eurofins | Environment Testing TestAmerica

ANALYTICAL REPORT

Job Number: 580-88125-2

Job Description: Swan Island Lagoon Sediment Investigatio

For:
Pacific Groundwater Group
2377 Eastlake Avenue E
Seattle, WA 98102

Attention: Ms. Inger Jackson



Approved for release.
Elaine M Walker
Project Manager II
9/5/2019 4:47 PM

Elaine M Walker, Project Manager II
5755 8th Street East, Tacoma, WA, 98424
(253)248-4972
elaine.walker@testamericainc.com
09/05/2019

TestAmerica Seattle is a part of TestAmerica Laboratories, Inc.

This report is issued solely for the use of the person or company to whom it is addressed. Any use, copying or disclosure other than by the intended recipient is unauthorized. If you have received this report in error, please notify the sender immediately at 253-922-2310 and destroy this report immediately.

This report shall not be reproduced except in full, without prior express written approval by the laboratory. The results relate only to the item(s) tested and the sample(s) as received by the laboratory.

The results included in this report have been reviewed for compliance with the laboratory QA/QC plan and meet all requirements of NELAC. All data have been found to be compliant with laboratory protocol, with the exception of any items noted in the case narrative.

The test results in this report relate only to the samples as received by the laboratory and will meet all requirements of the methodology, with any exceptions noted. This report shall not be reproduced except in full, without the express written approval of the laboratory. All questions should be directed to the Eurofins TestAmerica Project Manager.

This report has been electronically signed and authorized by the signatory. Electronic signature is intended to be the legally binding equivalent of a traditionally handwritten signature.

Eurofins TestAmerica, Seattle
5755 8th Street East, Tacoma, WA 98424
Tel (253) 922-2310 Fax (253) 922-5047 www.testamericainc.com

Table of Contents

Cover Title Page 1

Data Summaries 4

- Definitions 4
- Case Narrative 6
- Detection Summary 8
- Client Sample Results 88
- Default Detection Limits 199
- Surrogate Summary 204
- Isotope Dilution Summary 205
- QC Sample Results 208
- QC Association 222
- Chronicle 225
- Certification Summary 230
- Method Summary 232
- Sample Summary 233
- Manual Integration Summary 234
- Reagent Traceability 346
  - COAs 465

Organic Sample Data 575

- Dioxin 575
  - Method 1668A 575
    - Method 1668A QC Summary 576
    - Method 1668A Sample Data 587
    - Standards Data 2939
      - Method 1668A ICAL Data 2939
      - Method 1668A Resolution Data 3658

Table of Contents

Method 1668A CCAL Data 3679

Raw QC Data 4564

Method 1668A Blank Data 4564

Method 1668A LCS/LCSD Data 4806

Method 1668A Run Logs 5085

Method 1668A Prep Data 5108

Subcontracted Data 5119

Shipping and Receiving Documents 5120

Client Chain of Custody 5121

Qualifiers

Dioxin

Qualifier	Qualifier Description
B	Compound was found in the blank and sample.
C	The compound co-eluted with other compounds
C108	The compound co-eluted with PCB-108
C110	The compound co-eluted with PCB-110
C12	The compound co-eluted with PCB-12
C128	The compound co-eluted with PCB-128
C129	The compound co-eluted with PCB-129
C134	The compound co-eluted with PCB-134
C135	The compound co-eluted with PCB-135
C139	The compound co-eluted with PCB-139
C147	The compound co-eluted with PCB-147
C153	The compound co-eluted with PCB-153
C156	The compound co-eluted with PCB-156
C171	The compound co-eluted with PCB-171
C18	The compound co-eluted with PCB-18
C180	The compound co-eluted with PCB-180
C183	The compound co-eluted with PCB-183
C198	The compound co-eluted with PCB-198
C20	The compound co-eluted with PCB-20
C21	The compound co-eluted with PCB-21
C26	The compound co-eluted with PCB-26
C40	The compound co-eluted with PCB-40
C43	The compound co-eluted with PCB-43
C44	The compound co-eluted with PCB-44
C45	The compound co-eluted with PCB-45
C49	The compound co-eluted with PCB-49
C50	The compound co-eluted with PCB-50
C59	The compound co-eluted with PCB-59
C61	The compound co-eluted with PCB-61
C83	The compound co-eluted with PCB-83
C85	The compound co-eluted with PCB-85
C86	The compound co-eluted with PCB-86
C88	The compound co-eluted with PCB-88
C90	The compound co-eluted with PCB-90
C93	The compound co-eluted with PCB-93
C98	The compound co-eluted with PCB-98
G	The reported quantitation limit has been raised due to an exhibited elevated noise or matrix interference
I	Value is EMPC (estimated maximum possible concentration).
J	Result is less than the RL but greater than or equal to the MDL and the concentration is an approximate value.
q	The reported result is the estimated maximum possible concentration of this analyte, quantitated using the theoretical ion ratio. The measured ion ratio does not meet qualitative identification criteria and indicates a possible interference.
S	Ion suppression

Glossary

Abbreviation	These commonly used abbreviations may or may not be present in this report.
¤	Listed under the "D" column to designate that the result is reported on a dry weight basis
%R	Percent Recovery
CFL	Contains Free Liquid
CNF	Contains No Free Liquid
DER	Duplicate Error Ratio (normalized absolute difference)
Dil Fac	Dilution Factor
DL	Detection Limit (DoD/DOE)

Glossary (Continued)

Abbreviation	These commonly used abbreviations may or may not be present in this report.
DL, RA, RE, IN	Indicates a Dilution, Re-analysis, Re-extraction, or additional Initial metals/anion analysis of the sample
DLC	Decision Level Concentration (Radiochemistry)
EDL	Estimated Detection Limit (Dioxin)
LOD	Limit of Detection (DoD/DOE)
LOQ	Limit of Quantitation (DoD/DOE)
MDA	Minimum Detectable Activity (Radiochemistry)
MDC	Minimum Detectable Concentration (Radiochemistry)
MDL	Method Detection Limit
ML	Minimum Level (Dioxin)
NC	Not Calculated
ND	Not Detected at the reporting limit (or MDL or EDL if shown)
PQL	Practical Quantitation Limit
QC	Quality Control
RER	Relative Error Ratio (Radiochemistry)
RL	Reporting Limit or Requested Limit (Radiochemistry)
RPD	Relative Percent Difference, a measure of the relative difference between two points
TEF	Toxicity Equivalent Factor (Dioxin)
TEQ	Toxicity Equivalent Quotient (Dioxin)

CASE NARRATIVE
Client: Pacific Groundwater Group
Project: Swan Island Lagoon Sediment Investigation
Report Number: 580-88125-2

This case narrative is in the form of an exception report, where only the anomalies related to this report, method specific performance and/or QA/QC issues are discussed. If there are no issues to report, this narrative will include a statement that documents that there are no relevant data issues.

It should be noted that samples with elevated Reporting Limits (RLs) resulting from a dilution may not be able to satisfy customer reporting limits in some cases. Such increases in the RLs are an unavoidable but acceptable consequence of sample dilution that enables quantification of target analytes within the calibration range of the instrument or that reduces the interferences thereby enabling the quantification of target analytes.

Calculations are performed before rounding to avoid round-off errors in calculated results.

All holding times were met and proper preservation noted for the methods performed on these samples, unless otherwise detailed in the individual sections below.

RECEIPT

Twenty-one samples were activated from archived samples on 7/26/2019 1:10 PM; the samples were previously frozen prior to activation. This report contains results for PBC Congeners by Method 1668A, performed at Eurofins TestAmerica Knoxville. All other added analyses have been reported under separate cover.

Receipt Exceptions

All of the containers for the samples in this job (except for the grain size containers) were kept in the freezer prior to being logged in for analyses.

A1-0to30-102018 (580-88125-1), A2-0to26-100818 (580-88125-2), A3-0to31-100818 (580-88125-3), A4-0to25-100818 (580-88125-4), A5-0to25-100818 (580-88125-5), A6-0to23-100818 (580-88125-6), A7-0to26-100918 (580-88125-7), C4-0to27-100918 (580-88125-8), D2-0to19-101018 (580-88125-9), F2-0to19-101018 (580-88125-10), G6-0to27-101818 (580-88125-11), H2-0to30-101218 (580-88125-12), J2A3-0to18-101218 (580-88125-13), M4-0to26-101918 (580-88125-14), 515-0to26-101918 (580-88125-15), N5-0to28-101418 (580-88125-16), N7-0to27-101418 (580-88125-17), O7-0to27-101918 (580-88125-18), Q2-0to13-101818 (580-88125-19), Q6-0to27-102018 (580-88125-20) and T6-0to29-101618 (580-88125-21)

Note: All samples which require thermal preservation are considered acceptable if the arrival temperature is within 2C of the required temperature or method specified range. For samples with a specified temperature of 4C, samples with a temperature ranging from just above freezing temperature of water to 6C shall be acceptable. Samples that are hand delivered immediately following collection may not meet these criteria, however they will be deemed acceptable according to NELAC standards, if there is evidence that the chilling process has begun, such as arrival on ice, etc.

POLYCHLORINATED BIPHENYLS CONGENERS (PCBS)

Samples A1-0to30-102018 (580-88125-1), A2-0to26-100818 (580-88125-2), A3-0to31-100818 (580-88125-3), A4-0to25-100818 (580-88125-4), A5-0to25-100818 (580-88125-5), A6-0to23-100818 (580-88125-6), A7-0to26-100918 (580-88125-7), C4-0to27-100918 (580-88125-8), D2-0to19-101018 (580-88125-9), F2-0to19-101018 (580-88125-10), G6-0to27-101818 (580-88125-11), H2-0to30-101218 (580-88125-12), J2A3-0to18-101218 (580-88125-13), M4-0to26-101918 (580-88125-14), 515-0to26-101918 (580-88125-15), N5-0to28-101418 (580-88125-16), N7-0to27-101418 (580-88125-17), O7-0to27-101918 (580-88125-18), Q2-0to13-101818 (580-88125-19), Q6-0to27-102018 (580-88125-20) and T6-0to29-101618 (580-88125-21) were analyzed for polychlorinated biphenyls congeners (PCBs) in accordance with EPA Method 1668A. The samples were prepared on 08/19/2019 and 08/20/2019 and analyzed on 08/27/2019, 08/29/2019, 08/30/2019, 09/03/2019 and 09/04/2019.

Several analytes were detected in method blank MB 140-32775/15-B at levels that were above the method detection limit but below the reporting limit. The values should be considered estimates, and have been flagged. If the associated sample reported a result above the MDL and/or RL, the result has been flagged.

Polychlorinated biphenyls, Total was detected in method blank MB 140-32817/16-B at a level exceeding the reporting limit. If the associated sample reported a result above the MDL and/or RL, the result has been flagged. Several analytes were detected in method blank MB 140-32817/16-B at levels that were above the method detection limit but below the reporting limit. The values should be considered estimates, and have been flagged. If the associated sample reported a result above the MDL and/or RL, the result has been flagged. Refer to the QC report for details.

The following samples exhibited elevated noise or matrix interferences for one or more analytes causing elevation of the detection limit (EDL): A3-0to31-100818 (580-88125-3), A4-0to25-100818 (580-88125-4), A5-0to25-100818 (580-88125-5), A6-0to23-100818 (580-88125-6), A7-0to26-100918 (580-88125-7), and G6-0to27-101818 (580-88125-11). The reporting limit (RL) for the affected analytes has been raised to be equal to the EDL, and a "G" qualifier applied.

The following samples went through Gel-Permeation Cleanup procedure, based on EPA method 3640A: A1-0to30-102018 (580-88125-1), A2-0to26-100818 (580-88125-2), A3-0to31-100818 (580-88125-3), A4-0to25-100818 (580-88125-4), A5-0to25-100818 (580-88125-5), A6-0to23-100818 (580-88125-6), A7-0to26-100918 (580-88125-7), C4-0to27-100918 (580-88125-8), D2-0to19-101018 (580-88125-9), F2-0to19-101018 (580-88125-10), G6-0to27-101818 (580-88125-11), H2-0to30-101218 (580-88125-12), J2A3-0to18-101218 (580-88125-13), M4-0to26-101918 (580-88125-14), 515-0to26-101918 (580-88125-15), N5-0to28-101418 (580-88125-16), N7-0to27-101418 (580-88125-17), O7-0to27-101918 (580-88125-18), Q2-0to13-101818 (580-88125-19), Q6-0to27-102018 (580-88125-20) and T6-0to29-101618 (580-88125-21).

Samples A5-0to25-100818 (580-88125-5)[2X], A7-0to26-100918 (580-88125-7)[5X] and N5-0to28-101418 (580-88125-16)[2X] required dilution prior to analysis. The reporting limits have been adjusted accordingly.

No additional analytical or quality issues were noted, other than those described above or in the Definitions/Glossary page.

Detection Summary

Client: Pacific Groundwater Group
Job ID: 580-88125-2
Project/Site: Swan Island Lagoon Sediment Investigatio

Client Sample ID: A1-0to30-102018
Lab Sample ID: 580-88125-1

Analyte	Result	Qualifier	RL	EDL	Unit	Dil Fac	D	Method	Prep Type
PCB-1	0.00062	J B	0.0097	0.00013	ng/g	1	☼	1668A	Total/NA
PCB-2	0.00050	J q B	0.0097	0.00014	ng/g	1	☼	1668A	Total/NA
PCB-4	0.00099	J	0.019	0.00032	ng/g	1	☼	1668A	Total/NA
PCB-7	0.00076	J	0.0097	0.00021	ng/g	1	☼	1668A	Total/NA
PCB-8	0.00047	J q B	0.019	0.00022	ng/g	1	☼	1668A	Total/NA
PCB-11	0.0024	J q B	0.019	0.00021	ng/g	1	☼	1668A	Total/NA
PCB-15	0.00047	J q B	0.0097	0.00022	ng/g	1	☼	1668A	Total/NA
PCB-18	0.00073	J C B	0.019	0.00022	ng/g	1	☼	1668A	Total/NA
PCB-19	0.00060	J q	0.0097	0.00031	ng/g	1	☼	1668A	Total/NA
PCB-20	0.0012	J C B	0.019	0.00021	ng/g	1	☼	1668A	Total/NA
PCB-21	0.00039	J q C B	0.019	0.00020	ng/g	1	☼	1668A	Total/NA
PCB-28	0.0012	J C20 B	0.019	0.00021	ng/g	1	☼	1668A	Total/NA
PCB-30	0.00073	J C18 B	0.019	0.00022	ng/g	1	☼	1668A	Total/NA
PCB-31	0.00066	J B	0.019	0.00020	ng/g	1	☼	1668A	Total/NA
PCB-32	0.00066	J B	0.0097	0.00017	ng/g	1	☼	1668A	Total/NA
PCB-33	0.00039	J q C21 B	0.019	0.00020	ng/g	1	☼	1668A	Total/NA
PCB-40	0.00071	J q C	0.029	0.00021	ng/g	1	☼	1668A	Total/NA
PCB-41	0.00071	J q C40	0.029	0.00021	ng/g	1	☼	1668A	Total/NA
PCB-44	0.012	J C B	0.029	0.00019	ng/g	1	☼	1668A	Total/NA
PCB-45	0.0021	J C	0.019	0.00022	ng/g	1	☼	1668A	Total/NA
PCB-47	0.012	J C44 B	0.029	0.00019	ng/g	1	☼	1668A	Total/NA
PCB-49	0.0019	J C	0.019	0.00017	ng/g	1	☼	1668A	Total/NA
PCB-50	0.00061	J C	0.019	0.00021	ng/g	1	☼	1668A	Total/NA
PCB-51	0.0021	J C45	0.019	0.00022	ng/g	1	☼	1668A	Total/NA
PCB-52	0.0037	J q B	0.0097	0.00022	ng/g	1	☼	1668A	Total/NA
PCB-53	0.00061	J C50	0.019	0.00021	ng/g	1	☼	1668A	Total/NA
PCB-56	0.00060	J q	0.0097	0.00015	ng/g	1	☼	1668A	Total/NA
PCB-61	0.0030	J C B	0.039	0.00014	ng/g	1	☼	1668A	Total/NA
PCB-65	0.012	J C44 B	0.029	0.00019	ng/g	1	☼	1668A	Total/NA
PCB-66	0.0013	J	0.0097	0.00015	ng/g	1	☼	1668A	Total/NA
PCB-68	0.0016	J	0.0097	0.00013	ng/g	1	☼	1668A	Total/NA
PCB-69	0.0019	J C49	0.019	0.00017	ng/g	1	☼	1668A	Total/NA
PCB-70	0.0030	J C61 B	0.039	0.00014	ng/g	1	☼	1668A	Total/NA
PCB-71	0.00071	J q C40	0.029	0.00021	ng/g	1	☼	1668A	Total/NA
PCB-74	0.0030	J C61 B	0.039	0.00014	ng/g	1	☼	1668A	Total/NA
PCB-76	0.0030	J C61 B	0.039	0.00014	ng/g	1	☼	1668A	Total/NA
PCB-77	0.0018	J	0.0097	0.00015	ng/g	1	☼	1668A	Total/NA
PCB-83	0.0053	J C B	0.019	0.00044	ng/g	1	☼	1668A	Total/NA
PCB-84	0.0018	J q	0.0097	0.00048	ng/g	1	☼	1668A	Total/NA
PCB-85	0.0020	J C	0.029	0.00034	ng/g	1	☼	1668A	Total/NA
PCB-86	0.0061	J C B	0.058	0.00034	ng/g	1	☼	1668A	Total/NA
PCB-87	0.0061	J C86 B	0.058	0.00034	ng/g	1	☼	1668A	Total/NA
PCB-88	0.0020	J C	0.019	0.00041	ng/g	1	☼	1668A	Total/NA
PCB-90	0.012	J C B	0.029	0.00036	ng/g	1	☼	1668A	Total/NA
PCB-91	0.0020	J C88	0.019	0.00041	ng/g	1	☼	1668A	Total/NA
PCB-92	0.0027	J	0.0097	0.00043	ng/g	1	☼	1668A	Total/NA
PCB-95	0.0076	J B	0.0097	0.00043	ng/g	1	☼	1668A	Total/NA
PCB-97	0.0061	J C86 B	0.058	0.00034	ng/g	1	☼	1668A	Total/NA
PCB-99	0.0053	J C83 B	0.019	0.00044	ng/g	1	☼	1668A	Total/NA
PCB-101	0.012	J C90 B	0.029	0.00036	ng/g	1	☼	1668A	Total/NA
PCB-105	0.0022	J B	0.0097	0.00031	ng/g	1	☼	1668A	Total/NA

This Detection Summary does not include radiochemical test results.

Client Sample ID: A1-0to30-102018 (Continued)
Lab Sample ID: 580-88125-1

Analyte	Result	Qualifier	RL	EDL	Unit	Dil Fac	D	Method	Prep Type
PCB-109	0.0061	J C86 B	0.058	0.00034	ng/g	1	☼	1668A	Total/NA
PCB-110	0.011	J C B	0.019	0.00030	ng/g	1	☼	1668A	Total/NA
PCB-113	0.012	J C90 B	0.029	0.00036	ng/g	1	☼	1668A	Total/NA
PCB-115	0.011	J C110 B	0.019	0.00030	ng/g	1	☼	1668A	Total/NA
PCB-116	0.0020	J C85	0.029	0.00034	ng/g	1	☼	1668A	Total/NA
PCB-117	0.0020	J C85	0.029	0.00034	ng/g	1	☼	1668A	Total/NA
PCB-118	0.0062	J B	0.0097	0.00030	ng/g	1	☼	1668A	Total/NA
PCB-119	0.0061	J C86 B	0.058	0.00034	ng/g	1	☼	1668A	Total/NA
PCB-123	0.00058	J q	0.0097	0.00029	ng/g	1	☼	1668A	Total/NA
PCB-125	0.0061	J C86 B	0.058	0.00034	ng/g	1	☼	1668A	Total/NA
PCB-126	0.00074	J q B	0.0097	0.00030	ng/g	1	☼	1668A	Total/NA
PCB-128	0.0025	J C	0.019	0.00031	ng/g	1	☼	1668A	Total/NA
PCB-129	0.019	J C B	0.039	0.00032	ng/g	1	☼	1668A	Total/NA
PCB-130	0.0017	J	0.0097	0.00042	ng/g	1	☼	1668A	Total/NA
PCB-132	0.0048	J B	0.0097	0.00040	ng/g	1	☼	1668A	Total/NA
PCB-135	0.0057	J q C B	0.019	0.00039	ng/g	1	☼	1668A	Total/NA
PCB-136	0.0024	J B	0.0097	0.00029	ng/g	1	☼	1668A	Total/NA
PCB-137	0.00059	J q	0.0097	0.00033	ng/g	1	☼	1668A	Total/NA
PCB-138	0.019	J C129 B	0.039	0.00032	ng/g	1	☼	1668A	Total/NA
PCB-141	0.0042	J	0.0097	0.00037	ng/g	1	☼	1668A	Total/NA
PCB-144	0.00080	J q	0.0097	0.00037	ng/g	1	☼	1668A	Total/NA
PCB-146	0.0024	J B	0.0097	0.00035	ng/g	1	☼	1668A	Total/NA
PCB-147	0.014	J C B	0.019	0.00036	ng/g	1	☼	1668A	Total/NA
PCB-149	0.014	J C147 B	0.019	0.00036	ng/g	1	☼	1668A	Total/NA
PCB-151	0.0057	J q C135 B	0.019	0.00039	ng/g	1	☼	1668A	Total/NA
PCB-153	0.017	J C B	0.019	0.00029	ng/g	1	☼	1668A	Total/NA
PCB-156	0.0032	J q C B	0.019	0.00033	ng/g	1	☼	1668A	Total/NA
PCB-157	0.0032	J q C156 B	0.019	0.00033	ng/g	1	☼	1668A	Total/NA
PCB-158	0.0023	J B	0.0097	0.00025	ng/g	1	☼	1668A	Total/NA
PCB-160	0.019	J C129 B	0.039	0.00032	ng/g	1	☼	1668A	Total/NA
PCB-163	0.019	J C129 B	0.039	0.00032	ng/g	1	☼	1668A	Total/NA
PCB-164	0.0012	J q	0.0097	0.00028	ng/g	1	☼	1668A	Total/NA
PCB-166	0.0025	J C128	0.019	0.00031	ng/g	1	☼	1668A	Total/NA
PCB-167	0.0021	J	0.0097	0.00022	ng/g	1	☼	1668A	Total/NA
PCB-168	0.017	J C153 B	0.019	0.00029	ng/g	1	☼	1668A	Total/NA
PCB-169	0.00072	J	0.0097	0.00024	ng/g	1	☼	1668A	Total/NA
PCB-170	0.0092	J B	0.0097	0.00038	ng/g	1	☼	1668A	Total/NA
PCB-171	0.0033	J C	0.019	0.00038	ng/g	1	☼	1668A	Total/NA
PCB-172	0.0019	J q B	0.0097	0.00037	ng/g	1	☼	1668A	Total/NA
PCB-173	0.0033	J C171	0.019	0.00038	ng/g	1	☼	1668A	Total/NA
PCB-174	0.0084	J B	0.0097	0.00038	ng/g	1	☼	1668A	Total/NA
PCB-176	0.0010	J B	0.0097	0.00024	ng/g	1	☼	1668A	Total/NA
PCB-177	0.0041	J q B	0.0097	0.00039	ng/g	1	☼	1668A	Total/NA
PCB-178	0.0017	J	0.0097	0.00036	ng/g	1	☼	1668A	Total/NA
PCB-179	0.0028	J B	0.0097	0.00026	ng/g	1	☼	1668A	Total/NA
PCB-180	0.019	C B	0.019	0.00030	ng/g	1	☼	1668A	Total/NA
PCB-183	0.0059	J C B	0.019	0.00032	ng/g	1	☼	1668A	Total/NA
PCB-185	0.0059	J C183 B	0.019	0.00032	ng/g	1	☼	1668A	Total/NA
PCB-187	0.0083	J	0.0097	0.00033	ng/g	1	☼	1668A	Total/NA
PCB-189	0.00066	J B	0.0097	0.00023	ng/g	1	☼	1668A	Total/NA
PCB-190	0.0022	J q	0.0097	0.00027	ng/g	1	☼	1668A	Total/NA

This Detection Summary does not include radiochemical test results.

Client Sample ID: A1-0to30-102018 (Continued)
Lab Sample ID: 580-88125-1

Analyte	Result	Qualifier	RL	EDL	Unit	Dil Fac	D	Method	Prep Type
PCB-191	0.00078	J	0.0097	0.00026	ng/g	1	☼	1668A	Total/NA
PCB-193	0.019	C180 B	0.019	0.00030	ng/g	1	☼	1668A	Total/NA
PCB-194	0.0033	J q B	0.0097	0.00050	ng/g	1	☼	1668A	Total/NA
PCB-195	0.0012	J q	0.0097	0.00059	ng/g	1	☼	1668A	Total/NA
PCB-198	0.0043	J q C B	0.019	0.00035	ng/g	1	☼	1668A	Total/NA
PCB-199	0.0043	J q C198 B	0.019	0.00035	ng/g	1	☼	1668A	Total/NA
PCB-202	0.00063	J	0.0097	0.00027	ng/g	1	☼	1668A	Total/NA
PCB-203	0.0026	J q	0.0097	0.00031	ng/g	1	☼	1668A	Total/NA
PCB-206	0.45	q	0.0097	0.0011	ng/g	1	☼	1668A	Total/NA
PCB-209	0.00046	J B	0.0097	0.00028	ng/g	1	☼	1668A	Total/NA
Total Monochlorobiphenyls	0.0011	J q B	0.0097	0.00014	ng/g	1	☼	1668A	Total/NA
Total Dichlorobiphenyls	0.0051	J q B	0.019	0.00023	ng/g	1	☼	1668A	Total/NA
Total Trichlorobiphenyls	0.0042	J q B	0.019	0.00022	ng/g	1	☼	1668A	Total/NA
Total Tetrachlorobiphenyls	0.029	J q B	0.039	0.00017	ng/g	1	☼	1668A	Total/NA
Total Pentachlorobiphenyls	0.060	q B	0.058	0.00035	ng/g	1	☼	1668A	Total/NA
Total Hexachlorobiphenyls	0.085	q B	0.039	0.00032	ng/g	1	☼	1668A	Total/NA
Total Heptachlorobiphenyls	0.069	q B	0.019	0.00031	ng/g	1	☼	1668A	Total/NA
Total Octachlorobiphenyls	0.012	J q B	0.019	0.00034	ng/g	1	☼	1668A	Total/NA
Total Nonachlorobiphenyls	0.45	q	0.0097	0.00091	ng/g	1	☼	1668A	Total/NA
Polychlorinated biphenyls, Total	0.72	q B	0.058	0.00035	ng/g	1	☼	1668A	Total/NA

Client Sample ID: A2-0to26-100818
Lab Sample ID: 580-88125-2

Analyte	Result	Qualifier	RL	EDL	Unit	Dil Fac	D	Method	Prep Type
PCB-1	0.049	B	0.015	0.00051	ng/g	1	☼	1668A	Total/NA
PCB-2	0.037	B	0.015	0.00052	ng/g	1	☼	1668A	Total/NA
PCB-3	0.045	B	0.015	0.00053	ng/g	1	☼	1668A	Total/NA
PCB-4	0.10		0.031	0.0014	ng/g	1	☼	1668A	Total/NA
PCB-5	0.0013	J q	0.015	0.00090	ng/g	1	☼	1668A	Total/NA
PCB-6	0.024		0.015	0.00090	ng/g	1	☼	1668A	Total/NA
PCB-7	0.0077	J	0.015	0.00086	ng/g	1	☼	1668A	Total/NA
PCB-8	0.078	B	0.031	0.00088	ng/g	1	☼	1668A	Total/NA
PCB-9	0.0075	J q	0.015	0.00099	ng/g	1	☼	1668A	Total/NA
PCB-10	0.0051	J	0.015	0.00095	ng/g	1	☼	1668A	Total/NA
PCB-11	0.075	B	0.031	0.00086	ng/g	1	☼	1668A	Total/NA
PCB-12	0.016	J C q	0.031	0.00086	ng/g	1	☼	1668A	Total/NA
PCB-13	0.016	J C12 q	0.031	0.00086	ng/g	1	☼	1668A	Total/NA
PCB-15	0.077	B	0.015	0.00082	ng/g	1	☼	1668A	Total/NA
PCB-16	0.049		0.015	0.0011	ng/g	1	☼	1668A	Total/NA
PCB-17	0.21	B	0.015	0.00088	ng/g	1	☼	1668A	Total/NA
PCB-18	0.12	C B	0.031	0.00075	ng/g	1	☼	1668A	Total/NA
PCB-19	0.26		0.015	0.0011	ng/g	1	☼	1668A	Total/NA
PCB-20	0.27	C B	0.031	0.0022	ng/g	1	☼	1668A	Total/NA
PCB-21	0.12	C B	0.031	0.0021	ng/g	1	☼	1668A	Total/NA
PCB-22	0.053	B	0.015	0.0023	ng/g	1	☼	1668A	Total/NA
PCB-24	0.0034	J	0.015	0.00065	ng/g	1	☼	1668A	Total/NA
PCB-25	0.037		0.015	0.0021	ng/g	1	☼	1668A	Total/NA
PCB-26	0.040	C B	0.031	0.0022	ng/g	1	☼	1668A	Total/NA
PCB-27	0.046		0.015	0.00063	ng/g	1	☼	1668A	Total/NA
PCB-28	0.27	B C20	0.031	0.0022	ng/g	1	☼	1668A	Total/NA
PCB-29	0.040	C26 B	0.031	0.0022	ng/g	1	☼	1668A	Total/NA

This Detection Summary does not include radiochemical test results.

Client Sample ID: A2-0to26-100818 (Continued)
Lab Sample ID: 580-88125-2

Analyte	Result	Qualifier	RL	EDL	Unit	Dil Fac	D	Method	Prep Type
PCB-30	0.12	C18 B	0.031	0.00075	ng/g	1	☼	1668A	Total/NA
PCB-31	0.16	B	0.031	0.0021	ng/g	1	☼	1668A	Total/NA
PCB-32	0.15	B	0.015	0.00059	ng/g	1	☼	1668A	Total/NA
PCB-33	0.12	B C21	0.031	0.0021	ng/g	1	☼	1668A	Total/NA
PCB-35	0.0067	J B	0.015	0.0024	ng/g	1	☼	1668A	Total/NA
PCB-37	0.085	B	0.015	0.0022	ng/g	1	☼	1668A	Total/NA
PCB-40	0.38	C	0.046	0.0017	ng/g	1	☼	1668A	Total/NA
PCB-41	0.38	C40	0.046	0.0017	ng/g	1	☼	1668A	Total/NA
PCB-42	0.15		0.015	0.0018	ng/g	1	☼	1668A	Total/NA
PCB-43	0.064	C	0.031	0.0016	ng/g	1	☼	1668A	Total/NA
PCB-44	2.4	C B	0.046	0.0015	ng/g	1	☼	1668A	Total/NA
PCB-45	0.86	C	0.031	0.0018	ng/g	1	☼	1668A	Total/NA
PCB-46	0.047		0.015	0.0020	ng/g	1	☼	1668A	Total/NA
PCB-47	2.4	B C44	0.046	0.0015	ng/g	1	☼	1668A	Total/NA
PCB-48	0.056		0.015	0.0016	ng/g	1	☼	1668A	Total/NA
PCB-49	1.1	C	0.031	0.0014	ng/g	1	☼	1668A	Total/NA
PCB-50	0.46	C	0.031	0.0017	ng/g	1	☼	1668A	Total/NA
PCB-51	0.86	C45	0.031	0.0018	ng/g	1	☼	1668A	Total/NA
PCB-52	2.2	B	0.015	0.0017	ng/g	1	☼	1668A	Total/NA
PCB-53	0.46	C50	0.031	0.0017	ng/g	1	☼	1668A	Total/NA
PCB-54	0.13		0.015	0.00067	ng/g	1	☼	1668A	Total/NA
PCB-56	0.22		0.015	0.0012	ng/g	1	☼	1668A	Total/NA
PCB-58	0.0073	J	0.015	0.0012	ng/g	1	☼	1668A	Total/NA
PCB-59	0.084	C	0.046	0.0011	ng/g	1	☼	1668A	Total/NA
PCB-60	0.063		0.015	0.0012	ng/g	1	☼	1668A	Total/NA
PCB-61	1.6	C B	0.062	0.0011	ng/g	1	☼	1668A	Total/NA
PCB-62	0.084	C59	0.046	0.0011	ng/g	1	☼	1668A	Total/NA
PCB-63	0.032		0.015	0.0011	ng/g	1	☼	1668A	Total/NA
PCB-64	0.24		0.015	0.0011	ng/g	1	☼	1668A	Total/NA
PCB-65	2.4	B C44	0.046	0.0015	ng/g	1	☼	1668A	Total/NA
PCB-66	0.74		0.015	0.0012	ng/g	1	☼	1668A	Total/NA
PCB-67	0.020	q	0.015	0.0011	ng/g	1	☼	1668A	Total/NA
PCB-68	0.039		0.015	0.0010	ng/g	1	☼	1668A	Total/NA
PCB-69	1.1	C49	0.031	0.0014	ng/g	1	☼	1668A	Total/NA
PCB-70	1.6	C61 B	0.062	0.0011	ng/g	1	☼	1668A	Total/NA
PCB-71	0.38	C40	0.046	0.0017	ng/g	1	☼	1668A	Total/NA
PCB-72	0.032		0.015	0.0012	ng/g	1	☼	1668A	Total/NA
PCB-73	0.064	C43	0.031	0.0016	ng/g	1	☼	1668A	Total/NA
PCB-74	1.6	C61 B	0.062	0.0011	ng/g	1	☼	1668A	Total/NA
PCB-75	0.084	C59	0.046	0.0011	ng/g	1	☼	1668A	Total/NA
PCB-76	1.6	C61 B	0.062	0.0011	ng/g	1	☼	1668A	Total/NA
PCB-77	0.067		0.015	0.0011	ng/g	1	☼	1668A	Total/NA
PCB-79	0.035		0.015	0.0010	ng/g	1	☼	1668A	Total/NA
PCB-81	0.0018	J	0.015	0.0012	ng/g	1	☼	1668A	Total/NA
PCB-82	0.48		0.015	0.00086	ng/g	1	☼	1668A	Total/NA
PCB-83	3.1	C B	0.031	0.00079	ng/g	1	☼	1668A	Total/NA
PCB-84	1.2		0.015	0.00086	ng/g	1	☼	1668A	Total/NA
PCB-85	0.68	C	0.046	0.00061	ng/g	1	☼	1668A	Total/NA
PCB-86	3.0	C B	0.093	0.00062	ng/g	1	☼	1668A	Total/NA
PCB-87	3.0	B C86	0.093	0.00062	ng/g	1	☼	1668A	Total/NA
PCB-88	1.0	C	0.031	0.00074	ng/g	1	☼	1668A	Total/NA

This Detection Summary does not include radiochemical test results.

Client Sample ID: A2-0to26-100818 (Continued)
Lab Sample ID: 580-88125-2

Analyte	Result	Qualifier	RL	EDL	Unit	Dil Fac	D	Method	Prep Type
PCB-89	0.039		0.015	0.00083	ng/g	1	☼	1668A	Total/NA
PCB-90	5.6	C B	0.046	0.00065	ng/g	1	☼	1668A	Total/NA
PCB-91	1.0	C88	0.031	0.00074	ng/g	1	☼	1668A	Total/NA
PCB-92	1.2		0.015	0.00078	ng/g	1	☼	1668A	Total/NA
PCB-93	0.55	C	0.031	0.00076	ng/g	1	☼	1668A	Total/NA
PCB-94	0.097		0.015	0.00082	ng/g	1	☼	1668A	Total/NA
PCB-95	4.4	B	0.015	0.00077	ng/g	1	☼	1668A	Total/NA
PCB-96	0.073		0.015	0.00061	ng/g	1	☼	1668A	Total/NA
PCB-97	3.0	B C86	0.093	0.00062	ng/g	1	☼	1668A	Total/NA
PCB-98	0.23	C	0.031	0.00075	ng/g	1	☼	1668A	Total/NA
PCB-99	3.1	C83 B	0.031	0.00079	ng/g	1	☼	1668A	Total/NA
PCB-100	0.55	C93	0.031	0.00076	ng/g	1	☼	1668A	Total/NA
PCB-101	5.6	B C90	0.046	0.00065	ng/g	1	☼	1668A	Total/NA
PCB-102	0.23	C98	0.031	0.00075	ng/g	1	☼	1668A	Total/NA
PCB-103	0.22		0.015	0.00072	ng/g	1	☼	1668A	Total/NA
PCB-104	0.038		0.015	0.00053	ng/g	1	☼	1668A	Total/NA
PCB-105	1.2	B	0.015	0.0059	ng/g	1	☼	1668A	Total/NA
PCB-107	0.29		0.015	0.0055	ng/g	1	☼	1668A	Total/NA
PCB-108	0.13	C	0.031	0.0060	ng/g	1	☼	1668A	Total/NA
PCB-109	3.0	B C86	0.093	0.00062	ng/g	1	☼	1668A	Total/NA
PCB-110	5.7	C B	0.031	0.00055	ng/g	1	☼	1668A	Total/NA
PCB-113	5.6	B C90	0.046	0.00065	ng/g	1	☼	1668A	Total/NA
PCB-114	0.068	B	0.015	0.0053	ng/g	1	☼	1668A	Total/NA
PCB-115	5.7	B C110	0.031	0.00055	ng/g	1	☼	1668A	Total/NA
PCB-116	0.68	C85	0.046	0.00061	ng/g	1	☼	1668A	Total/NA
PCB-117	0.68	C85	0.046	0.00061	ng/g	1	☼	1668A	Total/NA
PCB-118	3.4	B	0.015	0.0055	ng/g	1	☼	1668A	Total/NA
PCB-119	3.0	B C86	0.093	0.00062	ng/g	1	☼	1668A	Total/NA
PCB-120	0.045		0.015	0.00050	ng/g	1	☼	1668A	Total/NA
PCB-122	0.045		0.015	0.0065	ng/g	1	☼	1668A	Total/NA
PCB-123	0.047		0.015	0.0058	ng/g	1	☼	1668A	Total/NA
PCB-124	0.13	C108	0.031	0.0060	ng/g	1	☼	1668A	Total/NA
PCB-125	3.0	B C86	0.093	0.00062	ng/g	1	☼	1668A	Total/NA
PCB-126	0.0089	J B	0.015	0.0059	ng/g	1	☼	1668A	Total/NA
PCB-128	0.85	C	0.031	0.0022	ng/g	1	☼	1668A	Total/NA
PCB-129	6.6	C B	0.062	0.0023	ng/g	1	☼	1668A	Total/NA
PCB-130	0.45		0.015	0.0030	ng/g	1	☼	1668A	Total/NA
PCB-131	0.081		0.015	0.0029	ng/g	1	☼	1668A	Total/NA
PCB-132	2.3	B	0.015	0.0028	ng/g	1	☼	1668A	Total/NA
PCB-133	0.16		0.015	0.0027	ng/g	1	☼	1668A	Total/NA
PCB-134	0.40	C	0.031	0.0029	ng/g	1	☼	1668A	Total/NA
PCB-135	2.8	C B	0.031	0.00044	ng/g	1	☼	1668A	Total/NA
PCB-136	1.1	B	0.015	0.00033	ng/g	1	☼	1668A	Total/NA
PCB-137	0.25		0.015	0.0023	ng/g	1	☼	1668A	Total/NA
PCB-138	6.6	B C129	0.062	0.0023	ng/g	1	☼	1668A	Total/NA
PCB-139	0.14	C	0.031	0.0025	ng/g	1	☼	1668A	Total/NA
PCB-140	0.14	C139	0.031	0.0025	ng/g	1	☼	1668A	Total/NA
PCB-141	1.2		0.015	0.0026	ng/g	1	☼	1668A	Total/NA
PCB-143	0.40	C134	0.031	0.0029	ng/g	1	☼	1668A	Total/NA
PCB-144	0.33		0.015	0.00042	ng/g	1	☼	1668A	Total/NA
PCB-145	0.0062	J q	0.015	0.00032	ng/g	1	☼	1668A	Total/NA

This Detection Summary does not include radiochemical test results.

Client Sample ID: A2-0to26-100818 (Continued)
Lab Sample ID: 580-88125-2

Analyte	Result	Qualifier	RL	EDL	Unit	Dil Fac	D	Method	Prep Type
PCB-146	1.3	B	0.015	0.0025	ng/g	1	☼	1668A	Total/NA
PCB-147	6.0	C B	0.031	0.0025	ng/g	1	☼	1668A	Total/NA
PCB-148	0.046		0.015	0.00043	ng/g	1	☼	1668A	Total/NA
PCB-149	6.0	B C147	0.031	0.0025	ng/g	1	☼	1668A	Total/NA
PCB-150	0.050		0.015	0.00031	ng/g	1	☼	1668A	Total/NA
PCB-151	2.8	C135 B	0.031	0.00044	ng/g	1	☼	1668A	Total/NA
PCB-152	0.025		0.015	0.00031	ng/g	1	☼	1668A	Total/NA
PCB-153	6.1	C B	0.031	0.0020	ng/g	1	☼	1668A	Total/NA
PCB-154	0.26	B	0.015	0.00038	ng/g	1	☼	1668A	Total/NA
PCB-155	0.0097	J	0.015	0.00030	ng/g	1	☼	1668A	Total/NA
PCB-156	0.73	C B	0.031	0.0023	ng/g	1	☼	1668A	Total/NA
PCB-157	0.73	C156 B	0.031	0.0023	ng/g	1	☼	1668A	Total/NA
PCB-158	0.63	B	0.015	0.0018	ng/g	1	☼	1668A	Total/NA
PCB-159	0.072		0.015	0.0019	ng/g	1	☼	1668A	Total/NA
PCB-160	6.6	B C129	0.062	0.0023	ng/g	1	☼	1668A	Total/NA
PCB-163	6.6	B C129	0.062	0.0023	ng/g	1	☼	1668A	Total/NA
PCB-164	0.49		0.015	0.0020	ng/g	1	☼	1668A	Total/NA
PCB-166	0.85	C128	0.031	0.0022	ng/g	1	☼	1668A	Total/NA
PCB-167	0.23		0.015	0.0016	ng/g	1	☼	1668A	Total/NA
PCB-168	6.1	B C153	0.031	0.0020	ng/g	1	☼	1668A	Total/NA
PCB-170	2.6	B	0.015	0.00033	ng/g	1	☼	1668A	Total/NA
PCB-171	0.82	C	0.031	0.00033	ng/g	1	☼	1668A	Total/NA
PCB-172	0.43	B	0.015	0.00032	ng/g	1	☼	1668A	Total/NA
PCB-173	0.82	C171	0.031	0.00033	ng/g	1	☼	1668A	Total/NA
PCB-174	2.4	B	0.015	0.00033	ng/g	1	☼	1668A	Total/NA
PCB-175	0.095		0.015	0.00030	ng/g	1	☼	1668A	Total/NA
PCB-176	0.28	B	0.015	0.00021	ng/g	1	☼	1668A	Total/NA
PCB-177	1.5	B	0.015	0.00034	ng/g	1	☼	1668A	Total/NA
PCB-178	0.50		0.015	0.00031	ng/g	1	☼	1668A	Total/NA
PCB-179	0.95	B	0.015	0.00022	ng/g	1	☼	1668A	Total/NA
PCB-180	5.7	C B	0.031	0.00026	ng/g	1	☼	1668A	Total/NA
PCB-181	0.034		0.015	0.00029	ng/g	1	☼	1668A	Total/NA
PCB-182	0.032		0.015	0.00028	ng/g	1	☼	1668A	Total/NA
PCB-183	1.6	C B	0.031	0.00028	ng/g	1	☼	1668A	Total/NA
PCB-185	1.6	B C183	0.031	0.00028	ng/g	1	☼	1668A	Total/NA
PCB-187	2.9		0.015	0.00029	ng/g	1	☼	1668A	Total/NA
PCB-189	0.11	B	0.015	0.0015	ng/g	1	☼	1668A	Total/NA
PCB-190	0.60		0.015	0.00023	ng/g	1	☼	1668A	Total/NA
PCB-191	0.12		0.015	0.00023	ng/g	1	☼	1668A	Total/NA
PCB-193	5.7	C180 B	0.031	0.00026	ng/g	1	☼	1668A	Total/NA
PCB-194	2.0	B	0.015	0.0019	ng/g	1	☼	1668A	Total/NA
PCB-195	0.87		0.015	0.0023	ng/g	1	☼	1668A	Total/NA
PCB-196	0.85	B	0.015	0.00053	ng/g	1	☼	1668A	Total/NA
PCB-197	0.055		0.015	0.00039	ng/g	1	☼	1668A	Total/NA
PCB-198	1.6	C B	0.031	0.00057	ng/g	1	☼	1668A	Total/NA
PCB-199	1.6	C198 B	0.031	0.00057	ng/g	1	☼	1668A	Total/NA
PCB-200	0.17		0.015	0.00041	ng/g	1	☼	1668A	Total/NA
PCB-201	0.16		0.015	0.00039	ng/g	1	☼	1668A	Total/NA
PCB-202	0.23		0.015	0.00044	ng/g	1	☼	1668A	Total/NA
PCB-203	1.1		0.015	0.00050	ng/g	1	☼	1668A	Total/NA
PCB-205	0.10		0.015	0.0015	ng/g	1	☼	1668A	Total/NA

This Detection Summary does not include radiochemical test results.

Client Sample ID: A2-0to26-100818 (Continued)
Lab Sample ID: 580-88125-2

Analyte	Result	Qualifier	RL	EDL	Unit	Dil Fac	D	Method	Prep Type
PCB-206	0.61		0.015	0.0030	ng/g	1	☼	1668A	Total/NA
PCB-207	0.075		0.015	0.0020	ng/g	1	☼	1668A	Total/NA
PCB-208	0.12		0.015	0.0021	ng/g	1	☼	1668A	Total/NA
PCB-209	0.17	B	0.015	0.00078	ng/g	1	☼	1668A	Total/NA
Total Monochlorobiphenyls	0.13	B	0.015	0.00052	ng/g	1	☼	1668A	Total/NA
Total Dichlorobiphenyls	0.39	B q	0.031	0.00093	ng/g	1	☼	1668A	Total/NA
Total Trichlorobiphenyls	1.6	B	0.031	0.0017	ng/g	1	☼	1668A	Total/NA
Total Tetrachlorobiphenyls	11	B q	0.062	0.0013	ng/g	1	☼	1668A	Total/NA
Total Pentachlorobiphenyls	33	B	0.093	0.0023	ng/g	1	☼	1668A	Total/NA
Total Hexachlorobiphenyls	33	B q	0.062	0.0018	ng/g	1	☼	1668A	Total/NA
Total Heptachlorobiphenyls	21	B	0.031	0.00033	ng/g	1	☼	1668A	Total/NA
Total Octachlorobiphenyls	7.1	B	0.031	0.00085	ng/g	1	☼	1668A	Total/NA
Total Nonachlorobiphenyls	0.81		0.015	0.0024	ng/g	1	☼	1668A	Total/NA
Polychlorinated biphenyls, Total	110	B q	0.093	0.0014	ng/g	1	☼	1668A	Total/NA

Client Sample ID: A3-0to31-100818
Lab Sample ID: 580-88125-3

Analyte	Result	Qualifier	RL	EDL	Unit	Dil Fac	D	Method	Prep Type
PCB-1	0.095	B	0.015	0.00042	ng/g	1	☼	1668A	Total/NA
PCB-2	0.045	B	0.015	0.00044	ng/g	1	☼	1668A	Total/NA
PCB-3	0.060	B	0.015	0.00045	ng/g	1	☼	1668A	Total/NA
PCB-4	0.14		0.030	0.00092	ng/g	1	☼	1668A	Total/NA
PCB-5	0.0053	J	0.015	0.00061	ng/g	1	☼	1668A	Total/NA
PCB-6	0.044		0.015	0.00061	ng/g	1	☼	1668A	Total/NA
PCB-7	0.011	J	0.015	0.00058	ng/g	1	☼	1668A	Total/NA
PCB-8	0.17	B	0.030	0.00060	ng/g	1	☼	1668A	Total/NA
PCB-9	0.013	J q	0.015	0.00067	ng/g	1	☼	1668A	Total/NA
PCB-10	0.0070	J	0.015	0.00064	ng/g	1	☼	1668A	Total/NA
PCB-11	0.075	B	0.030	0.00058	ng/g	1	☼	1668A	Total/NA
PCB-12	0.023	J C	0.030	0.00058	ng/g	1	☼	1668A	Total/NA
PCB-13	0.023	J C12	0.030	0.00058	ng/g	1	☼	1668A	Total/NA
PCB-15	0.099	B	0.015	0.00057	ng/g	1	☼	1668A	Total/NA
PCB-16	0.15		0.015	0.00074	ng/g	1	☼	1668A	Total/NA
PCB-17	0.25	B	0.015	0.00058	ng/g	1	☼	1668A	Total/NA
PCB-18	0.33	C B	0.030	0.00050	ng/g	1	☼	1668A	Total/NA
PCB-19	0.24		0.015	0.00070	ng/g	1	☼	1668A	Total/NA
PCB-20	0.45	C B	0.030	0.0036	ng/g	1	☼	1668A	Total/NA
PCB-21	0.23	C B	0.030	0.0034	ng/g	1	☼	1668A	Total/NA
PCB-22	0.12	B	0.015	0.0037	ng/g	1	☼	1668A	Total/NA
PCB-24	0.0054	J	0.015	0.00043	ng/g	1	☼	1668A	Total/NA
PCB-25	0.054		0.015	0.0034	ng/g	1	☼	1668A	Total/NA
PCB-26	0.069	C B	0.030	0.0035	ng/g	1	☼	1668A	Total/NA
PCB-27	0.055		0.015	0.00042	ng/g	1	☼	1668A	Total/NA
PCB-28	0.45	B C20	0.030	0.0036	ng/g	1	☼	1668A	Total/NA
PCB-29	0.069	C26 B	0.030	0.0035	ng/g	1	☼	1668A	Total/NA
PCB-30	0.33	C18 B	0.030	0.00050	ng/g	1	☼	1668A	Total/NA
PCB-31	0.39	B	0.030	0.0034	ng/g	1	☼	1668A	Total/NA
PCB-32	0.20	B	0.015	0.00039	ng/g	1	☼	1668A	Total/NA
PCB-33	0.23	B C21	0.030	0.0034	ng/g	1	☼	1668A	Total/NA
PCB-35	0.0095	J B	0.015	0.0038	ng/g	1	☼	1668A	Total/NA
PCB-37	0.15	B	0.015	0.0036	ng/g	1	☼	1668A	Total/NA

This Detection Summary does not include radiochemical test results.

Client Sample ID: A3-0to31-100818 (Continued)
Lab Sample ID: 580-88125-3

Analyte	Result	Qualifier	RL	EDL	Unit	Dil Fac	D	Method	Prep Type
PCB-40	1.0	C	0.045	0.033	ng/g	1	☼	1668A	Total/NA
PCB-41	1.0	C40	0.045	0.033	ng/g	1	☼	1668A	Total/NA
PCB-42	0.42	G	0.035	0.035	ng/g	1	☼	1668A	Total/NA
PCB-44	5.9	C B	0.045	0.029	ng/g	1	☼	1668A	Total/NA
PCB-45	0.95	C G	0.034	0.034	ng/g	1	☼	1668A	Total/NA
PCB-47	5.9	B C44	0.045	0.029	ng/g	1	☼	1668A	Total/NA
PCB-48	0.18	G	0.032	0.032	ng/g	1	☼	1668A	Total/NA
PCB-49	2.9	C	0.030	0.027	ng/g	1	☼	1668A	Total/NA
PCB-50	0.68	C G	0.032	0.032	ng/g	1	☼	1668A	Total/NA
PCB-51	0.95	C45 G	0.034	0.034	ng/g	1	☼	1668A	Total/NA
PCB-52	12	B G	0.034	0.034	ng/g	1	☼	1668A	Total/NA
PCB-53	0.68	C50 G	0.032	0.032	ng/g	1	☼	1668A	Total/NA
PCB-54	0.12		0.015	0.00042	ng/g	1	☼	1668A	Total/NA
PCB-56	0.92	G	0.024	0.024	ng/g	1	☼	1668A	Total/NA
PCB-60	0.32	G	0.023	0.023	ng/g	1	☼	1668A	Total/NA
PCB-61	9.1	C B	0.059	0.022	ng/g	1	☼	1668A	Total/NA
PCB-63	0.097	G	0.021	0.021	ng/g	1	☼	1668A	Total/NA
PCB-64	1.2	G	0.021	0.021	ng/g	1	☼	1668A	Total/NA
PCB-65	5.9	B C44	0.045	0.029	ng/g	1	☼	1668A	Total/NA
PCB-66	2.5	G	0.024	0.024	ng/g	1	☼	1668A	Total/NA
PCB-69	2.9	C49	0.030	0.027	ng/g	1	☼	1668A	Total/NA
PCB-70	9.1	C61 B	0.059	0.022	ng/g	1	☼	1668A	Total/NA
PCB-71	1.0	C40	0.045	0.033	ng/g	1	☼	1668A	Total/NA
PCB-74	9.1	C61 B	0.059	0.022	ng/g	1	☼	1668A	Total/NA
PCB-76	9.1	C61 B	0.059	0.022	ng/g	1	☼	1668A	Total/NA
PCB-77	0.14	G	0.023	0.023	ng/g	1	☼	1668A	Total/NA
PCB-79	0.15	G	0.020	0.020	ng/g	1	☼	1668A	Total/NA
PCB-82	2.9		0.015	0.00087	ng/g	1	☼	1668A	Total/NA
PCB-83	15	C B	0.030	0.00081	ng/g	1	☼	1668A	Total/NA
PCB-84	7.2		0.015	0.00088	ng/g	1	☼	1668A	Total/NA
PCB-85	3.8	C	0.045	0.00063	ng/g	1	☼	1668A	Total/NA
PCB-86	17	C B	0.089	0.00063	ng/g	1	☼	1668A	Total/NA
PCB-87	17	B C86	0.089	0.00063	ng/g	1	☼	1668A	Total/NA
PCB-88	4.0	C	0.030	0.00075	ng/g	1	☼	1668A	Total/NA
PCB-89	0.20		0.015	0.00085	ng/g	1	☼	1668A	Total/NA
PCB-90	27	C B	0.045	0.00067	ng/g	1	☼	1668A	Total/NA
PCB-91	4.0	C88	0.030	0.00075	ng/g	1	☼	1668A	Total/NA
PCB-92	5.4		0.015	0.00080	ng/g	1	☼	1668A	Total/NA
PCB-93	0.77	C	0.030	0.00077	ng/g	1	☼	1668A	Total/NA
PCB-94	0.22		0.015	0.00084	ng/g	1	☼	1668A	Total/NA
PCB-95	22	B	0.015	0.00079	ng/g	1	☼	1668A	Total/NA
PCB-96	0.20		0.015	0.00062	ng/g	1	☼	1668A	Total/NA
PCB-97	17	B C86	0.089	0.00063	ng/g	1	☼	1668A	Total/NA
PCB-98	0.85	C	0.030	0.00077	ng/g	1	☼	1668A	Total/NA
PCB-99	15	C83 B	0.030	0.00081	ng/g	1	☼	1668A	Total/NA
PCB-100	0.77	C93	0.030	0.00077	ng/g	1	☼	1668A	Total/NA
PCB-101	27	B C90	0.045	0.00067	ng/g	1	☼	1668A	Total/NA
PCB-102	0.85	C98	0.030	0.00077	ng/g	1	☼	1668A	Total/NA
PCB-103	0.44		0.015	0.00073	ng/g	1	☼	1668A	Total/NA
PCB-105	7.1	B	0.015	0.012	ng/g	1	☼	1668A	Total/NA
PCB-107	1.3		0.015	0.012	ng/g	1	☼	1668A	Total/NA

This Detection Summary does not include radiochemical test results.

Client Sample ID: A3-0to31-100818 (Continued)
Lab Sample ID: 580-88125-3

Analyte	Result	Qualifier	RL	EDL	Unit	Dil Fac	D	Method	Prep Type
PCB-108	0.78	C	0.030	0.013	ng/g	1	☼	1668A	Total/NA
PCB-109	17	B C86	0.089	0.00063	ng/g	1	☼	1668A	Total/NA
PCB-110	28	C B	0.030	0.00056	ng/g	1	☼	1668A	Total/NA
PCB-113	27	B C90	0.045	0.00067	ng/g	1	☼	1668A	Total/NA
PCB-114	0.43	B	0.015	0.011	ng/g	1	☼	1668A	Total/NA
PCB-115	28	B C110	0.030	0.00056	ng/g	1	☼	1668A	Total/NA
PCB-116	3.8	C85	0.045	0.00063	ng/g	1	☼	1668A	Total/NA
PCB-117	3.8	C85	0.045	0.00063	ng/g	1	☼	1668A	Total/NA
PCB-118	18	B	0.015	0.012	ng/g	1	☼	1668A	Total/NA
PCB-119	17	B C86	0.089	0.00063	ng/g	1	☼	1668A	Total/NA
PCB-120	0.14		0.015	0.00051	ng/g	1	☼	1668A	Total/NA
PCB-122	0.24		0.015	0.014	ng/g	1	☼	1668A	Total/NA
PCB-123	0.26		0.015	0.012	ng/g	1	☼	1668A	Total/NA
PCB-124	0.78	C108	0.030	0.013	ng/g	1	☼	1668A	Total/NA
PCB-125	17	B C86	0.089	0.00063	ng/g	1	☼	1668A	Total/NA
PCB-127	0.036		0.015	0.012	ng/g	1	☼	1668A	Total/NA
PCB-128	4.0	C	0.030	0.0033	ng/g	1	☼	1668A	Total/NA
PCB-129	25	C B	0.059	0.0034	ng/g	1	☼	1668A	Total/NA
PCB-130	1.8		0.015	0.0044	ng/g	1	☼	1668A	Total/NA
PCB-131	0.42		0.015	0.0043	ng/g	1	☼	1668A	Total/NA
PCB-132	9.2	B	0.015	0.0041	ng/g	1	☼	1668A	Total/NA
PCB-133	0.50		0.015	0.0040	ng/g	1	☼	1668A	Total/NA
PCB-134	1.7	C	0.030	0.0043	ng/g	1	☼	1668A	Total/NA
PCB-135	8.7	C B	0.030	0.00071	ng/g	1	☼	1668A	Total/NA
PCB-136	3.8	B	0.015	0.00053	ng/g	1	☼	1668A	Total/NA
PCB-137	1.1		0.015	0.0034	ng/g	1	☼	1668A	Total/NA
PCB-138	25	B C129	0.059	0.0034	ng/g	1	☼	1668A	Total/NA
PCB-139	0.57	C	0.030	0.0037	ng/g	1	☼	1668A	Total/NA
PCB-140	0.57	C139	0.030	0.0037	ng/g	1	☼	1668A	Total/NA
PCB-141	4.3		0.015	0.0038	ng/g	1	☼	1668A	Total/NA
PCB-143	1.7	C134	0.030	0.0043	ng/g	1	☼	1668A	Total/NA
PCB-144	1.1		0.015	0.00067	ng/g	1	☼	1668A	Total/NA
PCB-145	0.014	J q	0.015	0.00052	ng/g	1	☼	1668A	Total/NA
PCB-146	4.3	B	0.015	0.0036	ng/g	1	☼	1668A	Total/NA
PCB-147	20	C B	0.030	0.0037	ng/g	1	☼	1668A	Total/NA
PCB-148	0.11		0.015	0.00069	ng/g	1	☼	1668A	Total/NA
PCB-149	20	B C147	0.030	0.0037	ng/g	1	☼	1668A	Total/NA
PCB-150	0.14		0.015	0.00050	ng/g	1	☼	1668A	Total/NA
PCB-151	8.7	C135 B	0.030	0.00071	ng/g	1	☼	1668A	Total/NA
PCB-152	0.064		0.015	0.00049	ng/g	1	☼	1668A	Total/NA
PCB-153	20	C B	0.030	0.0030	ng/g	1	☼	1668A	Total/NA
PCB-154	0.71	B	0.015	0.00061	ng/g	1	☼	1668A	Total/NA
PCB-156	3.2	C B	0.030	0.0034	ng/g	1	☼	1668A	Total/NA
PCB-157	3.2	C156 B	0.030	0.0034	ng/g	1	☼	1668A	Total/NA
PCB-158	2.7	B	0.015	0.0026	ng/g	1	☼	1668A	Total/NA
PCB-159	0.20		0.015	0.0028	ng/g	1	☼	1668A	Total/NA
PCB-160	25	B C129	0.059	0.0034	ng/g	1	☼	1668A	Total/NA
PCB-163	25	B C129	0.059	0.0034	ng/g	1	☼	1668A	Total/NA
PCB-164	1.9		0.015	0.0029	ng/g	1	☼	1668A	Total/NA
PCB-166	4.0	C128	0.030	0.0033	ng/g	1	☼	1668A	Total/NA
PCB-167	0.93		0.015	0.0024	ng/g	1	☼	1668A	Total/NA

This Detection Summary does not include radiochemical test results.

Client Sample ID: A3-0to31-100818 (Continued)
Lab Sample ID: 580-88125-3

Analyte	Result	Qualifier	RL	EDL	Unit	Dil Fac	D	Method	Prep Type
PCB-168	20	B C153	0.030	0.0030	ng/g	1	☼	1668A	Total/NA
PCB-170	6.9	B	0.015	0.00048	ng/g	1	☼	1668A	Total/NA
PCB-171	2.3	C	0.030	0.00048	ng/g	1	☼	1668A	Total/NA
PCB-172	1.1	B	0.015	0.00046	ng/g	1	☼	1668A	Total/NA
PCB-173	2.3	C171	0.030	0.00048	ng/g	1	☼	1668A	Total/NA
PCB-174	6.7	B	0.015	0.00048	ng/g	1	☼	1668A	Total/NA
PCB-175	0.28		0.015	0.00043	ng/g	1	☼	1668A	Total/NA
PCB-176	0.81	B	0.015	0.00030	ng/g	1	☼	1668A	Total/NA
PCB-177	4.2	B	0.015	0.00049	ng/g	1	☼	1668A	Total/NA
PCB-178	1.3		0.015	0.00045	ng/g	1	☼	1668A	Total/NA
PCB-179	2.8	B	0.015	0.00033	ng/g	1	☼	1668A	Total/NA
PCB-180	14	C B	0.030	0.00037	ng/g	1	☼	1668A	Total/NA
PCB-181	0.081		0.015	0.00042	ng/g	1	☼	1668A	Total/NA
PCB-182	0.075		0.015	0.00040	ng/g	1	☼	1668A	Total/NA
PCB-183	4.4	C B	0.030	0.00040	ng/g	1	☼	1668A	Total/NA
PCB-185	4.4	B C183	0.030	0.00040	ng/g	1	☼	1668A	Total/NA
PCB-187	7.5		0.015	0.00041	ng/g	1	☼	1668A	Total/NA
PCB-189	0.26	B	0.015	0.0014	ng/g	1	☼	1668A	Total/NA
PCB-190	1.4		0.015	0.00033	ng/g	1	☼	1668A	Total/NA
PCB-191	0.31		0.015	0.00033	ng/g	1	☼	1668A	Total/NA
PCB-193	14	C180 B	0.030	0.00037	ng/g	1	☼	1668A	Total/NA
PCB-194	2.8	B	0.015	0.0086	ng/g	1	☼	1668A	Total/NA
PCB-195	1.4		0.015	0.010	ng/g	1	☼	1668A	Total/NA
PCB-196	1.5	B	0.015	0.00081	ng/g	1	☼	1668A	Total/NA
PCB-197	0.11		0.015	0.00059	ng/g	1	☼	1668A	Total/NA
PCB-198	2.8	C B	0.030	0.00086	ng/g	1	☼	1668A	Total/NA
PCB-199	2.8	C198 B	0.030	0.00086	ng/g	1	☼	1668A	Total/NA
PCB-200	0.38		0.015	0.00063	ng/g	1	☼	1668A	Total/NA
PCB-201	0.36		0.015	0.00060	ng/g	1	☼	1668A	Total/NA
PCB-202	0.50		0.015	0.00067	ng/g	1	☼	1668A	Total/NA
PCB-203	1.9		0.015	0.00077	ng/g	1	☼	1668A	Total/NA
PCB-205	0.15		0.015	0.0065	ng/g	1	☼	1668A	Total/NA
PCB-206	0.91	q	0.015	0.0029	ng/g	1	☼	1668A	Total/NA
PCB-207	0.10		0.015	0.0020	ng/g	1	☼	1668A	Total/NA
PCB-208	0.18		0.015	0.0020	ng/g	1	☼	1668A	Total/NA
PCB-209	0.24	B	0.015	0.00032	ng/g	1	☼	1668A	Total/NA
Total Monochlorobiphenyls	0.20	B	0.015	0.00044	ng/g	1	☼	1668A	Total/NA
Total Dichlorobiphenyls	0.59	B q	0.030	0.00062	ng/g	1	☼	1668A	Total/NA
Total Trichlorobiphenyls	2.7	B	0.030	0.0025	ng/g	1	☼	1668A	Total/NA
Total Tetrachlorobiphenyls	39	B	0.059	0.025	ng/g	1	☼	1668A	Total/NA
Total Pentachlorobiphenyls	160	B	0.089	0.0044	ng/g	1	☼	1668A	Total/NA
Total Hexachlorobiphenyls	120	B q	0.059	0.0026	ng/g	1	☼	1668A	Total/NA
Total Heptachlorobiphenyls	54	B	0.030	0.00044	ng/g	1	☼	1668A	Total/NA
Total Octachlorobiphenyls	12	B	0.030	0.0028	ng/g	1	☼	1668A	Total/NA
Total Nonachlorobiphenyls	1.2	q	0.015	0.0023	ng/g	1	☼	1668A	Total/NA
Polychlorinated biphenyls, Total	390	B q	0.089	0.0046	ng/g	1	☼	1668A	Total/NA

Client Sample ID: A4-0to25-100818
Lab Sample ID: 580-88125-4

Analyte	Result	Qualifier	RL	EDL	Unit	Dil Fac	D	Method	Prep Type
PCB-1	1.3	B	0.064	0.0040	ng/g	1	☼	1668A	Total/NA

This Detection Summary does not include radiochemical test results.

Client Sample ID: A4-0to25-100818 (Continued)
Lab Sample ID: 580-88125-4

Analyte	Result	Qualifier	RL	EDL	Unit	Dil Fac	D	Method	Prep Type
PCB-2	0.15	B	0.064	0.0042	ng/g	1	☼	1668A	Total/NA
PCB-3	0.60	B	0.064	0.0044	ng/g	1	☼	1668A	Total/NA
PCB-4	1.0		0.13	0.0040	ng/g	1	☼	1668A	Total/NA
PCB-5	0.066		0.064	0.0026	ng/g	1	☼	1668A	Total/NA
PCB-6	0.52		0.064	0.0026	ng/g	1	☼	1668A	Total/NA
PCB-7	0.14		0.064	0.0025	ng/g	1	☼	1668A	Total/NA
PCB-8	1.7	B	0.13	0.0025	ng/g	1	☼	1668A	Total/NA
PCB-9	0.18		0.064	0.0028	ng/g	1	☼	1668A	Total/NA
PCB-10	0.064		0.064	0.0027	ng/g	1	☼	1668A	Total/NA
PCB-11	0.15	B	0.13	0.0025	ng/g	1	☼	1668A	Total/NA
PCB-12	0.20	C	0.13	0.0024	ng/g	1	☼	1668A	Total/NA
PCB-13	0.20	C12	0.13	0.0024	ng/g	1	☼	1668A	Total/NA
PCB-15	0.68	B	0.064	0.0024	ng/g	1	☼	1668A	Total/NA
PCB-16	0.93		0.064	0.0031	ng/g	1	☼	1668A	Total/NA
PCB-17	1.3	B	0.064	0.0025	ng/g	1	☼	1668A	Total/NA
PCB-18	2.0	C B	0.13	0.0021	ng/g	1	☼	1668A	Total/NA
PCB-19	0.73		0.064	0.0029	ng/g	1	☼	1668A	Total/NA
PCB-20	2.8	C B	0.13	0.024	ng/g	1	☼	1668A	Total/NA
PCB-21	1.6	C B	0.13	0.022	ng/g	1	☼	1668A	Total/NA
PCB-22	0.70	B	0.064	0.025	ng/g	1	☼	1668A	Total/NA
PCB-24	0.031	J	0.064	0.0018	ng/g	1	☼	1668A	Total/NA
PCB-25	0.36		0.064	0.023	ng/g	1	☼	1668A	Total/NA
PCB-26	0.47	C B	0.13	0.023	ng/g	1	☼	1668A	Total/NA
PCB-27	0.23		0.064	0.0018	ng/g	1	☼	1668A	Total/NA
PCB-28	2.8	C20 B	0.13	0.024	ng/g	1	☼	1668A	Total/NA
PCB-29	0.47	C26 B	0.13	0.023	ng/g	1	☼	1668A	Total/NA
PCB-30	2.0	C18 B	0.13	0.0021	ng/g	1	☼	1668A	Total/NA
PCB-31	2.4	B	0.13	0.022	ng/g	1	☼	1668A	Total/NA
PCB-32	0.93	B	0.064	0.0016	ng/g	1	☼	1668A	Total/NA
PCB-33	1.6	C21 B	0.13	0.022	ng/g	1	☼	1668A	Total/NA
PCB-35	0.091	B	0.064	0.025	ng/g	1	☼	1668A	Total/NA
PCB-37	0.90	B	0.064	0.024	ng/g	1	☼	1668A	Total/NA
PCB-39	0.089		0.064	0.022	ng/g	1	☼	1668A	Total/NA
PCB-40	4.5	C	0.19	0.018	ng/g	1	☼	1668A	Total/NA
PCB-41	4.5	C40	0.19	0.018	ng/g	1	☼	1668A	Total/NA
PCB-42	2.7		0.064	0.020	ng/g	1	☼	1668A	Total/NA
PCB-43	0.39	C	0.13	0.017	ng/g	1	☼	1668A	Total/NA
PCB-44	25	C B	0.19	0.016	ng/g	1	☼	1668A	Total/NA
PCB-45	2.3	C	0.13	0.019	ng/g	1	☼	1668A	Total/NA
PCB-46	0.37		0.064	0.022	ng/g	1	☼	1668A	Total/NA
PCB-47	25	C44 B	0.19	0.016	ng/g	1	☼	1668A	Total/NA
PCB-48	0.90		0.064	0.018	ng/g	1	☼	1668A	Total/NA
PCB-49	15	C	0.13	0.015	ng/g	1	☼	1668A	Total/NA
PCB-50	2.2	C	0.13	0.018	ng/g	1	☼	1668A	Total/NA
PCB-51	2.3	C45	0.13	0.019	ng/g	1	☼	1668A	Total/NA
PCB-52	57	B	0.064	0.019	ng/g	1	☼	1668A	Total/NA
PCB-53	2.2	C50	0.13	0.018	ng/g	1	☼	1668A	Total/NA
PCB-54	0.27		0.064	0.0014	ng/g	1	☼	1668A	Total/NA
PCB-56	4.5		0.064	0.013	ng/g	1	☼	1668A	Total/NA
PCB-58	0.11		0.064	0.013	ng/g	1	☼	1668A	Total/NA
PCB-59	0.62	C	0.19	0.012	ng/g	1	☼	1668A	Total/NA

This Detection Summary does not include radiochemical test results.

Client Sample ID: A4-0to25-100818 (Continued)
Lab Sample ID: 580-88125-4

Analyte	Result	Qualifier	RL	EDL	Unit	Dil Fac	D	Method	Prep Type
PCB-60	1.3		0.064	0.013	ng/g	1	☼	1668A	Total/NA
PCB-61	42	C B	0.25	0.012	ng/g	1	☼	1668A	Total/NA
PCB-62	0.62	C59	0.19	0.012	ng/g	1	☼	1668A	Total/NA
PCB-63	0.49		0.064	0.012	ng/g	1	☼	1668A	Total/NA
PCB-64	5.6		0.064	0.012	ng/g	1	☼	1668A	Total/NA
PCB-65	25	C44 B	0.19	0.016	ng/g	1	☼	1668A	Total/NA
PCB-66	15		0.064	0.013	ng/g	1	☼	1668A	Total/NA
PCB-67	0.17		0.064	0.012	ng/g	1	☼	1668A	Total/NA
PCB-68	0.34		0.064	0.011	ng/g	1	☼	1668A	Total/NA
PCB-69	15	C49	0.13	0.015	ng/g	1	☼	1668A	Total/NA
PCB-70	42	C61 B	0.25	0.012	ng/g	1	☼	1668A	Total/NA
PCB-71	4.5	C40	0.19	0.018	ng/g	1	☼	1668A	Total/NA
PCB-72	0.57		0.064	0.013	ng/g	1	☼	1668A	Total/NA
PCB-73	0.39	C43	0.13	0.017	ng/g	1	☼	1668A	Total/NA
PCB-74	42	C61 B	0.25	0.012	ng/g	1	☼	1668A	Total/NA
PCB-75	0.62	C59	0.19	0.012	ng/g	1	☼	1668A	Total/NA
PCB-76	42	C61 B	0.25	0.012	ng/g	1	☼	1668A	Total/NA
PCB-77	1.4		0.064	0.012	ng/g	1	☼	1668A	Total/NA
PCB-79	2.3		0.064	0.011	ng/g	1	☼	1668A	Total/NA
PCB-81	0.060	J	0.064	0.013	ng/g	1	☼	1668A	Total/NA
PCB-82	12		0.064	0.0028	ng/g	1	☼	1668A	Total/NA
PCB-83	60	C B	0.13	0.0026	ng/g	1	☼	1668A	Total/NA
PCB-84	32		0.064	0.0028	ng/g	1	☼	1668A	Total/NA
PCB-85	16	C	0.19	0.0020	ng/g	1	☼	1668A	Total/NA
PCB-86	72	C B	0.38	0.0020	ng/g	1	☼	1668A	Total/NA
PCB-87	72	C86 B	0.38	0.0020	ng/g	1	☼	1668A	Total/NA
PCB-88	14	C	0.13	0.0024	ng/g	1	☼	1668A	Total/NA
PCB-89	0.85		0.064	0.0027	ng/g	1	☼	1668A	Total/NA
PCB-90	110	C B	0.19	0.0021	ng/g	1	☼	1668A	Total/NA
PCB-91	14	C88	0.13	0.0024	ng/g	1	☼	1668A	Total/NA
PCB-92	22		0.064	0.0026	ng/g	1	☼	1668A	Total/NA
PCB-93	1.6	C	0.13	0.0025	ng/g	1	☼	1668A	Total/NA
PCB-95	91	B	0.064	0.0025	ng/g	1	☼	1668A	Total/NA
PCB-96	0.62		0.064	0.0020	ng/g	1	☼	1668A	Total/NA
PCB-97	72	C86 B	0.38	0.0020	ng/g	1	☼	1668A	Total/NA
PCB-98	2.9	C	0.13	0.0025	ng/g	1	☼	1668A	Total/NA
PCB-99	60	C83 B	0.13	0.0026	ng/g	1	☼	1668A	Total/NA
PCB-100	1.6	C93	0.13	0.0025	ng/g	1	☼	1668A	Total/NA
PCB-101	110	C90 B	0.19	0.0021	ng/g	1	☼	1668A	Total/NA
PCB-102	2.9	C98	0.13	0.0025	ng/g	1	☼	1668A	Total/NA
PCB-103	1.2		0.064	0.0024	ng/g	1	☼	1668A	Total/NA
PCB-105	30	G B	0.091	0.091	ng/g	1	☼	1668A	Total/NA
PCB-107	6.0	G	0.087	0.087	ng/g	1	☼	1668A	Total/NA
PCB-108	3.5	C	0.13	0.094	ng/g	1	☼	1668A	Total/NA
PCB-109	72	C86 B	0.38	0.0020	ng/g	1	☼	1668A	Total/NA
PCB-110	120	C B	0.13	0.0018	ng/g	1	☼	1668A	Total/NA
PCB-112	0.20		0.064	0.0018	ng/g	1	☼	1668A	Total/NA
PCB-113	110	C90 B	0.19	0.0021	ng/g	1	☼	1668A	Total/NA
PCB-114	1.7	G B	0.084	0.084	ng/g	1	☼	1668A	Total/NA
PCB-115	120	C110 B	0.13	0.0018	ng/g	1	☼	1668A	Total/NA
PCB-116	16	C85	0.19	0.0020	ng/g	1	☼	1668A	Total/NA

This Detection Summary does not include radiochemical test results.

Client Sample ID: A4-0to25-100818 (Continued)
Lab Sample ID: 580-88125-4

Analyte	Result	Qualifier	RL	EDL	Unit	Dil Fac	D	Method	Prep Type
PCB-117	16	C85	0.19	0.0020	ng/g	1	☼	1668A	Total/NA
PCB-118	80	G B	0.088	0.088	ng/g	1	☼	1668A	Total/NA
PCB-119	72	C86 B	0.38	0.0020	ng/g	1	☼	1668A	Total/NA
PCB-122	1.1	G	0.10	0.10	ng/g	1	☼	1668A	Total/NA
PCB-123	1.2	G	0.090	0.090	ng/g	1	☼	1668A	Total/NA
PCB-124	3.5	C108	0.13	0.094	ng/g	1	☼	1668A	Total/NA
PCB-125	72	C86 B	0.38	0.0020	ng/g	1	☼	1668A	Total/NA
PCB-126	0.23	G B	0.089	0.089	ng/g	1	☼	1668A	Total/NA
PCB-128	17	C	0.13	0.0096	ng/g	1	☼	1668A	Total/NA
PCB-129	89	C B	0.25	0.0099	ng/g	1	☼	1668A	Total/NA
PCB-130	7.0		0.064	0.013	ng/g	1	☼	1668A	Total/NA
PCB-131	1.7		0.064	0.012	ng/g	1	☼	1668A	Total/NA
PCB-132	34	B	0.064	0.012	ng/g	1	☼	1668A	Total/NA
PCB-133	1.5		0.064	0.012	ng/g	1	☼	1668A	Total/NA
PCB-134	6.0	C	0.13	0.013	ng/g	1	☼	1668A	Total/NA
PCB-135	27	C B	0.13	0.0014	ng/g	1	☼	1668A	Total/NA
PCB-136	13	B	0.064	0.0011	ng/g	1	☼	1668A	Total/NA
PCB-137	5.2		0.064	0.010	ng/g	1	☼	1668A	Total/NA
PCB-138	89	C129 B	0.25	0.0099	ng/g	1	☼	1668A	Total/NA
PCB-139	2.0	C	0.13	0.011	ng/g	1	☼	1668A	Total/NA
PCB-140	2.0	C139	0.13	0.011	ng/g	1	☼	1668A	Total/NA
PCB-141	14		0.064	0.011	ng/g	1	☼	1668A	Total/NA
PCB-143	6.0	C134	0.13	0.013	ng/g	1	☼	1668A	Total/NA
PCB-144	4.0		0.064	0.0013	ng/g	1	☼	1668A	Total/NA
PCB-145	0.067	q	0.064	0.0010	ng/g	1	☼	1668A	Total/NA
PCB-146	13	B	0.064	0.011	ng/g	1	☼	1668A	Total/NA
PCB-147	63	C B	0.13	0.011	ng/g	1	☼	1668A	Total/NA
PCB-148	0.26		0.064	0.0014	ng/g	1	☼	1668A	Total/NA
PCB-149	63	C147 B	0.13	0.011	ng/g	1	☼	1668A	Total/NA
PCB-150	0.25		0.064	0.00098	ng/g	1	☼	1668A	Total/NA
PCB-151	27	C135 B	0.13	0.0014	ng/g	1	☼	1668A	Total/NA
PCB-152	0.13		0.064	0.00097	ng/g	1	☼	1668A	Total/NA
PCB-153	60	C B	0.13	0.0088	ng/g	1	☼	1668A	Total/NA
PCB-154	1.7	B	0.064	0.0012	ng/g	1	☼	1668A	Total/NA
PCB-156	13	C B	0.13	0.0097	ng/g	1	☼	1668A	Total/NA
PCB-157	13	C156 B	0.13	0.0097	ng/g	1	☼	1668A	Total/NA
PCB-158	9.9	B	0.064	0.0077	ng/g	1	☼	1668A	Total/NA
PCB-159	0.44		0.064	0.0081	ng/g	1	☼	1668A	Total/NA
PCB-160	89	C129 B	0.25	0.0099	ng/g	1	☼	1668A	Total/NA
PCB-162	0.37		0.064	0.0079	ng/g	1	☼	1668A	Total/NA
PCB-163	89	C129 B	0.25	0.0099	ng/g	1	☼	1668A	Total/NA
PCB-164	6.2		0.064	0.0085	ng/g	1	☼	1668A	Total/NA
PCB-166	17	C128	0.13	0.0096	ng/g	1	☼	1668A	Total/NA
PCB-167	3.9		0.064	0.0069	ng/g	1	☼	1668A	Total/NA
PCB-168	60	C153 B	0.13	0.0088	ng/g	1	☼	1668A	Total/NA
PCB-170	14	B	0.064	0.00099	ng/g	1	☼	1668A	Total/NA
PCB-171	4.7	C	0.13	0.0010	ng/g	1	☼	1668A	Total/NA
PCB-172	2.2	B	0.064	0.0010	ng/g	1	☼	1668A	Total/NA
PCB-173	4.7	C171	0.13	0.0010	ng/g	1	☼	1668A	Total/NA
PCB-174	12	B	0.064	0.0010	ng/g	1	☼	1668A	Total/NA
PCB-175	0.59		0.064	0.00092	ng/g	1	☼	1668A	Total/NA

This Detection Summary does not include radiochemical test results.

Client Sample ID: A4-0to25-100818 (Continued)
Lab Sample ID: 580-88125-4

Analyte	Result	Qualifier	RL	EDL	Unit	Dil Fac	D	Method	Prep Type
PCB-176	1.6	B	0.064	0.00065	ng/g	1	☼	1668A	Total/NA
PCB-177	7.8	B	0.064	0.0010	ng/g	1	☼	1668A	Total/NA
PCB-178	2.5		0.064	0.00097	ng/g	1	☼	1668A	Total/NA
PCB-179	4.8	B	0.064	0.00070	ng/g	1	☼	1668A	Total/NA
PCB-180	25	C B	0.13	0.00080	ng/g	1	☼	1668A	Total/NA
PCB-181	0.25		0.064	0.00089	ng/g	1	☼	1668A	Total/NA
PCB-182	0.16		0.064	0.00086	ng/g	1	☼	1668A	Total/NA
PCB-183	8.2	C B	0.13	0.00087	ng/g	1	☼	1668A	Total/NA
PCB-185	8.2	C183 B	0.13	0.00087	ng/g	1	☼	1668A	Total/NA
PCB-187	13		0.064	0.00089	ng/g	1	☼	1668A	Total/NA
PCB-189	0.55	B	0.064	0.0042	ng/g	1	☼	1668A	Total/NA
PCB-190	2.6		0.064	0.00072	ng/g	1	☼	1668A	Total/NA
PCB-191	0.62		0.064	0.00071	ng/g	1	☼	1668A	Total/NA
PCB-193	25	C180 B	0.13	0.00080	ng/g	1	☼	1668A	Total/NA
PCB-194	4.3	B	0.064	0.010	ng/g	1	☼	1668A	Total/NA
PCB-195	1.9		0.064	0.012	ng/g	1	☼	1668A	Total/NA
PCB-196	2.4	B	0.064	0.0012	ng/g	1	☼	1668A	Total/NA
PCB-197	0.14	q	0.064	0.00085	ng/g	1	☼	1668A	Total/NA
PCB-198	4.9	C B	0.13	0.0012	ng/g	1	☼	1668A	Total/NA
PCB-199	4.9	C198 B	0.13	0.0012	ng/g	1	☼	1668A	Total/NA
PCB-200	0.62		0.064	0.00091	ng/g	1	☼	1668A	Total/NA
PCB-201	0.63		0.064	0.00086	ng/g	1	☼	1668A	Total/NA
PCB-202	0.99		0.064	0.00097	ng/g	1	☼	1668A	Total/NA
PCB-203	3.0		0.064	0.0011	ng/g	1	☼	1668A	Total/NA
PCB-205	0.23		0.064	0.0078	ng/g	1	☼	1668A	Total/NA
PCB-206	2.1		0.064	0.0094	ng/g	1	☼	1668A	Total/NA
PCB-207	0.26		0.064	0.0065	ng/g	1	☼	1668A	Total/NA
PCB-208	0.53		0.064	0.0065	ng/g	1	☼	1668A	Total/NA
PCB-209	0.69	B	0.064	0.0014	ng/g	1	☼	1668A	Total/NA
Total Monochlorobiphenyls	2.1	B	0.064	0.0042	ng/g	1	☼	1668A	Total/NA
Total Dichlorobiphenyls	4.7	B	0.13	0.0027	ng/g	1	☼	1668A	Total/NA
Total Trichlorobiphenyls	16	I B	0.13	0.016	ng/g	1	☼	1668A	Total/NA
Total Tetrachlorobiphenyls	190	B	0.25	0.014	ng/g	1	☼	1668A	Total/NA
Total Pentachlorobiphenyls	680	B	0.38	0.031	ng/g	1	☼	1668A	Total/NA
Total Hexachlorobiphenyls	390	q B	0.25	0.0075	ng/g	1	☼	1668A	Total/NA
Total Heptachlorobiphenyls	100	B	0.13	0.0010	ng/g	1	☼	1668A	Total/NA
Total Octachlorobiphenyls	19	q B	0.13	0.0035	ng/g	1	☼	1668A	Total/NA
Total Nonachlorobiphenyls	2.9		0.064	0.0075	ng/g	1	☼	1668A	Total/NA
Polychlorinated biphenyls, Total	1400	q B	0.38	0.0094	ng/g	1	☼	1668A	Total/NA

Client Sample ID: A5-0to25-100818
Lab Sample ID: 580-88125-5

Analyte	Result	Qualifier	RL	EDL	Unit	Dil Fac	D	Method	Prep Type
PCB-1	0.36	B	0.030	0.0014	ng/g	2	☼	1668A	Total/NA
PCB-2	0.067	B	0.030	0.0015	ng/g	2	☼	1668A	Total/NA
PCB-3	0.17	B	0.030	0.0015	ng/g	2	☼	1668A	Total/NA
PCB-4	0.57		0.060	0.0033	ng/g	2	☼	1668A	Total/NA
PCB-5	0.013	J	0.030	0.0021	ng/g	2	☼	1668A	Total/NA
PCB-6	0.12		0.030	0.0021	ng/g	2	☼	1668A	Total/NA
PCB-7	0.028	J q	0.030	0.0020	ng/g	2	☼	1668A	Total/NA
PCB-8	0.47	B	0.060	0.0020	ng/g	2	☼	1668A	Total/NA

This Detection Summary does not include radiochemical test results.

Client Sample ID: A5-0to25-100818 (Continued)
Lab Sample ID: 580-88125-5

Analyte	Result	Qualifier	RL	EDL	Unit	Dil Fac	D	Method	Prep Type
PCB-9	0.041		0.030	0.0023	ng/g	2	☼	1668A	Total/NA
PCB-10	0.023	J q	0.030	0.0022	ng/g	2	☼	1668A	Total/NA
PCB-11	0.097	B	0.060	0.0020	ng/g	2	☼	1668A	Total/NA
PCB-12	0.061	C	0.060	0.0020	ng/g	2	☼	1668A	Total/NA
PCB-13	0.061	C12	0.060	0.0020	ng/g	2	☼	1668A	Total/NA
PCB-15	0.24	B	0.030	0.0019	ng/g	2	☼	1668A	Total/NA
PCB-16	0.30		0.030	0.0029	ng/g	2	☼	1668A	Total/NA
PCB-17	1.3	B	0.030	0.0023	ng/g	2	☼	1668A	Total/NA
PCB-18	0.73	C B	0.060	0.0020	ng/g	2	☼	1668A	Total/NA
PCB-19	1.4		0.030	0.0027	ng/g	2	☼	1668A	Total/NA
PCB-20	1.7	C B	0.060	0.0090	ng/g	2	☼	1668A	Total/NA
PCB-21	0.93	C B	0.060	0.0086	ng/g	2	☼	1668A	Total/NA
PCB-22	0.28	B	0.030	0.0095	ng/g	2	☼	1668A	Total/NA
PCB-24	0.012	J	0.030	0.0017	ng/g	2	☼	1668A	Total/NA
PCB-25	0.21		0.030	0.0087	ng/g	2	☼	1668A	Total/NA
PCB-26	0.17	C B	0.060	0.0089	ng/g	2	☼	1668A	Total/NA
PCB-27	0.24		0.030	0.0017	ng/g	2	☼	1668A	Total/NA
PCB-28	1.7	C20 B	0.060	0.0090	ng/g	2	☼	1668A	Total/NA
PCB-29	0.17	C26 B	0.060	0.0089	ng/g	2	☼	1668A	Total/NA
PCB-30	0.73	C18 B	0.060	0.0020	ng/g	2	☼	1668A	Total/NA
PCB-31	0.87	B	0.060	0.0085	ng/g	2	☼	1668A	Total/NA
PCB-32	1.5	B	0.030	0.0015	ng/g	2	☼	1668A	Total/NA
PCB-33	0.93	C21 B	0.060	0.0086	ng/g	2	☼	1668A	Total/NA
PCB-35	0.024	J B	0.030	0.0097	ng/g	2	☼	1668A	Total/NA
PCB-37	0.30	B	0.030	0.0092	ng/g	2	☼	1668A	Total/NA
PCB-39	0.015	J	0.030	0.0084	ng/g	2	☼	1668A	Total/NA
PCB-40	1.8	C	0.090	0.090	ng/g	2	☼	1668A	Total/NA
PCB-41	1.8	C40	0.090	0.090	ng/g	2	☼	1668A	Total/NA
PCB-42	0.58	G	0.096	0.096	ng/g	2	☼	1668A	Total/NA
PCB-43	1.2	G C	0.083	0.083	ng/g	2	☼	1668A	Total/NA
PCB-44	42	C B	0.090	0.080	ng/g	2	☼	1668A	Total/NA
PCB-45	16	G C	0.094	0.094	ng/g	2	☼	1668A	Total/NA
PCB-46	0.31	G	0.11	0.11	ng/g	2	☼	1668A	Total/NA
PCB-47	42	C44 B	0.090	0.080	ng/g	2	☼	1668A	Total/NA
PCB-48	0.20	G	0.088	0.088	ng/g	2	☼	1668A	Total/NA
PCB-49	8.6	G C	0.073	0.073	ng/g	2	☼	1668A	Total/NA
PCB-50	3.5	G C	0.088	0.088	ng/g	2	☼	1668A	Total/NA
PCB-51	16	G C45	0.094	0.094	ng/g	2	☼	1668A	Total/NA
PCB-52	7.7	G B	0.092	0.092	ng/g	2	☼	1668A	Total/NA
PCB-53	3.5	G C50	0.088	0.088	ng/g	2	☼	1668A	Total/NA
PCB-54	1.4		0.030	0.0011	ng/g	2	☼	1668A	Total/NA
PCB-56	0.63	G	0.065	0.065	ng/g	2	☼	1668A	Total/NA
PCB-59	1.8	C	0.090	0.061	ng/g	2	☼	1668A	Total/NA
PCB-60	0.21	G	0.062	0.062	ng/g	2	☼	1668A	Total/NA
PCB-61	4.9	C B	0.12	0.061	ng/g	2	☼	1668A	Total/NA
PCB-62	1.8	C59	0.090	0.061	ng/g	2	☼	1668A	Total/NA
PCB-63	0.53	G	0.056	0.056	ng/g	2	☼	1668A	Total/NA
PCB-64	0.79	G	0.058	0.058	ng/g	2	☼	1668A	Total/NA
PCB-65	42	C44 B	0.090	0.080	ng/g	2	☼	1668A	Total/NA
PCB-66	2.3	G	0.065	0.065	ng/g	2	☼	1668A	Total/NA
PCB-68	0.82	G	0.056	0.056	ng/g	2	☼	1668A	Total/NA

This Detection Summary does not include radiochemical test results.

Client Sample ID: A5-0to25-100818 (Continued)
Lab Sample ID: 580-88125-5

Analyte	Result	Qualifier	RL	EDL	Unit	Dil Fac	D	Method	Prep Type
PCB-69	8.6	G C49	0.073	0.073	ng/g	2	☼	1668A	Total/NA
PCB-70	4.9	C61 B	0.12	0.061	ng/g	2	☼	1668A	Total/NA
PCB-71	1.8	C40	0.090	0.090	ng/g	2	☼	1668A	Total/NA
PCB-72	0.13	G	0.063	0.063	ng/g	2	☼	1668A	Total/NA
PCB-73	1.2	G C43	0.083	0.083	ng/g	2	☼	1668A	Total/NA
PCB-74	4.9	C61 B	0.12	0.061	ng/g	2	☼	1668A	Total/NA
PCB-75	1.8	C59	0.090	0.061	ng/g	2	☼	1668A	Total/NA
PCB-76	4.9	C61 B	0.12	0.061	ng/g	2	☼	1668A	Total/NA
PCB-77	0.21	G	0.064	0.064	ng/g	2	☼	1668A	Total/NA
PCB-79	0.12	G	0.054	0.054	ng/g	2	☼	1668A	Total/NA
PCB-82	1.4		0.030	0.0042	ng/g	2	☼	1668A	Total/NA
PCB-83	14	C B	0.060	0.0038	ng/g	2	☼	1668A	Total/NA
PCB-84	3.7		0.030	0.0042	ng/g	2	☼	1668A	Total/NA
PCB-85	5.2	C	0.090	0.0030	ng/g	2	☼	1668A	Total/NA
PCB-86	11	C B	0.18	0.0030	ng/g	2	☼	1668A	Total/NA
PCB-87	11	C86 B	0.18	0.0030	ng/g	2	☼	1668A	Total/NA
PCB-88	12	C	0.060	0.0036	ng/g	2	☼	1668A	Total/NA
PCB-90	34	C B	0.090	0.0032	ng/g	2	☼	1668A	Total/NA
PCB-91	12	C88	0.060	0.0036	ng/g	2	☼	1668A	Total/NA
PCB-92	5.7		0.030	0.0038	ng/g	2	☼	1668A	Total/NA
PCB-93	27	C	0.060	0.0037	ng/g	2	☼	1668A	Total/NA
PCB-94	2.5		0.030	0.0040	ng/g	2	☼	1668A	Total/NA
PCB-95	14	B	0.030	0.0038	ng/g	2	☼	1668A	Total/NA
PCB-96	1.1		0.030	0.0029	ng/g	2	☼	1668A	Total/NA
PCB-97	11	C86 B	0.18	0.0030	ng/g	2	☼	1668A	Total/NA
PCB-98	1.9	C	0.060	0.0037	ng/g	2	☼	1668A	Total/NA
PCB-99	14	C83 B	0.060	0.0038	ng/g	2	☼	1668A	Total/NA
PCB-100	27	C93	0.060	0.0037	ng/g	2	☼	1668A	Total/NA
PCB-101	34	C90 B	0.090	0.0032	ng/g	2	☼	1668A	Total/NA
PCB-102	1.9	C98	0.060	0.0037	ng/g	2	☼	1668A	Total/NA
PCB-103	5.1		0.030	0.0035	ng/g	2	☼	1668A	Total/NA
PCB-104	2.2		0.030	0.0026	ng/g	2	☼	1668A	Total/NA
PCB-105	3.0	G B	0.044	0.044	ng/g	2	☼	1668A	Total/NA
PCB-107	1.0	G	0.042	0.042	ng/g	2	☼	1668A	Total/NA
PCB-108	0.33	C	0.060	0.046	ng/g	2	☼	1668A	Total/NA
PCB-109	11	C86 B	0.18	0.0030	ng/g	2	☼	1668A	Total/NA
PCB-110	17	C B	0.060	0.0027	ng/g	2	☼	1668A	Total/NA
PCB-111	0.41		0.030	0.0025	ng/g	2	☼	1668A	Total/NA
PCB-113	34	C90 B	0.090	0.0032	ng/g	2	☼	1668A	Total/NA
PCB-114	0.15	G B	0.040	0.040	ng/g	2	☼	1668A	Total/NA
PCB-115	17	C110 B	0.060	0.0027	ng/g	2	☼	1668A	Total/NA
PCB-116	5.2	C85	0.090	0.0030	ng/g	2	☼	1668A	Total/NA
PCB-117	5.2	C85	0.090	0.0030	ng/g	2	☼	1668A	Total/NA
PCB-118	8.8	G B	0.043	0.043	ng/g	2	☼	1668A	Total/NA
PCB-119	11	C86 B	0.18	0.0030	ng/g	2	☼	1668A	Total/NA
PCB-120	0.31		0.030	0.0024	ng/g	2	☼	1668A	Total/NA
PCB-121	0.85		0.030	0.0026	ng/g	2	☼	1668A	Total/NA
PCB-122	0.096	G	0.049	0.049	ng/g	2	☼	1668A	Total/NA
PCB-123	0.14	G	0.044	0.044	ng/g	2	☼	1668A	Total/NA
PCB-124	0.33	C108	0.060	0.046	ng/g	2	☼	1668A	Total/NA
PCB-125	11	C86 B	0.18	0.0030	ng/g	2	☼	1668A	Total/NA

This Detection Summary does not include radiochemical test results.

Client Sample ID: A5-0to25-100818 (Continued)
Lab Sample ID: 580-88125-5

Analyte	Result	Qualifier	RL	EDL	Unit	Dil Fac	D	Method	Prep Type
PCB-128	3.2	C	0.060	0.029	ng/g	2	☼	1668A	Total/NA
PCB-129	29	C B	0.12	0.030	ng/g	2	☼	1668A	Total/NA
PCB-130	1.5	G	0.039	0.039	ng/g	2	☼	1668A	Total/NA
PCB-131	0.27	G	0.038	0.038	ng/g	2	☼	1668A	Total/NA
PCB-132	7.0	G B	0.037	0.037	ng/g	2	☼	1668A	Total/NA
PCB-133	1.9	G	0.036	0.036	ng/g	2	☼	1668A	Total/NA
PCB-134	1.6	C	0.060	0.038	ng/g	2	☼	1668A	Total/NA
PCB-135	13	C B	0.060	0.0016	ng/g	2	☼	1668A	Total/NA
PCB-136	4.8	B	0.030	0.0012	ng/g	2	☼	1668A	Total/NA
PCB-137	1.6	G	0.031	0.031	ng/g	2	☼	1668A	Total/NA
PCB-138	29	C129 B	0.12	0.030	ng/g	2	☼	1668A	Total/NA
PCB-139	0.95	C	0.060	0.032	ng/g	2	☼	1668A	Total/NA
PCB-140	0.95	C139	0.060	0.032	ng/g	2	☼	1668A	Total/NA
PCB-141	4.6	G	0.034	0.034	ng/g	2	☼	1668A	Total/NA
PCB-143	1.6	C134	0.060	0.038	ng/g	2	☼	1668A	Total/NA
PCB-144	1.3		0.030	0.0015	ng/g	2	☼	1668A	Total/NA
PCB-145	0.028	J	0.030	0.0012	ng/g	2	☼	1668A	Total/NA
PCB-146	7.4	G B	0.032	0.032	ng/g	2	☼	1668A	Total/NA
PCB-147	42	C B	0.060	0.033	ng/g	2	☼	1668A	Total/NA
PCB-148	1.8		0.030	0.0016	ng/g	2	☼	1668A	Total/NA
PCB-149	42	C147 B	0.060	0.033	ng/g	2	☼	1668A	Total/NA
PCB-150	2.0		0.030	0.0011	ng/g	2	☼	1668A	Total/NA
PCB-151	13	C135 B	0.060	0.0016	ng/g	2	☼	1668A	Total/NA
PCB-152	1.1		0.030	0.0011	ng/g	2	☼	1668A	Total/NA
PCB-153	28	C B	0.060	0.027	ng/g	2	☼	1668A	Total/NA
PCB-154	4.6	B	0.030	0.0014	ng/g	2	☼	1668A	Total/NA
PCB-155	0.38		0.030	0.0011	ng/g	2	☼	1668A	Total/NA
PCB-156	2.6	C B	0.060	0.030	ng/g	2	☼	1668A	Total/NA
PCB-157	2.6	C156 B	0.060	0.030	ng/g	2	☼	1668A	Total/NA
PCB-158	2.6	B	0.030	0.023	ng/g	2	☼	1668A	Total/NA
PCB-159	0.65		0.030	0.025	ng/g	2	☼	1668A	Total/NA
PCB-160	29	C129 B	0.12	0.030	ng/g	2	☼	1668A	Total/NA
PCB-163	29	C129 B	0.12	0.030	ng/g	2	☼	1668A	Total/NA
PCB-164	2.0		0.030	0.026	ng/g	2	☼	1668A	Total/NA
PCB-165	0.73		0.030	0.029	ng/g	2	☼	1668A	Total/NA
PCB-166	3.2	C128	0.060	0.029	ng/g	2	☼	1668A	Total/NA
PCB-167	1.0		0.030	0.020	ng/g	2	☼	1668A	Total/NA
PCB-168	28	C153 B	0.060	0.027	ng/g	2	☼	1668A	Total/NA
PCB-170	27	B	0.030	0.0011	ng/g	2	☼	1668A	Total/NA
PCB-171	8.3	C	0.060	0.0011	ng/g	2	☼	1668A	Total/NA
PCB-172	5.6	B	0.030	0.0011	ng/g	2	☼	1668A	Total/NA
PCB-173	8.3	C171	0.060	0.0011	ng/g	2	☼	1668A	Total/NA
PCB-174	22	B	0.030	0.0011	ng/g	2	☼	1668A	Total/NA
PCB-175	1.1		0.030	0.0010	ng/g	2	☼	1668A	Total/NA
PCB-176	2.8	B	0.030	0.00071	ng/g	2	☼	1668A	Total/NA
PCB-177	13	B	0.030	0.0011	ng/g	2	☼	1668A	Total/NA
PCB-178	6.9		0.030	0.0011	ng/g	2	☼	1668A	Total/NA
PCB-179	11	B	0.030	0.00076	ng/g	2	☼	1668A	Total/NA
PCB-180	65	C B	0.060	0.00088	ng/g	2	☼	1668A	Total/NA
PCB-181	0.54		0.030	0.00098	ng/g	2	☼	1668A	Total/NA
PCB-182	0.40		0.030	0.00094	ng/g	2	☼	1668A	Total/NA

This Detection Summary does not include radiochemical test results.

Client Sample ID: A5-0to25-100818 (Continued)
Lab Sample ID: 580-88125-5

Analyte	Result	Qualifier	RL	EDL	Unit	Dil Fac	D	Method	Prep Type
PCB-183	18	C B	0.060	0.00095	ng/g	2	☼	1668A	Total/NA
PCB-185	18	C183 B	0.060	0.00095	ng/g	2	☼	1668A	Total/NA
PCB-187	32		0.030	0.00097	ng/g	2	☼	1668A	Total/NA
PCB-188	0.83		0.030	0.00069	ng/g	2	☼	1668A	Total/NA
PCB-189	1.3	B	0.030	0.0067	ng/g	2	☼	1668A	Total/NA
PCB-190	6.2		0.030	0.00079	ng/g	2	☼	1668A	Total/NA
PCB-191	1.4		0.030	0.00078	ng/g	2	☼	1668A	Total/NA
PCB-193	65	C180 B	0.060	0.00088	ng/g	2	☼	1668A	Total/NA
PCB-194	28	B	0.030	0.030	ng/g	2	☼	1668A	Total/NA
PCB-195	12	G	0.036	0.036	ng/g	2	☼	1668A	Total/NA
PCB-196	14	B	0.030	0.00091	ng/g	2	☼	1668A	Total/NA
PCB-197	0.99		0.030	0.00066	ng/g	2	☼	1668A	Total/NA
PCB-198	27	C B	0.060	0.00097	ng/g	2	☼	1668A	Total/NA
PCB-199	27	C198 B	0.060	0.00097	ng/g	2	☼	1668A	Total/NA
PCB-200	3.7		0.030	0.00071	ng/g	2	☼	1668A	Total/NA
PCB-201	3.4		0.030	0.00067	ng/g	2	☼	1668A	Total/NA
PCB-202	5.4		0.030	0.00076	ng/g	2	☼	1668A	Total/NA
PCB-203	19		0.030	0.00086	ng/g	2	☼	1668A	Total/NA
PCB-205	1.6		0.030	0.023	ng/g	2	☼	1668A	Total/NA
PCB-206	17	G	0.035	0.035	ng/g	2	☼	1668A	Total/NA
PCB-207	2.1		0.030	0.025	ng/g	2	☼	1668A	Total/NA
PCB-208	6.1		0.030	0.027	ng/g	2	☼	1668A	Total/NA
PCB-209	3.5	B	0.030	0.0015	ng/g	2	☼	1668A	Total/NA
Total Monochlorobiphenyls	0.60	B	0.030	0.0015	ng/g	2	☼	1668A	Total/NA
Total Dichlorobiphenyls	1.7	q B	0.060	0.0021	ng/g	2	☼	1668A	Total/NA
Total Trichlorobiphenyls	10	B	0.060	0.0066	ng/g	2	☼	1668A	Total/NA
Total Tetrachlorobiphenyls	96	B	0.12	0.069	ng/g	2	☼	1668A	Total/NA
Total Pentachlorobiphenyls	170	B	0.18	0.017	ng/g	2	☼	1668A	Total/NA
Total Hexachlorobiphenyls	170	B	0.12	0.022	ng/g	2	☼	1668A	Total/NA
Total Heptachlorobiphenyls	220	B	0.060	0.0012	ng/g	2	☼	1668A	Total/NA
Total Octachlorobiphenyls	120	B	0.060	0.0086	ng/g	2	☼	1668A	Total/NA
Total Nonachlorobiphenyls	25		0.030	0.029	ng/g	2	☼	1668A	Total/NA
Polychlorinated biphenyls, Total	820	q B	0.18	0.017	ng/g	2	☼	1668A	Total/NA

Client Sample ID: A6-0to23-100818
Lab Sample ID: 580-88125-6

Analyte	Result	Qualifier	RL	EDL	Unit	Dil Fac	D	Method	Prep Type
PCB-1	0.27	B	0.012	0.0012	ng/g	1	☼	1668A	Total/NA
PCB-2	0.075	B	0.012	0.0013	ng/g	1	☼	1668A	Total/NA
PCB-3	0.11	B	0.012	0.0013	ng/g	1	☼	1668A	Total/NA
PCB-4	0.35	S	0.025	0.00099	ng/g	1	☼	1668A	Total/NA
PCB-5	0.010	J	0.012	0.00066	ng/g	1	☼	1668A	Total/NA
PCB-6	0.11		0.012	0.00066	ng/g	1	☼	1668A	Total/NA
PCB-7	0.025		0.012	0.00063	ng/g	1	☼	1668A	Total/NA
PCB-8	0.35	B	0.025	0.00065	ng/g	1	☼	1668A	Total/NA
PCB-9	0.032		0.012	0.00072	ng/g	1	☼	1668A	Total/NA
PCB-10	0.018		0.012	0.00069	ng/g	1	☼	1668A	Total/NA
PCB-11	0.093	B	0.025	0.00063	ng/g	1	☼	1668A	Total/NA
PCB-12	0.051	C	0.025	0.00063	ng/g	1	☼	1668A	Total/NA
PCB-13	0.051	C12	0.025	0.00063	ng/g	1	☼	1668A	Total/NA
PCB-15	0.16	B	0.012	0.00063	ng/g	1	☼	1668A	Total/NA

This Detection Summary does not include radiochemical test results.

Client Sample ID: A6-0to23-100818 (Continued)
Lab Sample ID: 580-88125-6

Analyte	Result	Qualifier	RL	EDL	Unit	Dil Fac	D	Method	Prep Type
PCB-16	0.22		0.012	0.0012	ng/g	1	☼	1668A	Total/NA
PCB-17	0.97	B	0.012	0.00091	ng/g	1	☼	1668A	Total/NA
PCB-18	0.51	C B	0.025	0.00079	ng/g	1	☼	1668A	Total/NA
PCB-19	0.88		0.012	0.0011	ng/g	1	☼	1668A	Total/NA
PCB-20	0.96	C B	0.025	0.0055	ng/g	1	☼	1668A	Total/NA
PCB-21	0.45	C B	0.025	0.0052	ng/g	1	☼	1668A	Total/NA
PCB-22	0.18	B	0.012	0.0057	ng/g	1	☼	1668A	Total/NA
PCB-24	0.0092	J	0.012	0.00068	ng/g	1	☼	1668A	Total/NA
PCB-25	0.13		0.012	0.0053	ng/g	1	☼	1668A	Total/NA
PCB-26	0.20	C B	0.025	0.0054	ng/g	1	☼	1668A	Total/NA
PCB-27	0.21		0.012	0.00066	ng/g	1	☼	1668A	Total/NA
PCB-28	0.96	B C20	0.025	0.0055	ng/g	1	☼	1668A	Total/NA
PCB-29	0.20	C26 B	0.025	0.0054	ng/g	1	☼	1668A	Total/NA
PCB-30	0.51	C18 B	0.025	0.00079	ng/g	1	☼	1668A	Total/NA
PCB-31	0.60	B	0.025	0.0052	ng/g	1	☼	1668A	Total/NA
PCB-32	0.50	B	0.012	0.00061	ng/g	1	☼	1668A	Total/NA
PCB-33	0.45	B C21	0.025	0.0052	ng/g	1	☼	1668A	Total/NA
PCB-34	0.012		0.012	0.0059	ng/g	1	☼	1668A	Total/NA
PCB-35	0.098	B	0.012	0.0059	ng/g	1	☼	1668A	Total/NA
PCB-36	0.0059	J	0.012	0.0053	ng/g	1	☼	1668A	Total/NA
PCB-37	0.25	B	0.012	0.0055	ng/g	1	☼	1668A	Total/NA
PCB-39	0.014		0.012	0.0051	ng/g	1	☼	1668A	Total/NA
PCB-40	1.7	C	0.037	0.0043	ng/g	1	☼	1668A	Total/NA
PCB-41	1.7	C40	0.037	0.0043	ng/g	1	☼	1668A	Total/NA
PCB-42	0.67		0.012	0.0045	ng/g	1	☼	1668A	Total/NA
PCB-43	0.24	C	0.025	0.0039	ng/g	1	☼	1668A	Total/NA
PCB-44	10	C B	0.037	0.0038	ng/g	1	☼	1668A	Total/NA
PCB-45	2.6	C	0.025	0.0044	ng/g	1	☼	1668A	Total/NA
PCB-46	0.16		0.012	0.0052	ng/g	1	☼	1668A	Total/NA
PCB-47	10	B C44	0.037	0.0038	ng/g	1	☼	1668A	Total/NA
PCB-48	0.26		0.012	0.0042	ng/g	1	☼	1668A	Total/NA
PCB-49	4.8	C	0.025	0.0035	ng/g	1	☼	1668A	Total/NA
PCB-50	1.5	C	0.025	0.0042	ng/g	1	☼	1668A	Total/NA
PCB-51	2.6	C45	0.025	0.0044	ng/g	1	☼	1668A	Total/NA
PCB-52	13	B	0.012	0.0044	ng/g	1	☼	1668A	Total/NA
PCB-53	1.5	C50	0.025	0.0042	ng/g	1	☼	1668A	Total/NA
PCB-54	0.37		0.012	0.00064	ng/g	1	☼	1668A	Total/NA
PCB-56	1.0		0.012	0.0031	ng/g	1	☼	1668A	Total/NA
PCB-59	0.28	C	0.037	0.0029	ng/g	1	☼	1668A	Total/NA
PCB-60	0.28		0.012	0.0030	ng/g	1	☼	1668A	Total/NA
PCB-61	8.9	C B	0.049	0.0029	ng/g	1	☼	1668A	Total/NA
PCB-62	0.28	C59	0.037	0.0029	ng/g	1	☼	1668A	Total/NA
PCB-63	0.14		0.012	0.0027	ng/g	1	☼	1668A	Total/NA
PCB-64	1.3		0.012	0.0028	ng/g	1	☼	1668A	Total/NA
PCB-65	10	B C44	0.037	0.0038	ng/g	1	☼	1668A	Total/NA
PCB-66	3.2		0.012	0.0031	ng/g	1	☼	1668A	Total/NA
PCB-67	0.17		0.012	0.0028	ng/g	1	☼	1668A	Total/NA
PCB-68	0.13		0.012	0.0027	ng/g	1	☼	1668A	Total/NA
PCB-69	4.8	C49	0.025	0.0035	ng/g	1	☼	1668A	Total/NA
PCB-70	8.9	C61 B	0.049	0.0029	ng/g	1	☼	1668A	Total/NA
PCB-71	1.7	C40	0.037	0.0043	ng/g	1	☼	1668A	Total/NA

This Detection Summary does not include radiochemical test results.

Client Sample ID: A6-0to23-100818 (Continued)
Lab Sample ID: 580-88125-6

Analyte	Result	Qualifier	RL	EDL	Unit	Dil Fac	D	Method	Prep Type
PCB-72	0.15		0.012	0.0030	ng/g	1	☼	1668A	Total/NA
PCB-73	0.24	C43	0.025	0.0039	ng/g	1	☼	1668A	Total/NA
PCB-74	8.9	C61 B	0.049	0.0029	ng/g	1	☼	1668A	Total/NA
PCB-75	0.28	C59	0.037	0.0029	ng/g	1	☼	1668A	Total/NA
PCB-76	8.9	C61 B	0.049	0.0029	ng/g	1	☼	1668A	Total/NA
PCB-77	0.54		0.012	0.0029	ng/g	1	☼	1668A	Total/NA
PCB-79	0.21		0.012	0.0025	ng/g	1	☼	1668A	Total/NA
PCB-81	0.016	q	0.012	0.0030	ng/g	1	☼	1668A	Total/NA
PCB-82	2.9		0.012	0.0014	ng/g	1	☼	1668A	Total/NA
PCB-83	16	C B	0.025	0.0013	ng/g	1	☼	1668A	Total/NA
PCB-84	7.7		0.012	0.0014	ng/g	1	☼	1668A	Total/NA
PCB-85	3.9	C	0.037	0.0010	ng/g	1	☼	1668A	Total/NA
PCB-86	17	C B	0.074	0.0010	ng/g	1	☼	1668A	Total/NA
PCB-87	17	B C86	0.074	0.0010	ng/g	1	☼	1668A	Total/NA
PCB-88	5.0	C	0.025	0.0012	ng/g	1	☼	1668A	Total/NA
PCB-89	0.24		0.012	0.0014	ng/g	1	☼	1668A	Total/NA
PCB-90	29	C B	0.037	0.0011	ng/g	1	☼	1668A	Total/NA
PCB-91	5.0	C88	0.025	0.0012	ng/g	1	☼	1668A	Total/NA
PCB-92	6.3		0.012	0.0013	ng/g	1	☼	1668A	Total/NA
PCB-93	1.3	C	0.025	0.0012	ng/g	1	☼	1668A	Total/NA
PCB-94	0.48		0.012	0.0013	ng/g	1	☼	1668A	Total/NA
PCB-95	24	B	0.012	0.0013	ng/g	1	☼	1668A	Total/NA
PCB-96	0.37		0.012	0.00099	ng/g	1	☼	1668A	Total/NA
PCB-97	17	B C86	0.074	0.0010	ng/g	1	☼	1668A	Total/NA
PCB-98	1.2	C	0.025	0.0012	ng/g	1	☼	1668A	Total/NA
PCB-99	16	C83 B	0.025	0.0013	ng/g	1	☼	1668A	Total/NA
PCB-100	1.3	C93	0.025	0.0012	ng/g	1	☼	1668A	Total/NA
PCB-101	29	B C90	0.037	0.0011	ng/g	1	☼	1668A	Total/NA
PCB-102	1.2	C98	0.025	0.0012	ng/g	1	☼	1668A	Total/NA
PCB-103	0.76		0.012	0.0012	ng/g	1	☼	1668A	Total/NA
PCB-105	7.0	B G	0.015	0.015	ng/g	1	☼	1668A	Total/NA
PCB-107	1.6	G	0.014	0.014	ng/g	1	☼	1668A	Total/NA
PCB-108	0.83	C	0.025	0.015	ng/g	1	☼	1668A	Total/NA
PCB-109	17	B C86	0.074	0.0010	ng/g	1	☼	1668A	Total/NA
PCB-110	30	C B	0.025	0.00090	ng/g	1	☼	1668A	Total/NA
PCB-113	29	B C90	0.037	0.0011	ng/g	1	☼	1668A	Total/NA
PCB-114	0.41	B G	0.014	0.014	ng/g	1	☼	1668A	Total/NA
PCB-115	30	B C110	0.025	0.00090	ng/g	1	☼	1668A	Total/NA
PCB-116	3.9	C85	0.037	0.0010	ng/g	1	☼	1668A	Total/NA
PCB-117	3.9	C85	0.037	0.0010	ng/g	1	☼	1668A	Total/NA
PCB-118	18	B G	0.014	0.014	ng/g	1	☼	1668A	Total/NA
PCB-119	17	B C86	0.074	0.0010	ng/g	1	☼	1668A	Total/NA
PCB-120	0.23		0.012	0.00081	ng/g	1	☼	1668A	Total/NA
PCB-122	0.26	G	0.016	0.016	ng/g	1	☼	1668A	Total/NA
PCB-123	0.26	G	0.014	0.014	ng/g	1	☼	1668A	Total/NA
PCB-124	0.83	C108	0.025	0.015	ng/g	1	☼	1668A	Total/NA
PCB-125	17	B C86	0.074	0.0010	ng/g	1	☼	1668A	Total/NA
PCB-126	0.096	B G	0.014	0.014	ng/g	1	☼	1668A	Total/NA
PCB-127	0.043	G	0.015	0.015	ng/g	1	☼	1668A	Total/NA
PCB-128	4.5	C	0.025	0.0028	ng/g	1	☼	1668A	Total/NA
PCB-129	28	C B	0.049	0.0029	ng/g	1	☼	1668A	Total/NA

This Detection Summary does not include radiochemical test results.

Client Sample ID: A6-0to23-100818 (Continued)
Lab Sample ID: 580-88125-6

Analyte	Result	Qualifier	RL	EDL	Unit	Dil Fac	D	Method	Prep Type
PCB-130	2.1		0.012	0.0038	ng/g	1	☼	1668A	Total/NA
PCB-131	0.46		0.012	0.0037	ng/g	1	☼	1668A	Total/NA
PCB-132	11	B	0.012	0.0036	ng/g	1	☼	1668A	Total/NA
PCB-133	0.68		0.012	0.0035	ng/g	1	☼	1668A	Total/NA
PCB-134	2.0	C	0.025	0.0037	ng/g	1	☼	1668A	Total/NA
PCB-135	10	C B	0.025	0.00096	ng/g	1	☼	1668A	Total/NA
PCB-136	4.4	B	0.012	0.00072	ng/g	1	☼	1668A	Total/NA
PCB-137	1.3		0.012	0.0030	ng/g	1	☼	1668A	Total/NA
PCB-138	28	B C129	0.049	0.0029	ng/g	1	☼	1668A	Total/NA
PCB-139	0.70	C	0.025	0.0032	ng/g	1	☼	1668A	Total/NA
PCB-140	0.70	C139	0.025	0.0032	ng/g	1	☼	1668A	Total/NA
PCB-141	4.6		0.012	0.0033	ng/g	1	☼	1668A	Total/NA
PCB-143	2.0	C134	0.025	0.0037	ng/g	1	☼	1668A	Total/NA
PCB-144	1.2		0.012	0.00091	ng/g	1	☼	1668A	Total/NA
PCB-145	0.020	q	0.012	0.00070	ng/g	1	☼	1668A	Total/NA
PCB-146	5.4	B	0.012	0.0032	ng/g	1	☼	1668A	Total/NA
PCB-147	24	C B	0.025	0.0033	ng/g	1	☼	1668A	Total/NA
PCB-148	0.18		0.012	0.00093	ng/g	1	☼	1668A	Total/NA
PCB-149	24	B C147	0.025	0.0033	ng/g	1	☼	1668A	Total/NA
PCB-150	0.19		0.012	0.00067	ng/g	1	☼	1668A	Total/NA
PCB-151	10	C135 B	0.025	0.00096	ng/g	1	☼	1668A	Total/NA
PCB-152	0.097		0.012	0.00066	ng/g	1	☼	1668A	Total/NA
PCB-153	22	C B	0.025	0.0026	ng/g	1	☼	1668A	Total/NA
PCB-154	1.1	B	0.012	0.00082	ng/g	1	☼	1668A	Total/NA
PCB-155	0.013		0.012	0.00064	ng/g	1	☼	1668A	Total/NA
PCB-156	3.4	C B	0.025	0.0028	ng/g	1	☼	1668A	Total/NA
PCB-157	3.4	C156 B	0.025	0.0028	ng/g	1	☼	1668A	Total/NA
PCB-158	2.7	B	0.012	0.0023	ng/g	1	☼	1668A	Total/NA
PCB-159	0.18		0.012	0.0024	ng/g	1	☼	1668A	Total/NA
PCB-160	28	B C129	0.049	0.0029	ng/g	1	☼	1668A	Total/NA
PCB-162	0.095		0.012	0.0023	ng/g	1	☼	1668A	Total/NA
PCB-163	28	B C129	0.049	0.0029	ng/g	1	☼	1668A	Total/NA
PCB-164	2.1		0.012	0.0025	ng/g	1	☼	1668A	Total/NA
PCB-166	4.5	C128	0.025	0.0028	ng/g	1	☼	1668A	Total/NA
PCB-167	1.0		0.012	0.0021	ng/g	1	☼	1668A	Total/NA
PCB-168	22	B C153	0.025	0.0026	ng/g	1	☼	1668A	Total/NA
PCB-170	6.2	B	0.012	0.0012	ng/g	1	☼	1668A	Total/NA
PCB-171	2.1	C	0.025	0.0012	ng/g	1	☼	1668A	Total/NA
PCB-172	1.0	B	0.012	0.0011	ng/g	1	☼	1668A	Total/NA
PCB-173	2.1	C171	0.025	0.0012	ng/g	1	☼	1668A	Total/NA
PCB-174	6.0	B	0.012	0.0012	ng/g	1	☼	1668A	Total/NA
PCB-175	0.25		0.012	0.0010	ng/g	1	☼	1668A	Total/NA
PCB-176	0.77	B	0.012	0.00073	ng/g	1	☼	1668A	Total/NA
PCB-177	3.9	B	0.012	0.0012	ng/g	1	☼	1668A	Total/NA
PCB-178	1.3		0.012	0.0011	ng/g	1	☼	1668A	Total/NA
PCB-179	2.7	B	0.012	0.00079	ng/g	1	☼	1668A	Total/NA
PCB-180	12	C B	0.025	0.00091	ng/g	1	☼	1668A	Total/NA
PCB-181	0.088		0.012	0.0010	ng/g	1	☼	1668A	Total/NA
PCB-182	0.092		0.012	0.00097	ng/g	1	☼	1668A	Total/NA
PCB-183	3.7	C B	0.025	0.00098	ng/g	1	☼	1668A	Total/NA
PCB-185	3.7	B C183	0.025	0.00098	ng/g	1	☼	1668A	Total/NA

This Detection Summary does not include radiochemical test results.

Client Sample ID: A6-0to23-100818 (Continued)
Lab Sample ID: 580-88125-6

Analyte	Result	Qualifier	RL	EDL	Unit	Dil Fac	D	Method	Prep Type
PCB-187	7.3		0.012	0.0010	ng/g	1	☼	1668A	Total/NA
PCB-189	0.23	B	0.012	0.0014	ng/g	1	☼	1668A	Total/NA
PCB-190	1.2		0.012	0.00081	ng/g	1	☼	1668A	Total/NA
PCB-191	0.26		0.012	0.00080	ng/g	1	☼	1668A	Total/NA
PCB-193	12	C180 B	0.025	0.00091	ng/g	1	☼	1668A	Total/NA
PCB-194	2.3	B	0.012	0.0041	ng/g	1	☼	1668A	Total/NA
PCB-195	1.1		0.012	0.0048	ng/g	1	☼	1668A	Total/NA
PCB-196	1.2	B	0.012	0.0021	ng/g	1	☼	1668A	Total/NA
PCB-197	0.072	q	0.012	0.0015	ng/g	1	☼	1668A	Total/NA
PCB-198	2.3	C B	0.025	0.0022	ng/g	1	☼	1668A	Total/NA
PCB-199	2.3	C198 B	0.025	0.0022	ng/g	1	☼	1668A	Total/NA
PCB-200	0.30		0.012	0.0016	ng/g	1	☼	1668A	Total/NA
PCB-201	0.29		0.012	0.0016	ng/g	1	☼	1668A	Total/NA
PCB-202	0.45		0.012	0.0017	ng/g	1	☼	1668A	Total/NA
PCB-203	1.5		0.012	0.0020	ng/g	1	☼	1668A	Total/NA
PCB-205	0.12		0.012	0.0031	ng/g	1	☼	1668A	Total/NA
PCB-206	2.3	q	0.012	0.0041	ng/g	1	☼	1668A	Total/NA
PCB-207	0.10		0.012	0.0029	ng/g	1	☼	1668A	Total/NA
PCB-208	0.23		0.012	0.0029	ng/g	1	☼	1668A	Total/NA
PCB-209	0.29	B	0.012	0.00057	ng/g	1	☼	1668A	Total/NA
Total Monochlorobiphenyls	0.46	B	0.012	0.0013	ng/g	1	☼	1668A	Total/NA
Total Dichlorobiphenyls	1.2	S B	0.025	0.00068	ng/g	1	☼	1668A	Total/NA
Total Trichlorobiphenyls	6.2	B	0.025	0.0038	ng/g	1	☼	1668A	Total/NA
Total Tetrachlorobiphenyls	52	B q	0.049	0.0033	ng/g	1	☼	1668A	Total/NA
Total Pentachlorobiphenyls	170	B	0.074	0.0054	ng/g	1	☼	1668A	Total/NA
Total Hexachlorobiphenyls	130	B q	0.049	0.0024	ng/g	1	☼	1668A	Total/NA
Total Heptachlorobiphenyls	49	B	0.025	0.00098	ng/g	1	☼	1668A	Total/NA
Total Octachlorobiphenyls	9.6	B q	0.025	0.0024	ng/g	1	☼	1668A	Total/NA
Total Nonachlorobiphenyls	2.6	q	0.012	0.0033	ng/g	1	☼	1668A	Total/NA
Polychlorinated biphenyls, Total	430	B q	0.074	0.0025	ng/g	1	☼	1668A	Total/NA

Client Sample ID: A7-0to26-100918
Lab Sample ID: 580-88125-7

Analyte	Result	Qualifier	RL	EDL	Unit	Dil Fac	D	Method	Prep Type
PCB-1	0.089	B	0.065	0.0023	ng/g	5	☼	1668A	Total/NA
PCB-2	0.039	J q B	0.065	0.0023	ng/g	5	☼	1668A	Total/NA
PCB-3	0.061	J B	0.065	0.0024	ng/g	5	☼	1668A	Total/NA
PCB-4	0.17		0.13	0.0076	ng/g	5	☼	1668A	Total/NA
PCB-6	0.034	J	0.065	0.0047	ng/g	5	☼	1668A	Total/NA
PCB-7	0.0098	J	0.065	0.0045	ng/g	5	☼	1668A	Total/NA
PCB-8	0.12	J B	0.13	0.0046	ng/g	5	☼	1668A	Total/NA
PCB-10	0.0090	J	0.065	0.0049	ng/g	5	☼	1668A	Total/NA
PCB-11	0.091	J B	0.13	0.0044	ng/g	5	☼	1668A	Total/NA
PCB-12	0.036	J C	0.13	0.0044	ng/g	5	☼	1668A	Total/NA
PCB-13	0.036	J C12	0.13	0.0044	ng/g	5	☼	1668A	Total/NA
PCB-15	0.11	B	0.065	0.0042	ng/g	5	☼	1668A	Total/NA
PCB-16	0.052	J q	0.065	0.0094	ng/g	5	☼	1668A	Total/NA
PCB-17	0.47	B	0.065	0.0074	ng/g	5	☼	1668A	Total/NA
PCB-18	0.17	C B	0.13	0.0063	ng/g	5	☼	1668A	Total/NA
PCB-19	0.46		0.065	0.0088	ng/g	5	☼	1668A	Total/NA
PCB-20	1.4	C B	0.13	0.0069	ng/g	5	☼	1668A	Total/NA

This Detection Summary does not include radiochemical test results.

Client Sample ID: A7-0to26-100918 (Continued)
Lab Sample ID: 580-88125-7

Analyte	Result	Qualifier	RL	EDL	Unit	Dil Fac	D	Method	Prep Type
PCB-21	0.56	C B	0.13	0.0065	ng/g	5	☼	1668A	Total/NA
PCB-22	0.077	B	0.065	0.0072	ng/g	5	☼	1668A	Total/NA
PCB-25	0.26		0.065	0.0067	ng/g	5	☼	1668A	Total/NA
PCB-26	0.077	J C B	0.13	0.0068	ng/g	5	☼	1668A	Total/NA
PCB-27	0.070		0.065	0.0053	ng/g	5	☼	1668A	Total/NA
PCB-28	1.4	C20 B	0.13	0.0069	ng/g	5	☼	1668A	Total/NA
PCB-29	0.077	J C26 B	0.13	0.0068	ng/g	5	☼	1668A	Total/NA
PCB-30	0.17	C18 B	0.13	0.0063	ng/g	5	☼	1668A	Total/NA
PCB-31	0.28	B	0.13	0.0065	ng/g	5	☼	1668A	Total/NA
PCB-32	2.0	B	0.065	0.0049	ng/g	5	☼	1668A	Total/NA
PCB-33	0.56	C21 B	0.13	0.0065	ng/g	5	☼	1668A	Total/NA
PCB-35	0.022	J B	0.065	0.0074	ng/g	5	☼	1668A	Total/NA
PCB-37	0.11	B	0.065	0.0070	ng/g	5	☼	1668A	Total/NA
PCB-40	2.1	C	0.20	0.073	ng/g	5	☼	1668A	Total/NA
PCB-41	2.1	C40	0.20	0.073	ng/g	5	☼	1668A	Total/NA
PCB-42	0.49	G	0.077	0.077	ng/g	5	☼	1668A	Total/NA
PCB-43	0.98	C	0.13	0.067	ng/g	5	☼	1668A	Total/NA
PCB-44	30	C B	0.20	0.065	ng/g	5	☼	1668A	Total/NA
PCB-45	16	C	0.13	0.076	ng/g	5	☼	1668A	Total/NA
PCB-46	0.40	G	0.088	0.088	ng/g	5	☼	1668A	Total/NA
PCB-47	30	C44 B	0.20	0.065	ng/g	5	☼	1668A	Total/NA
PCB-49	16	C	0.13	0.059	ng/g	5	☼	1668A	Total/NA
PCB-50	7.0	C	0.13	0.072	ng/g	5	☼	1668A	Total/NA
PCB-51	16	C45	0.13	0.076	ng/g	5	☼	1668A	Total/NA
PCB-52	4.1	G B	0.075	0.075	ng/g	5	☼	1668A	Total/NA
PCB-53	7.0	C50	0.13	0.072	ng/g	5	☼	1668A	Total/NA
PCB-54	1.6		0.065	0.0029	ng/g	5	☼	1668A	Total/NA
PCB-56	0.28		0.065	0.053	ng/g	5	☼	1668A	Total/NA
PCB-59	1.0	C	0.20	0.049	ng/g	5	☼	1668A	Total/NA
PCB-61	2.5	C B	0.26	0.049	ng/g	5	☼	1668A	Total/NA
PCB-62	1.0	C59	0.20	0.049	ng/g	5	☼	1668A	Total/NA
PCB-63	0.29		0.065	0.046	ng/g	5	☼	1668A	Total/NA
PCB-64	0.42		0.065	0.047	ng/g	5	☼	1668A	Total/NA
PCB-65	30	C44 B	0.20	0.065	ng/g	5	☼	1668A	Total/NA
PCB-66	1.9		0.065	0.052	ng/g	5	☼	1668A	Total/NA
PCB-68	0.39		0.065	0.045	ng/g	5	☼	1668A	Total/NA
PCB-69	16	C49	0.13	0.059	ng/g	5	☼	1668A	Total/NA
PCB-70	2.5	C61 B	0.26	0.049	ng/g	5	☼	1668A	Total/NA
PCB-71	2.1	C40	0.20	0.073	ng/g	5	☼	1668A	Total/NA
PCB-73	0.98	C43	0.13	0.067	ng/g	5	☼	1668A	Total/NA
PCB-74	2.5	C61 B	0.26	0.049	ng/g	5	☼	1668A	Total/NA
PCB-75	1.0	C59	0.20	0.049	ng/g	5	☼	1668A	Total/NA
PCB-76	2.5	C61 B	0.26	0.049	ng/g	5	☼	1668A	Total/NA
PCB-77	0.12		0.065	0.050	ng/g	5	☼	1668A	Total/NA
PCB-82	0.79		0.065	0.0054	ng/g	5	☼	1668A	Total/NA
PCB-83	21	C B	0.13	0.0050	ng/g	5	☼	1668A	Total/NA
PCB-84	2.2		0.065	0.0055	ng/g	5	☼	1668A	Total/NA
PCB-85	3.1	C	0.20	0.0039	ng/g	5	☼	1668A	Total/NA
PCB-86	8.1	C B	0.39	0.0040	ng/g	5	☼	1668A	Total/NA
PCB-87	8.1	C86 B	0.39	0.0040	ng/g	5	☼	1668A	Total/NA
PCB-88	13	C	0.13	0.0047	ng/g	5	☼	1668A	Total/NA

This Detection Summary does not include radiochemical test results.

Client Sample ID: A7-0to26-100918 (Continued)
Lab Sample ID: 580-88125-7

Analyte	Result	Qualifier	RL	EDL	Unit	Dil Fac	D	Method	Prep Type
PCB-90	25	C B	0.20	0.0042	ng/g	5	☼	1668A	Total/NA
PCB-91	13	C88	0.13	0.0047	ng/g	5	☼	1668A	Total/NA
PCB-92	6.1		0.065	0.0050	ng/g	5	☼	1668A	Total/NA
PCB-93	4.4	C	0.13	0.0048	ng/g	5	☼	1668A	Total/NA
PCB-94	2.5		0.065	0.0052	ng/g	5	☼	1668A	Total/NA
PCB-95	9.9	B	0.065	0.0049	ng/g	5	☼	1668A	Total/NA
PCB-96	1.2		0.065	0.0039	ng/g	5	☼	1668A	Total/NA
PCB-97	8.1	C86 B	0.39	0.0040	ng/g	5	☼	1668A	Total/NA
PCB-98	2.3	C	0.13	0.0048	ng/g	5	☼	1668A	Total/NA
PCB-99	21	C83 B	0.13	0.0050	ng/g	5	☼	1668A	Total/NA
PCB-100	4.4	C93	0.13	0.0048	ng/g	5	☼	1668A	Total/NA
PCB-101	25	C90 B	0.20	0.0042	ng/g	5	☼	1668A	Total/NA
PCB-102	2.3	C98	0.13	0.0048	ng/g	5	☼	1668A	Total/NA
PCB-103	3.4		0.065	0.0046	ng/g	5	☼	1668A	Total/NA
PCB-104	0.42		0.065	0.0034	ng/g	5	☼	1668A	Total/NA
PCB-105	1.7	B	0.065	0.047	ng/g	5	☼	1668A	Total/NA
PCB-107	0.86		0.065	0.043	ng/g	5	☼	1668A	Total/NA
PCB-108	0.25	q C	0.13	0.046	ng/g	5	☼	1668A	Total/NA
PCB-109	8.1	C86 B	0.39	0.0040	ng/g	5	☼	1668A	Total/NA
PCB-110	14	C B	0.13	0.0035	ng/g	5	☼	1668A	Total/NA
PCB-111	0.11		0.065	0.0033	ng/g	5	☼	1668A	Total/NA
PCB-113	25	C90 B	0.20	0.0042	ng/g	5	☼	1668A	Total/NA
PCB-115	14	C110 B	0.13	0.0035	ng/g	5	☼	1668A	Total/NA
PCB-116	3.1	C85	0.20	0.0039	ng/g	5	☼	1668A	Total/NA
PCB-117	3.1	C85	0.20	0.0039	ng/g	5	☼	1668A	Total/NA
PCB-118	8.7	B	0.065	0.043	ng/g	5	☼	1668A	Total/NA
PCB-119	8.1	C86 B	0.39	0.0040	ng/g	5	☼	1668A	Total/NA
PCB-120	0.27		0.065	0.0032	ng/g	5	☼	1668A	Total/NA
PCB-121	0.13		0.065	0.0034	ng/g	5	☼	1668A	Total/NA
PCB-123	0.099	q	0.065	0.041	ng/g	5	☼	1668A	Total/NA
PCB-124	0.25	q C108	0.13	0.046	ng/g	5	☼	1668A	Total/NA
PCB-125	8.1	C86 B	0.39	0.0040	ng/g	5	☼	1668A	Total/NA
PCB-128	6.8	C	0.13	0.027	ng/g	5	☼	1668A	Total/NA
PCB-129	90	C B	0.26	0.027	ng/g	5	☼	1668A	Total/NA
PCB-130	3.2		0.065	0.036	ng/g	5	☼	1668A	Total/NA
PCB-132	18	B	0.065	0.034	ng/g	5	☼	1668A	Total/NA
PCB-133	1.2		0.065	0.033	ng/g	5	☼	1668A	Total/NA
PCB-134	3.6	C	0.13	0.035	ng/g	5	☼	1668A	Total/NA
PCB-135	38	C B	0.13	0.0026	ng/g	5	☼	1668A	Total/NA
PCB-136	10	B	0.065	0.0020	ng/g	5	☼	1668A	Total/NA
PCB-137	1.0	q	0.065	0.028	ng/g	5	☼	1668A	Total/NA
PCB-138	90	C129 B	0.26	0.027	ng/g	5	☼	1668A	Total/NA
PCB-139	0.71	C	0.13	0.030	ng/g	5	☼	1668A	Total/NA
PCB-140	0.71	C139	0.13	0.030	ng/g	5	☼	1668A	Total/NA
PCB-141	22		0.065	0.031	ng/g	5	☼	1668A	Total/NA
PCB-143	3.6	C134	0.13	0.035	ng/g	5	☼	1668A	Total/NA
PCB-144	5.3		0.065	0.0025	ng/g	5	☼	1668A	Total/NA
PCB-146	14	B	0.065	0.030	ng/g	5	☼	1668A	Total/NA
PCB-147	74	C B	0.13	0.031	ng/g	5	☼	1668A	Total/NA
PCB-148	0.30		0.065	0.0025	ng/g	5	☼	1668A	Total/NA
PCB-149	74	C147 B	0.13	0.031	ng/g	5	☼	1668A	Total/NA

This Detection Summary does not include radiochemical test results.

Client Sample ID: A7-0to26-100918 (Continued)
Lab Sample ID: 580-88125-7

Analyte	Result	Qualifier	RL	EDL	Unit	Dil Fac	D	Method	Prep Type
PCB-150	0.57		0.065	0.0018	ng/g	5	☼	1668A	Total/NA
PCB-151	38	C135 B	0.13	0.0026	ng/g	5	☼	1668A	Total/NA
PCB-152	0.34		0.065	0.0018	ng/g	5	☼	1668A	Total/NA
PCB-153	97	C B	0.13	0.024	ng/g	5	☼	1668A	Total/NA
PCB-154	1.9	B	0.065	0.0022	ng/g	5	☼	1668A	Total/NA
PCB-156	8.0	C B	0.13	0.028	ng/g	5	☼	1668A	Total/NA
PCB-157	8.0	C156 B	0.13	0.028	ng/g	5	☼	1668A	Total/NA
PCB-158	8.6	B	0.065	0.021	ng/g	5	☼	1668A	Total/NA
PCB-159	1.8		0.065	0.023	ng/g	5	☼	1668A	Total/NA
PCB-160	90	C129 B	0.26	0.027	ng/g	5	☼	1668A	Total/NA
PCB-163	90	C129 B	0.26	0.027	ng/g	5	☼	1668A	Total/NA
PCB-164	6.4		0.065	0.024	ng/g	5	☼	1668A	Total/NA
PCB-166	6.8	C128	0.13	0.027	ng/g	5	☼	1668A	Total/NA
PCB-167	2.9		0.065	0.018	ng/g	5	☼	1668A	Total/NA
PCB-168	97	C153 B	0.13	0.024	ng/g	5	☼	1668A	Total/NA
PCB-170	58	B	0.065	0.0023	ng/g	5	☼	1668A	Total/NA
PCB-171	20	C	0.13	0.0025	ng/g	5	☼	1668A	Total/NA
PCB-172	9.8	B	0.065	0.0024	ng/g	5	☼	1668A	Total/NA
PCB-173	20	C171	0.13	0.0025	ng/g	5	☼	1668A	Total/NA
PCB-174	57	B	0.065	0.0025	ng/g	5	☼	1668A	Total/NA
PCB-175	2.4		0.065	0.0022	ng/g	5	☼	1668A	Total/NA
PCB-176	6.7	B	0.065	0.0015	ng/g	5	☼	1668A	Total/NA
PCB-177	33	B	0.065	0.0025	ng/g	5	☼	1668A	Total/NA
PCB-178	9.7		0.065	0.0023	ng/g	5	☼	1668A	Total/NA
PCB-179	21	B	0.065	0.0017	ng/g	5	☼	1668A	Total/NA
PCB-180	140	C B	0.13	0.0019	ng/g	5	☼	1668A	Total/NA
PCB-183	42	C B	0.13	0.0021	ng/g	5	☼	1668A	Total/NA
PCB-185	42	C183 B	0.13	0.0021	ng/g	5	☼	1668A	Total/NA
PCB-187	60		0.065	0.0021	ng/g	5	☼	1668A	Total/NA
PCB-189	2.1	B	0.065	0.011	ng/g	5	☼	1668A	Total/NA
PCB-190	13		0.065	0.0017	ng/g	5	☼	1668A	Total/NA
PCB-191	2.9		0.065	0.0017	ng/g	5	☼	1668A	Total/NA
PCB-193	140	C180 B	0.13	0.0019	ng/g	5	☼	1668A	Total/NA
PCB-194	26	G B	0.084	0.084	ng/g	5	☼	1668A	Total/NA
PCB-195	13	G	0.10	0.10	ng/g	5	☼	1668A	Total/NA
PCB-196	14	B	0.065	0.0021	ng/g	5	☼	1668A	Total/NA
PCB-197	0.99		0.065	0.0015	ng/g	5	☼	1668A	Total/NA
PCB-198	22	C B	0.13	0.0022	ng/g	5	☼	1668A	Total/NA
PCB-199	22	C198 B	0.13	0.0022	ng/g	5	☼	1668A	Total/NA
PCB-200	3.2		0.065	0.0016	ng/g	5	☼	1668A	Total/NA
PCB-201	2.8		0.065	0.0015	ng/g	5	☼	1668A	Total/NA
PCB-202	3.4		0.065	0.0017	ng/g	5	☼	1668A	Total/NA
PCB-203	16		0.065	0.0020	ng/g	5	☼	1668A	Total/NA
PCB-205	1.3		0.065	0.063	ng/g	5	☼	1668A	Total/NA
PCB-206	4.4		0.065	0.011	ng/g	5	☼	1668A	Total/NA
PCB-207	0.59		0.065	0.0076	ng/g	5	☼	1668A	Total/NA
PCB-208	0.71		0.065	0.0077	ng/g	5	☼	1668A	Total/NA
PCB-209	0.33	B	0.065	0.0026	ng/g	5	☼	1668A	Total/NA
Total Monochlorobiphenyls	0.19	q B	0.065	0.0023	ng/g	5	☼	1668A	Total/NA
Total Dichlorobiphenyls	0.58	B	0.13	0.0048	ng/g	5	☼	1668A	Total/NA
Total Trichlorobiphenyls	6.0	q B	0.13	0.0069	ng/g	5	☼	1668A	Total/NA

This Detection Summary does not include radiochemical test results.

Client Sample ID: A7-0to26-100918 (Continued)
Lab Sample ID: 580-88125-7

Analyte	Result	Qualifier	RL	EDL	Unit	Dil Fac	D	Method	Prep Type
Total Tetrachlorobiphenyls	86	B	0.26	0.056	ng/g	5	☼	1668A	Total/NA
Total Pentachlorobiphenyls	130	q B	0.39	0.017	ng/g	5	☼	1668A	Total/NA
Total Hexachlorobiphenyls	420	q B	0.26	0.021	ng/g	5	☼	1668A	Total/NA
Total Heptachlorobiphenyls	480	B	0.13	0.0024	ng/g	5	☼	1668A	Total/NA
Total Octachlorobiphenyls	100	B	0.13	0.024	ng/g	5	☼	1668A	Total/NA
Total Nonachlorobiphenyls	5.7		0.065	0.0088	ng/g	5	☼	1668A	Total/NA
Polychlorinated biphenyls, Total	1200	q B	0.39	0.016	ng/g	5	☼	1668A	Total/NA

Client Sample ID: C4-0to27-100918
Lab Sample ID: 580-88125-8

Analyte	Result	Qualifier	RL	EDL	Unit	Dil Fac	D	Method	Prep Type
PCB-1	0.22	B	0.013	0.00060	ng/g	1	☼	1668A	Total/NA
PCB-2	0.047	B	0.013	0.00063	ng/g	1	☼	1668A	Total/NA
PCB-3	0.11	B	0.013	0.00065	ng/g	1	☼	1668A	Total/NA
PCB-4	0.77		0.026	0.00092	ng/g	1	☼	1668A	Total/NA
PCB-5	0.0066	J	0.013	0.00057	ng/g	1	☼	1668A	Total/NA
PCB-6	0.067		0.013	0.00057	ng/g	1	☼	1668A	Total/NA
PCB-7	0.016		0.013	0.00055	ng/g	1	☼	1668A	Total/NA
PCB-8	0.21	B	0.026	0.00056	ng/g	1	☼	1668A	Total/NA
PCB-9	0.022		0.013	0.00063	ng/g	1	☼	1668A	Total/NA
PCB-10	0.036		0.013	0.00060	ng/g	1	☼	1668A	Total/NA
PCB-11	0.075	B	0.026	0.00054	ng/g	1	☼	1668A	Total/NA
PCB-12	0.040	C	0.026	0.00054	ng/g	1	☼	1668A	Total/NA
PCB-13	0.040	C12	0.026	0.00054	ng/g	1	☼	1668A	Total/NA
PCB-15	0.17	B	0.013	0.00052	ng/g	1	☼	1668A	Total/NA
PCB-16	0.12		0.013	0.00081	ng/g	1	☼	1668A	Total/NA
PCB-17	1.3	B	0.013	0.00063	ng/g	1	☼	1668A	Total/NA
PCB-18	0.33	C B	0.026	0.00055	ng/g	1	☼	1668A	Total/NA
PCB-19	2.2		0.013	0.00076	ng/g	1	☼	1668A	Total/NA
PCB-20	0.79	C B	0.026	0.0038	ng/g	1	☼	1668A	Total/NA
PCB-21	0.30	C B	0.026	0.0036	ng/g	1	☼	1668A	Total/NA
PCB-22	0.10	B	0.013	0.0040	ng/g	1	☼	1668A	Total/NA
PCB-25	0.14		0.013	0.0036	ng/g	1	☼	1668A	Total/NA
PCB-26	0.099	C B	0.026	0.0037	ng/g	1	☼	1668A	Total/NA
PCB-27	0.30		0.013	0.00046	ng/g	1	☼	1668A	Total/NA
PCB-28	0.79	B C20	0.026	0.0038	ng/g	1	☼	1668A	Total/NA
PCB-29	0.099	C26 B	0.026	0.0037	ng/g	1	☼	1668A	Total/NA
PCB-30	0.33	C18 B	0.026	0.00055	ng/g	1	☼	1668A	Total/NA
PCB-31	0.38	B	0.026	0.0036	ng/g	1	☼	1668A	Total/NA
PCB-32	0.85	B	0.013	0.00042	ng/g	1	☼	1668A	Total/NA
PCB-33	0.30	B C21	0.026	0.0036	ng/g	1	☼	1668A	Total/NA
PCB-34	0.0097	J	0.013	0.0040	ng/g	1	☼	1668A	Total/NA
PCB-35	0.014	B	0.013	0.0040	ng/g	1	☼	1668A	Total/NA
PCB-37	0.15	B	0.013	0.0038	ng/g	1	☼	1668A	Total/NA
PCB-39	0.0046	J q	0.013	0.0035	ng/g	1	☼	1668A	Total/NA
PCB-40	1.5	C	0.039	0.0062	ng/g	1	☼	1668A	Total/NA
PCB-41	1.5	C40	0.039	0.0062	ng/g	1	☼	1668A	Total/NA
PCB-42	0.49		0.013	0.0065	ng/g	1	☼	1668A	Total/NA
PCB-43	0.30	C	0.026	0.0056	ng/g	1	☼	1668A	Total/NA
PCB-44	11	C B	0.039	0.0055	ng/g	1	☼	1668A	Total/NA
PCB-45	4.8	C	0.026	0.0064	ng/g	1	☼	1668A	Total/NA

This Detection Summary does not include radiochemical test results.

Client Sample ID: C4-0to27-100918 (Continued)
Lab Sample ID: 580-88125-8

Analyte	Result	Qualifier	RL	EDL	Unit	Dil Fac	D	Method	Prep Type
PCB-46	0.20		0.013	0.0074	ng/g	1	☼	1668A	Total/NA
PCB-47	11	B C44	0.039	0.0055	ng/g	1	☼	1668A	Total/NA
PCB-48	0.20		0.013	0.0060	ng/g	1	☼	1668A	Total/NA
PCB-49	4.6	C	0.026	0.0050	ng/g	1	☼	1668A	Total/NA
PCB-50	2.4	C	0.026	0.0060	ng/g	1	☼	1668A	Total/NA
PCB-51	4.8	C45	0.026	0.0064	ng/g	1	☼	1668A	Total/NA
PCB-52	6.7	B	0.013	0.0063	ng/g	1	☼	1668A	Total/NA
PCB-53	2.4	C50	0.026	0.0060	ng/g	1	☼	1668A	Total/NA
PCB-54	0.82		0.013	0.00066	ng/g	1	☼	1668A	Total/NA
PCB-56	0.50		0.013	0.0045	ng/g	1	☼	1668A	Total/NA
PCB-58	0.016	q	0.013	0.0043	ng/g	1	☼	1668A	Total/NA
PCB-59	0.33	C	0.039	0.0041	ng/g	1	☼	1668A	Total/NA
PCB-60	0.14		0.013	0.0042	ng/g	1	☼	1668A	Total/NA
PCB-61	4.2	C B	0.052	0.0042	ng/g	1	☼	1668A	Total/NA
PCB-62	0.33	C59	0.039	0.0041	ng/g	1	☼	1668A	Total/NA
PCB-63	0.12		0.013	0.0038	ng/g	1	☼	1668A	Total/NA
PCB-64	0.63		0.013	0.0040	ng/g	1	☼	1668A	Total/NA
PCB-65	11	B C44	0.039	0.0055	ng/g	1	☼	1668A	Total/NA
PCB-66	2.0		0.013	0.0044	ng/g	1	☼	1668A	Total/NA
PCB-67	0.073		0.013	0.0040	ng/g	1	☼	1668A	Total/NA
PCB-68	0.17		0.013	0.0038	ng/g	1	☼	1668A	Total/NA
PCB-69	4.6	C49	0.026	0.0050	ng/g	1	☼	1668A	Total/NA
PCB-70	4.2	C61 B	0.052	0.0042	ng/g	1	☼	1668A	Total/NA
PCB-71	1.5	C40	0.039	0.0062	ng/g	1	☼	1668A	Total/NA
PCB-72	0.11		0.013	0.0043	ng/g	1	☼	1668A	Total/NA
PCB-73	0.30	C43	0.026	0.0056	ng/g	1	☼	1668A	Total/NA
PCB-74	4.2	C61 B	0.052	0.0042	ng/g	1	☼	1668A	Total/NA
PCB-75	0.33	C59	0.039	0.0041	ng/g	1	☼	1668A	Total/NA
PCB-76	4.2	C61 B	0.052	0.0042	ng/g	1	☼	1668A	Total/NA
PCB-77	0.19		0.013	0.0042	ng/g	1	☼	1668A	Total/NA
PCB-79	0.11		0.013	0.0037	ng/g	1	☼	1668A	Total/NA
PCB-81	0.0080	J	0.013	0.0043	ng/g	1	☼	1668A	Total/NA
PCB-82	1.3		0.013	0.00089	ng/g	1	☼	1668A	Total/NA
PCB-83	9.7	C B	0.026	0.00083	ng/g	1	☼	1668A	Total/NA
PCB-84	3.4		0.013	0.00090	ng/g	1	☼	1668A	Total/NA
PCB-85	2.0	C	0.039	0.00064	ng/g	1	☼	1668A	Total/NA
PCB-86	8.7	C B	0.079	0.00065	ng/g	1	☼	1668A	Total/NA
PCB-87	8.7	B C86	0.079	0.00065	ng/g	1	☼	1668A	Total/NA
PCB-88	3.2	C	0.026	0.00077	ng/g	1	☼	1668A	Total/NA
PCB-89	0.095	q	0.013	0.00087	ng/g	1	☼	1668A	Total/NA
PCB-90	18	C B	0.039	0.00068	ng/g	1	☼	1668A	Total/NA
PCB-91	3.2	C88	0.026	0.00077	ng/g	1	☼	1668A	Total/NA
PCB-92	4.2		0.013	0.00081	ng/g	1	☼	1668A	Total/NA
PCB-93	1.7	C	0.026	0.00079	ng/g	1	☼	1668A	Total/NA
PCB-94	0.40		0.013	0.00086	ng/g	1	☼	1668A	Total/NA
PCB-95	12	B	0.013	0.00081	ng/g	1	☼	1668A	Total/NA
PCB-96	0.28		0.013	0.00063	ng/g	1	☼	1668A	Total/NA
PCB-97	8.7	B C86	0.079	0.00065	ng/g	1	☼	1668A	Total/NA
PCB-98	0.87	C	0.026	0.00079	ng/g	1	☼	1668A	Total/NA
PCB-99	9.7	C83 B	0.026	0.00083	ng/g	1	☼	1668A	Total/NA
PCB-100	1.7	C93	0.026	0.00079	ng/g	1	☼	1668A	Total/NA

This Detection Summary does not include radiochemical test results.

Client Sample ID: C4-0to27-100918 (Continued)
Lab Sample ID: 580-88125-8

Analyte	Result	Qualifier	RL	EDL	Unit	Dil Fac	D	Method	Prep Type
PCB-101	18	B C90	0.039	0.00068	ng/g	1	☼	1668A	Total/NA
PCB-102	0.87	C98	0.026	0.00079	ng/g	1	☼	1668A	Total/NA
PCB-103	0.83		0.013	0.00075	ng/g	1	☼	1668A	Total/NA
PCB-104	0.14		0.013	0.00056	ng/g	1	☼	1668A	Total/NA
PCB-105	3.5	B	0.013	0.011	ng/g	1	☼	1668A	Total/NA
PCB-107	1.1		0.013	0.010	ng/g	1	☼	1668A	Total/NA
PCB-108	0.43	C	0.026	0.011	ng/g	1	☼	1668A	Total/NA
PCB-109	8.7	B C86	0.079	0.00065	ng/g	1	☼	1668A	Total/NA
PCB-110	15	C B	0.026	0.00057	ng/g	1	☼	1668A	Total/NA
PCB-111	0.090		0.013	0.00054	ng/g	1	☼	1668A	Total/NA
PCB-113	18	B C90	0.039	0.00068	ng/g	1	☼	1668A	Total/NA
PCB-114	0.19	B	0.013	0.0097	ng/g	1	☼	1668A	Total/NA
PCB-115	15	B C110	0.026	0.00057	ng/g	1	☼	1668A	Total/NA
PCB-116	2.0	C85	0.039	0.00064	ng/g	1	☼	1668A	Total/NA
PCB-117	2.0	C85	0.039	0.00064	ng/g	1	☼	1668A	Total/NA
PCB-118	11	B	0.013	0.010	ng/g	1	☼	1668A	Total/NA
PCB-119	8.7	B C86	0.079	0.00065	ng/g	1	☼	1668A	Total/NA
PCB-120	0.18		0.013	0.00052	ng/g	1	☼	1668A	Total/NA
PCB-121	0.064		0.013	0.00056	ng/g	1	☼	1668A	Total/NA
PCB-122	0.12		0.013	0.012	ng/g	1	☼	1668A	Total/NA
PCB-123	0.13		0.013	0.010	ng/g	1	☼	1668A	Total/NA
PCB-124	0.43	C108	0.026	0.011	ng/g	1	☼	1668A	Total/NA
PCB-125	8.7	B C86	0.079	0.00065	ng/g	1	☼	1668A	Total/NA
PCB-126	0.041	B	0.013	0.010	ng/g	1	☼	1668A	Total/NA
PCB-127	0.021		0.013	0.011	ng/g	1	☼	1668A	Total/NA
PCB-128	2.9	C	0.026	0.0036	ng/g	1	☼	1668A	Total/NA
PCB-129	23	C B	0.052	0.0037	ng/g	1	☼	1668A	Total/NA
PCB-130	2.1		0.013	0.0048	ng/g	1	☼	1668A	Total/NA
PCB-131	0.28		0.013	0.0047	ng/g	1	☼	1668A	Total/NA
PCB-132	7.1	B	0.013	0.0045	ng/g	1	☼	1668A	Total/NA
PCB-133	0.95		0.013	0.0044	ng/g	1	☼	1668A	Total/NA
PCB-134	1.4	C	0.026	0.0047	ng/g	1	☼	1668A	Total/NA
PCB-135	10	C B	0.026	0.0010	ng/g	1	☼	1668A	Total/NA
PCB-136	3.3	B	0.013	0.00078	ng/g	1	☼	1668A	Total/NA
PCB-137	0.74		0.013	0.0038	ng/g	1	☼	1668A	Total/NA
PCB-138	23	B C129	0.052	0.0037	ng/g	1	☼	1668A	Total/NA
PCB-139	0.47	C	0.026	0.0040	ng/g	1	☼	1668A	Total/NA
PCB-140	0.47	C139	0.026	0.0040	ng/g	1	☼	1668A	Total/NA
PCB-141	4.1		0.013	0.0042	ng/g	1	☼	1668A	Total/NA
PCB-143	1.4	C134	0.026	0.0047	ng/g	1	☼	1668A	Total/NA
PCB-144	1.0		0.013	0.00099	ng/g	1	☼	1668A	Total/NA
PCB-145	0.016		0.013	0.00076	ng/g	1	☼	1668A	Total/NA
PCB-146	5.8	B	0.013	0.0040	ng/g	1	☼	1668A	Total/NA
PCB-147	20	C B	0.026	0.0041	ng/g	1	☼	1668A	Total/NA
PCB-148	0.22		0.013	0.0010	ng/g	1	☼	1668A	Total/NA
PCB-149	20	B C147	0.026	0.0041	ng/g	1	☼	1668A	Total/NA
PCB-150	0.16		0.013	0.00073	ng/g	1	☼	1668A	Total/NA
PCB-151	10	C135 B	0.026	0.0010	ng/g	1	☼	1668A	Total/NA
PCB-152	0.087		0.013	0.00072	ng/g	1	☼	1668A	Total/NA
PCB-153	19	C B	0.026	0.0033	ng/g	1	☼	1668A	Total/NA
PCB-154	0.82	B	0.013	0.00089	ng/g	1	☼	1668A	Total/NA

This Detection Summary does not include radiochemical test results.

Client Sample ID: C4-0to27-100918 (Continued)
Lab Sample ID: 580-88125-8

Analyte	Result	Qualifier	RL	EDL	Unit	Dil Fac	D	Method	Prep Type
PCB-155	0.018		0.013	0.00070	ng/g	1	☼	1668A	Total/NA
PCB-156	2.4	C B	0.026	0.0036	ng/g	1	☼	1668A	Total/NA
PCB-157	2.4	C156 B	0.026	0.0036	ng/g	1	☼	1668A	Total/NA
PCB-158	2.1	B	0.013	0.0029	ng/g	1	☼	1668A	Total/NA
PCB-159	0.22		0.013	0.0030	ng/g	1	☼	1668A	Total/NA
PCB-160	23	B C129	0.052	0.0037	ng/g	1	☼	1668A	Total/NA
PCB-162	0.069		0.013	0.0029	ng/g	1	☼	1668A	Total/NA
PCB-163	23	B C129	0.052	0.0037	ng/g	1	☼	1668A	Total/NA
PCB-164	1.6		0.013	0.0032	ng/g	1	☼	1668A	Total/NA
PCB-165	0.15		0.013	0.0036	ng/g	1	☼	1668A	Total/NA
PCB-166	2.9	C128	0.026	0.0036	ng/g	1	☼	1668A	Total/NA
PCB-167	0.77		0.013	0.0025	ng/g	1	☼	1668A	Total/NA
PCB-168	19	B C153	0.026	0.0033	ng/g	1	☼	1668A	Total/NA
PCB-170	7.0	B	0.013	0.0013	ng/g	1	☼	1668A	Total/NA
PCB-171	2.4	C	0.026	0.0013	ng/g	1	☼	1668A	Total/NA
PCB-172	1.3	B	0.013	0.0013	ng/g	1	☼	1668A	Total/NA
PCB-173	2.4	C171	0.026	0.0013	ng/g	1	☼	1668A	Total/NA
PCB-174	7.7	B	0.013	0.0013	ng/g	1	☼	1668A	Total/NA
PCB-175	0.41		0.013	0.0012	ng/g	1	☼	1668A	Total/NA
PCB-176	0.93	B	0.013	0.00083	ng/g	1	☼	1668A	Total/NA
PCB-177	5.8	B	0.013	0.0013	ng/g	1	☼	1668A	Total/NA
PCB-178	2.5		0.013	0.0012	ng/g	1	☼	1668A	Total/NA
PCB-179	3.9	B	0.013	0.00089	ng/g	1	☼	1668A	Total/NA
PCB-180	16	C B	0.026	0.0010	ng/g	1	☼	1668A	Total/NA
PCB-181	0.072		0.013	0.0011	ng/g	1	☼	1668A	Total/NA
PCB-182	0.096		0.013	0.0011	ng/g	1	☼	1668A	Total/NA
PCB-183	5.0	C B	0.026	0.0011	ng/g	1	☼	1668A	Total/NA
PCB-185	5.0	B C183	0.026	0.0011	ng/g	1	☼	1668A	Total/NA
PCB-187	11		0.013	0.0011	ng/g	1	☼	1668A	Total/NA
PCB-189	0.27	B	0.013	0.0023	ng/g	1	☼	1668A	Total/NA
PCB-190	1.4		0.013	0.00092	ng/g	1	☼	1668A	Total/NA
PCB-191	0.35		0.013	0.00091	ng/g	1	☼	1668A	Total/NA
PCB-193	16	C180 B	0.026	0.0010	ng/g	1	☼	1668A	Total/NA
PCB-194	3.9	B	0.013	0.012	ng/g	1	☼	1668A	Total/NA
PCB-195	1.8	G	0.015	0.015	ng/g	1	☼	1668A	Total/NA
PCB-196	1.8	B	0.013	0.0013	ng/g	1	☼	1668A	Total/NA
PCB-197	0.13		0.013	0.00097	ng/g	1	☼	1668A	Total/NA
PCB-198	3.5	C B	0.026	0.0014	ng/g	1	☼	1668A	Total/NA
PCB-199	3.5	C198 B	0.026	0.0014	ng/g	1	☼	1668A	Total/NA
PCB-200	0.45		0.013	0.0010	ng/g	1	☼	1668A	Total/NA
PCB-201	0.47		0.013	0.00099	ng/g	1	☼	1668A	Total/NA
PCB-202	0.77		0.013	0.0011	ng/g	1	☼	1668A	Total/NA
PCB-203	2.2		0.013	0.0013	ng/g	1	☼	1668A	Total/NA
PCB-205	0.20		0.013	0.0093	ng/g	1	☼	1668A	Total/NA
PCB-206	2.8	q	0.013	0.0048	ng/g	1	☼	1668A	Total/NA
PCB-207	0.15		0.013	0.0033	ng/g	1	☼	1668A	Total/NA
PCB-208	0.28		0.013	0.0034	ng/g	1	☼	1668A	Total/NA
PCB-209	0.63	B	0.013	0.00067	ng/g	1	☼	1668A	Total/NA
Total Monochlorobiphenyls	0.38	B	0.013	0.00062	ng/g	1	☼	1668A	Total/NA
Total Dichlorobiphenyls	1.4	B	0.026	0.00059	ng/g	1	☼	1668A	Total/NA
Total Trichlorobiphenyls	7.1	B q	0.026	0.0027	ng/g	1	☼	1668A	Total/NA

This Detection Summary does not include radiochemical test results.

Client Sample ID: C4-0to27-100918 (Continued)
Lab Sample ID: 580-88125-8

Analyte	Result	Qualifier	RL	EDL	Unit	Dil Fac	D	Method	Prep Type
Total Tetrachlorobiphenyls	42	B q	0.052	0.0047	ng/g	1	☼	1668A	Total/NA
Total Pentachlorobiphenyls	99	B q	0.079	0.0039	ng/g	1	☼	1668A	Total/NA
Total Hexachlorobiphenyls	110	B	0.052	0.0029	ng/g	1	☼	1668A	Total/NA
Total Heptachlorobiphenyls	66	B	0.026	0.0011	ng/g	1	☼	1668A	Total/NA
Total Octachlorobiphenyls	15	B	0.026	0.0042	ng/g	1	☼	1668A	Total/NA
Total Nonachlorobiphenyls	3.2	q	0.013	0.0038	ng/g	1	☼	1668A	Total/NA
Polychlorinated biphenyls, Total	350	B q	0.079	0.0027	ng/g	1	☼	1668A	Total/NA

Client Sample ID: D2-0to19-101018
Lab Sample ID: 580-88125-9

Analyte	Result	Qualifier	RL	EDL	Unit	Dil Fac	D	Method	Prep Type
PCB-1	0.025	J B	0.047	0.00072	ng/g	1	☼	1668A	Total/NA
PCB-2	0.0081	J q B	0.047	0.00074	ng/g	1	☼	1668A	Total/NA
PCB-3	0.024	J B	0.047	0.00075	ng/g	1	☼	1668A	Total/NA
PCB-4	0.029	J	0.094	0.0016	ng/g	1	☼	1668A	Total/NA
PCB-6	0.013	J q	0.047	0.0010	ng/g	1	☼	1668A	Total/NA
PCB-7	0.0032	J q	0.047	0.0010	ng/g	1	☼	1668A	Total/NA
PCB-8	0.031	J B	0.094	0.0010	ng/g	1	☼	1668A	Total/NA
PCB-9	0.0032	J q	0.047	0.0011	ng/g	1	☼	1668A	Total/NA
PCB-11	0.020	J B	0.094	0.00099	ng/g	1	☼	1668A	Total/NA
PCB-12	0.0098	J C	0.094	0.00099	ng/g	1	☼	1668A	Total/NA
PCB-13	0.0098	J C12	0.094	0.00099	ng/g	1	☼	1668A	Total/NA
PCB-15	0.033	J B	0.047	0.00099	ng/g	1	☼	1668A	Total/NA
PCB-16	0.016	J q	0.047	0.0020	ng/g	1	☼	1668A	Total/NA
PCB-17	0.071	B	0.047	0.0016	ng/g	1	☼	1668A	Total/NA
PCB-18	0.030	J C B	0.094	0.0014	ng/g	1	☼	1668A	Total/NA
PCB-19	0.087		0.047	0.0019	ng/g	1	☼	1668A	Total/NA
PCB-20	0.096	C B	0.094	0.00095	ng/g	1	☼	1668A	Total/NA
PCB-21	0.033	J C B	0.094	0.00090	ng/g	1	☼	1668A	Total/NA
PCB-22	0.015	J B	0.047	0.0010	ng/g	1	☼	1668A	Total/NA
PCB-25	0.015	J	0.047	0.00092	ng/g	1	☼	1668A	Total/NA
PCB-26	0.018	J C B	0.094	0.00094	ng/g	1	☼	1668A	Total/NA
PCB-27	0.018	J	0.047	0.0011	ng/g	1	☼	1668A	Total/NA
PCB-28	0.096	C20 B	0.094	0.00095	ng/g	1	☼	1668A	Total/NA
PCB-29	0.018	J C26 B	0.094	0.00094	ng/g	1	☼	1668A	Total/NA
PCB-30	0.030	J C18 B	0.094	0.0014	ng/g	1	☼	1668A	Total/NA
PCB-31	0.052	J B	0.094	0.00090	ng/g	1	☼	1668A	Total/NA
PCB-32	0.057	B	0.047	0.0011	ng/g	1	☼	1668A	Total/NA
PCB-33	0.033	J C21 B	0.094	0.00090	ng/g	1	☼	1668A	Total/NA
PCB-35	0.0028	J B	0.047	0.0010	ng/g	1	☼	1668A	Total/NA
PCB-37	0.031	J B	0.047	0.00097	ng/g	1	☼	1668A	Total/NA
PCB-40	0.11	J C	0.14	0.0025	ng/g	1	☼	1668A	Total/NA
PCB-41	0.11	J C40	0.14	0.0025	ng/g	1	☼	1668A	Total/NA
PCB-42	0.043	J	0.047	0.0027	ng/g	1	☼	1668A	Total/NA
PCB-43	0.018	J q C	0.094	0.0023	ng/g	1	☼	1668A	Total/NA
PCB-44	0.67	C B	0.14	0.0022	ng/g	1	☼	1668A	Total/NA
PCB-45	0.30	C	0.094	0.0026	ng/g	1	☼	1668A	Total/NA
PCB-46	0.015	J q	0.047	0.0030	ng/g	1	☼	1668A	Total/NA
PCB-47	0.67	C44 B	0.14	0.0022	ng/g	1	☼	1668A	Total/NA
PCB-48	0.017	J	0.047	0.0024	ng/g	1	☼	1668A	Total/NA
PCB-49	0.32	C	0.094	0.0020	ng/g	1	☼	1668A	Total/NA

This Detection Summary does not include radiochemical test results.

Client Sample ID: D2-0to19-101018 (Continued)
Lab Sample ID: 580-88125-9

Analyte	Result	Qualifier	RL	EDL	Unit	Dil Fac	D	Method	Prep Type
PCB-50	0.16	C	0.094	0.0025	ng/g	1	☼	1668A	Total/NA
PCB-51	0.30	C45	0.094	0.0026	ng/g	1	☼	1668A	Total/NA
PCB-52	0.49	B	0.047	0.0026	ng/g	1	☼	1668A	Total/NA
PCB-53	0.16	C50	0.094	0.0025	ng/g	1	☼	1668A	Total/NA
PCB-54	0.052		0.047	0.00095	ng/g	1	☼	1668A	Total/NA
PCB-55	0.0020	J q	0.047	0.0018	ng/g	1	☼	1668A	Total/NA
PCB-56	0.060		0.047	0.0018	ng/g	1	☼	1668A	Total/NA
PCB-59	0.026	J C	0.14	0.0017	ng/g	1	☼	1668A	Total/NA
PCB-60	0.017	J	0.047	0.0017	ng/g	1	☼	1668A	Total/NA
PCB-61	0.39	C B	0.19	0.0017	ng/g	1	☼	1668A	Total/NA
PCB-62	0.026	J C59	0.14	0.0017	ng/g	1	☼	1668A	Total/NA
PCB-63	0.0096	J	0.047	0.0016	ng/g	1	☼	1668A	Total/NA
PCB-64	0.062		0.047	0.0016	ng/g	1	☼	1668A	Total/NA
PCB-65	0.67	C44 B	0.14	0.0022	ng/g	1	☼	1668A	Total/NA
PCB-66	0.23		0.047	0.0018	ng/g	1	☼	1668A	Total/NA
PCB-67	0.0069	J	0.047	0.0017	ng/g	1	☼	1668A	Total/NA
PCB-68	0.013	J	0.047	0.0016	ng/g	1	☼	1668A	Total/NA
PCB-69	0.32	C49	0.094	0.0020	ng/g	1	☼	1668A	Total/NA
PCB-70	0.39	C61 B	0.19	0.0017	ng/g	1	☼	1668A	Total/NA
PCB-71	0.11	J C40	0.14	0.0025	ng/g	1	☼	1668A	Total/NA
PCB-72	0.010	J	0.047	0.0018	ng/g	1	☼	1668A	Total/NA
PCB-73	0.018	J q C43	0.094	0.0023	ng/g	1	☼	1668A	Total/NA
PCB-74	0.39	C61 B	0.19	0.0017	ng/g	1	☼	1668A	Total/NA
PCB-75	0.026	J C59	0.14	0.0017	ng/g	1	☼	1668A	Total/NA
PCB-76	0.39	C61 B	0.19	0.0017	ng/g	1	☼	1668A	Total/NA
PCB-77	0.022	J	0.047	0.0017	ng/g	1	☼	1668A	Total/NA
PCB-79	0.0085	J q	0.047	0.0015	ng/g	1	☼	1668A	Total/NA
PCB-82	0.096		0.047	0.0019	ng/g	1	☼	1668A	Total/NA
PCB-83	0.69	C B	0.094	0.0017	ng/g	1	☼	1668A	Total/NA
PCB-84	0.24		0.047	0.0019	ng/g	1	☼	1668A	Total/NA
PCB-85	0.14	C	0.14	0.0014	ng/g	1	☼	1668A	Total/NA
PCB-86	0.59	C B	0.28	0.0014	ng/g	1	☼	1668A	Total/NA
PCB-87	0.59	C86 B	0.28	0.0014	ng/g	1	☼	1668A	Total/NA
PCB-88	0.22	C	0.094	0.0016	ng/g	1	☼	1668A	Total/NA
PCB-90	1.2	C B	0.14	0.0014	ng/g	1	☼	1668A	Total/NA
PCB-91	0.22	C88	0.094	0.0016	ng/g	1	☼	1668A	Total/NA
PCB-92	0.28		0.047	0.0017	ng/g	1	☼	1668A	Total/NA
PCB-93	0.11	C	0.094	0.0017	ng/g	1	☼	1668A	Total/NA
PCB-94	0.027	J	0.047	0.0018	ng/g	1	☼	1668A	Total/NA
PCB-95	0.98	B	0.047	0.0017	ng/g	1	☼	1668A	Total/NA
PCB-96	0.021	J	0.047	0.0013	ng/g	1	☼	1668A	Total/NA
PCB-97	0.59	C86 B	0.28	0.0014	ng/g	1	☼	1668A	Total/NA
PCB-98	0.059	J C	0.094	0.0017	ng/g	1	☼	1668A	Total/NA
PCB-99	0.69	C83 B	0.094	0.0017	ng/g	1	☼	1668A	Total/NA
PCB-100	0.11	C93	0.094	0.0017	ng/g	1	☼	1668A	Total/NA
PCB-101	1.2	C90 B	0.14	0.0014	ng/g	1	☼	1668A	Total/NA
PCB-102	0.059	J C98	0.094	0.0017	ng/g	1	☼	1668A	Total/NA
PCB-103	0.060		0.047	0.0016	ng/g	1	☼	1668A	Total/NA
PCB-104	0.011	J	0.047	0.0012	ng/g	1	☼	1668A	Total/NA
PCB-105	0.22	B	0.047	0.0018	ng/g	1	☼	1668A	Total/NA
PCB-107	0.062		0.047	0.0017	ng/g	1	☼	1668A	Total/NA

This Detection Summary does not include radiochemical test results.

Client Sample ID: D2-0to19-101018 (Continued)
Lab Sample ID: 580-88125-9

Analyte	Result	Qualifier	RL	EDL	Unit	Dil Fac	D	Method	Prep Type
PCB-108	0.025	J C	0.094	0.0019	ng/g	1	☼	1668A	Total/NA
PCB-109	0.59	C86 B	0.28	0.0014	ng/g	1	☼	1668A	Total/NA
PCB-110	1.2	C B	0.094	0.0012	ng/g	1	☼	1668A	Total/NA
PCB-111	0.0065	J	0.047	0.0012	ng/g	1	☼	1668A	Total/NA
PCB-113	1.2	C90 B	0.14	0.0014	ng/g	1	☼	1668A	Total/NA
PCB-114	0.014	J B	0.047	0.0017	ng/g	1	☼	1668A	Total/NA
PCB-115	1.2	C110 B	0.094	0.0012	ng/g	1	☼	1668A	Total/NA
PCB-116	0.14	C85	0.14	0.0014	ng/g	1	☼	1668A	Total/NA
PCB-117	0.14	C85	0.14	0.0014	ng/g	1	☼	1668A	Total/NA
PCB-118	0.72	B	0.047	0.0018	ng/g	1	☼	1668A	Total/NA
PCB-119	0.59	C86 B	0.28	0.0014	ng/g	1	☼	1668A	Total/NA
PCB-120	0.010	J q	0.047	0.0011	ng/g	1	☼	1668A	Total/NA
PCB-121	0.0062	J	0.047	0.0012	ng/g	1	☼	1668A	Total/NA
PCB-122	0.0073	J q	0.047	0.0020	ng/g	1	☼	1668A	Total/NA
PCB-123	0.0094	J q	0.047	0.0018	ng/g	1	☼	1668A	Total/NA
PCB-124	0.025	J C108	0.094	0.0019	ng/g	1	☼	1668A	Total/NA
PCB-125	0.59	C86 B	0.28	0.0014	ng/g	1	☼	1668A	Total/NA
PCB-126	0.0034	J B	0.047	0.0017	ng/g	1	☼	1668A	Total/NA
PCB-128	0.18	C	0.094	0.0015	ng/g	1	☼	1668A	Total/NA
PCB-129	1.4	C B	0.19	0.0015	ng/g	1	☼	1668A	Total/NA
PCB-130	0.092		0.047	0.0020	ng/g	1	☼	1668A	Total/NA
PCB-131	0.016	J	0.047	0.0019	ng/g	1	☼	1668A	Total/NA
PCB-132	0.46	B	0.047	0.0019	ng/g	1	☼	1668A	Total/NA
PCB-133	0.037	J	0.047	0.0018	ng/g	1	☼	1668A	Total/NA
PCB-134	0.085	J C	0.094	0.0020	ng/g	1	☼	1668A	Total/NA
PCB-135	0.70	C B	0.094	0.0016	ng/g	1	☼	1668A	Total/NA
PCB-136	0.26	B	0.047	0.0012	ng/g	1	☼	1668A	Total/NA
PCB-137	0.039	J	0.047	0.0016	ng/g	1	☼	1668A	Total/NA
PCB-138	1.4	C129 B	0.19	0.0015	ng/g	1	☼	1668A	Total/NA
PCB-139	0.027	J C	0.094	0.0017	ng/g	1	☼	1668A	Total/NA
PCB-140	0.027	J C139	0.094	0.0017	ng/g	1	☼	1668A	Total/NA
PCB-141	0.26		0.047	0.0017	ng/g	1	☼	1668A	Total/NA
PCB-143	0.085	J C134	0.094	0.0020	ng/g	1	☼	1668A	Total/NA
PCB-144	0.079		0.047	0.0016	ng/g	1	☼	1668A	Total/NA
PCB-146	0.30	B	0.047	0.0017	ng/g	1	☼	1668A	Total/NA
PCB-147	1.4	C B	0.094	0.0017	ng/g	1	☼	1668A	Total/NA
PCB-148	0.014	J	0.047	0.0016	ng/g	1	☼	1668A	Total/NA
PCB-149	1.4	C147 B	0.094	0.0017	ng/g	1	☼	1668A	Total/NA
PCB-150	0.010	J q	0.047	0.0012	ng/g	1	☼	1668A	Total/NA
PCB-151	0.70	C135 B	0.094	0.0016	ng/g	1	☼	1668A	Total/NA
PCB-152	0.0051	J	0.047	0.0011	ng/g	1	☼	1668A	Total/NA
PCB-153	1.3	C B	0.094	0.0014	ng/g	1	☼	1668A	Total/NA
PCB-154	0.061	B	0.047	0.0014	ng/g	1	☼	1668A	Total/NA
PCB-155	0.0019	J q	0.047	0.0011	ng/g	1	☼	1668A	Total/NA
PCB-156	0.13	C B	0.094	0.0016	ng/g	1	☼	1668A	Total/NA
PCB-157	0.13	C156 B	0.094	0.0016	ng/g	1	☼	1668A	Total/NA
PCB-158	0.13	B	0.047	0.0012	ng/g	1	☼	1668A	Total/NA
PCB-159	0.019	J	0.047	0.0013	ng/g	1	☼	1668A	Total/NA
PCB-160	1.4	C129 B	0.19	0.0015	ng/g	1	☼	1668A	Total/NA
PCB-163	1.4	C129 B	0.19	0.0015	ng/g	1	☼	1668A	Total/NA
PCB-164	0.11		0.047	0.0013	ng/g	1	☼	1668A	Total/NA

This Detection Summary does not include radiochemical test results.

Client Sample ID: D2-0to19-101018 (Continued)
Lab Sample ID: 580-88125-9

Analyte	Result	Qualifier	RL	EDL	Unit	Dil Fac	D	Method	Prep Type
PCB-166	0.18	C128	0.094	0.0015	ng/g	1	☼	1668A	Total/NA
PCB-167	0.047		0.047	0.0010	ng/g	1	☼	1668A	Total/NA
PCB-168	1.3	C153 B	0.094	0.0014	ng/g	1	☼	1668A	Total/NA
PCB-169	0.0037	J q	0.047	0.0011	ng/g	1	☼	1668A	Total/NA
PCB-170	0.45	B	0.047	0.0012	ng/g	1	☼	1668A	Total/NA
PCB-171	0.16	C	0.094	0.0012	ng/g	1	☼	1668A	Total/NA
PCB-172	0.088	B	0.047	0.0011	ng/g	1	☼	1668A	Total/NA
PCB-173	0.16	C171	0.094	0.0012	ng/g	1	☼	1668A	Total/NA
PCB-174	0.52	B	0.047	0.0012	ng/g	1	☼	1668A	Total/NA
PCB-175	0.025	J	0.047	0.0010	ng/g	1	☼	1668A	Total/NA
PCB-176	0.065	B	0.047	0.00073	ng/g	1	☼	1668A	Total/NA
PCB-177	0.33	B	0.047	0.0012	ng/g	1	☼	1668A	Total/NA
PCB-178	0.12		0.047	0.0011	ng/g	1	☼	1668A	Total/NA
PCB-179	0.23	B	0.047	0.00079	ng/g	1	☼	1668A	Total/NA
PCB-180	1.1	C B	0.094	0.00091	ng/g	1	☼	1668A	Total/NA
PCB-181	0.0054	J	0.047	0.0010	ng/g	1	☼	1668A	Total/NA
PCB-182	0.0064	J q	0.047	0.00097	ng/g	1	☼	1668A	Total/NA
PCB-183	0.36	C B	0.094	0.00098	ng/g	1	☼	1668A	Total/NA
PCB-185	0.36	C183 B	0.094	0.00098	ng/g	1	☼	1668A	Total/NA
PCB-187	0.72		0.047	0.0010	ng/g	1	☼	1668A	Total/NA
PCB-188	0.0045	J	0.047	0.00072	ng/g	1	☼	1668A	Total/NA
PCB-189	0.017	J B	0.047	0.00079	ng/g	1	☼	1668A	Total/NA
PCB-190	0.096		0.047	0.00081	ng/g	1	☼	1668A	Total/NA
PCB-191	0.021	J	0.047	0.00080	ng/g	1	☼	1668A	Total/NA
PCB-193	1.1	C180 B	0.094	0.00091	ng/g	1	☼	1668A	Total/NA
PCB-194	0.24	B	0.047	0.0022	ng/g	1	☼	1668A	Total/NA
PCB-195	0.093		0.047	0.0026	ng/g	1	☼	1668A	Total/NA
PCB-196	0.15	B	0.047	0.0016	ng/g	1	☼	1668A	Total/NA
PCB-197	0.0091	J q	0.047	0.0012	ng/g	1	☼	1668A	Total/NA
PCB-198	0.38	C B	0.094	0.0017	ng/g	1	☼	1668A	Total/NA
PCB-199	0.38	C198 B	0.094	0.0017	ng/g	1	☼	1668A	Total/NA
PCB-200	0.035	J	0.047	0.0012	ng/g	1	☼	1668A	Total/NA
PCB-201	0.053		0.047	0.0012	ng/g	1	☼	1668A	Total/NA
PCB-202	0.11		0.047	0.0013	ng/g	1	☼	1668A	Total/NA
PCB-203	0.19		0.047	0.0015	ng/g	1	☼	1668A	Total/NA
PCB-205	0.011	J q	0.047	0.0017	ng/g	1	☼	1668A	Total/NA
PCB-206	1.4	q	0.047	0.0047	ng/g	1	☼	1668A	Total/NA
PCB-207	0.016	J	0.047	0.0032	ng/g	1	☼	1668A	Total/NA
PCB-208	0.048		0.047	0.0033	ng/g	1	☼	1668A	Total/NA
PCB-209	0.046	J B	0.047	0.00045	ng/g	1	☼	1668A	Total/NA
Total Monochlorobiphenyls	0.057	q B	0.047	0.00074	ng/g	1	☼	1668A	Total/NA
Total Dichlorobiphenyls	0.14	q B	0.094	0.0011	ng/g	1	☼	1668A	Total/NA
Total Trichlorobiphenyls	0.54	q B	0.094	0.0011	ng/g	1	☼	1668A	Total/NA
Total Tetrachlorobiphenyls	3.1	q B	0.19	0.0019	ng/g	1	☼	1668A	Total/NA
Total Pentachlorobiphenyls	7.0	q B	0.28	0.0016	ng/g	1	☼	1668A	Total/NA
Total Hexachlorobiphenyls	7.2	q B	0.19	0.0015	ng/g	1	☼	1668A	Total/NA
Total Heptachlorobiphenyls	4.3	q B	0.094	0.00094	ng/g	1	☼	1668A	Total/NA
Total Octachlorobiphenyls	1.3	q B	0.094	0.0016	ng/g	1	☼	1668A	Total/NA
Total Nonachlorobiphenyls	1.5	q	0.047	0.0037	ng/g	1	☼	1668A	Total/NA
Polychlorinated biphenyls, Total	25	q B	0.28	0.0016	ng/g	1	☼	1668A	Total/NA

This Detection Summary does not include radiochemical test results.

Detection Summary

Client: Pacific Groundwater Group
Job ID: 580-88125-2
Project/Site: Swan Island Lagoon Sediment Investigatio

Client Sample ID: F2-0to19-101018
Lab Sample ID: 580-88125-10

Analyte	Result	Qualifier	RL	EDL	Unit	Dil Fac	D	Method	Prep Type
PCB-1	0.014	B	0.0097	0.00028	ng/g	1	☼	1668A	Total/NA
PCB-2	0.0042	J q B	0.0097	0.00029	ng/g	1	☼	1668A	Total/NA
PCB-3	0.0094	J B	0.0097	0.00029	ng/g	1	☼	1668A	Total/NA
PCB-4	0.043		0.019	0.00080	ng/g	1	☼	1668A	Total/NA
PCB-5	0.0011	J q	0.0097	0.00050	ng/g	1	☼	1668A	Total/NA
PCB-6	0.013		0.0097	0.00050	ng/g	1	☼	1668A	Total/NA
PCB-7	0.0033	J	0.0097	0.00048	ng/g	1	☼	1668A	Total/NA
PCB-8	0.043	B	0.019	0.00049	ng/g	1	☼	1668A	Total/NA
PCB-9	0.0045	J	0.0097	0.00055	ng/g	1	☼	1668A	Total/NA
PCB-10	0.0021	J	0.0097	0.00052	ng/g	1	☼	1668A	Total/NA
PCB-11	0.018	J B	0.019	0.00047	ng/g	1	☼	1668A	Total/NA
PCB-12	0.0071	J q C	0.019	0.00047	ng/g	1	☼	1668A	Total/NA
PCB-13	0.0071	J q C12	0.019	0.00047	ng/g	1	☼	1668A	Total/NA
PCB-15	0.027	B	0.0097	0.00045	ng/g	1	☼	1668A	Total/NA
PCB-16	0.076		0.0097	0.00071	ng/g	1	☼	1668A	Total/NA
PCB-17	0.13	B	0.0097	0.00056	ng/g	1	☼	1668A	Total/NA
PCB-18	0.17	C B	0.019	0.00048	ng/g	1	☼	1668A	Total/NA
PCB-19	0.072		0.0097	0.00067	ng/g	1	☼	1668A	Total/NA
PCB-20	0.24	C B	0.019	0.0012	ng/g	1	☼	1668A	Total/NA
PCB-21	0.090	C B	0.019	0.0011	ng/g	1	☼	1668A	Total/NA
PCB-22	0.046	B	0.0097	0.0013	ng/g	1	☼	1668A	Total/NA
PCB-24	0.0030	J q	0.0097	0.00042	ng/g	1	☼	1668A	Total/NA
PCB-25	0.029		0.0097	0.0012	ng/g	1	☼	1668A	Total/NA
PCB-26	0.053	C B	0.019	0.0012	ng/g	1	☼	1668A	Total/NA
PCB-27	0.022		0.0097	0.00040	ng/g	1	☼	1668A	Total/NA
PCB-28	0.24	C20 B	0.019	0.0012	ng/g	1	☼	1668A	Total/NA
PCB-29	0.053	C26 B	0.019	0.0012	ng/g	1	☼	1668A	Total/NA
PCB-30	0.17	C18 B	0.019	0.00048	ng/g	1	☼	1668A	Total/NA
PCB-31	0.15	B	0.019	0.0011	ng/g	1	☼	1668A	Total/NA
PCB-32	0.11	B	0.0097	0.00037	ng/g	1	☼	1668A	Total/NA
PCB-33	0.090	C21 B	0.019	0.0011	ng/g	1	☼	1668A	Total/NA
PCB-34	0.0024	J	0.0097	0.0013	ng/g	1	☼	1668A	Total/NA
PCB-35	0.0046	J B	0.0097	0.0013	ng/g	1	☼	1668A	Total/NA
PCB-37	0.048	B	0.0097	0.0012	ng/g	1	☼	1668A	Total/NA
PCB-39	0.0052	J	0.0097	0.0011	ng/g	1	☼	1668A	Total/NA
PCB-40	0.27	C	0.029	0.00090	ng/g	1	☼	1668A	Total/NA
PCB-41	0.27	C40	0.029	0.00090	ng/g	1	☼	1668A	Total/NA
PCB-42	0.16		0.0097	0.00095	ng/g	1	☼	1668A	Total/NA
PCB-43	0.024	C	0.019	0.00083	ng/g	1	☼	1668A	Total/NA
PCB-44	1.4	C B	0.029	0.00080	ng/g	1	☼	1668A	Total/NA
PCB-45	0.45	C	0.019	0.00093	ng/g	1	☼	1668A	Total/NA
PCB-46	0.034		0.0097	0.0011	ng/g	1	☼	1668A	Total/NA
PCB-47	1.4	C44 B	0.029	0.00080	ng/g	1	☼	1668A	Total/NA
PCB-48	0.057		0.0097	0.00087	ng/g	1	☼	1668A	Total/NA
PCB-49	0.90	C	0.019	0.00073	ng/g	1	☼	1668A	Total/NA
PCB-50	0.22	C	0.019	0.00088	ng/g	1	☼	1668A	Total/NA
PCB-51	0.45	C45	0.019	0.00093	ng/g	1	☼	1668A	Total/NA
PCB-52	2.0	B	0.0097	0.00092	ng/g	1	☼	1668A	Total/NA
PCB-53	0.22	C50	0.019	0.00088	ng/g	1	☼	1668A	Total/NA
PCB-54	0.055		0.0097	0.00027	ng/g	1	☼	1668A	Total/NA
PCB-55	0.0042	J q	0.0097	0.00064	ng/g	1	☼	1668A	Total/NA

This Detection Summary does not include radiochemical test results.

Client Sample ID: F2-0to19-101018 (Continued)
Lab Sample ID: 580-88125-10

Analyte	Result	Qualifier	RL	EDL	Unit	Dil Fac	D	Method	Prep Type
PCB-56	0.16		0.0097	0.00065	ng/g	1	☼	1668A	Total/NA
PCB-58	0.0079	J	0.0097	0.00062	ng/g	1	☼	1668A	Total/NA
PCB-59	0.061	C	0.029	0.00061	ng/g	1	☼	1668A	Total/NA
PCB-60	0.040		0.0097	0.00062	ng/g	1	☼	1668A	Total/NA
PCB-61	1.2	C B	0.039	0.00061	ng/g	1	☼	1668A	Total/NA
PCB-62	0.061	C59	0.029	0.00061	ng/g	1	☼	1668A	Total/NA
PCB-63	0.030		0.0097	0.00056	ng/g	1	☼	1668A	Total/NA
PCB-64	0.27		0.0097	0.00058	ng/g	1	☼	1668A	Total/NA
PCB-65	1.4	C44 B	0.029	0.00080	ng/g	1	☼	1668A	Total/NA
PCB-66	0.58		0.0097	0.00064	ng/g	1	☼	1668A	Total/NA
PCB-67	0.017		0.0097	0.00059	ng/g	1	☼	1668A	Total/NA
PCB-68	0.024		0.0097	0.00056	ng/g	1	☼	1668A	Total/NA
PCB-69	0.90	C49	0.019	0.00073	ng/g	1	☼	1668A	Total/NA
PCB-70	1.2	C61 B	0.039	0.00061	ng/g	1	☼	1668A	Total/NA
PCB-71	0.27	C40	0.029	0.00090	ng/g	1	☼	1668A	Total/NA
PCB-72	0.039		0.0097	0.00063	ng/g	1	☼	1668A	Total/NA
PCB-73	0.024	C43	0.019	0.00083	ng/g	1	☼	1668A	Total/NA
PCB-74	1.2	C61 B	0.039	0.00061	ng/g	1	☼	1668A	Total/NA
PCB-75	0.061	C59	0.029	0.00061	ng/g	1	☼	1668A	Total/NA
PCB-76	1.2	C61 B	0.039	0.00061	ng/g	1	☼	1668A	Total/NA
PCB-77	0.043		0.0097	0.00061	ng/g	1	☼	1668A	Total/NA
PCB-79	0.019		0.0097	0.00053	ng/g	1	☼	1668A	Total/NA
PCB-81	0.0014	J	0.0097	0.00063	ng/g	1	☼	1668A	Total/NA
PCB-82	0.21		0.0097	0.00058	ng/g	1	☼	1668A	Total/NA
PCB-83	1.3	C B	0.019	0.00053	ng/g	1	☼	1668A	Total/NA
PCB-84	0.72		0.0097	0.00058	ng/g	1	☼	1668A	Total/NA
PCB-85	0.29	C	0.029	0.00041	ng/g	1	☼	1668A	Total/NA
PCB-86	1.3	C B	0.058	0.00042	ng/g	1	☼	1668A	Total/NA
PCB-87	1.3	C86 B	0.058	0.00042	ng/g	1	☼	1668A	Total/NA
PCB-88	0.41	C	0.019	0.00050	ng/g	1	☼	1668A	Total/NA
PCB-89	0.019	q	0.0097	0.00056	ng/g	1	☼	1668A	Total/NA
PCB-90	2.6	C B	0.029	0.00044	ng/g	1	☼	1668A	Total/NA
PCB-91	0.41	C88	0.019	0.00050	ng/g	1	☼	1668A	Total/NA
PCB-92	0.55		0.0097	0.00053	ng/g	1	☼	1668A	Total/NA
PCB-93	0.14	C	0.019	0.00051	ng/g	1	☼	1668A	Total/NA
PCB-94	0.036		0.0097	0.00056	ng/g	1	☼	1668A	Total/NA
PCB-95	2.5	B	0.0097	0.00052	ng/g	1	☼	1668A	Total/NA
PCB-96	0.031		0.0097	0.00041	ng/g	1	☼	1668A	Total/NA
PCB-97	1.3	C86 B	0.058	0.00042	ng/g	1	☼	1668A	Total/NA
PCB-98	0.11	C	0.019	0.00051	ng/g	1	☼	1668A	Total/NA
PCB-99	1.3	C83 B	0.019	0.00053	ng/g	1	☼	1668A	Total/NA
PCB-100	0.14	C93	0.019	0.00051	ng/g	1	☼	1668A	Total/NA
PCB-101	2.6	C90 B	0.029	0.00044	ng/g	1	☼	1668A	Total/NA
PCB-102	0.11	C98	0.019	0.00051	ng/g	1	☼	1668A	Total/NA
PCB-103	0.091		0.0097	0.00049	ng/g	1	☼	1668A	Total/NA
PCB-104	0.013		0.0097	0.00036	ng/g	1	☼	1668A	Total/NA
PCB-105	0.37	B	0.0097	0.0011	ng/g	1	☼	1668A	Total/NA
PCB-107	0.11		0.0097	0.0010	ng/g	1	☼	1668A	Total/NA
PCB-108	0.044	C	0.019	0.0011	ng/g	1	☼	1668A	Total/NA
PCB-109	1.3	C86 B	0.058	0.00042	ng/g	1	☼	1668A	Total/NA
PCB-110	2.6	C B	0.019	0.00037	ng/g	1	☼	1668A	Total/NA

This Detection Summary does not include radiochemical test results.

Client Sample ID: F2-0to19-101018 (Continued)
Lab Sample ID: 580-88125-10

Analyte	Result	Qualifier	RL	EDL	Unit	Dil Fac	D	Method	Prep Type
PCB-113	2.6	C90 B	0.029	0.00044	ng/g	1	☼	1668A	Total/NA
PCB-114	0.021	B	0.0097	0.00097	ng/g	1	☼	1668A	Total/NA
PCB-115	2.6	C110 B	0.019	0.00037	ng/g	1	☼	1668A	Total/NA
PCB-116	0.29	C85	0.029	0.00041	ng/g	1	☼	1668A	Total/NA
PCB-117	0.29	C85	0.029	0.00041	ng/g	1	☼	1668A	Total/NA
PCB-118	1.3	B	0.0097	0.0010	ng/g	1	☼	1668A	Total/NA
PCB-119	1.3	C86 B	0.058	0.00042	ng/g	1	☼	1668A	Total/NA
PCB-120	0.020		0.0097	0.00034	ng/g	1	☼	1668A	Total/NA
PCB-122	0.014		0.0097	0.0012	ng/g	1	☼	1668A	Total/NA
PCB-123	0.016		0.0097	0.0010	ng/g	1	☼	1668A	Total/NA
PCB-124	0.044	C108	0.019	0.0011	ng/g	1	☼	1668A	Total/NA
PCB-125	1.3	C86 B	0.058	0.00042	ng/g	1	☼	1668A	Total/NA
PCB-126	0.0042	J B	0.0097	0.0010	ng/g	1	☼	1668A	Total/NA
PCB-128	0.24	C	0.019	0.00073	ng/g	1	☼	1668A	Total/NA
PCB-129	2.0	C B	0.039	0.00075	ng/g	1	☼	1668A	Total/NA
PCB-130	0.12		0.0097	0.00099	ng/g	1	☼	1668A	Total/NA
PCB-131	0.026		0.0097	0.00095	ng/g	1	☼	1668A	Total/NA
PCB-132	0.72	B	0.0097	0.00093	ng/g	1	☼	1668A	Total/NA
PCB-133	0.045		0.0097	0.00090	ng/g	1	☼	1668A	Total/NA
PCB-134	0.13	C	0.019	0.00096	ng/g	1	☼	1668A	Total/NA
PCB-135	1.0	C B	0.019	0.00043	ng/g	1	☼	1668A	Total/NA
PCB-136	0.38	B	0.0097	0.00032	ng/g	1	☼	1668A	Total/NA
PCB-137	0.052		0.0097	0.00077	ng/g	1	☼	1668A	Total/NA
PCB-138	2.0	C129 B	0.039	0.00075	ng/g	1	☼	1668A	Total/NA
PCB-139	0.036	C	0.019	0.00082	ng/g	1	☼	1668A	Total/NA
PCB-140	0.036	C139	0.019	0.00082	ng/g	1	☼	1668A	Total/NA
PCB-141	0.39		0.0097	0.00085	ng/g	1	☼	1668A	Total/NA
PCB-143	0.13	C134	0.019	0.00096	ng/g	1	☼	1668A	Total/NA
PCB-144	0.13		0.0097	0.00040	ng/g	1	☼	1668A	Total/NA
PCB-145	0.0018	J q	0.0097	0.00031	ng/g	1	☼	1668A	Total/NA
PCB-146	0.38	B	0.0097	0.00081	ng/g	1	☼	1668A	Total/NA
PCB-147	2.0	C B	0.019	0.00084	ng/g	1	☼	1668A	Total/NA
PCB-148	0.011	q	0.0097	0.00041	ng/g	1	☼	1668A	Total/NA
PCB-149	2.0	C147 B	0.019	0.00084	ng/g	1	☼	1668A	Total/NA
PCB-150	0.011		0.0097	0.00030	ng/g	1	☼	1668A	Total/NA
PCB-151	1.0	C135 B	0.019	0.00043	ng/g	1	☼	1668A	Total/NA
PCB-152	0.0056	J	0.0097	0.00030	ng/g	1	☼	1668A	Total/NA
PCB-153	1.8	C B	0.019	0.00067	ng/g	1	☼	1668A	Total/NA
PCB-154	0.067	B	0.0097	0.00036	ng/g	1	☼	1668A	Total/NA
PCB-155	0.0014	J	0.0097	0.00028	ng/g	1	☼	1668A	Total/NA
PCB-156	0.18	C B	0.019	0.00076	ng/g	1	☼	1668A	Total/NA
PCB-157	0.18	C156 B	0.019	0.00076	ng/g	1	☼	1668A	Total/NA
PCB-158	0.19	B	0.0097	0.00059	ng/g	1	☼	1668A	Total/NA
PCB-159	0.021		0.0097	0.00062	ng/g	1	☼	1668A	Total/NA
PCB-160	2.0	C129 B	0.039	0.00075	ng/g	1	☼	1668A	Total/NA
PCB-163	2.0	C129 B	0.039	0.00075	ng/g	1	☼	1668A	Total/NA
PCB-164	0.15		0.0097	0.00065	ng/g	1	☼	1668A	Total/NA
PCB-166	0.24	C128	0.019	0.00073	ng/g	1	☼	1668A	Total/NA
PCB-167	0.064		0.0097	0.00053	ng/g	1	☼	1668A	Total/NA
PCB-168	1.8	C153 B	0.019	0.00067	ng/g	1	☼	1668A	Total/NA
PCB-170	0.66	B	0.0097	0.00060	ng/g	1	☼	1668A	Total/NA

This Detection Summary does not include radiochemical test results.

Client Sample ID: F2-0to19-101018 (Continued)
Lab Sample ID: 580-88125-10

Analyte	Result	Qualifier	RL	EDL	Unit	Dil Fac	D	Method	Prep Type
PCB-171	0.24	C	0.019	0.00060	ng/g	1	☼	1668A	Total/NA
PCB-172	0.12	B	0.0097	0.00058	ng/g	1	☼	1668A	Total/NA
PCB-173	0.24	C171	0.019	0.00060	ng/g	1	☼	1668A	Total/NA
PCB-174	0.76	B	0.0097	0.00060	ng/g	1	☼	1668A	Total/NA
PCB-175	0.037		0.0097	0.00054	ng/g	1	☼	1668A	Total/NA
PCB-176	0.097	B	0.0097	0.00038	ng/g	1	☼	1668A	Total/NA
PCB-177	0.43	B	0.0097	0.00061	ng/g	1	☼	1668A	Total/NA
PCB-178	0.16		0.0097	0.00056	ng/g	1	☼	1668A	Total/NA
PCB-179	0.33	B	0.0097	0.00041	ng/g	1	☼	1668A	Total/NA
PCB-180	1.6	C B	0.019	0.00047	ng/g	1	☼	1668A	Total/NA
PCB-181	0.0072	J	0.0097	0.00052	ng/g	1	☼	1668A	Total/NA
PCB-182	0.0074	J	0.0097	0.00050	ng/g	1	☼	1668A	Total/NA
PCB-183	0.53	C B	0.019	0.00050	ng/g	1	☼	1668A	Total/NA
PCB-185	0.53	C183 B	0.019	0.00050	ng/g	1	☼	1668A	Total/NA
PCB-187	0.91		0.0097	0.00052	ng/g	1	☼	1668A	Total/NA
PCB-189	0.023	B	0.0097	0.00045	ng/g	1	☼	1668A	Total/NA
PCB-190	0.15		0.0097	0.00042	ng/g	1	☼	1668A	Total/NA
PCB-191	0.037		0.0097	0.00041	ng/g	1	☼	1668A	Total/NA
PCB-193	1.6	C180 B	0.019	0.00047	ng/g	1	☼	1668A	Total/NA
PCB-194	0.31	B	0.0097	0.0026	ng/g	1	☼	1668A	Total/NA
PCB-195	0.15		0.0097	0.0031	ng/g	1	☼	1668A	Total/NA
PCB-196	0.19	B	0.0097	0.00053	ng/g	1	☼	1668A	Total/NA
PCB-197	0.015		0.0097	0.00038	ng/g	1	☼	1668A	Total/NA
PCB-198	0.38	C B	0.019	0.00056	ng/g	1	☼	1668A	Total/NA
PCB-199	0.38	C198 B	0.019	0.00056	ng/g	1	☼	1668A	Total/NA
PCB-200	0.047		0.0097	0.00041	ng/g	1	☼	1668A	Total/NA
PCB-201	0.049		0.0097	0.00039	ng/g	1	☼	1668A	Total/NA
PCB-202	0.072		0.0097	0.00044	ng/g	1	☼	1668A	Total/NA
PCB-203	0.25		0.0097	0.00050	ng/g	1	☼	1668A	Total/NA
PCB-205	0.017		0.0097	0.0020	ng/g	1	☼	1668A	Total/NA
PCB-206	0.21		0.0097	0.0018	ng/g	1	☼	1668A	Total/NA
PCB-207	0.020		0.0097	0.0012	ng/g	1	☼	1668A	Total/NA
PCB-208	0.061		0.0097	0.0012	ng/g	1	☼	1668A	Total/NA
PCB-209	0.12	B	0.0097	0.00036	ng/g	1	☼	1668A	Total/NA
Total Monochlorobiphenyls	0.028	q B	0.0097	0.00029	ng/g	1	☼	1668A	Total/NA
Total Dichlorobiphenyls	0.16	q B	0.019	0.00051	ng/g	1	☼	1668A	Total/NA
Total Trichlorobiphenyls	1.3	q B	0.019	0.00096	ng/g	1	☼	1668A	Total/NA
Total Tetrachlorobiphenyls	8.1	q B	0.039	0.00069	ng/g	1	☼	1668A	Total/NA
Total Pentachlorobiphenyls	15	q B	0.058	0.00065	ng/g	1	☼	1668A	Total/NA
Total Hexachlorobiphenyls	10	q B	0.039	0.00065	ng/g	1	☼	1668A	Total/NA
Total Heptachlorobiphenyls	6.1	B	0.019	0.00049	ng/g	1	☼	1668A	Total/NA
Total Octachlorobiphenyls	1.5	B	0.019	0.0010	ng/g	1	☼	1668A	Total/NA
Total Nonachlorobiphenyls	0.29		0.0097	0.0014	ng/g	1	☼	1668A	Total/NA
Polychlorinated biphenyls, Total	42	q B	0.058	0.00075	ng/g	1	☼	1668A	Total/NA

Client Sample ID: G6-0to27-101818
Lab Sample ID: 580-88125-11

Analyte	Result	Qualifier	RL	EDL	Unit	Dil Fac	D	Method	Prep Type
PCB-1	0.89	B	0.015	0.0018	ng/g	1	☼	1668A	Total/NA
PCB-2	0.11	B	0.015	0.0018	ng/g	1	☼	1668A	Total/NA
PCB-3	0.40	B	0.015	0.0018	ng/g	1	☼	1668A	Total/NA

This Detection Summary does not include radiochemical test results.

Client Sample ID: G6-0to27-101818 (Continued)
Lab Sample ID: 580-88125-11

Analyte	Result	Qualifier	RL	EDL	Unit	Dil Fac	D	Method	Prep Type
PCB-4	1.3		0.030	0.0016	ng/g	1	☼	1668A	Total/NA
PCB-5	0.030		0.015	0.00099	ng/g	1	☼	1668A	Total/NA
PCB-6	0.20		0.015	0.00099	ng/g	1	☼	1668A	Total/NA
PCB-7	0.058		0.015	0.00095	ng/g	1	☼	1668A	Total/NA
PCB-8	0.65	B	0.030	0.00097	ng/g	1	☼	1668A	Total/NA
PCB-9	0.078		0.015	0.0011	ng/g	1	☼	1668A	Total/NA
PCB-10	0.058		0.015	0.0010	ng/g	1	☼	1668A	Total/NA
PCB-11	0.13	B	0.030	0.00094	ng/g	1	☼	1668A	Total/NA
PCB-12	0.11	C	0.030	0.00094	ng/g	1	☼	1668A	Total/NA
PCB-13	0.11	C12	0.030	0.00094	ng/g	1	☼	1668A	Total/NA
PCB-15	0.38	B	0.015	0.00091	ng/g	1	☼	1668A	Total/NA
PCB-16	0.20		0.015	0.0015	ng/g	1	☼	1668A	Total/NA
PCB-17	3.2	B	0.015	0.0012	ng/g	1	☼	1668A	Total/NA
PCB-18	0.57	C B	0.030	0.0010	ng/g	1	☼	1668A	Total/NA
PCB-19	3.9		0.015	0.0014	ng/g	1	☼	1668A	Total/NA
PCB-20	1.8	C B	0.030	0.010	ng/g	1	☼	1668A	Total/NA
PCB-21	0.79	C B	0.030	0.0098	ng/g	1	☼	1668A	Total/NA
PCB-22	0.17	B	0.015	0.011	ng/g	1	☼	1668A	Total/NA
PCB-24	0.0098	J q	0.015	0.00088	ng/g	1	☼	1668A	Total/NA
PCB-25	0.43		0.015	0.0099	ng/g	1	☼	1668A	Total/NA
PCB-26	0.18	C B	0.030	0.010	ng/g	1	☼	1668A	Total/NA
PCB-27	0.65		0.015	0.00086	ng/g	1	☼	1668A	Total/NA
PCB-28	1.8	C20 B	0.030	0.010	ng/g	1	☼	1668A	Total/NA
PCB-29	0.18	C26 B	0.030	0.010	ng/g	1	☼	1668A	Total/NA
PCB-30	0.57	C18 B	0.030	0.0010	ng/g	1	☼	1668A	Total/NA
PCB-31	0.68	B	0.030	0.0097	ng/g	1	☼	1668A	Total/NA
PCB-32	3.3	B	0.015	0.00079	ng/g	1	☼	1668A	Total/NA
PCB-33	0.79	C21 B	0.030	0.0098	ng/g	1	☼	1668A	Total/NA
PCB-34	0.016		0.015	0.011	ng/g	1	☼	1668A	Total/NA
PCB-35	0.021	B	0.015	0.011	ng/g	1	☼	1668A	Total/NA
PCB-37	0.24	B	0.015	0.010	ng/g	1	☼	1668A	Total/NA
PCB-39	0.022		0.015	0.0096	ng/g	1	☼	1668A	Total/NA
PCB-40	3.9	G C	0.10	0.10	ng/g	1	☼	1668A	Total/NA
PCB-41	3.9	G C40	0.10	0.10	ng/g	1	☼	1668A	Total/NA
PCB-42	0.85	G	0.11	0.11	ng/g	1	☼	1668A	Total/NA
PCB-43	0.90	G C	0.096	0.096	ng/g	1	☼	1668A	Total/NA
PCB-44	32	G C B	0.093	0.093	ng/g	1	☼	1668A	Total/NA
PCB-45	19	G C	0.11	0.11	ng/g	1	☼	1668A	Total/NA
PCB-46	0.58	G	0.13	0.13	ng/g	1	☼	1668A	Total/NA
PCB-47	32	G C44 B	0.093	0.093	ng/g	1	☼	1668A	Total/NA
PCB-48	0.18	G q	0.10	0.10	ng/g	1	☼	1668A	Total/NA
PCB-49	13	G C	0.084	0.084	ng/g	1	☼	1668A	Total/NA
PCB-50	9.4	G C	0.10	0.10	ng/g	1	☼	1668A	Total/NA
PCB-51	19	G C45	0.11	0.11	ng/g	1	☼	1668A	Total/NA
PCB-52	11	G B	0.11	0.11	ng/g	1	☼	1668A	Total/NA
PCB-53	9.4	G C50	0.10	0.10	ng/g	1	☼	1668A	Total/NA
PCB-54	2.8		0.015	0.00068	ng/g	1	☼	1668A	Total/NA
PCB-56	0.64	G	0.075	0.075	ng/g	1	☼	1668A	Total/NA
PCB-59	0.95	G C	0.070	0.070	ng/g	1	☼	1668A	Total/NA
PCB-61	5.3	G C B	0.070	0.070	ng/g	1	☼	1668A	Total/NA
PCB-62	0.95	G C59	0.070	0.070	ng/g	1	☼	1668A	Total/NA

This Detection Summary does not include radiochemical test results.

Client Sample ID: G6-0to27-101818 (Continued)
Lab Sample ID: 580-88125-11

Analyte	Result	Qualifier	RL	EDL	Unit	Dil Fac	D	Method	Prep Type
PCB-63	0.21	G	0.065	0.065	ng/g	1	☼	1668A	Total/NA
PCB-64	0.86	G	0.068	0.068	ng/g	1	☼	1668A	Total/NA
PCB-65	32	G C44 B	0.093	0.093	ng/g	1	☼	1668A	Total/NA
PCB-66	3.1	G	0.075	0.075	ng/g	1	☼	1668A	Total/NA
PCB-68	0.39	G	0.065	0.065	ng/g	1	☼	1668A	Total/NA
PCB-69	13	G C49	0.084	0.084	ng/g	1	☼	1668A	Total/NA
PCB-70	5.3	G C61 B	0.070	0.070	ng/g	1	☼	1668A	Total/NA
PCB-71	3.9	G C40	0.10	0.10	ng/g	1	☼	1668A	Total/NA
PCB-72	0.23	G	0.073	0.073	ng/g	1	☼	1668A	Total/NA
PCB-73	0.90	G C43	0.096	0.096	ng/g	1	☼	1668A	Total/NA
PCB-74	5.3	G C61 B	0.070	0.070	ng/g	1	☼	1668A	Total/NA
PCB-75	0.95	G C59	0.070	0.070	ng/g	1	☼	1668A	Total/NA
PCB-76	5.3	G C61 B	0.070	0.070	ng/g	1	☼	1668A	Total/NA
PCB-77	0.23	G	0.071	0.071	ng/g	1	☼	1668A	Total/NA
PCB-79	0.15	G	0.062	0.062	ng/g	1	☼	1668A	Total/NA
PCB-82	1.4		0.015	0.0025	ng/g	1	☼	1668A	Total/NA
PCB-83	14	C B	0.030	0.0023	ng/g	1	☼	1668A	Total/NA
PCB-84	4.6		0.015	0.0025	ng/g	1	☼	1668A	Total/NA
PCB-85	2.4	q C	0.045	0.0018	ng/g	1	☼	1668A	Total/NA
PCB-86	11	C B	0.089	0.0018	ng/g	1	☼	1668A	Total/NA
PCB-87	11	C86 B	0.089	0.0018	ng/g	1	☼	1668A	Total/NA
PCB-88	7.4	C	0.030	0.0021	ng/g	1	☼	1668A	Total/NA
PCB-89	0.14		0.015	0.0024	ng/g	1	☼	1668A	Total/NA
PCB-90	26	C B	0.045	0.0019	ng/g	1	☼	1668A	Total/NA
PCB-91	7.4	C88	0.030	0.0021	ng/g	1	☼	1668A	Total/NA
PCB-92	6.1		0.015	0.0022	ng/g	1	☼	1668A	Total/NA
PCB-93	4.9	C	0.030	0.0022	ng/g	1	☼	1668A	Total/NA
PCB-94	1.3		0.015	0.0024	ng/g	1	☼	1668A	Total/NA
PCB-95	18	B	0.015	0.0022	ng/g	1	☼	1668A	Total/NA
PCB-96	1.0		0.015	0.0017	ng/g	1	☼	1668A	Total/NA
PCB-97	11	C86 B	0.089	0.0018	ng/g	1	☼	1668A	Total/NA
PCB-98	2.0	C	0.030	0.0022	ng/g	1	☼	1668A	Total/NA
PCB-99	14	C83 B	0.030	0.0023	ng/g	1	☼	1668A	Total/NA
PCB-100	4.9	C93	0.030	0.0022	ng/g	1	☼	1668A	Total/NA
PCB-101	26	C90 B	0.045	0.0019	ng/g	1	☼	1668A	Total/NA
PCB-102	2.0	C98	0.030	0.0022	ng/g	1	☼	1668A	Total/NA
PCB-103	2.1		0.015	0.0021	ng/g	1	☼	1668A	Total/NA
PCB-104	0.47		0.015	0.0015	ng/g	1	☼	1668A	Total/NA
PCB-105	3.0	B	0.015	0.014	ng/g	1	☼	1668A	Total/NA
PCB-107	1.1		0.015	0.013	ng/g	1	☼	1668A	Total/NA
PCB-108	0.40	C	0.030	0.014	ng/g	1	☼	1668A	Total/NA
PCB-109	11	C86 B	0.089	0.0018	ng/g	1	☼	1668A	Total/NA
PCB-110	20	C B	0.030	0.0016	ng/g	1	☼	1668A	Total/NA
PCB-111	0.12		0.015	0.0015	ng/g	1	☼	1668A	Total/NA
PCB-113	26	C90 B	0.045	0.0019	ng/g	1	☼	1668A	Total/NA
PCB-114	0.18	B	0.015	0.013	ng/g	1	☼	1668A	Total/NA
PCB-115	20	C110 B	0.030	0.0016	ng/g	1	☼	1668A	Total/NA
PCB-116	2.4	q C85	0.045	0.0018	ng/g	1	☼	1668A	Total/NA
PCB-117	2.4	q C85	0.045	0.0018	ng/g	1	☼	1668A	Total/NA
PCB-118	11	B	0.015	0.013	ng/g	1	☼	1668A	Total/NA
PCB-119	11	C86 B	0.089	0.0018	ng/g	1	☼	1668A	Total/NA

This Detection Summary does not include radiochemical test results.

Client Sample ID: G6-0to27-101818 (Continued)
Lab Sample ID: 580-88125-11

Analyte	Result	Qualifier	RL	EDL	Unit	Dil Fac	D	Method	Prep Type
PCB-120	0.26		0.015	0.0014	ng/g	1	☼	1668A	Total/NA
PCB-121	0.13		0.015	0.0015	ng/g	1	☼	1668A	Total/NA
PCB-122	0.12		0.015	0.015	ng/g	1	☼	1668A	Total/NA
PCB-123	0.13		0.015	0.013	ng/g	1	☼	1668A	Total/NA
PCB-124	0.40	C108	0.030	0.014	ng/g	1	☼	1668A	Total/NA
PCB-125	11	C86 B	0.089	0.0018	ng/g	1	☼	1668A	Total/NA
PCB-126	0.031	B	0.015	0.013	ng/g	1	☼	1668A	Total/NA
PCB-128	2.9	C	0.030	0.0054	ng/g	1	☼	1668A	Total/NA
PCB-129	25	C B	0.059	0.0056	ng/g	1	☼	1668A	Total/NA
PCB-130	1.5		0.015	0.0073	ng/g	1	☼	1668A	Total/NA
PCB-131	0.28		0.015	0.0070	ng/g	1	☼	1668A	Total/NA
PCB-132	8.5	B	0.015	0.0068	ng/g	1	☼	1668A	Total/NA
PCB-133	0.91		0.015	0.0067	ng/g	1	☼	1668A	Total/NA
PCB-134	1.7	C	0.030	0.0071	ng/g	1	☼	1668A	Total/NA
PCB-135	12	C B	0.030	0.0010	ng/g	1	☼	1668A	Total/NA
PCB-136	4.9	B	0.015	0.00076	ng/g	1	☼	1668A	Total/NA
PCB-137	0.67		0.015	0.0057	ng/g	1	☼	1668A	Total/NA
PCB-138	25	C129 B	0.059	0.0056	ng/g	1	☼	1668A	Total/NA
PCB-139	0.58	C	0.030	0.0060	ng/g	1	☼	1668A	Total/NA
PCB-140	0.58	C139	0.030	0.0060	ng/g	1	☼	1668A	Total/NA
PCB-141	4.3		0.015	0.0063	ng/g	1	☼	1668A	Total/NA
PCB-143	1.7	C134	0.030	0.0071	ng/g	1	☼	1668A	Total/NA
PCB-144	1.1		0.015	0.00095	ng/g	1	☼	1668A	Total/NA
PCB-145	0.021		0.015	0.00073	ng/g	1	☼	1668A	Total/NA
PCB-146	5.9	B	0.015	0.0060	ng/g	1	☼	1668A	Total/NA
PCB-147	28	C B	0.030	0.0062	ng/g	1	☼	1668A	Total/NA
PCB-148	0.32		0.015	0.00097	ng/g	1	☼	1668A	Total/NA
PCB-149	28	C147 B	0.030	0.0062	ng/g	1	☼	1668A	Total/NA
PCB-150	0.39		0.015	0.00071	ng/g	1	☼	1668A	Total/NA
PCB-151	12	C135 B	0.030	0.0010	ng/g	1	☼	1668A	Total/NA
PCB-152	0.26		0.015	0.00070	ng/g	1	☼	1668A	Total/NA
PCB-153	24	C B	0.030	0.0049	ng/g	1	☼	1668A	Total/NA
PCB-154	1.6	B	0.015	0.00086	ng/g	1	☼	1668A	Total/NA
PCB-155	0.040		0.015	0.00067	ng/g	1	☼	1668A	Total/NA
PCB-156	2.1	C B	0.030	0.0055	ng/g	1	☼	1668A	Total/NA
PCB-157	2.1	C156 B	0.030	0.0055	ng/g	1	☼	1668A	Total/NA
PCB-158	2.1	B	0.015	0.0043	ng/g	1	☼	1668A	Total/NA
PCB-159	0.26		0.015	0.0046	ng/g	1	☼	1668A	Total/NA
PCB-160	25	C129 B	0.059	0.0056	ng/g	1	☼	1668A	Total/NA
PCB-163	25	C129 B	0.059	0.0056	ng/g	1	☼	1668A	Total/NA
PCB-164	1.9		0.015	0.0048	ng/g	1	☼	1668A	Total/NA
PCB-166	2.9	C128	0.030	0.0054	ng/g	1	☼	1668A	Total/NA
PCB-167	0.74		0.015	0.0039	ng/g	1	☼	1668A	Total/NA
PCB-168	24	C153 B	0.030	0.0049	ng/g	1	☼	1668A	Total/NA
PCB-170	8.1	B	0.015	0.00076	ng/g	1	☼	1668A	Total/NA
PCB-171	2.7	C	0.030	0.00077	ng/g	1	☼	1668A	Total/NA
PCB-172	1.3	B	0.015	0.00075	ng/g	1	☼	1668A	Total/NA
PCB-173	2.7	C171	0.030	0.00077	ng/g	1	☼	1668A	Total/NA
PCB-174	8.7	B	0.015	0.00078	ng/g	1	☼	1668A	Total/NA
PCB-175	0.36		0.015	0.00069	ng/g	1	☼	1668A	Total/NA
PCB-176	1.1	B	0.015	0.00049	ng/g	1	☼	1668A	Total/NA

This Detection Summary does not include radiochemical test results.

Client Sample ID: G6-0to27-101818 (Continued)
Lab Sample ID: 580-88125-11

Analyte	Result	Qualifier	RL	EDL	Unit	Dil Fac	D	Method	Prep Type
PCB-177	5.6	B	0.015	0.00079	ng/g	1	☼	1668A	Total/NA
PCB-178	2.2		0.015	0.00072	ng/g	1	☼	1668A	Total/NA
PCB-179	4.3	B	0.015	0.00052	ng/g	1	☼	1668A	Total/NA
PCB-180	18	C B	0.030	0.00060	ng/g	1	☼	1668A	Total/NA
PCB-181	0.078		0.015	0.00067	ng/g	1	☼	1668A	Total/NA
PCB-182	0.14		0.015	0.00065	ng/g	1	☼	1668A	Total/NA
PCB-183	5.7	C B	0.030	0.00065	ng/g	1	☼	1668A	Total/NA
PCB-185	5.7	C183 B	0.030	0.00065	ng/g	1	☼	1668A	Total/NA
PCB-187	11		0.015	0.00067	ng/g	1	☼	1668A	Total/NA
PCB-188	0.078		0.015	0.00048	ng/g	1	☼	1668A	Total/NA
PCB-189	0.29	B	0.015	0.0022	ng/g	1	☼	1668A	Total/NA
PCB-190	1.6		0.015	0.00054	ng/g	1	☼	1668A	Total/NA
PCB-191	0.38		0.015	0.00054	ng/g	1	☼	1668A	Total/NA
PCB-193	18	C180 B	0.030	0.00060	ng/g	1	☼	1668A	Total/NA
PCB-194	3.6	B	0.015	0.0072	ng/g	1	☼	1668A	Total/NA
PCB-195	1.7		0.015	0.0086	ng/g	1	☼	1668A	Total/NA
PCB-196	1.8	B	0.015	0.0013	ng/g	1	☼	1668A	Total/NA
PCB-197	0.13		0.015	0.00094	ng/g	1	☼	1668A	Total/NA
PCB-198	3.5	C B	0.030	0.0014	ng/g	1	☼	1668A	Total/NA
PCB-199	3.5	C198 B	0.030	0.0014	ng/g	1	☼	1668A	Total/NA
PCB-200	0.45		0.015	0.0010	ng/g	1	☼	1668A	Total/NA
PCB-201	0.46		0.015	0.00096	ng/g	1	☼	1668A	Total/NA
PCB-202	0.73		0.015	0.0011	ng/g	1	☼	1668A	Total/NA
PCB-203	2.2		0.015	0.0012	ng/g	1	☼	1668A	Total/NA
PCB-205	0.18		0.015	0.0054	ng/g	1	☼	1668A	Total/NA
PCB-206	1.7	q	0.015	0.0046	ng/g	1	☼	1668A	Total/NA
PCB-207	0.15		0.015	0.0033	ng/g	1	☼	1668A	Total/NA
PCB-208	0.36		0.015	0.0034	ng/g	1	☼	1668A	Total/NA
PCB-209	0.46	B	0.015	0.00068	ng/g	1	☼	1668A	Total/NA
Total Monochlorobiphenyls	1.4	B	0.015	0.0018	ng/g	1	☼	1668A	Total/NA
Total Dichlorobiphenyls	3.0	B	0.030	0.0010	ng/g	1	☼	1668A	Total/NA
Total Trichlorobiphenyls	16	q B	0.030	0.0071	ng/g	1	☼	1668A	Total/NA
Total Tetrachlorobiphenyls	110	G q B	0.079	0.079	ng/g	1	☼	1668A	Total/NA
Total Pentachlorobiphenyls	140	q B	0.089	0.0057	ng/g	1	☼	1668A	Total/NA
Total Hexachlorobiphenyls	130	B	0.059	0.0043	ng/g	1	☼	1668A	Total/NA
Total Heptachlorobiphenyls	72	B	0.030	0.00071	ng/g	1	☼	1668A	Total/NA
Total Octachlorobiphenyls	15	B	0.030	0.0027	ng/g	1	☼	1668A	Total/NA
Total Nonachlorobiphenyls	2.2	q	0.015	0.0038	ng/g	1	☼	1668A	Total/NA
Polychlorinated biphenyls, Total	490	q B	0.089	0.012	ng/g	1	☼	1668A	Total/NA

Client Sample ID: H2-0to30-101218
Lab Sample ID: 580-88125-12

Analyte	Result	Qualifier	RL	EDL	Unit	Dil Fac	D	Method	Prep Type
PCB-1	0.097	B	0.059	0.0011	ng/g	1	☼	1668A	Total/NA
PCB-2	0.052	J B	0.059	0.0012	ng/g	1	☼	1668A	Total/NA
PCB-3	0.068	B	0.059	0.0012	ng/g	1	☼	1668A	Total/NA
PCB-4	0.19		0.12	0.0029	ng/g	1	☼	1668A	Total/NA
PCB-5	0.0053	J q	0.059	0.0019	ng/g	1	☼	1668A	Total/NA
PCB-6	0.033	J	0.059	0.0019	ng/g	1	☼	1668A	Total/NA
PCB-7	0.011	J q	0.059	0.0018	ng/g	1	☼	1668A	Total/NA
PCB-8	0.12	B	0.12	0.0019	ng/g	1	☼	1668A	Total/NA

This Detection Summary does not include radiochemical test results.

Client Sample ID: H2-0to30-101218 (Continued)
Lab Sample ID: 580-88125-12

Analyte	Result	Qualifier	RL	EDL	Unit	Dil Fac	D	Method	Prep Type
PCB-9	0.013	J	0.059	0.0021	ng/g	1	☼	1668A	Total/NA
PCB-10	0.0078	J q	0.059	0.0020	ng/g	1	☼	1668A	Total/NA
PCB-11	0.12	B	0.12	0.0018	ng/g	1	☼	1668A	Total/NA
PCB-12	0.025	J q C	0.12	0.0018	ng/g	1	☼	1668A	Total/NA
PCB-13	0.025	J q C12	0.12	0.0018	ng/g	1	☼	1668A	Total/NA
PCB-15	0.098	B	0.059	0.0018	ng/g	1	☼	1668A	Total/NA
PCB-17	0.50	B	0.059	0.0025	ng/g	1	☼	1668A	Total/NA
PCB-18	0.13	C B	0.12	0.0021	ng/g	1	☼	1668A	Total/NA
PCB-19	0.62		0.059	0.0029	ng/g	1	☼	1668A	Total/NA
PCB-20	0.45	C B	0.12	0.0025	ng/g	1	☼	1668A	Total/NA
PCB-21	0.21	C B	0.12	0.0023	ng/g	1	☼	1668A	Total/NA
PCB-22	0.054	J B	0.059	0.0026	ng/g	1	☼	1668A	Total/NA
PCB-25	0.088		0.059	0.0024	ng/g	1	☼	1668A	Total/NA
PCB-26	0.050	J C B	0.12	0.0024	ng/g	1	☼	1668A	Total/NA
PCB-27	0.11		0.059	0.0018	ng/g	1	☼	1668A	Total/NA
PCB-28	0.45	C20 B	0.12	0.0025	ng/g	1	☼	1668A	Total/NA
PCB-29	0.050	J C26 B	0.12	0.0024	ng/g	1	☼	1668A	Total/NA
PCB-30	0.13	C18 B	0.12	0.0021	ng/g	1	☼	1668A	Total/NA
PCB-31	0.18	B	0.12	0.0023	ng/g	1	☼	1668A	Total/NA
PCB-32	0.51	B	0.059	0.0016	ng/g	1	☼	1668A	Total/NA
PCB-33	0.21	C21 B	0.12	0.0023	ng/g	1	☼	1668A	Total/NA
PCB-34	0.0053	J	0.059	0.0026	ng/g	1	☼	1668A	Total/NA
PCB-35	0.012	J B	0.059	0.0026	ng/g	1	☼	1668A	Total/NA
PCB-37	0.10	B	0.059	0.0025	ng/g	1	☼	1668A	Total/NA
PCB-39	0.0067	J	0.059	0.0023	ng/g	1	☼	1668A	Total/NA
PCB-40	1.1	C	0.18	0.0067	ng/g	1	☼	1668A	Total/NA
PCB-41	1.1	C40	0.18	0.0067	ng/g	1	☼	1668A	Total/NA
PCB-42	0.21		0.059	0.0071	ng/g	1	☼	1668A	Total/NA
PCB-43	0.22	C	0.12	0.0062	ng/g	1	☼	1668A	Total/NA
PCB-44	7.5	C B	0.18	0.0060	ng/g	1	☼	1668A	Total/NA
PCB-45	3.6	C	0.12	0.0070	ng/g	1	☼	1668A	Total/NA
PCB-46	0.098		0.059	0.0081	ng/g	1	☼	1668A	Total/NA
PCB-47	7.5	C44 B	0.18	0.0060	ng/g	1	☼	1668A	Total/NA
PCB-48	0.070		0.059	0.0065	ng/g	1	☼	1668A	Total/NA
PCB-49	2.8	C	0.12	0.0054	ng/g	1	☼	1668A	Total/NA
PCB-50	1.6	C	0.12	0.0066	ng/g	1	☼	1668A	Total/NA
PCB-51	3.6	C45	0.12	0.0070	ng/g	1	☼	1668A	Total/NA
PCB-52	2.5	B	0.059	0.0069	ng/g	1	☼	1668A	Total/NA
PCB-53	1.6	C50	0.12	0.0066	ng/g	1	☼	1668A	Total/NA
PCB-54	0.55		0.059	0.0016	ng/g	1	☼	1668A	Total/NA
PCB-56	0.23		0.059	0.0049	ng/g	1	☼	1668A	Total/NA
PCB-59	0.21	C	0.18	0.0045	ng/g	1	☼	1668A	Total/NA
PCB-60	0.059		0.059	0.0046	ng/g	1	☼	1668A	Total/NA
PCB-61	1.6	C B	0.24	0.0045	ng/g	1	☼	1668A	Total/NA
PCB-62	0.21	C59	0.18	0.0045	ng/g	1	☼	1668A	Total/NA
PCB-63	0.064		0.059	0.0042	ng/g	1	☼	1668A	Total/NA
PCB-64	0.26		0.059	0.0043	ng/g	1	☼	1668A	Total/NA
PCB-65	7.5	C44 B	0.18	0.0060	ng/g	1	☼	1668A	Total/NA
PCB-66	0.98		0.059	0.0048	ng/g	1	☼	1668A	Total/NA
PCB-67	0.055	J q	0.059	0.0044	ng/g	1	☼	1668A	Total/NA
PCB-68	0.11		0.059	0.0042	ng/g	1	☼	1668A	Total/NA

This Detection Summary does not include radiochemical test results.

Client Sample ID: H2-0to30-101218 (Continued)
Lab Sample ID: 580-88125-12

Analyte	Result	Qualifier	RL	EDL	Unit	Dil Fac	D	Method	Prep Type
PCB-69	2.8	C49	0.12	0.0054	ng/g	1	☼	1668A	Total/NA
PCB-70	1.6	C61 B	0.24	0.0045	ng/g	1	☼	1668A	Total/NA
PCB-71	1.1	C40	0.18	0.0067	ng/g	1	☼	1668A	Total/NA
PCB-72	0.11		0.059	0.0047	ng/g	1	☼	1668A	Total/NA
PCB-73	0.22	C43	0.12	0.0062	ng/g	1	☼	1668A	Total/NA
PCB-74	1.6	C61 B	0.24	0.0045	ng/g	1	☼	1668A	Total/NA
PCB-75	0.21	C59	0.18	0.0045	ng/g	1	☼	1668A	Total/NA
PCB-76	1.6	C61 B	0.24	0.0045	ng/g	1	☼	1668A	Total/NA
PCB-77	0.090		0.059	0.0045	ng/g	1	☼	1668A	Total/NA
PCB-79	0.065		0.059	0.0040	ng/g	1	☼	1668A	Total/NA
PCB-82	0.51		0.059	0.0022	ng/g	1	☼	1668A	Total/NA
PCB-83	6.5	C B	0.12	0.0021	ng/g	1	☼	1668A	Total/NA
PCB-84	1.3		0.059	0.0022	ng/g	1	☼	1668A	Total/NA
PCB-85	0.89	C	0.18	0.0016	ng/g	1	☼	1668A	Total/NA
PCB-86	4.0	C B	0.35	0.0016	ng/g	1	☼	1668A	Total/NA
PCB-87	4.0	C86 B	0.35	0.0016	ng/g	1	☼	1668A	Total/NA
PCB-88	2.3	C	0.12	0.0019	ng/g	1	☼	1668A	Total/NA
PCB-90	10	C B	0.18	0.0017	ng/g	1	☼	1668A	Total/NA
PCB-91	2.3	C88	0.12	0.0019	ng/g	1	☼	1668A	Total/NA
PCB-92	2.7		0.059	0.0020	ng/g	1	☼	1668A	Total/NA
PCB-93	1.7	C	0.12	0.0020	ng/g	1	☼	1668A	Total/NA
PCB-94	0.45		0.059	0.0021	ng/g	1	☼	1668A	Total/NA
PCB-95	6.6	B	0.059	0.0020	ng/g	1	☼	1668A	Total/NA
PCB-96	0.26		0.059	0.0016	ng/g	1	☼	1668A	Total/NA
PCB-97	4.0	C86 B	0.35	0.0016	ng/g	1	☼	1668A	Total/NA
PCB-98	0.79	C	0.12	0.0020	ng/g	1	☼	1668A	Total/NA
PCB-99	6.5	C83 B	0.12	0.0021	ng/g	1	☼	1668A	Total/NA
PCB-100	1.7	C93	0.12	0.0020	ng/g	1	☼	1668A	Total/NA
PCB-101	10	C90 B	0.18	0.0017	ng/g	1	☼	1668A	Total/NA
PCB-102	0.79	C98	0.12	0.0020	ng/g	1	☼	1668A	Total/NA
PCB-103	0.80		0.059	0.0019	ng/g	1	☼	1668A	Total/NA
PCB-104	0.13		0.059	0.0014	ng/g	1	☼	1668A	Total/NA
PCB-105	1.2	B	0.059	0.014	ng/g	1	☼	1668A	Total/NA
PCB-107	0.51		0.059	0.013	ng/g	1	☼	1668A	Total/NA
PCB-108	0.14	C	0.12	0.014	ng/g	1	☼	1668A	Total/NA
PCB-109	4.0	C86 B	0.35	0.0016	ng/g	1	☼	1668A	Total/NA
PCB-110	7.2	C B	0.12	0.0014	ng/g	1	☼	1668A	Total/NA
PCB-111	0.061		0.059	0.0014	ng/g	1	☼	1668A	Total/NA
PCB-113	10	C90 B	0.18	0.0017	ng/g	1	☼	1668A	Total/NA
PCB-114	0.056	J B	0.059	0.013	ng/g	1	☼	1668A	Total/NA
PCB-115	7.2	C110 B	0.12	0.0014	ng/g	1	☼	1668A	Total/NA
PCB-116	0.89	C85	0.18	0.0016	ng/g	1	☼	1668A	Total/NA
PCB-117	0.89	C85	0.18	0.0016	ng/g	1	☼	1668A	Total/NA
PCB-118	4.1	B	0.059	0.014	ng/g	1	☼	1668A	Total/NA
PCB-119	4.0	C86 B	0.35	0.0016	ng/g	1	☼	1668A	Total/NA
PCB-120	0.19		0.059	0.0013	ng/g	1	☼	1668A	Total/NA
PCB-121	0.052	J	0.059	0.0014	ng/g	1	☼	1668A	Total/NA
PCB-122	0.041	J q	0.059	0.015	ng/g	1	☼	1668A	Total/NA
PCB-123	0.044	J q	0.059	0.014	ng/g	1	☼	1668A	Total/NA
PCB-124	0.14	C108	0.12	0.014	ng/g	1	☼	1668A	Total/NA
PCB-125	4.0	C86 B	0.35	0.0016	ng/g	1	☼	1668A	Total/NA

This Detection Summary does not include radiochemical test results.

Client Sample ID: H2-0to30-101218 (Continued)
Lab Sample ID: 580-88125-12

Analyte	Result	Qualifier	RL	EDL	Unit	Dil Fac	D	Method	Prep Type
PCB-126	0.017	J B	0.059	0.014	ng/g	1	☼	1668A	Total/NA
PCB-128	1.8	C	0.12	0.0099	ng/g	1	☼	1668A	Total/NA
PCB-129	16	C B	0.24	0.010	ng/g	1	☼	1668A	Total/NA
PCB-130	0.96		0.059	0.013	ng/g	1	☼	1668A	Total/NA
PCB-131	0.11		0.059	0.013	ng/g	1	☼	1668A	Total/NA
PCB-132	4.3	B	0.059	0.013	ng/g	1	☼	1668A	Total/NA
PCB-133	0.55		0.059	0.012	ng/g	1	☼	1668A	Total/NA
PCB-134	0.81	C	0.12	0.013	ng/g	1	☼	1668A	Total/NA
PCB-135	8.2	C B	0.12	0.0015	ng/g	1	☼	1668A	Total/NA
PCB-136	2.6	B	0.059	0.0011	ng/g	1	☼	1668A	Total/NA
PCB-137	0.28		0.059	0.010	ng/g	1	☼	1668A	Total/NA
PCB-138	16	C129 B	0.24	0.010	ng/g	1	☼	1668A	Total/NA
PCB-139	0.39	C	0.12	0.011	ng/g	1	☼	1668A	Total/NA
PCB-140	0.39	C139	0.12	0.011	ng/g	1	☼	1668A	Total/NA
PCB-141	2.9		0.059	0.012	ng/g	1	☼	1668A	Total/NA
PCB-143	0.81	C134	0.12	0.013	ng/g	1	☼	1668A	Total/NA
PCB-144	0.73		0.059	0.0014	ng/g	1	☼	1668A	Total/NA
PCB-146	4.8	B	0.059	0.011	ng/g	1	☼	1668A	Total/NA
PCB-147	15	C B	0.12	0.011	ng/g	1	☼	1668A	Total/NA
PCB-148	0.21		0.059	0.0014	ng/g	1	☼	1668A	Total/NA
PCB-149	15	C147 B	0.12	0.011	ng/g	1	☼	1668A	Total/NA
PCB-150	0.18		0.059	0.0010	ng/g	1	☼	1668A	Total/NA
PCB-151	8.2	C135 B	0.12	0.0015	ng/g	1	☼	1668A	Total/NA
PCB-152	0.088		0.059	0.0010	ng/g	1	☼	1668A	Total/NA
PCB-153	18	C B	0.12	0.0091	ng/g	1	☼	1668A	Total/NA
PCB-154	1.2	B	0.059	0.0013	ng/g	1	☼	1668A	Total/NA
PCB-155	0.018	J	0.059	0.00098	ng/g	1	☼	1668A	Total/NA
PCB-156	1.6	C B	0.12	0.010	ng/g	1	☼	1668A	Total/NA
PCB-157	1.6	C156 B	0.12	0.010	ng/g	1	☼	1668A	Total/NA
PCB-158	1.4	B	0.059	0.0080	ng/g	1	☼	1668A	Total/NA
PCB-159	0.36		0.059	0.0084	ng/g	1	☼	1668A	Total/NA
PCB-160	16	C129 B	0.24	0.010	ng/g	1	☼	1668A	Total/NA
PCB-163	16	C129 B	0.24	0.010	ng/g	1	☼	1668A	Total/NA
PCB-164	1.2		0.059	0.0089	ng/g	1	☼	1668A	Total/NA
PCB-166	1.8	C128	0.12	0.0099	ng/g	1	☼	1668A	Total/NA
PCB-167	0.60		0.059	0.0070	ng/g	1	☼	1668A	Total/NA
PCB-168	18	C153 B	0.12	0.0091	ng/g	1	☼	1668A	Total/NA
PCB-170	13	B	0.059	0.0012	ng/g	1	☼	1668A	Total/NA
PCB-171	3.9	C	0.12	0.0012	ng/g	1	☼	1668A	Total/NA
PCB-172	2.1	B	0.059	0.0011	ng/g	1	☼	1668A	Total/NA
PCB-173	3.9	C171	0.12	0.0012	ng/g	1	☼	1668A	Total/NA
PCB-174	12	B	0.059	0.0012	ng/g	1	☼	1668A	Total/NA
PCB-175	0.48		0.059	0.0011	ng/g	1	☼	1668A	Total/NA
PCB-176	1.3	B	0.059	0.00074	ng/g	1	☼	1668A	Total/NA
PCB-177	7.5	B	0.059	0.0012	ng/g	1	☼	1668A	Total/NA
PCB-178	2.3		0.059	0.0011	ng/g	1	☼	1668A	Total/NA
PCB-179	4.3	B	0.059	0.00080	ng/g	1	☼	1668A	Total/NA
PCB-180	29	C B	0.12	0.00092	ng/g	1	☼	1668A	Total/NA
PCB-182	0.14		0.059	0.00099	ng/g	1	☼	1668A	Total/NA
PCB-183	8.3	C B	0.12	0.0010	ng/g	1	☼	1668A	Total/NA
PCB-185	8.3	C183 B	0.12	0.0010	ng/g	1	☼	1668A	Total/NA

This Detection Summary does not include radiochemical test results.

Client Sample ID: H2-0to30-101218 (Continued)
Lab Sample ID: 580-88125-12

Analyte	Result	Qualifier	RL	EDL	Unit	Dil Fac	D	Method	Prep Type
PCB-187	14		0.059	0.0010	ng/g	1	☼	1668A	Total/NA
PCB-189	0.52	B	0.059	0.0040	ng/g	1	☼	1668A	Total/NA
PCB-190	2.8		0.059	0.00082	ng/g	1	☼	1668A	Total/NA
PCB-191	0.61		0.059	0.00082	ng/g	1	☼	1668A	Total/NA
PCB-193	29	C180 B	0.12	0.00092	ng/g	1	☼	1668A	Total/NA
PCB-194	7.6	B	0.059	0.036	ng/g	1	☼	1668A	Total/NA
PCB-195	3.6		0.059	0.043	ng/g	1	☼	1668A	Total/NA
PCB-196	3.7	B	0.059	0.0015	ng/g	1	☼	1668A	Total/NA
PCB-197	0.25		0.059	0.0011	ng/g	1	☼	1668A	Total/NA
PCB-198	6.6	C B	0.12	0.0016	ng/g	1	☼	1668A	Total/NA
PCB-199	6.6	C198 B	0.12	0.0016	ng/g	1	☼	1668A	Total/NA
PCB-200	0.86		0.059	0.0011	ng/g	1	☼	1668A	Total/NA
PCB-201	0.82		0.059	0.0011	ng/g	1	☼	1668A	Total/NA
PCB-202	1.1		0.059	0.0012	ng/g	1	☼	1668A	Total/NA
PCB-203	4.4		0.059	0.0014	ng/g	1	☼	1668A	Total/NA
PCB-205	0.38		0.059	0.027	ng/g	1	☼	1668A	Total/NA
PCB-206	2.1	q	0.059	0.0072	ng/g	1	☼	1668A	Total/NA
PCB-207	0.23		0.059	0.0051	ng/g	1	☼	1668A	Total/NA
PCB-208	0.37		0.059	0.0053	ng/g	1	☼	1668A	Total/NA
PCB-209	0.35	B	0.059	0.0012	ng/g	1	☼	1668A	Total/NA
Total Monochlorobiphenyls	0.22	B	0.059	0.0012	ng/g	1	☼	1668A	Total/NA
Total Dichlorobiphenyls	0.62	q B	0.12	0.0019	ng/g	1	☼	1668A	Total/NA
Total Trichlorobiphenyls	3.0	B	0.12	0.0024	ng/g	1	☼	1668A	Total/NA
Total Tetrachlorobiphenyls	24	q B	0.24	0.0052	ng/g	1	☼	1668A	Total/NA
Total Pentachlorobiphenyls	53	q B	0.35	0.0057	ng/g	1	☼	1668A	Total/NA
Total Hexachlorobiphenyls	84	B	0.24	0.0078	ng/g	1	☼	1668A	Total/NA
Total Heptachlorobiphenyls	100	B	0.12	0.0011	ng/g	1	☼	1668A	Total/NA
Total Octachlorobiphenyls	29	B	0.12	0.011	ng/g	1	☼	1668A	Total/NA
Total Nonachlorobiphenyls	2.7	q	0.059	0.0059	ng/g	1	☼	1668A	Total/NA
Polychlorinated biphenyls, Total	300	q B	0.35	0.0046	ng/g	1	☼	1668A	Total/NA

Client Sample ID: J2A3-0to18-101218
Lab Sample ID: 580-88125-13

Analyte	Result	Qualifier	RL	EDL	Unit	Dil Fac	D	Method	Prep Type
PCB-1	0.0098	B	0.0098	0.00030	ng/g	1	☼	1668A	Total/NA
PCB-2	0.012	B	0.0098	0.00032	ng/g	1	☼	1668A	Total/NA
PCB-3	0.0057	J q B	0.0098	0.00034	ng/g	1	☼	1668A	Total/NA
PCB-4	0.17		0.020	0.00070	ng/g	1	☼	1668A	Total/NA
PCB-5	0.00068	J q	0.0098	0.00045	ng/g	1	☼	1668A	Total/NA
PCB-6	0.0058	J	0.0098	0.00045	ng/g	1	☼	1668A	Total/NA
PCB-7	0.0022	J	0.0098	0.00043	ng/g	1	☼	1668A	Total/NA
PCB-8	0.064	B	0.020	0.00044	ng/g	1	☼	1668A	Total/NA
PCB-9	0.0020	J	0.0098	0.00049	ng/g	1	☼	1668A	Total/NA
PCB-10	0.0050	J	0.0098	0.00047	ng/g	1	☼	1668A	Total/NA
PCB-11	0.080	B	0.020	0.00043	ng/g	1	☼	1668A	Total/NA
PCB-12	0.0046	J C	0.020	0.00043	ng/g	1	☼	1668A	Total/NA
PCB-13	0.0046	J C12	0.020	0.00043	ng/g	1	☼	1668A	Total/NA
PCB-15	0.030	B	0.0098	0.00042	ng/g	1	☼	1668A	Total/NA
PCB-16	0.020	q	0.0098	0.00064	ng/g	1	☼	1668A	Total/NA
PCB-17	0.13	B	0.0098	0.00050	ng/g	1	☼	1668A	Total/NA
PCB-18	0.066	C B	0.020	0.00043	ng/g	1	☼	1668A	Total/NA

This Detection Summary does not include radiochemical test results.

Client Sample ID: J2A3-0to18-101218 (Continued)
Lab Sample ID: 580-88125-13

Analyte	Result	Qualifier	RL	EDL	Unit	Dil Fac	D	Method	Prep Type
PCB-19	0.28		0.0098	0.00060	ng/g	1	☼	1668A	Total/NA
PCB-20	0.097	C B	0.020	0.00067	ng/g	1	☼	1668A	Total/NA
PCB-21	0.038	C B	0.020	0.00063	ng/g	1	☼	1668A	Total/NA
PCB-22	0.021	B	0.0098	0.00070	ng/g	1	☼	1668A	Total/NA
PCB-25	0.017		0.0098	0.00064	ng/g	1	☼	1668A	Total/NA
PCB-26	0.015	J C B	0.020	0.00066	ng/g	1	☼	1668A	Total/NA
PCB-27	0.035		0.0098	0.00036	ng/g	1	☼	1668A	Total/NA
PCB-28	0.097	C20 B	0.020	0.00067	ng/g	1	☼	1668A	Total/NA
PCB-29	0.015	J C26 B	0.020	0.00066	ng/g	1	☼	1668A	Total/NA
PCB-30	0.066	C18 B	0.020	0.00043	ng/g	1	☼	1668A	Total/NA
PCB-31	0.055	B	0.020	0.00063	ng/g	1	☼	1668A	Total/NA
PCB-32	0.14	B	0.0098	0.00034	ng/g	1	☼	1668A	Total/NA
PCB-33	0.038	C21 B	0.020	0.00063	ng/g	1	☼	1668A	Total/NA
PCB-35	0.0040	J B	0.0098	0.00072	ng/g	1	☼	1668A	Total/NA
PCB-36	0.00082	J	0.0098	0.00065	ng/g	1	☼	1668A	Total/NA
PCB-37	0.027	B	0.0098	0.00068	ng/g	1	☼	1668A	Total/NA
PCB-40	0.14	C	0.030	0.00076	ng/g	1	☼	1668A	Total/NA
PCB-41	0.14	C40	0.030	0.00076	ng/g	1	☼	1668A	Total/NA
PCB-42	0.043		0.0098	0.00080	ng/g	1	☼	1668A	Total/NA
PCB-43	0.026	C	0.020	0.00069	ng/g	1	☼	1668A	Total/NA
PCB-44	0.78	C B	0.030	0.00067	ng/g	1	☼	1668A	Total/NA
PCB-45	0.44	C	0.020	0.00078	ng/g	1	☼	1668A	Total/NA
PCB-46	0.019		0.0098	0.00091	ng/g	1	☼	1668A	Total/NA
PCB-47	0.78	C44 B	0.030	0.00067	ng/g	1	☼	1668A	Total/NA
PCB-48	0.019		0.0098	0.00073	ng/g	1	☼	1668A	Total/NA
PCB-49	0.37	C	0.020	0.00061	ng/g	1	☼	1668A	Total/NA
PCB-50	0.30	C	0.020	0.00074	ng/g	1	☼	1668A	Total/NA
PCB-51	0.44	C45	0.020	0.00078	ng/g	1	☼	1668A	Total/NA
PCB-52	0.40	B	0.0098	0.00077	ng/g	1	☼	1668A	Total/NA
PCB-53	0.30	C50	0.020	0.00074	ng/g	1	☼	1668A	Total/NA
PCB-54	0.084		0.0098	0.00034	ng/g	1	☼	1668A	Total/NA
PCB-55	0.00097	J q	0.0098	0.00054	ng/g	1	☼	1668A	Total/NA
PCB-56	0.046		0.0098	0.00055	ng/g	1	☼	1668A	Total/NA
PCB-58	0.0013	J q	0.0098	0.00053	ng/g	1	☼	1668A	Total/NA
PCB-59	0.030	C	0.030	0.00051	ng/g	1	☼	1668A	Total/NA
PCB-60	0.017	q	0.0098	0.00052	ng/g	1	☼	1668A	Total/NA
PCB-61	0.22	C B	0.039	0.00051	ng/g	1	☼	1668A	Total/NA
PCB-62	0.030	C59	0.030	0.00051	ng/g	1	☼	1668A	Total/NA
PCB-64	0.053		0.0098	0.00049	ng/g	1	☼	1668A	Total/NA
PCB-65	0.78	C44 B	0.030	0.00067	ng/g	1	☼	1668A	Total/NA
PCB-66	0.14		0.0098	0.00054	ng/g	1	☼	1668A	Total/NA
PCB-67	0.0055	J q	0.0098	0.00050	ng/g	1	☼	1668A	Total/NA
PCB-68	0.010	q	0.0098	0.00047	ng/g	1	☼	1668A	Total/NA
PCB-69	0.37	C49	0.020	0.00061	ng/g	1	☼	1668A	Total/NA
PCB-70	0.22	C61 B	0.039	0.00051	ng/g	1	☼	1668A	Total/NA
PCB-71	0.14	C40	0.030	0.00076	ng/g	1	☼	1668A	Total/NA
PCB-72	0.0066	J q	0.0098	0.00053	ng/g	1	☼	1668A	Total/NA
PCB-73	0.026	C43	0.020	0.00069	ng/g	1	☼	1668A	Total/NA
PCB-74	0.22	C61 B	0.039	0.00051	ng/g	1	☼	1668A	Total/NA
PCB-75	0.030	C59	0.030	0.00051	ng/g	1	☼	1668A	Total/NA
PCB-76	0.22	C61 B	0.039	0.00051	ng/g	1	☼	1668A	Total/NA

This Detection Summary does not include radiochemical test results.

Client Sample ID: J2A3-0to18-101218 (Continued)
Lab Sample ID: 580-88125-13

Analyte	Result	Qualifier	RL	EDL	Unit	Dil Fac	D	Method	Prep Type
PCB-77	0.021		0.0098	0.00052	ng/g	1	☼	1668A	Total/NA
PCB-79	0.0043	J q	0.0098	0.00045	ng/g	1	☼	1668A	Total/NA
PCB-81	0.0015	J q	0.0098	0.00053	ng/g	1	☼	1668A	Total/NA
PCB-82	0.072		0.0098	0.00078	ng/g	1	☼	1668A	Total/NA
PCB-83	0.51	C B	0.020	0.00072	ng/g	1	☼	1668A	Total/NA
PCB-84	0.23		0.0098	0.00079	ng/g	1	☼	1668A	Total/NA
PCB-85	0.089	q C	0.030	0.00056	ng/g	1	☼	1668A	Total/NA
PCB-86	0.60	C B	0.059	0.00057	ng/g	1	☼	1668A	Total/NA
PCB-87	0.60	C86 B	0.059	0.00057	ng/g	1	☼	1668A	Total/NA
PCB-88	0.24	C	0.020	0.00067	ng/g	1	☼	1668A	Total/NA
PCB-89	0.0071	J q	0.0098	0.00076	ng/g	1	☼	1668A	Total/NA
PCB-90	0.95	C B	0.030	0.00060	ng/g	1	☼	1668A	Total/NA
PCB-91	0.24	C88	0.020	0.00067	ng/g	1	☼	1668A	Total/NA
PCB-92	0.0060	J q	0.0098	0.00071	ng/g	1	☼	1668A	Total/NA
PCB-93	0.12	C	0.020	0.00069	ng/g	1	☼	1668A	Total/NA
PCB-94	0.031		0.0098	0.00075	ng/g	1	☼	1668A	Total/NA
PCB-95	0.87	B	0.0098	0.00070	ng/g	1	☼	1668A	Total/NA
PCB-96	0.026		0.0098	0.00055	ng/g	1	☼	1668A	Total/NA
PCB-97	0.60	C86 B	0.059	0.00057	ng/g	1	☼	1668A	Total/NA
PCB-98	0.061	C	0.020	0.00069	ng/g	1	☼	1668A	Total/NA
PCB-99	0.51	C83 B	0.020	0.00072	ng/g	1	☼	1668A	Total/NA
PCB-100	0.12	C93	0.020	0.00069	ng/g	1	☼	1668A	Total/NA
PCB-101	0.95	C90 B	0.030	0.00060	ng/g	1	☼	1668A	Total/NA
PCB-102	0.061	C98	0.020	0.00069	ng/g	1	☼	1668A	Total/NA
PCB-103	0.063		0.0098	0.00066	ng/g	1	☼	1668A	Total/NA
PCB-104	0.010		0.0098	0.00049	ng/g	1	☼	1668A	Total/NA
PCB-105	0.16	B	0.0098	0.0016	ng/g	1	☼	1668A	Total/NA
PCB-107	0.041		0.0098	0.0015	ng/g	1	☼	1668A	Total/NA
PCB-108	0.018	J C	0.020	0.0017	ng/g	1	☼	1668A	Total/NA
PCB-109	0.60	C86 B	0.059	0.00057	ng/g	1	☼	1668A	Total/NA
PCB-110	0.99	C B	0.020	0.00050	ng/g	1	☼	1668A	Total/NA
PCB-111	0.0055	J	0.0098	0.00048	ng/g	1	☼	1668A	Total/NA
PCB-113	0.95	C90 B	0.030	0.00060	ng/g	1	☼	1668A	Total/NA
PCB-114	0.0088	J B	0.0098	0.0015	ng/g	1	☼	1668A	Total/NA
PCB-115	0.99	C110 B	0.020	0.00050	ng/g	1	☼	1668A	Total/NA
PCB-116	0.089	q C85	0.030	0.00056	ng/g	1	☼	1668A	Total/NA
PCB-117	0.089	q C85	0.030	0.00056	ng/g	1	☼	1668A	Total/NA
PCB-118	0.47	B	0.0098	0.0016	ng/g	1	☼	1668A	Total/NA
PCB-119	0.60	C86 B	0.059	0.00057	ng/g	1	☼	1668A	Total/NA
PCB-120	0.011		0.0098	0.00045	ng/g	1	☼	1668A	Total/NA
PCB-121	0.0052	J	0.0098	0.00049	ng/g	1	☼	1668A	Total/NA
PCB-122	0.0048	J q	0.0098	0.0018	ng/g	1	☼	1668A	Total/NA
PCB-123	0.0055	J q	0.0098	0.0016	ng/g	1	☼	1668A	Total/NA
PCB-124	0.018	J C108	0.020	0.0017	ng/g	1	☼	1668A	Total/NA
PCB-125	0.60	C86 B	0.059	0.00057	ng/g	1	☼	1668A	Total/NA
PCB-126	0.0030	J q B	0.0098	0.0016	ng/g	1	☼	1668A	Total/NA
PCB-128	0.22	C	0.020	0.0010	ng/g	1	☼	1668A	Total/NA
PCB-129	1.8	C B	0.039	0.0011	ng/g	1	☼	1668A	Total/NA
PCB-130	0.11		0.0098	0.0014	ng/g	1	☼	1668A	Total/NA
PCB-131	0.023		0.0098	0.0013	ng/g	1	☼	1668A	Total/NA
PCB-132	0.63	B	0.0098	0.0013	ng/g	1	☼	1668A	Total/NA

This Detection Summary does not include radiochemical test results.

Client Sample ID: J2A3-0to18-101218 (Continued)
Lab Sample ID: 580-88125-13

Analyte	Result	Qualifier	RL	EDL	Unit	Dil Fac	D	Method	Prep Type
PCB-133	0.037		0.0098	0.0013	ng/g	1	☼	1668A	Total/NA
PCB-134	0.11	C	0.020	0.0014	ng/g	1	☼	1668A	Total/NA
PCB-135	0.69	C B	0.020	0.00050	ng/g	1	☼	1668A	Total/NA
PCB-136	0.26	B	0.0098	0.00038	ng/g	1	☼	1668A	Total/NA
PCB-137	0.050		0.0098	0.0011	ng/g	1	☼	1668A	Total/NA
PCB-138	1.8	C129 B	0.039	0.0011	ng/g	1	☼	1668A	Total/NA
PCB-139	0.032	C	0.020	0.0012	ng/g	1	☼	1668A	Total/NA
PCB-140	0.032	C139	0.020	0.0012	ng/g	1	☼	1668A	Total/NA
PCB-141	0.37		0.0098	0.0012	ng/g	1	☼	1668A	Total/NA
PCB-143	0.11	C134	0.020	0.0014	ng/g	1	☼	1668A	Total/NA
PCB-144	0.086		0.0098	0.00047	ng/g	1	☼	1668A	Total/NA
PCB-145	0.0010	J q	0.0098	0.00036	ng/g	1	☼	1668A	Total/NA
PCB-146	0.32	B	0.0098	0.0011	ng/g	1	☼	1668A	Total/NA
PCB-147	1.8	C B	0.020	0.0012	ng/g	1	☼	1668A	Total/NA
PCB-148	0.0095	J	0.0098	0.00048	ng/g	1	☼	1668A	Total/NA
PCB-149	1.8	C147 B	0.020	0.0012	ng/g	1	☼	1668A	Total/NA
PCB-150	0.011		0.0098	0.00035	ng/g	1	☼	1668A	Total/NA
PCB-151	0.69	C135 B	0.020	0.00050	ng/g	1	☼	1668A	Total/NA
PCB-152	0.0061	J	0.0098	0.00035	ng/g	1	☼	1668A	Total/NA
PCB-153	1.6	C B	0.020	0.00094	ng/g	1	☼	1668A	Total/NA
PCB-154	0.047	B	0.0098	0.00043	ng/g	1	☼	1668A	Total/NA
PCB-155	0.00098	J q	0.0098	0.00033	ng/g	1	☼	1668A	Total/NA
PCB-156	0.14	C B	0.020	0.0011	ng/g	1	☼	1668A	Total/NA
PCB-157	0.14	C156 B	0.020	0.0011	ng/g	1	☼	1668A	Total/NA
PCB-158	0.17	B	0.0098	0.00083	ng/g	1	☼	1668A	Total/NA
PCB-159	0.017		0.0098	0.00087	ng/g	1	☼	1668A	Total/NA
PCB-160	1.8	C129 B	0.039	0.0011	ng/g	1	☼	1668A	Total/NA
PCB-163	1.8	C129 B	0.039	0.0011	ng/g	1	☼	1668A	Total/NA
PCB-164	0.15		0.0098	0.00092	ng/g	1	☼	1668A	Total/NA
PCB-166	0.22	C128	0.020	0.0010	ng/g	1	☼	1668A	Total/NA
PCB-167	0.058		0.0098	0.00072	ng/g	1	☼	1668A	Total/NA
PCB-168	1.6	C153 B	0.020	0.00094	ng/g	1	☼	1668A	Total/NA
PCB-170	0.56	B	0.0098	0.00046	ng/g	1	☼	1668A	Total/NA
PCB-171	0.18	C	0.020	0.00042	ng/g	1	☼	1668A	Total/NA
PCB-172	0.093	B	0.0098	0.00041	ng/g	1	☼	1668A	Total/NA
PCB-173	0.18	C171	0.020	0.00042	ng/g	1	☼	1668A	Total/NA
PCB-174	0.59	B	0.0098	0.00042	ng/g	1	☼	1668A	Total/NA
PCB-175	0.027		0.0098	0.00038	ng/g	1	☼	1668A	Total/NA
PCB-176	0.072	B	0.0098	0.00027	ng/g	1	☼	1668A	Total/NA
PCB-177	0.34	B	0.0098	0.00043	ng/g	1	☼	1668A	Total/NA
PCB-178	0.12		0.0098	0.00040	ng/g	1	☼	1668A	Total/NA
PCB-179	0.25	B	0.0098	0.00029	ng/g	1	☼	1668A	Total/NA
PCB-180	1.1	C B	0.020	0.00033	ng/g	1	☼	1668A	Total/NA
PCB-181	0.0061	J q	0.0098	0.00037	ng/g	1	☼	1668A	Total/NA
PCB-182	0.0071	J	0.0098	0.00035	ng/g	1	☼	1668A	Total/NA
PCB-183	0.39	C B	0.020	0.00036	ng/g	1	☼	1668A	Total/NA
PCB-185	0.39	C183 B	0.020	0.00036	ng/g	1	☼	1668A	Total/NA
PCB-187	0.67		0.0098	0.00036	ng/g	1	☼	1668A	Total/NA
PCB-189	0.021	B	0.0098	0.00051	ng/g	1	☼	1668A	Total/NA
PCB-190	0.10		0.0098	0.00029	ng/g	1	☼	1668A	Total/NA
PCB-191	0.027		0.0098	0.00029	ng/g	1	☼	1668A	Total/NA

This Detection Summary does not include radiochemical test results.

Client Sample ID: J2A3-0to18-101218 (Continued)
Lab Sample ID: 580-88125-13

Analyte	Result	Qualifier	RL	EDL	Unit	Dil Fac	D	Method	Prep Type
PCB-193	1.1	C180 B	0.020	0.00033	ng/g	1	☼	1668A	Total/NA
PCB-194	0.23	B	0.0098	0.0017	ng/g	1	☼	1668A	Total/NA
PCB-195	0.10		0.0098	0.0020	ng/g	1	☼	1668A	Total/NA
PCB-196	0.11	B	0.0098	0.0012	ng/g	1	☼	1668A	Total/NA
PCB-197	0.0057	J q	0.0098	0.00089	ng/g	1	☼	1668A	Total/NA
PCB-198	0.24	C B	0.020	0.0013	ng/g	1	☼	1668A	Total/NA
PCB-199	0.24	C198 B	0.020	0.0013	ng/g	1	☼	1668A	Total/NA
PCB-200	0.026	q	0.0098	0.00095	ng/g	1	☼	1668A	Total/NA
PCB-201	0.031		0.0098	0.00090	ng/g	1	☼	1668A	Total/NA
PCB-202	0.048		0.0098	0.0010	ng/g	1	☼	1668A	Total/NA
PCB-203	0.15		0.0098	0.0012	ng/g	1	☼	1668A	Total/NA
PCB-205	0.011		0.0098	0.0012	ng/g	1	☼	1668A	Total/NA
PCB-206	0.19	q	0.0098	0.0018	ng/g	1	☼	1668A	Total/NA
PCB-207	0.015		0.0098	0.0012	ng/g	1	☼	1668A	Total/NA
PCB-208	0.038		0.0098	0.0012	ng/g	1	☼	1668A	Total/NA
PCB-209	0.064	B	0.0098	0.00058	ng/g	1	☼	1668A	Total/NA
Total Monochlorobiphenyls	0.028	q B	0.0098	0.00032	ng/g	1	☼	1668A	Total/NA
Total Dichlorobiphenyls	0.36	q B	0.020	0.00046	ng/g	1	☼	1668A	Total/NA
Total Trichlorobiphenyls	0.95	q B	0.020	0.00060	ng/g	1	☼	1668A	Total/NA
Total Tetrachlorobiphenyls	3.2	q B	0.039	0.00059	ng/g	1	☼	1668A	Total/NA
Total Pentachlorobiphenyls	5.6	q B	0.059	0.00094	ng/g	1	☼	1668A	Total/NA
Total Hexachlorobiphenyls	8.7	q B	0.039	0.00089	ng/g	1	☼	1668A	Total/NA
Total Heptachlorobiphenyls	4.6	q B	0.020	0.00036	ng/g	1	☼	1668A	Total/NA
Total Octachlorobiphenyls	0.95	q B	0.020	0.0012	ng/g	1	☼	1668A	Total/NA
Total Nonachlorobiphenyls	0.24	q	0.0098	0.0014	ng/g	1	☼	1668A	Total/NA
Polychlorinated biphenyls, Total	25	q B	0.059	0.00078	ng/g	1	☼	1668A	Total/NA

Client Sample ID: M4-0to26-101918
Lab Sample ID: 580-88125-14

Analyte	Result	Qualifier	RL	EDL	Unit	Dil Fac	D	Method	Prep Type
PCB-1	0.95	B	0.063	0.0024	ng/g	1	☼	1668A	Total/NA
PCB-2	0.15	B	0.063	0.0025	ng/g	1	☼	1668A	Total/NA
PCB-3	0.40	B	0.063	0.0026	ng/g	1	☼	1668A	Total/NA
PCB-4	0.91		0.13	0.0034	ng/g	1	☼	1668A	Total/NA
PCB-5	0.024	J	0.063	0.0022	ng/g	1	☼	1668A	Total/NA
PCB-6	0.19		0.063	0.0022	ng/g	1	☼	1668A	Total/NA
PCB-7	0.050	J	0.063	0.0021	ng/g	1	☼	1668A	Total/NA
PCB-8	0.58	B	0.13	0.0021	ng/g	1	☼	1668A	Total/NA
PCB-9	0.059	J	0.063	0.0024	ng/g	1	☼	1668A	Total/NA
PCB-10	0.043	J	0.063	0.0023	ng/g	1	☼	1668A	Total/NA
PCB-11	0.15	B	0.13	0.0021	ng/g	1	☼	1668A	Total/NA
PCB-12	0.11	J C	0.13	0.0021	ng/g	1	☼	1668A	Total/NA
PCB-13	0.11	J C12	0.13	0.0021	ng/g	1	☼	1668A	Total/NA
PCB-15	0.37	B	0.063	0.0020	ng/g	1	☼	1668A	Total/NA
PCB-16	0.24		0.063	0.0037	ng/g	1	☼	1668A	Total/NA
PCB-17	1.6	B	0.063	0.0029	ng/g	1	☼	1668A	Total/NA
PCB-18	0.57	C B	0.13	0.0025	ng/g	1	☼	1668A	Total/NA
PCB-19	2.2		0.063	0.0035	ng/g	1	☼	1668A	Total/NA
PCB-20	1.6	C B	0.13	0.0078	ng/g	1	☼	1668A	Total/NA
PCB-21	0.65	C B	0.13	0.0074	ng/g	1	☼	1668A	Total/NA
PCB-22	0.23	B	0.063	0.0082	ng/g	1	☼	1668A	Total/NA

This Detection Summary does not include radiochemical test results.

Client Sample ID: M4-0to26-101918 (Continued)
Lab Sample ID: 580-88125-14

Analyte	Result	Qualifier	RL	EDL	Unit	Dil Fac	D	Method	Prep Type
PCB-25	0.23		0.063	0.0075	ng/g	1	☼	1668A	Total/NA
PCB-26	0.23	C B	0.13	0.0077	ng/g	1	☼	1668A	Total/NA
PCB-27	0.32		0.063	0.0021	ng/g	1	☼	1668A	Total/NA
PCB-28	1.6	C20 B	0.13	0.0078	ng/g	1	☼	1668A	Total/NA
PCB-29	0.23	C26 B	0.13	0.0077	ng/g	1	☼	1668A	Total/NA
PCB-30	0.57	C18 B	0.13	0.0025	ng/g	1	☼	1668A	Total/NA
PCB-31	0.82	B	0.13	0.0074	ng/g	1	☼	1668A	Total/NA
PCB-32	1.1	B	0.063	0.0019	ng/g	1	☼	1668A	Total/NA
PCB-33	0.65	C21 B	0.13	0.0074	ng/g	1	☼	1668A	Total/NA
PCB-34	0.015	J q	0.063	0.0084	ng/g	1	☼	1668A	Total/NA
PCB-35	0.033	J B	0.063	0.0084	ng/g	1	☼	1668A	Total/NA
PCB-37	0.38	B	0.063	0.0079	ng/g	1	☼	1668A	Total/NA
PCB-39	0.039	J	0.063	0.0073	ng/g	1	☼	1668A	Total/NA
PCB-40	2.4	C	0.19	0.0088	ng/g	1	☼	1668A	Total/NA
PCB-41	2.4	C40	0.19	0.0088	ng/g	1	☼	1668A	Total/NA
PCB-42	0.94		0.063	0.0093	ng/g	1	☼	1668A	Total/NA
PCB-43	0.45	C	0.13	0.0080	ng/g	1	☼	1668A	Total/NA
PCB-44	16	C B	0.19	0.0078	ng/g	1	☼	1668A	Total/NA
PCB-45	6.4	C	0.13	0.0091	ng/g	1	☼	1668A	Total/NA
PCB-46	0.26		0.063	0.011	ng/g	1	☼	1668A	Total/NA
PCB-47	16	C44 B	0.19	0.0078	ng/g	1	☼	1668A	Total/NA
PCB-48	0.28		0.063	0.0085	ng/g	1	☼	1668A	Total/NA
PCB-49	7.8	C	0.13	0.0071	ng/g	1	☼	1668A	Total/NA
PCB-50	3.0	C	0.13	0.0086	ng/g	1	☼	1668A	Total/NA
PCB-51	6.4	C45	0.13	0.0091	ng/g	1	☼	1668A	Total/NA
PCB-52	12	B	0.063	0.0089	ng/g	1	☼	1668A	Total/NA
PCB-53	3.0	C50	0.13	0.0086	ng/g	1	☼	1668A	Total/NA
PCB-54	0.92		0.063	0.0017	ng/g	1	☼	1668A	Total/NA
PCB-56	1.1		0.063	0.0063	ng/g	1	☼	1668A	Total/NA
PCB-58	0.056	J	0.063	0.0061	ng/g	1	☼	1668A	Total/NA
PCB-59	0.49	C	0.19	0.0059	ng/g	1	☼	1668A	Total/NA
PCB-60	0.20		0.063	0.0061	ng/g	1	☼	1668A	Total/NA
PCB-61	8.1	C B	0.25	0.0059	ng/g	1	☼	1668A	Total/NA
PCB-62	0.49	C59	0.19	0.0059	ng/g	1	☼	1668A	Total/NA
PCB-63	0.20		0.063	0.0055	ng/g	1	☼	1668A	Total/NA
PCB-64	1.3		0.063	0.0057	ng/g	1	☼	1668A	Total/NA
PCB-65	16	C44 B	0.19	0.0078	ng/g	1	☼	1668A	Total/NA
PCB-66	4.1		0.063	0.0063	ng/g	1	☼	1668A	Total/NA
PCB-67	0.10		0.063	0.0058	ng/g	1	☼	1668A	Total/NA
PCB-68	0.34		0.063	0.0054	ng/g	1	☼	1668A	Total/NA
PCB-69	7.8	C49	0.13	0.0071	ng/g	1	☼	1668A	Total/NA
PCB-70	8.1	C61 B	0.25	0.0059	ng/g	1	☼	1668A	Total/NA
PCB-71	2.4	C40	0.19	0.0088	ng/g	1	☼	1668A	Total/NA
PCB-72	0.31		0.063	0.0061	ng/g	1	☼	1668A	Total/NA
PCB-73	0.45	C43	0.13	0.0080	ng/g	1	☼	1668A	Total/NA
PCB-74	8.1	C61 B	0.25	0.0059	ng/g	1	☼	1668A	Total/NA
PCB-75	0.49	C59	0.19	0.0059	ng/g	1	☼	1668A	Total/NA
PCB-76	8.1	C61 B	0.25	0.0059	ng/g	1	☼	1668A	Total/NA
PCB-77	0.40		0.063	0.0060	ng/g	1	☼	1668A	Total/NA
PCB-79	0.22		0.063	0.0052	ng/g	1	☼	1668A	Total/NA
PCB-81	0.020	J	0.063	0.0062	ng/g	1	☼	1668A	Total/NA

This Detection Summary does not include radiochemical test results.

Client Sample ID: M4-0to26-101918 (Continued)
Lab Sample ID: 580-88125-14

Analyte	Result	Qualifier	RL	EDL	Unit	Dil Fac	D	Method	Prep Type
PCB-82	2.1		0.063	0.0030	ng/g	1	☼	1668A	Total/NA
PCB-83	17	C B	0.13	0.0028	ng/g	1	☼	1668A	Total/NA
PCB-84	5.7		0.063	0.0031	ng/g	1	☼	1668A	Total/NA
PCB-85	3.1	C	0.19	0.0022	ng/g	1	☼	1668A	Total/NA
PCB-86	13	C B	0.38	0.0022	ng/g	1	☼	1668A	Total/NA
PCB-87	13	C86 B	0.38	0.0022	ng/g	1	☼	1668A	Total/NA
PCB-88	5.3	C	0.13	0.0026	ng/g	1	☼	1668A	Total/NA
PCB-89	0.16		0.063	0.0030	ng/g	1	☼	1668A	Total/NA
PCB-90	28	C B	0.19	0.0023	ng/g	1	☼	1668A	Total/NA
PCB-91	5.3	C88	0.13	0.0026	ng/g	1	☼	1668A	Total/NA
PCB-92	6.9		0.063	0.0028	ng/g	1	☼	1668A	Total/NA
PCB-93	2.6	C	0.13	0.0027	ng/g	1	☼	1668A	Total/NA
PCB-94	0.66		0.063	0.0029	ng/g	1	☼	1668A	Total/NA
PCB-95	20	B	0.063	0.0027	ng/g	1	☼	1668A	Total/NA
PCB-96	0.45		0.063	0.0022	ng/g	1	☼	1668A	Total/NA
PCB-97	13	C86 B	0.38	0.0022	ng/g	1	☼	1668A	Total/NA
PCB-98	1.3	C	0.13	0.0027	ng/g	1	☼	1668A	Total/NA
PCB-99	17	C83 B	0.13	0.0028	ng/g	1	☼	1668A	Total/NA
PCB-100	2.6	C93	0.13	0.0027	ng/g	1	☼	1668A	Total/NA
PCB-101	28	C90 B	0.19	0.0023	ng/g	1	☼	1668A	Total/NA
PCB-102	1.3	C98	0.13	0.0027	ng/g	1	☼	1668A	Total/NA
PCB-103	1.3		0.063	0.0026	ng/g	1	☼	1668A	Total/NA
PCB-104	0.18		0.063	0.0019	ng/g	1	☼	1668A	Total/NA
PCB-105	4.5	B	0.063	0.018	ng/g	1	☼	1668A	Total/NA
PCB-107	1.6		0.063	0.017	ng/g	1	☼	1668A	Total/NA
PCB-108	0.55	C	0.13	0.018	ng/g	1	☼	1668A	Total/NA
PCB-109	13	C86 B	0.38	0.0022	ng/g	1	☼	1668A	Total/NA
PCB-110	25	C B	0.13	0.0020	ng/g	1	☼	1668A	Total/NA
PCB-111	0.14		0.063	0.0019	ng/g	1	☼	1668A	Total/NA
PCB-113	28	C90 B	0.19	0.0023	ng/g	1	☼	1668A	Total/NA
PCB-114	0.24	B	0.063	0.016	ng/g	1	☼	1668A	Total/NA
PCB-115	25	C110 B	0.13	0.0020	ng/g	1	☼	1668A	Total/NA
PCB-116	3.1	C85	0.19	0.0022	ng/g	1	☼	1668A	Total/NA
PCB-117	3.1	C85	0.19	0.0022	ng/g	1	☼	1668A	Total/NA
PCB-118	15	B	0.063	0.017	ng/g	1	☼	1668A	Total/NA
PCB-119	13	C86 B	0.38	0.0022	ng/g	1	☼	1668A	Total/NA
PCB-120	0.34		0.063	0.0018	ng/g	1	☼	1668A	Total/NA
PCB-121	0.11		0.063	0.0019	ng/g	1	☼	1668A	Total/NA
PCB-122	0.18		0.063	0.020	ng/g	1	☼	1668A	Total/NA
PCB-123	0.18		0.063	0.017	ng/g	1	☼	1668A	Total/NA
PCB-124	0.55	C108	0.13	0.018	ng/g	1	☼	1668A	Total/NA
PCB-125	13	C86 B	0.38	0.0022	ng/g	1	☼	1668A	Total/NA
PCB-126	0.062	J B	0.063	0.018	ng/g	1	☼	1668A	Total/NA
PCB-128	3.4	C	0.13	0.0050	ng/g	1	☼	1668A	Total/NA
PCB-129	25	C B	0.25	0.0051	ng/g	1	☼	1668A	Total/NA
PCB-130	1.8		0.063	0.0067	ng/g	1	☼	1668A	Total/NA
PCB-131	0.32		0.063	0.0065	ng/g	1	☼	1668A	Total/NA
PCB-132	9.0	B	0.063	0.0063	ng/g	1	☼	1668A	Total/NA
PCB-133	1.3		0.063	0.0061	ng/g	1	☼	1668A	Total/NA
PCB-134	1.7	C	0.13	0.0065	ng/g	1	☼	1668A	Total/NA
PCB-135	12	C B	0.13	0.0018	ng/g	1	☼	1668A	Total/NA

This Detection Summary does not include radiochemical test results.

Client Sample ID: M4-0to26-101918 (Continued)
Lab Sample ID: 580-88125-14

Analyte	Result	Qualifier	RL	EDL	Unit	Dil Fac	D	Method	Prep Type
PCB-136	4.4	B	0.063	0.0014	ng/g	1	☼	1668A	Total/NA
PCB-137	0.89		0.063	0.0053	ng/g	1	☼	1668A	Total/NA
PCB-138	25	C129 B	0.25	0.0051	ng/g	1	☼	1668A	Total/NA
PCB-139	0.88	C	0.13	0.0056	ng/g	1	☼	1668A	Total/NA
PCB-140	0.88	C139	0.13	0.0056	ng/g	1	☼	1668A	Total/NA
PCB-141	4.0		0.063	0.0058	ng/g	1	☼	1668A	Total/NA
PCB-143	1.7	C134	0.13	0.0065	ng/g	1	☼	1668A	Total/NA
PCB-144	1.1		0.063	0.0017	ng/g	1	☼	1668A	Total/NA
PCB-145	0.010	J q	0.063	0.0013	ng/g	1	☼	1668A	Total/NA
PCB-146	8.4	B	0.063	0.0055	ng/g	1	☼	1668A	Total/NA
PCB-147	24	C B	0.13	0.0057	ng/g	1	☼	1668A	Total/NA
PCB-148	0.51		0.063	0.0018	ng/g	1	☼	1668A	Total/NA
PCB-149	24	C147 B	0.13	0.0057	ng/g	1	☼	1668A	Total/NA
PCB-150	0.31		0.063	0.0013	ng/g	1	☼	1668A	Total/NA
PCB-151	12	C135 B	0.13	0.0018	ng/g	1	☼	1668A	Total/NA
PCB-152	0.15		0.063	0.0013	ng/g	1	☼	1668A	Total/NA
PCB-153	23	C B	0.13	0.0046	ng/g	1	☼	1668A	Total/NA
PCB-154	2.0	B	0.063	0.0016	ng/g	1	☼	1668A	Total/NA
PCB-155	0.029	J	0.063	0.0012	ng/g	1	☼	1668A	Total/NA
PCB-156	2.6	C B	0.13	0.0051	ng/g	1	☼	1668A	Total/NA
PCB-157	2.6	C156 B	0.13	0.0051	ng/g	1	☼	1668A	Total/NA
PCB-158	2.2	B	0.063	0.0040	ng/g	1	☼	1668A	Total/NA
PCB-159	0.24		0.063	0.0042	ng/g	1	☼	1668A	Total/NA
PCB-160	25	C129 B	0.25	0.0051	ng/g	1	☼	1668A	Total/NA
PCB-163	25	C129 B	0.25	0.0051	ng/g	1	☼	1668A	Total/NA
PCB-164	1.9		0.063	0.0044	ng/g	1	☼	1668A	Total/NA
PCB-166	3.4	C128	0.13	0.0050	ng/g	1	☼	1668A	Total/NA
PCB-167	0.89		0.063	0.0036	ng/g	1	☼	1668A	Total/NA
PCB-168	23	C153 B	0.13	0.0046	ng/g	1	☼	1668A	Total/NA
PCB-170	8.4	B	0.063	0.0026	ng/g	1	☼	1668A	Total/NA
PCB-171	2.7	C	0.13	0.0026	ng/g	1	☼	1668A	Total/NA
PCB-172	1.5	B	0.063	0.0025	ng/g	1	☼	1668A	Total/NA
PCB-173	2.7	C171	0.13	0.0026	ng/g	1	☼	1668A	Total/NA
PCB-174	8.1	B	0.063	0.0026	ng/g	1	☼	1668A	Total/NA
PCB-175	0.35		0.063	0.0024	ng/g	1	☼	1668A	Total/NA
PCB-176	1.2	B	0.063	0.0017	ng/g	1	☼	1668A	Total/NA
PCB-177	7.0	B	0.063	0.0027	ng/g	1	☼	1668A	Total/NA
PCB-178	2.8		0.063	0.0025	ng/g	1	☼	1668A	Total/NA
PCB-179	4.2	B	0.063	0.0018	ng/g	1	☼	1668A	Total/NA
PCB-180	19	C B	0.13	0.0021	ng/g	1	☼	1668A	Total/NA
PCB-181	0.098		0.063	0.0023	ng/g	1	☼	1668A	Total/NA
PCB-182	0.20		0.063	0.0022	ng/g	1	☼	1668A	Total/NA
PCB-183	5.4	C B	0.13	0.0022	ng/g	1	☼	1668A	Total/NA
PCB-185	5.4	C183 B	0.13	0.0022	ng/g	1	☼	1668A	Total/NA
PCB-187	13		0.063	0.0023	ng/g	1	☼	1668A	Total/NA
PCB-188	0.071		0.063	0.0016	ng/g	1	☼	1668A	Total/NA
PCB-189	0.36	B	0.063	0.0039	ng/g	1	☼	1668A	Total/NA
PCB-190	1.8		0.063	0.0018	ng/g	1	☼	1668A	Total/NA
PCB-191	0.39		0.063	0.0018	ng/g	1	☼	1668A	Total/NA
PCB-193	19	C180 B	0.13	0.0021	ng/g	1	☼	1668A	Total/NA
PCB-194	5.4	B	0.063	0.031	ng/g	1	☼	1668A	Total/NA

This Detection Summary does not include radiochemical test results.

Client Sample ID: M4-0to26-101918 (Continued)
Lab Sample ID: 580-88125-14

Analyte	Result	Qualifier	RL	EDL	Unit	Dil Fac	D	Method	Prep Type
PCB-195	2.4		0.063	0.037	ng/g	1	☼	1668A	Total/NA
PCB-196	2.7	B	0.063	0.0030	ng/g	1	☼	1668A	Total/NA
PCB-197	0.22		0.063	0.0022	ng/g	1	☼	1668A	Total/NA
PCB-198	5.3	C B	0.13	0.0032	ng/g	1	☼	1668A	Total/NA
PCB-199	5.3	C198 B	0.13	0.0032	ng/g	1	☼	1668A	Total/NA
PCB-200	0.61		0.063	0.0023	ng/g	1	☼	1668A	Total/NA
PCB-201	0.73		0.063	0.0022	ng/g	1	☼	1668A	Total/NA
PCB-202	1.0		0.063	0.0025	ng/g	1	☼	1668A	Total/NA
PCB-203	3.3		0.063	0.0029	ng/g	1	☼	1668A	Total/NA
PCB-205	0.28		0.063	0.023	ng/g	1	☼	1668A	Total/NA
PCB-206	2.0	q	0.063	0.0084	ng/g	1	☼	1668A	Total/NA
PCB-207	0.22		0.063	0.0060	ng/g	1	☼	1668A	Total/NA
PCB-208	0.40		0.063	0.0062	ng/g	1	☼	1668A	Total/NA
PCB-209	0.51	B	0.063	0.0017	ng/g	1	☼	1668A	Total/NA
Total Monochlorobiphenyls	1.5	B	0.063	0.0025	ng/g	1	☼	1668A	Total/NA
Total Dichlorobiphenyls	2.5	B	0.13	0.0022	ng/g	1	☼	1668A	Total/NA
Total Trichlorobiphenyls	10	q B	0.13	0.0060	ng/g	1	☼	1668A	Total/NA
Total Tetrachlorobiphenyls	67	B	0.25	0.0067	ng/g	1	☼	1668A	Total/NA
Total Pentachlorobiphenyls	160	B	0.38	0.0074	ng/g	1	☼	1668A	Total/NA
Total Hexachlorobiphenyls	130	q B	0.25	0.0042	ng/g	1	☼	1668A	Total/NA
Total Heptachlorobiphenyls	77	B	0.13	0.0022	ng/g	1	☼	1668A	Total/NA
Total Octachlorobiphenyls	22	B	0.13	0.010	ng/g	1	☼	1668A	Total/NA
Total Nonachlorobiphenyls	2.6	q	0.063	0.0069	ng/g	1	☼	1668A	Total/NA
Polychlorinated biphenyls, Total	470	q B	0.38	0.0053	ng/g	1	☼	1668A	Total/NA

Client Sample ID: 515-0to26-101918
Lab Sample ID: 580-88125-15

Analyte	Result	Qualifier	RL	EDL	Unit	Dil Fac	D	Method	Prep Type
PCB-1	1.0	B	0.064	0.0036	ng/g	1	☼	1668A	Total/NA
PCB-2	0.16	B	0.064	0.0038	ng/g	1	☼	1668A	Total/NA
PCB-3	0.55	B	0.064	0.0039	ng/g	1	☼	1668A	Total/NA
PCB-4	1.3		0.13	0.0061	ng/g	1	☼	1668A	Total/NA
PCB-5	0.053	J	0.064	0.0040	ng/g	1	☼	1668A	Total/NA
PCB-6	0.35		0.064	0.0040	ng/g	1	☼	1668A	Total/NA
PCB-7	0.10	B	0.064	0.0038	ng/g	1	☼	1668A	Total/NA
PCB-8	1.3	B	0.13	0.0039	ng/g	1	☼	1668A	Total/NA
PCB-9	0.12	q	0.064	0.0044	ng/g	1	☼	1668A	Total/NA
PCB-10	0.065		0.064	0.0042	ng/g	1	☼	1668A	Total/NA
PCB-11	0.35	B	0.13	0.0038	ng/g	1	☼	1668A	Total/NA
PCB-12	0.19	C B	0.13	0.0038	ng/g	1	☼	1668A	Total/NA
PCB-13	0.19	C12 B	0.13	0.0038	ng/g	1	☼	1668A	Total/NA
PCB-15	0.68	B	0.064	0.0037	ng/g	1	☼	1668A	Total/NA
PCB-16	0.48		0.064	0.0050	ng/g	1	☼	1668A	Total/NA
PCB-17	1.9	B	0.064	0.0039	ng/g	1	☼	1668A	Total/NA
PCB-18	1.2	C B	0.13	0.0034	ng/g	1	☼	1668A	Total/NA
PCB-19	2.4	B	0.064	0.0047	ng/g	1	☼	1668A	Total/NA
PCB-20	1.9	C B	0.13	0.011	ng/g	1	☼	1668A	Total/NA
PCB-21	0.90	C B	0.13	0.010	ng/g	1	☼	1668A	Total/NA
PCB-22	0.40	B	0.064	0.011	ng/g	1	☼	1668A	Total/NA
PCB-24	0.017	J q B	0.064	0.0029	ng/g	1	☼	1668A	Total/NA
PCB-25	0.26	B	0.064	0.010	ng/g	1	☼	1668A	Total/NA

This Detection Summary does not include radiochemical test results.

Client Sample ID: 515-0to26-101918 (Continued)
Lab Sample ID: 580-88125-15

Analyte	Result	Qualifier	RL	EDL	Unit	Dil Fac	D	Method	Prep Type
PCB-26	0.30	C B	0.13	0.010	ng/g	1	☼	1668A	Total/NA
PCB-27	0.36	B	0.064	0.0028	ng/g	1	☼	1668A	Total/NA
PCB-28	1.9	C20 B	0.13	0.011	ng/g	1	☼	1668A	Total/NA
PCB-29	0.30	C26 B	0.13	0.010	ng/g	1	☼	1668A	Total/NA
PCB-30	1.2	C18 B	0.13	0.0034	ng/g	1	☼	1668A	Total/NA
PCB-31	1.3	B	0.13	0.010	ng/g	1	☼	1668A	Total/NA
PCB-32	1.1	B	0.064	0.0026	ng/g	1	☼	1668A	Total/NA
PCB-33	0.90	C21 B	0.13	0.010	ng/g	1	☼	1668A	Total/NA
PCB-35	0.058	J	0.064	0.011	ng/g	1	☼	1668A	Total/NA
PCB-37	0.58	B	0.064	0.011	ng/g	1	☼	1668A	Total/NA
PCB-39	0.041	J	0.064	0.0099	ng/g	1	☼	1668A	Total/NA
PCB-40	2.9	C	0.19	0.014	ng/g	1	☼	1668A	Total/NA
PCB-41	2.9	C40	0.19	0.014	ng/g	1	☼	1668A	Total/NA
PCB-42	1.2		0.064	0.015	ng/g	1	☼	1668A	Total/NA
PCB-43	0.44	C	0.13	0.013	ng/g	1	☼	1668A	Total/NA
PCB-44	19	C B	0.19	0.012	ng/g	1	☼	1668A	Total/NA
PCB-45	5.7	C B	0.13	0.015	ng/g	1	☼	1668A	Total/NA
PCB-46	0.28		0.064	0.017	ng/g	1	☼	1668A	Total/NA
PCB-47	19	C44 B	0.19	0.012	ng/g	1	☼	1668A	Total/NA
PCB-48	0.45		0.064	0.014	ng/g	1	☼	1668A	Total/NA
PCB-49	9.6	C B	0.13	0.011	ng/g	1	☼	1668A	Total/NA
PCB-50	3.0	C B	0.13	0.014	ng/g	1	☼	1668A	Total/NA
PCB-51	5.7	C45 B	0.13	0.015	ng/g	1	☼	1668A	Total/NA
PCB-52	27	B	0.064	0.014	ng/g	1	☼	1668A	Total/NA
PCB-53	3.0	C50 B	0.13	0.014	ng/g	1	☼	1668A	Total/NA
PCB-54	0.91		0.064	0.0022	ng/g	1	☼	1668A	Total/NA
PCB-56	1.9		0.064	0.010	ng/g	1	☼	1668A	Total/NA
PCB-59	0.52	C	0.19	0.0094	ng/g	1	☼	1668A	Total/NA
PCB-60	0.55		0.064	0.0097	ng/g	1	☼	1668A	Total/NA
PCB-61	18	C B	0.25	0.0095	ng/g	1	☼	1668A	Total/NA
PCB-62	0.52	C59	0.19	0.0094	ng/g	1	☼	1668A	Total/NA
PCB-63	0.26		0.064	0.0088	ng/g	1	☼	1668A	Total/NA
PCB-64	2.5		0.064	0.0091	ng/g	1	☼	1668A	Total/NA
PCB-65	19	C44 B	0.19	0.012	ng/g	1	☼	1668A	Total/NA
PCB-66	6.2		0.064	0.010	ng/g	1	☼	1668A	Total/NA
PCB-67	0.16		0.064	0.0092	ng/g	1	☼	1668A	Total/NA
PCB-68	0.29	B	0.064	0.0087	ng/g	1	☼	1668A	Total/NA
PCB-69	9.6	C49 B	0.13	0.011	ng/g	1	☼	1668A	Total/NA
PCB-70	18	C61 B	0.25	0.0095	ng/g	1	☼	1668A	Total/NA
PCB-71	2.9	C40	0.19	0.014	ng/g	1	☼	1668A	Total/NA
PCB-72	0.30		0.064	0.0098	ng/g	1	☼	1668A	Total/NA
PCB-73	0.44	C43	0.13	0.013	ng/g	1	☼	1668A	Total/NA
PCB-74	18	C61 B	0.25	0.0095	ng/g	1	☼	1668A	Total/NA
PCB-75	0.52	C59	0.19	0.0094	ng/g	1	☼	1668A	Total/NA
PCB-76	18	C61 B	0.25	0.0095	ng/g	1	☼	1668A	Total/NA
PCB-77	0.80	B	0.064	0.0094	ng/g	1	☼	1668A	Total/NA
PCB-79	0.40		0.064	0.0083	ng/g	1	☼	1668A	Total/NA
PCB-81	0.027	J q B	0.064	0.010	ng/g	1	☼	1668A	Total/NA
PCB-82	4.3		0.064	0.0066	ng/g	1	☼	1668A	Total/NA
PCB-83	26	C	0.13	0.0061	ng/g	1	☼	1668A	Total/NA
PCB-84	11		0.064	0.0066	ng/g	1	☼	1668A	Total/NA

This Detection Summary does not include radiochemical test results.

Client Sample ID: 515-0to26-101918 (Continued)
Lab Sample ID: 580-88125-15

Analyte	Result	Qualifier	RL	EDL	Unit	Dil Fac	D	Method	Prep Type
PCB-85	6.1	C	0.19	0.0047	ng/g	1	☼	1668A	Total/NA
PCB-86	27	C B	0.38	0.0048	ng/g	1	☼	1668A	Total/NA
PCB-87	27	C86 B	0.38	0.0048	ng/g	1	☼	1668A	Total/NA
PCB-88	7.3	C	0.13	0.0057	ng/g	1	☼	1668A	Total/NA
PCB-89	0.29		0.064	0.0064	ng/g	1	☼	1668A	Total/NA
PCB-90	48	C B	0.19	0.0050	ng/g	1	☼	1668A	Total/NA
PCB-91	7.3	C88	0.13	0.0057	ng/g	1	☼	1668A	Total/NA
PCB-92	10		0.064	0.0060	ng/g	1	☼	1668A	Total/NA
PCB-93	2.4	C	0.13	0.0058	ng/g	1	☼	1668A	Total/NA
PCB-94	0.66		0.064	0.0063	ng/g	1	☼	1668A	Total/NA
PCB-95	38	B	0.064	0.0059	ng/g	1	☼	1668A	Total/NA
PCB-96	0.51		0.064	0.0046	ng/g	1	☼	1668A	Total/NA
PCB-97	27	C86 B	0.38	0.0048	ng/g	1	☼	1668A	Total/NA
PCB-98	1.7	C	0.13	0.0057	ng/g	1	☼	1668A	Total/NA
PCB-99	26	C83	0.13	0.0061	ng/g	1	☼	1668A	Total/NA
PCB-100	2.4	C93	0.13	0.0058	ng/g	1	☼	1668A	Total/NA
PCB-101	48	C90 B	0.19	0.0050	ng/g	1	☼	1668A	Total/NA
PCB-102	1.7	C98	0.13	0.0057	ng/g	1	☼	1668A	Total/NA
PCB-103	1.3	B	0.064	0.0055	ng/g	1	☼	1668A	Total/NA
PCB-105	12	B	0.064	0.027	ng/g	1	☼	1668A	Total/NA
PCB-107	2.5		0.064	0.026	ng/g	1	☼	1668A	Total/NA
PCB-108	1.3	C	0.13	0.028	ng/g	1	☼	1668A	Total/NA
PCB-109	27	C86 B	0.38	0.0048	ng/g	1	☼	1668A	Total/NA
PCB-110	48	C	0.13	0.0042	ng/g	1	☼	1668A	Total/NA
PCB-113	48	C90 B	0.19	0.0050	ng/g	1	☼	1668A	Total/NA
PCB-114	0.65	B	0.064	0.026	ng/g	1	☼	1668A	Total/NA
PCB-115	48	C110	0.13	0.0042	ng/g	1	☼	1668A	Total/NA
PCB-116	6.1	C85	0.19	0.0047	ng/g	1	☼	1668A	Total/NA
PCB-117	6.1	C85	0.19	0.0047	ng/g	1	☼	1668A	Total/NA
PCB-118	32	B	0.064	0.026	ng/g	1	☼	1668A	Total/NA
PCB-119	27	C86 B	0.38	0.0048	ng/g	1	☼	1668A	Total/NA
PCB-120	0.35		0.064	0.0038	ng/g	1	☼	1668A	Total/NA
PCB-122	0.38		0.064	0.030	ng/g	1	☼	1668A	Total/NA
PCB-123	0.43	B	0.064	0.027	ng/g	1	☼	1668A	Total/NA
PCB-124	1.3	C108	0.13	0.028	ng/g	1	☼	1668A	Total/NA
PCB-125	27	C86 B	0.38	0.0048	ng/g	1	☼	1668A	Total/NA
PCB-126	0.11	B	0.064	0.026	ng/g	1	☼	1668A	Total/NA
PCB-127	0.065		0.064	0.028	ng/g	1	☼	1668A	Total/NA
PCB-128	6.3	C B	0.13	0.010	ng/g	1	☼	1668A	Total/NA
PCB-129	40	C B	0.25	0.010	ng/g	1	☼	1668A	Total/NA
PCB-130	2.8		0.064	0.014	ng/g	1	☼	1668A	Total/NA
PCB-131	0.61		0.064	0.013	ng/g	1	☼	1668A	Total/NA
PCB-132	14		0.064	0.013	ng/g	1	☼	1668A	Total/NA
PCB-133	1.1		0.064	0.012	ng/g	1	☼	1668A	Total/NA
PCB-134	2.6	C	0.13	0.013	ng/g	1	☼	1668A	Total/NA
PCB-135	16	C B	0.13	0.0020	ng/g	1	☼	1668A	Total/NA
PCB-136	6.4	B	0.064	0.0015	ng/g	1	☼	1668A	Total/NA
PCB-137	1.7		0.064	0.011	ng/g	1	☼	1668A	Total/NA
PCB-138	40	C129 B	0.25	0.010	ng/g	1	☼	1668A	Total/NA
PCB-139	0.98	C B	0.13	0.011	ng/g	1	☼	1668A	Total/NA
PCB-140	0.98	C139 B	0.13	0.011	ng/g	1	☼	1668A	Total/NA

This Detection Summary does not include radiochemical test results.

Client Sample ID: 515-0to26-101918 (Continued)
Lab Sample ID: 580-88125-15

Analyte	Result	Qualifier	RL	EDL	Unit	Dil Fac	D	Method	Prep Type
PCB-141	6.6		0.064	0.012	ng/g	1	☼	1668A	Total/NA
PCB-143	2.6	C134	0.13	0.013	ng/g	1	☼	1668A	Total/NA
PCB-144	1.8		0.064	0.0019	ng/g	1	☼	1668A	Total/NA
PCB-146	8.3	B	0.064	0.011	ng/g	1	☼	1668A	Total/NA
PCB-147	34	C B	0.13	0.012	ng/g	1	☼	1668A	Total/NA
PCB-148	0.34		0.064	0.0019	ng/g	1	☼	1668A	Total/NA
PCB-149	34	C147 B	0.13	0.012	ng/g	1	☼	1668A	Total/NA
PCB-150	0.30		0.064	0.0014	ng/g	1	☼	1668A	Total/NA
PCB-151	16	C135 B	0.13	0.0020	ng/g	1	☼	1668A	Total/NA
PCB-152	0.15		0.064	0.0014	ng/g	1	☼	1668A	Total/NA
PCB-153	33	C B	0.13	0.0092	ng/g	1	☼	1668A	Total/NA
PCB-154	1.7		0.064	0.0017	ng/g	1	☼	1668A	Total/NA
PCB-155	0.026	J B	0.064	0.0013	ng/g	1	☼	1668A	Total/NA
PCB-156	5.1	C B	0.13	0.010	ng/g	1	☼	1668A	Total/NA
PCB-157	5.1	C156 B	0.13	0.010	ng/g	1	☼	1668A	Total/NA
PCB-158	4.0		0.064	0.0081	ng/g	1	☼	1668A	Total/NA
PCB-159	0.33		0.064	0.0085	ng/g	1	☼	1668A	Total/NA
PCB-160	40	C129 B	0.25	0.010	ng/g	1	☼	1668A	Total/NA
PCB-163	40	C129 B	0.25	0.010	ng/g	1	☼	1668A	Total/NA
PCB-164	2.9		0.064	0.0090	ng/g	1	☼	1668A	Total/NA
PCB-166	6.3	C128 B	0.13	0.010	ng/g	1	☼	1668A	Total/NA
PCB-167	1.7	B	0.064	0.0072	ng/g	1	☼	1668A	Total/NA
PCB-168	33	C153 B	0.13	0.0092	ng/g	1	☼	1668A	Total/NA
PCB-170	10	B	0.064	0.0021	ng/g	1	☼	1668A	Total/NA
PCB-171	3.4	C B	0.13	0.0021	ng/g	1	☼	1668A	Total/NA
PCB-172	1.7		0.064	0.0020	ng/g	1	☼	1668A	Total/NA
PCB-173	3.4	C171 B	0.13	0.0021	ng/g	1	☼	1668A	Total/NA
PCB-174	9.8	B	0.064	0.0021	ng/g	1	☼	1668A	Total/NA
PCB-175	0.42	B	0.064	0.0019	ng/g	1	☼	1668A	Total/NA
PCB-176	1.2	B	0.064	0.0013	ng/g	1	☼	1668A	Total/NA
PCB-177	6.8	B	0.064	0.0021	ng/g	1	☼	1668A	Total/NA
PCB-178	2.3		0.064	0.0020	ng/g	1	☼	1668A	Total/NA
PCB-179	4.4	B	0.064	0.0014	ng/g	1	☼	1668A	Total/NA
PCB-180	21	C B	0.13	0.0016	ng/g	1	☼	1668A	Total/NA
PCB-181	0.15		0.064	0.0018	ng/g	1	☼	1668A	Total/NA
PCB-182	0.18		0.064	0.0018	ng/g	1	☼	1668A	Total/NA
PCB-183	6.4	C B	0.13	0.0018	ng/g	1	☼	1668A	Total/NA
PCB-185	6.4	C183 B	0.13	0.0018	ng/g	1	☼	1668A	Total/NA
PCB-187	13	B	0.064	0.0018	ng/g	1	☼	1668A	Total/NA
PCB-188	0.066	B	0.064	0.0013	ng/g	1	☼	1668A	Total/NA
PCB-189	0.43	B	0.064	0.0046	ng/g	1	☼	1668A	Total/NA
PCB-190	2.1	B	0.064	0.0015	ng/g	1	☼	1668A	Total/NA
PCB-191	0.46		0.064	0.0015	ng/g	1	☼	1668A	Total/NA
PCB-193	21	C180 B	0.13	0.0016	ng/g	1	☼	1668A	Total/NA
PCB-194	5.9	B	0.064	0.014	ng/g	1	☼	1668A	Total/NA
PCB-195	2.7		0.064	0.017	ng/g	1	☼	1668A	Total/NA
PCB-196	2.7	B	0.064	0.0039	ng/g	1	☼	1668A	Total/NA
PCB-197	0.20	B	0.064	0.0028	ng/g	1	☼	1668A	Total/NA
PCB-198	5.4	C B	0.13	0.0042	ng/g	1	☼	1668A	Total/NA
PCB-199	5.4	C198 B	0.13	0.0042	ng/g	1	☼	1668A	Total/NA
PCB-200	0.64		0.064	0.0030	ng/g	1	☼	1668A	Total/NA

This Detection Summary does not include radiochemical test results.

Client Sample ID: 515-0to26-101918 (Continued)
Lab Sample ID: 580-88125-15

Analyte	Result	Qualifier	RL	EDL	Unit	Dil Fac	D	Method	Prep Type
PCB-201	0.66	B	0.064	0.0029	ng/g	1	☼	1668A	Total/NA
PCB-202	1.0	B	0.064	0.0033	ng/g	1	☼	1668A	Total/NA
PCB-203	3.4	B	0.064	0.0037	ng/g	1	☼	1668A	Total/NA
PCB-205	0.32	B	0.064	0.011	ng/g	1	☼	1668A	Total/NA
PCB-206	2.0	B	0.064	0.0088	ng/g	1	☼	1668A	Total/NA
PCB-207	0.23		0.064	0.0061	ng/g	1	☼	1668A	Total/NA
PCB-208	0.44		0.064	0.0062	ng/g	1	☼	1668A	Total/NA
PCB-209	0.58	B	0.064	0.0026	ng/g	1	☼	1668A	Total/NA
Total Monochlorobiphenyls	1.7	B	0.064	0.0038	ng/g	1	☼	1668A	Total/NA
Total Dichlorobiphenyls	4.5	q B	0.13	0.0041	ng/g	1	☼	1668A	Total/NA
Total Trichlorobiphenyls	13	q B	0.13	0.0081	ng/g	1	☼	1668A	Total/NA
Total Tetrachlorobiphenyls	100	q B	0.25	0.011	ng/g	1	☼	1668A	Total/NA
Total Pentachlorobiphenyls	280	B	0.38	0.012	ng/g	1	☼	1668A	Total/NA
Total Hexachlorobiphenyls	190	B	0.25	0.0080	ng/g	1	☼	1668A	Total/NA
Total Heptachlorobiphenyls	84	B	0.13	0.0019	ng/g	1	☼	1668A	Total/NA
Total Octachlorobiphenyls	23	B	0.13	0.0062	ng/g	1	☼	1668A	Total/NA
Total Nonachlorobiphenyls	2.7	B	0.064	0.0071	ng/g	1	☼	1668A	Total/NA
Polychlorinated biphenyls, Total	710	q B	0.38	0.0068	ng/g	1	☼	1668A	Total/NA

Client Sample ID: N5-0to28-101418
Lab Sample ID: 580-88125-16

Analyte	Result	Qualifier	RL	EDL	Unit	Dil Fac	D	Method	Prep Type
PCB-1	0.13	B	0.032	0.0010	ng/g	2	☼	1668A	Total/NA
PCB-2	0.051	B	0.032	0.0010	ng/g	2	☼	1668A	Total/NA
PCB-3	0.087	B	0.032	0.0011	ng/g	2	☼	1668A	Total/NA
PCB-4	0.52		0.064	0.0028	ng/g	2	☼	1668A	Total/NA
PCB-5	0.0087	J	0.032	0.0018	ng/g	2	☼	1668A	Total/NA
PCB-6	0.11		0.032	0.0018	ng/g	2	☼	1668A	Total/NA
PCB-7	0.020	J B	0.032	0.0017	ng/g	2	☼	1668A	Total/NA
PCB-8	0.52	B	0.064	0.0018	ng/g	2	☼	1668A	Total/NA
PCB-9	0.032		0.032	0.0020	ng/g	2	☼	1668A	Total/NA
PCB-10	0.015	J q	0.032	0.0019	ng/g	2	☼	1668A	Total/NA
PCB-11	0.10	B	0.064	0.0017	ng/g	2	☼	1668A	Total/NA
PCB-12	0.044	J C B	0.064	0.0017	ng/g	2	☼	1668A	Total/NA
PCB-13	0.044	J C12 B	0.064	0.0017	ng/g	2	☼	1668A	Total/NA
PCB-15	0.28	B	0.032	0.0017	ng/g	2	☼	1668A	Total/NA
PCB-16	0.55		0.032	0.0033	ng/g	2	☼	1668A	Total/NA
PCB-17	1.3	B	0.032	0.0026	ng/g	2	☼	1668A	Total/NA
PCB-18	1.2	C B	0.064	0.0022	ng/g	2	☼	1668A	Total/NA
PCB-19	1.2	B	0.032	0.0031	ng/g	2	☼	1668A	Total/NA
PCB-20	1.6	C B	0.064	0.011	ng/g	2	☼	1668A	Total/NA
PCB-21	0.83	C B	0.064	0.010	ng/g	2	☼	1668A	Total/NA
PCB-22	0.44	B	0.032	0.011	ng/g	2	☼	1668A	Total/NA
PCB-24	0.014	J q B	0.032	0.0019	ng/g	2	☼	1668A	Total/NA
PCB-25	0.18	B	0.032	0.010	ng/g	2	☼	1668A	Total/NA
PCB-26	0.24	C B	0.064	0.011	ng/g	2	☼	1668A	Total/NA
PCB-27	0.24	B	0.032	0.0019	ng/g	2	☼	1668A	Total/NA
PCB-28	1.6	C20 B	0.064	0.011	ng/g	2	☼	1668A	Total/NA
PCB-29	0.24	C26 B	0.064	0.011	ng/g	2	☼	1668A	Total/NA
PCB-30	1.2	C18 B	0.064	0.0022	ng/g	2	☼	1668A	Total/NA
PCB-31	1.2	B	0.064	0.010	ng/g	2	☼	1668A	Total/NA

This Detection Summary does not include radiochemical test results.

Client Sample ID: N5-0to28-101418 (Continued)
Lab Sample ID: 580-88125-16

Analyte	Result	Qualifier	RL	EDL	Unit	Dil Fac	D	Method	Prep Type
PCB-32	0.81	B	0.032	0.0017	ng/g	2	☼	1668A	Total/NA
PCB-33	0.83	C21 B	0.064	0.010	ng/g	2	☼	1668A	Total/NA
PCB-35	0.020	J q	0.032	0.012	ng/g	2	☼	1668A	Total/NA
PCB-37	0.45	B	0.032	0.011	ng/g	2	☼	1668A	Total/NA
PCB-40	2.0	C	0.095	0.0081	ng/g	2	☼	1668A	Total/NA
PCB-41	2.0	C40	0.095	0.0081	ng/g	2	☼	1668A	Total/NA
PCB-42	0.83		0.032	0.0086	ng/g	2	☼	1668A	Total/NA
PCB-43	0.22	C	0.064	0.0075	ng/g	2	☼	1668A	Total/NA
PCB-44	13	C B	0.095	0.0072	ng/g	2	☼	1668A	Total/NA
PCB-45	3.6	C B	0.064	0.0084	ng/g	2	☼	1668A	Total/NA
PCB-46	0.18		0.032	0.0098	ng/g	2	☼	1668A	Total/NA
PCB-47	13	C44 B	0.095	0.0072	ng/g	2	☼	1668A	Total/NA
PCB-48	0.43		0.032	0.0079	ng/g	2	☼	1668A	Total/NA
PCB-49	5.9	C B	0.064	0.0066	ng/g	2	☼	1668A	Total/NA
PCB-50	2.0	C B	0.064	0.0080	ng/g	2	☼	1668A	Total/NA
PCB-51	3.6	C45 B	0.064	0.0084	ng/g	2	☼	1668A	Total/NA
PCB-52	20	B	0.032	0.0083	ng/g	2	☼	1668A	Total/NA
PCB-53	2.0	C50 B	0.064	0.0080	ng/g	2	☼	1668A	Total/NA
PCB-54	0.53		0.032	0.0016	ng/g	2	☼	1668A	Total/NA
PCB-55	0.037	q	0.032	0.0058	ng/g	2	☼	1668A	Total/NA
PCB-56	1.5		0.032	0.0059	ng/g	2	☼	1668A	Total/NA
PCB-59	0.33	C	0.095	0.0055	ng/g	2	☼	1668A	Total/NA
PCB-60	0.53		0.032	0.0056	ng/g	2	☼	1668A	Total/NA
PCB-61	14	C B	0.13	0.0055	ng/g	2	☼	1668A	Total/NA
PCB-62	0.33	C59	0.095	0.0055	ng/g	2	☼	1668A	Total/NA
PCB-63	0.18		0.032	0.0051	ng/g	2	☼	1668A	Total/NA
PCB-64	1.9		0.032	0.0053	ng/g	2	☼	1668A	Total/NA
PCB-65	13	C44 B	0.095	0.0072	ng/g	2	☼	1668A	Total/NA
PCB-66	4.3		0.032	0.0058	ng/g	2	☼	1668A	Total/NA
PCB-67	0.099		0.032	0.0053	ng/g	2	☼	1668A	Total/NA
PCB-68	0.13	B	0.032	0.0050	ng/g	2	☼	1668A	Total/NA
PCB-69	5.9	C49 B	0.064	0.0066	ng/g	2	☼	1668A	Total/NA
PCB-70	14	C61 B	0.13	0.0055	ng/g	2	☼	1668A	Total/NA
PCB-71	2.0	C40	0.095	0.0081	ng/g	2	☼	1668A	Total/NA
PCB-72	0.12		0.032	0.0057	ng/g	2	☼	1668A	Total/NA
PCB-73	0.22	C43	0.064	0.0075	ng/g	2	☼	1668A	Total/NA
PCB-74	14	C61 B	0.13	0.0055	ng/g	2	☼	1668A	Total/NA
PCB-75	0.33	C59	0.095	0.0055	ng/g	2	☼	1668A	Total/NA
PCB-76	14	C61 B	0.13	0.0055	ng/g	2	☼	1668A	Total/NA
PCB-77	0.32	B	0.032	0.0055	ng/g	2	☼	1668A	Total/NA
PCB-79	0.28		0.032	0.0048	ng/g	2	☼	1668A	Total/NA
PCB-81	0.039	B	0.032	0.0058	ng/g	2	☼	1668A	Total/NA
PCB-82	4.2		0.032	0.0024	ng/g	2	☼	1668A	Total/NA
PCB-83	22	C	0.064	0.0022	ng/g	2	☼	1668A	Total/NA
PCB-84	10		0.032	0.0024	ng/g	2	☼	1668A	Total/NA
PCB-85	5.7	C	0.095	0.0017	ng/g	2	☼	1668A	Total/NA
PCB-86	26	C B	0.19	0.0017	ng/g	2	☼	1668A	Total/NA
PCB-87	26	C86 B	0.19	0.0017	ng/g	2	☼	1668A	Total/NA
PCB-88	6.1	C	0.064	0.0021	ng/g	2	☼	1668A	Total/NA
PCB-89	0.29		0.032	0.0023	ng/g	2	☼	1668A	Total/NA
PCB-90	44	C B	0.095	0.0018	ng/g	2	☼	1668A	Total/NA

This Detection Summary does not include radiochemical test results.

Client Sample ID: N5-0to28-101418 (Continued)
Lab Sample ID: 580-88125-16

Analyte	Result	Qualifier	RL	EDL	Unit	Dil Fac	D	Method	Prep Type
PCB-91	6.1	C88	0.064	0.0021	ng/g	2	☼	1668A	Total/NA
PCB-92	8.8		0.032	0.0022	ng/g	2	☼	1668A	Total/NA
PCB-93	1.8	C	0.064	0.0021	ng/g	2	☼	1668A	Total/NA
PCB-94	0.49		0.032	0.0023	ng/g	2	☼	1668A	Total/NA
PCB-95	34	B	0.032	0.0021	ng/g	2	☼	1668A	Total/NA
PCB-96	0.39		0.032	0.0017	ng/g	2	☼	1668A	Total/NA
PCB-97	26	C86 B	0.19	0.0017	ng/g	2	☼	1668A	Total/NA
PCB-98	1.4	C	0.064	0.0021	ng/g	2	☼	1668A	Total/NA
PCB-99	22	C83	0.064	0.0022	ng/g	2	☼	1668A	Total/NA
PCB-100	1.8	C93	0.064	0.0021	ng/g	2	☼	1668A	Total/NA
PCB-101	44	C90 B	0.095	0.0018	ng/g	2	☼	1668A	Total/NA
PCB-102	1.4	C98	0.064	0.0021	ng/g	2	☼	1668A	Total/NA
PCB-103	0.86	B	0.032	0.0020	ng/g	2	☼	1668A	Total/NA
PCB-105	10	B	0.032	0.021	ng/g	2	☼	1668A	Total/NA
PCB-107	2.0		0.032	0.020	ng/g	2	☼	1668A	Total/NA
PCB-108	1.2	C	0.064	0.021	ng/g	2	☼	1668A	Total/NA
PCB-109	26	C86 B	0.19	0.0017	ng/g	2	☼	1668A	Total/NA
PCB-110	45	C	0.064	0.0015	ng/g	2	☼	1668A	Total/NA
PCB-113	44	C90 B	0.095	0.0018	ng/g	2	☼	1668A	Total/NA
PCB-114	0.67	B	0.032	0.019	ng/g	2	☼	1668A	Total/NA
PCB-115	45	C110	0.064	0.0015	ng/g	2	☼	1668A	Total/NA
PCB-116	5.7	C85	0.095	0.0017	ng/g	2	☼	1668A	Total/NA
PCB-117	5.7	C85	0.095	0.0017	ng/g	2	☼	1668A	Total/NA
PCB-118	28	B	0.032	0.019	ng/g	2	☼	1668A	Total/NA
PCB-119	26	C86 B	0.19	0.0017	ng/g	2	☼	1668A	Total/NA
PCB-120	0.21		0.032	0.0014	ng/g	2	☼	1668A	Total/NA
PCB-122	0.34		0.032	0.023	ng/g	2	☼	1668A	Total/NA
PCB-123	0.38	B	0.032	0.020	ng/g	2	☼	1668A	Total/NA
PCB-124	1.2	C108	0.064	0.021	ng/g	2	☼	1668A	Total/NA
PCB-125	26	C86 B	0.19	0.0017	ng/g	2	☼	1668A	Total/NA
PCB-126	0.068	B	0.032	0.020	ng/g	2	☼	1668A	Total/NA
PCB-127	0.066		0.032	0.021	ng/g	2	☼	1668A	Total/NA
PCB-128	5.8	C B	0.064	0.0054	ng/g	2	☼	1668A	Total/NA
PCB-129	37	C B	0.13	0.0055	ng/g	2	☼	1668A	Total/NA
PCB-130	2.6		0.032	0.0072	ng/g	2	☼	1668A	Total/NA
PCB-131	0.63		0.032	0.0070	ng/g	2	☼	1668A	Total/NA
PCB-132	13		0.032	0.0068	ng/g	2	☼	1668A	Total/NA
PCB-133	0.73		0.032	0.0066	ng/g	2	☼	1668A	Total/NA
PCB-134	2.4	C	0.064	0.0070	ng/g	2	☼	1668A	Total/NA
PCB-135	13	C B	0.064	0.0023	ng/g	2	☼	1668A	Total/NA
PCB-136	5.5	B	0.032	0.0018	ng/g	2	☼	1668A	Total/NA
PCB-137	1.8		0.032	0.0057	ng/g	2	☼	1668A	Total/NA
PCB-138	37	C129 B	0.13	0.0055	ng/g	2	☼	1668A	Total/NA
PCB-139	0.82	C B	0.064	0.0060	ng/g	2	☼	1668A	Total/NA
PCB-140	0.82	C139 B	0.064	0.0060	ng/g	2	☼	1668A	Total/NA
PCB-141	6.5		0.032	0.0062	ng/g	2	☼	1668A	Total/NA
PCB-143	2.4	C134	0.064	0.0070	ng/g	2	☼	1668A	Total/NA
PCB-144	1.8		0.032	0.0022	ng/g	2	☼	1668A	Total/NA
PCB-145	0.034		0.032	0.0017	ng/g	2	☼	1668A	Total/NA
PCB-146	6.1	B	0.032	0.0059	ng/g	2	☼	1668A	Total/NA
PCB-147	29	C B	0.064	0.0061	ng/g	2	☼	1668A	Total/NA

This Detection Summary does not include radiochemical test results.

Client Sample ID: N5-0to28-101418 (Continued)
Lab Sample ID: 580-88125-16

Analyte	Result	Qualifier	RL	EDL	Unit	Dil Fac	D	Method	Prep Type
PCB-148	0.18		0.032	0.0023	ng/g	2	☼	1668A	Total/NA
PCB-149	29	C147 B	0.064	0.0061	ng/g	2	☼	1668A	Total/NA
PCB-150	0.20		0.032	0.0016	ng/g	2	☼	1668A	Total/NA
PCB-151	13	C135 B	0.064	0.0023	ng/g	2	☼	1668A	Total/NA
PCB-152	0.11		0.032	0.0016	ng/g	2	☼	1668A	Total/NA
PCB-153	29	C B	0.064	0.0049	ng/g	2	☼	1668A	Total/NA
PCB-154	1.0		0.032	0.0020	ng/g	2	☼	1668A	Total/NA
PCB-155	0.019	J B	0.032	0.0016	ng/g	2	☼	1668A	Total/NA
PCB-156	5.1	C B	0.064	0.0057	ng/g	2	☼	1668A	Total/NA
PCB-157	5.1	C156 B	0.064	0.0057	ng/g	2	☼	1668A	Total/NA
PCB-158	4.0		0.032	0.0043	ng/g	2	☼	1668A	Total/NA
PCB-159	0.26		0.032	0.0045	ng/g	2	☼	1668A	Total/NA
PCB-160	37	C129 B	0.13	0.0055	ng/g	2	☼	1668A	Total/NA
PCB-162	0.13		0.032	0.0044	ng/g	2	☼	1668A	Total/NA
PCB-163	37	C129 B	0.13	0.0055	ng/g	2	☼	1668A	Total/NA
PCB-164	2.7		0.032	0.0048	ng/g	2	☼	1668A	Total/NA
PCB-166	5.8	C128 B	0.064	0.0054	ng/g	2	☼	1668A	Total/NA
PCB-167	1.6	B	0.032	0.0038	ng/g	2	☼	1668A	Total/NA
PCB-168	29	C153 B	0.064	0.0049	ng/g	2	☼	1668A	Total/NA
PCB-170	8.1	B	0.032	0.0014	ng/g	2	☼	1668A	Total/NA
PCB-171	2.9	C B	0.064	0.0015	ng/g	2	☼	1668A	Total/NA
PCB-172	1.4		0.032	0.0015	ng/g	2	☼	1668A	Total/NA
PCB-173	2.9	C171 B	0.064	0.0015	ng/g	2	☼	1668A	Total/NA
PCB-174	8.2	B	0.032	0.0015	ng/g	2	☼	1668A	Total/NA
PCB-175	0.36	B	0.032	0.0013	ng/g	2	☼	1668A	Total/NA
PCB-176	1.0	B	0.032	0.00095	ng/g	2	☼	1668A	Total/NA
PCB-177	4.9	B	0.032	0.0015	ng/g	2	☼	1668A	Total/NA
PCB-178	1.7		0.032	0.0014	ng/g	2	☼	1668A	Total/NA
PCB-179	3.4	B	0.032	0.0010	ng/g	2	☼	1668A	Total/NA
PCB-180	17	C B	0.064	0.0012	ng/g	2	☼	1668A	Total/NA
PCB-181	0.14		0.032	0.0013	ng/g	2	☼	1668A	Total/NA
PCB-182	0.10		0.032	0.0013	ng/g	2	☼	1668A	Total/NA
PCB-183	5.4	C B	0.064	0.0013	ng/g	2	☼	1668A	Total/NA
PCB-185	5.4	C183 B	0.064	0.0013	ng/g	2	☼	1668A	Total/NA
PCB-187	9.4	B	0.032	0.0013	ng/g	2	☼	1668A	Total/NA
PCB-189	0.32	B	0.032	0.0024	ng/g	2	☼	1668A	Total/NA
PCB-190	1.7	B	0.032	0.0010	ng/g	2	☼	1668A	Total/NA
PCB-191	0.38		0.032	0.0010	ng/g	2	☼	1668A	Total/NA
PCB-193	17	C180 B	0.064	0.0012	ng/g	2	☼	1668A	Total/NA
PCB-194	3.2	B	0.032	0.0066	ng/g	2	☼	1668A	Total/NA
PCB-195	1.4		0.032	0.0078	ng/g	2	☼	1668A	Total/NA
PCB-196	1.8	B	0.032	0.0011	ng/g	2	☼	1668A	Total/NA
PCB-197	0.13	B	0.032	0.00083	ng/g	2	☼	1668A	Total/NA
PCB-198	3.7	C B	0.064	0.0012	ng/g	2	☼	1668A	Total/NA
PCB-199	3.7	C198 B	0.064	0.0012	ng/g	2	☼	1668A	Total/NA
PCB-200	0.46		0.032	0.00089	ng/g	2	☼	1668A	Total/NA
PCB-201	0.47	B	0.032	0.00085	ng/g	2	☼	1668A	Total/NA
PCB-202	0.69	B	0.032	0.00095	ng/g	2	☼	1668A	Total/NA
PCB-203	2.4	B	0.032	0.0011	ng/g	2	☼	1668A	Total/NA
PCB-205	0.17	B	0.032	0.0050	ng/g	2	☼	1668A	Total/NA
PCB-206	1.3	B	0.032	0.0074	ng/g	2	☼	1668A	Total/NA

This Detection Summary does not include radiochemical test results.

Client Sample ID: N5-0to28-101418 (Continued)
Lab Sample ID: 580-88125-16

Analyte	Result	Qualifier	RL	EDL	Unit	Dil Fac	D	Method	Prep Type
PCB-207	0.17		0.032	0.0054	ng/g	2	☼	1668A	Total/NA
PCB-208	0.38		0.032	0.0056	ng/g	2	☼	1668A	Total/NA
PCB-209	0.47	B	0.032	0.0012	ng/g	2	☼	1668A	Total/NA
Total Monochlorobiphenyls	0.27	B	0.032	0.0010	ng/g	2	☼	1668A	Total/NA
Total Dichlorobiphenyls	1.6	q B	0.064	0.0019	ng/g	2	☼	1668A	Total/NA
Total Trichlorobiphenyls	10	q B	0.064	0.0078	ng/g	2	☼	1668A	Total/NA
Total Tetrachlorobiphenyls	72	q B	0.13	0.0062	ng/g	2	☼	1668A	Total/NA
Total Pentachlorobiphenyls	250	B	0.19	0.0079	ng/g	2	☼	1668A	Total/NA
Total Hexachlorobiphenyls	170	B	0.13	0.0046	ng/g	2	☼	1668A	Total/NA
Total Heptachlorobiphenyls	66	B	0.064	0.0013	ng/g	2	☼	1668A	Total/NA
Total Octachlorobiphenyls	14	B	0.064	0.0025	ng/g	2	☼	1668A	Total/NA
Total Nonachlorobiphenyls	1.9	B	0.032	0.0061	ng/g	2	☼	1668A	Total/NA
Polychlorinated biphenyls, Total	590	q B	0.19	0.0044	ng/g	2	☼	1668A	Total/NA

Client Sample ID: N7-0to27-101418
Lab Sample ID: 580-88125-17

Analyte	Result	Qualifier	RL	EDL	Unit	Dil Fac	D	Method	Prep Type
PCB-1	0.062	B	0.014	0.00059	ng/g	1	☼	1668A	Total/NA
PCB-2	0.050	B	0.014	0.00061	ng/g	1	☼	1668A	Total/NA
PCB-3	0.051	B	0.014	0.00062	ng/g	1	☼	1668A	Total/NA
PCB-4	0.18		0.028	0.0025	ng/g	1	☼	1668A	Total/NA
PCB-6	0.031		0.014	0.0016	ng/g	1	☼	1668A	Total/NA
PCB-7	0.0055	J q B	0.014	0.0015	ng/g	1	☼	1668A	Total/NA
PCB-8	0.097	B	0.028	0.0016	ng/g	1	☼	1668A	Total/NA
PCB-9	0.0067	J q	0.014	0.0018	ng/g	1	☼	1668A	Total/NA
PCB-10	0.0072	J	0.014	0.0017	ng/g	1	☼	1668A	Total/NA
PCB-11	0.093	B	0.028	0.0015	ng/g	1	☼	1668A	Total/NA
PCB-12	0.025	J C B	0.028	0.0015	ng/g	1	☼	1668A	Total/NA
PCB-13	0.025	J C12 B	0.028	0.0015	ng/g	1	☼	1668A	Total/NA
PCB-15	0.11	B	0.014	0.0015	ng/g	1	☼	1668A	Total/NA
PCB-16	0.069		0.014	0.0019	ng/g	1	☼	1668A	Total/NA
PCB-17	0.76	B	0.014	0.0015	ng/g	1	☼	1668A	Total/NA
PCB-18	0.19	C B	0.028	0.0013	ng/g	1	☼	1668A	Total/NA
PCB-19	0.71	B	0.014	0.0017	ng/g	1	☼	1668A	Total/NA
PCB-20	0.53	C B	0.028	0.0025	ng/g	1	☼	1668A	Total/NA
PCB-21	0.22	C B	0.028	0.0024	ng/g	1	☼	1668A	Total/NA
PCB-22	0.070	B	0.014	0.0026	ng/g	1	☼	1668A	Total/NA
PCB-25	0.092	B	0.014	0.0024	ng/g	1	☼	1668A	Total/NA
PCB-26	0.065	C B	0.028	0.0025	ng/g	1	☼	1668A	Total/NA
PCB-27	0.14	B	0.014	0.0011	ng/g	1	☼	1668A	Total/NA
PCB-28	0.53	C20 B	0.028	0.0025	ng/g	1	☼	1668A	Total/NA
PCB-29	0.065	C26 B	0.028	0.0025	ng/g	1	☼	1668A	Total/NA
PCB-30	0.19	C18 B	0.028	0.0013	ng/g	1	☼	1668A	Total/NA
PCB-31	0.24	B	0.028	0.0024	ng/g	1	☼	1668A	Total/NA
PCB-32	0.62	B	0.014	0.00097	ng/g	1	☼	1668A	Total/NA
PCB-33	0.22	C21 B	0.028	0.0024	ng/g	1	☼	1668A	Total/NA
PCB-34	0.0055	J	0.014	0.0027	ng/g	1	☼	1668A	Total/NA
PCB-35	0.0088	J	0.014	0.0027	ng/g	1	☼	1668A	Total/NA
PCB-37	0.11	B	0.014	0.0025	ng/g	1	☼	1668A	Total/NA
PCB-40	1.1	C	0.043	0.0045	ng/g	1	☼	1668A	Total/NA
PCB-41	1.1	C40	0.043	0.0045	ng/g	1	☼	1668A	Total/NA

This Detection Summary does not include radiochemical test results.

Client Sample ID: N7-0to27-101418 (Continued)
Lab Sample ID: 580-88125-17

Analyte	Result	Qualifier	RL	EDL	Unit	Dil Fac	D	Method	Prep Type
PCB-42	0.30		0.014	0.0048	ng/g	1	☼	1668A	Total/NA
PCB-43	0.21	C	0.028	0.0041	ng/g	1	☼	1668A	Total/NA
PCB-44	8.0	C B	0.043	0.0040	ng/g	1	☼	1668A	Total/NA
PCB-45	4.1	C B	0.028	0.0047	ng/g	1	☼	1668A	Total/NA
PCB-46	0.13		0.014	0.0054	ng/g	1	☼	1668A	Total/NA
PCB-47	8.0	C44 B	0.043	0.0040	ng/g	1	☼	1668A	Total/NA
PCB-48	0.11		0.014	0.0044	ng/g	1	☼	1668A	Total/NA
PCB-49	3.1	C B	0.028	0.0036	ng/g	1	☼	1668A	Total/NA
PCB-50	1.6	C B	0.028	0.0044	ng/g	1	☼	1668A	Total/NA
PCB-51	4.1	C45 B	0.028	0.0047	ng/g	1	☼	1668A	Total/NA
PCB-52	3.7	B	0.014	0.0046	ng/g	1	☼	1668A	Total/NA
PCB-53	1.6	C50 B	0.028	0.0044	ng/g	1	☼	1668A	Total/NA
PCB-54	0.65		0.014	0.0012	ng/g	1	☼	1668A	Total/NA
PCB-56	0.35		0.014	0.0033	ng/g	1	☼	1668A	Total/NA
PCB-59	0.27	C	0.043	0.0030	ng/g	1	☼	1668A	Total/NA
PCB-60	0.10		0.014	0.0031	ng/g	1	☼	1668A	Total/NA
PCB-61	2.5	C B	0.057	0.0030	ng/g	1	☼	1668A	Total/NA
PCB-62	0.27	C59	0.043	0.0030	ng/g	1	☼	1668A	Total/NA
PCB-63	0.078		0.014	0.0028	ng/g	1	☼	1668A	Total/NA
PCB-64	0.42		0.014	0.0029	ng/g	1	☼	1668A	Total/NA
PCB-65	8.0	C44 B	0.043	0.0040	ng/g	1	☼	1668A	Total/NA
PCB-66	1.3		0.014	0.0032	ng/g	1	☼	1668A	Total/NA
PCB-67	0.060		0.014	0.0030	ng/g	1	☼	1668A	Total/NA
PCB-68	0.11	B	0.014	0.0028	ng/g	1	☼	1668A	Total/NA
PCB-69	3.1	C49 B	0.028	0.0036	ng/g	1	☼	1668A	Total/NA
PCB-70	2.5	C61 B	0.057	0.0030	ng/g	1	☼	1668A	Total/NA
PCB-71	1.1	C40	0.043	0.0045	ng/g	1	☼	1668A	Total/NA
PCB-72	0.066		0.014	0.0031	ng/g	1	☼	1668A	Total/NA
PCB-73	0.21	C43	0.028	0.0041	ng/g	1	☼	1668A	Total/NA
PCB-74	2.5	C61 B	0.057	0.0030	ng/g	1	☼	1668A	Total/NA
PCB-75	0.27	C59	0.043	0.0030	ng/g	1	☼	1668A	Total/NA
PCB-76	2.5	C61 B	0.057	0.0030	ng/g	1	☼	1668A	Total/NA
PCB-77	0.13	B	0.014	0.0030	ng/g	1	☼	1668A	Total/NA
PCB-79	0.073		0.014	0.0027	ng/g	1	☼	1668A	Total/NA
PCB-80	0.0035	J q	0.014	0.0028	ng/g	1	☼	1668A	Total/NA
PCB-81	0.0084	J q B	0.014	0.0032	ng/g	1	☼	1668A	Total/NA
PCB-82	0.85		0.014	0.0022	ng/g	1	☼	1668A	Total/NA
PCB-83	7.0	C	0.028	0.0020	ng/g	1	☼	1668A	Total/NA
PCB-84	2.3		0.014	0.0022	ng/g	1	☼	1668A	Total/NA
PCB-85	1.3	C	0.043	0.0016	ng/g	1	☼	1668A	Total/NA
PCB-86	5.5	C B	0.085	0.0016	ng/g	1	☼	1668A	Total/NA
PCB-87	5.5	C86 B	0.085	0.0016	ng/g	1	☼	1668A	Total/NA
PCB-88	2.8	C	0.028	0.0019	ng/g	1	☼	1668A	Total/NA
PCB-89	0.077		0.014	0.0021	ng/g	1	☼	1668A	Total/NA
PCB-90	13	C B	0.043	0.0017	ng/g	1	☼	1668A	Total/NA
PCB-91	2.8	C88	0.028	0.0019	ng/g	1	☼	1668A	Total/NA
PCB-92	2.9		0.014	0.0020	ng/g	1	☼	1668A	Total/NA
PCB-93	1.7	C	0.028	0.0020	ng/g	1	☼	1668A	Total/NA
PCB-94	0.40		0.014	0.0021	ng/g	1	☼	1668A	Total/NA
PCB-95	9.2	B	0.014	0.0020	ng/g	1	☼	1668A	Total/NA
PCB-96	0.27		0.014	0.0016	ng/g	1	☼	1668A	Total/NA

This Detection Summary does not include radiochemical test results.

Client Sample ID: N7-0to27-101418 (Continued)
Lab Sample ID: 580-88125-17

Analyte	Result	Qualifier	RL	EDL	Unit	Dil Fac	D	Method	Prep Type
PCB-97	5.5	C86 B	0.085	0.0016	ng/g	1	☼	1668A	Total/NA
PCB-98	0.74	C	0.028	0.0019	ng/g	1	☼	1668A	Total/NA
PCB-99	7.0	C83	0.028	0.0020	ng/g	1	☼	1668A	Total/NA
PCB-100	1.7	C93	0.028	0.0020	ng/g	1	☼	1668A	Total/NA
PCB-101	13	C90 B	0.043	0.0017	ng/g	1	☼	1668A	Total/NA
PCB-102	0.74	C98	0.028	0.0019	ng/g	1	☼	1668A	Total/NA
PCB-103	0.71	B	0.014	0.0019	ng/g	1	☼	1668A	Total/NA
PCB-104	0.13		0.014	0.0014	ng/g	1	☼	1668A	Total/NA
PCB-105	1.9	B	0.014	0.014	ng/g	1	☼	1668A	Total/NA
PCB-107	0.57		0.014	0.013	ng/g	1	☼	1668A	Total/NA
PCB-108	0.23	C	0.028	0.014	ng/g	1	☼	1668A	Total/NA
PCB-109	5.5	C86 B	0.085	0.0016	ng/g	1	☼	1668A	Total/NA
PCB-110	11	C	0.028	0.0014	ng/g	1	☼	1668A	Total/NA
PCB-111	0.055		0.014	0.0013	ng/g	1	☼	1668A	Total/NA
PCB-113	13	C90 B	0.043	0.0017	ng/g	1	☼	1668A	Total/NA
PCB-114	0.11	B	0.014	0.012	ng/g	1	☼	1668A	Total/NA
PCB-115	11	C110	0.028	0.0014	ng/g	1	☼	1668A	Total/NA
PCB-116	1.3	C85	0.043	0.0016	ng/g	1	☼	1668A	Total/NA
PCB-117	1.3	C85	0.043	0.0016	ng/g	1	☼	1668A	Total/NA
PCB-118	5.9	B	0.014	0.013	ng/g	1	☼	1668A	Total/NA
PCB-119	5.5	C86 B	0.085	0.0016	ng/g	1	☼	1668A	Total/NA
PCB-120	0.13		0.014	0.0013	ng/g	1	☼	1668A	Total/NA
PCB-121	0.050		0.014	0.0014	ng/g	1	☼	1668A	Total/NA
PCB-122	0.071	G	0.015	0.015	ng/g	1	☼	1668A	Total/NA
PCB-123	0.097	B	0.014	0.013	ng/g	1	☼	1668A	Total/NA
PCB-124	0.23	C108	0.028	0.014	ng/g	1	☼	1668A	Total/NA
PCB-125	5.5	C86 B	0.085	0.0016	ng/g	1	☼	1668A	Total/NA
PCB-126	0.029	B	0.014	0.013	ng/g	1	☼	1668A	Total/NA
PCB-128	2.0	C B	0.028	0.0043	ng/g	1	☼	1668A	Total/NA
PCB-129	17	C B	0.057	0.0044	ng/g	1	☼	1668A	Total/NA
PCB-130	1.0		0.014	0.0057	ng/g	1	☼	1668A	Total/NA
PCB-131	0.18		0.014	0.0055	ng/g	1	☼	1668A	Total/NA
PCB-132	5.6		0.014	0.0054	ng/g	1	☼	1668A	Total/NA
PCB-133	0.47		0.014	0.0052	ng/g	1	☼	1668A	Total/NA
PCB-134	1.0	C	0.028	0.0056	ng/g	1	☼	1668A	Total/NA
PCB-135	8.5	C B	0.028	0.0014	ng/g	1	☼	1668A	Total/NA
PCB-136	2.9	B	0.014	0.0010	ng/g	1	☼	1668A	Total/NA
PCB-137	0.47		0.014	0.0045	ng/g	1	☼	1668A	Total/NA
PCB-138	17	C129 B	0.057	0.0044	ng/g	1	☼	1668A	Total/NA
PCB-139	0.35	C B	0.028	0.0047	ng/g	1	☼	1668A	Total/NA
PCB-140	0.35	C139 B	0.028	0.0047	ng/g	1	☼	1668A	Total/NA
PCB-141	3.4		0.014	0.0049	ng/g	1	☼	1668A	Total/NA
PCB-143	1.0	C134	0.028	0.0056	ng/g	1	☼	1668A	Total/NA
PCB-144	0.89		0.014	0.0013	ng/g	1	☼	1668A	Total/NA
PCB-146	3.9	B	0.014	0.0047	ng/g	1	☼	1668A	Total/NA
PCB-147	17	C B	0.028	0.0049	ng/g	1	☼	1668A	Total/NA
PCB-148	0.14		0.014	0.0013	ng/g	1	☼	1668A	Total/NA
PCB-149	17	C147 B	0.028	0.0049	ng/g	1	☼	1668A	Total/NA
PCB-150	0.16		0.014	0.00097	ng/g	1	☼	1668A	Total/NA
PCB-151	8.5	C135 B	0.028	0.0014	ng/g	1	☼	1668A	Total/NA
PCB-152	0.082		0.014	0.00095	ng/g	1	☼	1668A	Total/NA

This Detection Summary does not include radiochemical test results.

Client Sample ID: N7-0to27-101418 (Continued)
Lab Sample ID: 580-88125-17

Analyte	Result	Qualifier	RL	EDL	Unit	Dil Fac	D	Method	Prep Type
PCB-153	17	C B	0.028	0.0039	ng/g	1	☼	1668A	Total/NA
PCB-154	0.79		0.014	0.0012	ng/g	1	☼	1668A	Total/NA
PCB-155	0.015	B	0.014	0.00092	ng/g	1	☼	1668A	Total/NA
PCB-156	1.7	C B	0.028	0.0044	ng/g	1	☼	1668A	Total/NA
PCB-157	1.7	C156 B	0.028	0.0044	ng/g	1	☼	1668A	Total/NA
PCB-158	1.6		0.014	0.0034	ng/g	1	☼	1668A	Total/NA
PCB-159	0.23		0.014	0.0036	ng/g	1	☼	1668A	Total/NA
PCB-160	17	C129 B	0.057	0.0044	ng/g	1	☼	1668A	Total/NA
PCB-163	17	C129 B	0.057	0.0044	ng/g	1	☼	1668A	Total/NA
PCB-164	1.4		0.014	0.0038	ng/g	1	☼	1668A	Total/NA
PCB-166	2.0	C128 B	0.028	0.0043	ng/g	1	☼	1668A	Total/NA
PCB-167	0.62	B	0.014	0.0030	ng/g	1	☼	1668A	Total/NA
PCB-168	17	C153 B	0.028	0.0039	ng/g	1	☼	1668A	Total/NA
PCB-170	7.6	B	0.014	0.0011	ng/g	1	☼	1668A	Total/NA
PCB-171	2.6	C B	0.028	0.0011	ng/g	1	☼	1668A	Total/NA
PCB-172	1.3		0.014	0.0011	ng/g	1	☼	1668A	Total/NA
PCB-173	2.6	C171 B	0.028	0.0011	ng/g	1	☼	1668A	Total/NA
PCB-174	8.0	B	0.014	0.0011	ng/g	1	☼	1668A	Total/NA
PCB-175	0.33	B	0.014	0.0010	ng/g	1	☼	1668A	Total/NA
PCB-176	0.97	B	0.014	0.00070	ng/g	1	☼	1668A	Total/NA
PCB-177	5.0	B	0.014	0.0011	ng/g	1	☼	1668A	Total/NA
PCB-178	1.6		0.014	0.0010	ng/g	1	☼	1668A	Total/NA
PCB-179	3.4	B	0.014	0.00076	ng/g	1	☼	1668A	Total/NA
PCB-180	16	C B	0.028	0.00087	ng/g	1	☼	1668A	Total/NA
PCB-181	0.073		0.014	0.00097	ng/g	1	☼	1668A	Total/NA
PCB-182	0.10		0.014	0.00093	ng/g	1	☼	1668A	Total/NA
PCB-183	5.4	C B	0.028	0.00094	ng/g	1	☼	1668A	Total/NA
PCB-185	5.4	C183 B	0.028	0.00094	ng/g	1	☼	1668A	Total/NA
PCB-187	9.5	B	0.014	0.00096	ng/g	1	☼	1668A	Total/NA
PCB-189	0.28	B	0.014	0.0034	ng/g	1	☼	1668A	Total/NA
PCB-190	1.6	B	0.014	0.00078	ng/g	1	☼	1668A	Total/NA
PCB-191	0.36		0.014	0.00077	ng/g	1	☼	1668A	Total/NA
PCB-193	16	C180 B	0.028	0.00087	ng/g	1	☼	1668A	Total/NA
PCB-194	3.7	G B	0.019	0.019	ng/g	1	☼	1668A	Total/NA
PCB-195	1.8	G	0.023	0.023	ng/g	1	☼	1668A	Total/NA
PCB-196	1.8	B	0.014	0.0025	ng/g	1	☼	1668A	Total/NA
PCB-197	0.10	q B	0.014	0.0018	ng/g	1	☼	1668A	Total/NA
PCB-198	3.6	C B	0.028	0.0027	ng/g	1	☼	1668A	Total/NA
PCB-199	3.6	C198 B	0.028	0.0027	ng/g	1	☼	1668A	Total/NA
PCB-200	0.48		0.014	0.0020	ng/g	1	☼	1668A	Total/NA
PCB-201	0.45	B	0.014	0.0019	ng/g	1	☼	1668A	Total/NA
PCB-202	0.67	B	0.014	0.0021	ng/g	1	☼	1668A	Total/NA
PCB-203	2.3	B	0.014	0.0024	ng/g	1	☼	1668A	Total/NA
PCB-205	0.20	G B	0.015	0.015	ng/g	1	☼	1668A	Total/NA
PCB-206	1.7	q B	0.014	0.0056	ng/g	1	☼	1668A	Total/NA
PCB-207	0.16		0.014	0.0039	ng/g	1	☼	1668A	Total/NA
PCB-208	0.30		0.014	0.0040	ng/g	1	☼	1668A	Total/NA
PCB-209	0.47	B	0.014	0.00093	ng/g	1	☼	1668A	Total/NA
Total Monochlorobiphenyls	0.16	B	0.014	0.00061	ng/g	1	☼	1668A	Total/NA
Total Dichlorobiphenyls	0.56	q B	0.028	0.0017	ng/g	1	☼	1668A	Total/NA
Total Trichlorobiphenyls	3.8	q B	0.028	0.0021	ng/g	1	☼	1668A	Total/NA

This Detection Summary does not include radiochemical test results.

Client Sample ID: N7-0to27-101418 (Continued)
Lab Sample ID: 580-88125-17

Analyte	Result	Qualifier	RL	EDL	Unit	Dil Fac	D	Method	Prep Type
Total Tetrachlorobiphenyls	28	q B	0.057	0.0035	ng/g	1	☼	1668A	Total/NA
Total Pentachlorobiphenyls	69	B	0.085	0.0055	ng/g	1	☼	1668A	Total/NA
Total Hexachlorobiphenyls	88	B	0.057	0.0035	ng/g	1	☼	1668A	Total/NA
Total Heptachlorobiphenyls	64	B	0.028	0.0010	ng/g	1	☼	1668A	Total/NA
Total Octachlorobiphenyls	15	q B	0.028	0.0067	ng/g	1	☼	1668A	Total/NA
Total Nonachlorobiphenyls	2.2	q B	0.014	0.0045	ng/g	1	☼	1668A	Total/NA
Polychlorinated biphenyls, Total	270	q B	0.085	0.0033	ng/g	1	☼	1668A	Total/NA

Client Sample ID: O7-0to27-101918
Lab Sample ID: 580-88125-18

Analyte	Result	Qualifier	RL	EDL	Unit	Dil Fac	D	Method	Prep Type
PCB-1	0.057	B	0.014	0.00048	ng/g	1	☼	1668A	Total/NA
PCB-2	0.051	B	0.014	0.00050	ng/g	1	☼	1668A	Total/NA
PCB-3	0.044	B	0.014	0.00052	ng/g	1	☼	1668A	Total/NA
PCB-4	0.13		0.029	0.00089	ng/g	1	☼	1668A	Total/NA
PCB-5	0.0024	J q	0.014	0.00057	ng/g	1	☼	1668A	Total/NA
PCB-6	0.030		0.014	0.00057	ng/g	1	☼	1668A	Total/NA
PCB-7	0.0059	J B q	0.014	0.00055	ng/g	1	☼	1668A	Total/NA
PCB-8	0.10	B	0.029	0.00056	ng/g	1	☼	1668A	Total/NA
PCB-9	0.0081	J	0.014	0.00063	ng/g	1	☼	1668A	Total/NA
PCB-10	0.0065	J	0.014	0.00060	ng/g	1	☼	1668A	Total/NA
PCB-11	0.16	B	0.029	0.00054	ng/g	1	☼	1668A	Total/NA
PCB-12	0.028	J C B	0.029	0.00054	ng/g	1	☼	1668A	Total/NA
PCB-13	0.028	J C12 B	0.029	0.00054	ng/g	1	☼	1668A	Total/NA
PCB-14	0.00068	J q	0.014	0.00048	ng/g	1	☼	1668A	Total/NA
PCB-15	0.11	B	0.014	0.00053	ng/g	1	☼	1668A	Total/NA
PCB-16	0.071		0.014	0.00062	ng/g	1	☼	1668A	Total/NA
PCB-17	0.28	B	0.014	0.00049	ng/g	1	☼	1668A	Total/NA
PCB-18	0.17	C B	0.029	0.00042	ng/g	1	☼	1668A	Total/NA
PCB-19	0.34	B	0.014	0.00059	ng/g	1	☼	1668A	Total/NA
PCB-20	0.43	C B	0.029	0.0023	ng/g	1	☼	1668A	Total/NA
PCB-21	0.18	C B	0.029	0.0022	ng/g	1	☼	1668A	Total/NA
PCB-22	0.074	B	0.014	0.0024	ng/g	1	☼	1668A	Total/NA
PCB-24	0.0022	J B q	0.014	0.00036	ng/g	1	☼	1668A	Total/NA
PCB-25	0.072	B	0.014	0.0022	ng/g	1	☼	1668A	Total/NA
PCB-26	0.081	C B	0.029	0.0023	ng/g	1	☼	1668A	Total/NA
PCB-27	0.066	B	0.014	0.00035	ng/g	1	☼	1668A	Total/NA
PCB-28	0.43	B C20	0.029	0.0023	ng/g	1	☼	1668A	Total/NA
PCB-29	0.081	C26 B	0.029	0.0023	ng/g	1	☼	1668A	Total/NA
PCB-30	0.17	C18 B	0.029	0.00042	ng/g	1	☼	1668A	Total/NA
PCB-31	0.23	B	0.029	0.0022	ng/g	1	☼	1668A	Total/NA
PCB-32	0.29	B	0.014	0.00033	ng/g	1	☼	1668A	Total/NA
PCB-33	0.18	B C21	0.029	0.0022	ng/g	1	☼	1668A	Total/NA
PCB-34	0.0035	J	0.014	0.0024	ng/g	1	☼	1668A	Total/NA
PCB-35	0.041		0.014	0.0024	ng/g	1	☼	1668A	Total/NA
PCB-36	0.0089	J q	0.014	0.0022	ng/g	1	☼	1668A	Total/NA
PCB-37	0.11	B	0.014	0.0023	ng/g	1	☼	1668A	Total/NA
PCB-40	0.80	C	0.043	0.0034	ng/g	1	☼	1668A	Total/NA
PCB-41	0.80	C40	0.043	0.0034	ng/g	1	☼	1668A	Total/NA
PCB-42	0.28		0.014	0.0036	ng/g	1	☼	1668A	Total/NA
PCB-43	0.11	C q	0.029	0.0031	ng/g	1	☼	1668A	Total/NA

This Detection Summary does not include radiochemical test results.

Client Sample ID: O7-0to27-101918 (Continued)
Lab Sample ID: 580-88125-18

Analyte	Result	Qualifier	RL	EDL	Unit	Dil Fac	D	Method	Prep Type
PCB-44	5.0	C B	0.043	0.0030	ng/g	1	☼	1668A	Total/NA
PCB-45	2.1	C B	0.029	0.0035	ng/g	1	☼	1668A	Total/NA
PCB-46	0.095		0.014	0.0041	ng/g	1	☼	1668A	Total/NA
PCB-47	5.0	B C44	0.043	0.0030	ng/g	1	☼	1668A	Total/NA
PCB-48	0.095		0.014	0.0033	ng/g	1	☼	1668A	Total/NA
PCB-49	2.1	C B	0.029	0.0027	ng/g	1	☼	1668A	Total/NA
PCB-50	0.99	C B	0.029	0.0033	ng/g	1	☼	1668A	Total/NA
PCB-51	2.1	C45 B	0.029	0.0035	ng/g	1	☼	1668A	Total/NA
PCB-52	3.5	B	0.014	0.0034	ng/g	1	☼	1668A	Total/NA
PCB-53	0.99	C50 B	0.029	0.0033	ng/g	1	☼	1668A	Total/NA
PCB-54	0.27		0.014	0.00046	ng/g	1	☼	1668A	Total/NA
PCB-56	0.32		0.014	0.0024	ng/g	1	☼	1668A	Total/NA
PCB-59	0.16	C	0.043	0.0023	ng/g	1	☼	1668A	Total/NA
PCB-60	0.093		0.014	0.0023	ng/g	1	☼	1668A	Total/NA
PCB-61	2.4	C B	0.058	0.0023	ng/g	1	☼	1668A	Total/NA
PCB-62	0.16	C59	0.043	0.0023	ng/g	1	☼	1668A	Total/NA
PCB-63	0.055		0.014	0.0021	ng/g	1	☼	1668A	Total/NA
PCB-64	0.40		0.014	0.0022	ng/g	1	☼	1668A	Total/NA
PCB-65	5.0	B C44	0.043	0.0030	ng/g	1	☼	1668A	Total/NA
PCB-66	1.2		0.014	0.0024	ng/g	1	☼	1668A	Total/NA
PCB-67	0.046		0.014	0.0022	ng/g	1	☼	1668A	Total/NA
PCB-68	0.072	B	0.014	0.0021	ng/g	1	☼	1668A	Total/NA
PCB-69	2.1	B C49	0.029	0.0027	ng/g	1	☼	1668A	Total/NA
PCB-70	2.4	C61 B	0.058	0.0023	ng/g	1	☼	1668A	Total/NA
PCB-71	0.80	C40	0.043	0.0034	ng/g	1	☼	1668A	Total/NA
PCB-72	0.054		0.014	0.0023	ng/g	1	☼	1668A	Total/NA
PCB-73	0.11	C43 q	0.029	0.0031	ng/g	1	☼	1668A	Total/NA
PCB-74	2.4	C61 B	0.058	0.0023	ng/g	1	☼	1668A	Total/NA
PCB-75	0.16	C59	0.043	0.0023	ng/g	1	☼	1668A	Total/NA
PCB-76	2.4	C61 B	0.058	0.0023	ng/g	1	☼	1668A	Total/NA
PCB-77	0.11	B	0.014	0.0023	ng/g	1	☼	1668A	Total/NA
PCB-79	0.052		0.014	0.0020	ng/g	1	☼	1668A	Total/NA
PCB-81	0.0040	J B q	0.014	0.0024	ng/g	1	☼	1668A	Total/NA
PCB-82	0.71		0.014	0.0010	ng/g	1	☼	1668A	Total/NA
PCB-83	5.1	C	0.029	0.00096	ng/g	1	☼	1668A	Total/NA
PCB-84	2.0		0.014	0.0010	ng/g	1	☼	1668A	Total/NA
PCB-85	1.0	C	0.043	0.00074	ng/g	1	☼	1668A	Total/NA
PCB-86	4.4	C B	0.087	0.00075	ng/g	1	☼	1668A	Total/NA
PCB-87	4.4	B C86	0.087	0.00075	ng/g	1	☼	1668A	Total/NA
PCB-88	1.8	C	0.029	0.00090	ng/g	1	☼	1668A	Total/NA
PCB-89	0.058		0.014	0.0010	ng/g	1	☼	1668A	Total/NA
PCB-90	9.5	C B	0.043	0.00079	ng/g	1	☼	1668A	Total/NA
PCB-91	1.8	C88	0.029	0.00090	ng/g	1	☼	1668A	Total/NA
PCB-92	2.0		0.014	0.00095	ng/g	1	☼	1668A	Total/NA
PCB-93	0.93	C	0.029	0.00092	ng/g	1	☼	1668A	Total/NA
PCB-94	0.24		0.014	0.0010	ng/g	1	☼	1668A	Total/NA
PCB-95	7.6	B	0.014	0.00094	ng/g	1	☼	1668A	Total/NA
PCB-96	0.17		0.014	0.00073	ng/g	1	☼	1668A	Total/NA
PCB-97	4.4	B C86	0.087	0.00075	ng/g	1	☼	1668A	Total/NA
PCB-98	0.51	C	0.029	0.00091	ng/g	1	☼	1668A	Total/NA
PCB-99	5.1	C83	0.029	0.00096	ng/g	1	☼	1668A	Total/NA

This Detection Summary does not include radiochemical test results.

Client Sample ID: O7-0to27-101918 (Continued)
Lab Sample ID: 580-88125-18

Analyte	Result	Qualifier	RL	EDL	Unit	Dil Fac	D	Method	Prep Type
PCB-100	0.93	C93	0.029	0.00092	ng/g	1	☼	1668A	Total/NA
PCB-101	9.5	B C90	0.043	0.00079	ng/g	1	☼	1668A	Total/NA
PCB-102	0.51	C98	0.029	0.00091	ng/g	1	☼	1668A	Total/NA
PCB-103	0.44	B	0.014	0.00087	ng/g	1	☼	1668A	Total/NA
PCB-104	0.069		0.014	0.00065	ng/g	1	☼	1668A	Total/NA
PCB-105	1.6	B	0.014	0.011	ng/g	1	☼	1668A	Total/NA
PCB-107	0.45		0.014	0.011	ng/g	1	☼	1668A	Total/NA
PCB-108	0.19	C	0.029	0.012	ng/g	1	☼	1668A	Total/NA
PCB-109	4.4	B C86	0.087	0.00075	ng/g	1	☼	1668A	Total/NA
PCB-110	8.8	C	0.029	0.00067	ng/g	1	☼	1668A	Total/NA
PCB-113	9.5	B C90	0.043	0.00079	ng/g	1	☼	1668A	Total/NA
PCB-114	0.092	B	0.014	0.011	ng/g	1	☼	1668A	Total/NA
PCB-115	8.8	C110	0.029	0.00067	ng/g	1	☼	1668A	Total/NA
PCB-116	1.0	C85	0.043	0.00074	ng/g	1	☼	1668A	Total/NA
PCB-117	1.0	C85	0.043	0.00074	ng/g	1	☼	1668A	Total/NA
PCB-118	5.1	B	0.014	0.011	ng/g	1	☼	1668A	Total/NA
PCB-119	4.4	B C86	0.087	0.00075	ng/g	1	☼	1668A	Total/NA
PCB-120	0.089		0.014	0.00060	ng/g	1	☼	1668A	Total/NA
PCB-122	0.060		0.014	0.013	ng/g	1	☼	1668A	Total/NA
PCB-123	0.064	B	0.014	0.011	ng/g	1	☼	1668A	Total/NA
PCB-124	0.19	C108	0.029	0.012	ng/g	1	☼	1668A	Total/NA
PCB-125	4.4	B C86	0.087	0.00075	ng/g	1	☼	1668A	Total/NA
PCB-126	0.018	B	0.014	0.011	ng/g	1	☼	1668A	Total/NA
PCB-128	1.7	C B	0.029	0.0028	ng/g	1	☼	1668A	Total/NA
PCB-129	14	C B	0.058	0.0029	ng/g	1	☼	1668A	Total/NA
PCB-130	0.85		0.014	0.0038	ng/g	1	☼	1668A	Total/NA
PCB-131	0.15		0.014	0.0036	ng/g	1	☼	1668A	Total/NA
PCB-132	4.6		0.014	0.0036	ng/g	1	☼	1668A	Total/NA
PCB-133	0.33		0.014	0.0034	ng/g	1	☼	1668A	Total/NA
PCB-134	0.83	C	0.029	0.0037	ng/g	1	☼	1668A	Total/NA
PCB-135	6.0	C B	0.029	0.00043	ng/g	1	☼	1668A	Total/NA
PCB-136	2.2	B	0.014	0.00032	ng/g	1	☼	1668A	Total/NA
PCB-137	0.36		0.014	0.0030	ng/g	1	☼	1668A	Total/NA
PCB-138	14	B C129	0.058	0.0029	ng/g	1	☼	1668A	Total/NA
PCB-139	0.25	C B	0.029	0.0031	ng/g	1	☼	1668A	Total/NA
PCB-140	0.25	B C139	0.029	0.0031	ng/g	1	☼	1668A	Total/NA
PCB-141	2.7		0.014	0.0033	ng/g	1	☼	1668A	Total/NA
PCB-143	0.83	C134	0.029	0.0037	ng/g	1	☼	1668A	Total/NA
PCB-144	0.68		0.014	0.00040	ng/g	1	☼	1668A	Total/NA
PCB-145	0.0095	J q	0.014	0.00031	ng/g	1	☼	1668A	Total/NA
PCB-146	2.8	B	0.014	0.0031	ng/g	1	☼	1668A	Total/NA
PCB-147	13	C B	0.029	0.0032	ng/g	1	☼	1668A	Total/NA
PCB-148	0.097		0.014	0.00041	ng/g	1	☼	1668A	Total/NA
PCB-149	13	B C147	0.029	0.0032	ng/g	1	☼	1668A	Total/NA
PCB-150	0.10		0.014	0.00030	ng/g	1	☼	1668A	Total/NA
PCB-151	6.0	C135 B	0.029	0.00043	ng/g	1	☼	1668A	Total/NA
PCB-152	0.054		0.014	0.00029	ng/g	1	☼	1668A	Total/NA
PCB-153	13	C B	0.029	0.0026	ng/g	1	☼	1668A	Total/NA
PCB-154	0.51		0.014	0.00036	ng/g	1	☼	1668A	Total/NA
PCB-155	0.011	J B	0.014	0.00028	ng/g	1	☼	1668A	Total/NA
PCB-156	1.3	C B	0.029	0.0028	ng/g	1	☼	1668A	Total/NA

This Detection Summary does not include radiochemical test results.

Client Sample ID: O7-0to27-101918 (Continued)
Lab Sample ID: 580-88125-18

Analyte	Result	Qualifier	RL	EDL	Unit	Dil Fac	D	Method	Prep Type
PCB-157	1.3	C156 B	0.029	0.0028	ng/g	1	☼	1668A	Total/NA
PCB-158	1.3		0.014	0.0023	ng/g	1	☼	1668A	Total/NA
PCB-159	0.18		0.014	0.0024	ng/g	1	☼	1668A	Total/NA
PCB-160	14	B C129	0.058	0.0029	ng/g	1	☼	1668A	Total/NA
PCB-162	0.034		0.014	0.0023	ng/g	1	☼	1668A	Total/NA
PCB-163	14	B C129	0.058	0.0029	ng/g	1	☼	1668A	Total/NA
PCB-164	1.1		0.014	0.0025	ng/g	1	☼	1668A	Total/NA
PCB-166	1.7	C128 B	0.029	0.0028	ng/g	1	☼	1668A	Total/NA
PCB-167	0.46	B	0.014	0.0020	ng/g	1	☼	1668A	Total/NA
PCB-168	13	B C153	0.029	0.0026	ng/g	1	☼	1668A	Total/NA
PCB-170	6.7	B	0.014	0.00066	ng/g	1	☼	1668A	Total/NA
PCB-171	2.0	C B	0.029	0.00065	ng/g	1	☼	1668A	Total/NA
PCB-172	1.1		0.014	0.00063	ng/g	1	☼	1668A	Total/NA
PCB-173	2.0	C171 B	0.029	0.00065	ng/g	1	☼	1668A	Total/NA
PCB-174	6.4	B	0.014	0.00065	ng/g	1	☼	1668A	Total/NA
PCB-175	0.26	B	0.014	0.00058	ng/g	1	☼	1668A	Total/NA
PCB-176	0.75	B	0.014	0.00041	ng/g	1	☼	1668A	Total/NA
PCB-177	3.8	B	0.014	0.00066	ng/g	1	☼	1668A	Total/NA
PCB-178	1.2		0.014	0.00061	ng/g	1	☼	1668A	Total/NA
PCB-179	2.5	B	0.014	0.00044	ng/g	1	☼	1668A	Total/NA
PCB-180	14	C B	0.029	0.00051	ng/g	1	☼	1668A	Total/NA
PCB-182	0.063		0.014	0.00054	ng/g	1	☼	1668A	Total/NA
PCB-183	4.3	C B	0.029	0.00055	ng/g	1	☼	1668A	Total/NA
PCB-185	4.3	B C183	0.029	0.00055	ng/g	1	☼	1668A	Total/NA
PCB-187	7.4	B	0.014	0.00056	ng/g	1	☼	1668A	Total/NA
PCB-189	0.24	B	0.014	0.0022	ng/g	1	☼	1668A	Total/NA
PCB-190	1.3	B	0.014	0.00045	ng/g	1	☼	1668A	Total/NA
PCB-191	0.28		0.014	0.00045	ng/g	1	☼	1668A	Total/NA
PCB-193	14	C180 B	0.029	0.00051	ng/g	1	☼	1668A	Total/NA
PCB-194	3.3	B	0.014	0.0095	ng/g	1	☼	1668A	Total/NA
PCB-195	1.6		0.014	0.011	ng/g	1	☼	1668A	Total/NA
PCB-196	1.6	B	0.014	0.00073	ng/g	1	☼	1668A	Total/NA
PCB-197	0.090	B q	0.014	0.00053	ng/g	1	☼	1668A	Total/NA
PCB-198	3.1	C B	0.029	0.00078	ng/g	1	☼	1668A	Total/NA
PCB-199	3.1	C198 B	0.029	0.00078	ng/g	1	☼	1668A	Total/NA
PCB-200	0.40		0.014	0.00056	ng/g	1	☼	1668A	Total/NA
PCB-201	0.38	B	0.014	0.00054	ng/g	1	☼	1668A	Total/NA
PCB-202	0.57	B	0.014	0.00060	ng/g	1	☼	1668A	Total/NA
PCB-203	2.1	B	0.014	0.00069	ng/g	1	☼	1668A	Total/NA
PCB-205	0.16	B	0.014	0.0071	ng/g	1	☼	1668A	Total/NA
PCB-206	1.5	B q	0.014	0.0033	ng/g	1	☼	1668A	Total/NA
PCB-207	0.14		0.014	0.0023	ng/g	1	☼	1668A	Total/NA
PCB-208	0.32		0.014	0.0024	ng/g	1	☼	1668A	Total/NA
PCB-209	0.42	B	0.014	0.00074	ng/g	1	☼	1668A	Total/NA
Total Monochlorobiphenyls	0.15	B	0.014	0.00050	ng/g	1	☼	1668A	Total/NA
Total Dichlorobiphenyls	0.58	B q	0.029	0.00059	ng/g	1	☼	1668A	Total/NA
Total Trichlorobiphenyls	2.4	B q	0.029	0.0016	ng/g	1	☼	1668A	Total/NA
Total Tetrachlorobiphenyls	20	B q	0.058	0.0026	ng/g	1	☼	1668A	Total/NA
Total Pentachlorobiphenyls	53	B	0.087	0.0043	ng/g	1	☼	1668A	Total/NA
Total Hexachlorobiphenyls	69	B q	0.058	0.0022	ng/g	1	☼	1668A	Total/NA
Total Heptachlorobiphenyls	52	B	0.029	0.00061	ng/g	1	☼	1668A	Total/NA

This Detection Summary does not include radiochemical test results.

Client Sample ID: O7-0to27-101918 (Continued)
Lab Sample ID: 580-88125-18

Analyte	Result	Qualifier	RL	EDL	Unit	Dil Fac	D	Method	Prep Type
Total Octachlorobiphenyls	13	B q	0.029	0.0030	ng/g	1	☼	1668A	Total/NA
Total Nonachlorobiphenyls	2.0	B q	0.014	0.0027	ng/g	1	☼	1668A	Total/NA
Polychlorinated biphenyls, Total	210	B q	0.087	0.0020	ng/g	1	☼	1668A	Total/NA

Client Sample ID: Q2-0to13-101818
Lab Sample ID: 580-88125-19

Analyte	Result	Qualifier	RL	EDL	Unit	Dil Fac	D	Method	Prep Type
PCB-1	0.0021	J B	0.0097	0.00053	ng/g	1	☼	1668A	Total/NA
PCB-2	0.0015	J B	0.0097	0.00056	ng/g	1	☼	1668A	Total/NA
PCB-4	0.015	J	0.019	0.0012	ng/g	1	☼	1668A	Total/NA
PCB-8	0.0037	J B q	0.019	0.00076	ng/g	1	☼	1668A	Total/NA
PCB-11	0.0082	J B	0.019	0.00074	ng/g	1	☼	1668A	Total/NA
PCB-15	0.0065	J B	0.0097	0.00073	ng/g	1	☼	1668A	Total/NA
PCB-17	0.031	B	0.0097	0.0012	ng/g	1	☼	1668A	Total/NA
PCB-18	0.0088	J C B	0.019	0.0010	ng/g	1	☼	1668A	Total/NA
PCB-19	0.048	B q	0.0097	0.0014	ng/g	1	☼	1668A	Total/NA
PCB-20	0.015	J C B	0.019	0.00074	ng/g	1	☼	1668A	Total/NA
PCB-21	0.0057	J C B q	0.019	0.00070	ng/g	1	☼	1668A	Total/NA
PCB-22	0.0021	J B q	0.0097	0.00077	ng/g	1	☼	1668A	Total/NA
PCB-25	0.0041	J B	0.0097	0.00071	ng/g	1	☼	1668A	Total/NA
PCB-26	0.0021	J C B q	0.019	0.00073	ng/g	1	☼	1668A	Total/NA
PCB-27	0.0068	J B q	0.0097	0.00086	ng/g	1	☼	1668A	Total/NA
PCB-28	0.015	J B C20	0.019	0.00074	ng/g	1	☼	1668A	Total/NA
PCB-29	0.0021	J C26 B q	0.019	0.00073	ng/g	1	☼	1668A	Total/NA
PCB-30	0.0088	J C18 B	0.019	0.0010	ng/g	1	☼	1668A	Total/NA
PCB-31	0.0076	J B	0.019	0.00070	ng/g	1	☼	1668A	Total/NA
PCB-32	0.015	B	0.0097	0.00080	ng/g	1	☼	1668A	Total/NA
PCB-33	0.0057	J B C21 q	0.019	0.00070	ng/g	1	☼	1668A	Total/NA
PCB-37	0.0045	J B	0.0097	0.00075	ng/g	1	☼	1668A	Total/NA
PCB-40	0.026	J C	0.029	0.0013	ng/g	1	☼	1668A	Total/NA
PCB-41	0.026	J C40	0.029	0.0013	ng/g	1	☼	1668A	Total/NA
PCB-42	0.0074	J	0.0097	0.0014	ng/g	1	☼	1668A	Total/NA
PCB-43	0.0052	J C	0.019	0.0012	ng/g	1	☼	1668A	Total/NA
PCB-44	0.21	C B	0.029	0.0012	ng/g	1	☼	1668A	Total/NA
PCB-45	0.10	C B	0.019	0.0014	ng/g	1	☼	1668A	Total/NA
PCB-47	0.21	B C44	0.029	0.0012	ng/g	1	☼	1668A	Total/NA
PCB-49	0.074	C B	0.019	0.0011	ng/g	1	☼	1668A	Total/NA
PCB-50	0.048	C B	0.019	0.0013	ng/g	1	☼	1668A	Total/NA
PCB-51	0.10	C45 B	0.019	0.0014	ng/g	1	☼	1668A	Total/NA
PCB-52	0.065	B	0.0097	0.0014	ng/g	1	☼	1668A	Total/NA
PCB-53	0.048	C50 B	0.019	0.0013	ng/g	1	☼	1668A	Total/NA
PCB-54	0.024		0.0097	0.00079	ng/g	1	☼	1668A	Total/NA
PCB-56	0.0087	J	0.0097	0.00096	ng/g	1	☼	1668A	Total/NA
PCB-59	0.0082	J C	0.029	0.00089	ng/g	1	☼	1668A	Total/NA
PCB-60	0.0038	J	0.0097	0.00091	ng/g	1	☼	1668A	Total/NA
PCB-61	0.044	C B	0.039	0.00090	ng/g	1	☼	1668A	Total/NA
PCB-62	0.0082	J C59	0.029	0.00089	ng/g	1	☼	1668A	Total/NA
PCB-64	0.010		0.0097	0.00086	ng/g	1	☼	1668A	Total/NA
PCB-65	0.21	B C44	0.029	0.0012	ng/g	1	☼	1668A	Total/NA
PCB-66	0.026		0.0097	0.00095	ng/g	1	☼	1668A	Total/NA
PCB-67	0.0012	J	0.0097	0.00087	ng/g	1	☼	1668A	Total/NA

This Detection Summary does not include radiochemical test results.

Client Sample ID: Q2-0to13-101818 (Continued)
Lab Sample ID: 580-88125-19

Analyte	Result	Qualifier	RL	EDL	Unit	Dil Fac	D	Method	Prep Type
PCB-68	0.0022	J B q	0.0097	0.00082	ng/g	1	☼	1668A	Total/NA
PCB-69	0.074	B C49	0.019	0.0011	ng/g	1	☼	1668A	Total/NA
PCB-70	0.044	C61 B	0.039	0.00090	ng/g	1	☼	1668A	Total/NA
PCB-71	0.026	J C40	0.029	0.0013	ng/g	1	☼	1668A	Total/NA
PCB-73	0.0052	J C43	0.019	0.0012	ng/g	1	☼	1668A	Total/NA
PCB-74	0.044	C61 B	0.039	0.00090	ng/g	1	☼	1668A	Total/NA
PCB-75	0.0082	J C59	0.029	0.00089	ng/g	1	☼	1668A	Total/NA
PCB-76	0.044	C61 B	0.039	0.00090	ng/g	1	☼	1668A	Total/NA
PCB-77	0.0041	J B	0.0097	0.00089	ng/g	1	☼	1668A	Total/NA
PCB-82	0.019		0.0097	0.0016	ng/g	1	☼	1668A	Total/NA
PCB-83	0.11	C	0.019	0.0015	ng/g	1	☼	1668A	Total/NA
PCB-84	0.032		0.0097	0.0016	ng/g	1	☼	1668A	Total/NA
PCB-85	0.026	J C	0.029	0.0011	ng/g	1	☼	1668A	Total/NA
PCB-86	0.090	C B	0.058	0.0012	ng/g	1	☼	1668A	Total/NA
PCB-87	0.090	B C86	0.058	0.0012	ng/g	1	☼	1668A	Total/NA
PCB-88	0.042	C	0.019	0.0014	ng/g	1	☼	1668A	Total/NA
PCB-90	0.19	C B	0.029	0.0012	ng/g	1	☼	1668A	Total/NA
PCB-91	0.042	C88	0.019	0.0014	ng/g	1	☼	1668A	Total/NA
PCB-92	0.042		0.0097	0.0015	ng/g	1	☼	1668A	Total/NA
PCB-93	0.041	C	0.019	0.0014	ng/g	1	☼	1668A	Total/NA
PCB-94	0.0085	J q	0.0097	0.0015	ng/g	1	☼	1668A	Total/NA
PCB-95	0.15	B	0.0097	0.0014	ng/g	1	☼	1668A	Total/NA
PCB-96	0.0041	J q	0.0097	0.0011	ng/g	1	☼	1668A	Total/NA
PCB-97	0.090	B C86	0.058	0.0012	ng/g	1	☼	1668A	Total/NA
PCB-98	0.013	J C q	0.019	0.0014	ng/g	1	☼	1668A	Total/NA
PCB-99	0.11	C83	0.019	0.0015	ng/g	1	☼	1668A	Total/NA
PCB-100	0.041	C93	0.019	0.0014	ng/g	1	☼	1668A	Total/NA
PCB-101	0.19	B C90	0.029	0.0012	ng/g	1	☼	1668A	Total/NA
PCB-102	0.013	J C98 q	0.019	0.0014	ng/g	1	☼	1668A	Total/NA
PCB-103	0.015	B	0.0097	0.0013	ng/g	1	☼	1668A	Total/NA
PCB-104	0.0044	J	0.0097	0.00099	ng/g	1	☼	1668A	Total/NA
PCB-105	0.035	B	0.0097	0.0011	ng/g	1	☼	1668A	Total/NA
PCB-107	0.0094	J	0.0097	0.0010	ng/g	1	☼	1668A	Total/NA
PCB-108	0.0053	J C	0.019	0.0011	ng/g	1	☼	1668A	Total/NA
PCB-109	0.090	B C86	0.058	0.0012	ng/g	1	☼	1668A	Total/NA
PCB-110	0.18	C	0.019	0.0010	ng/g	1	☼	1668A	Total/NA
PCB-113	0.19	B C90	0.029	0.0012	ng/g	1	☼	1668A	Total/NA
PCB-114	0.0032	J B	0.0097	0.0010	ng/g	1	☼	1668A	Total/NA
PCB-115	0.18	C110	0.019	0.0010	ng/g	1	☼	1668A	Total/NA
PCB-116	0.026	J C85	0.029	0.0011	ng/g	1	☼	1668A	Total/NA
PCB-117	0.026	J C85	0.029	0.0011	ng/g	1	☼	1668A	Total/NA
PCB-118	0.095	B	0.0097	0.0011	ng/g	1	☼	1668A	Total/NA
PCB-119	0.090	B C86	0.058	0.0012	ng/g	1	☼	1668A	Total/NA
PCB-121	0.0024	J q	0.0097	0.00099	ng/g	1	☼	1668A	Total/NA
PCB-122	0.0026	J q	0.0097	0.0012	ng/g	1	☼	1668A	Total/NA
PCB-123	0.0017	J B q	0.0097	0.0010	ng/g	1	☼	1668A	Total/NA
PCB-124	0.0053	J C108	0.019	0.0011	ng/g	1	☼	1668A	Total/NA
PCB-125	0.090	B C86	0.058	0.0012	ng/g	1	☼	1668A	Total/NA
PCB-128	0.036	C B	0.019	0.0013	ng/g	1	☼	1668A	Total/NA
PCB-129	0.27	C B	0.039	0.0013	ng/g	1	☼	1668A	Total/NA
PCB-130	0.018		0.0097	0.0017	ng/g	1	☼	1668A	Total/NA

This Detection Summary does not include radiochemical test results.

Client Sample ID: Q2-0to13-101818 (Continued)
Lab Sample ID: 580-88125-19

Analyte	Result	Qualifier	RL	EDL	Unit	Dil Fac	D	Method	Prep Type
PCB-131	0.0042	J q	0.0097	0.0017	ng/g	1	☼	1668A	Total/NA
PCB-132	0.083		0.0097	0.0016	ng/g	1	☼	1668A	Total/NA
PCB-133	0.0079	J	0.0097	0.0016	ng/g	1	☼	1668A	Total/NA
PCB-134	0.016	J C q	0.019	0.0017	ng/g	1	☼	1668A	Total/NA
PCB-135	0.13	C B	0.019	0.00094	ng/g	1	☼	1668A	Total/NA
PCB-136	0.046	B	0.0097	0.00071	ng/g	1	☼	1668A	Total/NA
PCB-137	0.0074	J q	0.0097	0.0014	ng/g	1	☼	1668A	Total/NA
PCB-138	0.27	B C129	0.039	0.0013	ng/g	1	☼	1668A	Total/NA
PCB-139	0.0049	J C B q	0.019	0.0014	ng/g	1	☼	1668A	Total/NA
PCB-140	0.0049	J B C139 q	0.019	0.0014	ng/g	1	☼	1668A	Total/NA
PCB-141	0.053		0.0097	0.0015	ng/g	1	☼	1668A	Total/NA
PCB-143	0.016	J C134 q	0.019	0.0017	ng/g	1	☼	1668A	Total/NA
PCB-144	0.015		0.0097	0.00089	ng/g	1	☼	1668A	Total/NA
PCB-146	0.051	B	0.0097	0.0014	ng/g	1	☼	1668A	Total/NA
PCB-147	0.25	C B	0.019	0.0015	ng/g	1	☼	1668A	Total/NA
PCB-149	0.25	B C147	0.019	0.0015	ng/g	1	☼	1668A	Total/NA
PCB-150	0.0048	J	0.0097	0.00066	ng/g	1	☼	1668A	Total/NA
PCB-151	0.13	C135 B	0.019	0.00094	ng/g	1	☼	1668A	Total/NA
PCB-152	0.0023	J	0.0097	0.00065	ng/g	1	☼	1668A	Total/NA
PCB-153	0.25	C B	0.019	0.0012	ng/g	1	☼	1668A	Total/NA
PCB-154	0.013		0.0097	0.00080	ng/g	1	☼	1668A	Total/NA
PCB-155	0.0024	J B q	0.0097	0.00063	ng/g	1	☼	1668A	Total/NA
PCB-156	0.023	C B q	0.019	0.0014	ng/g	1	☼	1668A	Total/NA
PCB-157	0.023	C156 B q	0.019	0.0014	ng/g	1	☼	1668A	Total/NA
PCB-158	0.028		0.0097	0.0010	ng/g	1	☼	1668A	Total/NA
PCB-159	0.0037	J	0.0097	0.0011	ng/g	1	☼	1668A	Total/NA
PCB-160	0.27	B C129	0.039	0.0013	ng/g	1	☼	1668A	Total/NA
PCB-163	0.27	B C129	0.039	0.0013	ng/g	1	☼	1668A	Total/NA
PCB-164	0.021		0.0097	0.0011	ng/g	1	☼	1668A	Total/NA
PCB-166	0.036	C128 B	0.019	0.0013	ng/g	1	☼	1668A	Total/NA
PCB-167	0.011	B	0.0097	0.00089	ng/g	1	☼	1668A	Total/NA
PCB-168	0.25	B C153	0.019	0.0012	ng/g	1	☼	1668A	Total/NA
PCB-170	0.087	B	0.0097	0.0015	ng/g	1	☼	1668A	Total/NA
PCB-171	0.038	C B	0.019	0.0016	ng/g	1	☼	1668A	Total/NA
PCB-172	0.018		0.0097	0.0015	ng/g	1	☼	1668A	Total/NA
PCB-173	0.038	C171 B	0.019	0.0016	ng/g	1	☼	1668A	Total/NA
PCB-174	0.10	B	0.0097	0.0016	ng/g	1	☼	1668A	Total/NA
PCB-175	0.0052	J B	0.0097	0.0014	ng/g	1	☼	1668A	Total/NA
PCB-176	0.014	B	0.0097	0.00098	ng/g	1	☼	1668A	Total/NA
PCB-177	0.062	B	0.0097	0.0016	ng/g	1	☼	1668A	Total/NA
PCB-178	0.023		0.0097	0.0015	ng/g	1	☼	1668A	Total/NA
PCB-179	0.043	B	0.0097	0.0011	ng/g	1	☼	1668A	Total/NA
PCB-180	0.20	C B	0.019	0.0012	ng/g	1	☼	1668A	Total/NA
PCB-181	0.0022	J q	0.0097	0.0013	ng/g	1	☼	1668A	Total/NA
PCB-182	0.0045	J	0.0097	0.0013	ng/g	1	☼	1668A	Total/NA
PCB-183	0.065	C B	0.019	0.0013	ng/g	1	☼	1668A	Total/NA
PCB-185	0.065	B C183	0.019	0.0013	ng/g	1	☼	1668A	Total/NA
PCB-187	0.12	B	0.0097	0.0013	ng/g	1	☼	1668A	Total/NA
PCB-190	0.019	B q	0.0097	0.0011	ng/g	1	☼	1668A	Total/NA
PCB-191	0.0056	J	0.0097	0.0011	ng/g	1	☼	1668A	Total/NA
PCB-192	0.0037	J B	0.0097	0.0012	ng/g	1	☼	1668A	Total/NA

This Detection Summary does not include radiochemical test results.

Client Sample ID: Q2-0to13-101818 (Continued)
Lab Sample ID: 580-88125-19

Analyte	Result	Qualifier	RL	EDL	Unit	Dil Fac	D	Method	Prep Type
PCB-193	0.20	C180 B	0.019	0.0012	ng/g	1	☼	1668A	Total/NA
PCB-194	0.038	B	0.0097	0.0026	ng/g	1	☼	1668A	Total/NA
PCB-195	0.015	q	0.0097	0.0031	ng/g	1	☼	1668A	Total/NA
PCB-196	0.021	B	0.0097	0.0012	ng/g	1	☼	1668A	Total/NA
PCB-198	0.039	C B	0.019	0.0013	ng/g	1	☼	1668A	Total/NA
PCB-199	0.039	C198 B	0.019	0.0013	ng/g	1	☼	1668A	Total/NA
PCB-201	0.0057	J B q	0.0097	0.00091	ng/g	1	☼	1668A	Total/NA
PCB-202	0.014	B	0.0097	0.0010	ng/g	1	☼	1668A	Total/NA
PCB-203	0.026	B	0.0097	0.0012	ng/g	1	☼	1668A	Total/NA
PCB-206	0.16	B q	0.0097	0.0079	ng/g	1	☼	1668A	Total/NA
PCB-209	0.012	B	0.0097	0.0011	ng/g	1	☼	1668A	Total/NA
Total Monochlorobiphenyls	0.0036	J B	0.0097	0.00055	ng/g	1	☼	1668A	Total/NA
Total Dichlorobiphenyls	0.033	B q	0.019	0.00079	ng/g	1	☼	1668A	Total/NA
Total Trichlorobiphenyls	0.15	B q	0.019	0.00086	ng/g	1	☼	1668A	Total/NA
Total Tetrachlorobiphenyls	0.67	B q	0.039	0.0010	ng/g	1	☼	1668A	Total/NA
Total Pentachlorobiphenyls	1.1	B q	0.058	0.0012	ng/g	1	☼	1668A	Total/NA
Total Hexachlorobiphenyls	1.4	B q	0.039	0.0012	ng/g	1	☼	1668A	Total/NA
Total Heptachlorobiphenyls	0.81	B q	0.019	0.0013	ng/g	1	☼	1668A	Total/NA
Total Octachlorobiphenyls	0.16	B q	0.019	0.0015	ng/g	1	☼	1668A	Total/NA
Total Nonachlorobiphenyls	0.16	B q	0.0097	0.0064	ng/g	1	☼	1668A	Total/NA
Polychlorinated biphenyls, Total	4.5	B q	0.058	0.0017	ng/g	1	☼	1668A	Total/NA

Client Sample ID: Q6-0to27-102018
Lab Sample ID: 580-88125-20

Analyte	Result	Qualifier	RL	EDL	Unit	Dil Fac	D	Method	Prep Type
PCB-1	0.046	J B	0.079	0.0015	ng/g	1	☼	1668A	Total/NA
PCB-2	0.047	J B	0.079	0.0016	ng/g	1	☼	1668A	Total/NA
PCB-3	0.046	J B	0.079	0.0017	ng/g	1	☼	1668A	Total/NA
PCB-4	0.14	J	0.16	0.0035	ng/g	1	☼	1668A	Total/NA
PCB-6	0.018	J	0.079	0.0023	ng/g	1	☼	1668A	Total/NA
PCB-7	0.0076	J q B	0.079	0.0022	ng/g	1	☼	1668A	Total/NA
PCB-8	0.070	J B	0.16	0.0022	ng/g	1	☼	1668A	Total/NA
PCB-9	0.0073	J q	0.079	0.0025	ng/g	1	☼	1668A	Total/NA
PCB-10	0.0077	J	0.079	0.0024	ng/g	1	☼	1668A	Total/NA
PCB-11	0.11	J B	0.16	0.0022	ng/g	1	☼	1668A	Total/NA
PCB-12	0.021	J q C B	0.16	0.0022	ng/g	1	☼	1668A	Total/NA
PCB-13	0.021	J q C12 B	0.16	0.0022	ng/g	1	☼	1668A	Total/NA
PCB-15	0.098	B	0.079	0.0021	ng/g	1	☼	1668A	Total/NA
PCB-16	0.053	J	0.079	0.0037	ng/g	1	☼	1668A	Total/NA
PCB-17	0.37	B	0.079	0.0029	ng/g	1	☼	1668A	Total/NA
PCB-18	0.12	J C B	0.16	0.0025	ng/g	1	☼	1668A	Total/NA
PCB-19	0.39	B	0.079	0.0034	ng/g	1	☼	1668A	Total/NA
PCB-20	0.57	C B	0.16	0.0031	ng/g	1	☼	1668A	Total/NA
PCB-21	0.14	J C B	0.16	0.0029	ng/g	1	☼	1668A	Total/NA
PCB-22	0.062	J B	0.079	0.0032	ng/g	1	☼	1668A	Total/NA
PCB-25	0.057	J B	0.079	0.0030	ng/g	1	☼	1668A	Total/NA
PCB-26	0.044	J C B	0.16	0.0030	ng/g	1	☼	1668A	Total/NA
PCB-27	0.085	B	0.079	0.0021	ng/g	1	☼	1668A	Total/NA
PCB-28	0.57	C20 B	0.16	0.0031	ng/g	1	☼	1668A	Total/NA
PCB-29	0.044	J C26 B	0.16	0.0030	ng/g	1	☼	1668A	Total/NA
PCB-30	0.12	J C18 B	0.16	0.0025	ng/g	1	☼	1668A	Total/NA

This Detection Summary does not include radiochemical test results.

Client Sample ID: Q6-0to27-102018 (Continued)
Lab Sample ID: 580-88125-20

Analyte	Result	Qualifier	RL	EDL	Unit	Dil Fac	D	Method	Prep Type
PCB-31	0.22	B	0.16	0.0029	ng/g	1	☼	1668A	Total/NA
PCB-32	0.43	B	0.079	0.0019	ng/g	1	☼	1668A	Total/NA
PCB-33	0.14	J C21 B	0.16	0.0029	ng/g	1	☼	1668A	Total/NA
PCB-35	0.0096	J	0.079	0.0033	ng/g	1	☼	1668A	Total/NA
PCB-37	0.11	B	0.079	0.0031	ng/g	1	☼	1668A	Total/NA
PCB-40	0.85	C	0.24	0.0046	ng/g	1	☼	1668A	Total/NA
PCB-41	0.85	C40	0.24	0.0046	ng/g	1	☼	1668A	Total/NA
PCB-42	0.34		0.079	0.0049	ng/g	1	☼	1668A	Total/NA
PCB-43	0.088	J q C	0.16	0.0042	ng/g	1	☼	1668A	Total/NA
PCB-44	3.9	C B	0.24	0.0041	ng/g	1	☼	1668A	Total/NA
PCB-45	1.6	C B	0.16	0.0048	ng/g	1	☼	1668A	Total/NA
PCB-46	0.17		0.079	0.0055	ng/g	1	☼	1668A	Total/NA
PCB-47	3.9	C44 B	0.24	0.0041	ng/g	1	☼	1668A	Total/NA
PCB-48	0.077	J	0.079	0.0045	ng/g	1	☼	1668A	Total/NA
PCB-49	1.9	C B	0.16	0.0037	ng/g	1	☼	1668A	Total/NA
PCB-50	1.0	C B	0.16	0.0045	ng/g	1	☼	1668A	Total/NA
PCB-51	1.6	C45 B	0.16	0.0048	ng/g	1	☼	1668A	Total/NA
PCB-52	1.9	B	0.079	0.0047	ng/g	1	☼	1668A	Total/NA
PCB-53	1.0	C50 B	0.16	0.0045	ng/g	1	☼	1668A	Total/NA
PCB-54	0.20		0.079	0.0025	ng/g	1	☼	1668A	Total/NA
PCB-56	0.23		0.079	0.0033	ng/g	1	☼	1668A	Total/NA
PCB-59	0.13	J C	0.24	0.0031	ng/g	1	☼	1668A	Total/NA
PCB-60	0.058	J	0.079	0.0032	ng/g	1	☼	1668A	Total/NA
PCB-61	1.3	C B	0.31	0.0031	ng/g	1	☼	1668A	Total/NA
PCB-62	0.13	J C59	0.24	0.0031	ng/g	1	☼	1668A	Total/NA
PCB-63	0.058	J	0.079	0.0029	ng/g	1	☼	1668A	Total/NA
PCB-64	0.27		0.079	0.0030	ng/g	1	☼	1668A	Total/NA
PCB-65	3.9	C44 B	0.24	0.0041	ng/g	1	☼	1668A	Total/NA
PCB-66	1.0		0.079	0.0033	ng/g	1	☼	1668A	Total/NA
PCB-67	0.024	J q	0.079	0.0030	ng/g	1	☼	1668A	Total/NA
PCB-68	0.063	J q B	0.079	0.0028	ng/g	1	☼	1668A	Total/NA
PCB-69	1.9	C49 B	0.16	0.0037	ng/g	1	☼	1668A	Total/NA
PCB-70	1.3	C61 B	0.31	0.0031	ng/g	1	☼	1668A	Total/NA
PCB-71	0.85	C40	0.24	0.0046	ng/g	1	☼	1668A	Total/NA
PCB-72	0.051	J	0.079	0.0032	ng/g	1	☼	1668A	Total/NA
PCB-73	0.088	J q C43	0.16	0.0042	ng/g	1	☼	1668A	Total/NA
PCB-74	1.3	C61 B	0.31	0.0031	ng/g	1	☼	1668A	Total/NA
PCB-75	0.13	J C59	0.24	0.0031	ng/g	1	☼	1668A	Total/NA
PCB-76	1.3	C61 B	0.31	0.0031	ng/g	1	☼	1668A	Total/NA
PCB-77	0.11	B	0.079	0.0031	ng/g	1	☼	1668A	Total/NA
PCB-79	0.026	J q	0.079	0.0027	ng/g	1	☼	1668A	Total/NA
PCB-81	0.0087	J q B	0.079	0.0033	ng/g	1	☼	1668A	Total/NA
PCB-82	0.33		0.079	0.0049	ng/g	1	☼	1668A	Total/NA
PCB-83	3.5	C	0.16	0.0045	ng/g	1	☼	1668A	Total/NA
PCB-84	0.97		0.079	0.0049	ng/g	1	☼	1668A	Total/NA
PCB-85	0.57	C	0.24	0.0035	ng/g	1	☼	1668A	Total/NA
PCB-86	2.4	C B	0.47	0.0036	ng/g	1	☼	1668A	Total/NA
PCB-87	2.4	C86 B	0.47	0.0036	ng/g	1	☼	1668A	Total/NA
PCB-88	1.4	C	0.16	0.0042	ng/g	1	☼	1668A	Total/NA
PCB-89	0.038	J	0.079	0.0048	ng/g	1	☼	1668A	Total/NA
PCB-90	6.0	C B	0.24	0.0037	ng/g	1	☼	1668A	Total/NA

This Detection Summary does not include radiochemical test results.

Client Sample ID: Q6-0to27-102018 (Continued)
Lab Sample ID: 580-88125-20

Analyte	Result	Qualifier	RL	EDL	Unit	Dil Fac	D	Method	Prep Type
PCB-91	1.4	C88	0.16	0.0042	ng/g	1	☼	1668A	Total/NA
PCB-92	1.4		0.079	0.0045	ng/g	1	☼	1668A	Total/NA
PCB-93	0.73	C	0.16	0.0043	ng/g	1	☼	1668A	Total/NA
PCB-94	0.20		0.079	0.0047	ng/g	1	☼	1668A	Total/NA
PCB-95	4.3	B	0.079	0.0044	ng/g	1	☼	1668A	Total/NA
PCB-96	0.13		0.079	0.0035	ng/g	1	☼	1668A	Total/NA
PCB-97	2.4	C86 B	0.47	0.0036	ng/g	1	☼	1668A	Total/NA
PCB-98	0.39	C	0.16	0.0043	ng/g	1	☼	1668A	Total/NA
PCB-99	3.5	C83	0.16	0.0045	ng/g	1	☼	1668A	Total/NA
PCB-100	0.73	C93	0.16	0.0043	ng/g	1	☼	1668A	Total/NA
PCB-101	6.0	C90 B	0.24	0.0037	ng/g	1	☼	1668A	Total/NA
PCB-102	0.39	C98	0.16	0.0043	ng/g	1	☼	1668A	Total/NA
PCB-103	0.35	B	0.079	0.0041	ng/g	1	☼	1668A	Total/NA
PCB-104	0.051	J	0.079	0.0031	ng/g	1	☼	1668A	Total/NA
PCB-105	0.74	B	0.079	0.0052	ng/g	1	☼	1668A	Total/NA
PCB-107	0.30		0.079	0.0050	ng/g	1	☼	1668A	Total/NA
PCB-108	0.083	J q C	0.16	0.0054	ng/g	1	☼	1668A	Total/NA
PCB-109	2.4	C86 B	0.47	0.0036	ng/g	1	☼	1668A	Total/NA
PCB-110	5.0	C	0.16	0.0031	ng/g	1	☼	1668A	Total/NA
PCB-111	0.033	J	0.079	0.0030	ng/g	1	☼	1668A	Total/NA
PCB-113	6.0	C90 B	0.24	0.0037	ng/g	1	☼	1668A	Total/NA
PCB-114	0.047	J B	0.079	0.0049	ng/g	1	☼	1668A	Total/NA
PCB-115	5.0	C110	0.16	0.0031	ng/g	1	☼	1668A	Total/NA
PCB-116	0.57	C85	0.24	0.0035	ng/g	1	☼	1668A	Total/NA
PCB-117	0.57	C85	0.24	0.0035	ng/g	1	☼	1668A	Total/NA
PCB-118	2.7	B	0.079	0.0050	ng/g	1	☼	1668A	Total/NA
PCB-119	2.4	C86 B	0.47	0.0036	ng/g	1	☼	1668A	Total/NA
PCB-120	0.076	J q	0.079	0.0029	ng/g	1	☼	1668A	Total/NA
PCB-121	0.028	J	0.079	0.0030	ng/g	1	☼	1668A	Total/NA
PCB-122	0.030	J	0.079	0.0058	ng/g	1	☼	1668A	Total/NA
PCB-123	0.049	J B	0.079	0.0052	ng/g	1	☼	1668A	Total/NA
PCB-124	0.083	J q C108	0.16	0.0054	ng/g	1	☼	1668A	Total/NA
PCB-125	2.4	C86 B	0.47	0.0036	ng/g	1	☼	1668A	Total/NA
PCB-126	0.026	J B	0.079	0.0050	ng/g	1	☼	1668A	Total/NA
PCB-128	0.98	C B	0.16	0.0050	ng/g	1	☼	1668A	Total/NA
PCB-129	9.4	C B	0.31	0.0051	ng/g	1	☼	1668A	Total/NA
PCB-130	0.53		0.079	0.0067	ng/g	1	☼	1668A	Total/NA
PCB-131	0.081		0.079	0.0065	ng/g	1	☼	1668A	Total/NA
PCB-132	2.8		0.079	0.0063	ng/g	1	☼	1668A	Total/NA
PCB-133	0.25		0.079	0.0061	ng/g	1	☼	1668A	Total/NA
PCB-134	0.50	C	0.16	0.0065	ng/g	1	☼	1668A	Total/NA
PCB-135	4.4	C B	0.16	0.0035	ng/g	1	☼	1668A	Total/NA
PCB-136	1.5	B	0.079	0.0026	ng/g	1	☼	1668A	Total/NA
PCB-137	0.17		0.079	0.0052	ng/g	1	☼	1668A	Total/NA
PCB-138	9.4	C129 B	0.31	0.0051	ng/g	1	☼	1668A	Total/NA
PCB-139	0.16	C B	0.16	0.0055	ng/g	1	☼	1668A	Total/NA
PCB-140	0.16	C139 B	0.16	0.0055	ng/g	1	☼	1668A	Total/NA
PCB-141	1.8		0.079	0.0058	ng/g	1	☼	1668A	Total/NA
PCB-143	0.50	C134	0.16	0.0065	ng/g	1	☼	1668A	Total/NA
PCB-144	0.48		0.079	0.0033	ng/g	1	☼	1668A	Total/NA
PCB-146	2.1	B	0.079	0.0055	ng/g	1	☼	1668A	Total/NA

This Detection Summary does not include radiochemical test results.

Client Sample ID: Q6-0to27-102018 (Continued)
Lab Sample ID: 580-88125-20

Analyte	Result	Qualifier	RL	EDL	Unit	Dil Fac	D	Method	Prep Type
PCB-147	9.1	C B	0.16	0.0057	ng/g	1	☼	1668A	Total/NA
PCB-148	0.081		0.079	0.0034	ng/g	1	☼	1668A	Total/NA
PCB-149	9.1	C147 B	0.16	0.0057	ng/g	1	☼	1668A	Total/NA
PCB-150	0.085		0.079	0.0025	ng/g	1	☼	1668A	Total/NA
PCB-151	4.4	C135 B	0.16	0.0035	ng/g	1	☼	1668A	Total/NA
PCB-152	0.042	J	0.079	0.0024	ng/g	1	☼	1668A	Total/NA
PCB-153	9.6	C B	0.16	0.0045	ng/g	1	☼	1668A	Total/NA
PCB-154	0.43		0.079	0.0030	ng/g	1	☼	1668A	Total/NA
PCB-155	0.011	J B	0.079	0.0023	ng/g	1	☼	1668A	Total/NA
PCB-156	0.80	C B	0.16	0.0052	ng/g	1	☼	1668A	Total/NA
PCB-157	0.80	C156 B	0.16	0.0052	ng/g	1	☼	1668A	Total/NA
PCB-158	0.80		0.079	0.0040	ng/g	1	☼	1668A	Total/NA
PCB-159	0.14		0.079	0.0042	ng/g	1	☼	1668A	Total/NA
PCB-160	9.4	C129 B	0.31	0.0051	ng/g	1	☼	1668A	Total/NA
PCB-163	9.4	C129 B	0.31	0.0051	ng/g	1	☼	1668A	Total/NA
PCB-164	0.74		0.079	0.0044	ng/g	1	☼	1668A	Total/NA
PCB-166	0.98	C128 B	0.16	0.0050	ng/g	1	☼	1668A	Total/NA
PCB-167	0.32	B	0.079	0.0035	ng/g	1	☼	1668A	Total/NA
PCB-168	9.6	C153 B	0.16	0.0045	ng/g	1	☼	1668A	Total/NA
PCB-170	4.4	B	0.079	0.0037	ng/g	1	☼	1668A	Total/NA
PCB-171	1.4	C B	0.16	0.0038	ng/g	1	☼	1668A	Total/NA
PCB-172	0.69		0.079	0.0037	ng/g	1	☼	1668A	Total/NA
PCB-173	1.4	C171 B	0.16	0.0038	ng/g	1	☼	1668A	Total/NA
PCB-174	4.6	B	0.079	0.0038	ng/g	1	☼	1668A	Total/NA
PCB-175	0.17	B	0.079	0.0034	ng/g	1	☼	1668A	Total/NA
PCB-176	0.52	B	0.079	0.0024	ng/g	1	☼	1668A	Total/NA
PCB-177	2.8	B	0.079	0.0039	ng/g	1	☼	1668A	Total/NA
PCB-178	0.91		0.079	0.0035	ng/g	1	☼	1668A	Total/NA
PCB-179	1.9	B	0.079	0.0026	ng/g	1	☼	1668A	Total/NA
PCB-180	9.6	C B	0.16	0.0030	ng/g	1	☼	1668A	Total/NA
PCB-181	0.039	J	0.079	0.0033	ng/g	1	☼	1668A	Total/NA
PCB-182	0.047	J	0.079	0.0032	ng/g	1	☼	1668A	Total/NA
PCB-183	2.9	C B	0.16	0.0032	ng/g	1	☼	1668A	Total/NA
PCB-185	2.9	C183 B	0.16	0.0032	ng/g	1	☼	1668A	Total/NA
PCB-187	5.4	B	0.079	0.0033	ng/g	1	☼	1668A	Total/NA
PCB-189	0.17	B	0.079	0.0029	ng/g	1	☼	1668A	Total/NA
PCB-190	0.92	B	0.079	0.0026	ng/g	1	☼	1668A	Total/NA
PCB-191	0.19		0.079	0.0026	ng/g	1	☼	1668A	Total/NA
PCB-193	9.6	C180 B	0.16	0.0030	ng/g	1	☼	1668A	Total/NA
PCB-194	2.0	B	0.079	0.0078	ng/g	1	☼	1668A	Total/NA
PCB-195	0.97		0.079	0.0093	ng/g	1	☼	1668A	Total/NA
PCB-196	1.0	B	0.079	0.0075	ng/g	1	☼	1668A	Total/NA
PCB-197	0.068	J B	0.079	0.0054	ng/g	1	☼	1668A	Total/NA
PCB-198	2.0	C B	0.16	0.0080	ng/g	1	☼	1668A	Total/NA
PCB-199	2.0	C198 B	0.16	0.0080	ng/g	1	☼	1668A	Total/NA
PCB-200	0.25		0.079	0.0058	ng/g	1	☼	1668A	Total/NA
PCB-201	0.23	B	0.079	0.0055	ng/g	1	☼	1668A	Total/NA
PCB-202	0.36	B	0.079	0.0062	ng/g	1	☼	1668A	Total/NA
PCB-203	1.2	B	0.079	0.0071	ng/g	1	☼	1668A	Total/NA
PCB-205	0.11	B	0.079	0.0059	ng/g	1	☼	1668A	Total/NA
PCB-206	15	q B	0.079	0.012	ng/g	1	☼	1668A	Total/NA

This Detection Summary does not include radiochemical test results.

Client Sample ID: Q6-0to27-102018 (Continued)
Lab Sample ID: 580-88125-20

Analyte	Result	Qualifier	RL	EDL	Unit	Dil Fac	D	Method	Prep Type
PCB-207	0.063	J	0.079	0.0084	ng/g	1	☼	1668A	Total/NA
PCB-208	0.14		0.079	0.0085	ng/g	1	☼	1668A	Total/NA
PCB-209	0.27	B	0.079	0.0020	ng/g	1	☼	1668A	Total/NA
Total Monochlorobiphenyls	0.14	B	0.079	0.0016	ng/g	1	☼	1668A	Total/NA
Total Dichlorobiphenyls	0.48	q B	0.16	0.0023	ng/g	1	☼	1668A	Total/NA
Total Trichlorobiphenyls	2.7	B	0.16	0.0029	ng/g	1	☼	1668A	Total/NA
Total Tetrachlorobiphenyls	15	q B	0.31	0.0036	ng/g	1	☼	1668A	Total/NA
Total Pentachlorobiphenyls	32	q B	0.47	0.0043	ng/g	1	☼	1668A	Total/NA
Total Hexachlorobiphenyls	47	B	0.31	0.0045	ng/g	1	☼	1668A	Total/NA
Total Heptachlorobiphenyls	37	B	0.16	0.0031	ng/g	1	☼	1668A	Total/NA
Total Octachlorobiphenyls	8.2	B	0.16	0.0068	ng/g	1	☼	1668A	Total/NA
Total Nonachlorobiphenyls	15	q B	0.079	0.0096	ng/g	1	☼	1668A	Total/NA
Polychlorinated biphenyls, Total	160	q B	0.47	0.0044	ng/g	1	☼	1668A	Total/NA

Client Sample ID: T6-0to29-101618
Lab Sample ID: 580-88125-21

Analyte	Result	Qualifier	RL	EDL	Unit	Dil Fac	D	Method	Prep Type
PCB-1	0.087	B	0.015	0.00037	ng/g	1	☼	1668A	Total/NA
PCB-2	0.053	B	0.015	0.00040	ng/g	1	☼	1668A	Total/NA
PCB-3	0.057	B	0.015	0.00042	ng/g	1	☼	1668A	Total/NA
PCB-4	0.21		0.030	0.00097	ng/g	1	☼	1668A	Total/NA
PCB-5	0.0036	J	0.015	0.00061	ng/g	1	☼	1668A	Total/NA
PCB-6	0.051		0.015	0.00061	ng/g	1	☼	1668A	Total/NA
PCB-7	0.0098	J B	0.015	0.00058	ng/g	1	☼	1668A	Total/NA
PCB-8	0.17	B	0.030	0.00060	ng/g	1	☼	1668A	Total/NA
PCB-9	0.012	J	0.015	0.00067	ng/g	1	☼	1668A	Total/NA
PCB-10	0.0060	J q	0.015	0.00064	ng/g	1	☼	1668A	Total/NA
PCB-11	0.098	B	0.030	0.00058	ng/g	1	☼	1668A	Total/NA
PCB-12	0.039	C B	0.030	0.00058	ng/g	1	☼	1668A	Total/NA
PCB-13	0.039	C12 B	0.030	0.00058	ng/g	1	☼	1668A	Total/NA
PCB-15	0.12	B	0.015	0.00056	ng/g	1	☼	1668A	Total/NA
PCB-16	0.069	q	0.015	0.0010	ng/g	1	☼	1668A	Total/NA
PCB-17	0.26	B	0.015	0.00081	ng/g	1	☼	1668A	Total/NA
PCB-18	0.18	C B	0.030	0.00069	ng/g	1	☼	1668A	Total/NA
PCB-19	0.24	B	0.015	0.00097	ng/g	1	☼	1668A	Total/NA
PCB-20	0.41	C B	0.030	0.0023	ng/g	1	☼	1668A	Total/NA
PCB-21	0.16	C B	0.030	0.0022	ng/g	1	☼	1668A	Total/NA
PCB-22	0.076	B	0.015	0.0025	ng/g	1	☼	1668A	Total/NA
PCB-24	0.0027	J B	0.015	0.00060	ng/g	1	☼	1668A	Total/NA
PCB-25	0.052	B	0.015	0.0023	ng/g	1	☼	1668A	Total/NA
PCB-26	0.065	C B	0.030	0.0023	ng/g	1	☼	1668A	Total/NA
PCB-27	0.058	B	0.015	0.00058	ng/g	1	☼	1668A	Total/NA
PCB-28	0.41	C20 B	0.030	0.0023	ng/g	1	☼	1668A	Total/NA
PCB-29	0.065	C26 B	0.030	0.0023	ng/g	1	☼	1668A	Total/NA
PCB-30	0.18	C18 B	0.030	0.00069	ng/g	1	☼	1668A	Total/NA
PCB-31	0.25	B	0.030	0.0022	ng/g	1	☼	1668A	Total/NA
PCB-32	0.19	B	0.015	0.00054	ng/g	1	☼	1668A	Total/NA
PCB-33	0.16	C21 B	0.030	0.0022	ng/g	1	☼	1668A	Total/NA
PCB-34	0.0046	J	0.015	0.0025	ng/g	1	☼	1668A	Total/NA
PCB-35	0.0083	J	0.015	0.0025	ng/g	1	☼	1668A	Total/NA
PCB-37	0.13	B	0.015	0.0024	ng/g	1	☼	1668A	Total/NA

This Detection Summary does not include radiochemical test results.

Client Sample ID: T6-0to29-101618 (Continued)
Lab Sample ID: 580-88125-21

Analyte	Result	Qualifier	RL	EDL	Unit	Dil Fac	D	Method	Prep Type
PCB-40	0.61	C	0.046	0.0023	ng/g	1	☼	1668A	Total/NA
PCB-41	0.61	C40	0.046	0.0023	ng/g	1	☼	1668A	Total/NA
PCB-42	0.23		0.015	0.0024	ng/g	1	☼	1668A	Total/NA
PCB-43	0.077	C	0.030	0.0021	ng/g	1	☼	1668A	Total/NA
PCB-44	2.9	C B	0.046	0.0020	ng/g	1	☼	1668A	Total/NA
PCB-45	1.0	C B	0.030	0.0023	ng/g	1	☼	1668A	Total/NA
PCB-46	0.061		0.015	0.0027	ng/g	1	☼	1668A	Total/NA
PCB-47	2.9	C44 B	0.046	0.0020	ng/g	1	☼	1668A	Total/NA
PCB-48	0.098		0.015	0.0022	ng/g	1	☼	1668A	Total/NA
PCB-49	1.4	C B	0.030	0.0018	ng/g	1	☼	1668A	Total/NA
PCB-50	0.53	C B	0.030	0.0022	ng/g	1	☼	1668A	Total/NA
PCB-51	1.0	C45 B	0.030	0.0023	ng/g	1	☼	1668A	Total/NA
PCB-52	2.3	B	0.015	0.0023	ng/g	1	☼	1668A	Total/NA
PCB-53	0.53	C50 B	0.030	0.0022	ng/g	1	☼	1668A	Total/NA
PCB-54	0.12		0.015	0.00045	ng/g	1	☼	1668A	Total/NA
PCB-56	0.33		0.015	0.0016	ng/g	1	☼	1668A	Total/NA
PCB-59	0.10	C	0.046	0.0015	ng/g	1	☼	1668A	Total/NA
PCB-60	0.090		0.015	0.0016	ng/g	1	☼	1668A	Total/NA
PCB-61	1.9	C B	0.061	0.0015	ng/g	1	☼	1668A	Total/NA
PCB-62	0.10	C59	0.046	0.0015	ng/g	1	☼	1668A	Total/NA
PCB-63	0.044		0.015	0.0014	ng/g	1	☼	1668A	Total/NA
PCB-64	0.34		0.015	0.0015	ng/g	1	☼	1668A	Total/NA
PCB-65	2.9	C44 B	0.046	0.0020	ng/g	1	☼	1668A	Total/NA
PCB-66	1.1		0.015	0.0016	ng/g	1	☼	1668A	Total/NA
PCB-67	0.029		0.015	0.0015	ng/g	1	☼	1668A	Total/NA
PCB-68	0.046	B	0.015	0.0014	ng/g	1	☼	1668A	Total/NA
PCB-69	1.4	C49 B	0.030	0.0018	ng/g	1	☼	1668A	Total/NA
PCB-70	1.9	C61 B	0.061	0.0015	ng/g	1	☼	1668A	Total/NA
PCB-71	0.61	C40	0.046	0.0023	ng/g	1	☼	1668A	Total/NA
PCB-72	0.046		0.015	0.0016	ng/g	1	☼	1668A	Total/NA
PCB-73	0.077	C43	0.030	0.0021	ng/g	1	☼	1668A	Total/NA
PCB-74	1.9	C61 B	0.061	0.0015	ng/g	1	☼	1668A	Total/NA
PCB-75	0.10	C59	0.046	0.0015	ng/g	1	☼	1668A	Total/NA
PCB-76	1.9	C61 B	0.061	0.0015	ng/g	1	☼	1668A	Total/NA
PCB-77	0.097	B	0.015	0.0016	ng/g	1	☼	1668A	Total/NA
PCB-79	0.038		0.015	0.0013	ng/g	1	☼	1668A	Total/NA
PCB-82	0.43		0.015	0.0010	ng/g	1	☼	1668A	Total/NA
PCB-83	3.6	C	0.030	0.00095	ng/g	1	☼	1668A	Total/NA
PCB-84	1.1		0.015	0.0010	ng/g	1	☼	1668A	Total/NA
PCB-85	0.66	C	0.046	0.00074	ng/g	1	☼	1668A	Total/NA
PCB-86	2.8	C B	0.091	0.00075	ng/g	1	☼	1668A	Total/NA
PCB-87	2.8	C86 B	0.091	0.00075	ng/g	1	☼	1668A	Total/NA
PCB-88	1.2	C	0.030	0.00089	ng/g	1	☼	1668A	Total/NA
PCB-89	0.043		0.015	0.0010	ng/g	1	☼	1668A	Total/NA
PCB-90	6.4	C B	0.046	0.00079	ng/g	1	☼	1668A	Total/NA
PCB-91	1.2	C88	0.030	0.00089	ng/g	1	☼	1668A	Total/NA
PCB-92	1.4		0.015	0.00094	ng/g	1	☼	1668A	Total/NA
PCB-93	0.54	C	0.030	0.00091	ng/g	1	☼	1668A	Total/NA
PCB-94	0.14		0.015	0.00099	ng/g	1	☼	1668A	Total/NA
PCB-95	4.7	B	0.015	0.00093	ng/g	1	☼	1668A	Total/NA
PCB-96	0.098		0.015	0.00073	ng/g	1	☼	1668A	Total/NA

This Detection Summary does not include radiochemical test results.

Client Sample ID: T6-0to29-101618 (Continued)
Lab Sample ID: 580-88125-21

Analyte	Result	Qualifier	RL	EDL	Unit	Dil Fac	D	Method	Prep Type
PCB-97	2.8	C86 B	0.091	0.00075	ng/g	1	☼	1668A	Total/NA
PCB-98	0.34	C	0.030	0.00091	ng/g	1	☼	1668A	Total/NA
PCB-99	3.6	C83	0.030	0.00095	ng/g	1	☼	1668A	Total/NA
PCB-100	0.54	C93	0.030	0.00091	ng/g	1	☼	1668A	Total/NA
PCB-101	6.4	C90 B	0.046	0.00079	ng/g	1	☼	1668A	Total/NA
PCB-102	0.34	C98	0.030	0.00091	ng/g	1	☼	1668A	Total/NA
PCB-103	0.29	B	0.015	0.00087	ng/g	1	☼	1668A	Total/NA
PCB-104	0.035		0.015	0.00064	ng/g	1	☼	1668A	Total/NA
PCB-105	1.1	B	0.015	0.0035	ng/g	1	☼	1668A	Total/NA
PCB-107	0.33		0.015	0.0033	ng/g	1	☼	1668A	Total/NA
PCB-108	0.12	C	0.030	0.0035	ng/g	1	☼	1668A	Total/NA
PCB-109	2.8	C86 B	0.091	0.00075	ng/g	1	☼	1668A	Total/NA
PCB-110	5.6	C	0.030	0.00066	ng/g	1	☼	1668A	Total/NA
PCB-111	0.024	q	0.015	0.00063	ng/g	1	☼	1668A	Total/NA
PCB-113	6.4	C90 B	0.046	0.00079	ng/g	1	☼	1668A	Total/NA
PCB-114	0.065	B	0.015	0.0031	ng/g	1	☼	1668A	Total/NA
PCB-115	5.6	C110	0.030	0.00066	ng/g	1	☼	1668A	Total/NA
PCB-116	0.66	C85	0.046	0.00074	ng/g	1	☼	1668A	Total/NA
PCB-117	0.66	C85	0.046	0.00074	ng/g	1	☼	1668A	Total/NA
PCB-118	3.4	B	0.015	0.0034	ng/g	1	☼	1668A	Total/NA
PCB-119	2.8	C86 B	0.091	0.00075	ng/g	1	☼	1668A	Total/NA
PCB-120	0.070		0.015	0.00060	ng/g	1	☼	1668A	Total/NA
PCB-122	0.039		0.015	0.0038	ng/g	1	☼	1668A	Total/NA
PCB-123	0.045	B	0.015	0.0033	ng/g	1	☼	1668A	Total/NA
PCB-124	0.12	C108	0.030	0.0035	ng/g	1	☼	1668A	Total/NA
PCB-125	2.8	C86 B	0.091	0.00075	ng/g	1	☼	1668A	Total/NA
PCB-126	0.013	J B	0.015	0.0034	ng/g	1	☼	1668A	Total/NA
PCB-128	1.1	C B	0.030	0.0024	ng/g	1	☼	1668A	Total/NA
PCB-129	10	C B	0.061	0.0025	ng/g	1	☼	1668A	Total/NA
PCB-130	0.60		0.015	0.0033	ng/g	1	☼	1668A	Total/NA
PCB-131	0.094		0.015	0.0032	ng/g	1	☼	1668A	Total/NA
PCB-132	3.2		0.015	0.0031	ng/g	1	☼	1668A	Total/NA
PCB-133	0.27		0.015	0.0030	ng/g	1	☼	1668A	Total/NA
PCB-134	0.57	C	0.030	0.0032	ng/g	1	☼	1668A	Total/NA
PCB-135	4.5	C B	0.030	0.00037	ng/g	1	☼	1668A	Total/NA
PCB-136	1.6	B	0.015	0.00028	ng/g	1	☼	1668A	Total/NA
PCB-137	0.22		0.015	0.0026	ng/g	1	☼	1668A	Total/NA
PCB-138	10	C129 B	0.061	0.0025	ng/g	1	☼	1668A	Total/NA
PCB-139	0.18	C B	0.030	0.0027	ng/g	1	☼	1668A	Total/NA
PCB-140	0.18	C139 B	0.030	0.0027	ng/g	1	☼	1668A	Total/NA
PCB-141	2.1		0.015	0.0028	ng/g	1	☼	1668A	Total/NA
PCB-143	0.57	C134	0.030	0.0032	ng/g	1	☼	1668A	Total/NA
PCB-144	0.48		0.015	0.00035	ng/g	1	☼	1668A	Total/NA
PCB-145	0.0033	J q	0.015	0.00027	ng/g	1	☼	1668A	Total/NA
PCB-146	2.2	B	0.015	0.0027	ng/g	1	☼	1668A	Total/NA
PCB-147	10	C B	0.030	0.0028	ng/g	1	☼	1668A	Total/NA
PCB-148	0.077		0.015	0.00036	ng/g	1	☼	1668A	Total/NA
PCB-149	10	C147 B	0.030	0.0028	ng/g	1	☼	1668A	Total/NA
PCB-150	0.075		0.015	0.00026	ng/g	1	☼	1668A	Total/NA
PCB-151	4.5	C135 B	0.030	0.00037	ng/g	1	☼	1668A	Total/NA
PCB-152	0.034		0.015	0.00026	ng/g	1	☼	1668A	Total/NA

This Detection Summary does not include radiochemical test results.

Client Sample ID: T6-0to29-101618 (Continued)
Lab Sample ID: 580-88125-21

Analyte	Result	Qualifier	RL	EDL	Unit	Dil Fac	D	Method	Prep Type
PCB-153	10	C B	0.030	0.0022	ng/g	1	☼	1668A	Total/NA
PCB-154	0.42		0.015	0.00032	ng/g	1	☼	1668A	Total/NA
PCB-155	0.0070	J B	0.015	0.00025	ng/g	1	☼	1668A	Total/NA
PCB-156	0.87	C B	0.030	0.0025	ng/g	1	☼	1668A	Total/NA
PCB-157	0.87	C156 B	0.030	0.0025	ng/g	1	☼	1668A	Total/NA
PCB-158	0.88		0.015	0.0020	ng/g	1	☼	1668A	Total/NA
PCB-159	0.14		0.015	0.0021	ng/g	1	☼	1668A	Total/NA
PCB-160	10	C129 B	0.061	0.0025	ng/g	1	☼	1668A	Total/NA
PCB-162	0.019		0.015	0.0020	ng/g	1	☼	1668A	Total/NA
PCB-163	10	C129 B	0.061	0.0025	ng/g	1	☼	1668A	Total/NA
PCB-164	0.80		0.015	0.0022	ng/g	1	☼	1668A	Total/NA
PCB-166	1.1	C128 B	0.030	0.0024	ng/g	1	☼	1668A	Total/NA
PCB-167	0.31	B	0.015	0.0017	ng/g	1	☼	1668A	Total/NA
PCB-168	10	C153 B	0.030	0.0022	ng/g	1	☼	1668A	Total/NA
PCB-170	4.5	B	0.015	0.00047	ng/g	1	☼	1668A	Total/NA
PCB-171	1.5	C B	0.030	0.00047	ng/g	1	☼	1668A	Total/NA
PCB-172	0.75		0.015	0.00046	ng/g	1	☼	1668A	Total/NA
PCB-173	1.5	C171 B	0.030	0.00047	ng/g	1	☼	1668A	Total/NA
PCB-174	4.9	B	0.015	0.00048	ng/g	1	☼	1668A	Total/NA
PCB-175	0.19	B	0.015	0.00042	ng/g	1	☼	1668A	Total/NA
PCB-176	0.56	B	0.015	0.00030	ng/g	1	☼	1668A	Total/NA
PCB-177	3.0	B	0.015	0.00048	ng/g	1	☼	1668A	Total/NA
PCB-178	1.0		0.015	0.00044	ng/g	1	☼	1668A	Total/NA
PCB-179	2.0	B	0.015	0.00032	ng/g	1	☼	1668A	Total/NA
PCB-180	10	C B	0.030	0.00037	ng/g	1	☼	1668A	Total/NA
PCB-182	0.055		0.015	0.00040	ng/g	1	☼	1668A	Total/NA
PCB-183	3.1	C B	0.030	0.00040	ng/g	1	☼	1668A	Total/NA
PCB-185	3.1	C183 B	0.030	0.00040	ng/g	1	☼	1668A	Total/NA
PCB-187	5.8	B	0.015	0.00041	ng/g	1	☼	1668A	Total/NA
PCB-189	0.15	B	0.015	0.0015	ng/g	1	☼	1668A	Total/NA
PCB-190	0.92	B	0.015	0.00033	ng/g	1	☼	1668A	Total/NA
PCB-191	0.20		0.015	0.00033	ng/g	1	☼	1668A	Total/NA
PCB-193	10	C180 B	0.030	0.00037	ng/g	1	☼	1668A	Total/NA
PCB-194	2.1	B	0.015	0.0055	ng/g	1	☼	1668A	Total/NA
PCB-195	1.0		0.015	0.0066	ng/g	1	☼	1668A	Total/NA
PCB-196	0.98	B	0.015	0.00090	ng/g	1	☼	1668A	Total/NA
PCB-197	0.051	q B	0.015	0.00065	ng/g	1	☼	1668A	Total/NA
PCB-198	2.0	C B	0.030	0.00096	ng/g	1	☼	1668A	Total/NA
PCB-199	2.0	C198 B	0.030	0.00096	ng/g	1	☼	1668A	Total/NA
PCB-200	0.26		0.015	0.00070	ng/g	1	☼	1668A	Total/NA
PCB-201	0.24	B	0.015	0.00066	ng/g	1	☼	1668A	Total/NA
PCB-202	0.39	B	0.015	0.00075	ng/g	1	☼	1668A	Total/NA
PCB-203	1.2	B	0.015	0.00085	ng/g	1	☼	1668A	Total/NA
PCB-205	0.10	B	0.015	0.0042	ng/g	1	☼	1668A	Total/NA
PCB-206	0.67	B	0.015	0.0026	ng/g	1	☼	1668A	Total/NA
PCB-207	0.074		0.015	0.0018	ng/g	1	☼	1668A	Total/NA
PCB-208	0.18		0.015	0.0019	ng/g	1	☼	1668A	Total/NA
PCB-209	0.29	B	0.015	0.00081	ng/g	1	☼	1668A	Total/NA
Total Monochlorobiphenyls	0.20	B	0.015	0.00040	ng/g	1	☼	1668A	Total/NA
Total Dichlorobiphenyls	0.72	q B	0.030	0.00063	ng/g	1	☼	1668A	Total/NA
Total Trichlorobiphenyls	2.2	q B	0.030	0.0018	ng/g	1	☼	1668A	Total/NA

This Detection Summary does not include radiochemical test results.

Client Sample ID: T6-0to29-101618 (Continued)
Lab Sample ID: 580-88125-21

Analyte	Result	Qualifier	RL	EDL	Unit	Dil Fac	D	Method	Prep Type
Total Tetrachlorobiphenyls	13	B	0.061	0.0017	ng/g	1	☼	1668A	Total/NA
Total Pentachlorobiphenyls	35	q B	0.091	0.0017	ng/g	1	☼	1668A	Total/NA
Total Hexachlorobiphenyls	51	q B	0.061	0.0019	ng/g	1	☼	1668A	Total/NA
Total Heptachlorobiphenyls	39	B	0.030	0.00044	ng/g	1	☼	1668A	Total/NA
Total Octachlorobiphenyls	8.3	q B	0.030	0.0020	ng/g	1	☼	1668A	Total/NA
Total Nonachlorobiphenyls	0.92	B	0.015	0.0021	ng/g	1	☼	1668A	Total/NA
Polychlorinated biphenyls, Total	150	q B	0.091	0.0015	ng/g	1	☼	1668A	Total/NA

This Detection Summary does not include radiochemical test results.

Client Sample ID: A1-0to30-102018
Lab Sample ID: 580-88125-1

Date Collected: 10/20/18 12:05
Matrix: Solid

Date Received: 07/26/19 13:10
Percent Solids: 55.1

Method: 1668A - Chlorinated Biphenyl Congeners (HRGC/HRMS)

Analyte	Result	Qualifier	RL	EDL	Unit	D	Prepared	Analyzed	Dil Fac
PCB-1	**0.00062**	**J B**	0.0097	0.00013	ng/g	☼	08/19/19 08:06	08/30/19 10:29	1
PCB-2	**0.00050**	**J q B**	0.0097	0.00014	ng/g	☼	08/19/19 08:06	08/30/19 10:29	1
PCB-3	ND		0.0097	0.00014	ng/g	☼	08/19/19 08:06	08/30/19 10:29	1
PCB-4	**0.00099**	**J**	0.019	0.00032	ng/g	☼	08/19/19 08:06	08/30/19 10:29	1
PCB-5	ND		0.0097	0.00022	ng/g	☼	08/19/19 08:06	08/30/19 10:29	1
PCB-6	ND		0.0097	0.00022	ng/g	☼	08/19/19 08:06	08/30/19 10:29	1
PCB-7	**0.00076**	**J**	0.0097	0.00021	ng/g	☼	08/19/19 08:06	08/30/19 10:29	1
PCB-8	**0.00047**	**J q B**	0.019	0.00022	ng/g	☼	08/19/19 08:06	08/30/19 10:29	1
PCB-9	ND		0.0097	0.00025	ng/g	☼	08/19/19 08:06	08/30/19 10:29	1
PCB-10	ND		0.0097	0.00024	ng/g	☼	08/19/19 08:06	08/30/19 10:29	1
PCB-11	**0.0024**	**J q B**	0.019	0.00021	ng/g	☼	08/19/19 08:06	08/30/19 10:29	1
PCB-12	ND	C	0.019	0.00021	ng/g	☼	08/19/19 08:06	08/30/19 10:29	1
PCB-13	ND	C12	0.019	0.00021	ng/g	☼	08/19/19 08:06	08/30/19 10:29	1
PCB-14	ND		0.0097	0.00019	ng/g	☼	08/19/19 08:06	08/30/19 10:29	1
PCB-15	**0.00047**	**J q B**	0.0097	0.00022	ng/g	☼	08/19/19 08:06	08/30/19 10:29	1
PCB-16	ND		0.0097	0.00033	ng/g	☼	08/19/19 08:06	08/30/19 10:29	1
PCB-17	ND		0.0097	0.00026	ng/g	☼	08/19/19 08:06	08/30/19 10:29	1
PCB-18	**0.00073**	**J C B**	0.019	0.00022	ng/g	☼	08/19/19 08:06	08/30/19 10:29	1
PCB-19	**0.00060**	**J q**	0.0097	0.00031	ng/g	☼	08/19/19 08:06	08/30/19 10:29	1
PCB-20	**0.0012**	**J C B**	0.019	0.00021	ng/g	☼	08/19/19 08:06	08/30/19 10:29	1
PCB-21	**0.00039**	**J q C B**	0.019	0.00020	ng/g	☼	08/19/19 08:06	08/30/19 10:29	1
PCB-22	ND		0.0097	0.00022	ng/g	☼	08/19/19 08:06	08/30/19 10:29	1
PCB-23	ND		0.0097	0.00021	ng/g	☼	08/19/19 08:06	08/30/19 10:29	1
PCB-24	ND		0.0097	0.00019	ng/g	☼	08/19/19 08:06	08/30/19 10:29	1
PCB-25	ND		0.0097	0.00020	ng/g	☼	08/19/19 08:06	08/30/19 10:29	1
PCB-26	ND	C	0.019	0.00020	ng/g	☼	08/19/19 08:06	08/30/19 10:29	1
PCB-27	ND		0.0097	0.00019	ng/g	☼	08/19/19 08:06	08/30/19 10:29	1
PCB-28	**0.0012**	**J C20 B**	0.019	0.00021	ng/g	☼	08/19/19 08:06	08/30/19 10:29	1
PCB-29	ND	C26	0.019	0.00020	ng/g	☼	08/19/19 08:06	08/30/19 10:29	1
PCB-30	**0.00073**	**J C18 B**	0.019	0.00022	ng/g	☼	08/19/19 08:06	08/30/19 10:29	1
PCB-31	**0.00066**	**J B**	0.019	0.00020	ng/g	☼	08/19/19 08:06	08/30/19 10:29	1
PCB-32	**0.00066**	**J B**	0.0097	0.00017	ng/g	☼	08/19/19 08:06	08/30/19 10:29	1
PCB-33	**0.00039**	**J q C21 B**	0.019	0.00020	ng/g	☼	08/19/19 08:06	08/30/19 10:29	1
PCB-34	ND		0.0097	0.00022	ng/g	☼	08/19/19 08:06	08/30/19 10:29	1
PCB-35	ND		0.0097	0.00022	ng/g	☼	08/19/19 08:06	08/30/19 10:29	1
PCB-36	ND		0.0097	0.00020	ng/g	☼	08/19/19 08:06	08/30/19 10:29	1
PCB-37	ND		0.0097	0.00021	ng/g	☼	08/19/19 08:06	08/30/19 10:29	1
PCB-38	ND		0.0097	0.00020	ng/g	☼	08/19/19 08:06	08/30/19 10:29	1
PCB-39	ND		0.0097	0.00019	ng/g	☼	08/19/19 08:06	08/30/19 10:29	1
PCB-40	**0.00071**	**J q C**	0.029	0.00021	ng/g	☼	08/19/19 08:06	08/30/19 10:29	1
PCB-41	**0.00071**	**J q C40**	0.029	0.00021	ng/g	☼	08/19/19 08:06	08/30/19 10:29	1
PCB-42	ND		0.0097	0.00022	ng/g	☼	08/19/19 08:06	08/30/19 10:29	1
PCB-43	ND	C	0.019	0.00019	ng/g	☼	08/19/19 08:06	08/30/19 10:29	1
PCB-44	**0.012**	**J C B**	0.029	0.00019	ng/g	☼	08/19/19 08:06	08/30/19 10:29	1
PCB-45	**0.0021**	**J C**	0.019	0.00022	ng/g	☼	08/19/19 08:06	08/30/19 10:29	1
PCB-46	ND		0.0097	0.00026	ng/g	☼	08/19/19 08:06	08/30/19 10:29	1
PCB-47	**0.012**	**J C44 B**	0.029	0.00019	ng/g	☼	08/19/19 08:06	08/30/19 10:29	1
PCB-48	ND		0.0097	0.00021	ng/g	☼	08/19/19 08:06	08/30/19 10:29	1
PCB-49	**0.0019**	**J C**	0.019	0.00017	ng/g	☼	08/19/19 08:06	08/30/19 10:29	1

Client Sample ID: A1-0to30-102018
Lab Sample ID: 580-88125-1

Date Collected: 10/20/18 12:05
Matrix: Solid

Date Received: 07/26/19 13:10
Percent Solids: 55.1

Method: 1668A - Chlorinated Biphenyl Congeners (HRGC/HRMS) (Continued)

Analyte	Result	Qualifier	RL	EDL	Unit	D	Prepared	Analyzed	Dil Fac
PCB-50	**0.00061**	**J C**	0.019	0.00021	ng/g	☼	08/19/19 08:06	08/30/19 10:29	1
PCB-51	**0.0021**	**J C45**	0.019	0.00022	ng/g	☼	08/19/19 08:06	08/30/19 10:29	1
PCB-52	**0.0037**	**J q B**	0.0097	0.00022	ng/g	☼	08/19/19 08:06	08/30/19 10:29	1
PCB-53	**0.00061**	**J C50**	0.019	0.00021	ng/g	☼	08/19/19 08:06	08/30/19 10:29	1
PCB-54	ND		0.0097	0.00025	ng/g	☼	08/19/19 08:06	08/30/19 10:29	1
PCB-55	ND		0.0097	0.00015	ng/g	☼	08/19/19 08:06	08/30/19 10:29	1
PCB-56	**0.00060**	**J q**	0.0097	0.00015	ng/g	☼	08/19/19 08:06	08/30/19 10:29	1
PCB-57	ND		0.0097	0.00015	ng/g	☼	08/19/19 08:06	08/30/19 10:29	1
PCB-58	ND		0.0097	0.00015	ng/g	☼	08/19/19 08:06	08/30/19 10:29	1
PCB-59	ND	C	0.029	0.00014	ng/g	☼	08/19/19 08:06	08/30/19 10:29	1
PCB-60	ND		0.0097	0.00015	ng/g	☼	08/19/19 08:06	08/30/19 10:29	1
PCB-61	**0.0030**	**J C B**	0.039	0.00014	ng/g	☼	08/19/19 08:06	08/30/19 10:29	1
PCB-62	ND	C59	0.029	0.00014	ng/g	☼	08/19/19 08:06	08/30/19 10:29	1
PCB-63	ND		0.0097	0.00013	ng/g	☼	08/19/19 08:06	08/30/19 10:29	1
PCB-64	ND		0.0097	0.00014	ng/g	☼	08/19/19 08:06	08/30/19 10:29	1
PCB-65	**0.012**	**J C44 B**	0.029	0.00019	ng/g	☼	08/19/19 08:06	08/30/19 10:29	1
PCB-66	**0.0013**	**J**	0.0097	0.00015	ng/g	☼	08/19/19 08:06	08/30/19 10:29	1
PCB-67	ND		0.0097	0.00014	ng/g	☼	08/19/19 08:06	08/30/19 10:29	1
PCB-68	**0.0016**	**J**	0.0097	0.00013	ng/g	☼	08/19/19 08:06	08/30/19 10:29	1
PCB-69	**0.0019**	**J C49**	0.019	0.00017	ng/g	☼	08/19/19 08:06	08/30/19 10:29	1
PCB-70	**0.0030**	**J C61 B**	0.039	0.00014	ng/g	☼	08/19/19 08:06	08/30/19 10:29	1
PCB-71	**0.00071**	**J q C40**	0.029	0.00021	ng/g	☼	08/19/19 08:06	08/30/19 10:29	1
PCB-72	ND		0.0097	0.00015	ng/g	☼	08/19/19 08:06	08/30/19 10:29	1
PCB-73	ND	C43	0.019	0.00019	ng/g	☼	08/19/19 08:06	08/30/19 10:29	1
PCB-74	**0.0030**	**J C61 B**	0.039	0.00014	ng/g	☼	08/19/19 08:06	08/30/19 10:29	1
PCB-75	ND	C59	0.029	0.00014	ng/g	☼	08/19/19 08:06	08/30/19 10:29	1
PCB-76	**0.0030**	**J C61 B**	0.039	0.00014	ng/g	☼	08/19/19 08:06	08/30/19 10:29	1
PCB-77	**0.0018**	**J**	0.0097	0.00015	ng/g	☼	08/19/19 08:06	08/30/19 10:29	1
PCB-78	ND		0.0097	0.00015	ng/g	☼	08/19/19 08:06	08/30/19 10:29	1
PCB-79	ND		0.0097	0.00013	ng/g	☼	08/19/19 08:06	08/30/19 10:29	1
PCB-80	ND		0.0097	0.00013	ng/g	☼	08/19/19 08:06	08/30/19 10:29	1
PCB-81	ND		0.0097	0.00015	ng/g	☼	08/19/19 08:06	08/30/19 10:29	1
PCB-82	ND		0.0097	0.00047	ng/g	☼	08/19/19 08:06	08/30/19 10:29	1
PCB-83	**0.0053**	**J C B**	0.019	0.00044	ng/g	☼	08/19/19 08:06	08/30/19 10:29	1
PCB-84	**0.0018**	**J q**	0.0097	0.00048	ng/g	☼	08/19/19 08:06	08/30/19 10:29	1
PCB-85	**0.0020**	**J C**	0.029	0.00034	ng/g	☼	08/19/19 08:06	08/30/19 10:29	1
PCB-86	**0.0061**	**J C B**	0.058	0.00034	ng/g	☼	08/19/19 08:06	08/30/19 10:29	1
PCB-87	**0.0061**	**J C86 B**	0.058	0.00034	ng/g	☼	08/19/19 08:06	08/30/19 10:29	1
PCB-88	**0.0020**	**J C**	0.019	0.00041	ng/g	☼	08/19/19 08:06	08/30/19 10:29	1
PCB-89	ND		0.0097	0.00046	ng/g	☼	08/19/19 08:06	08/30/19 10:29	1
PCB-90	**0.012**	**J C B**	0.029	0.00036	ng/g	☼	08/19/19 08:06	08/30/19 10:29	1
PCB-91	**0.0020**	**J C88**	0.019	0.00041	ng/g	☼	08/19/19 08:06	08/30/19 10:29	1
PCB-92	**0.0027**	**J**	0.0097	0.00043	ng/g	☼	08/19/19 08:06	08/30/19 10:29	1
PCB-93	ND	C	0.019	0.00042	ng/g	☼	08/19/19 08:06	08/30/19 10:29	1
PCB-94	ND		0.0097	0.00045	ng/g	☼	08/19/19 08:06	08/30/19 10:29	1
PCB-95	**0.0076**	**J B**	0.0097	0.00043	ng/g	☼	08/19/19 08:06	08/30/19 10:29	1
PCB-96	ND		0.0097	0.00034	ng/g	☼	08/19/19 08:06	08/30/19 10:29	1
PCB-97	**0.0061**	**J C86 B**	0.058	0.00034	ng/g	☼	08/19/19 08:06	08/30/19 10:29	1
PCB-98	ND	C	0.019	0.00042	ng/g	☼	08/19/19 08:06	08/30/19 10:29	1

Client Sample ID: A1-0to30-102018
Lab Sample ID: 580-88125-1

Date Collected: 10/20/18 12:05
Matrix: Solid

Date Received: 07/26/19 13:10
Percent Solids: 55.1

Method: 1668A - Chlorinated Biphenyl Congeners (HRGC/HRMS) (Continued)

Analyte	Result	Qualifier	RL	EDL	Unit	D	Prepared	Analyzed	Dil Fac
PCB-99	**0.0053**	**J C83 B**	0.019	0.00044	ng/g	☼	08/19/19 08:06	08/30/19 10:29	1
PCB-100	ND	C93	0.019	0.00042	ng/g	☼	08/19/19 08:06	08/30/19 10:29	1
PCB-101	**0.012**	**J C90 B**	0.029	0.00036	ng/g	☼	08/19/19 08:06	08/30/19 10:29	1
PCB-102	ND	C98	0.019	0.00042	ng/g	☼	08/19/19 08:06	08/30/19 10:29	1
PCB-103	ND		0.0097	0.00040	ng/g	☼	08/19/19 08:06	08/30/19 10:29	1
PCB-104	ND		0.0097	0.00030	ng/g	☼	08/19/19 08:06	08/30/19 10:29	1
PCB-105	**0.0022**	**J B**	0.0097	0.00031	ng/g	☼	08/19/19 08:06	08/30/19 10:29	1
PCB-106	ND		0.0097	0.00031	ng/g	☼	08/19/19 08:06	08/30/19 10:29	1
PCB-107	ND		0.0097	0.00029	ng/g	☼	08/19/19 08:06	08/30/19 10:29	1
PCB-108	ND	C	0.019	0.00032	ng/g	☼	08/19/19 08:06	08/30/19 10:29	1
PCB-109	**0.0061**	**J C86 B**	0.058	0.00034	ng/g	☼	08/19/19 08:06	08/30/19 10:29	1
PCB-110	**0.011**	**J C B**	0.019	0.00030	ng/g	☼	08/19/19 08:06	08/30/19 10:29	1
PCB-111	ND		0.0097	0.00029	ng/g	☼	08/19/19 08:06	08/30/19 10:29	1
PCB-112	ND		0.0097	0.00030	ng/g	☼	08/19/19 08:06	08/30/19 10:29	1
PCB-113	**0.012**	**J C90 B**	0.029	0.00036	ng/g	☼	08/19/19 08:06	08/30/19 10:29	1
PCB-114	ND		0.0097	0.00028	ng/g	☼	08/19/19 08:06	08/30/19 10:29	1
PCB-115	**0.011**	**J C110 B**	0.019	0.00030	ng/g	☼	08/19/19 08:06	08/30/19 10:29	1
PCB-116	**0.0020**	**J C85**	0.029	0.00034	ng/g	☼	08/19/19 08:06	08/30/19 10:29	1
PCB-117	**0.0020**	**J C85**	0.029	0.00034	ng/g	☼	08/19/19 08:06	08/30/19 10:29	1
PCB-118	**0.0062**	**J B**	0.0097	0.00030	ng/g	☼	08/19/19 08:06	08/30/19 10:29	1
PCB-119	**0.0061**	**J C86 B**	0.058	0.00034	ng/g	☼	08/19/19 08:06	08/30/19 10:29	1
PCB-120	ND		0.0097	0.00028	ng/g	☼	08/19/19 08:06	08/30/19 10:29	1
PCB-121	ND		0.0097	0.00029	ng/g	☼	08/19/19 08:06	08/30/19 10:29	1
PCB-122	ND		0.0097	0.00034	ng/g	☼	08/19/19 08:06	08/30/19 10:29	1
PCB-123	**0.00058**	**J q**	0.0097	0.00029	ng/g	☼	08/19/19 08:06	08/30/19 10:29	1
PCB-124	ND	C108	0.019	0.00032	ng/g	☼	08/19/19 08:06	08/30/19 10:29	1
PCB-125	**0.0061**	**J C86 B**	0.058	0.00034	ng/g	☼	08/19/19 08:06	08/30/19 10:29	1
PCB-126	**0.00074**	**J q B**	0.0097	0.00030	ng/g	☼	08/19/19 08:06	08/30/19 10:29	1
PCB-127	ND		0.0097	0.00031	ng/g	☼	08/19/19 08:06	08/30/19 10:29	1
PCB-128	**0.0025**	**J C**	0.019	0.00031	ng/g	☼	08/19/19 08:06	08/30/19 10:29	1
PCB-129	**0.019**	**J C B**	0.039	0.00032	ng/g	☼	08/19/19 08:06	08/30/19 10:29	1
PCB-130	**0.0017**	**J**	0.0097	0.00042	ng/g	☼	08/19/19 08:06	08/30/19 10:29	1
PCB-131	ND		0.0097	0.00041	ng/g	☼	08/19/19 08:06	08/30/19 10:29	1
PCB-132	**0.0048**	**J B**	0.0097	0.00040	ng/g	☼	08/19/19 08:06	08/30/19 10:29	1
PCB-133	ND		0.0097	0.00039	ng/g	☼	08/19/19 08:06	08/30/19 10:29	1
PCB-134	ND	C	0.019	0.00041	ng/g	☼	08/19/19 08:06	08/30/19 10:29	1
PCB-135	**0.0057**	**J q C B**	0.019	0.00039	ng/g	☼	08/19/19 08:06	08/30/19 10:29	1
PCB-136	**0.0024**	**J B**	0.0097	0.00029	ng/g	☼	08/19/19 08:06	08/30/19 10:29	1
PCB-137	**0.00059**	**J q**	0.0097	0.00033	ng/g	☼	08/19/19 08:06	08/30/19 10:29	1
PCB-138	**0.019**	**J C129 B**	0.039	0.00032	ng/g	☼	08/19/19 08:06	08/30/19 10:29	1
PCB-139	ND	C	0.019	0.00035	ng/g	☼	08/19/19 08:06	08/30/19 10:29	1
PCB-140	ND	C139	0.019	0.00035	ng/g	☼	08/19/19 08:06	08/30/19 10:29	1
PCB-141	**0.0042**	**J**	0.0097	0.00037	ng/g	☼	08/19/19 08:06	08/30/19 10:29	1
PCB-142	ND		0.0097	0.00041	ng/g	☼	08/19/19 08:06	08/30/19 10:29	1
PCB-143	ND	C134	0.019	0.00041	ng/g	☼	08/19/19 08:06	08/30/19 10:29	1
PCB-144	**0.00080**	**J q**	0.0097	0.00037	ng/g	☼	08/19/19 08:06	08/30/19 10:29	1
PCB-145	ND		0.0097	0.00028	ng/g	☼	08/19/19 08:06	08/30/19 10:29	1
PCB-146	**0.0024**	**J B**	0.0097	0.00035	ng/g	☼	08/19/19 08:06	08/30/19 10:29	1
PCB-147	**0.014**	**J C B**	0.019	0.00036	ng/g	☼	08/19/19 08:06	08/30/19 10:29	1

Client Sample ID: A1-0to30-102018
Lab Sample ID: 580-88125-1

Date Collected: 10/20/18 12:05
Matrix: Solid

Date Received: 07/26/19 13:10
Percent Solids: 55.1

Method: 1668A - Chlorinated Biphenyl Congeners (HRGC/HRMS) (Continued)

Analyte	Result	Qualifier	RL	EDL	Unit	D	Prepared	Analyzed	Dil Fac
PCB-148	ND		0.0097	0.00038	ng/g	☼	08/19/19 08:06	08/30/19 10:29	1
PCB-149	**0.014**	**J C147 B**	0.019	0.00036	ng/g	☼	08/19/19 08:06	08/30/19 10:29	1
PCB-150	ND		0.0097	0.00027	ng/g	☼	08/19/19 08:06	08/30/19 10:29	1
PCB-151	**0.0057**	**J q C135 B**	0.019	0.00039	ng/g	☼	08/19/19 08:06	08/30/19 10:29	1
PCB-152	ND		0.0097	0.00027	ng/g	☼	08/19/19 08:06	08/30/19 10:29	1
PCB-153	**0.017**	**J C B**	0.019	0.00029	ng/g	☼	08/19/19 08:06	08/30/19 10:29	1
PCB-154	ND		0.0097	0.00033	ng/g	☼	08/19/19 08:06	08/30/19 10:29	1
PCB-155	ND		0.0097	0.00026	ng/g	☼	08/19/19 08:06	08/30/19 10:29	1
PCB-156	**0.0032**	**J q C B**	0.019	0.00033	ng/g	☼	08/19/19 08:06	08/30/19 10:29	1
PCB-157	**0.0032**	**J q C156 B**	0.019	0.00033	ng/g	☼	08/19/19 08:06	08/30/19 10:29	1
PCB-158	**0.0023**	**J B**	0.0097	0.00025	ng/g	☼	08/19/19 08:06	08/30/19 10:29	1
PCB-159	ND		0.0097	0.00027	ng/g	☼	08/19/19 08:06	08/30/19 10:29	1
PCB-160	**0.019**	**J C129 B**	0.039	0.00032	ng/g	☼	08/19/19 08:06	08/30/19 10:29	1
PCB-161	ND		0.0097	0.00026	ng/g	☼	08/19/19 08:06	08/30/19 10:29	1
PCB-162	ND		0.0097	0.00026	ng/g	☼	08/19/19 08:06	08/30/19 10:29	1
PCB-163	**0.019**	**J C129 B**	0.039	0.00032	ng/g	☼	08/19/19 08:06	08/30/19 10:29	1
PCB-164	**0.0012**	**J q**	0.0097	0.00028	ng/g	☼	08/19/19 08:06	08/30/19 10:29	1
PCB-165	ND		0.0097	0.00031	ng/g	☼	08/19/19 08:06	08/30/19 10:29	1
PCB-166	**0.0025**	**J C128**	0.019	0.00031	ng/g	☼	08/19/19 08:06	08/30/19 10:29	1
PCB-167	**0.0021**	**J**	0.0097	0.00022	ng/g	☼	08/19/19 08:06	08/30/19 10:29	1
PCB-168	**0.017**	**J C153 B**	0.019	0.00029	ng/g	☼	08/19/19 08:06	08/30/19 10:29	1
PCB-169	**0.00072**	**J**	0.0097	0.00024	ng/g	☼	08/19/19 08:06	08/30/19 10:29	1
PCB-170	**0.0092**	**J B**	0.0097	0.00038	ng/g	☼	08/19/19 08:06	08/30/19 10:29	1
PCB-171	**0.0033**	**J C**	0.019	0.00038	ng/g	☼	08/19/19 08:06	08/30/19 10:29	1
PCB-172	**0.0019**	**J q B**	0.0097	0.00037	ng/g	☼	08/19/19 08:06	08/30/19 10:29	1
PCB-173	**0.0033**	**J C171**	0.019	0.00038	ng/g	☼	08/19/19 08:06	08/30/19 10:29	1
PCB-174	**0.0084**	**J B**	0.0097	0.00038	ng/g	☼	08/19/19 08:06	08/30/19 10:29	1
PCB-175	ND		0.0097	0.00034	ng/g	☼	08/19/19 08:06	08/30/19 10:29	1
PCB-176	**0.0010**	**J B**	0.0097	0.00024	ng/g	☼	08/19/19 08:06	08/30/19 10:29	1
PCB-177	**0.0041**	**J q B**	0.0097	0.00039	ng/g	☼	08/19/19 08:06	08/30/19 10:29	1
PCB-178	**0.0017**	**J**	0.0097	0.00036	ng/g	☼	08/19/19 08:06	08/30/19 10:29	1
PCB-179	**0.0028**	**J B**	0.0097	0.00026	ng/g	☼	08/19/19 08:06	08/30/19 10:29	1
PCB-180	**0.019**	**C B**	0.019	0.00030	ng/g	☼	08/19/19 08:06	08/30/19 10:29	1
PCB-181	ND		0.0097	0.00033	ng/g	☼	08/19/19 08:06	08/30/19 10:29	1
PCB-182	ND		0.0097	0.00032	ng/g	☼	08/19/19 08:06	08/30/19 10:29	1
PCB-183	**0.0059**	**J C B**	0.019	0.00032	ng/g	☼	08/19/19 08:06	08/30/19 10:29	1
PCB-184	ND		0.0097	0.00026	ng/g	☼	08/19/19 08:06	08/30/19 10:29	1
PCB-185	**0.0059**	**J C183 B**	0.019	0.00032	ng/g	☼	08/19/19 08:06	08/30/19 10:29	1
PCB-186	ND		0.0097	0.00026	ng/g	☼	08/19/19 08:06	08/30/19 10:29	1
PCB-187	**0.0083**	**J**	0.0097	0.00033	ng/g	☼	08/19/19 08:06	08/30/19 10:29	1
PCB-188	ND		0.0097	0.00024	ng/g	☼	08/19/19 08:06	08/30/19 10:29	1
PCB-189	**0.00066**	**J B**	0.0097	0.00023	ng/g	☼	08/19/19 08:06	08/30/19 10:29	1
PCB-190	**0.0022**	**J q**	0.0097	0.00027	ng/g	☼	08/19/19 08:06	08/30/19 10:29	1
PCB-191	**0.00078**	**J**	0.0097	0.00026	ng/g	☼	08/19/19 08:06	08/30/19 10:29	1
PCB-192	ND		0.0097	0.00028	ng/g	☼	08/19/19 08:06	08/30/19 10:29	1
PCB-193	**0.019**	**C180 B**	0.019	0.00030	ng/g	☼	08/19/19 08:06	08/30/19 10:29	1
PCB-194	**0.0033**	**J q B**	0.0097	0.00050	ng/g	☼	08/19/19 08:06	08/30/19 10:29	1
PCB-195	**0.0012**	**J q**	0.0097	0.00059	ng/g	☼	08/19/19 08:06	08/30/19 10:29	1
PCB-196	ND		0.0097	0.00032	ng/g	☼	08/19/19 08:06	08/30/19 10:29	1

Client Sample ID: A1-0to30-102018
Lab Sample ID: 580-88125-1

Date Collected: 10/20/18 12:05
Matrix: Solid

Date Received: 07/26/19 13:10
Percent Solids: 55.1

Method: 1668A - Chlorinated Biphenyl Congeners (HRGC/HRMS) (Continued)

Analyte	Result	Qualifier	RL	EDL	Unit	D	Prepared	Analyzed	Dil Fac
PCB-197	ND		0.0097	0.00023	ng/g	☼	08/19/19 08:06	08/30/19 10:29	1
PCB-198	**0.0043**	**J q C B**	0.019	0.00035	ng/g	☼	08/19/19 08:06	08/30/19 10:29	1
PCB-199	**0.0043**	**J q C198 B**	0.019	0.00035	ng/g	☼	08/19/19 08:06	08/30/19 10:29	1
PCB-200	ND		0.0097	0.00025	ng/g	☼	08/19/19 08:06	08/30/19 10:29	1
PCB-201	ND		0.0097	0.00024	ng/g	☼	08/19/19 08:06	08/30/19 10:29	1
PCB-202	**0.00063**	**J**	0.0097	0.00027	ng/g	☼	08/19/19 08:06	08/30/19 10:29	1
PCB-203	**0.0026**	**J q**	0.0097	0.00031	ng/g	☼	08/19/19 08:06	08/30/19 10:29	1
PCB-204	ND		0.0097	0.00026	ng/g	☼	08/19/19 08:06	08/30/19 10:29	1
PCB-205	ND		0.0097	0.00038	ng/g	☼	08/19/19 08:06	08/30/19 10:29	1
PCB-206	**0.45**	**q**	0.0097	0.0011	ng/g	☼	08/19/19 08:06	08/30/19 10:29	1
PCB-207	ND		0.0097	0.00079	ng/g	☼	08/19/19 08:06	08/30/19 10:29	1
PCB-208	ND		0.0097	0.00081	ng/g	☼	08/19/19 08:06	08/30/19 10:29	1
PCB-209	**0.00046**	**J B**	0.0097	0.00028	ng/g	☼	08/19/19 08:06	08/30/19 10:29	1
Total Monochlorobiphenyls	**0.0011**	**J q B**	0.0097	0.00014	ng/g	☼	08/19/19 08:06	08/30/19 10:29	1
Total Dichlorobiphenyls	**0.0051**	**J q B**	0.019	0.00023	ng/g	☼	08/19/19 08:06	08/30/19 10:29	1
Total Trichlorobiphenyls	**0.0042**	**J q B**	0.019	0.00022	ng/g	☼	08/19/19 08:06	08/30/19 10:29	1
Total Tetrachlorobiphenyls	**0.029**	**J q B**	0.039	0.00017	ng/g	☼	08/19/19 08:06	08/30/19 10:29	1
Total Pentachlorobiphenyls	**0.060**	**q B**	0.058	0.00035	ng/g	☼	08/19/19 08:06	08/30/19 10:29	1
Total Hexachlorobiphenyls	**0.085**	**q B**	0.039	0.00032	ng/g	☼	08/19/19 08:06	08/30/19 10:29	1
Total Heptachlorobiphenyls	**0.069**	**q B**	0.019	0.00031	ng/g	☼	08/19/19 08:06	08/30/19 10:29	1
Total Octachlorobiphenyls	**0.012**	**J q B**	0.019	0.00034	ng/g	☼	08/19/19 08:06	08/30/19 10:29	1
Total Nonachlorobiphenyls	**0.45**	**q**	0.0097	0.00091	ng/g	☼	08/19/19 08:06	08/30/19 10:29	1
Polychlorinated biphenyls, Total	**0.72**	**q B**	0.058	0.00035	ng/g	☼	08/19/19 08:06	08/30/19 10:29	1

Isotope Dilution	*%Recovery*	*Qualifier*	*Limits*	*Prepared*	*Analyzed*	*Dil Fac*
PCB-1L	*79*		*30 - 140*	*08/19/19 08:06*	*08/30/19 10:29*	*1*
PCB-3L	*81*		*30 - 140*	*08/19/19 08:06*	*08/30/19 10:29*	*1*
PCB-4L	*78*		*30 - 140*	*08/19/19 08:06*	*08/30/19 10:29*	*1*
PCB-15L	*81*		*30 - 140*	*08/19/19 08:06*	*08/30/19 10:29*	*1*
PCB-19L	*72*		*30 - 140*	*08/19/19 08:06*	*08/30/19 10:29*	*1*
PCB-37L	*83*		*30 - 140*	*08/19/19 08:06*	*08/30/19 10:29*	*1*
PCB-54L	*90*		*30 - 140*	*08/19/19 08:06*	*08/30/19 10:29*	*1*
PCB-77L	*90*		*30 - 140*	*08/19/19 08:06*	*08/30/19 10:29*	*1*
PCB-81L	*89*		*30 - 140*	*08/19/19 08:06*	*08/30/19 10:29*	*1*
PCB-104L	*82*		*30 - 140*	*08/19/19 08:06*	*08/30/19 10:29*	*1*
PCB-105L	*80*		*30 - 140*	*08/19/19 08:06*	*08/30/19 10:29*	*1*
PCB-114L	*78*		*30 - 140*	*08/19/19 08:06*	*08/30/19 10:29*	*1*
PCB-118L	*79*		*30 - 140*	*08/19/19 08:06*	*08/30/19 10:29*	*1*
PCB-123L	*78*		*30 - 140*	*08/19/19 08:06*	*08/30/19 10:29*	*1*
PCB-126L	*88*		*30 - 140*	*08/19/19 08:06*	*08/30/19 10:29*	*1*
PCB-155L	*94*		*30 - 140*	*08/19/19 08:06*	*08/30/19 10:29*	*1*
PCB-156L	*85*	*C*	*30 - 140*	*08/19/19 08:06*	*08/30/19 10:29*	*1*
PCB-157L	*85*	*C156*	*30 - 140*	*08/19/19 08:06*	*08/30/19 10:29*	*1*
PCB-167L	*84*		*30 - 140*	*08/19/19 08:06*	*08/30/19 10:29*	*1*
PCB-169L	*96*		*30 - 140*	*08/19/19 08:06*	*08/30/19 10:29*	*1*
PCB-170L	*81*		*30 - 140*	*08/19/19 08:06*	*08/30/19 10:29*	*1*
PCB-188L	*78*		*30 - 140*	*08/19/19 08:06*	*08/30/19 10:29*	*1*
PCB-189L	*87*		*30 - 140*	*08/19/19 08:06*	*08/30/19 10:29*	*1*
PCB-202L	*89*		*30 - 140*	*08/19/19 08:06*	*08/30/19 10:29*	*1*
PCB-205L	*78*		*30 - 140*	*08/19/19 08:06*	*08/30/19 10:29*	*1*

Client Sample ID: A1-0to30-102018
Lab Sample ID: 580-88125-1
Date Collected: 10/20/18 12:05
Matrix: Solid
Date Received: 07/26/19 13:10
Percent Solids: 55.1

Method: 1668A - Chlorinated Biphenyl Congeners (HRGC/HRMS) (Continued)

Isotope Dilution	*%Recovery*	*Qualifier*	*Limits*	*Prepared*	*Analyzed*	*Dil Fac*
PCB-206L	*72*		*30 - 140*	*08/19/19 08:06*	*08/30/19 10:29*	*1*
PCB-208L	*81*		*30 - 140*	*08/19/19 08:06*	*08/30/19 10:29*	*1*
PCB-209L	*66*		*30 - 140*	*08/19/19 08:06*	*08/30/19 10:29*	*1*

Surrogate	*%Recovery*	*Qualifier*	*Limits*	*Prepared*	*Analyzed*	*Dil Fac*
PCB-28L	*75*		*40 - 125*	*08/19/19 08:06*	*08/30/19 10:29*	*1*
PCB-111L	*88*		*40 - 125*	*08/19/19 08:06*	*08/30/19 10:29*	*1*
PCB-178L	*86*		*40 - 125*	*08/19/19 08:06*	*08/30/19 10:29*	*1*

Client Sample ID: A2-0to26-100818
Lab Sample ID: 580-88125-2
Date Collected: 10/08/18 14:04
Matrix: Solid
Date Received: 07/26/19 13:10
Percent Solids: 31.7

Method: 1668A - Chlorinated Biphenyl Congeners (HRGC/HRMS)

Analyte	Result	Qualifier	RL	EDL	Unit	D	Prepared	Analyzed	Dil Fac
PCB-1	**0.049**	**B**	0.015	0.00051	ng/g	☼	08/19/19 08:06	09/03/19 12:52	1
PCB-2	**0.037**	**B**	0.015	0.00052	ng/g	☼	08/19/19 08:06	09/03/19 12:52	1
PCB-3	**0.045**	**B**	0.015	0.00053	ng/g	☼	08/19/19 08:06	09/03/19 12:52	1
PCB-4	**0.10**		0.031	0.0014	ng/g	☼	08/19/19 08:06	09/03/19 12:52	1
PCB-5	**0.0013**	**J q**	0.015	0.00090	ng/g	☼	08/19/19 08:06	09/03/19 12:52	1
PCB-6	**0.024**		0.015	0.00090	ng/g	☼	08/19/19 08:06	09/03/19 12:52	1
PCB-7	**0.0077**	**J**	0.015	0.00086	ng/g	☼	08/19/19 08:06	09/03/19 12:52	1
PCB-8	**0.078**	**B**	0.031	0.00088	ng/g	☼	08/19/19 08:06	09/03/19 12:52	1
PCB-9	**0.0075**	**J q**	0.015	0.00099	ng/g	☼	08/19/19 08:06	09/03/19 12:52	1
PCB-10	**0.0051**	**J**	0.015	0.00095	ng/g	☼	08/19/19 08:06	09/03/19 12:52	1
PCB-11	**0.075**	**B**	0.031	0.00086	ng/g	☼	08/19/19 08:06	09/03/19 12:52	1
PCB-12	**0.016**	**J C q**	0.031	0.00086	ng/g	☼	08/19/19 08:06	09/03/19 12:52	1
PCB-13	**0.016**	**J C12 q**	0.031	0.00086	ng/g	☼	08/19/19 08:06	09/03/19 12:52	1
PCB-14	ND		0.015	0.00075	ng/g	☼	08/19/19 08:06	09/03/19 12:52	1
PCB-15	**0.077**	**B**	0.015	0.00082	ng/g	☼	08/19/19 08:06	09/03/19 12:52	1
PCB-16	**0.049**		0.015	0.0011	ng/g	☼	08/19/19 08:06	09/03/19 12:52	1
PCB-17	**0.21**	**B**	0.015	0.00088	ng/g	☼	08/19/19 08:06	09/03/19 12:52	1
PCB-18	**0.12**	**C B**	0.031	0.00075	ng/g	☼	08/19/19 08:06	09/03/19 12:52	1
PCB-19	**0.26**		0.015	0.0011	ng/g	☼	08/19/19 08:06	09/03/19 12:52	1
PCB-20	**0.27**	**C B**	0.031	0.0022	ng/g	☼	08/19/19 08:06	09/03/19 12:52	1
PCB-21	**0.12**	**C B**	0.031	0.0021	ng/g	☼	08/19/19 08:06	09/03/19 12:52	1
PCB-22	**0.053**	**B**	0.015	0.0023	ng/g	☼	08/19/19 08:06	09/03/19 12:52	1
PCB-23	ND		0.015	0.0023	ng/g	☼	08/19/19 08:06	09/03/19 12:52	1
PCB-24	**0.0034**	**J**	0.015	0.00065	ng/g	☼	08/19/19 08:06	09/03/19 12:52	1
PCB-25	**0.037**		0.015	0.0021	ng/g	☼	08/19/19 08:06	09/03/19 12:52	1
PCB-26	**0.040**	**C B**	0.031	0.0022	ng/g	☼	08/19/19 08:06	09/03/19 12:52	1
PCB-27	**0.046**		0.015	0.00063	ng/g	☼	08/19/19 08:06	09/03/19 12:52	1
PCB-28	**0.27**	**B C20**	0.031	0.0022	ng/g	☼	08/19/19 08:06	09/03/19 12:52	1
PCB-29	**0.040**	**C26 B**	0.031	0.0022	ng/g	☼	08/19/19 08:06	09/03/19 12:52	1
PCB-30	**0.12**	**C18 B**	0.031	0.00075	ng/g	☼	08/19/19 08:06	09/03/19 12:52	1
PCB-31	**0.16**	**B**	0.031	0.0021	ng/g	☼	08/19/19 08:06	09/03/19 12:52	1
PCB-32	**0.15**	**B**	0.015	0.00059	ng/g	☼	08/19/19 08:06	09/03/19 12:52	1
PCB-33	**0.12**	**B C21**	0.031	0.0021	ng/g	☼	08/19/19 08:06	09/03/19 12:52	1
PCB-34	ND		0.015	0.0024	ng/g	☼	08/19/19 08:06	09/03/19 12:52	1
PCB-35	**0.0067**	**J B**	0.015	0.0024	ng/g	☼	08/19/19 08:06	09/03/19 12:52	1

Client Sample ID: A2-0to26-100818
Lab Sample ID: 580-88125-2

Date Collected: 10/08/18 14:04
Matrix: Solid

Date Received: 07/26/19 13:10
Percent Solids: 31.7

Method: 1668A - Chlorinated Biphenyl Congeners (HRGC/HRMS) (Continued)

Analyte	Result	Qualifier	RL	EDL	Unit	D	Prepared	Analyzed	Dil Fac
PCB-36	ND		0.015	0.0021	ng/g	☼	08/19/19 08:06	09/03/19 12:52	1
PCB-37	**0.085**	**B**	0.015	0.0022	ng/g	☼	08/19/19 08:06	09/03/19 12:52	1
PCB-38	ND		0.015	0.0022	ng/g	☼	08/19/19 08:06	09/03/19 12:52	1
PCB-39	ND		0.015	0.0021	ng/g	☼	08/19/19 08:06	09/03/19 12:52	1
PCB-40	**0.38**	**C**	0.046	0.0017	ng/g	☼	08/19/19 08:06	09/03/19 12:52	1
PCB-41	**0.38**	**C40**	0.046	0.0017	ng/g	☼	08/19/19 08:06	09/03/19 12:52	1
PCB-42	**0.15**		0.015	0.0018	ng/g	☼	08/19/19 08:06	09/03/19 12:52	1
PCB-43	**0.064**	**C**	0.031	0.0016	ng/g	☼	08/19/19 08:06	09/03/19 12:52	1
PCB-44	**2.4**	**C B**	0.046	0.0015	ng/g	☼	08/19/19 08:06	09/03/19 12:52	1
PCB-45	**0.86**	**C**	0.031	0.0018	ng/g	☼	08/19/19 08:06	09/03/19 12:52	1
PCB-46	**0.047**		0.015	0.0020	ng/g	☼	08/19/19 08:06	09/03/19 12:52	1
PCB-47	**2.4**	**B C44**	0.046	0.0015	ng/g	☼	08/19/19 08:06	09/03/19 12:52	1
PCB-48	**0.056**		0.015	0.0016	ng/g	☼	08/19/19 08:06	09/03/19 12:52	1
PCB-49	**1.1**	**C**	0.031	0.0014	ng/g	☼	08/19/19 08:06	09/03/19 12:52	1
PCB-50	**0.46**	**C**	0.031	0.0017	ng/g	☼	08/19/19 08:06	09/03/19 12:52	1
PCB-51	**0.86**	**C45**	0.031	0.0018	ng/g	☼	08/19/19 08:06	09/03/19 12:52	1
PCB-52	**2.2**	**B**	0.015	0.0017	ng/g	☼	08/19/19 08:06	09/03/19 12:52	1
PCB-53	**0.46**	**C50**	0.031	0.0017	ng/g	☼	08/19/19 08:06	09/03/19 12:52	1
PCB-54	**0.13**		0.015	0.00067	ng/g	☼	08/19/19 08:06	09/03/19 12:52	1
PCB-55	ND		0.015	0.0012	ng/g	☼	08/19/19 08:06	09/03/19 12:52	1
PCB-56	**0.22**		0.015	0.0012	ng/g	☼	08/19/19 08:06	09/03/19 12:52	1
PCB-57	ND		0.015	0.0012	ng/g	☼	08/19/19 08:06	09/03/19 12:52	1
PCB-58	**0.0073**	**J**	0.015	0.0012	ng/g	☼	08/19/19 08:06	09/03/19 12:52	1
PCB-59	**0.084**	**C**	0.046	0.0011	ng/g	☼	08/19/19 08:06	09/03/19 12:52	1
PCB-60	**0.063**		0.015	0.0012	ng/g	☼	08/19/19 08:06	09/03/19 12:52	1
PCB-61	**1.6**	**C B**	0.062	0.0011	ng/g	☼	08/19/19 08:06	09/03/19 12:52	1
PCB-62	**0.084**	**C59**	0.046	0.0011	ng/g	☼	08/19/19 08:06	09/03/19 12:52	1
PCB-63	**0.032**		0.015	0.0011	ng/g	☼	08/19/19 08:06	09/03/19 12:52	1
PCB-64	**0.24**		0.015	0.0011	ng/g	☼	08/19/19 08:06	09/03/19 12:52	1
PCB-65	**2.4**	**B C44**	0.046	0.0015	ng/g	☼	08/19/19 08:06	09/03/19 12:52	1
PCB-66	**0.74**		0.015	0.0012	ng/g	☼	08/19/19 08:06	09/03/19 12:52	1
PCB-67	**0.020**	**q**	0.015	0.0011	ng/g	☼	08/19/19 08:06	09/03/19 12:52	1
PCB-68	**0.039**		0.015	0.0010	ng/g	☼	08/19/19 08:06	09/03/19 12:52	1
PCB-69	**1.1**	**C49**	0.031	0.0014	ng/g	☼	08/19/19 08:06	09/03/19 12:52	1
PCB-70	**1.6**	**C61 B**	0.062	0.0011	ng/g	☼	08/19/19 08:06	09/03/19 12:52	1
PCB-71	**0.38**	**C40**	0.046	0.0017	ng/g	☼	08/19/19 08:06	09/03/19 12:52	1
PCB-72	**0.032**		0.015	0.0012	ng/g	☼	08/19/19 08:06	09/03/19 12:52	1
PCB-73	**0.064**	**C43**	0.031	0.0016	ng/g	☼	08/19/19 08:06	09/03/19 12:52	1
PCB-74	**1.6**	**C61 B**	0.062	0.0011	ng/g	☼	08/19/19 08:06	09/03/19 12:52	1
PCB-75	**0.084**	**C59**	0.046	0.0011	ng/g	☼	08/19/19 08:06	09/03/19 12:52	1
PCB-76	**1.6**	**C61 B**	0.062	0.0011	ng/g	☼	08/19/19 08:06	09/03/19 12:52	1
PCB-77	**0.067**		0.015	0.0011	ng/g	☼	08/19/19 08:06	09/03/19 12:52	1
PCB-78	ND		0.015	0.0012	ng/g	☼	08/19/19 08:06	09/03/19 12:52	1
PCB-79	**0.035**		0.015	0.0010	ng/g	☼	08/19/19 08:06	09/03/19 12:52	1
PCB-80	ND		0.015	0.0011	ng/g	☼	08/19/19 08:06	09/03/19 12:52	1
PCB-81	**0.0018**	**J**	0.015	0.0012	ng/g	☼	08/19/19 08:06	09/03/19 12:52	1
PCB-82	**0.48**		0.015	0.00086	ng/g	☼	08/19/19 08:06	09/03/19 12:52	1
PCB-83	**3.1**	**C B**	0.031	0.00079	ng/g	☼	08/19/19 08:06	09/03/19 12:52	1
PCB-84	**1.2**		0.015	0.00086	ng/g	☼	08/19/19 08:06	09/03/19 12:52	1

Client Sample ID: A2-0to26-100818
Lab Sample ID: 580-88125-2

Date Collected: 10/08/18 14:04
Matrix: Solid

Date Received: 07/26/19 13:10
Percent Solids: 31.7

Method: 1668A - Chlorinated Biphenyl Congeners (HRGC/HRMS) (Continued)

Analyte	Result	Qualifier	RL	EDL	Unit	D	Prepared	Analyzed	Dil Fac
PCB-85	0.68	C	0.046	0.00061	ng/g	☼	08/19/19 08:06	09/03/19 12:52	1
PCB-86	3.0	C B	0.093	0.00062	ng/g	☼	08/19/19 08:06	09/03/19 12:52	1
PCB-87	3.0	B C86	0.093	0.00062	ng/g	☼	08/19/19 08:06	09/03/19 12:52	1
PCB-88	1.0	C	0.031	0.00074	ng/g	☼	08/19/19 08:06	09/03/19 12:52	1
PCB-89	0.039		0.015	0.00083	ng/g	☼	08/19/19 08:06	09/03/19 12:52	1
PCB-90	5.6	C B	0.046	0.00065	ng/g	☼	08/19/19 08:06	09/03/19 12:52	1
PCB-91	1.0	C88	0.031	0.00074	ng/g	☼	08/19/19 08:06	09/03/19 12:52	1
PCB-92	1.2		0.015	0.00078	ng/g	☼	08/19/19 08:06	09/03/19 12:52	1
PCB-93	0.55	C	0.031	0.00076	ng/g	☼	08/19/19 08:06	09/03/19 12:52	1
PCB-94	0.097		0.015	0.00082	ng/g	☼	08/19/19 08:06	09/03/19 12:52	1
PCB-95	4.4	B	0.015	0.00077	ng/g	☼	08/19/19 08:06	09/03/19 12:52	1
PCB-96	0.073		0.015	0.00061	ng/g	☼	08/19/19 08:06	09/03/19 12:52	1
PCB-97	3.0	B C86	0.093	0.00062	ng/g	☼	08/19/19 08:06	09/03/19 12:52	1
PCB-98	0.23	C	0.031	0.00075	ng/g	☼	08/19/19 08:06	09/03/19 12:52	1
PCB-99	3.1	C83 B	0.031	0.00079	ng/g	☼	08/19/19 08:06	09/03/19 12:52	1
PCB-100	0.55	C93	0.031	0.00076	ng/g	☼	08/19/19 08:06	09/03/19 12:52	1
PCB-101	5.6	B C90	0.046	0.00065	ng/g	☼	08/19/19 08:06	09/03/19 12:52	1
PCB-102	0.23	C98	0.031	0.00075	ng/g	☼	08/19/19 08:06	09/03/19 12:52	1
PCB-103	0.22		0.015	0.00072	ng/g	☼	08/19/19 08:06	09/03/19 12:52	1
PCB-104	0.038		0.015	0.00053	ng/g	☼	08/19/19 08:06	09/03/19 12:52	1
PCB-105	1.2	B	0.015	0.0059	ng/g	☼	08/19/19 08:06	09/03/19 12:52	1
PCB-106	ND		0.015	0.0059	ng/g	☼	08/19/19 08:06	09/03/19 12:52	1
PCB-107	0.29		0.015	0.0055	ng/g	☼	08/19/19 08:06	09/03/19 12:52	1
PCB-108	0.13	C	0.031	0.0060	ng/g	☼	08/19/19 08:06	09/03/19 12:52	1
PCB-109	3.0	B C86	0.093	0.00062	ng/g	☼	08/19/19 08:06	09/03/19 12:52	1
PCB-110	5.7	C B	0.031	0.00055	ng/g	☼	08/19/19 08:06	09/03/19 12:52	1
PCB-111	ND		0.015	0.00052	ng/g	☼	08/19/19 08:06	09/03/19 12:52	1
PCB-112	ND		0.015	0.00054	ng/g	☼	08/19/19 08:06	09/03/19 12:52	1
PCB-113	5.6	B C90	0.046	0.00065	ng/g	☼	08/19/19 08:06	09/03/19 12:52	1
PCB-114	0.068	B	0.015	0.0053	ng/g	☼	08/19/19 08:06	09/03/19 12:52	1
PCB-115	5.7	B C110	0.031	0.00055	ng/g	☼	08/19/19 08:06	09/03/19 12:52	1
PCB-116	0.68	C85	0.046	0.00061	ng/g	☼	08/19/19 08:06	09/03/19 12:52	1
PCB-117	0.68	C85	0.046	0.00061	ng/g	☼	08/19/19 08:06	09/03/19 12:52	1
PCB-118	3.4	B	0.015	0.0055	ng/g	☼	08/19/19 08:06	09/03/19 12:52	1
PCB-119	3.0	B C86	0.093	0.00062	ng/g	☼	08/19/19 08:06	09/03/19 12:52	1
PCB-120	0.045		0.015	0.00050	ng/g	☼	08/19/19 08:06	09/03/19 12:52	1
PCB-121	ND		0.015	0.00053	ng/g	☼	08/19/19 08:06	09/03/19 12:52	1
PCB-122	0.045		0.015	0.0065	ng/g	☼	08/19/19 08:06	09/03/19 12:52	1
PCB-123	0.047		0.015	0.0058	ng/g	☼	08/19/19 08:06	09/03/19 12:52	1
PCB-124	0.13	C108	0.031	0.0060	ng/g	☼	08/19/19 08:06	09/03/19 12:52	1
PCB-125	3.0	B C86	0.093	0.00062	ng/g	☼	08/19/19 08:06	09/03/19 12:52	1
PCB-126	0.0089	J B	0.015	0.0059	ng/g	☼	08/19/19 08:06	09/03/19 12:52	1
PCB-127	ND		0.015	0.0059	ng/g	☼	08/19/19 08:06	09/03/19 12:52	1
PCB-128	0.85	C	0.031	0.0022	ng/g	☼	08/19/19 08:06	09/03/19 12:52	1
PCB-129	6.6	C B	0.062	0.0023	ng/g	☼	08/19/19 08:06	09/03/19 12:52	1
PCB-130	0.45		0.015	0.0030	ng/g	☼	08/19/19 08:06	09/03/19 12:52	1
PCB-131	0.081		0.015	0.0029	ng/g	☼	08/19/19 08:06	09/03/19 12:52	1
PCB-132	2.3	B	0.015	0.0028	ng/g	☼	08/19/19 08:06	09/03/19 12:52	1
PCB-133	0.16		0.015	0.0027	ng/g	☼	08/19/19 08:06	09/03/19 12:52	1

Client Sample ID: A2-0to26-100818
Lab Sample ID: 580-88125-2

Date Collected: 10/08/18 14:04
Matrix: Solid

Date Received: 07/26/19 13:10
Percent Solids: 31.7

Method: 1668A - Chlorinated Biphenyl Congeners (HRGC/HRMS) (Continued)

Analyte	Result	Qualifier	RL	EDL	Unit	D	Prepared	Analyzed	Dil Fac
PCB-134	0.40	C	0.031	0.0029	ng/g	☼	08/19/19 08:06	09/03/19 12:52	1
PCB-135	2.8	C B	0.031	0.00044	ng/g	☼	08/19/19 08:06	09/03/19 12:52	1
PCB-136	1.1	B	0.015	0.00033	ng/g	☼	08/19/19 08:06	09/03/19 12:52	1
PCB-137	0.25		0.015	0.0023	ng/g	☼	08/19/19 08:06	09/03/19 12:52	1
PCB-138	6.6	B C129	0.062	0.0023	ng/g	☼	08/19/19 08:06	09/03/19 12:52	1
PCB-139	0.14	C	0.031	0.0025	ng/g	☼	08/19/19 08:06	09/03/19 12:52	1
PCB-140	0.14	C139	0.031	0.0025	ng/g	☼	08/19/19 08:06	09/03/19 12:52	1
PCB-141	1.2		0.015	0.0026	ng/g	☼	08/19/19 08:06	09/03/19 12:52	1
PCB-142	ND		0.015	0.0029	ng/g	☼	08/19/19 08:06	09/03/19 12:52	1
PCB-143	0.40	C134	0.031	0.0029	ng/g	☼	08/19/19 08:06	09/03/19 12:52	1
PCB-144	0.33		0.015	0.00042	ng/g	☼	08/19/19 08:06	09/03/19 12:52	1
PCB-145	0.0062	J q	0.015	0.00032	ng/g	☼	08/19/19 08:06	09/03/19 12:52	1
PCB-146	1.3	B	0.015	0.0025	ng/g	☼	08/19/19 08:06	09/03/19 12:52	1
PCB-147	6.0	C B	0.031	0.0025	ng/g	☼	08/19/19 08:06	09/03/19 12:52	1
PCB-148	0.046		0.015	0.00043	ng/g	☼	08/19/19 08:06	09/03/19 12:52	1
PCB-149	6.0	B C147	0.031	0.0025	ng/g	☼	08/19/19 08:06	09/03/19 12:52	1
PCB-150	0.050		0.015	0.00031	ng/g	☼	08/19/19 08:06	09/03/19 12:52	1
PCB-151	2.8	C135 B	0.031	0.00044	ng/g	☼	08/19/19 08:06	09/03/19 12:52	1
PCB-152	0.025		0.015	0.00031	ng/g	☼	08/19/19 08:06	09/03/19 12:52	1
PCB-153	6.1	C B	0.031	0.0020	ng/g	☼	08/19/19 08:06	09/03/19 12:52	1
PCB-154	0.26	B	0.015	0.00038	ng/g	☼	08/19/19 08:06	09/03/19 12:52	1
PCB-155	0.0097	J	0.015	0.00030	ng/g	☼	08/19/19 08:06	09/03/19 12:52	1
PCB-156	0.73	C B	0.031	0.0023	ng/g	☼	08/19/19 08:06	09/03/19 12:52	1
PCB-157	0.73	C156 B	0.031	0.0023	ng/g	☼	08/19/19 08:06	09/03/19 12:52	1
PCB-158	0.63	B	0.015	0.0018	ng/g	☼	08/19/19 08:06	09/03/19 12:52	1
PCB-159	0.072		0.015	0.0019	ng/g	☼	08/19/19 08:06	09/03/19 12:52	1
PCB-160	6.6	B C129	0.062	0.0023	ng/g	☼	08/19/19 08:06	09/03/19 12:52	1
PCB-161	ND		0.015	0.0019	ng/g	☼	08/19/19 08:06	09/03/19 12:52	1
PCB-162	ND		0.015	0.0018	ng/g	☼	08/19/19 08:06	09/03/19 12:52	1
PCB-163	6.6	B C129	0.062	0.0023	ng/g	☼	08/19/19 08:06	09/03/19 12:52	1
PCB-164	0.49		0.015	0.0020	ng/g	☼	08/19/19 08:06	09/03/19 12:52	1
PCB-165	ND		0.015	0.0022	ng/g	☼	08/19/19 08:06	09/03/19 12:52	1
PCB-166	0.85	C128	0.031	0.0022	ng/g	☼	08/19/19 08:06	09/03/19 12:52	1
PCB-167	0.23		0.015	0.0016	ng/g	☼	08/19/19 08:06	09/03/19 12:52	1
PCB-168	6.1	B C153	0.031	0.0020	ng/g	☼	08/19/19 08:06	09/03/19 12:52	1
PCB-169	ND		0.015	0.0017	ng/g	☼	08/19/19 08:06	09/03/19 12:52	1
PCB-170	2.6	B	0.015	0.00033	ng/g	☼	08/19/19 08:06	09/03/19 12:52	1
PCB-171	0.82	C	0.031	0.00033	ng/g	☼	08/19/19 08:06	09/03/19 12:52	1
PCB-172	0.43	B	0.015	0.00032	ng/g	☼	08/19/19 08:06	09/03/19 12:52	1
PCB-173	0.82	C171	0.031	0.00033	ng/g	☼	08/19/19 08:06	09/03/19 12:52	1
PCB-174	2.4	B	0.015	0.00033	ng/g	☼	08/19/19 08:06	09/03/19 12:52	1
PCB-175	0.095		0.015	0.00030	ng/g	☼	08/19/19 08:06	09/03/19 12:52	1
PCB-176	0.28	B	0.015	0.00021	ng/g	☼	08/19/19 08:06	09/03/19 12:52	1
PCB-177	1.5	B	0.015	0.00034	ng/g	☼	08/19/19 08:06	09/03/19 12:52	1
PCB-178	0.50		0.015	0.00031	ng/g	☼	08/19/19 08:06	09/03/19 12:52	1
PCB-179	0.95	B	0.015	0.00022	ng/g	☼	08/19/19 08:06	09/03/19 12:52	1
PCB-180	5.7	C B	0.031	0.00026	ng/g	☼	08/19/19 08:06	09/03/19 12:52	1
PCB-181	0.034		0.015	0.00029	ng/g	☼	08/19/19 08:06	09/03/19 12:52	1
PCB-182	0.032		0.015	0.00028	ng/g	☼	08/19/19 08:06	09/03/19 12:52	1

Client Sample ID: A2-0to26-100818
Lab Sample ID: 580-88125-2

Date Collected: 10/08/18 14:04
Matrix: Solid

Date Received: 07/26/19 13:10
Percent Solids: 31.7

Method: 1668A - Chlorinated Biphenyl Congeners (HRGC/HRMS) (Continued)

Analyte	Result	Qualifier	RL	EDL	Unit	D	Prepared	Analyzed	Dil Fac
PCB-183	**1.6**	**C B**	0.031	0.00028	ng/g	☼	08/19/19 08:06	09/03/19 12:52	1
PCB-184	ND		0.015	0.00022	ng/g	☼	08/19/19 08:06	09/03/19 12:52	1
PCB-185	**1.6**	**B C183**	0.031	0.00028	ng/g	☼	08/19/19 08:06	09/03/19 12:52	1
PCB-186	ND		0.015	0.00022	ng/g	☼	08/19/19 08:06	09/03/19 12:52	1
PCB-187	**2.9**		0.015	0.00029	ng/g	☼	08/19/19 08:06	09/03/19 12:52	1
PCB-188	ND		0.015	0.00020	ng/g	☼	08/19/19 08:06	09/03/19 12:52	1
PCB-189	**0.11**	**B**	0.015	0.0015	ng/g	☼	08/19/19 08:06	09/03/19 12:52	1
PCB-190	**0.60**		0.015	0.00023	ng/g	☼	08/19/19 08:06	09/03/19 12:52	1
PCB-191	**0.12**		0.015	0.00023	ng/g	☼	08/19/19 08:06	09/03/19 12:52	1
PCB-192	ND		0.015	0.00025	ng/g	☼	08/19/19 08:06	09/03/19 12:52	1
PCB-193	**5.7**	**C180 B**	0.031	0.00026	ng/g	☼	08/19/19 08:06	09/03/19 12:52	1
PCB-194	**2.0**	**B**	0.015	0.0019	ng/g	☼	08/19/19 08:06	09/03/19 12:52	1
PCB-195	**0.87**		0.015	0.0023	ng/g	☼	08/19/19 08:06	09/03/19 12:52	1
PCB-196	**0.85**	**B**	0.015	0.00053	ng/g	☼	08/19/19 08:06	09/03/19 12:52	1
PCB-197	**0.055**		0.015	0.00039	ng/g	☼	08/19/19 08:06	09/03/19 12:52	1
PCB-198	**1.6**	**C B**	0.031	0.00057	ng/g	☼	08/19/19 08:06	09/03/19 12:52	1
PCB-199	**1.6**	**C198 B**	0.031	0.00057	ng/g	☼	08/19/19 08:06	09/03/19 12:52	1
PCB-200	**0.17**		0.015	0.00041	ng/g	☼	08/19/19 08:06	09/03/19 12:52	1
PCB-201	**0.16**		0.015	0.00039	ng/g	☼	08/19/19 08:06	09/03/19 12:52	1
PCB-202	**0.23**		0.015	0.00044	ng/g	☼	08/19/19 08:06	09/03/19 12:52	1
PCB-203	**1.1**		0.015	0.00050	ng/g	☼	08/19/19 08:06	09/03/19 12:52	1
PCB-204	ND		0.015	0.00042	ng/g	☼	08/19/19 08:06	09/03/19 12:52	1
PCB-205	**0.10**		0.015	0.0015	ng/g	☼	08/19/19 08:06	09/03/19 12:52	1
PCB-206	**0.61**		0.015	0.0030	ng/g	☼	08/19/19 08:06	09/03/19 12:52	1
PCB-207	**0.075**		0.015	0.0020	ng/g	☼	08/19/19 08:06	09/03/19 12:52	1
PCB-208	**0.12**		0.015	0.0021	ng/g	☼	08/19/19 08:06	09/03/19 12:52	1
PCB-209	**0.17**	**B**	0.015	0.00078	ng/g	☼	08/19/19 08:06	09/03/19 12:52	1
Total Monochlorobiphenyls	**0.13**	**B**	0.015	0.00052	ng/g	☼	08/19/19 08:06	09/03/19 12:52	1
Total Dichlorobiphenyls	**0.39**	**B q**	0.031	0.00093	ng/g	☼	08/19/19 08:06	09/03/19 12:52	1
Total Trichlorobiphenyls	**1.6**	**B**	0.031	0.0017	ng/g	☼	08/19/19 08:06	09/03/19 12:52	1
Total Tetrachlorobiphenyls	**11**	**B q**	0.062	0.0013	ng/g	☼	08/19/19 08:06	09/03/19 12:52	1
Total Pentachlorobiphenyls	**33**	**B**	0.093	0.0023	ng/g	☼	08/19/19 08:06	09/03/19 12:52	1
Total Hexachlorobiphenyls	**33**	**B q**	0.062	0.0018	ng/g	☼	08/19/19 08:06	09/03/19 12:52	1
Total Heptachlorobiphenyls	**21**	**B**	0.031	0.00033	ng/g	☼	08/19/19 08:06	09/03/19 12:52	1
Total Octachlorobiphenyls	**7.1**	**B**	0.031	0.00085	ng/g	☼	08/19/19 08:06	09/03/19 12:52	1
Total Nonachlorobiphenyls	**0.81**		0.015	0.0024	ng/g	☼	08/19/19 08:06	09/03/19 12:52	1
Polychlorinated biphenyls, Total	**110**	**B q**	0.093	0.0014	ng/g	☼	08/19/19 08:06	09/03/19 12:52	1

Isotope Dilution	*%Recovery*	*Qualifier*	*Limits*	*Prepared*	*Analyzed*	*Dil Fac*
PCB-1L	*63*		*30 - 140*	*08/19/19 08:06*	*09/03/19 12:52*	*1*
PCB-3L	*67*		*30 - 140*	*08/19/19 08:06*	*09/03/19 12:52*	*1*
PCB-4L	*60*		*30 - 140*	*08/19/19 08:06*	*09/03/19 12:52*	*1*
PCB-15L	*71*		*30 - 140*	*08/19/19 08:06*	*09/03/19 12:52*	*1*
PCB-19L	*58*		*30 - 140*	*08/19/19 08:06*	*09/03/19 12:52*	*1*
PCB-37L	*74*		*30 - 140*	*08/19/19 08:06*	*09/03/19 12:52*	*1*
PCB-54L	*78*		*30 - 140*	*08/19/19 08:06*	*09/03/19 12:52*	*1*
PCB-77L	*83*		*30 - 140*	*08/19/19 08:06*	*09/03/19 12:52*	*1*
PCB-81L	*81*		*30 - 140*	*08/19/19 08:06*	*09/03/19 12:52*	*1*
PCB-104L	*75*		*30 - 140*	*08/19/19 08:06*	*09/03/19 12:52*	*1*
PCB-105L	*72*		*30 - 140*	*08/19/19 08:06*	*09/03/19 12:52*	*1*

Client Sample ID: A2-0to26-100818
Lab Sample ID: 580-88125-2
Date Collected: 10/08/18 14:04
Matrix: Solid
Date Received: 07/26/19 13:10
Percent Solids: 31.7

Method: 1668A - Chlorinated Biphenyl Congeners (HRGC/HRMS) (Continued)

Isotope Dilution	*%Recovery*	*Qualifier*	*Limits*	*Prepared*	*Analyzed*	*Dil Fac*
PCB-114L	*72*		*30 - 140*	*08/19/19 08:06*	*09/03/19 12:52*	*1*
PCB-118L	*73*		*30 - 140*	*08/19/19 08:06*	*09/03/19 12:52*	*1*
PCB-123L	*70*		*30 - 140*	*08/19/19 08:06*	*09/03/19 12:52*	*1*
PCB-126L	*79*		*30 - 140*	*08/19/19 08:06*	*09/03/19 12:52*	*1*
PCB-155L	*82*		*30 - 140*	*08/19/19 08:06*	*09/03/19 12:52*	*1*
PCB-156L	*77*	*C*	*30 - 140*	*08/19/19 08:06*	*09/03/19 12:52*	*1*
PCB-157L	*77*	*C156*	*30 - 140*	*08/19/19 08:06*	*09/03/19 12:52*	*1*
PCB-167L	*79*		*30 - 140*	*08/19/19 08:06*	*09/03/19 12:52*	*1*
PCB-169L	*88*		*30 - 140*	*08/19/19 08:06*	*09/03/19 12:52*	*1*
PCB-170L	*73*		*30 - 140*	*08/19/19 08:06*	*09/03/19 12:52*	*1*
PCB-188L	*71*		*30 - 140*	*08/19/19 08:06*	*09/03/19 12:52*	*1*
PCB-189L	*77*		*30 - 140*	*08/19/19 08:06*	*09/03/19 12:52*	*1*
PCB-202L	*79*		*30 - 140*	*08/19/19 08:06*	*09/03/19 12:52*	*1*
PCB-205L	*68*		*30 - 140*	*08/19/19 08:06*	*09/03/19 12:52*	*1*
PCB-206L	*61*		*30 - 140*	*08/19/19 08:06*	*09/03/19 12:52*	*1*
PCB-208L	*70*		*30 - 140*	*08/19/19 08:06*	*09/03/19 12:52*	*1*
PCB-209L	*54*		*30 - 140*	*08/19/19 08:06*	*09/03/19 12:52*	*1*

Surrogate	*%Recovery*	*Qualifier*	*Limits*	*Prepared*	*Analyzed*	*Dil Fac*
PCB-28L	*73*		*40 - 125*	*08/19/19 08:06*	*09/03/19 12:52*	*1*
PCB-111L	*89*		*40 - 125*	*08/19/19 08:06*	*09/03/19 12:52*	*1*
PCB-178L	*86*		*40 - 125*	*08/19/19 08:06*	*09/03/19 12:52*	*1*

Client Sample ID: A3-0to31-100818
Lab Sample ID: 580-88125-3
Date Collected: 10/08/18 11:14
Matrix: Solid
Date Received: 07/26/19 13:10
Percent Solids: 33.3

Method: 1668A - Chlorinated Biphenyl Congeners (HRGC/HRMS)

Analyte	Result	Qualifier	RL	EDL	Unit	D	Prepared	Analyzed	Dil Fac
PCB-1	**0.095**	**B**	0.015	0.00042	ng/g	☼	08/19/19 08:06	09/03/19 13:54	1
PCB-2	**0.045**	**B**	0.015	0.00044	ng/g	☼	08/19/19 08:06	09/03/19 13:54	1
PCB-3	**0.060**	**B**	0.015	0.00045	ng/g	☼	08/19/19 08:06	09/03/19 13:54	1
PCB-4	**0.14**		0.030	0.00092	ng/g	☼	08/19/19 08:06	09/03/19 13:54	1
PCB-5	**0.0053**	**J**	0.015	0.00061	ng/g	☼	08/19/19 08:06	09/03/19 13:54	1
PCB-6	**0.044**		0.015	0.00061	ng/g	☼	08/19/19 08:06	09/03/19 13:54	1
PCB-7	**0.011**	**J**	0.015	0.00058	ng/g	☼	08/19/19 08:06	09/03/19 13:54	1
PCB-8	**0.17**	**B**	0.030	0.00060	ng/g	☼	08/19/19 08:06	09/03/19 13:54	1
PCB-9	**0.013**	**J q**	0.015	0.00067	ng/g	☼	08/19/19 08:06	09/03/19 13:54	1
PCB-10	**0.0070**	**J**	0.015	0.00064	ng/g	☼	08/19/19 08:06	09/03/19 13:54	1
PCB-11	**0.075**	**B**	0.030	0.00058	ng/g	☼	08/19/19 08:06	09/03/19 13:54	1
PCB-12	**0.023**	**J C**	0.030	0.00058	ng/g	☼	08/19/19 08:06	09/03/19 13:54	1
PCB-13	**0.023**	**J C12**	0.030	0.00058	ng/g	☼	08/19/19 08:06	09/03/19 13:54	1
PCB-14	ND		0.015	0.00051	ng/g	☼	08/19/19 08:06	09/03/19 13:54	1
PCB-15	**0.099**	**B**	0.015	0.00057	ng/g	☼	08/19/19 08:06	09/03/19 13:54	1
PCB-16	**0.15**		0.015	0.00074	ng/g	☼	08/19/19 08:06	09/03/19 13:54	1
PCB-17	**0.25**	**B**	0.015	0.00058	ng/g	☼	08/19/19 08:06	09/03/19 13:54	1
PCB-18	**0.33**	**C B**	0.030	0.00050	ng/g	☼	08/19/19 08:06	09/03/19 13:54	1
PCB-19	**0.24**		0.015	0.00070	ng/g	☼	08/19/19 08:06	09/03/19 13:54	1
PCB-20	**0.45**	**C B**	0.030	0.0036	ng/g	☼	08/19/19 08:06	09/03/19 13:54	1
PCB-21	**0.23**	**C B**	0.030	0.0034	ng/g	☼	08/19/19 08:06	09/03/19 13:54	1

Client Sample ID: A3-0to31-100818
Lab Sample ID: 580-88125-3

Date Collected: 10/08/18 11:14
Matrix: Solid

Date Received: 07/26/19 13:10
Percent Solids: 33.3

Method: 1668A - Chlorinated Biphenyl Congeners (HRGC/HRMS) (Continued)

Analyte	Result	Qualifier	RL	EDL	Unit	D	Prepared	Analyzed	Dil Fac
PCB-22	**0.12**	**B**	0.015	0.0037	ng/g	☼	08/19/19 08:06	09/03/19 13:54	1
PCB-23	ND		0.015	0.0037	ng/g	☼	08/19/19 08:06	09/03/19 13:54	1
PCB-24	**0.0054**	**J**	0.015	0.00043	ng/g	☼	08/19/19 08:06	09/03/19 13:54	1
PCB-25	**0.054**		0.015	0.0034	ng/g	☼	08/19/19 08:06	09/03/19 13:54	1
PCB-26	**0.069**	**C B**	0.030	0.0035	ng/g	☼	08/19/19 08:06	09/03/19 13:54	1
PCB-27	**0.055**		0.015	0.00042	ng/g	☼	08/19/19 08:06	09/03/19 13:54	1
PCB-28	**0.45**	**B C20**	0.030	0.0036	ng/g	☼	08/19/19 08:06	09/03/19 13:54	1
PCB-29	**0.069**	**C26 B**	0.030	0.0035	ng/g	☼	08/19/19 08:06	09/03/19 13:54	1
PCB-30	**0.33**	**C18 B**	0.030	0.00050	ng/g	☼	08/19/19 08:06	09/03/19 13:54	1
PCB-31	**0.39**	**B**	0.030	0.0034	ng/g	☼	08/19/19 08:06	09/03/19 13:54	1
PCB-32	**0.20**	**B**	0.015	0.00039	ng/g	☼	08/19/19 08:06	09/03/19 13:54	1
PCB-33	**0.23**	**B C21**	0.030	0.0034	ng/g	☼	08/19/19 08:06	09/03/19 13:54	1
PCB-34	ND		0.015	0.0038	ng/g	☼	08/19/19 08:06	09/03/19 13:54	1
PCB-35	**0.0095**	**J B**	0.015	0.0038	ng/g	☼	08/19/19 08:06	09/03/19 13:54	1
PCB-36	ND		0.015	0.0034	ng/g	☼	08/19/19 08:06	09/03/19 13:54	1
PCB-37	**0.15**	**B**	0.015	0.0036	ng/g	☼	08/19/19 08:06	09/03/19 13:54	1
PCB-38	ND		0.015	0.0035	ng/g	☼	08/19/19 08:06	09/03/19 13:54	1
PCB-39	ND		0.015	0.0033	ng/g	☼	08/19/19 08:06	09/03/19 13:54	1
PCB-40	**1.0**	**C**	0.045	0.033	ng/g	☼	08/19/19 08:06	09/03/19 13:54	1
PCB-41	**1.0**	**C40**	0.045	0.033	ng/g	☼	08/19/19 08:06	09/03/19 13:54	1
PCB-42	**0.42**	**G**	0.035	0.035	ng/g	☼	08/19/19 08:06	09/03/19 13:54	1
PCB-43	ND	C	0.030	0.030	ng/g	☼	08/19/19 08:06	09/03/19 13:54	1
PCB-44	**5.9**	**C B**	0.045	0.029	ng/g	☼	08/19/19 08:06	09/03/19 13:54	1
PCB-45	**0.95**	**C G**	0.034	0.034	ng/g	☼	08/19/19 08:06	09/03/19 13:54	1
PCB-46	ND	G	0.040	0.040	ng/g	☼	08/19/19 08:06	09/03/19 13:54	1
PCB-47	**5.9**	**B C44**	0.045	0.029	ng/g	☼	08/19/19 08:06	09/03/19 13:54	1
PCB-48	**0.18**	**G**	0.032	0.032	ng/g	☼	08/19/19 08:06	09/03/19 13:54	1
PCB-49	**2.9**	**C**	0.030	0.027	ng/g	☼	08/19/19 08:06	09/03/19 13:54	1
PCB-50	**0.68**	**C G**	0.032	0.032	ng/g	☼	08/19/19 08:06	09/03/19 13:54	1
PCB-51	**0.95**	**C45 G**	0.034	0.034	ng/g	☼	08/19/19 08:06	09/03/19 13:54	1
PCB-52	**12**	**B G**	0.034	0.034	ng/g	☼	08/19/19 08:06	09/03/19 13:54	1
PCB-53	**0.68**	**C50 G**	0.032	0.032	ng/g	☼	08/19/19 08:06	09/03/19 13:54	1
PCB-54	**0.12**		0.015	0.00042	ng/g	☼	08/19/19 08:06	09/03/19 13:54	1
PCB-55	ND	G	0.023	0.023	ng/g	☼	08/19/19 08:06	09/03/19 13:54	1
PCB-56	**0.92**	**G**	0.024	0.024	ng/g	☼	08/19/19 08:06	09/03/19 13:54	1
PCB-57	ND	G	0.024	0.024	ng/g	☼	08/19/19 08:06	09/03/19 13:54	1
PCB-58	ND	G	0.023	0.023	ng/g	☼	08/19/19 08:06	09/03/19 13:54	1
PCB-59	ND	C	0.045	0.022	ng/g	☼	08/19/19 08:06	09/03/19 13:54	1
PCB-60	**0.32**	**G**	0.023	0.023	ng/g	☼	08/19/19 08:06	09/03/19 13:54	1
PCB-61	**9.1**	**C B**	0.059	0.022	ng/g	☼	08/19/19 08:06	09/03/19 13:54	1
PCB-62	ND	C59	0.045	0.022	ng/g	☼	08/19/19 08:06	09/03/19 13:54	1
PCB-63	**0.097**	**G**	0.021	0.021	ng/g	☼	08/19/19 08:06	09/03/19 13:54	1
PCB-64	**1.2**	**G**	0.021	0.021	ng/g	☼	08/19/19 08:06	09/03/19 13:54	1
PCB-65	**5.9**	**B C44**	0.045	0.029	ng/g	☼	08/19/19 08:06	09/03/19 13:54	1
PCB-66	**2.5**	**G**	0.024	0.024	ng/g	☼	08/19/19 08:06	09/03/19 13:54	1
PCB-67	ND	G	0.022	0.022	ng/g	☼	08/19/19 08:06	09/03/19 13:54	1
PCB-68	ND	G	0.021	0.021	ng/g	☼	08/19/19 08:06	09/03/19 13:54	1
PCB-69	**2.9**	**C49**	0.030	0.027	ng/g	☼	08/19/19 08:06	09/03/19 13:54	1
PCB-70	**9.1**	**C61 B**	0.059	0.022	ng/g	☼	08/19/19 08:06	09/03/19 13:54	1

Client Sample ID: A3-0to31-100818
Lab Sample ID: 580-88125-3

Date Collected: 10/08/18 11:14
Matrix: Solid

Date Received: 07/26/19 13:10
Percent Solids: 33.3

Method: 1668A - Chlorinated Biphenyl Congeners (HRGC/HRMS) (Continued)

Analyte	Result	Qualifier	RL	EDL	Unit	D	Prepared	Analyzed	Dil Fac
PCB-71	**1.0**	**C40**	0.045	0.033	ng/g	☼	08/19/19 08:06	09/03/19 13:54	1
PCB-72	ND	G	0.023	0.023	ng/g	☼	08/19/19 08:06	09/03/19 13:54	1
PCB-73	ND	C43	0.030	0.030	ng/g	☼	08/19/19 08:06	09/03/19 13:54	1
PCB-74	**9.1**	**C61 B**	0.059	0.022	ng/g	☼	08/19/19 08:06	09/03/19 13:54	1
PCB-75	ND	C59	0.045	0.022	ng/g	☼	08/19/19 08:06	09/03/19 13:54	1
PCB-76	**9.1**	**C61 B**	0.059	0.022	ng/g	☼	08/19/19 08:06	09/03/19 13:54	1
PCB-77	**0.14**	**G**	0.023	0.023	ng/g	☼	08/19/19 08:06	09/03/19 13:54	1
PCB-78	ND	G	0.023	0.023	ng/g	☼	08/19/19 08:06	09/03/19 13:54	1
PCB-79	**0.15**	**G**	0.020	0.020	ng/g	☼	08/19/19 08:06	09/03/19 13:54	1
PCB-80	ND	G	0.021	0.021	ng/g	☼	08/19/19 08:06	09/03/19 13:54	1
PCB-81	ND	G	0.023	0.023	ng/g	☼	08/19/19 08:06	09/03/19 13:54	1
PCB-82	**2.9**		0.015	0.00087	ng/g	☼	08/19/19 08:06	09/03/19 13:54	1
PCB-83	**15**	**C B**	0.030	0.00081	ng/g	☼	08/19/19 08:06	09/03/19 13:54	1
PCB-84	**7.2**		0.015	0.00088	ng/g	☼	08/19/19 08:06	09/03/19 13:54	1
PCB-85	**3.8**	**C**	0.045	0.00063	ng/g	☼	08/19/19 08:06	09/03/19 13:54	1
PCB-86	**17**	**C B**	0.089	0.00063	ng/g	☼	08/19/19 08:06	09/03/19 13:54	1
PCB-87	**17**	**B C86**	0.089	0.00063	ng/g	☼	08/19/19 08:06	09/03/19 13:54	1
PCB-88	**4.0**	**C**	0.030	0.00075	ng/g	☼	08/19/19 08:06	09/03/19 13:54	1
PCB-89	**0.20**		0.015	0.00085	ng/g	☼	08/19/19 08:06	09/03/19 13:54	1
PCB-90	**27**	**C B**	0.045	0.00067	ng/g	☼	08/19/19 08:06	09/03/19 13:54	1
PCB-91	**4.0**	**C88**	0.030	0.00075	ng/g	☼	08/19/19 08:06	09/03/19 13:54	1
PCB-92	**5.4**		0.015	0.00080	ng/g	☼	08/19/19 08:06	09/03/19 13:54	1
PCB-93	**0.77**	**C**	0.030	0.00077	ng/g	☼	08/19/19 08:06	09/03/19 13:54	1
PCB-94	**0.22**		0.015	0.00084	ng/g	☼	08/19/19 08:06	09/03/19 13:54	1
PCB-95	**22**	**B**	0.015	0.00079	ng/g	☼	08/19/19 08:06	09/03/19 13:54	1
PCB-96	**0.20**		0.015	0.00062	ng/g	☼	08/19/19 08:06	09/03/19 13:54	1
PCB-97	**17**	**B C86**	0.089	0.00063	ng/g	☼	08/19/19 08:06	09/03/19 13:54	1
PCB-98	**0.85**	**C**	0.030	0.00077	ng/g	☼	08/19/19 08:06	09/03/19 13:54	1
PCB-99	**15**	**C83 B**	0.030	0.00081	ng/g	☼	08/19/19 08:06	09/03/19 13:54	1
PCB-100	**0.77**	**C93**	0.030	0.00077	ng/g	☼	08/19/19 08:06	09/03/19 13:54	1
PCB-101	**27**	**B C90**	0.045	0.00067	ng/g	☼	08/19/19 08:06	09/03/19 13:54	1
PCB-102	**0.85**	**C98**	0.030	0.00077	ng/g	☼	08/19/19 08:06	09/03/19 13:54	1
PCB-103	**0.44**		0.015	0.00073	ng/g	☼	08/19/19 08:06	09/03/19 13:54	1
PCB-104	ND		0.015	0.00054	ng/g	☼	08/19/19 08:06	09/03/19 13:54	1
PCB-105	**7.1**	**B**	0.015	0.012	ng/g	☼	08/19/19 08:06	09/03/19 13:54	1
PCB-106	ND		0.015	0.013	ng/g	☼	08/19/19 08:06	09/03/19 13:54	1
PCB-107	**1.3**		0.015	0.012	ng/g	☼	08/19/19 08:06	09/03/19 13:54	1
PCB-108	**0.78**	**C**	0.030	0.013	ng/g	☼	08/19/19 08:06	09/03/19 13:54	1
PCB-109	**17**	**B C86**	0.089	0.00063	ng/g	☼	08/19/19 08:06	09/03/19 13:54	1
PCB-110	**28**	**C B**	0.030	0.00056	ng/g	☼	08/19/19 08:06	09/03/19 13:54	1
PCB-111	ND		0.015	0.00053	ng/g	☼	08/19/19 08:06	09/03/19 13:54	1
PCB-112	ND		0.015	0.00056	ng/g	☼	08/19/19 08:06	09/03/19 13:54	1
PCB-113	**27**	**B C90**	0.045	0.00067	ng/g	☼	08/19/19 08:06	09/03/19 13:54	1
PCB-114	**0.43**	**B**	0.015	0.011	ng/g	☼	08/19/19 08:06	09/03/19 13:54	1
PCB-115	**28**	**B C110**	0.030	0.00056	ng/g	☼	08/19/19 08:06	09/03/19 13:54	1
PCB-116	**3.8**	**C85**	0.045	0.00063	ng/g	☼	08/19/19 08:06	09/03/19 13:54	1
PCB-117	**3.8**	**C85**	0.045	0.00063	ng/g	☼	08/19/19 08:06	09/03/19 13:54	1
PCB-118	**18**	**B**	0.015	0.012	ng/g	☼	08/19/19 08:06	09/03/19 13:54	1
PCB-119	**17**	**B C86**	0.089	0.00063	ng/g	☼	08/19/19 08:06	09/03/19 13:54	1

Client Sample ID: A3-0to31-100818
Date Collected: 10/08/18 11:14
Date Received: 07/26/19 13:10

Lab Sample ID: 580-88125-3
Matrix: Solid
Percent Solids: 33.3

Method: 1668A - Chlorinated Biphenyl Congeners (HRGC/HRMS) (Continued)

Analyte	Result	Qualifier	RL	EDL	Unit	D	Prepared	Analyzed	Dil Fac
PCB-120	0.14		0.015	0.00051	ng/g	☼	08/19/19 08:06	09/03/19 13:54	1
PCB-121	ND		0.015	0.00054	ng/g	☼	08/19/19 08:06	09/03/19 13:54	1
PCB-122	0.24		0.015	0.014	ng/g	☼	08/19/19 08:06	09/03/19 13:54	1
PCB-123	0.26		0.015	0.012	ng/g	☼	08/19/19 08:06	09/03/19 13:54	1
PCB-124	0.78	C108	0.030	0.013	ng/g	☼	08/19/19 08:06	09/03/19 13:54	1
PCB-125	17	B C86	0.089	0.00063	ng/g	☼	08/19/19 08:06	09/03/19 13:54	1
PCB-126	ND		0.015	0.012	ng/g	☼	08/19/19 08:06	09/03/19 13:54	1
PCB-127	0.036		0.015	0.012	ng/g	☼	08/19/19 08:06	09/03/19 13:54	1
PCB-128	4.0	C	0.030	0.0033	ng/g	☼	08/19/19 08:06	09/03/19 13:54	1
PCB-129	25	C B	0.059	0.0034	ng/g	☼	08/19/19 08:06	09/03/19 13:54	1
PCB-130	1.8		0.015	0.0044	ng/g	☼	08/19/19 08:06	09/03/19 13:54	1
PCB-131	0.42		0.015	0.0043	ng/g	☼	08/19/19 08:06	09/03/19 13:54	1
PCB-132	9.2	B	0.015	0.0041	ng/g	☼	08/19/19 08:06	09/03/19 13:54	1
PCB-133	0.50		0.015	0.0040	ng/g	☼	08/19/19 08:06	09/03/19 13:54	1
PCB-134	1.7	C	0.030	0.0043	ng/g	☼	08/19/19 08:06	09/03/19 13:54	1
PCB-135	8.7	C B	0.030	0.00071	ng/g	☼	08/19/19 08:06	09/03/19 13:54	1
PCB-136	3.8	B	0.015	0.00053	ng/g	☼	08/19/19 08:06	09/03/19 13:54	1
PCB-137	1.1		0.015	0.0034	ng/g	☼	08/19/19 08:06	09/03/19 13:54	1
PCB-138	25	B C129	0.059	0.0034	ng/g	☼	08/19/19 08:06	09/03/19 13:54	1
PCB-139	0.57	C	0.030	0.0037	ng/g	☼	08/19/19 08:06	09/03/19 13:54	1
PCB-140	0.57	C139	0.030	0.0037	ng/g	☼	08/19/19 08:06	09/03/19 13:54	1
PCB-141	4.3		0.015	0.0038	ng/g	☼	08/19/19 08:06	09/03/19 13:54	1
PCB-142	ND		0.015	0.0042	ng/g	☼	08/19/19 08:06	09/03/19 13:54	1
PCB-143	1.7	C134	0.030	0.0043	ng/g	☼	08/19/19 08:06	09/03/19 13:54	1
PCB-144	1.1		0.015	0.00067	ng/g	☼	08/19/19 08:06	09/03/19 13:54	1
PCB-145	0.014	J q	0.015	0.00052	ng/g	☼	08/19/19 08:06	09/03/19 13:54	1
PCB-146	4.3	B	0.015	0.0036	ng/g	☼	08/19/19 08:06	09/03/19 13:54	1
PCB-147	20	C B	0.030	0.0037	ng/g	☼	08/19/19 08:06	09/03/19 13:54	1
PCB-148	0.11		0.015	0.00069	ng/g	☼	08/19/19 08:06	09/03/19 13:54	1
PCB-149	20	B C147	0.030	0.0037	ng/g	☼	08/19/19 08:06	09/03/19 13:54	1
PCB-150	0.14		0.015	0.00050	ng/g	☼	08/19/19 08:06	09/03/19 13:54	1
PCB-151	8.7	C135 B	0.030	0.00071	ng/g	☼	08/19/19 08:06	09/03/19 13:54	1
PCB-152	0.064		0.015	0.00049	ng/g	☼	08/19/19 08:06	09/03/19 13:54	1
PCB-153	20	C B	0.030	0.0030	ng/g	☼	08/19/19 08:06	09/03/19 13:54	1
PCB-154	0.71	B	0.015	0.00061	ng/g	☼	08/19/19 08:06	09/03/19 13:54	1
PCB-155	ND		0.015	0.00047	ng/g	☼	08/19/19 08:06	09/03/19 13:54	1
PCB-156	3.2	C B	0.030	0.0034	ng/g	☼	08/19/19 08:06	09/03/19 13:54	1
PCB-157	3.2	C156 B	0.030	0.0034	ng/g	☼	08/19/19 08:06	09/03/19 13:54	1
PCB-158	2.7	B	0.015	0.0026	ng/g	☼	08/19/19 08:06	09/03/19 13:54	1
PCB-159	0.20		0.015	0.0028	ng/g	☼	08/19/19 08:06	09/03/19 13:54	1
PCB-160	25	B C129	0.059	0.0034	ng/g	☼	08/19/19 08:06	09/03/19 13:54	1
PCB-161	ND		0.015	0.0027	ng/g	☼	08/19/19 08:06	09/03/19 13:54	1
PCB-162	ND		0.015	0.0027	ng/g	☼	08/19/19 08:06	09/03/19 13:54	1
PCB-163	25	B C129	0.059	0.0034	ng/g	☼	08/19/19 08:06	09/03/19 13:54	1
PCB-164	1.9		0.015	0.0029	ng/g	☼	08/19/19 08:06	09/03/19 13:54	1
PCB-165	ND		0.015	0.0033	ng/g	☼	08/19/19 08:06	09/03/19 13:54	1
PCB-166	4.0	C128	0.030	0.0033	ng/g	☼	08/19/19 08:06	09/03/19 13:54	1
PCB-167	0.93		0.015	0.0024	ng/g	☼	08/19/19 08:06	09/03/19 13:54	1
PCB-168	20	B C153	0.030	0.0030	ng/g	☼	08/19/19 08:06	09/03/19 13:54	1

Client Sample ID: A3-0to31-100818
Lab Sample ID: 580-88125-3

Date Collected: 10/08/18 11:14
Matrix: Solid

Date Received: 07/26/19 13:10
Percent Solids: 33.3

Method: 1668A - Chlorinated Biphenyl Congeners (HRGC/HRMS) (Continued)

Analyte	Result	Qualifier	RL	EDL	Unit	D	Prepared	Analyzed	Dil Fac
PCB-169	ND		0.015	0.0025	ng/g	☼	08/19/19 08:06	09/03/19 13:54	1
PCB-170	**6.9**	**B**	0.015	0.00048	ng/g	☼	08/19/19 08:06	09/03/19 13:54	1
PCB-171	**2.3**	**C**	0.030	0.00048	ng/g	☼	08/19/19 08:06	09/03/19 13:54	1
PCB-172	**1.1**	**B**	0.015	0.00046	ng/g	☼	08/19/19 08:06	09/03/19 13:54	1
PCB-173	**2.3**	**C171**	0.030	0.00048	ng/g	☼	08/19/19 08:06	09/03/19 13:54	1
PCB-174	**6.7**	**B**	0.015	0.00048	ng/g	☼	08/19/19 08:06	09/03/19 13:54	1
PCB-175	**0.28**		0.015	0.00043	ng/g	☼	08/19/19 08:06	09/03/19 13:54	1
PCB-176	**0.81**	**B**	0.015	0.00030	ng/g	☼	08/19/19 08:06	09/03/19 13:54	1
PCB-177	**4.2**	**B**	0.015	0.00049	ng/g	☼	08/19/19 08:06	09/03/19 13:54	1
PCB-178	**1.3**		0.015	0.00045	ng/g	☼	08/19/19 08:06	09/03/19 13:54	1
PCB-179	**2.8**	**B**	0.015	0.00033	ng/g	☼	08/19/19 08:06	09/03/19 13:54	1
PCB-180	**14**	**C B**	0.030	0.00037	ng/g	☼	08/19/19 08:06	09/03/19 13:54	1
PCB-181	**0.081**		0.015	0.00042	ng/g	☼	08/19/19 08:06	09/03/19 13:54	1
PCB-182	**0.075**		0.015	0.00040	ng/g	☼	08/19/19 08:06	09/03/19 13:54	1
PCB-183	**4.4**	**C B**	0.030	0.00040	ng/g	☼	08/19/19 08:06	09/03/19 13:54	1
PCB-184	ND		0.015	0.00032	ng/g	☼	08/19/19 08:06	09/03/19 13:54	1
PCB-185	**4.4**	**B C183**	0.030	0.00040	ng/g	☼	08/19/19 08:06	09/03/19 13:54	1
PCB-186	ND		0.015	0.00032	ng/g	☼	08/19/19 08:06	09/03/19 13:54	1
PCB-187	**7.5**		0.015	0.00041	ng/g	☼	08/19/19 08:06	09/03/19 13:54	1
PCB-188	ND		0.015	0.00030	ng/g	☼	08/19/19 08:06	09/03/19 13:54	1
PCB-189	**0.26**	**B**	0.015	0.0014	ng/g	☼	08/19/19 08:06	09/03/19 13:54	1
PCB-190	**1.4**		0.015	0.00033	ng/g	☼	08/19/19 08:06	09/03/19 13:54	1
PCB-191	**0.31**		0.015	0.00033	ng/g	☼	08/19/19 08:06	09/03/19 13:54	1
PCB-192	ND		0.015	0.00036	ng/g	☼	08/19/19 08:06	09/03/19 13:54	1
PCB-193	**14**	**C180 B**	0.030	0.00037	ng/g	☼	08/19/19 08:06	09/03/19 13:54	1
PCB-194	**2.8**	**B**	0.015	0.0086	ng/g	☼	08/19/19 08:06	09/03/19 13:54	1
PCB-195	**1.4**		0.015	0.010	ng/g	☼	08/19/19 08:06	09/03/19 13:54	1
PCB-196	**1.5**	**B**	0.015	0.00081	ng/g	☼	08/19/19 08:06	09/03/19 13:54	1
PCB-197	**0.11**		0.015	0.00059	ng/g	☼	08/19/19 08:06	09/03/19 13:54	1
PCB-198	**2.8**	**C B**	0.030	0.00086	ng/g	☼	08/19/19 08:06	09/03/19 13:54	1
PCB-199	**2.8**	**C198 B**	0.030	0.00086	ng/g	☼	08/19/19 08:06	09/03/19 13:54	1
PCB-200	**0.38**		0.015	0.00063	ng/g	☼	08/19/19 08:06	09/03/19 13:54	1
PCB-201	**0.36**		0.015	0.00060	ng/g	☼	08/19/19 08:06	09/03/19 13:54	1
PCB-202	**0.50**		0.015	0.00067	ng/g	☼	08/19/19 08:06	09/03/19 13:54	1
PCB-203	**1.9**		0.015	0.00077	ng/g	☼	08/19/19 08:06	09/03/19 13:54	1
PCB-204	ND		0.015	0.00064	ng/g	☼	08/19/19 08:06	09/03/19 13:54	1
PCB-205	**0.15**		0.015	0.0065	ng/g	☼	08/19/19 08:06	09/03/19 13:54	1
PCB-206	**0.91**	**q**	0.015	0.0029	ng/g	☼	08/19/19 08:06	09/03/19 13:54	1
PCB-207	**0.10**		0.015	0.0020	ng/g	☼	08/19/19 08:06	09/03/19 13:54	1
PCB-208	**0.18**		0.015	0.0020	ng/g	☼	08/19/19 08:06	09/03/19 13:54	1
PCB-209	**0.24**	**B**	0.015	0.00032	ng/g	☼	08/19/19 08:06	09/03/19 13:54	1
Total Monochlorobiphenyls	**0.20**	**B**	0.015	0.00044	ng/g	☼	08/19/19 08:06	09/03/19 13:54	1
Total Dichlorobiphenyls	**0.59**	**B q**	0.030	0.00062	ng/g	☼	08/19/19 08:06	09/03/19 13:54	1
Total Trichlorobiphenyls	**2.7**	**B**	0.030	0.0025	ng/g	☼	08/19/19 08:06	09/03/19 13:54	1
Total Tetrachlorobiphenyls	**39**	**B**	0.059	0.025	ng/g	☼	08/19/19 08:06	09/03/19 13:54	1
Total Pentachlorobiphenyls	**160**	**B**	0.089	0.0044	ng/g	☼	08/19/19 08:06	09/03/19 13:54	1
Total Hexachlorobiphenyls	**120**	**B q**	0.059	0.0026	ng/g	☼	08/19/19 08:06	09/03/19 13:54	1
Total Heptachlorobiphenyls	**54**	**B**	0.030	0.00044	ng/g	☼	08/19/19 08:06	09/03/19 13:54	1
Total Octachlorobiphenyls	**12**	**B**	0.030	0.0028	ng/g	☼	08/19/19 08:06	09/03/19 13:54	1

Client Sample ID: A3-0to31-100818
Lab Sample ID: 580-88125-3
Date Collected: 10/08/18 11:14
Matrix: Solid
Date Received: 07/26/19 13:10
Percent Solids: 33.3

Method: 1668A - Chlorinated Biphenyl Congeners (HRGC/HRMS) (Continued)

Analyte	Result	Qualifier	RL	EDL	Unit	D	Prepared	Analyzed	Dil Fac
Total Nonachlorobiphenyls	1.2	q	0.015	0.0023	ng/g	☼	08/19/19 08:06	09/03/19 13:54	1
Polychlorinated biphenyls, Total	390	B q	0.089	0.0046	ng/g	☼	08/19/19 08:06	09/03/19 13:54	1

Isotope Dilution	*%Recovery*	*Qualifier*	*Limits*	*Prepared*	*Analyzed*	*Dil Fac*
PCB-1L	*70*		*30 - 140*	*08/19/19 08:06*	*09/03/19 13:54*	*1*
PCB-3L	*71*		*30 - 140*	*08/19/19 08:06*	*09/03/19 13:54*	*1*
PCB-4L	*67*		*30 - 140*	*08/19/19 08:06*	*09/03/19 13:54*	*1*
PCB-15L	*75*		*30 - 140*	*08/19/19 08:06*	*09/03/19 13:54*	*1*
PCB-19L	*69*		*30 - 140*	*08/19/19 08:06*	*09/03/19 13:54*	*1*
PCB-37L	*83*		*30 - 140*	*08/19/19 08:06*	*09/03/19 13:54*	*1*
PCB-54L	*88*		*30 - 140*	*08/19/19 08:06*	*09/03/19 13:54*	*1*
PCB-77L	*88*		*30 - 140*	*08/19/19 08:06*	*09/03/19 13:54*	*1*
PCB-81L	*87*		*30 - 140*	*08/19/19 08:06*	*09/03/19 13:54*	*1*
PCB-104L	*78*		*30 - 140*	*08/19/19 08:06*	*09/03/19 13:54*	*1*
PCB-105L	*81*		*30 - 140*	*08/19/19 08:06*	*09/03/19 13:54*	*1*
PCB-114L	*79*		*30 - 140*	*08/19/19 08:06*	*09/03/19 13:54*	*1*
PCB-118L	*80*		*30 - 140*	*08/19/19 08:06*	*09/03/19 13:54*	*1*
PCB-123L	*79*		*30 - 140*	*08/19/19 08:06*	*09/03/19 13:54*	*1*
PCB-126L	*88*		*30 - 140*	*08/19/19 08:06*	*09/03/19 13:54*	*1*
PCB-155L	*91*		*30 - 140*	*08/19/19 08:06*	*09/03/19 13:54*	*1*
PCB-156L	*82*	*C*	*30 - 140*	*08/19/19 08:06*	*09/03/19 13:54*	*1*
PCB-157L	*82*	*C156*	*30 - 140*	*08/19/19 08:06*	*09/03/19 13:54*	*1*
PCB-167L	*80*		*30 - 140*	*08/19/19 08:06*	*09/03/19 13:54*	*1*
PCB-169L	*95*		*30 - 140*	*08/19/19 08:06*	*09/03/19 13:54*	*1*
PCB-170L	*78*		*30 - 140*	*08/19/19 08:06*	*09/03/19 13:54*	*1*
PCB-188L	*76*		*30 - 140*	*08/19/19 08:06*	*09/03/19 13:54*	*1*
PCB-189L	*87*		*30 - 140*	*08/19/19 08:06*	*09/03/19 13:54*	*1*
PCB-202L	*82*		*30 - 140*	*08/19/19 08:06*	*09/03/19 13:54*	*1*
PCB-205L	*78*		*30 - 140*	*08/19/19 08:06*	*09/03/19 13:54*	*1*
PCB-206L	*70*		*30 - 140*	*08/19/19 08:06*	*09/03/19 13:54*	*1*
PCB-208L	*77*		*30 - 140*	*08/19/19 08:06*	*09/03/19 13:54*	*1*
PCB-209L	*62*		*30 - 140*	*08/19/19 08:06*	*09/03/19 13:54*	*1*

Surrogate	*%Recovery*	*Qualifier*	*Limits*	*Prepared*	*Analyzed*	*Dil Fac*
PCB-28L	*73*		*40 - 125*	*08/19/19 08:06*	*09/03/19 13:54*	*1*
PCB-111L	*86*		*40 - 125*	*08/19/19 08:06*	*09/03/19 13:54*	*1*
PCB-178L	*84*		*40 - 125*	*08/19/19 08:06*	*09/03/19 13:54*	*1*

Client Sample ID: A4-0to25-100818
Lab Sample ID: 580-88125-4
Date Collected: 10/08/18 13:26
Matrix: Solid
Date Received: 07/26/19 13:10
Percent Solids: 38.8

Method: 1668A - Chlorinated Biphenyl Congeners (HRGC/HRMS)

Analyte	Result	Qualifier	RL	EDL	Unit	D	Prepared	Analyzed	Dil Fac
PCB-1	1.3	B	0.064	0.0040	ng/g	☼	08/19/19 08:06	08/27/19 21:33	1
PCB-2	0.15	B	0.064	0.0042	ng/g	☼	08/19/19 08:06	08/27/19 21:33	1
PCB-3	0.60	B	0.064	0.0044	ng/g	☼	08/19/19 08:06	08/27/19 21:33	1
PCB-4	1.0		0.13	0.0040	ng/g	☼	08/19/19 08:06	08/27/19 21:33	1
PCB-5	0.066		0.064	0.0026	ng/g	☼	08/19/19 08:06	08/27/19 21:33	1
PCB-6	0.52		0.064	0.0026	ng/g	☼	08/19/19 08:06	08/27/19 21:33	1
PCB-7	0.14		0.064	0.0025	ng/g	☼	08/19/19 08:06	08/27/19 21:33	1

Client Sample ID: A4-0to25-100818
Date Collected: 10/08/18 13:26
Date Received: 07/26/19 13:10

Lab Sample ID: 580-88125-4
Matrix: Solid
Percent Solids: 38.8

Method: 1668A - Chlorinated Biphenyl Congeners (HRGC/HRMS) (Continued)

Analyte	Result	Qualifier	RL	EDL	Unit	D	Prepared	Analyzed	Dil Fac
PCB-8	1.7	B	0.13	0.0025	ng/g	☼	08/19/19 08:06	08/27/19 21:33	1
PCB-9	0.18		0.064	0.0028	ng/g	☼	08/19/19 08:06	08/27/19 21:33	1
PCB-10	0.064		0.064	0.0027	ng/g	☼	08/19/19 08:06	08/27/19 21:33	1
PCB-11	0.15	B	0.13	0.0025	ng/g	☼	08/19/19 08:06	08/27/19 21:33	1
PCB-12	0.20	C	0.13	0.0024	ng/g	☼	08/19/19 08:06	08/27/19 21:33	1
PCB-13	0.20	C12	0.13	0.0024	ng/g	☼	08/19/19 08:06	08/27/19 21:33	1
PCB-14	ND		0.064	0.0021	ng/g	☼	08/19/19 08:06	08/27/19 21:33	1
PCB-15	0.68	B	0.064	0.0024	ng/g	☼	08/19/19 08:06	08/27/19 21:33	1
PCB-16	0.93		0.064	0.0031	ng/g	☼	08/19/19 08:06	08/27/19 21:33	1
PCB-17	1.3	B	0.064	0.0025	ng/g	☼	08/19/19 08:06	08/27/19 21:33	1
PCB-18	2.0	C B	0.13	0.0021	ng/g	☼	08/19/19 08:06	08/27/19 21:33	1
PCB-19	0.73		0.064	0.0029	ng/g	☼	08/19/19 08:06	08/27/19 21:33	1
PCB-20	2.8	C B	0.13	0.024	ng/g	☼	08/19/19 08:06	08/27/19 21:33	1
PCB-21	1.6	C B	0.13	0.022	ng/g	☼	08/19/19 08:06	08/27/19 21:33	1
PCB-22	0.70	B	0.064	0.025	ng/g	☼	08/19/19 08:06	08/27/19 21:33	1
PCB-23	ND		0.064	0.024	ng/g	☼	08/19/19 08:06	08/27/19 21:33	1
PCB-24	0.031	J	0.064	0.0018	ng/g	☼	08/19/19 08:06	08/27/19 21:33	1
PCB-25	0.36		0.064	0.023	ng/g	☼	08/19/19 08:06	08/27/19 21:33	1
PCB-26	0.47	C B	0.13	0.023	ng/g	☼	08/19/19 08:06	08/27/19 21:33	1
PCB-27	0.23		0.064	0.0018	ng/g	☼	08/19/19 08:06	08/27/19 21:33	1
PCB-28	2.8	C20 B	0.13	0.024	ng/g	☼	08/19/19 08:06	08/27/19 21:33	1
PCB-29	0.47	C26 B	0.13	0.023	ng/g	☼	08/19/19 08:06	08/27/19 21:33	1
PCB-30	2.0	C18 B	0.13	0.0021	ng/g	☼	08/19/19 08:06	08/27/19 21:33	1
PCB-31	2.4	B	0.13	0.022	ng/g	☼	08/19/19 08:06	08/27/19 21:33	1
PCB-32	0.93	B	0.064	0.0016	ng/g	☼	08/19/19 08:06	08/27/19 21:33	1
PCB-33	1.6	C21 B	0.13	0.022	ng/g	☼	08/19/19 08:06	08/27/19 21:33	1
PCB-34	ND		0.064	0.025	ng/g	☼	08/19/19 08:06	08/27/19 21:33	1
PCB-35	0.091	B	0.064	0.025	ng/g	☼	08/19/19 08:06	08/27/19 21:33	1
PCB-36	ND		0.064	0.023	ng/g	☼	08/19/19 08:06	08/27/19 21:33	1
PCB-37	0.90	B	0.064	0.024	ng/g	☼	08/19/19 08:06	08/27/19 21:33	1
PCB-38	ND		0.064	0.023	ng/g	☼	08/19/19 08:06	08/27/19 21:33	1
PCB-39	0.089		0.064	0.022	ng/g	☼	08/19/19 08:06	08/27/19 21:33	1
PCB-40	4.5	C	0.19	0.018	ng/g	☼	08/19/19 08:06	08/27/19 21:33	1
PCB-41	4.5	C40	0.19	0.018	ng/g	☼	08/19/19 08:06	08/27/19 21:33	1
PCB-42	2.7		0.064	0.020	ng/g	☼	08/19/19 08:06	08/27/19 21:33	1
PCB-43	0.39	C	0.13	0.017	ng/g	☼	08/19/19 08:06	08/27/19 21:33	1
PCB-44	25	C B	0.19	0.016	ng/g	☼	08/19/19 08:06	08/27/19 21:33	1
PCB-45	2.3	C	0.13	0.019	ng/g	☼	08/19/19 08:06	08/27/19 21:33	1
PCB-46	0.37		0.064	0.022	ng/g	☼	08/19/19 08:06	08/27/19 21:33	1
PCB-47	25	C44 B	0.19	0.016	ng/g	☼	08/19/19 08:06	08/27/19 21:33	1
PCB-48	0.90		0.064	0.018	ng/g	☼	08/19/19 08:06	08/27/19 21:33	1
PCB-49	15	C	0.13	0.015	ng/g	☼	08/19/19 08:06	08/27/19 21:33	1
PCB-50	2.2	C	0.13	0.018	ng/g	☼	08/19/19 08:06	08/27/19 21:33	1
PCB-51	2.3	C45	0.13	0.019	ng/g	☼	08/19/19 08:06	08/27/19 21:33	1
PCB-52	57	B	0.064	0.019	ng/g	☼	08/19/19 08:06	08/27/19 21:33	1
PCB-53	2.2	C50	0.13	0.018	ng/g	☼	08/19/19 08:06	08/27/19 21:33	1
PCB-54	0.27		0.064	0.0014	ng/g	☼	08/19/19 08:06	08/27/19 21:33	1
PCB-55	ND		0.064	0.013	ng/g	☼	08/19/19 08:06	08/27/19 21:33	1
PCB-56	4.5		0.064	0.013	ng/g	☼	08/19/19 08:06	08/27/19 21:33	1

Client Sample ID: A4-0to25-100818
Date Collected: 10/08/18 13:26
Date Received: 07/26/19 13:10

Lab Sample ID: 580-88125-4
Matrix: Solid
Percent Solids: 38.8

Method: 1668A - Chlorinated Biphenyl Congeners (HRGC/HRMS) (Continued)

Analyte	Result	Qualifier	RL	EDL	Unit	D	Prepared	Analyzed	Dil Fac
PCB-57	ND		0.064	0.013	ng/g	☼	08/19/19 08:06	08/27/19 21:33	1
PCB-58	**0.11**		0.064	0.013	ng/g	☼	08/19/19 08:06	08/27/19 21:33	1
PCB-59	**0.62**	**C**	0.19	0.012	ng/g	☼	08/19/19 08:06	08/27/19 21:33	1
PCB-60	**1.3**		0.064	0.013	ng/g	☼	08/19/19 08:06	08/27/19 21:33	1
PCB-61	**42**	**C B**	0.25	0.012	ng/g	☼	08/19/19 08:06	08/27/19 21:33	1
PCB-62	**0.62**	**C59**	0.19	0.012	ng/g	☼	08/19/19 08:06	08/27/19 21:33	1
PCB-63	**0.49**		0.064	0.012	ng/g	☼	08/19/19 08:06	08/27/19 21:33	1
PCB-64	**5.6**		0.064	0.012	ng/g	☼	08/19/19 08:06	08/27/19 21:33	1
PCB-65	**25**	**C44 B**	0.19	0.016	ng/g	☼	08/19/19 08:06	08/27/19 21:33	1
PCB-66	**15**		0.064	0.013	ng/g	☼	08/19/19 08:06	08/27/19 21:33	1
PCB-67	**0.17**		0.064	0.012	ng/g	☼	08/19/19 08:06	08/27/19 21:33	1
PCB-68	**0.34**		0.064	0.011	ng/g	☼	08/19/19 08:06	08/27/19 21:33	1
PCB-69	**15**	**C49**	0.13	0.015	ng/g	☼	08/19/19 08:06	08/27/19 21:33	1
PCB-70	**42**	**C61 B**	0.25	0.012	ng/g	☼	08/19/19 08:06	08/27/19 21:33	1
PCB-71	**4.5**	**C40**	0.19	0.018	ng/g	☼	08/19/19 08:06	08/27/19 21:33	1
PCB-72	**0.57**		0.064	0.013	ng/g	☼	08/19/19 08:06	08/27/19 21:33	1
PCB-73	**0.39**	**C43**	0.13	0.017	ng/g	☼	08/19/19 08:06	08/27/19 21:33	1
PCB-74	**42**	**C61 B**	0.25	0.012	ng/g	☼	08/19/19 08:06	08/27/19 21:33	1
PCB-75	**0.62**	**C59**	0.19	0.012	ng/g	☼	08/19/19 08:06	08/27/19 21:33	1
PCB-76	**42**	**C61 B**	0.25	0.012	ng/g	☼	08/19/19 08:06	08/27/19 21:33	1
PCB-77	**1.4**		0.064	0.012	ng/g	☼	08/19/19 08:06	08/27/19 21:33	1
PCB-78	ND		0.064	0.013	ng/g	☼	08/19/19 08:06	08/27/19 21:33	1
PCB-79	**2.3**		0.064	0.011	ng/g	☼	08/19/19 08:06	08/27/19 21:33	1
PCB-80	ND		0.064	0.012	ng/g	☼	08/19/19 08:06	08/27/19 21:33	1
PCB-81	**0.060**	**J**	0.064	0.013	ng/g	☼	08/19/19 08:06	08/27/19 21:33	1
PCB-82	**12**		0.064	0.0028	ng/g	☼	08/19/19 08:06	08/27/19 21:33	1
PCB-83	**60**	**C B**	0.13	0.0026	ng/g	☼	08/19/19 08:06	08/27/19 21:33	1
PCB-84	**32**		0.064	0.0028	ng/g	☼	08/19/19 08:06	08/27/19 21:33	1
PCB-85	**16**	**C**	0.19	0.0020	ng/g	☼	08/19/19 08:06	08/27/19 21:33	1
PCB-86	**72**	**C B**	0.38	0.0020	ng/g	☼	08/19/19 08:06	08/27/19 21:33	1
PCB-87	**72**	**C86 B**	0.38	0.0020	ng/g	☼	08/19/19 08:06	08/27/19 21:33	1
PCB-88	**14**	**C**	0.13	0.0024	ng/g	☼	08/19/19 08:06	08/27/19 21:33	1
PCB-89	**0.85**		0.064	0.0027	ng/g	☼	08/19/19 08:06	08/27/19 21:33	1
PCB-90	**110**	**C B**	0.19	0.0021	ng/g	☼	08/19/19 08:06	08/27/19 21:33	1
PCB-91	**14**	**C88**	0.13	0.0024	ng/g	☼	08/19/19 08:06	08/27/19 21:33	1
PCB-92	**22**		0.064	0.0026	ng/g	☼	08/19/19 08:06	08/27/19 21:33	1
PCB-93	**1.6**	**C**	0.13	0.0025	ng/g	☼	08/19/19 08:06	08/27/19 21:33	1
PCB-94	ND		0.064	0.0027	ng/g	☼	08/19/19 08:06	08/27/19 21:33	1
PCB-95	**91**	**B**	0.064	0.0025	ng/g	☼	08/19/19 08:06	08/27/19 21:33	1
PCB-96	**0.62**		0.064	0.0020	ng/g	☼	08/19/19 08:06	08/27/19 21:33	1
PCB-97	**72**	**C86 B**	0.38	0.0020	ng/g	☼	08/19/19 08:06	08/27/19 21:33	1
PCB-98	**2.9**	**C**	0.13	0.0025	ng/g	☼	08/19/19 08:06	08/27/19 21:33	1
PCB-99	**60**	**C83 B**	0.13	0.0026	ng/g	☼	08/19/19 08:06	08/27/19 21:33	1
PCB-100	**1.6**	**C93**	0.13	0.0025	ng/g	☼	08/19/19 08:06	08/27/19 21:33	1
PCB-101	**110**	**C90 B**	0.19	0.0021	ng/g	☼	08/19/19 08:06	08/27/19 21:33	1
PCB-102	**2.9**	**C98**	0.13	0.0025	ng/g	☼	08/19/19 08:06	08/27/19 21:33	1
PCB-103	**1.2**		0.064	0.0024	ng/g	☼	08/19/19 08:06	08/27/19 21:33	1
PCB-104	ND		0.064	0.0017	ng/g	☼	08/19/19 08:06	08/27/19 21:33	1
PCB-105	**30**	**G B**	0.091	0.091	ng/g	☼	08/19/19 08:06	08/27/19 21:33	1

Client Sample ID: A4-0to25-100818
Date Collected: 10/08/18 13:26
Date Received: 07/26/19 13:10

Lab Sample ID: 580-88125-4
Matrix: Solid
Percent Solids: 38.8

Method: 1668A - Chlorinated Biphenyl Congeners (HRGC/HRMS) (Continued)

Analyte	Result	Qualifier	RL	EDL	Unit	D	Prepared	Analyzed	Dil Fac
PCB-106	ND	G	0.093	0.093	ng/g	☼	08/19/19 08:06	08/27/19 21:33	1
PCB-107	**6.0**	**G**	0.087	0.087	ng/g	☼	08/19/19 08:06	08/27/19 21:33	1
PCB-108	**3.5**	**C**	0.13	0.094	ng/g	☼	08/19/19 08:06	08/27/19 21:33	1
PCB-109	**72**	**C86 B**	0.38	0.0020	ng/g	☼	08/19/19 08:06	08/27/19 21:33	1
PCB-110	**120**	**C B**	0.13	0.0018	ng/g	☼	08/19/19 08:06	08/27/19 21:33	1
PCB-111	ND		0.064	0.0017	ng/g	☼	08/19/19 08:06	08/27/19 21:33	1
PCB-112	**0.20**		0.064	0.0018	ng/g	☼	08/19/19 08:06	08/27/19 21:33	1
PCB-113	**110**	**C90 B**	0.19	0.0021	ng/g	☼	08/19/19 08:06	08/27/19 21:33	1
PCB-114	**1.7**	**G B**	0.084	0.084	ng/g	☼	08/19/19 08:06	08/27/19 21:33	1
PCB-115	**120**	**C110 B**	0.13	0.0018	ng/g	☼	08/19/19 08:06	08/27/19 21:33	1
PCB-116	**16**	**C85**	0.19	0.0020	ng/g	☼	08/19/19 08:06	08/27/19 21:33	1
PCB-117	**16**	**C85**	0.19	0.0020	ng/g	☼	08/19/19 08:06	08/27/19 21:33	1
PCB-118	**80**	**G B**	0.088	0.088	ng/g	☼	08/19/19 08:06	08/27/19 21:33	1
PCB-119	**72**	**C86 B**	0.38	0.0020	ng/g	☼	08/19/19 08:06	08/27/19 21:33	1
PCB-120	ND		0.064	0.0016	ng/g	☼	08/19/19 08:06	08/27/19 21:33	1
PCB-121	ND		0.064	0.0017	ng/g	☼	08/19/19 08:06	08/27/19 21:33	1
PCB-122	**1.1**	**G**	0.10	0.10	ng/g	☼	08/19/19 08:06	08/27/19 21:33	1
PCB-123	**1.2**	**G**	0.090	0.090	ng/g	☼	08/19/19 08:06	08/27/19 21:33	1
PCB-124	**3.5**	**C108**	0.13	0.094	ng/g	☼	08/19/19 08:06	08/27/19 21:33	1
PCB-125	**72**	**C86 B**	0.38	0.0020	ng/g	☼	08/19/19 08:06	08/27/19 21:33	1
PCB-126	**0.23**	**G B**	0.089	0.089	ng/g	☼	08/19/19 08:06	08/27/19 21:33	1
PCB-127	ND	G	0.092	0.092	ng/g	☼	08/19/19 08:06	08/27/19 21:33	1
PCB-128	**17**	**C**	0.13	0.0096	ng/g	☼	08/19/19 08:06	08/27/19 21:33	1
PCB-129	**89**	**C B**	0.25	0.0099	ng/g	☼	08/19/19 08:06	08/27/19 21:33	1
PCB-130	**7.0**		0.064	0.013	ng/g	☼	08/19/19 08:06	08/27/19 21:33	1
PCB-131	**1.7**		0.064	0.012	ng/g	☼	08/19/19 08:06	08/27/19 21:33	1
PCB-132	**34**	**B**	0.064	0.012	ng/g	☼	08/19/19 08:06	08/27/19 21:33	1
PCB-133	**1.5**		0.064	0.012	ng/g	☼	08/19/19 08:06	08/27/19 21:33	1
PCB-134	**6.0**	**C**	0.13	0.013	ng/g	☼	08/19/19 08:06	08/27/19 21:33	1
PCB-135	**27**	**C B**	0.13	0.0014	ng/g	☼	08/19/19 08:06	08/27/19 21:33	1
PCB-136	**13**	**B**	0.064	0.0011	ng/g	☼	08/19/19 08:06	08/27/19 21:33	1
PCB-137	**5.2**		0.064	0.010	ng/g	☼	08/19/19 08:06	08/27/19 21:33	1
PCB-138	**89**	**C129 B**	0.25	0.0099	ng/g	☼	08/19/19 08:06	08/27/19 21:33	1
PCB-139	**2.0**	**C**	0.13	0.011	ng/g	☼	08/19/19 08:06	08/27/19 21:33	1
PCB-140	**2.0**	**C139**	0.13	0.011	ng/g	☼	08/19/19 08:06	08/27/19 21:33	1
PCB-141	**14**		0.064	0.011	ng/g	☼	08/19/19 08:06	08/27/19 21:33	1
PCB-142	ND		0.064	0.012	ng/g	☼	08/19/19 08:06	08/27/19 21:33	1
PCB-143	**6.0**	**C134**	0.13	0.013	ng/g	☼	08/19/19 08:06	08/27/19 21:33	1
PCB-144	**4.0**		0.064	0.0013	ng/g	☼	08/19/19 08:06	08/27/19 21:33	1
PCB-145	**0.067**	**q**	0.064	0.0010	ng/g	☼	08/19/19 08:06	08/27/19 21:33	1
PCB-146	**13**	**B**	0.064	0.011	ng/g	☼	08/19/19 08:06	08/27/19 21:33	1
PCB-147	**63**	**C B**	0.13	0.011	ng/g	☼	08/19/19 08:06	08/27/19 21:33	1
PCB-148	**0.26**		0.064	0.0014	ng/g	☼	08/19/19 08:06	08/27/19 21:33	1
PCB-149	**63**	**C147 B**	0.13	0.011	ng/g	☼	08/19/19 08:06	08/27/19 21:33	1
PCB-150	**0.25**		0.064	0.00098	ng/g	☼	08/19/19 08:06	08/27/19 21:33	1
PCB-151	**27**	**C135 B**	0.13	0.0014	ng/g	☼	08/19/19 08:06	08/27/19 21:33	1
PCB-152	**0.13**		0.064	0.00097	ng/g	☼	08/19/19 08:06	08/27/19 21:33	1
PCB-153	**60**	**C B**	0.13	0.0088	ng/g	☼	08/19/19 08:06	08/27/19 21:33	1
PCB-154	**1.7**	**B**	0.064	0.0012	ng/g	☼	08/19/19 08:06	08/27/19 21:33	1

Client Sample ID: A4-0to25-100818
Date Collected: 10/08/18 13:26
Date Received: 07/26/19 13:10

Lab Sample ID: 580-88125-4
Matrix: Solid
Percent Solids: 38.8

Method: 1668A - Chlorinated Biphenyl Congeners (HRGC/HRMS) (Continued)

Analyte	Result	Qualifier	RL	EDL	Unit	D	Prepared	Analyzed	Dil Fac
PCB-155	ND		0.064	0.00093	ng/g	☼	08/19/19 08:06	08/27/19 21:33	1
PCB-156	**13**	**C B**	0.13	0.0097	ng/g	☼	08/19/19 08:06	08/27/19 21:33	1
PCB-157	**13**	**C156 B**	0.13	0.0097	ng/g	☼	08/19/19 08:06	08/27/19 21:33	1
PCB-158	**9.9**	**B**	0.064	0.0077	ng/g	☼	08/19/19 08:06	08/27/19 21:33	1
PCB-159	**0.44**		0.064	0.0081	ng/g	☼	08/19/19 08:06	08/27/19 21:33	1
PCB-160	**89**	**C129 B**	0.25	0.0099	ng/g	☼	08/19/19 08:06	08/27/19 21:33	1
PCB-161	ND		0.064	0.0080	ng/g	☼	08/19/19 08:06	08/27/19 21:33	1
PCB-162	**0.37**		0.064	0.0079	ng/g	☼	08/19/19 08:06	08/27/19 21:33	1
PCB-163	**89**	**C129 B**	0.25	0.0099	ng/g	☼	08/19/19 08:06	08/27/19 21:33	1
PCB-164	**6.2**		0.064	0.0085	ng/g	☼	08/19/19 08:06	08/27/19 21:33	1
PCB-165	ND		0.064	0.0095	ng/g	☼	08/19/19 08:06	08/27/19 21:33	1
PCB-166	**17**	**C128**	0.13	0.0096	ng/g	☼	08/19/19 08:06	08/27/19 21:33	1
PCB-167	**3.9**		0.064	0.0069	ng/g	☼	08/19/19 08:06	08/27/19 21:33	1
PCB-168	**60**	**C153 B**	0.13	0.0088	ng/g	☼	08/19/19 08:06	08/27/19 21:33	1
PCB-169	ND		0.064	0.0075	ng/g	☼	08/19/19 08:06	08/27/19 21:33	1
PCB-170	**14**	**B**	0.064	0.00099	ng/g	☼	08/19/19 08:06	08/27/19 21:33	1
PCB-171	**4.7**	**C**	0.13	0.0010	ng/g	☼	08/19/19 08:06	08/27/19 21:33	1
PCB-172	**2.2**	**B**	0.064	0.0010	ng/g	☼	08/19/19 08:06	08/27/19 21:33	1
PCB-173	**4.7**	**C171**	0.13	0.0010	ng/g	☼	08/19/19 08:06	08/27/19 21:33	1
PCB-174	**12**	**B**	0.064	0.0010	ng/g	☼	08/19/19 08:06	08/27/19 21:33	1
PCB-175	**0.59**		0.064	0.00092	ng/g	☼	08/19/19 08:06	08/27/19 21:33	1
PCB-176	**1.6**	**B**	0.064	0.00065	ng/g	☼	08/19/19 08:06	08/27/19 21:33	1
PCB-177	**7.8**	**B**	0.064	0.0010	ng/g	☼	08/19/19 08:06	08/27/19 21:33	1
PCB-178	**2.5**		0.064	0.00097	ng/g	☼	08/19/19 08:06	08/27/19 21:33	1
PCB-179	**4.8**	**B**	0.064	0.00070	ng/g	☼	08/19/19 08:06	08/27/19 21:33	1
PCB-180	**25**	**C B**	0.13	0.00080	ng/g	☼	08/19/19 08:06	08/27/19 21:33	1
PCB-181	**0.25**		0.064	0.00089	ng/g	☼	08/19/19 08:06	08/27/19 21:33	1
PCB-182	**0.16**		0.064	0.00086	ng/g	☼	08/19/19 08:06	08/27/19 21:33	1
PCB-183	**8.2**	**C B**	0.13	0.00087	ng/g	☼	08/19/19 08:06	08/27/19 21:33	1
PCB-184	ND		0.064	0.00070	ng/g	☼	08/19/19 08:06	08/27/19 21:33	1
PCB-185	**8.2**	**C183 B**	0.13	0.00087	ng/g	☼	08/19/19 08:06	08/27/19 21:33	1
PCB-186	ND		0.064	0.00069	ng/g	☼	08/19/19 08:06	08/27/19 21:33	1
PCB-187	**13**		0.064	0.00089	ng/g	☼	08/19/19 08:06	08/27/19 21:33	1
PCB-188	ND		0.064	0.00065	ng/g	☼	08/19/19 08:06	08/27/19 21:33	1
PCB-189	**0.55**	**B**	0.064	0.0042	ng/g	☼	08/19/19 08:06	08/27/19 21:33	1
PCB-190	**2.6**		0.064	0.00072	ng/g	☼	08/19/19 08:06	08/27/19 21:33	1
PCB-191	**0.62**		0.064	0.00071	ng/g	☼	08/19/19 08:06	08/27/19 21:33	1
PCB-192	ND		0.064	0.00077	ng/g	☼	08/19/19 08:06	08/27/19 21:33	1
PCB-193	**25**	**C180 B**	0.13	0.00080	ng/g	☼	08/19/19 08:06	08/27/19 21:33	1
PCB-194	**4.3**	**B**	0.064	0.010	ng/g	☼	08/19/19 08:06	08/27/19 21:33	1
PCB-195	**1.9**		0.064	0.012	ng/g	☼	08/19/19 08:06	08/27/19 21:33	1
PCB-196	**2.4**	**B**	0.064	0.0012	ng/g	☼	08/19/19 08:06	08/27/19 21:33	1
PCB-197	**0.14**	**q**	0.064	0.00085	ng/g	☼	08/19/19 08:06	08/27/19 21:33	1
PCB-198	**4.9**	**C B**	0.13	0.0012	ng/g	☼	08/19/19 08:06	08/27/19 21:33	1
PCB-199	**4.9**	**C198 B**	0.13	0.0012	ng/g	☼	08/19/19 08:06	08/27/19 21:33	1
PCB-200	**0.62**		0.064	0.00091	ng/g	☼	08/19/19 08:06	08/27/19 21:33	1
PCB-201	**0.63**		0.064	0.00086	ng/g	☼	08/19/19 08:06	08/27/19 21:33	1
PCB-202	**0.99**		0.064	0.00097	ng/g	☼	08/19/19 08:06	08/27/19 21:33	1
PCB-203	**3.0**		0.064	0.0011	ng/g	☼	08/19/19 08:06	08/27/19 21:33	1

Client Sample ID: A4-0to25-100818
Lab Sample ID: 580-88125-4

Date Collected: 10/08/18 13:26
Matrix: Solid

Date Received: 07/26/19 13:10
Percent Solids: 38.8

Method: 1668A - Chlorinated Biphenyl Congeners (HRGC/HRMS) (Continued)

Analyte	Result	Qualifier	RL	EDL	Unit	D	Prepared	Analyzed	Dil Fac
PCB-204	ND		0.064	0.00093	ng/g	☼	08/19/19 08:06	08/27/19 21:33	1
PCB-205	**0.23**		0.064	0.0078	ng/g	☼	08/19/19 08:06	08/27/19 21:33	1
PCB-206	**2.1**		0.064	0.0094	ng/g	☼	08/19/19 08:06	08/27/19 21:33	1
PCB-207	**0.26**		0.064	0.0065	ng/g	☼	08/19/19 08:06	08/27/19 21:33	1
PCB-208	**0.53**		0.064	0.0065	ng/g	☼	08/19/19 08:06	08/27/19 21:33	1
PCB-209	**0.69**	**B**	0.064	0.0014	ng/g	☼	08/19/19 08:06	08/27/19 21:33	1
Total Monochlorobiphenyls	**2.1**	**B**	0.064	0.0042	ng/g	☼	08/19/19 08:06	08/27/19 21:33	1
Total Dichlorobiphenyls	**4.7**	**B**	0.13	0.0027	ng/g	☼	08/19/19 08:06	08/27/19 21:33	1
Total Trichlorobiphenyls	**16**	**I B**	0.13	0.016	ng/g	☼	08/19/19 08:06	08/27/19 21:33	1
Total Tetrachlorobiphenyls	**190**	**B**	0.25	0.014	ng/g	☼	08/19/19 08:06	08/27/19 21:33	1
Total Pentachlorobiphenyls	**680**	**B**	0.38	0.031	ng/g	☼	08/19/19 08:06	08/27/19 21:33	1
Total Hexachlorobiphenyls	**390**	**q B**	0.25	0.0075	ng/g	☼	08/19/19 08:06	08/27/19 21:33	1
Total Heptachlorobiphenyls	**100**	**B**	0.13	0.0010	ng/g	☼	08/19/19 08:06	08/27/19 21:33	1
Total Octachlorobiphenyls	**19**	**q B**	0.13	0.0035	ng/g	☼	08/19/19 08:06	08/27/19 21:33	1
Total Nonachlorobiphenyls	**2.9**		0.064	0.0075	ng/g	☼	08/19/19 08:06	08/27/19 21:33	1
Polychlorinated biphenyls, Total	**1400**	**q B**	0.38	0.0094	ng/g	☼	08/19/19 08:06	08/27/19 21:33	1

Isotope Dilution	*%Recovery*	*Qualifier*	*Limits*	*Prepared*	*Analyzed*	*Dil Fac*
PCB-1L	*70*		*30 - 140*	*08/19/19 08:06*	*08/27/19 21:33*	*1*
PCB-3L	*73*		*30 - 140*	*08/19/19 08:06*	*08/27/19 21:33*	*1*
PCB-4L	*70*		*30 - 140*	*08/19/19 08:06*	*08/27/19 21:33*	*1*
PCB-15L	*79*		*30 - 140*	*08/19/19 08:06*	*08/27/19 21:33*	*1*
PCB-19L	*71*		*30 - 140*	*08/19/19 08:06*	*08/27/19 21:33*	*1*
PCB-37L	*86*		*30 - 140*	*08/19/19 08:06*	*08/27/19 21:33*	*1*
PCB-54L	*82*		*30 - 140*	*08/19/19 08:06*	*08/27/19 21:33*	*1*
PCB-77L	*93*		*30 - 140*	*08/19/19 08:06*	*08/27/19 21:33*	*1*
PCB-81L	*89*		*30 - 140*	*08/19/19 08:06*	*08/27/19 21:33*	*1*
PCB-104L	*82*		*30 - 140*	*08/19/19 08:06*	*08/27/19 21:33*	*1*
PCB-105L	*82*		*30 - 140*	*08/19/19 08:06*	*08/27/19 21:33*	*1*
PCB-114L	*81*		*30 - 140*	*08/19/19 08:06*	*08/27/19 21:33*	*1*
PCB-118L	*83*		*30 - 140*	*08/19/19 08:06*	*08/27/19 21:33*	*1*
PCB-123L	*80*		*30 - 140*	*08/19/19 08:06*	*08/27/19 21:33*	*1*
PCB-126L	*90*		*30 - 140*	*08/19/19 08:06*	*08/27/19 21:33*	*1*
PCB-155L	*86*		*30 - 140*	*08/19/19 08:06*	*08/27/19 21:33*	*1*
PCB-156L	*84*	*C*	*30 - 140*	*08/19/19 08:06*	*08/27/19 21:33*	*1*
PCB-157L	*84*	*C156*	*30 - 140*	*08/19/19 08:06*	*08/27/19 21:33*	*1*
PCB-167L	*82*		*30 - 140*	*08/19/19 08:06*	*08/27/19 21:33*	*1*
PCB-169L	*94*		*30 - 140*	*08/19/19 08:06*	*08/27/19 21:33*	*1*
PCB-170L	*79*		*30 - 140*	*08/19/19 08:06*	*08/27/19 21:33*	*1*
PCB-188L	*77*		*30 - 140*	*08/19/19 08:06*	*08/27/19 21:33*	*1*
PCB-189L	*86*		*30 - 140*	*08/19/19 08:06*	*08/27/19 21:33*	*1*
PCB-202L	*83*		*30 - 140*	*08/19/19 08:06*	*08/27/19 21:33*	*1*
PCB-205L	*77*		*30 - 140*	*08/19/19 08:06*	*08/27/19 21:33*	*1*
PCB-206L	*71*		*30 - 140*	*08/19/19 08:06*	*08/27/19 21:33*	*1*
PCB-208L	*80*		*30 - 140*	*08/19/19 08:06*	*08/27/19 21:33*	*1*
PCB-209L	*65*		*30 - 140*	*08/19/19 08:06*	*08/27/19 21:33*	*1*

Surrogate	*%Recovery*	*Qualifier*	*Limits*	*Prepared*	*Analyzed*	*Dil Fac*
PCB-28L	*76*		*40 - 125*	*08/19/19 08:06*	*08/27/19 21:33*	*1*
PCB-111L	*90*		*40 - 125*	*08/19/19 08:06*	*08/27/19 21:33*	*1*

Client Sample ID: A4-0to25-100818
Lab Sample ID: 580-88125-4
Date Collected: 10/08/18 13:26
Matrix: Solid
Date Received: 07/26/19 13:10
Percent Solids: 38.8

Method: 1668A - Chlorinated Biphenyl Congeners (HRGC/HRMS) (Continued)

Surrogate	%Recovery	Qualifier	Limits	Prepared	Analyzed	Dil Fac
PCB-178L	85		40 - 125	08/19/19 08:06	08/27/19 21:33	1

Client Sample ID: A5-0to25-100818
Lab Sample ID: 580-88125-5
Date Collected: 10/08/18 14:38
Matrix: Solid
Date Received: 07/26/19 13:10
Percent Solids: 33.3

Method: 1668A - Chlorinated Biphenyl Congeners (HRGC/HRMS)

Analyte	Result	Qualifier	RL	EDL	Unit	D	Prepared	Analyzed	Dil Fac
PCB-1	0.36	B	0.030	0.0014	ng/g	☼	08/19/19 08:06	09/04/19 03:14	2
PCB-2	0.067	B	0.030	0.0015	ng/g	☼	08/19/19 08:06	09/04/19 03:14	2
PCB-3	0.17	B	0.030	0.0015	ng/g	☼	08/19/19 08:06	09/04/19 03:14	2
PCB-4	0.57		0.060	0.0033	ng/g	☼	08/19/19 08:06	09/04/19 03:14	2
PCB-5	0.013	J	0.030	0.0021	ng/g	☼	08/19/19 08:06	09/04/19 03:14	2
PCB-6	0.12		0.030	0.0021	ng/g	☼	08/19/19 08:06	09/04/19 03:14	2
PCB-7	0.028	J q	0.030	0.0020	ng/g	☼	08/19/19 08:06	09/04/19 03:14	2
PCB-8	0.47	B	0.060	0.0020	ng/g	☼	08/19/19 08:06	09/04/19 03:14	2
PCB-9	0.041		0.030	0.0023	ng/g	☼	08/19/19 08:06	09/04/19 03:14	2
PCB-10	0.023	J q	0.030	0.0022	ng/g	☼	08/19/19 08:06	09/04/19 03:14	2
PCB-11	0.097	B	0.060	0.0020	ng/g	☼	08/19/19 08:06	09/04/19 03:14	2
PCB-12	0.061	C	0.060	0.0020	ng/g	☼	08/19/19 08:06	09/04/19 03:14	2
PCB-13	0.061	C12	0.060	0.0020	ng/g	☼	08/19/19 08:06	09/04/19 03:14	2
PCB-14	ND		0.030	0.0017	ng/g	☼	08/19/19 08:06	09/04/19 03:14	2
PCB-15	0.24	B	0.030	0.0019	ng/g	☼	08/19/19 08:06	09/04/19 03:14	2
PCB-16	0.30		0.030	0.0029	ng/g	☼	08/19/19 08:06	09/04/19 03:14	2
PCB-17	1.3	B	0.030	0.0023	ng/g	☼	08/19/19 08:06	09/04/19 03:14	2
PCB-18	0.73	C B	0.060	0.0020	ng/g	☼	08/19/19 08:06	09/04/19 03:14	2
PCB-19	1.4		0.030	0.0027	ng/g	☼	08/19/19 08:06	09/04/19 03:14	2
PCB-20	1.7	C B	0.060	0.0090	ng/g	☼	08/19/19 08:06	09/04/19 03:14	2
PCB-21	0.93	C B	0.060	0.0086	ng/g	☼	08/19/19 08:06	09/04/19 03:14	2
PCB-22	0.28	B	0.030	0.0095	ng/g	☼	08/19/19 08:06	09/04/19 03:14	2
PCB-23	ND		0.030	0.0093	ng/g	☼	08/19/19 08:06	09/04/19 03:14	2
PCB-24	0.012	J	0.030	0.0017	ng/g	☼	08/19/19 08:06	09/04/19 03:14	2
PCB-25	0.21		0.030	0.0087	ng/g	☼	08/19/19 08:06	09/04/19 03:14	2
PCB-26	0.17	C B	0.060	0.0089	ng/g	☼	08/19/19 08:06	09/04/19 03:14	2
PCB-27	0.24		0.030	0.0017	ng/g	☼	08/19/19 08:06	09/04/19 03:14	2
PCB-28	1.7	C20 B	0.060	0.0090	ng/g	☼	08/19/19 08:06	09/04/19 03:14	2
PCB-29	0.17	C26 B	0.060	0.0089	ng/g	☼	08/19/19 08:06	09/04/19 03:14	2
PCB-30	0.73	C18 B	0.060	0.0020	ng/g	☼	08/19/19 08:06	09/04/19 03:14	2
PCB-31	0.87	B	0.060	0.0085	ng/g	☼	08/19/19 08:06	09/04/19 03:14	2
PCB-32	1.5	B	0.030	0.0015	ng/g	☼	08/19/19 08:06	09/04/19 03:14	2
PCB-33	0.93	C21 B	0.060	0.0086	ng/g	☼	08/19/19 08:06	09/04/19 03:14	2
PCB-34	ND		0.030	0.0097	ng/g	☼	08/19/19 08:06	09/04/19 03:14	2
PCB-35	0.024	J B	0.030	0.0097	ng/g	☼	08/19/19 08:06	09/04/19 03:14	2
PCB-36	ND		0.030	0.0088	ng/g	☼	08/19/19 08:06	09/04/19 03:14	2
PCB-37	0.30	B	0.030	0.0092	ng/g	☼	08/19/19 08:06	09/04/19 03:14	2
PCB-38	ND		0.030	0.0089	ng/g	☼	08/19/19 08:06	09/04/19 03:14	2
PCB-39	0.015	J	0.030	0.0084	ng/g	☼	08/19/19 08:06	09/04/19 03:14	2
PCB-40	1.8	C	0.090	0.090	ng/g	☼	08/19/19 08:06	09/04/19 03:14	2
PCB-41	1.8	C40	0.090	0.090	ng/g	☼	08/19/19 08:06	09/04/19 03:14	2

Client Sample ID: A5-0to25-100818
Lab Sample ID: 580-88125-5

Date Collected: 10/08/18 14:38
Matrix: Solid

Date Received: 07/26/19 13:10
Percent Solids: 33.3

Method: 1668A - Chlorinated Biphenyl Congeners (HRGC/HRMS) (Continued)

Analyte	Result	Qualifier	RL	EDL	Unit	D	Prepared	Analyzed	Dil Fac
PCB-42	**0.58**	**G**	0.096	0.096	ng/g	☼	08/19/19 08:06	09/04/19 03:14	2
PCB-43	**1.2**	**G C**	0.083	0.083	ng/g	☼	08/19/19 08:06	09/04/19 03:14	2
PCB-44	**42**	**C B**	0.090	0.080	ng/g	☼	08/19/19 08:06	09/04/19 03:14	2
PCB-45	**16**	**G C**	0.094	0.094	ng/g	☼	08/19/19 08:06	09/04/19 03:14	2
PCB-46	**0.31**	**G**	0.11	0.11	ng/g	☼	08/19/19 08:06	09/04/19 03:14	2
PCB-47	**42**	**C44 B**	0.090	0.080	ng/g	☼	08/19/19 08:06	09/04/19 03:14	2
PCB-48	**0.20**	**G**	0.088	0.088	ng/g	☼	08/19/19 08:06	09/04/19 03:14	2
PCB-49	**8.6**	**G C**	0.073	0.073	ng/g	☼	08/19/19 08:06	09/04/19 03:14	2
PCB-50	**3.5**	**G C**	0.088	0.088	ng/g	☼	08/19/19 08:06	09/04/19 03:14	2
PCB-51	**16**	**G C45**	0.094	0.094	ng/g	☼	08/19/19 08:06	09/04/19 03:14	2
PCB-52	**7.7**	**G B**	0.092	0.092	ng/g	☼	08/19/19 08:06	09/04/19 03:14	2
PCB-53	**3.5**	**G C50**	0.088	0.088	ng/g	☼	08/19/19 08:06	09/04/19 03:14	2
PCB-54	**1.4**		0.030	0.0011	ng/g	☼	08/19/19 08:06	09/04/19 03:14	2
PCB-55	ND	G	0.064	0.064	ng/g	☼	08/19/19 08:06	09/04/19 03:14	2
PCB-56	**0.63**	**G**	0.065	0.065	ng/g	☼	08/19/19 08:06	09/04/19 03:14	2
PCB-57	ND	G	0.065	0.065	ng/g	☼	08/19/19 08:06	09/04/19 03:14	2
PCB-58	ND	G	0.063	0.063	ng/g	☼	08/19/19 08:06	09/04/19 03:14	2
PCB-59	**1.8**	**C**	0.090	0.061	ng/g	☼	08/19/19 08:06	09/04/19 03:14	2
PCB-60	**0.21**	**G**	0.062	0.062	ng/g	☼	08/19/19 08:06	09/04/19 03:14	2
PCB-61	**4.9**	**C B**	0.12	0.061	ng/g	☼	08/19/19 08:06	09/04/19 03:14	2
PCB-62	**1.8**	**C59**	0.090	0.061	ng/g	☼	08/19/19 08:06	09/04/19 03:14	2
PCB-63	**0.53**	**G**	0.056	0.056	ng/g	☼	08/19/19 08:06	09/04/19 03:14	2
PCB-64	**0.79**	**G**	0.058	0.058	ng/g	☼	08/19/19 08:06	09/04/19 03:14	2
PCB-65	**42**	**C44 B**	0.090	0.080	ng/g	☼	08/19/19 08:06	09/04/19 03:14	2
PCB-66	**2.3**	**G**	0.065	0.065	ng/g	☼	08/19/19 08:06	09/04/19 03:14	2
PCB-67	ND	G	0.059	0.059	ng/g	☼	08/19/19 08:06	09/04/19 03:14	2
PCB-68	**0.82**	**G**	0.056	0.056	ng/g	☼	08/19/19 08:06	09/04/19 03:14	2
PCB-69	**8.6**	**G C49**	0.073	0.073	ng/g	☼	08/19/19 08:06	09/04/19 03:14	2
PCB-70	**4.9**	**C61 B**	0.12	0.061	ng/g	☼	08/19/19 08:06	09/04/19 03:14	2
PCB-71	**1.8**	**C40**	0.090	0.090	ng/g	☼	08/19/19 08:06	09/04/19 03:14	2
PCB-72	**0.13**	**G**	0.063	0.063	ng/g	☼	08/19/19 08:06	09/04/19 03:14	2
PCB-73	**1.2**	**G C43**	0.083	0.083	ng/g	☼	08/19/19 08:06	09/04/19 03:14	2
PCB-74	**4.9**	**C61 B**	0.12	0.061	ng/g	☼	08/19/19 08:06	09/04/19 03:14	2
PCB-75	**1.8**	**C59**	0.090	0.061	ng/g	☼	08/19/19 08:06	09/04/19 03:14	2
PCB-76	**4.9**	**C61 B**	0.12	0.061	ng/g	☼	08/19/19 08:06	09/04/19 03:14	2
PCB-77	**0.21**	**G**	0.064	0.064	ng/g	☼	08/19/19 08:06	09/04/19 03:14	2
PCB-78	ND	G	0.063	0.063	ng/g	☼	08/19/19 08:06	09/04/19 03:14	2
PCB-79	**0.12**	**G**	0.054	0.054	ng/g	☼	08/19/19 08:06	09/04/19 03:14	2
PCB-80	ND	G	0.056	0.056	ng/g	☼	08/19/19 08:06	09/04/19 03:14	2
PCB-81	ND	G	0.061	0.061	ng/g	☼	08/19/19 08:06	09/04/19 03:14	2
PCB-82	**1.4**		0.030	0.0042	ng/g	☼	08/19/19 08:06	09/04/19 03:14	2
PCB-83	**14**	**C B**	0.060	0.0038	ng/g	☼	08/19/19 08:06	09/04/19 03:14	2
PCB-84	**3.7**		0.030	0.0042	ng/g	☼	08/19/19 08:06	09/04/19 03:14	2
PCB-85	**5.2**	**C**	0.090	0.0030	ng/g	☼	08/19/19 08:06	09/04/19 03:14	2
PCB-86	**11**	**C B**	0.18	0.0030	ng/g	☼	08/19/19 08:06	09/04/19 03:14	2
PCB-87	**11**	**C86 B**	0.18	0.0030	ng/g	☼	08/19/19 08:06	09/04/19 03:14	2
PCB-88	**12**	**C**	0.060	0.0036	ng/g	☼	08/19/19 08:06	09/04/19 03:14	2
PCB-89	ND		0.030	0.0040	ng/g	☼	08/19/19 08:06	09/04/19 03:14	2
PCB-90	**34**	**C B**	0.090	0.0032	ng/g	☼	08/19/19 08:06	09/04/19 03:14	2

Client Sample ID: A5-0to25-100818
Lab Sample ID: 580-88125-5

Date Collected: 10/08/18 14:38
Matrix: Solid

Date Received: 07/26/19 13:10
Percent Solids: 33.3

Method: 1668A - Chlorinated Biphenyl Congeners (HRGC/HRMS) (Continued)

Analyte	Result	Qualifier	RL	EDL	Unit	D	Prepared	Analyzed	Dil Fac
PCB-91	12	C88	0.060	0.0036	ng/g	☼	08/19/19 08:06	09/04/19 03:14	2
PCB-92	5.7		0.030	0.0038	ng/g	☼	08/19/19 08:06	09/04/19 03:14	2
PCB-93	27	C	0.060	0.0037	ng/g	☼	08/19/19 08:06	09/04/19 03:14	2
PCB-94	2.5		0.030	0.0040	ng/g	☼	08/19/19 08:06	09/04/19 03:14	2
PCB-95	14	B	0.030	0.0038	ng/g	☼	08/19/19 08:06	09/04/19 03:14	2
PCB-96	1.1		0.030	0.0029	ng/g	☼	08/19/19 08:06	09/04/19 03:14	2
PCB-97	11	C86 B	0.18	0.0030	ng/g	☼	08/19/19 08:06	09/04/19 03:14	2
PCB-98	1.9	C	0.060	0.0037	ng/g	☼	08/19/19 08:06	09/04/19 03:14	2
PCB-99	14	C83 B	0.060	0.0038	ng/g	☼	08/19/19 08:06	09/04/19 03:14	2
PCB-100	27	C93	0.060	0.0037	ng/g	☼	08/19/19 08:06	09/04/19 03:14	2
PCB-101	34	C90 B	0.090	0.0032	ng/g	☼	08/19/19 08:06	09/04/19 03:14	2
PCB-102	1.9	C98	0.060	0.0037	ng/g	☼	08/19/19 08:06	09/04/19 03:14	2
PCB-103	5.1		0.030	0.0035	ng/g	☼	08/19/19 08:06	09/04/19 03:14	2
PCB-104	2.2		0.030	0.0026	ng/g	☼	08/19/19 08:06	09/04/19 03:14	2
PCB-105	3.0	G B	0.044	0.044	ng/g	☼	08/19/19 08:06	09/04/19 03:14	2
PCB-106	ND	G	0.045	0.045	ng/g	☼	08/19/19 08:06	09/04/19 03:14	2
PCB-107	1.0	G	0.042	0.042	ng/g	☼	08/19/19 08:06	09/04/19 03:14	2
PCB-108	0.33	C	0.060	0.046	ng/g	☼	08/19/19 08:06	09/04/19 03:14	2
PCB-109	11	C86 B	0.18	0.0030	ng/g	☼	08/19/19 08:06	09/04/19 03:14	2
PCB-110	17	C B	0.060	0.0027	ng/g	☼	08/19/19 08:06	09/04/19 03:14	2
PCB-111	0.41		0.030	0.0025	ng/g	☼	08/19/19 08:06	09/04/19 03:14	2
PCB-112	ND		0.030	0.0026	ng/g	☼	08/19/19 08:06	09/04/19 03:14	2
PCB-113	34	C90 B	0.090	0.0032	ng/g	☼	08/19/19 08:06	09/04/19 03:14	2
PCB-114	0.15	G B	0.040	0.040	ng/g	☼	08/19/19 08:06	09/04/19 03:14	2
PCB-115	17	C110 B	0.060	0.0027	ng/g	☼	08/19/19 08:06	09/04/19 03:14	2
PCB-116	5.2	C85	0.090	0.0030	ng/g	☼	08/19/19 08:06	09/04/19 03:14	2
PCB-117	5.2	C85	0.090	0.0030	ng/g	☼	08/19/19 08:06	09/04/19 03:14	2
PCB-118	8.8	G B	0.043	0.043	ng/g	☼	08/19/19 08:06	09/04/19 03:14	2
PCB-119	11	C86 B	0.18	0.0030	ng/g	☼	08/19/19 08:06	09/04/19 03:14	2
PCB-120	0.31		0.030	0.0024	ng/g	☼	08/19/19 08:06	09/04/19 03:14	2
PCB-121	0.85		0.030	0.0026	ng/g	☼	08/19/19 08:06	09/04/19 03:14	2
PCB-122	0.096	G	0.049	0.049	ng/g	☼	08/19/19 08:06	09/04/19 03:14	2
PCB-123	0.14	G	0.044	0.044	ng/g	☼	08/19/19 08:06	09/04/19 03:14	2
PCB-124	0.33	C108	0.060	0.046	ng/g	☼	08/19/19 08:06	09/04/19 03:14	2
PCB-125	11	C86 B	0.18	0.0030	ng/g	☼	08/19/19 08:06	09/04/19 03:14	2
PCB-126	ND	G	0.044	0.044	ng/g	☼	08/19/19 08:06	09/04/19 03:14	2
PCB-127	ND	G	0.045	0.045	ng/g	☼	08/19/19 08:06	09/04/19 03:14	2
PCB-128	3.2	C	0.060	0.029	ng/g	☼	08/19/19 08:06	09/04/19 03:14	2
PCB-129	29	C B	0.12	0.030	ng/g	☼	08/19/19 08:06	09/04/19 03:14	2
PCB-130	1.5	G	0.039	0.039	ng/g	☼	08/19/19 08:06	09/04/19 03:14	2
PCB-131	0.27	G	0.038	0.038	ng/g	☼	08/19/19 08:06	09/04/19 03:14	2
PCB-132	7.0	G B	0.037	0.037	ng/g	☼	08/19/19 08:06	09/04/19 03:14	2
PCB-133	1.9	G	0.036	0.036	ng/g	☼	08/19/19 08:06	09/04/19 03:14	2
PCB-134	1.6	C	0.060	0.038	ng/g	☼	08/19/19 08:06	09/04/19 03:14	2
PCB-135	13	C B	0.060	0.0016	ng/g	☼	08/19/19 08:06	09/04/19 03:14	2
PCB-136	4.8	B	0.030	0.0012	ng/g	☼	08/19/19 08:06	09/04/19 03:14	2
PCB-137	1.6	G	0.031	0.031	ng/g	☼	08/19/19 08:06	09/04/19 03:14	2
PCB-138	29	C129 B	0.12	0.030	ng/g	☼	08/19/19 08:06	09/04/19 03:14	2
PCB-139	0.95	C	0.060	0.032	ng/g	☼	08/19/19 08:06	09/04/19 03:14	2

Client Sample ID: A5-0to25-100818
Date Collected: 10/08/18 14:38
Date Received: 07/26/19 13:10

Lab Sample ID: 580-88125-5
Matrix: Solid
Percent Solids: 33.3

Method: 1668A - Chlorinated Biphenyl Congeners (HRGC/HRMS) (Continued)

Analyte	Result	Qualifier	RL	EDL	Unit	D	Prepared	Analyzed	Dil Fac
PCB-140	0.95	C139	0.060	0.032	ng/g	☼	08/19/19 08:06	09/04/19 03:14	2
PCB-141	4.6	G	0.034	0.034	ng/g	☼	08/19/19 08:06	09/04/19 03:14	2
PCB-142	ND	G	0.038	0.038	ng/g	☼	08/19/19 08:06	09/04/19 03:14	2
PCB-143	1.6	C134	0.060	0.038	ng/g	☼	08/19/19 08:06	09/04/19 03:14	2
PCB-144	1.3		0.030	0.0015	ng/g	☼	08/19/19 08:06	09/04/19 03:14	2
PCB-145	0.028	J	0.030	0.0012	ng/g	☼	08/19/19 08:06	09/04/19 03:14	2
PCB-146	7.4	G B	0.032	0.032	ng/g	☼	08/19/19 08:06	09/04/19 03:14	2
PCB-147	42	C B	0.060	0.033	ng/g	☼	08/19/19 08:06	09/04/19 03:14	2
PCB-148	1.8		0.030	0.0016	ng/g	☼	08/19/19 08:06	09/04/19 03:14	2
PCB-149	42	C147 B	0.060	0.033	ng/g	☼	08/19/19 08:06	09/04/19 03:14	2
PCB-150	2.0		0.030	0.0011	ng/g	☼	08/19/19 08:06	09/04/19 03:14	2
PCB-151	13	C135 B	0.060	0.0016	ng/g	☼	08/19/19 08:06	09/04/19 03:14	2
PCB-152	1.1		0.030	0.0011	ng/g	☼	08/19/19 08:06	09/04/19 03:14	2
PCB-153	28	C B	0.060	0.027	ng/g	☼	08/19/19 08:06	09/04/19 03:14	2
PCB-154	4.6	B	0.030	0.0014	ng/g	☼	08/19/19 08:06	09/04/19 03:14	2
PCB-155	0.38		0.030	0.0011	ng/g	☼	08/19/19 08:06	09/04/19 03:14	2
PCB-156	2.6	C B	0.060	0.030	ng/g	☼	08/19/19 08:06	09/04/19 03:14	2
PCB-157	2.6	C156 B	0.060	0.030	ng/g	☼	08/19/19 08:06	09/04/19 03:14	2
PCB-158	2.6	B	0.030	0.023	ng/g	☼	08/19/19 08:06	09/04/19 03:14	2
PCB-159	0.65		0.030	0.025	ng/g	☼	08/19/19 08:06	09/04/19 03:14	2
PCB-160	29	C129 B	0.12	0.030	ng/g	☼	08/19/19 08:06	09/04/19 03:14	2
PCB-161	ND		0.030	0.024	ng/g	☼	08/19/19 08:06	09/04/19 03:14	2
PCB-162	ND		0.030	0.024	ng/g	☼	08/19/19 08:06	09/04/19 03:14	2
PCB-163	29	C129 B	0.12	0.030	ng/g	☼	08/19/19 08:06	09/04/19 03:14	2
PCB-164	2.0		0.030	0.026	ng/g	☼	08/19/19 08:06	09/04/19 03:14	2
PCB-165	0.73		0.030	0.029	ng/g	☼	08/19/19 08:06	09/04/19 03:14	2
PCB-166	3.2	C128	0.060	0.029	ng/g	☼	08/19/19 08:06	09/04/19 03:14	2
PCB-167	1.0		0.030	0.020	ng/g	☼	08/19/19 08:06	09/04/19 03:14	2
PCB-168	28	C153 B	0.060	0.027	ng/g	☼	08/19/19 08:06	09/04/19 03:14	2
PCB-169	ND		0.030	0.023	ng/g	☼	08/19/19 08:06	09/04/19 03:14	2
PCB-170	27	B	0.030	0.0011	ng/g	☼	08/19/19 08:06	09/04/19 03:14	2
PCB-171	8.3	C	0.060	0.0011	ng/g	☼	08/19/19 08:06	09/04/19 03:14	2
PCB-172	5.6	B	0.030	0.0011	ng/g	☼	08/19/19 08:06	09/04/19 03:14	2
PCB-173	8.3	C171	0.060	0.0011	ng/g	☼	08/19/19 08:06	09/04/19 03:14	2
PCB-174	22	B	0.030	0.0011	ng/g	☼	08/19/19 08:06	09/04/19 03:14	2
PCB-175	1.1		0.030	0.0010	ng/g	☼	08/19/19 08:06	09/04/19 03:14	2
PCB-176	2.8	B	0.030	0.00071	ng/g	☼	08/19/19 08:06	09/04/19 03:14	2
PCB-177	13	B	0.030	0.0011	ng/g	☼	08/19/19 08:06	09/04/19 03:14	2
PCB-178	6.9		0.030	0.0011	ng/g	☼	08/19/19 08:06	09/04/19 03:14	2
PCB-179	11	B	0.030	0.00076	ng/g	☼	08/19/19 08:06	09/04/19 03:14	2
PCB-180	65	C B	0.060	0.00088	ng/g	☼	08/19/19 08:06	09/04/19 03:14	2
PCB-181	0.54		0.030	0.00098	ng/g	☼	08/19/19 08:06	09/04/19 03:14	2
PCB-182	0.40		0.030	0.00094	ng/g	☼	08/19/19 08:06	09/04/19 03:14	2
PCB-183	18	C B	0.060	0.00095	ng/g	☼	08/19/19 08:06	09/04/19 03:14	2
PCB-184	ND		0.030	0.00076	ng/g	☼	08/19/19 08:06	09/04/19 03:14	2
PCB-185	18	C183 B	0.060	0.00095	ng/g	☼	08/19/19 08:06	09/04/19 03:14	2
PCB-186	ND		0.030	0.00075	ng/g	☼	08/19/19 08:06	09/04/19 03:14	2
PCB-187	32		0.030	0.00097	ng/g	☼	08/19/19 08:06	09/04/19 03:14	2
PCB-188	0.83		0.030	0.00069	ng/g	☼	08/19/19 08:06	09/04/19 03:14	2

Client Sample ID: A5-0to25-100818
Lab Sample ID: 580-88125-5

Date Collected: 10/08/18 14:38
Matrix: Solid

Date Received: 07/26/19 13:10
Percent Solids: 33.3

Method: 1668A - Chlorinated Biphenyl Congeners (HRGC/HRMS) (Continued)

Analyte	Result	Qualifier	RL	EDL	Unit	D	Prepared	Analyzed	Dil Fac
PCB-189	**1.3**	**B**	0.030	0.0067	ng/g	☼	08/19/19 08:06	09/04/19 03:14	2
PCB-190	**6.2**		0.030	0.00079	ng/g	☼	08/19/19 08:06	09/04/19 03:14	2
PCB-191	**1.4**		0.030	0.00078	ng/g	☼	08/19/19 08:06	09/04/19 03:14	2
PCB-192	ND		0.030	0.00084	ng/g	☼	08/19/19 08:06	09/04/19 03:14	2
PCB-193	**65**	**C180 B**	0.060	0.00088	ng/g	☼	08/19/19 08:06	09/04/19 03:14	2
PCB-194	**28**	**B**	0.030	0.030	ng/g	☼	08/19/19 08:06	09/04/19 03:14	2
PCB-195	**12**	**G**	0.036	0.036	ng/g	☼	08/19/19 08:06	09/04/19 03:14	2
PCB-196	**14**	**B**	0.030	0.00091	ng/g	☼	08/19/19 08:06	09/04/19 03:14	2
PCB-197	**0.99**		0.030	0.00066	ng/g	☼	08/19/19 08:06	09/04/19 03:14	2
PCB-198	**27**	**C B**	0.060	0.00097	ng/g	☼	08/19/19 08:06	09/04/19 03:14	2
PCB-199	**27**	**C198 B**	0.060	0.00097	ng/g	☼	08/19/19 08:06	09/04/19 03:14	2
PCB-200	**3.7**		0.030	0.00071	ng/g	☼	08/19/19 08:06	09/04/19 03:14	2
PCB-201	**3.4**		0.030	0.00067	ng/g	☼	08/19/19 08:06	09/04/19 03:14	2
PCB-202	**5.4**		0.030	0.00076	ng/g	☼	08/19/19 08:06	09/04/19 03:14	2
PCB-203	**19**		0.030	0.00086	ng/g	☼	08/19/19 08:06	09/04/19 03:14	2
PCB-204	ND		0.030	0.00072	ng/g	☼	08/19/19 08:06	09/04/19 03:14	2
PCB-205	**1.6**		0.030	0.023	ng/g	☼	08/19/19 08:06	09/04/19 03:14	2
PCB-206	**17**	**G**	0.035	0.035	ng/g	☼	08/19/19 08:06	09/04/19 03:14	2
PCB-207	**2.1**		0.030	0.025	ng/g	☼	08/19/19 08:06	09/04/19 03:14	2
PCB-208	**6.1**		0.030	0.027	ng/g	☼	08/19/19 08:06	09/04/19 03:14	2
PCB-209	**3.5**	**B**	0.030	0.0015	ng/g	☼	08/19/19 08:06	09/04/19 03:14	2
Total Monochlorobiphenyls	**0.60**	**B**	0.030	0.0015	ng/g	☼	08/19/19 08:06	09/04/19 03:14	2
Total Dichlorobiphenyls	**1.7**	**q B**	0.060	0.0021	ng/g	☼	08/19/19 08:06	09/04/19 03:14	2
Total Trichlorobiphenyls	**10**	**B**	0.060	0.0066	ng/g	☼	08/19/19 08:06	09/04/19 03:14	2
Total Tetrachlorobiphenyls	**96**	**B**	0.12	0.069	ng/g	☼	08/19/19 08:06	09/04/19 03:14	2
Total Pentachlorobiphenyls	**170**	**B**	0.18	0.017	ng/g	☼	08/19/19 08:06	09/04/19 03:14	2
Total Hexachlorobiphenyls	**170**	**B**	0.12	0.022	ng/g	☼	08/19/19 08:06	09/04/19 03:14	2
Total Heptachlorobiphenyls	**220**	**B**	0.060	0.0012	ng/g	☼	08/19/19 08:06	09/04/19 03:14	2
Total Octachlorobiphenyls	**120**	**B**	0.060	0.0086	ng/g	☼	08/19/19 08:06	09/04/19 03:14	2
Total Nonachlorobiphenyls	**25**		0.030	0.029	ng/g	☼	08/19/19 08:06	09/04/19 03:14	2
Polychlorinated biphenyls, Total	**820**	**q B**	0.18	0.017	ng/g	☼	08/19/19 08:06	09/04/19 03:14	2

Isotope Dilution	*%Recovery*	*Qualifier*	*Limits*	*Prepared*	*Analyzed*	*Dil Fac*
PCB-1L	*67*		*30 - 140*	*08/19/19 08:06*	*09/04/19 03:14*	*2*
PCB-3L	*70*		*30 - 140*	*08/19/19 08:06*	*09/04/19 03:14*	*2*
PCB-4L	*64*		*30 - 140*	*08/19/19 08:06*	*09/04/19 03:14*	*2*
PCB-15L	*76*		*30 - 140*	*08/19/19 08:06*	*09/04/19 03:14*	*2*
PCB-19L	*68*		*30 - 140*	*08/19/19 08:06*	*09/04/19 03:14*	*2*
PCB-37L	*81*		*30 - 140*	*08/19/19 08:06*	*09/04/19 03:14*	*2*
PCB-54L	*93*		*30 - 140*	*08/19/19 08:06*	*09/04/19 03:14*	*2*
PCB-77L	*88*		*30 - 140*	*08/19/19 08:06*	*09/04/19 03:14*	*2*
PCB-81L	*87*		*30 - 140*	*08/19/19 08:06*	*09/04/19 03:14*	*2*
PCB-104L	*80*		*30 - 140*	*08/19/19 08:06*	*09/04/19 03:14*	*2*
PCB-105L	*79*		*30 - 140*	*08/19/19 08:06*	*09/04/19 03:14*	*2*
PCB-114L	*79*		*30 - 140*	*08/19/19 08:06*	*09/04/19 03:14*	*2*
PCB-118L	*79*		*30 - 140*	*08/19/19 08:06*	*09/04/19 03:14*	*2*
PCB-123L	*78*		*30 - 140*	*08/19/19 08:06*	*09/04/19 03:14*	*2*
PCB-126L	*85*		*30 - 140*	*08/19/19 08:06*	*09/04/19 03:14*	*2*
PCB-155L	*87*		*30 - 140*	*08/19/19 08:06*	*09/04/19 03:14*	*2*
PCB-156L	*83*	*C*	*30 - 140*	*08/19/19 08:06*	*09/04/19 03:14*	*2*

Client Sample ID: A5-0to25-100818
Lab Sample ID: 580-88125-5
Date Collected: 10/08/18 14:38
Matrix: Solid
Date Received: 07/26/19 13:10
Percent Solids: 33.3

Method: 1668A - Chlorinated Biphenyl Congeners (HRGC/HRMS) (Continued)

Isotope Dilution	*%Recovery*	*Qualifier*	*Limits*	*Prepared*	*Analyzed*	*Dil Fac*
PCB-157L	*83*	*C156*	*30 - 140*	*08/19/19 08:06*	*09/04/19 03:14*	*2*
PCB-167L	*80*		*30 - 140*	*08/19/19 08:06*	*09/04/19 03:14*	*2*
PCB-169L	*92*		*30 - 140*	*08/19/19 08:06*	*09/04/19 03:14*	*2*
PCB-170L	*79*		*30 - 140*	*08/19/19 08:06*	*09/04/19 03:14*	*2*
PCB-188L	*81*		*30 - 140*	*08/19/19 08:06*	*09/04/19 03:14*	*2*
PCB-189L	*79*		*30 - 140*	*08/19/19 08:06*	*09/04/19 03:14*	*2*
PCB-202L	*78*		*30 - 140*	*08/19/19 08:06*	*09/04/19 03:14*	*2*
PCB-205L	*71*		*30 - 140*	*08/19/19 08:06*	*09/04/19 03:14*	*2*
PCB-206L	*67*		*30 - 140*	*08/19/19 08:06*	*09/04/19 03:14*	*2*
PCB-208L	*70*		*30 - 140*	*08/19/19 08:06*	*09/04/19 03:14*	*2*
PCB-209L	*57*		*30 - 140*	*08/19/19 08:06*	*09/04/19 03:14*	*2*

Surrogate	*%Recovery*	*Qualifier*	*Limits*	*Prepared*	*Analyzed*	*Dil Fac*
PCB-28L	*74*		*40 - 125*	*08/19/19 08:06*	*09/04/19 03:14*	*2*
PCB-111L	*89*		*40 - 125*	*08/19/19 08:06*	*09/04/19 03:14*	*2*
PCB-178L	*90*		*40 - 125*	*08/19/19 08:06*	*09/04/19 03:14*	*2*

Client Sample ID: A6-0to23-100818
Lab Sample ID: 580-88125-6
Date Collected: 10/08/18 16:08
Matrix: Solid
Date Received: 07/26/19 13:10
Percent Solids: 39.3

Method: 1668A - Chlorinated Biphenyl Congeners (HRGC/HRMS)

Analyte	Result	Qualifier	RL	EDL	Unit	D	Prepared	Analyzed	Dil Fac
PCB-1	**0.27**	**B**	0.012	0.0012	ng/g	☼	08/19/19 08:06	09/03/19 15:58	1
PCB-2	**0.075**	**B**	0.012	0.0013	ng/g	☼	08/19/19 08:06	09/03/19 15:58	1
PCB-3	**0.11**	**B**	0.012	0.0013	ng/g	☼	08/19/19 08:06	09/03/19 15:58	1
PCB-4	**0.35**	**S**	0.025	0.00099	ng/g	☼	08/19/19 08:06	09/03/19 15:58	1
PCB-5	**0.010**	**J**	0.012	0.00066	ng/g	☼	08/19/19 08:06	09/03/19 15:58	1
PCB-6	**0.11**		0.012	0.00066	ng/g	☼	08/19/19 08:06	09/03/19 15:58	1
PCB-7	**0.025**		0.012	0.00063	ng/g	☼	08/19/19 08:06	09/03/19 15:58	1
PCB-8	**0.35**	**B**	0.025	0.00065	ng/g	☼	08/19/19 08:06	09/03/19 15:58	1
PCB-9	**0.032**		0.012	0.00072	ng/g	☼	08/19/19 08:06	09/03/19 15:58	1
PCB-10	**0.018**		0.012	0.00069	ng/g	☼	08/19/19 08:06	09/03/19 15:58	1
PCB-11	**0.093**	**B**	0.025	0.00063	ng/g	☼	08/19/19 08:06	09/03/19 15:58	1
PCB-12	**0.051**	**C**	0.025	0.00063	ng/g	☼	08/19/19 08:06	09/03/19 15:58	1
PCB-13	**0.051**	**C12**	0.025	0.00063	ng/g	☼	08/19/19 08:06	09/03/19 15:58	1
PCB-14	ND		0.012	0.00055	ng/g	☼	08/19/19 08:06	09/03/19 15:58	1
PCB-15	**0.16**	**B**	0.012	0.00063	ng/g	☼	08/19/19 08:06	09/03/19 15:58	1
PCB-16	**0.22**		0.012	0.0012	ng/g	☼	08/19/19 08:06	09/03/19 15:58	1
PCB-17	**0.97**	**B**	0.012	0.00091	ng/g	☼	08/19/19 08:06	09/03/19 15:58	1
PCB-18	**0.51**	**C B**	0.025	0.00079	ng/g	☼	08/19/19 08:06	09/03/19 15:58	1
PCB-19	**0.88**		0.012	0.0011	ng/g	☼	08/19/19 08:06	09/03/19 15:58	1
PCB-20	**0.96**	**C B**	0.025	0.0055	ng/g	☼	08/19/19 08:06	09/03/19 15:58	1
PCB-21	**0.45**	**C B**	0.025	0.0052	ng/g	☼	08/19/19 08:06	09/03/19 15:58	1
PCB-22	**0.18**	**B**	0.012	0.0057	ng/g	☼	08/19/19 08:06	09/03/19 15:58	1
PCB-23	ND		0.012	0.0056	ng/g	☼	08/19/19 08:06	09/03/19 15:58	1
PCB-24	**0.0092**	**J**	0.012	0.00068	ng/g	☼	08/19/19 08:06	09/03/19 15:58	1
PCB-25	**0.13**		0.012	0.0053	ng/g	☼	08/19/19 08:06	09/03/19 15:58	1
PCB-26	**0.20**	**C B**	0.025	0.0054	ng/g	☼	08/19/19 08:06	09/03/19 15:58	1
PCB-27	**0.21**		0.012	0.00066	ng/g	☼	08/19/19 08:06	09/03/19 15:58	1

Client Sample ID: A6-0to23-100818
Lab Sample ID: 580-88125-6

Date Collected: 10/08/18 16:08
Matrix: Solid

Date Received: 07/26/19 13:10
Percent Solids: 39.3

Method: 1668A - Chlorinated Biphenyl Congeners (HRGC/HRMS) (Continued)

Analyte	Result	Qualifier	RL	EDL	Unit	D	Prepared	Analyzed	Dil Fac
PCB-28	0.96	B C20	0.025	0.0055	ng/g	☼	08/19/19 08:06	09/03/19 15:58	1
PCB-29	0.20	C26 B	0.025	0.0054	ng/g	☼	08/19/19 08:06	09/03/19 15:58	1
PCB-30	0.51	C18 B	0.025	0.00079	ng/g	☼	08/19/19 08:06	09/03/19 15:58	1
PCB-31	0.60	B	0.025	0.0052	ng/g	☼	08/19/19 08:06	09/03/19 15:58	1
PCB-32	0.50	B	0.012	0.00061	ng/g	☼	08/19/19 08:06	09/03/19 15:58	1
PCB-33	0.45	B C21	0.025	0.0052	ng/g	☼	08/19/19 08:06	09/03/19 15:58	1
PCB-34	0.012		0.012	0.0059	ng/g	☼	08/19/19 08:06	09/03/19 15:58	1
PCB-35	0.098	B	0.012	0.0059	ng/g	☼	08/19/19 08:06	09/03/19 15:58	1
PCB-36	0.0059	J	0.012	0.0053	ng/g	☼	08/19/19 08:06	09/03/19 15:58	1
PCB-37	0.25	B	0.012	0.0055	ng/g	☼	08/19/19 08:06	09/03/19 15:58	1
PCB-38	ND		0.012	0.0054	ng/g	☼	08/19/19 08:06	09/03/19 15:58	1
PCB-39	0.014		0.012	0.0051	ng/g	☼	08/19/19 08:06	09/03/19 15:58	1
PCB-40	1.7	C	0.037	0.0043	ng/g	☼	08/19/19 08:06	09/03/19 15:58	1
PCB-41	1.7	C40	0.037	0.0043	ng/g	☼	08/19/19 08:06	09/03/19 15:58	1
PCB-42	0.67		0.012	0.0045	ng/g	☼	08/19/19 08:06	09/03/19 15:58	1
PCB-43	0.24	C	0.025	0.0039	ng/g	☼	08/19/19 08:06	09/03/19 15:58	1
PCB-44	10	C B	0.037	0.0038	ng/g	☼	08/19/19 08:06	09/03/19 15:58	1
PCB-45	2.6	C	0.025	0.0044	ng/g	☼	08/19/19 08:06	09/03/19 15:58	1
PCB-46	0.16		0.012	0.0052	ng/g	☼	08/19/19 08:06	09/03/19 15:58	1
PCB-47	10	B C44	0.037	0.0038	ng/g	☼	08/19/19 08:06	09/03/19 15:58	1
PCB-48	0.26		0.012	0.0042	ng/g	☼	08/19/19 08:06	09/03/19 15:58	1
PCB-49	4.8	C	0.025	0.0035	ng/g	☼	08/19/19 08:06	09/03/19 15:58	1
PCB-50	1.5	C	0.025	0.0042	ng/g	☼	08/19/19 08:06	09/03/19 15:58	1
PCB-51	2.6	C45	0.025	0.0044	ng/g	☼	08/19/19 08:06	09/03/19 15:58	1
PCB-52	13	B	0.012	0.0044	ng/g	☼	08/19/19 08:06	09/03/19 15:58	1
PCB-53	1.5	C50	0.025	0.0042	ng/g	☼	08/19/19 08:06	09/03/19 15:58	1
PCB-54	0.37		0.012	0.00064	ng/g	☼	08/19/19 08:06	09/03/19 15:58	1
PCB-55	ND		0.012	0.0030	ng/g	☼	08/19/19 08:06	09/03/19 15:58	1
PCB-56	1.0		0.012	0.0031	ng/g	☼	08/19/19 08:06	09/03/19 15:58	1
PCB-57	ND		0.012	0.0031	ng/g	☼	08/19/19 08:06	09/03/19 15:58	1
PCB-58	ND		0.012	0.0030	ng/g	☼	08/19/19 08:06	09/03/19 15:58	1
PCB-59	0.28	C	0.037	0.0029	ng/g	☼	08/19/19 08:06	09/03/19 15:58	1
PCB-60	0.28		0.012	0.0030	ng/g	☼	08/19/19 08:06	09/03/19 15:58	1
PCB-61	8.9	C B	0.049	0.0029	ng/g	☼	08/19/19 08:06	09/03/19 15:58	1
PCB-62	0.28	C59	0.037	0.0029	ng/g	☼	08/19/19 08:06	09/03/19 15:58	1
PCB-63	0.14		0.012	0.0027	ng/g	☼	08/19/19 08:06	09/03/19 15:58	1
PCB-64	1.3		0.012	0.0028	ng/g	☼	08/19/19 08:06	09/03/19 15:58	1
PCB-65	10	B C44	0.037	0.0038	ng/g	☼	08/19/19 08:06	09/03/19 15:58	1
PCB-66	3.2		0.012	0.0031	ng/g	☼	08/19/19 08:06	09/03/19 15:58	1
PCB-67	0.17		0.012	0.0028	ng/g	☼	08/19/19 08:06	09/03/19 15:58	1
PCB-68	0.13		0.012	0.0027	ng/g	☼	08/19/19 08:06	09/03/19 15:58	1
PCB-69	4.8	C49	0.025	0.0035	ng/g	☼	08/19/19 08:06	09/03/19 15:58	1
PCB-70	8.9	C61 B	0.049	0.0029	ng/g	☼	08/19/19 08:06	09/03/19 15:58	1
PCB-71	1.7	C40	0.037	0.0043	ng/g	☼	08/19/19 08:06	09/03/19 15:58	1
PCB-72	0.15		0.012	0.0030	ng/g	☼	08/19/19 08:06	09/03/19 15:58	1
PCB-73	0.24	C43	0.025	0.0039	ng/g	☼	08/19/19 08:06	09/03/19 15:58	1
PCB-74	8.9	C61 B	0.049	0.0029	ng/g	☼	08/19/19 08:06	09/03/19 15:58	1
PCB-75	0.28	C59	0.037	0.0029	ng/g	☼	08/19/19 08:06	09/03/19 15:58	1
PCB-76	8.9	C61 B	0.049	0.0029	ng/g	☼	08/19/19 08:06	09/03/19 15:58	1

Client Sample ID: A6-0to23-100818
Date Collected: 10/08/18 16:08
Date Received: 07/26/19 13:10

Lab Sample ID: 580-88125-6
Matrix: Solid
Percent Solids: 39.3

Method: 1668A - Chlorinated Biphenyl Congeners (HRGC/HRMS) (Continued)

Analyte	Result	Qualifier	RL	EDL	Unit	D	Prepared	Analyzed	Dil Fac
PCB-77	**0.54**		0.012	0.0029	ng/g	☼	08/19/19 08:06	09/03/19 15:58	1
PCB-78	ND		0.012	0.0030	ng/g	☼	08/19/19 08:06	09/03/19 15:58	1
PCB-79	**0.21**		0.012	0.0025	ng/g	☼	08/19/19 08:06	09/03/19 15:58	1
PCB-80	ND		0.012	0.0027	ng/g	☼	08/19/19 08:06	09/03/19 15:58	1
PCB-81	**0.016**	**q**	0.012	0.0030	ng/g	☼	08/19/19 08:06	09/03/19 15:58	1
PCB-82	**2.9**		0.012	0.0014	ng/g	☼	08/19/19 08:06	09/03/19 15:58	1
PCB-83	**16**	**C B**	0.025	0.0013	ng/g	☼	08/19/19 08:06	09/03/19 15:58	1
PCB-84	**7.7**		0.012	0.0014	ng/g	☼	08/19/19 08:06	09/03/19 15:58	1
PCB-85	**3.9**	**C**	0.037	0.0010	ng/g	☼	08/19/19 08:06	09/03/19 15:58	1
PCB-86	**17**	**C B**	0.074	0.0010	ng/g	☼	08/19/19 08:06	09/03/19 15:58	1
PCB-87	**17**	**B C86**	0.074	0.0010	ng/g	☼	08/19/19 08:06	09/03/19 15:58	1
PCB-88	**5.0**	**C**	0.025	0.0012	ng/g	☼	08/19/19 08:06	09/03/19 15:58	1
PCB-89	**0.24**		0.012	0.0014	ng/g	☼	08/19/19 08:06	09/03/19 15:58	1
PCB-90	**29**	**C B**	0.037	0.0011	ng/g	☼	08/19/19 08:06	09/03/19 15:58	1
PCB-91	**5.0**	**C88**	0.025	0.0012	ng/g	☼	08/19/19 08:06	09/03/19 15:58	1
PCB-92	**6.3**		0.012	0.0013	ng/g	☼	08/19/19 08:06	09/03/19 15:58	1
PCB-93	**1.3**	**C**	0.025	0.0012	ng/g	☼	08/19/19 08:06	09/03/19 15:58	1
PCB-94	**0.48**		0.012	0.0013	ng/g	☼	08/19/19 08:06	09/03/19 15:58	1
PCB-95	**24**	**B**	0.012	0.0013	ng/g	☼	08/19/19 08:06	09/03/19 15:58	1
PCB-96	**0.37**		0.012	0.00099	ng/g	☼	08/19/19 08:06	09/03/19 15:58	1
PCB-97	**17**	**B C86**	0.074	0.0010	ng/g	☼	08/19/19 08:06	09/03/19 15:58	1
PCB-98	**1.2**	**C**	0.025	0.0012	ng/g	☼	08/19/19 08:06	09/03/19 15:58	1
PCB-99	**16**	**C83 B**	0.025	0.0013	ng/g	☼	08/19/19 08:06	09/03/19 15:58	1
PCB-100	**1.3**	**C93**	0.025	0.0012	ng/g	☼	08/19/19 08:06	09/03/19 15:58	1
PCB-101	**29**	**B C90**	0.037	0.0011	ng/g	☼	08/19/19 08:06	09/03/19 15:58	1
PCB-102	**1.2**	**C98**	0.025	0.0012	ng/g	☼	08/19/19 08:06	09/03/19 15:58	1
PCB-103	**0.76**		0.012	0.0012	ng/g	☼	08/19/19 08:06	09/03/19 15:58	1
PCB-104	ND		0.012	0.00087	ng/g	☼	08/19/19 08:06	09/03/19 15:58	1
PCB-105	**7.0**	**B G**	0.015	0.015	ng/g	☼	08/19/19 08:06	09/03/19 15:58	1
PCB-106	ND	G	0.015	0.015	ng/g	☼	08/19/19 08:06	09/03/19 15:58	1
PCB-107	**1.6**	**G**	0.014	0.014	ng/g	☼	08/19/19 08:06	09/03/19 15:58	1
PCB-108	**0.83**	**C**	0.025	0.015	ng/g	☼	08/19/19 08:06	09/03/19 15:58	1
PCB-109	**17**	**B C86**	0.074	0.0010	ng/g	☼	08/19/19 08:06	09/03/19 15:58	1
PCB-110	**30**	**C B**	0.025	0.00090	ng/g	☼	08/19/19 08:06	09/03/19 15:58	1
PCB-111	ND		0.012	0.00085	ng/g	☼	08/19/19 08:06	09/03/19 15:58	1
PCB-112	ND		0.012	0.00089	ng/g	☼	08/19/19 08:06	09/03/19 15:58	1
PCB-113	**29**	**B C90**	0.037	0.0011	ng/g	☼	08/19/19 08:06	09/03/19 15:58	1
PCB-114	**0.41**	**B G**	0.014	0.014	ng/g	☼	08/19/19 08:06	09/03/19 15:58	1
PCB-115	**30**	**B C110**	0.025	0.00090	ng/g	☼	08/19/19 08:06	09/03/19 15:58	1
PCB-116	**3.9**	**C85**	0.037	0.0010	ng/g	☼	08/19/19 08:06	09/03/19 15:58	1
PCB-117	**3.9**	**C85**	0.037	0.0010	ng/g	☼	08/19/19 08:06	09/03/19 15:58	1
PCB-118	**18**	**B G**	0.014	0.014	ng/g	☼	08/19/19 08:06	09/03/19 15:58	1
PCB-119	**17**	**B C86**	0.074	0.0010	ng/g	☼	08/19/19 08:06	09/03/19 15:58	1
PCB-120	**0.23**		0.012	0.00081	ng/g	☼	08/19/19 08:06	09/03/19 15:58	1
PCB-121	ND		0.012	0.00087	ng/g	☼	08/19/19 08:06	09/03/19 15:58	1
PCB-122	**0.26**	**G**	0.016	0.016	ng/g	☼	08/19/19 08:06	09/03/19 15:58	1
PCB-123	**0.26**	**G**	0.014	0.014	ng/g	☼	08/19/19 08:06	09/03/19 15:58	1
PCB-124	**0.83**	**C108**	0.025	0.015	ng/g	☼	08/19/19 08:06	09/03/19 15:58	1
PCB-125	**17**	**B C86**	0.074	0.0010	ng/g	☼	08/19/19 08:06	09/03/19 15:58	1

Client Sample ID: A6-0to23-100818
Date Collected: 10/08/18 16:08
Date Received: 07/26/19 13:10

Lab Sample ID: 580-88125-6
Matrix: Solid
Percent Solids: 39.3

Method: 1668A - Chlorinated Biphenyl Congeners (HRGC/HRMS) (Continued)

Analyte	Result	Qualifier	RL	EDL	Unit	D	Prepared	Analyzed	Dil Fac
PCB-126	0.096	B G	0.014	0.014	ng/g	☼	08/19/19 08:06	09/03/19 15:58	1
PCB-127	0.043	G	0.015	0.015	ng/g	☼	08/19/19 08:06	09/03/19 15:58	1
PCB-128	4.5	C	0.025	0.0028	ng/g	☼	08/19/19 08:06	09/03/19 15:58	1
PCB-129	28	C B	0.049	0.0029	ng/g	☼	08/19/19 08:06	09/03/19 15:58	1
PCB-130	2.1		0.012	0.0038	ng/g	☼	08/19/19 08:06	09/03/19 15:58	1
PCB-131	0.46		0.012	0.0037	ng/g	☼	08/19/19 08:06	09/03/19 15:58	1
PCB-132	11	B	0.012	0.0036	ng/g	☼	08/19/19 08:06	09/03/19 15:58	1
PCB-133	0.68		0.012	0.0035	ng/g	☼	08/19/19 08:06	09/03/19 15:58	1
PCB-134	2.0	C	0.025	0.0037	ng/g	☼	08/19/19 08:06	09/03/19 15:58	1
PCB-135	10	C B	0.025	0.00096	ng/g	☼	08/19/19 08:06	09/03/19 15:58	1
PCB-136	4.4	B	0.012	0.00072	ng/g	☼	08/19/19 08:06	09/03/19 15:58	1
PCB-137	1.3		0.012	0.0030	ng/g	☼	08/19/19 08:06	09/03/19 15:58	1
PCB-138	28	B C129	0.049	0.0029	ng/g	☼	08/19/19 08:06	09/03/19 15:58	1
PCB-139	0.70	C	0.025	0.0032	ng/g	☼	08/19/19 08:06	09/03/19 15:58	1
PCB-140	0.70	C139	0.025	0.0032	ng/g	☼	08/19/19 08:06	09/03/19 15:58	1
PCB-141	4.6		0.012	0.0033	ng/g	☼	08/19/19 08:06	09/03/19 15:58	1
PCB-142	ND		0.012	0.0037	ng/g	☼	08/19/19 08:06	09/03/19 15:58	1
PCB-143	2.0	C134	0.025	0.0037	ng/g	☼	08/19/19 08:06	09/03/19 15:58	1
PCB-144	1.2		0.012	0.00091	ng/g	☼	08/19/19 08:06	09/03/19 15:58	1
PCB-145	0.020	q	0.012	0.00070	ng/g	☼	08/19/19 08:06	09/03/19 15:58	1
PCB-146	5.4	B	0.012	0.0032	ng/g	☼	08/19/19 08:06	09/03/19 15:58	1
PCB-147	24	C B	0.025	0.0033	ng/g	☼	08/19/19 08:06	09/03/19 15:58	1
PCB-148	0.18		0.012	0.00093	ng/g	☼	08/19/19 08:06	09/03/19 15:58	1
PCB-149	24	B C147	0.025	0.0033	ng/g	☼	08/19/19 08:06	09/03/19 15:58	1
PCB-150	0.19		0.012	0.00067	ng/g	☼	08/19/19 08:06	09/03/19 15:58	1
PCB-151	10	C135 B	0.025	0.00096	ng/g	☼	08/19/19 08:06	09/03/19 15:58	1
PCB-152	0.097		0.012	0.00066	ng/g	☼	08/19/19 08:06	09/03/19 15:58	1
PCB-153	22	C B	0.025	0.0026	ng/g	☼	08/19/19 08:06	09/03/19 15:58	1
PCB-154	1.1	B	0.012	0.00082	ng/g	☼	08/19/19 08:06	09/03/19 15:58	1
PCB-155	0.013		0.012	0.00064	ng/g	☼	08/19/19 08:06	09/03/19 15:58	1
PCB-156	3.4	C B	0.025	0.0028	ng/g	☼	08/19/19 08:06	09/03/19 15:58	1
PCB-157	3.4	C156 B	0.025	0.0028	ng/g	☼	08/19/19 08:06	09/03/19 15:58	1
PCB-158	2.7	B	0.012	0.0023	ng/g	☼	08/19/19 08:06	09/03/19 15:58	1
PCB-159	0.18		0.012	0.0024	ng/g	☼	08/19/19 08:06	09/03/19 15:58	1
PCB-160	28	B C129	0.049	0.0029	ng/g	☼	08/19/19 08:06	09/03/19 15:58	1
PCB-161	ND		0.012	0.0024	ng/g	☼	08/19/19 08:06	09/03/19 15:58	1
PCB-162	0.095		0.012	0.0023	ng/g	☼	08/19/19 08:06	09/03/19 15:58	1
PCB-163	28	B C129	0.049	0.0029	ng/g	☼	08/19/19 08:06	09/03/19 15:58	1
PCB-164	2.1		0.012	0.0025	ng/g	☼	08/19/19 08:06	09/03/19 15:58	1
PCB-165	ND		0.012	0.0028	ng/g	☼	08/19/19 08:06	09/03/19 15:58	1
PCB-166	4.5	C128	0.025	0.0028	ng/g	☼	08/19/19 08:06	09/03/19 15:58	1
PCB-167	1.0		0.012	0.0021	ng/g	☼	08/19/19 08:06	09/03/19 15:58	1
PCB-168	22	B C153	0.025	0.0026	ng/g	☼	08/19/19 08:06	09/03/19 15:58	1
PCB-169	ND		0.012	0.0023	ng/g	☼	08/19/19 08:06	09/03/19 15:58	1
PCB-170	6.2	B	0.012	0.0012	ng/g	☼	08/19/19 08:06	09/03/19 15:58	1
PCB-171	2.1	C	0.025	0.0012	ng/g	☼	08/19/19 08:06	09/03/19 15:58	1
PCB-172	1.0	B	0.012	0.0011	ng/g	☼	08/19/19 08:06	09/03/19 15:58	1
PCB-173	2.1	C171	0.025	0.0012	ng/g	☼	08/19/19 08:06	09/03/19 15:58	1
PCB-174	6.0	B	0.012	0.0012	ng/g	☼	08/19/19 08:06	09/03/19 15:58	1

Client Sample ID: A6-0to23-100818
Date Collected: 10/08/18 16:08
Date Received: 07/26/19 13:10

Lab Sample ID: 580-88125-6
Matrix: Solid
Percent Solids: 39.3

Method: 1668A - Chlorinated Biphenyl Congeners (HRGC/HRMS) (Continued)

Analyte	Result	Qualifier	RL	EDL	Unit	D	Prepared	Analyzed	Dil Fac
PCB-175	0.25		0.012	0.0010	ng/g	☼	08/19/19 08:06	09/03/19 15:58	1
PCB-176	0.77	B	0.012	0.00073	ng/g	☼	08/19/19 08:06	09/03/19 15:58	1
PCB-177	3.9	B	0.012	0.0012	ng/g	☼	08/19/19 08:06	09/03/19 15:58	1
PCB-178	1.3		0.012	0.0011	ng/g	☼	08/19/19 08:06	09/03/19 15:58	1
PCB-179	2.7	B	0.012	0.00079	ng/g	☼	08/19/19 08:06	09/03/19 15:58	1
PCB-180	12	C B	0.025	0.00091	ng/g	☼	08/19/19 08:06	09/03/19 15:58	1
PCB-181	0.088		0.012	0.0010	ng/g	☼	08/19/19 08:06	09/03/19 15:58	1
PCB-182	0.092		0.012	0.00097	ng/g	☼	08/19/19 08:06	09/03/19 15:58	1
PCB-183	3.7	C B	0.025	0.00098	ng/g	☼	08/19/19 08:06	09/03/19 15:58	1
PCB-184	ND		0.012	0.00079	ng/g	☼	08/19/19 08:06	09/03/19 15:58	1
PCB-185	3.7	B C183	0.025	0.00098	ng/g	☼	08/19/19 08:06	09/03/19 15:58	1
PCB-186	ND		0.012	0.00078	ng/g	☼	08/19/19 08:06	09/03/19 15:58	1
PCB-187	7.3		0.012	0.0010	ng/g	☼	08/19/19 08:06	09/03/19 15:58	1
PCB-188	ND		0.012	0.00072	ng/g	☼	08/19/19 08:06	09/03/19 15:58	1
PCB-189	0.23	B	0.012	0.0014	ng/g	☼	08/19/19 08:06	09/03/19 15:58	1
PCB-190	1.2		0.012	0.00081	ng/g	☼	08/19/19 08:06	09/03/19 15:58	1
PCB-191	0.26		0.012	0.00080	ng/g	☼	08/19/19 08:06	09/03/19 15:58	1
PCB-192	ND		0.012	0.00086	ng/g	☼	08/19/19 08:06	09/03/19 15:58	1
PCB-193	12	C180 B	0.025	0.00091	ng/g	☼	08/19/19 08:06	09/03/19 15:58	1
PCB-194	2.3	B	0.012	0.0041	ng/g	☼	08/19/19 08:06	09/03/19 15:58	1
PCB-195	1.1		0.012	0.0048	ng/g	☼	08/19/19 08:06	09/03/19 15:58	1
PCB-196	1.2	B	0.012	0.0021	ng/g	☼	08/19/19 08:06	09/03/19 15:58	1
PCB-197	0.072	q	0.012	0.0015	ng/g	☼	08/19/19 08:06	09/03/19 15:58	1
PCB-198	2.3	C B	0.025	0.0022	ng/g	☼	08/19/19 08:06	09/03/19 15:58	1
PCB-199	2.3	C198 B	0.025	0.0022	ng/g	☼	08/19/19 08:06	09/03/19 15:58	1
PCB-200	0.30		0.012	0.0016	ng/g	☼	08/19/19 08:06	09/03/19 15:58	1
PCB-201	0.29		0.012	0.0016	ng/g	☼	08/19/19 08:06	09/03/19 15:58	1
PCB-202	0.45		0.012	0.0017	ng/g	☼	08/19/19 08:06	09/03/19 15:58	1
PCB-203	1.5		0.012	0.0020	ng/g	☼	08/19/19 08:06	09/03/19 15:58	1
PCB-204	ND		0.012	0.0017	ng/g	☼	08/19/19 08:06	09/03/19 15:58	1
PCB-205	0.12		0.012	0.0031	ng/g	☼	08/19/19 08:06	09/03/19 15:58	1
PCB-206	2.3	q	0.012	0.0041	ng/g	☼	08/19/19 08:06	09/03/19 15:58	1
PCB-207	0.10		0.012	0.0029	ng/g	☼	08/19/19 08:06	09/03/19 15:58	1
PCB-208	0.23		0.012	0.0029	ng/g	☼	08/19/19 08:06	09/03/19 15:58	1
PCB-209	0.29	B	0.012	0.00057	ng/g	☼	08/19/19 08:06	09/03/19 15:58	1
Total Monochlorobiphenyls	0.46	B	0.012	0.0013	ng/g	☼	08/19/19 08:06	09/03/19 15:58	1
Total Dichlorobiphenyls	1.2	S B	0.025	0.00068	ng/g	☼	08/19/19 08:06	09/03/19 15:58	1
Total Trichlorobiphenyls	6.2	B	0.025	0.0038	ng/g	☼	08/19/19 08:06	09/03/19 15:58	1
Total Tetrachlorobiphenyls	52	B q	0.049	0.0033	ng/g	☼	08/19/19 08:06	09/03/19 15:58	1
Total Pentachlorobiphenyls	170	B	0.074	0.0054	ng/g	☼	08/19/19 08:06	09/03/19 15:58	1
Total Hexachlorobiphenyls	130	B q	0.049	0.0024	ng/g	☼	08/19/19 08:06	09/03/19 15:58	1
Total Heptachlorobiphenyls	49	B	0.025	0.00098	ng/g	☼	08/19/19 08:06	09/03/19 15:58	1
Total Octachlorobiphenyls	9.6	B q	0.025	0.0024	ng/g	☼	08/19/19 08:06	09/03/19 15:58	1
Total Nonachlorobiphenyls	2.6	q	0.012	0.0033	ng/g	☼	08/19/19 08:06	09/03/19 15:58	1
Polychlorinated biphenyls, Total	430	B q	0.074	0.0025	ng/g	☼	08/19/19 08:06	09/03/19 15:58	1

Isotope Dilution	*%Recovery*	*Qualifier*	*Limits*	*Prepared*	*Analyzed*	*Dil Fac*
PCB-1L	*65*		*30 - 140*	*08/19/19 08:06*	*09/03/19 15:58*	*1*
PCB-3L	*68*		*30 - 140*	*08/19/19 08:06*	*09/03/19 15:58*	*1*
PCB-4L	*62*		*30 - 140*	*08/19/19 08:06*	*09/03/19 15:58*	*1*

Client Sample ID: A6-0to23-100818
Lab Sample ID: 580-88125-6

Date Collected: 10/08/18 16:08
Matrix: Solid
Date Received: 07/26/19 13:10
Percent Solids: 39.3

Method: 1668A - Chlorinated Biphenyl Congeners (HRGC/HRMS) (Continued)

Isotope Dilution	%Recovery	Qualifier	Limits	Prepared	Analyzed	Dil Fac
PCB-15L	72		30 - 140	08/19/19 08:06	09/03/19 15:58	1
PCB-19L	67		30 - 140	08/19/19 08:06	09/03/19 15:58	1
PCB-37L	81		30 - 140	08/19/19 08:06	09/03/19 15:58	1
PCB-54L	84		30 - 140	08/19/19 08:06	09/03/19 15:58	1
PCB-77L	86		30 - 140	08/19/19 08:06	09/03/19 15:58	1
PCB-81L	84		30 - 140	08/19/19 08:06	09/03/19 15:58	1
PCB-104L	82		30 - 140	08/19/19 08:06	09/03/19 15:58	1
PCB-105L	77		30 - 140	08/19/19 08:06	09/03/19 15:58	1
PCB-114L	77		30 - 140	08/19/19 08:06	09/03/19 15:58	1
PCB-118L	80		30 - 140	08/19/19 08:06	09/03/19 15:58	1
PCB-123L	77		30 - 140	08/19/19 08:06	09/03/19 15:58	1
PCB-126L	86		30 - 140	08/19/19 08:06	09/03/19 15:58	1
PCB-155L	92		30 - 140	08/19/19 08:06	09/03/19 15:58	1
PCB-156L	82	C	30 - 140	08/19/19 08:06	09/03/19 15:58	1
PCB-157L	82	C156	30 - 140	08/19/19 08:06	09/03/19 15:58	1
PCB-167L	79		30 - 140	08/19/19 08:06	09/03/19 15:58	1
PCB-169L	89		30 - 140	08/19/19 08:06	09/03/19 15:58	1
PCB-170L	75		30 - 140	08/19/19 08:06	09/03/19 15:58	1
PCB-188L	78		30 - 140	08/19/19 08:06	09/03/19 15:58	1
PCB-189L	84		30 - 140	08/19/19 08:06	09/03/19 15:58	1
PCB-202L	80		30 - 140	08/19/19 08:06	09/03/19 15:58	1
PCB-205L	72		30 - 140	08/19/19 08:06	09/03/19 15:58	1
PCB-206L	66		30 - 140	08/19/19 08:06	09/03/19 15:58	1
PCB-208L	72		30 - 140	08/19/19 08:06	09/03/19 15:58	1
PCB-209L	60		30 - 140	08/19/19 08:06	09/03/19 15:58	1

Surrogate	%Recovery	Qualifier	Limits	Prepared	Analyzed	Dil Fac
PCB-28L	73		40 - 125	08/19/19 08:06	09/03/19 15:58	1
PCB-111L	90		40 - 125	08/19/19 08:06	09/03/19 15:58	1
PCB-178L	85		40 - 125	08/19/19 08:06	09/03/19 15:58	1

Client Sample ID: A7-0to26-100918
Lab Sample ID: 580-88125-7

Date Collected: 10/09/18 13:23
Matrix: Solid
Date Received: 07/26/19 13:10
Percent Solids: 37.8

Method: 1668A - Chlorinated Biphenyl Congeners (HRGC/HRMS)

Analyte	Result	Qualifier	RL	EDL	Unit	D	Prepared	Analyzed	Dil Fac
PCB-1	**0.089**	**B**	0.065	0.0023	ng/g	☼	08/19/19 08:06	09/04/19 14:27	5
PCB-2	**0.039**	**J q B**	0.065	0.0023	ng/g	☼	08/19/19 08:06	09/04/19 14:27	5
PCB-3	**0.061**	**J B**	0.065	0.0024	ng/g	☼	08/19/19 08:06	09/04/19 14:27	5
PCB-4	**0.17**		0.13	0.0076	ng/g	☼	08/19/19 08:06	09/04/19 14:27	5
PCB-5	ND		0.065	0.0046	ng/g	☼	08/19/19 08:06	09/04/19 14:27	5
PCB-6	**0.034**	**J**	0.065	0.0047	ng/g	☼	08/19/19 08:06	09/04/19 14:27	5
PCB-7	**0.0098**	**J**	0.065	0.0045	ng/g	☼	08/19/19 08:06	09/04/19 14:27	5
PCB-8	**0.12**	**J B**	0.13	0.0046	ng/g	☼	08/19/19 08:06	09/04/19 14:27	5
PCB-9	ND		0.065	0.0051	ng/g	☼	08/19/19 08:06	09/04/19 14:27	5
PCB-10	**0.0090**	**J**	0.065	0.0049	ng/g	☼	08/19/19 08:06	09/04/19 14:27	5
PCB-11	**0.091**	**J B**	0.13	0.0044	ng/g	☼	08/19/19 08:06	09/04/19 14:27	5
PCB-12	**0.036**	**J C**	0.13	0.0044	ng/g	☼	08/19/19 08:06	09/04/19 14:27	5
PCB-13	**0.036**	**J C12**	0.13	0.0044	ng/g	☼	08/19/19 08:06	09/04/19 14:27	5

Client Sample ID: A7-0to26-100918
Lab Sample ID: 580-88125-7

Date Collected: 10/09/18 13:23
Matrix: Solid

Date Received: 07/26/19 13:10
Percent Solids: 37.8

Method: 1668A - Chlorinated Biphenyl Congeners (HRGC/HRMS) (Continued)

Analyte	Result	Qualifier	RL	EDL	Unit	D	Prepared	Analyzed	Dil Fac
PCB-14	ND		0.065	0.0039	ng/g	☼	08/19/19 08:06	09/04/19 14:27	5
PCB-15	**0.11**	**B**	0.065	0.0042	ng/g	☼	08/19/19 08:06	09/04/19 14:27	5
PCB-16	**0.052**	**J q**	0.065	0.0094	ng/g	☼	08/19/19 08:06	09/04/19 14:27	5
PCB-17	**0.47**	**B**	0.065	0.0074	ng/g	☼	08/19/19 08:06	09/04/19 14:27	5
PCB-18	**0.17**	**C B**	0.13	0.0063	ng/g	☼	08/19/19 08:06	09/04/19 14:27	5
PCB-19	**0.46**		0.065	0.0088	ng/g	☼	08/19/19 08:06	09/04/19 14:27	5
PCB-20	**1.4**	**C B**	0.13	0.0069	ng/g	☼	08/19/19 08:06	09/04/19 14:27	5
PCB-21	**0.56**	**C B**	0.13	0.0065	ng/g	☼	08/19/19 08:06	09/04/19 14:27	5
PCB-22	**0.077**	**B**	0.065	0.0072	ng/g	☼	08/19/19 08:06	09/04/19 14:27	5
PCB-23	ND		0.065	0.0071	ng/g	☼	08/19/19 08:06	09/04/19 14:27	5
PCB-24	ND		0.065	0.0055	ng/g	☼	08/19/19 08:06	09/04/19 14:27	5
PCB-25	**0.26**		0.065	0.0067	ng/g	☼	08/19/19 08:06	09/04/19 14:27	5
PCB-26	**0.077**	**J C B**	0.13	0.0068	ng/g	☼	08/19/19 08:06	09/04/19 14:27	5
PCB-27	**0.070**		0.065	0.0053	ng/g	☼	08/19/19 08:06	09/04/19 14:27	5
PCB-28	**1.4**	**C20 B**	0.13	0.0069	ng/g	☼	08/19/19 08:06	09/04/19 14:27	5
PCB-29	**0.077**	**J C26 B**	0.13	0.0068	ng/g	☼	08/19/19 08:06	09/04/19 14:27	5
PCB-30	**0.17**	**C18 B**	0.13	0.0063	ng/g	☼	08/19/19 08:06	09/04/19 14:27	5
PCB-31	**0.28**	**B**	0.13	0.0065	ng/g	☼	08/19/19 08:06	09/04/19 14:27	5
PCB-32	**2.0**	**B**	0.065	0.0049	ng/g	☼	08/19/19 08:06	09/04/19 14:27	5
PCB-33	**0.56**	**C21 B**	0.13	0.0065	ng/g	☼	08/19/19 08:06	09/04/19 14:27	5
PCB-34	ND		0.065	0.0074	ng/g	☼	08/19/19 08:06	09/04/19 14:27	5
PCB-35	**0.022**	**J B**	0.065	0.0074	ng/g	☼	08/19/19 08:06	09/04/19 14:27	5
PCB-36	ND		0.065	0.0067	ng/g	☼	08/19/19 08:06	09/04/19 14:27	5
PCB-37	**0.11**	**B**	0.065	0.0070	ng/g	☼	08/19/19 08:06	09/04/19 14:27	5
PCB-38	ND		0.065	0.0068	ng/g	☼	08/19/19 08:06	09/04/19 14:27	5
PCB-39	ND		0.065	0.0064	ng/g	☼	08/19/19 08:06	09/04/19 14:27	5
PCB-40	**2.1**	**C**	0.20	0.073	ng/g	☼	08/19/19 08:06	09/04/19 14:27	5
PCB-41	**2.1**	**C40**	0.20	0.073	ng/g	☼	08/19/19 08:06	09/04/19 14:27	5
PCB-42	**0.49**	**G**	0.077	0.077	ng/g	☼	08/19/19 08:06	09/04/19 14:27	5
PCB-43	**0.98**	**C**	0.13	0.067	ng/g	☼	08/19/19 08:06	09/04/19 14:27	5
PCB-44	**30**	**C B**	0.20	0.065	ng/g	☼	08/19/19 08:06	09/04/19 14:27	5
PCB-45	**16**	**C**	0.13	0.076	ng/g	☼	08/19/19 08:06	09/04/19 14:27	5
PCB-46	**0.40**	**G**	0.088	0.088	ng/g	☼	08/19/19 08:06	09/04/19 14:27	5
PCB-47	**30**	**C44 B**	0.20	0.065	ng/g	☼	08/19/19 08:06	09/04/19 14:27	5
PCB-48	ND	G	0.071	0.071	ng/g	☼	08/19/19 08:06	09/04/19 14:27	5
PCB-49	**16**	**C**	0.13	0.059	ng/g	☼	08/19/19 08:06	09/04/19 14:27	5
PCB-50	**7.0**	**C**	0.13	0.072	ng/g	☼	08/19/19 08:06	09/04/19 14:27	5
PCB-51	**16**	**C45**	0.13	0.076	ng/g	☼	08/19/19 08:06	09/04/19 14:27	5
PCB-52	**4.1**	**G B**	0.075	0.075	ng/g	☼	08/19/19 08:06	09/04/19 14:27	5
PCB-53	**7.0**	**C50**	0.13	0.072	ng/g	☼	08/19/19 08:06	09/04/19 14:27	5
PCB-54	**1.6**		0.065	0.0029	ng/g	☼	08/19/19 08:06	09/04/19 14:27	5
PCB-55	ND		0.065	0.052	ng/g	☼	08/19/19 08:06	09/04/19 14:27	5
PCB-56	**0.28**		0.065	0.053	ng/g	☼	08/19/19 08:06	09/04/19 14:27	5
PCB-57	ND		0.065	0.052	ng/g	☼	08/19/19 08:06	09/04/19 14:27	5
PCB-58	ND		0.065	0.051	ng/g	☼	08/19/19 08:06	09/04/19 14:27	5
PCB-59	**1.0**	**C**	0.20	0.049	ng/g	☼	08/19/19 08:06	09/04/19 14:27	5
PCB-60	ND		0.065	0.050	ng/g	☼	08/19/19 08:06	09/04/19 14:27	5
PCB-61	**2.5**	**C B**	0.26	0.049	ng/g	☼	08/19/19 08:06	09/04/19 14:27	5
PCB-62	**1.0**	**C59**	0.20	0.049	ng/g	☼	08/19/19 08:06	09/04/19 14:27	5

Client Sample ID: A7-0to26-100918
Date Collected: 10/09/18 13:23
Date Received: 07/26/19 13:10

Lab Sample ID: 580-88125-7
Matrix: Solid
Percent Solids: 37.8

Method: 1668A - Chlorinated Biphenyl Congeners (HRGC/HRMS) (Continued)

Analyte	Result	Qualifier	RL	EDL	Unit	D	Prepared	Analyzed	Dil Fac
PCB-63	0.29		0.065	0.046	ng/g	☼	08/19/19 08:06	09/04/19 14:27	5
PCB-64	0.42		0.065	0.047	ng/g	☼	08/19/19 08:06	09/04/19 14:27	5
PCB-65	30	C44 B	0.20	0.065	ng/g	☼	08/19/19 08:06	09/04/19 14:27	5
PCB-66	1.9		0.065	0.052	ng/g	☼	08/19/19 08:06	09/04/19 14:27	5
PCB-67	ND		0.065	0.048	ng/g	☼	08/19/19 08:06	09/04/19 14:27	5
PCB-68	0.39		0.065	0.045	ng/g	☼	08/19/19 08:06	09/04/19 14:27	5
PCB-69	16	C49	0.13	0.059	ng/g	☼	08/19/19 08:06	09/04/19 14:27	5
PCB-70	2.5	C61 B	0.26	0.049	ng/g	☼	08/19/19 08:06	09/04/19 14:27	5
PCB-71	2.1	C40	0.20	0.073	ng/g	☼	08/19/19 08:06	09/04/19 14:27	5
PCB-72	ND		0.065	0.051	ng/g	☼	08/19/19 08:06	09/04/19 14:27	5
PCB-73	0.98	C43	0.13	0.067	ng/g	☼	08/19/19 08:06	09/04/19 14:27	5
PCB-74	2.5	C61 B	0.26	0.049	ng/g	☼	08/19/19 08:06	09/04/19 14:27	5
PCB-75	1.0	C59	0.20	0.049	ng/g	☼	08/19/19 08:06	09/04/19 14:27	5
PCB-76	2.5	C61 B	0.26	0.049	ng/g	☼	08/19/19 08:06	09/04/19 14:27	5
PCB-77	0.12		0.065	0.050	ng/g	☼	08/19/19 08:06	09/04/19 14:27	5
PCB-78	ND		0.065	0.051	ng/g	☼	08/19/19 08:06	09/04/19 14:27	5
PCB-79	ND		0.065	0.044	ng/g	☼	08/19/19 08:06	09/04/19 14:27	5
PCB-80	ND		0.065	0.046	ng/g	☼	08/19/19 08:06	09/04/19 14:27	5
PCB-81	ND		0.065	0.051	ng/g	☼	08/19/19 08:06	09/04/19 14:27	5
PCB-82	0.79		0.065	0.0054	ng/g	☼	08/19/19 08:06	09/04/19 14:27	5
PCB-83	21	C B	0.13	0.0050	ng/g	☼	08/19/19 08:06	09/04/19 14:27	5
PCB-84	2.2		0.065	0.0055	ng/g	☼	08/19/19 08:06	09/04/19 14:27	5
PCB-85	3.1	C	0.20	0.0039	ng/g	☼	08/19/19 08:06	09/04/19 14:27	5
PCB-86	8.1	C B	0.39	0.0040	ng/g	☼	08/19/19 08:06	09/04/19 14:27	5
PCB-87	8.1	C86 B	0.39	0.0040	ng/g	☼	08/19/19 08:06	09/04/19 14:27	5
PCB-88	13	C	0.13	0.0047	ng/g	☼	08/19/19 08:06	09/04/19 14:27	5
PCB-89	ND		0.065	0.0053	ng/g	☼	08/19/19 08:06	09/04/19 14:27	5
PCB-90	25	C B	0.20	0.0042	ng/g	☼	08/19/19 08:06	09/04/19 14:27	5
PCB-91	13	C88	0.13	0.0047	ng/g	☼	08/19/19 08:06	09/04/19 14:27	5
PCB-92	6.1		0.065	0.0050	ng/g	☼	08/19/19 08:06	09/04/19 14:27	5
PCB-93	4.4	C	0.13	0.0048	ng/g	☼	08/19/19 08:06	09/04/19 14:27	5
PCB-94	2.5		0.065	0.0052	ng/g	☼	08/19/19 08:06	09/04/19 14:27	5
PCB-95	9.9	B	0.065	0.0049	ng/g	☼	08/19/19 08:06	09/04/19 14:27	5
PCB-96	1.2		0.065	0.0039	ng/g	☼	08/19/19 08:06	09/04/19 14:27	5
PCB-97	8.1	C86 B	0.39	0.0040	ng/g	☼	08/19/19 08:06	09/04/19 14:27	5
PCB-98	2.3	C	0.13	0.0048	ng/g	☼	08/19/19 08:06	09/04/19 14:27	5
PCB-99	21	C83 B	0.13	0.0050	ng/g	☼	08/19/19 08:06	09/04/19 14:27	5
PCB-100	4.4	C93	0.13	0.0048	ng/g	☼	08/19/19 08:06	09/04/19 14:27	5
PCB-101	25	C90 B	0.20	0.0042	ng/g	☼	08/19/19 08:06	09/04/19 14:27	5
PCB-102	2.3	C98	0.13	0.0048	ng/g	☼	08/19/19 08:06	09/04/19 14:27	5
PCB-103	3.4		0.065	0.0046	ng/g	☼	08/19/19 08:06	09/04/19 14:27	5
PCB-104	0.42		0.065	0.0034	ng/g	☼	08/19/19 08:06	09/04/19 14:27	5
PCB-105	1.7	B	0.065	0.047	ng/g	☼	08/19/19 08:06	09/04/19 14:27	5
PCB-106	ND		0.065	0.045	ng/g	☼	08/19/19 08:06	09/04/19 14:27	5
PCB-107	0.86		0.065	0.043	ng/g	☼	08/19/19 08:06	09/04/19 14:27	5
PCB-108	0.25	q C	0.13	0.046	ng/g	☼	08/19/19 08:06	09/04/19 14:27	5
PCB-109	8.1	C86 B	0.39	0.0040	ng/g	☼	08/19/19 08:06	09/04/19 14:27	5
PCB-110	14	C B	0.13	0.0035	ng/g	☼	08/19/19 08:06	09/04/19 14:27	5
PCB-111	0.11		0.065	0.0033	ng/g	☼	08/19/19 08:06	09/04/19 14:27	5

Client Sample ID: A7-0to26-100918
Date Collected: 10/09/18 13:23
Date Received: 07/26/19 13:10

Lab Sample ID: 580-88125-7
Matrix: Solid
Percent Solids: 37.8

Method: 1668A - Chlorinated Biphenyl Congeners (HRGC/HRMS) (Continued)

Analyte	Result	Qualifier	RL	EDL	Unit	D	Prepared	Analyzed	Dil Fac
PCB-112	ND		0.065	0.0035	ng/g	☼	08/19/19 08:06	09/04/19 14:27	5
PCB-113	**25**	**C90 B**	0.20	0.0042	ng/g	☼	08/19/19 08:06	09/04/19 14:27	5
PCB-114	ND		0.065	0.042	ng/g	☼	08/19/19 08:06	09/04/19 14:27	5
PCB-115	**14**	**C110 B**	0.13	0.0035	ng/g	☼	08/19/19 08:06	09/04/19 14:27	5
PCB-116	**3.1**	**C85**	0.20	0.0039	ng/g	☼	08/19/19 08:06	09/04/19 14:27	5
PCB-117	**3.1**	**C85**	0.20	0.0039	ng/g	☼	08/19/19 08:06	09/04/19 14:27	5
PCB-118	**8.7**	**B**	0.065	0.043	ng/g	☼	08/19/19 08:06	09/04/19 14:27	5
PCB-119	**8.1**	**C86 B**	0.39	0.0040	ng/g	☼	08/19/19 08:06	09/04/19 14:27	5
PCB-120	**0.27**		0.065	0.0032	ng/g	☼	08/19/19 08:06	09/04/19 14:27	5
PCB-121	**0.13**		0.065	0.0034	ng/g	☼	08/19/19 08:06	09/04/19 14:27	5
PCB-122	ND		0.065	0.050	ng/g	☼	08/19/19 08:06	09/04/19 14:27	5
PCB-123	**0.099**	**q**	0.065	0.041	ng/g	☼	08/19/19 08:06	09/04/19 14:27	5
PCB-124	**0.25**	**q C108**	0.13	0.046	ng/g	☼	08/19/19 08:06	09/04/19 14:27	5
PCB-125	**8.1**	**C86 B**	0.39	0.0040	ng/g	☼	08/19/19 08:06	09/04/19 14:27	5
PCB-126	ND		0.065	0.046	ng/g	☼	08/19/19 08:06	09/04/19 14:27	5
PCB-127	ND		0.065	0.045	ng/g	☼	08/19/19 08:06	09/04/19 14:27	5
PCB-128	**6.8**	**C**	0.13	0.027	ng/g	☼	08/19/19 08:06	09/04/19 14:27	5
PCB-129	**90**	**C B**	0.26	0.027	ng/g	☼	08/19/19 08:06	09/04/19 14:27	5
PCB-130	**3.2**		0.065	0.036	ng/g	☼	08/19/19 08:06	09/04/19 14:27	5
PCB-131	ND		0.065	0.035	ng/g	☼	08/19/19 08:06	09/04/19 14:27	5
PCB-132	**18**	**B**	0.065	0.034	ng/g	☼	08/19/19 08:06	09/04/19 14:27	5
PCB-133	**1.2**		0.065	0.033	ng/g	☼	08/19/19 08:06	09/04/19 14:27	5
PCB-134	**3.6**	**C**	0.13	0.035	ng/g	☼	08/19/19 08:06	09/04/19 14:27	5
PCB-135	**38**	**C B**	0.13	0.0026	ng/g	☼	08/19/19 08:06	09/04/19 14:27	5
PCB-136	**10**	**B**	0.065	0.0020	ng/g	☼	08/19/19 08:06	09/04/19 14:27	5
PCB-137	**1.0**	**q**	0.065	0.028	ng/g	☼	08/19/19 08:06	09/04/19 14:27	5
PCB-138	**90**	**C129 B**	0.26	0.027	ng/g	☼	08/19/19 08:06	09/04/19 14:27	5
PCB-139	**0.71**	**C**	0.13	0.030	ng/g	☼	08/19/19 08:06	09/04/19 14:27	5
PCB-140	**0.71**	**C139**	0.13	0.030	ng/g	☼	08/19/19 08:06	09/04/19 14:27	5
PCB-141	**22**		0.065	0.031	ng/g	☼	08/19/19 08:06	09/04/19 14:27	5
PCB-142	ND		0.065	0.035	ng/g	☼	08/19/19 08:06	09/04/19 14:27	5
PCB-143	**3.6**	**C134**	0.13	0.035	ng/g	☼	08/19/19 08:06	09/04/19 14:27	5
PCB-144	**5.3**		0.065	0.0025	ng/g	☼	08/19/19 08:06	09/04/19 14:27	5
PCB-145	ND		0.065	0.0019	ng/g	☼	08/19/19 08:06	09/04/19 14:27	5
PCB-146	**14**	**B**	0.065	0.030	ng/g	☼	08/19/19 08:06	09/04/19 14:27	5
PCB-147	**74**	**C B**	0.13	0.031	ng/g	☼	08/19/19 08:06	09/04/19 14:27	5
PCB-148	**0.30**		0.065	0.0025	ng/g	☼	08/19/19 08:06	09/04/19 14:27	5
PCB-149	**74**	**C147 B**	0.13	0.031	ng/g	☼	08/19/19 08:06	09/04/19 14:27	5
PCB-150	**0.57**		0.065	0.0018	ng/g	☼	08/19/19 08:06	09/04/19 14:27	5
PCB-151	**38**	**C135 B**	0.13	0.0026	ng/g	☼	08/19/19 08:06	09/04/19 14:27	5
PCB-152	**0.34**		0.065	0.0018	ng/g	☼	08/19/19 08:06	09/04/19 14:27	5
PCB-153	**97**	**C B**	0.13	0.024	ng/g	☼	08/19/19 08:06	09/04/19 14:27	5
PCB-154	**1.9**	**B**	0.065	0.0022	ng/g	☼	08/19/19 08:06	09/04/19 14:27	5
PCB-155	ND		0.065	0.0017	ng/g	☼	08/19/19 08:06	09/04/19 14:27	5
PCB-156	**8.0**	**C B**	0.13	0.028	ng/g	☼	08/19/19 08:06	09/04/19 14:27	5
PCB-157	**8.0**	**C156 B**	0.13	0.028	ng/g	☼	08/19/19 08:06	09/04/19 14:27	5
PCB-158	**8.6**	**B**	0.065	0.021	ng/g	☼	08/19/19 08:06	09/04/19 14:27	5
PCB-159	**1.8**		0.065	0.023	ng/g	☼	08/19/19 08:06	09/04/19 14:27	5
PCB-160	**90**	**C129 B**	0.26	0.027	ng/g	☼	08/19/19 08:06	09/04/19 14:27	5

Client Sample ID: A7-0to26-100918
Date Collected: 10/09/18 13:23
Date Received: 07/26/19 13:10

Lab Sample ID: 580-88125-7
Matrix: Solid
Percent Solids: 37.8

Method: 1668A - Chlorinated Biphenyl Congeners (HRGC/HRMS) (Continued)

Analyte	Result	Qualifier	RL	EDL	Unit	D	Prepared	Analyzed	Dil Fac
PCB-161	ND		0.065	0.022	ng/g	☼	08/19/19 08:06	09/04/19 14:27	5
PCB-162	ND		0.065	0.022	ng/g	☼	08/19/19 08:06	09/04/19 14:27	5
PCB-163	**90**	**C129 B**	0.26	0.027	ng/g	☼	08/19/19 08:06	09/04/19 14:27	5
PCB-164	**6.4**		0.065	0.024	ng/g	☼	08/19/19 08:06	09/04/19 14:27	5
PCB-165	ND		0.065	0.027	ng/g	☼	08/19/19 08:06	09/04/19 14:27	5
PCB-166	**6.8**	**C128**	0.13	0.027	ng/g	☼	08/19/19 08:06	09/04/19 14:27	5
PCB-167	**2.9**		0.065	0.018	ng/g	☼	08/19/19 08:06	09/04/19 14:27	5
PCB-168	**97**	**C153 B**	0.13	0.024	ng/g	☼	08/19/19 08:06	09/04/19 14:27	5
PCB-169	ND		0.065	0.021	ng/g	☼	08/19/19 08:06	09/04/19 14:27	5
PCB-170	**58**	**B**	0.065	0.0023	ng/g	☼	08/19/19 08:06	09/04/19 14:27	5
PCB-171	**20**	**C**	0.13	0.0025	ng/g	☼	08/19/19 08:06	09/04/19 14:27	5
PCB-172	**9.8**	**B**	0.065	0.0024	ng/g	☼	08/19/19 08:06	09/04/19 14:27	5
PCB-173	**20**	**C171**	0.13	0.0025	ng/g	☼	08/19/19 08:06	09/04/19 14:27	5
PCB-174	**57**	**B**	0.065	0.0025	ng/g	☼	08/19/19 08:06	09/04/19 14:27	5
PCB-175	**2.4**		0.065	0.0022	ng/g	☼	08/19/19 08:06	09/04/19 14:27	5
PCB-176	**6.7**	**B**	0.065	0.0015	ng/g	☼	08/19/19 08:06	09/04/19 14:27	5
PCB-177	**33**	**B**	0.065	0.0025	ng/g	☼	08/19/19 08:06	09/04/19 14:27	5
PCB-178	**9.7**		0.065	0.0023	ng/g	☼	08/19/19 08:06	09/04/19 14:27	5
PCB-179	**21**	**B**	0.065	0.0017	ng/g	☼	08/19/19 08:06	09/04/19 14:27	5
PCB-180	**140**	**C B**	0.13	0.0019	ng/g	☼	08/19/19 08:06	09/04/19 14:27	5
PCB-181	ND		0.065	0.0021	ng/g	☼	08/19/19 08:06	09/04/19 14:27	5
PCB-182	ND		0.065	0.0021	ng/g	☼	08/19/19 08:06	09/04/19 14:27	5
PCB-183	**42**	**C B**	0.13	0.0021	ng/g	☼	08/19/19 08:06	09/04/19 14:27	5
PCB-184	ND		0.065	0.0017	ng/g	☼	08/19/19 08:06	09/04/19 14:27	5
PCB-185	**42**	**C183 B**	0.13	0.0021	ng/g	☼	08/19/19 08:06	09/04/19 14:27	5
PCB-186	ND		0.065	0.0016	ng/g	☼	08/19/19 08:06	09/04/19 14:27	5
PCB-187	**60**		0.065	0.0021	ng/g	☼	08/19/19 08:06	09/04/19 14:27	5
PCB-188	ND		0.065	0.0016	ng/g	☼	08/19/19 08:06	09/04/19 14:27	5
PCB-189	**2.1**	**B**	0.065	0.011	ng/g	☼	08/19/19 08:06	09/04/19 14:27	5
PCB-190	**13**		0.065	0.0017	ng/g	☼	08/19/19 08:06	09/04/19 14:27	5
PCB-191	**2.9**		0.065	0.0017	ng/g	☼	08/19/19 08:06	09/04/19 14:27	5
PCB-192	ND		0.065	0.0018	ng/g	☼	08/19/19 08:06	09/04/19 14:27	5
PCB-193	**140**	**C180 B**	0.13	0.0019	ng/g	☼	08/19/19 08:06	09/04/19 14:27	5
PCB-194	**26**	**G B**	0.084	0.084	ng/g	☼	08/19/19 08:06	09/04/19 14:27	5
PCB-195	**13**	**G**	0.10	0.10	ng/g	☼	08/19/19 08:06	09/04/19 14:27	5
PCB-196	**14**	**B**	0.065	0.0021	ng/g	☼	08/19/19 08:06	09/04/19 14:27	5
PCB-197	**0.99**		0.065	0.0015	ng/g	☼	08/19/19 08:06	09/04/19 14:27	5
PCB-198	**22**	**C B**	0.13	0.0022	ng/g	☼	08/19/19 08:06	09/04/19 14:27	5
PCB-199	**22**	**C198 B**	0.13	0.0022	ng/g	☼	08/19/19 08:06	09/04/19 14:27	5
PCB-200	**3.2**		0.065	0.0016	ng/g	☼	08/19/19 08:06	09/04/19 14:27	5
PCB-201	**2.8**		0.065	0.0015	ng/g	☼	08/19/19 08:06	09/04/19 14:27	5
PCB-202	**3.4**		0.065	0.0017	ng/g	☼	08/19/19 08:06	09/04/19 14:27	5
PCB-203	**16**		0.065	0.0020	ng/g	☼	08/19/19 08:06	09/04/19 14:27	5
PCB-204	ND		0.065	0.0016	ng/g	☼	08/19/19 08:06	09/04/19 14:27	5
PCB-205	**1.3**		0.065	0.063	ng/g	☼	08/19/19 08:06	09/04/19 14:27	5
PCB-206	**4.4**		0.065	0.011	ng/g	☼	08/19/19 08:06	09/04/19 14:27	5
PCB-207	**0.59**		0.065	0.0076	ng/g	☼	08/19/19 08:06	09/04/19 14:27	5
PCB-208	**0.71**		0.065	0.0077	ng/g	☼	08/19/19 08:06	09/04/19 14:27	5
PCB-209	**0.33**	**B**	0.065	0.0026	ng/g	☼	08/19/19 08:06	09/04/19 14:27	5

Client Sample ID: A7-0to26-100918
Lab Sample ID: 580-88125-7

Date Collected: 10/09/18 13:23
Matrix: Solid

Date Received: 07/26/19 13:10
Percent Solids: 37.8

Method: 1668A - Chlorinated Biphenyl Congeners (HRGC/HRMS) (Continued)

Analyte	Result	Qualifier	RL	EDL	Unit	D	Prepared	Analyzed	Dil Fac
Total Monochlorobiphenyls	0.19	q B	0.065	0.0023	ng/g	☼	08/19/19 08:06	09/04/19 14:27	5
Total Dichlorobiphenyls	0.58	B	0.13	0.0048	ng/g	☼	08/19/19 08:06	09/04/19 14:27	5
Total Trichlorobiphenyls	6.0	q B	0.13	0.0069	ng/g	☼	08/19/19 08:06	09/04/19 14:27	5
Total Tetrachlorobiphenyls	86	B	0.26	0.056	ng/g	☼	08/19/19 08:06	09/04/19 14:27	5
Total Pentachlorobiphenyls	130	q B	0.39	0.017	ng/g	☼	08/19/19 08:06	09/04/19 14:27	5
Total Hexachlorobiphenyls	420	q B	0.26	0.021	ng/g	☼	08/19/19 08:06	09/04/19 14:27	5
Total Heptachlorobiphenyls	480	B	0.13	0.0024	ng/g	☼	08/19/19 08:06	09/04/19 14:27	5
Total Octachlorobiphenyls	100	B	0.13	0.024	ng/g	☼	08/19/19 08:06	09/04/19 14:27	5
Total Nonachlorobiphenyls	5.7		0.065	0.0088	ng/g	☼	08/19/19 08:06	09/04/19 14:27	5
Polychlorinated biphenyls, Total	1200	q B	0.39	0.016	ng/g	☼	08/19/19 08:06	09/04/19 14:27	5

Isotope Dilution	*%Recovery*	*Qualifier*	*Limits*	*Prepared*	*Analyzed*	*Dil Fac*
PCB-1L	*69*		*30 - 140*	*08/19/19 08:06*	*09/04/19 14:27*	*5*
PCB-3L	*72*		*30 - 140*	*08/19/19 08:06*	*09/04/19 14:27*	*5*
PCB-4L	*61*		*30 - 140*	*08/19/19 08:06*	*09/04/19 14:27*	*5*
PCB-15L	*78*		*30 - 140*	*08/19/19 08:06*	*09/04/19 14:27*	*5*
PCB-19L	*64*		*30 - 140*	*08/19/19 08:06*	*09/04/19 14:27*	*5*
PCB-37L	*87*		*30 - 140*	*08/19/19 08:06*	*09/04/19 14:27*	*5*
PCB-54L	*88*		*30 - 140*	*08/19/19 08:06*	*09/04/19 14:27*	*5*
PCB-77L	*104*		*30 - 140*	*08/19/19 08:06*	*09/04/19 14:27*	*5*
PCB-81L	*101*		*30 - 140*	*08/19/19 08:06*	*09/04/19 14:27*	*5*
PCB-104L	*91*		*30 - 140*	*08/19/19 08:06*	*09/04/19 14:27*	*5*
PCB-105L	*86*		*30 - 140*	*08/19/19 08:06*	*09/04/19 14:27*	*5*
PCB-114L	*88*		*30 - 140*	*08/19/19 08:06*	*09/04/19 14:27*	*5*
PCB-118L	*89*		*30 - 140*	*08/19/19 08:06*	*09/04/19 14:27*	*5*
PCB-123L	*88*		*30 - 140*	*08/19/19 08:06*	*09/04/19 14:27*	*5*
PCB-126L	*95*		*30 - 140*	*08/19/19 08:06*	*09/04/19 14:27*	*5*
PCB-155L	*107*		*30 - 140*	*08/19/19 08:06*	*09/04/19 14:27*	*5*
PCB-156L	*96*	*C*	*30 - 140*	*08/19/19 08:06*	*09/04/19 14:27*	*5*
PCB-157L	*96*	*C156*	*30 - 140*	*08/19/19 08:06*	*09/04/19 14:27*	*5*
PCB-167L	*95*		*30 - 140*	*08/19/19 08:06*	*09/04/19 14:27*	*5*
PCB-169L	*107*		*30 - 140*	*08/19/19 08:06*	*09/04/19 14:27*	*5*
PCB-170L	*96*		*30 - 140*	*08/19/19 08:06*	*09/04/19 14:27*	*5*
PCB-188L	*86*		*30 - 140*	*08/19/19 08:06*	*09/04/19 14:27*	*5*
PCB-189L	*96*		*30 - 140*	*08/19/19 08:06*	*09/04/19 14:27*	*5*
PCB-202L	*96*		*30 - 140*	*08/19/19 08:06*	*09/04/19 14:27*	*5*
PCB-205L	*86*		*30 - 140*	*08/19/19 08:06*	*09/04/19 14:27*	*5*
PCB-206L	*81*		*30 - 140*	*08/19/19 08:06*	*09/04/19 14:27*	*5*
PCB-208L	*94*		*30 - 140*	*08/19/19 08:06*	*09/04/19 14:27*	*5*
PCB-209L	*73*		*30 - 140*	*08/19/19 08:06*	*09/04/19 14:27*	*5*

Surrogate	*%Recovery*	*Qualifier*	*Limits*	*Prepared*	*Analyzed*	*Dil Fac*
PCB-28L	*75*		*40 - 125*	*08/19/19 08:06*	*09/04/19 14:27*	*5*
PCB-111L	*92*		*40 - 125*	*08/19/19 08:06*	*09/04/19 14:27*	*5*
PCB-178L	*83*		*40 - 125*	*08/19/19 08:06*	*09/04/19 14:27*	*5*

Client Sample ID: C4-0to27-100918
Date Collected: 10/09/18 08:28
Date Received: 07/26/19 13:10

Lab Sample ID: 580-88125-8
Matrix: Solid
Percent Solids: 37.5

Method: 1668A - Chlorinated Biphenyl Congeners (HRGC/HRMS)

Analyte	Result	Qualifier	RL	EDL	Unit	D	Prepared	Analyzed	Dil Fac
PCB-1	0.22	B	0.013	0.00060	ng/g	☼	08/19/19 08:06	09/03/19 18:02	1
PCB-2	0.047	B	0.013	0.00063	ng/g	☼	08/19/19 08:06	09/03/19 18:02	1
PCB-3	0.11	B	0.013	0.00065	ng/g	☼	08/19/19 08:06	09/03/19 18:02	1
PCB-4	0.77		0.026	0.00092	ng/g	☼	08/19/19 08:06	09/03/19 18:02	1
PCB-5	0.0066	J	0.013	0.00057	ng/g	☼	08/19/19 08:06	09/03/19 18:02	1
PCB-6	0.067		0.013	0.00057	ng/g	☼	08/19/19 08:06	09/03/19 18:02	1
PCB-7	0.016		0.013	0.00055	ng/g	☼	08/19/19 08:06	09/03/19 18:02	1
PCB-8	0.21	B	0.026	0.00056	ng/g	☼	08/19/19 08:06	09/03/19 18:02	1
PCB-9	0.022		0.013	0.00063	ng/g	☼	08/19/19 08:06	09/03/19 18:02	1
PCB-10	0.036		0.013	0.00060	ng/g	☼	08/19/19 08:06	09/03/19 18:02	1
PCB-11	0.075	B	0.026	0.00054	ng/g	☼	08/19/19 08:06	09/03/19 18:02	1
PCB-12	0.040	C	0.026	0.00054	ng/g	☼	08/19/19 08:06	09/03/19 18:02	1
PCB-13	0.040	C12	0.026	0.00054	ng/g	☼	08/19/19 08:06	09/03/19 18:02	1
PCB-14	ND		0.013	0.00047	ng/g	☼	08/19/19 08:06	09/03/19 18:02	1
PCB-15	0.17	B	0.013	0.00052	ng/g	☼	08/19/19 08:06	09/03/19 18:02	1
PCB-16	0.12		0.013	0.00081	ng/g	☼	08/19/19 08:06	09/03/19 18:02	1
PCB-17	1.3	B	0.013	0.00063	ng/g	☼	08/19/19 08:06	09/03/19 18:02	1
PCB-18	0.33	C B	0.026	0.00055	ng/g	☼	08/19/19 08:06	09/03/19 18:02	1
PCB-19	2.2		0.013	0.00076	ng/g	☼	08/19/19 08:06	09/03/19 18:02	1
PCB-20	0.79	C B	0.026	0.0038	ng/g	☼	08/19/19 08:06	09/03/19 18:02	1
PCB-21	0.30	C B	0.026	0.0036	ng/g	☼	08/19/19 08:06	09/03/19 18:02	1
PCB-22	0.10	B	0.013	0.0040	ng/g	☼	08/19/19 08:06	09/03/19 18:02	1
PCB-23	ND		0.013	0.0039	ng/g	☼	08/19/19 08:06	09/03/19 18:02	1
PCB-24	ND		0.013	0.00047	ng/g	☼	08/19/19 08:06	09/03/19 18:02	1
PCB-25	0.14		0.013	0.0036	ng/g	☼	08/19/19 08:06	09/03/19 18:02	1
PCB-26	0.099	C B	0.026	0.0037	ng/g	☼	08/19/19 08:06	09/03/19 18:02	1
PCB-27	0.30		0.013	0.00046	ng/g	☼	08/19/19 08:06	09/03/19 18:02	1
PCB-28	0.79	B C20	0.026	0.0038	ng/g	☼	08/19/19 08:06	09/03/19 18:02	1
PCB-29	0.099	C26 B	0.026	0.0037	ng/g	☼	08/19/19 08:06	09/03/19 18:02	1
PCB-30	0.33	C18 B	0.026	0.00055	ng/g	☼	08/19/19 08:06	09/03/19 18:02	1
PCB-31	0.38	B	0.026	0.0036	ng/g	☼	08/19/19 08:06	09/03/19 18:02	1
PCB-32	0.85	B	0.013	0.00042	ng/g	☼	08/19/19 08:06	09/03/19 18:02	1
PCB-33	0.30	B C21	0.026	0.0036	ng/g	☼	08/19/19 08:06	09/03/19 18:02	1
PCB-34	0.0097	J	0.013	0.0040	ng/g	☼	08/19/19 08:06	09/03/19 18:02	1
PCB-35	0.014	B	0.013	0.0040	ng/g	☼	08/19/19 08:06	09/03/19 18:02	1
PCB-36	ND		0.013	0.0037	ng/g	☼	08/19/19 08:06	09/03/19 18:02	1
PCB-37	0.15	B	0.013	0.0038	ng/g	☼	08/19/19 08:06	09/03/19 18:02	1
PCB-38	ND		0.013	0.0037	ng/g	☼	08/19/19 08:06	09/03/19 18:02	1
PCB-39	0.0046	J q	0.013	0.0035	ng/g	☼	08/19/19 08:06	09/03/19 18:02	1
PCB-40	1.5	C	0.039	0.0062	ng/g	☼	08/19/19 08:06	09/03/19 18:02	1
PCB-41	1.5	C40	0.039	0.0062	ng/g	☼	08/19/19 08:06	09/03/19 18:02	1
PCB-42	0.49		0.013	0.0065	ng/g	☼	08/19/19 08:06	09/03/19 18:02	1
PCB-43	0.30	C	0.026	0.0056	ng/g	☼	08/19/19 08:06	09/03/19 18:02	1
PCB-44	11	C B	0.039	0.0055	ng/g	☼	08/19/19 08:06	09/03/19 18:02	1
PCB-45	4.8	C	0.026	0.0064	ng/g	☼	08/19/19 08:06	09/03/19 18:02	1
PCB-46	0.20		0.013	0.0074	ng/g	☼	08/19/19 08:06	09/03/19 18:02	1
PCB-47	11	B C44	0.039	0.0055	ng/g	☼	08/19/19 08:06	09/03/19 18:02	1
PCB-48	0.20		0.013	0.0060	ng/g	☼	08/19/19 08:06	09/03/19 18:02	1
PCB-49	4.6	C	0.026	0.0050	ng/g	☼	08/19/19 08:06	09/03/19 18:02	1

Client Sample ID: C4-0to27-100918
Lab Sample ID: 580-88125-8

Date Collected: 10/09/18 08:28
Matrix: Solid

Date Received: 07/26/19 13:10
Percent Solids: 37.5

Method: 1668A - Chlorinated Biphenyl Congeners (HRGC/HRMS) (Continued)

Analyte	Result	Qualifier	RL	EDL	Unit	D	Prepared	Analyzed	Dil Fac
PCB-50	2.4	C	0.026	0.0060	ng/g	☼	08/19/19 08:06	09/03/19 18:02	1
PCB-51	4.8	C45	0.026	0.0064	ng/g	☼	08/19/19 08:06	09/03/19 18:02	1
PCB-52	6.7	B	0.013	0.0063	ng/g	☼	08/19/19 08:06	09/03/19 18:02	1
PCB-53	2.4	C50	0.026	0.0060	ng/g	☼	08/19/19 08:06	09/03/19 18:02	1
PCB-54	0.82		0.013	0.00066	ng/g	☼	08/19/19 08:06	09/03/19 18:02	1
PCB-55	ND		0.013	0.0044	ng/g	☼	08/19/19 08:06	09/03/19 18:02	1
PCB-56	0.50		0.013	0.0045	ng/g	☼	08/19/19 08:06	09/03/19 18:02	1
PCB-57	ND		0.013	0.0044	ng/g	☼	08/19/19 08:06	09/03/19 18:02	1
PCB-58	0.016	q	0.013	0.0043	ng/g	☼	08/19/19 08:06	09/03/19 18:02	1
PCB-59	0.33	C	0.039	0.0041	ng/g	☼	08/19/19 08:06	09/03/19 18:02	1
PCB-60	0.14		0.013	0.0042	ng/g	☼	08/19/19 08:06	09/03/19 18:02	1
PCB-61	4.2	C B	0.052	0.0042	ng/g	☼	08/19/19 08:06	09/03/19 18:02	1
PCB-62	0.33	C59	0.039	0.0041	ng/g	☼	08/19/19 08:06	09/03/19 18:02	1
PCB-63	0.12		0.013	0.0038	ng/g	☼	08/19/19 08:06	09/03/19 18:02	1
PCB-64	0.63		0.013	0.0040	ng/g	☼	08/19/19 08:06	09/03/19 18:02	1
PCB-65	11	B C44	0.039	0.0055	ng/g	☼	08/19/19 08:06	09/03/19 18:02	1
PCB-66	2.0		0.013	0.0044	ng/g	☼	08/19/19 08:06	09/03/19 18:02	1
PCB-67	0.073		0.013	0.0040	ng/g	☼	08/19/19 08:06	09/03/19 18:02	1
PCB-68	0.17		0.013	0.0038	ng/g	☼	08/19/19 08:06	09/03/19 18:02	1
PCB-69	4.6	C49	0.026	0.0050	ng/g	☼	08/19/19 08:06	09/03/19 18:02	1
PCB-70	4.2	C61 B	0.052	0.0042	ng/g	☼	08/19/19 08:06	09/03/19 18:02	1
PCB-71	1.5	C40	0.039	0.0062	ng/g	☼	08/19/19 08:06	09/03/19 18:02	1
PCB-72	0.11		0.013	0.0043	ng/g	☼	08/19/19 08:06	09/03/19 18:02	1
PCB-73	0.30	C43	0.026	0.0056	ng/g	☼	08/19/19 08:06	09/03/19 18:02	1
PCB-74	4.2	C61 B	0.052	0.0042	ng/g	☼	08/19/19 08:06	09/03/19 18:02	1
PCB-75	0.33	C59	0.039	0.0041	ng/g	☼	08/19/19 08:06	09/03/19 18:02	1
PCB-76	4.2	C61 B	0.052	0.0042	ng/g	☼	08/19/19 08:06	09/03/19 18:02	1
PCB-77	0.19		0.013	0.0042	ng/g	☼	08/19/19 08:06	09/03/19 18:02	1
PCB-78	ND		0.013	0.0043	ng/g	☼	08/19/19 08:06	09/03/19 18:02	1
PCB-79	0.11		0.013	0.0037	ng/g	☼	08/19/19 08:06	09/03/19 18:02	1
PCB-80	ND		0.013	0.0038	ng/g	☼	08/19/19 08:06	09/03/19 18:02	1
PCB-81	0.0080	J	0.013	0.0043	ng/g	☼	08/19/19 08:06	09/03/19 18:02	1
PCB-82	1.3		0.013	0.00089	ng/g	☼	08/19/19 08:06	09/03/19 18:02	1
PCB-83	9.7	C B	0.026	0.00083	ng/g	☼	08/19/19 08:06	09/03/19 18:02	1
PCB-84	3.4		0.013	0.00090	ng/g	☼	08/19/19 08:06	09/03/19 18:02	1
PCB-85	2.0	C	0.039	0.00064	ng/g	☼	08/19/19 08:06	09/03/19 18:02	1
PCB-86	8.7	C B	0.079	0.00065	ng/g	☼	08/19/19 08:06	09/03/19 18:02	1
PCB-87	8.7	B C86	0.079	0.00065	ng/g	☼	08/19/19 08:06	09/03/19 18:02	1
PCB-88	3.2	C	0.026	0.00077	ng/g	☼	08/19/19 08:06	09/03/19 18:02	1
PCB-89	0.095	q	0.013	0.00087	ng/g	☼	08/19/19 08:06	09/03/19 18:02	1
PCB-90	18	C B	0.039	0.00068	ng/g	☼	08/19/19 08:06	09/03/19 18:02	1
PCB-91	3.2	C88	0.026	0.00077	ng/g	☼	08/19/19 08:06	09/03/19 18:02	1
PCB-92	4.2		0.013	0.00081	ng/g	☼	08/19/19 08:06	09/03/19 18:02	1
PCB-93	1.7	C	0.026	0.00079	ng/g	☼	08/19/19 08:06	09/03/19 18:02	1
PCB-94	0.40		0.013	0.00086	ng/g	☼	08/19/19 08:06	09/03/19 18:02	1
PCB-95	12	B	0.013	0.00081	ng/g	☼	08/19/19 08:06	09/03/19 18:02	1
PCB-96	0.28		0.013	0.00063	ng/g	☼	08/19/19 08:06	09/03/19 18:02	1
PCB-97	8.7	B C86	0.079	0.00065	ng/g	☼	08/19/19 08:06	09/03/19 18:02	1
PCB-98	0.87	C	0.026	0.00079	ng/g	☼	08/19/19 08:06	09/03/19 18:02	1

Client Sample ID: C4-0to27-100918
Lab Sample ID: 580-88125-8

Date Collected: 10/09/18 08:28
Matrix: Solid

Date Received: 07/26/19 13:10
Percent Solids: 37.5

Method: 1668A - Chlorinated Biphenyl Congeners (HRGC/HRMS) (Continued)

Analyte	Result	Qualifier	RL	EDL	Unit	D	Prepared	Analyzed	Dil Fac
PCB-99	9.7	C83 B	0.026	0.00083	ng/g	☼	08/19/19 08:06	09/03/19 18:02	1
PCB-100	1.7	C93	0.026	0.00079	ng/g	☼	08/19/19 08:06	09/03/19 18:02	1
PCB-101	18	B C90	0.039	0.00068	ng/g	☼	08/19/19 08:06	09/03/19 18:02	1
PCB-102	0.87	C98	0.026	0.00079	ng/g	☼	08/19/19 08:06	09/03/19 18:02	1
PCB-103	0.83		0.013	0.00075	ng/g	☼	08/19/19 08:06	09/03/19 18:02	1
PCB-104	0.14		0.013	0.00056	ng/g	☼	08/19/19 08:06	09/03/19 18:02	1
PCB-105	3.5	B	0.013	0.011	ng/g	☼	08/19/19 08:06	09/03/19 18:02	1
PCB-106	ND		0.013	0.011	ng/g	☼	08/19/19 08:06	09/03/19 18:02	1
PCB-107	1.1		0.013	0.010	ng/g	☼	08/19/19 08:06	09/03/19 18:02	1
PCB-108	0.43	C	0.026	0.011	ng/g	☼	08/19/19 08:06	09/03/19 18:02	1
PCB-109	8.7	B C86	0.079	0.00065	ng/g	☼	08/19/19 08:06	09/03/19 18:02	1
PCB-110	15	C B	0.026	0.00057	ng/g	☼	08/19/19 08:06	09/03/19 18:02	1
PCB-111	0.090		0.013	0.00054	ng/g	☼	08/19/19 08:06	09/03/19 18:02	1
PCB-112	ND		0.013	0.00057	ng/g	☼	08/19/19 08:06	09/03/19 18:02	1
PCB-113	18	B C90	0.039	0.00068	ng/g	☼	08/19/19 08:06	09/03/19 18:02	1
PCB-114	0.19	B	0.013	0.0097	ng/g	☼	08/19/19 08:06	09/03/19 18:02	1
PCB-115	15	B C110	0.026	0.00057	ng/g	☼	08/19/19 08:06	09/03/19 18:02	1
PCB-116	2.0	C85	0.039	0.00064	ng/g	☼	08/19/19 08:06	09/03/19 18:02	1
PCB-117	2.0	C85	0.039	0.00064	ng/g	☼	08/19/19 08:06	09/03/19 18:02	1
PCB-118	11	B	0.013	0.010	ng/g	☼	08/19/19 08:06	09/03/19 18:02	1
PCB-119	8.7	B C86	0.079	0.00065	ng/g	☼	08/19/19 08:06	09/03/19 18:02	1
PCB-120	0.18		0.013	0.00052	ng/g	☼	08/19/19 08:06	09/03/19 18:02	1
PCB-121	0.064		0.013	0.00056	ng/g	☼	08/19/19 08:06	09/03/19 18:02	1
PCB-122	0.12		0.013	0.012	ng/g	☼	08/19/19 08:06	09/03/19 18:02	1
PCB-123	0.13		0.013	0.010	ng/g	☼	08/19/19 08:06	09/03/19 18:02	1
PCB-124	0.43	C108	0.026	0.011	ng/g	☼	08/19/19 08:06	09/03/19 18:02	1
PCB-125	8.7	B C86	0.079	0.00065	ng/g	☼	08/19/19 08:06	09/03/19 18:02	1
PCB-126	0.041	B	0.013	0.010	ng/g	☼	08/19/19 08:06	09/03/19 18:02	1
PCB-127	0.021		0.013	0.011	ng/g	☼	08/19/19 08:06	09/03/19 18:02	1
PCB-128	2.9	C	0.026	0.0036	ng/g	☼	08/19/19 08:06	09/03/19 18:02	1
PCB-129	23	C B	0.052	0.0037	ng/g	☼	08/19/19 08:06	09/03/19 18:02	1
PCB-130	2.1		0.013	0.0048	ng/g	☼	08/19/19 08:06	09/03/19 18:02	1
PCB-131	0.28		0.013	0.0047	ng/g	☼	08/19/19 08:06	09/03/19 18:02	1
PCB-132	7.1	B	0.013	0.0045	ng/g	☼	08/19/19 08:06	09/03/19 18:02	1
PCB-133	0.95		0.013	0.0044	ng/g	☼	08/19/19 08:06	09/03/19 18:02	1
PCB-134	1.4	C	0.026	0.0047	ng/g	☼	08/19/19 08:06	09/03/19 18:02	1
PCB-135	10	C B	0.026	0.0010	ng/g	☼	08/19/19 08:06	09/03/19 18:02	1
PCB-136	3.3	B	0.013	0.00078	ng/g	☼	08/19/19 08:06	09/03/19 18:02	1
PCB-137	0.74		0.013	0.0038	ng/g	☼	08/19/19 08:06	09/03/19 18:02	1
PCB-138	23	B C129	0.052	0.0037	ng/g	☼	08/19/19 08:06	09/03/19 18:02	1
PCB-139	0.47	C	0.026	0.0040	ng/g	☼	08/19/19 08:06	09/03/19 18:02	1
PCB-140	0.47	C139	0.026	0.0040	ng/g	☼	08/19/19 08:06	09/03/19 18:02	1
PCB-141	4.1		0.013	0.0042	ng/g	☼	08/19/19 08:06	09/03/19 18:02	1
PCB-142	ND		0.013	0.0046	ng/g	☼	08/19/19 08:06	09/03/19 18:02	1
PCB-143	1.4	C134	0.026	0.0047	ng/g	☼	08/19/19 08:06	09/03/19 18:02	1
PCB-144	1.0		0.013	0.00099	ng/g	☼	08/19/19 08:06	09/03/19 18:02	1
PCB-145	0.016		0.013	0.00076	ng/g	☼	08/19/19 08:06	09/03/19 18:02	1
PCB-146	5.8	B	0.013	0.0040	ng/g	☼	08/19/19 08:06	09/03/19 18:02	1
PCB-147	20	C B	0.026	0.0041	ng/g	☼	08/19/19 08:06	09/03/19 18:02	1

Client Sample ID: C4-0to27-100918
Lab Sample ID: 580-88125-8

Date Collected: 10/09/18 08:28
Matrix: Solid

Date Received: 07/26/19 13:10
Percent Solids: 37.5

Method: 1668A - Chlorinated Biphenyl Congeners (HRGC/HRMS) (Continued)

Analyte	Result	Qualifier	RL	EDL	Unit	D	Prepared	Analyzed	Dil Fac
PCB-148	0.22		0.013	0.0010	ng/g	☼	08/19/19 08:06	09/03/19 18:02	1
PCB-149	20	B C147	0.026	0.0041	ng/g	☼	08/19/19 08:06	09/03/19 18:02	1
PCB-150	0.16		0.013	0.00073	ng/g	☼	08/19/19 08:06	09/03/19 18:02	1
PCB-151	10	C135 B	0.026	0.0010	ng/g	☼	08/19/19 08:06	09/03/19 18:02	1
PCB-152	0.087		0.013	0.00072	ng/g	☼	08/19/19 08:06	09/03/19 18:02	1
PCB-153	19	C B	0.026	0.0033	ng/g	☼	08/19/19 08:06	09/03/19 18:02	1
PCB-154	0.82	B	0.013	0.00089	ng/g	☼	08/19/19 08:06	09/03/19 18:02	1
PCB-155	0.018		0.013	0.00070	ng/g	☼	08/19/19 08:06	09/03/19 18:02	1
PCB-156	2.4	C B	0.026	0.0036	ng/g	☼	08/19/19 08:06	09/03/19 18:02	1
PCB-157	2.4	C156 B	0.026	0.0036	ng/g	☼	08/19/19 08:06	09/03/19 18:02	1
PCB-158	2.1	B	0.013	0.0029	ng/g	☼	08/19/19 08:06	09/03/19 18:02	1
PCB-159	0.22		0.013	0.0030	ng/g	☼	08/19/19 08:06	09/03/19 18:02	1
PCB-160	23	B C129	0.052	0.0037	ng/g	☼	08/19/19 08:06	09/03/19 18:02	1
PCB-161	ND		0.013	0.0030	ng/g	☼	08/19/19 08:06	09/03/19 18:02	1
PCB-162	0.069		0.013	0.0029	ng/g	☼	08/19/19 08:06	09/03/19 18:02	1
PCB-163	23	B C129	0.052	0.0037	ng/g	☼	08/19/19 08:06	09/03/19 18:02	1
PCB-164	1.6		0.013	0.0032	ng/g	☼	08/19/19 08:06	09/03/19 18:02	1
PCB-165	0.15		0.013	0.0036	ng/g	☼	08/19/19 08:06	09/03/19 18:02	1
PCB-166	2.9	C128	0.026	0.0036	ng/g	☼	08/19/19 08:06	09/03/19 18:02	1
PCB-167	0.77		0.013	0.0025	ng/g	☼	08/19/19 08:06	09/03/19 18:02	1
PCB-168	19	B C153	0.026	0.0033	ng/g	☼	08/19/19 08:06	09/03/19 18:02	1
PCB-169	ND		0.013	0.0029	ng/g	☼	08/19/19 08:06	09/03/19 18:02	1
PCB-170	7.0	B	0.013	0.0013	ng/g	☼	08/19/19 08:06	09/03/19 18:02	1
PCB-171	2.4	C	0.026	0.0013	ng/g	☼	08/19/19 08:06	09/03/19 18:02	1
PCB-172	1.3	B	0.013	0.0013	ng/g	☼	08/19/19 08:06	09/03/19 18:02	1
PCB-173	2.4	C171	0.026	0.0013	ng/g	☼	08/19/19 08:06	09/03/19 18:02	1
PCB-174	7.7	B	0.013	0.0013	ng/g	☼	08/19/19 08:06	09/03/19 18:02	1
PCB-175	0.41		0.013	0.0012	ng/g	☼	08/19/19 08:06	09/03/19 18:02	1
PCB-176	0.93	B	0.013	0.00083	ng/g	☼	08/19/19 08:06	09/03/19 18:02	1
PCB-177	5.8	B	0.013	0.0013	ng/g	☼	08/19/19 08:06	09/03/19 18:02	1
PCB-178	2.5		0.013	0.0012	ng/g	☼	08/19/19 08:06	09/03/19 18:02	1
PCB-179	3.9	B	0.013	0.00089	ng/g	☼	08/19/19 08:06	09/03/19 18:02	1
PCB-180	16	C B	0.026	0.0010	ng/g	☼	08/19/19 08:06	09/03/19 18:02	1
PCB-181	0.072		0.013	0.0011	ng/g	☼	08/19/19 08:06	09/03/19 18:02	1
PCB-182	0.096		0.013	0.0011	ng/g	☼	08/19/19 08:06	09/03/19 18:02	1
PCB-183	5.0	C B	0.026	0.0011	ng/g	☼	08/19/19 08:06	09/03/19 18:02	1
PCB-184	ND		0.013	0.00089	ng/g	☼	08/19/19 08:06	09/03/19 18:02	1
PCB-185	5.0	B C183	0.026	0.0011	ng/g	☼	08/19/19 08:06	09/03/19 18:02	1
PCB-186	ND		0.013	0.00088	ng/g	☼	08/19/19 08:06	09/03/19 18:02	1
PCB-187	11		0.013	0.0011	ng/g	☼	08/19/19 08:06	09/03/19 18:02	1
PCB-188	ND		0.013	0.00084	ng/g	☼	08/19/19 08:06	09/03/19 18:02	1
PCB-189	0.27	B	0.013	0.0023	ng/g	☼	08/19/19 08:06	09/03/19 18:02	1
PCB-190	1.4		0.013	0.00092	ng/g	☼	08/19/19 08:06	09/03/19 18:02	1
PCB-191	0.35		0.013	0.00091	ng/g	☼	08/19/19 08:06	09/03/19 18:02	1
PCB-192	ND		0.013	0.00098	ng/g	☼	08/19/19 08:06	09/03/19 18:02	1
PCB-193	16	C180 B	0.026	0.0010	ng/g	☼	08/19/19 08:06	09/03/19 18:02	1
PCB-194	3.9	B	0.013	0.012	ng/g	☼	08/19/19 08:06	09/03/19 18:02	1
PCB-195	1.8	G	0.015	0.015	ng/g	☼	08/19/19 08:06	09/03/19 18:02	1
PCB-196	1.8	B	0.013	0.0013	ng/g	☼	08/19/19 08:06	09/03/19 18:02	1

Client Sample ID: C4-0to27-100918
Lab Sample ID: 580-88125-8

Date Collected: 10/09/18 08:28
Matrix: Solid

Date Received: 07/26/19 13:10
Percent Solids: 37.5

Method: 1668A - Chlorinated Biphenyl Congeners (HRGC/HRMS) (Continued)

Analyte	Result	Qualifier	RL	EDL	Unit	D	Prepared	Analyzed	Dil Fac
PCB-197	**0.13**		0.013	0.00097	ng/g	☼	08/19/19 08:06	09/03/19 18:02	1
PCB-198	**3.5**	**C B**	0.026	0.0014	ng/g	☼	08/19/19 08:06	09/03/19 18:02	1
PCB-199	**3.5**	**C198 B**	0.026	0.0014	ng/g	☼	08/19/19 08:06	09/03/19 18:02	1
PCB-200	**0.45**		0.013	0.0010	ng/g	☼	08/19/19 08:06	09/03/19 18:02	1
PCB-201	**0.47**		0.013	0.00099	ng/g	☼	08/19/19 08:06	09/03/19 18:02	1
PCB-202	**0.77**		0.013	0.0011	ng/g	☼	08/19/19 08:06	09/03/19 18:02	1
PCB-203	**2.2**		0.013	0.0013	ng/g	☼	08/19/19 08:06	09/03/19 18:02	1
PCB-204	ND		0.013	0.0011	ng/g	☼	08/19/19 08:06	09/03/19 18:02	1
PCB-205	**0.20**		0.013	0.0093	ng/g	☼	08/19/19 08:06	09/03/19 18:02	1
PCB-206	**2.8**	**q**	0.013	0.0048	ng/g	☼	08/19/19 08:06	09/03/19 18:02	1
PCB-207	**0.15**		0.013	0.0033	ng/g	☼	08/19/19 08:06	09/03/19 18:02	1
PCB-208	**0.28**		0.013	0.0034	ng/g	☼	08/19/19 08:06	09/03/19 18:02	1
PCB-209	**0.63**	**B**	0.013	0.00067	ng/g	☼	08/19/19 08:06	09/03/19 18:02	1
Total Monochlorobiphenyls	**0.38**	**B**	0.013	0.00062	ng/g	☼	08/19/19 08:06	09/03/19 18:02	1
Total Dichlorobiphenyls	**1.4**	**B**	0.026	0.00059	ng/g	☼	08/19/19 08:06	09/03/19 18:02	1
Total Trichlorobiphenyls	**7.1**	**B q**	0.026	0.0027	ng/g	☼	08/19/19 08:06	09/03/19 18:02	1
Total Tetrachlorobiphenyls	**42**	**B q**	0.052	0.0047	ng/g	☼	08/19/19 08:06	09/03/19 18:02	1
Total Pentachlorobiphenyls	**99**	**B q**	0.079	0.0039	ng/g	☼	08/19/19 08:06	09/03/19 18:02	1
Total Hexachlorobiphenyls	**110**	**B**	0.052	0.0029	ng/g	☼	08/19/19 08:06	09/03/19 18:02	1
Total Heptachlorobiphenyls	**66**	**B**	0.026	0.0011	ng/g	☼	08/19/19 08:06	09/03/19 18:02	1
Total Octachlorobiphenyls	**15**	**B**	0.026	0.0042	ng/g	☼	08/19/19 08:06	09/03/19 18:02	1
Total Nonachlorobiphenyls	**3.2**	**q**	0.013	0.0038	ng/g	☼	08/19/19 08:06	09/03/19 18:02	1
Polychlorinated biphenyls, Total	**350**	**B q**	0.079	0.0027	ng/g	☼	08/19/19 08:06	09/03/19 18:02	1

Isotope Dilution	*%Recovery*	*Qualifier*	*Limits*	*Prepared*	*Analyzed*	*Dil Fac*
PCB-1L	*65*		*30 - 140*	*08/19/19 08:06*	*09/03/19 18:02*	*1*
PCB-3L	*71*		*30 - 140*	*08/19/19 08:06*	*09/03/19 18:02*	*1*
PCB-4L	*65*		*30 - 140*	*08/19/19 08:06*	*09/03/19 18:02*	*1*
PCB-15L	*76*		*30 - 140*	*08/19/19 08:06*	*09/03/19 18:02*	*1*
PCB-19L	*68*		*30 - 140*	*08/19/19 08:06*	*09/03/19 18:02*	*1*
PCB-37L	*81*		*30 - 140*	*08/19/19 08:06*	*09/03/19 18:02*	*1*
PCB-54L	*90*		*30 - 140*	*08/19/19 08:06*	*09/03/19 18:02*	*1*
PCB-77L	*85*		*30 - 140*	*08/19/19 08:06*	*09/03/19 18:02*	*1*
PCB-81L	*83*		*30 - 140*	*08/19/19 08:06*	*09/03/19 18:02*	*1*
PCB-104L	*87*		*30 - 140*	*08/19/19 08:06*	*09/03/19 18:02*	*1*
PCB-105L	*80*		*30 - 140*	*08/19/19 08:06*	*09/03/19 18:02*	*1*
PCB-114L	*82*		*30 - 140*	*08/19/19 08:06*	*09/03/19 18:02*	*1*
PCB-118L	*84*		*30 - 140*	*08/19/19 08:06*	*09/03/19 18:02*	*1*
PCB-123L	*83*		*30 - 140*	*08/19/19 08:06*	*09/03/19 18:02*	*1*
PCB-126L	*94*		*30 - 140*	*08/19/19 08:06*	*09/03/19 18:02*	*1*
PCB-155L	*98*		*30 - 140*	*08/19/19 08:06*	*09/03/19 18:02*	*1*
PCB-156L	*84*	*C*	*30 - 140*	*08/19/19 08:06*	*09/03/19 18:02*	*1*
PCB-157L	*84*	*C156*	*30 - 140*	*08/19/19 08:06*	*09/03/19 18:02*	*1*
PCB-167L	*85*		*30 - 140*	*08/19/19 08:06*	*09/03/19 18:02*	*1*
PCB-169L	*88*		*30 - 140*	*08/19/19 08:06*	*09/03/19 18:02*	*1*
PCB-170L	*82*		*30 - 140*	*08/19/19 08:06*	*09/03/19 18:02*	*1*
PCB-188L	*80*		*30 - 140*	*08/19/19 08:06*	*09/03/19 18:02*	*1*
PCB-189L	*98*		*30 - 140*	*08/19/19 08:06*	*09/03/19 18:02*	*1*
PCB-202L	*83*		*30 - 140*	*08/19/19 08:06*	*09/03/19 18:02*	*1*
PCB-205L	*78*		*30 - 140*	*08/19/19 08:06*	*09/03/19 18:02*	*1*

Client Sample ID: C4-0to27-100918
Lab Sample ID: 580-88125-8

Date Collected: 10/09/18 08:28
Matrix: Solid
Date Received: 07/26/19 13:10
Percent Solids: 37.5

Method: 1668A - Chlorinated Biphenyl Congeners (HRGC/HRMS) (Continued)

Isotope Dilution	%Recovery	Qualifier	Limits	Prepared	Analyzed	Dil Fac
PCB-206L	67		30 - 140	08/19/19 08:06	09/03/19 18:02	1
PCB-208L	77		30 - 140	08/19/19 08:06	09/03/19 18:02	1
PCB-209L	59		30 - 140	08/19/19 08:06	09/03/19 18:02	1

Surrogate	%Recovery	Qualifier	Limits	Prepared	Analyzed	Dil Fac
PCB-28L	70		40 - 125	08/19/19 08:06	09/03/19 18:02	1
PCB-111L	83		40 - 125	08/19/19 08:06	09/03/19 18:02	1
PCB-178L	80		40 - 125	08/19/19 08:06	09/03/19 18:02	1

Client Sample ID: D2-0to19-101018
Lab Sample ID: 580-88125-9

Date Collected: 10/10/18 15:21
Matrix: Solid
Date Received: 07/26/19 13:10
Percent Solids: 70.6

Method: 1668A - Chlorinated Biphenyl Congeners (HRGC/HRMS)

Analyte	Result	Qualifier	RL	EDL	Unit	D	Prepared	Analyzed	Dil Fac
PCB-1	**0.025**	**J B**	0.047	0.00072	ng/g	☼	08/19/19 08:06	08/27/19 22:35	1
PCB-2	**0.0081**	**J q B**	0.047	0.00074	ng/g	☼	08/19/19 08:06	08/27/19 22:35	1
PCB-3	**0.024**	**J B**	0.047	0.00075	ng/g	☼	08/19/19 08:06	08/27/19 22:35	1
PCB-4	**0.029**	**J**	0.094	0.0016	ng/g	☼	08/19/19 08:06	08/27/19 22:35	1
PCB-5	ND		0.047	0.0010	ng/g	☼	08/19/19 08:06	08/27/19 22:35	1
PCB-6	**0.013**	**J q**	0.047	0.0010	ng/g	☼	08/19/19 08:06	08/27/19 22:35	1
PCB-7	**0.0032**	**J q**	0.047	0.0010	ng/g	☼	08/19/19 08:06	08/27/19 22:35	1
PCB-8	**0.031**	**J B**	0.094	0.0010	ng/g	☼	08/19/19 08:06	08/27/19 22:35	1
PCB-9	**0.0032**	**J q**	0.047	0.0011	ng/g	☼	08/19/19 08:06	08/27/19 22:35	1
PCB-10	ND		0.047	0.0011	ng/g	☼	08/19/19 08:06	08/27/19 22:35	1
PCB-11	**0.020**	**J B**	0.094	0.00099	ng/g	☼	08/19/19 08:06	08/27/19 22:35	1
PCB-12	**0.0098**	**J C**	0.094	0.00099	ng/g	☼	08/19/19 08:06	08/27/19 22:35	1
PCB-13	**0.0098**	**J C12**	0.094	0.00099	ng/g	☼	08/19/19 08:06	08/27/19 22:35	1
PCB-14	ND		0.047	0.00087	ng/g	☼	08/19/19 08:06	08/27/19 22:35	1
PCB-15	**0.033**	**J B**	0.047	0.00099	ng/g	☼	08/19/19 08:06	08/27/19 22:35	1
PCB-16	**0.016**	**J q**	0.047	0.0020	ng/g	☼	08/19/19 08:06	08/27/19 22:35	1
PCB-17	**0.071**	**B**	0.047	0.0016	ng/g	☼	08/19/19 08:06	08/27/19 22:35	1
PCB-18	**0.030**	**J C B**	0.094	0.0014	ng/g	☼	08/19/19 08:06	08/27/19 22:35	1
PCB-19	**0.087**		0.047	0.0019	ng/g	☼	08/19/19 08:06	08/27/19 22:35	1
PCB-20	**0.096**	**C B**	0.094	0.00095	ng/g	☼	08/19/19 08:06	08/27/19 22:35	1
PCB-21	**0.033**	**J C B**	0.094	0.00090	ng/g	☼	08/19/19 08:06	08/27/19 22:35	1
PCB-22	**0.015**	**J B**	0.047	0.0010	ng/g	☼	08/19/19 08:06	08/27/19 22:35	1
PCB-23	ND		0.047	0.00098	ng/g	☼	08/19/19 08:06	08/27/19 22:35	1
PCB-24	ND		0.047	0.0012	ng/g	☼	08/19/19 08:06	08/27/19 22:35	1
PCB-25	**0.015**	**J**	0.047	0.00092	ng/g	☼	08/19/19 08:06	08/27/19 22:35	1
PCB-26	**0.018**	**J C B**	0.094	0.00094	ng/g	☼	08/19/19 08:06	08/27/19 22:35	1
PCB-27	**0.018**	**J**	0.047	0.0011	ng/g	☼	08/19/19 08:06	08/27/19 22:35	1
PCB-28	**0.096**	**C20 B**	0.094	0.00095	ng/g	☼	08/19/19 08:06	08/27/19 22:35	1
PCB-29	**0.018**	**J C26 B**	0.094	0.00094	ng/g	☼	08/19/19 08:06	08/27/19 22:35	1
PCB-30	**0.030**	**J C18 B**	0.094	0.0014	ng/g	☼	08/19/19 08:06	08/27/19 22:35	1
PCB-31	**0.052**	**J B**	0.094	0.00090	ng/g	☼	08/19/19 08:06	08/27/19 22:35	1
PCB-32	**0.057**	**B**	0.047	0.0011	ng/g	☼	08/19/19 08:06	08/27/19 22:35	1
PCB-33	**0.033**	**J C21 B**	0.094	0.00090	ng/g	☼	08/19/19 08:06	08/27/19 22:35	1
PCB-34	ND		0.047	0.0010	ng/g	☼	08/19/19 08:06	08/27/19 22:35	1
PCB-35	**0.0028**	**J B**	0.047	0.0010	ng/g	☼	08/19/19 08:06	08/27/19 22:35	1

Client Sample ID: D2-0to19-101018
Lab Sample ID: 580-88125-9

Date Collected: 10/10/18 15:21
Matrix: Solid

Date Received: 07/26/19 13:10
Percent Solids: 70.6

Method: 1668A - Chlorinated Biphenyl Congeners (HRGC/HRMS) (Continued)

Analyte	Result	Qualifier	RL	EDL	Unit	D	Prepared	Analyzed	Dil Fac
PCB-36	ND		0.047	0.00092	ng/g	☼	08/19/19 08:06	08/27/19 22:35	1
PCB-37	**0.031**	**J B**	0.047	0.00097	ng/g	☼	08/19/19 08:06	08/27/19 22:35	1
PCB-38	ND		0.047	0.00094	ng/g	☼	08/19/19 08:06	08/27/19 22:35	1
PCB-39	ND		0.047	0.00089	ng/g	☼	08/19/19 08:06	08/27/19 22:35	1
PCB-40	**0.11**	**J C**	0.14	0.0025	ng/g	☼	08/19/19 08:06	08/27/19 22:35	1
PCB-41	**0.11**	**J C40**	0.14	0.0025	ng/g	☼	08/19/19 08:06	08/27/19 22:35	1
PCB-42	**0.043**	**J**	0.047	0.0027	ng/g	☼	08/19/19 08:06	08/27/19 22:35	1
PCB-43	**0.018**	**J q C**	0.094	0.0023	ng/g	☼	08/19/19 08:06	08/27/19 22:35	1
PCB-44	**0.67**	**C B**	0.14	0.0022	ng/g	☼	08/19/19 08:06	08/27/19 22:35	1
PCB-45	**0.30**	**C**	0.094	0.0026	ng/g	☼	08/19/19 08:06	08/27/19 22:35	1
PCB-46	**0.015**	**J q**	0.047	0.0030	ng/g	☼	08/19/19 08:06	08/27/19 22:35	1
PCB-47	**0.67**	**C44 B**	0.14	0.0022	ng/g	☼	08/19/19 08:06	08/27/19 22:35	1
PCB-48	**0.017**	**J**	0.047	0.0024	ng/g	☼	08/19/19 08:06	08/27/19 22:35	1
PCB-49	**0.32**	**C**	0.094	0.0020	ng/g	☼	08/19/19 08:06	08/27/19 22:35	1
PCB-50	**0.16**	**C**	0.094	0.0025	ng/g	☼	08/19/19 08:06	08/27/19 22:35	1
PCB-51	**0.30**	**C45**	0.094	0.0026	ng/g	☼	08/19/19 08:06	08/27/19 22:35	1
PCB-52	**0.49**	**B**	0.047	0.0026	ng/g	☼	08/19/19 08:06	08/27/19 22:35	1
PCB-53	**0.16**	**C50**	0.094	0.0025	ng/g	☼	08/19/19 08:06	08/27/19 22:35	1
PCB-54	**0.052**		0.047	0.00095	ng/g	☼	08/19/19 08:06	08/27/19 22:35	1
PCB-55	**0.0020**	**J q**	0.047	0.0018	ng/g	☼	08/19/19 08:06	08/27/19 22:35	1
PCB-56	**0.060**		0.047	0.0018	ng/g	☼	08/19/19 08:06	08/27/19 22:35	1
PCB-57	ND		0.047	0.0018	ng/g	☼	08/19/19 08:06	08/27/19 22:35	1
PCB-58	ND		0.047	0.0017	ng/g	☼	08/19/19 08:06	08/27/19 22:35	1
PCB-59	**0.026**	**J C**	0.14	0.0017	ng/g	☼	08/19/19 08:06	08/27/19 22:35	1
PCB-60	**0.017**	**J**	0.047	0.0017	ng/g	☼	08/19/19 08:06	08/27/19 22:35	1
PCB-61	**0.39**	**C B**	0.19	0.0017	ng/g	☼	08/19/19 08:06	08/27/19 22:35	1
PCB-62	**0.026**	**J C59**	0.14	0.0017	ng/g	☼	08/19/19 08:06	08/27/19 22:35	1
PCB-63	**0.0096**	**J**	0.047	0.0016	ng/g	☼	08/19/19 08:06	08/27/19 22:35	1
PCB-64	**0.062**		0.047	0.0016	ng/g	☼	08/19/19 08:06	08/27/19 22:35	1
PCB-65	**0.67**	**C44 B**	0.14	0.0022	ng/g	☼	08/19/19 08:06	08/27/19 22:35	1
PCB-66	**0.23**		0.047	0.0018	ng/g	☼	08/19/19 08:06	08/27/19 22:35	1
PCB-67	**0.0069**	**J**	0.047	0.0017	ng/g	☼	08/19/19 08:06	08/27/19 22:35	1
PCB-68	**0.013**	**J**	0.047	0.0016	ng/g	☼	08/19/19 08:06	08/27/19 22:35	1
PCB-69	**0.32**	**C49**	0.094	0.0020	ng/g	☼	08/19/19 08:06	08/27/19 22:35	1
PCB-70	**0.39**	**C61 B**	0.19	0.0017	ng/g	☼	08/19/19 08:06	08/27/19 22:35	1
PCB-71	**0.11**	**J C40**	0.14	0.0025	ng/g	☼	08/19/19 08:06	08/27/19 22:35	1
PCB-72	**0.010**	**J**	0.047	0.0018	ng/g	☼	08/19/19 08:06	08/27/19 22:35	1
PCB-73	**0.018**	**J q C43**	0.094	0.0023	ng/g	☼	08/19/19 08:06	08/27/19 22:35	1
PCB-74	**0.39**	**C61 B**	0.19	0.0017	ng/g	☼	08/19/19 08:06	08/27/19 22:35	1
PCB-75	**0.026**	**J C59**	0.14	0.0017	ng/g	☼	08/19/19 08:06	08/27/19 22:35	1
PCB-76	**0.39**	**C61 B**	0.19	0.0017	ng/g	☼	08/19/19 08:06	08/27/19 22:35	1
PCB-77	**0.022**	**J**	0.047	0.0017	ng/g	☼	08/19/19 08:06	08/27/19 22:35	1
PCB-78	ND		0.047	0.0018	ng/g	☼	08/19/19 08:06	08/27/19 22:35	1
PCB-79	**0.0085**	**J q**	0.047	0.0015	ng/g	☼	08/19/19 08:06	08/27/19 22:35	1
PCB-80	ND		0.047	0.0016	ng/g	☼	08/19/19 08:06	08/27/19 22:35	1
PCB-81	ND		0.047	0.0018	ng/g	☼	08/19/19 08:06	08/27/19 22:35	1
PCB-82	**0.096**		0.047	0.0019	ng/g	☼	08/19/19 08:06	08/27/19 22:35	1
PCB-83	**0.69**	**C B**	0.094	0.0017	ng/g	☼	08/19/19 08:06	08/27/19 22:35	1
PCB-84	**0.24**		0.047	0.0019	ng/g	☼	08/19/19 08:06	08/27/19 22:35	1

Client Sample ID: D2-0to19-101018
Lab Sample ID: 580-88125-9

Date Collected: 10/10/18 15:21
Matrix: Solid

Date Received: 07/26/19 13:10
Percent Solids: 70.6

Method: 1668A - Chlorinated Biphenyl Congeners (HRGC/HRMS) (Continued)

Analyte	Result	Qualifier	RL	EDL	Unit	D	Prepared	Analyzed	Dil Fac
PCB-85	0.14	C	0.14	0.0014	ng/g	☼	08/19/19 08:06	08/27/19 22:35	1
PCB-86	0.59	C B	0.28	0.0014	ng/g	☼	08/19/19 08:06	08/27/19 22:35	1
PCB-87	0.59	C86 B	0.28	0.0014	ng/g	☼	08/19/19 08:06	08/27/19 22:35	1
PCB-88	0.22	C	0.094	0.0016	ng/g	☼	08/19/19 08:06	08/27/19 22:35	1
PCB-89	ND		0.047	0.0018	ng/g	☼	08/19/19 08:06	08/27/19 22:35	1
PCB-90	1.2	C B	0.14	0.0014	ng/g	☼	08/19/19 08:06	08/27/19 22:35	1
PCB-91	0.22	C88	0.094	0.0016	ng/g	☼	08/19/19 08:06	08/27/19 22:35	1
PCB-92	0.28		0.047	0.0017	ng/g	☼	08/19/19 08:06	08/27/19 22:35	1
PCB-93	0.11	C	0.094	0.0017	ng/g	☼	08/19/19 08:06	08/27/19 22:35	1
PCB-94	0.027	J	0.047	0.0018	ng/g	☼	08/19/19 08:06	08/27/19 22:35	1
PCB-95	0.98	B	0.047	0.0017	ng/g	☼	08/19/19 08:06	08/27/19 22:35	1
PCB-96	0.021	J	0.047	0.0013	ng/g	☼	08/19/19 08:06	08/27/19 22:35	1
PCB-97	0.59	C86 B	0.28	0.0014	ng/g	☼	08/19/19 08:06	08/27/19 22:35	1
PCB-98	0.059	J C	0.094	0.0017	ng/g	☼	08/19/19 08:06	08/27/19 22:35	1
PCB-99	0.69	C83 B	0.094	0.0017	ng/g	☼	08/19/19 08:06	08/27/19 22:35	1
PCB-100	0.11	C93	0.094	0.0017	ng/g	☼	08/19/19 08:06	08/27/19 22:35	1
PCB-101	1.2	C90 B	0.14	0.0014	ng/g	☼	08/19/19 08:06	08/27/19 22:35	1
PCB-102	0.059	J C98	0.094	0.0017	ng/g	☼	08/19/19 08:06	08/27/19 22:35	1
PCB-103	0.060		0.047	0.0016	ng/g	☼	08/19/19 08:06	08/27/19 22:35	1
PCB-104	0.011	J	0.047	0.0012	ng/g	☼	08/19/19 08:06	08/27/19 22:35	1
PCB-105	0.22	B	0.047	0.0018	ng/g	☼	08/19/19 08:06	08/27/19 22:35	1
PCB-106	ND		0.047	0.0018	ng/g	☼	08/19/19 08:06	08/27/19 22:35	1
PCB-107	0.062		0.047	0.0017	ng/g	☼	08/19/19 08:06	08/27/19 22:35	1
PCB-108	0.025	J C	0.094	0.0019	ng/g	☼	08/19/19 08:06	08/27/19 22:35	1
PCB-109	0.59	C86 B	0.28	0.0014	ng/g	☼	08/19/19 08:06	08/27/19 22:35	1
PCB-110	1.2	C B	0.094	0.0012	ng/g	☼	08/19/19 08:06	08/27/19 22:35	1
PCB-111	0.0065	J	0.047	0.0012	ng/g	☼	08/19/19 08:06	08/27/19 22:35	1
PCB-112	ND		0.047	0.0012	ng/g	☼	08/19/19 08:06	08/27/19 22:35	1
PCB-113	1.2	C90 B	0.14	0.0014	ng/g	☼	08/19/19 08:06	08/27/19 22:35	1
PCB-114	0.014	J B	0.047	0.0017	ng/g	☼	08/19/19 08:06	08/27/19 22:35	1
PCB-115	1.2	C110 B	0.094	0.0012	ng/g	☼	08/19/19 08:06	08/27/19 22:35	1
PCB-116	0.14	C85	0.14	0.0014	ng/g	☼	08/19/19 08:06	08/27/19 22:35	1
PCB-117	0.14	C85	0.14	0.0014	ng/g	☼	08/19/19 08:06	08/27/19 22:35	1
PCB-118	0.72	B	0.047	0.0018	ng/g	☼	08/19/19 08:06	08/27/19 22:35	1
PCB-119	0.59	C86 B	0.28	0.0014	ng/g	☼	08/19/19 08:06	08/27/19 22:35	1
PCB-120	0.010	J q	0.047	0.0011	ng/g	☼	08/19/19 08:06	08/27/19 22:35	1
PCB-121	0.0062	J	0.047	0.0012	ng/g	☼	08/19/19 08:06	08/27/19 22:35	1
PCB-122	0.0073	J q	0.047	0.0020	ng/g	☼	08/19/19 08:06	08/27/19 22:35	1
PCB-123	0.0094	J q	0.047	0.0018	ng/g	☼	08/19/19 08:06	08/27/19 22:35	1
PCB-124	0.025	J C108	0.094	0.0019	ng/g	☼	08/19/19 08:06	08/27/19 22:35	1
PCB-125	0.59	C86 B	0.28	0.0014	ng/g	☼	08/19/19 08:06	08/27/19 22:35	1
PCB-126	0.0034	J B	0.047	0.0017	ng/g	☼	08/19/19 08:06	08/27/19 22:35	1
PCB-127	ND		0.047	0.0018	ng/g	☼	08/19/19 08:06	08/27/19 22:35	1
PCB-128	0.18	C	0.094	0.0015	ng/g	☼	08/19/19 08:06	08/27/19 22:35	1
PCB-129	1.4	C B	0.19	0.0015	ng/g	☼	08/19/19 08:06	08/27/19 22:35	1
PCB-130	0.092		0.047	0.0020	ng/g	☼	08/19/19 08:06	08/27/19 22:35	1
PCB-131	0.016	J	0.047	0.0019	ng/g	☼	08/19/19 08:06	08/27/19 22:35	1
PCB-132	0.46	B	0.047	0.0019	ng/g	☼	08/19/19 08:06	08/27/19 22:35	1
PCB-133	0.037	J	0.047	0.0018	ng/g	☼	08/19/19 08:06	08/27/19 22:35	1

Client Sample ID: D2-0to19-101018
Lab Sample ID: 580-88125-9

Date Collected: 10/10/18 15:21
Matrix: Solid

Date Received: 07/26/19 13:10
Percent Solids: 70.6

Method: 1668A - Chlorinated Biphenyl Congeners (HRGC/HRMS) (Continued)

Analyte	Result	Qualifier	RL	EDL	Unit	D	Prepared	Analyzed	Dil Fac
PCB-134	0.085	J C	0.094	0.0020	ng/g	☼	08/19/19 08:06	08/27/19 22:35	1
PCB-135	0.70	C B	0.094	0.0016	ng/g	☼	08/19/19 08:06	08/27/19 22:35	1
PCB-136	0.26	B	0.047	0.0012	ng/g	☼	08/19/19 08:06	08/27/19 22:35	1
PCB-137	0.039	J	0.047	0.0016	ng/g	☼	08/19/19 08:06	08/27/19 22:35	1
PCB-138	1.4	C129 B	0.19	0.0015	ng/g	☼	08/19/19 08:06	08/27/19 22:35	1
PCB-139	0.027	J C	0.094	0.0017	ng/g	☼	08/19/19 08:06	08/27/19 22:35	1
PCB-140	0.027	J C139	0.094	0.0017	ng/g	☼	08/19/19 08:06	08/27/19 22:35	1
PCB-141	0.26		0.047	0.0017	ng/g	☼	08/19/19 08:06	08/27/19 22:35	1
PCB-142	ND		0.047	0.0019	ng/g	☼	08/19/19 08:06	08/27/19 22:35	1
PCB-143	0.085	J C134	0.094	0.0020	ng/g	☼	08/19/19 08:06	08/27/19 22:35	1
PCB-144	0.079		0.047	0.0016	ng/g	☼	08/19/19 08:06	08/27/19 22:35	1
PCB-145	ND		0.047	0.0012	ng/g	☼	08/19/19 08:06	08/27/19 22:35	1
PCB-146	0.30	B	0.047	0.0017	ng/g	☼	08/19/19 08:06	08/27/19 22:35	1
PCB-147	1.4	C B	0.094	0.0017	ng/g	☼	08/19/19 08:06	08/27/19 22:35	1
PCB-148	0.014	J	0.047	0.0016	ng/g	☼	08/19/19 08:06	08/27/19 22:35	1
PCB-149	1.4	C147 B	0.094	0.0017	ng/g	☼	08/19/19 08:06	08/27/19 22:35	1
PCB-150	0.010	J q	0.047	0.0012	ng/g	☼	08/19/19 08:06	08/27/19 22:35	1
PCB-151	0.70	C135 B	0.094	0.0016	ng/g	☼	08/19/19 08:06	08/27/19 22:35	1
PCB-152	0.0051	J	0.047	0.0011	ng/g	☼	08/19/19 08:06	08/27/19 22:35	1
PCB-153	1.3	C B	0.094	0.0014	ng/g	☼	08/19/19 08:06	08/27/19 22:35	1
PCB-154	0.061	B	0.047	0.0014	ng/g	☼	08/19/19 08:06	08/27/19 22:35	1
PCB-155	0.0019	J q	0.047	0.0011	ng/g	☼	08/19/19 08:06	08/27/19 22:35	1
PCB-156	0.13	C B	0.094	0.0016	ng/g	☼	08/19/19 08:06	08/27/19 22:35	1
PCB-157	0.13	C156 B	0.094	0.0016	ng/g	☼	08/19/19 08:06	08/27/19 22:35	1
PCB-158	0.13	B	0.047	0.0012	ng/g	☼	08/19/19 08:06	08/27/19 22:35	1
PCB-159	0.019	J	0.047	0.0013	ng/g	☼	08/19/19 08:06	08/27/19 22:35	1
PCB-160	1.4	C129 B	0.19	0.0015	ng/g	☼	08/19/19 08:06	08/27/19 22:35	1
PCB-161	ND		0.047	0.0012	ng/g	☼	08/19/19 08:06	08/27/19 22:35	1
PCB-162	ND		0.047	0.0012	ng/g	☼	08/19/19 08:06	08/27/19 22:35	1
PCB-163	1.4	C129 B	0.19	0.0015	ng/g	☼	08/19/19 08:06	08/27/19 22:35	1
PCB-164	0.11		0.047	0.0013	ng/g	☼	08/19/19 08:06	08/27/19 22:35	1
PCB-165	ND		0.047	0.0015	ng/g	☼	08/19/19 08:06	08/27/19 22:35	1
PCB-166	0.18	C128	0.094	0.0015	ng/g	☼	08/19/19 08:06	08/27/19 22:35	1
PCB-167	0.047		0.047	0.0010	ng/g	☼	08/19/19 08:06	08/27/19 22:35	1
PCB-168	1.3	C153 B	0.094	0.0014	ng/g	☼	08/19/19 08:06	08/27/19 22:35	1
PCB-169	0.0037	J q	0.047	0.0011	ng/g	☼	08/19/19 08:06	08/27/19 22:35	1
PCB-170	0.45	B	0.047	0.0012	ng/g	☼	08/19/19 08:06	08/27/19 22:35	1
PCB-171	0.16	C	0.094	0.0012	ng/g	☼	08/19/19 08:06	08/27/19 22:35	1
PCB-172	0.088	B	0.047	0.0011	ng/g	☼	08/19/19 08:06	08/27/19 22:35	1
PCB-173	0.16	C171	0.094	0.0012	ng/g	☼	08/19/19 08:06	08/27/19 22:35	1
PCB-174	0.52	B	0.047	0.0012	ng/g	☼	08/19/19 08:06	08/27/19 22:35	1
PCB-175	0.025	J	0.047	0.0010	ng/g	☼	08/19/19 08:06	08/27/19 22:35	1
PCB-176	0.065	B	0.047	0.00073	ng/g	☼	08/19/19 08:06	08/27/19 22:35	1
PCB-177	0.33	B	0.047	0.0012	ng/g	☼	08/19/19 08:06	08/27/19 22:35	1
PCB-178	0.12		0.047	0.0011	ng/g	☼	08/19/19 08:06	08/27/19 22:35	1
PCB-179	0.23	B	0.047	0.00079	ng/g	☼	08/19/19 08:06	08/27/19 22:35	1
PCB-180	1.1	C B	0.094	0.00091	ng/g	☼	08/19/19 08:06	08/27/19 22:35	1
PCB-181	0.0054	J	0.047	0.0010	ng/g	☼	08/19/19 08:06	08/27/19 22:35	1
PCB-182	0.0064	J q	0.047	0.00097	ng/g	☼	08/19/19 08:06	08/27/19 22:35	1

Client Sample ID: D2-0to19-101018
Lab Sample ID: 580-88125-9

Date Collected: 10/10/18 15:21
Matrix: Solid

Date Received: 07/26/19 13:10
Percent Solids: 70.6

Method: 1668A - Chlorinated Biphenyl Congeners (HRGC/HRMS) (Continued)

Analyte	Result	Qualifier	RL	EDL	Unit	D	Prepared	Analyzed	Dil Fac
PCB-183	**0.36**	**C B**	0.094	0.00098	ng/g	☼	08/19/19 08:06	08/27/19 22:35	1
PCB-184	ND		0.047	0.00078	ng/g	☼	08/19/19 08:06	08/27/19 22:35	1
PCB-185	**0.36**	**C183 B**	0.094	0.00098	ng/g	☼	08/19/19 08:06	08/27/19 22:35	1
PCB-186	ND		0.047	0.00078	ng/g	☼	08/19/19 08:06	08/27/19 22:35	1
PCB-187	**0.72**		0.047	0.0010	ng/g	☼	08/19/19 08:06	08/27/19 22:35	1
PCB-188	**0.0045**	**J**	0.047	0.00072	ng/g	☼	08/19/19 08:06	08/27/19 22:35	1
PCB-189	**0.017**	**J B**	0.047	0.00079	ng/g	☼	08/19/19 08:06	08/27/19 22:35	1
PCB-190	**0.096**		0.047	0.00081	ng/g	☼	08/19/19 08:06	08/27/19 22:35	1
PCB-191	**0.021**	**J**	0.047	0.00080	ng/g	☼	08/19/19 08:06	08/27/19 22:35	1
PCB-192	ND		0.047	0.00086	ng/g	☼	08/19/19 08:06	08/27/19 22:35	1
PCB-193	**1.1**	**C180 B**	0.094	0.00091	ng/g	☼	08/19/19 08:06	08/27/19 22:35	1
PCB-194	**0.24**	**B**	0.047	0.0022	ng/g	☼	08/19/19 08:06	08/27/19 22:35	1
PCB-195	**0.093**		0.047	0.0026	ng/g	☼	08/19/19 08:06	08/27/19 22:35	1
PCB-196	**0.15**	**B**	0.047	0.0016	ng/g	☼	08/19/19 08:06	08/27/19 22:35	1
PCB-197	**0.0091**	**J q**	0.047	0.0012	ng/g	☼	08/19/19 08:06	08/27/19 22:35	1
PCB-198	**0.38**	**C B**	0.094	0.0017	ng/g	☼	08/19/19 08:06	08/27/19 22:35	1
PCB-199	**0.38**	**C198 B**	0.094	0.0017	ng/g	☼	08/19/19 08:06	08/27/19 22:35	1
PCB-200	**0.035**	**J**	0.047	0.0012	ng/g	☼	08/19/19 08:06	08/27/19 22:35	1
PCB-201	**0.053**		0.047	0.0012	ng/g	☼	08/19/19 08:06	08/27/19 22:35	1
PCB-202	**0.11**		0.047	0.0013	ng/g	☼	08/19/19 08:06	08/27/19 22:35	1
PCB-203	**0.19**		0.047	0.0015	ng/g	☼	08/19/19 08:06	08/27/19 22:35	1
PCB-204	ND		0.047	0.0013	ng/g	☼	08/19/19 08:06	08/27/19 22:35	1
PCB-205	**0.011**	**J q**	0.047	0.0017	ng/g	☼	08/19/19 08:06	08/27/19 22:35	1
PCB-206	**1.4**	**q**	0.047	0.0047	ng/g	☼	08/19/19 08:06	08/27/19 22:35	1
PCB-207	**0.016**	**J**	0.047	0.0032	ng/g	☼	08/19/19 08:06	08/27/19 22:35	1
PCB-208	**0.048**		0.047	0.0033	ng/g	☼	08/19/19 08:06	08/27/19 22:35	1
PCB-209	**0.046**	**J B**	0.047	0.00045	ng/g	☼	08/19/19 08:06	08/27/19 22:35	1
Total Monochlorobiphenyls	**0.057**	**q B**	0.047	0.00074	ng/g	☼	08/19/19 08:06	08/27/19 22:35	1
Total Dichlorobiphenyls	**0.14**	**q B**	0.094	0.0011	ng/g	☼	08/19/19 08:06	08/27/19 22:35	1
Total Trichlorobiphenyls	**0.54**	**q B**	0.094	0.0011	ng/g	☼	08/19/19 08:06	08/27/19 22:35	1
Total Tetrachlorobiphenyls	**3.1**	**q B**	0.19	0.0019	ng/g	☼	08/19/19 08:06	08/27/19 22:35	1
Total Pentachlorobiphenyls	**7.0**	**q B**	0.28	0.0016	ng/g	☼	08/19/19 08:06	08/27/19 22:35	1
Total Hexachlorobiphenyls	**7.2**	**q B**	0.19	0.0015	ng/g	☼	08/19/19 08:06	08/27/19 22:35	1
Total Heptachlorobiphenyls	**4.3**	**q B**	0.094	0.00094	ng/g	☼	08/19/19 08:06	08/27/19 22:35	1
Total Octachlorobiphenyls	**1.3**	**q B**	0.094	0.0016	ng/g	☼	08/19/19 08:06	08/27/19 22:35	1
Total Nonachlorobiphenyls	**1.5**	**q**	0.047	0.0037	ng/g	☼	08/19/19 08:06	08/27/19 22:35	1
Polychlorinated biphenyls, Total	**25**	**q B**	0.28	0.0016	ng/g	☼	08/19/19 08:06	08/27/19 22:35	1

Isotope Dilution	*%Recovery*	*Qualifier*	*Limits*	*Prepared*	*Analyzed*	*Dil Fac*
PCB-1L	*73*		*30 - 140*	*08/19/19 08:06*	*08/27/19 22:35*	*1*
PCB-3L	*75*		*30 - 140*	*08/19/19 08:06*	*08/27/19 22:35*	*1*
PCB-4L	*72*		*30 - 140*	*08/19/19 08:06*	*08/27/19 22:35*	*1*
PCB-15L	*82*		*30 - 140*	*08/19/19 08:06*	*08/27/19 22:35*	*1*
PCB-19L	*74*		*30 - 140*	*08/19/19 08:06*	*08/27/19 22:35*	*1*
PCB-37L	*88*		*30 - 140*	*08/19/19 08:06*	*08/27/19 22:35*	*1*
PCB-54L	*82*		*30 - 140*	*08/19/19 08:06*	*08/27/19 22:35*	*1*
PCB-77L	*94*		*30 - 140*	*08/19/19 08:06*	*08/27/19 22:35*	*1*
PCB-81L	*91*		*30 - 140*	*08/19/19 08:06*	*08/27/19 22:35*	*1*
PCB-104L	*86*		*30 - 140*	*08/19/19 08:06*	*08/27/19 22:35*	*1*
PCB-105L	*85*		*30 - 140*	*08/19/19 08:06*	*08/27/19 22:35*	*1*

Client Sample ID: D2-0to19-101018
Lab Sample ID: 580-88125-9

Date Collected: 10/10/18 15:21
Matrix: Solid
Date Received: 07/26/19 13:10
Percent Solids: 70.6

Method: 1668A - Chlorinated Biphenyl Congeners (HRGC/HRMS) (Continued)

Isotope Dilution	*%Recovery*	*Qualifier*	*Limits*	*Prepared*	*Analyzed*	*Dil Fac*
PCB-114L	*84*		*30 - 140*	*08/19/19 08:06*	*08/27/19 22:35*	*1*
PCB-118L	*84*		*30 - 140*	*08/19/19 08:06*	*08/27/19 22:35*	*1*
PCB-123L	*83*		*30 - 140*	*08/19/19 08:06*	*08/27/19 22:35*	*1*
PCB-126L	*95*		*30 - 140*	*08/19/19 08:06*	*08/27/19 22:35*	*1*
PCB-155L	*91*		*30 - 140*	*08/19/19 08:06*	*08/27/19 22:35*	*1*
PCB-156L	*90*	*C*	*30 - 140*	*08/19/19 08:06*	*08/27/19 22:35*	*1*
PCB-157L	*90*	*C156*	*30 - 140*	*08/19/19 08:06*	*08/27/19 22:35*	*1*
PCB-167L	*90*		*30 - 140*	*08/19/19 08:06*	*08/27/19 22:35*	*1*
PCB-169L	*102*		*30 - 140*	*08/19/19 08:06*	*08/27/19 22:35*	*1*
PCB-170L	*83*		*30 - 140*	*08/19/19 08:06*	*08/27/19 22:35*	*1*
PCB-188L	*82*		*30 - 140*	*08/19/19 08:06*	*08/27/19 22:35*	*1*
PCB-189L	*89*		*30 - 140*	*08/19/19 08:06*	*08/27/19 22:35*	*1*
PCB-202L	*88*		*30 - 140*	*08/19/19 08:06*	*08/27/19 22:35*	*1*
PCB-205L	*82*		*30 - 140*	*08/19/19 08:06*	*08/27/19 22:35*	*1*
PCB-206L	*77*		*30 - 140*	*08/19/19 08:06*	*08/27/19 22:35*	*1*
PCB-208L	*86*		*30 - 140*	*08/19/19 08:06*	*08/27/19 22:35*	*1*
PCB-209L	*71*		*30 - 140*	*08/19/19 08:06*	*08/27/19 22:35*	*1*

Surrogate	*%Recovery*	*Qualifier*	*Limits*	*Prepared*	*Analyzed*	*Dil Fac*
PCB-28L	*79*		*40 - 125*	*08/19/19 08:06*	*08/27/19 22:35*	*1*
PCB-111L	*95*		*40 - 125*	*08/19/19 08:06*	*08/27/19 22:35*	*1*
PCB-178L	*93*		*40 - 125*	*08/19/19 08:06*	*08/27/19 22:35*	*1*

Client Sample ID: F2-0to19-101018
Lab Sample ID: 580-88125-10

Date Collected: 10/10/18 16:36
Matrix: Solid
Date Received: 07/26/19 13:10
Percent Solids: 69.3

Method: 1668A - Chlorinated Biphenyl Congeners (HRGC/HRMS)

Analyte	Result	Qualifier	RL	EDL	Unit	D	Prepared	Analyzed	Dil Fac
PCB-1	**0.014**	**B**	0.0097	0.00028	ng/g	☼	08/19/19 08:06	09/04/19 05:18	1
PCB-2	**0.0042**	**J q B**	0.0097	0.00029	ng/g	☼	08/19/19 08:06	09/04/19 05:18	1
PCB-3	**0.0094**	**J B**	0.0097	0.00029	ng/g	☼	08/19/19 08:06	09/04/19 05:18	1
PCB-4	**0.043**		0.019	0.00080	ng/g	☼	08/19/19 08:06	09/04/19 05:18	1
PCB-5	**0.0011**	**J q**	0.0097	0.00050	ng/g	☼	08/19/19 08:06	09/04/19 05:18	1
PCB-6	**0.013**		0.0097	0.00050	ng/g	☼	08/19/19 08:06	09/04/19 05:18	1
PCB-7	**0.0033**	**J**	0.0097	0.00048	ng/g	☼	08/19/19 08:06	09/04/19 05:18	1
PCB-8	**0.043**	**B**	0.019	0.00049	ng/g	☼	08/19/19 08:06	09/04/19 05:18	1
PCB-9	**0.0045**	**J**	0.0097	0.00055	ng/g	☼	08/19/19 08:06	09/04/19 05:18	1
PCB-10	**0.0021**	**J**	0.0097	0.00052	ng/g	☼	08/19/19 08:06	09/04/19 05:18	1
PCB-11	**0.018**	**J B**	0.019	0.00047	ng/g	☼	08/19/19 08:06	09/04/19 05:18	1
PCB-12	**0.0071**	**J q C**	0.019	0.00047	ng/g	☼	08/19/19 08:06	09/04/19 05:18	1
PCB-13	**0.0071**	**J q C12**	0.019	0.00047	ng/g	☼	08/19/19 08:06	09/04/19 05:18	1
PCB-14	ND		0.0097	0.00041	ng/g	☼	08/19/19 08:06	09/04/19 05:18	1
PCB-15	**0.027**	**B**	0.0097	0.00045	ng/g	☼	08/19/19 08:06	09/04/19 05:18	1
PCB-16	**0.076**		0.0097	0.00071	ng/g	☼	08/19/19 08:06	09/04/19 05:18	1
PCB-17	**0.13**	**B**	0.0097	0.00056	ng/g	☼	08/19/19 08:06	09/04/19 05:18	1
PCB-18	**0.17**	**C B**	0.019	0.00048	ng/g	☼	08/19/19 08:06	09/04/19 05:18	1
PCB-19	**0.072**		0.0097	0.00067	ng/g	☼	08/19/19 08:06	09/04/19 05:18	1
PCB-20	**0.24**	**C B**	0.019	0.0012	ng/g	☼	08/19/19 08:06	09/04/19 05:18	1
PCB-21	**0.090**	**C B**	0.019	0.0011	ng/g	☼	08/19/19 08:06	09/04/19 05:18	1

Client Sample ID: F2-0to19-101018
Lab Sample ID: 580-88125-10

Date Collected: 10/10/18 16:36
Matrix: Solid

Date Received: 07/26/19 13:10
Percent Solids: 69.3

Method: 1668A - Chlorinated Biphenyl Congeners (HRGC/HRMS) (Continued)

Analyte	Result	Qualifier	RL	EDL	Unit	D	Prepared	Analyzed	Dil Fac
PCB-22	0.046	B	0.0097	0.0013	ng/g	☼	08/19/19 08:06	09/04/19 05:18	1
PCB-23	ND		0.0097	0.0012	ng/g	☼	08/19/19 08:06	09/04/19 05:18	1
PCB-24	0.0030	J q	0.0097	0.00042	ng/g	☼	08/19/19 08:06	09/04/19 05:18	1
PCB-25	0.029		0.0097	0.0012	ng/g	☼	08/19/19 08:06	09/04/19 05:18	1
PCB-26	0.053	C B	0.019	0.0012	ng/g	☼	08/19/19 08:06	09/04/19 05:18	1
PCB-27	0.022		0.0097	0.00040	ng/g	☼	08/19/19 08:06	09/04/19 05:18	1
PCB-28	0.24	C20 B	0.019	0.0012	ng/g	☼	08/19/19 08:06	09/04/19 05:18	1
PCB-29	0.053	C26 B	0.019	0.0012	ng/g	☼	08/19/19 08:06	09/04/19 05:18	1
PCB-30	0.17	C18 B	0.019	0.00048	ng/g	☼	08/19/19 08:06	09/04/19 05:18	1
PCB-31	0.15	B	0.019	0.0011	ng/g	☼	08/19/19 08:06	09/04/19 05:18	1
PCB-32	0.11	B	0.0097	0.00037	ng/g	☼	08/19/19 08:06	09/04/19 05:18	1
PCB-33	0.090	C21 B	0.019	0.0011	ng/g	☼	08/19/19 08:06	09/04/19 05:18	1
PCB-34	0.0024	J	0.0097	0.0013	ng/g	☼	08/19/19 08:06	09/04/19 05:18	1
PCB-35	0.0046	J B	0.0097	0.0013	ng/g	☼	08/19/19 08:06	09/04/19 05:18	1
PCB-36	ND		0.0097	0.0012	ng/g	☼	08/19/19 08:06	09/04/19 05:18	1
PCB-37	0.048	B	0.0097	0.0012	ng/g	☼	08/19/19 08:06	09/04/19 05:18	1
PCB-38	ND		0.0097	0.0012	ng/g	☼	08/19/19 08:06	09/04/19 05:18	1
PCB-39	0.0052	J	0.0097	0.0011	ng/g	☼	08/19/19 08:06	09/04/19 05:18	1
PCB-40	0.27	C	0.029	0.00090	ng/g	☼	08/19/19 08:06	09/04/19 05:18	1
PCB-41	0.27	C40	0.029	0.00090	ng/g	☼	08/19/19 08:06	09/04/19 05:18	1
PCB-42	0.16		0.0097	0.00095	ng/g	☼	08/19/19 08:06	09/04/19 05:18	1
PCB-43	0.024	C	0.019	0.00083	ng/g	☼	08/19/19 08:06	09/04/19 05:18	1
PCB-44	1.4	C B	0.029	0.00080	ng/g	☼	08/19/19 08:06	09/04/19 05:18	1
PCB-45	0.45	C	0.019	0.00093	ng/g	☼	08/19/19 08:06	09/04/19 05:18	1
PCB-46	0.034		0.0097	0.0011	ng/g	☼	08/19/19 08:06	09/04/19 05:18	1
PCB-47	1.4	C44 B	0.029	0.00080	ng/g	☼	08/19/19 08:06	09/04/19 05:18	1
PCB-48	0.057		0.0097	0.00087	ng/g	☼	08/19/19 08:06	09/04/19 05:18	1
PCB-49	0.90	C	0.019	0.00073	ng/g	☼	08/19/19 08:06	09/04/19 05:18	1
PCB-50	0.22	C	0.019	0.00088	ng/g	☼	08/19/19 08:06	09/04/19 05:18	1
PCB-51	0.45	C45	0.019	0.00093	ng/g	☼	08/19/19 08:06	09/04/19 05:18	1
PCB-52	2.0	B	0.0097	0.00092	ng/g	☼	08/19/19 08:06	09/04/19 05:18	1
PCB-53	0.22	C50	0.019	0.00088	ng/g	☼	08/19/19 08:06	09/04/19 05:18	1
PCB-54	0.055		0.0097	0.00027	ng/g	☼	08/19/19 08:06	09/04/19 05:18	1
PCB-55	0.0042	J q	0.0097	0.00064	ng/g	☼	08/19/19 08:06	09/04/19 05:18	1
PCB-56	0.16		0.0097	0.00065	ng/g	☼	08/19/19 08:06	09/04/19 05:18	1
PCB-57	ND		0.0097	0.00064	ng/g	☼	08/19/19 08:06	09/04/19 05:18	1
PCB-58	0.0079	J	0.0097	0.00062	ng/g	☼	08/19/19 08:06	09/04/19 05:18	1
PCB-59	0.061	C	0.029	0.00061	ng/g	☼	08/19/19 08:06	09/04/19 05:18	1
PCB-60	0.040		0.0097	0.00062	ng/g	☼	08/19/19 08:06	09/04/19 05:18	1
PCB-61	1.2	C B	0.039	0.00061	ng/g	☼	08/19/19 08:06	09/04/19 05:18	1
PCB-62	0.061	C59	0.029	0.00061	ng/g	☼	08/19/19 08:06	09/04/19 05:18	1
PCB-63	0.030		0.0097	0.00056	ng/g	☼	08/19/19 08:06	09/04/19 05:18	1
PCB-64	0.27		0.0097	0.00058	ng/g	☼	08/19/19 08:06	09/04/19 05:18	1
PCB-65	1.4	C44 B	0.029	0.00080	ng/g	☼	08/19/19 08:06	09/04/19 05:18	1
PCB-66	0.58		0.0097	0.00064	ng/g	☼	08/19/19 08:06	09/04/19 05:18	1
PCB-67	0.017		0.0097	0.00059	ng/g	☼	08/19/19 08:06	09/04/19 05:18	1
PCB-68	0.024		0.0097	0.00056	ng/g	☼	08/19/19 08:06	09/04/19 05:18	1
PCB-69	0.90	C49	0.019	0.00073	ng/g	☼	08/19/19 08:06	09/04/19 05:18	1
PCB-70	1.2	C61 B	0.039	0.00061	ng/g	☼	08/19/19 08:06	09/04/19 05:18	1

Client Sample ID: F2-0to19-101018
Lab Sample ID: 580-88125-10

Date Collected: 10/10/18 16:36
Matrix: Solid

Date Received: 07/26/19 13:10
Percent Solids: 69.3

Method: 1668A - Chlorinated Biphenyl Congeners (HRGC/HRMS) (Continued)

Analyte	Result	Qualifier	RL	EDL	Unit	D	Prepared	Analyzed	Dil Fac
PCB-71	0.27	C40	0.029	0.00090	ng/g	☼	08/19/19 08:06	09/04/19 05:18	1
PCB-72	0.039		0.0097	0.00063	ng/g	☼	08/19/19 08:06	09/04/19 05:18	1
PCB-73	0.024	C43	0.019	0.00083	ng/g	☼	08/19/19 08:06	09/04/19 05:18	1
PCB-74	1.2	C61 B	0.039	0.00061	ng/g	☼	08/19/19 08:06	09/04/19 05:18	1
PCB-75	0.061	C59	0.029	0.00061	ng/g	☼	08/19/19 08:06	09/04/19 05:18	1
PCB-76	1.2	C61 B	0.039	0.00061	ng/g	☼	08/19/19 08:06	09/04/19 05:18	1
PCB-77	0.043		0.0097	0.00061	ng/g	☼	08/19/19 08:06	09/04/19 05:18	1
PCB-78	ND		0.0097	0.00063	ng/g	☼	08/19/19 08:06	09/04/19 05:18	1
PCB-79	0.019		0.0097	0.00053	ng/g	☼	08/19/19 08:06	09/04/19 05:18	1
PCB-80	ND		0.0097	0.00056	ng/g	☼	08/19/19 08:06	09/04/19 05:18	1
PCB-81	0.0014	J	0.0097	0.00063	ng/g	☼	08/19/19 08:06	09/04/19 05:18	1
PCB-82	0.21		0.0097	0.00058	ng/g	☼	08/19/19 08:06	09/04/19 05:18	1
PCB-83	1.3	C B	0.019	0.00053	ng/g	☼	08/19/19 08:06	09/04/19 05:18	1
PCB-84	0.72		0.0097	0.00058	ng/g	☼	08/19/19 08:06	09/04/19 05:18	1
PCB-85	0.29	C	0.029	0.00041	ng/g	☼	08/19/19 08:06	09/04/19 05:18	1
PCB-86	1.3	C B	0.058	0.00042	ng/g	☼	08/19/19 08:06	09/04/19 05:18	1
PCB-87	1.3	C86 B	0.058	0.00042	ng/g	☼	08/19/19 08:06	09/04/19 05:18	1
PCB-88	0.41	C	0.019	0.00050	ng/g	☼	08/19/19 08:06	09/04/19 05:18	1
PCB-89	0.019	q	0.0097	0.00056	ng/g	☼	08/19/19 08:06	09/04/19 05:18	1
PCB-90	2.6	C B	0.029	0.00044	ng/g	☼	08/19/19 08:06	09/04/19 05:18	1
PCB-91	0.41	C88	0.019	0.00050	ng/g	☼	08/19/19 08:06	09/04/19 05:18	1
PCB-92	0.55		0.0097	0.00053	ng/g	☼	08/19/19 08:06	09/04/19 05:18	1
PCB-93	0.14	C	0.019	0.00051	ng/g	☼	08/19/19 08:06	09/04/19 05:18	1
PCB-94	0.036		0.0097	0.00056	ng/g	☼	08/19/19 08:06	09/04/19 05:18	1
PCB-95	2.5	B	0.0097	0.00052	ng/g	☼	08/19/19 08:06	09/04/19 05:18	1
PCB-96	0.031		0.0097	0.00041	ng/g	☼	08/19/19 08:06	09/04/19 05:18	1
PCB-97	1.3	C86 B	0.058	0.00042	ng/g	☼	08/19/19 08:06	09/04/19 05:18	1
PCB-98	0.11	C	0.019	0.00051	ng/g	☼	08/19/19 08:06	09/04/19 05:18	1
PCB-99	1.3	C83 B	0.019	0.00053	ng/g	☼	08/19/19 08:06	09/04/19 05:18	1
PCB-100	0.14	C93	0.019	0.00051	ng/g	☼	08/19/19 08:06	09/04/19 05:18	1
PCB-101	2.6	C90 B	0.029	0.00044	ng/g	☼	08/19/19 08:06	09/04/19 05:18	1
PCB-102	0.11	C98	0.019	0.00051	ng/g	☼	08/19/19 08:06	09/04/19 05:18	1
PCB-103	0.091		0.0097	0.00049	ng/g	☼	08/19/19 08:06	09/04/19 05:18	1
PCB-104	0.013		0.0097	0.00036	ng/g	☼	08/19/19 08:06	09/04/19 05:18	1
PCB-105	0.37	B	0.0097	0.0011	ng/g	☼	08/19/19 08:06	09/04/19 05:18	1
PCB-106	ND		0.0097	0.0011	ng/g	☼	08/19/19 08:06	09/04/19 05:18	1
PCB-107	0.11		0.0097	0.0010	ng/g	☼	08/19/19 08:06	09/04/19 05:18	1
PCB-108	0.044	C	0.019	0.0011	ng/g	☼	08/19/19 08:06	09/04/19 05:18	1
PCB-109	1.3	C86 B	0.058	0.00042	ng/g	☼	08/19/19 08:06	09/04/19 05:18	1
PCB-110	2.6	C B	0.019	0.00037	ng/g	☼	08/19/19 08:06	09/04/19 05:18	1
PCB-111	ND		0.0097	0.00035	ng/g	☼	08/19/19 08:06	09/04/19 05:18	1
PCB-112	ND		0.0097	0.00037	ng/g	☼	08/19/19 08:06	09/04/19 05:18	1
PCB-113	2.6	C90 B	0.029	0.00044	ng/g	☼	08/19/19 08:06	09/04/19 05:18	1
PCB-114	0.021	B	0.0097	0.00097	ng/g	☼	08/19/19 08:06	09/04/19 05:18	1
PCB-115	2.6	C110 B	0.019	0.00037	ng/g	☼	08/19/19 08:06	09/04/19 05:18	1
PCB-116	0.29	C85	0.029	0.00041	ng/g	☼	08/19/19 08:06	09/04/19 05:18	1
PCB-117	0.29	C85	0.029	0.00041	ng/g	☼	08/19/19 08:06	09/04/19 05:18	1
PCB-118	1.3	B	0.0097	0.0010	ng/g	☼	08/19/19 08:06	09/04/19 05:18	1
PCB-119	1.3	C86 B	0.058	0.00042	ng/g	☼	08/19/19 08:06	09/04/19 05:18	1

Client Sample ID: F2-0to19-101018
Lab Sample ID: 580-88125-10

Date Collected: 10/10/18 16:36
Matrix: Solid

Date Received: 07/26/19 13:10
Percent Solids: 69.3

Method: 1668A - Chlorinated Biphenyl Congeners (HRGC/HRMS) (Continued)

Analyte	Result	Qualifier	RL	EDL	Unit	D	Prepared	Analyzed	Dil Fac
PCB-120	**0.020**		0.0097	0.00034	ng/g	☼	08/19/19 08:06	09/04/19 05:18	1
PCB-121	ND		0.0097	0.00036	ng/g	☼	08/19/19 08:06	09/04/19 05:18	1
PCB-122	**0.014**		0.0097	0.0012	ng/g	☼	08/19/19 08:06	09/04/19 05:18	1
PCB-123	**0.016**		0.0097	0.0010	ng/g	☼	08/19/19 08:06	09/04/19 05:18	1
PCB-124	**0.044**	**C108**	0.019	0.0011	ng/g	☼	08/19/19 08:06	09/04/19 05:18	1
PCB-125	**1.3**	**C86 B**	0.058	0.00042	ng/g	☼	08/19/19 08:06	09/04/19 05:18	1
PCB-126	**0.0042**	**J B**	0.0097	0.0010	ng/g	☼	08/19/19 08:06	09/04/19 05:18	1
PCB-127	ND		0.0097	0.0011	ng/g	☼	08/19/19 08:06	09/04/19 05:18	1
PCB-128	**0.24**	**C**	0.019	0.00073	ng/g	☼	08/19/19 08:06	09/04/19 05:18	1
PCB-129	**2.0**	**C B**	0.039	0.00075	ng/g	☼	08/19/19 08:06	09/04/19 05:18	1
PCB-130	**0.12**		0.0097	0.00099	ng/g	☼	08/19/19 08:06	09/04/19 05:18	1
PCB-131	**0.026**		0.0097	0.00095	ng/g	☼	08/19/19 08:06	09/04/19 05:18	1
PCB-132	**0.72**	**B**	0.0097	0.00093	ng/g	☼	08/19/19 08:06	09/04/19 05:18	1
PCB-133	**0.045**		0.0097	0.00090	ng/g	☼	08/19/19 08:06	09/04/19 05:18	1
PCB-134	**0.13**	**C**	0.019	0.00096	ng/g	☼	08/19/19 08:06	09/04/19 05:18	1
PCB-135	**1.0**	**C B**	0.019	0.00043	ng/g	☼	08/19/19 08:06	09/04/19 05:18	1
PCB-136	**0.38**	**B**	0.0097	0.00032	ng/g	☼	08/19/19 08:06	09/04/19 05:18	1
PCB-137	**0.052**		0.0097	0.00077	ng/g	☼	08/19/19 08:06	09/04/19 05:18	1
PCB-138	**2.0**	**C129 B**	0.039	0.00075	ng/g	☼	08/19/19 08:06	09/04/19 05:18	1
PCB-139	**0.036**	**C**	0.019	0.00082	ng/g	☼	08/19/19 08:06	09/04/19 05:18	1
PCB-140	**0.036**	**C139**	0.019	0.00082	ng/g	☼	08/19/19 08:06	09/04/19 05:18	1
PCB-141	**0.39**		0.0097	0.00085	ng/g	☼	08/19/19 08:06	09/04/19 05:18	1
PCB-142	ND		0.0097	0.00095	ng/g	☼	08/19/19 08:06	09/04/19 05:18	1
PCB-143	**0.13**	**C134**	0.019	0.00096	ng/g	☼	08/19/19 08:06	09/04/19 05:18	1
PCB-144	**0.13**		0.0097	0.00040	ng/g	☼	08/19/19 08:06	09/04/19 05:18	1
PCB-145	**0.0018**	**J q**	0.0097	0.00031	ng/g	☼	08/19/19 08:06	09/04/19 05:18	1
PCB-146	**0.38**	**B**	0.0097	0.00081	ng/g	☼	08/19/19 08:06	09/04/19 05:18	1
PCB-147	**2.0**	**C B**	0.019	0.00084	ng/g	☼	08/19/19 08:06	09/04/19 05:18	1
PCB-148	**0.011**	**q**	0.0097	0.00041	ng/g	☼	08/19/19 08:06	09/04/19 05:18	1
PCB-149	**2.0**	**C147 B**	0.019	0.00084	ng/g	☼	08/19/19 08:06	09/04/19 05:18	1
PCB-150	**0.011**		0.0097	0.00030	ng/g	☼	08/19/19 08:06	09/04/19 05:18	1
PCB-151	**1.0**	**C135 B**	0.019	0.00043	ng/g	☼	08/19/19 08:06	09/04/19 05:18	1
PCB-152	**0.0056**	**J**	0.0097	0.00030	ng/g	☼	08/19/19 08:06	09/04/19 05:18	1
PCB-153	**1.8**	**C B**	0.019	0.00067	ng/g	☼	08/19/19 08:06	09/04/19 05:18	1
PCB-154	**0.067**	**B**	0.0097	0.00036	ng/g	☼	08/19/19 08:06	09/04/19 05:18	1
PCB-155	**0.0014**	**J**	0.0097	0.00028	ng/g	☼	08/19/19 08:06	09/04/19 05:18	1
PCB-156	**0.18**	**C B**	0.019	0.00076	ng/g	☼	08/19/19 08:06	09/04/19 05:18	1
PCB-157	**0.18**	**C156 B**	0.019	0.00076	ng/g	☼	08/19/19 08:06	09/04/19 05:18	1
PCB-158	**0.19**	**B**	0.0097	0.00059	ng/g	☼	08/19/19 08:06	09/04/19 05:18	1
PCB-159	**0.021**		0.0097	0.00062	ng/g	☼	08/19/19 08:06	09/04/19 05:18	1
PCB-160	**2.0**	**C129 B**	0.039	0.00075	ng/g	☼	08/19/19 08:06	09/04/19 05:18	1
PCB-161	ND		0.0097	0.00061	ng/g	☼	08/19/19 08:06	09/04/19 05:18	1
PCB-162	ND		0.0097	0.00060	ng/g	☼	08/19/19 08:06	09/04/19 05:18	1
PCB-163	**2.0**	**C129 B**	0.039	0.00075	ng/g	☼	08/19/19 08:06	09/04/19 05:18	1
PCB-164	**0.15**		0.0097	0.00065	ng/g	☼	08/19/19 08:06	09/04/19 05:18	1
PCB-165	ND		0.0097	0.00073	ng/g	☼	08/19/19 08:06	09/04/19 05:18	1
PCB-166	**0.24**	**C128**	0.019	0.00073	ng/g	☼	08/19/19 08:06	09/04/19 05:18	1
PCB-167	**0.064**		0.0097	0.00053	ng/g	☼	08/19/19 08:06	09/04/19 05:18	1
PCB-168	**1.8**	**C153 B**	0.019	0.00067	ng/g	☼	08/19/19 08:06	09/04/19 05:18	1

Client Sample ID: F2-0to19-101018
Lab Sample ID: 580-88125-10

Date Collected: 10/10/18 16:36
Matrix: Solid

Date Received: 07/26/19 13:10
Percent Solids: 69.3

Method: 1668A - Chlorinated Biphenyl Congeners (HRGC/HRMS) (Continued)

Analyte	Result	Qualifier	RL	EDL	Unit	D	Prepared	Analyzed	Dil Fac
PCB-169	ND		0.0097	0.00055	ng/g	☼	08/19/19 08:06	09/04/19 05:18	1
PCB-170	**0.66**	**B**	0.0097	0.00060	ng/g	☼	08/19/19 08:06	09/04/19 05:18	1
PCB-171	**0.24**	**C**	0.019	0.00060	ng/g	☼	08/19/19 08:06	09/04/19 05:18	1
PCB-172	**0.12**	**B**	0.0097	0.00058	ng/g	☼	08/19/19 08:06	09/04/19 05:18	1
PCB-173	**0.24**	**C171**	0.019	0.00060	ng/g	☼	08/19/19 08:06	09/04/19 05:18	1
PCB-174	**0.76**	**B**	0.0097	0.00060	ng/g	☼	08/19/19 08:06	09/04/19 05:18	1
PCB-175	**0.037**		0.0097	0.00054	ng/g	☼	08/19/19 08:06	09/04/19 05:18	1
PCB-176	**0.097**	**B**	0.0097	0.00038	ng/g	☼	08/19/19 08:06	09/04/19 05:18	1
PCB-177	**0.43**	**B**	0.0097	0.00061	ng/g	☼	08/19/19 08:06	09/04/19 05:18	1
PCB-178	**0.16**		0.0097	0.00056	ng/g	☼	08/19/19 08:06	09/04/19 05:18	1
PCB-179	**0.33**	**B**	0.0097	0.00041	ng/g	☼	08/19/19 08:06	09/04/19 05:18	1
PCB-180	**1.6**	**C B**	0.019	0.00047	ng/g	☼	08/19/19 08:06	09/04/19 05:18	1
PCB-181	**0.0072**	**J**	0.0097	0.00052	ng/g	☼	08/19/19 08:06	09/04/19 05:18	1
PCB-182	**0.0074**	**J**	0.0097	0.00050	ng/g	☼	08/19/19 08:06	09/04/19 05:18	1
PCB-183	**0.53**	**C B**	0.019	0.00050	ng/g	☼	08/19/19 08:06	09/04/19 05:18	1
PCB-184	ND		0.0097	0.00040	ng/g	☼	08/19/19 08:06	09/04/19 05:18	1
PCB-185	**0.53**	**C183 B**	0.019	0.00050	ng/g	☼	08/19/19 08:06	09/04/19 05:18	1
PCB-186	ND		0.0097	0.00040	ng/g	☼	08/19/19 08:06	09/04/19 05:18	1
PCB-187	**0.91**		0.0097	0.00052	ng/g	☼	08/19/19 08:06	09/04/19 05:18	1
PCB-188	ND		0.0097	0.00037	ng/g	☼	08/19/19 08:06	09/04/19 05:18	1
PCB-189	**0.023**	**B**	0.0097	0.00045	ng/g	☼	08/19/19 08:06	09/04/19 05:18	1
PCB-190	**0.15**		0.0097	0.00042	ng/g	☼	08/19/19 08:06	09/04/19 05:18	1
PCB-191	**0.037**		0.0097	0.00041	ng/g	☼	08/19/19 08:06	09/04/19 05:18	1
PCB-192	ND		0.0097	0.00044	ng/g	☼	08/19/19 08:06	09/04/19 05:18	1
PCB-193	**1.6**	**C180 B**	0.019	0.00047	ng/g	☼	08/19/19 08:06	09/04/19 05:18	1
PCB-194	**0.31**	**B**	0.0097	0.0026	ng/g	☼	08/19/19 08:06	09/04/19 05:18	1
PCB-195	**0.15**		0.0097	0.0031	ng/g	☼	08/19/19 08:06	09/04/19 05:18	1
PCB-196	**0.19**	**B**	0.0097	0.00053	ng/g	☼	08/19/19 08:06	09/04/19 05:18	1
PCB-197	**0.015**		0.0097	0.00038	ng/g	☼	08/19/19 08:06	09/04/19 05:18	1
PCB-198	**0.38**	**C B**	0.019	0.00056	ng/g	☼	08/19/19 08:06	09/04/19 05:18	1
PCB-199	**0.38**	**C198 B**	0.019	0.00056	ng/g	☼	08/19/19 08:06	09/04/19 05:18	1
PCB-200	**0.047**		0.0097	0.00041	ng/g	☼	08/19/19 08:06	09/04/19 05:18	1
PCB-201	**0.049**		0.0097	0.00039	ng/g	☼	08/19/19 08:06	09/04/19 05:18	1
PCB-202	**0.072**		0.0097	0.00044	ng/g	☼	08/19/19 08:06	09/04/19 05:18	1
PCB-203	**0.25**		0.0097	0.00050	ng/g	☼	08/19/19 08:06	09/04/19 05:18	1
PCB-204	ND		0.0097	0.00042	ng/g	☼	08/19/19 08:06	09/04/19 05:18	1
PCB-205	**0.017**		0.0097	0.0020	ng/g	☼	08/19/19 08:06	09/04/19 05:18	1
PCB-206	**0.21**		0.0097	0.0018	ng/g	☼	08/19/19 08:06	09/04/19 05:18	1
PCB-207	**0.020**		0.0097	0.0012	ng/g	☼	08/19/19 08:06	09/04/19 05:18	1
PCB-208	**0.061**		0.0097	0.0012	ng/g	☼	08/19/19 08:06	09/04/19 05:18	1
PCB-209	**0.12**	**B**	0.0097	0.00036	ng/g	☼	08/19/19 08:06	09/04/19 05:18	1
Total Monochlorobiphenyls	**0.028**	**q B**	0.0097	0.00029	ng/g	☼	08/19/19 08:06	09/04/19 05:18	1
Total Dichlorobiphenyls	**0.16**	**q B**	0.019	0.00051	ng/g	☼	08/19/19 08:06	09/04/19 05:18	1
Total Trichlorobiphenyls	**1.3**	**q B**	0.019	0.00096	ng/g	☼	08/19/19 08:06	09/04/19 05:18	1
Total Tetrachlorobiphenyls	**8.1**	**q B**	0.039	0.00069	ng/g	☼	08/19/19 08:06	09/04/19 05:18	1
Total Pentachlorobiphenyls	**15**	**q B**	0.058	0.00065	ng/g	☼	08/19/19 08:06	09/04/19 05:18	1
Total Hexachlorobiphenyls	**10**	**q B**	0.039	0.00065	ng/g	☼	08/19/19 08:06	09/04/19 05:18	1
Total Heptachlorobiphenyls	**6.1**	**B**	0.019	0.00049	ng/g	☼	08/19/19 08:06	09/04/19 05:18	1
Total Octachlorobiphenyls	**1.5**	**B**	0.019	0.0010	ng/g	☼	08/19/19 08:06	09/04/19 05:18	1

Client Sample ID: F2-0to19-101018
Lab Sample ID: 580-88125-10

Date Collected: 10/10/18 16:36
Matrix: Solid
Date Received: 07/26/19 13:10
Percent Solids: 69.3

Method: 1668A - Chlorinated Biphenyl Congeners (HRGC/HRMS) (Continued)

Analyte	Result	Qualifier	RL	EDL	Unit	D	Prepared	Analyzed	Dil Fac
Total Nonachlorobiphenyls	0.29		0.0097	0.0014	ng/g	☼	08/19/19 08:06	09/04/19 05:18	1
Polychlorinated biphenyls, Total	42	q B	0.058	0.00075	ng/g	☼	08/19/19 08:06	09/04/19 05:18	1

Isotope Dilution	*%Recovery*	*Qualifier*	*Limits*	*Prepared*	*Analyzed*	*Dil Fac*
PCB-1L	*79*		*30 - 140*	*08/19/19 08:06*	*09/04/19 05:18*	*1*
PCB-3L	*82*		*30 - 140*	*08/19/19 08:06*	*09/04/19 05:18*	*1*
PCB-4L	*68*		*30 - 140*	*08/19/19 08:06*	*09/04/19 05:18*	*1*
PCB-15L	*80*		*30 - 140*	*08/19/19 08:06*	*09/04/19 05:18*	*1*
PCB-19L	*73*		*30 - 140*	*08/19/19 08:06*	*09/04/19 05:18*	*1*
PCB-37L	*84*		*30 - 140*	*08/19/19 08:06*	*09/04/19 05:18*	*1*
PCB-54L	*109*		*30 - 140*	*08/19/19 08:06*	*09/04/19 05:18*	*1*
PCB-77L	*91*		*30 - 140*	*08/19/19 08:06*	*09/04/19 05:18*	*1*
PCB-81L	*89*		*30 - 140*	*08/19/19 08:06*	*09/04/19 05:18*	*1*
PCB-104L	*81*		*30 - 140*	*08/19/19 08:06*	*09/04/19 05:18*	*1*
PCB-105L	*79*		*30 - 140*	*08/19/19 08:06*	*09/04/19 05:18*	*1*
PCB-114L	*79*		*30 - 140*	*08/19/19 08:06*	*09/04/19 05:18*	*1*
PCB-118L	*80*		*30 - 140*	*08/19/19 08:06*	*09/04/19 05:18*	*1*
PCB-123L	*80*		*30 - 140*	*08/19/19 08:06*	*09/04/19 05:18*	*1*
PCB-126L	*89*		*30 - 140*	*08/19/19 08:06*	*09/04/19 05:18*	*1*
PCB-155L	*87*		*30 - 140*	*08/19/19 08:06*	*09/04/19 05:18*	*1*
PCB-156L	*83*	*C*	*30 - 140*	*08/19/19 08:06*	*09/04/19 05:18*	*1*
PCB-157L	*83*	*C156*	*30 - 140*	*08/19/19 08:06*	*09/04/19 05:18*	*1*
PCB-167L	*82*		*30 - 140*	*08/19/19 08:06*	*09/04/19 05:18*	*1*
PCB-169L	*97*		*30 - 140*	*08/19/19 08:06*	*09/04/19 05:18*	*1*
PCB-170L	*75*		*30 - 140*	*08/19/19 08:06*	*09/04/19 05:18*	*1*
PCB-188L	*77*		*30 - 140*	*08/19/19 08:06*	*09/04/19 05:18*	*1*
PCB-189L	*89*		*30 - 140*	*08/19/19 08:06*	*09/04/19 05:18*	*1*
PCB-202L	*75*		*30 - 140*	*08/19/19 08:06*	*09/04/19 05:18*	*1*
PCB-205L	*77*		*30 - 140*	*08/19/19 08:06*	*09/04/19 05:18*	*1*
PCB-206L	*67*		*30 - 140*	*08/19/19 08:06*	*09/04/19 05:18*	*1*
PCB-208L	*79*		*30 - 140*	*08/19/19 08:06*	*09/04/19 05:18*	*1*
PCB-209L	*57*		*30 - 140*	*08/19/19 08:06*	*09/04/19 05:18*	*1*

Surrogate	*%Recovery*	*Qualifier*	*Limits*	*Prepared*	*Analyzed*	*Dil Fac*
PCB-28L	*82*		*40 - 125*	*08/19/19 08:06*	*09/04/19 05:18*	*1*
PCB-111L	*96*		*40 - 125*	*08/19/19 08:06*	*09/04/19 05:18*	*1*
PCB-178L	*90*		*40 - 125*	*08/19/19 08:06*	*09/04/19 05:18*	*1*

Client Sample ID: G6-0to27-101818
Lab Sample ID: 580-88125-11

Date Collected: 10/18/18 14:12
Matrix: Solid
Date Received: 07/26/19 13:10
Percent Solids: 32.7

Method: 1668A - Chlorinated Biphenyl Congeners (HRGC/HRMS)

Analyte	Result	Qualifier	RL	EDL	Unit	D	Prepared	Analyzed	Dil Fac
PCB-1	0.89	B	0.015	0.0018	ng/g	☼	08/19/19 08:06	09/04/19 06:20	1
PCB-2	0.11	B	0.015	0.0018	ng/g	☼	08/19/19 08:06	09/04/19 06:20	1
PCB-3	0.40	B	0.015	0.0018	ng/g	☼	08/19/19 08:06	09/04/19 06:20	1
PCB-4	1.3		0.030	0.0016	ng/g	☼	08/19/19 08:06	09/04/19 06:20	1
PCB-5	0.030		0.015	0.00099	ng/g	☼	08/19/19 08:06	09/04/19 06:20	1
PCB-6	0.20		0.015	0.00099	ng/g	☼	08/19/19 08:06	09/04/19 06:20	1
PCB-7	0.058		0.015	0.00095	ng/g	☼	08/19/19 08:06	09/04/19 06:20	1

Client Sample ID: G6-0to27-101818
Lab Sample ID: 580-88125-11

Date Collected: 10/18/18 14:12
Matrix: Solid

Date Received: 07/26/19 13:10
Percent Solids: 32.7

Method: 1668A - Chlorinated Biphenyl Congeners (HRGC/HRMS) (Continued)

Analyte	Result	Qualifier	RL	EDL	Unit	D	Prepared	Analyzed	Dil Fac
PCB-8	**0.65**	**B**	0.030	0.00097	ng/g	☼	08/19/19 08:06	09/04/19 06:20	1
PCB-9	**0.078**		0.015	0.0011	ng/g	☼	08/19/19 08:06	09/04/19 06:20	1
PCB-10	**0.058**		0.015	0.0010	ng/g	☼	08/19/19 08:06	09/04/19 06:20	1
PCB-11	**0.13**	**B**	0.030	0.00094	ng/g	☼	08/19/19 08:06	09/04/19 06:20	1
PCB-12	**0.11**	**C**	0.030	0.00094	ng/g	☼	08/19/19 08:06	09/04/19 06:20	1
PCB-13	**0.11**	**C12**	0.030	0.00094	ng/g	☼	08/19/19 08:06	09/04/19 06:20	1
PCB-14	ND		0.015	0.00082	ng/g	☼	08/19/19 08:06	09/04/19 06:20	1
PCB-15	**0.38**	**B**	0.015	0.00091	ng/g	☼	08/19/19 08:06	09/04/19 06:20	1
PCB-16	**0.20**		0.015	0.0015	ng/g	☼	08/19/19 08:06	09/04/19 06:20	1
PCB-17	**3.2**	**B**	0.015	0.0012	ng/g	☼	08/19/19 08:06	09/04/19 06:20	1
PCB-18	**0.57**	**C B**	0.030	0.0010	ng/g	☼	08/19/19 08:06	09/04/19 06:20	1
PCB-19	**3.9**		0.015	0.0014	ng/g	☼	08/19/19 08:06	09/04/19 06:20	1
PCB-20	**1.8**	**C B**	0.030	0.010	ng/g	☼	08/19/19 08:06	09/04/19 06:20	1
PCB-21	**0.79**	**C B**	0.030	0.0098	ng/g	☼	08/19/19 08:06	09/04/19 06:20	1
PCB-22	**0.17**	**B**	0.015	0.011	ng/g	☼	08/19/19 08:06	09/04/19 06:20	1
PCB-23	ND		0.015	0.011	ng/g	☼	08/19/19 08:06	09/04/19 06:20	1
PCB-24	**0.0098**	**J q**	0.015	0.00088	ng/g	☼	08/19/19 08:06	09/04/19 06:20	1
PCB-25	**0.43**		0.015	0.0099	ng/g	☼	08/19/19 08:06	09/04/19 06:20	1
PCB-26	**0.18**	**C B**	0.030	0.010	ng/g	☼	08/19/19 08:06	09/04/19 06:20	1
PCB-27	**0.65**		0.015	0.00086	ng/g	☼	08/19/19 08:06	09/04/19 06:20	1
PCB-28	**1.8**	**C20 B**	0.030	0.010	ng/g	☼	08/19/19 08:06	09/04/19 06:20	1
PCB-29	**0.18**	**C26 B**	0.030	0.010	ng/g	☼	08/19/19 08:06	09/04/19 06:20	1
PCB-30	**0.57**	**C18 B**	0.030	0.0010	ng/g	☼	08/19/19 08:06	09/04/19 06:20	1
PCB-31	**0.68**	**B**	0.030	0.0097	ng/g	☼	08/19/19 08:06	09/04/19 06:20	1
PCB-32	**3.3**	**B**	0.015	0.00079	ng/g	☼	08/19/19 08:06	09/04/19 06:20	1
PCB-33	**0.79**	**C21 B**	0.030	0.0098	ng/g	☼	08/19/19 08:06	09/04/19 06:20	1
PCB-34	**0.016**		0.015	0.011	ng/g	☼	08/19/19 08:06	09/04/19 06:20	1
PCB-35	**0.021**	**B**	0.015	0.011	ng/g	☼	08/19/19 08:06	09/04/19 06:20	1
PCB-36	ND		0.015	0.010	ng/g	☼	08/19/19 08:06	09/04/19 06:20	1
PCB-37	**0.24**	**B**	0.015	0.010	ng/g	☼	08/19/19 08:06	09/04/19 06:20	1
PCB-38	ND		0.015	0.010	ng/g	☼	08/19/19 08:06	09/04/19 06:20	1
PCB-39	**0.022**		0.015	0.0096	ng/g	☼	08/19/19 08:06	09/04/19 06:20	1
PCB-40	**3.9**	**G C**	0.10	0.10	ng/g	☼	08/19/19 08:06	09/04/19 06:20	1
PCB-41	**3.9**	**G C40**	0.10	0.10	ng/g	☼	08/19/19 08:06	09/04/19 06:20	1
PCB-42	**0.85**	**G**	0.11	0.11	ng/g	☼	08/19/19 08:06	09/04/19 06:20	1
PCB-43	**0.90**	**G C**	0.096	0.096	ng/g	☼	08/19/19 08:06	09/04/19 06:20	1
PCB-44	**32**	**G C B**	0.093	0.093	ng/g	☼	08/19/19 08:06	09/04/19 06:20	1
PCB-45	**19**	**G C**	0.11	0.11	ng/g	☼	08/19/19 08:06	09/04/19 06:20	1
PCB-46	**0.58**	**G**	0.13	0.13	ng/g	☼	08/19/19 08:06	09/04/19 06:20	1
PCB-47	**32**	**G C44 B**	0.093	0.093	ng/g	☼	08/19/19 08:06	09/04/19 06:20	1
PCB-48	**0.18**	**G q**	0.10	0.10	ng/g	☼	08/19/19 08:06	09/04/19 06:20	1
PCB-49	**13**	**G C**	0.084	0.084	ng/g	☼	08/19/19 08:06	09/04/19 06:20	1
PCB-50	**9.4**	**G C**	0.10	0.10	ng/g	☼	08/19/19 08:06	09/04/19 06:20	1
PCB-51	**19**	**G C45**	0.11	0.11	ng/g	☼	08/19/19 08:06	09/04/19 06:20	1
PCB-52	**11**	**G B**	0.11	0.11	ng/g	☼	08/19/19 08:06	09/04/19 06:20	1
PCB-53	**9.4**	**G C50**	0.10	0.10	ng/g	☼	08/19/19 08:06	09/04/19 06:20	1
PCB-54	**2.8**		0.015	0.00068	ng/g	☼	08/19/19 08:06	09/04/19 06:20	1
PCB-55	ND	G	0.074	0.074	ng/g	☼	08/19/19 08:06	09/04/19 06:20	1
PCB-56	**0.64**	**G**	0.075	0.075	ng/g	☼	08/19/19 08:06	09/04/19 06:20	1

Client Sample ID: G6-0to27-101818
Lab Sample ID: 580-88125-11

Date Collected: 10/18/18 14:12
Matrix: Solid

Date Received: 07/26/19 13:10
Percent Solids: 32.7

Method: 1668A - Chlorinated Biphenyl Congeners (HRGC/HRMS) (Continued)

Analyte	Result	Qualifier	RL	EDL	Unit	D	Prepared	Analyzed	Dil Fac
PCB-57	ND	G	0.075	0.075	ng/g	☼	08/19/19 08:06	09/04/19 06:20	1
PCB-58	ND	G	0.072	0.072	ng/g	☼	08/19/19 08:06	09/04/19 06:20	1
PCB-59	**0.95**	**G C**	0.070	0.070	ng/g	☼	08/19/19 08:06	09/04/19 06:20	1
PCB-60	ND	G	0.072	0.072	ng/g	☼	08/19/19 08:06	09/04/19 06:20	1
PCB-61	**5.3**	**G C B**	0.070	0.070	ng/g	☼	08/19/19 08:06	09/04/19 06:20	1
PCB-62	**0.95**	**G C59**	0.070	0.070	ng/g	☼	08/19/19 08:06	09/04/19 06:20	1
PCB-63	**0.21**	**G**	0.065	0.065	ng/g	☼	08/19/19 08:06	09/04/19 06:20	1
PCB-64	**0.86**	**G**	0.068	0.068	ng/g	☼	08/19/19 08:06	09/04/19 06:20	1
PCB-65	**32**	**G C44 B**	0.093	0.093	ng/g	☼	08/19/19 08:06	09/04/19 06:20	1
PCB-66	**3.1**	**G**	0.075	0.075	ng/g	☼	08/19/19 08:06	09/04/19 06:20	1
PCB-67	ND	G	0.069	0.069	ng/g	☼	08/19/19 08:06	09/04/19 06:20	1
PCB-68	**0.39**	**G**	0.065	0.065	ng/g	☼	08/19/19 08:06	09/04/19 06:20	1
PCB-69	**13**	**G C49**	0.084	0.084	ng/g	☼	08/19/19 08:06	09/04/19 06:20	1
PCB-70	**5.3**	**G C61 B**	0.070	0.070	ng/g	☼	08/19/19 08:06	09/04/19 06:20	1
PCB-71	**3.9**	**G C40**	0.10	0.10	ng/g	☼	08/19/19 08:06	09/04/19 06:20	1
PCB-72	**0.23**	**G**	0.073	0.073	ng/g	☼	08/19/19 08:06	09/04/19 06:20	1
PCB-73	**0.90**	**G C43**	0.096	0.096	ng/g	☼	08/19/19 08:06	09/04/19 06:20	1
PCB-74	**5.3**	**G C61 B**	0.070	0.070	ng/g	☼	08/19/19 08:06	09/04/19 06:20	1
PCB-75	**0.95**	**G C59**	0.070	0.070	ng/g	☼	08/19/19 08:06	09/04/19 06:20	1
PCB-76	**5.3**	**G C61 B**	0.070	0.070	ng/g	☼	08/19/19 08:06	09/04/19 06:20	1
PCB-77	**0.23**	**G**	0.071	0.071	ng/g	☼	08/19/19 08:06	09/04/19 06:20	1
PCB-78	ND	G	0.073	0.073	ng/g	☼	08/19/19 08:06	09/04/19 06:20	1
PCB-79	**0.15**	**G**	0.062	0.062	ng/g	☼	08/19/19 08:06	09/04/19 06:20	1
PCB-80	ND	G	0.065	0.065	ng/g	☼	08/19/19 08:06	09/04/19 06:20	1
PCB-81	ND	G	0.073	0.073	ng/g	☼	08/19/19 08:06	09/04/19 06:20	1
PCB-82	**1.4**		0.015	0.0025	ng/g	☼	08/19/19 08:06	09/04/19 06:20	1
PCB-83	**14**	**C B**	0.030	0.0023	ng/g	☼	08/19/19 08:06	09/04/19 06:20	1
PCB-84	**4.6**		0.015	0.0025	ng/g	☼	08/19/19 08:06	09/04/19 06:20	1
PCB-85	**2.4**	**q C**	0.045	0.0018	ng/g	☼	08/19/19 08:06	09/04/19 06:20	1
PCB-86	**11**	**C B**	0.089	0.0018	ng/g	☼	08/19/19 08:06	09/04/19 06:20	1
PCB-87	**11**	**C86 B**	0.089	0.0018	ng/g	☼	08/19/19 08:06	09/04/19 06:20	1
PCB-88	**7.4**	**C**	0.030	0.0021	ng/g	☼	08/19/19 08:06	09/04/19 06:20	1
PCB-89	**0.14**		0.015	0.0024	ng/g	☼	08/19/19 08:06	09/04/19 06:20	1
PCB-90	**26**	**C B**	0.045	0.0019	ng/g	☼	08/19/19 08:06	09/04/19 06:20	1
PCB-91	**7.4**	**C88**	0.030	0.0021	ng/g	☼	08/19/19 08:06	09/04/19 06:20	1
PCB-92	**6.1**		0.015	0.0022	ng/g	☼	08/19/19 08:06	09/04/19 06:20	1
PCB-93	**4.9**	**C**	0.030	0.0022	ng/g	☼	08/19/19 08:06	09/04/19 06:20	1
PCB-94	**1.3**		0.015	0.0024	ng/g	☼	08/19/19 08:06	09/04/19 06:20	1
PCB-95	**18**	**B**	0.015	0.0022	ng/g	☼	08/19/19 08:06	09/04/19 06:20	1
PCB-96	**1.0**		0.015	0.0017	ng/g	☼	08/19/19 08:06	09/04/19 06:20	1
PCB-97	**11**	**C86 B**	0.089	0.0018	ng/g	☼	08/19/19 08:06	09/04/19 06:20	1
PCB-98	**2.0**	**C**	0.030	0.0022	ng/g	☼	08/19/19 08:06	09/04/19 06:20	1
PCB-99	**14**	**C83 B**	0.030	0.0023	ng/g	☼	08/19/19 08:06	09/04/19 06:20	1
PCB-100	**4.9**	**C93**	0.030	0.0022	ng/g	☼	08/19/19 08:06	09/04/19 06:20	1
PCB-101	**26**	**C90 B**	0.045	0.0019	ng/g	☼	08/19/19 08:06	09/04/19 06:20	1
PCB-102	**2.0**	**C98**	0.030	0.0022	ng/g	☼	08/19/19 08:06	09/04/19 06:20	1
PCB-103	**2.1**		0.015	0.0021	ng/g	☼	08/19/19 08:06	09/04/19 06:20	1
PCB-104	**0.47**		0.015	0.0015	ng/g	☼	08/19/19 08:06	09/04/19 06:20	1
PCB-105	**3.0**	**B**	0.015	0.014	ng/g	☼	08/19/19 08:06	09/04/19 06:20	1

Client Sample ID: G6-0to27-101818
Lab Sample ID: 580-88125-11

Date Collected: 10/18/18 14:12
Matrix: Solid

Date Received: 07/26/19 13:10
Percent Solids: 32.7

Method: 1668A - Chlorinated Biphenyl Congeners (HRGC/HRMS) (Continued)

Analyte	Result	Qualifier	RL	EDL	Unit	D	Prepared	Analyzed	Dil Fac
PCB-106	ND		0.015	0.014	ng/g	☼	08/19/19 08:06	09/04/19 06:20	1
PCB-107	**1.1**		0.015	0.013	ng/g	☼	08/19/19 08:06	09/04/19 06:20	1
PCB-108	**0.40**	**C**	0.030	0.014	ng/g	☼	08/19/19 08:06	09/04/19 06:20	1
PCB-109	**11**	**C86 B**	0.089	0.0018	ng/g	☼	08/19/19 08:06	09/04/19 06:20	1
PCB-110	**20**	**C B**	0.030	0.0016	ng/g	☼	08/19/19 08:06	09/04/19 06:20	1
PCB-111	**0.12**		0.015	0.0015	ng/g	☼	08/19/19 08:06	09/04/19 06:20	1
PCB-112	ND		0.015	0.0016	ng/g	☼	08/19/19 08:06	09/04/19 06:20	1
PCB-113	**26**	**C90 B**	0.045	0.0019	ng/g	☼	08/19/19 08:06	09/04/19 06:20	1
PCB-114	**0.18**	**B**	0.015	0.013	ng/g	☼	08/19/19 08:06	09/04/19 06:20	1
PCB-115	**20**	**C110 B**	0.030	0.0016	ng/g	☼	08/19/19 08:06	09/04/19 06:20	1
PCB-116	**2.4**	**q C85**	0.045	0.0018	ng/g	☼	08/19/19 08:06	09/04/19 06:20	1
PCB-117	**2.4**	**q C85**	0.045	0.0018	ng/g	☼	08/19/19 08:06	09/04/19 06:20	1
PCB-118	**11**	**B**	0.015	0.013	ng/g	☼	08/19/19 08:06	09/04/19 06:20	1
PCB-119	**11**	**C86 B**	0.089	0.0018	ng/g	☼	08/19/19 08:06	09/04/19 06:20	1
PCB-120	**0.26**		0.015	0.0014	ng/g	☼	08/19/19 08:06	09/04/19 06:20	1
PCB-121	**0.13**		0.015	0.0015	ng/g	☼	08/19/19 08:06	09/04/19 06:20	1
PCB-122	**0.12**		0.015	0.015	ng/g	☼	08/19/19 08:06	09/04/19 06:20	1
PCB-123	**0.13**		0.015	0.013	ng/g	☼	08/19/19 08:06	09/04/19 06:20	1
PCB-124	**0.40**	**C108**	0.030	0.014	ng/g	☼	08/19/19 08:06	09/04/19 06:20	1
PCB-125	**11**	**C86 B**	0.089	0.0018	ng/g	☼	08/19/19 08:06	09/04/19 06:20	1
PCB-126	**0.031**	**B**	0.015	0.013	ng/g	☼	08/19/19 08:06	09/04/19 06:20	1
PCB-127	ND		0.015	0.014	ng/g	☼	08/19/19 08:06	09/04/19 06:20	1
PCB-128	**2.9**	**C**	0.030	0.0054	ng/g	☼	08/19/19 08:06	09/04/19 06:20	1
PCB-129	**25**	**C B**	0.059	0.0056	ng/g	☼	08/19/19 08:06	09/04/19 06:20	1
PCB-130	**1.5**		0.015	0.0073	ng/g	☼	08/19/19 08:06	09/04/19 06:20	1
PCB-131	**0.28**		0.015	0.0070	ng/g	☼	08/19/19 08:06	09/04/19 06:20	1
PCB-132	**8.5**	**B**	0.015	0.0068	ng/g	☼	08/19/19 08:06	09/04/19 06:20	1
PCB-133	**0.91**		0.015	0.0067	ng/g	☼	08/19/19 08:06	09/04/19 06:20	1
PCB-134	**1.7**	**C**	0.030	0.0071	ng/g	☼	08/19/19 08:06	09/04/19 06:20	1
PCB-135	**12**	**C B**	0.030	0.0010	ng/g	☼	08/19/19 08:06	09/04/19 06:20	1
PCB-136	**4.9**	**B**	0.015	0.00076	ng/g	☼	08/19/19 08:06	09/04/19 06:20	1
PCB-137	**0.67**		0.015	0.0057	ng/g	☼	08/19/19 08:06	09/04/19 06:20	1
PCB-138	**25**	**C129 B**	0.059	0.0056	ng/g	☼	08/19/19 08:06	09/04/19 06:20	1
PCB-139	**0.58**	**C**	0.030	0.0060	ng/g	☼	08/19/19 08:06	09/04/19 06:20	1
PCB-140	**0.58**	**C139**	0.030	0.0060	ng/g	☼	08/19/19 08:06	09/04/19 06:20	1
PCB-141	**4.3**		0.015	0.0063	ng/g	☼	08/19/19 08:06	09/04/19 06:20	1
PCB-142	ND		0.015	0.0070	ng/g	☼	08/19/19 08:06	09/04/19 06:20	1
PCB-143	**1.7**	**C134**	0.030	0.0071	ng/g	☼	08/19/19 08:06	09/04/19 06:20	1
PCB-144	**1.1**		0.015	0.00095	ng/g	☼	08/19/19 08:06	09/04/19 06:20	1
PCB-145	**0.021**		0.015	0.00073	ng/g	☼	08/19/19 08:06	09/04/19 06:20	1
PCB-146	**5.9**	**B**	0.015	0.0060	ng/g	☼	08/19/19 08:06	09/04/19 06:20	1
PCB-147	**28**	**C B**	0.030	0.0062	ng/g	☼	08/19/19 08:06	09/04/19 06:20	1
PCB-148	**0.32**		0.015	0.00097	ng/g	☼	08/19/19 08:06	09/04/19 06:20	1
PCB-149	**28**	**C147 B**	0.030	0.0062	ng/g	☼	08/19/19 08:06	09/04/19 06:20	1
PCB-150	**0.39**		0.015	0.00071	ng/g	☼	08/19/19 08:06	09/04/19 06:20	1
PCB-151	**12**	**C135 B**	0.030	0.0010	ng/g	☼	08/19/19 08:06	09/04/19 06:20	1
PCB-152	**0.26**		0.015	0.00070	ng/g	☼	08/19/19 08:06	09/04/19 06:20	1
PCB-153	**24**	**C B**	0.030	0.0049	ng/g	☼	08/19/19 08:06	09/04/19 06:20	1
PCB-154	**1.6**	**B**	0.015	0.00086	ng/g	☼	08/19/19 08:06	09/04/19 06:20	1

Client Sample ID: G6-0to27-101818
Lab Sample ID: 580-88125-11

Date Collected: 10/18/18 14:12
Matrix: Solid

Date Received: 07/26/19 13:10
Percent Solids: 32.7

Method: 1668A - Chlorinated Biphenyl Congeners (HRGC/HRMS) (Continued)

Analyte	Result	Qualifier	RL	EDL	Unit	D	Prepared	Analyzed	Dil Fac
PCB-155	0.040		0.015	0.00067	ng/g	☼	08/19/19 08:06	09/04/19 06:20	1
PCB-156	2.1	C B	0.030	0.0055	ng/g	☼	08/19/19 08:06	09/04/19 06:20	1
PCB-157	2.1	C156 B	0.030	0.0055	ng/g	☼	08/19/19 08:06	09/04/19 06:20	1
PCB-158	2.1	B	0.015	0.0043	ng/g	☼	08/19/19 08:06	09/04/19 06:20	1
PCB-159	0.26		0.015	0.0046	ng/g	☼	08/19/19 08:06	09/04/19 06:20	1
PCB-160	25	C129 B	0.059	0.0056	ng/g	☼	08/19/19 08:06	09/04/19 06:20	1
PCB-161	ND		0.015	0.0045	ng/g	☼	08/19/19 08:06	09/04/19 06:20	1
PCB-162	ND		0.015	0.0044	ng/g	☼	08/19/19 08:06	09/04/19 06:20	1
PCB-163	25	C129 B	0.059	0.0056	ng/g	☼	08/19/19 08:06	09/04/19 06:20	1
PCB-164	1.9		0.015	0.0048	ng/g	☼	08/19/19 08:06	09/04/19 06:20	1
PCB-165	ND		0.015	0.0054	ng/g	☼	08/19/19 08:06	09/04/19 06:20	1
PCB-166	2.9	C128	0.030	0.0054	ng/g	☼	08/19/19 08:06	09/04/19 06:20	1
PCB-167	0.74		0.015	0.0039	ng/g	☼	08/19/19 08:06	09/04/19 06:20	1
PCB-168	24	C153 B	0.030	0.0049	ng/g	☼	08/19/19 08:06	09/04/19 06:20	1
PCB-169	ND		0.015	0.0042	ng/g	☼	08/19/19 08:06	09/04/19 06:20	1
PCB-170	8.1	B	0.015	0.00076	ng/g	☼	08/19/19 08:06	09/04/19 06:20	1
PCB-171	2.7	C	0.030	0.00077	ng/g	☼	08/19/19 08:06	09/04/19 06:20	1
PCB-172	1.3	B	0.015	0.00075	ng/g	☼	08/19/19 08:06	09/04/19 06:20	1
PCB-173	2.7	C171	0.030	0.00077	ng/g	☼	08/19/19 08:06	09/04/19 06:20	1
PCB-174	8.7	B	0.015	0.00078	ng/g	☼	08/19/19 08:06	09/04/19 06:20	1
PCB-175	0.36		0.015	0.00069	ng/g	☼	08/19/19 08:06	09/04/19 06:20	1
PCB-176	1.1	B	0.015	0.00049	ng/g	☼	08/19/19 08:06	09/04/19 06:20	1
PCB-177	5.6	B	0.015	0.00079	ng/g	☼	08/19/19 08:06	09/04/19 06:20	1
PCB-178	2.2		0.015	0.00072	ng/g	☼	08/19/19 08:06	09/04/19 06:20	1
PCB-179	4.3	B	0.015	0.00052	ng/g	☼	08/19/19 08:06	09/04/19 06:20	1
PCB-180	18	C B	0.030	0.00060	ng/g	☼	08/19/19 08:06	09/04/19 06:20	1
PCB-181	0.078		0.015	0.00067	ng/g	☼	08/19/19 08:06	09/04/19 06:20	1
PCB-182	0.14		0.015	0.00065	ng/g	☼	08/19/19 08:06	09/04/19 06:20	1
PCB-183	5.7	C B	0.030	0.00065	ng/g	☼	08/19/19 08:06	09/04/19 06:20	1
PCB-184	ND		0.015	0.00052	ng/g	☼	08/19/19 08:06	09/04/19 06:20	1
PCB-185	5.7	C183 B	0.030	0.00065	ng/g	☼	08/19/19 08:06	09/04/19 06:20	1
PCB-186	ND		0.015	0.00052	ng/g	☼	08/19/19 08:06	09/04/19 06:20	1
PCB-187	11		0.015	0.00067	ng/g	☼	08/19/19 08:06	09/04/19 06:20	1
PCB-188	0.078		0.015	0.00048	ng/g	☼	08/19/19 08:06	09/04/19 06:20	1
PCB-189	0.29	B	0.015	0.0022	ng/g	☼	08/19/19 08:06	09/04/19 06:20	1
PCB-190	1.6		0.015	0.00054	ng/g	☼	08/19/19 08:06	09/04/19 06:20	1
PCB-191	0.38		0.015	0.00054	ng/g	☼	08/19/19 08:06	09/04/19 06:20	1
PCB-192	ND		0.015	0.00057	ng/g	☼	08/19/19 08:06	09/04/19 06:20	1
PCB-193	18	C180 B	0.030	0.00060	ng/g	☼	08/19/19 08:06	09/04/19 06:20	1
PCB-194	3.6	B	0.015	0.0072	ng/g	☼	08/19/19 08:06	09/04/19 06:20	1
PCB-195	1.7		0.015	0.0086	ng/g	☼	08/19/19 08:06	09/04/19 06:20	1
PCB-196	1.8	B	0.015	0.0013	ng/g	☼	08/19/19 08:06	09/04/19 06:20	1
PCB-197	0.13		0.015	0.00094	ng/g	☼	08/19/19 08:06	09/04/19 06:20	1
PCB-198	3.5	C B	0.030	0.0014	ng/g	☼	08/19/19 08:06	09/04/19 06:20	1
PCB-199	3.5	C198 B	0.030	0.0014	ng/g	☼	08/19/19 08:06	09/04/19 06:20	1
PCB-200	0.45		0.015	0.0010	ng/g	☼	08/19/19 08:06	09/04/19 06:20	1
PCB-201	0.46		0.015	0.00096	ng/g	☼	08/19/19 08:06	09/04/19 06:20	1
PCB-202	0.73		0.015	0.0011	ng/g	☼	08/19/19 08:06	09/04/19 06:20	1
PCB-203	2.2		0.015	0.0012	ng/g	☼	08/19/19 08:06	09/04/19 06:20	1

Client Sample ID: G6-0to27-101818
Lab Sample ID: 580-88125-11

Date Collected: 10/18/18 14:12
Matrix: Solid

Date Received: 07/26/19 13:10
Percent Solids: 32.7

Method: 1668A - Chlorinated Biphenyl Congeners (HRGC/HRMS) (Continued)

Analyte	Result	Qualifier	RL	EDL	Unit	D	Prepared	Analyzed	Dil Fac
PCB-204	ND		0.015	0.0010	ng/g	☼	08/19/19 08:06	09/04/19 06:20	1
PCB-205	**0.18**		0.015	0.0054	ng/g	☼	08/19/19 08:06	09/04/19 06:20	1
PCB-206	**1.7**	**q**	0.015	0.0046	ng/g	☼	08/19/19 08:06	09/04/19 06:20	1
PCB-207	**0.15**		0.015	0.0033	ng/g	☼	08/19/19 08:06	09/04/19 06:20	1
PCB-208	**0.36**		0.015	0.0034	ng/g	☼	08/19/19 08:06	09/04/19 06:20	1
PCB-209	**0.46**	**B**	0.015	0.00068	ng/g	☼	08/19/19 08:06	09/04/19 06:20	1
Total Monochlorobiphenyls	**1.4**	**B**	0.015	0.0018	ng/g	☼	08/19/19 08:06	09/04/19 06:20	1
Total Dichlorobiphenyls	**3.0**	**B**	0.030	0.0010	ng/g	☼	08/19/19 08:06	09/04/19 06:20	1
Total Trichlorobiphenyls	**16**	**q B**	0.030	0.0071	ng/g	☼	08/19/19 08:06	09/04/19 06:20	1
Total Tetrachlorobiphenyls	**110**	**G q B**	0.079	0.079	ng/g	☼	08/19/19 08:06	09/04/19 06:20	1
Total Pentachlorobiphenyls	**140**	**q B**	0.089	0.0057	ng/g	☼	08/19/19 08:06	09/04/19 06:20	1
Total Hexachlorobiphenyls	**130**	**B**	0.059	0.0043	ng/g	☼	08/19/19 08:06	09/04/19 06:20	1
Total Heptachlorobiphenyls	**72**	**B**	0.030	0.00071	ng/g	☼	08/19/19 08:06	09/04/19 06:20	1
Total Octachlorobiphenyls	**15**	**B**	0.030	0.0027	ng/g	☼	08/19/19 08:06	09/04/19 06:20	1
Total Nonachlorobiphenyls	**2.2**	**q**	0.015	0.0038	ng/g	☼	08/19/19 08:06	09/04/19 06:20	1
Polychlorinated biphenyls, Total	**490**	**q B**	0.089	0.012	ng/g	☼	08/19/19 08:06	09/04/19 06:20	1

Isotope Dilution	*%Recovery*	*Qualifier*	*Limits*	*Prepared*	*Analyzed*	*Dil Fac*
PCB-1L	*84*		*30 - 140*	*08/19/19 08:06*	*09/04/19 06:20*	*1*
PCB-3L	*83*		*30 - 140*	*08/19/19 08:06*	*09/04/19 06:20*	*1*
PCB-4L	*72*		*30 - 140*	*08/19/19 08:06*	*09/04/19 06:20*	*1*
PCB-15L	*85*		*30 - 140*	*08/19/19 08:06*	*09/04/19 06:20*	*1*
PCB-19L	*73*		*30 - 140*	*08/19/19 08:06*	*09/04/19 06:20*	*1*
PCB-37L	*88*		*30 - 140*	*08/19/19 08:06*	*09/04/19 06:20*	*1*
PCB-54L	*104*		*30 - 140*	*08/19/19 08:06*	*09/04/19 06:20*	*1*
PCB-77L	*91*		*30 - 140*	*08/19/19 08:06*	*09/04/19 06:20*	*1*
PCB-81L	*88*		*30 - 140*	*08/19/19 08:06*	*09/04/19 06:20*	*1*
PCB-104L	*87*		*30 - 140*	*08/19/19 08:06*	*09/04/19 06:20*	*1*
PCB-105L	*82*		*30 - 140*	*08/19/19 08:06*	*09/04/19 06:20*	*1*
PCB-114L	*81*		*30 - 140*	*08/19/19 08:06*	*09/04/19 06:20*	*1*
PCB-118L	*82*		*30 - 140*	*08/19/19 08:06*	*09/04/19 06:20*	*1*
PCB-123L	*83*		*30 - 140*	*08/19/19 08:06*	*09/04/19 06:20*	*1*
PCB-126L	*91*		*30 - 140*	*08/19/19 08:06*	*09/04/19 06:20*	*1*
PCB-155L	*94*		*30 - 140*	*08/19/19 08:06*	*09/04/19 06:20*	*1*
PCB-156L	*82*	*C*	*30 - 140*	*08/19/19 08:06*	*09/04/19 06:20*	*1*
PCB-157L	*82*	*C156*	*30 - 140*	*08/19/19 08:06*	*09/04/19 06:20*	*1*
PCB-167L	*81*		*30 - 140*	*08/19/19 08:06*	*09/04/19 06:20*	*1*
PCB-169L	*93*		*30 - 140*	*08/19/19 08:06*	*09/04/19 06:20*	*1*
PCB-170L	*82*		*30 - 140*	*08/19/19 08:06*	*09/04/19 06:20*	*1*
PCB-188L	*83*		*30 - 140*	*08/19/19 08:06*	*09/04/19 06:20*	*1*
PCB-189L	*89*		*30 - 140*	*08/19/19 08:06*	*09/04/19 06:20*	*1*
PCB-202L	*79*		*30 - 140*	*08/19/19 08:06*	*09/04/19 06:20*	*1*
PCB-205L	*78*		*30 - 140*	*08/19/19 08:06*	*09/04/19 06:20*	*1*
PCB-206L	*71*		*30 - 140*	*08/19/19 08:06*	*09/04/19 06:20*	*1*
PCB-208L	*74*		*30 - 140*	*08/19/19 08:06*	*09/04/19 06:20*	*1*
PCB-209L	*59*		*30 - 140*	*08/19/19 08:06*	*09/04/19 06:20*	*1*

Surrogate	*%Recovery*	*Qualifier*	*Limits*	*Prepared*	*Analyzed*	*Dil Fac*
PCB-28L	*80*		*40 - 125*	*08/19/19 08:06*	*09/04/19 06:20*	*1*
PCB-111L	*95*		*40 - 125*	*08/19/19 08:06*	*09/04/19 06:20*	*1*

Client Sample ID: G6-0to27-101818
Lab Sample ID: 580-88125-11
Date Collected: 10/18/18 14:12
Matrix: Solid
Date Received: 07/26/19 13:10
Percent Solids: 32.7

Method: 1668A - Chlorinated Biphenyl Congeners (HRGC/HRMS) (Continued)

Surrogate	%Recovery	Qualifier	Limits	Prepared	Analyzed	Dil Fac
PCB-178L	96		40 - 125	08/19/19 08:06	09/04/19 06:20	1

Client Sample ID: H2-0to30-101218
Lab Sample ID: 580-88125-12
Date Collected: 10/12/18 10:28
Matrix: Solid
Date Received: 07/26/19 13:10
Percent Solids: 42.1

Method: 1668A - Chlorinated Biphenyl Congeners (HRGC/HRMS)

Analyte	Result	Qualifier	RL	EDL	Unit	D	Prepared	Analyzed	Dil Fac
PCB-1	0.097	B	0.059	0.0011	ng/g	☼	08/19/19 08:06	08/27/19 23:37	1
PCB-2	0.052	J B	0.059	0.0012	ng/g	☼	08/19/19 08:06	08/27/19 23:37	1
PCB-3	0.068	B	0.059	0.0012	ng/g	☼	08/19/19 08:06	08/27/19 23:37	1
PCB-4	0.19		0.12	0.0029	ng/g	☼	08/19/19 08:06	08/27/19 23:37	1
PCB-5	0.0053	J q	0.059	0.0019	ng/g	☼	08/19/19 08:06	08/27/19 23:37	1
PCB-6	0.033	J	0.059	0.0019	ng/g	☼	08/19/19 08:06	08/27/19 23:37	1
PCB-7	0.011	J q	0.059	0.0018	ng/g	☼	08/19/19 08:06	08/27/19 23:37	1
PCB-8	0.12	B	0.12	0.0019	ng/g	☼	08/19/19 08:06	08/27/19 23:37	1
PCB-9	0.013	J	0.059	0.0021	ng/g	☼	08/19/19 08:06	08/27/19 23:37	1
PCB-10	0.0078	J q	0.059	0.0020	ng/g	☼	08/19/19 08:06	08/27/19 23:37	1
PCB-11	0.12	B	0.12	0.0018	ng/g	☼	08/19/19 08:06	08/27/19 23:37	1
PCB-12	0.025	J q C	0.12	0.0018	ng/g	☼	08/19/19 08:06	08/27/19 23:37	1
PCB-13	0.025	J q C12	0.12	0.0018	ng/g	☼	08/19/19 08:06	08/27/19 23:37	1
PCB-14	ND		0.059	0.0016	ng/g	☼	08/19/19 08:06	08/27/19 23:37	1
PCB-15	0.098	B	0.059	0.0018	ng/g	☼	08/19/19 08:06	08/27/19 23:37	1
PCB-16	ND		0.059	0.0031	ng/g	☼	08/19/19 08:06	08/27/19 23:37	1
PCB-17	0.50	B	0.059	0.0025	ng/g	☼	08/19/19 08:06	08/27/19 23:37	1
PCB-18	0.13	C B	0.12	0.0021	ng/g	☼	08/19/19 08:06	08/27/19 23:37	1
PCB-19	0.62		0.059	0.0029	ng/g	☼	08/19/19 08:06	08/27/19 23:37	1
PCB-20	0.45	C B	0.12	0.0025	ng/g	☼	08/19/19 08:06	08/27/19 23:37	1
PCB-21	0.21	C B	0.12	0.0023	ng/g	☼	08/19/19 08:06	08/27/19 23:37	1
PCB-22	0.054	J B	0.059	0.0026	ng/g	☼	08/19/19 08:06	08/27/19 23:37	1
PCB-23	ND		0.059	0.0025	ng/g	☼	08/19/19 08:06	08/27/19 23:37	1
PCB-24	ND		0.059	0.0018	ng/g	☼	08/19/19 08:06	08/27/19 23:37	1
PCB-25	0.088		0.059	0.0024	ng/g	☼	08/19/19 08:06	08/27/19 23:37	1
PCB-26	0.050	J C B	0.12	0.0024	ng/g	☼	08/19/19 08:06	08/27/19 23:37	1
PCB-27	0.11		0.059	0.0018	ng/g	☼	08/19/19 08:06	08/27/19 23:37	1
PCB-28	0.45	C20 B	0.12	0.0025	ng/g	☼	08/19/19 08:06	08/27/19 23:37	1
PCB-29	0.050	J C26 B	0.12	0.0024	ng/g	☼	08/19/19 08:06	08/27/19 23:37	1
PCB-30	0.13	C18 B	0.12	0.0021	ng/g	☼	08/19/19 08:06	08/27/19 23:37	1
PCB-31	0.18	B	0.12	0.0023	ng/g	☼	08/19/19 08:06	08/27/19 23:37	1
PCB-32	0.51	B	0.059	0.0016	ng/g	☼	08/19/19 08:06	08/27/19 23:37	1
PCB-33	0.21	C21 B	0.12	0.0023	ng/g	☼	08/19/19 08:06	08/27/19 23:37	1
PCB-34	0.0053	J	0.059	0.0026	ng/g	☼	08/19/19 08:06	08/27/19 23:37	1
PCB-35	0.012	J B	0.059	0.0026	ng/g	☼	08/19/19 08:06	08/27/19 23:37	1
PCB-36	ND		0.059	0.0024	ng/g	☼	08/19/19 08:06	08/27/19 23:37	1
PCB-37	0.10	B	0.059	0.0025	ng/g	☼	08/19/19 08:06	08/27/19 23:37	1
PCB-38	ND		0.059	0.0024	ng/g	☼	08/19/19 08:06	08/27/19 23:37	1
PCB-39	0.0067	J	0.059	0.0023	ng/g	☼	08/19/19 08:06	08/27/19 23:37	1
PCB-40	1.1	C	0.18	0.0067	ng/g	☼	08/19/19 08:06	08/27/19 23:37	1
PCB-41	1.1	C40	0.18	0.0067	ng/g	☼	08/19/19 08:06	08/27/19 23:37	1

Client Sample ID: H2-0to30-101218
Lab Sample ID: 580-88125-12

Date Collected: 10/12/18 10:28
Matrix: Solid

Date Received: 07/26/19 13:10
Percent Solids: 42.1

Method: 1668A - Chlorinated Biphenyl Congeners (HRGC/HRMS) (Continued)

Analyte	Result	Qualifier	RL	EDL	Unit	D	Prepared	Analyzed	Dil Fac
PCB-42	0.21		0.059	0.0071	ng/g	☼	08/19/19 08:06	08/27/19 23:37	1
PCB-43	0.22	C	0.12	0.0062	ng/g	☼	08/19/19 08:06	08/27/19 23:37	1
PCB-44	7.5	C B	0.18	0.0060	ng/g	☼	08/19/19 08:06	08/27/19 23:37	1
PCB-45	3.6	C	0.12	0.0070	ng/g	☼	08/19/19 08:06	08/27/19 23:37	1
PCB-46	0.098		0.059	0.0081	ng/g	☼	08/19/19 08:06	08/27/19 23:37	1
PCB-47	7.5	C44 B	0.18	0.0060	ng/g	☼	08/19/19 08:06	08/27/19 23:37	1
PCB-48	0.070		0.059	0.0065	ng/g	☼	08/19/19 08:06	08/27/19 23:37	1
PCB-49	2.8	C	0.12	0.0054	ng/g	☼	08/19/19 08:06	08/27/19 23:37	1
PCB-50	1.6	C	0.12	0.0066	ng/g	☼	08/19/19 08:06	08/27/19 23:37	1
PCB-51	3.6	C45	0.12	0.0070	ng/g	☼	08/19/19 08:06	08/27/19 23:37	1
PCB-52	2.5	B	0.059	0.0069	ng/g	☼	08/19/19 08:06	08/27/19 23:37	1
PCB-53	1.6	C50	0.12	0.0066	ng/g	☼	08/19/19 08:06	08/27/19 23:37	1
PCB-54	0.55		0.059	0.0016	ng/g	☼	08/19/19 08:06	08/27/19 23:37	1
PCB-55	ND		0.059	0.0048	ng/g	☼	08/19/19 08:06	08/27/19 23:37	1
PCB-56	0.23		0.059	0.0049	ng/g	☼	08/19/19 08:06	08/27/19 23:37	1
PCB-57	ND		0.059	0.0048	ng/g	☼	08/19/19 08:06	08/27/19 23:37	1
PCB-58	ND		0.059	0.0047	ng/g	☼	08/19/19 08:06	08/27/19 23:37	1
PCB-59	0.21	C	0.18	0.0045	ng/g	☼	08/19/19 08:06	08/27/19 23:37	1
PCB-60	0.059		0.059	0.0046	ng/g	☼	08/19/19 08:06	08/27/19 23:37	1
PCB-61	1.6	C B	0.24	0.0045	ng/g	☼	08/19/19 08:06	08/27/19 23:37	1
PCB-62	0.21	C59	0.18	0.0045	ng/g	☼	08/19/19 08:06	08/27/19 23:37	1
PCB-63	0.064		0.059	0.0042	ng/g	☼	08/19/19 08:06	08/27/19 23:37	1
PCB-64	0.26		0.059	0.0043	ng/g	☼	08/19/19 08:06	08/27/19 23:37	1
PCB-65	7.5	C44 B	0.18	0.0060	ng/g	☼	08/19/19 08:06	08/27/19 23:37	1
PCB-66	0.98		0.059	0.0048	ng/g	☼	08/19/19 08:06	08/27/19 23:37	1
PCB-67	0.055	J q	0.059	0.0044	ng/g	☼	08/19/19 08:06	08/27/19 23:37	1
PCB-68	0.11		0.059	0.0042	ng/g	☼	08/19/19 08:06	08/27/19 23:37	1
PCB-69	2.8	C49	0.12	0.0054	ng/g	☼	08/19/19 08:06	08/27/19 23:37	1
PCB-70	1.6	C61 B	0.24	0.0045	ng/g	☼	08/19/19 08:06	08/27/19 23:37	1
PCB-71	1.1	C40	0.18	0.0067	ng/g	☼	08/19/19 08:06	08/27/19 23:37	1
PCB-72	0.11		0.059	0.0047	ng/g	☼	08/19/19 08:06	08/27/19 23:37	1
PCB-73	0.22	C43	0.12	0.0062	ng/g	☼	08/19/19 08:06	08/27/19 23:37	1
PCB-74	1.6	C61 B	0.24	0.0045	ng/g	☼	08/19/19 08:06	08/27/19 23:37	1
PCB-75	0.21	C59	0.18	0.0045	ng/g	☼	08/19/19 08:06	08/27/19 23:37	1
PCB-76	1.6	C61 B	0.24	0.0045	ng/g	☼	08/19/19 08:06	08/27/19 23:37	1
PCB-77	0.090		0.059	0.0045	ng/g	☼	08/19/19 08:06	08/27/19 23:37	1
PCB-78	ND		0.059	0.0047	ng/g	☼	08/19/19 08:06	08/27/19 23:37	1
PCB-79	0.065		0.059	0.0040	ng/g	☼	08/19/19 08:06	08/27/19 23:37	1
PCB-80	ND		0.059	0.0042	ng/g	☼	08/19/19 08:06	08/27/19 23:37	1
PCB-81	ND		0.059	0.0048	ng/g	☼	08/19/19 08:06	08/27/19 23:37	1
PCB-82	0.51		0.059	0.0022	ng/g	☼	08/19/19 08:06	08/27/19 23:37	1
PCB-83	6.5	C B	0.12	0.0021	ng/g	☼	08/19/19 08:06	08/27/19 23:37	1
PCB-84	1.3		0.059	0.0022	ng/g	☼	08/19/19 08:06	08/27/19 23:37	1
PCB-85	0.89	C	0.18	0.0016	ng/g	☼	08/19/19 08:06	08/27/19 23:37	1
PCB-86	4.0	C B	0.35	0.0016	ng/g	☼	08/19/19 08:06	08/27/19 23:37	1
PCB-87	4.0	C86 B	0.35	0.0016	ng/g	☼	08/19/19 08:06	08/27/19 23:37	1
PCB-88	2.3	C	0.12	0.0019	ng/g	☼	08/19/19 08:06	08/27/19 23:37	1
PCB-89	ND		0.059	0.0022	ng/g	☼	08/19/19 08:06	08/27/19 23:37	1
PCB-90	10	C B	0.18	0.0017	ng/g	☼	08/19/19 08:06	08/27/19 23:37	1

Client Sample ID: H2-0to30-101218
Lab Sample ID: 580-88125-12

Date Collected: 10/12/18 10:28
Matrix: Solid

Date Received: 07/26/19 13:10
Percent Solids: 42.1

Method: 1668A - Chlorinated Biphenyl Congeners (HRGC/HRMS) (Continued)

Analyte	Result	Qualifier	RL	EDL	Unit	D	Prepared	Analyzed	Dil Fac
PCB-91	2.3	C88	0.12	0.0019	ng/g	☼	08/19/19 08:06	08/27/19 23:37	1
PCB-92	2.7		0.059	0.0020	ng/g	☼	08/19/19 08:06	08/27/19 23:37	1
PCB-93	1.7	C	0.12	0.0020	ng/g	☼	08/19/19 08:06	08/27/19 23:37	1
PCB-94	0.45		0.059	0.0021	ng/g	☼	08/19/19 08:06	08/27/19 23:37	1
PCB-95	6.6	B	0.059	0.0020	ng/g	☼	08/19/19 08:06	08/27/19 23:37	1
PCB-96	0.26		0.059	0.0016	ng/g	☼	08/19/19 08:06	08/27/19 23:37	1
PCB-97	4.0	C86 B	0.35	0.0016	ng/g	☼	08/19/19 08:06	08/27/19 23:37	1
PCB-98	0.79	C	0.12	0.0020	ng/g	☼	08/19/19 08:06	08/27/19 23:37	1
PCB-99	6.5	C83 B	0.12	0.0021	ng/g	☼	08/19/19 08:06	08/27/19 23:37	1
PCB-100	1.7	C93	0.12	0.0020	ng/g	☼	08/19/19 08:06	08/27/19 23:37	1
PCB-101	10	C90 B	0.18	0.0017	ng/g	☼	08/19/19 08:06	08/27/19 23:37	1
PCB-102	0.79	C98	0.12	0.0020	ng/g	☼	08/19/19 08:06	08/27/19 23:37	1
PCB-103	0.80		0.059	0.0019	ng/g	☼	08/19/19 08:06	08/27/19 23:37	1
PCB-104	0.13		0.059	0.0014	ng/g	☼	08/19/19 08:06	08/27/19 23:37	1
PCB-105	1.2	B	0.059	0.014	ng/g	☼	08/19/19 08:06	08/27/19 23:37	1
PCB-106	ND		0.059	0.014	ng/g	☼	08/19/19 08:06	08/27/19 23:37	1
PCB-107	0.51		0.059	0.013	ng/g	☼	08/19/19 08:06	08/27/19 23:37	1
PCB-108	0.14	C	0.12	0.014	ng/g	☼	08/19/19 08:06	08/27/19 23:37	1
PCB-109	4.0	C86 B	0.35	0.0016	ng/g	☼	08/19/19 08:06	08/27/19 23:37	1
PCB-110	7.2	C B	0.12	0.0014	ng/g	☼	08/19/19 08:06	08/27/19 23:37	1
PCB-111	0.061		0.059	0.0014	ng/g	☼	08/19/19 08:06	08/27/19 23:37	1
PCB-112	ND		0.059	0.0014	ng/g	☼	08/19/19 08:06	08/27/19 23:37	1
PCB-113	10	C90 B	0.18	0.0017	ng/g	☼	08/19/19 08:06	08/27/19 23:37	1
PCB-114	0.056	J B	0.059	0.013	ng/g	☼	08/19/19 08:06	08/27/19 23:37	1
PCB-115	7.2	C110 B	0.12	0.0014	ng/g	☼	08/19/19 08:06	08/27/19 23:37	1
PCB-116	0.89	C85	0.18	0.0016	ng/g	☼	08/19/19 08:06	08/27/19 23:37	1
PCB-117	0.89	C85	0.18	0.0016	ng/g	☼	08/19/19 08:06	08/27/19 23:37	1
PCB-118	4.1	B	0.059	0.014	ng/g	☼	08/19/19 08:06	08/27/19 23:37	1
PCB-119	4.0	C86 B	0.35	0.0016	ng/g	☼	08/19/19 08:06	08/27/19 23:37	1
PCB-120	0.19		0.059	0.0013	ng/g	☼	08/19/19 08:06	08/27/19 23:37	1
PCB-121	0.052	J	0.059	0.0014	ng/g	☼	08/19/19 08:06	08/27/19 23:37	1
PCB-122	0.041	J q	0.059	0.015	ng/g	☼	08/19/19 08:06	08/27/19 23:37	1
PCB-123	0.044	J q	0.059	0.014	ng/g	☼	08/19/19 08:06	08/27/19 23:37	1
PCB-124	0.14	C108	0.12	0.014	ng/g	☼	08/19/19 08:06	08/27/19 23:37	1
PCB-125	4.0	C86 B	0.35	0.0016	ng/g	☼	08/19/19 08:06	08/27/19 23:37	1
PCB-126	0.017	J B	0.059	0.014	ng/g	☼	08/19/19 08:06	08/27/19 23:37	1
PCB-127	ND		0.059	0.014	ng/g	☼	08/19/19 08:06	08/27/19 23:37	1
PCB-128	1.8	C	0.12	0.0099	ng/g	☼	08/19/19 08:06	08/27/19 23:37	1
PCB-129	16	C B	0.24	0.010	ng/g	☼	08/19/19 08:06	08/27/19 23:37	1
PCB-130	0.96		0.059	0.013	ng/g	☼	08/19/19 08:06	08/27/19 23:37	1
PCB-131	0.11		0.059	0.013	ng/g	☼	08/19/19 08:06	08/27/19 23:37	1
PCB-132	4.3	B	0.059	0.013	ng/g	☼	08/19/19 08:06	08/27/19 23:37	1
PCB-133	0.55		0.059	0.012	ng/g	☼	08/19/19 08:06	08/27/19 23:37	1
PCB-134	0.81	C	0.12	0.013	ng/g	☼	08/19/19 08:06	08/27/19 23:37	1
PCB-135	8.2	C B	0.12	0.0015	ng/g	☼	08/19/19 08:06	08/27/19 23:37	1
PCB-136	2.6	B	0.059	0.0011	ng/g	☼	08/19/19 08:06	08/27/19 23:37	1
PCB-137	0.28		0.059	0.010	ng/g	☼	08/19/19 08:06	08/27/19 23:37	1
PCB-138	16	C129 B	0.24	0.010	ng/g	☼	08/19/19 08:06	08/27/19 23:37	1
PCB-139	0.39	C	0.12	0.011	ng/g	☼	08/19/19 08:06	08/27/19 23:37	1

Client Sample ID: H2-0to30-101218
Lab Sample ID: 580-88125-12

Date Collected: 10/12/18 10:28
Matrix: Solid

Date Received: 07/26/19 13:10
Percent Solids: 42.1

Method: 1668A - Chlorinated Biphenyl Congeners (HRGC/HRMS) (Continued)

Analyte	Result	Qualifier	RL	EDL	Unit	D	Prepared	Analyzed	Dil Fac
PCB-140	**0.39**	**C139**	0.12	0.011	ng/g	☼	08/19/19 08:06	08/27/19 23:37	1
PCB-141	**2.9**		0.059	0.012	ng/g	☼	08/19/19 08:06	08/27/19 23:37	1
PCB-142	ND		0.059	0.013	ng/g	☼	08/19/19 08:06	08/27/19 23:37	1
PCB-143	**0.81**	**C134**	0.12	0.013	ng/g	☼	08/19/19 08:06	08/27/19 23:37	1
PCB-144	**0.73**		0.059	0.0014	ng/g	☼	08/19/19 08:06	08/27/19 23:37	1
PCB-145	ND		0.059	0.0011	ng/g	☼	08/19/19 08:06	08/27/19 23:37	1
PCB-146	**4.8**	**B**	0.059	0.011	ng/g	☼	08/19/19 08:06	08/27/19 23:37	1
PCB-147	**15**	**C B**	0.12	0.011	ng/g	☼	08/19/19 08:06	08/27/19 23:37	1
PCB-148	**0.21**		0.059	0.0014	ng/g	☼	08/19/19 08:06	08/27/19 23:37	1
PCB-149	**15**	**C147 B**	0.12	0.011	ng/g	☼	08/19/19 08:06	08/27/19 23:37	1
PCB-150	**0.18**		0.059	0.0010	ng/g	☼	08/19/19 08:06	08/27/19 23:37	1
PCB-151	**8.2**	**C135 B**	0.12	0.0015	ng/g	☼	08/19/19 08:06	08/27/19 23:37	1
PCB-152	**0.088**		0.059	0.0010	ng/g	☼	08/19/19 08:06	08/27/19 23:37	1
PCB-153	**18**	**C B**	0.12	0.0091	ng/g	☼	08/19/19 08:06	08/27/19 23:37	1
PCB-154	**1.2**	**B**	0.059	0.0013	ng/g	☼	08/19/19 08:06	08/27/19 23:37	1
PCB-155	**0.018**	**J**	0.059	0.00098	ng/g	☼	08/19/19 08:06	08/27/19 23:37	1
PCB-156	**1.6**	**C B**	0.12	0.010	ng/g	☼	08/19/19 08:06	08/27/19 23:37	1
PCB-157	**1.6**	**C156 B**	0.12	0.010	ng/g	☼	08/19/19 08:06	08/27/19 23:37	1
PCB-158	**1.4**	**B**	0.059	0.0080	ng/g	☼	08/19/19 08:06	08/27/19 23:37	1
PCB-159	**0.36**		0.059	0.0084	ng/g	☼	08/19/19 08:06	08/27/19 23:37	1
PCB-160	**16**	**C129 B**	0.24	0.010	ng/g	☼	08/19/19 08:06	08/27/19 23:37	1
PCB-161	ND		0.059	0.0083	ng/g	☼	08/19/19 08:06	08/27/19 23:37	1
PCB-162	ND		0.059	0.0082	ng/g	☼	08/19/19 08:06	08/27/19 23:37	1
PCB-163	**16**	**C129 B**	0.24	0.010	ng/g	☼	08/19/19 08:06	08/27/19 23:37	1
PCB-164	**1.2**		0.059	0.0089	ng/g	☼	08/19/19 08:06	08/27/19 23:37	1
PCB-165	ND		0.059	0.0099	ng/g	☼	08/19/19 08:06	08/27/19 23:37	1
PCB-166	**1.8**	**C128**	0.12	0.0099	ng/g	☼	08/19/19 08:06	08/27/19 23:37	1
PCB-167	**0.60**		0.059	0.0070	ng/g	☼	08/19/19 08:06	08/27/19 23:37	1
PCB-168	**18**	**C153 B**	0.12	0.0091	ng/g	☼	08/19/19 08:06	08/27/19 23:37	1
PCB-169	ND		0.059	0.0076	ng/g	☼	08/19/19 08:06	08/27/19 23:37	1
PCB-170	**13**	**B**	0.059	0.0012	ng/g	☼	08/19/19 08:06	08/27/19 23:37	1
PCB-171	**3.9**	**C**	0.12	0.0012	ng/g	☼	08/19/19 08:06	08/27/19 23:37	1
PCB-172	**2.1**	**B**	0.059	0.0011	ng/g	☼	08/19/19 08:06	08/27/19 23:37	1
PCB-173	**3.9**	**C171**	0.12	0.0012	ng/g	☼	08/19/19 08:06	08/27/19 23:37	1
PCB-174	**12**	**B**	0.059	0.0012	ng/g	☼	08/19/19 08:06	08/27/19 23:37	1
PCB-175	**0.48**		0.059	0.0011	ng/g	☼	08/19/19 08:06	08/27/19 23:37	1
PCB-176	**1.3**	**B**	0.059	0.00074	ng/g	☼	08/19/19 08:06	08/27/19 23:37	1
PCB-177	**7.5**	**B**	0.059	0.0012	ng/g	☼	08/19/19 08:06	08/27/19 23:37	1
PCB-178	**2.3**		0.059	0.0011	ng/g	☼	08/19/19 08:06	08/27/19 23:37	1
PCB-179	**4.3**	**B**	0.059	0.00080	ng/g	☼	08/19/19 08:06	08/27/19 23:37	1
PCB-180	**29**	**C B**	0.12	0.00092	ng/g	☼	08/19/19 08:06	08/27/19 23:37	1
PCB-181	ND		0.059	0.0010	ng/g	☼	08/19/19 08:06	08/27/19 23:37	1
PCB-182	**0.14**		0.059	0.00099	ng/g	☼	08/19/19 08:06	08/27/19 23:37	1
PCB-183	**8.3**	**C B**	0.12	0.0010	ng/g	☼	08/19/19 08:06	08/27/19 23:37	1
PCB-184	ND		0.059	0.00080	ng/g	☼	08/19/19 08:06	08/27/19 23:37	1
PCB-185	**8.3**	**C183 B**	0.12	0.0010	ng/g	☼	08/19/19 08:06	08/27/19 23:37	1
PCB-186	ND		0.059	0.00079	ng/g	☼	08/19/19 08:06	08/27/19 23:37	1
PCB-187	**14**		0.059	0.0010	ng/g	☼	08/19/19 08:06	08/27/19 23:37	1
PCB-188	ND		0.059	0.00074	ng/g	☼	08/19/19 08:06	08/27/19 23:37	1

Client Sample ID: H2-0to30-101218
Lab Sample ID: 580-88125-12

Date Collected: 10/12/18 10:28
Matrix: Solid

Date Received: 07/26/19 13:10
Percent Solids: 42.1

Method: 1668A - Chlorinated Biphenyl Congeners (HRGC/HRMS) (Continued)

Analyte	Result	Qualifier	RL	EDL	Unit	D	Prepared	Analyzed	Dil Fac
PCB-189	**0.52**	**B**	0.059	0.0040	ng/g	☼	08/19/19 08:06	08/27/19 23:37	1
PCB-190	**2.8**		0.059	0.00082	ng/g	☼	08/19/19 08:06	08/27/19 23:37	1
PCB-191	**0.61**		0.059	0.00082	ng/g	☼	08/19/19 08:06	08/27/19 23:37	1
PCB-192	ND		0.059	0.00088	ng/g	☼	08/19/19 08:06	08/27/19 23:37	1
PCB-193	**29**	**C180 B**	0.12	0.00092	ng/g	☼	08/19/19 08:06	08/27/19 23:37	1
PCB-194	**7.6**	**B**	0.059	0.036	ng/g	☼	08/19/19 08:06	08/27/19 23:37	1
PCB-195	**3.6**		0.059	0.043	ng/g	☼	08/19/19 08:06	08/27/19 23:37	1
PCB-196	**3.7**	**B**	0.059	0.0015	ng/g	☼	08/19/19 08:06	08/27/19 23:37	1
PCB-197	**0.25**		0.059	0.0011	ng/g	☼	08/19/19 08:06	08/27/19 23:37	1
PCB-198	**6.6**	**C B**	0.12	0.0016	ng/g	☼	08/19/19 08:06	08/27/19 23:37	1
PCB-199	**6.6**	**C198 B**	0.12	0.0016	ng/g	☼	08/19/19 08:06	08/27/19 23:37	1
PCB-200	**0.86**		0.059	0.0011	ng/g	☼	08/19/19 08:06	08/27/19 23:37	1
PCB-201	**0.82**		0.059	0.0011	ng/g	☼	08/19/19 08:06	08/27/19 23:37	1
PCB-202	**1.1**		0.059	0.0012	ng/g	☼	08/19/19 08:06	08/27/19 23:37	1
PCB-203	**4.4**		0.059	0.0014	ng/g	☼	08/19/19 08:06	08/27/19 23:37	1
PCB-204	ND		0.059	0.0012	ng/g	☼	08/19/19 08:06	08/27/19 23:37	1
PCB-205	**0.38**		0.059	0.027	ng/g	☼	08/19/19 08:06	08/27/19 23:37	1
PCB-206	**2.1**	**q**	0.059	0.0072	ng/g	☼	08/19/19 08:06	08/27/19 23:37	1
PCB-207	**0.23**		0.059	0.0051	ng/g	☼	08/19/19 08:06	08/27/19 23:37	1
PCB-208	**0.37**		0.059	0.0053	ng/g	☼	08/19/19 08:06	08/27/19 23:37	1
PCB-209	**0.35**	**B**	0.059	0.0012	ng/g	☼	08/19/19 08:06	08/27/19 23:37	1
Total Monochlorobiphenyls	**0.22**	**B**	0.059	0.0012	ng/g	☼	08/19/19 08:06	08/27/19 23:37	1
Total Dichlorobiphenyls	**0.62**	**q B**	0.12	0.0019	ng/g	☼	08/19/19 08:06	08/27/19 23:37	1
Total Trichlorobiphenyls	**3.0**	**B**	0.12	0.0024	ng/g	☼	08/19/19 08:06	08/27/19 23:37	1
Total Tetrachlorobiphenyls	**24**	**q B**	0.24	0.0052	ng/g	☼	08/19/19 08:06	08/27/19 23:37	1
Total Pentachlorobiphenyls	**53**	**q B**	0.35	0.0057	ng/g	☼	08/19/19 08:06	08/27/19 23:37	1
Total Hexachlorobiphenyls	**84**	**B**	0.24	0.0078	ng/g	☼	08/19/19 08:06	08/27/19 23:37	1
Total Heptachlorobiphenyls	**100**	**B**	0.12	0.0011	ng/g	☼	08/19/19 08:06	08/27/19 23:37	1
Total Octachlorobiphenyls	**29**	**B**	0.12	0.011	ng/g	☼	08/19/19 08:06	08/27/19 23:37	1
Total Nonachlorobiphenyls	**2.7**	**q**	0.059	0.0059	ng/g	☼	08/19/19 08:06	08/27/19 23:37	1
Polychlorinated biphenyls, Total	**300**	**q B**	0.35	0.0046	ng/g	☼	08/19/19 08:06	08/27/19 23:37	1

Isotope Dilution	*%Recovery*	*Qualifier*	*Limits*	*Prepared*	*Analyzed*	*Dil Fac*
PCB-1L	*73*		*30 - 140*	*08/19/19 08:06*	*08/27/19 23:37*	*1*
PCB-3L	*75*		*30 - 140*	*08/19/19 08:06*	*08/27/19 23:37*	*1*
PCB-4L	*71*		*30 - 140*	*08/19/19 08:06*	*08/27/19 23:37*	*1*
PCB-15L	*82*		*30 - 140*	*08/19/19 08:06*	*08/27/19 23:37*	*1*
PCB-19L	*70*		*30 - 140*	*08/19/19 08:06*	*08/27/19 23:37*	*1*
PCB-37L	*88*		*30 - 140*	*08/19/19 08:06*	*08/27/19 23:37*	*1*
PCB-54L	*81*		*30 - 140*	*08/19/19 08:06*	*08/27/19 23:37*	*1*
PCB-77L	*97*		*30 - 140*	*08/19/19 08:06*	*08/27/19 23:37*	*1*
PCB-81L	*95*		*30 - 140*	*08/19/19 08:06*	*08/27/19 23:37*	*1*
PCB-104L	*83*		*30 - 140*	*08/19/19 08:06*	*08/27/19 23:37*	*1*
PCB-105L	*83*		*30 - 140*	*08/19/19 08:06*	*08/27/19 23:37*	*1*
PCB-114L	*82*		*30 - 140*	*08/19/19 08:06*	*08/27/19 23:37*	*1*
PCB-118L	*83*		*30 - 140*	*08/19/19 08:06*	*08/27/19 23:37*	*1*
PCB-123L	*82*		*30 - 140*	*08/19/19 08:06*	*08/27/19 23:37*	*1*
PCB-126L	*94*		*30 - 140*	*08/19/19 08:06*	*08/27/19 23:37*	*1*
PCB-155L	*90*		*30 - 140*	*08/19/19 08:06*	*08/27/19 23:37*	*1*
PCB-156L	*86*	*C*	*30 - 140*	*08/19/19 08:06*	*08/27/19 23:37*	*1*

Client Sample ID: H2-0to30-101218
Lab Sample ID: 580-88125-12

Date Collected: 10/12/18 10:28
Matrix: Solid
Date Received: 07/26/19 13:10
Percent Solids: 42.1

Method: 1668A - Chlorinated Biphenyl Congeners (HRGC/HRMS) (Continued)

Isotope Dilution	*%Recovery*	*Qualifier*	*Limits*	*Prepared*	*Analyzed*	*Dil Fac*
PCB-157L	*86*	*C156*	*30 - 140*	*08/19/19 08:06*	*08/27/19 23:37*	*1*
PCB-167L	*86*		*30 - 140*	*08/19/19 08:06*	*08/27/19 23:37*	*1*
PCB-169L	*98*		*30 - 140*	*08/19/19 08:06*	*08/27/19 23:37*	*1*
PCB-170L	*81*		*30 - 140*	*08/19/19 08:06*	*08/27/19 23:37*	*1*
PCB-188L	*80*		*30 - 140*	*08/19/19 08:06*	*08/27/19 23:37*	*1*
PCB-189L	*87*		*30 - 140*	*08/19/19 08:06*	*08/27/19 23:37*	*1*
PCB-202L	*85*		*30 - 140*	*08/19/19 08:06*	*08/27/19 23:37*	*1*
PCB-205L	*78*		*30 - 140*	*08/19/19 08:06*	*08/27/19 23:37*	*1*
PCB-206L	*74*		*30 - 140*	*08/19/19 08:06*	*08/27/19 23:37*	*1*
PCB-208L	*82*		*30 - 140*	*08/19/19 08:06*	*08/27/19 23:37*	*1*
PCB-209L	*68*		*30 - 140*	*08/19/19 08:06*	*08/27/19 23:37*	*1*

Surrogate	*%Recovery*	*Qualifier*	*Limits*	*Prepared*	*Analyzed*	*Dil Fac*
PCB-28L	*79*		*40 - 125*	*08/19/19 08:06*	*08/27/19 23:37*	*1*
PCB-111L	*97*		*40 - 125*	*08/19/19 08:06*	*08/27/19 23:37*	*1*
PCB-178L	*91*		*40 - 125*	*08/19/19 08:06*	*08/27/19 23:37*	*1*

Client Sample ID: J2A3-0to18-101218
Lab Sample ID: 580-88125-13

Date Collected: 10/12/18 12:57
Matrix: Solid
Date Received: 07/26/19 13:10
Percent Solids: 80.8

Method: 1668A - Chlorinated Biphenyl Congeners (HRGC/HRMS)

Analyte	Result	Qualifier	RL	EDL	Unit	D	Prepared	Analyzed	Dil Fac
PCB-1	**0.0098**	**B**	0.0098	0.00030	ng/g	☼	08/19/19 08:06	09/04/19 07:22	1
PCB-2	**0.012**	**B**	0.0098	0.00032	ng/g	☼	08/19/19 08:06	09/04/19 07:22	1
PCB-3	**0.0057**	**J q B**	0.0098	0.00034	ng/g	☼	08/19/19 08:06	09/04/19 07:22	1
PCB-4	**0.17**		0.020	0.00070	ng/g	☼	08/19/19 08:06	09/04/19 07:22	1
PCB-5	**0.00068**	**J q**	0.0098	0.00045	ng/g	☼	08/19/19 08:06	09/04/19 07:22	1
PCB-6	**0.0058**	**J**	0.0098	0.00045	ng/g	☼	08/19/19 08:06	09/04/19 07:22	1
PCB-7	**0.0022**	**J**	0.0098	0.00043	ng/g	☼	08/19/19 08:06	09/04/19 07:22	1
PCB-8	**0.064**	**B**	0.020	0.00044	ng/g	☼	08/19/19 08:06	09/04/19 07:22	1
PCB-9	**0.0020**	**J**	0.0098	0.00049	ng/g	☼	08/19/19 08:06	09/04/19 07:22	1
PCB-10	**0.0050**	**J**	0.0098	0.00047	ng/g	☼	08/19/19 08:06	09/04/19 07:22	1
PCB-11	**0.080**	**B**	0.020	0.00043	ng/g	☼	08/19/19 08:06	09/04/19 07:22	1
PCB-12	**0.0046**	**J C**	0.020	0.00043	ng/g	☼	08/19/19 08:06	09/04/19 07:22	1
PCB-13	**0.0046**	**J C12**	0.020	0.00043	ng/g	☼	08/19/19 08:06	09/04/19 07:22	1
PCB-14	ND		0.0098	0.00037	ng/g	☼	08/19/19 08:06	09/04/19 07:22	1
PCB-15	**0.030**	**B**	0.0098	0.00042	ng/g	☼	08/19/19 08:06	09/04/19 07:22	1
PCB-16	**0.020**	**q**	0.0098	0.00064	ng/g	☼	08/19/19 08:06	09/04/19 07:22	1
PCB-17	**0.13**	**B**	0.0098	0.00050	ng/g	☼	08/19/19 08:06	09/04/19 07:22	1
PCB-18	**0.066**	**C B**	0.020	0.00043	ng/g	☼	08/19/19 08:06	09/04/19 07:22	1
PCB-19	**0.28**		0.0098	0.00060	ng/g	☼	08/19/19 08:06	09/04/19 07:22	1
PCB-20	**0.097**	**C B**	0.020	0.00067	ng/g	☼	08/19/19 08:06	09/04/19 07:22	1
PCB-21	**0.038**	**C B**	0.020	0.00063	ng/g	☼	08/19/19 08:06	09/04/19 07:22	1
PCB-22	**0.021**	**B**	0.0098	0.00070	ng/g	☼	08/19/19 08:06	09/04/19 07:22	1
PCB-23	ND		0.0098	0.00069	ng/g	☼	08/19/19 08:06	09/04/19 07:22	1
PCB-24	ND		0.0098	0.00037	ng/g	☼	08/19/19 08:06	09/04/19 07:22	1
PCB-25	**0.017**		0.0098	0.00064	ng/g	☼	08/19/19 08:06	09/04/19 07:22	1
PCB-26	**0.015**	**J C B**	0.020	0.00066	ng/g	☼	08/19/19 08:06	09/04/19 07:22	1
PCB-27	**0.035**		0.0098	0.00036	ng/g	☼	08/19/19 08:06	09/04/19 07:22	1

Client Sample ID: J2A3-0to18-101218
Lab Sample ID: 580-88125-13

Date Collected: 10/12/18 12:57
Matrix: Solid

Date Received: 07/26/19 13:10
Percent Solids: 80.8

Method: 1668A - Chlorinated Biphenyl Congeners (HRGC/HRMS) (Continued)

Analyte	Result	Qualifier	RL	EDL	Unit	D	Prepared	Analyzed	Dil Fac
PCB-28	0.097	C20 B	0.020	0.00067	ng/g	☼	08/19/19 08:06	09/04/19 07:22	1
PCB-29	0.015	J C26 B	0.020	0.00066	ng/g	☼	08/19/19 08:06	09/04/19 07:22	1
PCB-30	0.066	C18 B	0.020	0.00043	ng/g	☼	08/19/19 08:06	09/04/19 07:22	1
PCB-31	0.055	B	0.020	0.00063	ng/g	☼	08/19/19 08:06	09/04/19 07:22	1
PCB-32	0.14	B	0.0098	0.00034	ng/g	☼	08/19/19 08:06	09/04/19 07:22	1
PCB-33	0.038	C21 B	0.020	0.00063	ng/g	☼	08/19/19 08:06	09/04/19 07:22	1
PCB-34	ND		0.0098	0.00072	ng/g	☼	08/19/19 08:06	09/04/19 07:22	1
PCB-35	0.0040	J B	0.0098	0.00072	ng/g	☼	08/19/19 08:06	09/04/19 07:22	1
PCB-36	0.00082	J	0.0098	0.00065	ng/g	☼	08/19/19 08:06	09/04/19 07:22	1
PCB-37	0.027	B	0.0098	0.00068	ng/g	☼	08/19/19 08:06	09/04/19 07:22	1
PCB-38	ND		0.0098	0.00066	ng/g	☼	08/19/19 08:06	09/04/19 07:22	1
PCB-39	ND		0.0098	0.00062	ng/g	☼	08/19/19 08:06	09/04/19 07:22	1
PCB-40	0.14	C	0.030	0.00076	ng/g	☼	08/19/19 08:06	09/04/19 07:22	1
PCB-41	0.14	C40	0.030	0.00076	ng/g	☼	08/19/19 08:06	09/04/19 07:22	1
PCB-42	0.043		0.0098	0.00080	ng/g	☼	08/19/19 08:06	09/04/19 07:22	1
PCB-43	0.026	C	0.020	0.00069	ng/g	☼	08/19/19 08:06	09/04/19 07:22	1
PCB-44	0.78	C B	0.030	0.00067	ng/g	☼	08/19/19 08:06	09/04/19 07:22	1
PCB-45	0.44	C	0.020	0.00078	ng/g	☼	08/19/19 08:06	09/04/19 07:22	1
PCB-46	0.019		0.0098	0.00091	ng/g	☼	08/19/19 08:06	09/04/19 07:22	1
PCB-47	0.78	C44 B	0.030	0.00067	ng/g	☼	08/19/19 08:06	09/04/19 07:22	1
PCB-48	0.019		0.0098	0.00073	ng/g	☼	08/19/19 08:06	09/04/19 07:22	1
PCB-49	0.37	C	0.020	0.00061	ng/g	☼	08/19/19 08:06	09/04/19 07:22	1
PCB-50	0.30	C	0.020	0.00074	ng/g	☼	08/19/19 08:06	09/04/19 07:22	1
PCB-51	0.44	C45	0.020	0.00078	ng/g	☼	08/19/19 08:06	09/04/19 07:22	1
PCB-52	0.40	B	0.0098	0.00077	ng/g	☼	08/19/19 08:06	09/04/19 07:22	1
PCB-53	0.30	C50	0.020	0.00074	ng/g	☼	08/19/19 08:06	09/04/19 07:22	1
PCB-54	0.084		0.0098	0.00034	ng/g	☼	08/19/19 08:06	09/04/19 07:22	1
PCB-55	0.00097	J q	0.0098	0.00054	ng/g	☼	08/19/19 08:06	09/04/19 07:22	1
PCB-56	0.046		0.0098	0.00055	ng/g	☼	08/19/19 08:06	09/04/19 07:22	1
PCB-57	ND		0.0098	0.00054	ng/g	☼	08/19/19 08:06	09/04/19 07:22	1
PCB-58	0.0013	J q	0.0098	0.00053	ng/g	☼	08/19/19 08:06	09/04/19 07:22	1
PCB-59	0.030	C	0.030	0.00051	ng/g	☼	08/19/19 08:06	09/04/19 07:22	1
PCB-60	0.017	q	0.0098	0.00052	ng/g	☼	08/19/19 08:06	09/04/19 07:22	1
PCB-61	0.22	C B	0.039	0.00051	ng/g	☼	08/19/19 08:06	09/04/19 07:22	1
PCB-62	0.030	C59	0.030	0.00051	ng/g	☼	08/19/19 08:06	09/04/19 07:22	1
PCB-63	ND		0.0098	0.00047	ng/g	☼	08/19/19 08:06	09/04/19 07:22	1
PCB-64	0.053		0.0098	0.00049	ng/g	☼	08/19/19 08:06	09/04/19 07:22	1
PCB-65	0.78	C44 B	0.030	0.00067	ng/g	☼	08/19/19 08:06	09/04/19 07:22	1
PCB-66	0.14		0.0098	0.00054	ng/g	☼	08/19/19 08:06	09/04/19 07:22	1
PCB-67	0.0055	J q	0.0098	0.00050	ng/g	☼	08/19/19 08:06	09/04/19 07:22	1
PCB-68	0.010	q	0.0098	0.00047	ng/g	☼	08/19/19 08:06	09/04/19 07:22	1
PCB-69	0.37	C49	0.020	0.00061	ng/g	☼	08/19/19 08:06	09/04/19 07:22	1
PCB-70	0.22	C61 B	0.039	0.00051	ng/g	☼	08/19/19 08:06	09/04/19 07:22	1
PCB-71	0.14	C40	0.030	0.00076	ng/g	☼	08/19/19 08:06	09/04/19 07:22	1
PCB-72	0.0066	J q	0.0098	0.00053	ng/g	☼	08/19/19 08:06	09/04/19 07:22	1
PCB-73	0.026	C43	0.020	0.00069	ng/g	☼	08/19/19 08:06	09/04/19 07:22	1
PCB-74	0.22	C61 B	0.039	0.00051	ng/g	☼	08/19/19 08:06	09/04/19 07:22	1
PCB-75	0.030	C59	0.030	0.00051	ng/g	☼	08/19/19 08:06	09/04/19 07:22	1
PCB-76	0.22	C61 B	0.039	0.00051	ng/g	☼	08/19/19 08:06	09/04/19 07:22	1

Client Sample ID: J2A3-0to18-101218
Lab Sample ID: 580-88125-13

Date Collected: 10/12/18 12:57
Matrix: Solid

Date Received: 07/26/19 13:10
Percent Solids: 80.8

Method: 1668A - Chlorinated Biphenyl Congeners (HRGC/HRMS) (Continued)

Analyte	Result	Qualifier	RL	EDL	Unit	D	Prepared	Analyzed	Dil Fac
PCB-77	**0.021**		0.0098	0.00052	ng/g	☼	08/19/19 08:06	09/04/19 07:22	1
PCB-78	ND		0.0098	0.00053	ng/g	☼	08/19/19 08:06	09/04/19 07:22	1
PCB-79	**0.0043**	**J q**	0.0098	0.00045	ng/g	☼	08/19/19 08:06	09/04/19 07:22	1
PCB-80	ND		0.0098	0.00047	ng/g	☼	08/19/19 08:06	09/04/19 07:22	1
PCB-81	**0.0015**	**J q**	0.0098	0.00053	ng/g	☼	08/19/19 08:06	09/04/19 07:22	1
PCB-82	**0.072**		0.0098	0.00078	ng/g	☼	08/19/19 08:06	09/04/19 07:22	1
PCB-83	**0.51**	**C B**	0.020	0.00072	ng/g	☼	08/19/19 08:06	09/04/19 07:22	1
PCB-84	**0.23**		0.0098	0.00079	ng/g	☼	08/19/19 08:06	09/04/19 07:22	1
PCB-85	**0.089**	**q C**	0.030	0.00056	ng/g	☼	08/19/19 08:06	09/04/19 07:22	1
PCB-86	**0.60**	**C B**	0.059	0.00057	ng/g	☼	08/19/19 08:06	09/04/19 07:22	1
PCB-87	**0.60**	**C86 B**	0.059	0.00057	ng/g	☼	08/19/19 08:06	09/04/19 07:22	1
PCB-88	**0.24**	**C**	0.020	0.00067	ng/g	☼	08/19/19 08:06	09/04/19 07:22	1
PCB-89	**0.0071**	**J q**	0.0098	0.00076	ng/g	☼	08/19/19 08:06	09/04/19 07:22	1
PCB-90	**0.95**	**C B**	0.030	0.00060	ng/g	☼	08/19/19 08:06	09/04/19 07:22	1
PCB-91	**0.24**	**C88**	0.020	0.00067	ng/g	☼	08/19/19 08:06	09/04/19 07:22	1
PCB-92	**0.0060**	**J q**	0.0098	0.00071	ng/g	☼	08/19/19 08:06	09/04/19 07:22	1
PCB-93	**0.12**	**C**	0.020	0.00069	ng/g	☼	08/19/19 08:06	09/04/19 07:22	1
PCB-94	**0.031**		0.0098	0.00075	ng/g	☼	08/19/19 08:06	09/04/19 07:22	1
PCB-95	**0.87**	**B**	0.0098	0.00070	ng/g	☼	08/19/19 08:06	09/04/19 07:22	1
PCB-96	**0.026**		0.0098	0.00055	ng/g	☼	08/19/19 08:06	09/04/19 07:22	1
PCB-97	**0.60**	**C86 B**	0.059	0.00057	ng/g	☼	08/19/19 08:06	09/04/19 07:22	1
PCB-98	**0.061**	**C**	0.020	0.00069	ng/g	☼	08/19/19 08:06	09/04/19 07:22	1
PCB-99	**0.51**	**C83 B**	0.020	0.00072	ng/g	☼	08/19/19 08:06	09/04/19 07:22	1
PCB-100	**0.12**	**C93**	0.020	0.00069	ng/g	☼	08/19/19 08:06	09/04/19 07:22	1
PCB-101	**0.95**	**C90 B**	0.030	0.00060	ng/g	☼	08/19/19 08:06	09/04/19 07:22	1
PCB-102	**0.061**	**C98**	0.020	0.00069	ng/g	☼	08/19/19 08:06	09/04/19 07:22	1
PCB-103	**0.063**		0.0098	0.00066	ng/g	☼	08/19/19 08:06	09/04/19 07:22	1
PCB-104	**0.010**		0.0098	0.00049	ng/g	☼	08/19/19 08:06	09/04/19 07:22	1
PCB-105	**0.16**	**B**	0.0098	0.0016	ng/g	☼	08/19/19 08:06	09/04/19 07:22	1
PCB-106	ND		0.0098	0.0016	ng/g	☼	08/19/19 08:06	09/04/19 07:22	1
PCB-107	**0.041**		0.0098	0.0015	ng/g	☼	08/19/19 08:06	09/04/19 07:22	1
PCB-108	**0.018**	**J C**	0.020	0.0017	ng/g	☼	08/19/19 08:06	09/04/19 07:22	1
PCB-109	**0.60**	**C86 B**	0.059	0.00057	ng/g	☼	08/19/19 08:06	09/04/19 07:22	1
PCB-110	**0.99**	**C B**	0.020	0.00050	ng/g	☼	08/19/19 08:06	09/04/19 07:22	1
PCB-111	**0.0055**	**J**	0.0098	0.00048	ng/g	☼	08/19/19 08:06	09/04/19 07:22	1
PCB-112	ND		0.0098	0.00050	ng/g	☼	08/19/19 08:06	09/04/19 07:22	1
PCB-113	**0.95**	**C90 B**	0.030	0.00060	ng/g	☼	08/19/19 08:06	09/04/19 07:22	1
PCB-114	**0.0088**	**J B**	0.0098	0.0015	ng/g	☼	08/19/19 08:06	09/04/19 07:22	1
PCB-115	**0.99**	**C110 B**	0.020	0.00050	ng/g	☼	08/19/19 08:06	09/04/19 07:22	1
PCB-116	**0.089**	**q C85**	0.030	0.00056	ng/g	☼	08/19/19 08:06	09/04/19 07:22	1
PCB-117	**0.089**	**q C85**	0.030	0.00056	ng/g	☼	08/19/19 08:06	09/04/19 07:22	1
PCB-118	**0.47**	**B**	0.0098	0.0016	ng/g	☼	08/19/19 08:06	09/04/19 07:22	1
PCB-119	**0.60**	**C86 B**	0.059	0.00057	ng/g	☼	08/19/19 08:06	09/04/19 07:22	1
PCB-120	**0.011**		0.0098	0.00045	ng/g	☼	08/19/19 08:06	09/04/19 07:22	1
PCB-121	**0.0052**	**J**	0.0098	0.00049	ng/g	☼	08/19/19 08:06	09/04/19 07:22	1
PCB-122	**0.0048**	**J q**	0.0098	0.0018	ng/g	☼	08/19/19 08:06	09/04/19 07:22	1
PCB-123	**0.0055**	**J q**	0.0098	0.0016	ng/g	☼	08/19/19 08:06	09/04/19 07:22	1
PCB-124	**0.018**	**J C108**	0.020	0.0017	ng/g	☼	08/19/19 08:06	09/04/19 07:22	1
PCB-125	**0.60**	**C86 B**	0.059	0.00057	ng/g	☼	08/19/19 08:06	09/04/19 07:22	1

Client Sample ID: J2A3-0to18-101218
Lab Sample ID: 580-88125-13

Date Collected: 10/12/18 12:57
Matrix: Solid

Date Received: 07/26/19 13:10
Percent Solids: 80.8

Method: 1668A - Chlorinated Biphenyl Congeners (HRGC/HRMS) (Continued)

Analyte	Result	Qualifier	RL	EDL	Unit	D	Prepared	Analyzed	Dil Fac
PCB-126	**0.0030**	**J q B**	0.0098	0.0016	ng/g	☼	08/19/19 08:06	09/04/19 07:22	1
PCB-127	ND		0.0098	0.0016	ng/g	☼	08/19/19 08:06	09/04/19 07:22	1
PCB-128	**0.22**	**C**	0.020	0.0010	ng/g	☼	08/19/19 08:06	09/04/19 07:22	1
PCB-129	**1.8**	**C B**	0.039	0.0011	ng/g	☼	08/19/19 08:06	09/04/19 07:22	1
PCB-130	**0.11**		0.0098	0.0014	ng/g	☼	08/19/19 08:06	09/04/19 07:22	1
PCB-131	**0.023**		0.0098	0.0013	ng/g	☼	08/19/19 08:06	09/04/19 07:22	1
PCB-132	**0.63**	**B**	0.0098	0.0013	ng/g	☼	08/19/19 08:06	09/04/19 07:22	1
PCB-133	**0.037**		0.0098	0.0013	ng/g	☼	08/19/19 08:06	09/04/19 07:22	1
PCB-134	**0.11**	**C**	0.020	0.0014	ng/g	☼	08/19/19 08:06	09/04/19 07:22	1
PCB-135	**0.69**	**C B**	0.020	0.00050	ng/g	☼	08/19/19 08:06	09/04/19 07:22	1
PCB-136	**0.26**	**B**	0.0098	0.00038	ng/g	☼	08/19/19 08:06	09/04/19 07:22	1
PCB-137	**0.050**		0.0098	0.0011	ng/g	☼	08/19/19 08:06	09/04/19 07:22	1
PCB-138	**1.8**	**C129 B**	0.039	0.0011	ng/g	☼	08/19/19 08:06	09/04/19 07:22	1
PCB-139	**0.032**	**C**	0.020	0.0012	ng/g	☼	08/19/19 08:06	09/04/19 07:22	1
PCB-140	**0.032**	**C139**	0.020	0.0012	ng/g	☼	08/19/19 08:06	09/04/19 07:22	1
PCB-141	**0.37**		0.0098	0.0012	ng/g	☼	08/19/19 08:06	09/04/19 07:22	1
PCB-142	ND		0.0098	0.0013	ng/g	☼	08/19/19 08:06	09/04/19 07:22	1
PCB-143	**0.11**	**C134**	0.020	0.0014	ng/g	☼	08/19/19 08:06	09/04/19 07:22	1
PCB-144	**0.086**		0.0098	0.00047	ng/g	☼	08/19/19 08:06	09/04/19 07:22	1
PCB-145	**0.0010**	**J q**	0.0098	0.00036	ng/g	☼	08/19/19 08:06	09/04/19 07:22	1
PCB-146	**0.32**	**B**	0.0098	0.0011	ng/g	☼	08/19/19 08:06	09/04/19 07:22	1
PCB-147	**1.8**	**C B**	0.020	0.0012	ng/g	☼	08/19/19 08:06	09/04/19 07:22	1
PCB-148	**0.0095**	**J**	0.0098	0.00048	ng/g	☼	08/19/19 08:06	09/04/19 07:22	1
PCB-149	**1.8**	**C147 B**	0.020	0.0012	ng/g	☼	08/19/19 08:06	09/04/19 07:22	1
PCB-150	**0.011**		0.0098	0.00035	ng/g	☼	08/19/19 08:06	09/04/19 07:22	1
PCB-151	**0.69**	**C135 B**	0.020	0.00050	ng/g	☼	08/19/19 08:06	09/04/19 07:22	1
PCB-152	**0.0061**	**J**	0.0098	0.00035	ng/g	☼	08/19/19 08:06	09/04/19 07:22	1
PCB-153	**1.6**	**C B**	0.020	0.00094	ng/g	☼	08/19/19 08:06	09/04/19 07:22	1
PCB-154	**0.047**	**B**	0.0098	0.00043	ng/g	☼	08/19/19 08:06	09/04/19 07:22	1
PCB-155	**0.00098**	**J q**	0.0098	0.00033	ng/g	☼	08/19/19 08:06	09/04/19 07:22	1
PCB-156	**0.14**	**C B**	0.020	0.0011	ng/g	☼	08/19/19 08:06	09/04/19 07:22	1
PCB-157	**0.14**	**C156 B**	0.020	0.0011	ng/g	☼	08/19/19 08:06	09/04/19 07:22	1
PCB-158	**0.17**	**B**	0.0098	0.00083	ng/g	☼	08/19/19 08:06	09/04/19 07:22	1
PCB-159	**0.017**		0.0098	0.00087	ng/g	☼	08/19/19 08:06	09/04/19 07:22	1
PCB-160	**1.8**	**C129 B**	0.039	0.0011	ng/g	☼	08/19/19 08:06	09/04/19 07:22	1
PCB-161	ND		0.0098	0.00086	ng/g	☼	08/19/19 08:06	09/04/19 07:22	1
PCB-162	ND		0.0098	0.00085	ng/g	☼	08/19/19 08:06	09/04/19 07:22	1
PCB-163	**1.8**	**C129 B**	0.039	0.0011	ng/g	☼	08/19/19 08:06	09/04/19 07:22	1
PCB-164	**0.15**		0.0098	0.00092	ng/g	☼	08/19/19 08:06	09/04/19 07:22	1
PCB-165	ND		0.0098	0.0010	ng/g	☼	08/19/19 08:06	09/04/19 07:22	1
PCB-166	**0.22**	**C128**	0.020	0.0010	ng/g	☼	08/19/19 08:06	09/04/19 07:22	1
PCB-167	**0.058**		0.0098	0.00072	ng/g	☼	08/19/19 08:06	09/04/19 07:22	1
PCB-168	**1.6**	**C153 B**	0.020	0.00094	ng/g	☼	08/19/19 08:06	09/04/19 07:22	1
PCB-169	ND		0.0098	0.00082	ng/g	☼	08/19/19 08:06	09/04/19 07:22	1
PCB-170	**0.56**	**B**	0.0098	0.00046	ng/g	☼	08/19/19 08:06	09/04/19 07:22	1
PCB-171	**0.18**	**C**	0.020	0.00042	ng/g	☼	08/19/19 08:06	09/04/19 07:22	1
PCB-172	**0.093**	**B**	0.0098	0.00041	ng/g	☼	08/19/19 08:06	09/04/19 07:22	1
PCB-173	**0.18**	**C171**	0.020	0.00042	ng/g	☼	08/19/19 08:06	09/04/19 07:22	1
PCB-174	**0.59**	**B**	0.0098	0.00042	ng/g	☼	08/19/19 08:06	09/04/19 07:22	1

Client Sample ID: J2A3-0to18-101218
Lab Sample ID: 580-88125-13

Date Collected: 10/12/18 12:57
Matrix: Solid

Date Received: 07/26/19 13:10
Percent Solids: 80.8

Method: 1668A - Chlorinated Biphenyl Congeners (HRGC/HRMS) (Continued)

Analyte	Result	Qualifier	RL	EDL	Unit	D	Prepared	Analyzed	Dil Fac
PCB-175	0.027		0.0098	0.00038	ng/g	☼	08/19/19 08:06	09/04/19 07:22	1
PCB-176	0.072	B	0.0098	0.00027	ng/g	☼	08/19/19 08:06	09/04/19 07:22	1
PCB-177	0.34	B	0.0098	0.00043	ng/g	☼	08/19/19 08:06	09/04/19 07:22	1
PCB-178	0.12		0.0098	0.00040	ng/g	☼	08/19/19 08:06	09/04/19 07:22	1
PCB-179	0.25	B	0.0098	0.00029	ng/g	☼	08/19/19 08:06	09/04/19 07:22	1
PCB-180	1.1	C B	0.020	0.00033	ng/g	☼	08/19/19 08:06	09/04/19 07:22	1
PCB-181	0.0061	J q	0.0098	0.00037	ng/g	☼	08/19/19 08:06	09/04/19 07:22	1
PCB-182	0.0071	J	0.0098	0.00035	ng/g	☼	08/19/19 08:06	09/04/19 07:22	1
PCB-183	0.39	C B	0.020	0.00036	ng/g	☼	08/19/19 08:06	09/04/19 07:22	1
PCB-184	ND		0.0098	0.00029	ng/g	☼	08/19/19 08:06	09/04/19 07:22	1
PCB-185	0.39	C183 B	0.020	0.00036	ng/g	☼	08/19/19 08:06	09/04/19 07:22	1
PCB-186	ND		0.0098	0.00028	ng/g	☼	08/19/19 08:06	09/04/19 07:22	1
PCB-187	0.67		0.0098	0.00036	ng/g	☼	08/19/19 08:06	09/04/19 07:22	1
PCB-188	ND		0.0098	0.00025	ng/g	☼	08/19/19 08:06	09/04/19 07:22	1
PCB-189	0.021	B	0.0098	0.00051	ng/g	☼	08/19/19 08:06	09/04/19 07:22	1
PCB-190	0.10		0.0098	0.00029	ng/g	☼	08/19/19 08:06	09/04/19 07:22	1
PCB-191	0.027		0.0098	0.00029	ng/g	☼	08/19/19 08:06	09/04/19 07:22	1
PCB-192	ND		0.0098	0.00031	ng/g	☼	08/19/19 08:06	09/04/19 07:22	1
PCB-193	1.1	C180 B	0.020	0.00033	ng/g	☼	08/19/19 08:06	09/04/19 07:22	1
PCB-194	0.23	B	0.0098	0.0017	ng/g	☼	08/19/19 08:06	09/04/19 07:22	1
PCB-195	0.10		0.0098	0.0020	ng/g	☼	08/19/19 08:06	09/04/19 07:22	1
PCB-196	0.11	B	0.0098	0.0012	ng/g	☼	08/19/19 08:06	09/04/19 07:22	1
PCB-197	0.0057	J q	0.0098	0.00089	ng/g	☼	08/19/19 08:06	09/04/19 07:22	1
PCB-198	0.24	C B	0.020	0.0013	ng/g	☼	08/19/19 08:06	09/04/19 07:22	1
PCB-199	0.24	C198 B	0.020	0.0013	ng/g	☼	08/19/19 08:06	09/04/19 07:22	1
PCB-200	0.026	q	0.0098	0.00095	ng/g	☼	08/19/19 08:06	09/04/19 07:22	1
PCB-201	0.031		0.0098	0.00090	ng/g	☼	08/19/19 08:06	09/04/19 07:22	1
PCB-202	0.048		0.0098	0.0010	ng/g	☼	08/19/19 08:06	09/04/19 07:22	1
PCB-203	0.15		0.0098	0.0012	ng/g	☼	08/19/19 08:06	09/04/19 07:22	1
PCB-204	ND		0.0098	0.00097	ng/g	☼	08/19/19 08:06	09/04/19 07:22	1
PCB-205	0.011		0.0098	0.0012	ng/g	☼	08/19/19 08:06	09/04/19 07:22	1
PCB-206	0.19	q	0.0098	0.0018	ng/g	☼	08/19/19 08:06	09/04/19 07:22	1
PCB-207	0.015		0.0098	0.0012	ng/g	☼	08/19/19 08:06	09/04/19 07:22	1
PCB-208	0.038		0.0098	0.0012	ng/g	☼	08/19/19 08:06	09/04/19 07:22	1
PCB-209	0.064	B	0.0098	0.00058	ng/g	☼	08/19/19 08:06	09/04/19 07:22	1
Total Monochlorobiphenyls	0.028	q B	0.0098	0.00032	ng/g	☼	08/19/19 08:06	09/04/19 07:22	1
Total Dichlorobiphenyls	0.36	q B	0.020	0.00046	ng/g	☼	08/19/19 08:06	09/04/19 07:22	1
Total Trichlorobiphenyls	0.95	q B	0.020	0.00060	ng/g	☼	08/19/19 08:06	09/04/19 07:22	1
Total Tetrachlorobiphenyls	3.2	q B	0.039	0.00059	ng/g	☼	08/19/19 08:06	09/04/19 07:22	1
Total Pentachlorobiphenyls	5.6	q B	0.059	0.00094	ng/g	☼	08/19/19 08:06	09/04/19 07:22	1
Total Hexachlorobiphenyls	8.7	q B	0.039	0.00089	ng/g	☼	08/19/19 08:06	09/04/19 07:22	1
Total Heptachlorobiphenyls	4.6	q B	0.020	0.00036	ng/g	☼	08/19/19 08:06	09/04/19 07:22	1
Total Octachlorobiphenyls	0.95	q B	0.020	0.0012	ng/g	☼	08/19/19 08:06	09/04/19 07:22	1
Total Nonachlorobiphenyls	0.24	q	0.0098	0.0014	ng/g	☼	08/19/19 08:06	09/04/19 07:22	1
Polychlorinated biphenyls, Total	25	q B	0.059	0.00078	ng/g	☼	08/19/19 08:06	09/04/19 07:22	1

Isotope Dilution	*%Recovery*	*Qualifier*	*Limits*	*Prepared*	*Analyzed*	*Dil Fac*
PCB-1L	*78*		*30 - 140*	*08/19/19 08:06*	*09/04/19 07:22*	*1*
PCB-3L	*79*		*30 - 140*	*08/19/19 08:06*	*09/04/19 07:22*	*1*
PCB-4L	*72*		*30 - 140*	*08/19/19 08:06*	*09/04/19 07:22*	*1*

Client Sample ID: J2A3-0to18-101218
Lab Sample ID: 580-88125-13
Date Collected: 10/12/18 12:57
Matrix: Solid
Date Received: 07/26/19 13:10
Percent Solids: 80.8

Method: 1668A - Chlorinated Biphenyl Congeners (HRGC/HRMS) (Continued)

Isotope Dilution	%Recovery	Qualifier	Limits	Prepared	Analyzed	Dil Fac
PCB-15L	80		30 - 140	08/19/19 08:06	09/04/19 07:22	1
PCB-19L	72		30 - 140	08/19/19 08:06	09/04/19 07:22	1
PCB-37L	84		30 - 140	08/19/19 08:06	09/04/19 07:22	1
PCB-54L	103		30 - 140	08/19/19 08:06	09/04/19 07:22	1
PCB-77L	88		30 - 140	08/19/19 08:06	09/04/19 07:22	1
PCB-81L	86		30 - 140	08/19/19 08:06	09/04/19 07:22	1
PCB-104L	86		30 - 140	08/19/19 08:06	09/04/19 07:22	1
PCB-105L	81		30 - 140	08/19/19 08:06	09/04/19 07:22	1
PCB-114L	80		30 - 140	08/19/19 08:06	09/04/19 07:22	1
PCB-118L	81		30 - 140	08/19/19 08:06	09/04/19 07:22	1
PCB-123L	80		30 - 140	08/19/19 08:06	09/04/19 07:22	1
PCB-126L	88		30 - 140	08/19/19 08:06	09/04/19 07:22	1
PCB-155L	92		30 - 140	08/19/19 08:06	09/04/19 07:22	1
PCB-156L	77	C	30 - 140	08/19/19 08:06	09/04/19 07:22	1
PCB-157L	77	C156	30 - 140	08/19/19 08:06	09/04/19 07:22	1
PCB-167L	76		30 - 140	08/19/19 08:06	09/04/19 07:22	1
PCB-169L	81		30 - 140	08/19/19 08:06	09/04/19 07:22	1
PCB-170L	76		30 - 140	08/19/19 08:06	09/04/19 07:22	1
PCB-188L	86		30 - 140	08/19/19 08:06	09/04/19 07:22	1
PCB-189L	91		30 - 140	08/19/19 08:06	09/04/19 07:22	1
PCB-202L	79		30 - 140	08/19/19 08:06	09/04/19 07:22	1
PCB-205L	73		30 - 140	08/19/19 08:06	09/04/19 07:22	1
PCB-206L	59		30 - 140	08/19/19 08:06	09/04/19 07:22	1
PCB-208L	74		30 - 140	08/19/19 08:06	09/04/19 07:22	1
PCB-209L	48		30 - 140	08/19/19 08:06	09/04/19 07:22	1

Surrogate	%Recovery	Qualifier	Limits	Prepared	Analyzed	Dil Fac
PCB-28L	78		40 - 125	08/19/19 08:06	09/04/19 07:22	1
PCB-111L	90		40 - 125	08/19/19 08:06	09/04/19 07:22	1
PCB-178L	96		40 - 125	08/19/19 08:06	09/04/19 07:22	1

Client Sample ID: M4-0to26-101918
Lab Sample ID: 580-88125-14
Date Collected: 10/19/18 13:11
Matrix: Solid
Date Received: 07/26/19 13:10
Percent Solids: 38.4

Method: 1668A - Chlorinated Biphenyl Congeners (HRGC/HRMS)

Analyte	Result	Qualifier	RL	EDL	Unit	D	Prepared	Analyzed	Dil Fac
PCB-1	0.95	B	0.063	0.0024	ng/g	☼	08/19/19 08:06	08/30/19 09:27	1
PCB-2	0.15	B	0.063	0.0025	ng/g	☼	08/19/19 08:06	08/30/19 09:27	1
PCB-3	0.40	B	0.063	0.0026	ng/g	☼	08/19/19 08:06	08/30/19 09:27	1
PCB-4	0.91		0.13	0.0034	ng/g	☼	08/19/19 08:06	08/30/19 09:27	1
PCB-5	0.024	J	0.063	0.0022	ng/g	☼	08/19/19 08:06	08/30/19 09:27	1
PCB-6	0.19		0.063	0.0022	ng/g	☼	08/19/19 08:06	08/30/19 09:27	1
PCB-7	0.050	J	0.063	0.0021	ng/g	☼	08/19/19 08:06	08/30/19 09:27	1
PCB-8	0.58	B	0.13	0.0021	ng/g	☼	08/19/19 08:06	08/30/19 09:27	1
PCB-9	0.059	J	0.063	0.0024	ng/g	☼	08/19/19 08:06	08/30/19 09:27	1
PCB-10	0.043	J	0.063	0.0023	ng/g	☼	08/19/19 08:06	08/30/19 09:27	1
PCB-11	0.15	B	0.13	0.0021	ng/g	☼	08/19/19 08:06	08/30/19 09:27	1
PCB-12	0.11	J C	0.13	0.0021	ng/g	☼	08/19/19 08:06	08/30/19 09:27	1
PCB-13	0.11	J C12	0.13	0.0021	ng/g	☼	08/19/19 08:06	08/30/19 09:27	1

Client Sample ID: M4-0to26-101918
Date Collected: 10/19/18 13:11
Date Received: 07/26/19 13:10

Lab Sample ID: 580-88125-14
Matrix: Solid
Percent Solids: 38.4

Method: 1668A - Chlorinated Biphenyl Congeners (HRGC/HRMS) (Continued)

Analyte	Result	Qualifier	RL	EDL	Unit	D	Prepared	Analyzed	Dil Fac
PCB-14	ND		0.063	0.0018	ng/g	☼	08/19/19 08:06	08/30/19 09:27	1
PCB-15	**0.37**	**B**	0.063	0.0020	ng/g	☼	08/19/19 08:06	08/30/19 09:27	1
PCB-16	**0.24**		0.063	0.0037	ng/g	☼	08/19/19 08:06	08/30/19 09:27	1
PCB-17	**1.6**	**B**	0.063	0.0029	ng/g	☼	08/19/19 08:06	08/30/19 09:27	1
PCB-18	**0.57**	**C B**	0.13	0.0025	ng/g	☼	08/19/19 08:06	08/30/19 09:27	1
PCB-19	**2.2**		0.063	0.0035	ng/g	☼	08/19/19 08:06	08/30/19 09:27	1
PCB-20	**1.6**	**C B**	0.13	0.0078	ng/g	☼	08/19/19 08:06	08/30/19 09:27	1
PCB-21	**0.65**	**C B**	0.13	0.0074	ng/g	☼	08/19/19 08:06	08/30/19 09:27	1
PCB-22	**0.23**	**B**	0.063	0.0082	ng/g	☼	08/19/19 08:06	08/30/19 09:27	1
PCB-23	ND		0.063	0.0080	ng/g	☼	08/19/19 08:06	08/30/19 09:27	1
PCB-24	ND		0.063	0.0022	ng/g	☼	08/19/19 08:06	08/30/19 09:27	1
PCB-25	**0.23**		0.063	0.0075	ng/g	☼	08/19/19 08:06	08/30/19 09:27	1
PCB-26	**0.23**	**C B**	0.13	0.0077	ng/g	☼	08/19/19 08:06	08/30/19 09:27	1
PCB-27	**0.32**		0.063	0.0021	ng/g	☼	08/19/19 08:06	08/30/19 09:27	1
PCB-28	**1.6**	**C20 B**	0.13	0.0078	ng/g	☼	08/19/19 08:06	08/30/19 09:27	1
PCB-29	**0.23**	**C26 B**	0.13	0.0077	ng/g	☼	08/19/19 08:06	08/30/19 09:27	1
PCB-30	**0.57**	**C18 B**	0.13	0.0025	ng/g	☼	08/19/19 08:06	08/30/19 09:27	1
PCB-31	**0.82**	**B**	0.13	0.0074	ng/g	☼	08/19/19 08:06	08/30/19 09:27	1
PCB-32	**1.1**	**B**	0.063	0.0019	ng/g	☼	08/19/19 08:06	08/30/19 09:27	1
PCB-33	**0.65**	**C21 B**	0.13	0.0074	ng/g	☼	08/19/19 08:06	08/30/19 09:27	1
PCB-34	**0.015**	**J q**	0.063	0.0084	ng/g	☼	08/19/19 08:06	08/30/19 09:27	1
PCB-35	**0.033**	**J B**	0.063	0.0084	ng/g	☼	08/19/19 08:06	08/30/19 09:27	1
PCB-36	ND		0.063	0.0076	ng/g	☼	08/19/19 08:06	08/30/19 09:27	1
PCB-37	**0.38**	**B**	0.063	0.0079	ng/g	☼	08/19/19 08:06	08/30/19 09:27	1
PCB-38	ND		0.063	0.0077	ng/g	☼	08/19/19 08:06	08/30/19 09:27	1
PCB-39	**0.039**	**J**	0.063	0.0073	ng/g	☼	08/19/19 08:06	08/30/19 09:27	1
PCB-40	**2.4**	**C**	0.19	0.0088	ng/g	☼	08/19/19 08:06	08/30/19 09:27	1
PCB-41	**2.4**	**C40**	0.19	0.0088	ng/g	☼	08/19/19 08:06	08/30/19 09:27	1
PCB-42	**0.94**		0.063	0.0093	ng/g	☼	08/19/19 08:06	08/30/19 09:27	1
PCB-43	**0.45**	**C**	0.13	0.0080	ng/g	☼	08/19/19 08:06	08/30/19 09:27	1
PCB-44	**16**	**C B**	0.19	0.0078	ng/g	☼	08/19/19 08:06	08/30/19 09:27	1
PCB-45	**6.4**	**C**	0.13	0.0091	ng/g	☼	08/19/19 08:06	08/30/19 09:27	1
PCB-46	**0.26**		0.063	0.011	ng/g	☼	08/19/19 08:06	08/30/19 09:27	1
PCB-47	**16**	**C44 B**	0.19	0.0078	ng/g	☼	08/19/19 08:06	08/30/19 09:27	1
PCB-48	**0.28**		0.063	0.0085	ng/g	☼	08/19/19 08:06	08/30/19 09:27	1
PCB-49	**7.8**	**C**	0.13	0.0071	ng/g	☼	08/19/19 08:06	08/30/19 09:27	1
PCB-50	**3.0**	**C**	0.13	0.0086	ng/g	☼	08/19/19 08:06	08/30/19 09:27	1
PCB-51	**6.4**	**C45**	0.13	0.0091	ng/g	☼	08/19/19 08:06	08/30/19 09:27	1
PCB-52	**12**	**B**	0.063	0.0089	ng/g	☼	08/19/19 08:06	08/30/19 09:27	1
PCB-53	**3.0**	**C50**	0.13	0.0086	ng/g	☼	08/19/19 08:06	08/30/19 09:27	1
PCB-54	**0.92**		0.063	0.0017	ng/g	☼	08/19/19 08:06	08/30/19 09:27	1
PCB-55	ND		0.063	0.0062	ng/g	☼	08/19/19 08:06	08/30/19 09:27	1
PCB-56	**1.1**		0.063	0.0063	ng/g	☼	08/19/19 08:06	08/30/19 09:27	1
PCB-57	ND		0.063	0.0063	ng/g	☼	08/19/19 08:06	08/30/19 09:27	1
PCB-58	**0.056**	**J**	0.063	0.0061	ng/g	☼	08/19/19 08:06	08/30/19 09:27	1
PCB-59	**0.49**	**C**	0.19	0.0059	ng/g	☼	08/19/19 08:06	08/30/19 09:27	1
PCB-60	**0.20**		0.063	0.0061	ng/g	☼	08/19/19 08:06	08/30/19 09:27	1
PCB-61	**8.1**	**C B**	0.25	0.0059	ng/g	☼	08/19/19 08:06	08/30/19 09:27	1
PCB-62	**0.49**	**C59**	0.19	0.0059	ng/g	☼	08/19/19 08:06	08/30/19 09:27	1

Client Sample ID: M4-0to26-101918
Lab Sample ID: 580-88125-14

Date Collected: 10/19/18 13:11
Matrix: Solid

Date Received: 07/26/19 13:10
Percent Solids: 38.4

Method: 1668A - Chlorinated Biphenyl Congeners (HRGC/HRMS) (Continued)

Analyte	Result	Qualifier	RL	EDL	Unit	D	Prepared	Analyzed	Dil Fac
PCB-63	0.20		0.063	0.0055	ng/g	☼	08/19/19 08:06	08/30/19 09:27	1
PCB-64	1.3		0.063	0.0057	ng/g	☼	08/19/19 08:06	08/30/19 09:27	1
PCB-65	16	C44 B	0.19	0.0078	ng/g	☼	08/19/19 08:06	08/30/19 09:27	1
PCB-66	4.1		0.063	0.0063	ng/g	☼	08/19/19 08:06	08/30/19 09:27	1
PCB-67	0.10		0.063	0.0058	ng/g	☼	08/19/19 08:06	08/30/19 09:27	1
PCB-68	0.34		0.063	0.0054	ng/g	☼	08/19/19 08:06	08/30/19 09:27	1
PCB-69	7.8	C49	0.13	0.0071	ng/g	☼	08/19/19 08:06	08/30/19 09:27	1
PCB-70	8.1	C61 B	0.25	0.0059	ng/g	☼	08/19/19 08:06	08/30/19 09:27	1
PCB-71	2.4	C40	0.19	0.0088	ng/g	☼	08/19/19 08:06	08/30/19 09:27	1
PCB-72	0.31		0.063	0.0061	ng/g	☼	08/19/19 08:06	08/30/19 09:27	1
PCB-73	0.45	C43	0.13	0.0080	ng/g	☼	08/19/19 08:06	08/30/19 09:27	1
PCB-74	8.1	C61 B	0.25	0.0059	ng/g	☼	08/19/19 08:06	08/30/19 09:27	1
PCB-75	0.49	C59	0.19	0.0059	ng/g	☼	08/19/19 08:06	08/30/19 09:27	1
PCB-76	8.1	C61 B	0.25	0.0059	ng/g	☼	08/19/19 08:06	08/30/19 09:27	1
PCB-77	0.40		0.063	0.0060	ng/g	☼	08/19/19 08:06	08/30/19 09:27	1
PCB-78	ND		0.063	0.0061	ng/g	☼	08/19/19 08:06	08/30/19 09:27	1
PCB-79	0.22		0.063	0.0052	ng/g	☼	08/19/19 08:06	08/30/19 09:27	1
PCB-80	ND		0.063	0.0055	ng/g	☼	08/19/19 08:06	08/30/19 09:27	1
PCB-81	0.020	J	0.063	0.0062	ng/g	☼	08/19/19 08:06	08/30/19 09:27	1
PCB-82	2.1		0.063	0.0030	ng/g	☼	08/19/19 08:06	08/30/19 09:27	1
PCB-83	17	C B	0.13	0.0028	ng/g	☼	08/19/19 08:06	08/30/19 09:27	1
PCB-84	5.7		0.063	0.0031	ng/g	☼	08/19/19 08:06	08/30/19 09:27	1
PCB-85	3.1	C	0.19	0.0022	ng/g	☼	08/19/19 08:06	08/30/19 09:27	1
PCB-86	13	C B	0.38	0.0022	ng/g	☼	08/19/19 08:06	08/30/19 09:27	1
PCB-87	13	C86 B	0.38	0.0022	ng/g	☼	08/19/19 08:06	08/30/19 09:27	1
PCB-88	5.3	C	0.13	0.0026	ng/g	☼	08/19/19 08:06	08/30/19 09:27	1
PCB-89	0.16		0.063	0.0030	ng/g	☼	08/19/19 08:06	08/30/19 09:27	1
PCB-90	28	C B	0.19	0.0023	ng/g	☼	08/19/19 08:06	08/30/19 09:27	1
PCB-91	5.3	C88	0.13	0.0026	ng/g	☼	08/19/19 08:06	08/30/19 09:27	1
PCB-92	6.9		0.063	0.0028	ng/g	☼	08/19/19 08:06	08/30/19 09:27	1
PCB-93	2.6	C	0.13	0.0027	ng/g	☼	08/19/19 08:06	08/30/19 09:27	1
PCB-94	0.66		0.063	0.0029	ng/g	☼	08/19/19 08:06	08/30/19 09:27	1
PCB-95	20	B	0.063	0.0027	ng/g	☼	08/19/19 08:06	08/30/19 09:27	1
PCB-96	0.45		0.063	0.0022	ng/g	☼	08/19/19 08:06	08/30/19 09:27	1
PCB-97	13	C86 B	0.38	0.0022	ng/g	☼	08/19/19 08:06	08/30/19 09:27	1
PCB-98	1.3	C	0.13	0.0027	ng/g	☼	08/19/19 08:06	08/30/19 09:27	1
PCB-99	17	C83 B	0.13	0.0028	ng/g	☼	08/19/19 08:06	08/30/19 09:27	1
PCB-100	2.6	C93	0.13	0.0027	ng/g	☼	08/19/19 08:06	08/30/19 09:27	1
PCB-101	28	C90 B	0.19	0.0023	ng/g	☼	08/19/19 08:06	08/30/19 09:27	1
PCB-102	1.3	C98	0.13	0.0027	ng/g	☼	08/19/19 08:06	08/30/19 09:27	1
PCB-103	1.3		0.063	0.0026	ng/g	☼	08/19/19 08:06	08/30/19 09:27	1
PCB-104	0.18		0.063	0.0019	ng/g	☼	08/19/19 08:06	08/30/19 09:27	1
PCB-105	4.5	B	0.063	0.018	ng/g	☼	08/19/19 08:06	08/30/19 09:27	1
PCB-106	ND		0.063	0.018	ng/g	☼	08/19/19 08:06	08/30/19 09:27	1
PCB-107	1.6		0.063	0.017	ng/g	☼	08/19/19 08:06	08/30/19 09:27	1
PCB-108	0.55	C	0.13	0.018	ng/g	☼	08/19/19 08:06	08/30/19 09:27	1
PCB-109	13	C86 B	0.38	0.0022	ng/g	☼	08/19/19 08:06	08/30/19 09:27	1
PCB-110	25	C B	0.13	0.0020	ng/g	☼	08/19/19 08:06	08/30/19 09:27	1
PCB-111	0.14		0.063	0.0019	ng/g	☼	08/19/19 08:06	08/30/19 09:27	1

Client Sample ID: M4-0to26-101918
Lab Sample ID: 580-88125-14

Date Collected: 10/19/18 13:11
Matrix: Solid

Date Received: 07/26/19 13:10
Percent Solids: 38.4

Method: 1668A - Chlorinated Biphenyl Congeners (HRGC/HRMS) (Continued)

Analyte	Result	Qualifier	RL	EDL	Unit	D	Prepared	Analyzed	Dil Fac
PCB-112	ND		0.063	0.0019	ng/g	☼	08/19/19 08:06	08/30/19 09:27	1
PCB-113	**28**	**C90 B**	0.19	0.0023	ng/g	☼	08/19/19 08:06	08/30/19 09:27	1
PCB-114	**0.24**	**B**	0.063	0.016	ng/g	☼	08/19/19 08:06	08/30/19 09:27	1
PCB-115	**25**	**C110 B**	0.13	0.0020	ng/g	☼	08/19/19 08:06	08/30/19 09:27	1
PCB-116	**3.1**	**C85**	0.19	0.0022	ng/g	☼	08/19/19 08:06	08/30/19 09:27	1
PCB-117	**3.1**	**C85**	0.19	0.0022	ng/g	☼	08/19/19 08:06	08/30/19 09:27	1
PCB-118	**15**	**B**	0.063	0.017	ng/g	☼	08/19/19 08:06	08/30/19 09:27	1
PCB-119	**13**	**C86 B**	0.38	0.0022	ng/g	☼	08/19/19 08:06	08/30/19 09:27	1
PCB-120	**0.34**		0.063	0.0018	ng/g	☼	08/19/19 08:06	08/30/19 09:27	1
PCB-121	**0.11**		0.063	0.0019	ng/g	☼	08/19/19 08:06	08/30/19 09:27	1
PCB-122	**0.18**		0.063	0.020	ng/g	☼	08/19/19 08:06	08/30/19 09:27	1
PCB-123	**0.18**		0.063	0.017	ng/g	☼	08/19/19 08:06	08/30/19 09:27	1
PCB-124	**0.55**	**C108**	0.13	0.018	ng/g	☼	08/19/19 08:06	08/30/19 09:27	1
PCB-125	**13**	**C86 B**	0.38	0.0022	ng/g	☼	08/19/19 08:06	08/30/19 09:27	1
PCB-126	**0.062**	**J B**	0.063	0.018	ng/g	☼	08/19/19 08:06	08/30/19 09:27	1
PCB-127	ND		0.063	0.018	ng/g	☼	08/19/19 08:06	08/30/19 09:27	1
PCB-128	**3.4**	**C**	0.13	0.0050	ng/g	☼	08/19/19 08:06	08/30/19 09:27	1
PCB-129	**25**	**C B**	0.25	0.0051	ng/g	☼	08/19/19 08:06	08/30/19 09:27	1
PCB-130	**1.8**		0.063	0.0067	ng/g	☼	08/19/19 08:06	08/30/19 09:27	1
PCB-131	**0.32**		0.063	0.0065	ng/g	☼	08/19/19 08:06	08/30/19 09:27	1
PCB-132	**9.0**	**B**	0.063	0.0063	ng/g	☼	08/19/19 08:06	08/30/19 09:27	1
PCB-133	**1.3**		0.063	0.0061	ng/g	☼	08/19/19 08:06	08/30/19 09:27	1
PCB-134	**1.7**	**C**	0.13	0.0065	ng/g	☼	08/19/19 08:06	08/30/19 09:27	1
PCB-135	**12**	**C B**	0.13	0.0018	ng/g	☼	08/19/19 08:06	08/30/19 09:27	1
PCB-136	**4.4**	**B**	0.063	0.0014	ng/g	☼	08/19/19 08:06	08/30/19 09:27	1
PCB-137	**0.89**		0.063	0.0053	ng/g	☼	08/19/19 08:06	08/30/19 09:27	1
PCB-138	**25**	**C129 B**	0.25	0.0051	ng/g	☼	08/19/19 08:06	08/30/19 09:27	1
PCB-139	**0.88**	**C**	0.13	0.0056	ng/g	☼	08/19/19 08:06	08/30/19 09:27	1
PCB-140	**0.88**	**C139**	0.13	0.0056	ng/g	☼	08/19/19 08:06	08/30/19 09:27	1
PCB-141	**4.0**		0.063	0.0058	ng/g	☼	08/19/19 08:06	08/30/19 09:27	1
PCB-142	ND		0.063	0.0065	ng/g	☼	08/19/19 08:06	08/30/19 09:27	1
PCB-143	**1.7**	**C134**	0.13	0.0065	ng/g	☼	08/19/19 08:06	08/30/19 09:27	1
PCB-144	**1.1**		0.063	0.0017	ng/g	☼	08/19/19 08:06	08/30/19 09:27	1
PCB-145	**0.010**	**J q**	0.063	0.0013	ng/g	☼	08/19/19 08:06	08/30/19 09:27	1
PCB-146	**8.4**	**B**	0.063	0.0055	ng/g	☼	08/19/19 08:06	08/30/19 09:27	1
PCB-147	**24**	**C B**	0.13	0.0057	ng/g	☼	08/19/19 08:06	08/30/19 09:27	1
PCB-148	**0.51**		0.063	0.0018	ng/g	☼	08/19/19 08:06	08/30/19 09:27	1
PCB-149	**24**	**C147 B**	0.13	0.0057	ng/g	☼	08/19/19 08:06	08/30/19 09:27	1
PCB-150	**0.31**		0.063	0.0013	ng/g	☼	08/19/19 08:06	08/30/19 09:27	1
PCB-151	**12**	**C135 B**	0.13	0.0018	ng/g	☼	08/19/19 08:06	08/30/19 09:27	1
PCB-152	**0.15**		0.063	0.0013	ng/g	☼	08/19/19 08:06	08/30/19 09:27	1
PCB-153	**23**	**C B**	0.13	0.0046	ng/g	☼	08/19/19 08:06	08/30/19 09:27	1
PCB-154	**2.0**	**B**	0.063	0.0016	ng/g	☼	08/19/19 08:06	08/30/19 09:27	1
PCB-155	**0.029**	**J**	0.063	0.0012	ng/g	☼	08/19/19 08:06	08/30/19 09:27	1
PCB-156	**2.6**	**C B**	0.13	0.0051	ng/g	☼	08/19/19 08:06	08/30/19 09:27	1
PCB-157	**2.6**	**C156 B**	0.13	0.0051	ng/g	☼	08/19/19 08:06	08/30/19 09:27	1
PCB-158	**2.2**	**B**	0.063	0.0040	ng/g	☼	08/19/19 08:06	08/30/19 09:27	1
PCB-159	**0.24**		0.063	0.0042	ng/g	☼	08/19/19 08:06	08/30/19 09:27	1
PCB-160	**25**	**C129 B**	0.25	0.0051	ng/g	☼	08/19/19 08:06	08/30/19 09:27	1

Client Sample ID: M4-0to26-101918
Date Collected: 10/19/18 13:11
Date Received: 07/26/19 13:10

Lab Sample ID: 580-88125-14
Matrix: Solid
Percent Solids: 38.4

Method: 1668A - Chlorinated Biphenyl Congeners (HRGC/HRMS) (Continued)

Analyte	Result	Qualifier	RL	EDL	Unit	D	Prepared	Analyzed	Dil Fac
PCB-161	ND		0.063	0.0042	ng/g	☼	08/19/19 08:06	08/30/19 09:27	1
PCB-162	ND		0.063	0.0041	ng/g	☼	08/19/19 08:06	08/30/19 09:27	1
PCB-163	**25**	**C129 B**	0.25	0.0051	ng/g	☼	08/19/19 08:06	08/30/19 09:27	1
PCB-164	**1.9**		0.063	0.0044	ng/g	☼	08/19/19 08:06	08/30/19 09:27	1
PCB-165	ND		0.063	0.0050	ng/g	☼	08/19/19 08:06	08/30/19 09:27	1
PCB-166	**3.4**	**C128**	0.13	0.0050	ng/g	☼	08/19/19 08:06	08/30/19 09:27	1
PCB-167	**0.89**		0.063	0.0036	ng/g	☼	08/19/19 08:06	08/30/19 09:27	1
PCB-168	**23**	**C153 B**	0.13	0.0046	ng/g	☼	08/19/19 08:06	08/30/19 09:27	1
PCB-169	ND		0.063	0.0038	ng/g	☼	08/19/19 08:06	08/30/19 09:27	1
PCB-170	**8.4**	**B**	0.063	0.0026	ng/g	☼	08/19/19 08:06	08/30/19 09:27	1
PCB-171	**2.7**	**C**	0.13	0.0026	ng/g	☼	08/19/19 08:06	08/30/19 09:27	1
PCB-172	**1.5**	**B**	0.063	0.0025	ng/g	☼	08/19/19 08:06	08/30/19 09:27	1
PCB-173	**2.7**	**C171**	0.13	0.0026	ng/g	☼	08/19/19 08:06	08/30/19 09:27	1
PCB-174	**8.1**	**B**	0.063	0.0026	ng/g	☼	08/19/19 08:06	08/30/19 09:27	1
PCB-175	**0.35**		0.063	0.0024	ng/g	☼	08/19/19 08:06	08/30/19 09:27	1
PCB-176	**1.2**	**B**	0.063	0.0017	ng/g	☼	08/19/19 08:06	08/30/19 09:27	1
PCB-177	**7.0**	**B**	0.063	0.0027	ng/g	☼	08/19/19 08:06	08/30/19 09:27	1
PCB-178	**2.8**		0.063	0.0025	ng/g	☼	08/19/19 08:06	08/30/19 09:27	1
PCB-179	**4.2**	**B**	0.063	0.0018	ng/g	☼	08/19/19 08:06	08/30/19 09:27	1
PCB-180	**19**	**C B**	0.13	0.0021	ng/g	☼	08/19/19 08:06	08/30/19 09:27	1
PCB-181	**0.098**		0.063	0.0023	ng/g	☼	08/19/19 08:06	08/30/19 09:27	1
PCB-182	**0.20**		0.063	0.0022	ng/g	☼	08/19/19 08:06	08/30/19 09:27	1
PCB-183	**5.4**	**C B**	0.13	0.0022	ng/g	☼	08/19/19 08:06	08/30/19 09:27	1
PCB-184	ND		0.063	0.0018	ng/g	☼	08/19/19 08:06	08/30/19 09:27	1
PCB-185	**5.4**	**C183 B**	0.13	0.0022	ng/g	☼	08/19/19 08:06	08/30/19 09:27	1
PCB-186	ND		0.063	0.0018	ng/g	☼	08/19/19 08:06	08/30/19 09:27	1
PCB-187	**13**		0.063	0.0023	ng/g	☼	08/19/19 08:06	08/30/19 09:27	1
PCB-188	**0.071**		0.063	0.0016	ng/g	☼	08/19/19 08:06	08/30/19 09:27	1
PCB-189	**0.36**	**B**	0.063	0.0039	ng/g	☼	08/19/19 08:06	08/30/19 09:27	1
PCB-190	**1.8**		0.063	0.0018	ng/g	☼	08/19/19 08:06	08/30/19 09:27	1
PCB-191	**0.39**		0.063	0.0018	ng/g	☼	08/19/19 08:06	08/30/19 09:27	1
PCB-192	ND		0.063	0.0020	ng/g	☼	08/19/19 08:06	08/30/19 09:27	1
PCB-193	**19**	**C180 B**	0.13	0.0021	ng/g	☼	08/19/19 08:06	08/30/19 09:27	1
PCB-194	**5.4**	**B**	0.063	0.031	ng/g	☼	08/19/19 08:06	08/30/19 09:27	1
PCB-195	**2.4**		0.063	0.037	ng/g	☼	08/19/19 08:06	08/30/19 09:27	1
PCB-196	**2.7**	**B**	0.063	0.0030	ng/g	☼	08/19/19 08:06	08/30/19 09:27	1
PCB-197	**0.22**		0.063	0.0022	ng/g	☼	08/19/19 08:06	08/30/19 09:27	1
PCB-198	**5.3**	**C B**	0.13	0.0032	ng/g	☼	08/19/19 08:06	08/30/19 09:27	1
PCB-199	**5.3**	**C198 B**	0.13	0.0032	ng/g	☼	08/19/19 08:06	08/30/19 09:27	1
PCB-200	**0.61**		0.063	0.0023	ng/g	☼	08/19/19 08:06	08/30/19 09:27	1
PCB-201	**0.73**		0.063	0.0022	ng/g	☼	08/19/19 08:06	08/30/19 09:27	1
PCB-202	**1.0**		0.063	0.0025	ng/g	☼	08/19/19 08:06	08/30/19 09:27	1
PCB-203	**3.3**		0.063	0.0029	ng/g	☼	08/19/19 08:06	08/30/19 09:27	1
PCB-204	ND		0.063	0.0024	ng/g	☼	08/19/19 08:06	08/30/19 09:27	1
PCB-205	**0.28**		0.063	0.023	ng/g	☼	08/19/19 08:06	08/30/19 09:27	1
PCB-206	**2.0**	**q**	0.063	0.0084	ng/g	☼	08/19/19 08:06	08/30/19 09:27	1
PCB-207	**0.22**		0.063	0.0060	ng/g	☼	08/19/19 08:06	08/30/19 09:27	1
PCB-208	**0.40**		0.063	0.0062	ng/g	☼	08/19/19 08:06	08/30/19 09:27	1
PCB-209	**0.51**	**B**	0.063	0.0017	ng/g	☼	08/19/19 08:06	08/30/19 09:27	1

Client Sample ID: M4-0to26-101918
Date Collected: 10/19/18 13:11
Date Received: 07/26/19 13:10

Lab Sample ID: 580-88125-14
Matrix: Solid
Percent Solids: 38.4

Method: 1668A - Chlorinated Biphenyl Congeners (HRGC/HRMS) (Continued)

Analyte	Result	Qualifier	RL	EDL	Unit	D	Prepared	Analyzed	Dil Fac
Total Monochlorobiphenyls	1.5	B	0.063	0.0025	ng/g	☼	08/19/19 08:06	08/30/19 09:27	1
Total Dichlorobiphenyls	2.5	B	0.13	0.0022	ng/g	☼	08/19/19 08:06	08/30/19 09:27	1
Total Trichlorobiphenyls	10	q B	0.13	0.0060	ng/g	☼	08/19/19 08:06	08/30/19 09:27	1
Total Tetrachlorobiphenyls	67	B	0.25	0.0067	ng/g	☼	08/19/19 08:06	08/30/19 09:27	1
Total Pentachlorobiphenyls	160	B	0.38	0.0074	ng/g	☼	08/19/19 08:06	08/30/19 09:27	1
Total Hexachlorobiphenyls	130	q B	0.25	0.0042	ng/g	☼	08/19/19 08:06	08/30/19 09:27	1
Total Heptachlorobiphenyls	77	B	0.13	0.0022	ng/g	☼	08/19/19 08:06	08/30/19 09:27	1
Total Octachlorobiphenyls	22	B	0.13	0.010	ng/g	☼	08/19/19 08:06	08/30/19 09:27	1
Total Nonachlorobiphenyls	2.6	q	0.063	0.0069	ng/g	☼	08/19/19 08:06	08/30/19 09:27	1
Polychlorinated biphenyls, Total	470	q B	0.38	0.0053	ng/g	☼	08/19/19 08:06	08/30/19 09:27	1

Isotope Dilution	*%Recovery*	*Qualifier*	*Limits*	*Prepared*	*Analyzed*	*Dil Fac*
PCB-1L	*71*		*30 - 140*	*08/19/19 08:06*	*08/30/19 09:27*	*1*
PCB-3L	*75*		*30 - 140*	*08/19/19 08:06*	*08/30/19 09:27*	*1*
PCB-4L	*71*		*30 - 140*	*08/19/19 08:06*	*08/30/19 09:27*	*1*
PCB-15L	*79*		*30 - 140*	*08/19/19 08:06*	*08/30/19 09:27*	*1*
PCB-19L	*74*		*30 - 140*	*08/19/19 08:06*	*08/30/19 09:27*	*1*
PCB-37L	*86*		*30 - 140*	*08/19/19 08:06*	*08/30/19 09:27*	*1*
PCB-54L	*95*		*30 - 140*	*08/19/19 08:06*	*08/30/19 09:27*	*1*
PCB-77L	*91*		*30 - 140*	*08/19/19 08:06*	*08/30/19 09:27*	*1*
PCB-81L	*89*		*30 - 140*	*08/19/19 08:06*	*08/30/19 09:27*	*1*
PCB-104L	*84*		*30 - 140*	*08/19/19 08:06*	*08/30/19 09:27*	*1*
PCB-105L	*82*		*30 - 140*	*08/19/19 08:06*	*08/30/19 09:27*	*1*
PCB-114L	*82*		*30 - 140*	*08/19/19 08:06*	*08/30/19 09:27*	*1*
PCB-118L	*84*		*30 - 140*	*08/19/19 08:06*	*08/30/19 09:27*	*1*
PCB-123L	*83*		*30 - 140*	*08/19/19 08:06*	*08/30/19 09:27*	*1*
PCB-126L	*91*		*30 - 140*	*08/19/19 08:06*	*08/30/19 09:27*	*1*
PCB-155L	*97*		*30 - 140*	*08/19/19 08:06*	*08/30/19 09:27*	*1*
PCB-156L	*89*	*C*	*30 - 140*	*08/19/19 08:06*	*08/30/19 09:27*	*1*
PCB-157L	*89*	*C156*	*30 - 140*	*08/19/19 08:06*	*08/30/19 09:27*	*1*
PCB-167L	*86*		*30 - 140*	*08/19/19 08:06*	*08/30/19 09:27*	*1*
PCB-169L	*100*		*30 - 140*	*08/19/19 08:06*	*08/30/19 09:27*	*1*
PCB-170L	*81*		*30 - 140*	*08/19/19 08:06*	*08/30/19 09:27*	*1*
PCB-188L	*80*		*30 - 140*	*08/19/19 08:06*	*08/30/19 09:27*	*1*
PCB-189L	*86*		*30 - 140*	*08/19/19 08:06*	*08/30/19 09:27*	*1*
PCB-202L	*86*		*30 - 140*	*08/19/19 08:06*	*08/30/19 09:27*	*1*
PCB-205L	*78*		*30 - 140*	*08/19/19 08:06*	*08/30/19 09:27*	*1*
PCB-206L	*73*		*30 - 140*	*08/19/19 08:06*	*08/30/19 09:27*	*1*
PCB-208L	*78*		*30 - 140*	*08/19/19 08:06*	*08/30/19 09:27*	*1*
PCB-209L	*64*		*30 - 140*	*08/19/19 08:06*	*08/30/19 09:27*	*1*

Surrogate	*%Recovery*	*Qualifier*	*Limits*	*Prepared*	*Analyzed*	*Dil Fac*
PCB-28L	*78*		*40 - 125*	*08/19/19 08:06*	*08/30/19 09:27*	*1*
PCB-111L	*91*		*40 - 125*	*08/19/19 08:06*	*08/30/19 09:27*	*1*
PCB-178L	*88*		*40 - 125*	*08/19/19 08:06*	*08/30/19 09:27*	*1*

Client Sample ID: 515-0to26-101918
Lab Sample ID: 580-88125-15

Date Collected: 10/19/18 13:11
Matrix: Solid

Date Received: 07/26/19 13:10
Percent Solids: 38.4

Method: 1668A - Chlorinated Biphenyl Congeners (HRGC/HRMS)

Analyte	Result	Qualifier	RL	EDL	Unit	D	Prepared	Analyzed	Dil Fac
PCB-1	1.0	B	0.064	0.0036	ng/g	☼	08/20/19 08:01	08/29/19 06:01	1
PCB-2	0.16	B	0.064	0.0038	ng/g	☼	08/20/19 08:01	08/29/19 06:01	1
PCB-3	0.55	B	0.064	0.0039	ng/g	☼	08/20/19 08:01	08/29/19 06:01	1
PCB-4	1.3		0.13	0.0061	ng/g	☼	08/20/19 08:01	08/29/19 06:01	1
PCB-5	0.053	J	0.064	0.0040	ng/g	☼	08/20/19 08:01	08/29/19 06:01	1
PCB-6	0.35		0.064	0.0040	ng/g	☼	08/20/19 08:01	08/29/19 06:01	1
PCB-7	0.10	B	0.064	0.0038	ng/g	☼	08/20/19 08:01	08/29/19 06:01	1
PCB-8	1.3	B	0.13	0.0039	ng/g	☼	08/20/19 08:01	08/29/19 06:01	1
PCB-9	0.12	q	0.064	0.0044	ng/g	☼	08/20/19 08:01	08/29/19 06:01	1
PCB-10	0.065		0.064	0.0042	ng/g	☼	08/20/19 08:01	08/29/19 06:01	1
PCB-11	0.35	B	0.13	0.0038	ng/g	☼	08/20/19 08:01	08/29/19 06:01	1
PCB-12	0.19	C B	0.13	0.0038	ng/g	☼	08/20/19 08:01	08/29/19 06:01	1
PCB-13	0.19	C12 B	0.13	0.0038	ng/g	☼	08/20/19 08:01	08/29/19 06:01	1
PCB-14	ND		0.064	0.0033	ng/g	☼	08/20/19 08:01	08/29/19 06:01	1
PCB-15	0.68	B	0.064	0.0037	ng/g	☼	08/20/19 08:01	08/29/19 06:01	1
PCB-16	0.48		0.064	0.0050	ng/g	☼	08/20/19 08:01	08/29/19 06:01	1
PCB-17	1.9	B	0.064	0.0039	ng/g	☼	08/20/19 08:01	08/29/19 06:01	1
PCB-18	1.2	C B	0.13	0.0034	ng/g	☼	08/20/19 08:01	08/29/19 06:01	1
PCB-19	2.4	B	0.064	0.0047	ng/g	☼	08/20/19 08:01	08/29/19 06:01	1
PCB-20	1.9	C B	0.13	0.011	ng/g	☼	08/20/19 08:01	08/29/19 06:01	1
PCB-21	0.90	C B	0.13	0.010	ng/g	☼	08/20/19 08:01	08/29/19 06:01	1
PCB-22	0.40	B	0.064	0.011	ng/g	☼	08/20/19 08:01	08/29/19 06:01	1
PCB-23	ND		0.064	0.011	ng/g	☼	08/20/19 08:01	08/29/19 06:01	1
PCB-24	0.017	J q B	0.064	0.0029	ng/g	☼	08/20/19 08:01	08/29/19 06:01	1
PCB-25	0.26	B	0.064	0.010	ng/g	☼	08/20/19 08:01	08/29/19 06:01	1
PCB-26	0.30	C B	0.13	0.010	ng/g	☼	08/20/19 08:01	08/29/19 06:01	1
PCB-27	0.36	B	0.064	0.0028	ng/g	☼	08/20/19 08:01	08/29/19 06:01	1
PCB-28	1.9	C20 B	0.13	0.011	ng/g	☼	08/20/19 08:01	08/29/19 06:01	1
PCB-29	0.30	C26 B	0.13	0.010	ng/g	☼	08/20/19 08:01	08/29/19 06:01	1
PCB-30	1.2	C18 B	0.13	0.0034	ng/g	☼	08/20/19 08:01	08/29/19 06:01	1
PCB-31	1.3	B	0.13	0.010	ng/g	☼	08/20/19 08:01	08/29/19 06:01	1
PCB-32	1.1	B	0.064	0.0026	ng/g	☼	08/20/19 08:01	08/29/19 06:01	1
PCB-33	0.90	C21 B	0.13	0.010	ng/g	☼	08/20/19 08:01	08/29/19 06:01	1
PCB-34	ND		0.064	0.011	ng/g	☼	08/20/19 08:01	08/29/19 06:01	1
PCB-35	0.058	J	0.064	0.011	ng/g	☼	08/20/19 08:01	08/29/19 06:01	1
PCB-36	ND		0.064	0.010	ng/g	☼	08/20/19 08:01	08/29/19 06:01	1
PCB-37	0.58	B	0.064	0.011	ng/g	☼	08/20/19 08:01	08/29/19 06:01	1
PCB-38	ND		0.064	0.010	ng/g	☼	08/20/19 08:01	08/29/19 06:01	1
PCB-39	0.041	J	0.064	0.0099	ng/g	☼	08/20/19 08:01	08/29/19 06:01	1
PCB-40	2.9	C	0.19	0.014	ng/g	☼	08/20/19 08:01	08/29/19 06:01	1
PCB-41	2.9	C40	0.19	0.014	ng/g	☼	08/20/19 08:01	08/29/19 06:01	1
PCB-42	1.2		0.064	0.015	ng/g	☼	08/20/19 08:01	08/29/19 06:01	1
PCB-43	0.44	C	0.13	0.013	ng/g	☼	08/20/19 08:01	08/29/19 06:01	1
PCB-44	19	C B	0.19	0.012	ng/g	☼	08/20/19 08:01	08/29/19 06:01	1
PCB-45	5.7	C B	0.13	0.015	ng/g	☼	08/20/19 08:01	08/29/19 06:01	1
PCB-46	0.28		0.064	0.017	ng/g	☼	08/20/19 08:01	08/29/19 06:01	1
PCB-47	19	C44 B	0.19	0.012	ng/g	☼	08/20/19 08:01	08/29/19 06:01	1
PCB-48	0.45		0.064	0.014	ng/g	☼	08/20/19 08:01	08/29/19 06:01	1
PCB-49	9.6	C B	0.13	0.011	ng/g	☼	08/20/19 08:01	08/29/19 06:01	1

Client Sample ID: 515-0to26-101918
Lab Sample ID: 580-88125-15

Date Collected: 10/19/18 13:11
Matrix: Solid

Date Received: 07/26/19 13:10
Percent Solids: 38.4

Method: 1668A - Chlorinated Biphenyl Congeners (HRGC/HRMS) (Continued)

Analyte	Result	Qualifier	RL	EDL	Unit	D	Prepared	Analyzed	Dil Fac
PCB-50	3.0	C B	0.13	0.014	ng/g	☼	08/20/19 08:01	08/29/19 06:01	1
PCB-51	5.7	C45 B	0.13	0.015	ng/g	☼	08/20/19 08:01	08/29/19 06:01	1
PCB-52	27	B	0.064	0.014	ng/g	☼	08/20/19 08:01	08/29/19 06:01	1
PCB-53	3.0	C50 B	0.13	0.014	ng/g	☼	08/20/19 08:01	08/29/19 06:01	1
PCB-54	0.91		0.064	0.0022	ng/g	☼	08/20/19 08:01	08/29/19 06:01	1
PCB-55	ND		0.064	0.0099	ng/g	☼	08/20/19 08:01	08/29/19 06:01	1
PCB-56	1.9		0.064	0.010	ng/g	☼	08/20/19 08:01	08/29/19 06:01	1
PCB-57	ND		0.064	0.010	ng/g	☼	08/20/19 08:01	08/29/19 06:01	1
PCB-58	ND		0.064	0.0097	ng/g	☼	08/20/19 08:01	08/29/19 06:01	1
PCB-59	0.52	C	0.19	0.0094	ng/g	☼	08/20/19 08:01	08/29/19 06:01	1
PCB-60	0.55		0.064	0.0097	ng/g	☼	08/20/19 08:01	08/29/19 06:01	1
PCB-61	18	C B	0.25	0.0095	ng/g	☼	08/20/19 08:01	08/29/19 06:01	1
PCB-62	0.52	C59	0.19	0.0094	ng/g	☼	08/20/19 08:01	08/29/19 06:01	1
PCB-63	0.26		0.064	0.0088	ng/g	☼	08/20/19 08:01	08/29/19 06:01	1
PCB-64	2.5		0.064	0.0091	ng/g	☼	08/20/19 08:01	08/29/19 06:01	1
PCB-65	19	C44 B	0.19	0.012	ng/g	☼	08/20/19 08:01	08/29/19 06:01	1
PCB-66	6.2		0.064	0.010	ng/g	☼	08/20/19 08:01	08/29/19 06:01	1
PCB-67	0.16		0.064	0.0092	ng/g	☼	08/20/19 08:01	08/29/19 06:01	1
PCB-68	0.29	B	0.064	0.0087	ng/g	☼	08/20/19 08:01	08/29/19 06:01	1
PCB-69	9.6	C49 B	0.13	0.011	ng/g	☼	08/20/19 08:01	08/29/19 06:01	1
PCB-70	18	C61 B	0.25	0.0095	ng/g	☼	08/20/19 08:01	08/29/19 06:01	1
PCB-71	2.9	C40	0.19	0.014	ng/g	☼	08/20/19 08:01	08/29/19 06:01	1
PCB-72	0.30		0.064	0.0098	ng/g	☼	08/20/19 08:01	08/29/19 06:01	1
PCB-73	0.44	C43	0.13	0.013	ng/g	☼	08/20/19 08:01	08/29/19 06:01	1
PCB-74	18	C61 B	0.25	0.0095	ng/g	☼	08/20/19 08:01	08/29/19 06:01	1
PCB-75	0.52	C59	0.19	0.0094	ng/g	☼	08/20/19 08:01	08/29/19 06:01	1
PCB-76	18	C61 B	0.25	0.0095	ng/g	☼	08/20/19 08:01	08/29/19 06:01	1
PCB-77	0.80	B	0.064	0.0094	ng/g	☼	08/20/19 08:01	08/29/19 06:01	1
PCB-78	ND		0.064	0.0098	ng/g	☼	08/20/19 08:01	08/29/19 06:01	1
PCB-79	0.40		0.064	0.0083	ng/g	☼	08/20/19 08:01	08/29/19 06:01	1
PCB-80	ND		0.064	0.0087	ng/g	☼	08/20/19 08:01	08/29/19 06:01	1
PCB-81	0.027	J q B	0.064	0.010	ng/g	☼	08/20/19 08:01	08/29/19 06:01	1
PCB-82	4.3		0.064	0.0066	ng/g	☼	08/20/19 08:01	08/29/19 06:01	1
PCB-83	26	C	0.13	0.0061	ng/g	☼	08/20/19 08:01	08/29/19 06:01	1
PCB-84	11		0.064	0.0066	ng/g	☼	08/20/19 08:01	08/29/19 06:01	1
PCB-85	6.1	C	0.19	0.0047	ng/g	☼	08/20/19 08:01	08/29/19 06:01	1
PCB-86	27	C B	0.38	0.0048	ng/g	☼	08/20/19 08:01	08/29/19 06:01	1
PCB-87	27	C86 B	0.38	0.0048	ng/g	☼	08/20/19 08:01	08/29/19 06:01	1
PCB-88	7.3	C	0.13	0.0057	ng/g	☼	08/20/19 08:01	08/29/19 06:01	1
PCB-89	0.29		0.064	0.0064	ng/g	☼	08/20/19 08:01	08/29/19 06:01	1
PCB-90	48	C B	0.19	0.0050	ng/g	☼	08/20/19 08:01	08/29/19 06:01	1
PCB-91	7.3	C88	0.13	0.0057	ng/g	☼	08/20/19 08:01	08/29/19 06:01	1
PCB-92	10		0.064	0.0060	ng/g	☼	08/20/19 08:01	08/29/19 06:01	1
PCB-93	2.4	C	0.13	0.0058	ng/g	☼	08/20/19 08:01	08/29/19 06:01	1
PCB-94	0.66		0.064	0.0063	ng/g	☼	08/20/19 08:01	08/29/19 06:01	1
PCB-95	38	B	0.064	0.0059	ng/g	☼	08/20/19 08:01	08/29/19 06:01	1
PCB-96	0.51		0.064	0.0046	ng/g	☼	08/20/19 08:01	08/29/19 06:01	1
PCB-97	27	C86 B	0.38	0.0048	ng/g	☼	08/20/19 08:01	08/29/19 06:01	1
PCB-98	1.7	C	0.13	0.0057	ng/g	☼	08/20/19 08:01	08/29/19 06:01	1

Client Sample ID: 515-0to26-101918
Lab Sample ID: 580-88125-15

Date Collected: 10/19/18 13:11
Matrix: Solid

Date Received: 07/26/19 13:10
Percent Solids: 38.4

Method: 1668A - Chlorinated Biphenyl Congeners (HRGC/HRMS) (Continued)

Analyte	Result	Qualifier	RL	EDL	Unit	D	Prepared	Analyzed	Dil Fac
PCB-99	26	C83	0.13	0.0061	ng/g	☼	08/20/19 08:01	08/29/19 06:01	1
PCB-100	2.4	C93	0.13	0.0058	ng/g	☼	08/20/19 08:01	08/29/19 06:01	1
PCB-101	48	C90 B	0.19	0.0050	ng/g	☼	08/20/19 08:01	08/29/19 06:01	1
PCB-102	1.7	C98	0.13	0.0057	ng/g	☼	08/20/19 08:01	08/29/19 06:01	1
PCB-103	1.3	B	0.064	0.0055	ng/g	☼	08/20/19 08:01	08/29/19 06:01	1
PCB-104	ND		0.064	0.0041	ng/g	☼	08/20/19 08:01	08/29/19 06:01	1
PCB-105	12	B	0.064	0.027	ng/g	☼	08/20/19 08:01	08/29/19 06:01	1
PCB-106	ND		0.064	0.028	ng/g	☼	08/20/19 08:01	08/29/19 06:01	1
PCB-107	2.5		0.064	0.026	ng/g	☼	08/20/19 08:01	08/29/19 06:01	1
PCB-108	1.3	C	0.13	0.028	ng/g	☼	08/20/19 08:01	08/29/19 06:01	1
PCB-109	27	C86 B	0.38	0.0048	ng/g	☼	08/20/19 08:01	08/29/19 06:01	1
PCB-110	48	C	0.13	0.0042	ng/g	☼	08/20/19 08:01	08/29/19 06:01	1
PCB-111	ND		0.064	0.0040	ng/g	☼	08/20/19 08:01	08/29/19 06:01	1
PCB-112	ND		0.064	0.0042	ng/g	☼	08/20/19 08:01	08/29/19 06:01	1
PCB-113	48	C90 B	0.19	0.0050	ng/g	☼	08/20/19 08:01	08/29/19 06:01	1
PCB-114	0.65	B	0.064	0.026	ng/g	☼	08/20/19 08:01	08/29/19 06:01	1
PCB-115	48	C110	0.13	0.0042	ng/g	☼	08/20/19 08:01	08/29/19 06:01	1
PCB-116	6.1	C85	0.19	0.0047	ng/g	☼	08/20/19 08:01	08/29/19 06:01	1
PCB-117	6.1	C85	0.19	0.0047	ng/g	☼	08/20/19 08:01	08/29/19 06:01	1
PCB-118	32	B	0.064	0.026	ng/g	☼	08/20/19 08:01	08/29/19 06:01	1
PCB-119	27	C86 B	0.38	0.0048	ng/g	☼	08/20/19 08:01	08/29/19 06:01	1
PCB-120	0.35		0.064	0.0038	ng/g	☼	08/20/19 08:01	08/29/19 06:01	1
PCB-121	ND		0.064	0.0041	ng/g	☼	08/20/19 08:01	08/29/19 06:01	1
PCB-122	0.38		0.064	0.030	ng/g	☼	08/20/19 08:01	08/29/19 06:01	1
PCB-123	0.43	B	0.064	0.027	ng/g	☼	08/20/19 08:01	08/29/19 06:01	1
PCB-124	1.3	C108	0.13	0.028	ng/g	☼	08/20/19 08:01	08/29/19 06:01	1
PCB-125	27	C86 B	0.38	0.0048	ng/g	☼	08/20/19 08:01	08/29/19 06:01	1
PCB-126	0.11	B	0.064	0.026	ng/g	☼	08/20/19 08:01	08/29/19 06:01	1
PCB-127	0.065		0.064	0.028	ng/g	☼	08/20/19 08:01	08/29/19 06:01	1
PCB-128	6.3	C B	0.13	0.010	ng/g	☼	08/20/19 08:01	08/29/19 06:01	1
PCB-129	40	C B	0.25	0.010	ng/g	☼	08/20/19 08:01	08/29/19 06:01	1
PCB-130	2.8		0.064	0.014	ng/g	☼	08/20/19 08:01	08/29/19 06:01	1
PCB-131	0.61		0.064	0.013	ng/g	☼	08/20/19 08:01	08/29/19 06:01	1
PCB-132	14		0.064	0.013	ng/g	☼	08/20/19 08:01	08/29/19 06:01	1
PCB-133	1.1		0.064	0.012	ng/g	☼	08/20/19 08:01	08/29/19 06:01	1
PCB-134	2.6	C	0.13	0.013	ng/g	☼	08/20/19 08:01	08/29/19 06:01	1
PCB-135	16	C B	0.13	0.0020	ng/g	☼	08/20/19 08:01	08/29/19 06:01	1
PCB-136	6.4	B	0.064	0.0015	ng/g	☼	08/20/19 08:01	08/29/19 06:01	1
PCB-137	1.7		0.064	0.011	ng/g	☼	08/20/19 08:01	08/29/19 06:01	1
PCB-138	40	C129 B	0.25	0.010	ng/g	☼	08/20/19 08:01	08/29/19 06:01	1
PCB-139	0.98	C B	0.13	0.011	ng/g	☼	08/20/19 08:01	08/29/19 06:01	1
PCB-140	0.98	C139 B	0.13	0.011	ng/g	☼	08/20/19 08:01	08/29/19 06:01	1
PCB-141	6.6		0.064	0.012	ng/g	☼	08/20/19 08:01	08/29/19 06:01	1
PCB-142	ND		0.064	0.013	ng/g	☼	08/20/19 08:01	08/29/19 06:01	1
PCB-143	2.6	C134	0.13	0.013	ng/g	☼	08/20/19 08:01	08/29/19 06:01	1
PCB-144	1.8		0.064	0.0019	ng/g	☼	08/20/19 08:01	08/29/19 06:01	1
PCB-145	ND		0.064	0.0015	ng/g	☼	08/20/19 08:01	08/29/19 06:01	1
PCB-146	8.3	B	0.064	0.011	ng/g	☼	08/20/19 08:01	08/29/19 06:01	1
PCB-147	34	C B	0.13	0.012	ng/g	☼	08/20/19 08:01	08/29/19 06:01	1

Client Sample ID: 515-0to26-101918
Lab Sample ID: 580-88125-15

Date Collected: 10/19/18 13:11
Matrix: Solid

Date Received: 07/26/19 13:10
Percent Solids: 38.4

Method: 1668A - Chlorinated Biphenyl Congeners (HRGC/HRMS) (Continued)

Analyte	Result	Qualifier	RL	EDL	Unit	D	Prepared	Analyzed	Dil Fac
PCB-148	**0.34**		0.064	0.0019	ng/g	☼	08/20/19 08:01	08/29/19 06:01	1
PCB-149	**34**	**C147 B**	0.13	0.012	ng/g	☼	08/20/19 08:01	08/29/19 06:01	1
PCB-150	**0.30**		0.064	0.0014	ng/g	☼	08/20/19 08:01	08/29/19 06:01	1
PCB-151	**16**	**C135 B**	0.13	0.0020	ng/g	☼	08/20/19 08:01	08/29/19 06:01	1
PCB-152	**0.15**		0.064	0.0014	ng/g	☼	08/20/19 08:01	08/29/19 06:01	1
PCB-153	**33**	**C B**	0.13	0.0092	ng/g	☼	08/20/19 08:01	08/29/19 06:01	1
PCB-154	**1.7**		0.064	0.0017	ng/g	☼	08/20/19 08:01	08/29/19 06:01	1
PCB-155	**0.026**	**J B**	0.064	0.0013	ng/g	☼	08/20/19 08:01	08/29/19 06:01	1
PCB-156	**5.1**	**C B**	0.13	0.010	ng/g	☼	08/20/19 08:01	08/29/19 06:01	1
PCB-157	**5.1**	**C156 B**	0.13	0.010	ng/g	☼	08/20/19 08:01	08/29/19 06:01	1
PCB-158	**4.0**		0.064	0.0081	ng/g	☼	08/20/19 08:01	08/29/19 06:01	1
PCB-159	**0.33**		0.064	0.0085	ng/g	☼	08/20/19 08:01	08/29/19 06:01	1
PCB-160	**40**	**C129 B**	0.25	0.010	ng/g	☼	08/20/19 08:01	08/29/19 06:01	1
PCB-161	ND		0.064	0.0084	ng/g	☼	08/20/19 08:01	08/29/19 06:01	1
PCB-162	ND		0.064	0.0083	ng/g	☼	08/20/19 08:01	08/29/19 06:01	1
PCB-163	**40**	**C129 B**	0.25	0.010	ng/g	☼	08/20/19 08:01	08/29/19 06:01	1
PCB-164	**2.9**		0.064	0.0090	ng/g	☼	08/20/19 08:01	08/29/19 06:01	1
PCB-165	ND		0.064	0.010	ng/g	☼	08/20/19 08:01	08/29/19 06:01	1
PCB-166	**6.3**	**C128 B**	0.13	0.010	ng/g	☼	08/20/19 08:01	08/29/19 06:01	1
PCB-167	**1.7**	**B**	0.064	0.0072	ng/g	☼	08/20/19 08:01	08/29/19 06:01	1
PCB-168	**33**	**C153 B**	0.13	0.0092	ng/g	☼	08/20/19 08:01	08/29/19 06:01	1
PCB-169	ND		0.064	0.0077	ng/g	☼	08/20/19 08:01	08/29/19 06:01	1
PCB-170	**10**	**B**	0.064	0.0021	ng/g	☼	08/20/19 08:01	08/29/19 06:01	1
PCB-171	**3.4**	**C B**	0.13	0.0021	ng/g	☼	08/20/19 08:01	08/29/19 06:01	1
PCB-172	**1.7**		0.064	0.0020	ng/g	☼	08/20/19 08:01	08/29/19 06:01	1
PCB-173	**3.4**	**C171 B**	0.13	0.0021	ng/g	☼	08/20/19 08:01	08/29/19 06:01	1
PCB-174	**9.8**	**B**	0.064	0.0021	ng/g	☼	08/20/19 08:01	08/29/19 06:01	1
PCB-175	**0.42**	**B**	0.064	0.0019	ng/g	☼	08/20/19 08:01	08/29/19 06:01	1
PCB-176	**1.2**	**B**	0.064	0.0013	ng/g	☼	08/20/19 08:01	08/29/19 06:01	1
PCB-177	**6.8**	**B**	0.064	0.0021	ng/g	☼	08/20/19 08:01	08/29/19 06:01	1
PCB-178	**2.3**		0.064	0.0020	ng/g	☼	08/20/19 08:01	08/29/19 06:01	1
PCB-179	**4.4**	**B**	0.064	0.0014	ng/g	☼	08/20/19 08:01	08/29/19 06:01	1
PCB-180	**21**	**C B**	0.13	0.0016	ng/g	☼	08/20/19 08:01	08/29/19 06:01	1
PCB-181	**0.15**		0.064	0.0018	ng/g	☼	08/20/19 08:01	08/29/19 06:01	1
PCB-182	**0.18**		0.064	0.0018	ng/g	☼	08/20/19 08:01	08/29/19 06:01	1
PCB-183	**6.4**	**C B**	0.13	0.0018	ng/g	☼	08/20/19 08:01	08/29/19 06:01	1
PCB-184	ND		0.064	0.0014	ng/g	☼	08/20/19 08:01	08/29/19 06:01	1
PCB-185	**6.4**	**C183 B**	0.13	0.0018	ng/g	☼	08/20/19 08:01	08/29/19 06:01	1
PCB-186	ND		0.064	0.0014	ng/g	☼	08/20/19 08:01	08/29/19 06:01	1
PCB-187	**13**	**B**	0.064	0.0018	ng/g	☼	08/20/19 08:01	08/29/19 06:01	1
PCB-188	**0.066**	**B**	0.064	0.0013	ng/g	☼	08/20/19 08:01	08/29/19 06:01	1
PCB-189	**0.43**	**B**	0.064	0.0046	ng/g	☼	08/20/19 08:01	08/29/19 06:01	1
PCB-190	**2.1**	**B**	0.064	0.0015	ng/g	☼	08/20/19 08:01	08/29/19 06:01	1
PCB-191	**0.46**		0.064	0.0015	ng/g	☼	08/20/19 08:01	08/29/19 06:01	1
PCB-192	ND		0.064	0.0016	ng/g	☼	08/20/19 08:01	08/29/19 06:01	1
PCB-193	**21**	**C180 B**	0.13	0.0016	ng/g	☼	08/20/19 08:01	08/29/19 06:01	1
PCB-194	**5.9**	**B**	0.064	0.014	ng/g	☼	08/20/19 08:01	08/29/19 06:01	1
PCB-195	**2.7**		0.064	0.017	ng/g	☼	08/20/19 08:01	08/29/19 06:01	1
PCB-196	**2.7**	**B**	0.064	0.0039	ng/g	☼	08/20/19 08:01	08/29/19 06:01	1

Client Sample ID: 515-0to26-101918
Date Collected: 10/19/18 13:11
Date Received: 07/26/19 13:10

Lab Sample ID: 580-88125-15
Matrix: Solid
Percent Solids: 38.4

Method: 1668A - Chlorinated Biphenyl Congeners (HRGC/HRMS) (Continued)

Analyte	Result	Qualifier	RL	EDL	Unit	D	Prepared	Analyzed	Dil Fac
PCB-197	0.20	B	0.064	0.0028	ng/g	☼	08/20/19 08:01	08/29/19 06:01	1
PCB-198	5.4	C B	0.13	0.0042	ng/g	☼	08/20/19 08:01	08/29/19 06:01	1
PCB-199	5.4	C198 B	0.13	0.0042	ng/g	☼	08/20/19 08:01	08/29/19 06:01	1
PCB-200	0.64		0.064	0.0030	ng/g	☼	08/20/19 08:01	08/29/19 06:01	1
PCB-201	0.66	B	0.064	0.0029	ng/g	☼	08/20/19 08:01	08/29/19 06:01	1
PCB-202	1.0	B	0.064	0.0033	ng/g	☼	08/20/19 08:01	08/29/19 06:01	1
PCB-203	3.4	B	0.064	0.0037	ng/g	☼	08/20/19 08:01	08/29/19 06:01	1
PCB-204	ND		0.064	0.0031	ng/g	☼	08/20/19 08:01	08/29/19 06:01	1
PCB-205	0.32	B	0.064	0.011	ng/g	☼	08/20/19 08:01	08/29/19 06:01	1
PCB-206	2.0	B	0.064	0.0088	ng/g	☼	08/20/19 08:01	08/29/19 06:01	1
PCB-207	0.23		0.064	0.0061	ng/g	☼	08/20/19 08:01	08/29/19 06:01	1
PCB-208	0.44		0.064	0.0062	ng/g	☼	08/20/19 08:01	08/29/19 06:01	1
PCB-209	0.58	B	0.064	0.0026	ng/g	☼	08/20/19 08:01	08/29/19 06:01	1
Total Monochlorobiphenyls	1.7	B	0.064	0.0038	ng/g	☼	08/20/19 08:01	08/29/19 06:01	1
Total Dichlorobiphenyls	4.5	q B	0.13	0.0041	ng/g	☼	08/20/19 08:01	08/29/19 06:01	1
Total Trichlorobiphenyls	13	q B	0.13	0.0081	ng/g	☼	08/20/19 08:01	08/29/19 06:01	1
Total Tetrachlorobiphenyls	100	q B	0.25	0.011	ng/g	☼	08/20/19 08:01	08/29/19 06:01	1
Total Pentachlorobiphenyls	280	B	0.38	0.012	ng/g	☼	08/20/19 08:01	08/29/19 06:01	1
Total Hexachlorobiphenyls	190	B	0.25	0.0080	ng/g	☼	08/20/19 08:01	08/29/19 06:01	1
Total Heptachlorobiphenyls	84	B	0.13	0.0019	ng/g	☼	08/20/19 08:01	08/29/19 06:01	1
Total Octachlorobiphenyls	23	B	0.13	0.0062	ng/g	☼	08/20/19 08:01	08/29/19 06:01	1
Total Nonachlorobiphenyls	2.7	B	0.064	0.0071	ng/g	☼	08/20/19 08:01	08/29/19 06:01	1
Polychlorinated biphenyls, Total	710	q B	0.38	0.0068	ng/g	☼	08/20/19 08:01	08/29/19 06:01	1

Isotope Dilution	*%Recovery*	*Qualifier*	*Limits*	*Prepared*	*Analyzed*	*Dil Fac*
PCB-1L	*61*		*30 - 140*	*08/20/19 08:01*	*08/29/19 06:01*	*1*
PCB-3L	*64*		*30 - 140*	*08/20/19 08:01*	*08/29/19 06:01*	*1*
PCB-4L	*67*		*30 - 140*	*08/20/19 08:01*	*08/29/19 06:01*	*1*
PCB-15L	*75*		*30 - 140*	*08/20/19 08:01*	*08/29/19 06:01*	*1*
PCB-19L	*82*		*30 - 140*	*08/20/19 08:01*	*08/29/19 06:01*	*1*
PCB-37L	*97*		*30 - 140*	*08/20/19 08:01*	*08/29/19 06:01*	*1*
PCB-54L	*92*		*30 - 140*	*08/20/19 08:01*	*08/29/19 06:01*	*1*
PCB-77L	*94*		*30 - 140*	*08/20/19 08:01*	*08/29/19 06:01*	*1*
PCB-81L	*90*		*30 - 140*	*08/20/19 08:01*	*08/29/19 06:01*	*1*
PCB-104L	*89*		*30 - 140*	*08/20/19 08:01*	*08/29/19 06:01*	*1*
PCB-105L	*83*		*30 - 140*	*08/20/19 08:01*	*08/29/19 06:01*	*1*
PCB-114L	*82*		*30 - 140*	*08/20/19 08:01*	*08/29/19 06:01*	*1*
PCB-118L	*84*		*30 - 140*	*08/20/19 08:01*	*08/29/19 06:01*	*1*
PCB-123L	*83*		*30 - 140*	*08/20/19 08:01*	*08/29/19 06:01*	*1*
PCB-126L	*93*		*30 - 140*	*08/20/19 08:01*	*08/29/19 06:01*	*1*
PCB-155L	*100*		*30 - 140*	*08/20/19 08:01*	*08/29/19 06:01*	*1*
PCB-156L	*86*	*C*	*30 - 140*	*08/20/19 08:01*	*08/29/19 06:01*	*1*
PCB-157L	*86*	*C156*	*30 - 140*	*08/20/19 08:01*	*08/29/19 06:01*	*1*
PCB-167L	*86*		*30 - 140*	*08/20/19 08:01*	*08/29/19 06:01*	*1*
PCB-169L	*100*		*30 - 140*	*08/20/19 08:01*	*08/29/19 06:01*	*1*
PCB-170L	*80*		*30 - 140*	*08/20/19 08:01*	*08/29/19 06:01*	*1*
PCB-188L	*82*		*30 - 140*	*08/20/19 08:01*	*08/29/19 06:01*	*1*
PCB-189L	*89*		*30 - 140*	*08/20/19 08:01*	*08/29/19 06:01*	*1*
PCB-202L	*88*		*30 - 140*	*08/20/19 08:01*	*08/29/19 06:01*	*1*
PCB-205L	*79*		*30 - 140*	*08/20/19 08:01*	*08/29/19 06:01*	*1*

Client Sample ID: 515-0to26-101918
Lab Sample ID: 580-88125-15
Date Collected: 10/19/18 13:11
Matrix: Solid
Date Received: 07/26/19 13:10
Percent Solids: 38.4

Method: 1668A - Chlorinated Biphenyl Congeners (HRGC/HRMS) (Continued)

Isotope Dilution	*%Recovery*	*Qualifier*	*Limits*	*Prepared*	*Analyzed*	*Dil Fac*
PCB-206L	*77*		*30 - 140*	*08/20/19 08:01*	*08/29/19 06:01*	*1*
PCB-208L	*85*		*30 - 140*	*08/20/19 08:01*	*08/29/19 06:01*	*1*
PCB-209L	*71*		*30 - 140*	*08/20/19 08:01*	*08/29/19 06:01*	*1*

Surrogate	*%Recovery*	*Qualifier*	*Limits*	*Prepared*	*Analyzed*	*Dil Fac*
PCB-28L	*77*		*40 - 125*	*08/20/19 08:01*	*08/29/19 06:01*	*1*
PCB-111L	*90*		*40 - 125*	*08/20/19 08:01*	*08/29/19 06:01*	*1*
PCB-178L	*87*		*40 - 125*	*08/20/19 08:01*	*08/29/19 06:01*	*1*

Client Sample ID: N5-0to28-101418
Lab Sample ID: 580-88125-16
Date Collected: 10/14/18 16:46
Matrix: Solid
Date Received: 07/26/19 13:10
Percent Solids: 31.4

Method: 1668A - Chlorinated Biphenyl Congeners (HRGC/HRMS)

Analyte	Result	Qualifier	RL	EDL	Unit	D	Prepared	Analyzed	Dil Fac
PCB-1	**0.13**	**B**	0.032	0.0010	ng/g	☼	08/20/19 08:01	08/30/19 06:21	2
PCB-2	**0.051**	**B**	0.032	0.0010	ng/g	☼	08/20/19 08:01	08/30/19 06:21	2
PCB-3	**0.087**	**B**	0.032	0.0011	ng/g	☼	08/20/19 08:01	08/30/19 06:21	2
PCB-4	**0.52**		0.064	0.0028	ng/g	☼	08/20/19 08:01	08/30/19 06:21	2
PCB-5	**0.0087**	**J**	0.032	0.0018	ng/g	☼	08/20/19 08:01	08/30/19 06:21	2
PCB-6	**0.11**		0.032	0.0018	ng/g	☼	08/20/19 08:01	08/30/19 06:21	2
PCB-7	**0.020**	**J B**	0.032	0.0017	ng/g	☼	08/20/19 08:01	08/30/19 06:21	2
PCB-8	**0.52**	**B**	0.064	0.0018	ng/g	☼	08/20/19 08:01	08/30/19 06:21	2
PCB-9	**0.032**		0.032	0.0020	ng/g	☼	08/20/19 08:01	08/30/19 06:21	2
PCB-10	**0.015**	**J q**	0.032	0.0019	ng/g	☼	08/20/19 08:01	08/30/19 06:21	2
PCB-11	**0.10**	**B**	0.064	0.0017	ng/g	☼	08/20/19 08:01	08/30/19 06:21	2
PCB-12	**0.044**	**J C B**	0.064	0.0017	ng/g	☼	08/20/19 08:01	08/30/19 06:21	2
PCB-13	**0.044**	**J C12 B**	0.064	0.0017	ng/g	☼	08/20/19 08:01	08/30/19 06:21	2
PCB-14	ND		0.032	0.0015	ng/g	☼	08/20/19 08:01	08/30/19 06:21	2
PCB-15	**0.28**	**B**	0.032	0.0017	ng/g	☼	08/20/19 08:01	08/30/19 06:21	2
PCB-16	**0.55**		0.032	0.0033	ng/g	☼	08/20/19 08:01	08/30/19 06:21	2
PCB-17	**1.3**	**B**	0.032	0.0026	ng/g	☼	08/20/19 08:01	08/30/19 06:21	2
PCB-18	**1.2**	**C B**	0.064	0.0022	ng/g	☼	08/20/19 08:01	08/30/19 06:21	2
PCB-19	**1.2**	**B**	0.032	0.0031	ng/g	☼	08/20/19 08:01	08/30/19 06:21	2
PCB-20	**1.6**	**C B**	0.064	0.011	ng/g	☼	08/20/19 08:01	08/30/19 06:21	2
PCB-21	**0.83**	**C B**	0.064	0.010	ng/g	☼	08/20/19 08:01	08/30/19 06:21	2
PCB-22	**0.44**	**B**	0.032	0.011	ng/g	☼	08/20/19 08:01	08/30/19 06:21	2
PCB-23	ND		0.032	0.011	ng/g	☼	08/20/19 08:01	08/30/19 06:21	2
PCB-24	**0.014**	**J q B**	0.032	0.0019	ng/g	☼	08/20/19 08:01	08/30/19 06:21	2
PCB-25	**0.18**	**B**	0.032	0.010	ng/g	☼	08/20/19 08:01	08/30/19 06:21	2
PCB-26	**0.24**	**C B**	0.064	0.011	ng/g	☼	08/20/19 08:01	08/30/19 06:21	2
PCB-27	**0.24**	**B**	0.032	0.0019	ng/g	☼	08/20/19 08:01	08/30/19 06:21	2
PCB-28	**1.6**	**C20 B**	0.064	0.011	ng/g	☼	08/20/19 08:01	08/30/19 06:21	2
PCB-29	**0.24**	**C26 B**	0.064	0.011	ng/g	☼	08/20/19 08:01	08/30/19 06:21	2
PCB-30	**1.2**	**C18 B**	0.064	0.0022	ng/g	☼	08/20/19 08:01	08/30/19 06:21	2
PCB-31	**1.2**	**B**	0.064	0.010	ng/g	☼	08/20/19 08:01	08/30/19 06:21	2
PCB-32	**0.81**	**B**	0.032	0.0017	ng/g	☼	08/20/19 08:01	08/30/19 06:21	2
PCB-33	**0.83**	**C21 B**	0.064	0.010	ng/g	☼	08/20/19 08:01	08/30/19 06:21	2
PCB-34	ND		0.032	0.012	ng/g	☼	08/20/19 08:01	08/30/19 06:21	2
PCB-35	**0.020**	**J q**	0.032	0.012	ng/g	☼	08/20/19 08:01	08/30/19 06:21	2

Client Sample ID: N5-0to28-101418
Lab Sample ID: 580-88125-16

Date Collected: 10/14/18 16:46
Matrix: Solid

Date Received: 07/26/19 13:10
Percent Solids: 31.4

Method: 1668A - Chlorinated Biphenyl Congeners (HRGC/HRMS) (Continued)

Analyte	Result	Qualifier	RL	EDL	Unit	D	Prepared	Analyzed	Dil Fac
PCB-36	ND		0.032	0.010	ng/g	☼	08/20/19 08:01	08/30/19 06:21	2
PCB-37	**0.45**	**B**	0.032	0.011	ng/g	☼	08/20/19 08:01	08/30/19 06:21	2
PCB-38	ND		0.032	0.011	ng/g	☼	08/20/19 08:01	08/30/19 06:21	2
PCB-39	ND		0.032	0.010	ng/g	☼	08/20/19 08:01	08/30/19 06:21	2
PCB-40	**2.0**	**C**	0.095	0.0081	ng/g	☼	08/20/19 08:01	08/30/19 06:21	2
PCB-41	**2.0**	**C40**	0.095	0.0081	ng/g	☼	08/20/19 08:01	08/30/19 06:21	2
PCB-42	**0.83**		0.032	0.0086	ng/g	☼	08/20/19 08:01	08/30/19 06:21	2
PCB-43	**0.22**	**C**	0.064	0.0075	ng/g	☼	08/20/19 08:01	08/30/19 06:21	2
PCB-44	**13**	**C B**	0.095	0.0072	ng/g	☼	08/20/19 08:01	08/30/19 06:21	2
PCB-45	**3.6**	**C B**	0.064	0.0084	ng/g	☼	08/20/19 08:01	08/30/19 06:21	2
PCB-46	**0.18**		0.032	0.0098	ng/g	☼	08/20/19 08:01	08/30/19 06:21	2
PCB-47	**13**	**C44 B**	0.095	0.0072	ng/g	☼	08/20/19 08:01	08/30/19 06:21	2
PCB-48	**0.43**		0.032	0.0079	ng/g	☼	08/20/19 08:01	08/30/19 06:21	2
PCB-49	**5.9**	**C B**	0.064	0.0066	ng/g	☼	08/20/19 08:01	08/30/19 06:21	2
PCB-50	**2.0**	**C B**	0.064	0.0080	ng/g	☼	08/20/19 08:01	08/30/19 06:21	2
PCB-51	**3.6**	**C45 B**	0.064	0.0084	ng/g	☼	08/20/19 08:01	08/30/19 06:21	2
PCB-52	**20**	**B**	0.032	0.0083	ng/g	☼	08/20/19 08:01	08/30/19 06:21	2
PCB-53	**2.0**	**C50 B**	0.064	0.0080	ng/g	☼	08/20/19 08:01	08/30/19 06:21	2
PCB-54	**0.53**		0.032	0.0016	ng/g	☼	08/20/19 08:01	08/30/19 06:21	2
PCB-55	**0.037**	**q**	0.032	0.0058	ng/g	☼	08/20/19 08:01	08/30/19 06:21	2
PCB-56	**1.5**		0.032	0.0059	ng/g	☼	08/20/19 08:01	08/30/19 06:21	2
PCB-57	ND		0.032	0.0058	ng/g	☼	08/20/19 08:01	08/30/19 06:21	2
PCB-58	ND		0.032	0.0056	ng/g	☼	08/20/19 08:01	08/30/19 06:21	2
PCB-59	**0.33**	**C**	0.095	0.0055	ng/g	☼	08/20/19 08:01	08/30/19 06:21	2
PCB-60	**0.53**		0.032	0.0056	ng/g	☼	08/20/19 08:01	08/30/19 06:21	2
PCB-61	**14**	**C B**	0.13	0.0055	ng/g	☼	08/20/19 08:01	08/30/19 06:21	2
PCB-62	**0.33**	**C59**	0.095	0.0055	ng/g	☼	08/20/19 08:01	08/30/19 06:21	2
PCB-63	**0.18**		0.032	0.0051	ng/g	☼	08/20/19 08:01	08/30/19 06:21	2
PCB-64	**1.9**		0.032	0.0053	ng/g	☼	08/20/19 08:01	08/30/19 06:21	2
PCB-65	**13**	**C44 B**	0.095	0.0072	ng/g	☼	08/20/19 08:01	08/30/19 06:21	2
PCB-66	**4.3**		0.032	0.0058	ng/g	☼	08/20/19 08:01	08/30/19 06:21	2
PCB-67	**0.099**		0.032	0.0053	ng/g	☼	08/20/19 08:01	08/30/19 06:21	2
PCB-68	**0.13**	**B**	0.032	0.0050	ng/g	☼	08/20/19 08:01	08/30/19 06:21	2
PCB-69	**5.9**	**C49 B**	0.064	0.0066	ng/g	☼	08/20/19 08:01	08/30/19 06:21	2
PCB-70	**14**	**C61 B**	0.13	0.0055	ng/g	☼	08/20/19 08:01	08/30/19 06:21	2
PCB-71	**2.0**	**C40**	0.095	0.0081	ng/g	☼	08/20/19 08:01	08/30/19 06:21	2
PCB-72	**0.12**		0.032	0.0057	ng/g	☼	08/20/19 08:01	08/30/19 06:21	2
PCB-73	**0.22**	**C43**	0.064	0.0075	ng/g	☼	08/20/19 08:01	08/30/19 06:21	2
PCB-74	**14**	**C61 B**	0.13	0.0055	ng/g	☼	08/20/19 08:01	08/30/19 06:21	2
PCB-75	**0.33**	**C59**	0.095	0.0055	ng/g	☼	08/20/19 08:01	08/30/19 06:21	2
PCB-76	**14**	**C61 B**	0.13	0.0055	ng/g	☼	08/20/19 08:01	08/30/19 06:21	2
PCB-77	**0.32**	**B**	0.032	0.0055	ng/g	☼	08/20/19 08:01	08/30/19 06:21	2
PCB-78	ND		0.032	0.0057	ng/g	☼	08/20/19 08:01	08/30/19 06:21	2
PCB-79	**0.28**		0.032	0.0048	ng/g	☼	08/20/19 08:01	08/30/19 06:21	2
PCB-80	ND		0.032	0.0051	ng/g	☼	08/20/19 08:01	08/30/19 06:21	2
PCB-81	**0.039**	**B**	0.032	0.0058	ng/g	☼	08/20/19 08:01	08/30/19 06:21	2
PCB-82	**4.2**		0.032	0.0024	ng/g	☼	08/20/19 08:01	08/30/19 06:21	2
PCB-83	**22**	**C**	0.064	0.0022	ng/g	☼	08/20/19 08:01	08/30/19 06:21	2
PCB-84	**10**		0.032	0.0024	ng/g	☼	08/20/19 08:01	08/30/19 06:21	2

Client Sample ID: N5-0to28-101418
Lab Sample ID: 580-88125-16

Date Collected: 10/14/18 16:46
Matrix: Solid

Date Received: 07/26/19 13:10
Percent Solids: 31.4

Method: 1668A - Chlorinated Biphenyl Congeners (HRGC/HRMS) (Continued)

Analyte	Result	Qualifier	RL	EDL	Unit	D	Prepared	Analyzed	Dil Fac
PCB-85	5.7	C	0.095	0.0017	ng/g	☼	08/20/19 08:01	08/30/19 06:21	2
PCB-86	26	C B	0.19	0.0017	ng/g	☼	08/20/19 08:01	08/30/19 06:21	2
PCB-87	26	C86 B	0.19	0.0017	ng/g	☼	08/20/19 08:01	08/30/19 06:21	2
PCB-88	6.1	C	0.064	0.0021	ng/g	☼	08/20/19 08:01	08/30/19 06:21	2
PCB-89	0.29		0.032	0.0023	ng/g	☼	08/20/19 08:01	08/30/19 06:21	2
PCB-90	44	C B	0.095	0.0018	ng/g	☼	08/20/19 08:01	08/30/19 06:21	2
PCB-91	6.1	C88	0.064	0.0021	ng/g	☼	08/20/19 08:01	08/30/19 06:21	2
PCB-92	8.8		0.032	0.0022	ng/g	☼	08/20/19 08:01	08/30/19 06:21	2
PCB-93	1.8	C	0.064	0.0021	ng/g	☼	08/20/19 08:01	08/30/19 06:21	2
PCB-94	0.49		0.032	0.0023	ng/g	☼	08/20/19 08:01	08/30/19 06:21	2
PCB-95	34	B	0.032	0.0021	ng/g	☼	08/20/19 08:01	08/30/19 06:21	2
PCB-96	0.39		0.032	0.0017	ng/g	☼	08/20/19 08:01	08/30/19 06:21	2
PCB-97	26	C86 B	0.19	0.0017	ng/g	☼	08/20/19 08:01	08/30/19 06:21	2
PCB-98	1.4	C	0.064	0.0021	ng/g	☼	08/20/19 08:01	08/30/19 06:21	2
PCB-99	22	C83	0.064	0.0022	ng/g	☼	08/20/19 08:01	08/30/19 06:21	2
PCB-100	1.8	C93	0.064	0.0021	ng/g	☼	08/20/19 08:01	08/30/19 06:21	2
PCB-101	44	C90 B	0.095	0.0018	ng/g	☼	08/20/19 08:01	08/30/19 06:21	2
PCB-102	1.4	C98	0.064	0.0021	ng/g	☼	08/20/19 08:01	08/30/19 06:21	2
PCB-103	0.86	B	0.032	0.0020	ng/g	☼	08/20/19 08:01	08/30/19 06:21	2
PCB-104	ND		0.032	0.0015	ng/g	☼	08/20/19 08:01	08/30/19 06:21	2
PCB-105	10	B	0.032	0.021	ng/g	☼	08/20/19 08:01	08/30/19 06:21	2
PCB-106	ND		0.032	0.021	ng/g	☼	08/20/19 08:01	08/30/19 06:21	2
PCB-107	2.0		0.032	0.020	ng/g	☼	08/20/19 08:01	08/30/19 06:21	2
PCB-108	1.2	C	0.064	0.021	ng/g	☼	08/20/19 08:01	08/30/19 06:21	2
PCB-109	26	C86 B	0.19	0.0017	ng/g	☼	08/20/19 08:01	08/30/19 06:21	2
PCB-110	45	C	0.064	0.0015	ng/g	☼	08/20/19 08:01	08/30/19 06:21	2
PCB-111	ND		0.032	0.0014	ng/g	☼	08/20/19 08:01	08/30/19 06:21	2
PCB-112	ND		0.032	0.0015	ng/g	☼	08/20/19 08:01	08/30/19 06:21	2
PCB-113	44	C90 B	0.095	0.0018	ng/g	☼	08/20/19 08:01	08/30/19 06:21	2
PCB-114	0.67	B	0.032	0.019	ng/g	☼	08/20/19 08:01	08/30/19 06:21	2
PCB-115	45	C110	0.064	0.0015	ng/g	☼	08/20/19 08:01	08/30/19 06:21	2
PCB-116	5.7	C85	0.095	0.0017	ng/g	☼	08/20/19 08:01	08/30/19 06:21	2
PCB-117	5.7	C85	0.095	0.0017	ng/g	☼	08/20/19 08:01	08/30/19 06:21	2
PCB-118	28	B	0.032	0.019	ng/g	☼	08/20/19 08:01	08/30/19 06:21	2
PCB-119	26	C86 B	0.19	0.0017	ng/g	☼	08/20/19 08:01	08/30/19 06:21	2
PCB-120	0.21		0.032	0.0014	ng/g	☼	08/20/19 08:01	08/30/19 06:21	2
PCB-121	ND		0.032	0.0015	ng/g	☼	08/20/19 08:01	08/30/19 06:21	2
PCB-122	0.34		0.032	0.023	ng/g	☼	08/20/19 08:01	08/30/19 06:21	2
PCB-123	0.38	B	0.032	0.020	ng/g	☼	08/20/19 08:01	08/30/19 06:21	2
PCB-124	1.2	C108	0.064	0.021	ng/g	☼	08/20/19 08:01	08/30/19 06:21	2
PCB-125	26	C86 B	0.19	0.0017	ng/g	☼	08/20/19 08:01	08/30/19 06:21	2
PCB-126	0.068	B	0.032	0.020	ng/g	☼	08/20/19 08:01	08/30/19 06:21	2
PCB-127	0.066		0.032	0.021	ng/g	☼	08/20/19 08:01	08/30/19 06:21	2
PCB-128	5.8	C B	0.064	0.0054	ng/g	☼	08/20/19 08:01	08/30/19 06:21	2
PCB-129	37	C B	0.13	0.0055	ng/g	☼	08/20/19 08:01	08/30/19 06:21	2
PCB-130	2.6		0.032	0.0072	ng/g	☼	08/20/19 08:01	08/30/19 06:21	2
PCB-131	0.63		0.032	0.0070	ng/g	☼	08/20/19 08:01	08/30/19 06:21	2
PCB-132	13		0.032	0.0068	ng/g	☼	08/20/19 08:01	08/30/19 06:21	2
PCB-133	0.73		0.032	0.0066	ng/g	☼	08/20/19 08:01	08/30/19 06:21	2

Client Sample ID: N5-0to28-101418
Lab Sample ID: 580-88125-16

Date Collected: 10/14/18 16:46
Matrix: Solid

Date Received: 07/26/19 13:10
Percent Solids: 31.4

Method: 1668A - Chlorinated Biphenyl Congeners (HRGC/HRMS) (Continued)

Analyte	Result	Qualifier	RL	EDL	Unit	D	Prepared	Analyzed	Dil Fac
PCB-134	2.4	C	0.064	0.0070	ng/g	☼	08/20/19 08:01	08/30/19 06:21	2
PCB-135	13	C B	0.064	0.0023	ng/g	☼	08/20/19 08:01	08/30/19 06:21	2
PCB-136	5.5	B	0.032	0.0018	ng/g	☼	08/20/19 08:01	08/30/19 06:21	2
PCB-137	1.8		0.032	0.0057	ng/g	☼	08/20/19 08:01	08/30/19 06:21	2
PCB-138	37	C129 B	0.13	0.0055	ng/g	☼	08/20/19 08:01	08/30/19 06:21	2
PCB-139	0.82	C B	0.064	0.0060	ng/g	☼	08/20/19 08:01	08/30/19 06:21	2
PCB-140	0.82	C139 B	0.064	0.0060	ng/g	☼	08/20/19 08:01	08/30/19 06:21	2
PCB-141	6.5		0.032	0.0062	ng/g	☼	08/20/19 08:01	08/30/19 06:21	2
PCB-142	ND		0.032	0.0070	ng/g	☼	08/20/19 08:01	08/30/19 06:21	2
PCB-143	2.4	C134	0.064	0.0070	ng/g	☼	08/20/19 08:01	08/30/19 06:21	2
PCB-144	1.8		0.032	0.0022	ng/g	☼	08/20/19 08:01	08/30/19 06:21	2
PCB-145	0.034		0.032	0.0017	ng/g	☼	08/20/19 08:01	08/30/19 06:21	2
PCB-146	6.1	B	0.032	0.0059	ng/g	☼	08/20/19 08:01	08/30/19 06:21	2
PCB-147	29	C B	0.064	0.0061	ng/g	☼	08/20/19 08:01	08/30/19 06:21	2
PCB-148	0.18		0.032	0.0023	ng/g	☼	08/20/19 08:01	08/30/19 06:21	2
PCB-149	29	C147 B	0.064	0.0061	ng/g	☼	08/20/19 08:01	08/30/19 06:21	2
PCB-150	0.20		0.032	0.0016	ng/g	☼	08/20/19 08:01	08/30/19 06:21	2
PCB-151	13	C135 B	0.064	0.0023	ng/g	☼	08/20/19 08:01	08/30/19 06:21	2
PCB-152	0.11		0.032	0.0016	ng/g	☼	08/20/19 08:01	08/30/19 06:21	2
PCB-153	29	C B	0.064	0.0049	ng/g	☼	08/20/19 08:01	08/30/19 06:21	2
PCB-154	1.0		0.032	0.0020	ng/g	☼	08/20/19 08:01	08/30/19 06:21	2
PCB-155	0.019	J B	0.032	0.0016	ng/g	☼	08/20/19 08:01	08/30/19 06:21	2
PCB-156	5.1	C B	0.064	0.0057	ng/g	☼	08/20/19 08:01	08/30/19 06:21	2
PCB-157	5.1	C156 B	0.064	0.0057	ng/g	☼	08/20/19 08:01	08/30/19 06:21	2
PCB-158	4.0		0.032	0.0043	ng/g	☼	08/20/19 08:01	08/30/19 06:21	2
PCB-159	0.26		0.032	0.0045	ng/g	☼	08/20/19 08:01	08/30/19 06:21	2
PCB-160	37	C129 B	0.13	0.0055	ng/g	☼	08/20/19 08:01	08/30/19 06:21	2
PCB-161	ND		0.032	0.0045	ng/g	☼	08/20/19 08:01	08/30/19 06:21	2
PCB-162	0.13		0.032	0.0044	ng/g	☼	08/20/19 08:01	08/30/19 06:21	2
PCB-163	37	C129 B	0.13	0.0055	ng/g	☼	08/20/19 08:01	08/30/19 06:21	2
PCB-164	2.7		0.032	0.0048	ng/g	☼	08/20/19 08:01	08/30/19 06:21	2
PCB-165	ND		0.032	0.0053	ng/g	☼	08/20/19 08:01	08/30/19 06:21	2
PCB-166	5.8	C128 B	0.064	0.0054	ng/g	☼	08/20/19 08:01	08/30/19 06:21	2
PCB-167	1.6	B	0.032	0.0038	ng/g	☼	08/20/19 08:01	08/30/19 06:21	2
PCB-168	29	C153 B	0.064	0.0049	ng/g	☼	08/20/19 08:01	08/30/19 06:21	2
PCB-169	ND		0.032	0.0040	ng/g	☼	08/20/19 08:01	08/30/19 06:21	2
PCB-170	8.1	B	0.032	0.0014	ng/g	☼	08/20/19 08:01	08/30/19 06:21	2
PCB-171	2.9	C B	0.064	0.0015	ng/g	☼	08/20/19 08:01	08/30/19 06:21	2
PCB-172	1.4		0.032	0.0015	ng/g	☼	08/20/19 08:01	08/30/19 06:21	2
PCB-173	2.9	C171 B	0.064	0.0015	ng/g	☼	08/20/19 08:01	08/30/19 06:21	2
PCB-174	8.2	B	0.032	0.0015	ng/g	☼	08/20/19 08:01	08/30/19 06:21	2
PCB-175	0.36	B	0.032	0.0013	ng/g	☼	08/20/19 08:01	08/30/19 06:21	2
PCB-176	1.0	B	0.032	0.00095	ng/g	☼	08/20/19 08:01	08/30/19 06:21	2
PCB-177	4.9	B	0.032	0.0015	ng/g	☼	08/20/19 08:01	08/30/19 06:21	2
PCB-178	1.7		0.032	0.0014	ng/g	☼	08/20/19 08:01	08/30/19 06:21	2
PCB-179	3.4	B	0.032	0.0010	ng/g	☼	08/20/19 08:01	08/30/19 06:21	2
PCB-180	17	C B	0.064	0.0012	ng/g	☼	08/20/19 08:01	08/30/19 06:21	2
PCB-181	0.14		0.032	0.0013	ng/g	☼	08/20/19 08:01	08/30/19 06:21	2
PCB-182	0.10		0.032	0.0013	ng/g	☼	08/20/19 08:01	08/30/19 06:21	2

Client Sample ID: N5-0to28-101418
Lab Sample ID: 580-88125-16

Date Collected: 10/14/18 16:46
Matrix: Solid

Date Received: 07/26/19 13:10
Percent Solids: 31.4

Method: 1668A - Chlorinated Biphenyl Congeners (HRGC/HRMS) (Continued)

Analyte	Result	Qualifier	RL	EDL	Unit	D	Prepared	Analyzed	Dil Fac
PCB-183	**5.4**	**C B**	0.064	0.0013	ng/g	☼	08/20/19 08:01	08/30/19 06:21	2
PCB-184	ND		0.032	0.0010	ng/g	☼	08/20/19 08:01	08/30/19 06:21	2
PCB-185	**5.4**	**C183 B**	0.064	0.0013	ng/g	☼	08/20/19 08:01	08/30/19 06:21	2
PCB-186	ND		0.032	0.0010	ng/g	☼	08/20/19 08:01	08/30/19 06:21	2
PCB-187	**9.4**	**B**	0.032	0.0013	ng/g	☼	08/20/19 08:01	08/30/19 06:21	2
PCB-188	ND		0.032	0.00095	ng/g	☼	08/20/19 08:01	08/30/19 06:21	2
PCB-189	**0.32**	**B**	0.032	0.0024	ng/g	☼	08/20/19 08:01	08/30/19 06:21	2
PCB-190	**1.7**	**B**	0.032	0.0010	ng/g	☼	08/20/19 08:01	08/30/19 06:21	2
PCB-191	**0.38**		0.032	0.0010	ng/g	☼	08/20/19 08:01	08/30/19 06:21	2
PCB-192	ND		0.032	0.0011	ng/g	☼	08/20/19 08:01	08/30/19 06:21	2
PCB-193	**17**	**C180 B**	0.064	0.0012	ng/g	☼	08/20/19 08:01	08/30/19 06:21	2
PCB-194	**3.2**	**B**	0.032	0.0066	ng/g	☼	08/20/19 08:01	08/30/19 06:21	2
PCB-195	**1.4**		0.032	0.0078	ng/g	☼	08/20/19 08:01	08/30/19 06:21	2
PCB-196	**1.8**	**B**	0.032	0.0011	ng/g	☼	08/20/19 08:01	08/30/19 06:21	2
PCB-197	**0.13**	**B**	0.032	0.00083	ng/g	☼	08/20/19 08:01	08/30/19 06:21	2
PCB-198	**3.7**	**C B**	0.064	0.0012	ng/g	☼	08/20/19 08:01	08/30/19 06:21	2
PCB-199	**3.7**	**C198 B**	0.064	0.0012	ng/g	☼	08/20/19 08:01	08/30/19 06:21	2
PCB-200	**0.46**		0.032	0.00089	ng/g	☼	08/20/19 08:01	08/30/19 06:21	2
PCB-201	**0.47**	**B**	0.032	0.00085	ng/g	☼	08/20/19 08:01	08/30/19 06:21	2
PCB-202	**0.69**	**B**	0.032	0.00095	ng/g	☼	08/20/19 08:01	08/30/19 06:21	2
PCB-203	**2.4**	**B**	0.032	0.0011	ng/g	☼	08/20/19 08:01	08/30/19 06:21	2
PCB-204	ND		0.032	0.00091	ng/g	☼	08/20/19 08:01	08/30/19 06:21	2
PCB-205	**0.17**	**B**	0.032	0.0050	ng/g	☼	08/20/19 08:01	08/30/19 06:21	2
PCB-206	**1.3**	**B**	0.032	0.0074	ng/g	☼	08/20/19 08:01	08/30/19 06:21	2
PCB-207	**0.17**		0.032	0.0054	ng/g	☼	08/20/19 08:01	08/30/19 06:21	2
PCB-208	**0.38**		0.032	0.0056	ng/g	☼	08/20/19 08:01	08/30/19 06:21	2
PCB-209	**0.47**	**B**	0.032	0.0012	ng/g	☼	08/20/19 08:01	08/30/19 06:21	2
Total Monochlorobiphenyls	**0.27**	**B**	0.032	0.0010	ng/g	☼	08/20/19 08:01	08/30/19 06:21	2
Total Dichlorobiphenyls	**1.6**	**q B**	0.064	0.0019	ng/g	☼	08/20/19 08:01	08/30/19 06:21	2
Total Trichlorobiphenyls	**10**	**q B**	0.064	0.0078	ng/g	☼	08/20/19 08:01	08/30/19 06:21	2
Total Tetrachlorobiphenyls	**72**	**q B**	0.13	0.0062	ng/g	☼	08/20/19 08:01	08/30/19 06:21	2
Total Pentachlorobiphenyls	**250**	**B**	0.19	0.0079	ng/g	☼	08/20/19 08:01	08/30/19 06:21	2
Total Hexachlorobiphenyls	**170**	**B**	0.13	0.0046	ng/g	☼	08/20/19 08:01	08/30/19 06:21	2
Total Heptachlorobiphenyls	**66**	**B**	0.064	0.0013	ng/g	☼	08/20/19 08:01	08/30/19 06:21	2
Total Octachlorobiphenyls	**14**	**B**	0.064	0.0025	ng/g	☼	08/20/19 08:01	08/30/19 06:21	2
Total Nonachlorobiphenyls	**1.9**	**B**	0.032	0.0061	ng/g	☼	08/20/19 08:01	08/30/19 06:21	2
Polychlorinated biphenyls, Total	**590**	**q B**	0.19	0.0044	ng/g	☼	08/20/19 08:01	08/30/19 06:21	2

Isotope Dilution	*%Recovery*	*Qualifier*	*Limits*	*Prepared*	*Analyzed*	*Dil Fac*
PCB-1L	*47*		*30 - 140*	*08/20/19 08:01*	*08/30/19 06:21*	*2*
PCB-3L	*51*		*30 - 140*	*08/20/19 08:01*	*08/30/19 06:21*	*2*
PCB-4L	*49*		*30 - 140*	*08/20/19 08:01*	*08/30/19 06:21*	*2*
PCB-15L	*56*		*30 - 140*	*08/20/19 08:01*	*08/30/19 06:21*	*2*
PCB-19L	*50*		*30 - 140*	*08/20/19 08:01*	*08/30/19 06:21*	*2*
PCB-37L	*63*		*30 - 140*	*08/20/19 08:01*	*08/30/19 06:21*	*2*
PCB-54L	*64*		*30 - 140*	*08/20/19 08:01*	*08/30/19 06:21*	*2*
PCB-77L	*68*		*30 - 140*	*08/20/19 08:01*	*08/30/19 06:21*	*2*
PCB-81L	*65*		*30 - 140*	*08/20/19 08:01*	*08/30/19 06:21*	*2*
PCB-104L	*58*		*30 - 140*	*08/20/19 08:01*	*08/30/19 06:21*	*2*
PCB-105L	*58*		*30 - 140*	*08/20/19 08:01*	*08/30/19 06:21*	*2*

Client Sample ID: N5-0to28-101418
Lab Sample ID: 580-88125-16
Date Collected: 10/14/18 16:46
Matrix: Solid
Date Received: 07/26/19 13:10
Percent Solids: 31.4

Method: 1668A - Chlorinated Biphenyl Congeners (HRGC/HRMS) (Continued)

Isotope Dilution	*%Recovery*	*Qualifier*	*Limits*	*Prepared*	*Analyzed*	*Dil Fac*
PCB-114L	*58*		*30 - 140*	*08/20/19 08:01*	*08/30/19 06:21*	*2*
PCB-118L	*60*		*30 - 140*	*08/20/19 08:01*	*08/30/19 06:21*	*2*
PCB-123L	*59*		*30 - 140*	*08/20/19 08:01*	*08/30/19 06:21*	*2*
PCB-126L	*66*		*30 - 140*	*08/20/19 08:01*	*08/30/19 06:21*	*2*
PCB-155L	*69*		*30 - 140*	*08/20/19 08:01*	*08/30/19 06:21*	*2*
PCB-156L	*62*	*C*	*30 - 140*	*08/20/19 08:01*	*08/30/19 06:21*	*2*
PCB-157L	*62*	*C156*	*30 - 140*	*08/20/19 08:01*	*08/30/19 06:21*	*2*
PCB-167L	*62*		*30 - 140*	*08/20/19 08:01*	*08/30/19 06:21*	*2*
PCB-169L	*72*		*30 - 140*	*08/20/19 08:01*	*08/30/19 06:21*	*2*
PCB-170L	*59*		*30 - 140*	*08/20/19 08:01*	*08/30/19 06:21*	*2*
PCB-188L	*57*		*30 - 140*	*08/20/19 08:01*	*08/30/19 06:21*	*2*
PCB-189L	*63*		*30 - 140*	*08/20/19 08:01*	*08/30/19 06:21*	*2*
PCB-202L	*61*		*30 - 140*	*08/20/19 08:01*	*08/30/19 06:21*	*2*
PCB-205L	*58*		*30 - 140*	*08/20/19 08:01*	*08/30/19 06:21*	*2*
PCB-206L	*57*		*30 - 140*	*08/20/19 08:01*	*08/30/19 06:21*	*2*
PCB-208L	*59*		*30 - 140*	*08/20/19 08:01*	*08/30/19 06:21*	*2*
PCB-209L	*48*		*30 - 140*	*08/20/19 08:01*	*08/30/19 06:21*	*2*

Surrogate	*%Recovery*	*Qualifier*	*Limits*	*Prepared*	*Analyzed*	*Dil Fac*
PCB-28L	*79*		*40 - 125*	*08/20/19 08:01*	*08/30/19 06:21*	*2*
PCB-111L	*92*		*40 - 125*	*08/20/19 08:01*	*08/30/19 06:21*	*2*
PCB-178L	*88*		*40 - 125*	*08/20/19 08:01*	*08/30/19 06:21*	*2*

Client Sample ID: N7-0to27-101418
Lab Sample ID: 580-88125-17
Date Collected: 10/14/18 15:10
Matrix: Solid
Date Received: 07/26/19 13:10
Percent Solids: 34.8

Method: 1668A - Chlorinated Biphenyl Congeners (HRGC/HRMS)

Analyte	Result	Qualifier	RL	EDL	Unit	D	Prepared	Analyzed	Dil Fac
PCB-1	**0.062**	**B**	0.014	0.00059	ng/g	☼	08/20/19 08:01	08/30/19 07:23	1
PCB-2	**0.050**	**B**	0.014	0.00061	ng/g	☼	08/20/19 08:01	08/30/19 07:23	1
PCB-3	**0.051**	**B**	0.014	0.00062	ng/g	☼	08/20/19 08:01	08/30/19 07:23	1
PCB-4	**0.18**		0.028	0.0025	ng/g	☼	08/20/19 08:01	08/30/19 07:23	1
PCB-5	ND		0.014	0.0016	ng/g	☼	08/20/19 08:01	08/30/19 07:23	1
PCB-6	**0.031**		0.014	0.0016	ng/g	☼	08/20/19 08:01	08/30/19 07:23	1
PCB-7	**0.0055**	**J q B**	0.014	0.0015	ng/g	☼	08/20/19 08:01	08/30/19 07:23	1
PCB-8	**0.097**	**B**	0.028	0.0016	ng/g	☼	08/20/19 08:01	08/30/19 07:23	1
PCB-9	**0.0067**	**J q**	0.014	0.0018	ng/g	☼	08/20/19 08:01	08/30/19 07:23	1
PCB-10	**0.0072**	**J**	0.014	0.0017	ng/g	☼	08/20/19 08:01	08/30/19 07:23	1
PCB-11	**0.093**	**B**	0.028	0.0015	ng/g	☼	08/20/19 08:01	08/30/19 07:23	1
PCB-12	**0.025**	**J C B**	0.028	0.0015	ng/g	☼	08/20/19 08:01	08/30/19 07:23	1
PCB-13	**0.025**	**J C12 B**	0.028	0.0015	ng/g	☼	08/20/19 08:01	08/30/19 07:23	1
PCB-14	ND		0.014	0.0013	ng/g	☼	08/20/19 08:01	08/30/19 07:23	1
PCB-15	**0.11**	**B**	0.014	0.0015	ng/g	☼	08/20/19 08:01	08/30/19 07:23	1
PCB-16	**0.069**		0.014	0.0019	ng/g	☼	08/20/19 08:01	08/30/19 07:23	1
PCB-17	**0.76**	**B**	0.014	0.0015	ng/g	☼	08/20/19 08:01	08/30/19 07:23	1
PCB-18	**0.19**	**C B**	0.028	0.0013	ng/g	☼	08/20/19 08:01	08/30/19 07:23	1
PCB-19	**0.71**	**B**	0.014	0.0017	ng/g	☼	08/20/19 08:01	08/30/19 07:23	1
PCB-20	**0.53**	**C B**	0.028	0.0025	ng/g	☼	08/20/19 08:01	08/30/19 07:23	1
PCB-21	**0.22**	**C B**	0.028	0.0024	ng/g	☼	08/20/19 08:01	08/30/19 07:23	1

Client Sample ID: N7-0to27-101418
Date Collected: 10/14/18 15:10
Date Received: 07/26/19 13:10

Lab Sample ID: 580-88125-17
Matrix: Solid
Percent Solids: 34.8

Method: 1668A - Chlorinated Biphenyl Congeners (HRGC/HRMS) (Continued)

Analyte	Result	Qualifier	RL	EDL	Unit	D	Prepared	Analyzed	Dil Fac
PCB-22	0.070	B	0.014	0.0026	ng/g	☼	08/20/19 08:01	08/30/19 07:23	1
PCB-23	ND		0.014	0.0026	ng/g	☼	08/20/19 08:01	08/30/19 07:23	1
PCB-24	ND		0.014	0.0011	ng/g	☼	08/20/19 08:01	08/30/19 07:23	1
PCB-25	0.092	B	0.014	0.0024	ng/g	☼	08/20/19 08:01	08/30/19 07:23	1
PCB-26	0.065	C B	0.028	0.0025	ng/g	☼	08/20/19 08:01	08/30/19 07:23	1
PCB-27	0.14	B	0.014	0.0011	ng/g	☼	08/20/19 08:01	08/30/19 07:23	1
PCB-28	0.53	C20 B	0.028	0.0025	ng/g	☼	08/20/19 08:01	08/30/19 07:23	1
PCB-29	0.065	C26 B	0.028	0.0025	ng/g	☼	08/20/19 08:01	08/30/19 07:23	1
PCB-30	0.19	C18 B	0.028	0.0013	ng/g	☼	08/20/19 08:01	08/30/19 07:23	1
PCB-31	0.24	B	0.028	0.0024	ng/g	☼	08/20/19 08:01	08/30/19 07:23	1
PCB-32	0.62	B	0.014	0.00097	ng/g	☼	08/20/19 08:01	08/30/19 07:23	1
PCB-33	0.22	C21 B	0.028	0.0024	ng/g	☼	08/20/19 08:01	08/30/19 07:23	1
PCB-34	0.0055	J	0.014	0.0027	ng/g	☼	08/20/19 08:01	08/30/19 07:23	1
PCB-35	0.0088	J	0.014	0.0027	ng/g	☼	08/20/19 08:01	08/30/19 07:23	1
PCB-36	ND		0.014	0.0024	ng/g	☼	08/20/19 08:01	08/30/19 07:23	1
PCB-37	0.11	B	0.014	0.0025	ng/g	☼	08/20/19 08:01	08/30/19 07:23	1
PCB-38	ND		0.014	0.0025	ng/g	☼	08/20/19 08:01	08/30/19 07:23	1
PCB-39	ND		0.014	0.0023	ng/g	☼	08/20/19 08:01	08/30/19 07:23	1
PCB-40	1.1	C	0.043	0.0045	ng/g	☼	08/20/19 08:01	08/30/19 07:23	1
PCB-41	1.1	C40	0.043	0.0045	ng/g	☼	08/20/19 08:01	08/30/19 07:23	1
PCB-42	0.30		0.014	0.0048	ng/g	☼	08/20/19 08:01	08/30/19 07:23	1
PCB-43	0.21	C	0.028	0.0041	ng/g	☼	08/20/19 08:01	08/30/19 07:23	1
PCB-44	8.0	C B	0.043	0.0040	ng/g	☼	08/20/19 08:01	08/30/19 07:23	1
PCB-45	4.1	C B	0.028	0.0047	ng/g	☼	08/20/19 08:01	08/30/19 07:23	1
PCB-46	0.13		0.014	0.0054	ng/g	☼	08/20/19 08:01	08/30/19 07:23	1
PCB-47	8.0	C44 B	0.043	0.0040	ng/g	☼	08/20/19 08:01	08/30/19 07:23	1
PCB-48	0.11		0.014	0.0044	ng/g	☼	08/20/19 08:01	08/30/19 07:23	1
PCB-49	3.1	C B	0.028	0.0036	ng/g	☼	08/20/19 08:01	08/30/19 07:23	1
PCB-50	1.6	C B	0.028	0.0044	ng/g	☼	08/20/19 08:01	08/30/19 07:23	1
PCB-51	4.1	C45 B	0.028	0.0047	ng/g	☼	08/20/19 08:01	08/30/19 07:23	1
PCB-52	3.7	B	0.014	0.0046	ng/g	☼	08/20/19 08:01	08/30/19 07:23	1
PCB-53	1.6	C50 B	0.028	0.0044	ng/g	☼	08/20/19 08:01	08/30/19 07:23	1
PCB-54	0.65		0.014	0.0012	ng/g	☼	08/20/19 08:01	08/30/19 07:23	1
PCB-55	ND		0.014	0.0032	ng/g	☼	08/20/19 08:01	08/30/19 07:23	1
PCB-56	0.35		0.014	0.0033	ng/g	☼	08/20/19 08:01	08/30/19 07:23	1
PCB-57	ND		0.014	0.0032	ng/g	☼	08/20/19 08:01	08/30/19 07:23	1
PCB-58	ND		0.014	0.0031	ng/g	☼	08/20/19 08:01	08/30/19 07:23	1
PCB-59	0.27	C	0.043	0.0030	ng/g	☼	08/20/19 08:01	08/30/19 07:23	1
PCB-60	0.10		0.014	0.0031	ng/g	☼	08/20/19 08:01	08/30/19 07:23	1
PCB-61	2.5	C B	0.057	0.0030	ng/g	☼	08/20/19 08:01	08/30/19 07:23	1
PCB-62	0.27	C59	0.043	0.0030	ng/g	☼	08/20/19 08:01	08/30/19 07:23	1
PCB-63	0.078		0.014	0.0028	ng/g	☼	08/20/19 08:01	08/30/19 07:23	1
PCB-64	0.42		0.014	0.0029	ng/g	☼	08/20/19 08:01	08/30/19 07:23	1
PCB-65	8.0	C44 B	0.043	0.0040	ng/g	☼	08/20/19 08:01	08/30/19 07:23	1
PCB-66	1.3		0.014	0.0032	ng/g	☼	08/20/19 08:01	08/30/19 07:23	1
PCB-67	0.060		0.014	0.0030	ng/g	☼	08/20/19 08:01	08/30/19 07:23	1
PCB-68	0.11	B	0.014	0.0028	ng/g	☼	08/20/19 08:01	08/30/19 07:23	1
PCB-69	3.1	C49 B	0.028	0.0036	ng/g	☼	08/20/19 08:01	08/30/19 07:23	1
PCB-70	2.5	C61 B	0.057	0.0030	ng/g	☼	08/20/19 08:01	08/30/19 07:23	1

Client Sample ID: N7-0to27-101418
Date Collected: 10/14/18 15:10
Date Received: 07/26/19 13:10

Lab Sample ID: 580-88125-17
Matrix: Solid
Percent Solids: 34.8

Method: 1668A - Chlorinated Biphenyl Congeners (HRGC/HRMS) (Continued)

Analyte	Result	Qualifier	RL	EDL	Unit	D	Prepared	Analyzed	Dil Fac
PCB-71	1.1	C40	0.043	0.0045	ng/g	☼	08/20/19 08:01	08/30/19 07:23	1
PCB-72	0.066		0.014	0.0031	ng/g	☼	08/20/19 08:01	08/30/19 07:23	1
PCB-73	0.21	C43	0.028	0.0041	ng/g	☼	08/20/19 08:01	08/30/19 07:23	1
PCB-74	2.5	C61 B	0.057	0.0030	ng/g	☼	08/20/19 08:01	08/30/19 07:23	1
PCB-75	0.27	C59	0.043	0.0030	ng/g	☼	08/20/19 08:01	08/30/19 07:23	1
PCB-76	2.5	C61 B	0.057	0.0030	ng/g	☼	08/20/19 08:01	08/30/19 07:23	1
PCB-77	0.13	B	0.014	0.0030	ng/g	☼	08/20/19 08:01	08/30/19 07:23	1
PCB-78	ND		0.014	0.0031	ng/g	☼	08/20/19 08:01	08/30/19 07:23	1
PCB-79	0.073		0.014	0.0027	ng/g	☼	08/20/19 08:01	08/30/19 07:23	1
PCB-80	0.0035	J q	0.014	0.0028	ng/g	☼	08/20/19 08:01	08/30/19 07:23	1
PCB-81	0.0084	J q B	0.014	0.0032	ng/g	☼	08/20/19 08:01	08/30/19 07:23	1
PCB-82	0.85		0.014	0.0022	ng/g	☼	08/20/19 08:01	08/30/19 07:23	1
PCB-83	7.0	C	0.028	0.0020	ng/g	☼	08/20/19 08:01	08/30/19 07:23	1
PCB-84	2.3		0.014	0.0022	ng/g	☼	08/20/19 08:01	08/30/19 07:23	1
PCB-85	1.3	C	0.043	0.0016	ng/g	☼	08/20/19 08:01	08/30/19 07:23	1
PCB-86	5.5	C B	0.085	0.0016	ng/g	☼	08/20/19 08:01	08/30/19 07:23	1
PCB-87	5.5	C86 B	0.085	0.0016	ng/g	☼	08/20/19 08:01	08/30/19 07:23	1
PCB-88	2.8	C	0.028	0.0019	ng/g	☼	08/20/19 08:01	08/30/19 07:23	1
PCB-89	0.077		0.014	0.0021	ng/g	☼	08/20/19 08:01	08/30/19 07:23	1
PCB-90	13	C B	0.043	0.0017	ng/g	☼	08/20/19 08:01	08/30/19 07:23	1
PCB-91	2.8	C88	0.028	0.0019	ng/g	☼	08/20/19 08:01	08/30/19 07:23	1
PCB-92	2.9		0.014	0.0020	ng/g	☼	08/20/19 08:01	08/30/19 07:23	1
PCB-93	1.7	C	0.028	0.0020	ng/g	☼	08/20/19 08:01	08/30/19 07:23	1
PCB-94	0.40		0.014	0.0021	ng/g	☼	08/20/19 08:01	08/30/19 07:23	1
PCB-95	9.2	B	0.014	0.0020	ng/g	☼	08/20/19 08:01	08/30/19 07:23	1
PCB-96	0.27		0.014	0.0016	ng/g	☼	08/20/19 08:01	08/30/19 07:23	1
PCB-97	5.5	C86 B	0.085	0.0016	ng/g	☼	08/20/19 08:01	08/30/19 07:23	1
PCB-98	0.74	C	0.028	0.0019	ng/g	☼	08/20/19 08:01	08/30/19 07:23	1
PCB-99	7.0	C83	0.028	0.0020	ng/g	☼	08/20/19 08:01	08/30/19 07:23	1
PCB-100	1.7	C93	0.028	0.0020	ng/g	☼	08/20/19 08:01	08/30/19 07:23	1
PCB-101	13	C90 B	0.043	0.0017	ng/g	☼	08/20/19 08:01	08/30/19 07:23	1
PCB-102	0.74	C98	0.028	0.0019	ng/g	☼	08/20/19 08:01	08/30/19 07:23	1
PCB-103	0.71	B	0.014	0.0019	ng/g	☼	08/20/19 08:01	08/30/19 07:23	1
PCB-104	0.13		0.014	0.0014	ng/g	☼	08/20/19 08:01	08/30/19 07:23	1
PCB-105	1.9	B	0.014	0.014	ng/g	☼	08/20/19 08:01	08/30/19 07:23	1
PCB-106	ND		0.014	0.014	ng/g	☼	08/20/19 08:01	08/30/19 07:23	1
PCB-107	0.57		0.014	0.013	ng/g	☼	08/20/19 08:01	08/30/19 07:23	1
PCB-108	0.23	C	0.028	0.014	ng/g	☼	08/20/19 08:01	08/30/19 07:23	1
PCB-109	5.5	C86 B	0.085	0.0016	ng/g	☼	08/20/19 08:01	08/30/19 07:23	1
PCB-110	11	C	0.028	0.0014	ng/g	☼	08/20/19 08:01	08/30/19 07:23	1
PCB-111	0.055		0.014	0.0013	ng/g	☼	08/20/19 08:01	08/30/19 07:23	1
PCB-112	ND		0.014	0.0014	ng/g	☼	08/20/19 08:01	08/30/19 07:23	1
PCB-113	13	C90 B	0.043	0.0017	ng/g	☼	08/20/19 08:01	08/30/19 07:23	1
PCB-114	0.11	B	0.014	0.012	ng/g	☼	08/20/19 08:01	08/30/19 07:23	1
PCB-115	11	C110	0.028	0.0014	ng/g	☼	08/20/19 08:01	08/30/19 07:23	1
PCB-116	1.3	C85	0.043	0.0016	ng/g	☼	08/20/19 08:01	08/30/19 07:23	1
PCB-117	1.3	C85	0.043	0.0016	ng/g	☼	08/20/19 08:01	08/30/19 07:23	1
PCB-118	5.9	B	0.014	0.013	ng/g	☼	08/20/19 08:01	08/30/19 07:23	1
PCB-119	5.5	C86 B	0.085	0.0016	ng/g	☼	08/20/19 08:01	08/30/19 07:23	1

Client Sample ID: N7-0to27-101418
Lab Sample ID: 580-88125-17

Date Collected: 10/14/18 15:10
Matrix: Solid

Date Received: 07/26/19 13:10
Percent Solids: 34.8

Method: 1668A - Chlorinated Biphenyl Congeners (HRGC/HRMS) (Continued)

Analyte	Result	Qualifier	RL	EDL	Unit	D	Prepared	Analyzed	Dil Fac
PCB-120	0.13		0.014	0.0013	ng/g	☼	08/20/19 08:01	08/30/19 07:23	1
PCB-121	0.050		0.014	0.0014	ng/g	☼	08/20/19 08:01	08/30/19 07:23	1
PCB-122	0.071	G	0.015	0.015	ng/g	☼	08/20/19 08:01	08/30/19 07:23	1
PCB-123	0.097	B	0.014	0.013	ng/g	☼	08/20/19 08:01	08/30/19 07:23	1
PCB-124	0.23	C108	0.028	0.014	ng/g	☼	08/20/19 08:01	08/30/19 07:23	1
PCB-125	5.5	C86 B	0.085	0.0016	ng/g	☼	08/20/19 08:01	08/30/19 07:23	1
PCB-126	0.029	B	0.014	0.013	ng/g	☼	08/20/19 08:01	08/30/19 07:23	1
PCB-127	ND		0.014	0.013	ng/g	☼	08/20/19 08:01	08/30/19 07:23	1
PCB-128	2.0	C B	0.028	0.0043	ng/g	☼	08/20/19 08:01	08/30/19 07:23	1
PCB-129	17	C B	0.057	0.0044	ng/g	☼	08/20/19 08:01	08/30/19 07:23	1
PCB-130	1.0		0.014	0.0057	ng/g	☼	08/20/19 08:01	08/30/19 07:23	1
PCB-131	0.18		0.014	0.0055	ng/g	☼	08/20/19 08:01	08/30/19 07:23	1
PCB-132	5.6		0.014	0.0054	ng/g	☼	08/20/19 08:01	08/30/19 07:23	1
PCB-133	0.47		0.014	0.0052	ng/g	☼	08/20/19 08:01	08/30/19 07:23	1
PCB-134	1.0	C	0.028	0.0056	ng/g	☼	08/20/19 08:01	08/30/19 07:23	1
PCB-135	8.5	C B	0.028	0.0014	ng/g	☼	08/20/19 08:01	08/30/19 07:23	1
PCB-136	2.9	B	0.014	0.0010	ng/g	☼	08/20/19 08:01	08/30/19 07:23	1
PCB-137	0.47		0.014	0.0045	ng/g	☼	08/20/19 08:01	08/30/19 07:23	1
PCB-138	17	C129 B	0.057	0.0044	ng/g	☼	08/20/19 08:01	08/30/19 07:23	1
PCB-139	0.35	C B	0.028	0.0047	ng/g	☼	08/20/19 08:01	08/30/19 07:23	1
PCB-140	0.35	C139 B	0.028	0.0047	ng/g	☼	08/20/19 08:01	08/30/19 07:23	1
PCB-141	3.4		0.014	0.0049	ng/g	☼	08/20/19 08:01	08/30/19 07:23	1
PCB-142	ND		0.014	0.0055	ng/g	☼	08/20/19 08:01	08/30/19 07:23	1
PCB-143	1.0	C134	0.028	0.0056	ng/g	☼	08/20/19 08:01	08/30/19 07:23	1
PCB-144	0.89		0.014	0.0013	ng/g	☼	08/20/19 08:01	08/30/19 07:23	1
PCB-145	ND		0.014	0.0010	ng/g	☼	08/20/19 08:01	08/30/19 07:23	1
PCB-146	3.9	B	0.014	0.0047	ng/g	☼	08/20/19 08:01	08/30/19 07:23	1
PCB-147	17	C B	0.028	0.0049	ng/g	☼	08/20/19 08:01	08/30/19 07:23	1
PCB-148	0.14		0.014	0.0013	ng/g	☼	08/20/19 08:01	08/30/19 07:23	1
PCB-149	17	C147 B	0.028	0.0049	ng/g	☼	08/20/19 08:01	08/30/19 07:23	1
PCB-150	0.16		0.014	0.00097	ng/g	☼	08/20/19 08:01	08/30/19 07:23	1
PCB-151	8.5	C135 B	0.028	0.0014	ng/g	☼	08/20/19 08:01	08/30/19 07:23	1
PCB-152	0.082		0.014	0.00095	ng/g	☼	08/20/19 08:01	08/30/19 07:23	1
PCB-153	17	C B	0.028	0.0039	ng/g	☼	08/20/19 08:01	08/30/19 07:23	1
PCB-154	0.79		0.014	0.0012	ng/g	☼	08/20/19 08:01	08/30/19 07:23	1
PCB-155	0.015	B	0.014	0.00092	ng/g	☼	08/20/19 08:01	08/30/19 07:23	1
PCB-156	1.7	C B	0.028	0.0044	ng/g	☼	08/20/19 08:01	08/30/19 07:23	1
PCB-157	1.7	C156 B	0.028	0.0044	ng/g	☼	08/20/19 08:01	08/30/19 07:23	1
PCB-158	1.6		0.014	0.0034	ng/g	☼	08/20/19 08:01	08/30/19 07:23	1
PCB-159	0.23		0.014	0.0036	ng/g	☼	08/20/19 08:01	08/30/19 07:23	1
PCB-160	17	C129 B	0.057	0.0044	ng/g	☼	08/20/19 08:01	08/30/19 07:23	1
PCB-161	ND		0.014	0.0035	ng/g	☼	08/20/19 08:01	08/30/19 07:23	1
PCB-162	ND		0.014	0.0035	ng/g	☼	08/20/19 08:01	08/30/19 07:23	1
PCB-163	17	C129 B	0.057	0.0044	ng/g	☼	08/20/19 08:01	08/30/19 07:23	1
PCB-164	1.4		0.014	0.0038	ng/g	☼	08/20/19 08:01	08/30/19 07:23	1
PCB-165	ND		0.014	0.0042	ng/g	☼	08/20/19 08:01	08/30/19 07:23	1
PCB-166	2.0	C128 B	0.028	0.0043	ng/g	☼	08/20/19 08:01	08/30/19 07:23	1
PCB-167	0.62	B	0.014	0.0030	ng/g	☼	08/20/19 08:01	08/30/19 07:23	1
PCB-168	17	C153 B	0.028	0.0039	ng/g	☼	08/20/19 08:01	08/30/19 07:23	1

Client Sample ID: N7-0to27-101418
Lab Sample ID: 580-88125-17

Date Collected: 10/14/18 15:10
Matrix: Solid

Date Received: 07/26/19 13:10
Percent Solids: 34.8

Method: 1668A - Chlorinated Biphenyl Congeners (HRGC/HRMS) (Continued)

Analyte	Result	Qualifier	RL	EDL	Unit	D	Prepared	Analyzed	Dil Fac
PCB-169	ND		0.014	0.0033	ng/g	☼	08/20/19 08:01	08/30/19 07:23	1
PCB-170	**7.6**	**B**	0.014	0.0011	ng/g	☼	08/20/19 08:01	08/30/19 07:23	1
PCB-171	**2.6**	**C B**	0.028	0.0011	ng/g	☼	08/20/19 08:01	08/30/19 07:23	1
PCB-172	**1.3**		0.014	0.0011	ng/g	☼	08/20/19 08:01	08/30/19 07:23	1
PCB-173	**2.6**	**C171 B**	0.028	0.0011	ng/g	☼	08/20/19 08:01	08/30/19 07:23	1
PCB-174	**8.0**	**B**	0.014	0.0011	ng/g	☼	08/20/19 08:01	08/30/19 07:23	1
PCB-175	**0.33**	**B**	0.014	0.0010	ng/g	☼	08/20/19 08:01	08/30/19 07:23	1
PCB-176	**0.97**	**B**	0.014	0.00070	ng/g	☼	08/20/19 08:01	08/30/19 07:23	1
PCB-177	**5.0**	**B**	0.014	0.0011	ng/g	☼	08/20/19 08:01	08/30/19 07:23	1
PCB-178	**1.6**		0.014	0.0010	ng/g	☼	08/20/19 08:01	08/30/19 07:23	1
PCB-179	**3.4**	**B**	0.014	0.00076	ng/g	☼	08/20/19 08:01	08/30/19 07:23	1
PCB-180	**16**	**C B**	0.028	0.00087	ng/g	☼	08/20/19 08:01	08/30/19 07:23	1
PCB-181	**0.073**		0.014	0.00097	ng/g	☼	08/20/19 08:01	08/30/19 07:23	1
PCB-182	**0.10**		0.014	0.00093	ng/g	☼	08/20/19 08:01	08/30/19 07:23	1
PCB-183	**5.4**	**C B**	0.028	0.00094	ng/g	☼	08/20/19 08:01	08/30/19 07:23	1
PCB-184	ND		0.014	0.00075	ng/g	☼	08/20/19 08:01	08/30/19 07:23	1
PCB-185	**5.4**	**C183 B**	0.028	0.00094	ng/g	☼	08/20/19 08:01	08/30/19 07:23	1
PCB-186	ND		0.014	0.00075	ng/g	☼	08/20/19 08:01	08/30/19 07:23	1
PCB-187	**9.5**	**B**	0.014	0.00096	ng/g	☼	08/20/19 08:01	08/30/19 07:23	1
PCB-188	ND		0.014	0.00068	ng/g	☼	08/20/19 08:01	08/30/19 07:23	1
PCB-189	**0.28**	**B**	0.014	0.0034	ng/g	☼	08/20/19 08:01	08/30/19 07:23	1
PCB-190	**1.6**	**B**	0.014	0.00078	ng/g	☼	08/20/19 08:01	08/30/19 07:23	1
PCB-191	**0.36**		0.014	0.00077	ng/g	☼	08/20/19 08:01	08/30/19 07:23	1
PCB-192	ND		0.014	0.00083	ng/g	☼	08/20/19 08:01	08/30/19 07:23	1
PCB-193	**16**	**C180 B**	0.028	0.00087	ng/g	☼	08/20/19 08:01	08/30/19 07:23	1
PCB-194	**3.7**	**G B**	0.019	0.019	ng/g	☼	08/20/19 08:01	08/30/19 07:23	1
PCB-195	**1.8**	**G**	0.023	0.023	ng/g	☼	08/20/19 08:01	08/30/19 07:23	1
PCB-196	**1.8**	**B**	0.014	0.0025	ng/g	☼	08/20/19 08:01	08/30/19 07:23	1
PCB-197	**0.10**	**q B**	0.014	0.0018	ng/g	☼	08/20/19 08:01	08/30/19 07:23	1
PCB-198	**3.6**	**C B**	0.028	0.0027	ng/g	☼	08/20/19 08:01	08/30/19 07:23	1
PCB-199	**3.6**	**C198 B**	0.028	0.0027	ng/g	☼	08/20/19 08:01	08/30/19 07:23	1
PCB-200	**0.48**		0.014	0.0020	ng/g	☼	08/20/19 08:01	08/30/19 07:23	1
PCB-201	**0.45**	**B**	0.014	0.0019	ng/g	☼	08/20/19 08:01	08/30/19 07:23	1
PCB-202	**0.67**	**B**	0.014	0.0021	ng/g	☼	08/20/19 08:01	08/30/19 07:23	1
PCB-203	**2.3**	**B**	0.014	0.0024	ng/g	☼	08/20/19 08:01	08/30/19 07:23	1
PCB-204	ND		0.014	0.0020	ng/g	☼	08/20/19 08:01	08/30/19 07:23	1
PCB-205	**0.20**	**G B**	0.015	0.015	ng/g	☼	08/20/19 08:01	08/30/19 07:23	1
PCB-206	**1.7**	**q B**	0.014	0.0056	ng/g	☼	08/20/19 08:01	08/30/19 07:23	1
PCB-207	**0.16**		0.014	0.0039	ng/g	☼	08/20/19 08:01	08/30/19 07:23	1
PCB-208	**0.30**		0.014	0.0040	ng/g	☼	08/20/19 08:01	08/30/19 07:23	1
PCB-209	**0.47**	**B**	0.014	0.00093	ng/g	☼	08/20/19 08:01	08/30/19 07:23	1
Total Monochlorobiphenyls	**0.16**	**B**	0.014	0.00061	ng/g	☼	08/20/19 08:01	08/30/19 07:23	1
Total Dichlorobiphenyls	**0.56**	**q B**	0.028	0.0017	ng/g	☼	08/20/19 08:01	08/30/19 07:23	1
Total Trichlorobiphenyls	**3.8**	**q B**	0.028	0.0021	ng/g	☼	08/20/19 08:01	08/30/19 07:23	1
Total Tetrachlorobiphenyls	**28**	**q B**	0.057	0.0035	ng/g	☼	08/20/19 08:01	08/30/19 07:23	1
Total Pentachlorobiphenyls	**69**	**B**	0.085	0.0055	ng/g	☼	08/20/19 08:01	08/30/19 07:23	1
Total Hexachlorobiphenyls	**88**	**B**	0.057	0.0035	ng/g	☼	08/20/19 08:01	08/30/19 07:23	1
Total Heptachlorobiphenyls	**64**	**B**	0.028	0.0010	ng/g	☼	08/20/19 08:01	08/30/19 07:23	1
Total Octachlorobiphenyls	**15**	**q B**	0.028	0.0067	ng/g	☼	08/20/19 08:01	08/30/19 07:23	1

Client Sample ID: N7-0to27-101418
Lab Sample ID: 580-88125-17
Date Collected: 10/14/18 15:10
Matrix: Solid
Date Received: 07/26/19 13:10
Percent Solids: 34.8

Method: 1668A - Chlorinated Biphenyl Congeners (HRGC/HRMS) (Continued)

Analyte	Result	Qualifier	RL	EDL	Unit	D	Prepared	Analyzed	Dil Fac
Total Nonachlorobiphenyls	2.2	q B	0.014	0.0045	ng/g	☼	08/20/19 08:01	08/30/19 07:23	1
Polychlorinated biphenyls, Total	270	q B	0.085	0.0033	ng/g	☼	08/20/19 08:01	08/30/19 07:23	1

Isotope Dilution	*%Recovery*	*Qualifier*	*Limits*	*Prepared*	*Analyzed*	*Dil Fac*
PCB-1L	*65*		*30 - 140*	*08/20/19 08:01*	*08/30/19 07:23*	*1*
PCB-3L	*67*		*30 - 140*	*08/20/19 08:01*	*08/30/19 07:23*	*1*
PCB-4L	*67*		*30 - 140*	*08/20/19 08:01*	*08/30/19 07:23*	*1*
PCB-15L	*76*		*30 - 140*	*08/20/19 08:01*	*08/30/19 07:23*	*1*
PCB-19L	*67*		*30 - 140*	*08/20/19 08:01*	*08/30/19 07:23*	*1*
PCB-37L	*89*		*30 - 140*	*08/20/19 08:01*	*08/30/19 07:23*	*1*
PCB-54L	*84*		*30 - 140*	*08/20/19 08:01*	*08/30/19 07:23*	*1*
PCB-77L	*90*		*30 - 140*	*08/20/19 08:01*	*08/30/19 07:23*	*1*
PCB-81L	*85*		*30 - 140*	*08/20/19 08:01*	*08/30/19 07:23*	*1*
PCB-104L	*80*		*30 - 140*	*08/20/19 08:01*	*08/30/19 07:23*	*1*
PCB-105L	*77*		*30 - 140*	*08/20/19 08:01*	*08/30/19 07:23*	*1*
PCB-114L	*78*		*30 - 140*	*08/20/19 08:01*	*08/30/19 07:23*	*1*
PCB-118L	*80*		*30 - 140*	*08/20/19 08:01*	*08/30/19 07:23*	*1*
PCB-123L	*78*		*30 - 140*	*08/20/19 08:01*	*08/30/19 07:23*	*1*
PCB-126L	*87*		*30 - 140*	*08/20/19 08:01*	*08/30/19 07:23*	*1*
PCB-155L	*91*		*30 - 140*	*08/20/19 08:01*	*08/30/19 07:23*	*1*
PCB-156L	*83*	*C*	*30 - 140*	*08/20/19 08:01*	*08/30/19 07:23*	*1*
PCB-157L	*83*	*C156*	*30 - 140*	*08/20/19 08:01*	*08/30/19 07:23*	*1*
PCB-167L	*81*		*30 - 140*	*08/20/19 08:01*	*08/30/19 07:23*	*1*
PCB-169L	*92*		*30 - 140*	*08/20/19 08:01*	*08/30/19 07:23*	*1*
PCB-170L	*75*		*30 - 140*	*08/20/19 08:01*	*08/30/19 07:23*	*1*
PCB-188L	*79*		*30 - 140*	*08/20/19 08:01*	*08/30/19 07:23*	*1*
PCB-189L	*85*		*30 - 140*	*08/20/19 08:01*	*08/30/19 07:23*	*1*
PCB-202L	*85*		*30 - 140*	*08/20/19 08:01*	*08/30/19 07:23*	*1*
PCB-205L	*73*		*30 - 140*	*08/20/19 08:01*	*08/30/19 07:23*	*1*
PCB-206L	*71*		*30 - 140*	*08/20/19 08:01*	*08/30/19 07:23*	*1*
PCB-208L	*77*		*30 - 140*	*08/20/19 08:01*	*08/30/19 07:23*	*1*
PCB-209L	*61*		*30 - 140*	*08/20/19 08:01*	*08/30/19 07:23*	*1*

Surrogate	*%Recovery*	*Qualifier*	*Limits*	*Prepared*	*Analyzed*	*Dil Fac*
PCB-28L	*83*		*40 - 125*	*08/20/19 08:01*	*08/30/19 07:23*	*1*
PCB-111L	*97*		*40 - 125*	*08/20/19 08:01*	*08/30/19 07:23*	*1*
PCB-178L	*93*		*40 - 125*	*08/20/19 08:01*	*08/30/19 07:23*	*1*

Client Sample ID: O7-0to27-101918
Lab Sample ID: 580-88125-18
Date Collected: 10/19/18 15:36
Matrix: Solid
Date Received: 07/26/19 13:10
Percent Solids: 33.9

Method: 1668A - Chlorinated Biphenyl Congeners (HRGC/HRMS)

Analyte	Result	Qualifier	RL	EDL	Unit	D	Prepared	Analyzed	Dil Fac
PCB-1	0.057	B	0.014	0.00048	ng/g	☼	08/20/19 08:01	08/29/19 21:02	1
PCB-2	0.051	B	0.014	0.00050	ng/g	☼	08/20/19 08:01	08/29/19 21:02	1
PCB-3	0.044	B	0.014	0.00052	ng/g	☼	08/20/19 08:01	08/29/19 21:02	1
PCB-4	0.13		0.029	0.00089	ng/g	☼	08/20/19 08:01	08/29/19 21:02	1
PCB-5	0.0024	J q	0.014	0.00057	ng/g	☼	08/20/19 08:01	08/29/19 21:02	1
PCB-6	0.030		0.014	0.00057	ng/g	☼	08/20/19 08:01	08/29/19 21:02	1
PCB-7	0.0059	J B q	0.014	0.00055	ng/g	☼	08/20/19 08:01	08/29/19 21:02	1

Client Sample ID: O7-0to27-101918
Date Collected: 10/19/18 15:36
Date Received: 07/26/19 13:10

Lab Sample ID: 580-88125-18
Matrix: Solid
Percent Solids: 33.9

Method: 1668A - Chlorinated Biphenyl Congeners (HRGC/HRMS) (Continued)

Analyte	Result	Qualifier	RL	EDL	Unit	D	Prepared	Analyzed	Dil Fac
PCB-8	0.10	B	0.029	0.00056	ng/g	☼	08/20/19 08:01	08/29/19 21:02	1
PCB-9	0.0081	J	0.014	0.00063	ng/g	☼	08/20/19 08:01	08/29/19 21:02	1
PCB-10	0.0065	J	0.014	0.00060	ng/g	☼	08/20/19 08:01	08/29/19 21:02	1
PCB-11	0.16	B	0.029	0.00054	ng/g	☼	08/20/19 08:01	08/29/19 21:02	1
PCB-12	0.028	J C B	0.029	0.00054	ng/g	☼	08/20/19 08:01	08/29/19 21:02	1
PCB-13	0.028	J C12 B	0.029	0.00054	ng/g	☼	08/20/19 08:01	08/29/19 21:02	1
PCB-14	0.00068	J q	0.014	0.00048	ng/g	☼	08/20/19 08:01	08/29/19 21:02	1
PCB-15	0.11	B	0.014	0.00053	ng/g	☼	08/20/19 08:01	08/29/19 21:02	1
PCB-16	0.071		0.014	0.00062	ng/g	☼	08/20/19 08:01	08/29/19 21:02	1
PCB-17	0.28	B	0.014	0.00049	ng/g	☼	08/20/19 08:01	08/29/19 21:02	1
PCB-18	0.17	C B	0.029	0.00042	ng/g	☼	08/20/19 08:01	08/29/19 21:02	1
PCB-19	0.34	B	0.014	0.00059	ng/g	☼	08/20/19 08:01	08/29/19 21:02	1
PCB-20	0.43	C B	0.029	0.0023	ng/g	☼	08/20/19 08:01	08/29/19 21:02	1
PCB-21	0.18	C B	0.029	0.0022	ng/g	☼	08/20/19 08:01	08/29/19 21:02	1
PCB-22	0.074	B	0.014	0.0024	ng/g	☼	08/20/19 08:01	08/29/19 21:02	1
PCB-23	ND		0.014	0.0023	ng/g	☼	08/20/19 08:01	08/29/19 21:02	1
PCB-24	0.0022	J B q	0.014	0.00036	ng/g	☼	08/20/19 08:01	08/29/19 21:02	1
PCB-25	0.072	B	0.014	0.0022	ng/g	☼	08/20/19 08:01	08/29/19 21:02	1
PCB-26	0.081	C B	0.029	0.0023	ng/g	☼	08/20/19 08:01	08/29/19 21:02	1
PCB-27	0.066	B	0.014	0.00035	ng/g	☼	08/20/19 08:01	08/29/19 21:02	1
PCB-28	0.43	B C20	0.029	0.0023	ng/g	☼	08/20/19 08:01	08/29/19 21:02	1
PCB-29	0.081	C26 B	0.029	0.0023	ng/g	☼	08/20/19 08:01	08/29/19 21:02	1
PCB-30	0.17	C18 B	0.029	0.00042	ng/g	☼	08/20/19 08:01	08/29/19 21:02	1
PCB-31	0.23	B	0.029	0.0022	ng/g	☼	08/20/19 08:01	08/29/19 21:02	1
PCB-32	0.29	B	0.014	0.00033	ng/g	☼	08/20/19 08:01	08/29/19 21:02	1
PCB-33	0.18	B C21	0.029	0.0022	ng/g	☼	08/20/19 08:01	08/29/19 21:02	1
PCB-34	0.0035	J	0.014	0.0024	ng/g	☼	08/20/19 08:01	08/29/19 21:02	1
PCB-35	0.041		0.014	0.0024	ng/g	☼	08/20/19 08:01	08/29/19 21:02	1
PCB-36	0.0089	J q	0.014	0.0022	ng/g	☼	08/20/19 08:01	08/29/19 21:02	1
PCB-37	0.11	B	0.014	0.0023	ng/g	☼	08/20/19 08:01	08/29/19 21:02	1
PCB-38	ND		0.014	0.0023	ng/g	☼	08/20/19 08:01	08/29/19 21:02	1
PCB-39	ND		0.014	0.0021	ng/g	☼	08/20/19 08:01	08/29/19 21:02	1
PCB-40	0.80	C	0.043	0.0034	ng/g	☼	08/20/19 08:01	08/29/19 21:02	1
PCB-41	0.80	C40	0.043	0.0034	ng/g	☼	08/20/19 08:01	08/29/19 21:02	1
PCB-42	0.28		0.014	0.0036	ng/g	☼	08/20/19 08:01	08/29/19 21:02	1
PCB-43	0.11	C q	0.029	0.0031	ng/g	☼	08/20/19 08:01	08/29/19 21:02	1
PCB-44	5.0	C B	0.043	0.0030	ng/g	☼	08/20/19 08:01	08/29/19 21:02	1
PCB-45	2.1	C B	0.029	0.0035	ng/g	☼	08/20/19 08:01	08/29/19 21:02	1
PCB-46	0.095		0.014	0.0041	ng/g	☼	08/20/19 08:01	08/29/19 21:02	1
PCB-47	5.0	B C44	0.043	0.0030	ng/g	☼	08/20/19 08:01	08/29/19 21:02	1
PCB-48	0.095		0.014	0.0033	ng/g	☼	08/20/19 08:01	08/29/19 21:02	1
PCB-49	2.1	C B	0.029	0.0027	ng/g	☼	08/20/19 08:01	08/29/19 21:02	1
PCB-50	0.99	C B	0.029	0.0033	ng/g	☼	08/20/19 08:01	08/29/19 21:02	1
PCB-51	2.1	C45 B	0.029	0.0035	ng/g	☼	08/20/19 08:01	08/29/19 21:02	1
PCB-52	3.5	B	0.014	0.0034	ng/g	☼	08/20/19 08:01	08/29/19 21:02	1
PCB-53	0.99	C50 B	0.029	0.0033	ng/g	☼	08/20/19 08:01	08/29/19 21:02	1
PCB-54	0.27		0.014	0.00046	ng/g	☼	08/20/19 08:01	08/29/19 21:02	1
PCB-55	ND		0.014	0.0024	ng/g	☼	08/20/19 08:01	08/29/19 21:02	1
PCB-56	0.32		0.014	0.0024	ng/g	☼	08/20/19 08:01	08/29/19 21:02	1

Client Sample ID: O7-0to27-101918
Date Collected: 10/19/18 15:36
Date Received: 07/26/19 13:10

Lab Sample ID: 580-88125-18
Matrix: Solid
Percent Solids: 33.9

Method: 1668A - Chlorinated Biphenyl Congeners (HRGC/HRMS) (Continued)

Analyte	Result	Qualifier	RL	EDL	Unit	D	Prepared	Analyzed	Dil Fac
PCB-57	ND		0.014	0.0024	ng/g	☼	08/20/19 08:01	08/29/19 21:02	1
PCB-58	ND		0.014	0.0023	ng/g	☼	08/20/19 08:01	08/29/19 21:02	1
PCB-59	**0.16**	**C**	0.043	0.0023	ng/g	☼	08/20/19 08:01	08/29/19 21:02	1
PCB-60	**0.093**		0.014	0.0023	ng/g	☼	08/20/19 08:01	08/29/19 21:02	1
PCB-61	**2.4**	**C B**	0.058	0.0023	ng/g	☼	08/20/19 08:01	08/29/19 21:02	1
PCB-62	**0.16**	**C59**	0.043	0.0023	ng/g	☼	08/20/19 08:01	08/29/19 21:02	1
PCB-63	**0.055**		0.014	0.0021	ng/g	☼	08/20/19 08:01	08/29/19 21:02	1
PCB-64	**0.40**		0.014	0.0022	ng/g	☼	08/20/19 08:01	08/29/19 21:02	1
PCB-65	**5.0**	**B C44**	0.043	0.0030	ng/g	☼	08/20/19 08:01	08/29/19 21:02	1
PCB-66	**1.2**		0.014	0.0024	ng/g	☼	08/20/19 08:01	08/29/19 21:02	1
PCB-67	**0.046**		0.014	0.0022	ng/g	☼	08/20/19 08:01	08/29/19 21:02	1
PCB-68	**0.072**	**B**	0.014	0.0021	ng/g	☼	08/20/19 08:01	08/29/19 21:02	1
PCB-69	**2.1**	**B C49**	0.029	0.0027	ng/g	☼	08/20/19 08:01	08/29/19 21:02	1
PCB-70	**2.4**	**C61 B**	0.058	0.0023	ng/g	☼	08/20/19 08:01	08/29/19 21:02	1
PCB-71	**0.80**	**C40**	0.043	0.0034	ng/g	☼	08/20/19 08:01	08/29/19 21:02	1
PCB-72	**0.054**		0.014	0.0023	ng/g	☼	08/20/19 08:01	08/29/19 21:02	1
PCB-73	**0.11**	**C43 q**	0.029	0.0031	ng/g	☼	08/20/19 08:01	08/29/19 21:02	1
PCB-74	**2.4**	**C61 B**	0.058	0.0023	ng/g	☼	08/20/19 08:01	08/29/19 21:02	1
PCB-75	**0.16**	**C59**	0.043	0.0023	ng/g	☼	08/20/19 08:01	08/29/19 21:02	1
PCB-76	**2.4**	**C61 B**	0.058	0.0023	ng/g	☼	08/20/19 08:01	08/29/19 21:02	1
PCB-77	**0.11**	**B**	0.014	0.0023	ng/g	☼	08/20/19 08:01	08/29/19 21:02	1
PCB-78	ND		0.014	0.0023	ng/g	☼	08/20/19 08:01	08/29/19 21:02	1
PCB-79	**0.052**		0.014	0.0020	ng/g	☼	08/20/19 08:01	08/29/19 21:02	1
PCB-80	ND		0.014	0.0021	ng/g	☼	08/20/19 08:01	08/29/19 21:02	1
PCB-81	**0.0040**	**J B q**	0.014	0.0024	ng/g	☼	08/20/19 08:01	08/29/19 21:02	1
PCB-82	**0.71**		0.014	0.0010	ng/g	☼	08/20/19 08:01	08/29/19 21:02	1
PCB-83	**5.1**	**C**	0.029	0.00096	ng/g	☼	08/20/19 08:01	08/29/19 21:02	1
PCB-84	**2.0**		0.014	0.0010	ng/g	☼	08/20/19 08:01	08/29/19 21:02	1
PCB-85	**1.0**	**C**	0.043	0.00074	ng/g	☼	08/20/19 08:01	08/29/19 21:02	1
PCB-86	**4.4**	**C B**	0.087	0.00075	ng/g	☼	08/20/19 08:01	08/29/19 21:02	1
PCB-87	**4.4**	**B C86**	0.087	0.00075	ng/g	☼	08/20/19 08:01	08/29/19 21:02	1
PCB-88	**1.8**	**C**	0.029	0.00090	ng/g	☼	08/20/19 08:01	08/29/19 21:02	1
PCB-89	**0.058**		0.014	0.0010	ng/g	☼	08/20/19 08:01	08/29/19 21:02	1
PCB-90	**9.5**	**C B**	0.043	0.00079	ng/g	☼	08/20/19 08:01	08/29/19 21:02	1
PCB-91	**1.8**	**C88**	0.029	0.00090	ng/g	☼	08/20/19 08:01	08/29/19 21:02	1
PCB-92	**2.0**		0.014	0.00095	ng/g	☼	08/20/19 08:01	08/29/19 21:02	1
PCB-93	**0.93**	**C**	0.029	0.00092	ng/g	☼	08/20/19 08:01	08/29/19 21:02	1
PCB-94	**0.24**		0.014	0.0010	ng/g	☼	08/20/19 08:01	08/29/19 21:02	1
PCB-95	**7.6**	**B**	0.014	0.00094	ng/g	☼	08/20/19 08:01	08/29/19 21:02	1
PCB-96	**0.17**		0.014	0.00073	ng/g	☼	08/20/19 08:01	08/29/19 21:02	1
PCB-97	**4.4**	**B C86**	0.087	0.00075	ng/g	☼	08/20/19 08:01	08/29/19 21:02	1
PCB-98	**0.51**	**C**	0.029	0.00091	ng/g	☼	08/20/19 08:01	08/29/19 21:02	1
PCB-99	**5.1**	**C83**	0.029	0.00096	ng/g	☼	08/20/19 08:01	08/29/19 21:02	1
PCB-100	**0.93**	**C93**	0.029	0.00092	ng/g	☼	08/20/19 08:01	08/29/19 21:02	1
PCB-101	**9.5**	**B C90**	0.043	0.00079	ng/g	☼	08/20/19 08:01	08/29/19 21:02	1
PCB-102	**0.51**	**C98**	0.029	0.00091	ng/g	☼	08/20/19 08:01	08/29/19 21:02	1
PCB-103	**0.44**	**B**	0.014	0.00087	ng/g	☼	08/20/19 08:01	08/29/19 21:02	1
PCB-104	**0.069**		0.014	0.00065	ng/g	☼	08/20/19 08:01	08/29/19 21:02	1
PCB-105	**1.6**	**B**	0.014	0.011	ng/g	☼	08/20/19 08:01	08/29/19 21:02	1

Client Sample ID: O7-0to27-101918
Date Collected: 10/19/18 15:36
Date Received: 07/26/19 13:10

Lab Sample ID: 580-88125-18
Matrix: Solid
Percent Solids: 33.9

Method: 1668A - Chlorinated Biphenyl Congeners (HRGC/HRMS) (Continued)

Analyte	Result	Qualifier	RL	EDL	Unit	D	Prepared	Analyzed	Dil Fac
PCB-106	ND		0.014	0.012	ng/g	☼	08/20/19 08:01	08/29/19 21:02	1
PCB-107	**0.45**		0.014	0.011	ng/g	☼	08/20/19 08:01	08/29/19 21:02	1
PCB-108	**0.19**	**C**	0.029	0.012	ng/g	☼	08/20/19 08:01	08/29/19 21:02	1
PCB-109	**4.4**	**B C86**	0.087	0.00075	ng/g	☼	08/20/19 08:01	08/29/19 21:02	1
PCB-110	**8.8**	**C**	0.029	0.00067	ng/g	☼	08/20/19 08:01	08/29/19 21:02	1
PCB-111	ND		0.014	0.00063	ng/g	☼	08/20/19 08:01	08/29/19 21:02	1
PCB-112	ND		0.014	0.00066	ng/g	☼	08/20/19 08:01	08/29/19 21:02	1
PCB-113	**9.5**	**B C90**	0.043	0.00079	ng/g	☼	08/20/19 08:01	08/29/19 21:02	1
PCB-114	**0.092**	**B**	0.014	0.011	ng/g	☼	08/20/19 08:01	08/29/19 21:02	1
PCB-115	**8.8**	**C110**	0.029	0.00067	ng/g	☼	08/20/19 08:01	08/29/19 21:02	1
PCB-116	**1.0**	**C85**	0.043	0.00074	ng/g	☼	08/20/19 08:01	08/29/19 21:02	1
PCB-117	**1.0**	**C85**	0.043	0.00074	ng/g	☼	08/20/19 08:01	08/29/19 21:02	1
PCB-118	**5.1**	**B**	0.014	0.011	ng/g	☼	08/20/19 08:01	08/29/19 21:02	1
PCB-119	**4.4**	**B C86**	0.087	0.00075	ng/g	☼	08/20/19 08:01	08/29/19 21:02	1
PCB-120	**0.089**		0.014	0.00060	ng/g	☼	08/20/19 08:01	08/29/19 21:02	1
PCB-121	ND		0.014	0.00064	ng/g	☼	08/20/19 08:01	08/29/19 21:02	1
PCB-122	**0.060**		0.014	0.013	ng/g	☼	08/20/19 08:01	08/29/19 21:02	1
PCB-123	**0.064**	**B**	0.014	0.011	ng/g	☼	08/20/19 08:01	08/29/19 21:02	1
PCB-124	**0.19**	**C108**	0.029	0.012	ng/g	☼	08/20/19 08:01	08/29/19 21:02	1
PCB-125	**4.4**	**B C86**	0.087	0.00075	ng/g	☼	08/20/19 08:01	08/29/19 21:02	1
PCB-126	**0.018**	**B**	0.014	0.011	ng/g	☼	08/20/19 08:01	08/29/19 21:02	1
PCB-127	ND		0.014	0.012	ng/g	☼	08/20/19 08:01	08/29/19 21:02	1
PCB-128	**1.7**	**C B**	0.029	0.0028	ng/g	☼	08/20/19 08:01	08/29/19 21:02	1
PCB-129	**14**	**C B**	0.058	0.0029	ng/g	☼	08/20/19 08:01	08/29/19 21:02	1
PCB-130	**0.85**		0.014	0.0038	ng/g	☼	08/20/19 08:01	08/29/19 21:02	1
PCB-131	**0.15**		0.014	0.0036	ng/g	☼	08/20/19 08:01	08/29/19 21:02	1
PCB-132	**4.6**		0.014	0.0036	ng/g	☼	08/20/19 08:01	08/29/19 21:02	1
PCB-133	**0.33**		0.014	0.0034	ng/g	☼	08/20/19 08:01	08/29/19 21:02	1
PCB-134	**0.83**	**C**	0.029	0.0037	ng/g	☼	08/20/19 08:01	08/29/19 21:02	1
PCB-135	**6.0**	**C B**	0.029	0.00043	ng/g	☼	08/20/19 08:01	08/29/19 21:02	1
PCB-136	**2.2**	**B**	0.014	0.00032	ng/g	☼	08/20/19 08:01	08/29/19 21:02	1
PCB-137	**0.36**		0.014	0.0030	ng/g	☼	08/20/19 08:01	08/29/19 21:02	1
PCB-138	**14**	**B C129**	0.058	0.0029	ng/g	☼	08/20/19 08:01	08/29/19 21:02	1
PCB-139	**0.25**	**C B**	0.029	0.0031	ng/g	☼	08/20/19 08:01	08/29/19 21:02	1
PCB-140	**0.25**	**B C139**	0.029	0.0031	ng/g	☼	08/20/19 08:01	08/29/19 21:02	1
PCB-141	**2.7**		0.014	0.0033	ng/g	☼	08/20/19 08:01	08/29/19 21:02	1
PCB-142	ND		0.014	0.0036	ng/g	☼	08/20/19 08:01	08/29/19 21:02	1
PCB-143	**0.83**	**C134**	0.029	0.0037	ng/g	☼	08/20/19 08:01	08/29/19 21:02	1
PCB-144	**0.68**		0.014	0.00040	ng/g	☼	08/20/19 08:01	08/29/19 21:02	1
PCB-145	**0.0095**	**J q**	0.014	0.00031	ng/g	☼	08/20/19 08:01	08/29/19 21:02	1
PCB-146	**2.8**	**B**	0.014	0.0031	ng/g	☼	08/20/19 08:01	08/29/19 21:02	1
PCB-147	**13**	**C B**	0.029	0.0032	ng/g	☼	08/20/19 08:01	08/29/19 21:02	1
PCB-148	**0.097**		0.014	0.00041	ng/g	☼	08/20/19 08:01	08/29/19 21:02	1
PCB-149	**13**	**B C147**	0.029	0.0032	ng/g	☼	08/20/19 08:01	08/29/19 21:02	1
PCB-150	**0.10**		0.014	0.00030	ng/g	☼	08/20/19 08:01	08/29/19 21:02	1
PCB-151	**6.0**	**C135 B**	0.029	0.00043	ng/g	☼	08/20/19 08:01	08/29/19 21:02	1
PCB-152	**0.054**		0.014	0.00029	ng/g	☼	08/20/19 08:01	08/29/19 21:02	1
PCB-153	**13**	**C B**	0.029	0.0026	ng/g	☼	08/20/19 08:01	08/29/19 21:02	1
PCB-154	**0.51**		0.014	0.00036	ng/g	☼	08/20/19 08:01	08/29/19 21:02	1

Client Sample ID: O7-0to27-101918
Date Collected: 10/19/18 15:36
Date Received: 07/26/19 13:10

Lab Sample ID: 580-88125-18
Matrix: Solid
Percent Solids: 33.9

Method: 1668A - Chlorinated Biphenyl Congeners (HRGC/HRMS) (Continued)

Analyte	Result	Qualifier	RL	EDL	Unit	D	Prepared	Analyzed	Dil Fac
PCB-155	0.011	J B	0.014	0.00028	ng/g	☼	08/20/19 08:01	08/29/19 21:02	1
PCB-156	1.3	C B	0.029	0.0028	ng/g	☼	08/20/19 08:01	08/29/19 21:02	1
PCB-157	1.3	C156 B	0.029	0.0028	ng/g	☼	08/20/19 08:01	08/29/19 21:02	1
PCB-158	1.3		0.014	0.0023	ng/g	☼	08/20/19 08:01	08/29/19 21:02	1
PCB-159	0.18		0.014	0.0024	ng/g	☼	08/20/19 08:01	08/29/19 21:02	1
PCB-160	14	B C129	0.058	0.0029	ng/g	☼	08/20/19 08:01	08/29/19 21:02	1
PCB-161	ND		0.014	0.0023	ng/g	☼	08/20/19 08:01	08/29/19 21:02	1
PCB-162	0.034		0.014	0.0023	ng/g	☼	08/20/19 08:01	08/29/19 21:02	1
PCB-163	14	B C129	0.058	0.0029	ng/g	☼	08/20/19 08:01	08/29/19 21:02	1
PCB-164	1.1		0.014	0.0025	ng/g	☼	08/20/19 08:01	08/29/19 21:02	1
PCB-165	ND		0.014	0.0028	ng/g	☼	08/20/19 08:01	08/29/19 21:02	1
PCB-166	1.7	C128 B	0.029	0.0028	ng/g	☼	08/20/19 08:01	08/29/19 21:02	1
PCB-167	0.46	B	0.014	0.0020	ng/g	☼	08/20/19 08:01	08/29/19 21:02	1
PCB-168	13	B C153	0.029	0.0026	ng/g	☼	08/20/19 08:01	08/29/19 21:02	1
PCB-169	ND		0.014	0.0022	ng/g	☼	08/20/19 08:01	08/29/19 21:02	1
PCB-170	6.7	B	0.014	0.00066	ng/g	☼	08/20/19 08:01	08/29/19 21:02	1
PCB-171	2.0	C B	0.029	0.00065	ng/g	☼	08/20/19 08:01	08/29/19 21:02	1
PCB-172	1.1		0.014	0.00063	ng/g	☼	08/20/19 08:01	08/29/19 21:02	1
PCB-173	2.0	C171 B	0.029	0.00065	ng/g	☼	08/20/19 08:01	08/29/19 21:02	1
PCB-174	6.4	B	0.014	0.00065	ng/g	☼	08/20/19 08:01	08/29/19 21:02	1
PCB-175	0.26	B	0.014	0.00058	ng/g	☼	08/20/19 08:01	08/29/19 21:02	1
PCB-176	0.75	B	0.014	0.00041	ng/g	☼	08/20/19 08:01	08/29/19 21:02	1
PCB-177	3.8	B	0.014	0.00066	ng/g	☼	08/20/19 08:01	08/29/19 21:02	1
PCB-178	1.2		0.014	0.00061	ng/g	☼	08/20/19 08:01	08/29/19 21:02	1
PCB-179	2.5	B	0.014	0.00044	ng/g	☼	08/20/19 08:01	08/29/19 21:02	1
PCB-180	14	C B	0.029	0.00051	ng/g	☼	08/20/19 08:01	08/29/19 21:02	1
PCB-181	ND		0.014	0.00056	ng/g	☼	08/20/19 08:01	08/29/19 21:02	1
PCB-182	0.063		0.014	0.00054	ng/g	☼	08/20/19 08:01	08/29/19 21:02	1
PCB-183	4.3	C B	0.029	0.00055	ng/g	☼	08/20/19 08:01	08/29/19 21:02	1
PCB-184	ND		0.014	0.00044	ng/g	☼	08/20/19 08:01	08/29/19 21:02	1
PCB-185	4.3	B C183	0.029	0.00055	ng/g	☼	08/20/19 08:01	08/29/19 21:02	1
PCB-186	ND		0.014	0.00043	ng/g	☼	08/20/19 08:01	08/29/19 21:02	1
PCB-187	7.4	B	0.014	0.00056	ng/g	☼	08/20/19 08:01	08/29/19 21:02	1
PCB-188	ND		0.014	0.00040	ng/g	☼	08/20/19 08:01	08/29/19 21:02	1
PCB-189	0.24	B	0.014	0.0022	ng/g	☼	08/20/19 08:01	08/29/19 21:02	1
PCB-190	1.3	B	0.014	0.00045	ng/g	☼	08/20/19 08:01	08/29/19 21:02	1
PCB-191	0.28		0.014	0.00045	ng/g	☼	08/20/19 08:01	08/29/19 21:02	1
PCB-192	ND		0.014	0.00048	ng/g	☼	08/20/19 08:01	08/29/19 21:02	1
PCB-193	14	C180 B	0.029	0.00051	ng/g	☼	08/20/19 08:01	08/29/19 21:02	1
PCB-194	3.3	B	0.014	0.0095	ng/g	☼	08/20/19 08:01	08/29/19 21:02	1
PCB-195	1.6		0.014	0.011	ng/g	☼	08/20/19 08:01	08/29/19 21:02	1
PCB-196	1.6	B	0.014	0.00073	ng/g	☼	08/20/19 08:01	08/29/19 21:02	1
PCB-197	0.090	B q	0.014	0.00053	ng/g	☼	08/20/19 08:01	08/29/19 21:02	1
PCB-198	3.1	C B	0.029	0.00078	ng/g	☼	08/20/19 08:01	08/29/19 21:02	1
PCB-199	3.1	C198 B	0.029	0.00078	ng/g	☼	08/20/19 08:01	08/29/19 21:02	1
PCB-200	0.40		0.014	0.00056	ng/g	☼	08/20/19 08:01	08/29/19 21:02	1
PCB-201	0.38	B	0.014	0.00054	ng/g	☼	08/20/19 08:01	08/29/19 21:02	1
PCB-202	0.57	B	0.014	0.00060	ng/g	☼	08/20/19 08:01	08/29/19 21:02	1
PCB-203	2.1	B	0.014	0.00069	ng/g	☼	08/20/19 08:01	08/29/19 21:02	1

Client Sample ID: O7-0to27-101918
Date Collected: 10/19/18 15:36
Date Received: 07/26/19 13:10

Lab Sample ID: 580-88125-18
Matrix: Solid
Percent Solids: 33.9

Method: 1668A - Chlorinated Biphenyl Congeners (HRGC/HRMS) (Continued)

Analyte	Result	Qualifier	RL	EDL	Unit	D	Prepared	Analyzed	Dil Fac
PCB-204	ND		0.014	0.00058	ng/g	☼	08/20/19 08:01	08/29/19 21:02	1
PCB-205	**0.16**	**B**	0.014	0.0071	ng/g	☼	08/20/19 08:01	08/29/19 21:02	1
PCB-206	**1.5**	**B q**	0.014	0.0033	ng/g	☼	08/20/19 08:01	08/29/19 21:02	1
PCB-207	**0.14**		0.014	0.0023	ng/g	☼	08/20/19 08:01	08/29/19 21:02	1
PCB-208	**0.32**		0.014	0.0024	ng/g	☼	08/20/19 08:01	08/29/19 21:02	1
PCB-209	**0.42**	**B**	0.014	0.00074	ng/g	☼	08/20/19 08:01	08/29/19 21:02	1
Total Monochlorobiphenyls	**0.15**	**B**	0.014	0.00050	ng/g	☼	08/20/19 08:01	08/29/19 21:02	1
Total Dichlorobiphenyls	**0.58**	**B q**	0.029	0.00059	ng/g	☼	08/20/19 08:01	08/29/19 21:02	1
Total Trichlorobiphenyls	**2.4**	**B q**	0.029	0.0016	ng/g	☼	08/20/19 08:01	08/29/19 21:02	1
Total Tetrachlorobiphenyls	**20**	**B q**	0.058	0.0026	ng/g	☼	08/20/19 08:01	08/29/19 21:02	1
Total Pentachlorobiphenyls	**53**	**B**	0.087	0.0043	ng/g	☼	08/20/19 08:01	08/29/19 21:02	1
Total Hexachlorobiphenyls	**69**	**B q**	0.058	0.0022	ng/g	☼	08/20/19 08:01	08/29/19 21:02	1
Total Heptachlorobiphenyls	**52**	**B**	0.029	0.00061	ng/g	☼	08/20/19 08:01	08/29/19 21:02	1
Total Octachlorobiphenyls	**13**	**B q**	0.029	0.0030	ng/g	☼	08/20/19 08:01	08/29/19 21:02	1
Total Nonachlorobiphenyls	**2.0**	**B q**	0.014	0.0027	ng/g	☼	08/20/19 08:01	08/29/19 21:02	1
Polychlorinated biphenyls, Total	**210**	**B q**	0.087	0.0020	ng/g	☼	08/20/19 08:01	08/29/19 21:02	1

Isotope Dilution	*%Recovery*	*Qualifier*	*Limits*	*Prepared*	*Analyzed*	*Dil Fac*
PCB-1L	*82*		*30 - 140*	*08/20/19 08:01*	*08/29/19 21:02*	*1*
PCB-3L	*82*		*30 - 140*	*08/20/19 08:01*	*08/29/19 21:02*	*1*
PCB-4L	*77*		*30 - 140*	*08/20/19 08:01*	*08/29/19 21:02*	*1*
PCB-15L	*88*		*30 - 140*	*08/20/19 08:01*	*08/29/19 21:02*	*1*
PCB-19L	*81*		*30 - 140*	*08/20/19 08:01*	*08/29/19 21:02*	*1*
PCB-37L	*94*		*30 - 140*	*08/20/19 08:01*	*08/29/19 21:02*	*1*
PCB-54L	*103*		*30 - 140*	*08/20/19 08:01*	*08/29/19 21:02*	*1*
PCB-77L	*94*		*30 - 140*	*08/20/19 08:01*	*08/29/19 21:02*	*1*
PCB-81L	*91*		*30 - 140*	*08/20/19 08:01*	*08/29/19 21:02*	*1*
PCB-104L	*93*		*30 - 140*	*08/20/19 08:01*	*08/29/19 21:02*	*1*
PCB-105L	*87*		*30 - 140*	*08/20/19 08:01*	*08/29/19 21:02*	*1*
PCB-114L	*85*		*30 - 140*	*08/20/19 08:01*	*08/29/19 21:02*	*1*
PCB-118L	*86*		*30 - 140*	*08/20/19 08:01*	*08/29/19 21:02*	*1*
PCB-123L	*85*		*30 - 140*	*08/20/19 08:01*	*08/29/19 21:02*	*1*
PCB-126L	*97*		*30 - 140*	*08/20/19 08:01*	*08/29/19 21:02*	*1*
PCB-155L	*101*		*30 - 140*	*08/20/19 08:01*	*08/29/19 21:02*	*1*
PCB-156L	*87*	*C*	*30 - 140*	*08/20/19 08:01*	*08/29/19 21:02*	*1*
PCB-157L	*87*	*C156*	*30 - 140*	*08/20/19 08:01*	*08/29/19 21:02*	*1*
PCB-167L	*85*		*30 - 140*	*08/20/19 08:01*	*08/29/19 21:02*	*1*
PCB-169L	*95*		*30 - 140*	*08/20/19 08:01*	*08/29/19 21:02*	*1*
PCB-170L	*82*		*30 - 140*	*08/20/19 08:01*	*08/29/19 21:02*	*1*
PCB-188L	*87*		*30 - 140*	*08/20/19 08:01*	*08/29/19 21:02*	*1*
PCB-189L	*92*		*30 - 140*	*08/20/19 08:01*	*08/29/19 21:02*	*1*
PCB-202L	*88*		*30 - 140*	*08/20/19 08:01*	*08/29/19 21:02*	*1*
PCB-205L	*80*		*30 - 140*	*08/20/19 08:01*	*08/29/19 21:02*	*1*
PCB-206L	*79*		*30 - 140*	*08/20/19 08:01*	*08/29/19 21:02*	*1*
PCB-208L	*82*		*30 - 140*	*08/20/19 08:01*	*08/29/19 21:02*	*1*
PCB-209L	*65*		*30 - 140*	*08/20/19 08:01*	*08/29/19 21:02*	*1*

Surrogate	*%Recovery*	*Qualifier*	*Limits*	*Prepared*	*Analyzed*	*Dil Fac*
PCB-28L	*82*		*40 - 125*	*08/20/19 08:01*	*08/29/19 21:02*	*1*
PCB-111L	*94*		*40 - 125*	*08/20/19 08:01*	*08/29/19 21:02*	*1*

Client Sample ID: O7-0to27-101918
Lab Sample ID: 580-88125-18
Date Collected: 10/19/18 15:36
Matrix: Solid
Date Received: 07/26/19 13:10
Percent Solids: 33.9

Method: 1668A - Chlorinated Biphenyl Congeners (HRGC/HRMS) (Continued)

Surrogate	%Recovery	Qualifier	Limits	Prepared	Analyzed	Dil Fac
PCB-178L	96		40 - 125	08/20/19 08:01	08/29/19 21:02	1

Client Sample ID: Q2-0to13-101818
Lab Sample ID: 580-88125-19
Date Collected: 10/18/18 09:39
Matrix: Solid
Date Received: 07/26/19 13:10
Percent Solids: 68.4

Method: 1668A - Chlorinated Biphenyl Congeners (HRGC/HRMS)

Analyte	Result	Qualifier	RL	EDL	Unit	D	Prepared	Analyzed	Dil Fac
PCB-1	**0.0021**	**J B**	0.0097	0.00053	ng/g	☼	08/20/19 08:01	08/29/19 22:02	1
PCB-2	**0.0015**	**J B**	0.0097	0.00056	ng/g	☼	08/20/19 08:01	08/29/19 22:02	1
PCB-3	ND		0.0097	0.00058	ng/g	☼	08/20/19 08:01	08/29/19 22:02	1
PCB-4	**0.015**	**J**	0.019	0.0012	ng/g	☼	08/20/19 08:01	08/29/19 22:02	1
PCB-5	ND		0.0097	0.00077	ng/g	☼	08/20/19 08:01	08/29/19 22:02	1
PCB-6	ND		0.0097	0.00078	ng/g	☼	08/20/19 08:01	08/29/19 22:02	1
PCB-7	ND		0.0097	0.00074	ng/g	☼	08/20/19 08:01	08/29/19 22:02	1
PCB-8	**0.0037**	**J B q**	0.019	0.00076	ng/g	☼	08/20/19 08:01	08/29/19 22:02	1
PCB-9	ND		0.0097	0.00085	ng/g	☼	08/20/19 08:01	08/29/19 22:02	1
PCB-10	ND		0.0097	0.00081	ng/g	☼	08/20/19 08:01	08/29/19 22:02	1
PCB-11	**0.0082**	**J B**	0.019	0.00074	ng/g	☼	08/20/19 08:01	08/29/19 22:02	1
PCB-12	ND	C	0.019	0.00074	ng/g	☼	08/20/19 08:01	08/29/19 22:02	1
PCB-13	ND	C12	0.019	0.00074	ng/g	☼	08/20/19 08:01	08/29/19 22:02	1
PCB-14	ND		0.0097	0.00064	ng/g	☼	08/20/19 08:01	08/29/19 22:02	1
PCB-15	**0.0065**	**J B**	0.0097	0.00073	ng/g	☼	08/20/19 08:01	08/29/19 22:02	1
PCB-16	ND		0.0097	0.0015	ng/g	☼	08/20/19 08:01	08/29/19 22:02	1
PCB-17	**0.031**	**B**	0.0097	0.0012	ng/g	☼	08/20/19 08:01	08/29/19 22:02	1
PCB-18	**0.0088**	**J C B**	0.019	0.0010	ng/g	☼	08/20/19 08:01	08/29/19 22:02	1
PCB-19	**0.048**	**B q**	0.0097	0.0014	ng/g	☼	08/20/19 08:01	08/29/19 22:02	1
PCB-20	**0.015**	**J C B**	0.019	0.00074	ng/g	☼	08/20/19 08:01	08/29/19 22:02	1
PCB-21	**0.0057**	**J C B q**	0.019	0.00070	ng/g	☼	08/20/19 08:01	08/29/19 22:02	1
PCB-22	**0.0021**	**J B q**	0.0097	0.00077	ng/g	☼	08/20/19 08:01	08/29/19 22:02	1
PCB-23	ND		0.0097	0.00076	ng/g	☼	08/20/19 08:01	08/29/19 22:02	1
PCB-24	ND		0.0097	0.00089	ng/g	☼	08/20/19 08:01	08/29/19 22:02	1
PCB-25	**0.0041**	**J B**	0.0097	0.00071	ng/g	☼	08/20/19 08:01	08/29/19 22:02	1
PCB-26	**0.0021**	**J C B q**	0.019	0.00073	ng/g	☼	08/20/19 08:01	08/29/19 22:02	1
PCB-27	**0.0068**	**J B q**	0.0097	0.00086	ng/g	☼	08/20/19 08:01	08/29/19 22:02	1
PCB-28	**0.015**	**J B C20**	0.019	0.00074	ng/g	☼	08/20/19 08:01	08/29/19 22:02	1
PCB-29	**0.0021**	**J C26 B q**	0.019	0.00073	ng/g	☼	08/20/19 08:01	08/29/19 22:02	1
PCB-30	**0.0088**	**J C18 B**	0.019	0.0010	ng/g	☼	08/20/19 08:01	08/29/19 22:02	1
PCB-31	**0.0076**	**J B**	0.019	0.00070	ng/g	☼	08/20/19 08:01	08/29/19 22:02	1
PCB-32	**0.015**	**B**	0.0097	0.00080	ng/g	☼	08/20/19 08:01	08/29/19 22:02	1
PCB-33	**0.0057**	**J B C21 q**	0.019	0.00070	ng/g	☼	08/20/19 08:01	08/29/19 22:02	1
PCB-34	ND		0.0097	0.00079	ng/g	☼	08/20/19 08:01	08/29/19 22:02	1
PCB-35	ND		0.0097	0.00079	ng/g	☼	08/20/19 08:01	08/29/19 22:02	1
PCB-36	ND		0.0097	0.00071	ng/g	☼	08/20/19 08:01	08/29/19 22:02	1
PCB-37	**0.0045**	**J B**	0.0097	0.00075	ng/g	☼	08/20/19 08:01	08/29/19 22:02	1
PCB-38	ND		0.0097	0.00073	ng/g	☼	08/20/19 08:01	08/29/19 22:02	1
PCB-39	ND		0.0097	0.00069	ng/g	☼	08/20/19 08:01	08/29/19 22:02	1
PCB-40	**0.026**	**J C**	0.029	0.0013	ng/g	☼	08/20/19 08:01	08/29/19 22:02	1
PCB-41	**0.026**	**J C40**	0.029	0.0013	ng/g	☼	08/20/19 08:01	08/29/19 22:02	1

Client Sample ID: Q2-0to13-101818
Date Collected: 10/18/18 09:39
Date Received: 07/26/19 13:10

Lab Sample ID: 580-88125-19
Matrix: Solid
Percent Solids: 68.4

Method: 1668A - Chlorinated Biphenyl Congeners (HRGC/HRMS) (Continued)

Analyte	Result	Qualifier	RL	EDL	Unit	D	Prepared	Analyzed	Dil Fac
PCB-42	0.0074	J	0.0097	0.0014	ng/g	☼	08/20/19 08:01	08/29/19 22:02	1
PCB-43	0.0052	J C	0.019	0.0012	ng/g	☼	08/20/19 08:01	08/29/19 22:02	1
PCB-44	0.21	C B	0.029	0.0012	ng/g	☼	08/20/19 08:01	08/29/19 22:02	1
PCB-45	0.10	C B	0.019	0.0014	ng/g	☼	08/20/19 08:01	08/29/19 22:02	1
PCB-46	ND		0.0097	0.0016	ng/g	☼	08/20/19 08:01	08/29/19 22:02	1
PCB-47	0.21	B C44	0.029	0.0012	ng/g	☼	08/20/19 08:01	08/29/19 22:02	1
PCB-48	ND		0.0097	0.0013	ng/g	☼	08/20/19 08:01	08/29/19 22:02	1
PCB-49	0.074	C B	0.019	0.0011	ng/g	☼	08/20/19 08:01	08/29/19 22:02	1
PCB-50	0.048	C B	0.019	0.0013	ng/g	☼	08/20/19 08:01	08/29/19 22:02	1
PCB-51	0.10	C45 B	0.019	0.0014	ng/g	☼	08/20/19 08:01	08/29/19 22:02	1
PCB-52	0.065	B	0.0097	0.0014	ng/g	☼	08/20/19 08:01	08/29/19 22:02	1
PCB-53	0.048	C50 B	0.019	0.0013	ng/g	☼	08/20/19 08:01	08/29/19 22:02	1
PCB-54	0.024		0.0097	0.00079	ng/g	☼	08/20/19 08:01	08/29/19 22:02	1
PCB-55	ND		0.0097	0.00094	ng/g	☼	08/20/19 08:01	08/29/19 22:02	1
PCB-56	0.0087	J	0.0097	0.00096	ng/g	☼	08/20/19 08:01	08/29/19 22:02	1
PCB-57	ND		0.0097	0.00095	ng/g	☼	08/20/19 08:01	08/29/19 22:02	1
PCB-58	ND		0.0097	0.00092	ng/g	☼	08/20/19 08:01	08/29/19 22:02	1
PCB-59	0.0082	J C	0.029	0.00089	ng/g	☼	08/20/19 08:01	08/29/19 22:02	1
PCB-60	0.0038	J	0.0097	0.00091	ng/g	☼	08/20/19 08:01	08/29/19 22:02	1
PCB-61	0.044	C B	0.039	0.00090	ng/g	☼	08/20/19 08:01	08/29/19 22:02	1
PCB-62	0.0082	J C59	0.029	0.00089	ng/g	☼	08/20/19 08:01	08/29/19 22:02	1
PCB-63	ND		0.0097	0.00083	ng/g	☼	08/20/19 08:01	08/29/19 22:02	1
PCB-64	0.010		0.0097	0.00086	ng/g	☼	08/20/19 08:01	08/29/19 22:02	1
PCB-65	0.21	B C44	0.029	0.0012	ng/g	☼	08/20/19 08:01	08/29/19 22:02	1
PCB-66	0.026		0.0097	0.00095	ng/g	☼	08/20/19 08:01	08/29/19 22:02	1
PCB-67	0.0012	J	0.0097	0.00087	ng/g	☼	08/20/19 08:01	08/29/19 22:02	1
PCB-68	0.0022	J B q	0.0097	0.00082	ng/g	☼	08/20/19 08:01	08/29/19 22:02	1
PCB-69	0.074	B C49	0.019	0.0011	ng/g	☼	08/20/19 08:01	08/29/19 22:02	1
PCB-70	0.044	C61 B	0.039	0.00090	ng/g	☼	08/20/19 08:01	08/29/19 22:02	1
PCB-71	0.026	J C40	0.029	0.0013	ng/g	☼	08/20/19 08:01	08/29/19 22:02	1
PCB-72	ND		0.0097	0.00092	ng/g	☼	08/20/19 08:01	08/29/19 22:02	1
PCB-73	0.0052	J C43	0.019	0.0012	ng/g	☼	08/20/19 08:01	08/29/19 22:02	1
PCB-74	0.044	C61 B	0.039	0.00090	ng/g	☼	08/20/19 08:01	08/29/19 22:02	1
PCB-75	0.0082	J C59	0.029	0.00089	ng/g	☼	08/20/19 08:01	08/29/19 22:02	1
PCB-76	0.044	C61 B	0.039	0.00090	ng/g	☼	08/20/19 08:01	08/29/19 22:02	1
PCB-77	0.0041	J B	0.0097	0.00089	ng/g	☼	08/20/19 08:01	08/29/19 22:02	1
PCB-78	ND		0.0097	0.00092	ng/g	☼	08/20/19 08:01	08/29/19 22:02	1
PCB-79	ND		0.0097	0.00079	ng/g	☼	08/20/19 08:01	08/29/19 22:02	1
PCB-80	ND		0.0097	0.00083	ng/g	☼	08/20/19 08:01	08/29/19 22:02	1
PCB-81	ND		0.0097	0.00095	ng/g	☼	08/20/19 08:01	08/29/19 22:02	1
PCB-82	0.019		0.0097	0.0016	ng/g	☼	08/20/19 08:01	08/29/19 22:02	1
PCB-83	0.11	C	0.019	0.0015	ng/g	☼	08/20/19 08:01	08/29/19 22:02	1
PCB-84	0.032		0.0097	0.0016	ng/g	☼	08/20/19 08:01	08/29/19 22:02	1
PCB-85	0.026	J C	0.029	0.0011	ng/g	☼	08/20/19 08:01	08/29/19 22:02	1
PCB-86	0.090	C B	0.058	0.0012	ng/g	☼	08/20/19 08:01	08/29/19 22:02	1
PCB-87	0.090	B C86	0.058	0.0012	ng/g	☼	08/20/19 08:01	08/29/19 22:02	1
PCB-88	0.042	C	0.019	0.0014	ng/g	☼	08/20/19 08:01	08/29/19 22:02	1
PCB-89	ND		0.0097	0.0016	ng/g	☼	08/20/19 08:01	08/29/19 22:02	1
PCB-90	0.19	C B	0.029	0.0012	ng/g	☼	08/20/19 08:01	08/29/19 22:02	1

Client Sample ID: Q2-0to13-101818
Lab Sample ID: 580-88125-19

Date Collected: 10/18/18 09:39
Matrix: Solid

Date Received: 07/26/19 13:10
Percent Solids: 68.4

Method: 1668A - Chlorinated Biphenyl Congeners (HRGC/HRMS) (Continued)

Analyte	Result	Qualifier	RL	EDL	Unit	D	Prepared	Analyzed	Dil Fac
PCB-91	0.042	C88	0.019	0.0014	ng/g	☼	08/20/19 08:01	08/29/19 22:02	1
PCB-92	0.042		0.0097	0.0015	ng/g	☼	08/20/19 08:01	08/29/19 22:02	1
PCB-93	0.041	C	0.019	0.0014	ng/g	☼	08/20/19 08:01	08/29/19 22:02	1
PCB-94	0.0085	J q	0.0097	0.0015	ng/g	☼	08/20/19 08:01	08/29/19 22:02	1
PCB-95	0.15	B	0.0097	0.0014	ng/g	☼	08/20/19 08:01	08/29/19 22:02	1
PCB-96	0.0041	J q	0.0097	0.0011	ng/g	☼	08/20/19 08:01	08/29/19 22:02	1
PCB-97	0.090	B C86	0.058	0.0012	ng/g	☼	08/20/19 08:01	08/29/19 22:02	1
PCB-98	0.013	J C q	0.019	0.0014	ng/g	☼	08/20/19 08:01	08/29/19 22:02	1
PCB-99	0.11	C83	0.019	0.0015	ng/g	☼	08/20/19 08:01	08/29/19 22:02	1
PCB-100	0.041	C93	0.019	0.0014	ng/g	☼	08/20/19 08:01	08/29/19 22:02	1
PCB-101	0.19	B C90	0.029	0.0012	ng/g	☼	08/20/19 08:01	08/29/19 22:02	1
PCB-102	0.013	J C98 q	0.019	0.0014	ng/g	☼	08/20/19 08:01	08/29/19 22:02	1
PCB-103	0.015	B	0.0097	0.0013	ng/g	☼	08/20/19 08:01	08/29/19 22:02	1
PCB-104	0.0044	J	0.0097	0.00099	ng/g	☼	08/20/19 08:01	08/29/19 22:02	1
PCB-105	0.035	B	0.0097	0.0011	ng/g	☼	08/20/19 08:01	08/29/19 22:02	1
PCB-106	ND		0.0097	0.0011	ng/g	☼	08/20/19 08:01	08/29/19 22:02	1
PCB-107	0.0094	J	0.0097	0.0010	ng/g	☼	08/20/19 08:01	08/29/19 22:02	1
PCB-108	0.0053	J C	0.019	0.0011	ng/g	☼	08/20/19 08:01	08/29/19 22:02	1
PCB-109	0.090	B C86	0.058	0.0012	ng/g	☼	08/20/19 08:01	08/29/19 22:02	1
PCB-110	0.18	C	0.019	0.0010	ng/g	☼	08/20/19 08:01	08/29/19 22:02	1
PCB-111	ND		0.0097	0.00097	ng/g	☼	08/20/19 08:01	08/29/19 22:02	1
PCB-112	ND		0.0097	0.0010	ng/g	☼	08/20/19 08:01	08/29/19 22:02	1
PCB-113	0.19	B C90	0.029	0.0012	ng/g	☼	08/20/19 08:01	08/29/19 22:02	1
PCB-114	0.0032	J B	0.0097	0.0010	ng/g	☼	08/20/19 08:01	08/29/19 22:02	1
PCB-115	0.18	C110	0.019	0.0010	ng/g	☼	08/20/19 08:01	08/29/19 22:02	1
PCB-116	0.026	J C85	0.029	0.0011	ng/g	☼	08/20/19 08:01	08/29/19 22:02	1
PCB-117	0.026	J C85	0.029	0.0011	ng/g	☼	08/20/19 08:01	08/29/19 22:02	1
PCB-118	0.095	B	0.0097	0.0011	ng/g	☼	08/20/19 08:01	08/29/19 22:02	1
PCB-119	0.090	B C86	0.058	0.0012	ng/g	☼	08/20/19 08:01	08/29/19 22:02	1
PCB-120	ND		0.0097	0.00093	ng/g	☼	08/20/19 08:01	08/29/19 22:02	1
PCB-121	0.0024	J q	0.0097	0.00099	ng/g	☼	08/20/19 08:01	08/29/19 22:02	1
PCB-122	0.0026	J q	0.0097	0.0012	ng/g	☼	08/20/19 08:01	08/29/19 22:02	1
PCB-123	0.0017	J B q	0.0097	0.0010	ng/g	☼	08/20/19 08:01	08/29/19 22:02	1
PCB-124	0.0053	J C108	0.019	0.0011	ng/g	☼	08/20/19 08:01	08/29/19 22:02	1
PCB-125	0.090	B C86	0.058	0.0012	ng/g	☼	08/20/19 08:01	08/29/19 22:02	1
PCB-126	ND		0.0097	0.0011	ng/g	☼	08/20/19 08:01	08/29/19 22:02	1
PCB-127	ND		0.0097	0.0011	ng/g	☼	08/20/19 08:01	08/29/19 22:02	1
PCB-128	0.036	C B	0.019	0.0013	ng/g	☼	08/20/19 08:01	08/29/19 22:02	1
PCB-129	0.27	C B	0.039	0.0013	ng/g	☼	08/20/19 08:01	08/29/19 22:02	1
PCB-130	0.018		0.0097	0.0017	ng/g	☼	08/20/19 08:01	08/29/19 22:02	1
PCB-131	0.0042	J q	0.0097	0.0017	ng/g	☼	08/20/19 08:01	08/29/19 22:02	1
PCB-132	0.083		0.0097	0.0016	ng/g	☼	08/20/19 08:01	08/29/19 22:02	1
PCB-133	0.0079	J	0.0097	0.0016	ng/g	☼	08/20/19 08:01	08/29/19 22:02	1
PCB-134	0.016	J C q	0.019	0.0017	ng/g	☼	08/20/19 08:01	08/29/19 22:02	1
PCB-135	0.13	C B	0.019	0.00094	ng/g	☼	08/20/19 08:01	08/29/19 22:02	1
PCB-136	0.046	B	0.0097	0.00071	ng/g	☼	08/20/19 08:01	08/29/19 22:02	1
PCB-137	0.0074	J q	0.0097	0.0014	ng/g	☼	08/20/19 08:01	08/29/19 22:02	1
PCB-138	0.27	B C129	0.039	0.0013	ng/g	☼	08/20/19 08:01	08/29/19 22:02	1
PCB-139	0.0049	J C B q	0.019	0.0014	ng/g	☼	08/20/19 08:01	08/29/19 22:02	1

Client Sample ID: Q2-0to13-101818
Date Collected: 10/18/18 09:39
Date Received: 07/26/19 13:10

Lab Sample ID: 580-88125-19
Matrix: Solid
Percent Solids: 68.4

Method: 1668A - Chlorinated Biphenyl Congeners (HRGC/HRMS) (Continued)

Analyte	Result	Qualifier	RL	EDL	Unit	D	Prepared	Analyzed	Dil Fac
PCB-140	0.0049	J B C139 q	0.019	0.0014	ng/g	☼	08/20/19 08:01	08/29/19 22:02	1
PCB-141	0.053		0.0097	0.0015	ng/g	☼	08/20/19 08:01	08/29/19 22:02	1
PCB-142	ND		0.0097	0.0017	ng/g	☼	08/20/19 08:01	08/29/19 22:02	1
PCB-143	0.016	J C134 q	0.019	0.0017	ng/g	☼	08/20/19 08:01	08/29/19 22:02	1
PCB-144	0.015		0.0097	0.00089	ng/g	☼	08/20/19 08:01	08/29/19 22:02	1
PCB-145	ND		0.0097	0.00069	ng/g	☼	08/20/19 08:01	08/29/19 22:02	1
PCB-146	0.051	B	0.0097	0.0014	ng/g	☼	08/20/19 08:01	08/29/19 22:02	1
PCB-147	0.25	C B	0.019	0.0015	ng/g	☼	08/20/19 08:01	08/29/19 22:02	1
PCB-148	ND		0.0097	0.00091	ng/g	☼	08/20/19 08:01	08/29/19 22:02	1
PCB-149	0.25	B C147	0.019	0.0015	ng/g	☼	08/20/19 08:01	08/29/19 22:02	1
PCB-150	0.0048	J	0.0097	0.00066	ng/g	☼	08/20/19 08:01	08/29/19 22:02	1
PCB-151	0.13	C135 B	0.019	0.00094	ng/g	☼	08/20/19 08:01	08/29/19 22:02	1
PCB-152	0.0023	J	0.0097	0.00065	ng/g	☼	08/20/19 08:01	08/29/19 22:02	1
PCB-153	0.25	C B	0.019	0.0012	ng/g	☼	08/20/19 08:01	08/29/19 22:02	1
PCB-154	0.013		0.0097	0.00080	ng/g	☼	08/20/19 08:01	08/29/19 22:02	1
PCB-155	0.0024	J B q	0.0097	0.00063	ng/g	☼	08/20/19 08:01	08/29/19 22:02	1
PCB-156	0.023	C B q	0.019	0.0014	ng/g	☼	08/20/19 08:01	08/29/19 22:02	1
PCB-157	0.023	C156 B q	0.019	0.0014	ng/g	☼	08/20/19 08:01	08/29/19 22:02	1
PCB-158	0.028		0.0097	0.0010	ng/g	☼	08/20/19 08:01	08/29/19 22:02	1
PCB-159	0.0037	J	0.0097	0.0011	ng/g	☼	08/20/19 08:01	08/29/19 22:02	1
PCB-160	0.27	B C129	0.039	0.0013	ng/g	☼	08/20/19 08:01	08/29/19 22:02	1
PCB-161	ND		0.0097	0.0011	ng/g	☼	08/20/19 08:01	08/29/19 22:02	1
PCB-162	ND		0.0097	0.0011	ng/g	☼	08/20/19 08:01	08/29/19 22:02	1
PCB-163	0.27	B C129	0.039	0.0013	ng/g	☼	08/20/19 08:01	08/29/19 22:02	1
PCB-164	0.021		0.0097	0.0011	ng/g	☼	08/20/19 08:01	08/29/19 22:02	1
PCB-165	ND		0.0097	0.0013	ng/g	☼	08/20/19 08:01	08/29/19 22:02	1
PCB-166	0.036	C128 B	0.019	0.0013	ng/g	☼	08/20/19 08:01	08/29/19 22:02	1
PCB-167	0.011	B	0.0097	0.00089	ng/g	☼	08/20/19 08:01	08/29/19 22:02	1
PCB-168	0.25	B C153	0.019	0.0012	ng/g	☼	08/20/19 08:01	08/29/19 22:02	1
PCB-169	ND		0.0097	0.00099	ng/g	☼	08/20/19 08:01	08/29/19 22:02	1
PCB-170	0.087	B	0.0097	0.0015	ng/g	☼	08/20/19 08:01	08/29/19 22:02	1
PCB-171	0.038	C B	0.019	0.0016	ng/g	☼	08/20/19 08:01	08/29/19 22:02	1
PCB-172	0.018		0.0097	0.0015	ng/g	☼	08/20/19 08:01	08/29/19 22:02	1
PCB-173	0.038	C171 B	0.019	0.0016	ng/g	☼	08/20/19 08:01	08/29/19 22:02	1
PCB-174	0.10	B	0.0097	0.0016	ng/g	☼	08/20/19 08:01	08/29/19 22:02	1
PCB-175	0.0052	J B	0.0097	0.0014	ng/g	☼	08/20/19 08:01	08/29/19 22:02	1
PCB-176	0.014	B	0.0097	0.00098	ng/g	☼	08/20/19 08:01	08/29/19 22:02	1
PCB-177	0.062	B	0.0097	0.0016	ng/g	☼	08/20/19 08:01	08/29/19 22:02	1
PCB-178	0.023		0.0097	0.0015	ng/g	☼	08/20/19 08:01	08/29/19 22:02	1
PCB-179	0.043	B	0.0097	0.0011	ng/g	☼	08/20/19 08:01	08/29/19 22:02	1
PCB-180	0.20	C B	0.019	0.0012	ng/g	☼	08/20/19 08:01	08/29/19 22:02	1
PCB-181	0.0022	J q	0.0097	0.0013	ng/g	☼	08/20/19 08:01	08/29/19 22:02	1
PCB-182	0.0045	J	0.0097	0.0013	ng/g	☼	08/20/19 08:01	08/29/19 22:02	1
PCB-183	0.065	C B	0.019	0.0013	ng/g	☼	08/20/19 08:01	08/29/19 22:02	1
PCB-184	ND		0.0097	0.0011	ng/g	☼	08/20/19 08:01	08/29/19 22:02	1
PCB-185	0.065	B C183	0.019	0.0013	ng/g	☼	08/20/19 08:01	08/29/19 22:02	1
PCB-186	ND		0.0097	0.0010	ng/g	☼	08/20/19 08:01	08/29/19 22:02	1
PCB-187	0.12	B	0.0097	0.0013	ng/g	☼	08/20/19 08:01	08/29/19 22:02	1
PCB-188	ND		0.0097	0.00099	ng/g	☼	08/20/19 08:01	08/29/19 22:02	1

Client Sample ID: Q2-0to13-101818
Lab Sample ID: 580-88125-19

Date Collected: 10/18/18 09:39
Matrix: Solid
Date Received: 07/26/19 13:10
Percent Solids: 68.4

Method: 1668A - Chlorinated Biphenyl Congeners (HRGC/HRMS) (Continued)

Analyte	Result	Qualifier	RL	EDL	Unit	D	Prepared	Analyzed	Dil Fac
PCB-189	ND		0.0097	0.0010	ng/g	☼	08/20/19 08:01	08/29/19 22:02	1
PCB-190	**0.019**	**B q**	0.0097	0.0011	ng/g	☼	08/20/19 08:01	08/29/19 22:02	1
PCB-191	**0.0056**	**J**	0.0097	0.0011	ng/g	☼	08/20/19 08:01	08/29/19 22:02	1
PCB-192	**0.0037**	**J B**	0.0097	0.0012	ng/g	☼	08/20/19 08:01	08/29/19 22:02	1
PCB-193	**0.20**	**C180 B**	0.019	0.0012	ng/g	☼	08/20/19 08:01	08/29/19 22:02	1
PCB-194	**0.038**	**B**	0.0097	0.0026	ng/g	☼	08/20/19 08:01	08/29/19 22:02	1
PCB-195	**0.015**	**q**	0.0097	0.0031	ng/g	☼	08/20/19 08:01	08/29/19 22:02	1
PCB-196	**0.021**	**B**	0.0097	0.0012	ng/g	☼	08/20/19 08:01	08/29/19 22:02	1
PCB-197	ND		0.0097	0.00089	ng/g	☼	08/20/19 08:01	08/29/19 22:02	1
PCB-198	**0.039**	**C B**	0.019	0.0013	ng/g	☼	08/20/19 08:01	08/29/19 22:02	1
PCB-199	**0.039**	**C198 B**	0.019	0.0013	ng/g	☼	08/20/19 08:01	08/29/19 22:02	1
PCB-200	ND		0.0097	0.00096	ng/g	☼	08/20/19 08:01	08/29/19 22:02	1
PCB-201	**0.0057**	**J B q**	0.0097	0.00091	ng/g	☼	08/20/19 08:01	08/29/19 22:02	1
PCB-202	**0.014**	**B**	0.0097	0.0010	ng/g	☼	08/20/19 08:01	08/29/19 22:02	1
PCB-203	**0.026**	**B**	0.0097	0.0012	ng/g	☼	08/20/19 08:01	08/29/19 22:02	1
PCB-204	ND		0.0097	0.00098	ng/g	☼	08/20/19 08:01	08/29/19 22:02	1
PCB-205	ND		0.0097	0.0020	ng/g	☼	08/20/19 08:01	08/29/19 22:02	1
PCB-206	**0.16**	**B q**	0.0097	0.0079	ng/g	☼	08/20/19 08:01	08/29/19 22:02	1
PCB-207	ND		0.0097	0.0056	ng/g	☼	08/20/19 08:01	08/29/19 22:02	1
PCB-208	ND		0.0097	0.0058	ng/g	☼	08/20/19 08:01	08/29/19 22:02	1
PCB-209	**0.012**	**B**	0.0097	0.0011	ng/g	☼	08/20/19 08:01	08/29/19 22:02	1
Total Monochlorobiphenyls	**0.0036**	**J B**	0.0097	0.00055	ng/g	☼	08/20/19 08:01	08/29/19 22:02	1
Total Dichlorobiphenyls	**0.033**	**B q**	0.019	0.00079	ng/g	☼	08/20/19 08:01	08/29/19 22:02	1
Total Trichlorobiphenyls	**0.15**	**B q**	0.019	0.00086	ng/g	☼	08/20/19 08:01	08/29/19 22:02	1
Total Tetrachlorobiphenyls	**0.67**	**B q**	0.039	0.0010	ng/g	☼	08/20/19 08:01	08/29/19 22:02	1
Total Pentachlorobiphenyls	**1.1**	**B q**	0.058	0.0012	ng/g	☼	08/20/19 08:01	08/29/19 22:02	1
Total Hexachlorobiphenyls	**1.4**	**B q**	0.039	0.0012	ng/g	☼	08/20/19 08:01	08/29/19 22:02	1
Total Heptachlorobiphenyls	**0.81**	**B q**	0.019	0.0013	ng/g	☼	08/20/19 08:01	08/29/19 22:02	1
Total Octachlorobiphenyls	**0.16**	**B q**	0.019	0.0015	ng/g	☼	08/20/19 08:01	08/29/19 22:02	1
Total Nonachlorobiphenyls	**0.16**	**B q**	0.0097	0.0064	ng/g	☼	08/20/19 08:01	08/29/19 22:02	1
Polychlorinated biphenyls, Total	**4.5**	**B q**	0.058	0.0017	ng/g	☼	08/20/19 08:01	08/29/19 22:02	1

Isotope Dilution	*%Recovery*	*Qualifier*	*Limits*	*Prepared*	*Analyzed*	*Dil Fac*
PCB-1L	*79*		*30 - 140*	*08/20/19 08:01*	*08/29/19 22:02*	*1*
PCB-3L	*77*		*30 - 140*	*08/20/19 08:01*	*08/29/19 22:02*	*1*
PCB-4L	*75*		*30 - 140*	*08/20/19 08:01*	*08/29/19 22:02*	*1*
PCB-15L	*84*		*30 - 140*	*08/20/19 08:01*	*08/29/19 22:02*	*1*
PCB-19L	*71*		*30 - 140*	*08/20/19 08:01*	*08/29/19 22:02*	*1*
PCB-37L	*93*		*30 - 140*	*08/20/19 08:01*	*08/29/19 22:02*	*1*
PCB-54L	*83*		*30 - 140*	*08/20/19 08:01*	*08/29/19 22:02*	*1*
PCB-77L	*97*		*30 - 140*	*08/20/19 08:01*	*08/29/19 22:02*	*1*
PCB-81L	*94*		*30 - 140*	*08/20/19 08:01*	*08/29/19 22:02*	*1*
PCB-104L	*89*		*30 - 140*	*08/20/19 08:01*	*08/29/19 22:02*	*1*
PCB-105L	*86*		*30 - 140*	*08/20/19 08:01*	*08/29/19 22:02*	*1*
PCB-114L	*83*		*30 - 140*	*08/20/19 08:01*	*08/29/19 22:02*	*1*
PCB-118L	*84*		*30 - 140*	*08/20/19 08:01*	*08/29/19 22:02*	*1*
PCB-123L	*83*		*30 - 140*	*08/20/19 08:01*	*08/29/19 22:02*	*1*
PCB-126L	*93*		*30 - 140*	*08/20/19 08:01*	*08/29/19 22:02*	*1*
PCB-155L	*101*		*30 - 140*	*08/20/19 08:01*	*08/29/19 22:02*	*1*
PCB-156L	*88*	*C*	*30 - 140*	*08/20/19 08:01*	*08/29/19 22:02*	*1*

Client Sample ID: Q2-0to13-101818
Lab Sample ID: 580-88125-19

Date Collected: 10/18/18 09:39
Matrix: Solid
Date Received: 07/26/19 13:10
Percent Solids: 68.4

Method: 1668A - Chlorinated Biphenyl Congeners (HRGC/HRMS) (Continued)

Isotope Dilution	*%Recovery*	*Qualifier*	*Limits*	*Prepared*	*Analyzed*	*Dil Fac*
PCB-157L	*88*	*C156*	*30 - 140*	*08/20/19 08:01*	*08/29/19 22:02*	*1*
PCB-167L	*88*		*30 - 140*	*08/20/19 08:01*	*08/29/19 22:02*	*1*
PCB-169L	*100*		*30 - 140*	*08/20/19 08:01*	*08/29/19 22:02*	*1*
PCB-170L	*87*		*30 - 140*	*08/20/19 08:01*	*08/29/19 22:02*	*1*
PCB-188L	*80*		*30 - 140*	*08/20/19 08:01*	*08/29/19 22:02*	*1*
PCB-189L	*84*		*30 - 140*	*08/20/19 08:01*	*08/29/19 22:02*	*1*
PCB-202L	*97*		*30 - 140*	*08/20/19 08:01*	*08/29/19 22:02*	*1*
PCB-205L	*80*		*30 - 140*	*08/20/19 08:01*	*08/29/19 22:02*	*1*
PCB-206L	*74*		*30 - 140*	*08/20/19 08:01*	*08/29/19 22:02*	*1*
PCB-208L	*82*		*30 - 140*	*08/20/19 08:01*	*08/29/19 22:02*	*1*
PCB-209L	*71*		*30 - 140*	*08/20/19 08:01*	*08/29/19 22:02*	*1*

Surrogate	*%Recovery*	*Qualifier*	*Limits*	*Prepared*	*Analyzed*	*Dil Fac*
PCB-28L	*79*		*40 - 125*	*08/20/19 08:01*	*08/29/19 22:02*	*1*
PCB-111L	*96*		*40 - 125*	*08/20/19 08:01*	*08/29/19 22:02*	*1*
PCB-178L	*87*		*40 - 125*	*08/20/19 08:01*	*08/29/19 22:02*	*1*

Client Sample ID: Q6-0to27-102018
Lab Sample ID: 580-88125-20

Date Collected: 10/20/18 09:19
Matrix: Solid
Date Received: 07/26/19 13:10
Percent Solids: 30.5

Method: 1668A - Chlorinated Biphenyl Congeners (HRGC/HRMS)

Analyte	Result	Qualifier	RL	EDL	Unit	D	Prepared	Analyzed	Dil Fac
PCB-1	**0.046**	**J B**	0.079	0.0015	ng/g	☼	08/20/19 08:01	08/30/19 08:25	1
PCB-2	**0.047**	**J B**	0.079	0.0016	ng/g	☼	08/20/19 08:01	08/30/19 08:25	1
PCB-3	**0.046**	**J B**	0.079	0.0017	ng/g	☼	08/20/19 08:01	08/30/19 08:25	1
PCB-4	**0.14**	**J**	0.16	0.0035	ng/g	☼	08/20/19 08:01	08/30/19 08:25	1
PCB-5	ND		0.079	0.0023	ng/g	☼	08/20/19 08:01	08/30/19 08:25	1
PCB-6	**0.018**	**J**	0.079	0.0023	ng/g	☼	08/20/19 08:01	08/30/19 08:25	1
PCB-7	**0.0076**	**J q B**	0.079	0.0022	ng/g	☼	08/20/19 08:01	08/30/19 08:25	1
PCB-8	**0.070**	**J B**	0.16	0.0022	ng/g	☼	08/20/19 08:01	08/30/19 08:25	1
PCB-9	**0.0073**	**J q**	0.079	0.0025	ng/g	☼	08/20/19 08:01	08/30/19 08:25	1
PCB-10	**0.0077**	**J**	0.079	0.0024	ng/g	☼	08/20/19 08:01	08/30/19 08:25	1
PCB-11	**0.11**	**J B**	0.16	0.0022	ng/g	☼	08/20/19 08:01	08/30/19 08:25	1
PCB-12	**0.021**	**J q C B**	0.16	0.0022	ng/g	☼	08/20/19 08:01	08/30/19 08:25	1
PCB-13	**0.021**	**J q C12 B**	0.16	0.0022	ng/g	☼	08/20/19 08:01	08/30/19 08:25	1
PCB-14	ND		0.079	0.0019	ng/g	☼	08/20/19 08:01	08/30/19 08:25	1
PCB-15	**0.098**	**B**	0.079	0.0021	ng/g	☼	08/20/19 08:01	08/30/19 08:25	1
PCB-16	**0.053**	**J**	0.079	0.0037	ng/g	☼	08/20/19 08:01	08/30/19 08:25	1
PCB-17	**0.37**	**B**	0.079	0.0029	ng/g	☼	08/20/19 08:01	08/30/19 08:25	1
PCB-18	**0.12**	**J C B**	0.16	0.0025	ng/g	☼	08/20/19 08:01	08/30/19 08:25	1
PCB-19	**0.39**	**B**	0.079	0.0034	ng/g	☼	08/20/19 08:01	08/30/19 08:25	1
PCB-20	**0.57**	**C B**	0.16	0.0031	ng/g	☼	08/20/19 08:01	08/30/19 08:25	1
PCB-21	**0.14**	**J C B**	0.16	0.0029	ng/g	☼	08/20/19 08:01	08/30/19 08:25	1
PCB-22	**0.062**	**J B**	0.079	0.0032	ng/g	☼	08/20/19 08:01	08/30/19 08:25	1
PCB-23	ND		0.079	0.0032	ng/g	☼	08/20/19 08:01	08/30/19 08:25	1
PCB-24	ND		0.079	0.0021	ng/g	☼	08/20/19 08:01	08/30/19 08:25	1
PCB-25	**0.057**	**J B**	0.079	0.0030	ng/g	☼	08/20/19 08:01	08/30/19 08:25	1
PCB-26	**0.044**	**J C B**	0.16	0.0030	ng/g	☼	08/20/19 08:01	08/30/19 08:25	1
PCB-27	**0.085**	**B**	0.079	0.0021	ng/g	☼	08/20/19 08:01	08/30/19 08:25	1

Client Sample ID: Q6-0to27-102018
Date Collected: 10/20/18 09:19
Date Received: 07/26/19 13:10

Lab Sample ID: 580-88125-20
Matrix: Solid
Percent Solids: 30.5

Method: 1668A - Chlorinated Biphenyl Congeners (HRGC/HRMS) (Continued)

Analyte	Result	Qualifier	RL	EDL	Unit	D	Prepared	Analyzed	Dil Fac
PCB-28	0.57	C20 B	0.16	0.0031	ng/g	☼	08/20/19 08:01	08/30/19 08:25	1
PCB-29	0.044	J C26 B	0.16	0.0030	ng/g	☼	08/20/19 08:01	08/30/19 08:25	1
PCB-30	0.12	J C18 B	0.16	0.0025	ng/g	☼	08/20/19 08:01	08/30/19 08:25	1
PCB-31	0.22	B	0.16	0.0029	ng/g	☼	08/20/19 08:01	08/30/19 08:25	1
PCB-32	0.43	B	0.079	0.0019	ng/g	☼	08/20/19 08:01	08/30/19 08:25	1
PCB-33	0.14	J C21 B	0.16	0.0029	ng/g	☼	08/20/19 08:01	08/30/19 08:25	1
PCB-34	ND		0.079	0.0033	ng/g	☼	08/20/19 08:01	08/30/19 08:25	1
PCB-35	0.0096	J	0.079	0.0033	ng/g	☼	08/20/19 08:01	08/30/19 08:25	1
PCB-36	ND		0.079	0.0030	ng/g	☼	08/20/19 08:01	08/30/19 08:25	1
PCB-37	0.11	B	0.079	0.0031	ng/g	☼	08/20/19 08:01	08/30/19 08:25	1
PCB-38	ND		0.079	0.0030	ng/g	☼	08/20/19 08:01	08/30/19 08:25	1
PCB-39	ND		0.079	0.0029	ng/g	☼	08/20/19 08:01	08/30/19 08:25	1
PCB-40	0.85	C	0.24	0.0046	ng/g	☼	08/20/19 08:01	08/30/19 08:25	1
PCB-41	0.85	C40	0.24	0.0046	ng/g	☼	08/20/19 08:01	08/30/19 08:25	1
PCB-42	0.34		0.079	0.0049	ng/g	☼	08/20/19 08:01	08/30/19 08:25	1
PCB-43	0.088	J q C	0.16	0.0042	ng/g	☼	08/20/19 08:01	08/30/19 08:25	1
PCB-44	3.9	C B	0.24	0.0041	ng/g	☼	08/20/19 08:01	08/30/19 08:25	1
PCB-45	1.6	C B	0.16	0.0048	ng/g	☼	08/20/19 08:01	08/30/19 08:25	1
PCB-46	0.17		0.079	0.0055	ng/g	☼	08/20/19 08:01	08/30/19 08:25	1
PCB-47	3.9	C44 B	0.24	0.0041	ng/g	☼	08/20/19 08:01	08/30/19 08:25	1
PCB-48	0.077	J	0.079	0.0045	ng/g	☼	08/20/19 08:01	08/30/19 08:25	1
PCB-49	1.9	C B	0.16	0.0037	ng/g	☼	08/20/19 08:01	08/30/19 08:25	1
PCB-50	1.0	C B	0.16	0.0045	ng/g	☼	08/20/19 08:01	08/30/19 08:25	1
PCB-51	1.6	C45 B	0.16	0.0048	ng/g	☼	08/20/19 08:01	08/30/19 08:25	1
PCB-52	1.9	B	0.079	0.0047	ng/g	☼	08/20/19 08:01	08/30/19 08:25	1
PCB-53	1.0	C50 B	0.16	0.0045	ng/g	☼	08/20/19 08:01	08/30/19 08:25	1
PCB-54	0.20		0.079	0.0025	ng/g	☼	08/20/19 08:01	08/30/19 08:25	1
PCB-55	ND		0.079	0.0033	ng/g	☼	08/20/19 08:01	08/30/19 08:25	1
PCB-56	0.23		0.079	0.0033	ng/g	☼	08/20/19 08:01	08/30/19 08:25	1
PCB-57	ND		0.079	0.0033	ng/g	☼	08/20/19 08:01	08/30/19 08:25	1
PCB-58	ND		0.079	0.0032	ng/g	☼	08/20/19 08:01	08/30/19 08:25	1
PCB-59	0.13	J C	0.24	0.0031	ng/g	☼	08/20/19 08:01	08/30/19 08:25	1
PCB-60	0.058	J	0.079	0.0032	ng/g	☼	08/20/19 08:01	08/30/19 08:25	1
PCB-61	1.3	C B	0.31	0.0031	ng/g	☼	08/20/19 08:01	08/30/19 08:25	1
PCB-62	0.13	J C59	0.24	0.0031	ng/g	☼	08/20/19 08:01	08/30/19 08:25	1
PCB-63	0.058	J	0.079	0.0029	ng/g	☼	08/20/19 08:01	08/30/19 08:25	1
PCB-64	0.27		0.079	0.0030	ng/g	☼	08/20/19 08:01	08/30/19 08:25	1
PCB-65	3.9	C44 B	0.24	0.0041	ng/g	☼	08/20/19 08:01	08/30/19 08:25	1
PCB-66	1.0		0.079	0.0033	ng/g	☼	08/20/19 08:01	08/30/19 08:25	1
PCB-67	0.024	J q	0.079	0.0030	ng/g	☼	08/20/19 08:01	08/30/19 08:25	1
PCB-68	0.063	J q B	0.079	0.0028	ng/g	☼	08/20/19 08:01	08/30/19 08:25	1
PCB-69	1.9	C49 B	0.16	0.0037	ng/g	☼	08/20/19 08:01	08/30/19 08:25	1
PCB-70	1.3	C61 B	0.31	0.0031	ng/g	☼	08/20/19 08:01	08/30/19 08:25	1
PCB-71	0.85	C40	0.24	0.0046	ng/g	☼	08/20/19 08:01	08/30/19 08:25	1
PCB-72	0.051	J	0.079	0.0032	ng/g	☼	08/20/19 08:01	08/30/19 08:25	1
PCB-73	0.088	J q C43	0.16	0.0042	ng/g	☼	08/20/19 08:01	08/30/19 08:25	1
PCB-74	1.3	C61 B	0.31	0.0031	ng/g	☼	08/20/19 08:01	08/30/19 08:25	1
PCB-75	0.13	J C59	0.24	0.0031	ng/g	☼	08/20/19 08:01	08/30/19 08:25	1
PCB-76	1.3	C61 B	0.31	0.0031	ng/g	☼	08/20/19 08:01	08/30/19 08:25	1

Client Sample ID: Q6-0to27-102018
Date Collected: 10/20/18 09:19
Date Received: 07/26/19 13:10

Lab Sample ID: 580-88125-20
Matrix: Solid
Percent Solids: 30.5

Method: 1668A - Chlorinated Biphenyl Congeners (HRGC/HRMS) (Continued)

Analyte	Result	Qualifier	RL	EDL	Unit	D	Prepared	Analyzed	Dil Fac
PCB-77	0.11	B	0.079	0.0031	ng/g	☼	08/20/19 08:01	08/30/19 08:25	1
PCB-78	ND		0.079	0.0032	ng/g	☼	08/20/19 08:01	08/30/19 08:25	1
PCB-79	0.026	J q	0.079	0.0027	ng/g	☼	08/20/19 08:01	08/30/19 08:25	1
PCB-80	ND		0.079	0.0029	ng/g	☼	08/20/19 08:01	08/30/19 08:25	1
PCB-81	0.0087	J q B	0.079	0.0033	ng/g	☼	08/20/19 08:01	08/30/19 08:25	1
PCB-82	0.33		0.079	0.0049	ng/g	☼	08/20/19 08:01	08/30/19 08:25	1
PCB-83	3.5	C	0.16	0.0045	ng/g	☼	08/20/19 08:01	08/30/19 08:25	1
PCB-84	0.97		0.079	0.0049	ng/g	☼	08/20/19 08:01	08/30/19 08:25	1
PCB-85	0.57	C	0.24	0.0035	ng/g	☼	08/20/19 08:01	08/30/19 08:25	1
PCB-86	2.4	C B	0.47	0.0036	ng/g	☼	08/20/19 08:01	08/30/19 08:25	1
PCB-87	2.4	C86 B	0.47	0.0036	ng/g	☼	08/20/19 08:01	08/30/19 08:25	1
PCB-88	1.4	C	0.16	0.0042	ng/g	☼	08/20/19 08:01	08/30/19 08:25	1
PCB-89	0.038	J	0.079	0.0048	ng/g	☼	08/20/19 08:01	08/30/19 08:25	1
PCB-90	6.0	C B	0.24	0.0037	ng/g	☼	08/20/19 08:01	08/30/19 08:25	1
PCB-91	1.4	C88	0.16	0.0042	ng/g	☼	08/20/19 08:01	08/30/19 08:25	1
PCB-92	1.4		0.079	0.0045	ng/g	☼	08/20/19 08:01	08/30/19 08:25	1
PCB-93	0.73	C	0.16	0.0043	ng/g	☼	08/20/19 08:01	08/30/19 08:25	1
PCB-94	0.20		0.079	0.0047	ng/g	☼	08/20/19 08:01	08/30/19 08:25	1
PCB-95	4.3	B	0.079	0.0044	ng/g	☼	08/20/19 08:01	08/30/19 08:25	1
PCB-96	0.13		0.079	0.0035	ng/g	☼	08/20/19 08:01	08/30/19 08:25	1
PCB-97	2.4	C86 B	0.47	0.0036	ng/g	☼	08/20/19 08:01	08/30/19 08:25	1
PCB-98	0.39	C	0.16	0.0043	ng/g	☼	08/20/19 08:01	08/30/19 08:25	1
PCB-99	3.5	C83	0.16	0.0045	ng/g	☼	08/20/19 08:01	08/30/19 08:25	1
PCB-100	0.73	C93	0.16	0.0043	ng/g	☼	08/20/19 08:01	08/30/19 08:25	1
PCB-101	6.0	C90 B	0.24	0.0037	ng/g	☼	08/20/19 08:01	08/30/19 08:25	1
PCB-102	0.39	C98	0.16	0.0043	ng/g	☼	08/20/19 08:01	08/30/19 08:25	1
PCB-103	0.35	B	0.079	0.0041	ng/g	☼	08/20/19 08:01	08/30/19 08:25	1
PCB-104	0.051	J	0.079	0.0031	ng/g	☼	08/20/19 08:01	08/30/19 08:25	1
PCB-105	0.74	B	0.079	0.0052	ng/g	☼	08/20/19 08:01	08/30/19 08:25	1
PCB-106	ND		0.079	0.0053	ng/g	☼	08/20/19 08:01	08/30/19 08:25	1
PCB-107	0.30		0.079	0.0050	ng/g	☼	08/20/19 08:01	08/30/19 08:25	1
PCB-108	0.083	J q C	0.16	0.0054	ng/g	☼	08/20/19 08:01	08/30/19 08:25	1
PCB-109	2.4	C86 B	0.47	0.0036	ng/g	☼	08/20/19 08:01	08/30/19 08:25	1
PCB-110	5.0	C	0.16	0.0031	ng/g	☼	08/20/19 08:01	08/30/19 08:25	1
PCB-111	0.033	J	0.079	0.0030	ng/g	☼	08/20/19 08:01	08/30/19 08:25	1
PCB-112	ND		0.079	0.0031	ng/g	☼	08/20/19 08:01	08/30/19 08:25	1
PCB-113	6.0	C90 B	0.24	0.0037	ng/g	☼	08/20/19 08:01	08/30/19 08:25	1
PCB-114	0.047	J B	0.079	0.0049	ng/g	☼	08/20/19 08:01	08/30/19 08:25	1
PCB-115	5.0	C110	0.16	0.0031	ng/g	☼	08/20/19 08:01	08/30/19 08:25	1
PCB-116	0.57	C85	0.24	0.0035	ng/g	☼	08/20/19 08:01	08/30/19 08:25	1
PCB-117	0.57	C85	0.24	0.0035	ng/g	☼	08/20/19 08:01	08/30/19 08:25	1
PCB-118	2.7	B	0.079	0.0050	ng/g	☼	08/20/19 08:01	08/30/19 08:25	1
PCB-119	2.4	C86 B	0.47	0.0036	ng/g	☼	08/20/19 08:01	08/30/19 08:25	1
PCB-120	0.076	J q	0.079	0.0029	ng/g	☼	08/20/19 08:01	08/30/19 08:25	1
PCB-121	0.028	J	0.079	0.0030	ng/g	☼	08/20/19 08:01	08/30/19 08:25	1
PCB-122	0.030	J	0.079	0.0058	ng/g	☼	08/20/19 08:01	08/30/19 08:25	1
PCB-123	0.049	J B	0.079	0.0052	ng/g	☼	08/20/19 08:01	08/30/19 08:25	1
PCB-124	0.083	J q C108	0.16	0.0054	ng/g	☼	08/20/19 08:01	08/30/19 08:25	1
PCB-125	2.4	C86 B	0.47	0.0036	ng/g	☼	08/20/19 08:01	08/30/19 08:25	1

Client Sample ID: Q6-0to27-102018
Date Collected: 10/20/18 09:19
Date Received: 07/26/19 13:10

Lab Sample ID: 580-88125-20
Matrix: Solid
Percent Solids: 30.5

Method: 1668A - Chlorinated Biphenyl Congeners (HRGC/HRMS) (Continued)

Analyte	Result	Qualifier	RL	EDL	Unit	D	Prepared	Analyzed	Dil Fac
PCB-126	0.026	J B	0.079	0.0050	ng/g	☼	08/20/19 08:01	08/30/19 08:25	1
PCB-127	ND		0.079	0.0052	ng/g	☼	08/20/19 08:01	08/30/19 08:25	1
PCB-128	0.98	C B	0.16	0.0050	ng/g	☼	08/20/19 08:01	08/30/19 08:25	1
PCB-129	9.4	C B	0.31	0.0051	ng/g	☼	08/20/19 08:01	08/30/19 08:25	1
PCB-130	0.53		0.079	0.0067	ng/g	☼	08/20/19 08:01	08/30/19 08:25	1
PCB-131	0.081		0.079	0.0065	ng/g	☼	08/20/19 08:01	08/30/19 08:25	1
PCB-132	2.8		0.079	0.0063	ng/g	☼	08/20/19 08:01	08/30/19 08:25	1
PCB-133	0.25		0.079	0.0061	ng/g	☼	08/20/19 08:01	08/30/19 08:25	1
PCB-134	0.50	C	0.16	0.0065	ng/g	☼	08/20/19 08:01	08/30/19 08:25	1
PCB-135	4.4	C B	0.16	0.0035	ng/g	☼	08/20/19 08:01	08/30/19 08:25	1
PCB-136	1.5	B	0.079	0.0026	ng/g	☼	08/20/19 08:01	08/30/19 08:25	1
PCB-137	0.17		0.079	0.0052	ng/g	☼	08/20/19 08:01	08/30/19 08:25	1
PCB-138	9.4	C129 B	0.31	0.0051	ng/g	☼	08/20/19 08:01	08/30/19 08:25	1
PCB-139	0.16	C B	0.16	0.0055	ng/g	☼	08/20/19 08:01	08/30/19 08:25	1
PCB-140	0.16	C139 B	0.16	0.0055	ng/g	☼	08/20/19 08:01	08/30/19 08:25	1
PCB-141	1.8		0.079	0.0058	ng/g	☼	08/20/19 08:01	08/30/19 08:25	1
PCB-142	ND		0.079	0.0065	ng/g	☼	08/20/19 08:01	08/30/19 08:25	1
PCB-143	0.50	C134	0.16	0.0065	ng/g	☼	08/20/19 08:01	08/30/19 08:25	1
PCB-144	0.48		0.079	0.0033	ng/g	☼	08/20/19 08:01	08/30/19 08:25	1
PCB-145	ND		0.079	0.0026	ng/g	☼	08/20/19 08:01	08/30/19 08:25	1
PCB-146	2.1	B	0.079	0.0055	ng/g	☼	08/20/19 08:01	08/30/19 08:25	1
PCB-147	9.1	C B	0.16	0.0057	ng/g	☼	08/20/19 08:01	08/30/19 08:25	1
PCB-148	0.081		0.079	0.0034	ng/g	☼	08/20/19 08:01	08/30/19 08:25	1
PCB-149	9.1	C147 B	0.16	0.0057	ng/g	☼	08/20/19 08:01	08/30/19 08:25	1
PCB-150	0.085		0.079	0.0025	ng/g	☼	08/20/19 08:01	08/30/19 08:25	1
PCB-151	4.4	C135 B	0.16	0.0035	ng/g	☼	08/20/19 08:01	08/30/19 08:25	1
PCB-152	0.042	J	0.079	0.0024	ng/g	☼	08/20/19 08:01	08/30/19 08:25	1
PCB-153	9.6	C B	0.16	0.0045	ng/g	☼	08/20/19 08:01	08/30/19 08:25	1
PCB-154	0.43		0.079	0.0030	ng/g	☼	08/20/19 08:01	08/30/19 08:25	1
PCB-155	0.011	J B	0.079	0.0023	ng/g	☼	08/20/19 08:01	08/30/19 08:25	1
PCB-156	0.80	C B	0.16	0.0052	ng/g	☼	08/20/19 08:01	08/30/19 08:25	1
PCB-157	0.80	C156 B	0.16	0.0052	ng/g	☼	08/20/19 08:01	08/30/19 08:25	1
PCB-158	0.80		0.079	0.0040	ng/g	☼	08/20/19 08:01	08/30/19 08:25	1
PCB-159	0.14		0.079	0.0042	ng/g	☼	08/20/19 08:01	08/30/19 08:25	1
PCB-160	9.4	C129 B	0.31	0.0051	ng/g	☼	08/20/19 08:01	08/30/19 08:25	1
PCB-161	ND		0.079	0.0041	ng/g	☼	08/20/19 08:01	08/30/19 08:25	1
PCB-162	ND		0.079	0.0041	ng/g	☼	08/20/19 08:01	08/30/19 08:25	1
PCB-163	9.4	C129 B	0.31	0.0051	ng/g	☼	08/20/19 08:01	08/30/19 08:25	1
PCB-164	0.74		0.079	0.0044	ng/g	☼	08/20/19 08:01	08/30/19 08:25	1
PCB-165	ND		0.079	0.0049	ng/g	☼	08/20/19 08:01	08/30/19 08:25	1
PCB-166	0.98	C128 B	0.16	0.0050	ng/g	☼	08/20/19 08:01	08/30/19 08:25	1
PCB-167	0.32	B	0.079	0.0035	ng/g	☼	08/20/19 08:01	08/30/19 08:25	1
PCB-168	9.6	C153 B	0.16	0.0045	ng/g	☼	08/20/19 08:01	08/30/19 08:25	1
PCB-169	ND		0.079	0.0037	ng/g	☼	08/20/19 08:01	08/30/19 08:25	1
PCB-170	4.4	B	0.079	0.0037	ng/g	☼	08/20/19 08:01	08/30/19 08:25	1
PCB-171	1.4	C B	0.16	0.0038	ng/g	☼	08/20/19 08:01	08/30/19 08:25	1
PCB-172	0.69		0.079	0.0037	ng/g	☼	08/20/19 08:01	08/30/19 08:25	1
PCB-173	1.4	C171 B	0.16	0.0038	ng/g	☼	08/20/19 08:01	08/30/19 08:25	1
PCB-174	4.6	B	0.079	0.0038	ng/g	☼	08/20/19 08:01	08/30/19 08:25	1

Client Sample ID: Q6-0to27-102018
Date Collected: 10/20/18 09:19
Date Received: 07/26/19 13:10

Lab Sample ID: 580-88125-20
Matrix: Solid
Percent Solids: 30.5

Method: 1668A - Chlorinated Biphenyl Congeners (HRGC/HRMS) (Continued)

Analyte	Result	Qualifier	RL	EDL	Unit	D	Prepared	Analyzed	Dil Fac
PCB-175	0.17	B	0.079	0.0034	ng/g	☼	08/20/19 08:01	08/30/19 08:25	1
PCB-176	0.52	B	0.079	0.0024	ng/g	☼	08/20/19 08:01	08/30/19 08:25	1
PCB-177	2.8	B	0.079	0.0039	ng/g	☼	08/20/19 08:01	08/30/19 08:25	1
PCB-178	0.91		0.079	0.0035	ng/g	☼	08/20/19 08:01	08/30/19 08:25	1
PCB-179	1.9	B	0.079	0.0026	ng/g	☼	08/20/19 08:01	08/30/19 08:25	1
PCB-180	9.6	C B	0.16	0.0030	ng/g	☼	08/20/19 08:01	08/30/19 08:25	1
PCB-181	0.039	J	0.079	0.0033	ng/g	☼	08/20/19 08:01	08/30/19 08:25	1
PCB-182	0.047	J	0.079	0.0032	ng/g	☼	08/20/19 08:01	08/30/19 08:25	1
PCB-183	2.9	C B	0.16	0.0032	ng/g	☼	08/20/19 08:01	08/30/19 08:25	1
PCB-184	ND		0.079	0.0026	ng/g	☼	08/20/19 08:01	08/30/19 08:25	1
PCB-185	2.9	C183 B	0.16	0.0032	ng/g	☼	08/20/19 08:01	08/30/19 08:25	1
PCB-186	ND		0.079	0.0025	ng/g	☼	08/20/19 08:01	08/30/19 08:25	1
PCB-187	5.4	B	0.079	0.0033	ng/g	☼	08/20/19 08:01	08/30/19 08:25	1
PCB-188	ND		0.079	0.0024	ng/g	☼	08/20/19 08:01	08/30/19 08:25	1
PCB-189	0.17	B	0.079	0.0029	ng/g	☼	08/20/19 08:01	08/30/19 08:25	1
PCB-190	0.92	B	0.079	0.0026	ng/g	☼	08/20/19 08:01	08/30/19 08:25	1
PCB-191	0.19		0.079	0.0026	ng/g	☼	08/20/19 08:01	08/30/19 08:25	1
PCB-192	ND		0.079	0.0028	ng/g	☼	08/20/19 08:01	08/30/19 08:25	1
PCB-193	9.6	C180 B	0.16	0.0030	ng/g	☼	08/20/19 08:01	08/30/19 08:25	1
PCB-194	2.0	B	0.079	0.0078	ng/g	☼	08/20/19 08:01	08/30/19 08:25	1
PCB-195	0.97		0.079	0.0093	ng/g	☼	08/20/19 08:01	08/30/19 08:25	1
PCB-196	1.0	B	0.079	0.0075	ng/g	☼	08/20/19 08:01	08/30/19 08:25	1
PCB-197	0.068	J B	0.079	0.0054	ng/g	☼	08/20/19 08:01	08/30/19 08:25	1
PCB-198	2.0	C B	0.16	0.0080	ng/g	☼	08/20/19 08:01	08/30/19 08:25	1
PCB-199	2.0	C198 B	0.16	0.0080	ng/g	☼	08/20/19 08:01	08/30/19 08:25	1
PCB-200	0.25		0.079	0.0058	ng/g	☼	08/20/19 08:01	08/30/19 08:25	1
PCB-201	0.23	B	0.079	0.0055	ng/g	☼	08/20/19 08:01	08/30/19 08:25	1
PCB-202	0.36	B	0.079	0.0062	ng/g	☼	08/20/19 08:01	08/30/19 08:25	1
PCB-203	1.2	B	0.079	0.0071	ng/g	☼	08/20/19 08:01	08/30/19 08:25	1
PCB-204	ND		0.079	0.0060	ng/g	☼	08/20/19 08:01	08/30/19 08:25	1
PCB-205	0.11	B	0.079	0.0059	ng/g	☼	08/20/19 08:01	08/30/19 08:25	1
PCB-206	15	q B	0.079	0.012	ng/g	☼	08/20/19 08:01	08/30/19 08:25	1
PCB-207	0.063	J	0.079	0.0084	ng/g	☼	08/20/19 08:01	08/30/19 08:25	1
PCB-208	0.14		0.079	0.0085	ng/g	☼	08/20/19 08:01	08/30/19 08:25	1
PCB-209	0.27	B	0.079	0.0020	ng/g	☼	08/20/19 08:01	08/30/19 08:25	1
Total Monochlorobiphenyls	0.14	B	0.079	0.0016	ng/g	☼	08/20/19 08:01	08/30/19 08:25	1
Total Dichlorobiphenyls	0.48	q B	0.16	0.0023	ng/g	☼	08/20/19 08:01	08/30/19 08:25	1
Total Trichlorobiphenyls	2.7	B	0.16	0.0029	ng/g	☼	08/20/19 08:01	08/30/19 08:25	1
Total Tetrachlorobiphenyls	15	q B	0.31	0.0036	ng/g	☼	08/20/19 08:01	08/30/19 08:25	1
Total Pentachlorobiphenyls	32	q B	0.47	0.0043	ng/g	☼	08/20/19 08:01	08/30/19 08:25	1
Total Hexachlorobiphenyls	47	B	0.31	0.0045	ng/g	☼	08/20/19 08:01	08/30/19 08:25	1
Total Heptachlorobiphenyls	37	B	0.16	0.0031	ng/g	☼	08/20/19 08:01	08/30/19 08:25	1
Total Octachlorobiphenyls	8.2	B	0.16	0.0068	ng/g	☼	08/20/19 08:01	08/30/19 08:25	1
Total Nonachlorobiphenyls	15	q B	0.079	0.0096	ng/g	☼	08/20/19 08:01	08/30/19 08:25	1
Polychlorinated biphenyls, Total	160	q B	0.47	0.0044	ng/g	☼	08/20/19 08:01	08/30/19 08:25	1

Isotope Dilution	*%Recovery*	*Qualifier*	*Limits*	*Prepared*	*Analyzed*	*Dil Fac*
PCB-1L	*73*		*30 - 140*	*08/20/19 08:01*	*08/30/19 08:25*	*1*
PCB-3L	*74*		*30 - 140*	*08/20/19 08:01*	*08/30/19 08:25*	*1*
PCB-4L	*73*		*30 - 140*	*08/20/19 08:01*	*08/30/19 08:25*	*1*

Client Sample ID: Q6-0to27-102018
Lab Sample ID: 580-88125-20

Date Collected: 10/20/18 09:19
Matrix: Solid
Date Received: 07/26/19 13:10
Percent Solids: 30.5

Method: 1668A - Chlorinated Biphenyl Congeners (HRGC/HRMS) (Continued)

Isotope Dilution	%Recovery	Qualifier	Limits	Prepared	Analyzed	Dil Fac
PCB-15L	80		30 - 140	08/20/19 08:01	08/30/19 08:25	1
PCB-19L	78		30 - 140	08/20/19 08:01	08/30/19 08:25	1
PCB-37L	95		30 - 140	08/20/19 08:01	08/30/19 08:25	1
PCB-54L	101		30 - 140	08/20/19 08:01	08/30/19 08:25	1
PCB-77L	102		30 - 140	08/20/19 08:01	08/30/19 08:25	1
PCB-81L	98		30 - 140	08/20/19 08:01	08/30/19 08:25	1
PCB-104L	86		30 - 140	08/20/19 08:01	08/30/19 08:25	1
PCB-105L	86		30 - 140	08/20/19 08:01	08/30/19 08:25	1
PCB-114L	85		30 - 140	08/20/19 08:01	08/30/19 08:25	1
PCB-118L	86		30 - 140	08/20/19 08:01	08/30/19 08:25	1
PCB-123L	84		30 - 140	08/20/19 08:01	08/30/19 08:25	1
PCB-126L	96		30 - 140	08/20/19 08:01	08/30/19 08:25	1
PCB-155L	101		30 - 140	08/20/19 08:01	08/30/19 08:25	1
PCB-156L	89	C	30 - 140	08/20/19 08:01	08/30/19 08:25	1
PCB-157L	89	C156	30 - 140	08/20/19 08:01	08/30/19 08:25	1
PCB-167L	88		30 - 140	08/20/19 08:01	08/30/19 08:25	1
PCB-169L	103		30 - 140	08/20/19 08:01	08/30/19 08:25	1
PCB-170L	86		30 - 140	08/20/19 08:01	08/30/19 08:25	1
PCB-188L	85		30 - 140	08/20/19 08:01	08/30/19 08:25	1
PCB-189L	91		30 - 140	08/20/19 08:01	08/30/19 08:25	1
PCB-202L	91		30 - 140	08/20/19 08:01	08/30/19 08:25	1
PCB-205L	82		30 - 140	08/20/19 08:01	08/30/19 08:25	1
PCB-206L	77		30 - 140	08/20/19 08:01	08/30/19 08:25	1
PCB-208L	86		30 - 140	08/20/19 08:01	08/30/19 08:25	1
PCB-209L	69		30 - 140	08/20/19 08:01	08/30/19 08:25	1

Surrogate	%Recovery	Qualifier	Limits	Prepared	Analyzed	Dil Fac
PCB-28L	79		40 - 125	08/20/19 08:01	08/30/19 08:25	1
PCB-111L	94		40 - 125	08/20/19 08:01	08/30/19 08:25	1
PCB-178L	91		40 - 125	08/20/19 08:01	08/30/19 08:25	1

Client Sample ID: T6-0to29-101618
Lab Sample ID: 580-88125-21

Date Collected: 10/16/18 14:38
Matrix: Solid
Date Received: 07/26/19 13:10
Percent Solids: 32.5

Method: 1668A - Chlorinated Biphenyl Congeners (HRGC/HRMS)

Analyte	Result	Qualifier	RL	EDL	Unit	D	Prepared	Analyzed	Dil Fac
PCB-1	0.087	B	0.015	0.00037	ng/g	☼	08/20/19 08:01	08/29/19 23:04	1
PCB-2	0.053	B	0.015	0.00040	ng/g	☼	08/20/19 08:01	08/29/19 23:04	1
PCB-3	0.057	B	0.015	0.00042	ng/g	☼	08/20/19 08:01	08/29/19 23:04	1
PCB-4	0.21		0.030	0.00097	ng/g	☼	08/20/19 08:01	08/29/19 23:04	1
PCB-5	0.0036	J	0.015	0.00061	ng/g	☼	08/20/19 08:01	08/29/19 23:04	1
PCB-6	0.051		0.015	0.00061	ng/g	☼	08/20/19 08:01	08/29/19 23:04	1
PCB-7	0.0098	J B	0.015	0.00058	ng/g	☼	08/20/19 08:01	08/29/19 23:04	1
PCB-8	0.17	B	0.030	0.00060	ng/g	☼	08/20/19 08:01	08/29/19 23:04	1
PCB-9	0.012	J	0.015	0.00067	ng/g	☼	08/20/19 08:01	08/29/19 23:04	1
PCB-10	0.0060	J q	0.015	0.00064	ng/g	☼	08/20/19 08:01	08/29/19 23:04	1
PCB-11	0.098	B	0.030	0.00058	ng/g	☼	08/20/19 08:01	08/29/19 23:04	1
PCB-12	0.039	C B	0.030	0.00058	ng/g	☼	08/20/19 08:01	08/29/19 23:04	1
PCB-13	0.039	C12 B	0.030	0.00058	ng/g	☼	08/20/19 08:01	08/29/19 23:04	1

Client Sample ID: T6-0to29-101618
Lab Sample ID: 580-88125-21

Date Collected: 10/16/18 14:38
Matrix: Solid

Date Received: 07/26/19 13:10
Percent Solids: 32.5

Method: 1668A - Chlorinated Biphenyl Congeners (HRGC/HRMS) (Continued)

Analyte	Result	Qualifier	RL	EDL	Unit	D	Prepared	Analyzed	Dil Fac
PCB-14	ND		0.015	0.00051	ng/g	☼	08/20/19 08:01	08/29/19 23:04	1
PCB-15	**0.12**	**B**	0.015	0.00056	ng/g	☼	08/20/19 08:01	08/29/19 23:04	1
PCB-16	**0.069**	**q**	0.015	0.0010	ng/g	☼	08/20/19 08:01	08/29/19 23:04	1
PCB-17	**0.26**	**B**	0.015	0.00081	ng/g	☼	08/20/19 08:01	08/29/19 23:04	1
PCB-18	**0.18**	**C B**	0.030	0.00069	ng/g	☼	08/20/19 08:01	08/29/19 23:04	1
PCB-19	**0.24**	**B**	0.015	0.00097	ng/g	☼	08/20/19 08:01	08/29/19 23:04	1
PCB-20	**0.41**	**C B**	0.030	0.0023	ng/g	☼	08/20/19 08:01	08/29/19 23:04	1
PCB-21	**0.16**	**C B**	0.030	0.0022	ng/g	☼	08/20/19 08:01	08/29/19 23:04	1
PCB-22	**0.076**	**B**	0.015	0.0025	ng/g	☼	08/20/19 08:01	08/29/19 23:04	1
PCB-23	ND		0.015	0.0024	ng/g	☼	08/20/19 08:01	08/29/19 23:04	1
PCB-24	**0.0027**	**J B**	0.015	0.00060	ng/g	☼	08/20/19 08:01	08/29/19 23:04	1
PCB-25	**0.052**	**B**	0.015	0.0023	ng/g	☼	08/20/19 08:01	08/29/19 23:04	1
PCB-26	**0.065**	**C B**	0.030	0.0023	ng/g	☼	08/20/19 08:01	08/29/19 23:04	1
PCB-27	**0.058**	**B**	0.015	0.00058	ng/g	☼	08/20/19 08:01	08/29/19 23:04	1
PCB-28	**0.41**	**C20 B**	0.030	0.0023	ng/g	☼	08/20/19 08:01	08/29/19 23:04	1
PCB-29	**0.065**	**C26 B**	0.030	0.0023	ng/g	☼	08/20/19 08:01	08/29/19 23:04	1
PCB-30	**0.18**	**C18 B**	0.030	0.00069	ng/g	☼	08/20/19 08:01	08/29/19 23:04	1
PCB-31	**0.25**	**B**	0.030	0.0022	ng/g	☼	08/20/19 08:01	08/29/19 23:04	1
PCB-32	**0.19**	**B**	0.015	0.00054	ng/g	☼	08/20/19 08:01	08/29/19 23:04	1
PCB-33	**0.16**	**C21 B**	0.030	0.0022	ng/g	☼	08/20/19 08:01	08/29/19 23:04	1
PCB-34	**0.0046**	**J**	0.015	0.0025	ng/g	☼	08/20/19 08:01	08/29/19 23:04	1
PCB-35	**0.0083**	**J**	0.015	0.0025	ng/g	☼	08/20/19 08:01	08/29/19 23:04	1
PCB-36	ND		0.015	0.0023	ng/g	☼	08/20/19 08:01	08/29/19 23:04	1
PCB-37	**0.13**	**B**	0.015	0.0024	ng/g	☼	08/20/19 08:01	08/29/19 23:04	1
PCB-38	ND		0.015	0.0023	ng/g	☼	08/20/19 08:01	08/29/19 23:04	1
PCB-39	ND		0.015	0.0022	ng/g	☼	08/20/19 08:01	08/29/19 23:04	1
PCB-40	**0.61**	**C**	0.046	0.0023	ng/g	☼	08/20/19 08:01	08/29/19 23:04	1
PCB-41	**0.61**	**C40**	0.046	0.0023	ng/g	☼	08/20/19 08:01	08/29/19 23:04	1
PCB-42	**0.23**		0.015	0.0024	ng/g	☼	08/20/19 08:01	08/29/19 23:04	1
PCB-43	**0.077**	**C**	0.030	0.0021	ng/g	☼	08/20/19 08:01	08/29/19 23:04	1
PCB-44	**2.9**	**C B**	0.046	0.0020	ng/g	☼	08/20/19 08:01	08/29/19 23:04	1
PCB-45	**1.0**	**C B**	0.030	0.0023	ng/g	☼	08/20/19 08:01	08/29/19 23:04	1
PCB-46	**0.061**		0.015	0.0027	ng/g	☼	08/20/19 08:01	08/29/19 23:04	1
PCB-47	**2.9**	**C44 B**	0.046	0.0020	ng/g	☼	08/20/19 08:01	08/29/19 23:04	1
PCB-48	**0.098**		0.015	0.0022	ng/g	☼	08/20/19 08:01	08/29/19 23:04	1
PCB-49	**1.4**	**C B**	0.030	0.0018	ng/g	☼	08/20/19 08:01	08/29/19 23:04	1
PCB-50	**0.53**	**C B**	0.030	0.0022	ng/g	☼	08/20/19 08:01	08/29/19 23:04	1
PCB-51	**1.0**	**C45 B**	0.030	0.0023	ng/g	☼	08/20/19 08:01	08/29/19 23:04	1
PCB-52	**2.3**	**B**	0.015	0.0023	ng/g	☼	08/20/19 08:01	08/29/19 23:04	1
PCB-53	**0.53**	**C50 B**	0.030	0.0022	ng/g	☼	08/20/19 08:01	08/29/19 23:04	1
PCB-54	**0.12**		0.015	0.00045	ng/g	☼	08/20/19 08:01	08/29/19 23:04	1
PCB-55	ND		0.015	0.0016	ng/g	☼	08/20/19 08:01	08/29/19 23:04	1
PCB-56	**0.33**		0.015	0.0016	ng/g	☼	08/20/19 08:01	08/29/19 23:04	1
PCB-57	ND		0.015	0.0016	ng/g	☼	08/20/19 08:01	08/29/19 23:04	1
PCB-58	ND		0.015	0.0016	ng/g	☼	08/20/19 08:01	08/29/19 23:04	1
PCB-59	**0.10**	**C**	0.046	0.0015	ng/g	☼	08/20/19 08:01	08/29/19 23:04	1
PCB-60	**0.090**		0.015	0.0016	ng/g	☼	08/20/19 08:01	08/29/19 23:04	1
PCB-61	**1.9**	**C B**	0.061	0.0015	ng/g	☼	08/20/19 08:01	08/29/19 23:04	1
PCB-62	**0.10**	**C59**	0.046	0.0015	ng/g	☼	08/20/19 08:01	08/29/19 23:04	1

Client Sample ID: T6-0to29-101618
Date Collected: 10/16/18 14:38
Date Received: 07/26/19 13:10

Lab Sample ID: 580-88125-21
Matrix: Solid
Percent Solids: 32.5

Method: 1668A - Chlorinated Biphenyl Congeners (HRGC/HRMS) (Continued)

Analyte	Result	Qualifier	RL	EDL	Unit	D	Prepared	Analyzed	Dil Fac
PCB-63	0.044		0.015	0.0014	ng/g	☼	08/20/19 08:01	08/29/19 23:04	1
PCB-64	0.34		0.015	0.0015	ng/g	☼	08/20/19 08:01	08/29/19 23:04	1
PCB-65	2.9	C44 B	0.046	0.0020	ng/g	☼	08/20/19 08:01	08/29/19 23:04	1
PCB-66	1.1		0.015	0.0016	ng/g	☼	08/20/19 08:01	08/29/19 23:04	1
PCB-67	0.029		0.015	0.0015	ng/g	☼	08/20/19 08:01	08/29/19 23:04	1
PCB-68	0.046	B	0.015	0.0014	ng/g	☼	08/20/19 08:01	08/29/19 23:04	1
PCB-69	1.4	C49 B	0.030	0.0018	ng/g	☼	08/20/19 08:01	08/29/19 23:04	1
PCB-70	1.9	C61 B	0.061	0.0015	ng/g	☼	08/20/19 08:01	08/29/19 23:04	1
PCB-71	0.61	C40	0.046	0.0023	ng/g	☼	08/20/19 08:01	08/29/19 23:04	1
PCB-72	0.046		0.015	0.0016	ng/g	☼	08/20/19 08:01	08/29/19 23:04	1
PCB-73	0.077	C43	0.030	0.0021	ng/g	☼	08/20/19 08:01	08/29/19 23:04	1
PCB-74	1.9	C61 B	0.061	0.0015	ng/g	☼	08/20/19 08:01	08/29/19 23:04	1
PCB-75	0.10	C59	0.046	0.0015	ng/g	☼	08/20/19 08:01	08/29/19 23:04	1
PCB-76	1.9	C61 B	0.061	0.0015	ng/g	☼	08/20/19 08:01	08/29/19 23:04	1
PCB-77	0.097	B	0.015	0.0016	ng/g	☼	08/20/19 08:01	08/29/19 23:04	1
PCB-78	ND		0.015	0.0016	ng/g	☼	08/20/19 08:01	08/29/19 23:04	1
PCB-79	0.038		0.015	0.0013	ng/g	☼	08/20/19 08:01	08/29/19 23:04	1
PCB-80	ND		0.015	0.0014	ng/g	☼	08/20/19 08:01	08/29/19 23:04	1
PCB-81	ND		0.015	0.0016	ng/g	☼	08/20/19 08:01	08/29/19 23:04	1
PCB-82	0.43		0.015	0.0010	ng/g	☼	08/20/19 08:01	08/29/19 23:04	1
PCB-83	3.6	C	0.030	0.00095	ng/g	☼	08/20/19 08:01	08/29/19 23:04	1
PCB-84	1.1		0.015	0.0010	ng/g	☼	08/20/19 08:01	08/29/19 23:04	1
PCB-85	0.66	C	0.046	0.00074	ng/g	☼	08/20/19 08:01	08/29/19 23:04	1
PCB-86	2.8	C B	0.091	0.00075	ng/g	☼	08/20/19 08:01	08/29/19 23:04	1
PCB-87	2.8	C86 B	0.091	0.00075	ng/g	☼	08/20/19 08:01	08/29/19 23:04	1
PCB-88	1.2	C	0.030	0.00089	ng/g	☼	08/20/19 08:01	08/29/19 23:04	1
PCB-89	0.043		0.015	0.0010	ng/g	☼	08/20/19 08:01	08/29/19 23:04	1
PCB-90	6.4	C B	0.046	0.00079	ng/g	☼	08/20/19 08:01	08/29/19 23:04	1
PCB-91	1.2	C88	0.030	0.00089	ng/g	☼	08/20/19 08:01	08/29/19 23:04	1
PCB-92	1.4		0.015	0.00094	ng/g	☼	08/20/19 08:01	08/29/19 23:04	1
PCB-93	0.54	C	0.030	0.00091	ng/g	☼	08/20/19 08:01	08/29/19 23:04	1
PCB-94	0.14		0.015	0.00099	ng/g	☼	08/20/19 08:01	08/29/19 23:04	1
PCB-95	4.7	B	0.015	0.00093	ng/g	☼	08/20/19 08:01	08/29/19 23:04	1
PCB-96	0.098		0.015	0.00073	ng/g	☼	08/20/19 08:01	08/29/19 23:04	1
PCB-97	2.8	C86 B	0.091	0.00075	ng/g	☼	08/20/19 08:01	08/29/19 23:04	1
PCB-98	0.34	C	0.030	0.00091	ng/g	☼	08/20/19 08:01	08/29/19 23:04	1
PCB-99	3.6	C83	0.030	0.00095	ng/g	☼	08/20/19 08:01	08/29/19 23:04	1
PCB-100	0.54	C93	0.030	0.00091	ng/g	☼	08/20/19 08:01	08/29/19 23:04	1
PCB-101	6.4	C90 B	0.046	0.00079	ng/g	☼	08/20/19 08:01	08/29/19 23:04	1
PCB-102	0.34	C98	0.030	0.00091	ng/g	☼	08/20/19 08:01	08/29/19 23:04	1
PCB-103	0.29	B	0.015	0.00087	ng/g	☼	08/20/19 08:01	08/29/19 23:04	1
PCB-104	0.035		0.015	0.00064	ng/g	☼	08/20/19 08:01	08/29/19 23:04	1
PCB-105	1.1	B	0.015	0.0035	ng/g	☼	08/20/19 08:01	08/29/19 23:04	1
PCB-106	ND		0.015	0.0035	ng/g	☼	08/20/19 08:01	08/29/19 23:04	1
PCB-107	0.33		0.015	0.0033	ng/g	☼	08/20/19 08:01	08/29/19 23:04	1
PCB-108	0.12	C	0.030	0.0035	ng/g	☼	08/20/19 08:01	08/29/19 23:04	1
PCB-109	2.8	C86 B	0.091	0.00075	ng/g	☼	08/20/19 08:01	08/29/19 23:04	1
PCB-110	5.6	C	0.030	0.00066	ng/g	☼	08/20/19 08:01	08/29/19 23:04	1
PCB-111	0.024	q	0.015	0.00063	ng/g	☼	08/20/19 08:01	08/29/19 23:04	1

Client Sample ID: T6-0to29-101618
Date Collected: 10/16/18 14:38
Date Received: 07/26/19 13:10

Lab Sample ID: 580-88125-21
Matrix: Solid
Percent Solids: 32.5

Method: 1668A - Chlorinated Biphenyl Congeners (HRGC/HRMS) (Continued)

Analyte	Result	Qualifier	RL	EDL	Unit	D	Prepared	Analyzed	Dil Fac
PCB-112	ND		0.015	0.00066	ng/g	☼	08/20/19 08:01	08/29/19 23:04	1
PCB-113	**6.4**	**C90 B**	0.046	0.00079	ng/g	☼	08/20/19 08:01	08/29/19 23:04	1
PCB-114	**0.065**	**B**	0.015	0.0031	ng/g	☼	08/20/19 08:01	08/29/19 23:04	1
PCB-115	**5.6**	**C110**	0.030	0.00066	ng/g	☼	08/20/19 08:01	08/29/19 23:04	1
PCB-116	**0.66**	**C85**	0.046	0.00074	ng/g	☼	08/20/19 08:01	08/29/19 23:04	1
PCB-117	**0.66**	**C85**	0.046	0.00074	ng/g	☼	08/20/19 08:01	08/29/19 23:04	1
PCB-118	**3.4**	**B**	0.015	0.0034	ng/g	☼	08/20/19 08:01	08/29/19 23:04	1
PCB-119	**2.8**	**C86 B**	0.091	0.00075	ng/g	☼	08/20/19 08:01	08/29/19 23:04	1
PCB-120	**0.070**		0.015	0.00060	ng/g	☼	08/20/19 08:01	08/29/19 23:04	1
PCB-121	ND		0.015	0.00064	ng/g	☼	08/20/19 08:01	08/29/19 23:04	1
PCB-122	**0.039**		0.015	0.0038	ng/g	☼	08/20/19 08:01	08/29/19 23:04	1
PCB-123	**0.045**	**B**	0.015	0.0033	ng/g	☼	08/20/19 08:01	08/29/19 23:04	1
PCB-124	**0.12**	**C108**	0.030	0.0035	ng/g	☼	08/20/19 08:01	08/29/19 23:04	1
PCB-125	**2.8**	**C86 B**	0.091	0.00075	ng/g	☼	08/20/19 08:01	08/29/19 23:04	1
PCB-126	**0.013**	**J B**	0.015	0.0034	ng/g	☼	08/20/19 08:01	08/29/19 23:04	1
PCB-127	ND		0.015	0.0035	ng/g	☼	08/20/19 08:01	08/29/19 23:04	1
PCB-128	**1.1**	**C B**	0.030	0.0024	ng/g	☼	08/20/19 08:01	08/29/19 23:04	1
PCB-129	**10**	**C B**	0.061	0.0025	ng/g	☼	08/20/19 08:01	08/29/19 23:04	1
PCB-130	**0.60**		0.015	0.0033	ng/g	☼	08/20/19 08:01	08/29/19 23:04	1
PCB-131	**0.094**		0.015	0.0032	ng/g	☼	08/20/19 08:01	08/29/19 23:04	1
PCB-132	**3.2**		0.015	0.0031	ng/g	☼	08/20/19 08:01	08/29/19 23:04	1
PCB-133	**0.27**		0.015	0.0030	ng/g	☼	08/20/19 08:01	08/29/19 23:04	1
PCB-134	**0.57**	**C**	0.030	0.0032	ng/g	☼	08/20/19 08:01	08/29/19 23:04	1
PCB-135	**4.5**	**C B**	0.030	0.00037	ng/g	☼	08/20/19 08:01	08/29/19 23:04	1
PCB-136	**1.6**	**B**	0.015	0.00028	ng/g	☼	08/20/19 08:01	08/29/19 23:04	1
PCB-137	**0.22**		0.015	0.0026	ng/g	☼	08/20/19 08:01	08/29/19 23:04	1
PCB-138	**10**	**C129 B**	0.061	0.0025	ng/g	☼	08/20/19 08:01	08/29/19 23:04	1
PCB-139	**0.18**	**C B**	0.030	0.0027	ng/g	☼	08/20/19 08:01	08/29/19 23:04	1
PCB-140	**0.18**	**C139 B**	0.030	0.0027	ng/g	☼	08/20/19 08:01	08/29/19 23:04	1
PCB-141	**2.1**		0.015	0.0028	ng/g	☼	08/20/19 08:01	08/29/19 23:04	1
PCB-142	ND		0.015	0.0032	ng/g	☼	08/20/19 08:01	08/29/19 23:04	1
PCB-143	**0.57**	**C134**	0.030	0.0032	ng/g	☼	08/20/19 08:01	08/29/19 23:04	1
PCB-144	**0.48**		0.015	0.00035	ng/g	☼	08/20/19 08:01	08/29/19 23:04	1
PCB-145	**0.0033**	**J q**	0.015	0.00027	ng/g	☼	08/20/19 08:01	08/29/19 23:04	1
PCB-146	**2.2**	**B**	0.015	0.0027	ng/g	☼	08/20/19 08:01	08/29/19 23:04	1
PCB-147	**10**	**C B**	0.030	0.0028	ng/g	☼	08/20/19 08:01	08/29/19 23:04	1
PCB-148	**0.077**		0.015	0.00036	ng/g	☼	08/20/19 08:01	08/29/19 23:04	1
PCB-149	**10**	**C147 B**	0.030	0.0028	ng/g	☼	08/20/19 08:01	08/29/19 23:04	1
PCB-150	**0.075**		0.015	0.00026	ng/g	☼	08/20/19 08:01	08/29/19 23:04	1
PCB-151	**4.5**	**C135 B**	0.030	0.00037	ng/g	☼	08/20/19 08:01	08/29/19 23:04	1
PCB-152	**0.034**		0.015	0.00026	ng/g	☼	08/20/19 08:01	08/29/19 23:04	1
PCB-153	**10**	**C B**	0.030	0.0022	ng/g	☼	08/20/19 08:01	08/29/19 23:04	1
PCB-154	**0.42**		0.015	0.00032	ng/g	☼	08/20/19 08:01	08/29/19 23:04	1
PCB-155	**0.0070**	**J B**	0.015	0.00025	ng/g	☼	08/20/19 08:01	08/29/19 23:04	1
PCB-156	**0.87**	**C B**	0.030	0.0025	ng/g	☼	08/20/19 08:01	08/29/19 23:04	1
PCB-157	**0.87**	**C156 B**	0.030	0.0025	ng/g	☼	08/20/19 08:01	08/29/19 23:04	1
PCB-158	**0.88**		0.015	0.0020	ng/g	☼	08/20/19 08:01	08/29/19 23:04	1
PCB-159	**0.14**		0.015	0.0021	ng/g	☼	08/20/19 08:01	08/29/19 23:04	1
PCB-160	**10**	**C129 B**	0.061	0.0025	ng/g	☼	08/20/19 08:01	08/29/19 23:04	1

Client Sample ID: T6-0to29-101618
Date Collected: 10/16/18 14:38
Date Received: 07/26/19 13:10

Lab Sample ID: 580-88125-21
Matrix: Solid
Percent Solids: 32.5

Method: 1668A - Chlorinated Biphenyl Congeners (HRGC/HRMS) (Continued)

Analyte	Result	Qualifier	RL	EDL	Unit	D	Prepared	Analyzed	Dil Fac
PCB-161	ND		0.015	0.0020	ng/g	☼	08/20/19 08:01	08/29/19 23:04	1
PCB-162	**0.019**		0.015	0.0020	ng/g	☼	08/20/19 08:01	08/29/19 23:04	1
PCB-163	**10**	**C129 B**	0.061	0.0025	ng/g	☼	08/20/19 08:01	08/29/19 23:04	1
PCB-164	**0.80**		0.015	0.0022	ng/g	☼	08/20/19 08:01	08/29/19 23:04	1
PCB-165	ND		0.015	0.0024	ng/g	☼	08/20/19 08:01	08/29/19 23:04	1
PCB-166	**1.1**	**C128 B**	0.030	0.0024	ng/g	☼	08/20/19 08:01	08/29/19 23:04	1
PCB-167	**0.31**	**B**	0.015	0.0017	ng/g	☼	08/20/19 08:01	08/29/19 23:04	1
PCB-168	**10**	**C153 B**	0.030	0.0022	ng/g	☼	08/20/19 08:01	08/29/19 23:04	1
PCB-169	ND		0.015	0.0019	ng/g	☼	08/20/19 08:01	08/29/19 23:04	1
PCB-170	**4.5**	**B**	0.015	0.00047	ng/g	☼	08/20/19 08:01	08/29/19 23:04	1
PCB-171	**1.5**	**C B**	0.030	0.00047	ng/g	☼	08/20/19 08:01	08/29/19 23:04	1
PCB-172	**0.75**		0.015	0.00046	ng/g	☼	08/20/19 08:01	08/29/19 23:04	1
PCB-173	**1.5**	**C171 B**	0.030	0.00047	ng/g	☼	08/20/19 08:01	08/29/19 23:04	1
PCB-174	**4.9**	**B**	0.015	0.00048	ng/g	☼	08/20/19 08:01	08/29/19 23:04	1
PCB-175	**0.19**	**B**	0.015	0.00042	ng/g	☼	08/20/19 08:01	08/29/19 23:04	1
PCB-176	**0.56**	**B**	0.015	0.00030	ng/g	☼	08/20/19 08:01	08/29/19 23:04	1
PCB-177	**3.0**	**B**	0.015	0.00048	ng/g	☼	08/20/19 08:01	08/29/19 23:04	1
PCB-178	**1.0**		0.015	0.00044	ng/g	☼	08/20/19 08:01	08/29/19 23:04	1
PCB-179	**2.0**	**B**	0.015	0.00032	ng/g	☼	08/20/19 08:01	08/29/19 23:04	1
PCB-180	**10**	**C B**	0.030	0.00037	ng/g	☼	08/20/19 08:01	08/29/19 23:04	1
PCB-181	ND		0.015	0.00041	ng/g	☼	08/20/19 08:01	08/29/19 23:04	1
PCB-182	**0.055**		0.015	0.00040	ng/g	☼	08/20/19 08:01	08/29/19 23:04	1
PCB-183	**3.1**	**C B**	0.030	0.00040	ng/g	☼	08/20/19 08:01	08/29/19 23:04	1
PCB-184	ND		0.015	0.00032	ng/g	☼	08/20/19 08:01	08/29/19 23:04	1
PCB-185	**3.1**	**C183 B**	0.030	0.00040	ng/g	☼	08/20/19 08:01	08/29/19 23:04	1
PCB-186	ND		0.015	0.00032	ng/g	☼	08/20/19 08:01	08/29/19 23:04	1
PCB-187	**5.8**	**B**	0.015	0.00041	ng/g	☼	08/20/19 08:01	08/29/19 23:04	1
PCB-188	ND		0.015	0.00029	ng/g	☼	08/20/19 08:01	08/29/19 23:04	1
PCB-189	**0.15**	**B**	0.015	0.0015	ng/g	☼	08/20/19 08:01	08/29/19 23:04	1
PCB-190	**0.92**	**B**	0.015	0.00033	ng/g	☼	08/20/19 08:01	08/29/19 23:04	1
PCB-191	**0.20**		0.015	0.00033	ng/g	☼	08/20/19 08:01	08/29/19 23:04	1
PCB-192	ND		0.015	0.00035	ng/g	☼	08/20/19 08:01	08/29/19 23:04	1
PCB-193	**10**	**C180 B**	0.030	0.00037	ng/g	☼	08/20/19 08:01	08/29/19 23:04	1
PCB-194	**2.1**	**B**	0.015	0.0055	ng/g	☼	08/20/19 08:01	08/29/19 23:04	1
PCB-195	**1.0**		0.015	0.0066	ng/g	☼	08/20/19 08:01	08/29/19 23:04	1
PCB-196	**0.98**	**B**	0.015	0.00090	ng/g	☼	08/20/19 08:01	08/29/19 23:04	1
PCB-197	**0.051**	**q B**	0.015	0.00065	ng/g	☼	08/20/19 08:01	08/29/19 23:04	1
PCB-198	**2.0**	**C B**	0.030	0.00096	ng/g	☼	08/20/19 08:01	08/29/19 23:04	1
PCB-199	**2.0**	**C198 B**	0.030	0.00096	ng/g	☼	08/20/19 08:01	08/29/19 23:04	1
PCB-200	**0.26**		0.015	0.00070	ng/g	☼	08/20/19 08:01	08/29/19 23:04	1
PCB-201	**0.24**	**B**	0.015	0.00066	ng/g	☼	08/20/19 08:01	08/29/19 23:04	1
PCB-202	**0.39**	**B**	0.015	0.00075	ng/g	☼	08/20/19 08:01	08/29/19 23:04	1
PCB-203	**1.2**	**B**	0.015	0.00085	ng/g	☼	08/20/19 08:01	08/29/19 23:04	1
PCB-204	ND		0.015	0.00072	ng/g	☼	08/20/19 08:01	08/29/19 23:04	1
PCB-205	**0.10**	**B**	0.015	0.0042	ng/g	☼	08/20/19 08:01	08/29/19 23:04	1
PCB-206	**0.67**	**B**	0.015	0.0026	ng/g	☼	08/20/19 08:01	08/29/19 23:04	1
PCB-207	**0.074**		0.015	0.0018	ng/g	☼	08/20/19 08:01	08/29/19 23:04	1
PCB-208	**0.18**		0.015	0.0019	ng/g	☼	08/20/19 08:01	08/29/19 23:04	1
PCB-209	**0.29**	**B**	0.015	0.00081	ng/g	☼	08/20/19 08:01	08/29/19 23:04	1

Client Sample ID: T6-0to29-101618
Lab Sample ID: 580-88125-21

Date Collected: 10/16/18 14:38
Matrix: Solid

Date Received: 07/26/19 13:10
Percent Solids: 32.5

Method: 1668A - Chlorinated Biphenyl Congeners (HRGC/HRMS) (Continued)

Analyte	Result	Qualifier	RL	EDL	Unit	D	Prepared	Analyzed	Dil Fac
Total Monochlorobiphenyls	0.20	B	0.015	0.00040	ng/g	☼	08/20/19 08:01	08/29/19 23:04	1
Total Dichlorobiphenyls	0.72	q B	0.030	0.00063	ng/g	☼	08/20/19 08:01	08/29/19 23:04	1
Total Trichlorobiphenyls	2.2	q B	0.030	0.0018	ng/g	☼	08/20/19 08:01	08/29/19 23:04	1
Total Tetrachlorobiphenyls	13	B	0.061	0.0017	ng/g	☼	08/20/19 08:01	08/29/19 23:04	1
Total Pentachlorobiphenyls	35	q B	0.091	0.0017	ng/g	☼	08/20/19 08:01	08/29/19 23:04	1
Total Hexachlorobiphenyls	51	q B	0.061	0.0019	ng/g	☼	08/20/19 08:01	08/29/19 23:04	1
Total Heptachlorobiphenyls	39	B	0.030	0.00044	ng/g	☼	08/20/19 08:01	08/29/19 23:04	1
Total Octachlorobiphenyls	8.3	q B	0.030	0.0020	ng/g	☼	08/20/19 08:01	08/29/19 23:04	1
Total Nonachlorobiphenyls	0.92	B	0.015	0.0021	ng/g	☼	08/20/19 08:01	08/29/19 23:04	1
Polychlorinated biphenyls, Total	150	q B	0.091	0.0015	ng/g	☼	08/20/19 08:01	08/29/19 23:04	1

Isotope Dilution	*%Recovery*	*Qualifier*	*Limits*	*Prepared*	*Analyzed*	*Dil Fac*
PCB-1L	*76*		*30 - 140*	*08/20/19 08:01*	*08/29/19 23:04*	*1*
PCB-3L	*79*		*30 - 140*	*08/20/19 08:01*	*08/29/19 23:04*	*1*
PCB-4L	*77*		*30 - 140*	*08/20/19 08:01*	*08/29/19 23:04*	*1*
PCB-15L	*88*		*30 - 140*	*08/20/19 08:01*	*08/29/19 23:04*	*1*
PCB-19L	*82*		*30 - 140*	*08/20/19 08:01*	*08/29/19 23:04*	*1*
PCB-37L	*98*		*30 - 140*	*08/20/19 08:01*	*08/29/19 23:04*	*1*
PCB-54L	*104*		*30 - 140*	*08/20/19 08:01*	*08/29/19 23:04*	*1*
PCB-77L	*97*		*30 - 140*	*08/20/19 08:01*	*08/29/19 23:04*	*1*
PCB-81L	*95*		*30 - 140*	*08/20/19 08:01*	*08/29/19 23:04*	*1*
PCB-104L	*95*		*30 - 140*	*08/20/19 08:01*	*08/29/19 23:04*	*1*
PCB-105L	*87*		*30 - 140*	*08/20/19 08:01*	*08/29/19 23:04*	*1*
PCB-114L	*87*		*30 - 140*	*08/20/19 08:01*	*08/29/19 23:04*	*1*
PCB-118L	*88*		*30 - 140*	*08/20/19 08:01*	*08/29/19 23:04*	*1*
PCB-123L	*88*		*30 - 140*	*08/20/19 08:01*	*08/29/19 23:04*	*1*
PCB-126L	*97*		*30 - 140*	*08/20/19 08:01*	*08/29/19 23:04*	*1*
PCB-155L	*102*		*30 - 140*	*08/20/19 08:01*	*08/29/19 23:04*	*1*
PCB-156L	*85*	*C*	*30 - 140*	*08/20/19 08:01*	*08/29/19 23:04*	*1*
PCB-157L	*85*	*C156*	*30 - 140*	*08/20/19 08:01*	*08/29/19 23:04*	*1*
PCB-167L	*86*		*30 - 140*	*08/20/19 08:01*	*08/29/19 23:04*	*1*
PCB-169L	*96*		*30 - 140*	*08/20/19 08:01*	*08/29/19 23:04*	*1*
PCB-170L	*85*		*30 - 140*	*08/20/19 08:01*	*08/29/19 23:04*	*1*
PCB-188L	*86*		*30 - 140*	*08/20/19 08:01*	*08/29/19 23:04*	*1*
PCB-189L	*94*		*30 - 140*	*08/20/19 08:01*	*08/29/19 23:04*	*1*
PCB-202L	*90*		*30 - 140*	*08/20/19 08:01*	*08/29/19 23:04*	*1*
PCB-205L	*81*		*30 - 140*	*08/20/19 08:01*	*08/29/19 23:04*	*1*
PCB-206L	*78*		*30 - 140*	*08/20/19 08:01*	*08/29/19 23:04*	*1*
PCB-208L	*84*		*30 - 140*	*08/20/19 08:01*	*08/29/19 23:04*	*1*
PCB-209L	*67*		*30 - 140*	*08/20/19 08:01*	*08/29/19 23:04*	*1*

Surrogate	*%Recovery*	*Qualifier*	*Limits*	*Prepared*	*Analyzed*	*Dil Fac*
PCB-28L	*82*		*40 - 125*	*08/20/19 08:01*	*08/29/19 23:04*	*1*
PCB-111L	*95*		*40 - 125*	*08/20/19 08:01*	*08/29/19 23:04*	*1*
PCB-178L	*96*		*40 - 125*	*08/20/19 08:01*	*08/29/19 23:04*	*1*

Method: 1668A - Chlorinated Biphenyl Congeners (HRGC/HRMS)

Prep: HRMS-Sox

Analyte	RL		Units
PCB-1	0.010		ng/g
PCB-10	0.010		ng/g
PCB-100	0.020		ng/g
PCB-101	0.030		ng/g
PCB-102	0.020		ng/g
PCB-103	0.010		ng/g
PCB-104	0.010		ng/g
PCB-105	0.010		ng/g
PCB-106	0.010		ng/g
PCB-107	0.010		ng/g
PCB-108	0.020		ng/g
PCB-109	0.060		ng/g
PCB-11	0.020		ng/g
PCB-110	0.020		ng/g
PCB-111	0.010		ng/g
PCB-112	0.010		ng/g
PCB-113	0.030		ng/g
PCB-114	0.010		ng/g
PCB-115	0.020		ng/g
PCB-116	0.030		ng/g
PCB-117	0.030		ng/g
PCB-118	0.010		ng/g
PCB-119	0.060		ng/g
PCB-12	0.020		ng/g
PCB-120	0.010		ng/g
PCB-121	0.010		ng/g
PCB-122	0.010		ng/g
PCB-123	0.010		ng/g
PCB-124	0.020		ng/g
PCB-125	0.060		ng/g
PCB-126	0.010		ng/g
PCB-127	0.010		ng/g
PCB-128	0.020		ng/g
PCB-129	0.040		ng/g
PCB-13	0.020		ng/g
PCB-130	0.010		ng/g
PCB-131	0.010		ng/g
PCB-132	0.010		ng/g
PCB-133	0.010		ng/g
PCB-134	0.020		ng/g
PCB-135	0.020		ng/g
PCB-136	0.010		ng/g
PCB-137	0.010		ng/g
PCB-138	0.040		ng/g
PCB-139	0.020		ng/g
PCB-14	0.010		ng/g
PCB-140	0.020		ng/g
PCB-141	0.010		ng/g
PCB-142	0.010		ng/g
PCB-143	0.020		ng/g
PCB-144	0.010		ng/g
PCB-145	0.010		ng/g

Method: 1668A - Chlorinated Biphenyl Congeners (HRGC/HRMS) (Continued)

Prep: HRMS-Sox

Analyte	RL		Units
PCB-146	0.010		ng/g
PCB-147	0.020		ng/g
PCB-148	0.010		ng/g
PCB-149	0.020		ng/g
PCB-15	0.010		ng/g
PCB-150	0.010		ng/g
PCB-151	0.020		ng/g
PCB-152	0.010		ng/g
PCB-153	0.020		ng/g
PCB-154	0.010		ng/g
PCB-155	0.010		ng/g
PCB-156	0.020		ng/g
PCB-157	0.020		ng/g
PCB-158	0.010		ng/g
PCB-159	0.010		ng/g
PCB-16	0.010		ng/g
PCB-160	0.040		ng/g
PCB-161	0.010		ng/g
PCB-162	0.010		ng/g
PCB-163	0.040		ng/g
PCB-164	0.010		ng/g
PCB-165	0.010		ng/g
PCB-166	0.020		ng/g
PCB-167	0.010		ng/g
PCB-168	0.020		ng/g
PCB-169	0.010		ng/g
PCB-17	0.010		ng/g
PCB-170	0.010		ng/g
PCB-171	0.020		ng/g
PCB-172	0.010		ng/g
PCB-173	0.020		ng/g
PCB-174	0.010		ng/g
PCB-175	0.010		ng/g
PCB-176	0.010		ng/g
PCB-177	0.010		ng/g
PCB-178	0.010		ng/g
PCB-179	0.010		ng/g
PCB-18	0.020		ng/g
PCB-180	0.020		ng/g
PCB-181	0.010		ng/g
PCB-182	0.010		ng/g
PCB-183	0.020		ng/g
PCB-184	0.010		ng/g
PCB-185	0.020		ng/g
PCB-186	0.010		ng/g
PCB-187	0.010		ng/g
PCB-188	0.010		ng/g
PCB-189	0.010		ng/g
PCB-19	0.010		ng/g
PCB-190	0.010		ng/g
PCB-191	0.010		ng/g
PCB-192	0.010		ng/g

Method: 1668A - Chlorinated Biphenyl Congeners (HRGC/HRMS) (Continued)

Prep: HRMS-Sox

Analyte	RL		Units
PCB-193	0.020		ng/g
PCB-194	0.010		ng/g
PCB-195	0.010		ng/g
PCB-196	0.010		ng/g
PCB-197	0.010		ng/g
PCB-198	0.020		ng/g
PCB-199	0.020		ng/g
PCB-2	0.010		ng/g
PCB-20	0.020		ng/g
PCB-200	0.010		ng/g
PCB-201	0.010		ng/g
PCB-202	0.010		ng/g
PCB-203	0.010		ng/g
PCB-204	0.010		ng/g
PCB-205	0.010		ng/g
PCB-206	0.010		ng/g
PCB-207	0.010		ng/g
PCB-208	0.010		ng/g
PCB-209	0.010		ng/g
PCB-21	0.020		ng/g
PCB-22	0.010		ng/g
PCB-23	0.010		ng/g
PCB-24	0.010		ng/g
PCB-25	0.010		ng/g
PCB-26	0.020		ng/g
PCB-27	0.010		ng/g
PCB-28	0.020		ng/g
PCB-29	0.020		ng/g
PCB-3	0.010		ng/g
PCB-30	0.020		ng/g
PCB-31	0.020		ng/g
PCB-32	0.010		ng/g
PCB-33	0.020		ng/g
PCB-34	0.010		ng/g
PCB-35	0.010		ng/g
PCB-36	0.010		ng/g
PCB-37	0.010		ng/g
PCB-38	0.010		ng/g
PCB-39	0.010		ng/g
PCB-4	0.020		ng/g
PCB-40	0.030		ng/g
PCB-41	0.030		ng/g
PCB-42	0.010		ng/g
PCB-43	0.020		ng/g
PCB-44	0.030		ng/g
PCB-45	0.020		ng/g
PCB-46	0.010		ng/g
PCB-47	0.030		ng/g
PCB-48	0.010		ng/g
PCB-49	0.020		ng/g
PCB-5	0.010		ng/g
PCB-50	0.020		ng/g

Method: 1668A - Chlorinated Biphenyl Congeners (HRGC/HRMS) (Continued)

Prep: HRMS-Sox

Analyte	RL		Units
PCB-51	0.020		ng/g
PCB-52	0.010		ng/g
PCB-53	0.020		ng/g
PCB-54	0.010		ng/g
PCB-55	0.010		ng/g
PCB-56	0.010		ng/g
PCB-57	0.010		ng/g
PCB-58	0.010		ng/g
PCB-59	0.030		ng/g
PCB-6	0.010		ng/g
PCB-60	0.010		ng/g
PCB-61	0.040		ng/g
PCB-62	0.030		ng/g
PCB-63	0.010		ng/g
PCB-64	0.010		ng/g
PCB-65	0.030		ng/g
PCB-66	0.010		ng/g
PCB-67	0.010		ng/g
PCB-68	0.010		ng/g
PCB-69	0.020		ng/g
PCB-7	0.010		ng/g
PCB-70	0.040		ng/g
PCB-71	0.030		ng/g
PCB-72	0.010		ng/g
PCB-73	0.020		ng/g
PCB-74	0.040		ng/g
PCB-75	0.030		ng/g
PCB-76	0.040		ng/g
PCB-77	0.010		ng/g
PCB-78	0.010		ng/g
PCB-79	0.010		ng/g
PCB-8	0.020		ng/g
PCB-80	0.010		ng/g
PCB-81	0.010		ng/g
PCB-82	0.010		ng/g
PCB-83	0.020		ng/g
PCB-84	0.010		ng/g
PCB-85	0.030		ng/g
PCB-86	0.060		ng/g
PCB-87	0.060		ng/g
PCB-88	0.020		ng/g
PCB-89	0.010		ng/g
PCB-9	0.010		ng/g
PCB-90	0.030		ng/g
PCB-91	0.020		ng/g
PCB-92	0.010		ng/g
PCB-93	0.020		ng/g
PCB-94	0.010		ng/g
PCB-95	0.010		ng/g
PCB-96	0.010		ng/g
PCB-97	0.060		ng/g
PCB-98	0.020		ng/g

Method: 1668A - Chlorinated Biphenyl Congeners (HRGC/HRMS) (Continued)

Prep: HRMS-Sox

Analyte	RL		Units
PCB-99	0.020		ng/g
Polychlorinated biphenyls, Total	0.060		ng/g
Total Dichlorobiphenyls	0.020		ng/g
Total Heptachlorobiphenyls	0.020		ng/g
Total Hexachlorobiphenyls	0.040		ng/g
Total Monochlorobiphenyls	0.010		ng/g
Total Nonachlorobiphenyls	0.010		ng/g
Total Octachlorobiphenyls	0.020		ng/g
Total Pentachlorobiphenyls	0.060		ng/g
Total Tetrachlorobiphenyls	0.040		ng/g
Total Trichlorobiphenyls	0.020		ng/g

Surrogate Summary

Client: Pacific Groundwater Group
Job ID: 580-88125-2
Project/Site: Swan Island Lagoon Sediment Investigatio

Method: 1668A - Chlorinated Biphenyl Congeners (HRGC/HRMS)

Matrix: Solid **Prep Type: Total/NA**

		Percent Surrogate Recovery (Acceptance Limits)								
Lab Sample ID	Client Sample ID	PCB28L (40-125)	PCB111L (40-125)	PCB178L (40-125)						
580-88125-1	A1-0to30-102018	75	88	86						
580-88125-2	A2-0to26-100818	73	89	86						
580-88125-3	A3-0to31-100818	73	86	84						
580-88125-4	A4-0to25-100818	76	90	85						
580-88125-5	A5-0to25-100818	74	89	90						
580-88125-6	A6-0to23-100818	73	90	85						
580-88125-7	A7-0to26-100918	75	92	83						
580-88125-8	C4-0to27-100918	70	83	80						
580-88125-9	D2-0to19-101018	79	95	93						
580-88125-10	F2-0to19-101018	82	96	90						
580-88125-11	G6-0to27-101818	80	95	96						
580-88125-12	H2-0to30-101218	79	97	91						
580-88125-13	J2A3-0to18-101218	78	90	96						
580-88125-14	M4-0to26-101918	78	91	88						
580-88125-15	515-0to26-101918	77	90	87						
580-88125-16	N5-0to28-101418	79	92	88						
580-88125-17	N7-0to27-101418	83	97	93						
580-88125-18	O7-0to27-101918	82	94	96						
580-88125-19	Q2-0to13-101818	79	96	87						
580-88125-20	Q6-0to27-102018	79	94	91						
580-88125-21	T6-0to29-101618	82	95	96						
LCS 140-32775/16-B	Lab Control Sample	61	73	76						
LCS 140-32817/17-B	Lab Control Sample	76	92	93						
MB 140-32775/15-B	Method Blank	72	89	91						
MB 140-32817/16-B	Method Blank	76	94	91						

Surrogate Legend

PCB28L = PCB-28L
PCB111L = PCB-111L
PCB178L = PCB-178L

Isotope Dilution Summary

Client: Pacific Groundwater Group
Job ID: 580-88125-2
Project/Site: Swan Island Lagoon Sediment Investigatio

Method: 1668A - Chlorinated Biphenyl Congeners (HRGC/HRMS)

Matrix: Solid **Prep Type: Total/NA**

		Percent Isotope Dilution Recovery (Acceptance Limits)							
Lab Sample ID	Client Sample ID	PCB1L (30-140)	PCB3L (30-140)	PCB4L (30-140)	PCB15L (30-140)	PCB19L (30-140)	PCB37L (30-140)	PCB54L (30-140)	PCB77L (30-140)
580-88125-1	A1-0to30-102018	79	81	78	81	72	83	90	90
580-88125-2	A2-0to26-100818	63	67	60	71	58	74	78	83
580-88125-3	A3-0to31-100818	70	71	67	75	69	83	88	88
580-88125-4	A4-0to25-100818	70	73	70	79	71	86	82	93
580-88125-5	A5-0to25-100818	67	70	64	76	68	81	93	88
580-88125-6	A6-0to23-100818	65	68	62	72	67	81	84	86
580-88125-7	A7-0to26-100918	69	72	61	78	64	87	88	104
580-88125-8	C4-0to27-100918	65	71	65	76	68	81	90	85
580-88125-9	D2-0to19-101018	73	75	72	82	74	88	82	94
580-88125-10	F2-0to19-101018	79	82	68	80	73	84	109	91
580-88125-11	G6-0to27-101818	84	83	72	85	73	88	104	91
580-88125-12	H2-0to30-101218	73	75	71	82	70	88	81	97
580-88125-13	J2A3-0to18-101218	78	79	72	80	72	84	103	88
580-88125-14	M4-0to26-101918	71	75	71	79	74	86	95	91
580-88125-15	515-0to26-101918	61	64	67	75	82	97	92	94
580-88125-16	N5-0to28-101418	47	51	49	56	50	63	64	68
580-88125-17	N7-0to27-101418	65	67	67	76	67	89	84	90
580-88125-18	O7-0to27-101918	82	82	77	88	81	94	103	94
580-88125-19	Q2-0to13-101818	79	77	75	84	71	93	83	97
580-88125-20	Q6-0to27-102018	73	74	73	80	78	95	101	102
580-88125-21	T6-0to29-101618	76	79	77	88	82	98	104	97
LCS 140-32775/16-B	Lab Control Sample	60	63	57	63	58	67	62	64
LCS 140-32817/17-B	Lab Control Sample	66	64	61	70	60	81	73	87
MB 140-32775/15-B	Method Blank	76	76	70	76	68	74	74	80
MB 140-32817/16-B	Method Blank	65	70	67	72	65	77	74	80

		Percent Isotope Dilution Recovery (Acceptance Limits)							
Lab Sample ID	Client Sample ID	PCB81L (30-140)	PCB104L (30-140)	PCB105L (30-140)	P114L (30-140)	PCB118L (30-140)	PCB123L (30-140)	PCB126L (30-140)	PCB155L (30-140)
580-88125-1	A1-0to30-102018	89	82	80	78	79	78	88	94
580-88125-2	A2-0to26-100818	81	75	72	72	73	70	79	82
580-88125-3	A3-0to31-100818	87	78	81	79	80	79	88	91
580-88125-4	A4-0to25-100818	89	82	82	81	83	80	90	86
580-88125-5	A5-0to25-100818	87	80	79	79	79	78	85	87
580-88125-6	A6-0to23-100818	84	82	77	77	80	77	86	92
580-88125-7	A7-0to26-100918	101	91	86	88	89	88	95	107
580-88125-8	C4-0to27-100918	83	87	80	82	84	83	94	98
580-88125-9	D2-0to19-101018	91	86	85	84	84	83	95	91
580-88125-10	F2-0to19-101018	89	81	79	79	80	80	89	87
580-88125-11	G6-0to27-101818	88	87	82	81	82	83	91	94
580-88125-12	H2-0to30-101218	95	83	83	82	83	82	94	90
580-88125-13	J2A3-0to18-101218	86	86	81	80	81	80	88	92
580-88125-14	M4-0to26-101918	89	84	82	82	84	83	91	97
580-88125-15	515-0to26-101918	90	89	83	82	84	83	93	100
580-88125-16	N5-0to28-101418	65	58	58	58	60	59	66	69
580-88125-17	N7-0to27-101418	85	80	77	78	80	78	87	91
580-88125-18	O7-0to27-101918	91	93	87	85	86	85	97	101
580-88125-19	Q2-0to13-101818	94	89	86	83	84	83	93	101
580-88125-20	Q6-0to27-102018	98	86	86	85	86	84	96	101
580-88125-21	T6-0to29-101618	95	95	87	87	88	88	97	102

Isotope Dilution Summary

Client: Pacific Groundwater Group
Job ID: 580-88125-2
Project/Site: Swan Island Lagoon Sediment Investigatio

Method: 1668A - Chlorinated Biphenyl Congeners (HRGC/HRMS) (Continued)

Matrix: Solid
Prep Type: Total/NA

		Percent Isotope Dilution Recovery (Acceptance Limits)							
		PCB81L	PCB104L	PCB105L	P114L	PCB118L	PCB123L	PCB126L	PCB155L
Lab Sample ID	Client Sample ID	(30-140)	(30-140)	(30-140)	(30-140)	(30-140)	(30-140)	(30-140)	(30-140)
LCS 140-32775/16-B	Lab Control Sample	63	69	67	67	67	66	67	70
LCS 140-32817/17-B	Lab Control Sample	82	78	81	81	81	80	89	87
MB 140-32775/15-B	Method Blank	77	84	81	80	82	79	85	83
MB 140-32817/16-B	Method Blank	78	84	80	78	80	80	86	89

		Percent Isotope Dilution Recovery (Acceptance Limits)							
		PCB156L	PCB157L	PCB167L	PCB169L	PCB170L	PCB188L	PCB189L	PCB202L
Lab Sample ID	Client Sample ID	(30-140)	(30-140)	(30-140)	(30-140)	(30-140)	(30-140)	(30-140)	(30-140)
580-88125-1	A1-0to30-102018	85 C	85 C156	84	96	81	78	87	89
580-88125-2	A2-0to26-100818	77 C	77 C156	79	88	73	71	77	79
580-88125-3	A3-0to31-100818	82 C	82 C156	80	95	78	76	87	82
580-88125-4	A4-0to25-100818	84 C	84 C156	82	94	79	77	86	83
580-88125-5	A5-0to25-100818	83 C	83 C156	80	92	79	81	79	78
580-88125-6	A6-0to23-100818	82 C	82 C156	79	89	75	78	84	80
580-88125-7	A7-0to26-100918	96 C	96 C156	95	107	96	86	96	96
580-88125-8	C4-0to27-100918	84 C	84 C156	85	88	82	80	98	83
580-88125-9	D2-0to19-101018	90 C	90 C156	90	102	83	82	89	88
580-88125-10	F2-0to19-101018	83 C	83 C156	82	97	75	77	89	75
580-88125-11	G6-0to27-101818	82 C	82 C156	81	93	82	83	89	79
580-88125-12	H2-0to30-101218	86 C	86 C156	86	98	81	80	87	85
580-88125-13	J2A3-0to18-101218	77 C	77 C156	76	81	76	86	91	79
580-88125-14	M4-0to26-101918	89 C	89 C156	86	100	81	80	86	86
580-88125-15	515-0to26-101918	86 C	86 C156	86	100	80	82	89	88
580-88125-16	N5-0to28-101418	62 C	62 C156	62	72	59	57	63	61
580-88125-17	N7-0to27-101418	83 C	83 C156	81	92	75	79	85	85
580-88125-18	O7-0to27-101918	87 C	87 C156	85	95	82	87	92	88
580-88125-19	Q2-0to13-101818	88 C	88 C156	88	100	87	80	84	97
580-88125-20	Q6-0to27-102018	89 C	89 C156	88	103	86	85	91	91
580-88125-21	T6-0to29-101618	85 C	85 C156	86	96	85	86	94	90
LCS 140-32775/16-B	Lab Control Sample	66 C	66 C156	67	69	64	68	66	70
LCS 140-32817/17-B	Lab Control Sample	85 C	85 C156	86	96	79	79	85	86
MB 140-32775/15-B	Method Blank	80 C	80 C156	79	85	79	80	81	83
MB 140-32817/16-B	Method Blank	83 C	83 C156	84	93	81	79	84	87

		Percent Isotope Dilution Recovery (Acceptance Limits)							
		PCB205L	PCB206L	PCB208L	PCB209L				
Lab Sample ID	Client Sample ID	(30-140)	(30-140)	(30-140)	(30-140)				
580-88125-1	A1-0to30-102018	78	72	81	66				
580-88125-2	A2-0to26-100818	68	61	70	54				
580-88125-3	A3-0to31-100818	78	70	77	62				
580-88125-4	A4-0to25-100818	77	71	80	65				
580-88125-5	A5-0to25-100818	71	67	70	57				
580-88125-6	A6-0to23-100818	72	66	72	60				
580-88125-7	A7-0to26-100918	86	81	94	73				
580-88125-8	C4-0to27-100918	78	67	77	59				
580-88125-9	D2-0to19-101018	82	77	86	71				
580-88125-10	F2-0to19-101018	77	67	79	57				
580-88125-11	G6-0to27-101818	78	71	74	59				
580-88125-12	H2-0to30-101218	78	74	82	68				
580-88125-13	J2A3-0to18-101218	73	59	74	48				
580-88125-14	M4-0to26-101918	78	73	78	64				

Isotope Dilution Summary

Client: Pacific Groundwater Group
Job ID: 580-88125-2
Project/Site: Swan Island Lagoon Sediment Investigatio

Method: 1668A - Chlorinated Biphenyl Congeners (HRGC/HRMS) (Continued)

Matrix: Solid
Prep Type: Total/NA

		Percent Isotope Dilution Recovery (Acceptance Limits)			
		PCB205L	PCB206L	PCB208L	PCB209L
Lab Sample ID	Client Sample ID	(30-140)	(30-140)	(30-140)	(30-140)
580-88125-15	515-0to26-101918	79	77	85	71
580-88125-16	N5-0to28-101418	58	57	59	48
580-88125-17	N7-0to27-101418	73	71	77	61
580-88125-18	O7-0to27-101918	80	79	82	65
580-88125-19	Q2-0to13-101818	80	74	82	71
580-88125-20	Q6-0to27-102018	82	77	86	69
580-88125-21	T6-0to29-101618	81	78	84	67
LCS 140-32775/16-B	Lab Control Sample	63	62	64	61
LCS 140-32817/17-B	Lab Control Sample	80	77	84	76
MB 140-32775/15-B	Method Blank	76	74	78	70
MB 140-32817/16-B	Method Blank	79	77	80	73

Surrogate Legend

PCB1L = PCB-1L
PCB3L = PCB-3L
PCB4L = PCB-4L
PCB15L = PCB-15L
PCB19L = PCB-19L
PCB37L = PCB-37L
PCB54L = PCB-54L
PCB77L = PCB-77L
PCB81L = PCB-81L
PCB104L = PCB-104L
PCB105L = PCB-105L
P114L = PCB-114L
PCB118L = PCB-118L
PCB123L = PCB-123L
PCB126L = PCB-126L
PCB155L = PCB-155L
PCB156L = PCB-156L
PCB157L = PCB-157L
PCB167L = PCB-167L
PCB169L = PCB-169L
PCB170L = PCB-170L
PCB188L = PCB-188L
PCB189L = PCB-189L
PCB202L = PCB-202L
PCB205L = PCB-205L
PCB206L = PCB-206L
PCB208L = PCB-208L
PCB209L = PCB-209L

Method: 1668A - Chlorinated Biphenyl Congeners (HRGC/HRMS)

Lab Sample ID: MB 140-32775/15-B
Matrix: Solid
Analysis Batch: 33063

Client Sample ID: Method Blank
Prep Type: Total/NA
Prep Batch: 32775

Analyte	MB Result	MB Qualifier	RL	EDL	Unit	D	Prepared	Analyzed	Dil Fac
PCB-1	0.000300	J q	0.010	0.000088	ng/g		08/19/19 08:06	08/27/19 18:11	1
PCB-2	0.000581	J	0.010	0.000094	ng/g		08/19/19 08:06	08/27/19 18:11	1
PCB-3	0.000417	J q	0.010	0.00010	ng/g		08/19/19 08:06	08/27/19 18:11	1
PCB-4	ND		0.020	0.00034	ng/g		08/19/19 08:06	08/27/19 18:11	1
PCB-5	ND		0.010	0.00023	ng/g		08/19/19 08:06	08/27/19 18:11	1
PCB-6	ND		0.010	0.00023	ng/g		08/19/19 08:06	08/27/19 18:11	1
PCB-7	ND		0.010	0.00022	ng/g		08/19/19 08:06	08/27/19 18:11	1
PCB-8	0.000754	J	0.020	0.00022	ng/g		08/19/19 08:06	08/27/19 18:11	1
PCB-9	ND		0.010	0.00025	ng/g		08/19/19 08:06	08/27/19 18:11	1
PCB-10	ND		0.010	0.00024	ng/g		08/19/19 08:06	08/27/19 18:11	1
PCB-11	0.00453	J	0.020	0.00022	ng/g		08/19/19 08:06	08/27/19 18:11	1
PCB-12	ND	C	0.020	0.00022	ng/g		08/19/19 08:06	08/27/19 18:11	1
PCB-13	ND	C12	0.020	0.00022	ng/g		08/19/19 08:06	08/27/19 18:11	1
PCB-14	ND		0.010	0.00019	ng/g		08/19/19 08:06	08/27/19 18:11	1
PCB-15	0.000424	J q	0.010	0.00022	ng/g		08/19/19 08:06	08/27/19 18:11	1
PCB-16	ND		0.010	0.00017	ng/g		08/19/19 08:06	08/27/19 18:11	1
PCB-17	0.000673	J	0.010	0.00013	ng/g		08/19/19 08:06	08/27/19 18:11	1
PCB-18	0.000696	J q C	0.020	0.00011	ng/g		08/19/19 08:06	08/27/19 18:11	1
PCB-19	ND		0.010	0.00016	ng/g		08/19/19 08:06	08/27/19 18:11	1
PCB-20	0.00117	J C	0.020	0.00011	ng/g		08/19/19 08:06	08/27/19 18:11	1
PCB-21	0.000613	J C	0.020	0.00010	ng/g		08/19/19 08:06	08/27/19 18:11	1
PCB-22	0.000312	J q	0.010	0.00011	ng/g		08/19/19 08:06	08/27/19 18:11	1
PCB-23	ND		0.010	0.00011	ng/g		08/19/19 08:06	08/27/19 18:11	1
PCB-24	ND		0.010	0.000096	ng/g		08/19/19 08:06	08/27/19 18:11	1
PCB-25	ND		0.010	0.00010	ng/g		08/19/19 08:06	08/27/19 18:11	1
PCB-26	0.000240	J q C	0.020	0.00011	ng/g		08/19/19 08:06	08/27/19 18:11	1
PCB-27	ND		0.010	0.000093	ng/g		08/19/19 08:06	08/27/19 18:11	1
PCB-28	0.00117	J C20	0.020	0.00011	ng/g		08/19/19 08:06	08/27/19 18:11	1
PCB-29	0.000240	J q C26	0.020	0.00011	ng/g		08/19/19 08:06	08/27/19 18:11	1
PCB-30	0.000696	J q C18	0.020	0.00011	ng/g		08/19/19 08:06	08/27/19 18:11	1
PCB-31	0.000828	J q	0.020	0.00010	ng/g		08/19/19 08:06	08/27/19 18:11	1
PCB-32	0.000488	J q	0.010	0.000087	ng/g		08/19/19 08:06	08/27/19 18:11	1
PCB-33	0.000613	J C21	0.020	0.00010	ng/g		08/19/19 08:06	08/27/19 18:11	1
PCB-34	ND		0.010	0.00012	ng/g		08/19/19 08:06	08/27/19 18:11	1
PCB-35	0.000325	J	0.010	0.00012	ng/g		08/19/19 08:06	08/27/19 18:11	1
PCB-36	ND		0.010	0.00010	ng/g		08/19/19 08:06	08/27/19 18:11	1
PCB-37	0.000536	J	0.010	0.00011	ng/g		08/19/19 08:06	08/27/19 18:11	1
PCB-38	ND		0.010	0.00011	ng/g		08/19/19 08:06	08/27/19 18:11	1
PCB-39	ND		0.010	0.00010	ng/g		08/19/19 08:06	08/27/19 18:11	1
PCB-40	ND	C	0.030	0.00030	ng/g		08/19/19 08:06	08/27/19 18:11	1
PCB-41	ND	C40	0.030	0.00030	ng/g		08/19/19 08:06	08/27/19 18:11	1
PCB-42	ND		0.010	0.00032	ng/g		08/19/19 08:06	08/27/19 18:11	1
PCB-43	ND	C	0.020	0.00027	ng/g		08/19/19 08:06	08/27/19 18:11	1
PCB-44	0.00386	J C	0.030	0.00027	ng/g		08/19/19 08:06	08/27/19 18:11	1
PCB-45	ND	C	0.020	0.00031	ng/g		08/19/19 08:06	08/27/19 18:11	1
PCB-46	ND		0.010	0.00036	ng/g		08/19/19 08:06	08/27/19 18:11	1
PCB-47	0.00386	J C44	0.030	0.00027	ng/g		08/19/19 08:06	08/27/19 18:11	1
PCB-48	ND		0.010	0.00029	ng/g		08/19/19 08:06	08/27/19 18:11	1

Method: 1668A - Chlorinated Biphenyl Congeners (HRGC/HRMS) (Continued)

Lab Sample ID: MB 140-32775/15-B
Matrix: Solid
Analysis Batch: 33063

Client Sample ID: Method Blank
Prep Type: Total/NA
Prep Batch: 32775

Analyte	MB Result	MB Qualifier	RL	EDL	Unit	D	Prepared	Analyzed	Dil Fac
PCB-49	ND	C	0.020	0.00024	ng/g		08/19/19 08:06	08/27/19 18:11	1
PCB-50	ND	C	0.020	0.00029	ng/g		08/19/19 08:06	08/27/19 18:11	1
PCB-51	ND	C45	0.020	0.00031	ng/g		08/19/19 08:06	08/27/19 18:11	1
PCB-52	0.00127	J	0.010	0.00031	ng/g		08/19/19 08:06	08/27/19 18:11	1
PCB-53	ND	C50	0.020	0.00029	ng/g		08/19/19 08:06	08/27/19 18:11	1
PCB-54	ND		0.010	0.00014	ng/g		08/19/19 08:06	08/27/19 18:11	1
PCB-55	ND		0.010	0.00021	ng/g		08/19/19 08:06	08/27/19 18:11	1
PCB-56	ND		0.010	0.00022	ng/g		08/19/19 08:06	08/27/19 18:11	1
PCB-57	ND		0.010	0.00021	ng/g		08/19/19 08:06	08/27/19 18:11	1
PCB-58	ND		0.010	0.00021	ng/g		08/19/19 08:06	08/27/19 18:11	1
PCB-59	ND	C	0.030	0.00020	ng/g		08/19/19 08:06	08/27/19 18:11	1
PCB-60	ND		0.010	0.00021	ng/g		08/19/19 08:06	08/27/19 18:11	1
PCB-61	0.00127	J C	0.040	0.00020	ng/g		08/19/19 08:06	08/27/19 18:11	1
PCB-62	ND	C59	0.030	0.00020	ng/g		08/19/19 08:06	08/27/19 18:11	1
PCB-63	ND		0.010	0.00019	ng/g		08/19/19 08:06	08/27/19 18:11	1
PCB-64	ND		0.010	0.00019	ng/g		08/19/19 08:06	08/27/19 18:11	1
PCB-65	0.00386	J C44	0.030	0.00027	ng/g		08/19/19 08:06	08/27/19 18:11	1
PCB-66	ND		0.010	0.00021	ng/g		08/19/19 08:06	08/27/19 18:11	1
PCB-67	ND		0.010	0.00020	ng/g		08/19/19 08:06	08/27/19 18:11	1
PCB-68	ND		0.010	0.00019	ng/g		08/19/19 08:06	08/27/19 18:11	1
PCB-69	ND	C49	0.020	0.00024	ng/g		08/19/19 08:06	08/27/19 18:11	1
PCB-70	0.00127	J C61	0.040	0.00020	ng/g		08/19/19 08:06	08/27/19 18:11	1
PCB-71	ND	C40	0.030	0.00030	ng/g		08/19/19 08:06	08/27/19 18:11	1
PCB-72	ND		0.010	0.00021	ng/g		08/19/19 08:06	08/27/19 18:11	1
PCB-73	ND	C43	0.020	0.00027	ng/g		08/19/19 08:06	08/27/19 18:11	1
PCB-74	0.00127	J C61	0.040	0.00020	ng/g		08/19/19 08:06	08/27/19 18:11	1
PCB-75	ND	C59	0.030	0.00020	ng/g		08/19/19 08:06	08/27/19 18:11	1
PCB-76	0.00127	J C61	0.040	0.00020	ng/g		08/19/19 08:06	08/27/19 18:11	1
PCB-77	ND		0.010	0.00020	ng/g		08/19/19 08:06	08/27/19 18:11	1
PCB-78	ND		0.010	0.00021	ng/g		08/19/19 08:06	08/27/19 18:11	1
PCB-79	ND		0.010	0.00018	ng/g		08/19/19 08:06	08/27/19 18:11	1
PCB-80	ND		0.010	0.00019	ng/g		08/19/19 08:06	08/27/19 18:11	1
PCB-81	ND		0.010	0.00021	ng/g		08/19/19 08:06	08/27/19 18:11	1
PCB-82	ND		0.010	0.00035	ng/g		08/19/19 08:06	08/27/19 18:11	1
PCB-83	0.00147	J C	0.020	0.00033	ng/g		08/19/19 08:06	08/27/19 18:11	1
PCB-84	ND		0.010	0.00036	ng/g		08/19/19 08:06	08/27/19 18:11	1
PCB-85	ND	C	0.030	0.00025	ng/g		08/19/19 08:06	08/27/19 18:11	1
PCB-86	0.00121	J q C	0.060	0.00026	ng/g		08/19/19 08:06	08/27/19 18:11	1
PCB-87	0.00121	J q C86	0.060	0.00026	ng/g		08/19/19 08:06	08/27/19 18:11	1
PCB-88	ND	C	0.020	0.00030	ng/g		08/19/19 08:06	08/27/19 18:11	1
PCB-89	ND		0.010	0.00034	ng/g		08/19/19 08:06	08/27/19 18:11	1
PCB-90	0.00212	J C	0.030	0.00027	ng/g		08/19/19 08:06	08/27/19 18:11	1
PCB-91	ND	C88	0.020	0.00030	ng/g		08/19/19 08:06	08/27/19 18:11	1
PCB-92	ND		0.010	0.00032	ng/g		08/19/19 08:06	08/27/19 18:11	1
PCB-93	ND	C	0.020	0.00031	ng/g		08/19/19 08:06	08/27/19 18:11	1
PCB-94	ND		0.010	0.00034	ng/g		08/19/19 08:06	08/27/19 18:11	1
PCB-95	0.00170	J	0.010	0.00032	ng/g		08/19/19 08:06	08/27/19 18:11	1
PCB-96	ND		0.010	0.00025	ng/g		08/19/19 08:06	08/27/19 18:11	1
PCB-97	0.00121	J q C86	0.060	0.00026	ng/g		08/19/19 08:06	08/27/19 18:11	1

Method: 1668A - Chlorinated Biphenyl Congeners (HRGC/HRMS) (Continued)

Lab Sample ID: MB 140-32775/15-B
Matrix: Solid
Analysis Batch: 33063

Client Sample ID: Method Blank
Prep Type: Total/NA
Prep Batch: 32775

Analyte	MB Result	MB Qualifier	RL	EDL	Unit	D	Prepared	Analyzed	Dil Fac
PCB-98	ND	C	0.020	0.00031	ng/g		08/19/19 08:06	08/27/19 18:11	1
PCB-99	0.00147	J C83	0.020	0.00033	ng/g		08/19/19 08:06	08/27/19 18:11	1
PCB-100	ND	C93	0.020	0.00031	ng/g		08/19/19 08:06	08/27/19 18:11	1
PCB-101	0.00212	J C90	0.030	0.00027	ng/g		08/19/19 08:06	08/27/19 18:11	1
PCB-102	ND	C98	0.020	0.00031	ng/g		08/19/19 08:06	08/27/19 18:11	1
PCB-103	ND		0.010	0.00030	ng/g		08/19/19 08:06	08/27/19 18:11	1
PCB-104	ND		0.010	0.00022	ng/g		08/19/19 08:06	08/27/19 18:11	1
PCB-105	0.000748	J	0.010	0.00019	ng/g		08/19/19 08:06	08/27/19 18:11	1
PCB-106	ND		0.010	0.00019	ng/g		08/19/19 08:06	08/27/19 18:11	1
PCB-107	ND		0.010	0.00018	ng/g		08/19/19 08:06	08/27/19 18:11	1
PCB-108	ND	C	0.020	0.00020	ng/g		08/19/19 08:06	08/27/19 18:11	1
PCB-109	0.00121	J q C86	0.060	0.00026	ng/g		08/19/19 08:06	08/27/19 18:11	1
PCB-110	0.00165	J q C	0.020	0.00023	ng/g		08/19/19 08:06	08/27/19 18:11	1
PCB-111	ND		0.010	0.00021	ng/g		08/19/19 08:06	08/27/19 18:11	1
PCB-112	ND		0.010	0.00022	ng/g		08/19/19 08:06	08/27/19 18:11	1
PCB-113	0.00212	J C90	0.030	0.00027	ng/g		08/19/19 08:06	08/27/19 18:11	1
PCB-114	0.000293	J q	0.010	0.00017	ng/g		08/19/19 08:06	08/27/19 18:11	1
PCB-115	0.00165	J q C110	0.020	0.00023	ng/g		08/19/19 08:06	08/27/19 18:11	1
PCB-116	ND	C85	0.030	0.00025	ng/g		08/19/19 08:06	08/27/19 18:11	1
PCB-117	ND	C85	0.030	0.00025	ng/g		08/19/19 08:06	08/27/19 18:11	1
PCB-118	0.00133	J	0.010	0.00018	ng/g		08/19/19 08:06	08/27/19 18:11	1
PCB-119	0.00121	J q C86	0.060	0.00026	ng/g		08/19/19 08:06	08/27/19 18:11	1
PCB-120	ND		0.010	0.00021	ng/g		08/19/19 08:06	08/27/19 18:11	1
PCB-121	ND		0.010	0.00022	ng/g		08/19/19 08:06	08/27/19 18:11	1
PCB-122	ND		0.010	0.00021	ng/g		08/19/19 08:06	08/27/19 18:11	1
PCB-123	ND		0.010	0.00019	ng/g		08/19/19 08:06	08/27/19 18:11	1
PCB-124	ND	C108	0.020	0.00020	ng/g		08/19/19 08:06	08/27/19 18:11	1
PCB-125	0.00121	J q C86	0.060	0.00026	ng/g		08/19/19 08:06	08/27/19 18:11	1
PCB-126	0.000344	J	0.010	0.00020	ng/g		08/19/19 08:06	08/27/19 18:11	1
PCB-127	ND		0.010	0.00019	ng/g		08/19/19 08:06	08/27/19 18:11	1
PCB-128	ND	C	0.020	0.00018	ng/g		08/19/19 08:06	08/27/19 18:11	1
PCB-129	0.00243	J C	0.040	0.00018	ng/g		08/19/19 08:06	08/27/19 18:11	1
PCB-130	ND		0.010	0.00024	ng/g		08/19/19 08:06	08/27/19 18:11	1
PCB-131	ND		0.010	0.00023	ng/g		08/19/19 08:06	08/27/19 18:11	1
PCB-132	0.000799	J	0.010	0.00023	ng/g		08/19/19 08:06	08/27/19 18:11	1
PCB-133	ND		0.010	0.00022	ng/g		08/19/19 08:06	08/27/19 18:11	1
PCB-134	ND	C	0.020	0.00023	ng/g		08/19/19 08:06	08/27/19 18:11	1
PCB-135	0.00111	J C	0.020	0.00021	ng/g		08/19/19 08:06	08/27/19 18:11	1
PCB-136	0.000210	J q	0.010	0.00016	ng/g		08/19/19 08:06	08/27/19 18:11	1
PCB-137	ND		0.010	0.00019	ng/g		08/19/19 08:06	08/27/19 18:11	1
PCB-138	0.00243	J C129	0.040	0.00018	ng/g		08/19/19 08:06	08/27/19 18:11	1
PCB-139	ND	C	0.020	0.00020	ng/g		08/19/19 08:06	08/27/19 18:11	1
PCB-140	ND	C139	0.020	0.00020	ng/g		08/19/19 08:06	08/27/19 18:11	1
PCB-141	ND		0.010	0.00021	ng/g		08/19/19 08:06	08/27/19 18:11	1
PCB-142	ND		0.010	0.00023	ng/g		08/19/19 08:06	08/27/19 18:11	1
PCB-143	ND	C134	0.020	0.00023	ng/g		08/19/19 08:06	08/27/19 18:11	1
PCB-144	ND		0.010	0.00020	ng/g		08/19/19 08:06	08/27/19 18:11	1
PCB-145	ND		0.010	0.00015	ng/g		08/19/19 08:06	08/27/19 18:11	1
PCB-146	0.000702	J	0.010	0.00020	ng/g		08/19/19 08:06	08/27/19 18:11	1

Method: 1668A - Chlorinated Biphenyl Congeners (HRGC/HRMS) (Continued)

Lab Sample ID: MB 140-32775/15-B
Matrix: Solid
Analysis Batch: 33063

Client Sample ID: Method Blank
Prep Type: Total/NA
Prep Batch: 32775

Analyte	MB Result	MB Qualifier	RL	EDL	Unit	D	Prepared	Analyzed	Dil Fac
PCB-147	0.00194	J C	0.020	0.00020	ng/g		08/19/19 08:06	08/27/19 18:11	1
PCB-148	ND		0.010	0.00020	ng/g		08/19/19 08:06	08/27/19 18:11	1
PCB-149	0.00194	J C147	0.020	0.00020	ng/g		08/19/19 08:06	08/27/19 18:11	1
PCB-150	ND		0.010	0.00015	ng/g		08/19/19 08:06	08/27/19 18:11	1
PCB-151	0.00111	J C135	0.020	0.00021	ng/g		08/19/19 08:06	08/27/19 18:11	1
PCB-152	ND		0.010	0.00014	ng/g		08/19/19 08:06	08/27/19 18:11	1
PCB-153	0.00198	J C	0.020	0.00016	ng/g		08/19/19 08:06	08/27/19 18:11	1
PCB-154	0.000216	J q	0.010	0.00018	ng/g		08/19/19 08:06	08/27/19 18:11	1
PCB-155	ND		0.010	0.00014	ng/g		08/19/19 08:06	08/27/19 18:11	1
PCB-156	0.000314	J q C	0.020	0.00018	ng/g		08/19/19 08:06	08/27/19 18:11	1
PCB-157	0.000314	J q C156	0.020	0.00018	ng/g		08/19/19 08:06	08/27/19 18:11	1
PCB-158	0.000284	J q	0.010	0.00014	ng/g		08/19/19 08:06	08/27/19 18:11	1
PCB-159	ND		0.010	0.00015	ng/g		08/19/19 08:06	08/27/19 18:11	1
PCB-160	0.00243	J C129	0.040	0.00018	ng/g		08/19/19 08:06	08/27/19 18:11	1
PCB-161	ND		0.010	0.00015	ng/g		08/19/19 08:06	08/27/19 18:11	1
PCB-162	ND		0.010	0.00015	ng/g		08/19/19 08:06	08/27/19 18:11	1
PCB-163	0.00243	J C129	0.040	0.00018	ng/g		08/19/19 08:06	08/27/19 18:11	1
PCB-164	ND		0.010	0.00016	ng/g		08/19/19 08:06	08/27/19 18:11	1
PCB-165	ND		0.010	0.00018	ng/g		08/19/19 08:06	08/27/19 18:11	1
PCB-166	ND	C128	0.020	0.00018	ng/g		08/19/19 08:06	08/27/19 18:11	1
PCB-167	ND		0.010	0.00012	ng/g		08/19/19 08:06	08/27/19 18:11	1
PCB-168	0.00198	J C153	0.020	0.00016	ng/g		08/19/19 08:06	08/27/19 18:11	1
PCB-169	ND		0.010	0.00014	ng/g		08/19/19 08:06	08/27/19 18:11	1
PCB-170	0.000874	J	0.010	0.00015	ng/g		08/19/19 08:06	08/27/19 18:11	1
PCB-171	ND	C	0.020	0.00015	ng/g		08/19/19 08:06	08/27/19 18:11	1
PCB-172	0.000190	J q	0.010	0.00015	ng/g		08/19/19 08:06	08/27/19 18:11	1
PCB-173	ND	C171	0.020	0.00015	ng/g		08/19/19 08:06	08/27/19 18:11	1
PCB-174	0.000725	J	0.010	0.00015	ng/g		08/19/19 08:06	08/27/19 18:11	1
PCB-175	ND		0.010	0.00014	ng/g		08/19/19 08:06	08/27/19 18:11	1
PCB-176	0.000157	J q	0.010	0.000095	ng/g		08/19/19 08:06	08/27/19 18:11	1
PCB-177	0.000557	J q	0.010	0.00015	ng/g		08/19/19 08:06	08/27/19 18:11	1
PCB-178	ND		0.010	0.00014	ng/g		08/19/19 08:06	08/27/19 18:11	1
PCB-179	0.000282	J q	0.010	0.00010	ng/g		08/19/19 08:06	08/27/19 18:11	1
PCB-180	0.00151	J C	0.020	0.00012	ng/g		08/19/19 08:06	08/27/19 18:11	1
PCB-181	ND		0.010	0.00013	ng/g		08/19/19 08:06	08/27/19 18:11	1
PCB-182	ND		0.010	0.00013	ng/g		08/19/19 08:06	08/27/19 18:11	1
PCB-183	0.00115	J C	0.020	0.00013	ng/g		08/19/19 08:06	08/27/19 18:11	1
PCB-184	ND		0.010	0.00010	ng/g		08/19/19 08:06	08/27/19 18:11	1
PCB-185	0.00115	J C183	0.020	0.00013	ng/g		08/19/19 08:06	08/27/19 18:11	1
PCB-186	0.000146	J	0.010	0.00010	ng/g		08/19/19 08:06	08/27/19 18:11	1
PCB-187	ND		0.010	0.00013	ng/g		08/19/19 08:06	08/27/19 18:11	1
PCB-188	ND		0.010	0.000093	ng/g		08/19/19 08:06	08/27/19 18:11	1
PCB-189	0.000292	J	0.010	0.00011	ng/g		08/19/19 08:06	08/27/19 18:11	1
PCB-190	ND		0.010	0.00011	ng/g		08/19/19 08:06	08/27/19 18:11	1
PCB-191	ND		0.010	0.00010	ng/g		08/19/19 08:06	08/27/19 18:11	1
PCB-192	0.000293	J q	0.010	0.00011	ng/g		08/19/19 08:06	08/27/19 18:11	1
PCB-193	0.00151	J C180	0.020	0.00012	ng/g		08/19/19 08:06	08/27/19 18:11	1
PCB-194	0.000548	J q	0.010	0.00014	ng/g		08/19/19 08:06	08/27/19 18:11	1
PCB-195	ND		0.010	0.00016	ng/g		08/19/19 08:06	08/27/19 18:11	1

Method: 1668A - Chlorinated Biphenyl Congeners (HRGC/HRMS) (Continued)

Lab Sample ID: MB 140-32775/15-B
Matrix: Solid
Analysis Batch: 33063

Client Sample ID: Method Blank
Prep Type: Total/NA
Prep Batch: 32775

Analyte	MB Result	MB Qualifier	RL	EDL	Unit	D	Prepared	Analyzed	Dil Fac
PCB-196	0.000331	J	0.010	0.00015	ng/g		08/19/19 08:06	08/27/19 18:11	1
PCB-197	ND		0.010	0.00011	ng/g		08/19/19 08:06	08/27/19 18:11	1
PCB-198	0.000742	J C	0.020	0.00016	ng/g		08/19/19 08:06	08/27/19 18:11	1
PCB-199	0.000742	J C198	0.020	0.00016	ng/g		08/19/19 08:06	08/27/19 18:11	1
PCB-200	ND		0.010	0.00012	ng/g		08/19/19 08:06	08/27/19 18:11	1
PCB-201	ND		0.010	0.00011	ng/g		08/19/19 08:06	08/27/19 18:11	1
PCB-202	ND		0.010	0.00013	ng/g		08/19/19 08:06	08/27/19 18:11	1
PCB-203	ND		0.010	0.00014	ng/g		08/19/19 08:06	08/27/19 18:11	1
PCB-204	ND		0.010	0.00012	ng/g		08/19/19 08:06	08/27/19 18:11	1
PCB-205	ND		0.010	0.00010	ng/g		08/19/19 08:06	08/27/19 18:11	1
PCB-206	ND		0.010	0.0010	ng/g		08/19/19 08:06	08/27/19 18:11	1
PCB-207	ND		0.010	0.00070	ng/g		08/19/19 08:06	08/27/19 18:11	1
PCB-208	ND		0.010	0.00072	ng/g		08/19/19 08:06	08/27/19 18:11	1
PCB-209	0.000412	J	0.010	0.00013	ng/g		08/19/19 08:06	08/27/19 18:11	1
Total Monochlorobiphenyls	0.00130	J q	0.010	0.000094	ng/g		08/19/19 08:06	08/27/19 18:11	1
Total Dichlorobiphenyls	0.00571	J q	0.020	0.00023	ng/g		08/19/19 08:06	08/27/19 18:11	1
Total Trichlorobiphenyls	0.00588	J q	0.020	0.00011	ng/g		08/19/19 08:06	08/27/19 18:11	1
Total Tetrachlorobiphenyls	0.00640	J	0.040	0.00023	ng/g		08/19/19 08:06	08/27/19 18:11	1
Total Pentachlorobiphenyls	0.0109	J q	0.060	0.00025	ng/g		08/19/19 08:06	08/27/19 18:11	1
Total Hexachlorobiphenyls	0.00999	J q	0.040	0.00018	ng/g		08/19/19 08:06	08/27/19 18:11	1
Total Heptachlorobiphenyls	0.00618	J q	0.020	0.00012	ng/g		08/19/19 08:06	08/27/19 18:11	1
Total Octachlorobiphenyls	0.00162	J q	0.020	0.00013	ng/g		08/19/19 08:06	08/27/19 18:11	1
Total Nonachlorobiphenyls	ND		0.010	0.0010	ng/g		08/19/19 08:06	08/27/19 18:11	1
Polychlorinated biphenyls, Total	0.0483	J q	0.060	0.00027	ng/g		08/19/19 08:06	08/27/19 18:11	1

Isotope Dilution	*MB %Recovery*	*MB Qualifier*	*Limits*	*Prepared*	*Analyzed*	*Dil Fac*
PCB-1L	*76*		*30 - 140*	*08/19/19 08:06*	*08/27/19 18:11*	*1*
PCB-3L	*76*		*30 - 140*	*08/19/19 08:06*	*08/27/19 18:11*	*1*
PCB-4L	*70*		*30 - 140*	*08/19/19 08:06*	*08/27/19 18:11*	*1*
PCB-15L	*76*		*30 - 140*	*08/19/19 08:06*	*08/27/19 18:11*	*1*
PCB-19L	*68*		*30 - 140*	*08/19/19 08:06*	*08/27/19 18:11*	*1*
PCB-37L	*74*		*30 - 140*	*08/19/19 08:06*	*08/27/19 18:11*	*1*
PCB-54L	*74*		*30 - 140*	*08/19/19 08:06*	*08/27/19 18:11*	*1*
PCB-77L	*80*		*30 - 140*	*08/19/19 08:06*	*08/27/19 18:11*	*1*
PCB-81L	*77*		*30 - 140*	*08/19/19 08:06*	*08/27/19 18:11*	*1*
PCB-104L	*84*		*30 - 140*	*08/19/19 08:06*	*08/27/19 18:11*	*1*
PCB-105L	*81*		*30 - 140*	*08/19/19 08:06*	*08/27/19 18:11*	*1*
PCB-114L	*80*		*30 - 140*	*08/19/19 08:06*	*08/27/19 18:11*	*1*
PCB-118L	*82*		*30 - 140*	*08/19/19 08:06*	*08/27/19 18:11*	*1*
PCB-123L	*79*		*30 - 140*	*08/19/19 08:06*	*08/27/19 18:11*	*1*
PCB-126L	*85*		*30 - 140*	*08/19/19 08:06*	*08/27/19 18:11*	*1*
PCB-155L	*83*		*30 - 140*	*08/19/19 08:06*	*08/27/19 18:11*	*1*
PCB-156L	*80*	*C*	*30 - 140*	*08/19/19 08:06*	*08/27/19 18:11*	*1*
PCB-157L	*80*	*C156*	*30 - 140*	*08/19/19 08:06*	*08/27/19 18:11*	*1*
PCB-167L	*79*		*30 - 140*	*08/19/19 08:06*	*08/27/19 18:11*	*1*
PCB-169L	*85*		*30 - 140*	*08/19/19 08:06*	*08/27/19 18:11*	*1*
PCB-170L	*79*		*30 - 140*	*08/19/19 08:06*	*08/27/19 18:11*	*1*
PCB-188L	*80*		*30 - 140*	*08/19/19 08:06*	*08/27/19 18:11*	*1*
PCB-189L	*81*		*30 - 140*	*08/19/19 08:06*	*08/27/19 18:11*	*1*

Method: 1668A - Chlorinated Biphenyl Congeners (HRGC/HRMS) (Continued)

Lab Sample ID: MB 140-32775/15-B
Matrix: Solid
Analysis Batch: 33063

Client Sample ID: Method Blank
Prep Type: Total/NA
Prep Batch: 32775

Isotope Dilution	MB %Recovery	MB Qualifier	Limits	Prepared	Analyzed	Dil Fac
PCB-202L	83		30 - 140	08/19/19 08:06	08/27/19 18:11	1
PCB-205L	76		30 - 140	08/19/19 08:06	08/27/19 18:11	1
PCB-206L	74		30 - 140	08/19/19 08:06	08/27/19 18:11	1
PCB-208L	78		30 - 140	08/19/19 08:06	08/27/19 18:11	1
PCB-209L	70		30 - 140	08/19/19 08:06	08/27/19 18:11	1

Surrogate	MB %Recovery	MB Qualifier	Limits	Prepared	Analyzed	Dil Fac
PCB-28L	72		40 - 125	08/19/19 08:06	08/27/19 18:11	1
PCB-111L	89		40 - 125	08/19/19 08:06	08/27/19 18:11	1
PCB-178L	91		40 - 125	08/19/19 08:06	08/27/19 18:11	1

Lab Sample ID: LCS 140-32775/16-B
Matrix: Solid
Analysis Batch: 33063

Client Sample ID: Lab Control Sample
Prep Type: Total/NA
Prep Batch: 32775

Analyte	Spike Added	LCS Result	LCS Qualifier	Unit	D	%Rec	%Rec. Limits
PCB-1	0.500	0.526		ng/g		105	50 - 150
PCB-3	0.500	0.497		ng/g		99	50 - 150
PCB-4	0.500	0.539		ng/g		108	50 - 150
PCB-15	0.500	0.489		ng/g		98	50 - 150
PCB-19	0.500	0.530		ng/g		106	50 - 150
PCB-37	0.500	0.491		ng/g		98	50 - 150
PCB-54	0.500	0.507		ng/g		101	50 - 150
PCB-77	0.500	0.501		ng/g		100	50 - 150
PCB-81	0.500	0.505		ng/g		101	50 - 150
PCB-104	0.500	0.506		ng/g		101	50 - 150
PCB-105	0.500	0.496		ng/g		99	50 - 150
PCB-114	0.500	0.490		ng/g		98	50 - 150
PCB-118	0.500	0.513		ng/g		103	50 - 150
PCB-123	0.500	0.508		ng/g		102	50 - 150
PCB-126	0.500	0.496		ng/g		99	50 - 150
PCB-155	0.500	0.500		ng/g		100	50 - 150
PCB-156	1.00	1.02	C	ng/g		102	50 - 150
PCB-157	1.00	1.02	C156	ng/g		102	50 - 150
PCB-167	0.500	0.501		ng/g		100	50 - 150
PCB-169	0.500	0.502		ng/g		100	50 - 150
PCB-188	0.500	0.501		ng/g		100	50 - 150
PCB-189	0.500	0.502		ng/g		100	50 - 150
PCB-202	0.500	0.501		ng/g		100	50 - 150
PCB-205	0.500	0.515		ng/g		103	50 - 150
PCB-206	0.500	0.508		ng/g		102	50 - 150
PCB-208	0.500	0.504		ng/g		101	50 - 150
PCB-209	0.500	0.504		ng/g		101	50 - 150

Isotope Dilution	LCS %Recovery	LCS Qualifier	Limits
PCB-1L	60		30 - 140
PCB-3L	63		30 - 140
PCB-4L	57		30 - 140

Method: 1668A - Chlorinated Biphenyl Congeners (HRGC/HRMS) (Continued)

Lab Sample ID: LCS 140-32775/16-B
Matrix: Solid
Analysis Batch: 33063

Client Sample ID: Lab Control Sample
Prep Type: Total/NA
Prep Batch: 32775

Isotope Dilution	LCS %Recovery	LCS Qualifier	Limits
PCB-15L	63		30 - 140
PCB-19L	58		30 - 140
PCB-37L	67		30 - 140
PCB-54L	62		30 - 140
PCB-77L	64		30 - 140
PCB-81L	63		30 - 140
PCB-104L	69		30 - 140
PCB-105L	67		30 - 140
PCB-114L	67		30 - 140
PCB-118L	67		30 - 140
PCB-123L	66		30 - 140
PCB-126L	67		30 - 140
PCB-155L	70		30 - 140
PCB-156L	66	C	30 - 140
PCB-157L	66	C156	30 - 140
PCB-167L	67		30 - 140
PCB-169L	69		30 - 140
PCB-170L	64		30 - 140
PCB-188L	68		30 - 140
PCB-189L	66		30 - 140
PCB-202L	70		30 - 140
PCB-205L	63		30 - 140
PCB-206L	62		30 - 140
PCB-208L	64		30 - 140
PCB-209L	61		30 - 140

Surrogate	LCS %Recovery	LCS Qualifier	Limits
PCB-28L	61		40 - 125
PCB-111L	73		40 - 125
PCB-178L	76		40 - 125

Lab Sample ID: MB 140-32817/16-B
Matrix: Solid
Analysis Batch: 33110

Client Sample ID: Method Blank
Prep Type: Total/NA
Prep Batch: 32817

Analyte	MB Result	MB Qualifier	RL	EDL	Unit	D	Prepared	Analyzed	Dil Fac
PCB-1	0.000817	J q	0.010	0.00015	ng/g		08/20/19 08:01	08/29/19 01:33	1
PCB-2	0.00111	J q	0.010	0.00016	ng/g		08/20/19 08:01	08/29/19 01:33	1
PCB-3	0.00120	J	0.010	0.00017	ng/g		08/20/19 08:01	08/29/19 01:33	1
PCB-4	ND		0.020	0.00035	ng/g		08/20/19 08:01	08/29/19 01:33	1
PCB-5	ND		0.010	0.00023	ng/g		08/20/19 08:01	08/29/19 01:33	1
PCB-6	ND		0.010	0.00023	ng/g		08/20/19 08:01	08/29/19 01:33	1
PCB-7	0.000516	J q	0.010	0.00022	ng/g		08/20/19 08:01	08/29/19 01:33	1
PCB-8	0.00148	J q	0.020	0.00023	ng/g		08/20/19 08:01	08/29/19 01:33	1
PCB-9	ND		0.010	0.00025	ng/g		08/20/19 08:01	08/29/19 01:33	1
PCB-10	ND		0.010	0.00024	ng/g		08/20/19 08:01	08/29/19 01:33	1
PCB-11	0.00374	J q	0.020	0.00022	ng/g		08/20/19 08:01	08/29/19 01:33	1
PCB-12	0.00103	J C	0.020	0.00022	ng/g		08/20/19 08:01	08/29/19 01:33	1

Method: 1668A - Chlorinated Biphenyl Congeners (HRGC/HRMS) (Continued)

Lab Sample ID: MB 140-32817/16-B
Matrix: Solid
Analysis Batch: 33110

Client Sample ID: Method Blank
Prep Type: Total/NA
Prep Batch: 32817

Analyte	MB Result	MB Qualifier	RL	EDL	Unit	D	Prepared	Analyzed	Dil Fac
PCB-13	0.00103	J C12	0.020	0.00022	ng/g		08/20/19 08:01	08/29/19 01:33	1
PCB-14	ND		0.010	0.00019	ng/g		08/20/19 08:01	08/29/19 01:33	1
PCB-15	0.000987	J q	0.010	0.00022	ng/g		08/20/19 08:01	08/29/19 01:33	1
PCB-16	ND		0.010	0.00027	ng/g		08/20/19 08:01	08/29/19 01:33	1
PCB-17	0.00105	J	0.010	0.00021	ng/g		08/20/19 08:01	08/29/19 01:33	1
PCB-18	0.00172	J C	0.020	0.00018	ng/g		08/20/19 08:01	08/29/19 01:33	1
PCB-19	0.000606	J q	0.010	0.00026	ng/g		08/20/19 08:01	08/29/19 01:33	1
PCB-20	0.00338	J C	0.020	0.00022	ng/g		08/20/19 08:01	08/29/19 01:33	1
PCB-21	0.000882	J q C	0.020	0.00021	ng/g		08/20/19 08:01	08/29/19 01:33	1
PCB-22	0.000597	J	0.010	0.00024	ng/g		08/20/19 08:01	08/29/19 01:33	1
PCB-23	ND		0.010	0.00023	ng/g		08/20/19 08:01	08/29/19 01:33	1
PCB-24	0.000485	J q	0.010	0.00016	ng/g		08/20/19 08:01	08/29/19 01:33	1
PCB-25	0.000311	J q	0.010	0.00022	ng/g		08/20/19 08:01	08/29/19 01:33	1
PCB-26	0.000676	J q C	0.020	0.00022	ng/g		08/20/19 08:01	08/29/19 01:33	1
PCB-27	0.000484	J	0.010	0.00015	ng/g		08/20/19 08:01	08/29/19 01:33	1
PCB-28	0.00338	J C20	0.020	0.00022	ng/g		08/20/19 08:01	08/29/19 01:33	1
PCB-29	0.000676	J q C26	0.020	0.00022	ng/g		08/20/19 08:01	08/29/19 01:33	1
PCB-30	0.00172	J C18	0.020	0.00018	ng/g		08/20/19 08:01	08/29/19 01:33	1
PCB-31	0.000913	J q	0.020	0.00021	ng/g		08/20/19 08:01	08/29/19 01:33	1
PCB-32	0.000907	J q	0.010	0.00014	ng/g		08/20/19 08:01	08/29/19 01:33	1
PCB-33	0.000882	J q C21	0.020	0.00021	ng/g		08/20/19 08:01	08/29/19 01:33	1
PCB-34	ND		0.010	0.00024	ng/g		08/20/19 08:01	08/29/19 01:33	1
PCB-35	ND		0.010	0.00024	ng/g		08/20/19 08:01	08/29/19 01:33	1
PCB-36	ND		0.010	0.00022	ng/g		08/20/19 08:01	08/29/19 01:33	1
PCB-37	0.000487	J q	0.010	0.00023	ng/g		08/20/19 08:01	08/29/19 01:33	1
PCB-38	ND		0.010	0.00022	ng/g		08/20/19 08:01	08/29/19 01:33	1
PCB-39	ND		0.010	0.00021	ng/g		08/20/19 08:01	08/29/19 01:33	1
PCB-40	ND	C	0.030	0.00041	ng/g		08/20/19 08:01	08/29/19 01:33	1
PCB-41	ND	C40	0.030	0.00041	ng/g		08/20/19 08:01	08/29/19 01:33	1
PCB-42	ND		0.010	0.00044	ng/g		08/20/19 08:01	08/29/19 01:33	1
PCB-43	ND	C	0.020	0.00038	ng/g		08/20/19 08:01	08/29/19 01:33	1
PCB-44	0.00321	J C	0.030	0.00037	ng/g		08/20/19 08:01	08/29/19 01:33	1
PCB-45	0.00117	J q C	0.020	0.00043	ng/g		08/20/19 08:01	08/29/19 01:33	1
PCB-46	ND		0.010	0.00050	ng/g		08/20/19 08:01	08/29/19 01:33	1
PCB-47	0.00321	J C44	0.030	0.00037	ng/g		08/20/19 08:01	08/29/19 01:33	1
PCB-48	ND		0.010	0.00040	ng/g		08/20/19 08:01	08/29/19 01:33	1
PCB-49	0.000840	J q C	0.020	0.00033	ng/g		08/20/19 08:01	08/29/19 01:33	1
PCB-50	0.000774	J q C	0.020	0.00040	ng/g		08/20/19 08:01	08/29/19 01:33	1
PCB-51	0.00117	J q C45	0.020	0.00043	ng/g		08/20/19 08:01	08/29/19 01:33	1
PCB-52	0.00627	J q	0.010	0.00042	ng/g		08/20/19 08:01	08/29/19 01:33	1
PCB-53	0.000774	J q C50	0.020	0.00040	ng/g		08/20/19 08:01	08/29/19 01:33	1
PCB-54	ND		0.010	0.00023	ng/g		08/20/19 08:01	08/29/19 01:33	1
PCB-55	ND		0.010	0.00029	ng/g		08/20/19 08:01	08/29/19 01:33	1
PCB-56	ND		0.010	0.00030	ng/g		08/20/19 08:01	08/29/19 01:33	1
PCB-57	ND		0.010	0.00029	ng/g		08/20/19 08:01	08/29/19 01:33	1
PCB-58	ND		0.010	0.00029	ng/g		08/20/19 08:01	08/29/19 01:33	1
PCB-59	ND	C	0.030	0.00028	ng/g		08/20/19 08:01	08/29/19 01:33	1
PCB-60	ND		0.010	0.00028	ng/g		08/20/19 08:01	08/29/19 01:33	1
PCB-61	0.00139	J C	0.040	0.00028	ng/g		08/20/19 08:01	08/29/19 01:33	1

Method: 1668A - Chlorinated Biphenyl Congeners (HRGC/HRMS) (Continued)

Lab Sample ID: MB 140-32817/16-B
Matrix: Solid
Analysis Batch: 33110

Client Sample ID: Method Blank
Prep Type: Total/NA
Prep Batch: 32817

Analyte	MB Result	MB Qualifier	RL	EDL	Unit	D	Prepared	Analyzed	Dil Fac
PCB-62	ND	C59	0.030	0.00028	ng/g		08/20/19 08:01	08/29/19 01:33	1
PCB-63	ND		0.010	0.00026	ng/g		08/20/19 08:01	08/29/19 01:33	1
PCB-64	ND		0.010	0.00027	ng/g		08/20/19 08:01	08/29/19 01:33	1
PCB-65	0.00321	J C44	0.030	0.00037	ng/g		08/20/19 08:01	08/29/19 01:33	1
PCB-66	ND		0.010	0.00030	ng/g		08/20/19 08:01	08/29/19 01:33	1
PCB-67	ND		0.010	0.00027	ng/g		08/20/19 08:01	08/29/19 01:33	1
PCB-68	0.000621	J	0.010	0.00026	ng/g		08/20/19 08:01	08/29/19 01:33	1
PCB-69	0.000840	J q C49	0.020	0.00033	ng/g		08/20/19 08:01	08/29/19 01:33	1
PCB-70	0.00139	J C61	0.040	0.00028	ng/g		08/20/19 08:01	08/29/19 01:33	1
PCB-71	ND	C40	0.030	0.00041	ng/g		08/20/19 08:01	08/29/19 01:33	1
PCB-72	ND		0.010	0.00029	ng/g		08/20/19 08:01	08/29/19 01:33	1
PCB-73	ND	C43	0.020	0.00038	ng/g		08/20/19 08:01	08/29/19 01:33	1
PCB-74	0.00139	J C61	0.040	0.00028	ng/g		08/20/19 08:01	08/29/19 01:33	1
PCB-75	ND	C59	0.030	0.00028	ng/g		08/20/19 08:01	08/29/19 01:33	1
PCB-76	0.00139	J C61	0.040	0.00028	ng/g		08/20/19 08:01	08/29/19 01:33	1
PCB-77	0.00587	J	0.010	0.00028	ng/g		08/20/19 08:01	08/29/19 01:33	1
PCB-78	ND		0.010	0.00029	ng/g		08/20/19 08:01	08/29/19 01:33	1
PCB-79	ND		0.010	0.00025	ng/g		08/20/19 08:01	08/29/19 01:33	1
PCB-80	ND		0.010	0.00026	ng/g		08/20/19 08:01	08/29/19 01:33	1
PCB-81	0.00210	J q	0.010	0.00029	ng/g		08/20/19 08:01	08/29/19 01:33	1
PCB-82	ND		0.010	0.00040	ng/g		08/20/19 08:01	08/29/19 01:33	1
PCB-83	ND	C	0.020	0.00037	ng/g		08/20/19 08:01	08/29/19 01:33	1
PCB-84	ND		0.010	0.00041	ng/g		08/20/19 08:01	08/29/19 01:33	1
PCB-85	ND	C	0.030	0.00029	ng/g		08/20/19 08:01	08/29/19 01:33	1
PCB-86	0.00272	J C	0.060	0.00029	ng/g		08/20/19 08:01	08/29/19 01:33	1
PCB-87	0.00272	J C86	0.060	0.00029	ng/g		08/20/19 08:01	08/29/19 01:33	1
PCB-88	ND	C	0.020	0.00035	ng/g		08/20/19 08:01	08/29/19 01:33	1
PCB-89	ND		0.010	0.00039	ng/g		08/20/19 08:01	08/29/19 01:33	1
PCB-90	0.00305	J q C	0.030	0.00031	ng/g		08/20/19 08:01	08/29/19 01:33	1
PCB-91	ND	C88	0.020	0.00035	ng/g		08/20/19 08:01	08/29/19 01:33	1
PCB-92	ND		0.010	0.00037	ng/g		08/20/19 08:01	08/29/19 01:33	1
PCB-93	ND	C	0.020	0.00036	ng/g		08/20/19 08:01	08/29/19 01:33	1
PCB-94	ND		0.010	0.00039	ng/g		08/20/19 08:01	08/29/19 01:33	1
PCB-95	0.000746	J	0.010	0.00036	ng/g		08/20/19 08:01	08/29/19 01:33	1
PCB-96	ND		0.010	0.00028	ng/g		08/20/19 08:01	08/29/19 01:33	1
PCB-97	0.00272	J C86	0.060	0.00029	ng/g		08/20/19 08:01	08/29/19 01:33	1
PCB-98	ND	C	0.020	0.00035	ng/g		08/20/19 08:01	08/29/19 01:33	1
PCB-99	ND	C83	0.020	0.00037	ng/g		08/20/19 08:01	08/29/19 01:33	1
PCB-100	ND	C93	0.020	0.00036	ng/g		08/20/19 08:01	08/29/19 01:33	1
PCB-101	0.00305	J q C90	0.030	0.00031	ng/g		08/20/19 08:01	08/29/19 01:33	1
PCB-102	ND	C98	0.020	0.00035	ng/g		08/20/19 08:01	08/29/19 01:33	1
PCB-103	0.000681	J q	0.010	0.00034	ng/g		08/20/19 08:01	08/29/19 01:33	1
PCB-104	ND		0.010	0.00025	ng/g		08/20/19 08:01	08/29/19 01:33	1
PCB-105	0.00133	J	0.010	0.00033	ng/g		08/20/19 08:01	08/29/19 01:33	1
PCB-106	ND		0.010	0.00033	ng/g		08/20/19 08:01	08/29/19 01:33	1
PCB-107	ND		0.010	0.00031	ng/g		08/20/19 08:01	08/29/19 01:33	1
PCB-108	ND	C	0.020	0.00034	ng/g		08/20/19 08:01	08/29/19 01:33	1
PCB-109	0.00272	J C86	0.060	0.00029	ng/g		08/20/19 08:01	08/29/19 01:33	1
PCB-110	ND	C	0.020	0.00026	ng/g		08/20/19 08:01	08/29/19 01:33	1

Method: 1668A - Chlorinated Biphenyl Congeners (HRGC/HRMS) (Continued)

Lab Sample ID: MB 140-32817/16-B
Matrix: Solid
Analysis Batch: 33110

Client Sample ID: Method Blank
Prep Type: Total/NA
Prep Batch: 32817

Analyte	MB Result	MB Qualifier	RL	EDL	Unit	D	Prepared	Analyzed	Dil Fac
PCB-111	ND		0.010	0.00024	ng/g		08/20/19 08:01	08/29/19 01:33	1
PCB-112	ND		0.010	0.00026	ng/g		08/20/19 08:01	08/29/19 01:33	1
PCB-113	0.00305	J q C90	0.030	0.00031	ng/g		08/20/19 08:01	08/29/19 01:33	1
PCB-114	0.00256	J	0.010	0.00030	ng/g		08/20/19 08:01	08/29/19 01:33	1
PCB-115	ND	C110	0.020	0.00026	ng/g		08/20/19 08:01	08/29/19 01:33	1
PCB-116	ND	C85	0.030	0.00029	ng/g		08/20/19 08:01	08/29/19 01:33	1
PCB-117	ND	C85	0.030	0.00029	ng/g		08/20/19 08:01	08/29/19 01:33	1
PCB-118	0.00229	J	0.010	0.00032	ng/g		08/20/19 08:01	08/29/19 01:33	1
PCB-119	0.00272	J C86	0.060	0.00029	ng/g		08/20/19 08:01	08/29/19 01:33	1
PCB-120	ND		0.010	0.00023	ng/g		08/20/19 08:01	08/29/19 01:33	1
PCB-121	ND		0.010	0.00025	ng/g		08/20/19 08:01	08/29/19 01:33	1
PCB-122	ND		0.010	0.00036	ng/g		08/20/19 08:01	08/29/19 01:33	1
PCB-123	0.00253	J	0.010	0.00031	ng/g		08/20/19 08:01	08/29/19 01:33	1
PCB-124	ND	C108	0.020	0.00034	ng/g		08/20/19 08:01	08/29/19 01:33	1
PCB-125	0.00272	J C86	0.060	0.00029	ng/g		08/20/19 08:01	08/29/19 01:33	1
PCB-126	0.00372	J	0.010	0.00033	ng/g		08/20/19 08:01	08/29/19 01:33	1
PCB-127	ND		0.010	0.00033	ng/g		08/20/19 08:01	08/29/19 01:33	1
PCB-128	0.000438	J q C	0.020	0.00026	ng/g		08/20/19 08:01	08/29/19 01:33	1
PCB-129	0.00212	J q C	0.040	0.00027	ng/g		08/20/19 08:01	08/29/19 01:33	1
PCB-130	ND		0.010	0.00035	ng/g		08/20/19 08:01	08/29/19 01:33	1
PCB-131	ND		0.010	0.00034	ng/g		08/20/19 08:01	08/29/19 01:33	1
PCB-132	ND		0.010	0.00033	ng/g		08/20/19 08:01	08/29/19 01:33	1
PCB-133	ND		0.010	0.00032	ng/g		08/20/19 08:01	08/29/19 01:33	1
PCB-134	ND	C	0.020	0.00034	ng/g		08/20/19 08:01	08/29/19 01:33	1
PCB-135	0.000521	J q C	0.020	0.00028	ng/g		08/20/19 08:01	08/29/19 01:33	1
PCB-136	0.000616	J	0.010	0.00021	ng/g		08/20/19 08:01	08/29/19 01:33	1
PCB-137	ND		0.010	0.00027	ng/g		08/20/19 08:01	08/29/19 01:33	1
PCB-138	0.00212	J q C129	0.040	0.00027	ng/g		08/20/19 08:01	08/29/19 01:33	1
PCB-139	0.000574	J C	0.020	0.00029	ng/g		08/20/19 08:01	08/29/19 01:33	1
PCB-140	0.000574	J C139	0.020	0.00029	ng/g		08/20/19 08:01	08/29/19 01:33	1
PCB-141	ND		0.010	0.00030	ng/g		08/20/19 08:01	08/29/19 01:33	1
PCB-142	ND		0.010	0.00034	ng/g		08/20/19 08:01	08/29/19 01:33	1
PCB-143	ND	C134	0.020	0.00034	ng/g		08/20/19 08:01	08/29/19 01:33	1
PCB-144	ND		0.010	0.00027	ng/g		08/20/19 08:01	08/29/19 01:33	1
PCB-145	ND		0.010	0.00021	ng/g		08/20/19 08:01	08/29/19 01:33	1
PCB-146	0.000322	J q	0.010	0.00029	ng/g		08/20/19 08:01	08/29/19 01:33	1
PCB-147	0.000988	J q C	0.020	0.00030	ng/g		08/20/19 08:01	08/29/19 01:33	1
PCB-148	ND		0.010	0.00027	ng/g		08/20/19 08:01	08/29/19 01:33	1
PCB-149	0.000988	J q C147	0.020	0.00030	ng/g		08/20/19 08:01	08/29/19 01:33	1
PCB-150	ND		0.010	0.00020	ng/g		08/20/19 08:01	08/29/19 01:33	1
PCB-151	0.000521	J q C135	0.020	0.00028	ng/g		08/20/19 08:01	08/29/19 01:33	1
PCB-152	ND		0.010	0.00019	ng/g		08/20/19 08:01	08/29/19 01:33	1
PCB-153	0.00521	J C	0.020	0.00024	ng/g		08/20/19 08:01	08/29/19 01:33	1
PCB-154	ND		0.010	0.00024	ng/g		08/20/19 08:01	08/29/19 01:33	1
PCB-155	0.000427	J q	0.010	0.00019	ng/g		08/20/19 08:01	08/29/19 01:33	1
PCB-156	0.00996	J C	0.020	0.00027	ng/g		08/20/19 08:01	08/29/19 01:33	1
PCB-157	0.00996	J C156	0.020	0.00027	ng/g		08/20/19 08:01	08/29/19 01:33	1
PCB-158	ND		0.010	0.00021	ng/g		08/20/19 08:01	08/29/19 01:33	1
PCB-159	ND		0.010	0.00022	ng/g		08/20/19 08:01	08/29/19 01:33	1

Method: 1668A - Chlorinated Biphenyl Congeners (HRGC/HRMS) (Continued)

Lab Sample ID: MB 140-32817/16-B
Matrix: Solid
Analysis Batch: 33110

Client Sample ID: Method Blank
Prep Type: Total/NA
Prep Batch: 32817

Analyte	MB Result	MB Qualifier	RL	EDL	Unit	D	Prepared	Analyzed	Dil Fac
PCB-160	0.00212	J q C129	0.040	0.00027	ng/g		08/20/19 08:01	08/29/19 01:33	1
PCB-161	ND		0.010	0.00022	ng/g		08/20/19 08:01	08/29/19 01:33	1
PCB-162	ND		0.010	0.00021	ng/g		08/20/19 08:01	08/29/19 01:33	1
PCB-163	0.00212	J q C129	0.040	0.00027	ng/g		08/20/19 08:01	08/29/19 01:33	1
PCB-164	ND		0.010	0.00023	ng/g		08/20/19 08:01	08/29/19 01:33	1
PCB-165	ND		0.010	0.00026	ng/g		08/20/19 08:01	08/29/19 01:33	1
PCB-166	0.000438	J q C128	0.020	0.00026	ng/g		08/20/19 08:01	08/29/19 01:33	1
PCB-167	0.00702	J	0.010	0.00018	ng/g		08/20/19 08:01	08/29/19 01:33	1
PCB-168	0.00521	J C153	0.020	0.00024	ng/g		08/20/19 08:01	08/29/19 01:33	1
PCB-169	0.00446	J	0.010	0.00020	ng/g		08/20/19 08:01	08/29/19 01:33	1
PCB-170	0.000404	J	0.010	0.00022	ng/g		08/20/19 08:01	08/29/19 01:33	1
PCB-171	0.000776	J C	0.020	0.00022	ng/g		08/20/19 08:01	08/29/19 01:33	1
PCB-172	ND		0.010	0.00022	ng/g		08/20/19 08:01	08/29/19 01:33	1
PCB-173	0.000776	J C171	0.020	0.00022	ng/g		08/20/19 08:01	08/29/19 01:33	1
PCB-174	0.000460	J q	0.010	0.00023	ng/g		08/20/19 08:01	08/29/19 01:33	1
PCB-175	0.000505	J	0.010	0.00020	ng/g		08/20/19 08:01	08/29/19 01:33	1
PCB-176	0.000270	J q	0.010	0.00014	ng/g		08/20/19 08:01	08/29/19 01:33	1
PCB-177	0.000647	J	0.010	0.00023	ng/g		08/20/19 08:01	08/29/19 01:33	1
PCB-178	ND		0.010	0.00021	ng/g		08/20/19 08:01	08/29/19 01:33	1
PCB-179	0.000377	J	0.010	0.00015	ng/g		08/20/19 08:01	08/29/19 01:33	1
PCB-180	0.00245	J C	0.020	0.00018	ng/g		08/20/19 08:01	08/29/19 01:33	1
PCB-181	ND		0.010	0.00019	ng/g		08/20/19 08:01	08/29/19 01:33	1
PCB-182	ND		0.010	0.00019	ng/g		08/20/19 08:01	08/29/19 01:33	1
PCB-183	0.00127	J C	0.020	0.00019	ng/g		08/20/19 08:01	08/29/19 01:33	1
PCB-184	0.000414	J q	0.010	0.00015	ng/g		08/20/19 08:01	08/29/19 01:33	1
PCB-185	0.00127	J C183	0.020	0.00019	ng/g		08/20/19 08:01	08/29/19 01:33	1
PCB-186	0.000321	J	0.010	0.00015	ng/g		08/20/19 08:01	08/29/19 01:33	1
PCB-187	0.000619	J q	0.010	0.00019	ng/g		08/20/19 08:01	08/29/19 01:33	1
PCB-188	0.000407	J	0.010	0.00014	ng/g		08/20/19 08:01	08/29/19 01:33	1
PCB-189	0.00349	J	0.010	0.00018	ng/g		08/20/19 08:01	08/29/19 01:33	1
PCB-190	0.000238	J q	0.010	0.00016	ng/g		08/20/19 08:01	08/29/19 01:33	1
PCB-191	ND		0.010	0.00016	ng/g		08/20/19 08:01	08/29/19 01:33	1
PCB-192	0.000316	J	0.010	0.00017	ng/g		08/20/19 08:01	08/29/19 01:33	1
PCB-193	0.00245	J C180	0.020	0.00018	ng/g		08/20/19 08:01	08/29/19 01:33	1
PCB-194	0.000517	J q	0.010	0.00025	ng/g		08/20/19 08:01	08/29/19 01:33	1
PCB-195	ND		0.010	0.00030	ng/g		08/20/19 08:01	08/29/19 01:33	1
PCB-196	0.000335	J q	0.010	0.00016	ng/g		08/20/19 08:01	08/29/19 01:33	1
PCB-197	0.000335	J q	0.010	0.00011	ng/g		08/20/19 08:01	08/29/19 01:33	1
PCB-198	0.00114	J q C	0.020	0.00017	ng/g		08/20/19 08:01	08/29/19 01:33	1
PCB-199	0.00114	J q C198	0.020	0.00017	ng/g		08/20/19 08:01	08/29/19 01:33	1
PCB-200	ND		0.010	0.00012	ng/g		08/20/19 08:01	08/29/19 01:33	1
PCB-201	0.000326	J q	0.010	0.00011	ng/g		08/20/19 08:01	08/29/19 01:33	1
PCB-202	0.000338	J	0.010	0.00013	ng/g		08/20/19 08:01	08/29/19 01:33	1
PCB-203	0.000411	J q	0.010	0.00015	ng/g		08/20/19 08:01	08/29/19 01:33	1
PCB-204	0.000207	J q	0.010	0.00012	ng/g		08/20/19 08:01	08/29/19 01:33	1
PCB-205	0.000254	J	0.010	0.00019	ng/g		08/20/19 08:01	08/29/19 01:33	1
PCB-206	0.00148	J q	0.010	0.00070	ng/g		08/20/19 08:01	08/29/19 01:33	1
PCB-207	ND		0.010	0.00051	ng/g		08/20/19 08:01	08/29/19 01:33	1
PCB-208	ND		0.010	0.00054	ng/g		08/20/19 08:01	08/29/19 01:33	1

Method: 1668A - Chlorinated Biphenyl Congeners (HRGC/HRMS) (Continued)

Lab Sample ID: MB 140-32817/16-B
Matrix: Solid
Analysis Batch: 33110

Client Sample ID: Method Blank
Prep Type: Total/NA
Prep Batch: 32817

Analyte	MB Result	MB Qualifier	RL	EDL	Unit	D	Prepared	Analyzed	Dil Fac
PCB-209	0.00151	J q	0.010	0.00023	ng/g		08/20/19 08:01	08/29/19 01:33	1
Total Monochlorobiphenyls	0.00313	J q	0.010	0.00016	ng/g		08/20/19 08:01	08/29/19 01:33	1
Total Dichlorobiphenyls	0.00775	J q	0.020	0.00024	ng/g		08/20/19 08:01	08/29/19 01:33	1
Total Trichlorobiphenyls	0.0125	J q	0.020	0.00022	ng/g		08/20/19 08:01	08/29/19 01:33	1
Total Tetrachlorobiphenyls	0.0222	J q	0.040	0.00032	ng/g		08/20/19 08:01	08/29/19 01:33	1
Total Pentachlorobiphenyls	0.0196	J q	0.060	0.00032	ng/g		08/20/19 08:01	08/29/19 01:33	1
Total Hexachlorobiphenyls	0.0327	J q	0.040	0.00026	ng/g		08/20/19 08:01	08/29/19 01:33	1
Total Heptachlorobiphenyls	0.0130	J q	0.020	0.00018	ng/g		08/20/19 08:01	08/29/19 01:33	1
Total Octachlorobiphenyls	0.00386	J q	0.020	0.00016	ng/g		08/20/19 08:01	08/29/19 01:33	1
Total Nonachlorobiphenyls	0.00148	J q	0.010	0.00058	ng/g		08/20/19 08:01	08/29/19 01:33	1
Polychlorinated biphenyls, Total	0.118	q	0.060	0.00028	ng/g		08/20/19 08:01	08/29/19 01:33	1

Isotope Dilution	*MB %Recovery*	*MB Qualifier*	*Limits*	*Prepared*	*Analyzed*	*Dil Fac*
PCB-1L	*65*		*30 - 140*	*08/20/19 08:01*	*08/29/19 01:33*	*1*
PCB-3L	*70*		*30 - 140*	*08/20/19 08:01*	*08/29/19 01:33*	*1*
PCB-4L	*67*		*30 - 140*	*08/20/19 08:01*	*08/29/19 01:33*	*1*
PCB-15L	*72*		*30 - 140*	*08/20/19 08:01*	*08/29/19 01:33*	*1*
PCB-19L	*65*		*30 - 140*	*08/20/19 08:01*	*08/29/19 01:33*	*1*
PCB-37L	*77*		*30 - 140*	*08/20/19 08:01*	*08/29/19 01:33*	*1*
PCB-54L	*74*		*30 - 140*	*08/20/19 08:01*	*08/29/19 01:33*	*1*
PCB-77L	*80*		*30 - 140*	*08/20/19 08:01*	*08/29/19 01:33*	*1*
PCB-81L	*78*		*30 - 140*	*08/20/19 08:01*	*08/29/19 01:33*	*1*
PCB-104L	*84*		*30 - 140*	*08/20/19 08:01*	*08/29/19 01:33*	*1*
PCB-105L	*80*		*30 - 140*	*08/20/19 08:01*	*08/29/19 01:33*	*1*
PCB-114L	*78*		*30 - 140*	*08/20/19 08:01*	*08/29/19 01:33*	*1*
PCB-118L	*80*		*30 - 140*	*08/20/19 08:01*	*08/29/19 01:33*	*1*
PCB-123L	*80*		*30 - 140*	*08/20/19 08:01*	*08/29/19 01:33*	*1*
PCB-126L	*86*		*30 - 140*	*08/20/19 08:01*	*08/29/19 01:33*	*1*
PCB-155L	*89*		*30 - 140*	*08/20/19 08:01*	*08/29/19 01:33*	*1*
PCB-156L	*83*	*C*	*30 - 140*	*08/20/19 08:01*	*08/29/19 01:33*	*1*
PCB-157L	*83*	*C156*	*30 - 140*	*08/20/19 08:01*	*08/29/19 01:33*	*1*
PCB-167L	*84*		*30 - 140*	*08/20/19 08:01*	*08/29/19 01:33*	*1*
PCB-169L	*93*		*30 - 140*	*08/20/19 08:01*	*08/29/19 01:33*	*1*
PCB-170L	*81*		*30 - 140*	*08/20/19 08:01*	*08/29/19 01:33*	*1*
PCB-188L	*79*		*30 - 140*	*08/20/19 08:01*	*08/29/19 01:33*	*1*
PCB-189L	*84*		*30 - 140*	*08/20/19 08:01*	*08/29/19 01:33*	*1*
PCB-202L	*87*		*30 - 140*	*08/20/19 08:01*	*08/29/19 01:33*	*1*
PCB-205L	*79*		*30 - 140*	*08/20/19 08:01*	*08/29/19 01:33*	*1*
PCB-206L	*77*		*30 - 140*	*08/20/19 08:01*	*08/29/19 01:33*	*1*
PCB-208L	*80*		*30 - 140*	*08/20/19 08:01*	*08/29/19 01:33*	*1*
PCB-209L	*73*		*30 - 140*	*08/20/19 08:01*	*08/29/19 01:33*	*1*

Surrogate	*MB %Recovery*	*MB Qualifier*	*Limits*	*Prepared*	*Analyzed*	*Dil Fac*
PCB-28L	*76*		*40 - 125*	*08/20/19 08:01*	*08/29/19 01:33*	*1*
PCB-111L	*94*		*40 - 125*	*08/20/19 08:01*	*08/29/19 01:33*	*1*
PCB-178L	*91*		*40 - 125*	*08/20/19 08:01*	*08/29/19 01:33*	*1*

Method: 1668A - Chlorinated Biphenyl Congeners (HRGC/HRMS) (Continued)

Lab Sample ID: LCS 140-32817/17-B
Matrix: Solid
Analysis Batch: 33110

Client Sample ID: Lab Control Sample
Prep Type: Total/NA
Prep Batch: 32817

Analyte			Spike Added	LCS Result	LCS Qualifier	Unit	D	%Rec	%Rec. Limits		
PCB-1			0.500	0.506		ng/g		101	50 - 150		
PCB-3			0.500	0.498		ng/g		100	50 - 150		
PCB-4			0.500	0.512		ng/g		102	50 - 150		
PCB-15			0.500	0.475		ng/g		95	50 - 150		
PCB-19			0.500	0.537		ng/g		107	50 - 150		
PCB-37			0.500	0.484		ng/g		97	50 - 150		
PCB-54			0.500	0.503		ng/g		101	50 - 150		
PCB-77			0.500	0.486		ng/g		97	50 - 150		
PCB-81			0.500	0.509		ng/g		102	50 - 150		
PCB-104			0.500	0.509		ng/g		102	50 - 150		
PCB-105			0.500	0.508		ng/g		102	50 - 150		
PCB-114			0.500	0.489		ng/g		98	50 - 150		
PCB-118			0.500	0.511		ng/g		102	50 - 150		
PCB-123			0.500	0.507		ng/g		101	50 - 150		
PCB-126			0.500	0.492		ng/g		98	50 - 150		
PCB-155			0.500	0.505		ng/g		101	50 - 150		
PCB-156			1.00	1.02	C	ng/g		102	50 - 150		
PCB-157			1.00	1.02	C156	ng/g		102	50 - 150		
PCB-167			0.500	0.503		ng/g		101	50 - 150		
PCB-169			0.500	0.498		ng/g		100	50 - 150		
PCB-188			0.500	0.510		ng/g		102	50 - 150		
PCB-189			0.500	0.513		ng/g		103	50 - 150		
PCB-202			0.500	0.505		ng/g		101	50 - 150		
PCB-205			0.500	0.508		ng/g		102	50 - 150		
PCB-206			0.500	0.507		ng/g		101	50 - 150		
PCB-208			0.500	0.496		ng/g		99	50 - 150		
PCB-209			0.500	0.518		ng/g		104	50 - 150		

Isotope Dilution	*LCS %Recovery*	*LCS Qualifier*	*Limits*
PCB-1L	*66*		*30 - 140*
PCB-3L	*64*		*30 - 140*
PCB-4L	*61*		*30 - 140*
PCB-15L	*70*		*30 - 140*
PCB-19L	*60*		*30 - 140*
PCB-37L	*81*		*30 - 140*
PCB-54L	*73*		*30 - 140*
PCB-77L	*87*		*30 - 140*
PCB-81L	*82*		*30 - 140*
PCB-104L	*78*		*30 - 140*
PCB-105L	*81*		*30 - 140*
PCB-114L	*81*		*30 - 140*
PCB-118L	*81*		*30 - 140*
PCB-123L	*80*		*30 - 140*
PCB-126L	*89*		*30 - 140*
PCB-155L	*87*		*30 - 140*
PCB-156L	*85*	*C*	*30 - 140*
PCB-157L	*85*	*C156*	*30 - 140*
PCB-167L	*86*		*30 - 140*

Method: 1668A - Chlorinated Biphenyl Congeners (HRGC/HRMS) (Continued)

Lab Sample ID: LCS 140-32817/17-B
Matrix: Solid
Analysis Batch: 33110

Client Sample ID: Lab Control Sample
Prep Type: Total/NA
Prep Batch: 32817

Isotope Dilution	LCS %Recovery	LCS Qualifier	Limits
PCB-169L	96		30 - 140
PCB-170L	79		30 - 140
PCB-188L	79		30 - 140
PCB-189L	85		30 - 140
PCB-202L	86		30 - 140
PCB-205L	80		30 - 140
PCB-206L	77		30 - 140
PCB-208L	84		30 - 140
PCB-209L	76		30 - 140

Surrogate	LCS %Recovery	LCS Qualifier	Limits
PCB-28L	76		40 - 125
PCB-111L	92		40 - 125
PCB-178L	93		40 - 125

Specialty Organics

Prep Batch: 32775

Lab Sample ID	Client Sample ID	Prep Type	Matrix	Method	Prep Batch
580-88125-1	A1-0to30-102018	Total/NA	Solid	HRMS-Sox	
580-88125-2	A2-0to26-100818	Total/NA	Solid	HRMS-Sox	
580-88125-3	A3-0to31-100818	Total/NA	Solid	HRMS-Sox	
580-88125-4	A4-0to25-100818	Total/NA	Solid	HRMS-Sox	
580-88125-5	A5-0to25-100818	Total/NA	Solid	HRMS-Sox	
580-88125-6	A6-0to23-100818	Total/NA	Solid	HRMS-Sox	
580-88125-7	A7-0to26-100918	Total/NA	Solid	HRMS-Sox	
580-88125-8	C4-0to27-100918	Total/NA	Solid	HRMS-Sox	
580-88125-9	D2-0to19-101018	Total/NA	Solid	HRMS-Sox	
580-88125-10	F2-0to19-101018	Total/NA	Solid	HRMS-Sox	
580-88125-11	G6-0to27-101818	Total/NA	Solid	HRMS-Sox	
580-88125-12	H2-0to30-101218	Total/NA	Solid	HRMS-Sox	
580-88125-13	J2A3-0to18-101218	Total/NA	Solid	HRMS-Sox	
580-88125-14	M4-0to26-101918	Total/NA	Solid	HRMS-Sox	
MB 140-32775/15-B	Method Blank	Total/NA	Solid	HRMS-Sox	
LCS 140-32775/16-B	Lab Control Sample	Total/NA	Solid	HRMS-Sox	

Prep Batch: 32817

Lab Sample ID	Client Sample ID	Prep Type	Matrix	Method	Prep Batch
580-88125-15	515-0to26-101918	Total/NA	Solid	HRMS-Sox	
580-88125-16	N5-0to28-101418	Total/NA	Solid	HRMS-Sox	
580-88125-17	N7-0to27-101418	Total/NA	Solid	HRMS-Sox	
580-88125-18	O7-0to27-101918	Total/NA	Solid	HRMS-Sox	
580-88125-19	Q2-0to13-101818	Total/NA	Solid	HRMS-Sox	
580-88125-20	Q6-0to27-102018	Total/NA	Solid	HRMS-Sox	
580-88125-21	T6-0to29-101618	Total/NA	Solid	HRMS-Sox	
MB 140-32817/16-B	Method Blank	Total/NA	Solid	HRMS-Sox	
LCS 140-32817/17-B	Lab Control Sample	Total/NA	Solid	HRMS-Sox	

Cleanup Batch: 32843

Lab Sample ID	Client Sample ID	Prep Type	Matrix	Method	Prep Batch
580-88125-1	A1-0to30-102018	Total/NA	Solid	Split	32775
580-88125-2	A2-0to26-100818	Total/NA	Solid	Split	32775
580-88125-3	A3-0to31-100818	Total/NA	Solid	Split	32775
580-88125-4	A4-0to25-100818	Total/NA	Solid	Split	32775
580-88125-5	A5-0to25-100818	Total/NA	Solid	Split	32775
580-88125-6	A6-0to23-100818	Total/NA	Solid	Split	32775
580-88125-7	A7-0to26-100918	Total/NA	Solid	Split	32775
580-88125-8	C4-0to27-100918	Total/NA	Solid	Split	32775
580-88125-9	D2-0to19-101018	Total/NA	Solid	Split	32775
580-88125-10	F2-0to19-101018	Total/NA	Solid	Split	32775
580-88125-11	G6-0to27-101818	Total/NA	Solid	Split	32775
580-88125-12	H2-0to30-101218	Total/NA	Solid	Split	32775
580-88125-13	J2A3-0to18-101218	Total/NA	Solid	Split	32775
580-88125-14	M4-0to26-101918	Total/NA	Solid	Split	32775
MB 140-32775/15-B	Method Blank	Total/NA	Solid	Split	32775
LCS 140-32775/16-B	Lab Control Sample	Total/NA	Solid	Split	32775

Cleanup Batch: 32914

Lab Sample ID	Client Sample ID	Prep Type	Matrix	Method	Prep Batch
580-88125-15	515-0to26-101918	Total/NA	Solid	Split	32817

Specialty Organics (Continued)

Cleanup Batch: 32914 (Continued)

Lab Sample ID	Client Sample ID	Prep Type	Matrix	Method	Prep Batch
580-88125-16	N5-0to28-101418	Total/NA	Solid	Split	32817
580-88125-17	N7-0to27-101418	Total/NA	Solid	Split	32817
580-88125-18	O7-0to27-101918	Total/NA	Solid	Split	32817
580-88125-19	Q2-0to13-101818	Total/NA	Solid	Split	32817
580-88125-20	Q6-0to27-102018	Total/NA	Solid	Split	32817
580-88125-21	T6-0to29-101618	Total/NA	Solid	Split	32817
MB 140-32817/16-B	Method Blank	Total/NA	Solid	Split	32817
LCS 140-32817/17-B	Lab Control Sample	Total/NA	Solid	Split	32817

Analysis Batch: 33063

Lab Sample ID	Client Sample ID	Prep Type	Matrix	Method	Prep Batch
580-88125-4	A4-0to25-100818	Total/NA	Solid	1668A	32843
580-88125-9	D2-0to19-101018	Total/NA	Solid	1668A	32843
580-88125-12	H2-0to30-101218	Total/NA	Solid	1668A	32843
MB 140-32775/15-B	Method Blank	Total/NA	Solid	1668A	32843
LCS 140-32775/16-B	Lab Control Sample	Total/NA	Solid	1668A	32843

Analysis Batch: 33110

Lab Sample ID	Client Sample ID	Prep Type	Matrix	Method	Prep Batch
580-88125-15	515-0to26-101918	Total/NA	Solid	1668A	32914
MB 140-32817/16-B	Method Blank	Total/NA	Solid	1668A	32914
LCS 140-32817/17-B	Lab Control Sample	Total/NA	Solid	1668A	32914

Analysis Batch: 33136

Lab Sample ID	Client Sample ID	Prep Type	Matrix	Method	Prep Batch
580-88125-18	O7-0to27-101918	Total/NA	Solid	1668A	32914
580-88125-19	Q2-0to13-101818	Total/NA	Solid	1668A	32914
580-88125-21	T6-0to29-101618	Total/NA	Solid	1668A	32914

Analysis Batch: 33148

Lab Sample ID	Client Sample ID	Prep Type	Matrix	Method	Prep Batch
580-88125-1	A1-0to30-102018	Total/NA	Solid	1668A	32843
580-88125-14	M4-0to26-101918	Total/NA	Solid	1668A	32843
580-88125-16	N5-0to28-101418	Total/NA	Solid	1668A	32914
580-88125-17	N7-0to27-101418	Total/NA	Solid	1668A	32914
580-88125-20	Q6-0to27-102018	Total/NA	Solid	1668A	32914

Analysis Batch: 33205

Lab Sample ID	Client Sample ID	Prep Type	Matrix	Method	Prep Batch
580-88125-2	A2-0to26-100818	Total/NA	Solid	1668A	32843
580-88125-3	A3-0to31-100818	Total/NA	Solid	1668A	32843
580-88125-6	A6-0to23-100818	Total/NA	Solid	1668A	32843
580-88125-8	C4-0to27-100918	Total/NA	Solid	1668A	32843

Analysis Batch: 33231

Lab Sample ID	Client Sample ID	Prep Type	Matrix	Method	Prep Batch
580-88125-5	A5-0to25-100818	Total/NA	Solid	1668A	32843
580-88125-10	F2-0to19-101018	Total/NA	Solid	1668A	32843
580-88125-11	G6-0to27-101818	Total/NA	Solid	1668A	32843
580-88125-13	J2A3-0to18-101218	Total/NA	Solid	1668A	32843

QC Association Summary

Client: Pacific Groundwater Group
Job ID: 580-88125-2
Project/Site: Swan Island Lagoon Sediment Investigatio

Specialty Organics

Analysis Batch: 33248

Lab Sample ID	Client Sample ID	Prep Type	Matrix	Method	Prep Batch
580-88125-7	A7-0to26-100918	Total/NA	Solid	1668A	32843

Lab Chronicle

Client: Pacific Groundwater Group
Job ID: 580-88125-2
Project/Site: Swan Island Lagoon Sediment Investigatio

Client Sample ID: A1-0to30-102018
Lab Sample ID: 580-88125-1
Date Collected: 10/20/18 12:05
Matrix: Solid
Date Received: 07/26/19 13:10
Percent Solids: 55.1

Prep Type	Batch Type	Batch Method	Run	Dilution Factor	Batch Number	Prepared or Analyzed	Analyst	Lab
Total/NA	Prep	HRMS-Sox			32775	08/19/19 08:06	BRS	TAL KNX
Total/NA	Cleanup	Split			32843	08/20/19 13:28	EBS	TAL KNX
Total/NA	Analysis	1668A		1	33148	08/30/19 10:29	LKM	TAL KNX

Client Sample ID: A2-0to26-100818
Lab Sample ID: 580-88125-2
Date Collected: 10/08/18 14:04
Matrix: Solid
Date Received: 07/26/19 13:10
Percent Solids: 31.7

Prep Type	Batch Type	Batch Method	Run	Dilution Factor	Batch Number	Prepared or Analyzed	Analyst	Lab
Total/NA	Prep	HRMS-Sox			32775	08/19/19 08:06	BRS	TAL KNX
Total/NA	Cleanup	Split			32843	08/20/19 13:28	EBS	TAL KNX
Total/NA	Analysis	1668A		1	33205	09/03/19 12:52	KBL	TAL KNX

Client Sample ID: A3-0to31-100818
Lab Sample ID: 580-88125-3
Date Collected: 10/08/18 11:14
Matrix: Solid
Date Received: 07/26/19 13:10
Percent Solids: 33.3

Prep Type	Batch Type	Batch Method	Run	Dilution Factor	Batch Number	Prepared or Analyzed	Analyst	Lab
Total/NA	Prep	HRMS-Sox			32775	08/19/19 08:06	BRS	TAL KNX
Total/NA	Cleanup	Split			32843	08/20/19 13:28	EBS	TAL KNX
Total/NA	Analysis	1668A		1	33205	09/03/19 13:54	KBL	TAL KNX

Client Sample ID: A4-0to25-100818
Lab Sample ID: 580-88125-4
Date Collected: 10/08/18 13:26
Matrix: Solid
Date Received: 07/26/19 13:10
Percent Solids: 38.8

Prep Type	Batch Type	Batch Method	Run	Dilution Factor	Batch Number	Prepared or Analyzed	Analyst	Lab
Total/NA	Prep	HRMS-Sox			32775	08/19/19 08:06	BRS	TAL KNX
Total/NA	Cleanup	Split			32843	08/20/19 13:28	EBS	TAL KNX
Total/NA	Analysis	1668A		1	33063	08/27/19 21:33	MSD	TAL KNX

Client Sample ID: A5-0to25-100818
Lab Sample ID: 580-88125-5
Date Collected: 10/08/18 14:38
Matrix: Solid
Date Received: 07/26/19 13:10
Percent Solids: 33.3

Prep Type	Batch Type	Batch Method	Run	Dilution Factor	Batch Number	Prepared or Analyzed	Analyst	Lab
Total/NA	Prep	HRMS-Sox			32775	08/19/19 08:06	BRS	TAL KNX
Total/NA	Cleanup	Split			32843	08/20/19 13:28	EBS	TAL KNX
Total/NA	Analysis	1668A		2	33231	09/04/19 03:14	LKM	TAL KNX

Lab Chronicle

Client: Pacific Groundwater Group
Job ID: 580-88125-2
Project/Site: Swan Island Lagoon Sediment Investigatio

Client Sample ID: A6-0to23-100818
Lab Sample ID: 580-88125-6
Date Collected: 10/08/18 16:08
Matrix: Solid
Date Received: 07/26/19 13:10
Percent Solids: 39.3

Prep Type	Batch Type	Batch Method	Run	Dilution Factor	Batch Number	Prepared or Analyzed	Analyst	Lab
Total/NA	Prep	HRMS-Sox			32775	08/19/19 08:06	BRS	TAL KNX
Total/NA	Cleanup	Split			32843	08/20/19 13:28	EBS	TAL KNX
Total/NA	Analysis	1668A		1	33205	09/03/19 15:58	KBL	TAL KNX

Client Sample ID: A7-0to26-100918
Lab Sample ID: 580-88125-7
Date Collected: 10/09/18 13:23
Matrix: Solid
Date Received: 07/26/19 13:10
Percent Solids: 37.8

Prep Type	Batch Type	Batch Method	Run	Dilution Factor	Batch Number	Prepared or Analyzed	Analyst	Lab
Total/NA	Prep	HRMS-Sox			32775	08/19/19 08:06	BRS	TAL KNX
Total/NA	Cleanup	Split			32843	08/20/19 13:28	EBS	TAL KNX
Total/NA	Analysis	1668A		5	33248	09/04/19 14:27	KBL	TAL KNX

Client Sample ID: C4-0to27-100918
Lab Sample ID: 580-88125-8
Date Collected: 10/09/18 08:28
Matrix: Solid
Date Received: 07/26/19 13:10
Percent Solids: 37.5

Prep Type	Batch Type	Batch Method	Run	Dilution Factor	Batch Number	Prepared or Analyzed	Analyst	Lab
Total/NA	Prep	HRMS-Sox			32775	08/19/19 08:06	BRS	TAL KNX
Total/NA	Cleanup	Split			32843	08/20/19 13:28	EBS	TAL KNX
Total/NA	Analysis	1668A		1	33205	09/03/19 18:02	KBL	TAL KNX

Client Sample ID: D2-0to19-101018
Lab Sample ID: 580-88125-9
Date Collected: 10/10/18 15:21
Matrix: Solid
Date Received: 07/26/19 13:10
Percent Solids: 70.6

Prep Type	Batch Type	Batch Method	Run	Dilution Factor	Batch Number	Prepared or Analyzed	Analyst	Lab
Total/NA	Prep	HRMS-Sox			32775	08/19/19 08:06	BRS	TAL KNX
Total/NA	Cleanup	Split			32843	08/20/19 13:28	EBS	TAL KNX
Total/NA	Analysis	1668A		1	33063	08/27/19 22:35	MSD	TAL KNX

Client Sample ID: F2-0to19-101018
Lab Sample ID: 580-88125-10
Date Collected: 10/10/18 16:36
Matrix: Solid
Date Received: 07/26/19 13:10
Percent Solids: 69.3

Prep Type	Batch Type	Batch Method	Run	Dilution Factor	Batch Number	Prepared or Analyzed	Analyst	Lab
Total/NA	Prep	HRMS-Sox			32775	08/19/19 08:06	BRS	TAL KNX
Total/NA	Cleanup	Split			32843	08/20/19 13:28	EBS	TAL KNX
Total/NA	Analysis	1668A		1	33231	09/04/19 05:18	LKM	TAL KNX

Lab Chronicle

Client: Pacific Groundwater Group
Job ID: 580-88125-2
Project/Site: Swan Island Lagoon Sediment Investigatio

Client Sample ID: G6-0to27-101818
Lab Sample ID: 580-88125-11
Date Collected: 10/18/18 14:12
Matrix: Solid
Date Received: 07/26/19 13:10
Percent Solids: 32.7

Prep Type	Batch Type	Batch Method	Run	Dilution Factor	Batch Number	Prepared or Analyzed	Analyst	Lab
Total/NA	Prep	HRMS-Sox			32775	08/19/19 08:06	BRS	TAL KNX
Total/NA	Cleanup	Split			32843	08/20/19 13:28	EBS	TAL KNX
Total/NA	Analysis	1668A		1	33231	09/04/19 06:20	LKM	TAL KNX

Client Sample ID: H2-0to30-101218
Lab Sample ID: 580-88125-12
Date Collected: 10/12/18 10:28
Matrix: Solid
Date Received: 07/26/19 13:10
Percent Solids: 42.1

Prep Type	Batch Type	Batch Method	Run	Dilution Factor	Batch Number	Prepared or Analyzed	Analyst	Lab
Total/NA	Prep	HRMS-Sox			32775	08/19/19 08:06	BRS	TAL KNX
Total/NA	Cleanup	Split			32843	08/20/19 13:28	EBS	TAL KNX
Total/NA	Analysis	1668A		1	33063	08/27/19 23:37	MSD	TAL KNX

Client Sample ID: J2A3-0to18-101218
Lab Sample ID: 580-88125-13
Date Collected: 10/12/18 12:57
Matrix: Solid
Date Received: 07/26/19 13:10
Percent Solids: 80.8

Prep Type	Batch Type	Batch Method	Run	Dilution Factor	Batch Number	Prepared or Analyzed	Analyst	Lab
Total/NA	Prep	HRMS-Sox			32775	08/19/19 08:06	BRS	TAL KNX
Total/NA	Cleanup	Split			32843	08/20/19 13:28	EBS	TAL KNX
Total/NA	Analysis	1668A		1	33231	09/04/19 07:22	LKM	TAL KNX

Client Sample ID: M4-0to26-101918
Lab Sample ID: 580-88125-14
Date Collected: 10/19/18 13:11
Matrix: Solid
Date Received: 07/26/19 13:10
Percent Solids: 38.4

Prep Type	Batch Type	Batch Method	Run	Dilution Factor	Batch Number	Prepared or Analyzed	Analyst	Lab
Total/NA	Prep	HRMS-Sox			32775	08/19/19 08:06	BRS	TAL KNX
Total/NA	Cleanup	Split			32843	08/20/19 13:28	EBS	TAL KNX
Total/NA	Analysis	1668A		1	33148	08/30/19 09:27	LKM	TAL KNX

Client Sample ID: 515-0to26-101918
Lab Sample ID: 580-88125-15
Date Collected: 10/19/18 13:11
Matrix: Solid
Date Received: 07/26/19 13:10
Percent Solids: 38.4

Prep Type	Batch Type	Batch Method	Run	Dilution Factor	Batch Number	Prepared or Analyzed	Analyst	Lab
Total/NA	Prep	HRMS-Sox			32817	08/20/19 08:01	BRS	TAL KNX
Total/NA	Cleanup	Split			32914	08/22/19 09:25	ALS	TAL KNX
Total/NA	Analysis	1668A		1	33110	08/29/19 06:01	LKM	TAL KNX

Lab Chronicle

Client: Pacific Groundwater Group
Job ID: 580-88125-2
Project/Site: Swan Island Lagoon Sediment Investigatio

Client Sample ID: N5-0to28-101418
Lab Sample ID: 580-88125-16
Date Collected: 10/14/18 16:46
Matrix: Solid
Date Received: 07/26/19 13:10
Percent Solids: 31.4

Prep Type	Batch Type	Batch Method	Run	Dilution Factor	Batch Number	Prepared or Analyzed	Analyst	Lab
Total/NA	Prep	HRMS-Sox			32817	08/20/19 08:01	BRS	TAL KNX
Total/NA	Cleanup	Split			32914	08/22/19 09:25	ALS	TAL KNX
Total/NA	Analysis	1668A		2	33148	08/30/19 06:21	LKM	TAL KNX

Client Sample ID: N7-0to27-101418
Lab Sample ID: 580-88125-17
Date Collected: 10/14/18 15:10
Matrix: Solid
Date Received: 07/26/19 13:10
Percent Solids: 34.8

Prep Type	Batch Type	Batch Method	Run	Dilution Factor	Batch Number	Prepared or Analyzed	Analyst	Lab
Total/NA	Prep	HRMS-Sox			32817	08/20/19 08:01	BRS	TAL KNX
Total/NA	Cleanup	Split			32914	08/22/19 09:25	ALS	TAL KNX
Total/NA	Analysis	1668A		1	33148	08/30/19 07:23	LKM	TAL KNX

Client Sample ID: O7-0to27-101918
Lab Sample ID: 580-88125-18
Date Collected: 10/19/18 15:36
Matrix: Solid
Date Received: 07/26/19 13:10
Percent Solids: 33.9

Prep Type	Batch Type	Batch Method	Run	Dilution Factor	Batch Number	Prepared or Analyzed	Analyst	Lab
Total/NA	Prep	HRMS-Sox			32817	08/20/19 08:01	BRS	TAL KNX
Total/NA	Cleanup	Split			32914	08/22/19 09:25	ALS	TAL KNX
Total/NA	Analysis	1668A		1	33136	08/29/19 21:02	MSD	TAL KNX

Client Sample ID: Q2-0to13-101818
Lab Sample ID: 580-88125-19
Date Collected: 10/18/18 09:39
Matrix: Solid
Date Received: 07/26/19 13:10
Percent Solids: 68.4

Prep Type	Batch Type	Batch Method	Run	Dilution Factor	Batch Number	Prepared or Analyzed	Analyst	Lab
Total/NA	Prep	HRMS-Sox			32817	08/20/19 08:01	BRS	TAL KNX
Total/NA	Cleanup	Split			32914	08/22/19 09:25	ALS	TAL KNX
Total/NA	Analysis	1668A		1	33136	08/29/19 22:02	MSD	TAL KNX

Client Sample ID: Q6-0to27-102018
Lab Sample ID: 580-88125-20
Date Collected: 10/20/18 09:19
Matrix: Solid
Date Received: 07/26/19 13:10
Percent Solids: 30.5

Prep Type	Batch Type	Batch Method	Run	Dilution Factor	Batch Number	Prepared or Analyzed	Analyst	Lab
Total/NA	Prep	HRMS-Sox			32817	08/20/19 08:01	BRS	TAL KNX
Total/NA	Cleanup	Split			32914	08/22/19 09:25	ALS	TAL KNX
Total/NA	Analysis	1668A		1	33148	08/30/19 08:25	LKM	TAL KNX

Lab Chronicle

Client: Pacific Groundwater Group
Job ID: 580-88125-2
Project/Site: Swan Island Lagoon Sediment Investigatio

Client Sample ID: T6-0to29-101618
Lab Sample ID: 580-88125-21

Date Collected: 10/16/18 14:38
Matrix: Solid
Date Received: 07/26/19 13:10
Percent Solids: 32.5

Prep Type	Batch Type	Batch Method	Run	Dilution Factor	Batch Number	Prepared or Analyzed	Analyst	Lab
Total/NA	Prep	HRMS-Sox			32817	08/20/19 08:01	BRS	TAL KNX
Total/NA	Cleanup	Split			32914	08/22/19 09:25	ALS	TAL KNX
Total/NA	Analysis	1668A		1	33136	08/29/19 23:04	MSD	TAL KNX

Laboratory References:

TAL KNX = Eurofins TestAmerica, Knoxville, 5815 Middlebrook Pike, Knoxville, TN 37921, TEL (865)291-3000

Accreditation/Certification Summary

Client: Pacific Groundwater Group
Job ID: 580-88125-2
Project/Site: Swan Island Lagoon Sediment Investigatio

Laboratory: Eurofins TestAmerica, Seattle

All accreditations/certifications held by this laboratory are listed. Not all accreditations/certifications are applicable to this report.

Authority	Program	Identification Number	Expiration Date
Alaska (UST)	State	17-024	01-19-22
Alaska (UST)	State Program	17-024	01-19-20
ANAB	Dept. of Defense ELAP	L2236	01-19-22
ANAB	DoD	L2236	01-19-22
ANAB	ISO/IEC 17025	L2236	01-19-22
ANAB	ISO/IEC 17025	L2236	01-19-22
California	State	2901	11-05-19
California	State Program	2901	11-05-19
Montana (UST)	State	NA	04-13-21
Montana (UST)	State Program	N/A	04-30-20
Oregon	NELAP	WA100007	11-05-19
Oregon	NELAP	WA100007	11-05-19
US Fish & Wildlife	Federal	LE058448-0	07-31-20
US Fish & Wildlife	US Federal Programs	058448	07-31-20
USDA	Federal	P330-14-00126	02-10-20
USDA	US Federal Programs	P330-17-00039	02-10-20
Washington	State	C553	02-17-20
Washington	State Program	C553	02-17-20

Laboratory: Eurofins TestAmerica, Knoxville

All accreditations/certifications held by this laboratory are listed. Not all accreditations/certifications are applicable to this report.

Authority	Program	Identification Number	Expiration Date
	AFCEE	N/A	
ANAB	Dept. of Defense ELAP	L2311	02-14-22
ANAB	Dept. of Energy	L2311.01	02-14-22
ANAB	DoD	L2311	02-13-22
ANAB	DOE	L2311.01	02-13-22
ANAB	ISO/IEC 17025	L2311	02-13-22
Arkansas DEQ	State	2423	06-16-20
Arkansas DEQ	State Program	88-0688	06-16-20
California	State	2423	06-30-20
California	State Program	2423	06-30-20
Colorado	State	TN00009	02-29-20
Colorado	State Program	TN00009	02-28-20
Connecticut	State	PH-0223	09-30-19
Connecticut	State Program	PH-0223	09-30-21
Florida	NELAP	E87177	06-30-20
Florida	NELAP	E87177	06-30-20
Georgia	State Program	906	04-13-20
Georgia (DW)	State	906	04-13-20
Hawaii	State	NA	04-13-20
Hawaii	State Program	N/A	04-13-20
Kansas	NELAP	E-10349	10-31-19
Kansas	NELAP	E-10349	10-31-19
Kentucky (DW)	State	90101	12-31-19
Kentucky (DW)	State Program	90101	12-31-19
Louisiana	NELAP	83979	06-30-20
Louisiana (DW)	NELAP	LA160005	12-31-19
Louisiana (DW)	State	LA019	12-31-19

Accreditation/Certification Summary

Client: Pacific Groundwater Group
Job ID: 580-88125-2
Project/Site: Swan Island Lagoon Sediment Investigatio

Laboratory: Eurofins TestAmerica, Knoxville (Continued)

All accreditations/certifications held by this laboratory are listed. Not all accreditations/certifications are applicable to this report.

Authority	Program	Identification Number	Expiration Date
Maryland	State	277	03-31-20
Maryland	State Program	277	03-31-20
Michigan	State	9933	04-13-20
Michigan	State Program	9933	04-13-20
Nevada	State	TN00009	07-31-20
Nevada	State Program	TN00009	07-31-20
New Hampshire	NELAP	2999	01-17-20
New Jersey	NELAP	TN001	06-30-20
New Jersey	NELAP	TN001	06-30-20
New York	NELAP	10781	03-31-20
New York	NELAP	10781	03-31-20
North Carolina (DW)	State	21705	07-31-20
North Carolina (DW)	State Program	21705	07-31-20
North Carolina (WW/SW)	State Program	64	12-31-19
Ohio VAP	State	CL0059	08-28-20
Ohio VAP	State Program	CL0059	08-28-20
Oklahoma	State	9415	09-01-20
Oklahoma	State Program	9415	08-31-20
Oregon	NELAP	TNI0189	01-01-20
Oregon	NELAP	TNI0189	01-01-20
Pennsylvania	NELAP	68-00576	12-31-19
Pennsylvania	NELAP	68-00576	12-31-19
Tennessee	State	02014	04-13-20
Tennessee	State Program	2014	04-13-20
Texas	NELAP	T104704380-16-9	08-31-20
Texas	NELAP	T104704380-18-12	08-31-20
US Fish & Wildlife	Federal	LE-058448-0	07-31-20
US Fish & Wildlife	US Federal Programs	058448	07-31-20
USDA	Federal	P330-16-00262	08-20-22
USDA	US Federal Programs	P330-19-00236	08-20-22
Utah	NELAP	TN00009	07-31-20
Virginia	NELAP	460176	09-14-19
Virginia	NELAP	460176	09-14-19
Washington	State	C593	01-19-20
Washington	State Program	C593	01-19-20
West Virginia (DW)	State	9955C	12-31-19
West Virginia (DW)	State Program	9955C	12-31-19
West Virginia DEP	State	345	04-30-20
West Virginia DEP	State Program	345	04-30-20
Wisconsin	State	998044300	08-31-20
Wisconsin	State Program	998044300	08-31-20

Method Summary

Client: Pacific Groundwater Group
Job ID: 580-88125-2
Project/Site: Swan Island Lagoon Sediment Investigatio

Method	Method Description	Protocol	Laboratory
1668A	Chlorinated Biphenyl Congeners (HRGC/HRMS)	EPA	TAL KNX
HRMS-Sox	Soxhlet Extraction	EPA	TAL KNX
Split	Split Factor Determination	None	TAL KNX

Protocol References:

EPA = US Environmental Protection Agency

None = None

Laboratory References:

TAL KNX = Eurofins TestAmerica, Knoxville, 5815 Middlebrook Pike, Knoxville, TN 37921, TEL (865)291-3000

Sample Summary

Client: Pacific Groundwater Group
Job ID: 580-88125-2
Project/Site: Swan Island Lagoon Sediment Investigatio

Lab Sample ID	Client Sample ID	Matrix	Collected	Received	Asset ID
580-88125-1	A1-0to30-102018	Solid	10/20/18 12:05	07/26/19 13:10	
580-88125-2	A2-0to26-100818	Solid	10/08/18 14:04	07/26/19 13:10	
580-88125-3	A3-0to31-100818	Solid	10/08/18 11:14	07/26/19 13:10	
580-88125-4	A4-0to25-100818	Solid	10/08/18 13:26	07/26/19 13:10	
580-88125-5	A5-0to25-100818	Solid	10/08/18 14:38	07/26/19 13:10	
580-88125-6	A6-0to23-100818	Solid	10/08/18 16:08	07/26/19 13:10	
580-88125-7	A7-0to26-100918	Solid	10/09/18 13:23	07/26/19 13:10	
580-88125-8	C4-0to27-100918	Solid	10/09/18 08:28	07/26/19 13:10	
580-88125-9	D2-0to19-101018	Solid	10/10/18 15:21	07/26/19 13:10	
580-88125-10	F2-0to19-101018	Solid	10/10/18 16:36	07/26/19 13:10	
580-88125-11	G6-0to27-101818	Solid	10/18/18 14:12	07/26/19 13:10	
580-88125-12	H2-0to30-101218	Solid	10/12/18 10:28	07/26/19 13:10	
580-88125-13	J2A3-0to18-101218	Solid	10/12/18 12:57	07/26/19 13:10	
580-88125-14	M4-0to26-101918	Solid	10/19/18 13:11	07/26/19 13:10	
580-88125-15	515-0to26-101918	Solid	10/19/18 13:11	07/26/19 13:10	
580-88125-16	N5-0to28-101418	Solid	10/14/18 16:46	07/26/19 13:10	
580-88125-17	N7-0to27-101418	Solid	10/14/18 15:10	07/26/19 13:10	
580-88125-18	O7-0to27-101918	Solid	10/19/18 15:36	07/26/19 13:10	
580-88125-19	Q2-0to13-101818	Solid	10/18/18 09:39	07/26/19 13:10	
580-88125-20	Q6-0to27-102018	Solid	10/20/18 09:19	07/26/19 13:10	
580-88125-21	T6-0to29-101618	Solid	10/16/18 14:38	07/26/19 13:10	

HI-RES PCBS MANUAL INTEGRATION SUMMARY

Lab Name: Eurofins TestAmerica, Knoxvi Job No.: 580-88125-2

SDG No.:

Instrument ID: D3D Analysis Batch Number: 33063

Lab Sample ID: WDMCCV 140-33063/1 Client Sample ID:

Date Analyzed: 08/27/19 14:17 Lab File ID: d4190827s1.d GC Column: SPB-Octyl ID: 0.25(mm)

COMPOUND NAME	RETENTION TIME	MANUAL INTEGRATION		
		REASON	ANALYST	DATE
PCB-45	23.31	Incomplete Integration	davidsonm	08/27/19 15:20
PCB-45/51	23.31	Incomplete Integration	davidsonm	08/27/19 15:20
PCB-51	23.31	Incomplete Integration	davidsonm	08/27/19 15:20
PCB-43	25.11	Incomplete Integration	davidsonm	08/27/19 15:21
PCB-43/73	25.11	Incomplete Integration	davidsonm	08/27/19 15:21
PCB-73	25.11	Incomplete Integration	davidsonm	08/27/19 15:21
PCB-49	25.43	Split Peak	davidsonm	08/27/19 15:21
PCB-49/69	25.43	Split Peak	davidsonm	08/27/19 15:21
PCB-69	25.43	Split Peak	davidsonm	08/27/19 15:21
PCB-40	26.98	Incomplete Integration	davidsonm	08/27/19 15:22
PCB-40/41/71	26.98	Incomplete Integration	davidsonm	08/27/19 15:22
PCB-41	26.98	Incomplete Integration	davidsonm	08/27/19 15:22
PCB-71	26.98	Incomplete Integration	davidsonm	08/27/19 15:22
PCB-102	29.25	Incomplete Integration	davidsonm	08/27/19 15:22
PCB-98	29.25	Incomplete Integration	davidsonm	08/27/19 15:22
PCB-98/102	29.25	Incomplete Integration	davidsonm	08/27/19 15:22
PCB-88	29.75	Invalid Compound ID	davidsonm	08/27/19 15:27
PCB-88/91	29.75	Invalid Compound ID	davidsonm	08/27/19 15:27
PCB-91	29.75	Invalid Compound ID	davidsonm	08/27/19 15:27
PCB-109	32.91	Incomplete Integration	davidsonm	08/27/19 15:23
PCB-119	32.91	Incomplete Integration	davidsonm	08/27/19 15:23
PCB-125	32.91	Incomplete Integration	davidsonm	08/27/19 15:23
PCB-86	32.91	Incomplete Integration	davidsonm	08/27/19 15:23
PCB-86/87/97/109/119/125	32.91	Incomplete Integration	davidsonm	08/27/19 15:23
PCB-87	32.91	Incomplete Integration	davidsonm	08/27/19 15:23
PCB-97	32.91	Incomplete Integration	davidsonm	08/27/19 15:23
PCB-135	34.73	Incomplete Integration	davidsonm	08/27/19 15:24
PCB-135/151	34.73	Incomplete Integration	davidsonm	08/27/19 15:24
PCB-151	34.73	Incomplete Integration	davidsonm	08/27/19 15:24
PCB-129	39.96	Incomplete Integration	davidsonm	08/27/19 15:24

1668A

HI-RES PCBS MANUAL INTEGRATION SUMMARY

Lab Name: Eurofins TestAmerica, Knoxvi Job No.: 580-88125-2

SDG No.:

Instrument ID: D3D Analysis Batch Number: 33063

Lab Sample ID: WDMCCV 140-33063/1 Client Sample ID:

Date Analyzed: 08/27/19 14:17 Lab File ID: d4190827s1.d GC Column: SPB-Octyl ID: 0.25(mm)

COMPOUND NAME	RETENTION TIME	MANUAL INTEGRATION		
		REASON	ANALYST	DATE
PCB-129/138/160/163	39.96	Incomplete Integration	davidsonm	08/27/19 15:24
PCB-138	39.96	Incomplete Integration	davidsonm	08/27/19 15:24
PCB-160	39.96	Incomplete Integration	davidsonm	08/27/19 15:24
PCB-163	39.96	Incomplete Integration	davidsonm	08/27/19 15:24
PCB-183	41.92	Incomplete Integration	davidsonm	08/27/19 15:25
PCB-183/185	41.92	Incomplete Integration	davidsonm	08/27/19 15:25
PCB-185	41.92	Incomplete Integration	davidsonm	08/27/19 15:25

HI-RES PCBS MANUAL INTEGRATION SUMMARY

Lab Name: Eurofins TestAmerica, Knoxvi Job No.: 580-88125-2

SDG No.:

Instrument ID: D3D Analysis Batch Number: 33063

Lab Sample ID: LCS 140-32775/16-B Client Sample ID:

Date Analyzed: 08/27/19 15:30 Lab File ID: lcs140-3277516-b.d GC Column: SPB-Octyl ID: 0.25(mm)

COMPOUND NAME	RETENTION TIME	MANUAL INTEGRATION		
		REASON	ANALYST	DATE
PCB-45	23.31	Invalid Compound ID	davidsonm	08/27/19 16:39
PCB-45/51	23.31	Invalid Compound ID	davidsonm	08/27/19 16:39
PCB-51	23.31	Invalid Compound ID	davidsonm	08/27/19 16:39
PCB-21	23.38	Incomplete Integration	davidsonm	08/27/19 16:38
PCB-21/33	23.38	Incomplete Integration	davidsonm	08/27/19 16:38
PCB-33	23.38	Incomplete Integration	davidsonm	08/27/19 16:38
PCB-43	25.12	Incomplete Integration	davidsonm	08/27/19 16:39
PCB-43/73	25.12	Incomplete Integration	davidsonm	08/27/19 16:39
PCB-73	25.12	Incomplete Integration	davidsonm	08/27/19 16:39
PCB-49	25.43	Incomplete Integration	davidsonm	08/27/19 16:39
PCB-49/69	25.43	Incomplete Integration	davidsonm	08/27/19 16:39
PCB-69	25.43	Incomplete Integration	davidsonm	08/27/19 16:39
PCB-40	26.99	Incomplete Integration	davidsonm	08/27/19 16:40
PCB-40/41/71	26.99	Incomplete Integration	davidsonm	08/27/19 16:40
PCB-41	26.99	Incomplete Integration	davidsonm	08/27/19 16:40
PCB-71	26.99	Incomplete Integration	davidsonm	08/27/19 16:40
PCB-72	28.05	Incomplete Integration	davidsonm	08/27/19 16:40
PCB-58	28.99	Incomplete Integration	davidsonm	08/27/19 16:40
PCB-102	29.26	Incomplete Integration	davidsonm	08/27/19 16:41
PCB-98	29.26	Incomplete Integration	davidsonm	08/27/19 16:41
PCB-98/102	29.26	Incomplete Integration	davidsonm	08/27/19 16:41
PCB-63	29.42	Split Peak	davidsonm	08/27/19 16:41
PCB-88	29.74	Invalid Compound ID	davidsonm	08/27/19 16:42
PCB-88/91	29.74	Invalid Compound ID	davidsonm	08/27/19 16:42
PCB-91	29.74	Invalid Compound ID	davidsonm	08/27/19 16:42
PCB-61	29.75	Invalid Compound ID	davidsonm	08/27/19 16:41
PCB-61/70/74/76	29.75	Invalid Compound ID	davidsonm	08/27/19 16:41
PCB-70	29.75	Invalid Compound ID	davidsonm	08/27/19 16:41
PCB-74	29.75	Invalid Compound ID	davidsonm	08/27/19 16:41
PCB-76	29.75	Invalid Compound ID	davidsonm	08/27/19 16:41

HI-RES PCBS MANUAL INTEGRATION SUMMARY

Lab Name: Eurofins TestAmerica, Knoxvi Job No.: 580-88125-2

SDG No.:

Instrument ID: D3D Analysis Batch Number: 33063

Lab Sample ID: LCS 140-32775/16-B Client Sample ID:

Date Analyzed: 08/27/19 15:30 Lab File ID: lcs140-3277516-b.d GC Column: SPB-Octyl ID: 0.25(mm)

COMPOUND NAME	RETENTION TIME	MANUAL INTEGRATION		
		REASON	ANALYST	DATE
PCB-84	29.97	Incomplete Integration	davidsonm	08/27/19 16:42
PCB-109	32.90	Incomplete Integration	davidsonm	08/27/19 16:42
PCB-119	32.90	Incomplete Integration	davidsonm	08/27/19 16:42
PCB-125	32.90	Incomplete Integration	davidsonm	08/27/19 16:42
PCB-86	32.90	Incomplete Integration	davidsonm	08/27/19 16:42
PCB-86/87/97/109/119/125	32.90	Incomplete Integration	davidsonm	08/27/19 16:42
PCB-87	32.90	Incomplete Integration	davidsonm	08/27/19 16:42
PCB-97	32.90	Incomplete Integration	davidsonm	08/27/19 16:42
PCB-116	33.63	Incomplete Integration	davidsonm	08/27/19 16:42
PCB-117	33.63	Incomplete Integration	davidsonm	08/27/19 16:42
PCB-85	33.63	Incomplete Integration	davidsonm	08/27/19 16:42
PCB-85/116/117	33.63	Incomplete Integration	davidsonm	08/27/19 16:42
PCB-110	33.87	Incomplete Integration	davidsonm	08/27/19 16:43
PCB-110/115	33.87	Incomplete Integration	davidsonm	08/27/19 16:43
PCB-115	33.87	Incomplete Integration	davidsonm	08/27/19 16:43
PCB-120	34.98	Incomplete Integration	davidsonm	08/27/19 16:43
PCB-107	36.35	Incomplete Integration	davidsonm	08/27/19 16:43
PCB-122	37.15	Incomplete Integration	davidsonm	08/27/19 16:44
PCB-129	39.95	Incomplete Integration	davidsonm	08/27/19 16:44
PCB-129/138/160/163	39.95	Incomplete Integration	davidsonm	08/27/19 16:44
PCB-138	39.95	Incomplete Integration	davidsonm	08/27/19 16:44
PCB-160	39.95	Incomplete Integration	davidsonm	08/27/19 16:44
PCB-163	39.95	Incomplete Integration	davidsonm	08/27/19 16:44
PCB-178	40.39	Incomplete Integration	davidsonm	08/27/19 16:45
PCB-175	41.03	Incomplete Integration	davidsonm	08/27/19 16:45
PCB-187	41.30	Incomplete Integration	davidsonm	08/27/19 16:45
PCB-182	41.50	Incomplete Integration	davidsonm	08/27/19 16:45
PCB-183	41.91	Incomplete Integration	davidsonm	08/27/19 16:46
PCB-183/185	41.91	Incomplete Integration	davidsonm	08/27/19 16:46
PCB-185	41.91	Incomplete Integration	davidsonm	08/27/19 16:46

HI-RES PCBS MANUAL INTEGRATION SUMMARY

Lab Name: Eurofins TestAmerica, Knoxvi Job No.: 580-88125-2

SDG No.:

Instrument ID: D3D Analysis Batch Number: 33063

Lab Sample ID: LCS 140-32775/16-B Client Sample ID:

Date Analyzed: 08/27/19 15:30 Lab File ID: lcs140-3277516-b.d GC Column: SPB-Octyl ID: 0.25(mm)

COMPOUND NAME	RETENTION TIME	MANUAL INTEGRATION		
		REASON	ANALYST	DATE
PCB-174	42.15	Incomplete Integration	davidsonm	08/27/19 16:46
PCB-177	42.58	Incomplete Integration	davidsonm	08/27/19 16:46
PCB-181	42.98	Incomplete Integration	davidsonm	08/27/19 16:46
PCB-191	45.85	Incomplete Integration	davidsonm	08/27/19 16:46
PCB-169L	47.30	Incomplete Integration	davidsonm	08/27/19 16:44
PCB-195	49.62	Incomplete Integration	davidsonm	08/27/19 16:46
PCB-194	51.98	Incomplete Integration	davidsonm	08/27/19 16:46
PCB-205	52.45	Incomplete Integration	davidsonm	08/27/19 16:46
PCB-206	54.22	Incomplete Integration	davidsonm	08/27/19 16:47

HI-RES PCBS MANUAL INTEGRATION SUMMARY

Lab Name: Eurofins TestAmerica, Knoxvi Job No.: 580-88125-2

SDG No.:

Instrument ID: D3D Analysis Batch Number: 33063

Lab Sample ID: MB 140-32775/15-B Client Sample ID:

Date Analyzed: 08/27/19 18:11 Lab File ID: mb140-3277515-b.d GC Column: SPB-Octyl ID: 0.25(mm)

COMPOUND NAME	RETENTION TIME	MANUAL INTEGRATION		
		REASON	ANALYST	DATE
PCB-19		Invalid Compound ID	mcwhirter 1	08/27/19 19:42
PCB-18	19.18	Baseline	mcwhirter 1	08/27/19 19:42
PCB-18/30	19.18	Baseline	mcwhirter 1	08/27/19 19:42
PCB-30	19.18	Baseline	mcwhirter 1	08/27/19 19:42
PCB-11	19.47	Invalid Compound ID	mcwhirter 1	08/27/19 19:42
PCB-22	23.74	Invalid Compound ID	mcwhirter 1	08/27/19 19:42
PCB-44	25.99	Invalid Compound ID	mcwhirter 1	08/27/19 19:43
PCB-44/47/65	25.99	Invalid Compound ID	mcwhirter 1	08/27/19 19:43
PCB-47	25.99	Invalid Compound ID	mcwhirter 1	08/27/19 19:43
PCB-65	25.99	Invalid Compound ID	mcwhirter 1	08/27/19 19:43
PCB-37	27.12	Invalid Compound ID	mcwhirter 1	08/27/19 19:43
PCB-101	31.80	Invalid Compound ID	mcwhirter 1	08/27/19 19:44
PCB-113	31.80	Invalid Compound ID	mcwhirter 1	08/27/19 19:44
PCB-90	31.80	Invalid Compound ID	mcwhirter 1	08/27/19 19:44
PCB-90/101/113	31.80	Invalid Compound ID	mcwhirter 1	08/27/19 19:44
PCB-136	32.34	Split Peak	mcwhirter 1	08/27/19 19:45
PCB-83	32.39	Invalid Compound ID	mcwhirter 1	08/27/19 19:44

HI-RES PCBS MANUAL INTEGRATION SUMMARY

Lab Name: Eurofins TestAmerica, Knoxvi Job No.: 580-88125-2

SDG No.:

Instrument ID: D3D Analysis Batch Number: 33063

Lab Sample ID: MB 140-32775/15-B Client Sample ID:

Date Analyzed: 08/27/19 18:11 Lab File ID: mb140-3277515-b.d GC Column: SPB-Octyl ID: 0.25(mm)

COMPOUND NAME	RETENTION TIME	MANUAL INTEGRATION		
		REASON	ANALYST	DATE
PCB-83/99	32.39	Invalid Compound ID	mcwhirter 1	08/27/19 19:44
PCB-99	32.39	Invalid Compound ID	mcwhirter 1	08/27/19 19:44
PCB-109	32.92	Invalid Compound ID	mcwhirter 1	08/27/19 19:44
PCB-119	32.92	Invalid Compound ID	mcwhirter 1	08/27/19 19:44
PCB-125	32.92	Invalid Compound ID	mcwhirter 1	08/27/19 19:44
PCB-86	32.92	Invalid Compound ID	mcwhirter 1	08/27/19 19:44
PCB-86/87/97/109/119/125	32.92	Invalid Compound ID	mcwhirter 1	08/27/19 19:44
PCB-87	32.92	Invalid Compound ID	mcwhirter 1	08/27/19 19:44
PCB-97	32.92	Invalid Compound ID	mcwhirter 1	08/27/19 19:44
PCB-110	33.79	Invalid Compound ID	mcwhirter 1	08/27/19 19:44
PCB-110/115	33.79	Invalid Compound ID	mcwhirter 1	08/27/19 19:44
PCB-115	33.79	Invalid Compound ID	mcwhirter 1	08/27/19 19:44
PCB-135	34.72	Invalid Compound ID	mcwhirter 1	08/27/19 19:46
PCB-135/151	34.72	Invalid Compound ID	mcwhirter 1	08/27/19 19:46
PCB-151	34.72	Invalid Compound ID	mcwhirter 1	08/27/19 19:46
PCB-154	35.00	Split Peak	mcwhirter 1	08/27/19 19:46
PCB-114	37.35	Split Peak	mcwhirter 1	08/27/19 19:45

HI-RES PCBS MANUAL INTEGRATION SUMMARY

Lab Name: Eurofins TestAmerica, Knoxvi Job No.: 580-88125-2

SDG No.:

Instrument ID: D3D Analysis Batch Number: 33063

Lab Sample ID: MB 140-32775/15-B Client Sample ID:

Date Analyzed: 08/27/19 18:11 Lab File ID: mb140-3277515-b.d GC Column: SPB-Octyl ID: 0.25(mm)

COMPOUND NAME	RETENTION TIME	MANUAL INTEGRATION		
		REASON	ANALYST	DATE
PCB-105	37.99	Split Peak	mcwhirter l	08/27/19 19:45
PCB-146	38.07	Invalid Compound ID	mcwhirter l	08/27/19 19:46
PCB-153	38.69	Invalid Compound ID	mcwhirter l	08/27/19 19:46
PCB-153/168	38.69	Invalid Compound ID	mcwhirter l	08/27/19 19:46
PCB-168	38.69	Invalid Compound ID	mcwhirter l	08/27/19 19:46
PCB-183	41.92	Baseline	mcwhirter l	08/27/19 19:47
PCB-183/185	41.92	Baseline	mcwhirter l	08/27/19 19:47
PCB-185	41.92	Baseline	mcwhirter l	08/27/19 19:47
PCB-174	42.14	Baseline	mcwhirter l	08/27/19 19:47
PCB-172	44.86	Baseline	mcwhirter l	08/27/19 19:47
PCB-192	45.18	Baseline	mcwhirter l	08/27/19 19:47
PCB-180	45.46	Baseline	mcwhirter l	08/27/19 19:47
PCB-180/193	45.46	Baseline	mcwhirter l	08/27/19 19:47
PCB-193	45.46	Baseline	mcwhirter l	08/27/19 19:47
PCB-169L	47.30	Split Peak	mcwhirter l	08/27/19 19:45
PCB-198	47.48	Incomplete Integration	mcwhirter l	08/27/19 19:48
PCB-198/199	47.48	Incomplete Integration	mcwhirter l	08/27/19 19:48

HI-RES PCBS MANUAL INTEGRATION SUMMARY

Lab Name: Eurofins TestAmerica, Knoxvi Job No.: 580-88125-2

SDG No.:

Instrument ID: D3D Analysis Batch Number: 33063

Lab Sample ID: MB 140-32775/15-B Client Sample ID:

Date Analyzed: 08/27/19 18:11 Lab File ID: mb140-3277515-b.d GC Column: SPB-Octyl ID: 0.25(mm)

COMPOUND NAME	RETENTION TIME	MANUAL INTEGRATION		
		REASON	ANALYST	DATE
PCB-199	47.48	Incomplete Integration	mcwhirter l	08/27/19 19:48
PCB-196	48.12	Incomplete Integration	mcwhirter l	08/27/19 19:48
PCB-194	52.00	Incomplete Integration	mcwhirter l	08/27/19 19:48

HI-RES PCBS MANUAL INTEGRATION SUMMARY

Lab Name: Eurofins TestAmerica, Knoxvi Job No.: 580-88125-2

SDG No.:

Instrument ID: D3D Analysis Batch Number: 33063

Lab Sample ID: 580-88125-4 Client Sample ID: A4-0to25-100818

Date Analyzed: 08/27/19 21:33 Lab File ID: 580-88125-b-4-c.d GC Column: SPB-Octyl ID: 0.25(mm)

COMPOUND NAME	RETENTION TIME	MANUAL INTEGRATION		
		REASON	ANALYST	DATE
PCB-18	19.16	Peak assignment corrected	mcwhirter l	08/28/19 02:08
PCB-18/30	19.16	Peak assignment corrected	mcwhirter l	08/28/19 02:08
PCB-30	19.16	Peak assignment corrected	mcwhirter l	08/28/19 02:08
PCB-45	23.30	Invalid Compound ID	mcwhirter l	08/28/19 02:11
PCB-45/51	23.30	Invalid Compound ID	mcwhirter l	08/28/19 02:11
PCB-51	23.30	Invalid Compound ID	mcwhirter l	08/28/19 02:11
PCB-52	24.95	Split Peak	mcwhirter l	08/28/19 02:11
PCB-43	25.08	Incomplete Integration	mcwhirter l	08/28/19 02:12
PCB-43/73	25.08	Incomplete Integration	mcwhirter l	08/28/19 02:12
PCB-73	25.08	Incomplete Integration	mcwhirter l	08/28/19 02:12
PCB-36	25.32	Split Peak	mcwhirter l	08/28/19 02:09
PCB-39	25.68	Invalid Compound ID	mcwhirter l	08/28/19 02:10
PCB-48	25.73	Incomplete Integration	mcwhirter l	08/28/19 02:12
PCB-59	26.32	Incomplete Integration	mcwhirter l	08/28/19 02:12
PCB-59/62/75	26.32	Incomplete Integration	mcwhirter l	08/28/19 02:12
PCB-62	26.32	Incomplete Integration	mcwhirter l	08/28/19 02:12
PCB-75	26.32	Incomplete Integration	mcwhirter l	08/28/19 02:12

HI-RES PCBS MANUAL INTEGRATION SUMMARY

Lab Name: Eurofins TestAmerica, Knoxvi Job No.: 580-88125-2

SDG No.:

Instrument ID: D3D Analysis Batch Number: 33063

Lab Sample ID: 580-88125-4 Client Sample ID: A4-0to25-100818

Date Analyzed: 08/27/19 21:33 Lab File ID: 580-88125-b-4-c.d GC Column: SPB-Octyl ID: 0.25(mm)

COMPOUND NAME	RETENTION TIME	MANUAL INTEGRATION		
		REASON	ANALYST	DATE
PCB-42	26.48	Incomplete Integration	mcwhirter l	08/28/19 02:12
PCB-64	27.19	Incomplete Integration	mcwhirter l	08/28/19 02:12
PCB-103	28.23	Split Peak	mcwhirter l	08/28/19 02:15
PCB-58	28.96	Split Peak	mcwhirter l	08/28/19 02:13
PCB-84	29.96	Split Peak	mcwhirter l	08/28/19 02:15
PCB-66	30.08	Invalid Compound ID	mcwhirter l	08/28/19 02:13
PCB-89	30.44	Split Peak	mcwhirter l	08/28/19 02:15
PCB-101	31.84	Split Peak	mcwhirter l	08/28/19 02:15
PCB-113	31.84	Split Peak	mcwhirter l	08/28/19 02:15
PCB-90	31.84	Split Peak	mcwhirter l	08/28/19 02:15
PCB-90/101/113	31.84	Split Peak	mcwhirter l	08/28/19 02:15
PCB-83	32.43	Invalid Compound ID	mcwhirter l	08/28/19 02:16
PCB-83/99	32.43	Invalid Compound ID	mcwhirter l	08/28/19 02:16
PCB-99	32.43	Invalid Compound ID	mcwhirter l	08/28/19 02:16
PCB-112	32.53	Invalid Compound ID	mcwhirter l	08/28/19 02:17
PCB-109	33.01	Invalid Compound ID	mcwhirter l	08/28/19 02:17
PCB-119	33.01	Invalid Compound ID	mcwhirter l	08/28/19 02:17

HI-RES PCBS MANUAL INTEGRATION SUMMARY

Lab Name: Eurofins TestAmerica, Knoxvi Job No.: 580-88125-2

SDG No.:

Instrument ID: D3D Analysis Batch Number: 33063

Lab Sample ID: 580-88125-4 Client Sample ID: A4-0to25-100818

Date Analyzed: 08/27/19 21:33 Lab File ID: 580-88125-b-4-c.d GC Column: SPB-Octyl ID: 0.25(mm)

COMPOUND NAME	RETENTION TIME	MANUAL INTEGRATION		
		REASON	ANALYST	DATE
PCB-125	33.01	Invalid Compound ID	mcwhirter l	08/28/19 02:17
PCB-79	33.01	Invalid Compound ID	mcwhirter l	08/28/19 02:14
PCB-86	33.01	Invalid Compound ID	mcwhirter l	08/28/19 02:17
PCB-86/87/97/109/119/125	33.01	Invalid Compound ID	mcwhirter l	08/28/19 02:17
PCB-87	33.01	Invalid Compound ID	mcwhirter l	08/28/19 02:17
PCB-97	33.01	Invalid Compound ID	mcwhirter l	08/28/19 02:17
PCB-81	33.89	Split Peak	mcwhirter l	08/28/19 02:14
PCB-82	34.12	Incomplete Integration	mcwhirter l	08/28/19 02:17
PCB-147	35.68	Invalid Compound ID	mcwhirter l	08/28/19 02:19
PCB-147/149	35.68	Invalid Compound ID	mcwhirter l	08/28/19 02:19
PCB-149	35.68	Invalid Compound ID	mcwhirter l	08/28/19 02:19
PCB-108	36.14	Incomplete Integration	mcwhirter l	08/28/19 02:17
PCB-108/124	36.14	Incomplete Integration	mcwhirter l	08/28/19 02:17
PCB-124	36.14	Incomplete Integration	mcwhirter l	08/28/19 02:17
PCB-107	36.37	Incomplete Integration	mcwhirter l	08/28/19 02:17
PCB-131	36.48	Peak assignment corrected	mcwhirter l	08/28/19 02:21
PCB-133	37.45	Peak assignment corrected	mcwhirter l	08/28/19 02:21

HI-RES PCBS MANUAL INTEGRATION SUMMARY

Lab Name: Eurofins TestAmerica, Knoxvi Job No.: 580-88125-2

SDG No.:

Instrument ID: D3D Analysis Batch Number: 33063

Lab Sample ID: 580-88125-4 Client Sample ID: A4-0to25-100818

Date Analyzed: 08/27/19 21:33 Lab File ID: 580-88125-b-4-c.d GC Column: SPB-Octyl ID: 0.25(mm)

COMPOUND NAME	RETENTION TIME	MANUAL INTEGRATION		
		REASON	ANALYST	DATE
PCB-126	41.10	Invalid Compound ID	mcwhirter l	08/28/19 02:18
PCB-187	41.33	Split Peak	mcwhirter l	08/28/19 02:22
PCB-182	41.54	Split Peak	mcwhirter l	08/28/19 02:22
PCB-183	41.95	Split Peak	mcwhirter l	08/28/19 02:22
PCB-183/185	41.95	Split Peak	mcwhirter l	08/28/19 02:22
PCB-185	41.95	Split Peak	mcwhirter l	08/28/19 02:22
PCB-159	42.18	Invalid Compound ID	mcwhirter l	08/28/19 02:21
PCB-181	43.02	Split Peak	mcwhirter l	08/28/19 02:22
PCB-197	44.58	Split Peak	mcwhirter l	08/28/19 02:23
PCB-180	45.53	Split Peak	mcwhirter l	08/28/19 02:22
PCB-180/193	45.53	Split Peak	mcwhirter l	08/28/19 02:22
PCB-193	45.53	Split Peak	mcwhirter l	08/28/19 02:22
PCB-169L	47.34	Baseline	mcwhirter l	08/28/19 02:18
PCB-196	48.15	Split Peak	mcwhirter l	08/28/19 02:23
PCB-203	48.35	Split Peak	mcwhirter l	08/28/19 02:23
PCB-195	49.66	Split Peak	mcwhirter l	08/28/19 02:23
PCB-207	50.37	Split Peak	mcwhirter l	08/28/19 02:23

HI-RES PCBS MANUAL INTEGRATION SUMMARY

Lab Name: Eurofins TestAmerica, Knoxvi Job No.: 580-88125-2

SDG No.:

Instrument ID: D3D Analysis Batch Number: 33063

Lab Sample ID: 580-88125-4 Client Sample ID: A4-0to25-100818

Date Analyzed: 08/27/19 21:33 Lab File ID: 580-88125-b-4-c.d GC Column: SPB-Octyl ID: 0.25(mm)

COMPOUND NAME	RETENTION TIME	MANUAL INTEGRATION		
		REASON	ANALYST	DATE
PCB-194	52.02	Split Peak	mcwhirter l	08/28/19 02:23
PCB-205	52.49	Split Peak	mcwhirter l	08/28/19 02:23
PCB-209	55.90	Split Peak	mcwhirter l	08/28/19 02:23

HI-RES PCBS MANUAL INTEGRATION SUMMARY

Lab Name: Eurofins TestAmerica, Knoxvi Job No.: 580-88125-2

SDG No.:

Instrument ID: D3D Analysis Batch Number: 33063

Lab Sample ID: 580-88125-9 Client Sample ID: D2-0to19-101018

Date Analyzed: 08/27/19 22:35 Lab File ID: 580-88125-b-9-c.d GC Column: SPB-Octyl ID: 0.25(mm)

COMPOUND NAME	RETENTION TIME	MANUAL INTEGRATION		
		REASON	ANALYST	DATE
PCB-112		Invalid Compound ID	mcwhirter 1	08/28/19 02:30
PCB-8	16.98	Invalid Compound ID	mcwhirter 1	08/28/19 02:25
PCB-18	19.17	Split Peak	mcwhirter 1	08/28/19 02:26
PCB-18/30	19.17	Split Peak	mcwhirter 1	08/28/19 02:26
PCB-30	19.17	Split Peak	mcwhirter 1	08/28/19 02:26
PCB-11	19.45	Invalid Compound ID	mcwhirter 1	08/28/19 02:25
PCB-12	19.75	Invalid Compound ID	mcwhirter 1	08/28/19 02:25
PCB-12/13	19.75	Invalid Compound ID	mcwhirter 1	08/28/19 02:25
PCB-13	19.75	Invalid Compound ID	mcwhirter 1	08/28/19 02:25
PCB-15	20.07	Invalid Compound ID	mcwhirter 1	08/28/19 02:26
PCB-52	24.94	Split Peak	mcwhirter 1	08/28/19 02:27
PCB-48	25.72	Split Peak	mcwhirter 1	08/28/19 02:27
PCB-59	26.30	Split Peak	mcwhirter 1	08/28/19 02:27
PCB-59/62/75	26.30	Split Peak	mcwhirter 1	08/28/19 02:27
PCB-62	26.30	Split Peak	mcwhirter 1	08/28/19 02:27
PCB-75	26.30	Split Peak	mcwhirter 1	08/28/19 02:27
PCB-42	26.47	Split Peak	mcwhirter 1	08/28/19 02:27

HI-RES PCBS MANUAL INTEGRATION SUMMARY

Lab Name: Eurofins TestAmerica, Knoxvi Job No.: 580-88125-2

SDG No.:

Instrument ID: D3D Analysis Batch Number: 33063

Lab Sample ID: 580-88125-9 Client Sample ID: D2-0to19-101018

Date Analyzed: 08/27/19 22:35 Lab File ID: 580-88125-b-9-c.d GC Column: SPB-Octyl ID: 0.25(mm)

COMPOUND NAME	RETENTION TIME	MANUAL INTEGRATION		
		REASON	ANALYST	DATE
PCB-35	26.71	Invalid Compound ID	mcwhirter 1	08/28/19 02:26
PCB-37	27.11	Invalid Compound ID	mcwhirter 1	08/28/19 02:26
PCB-64	27.18	Split Peak	mcwhirter 1	08/28/19 02:27
PCB-84	29.95	Split Peak	mcwhirter 1	08/28/19 02:29
PCB-66	30.06	Invalid Compound ID	mcwhirter 1	08/28/19 02:28
PCB-55	30.22	Incomplete Integration	mcwhirter 1	08/28/19 02:28
PCB-121	30.86	Split Peak	mcwhirter 1	08/28/19 02:29
PCB-155	31.60	Invalid Compound ID	mcwhirter 1	08/28/19 02:33
PCB-83	32.40	Invalid Compound ID	mcwhirter 1	08/28/19 02:30
PCB-83/99	32.40	Invalid Compound ID	mcwhirter 1	08/28/19 02:30
PCB-99	32.40	Invalid Compound ID	mcwhirter 1	08/28/19 02:30
PCB-109	32.90	Invalid Compound ID	mcwhirter 1	08/28/19 02:31
PCB-119	32.90	Invalid Compound ID	mcwhirter 1	08/28/19 02:31
PCB-125	32.90	Invalid Compound ID	mcwhirter 1	08/28/19 02:31
PCB-79	32.90	Split Peak	mcwhirter 1	08/28/19 02:28
PCB-86	32.90	Invalid Compound ID	mcwhirter 1	08/28/19 02:31
PCB-86/87/97/109/119/125	32.90	Invalid Compound ID	mcwhirter 1	08/28/19 02:31

HI-RES PCBS MANUAL INTEGRATION SUMMARY

Lab Name: Eurofins TestAmerica, Knoxvi Job No.: 580-88125-2

SDG No.:

Instrument ID: D3D Analysis Batch Number: 33063

Lab Sample ID: 580-88125-9 Client Sample ID: D2-0to19-101018

Date Analyzed: 08/27/19 22:35 Lab File ID: 580-88125-b-9-c.d GC Column: SPB-Octyl ID: 0.25(mm)

COMPOUND NAME	RETENTION TIME	MANUAL INTEGRATION		
		REASON	ANALYST	DATE
PCB-87	32.90	Invalid Compound ID	mcwhirter l	08/28/19 02:31
PCB-97	32.90	Invalid Compound ID	mcwhirter l	08/28/19 02:31
PCB-116	33.62	Invalid Compound ID	mcwhirter l	08/28/19 02:31
PCB-117	33.62	Invalid Compound ID	mcwhirter l	08/28/19 02:31
PCB-85	33.62	Invalid Compound ID	mcwhirter l	08/28/19 02:31
PCB-85/116/117	33.62	Invalid Compound ID	mcwhirter l	08/28/19 02:31
PCB-81	33.88	Invalid Compound ID	mcwhirter l	08/28/19 02:28
PCB-82	34.09	Incomplete Integration	mcwhirter l	08/28/19 02:31
PCB-77	34.45	Split Peak	mcwhirter l	08/28/19 02:29
PCB-111	34.50	Incomplete Integration	mcwhirter l	08/28/19 02:31
PCB-120	34.96	Incomplete Integration	mcwhirter l	08/28/19 02:32
PCB-144	35.29	Split Peak	mcwhirter l	08/28/19 02:34
PCB-147	35.64	Invalid Compound ID	mcwhirter l	08/28/19 02:34
PCB-147/149	35.64	Invalid Compound ID	mcwhirter l	08/28/19 02:34
PCB-149	35.64	Invalid Compound ID	mcwhirter l	08/28/19 02:34
PCB-108	36.11	Incomplete Integration	mcwhirter l	08/28/19 02:32
PCB-108/124	36.11	Incomplete Integration	mcwhirter l	08/28/19 02:32

HI-RES PCBS MANUAL INTEGRATION SUMMARY

Lab Name: Eurofins TestAmerica, Knoxvi Job No.: 580-88125-2

SDG No.:

Instrument ID: D3D Analysis Batch Number: 33063

Lab Sample ID: 580-88125-9 Client Sample ID: D2-0to19-101018

Date Analyzed: 08/27/19 22:35 Lab File ID: 580-88125-b-9-c.d GC Column: SPB-Octyl ID: 0.25(mm)

COMPOUND NAME	RETENTION TIME	MANUAL INTEGRATION		
		REASON	ANALYST	DATE
PCB-124	36.11	Incomplete Integration	mcwhirter l	08/28/19 02:32
PCB-107	36.35	Split Peak	mcwhirter l	08/28/19 02:32
PCB-123	36.45	Incomplete Integration	mcwhirter l	08/28/19 02:32
PCB-131	36.45	Incomplete Integration	mcwhirter l	08/28/19 02:34
PCB-133	37.42	Incomplete Integration	mcwhirter l	08/28/19 02:34
PCB-176	38.55	Split Peak	mcwhirter l	08/28/19 02:36
PCB-178	40.39	Split Peak	mcwhirter l	08/28/19 02:36
PCB-175	41.02	Split Peak	mcwhirter l	08/28/19 02:36
PCB-126	41.06	Invalid Compound ID	mcwhirter l	08/28/19 02:33
PCB-187	41.29	Split Peak	mcwhirter l	08/28/19 02:36
PCB-182	41.50	Split Peak	mcwhirter l	08/28/19 02:36
PCB-183	41.91	Split Peak	mcwhirter l	08/28/19 02:36
PCB-183/185	41.91	Split Peak	mcwhirter l	08/28/19 02:36
PCB-185	41.91	Split Peak	mcwhirter l	08/28/19 02:36
PCB-174	42.13	Split Peak	mcwhirter l	08/28/19 02:36
PCB-177	42.58	Split Peak	mcwhirter l	08/28/19 02:36
PCB-167	42.94	Invalid Compound ID	mcwhirter l	08/28/19 02:35

HI-RES PCBS MANUAL INTEGRATION SUMMARY

Lab Name: Eurofins TestAmerica, Knoxvi Job No.: 580-88125-2

SDG No.:

Instrument ID: D3D Analysis Batch Number: 33063

Lab Sample ID: 580-88125-9 Client Sample ID: D2-0to19-101018

Date Analyzed: 08/27/19 22:35 Lab File ID: 580-88125-b-9-c.d GC Column: SPB-Octyl ID: 0.25(mm)

COMPOUND NAME	RETENTION TIME	MANUAL INTEGRATION		
		REASON	ANALYST	DATE
PCB-181	43.00	Split Peak	mcwhirter l	08/28/19 02:36
PCB-197	44.54	Split Peak	mcwhirter l	08/28/19 02:37
PCB-200	44.64	Split Peak	mcwhirter l	08/28/19 02:37
PCB-180	45.49	Split Peak	mcwhirter l	08/28/19 02:36
PCB-180/193	45.49	Split Peak	mcwhirter l	08/28/19 02:36
PCB-193	45.49	Split Peak	mcwhirter l	08/28/19 02:36
PCB-191	45.85	Invalid Compound ID	mcwhirter l	08/28/19 02:37
PCB-169	47.33	Invalid Compound ID	mcwhirter l	08/28/19 02:35
PCB-198	47.46	Split Peak	mcwhirter l	08/28/19 02:37
PCB-198/199	47.46	Split Peak	mcwhirter l	08/28/19 02:37
PCB-199	47.46	Split Peak	mcwhirter l	08/28/19 02:37
PCB-195	49.63	Split Peak	mcwhirter l	08/28/19 02:37
PCB-189	49.86	Invalid Compound ID	mcwhirter l	08/28/19 02:37
PCB-194	51.98	Split Peak	mcwhirter l	08/28/19 02:37
PCB-205	52.47	Split Peak	mcwhirter l	08/28/19 02:37
PCB-206	54.22	Split Peak	mcwhirter l	08/28/19 02:38
PCB-209	55.87	Split Peak	mcwhirter l	08/28/19 02:38

HI-RES PCBS MANUAL INTEGRATION SUMMARY

Lab Name: Eurofins TestAmerica, Knoxvi Job No.: 580-88125-2

SDG No.:

Instrument ID: D3D Analysis Batch Number: 33063

Lab Sample ID: 580-88125-12 Client Sample ID: H2-0to30-101218

Date Analyzed: 08/27/19 23:37 Lab File ID: 580-88125-b-12-c.d GC Column: SPB-Octyl ID: 0.25(mm)

COMPOUND NAME	RETENTION TIME	MANUAL INTEGRATION		
		REASON	ANALYST	DATE
PCB-112		Invalid Compound ID	mcwhirter l	08/28/19 02:45
PCB-145		Invalid Compound ID	mcwhirter l	08/28/19 02:47
PCB-18	19.14	Split Peak	mcwhirter l	08/28/19 02:40
PCB-18/30	19.14	Split Peak	mcwhirter l	08/28/19 02:40
PCB-30	19.14	Split Peak	mcwhirter l	08/28/19 02:40
PCB-12	19.72	Invalid Compound ID	mcwhirter l	08/28/19 02:39
PCB-12/13	19.72	Invalid Compound ID	mcwhirter l	08/28/19 02:39
PCB-13	19.72	Invalid Compound ID	mcwhirter l	08/28/19 02:39
PCB-27	19.77	Invalid Compound ID	mcwhirter l	08/28/19 02:40
PCB-15	20.05	Invalid Compound ID	mcwhirter l	08/28/19 02:39
PCB-32	20.53	Invalid Compound ID	mcwhirter l	08/28/19 02:40
PCB-34	21.81	Split Peak	mcwhirter l	08/28/19 02:40
PCB-52	24.94	Split Peak	mcwhirter l	08/28/19 02:41
PCB-48	25.71	Split Peak	mcwhirter l	08/28/19 02:41
PCB-44	25.98	Invalid Compound ID	mcwhirter l	08/28/19 02:41
PCB-44/47/65	25.98	Invalid Compound ID	mcwhirter l	08/28/19 02:41
PCB-47	25.98	Invalid Compound ID	mcwhirter l	08/28/19 02:41

HI-RES PCBS MANUAL INTEGRATION SUMMARY

Lab Name: Eurofins TestAmerica, Knoxvi Job No.: 580-88125-2

SDG No.:

Instrument ID: D3D Analysis Batch Number: 33063

Lab Sample ID: 580-88125-12 Client Sample ID: H2-0to30-101218

Date Analyzed: 08/27/19 23:37 Lab File ID: 580-88125-b-12-c.d GC Column: SPB-Octyl ID: 0.25(mm)

COMPOUND NAME	RETENTION TIME	MANUAL INTEGRATION		
		REASON	ANALYST	DATE
PCB-65	25.98	Invalid Compound ID	mcwhirter 1	08/28/19 02:41
PCB-59	26.30	Split Peak	mcwhirter 1	08/28/19 02:41
PCB-59/62/75	26.30	Split Peak	mcwhirter 1	08/28/19 02:41
PCB-62	26.30	Split Peak	mcwhirter 1	08/28/19 02:41
PCB-75	26.30	Split Peak	mcwhirter 1	08/28/19 02:41
PCB-42	26.45	Split Peak	mcwhirter 1	08/28/19 02:41
PCB-64	27.16	Split Peak	mcwhirter 1	08/28/19 02:41
PCB-68	28.30	Invalid Compound ID	mcwhirter 1	08/28/19 02:42
PCB-84	29.94	Split Peak	mcwhirter 1	08/28/19 02:43
PCB-66	30.05	Invalid Compound ID	mcwhirter 1	08/28/19 02:43
PCB-83	32.40	Invalid Compound ID	mcwhirter 1	08/28/19 02:44
PCB-83/99	32.40	Invalid Compound ID	mcwhirter 1	08/28/19 02:44
PCB-99	32.40	Invalid Compound ID	mcwhirter 1	08/28/19 02:44
PCB-109	32.89	Invalid Compound ID	mcwhirter 1	08/28/19 02:44
PCB-119	32.89	Invalid Compound ID	mcwhirter 1	08/28/19 02:44
PCB-125	32.89	Invalid Compound ID	mcwhirter 1	08/28/19 02:44
PCB-79	32.89	Invalid Compound ID	mcwhirter 1	08/28/19 02:43

HI-RES PCBS MANUAL INTEGRATION SUMMARY

Lab Name: Eurofins TestAmerica, Knoxvi Job No.: 580-88125-2

SDG No.:

Instrument ID: D3D Analysis Batch Number: 33063

Lab Sample ID: 580-88125-12 Client Sample ID: H2-0to30-101218

Date Analyzed: 08/27/19 23:37 Lab File ID: 580-88125-b-12-c.d GC Column: SPB-Octyl ID: 0.25(mm)

COMPOUND NAME	RETENTION TIME	MANUAL INTEGRATION		
		REASON	ANALYST	DATE
PCB-86	32.89	Invalid Compound ID	mcwhirter 1	08/28/19 02:44
PCB-86/87/97/109/119/125	32.89	Invalid Compound ID	mcwhirter 1	08/28/19 02:44
PCB-87	32.89	Invalid Compound ID	mcwhirter 1	08/28/19 02:44
PCB-97	32.89	Invalid Compound ID	mcwhirter 1	08/28/19 02:44
PCB-116	33.62	Invalid Compound ID	mcwhirter 1	08/28/19 02:45
PCB-117	33.62	Invalid Compound ID	mcwhirter 1	08/28/19 02:45
PCB-85	33.62	Invalid Compound ID	mcwhirter 1	08/28/19 02:45
PCB-85/116/117	33.62	Invalid Compound ID	mcwhirter 1	08/28/19 02:45
PCB-110	33.78	Invalid Compound ID	mcwhirter 1	08/28/19 02:45
PCB-110/115	33.78	Invalid Compound ID	mcwhirter 1	08/28/19 02:45
PCB-115	33.78	Invalid Compound ID	mcwhirter 1	08/28/19 02:45
PCB-82	34.09	Incomplete Integration	mcwhirter 1	08/28/19 02:45
PCB-111	34.51	Incomplete Integration	mcwhirter 1	08/28/19 02:45
PCB-120	34.97	Incomplete Integration	mcwhirter 1	08/28/19 02:45
PCB-144	35.29	Split Peak	mcwhirter 1	08/28/19 02:47
PCB-147	35.65	Invalid Compound ID	mcwhirter 1	08/28/19 02:48
PCB-147/149	35.65	Invalid Compound ID	mcwhirter 1	08/28/19 02:48

HI-RES PCBS MANUAL INTEGRATION SUMMARY

Lab Name: Eurofins TestAmerica, Knoxvi Job No.: 580-88125-2

SDG No.:

Instrument ID: D3D Analysis Batch Number: 33063

Lab Sample ID: 580-88125-12 Client Sample ID: H2-0to30-101218

Date Analyzed: 08/27/19 23:37 Lab File ID: 580-88125-b-12-c.d GC Column: SPB-Octyl ID: 0.25(mm)

COMPOUND NAME	RETENTION TIME	MANUAL INTEGRATION		
		REASON	ANALYST	DATE
PCB-149	35.65	Invalid Compound ID	mcwhirter 1	08/28/19 02:48
PCB-108	36.11	Incomplete Integration	mcwhirter 1	08/28/19 02:45
PCB-108/124	36.11	Incomplete Integration	mcwhirter 1	08/28/19 02:45
PCB-124	36.11	Incomplete Integration	mcwhirter 1	08/28/19 02:45
PCB-107	36.34	Split Peak	mcwhirter 1	08/28/19 02:46
PCB-131	36.45	Incomplete Integration	mcwhirter 1	08/28/19 02:48
PCB-123	36.46	Split Peak	mcwhirter 1	08/28/19 02:46
PCB-114	37.31	Invalid Compound ID	mcwhirter 1	08/28/19 02:46
PCB-133	37.42	Incomplete Integration	mcwhirter 1	08/28/19 02:48
PCB-178	40.39	Incomplete Integration	mcwhirter 1	08/28/19 02:50
PCB-175	41.03	Incomplete Integration	mcwhirter 1	08/28/19 02:50
PCB-126	41.07	Split Peak	mcwhirter 1	08/28/19 02:46
PCB-128	41.19	Invalid Compound ID	mcwhirter 1	08/28/19 02:49
PCB-128/166	41.19	Invalid Compound ID	mcwhirter 1	08/28/19 02:49
PCB-166	41.19	Invalid Compound ID	mcwhirter 1	08/28/19 02:49
PCB-187	41.30	Incomplete Integration	mcwhirter 1	08/28/19 02:50
PCB-182	41.51	Incomplete Integration	mcwhirter 1	08/28/19 02:50

HI-RES PCBS MANUAL INTEGRATION SUMMARY

Lab Name: Eurofins TestAmerica, Knoxvi Job No.: 580-88125-2

SDG No.:

Instrument ID: D3D Analysis Batch Number: 33063

Lab Sample ID: 580-88125-12 Client Sample ID: H2-0to30-101218

Date Analyzed: 08/27/19 23:37 Lab File ID: 580-88125-b-12-c.d GC Column: SPB-Octyl ID: 0.25(mm)

COMPOUND NAME	RETENTION TIME	MANUAL INTEGRATION		
		REASON	ANALYST	DATE
PCB-183	41.92	Incomplete Integration	mcwhirter l	08/28/19 02:50
PCB-183/185	41.92	Incomplete Integration	mcwhirter l	08/28/19 02:50
PCB-185	41.92	Incomplete Integration	mcwhirter l	08/28/19 02:50
PCB-174	42.14	Incomplete Integration	mcwhirter l	08/28/19 02:50
PCB-177	42.59	Incomplete Integration	mcwhirter l	08/28/19 02:50
PCB-167	42.95	Invalid Compound ID	mcwhirter l	08/28/19 02:49
PCB-197	44.55	Incomplete Integration	mcwhirter l	08/28/19 02:51
PCB-200	44.65	Incomplete Integration	mcwhirter l	08/28/19 02:51
PCB-180	45.50	Incomplete Integration	mcwhirter l	08/28/19 02:50
PCB-180/193	45.50	Incomplete Integration	mcwhirter l	08/28/19 02:50
PCB-193	45.50	Incomplete Integration	mcwhirter l	08/28/19 02:50
PCB-190	47.28	Incomplete Integration	mcwhirter l	08/28/19 02:50
PCB-198	47.47	Incomplete Integration	mcwhirter l	08/28/19 02:51
PCB-198/199	47.47	Incomplete Integration	mcwhirter l	08/28/19 02:51
PCB-199	47.47	Incomplete Integration	mcwhirter l	08/28/19 02:51
PCB-205	52.48	Incomplete Integration	mcwhirter l	08/28/19 02:51
PCB-206	54.23	Incomplete Integration	mcwhirter l	08/28/19 02:51

HI-RES PCBS MANUAL INTEGRATION SUMMARY

Lab Name: Eurofins TestAmerica, Knoxvi Job No.: 580-88125-2

SDG No.:

Instrument ID: D3D Analysis Batch Number: 33110

Lab Sample ID: WDMCCV 140-33110/1 Client Sample ID:

Date Analyzed: 08/28/19 22:15 Lab File ID: d4190828s2.d GC Column: SPB-Octyl ID: 0.25(mm)

COMPOUND NAME	RETENTION TIME	MANUAL INTEGRATION		
		REASON	ANALYST	DATE
PCB-45	23.24	Invalid Compound ID	mcwhirter 1	08/28/19 23:24
PCB-45/51	23.24	Invalid Compound ID	mcwhirter 1	08/28/19 23:24
PCB-51	23.24	Invalid Compound ID	mcwhirter 1	08/28/19 23:24
PCB-43	25.05	Invalid Compound ID	mcwhirter 1	08/28/19 23:24
PCB-43/73	25.05	Invalid Compound ID	mcwhirter 1	08/28/19 23:24
PCB-73	25.05	Invalid Compound ID	mcwhirter 1	08/28/19 23:24
PCB-40	26.91	Invalid Compound ID	mcwhirter 1	08/28/19 23:24
PCB-40/41/71	26.91	Invalid Compound ID	mcwhirter 1	08/28/19 23:24
PCB-41	26.91	Invalid Compound ID	mcwhirter 1	08/28/19 23:24
PCB-71	26.91	Invalid Compound ID	mcwhirter 1	08/28/19 23:24
PCB-102	29.18	Invalid Compound ID	mcwhirter 1	08/28/19 23:25
PCB-98	29.18	Invalid Compound ID	mcwhirter 1	08/28/19 23:25
PCB-98/102	29.18	Invalid Compound ID	mcwhirter 1	08/28/19 23:25
PCB-88	29.68	Invalid Compound ID	mcwhirter 1	08/28/19 23:29
PCB-88/91	29.68	Invalid Compound ID	mcwhirter 1	08/28/19 23:29
PCB-91	29.68	Invalid Compound ID	mcwhirter 1	08/28/19 23:29
PCB-109	32.82	Invalid Compound ID	mcwhirter 1	08/28/19 23:25

HI-RES PCBS MANUAL INTEGRATION SUMMARY

Lab Name: Eurofins TestAmerica, Knoxvi Job No.: 580-88125-2

SDG No.:

Instrument ID: D3D Analysis Batch Number: 33110

Lab Sample ID: WDMCCV 140-33110/1 Client Sample ID:

Date Analyzed: 08/28/19 22:15 Lab File ID: d4190828s2.d GC Column: SPB-Octyl ID: 0.25(mm)

COMPOUND NAME	RETENTION TIME	MANUAL INTEGRATION		
		REASON	ANALYST	DATE
PCB-119	32.82	Invalid Compound ID	mcwhirter 1	08/28/19 23:25
PCB-125	32.82	Invalid Compound ID	mcwhirter 1	08/28/19 23:25
PCB-86	32.82	Invalid Compound ID	mcwhirter 1	08/28/19 23:25
PCB-86/87/97/109/119/125	32.82	Invalid Compound ID	mcwhirter 1	08/28/19 23:25
PCB-87	32.82	Invalid Compound ID	mcwhirter 1	08/28/19 23:25
PCB-97	32.82	Invalid Compound ID	mcwhirter 1	08/28/19 23:25
PCB-135	34.66	Invalid Compound ID	mcwhirter 1	08/28/19 23:26
PCB-135/151	34.66	Invalid Compound ID	mcwhirter 1	08/28/19 23:26
PCB-151	34.66	Invalid Compound ID	mcwhirter 1	08/28/19 23:26
PCB-129	39.87	Invalid Compound ID	mcwhirter 1	08/28/19 23:26
PCB-129/138/160/163	39.87	Invalid Compound ID	mcwhirter 1	08/28/19 23:26
PCB-138	39.87	Invalid Compound ID	mcwhirter 1	08/28/19 23:26
PCB-160	39.87	Invalid Compound ID	mcwhirter 1	08/28/19 23:26
PCB-163	39.87	Invalid Compound ID	mcwhirter 1	08/28/19 23:26
PCB-183	41.85	Invalid Compound ID	mcwhirter 1	08/28/19 23:28
PCB-183/185	41.85	Invalid Compound ID	mcwhirter 1	08/28/19 23:28
PCB-185	41.85	Invalid Compound ID	mcwhirter 1	08/28/19 23:28

HI-RES PCBS MANUAL INTEGRATION SUMMARY

Lab Name: Eurofins TestAmerica, Knoxvi Job No.: 580-88125-2

SDG No.:

Instrument ID: D3D Analysis Batch Number: 33110

Lab Sample ID: LCS 140-32817/17-B Client Sample ID:

Date Analyzed: 08/28/19 23:31 Lab File ID: lcs140-3281717-b.d GC Column: SPB-Octyl ID: 0.25(mm)

COMPOUND NAME	RETENTION TIME	MANUAL INTEGRATION		
		REASON	ANALYST	DATE
PCB-9	16.14	Peak assignment corrected	mcwhirter 1	08/29/19 01:05
PCB-7	16.31	Peak assignment corrected	mcwhirter 1	08/29/19 01:05
PCB-6	16.55	Peak assignment corrected	mcwhirter 1	08/29/19 01:05
PCB-5	16.85	Peak assignment corrected	mcwhirter 1	08/29/19 01:05
PCB-8	16.98	Peak assignment corrected	mcwhirter 1	08/29/19 01:05
PCB-27	19.78	Peak assignment corrected	mcwhirter 1	08/29/19 01:05
PCB-24	19.91	Peak assignment corrected	mcwhirter 1	08/29/19 01:05
PCB-54L	20.34	Invalid Compound ID	mcwhirter 1	08/29/19 01:07
PCB-32	20.53	Peak assignment corrected	mcwhirter 1	08/29/19 01:05
PCB-25	22.49	Peak assignment corrected	mcwhirter 1	08/29/19 01:05
PCB-45	23.26	Invalid Compound ID	mcwhirter 1	08/29/19 01:07
PCB-45/51	23.26	Invalid Compound ID	mcwhirter 1	08/29/19 01:07
PCB-51	23.26	Invalid Compound ID	mcwhirter 1	08/29/19 01:07
PCB-21	23.32	Invalid Compound ID	mcwhirter 1	08/29/19 01:06
PCB-21/33	23.32	Invalid Compound ID	mcwhirter 1	08/29/19 01:06
PCB-33	23.32	Invalid Compound ID	mcwhirter 1	08/29/19 01:06
PCB-22	23.72	Incomplete Integration	mcwhirter 1	08/29/19 01:06

HI-RES PCBS MANUAL INTEGRATION SUMMARY

Lab Name: Eurofins TestAmerica, Knoxvi Job No.: 580-88125-2

SDG No.:

Instrument ID: D3D Analysis Batch Number: 33110

Lab Sample ID: LCS 140-32817/17-B Client Sample ID:

Date Analyzed: 08/28/19 23:31 Lab File ID: lcs140-3281717-b.d GC Column: SPB-Octyl ID: 0.25(mm)

COMPOUND NAME	RETENTION TIME	MANUAL INTEGRATION		
		REASON	ANALYST	DATE
PCB-43	25.07	Invalid Compound ID	mcwhirter 1	08/29/19 01:08
PCB-43/73	25.07	Invalid Compound ID	mcwhirter 1	08/29/19 01:08
PCB-73	25.07	Invalid Compound ID	mcwhirter 1	08/29/19 01:08
PCB-49	25.39	Split Peak	mcwhirter 1	08/29/19 01:08
PCB-49/69	25.39	Split Peak	mcwhirter 1	08/29/19 01:08
PCB-69	25.39	Split Peak	mcwhirter 1	08/29/19 01:08
PCB-38	26.22	Invalid Compound ID	mcwhirter 1	08/29/19 01:06
PCB-35	26.67	Invalid Compound ID	mcwhirter 1	08/29/19 01:06
PCB-40	26.93	Invalid Compound ID	mcwhirter 1	08/29/19 01:08
PCB-40/41/71	26.93	Invalid Compound ID	mcwhirter 1	08/29/19 01:08
PCB-41	26.93	Invalid Compound ID	mcwhirter 1	08/29/19 01:08
PCB-71	26.93	Invalid Compound ID	mcwhirter 1	08/29/19 01:08
PCB-37	27.08	Split Peak	mcwhirter 1	08/29/19 01:06
PCB-103	28.18	Incomplete Integration	mcwhirter 1	08/29/19 01:09
PCB-94	28.39	Incomplete Integration	mcwhirter 1	08/29/19 01:09
PCB-102	29.21	Invalid Compound ID	mcwhirter 1	08/29/19 01:09
PCB-98	29.21	Invalid Compound ID	mcwhirter 1	08/29/19 01:09

HI-RES PCBS MANUAL INTEGRATION SUMMARY

Lab Name: Eurofins TestAmerica, Knoxvi Job No.: 580-88125-2

SDG No.:

Instrument ID: D3D Analysis Batch Number: 33110

Lab Sample ID: LCS 140-32817/17-B Client Sample ID:

Date Analyzed: 08/28/19 23:31 Lab File ID: lcs140-3281717-b.d GC Column: SPB-Octyl ID: 0.25(mm)

COMPOUND NAME	RETENTION TIME	MANUAL INTEGRATION		
		REASON	ANALYST	DATE
PCB-98/102	29.21	Invalid Compound ID	mcwhirter 1	08/29/19 01:09
PCB-88	29.69	Invalid Compound ID	mcwhirter 1	08/29/19 01:24
PCB-88/91	29.69	Invalid Compound ID	mcwhirter 1	08/29/19 01:24
PCB-91	29.69	Invalid Compound ID	mcwhirter 1	08/29/19 01:24
PCB-121	30.82	Incomplete Integration	mcwhirter 1	08/29/19 01:10
PCB-152	31.74	Incomplete Integration	mcwhirter 1	08/29/19 01:11
PCB-109	32.85	Invalid Compound ID	mcwhirter 1	08/29/19 01:10
PCB-119	32.85	Invalid Compound ID	mcwhirter 1	08/29/19 01:10
PCB-125	32.85	Invalid Compound ID	mcwhirter 1	08/29/19 01:10
PCB-86	32.85	Invalid Compound ID	mcwhirter 1	08/29/19 01:10
PCB-86/87/97/109/119/125	32.85	Invalid Compound ID	mcwhirter 1	08/29/19 01:10
PCB-87	32.85	Invalid Compound ID	mcwhirter 1	08/29/19 01:10
PCB-97	32.85	Invalid Compound ID	mcwhirter 1	08/29/19 01:10
PCB-116	33.57	Invalid Compound ID	mcwhirter 1	08/29/19 01:10
PCB-117	33.57	Invalid Compound ID	mcwhirter 1	08/29/19 01:10
PCB-85	33.57	Invalid Compound ID	mcwhirter 1	08/29/19 01:10
PCB-85/116/117	33.57	Invalid Compound ID	mcwhirter 1	08/29/19 01:10

HI-RES PCBS MANUAL INTEGRATION SUMMARY

Lab Name: Eurofins TestAmerica, Knoxvi Job No.: 580-88125-2

SDG No.:

Instrument ID: D3D Analysis Batch Number: 33110

Lab Sample ID: LCS 140-32817/17-B Client Sample ID:

Date Analyzed: 08/28/19 23:31 Lab File ID: lcs140-3281717-b.d GC Column: SPB-Octyl ID: 0.25(mm)

COMPOUND NAME	RETENTION TIME	MANUAL INTEGRATION		
		REASON	ANALYST	DATE
PCB-110	33.81	Invalid Compound ID	mcwhirter 1	08/29/19 01:11
PCB-110/115	33.81	Invalid Compound ID	mcwhirter 1	08/29/19 01:11
PCB-115	33.81	Invalid Compound ID	mcwhirter 1	08/29/19 01:11
PCB-111	34.46	Incomplete Integration	mcwhirter 1	08/29/19 01:11
PCB-135	34.67	Invalid Compound ID	mcwhirter 1	08/29/19 01:12
PCB-135/151	34.67	Invalid Compound ID	mcwhirter 1	08/29/19 01:12
PCB-151	34.67	Invalid Compound ID	mcwhirter 1	08/29/19 01:12
PCB-144	35.24	Incomplete Integration	mcwhirter 1	08/29/19 01:12
PCB-147	35.60	Invalid Compound ID	mcwhirter 1	08/29/19 01:13
PCB-147/149	35.60	Invalid Compound ID	mcwhirter 1	08/29/19 01:13
PCB-149	35.60	Invalid Compound ID	mcwhirter 1	08/29/19 01:13
PCB-118	36.74	Incomplete Integration	mcwhirter 1	08/29/19 01:11
PCB-122	37.08	Incomplete Integration	mcwhirter 1	08/29/19 01:11
PCB-114	37.26	Incomplete Integration	mcwhirter 1	08/29/19 01:11
PCB-188	37.28	Incomplete Integration	mcwhirter 1	08/29/19 01:20
PCB-179	37.60	Incomplete Integration	mcwhirter 1	08/29/19 01:20
PCB-165	37.76	Incomplete Integration	mcwhirter 1	08/29/19 01:19

HI-RES PCBS MANUAL INTEGRATION SUMMARY

Lab Name: Eurofins TestAmerica, Knoxvi Job No.: 580-88125-2

SDG No.:

Instrument ID: D3D Analysis Batch Number: 33110

Lab Sample ID: LCS 140-32817/17-B Client Sample ID:

Date Analyzed: 08/28/19 23:31 Lab File ID: lcs140-3281717-b.d GC Column: SPB-Octyl ID: 0.25(mm)

COMPOUND NAME	RETENTION TIME	MANUAL INTEGRATION		
		REASON	ANALYST	DATE
PCB-146	38.01	Incomplete Integration	mcwhirter 1	08/29/19 01:19
PCB-161	38.15	Incomplete Integration	mcwhirter 1	08/29/19 01:19
PCB-184	38.15	Incomplete Integration	mcwhirter 1	08/29/19 01:20
PCB-176	38.49	Incomplete Integration	mcwhirter 1	08/29/19 01:20
PCB-141	38.82	Incomplete Integration	mcwhirter 1	08/29/19 01:19
PCB-186	38.95	Incomplete Integration	mcwhirter 1	08/29/19 01:20
PCB-130	39.22	Incomplete Integration	mcwhirter 1	08/29/19 01:19
PCB-137	39.45	Incomplete Integration	mcwhirter 1	08/29/19 01:19
PCB-164	39.56	Incomplete Integration	mcwhirter 1	08/29/19 01:19
PCB-129	39.88	Invalid Compound ID	mcwhirter 1	08/29/19 01:20
PCB-129/138/160/163	39.88	Invalid Compound ID	mcwhirter 1	08/29/19 01:20
PCB-138	39.88	Invalid Compound ID	mcwhirter 1	08/29/19 01:20
PCB-160	39.88	Invalid Compound ID	mcwhirter 1	08/29/19 01:20
PCB-163	39.88	Invalid Compound ID	mcwhirter 1	08/29/19 01:20
PCB-158	40.26	Incomplete Integration	mcwhirter 1	08/29/19 01:20
PCB-178	40.34	Incomplete Integration	mcwhirter 1	08/29/19 01:20
PCB-175	40.96	Incomplete Integration	mcwhirter 1	08/29/19 01:20

HI-RES PCBS MANUAL INTEGRATION SUMMARY

Lab Name: Eurofins TestAmerica, Knoxvi Job No.: 580-88125-2

SDG No.:

Instrument ID: D3D Analysis Batch Number: 33110

Lab Sample ID: LCS 140-32817/17-B Client Sample ID:

Date Analyzed: 08/28/19 23:31 Lab File ID: lcs140-3281717-b.d GC Column: SPB-Octyl ID: 0.25(mm)

COMPOUND NAME	RETENTION TIME	MANUAL INTEGRATION		
		REASON	ANALYST	DATE
PCB-187	41.24	Incomplete Integration	mcwhirter l	08/29/19 01:21
PCB-182	41.45	Incomplete Integration	mcwhirter l	08/29/19 01:21
PCB-183	41.85	Incomplete Integration	mcwhirter l	08/29/19 01:21
PCB-183/185	41.85	Incomplete Integration	mcwhirter l	08/29/19 01:21
PCB-185	41.85	Incomplete Integration	mcwhirter l	08/29/19 01:21
PCB-174	42.08	Incomplete Integration	mcwhirter l	08/29/19 01:21
PCB-159	42.11	Incomplete Integration	mcwhirter l	08/29/19 01:20
PCB-162	42.40	Incomplete Integration	mcwhirter l	08/29/19 01:20
PCB-177	42.52	Incomplete Integration	mcwhirter l	08/29/19 01:21
PCB-167	42.87	Incomplete Integration	mcwhirter l	08/29/19 01:20
PCB-181	42.91	Incomplete Integration	mcwhirter l	08/29/19 01:21
PCB-172	44.78	Incomplete Integration	mcwhirter l	08/29/19 01:21
PCB-192	45.06	Incomplete Integration	mcwhirter l	08/29/19 01:21
PCB-180	45.38	Incomplete Integration	mcwhirter l	08/29/19 01:21
PCB-180/193	45.38	Incomplete Integration	mcwhirter l	08/29/19 01:21
PCB-193	45.38	Incomplete Integration	mcwhirter l	08/29/19 01:21
PCB-191	45.78	Incomplete Integration	mcwhirter l	08/29/19 01:22

HI-RES PCBS MANUAL INTEGRATION SUMMARY

Lab Name: Eurofins TestAmerica, Knoxvi Job No.: 580-88125-2

SDG No.:

Instrument ID: D3D Analysis Batch Number: 33110

Lab Sample ID: LCS 140-32817/17-B Client Sample ID:

Date Analyzed: 08/28/19 23:31 Lab File ID: lcs140-3281717-b.d GC Column: SPB-Octyl ID: 0.25(mm)

COMPOUND NAME	RETENTION TIME	MANUAL INTEGRATION		
		REASON	ANALYST	DATE
PCB-170	46.68	Incomplete Integration	mcwhirter l	08/29/19 01:22
PCB-190	47.20	Incomplete Integration	mcwhirter l	08/29/19 01:22
PCB-207	50.28	Incomplete Integration	mcwhirter l	08/29/19 01:22
PCB-194	51.92	Incomplete Integration	mcwhirter l	08/29/19 01:22
PCB-205	52.39	Incomplete Integration	mcwhirter l	08/29/19 01:22
PCB-206	54.15	Incomplete Integration	mcwhirter l	08/29/19 01:22
PCB-209	55.79	Incomplete Integration	mcwhirter l	08/29/19 01:22

HI-RES PCBS MANUAL INTEGRATION SUMMARY

Lab Name: Eurofins TestAmerica, Knoxvi Job No.: 580-88125-2

SDG No.:

Instrument ID: D3D Analysis Batch Number: 33110

Lab Sample ID: MB 140-32817/16-B Client Sample ID:

Date Analyzed: 08/29/19 01:33 Lab File ID: mb140-3281716-b.d GC Column: SPB-Octyl ID: 0.25(mm)

COMPOUND NAME	RETENTION TIME	MANUAL INTEGRATION		
		REASON	ANALYST	DATE
PCB-102		Invalid Compound ID	davidsonm	08/29/19 09:25
PCB-14		Invalid Compound ID	davidsonm	08/29/19 08:48
PCB-200		Invalid Compound ID	davidsonm	08/29/19 09:40
PCB-98		Invalid Compound ID	davidsonm	08/29/19 09:25
PCB-98/102		Invalid Compound ID	davidsonm	08/29/19 09:25
PCB-7	16.29	Peak assignment corrected	davidsonm	08/29/19 08:48
PCB-19	17.24	Baseline	davidsonm	08/29/19 08:49
PCB-18	19.10	Baseline	davidsonm	08/29/19 08:49
PCB-18/30	19.10	Baseline	davidsonm	08/29/19 08:49
PCB-30	19.10	Baseline	davidsonm	08/29/19 08:49
PCB-11	19.40	Split Peak	davidsonm	08/29/19 08:48
PCB-17	19.53	Baseline	davidsonm	08/29/19 08:49
PCB-12	19.70	Split Peak	davidsonm	08/29/19 08:48
PCB-12/13	19.70	Split Peak	davidsonm	08/29/19 08:48
PCB-13	19.70	Split Peak	davidsonm	08/29/19 08:48
PCB-27	19.73	Baseline	davidsonm	08/29/19 08:50
PCB-24	19.91	Baseline	davidsonm	08/29/19 08:50
PCB-15	20.02	Baseline	davidsonm	08/29/19 08:48
PCB-32	20.50	Split Peak	davidsonm	08/29/19 08:50
PCB-25	22.49	Split Peak	davidsonm	08/29/19 08:50
PCB-45	23.25	Incomplete Integration	davidsonm	08/29/19 08:51
PCB-45/51	23.25	Incomplete Integration	davidsonm	08/29/19 08:51
PCB-51	23.25	Incomplete Integration	davidsonm	08/29/19 08:51
PCB-22	23.71	Split Peak	davidsonm	08/29/19 08:51
PCB-52	24.89	Incomplete Integration	davidsonm	08/29/19 08:51
PCB-37	27.08	Split Peak	davidsonm	08/29/19 08:51
PCB-103	28.18	Incomplete Integration	davidsonm	08/29/19 09:25
PCB-68	28.28	Incomplete Integration	davidsonm	08/29/19 08:51
PCB-81	33.82	Incomplete Integration	davidsonm	08/29/19 08:52
PCB-77	34.39	Incomplete Integration	davidsonm	08/29/19 08:52

HI-RES PCBS MANUAL INTEGRATION SUMMARY

Lab Name: Eurofins TestAmerica, Knoxvi Job No.: 580-88125-2

SDG No.:

Instrument ID: D3D Analysis Batch Number: 33110

Lab Sample ID: MB 140-32817/16-B Client Sample ID:

Date Analyzed: 08/29/19 01:33 Lab File ID: mb140-3281716-b.d GC Column: SPB-Octyl ID: 0.25(mm)

COMPOUND NAME	RETENTION TIME	MANUAL INTEGRATION		
		REASON	ANALYST	DATE
PCB-139	36.21	Split Peak	davidsonm	08/29/19 09:27
PCB-139/140	36.21	Split Peak	davidsonm	08/29/19 09:27
PCB-140	36.21	Split Peak	davidsonm	08/29/19 09:27
PCB-123	36.40	Split Peak	davidsonm	08/29/19 09:26
PCB-118	36.72	Split Peak	davidsonm	08/29/19 09:26
PCB-114	37.25	Split Peak	davidsonm	08/29/19 09:26
PCB-179	37.61	Split Peak	davidsonm	08/29/19 09:28
PCB-105	37.91	Split Peak	davidsonm	08/29/19 09:27
PCB-146	38.00	Split Peak	davidsonm	08/29/19 09:27
PCB-176	38.47	Split Peak	davidsonm	08/29/19 09:28
PCB-186	38.94	Split Peak	davidsonm	08/29/19 09:28
PCB-129	39.86	Split Peak	davidsonm	08/29/19 09:27
PCB-129/138/160/163	39.86	Split Peak	davidsonm	08/29/19 09:27
PCB-138	39.86	Split Peak	davidsonm	08/29/19 09:27
PCB-160	39.86	Split Peak	davidsonm	08/29/19 09:27
PCB-163	39.86	Split Peak	davidsonm	08/29/19 09:27
PCB-175	40.96	Split Peak	davidsonm	08/29/19 09:29
PCB-187	41.24	Split Peak	davidsonm	08/29/19 09:29
PCB-183	41.95	Incomplete Integration	davidsonm	08/29/19 09:29
PCB-183/185	41.95	Incomplete Integration	davidsonm	08/29/19 09:29
PCB-185	41.95	Incomplete Integration	davidsonm	08/29/19 09:29
PCB-174	42.07	Split Peak	davidsonm	08/29/19 09:29
PCB-177	42.55	Incomplete Integration	davidsonm	08/29/19 09:29
PCB-167	42.88	Split Peak	davidsonm	08/29/19 09:28
PCB-171	43.15	Incomplete Integration	davidsonm	08/29/19 09:30
PCB-171/173	43.15	Incomplete Integration	davidsonm	08/29/19 09:30
PCB-173	43.15	Incomplete Integration	davidsonm	08/29/19 09:30
PCB-156	44.00	Split Peak	davidsonm	08/29/19 09:28
PCB-156/157	44.00	Split Peak	davidsonm	08/29/19 09:28
PCB-157	44.00	Split Peak	davidsonm	08/29/19 09:28

HI-RES PCBS MANUAL INTEGRATION SUMMARY

Lab Name: Eurofins TestAmerica, Knoxvi Job No.: 580-88125-2

SDG No.:

Instrument ID: D3D Analysis Batch Number: 33110

Lab Sample ID: MB 140-32817/16-B Client Sample ID:

Date Analyzed: 08/29/19 01:33 Lab File ID: mb140-3281716-b.d GC Column: SPB-Octyl ID: 0.25(mm)

COMPOUND NAME	RETENTION TIME	MANUAL INTEGRATION		
		REASON	ANALYST	DATE
PCB-197	44.50	Split Peak	davidsonm	08/29/19 09:40
PCB-180	45.43	Incomplete Integration	davidsonm	08/29/19 09:30
PCB-180/193	45.43	Incomplete Integration	davidsonm	08/29/19 09:30
PCB-193	45.43	Incomplete Integration	davidsonm	08/29/19 09:30
PCB-190	47.21	Split Peak	davidsonm	08/29/19 09:30
PCB-169	47.26	Split Peak	davidsonm	08/29/19 09:28
PCB-196	48.08	Split Peak	davidsonm	08/29/19 09:40
PCB-203	48.26	Split Peak	davidsonm	08/29/19 09:40
PCB-194	51.95	Baseline	davidsonm	08/29/19 09:41
PCB-205	52.38	Split Peak	davidsonm	08/29/19 09:41
PCB-206	54.14	Baseline	davidsonm	08/29/19 09:42
PCB-209	55.80	Baseline	davidsonm	08/29/19 09:42

HI-RES PCBS MANUAL INTEGRATION SUMMARY

Lab Name: Eurofins TestAmerica, Knoxvi Job No.: 580-88125-2

SDG No.:

Instrument ID: D3D Analysis Batch Number: 33110

Lab Sample ID: 580-88125-15 Client Sample ID: 515-0to26-101918

Date Analyzed: 08/29/19 06:01 Lab File ID: 580-88125-b-15-c.d GC Column: SPB-Octyl ID: 0.25(mm)

COMPOUND NAME	RETENTION TIME	MANUAL INTEGRATION		
		REASON	ANALYST	DATE
PCB-112		Invalid Compound ID	davidsonm	08/29/19 14:29
PCB-9	16.11	Peak assignment corrected	davidsonm	08/29/19 14:25
PCB-7	16.28	Split Peak	davidsonm	08/29/19 14:25
PCB-6	16.50	Split Peak	davidsonm	08/29/19 14:25
PCB-5	16.82	Split Peak	davidsonm	08/29/19 14:25
PCB-8	16.95	Split Peak	davidsonm	08/29/19 14:25
PCB-18	19.10	Split Peak	davidsonm	08/29/19 14:26
PCB-18/30	19.10	Split Peak	davidsonm	08/29/19 14:26
PCB-30	19.10	Split Peak	davidsonm	08/29/19 14:26
PCB-17	19.52	Split Peak	davidsonm	08/29/19 14:26
PCB-12	19.69	Split Peak	davidsonm	08/29/19 14:26
PCB-12/13	19.69	Split Peak	davidsonm	08/29/19 14:26
PCB-13	19.69	Split Peak	davidsonm	08/29/19 14:26
PCB-27	19.73	Split Peak	davidsonm	08/29/19 14:26
PCB-24	19.86	Split Peak	davidsonm	08/29/19 14:26
PCB-16	19.98	Split Peak	davidsonm	08/29/19 14:26
PCB-15	20.02	Split Peak	davidsonm	08/29/19 14:26
PCB-32	20.50	Split Peak	davidsonm	08/29/19 14:26
PCB-25	22.47	Split Peak	davidsonm	08/29/19 14:26
PCB-46	23.46	Split Peak	davidsonm	08/29/19 14:27
PCB-52	24.90	Split Peak	davidsonm	08/29/19 14:27
PCB-43	25.04	Split Peak	davidsonm	08/29/19 14:27
PCB-43/73	25.04	Split Peak	davidsonm	08/29/19 14:27
PCB-73	25.04	Split Peak	davidsonm	08/29/19 14:27
PCB-49	25.38	Split Peak	davidsonm	08/29/19 14:27
PCB-49/69	25.38	Split Peak	davidsonm	08/29/19 14:27
PCB-69	25.38	Split Peak	davidsonm	08/29/19 14:27
PCB-39	25.63	Split Peak	davidsonm	08/29/19 14:26
PCB-48	25.68	Split Peak	davidsonm	08/29/19 14:27
PCB-44	25.93	Split Peak	davidsonm	08/29/19 14:27

HI-RES PCBS MANUAL INTEGRATION SUMMARY

Lab Name: Eurofins TestAmerica, Knoxvi Job No.: 580-88125-2

SDG No.:

Instrument ID: D3D Analysis Batch Number: 33110

Lab Sample ID: 580-88125-15 Client Sample ID: 515-0to26-101918

Date Analyzed: 08/29/19 06:01 Lab File ID: 580-88125-b-15-c.d GC Column: SPB-Octyl ID: 0.25(mm)

COMPOUND NAME	RETENTION TIME	MANUAL INTEGRATION		
		REASON	ANALYST	DATE
PCB-44/47/65	25.93	Split Peak	davidsonm	08/29/19 14:27
PCB-47	25.93	Split Peak	davidsonm	08/29/19 14:27
PCB-65	25.93	Split Peak	davidsonm	08/29/19 14:27
PCB-59	26.26	Split Peak	davidsonm	08/29/19 14:27
PCB-59/62/75	26.26	Split Peak	davidsonm	08/29/19 14:27
PCB-62	26.26	Split Peak	davidsonm	08/29/19 14:27
PCB-75	26.26	Split Peak	davidsonm	08/29/19 14:27
PCB-42	26.42	Split Peak	davidsonm	08/29/19 14:27
PCB-37	27.06	Split Peak	davidsonm	08/29/19 14:27
PCB-64	27.14	Split Peak	davidsonm	08/29/19 14:27
PCB-103	28.16	Split Peak	davidsonm	08/29/19 14:28
PCB-94	28.38	Split Peak	davidsonm	08/29/19 14:28
PCB-84	29.90	Split Peak	davidsonm	08/29/19 14:28
PCB-152	31.74	Incomplete Integration	davidsonm	08/29/19 14:31
PCB-101	31.77	Split Peak	davidsonm	08/29/19 14:29
PCB-113	31.77	Split Peak	davidsonm	08/29/19 14:29
PCB-90	31.77	Split Peak	davidsonm	08/29/19 14:29
PCB-90/101/113	31.77	Split Peak	davidsonm	08/29/19 14:29
PCB-83	32.36	Incomplete Integration	davidsonm	08/29/19 14:29
PCB-83/99	32.36	Incomplete Integration	davidsonm	08/29/19 14:29
PCB-99	32.36	Incomplete Integration	davidsonm	08/29/19 14:29
PCB-79	32.86	Split Peak	davidsonm	08/29/19 14:28
PCB-109	32.94	Incomplete Integration	davidsonm	08/29/19 14:29
PCB-119	32.94	Incomplete Integration	davidsonm	08/29/19 14:29
PCB-125	32.94	Incomplete Integration	davidsonm	08/29/19 14:29
PCB-86	32.94	Incomplete Integration	davidsonm	08/29/19 14:29
PCB-86/87/97/109/119/125	32.94	Incomplete Integration	davidsonm	08/29/19 14:29
PCB-87	32.94	Incomplete Integration	davidsonm	08/29/19 14:29
PCB-97	32.94	Incomplete Integration	davidsonm	08/29/19 14:29
PCB-81	33.82	Split Peak	davidsonm	08/29/19 14:28

HI-RES PCBS MANUAL INTEGRATION SUMMARY

Lab Name: Eurofins TestAmerica, Knoxvi Job No.: 580-88125-2

SDG No.:

Instrument ID: D3D Analysis Batch Number: 33110

Lab Sample ID: 580-88125-15 Client Sample ID: 515-0to26-101918

Date Analyzed: 08/29/19 06:01 Lab File ID: 580-88125-b-15-c.d GC Column: SPB-Octyl ID: 0.25(mm)

COMPOUND NAME	RETENTION TIME	MANUAL INTEGRATION		
		REASON	ANALYST	DATE
PCB-82	34.05	Incomplete Integration	davidsonm	08/29/19 14:29
PCB-148	34.09	Incomplete Integration	davidsonm	08/29/19 14:31
PCB-120	34.93	Incomplete Integration	davidsonm	08/29/19 14:29
PCB-144	35.25	Incomplete Integration	davidsonm	08/29/19 14:31
PCB-147	35.61	Incomplete Integration	davidsonm	08/29/19 14:31
PCB-147/149	35.61	Incomplete Integration	davidsonm	08/29/19 14:31
PCB-149	35.61	Incomplete Integration	davidsonm	08/29/19 14:31
PCB-108	36.07	Incomplete Integration	davidsonm	08/29/19 14:29
PCB-108/124	36.07	Incomplete Integration	davidsonm	08/29/19 14:29
PCB-124	36.07	Incomplete Integration	davidsonm	08/29/19 14:29
PCB-107	36.30	Incomplete Integration	davidsonm	08/29/19 14:29
PCB-118	36.75	Incomplete Integration	davidsonm	08/29/19 14:30
PCB-122	37.09	Incomplete Integration	davidsonm	08/29/19 14:30
PCB-188	37.30	Incomplete Integration	davidsonm	08/29/19 14:32
PCB-133	37.38	Incomplete Integration	davidsonm	08/29/19 14:31
PCB-179	37.61	Incomplete Integration	davidsonm	08/29/19 14:32
PCB-105	37.93	Incomplete Integration	davidsonm	08/29/19 14:30
PCB-176	38.50	Incomplete Integration	davidsonm	08/29/19 14:32
PCB-127	39.47	Split Peak	davidsonm	08/29/19 14:30
PCB-178	40.35	Incomplete Integration	davidsonm	08/29/19 14:32
PCB-175	40.99	Incomplete Integration	davidsonm	08/29/19 14:33
PCB-126	41.01	Incomplete Integration	davidsonm	08/29/19 14:30
PCB-128	41.14	Incomplete Integration	davidsonm	08/29/19 14:32
PCB-128/166	41.14	Incomplete Integration	davidsonm	08/29/19 14:32
PCB-166	41.14	Incomplete Integration	davidsonm	08/29/19 14:32
PCB-187	41.26	Incomplete Integration	davidsonm	08/29/19 14:33
PCB-182	41.47	Incomplete Integration	davidsonm	08/29/19 14:33
PCB-183	41.86	Incomplete Integration	davidsonm	08/29/19 14:33
PCB-183/185	41.86	Incomplete Integration	davidsonm	08/29/19 14:33
PCB-185	41.86	Incomplete Integration	davidsonm	08/29/19 14:33

HI-RES PCBS MANUAL INTEGRATION SUMMARY

Lab Name: Eurofins TestAmerica, Knoxvi Job No.: 580-88125-2

SDG No.:

Instrument ID: D3D Analysis Batch Number: 33110

Lab Sample ID: 580-88125-15 Client Sample ID: 515-0to26-101918

Date Analyzed: 08/29/19 06:01 Lab File ID: 580-88125-b-15-c.d GC Column: SPB-Octyl ID: 0.25(mm)

COMPOUND NAME	RETENTION TIME	MANUAL INTEGRATION		
		REASON	ANALYST	DATE
PCB-174	42.10	Incomplete Integration	davidsonm	08/29/19 14:33
PCB-177	42.54	Incomplete Integration	davidsonm	08/29/19 14:33
PCB-167	42.91	Incomplete Integration	davidsonm	08/29/19 14:32
PCB-181	42.93	Incomplete Integration	davidsonm	08/29/19 14:33
PCB-180	45.46	Incomplete Integration	davidsonm	08/29/19 14:33
PCB-180/193	45.46	Incomplete Integration	davidsonm	08/29/19 14:33
PCB-193	45.46	Incomplete Integration	davidsonm	08/29/19 14:33
PCB-198	47.42	Incomplete Integration	davidsonm	08/29/19 14:33
PCB-198/199	47.42	Incomplete Integration	davidsonm	08/29/19 14:33
PCB-199	47.42	Incomplete Integration	davidsonm	08/29/19 14:33
PCB-194	51.95	Incomplete Integration	davidsonm	08/29/19 14:33
PCB-205	52.42	Incomplete Integration	davidsonm	08/29/19 14:33
PCB-206	54.19	Incomplete Integration	davidsonm	08/29/19 14:33
PCB-209	55.83	Incomplete Integration	davidsonm	08/29/19 14:33

HI-RES PCBS MANUAL INTEGRATION SUMMARY

Lab Name: Eurofins TestAmerica, Knoxvi Job No.: 580-88125-2

SDG No.:

Instrument ID: D3D Analysis Batch Number: 33136

Lab Sample ID: WDMCCV 140-33136/1 Client Sample ID:

Date Analyzed: 08/29/19 14:10 Lab File ID: d4190829s1.d GC Column: SPB-Octyl ID: 0.25(mm)

COMPOUND NAME	RETENTION TIME	MANUAL INTEGRATION		
		REASON	ANALYST	DATE
PCB-45	23.31	Incomplete Integration	davidsonm	08/29/19 15:23
PCB-45/51	23.31	Incomplete Integration	davidsonm	08/29/19 15:23
PCB-51	23.31	Incomplete Integration	davidsonm	08/29/19 15:23
PCB-43	25.11	Incomplete Integration	davidsonm	08/29/19 15:24
PCB-43/73	25.11	Incomplete Integration	davidsonm	08/29/19 15:24
PCB-73	25.11	Incomplete Integration	davidsonm	08/29/19 15:24
PCB-49	25.43	Incomplete Integration	davidsonm	08/29/19 15:24
PCB-49/69	25.43	Incomplete Integration	davidsonm	08/29/19 15:24
PCB-69	25.43	Incomplete Integration	davidsonm	08/29/19 15:24
PCB-40	26.98	Incomplete Integration	davidsonm	08/29/19 15:24
PCB-40/41/71	26.98	Incomplete Integration	davidsonm	08/29/19 15:24
PCB-41	26.98	Incomplete Integration	davidsonm	08/29/19 15:24
PCB-71	26.98	Incomplete Integration	davidsonm	08/29/19 15:24
PCB-102	29.25	Incomplete Integration	davidsonm	08/29/19 15:25
PCB-98	29.25	Incomplete Integration	davidsonm	08/29/19 15:25
PCB-98/102	29.25	Incomplete Integration	davidsonm	08/29/19 15:25
PCB-88	29.73	Invalid Compound ID	davidsonm	08/29/19 15:25
PCB-88/91	29.73	Invalid Compound ID	davidsonm	08/29/19 15:25
PCB-91	29.73	Invalid Compound ID	davidsonm	08/29/19 15:25
PCB-109	32.88	Incomplete Integration	davidsonm	08/29/19 15:25
PCB-119	32.88	Incomplete Integration	davidsonm	08/29/19 15:25
PCB-125	32.88	Incomplete Integration	davidsonm	08/29/19 15:25
PCB-86	32.88	Incomplete Integration	davidsonm	08/29/19 15:25
PCB-86/87/97/109/119/125	32.88	Incomplete Integration	davidsonm	08/29/19 15:25
PCB-87	32.88	Incomplete Integration	davidsonm	08/29/19 15:25
PCB-97	32.88	Incomplete Integration	davidsonm	08/29/19 15:25
PCB-135	34.71	Incomplete Integration	davidsonm	08/29/19 15:26
PCB-135/151	34.71	Incomplete Integration	davidsonm	08/29/19 15:26
PCB-151	34.71	Incomplete Integration	davidsonm	08/29/19 15:26
PCB-129	39.93	Incomplete Integration	davidsonm	08/29/19 15:26

1668A

HI-RES PCBS MANUAL INTEGRATION SUMMARY

Lab Name: Eurofins TestAmerica, Knoxvi Job No.: 580-88125-2

SDG No.:

Instrument ID: D3D Analysis Batch Number: 33136

Lab Sample ID: WDMCCV 140-33136/1 Client Sample ID:

Date Analyzed: 08/29/19 14:10 Lab File ID: d4190829s1.d GC Column: SPB-Octyl ID: 0.25(mm)

COMPOUND NAME	RETENTION TIME	MANUAL INTEGRATION		
		REASON	ANALYST	DATE
PCB-129/138/160/163	39.93	Incomplete Integration	davidsonm	08/29/19 15:26
PCB-138	39.93	Incomplete Integration	davidsonm	08/29/19 15:26
PCB-160	39.93	Incomplete Integration	davidsonm	08/29/19 15:26
PCB-163	39.93	Incomplete Integration	davidsonm	08/29/19 15:26
PCB-183	41.90	Incomplete Integration	davidsonm	08/29/19 15:27
PCB-183/185	41.90	Incomplete Integration	davidsonm	08/29/19 15:27
PCB-185	41.90	Incomplete Integration	davidsonm	08/29/19 15:27

HI-RES PCBS MANUAL INTEGRATION SUMMARY

Lab Name: Eurofins TestAmerica, Knoxvi Job No.: 580-88125-2

SDG No.:

Instrument ID: D3D Analysis Batch Number: 33136

Lab Sample ID: 580-88125-18 Client Sample ID: O7-0to27-101918

Date Analyzed: 08/29/19 21:02 Lab File ID: 580-88125-b-18-c.d GC Column: SPB-Octyl ID: 0.25(mm)

COMPOUND NAME	RETENTION TIME	MANUAL INTEGRATION		
		REASON	ANALYST	DATE
PCB-14	18.62	Invalid Compound ID	mcwhirter 1	08/29/19 22:06
PCB-21	23.36	Invalid Compound ID	mcwhirter 1	08/29/19 22:06
PCB-21/33	23.36	Invalid Compound ID	mcwhirter 1	08/29/19 22:06
PCB-33	23.36	Invalid Compound ID	mcwhirter 1	08/29/19 22:06
PCB-61	29.77	Invalid Compound ID	mcwhirter 1	08/29/19 22:07
PCB-61/70/74/76	29.77	Invalid Compound ID	mcwhirter 1	08/29/19 22:07
PCB-70	29.77	Invalid Compound ID	mcwhirter 1	08/29/19 22:07
PCB-74	29.77	Invalid Compound ID	mcwhirter 1	08/29/19 22:07
PCB-76	29.77	Invalid Compound ID	mcwhirter 1	08/29/19 22:07
PCB-66	30.10	Invalid Compound ID	mcwhirter 1	08/29/19 22:07
PCB-83	32.43	Invalid Compound ID	mcwhirter 1	08/29/19 22:09
PCB-83/99	32.43	Invalid Compound ID	mcwhirter 1	08/29/19 22:09
PCB-99	32.43	Invalid Compound ID	mcwhirter 1	08/29/19 22:09
PCB-109	33.01	Invalid Compound ID	mcwhirter 1	08/29/19 22:09
PCB-119	33.01	Invalid Compound ID	mcwhirter 1	08/29/19 22:09
PCB-125	33.01	Invalid Compound ID	mcwhirter 1	08/29/19 22:09
PCB-86	33.01	Invalid Compound ID	mcwhirter 1	08/29/19 22:09

HI-RES PCBS MANUAL INTEGRATION SUMMARY

Lab Name: Eurofins TestAmerica, Knoxvi Job No.: 580-88125-2

SDG No.:

Instrument ID: D3D Analysis Batch Number: 33136

Lab Sample ID: 580-88125-18 Client Sample ID: O7-0to27-101918

Date Analyzed: 08/29/19 21:02 Lab File ID: 580-88125-b-18-c.d GC Column: SPB-Octyl ID: 0.25(mm)

COMPOUND NAME	RETENTION TIME	MANUAL INTEGRATION		
		REASON	ANALYST	DATE
PCB-86/87/97/109/119/125	33.01	Invalid Compound ID	mcwhirter l	08/29/19 22:09
PCB-87	33.01	Invalid Compound ID	mcwhirter l	08/29/19 22:09
PCB-97	33.01	Invalid Compound ID	mcwhirter l	08/29/19 22:09
PCB-81	33.89	Split Peak	mcwhirter l	08/29/19 22:08
PCB-134	35.86	Split Peak	mcwhirter l	08/29/19 22:11
PCB-134/143	35.86	Split Peak	mcwhirter l	08/29/19 22:11
PCB-143	35.86	Split Peak	mcwhirter l	08/29/19 22:11
PCB-107	36.39	Invalid Compound ID	mcwhirter l	08/29/19 22:10
PCB-123	36.51	Split Peak	mcwhirter l	08/29/19 22:10
PCB-126	41.11	Split Peak	mcwhirter l	08/29/19 22:10
PCB-128	41.21	Invalid Compound ID	mcwhirter l	08/29/19 22:11
PCB-128/166	41.21	Invalid Compound ID	mcwhirter l	08/29/19 22:11
PCB-166	41.21	Invalid Compound ID	mcwhirter l	08/29/19 22:11
PCB-159	42.17	Incomplete Integration	mcwhirter l	08/29/19 22:12
PCB-162	42.55	Split Peak	mcwhirter l	08/29/19 22:12
PCB-206	54.26	Invalid Compound ID	mcwhirter l	08/29/19 22:13

HI-RES PCBS MANUAL INTEGRATION SUMMARY

Lab Name: Eurofins TestAmerica, Knoxvi Job No.: 580-88125-2

SDG No.:

Instrument ID: D3D Analysis Batch Number: 33136

Lab Sample ID: 580-88125-19 Client Sample ID: Q2-0to13-101818

Date Analyzed: 08/29/19 22:02 Lab File ID: 580-88125-b-19-c.d GC Column: SPB-Octyl ID: 0.25(mm)

COMPOUND NAME	RETENTION TIME	MANUAL INTEGRATION		
		REASON	ANALYST	DATE
PCB-12		Invalid Compound ID	mcwhirter l	08/29/19 23:28
PCB-12/13		Invalid Compound ID	mcwhirter l	08/29/19 23:28
PCB-120		Invalid Compound ID	mcwhirter l	08/29/19 23:32
PCB-13		Invalid Compound ID	mcwhirter l	08/29/19 23:28
PCB-197		Invalid Compound ID	mcwhirter l	08/29/19 23:38
PCB-200		Invalid Compound ID	mcwhirter l	08/29/19 23:38
PCB-205		Invalid Compound ID	mcwhirter l	08/29/19 23:40
PCB-4	14.15	Invalid Compound ID	mcwhirter l	08/29/19 23:28
PCB-8	16.97	Invalid Compound ID	mcwhirter l	08/29/19 23:28
PCB-11	19.42	Invalid Compound ID	mcwhirter l	08/29/19 23:28
PCB-15L	20.02	Invalid Compound ID	mcwhirter l	08/29/19 23:27
PCB-15	20.05	Invalid Compound ID	mcwhirter l	08/29/19 23:29
PCB-44	25.97	Invalid Compound ID	mcwhirter l	08/29/19 23:30
PCB-44/47/65	25.97	Invalid Compound ID	mcwhirter l	08/29/19 23:30
PCB-47	25.97	Invalid Compound ID	mcwhirter l	08/29/19 23:30
PCB-65	25.97	Invalid Compound ID	mcwhirter l	08/29/19 23:30
PCB-59	26.29	Split Peak	mcwhirter l	08/29/19 23:30

HI-RES PCBS MANUAL INTEGRATION SUMMARY

Lab Name: Eurofins TestAmerica, Knoxvi Job No.: 580-88125-2

SDG No.:

Instrument ID: D3D Analysis Batch Number: 33136

Lab Sample ID: 580-88125-19 Client Sample ID: Q2-0to13-101818

Date Analyzed: 08/29/19 22:02 Lab File ID: 580-88125-b-19-c.d GC Column: SPB-Octyl ID: 0.25(mm)

COMPOUND NAME	RETENTION TIME	MANUAL INTEGRATION		
		REASON	ANALYST	DATE
PCB-59/62/75	26.29	Split Peak	mcwhirter l	08/29/19 23:30
PCB-62	26.29	Split Peak	mcwhirter l	08/29/19 23:30
PCB-75	26.29	Split Peak	mcwhirter l	08/29/19 23:30
PCB-61	29.70	Invalid Compound ID	mcwhirter l	08/29/19 23:30
PCB-61/70/74/76	29.70	Invalid Compound ID	mcwhirter l	08/29/19 23:30
PCB-70	29.70	Invalid Compound ID	mcwhirter l	08/29/19 23:30
PCB-74	29.70	Invalid Compound ID	mcwhirter l	08/29/19 23:30
PCB-76	29.70	Invalid Compound ID	mcwhirter l	08/29/19 23:30
PCB-84	29.93	Invalid Compound ID	mcwhirter l	08/29/19 23:31
PCB-109	32.96	Invalid Compound ID	mcwhirter l	08/29/19 23:31
PCB-119	32.96	Invalid Compound ID	mcwhirter l	08/29/19 23:31
PCB-125	32.96	Invalid Compound ID	mcwhirter l	08/29/19 23:31
PCB-86	32.96	Invalid Compound ID	mcwhirter l	08/29/19 23:31
PCB-86/87/97/109/119/125	32.96	Invalid Compound ID	mcwhirter l	08/29/19 23:31
PCB-87	32.96	Invalid Compound ID	mcwhirter l	08/29/19 23:31
PCB-97	32.96	Invalid Compound ID	mcwhirter l	08/29/19 23:31
PCB-134	35.82	Split Peak	mcwhirter l	08/29/19 23:33

HI-RES PCBS MANUAL INTEGRATION SUMMARY

Lab Name: Eurofins TestAmerica, Knoxvi Job No.: 580-88125-2

SDG No.:

Instrument ID: D3D Analysis Batch Number: 33136

Lab Sample ID: 580-88125-19 Client Sample ID: Q2-0to13-101818

Date Analyzed: 08/29/19 22:02 Lab File ID: 580-88125-b-19-c.d GC Column: SPB-Octyl ID: 0.25(mm)

COMPOUND NAME	RETENTION TIME	MANUAL INTEGRATION		
		REASON	ANALYST	DATE
PCB-134/143	35.82	Split Peak	mcwhirter l	08/29/19 23:33
PCB-143	35.82	Split Peak	mcwhirter l	08/29/19 23:33
PCB-107	36.33	Split Peak	mcwhirter l	08/29/19 23:32
PCB-123	36.45	Split Peak	mcwhirter l	08/29/19 23:32
PCB-105	37.93	Invalid Compound ID	mcwhirter l	08/29/19 23:32
PCB-128	41.14	Invalid Compound ID	mcwhirter l	08/29/19 23:34
PCB-128/166	41.14	Invalid Compound ID	mcwhirter l	08/29/19 23:34
PCB-166	41.14	Invalid Compound ID	mcwhirter l	08/29/19 23:34
PCB-159	42.11	Invalid Compound ID	mcwhirter l	08/29/19 23:34
PCB-202L	42.66	Invalid Compound ID	mcwhirter l	08/29/19 23:36
PCB-181	42.94	Invalid Compound ID	mcwhirter l	08/29/19 23:35
PCB-201	43.60	Invalid Compound ID	mcwhirter l	08/29/19 23:37
PCB-190	47.24	Invalid Compound ID	mcwhirter l	08/29/19 23:35
PCB-198	47.44	Invalid Compound ID	mcwhirter l	08/29/19 23:39
PCB-198/199	47.44	Invalid Compound ID	mcwhirter l	08/29/19 23:39
PCB-199	47.44	Invalid Compound ID	mcwhirter l	08/29/19 23:39
PCB-196	48.06	Invalid Compound ID	mcwhirter l	08/29/19 23:39

HI-RES PCBS MANUAL INTEGRATION SUMMARY

Lab Name: Eurofins TestAmerica, Knoxvi Job No.: 580-88125-2

SDG No.:

Instrument ID: D3D Analysis Batch Number: 33136

Lab Sample ID: 580-88125-19 Client Sample ID: Q2-0to13-101818

Date Analyzed: 08/29/19 22:02 Lab File ID: 580-88125-b-19-c.d GC Column: SPB-Octyl ID: 0.25(mm)

COMPOUND NAME	RETENTION TIME	MANUAL INTEGRATION		
		REASON	ANALYST	DATE
PCB-203	48.27	Split Peak	mcwhirter l	08/29/19 23:39
PCB-195	49.59	Invalid Compound ID	mcwhirter l	08/29/19 23:40
PCB-205L	52.39	Invalid Compound ID	mcwhirter l	08/29/19 23:36
PCB-206	54.21	Split Peak	mcwhirter l	08/29/19 23:41

HI-RES PCBS MANUAL INTEGRATION SUMMARY

Lab Name: Eurofins TestAmerica, Knoxvi Job No.: 580-88125-2

SDG No.:

Instrument ID: D3D Analysis Batch Number: 33136

Lab Sample ID: 580-88125-21 Client Sample ID: T6-0to29-101618

Date Analyzed: 08/29/19 23:04 Lab File ID: 580-88125-b-21-c.d GC Column: SPB-Octyl ID: 0.25(mm)

COMPOUND NAME	RETENTION TIME	MANUAL INTEGRATION		
		REASON	ANALYST	DATE
PCB-25	22.48	Invalid Compound ID	mcwhirter 1	08/30/19 00:46
PCB-21	23.33	Invalid Compound ID	mcwhirter 1	08/30/19 00:46
PCB-21/33	23.33	Invalid Compound ID	mcwhirter 1	08/30/19 00:46
PCB-33	23.33	Invalid Compound ID	mcwhirter 1	08/30/19 00:46
PCB-43	25.08	Invalid Compound ID	mcwhirter 1	08/30/19 00:47
PCB-43/73	25.08	Invalid Compound ID	mcwhirter 1	08/30/19 00:47
PCB-73	25.08	Invalid Compound ID	mcwhirter 1	08/30/19 00:47
PCB-36	25.31	Split Peak	mcwhirter 1	08/30/19 00:46
PCB-59	26.30	Incomplete Integration	mcwhirter 1	08/30/19 00:47
PCB-59/62/75	26.30	Incomplete Integration	mcwhirter 1	08/30/19 00:47
PCB-62	26.30	Incomplete Integration	mcwhirter 1	08/30/19 00:47
PCB-75	26.30	Incomplete Integration	mcwhirter 1	08/30/19 00:47
PCB-40	26.95	Invalid Compound ID	mcwhirter 1	08/30/19 00:48
PCB-40/41/71	26.95	Invalid Compound ID	mcwhirter 1	08/30/19 00:48
PCB-41	26.95	Invalid Compound ID	mcwhirter 1	08/30/19 00:48
PCB-71	26.95	Invalid Compound ID	mcwhirter 1	08/30/19 00:48
PCB-66	30.05	Invalid Compound ID	mcwhirter 1	08/30/19 00:48

HI-RES PCBS MANUAL INTEGRATION SUMMARY

Lab Name: Eurofins TestAmerica, Knoxvi Job No.: 580-88125-2

SDG No.:

Instrument ID: D3D Analysis Batch Number: 33136

Lab Sample ID: 580-88125-21 Client Sample ID: T6-0to29-101618

Date Analyzed: 08/29/19 23:04 Lab File ID: 580-88125-b-21-c.d GC Column: SPB-Octyl ID: 0.25(mm)

COMPOUND NAME	RETENTION TIME	MANUAL INTEGRATION		
		REASON	ANALYST	DATE
PCB-83	32.40	Invalid Compound ID	mcwhirter 1	08/30/19 00:52
PCB-83/99	32.40	Invalid Compound ID	mcwhirter 1	08/30/19 00:52
PCB-99	32.40	Invalid Compound ID	mcwhirter 1	08/30/19 00:52
PCB-109	32.91	Invalid Compound ID	mcwhirter 1	08/30/19 00:53
PCB-119	32.91	Invalid Compound ID	mcwhirter 1	08/30/19 00:53
PCB-125	32.91	Invalid Compound ID	mcwhirter 1	08/30/19 00:53
PCB-86	32.91	Invalid Compound ID	mcwhirter 1	08/30/19 00:53
PCB-86/87/97/109/119/125	32.91	Invalid Compound ID	mcwhirter 1	08/30/19 00:53
PCB-87	32.91	Invalid Compound ID	mcwhirter 1	08/30/19 00:53
PCB-97	32.91	Invalid Compound ID	mcwhirter 1	08/30/19 00:53
PCB-111	34.53	Incomplete Integration	mcwhirter 1	08/30/19 00:53
PCB-120	35.01	Incomplete Integration	mcwhirter 1	08/30/19 00:53
PCB-134	35.85	Other	mcwhirter 1	08/30/19 00:55
PCB-134/143	35.85	Other	mcwhirter 1	08/30/19 00:55
PCB-143	35.85	Other	mcwhirter 1	08/30/19 00:55
PCB-107	36.37	Incomplete Integration	mcwhirter 1	08/30/19 00:53
PCB-128	41.20	Invalid Compound ID	mcwhirter 1	08/30/19 00:55

HI-RES PCBS MANUAL INTEGRATION SUMMARY

Lab Name: Eurofins TestAmerica, Knoxvi Job No.: 580-88125-2

SDG No.:

Instrument ID: D3D Analysis Batch Number: 33136

Lab Sample ID: 580-88125-21 Client Sample ID: T6-0to29-101618

Date Analyzed: 08/29/19 23:04 Lab File ID: 580-88125-b-21-c.d GC Column: SPB-Octyl ID: 0.25(mm)

COMPOUND NAME	RETENTION TIME	MANUAL INTEGRATION		
		REASON	ANALYST	DATE
PCB-128/166	41.20	Invalid Compound ID	mcwhirter l	08/30/19 00:55
PCB-166	41.20	Invalid Compound ID	mcwhirter l	08/30/19 00:55
PCB-162	42.50	Split Peak	mcwhirter l	08/30/19 00:56
PCB-167	42.97	Invalid Compound ID	mcwhirter l	08/30/19 02:51

HI-RES PCBS MANUAL INTEGRATION SUMMARY

Lab Name: Eurofins TestAmerica, Knoxvi Job No.: 580-88125-2

SDG No.:

Instrument ID: D3D Analysis Batch Number: 33148

Lab Sample ID: WDMCCV 140-33148/1 Client Sample ID:

Date Analyzed: 08/30/19 01:10 Lab File ID: d4190830s1.d GC Column: SPB-Octyl ID: 0.25(mm)

COMPOUND NAME	RETENTION TIME	MANUAL INTEGRATION		
		REASON	ANALYST	DATE
PCB-1L	11.78	Invalid Compound ID	mcwhirter 1	08/30/19 02:17
PCB-45	23.29	Invalid Compound ID	mcwhirter 1	08/30/19 02:18
PCB-45/51	23.29	Invalid Compound ID	mcwhirter 1	08/30/19 02:18
PCB-51	23.29	Invalid Compound ID	mcwhirter 1	08/30/19 02:18
PCB-43	25.10	Invalid Compound ID	mcwhirter 1	08/30/19 02:19
PCB-43/73	25.10	Invalid Compound ID	mcwhirter 1	08/30/19 02:19
PCB-73	25.10	Invalid Compound ID	mcwhirter 1	08/30/19 02:19
PCB-35	26.70	Invalid Compound ID	mcwhirter 1	08/30/19 02:18
PCB-40	26.96	Invalid Compound ID	mcwhirter 1	08/30/19 02:19
PCB-40/41/71	26.96	Invalid Compound ID	mcwhirter 1	08/30/19 02:19
PCB-41	26.96	Invalid Compound ID	mcwhirter 1	08/30/19 02:19
PCB-71	26.96	Invalid Compound ID	mcwhirter 1	08/30/19 02:19
PCB-102	29.23	Invalid Compound ID	mcwhirter 1	08/30/19 02:20
PCB-98	29.23	Invalid Compound ID	mcwhirter 1	08/30/19 02:20
PCB-98/102	29.23	Invalid Compound ID	mcwhirter 1	08/30/19 02:20
PCB-88	29.72	Invalid Compound ID	mcwhirter 1	08/30/19 02:24
PCB-88/91	29.72	Invalid Compound ID	mcwhirter 1	08/30/19 02:24

HI-RES PCBS MANUAL INTEGRATION SUMMARY

Lab Name: Eurofins TestAmerica, Knoxvi Job No.: 580-88125-2

SDG No.:

Instrument ID: D3D Analysis Batch Number: 33148

Lab Sample ID: WDMCCV 140-33148/1 Client Sample ID:

Date Analyzed: 08/30/19 01:10 Lab File ID: d4190830s1.d GC Column: SPB-Octyl ID: 0.25(mm)

COMPOUND NAME	RETENTION TIME	MANUAL INTEGRATION		
		REASON	ANALYST	DATE
PCB-91	29.72	Invalid Compound ID	mcwhirter 1	08/30/19 02:24
PCB-109	32.87	Invalid Compound ID	mcwhirter 1	08/30/19 02:20
PCB-119	32.87	Invalid Compound ID	mcwhirter 1	08/30/19 02:20
PCB-125	32.87	Invalid Compound ID	mcwhirter 1	08/30/19 02:20
PCB-86	32.87	Invalid Compound ID	mcwhirter 1	08/30/19 02:20
PCB-86/87/97/109/119/125	32.87	Invalid Compound ID	mcwhirter 1	08/30/19 02:20
PCB-87	32.87	Invalid Compound ID	mcwhirter 1	08/30/19 02:20
PCB-97	32.87	Invalid Compound ID	mcwhirter 1	08/30/19 02:20
PCB-135	34.69	Invalid Compound ID	mcwhirter 1	08/30/19 02:20
PCB-135/151	34.69	Invalid Compound ID	mcwhirter 1	08/30/19 02:20
PCB-151	34.69	Invalid Compound ID	mcwhirter 1	08/30/19 02:20
PCB-129	39.91	Invalid Compound ID	mcwhirter 1	08/30/19 02:21
PCB-129/138/160/163	39.91	Invalid Compound ID	mcwhirter 1	08/30/19 02:21
PCB-138	39.91	Invalid Compound ID	mcwhirter 1	08/30/19 02:21
PCB-160	39.91	Invalid Compound ID	mcwhirter 1	08/30/19 02:21
PCB-163	39.91	Invalid Compound ID	mcwhirter 1	08/30/19 02:21
PCB-183	41.88	Invalid Compound ID	mcwhirter 1	08/30/19 02:22

HI-RES PCBS MANUAL INTEGRATION SUMMARY

Lab Name: Eurofins TestAmerica, Knoxvi Job No.: 580-88125-2

SDG No.:

Instrument ID: D3D Analysis Batch Number: 33148

Lab Sample ID: WDMCCV 140-33148/1 Client Sample ID:

Date Analyzed: 08/30/19 01:10 Lab File ID: d4190830s1.d GC Column: SPB-Octyl ID: 0.25(mm)

COMPOUND NAME	RETENTION TIME	MANUAL INTEGRATION		
		REASON	ANALYST	DATE
PCB-183/185	41.88	Invalid Compound ID	mcwhirter l	08/30/19 02:22
PCB-185	41.88	Invalid Compound ID	mcwhirter l	08/30/19 02:22

HI-RES PCBS MANUAL INTEGRATION SUMMARY

Lab Name: Eurofins TestAmerica, Knoxvi Job No.: 580-88125-2

SDG No.:

Instrument ID: D3D Analysis Batch Number: 33148

Lab Sample ID: 580-88125-16 Client Sample ID: N5-0to28-101418

Date Analyzed: 08/30/19 06:21 Lab File ID: 580-88125-b-16-c_19083006 GC Column: SPB-Octyl ID: 0.25(mm)

COMPOUND NAME	RETENTION TIME	MANUAL INTEGRATION		
		REASON	ANALYST	DATE
PCB-18	19.12	Peak assignment corrected	davidsonm	09/03/19 08:13
PCB-18/30	19.12	Peak assignment corrected	davidsonm	09/03/19 08:13
PCB-30	19.12	Peak assignment corrected	davidsonm	09/03/19 08:13
PCB-46	23.49	Peak assignment corrected	davidsonm	09/03/19 08:13
PCB-49	25.40	Peak assignment corrected	davidsonm	09/03/19 08:14
PCB-49/69	25.40	Peak assignment corrected	davidsonm	09/03/19 08:14
PCB-69	25.40	Peak assignment corrected	davidsonm	09/03/19 08:14
PCB-48	25.68	Peak assignment corrected	davidsonm	09/03/19 08:14
PCB-59	26.27	Peak assignment corrected	davidsonm	09/03/19 08:14
PCB-59/62/75	26.27	Peak assignment corrected	davidsonm	09/03/19 08:14
PCB-62	26.27	Peak assignment corrected	davidsonm	09/03/19 08:14
PCB-75	26.27	Peak assignment corrected	davidsonm	09/03/19 08:14
PCB-42	26.43	Peak assignment corrected	davidsonm	09/03/19 08:14
PCB-64	27.14	Peak assignment corrected	davidsonm	09/03/19 08:14
PCB-67	29.10	Incomplete Integration	davidsonm	09/03/19 08:15
PCB-63	29.37	Incomplete Integration	davidsonm	09/03/19 08:15
PCB-66	30.03	Split Peak	davidsonm	09/03/19 08:15
PCB-55	30.18	Incomplete Integration	davidsonm	09/03/19 08:15
PCB-83	32.36	Incomplete Integration	davidsonm	09/03/19 08:17
PCB-83/99	32.36	Incomplete Integration	davidsonm	09/03/19 08:17
PCB-99	32.36	Incomplete Integration	davidsonm	09/03/19 08:17
PCB-145	32.56	Baseline	davidsonm	09/03/19 08:20
PCB-109	32.96	Incomplete Integration	davidsonm	09/03/19 08:17
PCB-119	32.96	Incomplete Integration	davidsonm	09/03/19 08:17
PCB-125	32.96	Incomplete Integration	davidsonm	09/03/19 08:17
PCB-86	32.96	Incomplete Integration	davidsonm	09/03/19 08:17
PCB-86/87/97/109/119/125	32.96	Incomplete Integration	davidsonm	09/03/19 08:17
PCB-87	32.96	Incomplete Integration	davidsonm	09/03/19 08:17
PCB-97	32.96	Incomplete Integration	davidsonm	09/03/19 08:17
PCB-81	33.82	Split Peak	davidsonm	09/03/19 08:16

HI-RES PCBS MANUAL INTEGRATION SUMMARY

Lab Name: Eurofins TestAmerica, Knoxvi Job No.: 580-88125-2

SDG No.:

Instrument ID: D3D Analysis Batch Number: 33148

Lab Sample ID: 580-88125-16 Client Sample ID: N5-0to28-101418

Date Analyzed: 08/30/19 06:21 Lab File ID: 580-88125-b-16-c_19083006 GC Column: SPB-Octyl ID: 0.25(mm)

COMPOUND NAME	RETENTION TIME	MANUAL INTEGRATION		
		REASON	ANALYST	DATE
PCB-82	34.06	Incomplete Integration	davidsonm	09/03/19 08:17
PCB-77	34.41	Baseline	davidsonm	09/03/19 08:16
PCB-120	34.94	Incomplete Integration	davidsonm	09/03/19 08:17
PCB-107	36.31	Incomplete Integration	davidsonm	09/03/19 08:18
PCB-127	39.47	Split Peak	davidsonm	09/03/19 08:19
PCB-126	41.02	Baseline	davidsonm	09/03/19 08:19
PCB-197	44.54	Split Peak	davidsonm	09/03/19 08:21
PCB-200	44.61	Split Peak	davidsonm	09/03/19 08:21

HI-RES PCBS MANUAL INTEGRATION SUMMARY

Lab Name: Eurofins TestAmerica, Knoxvi Job No.: 580-88125-2

SDG No.:

Instrument ID: D3D Analysis Batch Number: 33148

Lab Sample ID: 580-88125-17 Client Sample ID: N7-0to27-101418

Date Analyzed: 08/30/19 07:23 Lab File ID: 580-88125-b-17-c.d GC Column: SPB-Octyl ID: 0.25(mm)

COMPOUND NAME	RETENTION TIME	MANUAL INTEGRATION		
		REASON	ANALYST	DATE
PCB-112		Incomplete Integration	davidsonm	09/03/19 08:28
PCB-8	16.94	Peak assignment corrected	davidsonm	09/03/19 08:23
PCB-18	19.12	Peak assignment corrected	davidsonm	09/03/19 08:23
PCB-18/30	19.12	Peak assignment corrected	davidsonm	09/03/19 08:23
PCB-30	19.12	Peak assignment corrected	davidsonm	09/03/19 08:23
PCB-16	19.98	Split Peak	davidsonm	09/03/19 08:23
PCB-32	20.50	Split Peak	davidsonm	09/03/19 08:23
PCB-34	21.77	Split Peak	davidsonm	09/03/19 08:23
PCB-26	22.23	Incomplete Integration	davidsonm	09/03/19 08:24
PCB-26/29	22.23	Incomplete Integration	davidsonm	09/03/19 08:24
PCB-29	22.23	Incomplete Integration	davidsonm	09/03/19 08:24
PCB-25	22.47	Incomplete Integration	davidsonm	09/03/19 08:24
PCB-36	25.30	Split Peak	davidsonm	09/03/19 08:24
PCB-49	25.40	Split Peak	davidsonm	09/03/19 08:25
PCB-49/69	25.40	Split Peak	davidsonm	09/03/19 08:25
PCB-69	25.40	Split Peak	davidsonm	09/03/19 08:25
PCB-48	25.68	Split Peak	davidsonm	09/03/19 08:25
PCB-59	26.28	Split Peak	davidsonm	09/03/19 08:25
PCB-59/62/75	26.28	Split Peak	davidsonm	09/03/19 08:25
PCB-62	26.28	Split Peak	davidsonm	09/03/19 08:25
PCB-75	26.28	Split Peak	davidsonm	09/03/19 08:25
PCB-42	26.43	Split Peak	davidsonm	09/03/19 08:25
PCB-64	27.14	Split Peak	davidsonm	09/03/19 08:25
PCB-80	31.32	Split Peak	davidsonm	09/03/19 08:26
PCB-83	32.37	Incomplete Integration	davidsonm	09/03/19 08:28
PCB-83/99	32.37	Incomplete Integration	davidsonm	09/03/19 08:28
PCB-99	32.37	Incomplete Integration	davidsonm	09/03/19 08:28
PCB-109	32.87	Incomplete Integration	davidsonm	09/03/19 08:28
PCB-119	32.87	Incomplete Integration	davidsonm	09/03/19 08:28
PCB-125	32.87	Incomplete Integration	davidsonm	09/03/19 08:28

HI-RES PCBS MANUAL INTEGRATION SUMMARY

Lab Name: Eurofins TestAmerica, Knoxvi Job No.: 580-88125-2

SDG No.:

Instrument ID: D3D Analysis Batch Number: 33148

Lab Sample ID: 580-88125-17 Client Sample ID: N7-0to27-101418

Date Analyzed: 08/30/19 07:23 Lab File ID: 580-88125-b-17-c.d GC Column: SPB-Octyl ID: 0.25(mm)

COMPOUND NAME	RETENTION TIME	MANUAL INTEGRATION		
		REASON	ANALYST	DATE
PCB-79	32.87	Split Peak	davidsonm	09/03/19 08:27
PCB-86	32.87	Incomplete Integration	davidsonm	09/03/19 08:28
PCB-86/87/97/109/119/125	32.87	Incomplete Integration	davidsonm	09/03/19 08:28
PCB-87	32.87	Incomplete Integration	davidsonm	09/03/19 08:28
PCB-97	32.87	Incomplete Integration	davidsonm	09/03/19 08:28
PCB-116	33.59	Incomplete Integration	davidsonm	09/03/19 08:29
PCB-117	33.59	Incomplete Integration	davidsonm	09/03/19 08:29
PCB-85	33.59	Incomplete Integration	davidsonm	09/03/19 08:29
PCB-85/116/117	33.59	Incomplete Integration	davidsonm	09/03/19 08:29
PCB-81	33.82	Split Peak	davidsonm	09/03/19 08:27
PCB-82	34.06	Incomplete Integration	davidsonm	09/03/19 08:29
PCB-111	34.50	Incomplete Integration	davidsonm	09/03/19 08:29
PCB-120	34.94	Incomplete Integration	davidsonm	09/03/19 08:29
PCB-108	36.08	Incomplete Integration	davidsonm	09/03/19 08:30
PCB-108/124	36.08	Incomplete Integration	davidsonm	09/03/19 08:30
PCB-124	36.08	Incomplete Integration	davidsonm	09/03/19 08:30
PCB-107	36.32	Split Peak	davidsonm	09/03/19 08:30
PCB-123	36.44	Split Peak	davidsonm	09/03/19 08:30
PCB-114	37.30	Split Peak	davidsonm	09/03/19 08:30
PCB-128	41.16	Incomplete Integration	davidsonm	09/03/19 08:31
PCB-128/166	41.16	Incomplete Integration	davidsonm	09/03/19 08:31
PCB-166	41.16	Incomplete Integration	davidsonm	09/03/19 08:31
PCB-197	44.54	Split Peak	davidsonm	09/03/19 08:32
PCB-200	44.62	Split Peak	davidsonm	09/03/19 08:32
PCB-206	54.16	Split Peak	davidsonm	09/03/19 08:33

HI-RES PCBS MANUAL INTEGRATION SUMMARY

Lab Name: Eurofins TestAmerica, Knoxvi Job No.: 580-88125-2

SDG No.:

Instrument ID: D3D Analysis Batch Number: 33148

Lab Sample ID: 580-88125-20 Client Sample ID: Q6-0to27-102018

Date Analyzed: 08/30/19 08:25 Lab File ID: 580-88125-b-20-c_19083008 GC Column: SPB-Octyl ID: 0.25(mm)

COMPOUND NAME	RETENTION TIME	MANUAL INTEGRATION		
		REASON	ANALYST	DATE
PCB-9	16.13	Split Peak	davidsonm	09/03/19 08:34
PCB-6	16.52	Split Peak	davidsonm	09/03/19 08:34
PCB-8	16.96	Split Peak	davidsonm	09/03/19 08:34
PCB-18	19.11	Split Peak	davidsonm	09/03/19 08:34
PCB-18/30	19.11	Split Peak	davidsonm	09/03/19 08:34
PCB-30	19.11	Split Peak	davidsonm	09/03/19 08:34
PCB-11	19.41	Split Peak	davidsonm	09/03/19 08:34
PCB-12	19.69	Split Peak	davidsonm	09/03/19 08:34
PCB-12/13	19.69	Split Peak	davidsonm	09/03/19 08:34
PCB-13	19.69	Split Peak	davidsonm	09/03/19 08:34
PCB-27	19.74	Split Peak	davidsonm	09/03/19 08:35
PCB-16	20.00	Split Peak	davidsonm	09/03/19 08:35
PCB-15	20.03	Split Peak	davidsonm	09/03/19 08:34
PCB-32	20.51	Split Peak	davidsonm	09/03/19 08:35
PCB-21	23.30	Split Peak	davidsonm	09/03/19 08:35
PCB-21/33	23.30	Split Peak	davidsonm	09/03/19 08:35
PCB-33	23.30	Split Peak	davidsonm	09/03/19 08:35
PCB-59	26.27	Split Peak	davidsonm	09/03/19 08:36
PCB-59/62/75	26.27	Split Peak	davidsonm	09/03/19 08:36
PCB-62	26.27	Split Peak	davidsonm	09/03/19 08:36
PCB-75	26.27	Split Peak	davidsonm	09/03/19 08:36
PCB-35	26.65	Split Peak	davidsonm	09/03/19 08:35
PCB-64	27.15	Split Peak	davidsonm	09/03/19 08:36
PCB-83	32.36	Incomplete Integration	davidsonm	09/03/19 08:38
PCB-83/99	32.36	Incomplete Integration	davidsonm	09/03/19 08:38
PCB-99	32.36	Incomplete Integration	davidsonm	09/03/19 08:38
PCB-109	32.86	Incomplete Integration	davidsonm	09/03/19 08:39
PCB-119	32.86	Incomplete Integration	davidsonm	09/03/19 08:39
PCB-125	32.86	Incomplete Integration	davidsonm	09/03/19 08:39
PCB-86	32.86	Incomplete Integration	davidsonm	09/03/19 08:39

HI-RES PCBS MANUAL INTEGRATION SUMMARY

Lab Name: Eurofins TestAmerica, Knoxvi Job No.: 580-88125-2

SDG No.:

Instrument ID: D3D Analysis Batch Number: 33148

Lab Sample ID: 580-88125-20 Client Sample ID: Q6-0to27-102018

Date Analyzed: 08/30/19 08:25 Lab File ID: 580-88125-b-20-c_19083008 GC Column: SPB-Octyl ID: 0.25(mm)

COMPOUND NAME	RETENTION TIME	MANUAL INTEGRATION		
		REASON	ANALYST	DATE
PCB-86/87/97/109/119/125	32.86	Incomplete Integration	davidsonm	09/03/19 08:39
PCB-87	32.86	Incomplete Integration	davidsonm	09/03/19 08:39
PCB-97	32.86	Incomplete Integration	davidsonm	09/03/19 08:39
PCB-116	33.59	Incomplete Integration	davidsonm	09/03/19 08:39
PCB-117	33.59	Incomplete Integration	davidsonm	09/03/19 08:39
PCB-85	33.59	Incomplete Integration	davidsonm	09/03/19 08:39
PCB-85/116/117	33.59	Incomplete Integration	davidsonm	09/03/19 08:39
PCB-81	33.83	Incomplete Integration	davidsonm	09/03/19 08:37
PCB-77	34.40	Split Peak	davidsonm	09/03/19 08:37
PCB-111	34.48	Incomplete Integration	davidsonm	09/03/19 08:39
PCB-120	34.93	Incomplete Integration	davidsonm	09/03/19 08:39
PCB-107	36.31	Split Peak	davidsonm	09/03/19 08:40
PCB-123	36.43	Split Peak	davidsonm	09/03/19 08:40
PCB-114	37.28	Split Peak	davidsonm	09/03/19 08:40
PCB-128	41.15	Incomplete Integration	davidsonm	09/03/19 08:41
PCB-128/166	41.15	Incomplete Integration	davidsonm	09/03/19 08:41
PCB-166	41.15	Incomplete Integration	davidsonm	09/03/19 08:41
PCB-159	42.10	Split Peak	davidsonm	09/03/19 08:41
PCB-180	45.46	Split Peak	davidsonm	09/03/19 08:42
PCB-180/193	45.46	Split Peak	davidsonm	09/03/19 08:42
PCB-193	45.46	Split Peak	davidsonm	09/03/19 08:42

HI-RES PCBS MANUAL INTEGRATION SUMMARY

Lab Name: Eurofins TestAmerica, Knoxvi Job No.: 580-88125-2

SDG No.:

Instrument ID: D3D Analysis Batch Number: 33148

Lab Sample ID: 580-88125-14 Client Sample ID: M4-0to26-101918

Date Analyzed: 08/30/19 09:27 Lab File ID: 580-88125-b-14-e.d GC Column: SPB-Octyl ID: 0.25(mm)

COMPOUND NAME	RETENTION TIME	MANUAL INTEGRATION		
		REASON	ANALYST	DATE
PCB-18	19.11	Peak assignment corrected	davidsonm	09/03/19 08:47
PCB-18/30	19.11	Peak assignment corrected	davidsonm	09/03/19 08:47
PCB-30	19.11	Peak assignment corrected	davidsonm	09/03/19 08:47
PCB-34	21.77	Peak assignment corrected	davidsonm	09/03/19 08:47
PCB-25	22.47	Incomplete Integration	davidsonm	09/03/19 08:47
PCB-36	25.26	Split Peak	davidsonm	09/03/19 08:48
PCB-49	25.40	Incomplete Integration	davidsonm	09/03/19 08:48
PCB-49/69	25.40	Incomplete Integration	davidsonm	09/03/19 08:48
PCB-69	25.40	Incomplete Integration	davidsonm	09/03/19 08:48
PCB-39	25.63	Incomplete Integration	davidsonm	09/03/19 08:48
PCB-59	26.28	Incomplete Integration	davidsonm	09/03/19 08:49
PCB-59/62/75	26.28	Incomplete Integration	davidsonm	09/03/19 08:49
PCB-62	26.28	Incomplete Integration	davidsonm	09/03/19 08:49
PCB-75	26.28	Incomplete Integration	davidsonm	09/03/19 08:49
PCB-64	27.14	Incomplete Integration	davidsonm	09/03/19 08:49
PCB-58	28.93	Split Peak	davidsonm	09/03/19 08:49
PCB-67	29.10	Split Peak	davidsonm	09/03/19 08:49
PCB-66	30.03	Split Peak	davidsonm	09/03/19 08:49
PCB-83	32.37	Incomplete Integration	davidsonm	09/03/19 08:50
PCB-83/99	32.37	Incomplete Integration	davidsonm	09/03/19 08:50
PCB-99	32.37	Incomplete Integration	davidsonm	09/03/19 08:50
PCB-109	32.87	Incomplete Integration	davidsonm	09/03/19 08:50
PCB-119	32.87	Incomplete Integration	davidsonm	09/03/19 08:50
PCB-125	32.87	Incomplete Integration	davidsonm	09/03/19 08:50
PCB-86	32.87	Incomplete Integration	davidsonm	09/03/19 08:50
PCB-86/87/97/109/119/125	32.87	Incomplete Integration	davidsonm	09/03/19 08:50
PCB-87	32.87	Incomplete Integration	davidsonm	09/03/19 08:50
PCB-97	32.87	Incomplete Integration	davidsonm	09/03/19 08:50
PCB-116	33.59	Incomplete Integration	davidsonm	09/03/19 08:51
PCB-117	33.59	Incomplete Integration	davidsonm	09/03/19 08:51

HI-RES PCBS MANUAL INTEGRATION SUMMARY

Lab Name: Eurofins TestAmerica, Knoxvi Job No.: 580-88125-2

SDG No.:

Instrument ID: D3D Analysis Batch Number: 33148

Lab Sample ID: 580-88125-14 Client Sample ID: M4-0to26-101918

Date Analyzed: 08/30/19 09:27 Lab File ID: 580-88125-b-14-e.d GC Column: SPB-Octyl ID: 0.25(mm)

COMPOUND NAME	RETENTION TIME	MANUAL INTEGRATION		
		REASON	ANALYST	DATE
PCB-85	33.59	Incomplete Integration	davidsonm	09/03/19 08:51
PCB-85/116/117	33.59	Incomplete Integration	davidsonm	09/03/19 08:51
PCB-81	33.82	Split Peak	davidsonm	09/03/19 08:50
PCB-82	34.06	Incomplete Integration	davidsonm	09/03/19 08:51
PCB-111	34.48	Incomplete Integration	davidsonm	09/03/19 08:51
PCB-120	34.94	Incomplete Integration	davidsonm	09/03/19 08:51
PCB-108	36.08	Incomplete Integration	davidsonm	09/03/19 08:51
PCB-108/124	36.08	Incomplete Integration	davidsonm	09/03/19 08:51
PCB-124	36.08	Incomplete Integration	davidsonm	09/03/19 08:51
PCB-107	36.32	Split Peak	davidsonm	09/03/19 08:52
PCB-123	36.43	Split Peak	davidsonm	09/03/19 08:52
PCB-114	37.28	Split Peak	davidsonm	09/03/19 08:52
PCB-128	41.16	Incomplete Integration	davidsonm	09/03/19 08:53
PCB-128/166	41.16	Incomplete Integration	davidsonm	09/03/19 08:53
PCB-166	41.16	Incomplete Integration	davidsonm	09/03/19 08:53
PCB-180	45.47	Incomplete Integration	davidsonm	09/03/19 08:53
PCB-180/193	45.47	Incomplete Integration	davidsonm	09/03/19 08:53
PCB-193	45.47	Incomplete Integration	davidsonm	09/03/19 08:53
PCB-206	54.19	Split Peak	davidsonm	09/03/19 08:53

HI-RES PCBS MANUAL INTEGRATION SUMMARY

Lab Name: Eurofins TestAmerica, Knoxvi Job No.: 580-88125-2

SDG No.:

Instrument ID: D3D Analysis Batch Number: 33148

Lab Sample ID: 580-88125-1 Client Sample ID: A1-0to30-102018

Date Analyzed: 08/30/19 10:29 Lab File ID: 580-88125-b-1-c.d GC Column: SPB-Octyl ID: 0.25(mm)

COMPOUND NAME	RETENTION TIME	MANUAL INTEGRATION		
		REASON	ANALYST	DATE
PCB-134		Invalid Compound ID	davidsonm	09/03/19 09:00
PCB-134/143		Invalid Compound ID	davidsonm	09/03/19 09:00
PCB-143		Invalid Compound ID	davidsonm	09/03/19 09:00
PCB-17		Invalid Compound ID	davidsonm	09/03/19 08:56
PCB-60		Invalid Compound ID	davidsonm	09/03/19 08:57
PCB-81		Invalid Compound ID	davidsonm	09/03/19 08:57
PCB-82		Invalid Compound ID	davidsonm	09/03/19 08:59
PCB-1	11.72	Baseline	davidsonm	09/03/19 08:54
PCB-2	13.71	Baseline	davidsonm	09/03/19 08:54
PCB-4	14.11	Split Peak	davidsonm	09/03/19 08:55
PCB-8	16.93	Split Peak	davidsonm	09/03/19 08:55
PCB-15	20.01	Split Peak	davidsonm	09/03/19 08:56
PCB-32	20.46	Split Peak	davidsonm	09/03/19 08:56
PCB-52	24.88	Split Peak	davidsonm	09/03/19 08:56
PCB-44	25.92	Incomplete Integration	davidsonm	09/03/19 08:56
PCB-44/47/65	25.92	Incomplete Integration	davidsonm	09/03/19 08:56
PCB-47	25.92	Incomplete Integration	davidsonm	09/03/19 08:56
PCB-65	25.92	Incomplete Integration	davidsonm	09/03/19 08:56
PCB-68	28.24	Split Peak	davidsonm	09/03/19 08:57
PCB-88	29.69	Split Peak	davidsonm	09/03/19 08:58
PCB-88/91	29.69	Split Peak	davidsonm	09/03/19 08:58
PCB-91	29.69	Split Peak	davidsonm	09/03/19 08:58
PCB-84	29.87	Split Peak	davidsonm	09/03/19 08:58
PCB-92	31.14	Split Peak	davidsonm	09/03/19 08:58
PCB-101	31.74	Split Peak	davidsonm	09/03/19 08:58
PCB-113	31.74	Split Peak	davidsonm	09/03/19 08:58
PCB-90	31.74	Split Peak	davidsonm	09/03/19 08:58
PCB-90/101/113	31.74	Split Peak	davidsonm	09/03/19 08:58
PCB-83	32.34	Split Peak	davidsonm	09/03/19 08:58
PCB-83/99	32.34	Split Peak	davidsonm	09/03/19 08:58

HI-RES PCBS MANUAL INTEGRATION SUMMARY

Lab Name: Eurofins TestAmerica, Knoxvi Job No.: 580-88125-2

SDG No.:

Instrument ID: D3D Analysis Batch Number: 33148

Lab Sample ID: 580-88125-1 Client Sample ID: A1-0to30-102018

Date Analyzed: 08/30/19 10:29 Lab File ID: 580-88125-b-1-c.d GC Column: SPB-Octyl ID: 0.25(mm)

COMPOUND NAME	RETENTION TIME	MANUAL INTEGRATION		
		REASON	ANALYST	DATE
PCB-99	32.34	Split Peak	davidsonm	09/03/19 08:58
PCB-109	32.94	Incomplete Integration	davidsonm	09/03/19 08:58
PCB-119	32.94	Incomplete Integration	davidsonm	09/03/19 08:58
PCB-125	32.94	Incomplete Integration	davidsonm	09/03/19 08:58
PCB-86	32.94	Incomplete Integration	davidsonm	09/03/19 08:58
PCB-86/87/97/109/119/125	32.94	Incomplete Integration	davidsonm	09/03/19 08:58
PCB-87	32.94	Incomplete Integration	davidsonm	09/03/19 08:58
PCB-97	32.94	Incomplete Integration	davidsonm	09/03/19 08:58
PCB-147	35.58	Incomplete Integration	davidsonm	09/03/19 09:00
PCB-147/149	35.58	Incomplete Integration	davidsonm	09/03/19 09:00
PCB-149	35.58	Incomplete Integration	davidsonm	09/03/19 09:00
PCB-123	36.39	Split Peak	davidsonm	09/03/19 08:59
PCB-105	37.88	Split Peak	davidsonm	09/03/19 08:59
PCB-146	38.00	Split Peak	davidsonm	09/03/19 09:00
PCB-176	38.45	Split Peak	davidsonm	09/03/19 09:01
PCB-126	40.97	Split Peak	davidsonm	09/03/19 08:59
PCB-202	42.62	Split Peak	davidsonm	09/03/19 09:02
PCB-169	47.24	Split Peak	davidsonm	09/03/19 09:01
PCB-198	47.38	Split Peak	davidsonm	09/03/19 09:02
PCB-198/199	47.38	Split Peak	davidsonm	09/03/19 09:02
PCB-199	47.38	Split Peak	davidsonm	09/03/19 09:02
PCB-195	49.53	Baseline	davidsonm	09/03/19 09:03
PCB-189	49.77	Split Peak	davidsonm	09/03/19 09:02
PCB-209	55.80	Baseline	davidsonm	09/03/19 09:03

HI-RES PCBS MANUAL INTEGRATION SUMMARY

Lab Name: Eurofins TestAmerica, Knoxvi Job No.: 580-88125-2

SDG No.:

Instrument ID: D3D Analysis Batch Number: 33168

Lab Sample ID: IC 140-33168/1 Client Sample ID:

Date Analyzed: 08/21/19 13:37 Lab File ID: d4190821i1c.d GC Column: SPB-Octyl ID: 0.25(mm)

COMPOUND NAME	RETENTION TIME	MANUAL INTEGRATION		
		REASON	ANALYST	DATE
PCB-1	11.80	Invalid Compound ID	davidsonm	08/21/19 14:44
PCB-2	13.79	Split Peak	davidsonm	08/21/19 14:55
PCB-4	14.23	Split Peak	davidsonm	08/21/19 14:44
PCB-8	17.04	Split Peak	davidsonm	08/21/19 14:56
PCB-15	20.12	Split Peak	davidsonm	08/21/19 14:45
PCB-32	20.60	Split Peak	davidsonm	08/21/19 14:56
PCB-45	23.25	Incomplete Integration	davidsonm	08/21/19 14:58
PCB-45/51	23.25	Incomplete Integration	davidsonm	08/21/19 14:58
PCB-51	23.25	Incomplete Integration	davidsonm	08/21/19 14:58
PCB-43	25.14	Incomplete Integration	davidsonm	08/21/19 14:58
PCB-43/73	25.14	Incomplete Integration	davidsonm	08/21/19 14:58
PCB-73	25.14	Incomplete Integration	davidsonm	08/21/19 14:58
PCB-49	25.46	Incomplete Integration	davidsonm	08/21/19 14:58
PCB-49/69	25.46	Incomplete Integration	davidsonm	08/21/19 14:58
PCB-69	25.46	Incomplete Integration	davidsonm	08/21/19 14:58
PCB-38	26.29	Split Peak	davidsonm	08/21/19 14:57
PCB-35	26.76	Split Peak	davidsonm	08/21/19 14:57
PCB-40	27.01	Incomplete Integration	davidsonm	08/21/19 15:03
PCB-40/41/71	27.01	Incomplete Integration	davidsonm	08/21/19 15:03
PCB-41	27.01	Incomplete Integration	davidsonm	08/21/19 15:03
PCB-71	27.01	Incomplete Integration	davidsonm	08/21/19 15:03
PCB-37	27.15	Split Peak	davidsonm	08/21/19 14:57
PCB-103	28.26	Split Peak	davidsonm	08/21/19 15:04
PCB-102	29.31	Incomplete Integration	davidsonm	08/21/19 15:04
PCB-98	29.31	Incomplete Integration	davidsonm	08/21/19 15:04
PCB-98/102	29.31	Incomplete Integration	davidsonm	08/21/19 15:04
PCB-88	29.78	Invalid Compound ID	mcwhirterl	08/21/19 20:29
PCB-88/91	29.78	Invalid Compound ID	mcwhirterl	08/21/19 20:29

1668A

HI-RES PCBS MANUAL INTEGRATION SUMMARY

Lab Name: Eurofins TestAmerica, Knoxvi Job No.: 580-88125-2

SDG No.:

Instrument ID: D3D Analysis Batch Number: 33168

Lab Sample ID: IC 140-33168/1 Client Sample ID:

Date Analyzed: 08/21/19 13:37 Lab File ID: d4190821i1c.d GC Column: SPB-Octyl ID: 0.25(mm)

COMPOUND NAME	RETENTION TIME	MANUAL INTEGRATION		
		REASON	ANALYST	DATE
PCB-91	29.78	Invalid Compound ID	mcwhirter l	08/21/19 20:29
PCB-84	30.00	Invalid Compound ID	mcwhirter l	08/21/19 20:29
PCB-89	30.48	Split Peak	davidsonm	08/21/19 15:05
PCB-83	32.45	Incomplete Integration	davidsonm	08/21/19 15:05
PCB-83/99	32.45	Incomplete Integration	davidsonm	08/21/19 15:05
PCB-99	32.45	Incomplete Integration	davidsonm	08/21/19 15:05
PCB-109	32.94	Incomplete Integration	davidsonm	08/21/19 15:06
PCB-119	32.94	Incomplete Integration	davidsonm	08/21/19 15:06
PCB-125	32.94	Incomplete Integration	davidsonm	08/21/19 15:06
PCB-86	32.94	Incomplete Integration	davidsonm	08/21/19 15:06
PCB-86/87/97/109/119/125	32.94	Incomplete Integration	davidsonm	08/21/19 15:06
PCB-87	32.94	Incomplete Integration	davidsonm	08/21/19 15:06
PCB-97	32.94	Incomplete Integration	davidsonm	08/21/19 15:06
PCB-110	33.90	Invalid Compound ID	mcwhirter l	08/21/19 20:30
PCB-110/115	33.90	Invalid Compound ID	mcwhirter l	08/21/19 20:30
PCB-115	33.90	Invalid Compound ID	mcwhirter l	08/21/19 20:30
PCB-82	34.13	Invalid Compound ID	mcwhirter l	08/21/19 20:30
PCB-135	34.75	Incomplete Integration	davidsonm	08/21/19 15:08
PCB-135/151	34.75	Incomplete Integration	davidsonm	08/21/19 15:08
PCB-151	34.75	Incomplete Integration	davidsonm	08/21/19 15:08
PCB-164	39.65	Split Peak	davidsonm	08/21/19 15:09
PCB-129	39.96	Incomplete Integration	davidsonm	08/21/19 15:08
PCB-129/138/160/163	39.96	Incomplete Integration	davidsonm	08/21/19 15:08
PCB-138	39.96	Incomplete Integration	davidsonm	08/21/19 15:08
PCB-160	39.96	Incomplete Integration	davidsonm	08/21/19 15:08

HI-RES PCBS MANUAL INTEGRATION SUMMARY

Lab Name: Eurofins TestAmerica, Knoxvi Job No.: 580-88125-2

SDG No.:

Instrument ID: D3D Analysis Batch Number: 33168

Lab Sample ID: IC 140-33168/1 Client Sample ID:

Date Analyzed: 08/21/19 13:37 Lab File ID: d4190821i1c.d GC Column: SPB-Octyl ID: 0.25(mm)

COMPOUND NAME	RETENTION TIME	MANUAL INTEGRATION		
		REASON	ANALYST	DATE
PCB-163	39.96	Incomplete Integration	davidsonm	08/21/19 15:08
PCB-128	41.19	Split Peak	davidsonm	08/21/19 15:09
PCB-128/166	41.19	Split Peak	davidsonm	08/21/19 15:09
PCB-166	41.19	Split Peak	davidsonm	08/21/19 15:09
PCB-183	41.94	Incomplete Integration	davidsonm	08/21/19 15:10
PCB-183/185	41.94	Incomplete Integration	davidsonm	08/21/19 15:10
PCB-185	41.94	Incomplete Integration	davidsonm	08/21/19 15:10
PCB-177	42.60	Split Peak	davidsonm	08/21/19 15:10
PCB-167	42.96	Split Peak	davidsonm	08/21/19 15:09
PCB-197	44.56	Invalid Compound ID	mcwhirterl	08/21/19 20:31
PCB-200	44.67	Invalid Compound ID	mcwhirterl	08/21/19 20:31
PCB-190	47.28	Split Peak	davidsonm	08/21/19 15:11
PCB-208	49.43	Baseline	davidsonm	08/21/19 14:46
PCB-195	49.66	Split Peak	davidsonm	08/21/19 15:11
PCB-207	50.36	Baseline	davidsonm	08/21/19 14:46
PCB-206	54.24	Baseline	davidsonm	08/21/19 14:46

HI-RES PCBS MANUAL INTEGRATION SUMMARY

Lab Name: Eurofins TestAmerica, Knoxvi Job No.: 580-88125-2

SDG No.:

Instrument ID: D3D Analysis Batch Number: 33168

Lab Sample ID: IC 140-33168/2 Client Sample ID:

Date Analyzed: 08/21/19 14:49 Lab File ID: d4190821i2.d GC Column: SPB-Octyl ID: 0.25(mm)

COMPOUND NAME	RETENTION TIME	MANUAL INTEGRATION		
		REASON	ANALYST	DATE
PCB-2	13.80	Split Peak	davidsonm	08/21/19 16:04
PCB-3	13.98	Split Peak	davidsonm	08/21/19 16:04
PCB-11	19.52	Split Peak	davidsonm	08/21/19 16:05
PCB-12	19.84	Split Peak	davidsonm	08/21/19 16:05
PCB-12/13	19.84	Split Peak	davidsonm	08/21/19 16:05
PCB-13	19.84	Split Peak	davidsonm	08/21/19 16:05
PCB-15	20.12	Split Peak	davidsonm	08/21/19 16:05
PCB-31	22.88	Incomplete Integration	davidsonm	08/21/19 16:06
PCB-45	23.35	Invalid Compound ID	mcwhirterl	08/21/19 20:06
PCB-45/51	23.35	Invalid Compound ID	mcwhirterl	08/21/19 20:06
PCB-51	23.35	Invalid Compound ID	mcwhirterl	08/21/19 20:06
PCB-21	23.42	Split Peak	davidsonm	08/21/19 16:06
PCB-21/33	23.42	Split Peak	davidsonm	08/21/19 16:06
PCB-33	23.42	Split Peak	davidsonm	08/21/19 16:06
PCB-43	25.16	Incomplete Integration	davidsonm	08/21/19 16:08
PCB-43/73	25.16	Incomplete Integration	davidsonm	08/21/19 16:08
PCB-73	25.16	Incomplete Integration	davidsonm	08/21/19 16:08
PCB-36	25.37	Split Peak	davidsonm	08/21/19 16:06
PCB-49	25.45	Incomplete Integration	davidsonm	08/21/19 16:08
PCB-49/69	25.45	Incomplete Integration	davidsonm	08/21/19 16:08
PCB-69	25.45	Incomplete Integration	davidsonm	08/21/19 16:08
PCB-38	26.30	Split Peak	davidsonm	08/21/19 16:07
PCB-59	26.33	Invalid Compound ID	mcwhirterl	08/21/19 20:26
PCB-59/62/75	26.33	Invalid Compound ID	mcwhirterl	08/21/19 20:26
PCB-62	26.33	Invalid Compound ID	mcwhirterl	08/21/19 20:26

HI-RES PCBS MANUAL INTEGRATION SUMMARY

Lab Name: Eurofins TestAmerica, Knoxvi Job No.: 580-88125-2

SDG No.:

Instrument ID: D3D Analysis Batch Number: 33168

Lab Sample ID: IC 140-33168/2 Client Sample ID:

Date Analyzed: 08/21/19 14:49 Lab File ID: d4190821i2.d GC Column: SPB-Octyl ID: 0.25(mm)

COMPOUND NAME	RETENTION TIME	MANUAL INTEGRATION		
		REASON	ANALYST	DATE
PCB-75	26.33	Invalid Compound ID	mcwhirter l	08/21/19 20:26
PCB-42	26.53	Invalid Compound ID	mcwhirter l	08/21/19 20:26
PCB-35	26.77	Split Peak	davidsonm	08/21/19 16:07
PCB-40	27.03	Incomplete Integration	davidsonm	08/21/19 16:09
PCB-40/41/71	27.03	Incomplete Integration	davidsonm	08/21/19 16:09
PCB-41	27.03	Incomplete Integration	davidsonm	08/21/19 16:09
PCB-71	27.03	Incomplete Integration	davidsonm	08/21/19 16:09
PCB-37	27.17	Split Peak	davidsonm	08/21/19 16:07
PCB-102	29.29	Incomplete Integration	davidsonm	08/21/19 16:10
PCB-98	29.29	Incomplete Integration	davidsonm	08/21/19 16:10
PCB-98/102	29.29	Incomplete Integration	davidsonm	08/21/19 16:10
PCB-88	29.79	Incomplete Integration	davidsonm	08/21/19 16:10
PCB-88/91	29.79	Incomplete Integration	davidsonm	08/21/19 16:10
PCB-91	29.79	Incomplete Integration	davidsonm	08/21/19 16:10
PCB-109	32.95	Incomplete Integration	davidsonm	08/21/19 16:11
PCB-119	32.95	Incomplete Integration	davidsonm	08/21/19 16:11
PCB-125	32.95	Incomplete Integration	davidsonm	08/21/19 16:11
PCB-86	32.95	Incomplete Integration	davidsonm	08/21/19 16:11
PCB-86/87/97/109/119/125	32.95	Incomplete Integration	davidsonm	08/21/19 16:11
PCB-87	32.95	Incomplete Integration	davidsonm	08/21/19 16:11
PCB-97	32.95	Incomplete Integration	davidsonm	08/21/19 16:11
PCB-110	33.84	Invalid Compound ID	davidsonm	08/21/19 16:11
PCB-110/115	33.84	Invalid Compound ID	davidsonm	08/21/19 16:11
PCB-115	33.84	Invalid Compound ID	davidsonm	08/21/19 16:11
PCB-134	35.99	Incomplete Integration	davidsonm	08/21/19 16:12
PCB-134/143	35.99	Incomplete Integration	davidsonm	08/21/19 16:12
PCB-143	35.99	Incomplete Integration	davidsonm	08/21/19 16:12
PCB-129	39.99	Incomplete Integration	davidsonm	08/21/19 16:13

HI-RES PCBS MANUAL INTEGRATION SUMMARY

Lab Name: Eurofins TestAmerica, Knoxvi Job No.: 580-88125-2

SDG No.:

Instrument ID: D3D Analysis Batch Number: 33168

Lab Sample ID: IC 140-33168/2 Client Sample ID:

Date Analyzed: 08/21/19 14:49 Lab File ID: d4190821i2.d GC Column: SPB-Octyl ID: 0.25(mm)

COMPOUND NAME	RETENTION TIME	MANUAL INTEGRATION		
		REASON	ANALYST	DATE
PCB-129/138/160/163	39.99	Incomplete Integration	davidsonm	08/21/19 16:13
PCB-138	39.99	Incomplete Integration	davidsonm	08/21/19 16:13
PCB-160	39.99	Incomplete Integration	davidsonm	08/21/19 16:13
PCB-163	39.99	Incomplete Integration	davidsonm	08/21/19 16:13
PCB-183	41.97	Incomplete Integration	davidsonm	08/21/19 16:14
PCB-183/185	41.97	Incomplete Integration	davidsonm	08/21/19 16:14
PCB-185	41.97	Incomplete Integration	davidsonm	08/21/19 16:14
PCB-208	49.44	Baseline	davidsonm	08/21/19 15:55
PCB-207	50.38	Baseline	davidsonm	08/21/19 15:55
PCB-206	54.24	Split Peak	davidsonm	08/21/19 15:55

HI-RES PCBS MANUAL INTEGRATION SUMMARY

Lab Name: Eurofins TestAmerica, Knoxvi Job No.: 580-88125-2

SDG No.:

Instrument ID: D3D Analysis Batch Number: 33168

Lab Sample ID: IC 140-33168/3 Client Sample ID:

Date Analyzed: 08/21/19 15:59 Lab File ID: d4190821i3.d GC Column: SPB-Octyl ID: 0.25(mm)

COMPOUND NAME	RETENTION TIME	MANUAL INTEGRATION		
		REASON	ANALYST	DATE
PCB-15	20.13	Invalid Compound ID	mcwhirter l	08/21/19 20:10
PCB-21	23.35	Invalid Compound ID	mcwhirter l	08/21/19 20:10
PCB-21/33	23.35	Invalid Compound ID	mcwhirter l	08/21/19 20:10
PCB-33	23.35	Invalid Compound ID	mcwhirter l	08/21/19 20:10
PCB-45	23.35	Invalid Compound ID	mcwhirter l	08/21/19 20:12
PCB-45/51	23.35	Invalid Compound ID	mcwhirter l	08/21/19 20:12
PCB-51	23.35	Invalid Compound ID	mcwhirter l	08/21/19 20:12
PCB-46	23.59	Incomplete Integration	mcwhirter l	08/21/19 20:12
PCB-52	25.01	Invalid Compound ID	mcwhirter l	08/21/19 20:15
PCB-43	25.16	Invalid Compound ID	mcwhirter l	08/21/19 20:15
PCB-43/73	25.16	Invalid Compound ID	mcwhirter l	08/21/19 20:15
PCB-73	25.16	Invalid Compound ID	mcwhirter l	08/21/19 20:15
PCB-36	25.36	Invalid Compound ID	mcwhirter l	08/21/19 20:11
PCB-49	25.48	Invalid Compound ID	mcwhirter l	08/21/19 20:15
PCB-49/69	25.48	Invalid Compound ID	mcwhirter l	08/21/19 20:15
PCB-69	25.48	Invalid Compound ID	mcwhirter l	08/21/19 20:15
PCB-42	26.53	Invalid Compound ID	mcwhirter l	08/21/19 20:16

HI-RES PCBS MANUAL INTEGRATION SUMMARY

Lab Name: Eurofins TestAmerica, Knoxvi Job No.: 580-88125-2

SDG No.:

Instrument ID: D3D Analysis Batch Number: 33168

Lab Sample ID: IC 140-33168/3 Client Sample ID:

Date Analyzed: 08/21/19 15:59 Lab File ID: d4190821i3.d GC Column: SPB-Octyl ID: 0.25(mm)

COMPOUND NAME	RETENTION TIME	MANUAL INTEGRATION		
		REASON	ANALYST	DATE
PCB-35	26.77	Invalid Compound ID	mcwhirter 1	08/21/19 20:11
PCB-40	27.03	Invalid Compound ID	mcwhirter 1	08/21/19 20:17
PCB-40/41/71	27.03	Invalid Compound ID	mcwhirter 1	08/21/19 20:17
PCB-41	27.03	Invalid Compound ID	mcwhirter 1	08/21/19 20:17
PCB-71	27.03	Invalid Compound ID	mcwhirter 1	08/21/19 20:17
PCB-64	27.24	Invalid Compound ID	mcwhirter 1	08/21/19 20:17
PCB-102	29.30	Invalid Compound ID	mcwhirter 1	08/21/19 20:20
PCB-98	29.30	Invalid Compound ID	mcwhirter 1	08/21/19 20:20
PCB-98/102	29.30	Invalid Compound ID	mcwhirter 1	08/21/19 20:20
PCB-61	29.80	Invalid Compound ID	mcwhirter 1	08/21/19 20:18
PCB-61/70/74/76	29.80	Invalid Compound ID	mcwhirter 1	08/21/19 20:18
PCB-70	29.80	Invalid Compound ID	mcwhirter 1	08/21/19 20:18
PCB-74	29.80	Invalid Compound ID	mcwhirter 1	08/21/19 20:18
PCB-76	29.80	Invalid Compound ID	mcwhirter 1	08/21/19 20:18
PCB-80	31.43	Invalid Compound ID	mcwhirter 1	08/21/19 20:19
PCB-109	32.94	Invalid Compound ID	mcwhirter 1	08/21/19 20:20
PCB-119	32.94	Invalid Compound ID	mcwhirter 1	08/21/19 20:20

HI-RES PCBS MANUAL INTEGRATION SUMMARY

Lab Name: Eurofins TestAmerica, Knoxvi Job No.: 580-88125-2

SDG No.:

Instrument ID: D3D Analysis Batch Number: 33168

Lab Sample ID: IC 140-33168/3 Client Sample ID:

Date Analyzed: 08/21/19 15:59 Lab File ID: d4190821i3.d GC Column: SPB-Octyl ID: 0.25(mm)

COMPOUND NAME	RETENTION TIME	MANUAL INTEGRATION		
		REASON	ANALYST	DATE
PCB-125	32.94	Invalid Compound ID	mcwhirter 1	08/21/19 20:20
PCB-86	32.94	Invalid Compound ID	mcwhirter 1	08/21/19 20:20
PCB-86/87/97/109/119/125	32.94	Invalid Compound ID	mcwhirter 1	08/21/19 20:20
PCB-87	32.94	Invalid Compound ID	mcwhirter 1	08/21/19 20:20
PCB-97	32.94	Invalid Compound ID	mcwhirter 1	08/21/19 20:20
PCB-110	33.85	Invalid Compound ID	mcwhirter 1	08/21/19 20:21
PCB-110/115	33.85	Invalid Compound ID	mcwhirter 1	08/21/19 20:21
PCB-115	33.85	Invalid Compound ID	mcwhirter 1	08/21/19 20:21
PCB-135	34.76	Invalid Compound ID	mcwhirter 1	08/21/19 20:21
PCB-135/151	34.76	Invalid Compound ID	mcwhirter 1	08/21/19 20:21
PCB-151	34.76	Invalid Compound ID	mcwhirter 1	08/21/19 20:21
PCB-129	40.00	Invalid Compound ID	mcwhirter 1	08/21/19 20:22
PCB-129/138/160/163	40.00	Invalid Compound ID	mcwhirter 1	08/21/19 20:22
PCB-138	40.00	Invalid Compound ID	mcwhirter 1	08/21/19 20:22
PCB-160	40.00	Invalid Compound ID	mcwhirter 1	08/21/19 20:22
PCB-163	40.00	Invalid Compound ID	mcwhirter 1	08/21/19 20:22
PCB-128	41.21	Invalid Compound ID	mcwhirter 1	08/21/19 20:22

HI-RES PCBS MANUAL INTEGRATION SUMMARY

Lab Name: Eurofins TestAmerica, Knoxvi Job No.: 580-88125-2

SDG No.:

Instrument ID: D3D Analysis Batch Number: 33168

Lab Sample ID: IC 140-33168/3 Client Sample ID:

Date Analyzed: 08/21/19 15:59 Lab File ID: d4190821i3.d GC Column: SPB-Octyl ID: 0.25(mm)

COMPOUND NAME	RETENTION TIME	MANUAL INTEGRATION		
		REASON	ANALYST	DATE
PCB-128/166	41.21	Invalid Compound ID	mcwhirter l	08/21/19 20:22
PCB-166	41.21	Invalid Compound ID	mcwhirter l	08/21/19 20:22
PCB-183	41.96	Invalid Compound ID	mcwhirter l	08/21/19 20:23
PCB-183/185	41.96	Invalid Compound ID	mcwhirter l	08/21/19 20:23
PCB-185	41.96	Invalid Compound ID	mcwhirter l	08/21/19 20:23
PCB-208	49.44	Invalid Compound ID	mcwhirter l	08/21/19 20:24
PCB-195	49.67	Invalid Compound ID	mcwhirter l	08/21/19 20:24
PCB-207	50.39	Invalid Compound ID	mcwhirter l	08/21/19 20:25

HI-RES PCBS MANUAL INTEGRATION SUMMARY

Lab Name: Eurofins TestAmerica, Knoxvi Job No.: 580-88125-2

SDG No.:

Instrument ID: D3D Analysis Batch Number: 33168

Lab Sample ID: IC 140-33168/4 Client Sample ID:

Date Analyzed: 08/21/19 17:01 Lab File ID: d4190821i4.d GC Column: SPB-Octyl ID: 0.25(mm)

COMPOUND NAME	RETENTION TIME	MANUAL INTEGRATION		
		REASON	ANALYST	DATE
PCB-1L	11.79	Invalid Compound ID	mcwhirter 1	08/21/19 20:52
PCB-12	19.83	Invalid Compound ID	mcwhirter 1	08/21/19 20:52
PCB-12/13	19.83	Invalid Compound ID	mcwhirter 1	08/21/19 20:52
PCB-13	19.83	Invalid Compound ID	mcwhirter 1	08/21/19 20:52
PCB-45	23.34	Invalid Compound ID	mcwhirter 1	08/21/19 20:54
PCB-45/51	23.34	Invalid Compound ID	mcwhirter 1	08/21/19 20:54
PCB-51	23.34	Invalid Compound ID	mcwhirter 1	08/21/19 20:54
PCB-52	25.00	Invalid Compound ID	mcwhirter 1	08/21/19 20:56
PCB-43	25.15	Invalid Compound ID	mcwhirter 1	08/21/19 20:56
PCB-43/73	25.15	Invalid Compound ID	mcwhirter 1	08/21/19 20:56
PCB-73	25.15	Invalid Compound ID	mcwhirter 1	08/21/19 20:56
PCB-36	25.37	Invalid Compound ID	mcwhirter 1	08/21/19 20:53
PCB-49	25.47	Incomplete Integration	mcwhirter 1	08/21/19 20:56
PCB-49/69	25.47	Incomplete Integration	mcwhirter 1	08/21/19 20:56
PCB-69	25.47	Incomplete Integration	mcwhirter 1	08/21/19 20:56
PCB-35	26.76	Invalid Compound ID	mcwhirter 1	08/21/19 20:54
PCB-40	27.02	Invalid Compound ID	mcwhirter 1	08/21/19 20:57

HI-RES PCBS MANUAL INTEGRATION SUMMARY

Lab Name: Eurofins TestAmerica, Knoxvi Job No.: 580-88125-2

SDG No.:

Instrument ID: D3D Analysis Batch Number: 33168

Lab Sample ID: IC 140-33168/4 Client Sample ID:

Date Analyzed: 08/21/19 17:01 Lab File ID: d4190821i4.d GC Column: SPB-Octyl ID: 0.25(mm)

COMPOUND NAME	RETENTION TIME	MANUAL INTEGRATION		
		REASON	ANALYST	DATE
PCB-40/41/71	27.02	Invalid Compound ID	mcwhirter 1	08/21/19 20:57
PCB-41	27.02	Invalid Compound ID	mcwhirter 1	08/21/19 20:57
PCB-71	27.02	Invalid Compound ID	mcwhirter 1	08/21/19 20:57
PCB-64	27.25	Invalid Compound ID	mcwhirter 1	08/21/19 20:58
PCB-102	29.29	Invalid Compound ID	mcwhirter 1	08/21/19 20:59
PCB-98	29.29	Invalid Compound ID	mcwhirter 1	08/21/19 20:59
PCB-98/102	29.29	Invalid Compound ID	mcwhirter 1	08/21/19 20:59
PCB-88	29.79	Incomplete Integration	mcwhirter 1	08/21/19 20:59
PCB-88/91	29.79	Incomplete Integration	mcwhirter 1	08/21/19 20:59
PCB-91	29.79	Incomplete Integration	mcwhirter 1	08/21/19 20:59
PCB-121	30.92	Incomplete Integration	mcwhirter 1	08/21/19 21:00
PCB-92	31.29	Invalid Compound ID	mcwhirter 1	08/21/19 21:00
PCB-80	31.42	Invalid Compound ID	mcwhirter 1	08/21/19 20:58
PCB-109	32.94	Invalid Compound ID	mcwhirter 1	08/21/19 21:00
PCB-119	32.94	Invalid Compound ID	mcwhirter 1	08/21/19 21:00
PCB-125	32.94	Invalid Compound ID	mcwhirter 1	08/21/19 21:00
PCB-86	32.94	Invalid Compound ID	mcwhirter 1	08/21/19 21:00

HI-RES PCBS MANUAL INTEGRATION SUMMARY

Lab Name: Eurofins TestAmerica, Knoxvi Job No.: 580-88125-2

SDG No.:

Instrument ID: D3D Analysis Batch Number: 33168

Lab Sample ID: IC 140-33168/4 Client Sample ID:

Date Analyzed: 08/21/19 17:01 Lab File ID: d4190821i4.d GC Column: SPB-Octyl ID: 0.25(mm)

COMPOUND NAME	RETENTION TIME	MANUAL INTEGRATION		
		REASON	ANALYST	DATE
PCB-86/87/97/109/119/125	32.94	Invalid Compound ID	mcwhirter l	08/21/19 21:00
PCB-87	32.94	Invalid Compound ID	mcwhirter l	08/21/19 21:00
PCB-97	32.94	Invalid Compound ID	mcwhirter l	08/21/19 21:00
PCB-135	34.77	Invalid Compound ID	mcwhirter l	08/21/19 21:02
PCB-135/151	34.77	Invalid Compound ID	mcwhirter l	08/21/19 21:02
PCB-151	34.77	Invalid Compound ID	mcwhirter l	08/21/19 21:02
PCB-127	39.50	Invalid Compound ID	mcwhirter l	08/21/19 21:01
PCB-129	40.00	Invalid Compound ID	mcwhirter l	08/21/19 21:02
PCB-129/138/160/163	40.00	Invalid Compound ID	mcwhirter l	08/21/19 21:02
PCB-138	40.00	Invalid Compound ID	mcwhirter l	08/21/19 21:02
PCB-160	40.00	Invalid Compound ID	mcwhirter l	08/21/19 21:02
PCB-163	40.00	Invalid Compound ID	mcwhirter l	08/21/19 21:02
PCB-183	41.97	Invalid Compound ID	mcwhirter l	08/22/19 01:23
PCB-183/185	41.97	Invalid Compound ID	mcwhirter l	08/22/19 01:23
PCB-185	41.97	Invalid Compound ID	mcwhirter l	08/22/19 01:23
PCB-177	42.64	Invalid Compound ID	mcwhirter l	08/22/19 01:23

HI-RES PCBS MANUAL INTEGRATION SUMMARY

Lab Name: Eurofins TestAmerica, Knoxvi Job No.: 580-88125-2

SDG No.:

Instrument ID: D3D Analysis Batch Number: 33168

Lab Sample ID: IC 140-33168/5 Client Sample ID:

Date Analyzed: 08/21/19 18:03 Lab File ID: d4190821i5.d GC Column: SPB-Octyl ID: 0.25(mm)

COMPOUND NAME	RETENTION TIME	MANUAL INTEGRATION		
		REASON	ANALYST	DATE
PCB-45	23.33	Invalid Compound ID	mcwhirter 1	08/21/19 19:34
PCB-45/51	23.33	Invalid Compound ID	mcwhirter 1	08/21/19 19:34
PCB-51	23.33	Invalid Compound ID	mcwhirter 1	08/21/19 19:34
PCB-52	24.99	Invalid Compound ID	mcwhirter 1	08/21/19 19:34
PCB-43	25.13	Invalid Compound ID	mcwhirter 1	08/21/19 19:35
PCB-43/73	25.13	Invalid Compound ID	mcwhirter 1	08/21/19 19:35
PCB-73	25.13	Invalid Compound ID	mcwhirter 1	08/21/19 19:35
PCB-36	25.34	Invalid Compound ID	mcwhirter 1	08/22/19 01:38
PCB-49	25.44	Invalid Compound ID	mcwhirter 1	08/21/19 19:35
PCB-49/69	25.44	Invalid Compound ID	mcwhirter 1	08/21/19 19:35
PCB-69	25.44	Invalid Compound ID	mcwhirter 1	08/21/19 19:35
PCB-38	26.28	Invalid Compound ID	mcwhirter 1	08/21/19 19:33
PCB-35	26.74	Invalid Compound ID	mcwhirter 1	08/21/19 19:33
PCB-40	27.01	Invalid Compound ID	mcwhirter 1	08/21/19 19:54
PCB-40/41/71	27.01	Invalid Compound ID	mcwhirter 1	08/21/19 19:54
PCB-41	27.01	Invalid Compound ID	mcwhirter 1	08/21/19 19:54
PCB-71	27.01	Invalid Compound ID	mcwhirter 1	08/21/19 19:54

HI-RES PCBS MANUAL INTEGRATION SUMMARY

Lab Name: Eurofins TestAmerica, Knoxvi Job No.: 580-88125-2

SDG No.:

Instrument ID: D3D Analysis Batch Number: 33168

Lab Sample ID: IC 140-33168/5 Client Sample ID:

Date Analyzed: 08/21/19 18:03 Lab File ID: d4190821i5.d GC Column: SPB-Octyl ID: 0.25(mm)

COMPOUND NAME	RETENTION TIME	MANUAL INTEGRATION		
		REASON	ANALYST	DATE
PCB-102	29.27	Invalid Compound ID	mcwhirter 1	08/21/19 19:55
PCB-98	29.27	Invalid Compound ID	mcwhirter 1	08/21/19 19:55
PCB-98/102	29.27	Invalid Compound ID	mcwhirter 1	08/21/19 19:55
PCB-88	29.77	Split Peak	mcwhirter 1	08/21/19 19:55
PCB-88/91	29.77	Split Peak	mcwhirter 1	08/21/19 19:55
PCB-91	29.77	Split Peak	mcwhirter 1	08/21/19 19:55
PCB-80	31.41	Invalid Compound ID	mcwhirter 1	08/22/19 01:39
PCB-109	32.92	Invalid Compound ID	mcwhirter 1	08/21/19 19:56
PCB-119	32.92	Invalid Compound ID	mcwhirter 1	08/21/19 19:56
PCB-125	32.92	Invalid Compound ID	mcwhirter 1	08/21/19 19:56
PCB-86	32.92	Invalid Compound ID	mcwhirter 1	08/21/19 19:56
PCB-86/87/97/109/119/125	32.92	Invalid Compound ID	mcwhirter 1	08/21/19 19:56
PCB-87	32.92	Invalid Compound ID	mcwhirter 1	08/21/19 19:56
PCB-97	32.92	Invalid Compound ID	mcwhirter 1	08/21/19 19:56
PCB-135	34.75	Invalid Compound ID	mcwhirter 1	08/21/19 19:57
PCB-135/151	34.75	Invalid Compound ID	mcwhirter 1	08/21/19 19:57
PCB-151	34.75	Invalid Compound ID	mcwhirter 1	08/21/19 19:57

HI-RES PCBS MANUAL INTEGRATION SUMMARY

Lab Name: Eurofins TestAmerica, Knoxvi Job No.: 580-88125-2

SDG No.:

Instrument ID: D3D Analysis Batch Number: 33168

Lab Sample ID: IC 140-33168/5 Client Sample ID:

Date Analyzed: 08/21/19 18:03 Lab File ID: d4190821i5.d GC Column: SPB-Octyl ID: 0.25(mm)

COMPOUND NAME	RETENTION TIME	MANUAL INTEGRATION		
		REASON	ANALYST	DATE
PCB-129	39.98	Invalid Compound ID	mcwhirter l	08/21/19 19:58
PCB-129/138/160/163	39.98	Invalid Compound ID	mcwhirter l	08/21/19 19:58
PCB-138	39.98	Invalid Compound ID	mcwhirter l	08/21/19 19:58
PCB-160	39.98	Invalid Compound ID	mcwhirter l	08/21/19 19:58
PCB-163	39.98	Invalid Compound ID	mcwhirter l	08/21/19 19:58
PCB-183	41.95	Invalid Compound ID	mcwhirter l	08/21/19 19:59
PCB-183/185	41.95	Invalid Compound ID	mcwhirter l	08/21/19 19:59
PCB-185	41.95	Invalid Compound ID	mcwhirter l	08/21/19 19:59

HI-RES PCBS MANUAL INTEGRATION SUMMARY

Lab Name: Eurofins TestAmerica, Knoxvi Job No.: 580-88125-2

SDG No.:

Instrument ID: D3D Analysis Batch Number: 33168

Lab Sample ID: IC 140-33168/6 Client Sample ID:

Date Analyzed: 08/21/19 19:05 Lab File ID: d4190821i6.d GC Column: SPB-Octyl ID: 0.25(mm)

COMPOUND NAME	RETENTION TIME	MANUAL INTEGRATION		
		REASON	ANALYST	DATE
PCB-45	23.33	Invalid Compound ID	mcwhirter l	08/22/19 01:43
PCB-45/51	23.33	Invalid Compound ID	mcwhirter l	08/22/19 01:43
PCB-51	23.33	Invalid Compound ID	mcwhirter l	08/22/19 01:43
PCB-21	23.39	Invalid Compound ID	mcwhirter l	08/22/19 01:42
PCB-21/33	23.39	Invalid Compound ID	mcwhirter l	08/22/19 01:42
PCB-33	23.39	Invalid Compound ID	mcwhirter l	08/22/19 01:42
PCB-43	25.14	Invalid Compound ID	mcwhirter l	08/22/19 01:43
PCB-43/73	25.14	Invalid Compound ID	mcwhirter l	08/22/19 01:43
PCB-73	25.14	Invalid Compound ID	mcwhirter l	08/22/19 01:43
PCB-36	25.35	Invalid Compound ID	mcwhirter l	08/22/19 01:42
PCB-38	26.29	Invalid Compound ID	mcwhirter l	08/22/19 01:42
PCB-35	26.75	Invalid Compound ID	mcwhirter l	08/22/19 01:42
PCB-40	27.02	Invalid Compound ID	mcwhirter l	08/22/19 01:44
PCB-40/41/71	27.02	Invalid Compound ID	mcwhirter l	08/22/19 01:44
PCB-41	27.02	Invalid Compound ID	mcwhirter l	08/22/19 01:44
PCB-71	27.02	Invalid Compound ID	mcwhirter l	08/22/19 01:44
PCB-102	29.30	Invalid Compound ID	mcwhirter l	08/22/19 01:45

HI-RES PCBS MANUAL INTEGRATION SUMMARY

Lab Name: Eurofins TestAmerica, Knoxvi Job No.: 580-88125-2

SDG No.:

Instrument ID: D3D Analysis Batch Number: 33168

Lab Sample ID: IC 140-33168/6 Client Sample ID:

Date Analyzed: 08/21/19 19:05 Lab File ID: d4190821i6.d GC Column: SPB-Octyl ID: 0.25(mm)

COMPOUND NAME	RETENTION TIME	MANUAL INTEGRATION		
		REASON	ANALYST	DATE
PCB-98	29.30	Invalid Compound ID	mcwhirter 1	08/22/19 01:45
PCB-98/102	29.30	Invalid Compound ID	mcwhirter 1	08/22/19 01:45
PCB-88	29.79	Invalid Compound ID	mcwhirter 1	08/22/19 01:45
PCB-88/91	29.79	Invalid Compound ID	mcwhirter 1	08/22/19 01:45
PCB-91	29.79	Invalid Compound ID	mcwhirter 1	08/22/19 01:45
PCB-109	32.95	Invalid Compound ID	mcwhirter 1	08/22/19 01:45
PCB-119	32.95	Invalid Compound ID	mcwhirter 1	08/22/19 01:45
PCB-125	32.95	Invalid Compound ID	mcwhirter 1	08/22/19 01:45
PCB-86	32.95	Invalid Compound ID	mcwhirter 1	08/22/19 01:45
PCB-86/87/97/109/119/125	32.95	Invalid Compound ID	mcwhirter 1	08/22/19 01:45
PCB-87	32.95	Invalid Compound ID	mcwhirter 1	08/22/19 01:45
PCB-97	32.95	Invalid Compound ID	mcwhirter 1	08/22/19 01:45
PCB-110	33.93	Invalid Compound ID	mcwhirter 1	08/22/19 01:46
PCB-110/115	33.93	Invalid Compound ID	mcwhirter 1	08/22/19 01:46
PCB-115	33.93	Invalid Compound ID	mcwhirter 1	08/22/19 01:46
PCB-135	34.77	Invalid Compound ID	mcwhirter 1	08/22/19 01:47
PCB-135/151	34.77	Invalid Compound ID	mcwhirter 1	08/22/19 01:47

HI-RES PCBS MANUAL INTEGRATION SUMMARY

Lab Name: Eurofins TestAmerica, Knoxvi Job No.: 580-88125-2

SDG No.:

Instrument ID: D3D Analysis Batch Number: 33168

Lab Sample ID: IC 140-33168/6 Client Sample ID:

Date Analyzed: 08/21/19 19:05 Lab File ID: d4190821i6.d GC Column: SPB-Octyl ID: 0.25(mm)

COMPOUND NAME	RETENTION TIME	MANUAL INTEGRATION		
		REASON	ANALYST	DATE
PCB-151	34.77	Invalid Compound ID	mcwhirter l	08/22/19 01:47
PCB-127	39.51	Invalid Compound ID	mcwhirter l	08/22/19 01:46
PCB-129	39.99	Invalid Compound ID	mcwhirter l	08/22/19 01:48
PCB-129/138/160/163	39.99	Invalid Compound ID	mcwhirter l	08/22/19 01:48
PCB-138	39.99	Invalid Compound ID	mcwhirter l	08/22/19 01:48
PCB-160	39.99	Invalid Compound ID	mcwhirter l	08/22/19 01:48
PCB-163	39.99	Invalid Compound ID	mcwhirter l	08/22/19 01:48
PCB-183	41.96	Invalid Compound ID	mcwhirter l	08/22/19 01:48
PCB-183/185	41.96	Invalid Compound ID	mcwhirter l	08/22/19 01:48
PCB-185	41.96	Invalid Compound ID	mcwhirter l	08/22/19 01:48
PCB-174	42.20	Invalid Compound ID	mcwhirter l	08/22/19 01:48

HI-RES PCBS MANUAL INTEGRATION SUMMARY

Lab Name: Eurofins TestAmerica, Knoxvi Job No.: 580-88125-2

SDG No.:

Instrument ID: D3D Analysis Batch Number: 33168

Lab Sample ID: ICV 140-33168/7 Client Sample ID:

Date Analyzed: 08/22/19 16:26 Lab File ID: d4190822icvb.d GC Column: SPB-Octyl ID: 0.25(mm)

COMPOUND NAME	RETENTION TIME	MANUAL INTEGRATION		
		REASON	ANALYST	DATE
PCB-45	23.26	Incomplete Integration	davidsonm	08/23/19 12:14
PCB-45/51	23.26	Incomplete Integration	davidsonm	08/23/19 12:14
PCB-51	23.26	Incomplete Integration	davidsonm	08/23/19 12:14
PCB-43	25.14	Incomplete Integration	davidsonm	08/23/19 12:15
PCB-43/73	25.14	Incomplete Integration	davidsonm	08/23/19 12:15
PCB-73	25.14	Incomplete Integration	davidsonm	08/23/19 12:15
PCB-36	25.36	Split Peak	davidsonm	08/23/19 12:14
PCB-49	25.46	Split Peak	davidsonm	08/23/19 12:15
PCB-49/69	25.46	Split Peak	davidsonm	08/23/19 12:15
PCB-69	25.46	Split Peak	davidsonm	08/23/19 12:15
PCB-40	27.01	Incomplete Integration	davidsonm	08/23/19 12:15
PCB-40/41/71	27.01	Incomplete Integration	davidsonm	08/23/19 12:15
PCB-41	27.01	Incomplete Integration	davidsonm	08/23/19 12:15
PCB-71	27.01	Incomplete Integration	davidsonm	08/23/19 12:15
PCB-102	29.28	Incomplete Integration	davidsonm	08/23/19 12:16
PCB-98	29.28	Incomplete Integration	davidsonm	08/23/19 12:16
PCB-98/102	29.28	Incomplete Integration	davidsonm	08/23/19 12:16
PCB-88	29.68	Invalid Compound ID	davidsonm	08/23/19 12:17
PCB-88/91	29.68	Invalid Compound ID	davidsonm	08/23/19 12:17
PCB-91	29.68	Invalid Compound ID	davidsonm	08/23/19 12:17
PCB-109	32.92	Incomplete Integration	davidsonm	08/23/19 12:17
PCB-119	32.92	Incomplete Integration	davidsonm	08/23/19 12:17
PCB-125	32.92	Incomplete Integration	davidsonm	08/23/19 12:17
PCB-86	32.92	Incomplete Integration	davidsonm	08/23/19 12:17
PCB-86/87/97/109/119/125	32.92	Incomplete Integration	davidsonm	08/23/19 12:17
PCB-87	32.92	Incomplete Integration	davidsonm	08/23/19 12:17
PCB-97	32.92	Incomplete Integration	davidsonm	08/23/19 12:17
PCB-110	33.90	Incomplete Integration	davidsonm	08/23/19 12:18
PCB-110/115	33.90	Incomplete Integration	davidsonm	08/23/19 12:18
PCB-115	33.90	Incomplete Integration	davidsonm	08/23/19 12:18

HI-RES PCBS MANUAL INTEGRATION SUMMARY

Lab Name: Eurofins TestAmerica, Knoxvi Job No.: 580-88125-2

SDG No.:

Instrument ID: D3D Analysis Batch Number: 33168

Lab Sample ID: ICV 140-33168/7 Client Sample ID:

Date Analyzed: 08/22/19 16:26 Lab File ID: d4190822icvb.d GC Column: SPB-Octyl ID: 0.25(mm)

COMPOUND NAME	RETENTION TIME	MANUAL INTEGRATION		
		REASON	ANALYST	DATE
PCB-129	39.97	Incomplete Integration	davidsonm	08/23/19 12:19
PCB-129/138/160/163	39.97	Incomplete Integration	davidsonm	08/23/19 12:19
PCB-138	39.97	Incomplete Integration	davidsonm	08/23/19 12:19
PCB-160	39.97	Incomplete Integration	davidsonm	08/23/19 12:19
PCB-163	39.97	Incomplete Integration	davidsonm	08/23/19 12:19
PCB-183	41.93	Incomplete Integration	davidsonm	08/23/19 12:19
PCB-183/185	41.93	Incomplete Integration	davidsonm	08/23/19 12:19
PCB-185	41.93	Incomplete Integration	davidsonm	08/23/19 12:19

HI-RES PCBS MANUAL INTEGRATION SUMMARY

Lab Name: Eurofins TestAmerica, Knoxvi Job No.: 580-88125-2

SDG No.:

Instrument ID: D3D Analysis Batch Number: 33205

Lab Sample ID: WDMCCV 140-33205/1 Client Sample ID:

Date Analyzed: 09/03/19 09:42 Lab File ID: d4190903s1.d GC Column: SPB-Octyl ID: 0.25(mm)

COMPOUND NAME	RETENTION TIME	MANUAL INTEGRATION		
		REASON	ANALYST	DATE
PCB-45	23.24	Invalid Compound ID	layk	09/03/19 11:09
PCB-45/51	23.24	Invalid Compound ID	layk	09/03/19 11:09
PCB-51	23.24	Invalid Compound ID	layk	09/03/19 11:09
PCB-46	23.47	Incomplete Integration	layk	09/03/19 10:59
PCB-43	25.05	Incomplete Integration	layk	09/03/19 10:50
PCB-43/73	25.05	Incomplete Integration	layk	09/03/19 10:50
PCB-73	25.05	Incomplete Integration	layk	09/03/19 10:50
PCB-49	25.36	Incomplete Integration	layk	09/03/19 10:50
PCB-49/69	25.36	Incomplete Integration	layk	09/03/19 10:50
PCB-69	25.36	Incomplete Integration	layk	09/03/19 10:50
PCB-40	26.92	Incomplete Integration	layk	09/03/19 10:51
PCB-40/41/71	26.92	Incomplete Integration	layk	09/03/19 10:51
PCB-41	26.92	Incomplete Integration	layk	09/03/19 10:51
PCB-71	26.92	Incomplete Integration	layk	09/03/19 10:51
PCB-102	29.18	Incomplete Integration	layk	09/03/19 10:52
PCB-98	29.18	Incomplete Integration	layk	09/03/19 10:52
PCB-98/102	29.18	Incomplete Integration	layk	09/03/19 10:52
PCB-88	29.68	Invalid Compound ID	layk	09/03/19 11:18
PCB-88/91	29.68	Invalid Compound ID	layk	09/03/19 11:18
PCB-91	29.68	Invalid Compound ID	layk	09/03/19 11:18
PCB-109	32.82	Incomplete Integration	layk	09/03/19 10:52
PCB-119	32.82	Incomplete Integration	layk	09/03/19 10:52
PCB-125	32.82	Incomplete Integration	layk	09/03/19 10:52
PCB-86	32.82	Incomplete Integration	layk	09/03/19 10:52
PCB-86/87/97/109/119/125	32.82	Incomplete Integration	layk	09/03/19 10:52
PCB-87	32.82	Incomplete Integration	layk	09/03/19 10:52
PCB-97	32.82	Incomplete Integration	layk	09/03/19 10:52
PCB-135	34.66	Incomplete Integration	layk	09/03/19 10:53
PCB-135/151	34.66	Incomplete Integration	layk	09/03/19 10:53
PCB-151	34.66	Incomplete Integration	layk	09/03/19 10:53

HI-RES PCBS MANUAL INTEGRATION SUMMARY

Lab Name: Eurofins TestAmerica, Knoxvi Job No.: 580-88125-2

SDG No.:

Instrument ID: D3D Analysis Batch Number: 33205

Lab Sample ID: WDMCCV 140-33205/1 Client Sample ID:

Date Analyzed: 09/03/19 09:42 Lab File ID: d4190903s1.d GC Column: SPB-Octyl ID: 0.25(mm)

COMPOUND NAME	RETENTION TIME	MANUAL INTEGRATION		
		REASON	ANALYST	DATE
PCB-129	39.87	Incomplete Integration	layk	09/03/19 10:54
PCB-129/138/160/163	39.87	Incomplete Integration	layk	09/03/19 10:54
PCB-138	39.87	Incomplete Integration	layk	09/03/19 10:54
PCB-160	39.87	Incomplete Integration	layk	09/03/19 10:54
PCB-163	39.87	Incomplete Integration	layk	09/03/19 10:54
PCB-183	41.85	Incomplete Integration	layk	09/03/19 10:55
PCB-183/185	41.85	Incomplete Integration	layk	09/03/19 10:55
PCB-185	41.85	Incomplete Integration	layk	09/03/19 10:55

HI-RES PCBS MANUAL INTEGRATION SUMMARY

Lab Name: Eurofins TestAmerica, Knoxvi Job No.: 580-88125-2

SDG No.:

Instrument ID: D3D Analysis Batch Number: 33205

Lab Sample ID: 580-88125-2 Client Sample ID: A2-0to26-100818

Date Analyzed: 09/03/19 12:52 Lab File ID: 580-88125-b-2-c.d GC Column: SPB-Octyl ID: 0.25(mm)

COMPOUND NAME	RETENTION TIME	MANUAL INTEGRATION		
		REASON	ANALYST	DATE
PCB-112		Invalid Compound ID	davidsonm	09/03/19 14:38
PCB-2	13.72	Peak assignment corrected	layk	09/03/19 14:07
PCB-3	13.89	Peak assignment corrected	layk	09/03/19 14:07
PCB-10	14.32	Peak assignment corrected	layk	09/03/19 14:07
PCB-9	16.12	Peak assignment corrected	layk	09/03/19 14:07
PCB-7	16.27	Peak assignment corrected	layk	09/03/19 14:07
PCB-6	16.52	Peak assignment corrected	layk	09/03/19 14:07
PCB-5	16.82	Peak assignment corrected	layk	09/03/19 14:07
PCB-8	16.95	Split Peak	layk	09/03/19 14:09
PCB-18	19.11	Split Peak	layk	09/03/19 14:10
PCB-18/30	19.11	Split Peak	layk	09/03/19 14:10
PCB-30	19.11	Split Peak	layk	09/03/19 14:10
PCB-11	19.41	Split Peak	layk	09/03/19 14:09
PCB-17	19.53	Split Peak	layk	09/03/19 14:10
PCB-12	19.70	Split Peak	layk	09/03/19 14:09
PCB-12/13	19.70	Split Peak	layk	09/03/19 14:09
PCB-13	19.70	Split Peak	layk	09/03/19 14:09
PCB-27	19.75	Split Peak	layk	09/03/19 14:10
PCB-24	19.88	Split Peak	layk	09/03/19 14:10
PCB-16	19.99	Invalid Compound ID	layk	09/03/19 14:10
PCB-32	20.51	Split Peak	layk	09/03/19 14:10
PCB-46	23.48	Split Peak	layk	09/03/19 14:11
PCB-52	24.90	Split Peak	layk	09/03/19 14:11
PCB-43	25.04	Split Peak	layk	09/03/19 14:11
PCB-43/73	25.04	Split Peak	layk	09/03/19 14:11
PCB-73	25.04	Split Peak	layk	09/03/19 14:11
PCB-49	25.40	Split Peak	layk	09/03/19 14:12
PCB-49/69	25.40	Split Peak	layk	09/03/19 14:12
PCB-69	25.40	Split Peak	layk	09/03/19 14:12
PCB-48	25.68	Split Peak	layk	09/03/19 14:12

HI-RES PCBS MANUAL INTEGRATION SUMMARY

Lab Name: Eurofins TestAmerica, Knoxvi Job No.: 580-88125-2

SDG No.:

Instrument ID: D3D Analysis Batch Number: 33205

Lab Sample ID: 580-88125-2 Client Sample ID: A2-0to26-100818

Date Analyzed: 09/03/19 12:52 Lab File ID: 580-88125-b-2-c.d GC Column: SPB-Octyl ID: 0.25(mm)

COMPOUND NAME	RETENTION TIME	MANUAL INTEGRATION		
		REASON	ANALYST	DATE
PCB-44	25.95	Split Peak	layk	09/03/19 14:12
PCB-44/47/65	25.95	Split Peak	layk	09/03/19 14:12
PCB-47	25.95	Split Peak	layk	09/03/19 14:12
PCB-65	25.95	Split Peak	layk	09/03/19 14:12
PCB-59	26.27	Split Peak	layk	09/03/19 14:12
PCB-59/62/75	26.27	Split Peak	layk	09/03/19 14:12
PCB-62	26.27	Split Peak	layk	09/03/19 14:12
PCB-75	26.27	Split Peak	layk	09/03/19 14:12
PCB-42	26.43	Split Peak	layk	09/03/19 14:12
PCB-35	26.66	Split Peak	layk	09/03/19 14:11
PCB-37	27.07	Split Peak	layk	09/03/19 14:11
PCB-64	27.14	Split Peak	layk	09/03/19 14:12
PCB-103	28.17	Split Peak	layk	09/03/19 14:14
PCB-94	28.39	Split Peak	layk	09/03/19 14:14
PCB-58	28.93	Split Peak	layk	09/03/19 14:13
PCB-84	29.91	Split Peak	layk	09/03/19 14:14
PCB-89	30.39	Split Peak	layk	09/03/19 14:14
PCB-83	32.36	Incomplete Integration	layk	09/03/19 14:15
PCB-83/99	32.36	Incomplete Integration	layk	09/03/19 14:15
PCB-99	32.36	Incomplete Integration	layk	09/03/19 14:15
PCB-79	32.86	Peak assignment corrected	davidsonm	09/03/19 14:36
PCB-109	32.95	Incomplete Integration	layk	09/03/19 14:15
PCB-119	32.95	Incomplete Integration	layk	09/03/19 14:15
PCB-125	32.95	Incomplete Integration	layk	09/03/19 14:15
PCB-86	32.95	Incomplete Integration	layk	09/03/19 14:15
PCB-86/87/97/109/119/125	32.95	Incomplete Integration	layk	09/03/19 14:15
PCB-87	32.95	Incomplete Integration	layk	09/03/19 14:15
PCB-97	32.95	Incomplete Integration	layk	09/03/19 14:15
PCB-81	33.84	Split Peak	davidsonm	09/03/19 14:36
PCB-82	34.06	Incomplete Integration	layk	09/03/19 14:15

HI-RES PCBS MANUAL INTEGRATION SUMMARY

Lab Name: Eurofins TestAmerica, Knoxvi Job No.: 580-88125-2

SDG No.:

Instrument ID: D3D Analysis Batch Number: 33205

Lab Sample ID: 580-88125-2 Client Sample ID: A2-0to26-100818

Date Analyzed: 09/03/19 12:52 Lab File ID: 580-88125-b-2-c.d GC Column: SPB-Octyl ID: 0.25(mm)

COMPOUND NAME	RETENTION TIME	MANUAL INTEGRATION		
		REASON	ANALYST	DATE
PCB-148	34.09	Split Peak	davidsonm	09/03/19 14:39
PCB-120	34.93	Incomplete Integration	layk	09/03/19 14:15
PCB-147	35.61	Incomplete Integration	davidsonm	09/03/19 14:40
PCB-147/149	35.61	Incomplete Integration	davidsonm	09/03/19 14:40
PCB-149	35.61	Incomplete Integration	davidsonm	09/03/19 14:40
PCB-108	36.08	Split Peak	davidsonm	09/03/19 14:37
PCB-108/124	36.08	Split Peak	davidsonm	09/03/19 14:37
PCB-124	36.08	Split Peak	davidsonm	09/03/19 14:37
PCB-107	36.31	Incomplete Integration	layk	09/03/19 14:16
PCB-123	36.43	Split Peak	layk	09/03/19 14:16
PCB-133	37.39	Incomplete Integration	davidsonm	09/03/19 14:40
PCB-126	41.02	Split Peak	layk	09/03/19 14:17
PCB-181	42.95	Incomplete Integration	davidsonm	09/03/19 14:41
PCB-197	44.50	Split Peak	davidsonm	09/03/19 14:42
PCB-200	44.60	Split Peak	davidsonm	09/03/19 14:42
PCB-180	45.46	Incomplete Integration	davidsonm	09/03/19 14:42
PCB-180/193	45.46	Incomplete Integration	davidsonm	09/03/19 14:42
PCB-193	45.46	Incomplete Integration	davidsonm	09/03/19 14:42

HI-RES PCBS MANUAL INTEGRATION SUMMARY

Lab Name: Eurofins TestAmerica, Knoxvi Job No.: 580-88125-2

SDG No.:

Instrument ID: D3D Analysis Batch Number: 33205

Lab Sample ID: 580-88125-3 Client Sample ID: A3-0to31-100818

Date Analyzed: 09/03/19 13:54 Lab File ID: 580-88125-b-3-c.d GC Column: SPB-Octyl ID: 0.25(mm)

COMPOUND NAME	RETENTION TIME	MANUAL INTEGRATION		
		REASON	ANALYST	DATE
PCB-112		Invalid Compound ID	davidsonm	09/03/19 15:09
PCB-1	11.74	Invalid Compound ID	davidsonm	09/03/19 15:03
PCB-3	13.90	Peak assignment corrected	davidsonm	09/03/19 15:04
PCB-9	16.11	Peak assignment corrected	davidsonm	09/03/19 15:04
PCB-7	16.28	Peak assignment corrected	davidsonm	09/03/19 15:04
PCB-6	16.51	Peak assignment corrected	davidsonm	09/03/19 15:04
PCB-5	16.82	Peak assignment corrected	davidsonm	09/03/19 15:04
PCB-8	16.94	Peak assignment corrected	davidsonm	09/03/19 15:04
PCB-18	19.11	Peak assignment corrected	davidsonm	09/03/19 15:04
PCB-18/30	19.11	Peak assignment corrected	davidsonm	09/03/19 15:04
PCB-30	19.11	Peak assignment corrected	davidsonm	09/03/19 15:04
PCB-17	19.53	Peak assignment corrected	davidsonm	09/03/19 15:04
PCB-27	19.74	Peak assignment corrected	davidsonm	09/03/19 15:04
PCB-24	19.87	Peak assignment corrected	davidsonm	09/03/19 15:06
PCB-16	19.98	Invalid Compound ID	davidsonm	09/03/19 15:06
PCB-32	20.50	Peak assignment corrected	davidsonm	09/03/19 15:06
PCB-52	24.90	Peak assignment corrected	davidsonm	09/03/19 15:06
PCB-49	25.40	Peak assignment corrected	davidsonm	09/03/19 15:06
PCB-49/69	25.40	Peak assignment corrected	davidsonm	09/03/19 15:06
PCB-69	25.40	Peak assignment corrected	davidsonm	09/03/19 15:06
PCB-48	25.68	Split Peak	davidsonm	09/03/19 15:07
PCB-44	25.90	Split Peak	davidsonm	09/03/19 15:07
PCB-44/47/65	25.90	Split Peak	davidsonm	09/03/19 15:07
PCB-47	25.90	Split Peak	davidsonm	09/03/19 15:07
PCB-65	25.90	Split Peak	davidsonm	09/03/19 15:07
PCB-42	26.43	Split Peak	davidsonm	09/03/19 15:07
PCB-40	26.93	Split Peak	davidsonm	09/03/19 15:07
PCB-40/41/71	26.93	Split Peak	davidsonm	09/03/19 15:07
PCB-41	26.93	Split Peak	davidsonm	09/03/19 15:07
PCB-71	26.93	Split Peak	davidsonm	09/03/19 15:07

HI-RES PCBS MANUAL INTEGRATION SUMMARY

Lab Name: Eurofins TestAmerica, Knoxvi Job No.: 580-88125-2

SDG No.:

Instrument ID: D3D Analysis Batch Number: 33205

Lab Sample ID: 580-88125-3 Client Sample ID: A3-0to31-100818

Date Analyzed: 09/03/19 13:54 Lab File ID: 580-88125-b-3-c.d GC Column: SPB-Octyl ID: 0.25(mm)

COMPOUND NAME	RETENTION TIME	MANUAL INTEGRATION		
		REASON	ANALYST	DATE
PCB-64	27.14	Split Peak	davidsonm	09/03/19 15:07
PCB-103	28.18	Baseline	davidsonm	09/03/19 15:08
PCB-94	28.39	Baseline	davidsonm	09/03/19 15:08
PCB-84	29.92	Baseline	davidsonm	09/03/19 15:08
PCB-89	30.39	Baseline	davidsonm	09/03/19 15:08
PCB-83	32.36	Incomplete Integration	davidsonm	09/03/19 15:09
PCB-83/99	32.36	Incomplete Integration	davidsonm	09/03/19 15:09
PCB-99	32.36	Incomplete Integration	davidsonm	09/03/19 15:09
PCB-109	32.96	Incomplete Integration	davidsonm	09/03/19 15:09
PCB-119	32.96	Incomplete Integration	davidsonm	09/03/19 15:09
PCB-125	32.96	Incomplete Integration	davidsonm	09/03/19 15:09
PCB-86	32.96	Incomplete Integration	davidsonm	09/03/19 15:09
PCB-86/87/97/109/119/125	32.96	Incomplete Integration	davidsonm	09/03/19 15:09
PCB-87	32.96	Incomplete Integration	davidsonm	09/03/19 15:09
PCB-97	32.96	Incomplete Integration	davidsonm	09/03/19 15:09
PCB-82	34.07	Incomplete Integration	davidsonm	09/03/19 15:09
PCB-148	34.11	Split Peak	davidsonm	09/03/19 15:10
PCB-77	34.42	Baseline	davidsonm	09/03/19 15:08
PCB-120	34.96	Incomplete Integration	davidsonm	09/03/19 15:09
PCB-144	35.26	Split Peak	davidsonm	09/03/19 15:10
PCB-108	36.09	Incomplete Integration	davidsonm	09/03/19 15:09
PCB-108/124	36.09	Incomplete Integration	davidsonm	09/03/19 15:09
PCB-124	36.09	Incomplete Integration	davidsonm	09/03/19 15:09
PCB-107	36.32	Incomplete Integration	davidsonm	09/03/19 15:09
PCB-131	36.41	Split Peak	davidsonm	09/03/19 15:10
PCB-133	37.40	Split Peak	davidsonm	09/03/19 15:11
PCB-127	39.49	Split Peak	davidsonm	09/03/19 15:10
PCB-128	41.16	Incomplete Integration	davidsonm	09/03/19 15:11
PCB-128/166	41.16	Incomplete Integration	davidsonm	09/03/19 15:11
PCB-166	41.16	Incomplete Integration	davidsonm	09/03/19 15:11

HI-RES PCBS MANUAL INTEGRATION SUMMARY

Lab Name: Eurofins TestAmerica, Knoxvi Job No.: 580-88125-2

SDG No.:

Instrument ID: D3D Analysis Batch Number: 33205

Lab Sample ID: 580-88125-3 Client Sample ID: A3-0to31-100818

Date Analyzed: 09/03/19 13:54 Lab File ID: 580-88125-b-3-c.d GC Column: SPB-Octyl ID: 0.25(mm)

COMPOUND NAME	RETENTION TIME	MANUAL INTEGRATION		
		REASON	ANALYST	DATE
PCB-181	42.97	Incomplete Integration	davidsonm	09/03/19 15:11
PCB-180	45.48	Incomplete Integration	davidsonm	09/03/19 15:12
PCB-180/193	45.48	Incomplete Integration	davidsonm	09/03/19 15:12
PCB-193	45.48	Incomplete Integration	davidsonm	09/03/19 15:12
PCB-189	49.86	Split Peak	davidsonm	09/03/19 15:12
PCB-206	54.19	Split Peak	davidsonm	09/03/19 15:12

HI-RES PCBS MANUAL INTEGRATION SUMMARY

Lab Name: Eurofins TestAmerica, Knoxvi Job No.: 580-88125-2

SDG No.:

Instrument ID: D3D Analysis Batch Number: 33205

Lab Sample ID: 580-88125-6 Client Sample ID: A6-0to23-100818

Date Analyzed: 09/03/19 15:58 Lab File ID: 580-88125-b-6-c.d GC Column: SPB-Octyl ID: 0.25(mm)

COMPOUND NAME	RETENTION TIME	MANUAL INTEGRATION		
		REASON	ANALYST	DATE
PCB-24	19.87	Incomplete Integration	mcwhirter l	09/03/19 19:47
PCB-16	19.98	Split Peak	mcwhirter l	09/03/19 19:46
PCB-26	22.22	Incomplete Integration	mcwhirter l	09/03/19 19:49
PCB-26/29	22.22	Incomplete Integration	mcwhirter l	09/03/19 19:49
PCB-29	22.22	Incomplete Integration	mcwhirter l	09/03/19 19:49
PCB-25	22.48	Invalid Compound ID	mcwhirter l	09/03/19 19:49
PCB-36	25.26	Split Peak	mcwhirter l	09/03/19 19:49
PCB-66	30.03	Invalid Compound ID	mcwhirter l	09/03/19 19:51
PCB-83	32.37	Invalid Compound ID	mcwhirter l	09/03/19 19:52
PCB-83/99	32.37	Invalid Compound ID	mcwhirter l	09/03/19 19:52
PCB-99	32.37	Invalid Compound ID	mcwhirter l	09/03/19 19:52
PCB-145	32.58	Invalid Compound ID	mcwhirter l	09/03/19 19:55
PCB-109	32.96	Invalid Compound ID	mcwhirter l	09/03/19 19:53
PCB-119	32.96	Invalid Compound ID	mcwhirter l	09/03/19 19:53
PCB-125	32.96	Invalid Compound ID	mcwhirter l	09/03/19 19:53
PCB-86	32.96	Invalid Compound ID	mcwhirter l	09/03/19 19:53
PCB-86/87/97/109/119/125	32.96	Invalid Compound ID	mcwhirter l	09/03/19 19:53

HI-RES PCBS MANUAL INTEGRATION SUMMARY

Lab Name: Eurofins TestAmerica, Knoxvi Job No.: 580-88125-2

SDG No.:

Instrument ID: D3D Analysis Batch Number: 33205

Lab Sample ID: 580-88125-6 Client Sample ID: A6-0to23-100818

Date Analyzed: 09/03/19 15:58 Lab File ID: 580-88125-b-6-c.d GC Column: SPB-Octyl ID: 0.25(mm)

COMPOUND NAME	RETENTION TIME	MANUAL INTEGRATION		
		REASON	ANALYST	DATE
PCB-87	32.96	Invalid Compound ID	mcwhirter l	09/03/19 19:53
PCB-97	32.96	Invalid Compound ID	mcwhirter l	09/03/19 19:53
PCB-81	33.84	Split Peak	mcwhirter l	09/03/19 19:51
PCB-127	39.49	Invalid Compound ID	mcwhirter l	09/03/19 19:54
PCB-126	41.04	Invalid Compound ID	mcwhirter l	09/03/19 19:54
PCB-159	42.13	Split Peak	mcwhirter l	09/03/19 19:55
PCB-180	45.49	Split Peak	mcwhirter l	09/03/19 19:56
PCB-180/193	45.49	Split Peak	mcwhirter l	09/03/19 19:56
PCB-193	45.49	Split Peak	mcwhirter l	09/03/19 19:56

HI-RES PCBS MANUAL INTEGRATION SUMMARY

Lab Name: Eurofins TestAmerica, Knoxvi Job No.: 580-88125-2

SDG No.:

Instrument ID: D3D Analysis Batch Number: 33205

Lab Sample ID: 580-88125-8 Client Sample ID: C4-0to27-100918

Date Analyzed: 09/03/19 18:02 Lab File ID: 580-88125-b-8-c.d GC Column: SPB-Octyl ID: 0.25(mm)

COMPOUND NAME	RETENTION TIME	MANUAL INTEGRATION		
		REASON	ANALYST	DATE
PCB-27	19.76	Invalid Compound ID	mcwhirter l	09/03/19 20:02
PCB-35	26.70	Invalid Compound ID	mcwhirter l	09/03/19 20:03
PCB-58	28.93	Split Peak	mcwhirter l	09/03/19 20:03
PCB-67	29.11	Incomplete Integration	mcwhirter l	09/03/19 20:04
PCB-63	29.41	Invalid Compound ID	mcwhirter l	09/03/19 20:04
PCB-66	30.06	Invalid Compound ID	mcwhirter l	09/03/19 20:04
PCB-83	32.40	Invalid Compound ID	mcwhirter l	09/03/19 20:06
PCB-83/99	32.40	Invalid Compound ID	mcwhirter l	09/03/19 20:06
PCB-99	32.40	Invalid Compound ID	mcwhirter l	09/03/19 20:06
PCB-109	32.99	Invalid Compound ID	mcwhirter l	09/03/19 20:06
PCB-119	32.99	Invalid Compound ID	mcwhirter l	09/03/19 20:06
PCB-125	32.99	Invalid Compound ID	mcwhirter l	09/03/19 20:06
PCB-86	32.99	Invalid Compound ID	mcwhirter l	09/03/19 20:06
PCB-86/87/97/109/119/125	32.99	Invalid Compound ID	mcwhirter l	09/03/19 20:06
PCB-87	32.99	Invalid Compound ID	mcwhirter l	09/03/19 20:06
PCB-97	32.99	Invalid Compound ID	mcwhirter l	09/03/19 20:06
PCB-81	33.87	Split Peak	mcwhirter l	09/03/19 20:05

HI-RES PCBS MANUAL INTEGRATION SUMMARY

Lab Name: Eurofins TestAmerica, Knoxvi Job No.: 580-88125-2

SDG No.:

Instrument ID: D3D Analysis Batch Number: 33205

Lab Sample ID: 580-88125-8 Client Sample ID: C4-0to27-100918

Date Analyzed: 09/03/19 18:02 Lab File ID: 580-88125-b-8-c.d GC Column: SPB-Octyl ID: 0.25(mm)

COMPOUND NAME	RETENTION TIME	MANUAL INTEGRATION		
		REASON	ANALYST	DATE
PCB-134	35.85	Split Peak	mcwhirter l	09/03/19 20:09
PCB-134/143	35.85	Split Peak	mcwhirter l	09/03/19 20:09
PCB-143	35.85	Split Peak	mcwhirter l	09/03/19 20:09
PCB-107	36.36	Invalid Compound ID	mcwhirter l	09/03/19 20:07
PCB-123	36.48	Incomplete Integration	mcwhirter l	09/03/19 20:07
PCB-114	37.34	Invalid Compound ID	mcwhirter l	09/03/19 20:08
PCB-127	39.53	Split Peak	mcwhirter l	09/03/19 20:09
PCB-128	41.20	Invalid Compound ID	mcwhirter l	09/03/19 20:10
PCB-128/166	41.20	Invalid Compound ID	mcwhirter l	09/03/19 20:10
PCB-166	41.20	Invalid Compound ID	mcwhirter l	09/03/19 20:10
PCB-159	42.17	Incomplete Integration	mcwhirter l	09/03/19 20:10
PCB-162	42.50	Incomplete Integration	mcwhirter l	09/03/19 20:11
PCB-206	54.21	Incomplete Integration	mcwhirter l	09/03/19 20:12

HI-RES PCBS MANUAL INTEGRATION SUMMARY

Lab Name: Eurofins TestAmerica, Knoxvi Job No.: 580-88125-2

SDG No.:

Instrument ID: D3D Analysis Batch Number: 33231

Lab Sample ID: WDMCCV 140-33231/1 Client Sample ID:

Date Analyzed: 09/03/19 22:14 Lab File ID: d4190903s2.d GC Column: SPB-Octyl ID: 0.25(mm)

COMPOUND NAME	RETENTION TIME	MANUAL INTEGRATION		
		REASON	ANALYST	DATE
PCB-45	23.28	Invalid Compound ID	mcwhirter 1	09/03/19 23:50
PCB-45/51	23.28	Invalid Compound ID	mcwhirter 1	09/03/19 23:50
PCB-51	23.28	Invalid Compound ID	mcwhirter 1	09/03/19 23:50
PCB-43	25.07	Invalid Compound ID	mcwhirter 1	09/04/19 00:01
PCB-43/73	25.07	Invalid Compound ID	mcwhirter 1	09/04/19 00:01
PCB-73	25.07	Invalid Compound ID	mcwhirter 1	09/04/19 00:01
PCB-40	26.94	Invalid Compound ID	mcwhirter 1	09/04/19 00:01
PCB-40/41/71	26.94	Invalid Compound ID	mcwhirter 1	09/04/19 00:01
PCB-41	26.94	Invalid Compound ID	mcwhirter 1	09/04/19 00:01
PCB-71	26.94	Invalid Compound ID	mcwhirter 1	09/04/19 00:01
PCB-102	29.20	Invalid Compound ID	mcwhirter 1	09/04/19 00:02
PCB-98	29.20	Invalid Compound ID	mcwhirter 1	09/04/19 00:02
PCB-98/102	29.20	Invalid Compound ID	mcwhirter 1	09/04/19 00:02
PCB-88	29.70	Incomplete Integration	mcwhirter 1	09/04/19 00:02
PCB-88/91	29.70	Incomplete Integration	mcwhirter 1	09/04/19 00:02
PCB-91	29.70	Incomplete Integration	mcwhirter 1	09/04/19 00:02
PCB-109	32.84	Invalid Compound ID	mcwhirter 1	09/04/19 00:03

HI-RES PCBS MANUAL INTEGRATION SUMMARY

Lab Name: Eurofins TestAmerica, Knoxvi Job No.: 580-88125-2

SDG No.:

Instrument ID: D3D Analysis Batch Number: 33231

Lab Sample ID: WDMCCV 140-33231/1 Client Sample ID:

Date Analyzed: 09/03/19 22:14 Lab File ID: d4190903s2.d GC Column: SPB-Octyl ID: 0.25(mm)

COMPOUND NAME	RETENTION TIME	MANUAL INTEGRATION		
		REASON	ANALYST	DATE
PCB-119	32.84	Invalid Compound ID	mcwhirter 1	09/04/19 00:03
PCB-125	32.84	Invalid Compound ID	mcwhirter 1	09/04/19 00:03
PCB-86	32.84	Invalid Compound ID	mcwhirter 1	09/04/19 00:03
PCB-86/87/97/109/119/125	32.84	Invalid Compound ID	mcwhirter 1	09/04/19 00:03
PCB-87	32.84	Invalid Compound ID	mcwhirter 1	09/04/19 00:03
PCB-97	32.84	Invalid Compound ID	mcwhirter 1	09/04/19 00:03
PCB-135	34.66	Invalid Compound ID	mcwhirter 1	09/04/19 00:03
PCB-135/151	34.66	Invalid Compound ID	mcwhirter 1	09/04/19 00:03
PCB-151	34.66	Invalid Compound ID	mcwhirter 1	09/04/19 00:03
PCB-129	39.87	Invalid Compound ID	mcwhirter 1	09/04/19 00:04
PCB-129/138/160/163	39.87	Invalid Compound ID	mcwhirter 1	09/04/19 00:04
PCB-138	39.87	Invalid Compound ID	mcwhirter 1	09/04/19 00:04
PCB-160	39.87	Invalid Compound ID	mcwhirter 1	09/04/19 00:04
PCB-163	39.87	Invalid Compound ID	mcwhirter 1	09/04/19 00:04
PCB-183	41.84	Invalid Compound ID	mcwhirter 1	09/04/19 00:04
PCB-183/185	41.84	Invalid Compound ID	mcwhirter 1	09/04/19 00:04
PCB-185	41.84	Invalid Compound ID	mcwhirter 1	09/04/19 00:04

HI-RES PCBS MANUAL INTEGRATION SUMMARY

Lab Name: Eurofins TestAmerica, Knoxvi Job No.: 580-88125-2

SDG No.:

Instrument ID: D3D Analysis Batch Number: 33231

Lab Sample ID: 580-88125-5 Client Sample ID: A5-0to25-100818

Date Analyzed: 09/04/19 03:14 Lab File ID: 580-88125-b-5-c_190904031 GC Column: SPB-Octyl ID: 0.25(mm)

COMPOUND NAME	RETENTION TIME	MANUAL INTEGRATION		
		REASON	ANALYST	DATE
PCB-11	19.40	Split Peak	layk	09/04/19 09:12
PCB-25	22.46	Incomplete Integration	layk	09/04/19 09:13
PCB-21	23.29	Split Peak	layk	09/04/19 09:13
PCB-21/33	23.29	Split Peak	layk	09/04/19 09:13
PCB-33	23.29	Split Peak	layk	09/04/19 09:13
PCB-59	26.27	Split Peak	layk	09/04/19 09:15
PCB-59/62/75	26.27	Split Peak	layk	09/04/19 09:15
PCB-62	26.27	Split Peak	layk	09/04/19 09:15
PCB-75	26.27	Split Peak	layk	09/04/19 09:15
PCB-37	27.06	Split Peak	layk	09/04/19 09:14
PCB-83	32.35	Baseline	davidsonm	09/04/19 14:42
PCB-83/99	32.35	Baseline	davidsonm	09/04/19 14:42
PCB-99	32.35	Baseline	davidsonm	09/04/19 14:42
PCB-145	32.59	Split Peak	layk	09/04/19 09:23
PCB-79	32.84	Split Peak	davidsonm	09/04/19 14:41
PCB-109	32.85	Incomplete Integration	layk	09/04/19 09:20
PCB-119	32.85	Incomplete Integration	layk	09/04/19 09:20
PCB-125	32.85	Incomplete Integration	layk	09/04/19 09:20
PCB-86	32.85	Incomplete Integration	layk	09/04/19 09:20
PCB-86/87/97/109/119/125	32.85	Incomplete Integration	layk	09/04/19 09:20
PCB-87	32.85	Incomplete Integration	layk	09/04/19 09:20
PCB-97	32.85	Incomplete Integration	layk	09/04/19 09:20
PCB-116	33.47	Baseline	davidsonm	09/04/19 14:43
PCB-117	33.47	Baseline	davidsonm	09/04/19 14:43
PCB-85	33.47	Baseline	davidsonm	09/04/19 14:43
PCB-85/116/117	33.47	Baseline	davidsonm	09/04/19 14:43
PCB-110	33.73	Baseline	davidsonm	09/04/19 14:43
PCB-110/115	33.73	Baseline	davidsonm	09/04/19 14:43
PCB-115	33.73	Baseline	davidsonm	09/04/19 14:43
PCB-82	34.05	Baseline	davidsonm	09/04/19 14:43

HI-RES PCBS MANUAL INTEGRATION SUMMARY

Lab Name: Eurofins TestAmerica, Knoxvi Job No.: 580-88125-2

SDG No.:

Instrument ID: D3D Analysis Batch Number: 33231

Lab Sample ID: 580-88125-5 Client Sample ID: A5-0to25-100818

Date Analyzed: 09/04/19 03:14 Lab File ID: 580-88125-b-5-c_190904031 GC Column: SPB-Octyl ID: 0.25(mm)

COMPOUND NAME	RETENTION TIME	MANUAL INTEGRATION		
		REASON	ANALYST	DATE
PCB-77	34.39	Baseline	davidsonm	09/04/19 14:41
PCB-111	34.47	Baseline	davidsonm	09/04/19 14:43
PCB-120	34.92	Incomplete Integration	layk	09/04/19 09:21
PCB-107	36.30	Split Peak	layk	09/04/19 09:21
PCB-123	36.42	Split Peak	layk	09/04/19 09:21
PCB-114	37.28	Split Peak	layk	09/04/19 09:22
PCB-126	41.02	Split Peak	layk	09/04/19 09:22
PCB-128	41.14	Incomplete Integration	layk	09/04/19 09:25
PCB-128/166	41.14	Incomplete Integration	layk	09/04/19 09:25
PCB-166	41.14	Incomplete Integration	layk	09/04/19 09:25
PCB-159	42.09	Incomplete Integration	layk	09/04/19 09:25
PCB-167	42.90	Incomplete Integration	layk	09/04/19 09:25

HI-RES PCBS MANUAL INTEGRATION SUMMARY

Lab Name: Eurofins TestAmerica, Knoxvi Job No.: 580-88125-2

SDG No.:

Instrument ID: D3D Analysis Batch Number: 33231

Lab Sample ID: 580-88125-10 Client Sample ID: F2-0to19-101018

Date Analyzed: 09/04/19 05:18 Lab File ID: 580-88125-b-10-c.d GC Column: SPB-Octyl ID: 0.25(mm)

COMPOUND NAME	RETENTION TIME	MANUAL INTEGRATION		
		REASON	ANALYST	DATE
PCB-36		Split Peak	layk	09/04/19 10:04
PCB-5	16.82	Split Peak	layk	09/04/19 10:03
PCB-8	16.94	Split Peak	layk	09/04/19 10:03
PCB-12	19.70	Split Peak	layk	09/04/19 10:03
PCB-12/13	19.70	Split Peak	layk	09/04/19 10:03
PCB-13	19.70	Split Peak	layk	09/04/19 10:03
PCB-15	20.03	Split Peak	layk	09/04/19 10:03
PCB-58	28.94	Split Peak	layk	09/04/19 10:06
PCB-66	30.04	Invalid Compound ID	layk	09/04/19 10:07
PCB-55	30.14	Split Peak	layk	09/04/19 10:07
PCB-83	32.37	Split Peak	layk	09/04/19 10:13
PCB-83/99	32.37	Split Peak	layk	09/04/19 10:13
PCB-99	32.37	Split Peak	layk	09/04/19 10:13
PCB-109	32.86	Baseline	layk	09/04/19 10:14
PCB-119	32.86	Baseline	layk	09/04/19 10:14
PCB-125	32.86	Baseline	layk	09/04/19 10:14
PCB-86	32.86	Baseline	layk	09/04/19 10:14
PCB-86/87/97/109/119/125	32.86	Baseline	layk	09/04/19 10:14
PCB-87	32.86	Baseline	layk	09/04/19 10:14
PCB-97	32.86	Baseline	layk	09/04/19 10:14
PCB-81	33.84	Split Peak	layk	09/04/19 10:10
PCB-120	34.95	Peak assignment corrected	davidsonm	09/04/19 14:47
PCB-134	35.81	Baseline	davidsonm	09/04/19 14:49
PCB-134/143	35.81	Baseline	davidsonm	09/04/19 14:49
PCB-143	35.81	Baseline	davidsonm	09/04/19 14:49
PCB-107	36.32	Baseline	layk	09/04/19 10:15
PCB-123	36.44	Split Peak	layk	09/04/19 10:16
PCB-126	41.03	Invalid Compound ID	davidsonm	09/04/19 14:48
PCB-128	41.15	Incomplete Integration	layk	09/04/19 10:17
PCB-128/166	41.15	Incomplete Integration	layk	09/04/19 10:17

HI-RES PCBS MANUAL INTEGRATION SUMMARY

Lab Name: Eurofins TestAmerica, Knoxvi Job No.: 580-88125-2

SDG No.:

Instrument ID: D3D Analysis Batch Number: 33231

Lab Sample ID: 580-88125-10 Client Sample ID: F2-0to19-101018

Date Analyzed: 09/04/19 05:18 Lab File ID: 580-88125-b-10-c.d GC Column: SPB-Octyl ID: 0.25(mm)

COMPOUND NAME	RETENTION TIME	MANUAL INTEGRATION		
		REASON	ANALYST	DATE
PCB-166	41.15	Incomplete Integration	layk	09/04/19 10:17
PCB-159	42.11	Split Peak	layk	09/04/19 10:18
PCB-189	49.84	Split Peak	layk	09/04/19 10:20

HI-RES PCBS MANUAL INTEGRATION SUMMARY

Lab Name: Eurofins TestAmerica, Knoxvi Job No.: 580-88125-2

SDG No.:

Instrument ID: D3D Analysis Batch Number: 33231

Lab Sample ID: 580-88125-11 Client Sample ID: G6-0to27-101818

Date Analyzed: 09/04/19 06:20 Lab File ID: 580-88125-b-11-c.d GC Column: SPB-Octyl ID: 0.25(mm)

COMPOUND NAME	RETENTION TIME	MANUAL INTEGRATION		
		REASON	ANALYST	DATE
PCB-112		Invalid Compound ID	davidsonm	09/04/19 14:53
PCB-36		Split Peak	layk	09/04/19 10:40
PCB-27	19.73	Split Peak	layk	09/04/19 10:38
PCB-24	19.81	Incomplete Integration	layk	09/04/19 10:38
PCB-16	19.96	Split Peak	layk	09/04/19 10:36
PCB-54L	20.29	Baseline	layk	09/04/19 10:41
PCB-22	23.67	Incomplete Integration	layk	09/04/19 10:39
PCB-59	26.25	Baseline	layk	09/04/19 10:42
PCB-59/62/75	26.25	Baseline	layk	09/04/19 10:42
PCB-62	26.25	Baseline	layk	09/04/19 10:42
PCB-75	26.25	Baseline	layk	09/04/19 10:42
PCB-58	28.88	Split Peak	layk	09/04/19 10:43
PCB-121	30.81	Split Peak	layk	09/04/19 10:44
PCB-83	32.35	Incomplete Integration	davidsonm	09/04/19 14:53
PCB-83/99	32.35	Incomplete Integration	davidsonm	09/04/19 14:53
PCB-99	32.35	Incomplete Integration	davidsonm	09/04/19 14:53
PCB-109	32.85	Incomplete Integration	layk	09/04/19 10:45
PCB-119	32.85	Incomplete Integration	layk	09/04/19 10:45
PCB-125	32.85	Incomplete Integration	layk	09/04/19 10:45
PCB-79	32.85	Split Peak	davidsonm	09/04/19 14:52
PCB-86	32.85	Incomplete Integration	layk	09/04/19 10:45
PCB-86/87/97/109/119/125	32.85	Incomplete Integration	layk	09/04/19 10:45
PCB-87	32.85	Incomplete Integration	layk	09/04/19 10:45
PCB-97	32.85	Incomplete Integration	layk	09/04/19 10:45
PCB-116	33.58	Incomplete Integration	layk	09/04/19 10:45
PCB-117	33.58	Incomplete Integration	layk	09/04/19 10:45
PCB-85	33.58	Incomplete Integration	layk	09/04/19 10:45
PCB-85/116/117	33.58	Incomplete Integration	layk	09/04/19 10:45
PCB-82	34.05	Incomplete Integration	layk	09/04/19 10:46
PCB-77	34.39	Baseline	davidsonm	09/04/19 14:52

HI-RES PCBS MANUAL INTEGRATION SUMMARY

Lab Name: Eurofins TestAmerica, Knoxvi Job No.: 580-88125-2

SDG No.:

Instrument ID: D3D Analysis Batch Number: 33231

Lab Sample ID: 580-88125-11 Client Sample ID: G6-0to27-101818

Date Analyzed: 09/04/19 06:20 Lab File ID: 580-88125-b-11-c.d GC Column: SPB-Octyl ID: 0.25(mm)

COMPOUND NAME	RETENTION TIME	MANUAL INTEGRATION		
		REASON	ANALYST	DATE
PCB-111	34.47	Incomplete Integration	layk	09/04/19 10:46
PCB-120	34.92	Incomplete Integration	davidsonm	09/04/19 14:54
PCB-134	35.80	Split Peak	layk	09/04/19 10:49
PCB-134/143	35.80	Split Peak	layk	09/04/19 10:49
PCB-143	35.80	Split Peak	layk	09/04/19 10:49
PCB-108	36.06	Incomplete Integration	layk	09/04/19 10:46
PCB-108/124	36.06	Incomplete Integration	layk	09/04/19 10:46
PCB-124	36.06	Incomplete Integration	layk	09/04/19 10:46
PCB-107	36.31	Split Peak	layk	09/04/19 10:47
PCB-123	36.42	Split Peak	layk	09/04/19 10:47
PCB-128	41.14	Baseline	layk	09/04/19 10:51
PCB-128/166	41.14	Baseline	layk	09/04/19 10:51
PCB-166	41.14	Baseline	layk	09/04/19 10:51
PCB-159	42.09	Baseline	layk	09/04/19 10:51

HI-RES PCBS MANUAL INTEGRATION SUMMARY

Lab Name: Eurofins TestAmerica, Knoxvi Job No.: 580-88125-2

SDG No.:

Instrument ID: D3D Analysis Batch Number: 33231

Lab Sample ID: 580-88125-13 Client Sample ID: J2A3-0to18-101218

Date Analyzed: 09/04/19 07:22 Lab File ID: 580-88125-b-13-c.d GC Column: SPB-Octyl ID: 0.25(mm)

COMPOUND NAME	RETENTION TIME	MANUAL INTEGRATION		
		REASON	ANALYST	DATE
PCB-112		Invalid Compound ID	davidsonm	09/04/19 15:01
PCB-1	11.73	Baseline	davidsonm	09/04/19 14:56
PCB-5	16.81	Split Peak	layk	09/04/19 10:55
PCB-8	16.95	Split Peak	layk	09/04/19 10:54
PCB-11	19.40	Split Peak	layk	09/04/19 10:55
PCB-12	19.69	Split Peak	davidsonm	09/04/19 14:56
PCB-12/13	19.69	Split Peak	davidsonm	09/04/19 14:56
PCB-13	19.69	Split Peak	davidsonm	09/04/19 14:56
PCB-16	19.98	Split Peak	layk	09/04/19 10:56
PCB-15	20.02	Split Peak	davidsonm	09/04/19 14:57
PCB-32	20.50	Split Peak	davidsonm	09/04/19 14:57
PCB-21	23.30	Split Peak	layk	09/04/19 10:56
PCB-21/33	23.30	Split Peak	layk	09/04/19 10:56
PCB-33	23.30	Split Peak	layk	09/04/19 10:56
PCB-36	25.25	Split Peak	layk	09/04/19 10:57
PCB-59	26.27	Split Peak	layk	09/04/19 10:58
PCB-59/62/75	26.27	Split Peak	layk	09/04/19 10:58
PCB-62	26.27	Split Peak	layk	09/04/19 10:58
PCB-75	26.27	Split Peak	layk	09/04/19 10:58
PCB-40	26.92	Incomplete Integration	davidsonm	09/04/19 14:58
PCB-40/41/71	26.92	Incomplete Integration	davidsonm	09/04/19 14:58
PCB-41	26.92	Incomplete Integration	davidsonm	09/04/19 14:58
PCB-71	26.92	Incomplete Integration	davidsonm	09/04/19 14:58
PCB-37	27.07	Split Peak	layk	09/04/19 10:57
PCB-72	27.99	Split Peak	davidsonm	09/04/19 14:59
PCB-68	28.28	Split Peak	davidsonm	09/04/19 14:59
PCB-58	28.90	Split Peak	layk	09/04/19 11:00
PCB-66	30.02	Split Peak	layk	09/04/19 11:00
PCB-55	30.17	Split Peak	layk	09/04/19 11:00
PCB-89	30.40	Split Peak	layk	09/04/19 11:02

HI-RES PCBS MANUAL INTEGRATION SUMMARY

Lab Name: Eurofins TestAmerica, Knoxvi Job No.: 580-88125-2

SDG No.:

Instrument ID: D3D Analysis Batch Number: 33231

Lab Sample ID: 580-88125-13 Client Sample ID: J2A3-0to18-101218

Date Analyzed: 09/04/19 07:22 Lab File ID: 580-88125-b-13-c.d GC Column: SPB-Octyl ID: 0.25(mm)

COMPOUND NAME	RETENTION TIME	MANUAL INTEGRATION		
		REASON	ANALYST	DATE
PCB-121	30.84	Split Peak	layk	09/04/19 11:03
PCB-92	31.23	Split Peak	layk	09/04/19 11:03
PCB-83	32.38	Incomplete Integration	davidsonm	09/04/19 15:00
PCB-83/99	32.38	Incomplete Integration	davidsonm	09/04/19 15:00
PCB-99	32.38	Incomplete Integration	davidsonm	09/04/19 15:00
PCB-109	32.86	Baseline	layk	09/04/19 11:04
PCB-119	32.86	Baseline	layk	09/04/19 11:04
PCB-125	32.86	Baseline	layk	09/04/19 11:04
PCB-86	32.86	Baseline	layk	09/04/19 11:04
PCB-86/87/97/109/119/125	32.86	Baseline	layk	09/04/19 11:04
PCB-87	32.86	Baseline	layk	09/04/19 11:04
PCB-97	32.86	Baseline	layk	09/04/19 11:04
PCB-116	33.60	Incomplete Integration	layk	09/04/19 11:04
PCB-117	33.60	Incomplete Integration	layk	09/04/19 11:04
PCB-85	33.60	Incomplete Integration	layk	09/04/19 11:04
PCB-85/116/117	33.60	Incomplete Integration	layk	09/04/19 11:04
PCB-110	33.76	Invalid Compound ID	davidsonm	09/04/19 15:02
PCB-110/115	33.76	Invalid Compound ID	davidsonm	09/04/19 15:02
PCB-115	33.76	Invalid Compound ID	davidsonm	09/04/19 15:02
PCB-81	33.81	Split Peak	layk	09/04/19 11:02
PCB-82	34.07	Incomplete Integration	layk	09/04/19 11:05
PCB-111	34.49	Incomplete Integration	davidsonm	09/04/19 15:02
PCB-120	34.96	Incomplete Integration	layk	09/04/19 11:05
PCB-134	35.82	Split Peak	layk	09/04/19 11:07
PCB-134/143	35.82	Split Peak	layk	09/04/19 11:07
PCB-143	35.82	Split Peak	layk	09/04/19 11:07
PCB-108	36.10	Incomplete Integration	layk	09/04/19 11:05
PCB-108/124	36.10	Incomplete Integration	layk	09/04/19 11:05
PCB-124	36.10	Incomplete Integration	layk	09/04/19 11:05
PCB-107	36.33	Split Peak	layk	09/04/19 11:06

HI-RES PCBS MANUAL INTEGRATION SUMMARY

Lab Name: Eurofins TestAmerica, Knoxvi Job No.: 580-88125-2

SDG No.:

Instrument ID: D3D Analysis Batch Number: 33231

Lab Sample ID: 580-88125-13 Client Sample ID: J2A3-0to18-101218

Date Analyzed: 09/04/19 07:22 Lab File ID: 580-88125-b-13-c.d GC Column: SPB-Octyl ID: 0.25(mm)

COMPOUND NAME	RETENTION TIME	MANUAL INTEGRATION		
		REASON	ANALYST	DATE
PCB-131	36.42	Split Peak	layk	09/04/19 11:08
PCB-123	36.44	Split Peak	layk	09/04/19 11:06
PCB-146	38.06	Split Peak	layk	09/04/19 11:08
PCB-128	41.18	Baseline	layk	09/04/19 11:10
PCB-128/166	41.18	Baseline	layk	09/04/19 11:10
PCB-166	41.18	Baseline	layk	09/04/19 11:10
PCB-159	42.14	Baseline	layk	09/04/19 11:10
PCB-181	43.00	Baseline	layk	09/04/19 11:11
PCB-189	49.90	Split Peak	layk	09/04/19 12:21
PCB-206	54.24	Split Peak	layk	09/04/19 12:22

HI-RES PCBS MANUAL INTEGRATION SUMMARY

Lab Name: Eurofins TestAmerica, Knoxvi Job No.: 580-88125-2

SDG No.:

Instrument ID: D3D Analysis Batch Number: 33248

Lab Sample ID: WDMCCV 140-33248/1 Client Sample ID:

Date Analyzed: 09/04/19 10:04 Lab File ID: d4190904s1.d GC Column: SPB-Octyl ID: 0.25(mm)

COMPOUND NAME	RETENTION TIME	MANUAL INTEGRATION		
		REASON	ANALYST	DATE
PCB-45	23.30	Baseline	layk	09/04/19 11:14
PCB-45/51	23.30	Baseline	layk	09/04/19 11:14
PCB-51	23.30	Baseline	layk	09/04/19 11:14
PCB-43	25.10	Incomplete Integration	layk	09/04/19 11:16
PCB-43/73	25.10	Incomplete Integration	layk	09/04/19 11:16
PCB-73	25.10	Incomplete Integration	layk	09/04/19 11:16
PCB-49	25.41	Split Peak	layk	09/04/19 11:15
PCB-49/69	25.41	Split Peak	layk	09/04/19 11:15
PCB-69	25.41	Split Peak	layk	09/04/19 11:15
PCB-40	26.97	Incomplete Integration	layk	09/04/19 11:16
PCB-40/41/71	26.97	Incomplete Integration	layk	09/04/19 11:16
PCB-41	26.97	Incomplete Integration	layk	09/04/19 11:16
PCB-71	26.97	Incomplete Integration	layk	09/04/19 11:16
PCB-102	29.24	Incomplete Integration	layk	09/04/19 11:17
PCB-98	29.24	Incomplete Integration	layk	09/04/19 11:17
PCB-98/102	29.24	Incomplete Integration	layk	09/04/19 11:17
PCB-88	29.74	Invalid Compound ID	layk	09/04/19 11:25
PCB-88/91	29.74	Invalid Compound ID	layk	09/04/19 11:25
PCB-91	29.74	Invalid Compound ID	layk	09/04/19 11:25
PCB-109	32.89	Incomplete Integration	layk	09/04/19 11:18
PCB-119	32.89	Incomplete Integration	layk	09/04/19 11:18
PCB-125	32.89	Incomplete Integration	layk	09/04/19 11:18
PCB-86	32.89	Incomplete Integration	layk	09/04/19 11:18
PCB-86/87/97/109/119/125	32.89	Incomplete Integration	layk	09/04/19 11:18
PCB-87	32.89	Incomplete Integration	layk	09/04/19 11:18
PCB-97	32.89	Incomplete Integration	layk	09/04/19 11:18
PCB-110	33.86	Invalid Compound ID	layk	09/04/19 11:25
PCB-110/115	33.86	Invalid Compound ID	layk	09/04/19 11:25
PCB-115	33.86	Invalid Compound ID	layk	09/04/19 11:25
PCB-135	34.71	Incomplete Integration	layk	09/04/19 11:19

HI-RES PCBS MANUAL INTEGRATION SUMMARY

Lab Name: Eurofins TestAmerica, Knoxvi Job No.: 580-88125-2

SDG No.:

Instrument ID: D3D Analysis Batch Number: 33248

Lab Sample ID: WDMCCV 140-33248/1 Client Sample ID:

Date Analyzed: 09/04/19 10:04 Lab File ID: d4190904s1.d GC Column: SPB-Octyl ID: 0.25(mm)

COMPOUND NAME	RETENTION TIME	MANUAL INTEGRATION		
		REASON	ANALYST	DATE
PCB-135/151	34.71	Incomplete Integration	layk	09/04/19 11:19
PCB-151	34.71	Incomplete Integration	layk	09/04/19 11:19
PCB-129	39.94	Incomplete Integration	layk	09/04/19 11:20
PCB-129/138/160/163	39.94	Incomplete Integration	layk	09/04/19 11:20
PCB-138	39.94	Incomplete Integration	layk	09/04/19 11:20
PCB-160	39.94	Incomplete Integration	layk	09/04/19 11:20
PCB-163	39.94	Incomplete Integration	layk	09/04/19 11:20
PCB-183	41.90	Incomplete Integration	layk	09/04/19 11:21
PCB-183/185	41.90	Incomplete Integration	layk	09/04/19 11:21
PCB-185	41.90	Incomplete Integration	layk	09/04/19 11:21
PCB-181	42.97	Incomplete Integration	layk	09/04/19 11:21

HI-RES PCBS MANUAL INTEGRATION SUMMARY

Lab Name: Eurofins TestAmerica, Knoxvi Job No.: 580-88125-2

SDG No.:

Instrument ID: D3D Analysis Batch Number: 33248

Lab Sample ID: 580-88125-7 Client Sample ID: A7-0to26-100918

Date Analyzed: 09/04/19 14:27 Lab File ID: 580-88125-b-7-c_190904142 GC Column: SPB-Octyl ID: 0.25(mm)

COMPOUND NAME	RETENTION TIME	MANUAL INTEGRATION		
		REASON	ANALYST	DATE
PCB-1L	11.74	Split Peak	davidsonm	09/04/19 16:59
PCB-3L	13.91	Baseline	davidsonm	09/04/19 17:00
PCB-4	14.17	Split Peak	davidsonm	09/04/19 17:01
PCB-10	14.34	Split Peak	davidsonm	09/04/19 17:01
PCB-8	16.97	Split Peak	davidsonm	09/04/19 17:01
PCB-11	19.43	Split Peak	davidsonm	09/04/19 17:01
PCB-15L	20.03	Split Peak	davidsonm	09/04/19 17:00
PCB-15	20.06	Split Peak	davidsonm	09/04/19 17:01
PCB-26	22.24	Incomplete Integration	davidsonm	09/04/19 17:02
PCB-26/29	22.24	Incomplete Integration	davidsonm	09/04/19 17:02
PCB-29	22.24	Incomplete Integration	davidsonm	09/04/19 17:02
PCB-25	22.52	Incomplete Integration	davidsonm	09/04/19 17:02
PCB-109	32.88	Incomplete Integration	davidsonm	09/04/19 17:04
PCB-119	32.88	Incomplete Integration	davidsonm	09/04/19 17:04
PCB-125	32.88	Incomplete Integration	davidsonm	09/04/19 17:04
PCB-86	32.88	Incomplete Integration	davidsonm	09/04/19 17:04
PCB-86/87/97/109/119/125	32.88	Incomplete Integration	davidsonm	09/04/19 17:04
PCB-87	32.88	Incomplete Integration	davidsonm	09/04/19 17:04
PCB-97	32.88	Incomplete Integration	davidsonm	09/04/19 17:04
PCB-116	33.50	Incomplete Integration	davidsonm	09/04/19 17:04
PCB-117	33.50	Incomplete Integration	davidsonm	09/04/19 17:04
PCB-85	33.50	Incomplete Integration	davidsonm	09/04/19 17:04
PCB-85/116/117	33.50	Incomplete Integration	davidsonm	09/04/19 17:04
PCB-77	34.42	Baseline	davidsonm	09/04/19 17:03
PCB-134	35.82	Split Peak	davidsonm	09/04/19 17:06
PCB-134/143	35.82	Split Peak	davidsonm	09/04/19 17:06
PCB-143	35.82	Split Peak	davidsonm	09/04/19 17:06
PCB-107	36.33	Split Peak	davidsonm	09/04/19 17:05
PCB-123	36.45	Split Peak	davidsonm	09/04/19 17:05
PCB-118	36.78	Split Peak	davidsonm	09/04/19 17:05

HI-RES PCBS MANUAL INTEGRATION SUMMARY

Lab Name: Eurofins TestAmerica, Knoxvi Job No.: 580-88125-2

SDG No.:

Instrument ID: D3D Analysis Batch Number: 33248

Lab Sample ID: 580-88125-7 Client Sample ID: A7-0to26-100918

Date Analyzed: 09/04/19 14:27 Lab File ID: 580-88125-b-7-c_190904142 GC Column: SPB-Octyl ID: 0.25(mm)

COMPOUND NAME	RETENTION TIME	MANUAL INTEGRATION		
		REASON	ANALYST	DATE
PCB-105	37.94	Split Peak	davidsonm	09/04/19 17:05
PCB-128	41.16	Incomplete Integration	davidsonm	09/04/19 17:06
PCB-128/166	41.16	Incomplete Integration	davidsonm	09/04/19 17:06
PCB-166	41.16	Incomplete Integration	davidsonm	09/04/19 17:06

REAGENT TRACEABILITY SUMMARY

Lab Name: Eurofins TestAmerica, Knoxville Job No.: 580-88125-2

SDG No.:

Reagent ID	Exp Date	Prep Date	Dilutant Used	Reagent Final Volume	Parent Reagent		Analyte	Concentration
					Reagent ID	Volume Added		
61CS1668WRK_00016	06/22/20	01/27/19	Hexane, Lot 195843	200 mL	61XXCS11668P_00001	400 uL	PCB-111L	10 ng/mL
							PCB-178L	10 ng/mL
							PCB-28L	10 ng/mL
.61XXCS11668P_00001	07/17/27	Method 1668A/B/C Clean-Up Standard, Lot PR-29097			(Purchased Reagent)		PCB-111L	5 ug/mL
							PCB-178L	5 ug/mL
							PCB-28L	5 ug/mL
61CS1668WRK_00017	06/22/20	06/20/19	Hexane, Lot 221330	200 mL	61XXCSSTOCKP_00002	400 uL	PCB-111L	10 ng/mL
							PCB-178L	10 ng/mL
							PCB-28L	10 ng/mL
.61XXCSSTOCKP_00002	06/22/20	09/15/16	Nonane, Lot SHBD8765V	4 mL	61INPCB111LP_00002	0.5 mL	PCB-111L	5000 ng/mL
					61INPCB178LP_00002	0.5 mL	PCB-178L	5000 ng/mL
					61INPCB28LP_00002	0.5 mL	PCB-28L	5000 ng/mL
..61INPCB111LP_00002	06/22/20	Cambridge, Lot SCJF-004			(Purchased Reagent)		PCB-111L	40 ug/mL
..61INPCB178LP_00002	06/22/20	Cambridge, Lot SCHJ-007			(Purchased Reagent)		PCB-178L	40 ug/mL
..61INPCB28LP_00002	06/22/20	Cambridge, Lot SCGL-005			(Purchased Reagent)		PCB-28L	40 ug/mL
61CV1668CS3_00006	05/05/20	07/29/19	Nonane, Lot SHBK4119	3 mL	61IDSTOCKPCBP_00006	0.3 mL	PCB-170L	100 ng/mL
							PCB-104L	100 ng/mL
							PCB-105L	100 ng/mL
							PCB-114L	100 ng/mL
							PCB-118L	100 ng/mL
							PCB-123L	100 ng/mL
							PCB-126L	100 ng/mL
							PCB-155L	100 ng/mL
							PCB-156L	200 ng/mL
							PCB-156L/157L	200 ng/mL
							PCB-157L	200 ng/mL
							PCB-15L	100 ng/mL
							PCB-167L	100 ng/mL
							PCB-169L	100 ng/mL
							PCB-188L	100 ng/mL
							PCB-189L	100 ng/mL
							PCB-19L	100 ng/mL
							PCB-1L	100 ng/mL
							PCB-202L	100 ng/mL
							PCB-205L	100 ng/mL
							PCB-206L	100 ng/mL
							PCB-208L	100 ng/mL
							PCB-209L	100 ng/mL
							PCB-37L	100 ng/mL
							PCB-3L	100 ng/mL
							PCB-4L	100 ng/mL
							PCB-54L	100 ng/mL
							PCB-77L	100 ng/mL
							PCB-81L	100 ng/mL
					61MXALL209P_00004	0.0375 mL	PCB-1	50 ng/mL

REAGENT TRACEABILITY SUMMARY

Lab Name: Eurofins TestAmerica, Knoxville Job No.: 580-88125-2

SDG No.:

Reagent ID	Exp Date	Prep Date	Dilutant Used	Reagent Final Volume	Parent Reagent		Analyte	Concentration
					Reagent ID	Volume Added		
							PCB-10	50 ng/mL
							PCB-100	100 ng/mL
							PCB-101	150 ng/mL
							PCB-102	100 ng/mL
							PCB-103	50 ng/mL
							PCB-104	50 ng/mL
							PCB-105	50 ng/mL
							PCB-106	50 ng/mL
							PCB-107	50 ng/mL
							PCB-108	100 ng/mL
							PCB-108/124	100 ng/mL
							PCB-109	300 ng/mL
							PCB-11	50 ng/mL
							PCB-110	100 ng/mL
							PCB-110/115	100 ng/mL
							PCB-111	50 ng/mL
							PCB-112	50 ng/mL
							PCB-113	150 ng/mL
							PCB-114	50 ng/mL
							PCB-115	100 ng/mL
							PCB-116	150 ng/mL
							PCB-117	150 ng/mL
							PCB-118	50 ng/mL
							PCB-119	300 ng/mL
							PCB-12	100 ng/mL
							PCB-12/13	100 ng/mL
							PCB-120	50 ng/mL
							PCB-121	50 ng/mL
							PCB-122	50 ng/mL
							PCB-123	50 ng/mL
							PCB-124	100 ng/mL
							PCB-125	300 ng/mL
							PCB-126	50 ng/mL
							PCB-127	50 ng/mL
							PCB-128	100 ng/mL
							PCB-128/166	100 ng/mL
							PCB-129	200 ng/mL
							PCB-129/138/160/163	200 ng/mL
							PCB-13	100 ng/mL
							PCB-130	50 ng/mL
							PCB-131	50 ng/mL
							PCB-132	50 ng/mL
							PCB-133	50 ng/mL
							PCB-134	100 ng/mL
							PCB-134/143	100 ng/mL
							PCB-135	100 ng/mL
							PCB-135/151	100 ng/mL
							PCB-136	50 ng/mL

REAGENT TRACEABILITY SUMMARY

Lab Name: Eurofins TestAmerica, Knoxville Job No.: 580-88125-2

SDG No.:

Reagent ID	Exp Date	Prep Date	Dilutant Used	Reagent Final Volume	Parent Reagent		Analyte	Concentration
					Reagent ID	Volume Added		
							PCB-137	50 ng/mL
							PCB-138	200 ng/mL
							PCB-139	100 ng/mL
							PCB-139/140	100 ng/mL
							PCB-14	50 ng/mL
							PCB-140	100 ng/mL
							PCB-141	50 ng/mL
							PCB-142	50 ng/mL
							PCB-143	100 ng/mL
							PCB-144	50 ng/mL
							PCB-145	50 ng/mL
							PCB-146	50 ng/mL
							PCB-147	100 ng/mL
							PCB-147/149	100 ng/mL
							PCB-148	50 ng/mL
							PCB-149	100 ng/mL
							PCB-15	50 ng/mL
							PCB-150	50 ng/mL
							PCB-151	100 ng/mL
							PCB-152	50 ng/mL
							PCB-153	100 ng/mL
							PCB-153/168	100 ng/mL
							PCB-154	50 ng/mL
							PCB-155	50 ng/mL
							PCB-156	100 ng/mL
							PCB-156/157	100 ng/mL
							PCB-157	100 ng/mL
							PCB-158	50 ng/mL
							PCB-159	50 ng/mL
							PCB-16	50 ng/mL
							PCB-160	200 ng/mL
							PCB-161	50 ng/mL
							PCB-162	50 ng/mL
							PCB-163	200 ng/mL
							PCB-164	50 ng/mL
							PCB-165	50 ng/mL
							PCB-166	100 ng/mL
							PCB-167	50 ng/mL
							PCB-168	100 ng/mL
							PCB-169	50 ng/mL
							PCB-17	50 ng/mL
							PCB-170	50 ng/mL
							PCB-171	100 ng/mL
							PCB-171/173	100 ng/mL
							PCB-172	50 ng/mL
							PCB-173	100 ng/mL
							PCB-174	50 ng/mL
							PCB-175	50 ng/mL

Lab Name: Eurofins TestAmerica, Knoxville Job No.: 580-88125-2

SDG No.:

Reagent ID	Exp Date	Prep Date	Dilutant Used	Reagent Final Volume	Parent Reagent		Analyte	Concentration
					Reagent ID	Volume Added		
							PCB-176	50 ng/mL
							PCB-177	50 ng/mL
							PCB-178	50 ng/mL
							PCB-179	50 ng/mL
							PCB-18	100 ng/mL
							PCB-18/30	100 ng/mL
							PCB-180	100 ng/mL
							PCB-180/193	100 ng/mL
							PCB-181	50 ng/mL
							PCB-182	50 ng/mL
							PCB-183	100 ng/mL
							PCB-183/185	100 ng/mL
							PCB-184	50 ng/mL
							PCB-185	100 ng/mL
							PCB-186	50 ng/mL
							PCB-187	50 ng/mL
							PCB-188	50 ng/mL
							PCB-189	50 ng/mL
							PCB-19	50 ng/mL
							PCB-190	50 ng/mL
							PCB-191	50 ng/mL
							PCB-192	50 ng/mL
							PCB-193	100 ng/mL
							PCB-194	50 ng/mL
							PCB-195	50 ng/mL
							PCB-196	50 ng/mL
							PCB-197	50 ng/mL
							PCB-198	100 ng/mL
							PCB-198/199	100 ng/mL
							PCB-199	100 ng/mL
							PCB-2	50 ng/mL
							PCB-20	100 ng/mL
							PCB-20/28	100 ng/mL
							PCB-200	50 ng/mL
							PCB-201	50 ng/mL
							PCB-202	50 ng/mL
							PCB-203	50 ng/mL
							PCB-204	50 ng/mL
							PCB-205	50 ng/mL
							PCB-206	50 ng/mL
							PCB-207	50 ng/mL
							PCB-208	50 ng/mL
							PCB-209	50 ng/mL
							PCB-21	100 ng/mL
							PCB-21/33	100 ng/mL
							PCB-22	50 ng/mL
							PCB-23	50 ng/mL
							PCB-24	50 ng/mL

REAGENT TRACEABILITY SUMMARY

Lab Name: Eurofins TestAmerica, Knoxville Job No.: 580-88125-2

SDG No.:

Reagent ID	Exp Date	Prep Date	Dilutant Used	Reagent Final Volume	Parent Reagent		Analyte	Concentration
					Reagent ID	Volume Added		
							PCB-25	50 ng/mL
							PCB-26	100 ng/mL
							PCB-26/29	100 ng/mL
							PCB-27	50 ng/mL
							PCB-28	100 ng/mL
							PCB-29	100 ng/mL
							PCB-3	50 ng/mL
							PCB-30	100 ng/mL
							PCB-31	50 ng/mL
							PCB-32	50 ng/mL
							PCB-33	100 ng/mL
							PCB-34	50 ng/mL
							PCB-35	50 ng/mL
							PCB-36	50 ng/mL
							PCB-37	50 ng/mL
							PCB-38	50 ng/mL
							PCB-39	50 ng/mL
							PCB-4	50 ng/mL
							PCB-40	150 ng/mL
							PCB-40/41/71	150 ng/mL
							PCB-41	150 ng/mL
							PCB-42	50 ng/mL
							PCB-43	100 ng/mL
							PCB-43/73	100 ng/mL
							PCB-44	150 ng/mL
							PCB-44/47/65	150 ng/mL
							PCB-45	100 ng/mL
							PCB-45/51	100 ng/mL
							PCB-46	50 ng/mL
							PCB-47	150 ng/mL
							PCB-48	50 ng/mL
							PCB-49	100 ng/mL
							PCB-49/69	100 ng/mL
							PCB-5	50 ng/mL
							PCB-50	100 ng/mL
							PCB-50/53	100 ng/mL
							PCB-51	100 ng/mL
							PCB-52	50 ng/mL
							PCB-53	100 ng/mL
							PCB-54	50 ng/mL
							PCB-55	50 ng/mL
							PCB-56	50 ng/mL
							PCB-57	50 ng/mL
							PCB-58	50 ng/mL
							PCB-59	150 ng/mL
							PCB-59/62/75	150 ng/mL
							PCB-6	50 ng/mL
							PCB-60	50 ng/mL

REAGENT TRACEABILITY SUMMARY

Lab Name: Eurofins TestAmerica, Knoxville Job No.: 580-88125-2

SDG No.:

Reagent ID	Exp Date	Prep Date	Dilutant Used	Reagent Final Volume	Parent Reagent		Analyte	Concentration
					Reagent ID	Volume Added		
							PCB-61	200 ng/mL
							PCB-61/70/74/76	200 ng/mL
							PCB-62	150 ng/mL
							PCB-63	50 ng/mL
							PCB-64	50 ng/mL
							PCB-65	150 ng/mL
							PCB-66	50 ng/mL
							PCB-67	50 ng/mL
							PCB-68	50 ng/mL
							PCB-69	100 ng/mL
							PCB-7	50 ng/mL
							PCB-70	200 ng/mL
							PCB-71	150 ng/mL
							PCB-72	50 ng/mL
							PCB-73	100 ng/mL
							PCB-74	200 ng/mL
							PCB-75	150 ng/mL
							PCB-76	200 ng/mL
							PCB-77	50 ng/mL
							PCB-78	50 ng/mL
							PCB-79	50 ng/mL
							PCB-8	50 ng/mL
							PCB-80	50 ng/mL
							PCB-81	50 ng/mL
							PCB-82	50 ng/mL
							PCB-83	100 ng/mL
							PCB-83/99	100 ng/mL
							PCB-84	50 ng/mL
							PCB-85	150 ng/mL
							PCB-85/116/117	150 ng/mL
							PCB-86	300 ng/mL
							PCB-86/87/97/109/119/125	300 ng/mL
							PCB-87	300 ng/mL
							PCB-88	100 ng/mL
							PCB-88/91	100 ng/mL
							PCB-89	50 ng/mL
							PCB-9	50 ng/mL
							PCB-90	150 ng/mL
							PCB-90/101/113	150 ng/mL
							PCB-91	100 ng/mL
							PCB-92	50 ng/mL
							PCB-93	100 ng/mL
							PCB-93/100	100 ng/mL
							PCB-94	50 ng/mL
							PCB-95	50 ng/mL
							PCB-96	50 ng/mL
							PCB-97	300 ng/mL
							PCB-98	100 ng/mL

REAGENT TRACEABILITY SUMMARY

Lab Name: Eurofins TestAmerica, Knoxville Job No.: 580-88125-2

SDG No.:

Reagent ID	Exp Date	Prep Date	Dilutant Used	Reagent Final Volume	Parent Reagent		Analyte	Concentration
					Reagent ID	Volume Added		
							PCB-98/102	100 ng/mL
							PCB-99	100 ng/mL
					61XXCS11668P_00002	0.03 mL	PCB-111L	50 ng/mL
							PCB-178L	50 ng/mL
							PCB-28L	50 ng/mL
					61XXFS1668P_00003	0.03 mL	PCB-95L	50 ng/mL
							PCB-153L	50 ng/mL
							PCB-79L	50 ng/mL
							PCB-8L	50 ng/mL
					61XXRECSTOCK_00006	0.3 mL	PCB-101L	100 ng/mL
							PCB-127L	100 ng/mL
							PCB-138L	100 ng/mL
							PCB-180L	100 ng/mL
							PCB-194L	100 ng/mL
							PCB-31L	100 ng/mL
							PCB-32L	100 ng/mL
							PCB-52L	100 ng/mL
							PCB-9L	100 ng/mL
.61IDSTOCKPCBP_00006	10/08/24	11/08/18	Nonane, Lot SHBK4119	25 mL	61INISPCB170P_00002	0.625 mL	PCB-170L	1000 ng/mL
					61MX1668ISP_00002	25 mL	PCB-104L	1000 ng/mL
							PCB-105L	1000 ng/mL
							PCB-114L	1000 ng/mL
							PCB-118L	1000 ng/mL
							PCB-123L	1000 ng/mL
							PCB-126L	1000 ng/mL
							PCB-155L	1000 ng/mL
							PCB-156L	2000 ng/mL
							PCB-156L/157L	2000 ng/mL
							PCB-157L	2000 ng/mL
							PCB-15L	1000 ng/mL
							PCB-167L	1000 ng/mL
							PCB-169L	1000 ng/mL
							PCB-188L	1000 ng/mL
							PCB-189L	1000 ng/mL
							PCB-19L	1000 ng/mL
							PCB-1L	1000 ng/mL
							PCB-202L	1000 ng/mL
							PCB-205L	1000 ng/mL
							PCB-206L	1000 ng/mL
							PCB-208L	1000 ng/mL
							PCB-209L	1000 ng/mL
							PCB-37L	1000 ng/mL
							PCB-3L	1000 ng/mL
							PCB-4L	1000 ng/mL
							PCB-54L	1000 ng/mL
							PCB-77L	1000 ng/mL
							PCB-81L	1000 ng/mL
..61INISPCB170P_00002	10/28/28		Cambridge, Lot SDCL-004		(Purchased Reagent)		PCB-170L	40 ug/mL

Lab Name: Eurofins TestAmerica, Knoxville Job No.: 580-88125-2

SDG No.:

Reagent ID	Exp Date	Prep Date	Dilutant Used	Reagent Final Volume	Parent Reagent		Analyte	Concentration
					Reagent ID	Volume Added		
..61MX1668ISP_00002	04/02/28		Cambridge, Lot PR-23564		(Purchased Reagent)		PCB-104L	1 ug/mL
							PCB-105L	1 ug/mL
							PCB-114L	1 ug/mL
							PCB-118L	1 ug/mL
							PCB-123L	1 ug/mL
							PCB-126L	1 ug/mL
							PCB-155L	1 ug/mL
							PCB-156L	2 ug/mL
							PCB-156L/157L	2 ug/mL
							PCB-157L	2 ug/mL
							PCB-15L	1 ug/mL
							PCB-167L	1 ug/mL
							PCB-169L	1 ug/mL
							PCB-188L	1 ug/mL
							PCB-189L	1 ug/mL
							PCB-19L	1 ug/mL
							PCB-1L	1 ug/mL
							PCB-202L	1 ug/mL
							PCB-205L	1 ug/mL
							PCB-206L	1 ug/mL
							PCB-208L	1 ug/mL
							PCB-209L	1 ug/mL
							PCB-37L	1 ug/mL
							PCB-3L	1 ug/mL
							PCB-4L	1 ug/mL
							PCB-54L	1 ug/mL
							PCB-77L	1 ug/mL
							PCB-81L	1 ug/mL
.61MXALL209P_00004	09/17/19		AccuStandard, Lot 209091190		(Purchased Reagent)		PCB-1	4 ug/mL
							PCB-10	4 ug/mL
							PCB-100	8 ug/mL
							PCB-101	12 ug/mL
							PCB-102	8 ug/mL
							PCB-103	4 ug/mL
							PCB-104	4 ug/mL
							PCB-105	4 ug/mL
							PCB-106	4 ug/mL
							PCB-107	4 ug/mL
							PCB-108	8 ug/mL
							PCB-108/124	8 ug/mL
							PCB-109	24 ug/mL
							PCB-11	4 ug/mL
							PCB-110	8 ug/mL
							PCB-110/115	8 ug/mL
							PCB-111	4 ug/mL
							PCB-112	4 ug/mL
							PCB-113	12 ug/mL
							PCB-114	4 ug/mL

REAGENT TRACEABILITY SUMMARY

Lab Name: Eurofins TestAmerica, Knoxville Job No.: 580-88125-2

SDG No.:

Reagent ID	Exp Date	Prep Date	Dilutant Used	Reagent Final Volume	Parent Reagent		Analyte	Concentration
					Reagent ID	Volume Added		
							PCB-115	8 ug/mL
							PCB-116	12 ug/mL
							PCB-117	12 ug/mL
							PCB-118	4 ug/mL
							PCB-119	24 ug/mL
							PCB-12	8 ug/mL
							PCB-12/13	8 ug/mL
							PCB-120	4 ug/mL
							PCB-121	4 ug/mL
							PCB-122	4 ug/mL
							PCB-123	4 ug/mL
							PCB-124	8 ug/mL
							PCB-125	24 ug/mL
							PCB-126	4 ug/mL
							PCB-127	4 ug/mL
							PCB-128	8 ug/mL
							PCB-128/166	8 ug/mL
							PCB-129	16 ug/mL
							PCB-129/138/160/163	16 ug/mL
							PCB-13	8 ug/mL
							PCB-130	4 ug/mL
							PCB-131	4 ug/mL
							PCB-132	4 ug/mL
							PCB-133	4 ug/mL
							PCB-134	8 ug/mL
							PCB-134/143	8 ug/mL
							PCB-135	8 ug/mL
							PCB-135/151	8 ug/mL
							PCB-136	4 ug/mL
							PCB-137	4 ug/mL
							PCB-138	16 ug/mL
							PCB-139	8 ug/mL
							PCB-139/140	8 ug/mL
							PCB-14	4 ug/mL
							PCB-140	8 ug/mL
							PCB-141	4 ug/mL
							PCB-142	4 ug/mL
							PCB-143	8 ug/mL
							PCB-144	4 ug/mL
							PCB-145	4 ug/mL
							PCB-146	4 ug/mL
							PCB-147	8 ug/mL
							PCB-147/149	8 ug/mL
							PCB-148	4 ug/mL
							PCB-149	8 ug/mL
							PCB-15	4 ug/mL
							PCB-150	4 ug/mL
							PCB-151	8 ug/mL

REAGENT TRACEABILITY SUMMARY

Lab Name: Eurofins TestAmerica, Knoxville Job No.: 580-88125-2

SDG No.:

Reagent ID	Exp Date	Prep Date	Dilutant Used	Reagent Final Volume	Parent Reagent		Analyte	Concentration
					Reagent ID	Volume Added		
							PCB-152	4 ug/mL
							PCB-153	8 ug/mL
							PCB-153/168	8 ug/mL
							PCB-154	4 ug/mL
							PCB-155	4 ug/mL
							PCB-156	8 ug/mL
							PCB-156/157	8 ug/mL
							PCB-157	8 ug/mL
							PCB-158	4 ug/mL
							PCB-159	4 ug/mL
							PCB-16	4 ug/mL
							PCB-160	16 ug/mL
							PCB-161	4 ug/mL
							PCB-162	4 ug/mL
							PCB-163	16 ug/mL
							PCB-164	4 ug/mL
							PCB-165	4 ug/mL
							PCB-166	8 ug/mL
							PCB-167	4 ug/mL
							PCB-168	8 ug/mL
							PCB-169	4 ug/mL
							PCB-17	4 ug/mL
							PCB-170	4 ug/mL
							PCB-171	8 ug/mL
							PCB-171/173	8 ug/mL
							PCB-172	4 ug/mL
							PCB-173	8 ug/mL
							PCB-174	4 ug/mL
							PCB-175	4 ug/mL
							PCB-176	4 ug/mL
							PCB-177	4 ug/mL
							PCB-178	4 ug/mL
							PCB-179	4 ug/mL
							PCB-18	8 ug/mL
							PCB-18/30	8 ug/mL
							PCB-180	8 ug/mL
							PCB-180/193	8 ug/mL
							PCB-181	4 ug/mL
							PCB-182	4 ug/mL
							PCB-183	8 ug/mL
							PCB-183/185	8 ug/mL
							PCB-184	4 ug/mL
							PCB-185	8 ug/mL
							PCB-186	4 ug/mL
							PCB-187	4 ug/mL
							PCB-188	4 ug/mL
							PCB-189	4 ug/mL
							PCB-19	4 ug/mL

Lab Name: Eurofins TestAmerica, Knoxville Job No.: 580-88125-2

SDG No.:

Reagent ID	Exp Date	Prep Date	Dilutant Used	Reagent Final Volume	Parent Reagent		Analyte	Concentration
					Reagent ID	Volume Added		
							PCB-190	4 ug/mL
							PCB-191	4 ug/mL
							PCB-192	4 ug/mL
							PCB-193	8 ug/mL
							PCB-194	4 ug/mL
							PCB-195	4 ug/mL
							PCB-196	4 ug/mL
							PCB-197	4 ug/mL
							PCB-198	8 ug/mL
							PCB-198/199	8 ug/mL
							PCB-199	8 ug/mL
							PCB-2	4 ug/mL
							PCB-20	8 ug/mL
							PCB-20/28	8 ug/mL
							PCB-200	4 ug/mL
							PCB-201	4 ug/mL
							PCB-202	4 ug/mL
							PCB-203	4 ug/mL
							PCB-204	4 ug/mL
							PCB-205	4 ug/mL
							PCB-206	4 ug/mL
							PCB-207	4 ug/mL
							PCB-208	4 ug/mL
							PCB-209	4 ug/mL
							PCB-21	8 ug/mL
							PCB-21/33	8 ug/mL
							PCB-22	4 ug/mL
							PCB-23	4 ug/mL
							PCB-24	4 ug/mL
							PCB-25	4 ug/mL
							PCB-26	8 ug/mL
							PCB-26/29	8 ug/mL
							PCB-27	4 ug/mL
							PCB-28	8 ug/mL
							PCB-29	8 ug/mL
							PCB-3	4 ug/mL
							PCB-30	8 ug/mL
							PCB-31	4 ug/mL
							PCB-32	4 ug/mL
							PCB-33	8 ug/mL
							PCB-34	4 ug/mL
							PCB-35	4 ug/mL
							PCB-36	4 ug/mL
							PCB-37	4 ug/mL
							PCB-38	4 ug/mL
							PCB-39	4 ug/mL
							PCB-4	4 ug/mL
							PCB-40	12 ug/mL

Lab Name: Eurofins TestAmerica, Knoxville Job No.: 580-88125-2

SDG No.:

Reagent ID	Exp Date	Prep Date	Dilutant Used	Reagent Final Volume	Parent Reagent		Analyte	Concentration
					Reagent ID	Volume Added		
							PCB-40/41/71	12 ug/mL
							PCB-41	12 ug/mL
							PCB-42	4 ug/mL
							PCB-43	8 ug/mL
							PCB-43/73	8 ug/mL
							PCB-44	12 ug/mL
							PCB-44/47/65	12 ug/mL
							PCB-45	8 ug/mL
							PCB-45/51	8 ug/mL
							PCB-46	4 ug/mL
							PCB-47	12 ug/mL
							PCB-48	4 ug/mL
							PCB-49	8 ug/mL
							PCB-49/69	8 ug/mL
							PCB-5	4 ug/mL
							PCB-50	8 ug/mL
							PCB-50/53	8 ug/mL
							PCB-51	8 ug/mL
							PCB-52	4 ug/mL
							PCB-53	8 ug/mL
							PCB-54	4 ug/mL
							PCB-55	4 ug/mL
							PCB-56	4 ug/mL
							PCB-57	4 ug/mL
							PCB-58	4 ug/mL
							PCB-59	12 ug/mL
							PCB-59/62/75	12 ug/mL
							PCB-6	4 ug/mL
							PCB-60	4 ug/mL
							PCB-61	16 ug/mL
							PCB-61/70/74/76	16 ug/mL
							PCB-62	12 ug/mL
							PCB-63	4 ug/mL
							PCB-64	4 ug/mL
							PCB-65	12 ug/mL
							PCB-66	4 ug/mL
							PCB-67	4 ug/mL
							PCB-68	4 ug/mL
							PCB-69	8 ug/mL
							PCB-7	4 ug/mL
							PCB-70	16 ug/mL
							PCB-71	12 ug/mL
							PCB-72	4 ug/mL
							PCB-73	8 ug/mL
							PCB-74	16 ug/mL
							PCB-75	12 ug/mL
							PCB-76	16 ug/mL
							PCB-77	4 ug/mL

REAGENT TRACEABILITY SUMMARY

Lab Name: Eurofins TestAmerica, Knoxville Job No.: 580-88125-2

SDG No.:

Reagent ID	Exp Date	Prep Date	Dilutant Used	Reagent Final Volume	Parent Reagent		Analyte	Concentration
					Reagent ID	Volume Added		
							PCB-78	4 ug/mL
							PCB-79	4 ug/mL
							PCB-8	4 ug/mL
							PCB-80	4 ug/mL
							PCB-81	4 ug/mL
							PCB-82	4 ug/mL
							PCB-83	8 ug/mL
							PCB-83/99	8 ug/mL
							PCB-84	4 ug/mL
							PCB-85	12 ug/mL
							PCB-85/116/117	12 ug/mL
							PCB-86	24 ug/mL
							PCB-86/87/97/109/119/125	24 ug/mL
							PCB-87	24 ug/mL
							PCB-88	8 ug/mL
							PCB-88/91	8 ug/mL
							PCB-89	4 ug/mL
							PCB-9	4 ug/mL
							PCB-90	12 ug/mL
							PCB-90/101/113	12 ug/mL
							PCB-91	8 ug/mL
							PCB-92	4 ug/mL
							PCB-93	8 ug/mL
							PCB-93/100	8 ug/mL
							PCB-94	4 ug/mL
							PCB-95	4 ug/mL
							PCB-96	4 ug/mL
							PCB-97	24 ug/mL
							PCB-98	8 ug/mL
							PCB-98/102	8 ug/mL
							PCB-99	8 ug/mL
.61XXCS11668P_00002	07/17/27	Method 1668A/B/C Clean-Up Standard, Lot PR-29097			(Purchased Reagent)		PCB-111L	5 ug/mL
							PCB-178L	5 ug/mL
							PCB-28L	5 ug/mL
.61XXFS1668P_00003	05/05/20	11/14/18	Nonane, Lot SHBK4119	3 mL	61INPCB95LP_00003	0.3 mL	PCB-95L	5000 ng/mL
					61MX1668FS_00002	3 mL	PCB-153L	5000 ng/mL
							PCB-79L	5000 ng/mL
							PCB-8L	5000 ng/mL
..61INPCB95LP_00003	01/01/25	Wellington, Lot MB0950814			(Purchased Reagent)		PCB-95L	50 ug/mL
..61MX1668FS_00002	07/17/27	Cambridge, Lot PR-29096			(Purchased Reagent)		PCB-153L	5000 ng/mL
							PCB-79L	5000 ng/mL
							PCB-8L	5000 ng/mL
.61XXRECSTOCK_00006	09/21/26	10/30/18	Nonane, Lot SHBK4119	10 mL	61INPCB101LP_00003	250 uL	PCB-101L	1000 ng/mL
					61INPCB127LP_00003	250 uL	PCB-127L	1000 ng/mL
					61INPCB138LP_00003	250 uL	PCB-138L	1000 ng/mL
					61INPCB180LP_00003	250 uL	PCB-180L	1000 ng/mL
					61INPCB194LP_00003	250 uL	PCB-194L	1000 ng/mL

Lab Name: Eurofins TestAmerica, Knoxville Job No.: 580-88125-2

SDG No.:

Reagent ID	Exp Date	Prep Date	Dilutant Used	Reagent Final Volume	Parent Reagent		Analyte	Concentration
					Reagent ID	Volume Added		
					61INPCB31LP_00003	200 uL	PCB-31L	1000 ng/mL
					61INPCB32LP_00003	250 uL	PCB-32L	1000 ng/mL
					61INPCB52LP_00003	250 uL	PCB-52L	1000 ng/mL
					61INPCB9LP_00003	250 uL	PCB-9L	1000 ng/mL
..61INPCB101LP_00003	09/21/26		Cambridge, Lot SDEL-009		(Purchased Reagent)		PCB-101L	40 ug/mL
..61INPCB127LP_00003	09/21/26		Cambridge, Lot SDAC-008		(Purchased Reagent)		PCB-127L	40 ug/mL
..61INPCB138LP_00003	09/21/26		Cambridge, Lot SDFC-020		(Purchased Reagent)		PCB-138L	40 ug/mL
..61INPCB180LP_00003	09/21/26		Canbridge, Lot SDEL-010		(Purchased Reagent)		PCB-180L	40 ug/mL
..61INPCB194LP_00003	09/21/26		Cambridge, Lot SDFJ-013		(Purchased Reagent)		PCB-194L	40 ug/mL
..61INPCB31LP_00003	09/21/26		Wellington, Lot MB0310413		(Purchased Reagent)		PCB-31L	50 ug/mL
..61INPCB32LP_00003	09/21/26		Cambridge, Lot SDBD-003		(Purchased Reagent)		PCB-32L	40 ug/mL
..61INPCB52LP_00003	09/21/26		Cambridge, Lot SDGA-008		(Purchased Reagent)		PCB-52L	40 ug/mL
..61INPCB9LP_00003	09/21/26		Cambridge, Lot SDAE-021		(Purchased Reagent)		PCB-9L	40 ug/mL
61ID1668WRK_00022	10/08/24	03/04/19	ACETONE, Lot 132056	200 mL	61IDSTOCKPCBP_00006	2 mL	PCB-170L	10 ng/mL
							PCB-104L	10 ng/mL
							PCB-105L	10 ng/mL
							PCB-114L	10 ng/mL
							PCB-118L	10 ng/mL
							PCB-123L	10 ng/mL
							PCB-126L	10 ng/mL
							PCB-155L	10 ng/mL
							PCB-156L	20 ng/mL
							PCB-156L/157L	20 ng/mL
							PCB-157L	20 ng/mL
							PCB-15L	10 ng/mL
							PCB-167L	10 ng/mL
							PCB-169L	10 ng/mL
							PCB-188L	10 ng/mL
							PCB-189L	10 ng/mL
							PCB-19L	10 ng/mL
							PCB-1L	10 ng/mL
							PCB-202L	10 ng/mL
							PCB-205L	10 ng/mL
							PCB-206L	10 ng/mL
							PCB-208L	10 ng/mL
							PCB-209L	10 ng/mL
							PCB-37L	10 ng/mL
							PCB-3L	10 ng/mL
							PCB-4L	10 ng/mL
							PCB-54L	10 ng/mL
							PCB-77L	10 ng/mL
							PCB-81L	10 ng/mL
.61IDSTOCKPCBP_00006	10/08/24	11/08/18	Nonane, Lot SHBK4119	25 mL	61INISPCB170P_00002	0.625 mL	PCB-170L	1000 ng/mL
					61MX1668ISP_00002	25 mL	PCB-104L	1000 ng/mL
							PCB-105L	1000 ng/mL
							PCB-114L	1000 ng/mL
							PCB-118L	1000 ng/mL

REAGENT TRACEABILITY SUMMARY

Lab Name: Eurofins TestAmerica, Knoxville Job No.: 580-88125-2

SDG No.:

Reagent ID	Exp Date	Prep Date	Dilutant Used	Reagent Final Volume	Parent Reagent		Analyte	Concentration
					Reagent ID	Volume Added		
							PCB-123L	1000 ng/mL
							PCB-126L	1000 ng/mL
							PCB-155L	1000 ng/mL
							PCB-156L	2000 ng/mL
							PCB-156L/157L	2000 ng/mL
							PCB-157L	2000 ng/mL
							PCB-15L	1000 ng/mL
							PCB-167L	1000 ng/mL
							PCB-169L	1000 ng/mL
							PCB-188L	1000 ng/mL
							PCB-189L	1000 ng/mL
							PCB-19L	1000 ng/mL
							PCB-1L	1000 ng/mL
							PCB-202L	1000 ng/mL
							PCB-205L	1000 ng/mL
							PCB-206L	1000 ng/mL
							PCB-208L	1000 ng/mL
							PCB-209L	1000 ng/mL
							PCB-37L	1000 ng/mL
							PCB-3L	1000 ng/mL
							PCB-4L	1000 ng/mL
							PCB-54L	1000 ng/mL
							PCB-77L	1000 ng/mL
							PCB-81L	1000 ng/mL
..61INISPCB170P_00002	10/28/28		Cambridge, Lot SDCL-004		(Purchased Reagent)		PCB-170L	40 ug/mL
..61MX1668ISP_00002	04/02/28		Cambridge, Lot PR-23564		(Purchased Reagent)		PCB-104L	1 ug/mL
							PCB-105L	1 ug/mL
							PCB-114L	1 ug/mL
							PCB-118L	1 ug/mL
							PCB-123L	1 ug/mL
							PCB-126L	1 ug/mL
							PCB-155L	1 ug/mL
							PCB-156L	2 ug/mL
							PCB-156L/157L	2 ug/mL
							PCB-157L	2 ug/mL
							PCB-15L	1 ug/mL
							PCB-167L	1 ug/mL
							PCB-169L	1 ug/mL
							PCB-188L	1 ug/mL
							PCB-189L	1 ug/mL
							PCB-19L	1 ug/mL
							PCB-1L	1 ug/mL
							PCB-202L	1 ug/mL
							PCB-205L	1 ug/mL
							PCB-206L	1 ug/mL
							PCB-208L	1 ug/mL
							PCB-209L	1 ug/mL
							PCB-37L	1 ug/mL

Lab Name: Eurofins TestAmerica, Knoxville Job No.: 580-88125-2

SDG No.:

Reagent ID	Exp Date	Prep Date	Dilutant Used	Reagent Final Volume	Parent Reagent		Analyte	Concentration
					Reagent ID	Volume Added		
							PCB-3L	1 ug/mL
							PCB-4L	1 ug/mL
							PCB-54L	1 ug/mL
							PCB-77L	1 ug/mL
							PCB-81L	1 ug/mL
61L0.51668P_00004	09/17/19	01/23/17	Nonane, Lot SHBH0333V	1 mL	61IDSTOCKPCBP_00004	100 uL	PCB-170L	100 ng/mL
							PCB-104L	100 ng/mL
							PCB-105L	100 ng/mL
							PCB-114L	100 ng/mL
							PCB-118L	100 ng/mL
							PCB-123L	100 ng/mL
							PCB-126L	100 ng/mL
							PCB-155L	100 ng/mL
							PCB-156L	200 ng/mL
							PCB-156L/157L	200 ng/mL
							PCB-157L	200 ng/mL
							PCB-15L	100 ng/mL
							PCB-167L	100 ng/mL
							PCB-169L	100 ng/mL
							PCB-188L	100 ng/mL
							PCB-189L	100 ng/mL
							PCB-19L	100 ng/mL
							PCB-1L	100 ng/mL
							PCB-202L	100 ng/mL
							PCB-205L	100 ng/mL
							PCB-206L	100 ng/mL
							PCB-208L	100 ng/mL
							PCB-209L	100 ng/mL
							PCB-37L	100 ng/mL
							PCB-3L	100 ng/mL
							PCB-4L	100 ng/mL
							PCB-54L	100 ng/mL
							PCB-77L	100 ng/mL
							PCB-81L	100 ng/mL
					61SP1668NAT_00002	12.5 uL	PCB-1	0.5 ng/mL
							PCB-10	0.5 ng/mL
							PCB-100	1 ng/mL
							PCB-101	1.5 ng/mL
							PCB-102	1 ng/mL
							PCB-103	0.5 ng/mL
							PCB-104	0.5 ng/mL
							PCB-105	0.5 ng/mL
							PCB-106	0.5 ng/mL
							PCB-107	0.5 ng/mL
							PCB-108	1 ng/mL
							PCB-108/124	1 ng/mL
							PCB-109	3 ng/mL

REAGENT TRACEABILITY SUMMARY

Lab Name: Eurofins TestAmerica, Knoxville Job No.: 580-88125-2

SDG No.:

Reagent ID	Exp Date	Prep Date	Dilutant Used	Reagent Final Volume	Parent Reagent		Analyte	Concentration
					Reagent ID	Volume Added		
							PCB-11	0.5 ng/mL
							PCB-110	1 ng/mL
							PCB-110/115	1 ng/mL
							PCB-111	0.5 ng/mL
							PCB-112	0.5 ng/mL
							PCB-113	1.5 ng/mL
							PCB-114	0.5 ng/mL
							PCB-115	1 ng/mL
							PCB-116	1.5 ng/mL
							PCB-117	1.5 ng/mL
							PCB-118	0.5 ng/mL
							PCB-119	3 ng/mL
							PCB-12	1 ng/mL
							PCB-12/13	1 ng/mL
							PCB-120	0.5 ng/mL
							PCB-121	0.5 ng/mL
							PCB-122	0.5 ng/mL
							PCB-123	0.5 ng/mL
							PCB-124	1 ng/mL
							PCB-125	3 ng/mL
							PCB-126	0.5 ng/mL
							PCB-127	0.5 ng/mL
							PCB-128	1 ng/mL
							PCB-128/166	1 ng/mL
							PCB-129	2 ng/mL
							PCB-129/138/160/163	2 ng/mL
							PCB-13	1 ng/mL
							PCB-130	0.5 ng/mL
							PCB-131	0.5 ng/mL
							PCB-132	0.5 ng/mL
							PCB-133	0.5 ng/mL
							PCB-134	1 ng/mL
							PCB-134/143	1 ng/mL
							PCB-135	1 ng/mL
							PCB-135/151	1 ng/mL
							PCB-136	0.5 ng/mL
							PCB-137	0.5 ng/mL
							PCB-138	2 ng/mL
							PCB-139	1 ng/mL
							PCB-139/140	1 ng/mL
							PCB-14	0.5 ng/mL
							PCB-140	1 ng/mL
							PCB-141	0.5 ng/mL
							PCB-142	0.5 ng/mL
							PCB-143	1 ng/mL
							PCB-144	0.5 ng/mL
							PCB-145	0.5 ng/mL
							PCB-146	0.5 ng/mL

Lab Name: Eurofins TestAmerica, Knoxville Job No.: 580-88125-2

SDG No.:

Reagent ID	Exp Date	Prep Date	Dilutant Used	Reagent Final Volume	Parent Reagent		Analyte	Concentration
					Reagent ID	Volume Added		
							PCB-147	1 ng/mL
							PCB-147/149	1 ng/mL
							PCB-148	0.5 ng/mL
							PCB-149	1 ng/mL
							PCB-15	0.5 ng/mL
							PCB-150	0.5 ng/mL
							PCB-151	1 ng/mL
							PCB-152	0.5 ng/mL
							PCB-153	1 ng/mL
							PCB-153/168	1 ng/mL
							PCB-154	0.5 ng/mL
							PCB-155	0.5 ng/mL
							PCB-156	1 ng/mL
							PCB-156/157	1 ng/mL
							PCB-157	1 ng/mL
							PCB-158	0.5 ng/mL
							PCB-159	0.5 ng/mL
							PCB-16	0.5 ng/mL
							PCB-160	2 ng/mL
							PCB-161	0.5 ng/mL
							PCB-162	0.5 ng/mL
							PCB-163	2 ng/mL
							PCB-164	0.5 ng/mL
							PCB-165	0.5 ng/mL
							PCB-166	1 ng/mL
							PCB-167	0.5 ng/mL
							PCB-168	1 ng/mL
							PCB-169	0.5 ng/mL
							PCB-17	0.5 ng/mL
							PCB-170	0.5 ng/mL
							PCB-171	1 ng/mL
							PCB-171/173	1 ng/mL
							PCB-172	0.5 ng/mL
							PCB-173	1 ng/mL
							PCB-174	0.5 ng/mL
							PCB-175	0.5 ng/mL
							PCB-176	0.5 ng/mL
							PCB-177	0.5 ng/mL
							PCB-178	0.5 ng/mL
							PCB-179	0.5 ng/mL
							PCB-18	1 ng/mL
							PCB-18/30	1 ng/mL
							PCB-180	1 ng/mL
							PCB-180/193	1 ng/mL
							PCB-181	0.5 ng/mL
							PCB-182	0.5 ng/mL
							PCB-183	1 ng/mL
							PCB-183/185	1 ng/mL

Lab Name: Eurofins TestAmerica, Knoxville Job No.: 580-88125-2

SDG No.:

Reagent ID	Exp Date	Prep Date	Dilutant Used	Reagent Final Volume	Parent Reagent		Analyte	Concentration
					Reagent ID	Volume Added		
							PCB-184	0.5 ng/mL
							PCB-185	1 ng/mL
							PCB-186	0.5 ng/mL
							PCB-187	0.5 ng/mL
							PCB-188	0.5 ng/mL
							PCB-189	0.5 ng/mL
							PCB-19	0.5 ng/mL
							PCB-190	0.5 ng/mL
							PCB-191	0.5 ng/mL
							PCB-192	0.5 ng/mL
							PCB-193	1 ng/mL
							PCB-194	0.5 ng/mL
							PCB-195	0.5 ng/mL
							PCB-196	0.5 ng/mL
							PCB-197	0.5 ng/mL
							PCB-198	1 ng/mL
							PCB-198/199	1 ng/mL
							PCB-199	1 ng/mL
							PCB-2	0.5 ng/mL
							PCB-20	1 ng/mL
							PCB-20/28	1 ng/mL
							PCB-200	0.5 ng/mL
							PCB-201	0.5 ng/mL
							PCB-202	0.5 ng/mL
							PCB-203	0.5 ng/mL
							PCB-204	0.5 ng/mL
							PCB-205	0.5 ng/mL
							PCB-206	0.5 ng/mL
							PCB-207	0.5 ng/mL
							PCB-208	0.5 ng/mL
							PCB-209	0.5 ng/mL
							PCB-21	1 ng/mL
							PCB-21/33	1 ng/mL
							PCB-22	0.5 ng/mL
							PCB-23	0.5 ng/mL
							PCB-24	0.5 ng/mL
							PCB-25	0.5 ng/mL
							PCB-26	1 ng/mL
							PCB-26/29	1 ng/mL
							PCB-27	0.5 ng/mL
							PCB-28	1 ng/mL
							PCB-29	1 ng/mL
							PCB-3	0.5 ng/mL
							PCB-30	1 ng/mL
							PCB-31	0.5 ng/mL
							PCB-32	0.5 ng/mL
							PCB-33	1 ng/mL
							PCB-34	0.5 ng/mL

Lab Name: Eurofins TestAmerica, Knoxville Job No.: 580-88125-2

SDG No.:

Reagent ID	Exp Date	Prep Date	Dilutant Used	Reagent Final Volume	Parent Reagent		Analyte	Concentration
					Reagent ID	Volume Added		
							PCB-35	0.5 ng/mL
							PCB-36	0.5 ng/mL
							PCB-37	0.5 ng/mL
							PCB-38	0.5 ng/mL
							PCB-39	0.5 ng/mL
							PCB-4	0.5 ng/mL
							PCB-40	1.5 ng/mL
							PCB-40/41/71	1.5 ng/mL
							PCB-41	1.5 ng/mL
							PCB-42	0.5 ng/mL
							PCB-43	1 ng/mL
							PCB-43/73	1 ng/mL
							PCB-44	1.5 ng/mL
							PCB-44/47/65	1.5 ng/mL
							PCB-45	1 ng/mL
							PCB-45/51	1 ng/mL
							PCB-46	0.5 ng/mL
							PCB-47	1.5 ng/mL
							PCB-48	0.5 ng/mL
							PCB-49	1 ng/mL
							PCB-49/69	1 ng/mL
							PCB-5	0.5 ng/mL
							PCB-50	1 ng/mL
							PCB-50/53	1 ng/mL
							PCB-51	1 ng/mL
							PCB-52	0.5 ng/mL
							PCB-53	1 ng/mL
							PCB-54	0.5 ng/mL
							PCB-55	0.5 ng/mL
							PCB-56	0.5 ng/mL
							PCB-57	0.5 ng/mL
							PCB-58	0.5 ng/mL
							PCB-59	1.5 ng/mL
							PCB-59/62/75	1.5 ng/mL
							PCB-6	0.5 ng/mL
							PCB-60	0.5 ng/mL
							PCB-61	2 ng/mL
							PCB-61/70/74/76	2 ng/mL
							PCB-62	1.5 ng/mL
							PCB-63	0.5 ng/mL
							PCB-64	0.5 ng/mL
							PCB-65	1.5 ng/mL
							PCB-66	0.5 ng/mL
							PCB-67	0.5 ng/mL
							PCB-68	0.5 ng/mL
							PCB-69	1 ng/mL
							PCB-7	0.5 ng/mL
							PCB-70	2 ng/mL

REAGENT TRACEABILITY SUMMARY

Lab Name: Eurofins TestAmerica, Knoxville Job No.: 580-88125-2

SDG No.:

Reagent ID	Exp Date	Prep Date	Dilutant Used	Reagent Final Volume	Parent Reagent		Analyte	Concentration
					Reagent ID	Volume Added		
							PCB-71	1.5 ng/mL
							PCB-72	0.5 ng/mL
							PCB-73	1 ng/mL
							PCB-74	2 ng/mL
							PCB-75	1.5 ng/mL
							PCB-76	2 ng/mL
							PCB-77	0.5 ng/mL
							PCB-78	0.5 ng/mL
							PCB-79	0.5 ng/mL
							PCB-8	0.5 ng/mL
							PCB-80	0.5 ng/mL
							PCB-81	0.5 ng/mL
							PCB-82	0.5 ng/mL
							PCB-83	1 ng/mL
							PCB-83/99	1 ng/mL
							PCB-84	0.5 ng/mL
							PCB-85	1.5 ng/mL
							PCB-85/116/117	1.5 ng/mL
							PCB-86	3 ng/mL
							PCB-86/87/97/109/119/125	3 ng/mL
							PCB-87	3 ng/mL
							PCB-88	1 ng/mL
							PCB-88/91	1 ng/mL
							PCB-89	0.5 ng/mL
							PCB-9	0.5 ng/mL
							PCB-90	1.5 ng/mL
							PCB-90/101/113	1.5 ng/mL
							PCB-91	1 ng/mL
							PCB-92	0.5 ng/mL
							PCB-93	1 ng/mL
							PCB-93/100	1 ng/mL
							PCB-94	0.5 ng/mL
							PCB-95	0.5 ng/mL
							PCB-96	0.5 ng/mL
							PCB-97	3 ng/mL
							PCB-98	1 ng/mL
							PCB-98/102	1 ng/mL
							PCB-99	1 ng/mL
					61XXRECSTOCK_00003	100 uL	PCB-101L	100 ng/mL
							PCB-127L	100 ng/mL
							PCB-138L	100 ng/mL
							PCB-180L	100 ng/mL
							PCB-194L	100 ng/mL
							PCB-31L	100 ng/mL
							PCB-32L	100 ng/mL
							PCB-52L	100 ng/mL
							PCB-9L	100 ng/mL
.61IDSTOCKPCBP_00004	10/08/24	06/20/16	Nonane, Lot SHBC8566V	25 mL	61INISPCB170P_00001	0.625 mL	PCB-170L	1000 ng/mL

REAGENT TRACEABILITY SUMMARY

Lab Name: Eurofins TestAmerica, Knoxville Job No.: 580-88125-2

SDG No.:

Reagent ID	Exp Date	Prep Date	Dilutant Used	Reagent Final Volume	Parent Reagent		Analyte	Concentration
					Reagent ID	Volume Added		
					61MX1668ISP_00001	25 mL	PCB-104L	1000 ng/mL
							PCB-105L	1000 ng/mL
							PCB-114L	1000 ng/mL
							PCB-118L	1000 ng/mL
							PCB-123L	1000 ng/mL
							PCB-126L	1000 ng/mL
							PCB-155L	1000 ng/mL
							PCB-156L	2000 ng/mL
							PCB-156L/157L	2000 ng/mL
							PCB-157L	2000 ng/mL
							PCB-15L	1000 ng/mL
							PCB-167L	1000 ng/mL
							PCB-169L	1000 ng/mL
							PCB-188L	1000 ng/mL
							PCB-189L	1000 ng/mL
							PCB-19L	1000 ng/mL
							PCB-1L	1000 ng/mL
							PCB-202L	1000 ng/mL
							PCB-205L	1000 ng/mL
							PCB-206L	1000 ng/mL
							PCB-208L	1000 ng/mL
							PCB-209L	1000 ng/mL
							PCB-37L	1000 ng/mL
							PCB-3L	1000 ng/mL
							PCB-4L	1000 ng/mL
							PCB-54L	1000 ng/mL
							PCB-77L	1000 ng/mL
							PCB-81L	1000 ng/mL
..61INISPCB170P_00001	10/08/24		Cambridge, Lot SDCL-004		(Purchased Reagent)		PCB-170L	40 ug/mL
..61MX1668ISP_00001	10/08/24		Cambridge, Lot PR-23564		(Purchased Reagent)		PCB-104L	1 ug/mL
							PCB-105L	1 ug/mL
							PCB-114L	1 ug/mL
							PCB-118L	1 ug/mL
							PCB-123L	1 ug/mL
							PCB-126L	1 ug/mL
							PCB-155L	1 ug/mL
							PCB-156L	2 ug/mL
							PCB-156L/157L	2 ug/mL
							PCB-157L	2 ug/mL
							PCB-15L	1 ug/mL
							PCB-167L	1 ug/mL
							PCB-169L	1 ug/mL
							PCB-188L	1 ug/mL
							PCB-189L	1 ug/mL
							PCB-19L	1 ug/mL
							PCB-1L	1 ug/mL
							PCB-202L	1 ug/mL
							PCB-205L	1 ug/mL

Lab Name: Eurofins TestAmerica, Knoxville Job No.: 580-88125-2

SDG No.:

Reagent ID	Exp Date	Prep Date	Dilutant Used	Reagent Final Volume	Parent Reagent		Analyte	Concentration
					Reagent ID	Volume Added		
							PCB-206L	1 ug/mL
							PCB-208L	1 ug/mL
							PCB-209L	1 ug/mL
							PCB-37L	1 ug/mL
							PCB-3L	1 ug/mL
							PCB-4L	1 ug/mL
							PCB-54L	1 ug/mL
							PCB-77L	1 ug/mL
							PCB-81L	1 ug/mL
.61SP1668NAT_00002	09/17/19	01/23/17	Nonane, Lot SHBH0333V	1 mL	61MXALL209P_00004	10 uL	PCB-1	40 ng/mL
							PCB-10	40 ng/mL
							PCB-100	80 ng/mL
							PCB-101	120 ng/mL
							PCB-102	80 ng/mL
							PCB-103	40 ng/mL
							PCB-104	40 ng/mL
							PCB-105	40 ng/mL
							PCB-106	40 ng/mL
							PCB-107	40 ng/mL
							PCB-108	80 ng/mL
							PCB-108/124	80 ng/mL
							PCB-109	240 ng/mL
							PCB-11	40 ng/mL
							PCB-110	80 ng/mL
							PCB-110/115	80 ng/mL
							PCB-111	40 ng/mL
							PCB-112	40 ng/mL
							PCB-113	120 ng/mL
							PCB-114	40 ng/mL
							PCB-115	80 ng/mL
							PCB-116	120 ng/mL
							PCB-117	120 ng/mL
							PCB-118	40 ng/mL
							PCB-119	240 ng/mL
							PCB-12	80 ng/mL
							PCB-12/13	80 ng/mL
							PCB-120	40 ng/mL
							PCB-121	40 ng/mL
							PCB-122	40 ng/mL
							PCB-123	40 ng/mL
							PCB-124	80 ng/mL
							PCB-125	240 ng/mL
							PCB-126	40 ng/mL
							PCB-127	40 ng/mL
							PCB-128	80 ng/mL
							PCB-128/166	80 ng/mL
							PCB-129	160 ng/mL
							PCB-129/138/160/163	160 ng/mL

Lab Name: Eurofins TestAmerica, Knoxville Job No.: 580-88125-2

SDG No.:

Reagent ID	Exp Date	Prep Date	Dilutant Used	Reagent Final Volume	Parent Reagent		Analyte	Concentration
					Reagent ID	Volume Added		
							PCB-13	80 ng/mL
							PCB-130	40 ng/mL
							PCB-131	40 ng/mL
							PCB-132	40 ng/mL
							PCB-133	40 ng/mL
							PCB-134	80 ng/mL
							PCB-134/143	80 ng/mL
							PCB-135	80 ng/mL
							PCB-135/151	80 ng/mL
							PCB-136	40 ng/mL
							PCB-137	40 ng/mL
							PCB-138	160 ng/mL
							PCB-139	80 ng/mL
							PCB-139/140	80 ng/mL
							PCB-14	40 ng/mL
							PCB-140	80 ng/mL
							PCB-141	40 ng/mL
							PCB-142	40 ng/mL
							PCB-143	80 ng/mL
							PCB-144	40 ng/mL
							PCB-145	40 ng/mL
							PCB-146	40 ng/mL
							PCB-147	80 ng/mL
							PCB-147/149	80 ng/mL
							PCB-148	40 ng/mL
							PCB-149	80 ng/mL
							PCB-15	40 ng/mL
							PCB-150	40 ng/mL
							PCB-151	80 ng/mL
							PCB-152	40 ng/mL
							PCB-153	80 ng/mL
							PCB-153/168	80 ng/mL
							PCB-154	40 ng/mL
							PCB-155	40 ng/mL
							PCB-156	80 ng/mL
							PCB-156/157	80 ng/mL
							PCB-157	80 ng/mL
							PCB-158	40 ng/mL
							PCB-159	40 ng/mL
							PCB-16	40 ng/mL
							PCB-160	160 ng/mL
							PCB-161	40 ng/mL
							PCB-162	40 ng/mL
							PCB-163	160 ng/mL
							PCB-164	40 ng/mL
							PCB-165	40 ng/mL
							PCB-166	80 ng/mL
							PCB-167	40 ng/mL

Lab Name: Eurofins TestAmerica, Knoxville Job No.: 580-88125-2

SDG No.:

Reagent ID	Exp Date	Prep Date	Dilutant Used	Reagent Final Volume	Parent Reagent		Analyte	Concentration
					Reagent ID	Volume Added		
							PCB-168	80 ng/mL
							PCB-169	40 ng/mL
							PCB-17	40 ng/mL
							PCB-170	40 ng/mL
							PCB-171	80 ng/mL
							PCB-171/173	80 ng/mL
							PCB-172	40 ng/mL
							PCB-173	80 ng/mL
							PCB-174	40 ng/mL
							PCB-175	40 ng/mL
							PCB-176	40 ng/mL
							PCB-177	40 ng/mL
							PCB-178	40 ng/mL
							PCB-179	40 ng/mL
							PCB-18	80 ng/mL
							PCB-18/30	80 ng/mL
							PCB-180	80 ng/mL
							PCB-180/193	80 ng/mL
							PCB-181	40 ng/mL
							PCB-182	40 ng/mL
							PCB-183	80 ng/mL
							PCB-183/185	80 ng/mL
							PCB-184	40 ng/mL
							PCB-185	80 ng/mL
							PCB-186	40 ng/mL
							PCB-187	40 ng/mL
							PCB-188	40 ng/mL
							PCB-189	40 ng/mL
							PCB-19	40 ng/mL
							PCB-190	40 ng/mL
							PCB-191	40 ng/mL
							PCB-192	40 ng/mL
							PCB-193	80 ng/mL
							PCB-194	40 ng/mL
							PCB-195	40 ng/mL
							PCB-196	40 ng/mL
							PCB-197	40 ng/mL
							PCB-198	80 ng/mL
							PCB-198/199	80 ng/mL
							PCB-199	80 ng/mL
							PCB-2	40 ng/mL
							PCB-20	80 ng/mL
							PCB-20/28	80 ng/mL
							PCB-200	40 ng/mL
							PCB-201	40 ng/mL
							PCB-202	40 ng/mL
							PCB-203	40 ng/mL
							PCB-204	40 ng/mL

REAGENT TRACEABILITY SUMMARY

Lab Name: Eurofins TestAmerica, Knoxville Job No.: 580-88125-2

SDG No.:

Reagent ID	Exp Date	Prep Date	Dilutant Used	Reagent Final Volume	Parent Reagent		Analyte	Concentration
					Reagent ID	Volume Added		
							PCB-205	40 ng/mL
							PCB-206	40 ng/mL
							PCB-207	40 ng/mL
							PCB-208	40 ng/mL
							PCB-209	40 ng/mL
							PCB-21	80 ng/mL
							PCB-21/33	80 ng/mL
							PCB-22	40 ng/mL
							PCB-23	40 ng/mL
							PCB-24	40 ng/mL
							PCB-25	40 ng/mL
							PCB-26	80 ng/mL
							PCB-26/29	80 ng/mL
							PCB-27	40 ng/mL
							PCB-28	80 ng/mL
							PCB-29	80 ng/mL
							PCB-3	40 ng/mL
							PCB-30	80 ng/mL
							PCB-31	40 ng/mL
							PCB-32	40 ng/mL
							PCB-33	80 ng/mL
							PCB-34	40 ng/mL
							PCB-35	40 ng/mL
							PCB-36	40 ng/mL
							PCB-37	40 ng/mL
							PCB-38	40 ng/mL
							PCB-39	40 ng/mL
							PCB-4	40 ng/mL
							PCB-40	120 ng/mL
							PCB-40/41/71	120 ng/mL
							PCB-41	120 ng/mL
							PCB-42	40 ng/mL
							PCB-43	80 ng/mL
							PCB-43/73	80 ng/mL
							PCB-44	120 ng/mL
							PCB-44/47/65	120 ng/mL
							PCB-45	80 ng/mL
							PCB-45/51	80 ng/mL
							PCB-46	40 ng/mL
							PCB-47	120 ng/mL
							PCB-48	40 ng/mL
							PCB-49	80 ng/mL
							PCB-49/69	80 ng/mL
							PCB-5	40 ng/mL
							PCB-50	80 ng/mL
							PCB-50/53	80 ng/mL
							PCB-51	80 ng/mL
							PCB-52	40 ng/mL

Lab Name: Eurofins TestAmerica, Knoxville Job No.: 580-88125-2

SDG No.:

Reagent ID	Exp Date	Prep Date	Dilutant Used	Reagent Final Volume	Parent Reagent		Analyte	Concentration
					Reagent ID	Volume Added		
							PCB-53	80 ng/mL
							PCB-54	40 ng/mL
							PCB-55	40 ng/mL
							PCB-56	40 ng/mL
							PCB-57	40 ng/mL
							PCB-58	40 ng/mL
							PCB-59	120 ng/mL
							PCB-59/62/75	120 ng/mL
							PCB-6	40 ng/mL
							PCB-60	40 ng/mL
							PCB-61	160 ng/mL
							PCB-61/70/74/76	160 ng/mL
							PCB-62	120 ng/mL
							PCB-63	40 ng/mL
							PCB-64	40 ng/mL
							PCB-65	120 ng/mL
							PCB-66	40 ng/mL
							PCB-67	40 ng/mL
							PCB-68	40 ng/mL
							PCB-69	80 ng/mL
							PCB-7	40 ng/mL
							PCB-70	160 ng/mL
							PCB-71	120 ng/mL
							PCB-72	40 ng/mL
							PCB-73	80 ng/mL
							PCB-74	160 ng/mL
							PCB-75	120 ng/mL
							PCB-76	160 ng/mL
							PCB-77	40 ng/mL
							PCB-78	40 ng/mL
							PCB-79	40 ng/mL
							PCB-8	40 ng/mL
							PCB-80	40 ng/mL
							PCB-81	40 ng/mL
							PCB-82	40 ng/mL
							PCB-83	80 ng/mL
							PCB-83/99	80 ng/mL
							PCB-84	40 ng/mL
							PCB-85	120 ng/mL
							PCB-85/116/117	120 ng/mL
							PCB-86	240 ng/mL
							PCB-86/87/97/109/119/125	240 ng/mL
							PCB-87	240 ng/mL
							PCB-88	80 ng/mL
							PCB-88/91	80 ng/mL
							PCB-89	40 ng/mL
							PCB-9	40 ng/mL
							PCB-90	120 ng/mL

REAGENT TRACEABILITY SUMMARY

Lab Name: Eurofins TestAmerica, Knoxville Job No.: 580-88125-2

SDG No.:

Reagent ID	Exp Date	Prep Date	Dilutant Used	Reagent Final Volume	Parent Reagent		Analyte	Concentration
					Reagent ID	Volume Added		
							PCB-90/101/113	120 ng/mL
							PCB-91	80 ng/mL
							PCB-92	40 ng/mL
							PCB-93	80 ng/mL
							PCB-93/100	80 ng/mL
							PCB-94	40 ng/mL
							PCB-95	40 ng/mL
							PCB-96	40 ng/mL
							PCB-97	240 ng/mL
							PCB-98	80 ng/mL
							PCB-98/102	80 ng/mL
							PCB-99	80 ng/mL
..61MXALL209P_00004	09/17/19		AccuStandard, Lot 209091190		(Purchased Reagent)		PCB-1	4 ug/mL
							PCB-10	4 ug/mL
							PCB-100	8 ug/mL
							PCB-101	12 ug/mL
							PCB-102	8 ug/mL
							PCB-103	4 ug/mL
							PCB-104	4 ug/mL
							PCB-105	4 ug/mL
							PCB-106	4 ug/mL
							PCB-107	4 ug/mL
							PCB-108	8 ug/mL
							PCB-108/124	8 ug/mL
							PCB-109	24 ug/mL
							PCB-11	4 ug/mL
							PCB-110	8 ug/mL
							PCB-110/115	8 ug/mL
							PCB-111	4 ug/mL
							PCB-112	4 ug/mL
							PCB-113	12 ug/mL
							PCB-114	4 ug/mL
							PCB-115	8 ug/mL
							PCB-116	12 ug/mL
							PCB-117	12 ug/mL
							PCB-118	4 ug/mL
							PCB-119	24 ug/mL
							PCB-12	8 ug/mL
							PCB-12/13	8 ug/mL
							PCB-120	4 ug/mL
							PCB-121	4 ug/mL
							PCB-122	4 ug/mL
							PCB-123	4 ug/mL
							PCB-124	8 ug/mL
							PCB-125	24 ug/mL
							PCB-126	4 ug/mL
							PCB-127	4 ug/mL
							PCB-128	8 ug/mL

Lab Name: Eurofins TestAmerica, Knoxville Job No.: 580-88125-2

SDG No.:

Reagent ID	Exp Date	Prep Date	Dilutant Used	Reagent Final Volume	Parent Reagent		Analyte	Concentration
					Reagent ID	Volume Added		
							PCB-128/166	8 ug/mL
							PCB-129	16 ug/mL
							PCB-129/138/160/163	16 ug/mL
							PCB-13	8 ug/mL
							PCB-130	4 ug/mL
							PCB-131	4 ug/mL
							PCB-132	4 ug/mL
							PCB-133	4 ug/mL
							PCB-134	8 ug/mL
							PCB-134/143	8 ug/mL
							PCB-135	8 ug/mL
							PCB-135/151	8 ug/mL
							PCB-136	4 ug/mL
							PCB-137	4 ug/mL
							PCB-138	16 ug/mL
							PCB-139	8 ug/mL
							PCB-139/140	8 ug/mL
							PCB-14	4 ug/mL
							PCB-140	8 ug/mL
							PCB-141	4 ug/mL
							PCB-142	4 ug/mL
							PCB-143	8 ug/mL
							PCB-144	4 ug/mL
							PCB-145	4 ug/mL
							PCB-146	4 ug/mL
							PCB-147	8 ug/mL
							PCB-147/149	8 ug/mL
							PCB-148	4 ug/mL
							PCB-149	8 ug/mL
							PCB-15	4 ug/mL
							PCB-150	4 ug/mL
							PCB-151	8 ug/mL
							PCB-152	4 ug/mL
							PCB-153	8 ug/mL
							PCB-153/168	8 ug/mL
							PCB-154	4 ug/mL
							PCB-155	4 ug/mL
							PCB-156	8 ug/mL
							PCB-156/157	8 ug/mL
							PCB-157	8 ug/mL
							PCB-158	4 ug/mL
							PCB-159	4 ug/mL
							PCB-16	4 ug/mL
							PCB-160	16 ug/mL
							PCB-161	4 ug/mL
							PCB-162	4 ug/mL
							PCB-163	16 ug/mL
							PCB-164	4 ug/mL

Lab Name: Eurofins TestAmerica, Knoxville Job No.: 580-88125-2

SDG No.:

Reagent ID	Exp Date	Prep Date	Dilutant Used	Reagent Final Volume	Parent Reagent		Analyte	Concentration
					Reagent ID	Volume Added		
							PCB-165	4 ug/mL
							PCB-166	8 ug/mL
							PCB-167	4 ug/mL
							PCB-168	8 ug/mL
							PCB-169	4 ug/mL
							PCB-17	4 ug/mL
							PCB-170	4 ug/mL
							PCB-171	8 ug/mL
							PCB-171/173	8 ug/mL
							PCB-172	4 ug/mL
							PCB-173	8 ug/mL
							PCB-174	4 ug/mL
							PCB-175	4 ug/mL
							PCB-176	4 ug/mL
							PCB-177	4 ug/mL
							PCB-178	4 ug/mL
							PCB-179	4 ug/mL
							PCB-18	8 ug/mL
							PCB-18/30	8 ug/mL
							PCB-180	8 ug/mL
							PCB-180/193	8 ug/mL
							PCB-181	4 ug/mL
							PCB-182	4 ug/mL
							PCB-183	8 ug/mL
							PCB-183/185	8 ug/mL
							PCB-184	4 ug/mL
							PCB-185	8 ug/mL
							PCB-186	4 ug/mL
							PCB-187	4 ug/mL
							PCB-188	4 ug/mL
							PCB-189	4 ug/mL
							PCB-19	4 ug/mL
							PCB-190	4 ug/mL
							PCB-191	4 ug/mL
							PCB-192	4 ug/mL
							PCB-193	8 ug/mL
							PCB-194	4 ug/mL
							PCB-195	4 ug/mL
							PCB-196	4 ug/mL
							PCB-197	4 ug/mL
							PCB-198	8 ug/mL
							PCB-198/199	8 ug/mL
							PCB-199	8 ug/mL
							PCB-2	4 ug/mL
							PCB-20	8 ug/mL
							PCB-20/28	8 ug/mL
							PCB-200	4 ug/mL
							PCB-201	4 ug/mL

REAGENT TRACEABILITY SUMMARY

Lab Name: Eurofins TestAmerica, Knoxville Job No.: 580-88125-2

SDG No.:

Reagent ID	Exp Date	Prep Date	Dilutant Used	Reagent Final Volume	Parent Reagent		Analyte	Concentration
					Reagent ID	Volume Added		
							PCB-202	4 ug/mL
							PCB-203	4 ug/mL
							PCB-204	4 ug/mL
							PCB-205	4 ug/mL
							PCB-206	4 ug/mL
							PCB-207	4 ug/mL
							PCB-208	4 ug/mL
							PCB-209	4 ug/mL
							PCB-21	8 ug/mL
							PCB-21/33	8 ug/mL
							PCB-22	4 ug/mL
							PCB-23	4 ug/mL
							PCB-24	4 ug/mL
							PCB-25	4 ug/mL
							PCB-26	8 ug/mL
							PCB-26/29	8 ug/mL
							PCB-27	4 ug/mL
							PCB-28	8 ug/mL
							PCB-29	8 ug/mL
							PCB-3	4 ug/mL
							PCB-30	8 ug/mL
							PCB-31	4 ug/mL
							PCB-32	4 ug/mL
							PCB-33	8 ug/mL
							PCB-34	4 ug/mL
							PCB-35	4 ug/mL
							PCB-36	4 ug/mL
							PCB-37	4 ug/mL
							PCB-38	4 ug/mL
							PCB-39	4 ug/mL
							PCB-4	4 ug/mL
							PCB-40	12 ug/mL
							PCB-40/41/71	12 ug/mL
							PCB-41	12 ug/mL
							PCB-42	4 ug/mL
							PCB-43	8 ug/mL
							PCB-43/73	8 ug/mL
							PCB-44	12 ug/mL
							PCB-44/47/65	12 ug/mL
							PCB-45	8 ug/mL
							PCB-45/51	8 ug/mL
							PCB-46	4 ug/mL
							PCB-47	12 ug/mL
							PCB-48	4 ug/mL
							PCB-49	8 ug/mL
							PCB-49/69	8 ug/mL
							PCB-5	4 ug/mL
							PCB-50	8 ug/mL

REAGENT TRACEABILITY SUMMARY

Lab Name: Eurofins TestAmerica, Knoxville Job No.: 580-88125-2

SDG No.:

Reagent ID	Exp Date	Prep Date	Dilutant Used	Reagent Final Volume	Parent Reagent		Analyte	Concentration
					Reagent ID	Volume Added		
							PCB-50/53	8 ug/mL
							PCB-51	8 ug/mL
							PCB-52	4 ug/mL
							PCB-53	8 ug/mL
							PCB-54	4 ug/mL
							PCB-55	4 ug/mL
							PCB-56	4 ug/mL
							PCB-57	4 ug/mL
							PCB-58	4 ug/mL
							PCB-59	12 ug/mL
							PCB-59/62/75	12 ug/mL
							PCB-6	4 ug/mL
							PCB-60	4 ug/mL
							PCB-61	16 ug/mL
							PCB-61/70/74/76	16 ug/mL
							PCB-62	12 ug/mL
							PCB-63	4 ug/mL
							PCB-64	4 ug/mL
							PCB-65	12 ug/mL
							PCB-66	4 ug/mL
							PCB-67	4 ug/mL
							PCB-68	4 ug/mL
							PCB-69	8 ug/mL
							PCB-7	4 ug/mL
							PCB-70	16 ug/mL
							PCB-71	12 ug/mL
							PCB-72	4 ug/mL
							PCB-73	8 ug/mL
							PCB-74	16 ug/mL
							PCB-75	12 ug/mL
							PCB-76	16 ug/mL
							PCB-77	4 ug/mL
							PCB-78	4 ug/mL
							PCB-79	4 ug/mL
							PCB-8	4 ug/mL
							PCB-80	4 ug/mL
							PCB-81	4 ug/mL
							PCB-82	4 ug/mL
							PCB-83	8 ug/mL
							PCB-83/99	8 ug/mL
							PCB-84	4 ug/mL
							PCB-85	12 ug/mL
							PCB-85/116/117	12 ug/mL
							PCB-86	24 ug/mL
							PCB-86/87/97/109/119/125	24 ug/mL
							PCB-87	24 ug/mL
							PCB-88	8 ug/mL
							PCB-88/91	8 ug/mL

Lab Name: Eurofins TestAmerica, Knoxville Job No.: 580-88125-2

SDG No.:

Reagent ID	Exp Date	Prep Date	Dilutant Used	Reagent Final Volume	Parent Reagent		Analyte	Concentration
					Reagent ID	Volume Added		
							PCB-89	4 ug/mL
							PCB-9	4 ug/mL
							PCB-90	12 ug/mL
							PCB-90/101/113	12 ug/mL
							PCB-91	8 ug/mL
							PCB-92	4 ug/mL
							PCB-93	8 ug/mL
							PCB-93/100	8 ug/mL
							PCB-94	4 ug/mL
							PCB-95	4 ug/mL
							PCB-96	4 ug/mL
							PCB-97	24 ug/mL
							PCB-98	8 ug/mL
							PCB-98/102	8 ug/mL
							PCB-99	8 ug/mL
.61XXRECSTOCK_00003	02/03/24	11/14/16	Nonane, Lot SHBD8765V	10 mL	61INPCB101LP_00002	250 uL	PCB-101L	1000 ng/mL
					61INPCB127LP_00002	250 uL	PCB-127L	1000 ng/mL
					61INPCB138LP_00002	250 uL	PCB-138L	1000 ng/mL
					61INPCB180LP_00002	250 uL	PCB-180L	1000 ng/mL
					61INPCB194LP_00002	250 uL	PCB-194L	1000 ng/mL
					61INPCB31LP_00002	200 uL	PCB-31L	1000 ng/mL
					61INPCB32LP_00002	250 uL	PCB-32L	1000 ng/mL
					61INPCB52LP_00002	250 uL	PCB-52L	1000 ng/mL
					61INPCB9LP_00002	250 uL	PCB-9L	1000 ng/mL
..61INPCB101LP_00002	02/05/24		Cambridge, Lot SDBA-020		(Purchased Reagent)		PCB-101L	40 ug/mL
..61INPCB127LP_00002	02/05/24		Cambridge, Lot SDAC-008		(Purchased Reagent)		PCB-127L	40 ug/mL
..61INPCB138LP_00002	02/05/24		Cambridge, Lot SDAC-020		(Purchased Reagent)		PCB-138L	40 ug/mL
..61INPCB180LP_00002	02/05/24		Canbridge, Lot SDDD-017		(Purchased Reagent)		PCB-180L	40 ug/mL
..61INPCB194LP_00002	02/05/24		Cambridge, Lot SCDF-008		(Purchased Reagent)		PCB-194L	40 ug/mL
..61INPCB31LP_00002	02/03/24		Wellington, Lot MB0310413		(Purchased Reagent)		PCB-31L	50 ug/mL
..61INPCB32LP_00002	02/05/24		Cambridge, Lot SCBD-003		(Purchased Reagent)		PCB-32L	40 ug/mL
..61INPCB52LP_00002	02/05/24		Cambridge, Lot SDAK-002		(Purchased Reagent)		PCB-52L	40 ug/mL
..61INPCB9LP_00002	02/05/24		Cambridge, Lot SDAE-021		(Purchased Reagent)		PCB-9L	40 ug/mL
61L11668P_00002	09/17/19	01/23/17	Nonane, Lot SHBH0333V	1 mL	61IDSTOCKPCBP_00004	100 uL	PCB-170L	100 ng/mL
							PCB-104L	100 ng/mL
							PCB-105L	100 ng/mL
							PCB-114L	100 ng/mL
							PCB-118L	100 ng/mL
							PCB-123L	100 ng/mL
							PCB-126L	100 ng/mL
							PCB-155L	100 ng/mL
							PCB-156L	200 ng/mL
							PCB-156L/157L	200 ng/mL
							PCB-157L	200 ng/mL
							PCB-15L	100 ng/mL
							PCB-167L	100 ng/mL
							PCB-169L	100 ng/mL

Lab Name: Eurofins TestAmerica, Knoxville Job No.: 580-88125-2

SDG No.:

Reagent ID	Exp Date	Prep Date	Dilutant Used	Reagent Final Volume	Parent Reagent		Analyte	Concentration
					Reagent ID	Volume Added		
							PCB-188L	100 ng/mL
							PCB-189L	100 ng/mL
							PCB-19L	100 ng/mL
							PCB-1L	100 ng/mL
							PCB-202L	100 ng/mL
							PCB-205L	100 ng/mL
							PCB-206L	100 ng/mL
							PCB-208L	100 ng/mL
							PCB-209L	100 ng/mL
							PCB-37L	100 ng/mL
							PCB-3L	100 ng/mL
							PCB-4L	100 ng/mL
							PCB-54L	100 ng/mL
							PCB-77L	100 ng/mL
							PCB-81L	100 ng/mL
					61SP1668NAT_00002	25 uL	PCB-1	1 ng/mL
							PCB-10	1 ng/mL
							PCB-100	2 ng/mL
							PCB-101	3 ng/mL
							PCB-102	2 ng/mL
							PCB-103	1 ng/mL
							PCB-104	1 ng/mL
							PCB-105	1 ng/mL
							PCB-106	1 ng/mL
							PCB-107	1 ng/mL
							PCB-108	2 ng/mL
							PCB-108/124	2 ng/mL
							PCB-109	6 ng/mL
							PCB-11	1 ng/mL
							PCB-110	2 ng/mL
							PCB-110/115	2 ng/mL
							PCB-111	1 ng/mL
							PCB-112	1 ng/mL
							PCB-113	3 ng/mL
							PCB-114	1 ng/mL
							PCB-115	2 ng/mL
							PCB-116	3 ng/mL
							PCB-117	3 ng/mL
							PCB-118	1 ng/mL
							PCB-119	6 ng/mL
							PCB-12	2 ng/mL
							PCB-12/13	2 ng/mL
							PCB-120	1 ng/mL
							PCB-121	1 ng/mL
							PCB-122	1 ng/mL
							PCB-123	1 ng/mL
							PCB-124	2 ng/mL
							PCB-125	6 ng/mL

REAGENT TRACEABILITY SUMMARY

Lab Name: Eurofins TestAmerica, Knoxville Job No.: 580-88125-2

SDG No.:

Reagent ID	Exp Date	Prep Date	Dilutant Used	Reagent Final Volume	Parent Reagent		Analyte	Concentration
					Reagent ID	Volume Added		
							PCB-126	1 ng/mL
							PCB-127	1 ng/mL
							PCB-128	2 ng/mL
							PCB-128/166	2 ng/mL
							PCB-129	4 ng/mL
							PCB-129/138/160/163	4 ng/mL
							PCB-13	2 ng/mL
							PCB-130	1 ng/mL
							PCB-131	1 ng/mL
							PCB-132	1 ng/mL
							PCB-133	1 ng/mL
							PCB-134	2 ng/mL
							PCB-134/143	2 ng/mL
							PCB-135	2 ng/mL
							PCB-135/151	2 ng/mL
							PCB-136	1 ng/mL
							PCB-137	1 ng/mL
							PCB-138	4 ng/mL
							PCB-139	2 ng/mL
							PCB-139/140	2 ng/mL
							PCB-14	1 ng/mL
							PCB-140	2 ng/mL
							PCB-141	1 ng/mL
							PCB-142	1 ng/mL
							PCB-143	2 ng/mL
							PCB-144	1 ng/mL
							PCB-145	1 ng/mL
							PCB-146	1 ng/mL
							PCB-147	2 ng/mL
							PCB-147/149	2 ng/mL
							PCB-148	1 ng/mL
							PCB-149	2 ng/mL
							PCB-15	1 ng/mL
							PCB-150	1 ng/mL
							PCB-151	2 ng/mL
							PCB-152	1 ng/mL
							PCB-153	2 ng/mL
							PCB-153/168	2 ng/mL
							PCB-154	1 ng/mL
							PCB-155	1 ng/mL
							PCB-156	2 ng/mL
							PCB-156/157	2 ng/mL
							PCB-157	2 ng/mL
							PCB-158	1 ng/mL
							PCB-159	1 ng/mL
							PCB-16	1 ng/mL
							PCB-160	4 ng/mL
							PCB-161	1 ng/mL

REAGENT TRACEABILITY SUMMARY

Lab Name: Eurofins TestAmerica, Knoxville Job No.: 580-88125-2

SDG No.:

Reagent ID	Exp Date	Prep Date	Dilutant Used	Reagent Final Volume	Parent Reagent		Analyte	Concentration
					Reagent ID	Volume Added		
							PCB-162	1 ng/mL
							PCB-163	4 ng/mL
							PCB-164	1 ng/mL
							PCB-165	1 ng/mL
							PCB-166	2 ng/mL
							PCB-167	1 ng/mL
							PCB-168	2 ng/mL
							PCB-169	1 ng/mL
							PCB-17	1 ng/mL
							PCB-170	1 ng/mL
							PCB-171	2 ng/mL
							PCB-171/173	2 ng/mL
							PCB-172	1 ng/mL
							PCB-173	2 ng/mL
							PCB-174	1 ng/mL
							PCB-175	1 ng/mL
							PCB-176	1 ng/mL
							PCB-177	1 ng/mL
							PCB-178	1 ng/mL
							PCB-179	1 ng/mL
							PCB-18	2 ng/mL
							PCB-18/30	2 ng/mL
							PCB-180	2 ng/mL
							PCB-180/193	2 ng/mL
							PCB-181	1 ng/mL
							PCB-182	1 ng/mL
							PCB-183	2 ng/mL
							PCB-183/185	2 ng/mL
							PCB-184	1 ng/mL
							PCB-185	2 ng/mL
							PCB-186	1 ng/mL
							PCB-187	1 ng/mL
							PCB-188	1 ng/mL
							PCB-189	1 ng/mL
							PCB-19	1 ng/mL
							PCB-190	1 ng/mL
							PCB-191	1 ng/mL
							PCB-192	1 ng/mL
							PCB-193	2 ng/mL
							PCB-194	1 ng/mL
							PCB-195	1 ng/mL
							PCB-196	1 ng/mL
							PCB-197	1 ng/mL
							PCB-198	2 ng/mL
							PCB-198/199	2 ng/mL
							PCB-199	2 ng/mL
							PCB-2	1 ng/mL
							PCB-20	2 ng/mL

Lab Name: Eurofins TestAmerica, Knoxville Job No.: 580-88125-2

SDG No.:

Reagent ID	Exp Date	Prep Date	Dilutant Used	Reagent Final Volume	Parent Reagent		Analyte	Concentration
					Reagent ID	Volume Added		
							PCB-20/28	2 ng/mL
							PCB-200	1 ng/mL
							PCB-201	1 ng/mL
							PCB-202	1 ng/mL
							PCB-203	1 ng/mL
							PCB-204	1 ng/mL
							PCB-205	1 ng/mL
							PCB-206	1 ng/mL
							PCB-207	1 ng/mL
							PCB-208	1 ng/mL
							PCB-209	1 ng/mL
							PCB-21	2 ng/mL
							PCB-21/33	2 ng/mL
							PCB-22	1 ng/mL
							PCB-23	1 ng/mL
							PCB-24	1 ng/mL
							PCB-25	1 ng/mL
							PCB-26	2 ng/mL
							PCB-26/29	2 ng/mL
							PCB-27	1 ng/mL
							PCB-28	2 ng/mL
							PCB-29	2 ng/mL
							PCB-3	1 ng/mL
							PCB-30	2 ng/mL
							PCB-31	1 ng/mL
							PCB-32	1 ng/mL
							PCB-33	2 ng/mL
							PCB-34	1 ng/mL
							PCB-35	1 ng/mL
							PCB-36	1 ng/mL
							PCB-37	1 ng/mL
							PCB-38	1 ng/mL
							PCB-39	1 ng/mL
							PCB-4	1 ng/mL
							PCB-40	3 ng/mL
							PCB-40/41/71	3 ng/mL
							PCB-41	3 ng/mL
							PCB-42	1 ng/mL
							PCB-43	2 ng/mL
							PCB-43/73	2 ng/mL
							PCB-44	3 ng/mL
							PCB-44/47/65	3 ng/mL
							PCB-45	2 ng/mL
							PCB-45/51	2 ng/mL
							PCB-46	1 ng/mL
							PCB-47	3 ng/mL
							PCB-48	1 ng/mL
							PCB-49	2 ng/mL

REAGENT TRACEABILITY SUMMARY

Lab Name: Eurofins TestAmerica, Knoxville Job No.: 580-88125-2

SDG No.:

Reagent ID	Exp Date	Prep Date	Dilutant Used	Reagent Final Volume	Parent Reagent		Analyte	Concentration
					Reagent ID	Volume Added		
							PCB-49/69	2 ng/mL
							PCB-5	1 ng/mL
							PCB-50	2 ng/mL
							PCB-50/53	2 ng/mL
							PCB-51	2 ng/mL
							PCB-52	1 ng/mL
							PCB-53	2 ng/mL
							PCB-54	1 ng/mL
							PCB-55	1 ng/mL
							PCB-56	1 ng/mL
							PCB-57	1 ng/mL
							PCB-58	1 ng/mL
							PCB-59	3 ng/mL
							PCB-59/62/75	3 ng/mL
							PCB-6	1 ng/mL
							PCB-60	1 ng/mL
							PCB-61	4 ng/mL
							PCB-61/70/74/76	4 ng/mL
							PCB-62	3 ng/mL
							PCB-63	1 ng/mL
							PCB-64	1 ng/mL
							PCB-65	3 ng/mL
							PCB-66	1 ng/mL
							PCB-67	1 ng/mL
							PCB-68	1 ng/mL
							PCB-69	2 ng/mL
							PCB-7	1 ng/mL
							PCB-70	4 ng/mL
							PCB-71	3 ng/mL
							PCB-72	1 ng/mL
							PCB-73	2 ng/mL
							PCB-74	4 ng/mL
							PCB-75	3 ng/mL
							PCB-76	4 ng/mL
							PCB-77	1 ng/mL
							PCB-78	1 ng/mL
							PCB-79	1 ng/mL
							PCB-8	1 ng/mL
							PCB-80	1 ng/mL
							PCB-81	1 ng/mL
							PCB-82	1 ng/mL
							PCB-83	2 ng/mL
							PCB-83/99	2 ng/mL
							PCB-84	1 ng/mL
							PCB-85	3 ng/mL
							PCB-85/116/117	3 ng/mL
							PCB-86	6 ng/mL
							PCB-86/87/97/109/119/125	6 ng/mL

REAGENT TRACEABILITY SUMMARY

Lab Name: Eurofins TestAmerica, Knoxville Job No.: 580-88125-2

SDG No.:

Reagent ID	Exp Date	Prep Date	Dilutant Used	Reagent Final Volume	Parent Reagent		Analyte	Concentration
					Reagent ID	Volume Added		
							PCB-87	6 ng/mL
							PCB-88	2 ng/mL
							PCB-88/91	2 ng/mL
							PCB-89	1 ng/mL
							PCB-9	1 ng/mL
							PCB-90	3 ng/mL
							PCB-90/101/113	3 ng/mL
							PCB-91	2 ng/mL
							PCB-92	1 ng/mL
							PCB-93	2 ng/mL
							PCB-93/100	2 ng/mL
							PCB-94	1 ng/mL
							PCB-95	1 ng/mL
							PCB-96	1 ng/mL
							PCB-97	6 ng/mL
							PCB-98	2 ng/mL
							PCB-98/102	2 ng/mL
							PCB-99	2 ng/mL
					61XXRECSTOCK_00003	100 uL	PCB-101L	100 ng/mL
							PCB-127L	100 ng/mL
							PCB-138L	100 ng/mL
							PCB-180L	100 ng/mL
							PCB-194L	100 ng/mL
							PCB-31L	100 ng/mL
							PCB-32L	100 ng/mL
							PCB-52L	100 ng/mL
							PCB-9L	100 ng/mL
.61IDSTOCKPCBP_00004	10/08/24	06/20/16	Nonane, Lot SHBC8566V	25 mL	61INISPCB170P_00001	0.625 mL	PCB-170L	1000 ng/mL
					61MX1668ISP_00001	25 mL	PCB-104L	1000 ng/mL
							PCB-105L	1000 ng/mL
							PCB-114L	1000 ng/mL
							PCB-118L	1000 ng/mL
							PCB-123L	1000 ng/mL
							PCB-126L	1000 ng/mL
							PCB-155L	1000 ng/mL
							PCB-156L	2000 ng/mL
							PCB-156L/157L	2000 ng/mL
							PCB-157L	2000 ng/mL
							PCB-15L	1000 ng/mL
							PCB-167L	1000 ng/mL
							PCB-169L	1000 ng/mL
							PCB-188L	1000 ng/mL
							PCB-189L	1000 ng/mL
							PCB-19L	1000 ng/mL
							PCB-1L	1000 ng/mL
							PCB-202L	1000 ng/mL
							PCB-205L	1000 ng/mL
							PCB-206L	1000 ng/mL

Lab Name: Eurofins TestAmerica, Knoxville Job No.: 580-88125-2

SDG No.:

Reagent ID	Exp Date	Prep Date	Dilutant Used	Reagent Final Volume	Parent Reagent		Analyte	Concentration
					Reagent ID	Volume Added		
							PCB-208L	1000 ng/mL
							PCB-209L	1000 ng/mL
							PCB-37L	1000 ng/mL
							PCB-3L	1000 ng/mL
							PCB-4L	1000 ng/mL
							PCB-54L	1000 ng/mL
							PCB-77L	1000 ng/mL
							PCB-81L	1000 ng/mL
..61INISPCB170P_00001	10/08/24		Cambridge, Lot SDCL-004		(Purchased Reagent)		PCB-170L	40 ug/mL
..61MX1668ISP_00001	10/08/24		Cambridge, Lot PR-23564		(Purchased Reagent)		PCB-104L	1 ug/mL
							PCB-105L	1 ug/mL
							PCB-114L	1 ug/mL
							PCB-118L	1 ug/mL
							PCB-123L	1 ug/mL
							PCB-126L	1 ug/mL
							PCB-155L	1 ug/mL
							PCB-156L	2 ug/mL
							PCB-156L/157L	2 ug/mL
							PCB-157L	2 ug/mL
							PCB-15L	1 ug/mL
							PCB-167L	1 ug/mL
							PCB-169L	1 ug/mL
							PCB-188L	1 ug/mL
							PCB-189L	1 ug/mL
							PCB-19L	1 ug/mL
							PCB-1L	1 ug/mL
							PCB-202L	1 ug/mL
							PCB-205L	1 ug/mL
							PCB-206L	1 ug/mL
							PCB-208L	1 ug/mL
							PCB-209L	1 ug/mL
							PCB-37L	1 ug/mL
							PCB-3L	1 ug/mL
							PCB-4L	1 ug/mL
							PCB-54L	1 ug/mL
							PCB-77L	1 ug/mL
							PCB-81L	1 ug/mL
.61SP1668NAT_00002	09/17/19	01/23/17	Nonane, Lot SHBH0333V	1 mL	61MXALL209P_00004	10 uL	PCB-1	40 ng/mL
							PCB-10	40 ng/mL
							PCB-100	80 ng/mL
							PCB-101	120 ng/mL
							PCB-102	80 ng/mL
							PCB-103	40 ng/mL
							PCB-104	40 ng/mL
							PCB-105	40 ng/mL
							PCB-106	40 ng/mL
							PCB-107	40 ng/mL
							PCB-108	80 ng/mL

Lab Name: Eurofins TestAmerica, Knoxville Job No.: 580-88125-2

SDG No.:

Reagent ID	Exp Date	Prep Date	Dilutant Used	Reagent Final Volume	Parent Reagent		Analyte	Concentration
					Reagent ID	Volume Added		
							PCB-108/124	80 ng/mL
							PCB-109	240 ng/mL
							PCB-11	40 ng/mL
							PCB-110	80 ng/mL
							PCB-110/115	80 ng/mL
							PCB-111	40 ng/mL
							PCB-112	40 ng/mL
							PCB-113	120 ng/mL
							PCB-114	40 ng/mL
							PCB-115	80 ng/mL
							PCB-116	120 ng/mL
							PCB-117	120 ng/mL
							PCB-118	40 ng/mL
							PCB-119	240 ng/mL
							PCB-12	80 ng/mL
							PCB-12/13	80 ng/mL
							PCB-120	40 ng/mL
							PCB-121	40 ng/mL
							PCB-122	40 ng/mL
							PCB-123	40 ng/mL
							PCB-124	80 ng/mL
							PCB-125	240 ng/mL
							PCB-126	40 ng/mL
							PCB-127	40 ng/mL
							PCB-128	80 ng/mL
							PCB-128/166	80 ng/mL
							PCB-129	160 ng/mL
							PCB-129/138/160/163	160 ng/mL
							PCB-13	80 ng/mL
							PCB-130	40 ng/mL
							PCB-131	40 ng/mL
							PCB-132	40 ng/mL
							PCB-133	40 ng/mL
							PCB-134	80 ng/mL
							PCB-134/143	80 ng/mL
							PCB-135	80 ng/mL
							PCB-135/151	80 ng/mL
							PCB-136	40 ng/mL
							PCB-137	40 ng/mL
							PCB-138	160 ng/mL
							PCB-139	80 ng/mL
							PCB-139/140	80 ng/mL
							PCB-14	40 ng/mL
							PCB-140	80 ng/mL
							PCB-141	40 ng/mL
							PCB-142	40 ng/mL
							PCB-143	80 ng/mL
							PCB-144	40 ng/mL

Lab Name: Eurofins TestAmerica, Knoxville Job No.: 580-88125-2

SDG No.:

Reagent ID	Exp Date	Prep Date	Dilutant Used	Reagent Final Volume	Parent Reagent		Analyte	Concentration
					Reagent ID	Volume Added		
							PCB-145	40 ng/mL
							PCB-146	40 ng/mL
							PCB-147	80 ng/mL
							PCB-147/149	80 ng/mL
							PCB-148	40 ng/mL
							PCB-149	80 ng/mL
							PCB-15	40 ng/mL
							PCB-150	40 ng/mL
							PCB-151	80 ng/mL
							PCB-152	40 ng/mL
							PCB-153	80 ng/mL
							PCB-153/168	80 ng/mL
							PCB-154	40 ng/mL
							PCB-155	40 ng/mL
							PCB-156	80 ng/mL
							PCB-156/157	80 ng/mL
							PCB-157	80 ng/mL
							PCB-158	40 ng/mL
							PCB-159	40 ng/mL
							PCB-16	40 ng/mL
							PCB-160	160 ng/mL
							PCB-161	40 ng/mL
							PCB-162	40 ng/mL
							PCB-163	160 ng/mL
							PCB-164	40 ng/mL
							PCB-165	40 ng/mL
							PCB-166	80 ng/mL
							PCB-167	40 ng/mL
							PCB-168	80 ng/mL
							PCB-169	40 ng/mL
							PCB-17	40 ng/mL
							PCB-170	40 ng/mL
							PCB-171	80 ng/mL
							PCB-171/173	80 ng/mL
							PCB-172	40 ng/mL
							PCB-173	80 ng/mL
							PCB-174	40 ng/mL
							PCB-175	40 ng/mL
							PCB-176	40 ng/mL
							PCB-177	40 ng/mL
							PCB-178	40 ng/mL
							PCB-179	40 ng/mL
							PCB-18	80 ng/mL
							PCB-18/30	80 ng/mL
							PCB-180	80 ng/mL
							PCB-180/193	80 ng/mL
							PCB-181	40 ng/mL
							PCB-182	40 ng/mL

Lab Name: Eurofins TestAmerica, Knoxville Job No.: 580-88125-2

SDG No.:

Reagent ID	Exp Date	Prep Date	Dilutant Used	Reagent Final Volume	Parent Reagent		Analyte	Concentration
					Reagent ID	Volume Added		
							PCB-183	80 ng/mL
							PCB-183/185	80 ng/mL
							PCB-184	40 ng/mL
							PCB-185	80 ng/mL
							PCB-186	40 ng/mL
							PCB-187	40 ng/mL
							PCB-188	40 ng/mL
							PCB-189	40 ng/mL
							PCB-19	40 ng/mL
							PCB-190	40 ng/mL
							PCB-191	40 ng/mL
							PCB-192	40 ng/mL
							PCB-193	80 ng/mL
							PCB-194	40 ng/mL
							PCB-195	40 ng/mL
							PCB-196	40 ng/mL
							PCB-197	40 ng/mL
							PCB-198	80 ng/mL
							PCB-198/199	80 ng/mL
							PCB-199	80 ng/mL
							PCB-2	40 ng/mL
							PCB-20	80 ng/mL
							PCB-20/28	80 ng/mL
							PCB-200	40 ng/mL
							PCB-201	40 ng/mL
							PCB-202	40 ng/mL
							PCB-203	40 ng/mL
							PCB-204	40 ng/mL
							PCB-205	40 ng/mL
							PCB-206	40 ng/mL
							PCB-207	40 ng/mL
							PCB-208	40 ng/mL
							PCB-209	40 ng/mL
							PCB-21	80 ng/mL
							PCB-21/33	80 ng/mL
							PCB-22	40 ng/mL
							PCB-23	40 ng/mL
							PCB-24	40 ng/mL
							PCB-25	40 ng/mL
							PCB-26	80 ng/mL
							PCB-26/29	80 ng/mL
							PCB-27	40 ng/mL
							PCB-28	80 ng/mL
							PCB-29	80 ng/mL
							PCB-3	40 ng/mL
							PCB-30	80 ng/mL
							PCB-31	40 ng/mL
							PCB-32	40 ng/mL

REAGENT TRACEABILITY SUMMARY

Lab Name: Eurofins TestAmerica, Knoxville Job No.: 580-88125-2

SDG No.:

Reagent ID	Exp Date	Prep Date	Dilutant Used	Reagent Final Volume	Parent Reagent		Analyte	Concentration
					Reagent ID	Volume Added		
							PCB-33	80 ng/mL
							PCB-34	40 ng/mL
							PCB-35	40 ng/mL
							PCB-36	40 ng/mL
							PCB-37	40 ng/mL
							PCB-38	40 ng/mL
							PCB-39	40 ng/mL
							PCB-4	40 ng/mL
							PCB-40	120 ng/mL
							PCB-40/41/71	120 ng/mL
							PCB-41	120 ng/mL
							PCB-42	40 ng/mL
							PCB-43	80 ng/mL
							PCB-43/73	80 ng/mL
							PCB-44	120 ng/mL
							PCB-44/47/65	120 ng/mL
							PCB-45	80 ng/mL
							PCB-45/51	80 ng/mL
							PCB-46	40 ng/mL
							PCB-47	120 ng/mL
							PCB-48	40 ng/mL
							PCB-49	80 ng/mL
							PCB-49/69	80 ng/mL
							PCB-5	40 ng/mL
							PCB-50	80 ng/mL
							PCB-50/53	80 ng/mL
							PCB-51	80 ng/mL
							PCB-52	40 ng/mL
							PCB-53	80 ng/mL
							PCB-54	40 ng/mL
							PCB-55	40 ng/mL
							PCB-56	40 ng/mL
							PCB-57	40 ng/mL
							PCB-58	40 ng/mL
							PCB-59	120 ng/mL
							PCB-59/62/75	120 ng/mL
							PCB-6	40 ng/mL
							PCB-60	40 ng/mL
							PCB-61	160 ng/mL
							PCB-61/70/74/76	160 ng/mL
							PCB-62	120 ng/mL
							PCB-63	40 ng/mL
							PCB-64	40 ng/mL
							PCB-65	120 ng/mL
							PCB-66	40 ng/mL
							PCB-67	40 ng/mL
							PCB-68	40 ng/mL
							PCB-69	80 ng/mL

Lab Name: Eurofins TestAmerica, Knoxville Job No.: 580-88125-2

SDG No.:

Reagent ID	Exp Date	Prep Date	Dilutant Used	Reagent Final Volume	Parent Reagent		Analyte	Concentration
					Reagent ID	Volume Added		
							PCB-7	40 ng/mL
							PCB-70	160 ng/mL
							PCB-71	120 ng/mL
							PCB-72	40 ng/mL
							PCB-73	80 ng/mL
							PCB-74	160 ng/mL
							PCB-75	120 ng/mL
							PCB-76	160 ng/mL
							PCB-77	40 ng/mL
							PCB-78	40 ng/mL
							PCB-79	40 ng/mL
							PCB-8	40 ng/mL
							PCB-80	40 ng/mL
							PCB-81	40 ng/mL
							PCB-82	40 ng/mL
							PCB-83	80 ng/mL
							PCB-83/99	80 ng/mL
							PCB-84	40 ng/mL
							PCB-85	120 ng/mL
							PCB-85/116/117	120 ng/mL
							PCB-86	240 ng/mL
							PCB-86/87/97/109/119/125	240 ng/mL
							PCB-87	240 ng/mL
							PCB-88	80 ng/mL
							PCB-88/91	80 ng/mL
							PCB-89	40 ng/mL
							PCB-9	40 ng/mL
							PCB-90	120 ng/mL
							PCB-90/101/113	120 ng/mL
							PCB-91	80 ng/mL
							PCB-92	40 ng/mL
							PCB-93	80 ng/mL
							PCB-93/100	80 ng/mL
							PCB-94	40 ng/mL
							PCB-95	40 ng/mL
							PCB-96	40 ng/mL
							PCB-97	240 ng/mL
							PCB-98	80 ng/mL
							PCB-98/102	80 ng/mL
							PCB-99	80 ng/mL
..61MXALL209P_00004	09/17/19		AccuStandard, Lot 209091190		(Purchased Reagent)		PCB-1	4 ug/mL
							PCB-10	4 ug/mL
							PCB-100	8 ug/mL
							PCB-101	12 ug/mL
							PCB-102	8 ug/mL
							PCB-103	4 ug/mL
							PCB-104	4 ug/mL
							PCB-105	4 ug/mL

REAGENT TRACEABILITY SUMMARY

Lab Name: Eurofins TestAmerica, Knoxville Job No.: 580-88125-2

SDG No.:

Reagent ID	Exp Date	Prep Date	Dilutant Used	Reagent Final Volume	Parent Reagent		Analyte	Concentration
					Reagent ID	Volume Added		
							PCB-106	4 ug/mL
							PCB-107	4 ug/mL
							PCB-108	8 ug/mL
							PCB-108/124	8 ug/mL
							PCB-109	24 ug/mL
							PCB-11	4 ug/mL
							PCB-110	8 ug/mL
							PCB-110/115	8 ug/mL
							PCB-111	4 ug/mL
							PCB-112	4 ug/mL
							PCB-113	12 ug/mL
							PCB-114	4 ug/mL
							PCB-115	8 ug/mL
							PCB-116	12 ug/mL
							PCB-117	12 ug/mL
							PCB-118	4 ug/mL
							PCB-119	24 ug/mL
							PCB-12	8 ug/mL
							PCB-12/13	8 ug/mL
							PCB-120	4 ug/mL
							PCB-121	4 ug/mL
							PCB-122	4 ug/mL
							PCB-123	4 ug/mL
							PCB-124	8 ug/mL
							PCB-125	24 ug/mL
							PCB-126	4 ug/mL
							PCB-127	4 ug/mL
							PCB-128	8 ug/mL
							PCB-128/166	8 ug/mL
							PCB-129	16 ug/mL
							PCB-129/138/160/163	16 ug/mL
							PCB-13	8 ug/mL
							PCB-130	4 ug/mL
							PCB-131	4 ug/mL
							PCB-132	4 ug/mL
							PCB-133	4 ug/mL
							PCB-134	8 ug/mL
							PCB-134/143	8 ug/mL
							PCB-135	8 ug/mL
							PCB-135/151	8 ug/mL
							PCB-136	4 ug/mL
							PCB-137	4 ug/mL
							PCB-138	16 ug/mL
							PCB-139	8 ug/mL
							PCB-139/140	8 ug/mL
							PCB-14	4 ug/mL
							PCB-140	8 ug/mL
							PCB-141	4 ug/mL

REAGENT TRACEABILITY SUMMARY

Lab Name: Eurofins TestAmerica, Knoxville Job No.: 580-88125-2

SDG No.:

Reagent ID	Exp Date	Prep Date	Dilutant Used	Reagent Final Volume	Parent Reagent		Analyte	Concentration
					Reagent ID	Volume Added		
							PCB-142	4 ug/mL
							PCB-143	8 ug/mL
							PCB-144	4 ug/mL
							PCB-145	4 ug/mL
							PCB-146	4 ug/mL
							PCB-147	8 ug/mL
							PCB-147/149	8 ug/mL
							PCB-148	4 ug/mL
							PCB-149	8 ug/mL
							PCB-15	4 ug/mL
							PCB-150	4 ug/mL
							PCB-151	8 ug/mL
							PCB-152	4 ug/mL
							PCB-153	8 ug/mL
							PCB-153/168	8 ug/mL
							PCB-154	4 ug/mL
							PCB-155	4 ug/mL
							PCB-156	8 ug/mL
							PCB-156/157	8 ug/mL
							PCB-157	8 ug/mL
							PCB-158	4 ug/mL
							PCB-159	4 ug/mL
							PCB-16	4 ug/mL
							PCB-160	16 ug/mL
							PCB-161	4 ug/mL
							PCB-162	4 ug/mL
							PCB-163	16 ug/mL
							PCB-164	4 ug/mL
							PCB-165	4 ug/mL
							PCB-166	8 ug/mL
							PCB-167	4 ug/mL
							PCB-168	8 ug/mL
							PCB-169	4 ug/mL
							PCB-17	4 ug/mL
							PCB-170	4 ug/mL
							PCB-171	8 ug/mL
							PCB-171/173	8 ug/mL
							PCB-172	4 ug/mL
							PCB-173	8 ug/mL
							PCB-174	4 ug/mL
							PCB-175	4 ug/mL
							PCB-176	4 ug/mL
							PCB-177	4 ug/mL
							PCB-178	4 ug/mL
							PCB-179	4 ug/mL
							PCB-18	8 ug/mL
							PCB-18/30	8 ug/mL
							PCB-180	8 ug/mL

REAGENT TRACEABILITY SUMMARY

Lab Name: Eurofins TestAmerica, Knoxville Job No.: 580-88125-2

SDG No.:

Reagent ID	Exp Date	Prep Date	Dilutant Used	Reagent Final Volume	Parent Reagent		Analyte	Concentration
					Reagent ID	Volume Added		
							PCB-180/193	8 ug/mL
							PCB-181	4 ug/mL
							PCB-182	4 ug/mL
							PCB-183	8 ug/mL
							PCB-183/185	8 ug/mL
							PCB-184	4 ug/mL
							PCB-185	8 ug/mL
							PCB-186	4 ug/mL
							PCB-187	4 ug/mL
							PCB-188	4 ug/mL
							PCB-189	4 ug/mL
							PCB-19	4 ug/mL
							PCB-190	4 ug/mL
							PCB-191	4 ug/mL
							PCB-192	4 ug/mL
							PCB-193	8 ug/mL
							PCB-194	4 ug/mL
							PCB-195	4 ug/mL
							PCB-196	4 ug/mL
							PCB-197	4 ug/mL
							PCB-198	8 ug/mL
							PCB-198/199	8 ug/mL
							PCB-199	8 ug/mL
							PCB-2	4 ug/mL
							PCB-20	8 ug/mL
							PCB-20/28	8 ug/mL
							PCB-200	4 ug/mL
							PCB-201	4 ug/mL
							PCB-202	4 ug/mL
							PCB-203	4 ug/mL
							PCB-204	4 ug/mL
							PCB-205	4 ug/mL
							PCB-206	4 ug/mL
							PCB-207	4 ug/mL
							PCB-208	4 ug/mL
							PCB-209	4 ug/mL
							PCB-21	8 ug/mL
							PCB-21/33	8 ug/mL
							PCB-22	4 ug/mL
							PCB-23	4 ug/mL
							PCB-24	4 ug/mL
							PCB-25	4 ug/mL
							PCB-26	8 ug/mL
							PCB-26/29	8 ug/mL
							PCB-27	4 ug/mL
							PCB-28	8 ug/mL
							PCB-29	8 ug/mL
							PCB-3	4 ug/mL

REAGENT TRACEABILITY SUMMARY

Lab Name: Eurofins TestAmerica, Knoxville Job No.: 580-88125-2

SDG No.:

Reagent ID	Exp Date	Prep Date	Dilutant Used	Reagent Final Volume	Parent Reagent		Analyte	Concentration
					Reagent ID	Volume Added		
							PCB-30	8 ug/mL
							PCB-31	4 ug/mL
							PCB-32	4 ug/mL
							PCB-33	8 ug/mL
							PCB-34	4 ug/mL
							PCB-35	4 ug/mL
							PCB-36	4 ug/mL
							PCB-37	4 ug/mL
							PCB-38	4 ug/mL
							PCB-39	4 ug/mL
							PCB-4	4 ug/mL
							PCB-40	12 ug/mL
							PCB-40/41/71	12 ug/mL
							PCB-41	12 ug/mL
							PCB-42	4 ug/mL
							PCB-43	8 ug/mL
							PCB-43/73	8 ug/mL
							PCB-44	12 ug/mL
							PCB-44/47/65	12 ug/mL
							PCB-45	8 ug/mL
							PCB-45/51	8 ug/mL
							PCB-46	4 ug/mL
							PCB-47	12 ug/mL
							PCB-48	4 ug/mL
							PCB-49	8 ug/mL
							PCB-49/69	8 ug/mL
							PCB-5	4 ug/mL
							PCB-50	8 ug/mL
							PCB-50/53	8 ug/mL
							PCB-51	8 ug/mL
							PCB-52	4 ug/mL
							PCB-53	8 ug/mL
							PCB-54	4 ug/mL
							PCB-55	4 ug/mL
							PCB-56	4 ug/mL
							PCB-57	4 ug/mL
							PCB-58	4 ug/mL
							PCB-59	12 ug/mL
							PCB-59/62/75	12 ug/mL
							PCB-6	4 ug/mL
							PCB-60	4 ug/mL
							PCB-61	16 ug/mL
							PCB-61/70/74/76	16 ug/mL
							PCB-62	12 ug/mL
							PCB-63	4 ug/mL
							PCB-64	4 ug/mL
							PCB-65	12 ug/mL
							PCB-66	4 ug/mL

REAGENT TRACEABILITY SUMMARY

Lab Name: Eurofins TestAmerica, Knoxville Job No.: 580-88125-2

SDG No.:

Reagent ID	Exp Date	Prep Date	Dilutant Used	Reagent Final Volume	Parent Reagent		Analyte	Concentration
					Reagent ID	Volume Added		
							PCB-67	4 ug/mL
							PCB-68	4 ug/mL
							PCB-69	8 ug/mL
							PCB-7	4 ug/mL
							PCB-70	16 ug/mL
							PCB-71	12 ug/mL
							PCB-72	4 ug/mL
							PCB-73	8 ug/mL
							PCB-74	16 ug/mL
							PCB-75	12 ug/mL
							PCB-76	16 ug/mL
							PCB-77	4 ug/mL
							PCB-78	4 ug/mL
							PCB-79	4 ug/mL
							PCB-8	4 ug/mL
							PCB-80	4 ug/mL
							PCB-81	4 ug/mL
							PCB-82	4 ug/mL
							PCB-83	8 ug/mL
							PCB-83/99	8 ug/mL
							PCB-84	4 ug/mL
							PCB-85	12 ug/mL
							PCB-85/116/117	12 ug/mL
							PCB-86	24 ug/mL
							PCB-86/87/97/109/119/125	24 ug/mL
							PCB-87	24 ug/mL
							PCB-88	8 ug/mL
							PCB-88/91	8 ug/mL
							PCB-89	4 ug/mL
							PCB-9	4 ug/mL
							PCB-90	12 ug/mL
							PCB-90/101/113	12 ug/mL
							PCB-91	8 ug/mL
							PCB-92	4 ug/mL
							PCB-93	8 ug/mL
							PCB-93/100	8 ug/mL
							PCB-94	4 ug/mL
							PCB-95	4 ug/mL
							PCB-96	4 ug/mL
							PCB-97	24 ug/mL
							PCB-98	8 ug/mL
							PCB-98/102	8 ug/mL
							PCB-99	8 ug/mL
.61XXRECSTOCK_00003	02/03/24	11/14/16	Nonane, Lot SHBD8765V	10 mL	61INPCB101LP_00002	250 uL	PCB-101L	1000 ng/mL
					61INPCB127LP_00002	250 uL	PCB-127L	1000 ng/mL
					61INPCB138LP_00002	250 uL	PCB-138L	1000 ng/mL
					61INPCB180LP_00002	250 uL	PCB-180L	1000 ng/mL
					61INPCB194LP_00002	250 uL	PCB-194L	1000 ng/mL

Lab Name: Eurofins TestAmerica, Knoxville Job No.: 580-88125-2

SDG No.:

Reagent ID	Exp Date	Prep Date	Dilutant Used	Reagent Final Volume	Parent Reagent		Analyte	Concentration
					Reagent ID	Volume Added		
					61INPCB31LP_00002	200 uL	PCB-31L	1000 ng/mL
					61INPCB32LP_00002	250 uL	PCB-32L	1000 ng/mL
					61INPCB52LP_00002	250 uL	PCB-52L	1000 ng/mL
					61INPCB9LP_00002	250 uL	PCB-9L	1000 ng/mL
..61INPCB101LP_00002	02/05/24		Cambridge, Lot SDBA-020		(Purchased Reagent)		PCB-101L	40 ug/mL
..61INPCB127LP_00002	02/05/24		Cambridge, Lot SDAC-008		(Purchased Reagent)		PCB-127L	40 ug/mL
..61INPCB138LP_00002	02/05/24		Cambridge, Lot SDAC-020		(Purchased Reagent)		PCB-138L	40 ug/mL
..61INPCB180LP_00002	02/05/24		Canbridge, Lot SDDD-017		(Purchased Reagent)		PCB-180L	40 ug/mL
..61INPCB194LP_00002	02/05/24		Cambridge, Lot SCDF-008		(Purchased Reagent)		PCB-194L	40 ug/mL
..61INPCB31LP_00002	02/03/24		Wellington, Lot MB0310413		(Purchased Reagent)		PCB-31L	50 ug/mL
..61INPCB32LP_00002	02/05/24		Cambridge, Lot SCBD-003		(Purchased Reagent)		PCB-32L	40 ug/mL
..61INPCB52LP_00002	02/05/24		Cambridge, Lot SDAK-002		(Purchased Reagent)		PCB-52L	40 ug/mL
..61INPCB9LP_00002	02/05/24		Cambridge, Lot SDAE-021		(Purchased Reagent)		PCB-9L	40 ug/mL
61L21668P_00002	09/17/19	01/23/17	Nonane, Lot SHBH0333V	1 mL	61IDSTOCKPCBP_00004	100 uL	PCB-170L	100 ng/mL
							PCB-104L	100 ng/mL
							PCB-105L	100 ng/mL
							PCB-114L	100 ng/mL
							PCB-118L	100 ng/mL
							PCB-123L	100 ng/mL
							PCB-126L	100 ng/mL
							PCB-155L	100 ng/mL
							PCB-156L	200 ng/mL
							PCB-156L/157L	200 ng/mL
							PCB-157L	200 ng/mL
							PCB-15L	100 ng/mL
							PCB-167L	100 ng/mL
							PCB-169L	100 ng/mL
							PCB-188L	100 ng/mL
							PCB-189L	100 ng/mL
							PCB-19L	100 ng/mL
							PCB-1L	100 ng/mL
							PCB-202L	100 ng/mL
							PCB-205L	100 ng/mL
							PCB-206L	100 ng/mL
							PCB-208L	100 ng/mL
							PCB-209L	100 ng/mL
							PCB-37L	100 ng/mL
							PCB-3L	100 ng/mL
							PCB-4L	100 ng/mL
							PCB-54L	100 ng/mL
							PCB-77L	100 ng/mL
							PCB-81L	100 ng/mL
					61SP1668NAT_00002	125 uL	PCB-1	5 ng/mL
							PCB-10	5 ng/mL
							PCB-100	10 ng/mL
							PCB-101	15 ng/mL
							PCB-102	10 ng/mL

REAGENT TRACEABILITY SUMMARY

Lab Name: Eurofins TestAmerica, Knoxville Job No.: 580-88125-2

SDG No.:

Reagent ID	Exp Date	Prep Date	Dilutant Used	Reagent Final Volume	Parent Reagent		Analyte	Concentration
					Reagent ID	Volume Added		
							PCB-103	5 ng/mL
							PCB-104	5 ng/mL
							PCB-105	5 ng/mL
							PCB-106	5 ng/mL
							PCB-107	5 ng/mL
							PCB-108	10 ng/mL
							PCB-108/124	10 ng/mL
							PCB-109	30 ng/mL
							PCB-11	5 ng/mL
							PCB-110	10 ng/mL
							PCB-110/115	10 ng/mL
							PCB-111	5 ng/mL
							PCB-112	5 ng/mL
							PCB-113	15 ng/mL
							PCB-114	5 ng/mL
							PCB-115	10 ng/mL
							PCB-116	15 ng/mL
							PCB-117	15 ng/mL
							PCB-118	5 ng/mL
							PCB-119	30 ng/mL
							PCB-12	10 ng/mL
							PCB-12/13	10 ng/mL
							PCB-120	5 ng/mL
							PCB-121	5 ng/mL
							PCB-122	5 ng/mL
							PCB-123	5 ng/mL
							PCB-124	10 ng/mL
							PCB-125	30 ng/mL
							PCB-126	5 ng/mL
							PCB-127	5 ng/mL
							PCB-128	10 ng/mL
							PCB-128/166	10 ng/mL
							PCB-129	20 ng/mL
							PCB-129/138/160/163	20 ng/mL
							PCB-13	10 ng/mL
							PCB-130	5 ng/mL
							PCB-131	5 ng/mL
							PCB-132	5 ng/mL
							PCB-133	5 ng/mL
							PCB-134	10 ng/mL
							PCB-134/143	10 ng/mL
							PCB-135	10 ng/mL
							PCB-135/151	10 ng/mL
							PCB-136	5 ng/mL
							PCB-137	5 ng/mL
							PCB-138	20 ng/mL
							PCB-139	10 ng/mL
							PCB-139/140	10 ng/mL

REAGENT TRACEABILITY SUMMARY

Lab Name: Eurofins TestAmerica, Knoxville Job No.: 580-88125-2

SDG No.:

Reagent ID	Exp Date	Prep Date	Dilutant Used	Reagent Final Volume	Parent Reagent		Analyte	Concentration
					Reagent ID	Volume Added		
							PCB-14	5 ng/mL
							PCB-140	10 ng/mL
							PCB-141	5 ng/mL
							PCB-142	5 ng/mL
							PCB-143	10 ng/mL
							PCB-144	5 ng/mL
							PCB-145	5 ng/mL
							PCB-146	5 ng/mL
							PCB-147	10 ng/mL
							PCB-147/149	10 ng/mL
							PCB-148	5 ng/mL
							PCB-149	10 ng/mL
							PCB-15	5 ng/mL
							PCB-150	5 ng/mL
							PCB-151	10 ng/mL
							PCB-152	5 ng/mL
							PCB-153	10 ng/mL
							PCB-153/168	10 ng/mL
							PCB-154	5 ng/mL
							PCB-155	5 ng/mL
							PCB-156	10 ng/mL
							PCB-156/157	10 ng/mL
							PCB-157	10 ng/mL
							PCB-158	5 ng/mL
							PCB-159	5 ng/mL
							PCB-16	5 ng/mL
							PCB-160	20 ng/mL
							PCB-161	5 ng/mL
							PCB-162	5 ng/mL
							PCB-163	20 ng/mL
							PCB-164	5 ng/mL
							PCB-165	5 ng/mL
							PCB-166	10 ng/mL
							PCB-167	5 ng/mL
							PCB-168	10 ng/mL
							PCB-169	5 ng/mL
							PCB-17	5 ng/mL
							PCB-170	5 ng/mL
							PCB-171	10 ng/mL
							PCB-171/173	10 ng/mL
							PCB-172	5 ng/mL
							PCB-173	10 ng/mL
							PCB-174	5 ng/mL
							PCB-175	5 ng/mL
							PCB-176	5 ng/mL
							PCB-177	5 ng/mL
							PCB-178	5 ng/mL
							PCB-179	5 ng/mL

REAGENT TRACEABILITY SUMMARY

Lab Name: Eurofins TestAmerica, Knoxville Job No.: 580-88125-2

SDG No.:

Reagent ID	Exp Date	Prep Date	Dilutant Used	Reagent Final Volume	Parent Reagent		Analyte	Concentration
					Reagent ID	Volume Added		
							PCB-18	10 ng/mL
							PCB-18/30	10 ng/mL
							PCB-180	10 ng/mL
							PCB-180/193	10 ng/mL
							PCB-181	5 ng/mL
							PCB-182	5 ng/mL
							PCB-183	10 ng/mL
							PCB-183/185	10 ng/mL
							PCB-184	5 ng/mL
							PCB-185	10 ng/mL
							PCB-186	5 ng/mL
							PCB-187	5 ng/mL
							PCB-188	5 ng/mL
							PCB-189	5 ng/mL
							PCB-19	5 ng/mL
							PCB-190	5 ng/mL
							PCB-191	5 ng/mL
							PCB-192	5 ng/mL
							PCB-193	10 ng/mL
							PCB-194	5 ng/mL
							PCB-195	5 ng/mL
							PCB-196	5 ng/mL
							PCB-197	5 ng/mL
							PCB-198	10 ng/mL
							PCB-198/199	10 ng/mL
							PCB-199	10 ng/mL
							PCB-2	5 ng/mL
							PCB-20	10 ng/mL
							PCB-20/28	10 ng/mL
							PCB-200	5 ng/mL
							PCB-201	5 ng/mL
							PCB-202	5 ng/mL
							PCB-203	5 ng/mL
							PCB-204	5 ng/mL
							PCB-205	5 ng/mL
							PCB-206	5 ng/mL
							PCB-207	5 ng/mL
							PCB-208	5 ng/mL
							PCB-209	5 ng/mL
							PCB-21	10 ng/mL
							PCB-21/33	10 ng/mL
							PCB-22	5 ng/mL
							PCB-23	5 ng/mL
							PCB-24	5 ng/mL
							PCB-25	5 ng/mL
							PCB-26	10 ng/mL
							PCB-26/29	10 ng/mL
							PCB-27	5 ng/mL

Lab Name: Eurofins TestAmerica, Knoxville Job No.: 580-88125-2

SDG No.:

Reagent ID	Exp Date	Prep Date	Dilutant Used	Reagent Final Volume	Parent Reagent		Analyte	Concentration
					Reagent ID	Volume Added		
							PCB-28	10 ng/mL
							PCB-29	10 ng/mL
							PCB-3	5 ng/mL
							PCB-30	10 ng/mL
							PCB-31	5 ng/mL
							PCB-32	5 ng/mL
							PCB-33	10 ng/mL
							PCB-34	5 ng/mL
							PCB-35	5 ng/mL
							PCB-36	5 ng/mL
							PCB-37	5 ng/mL
							PCB-38	5 ng/mL
							PCB-39	5 ng/mL
							PCB-4	5 ng/mL
							PCB-40	15 ng/mL
							PCB-40/41/71	15 ng/mL
							PCB-41	15 ng/mL
							PCB-42	5 ng/mL
							PCB-43	10 ng/mL
							PCB-43/73	10 ng/mL
							PCB-44	15 ng/mL
							PCB-44/47/65	15 ng/mL
							PCB-45	10 ng/mL
							PCB-45/51	10 ng/mL
							PCB-46	5 ng/mL
							PCB-47	15 ng/mL
							PCB-48	5 ng/mL
							PCB-49	10 ng/mL
							PCB-49/69	10 ng/mL
							PCB-5	5 ng/mL
							PCB-50	10 ng/mL
							PCB-50/53	10 ng/mL
							PCB-51	10 ng/mL
							PCB-52	5 ng/mL
							PCB-53	10 ng/mL
							PCB-54	5 ng/mL
							PCB-55	5 ng/mL
							PCB-56	5 ng/mL
							PCB-57	5 ng/mL
							PCB-58	5 ng/mL
							PCB-59	15 ng/mL
							PCB-59/62/75	15 ng/mL
							PCB-6	5 ng/mL
							PCB-60	5 ng/mL
							PCB-61	20 ng/mL
							PCB-61/70/74/76	20 ng/mL
							PCB-62	15 ng/mL
							PCB-63	5 ng/mL

Lab Name: Eurofins TestAmerica, Knoxville Job No.: 580-88125-2

SDG No.:

Reagent ID	Exp Date	Prep Date	Dilutant Used	Reagent Final Volume	Parent Reagent		Analyte	Concentration
					Reagent ID	Volume Added		
							PCB-64	5 ng/mL
							PCB-65	15 ng/mL
							PCB-66	5 ng/mL
							PCB-67	5 ng/mL
							PCB-68	5 ng/mL
							PCB-69	10 ng/mL
							PCB-7	5 ng/mL
							PCB-70	20 ng/mL
							PCB-71	15 ng/mL
							PCB-72	5 ng/mL
							PCB-73	10 ng/mL
							PCB-74	20 ng/mL
							PCB-75	15 ng/mL
							PCB-76	20 ng/mL
							PCB-77	5 ng/mL
							PCB-78	5 ng/mL
							PCB-79	5 ng/mL
							PCB-8	5 ng/mL
							PCB-80	5 ng/mL
							PCB-81	5 ng/mL
							PCB-82	5 ng/mL
							PCB-83	10 ng/mL
							PCB-83/99	10 ng/mL
							PCB-84	5 ng/mL
							PCB-85	15 ng/mL
							PCB-85/116/117	15 ng/mL
							PCB-86	30 ng/mL
							PCB-86/87/97/109/119/125	30 ng/mL
							PCB-87	30 ng/mL
							PCB-88	10 ng/mL
							PCB-88/91	10 ng/mL
							PCB-89	5 ng/mL
							PCB-9	5 ng/mL
							PCB-90	15 ng/mL
							PCB-90/101/113	15 ng/mL
							PCB-91	10 ng/mL
							PCB-92	5 ng/mL
							PCB-93	10 ng/mL
							PCB-93/100	10 ng/mL
							PCB-94	5 ng/mL
							PCB-95	5 ng/mL
							PCB-96	5 ng/mL
							PCB-97	30 ng/mL
							PCB-98	10 ng/mL
							PCB-98/102	10 ng/mL
							PCB-99	10 ng/mL
					61XXCSSTOCKP_00002	1 uL	PCB-111L	5 ng/mL
							PCB-178L	5 ng/mL

REAGENT TRACEABILITY SUMMARY

Lab Name: Eurofins TestAmerica, Knoxville Job No.: 580-88125-2

SDG No.:

Reagent ID	Exp Date	Prep Date	Dilutant Used	Reagent Final Volume	Parent Reagent		Analyte	Concentration
					Reagent ID	Volume Added		
							PCB-28L	5 ng/mL
					61XXFS1668P_00002	1 uL	PCB-153L	5 ng/mL
							PCB-79L	5 ng/mL
							PCB-8L	5 ng/mL
							PCB-95L	5 ng/mL
					61XXRECSTOCK_00003	100 uL	PCB-101L	100 ng/mL
							PCB-127L	100 ng/mL
							PCB-138L	100 ng/mL
							PCB-180L	100 ng/mL
							PCB-194L	100 ng/mL
							PCB-31L	100 ng/mL
							PCB-32L	100 ng/mL
							PCB-52L	100 ng/mL
							PCB-9L	100 ng/mL
.61IDSTOCKPCBP_00004	10/08/24	06/20/16	Nonane, Lot SHBC8566V	25 mL	61INISPCB170P_00001	0.625 mL	PCB-170L	1000 ng/mL
					61MX1668ISP_00001	25 mL	PCB-104L	1000 ng/mL
							PCB-105L	1000 ng/mL
							PCB-114L	1000 ng/mL
							PCB-118L	1000 ng/mL
							PCB-123L	1000 ng/mL
							PCB-126L	1000 ng/mL
							PCB-155L	1000 ng/mL
							PCB-156L	2000 ng/mL
							PCB-156L/157L	2000 ng/mL
							PCB-157L	2000 ng/mL
							PCB-15L	1000 ng/mL
							PCB-167L	1000 ng/mL
							PCB-169L	1000 ng/mL
							PCB-188L	1000 ng/mL
							PCB-189L	1000 ng/mL
							PCB-19L	1000 ng/mL
							PCB-1L	1000 ng/mL
							PCB-202L	1000 ng/mL
							PCB-205L	1000 ng/mL
							PCB-206L	1000 ng/mL
							PCB-208L	1000 ng/mL
							PCB-209L	1000 ng/mL
							PCB-37L	1000 ng/mL
							PCB-3L	1000 ng/mL
							PCB-4L	1000 ng/mL
							PCB-54L	1000 ng/mL
							PCB-77L	1000 ng/mL
							PCB-81L	1000 ng/mL
..61INISPCB170P_00001	10/08/24		Cambridge, Lot SDCL-004		(Purchased Reagent)		PCB-170L	40 ug/mL
..61MX1668ISP_00001	10/08/24		Cambridge, Lot PR-23564		(Purchased Reagent)		PCB-104L	1 ug/mL
							PCB-105L	1 ug/mL
							PCB-114L	1 ug/mL
							PCB-118L	1 ug/mL

Lab Name: Eurofins TestAmerica, Knoxville Job No.: 580-88125-2

SDG No.:

Reagent ID	Exp Date	Prep Date	Dilutant Used	Reagent Final Volume	Parent Reagent		Analyte	Concentration
					Reagent ID	Volume Added		
							PCB-123L	1 ug/mL
							PCB-126L	1 ug/mL
							PCB-155L	1 ug/mL
							PCB-156L	2 ug/mL
							PCB-156L/157L	2 ug/mL
							PCB-157L	2 ug/mL
							PCB-15L	1 ug/mL
							PCB-167L	1 ug/mL
							PCB-169L	1 ug/mL
							PCB-188L	1 ug/mL
							PCB-189L	1 ug/mL
							PCB-19L	1 ug/mL
							PCB-1L	1 ug/mL
							PCB-202L	1 ug/mL
							PCB-205L	1 ug/mL
							PCB-206L	1 ug/mL
							PCB-208L	1 ug/mL
							PCB-209L	1 ug/mL
							PCB-37L	1 ug/mL
							PCB-3L	1 ug/mL
							PCB-4L	1 ug/mL
							PCB-54L	1 ug/mL
							PCB-77L	1 ug/mL
							PCB-81L	1 ug/mL
.61SP1668NAT_00002	09/17/19	01/23/17	Nonane, Lot SHBH0333V	1 mL	61MXALL209P_00004	10 uL	PCB-1	40 ng/mL
							PCB-10	40 ng/mL
							PCB-100	80 ng/mL
							PCB-101	120 ng/mL
							PCB-102	80 ng/mL
							PCB-103	40 ng/mL
							PCB-104	40 ng/mL
							PCB-105	40 ng/mL
							PCB-106	40 ng/mL
							PCB-107	40 ng/mL
							PCB-108	80 ng/mL
							PCB-108/124	80 ng/mL
							PCB-109	240 ng/mL
							PCB-11	40 ng/mL
							PCB-110	80 ng/mL
							PCB-110/115	80 ng/mL
							PCB-111	40 ng/mL
							PCB-112	40 ng/mL
							PCB-113	120 ng/mL
							PCB-114	40 ng/mL
							PCB-115	80 ng/mL
							PCB-116	120 ng/mL
							PCB-117	120 ng/mL
							PCB-118	40 ng/mL

Lab Name: Eurofins TestAmerica, Knoxville Job No.: 580-88125-2

SDG No.:

Reagent ID	Exp Date	Prep Date	Dilutant Used	Reagent Final Volume	Parent Reagent		Analyte	Concentration
					Reagent ID	Volume Added		
							PCB-119	240 ng/mL
							PCB-12	80 ng/mL
							PCB-12/13	80 ng/mL
							PCB-120	40 ng/mL
							PCB-121	40 ng/mL
							PCB-122	40 ng/mL
							PCB-123	40 ng/mL
							PCB-124	80 ng/mL
							PCB-125	240 ng/mL
							PCB-126	40 ng/mL
							PCB-127	40 ng/mL
							PCB-128	80 ng/mL
							PCB-128/166	80 ng/mL
							PCB-129	160 ng/mL
							PCB-129/138/160/163	160 ng/mL
							PCB-13	80 ng/mL
							PCB-130	40 ng/mL
							PCB-131	40 ng/mL
							PCB-132	40 ng/mL
							PCB-133	40 ng/mL
							PCB-134	80 ng/mL
							PCB-134/143	80 ng/mL
							PCB-135	80 ng/mL
							PCB-135/151	80 ng/mL
							PCB-136	40 ng/mL
							PCB-137	40 ng/mL
							PCB-138	160 ng/mL
							PCB-139	80 ng/mL
							PCB-139/140	80 ng/mL
							PCB-14	40 ng/mL
							PCB-140	80 ng/mL
							PCB-141	40 ng/mL
							PCB-142	40 ng/mL
							PCB-143	80 ng/mL
							PCB-144	40 ng/mL
							PCB-145	40 ng/mL
							PCB-146	40 ng/mL
							PCB-147	80 ng/mL
							PCB-147/149	80 ng/mL
							PCB-148	40 ng/mL
							PCB-149	80 ng/mL
							PCB-15	40 ng/mL
							PCB-150	40 ng/mL
							PCB-151	80 ng/mL
							PCB-152	40 ng/mL
							PCB-153	80 ng/mL
							PCB-153/168	80 ng/mL
							PCB-154	40 ng/mL

REAGENT TRACEABILITY SUMMARY

Lab Name: Eurofins TestAmerica, Knoxville Job No.: 580-88125-2

SDG No.:

Reagent ID	Exp Date	Prep Date	Dilutant Used	Reagent Final Volume	Parent Reagent		Analyte	Concentration
					Reagent ID	Volume Added		
							PCB-155	40 ng/mL
							PCB-156	80 ng/mL
							PCB-156/157	80 ng/mL
							PCB-157	80 ng/mL
							PCB-158	40 ng/mL
							PCB-159	40 ng/mL
							PCB-16	40 ng/mL
							PCB-160	160 ng/mL
							PCB-161	40 ng/mL
							PCB-162	40 ng/mL
							PCB-163	160 ng/mL
							PCB-164	40 ng/mL
							PCB-165	40 ng/mL
							PCB-166	80 ng/mL
							PCB-167	40 ng/mL
							PCB-168	80 ng/mL
							PCB-169	40 ng/mL
							PCB-17	40 ng/mL
							PCB-170	40 ng/mL
							PCB-171	80 ng/mL
							PCB-171/173	80 ng/mL
							PCB-172	40 ng/mL
							PCB-173	80 ng/mL
							PCB-174	40 ng/mL
							PCB-175	40 ng/mL
							PCB-176	40 ng/mL
							PCB-177	40 ng/mL
							PCB-178	40 ng/mL
							PCB-179	40 ng/mL
							PCB-18	80 ng/mL
							PCB-18/30	80 ng/mL
							PCB-180	80 ng/mL
							PCB-180/193	80 ng/mL
							PCB-181	40 ng/mL
							PCB-182	40 ng/mL
							PCB-183	80 ng/mL
							PCB-183/185	80 ng/mL
							PCB-184	40 ng/mL
							PCB-185	80 ng/mL
							PCB-186	40 ng/mL
							PCB-187	40 ng/mL
							PCB-188	40 ng/mL
							PCB-189	40 ng/mL
							PCB-19	40 ng/mL
							PCB-190	40 ng/mL
							PCB-191	40 ng/mL
							PCB-192	40 ng/mL
							PCB-193	80 ng/mL

Lab Name: Eurofins TestAmerica, Knoxville Job No.: 580-88125-2

SDG No.:

Reagent ID	Exp Date	Prep Date	Dilutant Used	Reagent Final Volume	Parent Reagent		Analyte	Concentration
					Reagent ID	Volume Added		
							PCB-194	40 ng/mL
							PCB-195	40 ng/mL
							PCB-196	40 ng/mL
							PCB-197	40 ng/mL
							PCB-198	80 ng/mL
							PCB-198/199	80 ng/mL
							PCB-199	80 ng/mL
							PCB-2	40 ng/mL
							PCB-20	80 ng/mL
							PCB-20/28	80 ng/mL
							PCB-200	40 ng/mL
							PCB-201	40 ng/mL
							PCB-202	40 ng/mL
							PCB-203	40 ng/mL
							PCB-204	40 ng/mL
							PCB-205	40 ng/mL
							PCB-206	40 ng/mL
							PCB-207	40 ng/mL
							PCB-208	40 ng/mL
							PCB-209	40 ng/mL
							PCB-21	80 ng/mL
							PCB-21/33	80 ng/mL
							PCB-22	40 ng/mL
							PCB-23	40 ng/mL
							PCB-24	40 ng/mL
							PCB-25	40 ng/mL
							PCB-26	80 ng/mL
							PCB-26/29	80 ng/mL
							PCB-27	40 ng/mL
							PCB-28	80 ng/mL
							PCB-29	80 ng/mL
							PCB-3	40 ng/mL
							PCB-30	80 ng/mL
							PCB-31	40 ng/mL
							PCB-32	40 ng/mL
							PCB-33	80 ng/mL
							PCB-34	40 ng/mL
							PCB-35	40 ng/mL
							PCB-36	40 ng/mL
							PCB-37	40 ng/mL
							PCB-38	40 ng/mL
							PCB-39	40 ng/mL
							PCB-4	40 ng/mL
							PCB-40	120 ng/mL
							PCB-40/41/71	120 ng/mL
							PCB-41	120 ng/mL
							PCB-42	40 ng/mL
							PCB-43	80 ng/mL

REAGENT TRACEABILITY SUMMARY

Lab Name: Eurofins TestAmerica, Knoxville Job No.: 580-88125-2

SDG No.:

Reagent ID	Exp Date	Prep Date	Dilutant Used	Reagent Final Volume	Parent Reagent		Analyte	Concentration
					Reagent ID	Volume Added		
							PCB-43/73	80 ng/mL
							PCB-44	120 ng/mL
							PCB-44/47/65	120 ng/mL
							PCB-45	80 ng/mL
							PCB-45/51	80 ng/mL
							PCB-46	40 ng/mL
							PCB-47	120 ng/mL
							PCB-48	40 ng/mL
							PCB-49	80 ng/mL
							PCB-49/69	80 ng/mL
							PCB-5	40 ng/mL
							PCB-50	80 ng/mL
							PCB-50/53	80 ng/mL
							PCB-51	80 ng/mL
							PCB-52	40 ng/mL
							PCB-53	80 ng/mL
							PCB-54	40 ng/mL
							PCB-55	40 ng/mL
							PCB-56	40 ng/mL
							PCB-57	40 ng/mL
							PCB-58	40 ng/mL
							PCB-59	120 ng/mL
							PCB-59/62/75	120 ng/mL
							PCB-6	40 ng/mL
							PCB-60	40 ng/mL
							PCB-61	160 ng/mL
							PCB-61/70/74/76	160 ng/mL
							PCB-62	120 ng/mL
							PCB-63	40 ng/mL
							PCB-64	40 ng/mL
							PCB-65	120 ng/mL
							PCB-66	40 ng/mL
							PCB-67	40 ng/mL
							PCB-68	40 ng/mL
							PCB-69	80 ng/mL
							PCB-7	40 ng/mL
							PCB-70	160 ng/mL
							PCB-71	120 ng/mL
							PCB-72	40 ng/mL
							PCB-73	80 ng/mL
							PCB-74	160 ng/mL
							PCB-75	120 ng/mL
							PCB-76	160 ng/mL
							PCB-77	40 ng/mL
							PCB-78	40 ng/mL
							PCB-79	40 ng/mL
							PCB-8	40 ng/mL
							PCB-80	40 ng/mL

REAGENT TRACEABILITY SUMMARY

Lab Name: Eurofins TestAmerica, Knoxville Job No.: 580-88125-2

SDG No.:

Reagent ID	Exp Date	Prep Date	Dilutant Used	Reagent Final Volume	Parent Reagent		Analyte	Concentration
					Reagent ID	Volume Added		
							PCB-81	40 ng/mL
							PCB-82	40 ng/mL
							PCB-83	80 ng/mL
							PCB-83/99	80 ng/mL
							PCB-84	40 ng/mL
							PCB-85	120 ng/mL
							PCB-85/116/117	120 ng/mL
							PCB-86	240 ng/mL
							PCB-86/87/97/109/119/125	240 ng/mL
							PCB-87	240 ng/mL
							PCB-88	80 ng/mL
							PCB-88/91	80 ng/mL
							PCB-89	40 ng/mL
							PCB-9	40 ng/mL
							PCB-90	120 ng/mL
							PCB-90/101/113	120 ng/mL
							PCB-91	80 ng/mL
							PCB-92	40 ng/mL
							PCB-93	80 ng/mL
							PCB-93/100	80 ng/mL
							PCB-94	40 ng/mL
							PCB-95	40 ng/mL
							PCB-96	40 ng/mL
							PCB-97	240 ng/mL
							PCB-98	80 ng/mL
							PCB-98/102	80 ng/mL
							PCB-99	80 ng/mL
..61MXALL209P_00004	09/17/19	AccuStandard, Lot 209091190			(Purchased Reagent)		PCB-1	4 ug/mL
							PCB-10	4 ug/mL
							PCB-100	8 ug/mL
							PCB-101	12 ug/mL
							PCB-102	8 ug/mL
							PCB-103	4 ug/mL
							PCB-104	4 ug/mL
							PCB-105	4 ug/mL
							PCB-106	4 ug/mL
							PCB-107	4 ug/mL
							PCB-108	8 ug/mL
							PCB-108/124	8 ug/mL
							PCB-109	24 ug/mL
							PCB-11	4 ug/mL
							PCB-110	8 ug/mL
							PCB-110/115	8 ug/mL
							PCB-111	4 ug/mL
							PCB-112	4 ug/mL
							PCB-113	12 ug/mL
							PCB-114	4 ug/mL
							PCB-115	8 ug/mL

Lab Name: Eurofins TestAmerica, Knoxville Job No.: 580-88125-2

SDG No.:

Reagent ID	Exp Date	Prep Date	Dilutant Used	Reagent Final Volume	Parent Reagent		Analyte	Concentration
					Reagent ID	Volume Added		
							PCB-116	12 ug/mL
							PCB-117	12 ug/mL
							PCB-118	4 ug/mL
							PCB-119	24 ug/mL
							PCB-12	8 ug/mL
							PCB-12/13	8 ug/mL
							PCB-120	4 ug/mL
							PCB-121	4 ug/mL
							PCB-122	4 ug/mL
							PCB-123	4 ug/mL
							PCB-124	8 ug/mL
							PCB-125	24 ug/mL
							PCB-126	4 ug/mL
							PCB-127	4 ug/mL
							PCB-128	8 ug/mL
							PCB-128/166	8 ug/mL
							PCB-129	16 ug/mL
							PCB-129/138/160/163	16 ug/mL
							PCB-13	8 ug/mL
							PCB-130	4 ug/mL
							PCB-131	4 ug/mL
							PCB-132	4 ug/mL
							PCB-133	4 ug/mL
							PCB-134	8 ug/mL
							PCB-134/143	8 ug/mL
							PCB-135	8 ug/mL
							PCB-135/151	8 ug/mL
							PCB-136	4 ug/mL
							PCB-137	4 ug/mL
							PCB-138	16 ug/mL
							PCB-139	8 ug/mL
							PCB-139/140	8 ug/mL
							PCB-14	4 ug/mL
							PCB-140	8 ug/mL
							PCB-141	4 ug/mL
							PCB-142	4 ug/mL
							PCB-143	8 ug/mL
							PCB-144	4 ug/mL
							PCB-145	4 ug/mL
							PCB-146	4 ug/mL
							PCB-147	8 ug/mL
							PCB-147/149	8 ug/mL
							PCB-148	4 ug/mL
							PCB-149	8 ug/mL
							PCB-15	4 ug/mL
							PCB-150	4 ug/mL
							PCB-151	8 ug/mL
							PCB-152	4 ug/mL

Lab Name: Eurofins TestAmerica, Knoxville Job No.: 580-88125-2

SDG No.:

Reagent ID	Exp Date	Prep Date	Dilutant Used	Reagent Final Volume	Parent Reagent		Analyte	Concentration
					Reagent ID	Volume Added		
							PCB-153	8 ug/mL
							PCB-153/168	8 ug/mL
							PCB-154	4 ug/mL
							PCB-155	4 ug/mL
							PCB-156	8 ug/mL
							PCB-156/157	8 ug/mL
							PCB-157	8 ug/mL
							PCB-158	4 ug/mL
							PCB-159	4 ug/mL
							PCB-16	4 ug/mL
							PCB-160	16 ug/mL
							PCB-161	4 ug/mL
							PCB-162	4 ug/mL
							PCB-163	16 ug/mL
							PCB-164	4 ug/mL
							PCB-165	4 ug/mL
							PCB-166	8 ug/mL
							PCB-167	4 ug/mL
							PCB-168	8 ug/mL
							PCB-169	4 ug/mL
							PCB-17	4 ug/mL
							PCB-170	4 ug/mL
							PCB-171	8 ug/mL
							PCB-171/173	8 ug/mL
							PCB-172	4 ug/mL
							PCB-173	8 ug/mL
							PCB-174	4 ug/mL
							PCB-175	4 ug/mL
							PCB-176	4 ug/mL
							PCB-177	4 ug/mL
							PCB-178	4 ug/mL
							PCB-179	4 ug/mL
							PCB-18	8 ug/mL
							PCB-18/30	8 ug/mL
							PCB-180	8 ug/mL
							PCB-180/193	8 ug/mL
							PCB-181	4 ug/mL
							PCB-182	4 ug/mL
							PCB-183	8 ug/mL
							PCB-183/185	8 ug/mL
							PCB-184	4 ug/mL
							PCB-185	8 ug/mL
							PCB-186	4 ug/mL
							PCB-187	4 ug/mL
							PCB-188	4 ug/mL
							PCB-189	4 ug/mL
							PCB-19	4 ug/mL
							PCB-190	4 ug/mL

REAGENT TRACEABILITY SUMMARY

Lab Name: Eurofins TestAmerica, Knoxville Job No.: 580-88125-2

SDG No.:

Reagent ID	Exp Date	Prep Date	Dilutant Used	Reagent Final Volume	Parent Reagent		Analyte	Concentration
					Reagent ID	Volume Added		
							PCB-191	4 ug/mL
							PCB-192	4 ug/mL
							PCB-193	8 ug/mL
							PCB-194	4 ug/mL
							PCB-195	4 ug/mL
							PCB-196	4 ug/mL
							PCB-197	4 ug/mL
							PCB-198	8 ug/mL
							PCB-198/199	8 ug/mL
							PCB-199	8 ug/mL
							PCB-2	4 ug/mL
							PCB-20	8 ug/mL
							PCB-20/28	8 ug/mL
							PCB-200	4 ug/mL
							PCB-201	4 ug/mL
							PCB-202	4 ug/mL
							PCB-203	4 ug/mL
							PCB-204	4 ug/mL
							PCB-205	4 ug/mL
							PCB-206	4 ug/mL
							PCB-207	4 ug/mL
							PCB-208	4 ug/mL
							PCB-209	4 ug/mL
							PCB-21	8 ug/mL
							PCB-21/33	8 ug/mL
							PCB-22	4 ug/mL
							PCB-23	4 ug/mL
							PCB-24	4 ug/mL
							PCB-25	4 ug/mL
							PCB-26	8 ug/mL
							PCB-26/29	8 ug/mL
							PCB-27	4 ug/mL
							PCB-28	8 ug/mL
							PCB-29	8 ug/mL
							PCB-3	4 ug/mL
							PCB-30	8 ug/mL
							PCB-31	4 ug/mL
							PCB-32	4 ug/mL
							PCB-33	8 ug/mL
							PCB-34	4 ug/mL
							PCB-35	4 ug/mL
							PCB-36	4 ug/mL
							PCB-37	4 ug/mL
							PCB-38	4 ug/mL
							PCB-39	4 ug/mL
							PCB-4	4 ug/mL
							PCB-40	12 ug/mL
							PCB-40/41/71	12 ug/mL

REAGENT TRACEABILITY SUMMARY

Lab Name: Eurofins TestAmerica, Knoxville Job No.: 580-88125-2

SDG No.:

Reagent ID	Exp Date	Prep Date	Dilutant Used	Reagent Final Volume	Parent Reagent		Analyte	Concentration
					Reagent ID	Volume Added		
							PCB-41	12 ug/mL
							PCB-42	4 ug/mL
							PCB-43	8 ug/mL
							PCB-43/73	8 ug/mL
							PCB-44	12 ug/mL
							PCB-44/47/65	12 ug/mL
							PCB-45	8 ug/mL
							PCB-45/51	8 ug/mL
							PCB-46	4 ug/mL
							PCB-47	12 ug/mL
							PCB-48	4 ug/mL
							PCB-49	8 ug/mL
							PCB-49/69	8 ug/mL
							PCB-5	4 ug/mL
							PCB-50	8 ug/mL
							PCB-50/53	8 ug/mL
							PCB-51	8 ug/mL
							PCB-52	4 ug/mL
							PCB-53	8 ug/mL
							PCB-54	4 ug/mL
							PCB-55	4 ug/mL
							PCB-56	4 ug/mL
							PCB-57	4 ug/mL
							PCB-58	4 ug/mL
							PCB-59	12 ug/mL
							PCB-59/62/75	12 ug/mL
							PCB-6	4 ug/mL
							PCB-60	4 ug/mL
							PCB-61	16 ug/mL
							PCB-61/70/74/76	16 ug/mL
							PCB-62	12 ug/mL
							PCB-63	4 ug/mL
							PCB-64	4 ug/mL
							PCB-65	12 ug/mL
							PCB-66	4 ug/mL
							PCB-67	4 ug/mL
							PCB-68	4 ug/mL
							PCB-69	8 ug/mL
							PCB-7	4 ug/mL
							PCB-70	16 ug/mL
							PCB-71	12 ug/mL
							PCB-72	4 ug/mL
							PCB-73	8 ug/mL
							PCB-74	16 ug/mL
							PCB-75	12 ug/mL
							PCB-76	16 ug/mL
							PCB-77	4 ug/mL
							PCB-78	4 ug/mL

Lab Name: Eurofins TestAmerica, Knoxville Job No.: 580-88125-2

SDG No.:

Reagent ID	Exp Date	Prep Date	Dilutant Used	Reagent Final Volume	Parent Reagent		Analyte	Concentration
					Reagent ID	Volume Added		
							PCB-79	4 ug/mL
							PCB-8	4 ug/mL
							PCB-80	4 ug/mL
							PCB-81	4 ug/mL
							PCB-82	4 ug/mL
							PCB-83	8 ug/mL
							PCB-83/99	8 ug/mL
							PCB-84	4 ug/mL
							PCB-85	12 ug/mL
							PCB-85/116/117	12 ug/mL
							PCB-86	24 ug/mL
							PCB-86/87/97/109/119/125	24 ug/mL
							PCB-87	24 ug/mL
							PCB-88	8 ug/mL
							PCB-88/91	8 ug/mL
							PCB-89	4 ug/mL
							PCB-9	4 ug/mL
							PCB-90	12 ug/mL
							PCB-90/101/113	12 ug/mL
							PCB-91	8 ug/mL
							PCB-92	4 ug/mL
							PCB-93	8 ug/mL
							PCB-93/100	8 ug/mL
							PCB-94	4 ug/mL
							PCB-95	4 ug/mL
							PCB-96	4 ug/mL
							PCB-97	24 ug/mL
							PCB-98	8 ug/mL
							PCB-98/102	8 ug/mL
							PCB-99	8 ug/mL
.61XXCSSTOCKP_00002	06/22/20	09/15/16	Nonane, Lot SHBD8765V	4 mL	61INPCB111LP_00002	0.5 mL	PCB-111L	5000 ng/mL
					61INPCB178LP_00002	0.5 mL	PCB-178L	5000 ng/mL
					61INPCB28LP_00002	0.5 mL	PCB-28L	5000 ng/mL
..61INPCB111LP_00002	06/22/20		Cambridge, Lot SCJF-004		(Purchased Reagent)		PCB-111L	40 ug/mL
..61INPCB178LP_00002	06/22/20		Cambridge, Lot SCHJ-007		(Purchased Reagent)		PCB-178L	40 ug/mL
..61INPCB28LP_00002	06/22/20		Cambridge, Lot SCGL-005		(Purchased Reagent)		PCB-28L	40 ug/mL
.61XXFS1668P_00002	05/05/20	03/28/16	Nonane, Lot SHBD8765V	3 mL	61INPCB153LP_00002	0.375 mL	PCB-153L	5000 ng/mL
					61INPCB79LP_00002	0.375 mL	PCB-79L	5000 ng/mL
					61INPCB8LP_00002	0.375 mL	PCB-8L	5000 ng/mL
					61INPCB95LP_00002	0.3 mL	PCB-95L	5000 ng/mL
..61INPCB153LP_00002	05/05/20		Cambridge, Lot SCHB-017		(Purchased Reagent)		PCB-153L	40 ug/mL
..61INPCB79LP_00002	05/05/20		Cambridge, Lot SCBH-001		(Purchased Reagent)		PCB-79L	40 ug/mL
..61INPCB8LP_00002	05/05/20		Cambridge, Lot SCCC-016		(Purchased Reagent)		PCB-8L	40 ug/mL
..61INPCB95LP_00002	05/05/20		Wellington, Lot MB0950206		(Purchased Reagent)		PCB-95L	50 ug/mL
.61XXRECSTOCK_00003	02/03/24	11/14/16	Nonane, Lot SHBD8765V	10 mL	61INPCB101LP_00002	250 uL	PCB-101L	1000 ng/mL
					61INPCB127LP_00002	250 uL	PCB-127L	1000 ng/mL
					61INPCB138LP_00002	250 uL	PCB-138L	1000 ng/mL
					61INPCB180LP_00002	250 uL	PCB-180L	1000 ng/mL

Lab Name: Eurofins TestAmerica, Knoxville Job No.: 580-88125-2

SDG No.:

Reagent ID	Exp Date	Prep Date	Dilutant Used	Reagent Final Volume	Parent Reagent		Analyte	Concentration
					Reagent ID	Volume Added		
					61INPCB194LP_00002	250 uL	PCB-194L	1000 ng/mL
					61INPCB31LP_00002	200 uL	PCB-31L	1000 ng/mL
					61INPCB32LP_00002	250 uL	PCB-32L	1000 ng/mL
					61INPCB52LP_00002	250 uL	PCB-52L	1000 ng/mL
					61INPCB9LP_00002	250 uL	PCB-9L	1000 ng/mL
..61INPCB101LP_00002	02/05/24		Cambridge, Lot SDBA-020		(Purchased Reagent)		PCB-101L	40 ug/mL
..61INPCB127LP_00002	02/05/24		Cambridge, Lot SDAC-008		(Purchased Reagent)		PCB-127L	40 ug/mL
..61INPCB138LP_00002	02/05/24		Cambridge, Lot SDAC-020		(Purchased Reagent)		PCB-138L	40 ug/mL
..61INPCB180LP_00002	02/05/24		Canbridge, Lot SDDD-017		(Purchased Reagent)		PCB-180L	40 ug/mL
..61INPCB194LP_00002	02/05/24		Cambridge, Lot SCDF-008		(Purchased Reagent)		PCB-194L	40 ug/mL
..61INPCB31LP_00002	02/03/24		Wellington, Lot MB0310413		(Purchased Reagent)		PCB-31L	50 ug/mL
..61INPCB32LP_00002	02/05/24		Cambridge, Lot SCBD-003		(Purchased Reagent)		PCB-32L	40 ug/mL
..61INPCB52LP_00002	02/05/24		Cambridge, Lot SDAK-002		(Purchased Reagent)		PCB-52L	40 ug/mL
..61INPCB9LP_00002	02/05/24		Cambridge, Lot SDAE-021		(Purchased Reagent)		PCB-9L	40 ug/mL
61L41668P_00002	09/17/19	01/23/17	Nonane, Lot SHBH0333V	1 mL	61IDSTOCKPCBP_00004	100 uL	PCB-170L	100 ng/mL
							PCB-104L	100 ng/mL
							PCB-105L	100 ng/mL
							PCB-114L	100 ng/mL
							PCB-118L	100 ng/mL
							PCB-123L	100 ng/mL
							PCB-126L	100 ng/mL
							PCB-155L	100 ng/mL
							PCB-156L	200 ng/mL
							PCB-156L/157L	200 ng/mL
							PCB-157L	200 ng/mL
							PCB-15L	100 ng/mL
							PCB-167L	100 ng/mL
							PCB-169L	100 ng/mL
							PCB-188L	100 ng/mL
							PCB-189L	100 ng/mL
							PCB-19L	100 ng/mL
							PCB-1L	100 ng/mL
							PCB-202L	100 ng/mL
							PCB-205L	100 ng/mL
							PCB-206L	100 ng/mL
							PCB-208L	100 ng/mL
							PCB-209L	100 ng/mL
							PCB-37L	100 ng/mL
							PCB-3L	100 ng/mL
							PCB-4L	100 ng/mL
							PCB-54L	100 ng/mL
							PCB-77L	100 ng/mL
							PCB-81L	100 ng/mL
					61MXALL209P_00004	100 uL	PCB-1	400 ng/mL
							PCB-10	400 ng/mL
							PCB-100	800 ng/mL
							PCB-101	1200 ng/mL

REAGENT TRACEABILITY SUMMARY

Lab Name: Eurofins TestAmerica, Knoxville Job No.: 580-88125-2

SDG No.:

Reagent ID	Exp Date	Prep Date	Dilutant Used	Reagent Final Volume	Parent Reagent		Analyte	Concentration
					Reagent ID	Volume Added		
							PCB-102	800 ng/mL
							PCB-103	400 ng/mL
							PCB-104	400 ng/mL
							PCB-105	400 ng/mL
							PCB-106	400 ng/mL
							PCB-107	400 ng/mL
							PCB-108	800 ng/mL
							PCB-108/124	800 ng/mL
							PCB-109	2400 ng/mL
							PCB-11	400 ng/mL
							PCB-110	800 ng/mL
							PCB-110/115	800 ng/mL
							PCB-111	400 ng/mL
							PCB-112	400 ng/mL
							PCB-113	1200 ng/mL
							PCB-114	400 ng/mL
							PCB-115	800 ng/mL
							PCB-116	1200 ng/mL
							PCB-117	1200 ng/mL
							PCB-118	400 ng/mL
							PCB-119	2400 ng/mL
							PCB-12	800 ng/mL
							PCB-12/13	800 ng/mL
							PCB-120	400 ng/mL
							PCB-121	400 ng/mL
							PCB-122	400 ng/mL
							PCB-123	400 ng/mL
							PCB-124	800 ng/mL
							PCB-125	2400 ng/mL
							PCB-126	400 ng/mL
							PCB-127	400 ng/mL
							PCB-128	800 ng/mL
							PCB-128/166	800 ng/mL
							PCB-129	1600 ng/mL
							PCB-129/138/160/163	1600 ng/mL
							PCB-13	800 ng/mL
							PCB-130	400 ng/mL
							PCB-131	400 ng/mL
							PCB-132	400 ng/mL
							PCB-133	400 ng/mL
							PCB-134	800 ng/mL
							PCB-134/143	800 ng/mL
							PCB-135	800 ng/mL
							PCB-135/151	800 ng/mL
							PCB-136	400 ng/mL
							PCB-137	400 ng/mL
							PCB-138	1600 ng/mL
							PCB-139	800 ng/mL

Lab Name: Eurofins TestAmerica, Knoxville Job No.: 580-88125-2

SDG No.:

Reagent ID	Exp Date	Prep Date	Dilutant Used	Reagent Final Volume	Parent Reagent		Analyte	Concentration
					Reagent ID	Volume Added		
							PCB-139/140	800 ng/mL
							PCB-14	400 ng/mL
							PCB-140	800 ng/mL
							PCB-141	400 ng/mL
							PCB-142	400 ng/mL
							PCB-143	800 ng/mL
							PCB-144	400 ng/mL
							PCB-145	400 ng/mL
							PCB-146	400 ng/mL
							PCB-147	800 ng/mL
							PCB-147/149	800 ng/mL
							PCB-148	400 ng/mL
							PCB-149	800 ng/mL
							PCB-15	400 ng/mL
							PCB-150	400 ng/mL
							PCB-151	800 ng/mL
							PCB-152	400 ng/mL
							PCB-153	800 ng/mL
							PCB-153/168	800 ng/mL
							PCB-154	400 ng/mL
							PCB-155	400 ng/mL
							PCB-156	800 ng/mL
							PCB-156/157	800 ng/mL
							PCB-157	800 ng/mL
							PCB-158	400 ng/mL
							PCB-159	400 ng/mL
							PCB-16	400 ng/mL
							PCB-160	1600 ng/mL
							PCB-161	400 ng/mL
							PCB-162	400 ng/mL
							PCB-163	1600 ng/mL
							PCB-164	400 ng/mL
							PCB-165	400 ng/mL
							PCB-166	800 ng/mL
							PCB-167	400 ng/mL
							PCB-168	800 ng/mL
							PCB-169	400 ng/mL
							PCB-17	400 ng/mL
							PCB-170	400 ng/mL
							PCB-171	800 ng/mL
							PCB-171/173	800 ng/mL
							PCB-172	400 ng/mL
							PCB-173	800 ng/mL
							PCB-174	400 ng/mL
							PCB-175	400 ng/mL
							PCB-176	400 ng/mL
							PCB-177	400 ng/mL
							PCB-178	400 ng/mL

Lab Name: Eurofins TestAmerica, Knoxville Job No.: 580-88125-2

SDG No.:

Reagent ID	Exp Date	Prep Date	Dilutant Used	Reagent Final Volume	Parent Reagent		Analyte	Concentration
					Reagent ID	Volume Added		
							PCB-179	400 ng/mL
							PCB-18	800 ng/mL
							PCB-18/30	800 ng/mL
							PCB-180	800 ng/mL
							PCB-180/193	800 ng/mL
							PCB-181	400 ng/mL
							PCB-182	400 ng/mL
							PCB-183	800 ng/mL
							PCB-183/185	800 ng/mL
							PCB-184	400 ng/mL
							PCB-185	800 ng/mL
							PCB-186	400 ng/mL
							PCB-187	400 ng/mL
							PCB-188	400 ng/mL
							PCB-189	400 ng/mL
							PCB-19	400 ng/mL
							PCB-190	400 ng/mL
							PCB-191	400 ng/mL
							PCB-192	400 ng/mL
							PCB-193	800 ng/mL
							PCB-194	400 ng/mL
							PCB-195	400 ng/mL
							PCB-196	400 ng/mL
							PCB-197	400 ng/mL
							PCB-198	800 ng/mL
							PCB-198/199	800 ng/mL
							PCB-199	800 ng/mL
							PCB-2	400 ng/mL
							PCB-20	800 ng/mL
							PCB-20/28	800 ng/mL
							PCB-200	400 ng/mL
							PCB-201	400 ng/mL
							PCB-202	400 ng/mL
							PCB-203	400 ng/mL
							PCB-204	400 ng/mL
							PCB-205	400 ng/mL
							PCB-206	400 ng/mL
							PCB-207	400 ng/mL
							PCB-208	400 ng/mL
							PCB-209	400 ng/mL
							PCB-21	800 ng/mL
							PCB-21/33	800 ng/mL
							PCB-22	400 ng/mL
							PCB-23	400 ng/mL
							PCB-24	400 ng/mL
							PCB-25	400 ng/mL
							PCB-26	800 ng/mL
							PCB-26/29	800 ng/mL

Lab Name: Eurofins TestAmerica, Knoxville Job No.: 580-88125-2

SDG No.:

Reagent ID	Exp Date	Prep Date	Dilutant Used	Reagent Final Volume	Parent Reagent		Analyte	Concentration
					Reagent ID	Volume Added		
							PCB-27	400 ng/mL
							PCB-28	800 ng/mL
							PCB-29	800 ng/mL
							PCB-3	400 ng/mL
							PCB-30	800 ng/mL
							PCB-31	400 ng/mL
							PCB-32	400 ng/mL
							PCB-33	800 ng/mL
							PCB-34	400 ng/mL
							PCB-35	400 ng/mL
							PCB-36	400 ng/mL
							PCB-37	400 ng/mL
							PCB-38	400 ng/mL
							PCB-39	400 ng/mL
							PCB-4	400 ng/mL
							PCB-40	1200 ng/mL
							PCB-40/41/71	1200 ng/mL
							PCB-41	1200 ng/mL
							PCB-42	400 ng/mL
							PCB-43	800 ng/mL
							PCB-43/73	800 ng/mL
							PCB-44	1200 ng/mL
							PCB-44/47/65	1200 ng/mL
							PCB-45	800 ng/mL
							PCB-45/51	800 ng/mL
							PCB-46	400 ng/mL
							PCB-47	1200 ng/mL
							PCB-48	400 ng/mL
							PCB-49	800 ng/mL
							PCB-49/69	800 ng/mL
							PCB-5	400 ng/mL
							PCB-50	800 ng/mL
							PCB-50/53	800 ng/mL
							PCB-51	800 ng/mL
							PCB-52	400 ng/mL
							PCB-53	800 ng/mL
							PCB-54	400 ng/mL
							PCB-55	400 ng/mL
							PCB-56	400 ng/mL
							PCB-57	400 ng/mL
							PCB-58	400 ng/mL
							PCB-59	1200 ng/mL
							PCB-59/62/75	1200 ng/mL
							PCB-6	400 ng/mL
							PCB-60	400 ng/mL
							PCB-61	1600 ng/mL
							PCB-61/70/74/76	1600 ng/mL
							PCB-62	1200 ng/mL

Lab Name: Eurofins TestAmerica, Knoxville Job No.: 580-88125-2

SDG No.:

Reagent ID	Exp Date	Prep Date	Dilutant Used	Reagent Final Volume	Parent Reagent		Analyte	Concentration
					Reagent ID	Volume Added		
							PCB-63	400 ng/mL
							PCB-64	400 ng/mL
							PCB-65	1200 ng/mL
							PCB-66	400 ng/mL
							PCB-67	400 ng/mL
							PCB-68	400 ng/mL
							PCB-69	800 ng/mL
							PCB-7	400 ng/mL
							PCB-70	1600 ng/mL
							PCB-71	1200 ng/mL
							PCB-72	400 ng/mL
							PCB-73	800 ng/mL
							PCB-74	1600 ng/mL
							PCB-75	1200 ng/mL
							PCB-76	1600 ng/mL
							PCB-77	400 ng/mL
							PCB-78	400 ng/mL
							PCB-79	400 ng/mL
							PCB-8	400 ng/mL
							PCB-80	400 ng/mL
							PCB-81	400 ng/mL
							PCB-82	400 ng/mL
							PCB-83	800 ng/mL
							PCB-83/99	800 ng/mL
							PCB-84	400 ng/mL
							PCB-85	1200 ng/mL
							PCB-85/116/117	1200 ng/mL
							PCB-86	2400 ng/mL
							PCB-86/87/97/109/119/125	2400 ng/mL
							PCB-87	2400 ng/mL
							PCB-88	800 ng/mL
							PCB-88/91	800 ng/mL
							PCB-89	400 ng/mL
							PCB-9	400 ng/mL
							PCB-90	1200 ng/mL
							PCB-90/101/113	1200 ng/mL
							PCB-91	800 ng/mL
							PCB-92	400 ng/mL
							PCB-93	800 ng/mL
							PCB-93/100	800 ng/mL
							PCB-94	400 ng/mL
							PCB-95	400 ng/mL
							PCB-96	400 ng/mL
							PCB-97	2400 ng/mL
							PCB-98	800 ng/mL
							PCB-98/102	800 ng/mL
							PCB-99	800 ng/mL
					61XXCSSTOCKP_00002	80 uL	PCB-111L	400 ng/mL

REAGENT TRACEABILITY SUMMARY

Lab Name: Eurofins TestAmerica, Knoxville Job No.: 580-88125-2

SDG No.:

Reagent ID	Exp Date	Prep Date	Dilutant Used	Reagent Final Volume	Parent Reagent		Analyte	Concentration
					Reagent ID	Volume Added		
							PCB-178L	400 ng/mL
							PCB-28L	400 ng/mL
					61XXFS1668P_00002	80 uL	PCB-153L	400 ng/mL
							PCB-79L	400 ng/mL
							PCB-8L	400 ng/mL
							PCB-95L	400 ng/mL
					61XXRECSTOCK_00003	100 uL	PCB-101L	100 ng/mL
							PCB-127L	100 ng/mL
							PCB-138L	100 ng/mL
							PCB-180L	100 ng/mL
							PCB-194L	100 ng/mL
							PCB-31L	100 ng/mL
							PCB-32L	100 ng/mL
							PCB-52L	100 ng/mL
							PCB-9L	100 ng/mL
.61IDSTOCKPCBP_00004	10/08/24	06/20/16	Nonane, Lot SHBC8566V	25 mL	61INISPCB170P_00001	0.625 mL	PCB-170L	1000 ng/mL
					61MX1668ISP_00001	25 mL	PCB-104L	1000 ng/mL
							PCB-105L	1000 ng/mL
							PCB-114L	1000 ng/mL
							PCB-118L	1000 ng/mL
							PCB-123L	1000 ng/mL
							PCB-126L	1000 ng/mL
							PCB-155L	1000 ng/mL
							PCB-156L	2000 ng/mL
							PCB-156L/157L	2000 ng/mL
							PCB-157L	2000 ng/mL
							PCB-15L	1000 ng/mL
							PCB-167L	1000 ng/mL
							PCB-169L	1000 ng/mL
							PCB-188L	1000 ng/mL
							PCB-189L	1000 ng/mL
							PCB-19L	1000 ng/mL
							PCB-1L	1000 ng/mL
							PCB-202L	1000 ng/mL
							PCB-205L	1000 ng/mL
							PCB-206L	1000 ng/mL
							PCB-208L	1000 ng/mL
							PCB-209L	1000 ng/mL
							PCB-37L	1000 ng/mL
							PCB-3L	1000 ng/mL
							PCB-4L	1000 ng/mL
							PCB-54L	1000 ng/mL
							PCB-77L	1000 ng/mL
							PCB-81L	1000 ng/mL
..61INISPCB170P_00001	10/08/24		Cambridge, Lot SDCL-004		(Purchased Reagent)		PCB-170L	40 ug/mL
..61MX1668ISP_00001	10/08/24		Cambridge, Lot PR-23564		(Purchased Reagent)		PCB-104L	1 ug/mL
							PCB-105L	1 ug/mL
							PCB-114L	1 ug/mL

REAGENT TRACEABILITY SUMMARY

Lab Name: Eurofins TestAmerica, Knoxville Job No.: 580-88125-2

SDG No.:

Reagent ID	Exp Date	Prep Date	Dilutant Used	Reagent Final Volume	Parent Reagent		Analyte	Concentration
					Reagent ID	Volume Added		
							PCB-118L	1 ug/mL
							PCB-123L	1 ug/mL
							PCB-126L	1 ug/mL
							PCB-155L	1 ug/mL
							PCB-156L	2 ug/mL
							PCB-156L/157L	2 ug/mL
							PCB-157L	2 ug/mL
							PCB-15L	1 ug/mL
							PCB-167L	1 ug/mL
							PCB-169L	1 ug/mL
							PCB-188L	1 ug/mL
							PCB-189L	1 ug/mL
							PCB-19L	1 ug/mL
							PCB-1L	1 ug/mL
							PCB-202L	1 ug/mL
							PCB-205L	1 ug/mL
							PCB-206L	1 ug/mL
							PCB-208L	1 ug/mL
							PCB-209L	1 ug/mL
							PCB-37L	1 ug/mL
							PCB-3L	1 ug/mL
							PCB-4L	1 ug/mL
							PCB-54L	1 ug/mL
							PCB-77L	1 ug/mL
							PCB-81L	1 ug/mL
.61MXALL209P_00004	09/17/19	AccuStandard, Lot 209091190			(Purchased Reagent)		PCB-1	4 ug/mL
							PCB-10	4 ug/mL
							PCB-100	8 ug/mL
							PCB-101	12 ug/mL
							PCB-102	8 ug/mL
							PCB-103	4 ug/mL
							PCB-104	4 ug/mL
							PCB-105	4 ug/mL
							PCB-106	4 ug/mL
							PCB-107	4 ug/mL
							PCB-108	8 ug/mL
							PCB-108/124	8 ug/mL
							PCB-109	24 ug/mL
							PCB-11	4 ug/mL
							PCB-110	8 ug/mL
							PCB-110/115	8 ug/mL
							PCB-111	4 ug/mL
							PCB-112	4 ug/mL
							PCB-113	12 ug/mL
							PCB-114	4 ug/mL
							PCB-115	8 ug/mL
							PCB-116	12 ug/mL
							PCB-117	12 ug/mL

Lab Name: Eurofins TestAmerica, Knoxville Job No.: 580-88125-2

SDG No.:

Reagent ID	Exp Date	Prep Date	Dilutant Used	Reagent Final Volume	Parent Reagent		Analyte	Concentration
					Reagent ID	Volume Added		
							PCB-118	4 ug/mL
							PCB-119	24 ug/mL
							PCB-12	8 ug/mL
							PCB-12/13	8 ug/mL
							PCB-120	4 ug/mL
							PCB-121	4 ug/mL
							PCB-122	4 ug/mL
							PCB-123	4 ug/mL
							PCB-124	8 ug/mL
							PCB-125	24 ug/mL
							PCB-126	4 ug/mL
							PCB-127	4 ug/mL
							PCB-128	8 ug/mL
							PCB-128/166	8 ug/mL
							PCB-129	16 ug/mL
							PCB-129/138/160/163	16 ug/mL
							PCB-13	8 ug/mL
							PCB-130	4 ug/mL
							PCB-131	4 ug/mL
							PCB-132	4 ug/mL
							PCB-133	4 ug/mL
							PCB-134	8 ug/mL
							PCB-134/143	8 ug/mL
							PCB-135	8 ug/mL
							PCB-135/151	8 ug/mL
							PCB-136	4 ug/mL
							PCB-137	4 ug/mL
							PCB-138	16 ug/mL
							PCB-139	8 ug/mL
							PCB-139/140	8 ug/mL
							PCB-14	4 ug/mL
							PCB-140	8 ug/mL
							PCB-141	4 ug/mL
							PCB-142	4 ug/mL
							PCB-143	8 ug/mL
							PCB-144	4 ug/mL
							PCB-145	4 ug/mL
							PCB-146	4 ug/mL
							PCB-147	8 ug/mL
							PCB-147/149	8 ug/mL
							PCB-148	4 ug/mL
							PCB-149	8 ug/mL
							PCB-15	4 ug/mL
							PCB-150	4 ug/mL
							PCB-151	8 ug/mL
							PCB-152	4 ug/mL
							PCB-153	8 ug/mL
							PCB-153/168	8 ug/mL

Lab Name: Eurofins TestAmerica, Knoxville Job No.: 580-88125-2

SDG No.:

Reagent ID	Exp Date	Prep Date	Dilutant Used	Reagent Final Volume	Parent Reagent		Analyte	Concentration
					Reagent ID	Volume Added		
							PCB-154	4 ug/mL
							PCB-155	4 ug/mL
							PCB-156	8 ug/mL
							PCB-156/157	8 ug/mL
							PCB-157	8 ug/mL
							PCB-158	4 ug/mL
							PCB-159	4 ug/mL
							PCB-16	4 ug/mL
							PCB-160	16 ug/mL
							PCB-161	4 ug/mL
							PCB-162	4 ug/mL
							PCB-163	16 ug/mL
							PCB-164	4 ug/mL
							PCB-165	4 ug/mL
							PCB-166	8 ug/mL
							PCB-167	4 ug/mL
							PCB-168	8 ug/mL
							PCB-169	4 ug/mL
							PCB-17	4 ug/mL
							PCB-170	4 ug/mL
							PCB-171	8 ug/mL
							PCB-171/173	8 ug/mL
							PCB-172	4 ug/mL
							PCB-173	8 ug/mL
							PCB-174	4 ug/mL
							PCB-175	4 ug/mL
							PCB-176	4 ug/mL
							PCB-177	4 ug/mL
							PCB-178	4 ug/mL
							PCB-179	4 ug/mL
							PCB-18	8 ug/mL
							PCB-18/30	8 ug/mL
							PCB-180	8 ug/mL
							PCB-180/193	8 ug/mL
							PCB-181	4 ug/mL
							PCB-182	4 ug/mL
							PCB-183	8 ug/mL
							PCB-183/185	8 ug/mL
							PCB-184	4 ug/mL
							PCB-185	8 ug/mL
							PCB-186	4 ug/mL
							PCB-187	4 ug/mL
							PCB-188	4 ug/mL
							PCB-189	4 ug/mL
							PCB-19	4 ug/mL
							PCB-190	4 ug/mL
							PCB-191	4 ug/mL
							PCB-192	4 ug/mL

Lab Name: Eurofins TestAmerica, Knoxville Job No.: 580-88125-2

SDG No.:

Reagent ID	Exp Date	Prep Date	Dilutant Used	Reagent Final Volume	Parent Reagent		Analyte	Concentration
					Reagent ID	Volume Added		
							PCB-193	8 ug/mL
							PCB-194	4 ug/mL
							PCB-195	4 ug/mL
							PCB-196	4 ug/mL
							PCB-197	4 ug/mL
							PCB-198	8 ug/mL
							PCB-198/199	8 ug/mL
							PCB-199	8 ug/mL
							PCB-2	4 ug/mL
							PCB-20	8 ug/mL
							PCB-20/28	8 ug/mL
							PCB-200	4 ug/mL
							PCB-201	4 ug/mL
							PCB-202	4 ug/mL
							PCB-203	4 ug/mL
							PCB-204	4 ug/mL
							PCB-205	4 ug/mL
							PCB-206	4 ug/mL
							PCB-207	4 ug/mL
							PCB-208	4 ug/mL
							PCB-209	4 ug/mL
							PCB-21	8 ug/mL
							PCB-21/33	8 ug/mL
							PCB-22	4 ug/mL
							PCB-23	4 ug/mL
							PCB-24	4 ug/mL
							PCB-25	4 ug/mL
							PCB-26	8 ug/mL
							PCB-26/29	8 ug/mL
							PCB-27	4 ug/mL
							PCB-28	8 ug/mL
							PCB-29	8 ug/mL
							PCB-3	4 ug/mL
							PCB-30	8 ug/mL
							PCB-31	4 ug/mL
							PCB-32	4 ug/mL
							PCB-33	8 ug/mL
							PCB-34	4 ug/mL
							PCB-35	4 ug/mL
							PCB-36	4 ug/mL
							PCB-37	4 ug/mL
							PCB-38	4 ug/mL
							PCB-39	4 ug/mL
							PCB-4	4 ug/mL
							PCB-40	12 ug/mL
							PCB-40/41/71	12 ug/mL
							PCB-41	12 ug/mL
							PCB-42	4 ug/mL

REAGENT TRACEABILITY SUMMARY

Lab Name: Eurofins TestAmerica, Knoxville Job No.: 580-88125-2

SDG No.:

Reagent ID	Exp Date	Prep Date	Dilutant Used	Reagent Final Volume	Parent Reagent		Analyte	Concentration
					Reagent ID	Volume Added		
							PCB-43	8 ug/mL
							PCB-43/73	8 ug/mL
							PCB-44	12 ug/mL
							PCB-44/47/65	12 ug/mL
							PCB-45	8 ug/mL
							PCB-45/51	8 ug/mL
							PCB-46	4 ug/mL
							PCB-47	12 ug/mL
							PCB-48	4 ug/mL
							PCB-49	8 ug/mL
							PCB-49/69	8 ug/mL
							PCB-5	4 ug/mL
							PCB-50	8 ug/mL
							PCB-50/53	8 ug/mL
							PCB-51	8 ug/mL
							PCB-52	4 ug/mL
							PCB-53	8 ug/mL
							PCB-54	4 ug/mL
							PCB-55	4 ug/mL
							PCB-56	4 ug/mL
							PCB-57	4 ug/mL
							PCB-58	4 ug/mL
							PCB-59	12 ug/mL
							PCB-59/62/75	12 ug/mL
							PCB-6	4 ug/mL
							PCB-60	4 ug/mL
							PCB-61	16 ug/mL
							PCB-61/70/74/76	16 ug/mL
							PCB-62	12 ug/mL
							PCB-63	4 ug/mL
							PCB-64	4 ug/mL
							PCB-65	12 ug/mL
							PCB-66	4 ug/mL
							PCB-67	4 ug/mL
							PCB-68	4 ug/mL
							PCB-69	8 ug/mL
							PCB-7	4 ug/mL
							PCB-70	16 ug/mL
							PCB-71	12 ug/mL
							PCB-72	4 ug/mL
							PCB-73	8 ug/mL
							PCB-74	16 ug/mL
							PCB-75	12 ug/mL
							PCB-76	16 ug/mL
							PCB-77	4 ug/mL
							PCB-78	4 ug/mL
							PCB-79	4 ug/mL
							PCB-8	4 ug/mL

Lab Name: Eurofins TestAmerica, Knoxville Job No.: 580-88125-2

SDG No.:

Reagent ID	Exp Date	Prep Date	Dilutant Used	Reagent Final Volume	Parent Reagent		Analyte	Concentration
					Reagent ID	Volume Added		
							PCB-80	4 ug/mL
							PCB-81	4 ug/mL
							PCB-82	4 ug/mL
							PCB-83	8 ug/mL
							PCB-83/99	8 ug/mL
							PCB-84	4 ug/mL
							PCB-85	12 ug/mL
							PCB-85/116/117	12 ug/mL
							PCB-86	24 ug/mL
							PCB-86/87/97/109/119/125	24 ug/mL
							PCB-87	24 ug/mL
							PCB-88	8 ug/mL
							PCB-88/91	8 ug/mL
							PCB-89	4 ug/mL
							PCB-9	4 ug/mL
							PCB-90	12 ug/mL
							PCB-90/101/113	12 ug/mL
							PCB-91	8 ug/mL
							PCB-92	4 ug/mL
							PCB-93	8 ug/mL
							PCB-93/100	8 ug/mL
							PCB-94	4 ug/mL
							PCB-95	4 ug/mL
							PCB-96	4 ug/mL
							PCB-97	24 ug/mL
							PCB-98	8 ug/mL
							PCB-98/102	8 ug/mL
							PCB-99	8 ug/mL
.61XXCSSTOCKP_00002	06/22/20	09/15/16	Nonane, Lot SHBD8765V	4 mL	61INPCB111LP_00002	0.5 mL	PCB-111L	5000 ng/mL
					61INPCB178LP_00002	0.5 mL	PCB-178L	5000 ng/mL
					61INPCB28LP_00002	0.5 mL	PCB-28L	5000 ng/mL
..61INPCB111LP_00002	06/22/20		Cambridge, Lot SCJF-004		(Purchased Reagent)		PCB-111L	40 ug/mL
..61INPCB178LP_00002	06/22/20		Cambridge, Lot SCHJ-007		(Purchased Reagent)		PCB-178L	40 ug/mL
..61INPCB28LP_00002	06/22/20		Cambridge, Lot SCGL-005		(Purchased Reagent)		PCB-28L	40 ug/mL
.61XXFS1668P_00002	05/05/20	03/28/16	Nonane, Lot SHBD8765V	3 mL	61INPCB153LP_00002	0.375 mL	PCB-153L	5000 ng/mL
					61INPCB79LP_00002	0.375 mL	PCB-79L	5000 ng/mL
					61INPCB8LP_00002	0.375 mL	PCB-8L	5000 ng/mL
					61INPCB95LP_00002	0.3 mL	PCB-95L	5000 ng/mL
..61INPCB153LP_00002	05/05/20		Cambridge, Lot SCHB-017		(Purchased Reagent)		PCB-153L	40 ug/mL
..61INPCB79LP_00002	05/05/20		Cambridge, Lot SCBH-001		(Purchased Reagent)		PCB-79L	40 ug/mL
..61INPCB8LP_00002	05/05/20		Cambridge, Lot SCCC-016		(Purchased Reagent)		PCB-8L	40 ug/mL
..61INPCB95LP_00002	05/05/20		Wellington, Lot MB0950206		(Purchased Reagent)		PCB-95L	50 ug/mL
.61XXRECSTOCK_00003	02/03/24	11/14/16	Nonane, Lot SHBD8765V	10 mL	61INPCB101LP_00002	250 uL	PCB-101L	1000 ng/mL
					61INPCB127LP_00002	250 uL	PCB-127L	1000 ng/mL
					61INPCB138LP_00002	250 uL	PCB-138L	1000 ng/mL
					61INPCB180LP_00002	250 uL	PCB-180L	1000 ng/mL
					61INPCB194LP_00002	250 uL	PCB-194L	1000 ng/mL
					61INPCB31LP_00002	200 uL	PCB-31L	1000 ng/mL

Lab Name: Eurofins TestAmerica, Knoxville Job No.: 580-88125-2

SDG No.:

Reagent ID	Exp Date	Prep Date	Dilutant Used	Reagent Final Volume	Parent Reagent		Analyte	Concentration
					Reagent ID	Volume Added		
					61INPCB32LP_00002	250 uL	PCB-32L	1000 ng/mL
					61INPCB52LP_00002	250 uL	PCB-52L	1000 ng/mL
					61INPCB9LP_00002	250 uL	PCB-9L	1000 ng/mL
..61INPCB101LP_00002	02/05/24		Cambridge, Lot SDBA-020		(Purchased Reagent)		PCB-101L	40 ug/mL
..61INPCB127LP_00002	02/05/24		Cambridge, Lot SDAC-008		(Purchased Reagent)		PCB-127L	40 ug/mL
..61INPCB138LP_00002	02/05/24		Cambridge, Lot SDAC-020		(Purchased Reagent)		PCB-138L	40 ug/mL
..61INPCB180LP_00002	02/05/24		Canbridge, Lot SDDD-017		(Purchased Reagent)		PCB-180L	40 ug/mL
..61INPCB194LP_00002	02/05/24		Cambridge, Lot SCDF-008		(Purchased Reagent)		PCB-194L	40 ug/mL
..61INPCB31LP_00002	02/03/24		Wellington, Lot MB0310413		(Purchased Reagent)		PCB-31L	50 ug/mL
..61INPCB32LP_00002	02/05/24		Cambridge, Lot SCBD-003		(Purchased Reagent)		PCB-32L	40 ug/mL
..61INPCB52LP_00002	02/05/24		Cambridge, Lot SDAK-002		(Purchased Reagent)		PCB-52L	40 ug/mL
..61INPCB9LP_00002	02/05/24		Cambridge, Lot SDAE-021		(Purchased Reagent)		PCB-9L	40 ug/mL
61L51668P_00002	09/17/19	01/23/17	Nonane, Lot SHBH0333V	1 mL	61IDSTOCKPCBP_00004	100 uL	PCB-170L	100 ng/mL
							PCB-104L	100 ng/mL
							PCB-105L	100 ng/mL
							PCB-114L	100 ng/mL
							PCB-118L	100 ng/mL
							PCB-123L	100 ng/mL
							PCB-126L	100 ng/mL
							PCB-155L	100 ng/mL
							PCB-156L	200 ng/mL
							PCB-156L/157L	200 ng/mL
							PCB-157L	200 ng/mL
							PCB-15L	100 ng/mL
							PCB-167L	100 ng/mL
							PCB-169L	100 ng/mL
							PCB-188L	100 ng/mL
							PCB-189L	100 ng/mL
							PCB-19L	100 ng/mL
							PCB-1L	100 ng/mL
							PCB-202L	100 ng/mL
							PCB-205L	100 ng/mL
							PCB-206L	100 ng/mL
							PCB-208L	100 ng/mL
							PCB-209L	100 ng/mL
							PCB-37L	100 ng/mL
							PCB-3L	100 ng/mL
							PCB-4L	100 ng/mL
							PCB-54L	100 ng/mL
							PCB-77L	100 ng/mL
							PCB-81L	100 ng/mL
					61MXALL209P_00004	500 uL	PCB-1	2000 ng/mL
							PCB-10	2000 ng/mL
							PCB-100	4000 ng/mL
							PCB-101	6000 ng/mL
							PCB-102	4000 ng/mL
							PCB-103	2000 ng/mL

Lab Name: Eurofins TestAmerica, Knoxville Job No.: 580-88125-2

SDG No.:

Reagent ID	Exp Date	Prep Date	Dilutant Used	Reagent Final Volume	Parent Reagent		Analyte	Concentration
					Reagent ID	Volume Added		
							PCB-104	2000 ng/mL
							PCB-105	2000 ng/mL
							PCB-106	2000 ng/mL
							PCB-107	2000 ng/mL
							PCB-108	4000 ng/mL
							PCB-108/124	4000 ng/mL
							PCB-109	12000 ng/mL
							PCB-11	2000 ng/mL
							PCB-110	4000 ng/mL
							PCB-110/115	4000 ng/mL
							PCB-111	2000 ng/mL
							PCB-112	2000 ng/mL
							PCB-113	6000 ng/mL
							PCB-114	2000 ng/mL
							PCB-115	4000 ng/mL
							PCB-116	6000 ng/mL
							PCB-117	6000 ng/mL
							PCB-118	2000 ng/mL
							PCB-119	12000 ng/mL
							PCB-12	4000 ng/mL
							PCB-12/13	4000 ng/mL
							PCB-120	2000 ng/mL
							PCB-121	2000 ng/mL
							PCB-122	2000 ng/mL
							PCB-123	2000 ng/mL
							PCB-124	4000 ng/mL
							PCB-125	12000 ng/mL
							PCB-126	2000 ng/mL
							PCB-127	2000 ng/mL
							PCB-128	4000 ng/mL
							PCB-128/166	4000 ng/mL
							PCB-129	8000 ng/mL
							PCB-129/138/160/163	8000 ng/mL
							PCB-13	4000 ng/mL
							PCB-130	2000 ng/mL
							PCB-131	2000 ng/mL
							PCB-132	2000 ng/mL
							PCB-133	2000 ng/mL
							PCB-134	4000 ng/mL
							PCB-134/143	4000 ng/mL
							PCB-135	4000 ng/mL
							PCB-135/151	4000 ng/mL
							PCB-136	2000 ng/mL
							PCB-137	2000 ng/mL
							PCB-138	8000 ng/mL
							PCB-139	4000 ng/mL
							PCB-139/140	4000 ng/mL
							PCB-14	2000 ng/mL

REAGENT TRACEABILITY SUMMARY

Lab Name: Eurofins TestAmerica, Knoxville Job No.: 580-88125-2

SDG No.:

Reagent ID	Exp Date	Prep Date	Dilutant Used	Reagent Final Volume	Parent Reagent		Analyte	Concentration
					Reagent ID	Volume Added		
							PCB-140	4000 ng/mL
							PCB-141	2000 ng/mL
							PCB-142	2000 ng/mL
							PCB-143	4000 ng/mL
							PCB-144	2000 ng/mL
							PCB-145	2000 ng/mL
							PCB-146	2000 ng/mL
							PCB-147	4000 ng/mL
							PCB-147/149	4000 ng/mL
							PCB-148	2000 ng/mL
							PCB-149	4000 ng/mL
							PCB-15	2000 ng/mL
							PCB-150	2000 ng/mL
							PCB-151	4000 ng/mL
							PCB-152	2000 ng/mL
							PCB-153	4000 ng/mL
							PCB-153/168	4000 ng/mL
							PCB-154	2000 ng/mL
							PCB-155	2000 ng/mL
							PCB-156	4000 ng/mL
							PCB-156/157	4000 ng/mL
							PCB-157	4000 ng/mL
							PCB-158	2000 ng/mL
							PCB-159	2000 ng/mL
							PCB-16	2000 ng/mL
							PCB-160	8000 ng/mL
							PCB-161	2000 ng/mL
							PCB-162	2000 ng/mL
							PCB-163	8000 ng/mL
							PCB-164	2000 ng/mL
							PCB-165	2000 ng/mL
							PCB-166	4000 ng/mL
							PCB-167	2000 ng/mL
							PCB-168	4000 ng/mL
							PCB-169	2000 ng/mL
							PCB-17	2000 ng/mL
							PCB-170	2000 ng/mL
							PCB-171	4000 ng/mL
							PCB-171/173	4000 ng/mL
							PCB-172	2000 ng/mL
							PCB-173	4000 ng/mL
							PCB-174	2000 ng/mL
							PCB-175	2000 ng/mL
							PCB-176	2000 ng/mL
							PCB-177	2000 ng/mL
							PCB-178	2000 ng/mL
							PCB-179	2000 ng/mL
							PCB-18	4000 ng/mL

REAGENT TRACEABILITY SUMMARY

Lab Name: Eurofins TestAmerica, Knoxville Job No.: 580-88125-2

SDG No.:

Reagent ID	Exp Date	Prep Date	Dilutant Used	Reagent Final Volume	Parent Reagent		Analyte	Concentration
					Reagent ID	Volume Added		
							PCB-18/30	4000 ng/mL
							PCB-180	4000 ng/mL
							PCB-180/193	4000 ng/mL
							PCB-181	2000 ng/mL
							PCB-182	2000 ng/mL
							PCB-183	4000 ng/mL
							PCB-183/185	4000 ng/mL
							PCB-184	2000 ng/mL
							PCB-185	4000 ng/mL
							PCB-186	2000 ng/mL
							PCB-187	2000 ng/mL
							PCB-188	2000 ng/mL
							PCB-189	2000 ng/mL
							PCB-19	2000 ng/mL
							PCB-190	2000 ng/mL
							PCB-191	2000 ng/mL
							PCB-192	2000 ng/mL
							PCB-193	4000 ng/mL
							PCB-194	2000 ng/mL
							PCB-195	2000 ng/mL
							PCB-196	2000 ng/mL
							PCB-197	2000 ng/mL
							PCB-198	4000 ng/mL
							PCB-198/199	4000 ng/mL
							PCB-199	4000 ng/mL
							PCB-2	2000 ng/mL
							PCB-20	4000 ng/mL
							PCB-20/28	4000 ng/mL
							PCB-200	2000 ng/mL
							PCB-201	2000 ng/mL
							PCB-202	2000 ng/mL
							PCB-203	2000 ng/mL
							PCB-204	2000 ng/mL
							PCB-205	2000 ng/mL
							PCB-206	2000 ng/mL
							PCB-207	2000 ng/mL
							PCB-208	2000 ng/mL
							PCB-209	2000 ng/mL
							PCB-21	4000 ng/mL
							PCB-21/33	4000 ng/mL
							PCB-22	2000 ng/mL
							PCB-23	2000 ng/mL
							PCB-24	2000 ng/mL
							PCB-25	2000 ng/mL
							PCB-26	4000 ng/mL
							PCB-26/29	4000 ng/mL
							PCB-27	2000 ng/mL
							PCB-28	4000 ng/mL

REAGENT TRACEABILITY SUMMARY

Lab Name: Eurofins TestAmerica, Knoxville Job No.: 580-88125-2

SDG No.:

Reagent ID	Exp Date	Prep Date	Dilutant Used	Reagent Final Volume	Parent Reagent		Analyte	Concentration
					Reagent ID	Volume Added		
							PCB-29	4000 ng/mL
							PCB-3	2000 ng/mL
							PCB-30	4000 ng/mL
							PCB-31	2000 ng/mL
							PCB-32	2000 ng/mL
							PCB-33	4000 ng/mL
							PCB-34	2000 ng/mL
							PCB-35	2000 ng/mL
							PCB-36	2000 ng/mL
							PCB-37	2000 ng/mL
							PCB-38	2000 ng/mL
							PCB-39	2000 ng/mL
							PCB-4	2000 ng/mL
							PCB-40	6000 ng/mL
							PCB-40/41/71	6000 ng/mL
							PCB-41	6000 ng/mL
							PCB-42	2000 ng/mL
							PCB-43	4000 ng/mL
							PCB-43/73	4000 ng/mL
							PCB-44	6000 ng/mL
							PCB-44/47/65	6000 ng/mL
							PCB-45	4000 ng/mL
							PCB-45/51	4000 ng/mL
							PCB-46	2000 ng/mL
							PCB-47	6000 ng/mL
							PCB-48	2000 ng/mL
							PCB-49	4000 ng/mL
							PCB-49/69	4000 ng/mL
							PCB-5	2000 ng/mL
							PCB-50	4000 ng/mL
							PCB-50/53	4000 ng/mL
							PCB-51	4000 ng/mL
							PCB-52	2000 ng/mL
							PCB-53	4000 ng/mL
							PCB-54	2000 ng/mL
							PCB-55	2000 ng/mL
							PCB-56	2000 ng/mL
							PCB-57	2000 ng/mL
							PCB-58	2000 ng/mL
							PCB-59	6000 ng/mL
							PCB-59/62/75	6000 ng/mL
							PCB-6	2000 ng/mL
							PCB-60	2000 ng/mL
							PCB-61	8000 ng/mL
							PCB-61/70/74/76	8000 ng/mL
							PCB-62	6000 ng/mL
							PCB-63	2000 ng/mL
							PCB-64	2000 ng/mL

Lab Name: Eurofins TestAmerica, Knoxville Job No.: 580-88125-2

SDG No.:

Reagent ID	Exp Date	Prep Date	Dilutant Used	Reagent Final Volume	Parent Reagent		Analyte	Concentration
					Reagent ID	Volume Added		
							PCB-65	6000 ng/mL
							PCB-66	2000 ng/mL
							PCB-67	2000 ng/mL
							PCB-68	2000 ng/mL
							PCB-69	4000 ng/mL
							PCB-7	2000 ng/mL
							PCB-70	8000 ng/mL
							PCB-71	6000 ng/mL
							PCB-72	2000 ng/mL
							PCB-73	4000 ng/mL
							PCB-74	8000 ng/mL
							PCB-75	6000 ng/mL
							PCB-76	8000 ng/mL
							PCB-77	2000 ng/mL
							PCB-78	2000 ng/mL
							PCB-79	2000 ng/mL
							PCB-8	2000 ng/mL
							PCB-80	2000 ng/mL
							PCB-81	2000 ng/mL
							PCB-82	2000 ng/mL
							PCB-83	4000 ng/mL
							PCB-83/99	4000 ng/mL
							PCB-84	2000 ng/mL
							PCB-85	6000 ng/mL
							PCB-85/116/117	6000 ng/mL
							PCB-86	12000 ng/mL
							PCB-86/87/97/109/119/125	12000 ng/mL
							PCB-87	12000 ng/mL
							PCB-88	4000 ng/mL
							PCB-88/91	4000 ng/mL
							PCB-89	2000 ng/mL
							PCB-9	2000 ng/mL
							PCB-90	6000 ng/mL
							PCB-90/101/113	6000 ng/mL
							PCB-91	4000 ng/mL
							PCB-92	2000 ng/mL
							PCB-93	4000 ng/mL
							PCB-93/100	4000 ng/mL
							PCB-94	2000 ng/mL
							PCB-95	2000 ng/mL
							PCB-96	2000 ng/mL
							PCB-97	12000 ng/mL
							PCB-98	4000 ng/mL
							PCB-98/102	4000 ng/mL
							PCB-99	4000 ng/mL
					61XXRECSTOCK_00003	100 uL	PCB-101L	100 ng/mL
							PCB-127L	100 ng/mL
							PCB-138L	100 ng/mL

Lab Name: Eurofins TestAmerica, Knoxville Job No.: 580-88125-2

SDG No.:

Reagent ID	Exp Date	Prep Date	Dilutant Used	Reagent Final Volume	Parent Reagent		Analyte	Concentration
					Reagent ID	Volume Added		
							PCB-180L	100 ng/mL
							PCB-194L	100 ng/mL
							PCB-31L	100 ng/mL
							PCB-32L	100 ng/mL
							PCB-52L	100 ng/mL
							PCB-9L	100 ng/mL
.61IDSTOCKPCBP_00004	10/08/24	06/20/16	Nonane, Lot SHBC8566V	25 mL	61INISPCB170P_00001	0.625 mL	PCB-170L	1000 ng/mL
					61MX1668ISP_00001	25 mL	PCB-104L	1000 ng/mL
							PCB-105L	1000 ng/mL
							PCB-114L	1000 ng/mL
							PCB-118L	1000 ng/mL
							PCB-123L	1000 ng/mL
							PCB-126L	1000 ng/mL
							PCB-155L	1000 ng/mL
							PCB-156L	2000 ng/mL
							PCB-156L/157L	2000 ng/mL
							PCB-157L	2000 ng/mL
							PCB-15L	1000 ng/mL
							PCB-167L	1000 ng/mL
							PCB-169L	1000 ng/mL
							PCB-188L	1000 ng/mL
							PCB-189L	1000 ng/mL
							PCB-19L	1000 ng/mL
							PCB-1L	1000 ng/mL
							PCB-202L	1000 ng/mL
							PCB-205L	1000 ng/mL
							PCB-206L	1000 ng/mL
							PCB-208L	1000 ng/mL
							PCB-209L	1000 ng/mL
							PCB-37L	1000 ng/mL
							PCB-3L	1000 ng/mL
							PCB-4L	1000 ng/mL
							PCB-54L	1000 ng/mL
							PCB-77L	1000 ng/mL
							PCB-81L	1000 ng/mL
..61INISPCB170P_00001	10/08/24		Cambridge, Lot SDCL-004		(Purchased Reagent)		PCB-170L	40 ug/mL
..61MX1668ISP_00001	10/08/24		Cambridge, Lot PR-23564		(Purchased Reagent)		PCB-104L	1 ug/mL
							PCB-105L	1 ug/mL
							PCB-114L	1 ug/mL
							PCB-118L	1 ug/mL
							PCB-123L	1 ug/mL
							PCB-126L	1 ug/mL
							PCB-155L	1 ug/mL
							PCB-156L	2 ug/mL
							PCB-156L/157L	2 ug/mL
							PCB-157L	2 ug/mL
							PCB-15L	1 ug/mL
							PCB-167L	1 ug/mL

Lab Name: Eurofins TestAmerica, Knoxville Job No.: 580-88125-2

SDG No.:

Reagent ID	Exp Date	Prep Date	Dilutant Used	Reagent Final Volume	Parent Reagent		Analyte	Concentration
					Reagent ID	Volume Added		
							PCB-169L	1 ug/mL
							PCB-188L	1 ug/mL
							PCB-189L	1 ug/mL
							PCB-19L	1 ug/mL
							PCB-1L	1 ug/mL
							PCB-202L	1 ug/mL
							PCB-205L	1 ug/mL
							PCB-206L	1 ug/mL
							PCB-208L	1 ug/mL
							PCB-209L	1 ug/mL
							PCB-37L	1 ug/mL
							PCB-3L	1 ug/mL
							PCB-4L	1 ug/mL
							PCB-54L	1 ug/mL
							PCB-77L	1 ug/mL
							PCB-81L	1 ug/mL
.61MXALL209P_00004	09/17/19		AccuStandard, Lot 209091190		(Purchased Reagent)		PCB-1	4 ug/mL
							PCB-10	4 ug/mL
							PCB-100	8 ug/mL
							PCB-101	12 ug/mL
							PCB-102	8 ug/mL
							PCB-103	4 ug/mL
							PCB-104	4 ug/mL
							PCB-105	4 ug/mL
							PCB-106	4 ug/mL
							PCB-107	4 ug/mL
							PCB-108	8 ug/mL
							PCB-108/124	8 ug/mL
							PCB-109	24 ug/mL
							PCB-11	4 ug/mL
							PCB-110	8 ug/mL
							PCB-110/115	8 ug/mL
							PCB-111	4 ug/mL
							PCB-112	4 ug/mL
							PCB-113	12 ug/mL
							PCB-114	4 ug/mL
							PCB-115	8 ug/mL
							PCB-116	12 ug/mL
							PCB-117	12 ug/mL
							PCB-118	4 ug/mL
							PCB-119	24 ug/mL
							PCB-12	8 ug/mL
							PCB-12/13	8 ug/mL
							PCB-120	4 ug/mL
							PCB-121	4 ug/mL
							PCB-122	4 ug/mL
							PCB-123	4 ug/mL
							PCB-124	8 ug/mL

REAGENT TRACEABILITY SUMMARY

Lab Name: Eurofins TestAmerica, Knoxville Job No.: 580-88125-2

SDG No.:

Reagent ID	Exp Date	Prep Date	Dilutant Used	Reagent Final Volume	Parent Reagent		Analyte	Concentration
					Reagent ID	Volume Added		
							PCB-125	24 ug/mL
							PCB-126	4 ug/mL
							PCB-127	4 ug/mL
							PCB-128	8 ug/mL
							PCB-128/166	8 ug/mL
							PCB-129	16 ug/mL
							PCB-129/138/160/163	16 ug/mL
							PCB-13	8 ug/mL
							PCB-130	4 ug/mL
							PCB-131	4 ug/mL
							PCB-132	4 ug/mL
							PCB-133	4 ug/mL
							PCB-134	8 ug/mL
							PCB-134/143	8 ug/mL
							PCB-135	8 ug/mL
							PCB-135/151	8 ug/mL
							PCB-136	4 ug/mL
							PCB-137	4 ug/mL
							PCB-138	16 ug/mL
							PCB-139	8 ug/mL
							PCB-139/140	8 ug/mL
							PCB-14	4 ug/mL
							PCB-140	8 ug/mL
							PCB-141	4 ug/mL
							PCB-142	4 ug/mL
							PCB-143	8 ug/mL
							PCB-144	4 ug/mL
							PCB-145	4 ug/mL
							PCB-146	4 ug/mL
							PCB-147	8 ug/mL
							PCB-147/149	8 ug/mL
							PCB-148	4 ug/mL
							PCB-149	8 ug/mL
							PCB-15	4 ug/mL
							PCB-150	4 ug/mL
							PCB-151	8 ug/mL
							PCB-152	4 ug/mL
							PCB-153	8 ug/mL
							PCB-153/168	8 ug/mL
							PCB-154	4 ug/mL
							PCB-155	4 ug/mL
							PCB-156	8 ug/mL
							PCB-156/157	8 ug/mL
							PCB-157	8 ug/mL
							PCB-158	4 ug/mL
							PCB-159	4 ug/mL
							PCB-16	4 ug/mL
							PCB-160	16 ug/mL

Lab Name: Eurofins TestAmerica, Knoxville Job No.: 580-88125-2

SDG No.:

Reagent ID	Exp Date	Prep Date	Dilutant Used	Reagent Final Volume	Parent Reagent		Analyte	Concentration
					Reagent ID	Volume Added		
							PCB-161	4 ug/mL
							PCB-162	4 ug/mL
							PCB-163	16 ug/mL
							PCB-164	4 ug/mL
							PCB-165	4 ug/mL
							PCB-166	8 ug/mL
							PCB-167	4 ug/mL
							PCB-168	8 ug/mL
							PCB-169	4 ug/mL
							PCB-17	4 ug/mL
							PCB-170	4 ug/mL
							PCB-171	8 ug/mL
							PCB-171/173	8 ug/mL
							PCB-172	4 ug/mL
							PCB-173	8 ug/mL
							PCB-174	4 ug/mL
							PCB-175	4 ug/mL
							PCB-176	4 ug/mL
							PCB-177	4 ug/mL
							PCB-178	4 ug/mL
							PCB-179	4 ug/mL
							PCB-18	8 ug/mL
							PCB-18/30	8 ug/mL
							PCB-180	8 ug/mL
							PCB-180/193	8 ug/mL
							PCB-181	4 ug/mL
							PCB-182	4 ug/mL
							PCB-183	8 ug/mL
							PCB-183/185	8 ug/mL
							PCB-184	4 ug/mL
							PCB-185	8 ug/mL
							PCB-186	4 ug/mL
							PCB-187	4 ug/mL
							PCB-188	4 ug/mL
							PCB-189	4 ug/mL
							PCB-19	4 ug/mL
							PCB-190	4 ug/mL
							PCB-191	4 ug/mL
							PCB-192	4 ug/mL
							PCB-193	8 ug/mL
							PCB-194	4 ug/mL
							PCB-195	4 ug/mL
							PCB-196	4 ug/mL
							PCB-197	4 ug/mL
							PCB-198	8 ug/mL
							PCB-198/199	8 ug/mL
							PCB-199	8 ug/mL
							PCB-2	4 ug/mL

REAGENT TRACEABILITY SUMMARY

Lab Name: Eurofins TestAmerica, Knoxville Job No.: 580-88125-2

SDG No.:

Reagent ID	Exp Date	Prep Date	Dilutant Used	Reagent Final Volume	Parent Reagent		Analyte	Concentration
					Reagent ID	Volume Added		
							PCB-20	8 ug/mL
							PCB-20/28	8 ug/mL
							PCB-200	4 ug/mL
							PCB-201	4 ug/mL
							PCB-202	4 ug/mL
							PCB-203	4 ug/mL
							PCB-204	4 ug/mL
							PCB-205	4 ug/mL
							PCB-206	4 ug/mL
							PCB-207	4 ug/mL
							PCB-208	4 ug/mL
							PCB-209	4 ug/mL
							PCB-21	8 ug/mL
							PCB-21/33	8 ug/mL
							PCB-22	4 ug/mL
							PCB-23	4 ug/mL
							PCB-24	4 ug/mL
							PCB-25	4 ug/mL
							PCB-26	8 ug/mL
							PCB-26/29	8 ug/mL
							PCB-27	4 ug/mL
							PCB-28	8 ug/mL
							PCB-29	8 ug/mL
							PCB-3	4 ug/mL
							PCB-30	8 ug/mL
							PCB-31	4 ug/mL
							PCB-32	4 ug/mL
							PCB-33	8 ug/mL
							PCB-34	4 ug/mL
							PCB-35	4 ug/mL
							PCB-36	4 ug/mL
							PCB-37	4 ug/mL
							PCB-38	4 ug/mL
							PCB-39	4 ug/mL
							PCB-4	4 ug/mL
							PCB-40	12 ug/mL
							PCB-40/41/71	12 ug/mL
							PCB-41	12 ug/mL
							PCB-42	4 ug/mL
							PCB-43	8 ug/mL
							PCB-43/73	8 ug/mL
							PCB-44	12 ug/mL
							PCB-44/47/65	12 ug/mL
							PCB-45	8 ug/mL
							PCB-45/51	8 ug/mL
							PCB-46	4 ug/mL
							PCB-47	12 ug/mL
							PCB-48	4 ug/mL

REAGENT TRACEABILITY SUMMARY

Lab Name: Eurofins TestAmerica, Knoxville Job No.: 580-88125-2

SDG No.:

Reagent ID	Exp Date	Prep Date	Dilutant Used	Reagent Final Volume	Parent Reagent		Analyte	Concentration
					Reagent ID	Volume Added		
							PCB-49	8 ug/mL
							PCB-49/69	8 ug/mL
							PCB-5	4 ug/mL
							PCB-50	8 ug/mL
							PCB-50/53	8 ug/mL
							PCB-51	8 ug/mL
							PCB-52	4 ug/mL
							PCB-53	8 ug/mL
							PCB-54	4 ug/mL
							PCB-55	4 ug/mL
							PCB-56	4 ug/mL
							PCB-57	4 ug/mL
							PCB-58	4 ug/mL
							PCB-59	12 ug/mL
							PCB-59/62/75	12 ug/mL
							PCB-6	4 ug/mL
							PCB-60	4 ug/mL
							PCB-61	16 ug/mL
							PCB-61/70/74/76	16 ug/mL
							PCB-62	12 ug/mL
							PCB-63	4 ug/mL
							PCB-64	4 ug/mL
							PCB-65	12 ug/mL
							PCB-66	4 ug/mL
							PCB-67	4 ug/mL
							PCB-68	4 ug/mL
							PCB-69	8 ug/mL
							PCB-7	4 ug/mL
							PCB-70	16 ug/mL
							PCB-71	12 ug/mL
							PCB-72	4 ug/mL
							PCB-73	8 ug/mL
							PCB-74	16 ug/mL
							PCB-75	12 ug/mL
							PCB-76	16 ug/mL
							PCB-77	4 ug/mL
							PCB-78	4 ug/mL
							PCB-79	4 ug/mL
							PCB-8	4 ug/mL
							PCB-80	4 ug/mL
							PCB-81	4 ug/mL
							PCB-82	4 ug/mL
							PCB-83	8 ug/mL
							PCB-83/99	8 ug/mL
							PCB-84	4 ug/mL
							PCB-85	12 ug/mL
							PCB-85/116/117	12 ug/mL
							PCB-86	24 ug/mL

Lab Name: Eurofins TestAmerica, Knoxville Job No.: 580-88125-2

SDG No.:

Reagent ID	Exp Date	Prep Date	Dilutant Used	Reagent Final Volume	Parent Reagent		Analyte	Concentration
					Reagent ID	Volume Added		
							PCB-86/87/97/109/119/125	24 ug/mL
							PCB-87	24 ug/mL
							PCB-88	8 ug/mL
							PCB-88/91	8 ug/mL
							PCB-89	4 ug/mL
							PCB-9	4 ug/mL
							PCB-90	12 ug/mL
							PCB-90/101/113	12 ug/mL
							PCB-91	8 ug/mL
							PCB-92	4 ug/mL
							PCB-93	8 ug/mL
							PCB-93/100	8 ug/mL
							PCB-94	4 ug/mL
							PCB-95	4 ug/mL
							PCB-96	4 ug/mL
							PCB-97	24 ug/mL
							PCB-98	8 ug/mL
							PCB-98/102	8 ug/mL
							PCB-99	8 ug/mL
.61XXRECSTOCK_00003	02/03/24	11/14/16	Nonane, Lot SHBD8765V	10 mL	61INPCB101LP_00002	250 uL	PCB-101L	1000 ng/mL
					61INPCB127LP_00002	250 uL	PCB-127L	1000 ng/mL
					61INPCB138LP_00002	250 uL	PCB-138L	1000 ng/mL
					61INPCB180LP_00002	250 uL	PCB-180L	1000 ng/mL
					61INPCB194LP_00002	250 uL	PCB-194L	1000 ng/mL
					61INPCB31LP_00002	200 uL	PCB-31L	1000 ng/mL
					61INPCB32LP_00002	250 uL	PCB-32L	1000 ng/mL
					61INPCB52LP_00002	250 uL	PCB-52L	1000 ng/mL
					61INPCB9LP_00002	250 uL	PCB-9L	1000 ng/mL
..61INPCB101LP_00002	02/05/24		Cambridge, Lot SDBA-020		(Purchased Reagent)		PCB-101L	40 ug/mL
..61INPCB127LP_00002	02/05/24		Cambridge, Lot SDAC-008		(Purchased Reagent)		PCB-127L	40 ug/mL
..61INPCB138LP_00002	02/05/24		Cambridge, Lot SDAC-020		(Purchased Reagent)		PCB-138L	40 ug/mL
..61INPCB180LP_00002	02/05/24		Canbridge, Lot SDDD-017		(Purchased Reagent)		PCB-180L	40 ug/mL
..61INPCB194LP_00002	02/05/24		Cambridge, Lot SCDF-008		(Purchased Reagent)		PCB-194L	40 ug/mL
..61INPCB31LP_00002	02/03/24		Wellington, Lot MB0310413		(Purchased Reagent)		PCB-31L	50 ug/mL
..61INPCB32LP_00002	02/05/24		Cambridge, Lot SCBD-003		(Purchased Reagent)		PCB-32L	40 ug/mL
..61INPCB52LP_00002	02/05/24		Cambridge, Lot SDAK-002		(Purchased Reagent)		PCB-52L	40 ug/mL
..61INPCB9LP_00002	02/05/24		Cambridge, Lot SDAE-021		(Purchased Reagent)		PCB-9L	40 ug/mL
61MX209ICVS_00002	05/05/20	01/25/17	Nonane, Lot SBHB0333V	1 mL	61IDSTOCKPCBP_00004	100 uL	PCB-170L	100 ng/mL
							PCB-104L	100 ng/mL
							PCB-105L	100 ng/mL
							PCB-114L	100 ng/mL
							PCB-118L	100 ng/mL
							PCB-123L	100 ng/mL
							PCB-126L	100 ng/mL
							PCB-155L	100 ng/mL
							PCB-156L	200 ng/mL
							PCB-156L/157L	200 ng/mL

Lab Name: Eurofins TestAmerica, Knoxville Job No.: 580-88125-2

SDG No.:

Reagent ID	Exp Date	Prep Date	Dilutant Used	Reagent Final Volume	Parent Reagent		Analyte	Concentration
					Reagent ID	Volume Added		
							PCB-157L	200 ng/mL
							PCB-15L	100 ng/mL
							PCB-167L	100 ng/mL
							PCB-169L	100 ng/mL
							PCB-188L	100 ng/mL
							PCB-189L	100 ng/mL
							PCB-19L	100 ng/mL
							PCB-1L	100 ng/mL
							PCB-202L	100 ng/mL
							PCB-205L	100 ng/mL
							PCB-206L	100 ng/mL
							PCB-208L	100 ng/mL
							PCB-209L	100 ng/mL
							PCB-37L	100 ng/mL
							PCB-3L	100 ng/mL
							PCB-4L	100 ng/mL
							PCB-54L	100 ng/mL
							PCB-77L	100 ng/mL
							PCB-81L	100 ng/mL
					61MXPCBMIX1S_00002	20 uL	PCB-10	50 ng/mL
							PCB-103	100 ng/mL
							PCB-105	100 ng/mL
							PCB-106	100 ng/mL
							PCB-108/124	200 ng/mL
							PCB-11	50 ng/mL
							PCB-113	300 ng/mL
							PCB-119	600 ng/mL
							PCB-120	100 ng/mL
							PCB-122	100 ng/mL
							PCB-124	200 ng/mL
							PCB-127	100 ng/mL
							PCB-128/166	200 ng/mL
							PCB-129	400 ng/mL
							PCB-129/138/160/163	400 ng/mL
							PCB-130	100 ng/mL
							PCB-133	100 ng/mL
							PCB-134/143	200 ng/mL
							PCB-135/151	200 ng/mL
							PCB-136	100 ng/mL
							PCB-14	50 ng/mL
							PCB-142	100 ng/mL
							PCB-143	200 ng/mL
							PCB-144	100 ng/mL
							PCB-148	100 ng/mL
							PCB-151	200 ng/mL
							PCB-152	100 ng/mL
							PCB-153	200 ng/mL
							PCB-153/168	200 ng/mL

REAGENT TRACEABILITY SUMMARY

Lab Name: Eurofins TestAmerica, Knoxville Job No.: 580-88125-2

SDG No.:

Reagent ID	Exp Date	Prep Date	Dilutant Used	Reagent Final Volume	Parent Reagent		Analyte	Concentration
					Reagent ID	Volume Added		
							PCB-156	200 ng/mL
							PCB-156/157	200 ng/mL
							PCB-159	100 ng/mL
							PCB-161	100 ng/mL
							PCB-166	200 ng/mL
							PCB-167	100 ng/mL
							PCB-170	100 ng/mL
							PCB-171	200 ng/mL
							PCB-171/173	200 ng/mL
							PCB-172	100 ng/mL
							PCB-175	100 ng/mL
							PCB-176	100 ng/mL
							PCB-177	100 ng/mL
							PCB-178	100 ng/mL
							PCB-179	100 ng/mL
							PCB-18/30	100 ng/mL
							PCB-183	200 ng/mL
							PCB-183/185	200 ng/mL
							PCB-190	100 ng/mL
							PCB-191	100 ng/mL
							PCB-194	150 ng/mL
							PCB-195	150 ng/mL
							PCB-196	150 ng/mL
							PCB-198	300 ng/mL
							PCB-198/199	300 ng/mL
							PCB-2	50 ng/mL
							PCB-200	150 ng/mL
							PCB-201	150 ng/mL
							PCB-204	150 ng/mL
							PCB-207	150 ng/mL
							PCB-21/33	100 ng/mL
							PCB-26	100 ng/mL
							PCB-26/29	100 ng/mL
							PCB-27	50 ng/mL
							PCB-30	100 ng/mL
							PCB-31	50 ng/mL
							PCB-32	50 ng/mL
							PCB-33	100 ng/mL
							PCB-34	50 ng/mL
							PCB-35	50 ng/mL
							PCB-36	50 ng/mL
							PCB-38	50 ng/mL
							PCB-40/41/71	300 ng/mL
							PCB-41	300 ng/mL
							PCB-45	200 ng/mL
							PCB-45/51	200 ng/mL
							PCB-49	200 ng/mL
							PCB-49/69	200 ng/mL

Lab Name: Eurofins TestAmerica, Knoxville Job No.: 580-88125-2

SDG No.:

Reagent ID	Exp Date	Prep Date	Dilutant Used	Reagent Final Volume	Parent Reagent		Analyte	Concentration
					Reagent ID	Volume Added		
							PCB-50	200 ng/mL
							PCB-50/53	200 ng/mL
							PCB-52	100 ng/mL
							PCB-57	100 ng/mL
							PCB-59/62/75	300 ng/mL
							PCB-6	50 ng/mL
							PCB-63	100 ng/mL
							PCB-66	100 ng/mL
							PCB-72	100 ng/mL
							PCB-75	300 ng/mL
							PCB-78	100 ng/mL
							PCB-79	100 ng/mL
							PCB-8	50 ng/mL
							PCB-81	100 ng/mL
							PCB-82	100 ng/mL
							PCB-83	200 ng/mL
							PCB-83/99	200 ng/mL
							PCB-85	300 ng/mL
							PCB-85/116/117	300 ng/mL
							PCB-86/87/97/109/119/125	600 ng/mL
							PCB-87	600 ng/mL
							PCB-88	200 ng/mL
							PCB-88/91	200 ng/mL
							PCB-89	100 ng/mL
							PCB-9	50 ng/mL
							PCB-90/101/113	300 ng/mL
							PCB-92	100 ng/mL
							PCB-95	100 ng/mL
							PCB-96	100 ng/mL
					61MXPCBMIX2S_00002	20 uL	PCB-100	200 ng/mL
							PCB-108	200 ng/mL
							PCB-108/124	200 ng/mL
							PCB-109	600 ng/mL
							PCB-111	100 ng/mL
							PCB-114	100 ng/mL
							PCB-117	300 ng/mL
							PCB-118	100 ng/mL
							PCB-12	100 ng/mL
							PCB-12/13	100 ng/mL
							PCB-121	100 ng/mL
							PCB-128	200 ng/mL
							PCB-128/166	200 ng/mL
							PCB-129/138/160/163	400 ng/mL
							PCB-132	100 ng/mL
							PCB-135	200 ng/mL
							PCB-135/151	200 ng/mL
							PCB-137	100 ng/mL
							PCB-139	200 ng/mL

REAGENT TRACEABILITY SUMMARY

Lab Name: Eurofins TestAmerica, Knoxville Job No.: 580-88125-2

SDG No.:

Reagent ID	Exp Date	Prep Date	Dilutant Used	Reagent Final Volume	Parent Reagent		Analyte	Concentration
					Reagent ID	Volume Added		
							PCB-139/140	200 ng/mL
							PCB-145	100 ng/mL
							PCB-147/149	200 ng/mL
							PCB-149	200 ng/mL
							PCB-150	100 ng/mL
							PCB-153/168	200 ng/mL
							PCB-156/157	200 ng/mL
							PCB-157	200 ng/mL
							PCB-160	400 ng/mL
							PCB-162	100 ng/mL
							PCB-165	100 ng/mL
							PCB-168	200 ng/mL
							PCB-18	100 ng/mL
							PCB-18/30	100 ng/mL
							PCB-181	100 ng/mL
							PCB-183/185	200 ng/mL
							PCB-184	100 ng/mL
							PCB-185	200 ng/mL
							PCB-186	100 ng/mL
							PCB-187	100 ng/mL
							PCB-192	100 ng/mL
							PCB-197	150 ng/mL
							PCB-198/199	300 ng/mL
							PCB-199	300 ng/mL
							PCB-20/28	100 ng/mL
							PCB-203	150 ng/mL
							PCB-22	50 ng/mL
							PCB-23	50 ng/mL
							PCB-24	50 ng/mL
							PCB-28	100 ng/mL
							PCB-39	50 ng/mL
							PCB-40/41/71	300 ng/mL
							PCB-43/73	200 ng/mL
							PCB-45/51	200 ng/mL
							PCB-48	100 ng/mL
							PCB-5	50 ng/mL
							PCB-50/53	200 ng/mL
							PCB-51	200 ng/mL
							PCB-53	200 ng/mL
							PCB-55	100 ng/mL
							PCB-58	100 ng/mL
							PCB-59/62/75	300 ng/mL
							PCB-60	100 ng/mL
							PCB-61	400 ng/mL
							PCB-61/70/74/76	400 ng/mL
							PCB-62	300 ng/mL
							PCB-68	100 ng/mL
							PCB-7	50 ng/mL

Lab Name: Eurofins TestAmerica, Knoxville Job No.: 580-88125-2

SDG No.:

Reagent ID	Exp Date	Prep Date	Dilutant Used	Reagent Final Volume	Parent Reagent		Analyte	Concentration
					Reagent ID	Volume Added		
							PCB-71	300 ng/mL
							PCB-73	200 ng/mL
							PCB-83/99	200 ng/mL
							PCB-85/116/117	300 ng/mL
							PCB-86/87/97/109/119/125	600 ng/mL
							PCB-88/91	200 ng/mL
							PCB-90	300 ng/mL
							PCB-90/101/113	300 ng/mL
							PCB-91	200 ng/mL
							PCB-93/100	200 ng/mL
							PCB-94	100 ng/mL
							PCB-99	200 ng/mL
					61MXPCBMIX3S_00002	20 uL	PCB-101	300 ng/mL
							PCB-107	100 ng/mL
							PCB-112	100 ng/mL
							PCB-116	300 ng/mL
							PCB-12/13	100 ng/mL
							PCB-13	100 ng/mL
							PCB-139/140	200 ng/mL
							PCB-140	200 ng/mL
							PCB-141	100 ng/mL
							PCB-146	100 ng/mL
							PCB-147	200 ng/mL
							PCB-147/149	200 ng/mL
							PCB-154	100 ng/mL
							PCB-158	100 ng/mL
							PCB-164	100 ng/mL
							PCB-17	50 ng/mL
							PCB-171/173	200 ng/mL
							PCB-173	200 ng/mL
							PCB-174	100 ng/mL
							PCB-180/193	200 ng/mL
							PCB-182	100 ng/mL
							PCB-193	200 ng/mL
							PCB-20	100 ng/mL
							PCB-20/28	100 ng/mL
							PCB-26/29	100 ng/mL
							PCB-29	100 ng/mL
							PCB-40	300 ng/mL
							PCB-40/41/71	300 ng/mL
							PCB-44/47/65	300 ng/mL
							PCB-46	100 ng/mL
							PCB-59	300 ng/mL
							PCB-59/62/75	300 ng/mL
							PCB-61/70/74/76	400 ng/mL
							PCB-65	300 ng/mL
							PCB-67	100 ng/mL
							PCB-76	400 ng/mL

Lab Name: Eurofins TestAmerica, Knoxville Job No.: 580-88125-2

SDG No.:

Reagent ID	Exp Date	Prep Date	Dilutant Used	Reagent Final Volume	Parent Reagent		Analyte	Concentration
					Reagent ID	Volume Added		
							PCB-80	100 ng/mL
							PCB-84	100 ng/mL
							PCB-85/116/117	300 ng/mL
							PCB-86	600 ng/mL
							PCB-86/87/97/109/119/125	600 ng/mL
							PCB-90/101/113	300 ng/mL
							PCB-93	200 ng/mL
							PCB-93/100	200 ng/mL
					61MXPCBMIX4S_00003	20 uL	PCB-102	200 ng/mL
							PCB-110/115	200 ng/mL
							PCB-115	200 ng/mL
							PCB-123	100 ng/mL
							PCB-129/138/160/163	400 ng/mL
							PCB-131	100 ng/mL
							PCB-134	200 ng/mL
							PCB-134/143	200 ng/mL
							PCB-163	400 ng/mL
							PCB-180	200 ng/mL
							PCB-180/193	200 ng/mL
							PCB-21	100 ng/mL
							PCB-21/33	100 ng/mL
							PCB-25	50 ng/mL
							PCB-42	100 ng/mL
							PCB-44/47/65	300 ng/mL
							PCB-47	300 ng/mL
							PCB-49/69	200 ng/mL
							PCB-61/70/74/76	400 ng/mL
							PCB-64	100 ng/mL
							PCB-69	200 ng/mL
							PCB-70	400 ng/mL
							PCB-86/87/97/109/119/125	600 ng/mL
							PCB-97	600 ng/mL
							PCB-98/102	200 ng/mL
					61MXPCBMIX5S_00002	20 uL	PCB-1	50 ng/mL
							PCB-104	100 ng/mL
							PCB-110	200 ng/mL
							PCB-110/115	200 ng/mL
							PCB-125	600 ng/mL
							PCB-126	100 ng/mL
							PCB-129/138/160/163	400 ng/mL
							PCB-138	400 ng/mL
							PCB-15	50 ng/mL
							PCB-155	100 ng/mL
							PCB-16	50 ng/mL
							PCB-169	100 ng/mL
							PCB-188	100 ng/mL
							PCB-189	100 ng/mL
							PCB-19	50 ng/mL

REAGENT TRACEABILITY SUMMARY

Lab Name: Eurofins TestAmerica, Knoxville Job No.: 580-88125-2

SDG No.:

Reagent ID	Exp Date	Prep Date	Dilutant Used	Reagent Final Volume	Parent Reagent		Analyte	Concentration
					Reagent ID	Volume Added		
							PCB-202	150 ng/mL
							PCB-205	150 ng/mL
							PCB-206	150 ng/mL
							PCB-208	150 ng/mL
							PCB-209	150 ng/mL
							PCB-3	50 ng/mL
							PCB-37	50 ng/mL
							PCB-4	50 ng/mL
							PCB-43	200 ng/mL
							PCB-43/73	200 ng/mL
							PCB-44	300 ng/mL
							PCB-44/47/65	300 ng/mL
							PCB-54	100 ng/mL
							PCB-56	100 ng/mL
							PCB-61/70/74/76	400 ng/mL
							PCB-74	400 ng/mL
							PCB-77	100 ng/mL
							PCB-86/87/97/109/119/125	600 ng/mL
							PCB-98	200 ng/mL
							PCB-98/102	200 ng/mL
					61XXCSSTOCKP_00002	20 uL	PCB-111L	100 ng/mL
							PCB-178L	100 ng/mL
							PCB-28L	100 ng/mL
					61XXFS1668P_00002	20 uL	PCB-153L	100 ng/mL
							PCB-79L	100 ng/mL
							PCB-8L	100 ng/mL
							PCB-95L	100 ng/mL
.61IDSTOCKPCBP_00004	10/08/24	06/20/16	Nonane, Lot SHBC8566V	25 mL	61INISPCB170P_00001	0.625 mL	PCB-170L	1000 ng/mL
					61MX1668ISP_00001	25 mL	PCB-104L	1000 ng/mL
							PCB-105L	1000 ng/mL
							PCB-114L	1000 ng/mL
							PCB-118L	1000 ng/mL
							PCB-123L	1000 ng/mL
							PCB-126L	1000 ng/mL
							PCB-155L	1000 ng/mL
							PCB-156L	2000 ng/mL
							PCB-156L/157L	2000 ng/mL
							PCB-157L	2000 ng/mL
							PCB-15L	1000 ng/mL
							PCB-167L	1000 ng/mL
							PCB-169L	1000 ng/mL
							PCB-188L	1000 ng/mL
							PCB-189L	1000 ng/mL
							PCB-19L	1000 ng/mL
							PCB-1L	1000 ng/mL
							PCB-202L	1000 ng/mL
							PCB-205L	1000 ng/mL
							PCB-206L	1000 ng/mL

Lab Name: Eurofins TestAmerica, Knoxville Job No.: 580-88125-2

SDG No.:

Reagent ID	Exp Date	Prep Date	Dilutant Used	Reagent Final Volume	Parent Reagent		Analyte	Concentration
					Reagent ID	Volume Added		
							PCB-208L	1000 ng/mL
							PCB-209L	1000 ng/mL
							PCB-37L	1000 ng/mL
							PCB-3L	1000 ng/mL
							PCB-4L	1000 ng/mL
							PCB-54L	1000 ng/mL
							PCB-77L	1000 ng/mL
							PCB-81L	1000 ng/mL
..61INISPCB170P_00001	10/08/24		Cambridge, Lot SDCL-004		(Purchased Reagent)		PCB-170L	40 ug/mL
..61MX1668ISP_00001	10/08/24		Cambridge, Lot PR-23564		(Purchased Reagent)		PCB-104L	1 ug/mL
							PCB-105L	1 ug/mL
							PCB-114L	1 ug/mL
							PCB-118L	1 ug/mL
							PCB-123L	1 ug/mL
							PCB-126L	1 ug/mL
							PCB-155L	1 ug/mL
							PCB-156L	2 ug/mL
							PCB-156L/157L	2 ug/mL
							PCB-157L	2 ug/mL
							PCB-15L	1 ug/mL
							PCB-167L	1 ug/mL
							PCB-169L	1 ug/mL
							PCB-188L	1 ug/mL
							PCB-189L	1 ug/mL
							PCB-19L	1 ug/mL
							PCB-1L	1 ug/mL
							PCB-202L	1 ug/mL
							PCB-205L	1 ug/mL
							PCB-206L	1 ug/mL
							PCB-208L	1 ug/mL
							PCB-209L	1 ug/mL
							PCB-37L	1 ug/mL
							PCB-3L	1 ug/mL
							PCB-4L	1 ug/mL
							PCB-54L	1 ug/mL
							PCB-77L	1 ug/mL
							PCB-81L	1 ug/mL
.61MXPCBMIX1S_00002	06/20/21		AccuStandard, Lot 211061189		(Purchased Reagent)		PCB-10	2.5 ug/mL
							PCB-103	5 ug/mL
							PCB-105	5 ug/mL
							PCB-106	5 ug/mL
							PCB-108/124	5 ug/mL
							PCB-11	2.5 ug/mL
							PCB-113	15 ug/mL
							PCB-119	30 ug/mL
							PCB-120	5 ug/mL
							PCB-122	5 ug/mL
							PCB-124	10 ug/mL

REAGENT TRACEABILITY SUMMARY

Lab Name: Eurofins TestAmerica, Knoxville Job No.: 580-88125-2

SDG No.:

Reagent ID	Exp Date	Prep Date	Dilutant Used	Reagent Final Volume	Parent Reagent		Analyte	Concentration
					Reagent ID	Volume Added		
							PCB-127	5 ug/mL
							PCB-128/166	5 ug/mL
							PCB-129	20 ug/mL
							PCB-129/138/160/163	5 ug/mL
							PCB-130	5 ug/mL
							PCB-133	5 ug/mL
							PCB-134/143	5 ug/mL
							PCB-135/151	5 ug/mL
							PCB-136	5 ug/mL
							PCB-14	2.5 ug/mL
							PCB-142	5 ug/mL
							PCB-143	10 ug/mL
							PCB-144	5 ug/mL
							PCB-148	5 ug/mL
							PCB-151	10 ug/mL
							PCB-152	5 ug/mL
							PCB-153	10 ug/mL
							PCB-153/168	5 ug/mL
							PCB-156	10 ug/mL
							PCB-156/157	5 ug/mL
							PCB-159	5 ug/mL
							PCB-161	5 ug/mL
							PCB-166	10 ug/mL
							PCB-167	5 ug/mL
							PCB-170	5 ug/mL
							PCB-171	10 ug/mL
							PCB-171/173	5 ug/mL
							PCB-172	5 ug/mL
							PCB-175	5 ug/mL
							PCB-176	5 ug/mL
							PCB-177	5 ug/mL
							PCB-178	5 ug/mL
							PCB-179	5 ug/mL
							PCB-18/30	2.5 ug/mL
							PCB-183	10 ug/mL
							PCB-183/185	5 ug/mL
							PCB-190	5 ug/mL
							PCB-191	5 ug/mL
							PCB-194	7.5 ug/mL
							PCB-195	7.5 ug/mL
							PCB-196	7.5 ug/mL
							PCB-198	15 ug/mL
							PCB-198/199	7.5 ug/mL
							PCB-2	2.5 ug/mL
							PCB-200	7.5 ug/mL
							PCB-201	7.5 ug/mL
							PCB-204	7.5 ug/mL
							PCB-207	7.5 ug/mL

Lab Name: Eurofins TestAmerica, Knoxville Job No.: 580-88125-2

SDG No.:

Reagent ID	Exp Date	Prep Date	Dilutant Used	Reagent Final Volume	Parent Reagent		Analyte	Concentration
					Reagent ID	Volume Added		
							PCB-21/33	2.5 ug/mL
							PCB-26	5 ug/mL
							PCB-26/29	2.5 ug/mL
							PCB-27	2.5 ug/mL
							PCB-30	5 ug/mL
							PCB-31	2.5 ug/mL
							PCB-32	2.5 ug/mL
							PCB-33	5 ug/mL
							PCB-34	2.5 ug/mL
							PCB-35	2.5 ug/mL
							PCB-36	2.5 ug/mL
							PCB-38	2.5 ug/mL
							PCB-40/41/71	5 ug/mL
							PCB-41	15 ug/mL
							PCB-45	10 ug/mL
							PCB-45/51	5 ug/mL
							PCB-49	10 ug/mL
							PCB-49/69	5 ug/mL
							PCB-50	10 ug/mL
							PCB-50/53	5 ug/mL
							PCB-52	5 ug/mL
							PCB-57	5 ug/mL
							PCB-59/62/75	5 ug/mL
							PCB-6	2.5 ug/mL
							PCB-63	5 ug/mL
							PCB-66	5 ug/mL
							PCB-72	5 ug/mL
							PCB-75	15 ug/mL
							PCB-78	5 ug/mL
							PCB-79	5 ug/mL
							PCB-8	2.5 ug/mL
							PCB-81	5 ug/mL
							PCB-82	5 ug/mL
							PCB-83	10 ug/mL
							PCB-83/99	5 ug/mL
							PCB-85	15 ug/mL
							PCB-85/116/117	5 ug/mL
							PCB-86/87/97/109/119/125	10 ug/mL
							PCB-87	30 ug/mL
							PCB-88	10 ug/mL
							PCB-88/91	5 ug/mL
							PCB-89	5 ug/mL
							PCB-9	2.5 ug/mL
							PCB-90/101/113	5 ug/mL
							PCB-92	5 ug/mL
							PCB-95	5 ug/mL
							PCB-96	5 ug/mL
.61MXPCBMIX2S_00002	04/05/22	AccuStandard, Lot 212031457			(Purchased Reagent)		PCB-100	10 ug/mL

REAGENT TRACEABILITY SUMMARY

Lab Name: Eurofins TestAmerica, Knoxville Job No.: 580-88125-2

SDG No.:

Reagent ID	Exp Date	Prep Date	Dilutant Used	Reagent Final Volume	Parent Reagent		Analyte	Concentration
					Reagent ID	Volume Added		
							PCB-108	10 ug/mL
							PCB-108/124	5 ug/mL
							PCB-109	30 ug/mL
							PCB-111	5 ug/mL
							PCB-114	5 ug/mL
							PCB-117	15 ug/mL
							PCB-118	5 ug/mL
							PCB-12	5 ug/mL
							PCB-12/13	2.5 ug/mL
							PCB-121	5 ug/mL
							PCB-128	10 ug/mL
							PCB-128/166	5 ug/mL
							PCB-129/138/160/163	5 ug/mL
							PCB-132	5 ug/mL
							PCB-135	10 ug/mL
							PCB-135/151	5 ug/mL
							PCB-137	5 ug/mL
							PCB-139	10 ug/mL
							PCB-139/140	5 ug/mL
							PCB-145	5 ug/mL
							PCB-147/149	5 ug/mL
							PCB-149	10 ug/mL
							PCB-150	5 ug/mL
							PCB-153/168	5 ug/mL
							PCB-156/157	5 ug/mL
							PCB-157	10 ug/mL
							PCB-160	20 ug/mL
							PCB-162	5 ug/mL
							PCB-165	5 ug/mL
							PCB-168	10 ug/mL
							PCB-18	5 ug/mL
							PCB-18/30	2.5 ug/mL
							PCB-181	5 ug/mL
							PCB-183/185	5 ug/mL
							PCB-184	5 ug/mL
							PCB-185	10 ug/mL
							PCB-186	5 ug/mL
							PCB-187	5 ug/mL
							PCB-192	5 ug/mL
							PCB-197	7.5 ug/mL
							PCB-198/199	7.5 ug/mL
							PCB-199	15 ug/mL
							PCB-20/28	2.5 ug/mL
							PCB-203	7.5 ug/mL
							PCB-22	2.5 ug/mL
							PCB-23	2.5 ug/mL
							PCB-24	2.5 ug/mL
							PCB-28	5 ug/mL

Lab Name: Eurofins TestAmerica, Knoxville Job No.: 580-88125-2

SDG No.:

Reagent ID	Exp Date	Prep Date	Dilutant Used	Reagent Final Volume	Parent Reagent		Analyte	Concentration
					Reagent ID	Volume Added		
							PCB-39	2.5 ug/mL
							PCB-40/41/71	5 ug/mL
							PCB-43/73	5 ug/mL
							PCB-45/51	5 ug/mL
							PCB-48	5 ug/mL
							PCB-5	2.5 ug/mL
							PCB-50/53	5 ug/mL
							PCB-51	10 ug/mL
							PCB-53	10 ug/mL
							PCB-55	5 ug/mL
							PCB-58	5 ug/mL
							PCB-59/62/75	5 ug/mL
							PCB-60	5 ug/mL
							PCB-61	20 ug/mL
							PCB-61/70/74/76	5 ug/mL
							PCB-62	15 ug/mL
							PCB-68	5 ug/mL
							PCB-7	2.5 ug/mL
							PCB-71	15 ug/mL
							PCB-73	10 ug/mL
							PCB-83/99	5 ug/mL
							PCB-85/116/117	5 ug/mL
							PCB-86/87/97/109/119/125	5 ug/mL
							PCB-88/91	5 ug/mL
							PCB-90	15 ug/mL
							PCB-90/101/113	5 ug/mL
							PCB-91	10 ug/mL
							PCB-93/100	5 ug/mL
							PCB-94	5 ug/mL
							PCB-99	10 ug/mL
.61MXPCBMIX3S_00002	10/01/23	AccuStandard, Lot 21391387			(Purchased Reagent)		PCB-101	15 ug/mL
							PCB-107	5 ug/mL
							PCB-112	5 ug/mL
							PCB-116	15 ug/mL
							PCB-12/13	2.5 ug/mL
							PCB-13	5 ug/mL
							PCB-139/140	5 ug/mL
							PCB-140	10 ug/mL
							PCB-141	5 ug/mL
							PCB-146	5 ug/mL
							PCB-147	10 ug/mL
							PCB-147/149	5 ug/mL
							PCB-154	5 ug/mL
							PCB-158	5 ug/mL
							PCB-164	5 ug/mL
							PCB-17	2.5 ug/mL
							PCB-171/173	5 ug/mL
							PCB-173	10 ug/mL

Lab Name: Eurofins TestAmerica, Knoxville Job No.: 580-88125-2

SDG No.:

Reagent ID	Exp Date	Prep Date	Dilutant Used	Reagent Final Volume	Parent Reagent		Analyte	Concentration
					Reagent ID	Volume Added		
							PCB-174	5 ug/mL
							PCB-180/193	5 ug/mL
							PCB-182	5 ug/mL
							PCB-193	10 ug/mL
							PCB-20	5 ug/mL
							PCB-20/28	2.5 ug/mL
							PCB-26/29	2.5 ug/mL
							PCB-29	5 ug/mL
							PCB-40	15 ug/mL
							PCB-40/41/71	5 ug/mL
							PCB-44/47/65	5 ug/mL
							PCB-46	5 ug/mL
							PCB-59	15 ug/mL
							PCB-59/62/75	5 ug/mL
							PCB-61/70/74/76	5 ug/mL
							PCB-65	15 ug/mL
							PCB-67	5 ug/mL
							PCB-76	20 ug/mL
							PCB-80	5 ug/mL
							PCB-84	5 ug/mL
							PCB-85/116/117	5 ug/mL
							PCB-86	30 ug/mL
							PCB-86/87/97/109/119/125	5 ug/mL
							PCB-90/101/113	5 ug/mL
							PCB-93	10 ug/mL
							PCB-93/100	5 ug/mL
.61MXPCBMIX4S_00003	01/23/27	AccuStandard, Lot 217011245			(Purchased Reagent)		PCB-102	10 ug/mL
							PCB-110/115	5 ug/mL
							PCB-115	10 ug/mL
							PCB-123	5 ug/mL
							PCB-129/138/160/163	5 ug/mL
							PCB-131	5 ug/mL
							PCB-134	10 ug/mL
							PCB-134/143	5 ug/mL
							PCB-163	20 ug/mL
							PCB-180	10 ug/mL
							PCB-180/193	5 ug/mL
							PCB-21	5 ug/mL
							PCB-21/33	2.5 ug/mL
							PCB-25	2.5 ug/mL
							PCB-42	5 ug/mL
							PCB-44/47/65	5 ug/mL
							PCB-47	15 ug/mL
							PCB-49/69	5 ug/mL
							PCB-61/70/74/76	5 ug/mL
							PCB-64	5 ug/mL
							PCB-69	10 ug/mL
							PCB-70	20 ug/mL

REAGENT TRACEABILITY SUMMARY

Lab Name: Eurofins TestAmerica, Knoxville Job No.: 580-88125-2

SDG No.:

Reagent ID	Exp Date	Prep Date	Dilutant Used	Reagent Final Volume	Parent Reagent		Analyte	Concentration
					Reagent ID	Volume Added		
							PCB-86/87/97/109/119/125	5 ug/mL
							PCB-97	30 ug/mL
							PCB-98/102	5 ug/mL
.61MXPCBMIX5S_00002	10/10/21	AccuStandard, Lot 21110141			(Purchased Reagent)		PCB-1	2.5 ug/mL
							PCB-104	5 ug/mL
							PCB-110	10 ug/mL
							PCB-110/115	5 ug/mL
							PCB-125	30 ug/mL
							PCB-126	5 ug/mL
							PCB-129/138/160/163	5 ug/mL
							PCB-138	20 ug/mL
							PCB-15	2.5 ug/mL
							PCB-155	5 ug/mL
							PCB-16	2.5 ug/mL
							PCB-169	5 ug/mL
							PCB-188	5 ug/mL
							PCB-189	5 ug/mL
							PCB-19	2.5 ug/mL
							PCB-202	7.5 ug/mL
							PCB-205	7.5 ug/mL
							PCB-206	7.5 ug/mL
							PCB-208	7.5 ug/mL
							PCB-209	7.5 ug/mL
							PCB-3	2.5 ug/mL
							PCB-37	2.5 ug/mL
							PCB-4	2.5 ug/mL
							PCB-43	10 ug/mL
							PCB-43/73	5 ug/mL
							PCB-44	15 ug/mL
							PCB-44/47/65	5 ug/mL
							PCB-54	5 ug/mL
							PCB-56	5 ug/mL
							PCB-61/70/74/76	5 ug/mL
							PCB-74	20 ug/mL
							PCB-77	5 ug/mL
							PCB-86/87/97/109/119/125	5 ug/mL
							PCB-98	10 ug/mL
							PCB-98/102	5 ug/mL
.61XXCSSTOCKP_00002	06/22/20	09/15/16	Nonane, Lot SHBD8765V	4 mL	61INPCB111LP_00002	0.5 mL	PCB-111L	5000 ng/mL
					61INPCB178LP_00002	0.5 mL	PCB-178L	5000 ng/mL
					61INPCB28LP_00002	0.5 mL	PCB-28L	5000 ng/mL
..61INPCB111LP_00002	06/22/20	Cambridge, Lot SCJF-004			(Purchased Reagent)		PCB-111L	40 ug/mL
..61INPCB178LP_00002	06/22/20	Cambridge, Lot SCHJ-007			(Purchased Reagent)		PCB-178L	40 ug/mL
..61INPCB28LP_00002	06/22/20	Cambridge, Lot SCGL-005			(Purchased Reagent)		PCB-28L	40 ug/mL
.61XXFS1668P_00002	05/05/20	03/28/16	Nonane, Lot SHBD8765V	3 mL	61INPCB153LP_00002	0.375 mL	PCB-153L	5000 ng/mL
					61INPCB79LP_00002	0.375 mL	PCB-79L	5000 ng/mL
					61INPCB8LP_00002	0.375 mL	PCB-8L	5000 ng/mL
					61INPCB95LP_00002	0.3 mL	PCB-95L	5000 ng/mL

REAGENT TRACEABILITY SUMMARY

Lab Name: Eurofins TestAmerica, Knoxville Job No.: 580-88125-2

SDG No.:

Reagent ID	Exp Date	Prep Date	Dilutant Used	Reagent Final Volume	Parent Reagent		Analyte	Concentration
					Reagent ID	Volume Added		
..61INPCB153LP_00002	05/05/20		Cambridge, Lot SCHB-017		(Purchased Reagent)		PCB-153L	40 ug/mL
..61INPCB79LP_00002	05/05/20		Cambridge, Lot SCBH-001		(Purchased Reagent)		PCB-79L	40 ug/mL
..61INPCB8LP_00002	05/05/20		Cambridge, Lot SCCC-016		(Purchased Reagent)		PCB-8L	40 ug/mL
..61INPCB95LP_00002	05/05/20		Wellington, Lot MB0950206		(Purchased Reagent)		PCB-95L	50 ug/mL
61RS1668WRK_00016	09/21/26	01/25/19	NONANE, Lot SHBK4119	25 mL	61XXRECSTOCK_00006	2.5 mL	PCB-101L	100 ng/mL
							PCB-127L	100 ng/mL
							PCB-138L	100 ng/mL
							PCB-180L	100 ng/mL
							PCB-194L	100 ng/mL
							PCB-31L	100 ng/mL
							PCB-32L	100 ng/mL
							PCB-52L	100 ng/mL
							PCB-9L	100 ng/mL
.61XXRECSTOCK_00006	09/21/26	10/30/18	Nonane, Lot SHBK4119	10 mL	61INPCB101LP_00003	250 uL	PCB-101L	1000 ng/mL
					61INPCB127LP_00003	250 uL	PCB-127L	1000 ng/mL
					61INPCB138LP_00003	250 uL	PCB-138L	1000 ng/mL
					61INPCB180LP_00003	250 uL	PCB-180L	1000 ng/mL
					61INPCB194LP_00003	250 uL	PCB-194L	1000 ng/mL
					61INPCB31LP_00003	200 uL	PCB-31L	1000 ng/mL
					61INPCB32LP_00003	250 uL	PCB-32L	1000 ng/mL
					61INPCB52LP_00003	250 uL	PCB-52L	1000 ng/mL
					61INPCB9LP_00003	250 uL	PCB-9L	1000 ng/mL
..61INPCB101LP_00003	09/21/26		Cambridge, Lot SDEL-009		(Purchased Reagent)		PCB-101L	40 ug/mL
..61INPCB127LP_00003	09/21/26		Cambridge, Lot SDAC-008		(Purchased Reagent)		PCB-127L	40 ug/mL
..61INPCB138LP_00003	09/21/26		Cambridge, Lot SDFC-020		(Purchased Reagent)		PCB-138L	40 ug/mL
..61INPCB180LP_00003	09/21/26		Canbridge, Lot SDEL-010		(Purchased Reagent)		PCB-180L	40 ug/mL
..61INPCB194LP_00003	09/21/26		Cambridge, Lot SDFJ-013		(Purchased Reagent)		PCB-194L	40 ug/mL
..61INPCB31LP_00003	09/21/26		Wellington, Lot MB0310413		(Purchased Reagent)		PCB-31L	50 ug/mL
..61INPCB32LP_00003	09/21/26		Cambridge, Lot SDBD-003		(Purchased Reagent)		PCB-32L	40 ug/mL
..61INPCB52LP_00003	09/21/26		Cambridge, Lot SDGA-008		(Purchased Reagent)		PCB-52L	40 ug/mL
..61INPCB9LP_00003	09/21/26		Cambridge, Lot SDAE-021		(Purchased Reagent)		PCB-9L	40 ug/mL
61SP1668WRK_00004	07/17/29	07/29/19	ACETONE, Lot 158570	200 mL	61MXALL209P_00004	0.25 mL	PCB-1	5 ng/mL
							PCB-10	5 ng/mL
							PCB-100	10 ng/mL
							PCB-101	15 ng/mL
							PCB-102	10 ng/mL
							PCB-103	5 ng/mL
							PCB-104	5 ng/mL
							PCB-105	5 ng/mL
							PCB-106	5 ng/mL
							PCB-107	5 ng/mL
							PCB-108	10 ng/mL
							PCB-108/124	10 ng/mL
							PCB-109	30 ng/mL
							PCB-11	5 ng/mL
							PCB-110	10 ng/mL
							PCB-110/115	10 ng/mL

REAGENT TRACEABILITY SUMMARY

Lab Name: Eurofins TestAmerica, Knoxville Job No.: 580-88125-2

SDG No.:

Reagent ID	Exp Date	Prep Date	Dilutant Used	Reagent Final Volume	Parent Reagent		Analyte	Concentration
					Reagent ID	Volume Added		
							PCB-111	5 ng/mL
							PCB-112	5 ng/mL
							PCB-113	15 ng/mL
							PCB-114	5 ng/mL
							PCB-115	10 ng/mL
							PCB-116	15 ng/mL
							PCB-117	15 ng/mL
							PCB-118	5 ng/mL
							PCB-119	30 ng/mL
							PCB-12	10 ng/mL
							PCB-12/13	10 ng/mL
							PCB-120	5 ng/mL
							PCB-121	5 ng/mL
							PCB-122	5 ng/mL
							PCB-123	5 ng/mL
							PCB-124	10 ng/mL
							PCB-125	30 ng/mL
							PCB-126	5 ng/mL
							PCB-127	5 ng/mL
							PCB-128	10 ng/mL
							PCB-128/166	10 ng/mL
							PCB-129	20 ng/mL
							PCB-129/138/160/163	20 ng/mL
							PCB-13	10 ng/mL
							PCB-130	5 ng/mL
							PCB-131	5 ng/mL
							PCB-132	5 ng/mL
							PCB-133	5 ng/mL
							PCB-134	10 ng/mL
							PCB-134/143	10 ng/mL
							PCB-135	10 ng/mL
							PCB-135/151	10 ng/mL
							PCB-136	5 ng/mL
							PCB-137	5 ng/mL
							PCB-138	20 ng/mL
							PCB-139	10 ng/mL
							PCB-139/140	10 ng/mL
							PCB-14	5 ng/mL
							PCB-140	10 ng/mL
							PCB-141	5 ng/mL
							PCB-142	5 ng/mL
							PCB-143	10 ng/mL
							PCB-144	5 ng/mL
							PCB-145	5 ng/mL
							PCB-146	5 ng/mL
							PCB-147	10 ng/mL
							PCB-147/149	10 ng/mL
							PCB-148	5 ng/mL

REAGENT TRACEABILITY SUMMARY

Lab Name: Eurofins TestAmerica, Knoxville Job No.: 580-88125-2

SDG No.:

Reagent ID	Exp Date	Prep Date	Dilutant Used	Reagent Final Volume	Parent Reagent		Analyte	Concentration
					Reagent ID	Volume Added		
							PCB-149	10 ng/mL
							PCB-15	5 ng/mL
							PCB-150	5 ng/mL
							PCB-151	10 ng/mL
							PCB-152	5 ng/mL
							PCB-153	10 ng/mL
							PCB-153/168	10 ng/mL
							PCB-154	5 ng/mL
							PCB-155	5 ng/mL
							PCB-156	10 ng/mL
							PCB-156/157	10 ng/mL
							PCB-157	10 ng/mL
							PCB-158	5 ng/mL
							PCB-159	5 ng/mL
							PCB-16	5 ng/mL
							PCB-160	20 ng/mL
							PCB-161	5 ng/mL
							PCB-162	5 ng/mL
							PCB-163	20 ng/mL
							PCB-164	5 ng/mL
							PCB-165	5 ng/mL
							PCB-166	10 ng/mL
							PCB-167	5 ng/mL
							PCB-168	10 ng/mL
							PCB-169	5 ng/mL
							PCB-17	5 ng/mL
							PCB-170	5 ng/mL
							PCB-171	10 ng/mL
							PCB-171/173	10 ng/mL
							PCB-172	5 ng/mL
							PCB-173	10 ng/mL
							PCB-174	5 ng/mL
							PCB-175	5 ng/mL
							PCB-176	5 ng/mL
							PCB-177	5 ng/mL
							PCB-178	5 ng/mL
							PCB-179	5 ng/mL
							PCB-18	10 ng/mL
							PCB-18/30	10 ng/mL
							PCB-180	10 ng/mL
							PCB-180/193	10 ng/mL
							PCB-181	5 ng/mL
							PCB-182	5 ng/mL
							PCB-183	10 ng/mL
							PCB-183/185	10 ng/mL
							PCB-184	5 ng/mL
							PCB-185	10 ng/mL
							PCB-186	5 ng/mL

Lab Name: Eurofins TestAmerica, Knoxville Job No.: 580-88125-2

SDG No.:

Reagent ID	Exp Date	Prep Date	Dilutant Used	Reagent Final Volume	Parent Reagent		Analyte	Concentration
					Reagent ID	Volume Added		
							PCB-187	5 ng/mL
							PCB-188	5 ng/mL
							PCB-189	5 ng/mL
							PCB-19	5 ng/mL
							PCB-190	5 ng/mL
							PCB-191	5 ng/mL
							PCB-192	5 ng/mL
							PCB-193	10 ng/mL
							PCB-194	5 ng/mL
							PCB-195	5 ng/mL
							PCB-196	5 ng/mL
							PCB-197	5 ng/mL
							PCB-198	10 ng/mL
							PCB-198/199	10 ng/mL
							PCB-199	10 ng/mL
							PCB-2	5 ng/mL
							PCB-20	10 ng/mL
							PCB-20/28	10 ng/mL
							PCB-200	5 ng/mL
							PCB-201	5 ng/mL
							PCB-202	5 ng/mL
							PCB-203	5 ng/mL
							PCB-204	5 ng/mL
							PCB-205	5 ng/mL
							PCB-206	5 ng/mL
							PCB-207	5 ng/mL
							PCB-208	5 ng/mL
							PCB-209	5 ng/mL
							PCB-21	10 ng/mL
							PCB-21/33	10 ng/mL
							PCB-22	5 ng/mL
							PCB-23	5 ng/mL
							PCB-24	5 ng/mL
							PCB-25	5 ng/mL
							PCB-26	10 ng/mL
							PCB-26/29	10 ng/mL
							PCB-27	5 ng/mL
							PCB-28	10 ng/mL
							PCB-29	10 ng/mL
							PCB-3	5 ng/mL
							PCB-30	10 ng/mL
							PCB-31	5 ng/mL
							PCB-32	5 ng/mL
							PCB-33	10 ng/mL
							PCB-34	5 ng/mL
							PCB-35	5 ng/mL
							PCB-36	5 ng/mL
							PCB-37	5 ng/mL

REAGENT TRACEABILITY SUMMARY

Lab Name: Eurofins TestAmerica, Knoxville Job No.: 580-88125-2

SDG No.:

Reagent ID	Exp Date	Prep Date	Dilutant Used	Reagent Final Volume	Parent Reagent		Analyte	Concentration
					Reagent ID	Volume Added		
							PCB-38	5 ng/mL
							PCB-39	5 ng/mL
							PCB-4	5 ng/mL
							PCB-40	15 ng/mL
							PCB-40/41/71	15 ng/mL
							PCB-41	15 ng/mL
							PCB-42	5 ng/mL
							PCB-43	10 ng/mL
							PCB-43/73	10 ng/mL
							PCB-44	15 ng/mL
							PCB-44/47/65	15 ng/mL
							PCB-45	10 ng/mL
							PCB-45/51	10 ng/mL
							PCB-46	5 ng/mL
							PCB-47	15 ng/mL
							PCB-48	5 ng/mL
							PCB-49	10 ng/mL
							PCB-49/69	10 ng/mL
							PCB-5	5 ng/mL
							PCB-50	10 ng/mL
							PCB-50/53	10 ng/mL
							PCB-51	10 ng/mL
							PCB-52	5 ng/mL
							PCB-53	10 ng/mL
							PCB-54	5 ng/mL
							PCB-55	5 ng/mL
							PCB-56	5 ng/mL
							PCB-57	5 ng/mL
							PCB-58	5 ng/mL
							PCB-59	15 ng/mL
							PCB-59/62/75	15 ng/mL
							PCB-6	5 ng/mL
							PCB-60	5 ng/mL
							PCB-61	20 ng/mL
							PCB-61/70/74/76	20 ng/mL
							PCB-62	15 ng/mL
							PCB-63	5 ng/mL
							PCB-64	5 ng/mL
							PCB-65	15 ng/mL
							PCB-66	5 ng/mL
							PCB-67	5 ng/mL
							PCB-68	5 ng/mL
							PCB-69	10 ng/mL
							PCB-7	5 ng/mL
							PCB-70	20 ng/mL
							PCB-71	15 ng/mL
							PCB-72	5 ng/mL
							PCB-73	10 ng/mL

REAGENT TRACEABILITY SUMMARY

Lab Name: Eurofins TestAmerica, Knoxville Job No.: 580-88125-2

SDG No.:

Reagent ID	Exp Date	Prep Date	Dilutant Used	Reagent Final Volume	Parent Reagent		Analyte	Concentration
					Reagent ID	Volume Added		
							PCB-74	20 ng/mL
							PCB-75	15 ng/mL
							PCB-76	20 ng/mL
							PCB-77	5 ng/mL
							PCB-78	5 ng/mL
							PCB-79	5 ng/mL
							PCB-8	5 ng/mL
							PCB-80	5 ng/mL
							PCB-81	5 ng/mL
							PCB-82	5 ng/mL
							PCB-83	10 ng/mL
							PCB-83/99	10 ng/mL
							PCB-84	5 ng/mL
							PCB-85	15 ng/mL
							PCB-85/116/117	15 ng/mL
							PCB-86	30 ng/mL
							PCB-86/87/97/109/119/125	30 ng/mL
							PCB-87	30 ng/mL
							PCB-88	10 ng/mL
							PCB-88/91	10 ng/mL
							PCB-89	5 ng/mL
							PCB-9	5 ng/mL
							PCB-90	15 ng/mL
							PCB-90/101/113	15 ng/mL
							PCB-91	10 ng/mL
							PCB-92	5 ng/mL
							PCB-93	10 ng/mL
							PCB-93/100	10 ng/mL
							PCB-94	5 ng/mL
							PCB-95	5 ng/mL
							PCB-96	5 ng/mL
							PCB-97	30 ng/mL
							PCB-98	10 ng/mL
							PCB-98/102	10 ng/mL
							PCB-99	10 ng/mL
.61MXALL209P_00004	09/17/19	AccuStandard, Lot 209091190			(Purchased Reagent)		PCB-1	4 ug/mL
							PCB-10	4 ug/mL
							PCB-100	8 ug/mL
							PCB-101	12 ug/mL
							PCB-102	8 ug/mL
							PCB-103	4 ug/mL
							PCB-104	4 ug/mL
							PCB-105	4 ug/mL
							PCB-106	4 ug/mL
							PCB-107	4 ug/mL
							PCB-108	8 ug/mL
							PCB-108/124	8 ug/mL
							PCB-109	24 ug/mL

REAGENT TRACEABILITY SUMMARY

Lab Name: Eurofins TestAmerica, Knoxville Job No.: 580-88125-2

SDG No.:

Reagent ID	Exp Date	Prep Date	Dilutant Used	Reagent Final Volume	Parent Reagent		Analyte	Concentration
					Reagent ID	Volume Added		
							PCB-11	4 ug/mL
							PCB-110	8 ug/mL
							PCB-110/115	8 ug/mL
							PCB-111	4 ug/mL
							PCB-112	4 ug/mL
							PCB-113	12 ug/mL
							PCB-114	4 ug/mL
							PCB-115	8 ug/mL
							PCB-116	12 ug/mL
							PCB-117	12 ug/mL
							PCB-118	4 ug/mL
							PCB-119	24 ug/mL
							PCB-12	8 ug/mL
							PCB-12/13	8 ug/mL
							PCB-120	4 ug/mL
							PCB-121	4 ug/mL
							PCB-122	4 ug/mL
							PCB-123	4 ug/mL
							PCB-124	8 ug/mL
							PCB-125	24 ug/mL
							PCB-126	4 ug/mL
							PCB-127	4 ug/mL
							PCB-128	8 ug/mL
							PCB-128/166	8 ug/mL
							PCB-129	16 ug/mL
							PCB-129/138/160/163	16 ug/mL
							PCB-13	8 ug/mL
							PCB-130	4 ug/mL
							PCB-131	4 ug/mL
							PCB-132	4 ug/mL
							PCB-133	4 ug/mL
							PCB-134	8 ug/mL
							PCB-134/143	8 ug/mL
							PCB-135	8 ug/mL
							PCB-135/151	8 ug/mL
							PCB-136	4 ug/mL
							PCB-137	4 ug/mL
							PCB-138	16 ug/mL
							PCB-139	8 ug/mL
							PCB-139/140	8 ug/mL
							PCB-14	4 ug/mL
							PCB-140	8 ug/mL
							PCB-141	4 ug/mL
							PCB-142	4 ug/mL
							PCB-143	8 ug/mL
							PCB-144	4 ug/mL
							PCB-145	4 ug/mL
							PCB-146	4 ug/mL

REAGENT TRACEABILITY SUMMARY

Lab Name: Eurofins TestAmerica, Knoxville Job No.: 580-88125-2

SDG No.:

Reagent ID	Exp Date	Prep Date	Dilutant Used	Reagent Final Volume	Parent Reagent		Analyte	Concentration
					Reagent ID	Volume Added		
							PCB-147	8 ug/mL
							PCB-147/149	8 ug/mL
							PCB-148	4 ug/mL
							PCB-149	8 ug/mL
							PCB-15	4 ug/mL
							PCB-150	4 ug/mL
							PCB-151	8 ug/mL
							PCB-152	4 ug/mL
							PCB-153	8 ug/mL
							PCB-153/168	8 ug/mL
							PCB-154	4 ug/mL
							PCB-155	4 ug/mL
							PCB-156	8 ug/mL
							PCB-156/157	8 ug/mL
							PCB-157	8 ug/mL
							PCB-158	4 ug/mL
							PCB-159	4 ug/mL
							PCB-16	4 ug/mL
							PCB-160	16 ug/mL
							PCB-161	4 ug/mL
							PCB-162	4 ug/mL
							PCB-163	16 ug/mL
							PCB-164	4 ug/mL
							PCB-165	4 ug/mL
							PCB-166	8 ug/mL
							PCB-167	4 ug/mL
							PCB-168	8 ug/mL
							PCB-169	4 ug/mL
							PCB-17	4 ug/mL
							PCB-170	4 ug/mL
							PCB-171	8 ug/mL
							PCB-171/173	8 ug/mL
							PCB-172	4 ug/mL
							PCB-173	8 ug/mL
							PCB-174	4 ug/mL
							PCB-175	4 ug/mL
							PCB-176	4 ug/mL
							PCB-177	4 ug/mL
							PCB-178	4 ug/mL
							PCB-179	4 ug/mL
							PCB-18	8 ug/mL
							PCB-18/30	8 ug/mL
							PCB-180	8 ug/mL
							PCB-180/193	8 ug/mL
							PCB-181	4 ug/mL
							PCB-182	4 ug/mL
							PCB-183	8 ug/mL
							PCB-183/185	8 ug/mL

REAGENT TRACEABILITY SUMMARY

Lab Name: Eurofins TestAmerica, Knoxville Job No.: 580-88125-2

SDG No.:

Reagent ID	Exp Date	Prep Date	Dilutant Used	Reagent Final Volume	Parent Reagent		Analyte	Concentration
					Reagent ID	Volume Added		
							PCB-184	4 ug/mL
							PCB-185	8 ug/mL
							PCB-186	4 ug/mL
							PCB-187	4 ug/mL
							PCB-188	4 ug/mL
							PCB-189	4 ug/mL
							PCB-19	4 ug/mL
							PCB-190	4 ug/mL
							PCB-191	4 ug/mL
							PCB-192	4 ug/mL
							PCB-193	8 ug/mL
							PCB-194	4 ug/mL
							PCB-195	4 ug/mL
							PCB-196	4 ug/mL
							PCB-197	4 ug/mL
							PCB-198	8 ug/mL
							PCB-198/199	8 ug/mL
							PCB-199	8 ug/mL
							PCB-2	4 ug/mL
							PCB-20	8 ug/mL
							PCB-20/28	8 ug/mL
							PCB-200	4 ug/mL
							PCB-201	4 ug/mL
							PCB-202	4 ug/mL
							PCB-203	4 ug/mL
							PCB-204	4 ug/mL
							PCB-205	4 ug/mL
							PCB-206	4 ug/mL
							PCB-207	4 ug/mL
							PCB-208	4 ug/mL
							PCB-209	4 ug/mL
							PCB-21	8 ug/mL
							PCB-21/33	8 ug/mL
							PCB-22	4 ug/mL
							PCB-23	4 ug/mL
							PCB-24	4 ug/mL
							PCB-25	4 ug/mL
							PCB-26	8 ug/mL
							PCB-26/29	8 ug/mL
							PCB-27	4 ug/mL
							PCB-28	8 ug/mL
							PCB-29	8 ug/mL
							PCB-3	4 ug/mL
							PCB-30	8 ug/mL
							PCB-31	4 ug/mL
							PCB-32	4 ug/mL
							PCB-33	8 ug/mL
							PCB-34	4 ug/mL

Lab Name: Eurofins TestAmerica, Knoxville Job No.: 580-88125-2

SDG No.:

Reagent ID	Exp Date	Prep Date	Dilutant Used	Reagent Final Volume	Parent Reagent		Analyte	Concentration
					Reagent ID	Volume Added		
							PCB-35	4 ug/mL
							PCB-36	4 ug/mL
							PCB-37	4 ug/mL
							PCB-38	4 ug/mL
							PCB-39	4 ug/mL
							PCB-4	4 ug/mL
							PCB-40	12 ug/mL
							PCB-40/41/71	12 ug/mL
							PCB-41	12 ug/mL
							PCB-42	4 ug/mL
							PCB-43	8 ug/mL
							PCB-43/73	8 ug/mL
							PCB-44	12 ug/mL
							PCB-44/47/65	12 ug/mL
							PCB-45	8 ug/mL
							PCB-45/51	8 ug/mL
							PCB-46	4 ug/mL
							PCB-47	12 ug/mL
							PCB-48	4 ug/mL
							PCB-49	8 ug/mL
							PCB-49/69	8 ug/mL
							PCB-5	4 ug/mL
							PCB-50	8 ug/mL
							PCB-50/53	8 ug/mL
							PCB-51	8 ug/mL
							PCB-52	4 ug/mL
							PCB-53	8 ug/mL
							PCB-54	4 ug/mL
							PCB-55	4 ug/mL
							PCB-56	4 ug/mL
							PCB-57	4 ug/mL
							PCB-58	4 ug/mL
							PCB-59	12 ug/mL
							PCB-59/62/75	12 ug/mL
							PCB-6	4 ug/mL
							PCB-60	4 ug/mL
							PCB-61	16 ug/mL
							PCB-61/70/74/76	16 ug/mL
							PCB-62	12 ug/mL
							PCB-63	4 ug/mL
							PCB-64	4 ug/mL
							PCB-65	12 ug/mL
							PCB-66	4 ug/mL
							PCB-67	4 ug/mL
							PCB-68	4 ug/mL
							PCB-69	8 ug/mL
							PCB-7	4 ug/mL
							PCB-70	16 ug/mL

REAGENT TRACEABILITY SUMMARY

Lab Name: Eurofins TestAmerica, Knoxville Job No.: 580-88125-2

SDG No.:

Reagent ID	Exp Date	Prep Date	Dilutant Used	Reagent Final Volume	Parent Reagent		Analyte	Concentration
					Reagent ID	Volume Added		
							PCB-71	12 ug/mL
							PCB-72	4 ug/mL
							PCB-73	8 ug/mL
							PCB-74	16 ug/mL
							PCB-75	12 ug/mL
							PCB-76	16 ug/mL
							PCB-77	4 ug/mL
							PCB-78	4 ug/mL
							PCB-79	4 ug/mL
							PCB-8	4 ug/mL
							PCB-80	4 ug/mL
							PCB-81	4 ug/mL
							PCB-82	4 ug/mL
							PCB-83	8 ug/mL
							PCB-83/99	8 ug/mL
							PCB-84	4 ug/mL
							PCB-85	12 ug/mL
							PCB-85/116/117	12 ug/mL
							PCB-86	24 ug/mL
							PCB-86/87/97/109/119/125	24 ug/mL
							PCB-87	24 ug/mL
							PCB-88	8 ug/mL
							PCB-88/91	8 ug/mL
							PCB-89	4 ug/mL
							PCB-9	4 ug/mL
							PCB-90	12 ug/mL
							PCB-90/101/113	12 ug/mL
							PCB-91	8 ug/mL
							PCB-92	4 ug/mL
							PCB-93	8 ug/mL
							PCB-93/100	8 ug/mL
							PCB-94	4 ug/mL
							PCB-95	4 ug/mL
							PCB-96	4 ug/mL
							PCB-97	24 ug/mL
							PCB-98	8 ug/mL
							PCB-98/102	8 ug/mL
							PCB-99	8 ug/mL

Reagent

61CV1668CS3_00006

125 Market Street
New Haven, CT 06513
USA

AccuStandard® Inc.

Tel (203)786-5290
Fax (203)786-5287
www.AccuStandard.com

CERTIFICATE OF ANALYSIS

Catalog No: S-9994-4X
Description: Custom PCB Standard - all 209 pcb Congeners
Lot: 209091190-01
Solvent: Isooctane
Hazards: *Refer to SDS for complete safety information*



Signal Word: Danger

Date Certified: Jul 17, 2019
Expiration: Jul 17, 2029
Sample Size: 1 mL
Components: 209
Storage Condition: Ambient (>5 °C)

Certified Reference Material

ANAB ACCREDITED ISO 17034 REFERENCE MATERIAL PRODUCER AR-1463
ANAB ACCREDITED ISO/IEC 17025 TESTING LABORATORY AT-1339
ilac-MRA

Component	CAS #	Purity % (GC/MS)	Prepared Concentration[2] (µg/mL)	Certified Analyte Concentration[1] (µg/mL)
2-Chlorobiphenyl	2051-60-7	99.2	4.012	3.980
3-Chlorobiphenyl	2051-61-8	99.0	4.000	3.960
4-Chlorobiphenyl	2051-62-9	98.8	4.000	3.952
2,2'-Dichlorobiphenyl	13029-08-8	100.0	4.020	4.020
2,3-Dichlorobiphenyl	16605-91-7	99.4	4.004	3.980
2,3'-Dichlorobiphenyl	25569-80-6	99.0	4.012	3.972
2,4-Dichlorobiphenyl	33284-50-3	99.9	4.024	4.020
2,4'-Dichlorobiphenyl	34883-43-7	99.4	4.008	3.984
2,5-Dichlorobiphenyl	34883-39-1	99.0	4.016	3.976
2,6-Dichlorobiphenyl	33146-45-1	100.0	4.012	4.012
3,3'-Dichlorobiphenyl	2050-67-1	99.2	4.004	3.972
3,4-Dichlorobiphenyl	2974-92-7	100.0	4.004	4.004
3,4'-Dichlorobiphenyl	2974-90-5	99.0	4.008	3.968
3,5-Dichlorobiphenyl	34883-41-5	99.9	4.036	4.032
4,4'-Dichlorobiphenyl	2050-68-2	100.0	4.004	4.004
2,2',3-Trichlorobiphenyl	38444-78-9	99.7	4.044	4.032
2,2',4-Trichlorobiphenyl	37680-66-3	99.9	4.012	4.008
2,2',5-Trichlorobiphenyl	37680-65-2	100.0	4.020	4.020
2,2',6-Trichlorobiphenyl	38444-73-4	99.6	4.028	4.012
2,3,3'-Trichlorobiphenyl	38444-84-7	99.0	4.036	3.996
2,3,4-Trichlorobiphenyl	55702-46-0	99.0	4.008	3.968
2,3,4'-Trichlorobiphenyl	38444-85-8	99.0	4.028	3.988
2,3,5-Trichlorobiphenyl	55720-44-0	99.0	4.004	3.964
2,3,6-Trichlorobiphenyl	55702-45-9	99.4	4.020	3.996
2,3',4-Trichlorobiphenyl	55712-37-3	100.0	4.000	4.000
2,3',5-Trichlorobiphenyl	38444-81-4	99.0	4.024	3.984
2,3',6-Trichlorobiphenyl	38444-76-7	99.1	4.024	3.988
2,4,4'-Trichlorobiphenyl	7012-37-5	100.0	4.000	4.000
2,4,5-Trichlorobiphenyl	15862-07-4	99.0	4.036	3.996
2,4,6-Trichlorobiphenyl	35693-92-6	100.0	4.024	4.024
2,4',5-Trichlorobiphenyl	16606-02-3	100.0	4.020	4.020
2,4',6-Trichlorobiphenyl	38444-77-8	99.0	4.024	3.984
2',3,4-Trichlorobiphenyl	38444-86-9	99.0	4.036	3.996
2',3,5-Trichlorobiphenyl	37680-68-5	99.0	4.000	3.960
3,3'-4-Trichlorobiphenyl	37680-69-6	100.0	4.004	4.004
3,3',5-Trichlorobiphenyl	38444-87-0	99.6	4.004	3.988
3,4,4'-Trichlorobiphenyl	38444-90-5	99.7	4.004	3.992
3,4,5-Trichlorobiphenyl	53555-66-1	99.0	4.008	3.968
3,4',5-Trichlorobiphenyl	38444-88-1	99.6	4.024	4.008
2,2',3,3'-Tetrachlorobiphenyl	38444-93-8	99.1	4.016	3.980
2,2',3,4-Tetrachlorobiphenyl	52663-59-9	99.3	4.016	3.988
2,2',3,4'-Tetrachlorobiphenyl	36559-22-5	99.4	4.012	3.988
2,2',3,5-Tetrachlorobiphenyl	70362-46-8	99.9	4.012	4.008
2,2',3,5'-Tetrachlorobiphenyl	41464-39-5	99.0	4.004	3.964

For use in routine laboratory analysis.

AccuStandard is accredited to ISO 17034, ISO/IEC 17025 and certified to ISO 9001:2015

QR-ORG/INO-001
Rev. 5/18

AccuStandard

125 Market Street
New Haven, CT 06513
USA

AccuStandard® Inc.

Tel (203)786-5290
Fax (203)786-5287
www.AccuStandard.com

CERTIFICATE OF ANALYSIS

Catalog No: S-9994-4X
Description: Custom PCB Standard - all 209 pcb Congeners
Lot: 209091190-01
Solvent: Isooctane

Date Certified: Jul 17, 2019
Expiration: Jul 17, 2029
Sample Size: 1 mL
Components: 209

Component - *continued*	**CAS #**	**Purity %** (GC/MS)	**Prepared Concentration²** (µg/mL)	**Certified Analyte Concentration¹** (µg/mL)
2,2',3,6-Tetrachlorobiphenyl	70362-45-7	99.9	4.012	4.008
2,2',3,6'-Tetrachlorobiphenyl	41464-47-5	99.4	4.004	3.980
2,2',4,4'-Tetrachlorobiphenyl	2437-79-8	99.0	4.012	3.972
2,2',4,5-Tetrachlorobiphenyl	70362-47-9	99.9	4.008	4.004
2,2',4,5'-Tetrachlorobiphenyl	41464-40-8	99.0	4.016	3.976
2,2',4,6-Tetrachlorobiphenyl	62796-65-0	100.0	4.004	4.004
2,2',4,6'-Tetrachlorobiphenyl	68194-04-7	99.6	4.012	3.996
2,2',5,5'-Tetrachlorobiphenyl	35693-99-3	99.0	4.008	3.968
2,2',5,6'-Tetrachlorobiphenyl	41464-41-9	99.0	4.004	3.964
2,2',6,6'-Tetrachlorobiphenyl	15968-05-5	99.4	4.028	4.004
2,3,3',4-Tetrachlorobiphenyl	74338-24-2	99.7	4.016	4.004
2,3,3',4'-Tetrachlorobiphenyl	41464-43-1	99.6	4.036	4.020
2,3,3',5-Tetrachlorobiphenyl	70424-67-8	100.0	4.008	4.008
2,3,3',5'-Tetrachlorobiphenyl	41464-49-7	99.0	4.028	3.988
2,3,3',6-Tetrachlorobiphenyl	74472-33-6	98.5	4.012	3.952
2,3,4,4'-Tetrachlorobiphenyl	33025-41-1	99.0	4.008	3.968
2,3,4,5-Tetrachlorobiphenyl	33284-53-6	99.0	4.004	3.964
2,3,4,6-Tetrachlorobiphenyl	54230-22-7	99.0	4.008	3.968
2,3,4',5-Tetrachlorobiphenyl	74472-34-7	100.0	4.016	4.016
2,3,4',6-Tetrachlorobiphenyl	52663-58-8	99.7	4.032	4.020
2,3,5,6-Tetrachlorobiphenyl	33284-54-7	99.0	4.004	3.964
2,3',4,4'-Tetrachlorobiphenyl	32598-10-0	100.0	4.000	4.000
2,3',4,5-Tetrachlorobiphenyl	73575-53-8	100.0	4.036	4.036
2,3',4,5'-Tetrachlorobiphenyl	73575-52-7	99.9	4.004	4.000
2,3',4,6-Tetrachlorobiphenyl	60233-24-1	99.9	4.024	4.020
2,3',4',5-Tetrachlorobiphenyl	32598-11-1	99.0	4.000	3.960
2,3',4',6-Tetrachlorobiphenyl	41464-46-4	100.0	4.016	4.016
2,3',5,5'-Tetrachlorobiphenyl	41464-42-0	99.0	4.004	3.964
2,3',5',6-Tetrachlorobiphenyl	74338-23-1	99.7	4.016	4.004
2,4,4',5-Tetrachlorobiphenyl	32690-93-0	100.0	4.020	4.020
2,4,4',6-Tetrachlorobiphenyl	32598-12-2	99.5	4.000	3.980
2',3,4,5-Tetrachlorobiphenyl	70362-48-0	99.0	4.028	3.988
3,3',4,4'-Tetrachlorobiphenyl	32598-13-3	99.0	4.000	3.960
3,3',4,5-Tetrachlorobiphenyl	70362-49-1	99.0	4.024	3.984
3,3',4,5'-Tetrachlorobiphenyl	41464-48-6	99.9	4.008	4.004
3,3',5,5'-Tetrachlorobiphenyl	33284-52-5	99.0	4.028	3.988
3,4,4',5-Tetrachlorobiphenyl	70362-50-4	100.0	4.004	4.004
2,2',3,3',4-Pentachlorobiphenyl	52663-62-4	99.0	4.008	3.968
2,2',3,3',5-Pentachlorobiphenyl	60145-20-2	100.0	4.012	4.012
2,2',3,3',6-Pentachlorobiphenyl	52663-60-2	100.0	4.000	4.000
2,2',3,4,4'-Pentachlorobiphenyl	65510-45-4	99.0	4.000	3.960
2,2',3,4,5-Pentachlorobiphenyl	55312-69-1	100.0	4.008	4.008
2,2',3,4,5'-Pentachlorobiphenyl	38380-02-8	99.5	4.020	4.000
2,2',3,4,6-Pentachlorobiphenyl	55215-17-3	99.6	4.008	3.992
2,2',3,4,6'-Pentachlorobiphenyl	73575-57-2	99.9	4.004	4.000
2,2',3,4',5-Pentachlorobiphenyl	68194-07-0	99.4	4.000	3.976
2,2',3,4',6-Pentachlorobiphenyl	68194-05-8	99.6	4.036	4.020
2,2',3,5,5'-Pentachlorobiphenyl	52663-61-3	99.7	4.016	4.004
2,2',3,5,6-Pentachlorobiphenyl	73575-56-1	99.8	4.028	4.020
2,2',3,5,6'-Pentachlorobiphenyl	73575-55-0	100.0	4.016	4.016
2,2',3,5',6-Pentachlorobiphenyl	38379-99-6	100.0	4.012	4.012
2,2',3,6,6'-Pentachlorobiphenyl	73575-54-9	99.2	4.004	3.972
2,2',3',4,5-Pentachlorobiphenyl	41464-51-1	99.0	4.020	3.980

For use in routine laboratory analysis.

AccuStandard is accredited to ISO 17034, ISO/IEC 17025 and certified to ISO 9001:2015

QR-ORG/INO-001
Rev. 5/18

125 Market Street
New Haven, CT 06513
USA

AccuStandard® Inc.

Tel (203)786-5290
Fax (203)786-5287
www.AccuStandard.com

CERTIFICATE OF ANALYSIS

Catalog No: S-9994-4X
Description: Custom PCB Standard - all 209 pcb Congeners
Lot: 209091190-01
Solvent: Isooctane

Date Certified: Jul 17, 2019
Expiration: Jul 17, 2029
Sample Size: 1 mL
Components: 209

Component - *continued*	**CAS #**	**Purity %** (GC/MS)	**Prepared Concentration²** (µg/mL)	**Certified Analyte Concentration¹** (µg/mL)
2,2',3',4,6-Pentachlorobiphenyl	60233-25-2	99.3	4.024	3.996
2,2',4,4',5-Pentachlorobiphenyl	38380-01-7	99.6	4.036	4.020
2,2',4,4',6-Pentachlorobiphenyl	39485-83-1	99.9	4.012	4.008
2,2',4,5,5'-Pentachlorobiphenyl	37680-73-2	99.0	4.008	3.968
2,2',4,5,6'-Pentachlorobiphenyl	68194-06-9	99.3	4.000	3.972
2,2',4,5',6-Pentachlorobiphenyl	60145-21-3	100.0	4.024	4.024
2,2',4,6,6'-Pentachlorobiphenyl	56558-16-8	99.0	4.008	3.968
2,3,3',4,4'-Pentachlorobiphenyl	32598-14-4	99.0	4.036	3.996
2,3,3',4,5-Pentachlorobiphenyl	70424-69-0	99.6	4.008	3.992
2,3,3',4',5-Pentachlorobiphenyl	70424-68-9	100.0	4.008	4.008
2,3,3',4,5'-Pentachlorobiphenyl	70362-41-3	100.0	4.012	4.012
2,3,3',4,6-Pentachlorobiphenyl	74472-35-8	100.0	4.024	4.024
2,3,3',4',6-Pentachlorobiphenyl	38380-03-9	99.5	4.054	4.034
2,3,3',5,5'-Pentachlorobiphenyl	39635-32-0	100.0	4.024	4.024
2,3,3',5,6-Pentachlorobiphenyl	74472-36-9	99.8	4.032	4.024
2,3,3',5',6-Pentachlorobiphenyl	68194-10-5	98.9	4.012	3.968
2,3,4,4',5-Pentachlorobiphenyl	74472-37-0	99.0	4.020	3.980
2,3,4,4',6-Pentachlorobiphenyl	74472-38-1	99.5	4.020	4.000
2,3,4,5,6-Pentachlorobiphenyl	18259-05-7	99.0	4.020	3.980
2,3,4',5,6-Pentachlorobiphenyl	68194-11-6	99.0	4.024	3.984
2,3',4,4',5-Pentachlorobiphenyl	31508-00-6	100.0	4.008	4.008
2,3',4,4',6-Pentachlorobiphenyl	56558-17-9	100.0	4.028	4.028
2,3',4,5,5'-Pentachlorobiphenyl	68194-12-7	99.7	4.020	4.008
2,3',4,5',6-Pentachlorobiphenyl	56558-18-0	99.2	4.016	3.984
2',3,3',4,5-Pentachlorobiphenyl	76842-07-4	99.4	4.024	4.000
2',3,4,4',5-Pentachlorobiphenyl	65510-44-3	99.0	4.004	3.964
2',3,4,5,5'-Pentachlorobiphenyl	70424-70-3	99.0	4.004	3.964
2',3,4,5,6'-Pentachlorobiphenyl	74472-39-2	99.1	4.008	3.972
3,3',4,4',5-Pentachlorobiphenyl	57465-28-8	99.0	4.008	3.968
3,3',4,5,5'-Pentachlorobiphenyl	39635-33-1	100.0	4.020	4.020
2,2',3,3',4,4'-Hexachlorobiphenyl	38380-07-3	99.7	4.024	4.012
2,2',3,3',4,5-Hexachlorobiphenyl	55215-18-4	99.3	4.016	3.988
2,2',3,3',4,5'-Hexachlorobiphenyl	52663-66-8	99.3	4.020	3.992
2,2',3,3',4,6-Hexachlorobiphenyl	61798-70-7	100.0	4.020	4.020
2,2',3,3',4,6'-Hexachlorobiphenyl	38380-05-1	99.0	4.024	3.984
2,2',3,3',5,5'-Hexachlorobiphenyl	35694-04-3	100.0	4.004	4.004
2,2',3,3',5,6-Hexachlorobiphenyl	52704-70-8	99.3	4.036	4.008
2,2',3,3',5,6'-Hexachlorobiphenyl	52744-13-5	98.8	4.020	3.972
2,2',3,3',6,6'-Hexachlorobiphenyl	38411-22-2	99.9	4.000	3.996
2,2',3,4,4',5-Hexachlorobiphenyl	35694-06-5	99.0	4.032	3.992
2,2',3,4,4',5'-Hexachlorobiphenyl	35065-28-2	99.8	4.036	4.028
2,2',3,4,4',6-Hexachlorobiphenyl	56030-56-9	99.4	4.004	3.980
2,2',3,4,4',6'-Hexachlorobiphenyl	59291-64-4	99.6	4.012	3.996
2,2',3,4,5,5'-Hexachlorobiphenyl	52712-04-6	99.0	4.016	3.976
2,2',3,4,5,6-Hexachlorobiphenyl	41411-61-4	99.0	4.012	3.972
2,2',3,4,5,6'-Hexachlorobiphenyl	68194-15-0	99.0	4.008	3.968
2,2',3,4,5',6-Hexachlorobiphenyl	68194-14-9	100.0	4.004	4.004
2,2',3,4,6,6'-Hexachlorobiphenyl	74472-40-5	100.0	4.012	4.012
2,2',3,4',5,5'-Hexachlorobiphenyl	51908-16-8	98.9	4.012	3.968
2,2',3,4',5,6-Hexachlorobiphenyl	68194-13-8	99.4	4.008	3.984
2,2',3,4',5,6'-Hexachlorobiphenyl	74472-41-6	99.5	4.004	3.984
2,2',3,4',5',6-Hexachlorobiphenyl	38380-04-0	99.2	4.012	3.980
2,2',3,4',6,6'-Hexachlorobiphenyl	68194-08-1	99.0	4.016	3.976

For use in routine laboratory analysis.

AccuStandard is accredited to ISO 17034, ISO/IEC 17025 and certified to ISO 9001:2015

QR-ORG/INO-001
Rev. 5/18

125 Market Street
New Haven, CT 06513
USA

AccuStandard® Inc.

Tel (203)786-5290
Fax (203)786-5287
www.AccuStandard.com

CERTIFICATE OF ANALYSIS

Catalog No: S-9994-4X
Description: Custom PCB Standard - all 209 pcb Congeners
Lot: 209091190-01
Solvent: Isooctane

Date Certified: Jul 17, 2019
Expiration: Jul 17, 2029
Sample Size: 1 mL
Components: 209

Component - *continued*	**CAS #**	**Purity %** (GC/MS)	**Prepared Concentration²** (µg/mL)	**Certified Analyte Concentration¹** (µg/mL)
2,2',3,5,5',6-Hexachlorobiphenyl	52663-63-5	100.0	4.004	4.004
2,2',3,5,6,6'-Hexachlorobiphenyl	68194-09-2	100.0	4.016	4.016
2,2',4,4',5,5'-Hexachlorobiphenyl	35065-27-1	99.6	4.004	3.988
2,2',4,4',5,6'-Hexachlorobiphenyl	60145-22-4	99.4	4.000	3.976
2,2',4,4',6,6'-Hexachlorobiphenyl	33979-03-2	99.3	4.004	3.976
2,3,3',4,4',5-Hexachlorobiphenyl	38380-08-4	99.0	4.036	3.996
2,3,3',4,4',5'-Hexachlorobiphenyl	69782-90-7	99.0	4.032	3.992
2,3,3',4,4',6-Hexachlorobiphenyl	74472-42-7	100.0	4.000	4.000
2,3,3',4,5,5'-Hexachlorobiphenyl	39635-35-3	100.0	4.008	4.008
2,3,3'4,5,6-Hexachlorobiphenyl	41411-62-5	100.0	4.012	4.012
2,3,3',4,5',6-Hexachlorobiphenyl	74472-43-8	98.8	4.004	3.956
2,3,3',4',5,5'-Hexachlorobiphenyl	39635-34-2	100.0	4.016	4.016
2,3,3',4',5,6-Hexachlorobiphenyl	74472-44-9	99.0	4.004	3.964
2,3,3',4',5',6-Hexachlorobiphenyl	74472-45-0	99.7	4.000	3.988
2,3,3',5,5',6-Hexachlorobiphenyl	74472-46-1	99.0	4.000	3.960
2,3,4,4',5,6-Hexachlorobiphenyl	41411-63-6	99.0	4.016	3.976
2,3',4,4',5,5'-Hexachlorobiphenyl	52663-72-6	99.0	4.004	3.964
2,3',4,4',5',6-Hexachlorobiphenyl	59291-65-5	99.0	4.016	3.976
3,3',4,4',5,5'-Hexachlorobiphenyl	32774-16-6	100.0	4.004	4.004
2,2',3,3',4,4',5-Heptachlorobiphenyl	35065-30-6	99.0	4.008	3.968
2,2',3,3',4,4',6-Heptachlorobiphenyl	52663-71-5	100.0	4.020	4.020
2,2',3,3',4,5,5'-Heptachlorobiphenyl	52663-74-8	99.7	4.008	3.996
2,2',3,3',4,5,6-Heptachlorobiphenyl	68194-16-1	100.0	4.000	4.000
2,2',3,3',4,5,6'-Heptachlorobiphenyl	38411-25-5	99.4	4.012	3.988
2,2',3,3',4,5',6-Heptachlorobiphenyl	40186-70-7	99.6	4.000	3.984
2,2',3,3',4,6,6'-Heptachlorobiphenyl	52663-65-7	100.0	4.036	4.036
2,2',3,3',4',5,6-Heptachlorobiphenyl	52663-70-4	100.0	4.024	4.024
2,2',3,3',5,5',6-Heptachlorobiphenyl	52663-67-9	99.4	4.020	3.996
2,2',3,3',5,6,6'-Heptachlorobiphenyl	52663-64-6	99.6	4.024	4.008
2,2',3,4,4',5,5'-Heptachlorobiphenyl	35065-29-3	99.7	4.008	3.996
2,2',3,4,4',5,6-Heptachlorobiphenyl	74472-47-2	100.0	4.000	4.000
2,2',3,4,4',5,6'-Heptachlorobiphenyl	60145-23-5	99.4	4.008	3.984
2,2',3,4,4',5',6-Heptachlorobiphenyl	52663-69-1	99.5	4.024	4.004
2,2',3,4,4',6,6'-Heptachlorobiphenyl	74472-48-3	99.0	4.000	3.960
2,2',3,4,5,5',6-Heptachlorobiphenyl	52712-05-7	100.0	4.000	4.000
2,2',3,4,5,6,6'-Heptachlorobiphenyl	74472-49-4	100.0	4.000	4.000
2,2',3,4',5,5',6-Heptachlorobiphenyl	52663-68-0	99.4	4.000	3.976
2,2',3,4',5,6,6'-Heptachlorobiphenyl	74487-85-7	99.0	4.040	4.000
2,3,3',4,4',5,5'-Heptachlorobiphenyl	39635-31-9	99.0	4.036	3.996
2,3,3',4,4',5,6-Heptachlorobiphenyl	41411-64-7	100.0	4.028	4.028
2,3,3',4,4',5',6-Heptachlorobiphenyl	74472-50-7	99.5	4.024	4.004
2,3,3',4,5,5',6-Heptachlorobiphenyl	74472-51-8	99.1	4.024	3.988
2,3,3',4',5,5',6-Heptachlorobiphenyl	69782-91-8	100.0	4.004	4.004
2,2',3,3',4,4',5,5'-Octachlorobiphenyl	35694-08-7	100.0	4.032	4.032
2,2',3,3',4,4',5,6-Octachlorobiphenyl	52663-78-2	99.8	4.008	4.000
2,2',3,3',4,4',5,6'-Octachlorobiphenyl	42740-50-1	99.3	4.012	3.984
2,2',3,3',4,4',6,6'-Octachlorobiphenyl	33091-17-7	100.0	4.008	4.008
2,2',3,3',4,5,5',6-Octachlorobiphenyl	68194-17-2	99.2	4.016	3.984
2,2',3,3',4,5,6,6'-Octachlorobiphenyl	52663-73-7	100.0	4.032	4.032
2,2',3,3',4,5',6,6'-Octachlorobiphenyl	40186-71-8	100.0	4.008	4.008
2,2',3,3',4,5,5',6'-Octachlorobiphenyl	52663-75-9	100.0	4.008	4.008
2,2',3,3',5,5',6,6'-Octachlorobiphenyl	2136-99-4	98.0	4.016	3.936
2,2',3,4,4',5,5',6-Octachlorobiphenyl	52663-76-0	100.0	4.028	4.028

For use in routine laboratory analysis.

AccuStandard is accredited to ISO 17034, ISO/IEC 17025 and certified to ISO 9001:2015

QR-ORG/INO-001
Rev. 5/18

125 Market Street
New Haven, CT 06513
USA

AccuStandard® Inc.

Tel (203)786-5290
Fax (203)786-5287
www.AccuStandard.com

CERTIFICATE OF ANALYSIS

Catalog No: S-9994-4X
Description: Custom PCB Standard - all 209 pcb Congeners
Lot: 209091190-01
Solvent: Isooctane

Date Certified: Jul 17, 2019
Expiration: Jul 17, 2029
Sample Size: 1 mL
Components: 209

Component - *continued*	**CAS #**	**Purity %** (GC/MS)	**Prepared Concentration²** (µg/mL)	**Certified Analyte Concentration¹** (µg/mL)
2,2',3,4,4',5,6,6'-Octachlorobiphenyl	74472-52-9	99.9	4.012	4.008
2,3,3',4,4',5,5',6-Octachlorobiphenyl	74472-53-0	100.0	4.012	4.012
2,2',3,3',4,4',5,5',6-Octachlorobiphenyl	40186-72-9	100.0	4.008	4.008
2,2',3,3',4,4',5,6,6'-Nonachlorobiphenyl	52663-79-3	99.0	4.020	3.980
2,2',3,3',4,5,5',6,6'-Nonachlorobiphenyl	52663-77-1	99.8	4.020	4.012
2,2',3,3',4,4',5,5',6,6'-Decachlorobiphenyl	2051-24-3	99.5	4.024	4.004

A product with a suffix (-1A, -2B, etc. or -01, -02, etc.) on its lot number has had its expiration date extended and is identical to the same lot number without the suffix.

² All weights are traceable through NIST, Test No. 822/272103-05

¹ Certified Analyte Concentration = Purity x Prepared Concentration.

The Uncertainty associated with the certified concentration reported on this certificate is ±2.4%. This value is the combined expanded uncertainty and represents an estimated standard deviation equal to the positive square root of the total variation of the uncertainty of components. A normal distribution is assumed and a coverage factor of K=2 is chosen using approximately a 95% confidence level.

Labels and certificates follow U.S. Conventions in reporting numerical values: A comma (,) is used to separate units of one-thousand or greater. A period (.) is used as a decimal place marker.

The information on this certificate may not be reproduced without the express permission of the manufacturer. See reverse side for additional information

Certified By: _____
Larry Decker, Organic QC Manager

AccuStandard

For use in routine laboratory analysis.

AccuStandard is accredited to ISO 17034, ISO/IEC 17025 and certified to ISO 9001:2015

QR-ORG/INO-001
Rev. 5/18

Reagent

61INISPCB170P_00001

Cambridge Isotope Laboratories, Inc.

50 Frontage Road, Andover, MA 01810-5413 USA
800.322.1174 (N.AMERICA) 978.749.8000 (INTERNATIONAL)
www.isotope.com

CERTIFICATE OF ANALYSIS

Cert DX00716
Recd 10/8/14

Product Description:	2,2',3,3',4,4',5-HeptaCB (PCB-170) ($^{13}C_{12}$, 99%)
Catalog Number:	EC-4905-1.2 (1.2 mL size) Recd 2 Ampoules
Catalog Number:	EC-4905-3 (3 mL size) Exp 10/8/24 opened
Lot Number:	SDCL-004
Solvent:	n-Nonane
Volume per Ampoule:	1.2 mL or 3 mL A 6/20/16
Storage Conditions:	Store at room temperature, protect from light.
Intended Use:	For laboratory use only. B
Release Date:	February 26, 2013
Expiration Date:	February 26, 2023

Component	PCB #	Purity	Target Concentration (µg/mL)	Concentration by Gravimetry (µg/mL)	Analyzed Concentration ± Uncertainty, k=2 (µg/mL)
2,2',3,3',4,4',5-HeptaCB ($^{13}C_{12}$, 99%)	170	100%	40 ± 2	40.0	40.5 ± 0.3

Notes:

- CB = chlorobiphenyl. Enriched isotope abundances are given as the atom percent.
- For more information regarding this numbering system see K. Ballschmiter and M. Zell, "Analysis of Polychlorinated Biphenyls by Capillary Gas Chromatography," Fresenius Z. Analytical Chemistry, **302**, 20-31 (1980).
- Chemical Purity was determined using a Shimadzu GC-17A gas chromatograph with electron capture detection or a Hewlett Packard 5973 GC/MS system.
- The analyzed concentration was determined by comparison of the isotope-labeled solution to an equivalent, gravimetrically prepared, unlabeled standard.
- The uncertainty value reported for the concentration is the expanded uncertainty, coverage factor (k) = 2.
- The calculation and reporting of uncertainty conforms to the practices outlined in the Eurachem/CITAC Guide. "Quantifying Uncertainty in Analytical Measurement", Second Edition.

Cambridge Isotope Laboratories certifies that this product meets the concentration specification stated above. Volumetric measurements were made with Class A glassware. Gravimetry is traceable to the NIST through calibrated balances and certified, calibrated, standard weights. The calibrations are traceable to the NIST under Test No. 822/270236-04. The calibrations also meet specifications outlined in ISO 9001, ISO/IEC 17025, ANSI/NSCLZ540-1-1994, NCR Document 10CFR50 Appendix B, and applicable subdocuments. For further information see Daniel L. Bolt and Joel C. Bradley "The Preparation and Validation of Isotope Dilution Standards: A Case Study in PCBs", Reference Material for Environmental Analysis, Chap. 2, p. 15-23 (1997).

Authorized Signature: Thomas Dorsey
Quality Assurance

Reagent

61INISPCB170P_00002

Cambridge Isotope Laboratories, Inc.

Certificate of Analysis

Cert: DX

Product Description:	2,2',3,3',4,4',5-HeptaCB (PCB-170) ($^{13}C_{12}$, 99%)
Catalog Number:	EC-4905-1.2 (1.2 mL size)
Catalog Number:	EC-4905-3 (3 mL size)
Lot Number:	SDCL-004
Solvent:	n-Nonane
Volume per Ampoule:	1.2 mL or 3 mL
Storage Conditions:	Store at room temperature, protect from light.
Intended Use:	For laboratory use only.
Release Date:	February 26, 2013
Expiration Date:	February 26, 2023

Component	PCB #	Purity	Target Concentration (µg/mL)	Concentration by Gravimetry (µg/mL)	Analyzed Concentration ± Uncertainty, k=2 (µg/mL)
2,2',3,3',4,4',5-HeptaCB ($^{13}C_{12}$, 99%)	170	100%	40 ± 2	40.0	40.5 ± 0.3

Notes:

- CB = chlorobiphenyl. Enriched isotope abundances are given as the atom percent.
- For more information regarding this numbering system see K. Ballschmiter and M. Zell, "Analysis of Polychlorinated Biphenyls by Capillary Gas Chromatography," Fresenius Z. Analytical Chemistry, **302**, 20-31 (1980).
- Chemical Purity was determined using a Shimadzu GC-17A gas chromatograph with electron capture detection or a Hewlett Packard 5973 GC/MS system.
- The analyzed concentration was determined by comparison of the isotope-labeled solution to an equivalent, gravimetrically prepared, unlabeled standard.
- The uncertainty value reported for the concentration is the expanded uncertainty, coverage factor (k) = 2.
- The calculation and reporting of uncertainty conforms to the practices outlined in the Eurachem/CITAC Guide. "Quantifying Uncertainty in Analytical Measurement", Second Edition.

Cambridge Isotope Laboratories certifies that this product meets the concentration specification stated above. Volumetric measurements were made with Class A glassware. Gravimetry is traceable to the NIST through calibrated balances and certified, calibrated, standard weights. The calibrations are traceable to the NIST under Test No. 822/270236-04. The calibrations also meet specifications outlined in ISO 9001, ISO/IEC 17025, ANSI/NSCLZ540-1-1994, NCR Document 10CFR50 Appendix B, and applicable subdocuments. For further information see Daniel L. Bolt and Joel C. Bradley "The Preparation and Validation of Isotope Dilution Standards: A Case Study in PCBs", Reference Material for Environmental Analysis, Chap. 2, p. 15-23 (1997).

Authorized Signature: Thomas Dorsey

Quality Assurance

Reagent

61INPCB101LP_00002

Cambridge Isotope Laboratories, Inc.

50 Frontage Road, Andover, MA 01810-5413 USA
800.322.1174 (N.AMERICA) 978.749.8000 (INTERNATIONAL)
www.isotope.com

CERTIFICATE OF ANALYSIS

61INPCB101LP.00002

DX0070
Recd 2/5/14
opened 2/6/14
exp 2/5/24

Product Description:	2,2',4,5,5'-PentaCB (PCB-101) ($^{13}C_{12}$, 99%)
Catalog Number:	EC-1405-1.2 (1.2 mL size)
Catalog Number:	EC-1405-3 (3 mL size)
Lot Number:	SDBA-020
Solvent:	n-Nonane
Volume per Ampoule:	1.2 mL or 3 mL
Storage Conditions:	Store at room temperature, protect from light.
Intended Use:	For laboratory use only.
Release Date:	February 15, 2011
Expiration Date:	February 15, 2021

Component	PCB #	Purity	Target Concentration (µg/mL)	Concentration by Gravimetry (µg/mL)	Analyzed Concentration ± Uncertainty, k=2 (µg/mL)
2,2',4,5,5'-PentaCB ($^{13}C_{12}$, 99%)	101	99.7%	40 ± 2	40.0	40.8 ± 2.0

Notes:

- CB = chlorobiphenyl. Enriched isotope abundances are given as the atom percent.
- For more information regarding this numbering system see K. Ballschmiter and M. Zell, "Analysis of Polychlorinated Biphenyls by Capillary Gas Chromatography," Fresenius Z. Analytical Chemistry, **302**, 20-31 (1980).
- Chemical Purity was determined using a Shimadzu GC-17A gas chromatograph with electron capture detection or a Hewlett Packard 5973 GC/MS system.
- The analyzed concentration was determined by comparison of the isotope-labeled solution to an equivalent, gravimetrically prepared, unlabeled standard.
- The uncertainty value reported for the concentration is the expanded uncertainty, coverage factor (k) = 2.
- The calculation and reporting of uncertainty conforms to the practices outlined in the Eurachem/CITAC Guide. "Quantifying Uncertainty in Analytical Measurement", Second Edition.

Cambridge Isotope Laboratories certifies that this product meets the concentration specification stated above. Volumetric measurements were made with Class A glassware. Gravimetry is traceable to the NIST through calibrated balances and certified, calibrated, standard weights. The calibrations are traceable to the NIST under Test No. 822/270236-04. The calibrations also meet specifications outlined in ISO 9001, ISO/IEC 17025, ANSI/NSCLZ540-1-1994, NCR Document 10CFR50 Appendix B, and applicable subdocuments. For further information see Daniel L. Bolt and Joel C. Bradley "The Preparation and Validation of Isotope Dilution Standards: A Case Study in PCBs", Reference Material for Environmental Analysis, Chap. 2, p. 15-23 (1997).

Authorized Signature: Thomas Dorsey
Quality Assurance

Reagent

61INPCB101LP_00003

Cambridge Isotope Laboratories, Inc.

Certificate of Analysis

Quality Standards:
ISO Guide 34 • ISO/IEC 17025 • ISO 13485 • cGMP

Cert DX0092/
Recd 9/21/16
Exp 9/21/26

Product Description:	2,2',4,5,5'-PentaCB (PCB-101) ($^{13}C_{12}$, 99%)
Catalog Number:	EC-1405-1.2 (1.2 mL size)
Catalog Number:	EC-1405-3 (3 mL size)
Lot Number:	SDEL-009
Solvent:	n-Nonane
Volume per Ampoule:	1.2 mL or 3 mL
Storage Conditions:	Store at room temperature away from light and moisture
Intended Use:	For laboratory use only.
Release Date:	December 16, 2015
Expiration Date:	December 16, 2025

Component	PCB #	Purity	Target Concentration (µg/mL)	Concentration by Gravimetry (µg/mL)	Analyzed Concentration ± Uncertainty, k=2 (µg/mL)
2,2',4,5,5'-PentaCB ($^{13}C_{12}$, 99%)	101	99.8%	40 ± 2	40.0 ± 0.4	37.8 ± 0.4

Notes:

- CB = chlorobiphenyl. Enriched isotope abundances are given as the atom percent.
- For more information regarding this numbering system see K. Ballschmiter and M. Zell, "Analysis of Polychlorinated Biphenyls by Capillary Gas Chromatography," Fresenius Z. Analytical Chemistry, **302**, 20-31 (1980).
- Chemical Purity was determined using a Shimadzu GC-17A gas chromatograph with electron capture detection or a Hewlett Packard 5973 GC/MS system.
- The analyzed concentration was determined by comparison of the isotope-labeled solution to an equivalent, gravimetrically prepared, unlabeled standard.
- The uncertainty value reported for the concentration is the expanded uncertainty, coverage factor (k) = 2.
- The calculation and reporting of uncertainty conforms to the practices outlined in the Eurachem/CITAC Guide. "Quantifying Uncertainty in Analytical Measurement", Second Edition.

Cambridge Isotope Laboratories certifies that this product meets the concentration specification stated above. Volumetric measurements were made with Class A glassware. Gravimetry is traceable to the NIST through calibrated balances and certified, calibrated, standard weights. The calibrations are traceable to the NIST under Test No. 822/270236-04. The calibrations also meet specifications outlined in ISO 9001, ISO/IEC 17025, ANSI/NSCLZ540-1-1994, NCR Document 10CFR50 Appendix B, and applicable subdocuments. For further information see Daniel L. Bolt and Joel C. Bradley "The Preparation and Validation of Isotope Dilution Standards: A Case Study in PCBs", Reference Material for Environmental Analysis, Chap. 2, p. 15-23 (1997).

Authorized Signature: Thomas Dorsey
Quality Review

Reagent

61INPCB111LP_00002

Cambridge Isotope Laboratories, Inc.

50 Frontage Road, Andover, MA 01810-5413 USA
800.322.1174 (N.AMERICA) 978.749.8000 (INTERNATIONAL)
www.isotope.com

CERTIFICATE OF ANALYSIS

6|INPCB|11LP.0002

Cert DX0059
Recd 6/22/10
Exp 6/22/20

Product Description:	2,3,3',5,5'-PentaCB (PCB-111) ($^{13}C_{12}$, 99%)
Catalog Number:	EC-1415-1.2 (1.2 mL size)
Catalog Number:	EC-1415-3 (3 mL size)
Lot Number:	SCJF-004
Solvent:	n-Nonane
Volume per Ampoule:	1.2 mL or 3 mL
Storage Conditions:	Store at room temperature, protect from light.
Intended Use:	For laboratory use only.
Release Date:	September 18, 2009
Expiration Date:	September 18, 2019

Component	PCB #	Purity	Target Concentration (µg/mL)	Concentration by Gravimetry (µg/mL)	Analyzed Concentration ± Uncertainty, k=2 (µg/mL)
2,3,3',5,5'-PentaCB ($^{13}C_{12}$, 99%)	111	100.0%	40 ± 2	40.0	39.3 ± 1.3

Notes:

- CB = chlorobiphenyl. Enriched isotope abundances are given as the atom percent.
- For more information regarding this numbering system see K. Ballschmiter and M. Zell, "Analysis of Polychlorinated Biphenyls by Capillary Gas Chromatography," Fresenius Z. Analytical Chemistry, **302**, 20-31 (1980).
- Chemical Purity was determined using a Shimadzu GC-17A gas chromatograph with electron capture detection or a Hewlett Packard 5973 GC/MS system.
- The analyzed concentration was determined by comparison of the isotope-labeled solution to an equivalent, gravimetrically prepared, unlabeled standard.
- The uncertainty value reported for the concentration is the expanded uncertainty, coverage factor (k) = 2.
- The calculation and reporting of uncertainty conforms to the practices outlined in the Eurachem/CITAC Guide. "Quantifying Uncertainty in Analytical Measurement", Second Edition.

Cambridge Isotope Laboratories certifies that this product meets the concentration specification stated above. Volumetric measurements were made with Class A glassware. Gravimetry is traceable to the NIST through calibrated balances and certified, calibrated, standard weights. The calibrations are traceable to the NIST under Test No. 822/270236-04. The calibrations also meet specifications outlined in ISO 9001, ISO/IEC 17025, ANSI/NSCLZ540-1-1994, NCR Document 10CFR50 Appendix B, and applicable subdocuments. For further information see Daniel L. Bolt and Joel C. Bradley "The Preparation and Validation of Isotope Dilution Standards: A Case Study in PCBs", Reference Material for Environmental Analysis, Chap. 2, p. 15-23 (1997).

Authorized Signature: Thomas Dorsey
Quality Assurance

Reagent

61INPCB127LP_00002

Cambridge Isotope Laboratories, Inc.

50 Frontage Road, Andover, MA 01810-5413 USA
800.322.1174 (N.AMERICA) 978.749.8000 (INTERNATIONAL)
www.isotope.com

CERTIFICATE OF ANALYSIS

L1INPCB127LP.00002

Cert DX0071
Recd 2/5/14
opened 2/6/14
exp 2/5/24

Product Description:	3,3',4,5,5'-PentaCB (PCB-127) ($^{13}C_{12}$, 99%)
Catalog Number:	EC-1421-1.2 (1.2 mL size)
Catalog Number:	EC-1421-3 (3 mL size)
Lot Number:	SDAC-008
Solvent:	n-Nonane
Volume per Ampoule:	1.2 mL or 3 mL
Storage Conditions:	Store at room temperature, protect from light.
Intended Use:	For laboratory use only.
Release Date:	April 23, 2010
Expiration Date:	April 23, 2020

Component	PCB #	Purity	Target Concentration (µg/mL)	Concentration by Gravimetry (µg/mL)	Analyzed Concentration ± Uncertainty, k=2 (µg/mL)
3,3',4,5,5'-PentaCB ($^{13}C_{12}$, 99%)	127	100%	40 ± 2	40.0	41.6 ± 1.5

Notes:

- CB = chlorobiphenyl. Enriched isotope abundances are given as the atom percent.
- For more information regarding this numbering system see K. Ballschmiter and M. Zell, "Analysis of Polychlorinated Biphenyls by Capillary Gas Chromatography," Fresenius Z. Analytical Chemistry, **302**, 20-31 (1980).
- Chemical Purity was determined using a Shimadzu GC-17A gas chromatograph with electron capture detection or a Hewlett Packard 5973 GC/MS system.
- The analyzed concentration was determined by comparison of the isotope-labeled solution to an equivalent, gravimetrically prepared, unlabeled standard.
- The uncertainty value reported for the concentration is the expanded uncertainty, coverage factor (k) = 2.
- The calculation and reporting of uncertainty conforms to the practices outlined in the Eurachem/CITAC Guide. "Quantifying Uncertainty in Analytical Measurement", Second Edition.

Cambridge Isotope Laboratories certifies that this product meets the concentration specification stated above. Volumetric measurements were made with Class A glassware. Gravimetry is traceable to the NIST through calibrated balances and certified, calibrated, standard weights. The calibrations are traceable to the NIST under Test No. 822/270236-04. The calibrations also meet specifications outlined in ISO 9001, ISO/IEC 17025, ANSI/NSCLZ540-1-1994, NCR Document 10CFR50 Appendix B, and applicable subdocuments. For further information see Daniel L. Bolt and Joel C. Bradley "The Preparation and Validation of Isotope Dilution Standards: A Case Study in PCBs", Reference Material for Environmental Analysis, Chap. 2, p. 15-23 (1997).

Authorized Signature: Tim Eckersley

Quality Control Manager

Reagent

61INPCB127LP_00003

Cambridge Isotope Laboratories, Inc.

Certificate of Analysis

Quality Standards:
ISO Guide 34 • ISO/IEC 17025 • ISO 13485 • cGMP

Cert 0X0082
Recd 9/21/16
Exp 9/21/26

Product Description:	3,3',4,5,5'-PentaCB (PCB-127) ($^{13}C_{12}$, 99%)
Catalog Number:	EC-1421-1.2 (1.2 mL size)
Catalog Number:	EC-1421-3 (3 mL size)
Lot Number:	SDAC-008
Solvent:	n-Nonane
Volume per Ampoule:	1.2 mL or 3 mL
Storage Conditions:	Store at room temperature, protect from light.
Intended Use:	For laboratory use only.
Release Date:	April 23, 2010
Expiration Date:	April 23, 2020

Component	PCB #	Purity	Target Concentration (µg/mL)	Concentration by Gravimetry (µg/mL)	Analyzed Concentration ± Uncertainty, k=2 (µg/mL)
3,3',4,5,5'-PentaCB ($^{13}C_{12}$, 99%)	127	100%	40 ± 2	40.0	41.6 ± 1.5

Notes:

- CB = chlorobiphenyl. Enriched isotope abundances are given as the atom percent.
- For more information regarding this numbering system see K. Ballschmiter and M. Zell, "Analysis of Polychlorinated Biphenyls by Capillary Gas Chromatography," Fresenius Z. Analytical Chemistry, **302**, 20-31 (1980).
- Chemical Purity was determined using a Shimadzu GC-17A gas chromatograph with electron capture detection or a Hewlett Packard 5973 GC/MS system.
- The analyzed concentration was determined by comparison of the isotope-labeled solution to an equivalent, gravimetrically prepared, unlabeled standard.
- The uncertainty value reported for the concentration is the expanded uncertainty, coverage factor (k) = 2.
- The calculation and reporting of uncertainty conforms to the practices outlined in the Eurachem/CITAC Guide. "Quantifying Uncertainty in Analytical Measurement", Second Edition.

Cambridge Isotope Laboratories certifies that this product meets the concentration specification stated above. Volumetric measurements were made with Class A glassware. Gravimetry is traceable to the NIST through calibrated balances and certified, calibrated, standard weights. The calibrations are traceable to the NIST under Test No. 822/270236-04. The calibrations also meet specifications outlined in ISO 9001, ISO/IEC 17025, ANSI/NSCLZ540-1-1994, NCR Document 10CFR50 Appendix B, and applicable subdocuments. For further information see Daniel L. Bolt and Joel C. Bradley "The Preparation and Validation of Isotope Dilution Standards: A Case Study in PCBs", Reference Material for Environmental Analysis, Chap. 2, p. 15-23 (1997).

Authorized Signature: Tim Eckersley
Quality Control Manager

Reagent

61INPCB138LP_00002

Cambridge Isotope Laboratories, Inc.

50 Frontage Road, Andover, MA 01810-5413 USA
800.322.1174 (N.AMERICA) 978.749.8000 (INTERNATIONAL)
www.isotope.com

CERTIFICATE OF ANALYSIS

6LINPCB138LP.00002

Cert DX0072
Recd 2/5/14
opened 2/6/14
exp 2/5/24

Product Description:	2,2',3,4,4',5'-HexaCB (PCB-138) ($^{13}C_{12}$, 99%)
Catalog Number:	EC-1436-1.2 (1.2 mL size)
Catalog Number:	EC-1436-3 (3 mL size)
Lot Number:	SDAC-020
Solvent:	n-Nonane
Volume per Ampoule:	1.2 mL or 3 mL
Storage Conditions:	Store at room temperature, protect from light.
Intended Use:	For laboratory use only.
Release Date:	May 27, 2010
Expiration Date:	May 27, 2020

Component	PCB #	Purity	Target Concentration (µg/mL)	Concentration by Gravimetry (µg/mL)	Analyzed Concentration ± Uncertainty, k=2 (µg/mL)
2,2',3,4,4',5'-HexaCB ($^{13}C_{12}$, 99%)	138	>99%	40 ± 2	40.0	38.2 ± 2.6

Notes:

- CB = chlorobiphenyl. Enriched isotope abundances are given as the atom percent.
- For more information regarding this numbering system see K. Ballschmiter and M. Zell, "Analysis of Polychlorinated Biphenyls by Capillary Gas Chromatography," Fresenius Z. Analytical Chemistry, **302**, 20-31 (1980).
- Chemical Purity was determined using a Shimadzu GC-17A gas chromatograph with electron capture detection or a Hewlett Packard 5973 GC/MS system.
- The analyzed concentration was determined by comparison of the isotope-labeled solution to an equivalent, gravimetrically prepared, unlabeled standard.
- The uncertainty value reported for the concentration is the expanded uncertainty, coverage factor (k) = 2.
- The calculation and reporting of uncertainty conforms to the practices outlined in the Eurachem/CITAC Guide. "Quantifying Uncertainty in Analytical Measurement", Second Edition.

Cambridge Isotope Laboratories certifies that this product meets the concentration specification stated above. Volumetric measurements were made with Class A glassware. Gravimetry is traceable to the NIST through calibrated balances and certified, calibrated, standard weights. The calibrations are traceable to the NIST under Test No. 822/270236-04. The calibrations also meet specifications outlined in ISO 9001, ISO/IEC 17025, ANSI/NSCLZ540-1-1994, NCR Document 10CFR50 Appendix B, and applicable subdocuments. For further information see Daniel L. Bolt and Joel C. Bradley "The Preparation and Validation of Isotope Dilution Standards: A Case Study in PCBs", Reference Material for Environmental Analysis, Chap. 2, p. 15-23 (1997).

Authorized Signature: Tim Eckersley

Quality Control Manager

Reagent

61INPCB138LP_00003

Cambridge Isotope Laboratories, Inc.

Certificate of Analysis

Quality Standards:
ISO Guide 34 • ISO/IEC 17025 • ISO 13485 • cGMP

Cert PX0093
Rec'd 9/21/16
Exp 9/21/26

Product Description:	2,2',3,4,4',5'-HexaCB (PCB-138) ($^{13}C_{12}$, 99%)
Catalog Number:	EC-1436-1.2 (1.2 mL size)
Catalog Number:	EC-1436-3 (3 mL size)
Lot Number:	SDFC-020
Solvent:	n-Nonane
Volume per Ampoule:	1.2 mL or 3 mL
Storage Conditions:	Store at room temperature, protect from light.
Intended Use:	For laboratory use only.
Release Date:	April 30, 2015
Expiration Date:	April 30, 2025

Component	PCB #	Purity	Target Concentration (µg/mL)	Concentration by Gravimetry (µg/mL)	Analyzed Concentration ± Uncertainty, k=2 (µg/mL)
2,2',3,4,4',5'-HexaCB ($^{13}C_{12}$, 99%)	138	99.4%	40 ± 2	40.2	40.7 ± 0.9

Notes:

- CB = chlorobiphenyl. Enriched isotope abundances are given as the atom percent.
- For more information regarding this numbering system see K. Ballschmiter and M. Zell, "Analysis of Polychlorinated Biphenyls by Capillary Gas Chromatography," Fresenius Z. Analytical Chemistry, **302**, 20-31 (1980).
- Chemical Purity was determined using a Shimadzu GC-17A gas chromatograph with electron capture detection or a Hewlett Packard 5973 GC/MS system.
- The analyzed concentration was determined by comparison of the isotope-labeled solution to an equivalent, gravimetrically prepared, unlabeled standard.
- The uncertainty value reported for the concentration is the expanded uncertainty, coverage factor (k) = 2.
- The calculation and reporting of uncertainty conforms to the practices outlined in the Eurachem/CITAC Guide. "Quantifying Uncertainty in Analytical Measurement", Second Edition.

Cambridge Isotope Laboratories certifies that this product meets the concentration specification stated above. Volumetric measurements were made with Class A glassware. Gravimetry is traceable to the NIST through calibrated balances and certified, calibrated, standard weights. The calibrations are traceable to the NIST under Test No. 822/270236-04. The calibrations also meet specifications outlined in ISO 9001, ISO/IEC 17025, ANSI/NSCLZ540-1-1994, NCR Document 10CFR50 Appendix B, and applicable subdocuments. For further information see Daniel L. Bolt and Joel C. Bradley "The Preparation and Validation of Isotope Dilution Standards: A Case Study in PCBs", Reference Material for Environmental Analysis, Chap. 2, p. 15-23 (1997).

Authorized Signature: Thomas Dorsey
Quality Review

Reagent

61INPCB153LP_00002

Cambridge Isotope Laboratories, Inc.

50 Frontage Road, Andover, MA 01810-5413 USA
800.322.1174 (N.AMERICA) 978.749.8000 (INTERNATIONAL)
www.isotope.com

CERTIFICATE OF ANALYSIS

61INPCB153LP.00002
Cert 0X0047
Recd 5/5/10
opened 5/6/10
Exp 5/5/20

Product Description:	2,2',4,4',5,5'-HexaCB (PCB-153) ($^{13}C_{12}$, 99%)
Catalog Number:	EC-1406-1.2 (1.2 mL size)
Catalog Number:	EC-1406-3 (3 mL size)
Lot Number:	SCHB-017
Solvent:	n-Nonane
Volume per Ampoule:	1.2 mL or 3 mL
Storage Conditions:	Store at room temperature, protect from light.
Intended Use:	For laboratory use only.
Release Date:	September 20, 2007
Expiration Date:	September 20, 2017

Component	PCB #	Purity	Target Concentration (µg/mL)	Concentration by Gravimetry (µg/mL)	Analyzed Concentration ± Uncertainty, K=2 (µg/mL)
2,2',4,4',5,5'-HexaCB ($^{13}C_{12}$, 99%)	153	99.6%	40 ± 2	40.0	38.1 ± 0.3 (K=2)

Notes:

- CB = chlorobiphenyl. Enriched isotope abundances are given as the atom percent.
- For more information regarding this numbering system see K. Ballschmiter and M. Zell, "Analysis of Polychlorinated Biphenyls by Capillary Gas Chromatography," Fresenius Z. Analytical Chemistry, **302**, 20-31 (1980).
- Chemical Purity was determined using a Shimadzu GC-17A gas chromatograph with electron capture detection or a Hewlett Packard 5973 GC/MS system.
- The analyzed concentration was determined by comparison of the isotope-labeled solution to an equivalent, gravimetrically prepared, unlabeled standard.
- The uncertainty value reported for the concentration is the expanded uncertainty, coverage factor (K) = 2.
- The calculation and reporting of uncertainty conforms to the practices outlined in the Eurachem/CITAC Guide. "Quantifying Uncertainty in Analytical Measurement", Second Edition.

Cambridge Isotope Laboratories certifies that this product meets the concentration specification stated above. Volumetric measurements were made with Class A glassware. Gravimetry is traceable to the NIST through calibrated balances and certified, calibrated, standard weights. The calibrations are traceable to the NIST under Test No. 822/270236-04. The calibrations also meet specifications outlined in ISO 9001, ISO/IEC 17025, ANSI/NSCLZ540-1-1994, NCR Document 10CFR50 Appendix B, and applicable subdocuments. For further information see Daniel L. Bolt and Joel C. Bradley "The Preparation and Validation of Isotope Dilution Standards: A Case Study in PCBs", Reference Material for Environmental Analysis, Chap. 2, p. 15-23 (1997).

Authorized Signature: Tim Eckersley
Quality Control Manager

Reagent

61INPCB178LP_00002

Cambridge Isotope Laboratories, Inc.

50 Frontage Road, Andover, MA 01810-5413 USA
800.322.1174 (N.AMERICA) 978.749.8000 (INTERNATIONAL)
www.isotope.com

CERTIFICATE OF ANALYSIS

61 IN PCB178LP.00002

Product Description:	2,2',3,3',5,5',6-HeptaCB (PCB-178) ($^{13}C_{12}$, 99%)
Catalog Number:	EC-1417-1.2 (1.2 mL size)
Catalog Number:	EC-1417-3 (3 mL size)
Lot Number:	SCHJ-007
Solvent:	n-Nonane
Volume per Ampoule:	1.2 mL or 3 mL
Storage Conditions:	Store at room temperature, protect from light.
Intended Use:	For laboratory use only.
Release Date:	December 5, 2007
Expiration Date:	December 5, 2017

Cert DX0060
Recd 6/22/10
Exp 6/22/20

Component	PCB #	Purity	Target Concentration (µg/mL)	Concentration by Gravimetry (µg/mL)	Analyzed Concentration ± Uncertainty, k=2 (µg/mL)
2,2',3,3',5,5',6-HeptaCB ($^{13}C_{12}$, 99%)	178	99.5%	40 ± 2	40.0	39.7 ± 1.2

Notes:

- CB = chlorobiphenyl. Enriched isotope abundances are given as the atom percent.
- For more information regarding this numbering system see K. Ballschmiter and M. Zell, "Analysis of Polychlorinated Biphenyls by Capillary Gas Chromatography," Fresenius Z. Analytical Chemistry, **302**, 20-31 (1980).
- Chemical Purity was determined using a Shimadzu GC-17A gas chromatograph with electron capture detection or a Hewlett Packard 5973 GC/MS system.
- The analyzed concentration was determined by comparison of the isotope-labeled solution to an equivalent, gravimetrically prepared, unlabeled standard.
- The uncertainty value reported for the concentration is the expanded uncertainty, coverage factor (k) = 2.
- The calculation and reporting of uncertainty conforms to the practices outlined in the Eurachem/CITAC Guide. "Quantifying Uncertainty in Analytical Measurement", Second Edition.

Cambridge Isotope Laboratories certifies that this product meets the concentration specification stated above. Volumetric measurements were made with Class A glassware. Gravimetry is traceable to the NIST through calibrated balances and certified, calibrated, standard weights. The calibrations are traceable to the NIST under Test No. 822/270236-04. The calibrations also meet specifications outlined in ISO 9001, ISO/IEC 17025, ANSI/NSCLZ540-1-1994, NCR Document 10CFR50 Appendix B, and applicable subdocuments. For further information see Daniel L. Bolt and Joel C. Bradley "The Preparation and Validation of Isotope Dilution Standards: A Case Study in PCBs", Reference Material for Environmental Analysis, Chap. 2, p. 15-23 (1997).

Authorized Signature: Tim Eckersley
Quality Control Manager

Reagent

61INPCB180LP_00002

Cambridge Isotope Laboratories, Inc.

50 Frontage Road, Andover, MA 01810-5413 USA
800.322.1174 (N.AMERICA) 978.749.8000 (INTERNATIONAL)
www.isotope.com

CERTIFICATE OF ANALYSIS

61INPCB180LP.0002

Cert DX0073
Recd 2/5/14
opened 2/6/14
exp 2/5/24

Product Description:	2,2',3,4,4',5,5'-HeptaCB (PCB-180) ($^{13}C_{12}$, 99%)
Catalog Number:	EC-1407-1.2 (1.2 mL size)
Catalog Number:	EC-1407-3 (3 mL size)
Lot Number:	SDDD-017
Solvent:	n-Nonane
Volume per Ampoule:	1.2 mL or 3 mL
Storage Conditions:	Store at room temperature, protect from light.
Intended Use:	For laboratory use only.
Release Date:	August 26, 2013
Expiration Date:	August 26, 2023

Component	PCB #	Purity	Target Concentration (µg/mL)	Concentration by Gravimetry (µg/mL)	Analyzed Concentration ± Uncertainty, k=2 (µg/mL)
2,2',3,4,4',5,5'-HeptaCB ($^{13}C_{12}$, 99%)	180	99.8%	40 ± 2	40.1	40.5 ± 3.2

Notes:

- CB = chlorobiphenyl. Enriched isotope abundances are given as the atom percent.
- For more information regarding this numbering system see K. Ballschmiter and M. Zell, "Analysis of Polychlorinated Biphenyls by Capillary Gas Chromatography," Fresenius Z. Analytical Chemistry, **302**, 20-31 (1980).
- Chemical Purity was determined using a Shimadzu GC-17A gas chromatograph with electron capture detection or a Hewlett Packard 5973 GC/MS system.
- The analyzed concentration was determined by comparison of the isotope-labeled solution to an equivalent, gravimetrically prepared, unlabeled standard.
- The uncertainty value reported for the concentration is the expanded uncertainty, coverage factor (k) = 2.
- The calculation and reporting of uncertainty conforms to the practices outlined in the Eurachem/CITAC Guide. "Quantifying Uncertainty in Analytical Measurement", Second Edition.

Cambridge Isotope Laboratories certifies that this product meets the concentration specification stated above. Volumetric measurements were made with Class A glassware. Gravimetry is traceable to the NIST through calibrated balances and certified, calibrated, standard weights. The calibrations are traceable to the NIST under Test No. 822/270236-04. The calibrations also meet specifications outlined in ISO 9001, ISO/IEC 17025, ANSI/NSCLZ540-1-1994, NCR Document 10CFR50 Appendix B, and applicable subdocuments. For further information see Daniel L. Bolt and Joel C. Bradley "The Preparation and Validation of Isotope Dilution Standards: A Case Study in PCBs", Reference Material for Environmental Analysis, Chap. 2, p. 15-23 (1997).

Authorized Signature: Thomas Dorsey
Quality Assurance

Reagent

61INPCB180LP_00003

Cambridge Isotope Laboratories, Inc.

Certificate of Analysis

Quality Standards:
ISO Guide 34 • ISO/IEC 17025 • ISO 13485 • cGMP

Cert 0X0084
Recd 9/24/26
Exp 9/30/26

Product Description:	2,2',3,4,4',5,5'-HeptaCB (PCB-180) ($^{13}C_{12}$, 99%)
Catalog Number:	EC-1407-1.2 (1.2 mL size)
Catalog Number:	EC-1407-3 (3 mL size)
Lot Number:	SDEL-010
Solvent:	n-Nonane
Volume per Ampoule:	1.2 mL or 3 mL
Storage Conditions:	Store at room temperature, protect from light.
Intended Use:	For laboratory use only.
Release Date:	April 14, 2015
Expiration Date:	April 14, 2025

Component	PCB #	Purity	Target Concentration (µg/mL)	Concentration by Gravimetry (µg/mL)	Analyzed Concentration ± Uncertainty, k=2 (µg/mL)
2,2',3,4,4',5,5'-HeptaCB ($^{13}C_{12}$, 99%)	180	100%	40 ± 2	40.0	40.9 ± 3.1

Notes:

- CB = chlorobiphenyl. Enriched isotope abundances are given as the atom percent.
- For more information regarding this numbering system see K. Ballschmiter and M. Zell, "Analysis of Polychlorinated Biphenyls by Capillary Gas Chromatography," Fresenius Z. Analytical Chemistry, **302**, 20-31 (1980).
- Chemical Purity was determined using a Shimadzu GC-17A gas chromatograph with electron capture detection or a Hewlett Packard 5973 GC/MS system.
- The analyzed concentration was determined by comparison of the isotope-labeled solution to an equivalent, gravimetrically prepared, unlabeled standard.
- The uncertainty value reported for the concentration is the expanded uncertainty, coverage factor (k) = 2.
- The calculation and reporting of uncertainty conforms to the practices outlined in the Eurachem/CITAC Guide. "Quantifying Uncertainty in Analytical Measurement", Second Edition.

Cambridge Isotope Laboratories certifies that this product meets the concentration specification stated above. Volumetric measurements were made with Class A glassware. Gravimetry is traceable to the NIST through calibrated balances and certified, calibrated, standard weights. The calibrations are traceable to the NIST under Test No. 822/270236-04. The calibrations also meet specifications outlined in ISO 9001, ISO/IEC 17025, ANSI/NSCLZ540-1-1994, NCR Document 10CFR50 Appendix B, and applicable subdocuments. For further information see Daniel L. Bolt and Joel C. Bradley "The Preparation and Validation of Isotope Dilution Standards: A Case Study in PCBs", Reference Material for Environmental Analysis, Chap. 2, p. 15-23 (1997).

Authorized Signature: Thomas Dorsey
Quality Assurance

Reagent

61INPCB194LP_00002

Cambridge Isotope Laboratories, Inc.

50 Frontage Road, Andover, MA 01810-5413 USA
800.322.1174 (N.AMERICA) 978.749.8000 (INTERNATIONAL)
www.isotope.com

CERTIFICATE OF ANALYSIS

61INPCB194LP.00002

Cert DX0074
Recd 2/5/14
opened 2/6/14
exp 2/5/24

Product Description:	2,2',3,3',4,4',5,5'-OctaCB (PCB-194) ($^{13}C_{12}$, 98%)
Catalog Number:	EC-1418-1.2 (1.2 mL size)
Catalog Number:	EC-1418-3 (3 mL size)
Lot Number:	SDCF-008
Solvent:	n-Nonane
Volume per Ampoule:	1.2 mL or 3 mL
Storage Conditions:	Store at room temperature, protect from light.
Intended Use:	For laboratory use only.
Release Date:	November 7, 2012
Expiration Date:	November 7, 2022

Component	PCB #	Purity	Target Concentration (µg/mL)	Concentration by Gravimetry (µg/mL)	Analyzed Concentration ± Uncertainty, k=2 (µg/mL)
2,2',3,3',4,4',5,5'-OctaCB ($^{13}C_{12}$, 98%)	194	99.4%	40 ± 2	40.0	39.5 ± 1.1

Notes:

- CB = chlorobiphenyl. Enriched isotope abundances are given as the atom percent.
- For more information regarding this numbering system see K. Ballschmiter and M. Zell, "Analysis of Polychlorinated Biphenyls by Capillary Gas Chromatography," Fresenius Z. Analytical Chemistry, **302**, 20-31 (1980).
- Chemical Purity was determined using a Shimadzu GC-17A gas chromatograph with electron capture detection or a Hewlett Packard 5973 GC/MS system.
- The analyzed concentration was determined by comparison of the isotope-labeled solution to an equivalent, gravimetrically prepared, unlabeled standard.
- The uncertainty value reported for the concentration is the expanded uncertainty, coverage factor (k) = 2.
- The calculation and reporting of uncertainty conforms to the practices outlined in the Eurachem/CITAC Guide. "Quantifying Uncertainty in Analytical Measurement", Second Edition.

Cambridge Isotope Laboratories certifies that this product meets the concentration specification stated above. Volumetric measurements were made with Class A glassware. Gravimetry is traceable to the NIST through calibrated balances and certified, calibrated, standard weights. The calibrations are traceable to the NIST under Test No. 822/270236-04. The calibrations also meet specifications outlined in ISO 9001, ISO/IEC 17025, ANSI/NSCLZ540-1-1994, NCR Document 10CFR50 Appendix B, and applicable subdocuments. For further information see Daniel L. Bolt and Joel C. Bradley "The Preparation and Validation of Isotope Dilution Standards: A Case Study in PCBs", Reference Material for Environmental Analysis, Chap. 2, p. 15-23 (1997).

Authorized Signature: Thomas Dorsey

Quality Assurance

Reagent

61INPCB194LP_00003

Cambridge Isotope Laboratories, Inc.

Certificate of Analysis

Quality Standards:
ISO Guide 34 • ISO/IEC 17025 • ISO 13485 • cGMP

Cert PX0085
Recd 9/21/16
Exp 9/21/26

Product Name: 2,2',3,3',4,4',5,5'-OCTACB (PCB-194)
(Isotopic Label & Enrichment Specification) (13C12, 98%) 40+/-2 UG/ML IN NONANE

Lot Number: SDFJ-013

Catalog Number: EC-1418-0

Product Information

Chemical Purity Specification: ≥ 98%

MW*: 441.68
** For isotopically labeled compounds, MW listed is for the fully enriched product.*

Labeled CAS Number: 208263-74-5

Unlabeled CAS Number: 35694-08-7

Chemical Formula: *C12H2Cl8

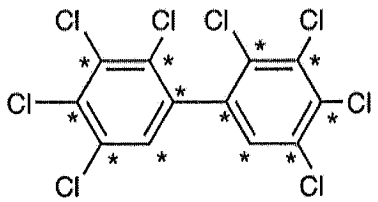

Storage: Store at room temperature away from light and moisture.
Stability: Stable if stored under recommended conditions.

Certification

Cambridge Isotope Laboratories, Inc. guarantees that this material meets or exceeds the specifications stated. Absolute identity as well as chemical and isotopic purities are assured by the use of unambiguous synthetic routes and multiple chemical analyses whenever possible. Results are representative of QC testing at time of release from Quality Control unless otherwise stated.

Volumetric measurements were made with Class A glassware. Gravimetry is traceable to the NIST through calibrated balances and certified, calibrated, standard weights. The calibrations are traceable to the NIST under Test No. 822/270236-04. The calibrations also meet specifications outlined in ISO 9001, ISO/IEC 17025, ANSI/NSCL Z540-1-1994, NCR Document 10CFR50 Appendix B, and applicable subdocuments.

This COA references the bulk catalog number before packaging. The COA also applies to the CIL finished good catalog number . Some possible packaging sizes and their corresponding suffix are -1.2, -1, -0.5, -10, or -0.1.

Approved by: Sashi Sivendran-Basak

Sashi Sivendran-Basak, Ph.D., Quality Review

Quality Control Tests and Results

QC Release Date	03/18/2016
Expiration Date	03/18/2026
Concentration Based on Gravimetry	40.0 ± 0.5 µg/mL (k=2)
Chemical Purity of Neat Material(s)	99.6%
GC/ECD for Concentration	41.5 ± 4.8 µg/mL (k=2)

Reagent

61INPCB28LP_00002

Cambridge Isotope Laboratories, Inc.

50 Frontage Road, Andover, MA 01810-5413 USA
800.322.1174 (N.AMERICA) 978.749.8000 (INTERNATIONAL)
www.isotope.com

CERTIFICATE OF ANALYSIS

61INPCB28LP.0002

Cert DX0058
Recd 6/22/10
Exp 6/22/20

Product Description:	2,4,4'-TriCB (PCB-28) ($^{13}C_{12}$, 99%)
Catalog Number:	EC-1413-1.2 (1.2 mL size)
Catalog Number:	EC-1413-3 (3 mL size)
Lot Number:	SCGL-005
Solvent:	n-Nonane
Chemical Purity:	≥98%
Volume per Ampoule:	1.2 mL or 3 mL
Storage Conditions:	Store at room temperature, protect from light.
Intended Use:	For laboratory use only.
Release Date:	March 30, 2007
Expiration Date:	March 30, 2017

Component	PCB #	Target Concentration (µg/mL)	Analyzed Concentration ± Uncertainty (µg/mL)
2,4,4'-TriCB ($^{13}C_{12}$, 99%)	28	40 ± 2	39.6 ± 0.5 (k=2)

Notes:

- CB = chlorobiphenyl. Enriched isotope abundances are given as the atom percent.
- For more information regarding this numbering system see K. Ballschmiter and M. Zell, "Analysis of Polychlorinated Biphenyls by Capillary Gas Chromatography," Fresenius Z. Analytical Chemistry, **302**, 20-31 (1980).
- Chemical Purity was determined using a Shimadzu GC-17A gas chromatograph with electron capture detection or a Hewlett Packard 5973 GC/MS.
- The Standard deviation (±2σ) was determined from multiple analyses (GC/MS or GC ECD) of the same sample.
- The analyzed concentration was determined by comparison of the isotope-labeled solution to an equivalent, gravimetrically prepared, unlabeled standard.
- The calculation and reporting of uncertainty conforms to the practices outlined in the Eurachem/CITAC Guide. "Quantifying Uncertainty in Analytical Measurement", Second Edition.

Cambridge Isotope Laboratories certifies that this product meets the concentration specification stated above. Volumetric measurements were made with Class A glassware. Gravimetry is traceable to the NIST through calibrated balances and certified, calibrated, standard weights. The calibrations are traceable to the NIST under Test No. 822/270236-04. The calibrations also meet specifications outlined in ISO 9001, ISO/IEC 17025, ANSI/NSCLZ540-1-1994, NCR Document 10CFR50 Appendix B, and applicable subdocuments. For further information see Daniel L. Bolt and Joel C. Bradley "The Preparation and Validation of Isotope Dilution Standards: A Case Study in PCBs", Reference Material for Environmental Analysis, Chap. 2, p. 15-23 (1997).

Authorized Signature: Tim Eckersley

Quality Control Manager

Reagent

61INPCB31LP_00002

WELLINGTON LABORATORIES

CERTIFICATE OF ANALYSIS
DOCUMENTATION

61INPCB3LP.00002

PRODUCT CODE: MBP-31
COMPOUND: 2,4',5-Trichloro[$^{13}C_{12}$]biphenyl

LOT NUMBER: MB0310413

STRUCTURE:

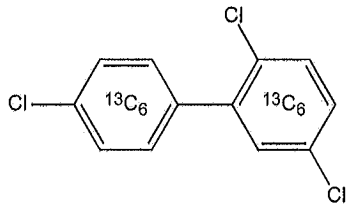

CAS #: Not available

MOLECULAR FORMULA:	$^{13}C_{12}H_7Cl_3$	**MOLECULAR WEIGHT:**	269.45
CONCENTRATION:	50 ± 2.5 µg/ml	**SOLVENT(S):**	Nonane Toluene (10%)
CHEMICAL PURITY:	>98%	**ISOTOPIC PURITY:**	≥99%
LAST TESTED: (mm/dd/yyyy)	04/09/2013 (HRGC/LRMS) 04/08/2013 (HRGC/HRMS)		
EXPIRY DATE: (mm/dd/yyyy)	01/01/2020		
RECOMMENDED STORAGE:	Store ampoule in a cool, dark place		

Cert DX00666
Rec'd 2/3/14
Exp 2/3/24

DOCUMENTATION/ DATA ATTACHED:

Figure 1: HRGC/LRMS Data (TIC and Mass Spectrum)
Figure 2: HRGC/HRMS Data (SIR; 10,000 mass resolving power)

ADDITIONAL INFORMATION:

- See page 2 for further details.
- Contains ~ 0.2% of a trichloro[$^{13}C_{12}$]biphenyl impurity and ~ 0.2% of a tetrachloro[$^{13}C_{12}$]biphenyl impurity.

FOR LABORATORY USE ONLY: NOT FOR HUMAN OR DRUG USE

Certified By: _____ **Date:** 04/23/2013
B.G. Chittim (mm/dd/yyyy)

Wellington Laboratories Inc., 345 Southgate Dr. Guelph ON N1G 3M5 CANADA
519-822-2436 • Fax: 519-822-2849 • info@well-labs.com

Reagent

61INPCB31LP_00003

WELLINGTON LABORATORIES

CERTIFICATE OF ANALYSIS
DOCUMENTATION

PRODUCT CODE: MBP-31
COMPOUND: 2,4',5-Trichloro[$^{13}C_{12}$]biphenyl

LOT NUMBER: MB0310413

STRUCTURE:

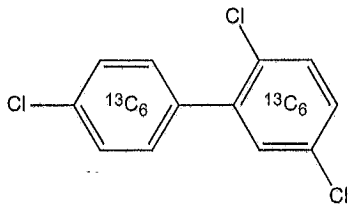

CAS #: Not available

Recd 9/19/16
Exp 9/19/26

Cert DX0084

MOLECULAR FORMULA:	$^{13}C_{12}H_7Cl_3$	**MOLECULAR WEIGHT:**	269.45
CONCENTRATION:	50 ± 2.5 µg/ml	**SOLVENT(S):**	Nonane Toluene (10%)
CHEMICAL PURITY:	>98%	**ISOTOPIC PURITY:**	≥99%
LAST TESTED: (mm/dd/yyyy)	04/09/2013 (HRGC/LRMS) 04/08/2013 (HRGC/HRMS)		
EXPIRY DATE: (mm/dd/yyyy)	01/01/2020		
RECOMMENDED STORAGE:	Store ampoule in a cool, dark place		

DOCUMENTATION/ DATA ATTACHED:

Figure 1: HRGC/LRMS Data (TIC and Mass Spectrum)
Figure 2: HRGC/HRMS Data (SIR; 10,000 mass resolving power)

ADDITIONAL INFORMATION:

- See page 2 for further details.
- Contains ~ 0.2% of a trichloro[$^{13}C_{12}$]biphenyl impurity and ~ 0.2% of a tetrachloro[$^{13}C_{12}$]biphenyl impurity.

FOR LABORATORY USE ONLY: NOT FOR HUMAN OR DRUG USE

Certified By: B.G. Chittim **Date:** 03/27/2015 (mm/dd/yyyy)

Wellington Laboratories Inc., 345 Southgate Dr. Guelph ON N1G 3M5 CANADA
519-822-2436 • Fax: 519-822-2849 • info@well-labs.com

INTENDED USE:

The products prepared by Wellington Laboratories Inc. are for laboratory use only. This certified reference material (CRM) was designed to be used as a standard for the identification and/or quantification of the specific chemical compound it contains.

HAZARDS:

This product should only be used by qualified personnel familiar with its potential hazards and trained in the handling of hazardous chemicals. Due care should be exercised to prevent unnecessary human contact or ingestion. All procedures should be carried out in a well-functioning fume hood and suitable gloves, eye protection, and clothing should be worn at all times. Waste should be disposed of according to national and regional regulations. Safety Data Sheets (SDSs) are available upon request.

SYNTHESIS / CHARACTERIZATION:

Where possible, all of our products are synthesized using single-product unambiguous routes. They are then characterized, and their structures and purities confirmed, using a combination of the most relevant techniques, such as NMR, GC/MS, LC/MS/MS, SFC/UV/MS/MS, x-ray crystallography, and melting point. Isotopic purities of mass-labelled compounds are also confirmed using HRGC/HRMS and/or LC/MS/MS.

HOMOGENEITY:

Prior to solution preparation, crystalline material is tested for homogeneity using a variety of techniques (as stated above) and its solubility in a given diluent is taken into consideration. Duplicate solutions of a new product are prepared from the same crystalline lot and, after the addition of an appropriate internal standard, they are compared by GC/MS, LC/MS/MS and/or SFC/UV/MS/MS. The relative response factors of the analyte of interest in each solution are required to be <5% RSD. New solution lots of existing products are compared to older lots in the same manner, which further confirms the homogeneity of the crystalline material as well as the stability and homogeneity of the solutions in the storage containers.

UNCERTAINTY:

The maximum combined relative standard uncertainty of our reference standard solutions is calculated using the following equation:

The combined relative standard uncertainty, $u_c(y)$, of a value y and the uncertainty of the independent parameters $x_1, x_2, \ldots x_n$ on which it depends is:

$$u_c(y(x_1, x_2, \ldots x_n)) = \sqrt{\sum_{i=1}^{n} u(y, x_i)^2}$$

where x is expressed as a relative standard uncertainty of the individual parameter.

The individual uncertainties taken into account include those associated with weights (calibration of the balance) and volumes (calibration of the volumetric glassware). An expanded maximum combined percent relative uncertainty of ±5% (calculated with a coverage factor of 2 and a level of confidence of 95%) is stated on the Certificate of Analysis for all of our products.

TRACEABILITY:

All reference standard solutions are traceable to specific crystalline lots. The microbalances used for solution preparation are regularly tested by an external ISO/IEC 17025 accredited calibration company. In addition, their calibration is verified prior to each weighing using NIST and/or NRC traceable external weights. All volumetric glassware used is of Class A tolerance and has been tested according to the appropriate ASTM procedures, which are ultimately traceable to NIST. For certain products, traceability to international interlaboratory studies has also been established.

EXPIRY DATE / PERIOD OF VALIDITY:

Ongoing stability studies of this product have demonstrated stability in its composition and concentration, until the specified expiry date, in the unopened ampoule. Monitoring for any degradation or change in concentration of the listed analyte(s) is performed on a routine basis.

LIMITED WARRANTY:

At the time of shipment, all products are warranted to be free of defects in material and workmanship and to conform to the stated technical and purity specifications.

QUALITY MANAGEMENT:

This product was produced using a Quality Management System registered to the latest versions of ISO 9001 by SAI Global, ISO/IEC 17025 by the Canadian Association for Laboratory Accreditation Inc. (CALA; A 1226), and ISO GUIDE 34 by ANSI-ASQ National Accreditation Board (ANAB; AR-1523).

CALA Testing Accreditation No. A1226

ANAB ACCREDITED REFERENCE MATERIAL PRODUCER

For additional information or assistance concerning this or any other products from Wellington Laboratories Inc., please visit our website at www.well-labs.com or contact us directly at info@well-labs.com

Reagent

61INPCB32LP_00002

Cambridge Isotope Laboratories, Inc.

50 Frontage Road, Andover, MA 01810-5413 USA
800.322.1174 (N.AMERICA) 978.749.8000 (INTERNATIONAL)
www.isotope.com

CERTIFICATE OF ANALYSIS

61INPCB32LP.00002

DX0068
Recd 2/5/14
opened 2/6/14
exp 2/5/24

Product Description:	2,4',6-TriCB (PCB-32) ($^{13}C_{12}$, 99%)
Catalog Number:	EC-4163-1.2 (1.2 mL size)
Catalog Number:	EC-4163-3 (3 mL size)
Lot Number:	SDBD-003
Solvent:	n-Nonane
Volume per Ampoule:	1.2 mL or 3 mL
Storage Conditions:	Store at room temperature, protect from light.
Intended Use:	For laboratory use only.
Release Date:	August 1, 2011
Expiration Date:	August 1, 2021

Component	PCB #	Purity	Target Concentration (µg/mL)	Concentration by Gravimetry (µg/mL)	Analyzed Concentration ± Uncertainty, k=2 (µg/mL)
2,4',6-TriCB ($^{13}C_{12}$, 99%)	32	99.9%	40 ± 2	40.0	38.5 ± 1.1

Notes:

- CB = chlorobiphenyl. Enriched isotope abundances are given as the atom percent.
- For more information regarding this numbering system see K. Ballschmiter and M. Zell, "Analysis of Polychlorinated Biphenyls by Capillary Gas Chromatography," Fresenius Z. Analytical Chemistry, **302**, 20-31 (1980).
- Chemical Purity was determined using a Shimadzu GC-17A gas chromatograph with electron capture detection or a Hewlett Packard 5973 GC/MS system.
- The analyzed concentration was determined by comparison of the isotope-labeled solution to an equivalent, gravimetrically prepared, unlabeled standard.
- The uncertainty value reported for the concentration is the expanded uncertainty, coverage factor (k) = 2.
- The calculation and reporting of uncertainty conforms to the practices outlined in the Eurachem/CITAC Guide. "Quantifying Uncertainty in Analytical Measurement", Second Edition.

Cambridge Isotope Laboratories certifies that this product meets the concentration specification stated above. Volumetric measurements were made with Class A glassware. Gravimetry is traceable to the NIST through calibrated balances and certified, calibrated, standard weights. The calibrations are traceable to the NIST under Test No. 822/270236-04. The calibrations also meet specifications outlined in ISO 9001, ISO/IEC 17025, ANSI/NSCLZ540-1-1994, NCR Document 10CFR50 Appendix B, and applicable subdocuments. For further information see Daniel L. Bolt and Joel C. Bradley "The Preparation and Validation of Isotope Dilution Standards: A Case Study in PCBs", Reference Material for Environmental Analysis, Chap. 2, p. 15-23 (1997).

Authorized Signature: Thomas Dorsey

Quality Assurance

Reagent

61INPCB32LP_00003

Cambridge Isotope Laboratories, Inc.

Certificate of Analysis

Quality Standards:
ISO Guide 34 • ISO/IEC 17025 • ISO 13485 • cGMP

Cert DX0089
Recd 9/21/16
Exp 9/21/26

Product Description:	2,4',6-TriCB (PCB-32) ($^{13}C_{12}$, 99%)
Catalog Number:	EC-4163-1.2 (1.2 mL size)
Catalog Number:	EC-4163-3 (3 mL size)
Lot Number:	SDBD-003
Solvent:	n-Nonane
Volume per Ampoule:	1.2 mL or 3 mL
Storage Conditions:	Store at room temperature, protect from light.
Intended Use:	For laboratory use only.
Release Date:	August 1, 2011
Expiration Date:	August 1, 2021

Component	PCB #	Purity	Target Concentration (µg/mL)	Concentration by Gravimetry (µg/mL)	Analyzed Concentration ± Uncertainty, k=2 (µg/mL)
2,4',6-TriCB ($^{13}C_{12}$, 99%)	32	99.9%	40 ± 2	40.0	38.5 ± 1.1

Notes:

- CB = chlorobiphenyl. Enriched isotope abundances are given as the atom percent.
- For more information regarding this numbering system see K. Ballschmiter and M. Zell, "Analysis of Polychlorinated Biphenyls by Capillary Gas Chromatography," Fresenius Z. Analytical Chemistry, **302**, 20-31 (1980).
- Chemical Purity was determined using a Shimadzu GC-17A gas chromatograph with electron capture detection or a Hewlett Packard 5973 GC/MS system.
- The analyzed concentration was determined by comparison of the isotope-labeled solution to an equivalent, gravimetrically prepared, unlabeled standard.
- The uncertainty value reported for the concentration is the expanded uncertainty, coverage factor (k) = 2.
- The calculation and reporting of uncertainty conforms to the practices outlined in the Eurachem/CITAC Guide. "Quantifying Uncertainty in Analytical Measurement", Second Edition.

Cambridge Isotope Laboratories certifies that this product meets the concentration specification stated above. Volumetric measurements were made with Class A glassware. Gravimetry is traceable to the NIST through calibrated balances and certified, calibrated, standard weights. The calibrations are traceable to the NIST under Test No. 822/270236-04. The calibrations also meet specifications outlined in ISO 9001, ISO/IEC 17025, ANSI/NSCLZ540-1-1994, NCR Document 10CFR50 Appendix B, and applicable subdocuments. For further information see Daniel L. Bolt and Joel C. Bradley "The Preparation and Validation of Isotope Dilution Standards: A Case Study in PCBs", Reference Material for Environmental Analysis, Chap. 2, p. 15-23 (1997).

Authorized Signature: Thomas Dorsey
Quality Assurance

Reagent

61INPCB52LP_00002

Cambridge Isotope Laboratories, Inc.

50 Frontage Road, Andover, MA 01810-5413 USA
800.322.1174 (N.AMERICA) 978.749.8000 (INTERNATIONAL)
www.isotope.com

CERTIFICATE OF ANALYSIS

61INPCB52LP.00002

DX0069
Recd 2/5/14
opened 2/6/14
exp 2/5/24

Product Description:	2,2',5,5'-TetraCB (PCB-52) ($^{13}C_{12}$, 99%)
Catalog Number:	EC-1424-1.2 (1.2 mL size)
Catalog Number:	EC-1424-3 (3 mL size)
Lot Number:	SDAK-002
Solvent:	n-Nonane
Volume per Ampoule:	1.2 mL or 3 mL
Storage Conditions:	Store at room temperature, protect from light.
Intended Use:	For laboratory use only.
Release Date:	December 8, 2010
Expiration Date:	December 8, 2020

Component	PCB #	Purity	Target Concentration (µg/mL)	Concentration by Gravimetry (µg/mL)	Analyzed Concentration ± Uncertainty, k=2 (µg/mL)
2,2',5,5'-TetraCB ($^{13}C_{12}$, 99%)	52	100%	40 ± 2	40.0	41.1 ± 3.1

Notes:

- CB = chlorobiphenyl. Enriched isotope abundances are given as the atom percent.
- For more information regarding this numbering system see K. Ballschmiter and M. Zell, "Analysis of Polychlorinated Biphenyls by Capillary Gas Chromatography," Fresenius Z. Analytical Chemistry, **302**, 20-31 (1980).
- Chemical Purity was determined using a Shimadzu GC-17A gas chromatograph with electron capture detection or a Hewlett Packard 5973 GC/MS system.
- The analyzed concentration was determined by comparison of the isotope-labeled solution to an equivalent, gravimetrically prepared, unlabeled standard.
- The uncertainty value reported for the concentration is the expanded uncertainty, coverage factor (k) = 2.
- The calculation and reporting of uncertainty conforms to the practices outlined in the Eurachem/CITAC Guide. "Quantifying Uncertainty in Analytical Measurement", Second Edition.

Cambridge Isotope Laboratories certifies that this product meets the concentration specification stated above. Volumetric measurements were made with Class A glassware. Gravimetry is traceable to the NIST through calibrated balances and certified, calibrated, standard weights. The calibrations are traceable to the NIST under Test No. 822/270236-04. The calibrations also meet specifications outlined in ISO 9001, ISO/IEC 17025, ANSI/NSCLZ540-1-1994, NCR Document 10CFR50 Appendix B, and applicable subdocuments. For further information see Daniel L. Bolt and Joel C. Bradley "The Preparation and Validation of Isotope Dilution Standards: A Case Study in PCBs", Reference Material for Environmental Analysis, Chap. 2, p. 15-23 (1997).

Authorized Signature: Thomas Dorsey

Quality Assurance

Reagent

61INPCB52LP_00003

Cambridge Isotope Laboratories, Inc.

Certificate of Analysis

Quality Standards:
ISO Guide 34 • ISO/IEC 17025 • ISO 13485 • cGMP

Cert DX0090
Recd 9/21/16
Exp 9/21/26

Product Name: 2,2',5,5'-TETRACB (PCB-52)
(Isotopic Label & Enrichment Specification) (13C12, 99%) 40+/-2 UG/ML IN NONANE

Lot Number: SDGA-008

Catalog Number: EC-1424-0

Product Information

Chemical Purity Specification: ≥ 98%

MW*: 303.9
** For isotopically labeled compounds, MW listed is for the fully enriched product.*

Labeled CAS Number: 208263-80-3

Unlabeled CAS Number: 35693-99-3

Chemical Formula: *C12H6Cl4

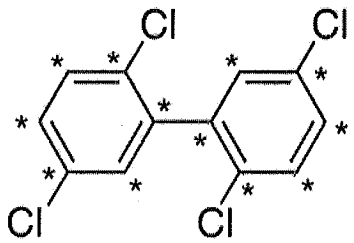

Storage:
Stability: Store at room temperature away from light and moisture.

Certification

Cambridge Isotope Laboratories, Inc. guarantees that this material meets or exceeds the specifications stated. Absolute identity as well as chemical and isotopic purities are assured by the use of unambiguous synthetic routes and multiple chemical analyses whenever possible. Results are representative of QC testing at time of release from Quality Control unless otherwise stated.

Volumetric measurements were made with Class A glassware. Gravimetry is traceable to the NIST through calibrated balances and certified, calibrated, standard weights. The calibrations are traceable to the NIST under Test No. 822/270236-04. The calibrations also meet specifications outlined in ISO 9001, ISO/IEC 17025, ANSI/NSCL Z540-1-1994, NCR Document 10CFR50 Appendix B, and applicable subdocuments.

This COA references the bulk catalog number before packaging. The COA also applies to the CIL finished good catalog number . Some possible packaging sizes and their corresponding suffix are -1.2, -1, -0.5, -10, or -0.1.

Approved by: Sashi Sivendran-Basak

Sashi Sivendran-Basak, Ph.D., Quality Review

Quality Control Tests and Results

QC Release Date	3/18/2016
Expiration Date	3/18/2026
Concentration Based on Gravimetry	40.0 ± 0.4 µg/mL (k=2)
Chemical Purity of Neat Material(s)	99.3%
GC/ECD for Concentration	40.9 ± 5.5 µg/mL (k=2)

Reagent

61INPCB79LP_00002

Cambridge Isotope Laboratories, Inc.

50 Frontage Road, Andover, MA 01810-5413 USA
800.322.1174 (N.AMERICA) 978.749.8000 (INTERNATIONAL)
www.isotope.com

CERTIFICATE OF ANALYSIS

61INPCB79LP.0002
Cert DX0046
Recd 5/5/10
opened 5/6/10
Exp 5/5/20

Product Description:	3,3',4,5'-TetraCB (PCB-79) ($^{13}C_{12}$, 99%)
Catalog Number:	EC-5048-1.2 (1.2 mL size)
Catalog Number:	EC-5048-3 (3 mL size)
Lot Number:	SCBH-001
Solvent:	n-Nonane
Volume per Ampoule:	1.2 mL or 3 mL
Storage Conditions:	Store at room temperature, protect from light.
Intended Use:	For laboratory use only.
Release Date:	November 2, 2001
Recertification Date:	October 22, 2009
Expiration Date:	October 22, 2019

Component	PCB #	Purity	Target Concentration (µg/mL)	Concentration by Gravimetry (µg/mL)	Analyzed Concentration ± Uncertainty, k=2 (µg/mL)
3,3',4,5'-TetraCB ($^{13}C_{12}$, 99%)	79	100.0%	40 ± 2	40.0	38.6 ± 1.9

Notes:

- CB = chlorobiphenyl. Enriched isotope abundances are given as the atom percent.
- For more information regarding this numbering system see K. Ballschmiter and M. Zell, "Analysis of Polychlorinated Biphenyls by Capillary Gas Chromatography," Fresenius Z. Analytical Chemistry, **302**, 20-31 (1980).
- Chemical Purity was determined using a Shimadzu GC-17A gas chromatograph with electron capture detection or a Hewlett Packard 5973 GC/MS system.
- The analyzed concentration was determined by comparison of the isotope-labeled solution to an equivalent, gravimetrically prepared, unlabeled standard.
- The uncertainty value reported for the concentration is the expanded uncertainty, coverage factor (k) = 2.
- The calculation and reporting of uncertainty conforms to the practices outlined in the Eurachem/CITAC Guide. "Quantifying Uncertainty in Analytical Measurement", Second Edition.

Cambridge Isotope Laboratories certifies that this product meets the concentration specification stated above. Volumetric measurements were made with Class A glassware. Gravimetry is traceable to the NIST through calibrated balances and certified, calibrated, standard weights. The calibrations are traceable to the NIST under Test No. 822/270236-04. The calibrations also meet specifications outlined in ISO 9001, ISO/IEC 17025, ANSI/NSCLZ540-1-1994, NCR Document 10CFR50 Appendix B, and applicable subdocuments. For further information see Daniel L. Bolt and Joel C. Bradley "The Preparation and Validation of Isotope Dilution Standards: A Case Study in PCBs", Reference Material for Environmental Analysis, Chap. 2, p. 15-23 (1997).

Authorized Signature: Thomas Dorsey
Quality Assurance

Reagent

61INPCB8LP_00002

Cambridge Isotope Laboratories, Inc.

50 Frontage Road, Andover, MA 01810-5413 USA
800.322.1174 (N.AMERICA) 978.749.8000 (INTERNATIONAL)
www.isotope.com

CERTIFICATE OF ANALYSIS

61INPCB8LP. 00002

Cert DX0045
Recd 5/5/10
opened 5/6/10
Exp 5/5/20

Product Description:	^{13}C-Labeled PCB Solution
Catalog Number:	EC-5095-1.2 (1.2 ml size)
Catalog Number:	EC-5095-3 (3 ml size)
Lot Number:	SCCC-016
Solvent:	n-Nonane
Volume per Ampoule[1]:	1.2 or 3 ml
Storage Conditions:	Store at room temperature, protect from light.
Intended Use:	For laboratory use only.
Expiration Date:	August 2012

Component[2]	PCB #[3]	Target Concentration[4]	Purity[5]	Analyzed Concentration[6]
2,4'-DiCB ($^{13}C_{12}$, 99%)	8	40±2 µg/ml	≥98%	40.2±0.02 µg/ml

[1] Both 1.2 and 3 ml sizes are available for this product. The sample volume is stated on the ampoule. To account for typical transfer losses, the actual volume of sample in the ampoule is slightly greater than the value stated on the label.
[2] Enriched isotope abundances are given as the atom percent. CB = chlorobiphenyl.
[3] For more information regarding this numbering system see K. Ballschmiter and M. Zell, "Analysis of Polychlorinated Biphenyls by Capillary Gas Chromatography," Fresenius Z. Analytical Chemistry, 302, 20-31 (1980).
[4] The specified concentration range for the component listed.
[5] Chemical purity was determined using the analytical methods listed in Reference Material for Environmental Analysis, "The Preparation and Validation of Isotope Dilution Standards: A Case Study in PCBs", Daniel L. Bolt; Joel C. Bradley; 1997; Chap. 2, p. 15-23.
[6] The standard deviation (±1σ) was determined from multiple GC/MS analyses of samples prepared volumetrically using this specified lot and CIL's PCB Certified Standard Solutions.

Cambridge Isotope Laboratories certifies that this product meets the target specification stated above. Isotopic enrichment was determined for each labeled component using GC/MS analysis and is equal to or greater than the specification stated above. Accuracy is ensured by calibrating all balances used for gravimetric measurements against NIST traceable weights. Volumetric measurements are made with Class A grade glassware and syringes that are traceable to NIST. See attached pages and Reference Material for Environmental Analysis, "The Preparation and Validation of Isotope Dilution Standards: A Case Study in PCBs", Daniel L. Bolt; Joel C. Bradley; 1997; Chap. 2, p. 15-23.

Authorized Signature: Eloise C. Young

Quality Assurance

Cambridge Isotope Laboratories, Inc.

50 Frontage Road, Andover, MA 01810-5413 USA
800.322.1174 (N.AMERICA) 978.749.8000 (INTERNATIONAL)
www.isotope.com

CERTIFICATE OF ANALYSIS

Re-certified

Product Description:	^{13}C-Labeled PCB Solution
Catalog Number:	EC-5095-1.2 (1.2 ml size)
Catalog Number:	EC-5095-3 (3 ml size)
Lot Number:	SCCC-016
Solvent:	n-Nonane
Volume per Ampoule[1]:	1.2 or 3 ml
Storage Conditions:	Store at room temperature, protect from light.
Intended Use:	For laboratory use only.
Expiration Date:	March 2019

Component[2]	PCB #[3]	Target Concentration[4]	Purity[5]	Analyzed Concentration[6]
2,4'-DiCB ($^{13}C_{12}$, 99%)	8	40±2 µg/ml	≥98%	40.2±0.02 µg/ml

[1] Both 1.2 and 3 ml sizes are available for this product. The sample volume is stated on the ampoule. To account for typical transfer losses, the actual volume of sample in the ampoule is slightly greater than the value stated on the label.
[2] Enriched isotope abundances are given as the atom percent. CB = chlorobiphenyl.
[3] For more information regarding this numbering system see K. Ballschmiter and M. Zell, "Analysis of Polychlorinated Biphenyls by Capillary Gas Chromatography," Fresenius Z. Analytical Chemistry, 302, 20-31 (1980).
[4] The specified concentration range for the component listed.
[5] Chemical purity was determined using the analytical methods listed in Reference Material for Environmental Analysis, "The Preparation and Validation of Isotope Dilution Standards: A Case Study in PCBs", Daniel L. Bolt; Joel C. Bradley; 1997; Chap. 2, p. 15-23.
[6] The standard deviation (±1σ) was determined from multiple GC/MS analyses of samples prepared volumetrically using this specified lot and CIL's PCB Certified Standard Solutions.

Cambridge Isotope Laboratories certifies that this product meets the target specification stated above. Isotopic enrichment was determined for each labeled component using GC/MS analysis and is equal to or greater than the specification stated above. Accuracy is ensured by calibrating all balances used for gravimetric measurements against NIST traceable weights. Volumetric measurements are made with Class A grade glassware and syringes that are traceable to NIST. See attached pages and Reference Material for Environmental Analysis, "The Preparation and Validation of Isotope Dilution Standards: A Case Study in PCBs", Daniel L. Bolt; Joel C. Bradley; 1997; Chap. 2, p. 15-23.

Authorized Signature: Elaine C. Young

Quality Assurance

Reagent

61INPCB95LP_00002

61INPCB95L.00002

Cert DX0048
Recd 5/5/10
opened 5/6/10
Exp 5/5/20

WELLINGTON LABORATORIES

CERTIFICATE OF ANALYSIS/DOCUMENTATION

PRODUCT CODE: MBP-95
LOT NUMBER: MB0950206
COMPOUND: 2,2',3,5',6-Pentachloro[$^{13}C_{12}$]biphenyl
STRUCTURE:

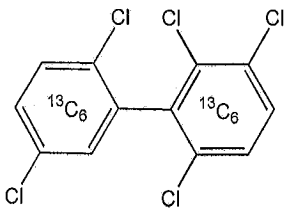

CAS #: Not available
IUPAC #: 95L
BZ #: 95L

MOLECULAR FORMULA: $^{13}C_{12}H_5Cl_5$
MOLECULAR WEIGHT: 338.34
CONCENTRATION: 50 ± 2.5 µg/ml
SOLVENT(S): Nonane
Toluene (10%)
CHEMICAL PURITY: > 98%
ISOTOPIC PURITY: ≥ 99%
LAST TESTED: (mm/dd/yyyy) 03/02/2006 (HRGC/LRMS)
03/14/2006 (HRGC/HRMS)
RECOMMENDED STORAGE: Store at 4°C protected from light
EXPIRY DATE: 03/14/2011

DETAILS:

- One-product unambiguous synthesis
- Structure confirmed by HRGC/LRMS
- Uncertainty is the maximum combined relative uncertainty of weights and volumes
- All weights and volumes are traceable to NIST
- HRGC/LRMS (TIC and mass spectrum) data attached, see Figure 1
- HRGC/HRMS (10,000 RP, SIR) data attached, see Figure 2
- Contains ~ 1.3 % of a Tetrachloro[$^{13}C_{12}$]biphenyl

ADDITIONAL INFORMATION:

For additional information including potential hazards, handling/storage, accuracy, and shelf life please request a copy of our Reference and Handling Guide. For your convenience this can be downloaded from our website at www.well-labs.com.

NOT FOR HUMAN/DRUG USE
POTENTIALLY TOXIC TO HUMANS

Certified By: B.G. Chittim **Date:** 03/17/2006 (mm/dd/yyyy)

WELLINGTON LABORATORIES

CERTIFICATE OF ANALYSIS
DOCUMENTATION

PRODUCT CODE: MBP-95
COMPOUND: 2,2',3,5',6-Pentachloro[$^{13}C_{12}$]biphenyl

LOT NUMBER: MB0950206

STRUCTURE:

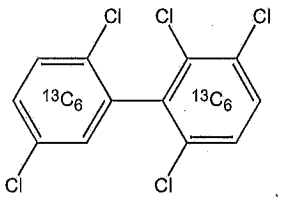

CAS #: Not Available

Re-certified

MOLECULAR FORMULA:	$^{13}C_{12}H_5Cl_5$
CONCENTRATION:	50 ± 2.5 µg/ml
CHEMICAL PURITY:	>98%
LAST TESTED: (mm/dd/yyyy)	07/03/2013 (HRGC/LRMS) 10/21/2009 (HRGC/HRMS)
EXPIRY DATE: (mm/dd/yyyy)	01/01/2020
RECOMMENDED STORAGE:	Store ampoule in a cool, dark place

MOLECULAR WEIGHT:	338.34
SOLVENT(S):	Nonane Toluene (10%)
ISOTOPIC PURITY:	≥99%

DOCUMENTATION/ DATA ATTACHED:

Figure 1: HRGC/LRMS Data (TIC and Mass Spectrum)
Figure 2: HRGC/HRMS Data (SIR; 10,000 mass resolving power)

ADDITIONAL INFORMATION:

- See page 2 for further details.
- Contains ~ 1.5% of a tetrachloro[$^{13}C_{12}$]biphenyl impurity.

FOR LABORATORY USE ONLY: NOT FOR HUMAN OR DRUG USE

Certified By: B.G. Chittim **Date:** 07/19/2013 (mm/dd/yyyy)

Wellington Laboratories Inc., 345 Southgate Dr. Guelph ON N1G 3M5 CANADA
519-822-2436 • Fax: 519-822-2849 • info@well-labs.com

Reagent

61INPCB95LP_00003

WELLINGTON LABORATORIES

CERTIFICATE OF ANALYSIS
DOCUMENTATION

PRODUCT CODE: MBP-95
COMPOUND: 2,2',3,5',6-Pentachloro[$^{13}C_{12}$]biphenyl

LOT NUMBER: MB0950814

STRUCTURE:

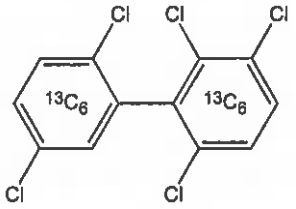

CAS #: Not Available

MOLECULAR FORMULA:	$^{13}C_{12}H_5Cl_5$	**MOLECULAR WEIGHT:**	338.34
CONCENTRATION:	50 ± 2.5 µg/ml	**SOLVENT(S):**	Nonane Toluene (10%)
CHEMICAL PURITY:	>98%	**ISOTOPIC PURITY:**	≥99%
LAST TESTED: (mm/dd/yyyy)	12/29/2017 (HRGC/LRMS) 08/23/2014 (HRGC/HRMS)		
EXPIRY DATE: (mm/dd/yyyy)	01/01/2025		
RECOMMENDED STORAGE:	Store ampoule in a cool, dark place		

DOCUMENTATION/ DATA ATTACHED:

Figure 1: HRGC/LRMS Data (TIC and Mass Spectrum)
Figure 2: HRGC/HRMS Data (SIR; 10,000 mass resolving power)

ADDITIONAL INFORMATION:

- See page 2 for further details.
- Contains ~ 1.5% of an unknown tetrachloro[$^{13}C_{12}$]biphenyl impurity and ~ 0.1% of an unknown pentachloro[$^{13}C_{12}$]biphenyl impurity.

FOR LABORATORY USE ONLY: NOT FOR HUMAN OR DRUG USE

Certified By: _____ **Date:** 02/09/2018 (mm/dd/yyyy)
B.G. Chittim, General Manager

Wellington Laboratories Inc., 345 Southgate Dr. Guelph ON N1G 3M5 CANADA
519-822-2436 • Fax: 519-822-2849 • info@well-labs.com

Figure 1: **MBP-95; HRGC/LRMS Data (TIC and Mass Spectrum)**

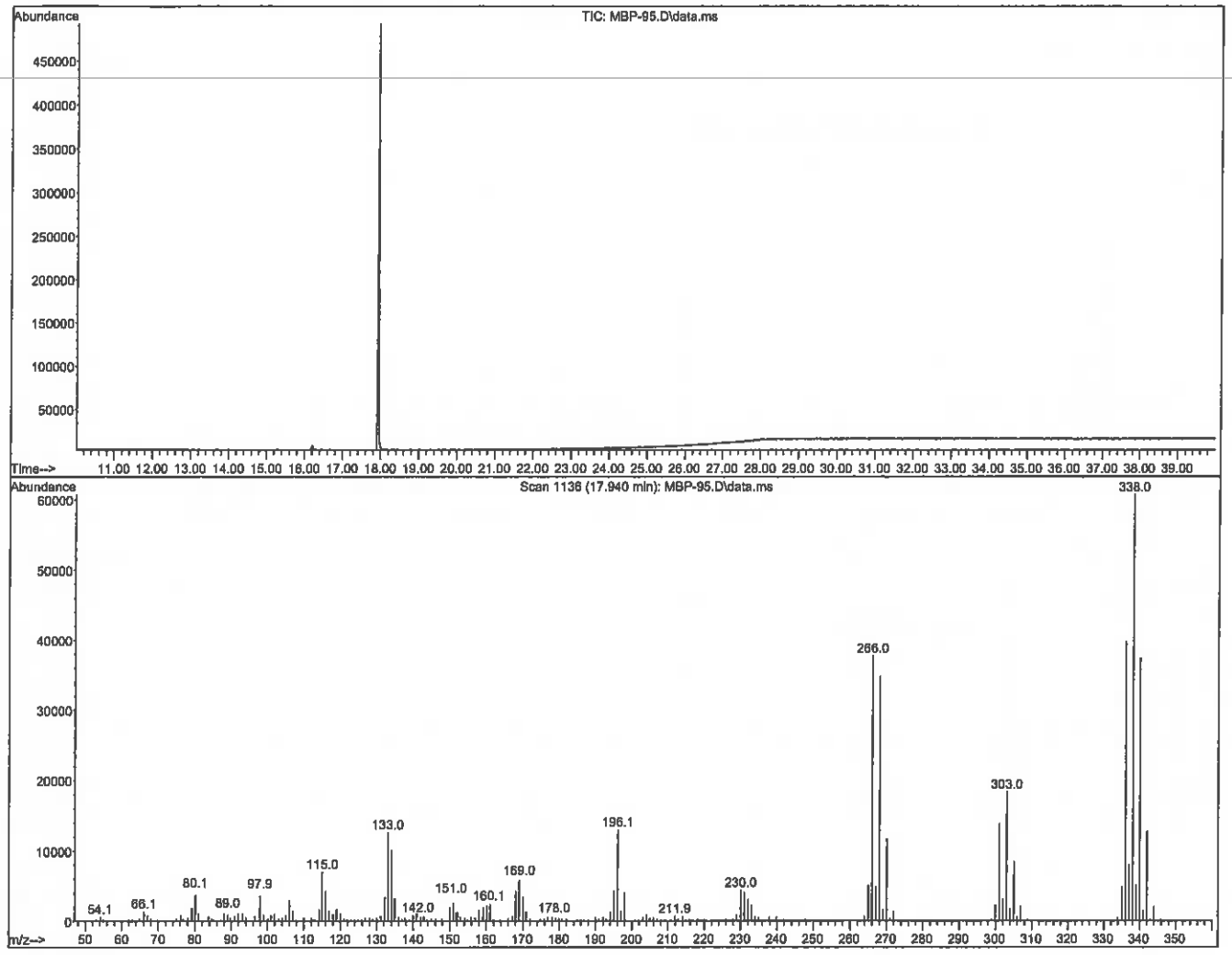

HRGC/LRMS:

Agilent 7890A (HRGC)
Agilent 5975C (LRMS)

Chromatographic Conditions:

Column:	30 m DB-5 (0.25 mm id, 0.25 µm film thickness) Agilent J&W
Injector:	250 °C (Splitless Injection)
Oven:	100 °C (5 min)
	10 °C/min to 325 °C
	325 °C (20 min)
Ionization:	EI+
Detector:	250 °C
	Full Scan (50-1000 amu)

INTENDED USE:

The products prepared by Wellington Laboratories Inc. are for laboratory use only. This certified reference material (CRM) was designed to be used as a standard for the identification and/or quantification of the specific chemical compound it contains.

HANDLING:

This product should only be used by qualified personnel familiar with its potential hazards and trained in the handling of hazardous chemicals. Due care should be exercised to prevent unnecessary human contact or ingestion. All procedures should be carried out in a well-functioning fume hood and suitable gloves, eye protection, and clothing should be worn at all times. Waste should be disposed of according to national and regional regulations. Safety Data Sheets (SDSs) are available upon request.

SYNTHESIS / CHARACTERIZATION:

Our products are synthesized using single-product unambiguous routes whenever possible. They are then characterized, and their structures and purities confirmed, using a combination of the most relevant techniques, such as NMR, GC/MS, LC/MS/MS, SFC/UV/MS/MS, x-ray crystallography, and melting point. Isotopic purities of mass-labelled compounds are also confirmed using HRGC/HRMS and/or LC/MS/MS.

HOMOGENEITY:

Prior to solution preparation, crystalline material is tested for homogeneity using a variety of techniques (as stated above) and its solubility in a given diluent is taken into consideration. Duplicate solutions of a new product are prepared from the same crystalline lot and, after the addition of an appropriate internal standard, they are compared by GC/MS, LC/MS/MS, and/or SFC/UV/MS/MS. The relative response factors of the analyte of interest in each solution are required to be <5% RSD. New solution lots of existing products are compared to older lots in the same manner, which further confirms the homogeneity of the crystalline material as well as the stability and homogeneity of the solutions in the storage containers. In order to maintain the integrity of the assigned value(s), and associated uncertainty, the dilution or injection of a subsample of this product should be performed using calibrated measuring equipment.

UNCERTAINTY:

The maximum combined relative standard uncertainty of our reference standard solutions is calculated using the following equation:

The combined relative standard uncertainty, $u_c(y)$, of a value y and the uncertainty of the independent parameters $x_1, x_2, \ldots x_n$ on which it depends is:

$$u_c(y(x_1, x_2, \ldots x_n)) = \sqrt{\sum_{i=1}^{n} u(y, x_i)^2}$$

where x is expressed as a relative standard uncertainty of the individual parameter.

The individual uncertainties taken into account include those associated with weights (calibration of the balance) and volumes (calibration of the volumetric glassware). An expanded maximum combined percent relative uncertainty of ±5% (calculated with a coverage factor of 2 and a level of confidence of 95%) is stated on the Certificate of Analysis for all of our products.

TRACEABILITY:

All reference standard solutions are traceable to specific crystalline lots. The microbalances used for solution preparation are regularly calibrated by an external ISO/IEC 17025 accredited laboratory. In addition, their calibration is verified prior to each weighing using calibrated external weights traceable to an ISO/IEC 17025 accredited laboratory. All volumetric glassware used is calibrated, of Class A tolerance, and traceable to an ISO/IEC 17025 accredited laboratory. For certain products, traceability to international interlaboratory studies has also been established.

EXPIRY DATE / PERIOD OF VALIDITY:

Ongoing stability studies of this product have demonstrated stability in its composition and concentration, until the specified expiry date, in the unopened ampoule. Monitoring for any degradation or change in concentration of the listed analyte(s) is performed on a routine basis.

LIMITED WARRANTY:

At the time of shipment, all products are warranted to be free of defects in material and workmanship and to conform to the stated technical and purity specifications.

QUALITY MANAGEMENT:

This product was produced using a Quality Management System registered to the latest versions of ISO 9001 by SAI Global, ISO/IEC 17025 by the Canadian Association for Laboratory Accreditation Inc. (CALA; A 1226), and ISO 17034 by ANSI-ASQ National Accreditation Board (ANAB; AR-1523).

CALA Testing Accreditation for ANSI

ANAB ACCREDITED REFERENCE MATERIAL PRODUCER

For additional information or assistance concerning this or any other products from Wellington Laboratories Inc., please visit our website at www.well-labs.com or contact us directly at info@well-labs.com

Figure 2: **MBP-95; HRGC/HRMS Data (60 m DB-5 column)**

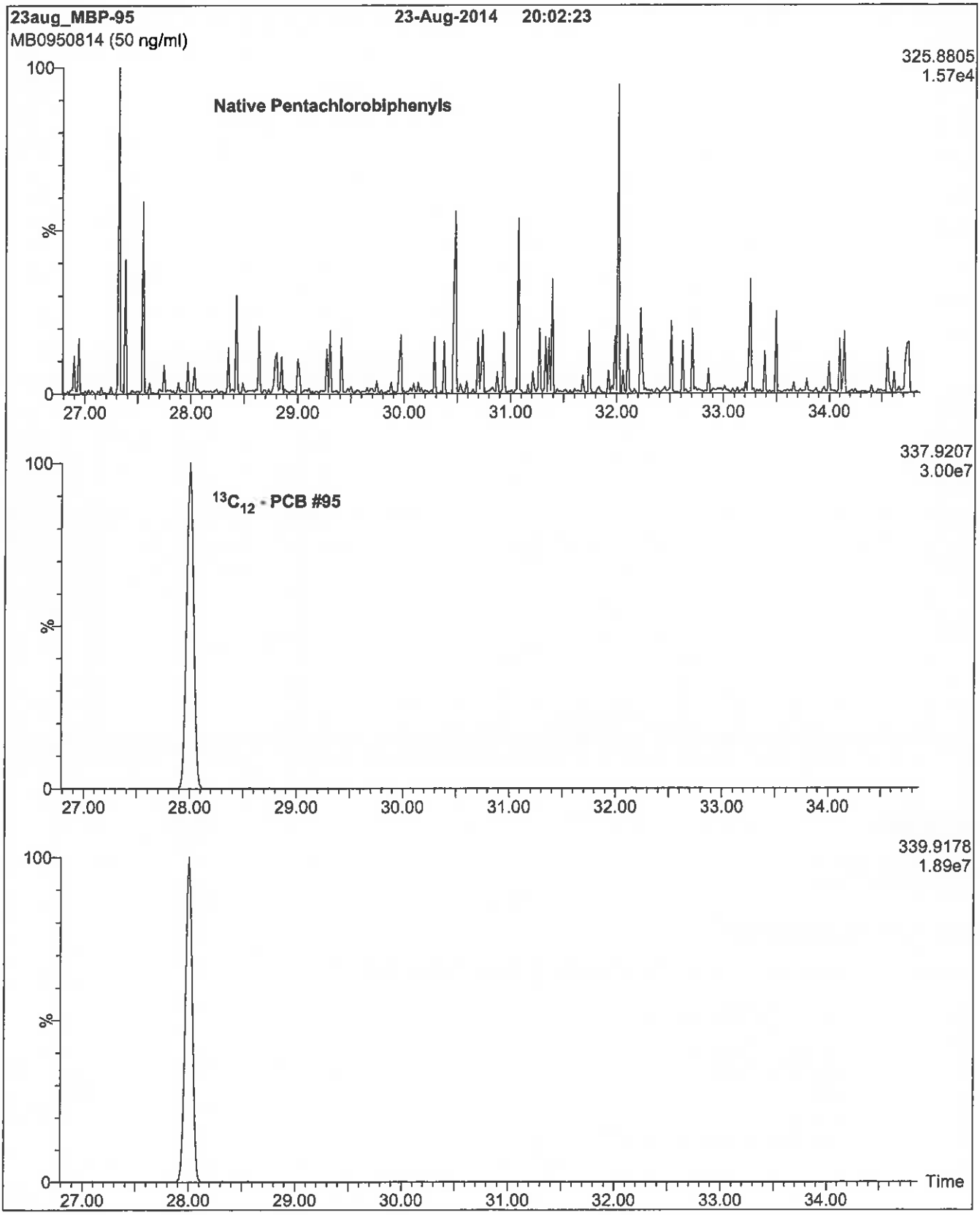

Reagent

61INPCB9LP_00002

Cambridge Isotope Laboratories, Inc.

50 Frontage Road, Andover, MA 01810-5413 USA
800.322.1174 (N.AMERICA) 978.749.8000 (INTERNATIONAL)
www.isotope.com

CERTIFICATE OF ANALYSIS

61 IN PCB 9LP. 00002

Cert DX0067
Recd 2/5/14
opened 2/6/14
exp 2/5/24

Product Description:	2,5-DiCB (PCB-9) ($^{13}C_{12}$, 99%)
Catalog Number:	EC-4165-1.2 (1.2 mL size)
Catalog Number:	EC-4165-3 (3 mL size)
Lot Number:	SDAE-021
Solvent:	n-Nonane
Volume per Ampoule:	1.2 mL or 3 mL
Storage Conditions:	Store at room temperature, protect from light.
Intended Use:	For laboratory use only.
Release Date:	September 10, 2010
Expiration Date:	September 10, 2020

Component	PCB #	Purity	Target Concentration (µg/mL)	Concentration by Gravimetry (µg/mL)	Analyzed Concentration ± Uncertainty, k=2 (µg/mL)
2,5-DiCB ($^{13}C_{12}$, 99%)	9	100%	40 ± 2	40.0	40.5 ± 0.63

Notes:

- CB = chlorobiphenyl. Enriched isotope abundances are given as the atom percent.
- For more information regarding this numbering system see K. Ballschmiter and M. Zell, "Analysis of Polychlorinated Biphenyls by Capillary Gas Chromatography," Fresenius Z. Analytical Chemistry, **302**, 20-31 (1980).
- Chemical Purity was determined using a Shimadzu GC-17A gas chromatograph with electron capture detection or a Hewlett Packard 5973 GC/MS system.
- The analyzed concentration was determined by comparison of the isotope-labeled solution to an equivalent, gravimetrically prepared, unlabeled standard.
- The uncertainty value reported for the concentration is the expanded uncertainty, coverage factor (k) = 2.
- The calculation and reporting of uncertainty conforms to the practices outlined in the Eurachem/CITAC Guide. "Quantifying Uncertainty in Analytical Measurement", Second Edition.

Cambridge Isotope Laboratories certifies that this product meets the concentration specification stated above. Volumetric measurements were made with Class A glassware. Gravimetry is traceable to the NIST through calibrated balances and certified, calibrated, standard weights. The calibrations are traceable to the NIST under Test No. 822/270236-04. The calibrations also meet specifications outlined in ISO 9001, ISO/IEC 17025, ANSI/NSCLZ540-1-1994, NCR Document 10CFR50 Appendix B, and applicable subdocuments. For further information see Daniel L. Bolt and Joel C. Bradley "The Preparation and Validation of Isotope Dilution Standards: A Case Study in PCBs", Reference Material for Environmental Analysis, Chap. 2, p. 15-23 (1997).

Authorized Signature: Thomas Dorsey

Quality Assurance

Reagent

61INPCB9LP_00003

Cambridge Isotope Laboratories, Inc.

Certificate of Analysis

Quality Standards:
ISO Guide 34 • ISO/IEC 17025 • ISO 13485 • cGMP

Cert DX0088
Recd 9/21/16
Exp 9/21/26

Product Description:	2,5-DiCB (PCB-9) ($^{13}C_{12}$, 99%)
Catalog Number:	EC-4165-1.2 (1.2 mL size)
Catalog Number:	EC-4165-3 (3 mL size)
Lot Number:	SDAE-021
Solvent:	n-Nonane
Volume per Ampoule:	1.2 mL or 3 mL
Storage Conditions:	Store at room temperature, protect from light.
Intended Use:	For laboratory use only.
Release Date:	September 10, 2010
Expiration Date:	September 10, 2020

Component	PCB #	Purity	Target Concentration (µg/mL)	Concentration by Gravimetry (µg/mL)	Analyzed Concentration ± Uncertainty, k=2 (µg/mL)
2,5-DiCB ($^{13}C_{12}$, 99%)	9	100%	40 ± 2	40.0	40.5 ± 0.63

Notes:

- CB = chlorobiphenyl. Enriched isotope abundances are given as the atom percent.
- For more information regarding this numbering system see K. Ballschmiter and M. Zell, "Analysis of Polychlorinated Biphenyls by Capillary Gas Chromatography," Fresenius Z. Analytical Chemistry, **302**, 20-31 (1980).
- Chemical Purity was determined using a Shimadzu GC-17A gas chromatograph with electron capture detection or a Hewlett Packard 5973 GC/MS system.
- The analyzed concentration was determined by comparison of the isotope-labeled solution to an equivalent, gravimetrically prepared, unlabeled standard.
- The uncertainty value reported for the concentration is the expanded uncertainty, coverage factor (k) = 2.
- The calculation and reporting of uncertainty conforms to the practices outlined in the Eurachem/CITAC Guide. "Quantifying Uncertainty in Analytical Measurement", Second Edition.

Cambridge Isotope Laboratories certifies that this product meets the concentration specification stated above. Volumetric measurements were made with Class A glassware. Gravimetry is traceable to the NIST through calibrated balances and certified, calibrated, standard weights. The calibrations are traceable to the NIST under Test No. 822/270236-04. The calibrations also meet specifications outlined in ISO 9001, ISO/IEC 17025, ANSI/NSCLZ540-1-1994, NCR Document 10CFR50 Appendix B, and applicable subdocuments. For further information see Daniel L. Bolt and Joel C. Bradley "The Preparation and Validation of Isotope Dilution Standards: A Case Study in PCBs", Reference Material for Environmental Analysis, Chap. 2, p. 15-23 (1997).

Authorized Signature: Thomas Dorsey
Quality Assurance

Reagent

61MX1668FS_00002

Cambridge Isotope Laboratories, Inc.

Certificate of Analysis

61MX1668FS_00002

Product Description:	EPA Method 1668A/B/C Alt Field Spike Solution
Catalog Number:	EC-5596
Lot Number:	PR-29096
Solvent:	n-Nonane
Volume per Ampoule:	1.2 mL
Storage Conditions:	Store at room temperature away from light and moisture.
Intended Use:	For laboratory use only.
Release Date:	July 10, 2017
Expiration Date:	July 10, 2027

Rec'd 7/17/17

Component	PCB #	Purity	Target Concentration (ng/mL)	Concentration by Gravimetry ± Uncertainty, (k=2) (ng/mL)	Analyzed Concentration ± Uncertainty, (k=2) (ng/mL)
2,4'-DiCB ($^{13}C_{12}$, 98%)	8	>98%	5000	5000 ± 69	5,386 ± 428
3,3',4,5'-TetraCB ($^{13}C_{12}$, 99%)	79	100.0%	5000	5000 ± 52	4,983 ± 442
2,2',4,4',5,5'-HexaCB ($^{13}C_{12}$, 99%)	153	99.9%	5000	5000 ± 51	4,958 ± 421

Notes:

- CB = chlorobiphenyl. Enriched isotope abundances are given as the atom percent.
- For more information regarding this numbering system see K. Ballschmiter and M. Zell, "Analysis of Polychlorinated Biphenyls by Capillary Gas Chromatography," Fresenius Z. Analytical Chemistry, **302**, 20-31 (1980).
- Chemical Purity was determined using a Shimadzu GC-17A gas chromatograph with electron capture detection or a Hewlett Packard 5973 GC/MS system.
- The analyzed concentration was determined by comparison of the isotope-labeled solution to an equivalent, gravimetrically prepared, unlabeled standard.
- The uncertainty value reported for the concentration is the expanded uncertainty, coverage factor (k) = 2.
- The calculation and reporting of uncertainty conforms to the practices outlined in the Eurachem/CITAC Guide. "Quantifying Uncertainty in Analytical Measurement", Second Edition.

Cambridge Isotope Laboratories certifies that this product meets the concentration specification stated above. Volumetric measurements were made with Class A glassware. Gravimetry is traceable to the NIST through calibrated balances and certified, calibrated, standard weights. The calibrations are traceable to the NIST under Test No. 822/270236-04. The calibrations also meet specifications outlined in ISO 9001, ISO/IEC 17025, ANSI/NSCLZ540-1-1994, NCR Document 10CFR50 Appendix B, and applicable subdocuments. For further information see Daniel L. Bolt and Joel C. Bradley "The Preparation and Validation of Isotope Dilution Standards: A Case Study in PCBs", Reference Material for Environmental Analysis, Chap. 2, p. 15-23 (1997).

Authorized Signature: Thomas Dorsey
Quality Review

Reagent

61MX1668ISP_00001

Cambridge Isotope Laboratories, Inc.

50 Frontage Road, Andover, MA 01810-5413 USA
800.322.1174 (N.AMERICA) 978.749.8000 (INTERNATIONAL)
www.isotope.com

CERTIFICATE OF ANALYSIS

Cert Rcvd DX0075 10/8/14
Exp 10/8/24
Rcvd 10 Ampoules opened 10/20/16
A B C D E F G H I J K

Product Description:	Method 1668A/B Toxics/Loc/Window Defining Solution ($^{13}C_{12}$, 99%)
Catalog Number:	EC-4977
Lot Number:	PR-23564
Solvent:	n-Nonane
Volume per Ampoule:	1.2 mL or 5mL
Storage Conditions:	Store at room temperature, protect from light.
Intended Use:	For laboratory use only.
Release Date:	July 27, 2012
Expiration Date:	July 27, 2022

10/8/14 mcp

Component	Purity	PCB #	Target Concentration (µg/mL)	Concentration by Gravimetry (µg/mL)	Analyzed G Concentration ± Uncertainty (k=2) (µg/mL)
2-MonoCB ($^{13}C_{12}$, 99%)	≥98%	1	1.0	1.0	0.98 ± 0.02
4-MonoCB ($^{13}C_{12}$, 99%)	≥98%	3	1.0	1.0	0.97 ± 0.02
2,2'-DiCB ($^{13}C_{12}$, 99%)	≥98%	4	1.0	1.0	0.97 ± 0.02
4,4'-DiCB ($^{13}C_{12}$, 99%)	≥98%	15	1.0	1.0	0.98 ± 0.02
2,2',6-TriCB ($^{13}C_{12}$, 99%)	≥98%	19	1.0	1.0	0.98 ± 0.02
3,4,4'-TriCB ($^{13}C_{12}$, 99%)	≥98%	37	1.0	1.0	0.97 ± 0.04
2,2',6,6'-TetraCB ($^{13}C_{12}$, 99%)	≥98%	54	1.0	1.0	0.98 ± 0.02
3,3',4,4'-TetraCB ($^{13}C_{12}$, 99%)	≥98%	77	1.0	1.0	0.97 ± 0.04
3,4,4',5-TetraCB ($^{13}C_{12}$, 99%)	≥98%	81	1.0	1.0	0.94 ± 0.04
2,2',4,6,6'-PentaCB ($^{13}C_{12}$, 99%)	≥98%	104	1.0	1.0	0.98 ± 0.04
2,3,3',4,4'-PentaCB ($^{13}C_{12}$, 99%)	≥98%	105	1.0	1.0	0.99 ± 0.04
2,3,4,4',5- PentaCB ($^{13}C_{12}$, 99%)	≥98%	114	1.0	1.0	0.97 ± 0.04
2,3',4,4',5- PentaCB ($^{13}C_{12}$, 99%)	≥98%	118	1.0	1.0	0.96 ± 0.04
2',3,4,4',5- PentaCB ($^{13}C_{12}$, 99%)	≥98%	123	1.0	1.0	0.98 ± 0.04
3,3',4,4',5- PentaCB ($^{13}C_{12}$, 99%)	≥98%	126	1.0	1.0	1.00 ± 0.04
2,2',4,4',6,6'-HexaCB ($^{13}C_{12}$, 99%)	≥98%	155	1.0	1.0	0.99 ± 0.02
2,3,3',4,4',5- HexaCB ($^{13}C_{12}$, 99%)	≥98%	156	1.0	1.0	0.97 ± 0.04
2,3,3',4,4',5'- HexaCB ($^{13}C_{12}$, 99%)	≥98%	157	1.0	1.0	0.98 ± 0.04
2,3',4,4',5,5'- HexaCB ($^{13}C_{12}$, 99%)	≥98%	167	1.0	1.0	0.98 ± 0.06
3,3',4,4',5,5'- HexaCB ($^{13}C_{12}$, 99%)	≥98%	169	1.0	1.0	0.97 ± 0.04

Component	Purity	PCB #	Target Concentration (µg/mL)	Concentration by Gravimetry (µg/mL)	Analyzed Concentration ± Uncertainty (k=2) (µg/mL)
2,2',3,4',5,6,6'-HeptaCB ($^{13}C_{12}$, 99%)	≥98%	188	1.0	1.0	0.96 ± 0.04
2,3,3',4,4',5,5'- HeptaCB ($^{13}C_{12}$, 99%)	≥98%	189	1.0	1.0	0.98 ± 0.04
2,2',3,3',5,5',6,6'-OctaCB ($^{13}C_{12}$, 99%)	≥98%	202	1.0	1.0	0.97 ± 0.04
2,3,3',4,4',5,5',6-OctaCB ($^{13}C_{12}$, 99%)	≥98%	205	1.0	1.0	0.94 ± 0.04
2,2',3,3',4,4',5,5',6-NonaCB ($^{13}C_{12}$, 99%)	≥98%	206	1.0	1.0	0.95 ± 0.02
2,2',3,3',4,5,5',6,6'-NonaCB ($^{13}C_{12}$, 99%)	≥98%	208	1.0	1.0	1.00 ± 0.04
DecaCB ($^{13}C_{12}$, 99%)	≥98%	209	1.0	1.0	0.96 ± 0.04

Notes:

- CB = chlorobiphenyl. Enriched isotope abundances are given as the atom percent.
- For more information regarding this numbering system see K. Ballschmiter and M. Zell, "Analysis of Polychlorinated Biphenyls by Capillary Gas Chromatography," Fresenius Z. Analytical Chemistry, **302**, 20-31 (1980).
- Chemical Purity was determined using a Shimadzu GC-17A gas chromatograph with electron capture detection or a Hewlett Packard 5973 GC/MS system.
- The analyzed concentration was determined by comparison of the isotope-labeled solution to an equivalent, gravimetrically prepared, unlabeled standard.
- The uncertainty value reported for the concentration is the expanded uncertainty, coverage factor (k) = 2.
- The calculation and reporting of uncertainty conforms to the practices outlined in the Eurachem/CITAC Guide. "Quantifying Uncertainty in Analytical Measurement", Second Edition.

Cambridge Isotope Laboratories certifies that this product meets the concentration specification stated above. Volumetric measurements were made with Class A glassware. Gravimetry is traceable to the NIST through calibrated balances and certified, calibrated, standard weights. The calibrations are traceable to the NIST under Test No. 822/270236-04. The calibrations also meet specifications outlined in ISO 9001, ISO/IEC 17025, ANSI/NSCLZ540-1-1994, NCR Document 10CFR50 Appendix B, and applicable subdocuments. For further information see Daniel L. Bolt and Joel C. Bradley "The Preparation and Validation of Isotope Dilution Standards: A Case Study in PCBs", Reference Material for Environmental Analysis, Chap. 2, p. 15-23 (1997).

Authorized Signature: Thomas Dorsey

Quality Assurance

Reagent

61MX1668ISP_00002

Cambridge Isotope Laboratories, Inc.

Certificate of Analysis

Cert HR0154
Recd: 4/2/18
Exp: 4/2/28
Jm 4/4/18 Rec'd 10 Ampoules Opened A B C D E F G H I J

Product Description:	Method 1668A/B/C Toxics/Loc/Window Defining Solution ($^{13}C_{12}$, 99%)
Catalog Number:	EC-4977
Lot Number:	PR-23564
Solvent:	n-Nonane
Volume per Ampoule:	1.2 mL or 5mL
Storage Conditions:	Store at room temperature, protect from light.
Intended Use:	For laboratory use only.
Release Date:	July 27, 2012
Expiration Date:	July 27, 2022

Component	Purity	PCB #	Target Concentration (µg/mL)	Concentration by Gravimetry (µg/mL)	Analyzed Concentration ± Uncertainty (k=2) (µg/mL)
2-MonoCB ($^{13}C_{12}$, 99%)	≥98%	1	1.0	1.0	0.98 ± 0.02
4-MonoCB ($^{13}C_{12}$, 99%)	≥98%	3	1.0	1.0	0.97 ± 0.02
2,2'-DiCB ($^{13}C_{12}$, 99%)	≥98%	4	1.0	1.0	0.97 ± 0.02
4,4'-DiCB ($^{13}C_{12}$, 99%)	≥98%	15	1.0	1.0	0.98 ± 0.02
2,2',6-TriCB ($^{13}C_{12}$, 99%)	≥98%	19	1.0	1.0	0.98 ± 0.02
3,4,4'-TriCB ($^{13}C_{12}$, 99%)	≥98%	37	1.0	1.0	0.97 ± 0.04
2,2',6,6'-TetraCB ($^{13}C_{12}$, 99%)	≥98%	54	1.0	1.0	0.98 ± 0.02
3,3',4,4'-TetraCB ($^{13}C_{12}$, 99%)	≥98%	77	1.0	1.0	0.97 ± 0.04
3,4,4',5-TetraCB ($^{13}C_{12}$, 99%)	≥98%	81	1.0	1.0	0.94 ± 0.04
2,2',4,6,6'-PentaCB ($^{13}C_{12}$, 99%)	≥98%	104	1.0	1.0	0.98 ± 0.04
2,3,3',4,4'-PentaCB ($^{13}C_{12}$, 99%)	≥98%	105	1.0	1.0	0.99 ± 0.04
2,3,4,4',5- PentaCB ($^{13}C_{12}$, 99%)	≥98%	114	1.0	1.0	0.97 ± 0.04
2,3',4,4',5- PentaCB ($^{13}C_{12}$, 99%)	≥98%	118	1.0	1.0	0.96 ± 0.04
2',3,4,4',5- PentaCB ($^{13}C_{12}$, 99%)	≥98%	123	1.0	1.0	0.98 ± 0.04
3,3',4,4',5- PentaCB ($^{13}C_{12}$, 99%)	≥98%	126	1.0	1.0	1.00 ± 0.04
2,2',4,4',6,6'-HexaCB ($^{13}C_{12}$, 99%)	≥98%	155	1.0	1.0	0.99 ± 0.02
2,3,3',4,4',5- HexaCB ($^{13}C_{12}$, 99%)	≥98%	156	1.0	1.0	0.97 ± 0.04
2,3,3',4,4',5'- HexaCB ($^{13}C_{12}$, 99%)	≥98%	157	1.0	1.0	0.98 ± 0.04
2,3',4,4',5,5'- HexaCB ($^{13}C_{12}$, 99%)	≥98%	167	1.0	1.0	0.98 ± 0.06
3,3',4,4',5,5'- HexaCB ($^{13}C_{12}$, 99%)	≥98%	169	1.0	1.0	0.97 ± 0.04

CIL subscribes to the following standards for different products: ISO Guide 34, ISO/IEC 17025, ISO 13485 and cGMP as appropriate.

Component	Purity	PCB #	Target Concentration (µg/mL)	Concentration by Gravimetry (µg/mL)	Analyzed Concentration ± Uncertainty (k=2) (µg/mL)
2,2',3,4',5,6,6'-HeptaCB ($^{13}C_{12}$, 99%)	≥98%	188	1.0	1.0	0.96 ± 0.04
2,3,3',4,4',5,5'- HeptaCB ($^{13}C_{12}$, 99%)	≥98%	189	1.0	1.0	0.98 ± 0.04
2,2',3,3',5,5',6,6'-OctaCB ($^{13}C_{12}$, 99%)	≥98%	202	1.0	1.0	0.97 ± 0.04
2,3,3',4,4',5,5',6-OctaCB ($^{13}C_{12}$, 99%)	≥98%	205	1.0	1.0	0.94 ± 0.04
2,2',3,3',4,4',5,5',6-NonaCB ($^{13}C_{12}$, 99%)	≥98%	206	1.0	1.0	0.95 ± 0.02
2,2',3,3',4,5,5',6,6'-NonaCB ($^{13}C_{12}$, 99%)	≥98%	208	1.0	1.0	1.00 ± 0.04
DecaCB ($^{13}C_{12}$, 99%)	≥98%	209	1.0	1.0	0.96 ± 0.04

Notes:

- CB = chlorobiphenyl. Enriched isotope abundances are given as the atom percent.
- For more information regarding this numbering system see K. Ballschmiter and M. Zell, "Analysis of Polychlorinated Biphenyls by Capillary Gas Chromatography," Fresenius Z. Analytical Chemistry, **302**, 20-31 (1980).
- Chemical Purity was determined using a Shimadzu GC-17A gas chromatograph with electron capture detection or a Hewlett Packard 5973 GC/MS system.
- The analyzed concentration was determined by comparison of the isotope-labeled solution to an equivalent, gravimetrically prepared, unlabeled standard.
- The uncertainty value reported for the concentration is the expanded uncertainty, coverage factor (k) = 2.
- The calculation and reporting of uncertainty conforms to the practices outlined in the Eurachem/CITAC Guide. "Quantifying Uncertainty in Analytical Measurement", Second Edition.

Cambridge Isotope Laboratories certifies that this product meets the concentration specification stated above. Volumetric measurements were made with Class A glassware. Gravimetry is traceable to the NIST through calibrated balances and certified, calibrated, standard weights. The calibrations are traceable to the NIST under Test No. 822/270236-04. The calibrations also meet specifications outlined in ISO 9001, ISO/IEC 17025, ANSI/NSCLZ540-1-1994, NCR Document 10CFR50 Appendix B, and applicable subdocuments. For further information see Daniel L. Bolt and Joel C. Bradley "The Preparation and Validation of Isotope Dilution Standards: A Case Study in PCBs", Reference Material for Environmental Analysis, Chap. 2, p. 15-23 (1997).

Authorized Signature: Thomas Dorsey

Quality Assurance

Reagent

61MXALL209P_00004

125 Market Street
New Haven, CT 06513
USA

AccuStandard® Inc.

Tel (203)786-5290
Fax (203)786-5287
www.AccuStandard.com

CERTIFICATE OF ANALYSIS

Catalog No: S-9994-4X
Description: Custom PCB Standard - all 209 pcb Congeners
Lot: 209091190-01
Solvent: Isooctane
Hazards: *Refer to SDS for complete safety information*



Signal Word: Danger

Date Certified: Jul 17, 2019
Expiration: Jul 17, 2029
Sample Size: 1 mL
Components: 209
Storage Condition: Ambient (>5 °C)

Certified Reference Material

ANAB ACCREDITED ISO 17034 REFERENCE MATERIAL PRODUCER AR-1463
ANAB ACCREDITED ISO/IEC 17025 TESTING LABORATORY AT-1339
ilac-MRA

Component	CAS #	Purity % (GC/MS)	Prepared Concentration[2] (µg/mL)	Certified Analyte Concentration[1] (µg/mL)
2-Chlorobiphenyl	2051-60-7	99.2	4.012	3.980
3-Chlorobiphenyl	2051-61-8	99.0	4.000	3.960
4-Chlorobiphenyl	2051-62-9	98.8	4.000	3.952
2,2'-Dichlorobiphenyl	13029-08-8	100.0	4.020	4.020
2,3-Dichlorobiphenyl	16605-91-7	99.4	4.004	3.980
2,3'-Dichlorobiphenyl	25569-80-6	99.0	4.012	3.972
2,4-Dichlorobiphenyl	33284-50-3	99.9	4.024	4.020
2,4'-Dichlorobiphenyl	34883-43-7	99.4	4.008	3.984
2,5-Dichlorobiphenyl	34883-39-1	99.0	4.016	3.976
2,6-Dichlorobiphenyl	33146-45-1	100.0	4.012	4.012
3,3'-Dichlorobiphenyl	2050-67-1	99.2	4.004	3.972
3,4-Dichlorobiphenyl	2974-92-7	100.0	4.004	4.004
3,4'-Dichlorobiphenyl	2974-90-5	99.0	4.008	3.968
3,5-Dichlorobiphenyl	34883-41-5	99.9	4.036	4.032
4,4'-Dichlorobiphenyl	2050-68-2	100.0	4.004	4.004
2,2',3-Trichlorobiphenyl	38444-78-9	99.7	4.044	4.032
2,2',4-Trichlorobiphenyl	37680-66-3	99.9	4.012	4.008
2,2',5-Trichlorobiphenyl	37680-65-2	100.0	4.020	4.020
2,2',6-Trichlorobiphenyl	38444-73-4	99.6	4.028	4.012
2,3,3'-Trichlorobiphenyl	38444-84-7	99.0	4.036	3.996
2,3,4-Trichlorobiphenyl	55702-46-0	99.0	4.008	3.968
2,3,4'-Trichlorobiphenyl	38444-85-8	99.0	4.028	3.988
2,3,5-Trichlorobiphenyl	55720-44-0	99.0	4.004	3.964
2,3,6-Trichlorobiphenyl	55702-45-9	99.4	4.020	3.996
2,3',4-Trichlorobiphenyl	55712-37-3	100.0	4.000	4.000
2,3',5-Trichlorobiphenyl	38444-81-4	99.0	4.024	3.984
2,3',6-Trichlorobiphenyl	38444-76-7	99.1	4.024	3.988
2,4,4'-Trichlorobiphenyl	7012-37-5	100.0	4.000	4.000
2,4,5-Trichlorobiphenyl	15862-07-4	99.0	4.036	3.996
2,4,6-Trichlorobiphenyl	35693-92-6	100.0	4.024	4.024
2,4',5-Trichlorobiphenyl	16606-02-3	100.0	4.020	4.020
2,4',6-Trichlorobiphenyl	38444-77-8	99.0	4.024	3.984
2',3,4-Trichlorobiphenyl	38444-86-9	99.0	4.036	3.996
2',3,5-Trichlorobiphenyl	37680-68-5	99.0	4.000	3.960
3,3'-4-Trichlorobiphenyl	37680-69-6	100.0	4.004	4.004
3,3',5-Trichlorobiphenyl	38444-87-0	99.6	4.004	3.988
3,4,4'-Trichlorobiphenyl	38444-90-5	99.7	4.004	3.992
3,4,5-Trichlorobiphenyl	53555-66-1	99.0	4.008	3.968
3,4',5-Trichlorobiphenyl	38444-88-1	99.6	4.024	4.008
2,2',3,3'-Tetrachlorobiphenyl	38444-93-8	99.1	4.016	3.980
2,2',3,4-Tetrachlorobiphenyl	52663-59-9	99.3	4.016	3.988
2,2',3,4'-Tetrachlorobiphenyl	36559-22-5	99.4	4.012	3.988
2,2',3,5-Tetrachlorobiphenyl	70362-46-8	99.9	4.012	4.008
2,2',3,5'-Tetrachlorobiphenyl	41464-39-5	99.0	4.004	3.964

For use in routine laboratory analysis.

AccuStandard is accredited to ISO 17034, ISO/IEC 17025 and certified to ISO 9001:2015

QR-ORG/INO-001
Rev. 5/18

AccuStandard

125 Market Street
New Haven, CT 06513
USA

AccuStandard® Inc.

Tel (203)786-5290
Fax (203)786-5287
www.AccuStandard.com

CERTIFICATE OF ANALYSIS

Catalog No: S-9994-4X
Description: Custom PCB Standard - all 209 pcb Congeners
Lot: 209091190-01
Solvent: Isooctane

Date Certified: Jul 17, 2019
Expiration: Jul 17, 2029
Sample Size: 1 mL
Components: 209

Component - *continued*	**CAS #**	**Purity %** (GC/MS)	**Prepared Concentration²** (µg/mL)	**Certified Analyte Concentration¹** (µg/mL)
2,2',3,6-Tetrachlorobiphenyl	70362-45-7	99.9	4.012	4.008
2,2',3,6'-Tetrachlorobiphenyl	41464-47-5	99.4	4.004	3.980
2,2',4,4'-Tetrachlorobiphenyl	2437-79-8	99.0	4.012	3.972
2,2',4,5-Tetrachlorobiphenyl	70362-47-9	99.9	4.008	4.004
2,2',4,5'-Tetrachlorobiphenyl	41464-40-8	99.0	4.016	3.976
2,2',4,6-Tetrachlorobiphenyl	62796-65-0	100.0	4.004	4.004
2,2',4,6'-Tetrachlorobiphenyl	68194-04-7	99.6	4.012	3.996
2,2',5,5'-Tetrachlorobiphenyl	35693-99-3	99.0	4.008	3.968
2,2',5,6'-Tetrachlorobiphenyl	41464-41-9	99.0	4.004	3.964
2,2',6,6'-Tetrachlorobiphenyl	15968-05-5	99.4	4.028	4.004
2,3,3',4-Tetrachlorobiphenyl	74338-24-2	99.7	4.016	4.004
2,3,3',4'-Tetrachlorobiphenyl	41464-43-1	99.6	4.036	4.020
2,3,3',5-Tetrachlorobiphenyl	70424-67-8	100.0	4.008	4.008
2,3,3',5'-Tetrachlorobiphenyl	41464-49-7	99.0	4.028	3.988
2,3,3',6-Tetrachlorobiphenyl	74472-33-6	98.5	4.012	3.952
2,3,4,4'-Tetrachlorobiphenyl	33025-41-1	99.0	4.008	3.968
2,3,4,5-Tetrachlorobiphenyl	33284-53-6	99.0	4.004	3.964
2,3,4,6-Tetrachlorobiphenyl	54230-22-7	99.0	4.008	3.968
2,3,4',5-Tetrachlorobiphenyl	74472-34-7	100.0	4.016	4.016
2,3,4',6-Tetrachlorobiphenyl	52663-58-8	99.7	4.032	4.020
2,3,5,6-Tetrachlorobiphenyl	33284-54-7	99.0	4.004	3.964
2,3',4,4'-Tetrachlorobiphenyl	32598-10-0	100.0	4.000	4.000
2,3',4,5-Tetrachlorobiphenyl	73575-53-8	100.0	4.036	4.036
2,3',4,5'-Tetrachlorobiphenyl	73575-52-7	99.9	4.004	4.000
2,3',4,6-Tetrachlorobiphenyl	60233-24-1	99.9	4.024	4.020
2,3',4',5-Tetrachlorobiphenyl	32598-11-1	99.0	4.000	3.960
2,3',4',6-Tetrachlorobiphenyl	41464-46-4	100.0	4.016	4.016
2,3',5,5'-Tetrachlorobiphenyl	41464-42-0	99.0	4.004	3.964
2,3',5',6-Tetrachlorobiphenyl	74338-23-1	99.7	4.016	4.004
2,4,4',5-Tetrachlorobiphenyl	32690-93-0	100.0	4.020	4.020
2,4,4',6-Tetrachlorobiphenyl	32598-12-2	99.5	4.000	3.980
2',3,4,5-Tetrachlorobiphenyl	70362-48-0	99.0	4.028	3.988
3,3',4,4'-Tetrachlorobiphenyl	32598-13-3	99.0	4.000	3.960
3,3',4,5-Tetrachlorobiphenyl	70362-49-1	99.0	4.024	3.984
3,3',4,5'-Tetrachlorobiphenyl	41464-48-6	99.9	4.008	4.004
3,3',5,5'-Tetrachlorobiphenyl	33284-52-5	99.0	4.028	3.988
3,4,4',5-Tetrachlorobiphenyl	70362-50-4	100.0	4.004	4.004
2,2',3,3',4-Pentachlorobiphenyl	52663-62-4	99.0	4.008	3.968
2,2',3,3',5-Pentachlorobiphenyl	60145-20-2	100.0	4.012	4.012
2,2',3,3',6-Pentachlorobiphenyl	52663-60-2	100.0	4.000	4.000
2,2',3,4,4'-Pentachlorobiphenyl	65510-45-4	99.0	4.000	3.960
2,2',3,4,5-Pentachlorobiphenyl	55312-69-1	100.0	4.008	4.008
2,2',3,4,5'-Pentachlorobiphenyl	38380-02-8	99.5	4.020	4.000
2,2',3,4,6-Pentachlorobiphenyl	55215-17-3	99.6	4.008	3.992
2,2',3,4,6'-Pentachlorobiphenyl	73575-57-2	99.9	4.004	4.000
2,2',3,4',5-Pentachlorobiphenyl	68194-07-0	99.4	4.000	3.976
2,2',3,4',6-Pentachlorobiphenyl	68194-05-8	99.6	4.036	4.020
2,2',3,5,5'-Pentachlorobiphenyl	52663-61-3	99.7	4.016	4.004
2,2',3,5,6-Pentachlorobiphenyl	73575-56-1	99.8	4.028	4.020
2,2',3,5,6'-Pentachlorobiphenyl	73575-55-0	100.0	4.016	4.016
2,2',3,5',6-Pentachlorobiphenyl	38379-99-6	100.0	4.012	4.012
2,2',3,6,6'-Pentachlorobiphenyl	73575-54-9	99.2	4.004	3.972
2,2',3',4,5-Pentachlorobiphenyl	41464-51-1	99.0	4.020	3.980

For use in routine laboratory analysis.

AccuStandard is accredited to ISO 17034, ISO/IEC 17025 and certified to ISO 9001:2015

QR-ORG/INO-001
Rev. 5/18

125 Market Street
New Haven, CT 06513
USA

AccuStandard® Inc.

Tel (203)786-5290
Fax (203)786-5287
www.AccuStandard.com

CERTIFICATE OF ANALYSIS

Catalog No: S-9994-4X
Description: Custom PCB Standard - all 209 pcb Congeners
Lot: 209091190-01
Solvent: Isooctane

Date Certified: Jul 17, 2019
Expiration: Jul 17, 2029
Sample Size: 1 mL
Components: 209

Component - *continued*	**CAS #**	**Purity %** (GC/MS)	**Prepared Concentration²** (µg/mL)	**Certified Analyte Concentration¹** (µg/mL)
2,2',3',4,6-Pentachlorobiphenyl	60233-25-2	99.3	4.024	3.996
2,2',4,4',5-Pentachlorobiphenyl	38380-01-7	99.6	4.036	4.020
2,2',4,4',6-Pentachlorobiphenyl	39485-83-1	99.9	4.012	4.008
2,2',4,5,5'-Pentachlorobiphenyl	37680-73-2	99.0	4.008	3.968
2,2',4,5,6'-Pentachlorobiphenyl	68194-06-9	99.3	4.000	3.972
2,2',4,5',6-Pentachlorobiphenyl	60145-21-3	100.0	4.024	4.024
2,2',4,6,6'-Pentachlorobiphenyl	56558-16-8	99.0	4.008	3.968
2,3,3',4,4'-Pentachlorobiphenyl	32598-14-4	99.0	4.036	3.996
2,3,3',4,5-Pentachlorobiphenyl	70424-69-0	99.6	4.008	3.992
2,3,3',4',5-Pentachlorobiphenyl	70424-68-9	100.0	4.008	4.008
2,3,3',4,5'-Pentachlorobiphenyl	70362-41-3	100.0	4.012	4.012
2,3,3',4,6-Pentachlorobiphenyl	74472-35-8	100.0	4.024	4.024
2,3,3',4',6-Pentachlorobiphenyl	38380-03-9	99.5	4.054	4.034
2,3,3',5,5'-Pentachlorobiphenyl	39635-32-0	100.0	4.024	4.024
2,3,3',5,6-Pentachlorobiphenyl	74472-36-9	99.8	4.032	4.024
2,3,3',5',6-Pentachlorobiphenyl	68194-10-5	98.9	4.012	3.968
2,3,4,4',5-Pentachlorobiphenyl	74472-37-0	99.0	4.020	3.980
2,3,4,4',6-Pentachlorobiphenyl	74472-38-1	99.5	4.020	4.000
2,3,4,5,6-Pentachlorobiphenyl	18259-05-7	99.0	4.020	3.980
2,3,4',5,6-Pentachlorobiphenyl	68194-11-6	99.0	4.024	3.984
2,3',4,4',5-Pentachlorobiphenyl	31508-00-6	100.0	4.008	4.008
2,3',4,4',6-Pentachlorobiphenyl	56558-17-9	100.0	4.028	4.028
2,3',4,5,5'-Pentachlorobiphenyl	68194-12-7	99.7	4.020	4.008
2,3',4,5',6-Pentachlorobiphenyl	56558-18-0	99.2	4.016	3.984
2',3,3',4,5-Pentachlorobiphenyl	76842-07-4	99.4	4.024	4.000
2',3,4,4',5-Pentachlorobiphenyl	65510-44-3	99.0	4.004	3.964
2',3,4,5,5'-Pentachlorobiphenyl	70424-70-3	99.0	4.004	3.964
2',3,4,5,6'-Pentachlorobiphenyl	74472-39-2	99.1	4.008	3.972
3,3',4,4',5-Pentachlorobiphenyl	57465-28-8	99.0	4.008	3.968
3,3',4,5,5'-Pentachlorobiphenyl	39635-33-1	100.0	4.020	4.020
2,2',3,3',4,4'-Hexachlorobiphenyl	38380-07-3	99.7	4.024	4.012
2,2',3,3',4,5-Hexachlorobiphenyl	55215-18-4	99.3	4.016	3.988
2,2',3,3',4,5'-Hexachlorobiphenyl	52663-66-8	99.3	4.020	3.992
2,2',3,3',4,6-Hexachlorobiphenyl	61798-70-7	100.0	4.020	4.020
2,2',3,3',4,6'-Hexachlorobiphenyl	38380-05-1	99.0	4.024	3.984
2,2',3,3',5,5'-Hexachlorobiphenyl	35694-04-3	100.0	4.004	4.004
2,2',3,3',5,6-Hexachlorobiphenyl	52704-70-8	99.3	4.036	4.008
2,2',3,3',5,6'-Hexachlorobiphenyl	52744-13-5	98.8	4.020	3.972
2,2',3,3',6,6'-Hexachlorobiphenyl	38411-22-2	99.9	4.000	3.996
2,2',3,4,4',5-Hexachlorobiphenyl	35694-06-5	99.0	4.032	3.992
2,2',3,4,4',5'-Hexachlorobiphenyl	35065-28-2	99.8	4.036	4.028
2,2',3,4,4',6-Hexachlorobiphenyl	56030-56-9	99.4	4.004	3.980
2,2',3,4,4',6'-Hexachlorobiphenyl	59291-64-4	99.6	4.012	3.996
2,2',3,4,5,5'-Hexachlorobiphenyl	52712-04-6	99.0	4.016	3.976
2,2',3,4,5,6-Hexachlorobiphenyl	41411-61-4	99.0	4.012	3.972
2,2',3,4,5,6'-Hexachlorobiphenyl	68194-15-0	99.0	4.008	3.968
2,2',3,4,5',6-Hexachlorobiphenyl	68194-14-9	100.0	4.004	4.004
2,2',3,4,6,6'-Hexachlorobiphenyl	74472-40-5	100.0	4.012	4.012
2,2',3,4',5,5'-Hexachlorobiphenyl	51908-16-8	98.9	4.012	3.968
2,2',3,4',5,6-Hexachlorobiphenyl	68194-13-8	99.4	4.008	3.984
2,2',3,4',5,6'-Hexachlorobiphenyl	74472-41-6	99.5	4.004	3.984
2,2',3,4',5',6-Hexachlorobiphenyl	38380-04-0	99.2	4.012	3.980
2,2',3,4',6,6'-Hexachlorobiphenyl	68194-08-1	99.0	4.016	3.976

For use in routine laboratory analysis.

AccuStandard is accredited to ISO 17034, ISO/IEC 17025 and certified to ISO 9001:2015

QR-ORG/INO-001
Rev. 5/18

125 Market Street
New Haven, CT 06513
USA

AccuStandard® Inc.

Tel (203)786-5290
Fax (203)786-5287
www.AccuStandard.com

CERTIFICATE OF ANALYSIS

Catalog No: S-9994-4X
Description: Custom PCB Standard - all 209 pcb Congeners
Lot: 209091190-01
Solvent: Isooctane

Date Certified: Jul 17, 2019
Expiration: Jul 17, 2029
Sample Size: 1 mL
Components: 209

Component - *continued*	**CAS #**	**Purity %** (GC/MS)	**Prepared Concentration²** (µg/mL)	**Certified Analyte Concentration¹** (µg/mL)
2,2',3,5,5',6-Hexachlorobiphenyl	52663-63-5	100.0	4.004	4.004
2,2',3,5,6,6'-Hexachlorobiphenyl	68194-09-2	100.0	4.016	4.016
2,2',4,4',5,5'-Hexachlorobiphenyl	35065-27-1	99.6	4.004	3.988
2,2',4,4',5,6'-Hexachlorobiphenyl	60145-22-4	99.4	4.000	3.976
2,2',4,4',6,6'-Hexachlorobiphenyl	33979-03-2	99.3	4.004	3.976
2,3,3',4,4',5-Hexachlorobiphenyl	38380-08-4	99.0	4.036	3.996
2,3,3',4,4',5'-Hexachlorobiphenyl	69782-90-7	99.0	4.032	3.992
2,3,3',4,4',6-Hexachlorobiphenyl	74472-42-7	100.0	4.000	4.000
2,3,3',4,5,5'-Hexachlorobiphenyl	39635-35-3	100.0	4.008	4.008
2,3,3'4,5,6-Hexachlorobiphenyl	41411-62-5	100.0	4.012	4.012
2,3,3',4,5',6-Hexachlorobiphenyl	74472-43-8	98.8	4.004	3.956
2,3,3',4',5,5'-Hexachlorobiphenyl	39635-34-2	100.0	4.016	4.016
2,3,3',4',5,6-Hexachlorobiphenyl	74472-44-9	99.0	4.004	3.964
2,3,3',4',5',6-Hexachlorobiphenyl	74472-45-0	99.7	4.000	3.988
2,3,3',5,5',6-Hexachlorobiphenyl	74472-46-1	99.0	4.000	3.960
2,3,4,4',5,6-Hexachlorobiphenyl	41411-63-6	99.0	4.016	3.976
2,3',4,4',5,5'-Hexachlorobiphenyl	52663-72-6	99.0	4.004	3.964
2,3',4,4',5',6-Hexachlorobiphenyl	59291-65-5	99.0	4.016	3.976
3,3',4,4',5,5'-Hexachlorobiphenyl	32774-16-6	100.0	4.004	4.004
2,2',3,3',4,4',5-Heptachlorobiphenyl	35065-30-6	99.0	4.008	3.968
2,2',3,3',4,4',6-Heptachlorobiphenyl	52663-71-5	100.0	4.020	4.020
2,2',3,3',4,5,5'-Heptachlorobiphenyl	52663-74-8	99.7	4.008	3.996
2,2',3,3',4,5,6-Heptachlorobiphenyl	68194-16-1	100.0	4.000	4.000
2,2',3,3',4,5,6'-Heptachlorobiphenyl	38411-25-5	99.4	4.012	3.988
2,2',3,3',4,5',6-Heptachlorobiphenyl	40186-70-7	99.6	4.000	3.984
2,2',3,3',4,6,6'-Heptachlorobiphenyl	52663-65-7	100.0	4.036	4.036
2,2',3,3',4',5,6-Heptachlorobiphenyl	52663-70-4	100.0	4.024	4.024
2,2',3,3',5,5',6-Heptachlorobiphenyl	52663-67-9	99.4	4.020	3.996
2,2',3,3',5,6,6'-Heptachlorobiphenyl	52663-64-6	99.6	4.024	4.008
2,2',3,4,4',5,5'-Heptachlorobiphenyl	35065-29-3	99.7	4.008	3.996
2,2',3,4,4',5,6-Heptachlorobiphenyl	74472-47-2	100.0	4.000	4.000
2,2',3,4,4',5,6'-Heptachlorobiphenyl	60145-23-5	99.4	4.008	3.984
2,2',3,4,4',5',6-Heptachlorobiphenyl	52663-69-1	99.5	4.024	4.004
2,2',3,4,4',6,6'-Heptachlorobiphenyl	74472-48-3	99.0	4.000	3.960
2,2',3,4,5,5',6-Heptachlorobiphenyl	52712-05-7	100.0	4.000	4.000
2,2',3,4,5,6,6'-Heptachlorobiphenyl	74472-49-4	100.0	4.000	4.000
2,2',3,4',5,5',6-Heptachlorobiphenyl	52663-68-0	99.4	4.000	3.976
2,2',3,4',5,6,6'-Heptachlorobiphenyl	74487-85-7	99.0	4.040	4.000
2,3,3',4,4',5,5'-Heptachlorobiphenyl	39635-31-9	99.0	4.036	3.996
2,3,3',4,4',5,6-Heptachlorobiphenyl	41411-64-7	100.0	4.028	4.028
2,3,3',4,4',5',6-Heptachlorobiphenyl	74472-50-7	99.5	4.024	4.004
2,3,3',4,5,5',6-Heptachlorobiphenyl	74472-51-8	99.1	4.024	3.988
2,3,3',4',5,5',6-Heptachlorobiphenyl	69782-91-8	100.0	4.004	4.004
2,2',3,3',4,4',5,5'-Octachlorobiphenyl	35694-08-7	100.0	4.032	4.032
2,2',3,3',4,4',5,6-Octachlorobiphenyl	52663-78-2	99.8	4.008	4.000
2,2',3,3',4,4',5,6'-Octachlorobiphenyl	42740-50-1	99.3	4.012	3.984
2,2',3,3',4,4',6,6'-Octachlorobiphenyl	33091-17-7	100.0	4.008	4.008
2,2',3,3',4,5,5',6-Octachlorobiphenyl	68194-17-2	99.2	4.016	3.984
2,2',3,3',4,5,6,6'-Octachlorobiphenyl	52663-73-7	100.0	4.032	4.032
2,2',3,3',4,5',6,6'-Octachlorobiphenyl	40186-71-8	100.0	4.008	4.008
2,2',3,3',4,5,5',6'-Octachlorobiphenyl	52663-75-9	100.0	4.008	4.008
2,2',3,3',5,5',6,6'-Octachlorobiphenyl	2136-99-4	98.0	4.016	3.936
2,2',3,4,4',5,5',6-Octachlorobiphenyl	52663-76-0	100.0	4.028	4.028

For use in routine laboratory analysis.

AccuStandard is accredited to ISO 17034, ISO/IEC 17025 and certified to ISO 9001:2015

QR-ORG/INO-001
Rev. 5/18

125 Market Street
New Haven, CT 06513
USA

AccuStandard® Inc.

Tel (203)786-5290
Fax (203)786-5287
www.AccuStandard.com

CERTIFICATE OF ANALYSIS

Catalog No: S-9994-4X
Description: Custom PCB Standard - all 209 pcb Congeners
Lot: 209091190-01
Solvent: Isooctane

Date Certified: Jul 17, 2019
Expiration: Jul 17, 2029
Sample Size: 1 mL
Components: 209

Component - *continued*	**CAS #**	**Purity %** (GC/MS)	**Prepared Concentration²** (µg/mL)	**Certified Analyte Concentration¹** (µg/mL)
2,2',3,4,4',5,6,6'-Octachlorobiphenyl	74472-52-9	99.9	4.012	4.008
2,3,3',4,4',5,5',6-Octachlorobiphenyl	74472-53-0	100.0	4.012	4.012
2,2',3,3',4,4',5,5',6-Octachlorobiphenyl	40186-72-9	100.0	4.008	4.008
2,2',3,3',4,4',5,6,6'-Nonachlorobiphenyl	52663-79-3	99.0	4.020	3.980
2,2',3,3',4,5,5',6,6'-Nonachlorobiphenyl	52663-77-1	99.8	4.020	4.012
2,2',3,3',4,4',5,5',6,6'-Decachlorobiphenyl	2051-24-3	99.5	4.024	4.004

A product with a suffix (-1A, -2B, etc. or -01, -02, etc.) on its lot number has had its expiration date extended and is identical to the same lot number without the suffix.

² All weights are traceable through NIST, Test No. 822/272103-05

¹ Certified Analyte Concentration = Purity x Prepared Concentration.

The Uncertainty associated with the certified concentration reported on this certificate is ±2.4%. This value is the combined expanded uncertainty and represents an estimated standard deviation equal to the positive square root of the total variation of the uncertainty of components. A normal distribution is assumed and a coverage factor of K=2 is chosen using approximately a 95% confidence level.

Labels and certificates follow U.S. Conventions in reporting numerical values: A comma (,) is used to separate units of one-thousand or greater. A period (.) is used as a decimal place marker.

The information on this certificate may not be reproduced without the express permission of the manufacturer. See reverse side for additional information

Certified By: _____
Larry Decker, Organic QC Manager

AccuStandard

For use in routine laboratory analysis.

AccuStandard is accredited to ISO 17034, ISO/IEC 17025 and certified to ISO 9001:2015

QR-ORG/INO-001
Rev. 5/18

125 Market Street
New Haven, CT 06513
USA

AccuStandard®, Inc.

Tel (203)786-5290
Fax (203)786-5287
Website AccuStandard.com

CERTIFICATE OF ANALYSIS

CATALOG NO: S-9994-4X
DESCRIPTION: Custom PCB Standard - all 209 PCB Congeners
EXPIRATION: Sep 17, 2019
LOT #: 209091190
See reverse for additional certification information.
SOLVENT: Isooctane

Cert PX0064
5 Ampoules
A opened 8/7/12
B opened 10/2/13
C opened 10/13/14
D
E

Component	CAS #	Purity % (GC/MS)	Prepared Concentration[1] (µg/mL)	Certified Analyte Concentration[2] (µg/mL)
2-Chlorobiphenyl	2051-60-7	99.2	4.012	3.980
3-Chlorobiphenyl	2051-61-8	99.0	4.000	3.960
4-Chlorobiphenyl	2051-62-9	98.8	4.000	3.952
2,2'-Dichlorobiphenyl	13029-08-8	100	4.020	4.020
2,3-Dichlorobiphenyl	16605-91-7	99.4	4.004	3.980
2,3'-Dichlorobiphenyl	25569-80-6	99.0	4.012	3.972
2,4-Dichlorobiphenyl	33284-50-3	99.9	4.024	4.020
2,4'-Dichlorobiphenyl	34883-43-7	99.4	4.008	3.984
2,5-Dichlorobiphenyl	34883-39-1	99.0	4.016	3.976
2,6-Dichlorobiphenyl	33146-45-1	100	4.012	4.012
3,3'-Dichlorobiphenyl	2050-67-1	99.2	4.004	3.972
3,4-Dichlorobiphenyl	2974-92-7	100	4.004	4.004
3,4'-Dichlorobiphenyl	2974-90-5	99.0	4.008	3.968
3,5-Dichlorobiphenyl	34883-41-5	99.9	4.036	4.032
4,4'-Dichlorobiphenyl	2050-68-2	100	4.004	4.004
2,2',3-Trichlorobiphenyl	38444-78-9	99.7	4.044	4.032
2,2',4-Trichlorobiphenyl	37680-66-3	99.9	4.012	4.008
2,2',5-Trichlorobiphenyl	37680-65-2	100	4.020	4.020
2,2',6-Trichlorobiphenyl	38444-73-4	99.6	4.028	4.012
2,3,3'-Trichlorobiphenyl	38444-84-7	99.0	4.036	3.996
2,3,4-Trichlorobiphenyl	55702-46-0	99.0	4.008	3.968
2,3,4'-Trichlorobiphenyl	38444-85-8	99.0	4.028	3.988
2,3,5-Trichlorobiphenyl	55720-44-0	99.0	4.004	3.964
2,3,6-Trichlorobiphenyl	55702-45-9	99.4	4.020	3.996
2,3',4-Trichlorobiphenyl	55712-37-3	100	4.000	4.000
2,3',5-Trichlorobiphenyl	38444-81-4	99.0	4.024	3.984
2,3',6-Trichlorobiphenyl	38444-76-7	99.1	4.024	3.988
2,4,4'-Trichlorobiphenyl	7012-37-5	100	4.000	4.000
2,4,5-Trichlorobiphenyl	15862-07-4	99.0	4.036	3.996
2,4,6-Trichlorobiphenyl	35693-92-6	100	4.024	4.024
2,4',5-Trichlorobiphenyl	16606-02-3	100	4.020	4.020
2,4',6-Trichlorobiphenyl	38444-77-4	99.0	4.024	3.984
2',3,4-Trichlorobiphenyl	38444-86-9	99.0	4.036	3.996
2',3,5-Trichlorobiphenyl	37680-68-5	99.0	4.000	3.960
3,3'-4-Trichlorobiphenyl	37680-69-6	100	4.004	4.004
3,3',5-Trichlorobiphenyl	38444-87-0	99.6	4.004	3.988
3,4,4'-Trichlorobiphenyl	38444-90-5	99.7	4.004	3.992
3,4,5-Trichlorobiphenyl	53555-66-1	99.0	4.008	3.968
3,4',5-Trichlorobiphenyl	38444-88-1	99.6	4.024	4.008
2,2',3,3'-Tetrachlorobiphenyl	38444-93-8	99.1	4.016	3.980
2,2',3,4-Tetrachlorobiphenyl	52663-59-9	99.3	4.016	3.988
2,2',3,4'-Tetrachlorobiphenyl	36559-22-5	99.4	4.012	3.988
2,2',3,5-Tetrachlorobiphenyl	70362-46-8	99.9	4.012	4.008
2,2',3,5'-Tetrachlorobiphenyl	41464-39-5	99.0	4.004	3.964
2,2',3,6-Tetrachlorobiphenyl	70362-45-7	99.9	4.012	4.008
2,2',3,6'-Tetrachlorobiphenyl	41464-47-5	99.4	4.004	3.980
2,2',4,4'-Tetrachlorobiphenyl	2437-79-8	99.0	4.012	3.972
2,2',4,5-Tetrachlorobiphenyl	70362-47-9	99.9	4.008	4.004
2,2',4,5'-Tetrachlorobiphenyl	41464-40-8	99.0	4.016	3.976
2,2',4,6-Tetrachlorobiphenyl	62796-65-0	100	4.004	4.004
2,2',4,6'-Tetrachlorobiphenyl	68194-04-7	99.6	4.012	3.996
2,2',5,5'-Tetrachlorobiphenyl	35693-99-3	99.0	4.008	3.968
2,2',5,6'-Tetrachlorobiphenyl	41464-41-9	99.0	4.004	3.964
2,2',6,6'-Tetrachlorobiphenyl	15968-05-5	99.4	4.028	4.004
2,3,3',4-Tetrachlorobiphenyl	74338-24-2	99.7	4.016	4.004
2,3,3',4'-Tetrachlorobiphenyl	41464-43-1	99.6	4.036	4.020
2,3,3',5-Tetrachlorobiphenyl	70424-67-8	100	4.008	4.008
2,3,3',5'-Tetrachlorobiphenyl	41464-49-7	99.0	4.028	3.988
2,3,3',6-Tetrachlorobiphenyl	74472-33-6	98.5	4.012	3.952
2,3,4,4'-Tetrachlorobiphenyl	33025-41-1	99.0	4.008	3.968
2,3,4,5-Tetrachlorobiphenyl	33284-53-6	99.0	4.004	3.964
2,3,4,6-Tetrachlorobiphenyl	54230-22-7	99.0	4.008	3.968
2,3,4',5-Tetrachlorobiphenyl	74472-34-7	100	4.016	4.016
2,3,4',6-Tetrachlorobiphenyl	52663-58-8	99.7	4.032	4.020
2,3,5,6-Tetrachlorobiphenyl	33284-54-7	99.0	4.004	3.964
2,3',4,4'-Tetrachlorobiphenyl	32598-10-0	100	4.000	4.000
2,3',4,5-Tetrachlorobiphenyl	73557-53-8	100	4.036	4.036
2,3',4,5'-Tetrachlorobiphenyl	73575-52-7	99.9	4.004	4.000
2,3',4,6-Tetrachlorobiphenyl	60233-24-1	99.9	4.024	4.020
2,3',4',5-Tetrachlorobiphenyl	32598-11-1	99.0	4.000	3.960
2,3',4',6-Tetrachlorobiphenyl	41464-46-4	100	4.016	4.016
2,3',5,5'-Tetrachlorobiphenyl	41464-42-0	99.0	4.004	3.964
2,3',5',6-Tetrachlorobiphenyl	74338-23-1	99.7	4.016	4.004
2,4,4',5-Tetrachlorobiphenyl	32690-93-0	100	4.020	4.020
2,4,4',6-Tetrachlorobiphenyl	32598-12-2	99.5	4.000	3.980
2',3,4,5-Tetrachlorobiphenyl	70362-48-0	99.0	4.028	3.988
3,3',4,4'-Tetrachlorobiphenyl	32598-13-3	99.0	4.000	3.960
3,3',4,5-Tetrachlorobiphenyl	70362-49-1	99.0	4.024	3.984
3,3',4,5'-Tetrachlorobiphenyl	41464-48-6	99.9	4.008	4.004
3,3',5,5'-Tetrachlorobiphenyl	33284-52-5	99.0	4.028	3.988
3,4,4',5-Tetrachlorobiphenyl	70362-50-4	100	4.004	4.004

1. All weights are traceable through NIST, Test No. 822/272103-05
2. Certified Analyte Concentration = Purity x Prepared Concentration. The Uncertainty calculated for this product is ±2% which is the Combined Uncertainty uc(y). It represents an estimated standard deviation equal to the positive square root of the total variance of the uncertainty of components. The Expanded Uncertainty is U which is Uc(y) *K where K is the coverage factor at the 95% confidence level (K=2).
3. A product with a suffix (-1A, -2B, etc. or -01, -02, etc.) on its lot# has had its expiration date extended and is identical to the same lot# without the suffix.

209 Components

Certified by: R. Cooper

125 Market Street
New Haven, CT 06513
USA

AccuStandard®, Inc.

Tel (203)786-5290
Fax (203)786-5287
Website AccuStandard.com

CERTIFICATE OF ANALYSIS

CATALOG NO: S-9994-4X
DESCRIPTION: Custom PCB Standard - all 209 PCB Congeners
EXPIRATION: Sep 17, 2019
LOT #: 209091190
See reverse for additional certification information.
SOLVENT: Isooctane

Component	CAS #	Purity % (GC/MS)	Prepared Concentration[1] (µg/mL)	Certified Analyte Concentration[2] (µg/mL)
2,2',3,3',4-Pentachlorobiphenyl	52663-62-4	99.0	4.008	3.968
2,2',3,3',5-Pentachlorobiphenyl	60145-20-2	100	4.012	4.012
2,2',3,3',6-Pentachlorobiphenyl	52663-60-2	100	4.000	4.000
2,2',3,4,4'-Pentachlorobiphenyl	65510-45-4	99.0	4.000	3.960
2,2',3,4,5-Pentachlorobiphenyl	55312-69-1	100	4.008	4.008
2,2',3,4,5'-Pentachlorobiphenyl	38380-02-8	99.5	4.020	4.000
2,2',3,4,6-Pentachlorobiphenyl	55215-17-3	99.6	4.008	3.992
2,2',3,4,6'-Pentachlorobiphenyl	73575-57-2	99.9	4.004	4.000
2,2',3,4',5-Pentachlorobiphenyl	68194-07-0	99.4	4.000	3.976
2,2',3,4',6-Pentachlorobiphenyl	68194-05-8	99.6	4.036	4.020
2,2',3,5,5'-Pentachlorobiphenyl	52663-61-3	99.7	4.016	4.004
2,2',3,5,6-Pentachlorobiphenyl	73575-56-1	99.8	4.028	4.020
2,2',3,5,6'-Pentachlorobiphenyl	73575-55-0	100	4.016	4.016
2,2',3,5',6-Pentachlorobiphenyl	38379-99-6	100	4.012	4.012
2,2',3,6,6'-Pentachlorobiphenyl	73575-54-9	99.2	4.004	3.972
2,2',3',4,5-Pentachlorobiphenyl	41464-51-1	99.0	4.020	3.980
2,2',3',4,6-Pentachlorobiphenyl	60233-25-2	99.3	4.024	3.996
2,2',4,4',5-Pentachlorobiphenyl	38380-01-7	99.6	4.036	4.020
2,2',4,4',6-Pentachlorobiphenyl	39485-83-1	99.9	4.012	4.008
2,2',4,5,5'-Pentachlorobiphenyl	37680-73-2	99.0	4.008	3.968
2,2',4,5,6'-Pentachlorobiphenyl	68194-06-9	99.3	4.000	3.972
2,2',4,5',6-Pentachlorobiphenyl	60145-21-3	100	4.024	4.024
2,2',4,6,6'-Pentachlorobiphenyl	56558-16-8	99.0	4.008	3.968
2,3,3',4,4'-Pentachlorobiphenyl	32598-14-4	99.0	4.036	3.996
2,3,3',4,5-Pentachlorobiphenyl	70424-69-0	99.6	4.008	3.992
2,3,3',4',5-Pentachlorobiphenyl	70424-68-9	100	4.008	4.008
2,3,3',4,5'-Pentachlorobiphenyl	70362-41-3	100	4.012	4.012
2,3,3',4,6-Pentachlorobiphenyl	74472-35-8	100	4.024	4.024
2,3,3',4',6-Pentachlorobiphenyl	38380-03-9	99.5	4.054	4.034
2,3,3',5,5'-Pentachlorobiphenyl	39635-32-0	100	4.024	4.024
2,3,3',5,6-Pentachlorobiphenyl	74472-36-9	99.8	4.032	4.024
2,3,3',5',6-Pentachlorobiphenyl	68194-10-5	98.9	4.012	3.968
2,3,4,4',5-Pentachlorobiphenyl	74472-37-0	99.0	4.020	3.980
2,3,4,4',6-Pentachlorobiphenyl	74472-38-1	99.5	4.020	4.000
2,3,4,5,6-Pentachlorobiphenyl	18259-05-7	99.0	4.020	3.980
2,3,4',5,6-Pentachlorobiphenyl	68194-11-6	99.0	4.024	3.984
2,3',4,4',5-Pentachlorobiphenyl	31508-00-6	100	4.008	4.008
2,3',4,4',6-Pentachlorobiphenyl	56558-17-9	100	4.028	4.028
2,3',4,5,5'-Pentachlorobiphenyl	68194-12-7	99.7	4.020	4.008
2,3',4,5',6-Pentachlorobiphenyl	56558-18-0	99.2	4.016	3.984
2',3,3',4,5-Pentachlorobiphenyl	76842-07-4	99.4	4.024	4.000
2',3,4,4',5-Pentachlorobiphenyl	65510-44-3	99.0	4.004	3.964
2',3,4,5,5'-Pentachlorobiphenyl	70424-70-3	99.0	4.004	3.964
2',3,4,5,6'-Pentachlorobiphenyl	74472-39-2	99.1	4.008	3.972
3,3',4,4',5-Pentachlorobiphenyl	57465-28-8	99.0	4.008	3.968
3,3',4,5,5'-Pentachlorobiphenyl	39635-33-1	100	4.020	4.020
2,2',3,3',4,4'-Hexachlorobiphenyl	38380-07-3	99.7	4.024	4.012
2,2',3,3',4,5-Hexachlorobiphenyl	55215-18-4	99.3	4.016	3.988
2,2',3,3',4,5'-Hexachlorobiphenyl	52663-66-8	99.3	4.020	3.992
2,2',3,3',4,6-Hexachlorobiphenyl	61798-70-7	100	4.020	4.020
2,2',3,3',4,6'-Hexachlorobiphenyl	38380-05-1	99.0	4.024	3.984
2,2',3,3',5,5'-Hexachlorobiphenyl	35694-04-3	100	4.004	4.004
2,2',3,3',5,6-Hexachlorobiphenyl	52704-70-8	99.3	4.036	4.008
2,2',3,3',5,6'-Hexachlorobiphenyl	52744-13-5	98.8	4.020	3.972
2,2',3,3',6,6'-Hexachlorobiphenyl	38411-22-2	99.9	4.000	3.996
2,2',3,4,4',5-Hexachlorobiphenyl	35694-06-5	99.0	4.032	3.992
2,2',3,4,4',5'-Hexachlorobiphenyl	35065-28-2	99.8	4.036	4.028
2,2',3,4,4',6-Hexachlorobiphenyl	56030-56-9	99.4	4.004	3.980
2,2',3,4,4',6'-Hexachlorobiphenyl	59291-64-4	99.6	4.012	3.996
2,2',3,4,5,5'-Hexachlorobiphenyl	52712-04-6	99.0	4.016	3.976
2,2',3,4,5,6-Hexachlorobiphenyl	41411-61-4	99.0	4.012	3.972
2,2',3,4,5,6'-Hexachlorobiphenyl	68194-15-0	99.0	4.008	3.968
2,2',3,4,5',6-Hexachlorobiphenyl	68194-14-9	100	4.004	4.004
2,2',3,4,6,6'-Hexachlorobiphenyl	74472-40-5	100	4.012	4.012
2,2',3,4',5,5'-Hexachlorobiphenyl	51908-16-8	98.9	4.012	3.968
2,2',3,4',5,6-Hexachlorobiphenyl	68194-13-8	99.4	4.008	3.984
2,2',3,4',5,6'-Hexachlorobiphenyl	74472-41-6	99.5	4.004	3.984
2,2',3,4',5',6-Hexachlorobiphenyl	38380-04-0	99.2	4.012	3.980
2,2',3,4',6,6'-Hexachlorobiphenyl	68194-08-1	99.0	4.016	3.976
2,2',3,5,5',6-Hexachlorobiphenyl	52663-63-5	100	4.004	4.004
2,2',3,5,6,6'-Hexachlorobiphenyl	68194-09-2	100	4.016	4.016
2,2',4,4',5,5'-Hexachlorobiphenyl	35065-27-1	99.6	4.004	3.988
2,2',4,4',5,6'-Hexachlorobiphenyl	60145-22-4	99.4	4.000	3.976
2,2',4,4',6,6'-Hexachlorobiphenyl	33979-03-2	99.3	4.004	3.976
2,3,3',4,4',5-Hexachlorobiphenyl	38380-08-4	99.0	4.036	3.996
2,3,3',4,4',5'-Hexachlorobiphenyl	69782-90-7	99.0	4.032	3.992
2,3,3',4,4',6-Hexachlorobiphenyl	74472-42-7	100	4.000	4.000
2,3,3',4,5,5'-Hexachlorobiphenyl	39635-35-3	100	4.008	4.008
2,3,3',4,5,6-Hexachlorobiphenyl	41411-62-5	100	4.012	4.012
2,3,3',4,5',6-Hexachlorobiphenyl	74474-43-8	98.8	4.004	3.956
2,3,3',4',5,5'-Hexachlorobiphenyl	39635-34-2	100	4.016	4.016
2,3,3',4',5,6-Hexachlorobiphenyl	74472-44-9	99.0	4.004	3.964

1. All weights are traceable through NIST, Test No. 822/272103-05
2. Certified Analyte Concentration = Purity x Prepared Concentration. The Uncertainty calculated for this product is ±2% which is the Combined Uncertainty uc(y). It represents an estimated standard deviation equal to the positive square root of the total variance of the uncertainty of components. The Expanded Uncertainty is U which is Uc(y) *K where K is the coverage factor at the 95% confidence level (K=2).
3. A product with a suffix (-1A, -2B, etc. or -01, -02, etc.) on its lot# has had its expiration date extended and is identical to the same lot# without the suffix.

209 Components

Certified by: R. Cooper

Courtesy Copy

125 Market Street
New Haven, CT 06513
USA

AccuStandard®, Inc.

Tel (203)786-5290
Fax (203)786-5287
Website AccuStandard.com

CERTIFICATE OF ANALYSIS

CATALOG NO: S-9994-4X
DESCRIPTION: Custom PCB Standard - all 209 PCB Congeners **EXPIRATION:** Sep 17, 2019
LOT #: 209091190 **See reverse for additional certification information.**
SOLVENT: Isooctane

Component	CAS #	Purity % (GC/MS)	Prepared Concentration[1] (µg/mL)	Certified Analyte Concentration[2] (µg/mL)
2,3,3',4',5',6-Hexachlorobiphenyl	74472-45-0	99.7	4.000	3.988
2,3,3',5,5',6-Hexachlorobiphenyl	74472-46-1	99.0	4.000	3.960
2,3,4,4',5,6-Hexachlorobiphenyl	41411-63-6	99.0	4.016	3.976
2,3',4,4',5,5'-Hexachlorobiphenyl	52663-72-6	99.0	4.004	3.964
2,3',4,4',5',6-Hexachlorobiphenyl	59291-65-5	99.0	4.016	3.976
3,3',4,4',5,5'-Hexachlorobiphenyl	32774-16-6	100	4.004	4.004
2,2',3,3',4,4',5-Heptachlorobiphenyl	35065-30-6	99.0	4.008	3.968
2,2',3,3',4,4',6-Heptachlorobiphenyl	52663-71-5	100	4.020	4.020
2,2',3,3',4,5,5'-Heptachlorobiphenyl	52663-74-8	99.7	4.008	3.996
2,2',3,3',4,5,6-Heptachlorobiphenyl	68194-16-1	100	4.000	4.000
2,2',3,3',4,5,6'-Heptachlorobiphenyl	38411-25-5	99.4	4.012	3.988
2,2',3,3',4,5',6-Heptachlorobiphenyl	40186-70-7	99.6	4.000	3.984
2,2',3,3',4,6,6'-Heptachlorobiphenyl	52663-65-7	100	4.036	4.036
2,2',3,3',4',5,6-Heptachlorobiphenyl	52663-70-4	100	4.024	4.024
2,2',3,3',5,5',6-Heptachlorobiphenyl	52663-67-9	99.4	4.020	3.996
2,2',3,3',5,6,6'-Heptachlorobiphenyl	52663-64-6	99.6	4.024	4.008
2,2',3,4,4',5,5'-Heptachlorobiphenyl	35065-29-3	99.7	4.008	3.996
2,2',3,4,4',5,6-Heptachlorobiphenyl	74472-47-2	100	4.000	4.000
2,2',3,4,4',5,6'-Heptachlorobiphenyl	60145-23-5	99.4	4.008	3.984
2,2',3,4,4',5',6-Heptachlorobiphenyl	52663-69-1	99.5	4.024	4.004
2,2',3,4,4',6,6'-Heptachlorobiphenyl	74472-48-3	99.0	4.000	3.960
2,2',3,4,5,5',6-Heptachlorobiphenyl	52712-05-7	100	4.000	4.000
2,2',3,4,5,6,6'-Heptachlorobiphenyl	74472-49-4	100	4.000	4.000
2,2',3,4',5,5',6-Heptachlorobiphenyl	52663-68-0	99.4	4.000	3.976
2,2',3,4',5,6,6'-Heptachlorobiphenyl	74487-85-7	99.0	4.040	4.000
2,3,3',4,4',5,5'-Heptachlorobiphenyl	39635-31-9	99.0	4.036	3.996
2,3,3',4,4',5,6-Heptachlorobiphenyl	41411-64-7	100	4.028	4.028
2,3,3',4,4',5',6-Heptachlorobiphenyl	74472-50-7	99.5	4.024	4.004
2,3,3',4,5,5',6-Heptachlorobiphenyl	74472-51-8	99.1	4.024	3.988
2,3,3',4',5,5',6-Heptachlorobiphenyl	69782-91-8	100	4.004	4.004
2,2',3,3',4,4',5,5'-Octachlorobiphenyl	35694-08-7	100	4.032	4.032
2,2',3,3',4,4',5,6-Octachlorobiphenyl	52663-78-2	99.8	4.008	4.000
2,2',3,3',4,4',5,6'-Octachlorobiphenyl	42740-50-1	99.3	4.012	3.984
2,2',3,3',4,4',6,6'-Octachlorobiphenyl	33091-17-7	100	4.008	4.008
2,2',3,3',4,5,5',6-Octachlorobiphenyl	68194-17-2	99.2	4.016	3.984
2,2',3,3',4,5,6,6'-Octachlorobiphenyl	52663-73-7	100	4.032	4.032
2,2',3,3',4,5',6,6'-Octachlorobiphenyl	40186-71-8	100	4.008	4.008
2,2',3,3',4,5,5',6'-Octachlorobiphenyl	52663-75-9	100	4.008	4.008
2,2',3,3',5,5',6,6'-Octachlorobiphenyl	2136-99-4	98.0	4.016	3.936
2,2',3,4,4',5,5',6-Octachlorobiphenyl	52663-76-0	100	4.028	4.028
2,2',3,4,4',5,6,6'-Octachlorobiphenyl	74472-52-9	99.9	4.012	4.008
2,3,3',4,4',5,5',6-Octachlorobiphenyl	74472-53-0	100	4.012	4.012
2,2',3,3',4,4',5,5',6-Nonachlorobiphenyl	40186-72-9	100	4.008	4.008
2,2',3,3',4,4',5,6,6'-Nonachlorobiphenyl	52663-79-3	99.0	4.020	3.980
2,2',3,3',4,5,5',6,6'-Nonachlorobiphenyl	52663-77-1	99.8	4.020	4.012
2,2',3,3',4,4',5,5',6,6'-Decachlorobiphenyl	2051-24-3	99.5	4.024	4.004

ACCUSTANDARD

1. All weights are traceable through NIST, Test No. 822/272103-05
2. Certified Analyte Concentration = Purity x Prepared Concentration. The Uncertainty calculated for this product is ±2% which is the Combined Uncertainty uc(y). It represents an estimated standard deviation equal to the positive square root of the total variance of the uncertainty of components. The Expanded Uncertainty is U which is Uc(y) *K where K is the coverage factor at the 95% confidence level (K=2).
3. A product with a suffix (-1A, -2B, etc. or -01, -02, etc.) on its lot# has had its expiration date extended and is identical to the same lot# without the suffix.

209 Components

Certified by: R. Cooper

Reagent

61MXPCBMIX1S_00002

125 Market Street
New Haven, CT 06513
USA

AccuStandard®, Inc.

Tel (203)786-5290
Fax (203)786-5287
www.AccuStandard.com

CERTIFICATE OF ANALYSIS

Cert DX008-1A
Recd 3/29/15
Exp 6/20/21
5 ampules Recd
ABDE
4/9/15

Catalog No: M-1668A-1-0.01X
Description: PCB Congener Mix 1
Lot: 211061189
Solvent: Isooctane
Hazards: **HIGHLY FLAMMABLE** - *Refer to SDS for safety info*



Danger 2

Date Certified: Jun 20, 2011
Expiration: Jun 20, 2021
Sample Size: 1 mL
Components: 83
Storage Condition: Ambient

[X] Included on ISO/IEC 17025 Scope of Accreditation
[X] Included on ISO Guide 34 Scope of Accreditation

Component	CAS #	Purity % (GC/FID)	Prepared Concentration[1] (µg/mL)	Certified Analyte Concentration[2] (µg/mL)
3-Chlorobiphenyl	2051-61-8	99.0	2.500	2.475
2,6-Dichlorobiphenyl	33146-45-1	99.0	2.500	2.475
2,5-Dichlorobiphenyl	34883-39-1	99.0	2 500	2.475
2,3'-Dichlorobiphenyl	25569-80-6	99.0	2 500	2.475
2,4'-Dichlorobiphenyl	34883-43-7	99.0	2.500	2.475
3,5-Dichlorobiphenyl	34883-41-5	99.9	2.500	2.498
3,3'-Dichlorobiphenyl	2050-67-1	99.2	2.500	2.480
2,4,6-Trichlorobiphenyl	35693-92-6	100.0	2 500	2.500
2,3',6-Trichlorobiphenyl	38444-76-7	99 1	2.500	2.478
2,4',6-Trichlorobiphenyl	38444-77-8	99.0	2.500	2.475
2',3,5-Trichlorobiphenyl	37680-68-5	99.0	2.500	2.475
2,3',5-Trichlorobiphenyl	38444-81-4	99 0	2.500	2.475
2,4',5-Trichlorobiphenyl	16606-02-3	100 0	2.500	2.500
2',3,4-Trichlorobiphenyl	38444-86-9	99 0	2.500	2.475
3,3',5-Trichlorobiphenyl	38444-87-0	99.6	2.500	2.490
3,4,5-Trichlorobiphenyl	53555-66-1	99.0	2.500	2.475
3,3',4-Trichlorobiphenyl	37680-69-6	100.0	2.500	2.500
2,2',4,6-Tetrachlorobiphenyl	62796-65-0	100.0	5.020	5.020
2,2',3,6-Tetrachlorobiphenyl	70362-45-7	99.9	5.030	5.025
2,2',5,5'-Tetrachlorobiphenyl	35693-99-3	99.0	5.010	4.960
2,2',4,5'-Tetrachlorobiphenyl	41464-40-8	99.0	5.030	4.980
2,4,4',6-Tetrachlorobiphenyl	32598-12-2	99.5	5.000	4.975
2,2',3,4-Tetrachlorobiphenyl	52663-59-9	99.3	5.010	4.975
2,3',5,5'-Tetrachlorobiphenyl	41464-42-0	99.0	5.030	4.980
2,3,3',5-Tetrachlorobiphenyl	70424-67-8	100.0	5.020	5.020
2,3,4',5-Tetrachlorobiphenyl	74472-34-7	100.0	5.000	5.000
2,3',4,4'-Tetrachlorobiphenyl	32598-10-0	99.9	5.000	4.995
3,3',4,5'-Tetrachlorobiphenyl	41464-48-6	99.9	5.000	4.995
3,3',4,5-Tetrachlorobiphenyl	70362-49-1	99.0	5.020	4.970
3,4,4',5-Tetrachlorobiphenyl	70362-50-4	100.0	5.010	5.010
2,2',3,6,6'-Pentachlorobiphenyl	73575-54-9	99.2	5.020	4.980
2,2',4,5',6-Pentachlorobiphenyl	60145-21-3	100.0	5.020	5.020
2,2',3,5',6-Pentachlorobiphenyl	38379-99-6	100.0	5.010	5.010
2,2',3,4,6-Pentachlorobiphenyl	55215-17-3	99.6	5.020	5.000
2,2',3,4,6'-Pentachlorobiphenyl	73575-57-2	99.9	5.010	5.005
2,2',3,5,5'-Pentachlorobiphenyl	52663-61-3	99.7	5.020	5.005
2,3,3',5',6-Pentachlorobiphenyl	68194-10-5	98.9	5.010	4.955
2,2',3,3',5-Pentachlorobiphenyl	60145-20-2	100.0	5.000	5.000
2,3',4,4',6-Pentachlorobiphenyl	56558-17-9	100.0	5.010	5.010
2,2',3,4,5'-Pentachlorobiphenyl	38380-02-8	99.5	5.040	5.015
2,2',3,4,4'-Pentachlorobiphenyl	65510-45-4	99.0	5.020	4.970
2,2',3,3',4-Pentachlorobiphenyl	52663-62-4	99.0	5.040	4.990
2,3',4,5,5'-Pentachlorobiphenyl	68194-12-7	99.7	5.040	5.025
2',3,4,5,5'-Pentachlorobiphenyl	70424-70-3	99.0	5.030	4.980
2,3,3',4,5-Pentachlorobiphenyl	70424-69-0	99.6	5.010	4.990
2',3,3',4,5-Pentachlorobiphenyl	76842-07-4	99.4	5.030	5.000

For use in routine laboratory analysis.

AccuStandard is accredited to ISO Guide 34, ISO/IEC 17025 and certified to ISO 9001

125 Market Street
New Haven, CT 06513
USA

AccuStandard® Inc.

Tel (203)786-5290
Fax (203)786-5287
www.AccuStandard.com

CERTIFICATE OF ANALYSIS

Catalog No: M-1668A-1-0.01X
Description: PCB Congener Mix 1
Lot: 211061189
Solvent: Isooctane

Date Certified: Jun 20, 2011
Expiration: Jun 20, 2021
Sample Size: 1 mL
Components: 83

Component - *continued*	CAS #	Purity % (GC/FID)	Prepared Concentration[1] (µg/mL)	Certified Analyte Concentration[2] (µg/mL)
2,3,3',4,4'-Pentachlorobiphenyl	32598-14-4	99.0	5.010	4.960
3,3',4,5,5'-Pentachlorobiphenyl	39635-33-1	100.0	5.040	5.040
2,2',3,5,6,6'-Hexachlorobiphenyl	68194-09-2	100.0	5.010	5.010
2,2',3,3',6,6'-Hexachlorobiphenyl	38411-22-2	99.9	5.010	5.005
2,2',3,4',5,6'-Hexachlorobiphenyl	74472-41-6	99.5	5.010	4.985
2,2',3,5,5',6-Hexachlorobiphenyl	52663-63-5	100.0	5.020	5.020
2,2',3,4,5',6-Hexachlorobiphenyl	68194-14-9	100.0	5.010	5.010
2,2',3,4,5,6'-Hexachlorobiphenyl	68194-15-0	99.4	5.010	4.980
2,2',3,4,5,6-Hexachlorobiphenyl	41411-61-4	99.0	5.010	4.960
2,2',3,3',5,5'-Hexachlorobiphenyl	35694-04-3	100.0	5.020	5.020
2,3,3',4,5',6-Hexachlorobiphenyl	74474-43-8	98.8	5.010	4.950
2,2',4,4',5,5'-Hexachlorobiphenyl	35065-27-1	99.2	5.000	4.960
2,2',3,3',4,5'-Hexachlorobiphenyl	52663-66-8	99.3	5.030	4.995
2,2',3,3',4,5-Hexachlorobiphenyl	55215-18-4	99.3	5.000	4.965
2,3,4,4',5,6-Hexachlorobiphenyl	41411-63-6	99.0	5.020	4.970
2,3,3',4,5,5'-Hexachlorobiphenyl	39635-35-3	100.0	5.010	5.010
2,3',4,4',5,5'-Hexachlorobiphenyl	52663-72-6	99.0	5.020	4.970
2,3,3',4,4',5-Hexachlorobiphenyl	38380-08-4	99.0	5.030	4.980
2,2',3,3',5,6,6'-Heptachlorobiphenyl	52663-64-6	100.0	5.030	5.030
2,2',3,3',4,6,6'-Heptachlorobiphenyl	52663-65-7	100.0	5.020	5.020
2,2',3,3',5,5',6-Heptachlorobiphenyl	52663-67-9	99.4	5.010	4.980
2,2',3,3',4,5',6-Heptachlorobiphenyl	40186-70-7	99.6	5.020	5.000
2,2',3,4,4',5',6-Heptachlorobiphenyl	52663-69-1	99.0	5.010	4.960
2,2',3,3',4',5,6-Heptachlorobiphenyl	52663-70-4	100.0	5.000	5.000
2,2',3,3',4,4',6-Heptachlorobiphenyl	52663-71-5	100.0	5.030	5.030
2,2',3,3',4,5,5'-Heptachlorobiphenyl	52663-74-8	99.7	5.030	5.015
2,3,3',4,4',5',6-Heptachlorobiphenyl	74472-50-7	99.8	5.020	5.010
2,2',3,3',4,4',5-Heptachlorobiphenyl	35065-30-6	99.0	5.010	4.960
2,3,3',4,4',5,6-Heptachlorobiphenyl	41411-64-7	100.0	5.020	5.020
2,2',3,3',4,5',6,6'-Octachlorobiphenyl	40186-71-8	100.0	7.510	7.510
2,2',3,4,4',5,6,6'-Octachlorobiphenyl	74472-52-9	99.9	7.510	7.502
2,2',3,3',4,5,6,6'-Octachlorobiphenyl	52663-73-7	100.0	7.500	7.500
2,2',3,3',4,5,5',6-Octachlorobiphenyl	68194-17-2	98.9	7.500	7.418
2,2',3,3',4,4',5,6'-Octachlorobiphenyl	42740-50-1	99.3	7.500	7.448
2,2',3,3',4,4',5,6-Octachlorobiphenyl	52663-78-2	100.0	7.500	7.500
2,2',3,3',4,4',5,5'-Octachlorobiphenyl	35694-08-7	100.0	7.510	7.510
2,2',3,3',4,4',5,6,6'-Nonachlorobiphenyl	52663-79-3	100.0	7.510	7.510

[1] All weights are traceable through NIST, Test No 822/272103-05

[2] Certified Analyte Concentration = Purity x Prepared Concentration. The Uncertainty associated with the gravimetric values reported on this certificate is ±0.24%. The CRM Uncertainty calculated for this product is ±5%. These values are the expanded uncertainty and represent an estimated standard deviation equal to the positive square root of the total variation of the uncertainty of components. A normal distribution is assumed and a coverage factor of K=2 is chosen using approximately a 95% confidence level

A product with a suffix (-1A, -2B, etc. or -01, -02, etc.) on its lot number has had its expiration date extended and is identical to the same lot number without the suffix.

Labels and certificates follow U.S. Conventions in reporting numerical values:
A comma (,) is used to separate units of one-thousand or greater.
A period (.) is used as a decimal place marker.

See reverse side for additional information

Certified By: Larry Decker, Organic QC Manager

For use in routine laboratory analysis.

AccuStandard is accredited to ISO Guide 34, ISO/IEC 17025 and certified to ISO 9001

OR-ORG/INO-001
Rev. 7/11

125 Market Street
New Haven, CT 06513
USA

AccuStandard® Inc.

Tel (203)786-5290
Fax (203)786-5287
www.AccuStandard.com

CERTIFICATE OF ANALYSIS

Catalog No: M-1668A-1-0.01X
Description: PCB Congener Mix 1
Lot: B8090114
Solvent: Isooctane
Hazards: **HIGHLY FLAMMABLE** - *Refer to SDS for safety info*



Danger 2

Date Certified: Sep 12, 2008
Expiration: Sep 12, 2018
Sample Size: 1 mL
Components: 83
Storage Condition: Ambient (>5 °C)

Included on ISO/IEC 17025 Scope of Accreditation: Yes

Included on ISO Guide 34 Scope of Accreditation: Yes

Component	CAS #	Purity % (GC/FID)	Prepared Concentration[1] (µg/mL)	Certified Analyte Concentration[2] (µg/mL)
3-Chlorobiphenyl	2051-61-8	99.0	2.500	2.475
2,6-Dichlorobiphenyl	33146-45-1	99.0	2.500	2.475
2,5-Dichlorobiphenyl	34883-39-1	99.0	2.500	2.475
2,3'-Dichlorobiphenyl	25569-80-6	99.0	2.500	2.475
2,4'-Dichlorobiphenyl	34883-43-7	99.0	2.500	2.475
3,5-Dichlorobiphenyl	34883-41-5	99.9	2.500	2.498
3,3'-Dichlorobiphenyl	2050-67-1	99.2	2.500	2.480
2,4,6-Trichlorobiphenyl	35693-92-6	100.0	2.500	2.500
2,3',6-Trichlorobiphenyl	38444-76-7	99.1	2.500	2.478
2,4',6-Trichlorobiphenyl	38444-77-8	99.0	2.500	2.475
2',3,5-Trichlorobiphenyl	37680-68-5	99.0	2.500	2.475
2,3',5-Trichlorobiphenyl	38444-81-4	99.0	2.500	2.475
2,4',5-Trichlorobiphenyl	16606-02-3	100.0	2.500	2.500
2',3,4-Trichlorobiphenyl	38444-86-9	99.0	2.500	2.475
3,3',5-Trichlorobiphenyl	38444-87-0	99.6	2.500	2.490
3,4,5-Trichlorobiphenyl	53555-66-1	99.0	2.500	2.475
3,3',4-Trichlorobiphenyl	37680-69-6	100.0	2.500	2.500
2,2',4,6-Tetrachlorobiphenyl	62796-65-0	100.0	5.020	5.020
2,2',3,6-Tetrachlorobiphenyl	70362-45-7	99.9	5.030	5.025
2,2',5,5'-Tetrachlorobiphenyl	35693-99-3	99.0	5.010	4.960
2,2',4,5'-Tetrachlorobiphenyl	41464-40-8	99.0	5.030	4.980
2,4,4',6-Tetrachlorobiphenyl	32598-12-2	99.5	5.000	4.975
2,2',3,4-Tetrachlorobiphenyl	52663-59-9	99.3	5.010	4.975
2,3',5,5'-Tetrachlorobiphenyl	41464-42-0	99.0	5.030	4.980
2,3,3',5-Tetrachlorobiphenyl	70424-67-8	100.0	5.020	5.020
2,3,4',5-Tetrachlorobiphenyl	74472-34-7	100.0	5.000	5.000
2,3',4,4'-Tetrachlorobiphenyl	32598-10-0	99.9	5.000	4.995
3,3',4,5'-Tetrachlorobiphenyl	41464-48-6	99.9	5.000	4.995
3,3',4,5-Tetrachlorobiphenyl	70362-49-1	99.0	5.020	4.970
3,4,4',5-Tetrachlorobiphenyl	70362-50-4	100.0	5.010	5.010
2,2',3,6,6'-Pentachlorobiphenyl	73575-54-9	99.2	5.020	4.980
2,2',4,5',6-Pentachlorobiphenyl	60145-21-3	100.0	5.020	5.020
2,2',3,5',6-Pentachlorobiphenyl	38379-99-6	100.0	5.010	5.010
2,2',3,4,6-Pentachlorobiphenyl	55215-17-3	99.6	5.020	5.000
2,2',3,4,6'-Pentachlorobiphenyl	73575-57-2	99.9	5.010	5.005
2,2',3,5,5'-Pentachlorobiphenyl	52663-61-3	99.7	5.020	5.005
2,3,3',5',6-Pentachlorobiphenyl	68194-10-5	98.9	5.010	4.955
2,2',3,3',5-Pentachlorobiphenyl	60145-20-2	100.0	5.000	5.000
2,3',4,4',6-Pentachlorobiphenyl	56558-17-9	100.0	5.010	5.010
2,2',3,4,5'-Pentachlorobiphenyl	38380-02-8	99.5	5.040	5.015
2,2',3,4,4'-Pentachlorobiphenyl	65510-45-4	99.0	5.020	4.970
2,2',3,3',4-Pentachlorobiphenyl	52663-62-4	99.0	5.040	4.990
2,3',4,5,5'-Pentachlorobiphenyl	68194-12-7	99.7	5.040	5.025
2',3,4,5,5'-Pentachlorobiphenyl	70424-70-3	99.0	5.030	4.980
2,3,3',4,5-Pentachlorobiphenyl	70424-69-0	99.6	5.010	4.990
2',3,3',4,5-Pentachlorobiphenyl	76842-07-4	99.4	5.030	5.000

Updated CAS # 's for PCB 32 + PCB 161

For use in routine laboratory analysis.

AccuStandard is accredited to ISO Guide 34, ISO/IEC 17025 and certified to ISO 9001

OR-ORG/INO-001
Rev. 7/11

125 Market Street
New Haven, CT 06513
USA

AccuStandard® Inc.

Tel (203)786-5290
Fax (203)786-5287
www.AccuStandard.com

CERTIFICATE OF ANALYSIS

Catalog No: M-1668A-1-0.01X
Description: PCB Congener Mix 1
Lot: B8090114
Solvent: Isooctane

Date Certified: Sep 12, 2008
Expiration: Sep 12, 2018
Sample Size: 1 mL
Components: 83

Component - *continued*	CAS #	Purity % (GC/FID)	Prepared Concentration[1] (µg/mL)	Certified Analyte Concentration[2] (µg/mL)
2,3,3',4,4'-Pentachlorobiphenyl	32598-14-4	99.0	5.010	4.960
3,3',4,5,5'-Pentachlorobiphenyl	39635-33-1	100.0	5.040	5.040
2,2',3,5,6,6'-Hexachlorobiphenyl	68194-09-2	100.0	5.010	5.010
2,2',3,3',6,6'-Hexachlorobiphenyl	38411-22-2	99.9	5.010	5.005
2,2',3,4',5,6'-Hexachlorobiphenyl	74472-41-6	99.5	5.010	4.985
2,2',3,5,5',6-Hexachlorobiphenyl	52663-63-5	100.0	5.020	5.020
2,2',3,4,5',6-Hexachlorobiphenyl	68194-14-9	100.0	5.010	5.010
2,2',3,4,5,6'-Hexachlorobiphenyl	68194-15-0	99.4	5.010	4.980
2,2',3,4,5,6-Hexachlorobiphenyl	41411-61-4	99.0	5.010	4.960
2,2',3,3',5,5'-Hexachlorobiphenyl	35694-04-3	100.0	5.020	5.020
2,3,3',4,5',6-Hexachlorobiphenyl	74472-43-8	98.8	5.010	4.950
2,2',4,4',5,5'-Hexachlorobiphenyl	35065-27-1	99.2	5.000	4.960
2,2',3,3',4,5'-Hexachlorobiphenyl	52663-66-8	99.3	5.030	4.995
2,2',3,3',4,5-Hexachlorobiphenyl	55215-18-4	99.3	5.000	4.965
2,3,4,4',5,6-Hexachlorobiphenyl	41411-63-6	99.0	5.020	4.970
2,3,3',4,5,5'-Hexachlorobiphenyl	39635-35-3	100.0	5.010	5.010
2,3',4,4',5,5'-Hexachlorobiphenyl	52663-72-6	99.0	5.020	4.970
2,3,3',4,4',5-Hexachlorobiphenyl	38380-08-4	99.0	5.030	4.980
2,2',3,3',5,6,6'-Heptachlorobiphenyl	52663-64-6	100.0	5.030	5.030
2,2',3,3',4,6,6'-Heptachlorobiphenyl	52663-65-7	100.0	5.020	5.020
2,2',3,3',5,5',6-Heptachlorobiphenyl	52663-67-9	99.4	5.010	4.980
2,2',3,3',4,5',6-Heptachlorobiphenyl	40186-70-7	99.6	5.020	5.000
2,2',3,4,4',5',6-Heptachlorobiphenyl	52663-69-1	99.0	5.010	4.960
2,2',3,3',4',5,6-Heptachlorobiphenyl	52663-70-4	100.0	5.000	5.000
2,2',3,3',4,4',6-Heptachlorobiphenyl	52663-71-5	100.0	5.030	5.030
2,2',3,3',4,5,5'-Heptachlorobiphenyl	52663-74-8	99.7	5.030	5.015
2,3,3',4,4',5',6-Heptachlorobiphenyl	74472-50-7	99.8	5.020	5.010
2,2',3,3',4,4',5-Heptachlorobiphenyl	35065-30-6	99.0	5.010	4.960
2,3,3',4,4',5,6-Heptachlorobiphenyl	41411-64-7	100.0	5.020	5.020
2,2',3,3',4,5',6,6'-Octachlorobiphenyl	40186-71-8	100.0	7.510	7.510
2,2',3,4,4',5,6,6'-Octachlorobiphenyl	74472-52-9	99.9	7.510	7.502
2,2',3,3',4,5,6,6'-Octachlorobiphenyl	52663-73-7	100.0	7.500	7.500
2,2',3,3',4,5,5',6-Octachlorobiphenyl	68194-17-2	98.9	7.500	7.418
2,2',3,3',4,4',5,6'-Octachlorobiphenyl	42740-50-1	99.3	7.500	7.448
2,2',3,3',4,4',5,6-Octachlorobiphenyl	52663-78-2	100.0	7.500	7.500
2,2',3,3',4,4',5,5'-Octachlorobiphenyl	35694-08-7	100.0	7.510	7.510
2,2',3,3',4,4',5,6,6'-Nonachlorobiphenyl	52663-79-3	100.0	7.510	7.510

A product with a suffix (-1A, -2B, etc or -01, -02, etc) on its lot number has had its expiration date extended and is identical to the same lot number without the suffix.

[1] All weights are traceable through NIST, Test No 822/272103-05

[2] Certified Analyte Concentration = Purity x Prepared Concentration. The Uncertainty associated with the gravimetric values reported on this certificate is ±0.24%. The CRM Uncertainty calculated for this product is ±5%. These values are the expanded uncertainty and represent an estimated standard deviation equal to the positive square root of the total variation of the uncertainty of components. A normal distribution is assumed and a coverage factor of K=2 is chosen using approximately a 95% confidence level.

Labels and certificates follow U.S. Conventions in reporting numerical values:
A comma (,) is used to separate units of one-thousand or greater.
A period (.) is used as a decimal place marker.

See reverse side for additional information

Certified By: Larry Decker, Organic QC Manager

For use in routine laboratory analysis.

AccuStandard is accredited to ISO Guide 34, ISO/IEC 17025 and certified to ISO 9001

Reagent

61MXPCBMIX2S_00002

125 Market Street
New Haven, CT 06513
USA

AccuStandard® Inc.

Tel (203)786-5290
Fax (203)786-5287
www.AccuStandard.com

CERTIFICATE OF ANALYSIS

Cert OX0081B
Recs 3/20/15
exp 4/5/22

Catalog No: M-1668A-2-0.01X
Description: PCB Congener Mix 2
Lot: 212031457
Solvent: Isooctane
Hazards: **HIGHLY FLAMMABLE** - *Refer to SDS for safety info*



Danger 2

Date Certified: Apr 5, 2012
Expiration: Apr 5, 2022
Sample Size: 1 mL
Components: 54
Storage Condition: Ambient

opened 4/9/15

[X] Included on ISO/IEC 17025 Scope of Accreditation
[X] Included on ISO Guide 34 Scope of Accreditation

Component	CAS #	Purity % (GC/MS)	Prepared Concentration[1] (µg/mL)	Certified Analyte Concentration[2] (µg/mL)
2,4-Dichlorobiphenyl	33284-50-3	99.9	2.500	2.498
2,3-Dichlorobiphenyl	16605-91-7	98.7	2.500	2.468
3,4-Dichlorobiphenyl	2974-92-7	100.0	2.510	2.510
2,2',5-Trichlorobiphenyl	37680-65-2	99.5	2.500	2.488
2,3,6-Trichlorobiphenyl	55702-45-9	99.4	2.510	2.495
2,3,5-Trichlorobiphenyl	55720-44-0	99.0	2.500	2.475
2,4,4'-Trichlorobiphenyl	7012-37-5	99.7	2.510	2.502
2,3,4'-Trichlorobiphenyl	38444-85-8	99.0	2.510	2.485
3,4',5-Trichlorobiphenyl	38444-88-1	99.6	2.510	2.500
2,2',5,6'-Tetrachlorobiphenyl	41464-41-9	99.0	5.010	4.960
2,2',4,6'-Tetrachlorobiphenyl	68194-04-7	99.6	5.010	4.990
2,3',5',6-Tetrachlorobiphenyl	74338-23-1	99.7	5.000	4.985
2,2',4,5-Tetrachlorobiphenyl	70362-47-9	99.9	5.010	5.005
2,3,4,6-Tetrachlorobiphenyl	54230-22-7	99.0	5.000	4.950
2,3',4',6-Tetrachlorobiphenyl	41464-46-4	100.0	5.000	5.000
2,3',4,5'-Tetrachlorobiphenyl	73575-52-7	99.9	5.000	4.995
2,3,3',5'-Tetrachlorobiphenyl	41464-49-7	99.0	5.010	4.960
2,3,4,5-Tetrachlorobiphenyl	33284-53-6	100.0	5.010	5.010
2,3,3',4-Tetrachlorobiphenyl	74338-24-2	99.7	5.010	4.995
2,3,4,4'-Tetrachlorobiphenyl	33025-41-1	99.0	5.000	4.950
2,2',3,5,6'-Pentachlorobiphenyl	73575-55-0	100.0	5.000	5.000
2,2',4,4',6-Pentachlorobiphenyl	39485-83-1	99.3	5.000	4.965
2,2',3,4',6-Pentachlorobiphenyl	68194-05-8	99.0	5.010	4.960
2,3',4,5',6-Pentachlorobiphenyl	56558-18-0	99.5	5.000	4.975
2,2',3,4',5-Pentachlorobiphenyl	68194-07-0	99.4	5.000	4.970
2,2',4,4',5-Pentachlorobiphenyl	38380-01-7	99.6	5.000	4.980
2,3,3',4,6-Pentachlorobiphenyl	74472-35-8	100.0	5.000	5.000
2,3,4',5,6-Pentachlorobiphenyl	68194-11-6	99.0	5.000	4.950
2,3,3',5,5'-Pentachlorobiphenyl	39635-32-0	100.0	5.010	5.010
2,3,3',4,5'-Pentachlorobiphenyl	70362-41-3	100.0	5.010	5.010
2,3',4,4',5-Pentachlorobiphenyl	31508-00-6	99.8	5.000	4.990
2,3,4,4',5-Pentachlorobiphenyl	74472-37-0	99.0	5.010	4.960
2,2',3,4',6,6'-Hexachlorobiphenyl	68194-08-1	99.6	5.000	4.980
2,2',3,4,6,6'-Hexachlorobiphenyl	74472-40-5	99.5	5.000	4.975
2,2',3,3',5,6'-Hexachlorobiphenyl	52744-13-5	98.8	5.010	4.950
2,2',3,4',5',6-Hexachlorobiphenyl	38380-04-0	99.5	5.010	4.985
2,2',3,4,4',6-Hexachlorobiphenyl	56030-56-9	99.4	5.000	4.970
2,2',3,3',4,6'-Hexachlorobiphenyl	38380-05-1	99.9	5.010	5.005
2,3,3',5,5',6-Hexachlorobiphenyl	74472-46-1	99.0	5.000	4.950
2,3',4,4',5',6-Hexachlorobiphenyl	59291-65-5	98.8	5.010	4.950
2,2',3,4,4',5-Hexachlorobiphenyl	35694-06-5	99.7	5.000	4.985
2,3,3',4,5,6-Hexachlorobiphenyl	41411-62-5	99.7	5.010	4.995
2,2',3,3',4,4'-Hexachlorobiphenyl	38380-07-3	99.7	5.000	4.985
2,3,3',4',5,5'-Hexachlorobiphenyl	39635-34-2	100.0	5.000	5.000
2,3,3',4,4',5'-Hexachlorobiphenyl	69782-90-7	99.0	5.000	4.950
2,2',3,4,4',6,6'-Heptachlorobiphenyl	74472-48-3	99.0	5.000	4.950

For use in routine laboratory analysis.

AccuStandard is accredited to ISO Guide 34, ISO/IEC 17025 and certified to ISO 9001

125 Market Street
New Haven, CT 06513
USA

AccuStandard® Inc.

Tel (203)786-5290
Fax (203)786-5287
www.AccuStandard.com

CERTIFICATE OF ANALYSIS

Catalog No: M-1668A-2-0.01X
Description: PCB Congener Mix 2
Lot: 212031457
Solvent: Isooctane

Date Certified: Apr 5, 2012
Expiration: Apr 5, 2022
Sample Size: 1 mL
Components: 54

Component - *continued*	CAS #	Purity % (GC/MS)	Prepared Concentration[1] (µg/mL)	Certified Analyte Concentration[2] (µg/mL)
2,2',3,4,5,6,6'-Heptachlorobiphenyl	74472-49-4	99.8	5.010	5.000
2,2',3,4',5,5',6-Heptachlorobiphenyl	52663-68-0	99.0	5.000	4.950
2,2',3,4,5,5',6-Heptachlorobiphenyl	52712-05-7	100.0	5.010	5.010
2,2',3,4,4',5,6-Heptachlorobiphenyl	74472-47-2	100.0	5.000	5.000
2,3,3',4,5,5',6-Heptachlorobiphenyl	74472-51-8	99.1	5.010	4.965
2,2',3,3',4,4',6,6'-Octachlorobiphenyl	33091-17-7	100.0	7.510	7.510
2,2',3,3',4,5,5',6'-Octachlorobiphenyl	52663-75-9	100.0	7.500	7.500
2,2',3,4,4',5,5',6-Octachlorobiphenyl	52663-76-0	100.0	7.510	7.510

[1] All weights are traceable through NIST, Test No. 822-275872-11

[2] Certified Analyte Concentration = Purity x Prepared Concentration. The Uncertainty associated with the gravimetric values reported on this certificate is ±0.24%. The CRM Uncertainty calculated for this product is ±5%. These values are the expanded uncertainty and represent an estimated standard deviation equal to the positive square root of the total variation of the uncertainty of components. A normal distribution is assumed and a coverage factor of K=2 is chosen using approximately a 95% confidence level.

A product with a suffix (-1A, -2B, etc. or -01, -02, etc.) on its lot number has had its expiration date extended and is identical to the same lot number without the suffix.

Labels and certificates follow U.S. Conventions in reporting numerical values:
A comma (,) is used to separate units of one-thousand or greater.
A period (.) is used as a decimal place marker.

See reverse side for additional information

Certified By: Larry Decker, Organic QC Manager

AccuStandard

For use in routine laboratory analysis.

AccuStandard is accredited to ISO Guide 34, ISO/IEC 17025 and certified to ISO 9001

OR-ORG/INO-001
Rev. 7/11

Reagent

61MXPCBMIX3S_00002

125 Market Street
New Haven, CT 06513
USA

AccuStandard® Inc.

Tel (203)786-5290
Fax (203)786-5287
www.AccuStandard.com

CERTIFICATE OF ANALYSIS

Cert 0X0081C
Recd 3/20/15
exp 10/4/23
opened 4/9/15

Catalog No: M-1668A-3-0.01X
Description: PCB Congener Mix 3
Lot: 213091387
Solvent: Isooctane
Hazards: **HIGHLY FLAMMABLE** - *Refer to SDS for safety info*



Danger 2

Date Certified: Oct 1, 2013
Expiration: Oct 1, 2023
Sample Size: 1 mL
Components: 29
Storage Condition: Ambient

[X] Included on ISO/IEC 17025 Scope of Accreditation
[X] Included on ISO Guide 34 Scope of Accreditation

Component	CAS #	Purity % (GC/FID)	Prepared Concentration[1] (µg/mL)	Certified Analyte Concentration[2] (µg/mL)
3,4'-Dichlorobiphenyl	2974-90-5	99.0	2.500	2.475
2,2',4-Trichlorobiphenyl	37680-66-3	99.0	2.500	2.475
2,4,5-Trichlorobiphenyl	15862-07-4	99.0	2.510	2.485
2,3,3'-Trichlorobiphenyl	38444-84-7	99.0	2.500	2.475
2,2',3,6'-Tetrachlorobiphenyl	41464-47-5	99.4	5.010	4.980
2,3,5,6-Tetrachlorobiphenyl	33284-54-7	100.0	5.010	5.010
2,3,3',6-Tetrachlorobiphenyl	74472-33-6	98.5	5.010	4.935
2,2',3,3'-Tetrachlorobiphenyl	38444-93-8	99.1	5.010	4.965
2,3',4,5-Tetrachlorobiphenyl	73557-53-8	100.0	5.000	5.000
2',3,4,5-Tetrachlorobiphenyl	70362-48-0	99.0	5.010	4.960
3,3',5,5'-Tetrachlorobiphenyl	33284-52-5	99.0	5.000	4.950
2,2',3,5,6-Pentachlorobiphenyl	73575-56-1	99.8	5.010	5.000
2,2',3,3',6-Pentachlorobiphenyl	52663-60-2	100.0	5.010	5.010
2,2',4,5,5'-Pentachlorobiphenyl	37680-73-2	99.7	5.000	4.985
2,3,3',5,6-Pentachlorobiphenyl	74472-36-9	99.8	5.010	5.000
2,2',3,4,5-Pentachlorobiphenyl	55312-69-1	99.5	5.000	4.975
2,3,4,5,6-Pentachlorobiphenyl	18259-05-7	99.0	5.000	4.950
2,3,3',4',5-Pentachlorobiphenyl	70424-68-9	100.0	5.000	5.000
2,2',4,4',5,6'-Hexachlorobiphenyl	60145-22-4	99.4	5.000	4.970
2,2',3,4',5,6-Hexachlorobiphenyl	68194-13-8	99.7	5.000	4.985
2,2',3,4,4',6'-Hexachlorobiphenyl	59291-64-4	99.6	5.010	4.990
2,2',3,4',5,5'-Hexachlorobiphenyl	51908-16-8	98.9	5.000	4.945
2,2',3,4,5,5'-Hexachlorobiphenyl	52712-04-6	99.0	5.010	4.960
2,3,3',4',5',6-Hexachlorobiphenyl	74472-45-0	99.7	5.000	4.985
2,3,3',4,4',6-Hexachlorobiphenyl	74472-42-7	100.0	5.000	5.000
2,2',3,4,4',5,6'-Heptachlorobiphenyl	60145-23-5	99.4	5.010	4.980
2,2',3,3',4,5,6'-Heptachlorobiphenyl	38411-25-5	100.0	5.010	5.010
2,2',3,3',4,5,6-Heptachlorobiphenyl	68194-16-1	100.0	5.010	5.010
2,3,3',4',5,5',6-Heptachlorobiphenyl	69782-91-8	99.8	5.000	4.990

[1] All weights are traceable through NIST Test No 822-275872-11

[2] Certified Analyte Concentration = Purity x Prepared Concentration. The Uncertainty associated with the gravimetric values reported on this certificate is ±0.24%. The CRM Uncertainty calculated for this product is ±5%. These values are the expanded uncertainty and represent an estimated standard deviation equal to the positive square root of the total variation of the uncertainty of components. A normal distribution is assumed and a coverage factor of K=2 is chosen using approximately a 95% confidence level

A product with a suffix (-1A, -2B, etc or -01, -02, etc.) on its lot number has had its expiration date extended and is identical to the same lot number without the suffix.

Labels and certificates follow U S Conventions in reporting numerical values:
A comma ( ) is used to separate units of one-thousand or greater.
A period (.) is used as a decimal place marker.

See reverse side for additional information

Certified By: Larry Decker, Organic QC Manager

Page 1 of 1

For use in routine laboratory analysis.

Reagent

61MXPCBMIX4S_00003

125 Market Street
New Haven, CT 06513
USA

AccuStandard® Inc.

Tel (203)786-5290
Fax (203)786-5287
www.AccuStandard.com

CERTIFICATE OF ANALYSIS

Cert PX0094

Catalog No: M-1668A-4-0.01X
Description: PCB Congener Mix 4
Lot: 217011245
Solvent: Isooctane
Hazards: *Refer to SDS for complete safety information*



Signal Word: Danger

Date Certified: Jan 23, 2017
Expiration: Jan 23, 2027
Sample Size: 1 mL
Components: 15
Storage Condition: Ambient (>5 °C)

Included on ISO/IEC 17025 Scope of Accreditation: Yes

Included on ISO Guide 34 Scope of Accreditation: Yes

Component	CAS #	Purity % (GC/MS)	Prepared Concentration[1] (µg/mL)	Certified Analyte Concentration[2] (µg/mL)
2,3',4-Trichlorobiphenyl	55712-37-3	100.0	2 507	2.507
2,3,4-Trichlorobiphenyl	55702-46-0	99.0	2 500	2.475
2,3',4,6-Tetrachlorobiphenyl	60233-24-1	99.9	5.002	4.997
2,2',4,4'-Tetrachlorobiphenyl	2437-79-8	100.0	5.008	5.008
2,2',3,4'-Tetrachlorobiphenyl	36559-22-5	99.4	5 000	4.970
2,3,4',6-Tetrachlorobiphenyl	52663-58-8	99.0	5.001	4.951
2,3',4',5-Tetrachlorobiphenyl	32598-11-1	99.0	5.003	4.953
2,2',4,5,6'-Pentachlorobiphenyl	68194-06-9	99 3	5.010	4.975
2,2',3',4,5-Pentachlorobiphenyl	41464-51-1	99.0	5.001	4.951
2,3,4,4',6-Pentachlorobiphenyl	74472-38-1	99 5	5.000	4.975
2',3,4,4',5-Pentachlorobiphenyl	65510-44-3	99.8	5.000	4.990
2,2',3,3',5,6-Hexachlorobiphenyl	52704-70-8	99 3	5.005	4.970
2,2',3,3',4,6-Hexachlorobiphenyl	61798-70-7	100 0	5.002	5.002
2,3,3',4',5,6-Hexachlorobiphenyl	74472-44-9	99.0	5.003	4.953
2,2',3,4,4',5,5'-Heptachlorobiphenyl	35065-29-3	100.0	5.000	5.000

A product with a suffix (-1A, -2B, etc. or -01, -02, etc.) on its lot number has had its expiration date extended and is identical to the same lot number without the suffix.

[1] All weights are traceable through NIST, Test No. 822-275872-11

[2] Certified Analyte Concentration = Purity x Prepared Concentration.

The Uncertainty associated with the gravimetric values reported on this certificate is ±0.24%. This value is the expanded uncertainty and represents an estimated standard deviation equal to the positive square root of the total variation of the uncertainty of components. A normal distribution is assumed and a coverage factor of K=2 is chosen using approximately a 95% confidence level.

Labels and certificates follow U S. Conventions in reporting numerical values: A comma (,) is used to separate units of one-thousand or greater. A period (.) is used as a decimal place marker

See reverse side for additional information

Certified By: Larry Decker, Organic QC Manager

Page 1 of 1

For use in routine laboratory analysis.

Reagent

61MXPCBMIX5S_00002

125 Market Street
New Haven, CT 06513
USA

AccuStandard® Inc.

Tel (203)786-5290
Fax (203)786-5287
www.AccuStandard.com

CERTIFICATE OF ANALYSIS

Cert DX008LE
Recd 3/20/15
exp 10/10/21
opened 4/9/15

Catalog No: M-1668A-5-0.01X
Description: PCB Congener Mix 5
Lot: 211101041
Solvent: Isooctane
Hazards: **HIGHLY FLAMMABLE** - *Refer to SDS for safety info*



Danger 2

Date Certified: Oct 10, 2011
Expiration: Oct 10, 2021
Sample Size: 1 mL
Components: 28
Storage Condition: Ambient

[X] Included on ISO/IEC 17025 Scope of Accreditation
[X] Included on ISO Guide 34 Scope of Accreditation

Component	CAS #	Purity % (GC/MS)	Prepared Concentration[1] (µg/mL)	Certified Analyte Concentration[2] (µg/mL)
2-Chlorobiphenyl	2051-60-7	99.6	2.510	2.500
4-Chlorobiphenyl	2051-62-9	98.8	2.500	2.470
2,2'-Dichlorobiphenyl	13029-08-8	100.0	2.510	2.510
4,4'-Dichlorobiphenyl	2050-68-2	100.0	2.510	2.510
2,2',6-Trichlorobiphenyl	38444-73-4	99.6	2.500	2.490
2,2',3-Trichlorobiphenyl	38444-78-9	99.4	2.510	2.495
3,4,4'-Trichlorobiphenyl	38444-90-5	99.7	2.500	2.493
2,2',6,6'-Tetrachlorobiphenyl	15968-05-5	99.4	5.000	4.970
2,2',3,5-Tetrachlorobiphenyl	70362-46-8	99.9	5.010	5.005
2,2',3,5'-Tetrachlorobiphenyl	41464-39-5	99.0	5.010	4.960
2,4,4',5-Tetrachlorobiphenyl	32690-93-0	100.0	5.000	5.000
2,3,3',4'-Tetrachlorobiphenyl	41464-43-1	99.0	5.010	4.960
3,3',4,4'-Tetrachlorobiphenyl	32598-13-3	100.0	5.010	5.010
2,2',4,6,6'-Pentachlorobiphenyl	56558-16-8	99.1	5.000	4.955
2,2',3',4,6-Pentachlorobiphenyl	60233-25-2	99.3	5.010	4.975
2',3,4,5,6'-Pentachlorobiphenyl	74472-39-2	99.7	5.000	4.985
2,3,3',4',6-Pentachlorobiphenyl	38380-03-9	99.5	5.000	4.975
3,3',4,4',5-Pentachlorobiphenyl	57465-28-8	100.0	5.000	5.000
2,2',4,4',6,6'-Hexachlorobiphenyl	33979-03-2	99.3	5.000	4.965
2,2',3,4,4',5'-Hexachlorobiphenyl	35065-28-2	99.8	5.010	5.000
3,3',4,4',5,5'-Hexachlorobiphenyl	32774-16-6	100.0	5.000	5.000
2,2',3,4',5,6,6'-Heptachlorobiphenyl	74487-85-7	99.0	5.010	4.960
2,3,3',4,4',5,5'-Heptachlorobiphenyl	39635-31-9	100.0	5.010	5.010
2,2',3,3',5,5',6,6'-Octachlorobiphenyl	2136-99-4	98.0	7.510	7.360
2,3,3',4,4',5,5',6-Octachlorobiphenyl	74472-53-0	99.6	7.500	7.470
2,2',3,3',4,5,5',6,6'-Nonachlorobiphenyl	52663-77-1	99.8	7.510	7.495
2,2',3,3',4,4',5,5',6-Nonachlorobiphenyl	40186-72-9	99.0	7.500	7.425
Decachlorobiphenyl	2051-24-3	99.7	7.510	7.487

[1] All weights are traceable through NIST, Test No 822-275872-11

[2] Certified Analyte Concentration = Purity x Prepared Concentration. The Uncertainty associated with the gravimetric values reported on this certificate is ±0.24%. The CRM Uncertainty calculated for this product is ±5%. These values are the expanded uncertainty and represent an estimated standard deviation equal to the positive square root of the total variation of the uncertainty of components. A normal distribution is assumed and a coverage factor of K=2 is chosen using approximately a 95% confidence level

A product with a suffix (-1A, -2B, etc or -01, -02, etc.) on its lot number has had its expiration date extended and is identical to the same lot number without the suffix.

Labels and certificates follow U.S. Conventions in reporting numerical values:
A comma ( ) is used to separate units of one-thousand or greater.
A period (.) is used as a decimal place marker.

See reverse side for additional information

Certified By: Larry Decker, Organic QC Manager

For use in routine laboratory analysis.

AccuStandard is accredited to ISO Guide 34, ISO/IEC 17025 and certified to ISO 9001

OR-ORG/INO-001
Rev. 7/11

Reagent

61SP1668WRK_00004

125 Market Street
New Haven, CT 06513
USA

AccuStandard® Inc.

Tel (203)786-5290
Fax (203)786-5287
www.AccuStandard.com

CERTIFICATE OF ANALYSIS

Catalog No: S-9994-4X
Description: Custom PCB Standard - all 209 pcb Congeners
Lot: 209091190-01
Solvent: Isooctane
Hazards: *Refer to SDS for complete safety information*



Signal Word: Danger

Date Certified: Jul 17, 2019
Expiration: Jul 17, 2029
Sample Size: 1 mL
Components: 209
Storage Condition: Ambient (>5 °C)

Certified Reference Material

ANAB ACCREDITED ISO 17034 REFERENCE MATERIAL PRODUCER AR-1463
ANAB ACCREDITED ISO/IEC 17025 TESTING LABORATORY AT-1339
ilac-MRA

Component	CAS #	Purity % (GC/MS)	Prepared Concentration[2] (µg/mL)	Certified Analyte Concentration[1] (µg/mL)
2-Chlorobiphenyl	2051-60-7	99.2	4.012	3.980
3-Chlorobiphenyl	2051-61-8	99.0	4.000	3.960
4-Chlorobiphenyl	2051-62-9	98.8	4.000	3.952
2,2'-Dichlorobiphenyl	13029-08-8	100.0	4.020	4.020
2,3-Dichlorobiphenyl	16605-91-7	99.4	4.004	3.980
2,3'-Dichlorobiphenyl	25569-80-6	99.0	4.012	3.972
2,4-Dichlorobiphenyl	33284-50-3	99.9	4.024	4.020
2,4'-Dichlorobiphenyl	34883-43-7	99.4	4.008	3.984
2,5-Dichlorobiphenyl	34883-39-1	99.0	4.016	3.976
2,6-Dichlorobiphenyl	33146-45-1	100.0	4.012	4.012
3,3'-Dichlorobiphenyl	2050-67-1	99.2	4.004	3.972
3,4-Dichlorobiphenyl	2974-92-7	100.0	4.004	4.004
3,4'-Dichlorobiphenyl	2974-90-5	99.0	4.008	3.968
3,5-Dichlorobiphenyl	34883-41-5	99.9	4.036	4.032
4,4'-Dichlorobiphenyl	2050-68-2	100.0	4.004	4.004
2,2',3-Trichlorobiphenyl	38444-78-9	99.7	4.044	4.032
2,2',4-Trichlorobiphenyl	37680-66-3	99.9	4.012	4.008
2,2',5-Trichlorobiphenyl	37680-65-2	100.0	4.020	4.020
2,2',6-Trichlorobiphenyl	38444-73-4	99.6	4.028	4.012
2,3,3'-Trichlorobiphenyl	38444-84-7	99.0	4.036	3.996
2,3,4-Trichlorobiphenyl	55702-46-0	99.0	4.008	3.968
2,3,4'-Trichlorobiphenyl	38444-85-8	99.0	4.028	3.988
2,3,5-Trichlorobiphenyl	55720-44-0	99.0	4.004	3.964
2,3,6-Trichlorobiphenyl	55702-45-9	99.4	4.020	3.996
2,3',4-Trichlorobiphenyl	55712-37-3	100.0	4.000	4.000
2,3',5-Trichlorobiphenyl	38444-81-4	99.0	4.024	3.984
2,3',6-Trichlorobiphenyl	38444-76-7	99.1	4.024	3.988
2,4,4'-Trichlorobiphenyl	7012-37-5	100.0	4.000	4.000
2,4,5-Trichlorobiphenyl	15862-07-4	99.0	4.036	3.996
2,4,6-Trichlorobiphenyl	35693-92-6	100.0	4.024	4.024
2,4',5-Trichlorobiphenyl	16606-02-3	100.0	4.020	4.020
2,4',6-Trichlorobiphenyl	38444-77-8	99.0	4.024	3.984
2',3,4-Trichlorobiphenyl	38444-86-9	99.0	4.036	3.996
2',3,5-Trichlorobiphenyl	37680-68-5	99.0	4.000	3.960
3,3'-4-Trichlorobiphenyl	37680-69-6	100.0	4.004	4.004
3,3',5-Trichlorobiphenyl	38444-87-0	99.6	4.004	3.988
3,4,4'-Trichlorobiphenyl	38444-90-5	99.7	4.004	3.992
3,4,5-Trichlorobiphenyl	53555-66-1	99.0	4.008	3.968
3,4',5-Trichlorobiphenyl	38444-88-1	99.6	4.024	4.008
2,2',3,3'-Tetrachlorobiphenyl	38444-93-8	99.1	4.016	3.980
2,2',3,4-Tetrachlorobiphenyl	52663-59-9	99.3	4.016	3.988
2,2',3,4'-Tetrachlorobiphenyl	36559-22-5	99.4	4.012	3.988
2,2',3,5-Tetrachlorobiphenyl	70362-46-8	99.9	4.012	4.008
2,2',3,5'-Tetrachlorobiphenyl	41464-39-5	99.0	4.004	3.964

For use in routine laboratory analysis.

AccuStandard is accredited to ISO 17034, ISO/IEC 17025 and certified to ISO 9001:2015

125 Market Street
New Haven, CT 06513
USA

AccuStandard® Inc.

Tel (203)786-5290
Fax (203)786-5287
www.AccuStandard.com

CERTIFICATE OF ANALYSIS

Catalog No: S-9994-4X
Description: Custom PCB Standard - all 209 pcb Congeners
Lot: 209091190-01
Solvent: Isooctane

Date Certified: Jul 17, 2019
Expiration: Jul 17, 2029
Sample Size: 1 mL
Components: 209

Component - *continued*	**CAS #**	**Purity %** (GC/MS)	**Prepared Concentration²** (µg/mL)	**Certified Analyte Concentration¹** (µg/mL)
2,2',3,6-Tetrachlorobiphenyl	70362-45-7	99.9	4.012	4.008
2,2',3,6'-Tetrachlorobiphenyl	41464-47-5	99.4	4.004	3.980
2,2',4,4'-Tetrachlorobiphenyl	2437-79-8	99.0	4.012	3.972
2,2',4,5-Tetrachlorobiphenyl	70362-47-9	99.9	4.008	4.004
2,2',4,5'-Tetrachlorobiphenyl	41464-40-8	99.0	4.016	3.976
2,2',4,6-Tetrachlorobiphenyl	62796-65-0	100.0	4.004	4.004
2,2',4,6'-Tetrachlorobiphenyl	68194-04-7	99.6	4.012	3.996
2,2',5,5'-Tetrachlorobiphenyl	35693-99-3	99.0	4.008	3.968
2,2',5,6'-Tetrachlorobiphenyl	41464-41-9	99.0	4.004	3.964
2,2',6,6'-Tetrachlorobiphenyl	15968-05-5	99.4	4.028	4.004
2,3,3',4-Tetrachlorobiphenyl	74338-24-2	99.7	4.016	4.004
2,3,3',4'-Tetrachlorobiphenyl	41464-43-1	99.6	4.036	4.020
2,3,3',5-Tetrachlorobiphenyl	70424-67-8	100.0	4.008	4.008
2,3,3',5'-Tetrachlorobiphenyl	41464-49-7	99.0	4.028	3.988
2,3,3',6-Tetrachlorobiphenyl	74472-33-6	98.5	4.012	3.952
2,3,4,4'-Tetrachlorobiphenyl	33025-41-1	99.0	4.008	3.968
2,3,4,5-Tetrachlorobiphenyl	33284-53-6	99.0	4.004	3.964
2,3,4,6-Tetrachlorobiphenyl	54230-22-7	99.0	4.008	3.968
2,3,4',5-Tetrachlorobiphenyl	74472-34-7	100.0	4.016	4.016
2,3,4',6-Tetrachlorobiphenyl	52663-58-8	99.7	4.032	4.020
2,3,5,6-Tetrachlorobiphenyl	33284-54-7	99.0	4.004	3.964
2,3',4,4'-Tetrachlorobiphenyl	32598-10-0	100.0	4.000	4.000
2,3',4,5-Tetrachlorobiphenyl	73575-53-8	100.0	4.036	4.036
2,3',4,5'-Tetrachlorobiphenyl	73575-52-7	99.9	4.004	4.000
2,3',4,6-Tetrachlorobiphenyl	60233-24-1	99.9	4.024	4.020
2,3',4',5-Tetrachlorobiphenyl	32598-11-1	99.0	4.000	3.960
2,3',4',6-Tetrachlorobiphenyl	41464-46-4	100.0	4.016	4.016
2,3',5,5'-Tetrachlorobiphenyl	41464-42-0	99.0	4.004	3.964
2,3',5',6-Tetrachlorobiphenyl	74338-23-1	99.7	4.016	4.004
2,4,4',5-Tetrachlorobiphenyl	32690-93-0	100.0	4.020	4.020
2,4,4',6-Tetrachlorobiphenyl	32598-12-2	99.5	4.000	3.980
2',3,4,5-Tetrachlorobiphenyl	70362-48-0	99.0	4.028	3.988
3,3',4,4'-Tetrachlorobiphenyl	32598-13-3	99.0	4.000	3.960
3,3',4,5-Tetrachlorobiphenyl	70362-49-1	99.0	4.024	3.984
3,3',4,5'-Tetrachlorobiphenyl	41464-48-6	99.9	4.008	4.004
3,3',5,5'-Tetrachlorobiphenyl	33284-52-5	99.0	4.028	3.988
3,4,4',5-Tetrachlorobiphenyl	70362-50-4	100.0	4.004	4.004
2,2',3,3',4-Pentachlorobiphenyl	52663-62-4	99.0	4.008	3.968
2,2',3,3',5-Pentachlorobiphenyl	60145-20-2	100.0	4.012	4.012
2,2',3,3',6-Pentachlorobiphenyl	52663-60-2	100.0	4.000	4.000
2,2',3,4,4'-Pentachlorobiphenyl	65510-45-4	99.0	4.000	3.960
2,2',3,4,5-Pentachlorobiphenyl	55312-69-1	100.0	4.008	4.008
2,2',3,4,5'-Pentachlorobiphenyl	38380-02-8	99.5	4.020	4.000
2,2',3,4,6-Pentachlorobiphenyl	55215-17-3	99.6	4.008	3.992
2,2',3,4,6'-Pentachlorobiphenyl	73575-57-2	99.9	4.004	4.000
2,2',3,4',5-Pentachlorobiphenyl	68194-07-0	99.4	4.000	3.976
2,2',3,4',6-Pentachlorobiphenyl	68194-05-8	99.6	4.036	4.020
2,2',3,5,5'-Pentachlorobiphenyl	52663-61-3	99.7	4.016	4.004
2,2',3,5,6-Pentachlorobiphenyl	73575-56-1	99.8	4.028	4.020
2,2',3,5,6'-Pentachlorobiphenyl	73575-55-0	100.0	4.016	4.016
2,2',3,5',6-Pentachlorobiphenyl	38379-99-6	100.0	4.012	4.012
2,2',3,6,6'-Pentachlorobiphenyl	73575-54-9	99.2	4.004	3.972
2,2',3',4,5-Pentachlorobiphenyl	41464-51-1	99.0	4.020	3.980

For use in routine laboratory analysis.

AccuStandard is accredited to ISO 17034, ISO/IEC 17025 and certified to ISO 9001:2015

QR-ORG/INO-001
Rev. 5/18

125 Market Street
New Haven, CT 06513
USA

AccuStandard® Inc.

Tel (203)786-5290
Fax (203)786-5287
www.AccuStandard.com

CERTIFICATE OF ANALYSIS

Catalog No: S-9994-4X
Description: Custom PCB Standard - all 209 pcb Congeners
Lot: 209091190-01
Solvent: Isooctane

Date Certified: Jul 17, 2019
Expiration: Jul 17, 2029
Sample Size: 1 mL
Components: 209

Component - *continued*	**CAS #**	**Purity %** (GC/MS)	**Prepared Concentration²** (µg/mL)	**Certified Analyte Concentration¹** (µg/mL)
2,2',3',4,6-Pentachlorobiphenyl	60233-25-2	99.3	4.024	3.996
2,2',4,4',5-Pentachlorobiphenyl	38380-01-7	99.6	4.036	4.020
2,2',4,4',6-Pentachlorobiphenyl	39485-83-1	99.9	4.012	4.008
2,2',4,5,5'-Pentachlorobiphenyl	37680-73-2	99.0	4.008	3.968
2,2',4,5,6'-Pentachlorobiphenyl	68194-06-9	99.3	4.000	3.972
2,2',4,5',6-Pentachlorobiphenyl	60145-21-3	100.0	4.024	4.024
2,2',4,6,6'-Pentachlorobiphenyl	56558-16-8	99.0	4.008	3.968
2,3,3',4,4'-Pentachlorobiphenyl	32598-14-4	99.0	4.036	3.996
2,3,3',4,5-Pentachlorobiphenyl	70424-69-0	99.6	4.008	3.992
2,3,3',4',5-Pentachlorobiphenyl	70424-68-9	100.0	4.008	4.008
2,3,3',4,5'-Pentachlorobiphenyl	70362-41-3	100.0	4.012	4.012
2,3,3',4,6-Pentachlorobiphenyl	74472-35-8	100.0	4.024	4.024
2,3,3',4',6-Pentachlorobiphenyl	38380-03-9	99.5	4.054	4.034
2,3,3',5,5'-Pentachlorobiphenyl	39635-32-0	100.0	4.024	4.024
2,3,3',5,6-Pentachlorobiphenyl	74472-36-9	99.8	4.032	4.024
2,3,3',5',6-Pentachlorobiphenyl	68194-10-5	98.9	4.012	3.968
2,3,4,4',5-Pentachlorobiphenyl	74472-37-0	99.0	4.020	3.980
2,3,4,4',6-Pentachlorobiphenyl	74472-38-1	99.5	4.020	4.000
2,3,4,5,6-Pentachlorobiphenyl	18259-05-7	99.0	4.020	3.980
2,3,4',5,6-Pentachlorobiphenyl	68194-11-6	99.0	4.024	3.984
2,3',4,4',5-Pentachlorobiphenyl	31508-00-6	100.0	4.008	4.008
2,3',4,4',6-Pentachlorobiphenyl	56558-17-9	100.0	4.028	4.028
2,3',4,5,5'-Pentachlorobiphenyl	68194-12-7	99.7	4.020	4.008
2,3',4,5',6-Pentachlorobiphenyl	56558-18-0	99.2	4.016	3.984
2',3,3',4,5-Pentachlorobiphenyl	76842-07-4	99.4	4.024	4.000
2',3,4,4',5-Pentachlorobiphenyl	65510-44-3	99.0	4.004	3.964
2',3,4,5,5'-Pentachlorobiphenyl	70424-70-3	99.0	4.004	3.964
2',3,4,5,6'-Pentachlorobiphenyl	74472-39-2	99.1	4.008	3.972
3,3',4,4',5-Pentachlorobiphenyl	57465-28-8	99.0	4.008	3.968
3,3',4,5,5'-Pentachlorobiphenyl	39635-33-1	100.0	4.020	4.020
2,2',3,3',4,4'-Hexachlorobiphenyl	38380-07-3	99.7	4.024	4.012
2,2',3,3',4,5-Hexachlorobiphenyl	55215-18-4	99.3	4.016	3.988
2,2',3,3',4,5'-Hexachlorobiphenyl	52663-66-8	99.3	4.020	3.992
2,2',3,3',4,6-Hexachlorobiphenyl	61798-70-7	100.0	4.020	4.020
2,2',3,3',4,6'-Hexachlorobiphenyl	38380-05-1	99.0	4.024	3.984
2,2',3,3',5,5'-Hexachlorobiphenyl	35694-04-3	100.0	4.004	4.004
2,2',3,3',5,6-Hexachlorobiphenyl	52704-70-8	99.3	4.036	4.008
2,2',3,3',5,6'-Hexachlorobiphenyl	52744-13-5	98.8	4.020	3.972
2,2',3,3',6,6'-Hexachlorobiphenyl	38411-22-2	99.9	4.000	3.996
2,2',3,4,4',5-Hexachlorobiphenyl	35694-06-5	99.0	4.032	3.992
2,2',3,4,4',5'-Hexachlorobiphenyl	35065-28-2	99.8	4.036	4.028
2,2',3,4,4',6-Hexachlorobiphenyl	56030-56-9	99.4	4.004	3.980
2,2',3,4,4',6'-Hexachlorobiphenyl	59291-64-4	99.6	4.012	3.996
2,2',3,4,5,5'-Hexachlorobiphenyl	52712-04-6	99.0	4.016	3.976
2,2',3,4,5,6-Hexachlorobiphenyl	41411-61-4	99.0	4.012	3.972
2,2',3,4,5,6'-Hexachlorobiphenyl	68194-15-0	99.0	4.008	3.968
2,2',3,4,5',6-Hexachlorobiphenyl	68194-14-9	100.0	4.004	4.004
2,2',3,4,6,6'-Hexachlorobiphenyl	74472-40-5	100.0	4.012	4.012
2,2',3,4',5,5'-Hexachlorobiphenyl	51908-16-8	98.9	4.012	3.968
2,2',3,4',5,6-Hexachlorobiphenyl	68194-13-8	99.4	4.008	3.984
2,2',3,4',5,6'-Hexachlorobiphenyl	74472-41-6	99.5	4.004	3.984
2,2',3,4',5',6-Hexachlorobiphenyl	38380-04-0	99.2	4.012	3.980
2,2',3,4',6,6'-Hexachlorobiphenyl	68194-08-1	99.0	4.016	3.976

For use in routine laboratory analysis.

AccuStandard is accredited to ISO 17034, ISO/IEC 17025 and certified to ISO 9001:2015

QR-ORG/INO-001
Rev. 5/18

125 Market Street
New Haven, CT 06513
USA

AccuStandard® Inc.

Tel (203)786-5290
Fax (203)786-5287
www.AccuStandard.com

CERTIFICATE OF ANALYSIS

Catalog No: S-9994-4X
Description: Custom PCB Standard - all 209 pcb Congeners
Lot: 209091190-01
Solvent: Isooctane

Date Certified: Jul 17, 2019
Expiration: Jul 17, 2029
Sample Size: 1 mL
Components: 209

Component - *continued*	**CAS #**	**Purity %** (GC/MS)	**Prepared Concentration²** (µg/mL)	**Certified Analyte Concentration¹** (µg/mL)
2,2',3,5,5',6-Hexachlorobiphenyl	52663-63-5	100.0	4.004	4.004
2,2',3,5,6,6'-Hexachlorobiphenyl	68194-09-2	100.0	4.016	4.016
2,2',4,4',5,5'-Hexachlorobiphenyl	35065-27-1	99.6	4.004	3.988
2,2',4,4',5,6'-Hexachlorobiphenyl	60145-22-4	99.4	4.000	3.976
2,2',4,4',6,6'-Hexachlorobiphenyl	33979-03-2	99.3	4.004	3.976
2,3,3',4,4',5-Hexachlorobiphenyl	38380-08-4	99.0	4.036	3.996
2,3,3',4,4',5'-Hexachlorobiphenyl	69782-90-7	99.0	4.032	3.992
2,3,3',4,4',6-Hexachlorobiphenyl	74472-42-7	100.0	4.000	4.000
2,3,3',4,5,5'-Hexachlorobiphenyl	39635-35-3	100.0	4.008	4.008
2,3,3'4,5,6-Hexachlorobiphenyl	41411-62-5	100.0	4.012	4.012
2,3,3',4,5',6-Hexachlorobiphenyl	74472-43-8	98.8	4.004	3.956
2,3,3',4',5,5'-Hexachlorobiphenyl	39635-34-2	100.0	4.016	4.016
2,3,3',4',5,6-Hexachlorobiphenyl	74472-44-9	99.0	4.004	3.964
2,3,3',4',5',6-Hexachlorobiphenyl	74472-45-0	99.7	4.000	3.988
2,3,3',5,5',6-Hexachlorobiphenyl	74472-46-1	99.0	4.000	3.960
2,3,4,4',5,6-Hexachlorobiphenyl	41411-63-6	99.0	4.016	3.976
2,3',4,4',5,5'-Hexachlorobiphenyl	52663-72-6	99.0	4.004	3.964
2,3',4,4',5',6-Hexachlorobiphenyl	59291-65-5	99.0	4.016	3.976
3,3',4,4',5,5'-Hexachlorobiphenyl	32774-16-6	100.0	4.004	4.004
2,2',3,3',4,4',5-Heptachlorobiphenyl	35065-30-6	99.0	4.008	3.968
2,2',3,3',4,4',6-Heptachlorobiphenyl	52663-71-5	100.0	4.020	4.020
2,2',3,3',4,5,5'-Heptachlorobiphenyl	52663-74-8	99.7	4.008	3.996
2,2',3,3',4,5,6-Heptachlorobiphenyl	68194-16-1	100.0	4.000	4.000
2,2',3,3',4,5,6'-Heptachlorobiphenyl	38411-25-5	99.4	4.012	3.988
2,2',3,3',4,5',6-Heptachlorobiphenyl	40186-70-7	99.6	4.000	3.984
2,2',3,3',4,6,6'-Heptachlorobiphenyl	52663-65-7	100.0	4.036	4.036
2,2',3,3',4',5,6-Heptachlorobiphenyl	52663-70-4	100.0	4.024	4.024
2,2',3,3',5,5',6-Heptachlorobiphenyl	52663-67-9	99.4	4.020	3.996
2,2',3,3',5,6,6'-Heptachlorobiphenyl	52663-64-6	99.6	4.024	4.008
2,2',3,4,4',5,5'-Heptachlorobiphenyl	35065-29-3	99.7	4.008	3.996
2,2',3,4,4',5,6-Heptachlorobiphenyl	74472-47-2	100.0	4.000	4.000
2,2',3,4,4',5,6'-Heptachlorobiphenyl	60145-23-5	99.4	4.008	3.984
2,2',3,4,4',5',6-Heptachlorobiphenyl	52663-69-1	99.5	4.024	4.004
2,2',3,4,4',6,6'-Heptachlorobiphenyl	74472-48-3	99.0	4.000	3.960
2,2',3,4,5,5',6-Heptachlorobiphenyl	52712-05-7	100.0	4.000	4.000
2,2',3,4,5,6,6'-Heptachlorobiphenyl	74472-49-4	100.0	4.000	4.000
2,2',3,4',5,5',6-Heptachlorobiphenyl	52663-68-0	99.4	4.000	3.976
2,2',3,4',5,6,6'-Heptachlorobiphenyl	74487-85-7	99.0	4.040	4.000
2,3,3',4,4',5,5'-Heptachlorobiphenyl	39635-31-9	99.0	4.036	3.996
2,3,3',4,4',5,6-Heptachlorobiphenyl	41411-64-7	100.0	4.028	4.028
2,3,3',4,4',5',6-Heptachlorobiphenyl	74472-50-7	99.5	4.024	4.004
2,3,3',4,5,5',6-Heptachlorobiphenyl	74472-51-8	99.1	4.024	3.988
2,3,3',4',5,5',6-Heptachlorobiphenyl	69782-91-8	100.0	4.004	4.004
2,2',3,3',4,4',5,5'-Octachlorobiphenyl	35694-08-7	100.0	4.032	4.032
2,2',3,3',4,4',5,6-Octachlorobiphenyl	52663-78-2	99.8	4.008	4.000
2,2',3,3',4,4',5,6'-Octachlorobiphenyl	42740-50-1	99.3	4.012	3.984
2,2',3,3',4,4',6,6'-Octachlorobiphenyl	33091-17-7	100.0	4.008	4.008
2,2',3,3',4,5,5',6-Octachlorobiphenyl	68194-17-2	99.2	4.016	3.984
2,2',3,3',4,5,6,6'-Octachlorobiphenyl	52663-73-7	100.0	4.032	4.032
2,2',3,3',4,5',6,6'-Octachlorobiphenyl	40186-71-8	100.0	4.008	4.008
2,2',3,3',4,5,5',6'-Octachlorobiphenyl	52663-75-9	100.0	4.008	4.008
2,2',3,3',5,5',6,6'-Octachlorobiphenyl	2136-99-4	98.0	4.016	3.936
2,2',3,4,4',5,5',6-Octachlorobiphenyl	52663-76-0	100.0	4.028	4.028

For use in routine laboratory analysis.

AccuStandard is accredited to ISO 17034, ISO/IEC 17025 and certified to ISO 9001:2015

QR-ORG/INO-001
Rev. 5/18

125 Market Street
New Haven, CT 06513
USA

AccuStandard® Inc.

Tel (203)786-5290
Fax (203)786-5287
www.AccuStandard.com

CERTIFICATE OF ANALYSIS

Catalog No: S-9994-4X
Description: Custom PCB Standard - all 209 pcb Congeners
Lot: 209091190-01
Solvent: Isooctane

Date Certified: Jul 17, 2019
Expiration: Jul 17, 2029
Sample Size: 1 mL
Components: 209

Component - *continued*	**CAS #**	**Purity %** (GC/MS)	**Prepared Concentration²** (µg/mL)	**Certified Analyte Concentration¹** (µg/mL)
2,2',3,4,4',5,6,6'-Octachlorobiphenyl	74472-52-9	99.9	4.012	4.008
2,3,3',4,4',5,5',6-Octachlorobiphenyl	74472-53-0	100.0	4.012	4.012
2,2',3,3',4,4',5,5',6-Octachlorobiphenyl	40186-72-9	100.0	4.008	4.008
2,2',3,3',4,4',5,6,6'-Nonachlorobiphenyl	52663-79-3	99.0	4.020	3.980
2,2',3,3',4,5,5',6,6'-Nonachlorobiphenyl	52663-77-1	99.8	4.020	4.012
2,2',3,3',4,4',5,5',6,6'-Decachlorobiphenyl	2051-24-3	99.5	4.024	4.004

A product with a suffix (-1A, -2B, etc. or -01, -02, etc.) on its lot number has had its expiration date extended and is identical to the same lot number without the suffix.

² All weights are traceable through NIST, Test No. 822/272103-05

¹ Certified Analyte Concentration = Purity x Prepared Concentration.

The Uncertainty associated with the certified concentration reported on this certificate is ±2.4%. This value is the combined expanded uncertainty and represents an estimated standard deviation equal to the positive square root of the total variation of the uncertainty of components. A normal distribution is assumed and a coverage factor of K=2 is chosen using approximately a 95% confidence level.

Labels and certificates follow U.S. Conventions in reporting numerical values: A comma (,) is used to separate units of one-thousand or greater. A period (.) is used as a decimal place marker.

The information on this certificate may not be reproduced without the express permission of the manufacturer. See reverse side for additional information

Certified By: _____
Larry Decker, Organic QC Manager

AccuStandard

For use in routine laboratory analysis.

AccuStandard is accredited to ISO 17034, ISO/IEC 17025 and certified to ISO 9001:2015

QR-ORG/INO-001
Rev. 5/18

Reagent

61XXCS11668P_00001

Cambridge Isotope Laboratories, Inc.

Certificate of Analysis

mod 7/17/17
Cert ~~HT~~ DX0105
Recd 7/17/17
Exp ~~7/17/27~~ mod 7/17/17
~~17~~
↳ 7/12/27

Recd 7/17/17 mod

5 Ampoules opened
A
B
C
D
E

Product Description:	Method 1668A/B/C Clean-Up Standard 5X Stock ($^{13}C_{12}$, 99%)
Catalog Number:	EC-4978-5X
Lot Number:	PR-29097
Solvent:	n-Nonane
Chemical Purity:	≥ 98%
Target Concentration:	5 µg/mL
Storage Conditions:	Store at room temperature away from light and moisture.
Intended Use:	For laboratory use only.
Release Date:	July 12, 2017
Expiration Date:	July 12, 2027

Component	PCB #	Purity	Target Concentration (µg/mL)	Concentration by Gravimetry (µg/mL)	Analyzed Concentration ± Uncertainty, (k=2) (µg/mL)
2,4,4'-TriCB ($^{13}C_{12}$, 99%)	28	99.6%	5	5.00 ± 0.05	5.2 ± 0.6
2,3,3',5,5'-PentaCB ($^{13}C_{12}$, 99%)	111	100.0%	5	5.00 ± 0.06	5.2 ± 0.7
2,2',3,3',5,5',6-HeptaCB ($^{13}C_{12}$, 99%)	178	100%	5	5.00 ± 0.05	5.2 ± 0.6

Notes:

- CB = chlorobiphenyl. Enriched isotope abundances are given as the atom percent.
- For more information regarding this numbering system see K. Ballschmiter and M. Zell, "Analysis of Polychlorinated Biphenyls by Capillary Gas Chromatography," Fresenius Z. Analytical Chemistry, **302**, 20-31 (1980).
- Chemical Purity was determined using a Shimadzu GC-17A gas chromatograph with electron capture detection or a Hewlett Packard 5973 GC/MS system.
- The analyzed concentration was determined by comparison of the isotope-labeled solution to an equivalent, gravimetrically prepared, unlabeled standard.
- The uncertainty value reported for the concentration is the expanded uncertainty, coverage factor (k) = 2.
- The calculation and reporting of uncertainty conforms to the practices outlined in the Eurachem/CITAC Guide. "Quantifying Uncertainty in Analytical Measurement", Second Edition.

Cambridge Isotope Laboratories certifies that this product meets the concentration specification stated above. Cambridge Isotope Laboratories certifies that this product meets the concentration specification stated above. Volumetric measurements were made with Class A glassware. Gravimetry is traceable to the NIST through calibrated balances and certified, calibrated, standard weights. The calibrations are traceable to the NIST under Test No. 822/270236-04. The calibrations also meet specifications outlined in ISO 9001, ISO/IEC 17025, ANSI/NSCLZ540-1-1994, NCR Document 10CFR50 Appendix B, and applicable subdocuments. For further information see Daniel L. Bolt and Joel C. Bradley "The Preparation and Validation of Isotope Dilution Standards: A Case Study in PCBs", Reference Material for Environmental Analysis, Chap. 2, p. 15-23 (1997).

Authorized Signature: Thomas Dorsey

Quality Review

File : C:\msdchem\1\data\061417\06131723.D
Operator : CT
Acquired : 14 Jun 2017 20:27 using AcqMethod 1668CDC SPLIT.M
Instrument : 5975 MSD
Sample Name: EC-4978-5X-0
Misc Info : EPA Method 1668A/B/C Cleanup Stock Std Solution, PR-29097, CT QC-TM-161
Vial Number: 62

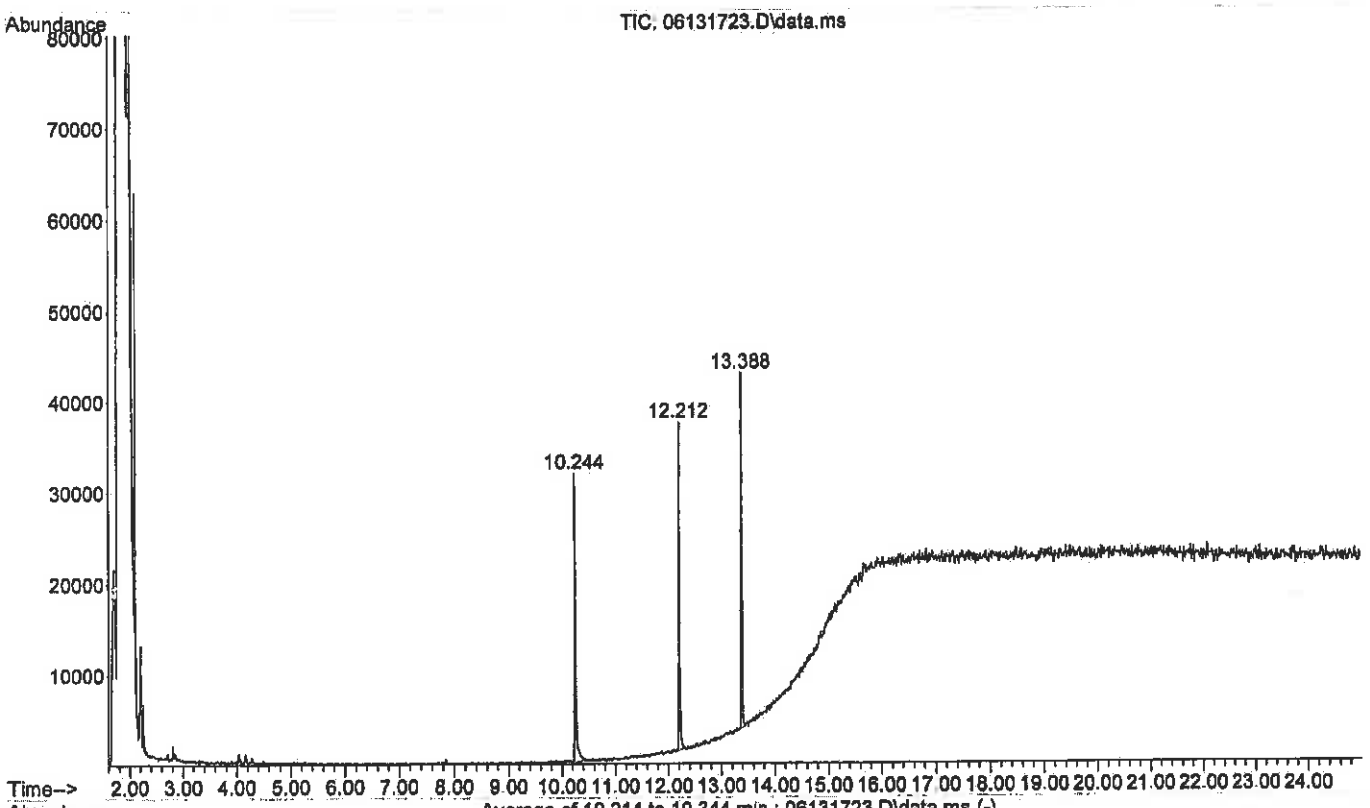

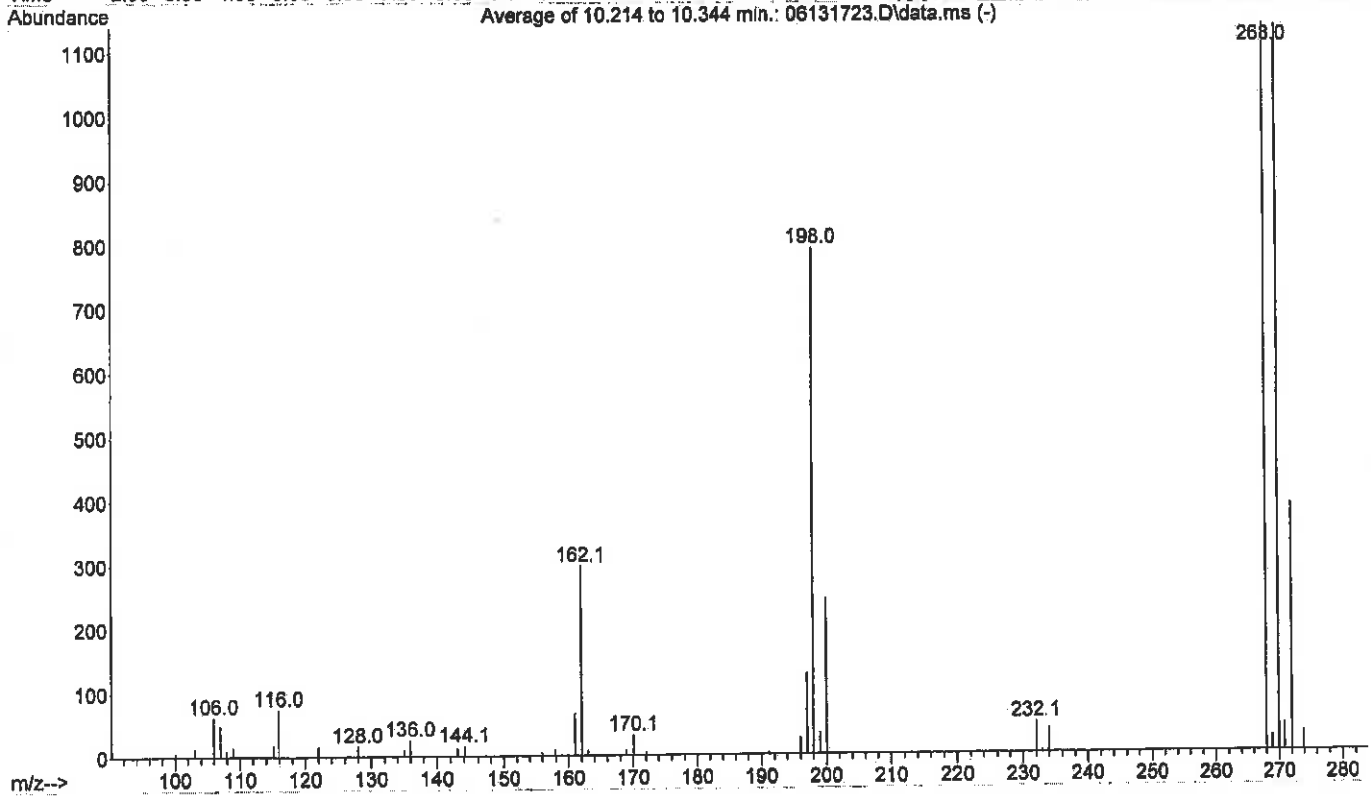

Method 1668A

Chlorinated Biphenyl Congeners (HRGC/HRMS) by Method 1668A

FORM II
HI-RES PCBS SURROGATE RECOVERY

Lab Name: Eurofins TestAmerica, Knoxville Job No.: 580-88125-2

SDG No.:

Matrix: Solid Level: Low

GC Column (1): SPB-Octyl ID: 0.25(mm)

Client Sample ID	Lab Sample ID	PCB1L #	PCB3L #	PCB4L #	PCB19L #	PCB15L #	PCB54L #	PCB28L #	PCB104L #
A1-0to30-102018	580-88125-1	79	81	78	72	81	90	75	82
A2-0to26-100818	580-88125-2	63	67	60	58	71	78	73	75
A3-0to31-100818	580-88125-3	70	71	67	69	75	88	73	78
A4-0to25-100818	580-88125-4	70	73	70	71	79	82	76	82
A5-0to25-100818	580-88125-5	67	70	64	68	76	93	74	80
A6-0to23-100818	580-88125-6	65	68	62	67	72	84	73	82
A7-0to26-100918	580-88125-7	69	72	61	64	78	88	75	91
C4-0to27-100918	580-88125-8	65	71	65	68	76	90	70	87
D2-0to19-101018	580-88125-9	73	75	72	74	82	82	79	86
F2-0to19-101018	580-88125-10	79	82	68	73	80	109	82	81
G6-0to27-101818	580-88125-11	84	83	72	73	85	104	80	87
H2-0to30-101218	580-88125-12	73	75	71	70	82	81	79	83
J2A3-0to18-101218	580-88125-13	78	79	72	72	80	103	78	86
M4-0to26-101918	580-88125-14	71	75	71	74	79	95	78	84
515-0to26-101918	580-88125-15	61	64	67	82	75	92	77	89
N5-0to28-101418	580-88125-16	47	51	49	50	56	64	79	58
N7-0to27-101418	580-88125-17	65	67	67	67	76	84	83	80
O7-0to27-101918	580-88125-18	82	82	77	81	88	103	82	93
Q2-0to13-101818	580-88125-19	79	77	75	71	84	83	79	89
Q6-0to27-102018	580-88125-20	73	74	73	78	80	101	79	86
T6-0to29-101618	580-88125-21	76	79	77	82	88	104	82	95
	MB 140-32775/15-B	76	76	70	68	76	74	72	84
	MB 140-32817/16-B	65	70	67	65	72	74	76	84
	LCS 140-32775/16-B	60	63	57	58	63	62	61	69
	LCS 140-32817/17-B	66	64	61	60	70	73	76	78

	QC LIMITS
PCB1L = PCB-1L	30-140
PCB3L = PCB-3L	30-140
PCB4L = PCB-4L	30-140
PCB19L = PCB-19L	30-140
PCB15L = PCB-15L	30-140
PCB54L = PCB-54L	30-140
PCB28L = PCB-28L	40-125
PCB104L = PCB-104L	30-140

Column to be used to flag recovery values

FORM II 1668A

FORM II
HI-RES PCBS SURROGATE RECOVERY

Lab Name: Eurofins TestAmerica, Knoxville Job No.: 580-88125-2

SDG No.:

Matrix: Solid Level: Low

GC Column (1): SPB-Octyl ID: 0.25(mm)

Client Sample ID	Lab Sample ID	PCB37L #	PCB155L #	PCB81L #	PCB77L #	PCB111L #	PCB123L #	PCB118L #	P114L #
A1-0to30-102018	580-88125-1	83	94	89	90	88	78	79	78
A2-0to26-100818	580-88125-2	74	82	81	83	89	70	73	72
A3-0to31-100818	580-88125-3	83	91	87	88	86	79	80	79
A4-0to25-100818	580-88125-4	86	86	89	93	90	80	83	81
A5-0to25-100818	580-88125-5	81	87	87	88	89	78	79	79
A6-0to23-100818	580-88125-6	81	92	84	86	90	77	80	77
A7-0to26-100918	580-88125-7	87	107	101	104	92	88	89	88
C4-0to27-100918	580-88125-8	81	98	83	85	83	83	84	82
D2-0to19-101018	580-88125-9	88	91	91	94	95	83	84	84
F2-0to19-101018	580-88125-10	84	87	89	91	96	80	80	79
G6-0to27-101818	580-88125-11	88	94	88	91	95	83	82	81
H2-0to30-101218	580-88125-12	88	90	95	97	97	82	83	82
J2A3-0to18-101218	580-88125-13	84	92	86	88	90	80	81	80
M4-0to26-101918	580-88125-14	86	97	89	91	91	83	84	82
515-0to26-101918	580-88125-15	97	100	90	94	90	83	84	82
N5-0to28-101418	580-88125-16	63	69	65	68	92	59	60	58
N7-0to27-101418	580-88125-17	89	91	85	90	97	78	80	78
O7-0to27-101918	580-88125-18	94	101	91	94	94	85	86	85
Q2-0to13-101818	580-88125-19	93	101	94	97	96	83	84	83
Q6-0to27-102018	580-88125-20	95	101	98	102	94	84	86	85
T6-0to29-101618	580-88125-21	98	102	95	97	95	88	88	87
	MB 140-32775/15-B	74	83	77	80	89	79	82	80
	MB 140-32817/16-B	77	89	78	80	94	80	80	78
	LCS 140-32775/16-B	67	70	63	64	73	66	67	67
	LCS 140-32817/17-B	81	87	82	87	92	80	81	81

	QC LIMITS
PCB37L = PCB-37L	30-140
PCB155L = PCB-155L	30-140
PCB81L = PCB-81L	30-140
PCB77L = PCB-77L	30-140
PCB111L = PCB-111L	40-125
PCB123L = PCB-123L	30-140
PCB118L = PCB-118L	30-140
P114L = PCB-114L	30-140

Column to be used to flag recovery values

FORM II 1668A

FORM II
HI-RES PCBS SURROGATE RECOVERY

Lab Name: Eurofins TestAmerica, Knoxville Job No.: 580-88125-2

SDG No.:

Matrix: Solid Level: Low

GC Column (1): SPB-Octyl ID: 0.25(mm)

Client Sample ID	Lab Sample ID	PCB188L #	PCB105L #	PCB178L #	PCB126L #	PCB202L #	PCB167L #	PCB156L #	PCB157L #
A1-0to30-102018	580-88125-1	78	80	86	88	89	84	85 C	85 C15 6
A2-0to26-100818	580-88125-2	71	72	86	79	79	79	77 C	77 C15 6
A3-0to31-100818	580-88125-3	76	81	84	88	82	80	82 C	82 C15 6
A4-0to25-100818	580-88125-4	77	82	85	90	83	82	84 C	84 C15 6
A5-0to25-100818	580-88125-5	81	79	90	85	78	80	83 C	83 C15 6
A6-0to23-100818	580-88125-6	78	77	85	86	80	79	82 C	82 C15 6
A7-0to26-100918	580-88125-7	86	86	83	95	96	95	96 C	96 C15 6
C4-0to27-100918	580-88125-8	80	80	80	94	83	85	84 C	84 C15 6
D2-0to19-101018	580-88125-9	82	85	93	95	88	90	90 C	90 C15 6
F2-0to19-101018	580-88125-10	77	79	90	89	75	82	83 C	83 C15 6
G6-0to27-101818	580-88125-11	83	82	96	91	79	81	82 C	82 C15 6
H2-0to30-101218	580-88125-12	80	83	91	94	85	86	86 C	86 C15 6
J2A3-0to18-101218	580-88125-13	86	81	96	88	79	76	77 C	77 C15 6
M4-0to26-101918	580-88125-14	80	82	88	91	86	86	89 C	89 C15 6
515-0to26-101918	580-88125-15	82	83	87	93	88	86	86 C	86 C15 6
N5-0to28-101418	580-88125-16	57	58	88	66	61	62	62 C	62 C15 6
N7-0to27-101418	580-88125-17	79	77	93	87	85	81	83 C	83 C15 6
O7-0to27-101918	580-88125-18	87	87	96	97	88	85	87 C	87 C15 6
Q2-0to13-101818	580-88125-19	80	86	87	93	97	88	88 C	88 C15 6
Q6-0to27-102018	580-88125-20	85	86	91	96	91	88	89 C	89 C15 6
T6-0to29-101618	580-88125-21	86	87	96	97	90	86	85 C	85 C15 6
	MB 140-32775/15-B	80	81	91	85	83	79	80 C	80 C15 6
	MB 140-32817/16-B	79	80	91	86	87	84	83 C	83 C15 6
	LCS 140-32775/16-B	68	67	76	67	70	67	66 C	66 C15 6

	QC LIMITS
PCB188L = PCB-188L	30-140
PCB105L = PCB-105L	30-140
PCB178L = PCB-178L	40-125
PCB126L = PCB-126L	30-140
PCB202L = PCB-202L	30-140
PCB167L = PCB-167L	30-140
PCB156L = PCB-156L	30-140
PCB157L = PCB-157L	30-140

Column to be used to flag recovery values

FORM II 1668A

FORM II
HI-RES PCBS SURROGATE RECOVERY

Lab Name: Eurofins TestAmerica, Knoxville Job No.: 580-88125-2

SDG No.:

Matrix: Solid Level: Low

GC Column (1): SPB-Octyl ID: 0.25(mm)

Client Sample ID	Lab Sample ID	PCB188L #	PCB105L #	PCB178L #	PCB126L #	PCB202L #	PCB167L #	PCB156L #	PCB157L #
	LCS 140-32817/17-B	79	81	93	89	86	86	85 C	85 C156

	QC LIMITS
PCB188L = PCB-188L	30-140
PCB105L = PCB-105L	30-140
PCB178L = PCB-178L	40-125
PCB126L = PCB-126L	30-140
PCB202L = PCB-202L	30-140
PCB167L = PCB-167L	30-140
PCB156L = PCB-156L	30-140
PCB157L = PCB-157L	30-140

Column to be used to flag recovery values

FORM II 1668A

FORM II
HI-RES PCBS SURROGATE RECOVERY

Lab Name: Eurofins TestAmerica, Knoxville Job No.: 580-88125-2

SDG No.:

Matrix: Solid Level: Low

GC Column (1): SPB-Octyl ID: 0.25(mm)

Client Sample ID	Lab Sample ID	PCB170L #	PCB169L #	PCB208L #	PCB189L #	PCB205L #	PCB206L #	PCB209L #
A1-0to30-102018	580-88125-1	81	96	81	87	78	72	66
A2-0to26-100818	580-88125-2	73	88	70	77	68	61	54
A3-0to31-100818	580-88125-3	78	95	77	87	78	70	62
A4-0to25-100818	580-88125-4	79	94	80	86	77	71	65
A5-0to25-100818	580-88125-5	79	92	70	79	71	67	57
A6-0to23-100818	580-88125-6	75	89	72	84	72	66	60
A7-0to26-100918	580-88125-7	96	107	94	96	86	81	73
C4-0to27-100918	580-88125-8	82	88	77	98	78	67	59
D2-0to19-101018	580-88125-9	83	102	86	89	82	77	71
F2-0to19-101018	580-88125-10	75	97	79	89	77	67	57
G6-0to27-101818	580-88125-11	82	93	74	89	78	71	59
H2-0to30-101218	580-88125-12	81	98	82	87	78	74	68
J2A3-0to18-101218	580-88125-13	76	81	74	91	73	59	48
M4-0to26-101918	580-88125-14	81	100	78	86	78	73	64
515-0to26-101918	580-88125-15	80	100	85	89	79	77	71
N5-0to28-101418	580-88125-16	59	72	59	63	58	57	48
N7-0to27-101418	580-88125-17	75	92	77	85	73	71	61
O7-0to27-101918	580-88125-18	82	95	82	92	80	79	65
Q2-0to13-101818	580-88125-19	87	100	82	84	80	74	71
Q6-0to27-102018	580-88125-20	86	103	86	91	82	77	69
T6-0to29-101618	580-88125-21	85	96	84	94	81	78	67
	MB 140-32775/15-B	79	85	78	81	76	74	70
	MB 140-32817/16-B	81	93	80	84	79	77	73
	LCS 140-32775/16-B	64	69	64	66	63	62	61
	LCS 140-32817/17-B	79	96	84	85	80	77	76

	QC LIMITS
PCB170L = PCB-170L	30-140
PCB169L = PCB-169L	30-140
PCB208L = PCB-208L	30-140
PCB189L = PCB-189L	30-140
PCB205L = PCB-205L	30-140
PCB206L = PCB-206L	30-140
PCB209L = PCB-209L	30-140

Column to be used to flag recovery values

FORM II 1668A

FORM III
HI-RES PCBS LAB CONTROL SAMPLE RECOVERY

Lab Name: Eurofins TestAmerica, Knoxville Job No.: 580-88125-2

SDG No.:

Matrix: Solid Level: Low Lab File ID: lcs140-3277516-b.d

Lab ID: LCS 140-32775/16-B Client ID:

COMPOUND	SPIKE ADDED (ng/g)	LCS CONCENTRATION (ng/g)	LCS % REC	QC LIMITS REC	#
PCB-1	0.500	0.526	105	50-150	
PCB-3	0.500	0.497	99	50-150	
PCB-4	0.500	0.539	108	50-150	
PCB-15	0.500	0.489	98	50-150	
PCB-19	0.500	0.530	106	50-150	
PCB-37	0.500	0.491	98	50-150	
PCB-54	0.500	0.507	101	50-150	
PCB-77	0.500	0.501	100	50-150	
PCB-81	0.500	0.505	101	50-150	
PCB-104	0.500	0.506	101	50-150	
PCB-105	0.500	0.496	99	50-150	
PCB-114	0.500	0.490	98	50-150	
PCB-118	0.500	0.513	103	50-150	
PCB-123	0.500	0.508	102	50-150	
PCB-126	0.500	0.496	99	50-150	
PCB-155	0.500	0.500	100	50-150	
PCB-156	1.00	1.02	102	50-150	C
PCB-157	1.00	1.02	102	50-150	C156
PCB-167	0.500	0.501	100	50-150	
PCB-169	0.500	0.502	100	50-150	
PCB-188	0.500	0.501	100	50-150	
PCB-189	0.500	0.502	100	50-150	
PCB-202	0.500	0.501	100	50-150	
PCB-205	0.500	0.515	103	50-150	
PCB-206	0.500	0.508	102	50-150	
PCB-208	0.500	0.504	101	50-150	
PCB-209	0.500	0.504	101	50-150	
PCB-1L	1.00	0.596	60	30-140	
PCB-3L	1.00	0.634	63	30-140	
PCB-4L	1.00	0.572	57	30-140	
PCB-15L	1.00	0.634	63	30-140	
PCB-19L	1.00	0.579	58	30-140	
PCB-37L	1.00	0.669	67	30-140	
PCB-54L	1.00	0.619	62	30-140	
PCB-77L	1.00	0.644	64	30-140	
PCB-81L	1.00	0.630	63	30-140	
PCB-104L	1.00	0.691	69	30-140	
PCB-105L	1.00	0.665	67	30-140	
PCB-114L	1.00	0.666	67	30-140	
PCB-118L	1.00	0.666	67	30-140	
PCB-123L	1.00	0.664	66	30-140	
PCB-126L	1.00	0.671	67	30-140	

Column to be used to flag recovery and RPD values

FORM III 1668A

FORM III
HI-RES PCBS LAB CONTROL SAMPLE RECOVERY

Lab Name: Eurofins TestAmerica, Knoxville Job No.: 580-88125-2

SDG No.:

Matrix: Solid Level: Low Lab File ID: lcs140-3277516-b.d

Lab ID: LCS 140-32775/16-B Client ID:

COMPOUND	SPIKE ADDED (ng/g)	LCS CONCENTRATION (ng/g)	LCS % REC	QC LIMITS REC	#
PCB-155L	1.00	0.697	70	30-140	
PCB-156L	2.00	1.33	66	30-140	C
PCB-157L	2.00	1.33	66	30-140	C156
PCB-167L	1.00	0.669	67	30-140	
PCB-169L	1.00	0.690	69	30-140	
PCB-170L	1.00	0.640	64	30-140	
PCB-188L	1.00	0.679	68	30-140	
PCB-189L	1.00	0.659	66	30-140	
PCB-202L	1.00	0.701	70	30-140	
PCB-205L	1.00	0.630	63	30-140	
PCB-206L	1.00	0.620	62	30-140	
PCB-208L	1.00	0.645	64	30-140	
PCB-209L	1.00	0.607	61	30-140	

Column to be used to flag recovery and RPD values

FORM III 1668A

FORM III
HI-RES PCBS LAB CONTROL SAMPLE RECOVERY

Lab Name: Eurofins TestAmerica, Knoxville Job No.: 580-88125-2

SDG No.:

Matrix: Solid Level: Low Lab File ID: lcs140-3281717-b.d

Lab ID: LCS 140-32817/17-B Client ID:

COMPOUND	SPIKE ADDED (ng/g)	LCS CONCENTRATION (ng/g)	LCS % REC	QC LIMITS REC	#
PCB-1	0.500	0.506	101	50-150	
PCB-3	0.500	0.498	100	50-150	
PCB-4	0.500	0.512	102	50-150	
PCB-15	0.500	0.475	95	50-150	
PCB-19	0.500	0.537	107	50-150	
PCB-37	0.500	0.484	97	50-150	
PCB-54	0.500	0.503	101	50-150	
PCB-77	0.500	0.486	97	50-150	
PCB-81	0.500	0.509	102	50-150	
PCB-104	0.500	0.509	102	50-150	
PCB-105	0.500	0.508	102	50-150	
PCB-114	0.500	0.489	98	50-150	
PCB-118	0.500	0.511	102	50-150	
PCB-123	0.500	0.507	101	50-150	
PCB-126	0.500	0.492	98	50-150	
PCB-155	0.500	0.505	101	50-150	
PCB-156	1.00	1.02	102	50-150	C
PCB-157	1.00	1.02	102	50-150	C156
PCB-167	0.500	0.503	101	50-150	
PCB-169	0.500	0.498	100	50-150	
PCB-188	0.500	0.510	102	50-150	
PCB-189	0.500	0.513	103	50-150	
PCB-202	0.500	0.505	101	50-150	
PCB-205	0.500	0.508	102	50-150	
PCB-206	0.500	0.507	101	50-150	
PCB-208	0.500	0.496	99	50-150	
PCB-209	0.500	0.518	104	50-150	
PCB-1L	1.00	0.657	66	30-140	
PCB-3L	1.00	0.641	64	30-140	
PCB-4L	1.00	0.605	61	30-140	
PCB-15L	1.00	0.701	70	30-140	
PCB-19L	1.00	0.600	60	30-140	
PCB-37L	1.00	0.809	81	30-140	
PCB-54L	1.00	0.730	73	30-140	
PCB-77L	1.00	0.869	87	30-140	
PCB-81L	1.00	0.824	82	30-140	
PCB-104L	1.00	0.777	78	30-140	
PCB-105L	1.00	0.809	81	30-140	
PCB-114L	1.00	0.808	81	30-140	
PCB-118L	1.00	0.812	81	30-140	
PCB-123L	1.00	0.804	80	30-140	
PCB-126L	1.00	0.891	89	30-140	

Column to be used to flag recovery and RPD values

FORM III 1668A

FORM III
HI-RES PCBS LAB CONTROL SAMPLE RECOVERY

Lab Name: Eurofins TestAmerica, Knoxville Job No.: 580-88125-2

SDG No.:

Matrix: Solid Level: Low Lab File ID: lcs140-3281717-b.d

Lab ID: LCS 140-32817/17-B Client ID:

COMPOUND	SPIKE ADDED (ng/g)	LCS CONCENTRATION (ng/g)	LCS % REC	QC LIMITS REC	#
PCB-155L	1.00	0.867	87	30-140	
PCB-156L	2.00	1.70	85	30-140	C
PCB-157L	2.00	1.70	85	30-140	C156
PCB-167L	1.00	0.857	86	30-140	
PCB-169L	1.00	0.957	96	30-140	
PCB-170L	1.00	0.794	79	30-140	
PCB-188L	1.00	0.795	79	30-140	
PCB-189L	1.00	0.848	85	30-140	
PCB-202L	1.00	0.864	86	30-140	
PCB-205L	1.00	0.804	80	30-140	
PCB-206L	1.00	0.770	77	30-140	
PCB-208L	1.00	0.836	84	30-140	
PCB-209L	1.00	0.758	76	30-140	

Column to be used to flag recovery and RPD values

FORM III 1668A

FORM IV
HI-RES PCBS METHOD BLANK SUMMARY

Lab Name: Eurofins TestAmerica, Knoxville Job No.: 580-88125-2

SDG No.:

Lab File ID: mb140-3277515-b.d Lab Sample ID: MB 140-32775/15-B

Matrix: Solid Date Extracted: 08/19/2019 08:06

Instrument ID: D3D Date Analyzed: 08/27/2019 18:11

Level:(Low/Med) Low

THIS METHOD BLANK APPLIES TO THE FOLLOWING SAMPLES:

CLIENT SAMPLE ID	LAB SAMPLE ID	LAB FILE ID	DATE ANALYZED
	LCS 140-32775/16-B	lcs140-3277516-b.d	08/27/2019 15:30
A4-0to25-100818	580-88125-4	580-88125-b-4-c.d	08/27/2019 21:33
D2-0to19-101018	580-88125-9	580-88125-b-9-c.d	08/27/2019 22:35
H2-0to30-101218	580-88125-12	580-88125-b-12-c.d	08/27/2019 23:37
M4-0to26-101918	580-88125-14	580-88125-b-14-e.d	08/30/2019 09:27
A1-0to30-102018	580-88125-1	580-88125-b-1-c.d	08/30/2019 10:29
A2-0to26-100818	580-88125-2	580-88125-b-2-c.d	09/03/2019 12:52
A3-0to31-100818	580-88125-3	580-88125-b-3-c.d	09/03/2019 13:54
A6-0to23-100818	580-88125-6	580-88125-b-6-c.d	09/03/2019 15:58
C4-0to27-100918	580-88125-8	580-88125-b-8-c.d	09/03/2019 18:02
A5-0to25-100818	580-88125-5	580-88125-b-5-c_190904031432.d	09/04/2019 03:14
F2-0to19-101018	580-88125-10	580-88125-b-10-c.d	09/04/2019 05:18
G6-0to27-101818	580-88125-11	580-88125-b-11-c.d	09/04/2019 06:20
J2A3-0to18-101218	580-88125-13	580-88125-b-13-c.d	09/04/2019 07:22
A7-0to26-100918	580-88125-7	580-88125-b-7-c_190904142732.d	09/04/2019 14:27

FORM IV
HI-RES PCBS METHOD BLANK SUMMARY

Lab Name: Eurofins TestAmerica, Knoxville Job No.: 580-88125-2

SDG No.:

Lab File ID: mb140-3281716-b.d Lab Sample ID: MB 140-32817/16-B

Matrix: Solid Date Extracted: 08/20/2019 08:01

Instrument ID: D3D Date Analyzed: 08/29/2019 01:33

Level:(Low/Med) Low

THIS METHOD BLANK APPLIES TO THE FOLLOWING SAMPLES:

CLIENT SAMPLE ID	LAB SAMPLE ID	LAB FILE ID	DATE ANALYZED
	LCS 140-32817/17-B	lcs140-3281717-b.d	08/28/2019 23:31
515-0to26-101918	580-88125-15	580-88125-b-15-c.d	08/29/2019 06:01
O7-0to27-101918	580-88125-18	580-88125-b-18-c.d	08/29/2019 21:02
Q2-0to13-101818	580-88125-19	580-88125-b-19-c.d	08/29/2019 22:02
T6-0to29-101618	580-88125-21	580-88125-b-21-c.d	08/29/2019 23:04
N5-0to28-101418	580-88125-16	580-88125-b-16-c_190830062106.d	08/30/2019 06:21
N7-0to27-101418	580-88125-17	580-88125-b-17-c.d	08/30/2019 07:23
Q6-0to27-102018	580-88125-20	580-88125-b-20-c_190830082511.d	08/30/2019 08:25

FORM I
HI-RES PCBS ORGANICS ANALYSIS DATA SHEET

Lab Name: Eurofins TestAmerica, Knoxville Job No.: 580-88125-2

SDG No.:

Client Sample ID: A1-0to30-102018 Lab Sample ID: 580-88125-1

Matrix: Solid Lab File ID: 580-88125-b-1-c.d

Analysis Method: 1668A Date Collected: 10/20/2018 12:05

Extract. Method: HRMS-Sox Date Extracted: 08/19/2019 08:06

Sample wt/vol: 18.80(g) Date Analyzed: 08/30/2019 10:29

Con. Extract Vol.: 20(mL) Dilution Factor: 1

Injection Volume: 1(uL) Level: (low/med) Low

% Moisture: 44.9 GPC Cleanup:(Y/N) N

Analysis Batch No.: 33148 Units: ng/g

CAS NO.	COMPOUND NAME	RESULT	Q	RL	EDL
2051-60-7	PCB-1	0.00062	J B	0.0097	0.00013
2051-61-8	PCB-2	0.00050	J q B	0.0097	0.00014
2051-62-9	PCB-3	ND		0.0097	0.00014
13029-08-8	PCB-4	0.00099	J	0.019	0.00032
16605-91-7	PCB-5	ND		0.0097	0.00022
25569-80-6	PCB-6	ND		0.0097	0.00022
33284-50-3	PCB-7	0.00076	J	0.0097	0.00021
34883-43-7	PCB-8	0.00047	J q B	0.019	0.00022
34883-39-1	PCB-9	ND		0.0097	0.00025
33146-45-1	PCB-10	ND		0.0097	0.00024
2050-67-1	PCB-11	0.0024	J q B	0.019	0.00021
2974-92-7	PCB-12	ND	C	0.019	0.00021
2974-90-5	PCB-13	ND	C12	0.019	0.00021
34883-41-5	PCB-14	ND		0.0097	0.00019
2050-68-2	PCB-15	0.00047	J q B	0.0097	0.00022
38444-78-9	PCB-16	ND		0.0097	0.00033
37680-66-3	PCB-17	ND		0.0097	0.00026
37680-65-2	PCB-18	0.00073	J C B	0.019	0.00022
38444-73-4	PCB-19	0.00060	J q	0.0097	0.00031
38444-84-7	PCB-20	0.0012	J C B	0.019	0.00021
55702-46-0	PCB-21	0.00039	J q C B	0.019	0.00020
38444-85-8	PCB-22	ND		0.0097	0.00022
55720-44-0	PCB-23	ND		0.0097	0.00021
55702-45-9	PCB-24	ND		0.0097	0.00019
55712-37-3	PCB-25	ND		0.0097	0.00020
38444-81-4	PCB-26	ND	C	0.019	0.00020
38444-76-7	PCB-27	ND		0.0097	0.00019
7012-37-5	PCB-28	0.0012	J C20 B	0.019	0.00021
15862-07-4	PCB-29	ND	C26	0.019	0.00020
35693-92-6	PCB-30	0.00073	J C18 B	0.019	0.00022
16606-02-3	PCB-31	0.00066	J B	0.019	0.00020
38444-77-8	PCB-32	0.00066	J B	0.0097	0.00017

FORM I
HI-RES PCBS ORGANICS ANALYSIS DATA SHEET

Lab Name: Eurofins TestAmerica, Knoxville Job No.: 580-88125-2

SDG No.:

Client Sample ID: A1-0to30-102018 Lab Sample ID: 580-88125-1

Matrix: Solid Lab File ID: 580-88125-b-1-c.d

Analysis Method: 1668A Date Collected: 10/20/2018 12:05

Extract. Method: HRMS-Sox Date Extracted: 08/19/2019 08:06

Sample wt/vol: 18.80(g) Date Analyzed: 08/30/2019 10:29

Con. Extract Vol.: 20(mL) Dilution Factor: 1

Injection Volume: 1(uL) Level: (low/med) Low

% Moisture: 44.9 GPC Cleanup:(Y/N) N

Analysis Batch No.: 33148 Units: ng/g

CAS NO.	COMPOUND NAME	RESULT	Q	RL	EDL
38444-86-9	PCB-33	0.00039	J q C21 B	0.019	0.00020
37680-68-5	PCB-34	ND		0.0097	0.00022
37680-69-6	PCB-35	ND		0.0097	0.00022
38444-87-0	PCB-36	ND		0.0097	0.00020
38444-90-5	PCB-37	ND		0.0097	0.00021
53555-66-1	PCB-38	ND		0.0097	0.00020
38444-88-1	PCB-39	ND		0.0097	0.00019
38444-93-8	PCB-40	0.00071	J q C	0.029	0.00021
52663-59-9	PCB-41	0.00071	J q C40	0.029	0.00021
36559-22-5	PCB-42	ND		0.0097	0.00022
70362-46-8	PCB-43	ND	C	0.019	0.00019
41464-39-5	PCB-44	0.012	J C B	0.029	0.00019
70362-45-7	PCB-45	0.0021	J C	0.019	0.00022
41464-47-5	PCB-46	ND		0.0097	0.00026
2437-79-8	PCB-47	0.012	J C44 B	0.029	0.00019
70362-47-9	PCB-48	ND		0.0097	0.00021
41464-40-8	PCB-49	0.0019	J C	0.019	0.00017
62796-65-0	PCB-50	0.00061	J C	0.019	0.00021
68194-04-7	PCB-51	0.0021	J C45	0.019	0.00022
35693-99-3	PCB-52	0.0037	J q B	0.0097	0.00022
41464-41-9	PCB-53	0.00061	J C50	0.019	0.00021
15968-05-5	PCB-54	ND		0.0097	0.00025
74338-24-2	PCB-55	ND		0.0097	0.00015
41464-43-1	PCB-56	0.00060	J q	0.0097	0.00015
70424-67-8	PCB-57	ND		0.0097	0.00015
41464-49-7	PCB-58	ND		0.0097	0.00015
74472-33-6	PCB-59	ND	C	0.029	0.00014
33025-41-1	PCB-60	ND		0.0097	0.00015
33284-53-6	PCB-61	0.0030	J C B	0.039	0.00014
54230-22-7	PCB-62	ND	C59	0.029	0.00014
74472-34-7	PCB-63	ND		0.0097	0.00013
52663-58-8	PCB-64	ND		0.0097	0.00014

FORM I
HI-RES PCBS ORGANICS ANALYSIS DATA SHEET

Lab Name: Eurofins TestAmerica, Knoxville Job No.: 580-88125-2

SDG No.:

Client Sample ID: A1-0to30-102018 Lab Sample ID: 580-88125-1

Matrix: Solid Lab File ID: 580-88125-b-1-c.d

Analysis Method: 1668A Date Collected: 10/20/2018 12:05

Extract. Method: HRMS-Sox Date Extracted: 08/19/2019 08:06

Sample wt/vol: 18.80(g) Date Analyzed: 08/30/2019 10:29

Con. Extract Vol.: 20(mL) Dilution Factor: 1

Injection Volume: 1(uL) Level: (low/med) Low

% Moisture: 44.9 GPC Cleanup:(Y/N) N

Analysis Batch No.: 33148 Units: ng/g

CAS NO.	COMPOUND NAME	RESULT	Q	RL	EDL
33284-54-7	PCB-65	0.012	J C44 B	0.029	0.00019
32598-10-0	PCB-66	0.0013	J	0.0097	0.00015
73575-53-8	PCB-67	ND		0.0097	0.00014
73575-52-7	PCB-68	0.0016	J	0.0097	0.00013
60233-24-1	PCB-69	0.0019	J C49	0.019	0.00017
32598-11-1	PCB-70	0.0030	J C61 B	0.039	0.00014
41464-46-4	PCB-71	0.00071	J q C40	0.029	0.00021
41464-42-0	PCB-72	ND		0.0097	0.00015
74338-23-1	PCB-73	ND	C43	0.019	0.00019
32690-93-0	PCB-74	0.0030	J C61 B	0.039	0.00014
32598-12-2	PCB-75	ND	C59	0.029	0.00014
70362-48-0	PCB-76	0.0030	J C61 B	0.039	0.00014
32598-13-3	PCB-77	0.0018	J	0.0097	0.00015
70362-49-1	PCB-78	ND		0.0097	0.00015
41464-48-6	PCB-79	ND		0.0097	0.00013
33284-52-5	PCB-80	ND		0.0097	0.00013
70362-50-4	PCB-81	ND		0.0097	0.00015
52663-62-4	PCB-82	ND		0.0097	0.00047
60145-20-2	PCB-83	0.0053	J C B	0.019	0.00044
52663-60-2	PCB-84	0.0018	J q	0.0097	0.00048
65510-45-4	PCB-85	0.0020	J C	0.029	0.00034
55312-69-1	PCB-86	0.0061	J C B	0.058	0.00034
38380-02-8	PCB-87	0.0061	J C86 B	0.058	0.00034
55215-17-3	PCB-88	0.0020	J C	0.019	0.00041
73575-57-2	PCB-89	ND		0.0097	0.00046
68194-07-0	PCB-90	0.012	J C B	0.029	0.00036
68194-05-8	PCB-91	0.0020	J C88	0.019	0.00041
52663-61-3	PCB-92	0.0027	J	0.0097	0.00043
73575-56-1	PCB-93	ND	C	0.019	0.00042
73575-55-0	PCB-94	ND		0.0097	0.00045
38379-99-6	PCB-95	0.0076	J B	0.0097	0.00043

FORM I
HI-RES PCBS ORGANICS ANALYSIS DATA SHEET

Lab Name: Eurofins TestAmerica, Knoxville Job No.: 580-88125-2

SDG No.:

Client Sample ID: A1-0to30-102018 Lab Sample ID: 580-88125-1

Matrix: Solid Lab File ID: 580-88125-b-1-c.d

Analysis Method: 1668A Date Collected: 10/20/2018 12:05

Extract. Method: HRMS-Sox Date Extracted: 08/19/2019 08:06

Sample wt/vol: 18.80(g) Date Analyzed: 08/30/2019 10:29

Con. Extract Vol.: 20(mL) Dilution Factor: 1

Injection Volume: 1(uL) Level: (low/med) Low

% Moisture: 44.9 GPC Cleanup:(Y/N) N

Analysis Batch No.: 33148 Units: ng/g

CAS NO.	COMPOUND NAME	RESULT	Q	RL	EDL
73575-54-9	PCB-96	ND		0.0097	0.00034
41464-51-1	PCB-97	0.0061	J C86 B	0.058	0.00034
60233-25-2	PCB-98	ND	C	0.019	0.00042
38380-01-7	PCB-99	0.0053	J C83 B	0.019	0.00044
39485-83-1	PCB-100	ND	C93	0.019	0.00042
37680-73-2	PCB-101	0.012	J C90 B	0.029	0.00036
68194-06-9	PCB-102	ND	C98	0.019	0.00042
60145-21-3	PCB-103	ND		0.0097	0.00040
56558-16-8	PCB-104	ND		0.0097	0.00030
32598-14-4	PCB-105	0.0022	J B	0.0097	0.00031
70424-69-0	PCB-106	ND		0.0097	0.00031
70424-68-9	PCB-107	ND		0.0097	0.00029
70362-41-3	PCB-108	ND	C	0.019	0.00032
74472-35-8	PCB-109	0.0061	J C86 B	0.058	0.00034
38380-03-9	PCB-110	0.011	J C B	0.019	0.00030
39635-32-0	PCB-111	ND		0.0097	0.00029
74472-36-9	PCB-112	ND		0.0097	0.00030
68194-10-5	PCB-113	0.012	J C90 B	0.029	0.00036
74472-37-0	PCB-114	ND		0.0097	0.00028
74472-38-1	PCB-115	0.011	J C110 B	0.019	0.00030
18259-05-7	PCB-116	0.0020	J C85	0.029	0.00034
68194-11-6	PCB-117	0.0020	J C85	0.029	0.00034
31508-00-6	PCB-118	0.0062	J B	0.0097	0.00030
56558-17-9	PCB-119	0.0061	J C86 B	0.058	0.00034
68194-12-7	PCB-120	ND		0.0097	0.00028
56558-18-0	PCB-121	ND		0.0097	0.00029
76842-07-4	PCB-122	ND		0.0097	0.00034
65510-44-3	PCB-123	0.00058	J q	0.0097	0.00029
70424-70-3	PCB-124	ND	C108	0.019	0.00032

FORM I
HI-RES PCBS ORGANICS ANALYSIS DATA SHEET

Lab Name: Eurofins TestAmerica, Knoxville Job No.: 580-88125-2

SDG No.:

Client Sample ID: A1-0to30-102018 Lab Sample ID: 580-88125-1

Matrix: Solid Lab File ID: 580-88125-b-1-c.d

Analysis Method: 1668A Date Collected: 10/20/2018 12:05

Extract. Method: HRMS-Sox Date Extracted: 08/19/2019 08:06

Sample wt/vol: 18.80(g) Date Analyzed: 08/30/2019 10:29

Con. Extract Vol.: 20(mL) Dilution Factor: 1

Injection Volume: 1(uL) Level: (low/med) Low

% Moisture: 44.9 GPC Cleanup:(Y/N) N

Analysis Batch No.: 33148 Units: ng/g

CAS NO.	COMPOUND NAME	RESULT	Q	RL	EDL
74472-39-2	PCB-125	0.0061	J C86 B	0.058	0.00034
57465-28-8	PCB-126	0.00074	J q B	0.0097	0.00030
39635-33-1	PCB-127	ND		0.0097	0.00031
38380-07-3	PCB-128	0.0025	J C	0.019	0.00031
55215-18-4	PCB-129	0.019	J C B	0.039	0.00032
52663-66-8	PCB-130	0.0017	J	0.0097	0.00042
61798-70-7	PCB-131	ND		0.0097	0.00041
38380-05-1	PCB-132	0.0048	J B	0.0097	0.00040
35694-04-3	PCB-133	ND		0.0097	0.00039
52704-70-8	PCB-134	ND	C	0.019	0.00041
52744-13-5	PCB-135	0.0057	J q C B	0.019	0.00039
38411-22-2	PCB-136	0.0024	J B	0.0097	0.00029
35694-06-5	PCB-137	0.00059	J q	0.0097	0.00033
35065-28-2	PCB-138	0.019	J C129 B	0.039	0.00032
56030-56-9	PCB-139	ND	C	0.019	0.00035
59291-64-4	PCB-140	ND	C139	0.019	0.00035
52712-04-6	PCB-141	0.0042	J	0.0097	0.00037
41411-61-4	PCB-142	ND		0.0097	0.00041
68194-15-0	PCB-143	ND	C134	0.019	0.00041
68194-14-9	PCB-144	0.00080	J q	0.0097	0.00037
74472-40-5	PCB-145	ND		0.0097	0.00028
51908-16-8	PCB-146	0.0024	J B	0.0097	0.00035
68194-13-8	PCB-147	0.014	J C B	0.019	0.00036
74472-41-6	PCB-148	ND		0.0097	0.00038
38380-04-0	PCB-149	0.014	J C147 B	0.019	0.00036
68194-08-1	PCB-150	ND		0.0097	0.00027
52663-63-5	PCB-151	0.0057	J q C135 B	0.019	0.00039
68194-09-2	PCB-152	ND		0.0097	0.00027
35065-27-1	PCB-153	0.017	J C B	0.019	0.00029

FORM I
HI-RES PCBS ORGANICS ANALYSIS DATA SHEET

Lab Name: Eurofins TestAmerica, Knoxville Job No.: 580-88125-2

SDG No.:

Client Sample ID: A1-0to30-102018 Lab Sample ID: 580-88125-1

Matrix: Solid Lab File ID: 580-88125-b-1-c.d

Analysis Method: 1668A Date Collected: 10/20/2018 12:05

Extract. Method: HRMS-Sox Date Extracted: 08/19/2019 08:06

Sample wt/vol: 18.80(g) Date Analyzed: 08/30/2019 10:29

Con. Extract Vol.: 20(mL) Dilution Factor: 1

Injection Volume: 1(uL) Level: (low/med) Low

% Moisture: 44.9 GPC Cleanup:(Y/N) N

Analysis Batch No.: 33148 Units: ng/g

CAS NO.	COMPOUND NAME	RESULT	Q	RL	EDL
60145-22-4	PCB-154	ND		0.0097	0.00033
33979-03-2	PCB-155	ND		0.0097	0.00026
38380-08-4	PCB-156	0.0032	J q C B	0.019	0.00033
69782-90-7	PCB-157	0.0032	J q C156 B	0.019	0.00033
74472-42-7	PCB-158	0.0023	J B	0.0097	0.00025
39635-35-3	PCB-159	ND		0.0097	0.00027
41411-62-5	PCB-160	0.019	J C129 B	0.039	0.00032
74472-43-8	PCB-161	ND		0.0097	0.00026
39635-34-2	PCB-162	ND		0.0097	0.00026
74472-44-9	PCB-163	0.019	J C129 B	0.039	0.00032
74472-45-0	PCB-164	0.0012	J q	0.0097	0.00028
74472-46-1	PCB-165	ND		0.0097	0.00031
41411-63-6	PCB-166	0.0025	J C128	0.019	0.00031
52663-72-6	PCB-167	0.0021	J	0.0097	0.00022
59291-65-5	PCB-168	0.017	J C153 B	0.019	0.00029
32774-16-6	PCB-169	0.00072	J	0.0097	0.00024
35065-30-6	PCB-170	0.0092	J B	0.0097	0.00038
52663-71-5	PCB-171	0.0033	J C	0.019	0.00038
52663-74-8	PCB-172	0.0019	J q B	0.0097	0.00037
68194-16-1	PCB-173	0.0033	J C171	0.019	0.00038
38411-25-5	PCB-174	0.0084	J B	0.0097	0.00038
40186-70-7	PCB-175	ND		0.0097	0.00034
52663-65-7	PCB-176	0.0010	J B	0.0097	0.00024
52663-70-4	PCB-177	0.0041	J q B	0.0097	0.00039
52663-67-9	PCB-178	0.0017	J	0.0097	0.00036
52663-64-6	PCB-179	0.0028	J B	0.0097	0.00026
35065-29-3	PCB-180	0.019	C B	0.019	0.00030

FORM I
HI-RES PCBS ORGANICS ANALYSIS DATA SHEET

Lab Name: Eurofins TestAmerica, Knoxville Job No.: 580-88125-2

SDG No.:

Client Sample ID: A1-0to30-102018 Lab Sample ID: 580-88125-1

Matrix: Solid Lab File ID: 580-88125-b-1-c.d

Analysis Method: 1668A Date Collected: 10/20/2018 12:05

Extract. Method: HRMS-Sox Date Extracted: 08/19/2019 08:06

Sample wt/vol: 18.80(g) Date Analyzed: 08/30/2019 10:29

Con. Extract Vol.: 20(mL) Dilution Factor: 1

Injection Volume: 1(uL) Level: (low/med) Low

% Moisture: 44.9 GPC Cleanup:(Y/N) N

Analysis Batch No.: 33148 Units: ng/g

CAS NO.	COMPOUND NAME	RESULT	Q	RL	EDL
74472-47-2	PCB-181	ND		0.0097	0.00033
60145-23-5	PCB-182	ND		0.0097	0.00032
52663-69-1	PCB-183	0.0059	J C B	0.019	0.00032
74472-48-3	PCB-184	ND		0.0097	0.00026
52712-05-7	PCB-185	0.0059	J C183 B	0.019	0.00032
74472-49-4	PCB-186	ND		0.0097	0.00026
52663-68-0	PCB-187	0.0083	J	0.0097	0.00033
74487-85-7	PCB-188	ND		0.0097	0.00024
39635-31-9	PCB-189	0.00066	J B	0.0097	0.00023
41411-64-7	PCB-190	0.0022	J q	0.0097	0.00027
74472-50-7	PCB-191	0.00078	J	0.0097	0.00026
74472-51-8	PCB-192	ND		0.0097	0.00028
69782-91-8	PCB-193	0.019	C180 B	0.019	0.00030
35694-08-7	PCB-194	0.0033	J q B	0.0097	0.00050
52663-78-2	PCB-195	0.0012	J q	0.0097	0.00059
42740-50-1	PCB-196	ND		0.0097	0.00032
33091-17-7	PCB-197	ND		0.0097	0.00023
68194-17-2	PCB-198	0.0043	J q C B	0.019	0.00035
52663-75-9	PCB-199	0.0043	J q C198 B	0.019	0.00035
52663-73-7	PCB-200	ND		0.0097	0.00025
40186-71-8	PCB-201	ND		0.0097	0.00024
2136-99-4	PCB-202	0.00063	J	0.0097	0.00027
52663-76-0	PCB-203	0.0026	J q	0.0097	0.00031
74472-52-9	PCB-204	ND		0.0097	0.00026
74472-53-0	PCB-205	ND		0.0097	0.00038
40186-72-9	PCB-206	0.45	q	0.0097	0.0011
52663-79-3	PCB-207	ND		0.0097	0.00079
52663-77-1	PCB-208	ND		0.0097	0.00081
2051-24-3	PCB-209	0.00046	J B	0.0097	0.00028
27323-18-8	Total Monochlorobiphenyls	0.0011	J q B	0.0097	0.00014

FORM I
HI-RES PCBS ORGANICS ANALYSIS DATA SHEET

Lab Name: Eurofins TestAmerica, Knoxville Job No.: 580-88125-2

SDG No.:

Client Sample ID: A1-0to30-102018 Lab Sample ID: 580-88125-1

Matrix: Solid Lab File ID: 580-88125-b-1-c.d

Analysis Method: 1668A Date Collected: 10/20/2018 12:05

Extract. Method: HRMS-Sox Date Extracted: 08/19/2019 08:06

Sample wt/vol: 18.80(g) Date Analyzed: 08/30/2019 10:29

Con. Extract Vol.: 20(mL) Dilution Factor: 1

Injection Volume: 1(uL) Level: (low/med) Low

% Moisture: 44.9 GPC Cleanup:(Y/N) N

Analysis Batch No.: 33148 Units: ng/g

CAS NO.	COMPOUND NAME	RESULT	Q	RL	EDL
25512-42-9	Total Dichlorobiphenyls	0.0051	J q B	0.019	0.00023
25323-68-6	Total Trichlorobiphenyls	0.0042	J q B	0.019	0.00022
26914-33-0	Total Tetrachlorobiphenyls	0.029	J q B	0.039	0.00017
25429-29-2	Total Pentachlorobiphenyls	0.060	q B	0.058	0.00035
26601-64-9	Total Hexachlorobiphenyls	0.085	q B	0.039	0.00032
28655-71-2	Total Heptachlorobiphenyls	0.069	q B	0.019	0.00031
55722-26-4	Total Octachlorobiphenyls	0.012	J q B	0.019	0.00034
53742-07-7	Total Nonachlorobiphenyls	0.45	q	0.0097	0.00091
1336-36-3	Polychlorinated biphenyls, Total	0.72	q B	0.058	0.00035

FORM I
HI-RES PCBS ORGANICS ANALYSIS DATA SHEET

Lab Name: Eurofins TestAmerica, Knoxville Job No.: 580-88125-2

SDG No.:

Client Sample ID: A1-0to30-102018 Lab Sample ID: 580-88125-1

Matrix: Solid Lab File ID: 580-88125-b-1-c.d

Analysis Method: 1668A Date Collected: 10/20/2018 12:05

Extract. Method: HRMS-Sox Date Extracted: 08/19/2019 08:06

Sample wt/vol: 18.80(g) Date Analyzed: 08/30/2019 10:29

Con. Extract Vol.: 20(mL) Dilution Factor: 1

Injection Volume: 1(uL) Level: (low/med) Low

% Moisture: 44.9 GPC Cleanup:(Y/N) N

Analysis Batch No.: 33148 Units: ng/g

CAS NO.	ISOTOPE DILUTION	%REC	Q	LIMITS
234432-85-0	PCB-1L	79		30-140
208263-77-8	PCB-3L	81		30-140
234432-86-1	PCB-4L	78		30-140
208263-67-6	PCB-15L	81		30-140
234432-87-2	PCB-19L	72		30-140
208263-79-0	PCB-37L	83		30-140
234432-88-3	PCB-54L	90		30-140
105600-23-5	PCB-77L	90		30-140
208461-24-9	PCB-81L	89		30-140
234432-89-4	PCB-104L	82		30-140
208263-62-1	PCB-105L	80		30-140
208263-63-2	PCB-114L	78		30-140
104130-40-7	PCB-118L	79		30-140
208263-64-3	PCB-123L	78		30-140
208263-65-4	PCB-126L	88		30-140
234432-90-7	PCB-155L	94		30-140
208263-68-7	PCB-156L	85	C	30-140
235416-30-5	PCB-157L	85	C156	30-140
208263-69-8	PCB-167L	84		30-140
208263-70-1	PCB-169L	96		30-140
160901-80-4	PCB-170L	81		30-140
234432-91-8	PCB-188L	78		30-140
208263-73-4	PCB-189L	87		30-140
105600-26-8	PCB-202L	89		30-140
234446-64-1	PCB-205L	78		30-140
208263-75-6	PCB-206L	72		30-140
234432-92-9	PCB-208L	81		30-140
105600-27-9	PCB-209L	66		30-140

CAS NO.	SURROGATE	%REC	Q	LIMITS
208263-76-7	PCB-28L	75		40-125
235416-29-2	PCB-111L	88		40-125
232919-67-4	PCB-178L	86		40-125

Eurofins TestAmerica, Knoxville
Target Compound Quantitation Report

Data File: \\chromna\Knoxville\ChromData\D3D\20190829-12907.b\580-88125-b-1-c.d
Lims ID: 580-88125-B-1-C
Client ID: A1-0to30-102018
Sample Type: Client
Inject. Date: 30-Aug-2019 10:29:00 ALS Bottle#: 0 Worklist Smp#: 13
Injection Vol: 1.0 ul Dil. Factor: 1.0000
Sample Info:
Misc. Info.: 140-0012907-013
Operator ID: Xcalibur_System Instrument ID: D3D

Method: \\chromna\Knoxville\ChromData\D3D\20190829-12907.b\PCBs_D3D.m
Limit Group: HR - 1668A - ICAL
Last Update: 03-Sep-2019 09:03:58 Calib Date: 21-Aug-2019 19:05:00
Integrator: Picker
Quant Method: Isotopic Dilution Quant By: Initial Calibration
Last ICal File: \\chromna\Knoxville\ChromData\D3D\20190813-12717.b\d4190821i6.d

Column 1 : SPB-Octyl (0.25 mm) Det: F1(11.07 :21.70)
Process Host: CTX1009

First Level Reviewer: davidsonm Date: 03-Sep-2019 09:03:57

Compound	RT (min.)	Area	Ratio	Ical RRF	Amount pg/ul	EMPC pg/ul	Noise EDL	Final EDL	%Rec	Flags
S Total Monochlorobipheny					0.1230	0.1158	0.0143	0.0143		RQ
D PCB-1L	11:43	938412	3.10	1.3140	78.9	78.9	0.3825	0.3825	78.90	
D PCB-3L	13:52	1003718	3.20	1.3615	81.4	81.4	0.3691	0.3691	81.45	
PCB-1	11:44	716	2.67	1.1883	0.0642	0.0642	0.0136	0.0136		M
PCB-2	13:43	597	3.13	1.1911	0.0588	0.0516	0.0143	0.0143		RQM
PCB-3	13:58						0.0149	0.0149		
S Total Dichlorobiphenyls					0.5753	0.5274	0.0237	0.0237		RQ
D PCB-4L	14:07	423246	1.57	0.5996	78.0	78.0	0.1680	0.1680	77.99	
* PCB-9L	16:05	905140	1.59	4E+04	100.0	100.0				
D PCB-15L	20:00	753215	1.62	1.0280	80.9	80.9	0.0980	0.0980	80.95	
PCB-4	14:07	543	1.54	1.2533	0.1024	0.1024	0.0335	0.0335		M
PCB-10	14:24						0.0244	0.0244		
PCB-9	16:11						0.0254	0.0254		
PCB-7	16:17	754	1.79	1.6244	0.0789	0.0789	0.0222	0.0222		
PCB-6	16:36						0.0232	0.0232		
PCB-5	16:54						0.0231	0.0231		
PCB-8	16:56	453	1.56	1.5884	0.0705	0.0485	0.0227	0.0227		RQM
PCB-14	18:38						0.0193	0.0193		
PCB-11	19:24	2395	1.56	1.6347	0.2694	0.2491	0.0221	0.0221		RQ
PCB-12	19:46						0.0220	0.0220		
PCB-13 (C12)	19:46						0.0220	0.0220		
PCB-15	20:01	513	1.56	1.4024	0.0542	0.0486	0.0226	0.0226		RQM
S Total Trichlorobiphenyl					0.4640	0.4404	0.0226	0.0226		RQ
D PCB-19L	17:13	230970	1.02	0.6095	71.6	71.6	1.495	1.495	71.61	
* PCB-32L	20:28	529183	1.08	2.2E+04	100.0	100.0				
* PCB-31L	22:44	1772521	1.05	6.8E+04	100.0	100.0				
$ PCB-28L	23:02	1458359	1.07	1.0975	75.0	75.0	0.1664	0.1664	74.96	
D PCB-37L	27:02	1329166	1.07	0.9024	83.1	83.1	0.2023	0.2023	83.10	
PCB-19	17:15	186	1.04	1.3047	0.0760	0.0617	0.0321	0.0321		RQ
PCB-18	19:05	317	0.98	1.8188	0.0755	0.0755	0.0231	0.0231		
PCB-30 (C18)	19:05	317	0.98	1.8188	0.0755	0.0755	0.0231	0.0231		

Compound	RT (min.)	Area	Ratio	Ical RRF	Amount pg/ul	EMPC pg/ul	Noise EDL	Final EDL	%Rec	Flags
PCB-17	19:32						0.0268	0.0268		RQU
PCB-27	19:49						0.0193	0.0193		
PCB-24	19:57						0.0199	0.0199		
PCB-16	20:03						0.0342	0.0342		
PCB-32	20:28	367	0.89	2.3416	0.0679	0.0679	0.0179	0.0179		M
PCB-34	21:50						0.0230	0.0230		
PCB-23	21:59						0.0220	0.0220		
PCB-26	22:17						0.0212	0.0212		
PCB-29 (C26)	22:17						0.0212	0.0212		
PCB-25	22:31						0.0207	0.0207		
PCB-31	22:45	1249	0.96	1.3809	0.0680	0.0680	0.0202	0.0202		
PCB-20	23:03	2212	0.99	1.3057	0.1275	0.1275	0.0214	0.0214		
PCB-28 (C20)	23:03	2212	0.99	1.3057	0.1275	0.1275	0.0214	0.0214		
PCB-21	23:18	730	1.04	1.3777	0.0492	0.0399	0.0203	0.0203		RQ
PCB-33 (C21)	23:18	730	1.04	1.3777	0.0492	0.0399	0.0203	0.0203		RQ
PCB-22	23:45						0.0225	0.0225		
PCB-36	25:19						0.0207	0.0207		
PCB-39	25:40						0.0200	0.0200		
PCB-38	26:15						0.0212	0.0212		
PCB-35	26:43						0.0230	0.0230		
PCB-37	27:07						0.0217	0.0217		
S Total Tetrachlorobiphen					3.097	3.014	0.0175	0.0175		RQ
D PCB-54L	20:18	309942	0.85	0.6515	89.9	89.9	0.0631	0.0631	89.90	
* PCB-52L	24:52	939099	0.80	3.9E+04	100.0	100.0				
D PCB-81L	33:48	1034350	0.82	1.2328	89.3	89.3	0.1417	0.1417	89.34	
D PCB-77L	34:22	1055256	0.78	1.2523	89.7	89.7	0.1395	0.1395	89.73	
PCB-54	20:23						0.0264	0.0264		
PCB-50	22:29	614	0.79	0.9362	0.0628	0.0628	0.0214	0.0214		
PCB-53 (C50)	22:29	614	0.79	0.9362	0.0628	0.0628	0.0214	0.0214		
PCB-45	23:14	1991	0.83	0.8850	0.2153	0.2153	0.0227	0.0227		
PCB-51 (C45)	23:14	1991	0.83	0.8850	0.2153	0.2153	0.0227	0.0227		
PCB-46	23:32						0.0265	0.0265		
PCB-52	24:53	3634	0.77	0.8992	0.4389	0.3868	0.0223	0.0223		RQa
PCB-43	25:06						0.0201	0.0201		
PCB-73 (C43)	25:06						0.0201	0.0201		
PCB-49	25:22	2390	0.77	1.1366	0.2013	0.2013	0.0177	0.0177		
PCB-69 (C49)	25:22	2390	0.77	1.1366	0.2013	0.2013	0.0177	0.0177		
PCB-48	25:44						0.0212	0.0212		
PCB-44	25:56	12991	0.81	1.0323	1.204	1.204	0.0195	0.0195		M
PCB-47 (C44)	25:56	12991	0.81	1.0323	1.204	1.204	0.0195	0.0195		M
PCB-65 (C44)	25:56	12991	0.81	1.0323	1.204	1.204	0.0195	0.0195		M
PCB-59	26:16						0.0148	0.0148		
PCB-62 (C59)	26:16						0.0148	0.0148		
PCB-75 (C59)	26:16						0.0148	0.0148		
PCB-42	26:29						0.0232	0.0232		
PCB-40	26:54	705	0.77	0.9179	0.1003	0.0735	0.0219	0.0219		RQ
PCB-41 (C40)	26:54	705	0.77	0.9179	0.1003	0.0735	0.0219	0.0219		RQ
PCB-71 (C40)	26:54	705	0.77	0.9179	0.1003	0.0735	0.0219	0.0219		RQ
PCB-64	27:11						0.0142	0.0142		
PCB-72	28:01						0.0153	0.0153		
PCB-68	28:15	2624	0.89	1.4782	0.1699	0.1699	0.0136	0.0136		M
PCB-57	28:44						0.0157	0.0157		
PCB-58	28:58						0.0152	0.0152		
PCB-67	29:08						0.0144	0.0144		

Compound	RT (min.)	Area	Ratio	Ical RRF	Amount pg/ul	EMPC pg/ul	Noise EDL	Final EDL	%Rec	Flags
PCB-63	29:24						0.0137	0.0137		
PCB-61	29:40	4467	0.81	1.3565	0.3152	0.3152	0.0148	0.0148		
PCB-70 (C61)	29:40	4467	0.81	1.3565	0.3152	0.3152	0.0148	0.0148		
PCB-74 (C61)	29:40	4467	0.81	1.3565	0.3152	0.3152	0.0148	0.0148		
PCB-76 (C61)	29:40	4467	0.81	1.3565	0.3152	0.3152	0.0148	0.0148		
PCB-66	30:00	1854	0.74	1.2800	0.1386	0.1386	0.0157	0.0157		
PCB-55	30:13						0.0155	0.0155		
PCB-56	30:41	821	0.77	1.2671	0.0665	0.0620	0.0158	0.0158		RQ
PCB-60	30:54						0.0151	0.0151		U
PCB-80	31:21						0.0137	0.0137		
PCB-79	32:52						0.0130	0.0130		
PCB-78	33:26						0.0153	0.0153		
PCB-81	33:46						0.0151	0.0151		RQU
PCB-77	34:23	2583	0.83	1.3308	0.1839	0.1839	0.0152	0.0152		
S Total Pentachlorobiphen					6.216	6.154	0.0367	0.0367		RQ
D PCB-104L	25:49	652923	1.58	1.1164	81.8	81.8	0.0754	0.0754	81.82	
* PCB-101L	31:43	714844	1.59	3.4E+04	100.0	100.0				
$ PCB-111L	34:25	762409	1.58	1.2177	87.6	87.6	0.0691	0.0691	87.59	
D PCB-123L	36:22	1086190	1.57	0.9909	77.9	77.9	0.6367	0.6367	77.90	
D PCB-118L	36:42	1145536	1.59	1.0256	79.4	79.4	0.6152	0.6152	79.39	
D PCB-114L	37:13	1104532	1.58	1.0030	78.3	78.3	0.6290	0.6290	78.27	
D PCB-105L	37:52	1123871	1.56	1.0013	79.8	79.8	0.6301	0.6301	79.77	
* PCB-127L	39:21	1407019	1.60	4.9E+04	100.0	100.0				
D PCB-126L	40:58	1114432	1.57	0.9020	87.8	87.8	0.6994	0.6994	87.81	
PCB-104	25:54						0.0306	0.0306		
PCB-96	26:16						0.0347	0.0347		
PCB-103	28:13						0.0412	0.0412		
PCB-94	28:26						0.0471	0.0471		
PCB-95	28:48	4917	1.72	0.9620	0.7828	0.7828	0.0442	0.0442		
PCB-93	29:05						0.0434	0.0434		
PCB-100 (C93)	29:05						0.0434	0.0434		
PCB-98	29:15						0.0430	0.0430		
PCB-102 (C98)	29:15						0.0430	0.0430		
PCB-88	29:42	1333	1.60	1.0052	0.2031	0.2031	0.0423	0.0423		Ma
PCB-91 (C88)	29:42	1333	1.60	1.0052	0.2031	0.2031	0.0423	0.0423		Ma
PCB-84	29:53	1060	1.55	0.8601	0.2187	0.1887	0.0495	0.0495		RQM
PCB-89	30:25						0.0476	0.0476		
PCB-121	30:51						0.0305	0.0305		
PCB-92	31:09	1729	1.47	0.9532	0.2778	0.2778	0.0446	0.0446		M
PCB-90	31:45	8901	1.64	1.1367	1.199	1.199	0.0374	0.0374		M
PCB-101 (C90)	31:45	8901	1.64	1.1367	1.199	1.199	0.0374	0.0374		M
PCB-113 (C90)	31:45	8901	1.64	1.1367	1.199	1.199	0.0374	0.0374		M
PCB-83	32:21	3393	1.54	0.9393	0.5532	0.5532	0.0453	0.0453		M
PCB-99 (C83)	32:21	3393	1.54	0.9393	0.5532	0.5532	0.0453	0.0453		M
PCB-112	32:30						0.0311	0.0311		
PCB-86	32:57	4933	1.57	1.1958	0.6318	0.6318	0.0356	0.0356		M
PCB-87 (C86)	32:57	4933	1.57	1.1958	0.6318	0.6318	0.0356	0.0356		M
PCB-97 (C86)	32:57	4933	1.57	1.1958	0.6318	0.6318	0.0356	0.0356		M
PCB-109 (C86)	32:57	4933	1.57	1.1958	0.6318	0.6318	0.0356	0.0356		M
PCB-119 (C86)	32:57	4933	1.57	1.1958	0.6318	0.6318	0.0356	0.0356		M
PCB-125 (C86)	32:57	4933	1.57	1.1958	0.6318	0.6318	0.0356	0.0356		M
PCB-85	33:33	1604	1.37	1.2126	0.2026	0.2026	0.0351	0.0351		
PCB-116 (C85)	33:33	1604	1.37	1.2126	0.2026	0.2026	0.0351	0.0351		
PCB-117 (C85)	33:33	1604	1.37	1.2126	0.2026	0.2026	0.0351	0.0351		

Compound	RT (min.)	Area	Ratio	Ical RRF	Amount pg/ul	EMPC pg/ul	Noise EDL	Final EDL	%Rec	Flags
PCB-110	33:43	9803	1.58	1.3511	1.111	1.111	0.0315	0.0315		
PCB-115 (C110)	33:43	9803	1.58	1.3511	1.111	1.111	0.0315	0.0315		
PCB-82	34:02						0.0491	0.0491		RQU
PCB-111	34:30						0.0298	0.0298		
PCB-120	34:57						0.0285	0.0285		
PCB-108	36:05						0.0327	0.0327		
PCB-124 (C108)	36:05						0.0327	0.0327		
PCB-107	36:20						0.0302	0.0302		
PCB-123	36:24	874	1.55	1.3407	0.0842	0.0600	0.0303	0.0303		RQM
PCB-106	36:34						0.0321	0.0321		
PCB-118	36:44	9484	1.56	1.2892	0.6422	0.6422	0.0306	0.0306		
PCB-122	37:07						0.0353	0.0353		
PCB-114	37:18						0.0295	0.0295		
PCB-105	37:53	3244	1.64	1.2887	0.2240	0.2240	0.0320	0.0320		M
PCB-127	39:26						0.0319	0.0319		
PCB-126	40:59	1150	1.55	1.3416	0.0855	0.0769	0.0315	0.0315		RQM
S Total Hexachlorobipheny					9.109	8.862	0.0336	0.0336		RQ
D PCB-155L	31:30	635626	1.27	0.9499	93.6	93.6	0.1060	0.1060	93.61	
* PCB-138L	39:50	973472	1.28	3.6E+04	100.0	100.0				
D PCB-167L	42:50	1025626	1.29	1.2544	84.0	84.0	0.1716	0.1716	83.99	
D PCB-156L	44:00	2032786	1.28	1.2289	169.9	169.9	0.1752	0.1752	84.96	
D PCB-157L (C156L)	44:00	2032786	1.28	1.2289	169.9	169.9	0.1752	0.1752	84.96	
D PCB-169L	47:14	1013069	1.26	1.0883	95.6	95.6	0.1978	0.1978	95.62	
PCB-155	31:36						0.0269	0.0269		
PCB-152	31:46						0.0279	0.0279		
PCB-150	31:56						0.0284	0.0284		
PCB-136	32:15	1840	1.43	1.1563	0.2503	0.2503	0.0303	0.0303		
PCB-145	32:36						0.0295	0.0295		
PCB-148	34:08						0.0391	0.0391		
PCB-135	34:39	3256	1.24	0.8691	0.7367	0.5894	0.0404	0.0404		RQ
PCB-151 (C135)	34:39	3256	1.24	0.8691	0.7367	0.5894	0.0404	0.0404		RQ
PCB-154	34:58						0.0345	0.0345		
PCB-144	35:12	486	1.24	0.9185	0.1119	0.0832	0.0382	0.0382		RQ
PCB-147	35:35	14737	1.34	0.9747	1.485	1.485	0.0373	0.0373		Ma
PCB-149 (C147)	35:35	14737	1.34	0.9747	1.485	1.485	0.0373	0.0373		Ma
PCB-134	35:46						0.0427	0.0427		RQU
PCB-143 (C134)	35:46						0.0427	0.0427		RQU
PCB-139	36:14						0.0364	0.0364		
PCB-140 (C139)	36:14						0.0364	0.0364		
PCB-131	36:26						0.0423	0.0423		
PCB-142	36:35						0.0423	0.0423		
PCB-132	36:50	4471	1.24	0.8801	0.4991	0.4991	0.0413	0.0413		
PCB-133	37:24						0.0401	0.0401		
PCB-165	37:48						0.0324	0.0324		
PCB-146	38:00	2549	1.30	1.0084	0.2484	0.2484	0.0360	0.0360		M
PCB-161	38:11						0.0272	0.0272		
PCB-153	38:37	22466	1.21	1.2207	1.808	1.808	0.0298	0.0298		
PCB-168 (C153)	38:37	22466	1.21	1.2207	1.808	1.808	0.0298	0.0298		
PCB-141	38:48	4295	1.37	0.9608	0.4392	0.4392	0.0378	0.0378		
PCB-130	39:14	1489	1.37	0.8274	0.1768	0.1768	0.0439	0.0439		
PCB-137	39:27	657	1.24	1.0582	0.0725	0.0610	0.0343	0.0343		RQ
PCB-164	39:35	1628	1.24	1.2527	0.1513	0.1277	0.0290	0.0290		RQ
PCB-129	39:51	21864	1.14	1.0840	1.982	1.982	0.0335	0.0335		
PCB-138 (C129)	39:51	21864	1.14	1.0840	1.982	1.982	0.0335	0.0335		
PCB-160 (C129)	39:51	21864	1.14	1.0840	1.982	1.982	0.0335	0.0335		
PCB-163 (C129)	39:51	21864	1.14	1.0840	1.982	1.982	0.0335	0.0335		

Compound	RT (min.)	Area	Ratio	Ical RRF	Amount pg/ul	EMPC pg/ul	Noise EDL	Final EDL	%Rec	Flags
PCB-158	40:14	3299	1.12	1.3862	0.2338	0.2338	0.0262	0.0262		
PCB-128	41:06	2910	1.34	1.1165	0.2561	0.2561	0.0326	0.0326		
PCB-166 (C128)	41:06	2910	1.34	1.1165	0.2561	0.2561	0.0326	0.0326		
PCB-159	42:09						0.0276	0.0276		
PCB-162	42:26						0.0267	0.0267		
PCB-167	42:53	2943	1.12	1.3357	0.2148	0.2148	0.0231	0.0231		
PCB-156	44:00	4315	1.24	1.2759	0.3682	0.3327	0.0341	0.0341		RQ
PCB-157 (C156)	44:00	4315	1.24	1.2759	0.3682	0.3327	0.0341	0.0341		RQ
PCB-169	47:15	970	1.09	1.2825	0.0747	0.0747	0.0246	0.0246		Ma
S Total Heptachlorobiphen					7.288	7.156	0.0320	0.0320		RQ
D PCB-188L	37:14	812080	1.06	1.3162	78.4	78.4	0.1037	0.1037	78.35	
$ PCB-178L	40:18	622266	1.08	0.9222	85.7	85.7	0.1481	0.1481	85.68	
* PCB-180L	45:24	787484	1.09	3.2E+04	100.0	100.0				
D PCB-170L	46:39	531566	1.10	0.8357	80.8	80.8	0.1634	0.1634	80.77	
D PCB-189L	49:46	1282143	1.04	1.4666	87.3	87.3	1.343	1.343	87.28	
PCB-188	37:19						0.0246	0.0246		
PCB-179	37:36	2723	1.09	1.4149	0.2865	0.2865	0.0268	0.0268		
PCB-184	38:11						0.0267	0.0267		
PCB-176	38:27	1099	0.89	1.5212	0.1075	0.1075	0.0249	0.0249		M
PCB-186	38:59						0.0264	0.0264		
PCB-178	40:19	1230	1.08	1.0228	0.1790	0.1790	0.0371	0.0371		
PCB-175	41:00						0.0355	0.0355		
PCB-187	41:14	6440	1.15	1.1106	0.8631	0.8631	0.0342	0.0342		
PCB-182	41:29						0.0330	0.0330		
PCB-183	41:49	4636	1.06	1.1368	0.6070	0.6070	0.0334	0.0334		
PCB-185 (C183)	41:49	4636	1.06	1.1368	0.6070	0.6070	0.0334	0.0334		
PCB-174	42:03	5561	1.03	0.9547	0.8670	0.8670	0.0397	0.0397		
PCB-177	42:31	2688	1.05	0.9426	0.4719	0.4245	0.0402	0.0402		RQ
PCB-181	42:57						0.0342	0.0342		
PCB-171	43:09	2225	1.06	0.9603	0.3449	0.3449	0.0395	0.0395		
PCB-173 (C171)	43:09	2225	1.06	0.9603	0.3449	0.3449	0.0395	0.0395		
PCB-172	44:48	1301	1.05	0.9918	0.2317	0.1953	0.0382	0.0382		RQ
PCB-192	45:06						0.0294	0.0294		
PCB-180	45:25	16155	1.04	1.2286	1.957	1.957	0.0309	0.0309		
PCB-193 (C180)	45:25	16155	1.04	1.2286	1.957	1.957	0.0309	0.0309		
PCB-191	45:47	748	1.18	1.3848	0.0804	0.0804	0.0274	0.0274		
PCB-170	46:40	6419	0.98	1.2700	0.9508	0.9508	0.0389	0.0389		
PCB-190	47:12	2070	1.05	1.3774	0.2725	0.2237	0.0275	0.0275		RQ
PCB-189	49:47	1126	1.17	1.2799	0.0686	0.0686	0.0242	0.0242		M
S Total Octachlorobipheny					1.397	1.246	0.0348	0.0348		RQ
D PCB-202L	42:37	701606	0.90	1.0055	88.6	88.6	0.1537	0.1537	88.60	
* PCB-194L	51:53	1001681	0.92	3.5E+04	100.0	100.0				
D PCB-205L	52:21	1005698	0.90	1.2867	78.0	78.0	0.4978	0.4978	78.03	
PCB-202	42:38	480	0.94	1.0531	0.0650	0.0650	0.0278	0.0278		M
PCB-201	43:37						0.0247	0.0247		
PCB-204	44:18						0.0266	0.0266		
PCB-197	44:31						0.0243	0.0243		
PCB-200	44:37						0.0260	0.0260		
PCB-198	47:23	2536	0.89	0.8183	0.5112	0.4417	0.0358	0.0358		RQM
PCB-199 (C198)	47:23	2536	0.89	0.8183	0.5112	0.4417	0.0358	0.0358		RQM
PCB-196	48:05						0.0335	0.0335		
PCB-203	48:16	1740	0.89	0.9219	0.2982	0.2690	0.0318	0.0318		RQ
PCB-195	49:32	985	0.89	0.7839	0.1375	0.1249	0.0615	0.0615		RQM

Compound	RT (min.)	Area	Ratio	Ical RRF	Amount pg/ul	EMPC pg/ul	Noise EDL	Final EDL	%Rec	Flags
PCB-194	51:54	3222	0.89	0.9282	0.3851	0.3452	0.0520	0.0520		RQ
PCB-205	52:26						0.0391	0.0391		
S Total Nonachlorobipheny					90.8	46.4	0.0942	0.0942		RQ
D PCB-208L	49:18	923243	0.81	1.1383	81.0	81.0	0.6430	0.6430	80.97	
D PCB-206L	54:07	645382	0.81	0.8938	72.1	72.1	0.8188	0.8188	72.08	
PCB-208	49:22						0.0836	0.0836		
PCB-207	50:19						0.0819	0.0819		
PCB-206	54:08	357092	0.77	1.1927	90.8	46.4	0.1173	0.1173		RQ
D PCB-209L	55:46	650898	0.72	0.9809	66.2	66.2	0.0792	0.0792	66.25	
DCB Decachlorobiphenyl	55:49	390	0.68	1.2455	0.0481	0.0481	0.0290	0.0290		M
S Polychlorinated bipheny					119.0	0.0481	0.0360	0.0360		RQ

QC Flag Legend

Processing Flags
- R - Failed Signal Ratio Test
- Q - EMPC-Estimated Max. Possible Conc.

Review Flags
- M - Manually Integrated
- U - Marked Undetected
- a - User Assigned ID

Eurofins TestAmerica, Knoxville
Target Compound Quantitation Worksheet Report

Data File: \\chromna\Knoxville\ChromData\D3D\20190829-12907.b\580-88125-b-1-c.d
Lims ID: 580-88125-B-1-C
Client ID: A1-0to30-102018
Sample Type: Client
Inject. Date: 30-Aug-2019 10:29:00 ALS Bottle#: 0 Worklist Smp#: 13
Injection Vol: 1.0 ul Dil. Factor: 1.0000
Sample Info:
Misc. Info.: 140-0012907-013
Operator ID: Xcalibur_System Instrument ID: D3D

Method: \\chromna\Knoxville\ChromData\D3D\20190829-12907.b\PCBs_D3D.m
Limit Group: HR - 1668A - ICAL
Last Update: 03-Sep-2019 09:03:58 Calib Date: 21-Aug-2019 19:05:00
Integrator: Picker
Quant Method: Isotopic Dilution Quant By: Initial Calibration
Last ICal File: \\chromna\Knoxville\ChromData\D3D\20190813-12717.b\d4190821i6.d

Column 1 : SPB-Octyl (0.25 mm) Det: F1(11.07 :21.70)
Process Host: CTX1009

First Level Reviewer: davidsonm Date: 03-Sep-2019 09:03:57

Signal	RT (min.)	Adj RT (min.)	Sec.	REL RT	Area	Height	Avg Noise	EDL Height	S/N	Ratio(Limits)	Flags
PCB-1L											
200.0795	11:43	11:44	-5	0.728	709472	290981	127	317	2291		
202.0766	11:43	11:44	-5	0.728	228940	92262	422	1055	219	3.10(2.66-3.60)	
PCB-3L											
200.0795	13:52	13:53	-5	0.862	764907	261993	127	317	2063		
202.0766	13:52	13:53	-5	0.862	238811	81821	422	1055	194	3.20(2.66-3.60)	
PCB-1											M
188.0393	11:44	11:44	-5	1.001	521	222	12	30	19		M
190.0363	11:44	11:44	-5	1.001	195	57	13	32	4	2.67(2.66-3.60)	M
PCB-2											RQM
188.0393	13:43	13:42	-4	0.989	453	167	12	30	14		
190.0363	13:42	13:42	-5	0.988	227	64	13	32	5	2.00(2.66-3.60)	M
	Empc Correction				144	53	13	32	4		
PCB-3											
188.0393	13:53						12	30			
190.0363	13:53						13	32			
PCB-4L											
234.0406	14:07	14:09	-6	0.878	258632	87380	70	175	1248		
236.0376	14:07	14:09	-6	0.878	164614	55634	40	100	1391	1.57(1.33-1.79)	
PCB-9L											
234.0406	16:05	16:10	-5		555379	166036	70	175	2372		
236.0376	16:05	16:10	-5		349761	106970	40	100	2674	1.59(1.33-1.79)	
PCB-15L											
234.0406	20:00	20:00	-6	1.243	465969	115960	70	175	1657		
236.0376	20:00	20:00	-6	1.243	287246	73186	40	100	1830	1.62(1.33-1.79)	

Signal	RT (min.)	Adj RT (min.)	Sec.	REL RT	Area	Height	Avg Noise	EDL Height	S/N	Ratio(Limits)	Flags
PCB-4											M
222.0003	14:07	14:07	-6	1.000	329	65	17	42	4		M
223.9974	14:08	14:07	-5	1.001	214	49	7	17	7	1.54(1.33-1.79)	
PCB-10											
222.0003	14:18						17	42			
223.9974	14:18						7	17			
PCB-9											
222.0003	16:05						17	42			
223.9974	16:05						7	17			
PCB-7											
222.0003	16:17	16:15	-4	1.153	484	176	17	42	10		
223.9974	16:16	16:15	-5	1.152	270	102	7	17	15	1.79(1.33-1.79)	
PCB-6											
222.0003	16:29						17	42			
223.9974	16:29						7	17			
PCB-5											
222.0003	16:47						17	42			
223.9974	16:47						7	17			
PCB-8											RQM
222.0003	16:56	16:56	-5	1.199	482	96	17	42	6		M
	Empc Correction				276	96	17	42	6		
223.9974	16:56	16:56	-5	1.199	177	62	7	17	9	2.72(1.33-1.79)	M
PCB-14											
222.0003	18:33						17	42			
223.9974	18:33						7	17			
PCB-11											RQ
222.0003	19:24	19:25	-5	0.970	1460	340	17	42	20		
223.9974	19:24	19:25	-5	0.970	1130	296	7	17	42	1.29(1.33-1.79)	
	Empc Correction				935	217	7	17	31		
PCB-12											
222.0003	19:41						17	42			
223.9974	19:41						7	17			
PCB-13 (C12)											
222.0003	19:41						17	42			
223.9974	19:41						7	17			
PCB-15											RQM
222.0003	20:01	20:01	-4	1.001	313	84	17	42	5		
223.9974	20:01	20:01	-5	1.001	259	60	7	17	9	1.21(1.33-1.79)	M
	Empc Correction				200	53	7	17	8		
PCB-19L											
268.0016	17:13	17:15	-6	0.841	116663	32102	394	985	81		
269.9986	17:13	17:15	-6	0.841	114307	32295	94	235	344	1.02(0.88-1.20)	
PCB-32L											
268.0016	20:28	20:33	-5		274891	68530	394	985	174		
269.9986	20:28	20:33	-5		254292	65345	94	235	695	1.08(0.88-1.20)	

Signal	RT (min.)	Adj RT (min.)	Sec.	REL RT	Area	Height	Avg Noise	EDL Height	S/N	Ratio(Limits)	Flags
PCB-31L											
268.0016	22:44	22:48	-5		908418	213618	170	425	1257		
269.9986	22:44	22:48	-4		864103	206476	137	342	1507	1.05(0.88-1.20)	
PCB-28L											
268.0016	23:02	23:03	-4	1.013	752308	181237	170	425	1066		
269.9986	23:02	23:03	-4	1.013	706051	168388	137	342	1229	1.07(0.88-1.20)	
PCB-37L											
268.0016	27:02	27:01	-5	1.189	687879	147373	170	425	867		
269.9986	27:02	27:01	-5	1.189	641287	139017	137	342	1015	1.07(0.88-1.20)	
PCB-19											RQ
255.9613	17:15	17:14	-5	1.002	95	28	5	12	6		
257.9584	17:13	17:14	-6	1.000	134	40	6	15	7	0.71(0.88-1.20)	
	Empc Correction				91	26	6	15	4		
PCB-18											
255.9613	19:05	19:07	-5	1.108	157	39	5	12	8		
257.9584	19:06	19:07	-3	1.109	160	52	6	15	9	0.98(0.88-1.20)	
PCB-30 (C18)											
255.9613	19:05	19:07	-5	1.108	157	39	5	12	8		
257.9584	19:06	19:07	-3	1.109	160	52	6	15	9	0.98(0.88-1.20)	
PCB-17											RQU
255.9613	19:30						5	12			
257.9584	19:30						6	15			
PCB-27											
255.9613	19:42						5	12			
257.9584	19:42						6	15			
PCB-24											
255.9613	19:50						5	12			
257.9584	19:50						6	15			
PCB-16											
255.9613	19:56						5	12			
257.9584	19:56						6	15			
PCB-32											M
255.9613	20:28	20:28	-6	1.188	173	43	5	12	9		M
257.9584	20:30	20:28	-5	1.190	194	54	6	15	9	0.89(0.88-1.20)	
PCB-34											
255.9613	21:43						18	45			
257.9584	21:43						14	35			
PCB-23											
255.9613	21:52						18	45			
257.9584	21:52						14	35			
PCB-26											
255.9613	22:10						18	45			
257.9584	22:10						14	35			
PCB-29 (C26)											
255.9613	22:10						18	45			
257.9584	22:10						14	35			

Signal	RT (min.)	Adj RT (min.)	Sec.	REL RT	Area	Height	Avg Noise	EDL Height	S/N	Ratio(Limits)	Flags
PCB-25											
255.9613	22:27						18	45			
257.9584	22:27						14	35			
PCB-31											
255.9613	22:45	22:47	-5	0.842	611	149	18	45	8		
257.9584	22:45	22:47	-5	0.842	638	145	14	35	10	0.96(0.88-1.20)	
PCB-20											
255.9613	23:03	23:05	-5	0.853	1098	285	18	45	16		
257.9584	23:03	23:05	-5	0.853	1114	212	14	35	15	0.99(0.88-1.20)	
PCB-28 (C20)											
255.9613	23:03	23:05	-5	0.853	1098	285	18	45	16		
257.9584	23:03	23:05	-5	0.853	1114	212	14	35	15	0.99(0.88-1.20)	
PCB-21											RQ
255.9613	23:18	23:19	-4	0.862	543	100	18	45	6		
	Empc Correction				372	115	18	45	6		
257.9584	23:18	23:19	-4	0.862	358	111	14	35	8	1.52(0.88-1.20)	
PCB-33 (C21)											RQ
255.9613	23:18	23:19	-4	0.862	543	100	18	45	6		
	Empc Correction				372	115	18	45	6		
257.9584	23:18	23:19	-4	0.862	358	111	14	35	8	1.52(0.88-1.20)	
PCB-22											
255.9613	23:40						18	45			
257.9584	23:40						14	35			
PCB-36											
255.9613	25:14						18	45			
257.9584	25:14						14	35			
PCB-39											
255.9613	25:35						18	45			
257.9584	25:35						14	35			
PCB-38											
255.9613	26:11						18	45			
257.9584	26:11						14	35			
PCB-35											
255.9613	26:38						18	45			
257.9584	26:38						14	35			
PCB-37											
255.9613	27:02						18	45			
257.9584	27:02						14	35			
PCB-54L											
301.9626	20:18	20:20	-6	0.816	142292	36708	17	42	2159		
303.9597	20:18	20:20	-6	0.816	167650	44740	5	12	8948	0.85(0.65-0.89)	
PCB-52L											
301.9626	24:52	24:56	-4		417183	98439	69	172	1427		
303.9597	24:52	24:56	-4		521916	121884	85	212	1434	0.80(0.65-0.89)	
PCB-81L											
301.9626	33:48	33:47	-4	1.360	464990	96613	69	172	1400		
303.9597	33:48	33:47	-4	1.360	569360	114222	85	212	1344	0.82(0.65-0.89)	

Signal	RT (min.)	Adj RT (min.)	Sec.	REL RT	Area	Height	Avg Noise	EDL Height	S/N	Ratio(Limits)	Flags
PCB-77L											
301.9626	34:22	34:20	-4	1.382	463975	91461	69	172	1326		
303.9597	34:22	34:20	-4	1.382	591281	116054	85	212	1365	0.78(0.65-0.89)	
PCB-54											
289.9224	20:23						5	12			
291.9194	20:23						6	15			
PCB-50											
289.9224	22:29	22:28	-5	1.108	271	52	8	20	7		
291.9194	22:29	22:28	-5	1.108	343	82	9	22	9	0.79(0.65-0.89)	
PCB-53 (C50)											
289.9224	22:29	22:28	-5	1.108	271	52	8	20	7		
291.9194	22:29	22:28	-5	1.108	343	82	9	22	9	0.79(0.65-0.89)	
PCB-45											
289.9224	23:14	23:12	-4	1.145	903	203	8	20	25		
291.9194	23:13	23:12	-5	1.144	1088	239	9	22	27	0.83(0.65-0.89)	
PCB-51 (C45)											
289.9224	23:14	23:12	-4	1.145	903	203	8	20	25		
291.9194	23:13	23:12	-5	1.144	1088	239	9	22	27	0.83(0.65-0.89)	
PCB-46											
289.9224	23:25						8	20			
291.9194	23:25						9	22			
PCB-52											RQa
289.9224	24:53	24:53	-4	1.226	1581	388	8	20	49		a
291.9194	24:53	24:53	-4	1.226	2543	581	9	22	65	0.62(0.65-0.89)	
	Empc Correction				2053	503	9	22	56		
PCB-43											
289.9224	24:59						8	20			
291.9194	24:59						9	22			
PCB-73 (C43)											
289.9224	24:59						8	20			
291.9194	24:59						9	22			
PCB-49											
289.9224	25:22	25:24	-3	1.250	1041	229	8	20	29		
291.9194	25:22	25:24	-2	1.250	1349	265	9	22	29	0.77(0.65-0.89)	
PCB-69 (C49)											
289.9224	25:22	25:24	-3	1.250	1041	229	8	20	29		
291.9194	25:22	25:24	-2	1.250	1349	265	9	22	29	0.77(0.65-0.89)	
PCB-48											
289.9224	25:37						8	20			
291.9194	25:37						9	22			
PCB-44											M
289.9224	25:56	25:51	-2	1.278	5819	1239	8	20	155		M
291.9194	25:56	25:51	-2	1.278	7172	1467	9	22	163	0.81(0.65-0.89)	
PCB-47 (C44)											M
289.9224	25:56	25:51	-2	1.278	5819	1239	8	20	155		M
291.9194	25:56	25:51	-2	1.278	7172	1467	9	22	163	0.81(0.65-0.89)	

Signal	RT (min.)	Adj RT (min.)	Sec.	REL RT	Area	Height	Avg Noise	EDL Height	S/N	Ratio(Limits)	Flags
PCB-65 (C44)											M
289.9224	25:56	25:51	-2	1.278	5819	1239	8	20	155		M
291.9194	25:56	25:51	-2	1.278	7172	1467	9	22	163	0.81(0.65-0.89)	
PCB-59											
289.9224	26:09						8	20			
291.9194	26:09						9	22			
PCB-62 (C59)											
289.9224	26:09						8	20			
291.9194	26:09						9	22			
PCB-75 (C59)											
289.9224	26:09						8	20			
291.9194	26:09						9	22			
PCB-42											
289.9224	26:21						8	20			
291.9194	26:21						9	22			
PCB-40											RQ
289.9224	26:54	26:51	-4	1.325	307	70	8	20	9		
291.9194	26:54	26:51	-4	1.325	655	141	9	22	16	0.47(0.65-0.89)	
	Empc Correction				398	90	9	22	10		
PCB-41 (C40)											RQ
289.9224	26:54	26:51	-4	1.325	307	70	8	20	9		
291.9194	26:54	26:51	-4	1.325	655	141	9	22	16	0.47(0.65-0.89)	
	Empc Correction				398	90	9	22	10		
PCB-71 (C40)											RQ
289.9224	26:54	26:51	-4	1.325	307	70	8	20	9		
291.9194	26:54	26:51	-4	1.325	655	141	9	22	16	0.47(0.65-0.89)	
	Empc Correction				398	90	9	22	10		
PCB-64											
289.9224	27:03						8	20			
291.9194	27:03						9	22			
PCB-72											
289.9224	27:58						8	20			
291.9194	27:58						9	22			
PCB-68											M
289.9224	28:15	28:15	-4	0.836	1235	290	8	20	36		
291.9194	28:15	28:15	-4	0.836	1389	282	9	22	31	0.89(0.65-0.89)	M
PCB-57											
289.9224	28:40						8	20			
291.9194	28:40						9	22			
PCB-58											
289.9224	28:54						8	20			
291.9194	28:54						9	22			
PCB-67											
289.9224	29:05						8	20			
291.9194	29:05						9	22			

Signal	RT (min.)	Adj RT (min.)	Sec.	REL RT	Area	Height	Avg Noise	EDL Height	S/N	Ratio(Limits)	Flags
PCB-63											
289.9224	29:20						8	20			
291.9194	29:20						9	22			
PCB-61											
289.9224	29:40	29:41	-4	0.878	1993	294	8	20	37		
291.9194	29:41	29:41	-3	0.878	2474	329	9	22	37	0.81(0.65-0.89)	
PCB-70 (C61)											
289.9224	29:40	29:41	-4	0.878	1993	294	8	20	37		
291.9194	29:41	29:41	-3	0.878	2474	329	9	22	37	0.81(0.65-0.89)	
PCB-74 (C61)											
289.9224	29:40	29:41	-4	0.878	1993	294	8	20	37		
291.9194	29:41	29:41	-3	0.878	2474	329	9	22	37	0.81(0.65-0.89)	
PCB-76 (C61)											
289.9224	29:40	29:41	-4	0.878	1993	294	8	20	37		
291.9194	29:41	29:41	-3	0.878	2474	329	9	22	37	0.81(0.65-0.89)	
PCB-66											
289.9224	30:00	30:02	-3	0.888	786	161	8	20	20		
291.9194	30:01	30:02	-2	0.888	1068	190	9	22	21	0.74(0.65-0.89)	
PCB-55											
289.9224	30:12						8	20			
291.9194	30:12						9	22			
PCB-56											RQ
289.9224	30:41	30:40	-3	0.908	417	75	8	20	9		
	Empc Correction				357	75	8	20	9		
291.9194	30:42	30:40	-2	0.908	464	98	9	22	11	0.90(0.65-0.89)	
PCB-60											U
289.9224	30:52						8	20			
291.9194	30:52						9	22			
PCB-80											
289.9224	31:17						8	20			
291.9194	31:17						9	22			
PCB-79											
289.9224	32:48						8	20			
291.9194	32:48						9	22			
PCB-78											
289.9224	33:22						8	20			
291.9194	33:22						9	22			
PCB-81											RQU
289.9224	33:50						8	20			
291.9194	33:50						9	22			
PCB-77											
289.9224	34:23	34:24	-2	1.001	1170	161	8	20	20		
291.9194	34:23	34:24	-2	1.001	1413	226	9	22	25	0.83(0.65-0.89)	
PCB-104L											
337.9207	25:49	25:51	-5	0.814	399815	89715	18	45	4984		
339.9178	25:49	25:51	-5	0.814	253108	55965	33	82	1696	1.58(1.32-1.78)	

Signal	RT (min.)	Adj RT (min.)	Sec.	REL RT	Area	Height	Avg Noise	EDL Height	S/N	Ratio(Limits)	Flags
PCB-101L											
337.9207	31:43	31:47	-4		439364	92718	18	45	5151		
339.9178	31:43	31:47	-4		275480	58212	33	82	1764	1.59(1.32-1.78)	
PCB-111L											
337.9207	34:25	34:27	-3	1.085	467070	98834	18	45	5491		
339.9178	34:25	34:27	-3	1.085	295339	61016	33	82	1849	1.58(1.32-1.78)	
PCB-123L											
337.9207	36:22	36:22	-4	1.147	663871	138465	382	955	362		
339.9178	36:22	36:22	-4	1.147	422319	87938	336	840	262	1.57(1.32-1.78)	
PCB-118L											
337.9207	36:42	36:42	-4	1.157	702928	143417	382	955	375		
339.9178	36:42	36:42	-4	1.157	442608	90093	336	840	268	1.59(1.32-1.78)	
PCB-114L											
337.9207	37:13	37:13	-4	1.173	677226	137150	382	955	359		
339.9178	37:13	37:13	-4	1.173	427306	84931	336	840	253	1.58(1.32-1.78)	
PCB-105L											
337.9207	37:52	37:51	-4	1.194	685531	136208	382	955	357		
339.9178	37:53	37:51	-3	1.194	438340	87021	336	840	259	1.56(1.32-1.78)	
PCB-127L											
337.9207	39:21	39:24	-3		866207	176679	382	955	463		
339.9178	39:21	39:24	-3		540812	107839	336	840	321	1.60(1.32-1.78)	
PCB-126L											
337.9207	40:58	40:59	-3	1.291	681285	133412	382	955	349		
339.9178	40:58	40:59	-3	1.291	433147	84022	336	840	250	1.57(1.32-1.78)	
PCB-104											
325.8804	25:50						14	35			
327.8775	25:50						11	27			
PCB-96											
325.8804	26:11						14	35			
327.8775	26:11						11	27			
PCB-103											
325.8804	28:08						14	35			
327.8775	28:08						11	27			
PCB-94											
325.8804	28:21						14	35			
327.8775	28:21						11	27			
PCB-95											
325.8804	28:48	28:46	-3	1.116	3106	599	14	35	43		
327.8775	28:48	28:46	-4	1.115	1811	378	11	27	34	1.72(1.32-1.78)	
PCB-93											
325.8804	29:00						14	35			
327.8775	29:00						11	27			
PCB-100 (C93)											
325.8804	29:00						14	35			
327.8775	29:00						11	27			

Signal	RT (min.)	Adj RT (min.)	Sec.	REL RT	Area	Height	Avg Noise	EDL Height	S/N	Ratio(Limits)	Flags
PCB-98											
325.8804	29:09						14	35			
327.8775	29:09						11	27			
PCB-102 (C98)											
325.8804	29:09						14	35			
327.8775	29:09						11	27			
PCB-88											Ma
325.8804	29:42	29:42	-2	1.150	821	135	14	35	10		M
327.8775	29:41	29:42	-2	1.150	512	84	11	27	8	1.60(1.32-1.78)	
PCB-91 (C88)											Ma
325.8804	29:42	29:42	-2	1.150	821	135	14	35	10		M
327.8775	29:41	29:42	-2	1.150	512	84	11	27	8	1.60(1.32-1.78)	
PCB-84											RQM
325.8804	29:53	29:53	-4	1.157	812	160	14	35	11		M
	Empc Correction				644	148	14	35	11		
327.8775	29:53	29:53	-4	1.157	416	96	11	27	9	1.95(1.32-1.78)	M
PCB-89											
325.8804	30:20						14	35			
327.8775	30:20						11	27			
PCB-121											
325.8804	30:47						14	35			
327.8775	30:47						11	27			
PCB-92											M
325.8804	31:09	31:11	-5	0.856	1028	262	14	35	19		M
327.8775	31:11	31:11	-3	0.857	701	143	11	27	13	1.47(1.32-1.78)	M
PCB-90											M
325.8804	31:45	31:45	-3	1.230	5530	1136	14	35	81		M
327.8775	31:45	31:45	-3	1.230	3371	641	11	27	58	1.64(1.32-1.78)	M
PCB-101 (C90)											M
325.8804	31:45	31:45	-3	1.230	5530	1136	14	35	81		M
327.8775	31:45	31:45	-3	1.230	3371	641	11	27	58	1.64(1.32-1.78)	M
PCB-113 (C90)											M
325.8804	31:45	31:45	-3	1.230	5530	1136	14	35	81		M
327.8775	31:45	31:45	-3	1.230	3371	641	11	27	58	1.64(1.32-1.78)	M
PCB-83											M
325.8804	32:21	32:20	-2	1.253	2057	384	14	35	27		M
327.8775	32:20	32:20	-3	1.253	1336	267	11	27	24	1.54(1.32-1.78)	M
PCB-99 (C83)											M
325.8804	32:21	32:20	-2	1.253	2057	384	14	35	27		M
327.8775	32:20	32:20	-3	1.253	1336	267	11	27	24	1.54(1.32-1.78)	M
PCB-112											
325.8804	32:24						14	35			
327.8775	32:24						11	27			
PCB-86											M
325.8804	32:57	32:47	4	1.276	3015	301	14	35	22		M
327.8775	32:55	32:47	2	1.275	1918	215	11	27	20	1.57(1.32-1.78)	M

Signal	RT (min.)	Adj RT (min.)	Sec.	REL RT	Area	Height	Avg Noise	EDL Height	S/N	Ratio(Limits)	Flags
PCB-87 (C86)											M
325.8804	32:57	32:47	4	1.276	3015	301	14	35	22		M
327.8775	32:55	32:47	2	1.275	1918	215	11	27	20	1.57(1.32-1.78)	M
PCB-97 (C86)											M
325.8804	32:57	32:47	4	1.276	3015	301	14	35	22		M
327.8775	32:55	32:47	2	1.275	1918	215	11	27	20	1.57(1.32-1.78)	M
PCB-109 (C86)											M
325.8804	32:57	32:47	4	1.276	3015	301	14	35	22		M
327.8775	32:55	32:47	2	1.275	1918	215	11	27	20	1.57(1.32-1.78)	M
PCB-119 (C86)											M
325.8804	32:57	32:47	4	1.276	3015	301	14	35	22		M
327.8775	32:55	32:47	2	1.275	1918	215	11	27	20	1.57(1.32-1.78)	M
PCB-125 (C86)											M
325.8804	32:57	32:47	4	1.276	3015	301	14	35	22		M
327.8775	32:55	32:47	2	1.275	1918	215	11	27	20	1.57(1.32-1.78)	M
PCB-85											
325.8804	33:33	33:30	-3	1.300	927	164	14	35	12		
327.8775	33:33	33:30	-4	1.299	677	92	11	27	8	1.37(1.32-1.78)	
PCB-116 (C85)											
325.8804	33:33	33:30	-3	1.300	927	164	14	35	12		
327.8775	33:33	33:30	-4	1.299	677	92	11	27	8	1.37(1.32-1.78)	
PCB-117 (C85)											
325.8804	33:33	33:30	-3	1.300	927	164	14	35	12		
327.8775	33:33	33:30	-4	1.299	677	92	11	27	8	1.37(1.32-1.78)	
PCB-110											
325.8804	33:43	33:45	-8	1.306	5997	1134	14	35	81		
327.8775	33:43	33:45	-8	1.306	3806	716	11	27	65	1.58(1.32-1.78)	
PCB-115 (C110)											
325.8804	33:43	33:45	-8	1.306	5997	1134	14	35	81		
327.8775	33:43	33:45	-8	1.306	3806	716	11	27	65	1.58(1.32-1.78)	
PCB-82											RQU
325.8804	34:04						14	35			
327.8775	34:04						11	27			
PCB-111											
325.8804	34:24						14	35			
327.8775	34:24						11	27			
PCB-120											
325.8804	34:51						14	35			
327.8775	34:51						11	27			
PCB-108											
325.8804	35:58						23	57			
327.8775	35:58						14	35			
PCB-124 (C108)											
325.8804	35:58						23	57			
327.8775	35:58						14	35			

Signal	RT (min.)	Adj RT (min.)	Sec.	REL RT	Area	Height	Avg Noise	EDL Height	S/N	Ratio(Limits)	Flags
PCB-107											
325.8804	36:13						23	57			
327.8775	36:13						14	35			
PCB-123											RQM
325.8804	36:24	36:24	-3	1.001	883	141	23	57	6		
	Empc Correction				531	142	23	57	6		
327.8775	36:24	36:24	-3	1.001	343	92	14	35	7	2.57(1.32-1.78)	M
PCB-106											
325.8804	36:30						23	57			
327.8775	36:30						14	35			
PCB-118											
325.8804	36:44	36:42	-3	1.001	5778	1073	23	57	47		
327.8775	36:44	36:42	-3	1.001	3706	681	14	35	49	1.56(1.32-1.78)	
PCB-122											
325.8804	37:03						23	57			
327.8775	37:03						14	35			
PCB-114											
325.8804	37:18						23	57			
327.8775	37:18						14	35			
PCB-105											M
325.8804	37:53	37:54	-3	1.001	2015	424	23	57	18		M
327.8775	37:54	37:54	-2	1.001	1229	238	14	35	17	1.64(1.32-1.78)	M
PCB-127											
325.8804	39:22						23	57			
327.8775	39:22						14	35			
PCB-126											RQM
325.8804	40:59	40:58	-3	1.000	828	143	23	57	6		
	Empc Correction				699	182	23	57	8		
327.8775	40:58	40:58	-4	1.000	451	118	14	35	8	1.84(1.32-1.78)	M
PCB-155L											
371.8817	31:30	31:32	-4	0.791	355369	75172	35	87	2148		
373.8788	31:30	31:32	-4	0.791	280257	58795	26	65	2261	1.27(1.05-1.43)	
PCB-138L											
371.8817	39:50	39:52	-3		546128	109069	88	220	1239		
373.8788	39:50	39:52	-3		427344	86020	80	200	1075	1.28(1.05-1.43)	
PCB-167L											
371.8817	42:50	42:51	-4	1.076	578233	112380	88	220	1277		
373.8788	42:50	42:51	-4	1.076	447393	88690	80	200	1109	1.29(1.05-1.43)	
PCB-156L											
371.8817	44:00	44:00	-3	1.105	1139321	159791	88	220	1816		
373.8788	43:59	44:00	-4	1.104	893465	124953	80	200	1562	1.28(1.05-1.43)	
PCB-157L (C156L)											
371.8817	44:00	44:00	-3	1.105	1139321	159791	88	220	1816		
373.8788	43:59	44:00	-4	1.104	893465	124953	80	200	1562	1.28(1.05-1.43)	
PCB-169L											
371.8817	47:14	47:14	-3	1.186	565506	109947	88	220	1249		
373.8788	47:14	47:14	-3	1.186	447563	86545	80	200	1082	1.26(1.05-1.43)	

Signal	RT (min.)	Adj RT (min.)	Sec.	REL RT	Area	Height	Avg Noise	EDL Height	S/N	Ratio(Limits)	Flags
PCB-155											
359.8415	31:32						11	27			
361.8385	31:32						8	20			
PCB-152											
359.8415	31:42						11	27			
361.8385	31:42						8	20			
PCB-150											
359.8415	31:52						11	27			
361.8385	31:52						8	20			
PCB-136											
359.8415	32:15	32:14	-3	1.023	1082	224	11	27	20		
361.8385	32:15	32:14	-3	1.023	758	139	8	20	17	1.43(1.05-1.43)	
PCB-145											
359.8415	32:32						11	27			
361.8385	32:32						8	20			
PCB-148											
359.8415	34:03						11	27			
361.8385	34:03						8	20			
PCB-135											RQ
359.8415	34:39	34:38	-3	1.100	2616	370	11	27	34		
	Empc Correction				1802	288	11	27	26		
361.8385	34:38	34:38	-4	1.099	1454	233	8	20	29	1.80(1.05-1.43)	
PCB-151 (C135)											RQ
359.8415	34:39	34:38	-3	1.100	2616	370	11	27	34		
	Empc Correction				1802	288	11	27	26		
361.8385	34:38	34:38	-4	1.099	1454	233	8	20	29	1.80(1.05-1.43)	
PCB-154											
359.8415	34:54						11	27			
361.8385	34:54						8	20			
PCB-144											RQ
359.8415	35:12	35:12	-5	1.117	436	111	11	27	10		
	Empc Correction				269	60	11	27	5		
361.8385	35:13	35:12	-4	1.118	217	49	8	20	6	2.01(1.05-1.43)	
PCB-147											Ma
359.8415	35:35	35:35	-3	1.130	8438	1701	13	32	131		M
361.8385	35:34	35:35	-4	1.129	6299	1300	12	30	108	1.34(1.05-1.43)	M
PCB-149 (C147)											Ma
359.8415	35:35	35:35	-3	1.130	8438	1701	13	32	131		M
361.8385	35:34	35:35	-4	1.129	6299	1300	12	30	108	1.34(1.05-1.43)	M
PCB-134											RQU
359.8415	35:51						13	32			
361.8385	35:51						12	30			
PCB-143 (C134)											RQU
359.8415	35:51						13	32			
361.8385	35:51						12	30			

Signal	RT (min.)	Adj RT (min.)	Sec.	REL RT	Area	Height	Avg Noise	EDL Height	S/N	Ratio(Limits)	Flags
PCB-139											
359.8415	36:10						13	32			
361.8385	36:10						12	30			
PCB-140 (C139)											
359.8415	36:10						13	32			
361.8385	36:10						12	30			
PCB-131											
359.8415	36:21						13	32			
361.8385	36:21						12	30			
PCB-142											
359.8415	36:30						13	32			
361.8385	36:30						12	30			
PCB-132											
359.8415	36:50	36:49	-4	1.169	2479	516	13	32	40		
361.8385	36:50	36:49	-4	1.169	1992	389	12	30	32	1.24(1.05-1.43)	
PCB-133											
359.8415	37:19						13	32			
361.8385	37:19						12	30			
PCB-165											
359.8415	37:44						13	32			
361.8385	37:44						12	30			
PCB-146											M
359.8415	38:00	38:00	-2	0.887	1441	266	13	32	20		M
361.8385	38:00	38:00	-3	0.887	1108	239	12	30	20	1.30(1.05-1.43)	M
PCB-161											
359.8415	38:08						13	32			
361.8385	38:08						12	30			
PCB-153											
359.8415	38:37	38:38	-5	0.901	12290	2522	13	32	194		
361.8385	38:37	38:38	-5	0.901	10176	1968	12	30	164	1.21(1.05-1.43)	
PCB-168 (C153)											
359.8415	38:37	38:38	-5	0.901	12290	2522	13	32	194		
361.8385	38:37	38:38	-5	0.901	10176	1968	12	30	164	1.21(1.05-1.43)	
PCB-141											
359.8415	38:48	38:48	-3	0.906	2480	466	13	32	36		
361.8385	38:49	38:48	-2	0.906	1815	330	12	30	28	1.37(1.05-1.43)	
PCB-130											
359.8415	39:14	39:12	-2	0.916	860	171	13	32	13		
361.8385	39:14	39:12	-2	0.916	629	103	12	30	9	1.37(1.05-1.43)	
PCB-137											RQ
359.8415	39:27	39:25	-2	0.921	364	107	13	32	8		
361.8385	39:28	39:25	-1	0.921	417	79	12	30	7	0.87(1.05-1.43)	
	Empc Correction				293	86	12	30	7		
PCB-164											RQ
359.8415	39:35	39:32	-1	0.924	1202	177	13	32	14		
	Empc Correction				901	197	13	32	15		
361.8385	39:34	39:32	-2	0.924	727	159	12	30	13	1.65(1.05-1.43)	

Signal	RT (min.)	Adj RT (min.)	Sec.	REL RT	Area	Height	Avg Noise	EDL Height	S/N	Ratio(Limits)	Flags
PCB-129											
359.8415	39:51	39:51	-4	0.930	11665	2285	13	32	176		
361.8385	39:51	39:51	-4	0.930	10199	1868	12	30	156	1.14(1.05-1.43)	
PCB-138 (C129)											
359.8415	39:51	39:51	-4	0.930	11665	2285	13	32	176		
361.8385	39:51	39:51	-4	0.930	10199	1868	12	30	156	1.14(1.05-1.43)	
PCB-160 (C129)											
359.8415	39:51	39:51	-4	0.930	11665	2285	13	32	176		
361.8385	39:51	39:51	-4	0.930	10199	1868	12	30	156	1.14(1.05-1.43)	
PCB-163 (C129)											
359.8415	39:51	39:51	-4	0.930	11665	2285	13	32	176		
361.8385	39:51	39:51	-4	0.930	10199	1868	12	30	156	1.14(1.05-1.43)	
PCB-158											
359.8415	40:14	40:14	-4	0.939	1744	311	13	32	24		
361.8385	40:15	40:14	-3	0.940	1555	295	12	30	25	1.12(1.05-1.43)	
PCB-128											
359.8415	41:06	41:05	-3	0.959	1668	315	13	32	24		
361.8385	41:06	41:05	-3	0.959	1242	175	12	30	15	1.34(1.05-1.43)	
PCB-166 (C128)											
359.8415	41:06	41:05	-3	0.959	1668	315	13	32	24		
361.8385	41:06	41:05	-3	0.959	1242	175	12	30	15	1.34(1.05-1.43)	
PCB-159											
359.8415	42:05						13	32			
361.8385	42:05						12	30			
PCB-162											
359.8415	42:22						13	32			
361.8385	42:22						12	30			
PCB-167											
359.8415	42:53	42:50	-2	1.001	1556	261	13	32	20		
361.8385	42:52	42:50	-3	1.001	1387	261	12	30	22	1.12(1.05-1.43)	
PCB-156											RQ
359.8415	44:00	44:00	-3	1.000	2389	397	13	32	31		
361.8385	43:59	44:00	-4	1.000	2386	428	12	30	36	1.00(1.05-1.43)	
	Empc Correction				1926	320	12	30	27		
PCB-157 (C156)											RQ
359.8415	44:00	44:00	-3	1.000	2389	397	13	32	31		
361.8385	43:59	44:00	-4	1.000	2386	428	12	30	36	1.00(1.05-1.43)	
	Empc Correction				1926	320	12	30	27		
PCB-169											Ma
359.8415	47:15	47:15	-3	1.000	505	123	13	32	9		M
361.8385	47:17	47:15	0	1.001	465	132	12	30	11	1.09(1.05-1.43)	M
PCB-188L											
405.8428	37:14	37:16	-4	0.820	418692	82946	37	92	2242		
407.8398	37:14	37:16	-4	0.820	393388	79590	48	120	1658	1.06(0.89-1.21)	
PCB-178L											
405.8428	40:18	40:18	-3	0.888	323308	63216	37	92	1709		
407.8398	40:18	40:18	-3	0.888	298958	59975	48	120	1249	1.08(0.89-1.21)	

Signal	RT (min.)	Adj RT (min.)	Sec.	REL RT	Area	Height	Avg Noise	EDL Height	S/N	Ratio(Limits)	Flags
PCB-180L											
405.8428	45:24	45:27	-3		410796	81323	37	92	2198		
407.8398	45:24	45:27	-3		376688	73943	48	120	1540	1.09(0.89-1.21)	
PCB-170L											
405.8428	46:39	46:39	-3	1.027	278195	53357	37	92	1442		
407.8398	46:39	46:39	-3	1.027	253371	47764	48	120	995	1.10(0.89-1.21)	
PCB-189L											
405.8428	49:46	49:46	-3	1.096	654204	126479	1090	2725	116		
407.8398	49:46	49:46	-3	1.096	627939	122321	401	1002	305	1.04(0.89-1.21)	
PCB-188											
393.8025	37:15						11	27			
395.7995	37:15						9	22			
PCB-179											
393.8025	37:36	37:34	-2	1.010	1419	288	11	27	26		
395.7995	37:36	37:34	-2	1.010	1304	246	9	22	27	1.09(0.89-1.21)	
PCB-184											
393.8025	38:07						11	27			
395.7995	38:07						9	22			
PCB-176											M
393.8025	38:27	38:27	-4	1.033	516	88	11	27	8		M
395.7995	38:30	38:27	-2	1.034	583	112	9	22	12	0.89(0.89-1.21)	M
PCB-186											
393.8025	38:55						11	27			
395.7995	38:55						9	22			
PCB-178											
393.8025	40:19	40:18	-3	1.083	638	126	11	27	11		
395.7995	40:18	40:18	-4	1.082	592	106	9	22	12	1.08(0.89-1.21)	
PCB-175											
393.8025	40:55						11	27			
395.7995	40:55						9	22			
PCB-187											
393.8025	41:14	41:12	-3	1.107	3446	655	11	27	60		
395.7995	41:13	41:12	-4	1.107	2994	627	9	22	70	1.15(0.89-1.21)	
PCB-182											
393.8025	41:24						11	27			
395.7995	41:24						9	22			
PCB-183											
393.8025	41:49	41:49	-4	1.123	2382	359	11	27	33		
395.7995	41:50	41:49	-4	1.123	2254	416	9	22	46	1.06(0.89-1.21)	
PCB-185 (C183)											
393.8025	41:49	41:49	-4	1.123	2382	359	11	27	33		
395.7995	41:50	41:49	-4	1.123	2254	416	9	22	46	1.06(0.89-1.21)	
PCB-174											
393.8025	42:03	42:02	-4	1.129	2815	522	11	27	47		
395.7995	42:04	42:02	-3	1.130	2746	452	9	22	50	1.03(0.89-1.21)	

Signal	RT (min.)	Adj RT (min.)	Sec.	REL RT	Area	Height	Avg Noise	EDL Height	S/N	Ratio(Limits)	Flags
PCB-177											RQ
393.8025	42:31	42:29	-3	1.142	1377	259	11	27	24		
395.7995	42:31	42:29	-3	1.142	1611	351	9	22	39	0.85(0.89-1.21)	
	Empc Correction				1311	246	9	22	27		
PCB-181											
393.8025	42:52						11	27			
395.7995	42:52						9	22			
PCB-171											
393.8025	43:09	43:05	-1	1.159	1145	209	11	27	19		
395.7995	43:08	43:05	-2	1.159	1080	187	9	22	21	1.06(0.89-1.21)	
PCB-173 (C171)											
393.8025	43:09	43:05	-1	1.159	1145	209	11	27	19		
395.7995	43:08	43:05	-2	1.159	1080	187	9	22	21	1.06(0.89-1.21)	
PCB-172											RQ
393.8025	44:48	44:45	0	0.900	909	169	11	27	15		
	Empc Correction				666	112	11	27	10		
395.7995	44:46	44:45	-3	0.899	635	107	9	22	12	1.43(0.89-1.21)	
PCB-192											
393.8025	45:03						11	27			
395.7995	45:03						9	22			
PCB-180											
393.8025	45:25	45:29	0	0.913	8253	1561	11	27	142		
395.7995	45:26	45:29	0	0.913	7902	1442	9	22	160	1.04(0.89-1.21)	
PCB-193 (C180)											
393.8025	45:25	45:29	0	0.913	8253	1561	11	27	142		
395.7995	45:26	45:29	0	0.913	7902	1442	9	22	160	1.04(0.89-1.21)	
PCB-191											
393.8025	45:47	45:46	-2	0.920	405	65	11	27	6		
395.7995	45:47	45:46	-2	0.920	343	49	9	22	5	1.18(0.89-1.21)	
PCB-170											
393.8025	46:40	46:40	-3	0.938	3170	604	11	27	55		
395.7995	46:40	46:40	-3	0.938	3249	591	9	22	66	0.98(0.89-1.21)	
PCB-190											RQ
393.8025	47:12	47:11	-2	0.949	1512	182	11	27	17		
	Empc Correction				1060	160	11	27	15		
395.7995	47:12	47:11	-3	0.948	1010	153	9	22	17	1.50(0.89-1.21)	
PCB-189											M
393.8025	49:47	49:46	-3	1.000	606	156	17	42	9		M
395.7995	49:46	49:46	-4	1.000	520	117	14	35	8	1.17(0.89-1.21)	M
PCB-202L											
439.8038	42:37	42:40	-4	0.821	332046	65835	51	127	1291		
441.8008	42:37	42:40	-4	0.821	369560	70617	45	112	1569	0.90(0.76-1.02)	
PCB-194L											
439.8038	51:53	51:55	-2		479450	90604	264	660	343		
441.8008	51:53	51:55	-2		522231	98628	221	552	446	0.92(0.76-1.02)	

Signal	RT (min.)	Adj RT (min.)	Sec.	REL RT	Area	Height	Avg Noise	EDL Height	S/N	Ratio(Limits)	Flags
PCB-205L											
439.8038	52:21	52:23	-4	1.009	475543	88547	264	660	335		
441.8008	52:22	52:23	-3	1.009	530155	98043	221	552	444	0.90(0.76-1.02)	
PCB-202											M
427.7635	42:38	42:38	-4	1.000	232	51	8	20	6		M
429.7606	42:38	42:38	-3	1.001	248	54	8	20	7	0.94(0.76-1.02)	
PCB-201											
427.7635	43:33						8	20			
429.7606	43:33						8	20			
PCB-204											
427.7635	44:13						8	20			
429.7606	44:13						8	20			
PCB-197											
427.7635	44:27						8	20			
429.7606	44:27						8	20			
PCB-200											
427.7635	44:38						8	20			
429.7606	44:38						8	20			
PCB-198											RQM
427.7635	47:23	47:23	-1	1.112	1593	234	8	20	29		M
	Empc Correction				1194	210	8	20	26		
429.7606	47:23	47:23	-2	1.112	1342	236	8	20	30	1.19(0.76-1.02)	M
PCB-199 (C198)											RQM
427.7635	47:23	47:23	-1	1.112	1593	234	8	20	29		M
	Empc Correction				1194	210	8	20	26		
429.7606	47:23	47:23	-2	1.112	1342	236	8	20	30	1.19(0.76-1.02)	M
PCB-196											
427.7635	48:02						8	20			
429.7606	48:02						8	20			
PCB-203											RQ
427.7635	48:16	48:13	-1	0.922	1008	137	8	20	17		
	Empc Correction				819	169	8	20	21		
429.7606	48:14	48:13	-3	0.921	921	190	8	20	24	1.09(0.76-1.02)	
PCB-195											RQM
427.7635	49:32	49:32	-4	0.946	464	136	21	52	6		M
429.7606	49:33	49:32	-3	0.946	620	144	15	37	10	0.75(0.76-1.02)	M
	Empc Correction				521	152	15	37	10		
PCB-194											RQ
427.7635	51:54	51:53	-3	0.991	1890	358	21	52	17		
	Empc Correction				1517	247	21	52	12		
429.7606	51:55	51:53	-2	0.992	1705	278	15	37	19	1.11(0.76-1.02)	
PCB-205											
427.7635	52:22						21	52			
429.7606	52:22						15	37			
PCB-208L											
473.7648	49:18	49:20	-3	0.950	413791	79080	245	612	323		
475.7619	49:18	49:20	-3	0.950	509452	98865	309	772	320	0.81(0.65-0.89)	

Signal	RT (min.)	Adj RT (min.)	Sec.	REL RT	Area	Height	Avg Noise	EDL Height	S/N	Ratio(Limits)	Flags
PCB-206L											
473.7648	54:07	54:09	-3	1.043	287910	55109	245	612	225		
475.7619	54:07	54:09	-3	1.043	357472	67872	309	772	220	0.81(0.65-0.89)	
PCB-208											
461.7246	49:19						27	67			
463.7216	49:19						42	105			
PCB-207											
461.7246	50:16						27	67			
463.7216	50:16						42	105			
PCB-206											RQ
461.7246	54:08	54:12	-3	1.000	497153	46197	27	67	1711		
	Empc Correction				155345	14424	27	67	534		
463.7216	54:07	54:12	-4	1.000	201747	18733	42	105	446	2.46(0.65-0.89)	
PCB-209L											
507.7258	55:46	55:47	-3	1.075	272368	48743	33	82	1477		
509.7229	55:46	55:47	-3	1.075	378530	67466	26	65	2595	0.72(0.59-0.79)	
DCB Decachlorobiphenyl											M
495.6856	55:49	55:47	-1	1.001	158	44	7	17	6		M
497.6826	55:46	55:47	-4	1.000	232	50	10	25	5	0.68(0.59-0.79)	

QC Flag Legend

Processing Flags
- R - Failed Signal Ratio Test
- Q - EMPC-Estimated Max. Possible Conc.

Review Flags
- M - Manually Integrated
- U - Marked Undetected
- a - User Assigned ID

Eurofins TestAmerica, Knoxville

Data File:	\\chromna\Knoxville\ChromData\D3D\20190829-12907.b\580-88125-b-1-c.d		
Injection Date:	30-Aug-2019 10:29:00	Injection Vol:	1.0 ul
Instrument ID:	D3D	Operator ID:	Xcalibur_System
Method:	PCBs_D3D	Limit Group:	HR - 1668A - ICAL
Client ID:	A1-0to30-102018		
Worklist#:	33148	Sample Line#:	13
Column Type:	SPB-Octyl	Column Dia:	0.25 mm

MoPCB F1

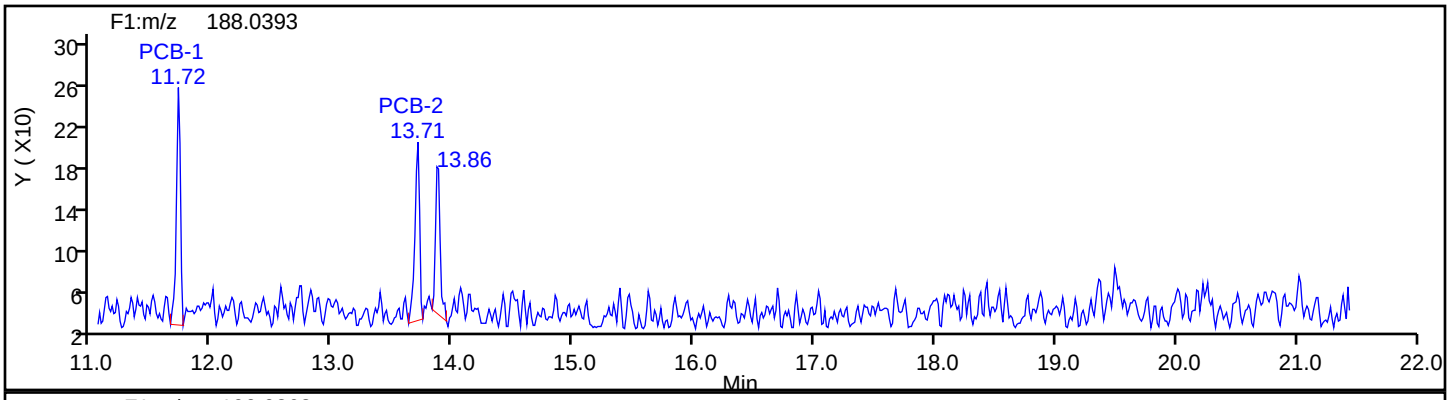

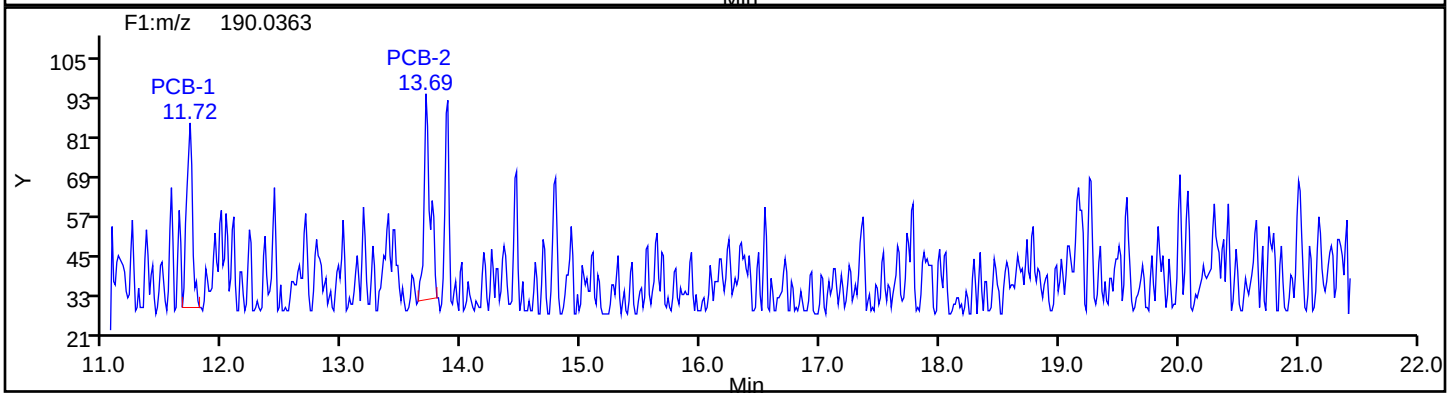

MoPCB F1 Standards

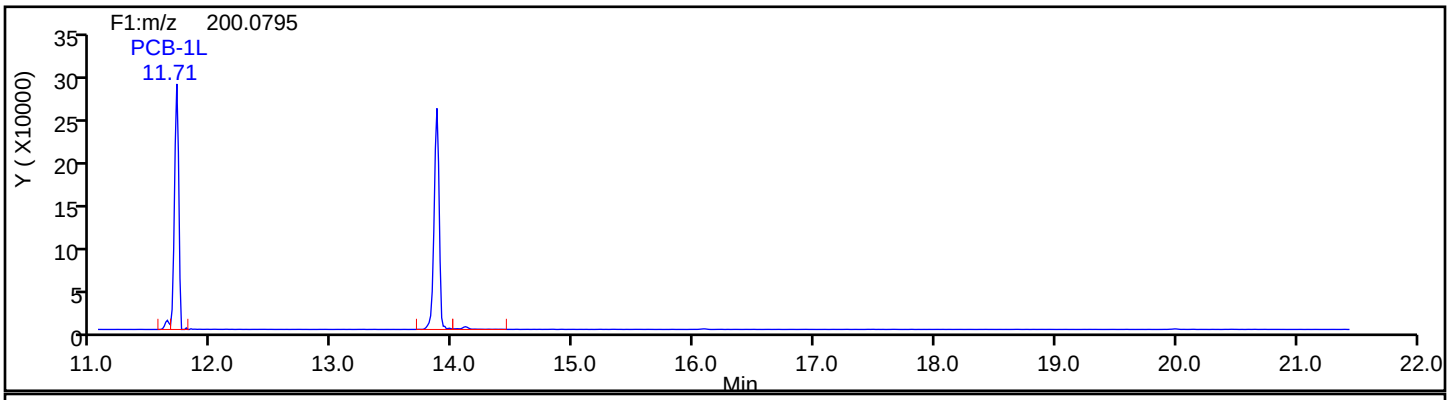

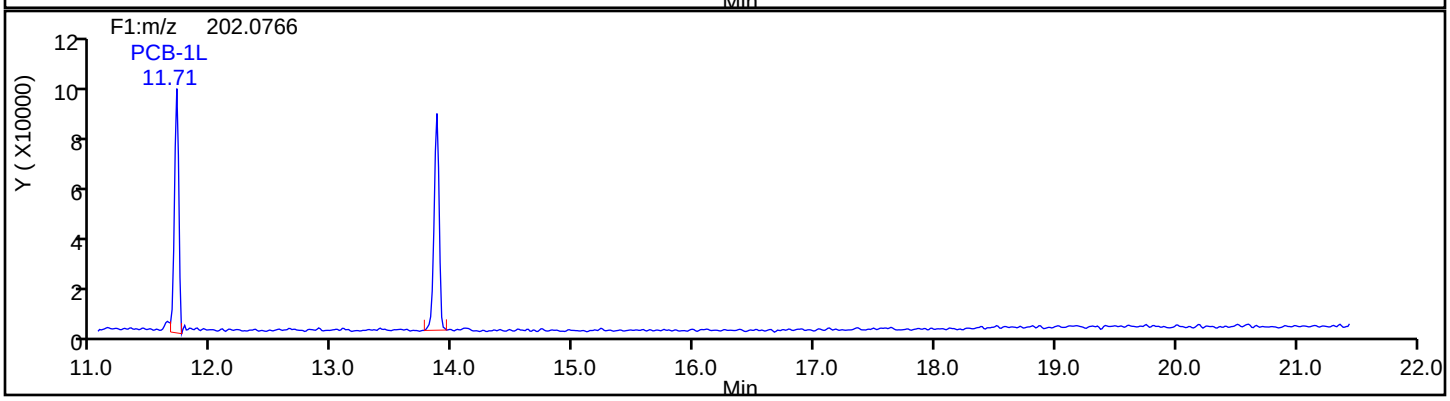

Eurofins TestAmerica, Knoxville

Data File:	\\chromna\Knoxville\ChromData\D3D\20190829-12907.b\580-88125-b-1-c.d		
Injection Date:	30-Aug-2019 10:29:00	Injection Vol:	1.0 ul
Instrument ID:	D3D	Operator ID:	Xcalibur_System
Method:	PCBs_D3D	Limit Group:	HR - 1668A - ICAL
Client ID:	A1-0to30-102018		
Worklist#:	33148	Sample Line#:	13
Column Type:	SPB-Octyl	Column Dia:	0.25 mm

MoPCB F1

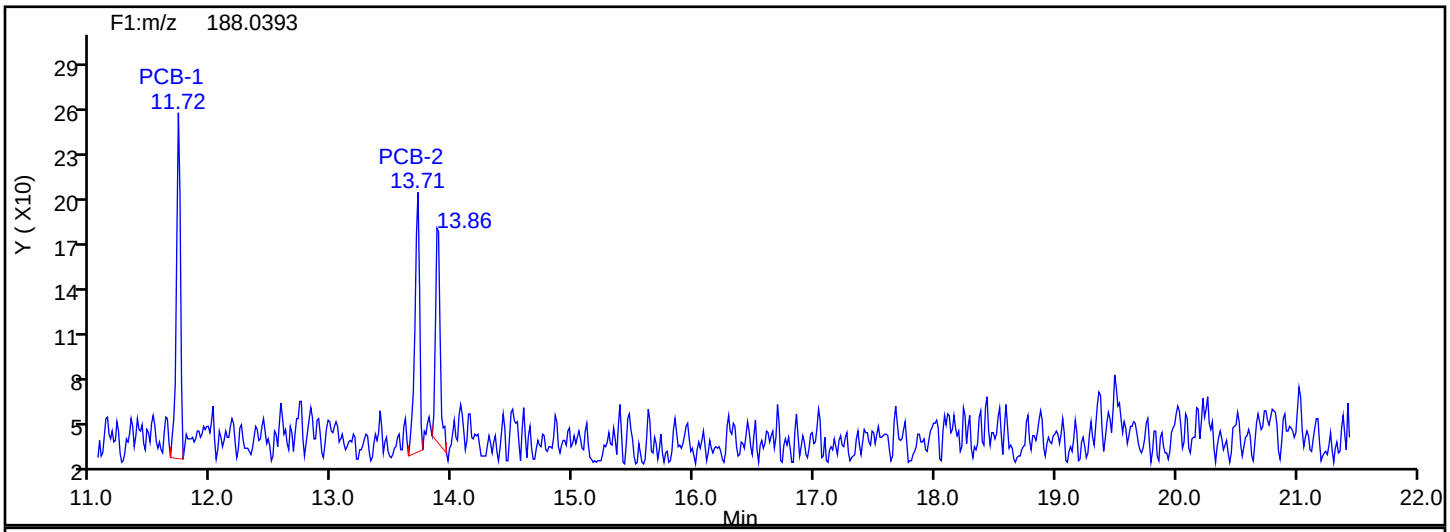

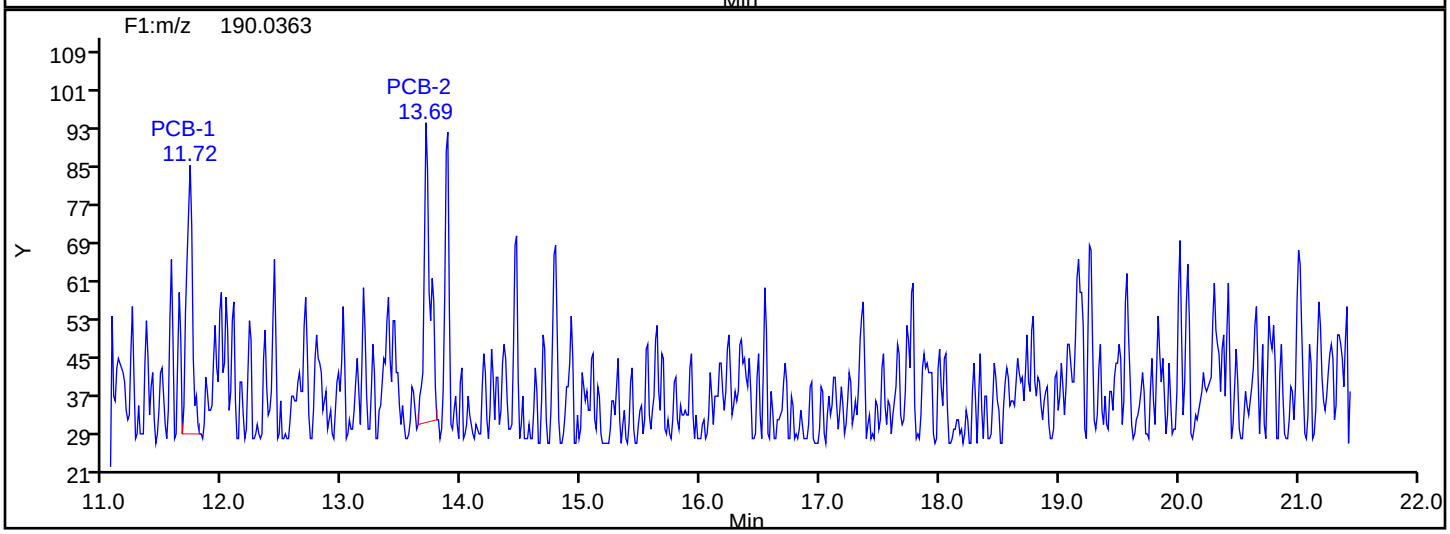

MoPCB F1 Lock Mass

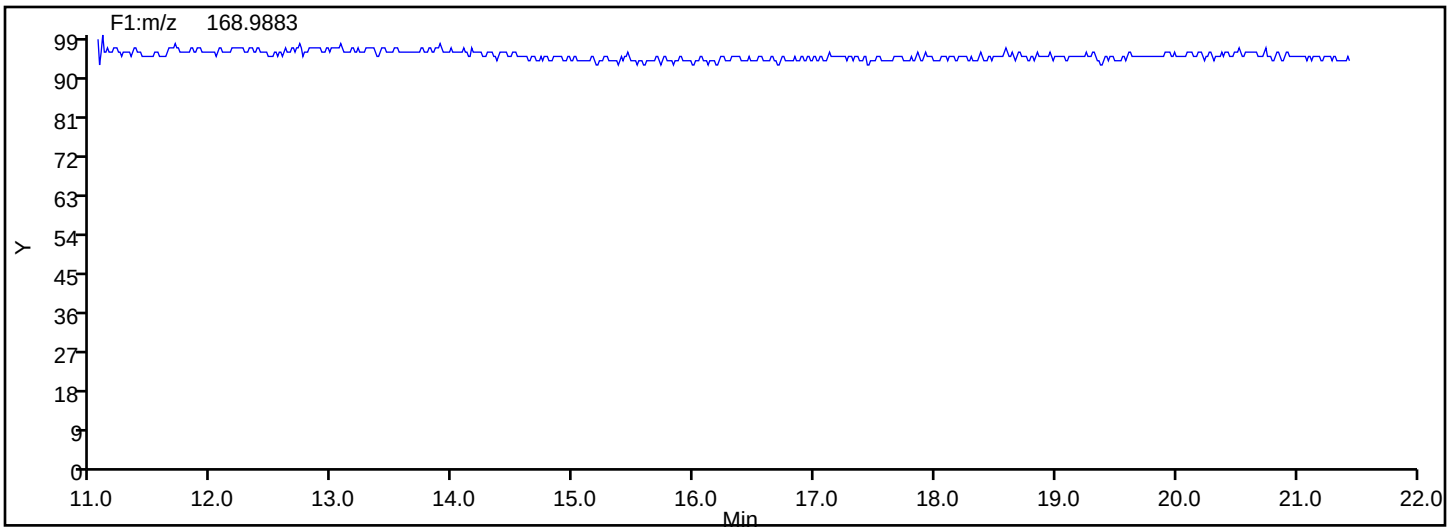

Manual Integration/User Assign Peak Report

Eurofins TestAmerica, Knoxville

Data File:	\\chromna\Knoxville\ChromData\D3D\20190829-12907.b\580-88125-b-1-c.d				
Injection Date:	30-Aug-2019 10:29:00	Instrument ID:	D3D		
Lims ID:	580-88125-B-1-C	Lab Sample ID:	140-88125-1		
Client ID:	A1-0to30-102018				
Operator ID:	Xcalibur_System	ALS Bottle#:	0	Worklist Smp#:	13
Injection Vol:	1.0 ul	Dil. Factor:	1.0000		
Method:	PCBs_D3D	Limit Group:	HR - 1668A - ICAL		
Column:	SPB-Octyl (0.25 mm)	Detector	F1(11.07 :21.70)		

PCB-1, CAS: 2051-60-7

Signal: 1

Processing Integration Results

RT: 11.72
Area: 483
Amount: 0.058471
Amount Units: pg/ul

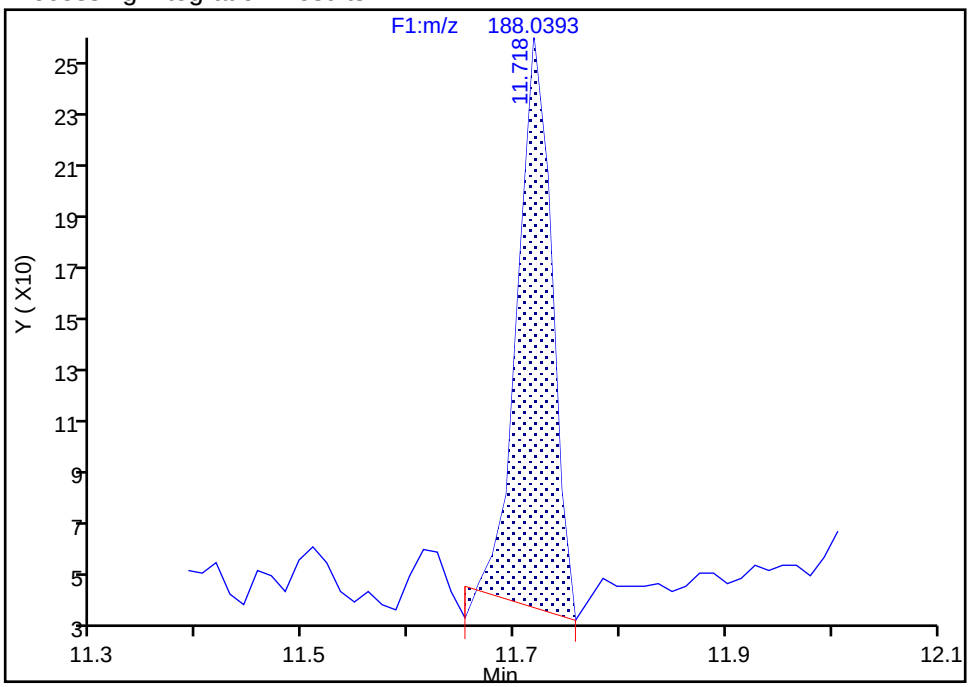

Manual Integration Results

RT: 11.72
Area: 521
Amount: 0.064211
Amount Units: pg/ul

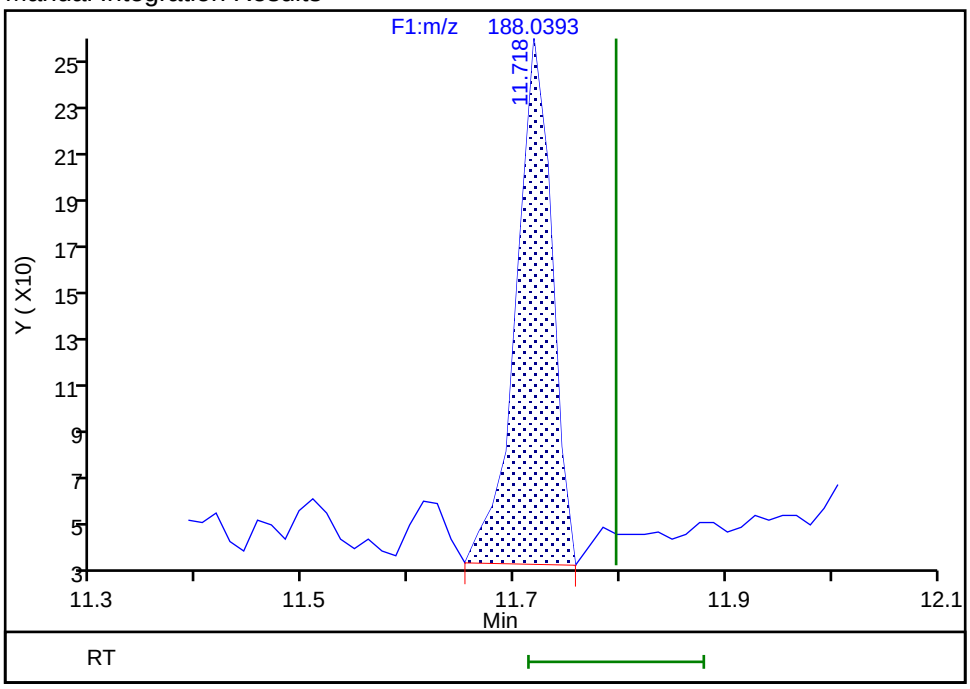

Reviewer: davidsonm, 03-Sep-2019 08:54:43

Audit Action: Manually Integrated Audit Reason: Baseline

Manual Integration/User Assign Peak Report

Eurofins TestAmerica, Knoxville

Data File:	\\chromna\Knoxville\ChromData\D3D\20190829-12907.b\580-88125-b-1-c.d				
Injection Date:	30-Aug-2019 10:29:00	Instrument ID:	D3D		
Lims ID:	580-88125-B-1-C	Lab Sample ID:	140-88125-1		
Client ID:	A1-0to30-102018				
Operator ID:	Xcalibur_System	ALS Bottle#:	0	Worklist Smp#:	13
Injection Vol:	1.0 ul	Dil. Factor:	1.0000		
Method:	PCBs_D3D	Limit Group:	HR - 1668A - ICAL		
Column:	SPB-Octyl (0.25 mm)	Detector	F1(11.07 :21.70)		

PCB-1, CAS: 2051-60-7

Signal: 2

Processing Integration Results

RT: 11.72
Area: 169
Amount: 0.058471
Amount Units: pg/ul

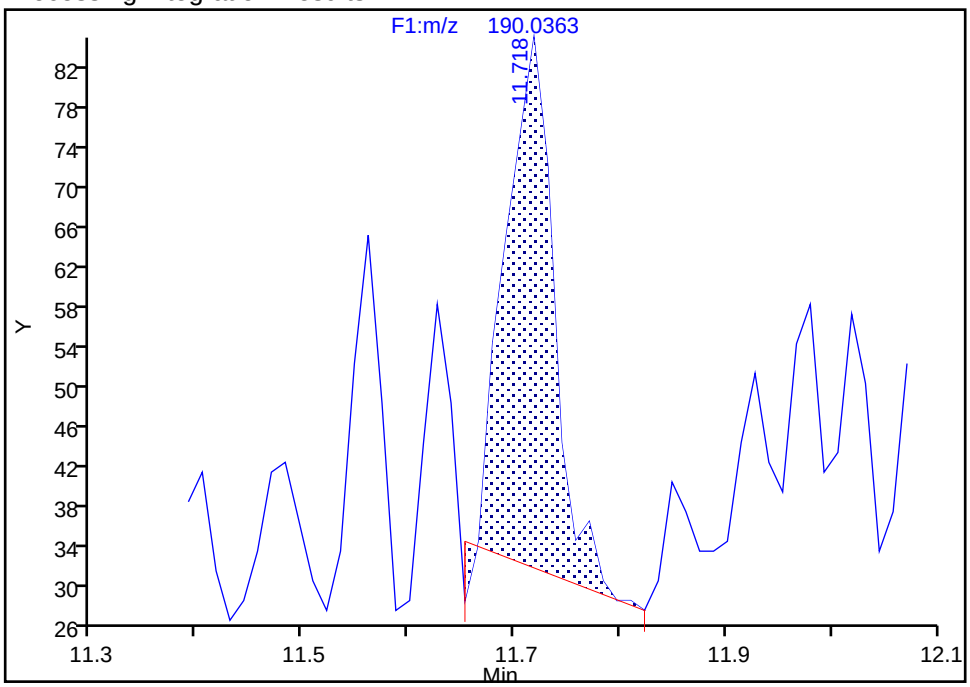

Manual Integration Results

RT: 11.72
Area: 195
Amount: 0.064211
Amount Units: pg/ul

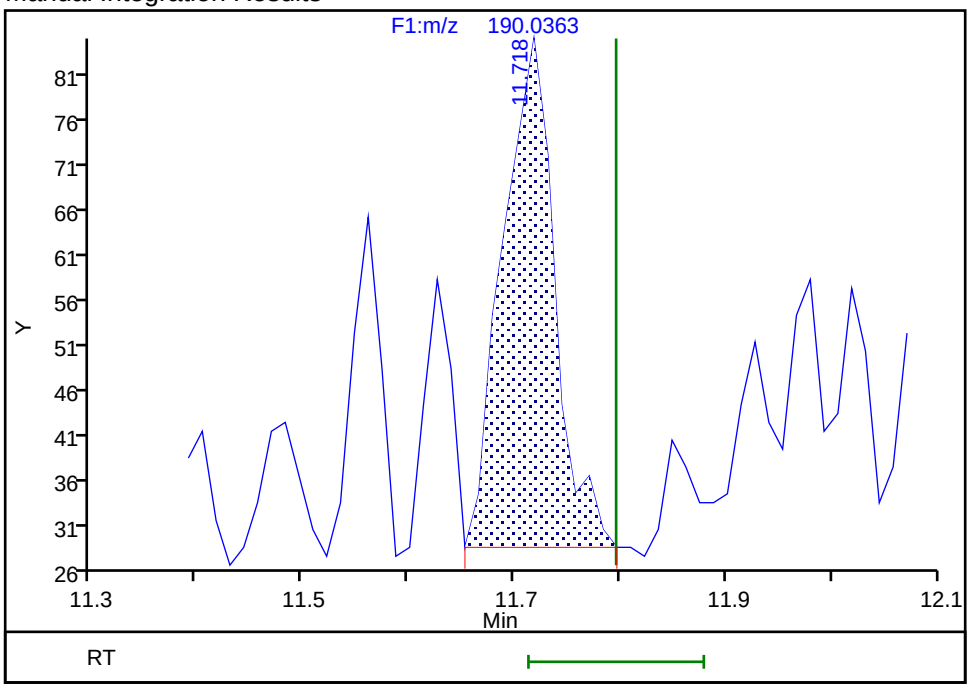

Reviewer: davidsonm, 03-Sep-2019 08:54:48
Audit Action: Manually Integrated Audit Reason: Baseline

Manual Integration/User Assign Peak Report

Eurofins TestAmerica, Knoxville

Data File:	\\chromna\Knoxville\ChromData\D3D\20190829-12907.b\580-88125-b-1-c.d				
Injection Date:	30-Aug-2019 10:29:00	Instrument ID:	D3D		
Lims ID:	580-88125-B-1-C	Lab Sample ID:	140-88125-1		
Client ID:	A1-0to30-102018				
Operator ID:	Xcalibur_System	ALS Bottle#:	0	Worklist Smp#:	13
Injection Vol:	1.0 ul	Dil. Factor:	1.0000		
Method:	PCBs_D3D	Limit Group:	HR - 1668A - ICAL		
Column:	SPB-Octyl (0.25 mm)	Detector	F1(11.07 :21.70)		

PCB-2, CAS: 2051-61-8

Signal: 2

Processing Integration Results

RT: 13.69
Area: 188
Amount: 0.055420
Amount Units: pg/ul

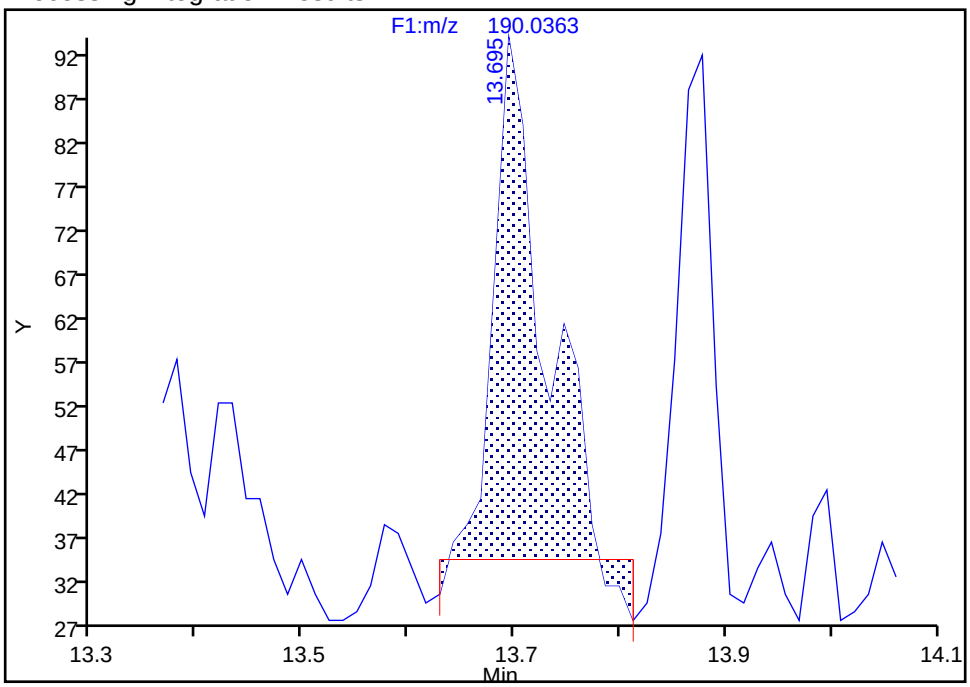

Manual Integration Results

RT: 13.69
Area: 227
Amount: 0.058792
Amount Units: pg/ul

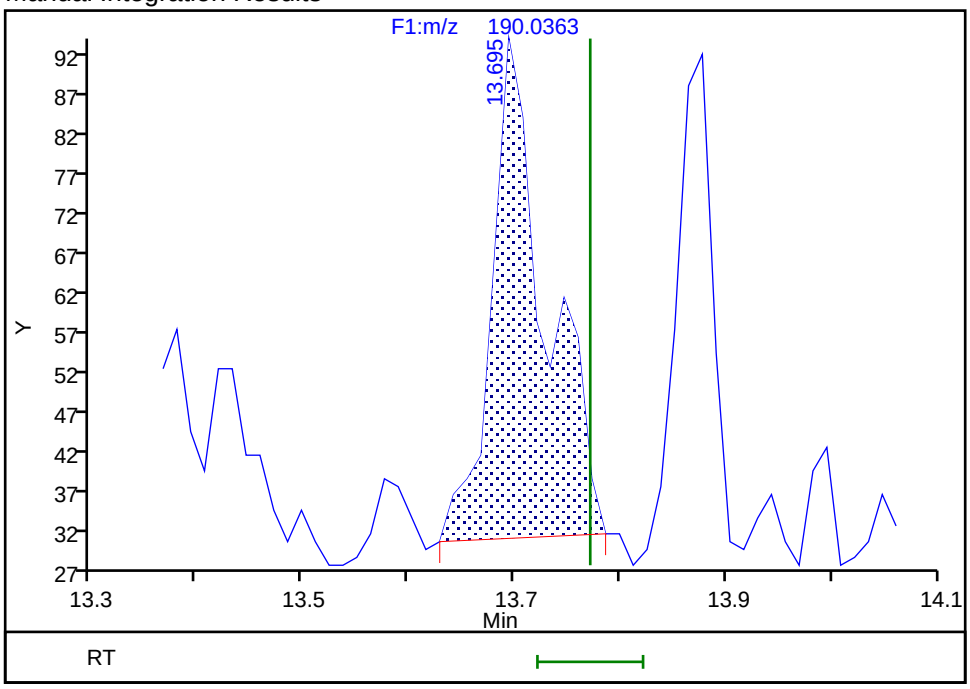

Reviewer: davidsonm, 03-Sep-2019 08:54:56

Audit Action: Manually Integrated Audit Reason: Baseline

Eurofins TestAmerica, Knoxville

Data File:	\\chromna\Knoxville\ChromData\D3D\20190829-12907.b\580-88125-b-1-c.d		
Injection Date:	30-Aug-2019 10:29:00	Injection Vol:	1.0 ul
Instrument ID:	D3D	Operator ID:	Xcalibur_System
Method:	PCBs_D3D	Limit Group:	HR - 1668A - ICAL
Client ID:	A1-0to30-102018		
Worklist#:	33148	Sample Line#:	13
Column Type:	SPB-Octyl	Column Dia:	0.25 mm

DiPCB F1

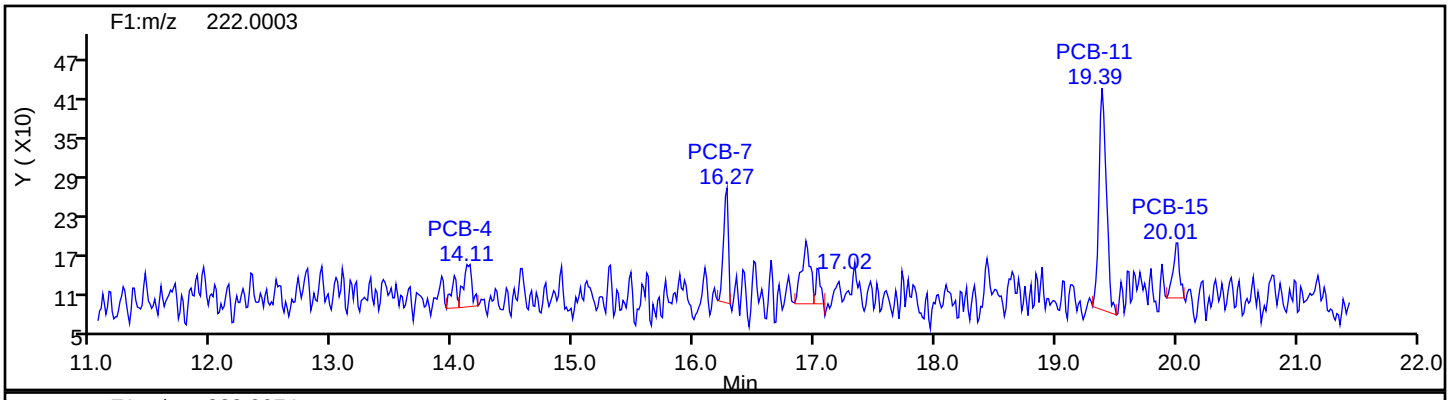

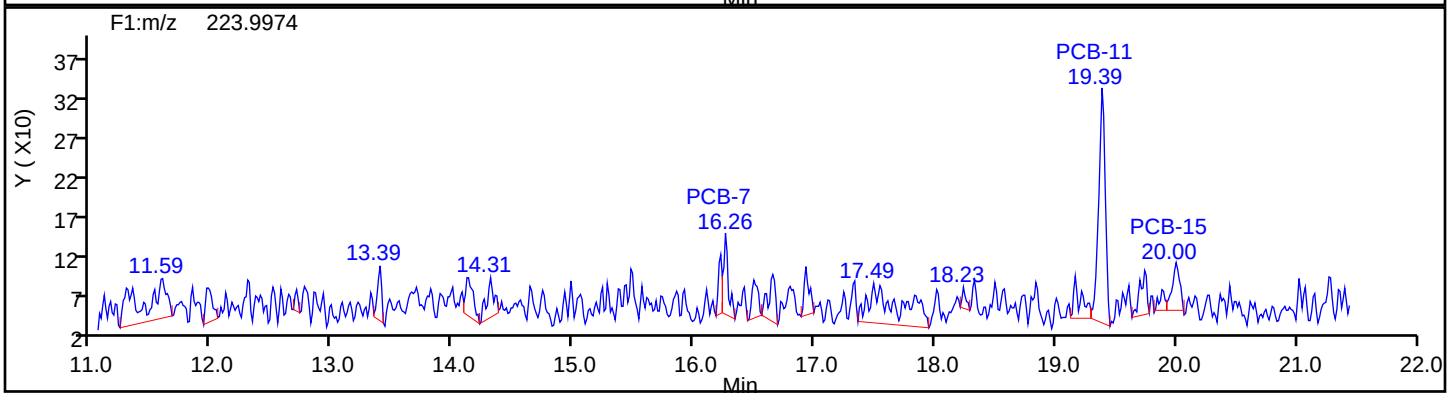

DiPCB F1 Standards

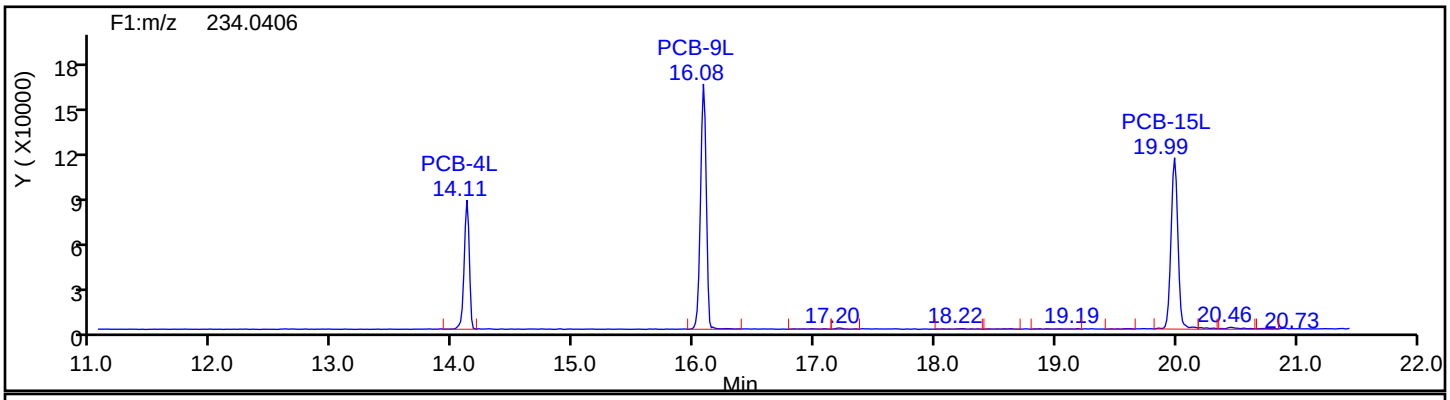

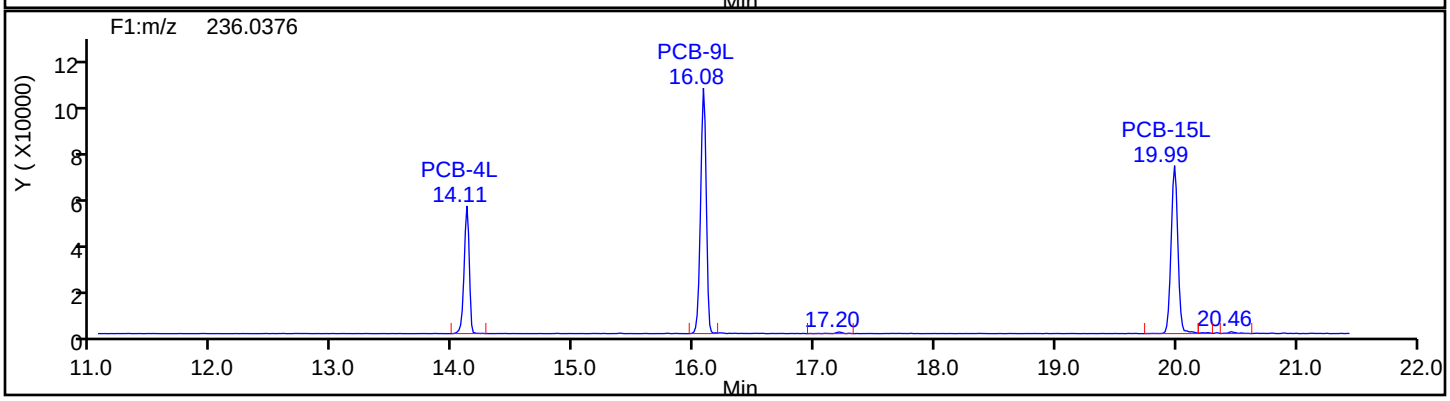

Eurofins TestAmerica, Knoxville

Data File:	\\chromna\Knoxville\ChromData\D3D\20190829-12907.b\580-88125-b-1-c.d		
Injection Date:	30-Aug-2019 10:29:00	Injection Vol:	1.0 ul
Instrument ID:	D3D	Operator ID:	Xcalibur_System
Method:	PCBs_D3D	Limit Group:	HR - 1668A - ICAL
Client ID:	A1-0to30-102018		
Worklist#:	33148	Sample Line#:	13
Column Type:	SPB-Octyl	Column Dia:	0.25 mm

DiPCB F1

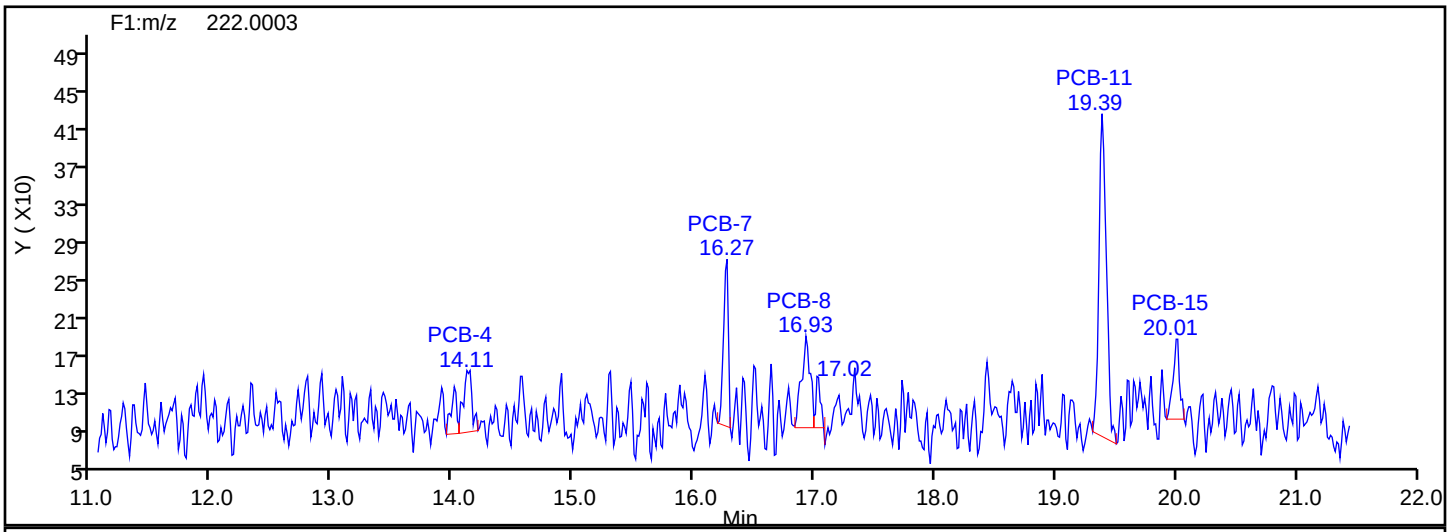

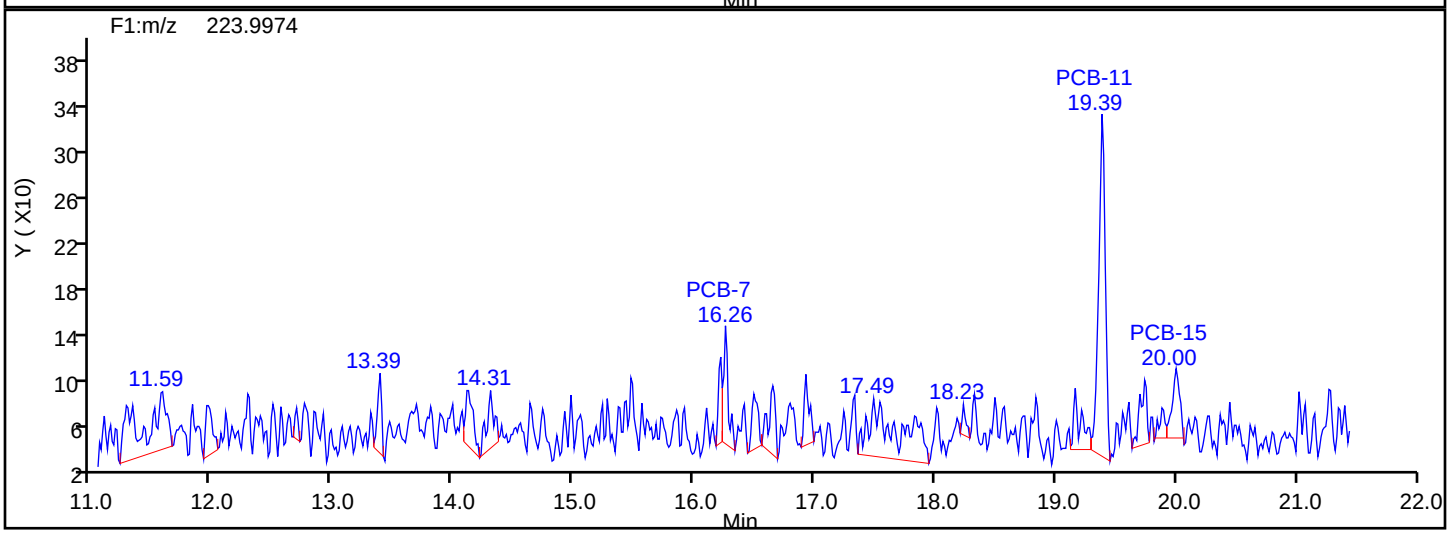

DiPCB F1 Lock Mass

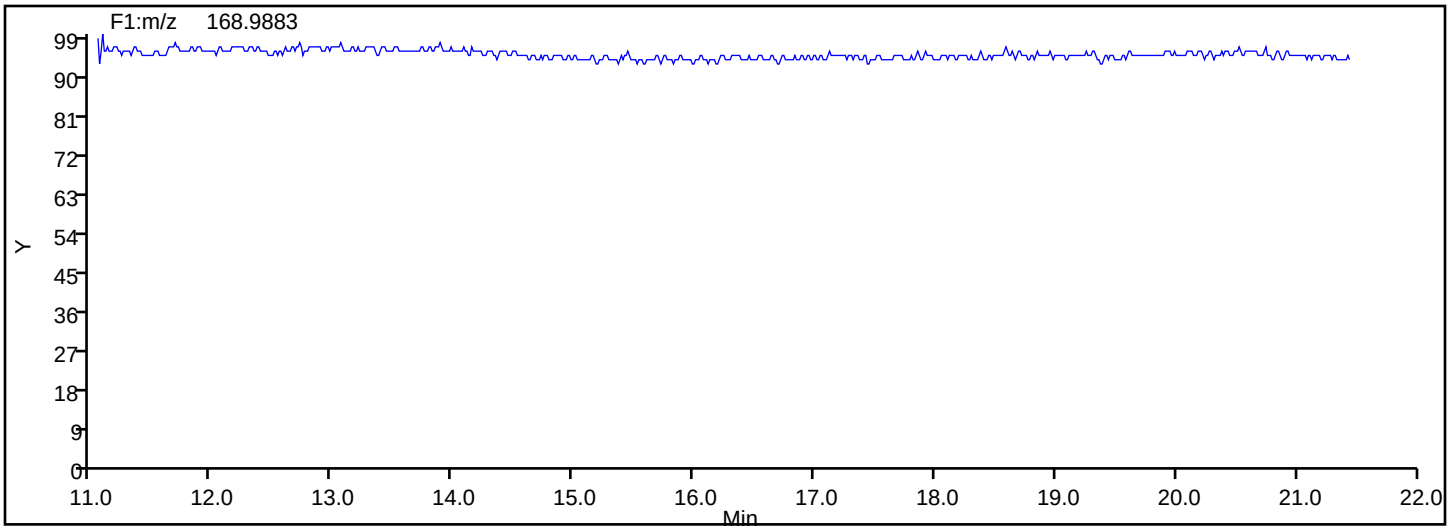

Manual Integration/User Assign Peak Report

Eurofins TestAmerica, Knoxville

Data File:	\\chromna\Knoxville\ChromData\D3D\20190829-12907.b\580-88125-b-1-c.d				
Injection Date:	30-Aug-2019 10:29:00	Instrument ID:	D3D		
Lims ID:	580-88125-B-1-C	Lab Sample ID:	140-88125-1		
Client ID:	A1-0to30-102018				
Operator ID:	Xcalibur_System	ALS Bottle#:	0	Worklist Smp#:	13
Injection Vol:	1.0 ul	Dil. Factor:	1.0000		
Method:	PCBs_D3D	Limit Group:	HR - 1668A - ICAL		
Column:	SPB-Octyl (0.25 mm)	Detector	F1(11.07 :21.70)		

PCB-4, CAS: 13029-08-8

Signal: 1

Processing Integration Results

RT: 14.14
Area: 486
Amount: 0.131962
Amount Units: pg/ul

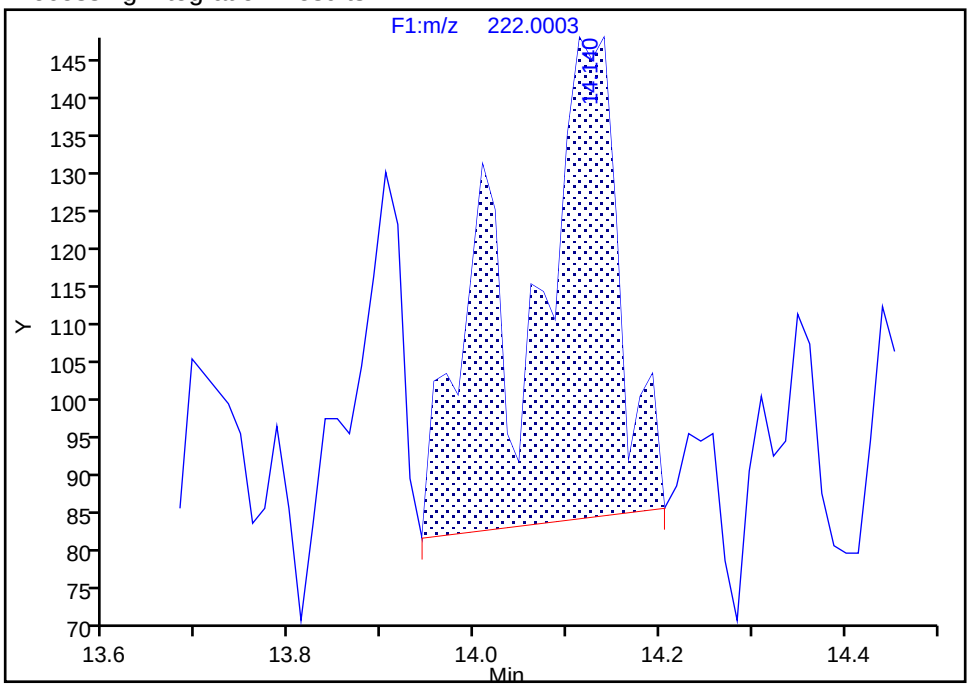

Manual Integration Results

RT: 14.11
Area: 329
Amount: 0.102365
Amount Units: pg/ul

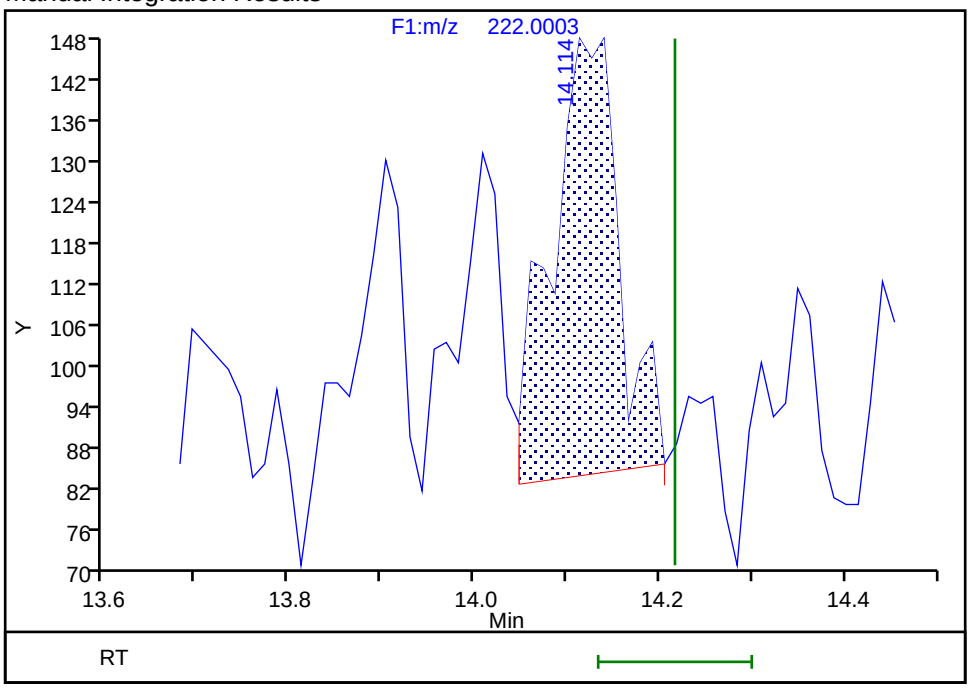

Reviewer: davidsonm, 03-Sep-2019 08:55:26

Audit Action: Split an Integrated Peak Audit Reason: Split Peak

Manual Integration/User Assign Peak Report

Eurofins TestAmerica, Knoxville

Data File:	\\chromna\Knoxville\ChromData\D3D\20190829-12907.b\580-88125-b-1-c.d				
Injection Date:	30-Aug-2019 10:29:00	Instrument ID:	D3D		
Lims ID:	580-88125-B-1-C	Lab Sample ID:	140-88125-1		
Client ID:	A1-0to30-102018				
Operator ID:	Xcalibur_System	ALS Bottle#:	0	Worklist Smp#:	13
Injection Vol:	1.0 ul	Dil. Factor:	1.0000		
Method:	PCBs_D3D	Limit Group:	HR - 1668A - ICAL		
Column:	SPB-Octyl (0.25 mm)	Detector	F1(11.07 :21.70)		

PCB-8, CAS: 34883-43-7

Signal: 2

Processing Integration Results

RT: 16.93
Area: 286
Amount: 0.096755
Amount Units: pg/ul

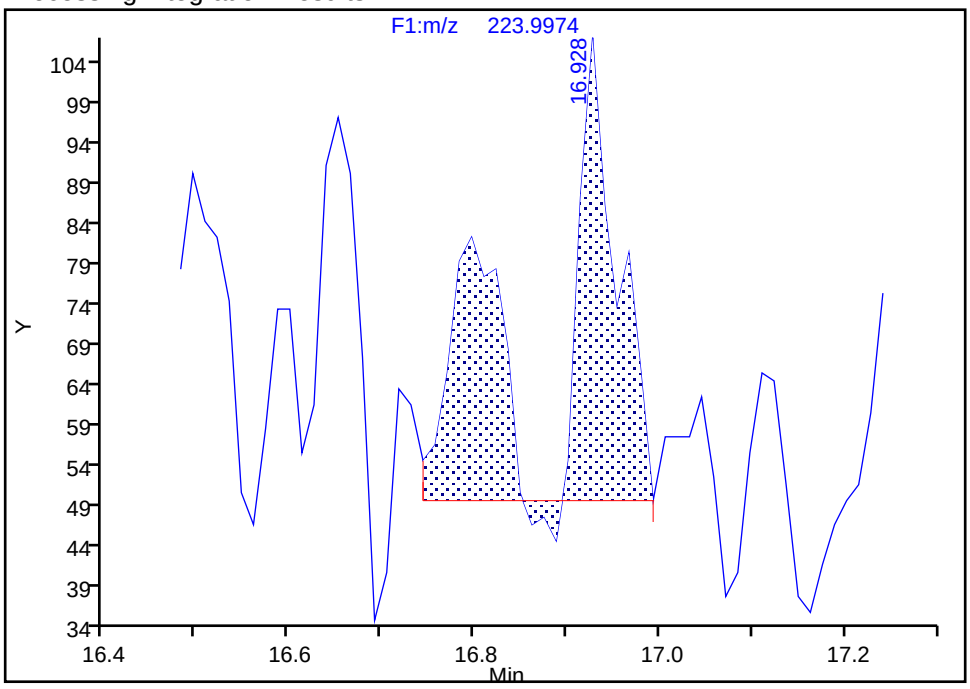

Manual Integration Results

RT: 16.93
Area: 177
Amount: 0.070533
Amount Units: pg/ul

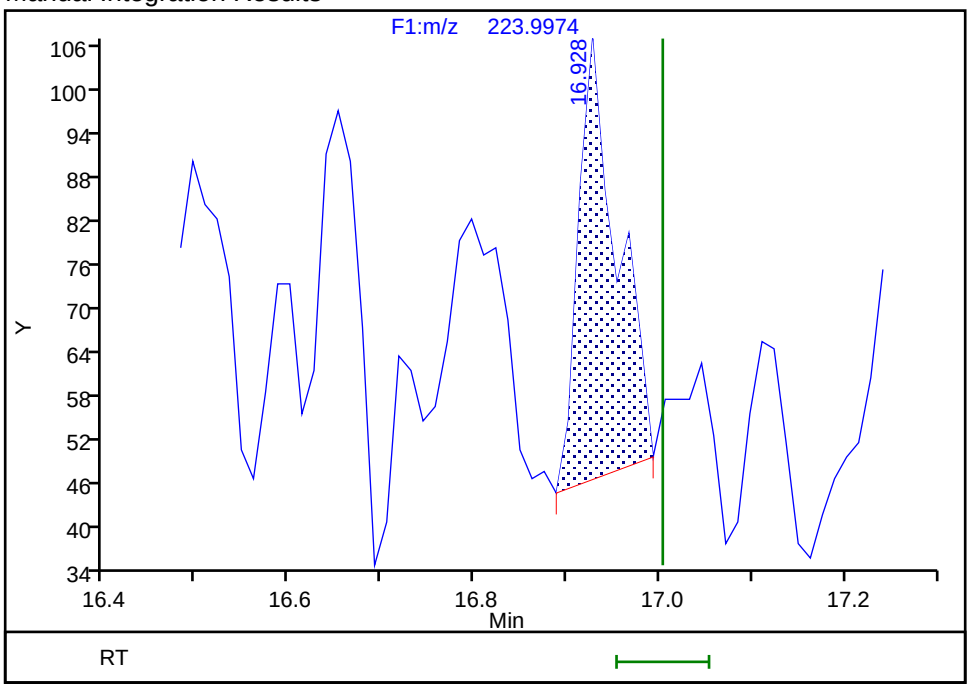

Reviewer: davidsonm, 03-Sep-2019 08:55:44

Audit Action: Manually Integrated Audit Reason: Split Peak

Manual Integration/User Assign Peak Report

Eurofins TestAmerica, Knoxville

Data File:	\\chromna\Knoxville\ChromData\D3D\20190829-12907.b\580-88125-b-1-c.d				
Injection Date:	30-Aug-2019 10:29:00	Instrument ID:	D3D		
Lims ID:	580-88125-B-1-C	Lab Sample ID:	140-88125-1		
Client ID:	A1-0to30-102018				
Operator ID:	Xcalibur_System	ALS Bottle#:	0	Worklist Smp#:	13
Injection Vol:	1.0 ul	Dil. Factor:	1.0000		
Method:	PCBs_D3D	Limit Group:	HR - 1668A - ICAL		
Column:	SPB-Octyl (0.25 mm)	Detector	F1(11.07 :21.70)		

PCB-8, CAS: 34883-43-7

Signal: 1

Processing Integration Results

RT: 16.93
Area: 618
Amount: 0.096755
Amount Units: pg/ul

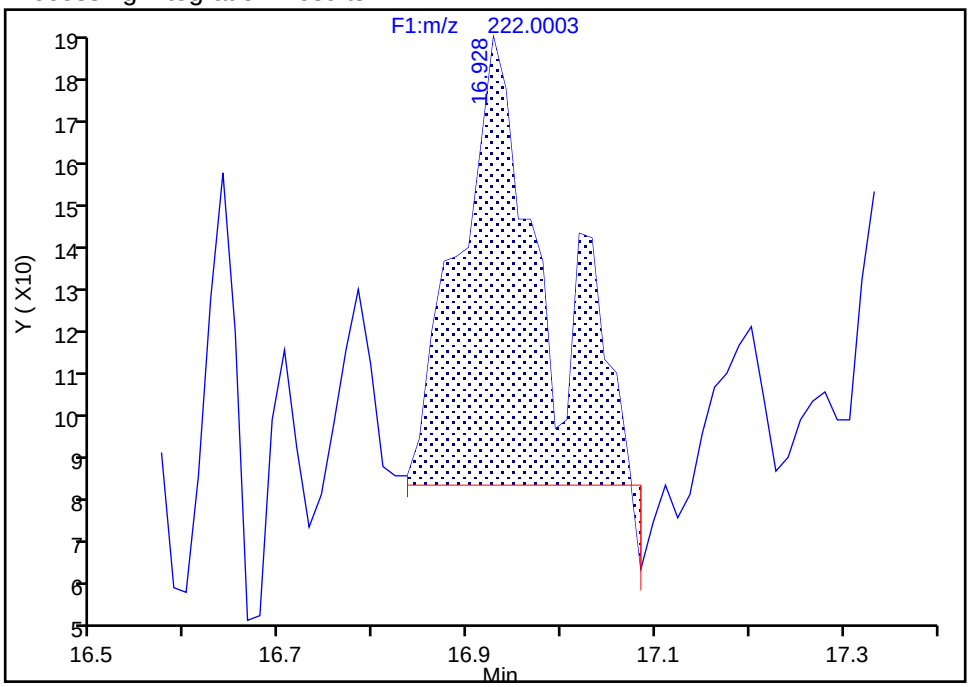

Manual Integration Results

RT: 16.93
Area: 482
Amount: 0.070533
Amount Units: pg/ul

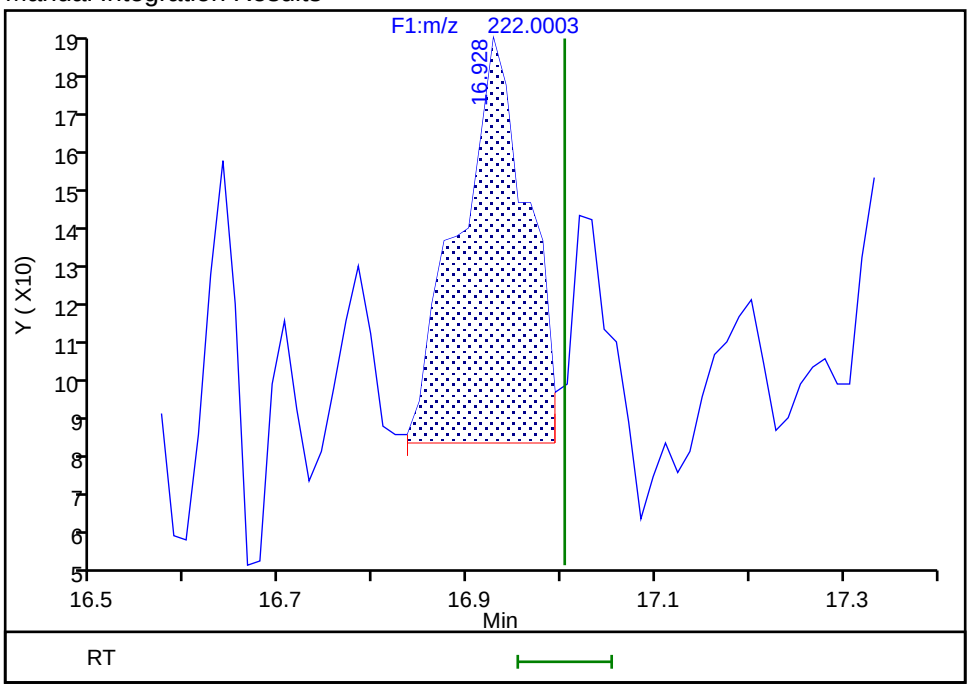

Reviewer: davidsonm, 03-Sep-2019 08:55:52

Audit Action: Split an Integrated Peak Audit Reason: Split Peak

Manual Integration/User Assign Peak Report

Eurofins TestAmerica, Knoxville

Data File:	\\chromna\Knoxville\ChromData\D3D\20190829-12907.b\580-88125-b-1-c.d				
Injection Date:	30-Aug-2019 10:29:00	Instrument ID:	D3D		
Lims ID:	580-88125-B-1-C	Lab Sample ID:	140-88125-1		
Client ID:	A1-0to30-102018				
Operator ID:	Xcalibur_System	ALS Bottle#:	0	Worklist Smp#:	13
Injection Vol:	1.0 ul	Dil. Factor:	1.0000		
Method:	PCBs_D3D	Limit Group:	HR - 1668A - ICAL		
Column:	SPB-Octyl (0.25 mm)	Detector	F1(11.07 :21.70)		

PCB-15, CAS: 2050-68-2

Signal: 2

Processing Integration Results

RT: 20.00
Area: 341
Amount: 0.061913
Amount Units: pg/ul

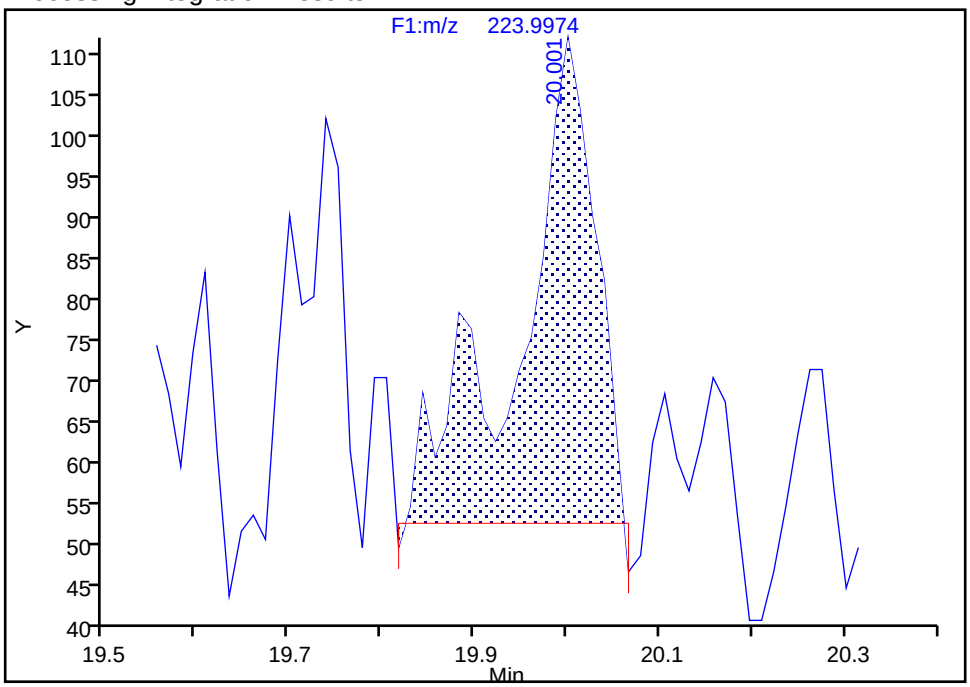

Manual Integration Results

RT: 20.00
Area: 259
Amount: 0.054150
Amount Units: pg/ul

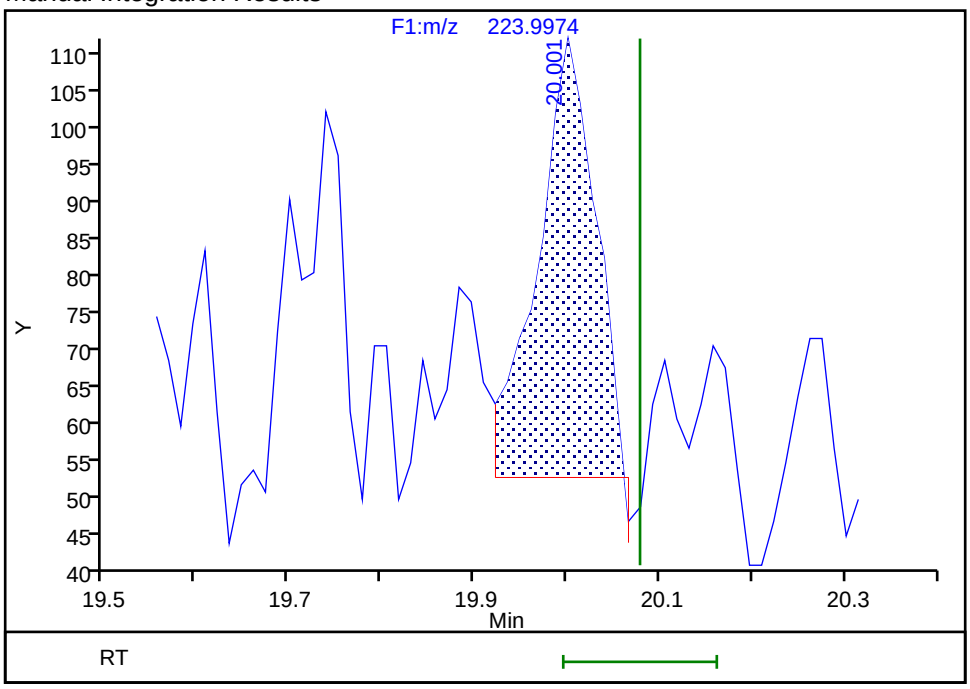

Reviewer: davidsonm, 03-Sep-2019 08:56:00

Audit Action: Split an Integrated Peak Audit Reason: Split Peak

Eurofins TestAmerica, Knoxville

Data File:	\\chromna\Knoxville\ChromData\D3D\20190829-12907.b\580-88125-b-1-c.d		
Injection Date:	30-Aug-2019 10:29:00	Injection Vol:	1.0 ul
Instrument ID:	D3D	Operator ID:	Xcalibur_System
Method:	PCBs_D3D	Limit Group:	HR - 1668A - ICAL
Client ID:	A1-0to30-102018		
Worklist#:	33148	Sample Line#:	13
Column Type:	SPB-Octyl	Column Dia:	0.25 mm

TriPCB F1

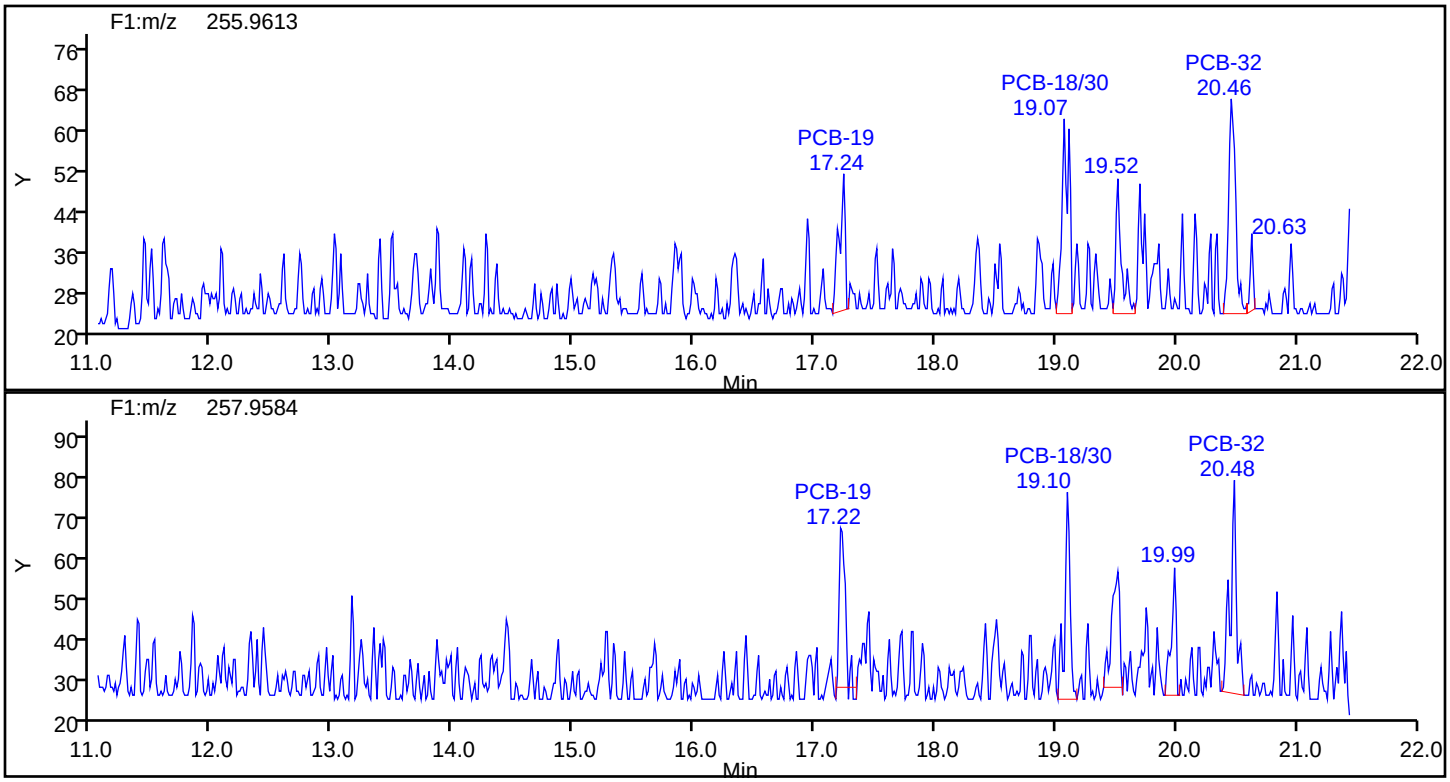

TriPCB F1 Standards

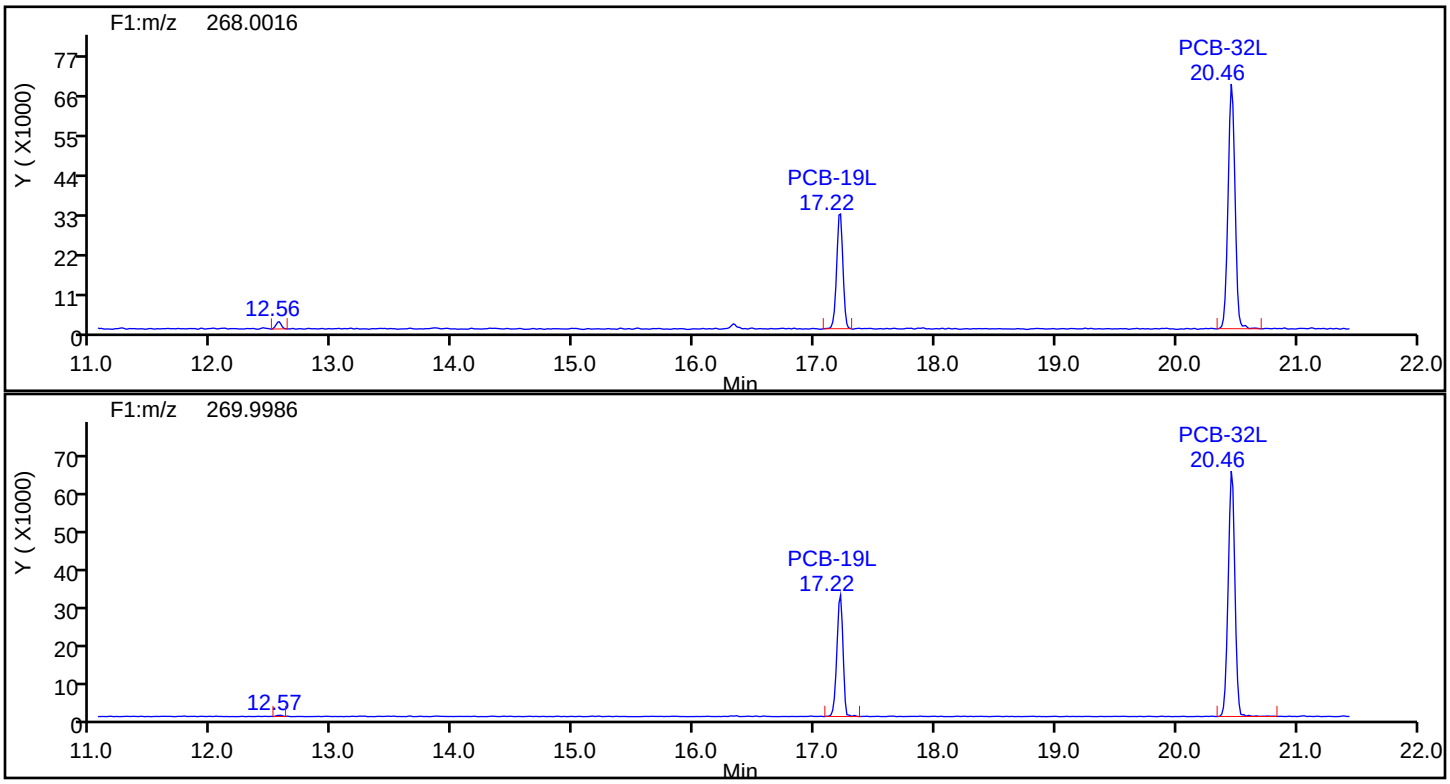

Eurofins TestAmerica, Knoxville

Data File:	\\chromna\Knoxville\ChromData\D3D\20190829-12907.b\580-88125-b-1-c.d		
Injection Date:	30-Aug-2019 10:29:00	Injection Vol:	1.0 ul
Instrument ID:	D3D	Operator ID:	Xcalibur_System
Method:	PCBs_D3D	Limit Group:	HR - 1668A - ICAL
Client ID:	A1-0to30-102018		
Worklist#:	33148	Sample Line#:	13
Column Type:	SPB-Octyl	Column Dia:	0.25 mm

TriPCB F1

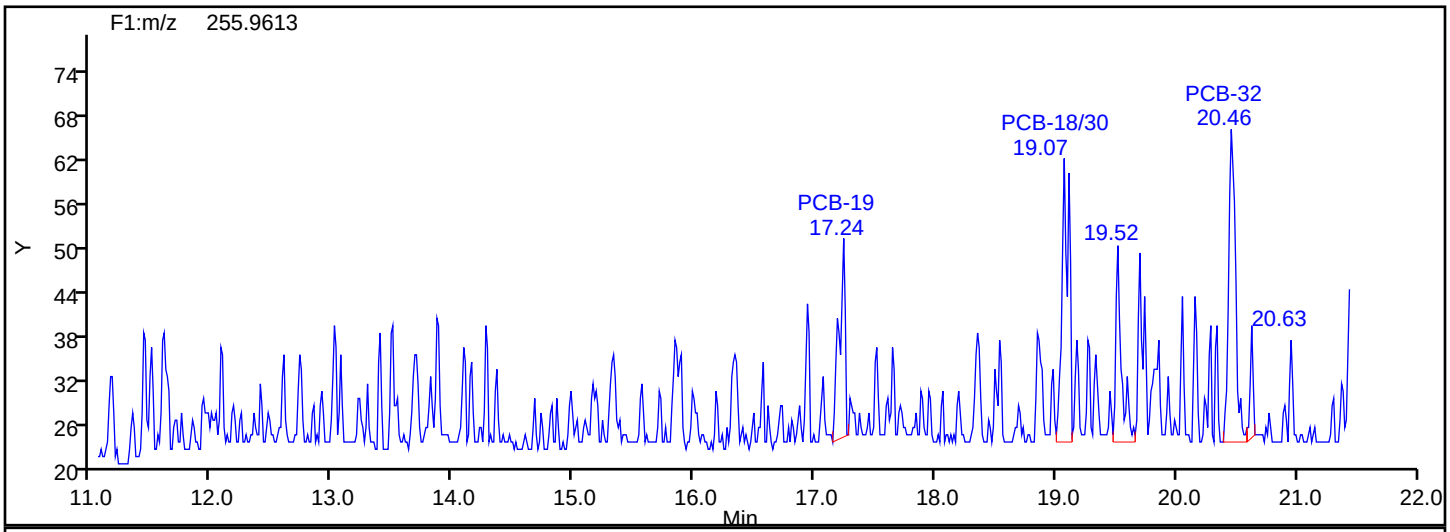

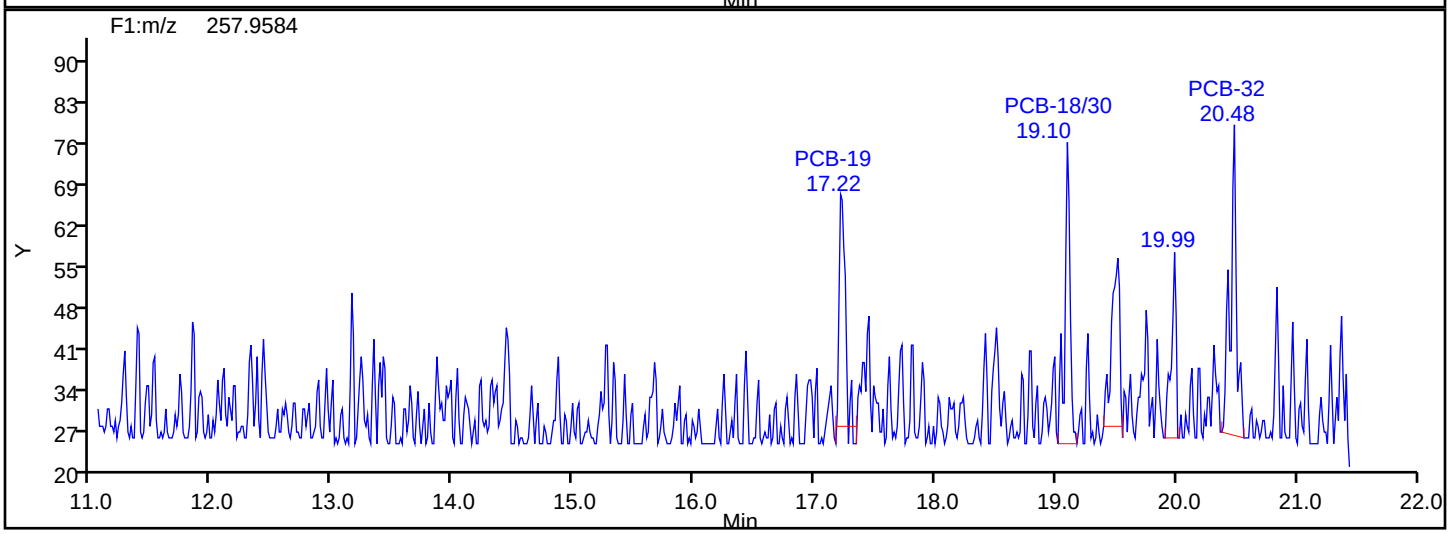

TriPCB F1 Lock Mass

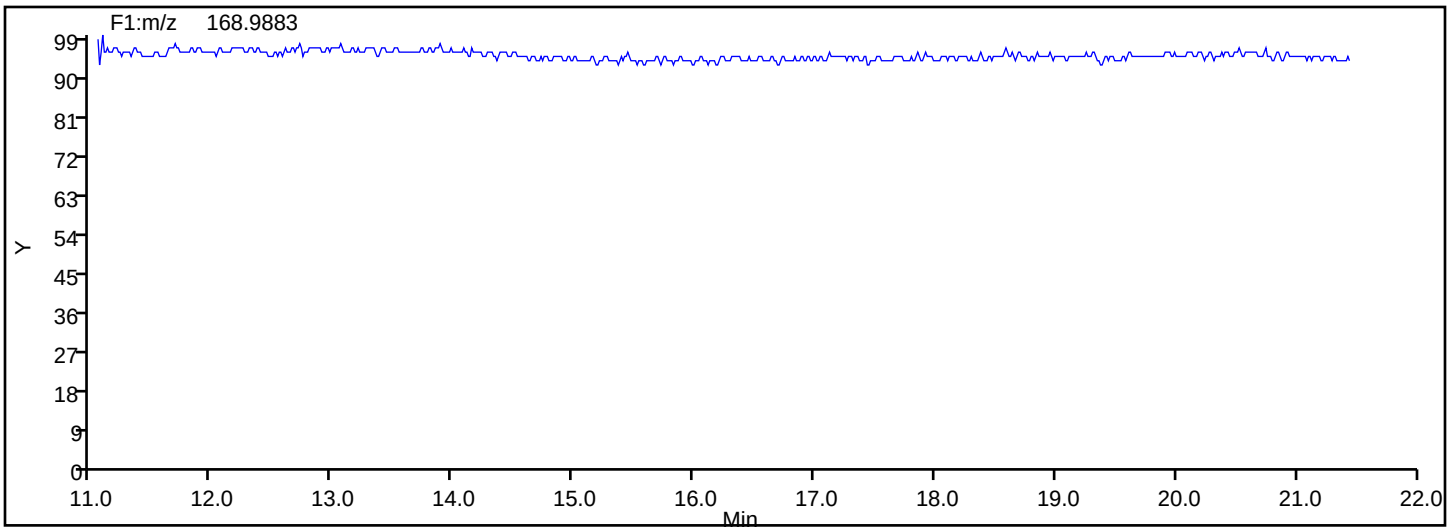

Manual Integration/User Assign Peak Report

Eurofins TestAmerica, Knoxville

Data File:	\\chromna\Knoxville\ChromData\D3D\20190829-12907.b\580-88125-b-1-c.d				
Injection Date:	30-Aug-2019 10:29:00	Instrument ID:	D3D		
Lims ID:	580-88125-B-1-C	Lab Sample ID:	140-88125-1		
Client ID:	A1-0to30-102018				
Operator ID:	Xcalibur_System	ALS Bottle#:	0	Worklist Smp#:	13
Injection Vol:	1.0 ul	Dil. Factor:	1.0000		
Method:	PCBs_D3D	Limit Group:	HR - 1668A - ICAL		
Column:	SPB-Octyl (0.25 mm)	Detector	F1(11.07 :21.70)		

PCB-32, CAS: 38444-77-8

Signal: 1

Processing Integration Results

RT: 20.46
Area: 193
Amount: 0.071556
Amount Units: pg/ul

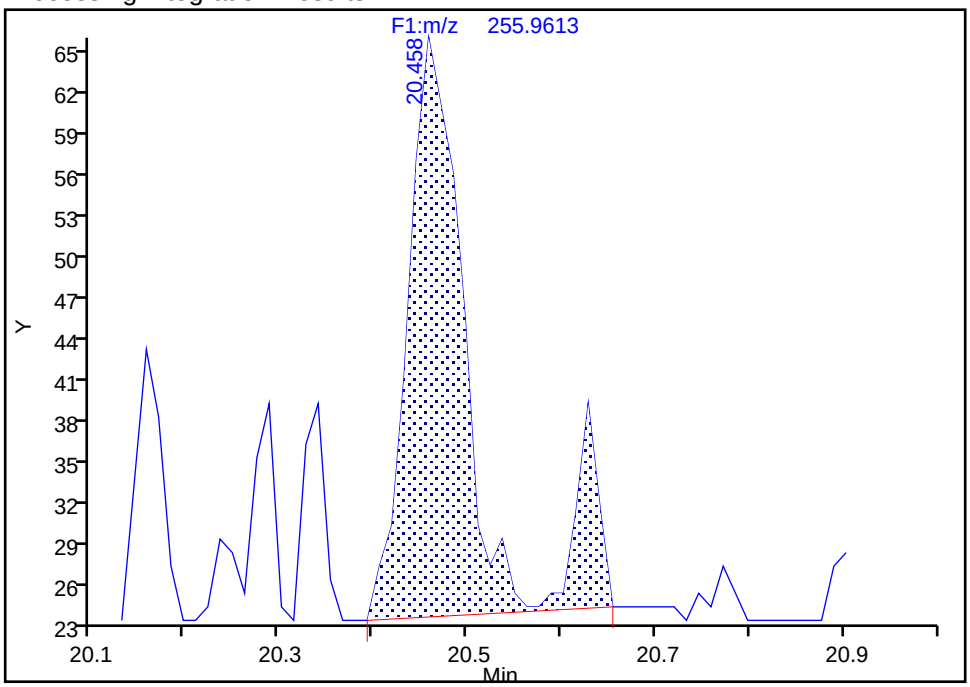

Manual Integration Results

RT: 20.46
Area: 173
Amount: 0.067858
Amount Units: pg/ul

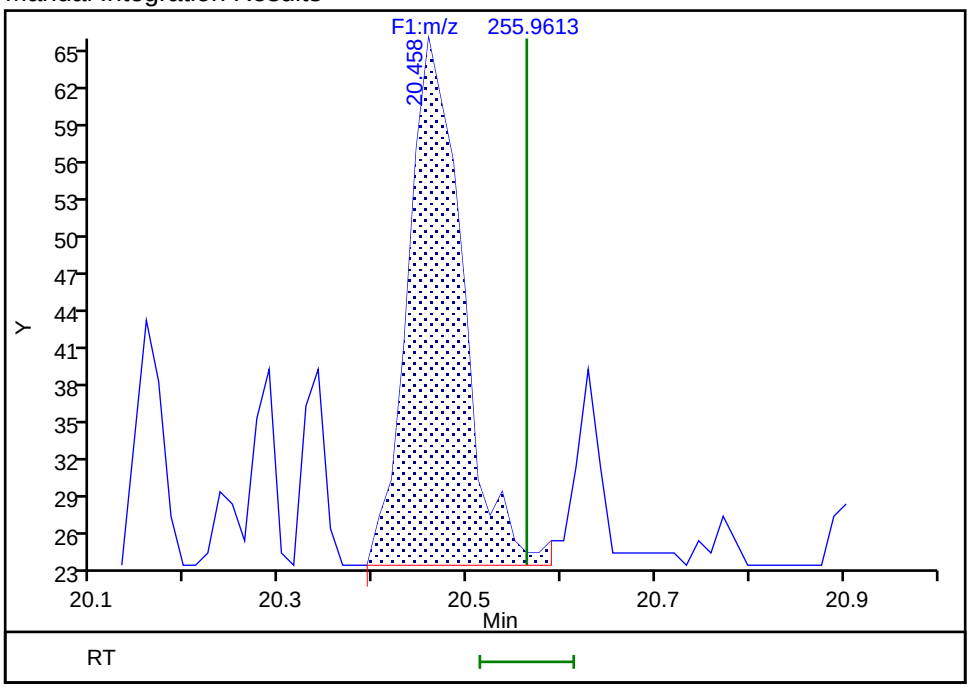

Reviewer: davidsonm, 03-Sep-2019 08:56:18
Audit Action: Split an Integrated Peak Audit Reason: Split Peak

Eurofins TestAmerica, Knoxville

Data File:	\\chromna\Knoxville\ChromData\D3D\20190829-12907.b\580-88125-b-1-c.d		
Injection Date:	30-Aug-2019 10:29:00	Injection Vol:	1.0 ul
Instrument ID:	D3D	Operator ID:	Xcalibur_System
Method:	PCBs_D3D	Limit Group:	HR - 1668A - ICAL
Client ID:	A1-0to30-102018		
Worklist#:	33148	Sample Line#:	13
Column Type:	SPB-Octyl	Column Dia:	0.25 mm

TriPCB F2

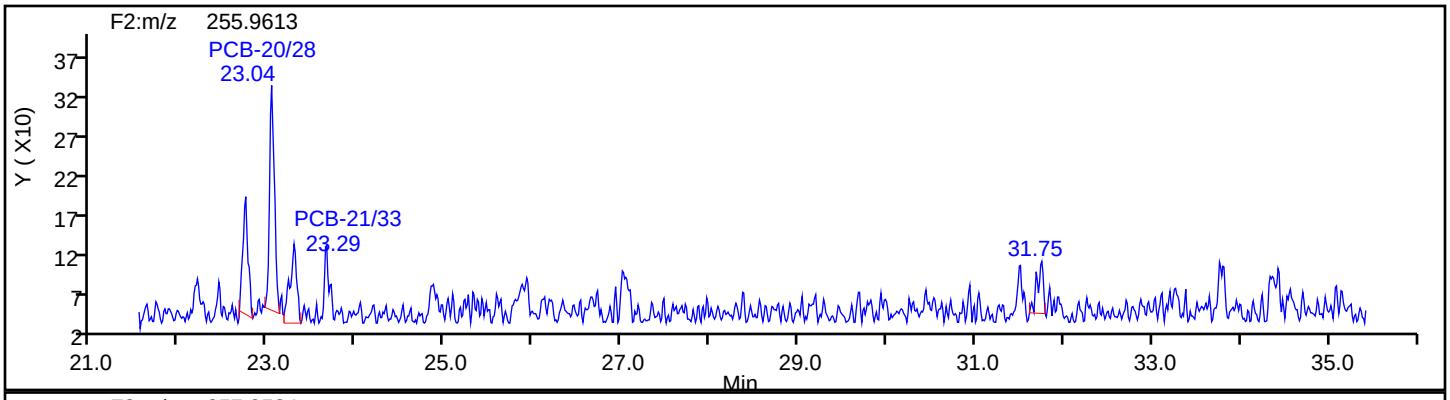

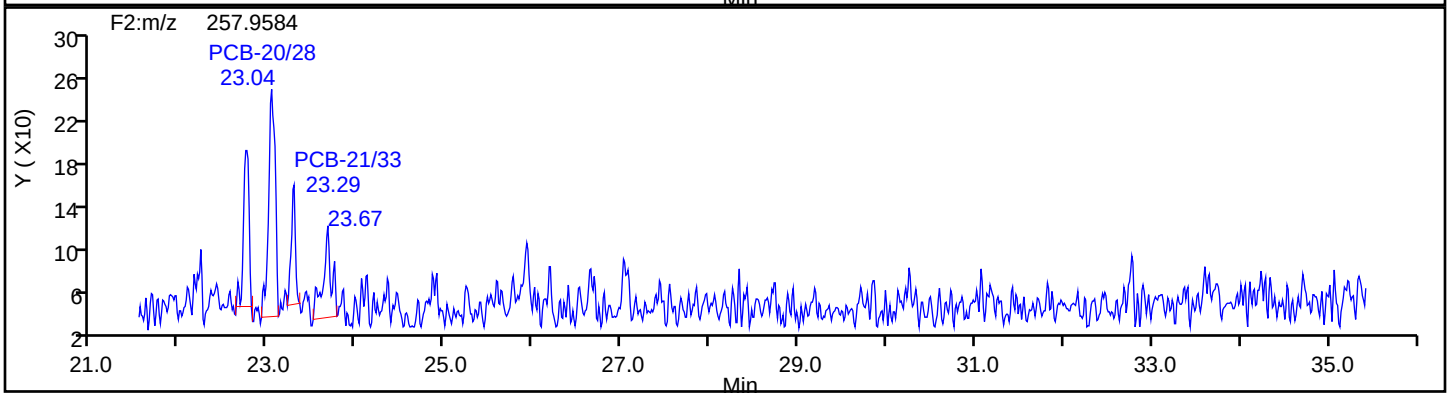

TriPCB F2 Standards

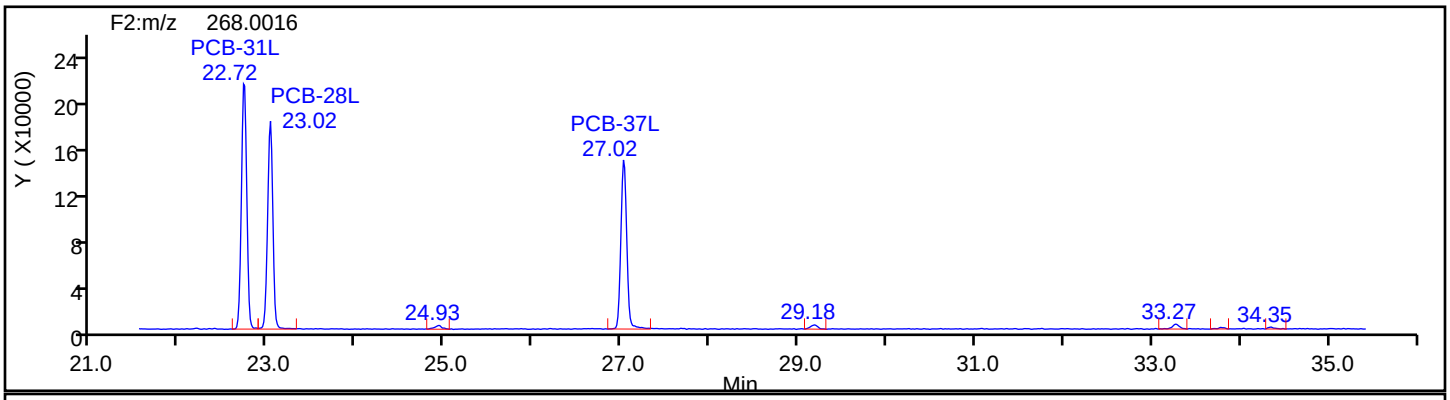

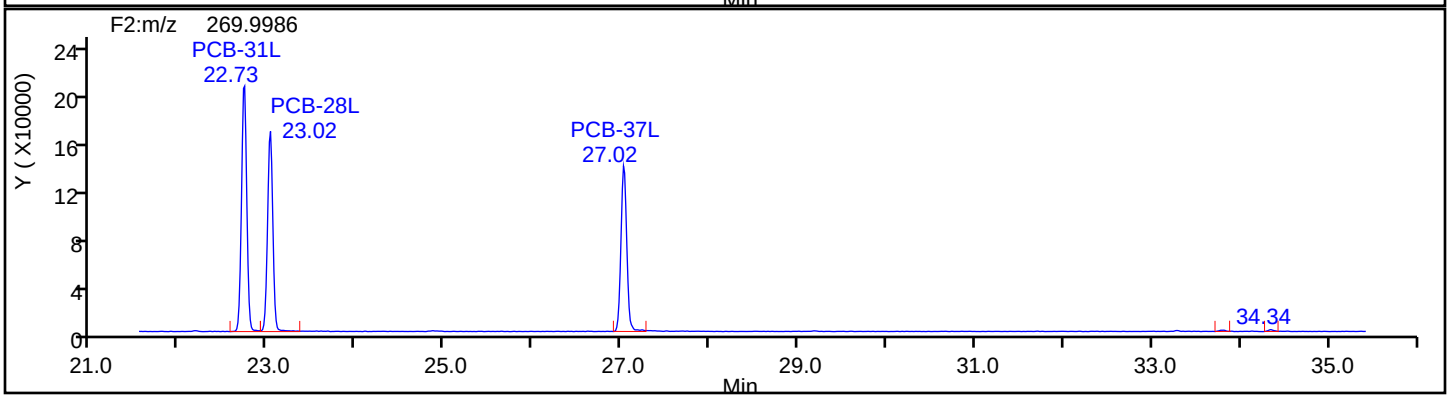

Eurofins TestAmerica, Knoxville

Data File:	\\chromna\Knoxville\ChromData\D3D\20190829-12907.b\580-88125-b-1-c.d		
Injection Date:	30-Aug-2019 10:29:00	Injection Vol:	1.0 ul
Instrument ID:	D3D	Operator ID:	Xcalibur_System
Method:	PCBs_D3D	Limit Group:	HR - 1668A - ICAL
Client ID:	A1-0to30-102018		
Worklist#:	33148	Sample Line#:	13
Column Type:	SPB-Octyl	Column Dia:	0.25 mm

TriPCB F2

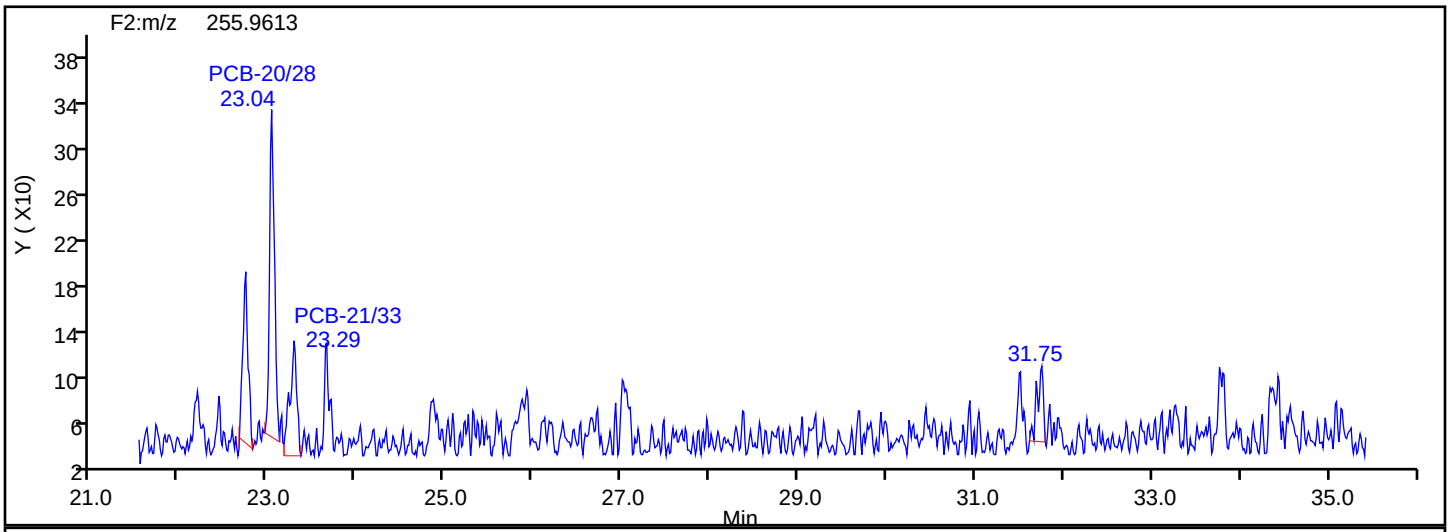

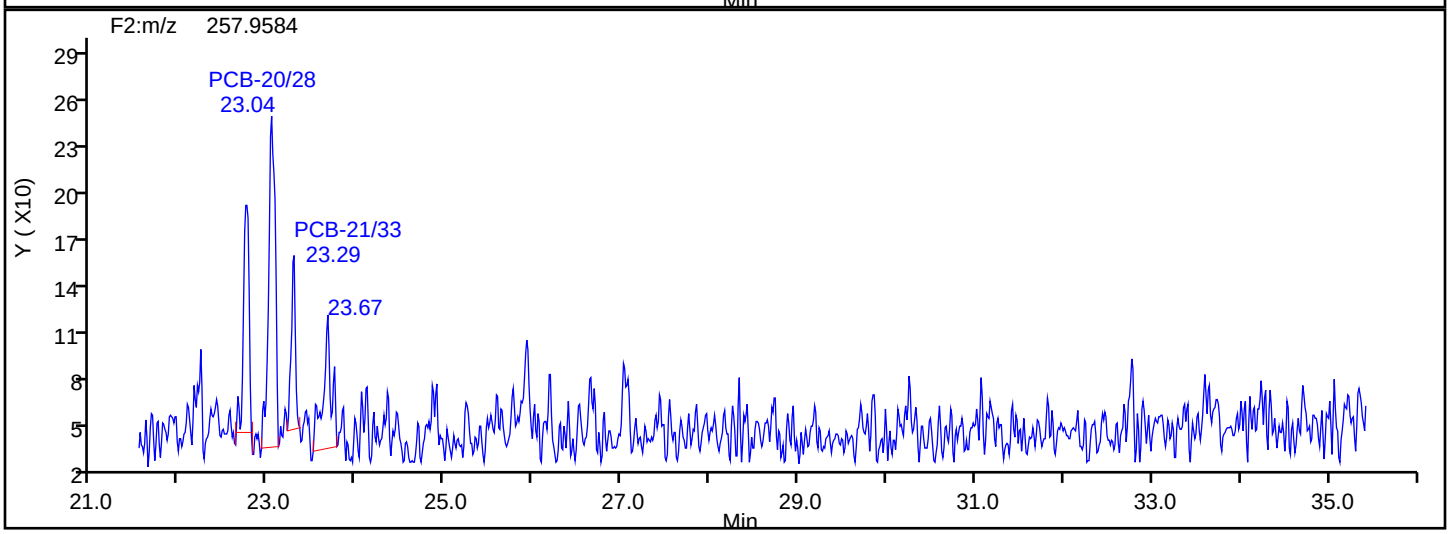

TriPCB F2 Lock Mass

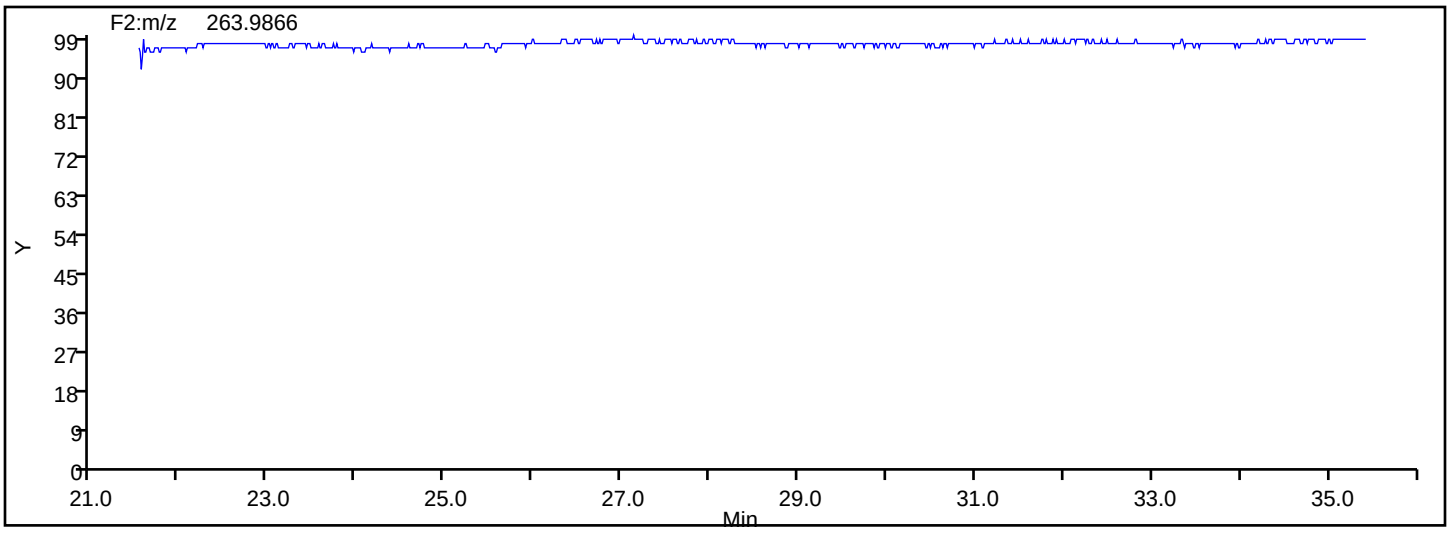

Eurofins TestAmerica, Knoxville

Data File:	\\chromna\Knoxville\ChromData\D3D\20190829-12907.b\580-88125-b-1-c.d		
Injection Date:	30-Aug-2019 10:29:00	Injection Vol:	1.0 ul
Instrument ID:	D3D	Operator ID:	Xcalibur_System
Method:	PCBs_D3D	Limit Group:	HR - 1668A - ICAL
Client ID:	A1-0to30-102018		
Worklist#:	33148	Sample Line#:	13
Column Type:	SPB-Octyl	Column Dia:	0.25 mm

TePCB F1

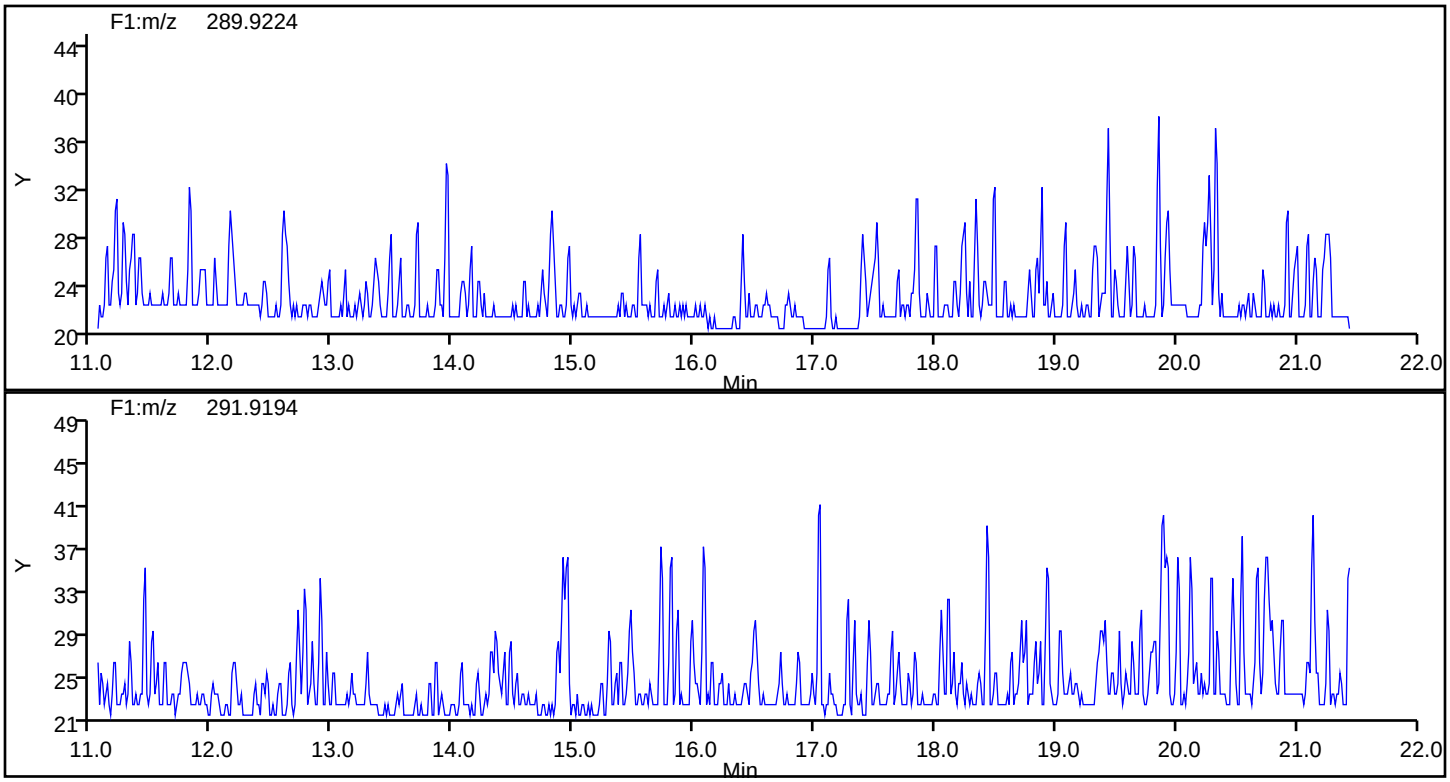

TePCB F1 Standards

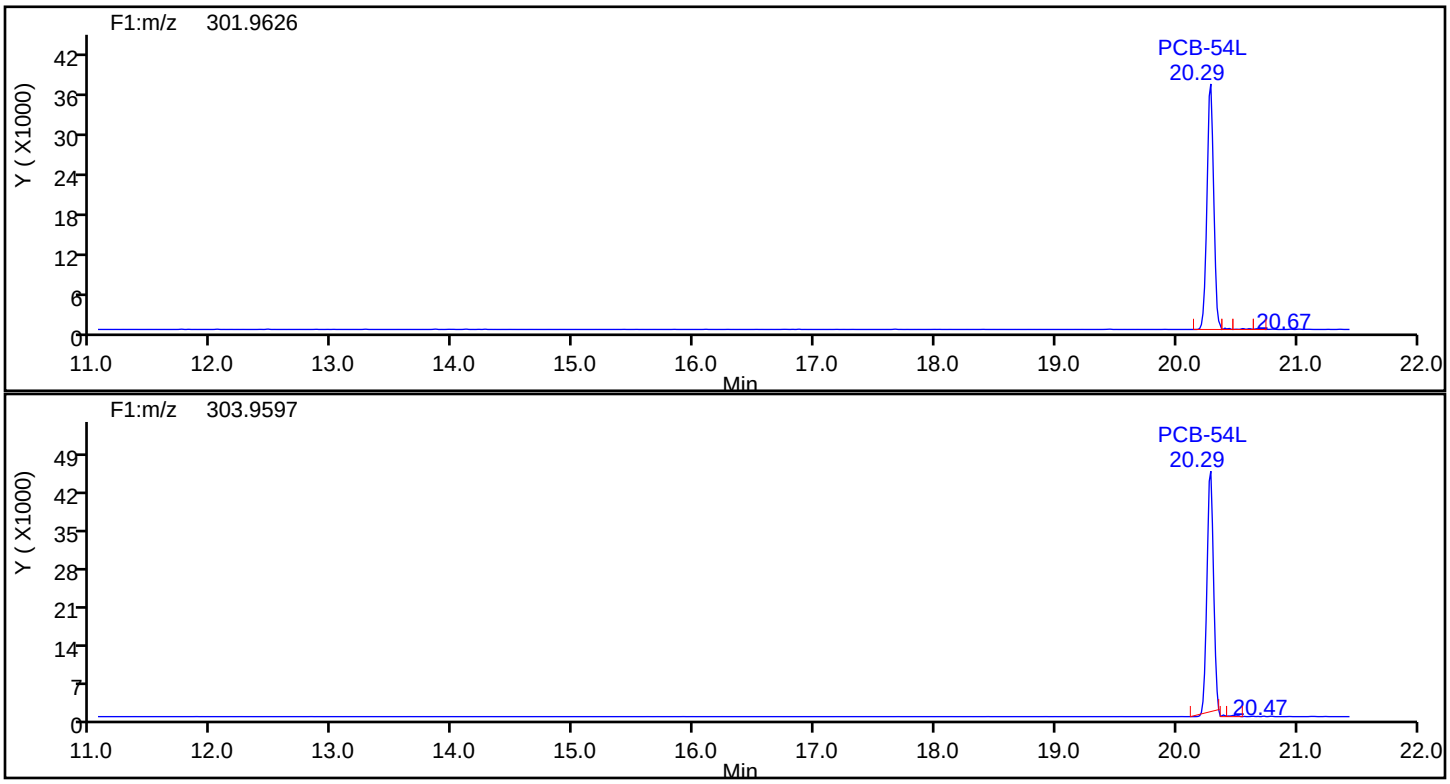

Eurofins TestAmerica, Knoxville

Data File:	\\chromna\Knoxville\ChromData\D3D\20190829-12907.b\580-88125-b-1-c.d		
Injection Date:	30-Aug-2019 10:29:00	Injection Vol:	1.0 ul
Instrument ID:	D3D	Operator ID:	Xcalibur_System
Method:	PCBs_D3D	Limit Group:	HR - 1668A - ICAL
Client ID:	A1-0to30-102018		
Worklist#:	33148	Sample Line#:	13
Column Type:	SPB-Octyl	Column Dia:	0.25 mm

TePCB F1

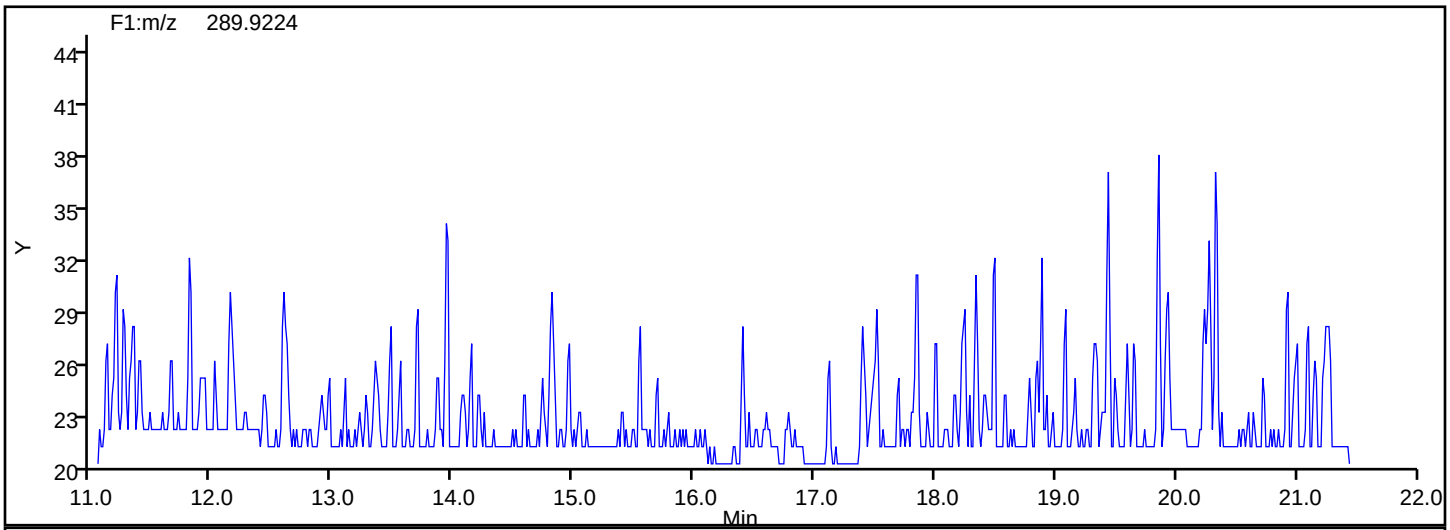

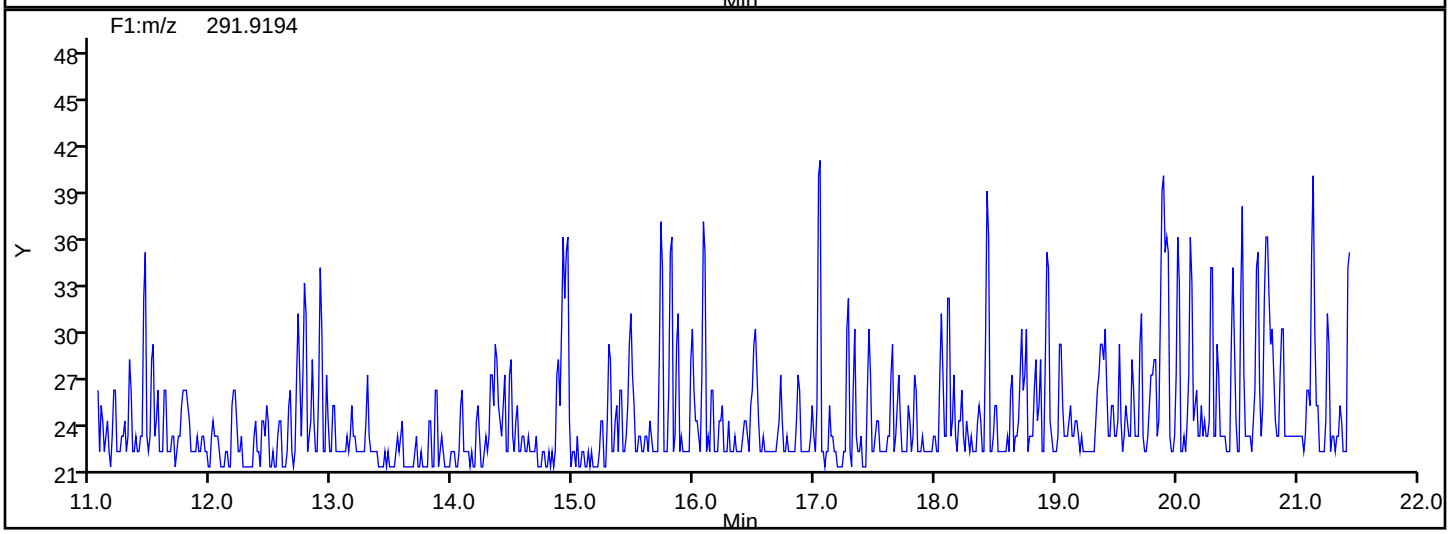

TePCB F1 Lock Mass

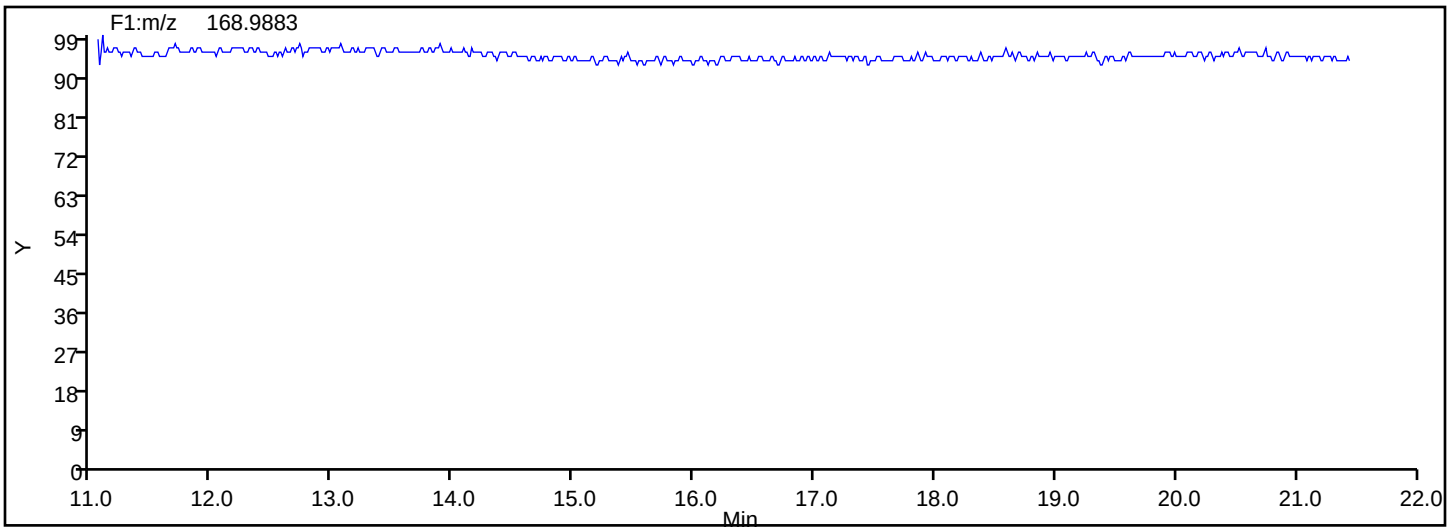

Eurofins TestAmerica, Knoxville

Data File:	\\chromna\Knoxville\ChromData\D3D\20190829-12907.b\580-88125-b-1-c.d		
Injection Date:	30-Aug-2019 10:29:00	Injection Vol:	1.0 ul
Instrument ID:	D3D	Operator ID:	Xcalibur_System
Method:	PCBs_D3D	Limit Group:	HR - 1668A - ICAL
Client ID:	A1-0to30-102018		
Worklist#:	33148	Sample Line#:	13
Column Type:	SPB-Octyl	Column Dia:	0.25 mm

TePCB F2

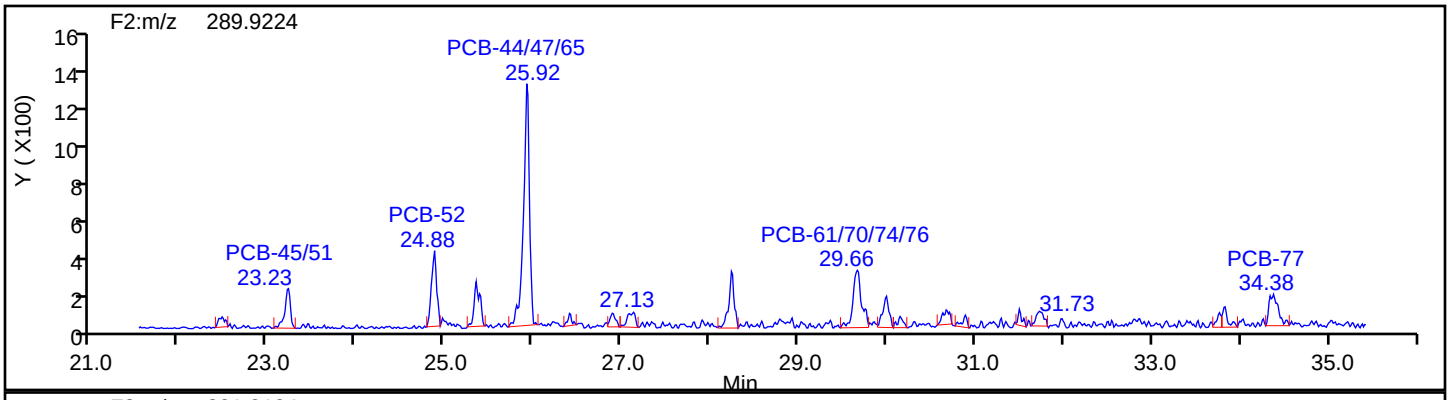

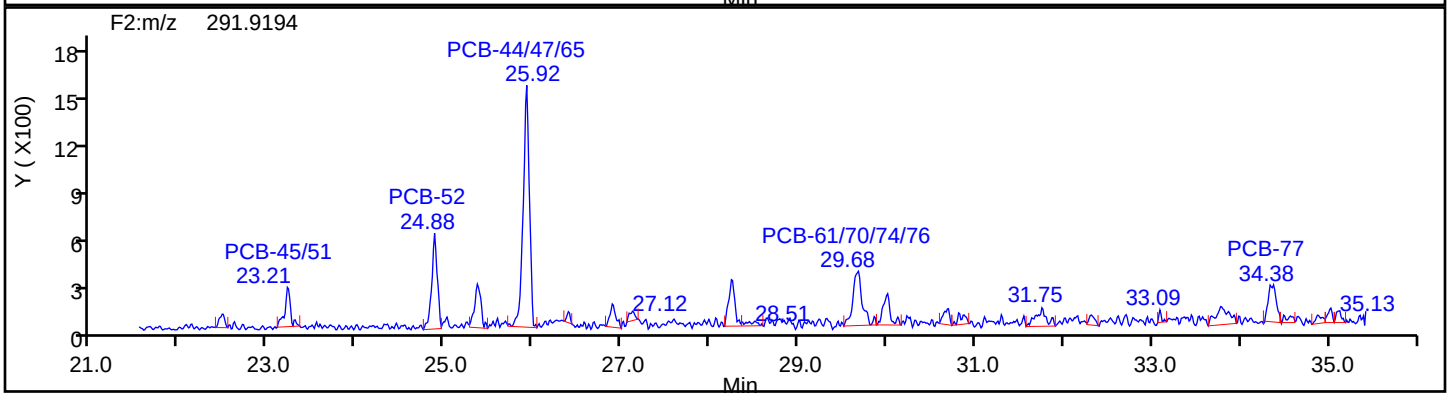

TePCB F2 Standards

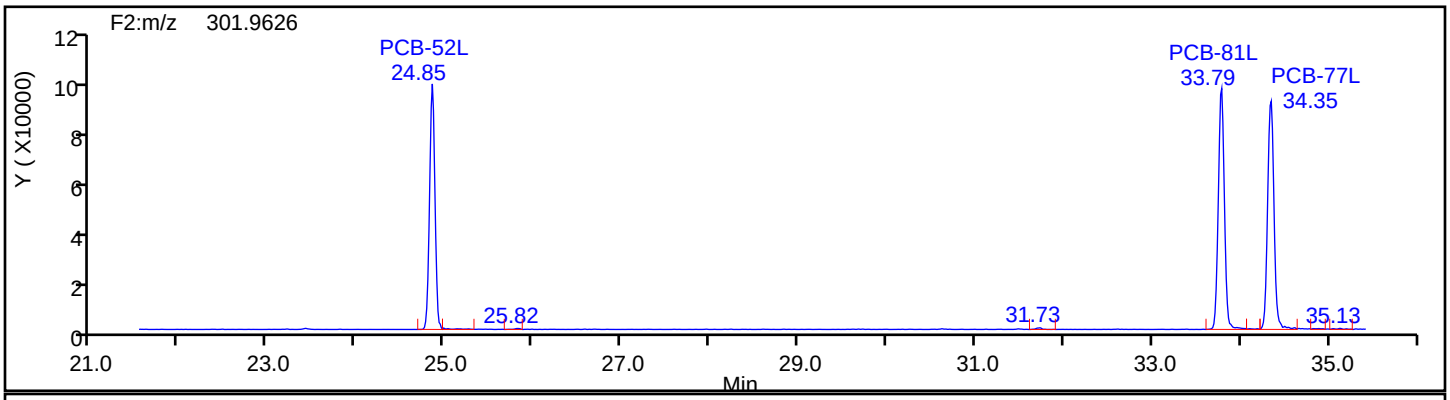

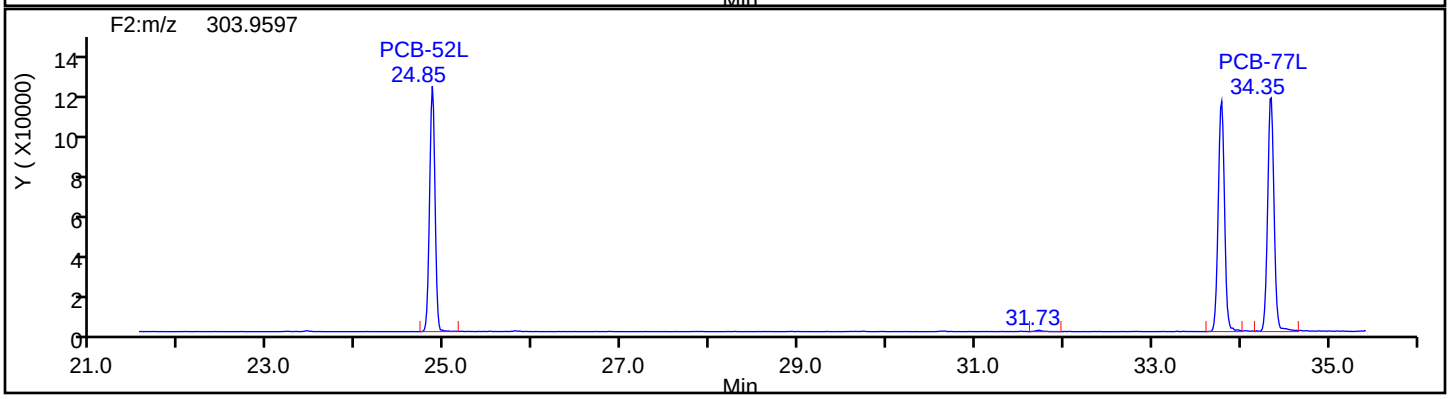

Eurofins TestAmerica, Knoxville

Data File:	\\chromna\Knoxville\ChromData\D3D\20190829-12907.b\580-88125-b-1-c.d		
Injection Date:	30-Aug-2019 10:29:00	Injection Vol:	1.0 ul
Instrument ID:	D3D	Operator ID:	Xcalibur_System
Method:	PCBs_D3D	Limit Group:	HR - 1668A - ICAL
Client ID:	A1-0to30-102018		
Worklist#:	33148	Sample Line#:	13
Column Type:	SPB-Octyl	Column Dia:	0.25 mm

TePCB F2

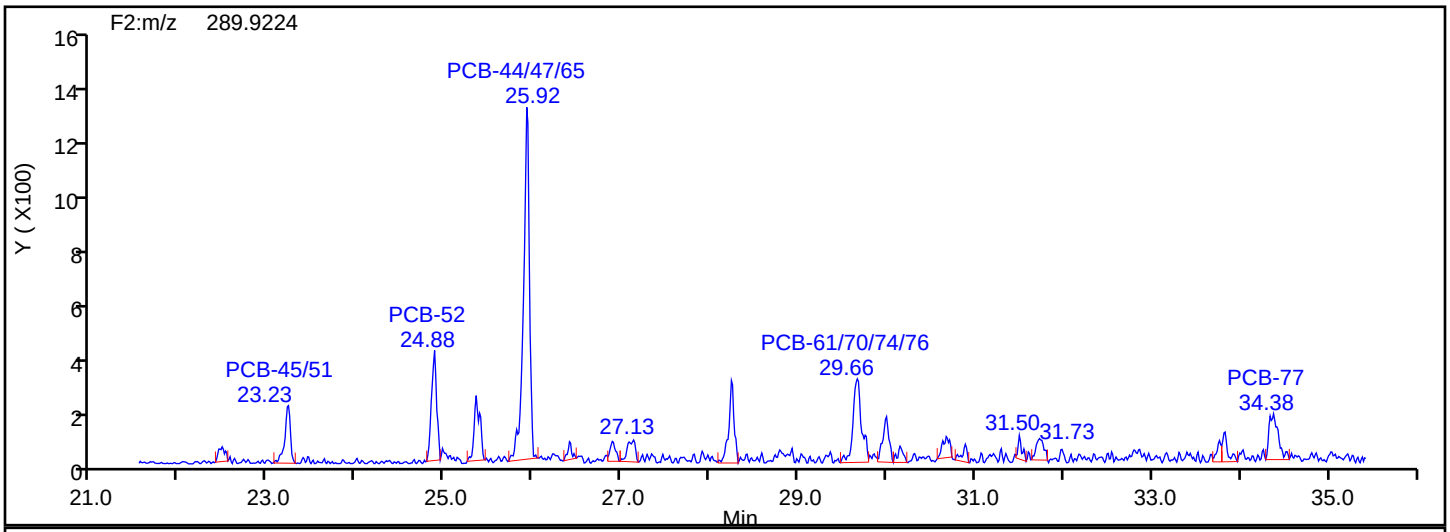

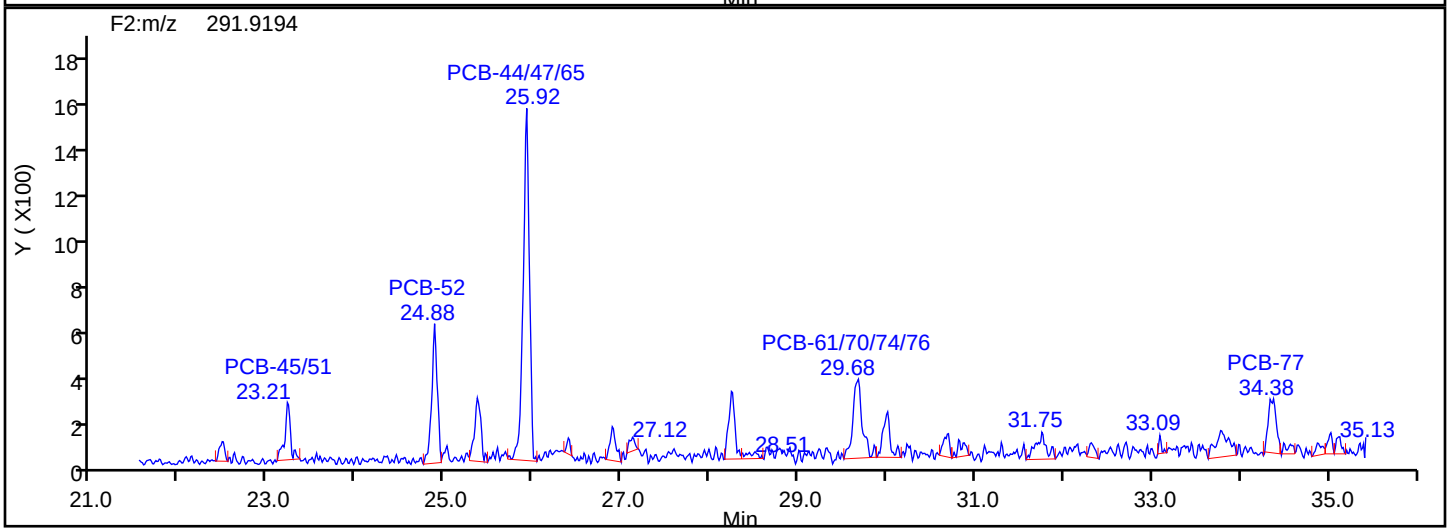

TePCB F2 Lock Mass

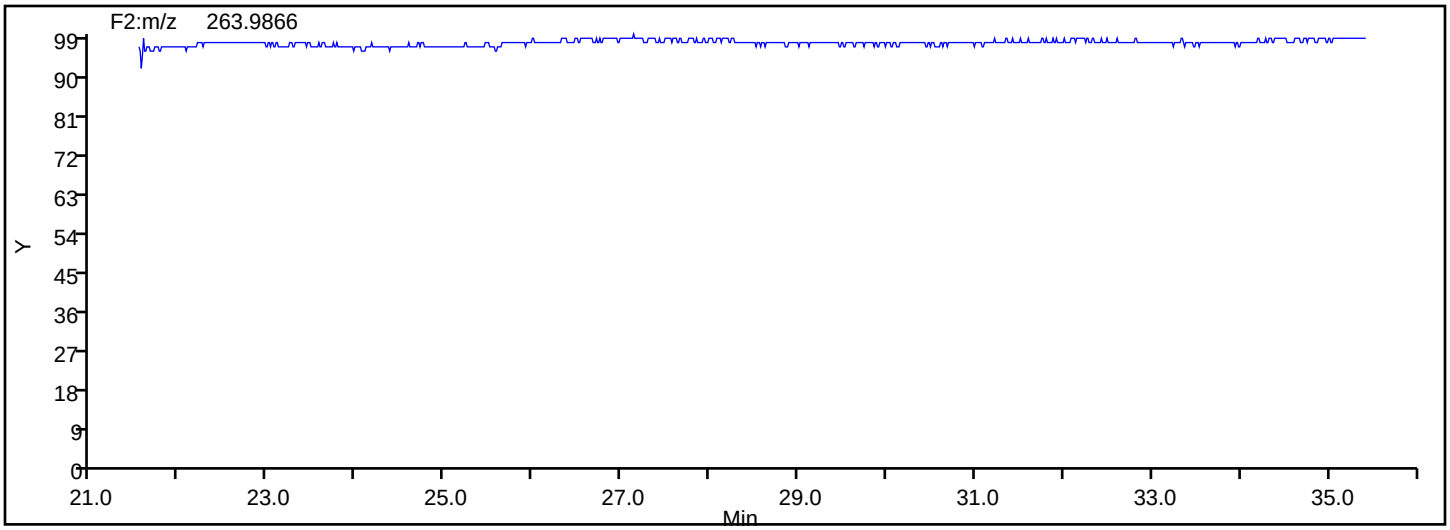

Manual Integration/User Assign Peak Report

Eurofins TestAmerica, Knoxville

Data File:	\\chromna\Knoxville\ChromData\D3D\20190829-12907.b\580-88125-b-1-c.d				
Injection Date:	30-Aug-2019 10:29:00	Instrument ID:	D3D		
Lims ID:	580-88125-B-1-C	Lab Sample ID:	140-88125-1		
Client ID:	A1-0to30-102018				
Operator ID:	Xcalibur_System	ALS Bottle#:	0	Worklist Smp#:	13
Injection Vol:	1.0 ul	Dil. Factor:	1.0000		
Method:	PCBs_D3D	Limit Group:	HR - 1668A - ICAL		
Column:	SPB-Octyl (0.25 mm)	Detector	F2(21.81 :35.54)		

PCB-52, CAS: 35693-99-3

Signal: 1

Not Detected
Expected RT: 24.94

Processing Integration Results

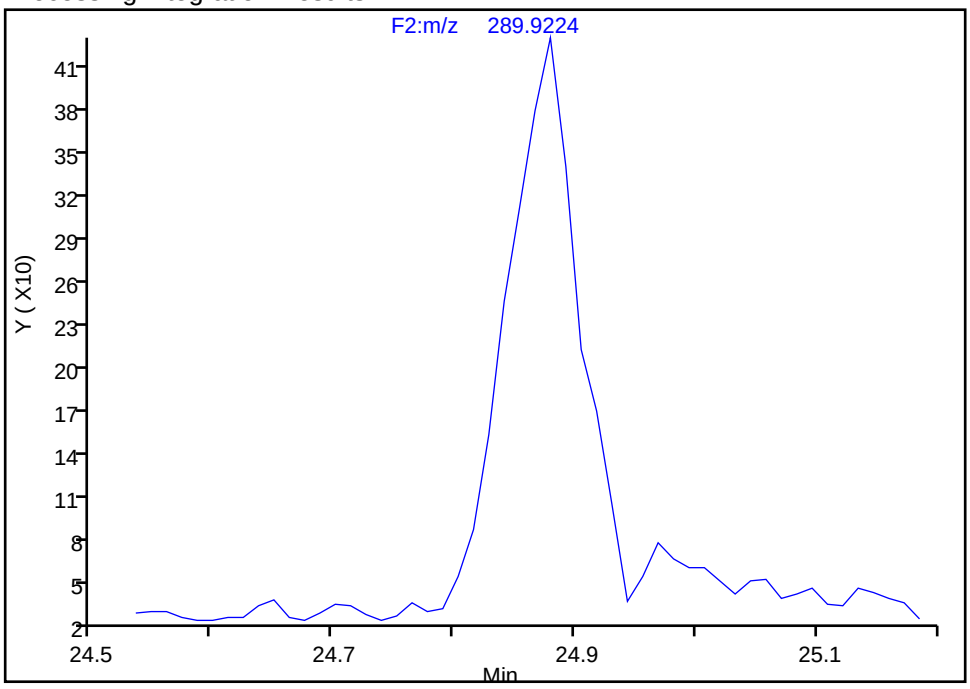

Manual Integration Results

RT: 24.88
Area: 1581
Amount: 0.438943
Amount Units: pg/ul

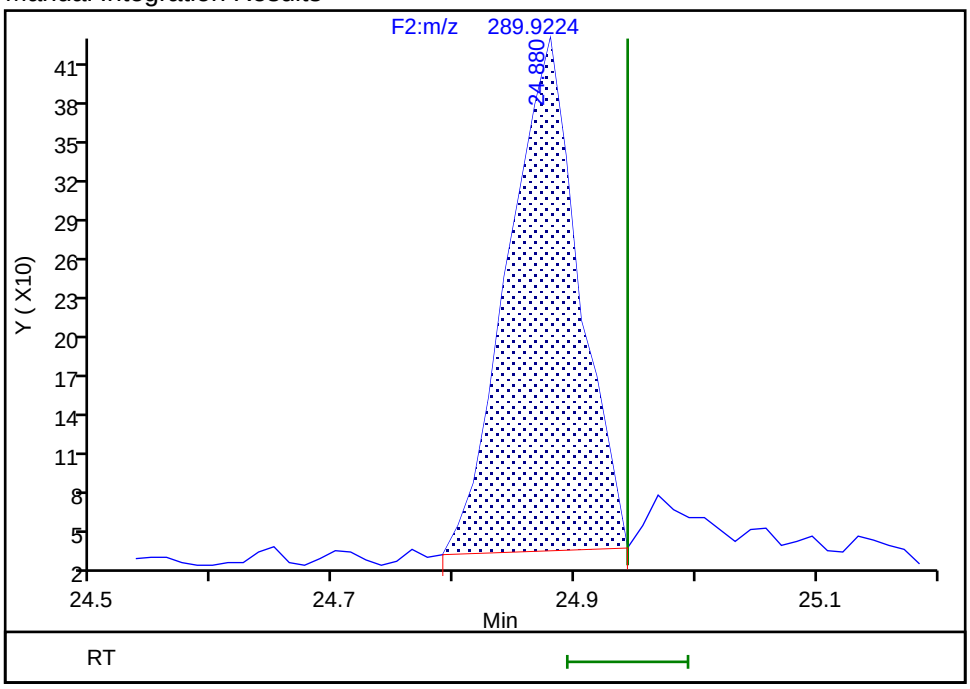

Reviewer: davidsonm, 03-Sep-2019 08:56:41
Audit Action: Assigned Compound ID Audit Reason: Split Peak

Eurofins TestAmerica, Knoxville

Data File:	\\chromna\Knoxville\ChromData\D3D\20190829-12907.b\580-88125-b-1-c.d				
Injection Date:	30-Aug-2019 10:29:00	Instrument ID:	D3D		
Lims ID:	580-88125-B-1-C	Lab Sample ID:	140-88125-1		
Client ID:	A1-0to30-102018				
Operator ID:	Xcalibur_System	ALS Bottle#:	0	Worklist Smp#:	13
Injection Vol:	1.0 ul	Dil. Factor:	1.0000		
Method:	PCBs_D3D	Limit Group:	HR - 1668A - ICAL		
Column:	SPB-Octyl (0.25 mm)	Detector	F2(21.81 :35.54)		

PCB-44/47/65, CAS: STL01803

Signal: 1

Processing Integration Results

RT: 25.92
Area: 5516
Amount: 1.176394
Amount Units: pg/ul

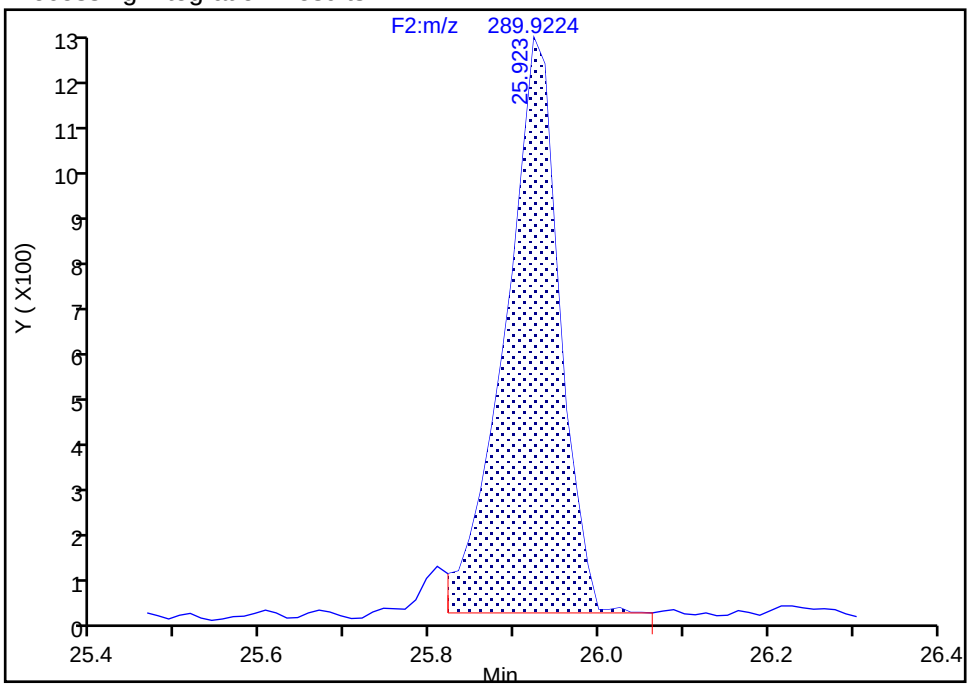

Manual Integration Results

RT: 25.92
Area: 5819
Amount: 1.204487
Amount Units: pg/ul

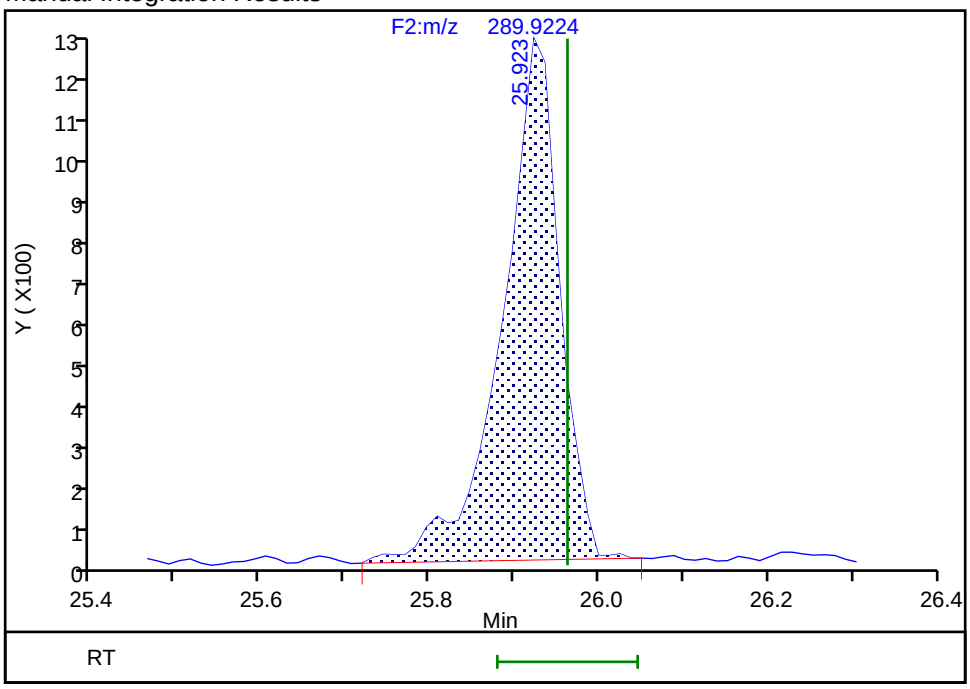

Reviewer: davidsonm, 03-Sep-2019 08:56:53
Audit Action: Manually Integrated Audit Reason: Incomplete Integration

Manual Integration/User Assign Peak Report

Eurofins TestAmerica, Knoxville

Data File:	\\chromna\Knoxville\ChromData\D3D\20190829-12907.b\580-88125-b-1-c.d				
Injection Date:	30-Aug-2019 10:29:00	Instrument ID:	D3D		
Lims ID:	580-88125-B-1-C	Lab Sample ID:	140-88125-1		
Client ID:	A1-0to30-102018				
Operator ID:	Xcalibur_System	ALS Bottle#:	0	Worklist Smp#:	13
Injection Vol:	1.0 ul	Dil. Factor:	1.0000		
Method:	PCBs_D3D	Limit Group:	HR - 1668A - ICAL		
Column:	SPB-Octyl (0.25 mm)	Detector	F2(21.81 :35.54)		

PCB-68, CAS: 73575-52-7

Signal: 2

Processing Integration Results

RT: 28.24
Area: 1626
Amount: 0.185242
Amount Units: pg/ul

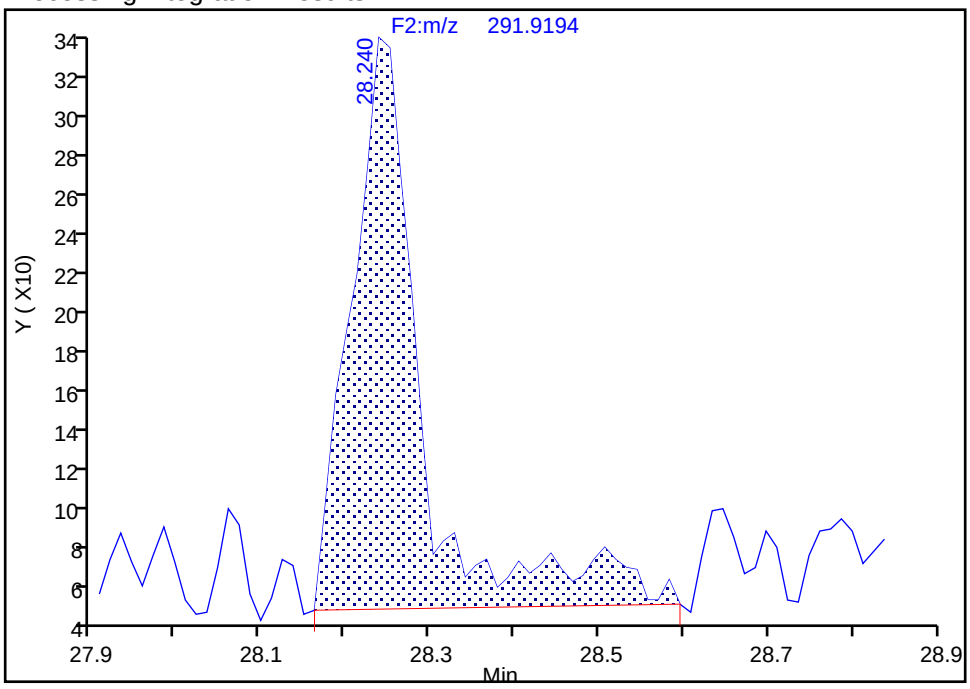

Manual Integration Results

RT: 28.24
Area: 1389
Amount: 0.169897
Amount Units: pg/ul

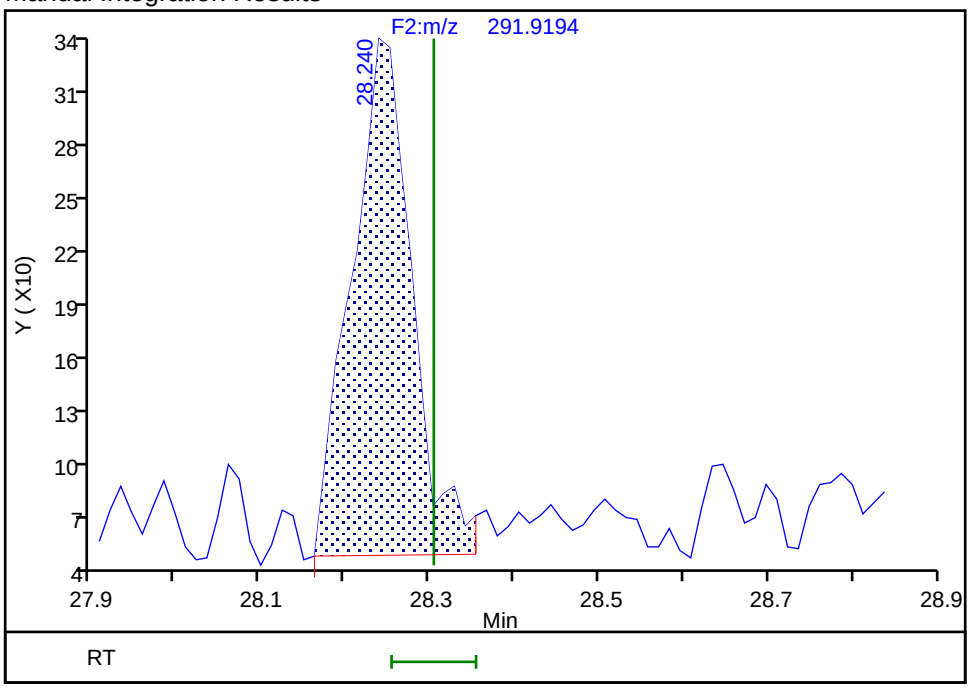

Reviewer: davidsonm, 03-Sep-2019 08:57:10

Audit Action: Split an Integrated Peak Audit Reason: Split Peak

Eurofins TestAmerica, Knoxville

Data File:	\\chromna\Knoxville\ChromData\D3D\20190829-12907.b\580-88125-b-1-c.d		
Injection Date:	30-Aug-2019 10:29:00	Injection Vol:	1.0 ul
Instrument ID:	D3D	Operator ID:	Xcalibur_System
Method:	PCBs_D3D	Limit Group:	HR - 1668A - ICAL
Client ID:	A1-0to30-102018		
Worklist#:	33148	Sample Line#:	13
Column Type:	SPB-Octyl	Column Dia:	0.25 mm

PePCB F2

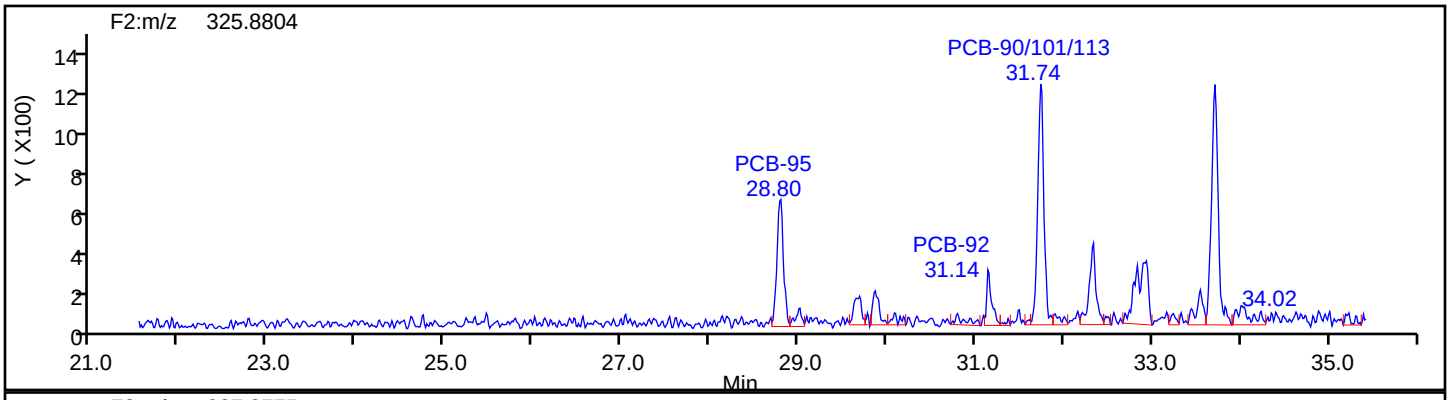

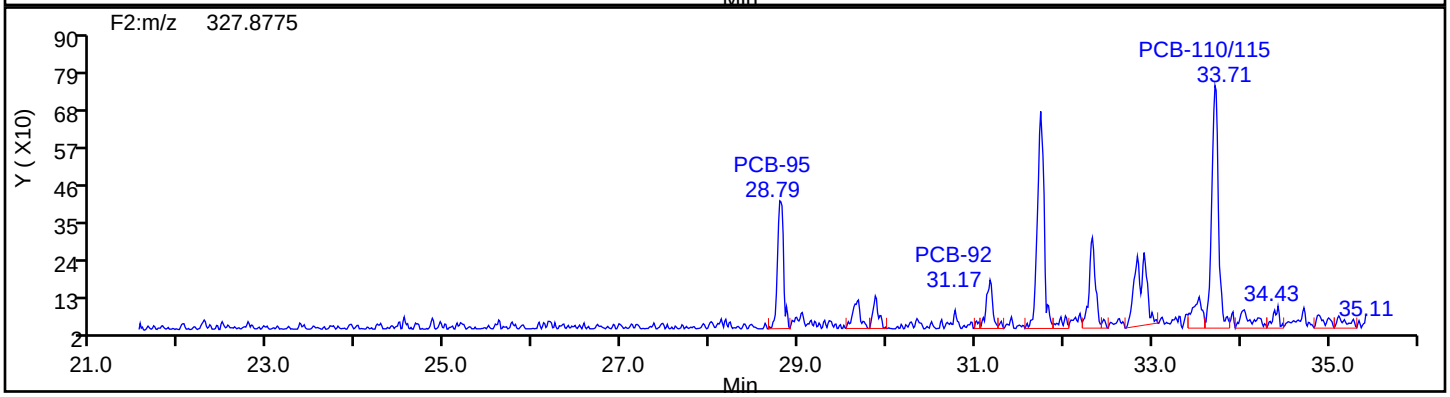

PePCB F2 Standards

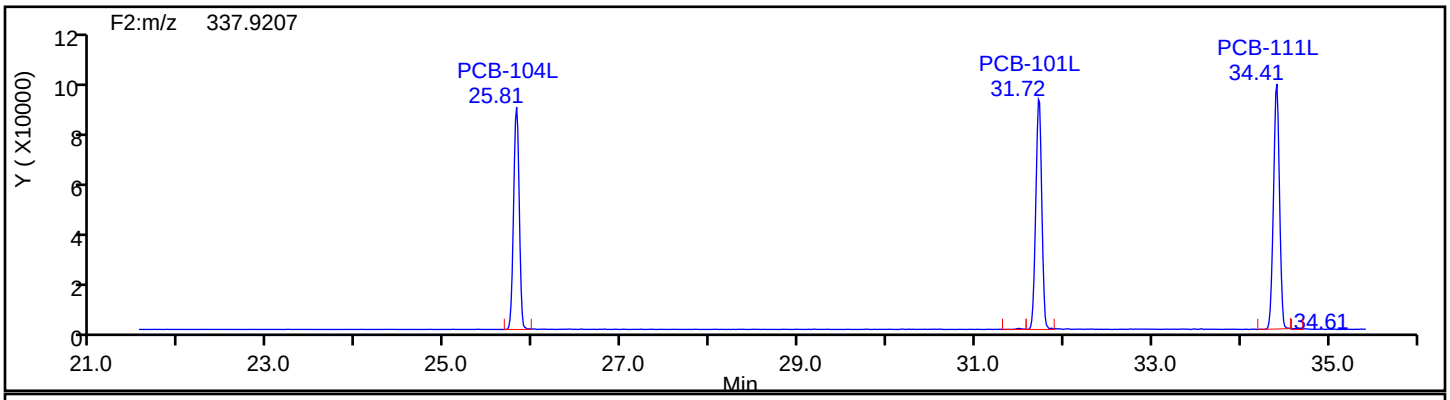

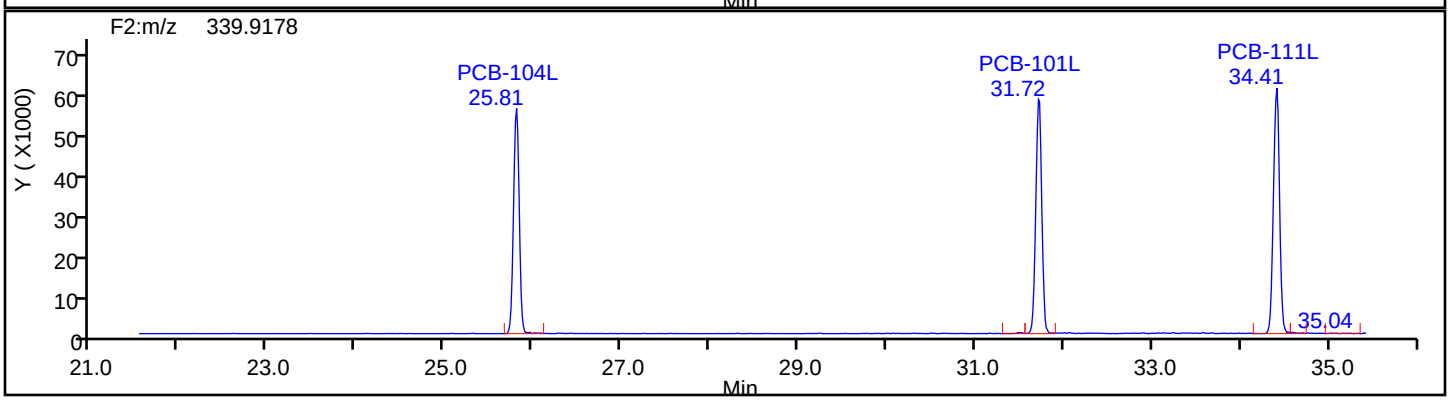

Eurofins TestAmerica, Knoxville

Data File:	\\chromna\Knoxville\ChromData\D3D\20190829-12907.b\580-88125-b-1-c.d		
Injection Date:	30-Aug-2019 10:29:00	Injection Vol:	1.0 ul
Instrument ID:	D3D	Operator ID:	Xcalibur_System
Method:	PCBs_D3D	Limit Group:	HR - 1668A - ICAL
Client ID:	A1-0to30-102018		
Worklist#:	33148	Sample Line#:	13
Column Type:	SPB-Octyl	Column Dia:	0.25 mm

PePCB F2

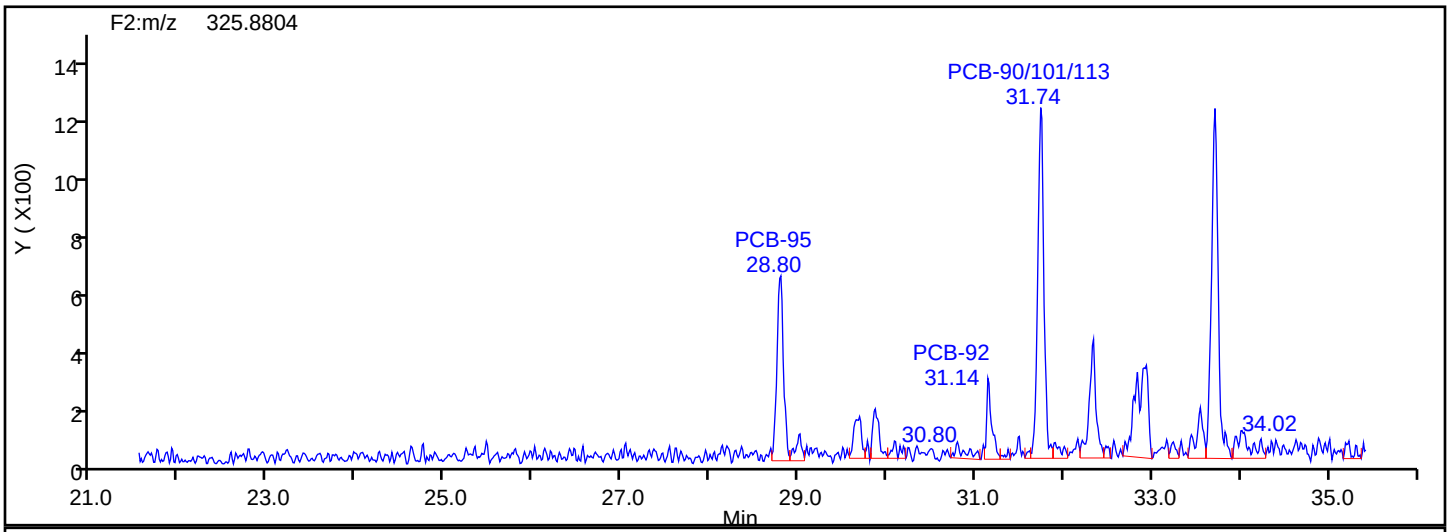

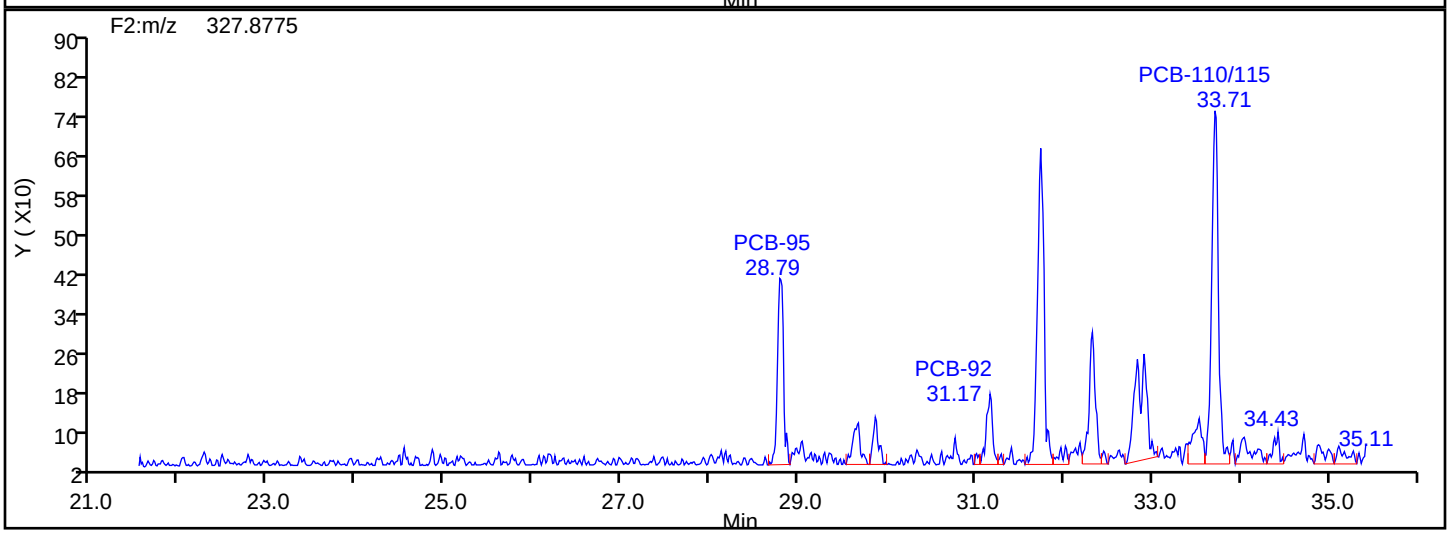

PePCB F2 Lock Mass

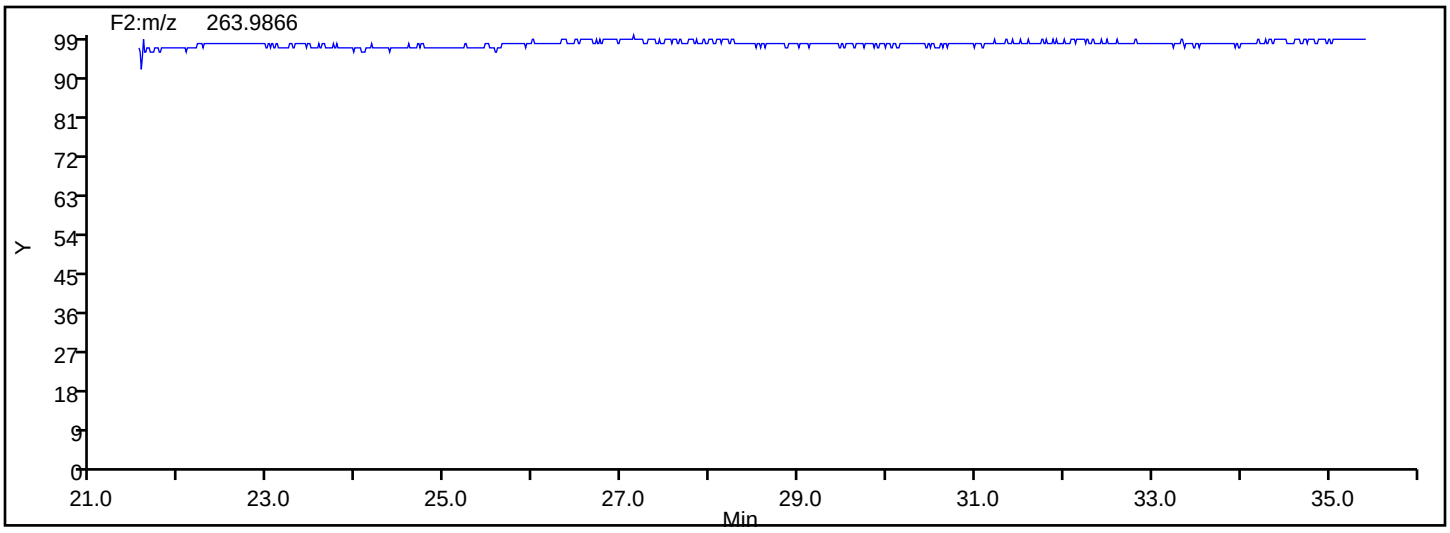

Manual Integration/User Assign Peak Report

Eurofins TestAmerica, Knoxville

Data File:	\\chromna\Knoxville\ChromData\D3D\20190829-12907.b\580-88125-b-1-c.d				
Injection Date:	30-Aug-2019 10:29:00	Instrument ID:	D3D		
Lims ID:	580-88125-B-1-C	Lab Sample ID:	140-88125-1		
Client ID:	A1-0to30-102018				
Operator ID:	Xcalibur_System	ALS Bottle#:	0	Worklist Smp#:	13
Injection Vol:	1.0 ul	Dil. Factor:	1.0000		
Method:	PCBs_D3D	Limit Group:	HR - 1668A - ICAL		
Column:	SPB-Octyl (0.25 mm)	Detector	F2(21.81 :35.54)		

PCB-88/91, CAS: STL01812

Signal: 1

Not Detected
Expected RT: 29.72

Processing Integration Results

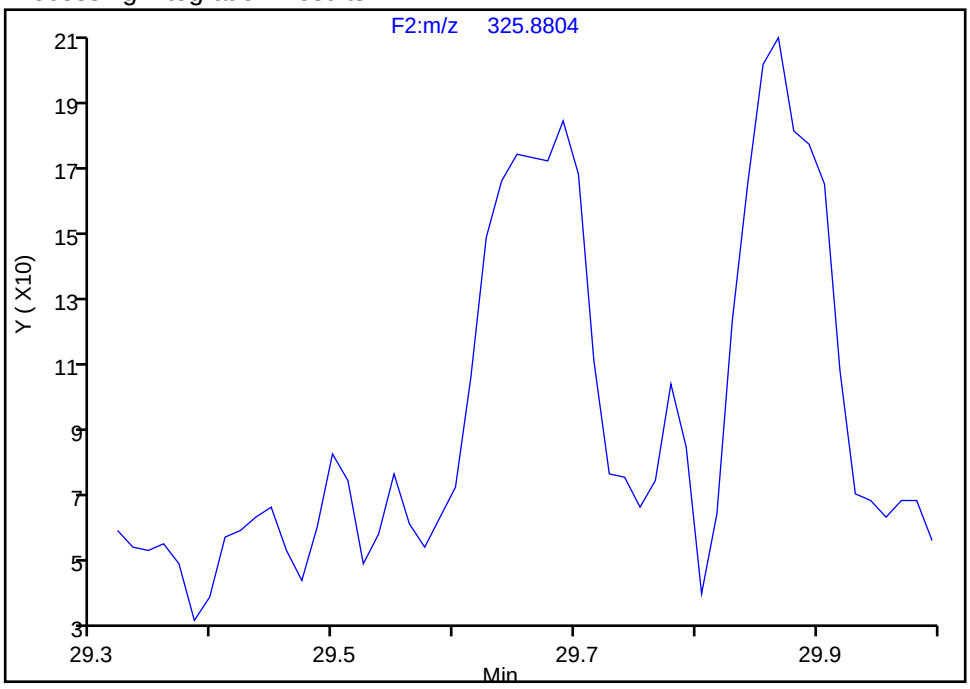

Manual Integration Results

RT: 29.69
Area: 821
Amount: 0.203096
Amount Units: pg/ul

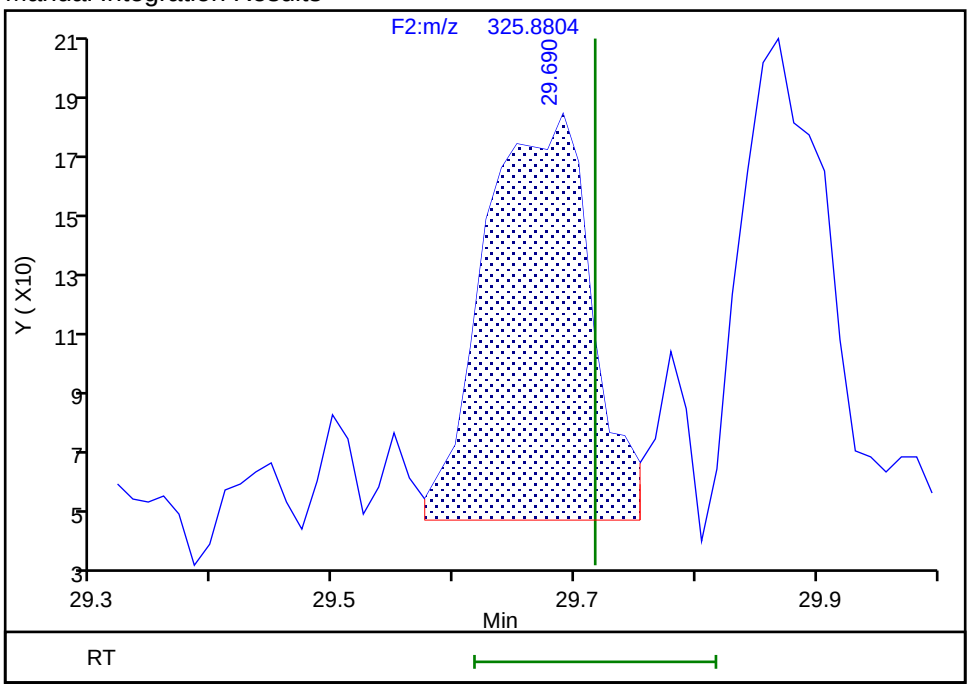

Reviewer: davidsonm, 03-Sep-2019 08:58:12
Audit Action: Split an Integrated Peak Audit Reason: Split Peak

Manual Integration/User Assign Peak Report

Eurofins TestAmerica, Knoxville

Data File:	\\chromna\Knoxville\ChromData\D3D\20190829-12907.b\580-88125-b-1-c.d				
Injection Date:	30-Aug-2019 10:29:00	Instrument ID:	D3D		
Lims ID:	580-88125-B-1-C	Lab Sample ID:	140-88125-1		
Client ID:	A1-0to30-102018				
Operator ID:	Xcalibur_System	ALS Bottle#:	0	Worklist Smp#:	13
Injection Vol:	1.0 ul	Dil. Factor:	1.0000		
Method:	PCBs_D3D	Limit Group:	HR - 1668A - ICAL		
Column:	SPB-Octyl (0.25 mm)	Detector	F2(21.81 :35.54)		

PCB-84, CAS: 52663-60-2

Signal: 1

Processing Integration Results

RT: 29.87
Area: 2052
Amount: 0.530629
Amount Units: pg/ul

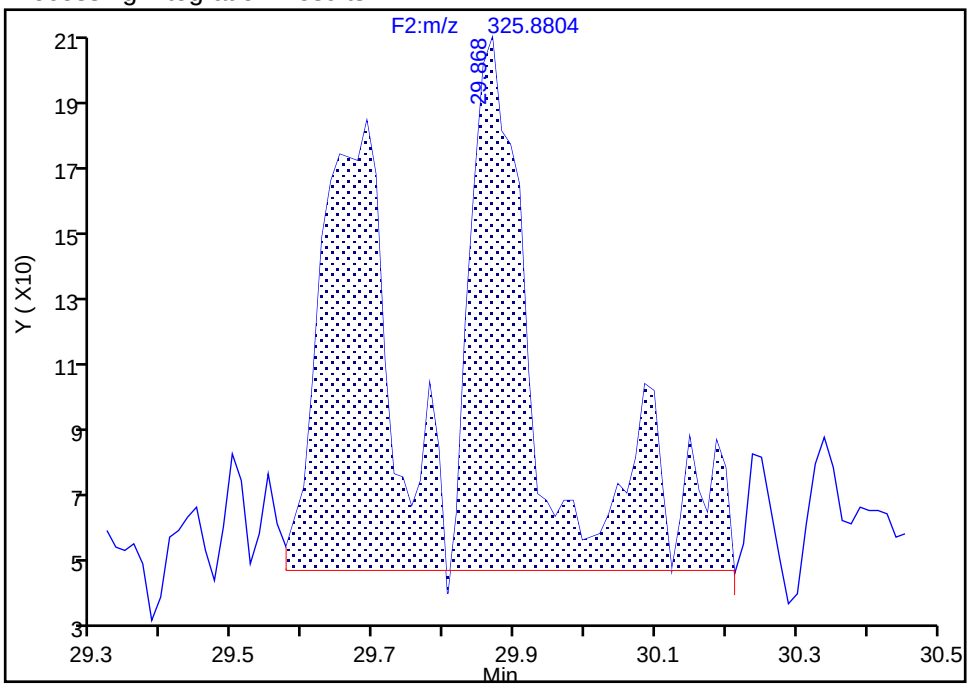

Manual Integration Results

RT: 29.87
Area: 812
Amount: 0.218662
Amount Units: pg/ul

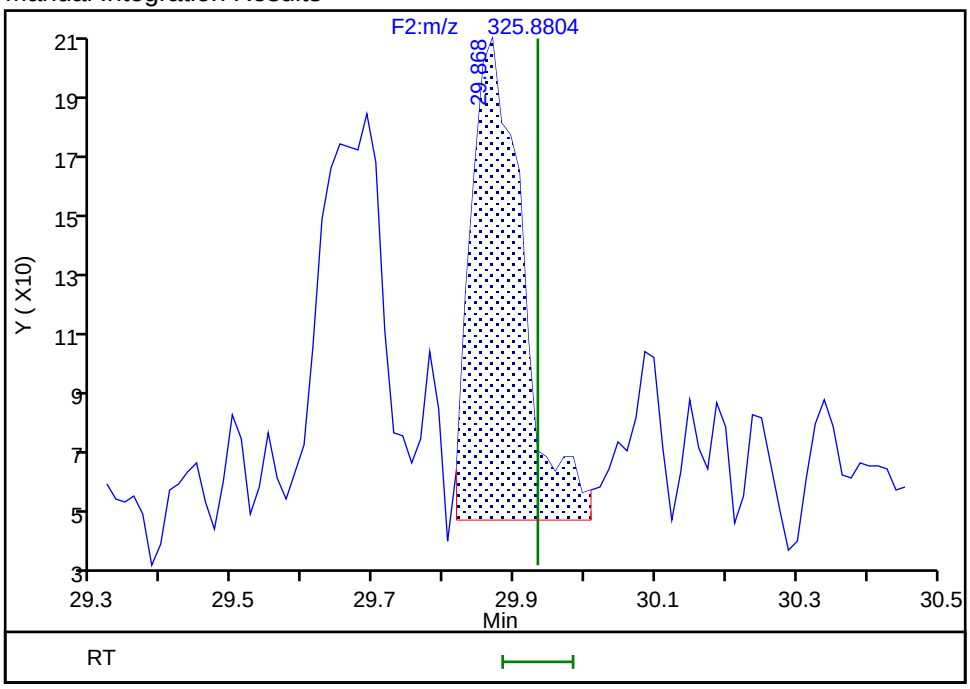

Reviewer: davidsonm, 03-Sep-2019 08:58:03

Audit Action: Split an Integrated Peak Audit Reason: Split Peak

Manual Integration/User Assign Peak Report

Eurofins TestAmerica, Knoxville

Data File:	\\chromna\Knoxville\ChromData\D3D\20190829-12907.b\580-88125-b-1-c.d				
Injection Date:	30-Aug-2019 10:29:00	Instrument ID:	D3D		
Lims ID:	580-88125-B-1-C	Lab Sample ID:	140-88125-1		
Client ID:	A1-0to30-102018				
Operator ID:	Xcalibur_System	ALS Bottle#:	0	Worklist Smp#:	13
Injection Vol:	1.0 ul	Dil. Factor:	1.0000		
Method:	PCBs_D3D	Limit Group:	HR - 1668A - ICAL		
Column:	SPB-Octyl (0.25 mm)	Detector	F2(21.81 :35.54)		

PCB-84, CAS: 52663-60-2

Signal: 2

Processing Integration Results

RT: 29.87
Area: 928
Amount: 0.530629
Amount Units: pg/ul

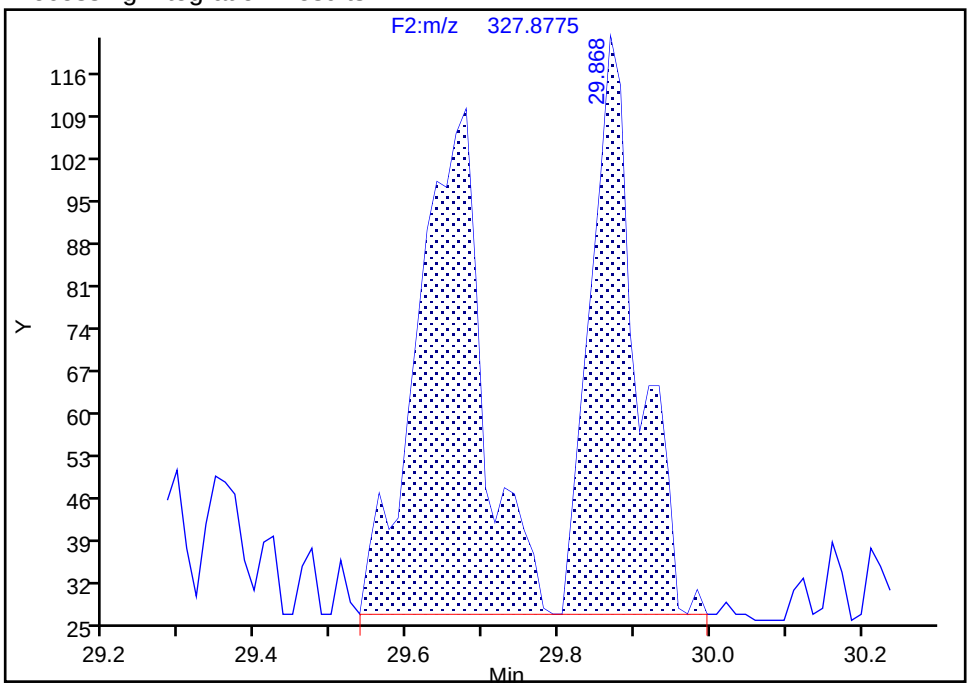

Manual Integration Results

RT: 29.87
Area: 416
Amount: 0.218662
Amount Units: pg/ul

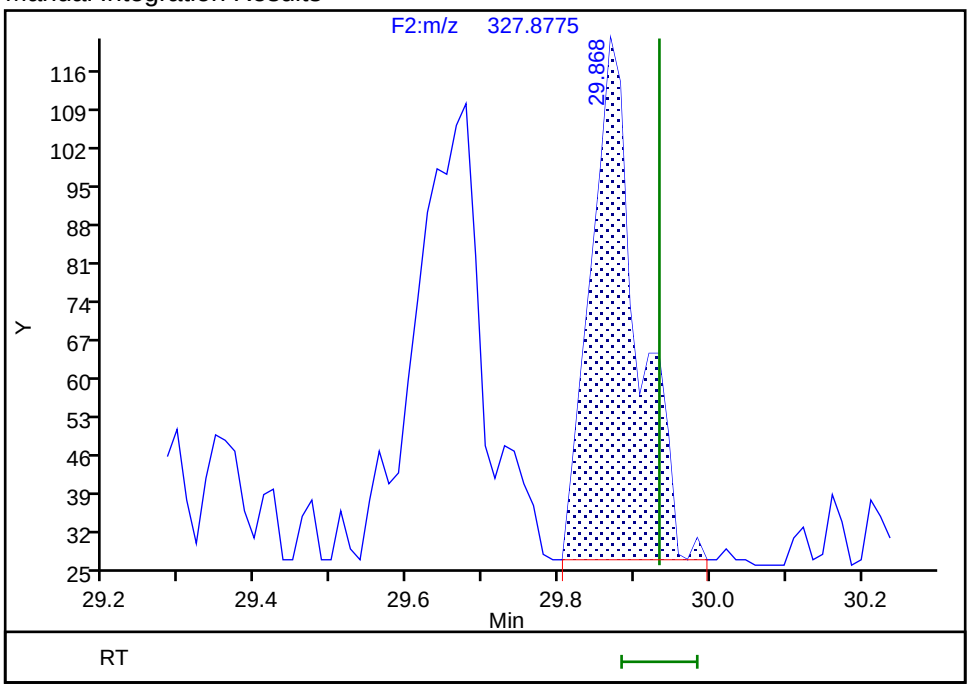

Reviewer: davidsonm, 03-Sep-2019 08:58:06

Audit Action: Split an Integrated Peak Audit Reason: Split Peak

Manual Integration/User Assign Peak Report

Eurofins TestAmerica, Knoxville

Data File:	\\chromna\Knoxville\ChromData\D3D\20190829-12907.b\580-88125-b-1-c.d				
Injection Date:	30-Aug-2019 10:29:00	Instrument ID:	D3D		
Lims ID:	580-88125-B-1-C	Lab Sample ID:	140-88125-1		
Client ID:	A1-0to30-102018				
Operator ID:	Xcalibur_System	ALS Bottle#:	0	Worklist Smp#:	13
Injection Vol:	1.0 ul	Dil. Factor:	1.0000		
Method:	PCBs_D3D	Limit Group:	HR - 1668A - ICAL		
Column:	SPB-Octyl (0.25 mm)	Detector	F2(21.81 :35.54)		

PCB-92, CAS: 52663-61-3

Signal: 1

Processing Integration Results

RT: 31.14
Area: 1119
Amount: 0.309943
Amount Units: pg/ul

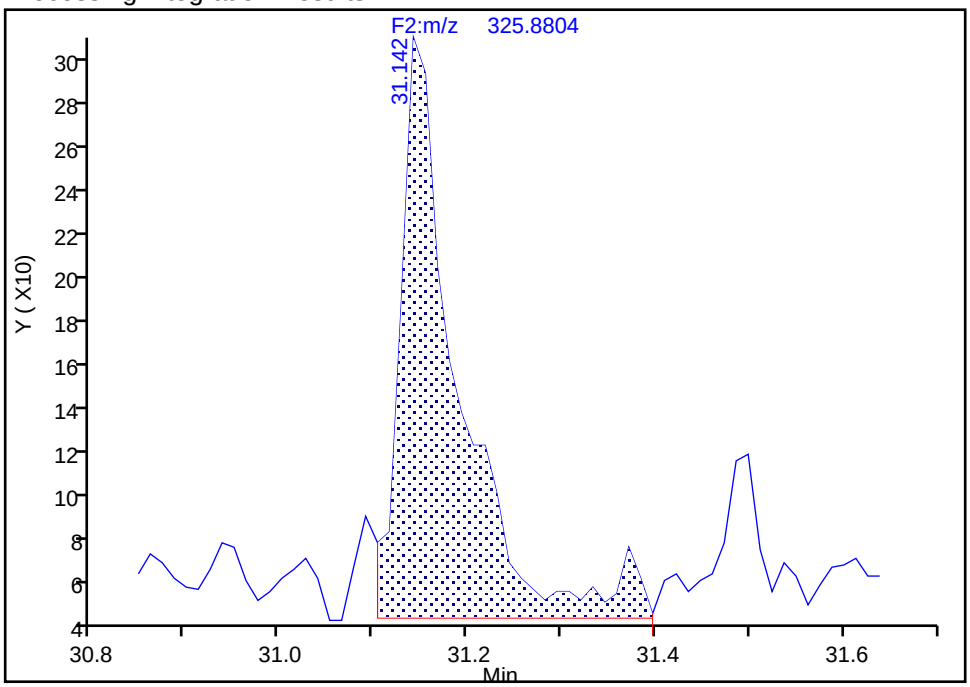

Manual Integration Results

RT: 31.14
Area: 1028
Amount: 0.277808
Amount Units: pg/ul

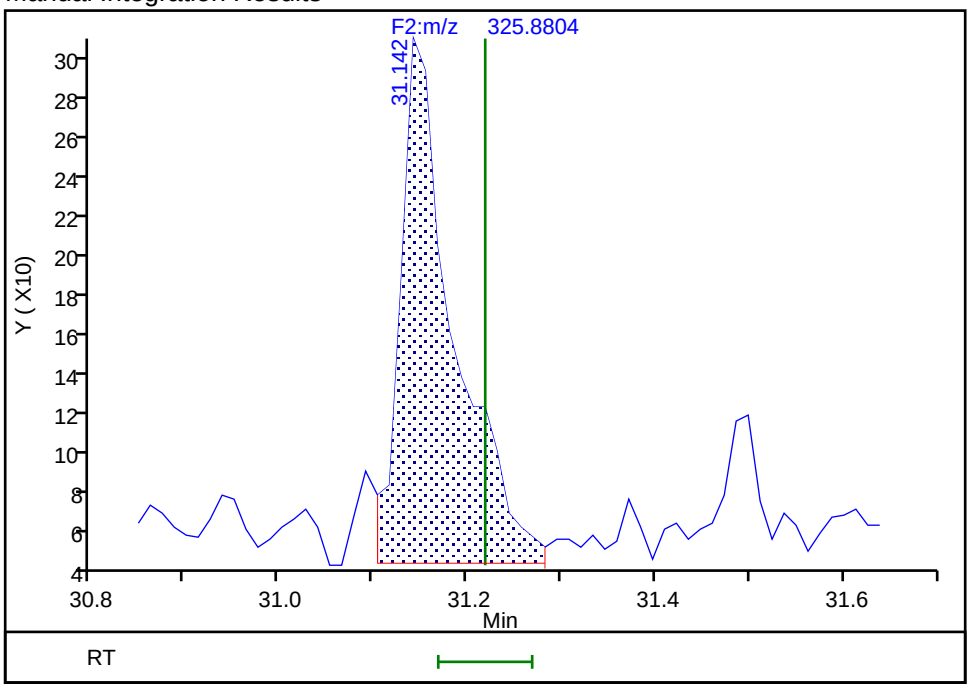

Reviewer: davidsonm, 03-Sep-2019 08:58:20

Audit Action: Split an Integrated Peak Audit Reason: Split Peak

Manual Integration/User Assign Peak Report

Eurofins TestAmerica, Knoxville

Data File:	\\chromna\Knoxville\ChromData\D3D\20190829-12907.b\580-88125-b-1-c.d				
Injection Date:	30-Aug-2019 10:29:00	Instrument ID:	D3D		
Lims ID:	580-88125-B-1-C	Lab Sample ID:	140-88125-1		
Client ID:	A1-0to30-102018				
Operator ID:	Xcalibur_System	ALS Bottle#:	0	Worklist Smp#:	13
Injection Vol:	1.0 ul	Dil. Factor:	1.0000		
Method:	PCBs_D3D	Limit Group:	HR - 1668A - ICAL		
Column:	SPB-Octyl (0.25 mm)	Detector	F2(21.81 :35.54)		

PCB-92, CAS: 52663-61-3

Signal: 2

Processing Integration Results

RT: 31.17
Area: 810
Amount: 0.309943
Amount Units: pg/ul

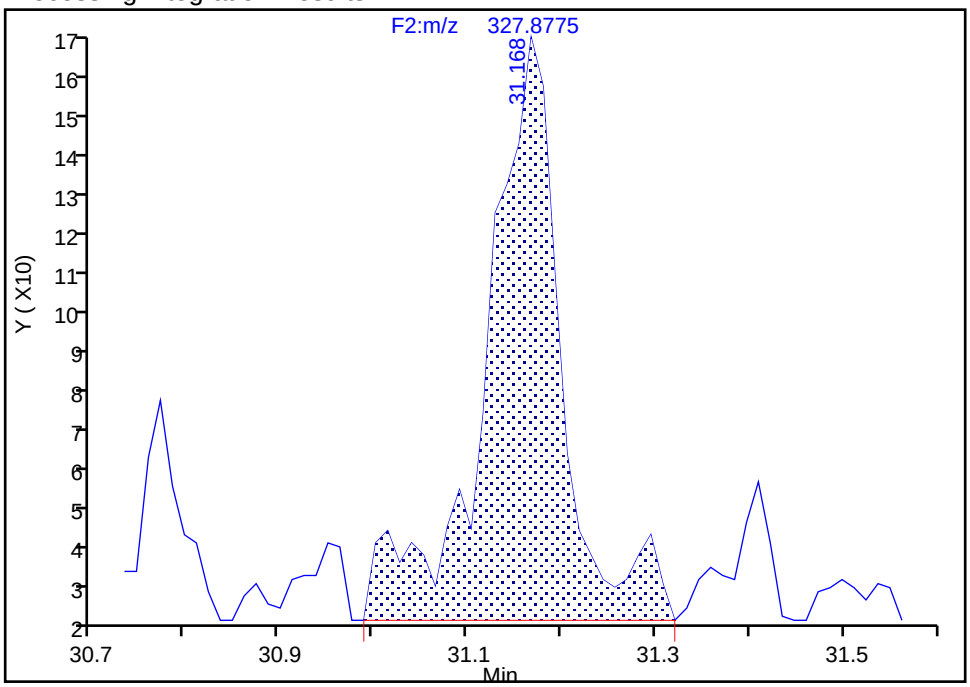

Manual Integration Results

RT: 31.17
Area: 701
Amount: 0.277808
Amount Units: pg/ul

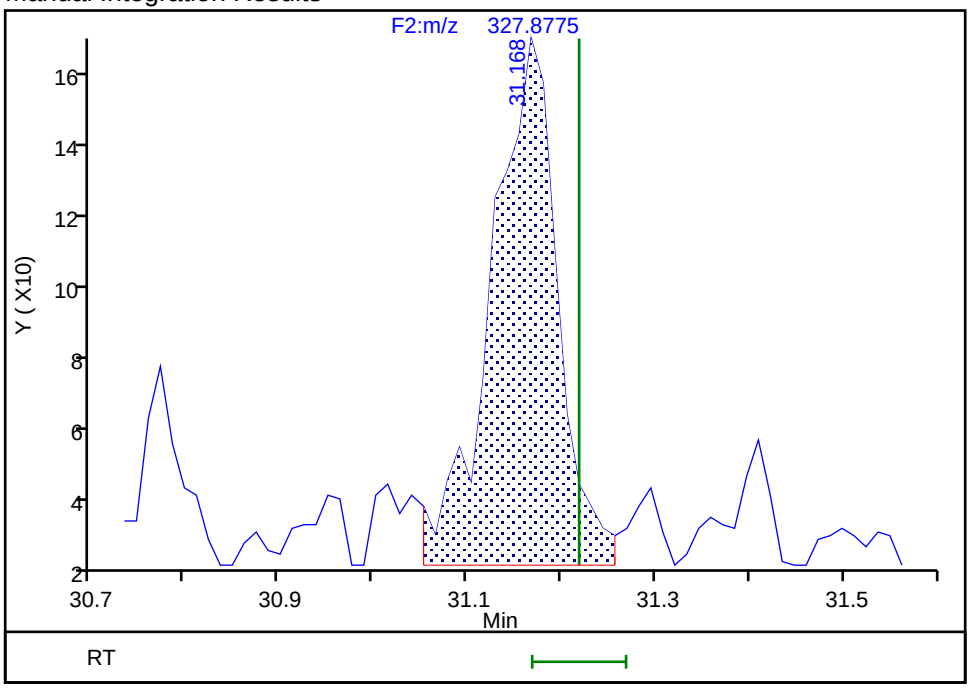

Reviewer: davidsonm, 03-Sep-2019 08:58:23

Audit Action: Split an Integrated Peak Audit Reason: Split Peak

Manual Integration/User Assign Peak Report

Eurofins TestAmerica, Knoxville

Data File:	\\chromna\Knoxville\ChromData\D3D\20190829-12907.b\580-88125-b-1-c.d				
Injection Date:	30-Aug-2019 10:29:00	Instrument ID:	D3D		
Lims ID:	580-88125-B-1-C	Lab Sample ID:	140-88125-1		
Client ID:	A1-0to30-102018				
Operator ID:	Xcalibur_System	ALS Bottle#:	0	Worklist Smp#:	13
Injection Vol:	1.0 ul	Dil. Factor:	1.0000		
Method:	PCBs_D3D	Limit Group:	HR - 1668A - ICAL		
Column:	SPB-Octyl (0.25 mm)	Detector	F2(21.81 :35.54)		

PCB-90/101/113, CAS: STL01813

Signal: 1

Processing Integration Results

RT: 31.74
Area: 5908
Amount: 1.277473
Amount Units: pg/ul

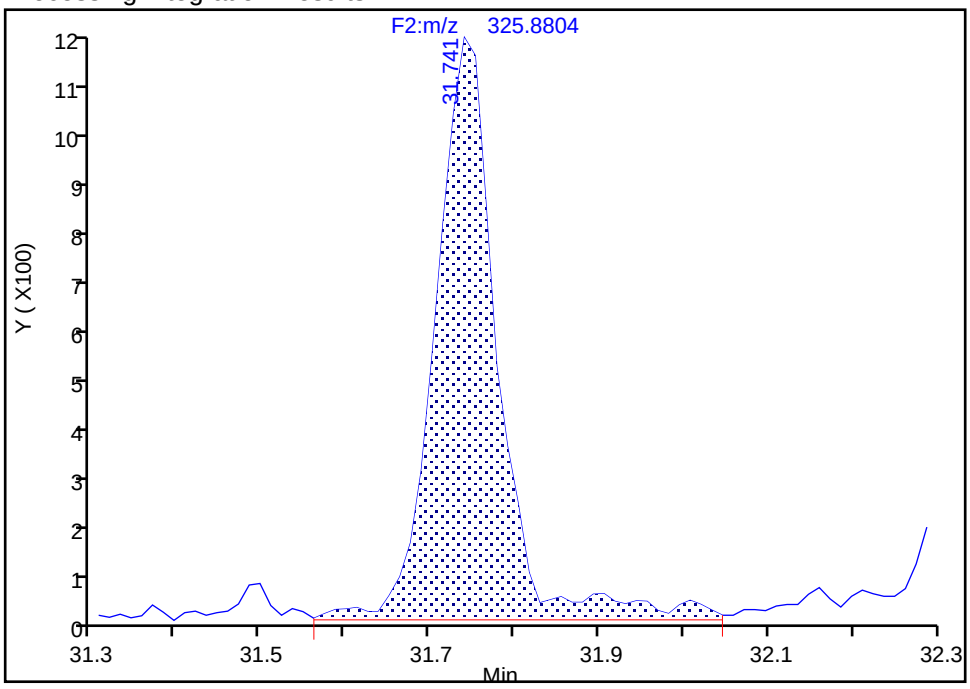

Manual Integration Results

RT: 31.74
Area: 5530
Amount: 1.199324
Amount Units: pg/ul

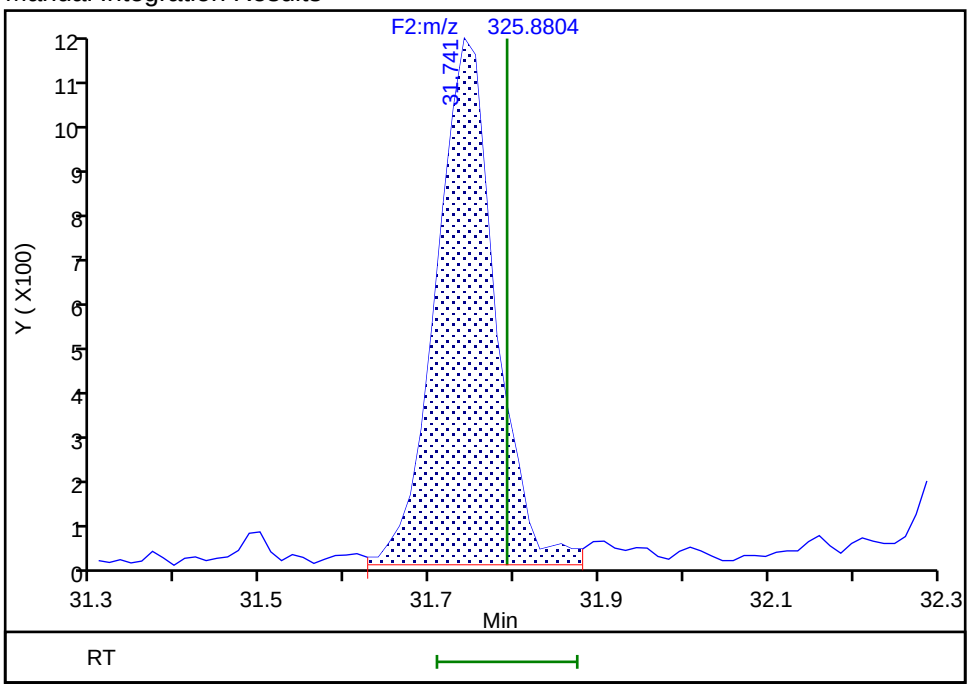

Reviewer: davidsonm, 03-Sep-2019 08:58:31

Audit Action: Split an Integrated Peak Audit Reason: Split Peak

Manual Integration/User Assign Peak Report

Eurofins TestAmerica, Knoxville

Data File:	\\chromna\Knoxville\ChromData\D3D\20190829-12907.b\580-88125-b-1-c.d				
Injection Date:	30-Aug-2019 10:29:00	Instrument ID:	D3D		
Lims ID:	580-88125-B-1-C	Lab Sample ID:	140-88125-1		
Client ID:	A1-0to30-102018				
Operator ID:	Xcalibur_System	ALS Bottle#:	0	Worklist Smp#:	13
Injection Vol:	1.0 ul	Dil. Factor:	1.0000		
Method:	PCBs_D3D	Limit Group:	HR - 1668A - ICAL		
Column:	SPB-Octyl (0.25 mm)	Detector	F2(21.81 :35.54)		

PCB-90/101/113, CAS: STL01813

Signal: 2

Processing Integration Results

RT: 31.74
Area: 3573
Amount: 1.277473
Amount Units: pg/ul

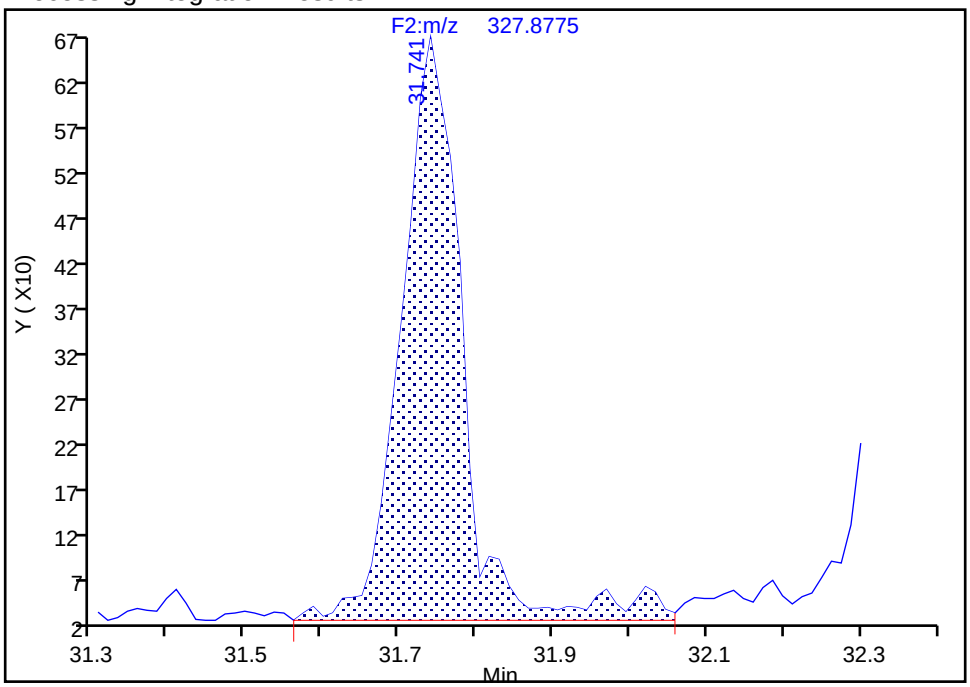

Manual Integration Results

RT: 31.74
Area: 3371
Amount: 1.199324
Amount Units: pg/ul

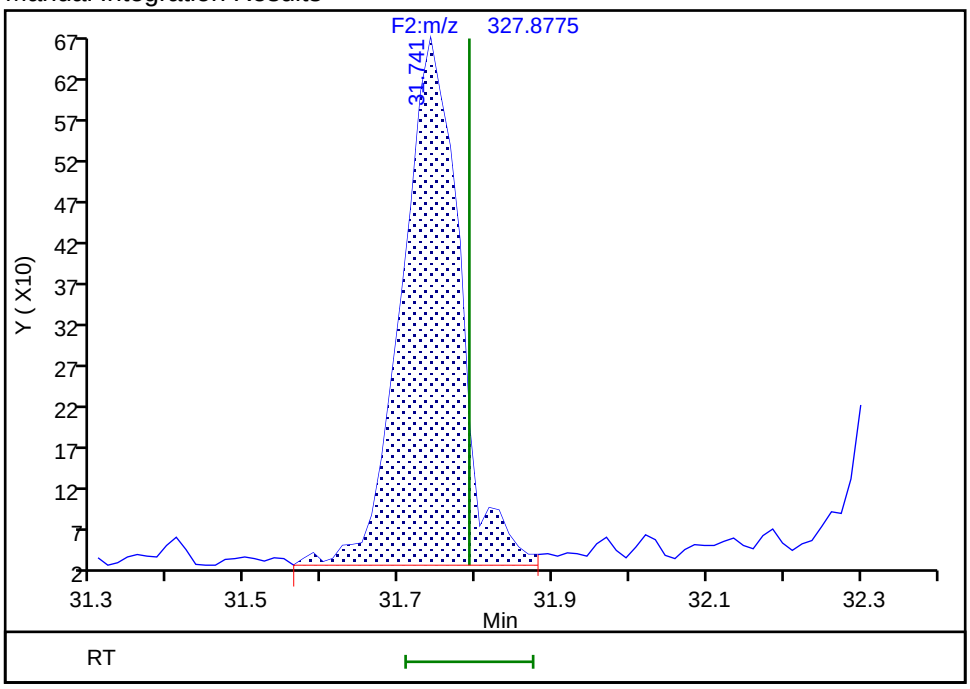

Reviewer: davidsonm, 03-Sep-2019 08:58:32

Audit Action: Split an Integrated Peak Audit Reason: Split Peak

Manual Integration/User Assign Peak Report

Eurofins TestAmerica, Knoxville

Data File:	\\chromna\Knoxville\ChromData\D3D\20190829-12907.b\580-88125-b-1-c.d				
Injection Date:	30-Aug-2019 10:29:00	Instrument ID:	D3D		
Lims ID:	580-88125-B-1-C	Lab Sample ID:	140-88125-1		
Client ID:	A1-0to30-102018				
Operator ID:	Xcalibur_System	ALS Bottle#:	0	Worklist Smp#:	13
Injection Vol:	1.0 ul	Dil. Factor:	1.0000		
Method:	PCBs_D3D	Limit Group:	HR - 1668A - ICAL		
Column:	SPB-Octyl (0.25 mm)	Detector	F2(21.81 :35.54)		

PCB-83/99, CAS: STL01809

Signal: 1

Processing Integration Results

RT: 32.34
Area: 2190
Amount: 0.585516
Amount Units: pg/ul

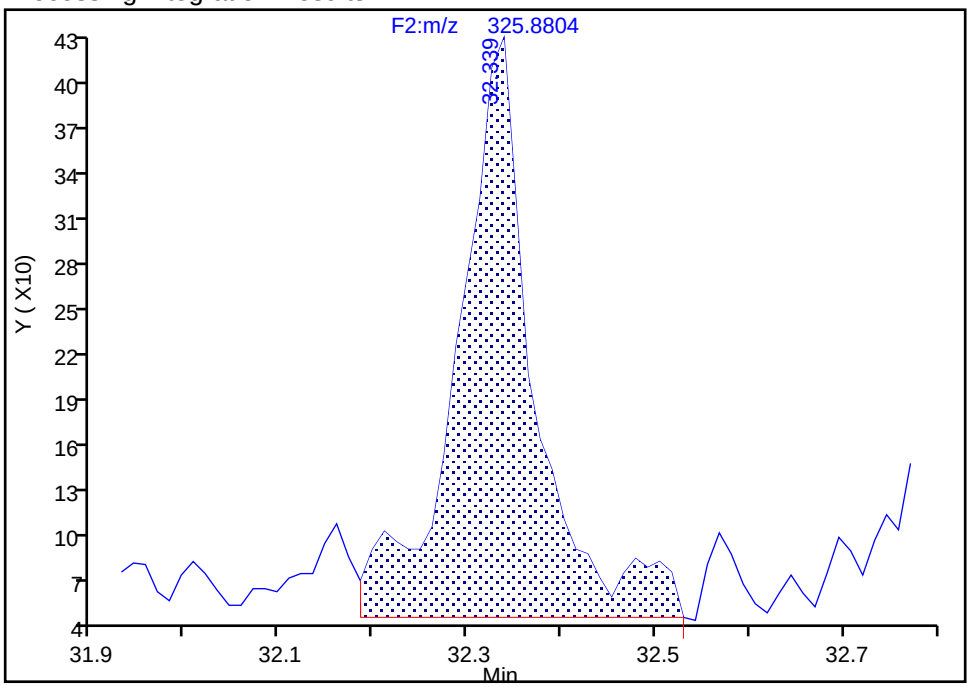

Manual Integration Results

RT: 32.34
Area: 2057
Amount: 0.553232
Amount Units: pg/ul

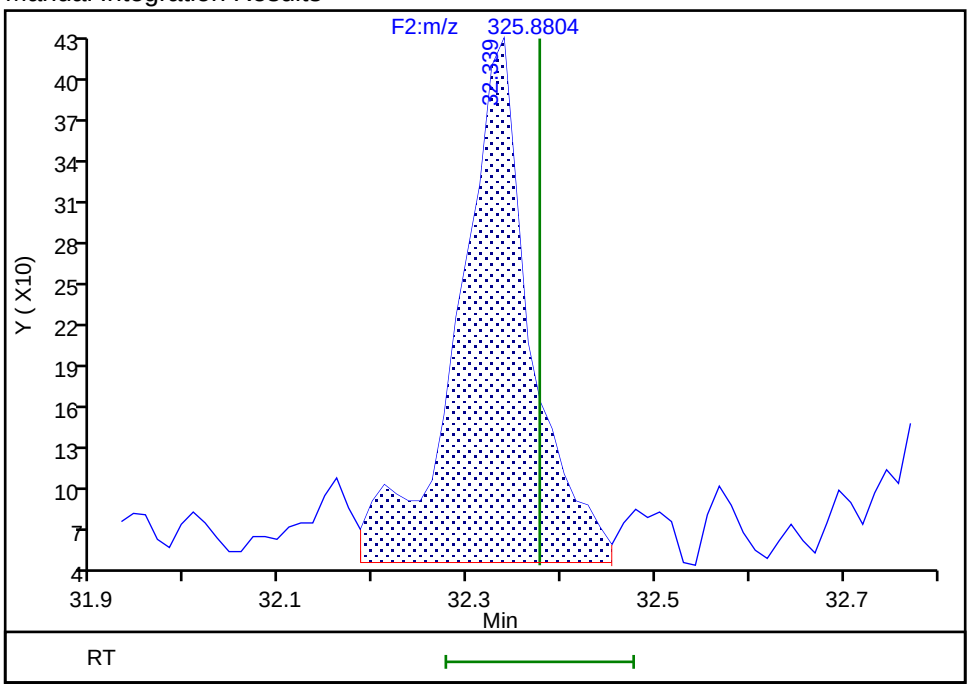

Reviewer: davidsonm, 03-Sep-2019 08:58:37

Audit Action: Split an Integrated Peak Audit Reason: Split Peak

Manual Integration/User Assign Peak Report

Eurofins TestAmerica, Knoxville

Data File:	\\chromna\Knoxville\ChromData\D3D\20190829-12907.b\580-88125-b-1-c.d				
Injection Date:	30-Aug-2019 10:29:00	Instrument ID:	D3D		
Lims ID:	580-88125-B-1-C	Lab Sample ID:	140-88125-1		
Client ID:	A1-0to30-102018				
Operator ID:	Xcalibur_System	ALS Bottle#:	0	Worklist Smp#:	13
Injection Vol:	1.0 ul	Dil. Factor:	1.0000		
Method:	PCBs_D3D	Limit Group:	HR - 1668A - ICAL		
Column:	SPB-Octyl (0.25 mm)	Detector	F2(21.81 :35.54)		

PCB-83/99, CAS: STL01809

Signal: 2

Processing Integration Results

RT: 32.33
Area: 1401
Amount: 0.585516
Amount Units: pg/ul

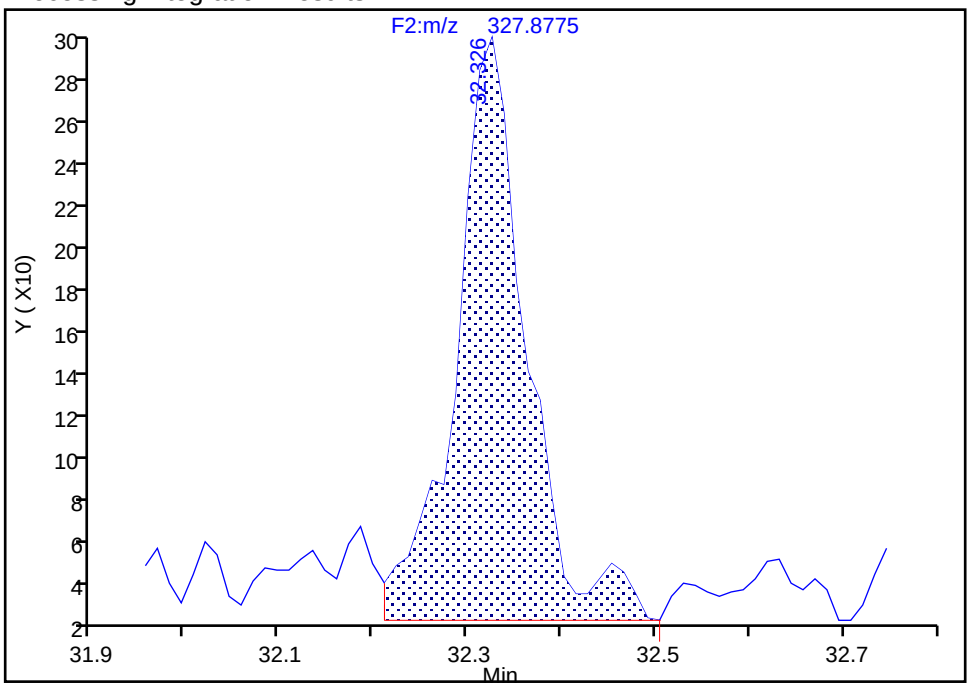

Manual Integration Results

RT: 32.33
Area: 1336
Amount: 0.553232
Amount Units: pg/ul

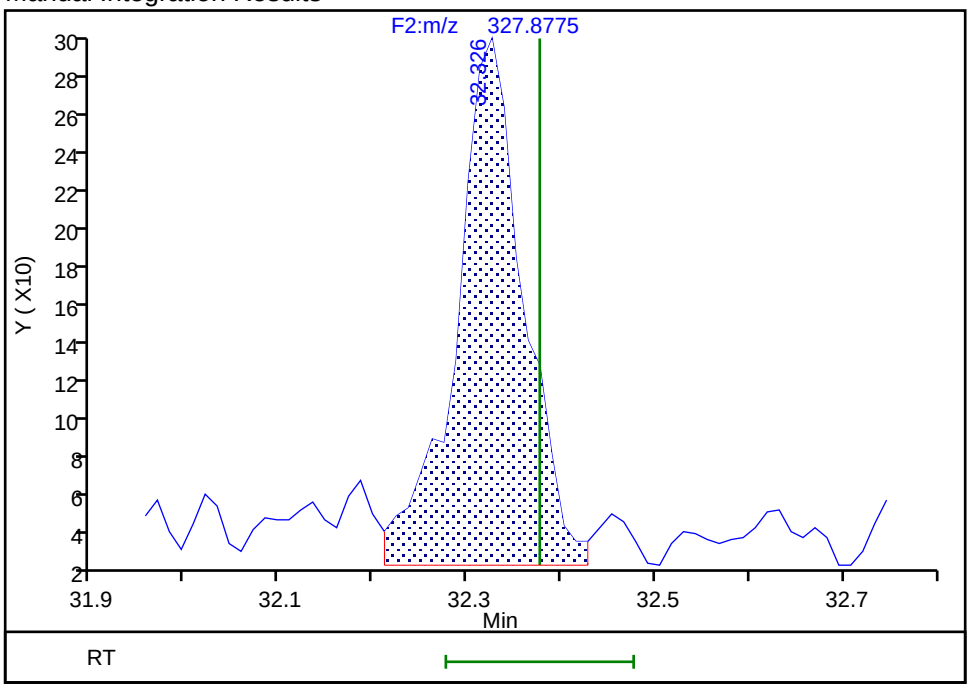

Reviewer: davidsonm, 03-Sep-2019 08:58:39

Audit Action: Split an Integrated Peak Audit Reason: Split Peak

Manual Integration/User Assign Peak Report

Eurofins TestAmerica, Knoxville

Data File:	\\chromna\Knoxville\ChromData\D3D\20190829-12907.b\580-88125-b-1-c.d				
Injection Date:	30-Aug-2019 10:29:00	Instrument ID:	D3D		
Lims ID:	580-88125-B-1-C	Lab Sample ID:	140-88125-1		
Client ID:	A1-0to30-102018				
Operator ID:	Xcalibur_System	ALS Bottle#:	0	Worklist Smp#:	13
Injection Vol:	1.0 ul	Dil. Factor:	1.0000		
Method:	PCBs_D3D	Limit Group:	HR - 1668A - ICAL		
Column:	SPB-Octyl (0.25 mm)	Detector	F2(21.81 :35.54)		

PCB-86/87/97/109/119/125, CAS: STL02295

Signal: 1

Processing Integration Results

RT: 32.84
Area: 1605
Amount: 0.339032
Amount Units: pg/ul

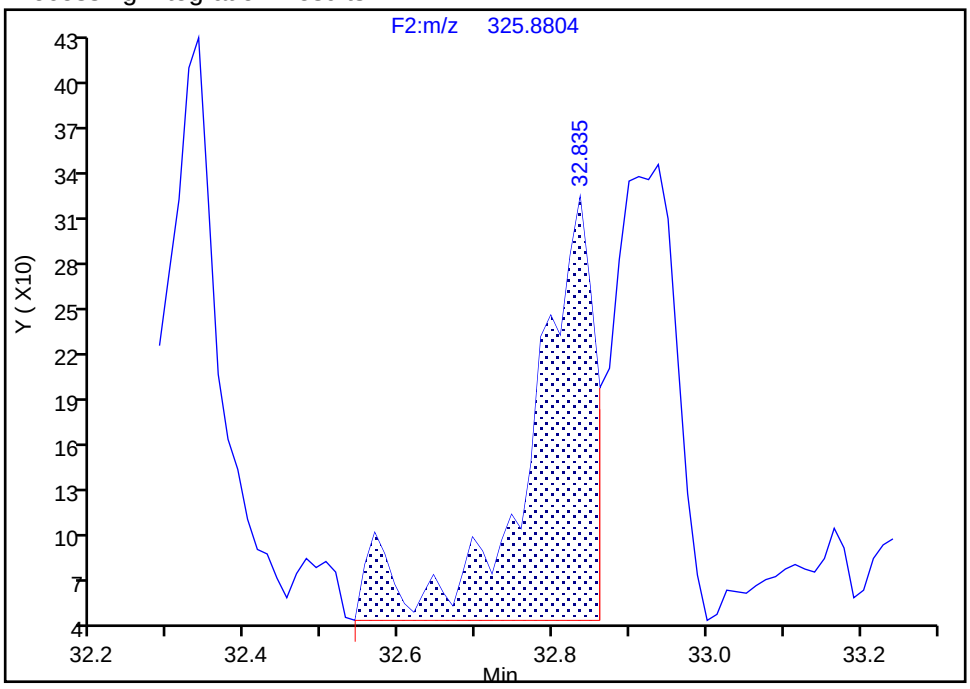

Manual Integration Results

RT: 32.94
Area: 3015
Amount: 0.631826
Amount Units: pg/ul

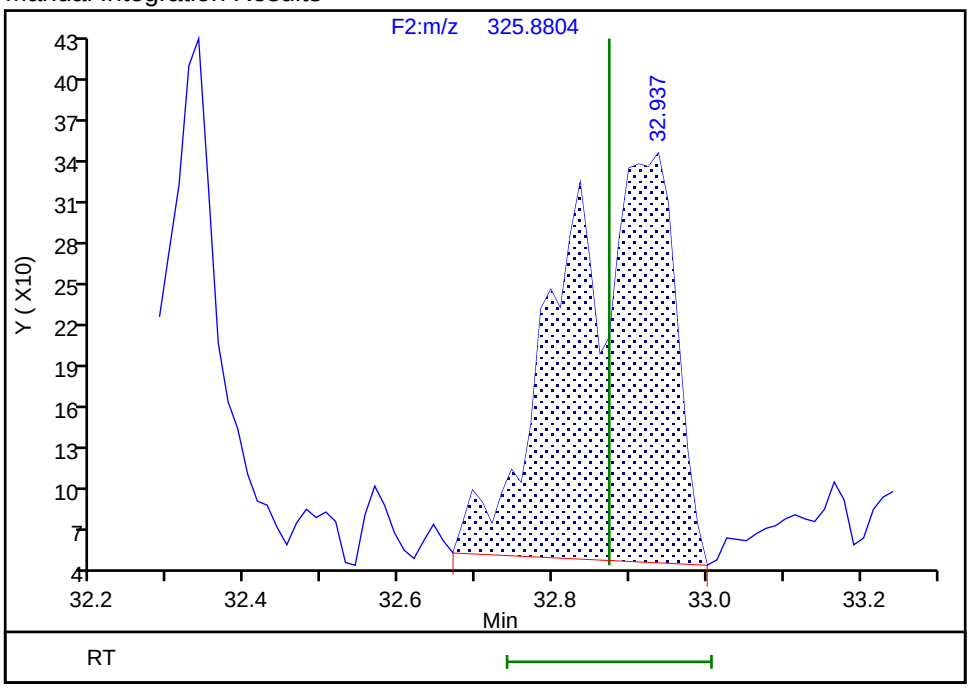

Reviewer: davidsonm, 03-Sep-2019 08:58:53

Audit Action: Manually Integrated Audit Reason: Incomplete Integration

Manual Integration/User Assign Peak Report

Eurofins TestAmerica, Knoxville

Data File:	\\chromna\Knoxville\ChromData\D3D\20190829-12907.b\580-88125-b-1-c.d				
Injection Date:	30-Aug-2019 10:29:00	Instrument ID:	D3D		
Lims ID:	580-88125-B-1-C	Lab Sample ID:	140-88125-1		
Client ID:	A1-0to30-102018				
Operator ID:	Xcalibur_System	ALS Bottle#:	0	Worklist Smp#:	13
Injection Vol:	1.0 ul	Dil. Factor:	1.0000		
Method:	PCBs_D3D	Limit Group:	HR - 1668A - ICAL		
Column:	SPB-Octyl (0.25 mm)	Detector	F2(21.81 :35.54)		

PCB-86/87/97/109/119/125, CAS: STL02295

Signal: 2

Processing Integration Results

RT: 32.84
Area: 1042
Amount: 0.339032
Amount Units: pg/ul

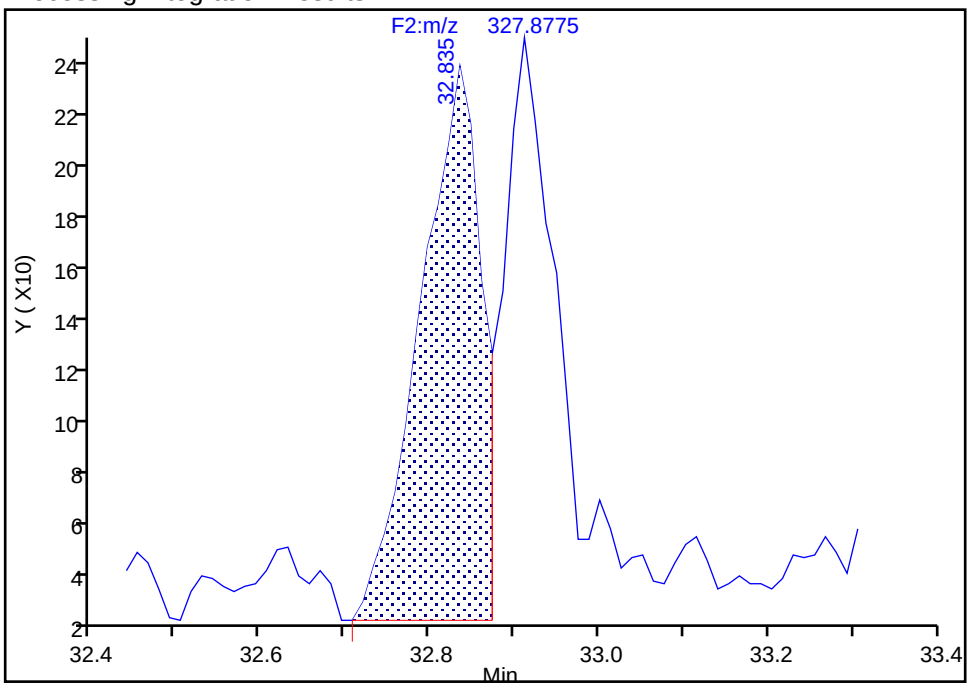

Manual Integration Results

RT: 32.91
Area: 1918
Amount: 0.631826
Amount Units: pg/ul

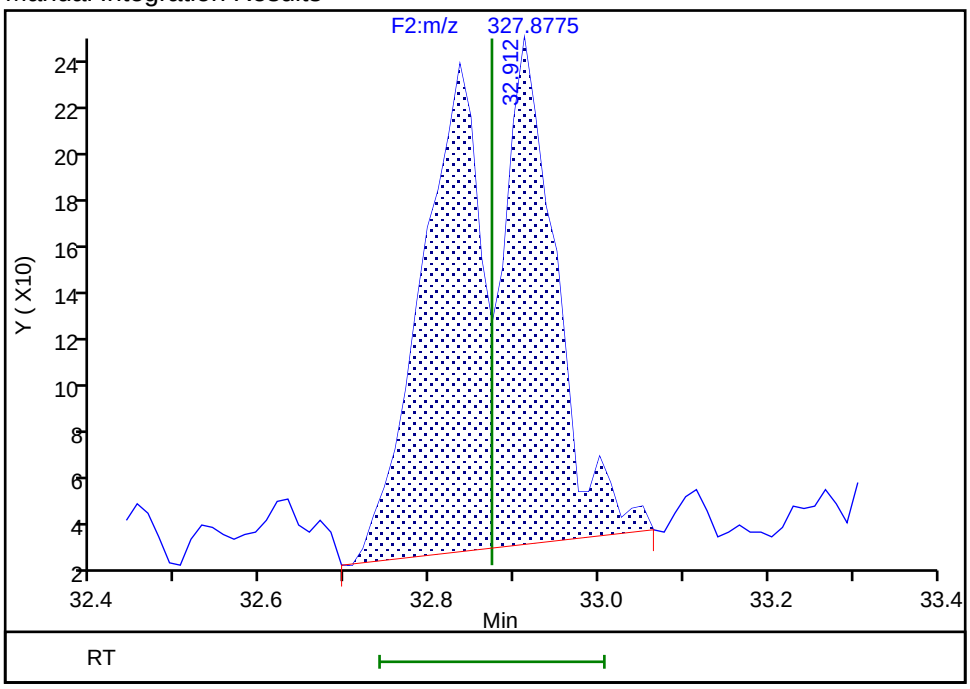

Reviewer: davidsonm, 03-Sep-2019 08:58:58

Audit Action: Manually Integrated Audit Reason: Incomplete Integration

Eurofins TestAmerica, Knoxville

Data File:	\\chromna\Knoxville\ChromData\D3D\20190829-12907.b\580-88125-b-1-c.d		
Injection Date:	30-Aug-2019 10:29:00	Injection Vol:	1.0 ul
Instrument ID:	D3D	Operator ID:	Xcalibur_System
Method:	PCBs_D3D	Limit Group:	HR - 1668A - ICAL
Client ID:	A1-0to30-102018		
Worklist#:	33148	Sample Line#:	13
Column Type:	SPB-Octyl	Column Dia:	0.25 mm

PePCB F3

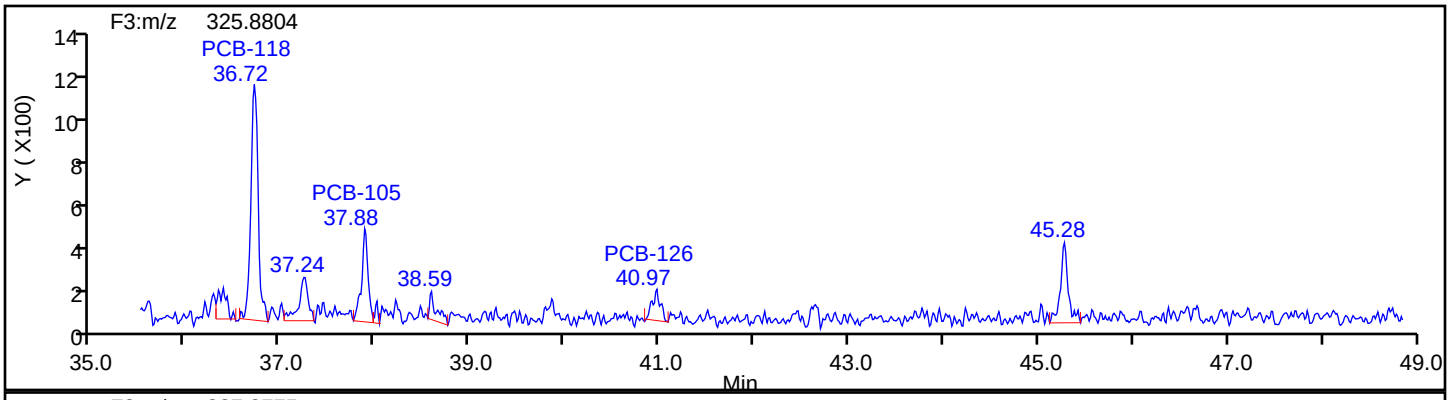

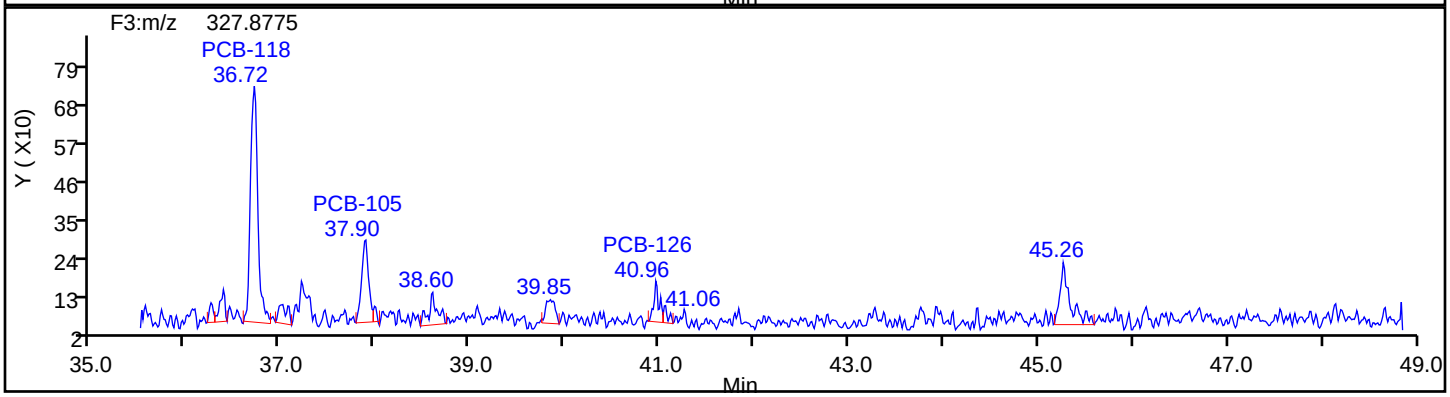

PePCB F3 Standards

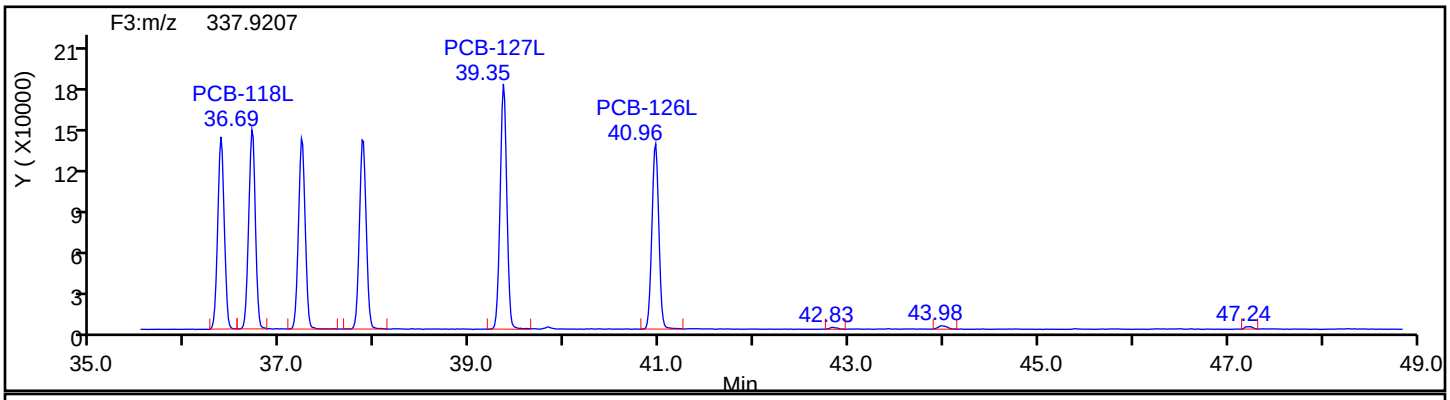

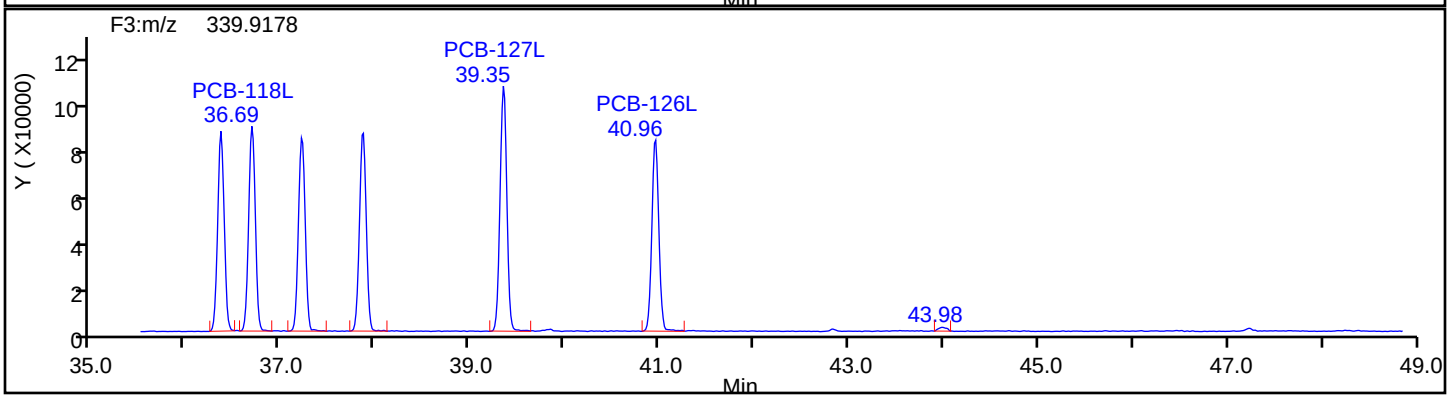

Eurofins TestAmerica, Knoxville

Data File:	\\chromna\Knoxville\ChromData\D3D\20190829-12907.b\580-88125-b-1-c.d		
Injection Date:	30-Aug-2019 10:29:00	Injection Vol:	1.0 ul
Instrument ID:	D3D	Operator ID:	Xcalibur_System
Method:	PCBs_D3D	Limit Group:	HR - 1668A - ICAL
Client ID:	A1-0to30-102018		
Worklist#:	33148	Sample Line#:	13
Column Type:	SPB-Octyl	Column Dia:	0.25 mm

PePCB F3

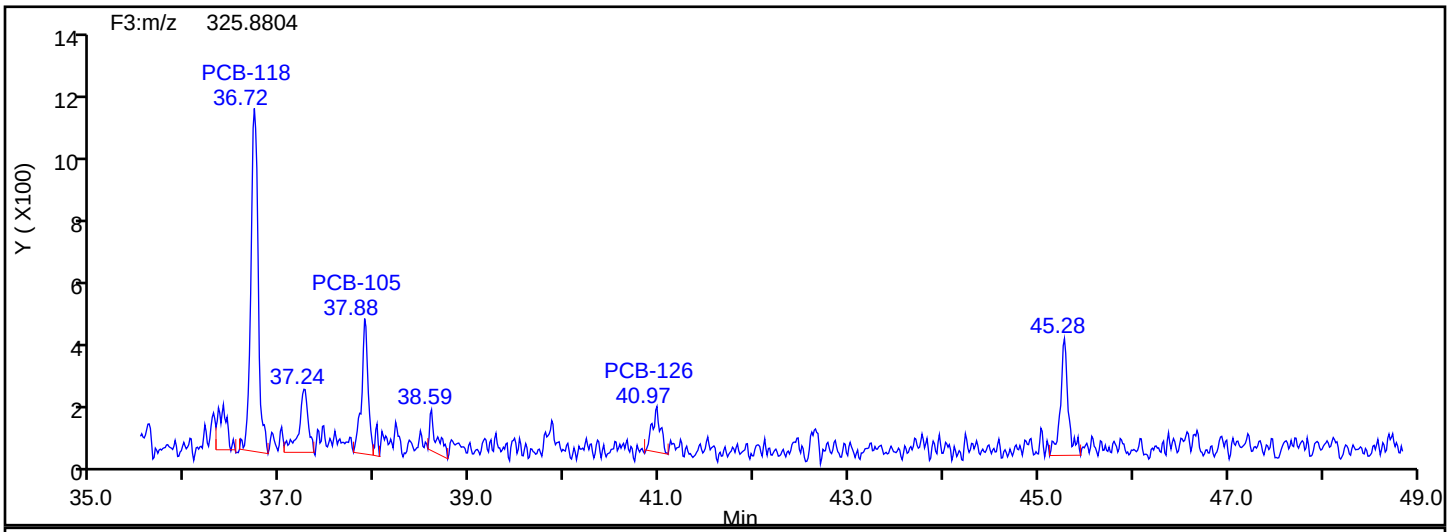

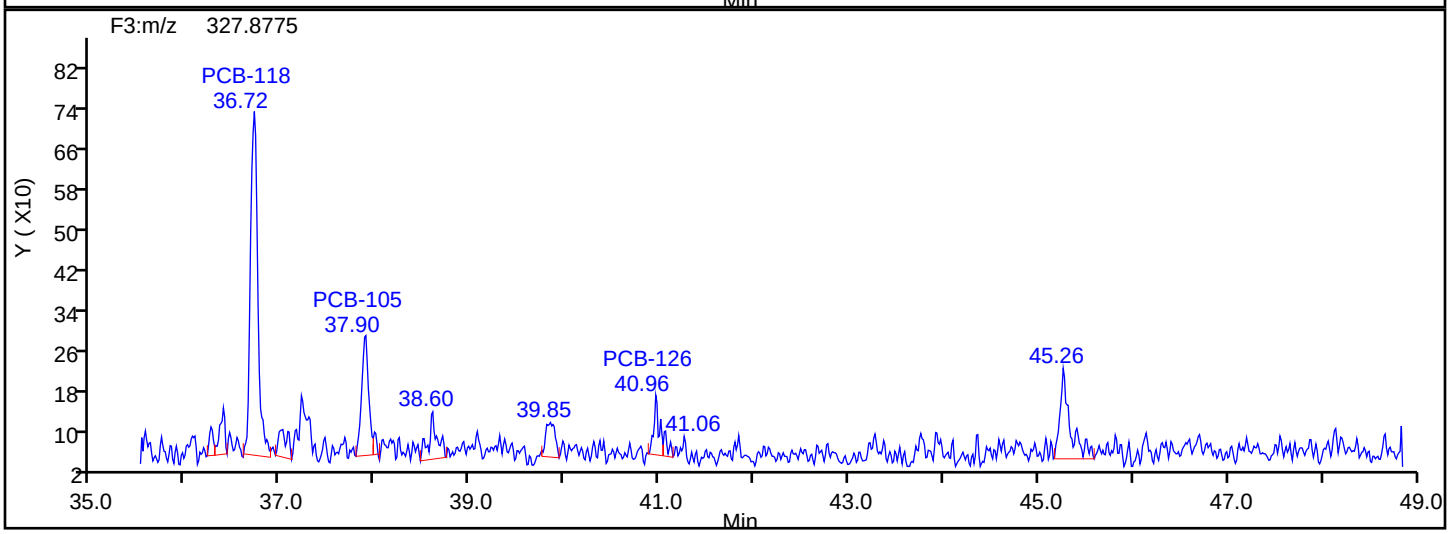

PePCB F3 Lock Mass

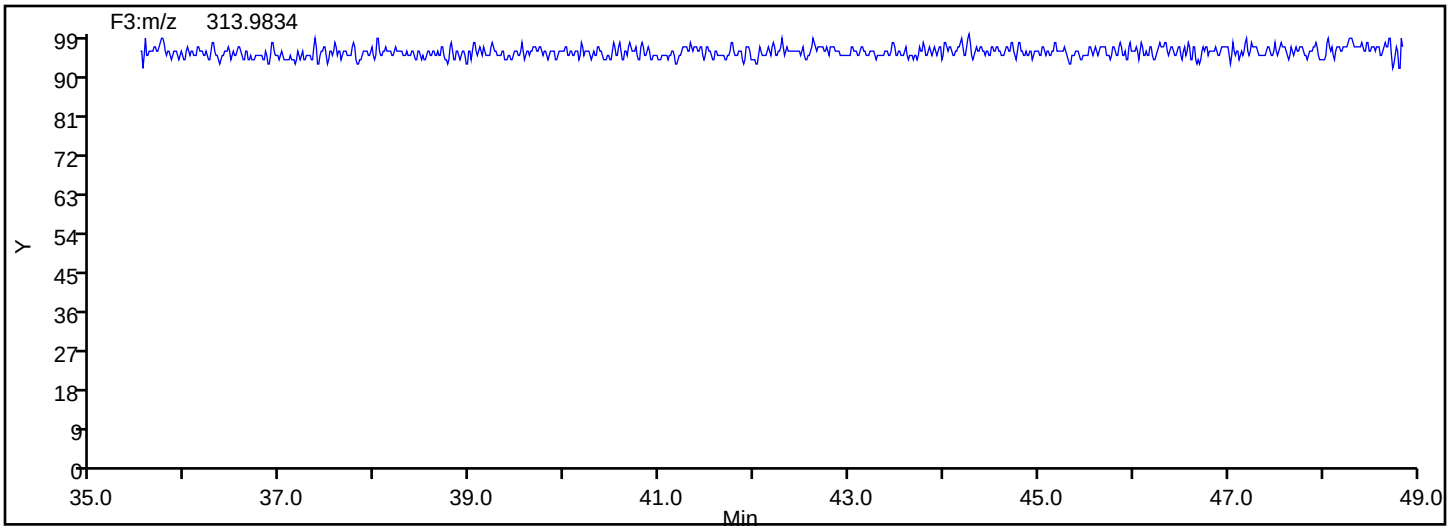

Manual Integration/User Assign Peak Report

Eurofins TestAmerica, Knoxville

Data File:	\\chromna\Knoxville\ChromData\D3D\20190829-12907.b\580-88125-b-1-c.d				
Injection Date:	30-Aug-2019 10:29:00	Instrument ID:	D3D		
Lims ID:	580-88125-B-1-C	Lab Sample ID:	140-88125-1		
Client ID:	A1-0to30-102018				
Operator ID:	Xcalibur_System	ALS Bottle#:	0	Worklist Smp#:	13
Injection Vol:	1.0 ul	Dil. Factor:	1.0000		
Method:	PCBs_D3D	Limit Group:	HR - 1668A - ICAL		
Column:	SPB-Octyl (0.25 mm)	Detector	F3(35.64 :49.10)		

PCB-123, CAS: 65510-44-3

Signal: 2

Processing Integration Results

RT: 36.39
Area: 505
Amount: 0.095316
Amount Units: pg/ul

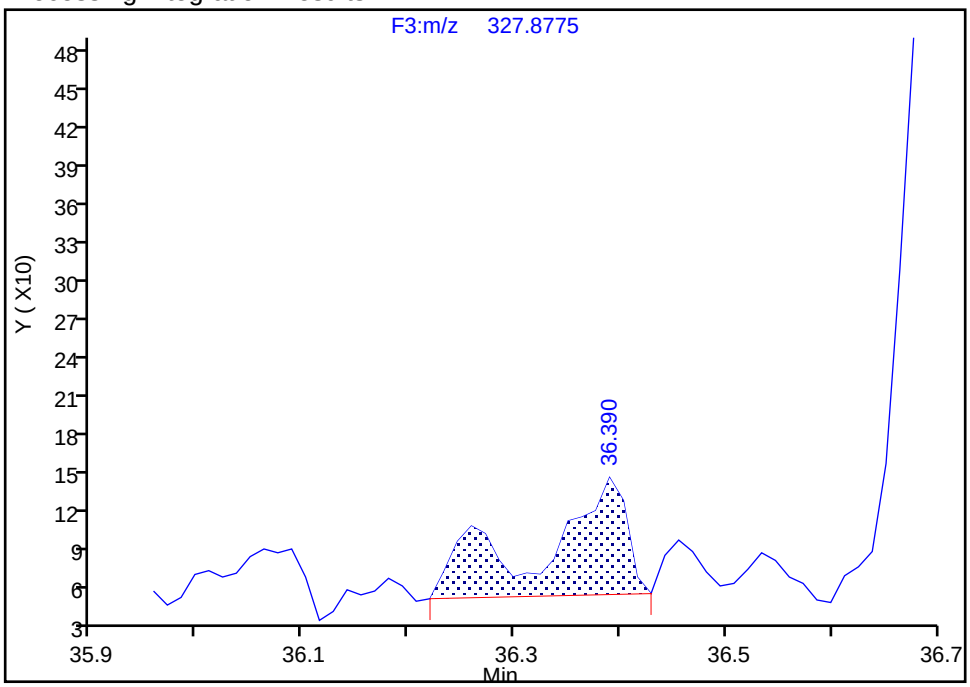

Manual Integration Results

RT: 36.39
Area: 343
Amount: 0.084192
Amount Units: pg/ul

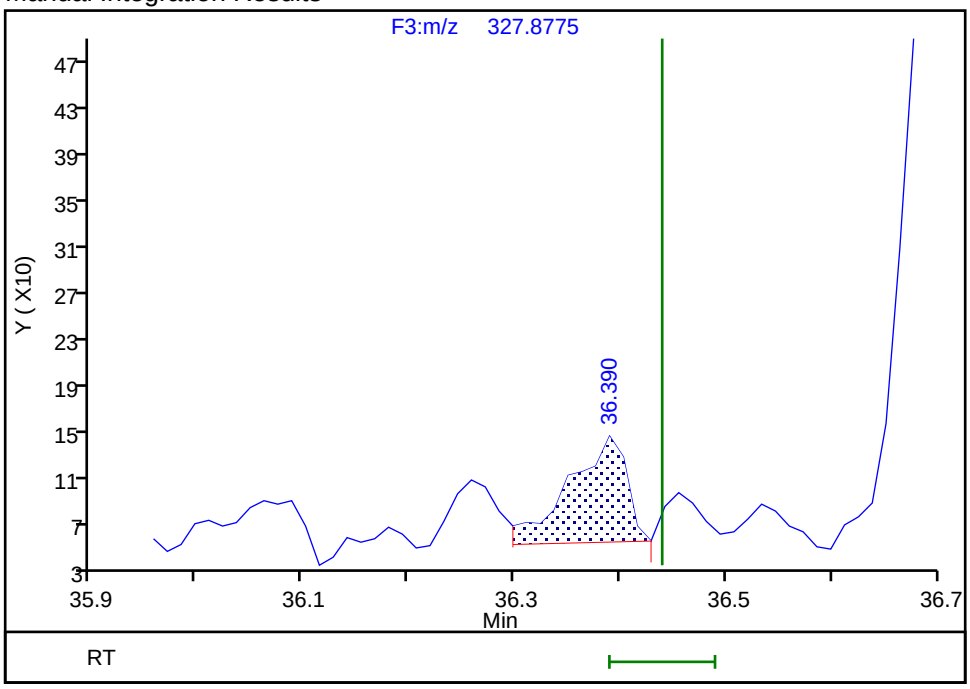

Reviewer: davidsonm, 03-Sep-2019 08:59:27

Audit Action: Split an Integrated Peak Audit Reason: Split Peak

Manual Integration/User Assign Peak Report

Eurofins TestAmerica, Knoxville

Data File:	\\chromna\Knoxville\ChromData\D3D\20190829-12907.b\580-88125-b-1-c.d				
Injection Date:	30-Aug-2019 10:29:00	Instrument ID:	D3D		
Lims ID:	580-88125-B-1-C	Lab Sample ID:	140-88125-1		
Client ID:	A1-0to30-102018				
Operator ID:	Xcalibur_System	ALS Bottle#:	0	Worklist Smp#:	13
Injection Vol:	1.0 ul	Dil. Factor:	1.0000		
Method:	PCBs_D3D	Limit Group:	HR - 1668A - ICAL		
Column:	SPB-Octyl (0.25 mm)	Detector	F3(35.64 :49.10)		

PCB-105, CAS: 32598-14-4

Signal: 1

Processing Integration Results

RT: 37.88
Area: 2221
Amount: 0.243929
Amount Units: pg/ul

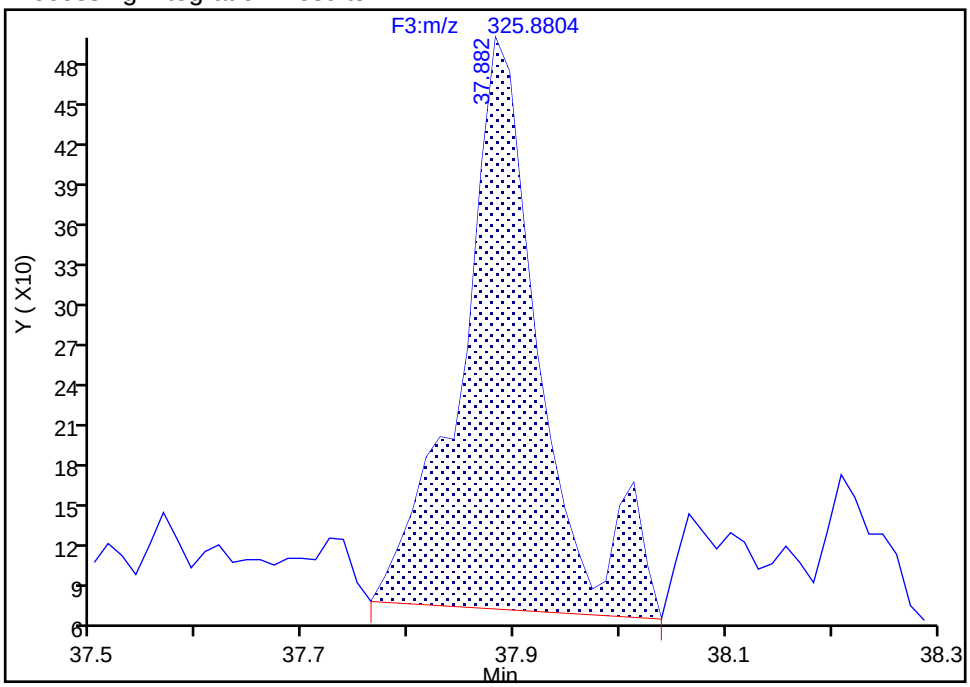

Manual Integration Results

RT: 37.88
Area: 2015
Amount: 0.223976
Amount Units: pg/ul

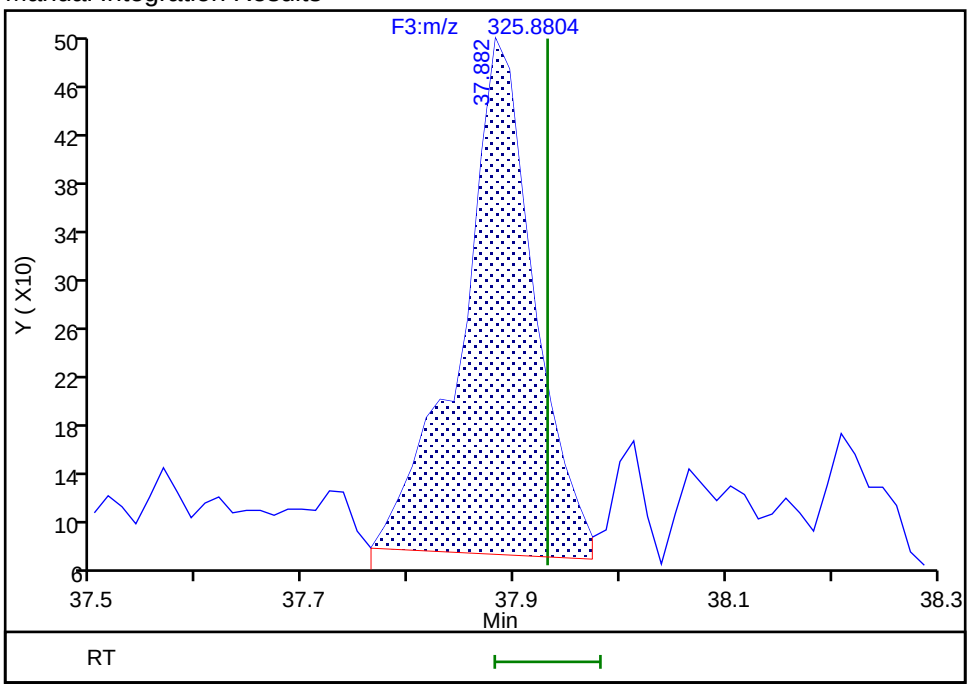

Reviewer: davidsonm, 03-Sep-2019 08:59:36

Audit Action: Split an Integrated Peak Audit Reason: Split Peak

Manual Integration/User Assign Peak Report

Eurofins TestAmerica, Knoxville

Data File:	\\chromna\Knoxville\ChromData\D3D\20190829-12907.b\580-88125-b-1-c.d				
Injection Date:	30-Aug-2019 10:29:00	Instrument ID:	D3D		
Lims ID:	580-88125-B-1-C	Lab Sample ID:	140-88125-1		
Client ID:	A1-0to30-102018				
Operator ID:	Xcalibur_System	ALS Bottle#:	0	Worklist Smp#:	13
Injection Vol:	1.0 ul	Dil. Factor:	1.0000		
Method:	PCBs_D3D	Limit Group:	HR - 1668A - ICAL		
Column:	SPB-Octyl (0.25 mm)	Detector	F3(35.64 :49.10)		

PCB-105, CAS: 32598-14-4

Signal: 2

Processing Integration Results

RT: 37.90
Area: 1312
Amount: 0.243929
Amount Units: pg/ul

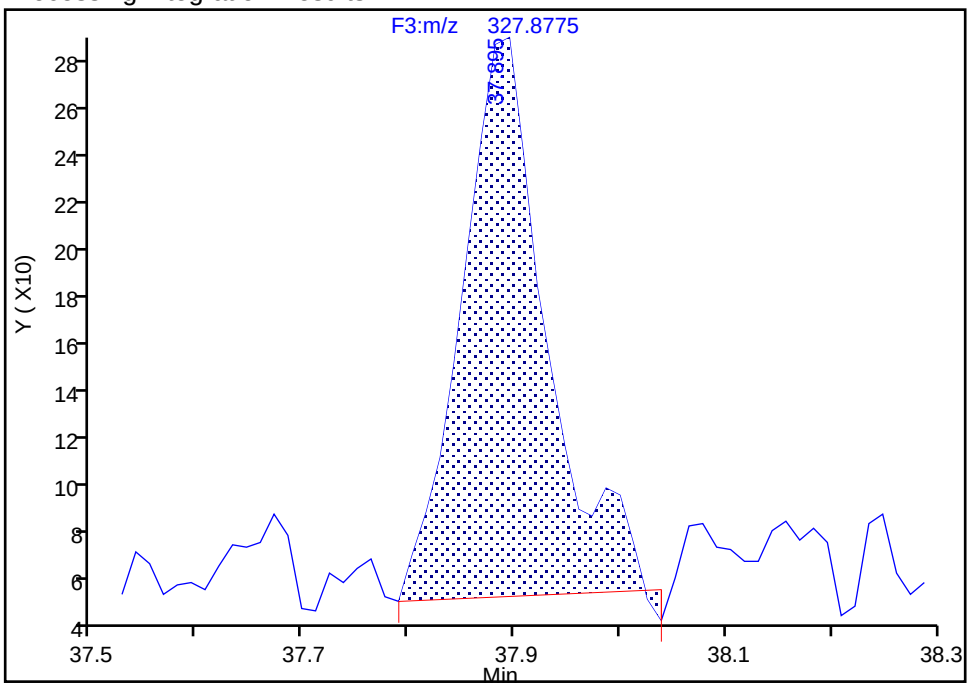

Manual Integration Results

RT: 37.90
Area: 1229
Amount: 0.223976
Amount Units: pg/ul

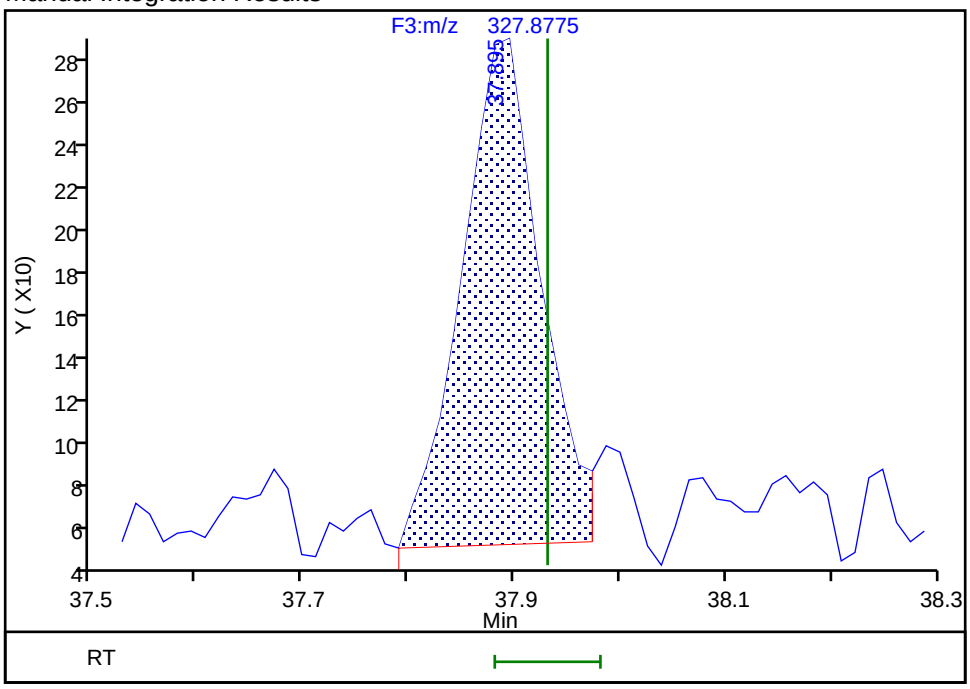

Reviewer: davidsonm, 03-Sep-2019 08:59:38

Audit Action: Split an Integrated Peak Audit Reason: Split Peak

Manual Integration/User Assign Peak Report

Eurofins TestAmerica, Knoxville

Data File:	\\chromna\Knoxville\ChromData\D3D\20190829-12907.b\580-88125-b-1-c.d				
Injection Date:	30-Aug-2019 10:29:00	Instrument ID:	D3D		
Lims ID:	580-88125-B-1-C	Lab Sample ID:	140-88125-1		
Client ID:	A1-0to30-102018				
Operator ID:	Xcalibur_System	ALS Bottle#:	0	Worklist Smp#:	13
Injection Vol:	1.0 ul	Dil. Factor:	1.0000		
Method:	PCBs_D3D	Limit Group:	HR - 1668A - ICAL		
Column:	SPB-Octyl (0.25 mm)	Detector	F3(35.64 :49.10)		

PCB-126, CAS: 57465-28-8

Signal: 2

Processing Integration Results

RT: 40.96
Area: 610
Amount: 0.096180
Amount Units: pg/ul

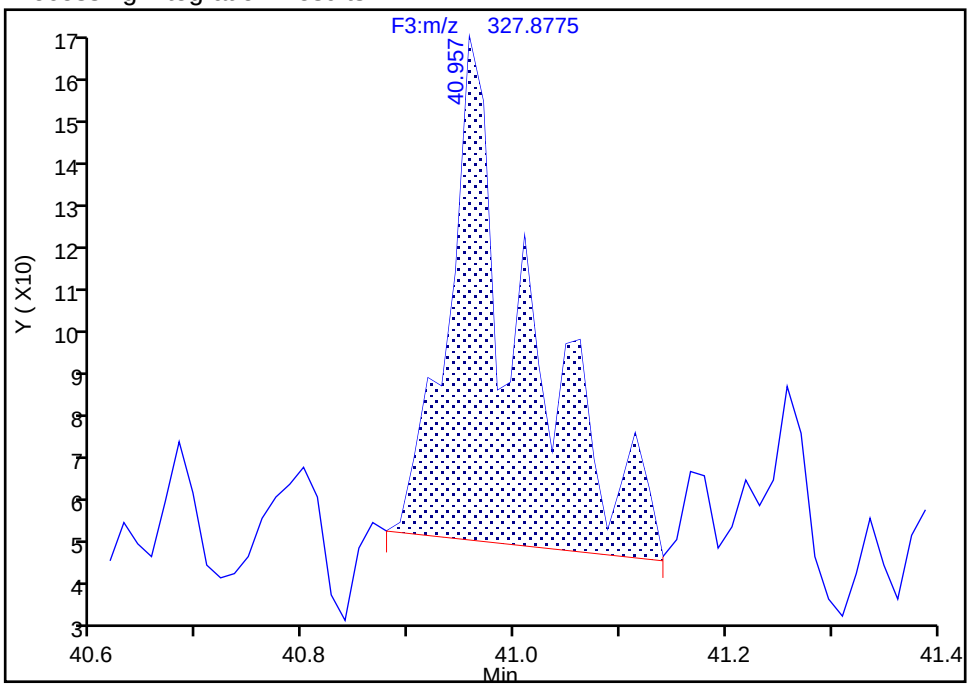

Manual Integration Results

RT: 40.96
Area: 451
Amount: 0.085545
Amount Units: pg/ul

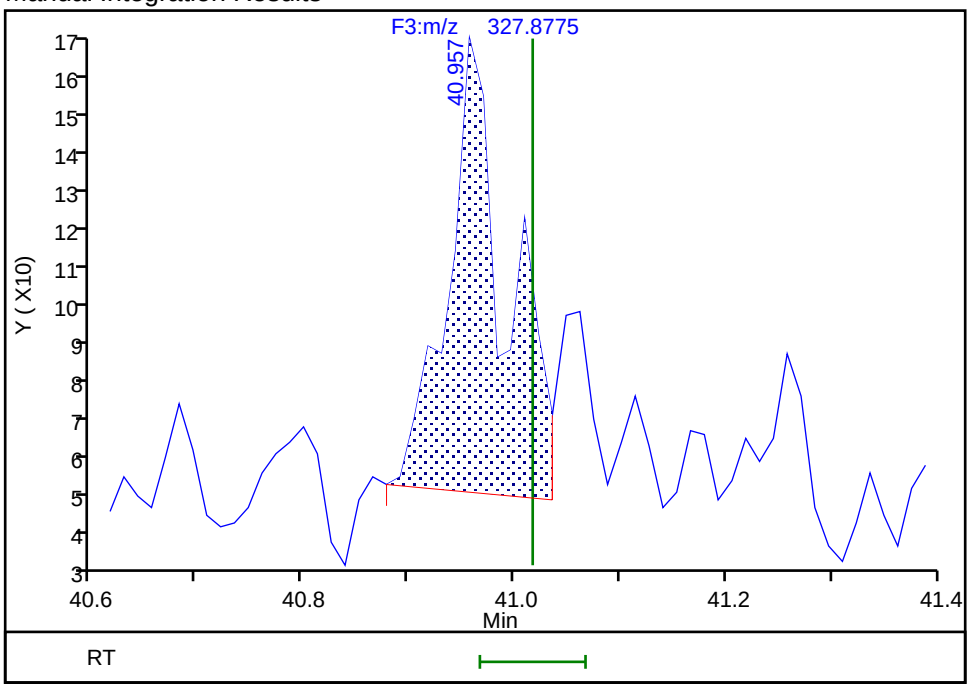

Reviewer: davidsonm, 03-Sep-2019 08:59:44

Audit Action: Split an Integrated Peak Audit Reason: Split Peak

Eurofins TestAmerica, Knoxville

Data File:	\\chromna\Knoxville\ChromData\D3D\20190829-12907.b\580-88125-b-1-c.d		
Injection Date:	30-Aug-2019 10:29:00	Injection Vol:	1.0 ul
Instrument ID:	D3D	Operator ID:	Xcalibur_System
Method:	PCBs_D3D	Limit Group:	HR - 1668A - ICAL
Client ID:	A1-0to30-102018		
Worklist#:	33148	Sample Line#:	13
Column Type:	SPB-Octyl	Column Dia:	0.25 mm

HxPCB F2

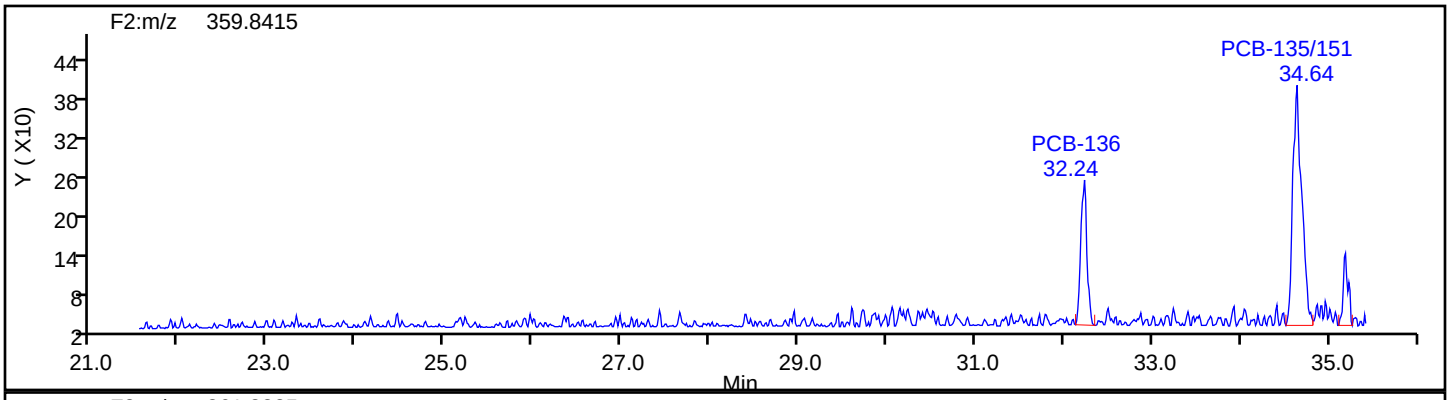

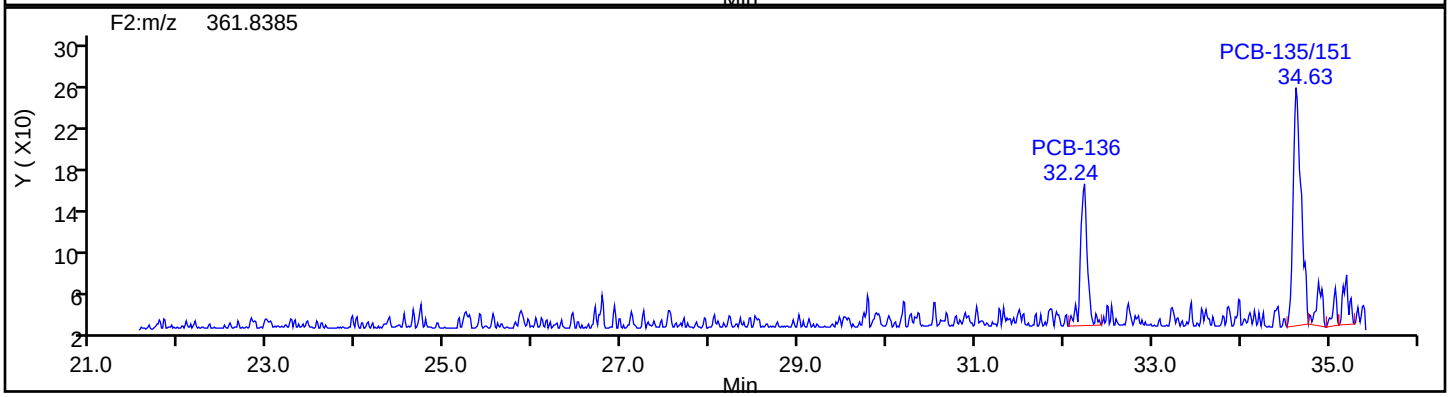

HxPCB F2 Standards

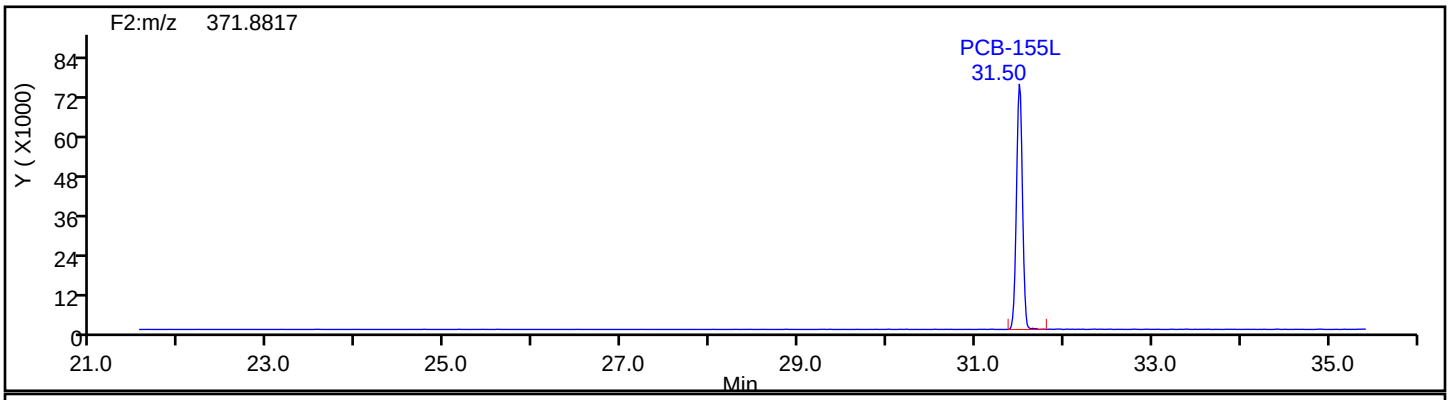

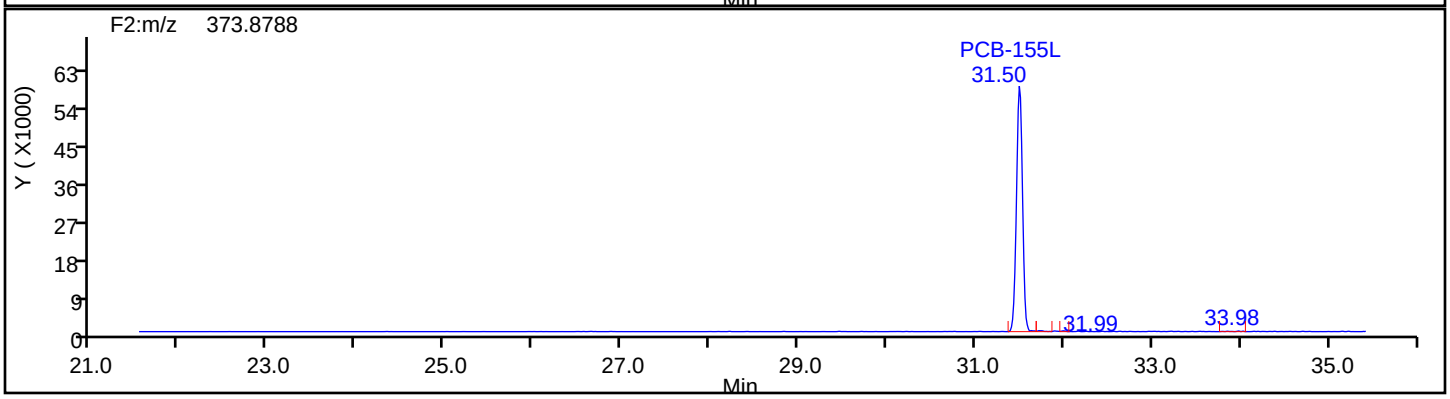

Eurofins TestAmerica, Knoxville

Data File:	\\chromna\Knoxville\ChromData\D3D\20190829-12907.b\580-88125-b-1-c.d		
Injection Date:	30-Aug-2019 10:29:00	Injection Vol:	1.0 ul
Instrument ID:	D3D	Operator ID:	Xcalibur_System
Method:	PCBs_D3D	Limit Group:	HR - 1668A - ICAL
Client ID:	A1-0to30-102018		
Worklist#:	33148	Sample Line#:	13
Column Type:	SPB-Octyl	Column Dia:	0.25 mm

HxPCB F2

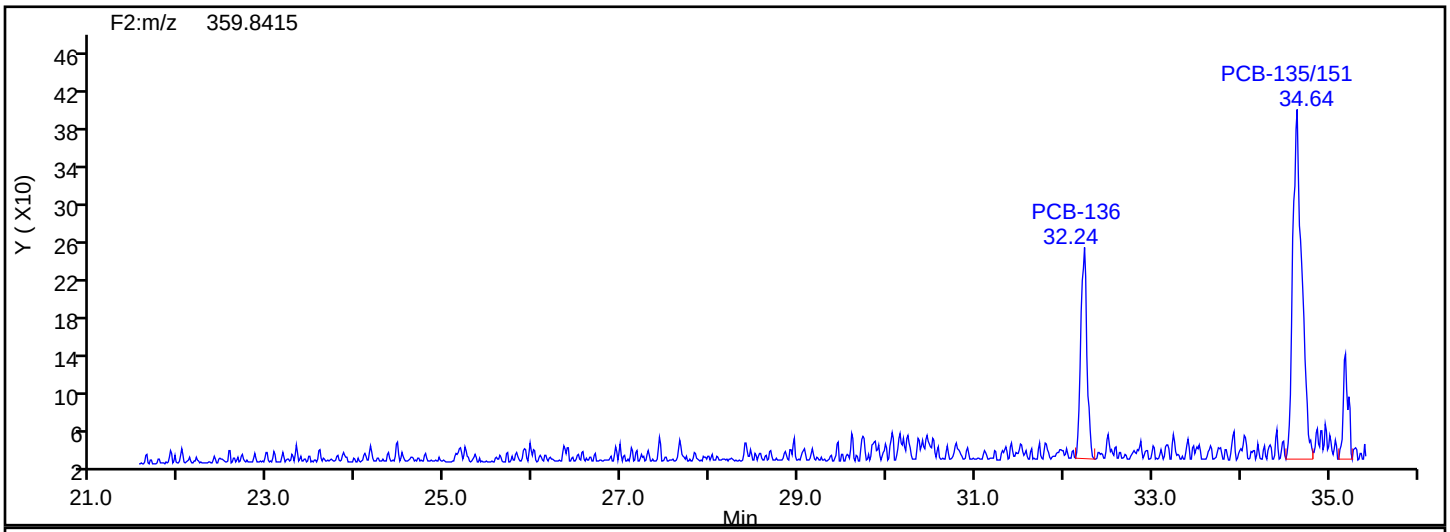

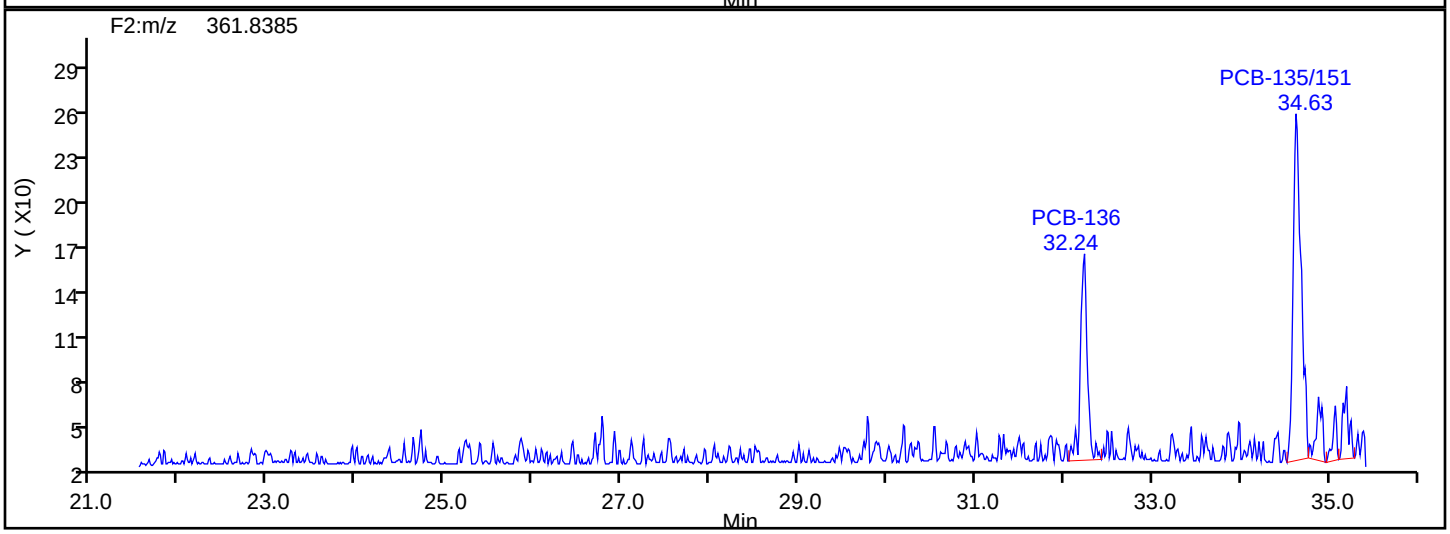

HxPCB F2 Lock Mass

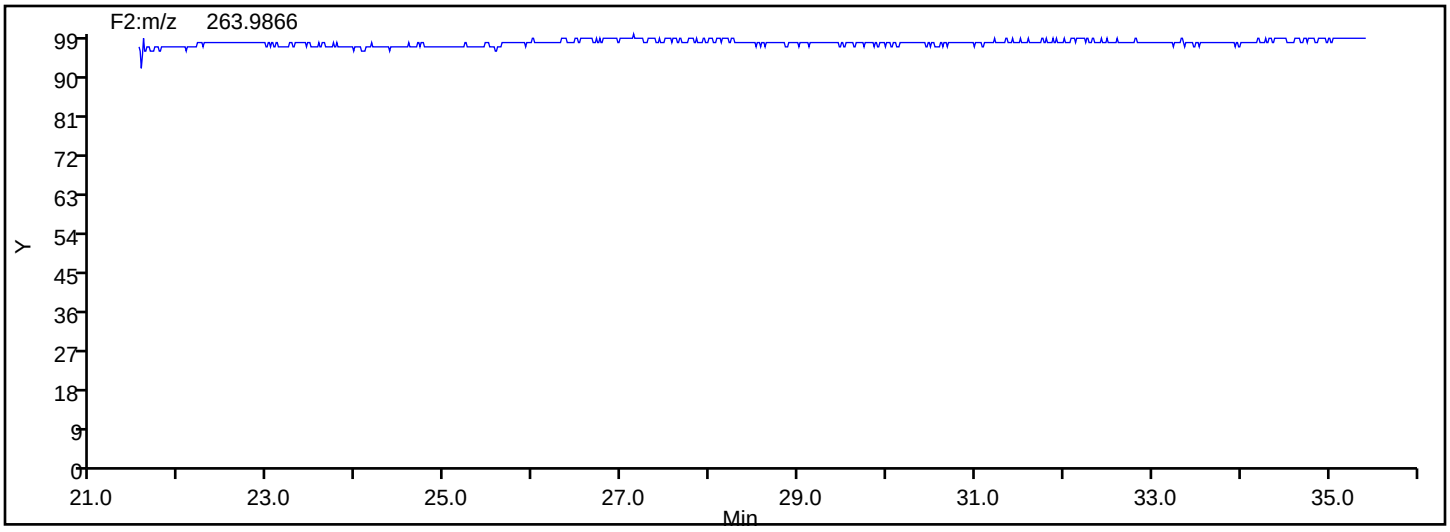

Eurofins TestAmerica, Knoxville

Data File:	\\chromna\Knoxville\ChromData\D3D\20190829-12907.b\580-88125-b-1-c.d		
Injection Date:	30-Aug-2019 10:29:00	Injection Vol:	1.0 ul
Instrument ID:	D3D	Operator ID:	Xcalibur_System
Method:	PCBs_D3D	Limit Group:	HR - 1668A - ICAL
Client ID:	A1-0to30-102018		
Worklist#:	33148	Sample Line#:	13
Column Type:	SPB-Octyl	Column Dia:	0.25 mm

HxPCB F3

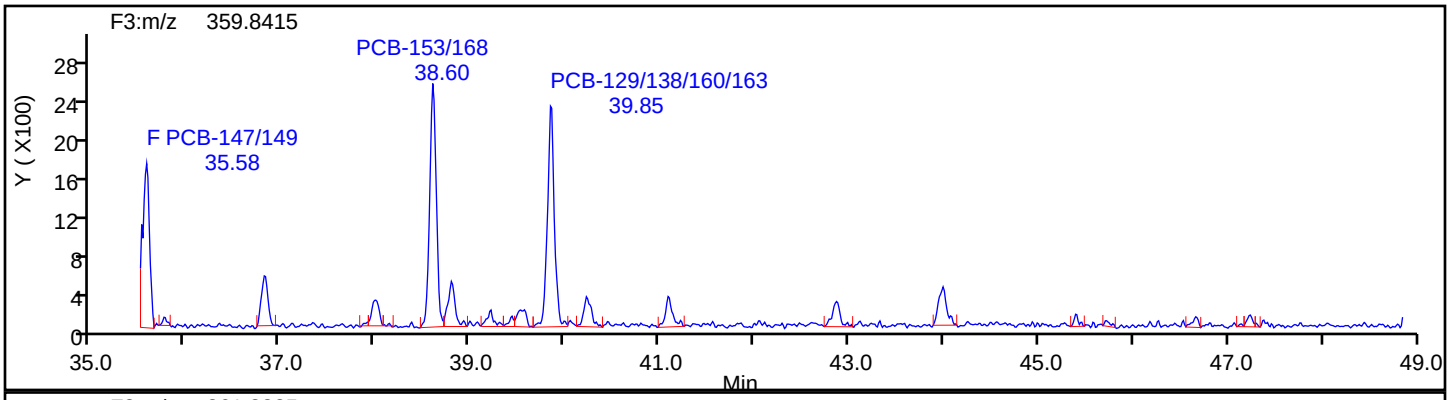

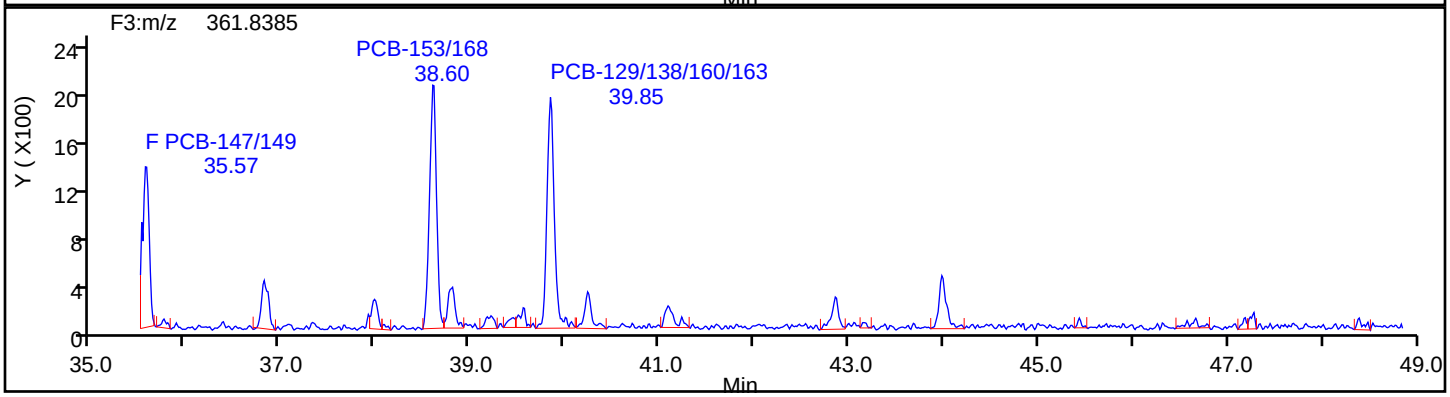

HxPCB F3 Standards

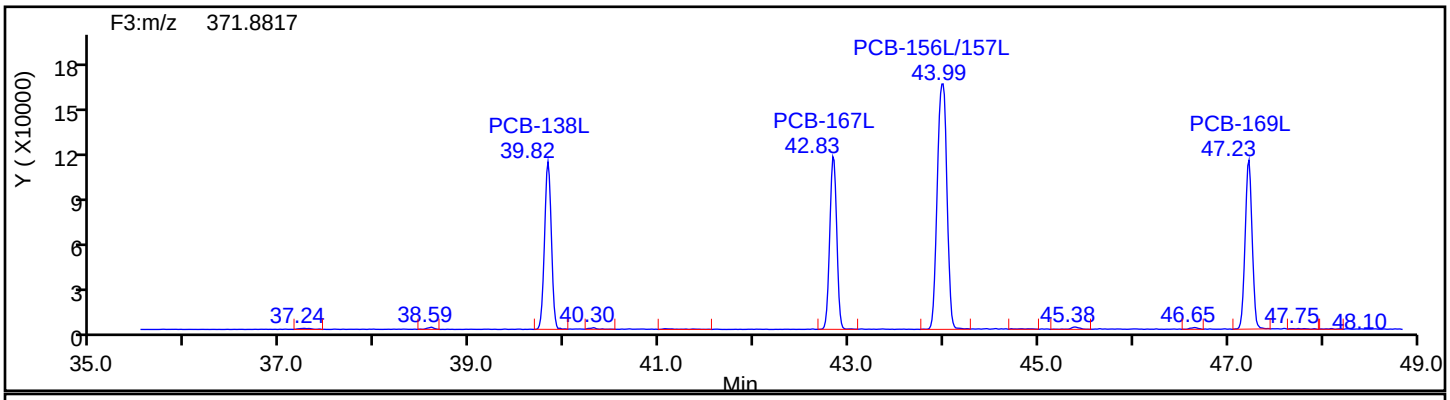

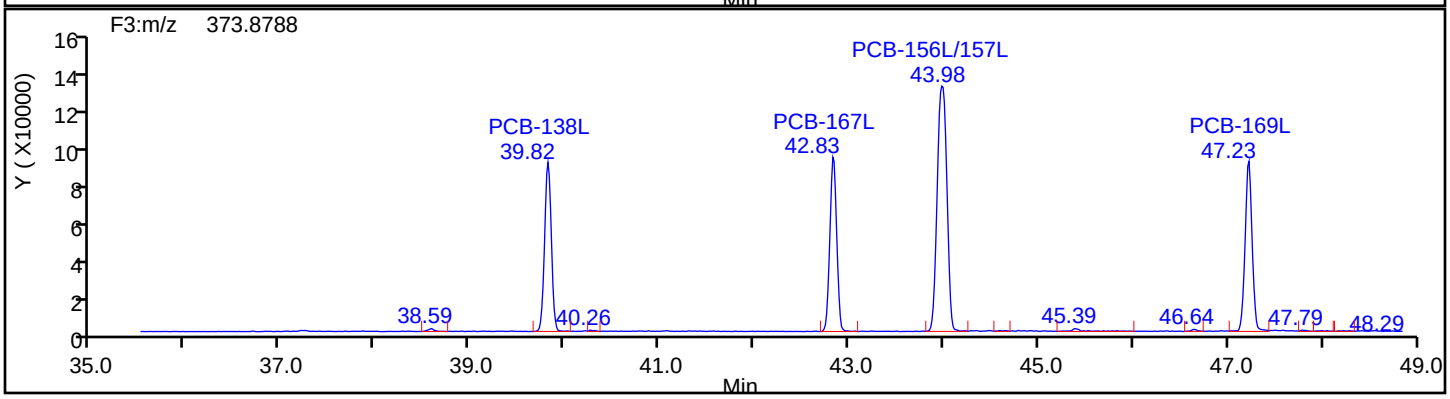

Eurofins TestAmerica, Knoxville

Data File:	\\chromna\Knoxville\ChromData\D3D\20190829-12907.b\580-88125-b-1-c.d		
Injection Date:	30-Aug-2019 10:29:00	Injection Vol:	1.0 ul
Instrument ID:	D3D	Operator ID:	Xcalibur_System
Method:	PCBs_D3D	Limit Group:	HR - 1668A - ICAL
Client ID:	A1-0to30-102018		
Worklist#:	33148	Sample Line#:	13
Column Type:	SPB-Octyl	Column Dia:	0.25 mm

HxPCB F3

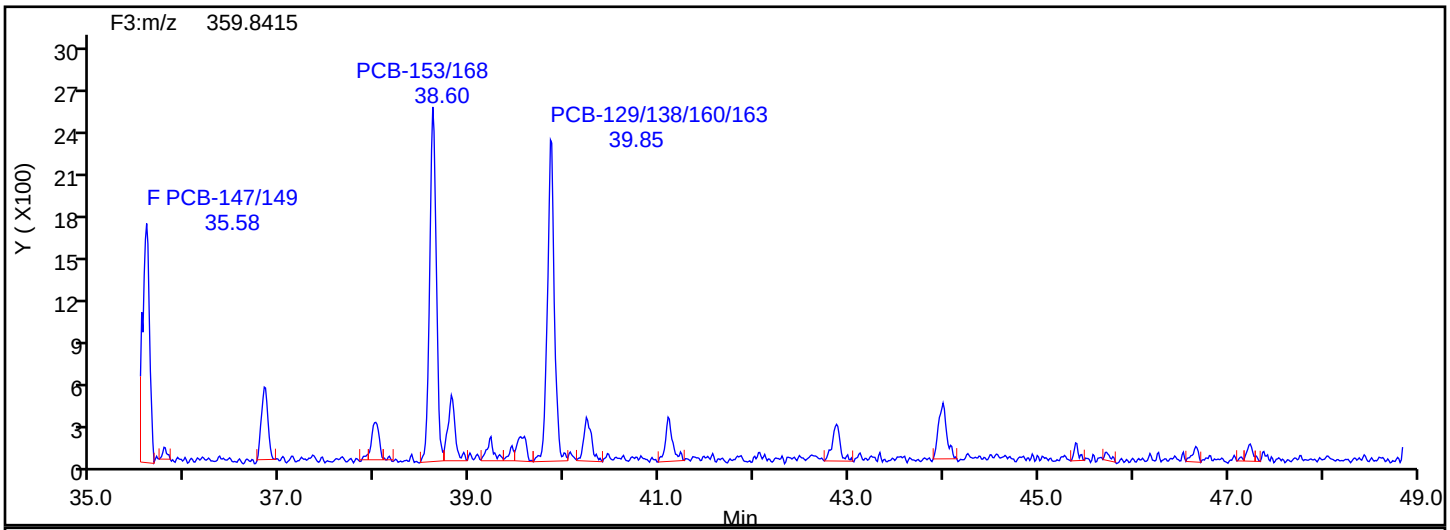

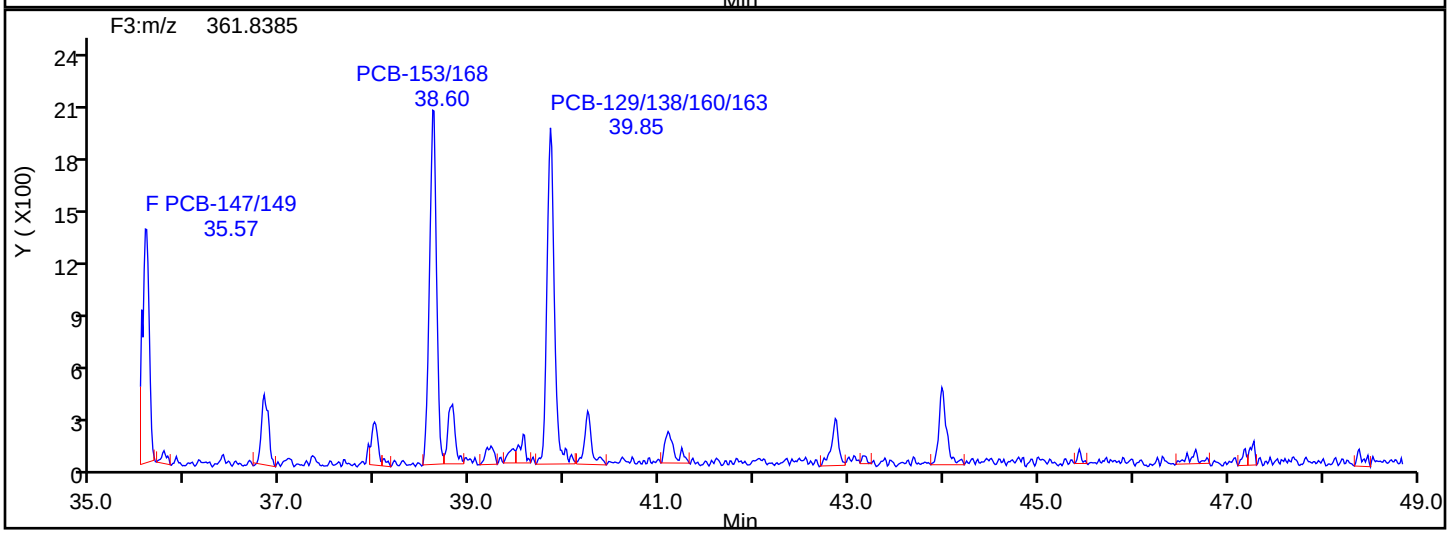

HxPCB F3 Lock Mass

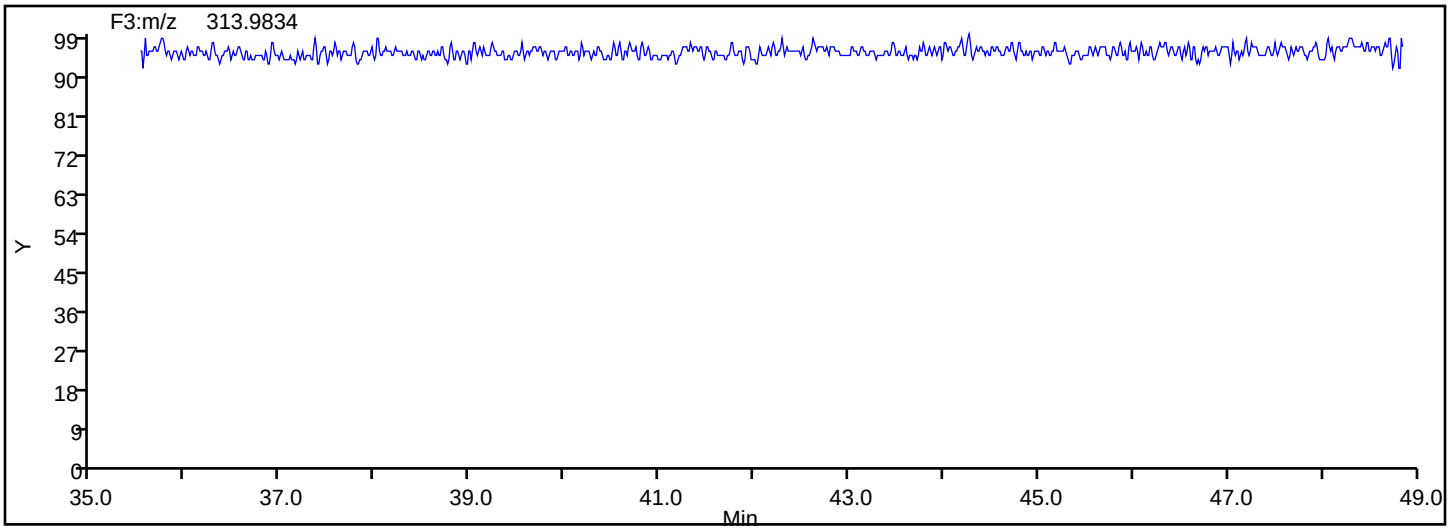

Manual Integration/User Assign Peak Report

Eurofins TestAmerica, Knoxville

Data File:	\\chromna\Knoxville\ChromData\D3D\20190829-12907.b\580-88125-b-1-c.d				
Injection Date:	30-Aug-2019 10:29:00	Instrument ID:	D3D		
Lims ID:	580-88125-B-1-C	Lab Sample ID:	140-88125-1		
Client ID:	A1-0to30-102018				
Operator ID:	Xcalibur_System	ALS Bottle#:	0	Worklist Smp#:	13
Injection Vol:	1.0 ul	Dil. Factor:	1.0000		
Method:	PCBs_D3D	Limit Group:	HR - 1668A - ICAL		
Column:	SPB-Octyl (0.25 mm)	Detector	F3(35.64 :49.10)		

PCB-147/149, CAS: STL01821

Signal: 2

Processing Integration Results

RT: 35.53
Area: 1103
Amount: 0.255722
Amount Units: pg/ul

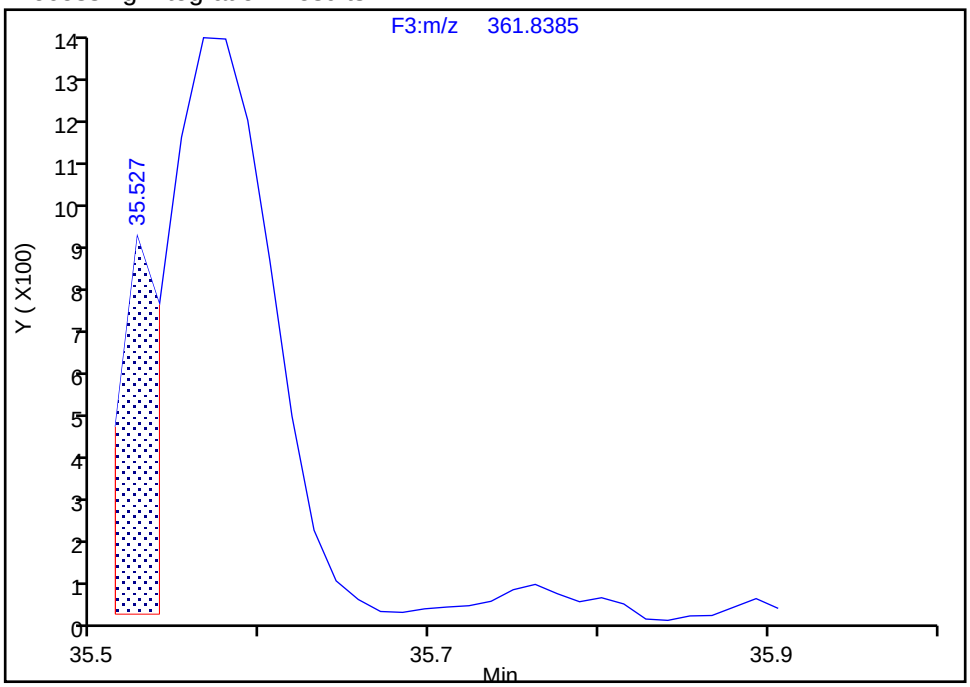

Manual Integration Results

RT: 35.57
Area: 6299
Amount: 1.485448
Amount Units: pg/ul

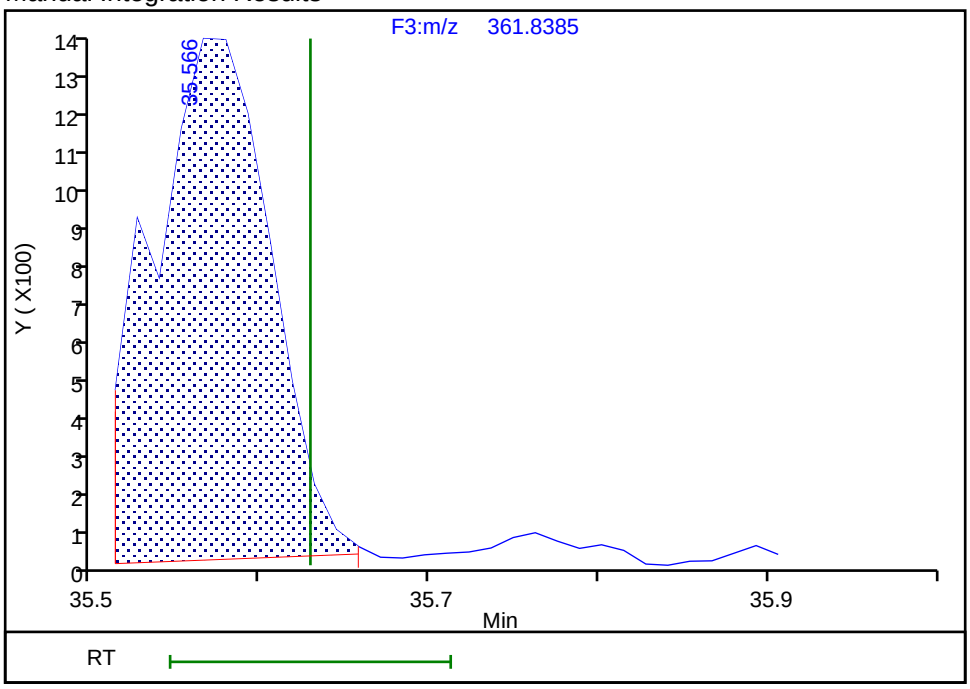

Reviewer: davidsonm, 03-Sep-2019 09:00:23

Audit Action: Manually Integrated Audit Reason: Incomplete Integration

Manual Integration/User Assign Peak Report

Eurofins TestAmerica, Knoxville

Data File:	\\chromna\Knoxville\ChromData\D3D\20190829-12907.b\580-88125-b-1-c.d				
Injection Date:	30-Aug-2019 10:29:00	Instrument ID:	D3D		
Lims ID:	580-88125-B-1-C	Lab Sample ID:	140-88125-1		
Client ID:	A1-0to30-102018				
Operator ID:	Xcalibur_System	ALS Bottle#:	0	Worklist Smp#:	13
Injection Vol:	1.0 ul	Dil. Factor:	1.0000		
Method:	PCBs_D3D	Limit Group:	HR - 1668A - ICAL		
Column:	SPB-Octyl (0.25 mm)	Detector	F3(35.64 :49.10)		

PCB-147/149, CAS: STL01821

Signal: 1

Processing Integration Results

RT: 35.53
Area: 1434
Amount: 0.255722
Amount Units: pg/ul

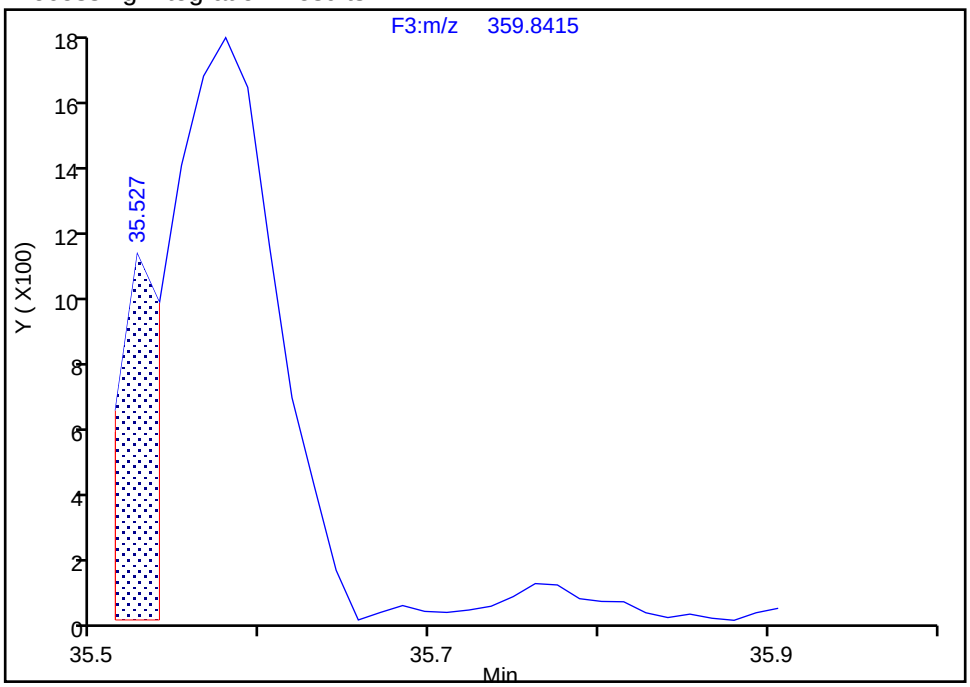

Manual Integration Results

RT: 35.58
Area: 8438
Amount: 1.485448
Amount Units: pg/ul

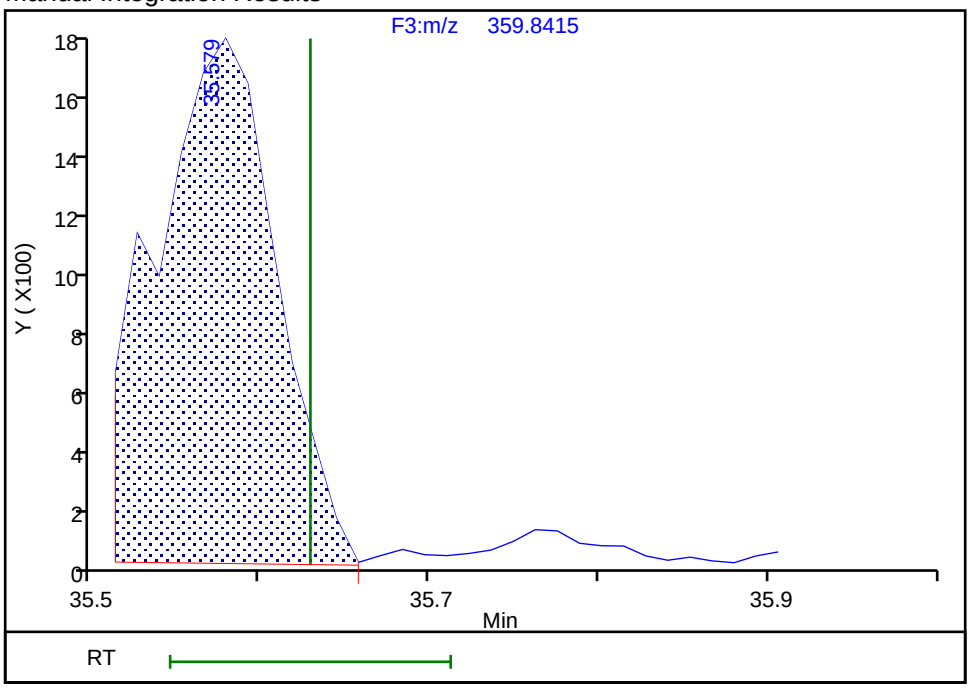

Reviewer: davidsonm, 03-Sep-2019 09:00:23

Audit Action: Manually Integrated Audit Reason: Incomplete Integration

Manual Integration/User Assign Peak Report

Eurofins TestAmerica, Knoxville

Data File:	\\chromna\Knoxville\ChromData\D3D\20190829-12907.b\580-88125-b-1-c.d				
Injection Date:	30-Aug-2019 10:29:00	Instrument ID:	D3D		
Lims ID:	580-88125-B-1-C	Lab Sample ID:	140-88125-1		
Client ID:	A1-0to30-102018				
Operator ID:	Xcalibur_System	ALS Bottle#:	0	Worklist Smp#:	13
Injection Vol:	1.0 ul	Dil. Factor:	1.0000		
Method:	PCBs_D3D	Limit Group:	HR - 1668A - ICAL		
Column:	SPB-Octyl (0.25 mm)	Detector	F3(35.64 :49.10)		

PCB-146, CAS: 51908-16-8

Signal: 1

Processing Integration Results

RT: 38.00
Area: 1572
Amount: 0.275046
Amount Units: pg/ul

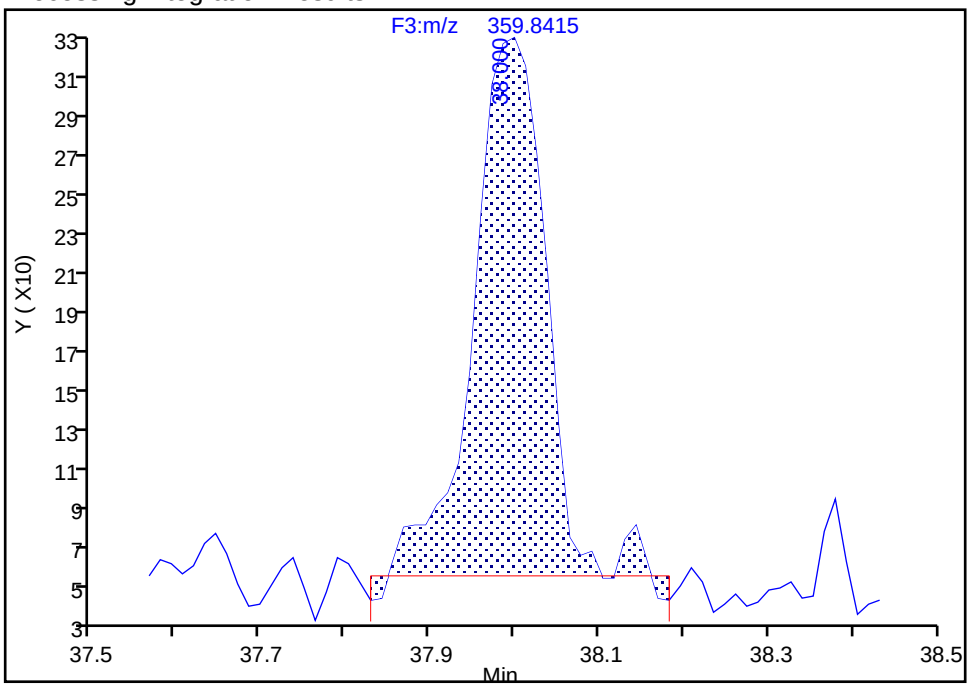

Manual Integration Results

RT: 38.00
Area: 1441
Amount: 0.248350
Amount Units: pg/ul

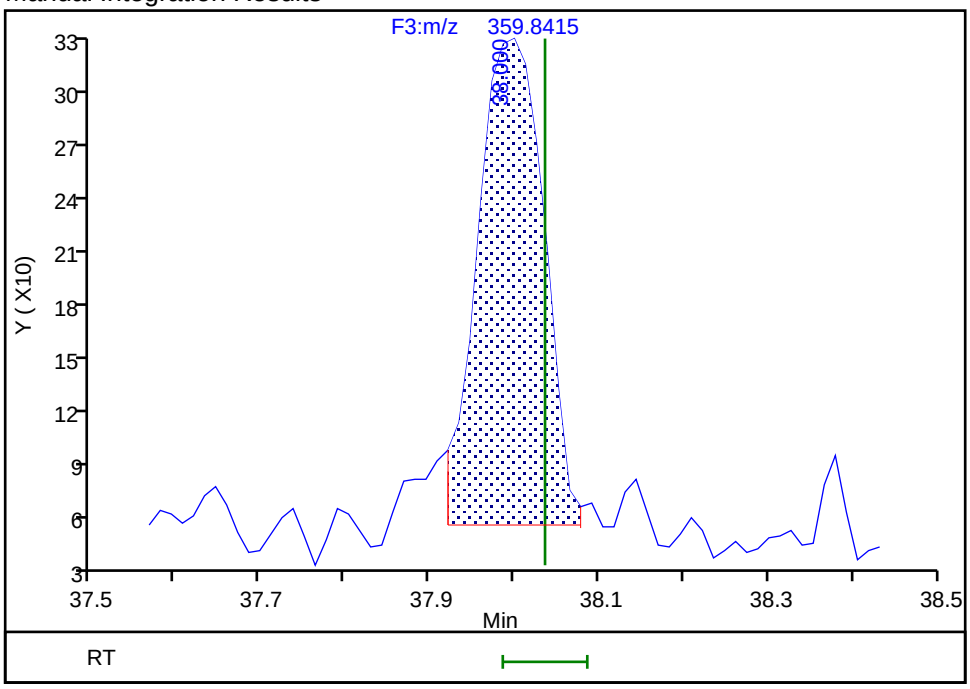

Reviewer: davidsonm, 03-Sep-2019 09:00:44

Audit Action: Split an Integrated Peak Audit Reason: Split Peak

Manual Integration/User Assign Peak Report

Eurofins TestAmerica, Knoxville

Data File:	\\chromna\Knoxville\ChromData\D3D\20190829-12907.b\580-88125-b-1-c.d				
Injection Date:	30-Aug-2019 10:29:00	Instrument ID:	D3D		
Lims ID:	580-88125-B-1-C	Lab Sample ID:	140-88125-1		
Client ID:	A1-0to30-102018				
Operator ID:	Xcalibur_System	ALS Bottle#:	0	Worklist Smp#:	13
Injection Vol:	1.0 ul	Dil. Factor:	1.0000		
Method:	PCBs_D3D	Limit Group:	HR - 1668A - ICAL		
Column:	SPB-Octyl (0.25 mm)	Detector	F3(35.64 :49.10)		

PCB-146, CAS: 51908-16-8

Signal: 2

Processing Integration Results

RT: 37.99
Area: 1251
Amount: 0.275046
Amount Units: pg/ul

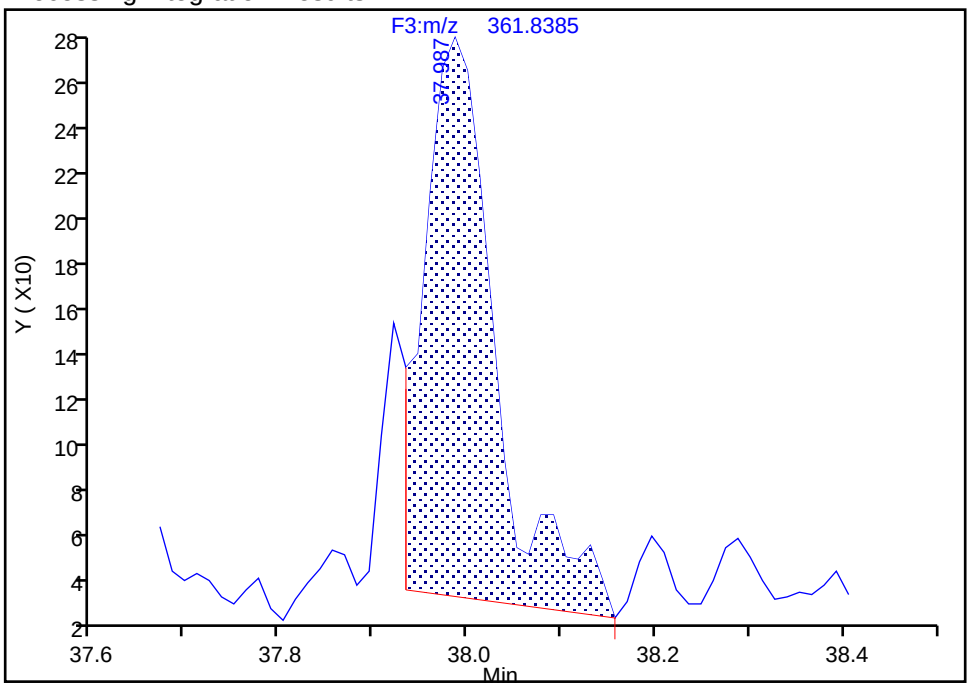

Manual Integration Results

RT: 37.99
Area: 1108
Amount: 0.248350
Amount Units: pg/ul

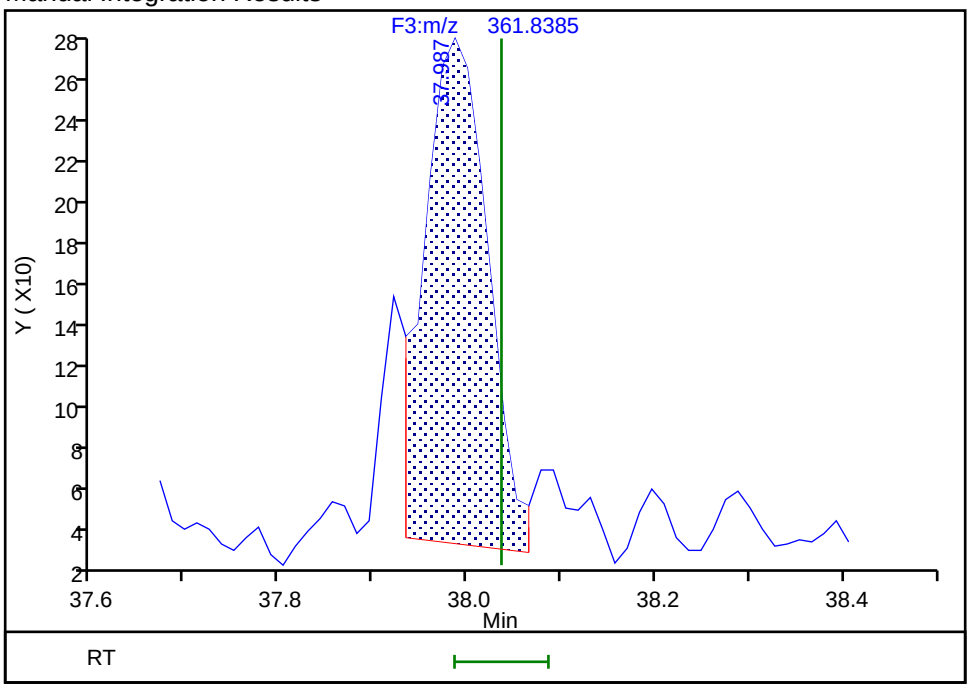

Reviewer: davidsonm, 03-Sep-2019 09:00:46
Audit Action: Split an Integrated Peak Audit Reason: Split Peak

Manual Integration/User Assign Peak Report

Eurofins TestAmerica, Knoxville

Data File:	\\chromna\Knoxville\ChromData\D3D\20190829-12907.b\580-88125-b-1-c.d				
Injection Date:	30-Aug-2019 10:29:00	Instrument ID:	D3D		
Lims ID:	580-88125-B-1-C	Lab Sample ID:	140-88125-1		
Client ID:	A1-0to30-102018				
Operator ID:	Xcalibur_System	ALS Bottle#:	0	Worklist Smp#:	13
Injection Vol:	1.0 ul	Dil. Factor:	1.0000		
Method:	PCBs_D3D	Limit Group:	HR - 1668A - ICAL		
Column:	SPB-Octyl (0.25 mm)	Detector	F3(35.64 :49.10)		

PCB-169, CAS: 32774-16-6

Signal: 2

Not Detected
Expected RT: 47.28

Processing Integration Results

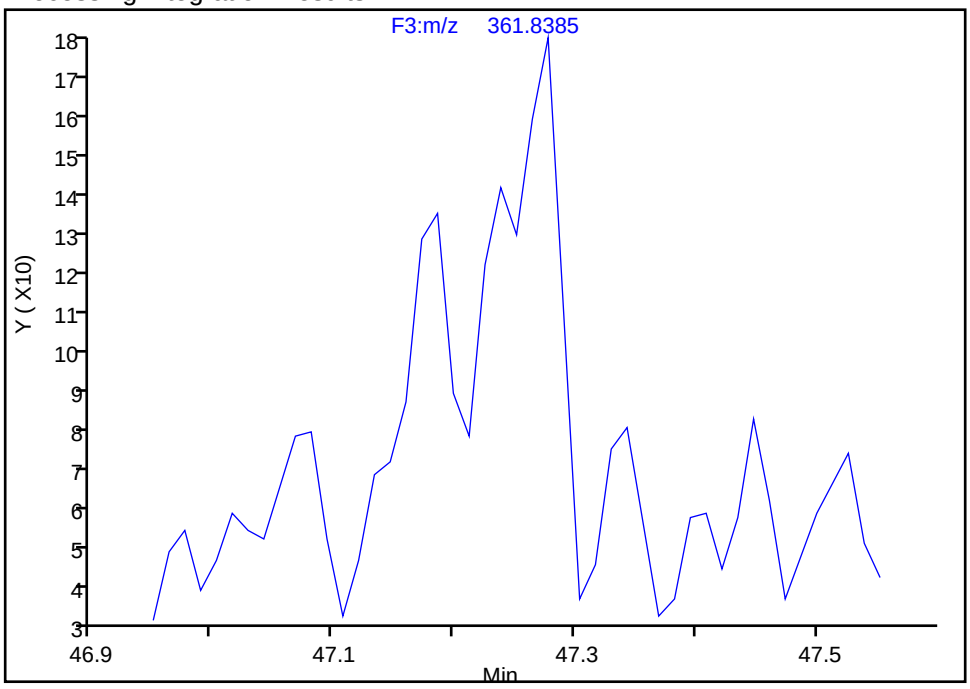

Manual Integration Results

RT: 47.28
Area: 465
Amount: 0.074657
Amount Units: pg/ul

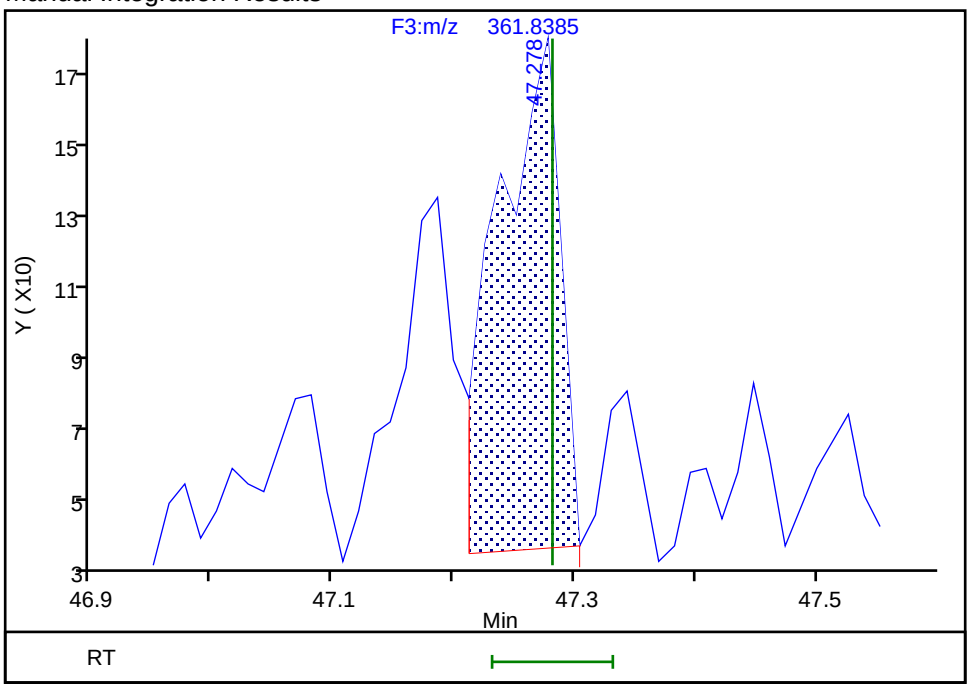

Reviewer: davidsonm, 03-Sep-2019 09:01:34
Audit Action: Split an Integrated Peak Audit Reason: Split Peak

Manual Integration/User Assign Peak Report

Eurofins TestAmerica, Knoxville

Data File:	\\chromna\Knoxville\ChromData\D3D\20190829-12907.b\580-88125-b-1-c.d				
Injection Date:	30-Aug-2019 10:29:00	Instrument ID:	D3D		
Lims ID:	580-88125-B-1-C	Lab Sample ID:	140-88125-1		
Client ID:	A1-0to30-102018				
Operator ID:	Xcalibur_System	ALS Bottle#:	0	Worklist Smp#:	13
Injection Vol:	1.0 ul	Dil. Factor:	1.0000		
Method:	PCBs_D3D	Limit Group:	HR - 1668A - ICAL		
Column:	SPB-Octyl (0.25 mm)	Detector	F3(35.64 :49.10)		

PCB-169, CAS: 32774-16-6

Signal: 1

Not Detected
Expected RT: 47.28

Processing Integration Results

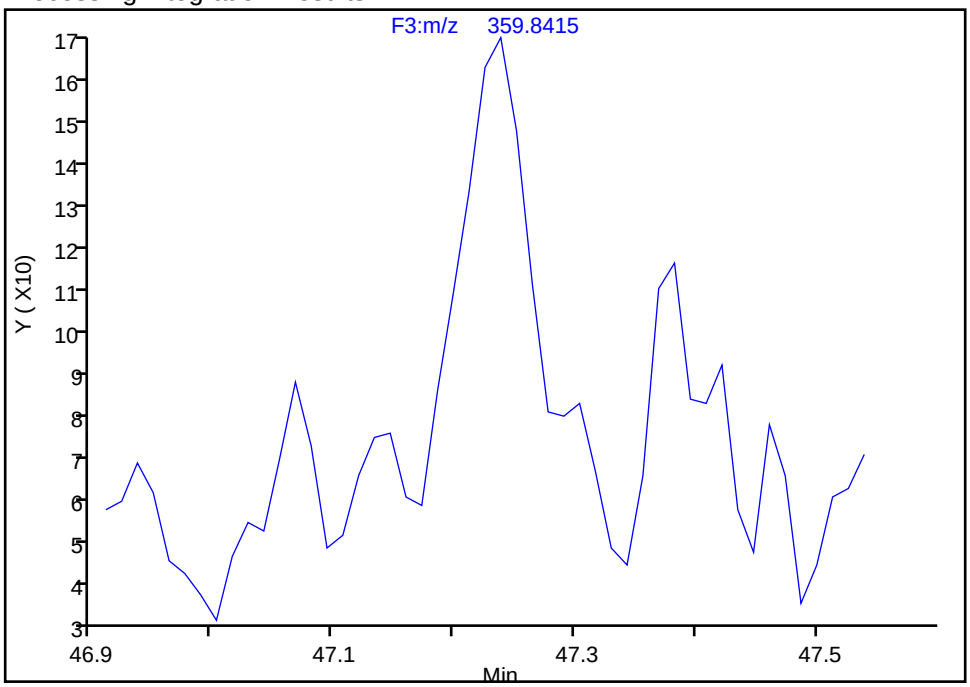

Manual Integration Results

RT: 47.24
Area: 505
Amount: 0.074657
Amount Units: pg/ul

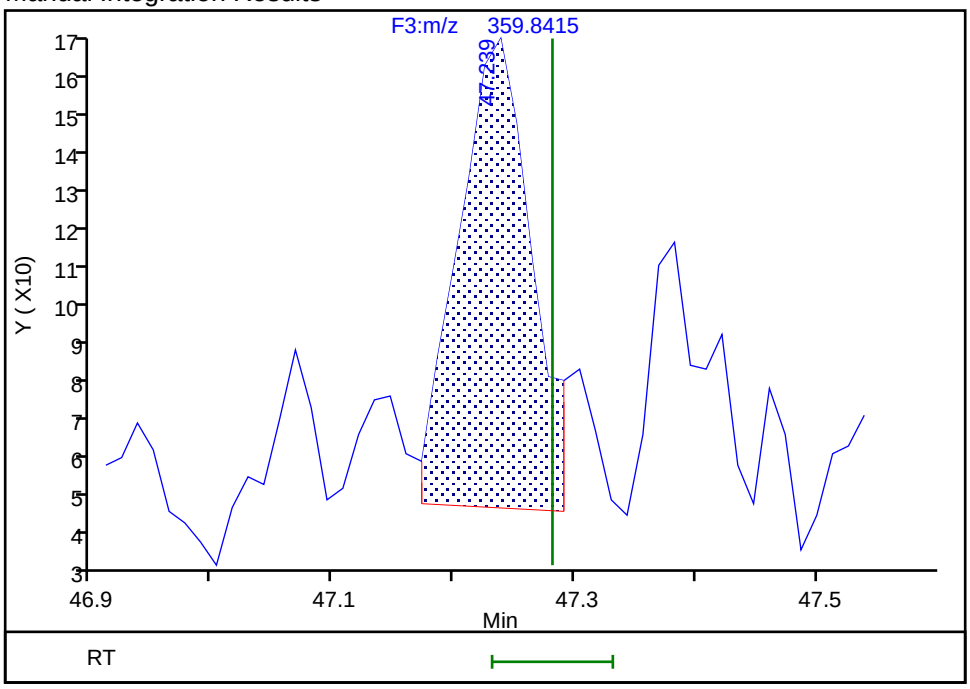

Reviewer: davidsonm, 03-Sep-2019 09:01:39
Audit Action: Split an Integrated Peak Audit Reason: Split Peak

Eurofins TestAmerica, Knoxville

Data File:	\\chromna\Knoxville\ChromData\D3D\20190829-12907.b\580-88125-b-1-c.d		
Injection Date:	30-Aug-2019 10:29:00	Injection Vol:	1.0 ul
Instrument ID:	D3D	Operator ID:	Xcalibur_System
Method:	PCBs_D3D	Limit Group:	HR - 1668A - ICAL
Client ID:	A1-0to30-102018		
Worklist#:	33148	Sample Line#:	13
Column Type:	SPB-Octyl	Column Dia:	0.25 mm

HpPCB F3

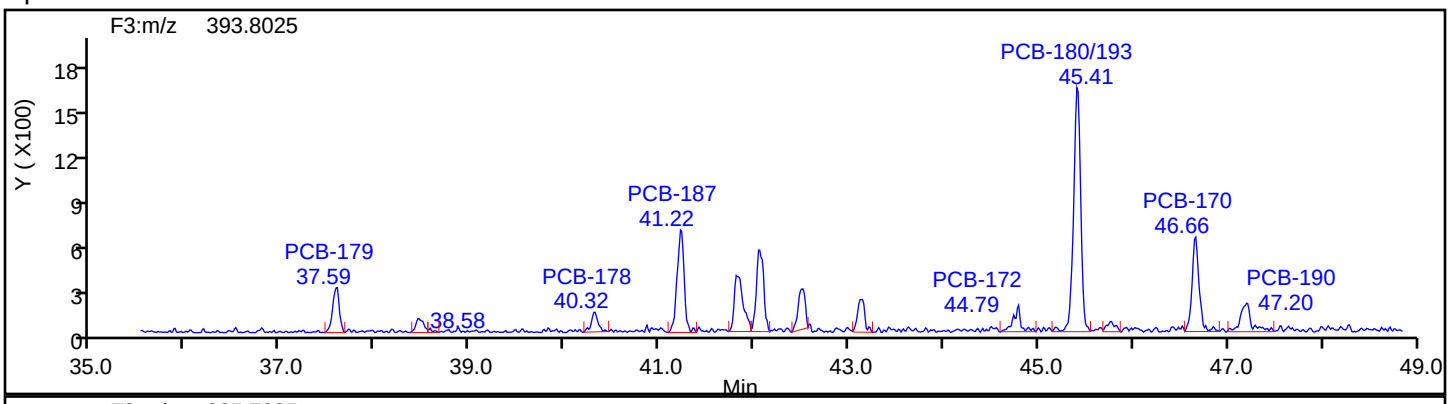

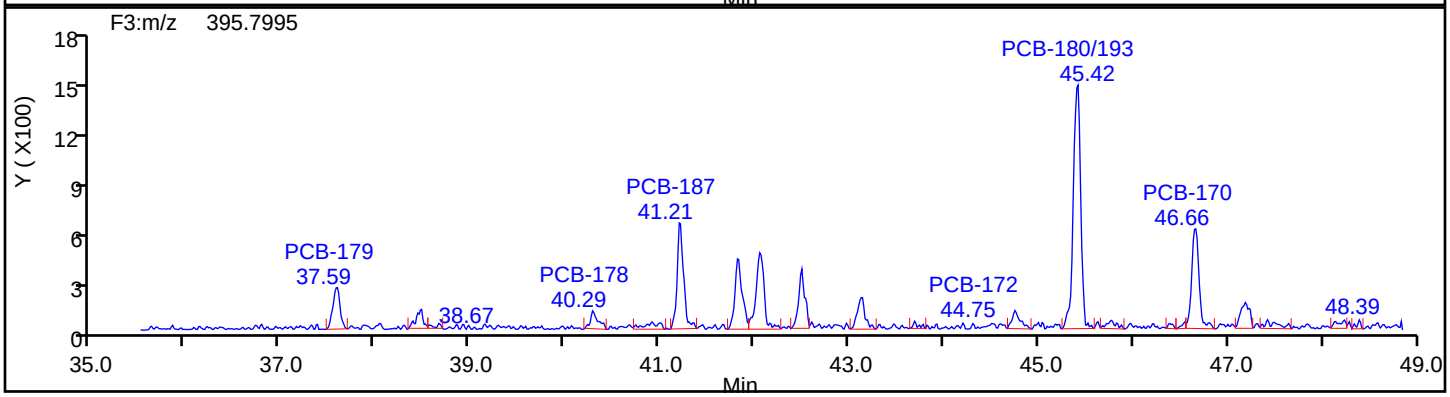

HpPCB F3 Standards

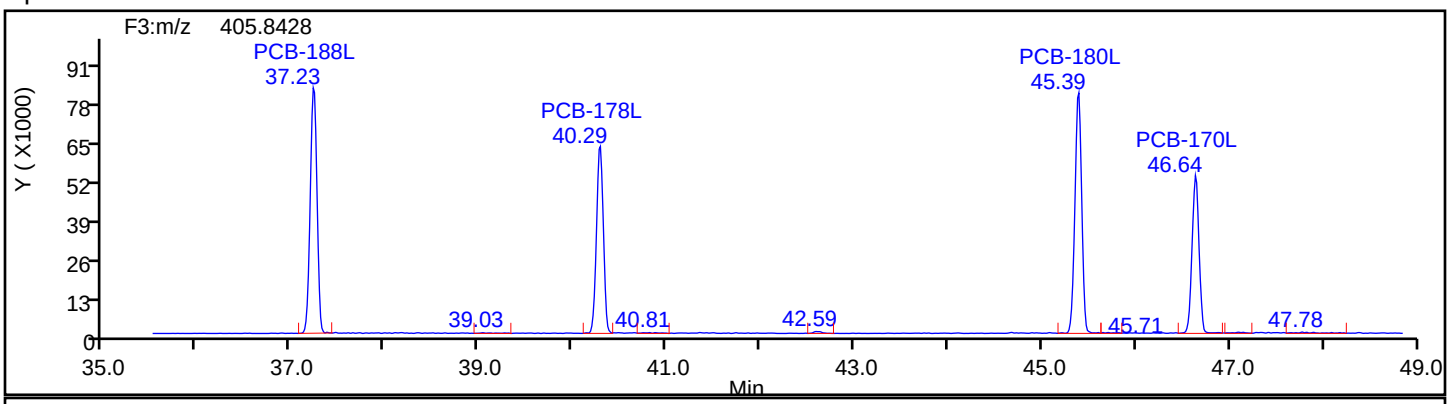

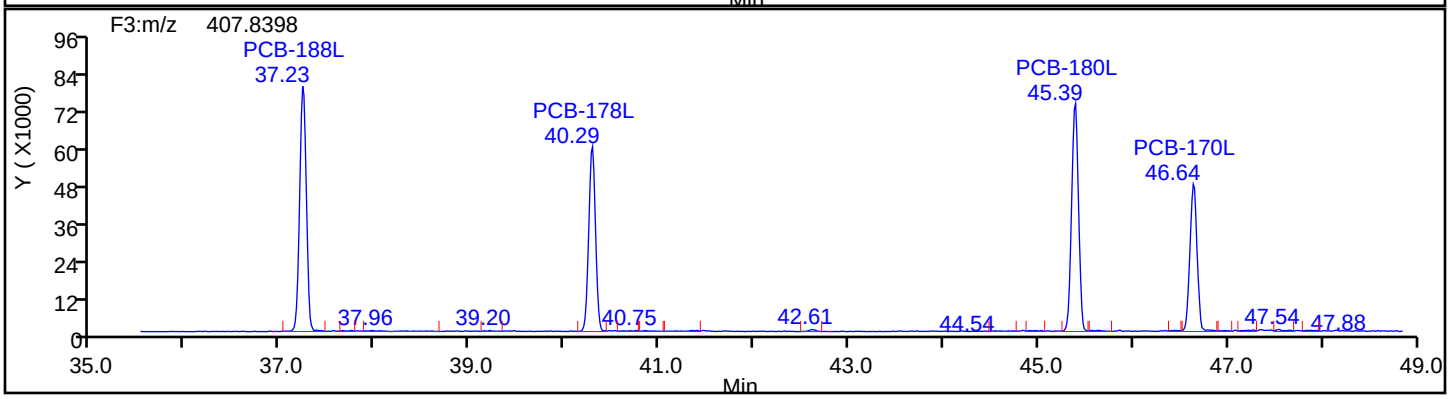

Eurofins TestAmerica, Knoxville

Data File:	\\chromna\Knoxville\ChromData\D3D\20190829-12907.b\580-88125-b-1-c.d		
Injection Date:	30-Aug-2019 10:29:00	Injection Vol:	1.0 ul
Instrument ID:	D3D	Operator ID:	Xcalibur_System
Method:	PCBs_D3D	Limit Group:	HR - 1668A - ICAL
Client ID:	A1-0to30-102018		
Worklist#:	33148	Sample Line#:	13
Column Type:	SPB-Octyl	Column Dia:	0.25 mm

HpPCB F3

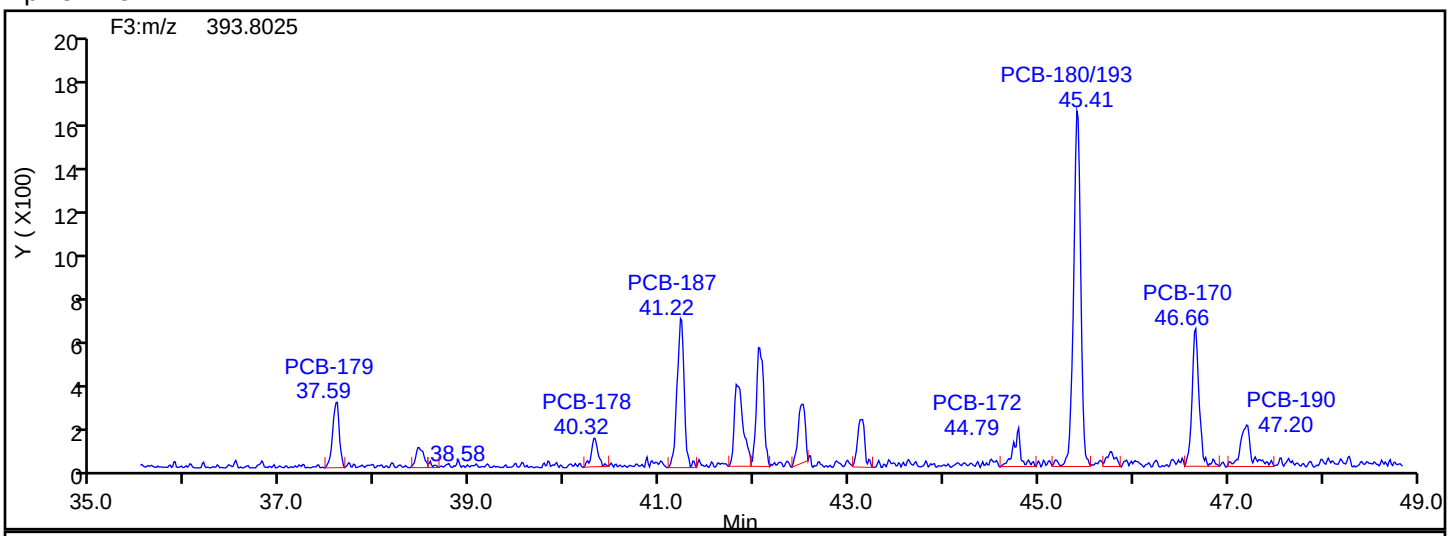

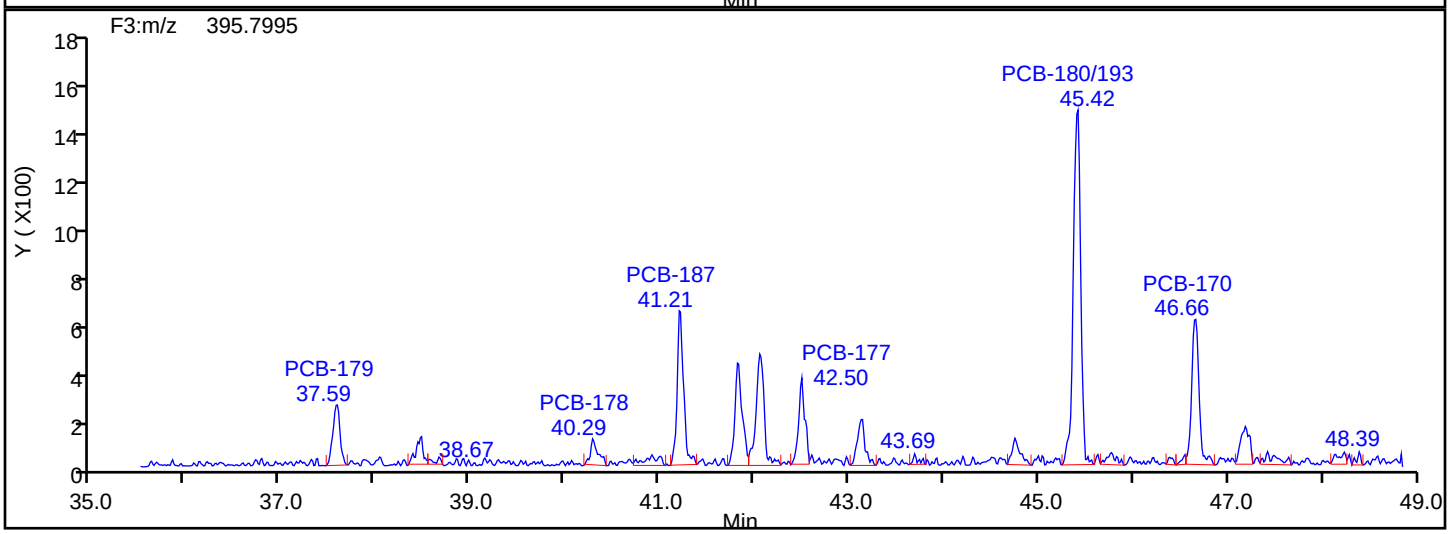

HpPCB F3 Lock Mass

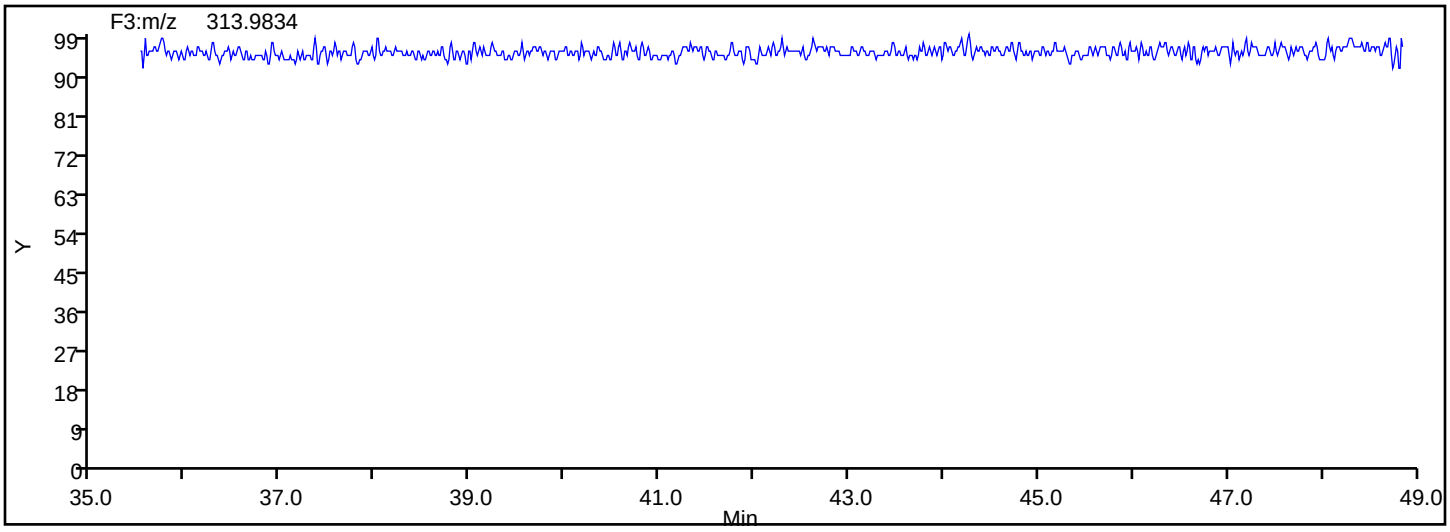

Manual Integration/User Assign Peak Report

Eurofins TestAmerica, Knoxville

Data File:	\\chromna\Knoxville\ChromData\D3D\20190829-12907.b\580-88125-b-1-c.d				
Injection Date:	30-Aug-2019 10:29:00	Instrument ID:	D3D		
Lims ID:	580-88125-B-1-C	Lab Sample ID:	140-88125-1		
Client ID:	A1-0to30-102018				
Operator ID:	Xcalibur_System	ALS Bottle#:	0	Worklist Smp#:	13
Injection Vol:	1.0 ul	Dil. Factor:	1.0000		
Method:	PCBs_D3D	Limit Group:	HR - 1668A - ICAL		
Column:	SPB-Octyl (0.25 mm)	Detector	F3(35.64 :49.10)		

PCB-176, CAS: 52663-65-7

Signal: 2

Processing Integration Results

RT: 38.48
Area: 715
Amount: 0.128088
Amount Units: pg/ul

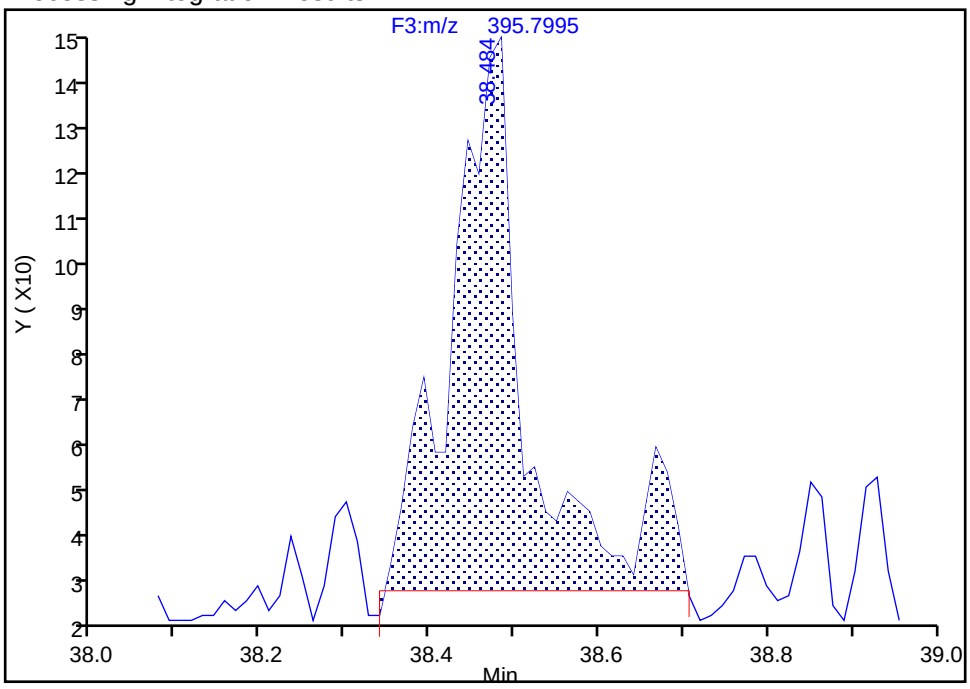

Manual Integration Results

RT: 38.48
Area: 583
Amount: 0.107539
Amount Units: pg/ul

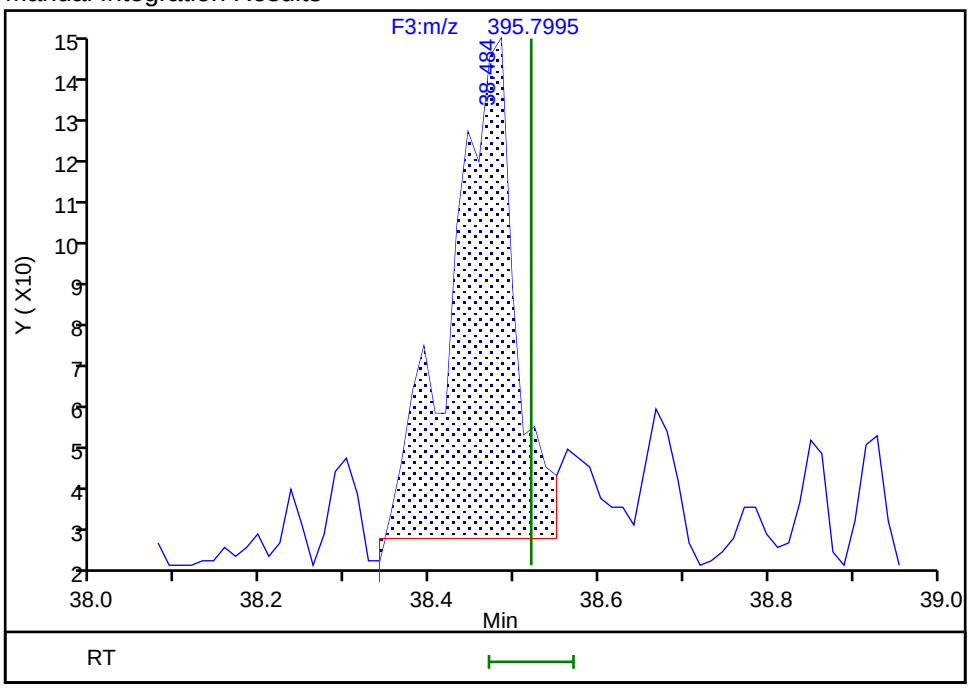

Reviewer: davidsonm, 03-Sep-2019 09:01:50

Audit Action: Split an Integrated Peak Audit Reason: Split Peak

Manual Integration/User Assign Peak Report

Eurofins TestAmerica, Knoxville

Data File:	\\chromna\Knoxville\ChromData\D3D\20190829-12907.b\580-88125-b-1-c.d				
Injection Date:	30-Aug-2019 10:29:00	Instrument ID:	D3D		
Lims ID:	580-88125-B-1-C	Lab Sample ID:	140-88125-1		
Client ID:	A1-0to30-102018				
Operator ID:	Xcalibur_System	ALS Bottle#:	0	Worklist Smp#:	13
Injection Vol:	1.0 ul	Dil. Factor:	1.0000		
Method:	PCBs_D3D	Limit Group:	HR - 1668A - ICAL		
Column:	SPB-Octyl (0.25 mm)	Detector	F3(35.64 :49.10)		

PCB-176, CAS: 52663-65-7

Signal: 1

Processing Integration Results

RT: 38.46
Area: 594
Amount: 0.128088
Amount Units: pg/ul

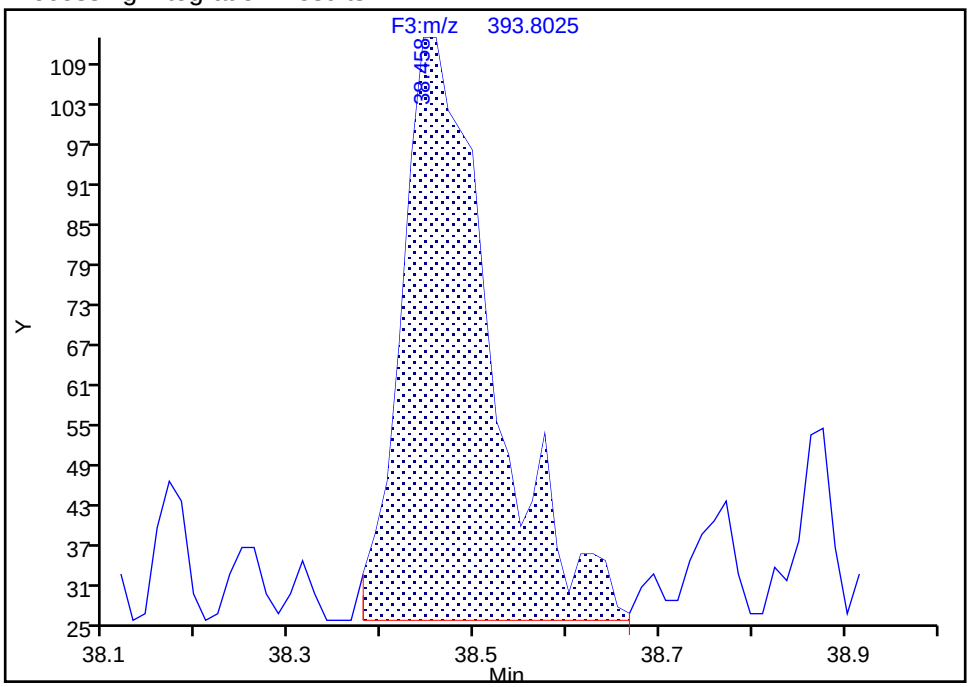

Manual Integration Results

RT: 38.44
Area: 516
Amount: 0.107539
Amount Units: pg/ul

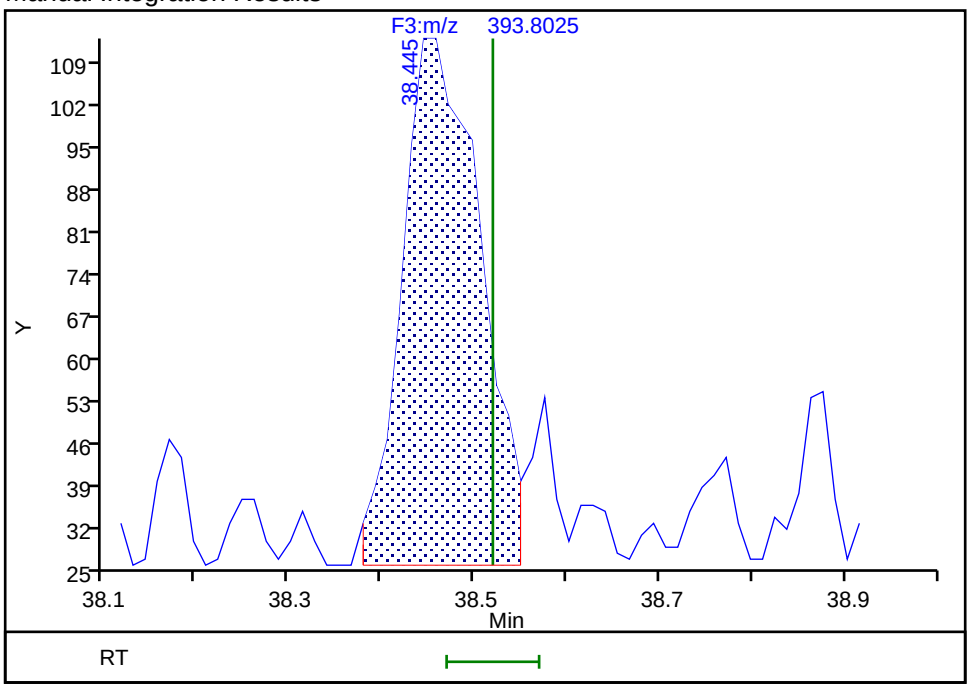

Reviewer: davidsonm, 03-Sep-2019 09:01:53

Audit Action: Split an Integrated Peak Audit Reason: Split Peak

Eurofins TestAmerica, Knoxville

Data File:	\\chromna\Knoxville\ChromData\D3D\20190829-12907.b\580-88125-b-1-c.d		
Injection Date:	30-Aug-2019 10:29:00	Injection Vol:	1.0 ul
Instrument ID:	D3D	Operator ID:	Xcalibur_System
Method:	PCBs_D3D	Limit Group:	HR - 1668A - ICAL
Client ID:	A1-0to30-102018		
Worklist#:	33148	Sample Line#:	13
Column Type:	SPB-Octyl	Column Dia:	0.25 mm

HpPCB F4

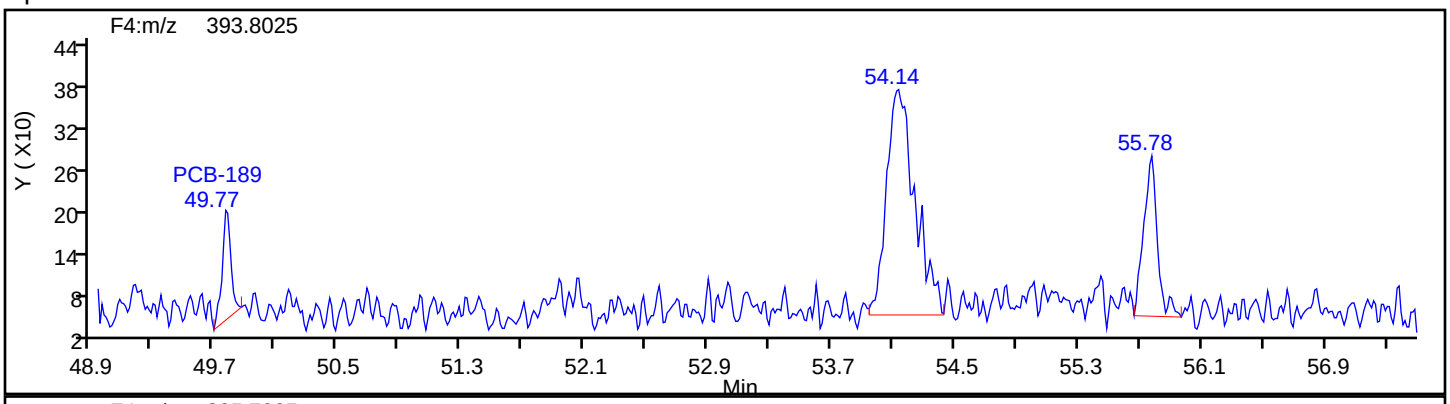

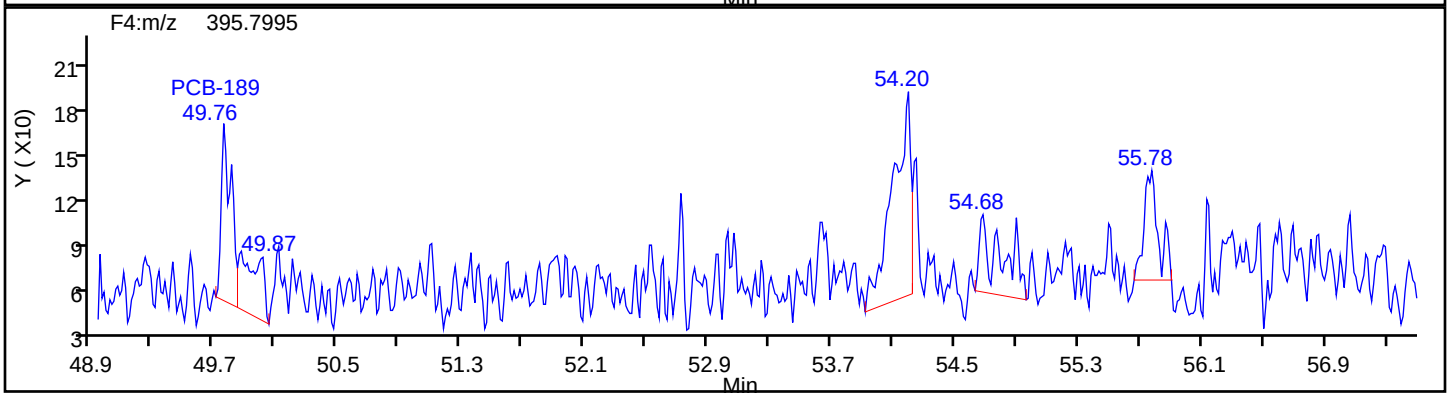

HpPCB F4 Standards

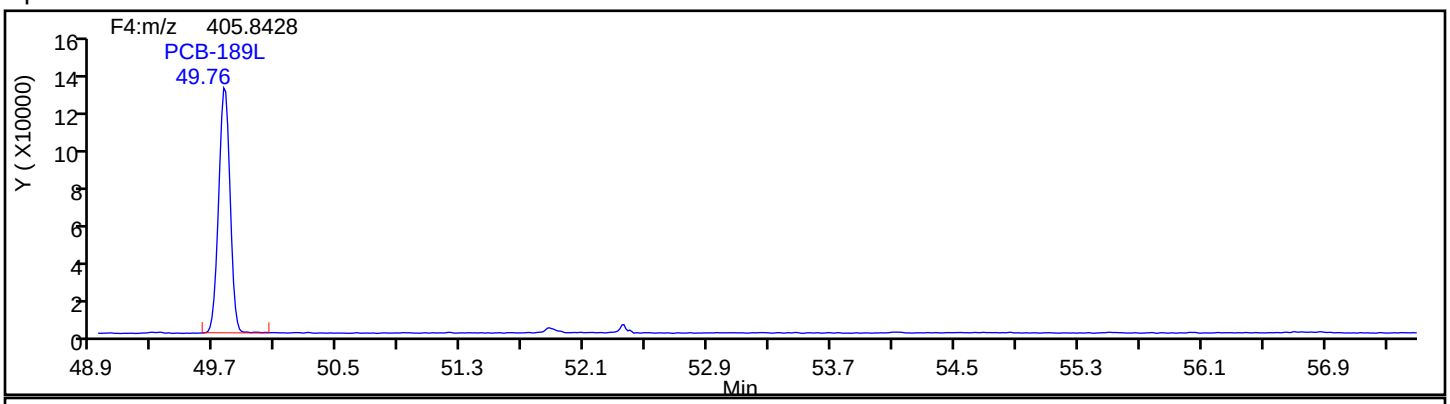

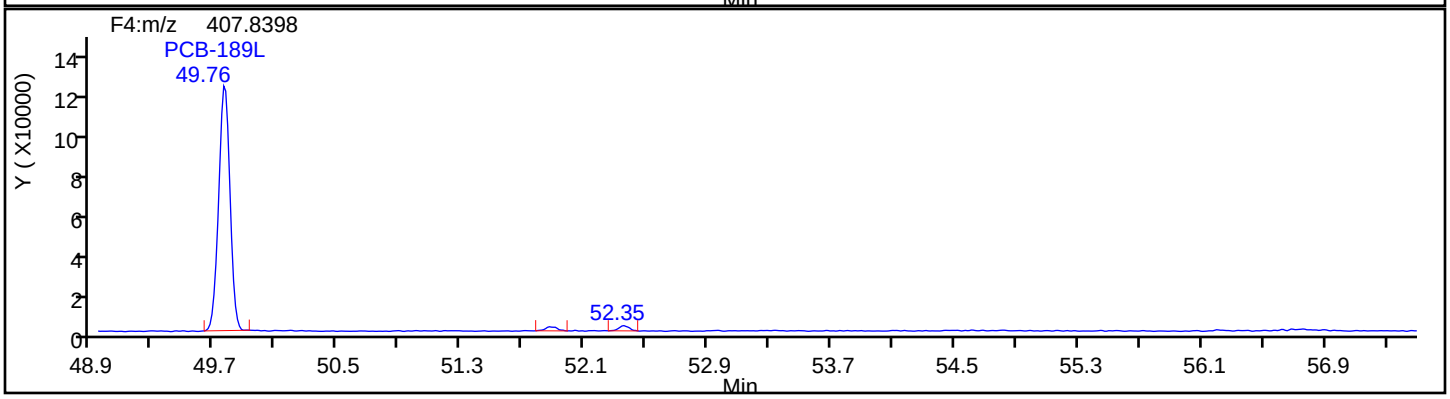

Eurofins TestAmerica, Knoxville

Data File:	\\chromna\Knoxville\ChromData\D3D\20190829-12907.b\580-88125-b-1-c.d		
Injection Date:	30-Aug-2019 10:29:00	Injection Vol:	1.0 ul
Instrument ID:	D3D	Operator ID:	Xcalibur_System
Method:	PCBs_D3D	Limit Group:	HR - 1668A - ICAL
Client ID:	A1-0to30-102018		
Worklist#:	33148	Sample Line#:	13
Column Type:	SPB-Octyl	Column Dia:	0.25 mm

HpPCB F4

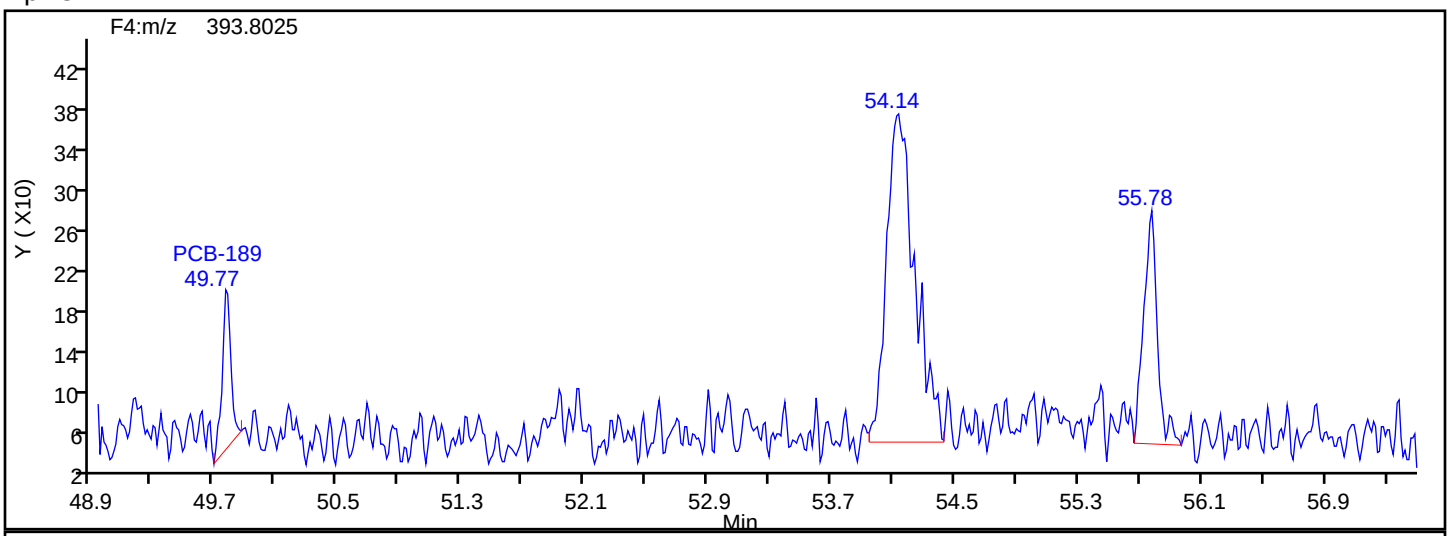

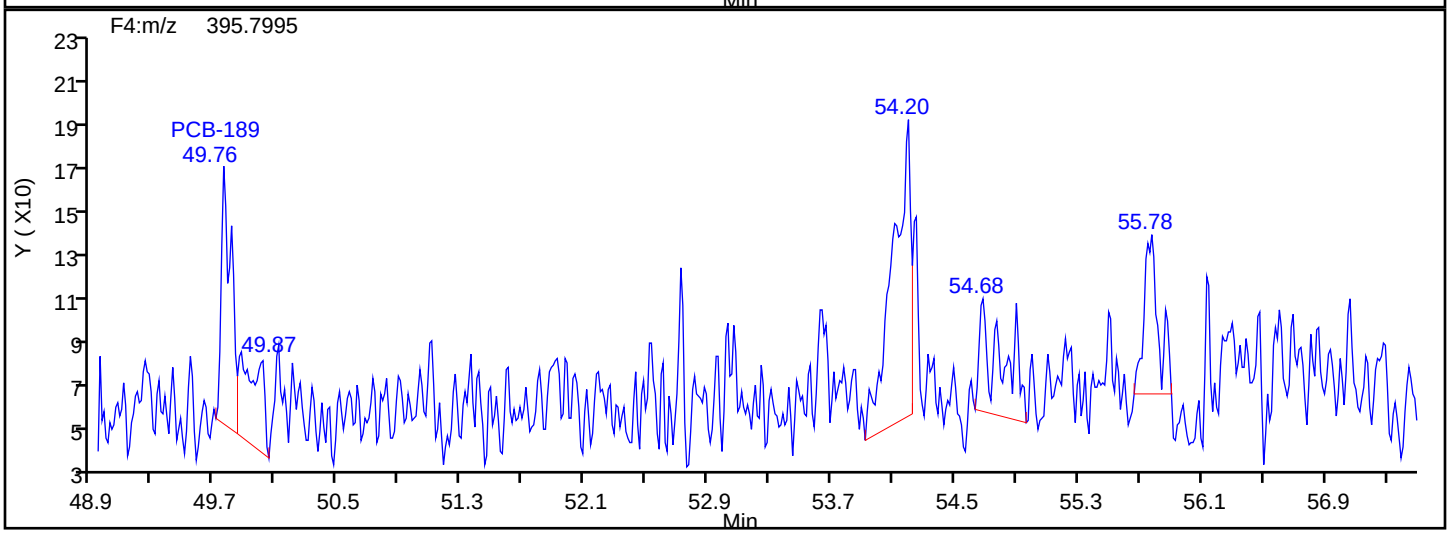

HpPCB F4 Lock Mass

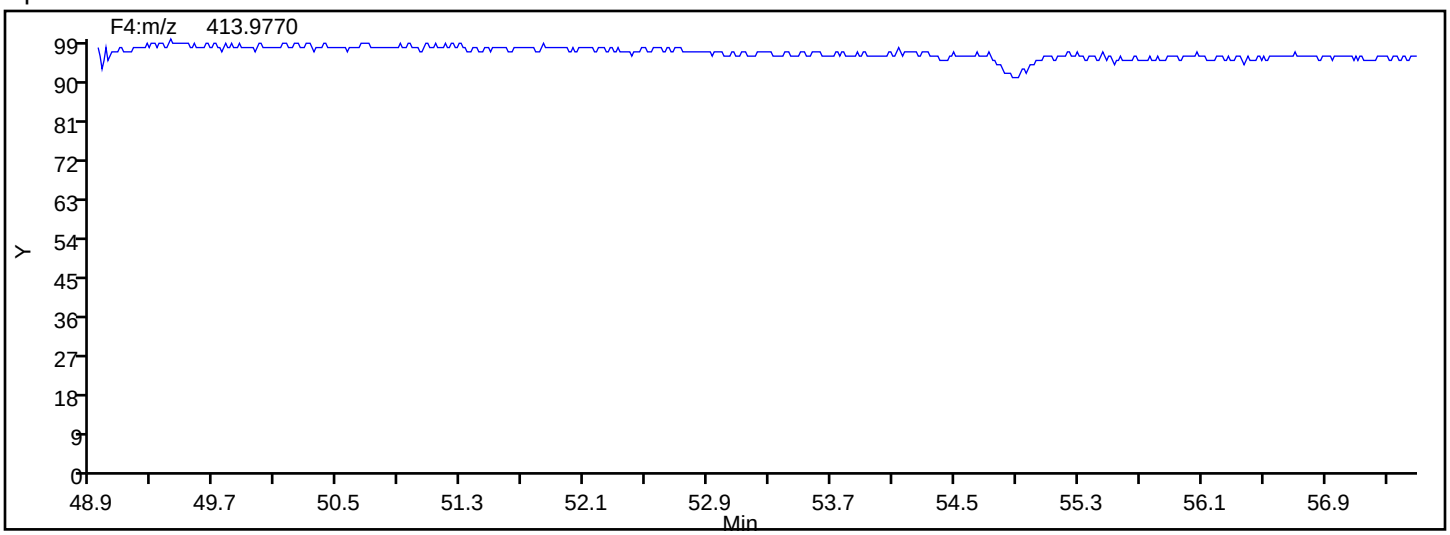

Manual Integration/User Assign Peak Report

Eurofins TestAmerica, Knoxville

Data File:	\\chromna\Knoxville\ChromData\D3D\20190829-12907.b\580-88125-b-1-c.d				
Injection Date:	30-Aug-2019 10:29:00	Instrument ID:	D3D		
Lims ID:	580-88125-B-1-C	Lab Sample ID:	140-88125-1		
Client ID:	A1-0to30-102018				
Operator ID:	Xcalibur_System	ALS Bottle#:	0	Worklist Smp#:	13
Injection Vol:	1.0 ul	Dil. Factor:	1.0000		
Method:	PCBs_D3D	Limit Group:	HR - 1668A - ICAL		
Column:	SPB-Octyl (0.25 mm)	Detector	F4(49.20 :57.50)		

PCB-189, CAS: 39635-31-9

Signal: 1

Processing Integration Results

RT: 49.77
Area: 527
Amount: 0.070020
Amount Units: pg/ul

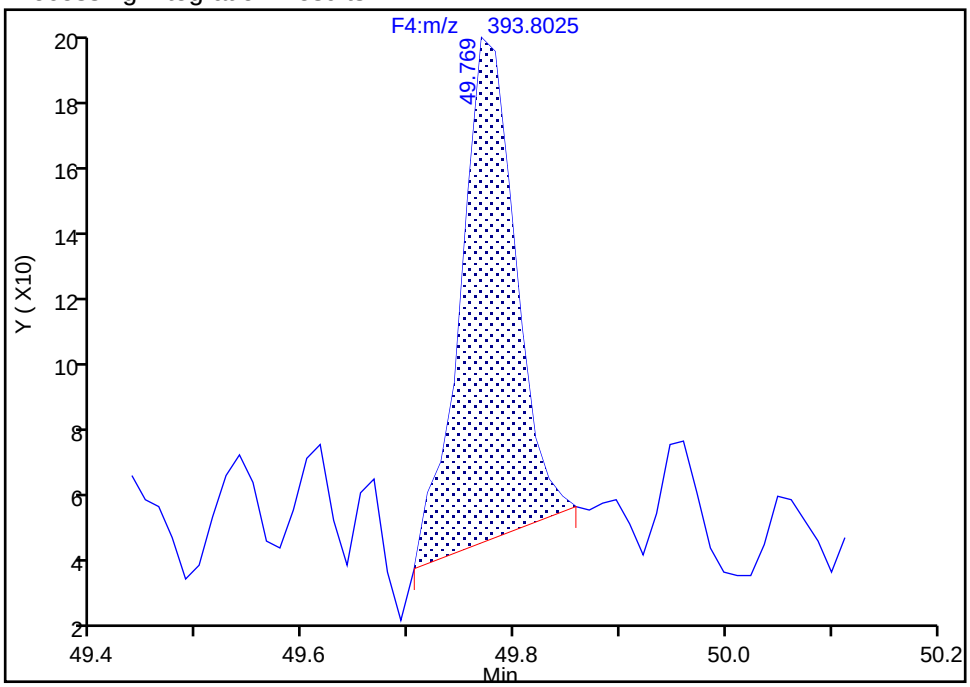

Manual Integration Results

RT: 49.77
Area: 606
Amount: 0.068618
Amount Units: pg/ul

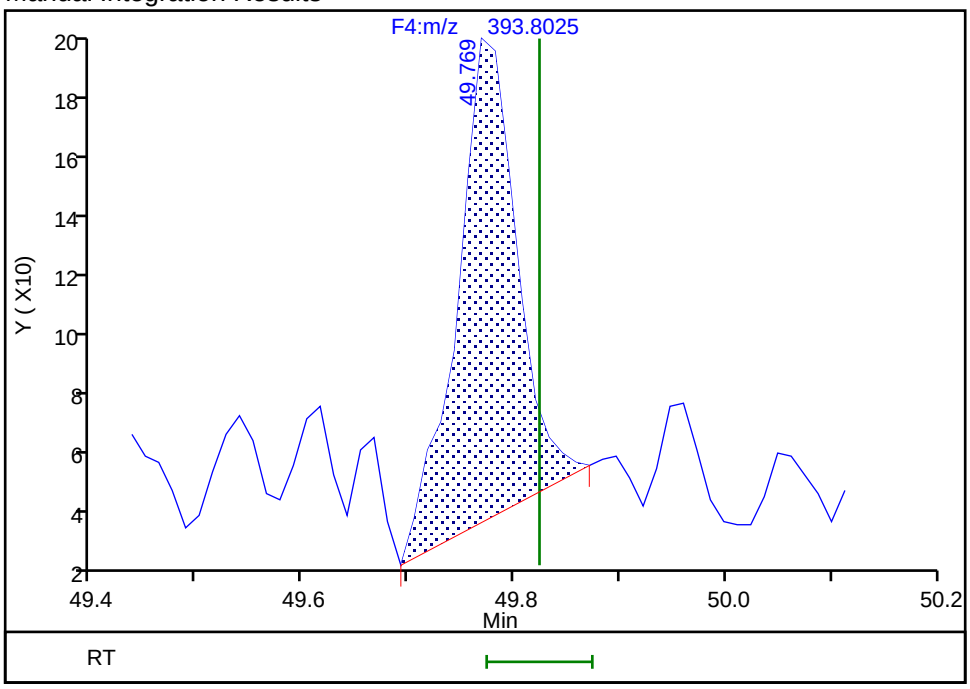

Reviewer: davidsonm, 03-Sep-2019 09:02:17

Audit Action: Manually Integrated Audit Reason: Split Peak

Manual Integration/User Assign Peak Report

Eurofins TestAmerica, Knoxville

Data File:	\\chromna\Knoxville\ChromData\D3D\20190829-12907.b\580-88125-b-1-c.d				
Injection Date:	30-Aug-2019 10:29:00	Instrument ID:	D3D		
Lims ID:	580-88125-B-1-C	Lab Sample ID:	140-88125-1		
Client ID:	A1-0to30-102018				
Operator ID:	Xcalibur_System	ALS Bottle#:	0	Worklist Smp#:	13
Injection Vol:	1.0 ul	Dil. Factor:	1.0000		
Method:	PCBs_D3D	Limit Group:	HR - 1668A - ICAL		
Column:	SPB-Octyl (0.25 mm)	Detector	F4(49.20 :57.50)		

PCB-189, CAS: 39635-31-9

Signal: 2

Processing Integration Results

RT: 49.76
Area: 622
Amount: 0.070020
Amount Units: pg/ul

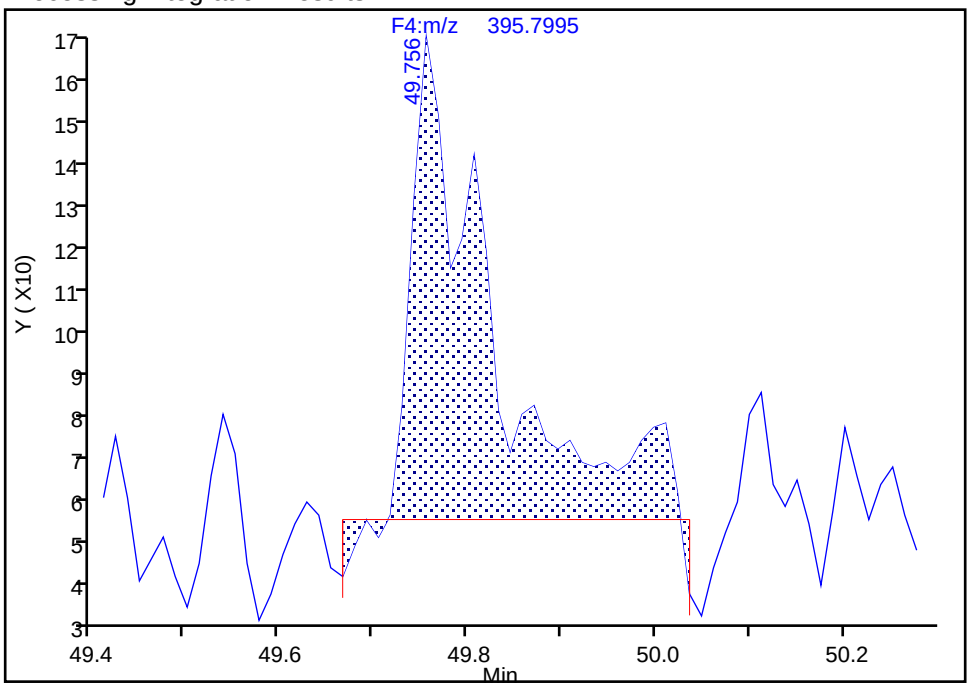

Manual Integration Results

RT: 49.76
Area: 520
Amount: 0.068618
Amount Units: pg/ul

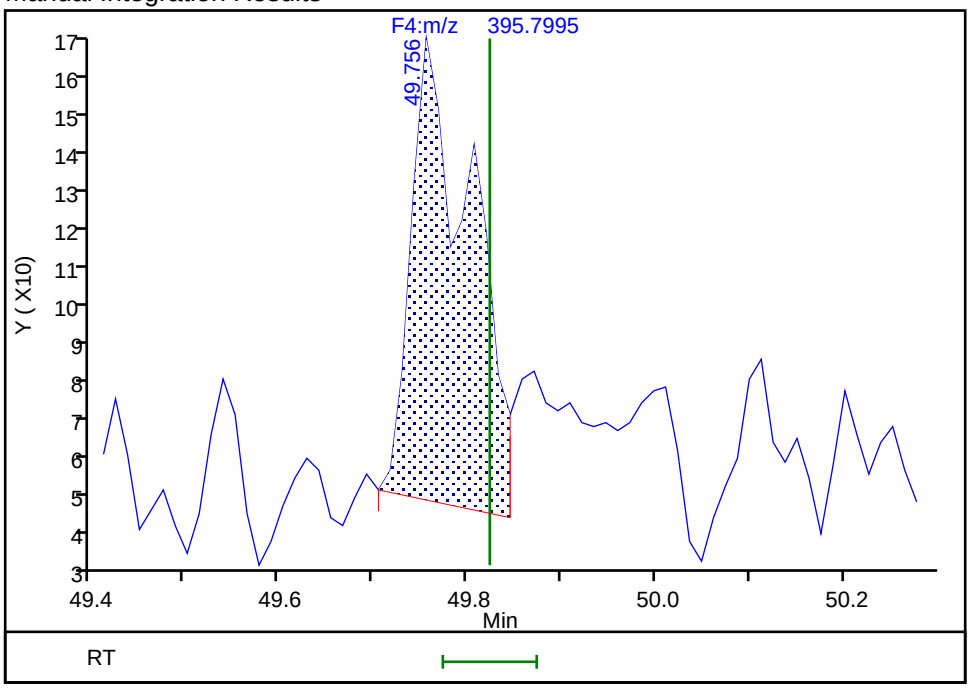

Reviewer: davidsonm, 03-Sep-2019 09:02:30

Audit Action: Split an Integrated Peak Audit Reason: Split Peak

Eurofins TestAmerica, Knoxville

Data File:	\\chromna\Knoxville\ChromData\D3D\20190829-12907.b\580-88125-b-1-c.d		
Injection Date:	30-Aug-2019 10:29:00	Injection Vol:	1.0 ul
Instrument ID:	D3D	Operator ID:	Xcalibur_System
Method:	PCBs_D3D	Limit Group:	HR - 1668A - ICAL
Client ID:	A1-0to30-102018		
Worklist#:	33148	Sample Line#:	13
Column Type:	SPB-Octyl	Column Dia:	0.25 mm

OcPCB F3

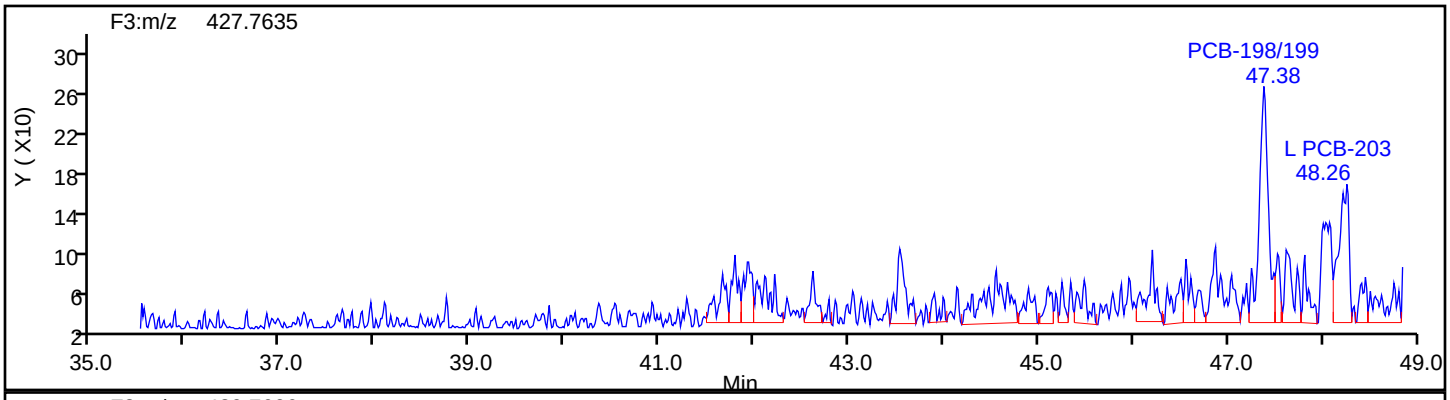

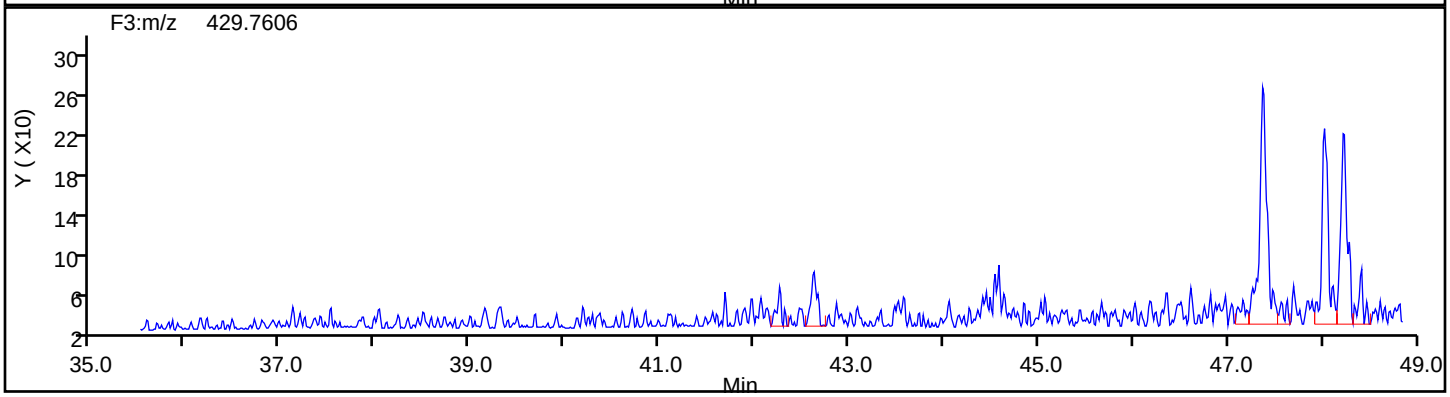

OcPCB F3 Standards

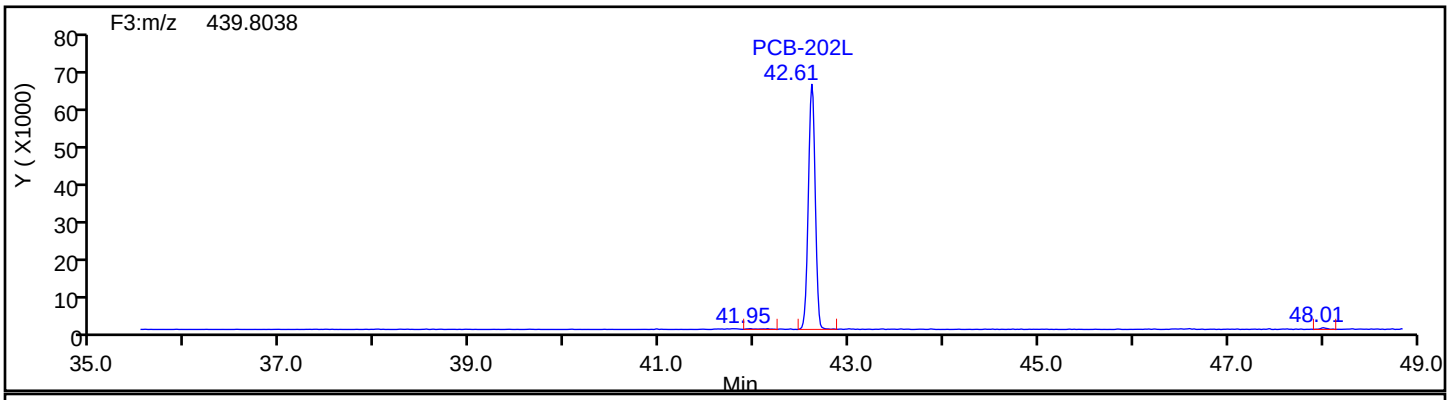

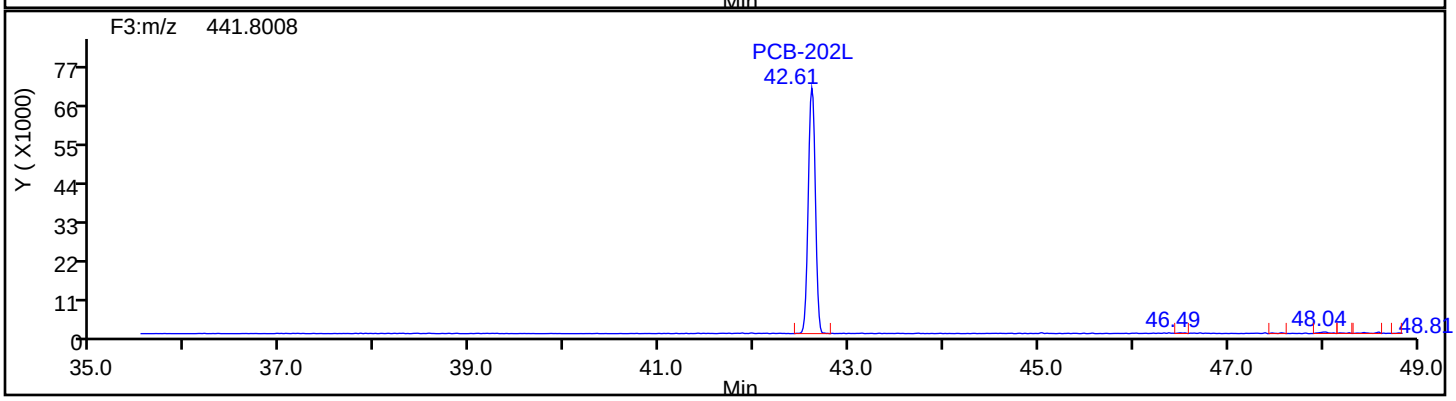

Eurofins TestAmerica, Knoxville

Data File:	\\chromna\Knoxville\ChromData\D3D\20190829-12907.b\580-88125-b-1-c.d		
Injection Date:	30-Aug-2019 10:29:00	Injection Vol:	1.0 ul
Instrument ID:	D3D	Operator ID:	Xcalibur_System
Method:	PCBs_D3D	Limit Group:	HR - 1668A - ICAL
Client ID:	A1-0to30-102018		
Worklist#:	33148	Sample Line#:	13
Column Type:	SPB-Octyl	Column Dia:	0.25 mm

OcPCB F3

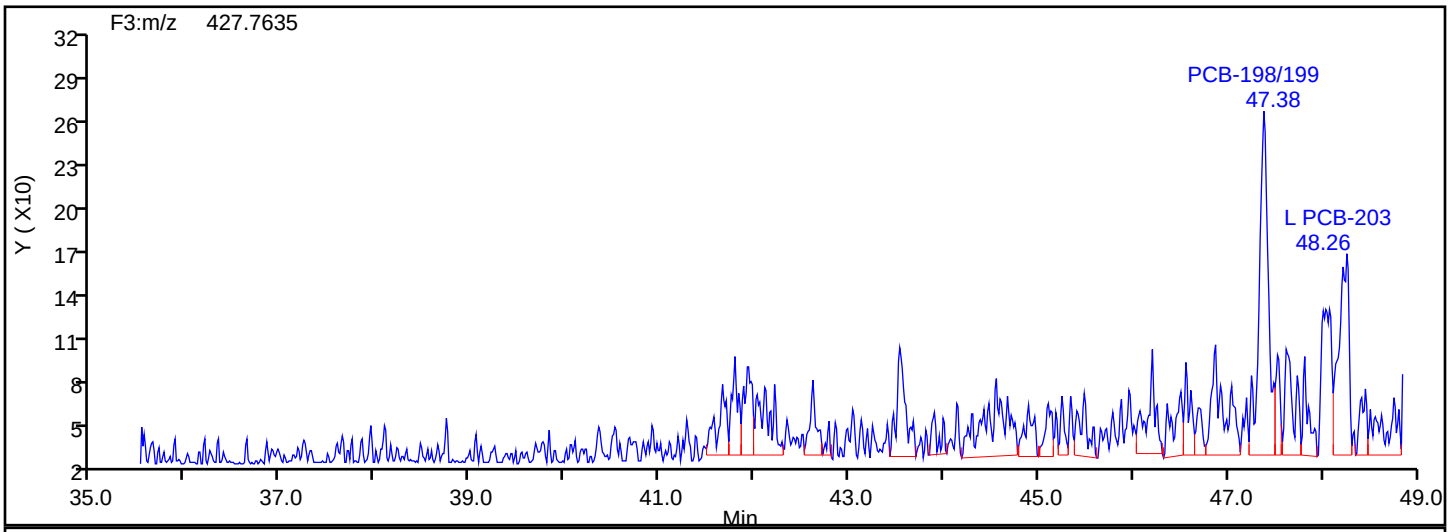

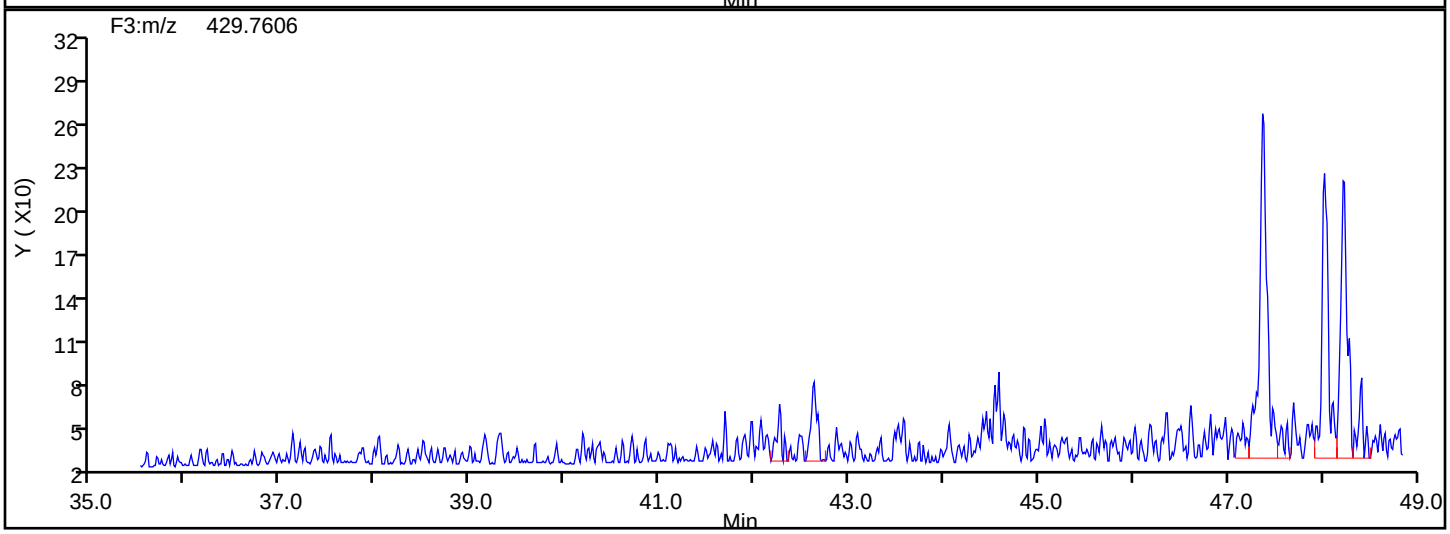

OcPCB F3 Lock Mass

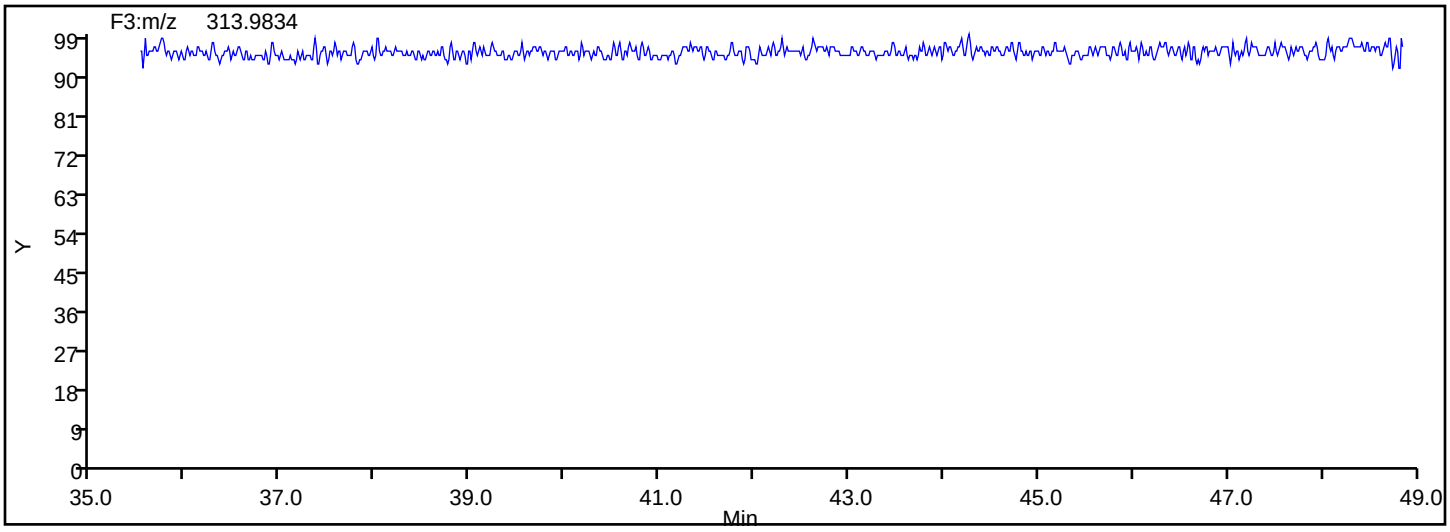

Manual Integration/User Assign Peak Report

Eurofins TestAmerica, Knoxville

Data File:	\\chromna\Knoxville\ChromData\D3D\20190829-12907.b\580-88125-b-1-c.d				
Injection Date:	30-Aug-2019 10:29:00	Instrument ID:	D3D		
Lims ID:	580-88125-B-1-C	Lab Sample ID:	140-88125-1		
Client ID:	A1-0to30-102018				
Operator ID:	Xcalibur_System	ALS Bottle#:	0	Worklist Smp#:	13
Injection Vol:	1.0 ul	Dil. Factor:	1.0000		
Method:	PCBs_D3D	Limit Group:	HR - 1668A - ICAL		
Column:	SPB-Octyl (0.25 mm)	Detector	F3(35.64 :49.10)		

PCB-202, CAS: 2136-99-4

Signal: 1

Processing Integration Results

RT: 42.62
Area: 281
Amount: 0.071599
Amount Units: pg/ul

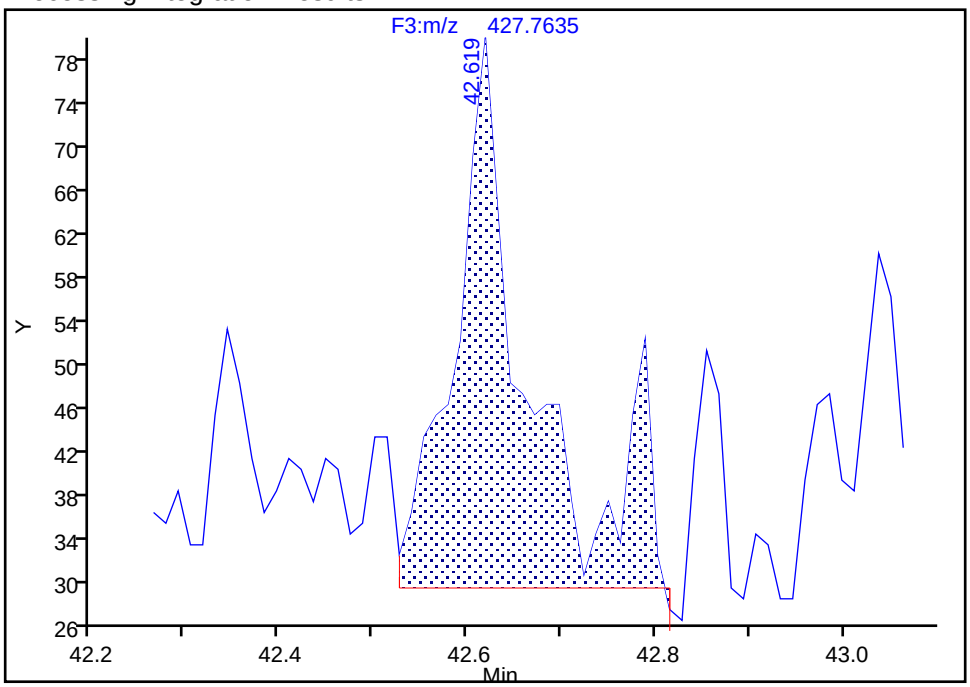

Manual Integration Results

RT: 42.62
Area: 232
Amount: 0.064967
Amount Units: pg/ul

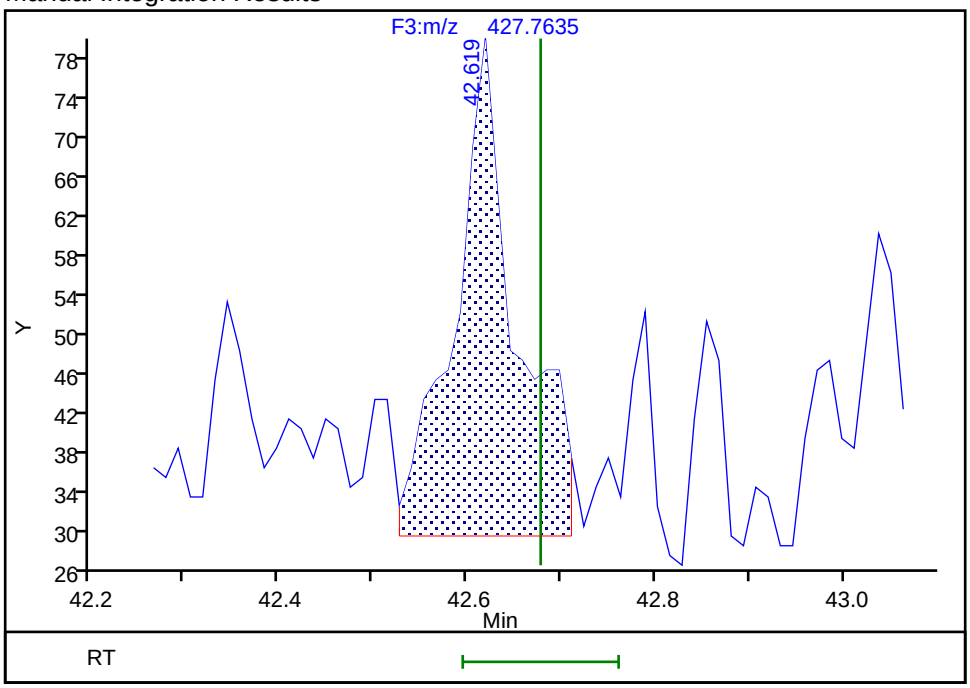

Reviewer: davidsonm, 03-Sep-2019 09:02:41

Audit Action: Split an Integrated Peak Audit Reason: Split Peak

Manual Integration/User Assign Peak Report

Eurofins TestAmerica, Knoxville

Data File:	\\chromna\Knoxville\ChromData\D3D\20190829-12907.b\580-88125-b-1-c.d				
Injection Date:	30-Aug-2019 10:29:00	Instrument ID:	D3D		
Lims ID:	580-88125-B-1-C	Lab Sample ID:	140-88125-1		
Client ID:	A1-0to30-102018				
Operator ID:	Xcalibur_System	ALS Bottle#:	0	Worklist Smp#:	13
Injection Vol:	1.0 ul	Dil. Factor:	1.0000		
Method:	PCBs_D3D	Limit Group:	HR - 1668A - ICAL		
Column:	SPB-Octyl (0.25 mm)	Detector	F3(35.64 :49.10)		

PCB-198/199, CAS: STL01825

Signal: 2

Processing Integration Results

RT: 47.37
Area: 1568
Amount: 0.586831
Amount Units: pg/ul

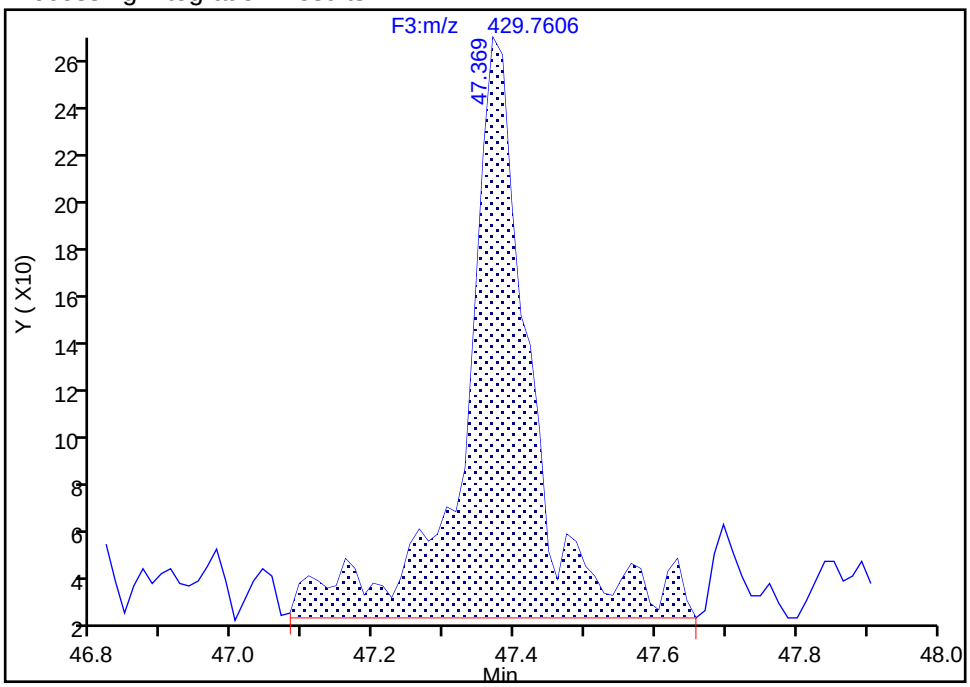

Manual Integration Results

RT: 47.37
Area: 1342
Amount: 0.511235
Amount Units: pg/ul

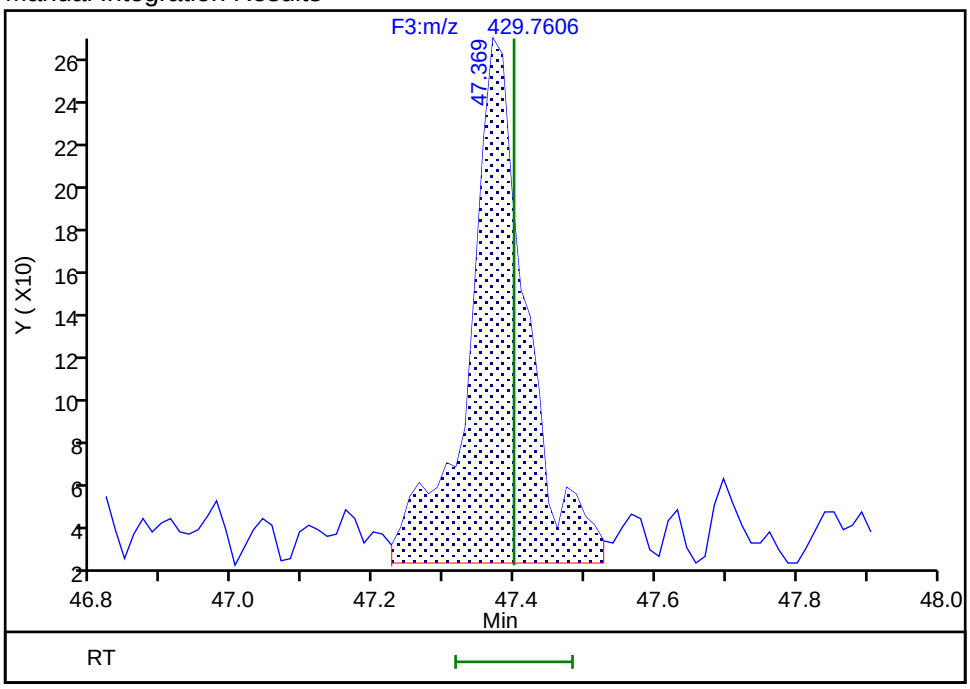

Reviewer: davidsonm, 03-Sep-2019 09:02:56

Audit Action: Split an Integrated Peak Audit Reason: Split Peak

Manual Integration/User Assign Peak Report

Eurofins TestAmerica, Knoxville

Data File:	\\chromna\Knoxville\ChromData\D3D\20190829-12907.b\580-88125-b-1-c.d				
Injection Date:	30-Aug-2019 10:29:00	Instrument ID:	D3D		
Lims ID:	580-88125-B-1-C	Lab Sample ID:	140-88125-1		
Client ID:	A1-0to30-102018				
Operator ID:	Xcalibur_System	ALS Bottle#:	0	Worklist Smp#:	13
Injection Vol:	1.0 ul	Dil. Factor:	1.0000		
Method:	PCBs_D3D	Limit Group:	HR - 1668A - ICAL		
Column:	SPB-Octyl (0.25 mm)	Detector	F3(35.64 :49.10)		

PCB-198/199, CAS: STL01825

Signal: 1

Processing Integration Results

RT: 47.38
Area: 1801
Amount: 0.586831
Amount Units: pg/ul

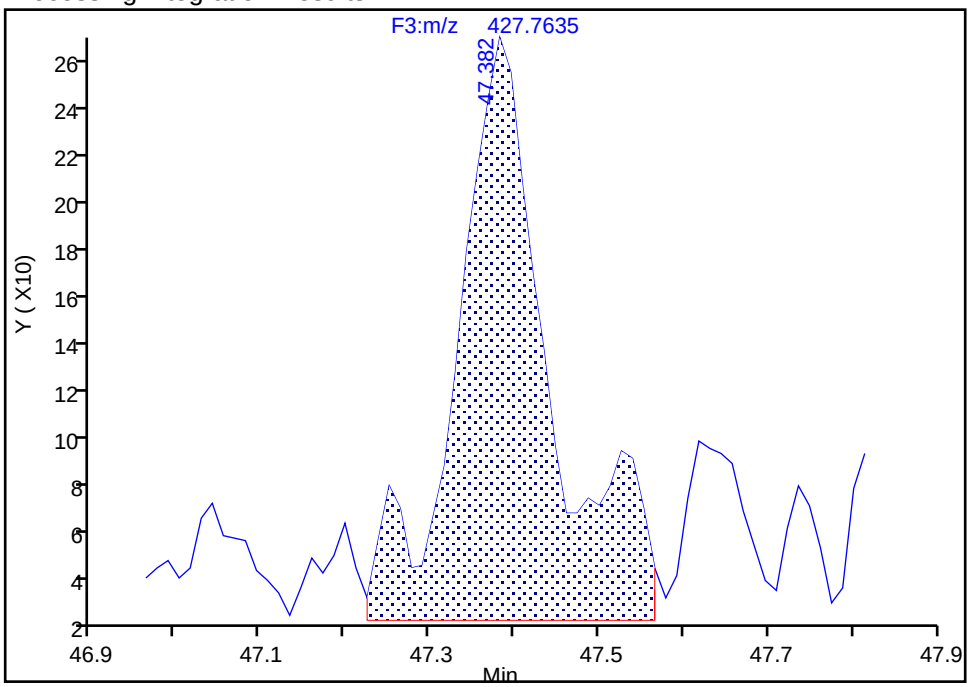

Manual Integration Results

RT: 47.38
Area: 1593
Amount: 0.511235
Amount Units: pg/ul

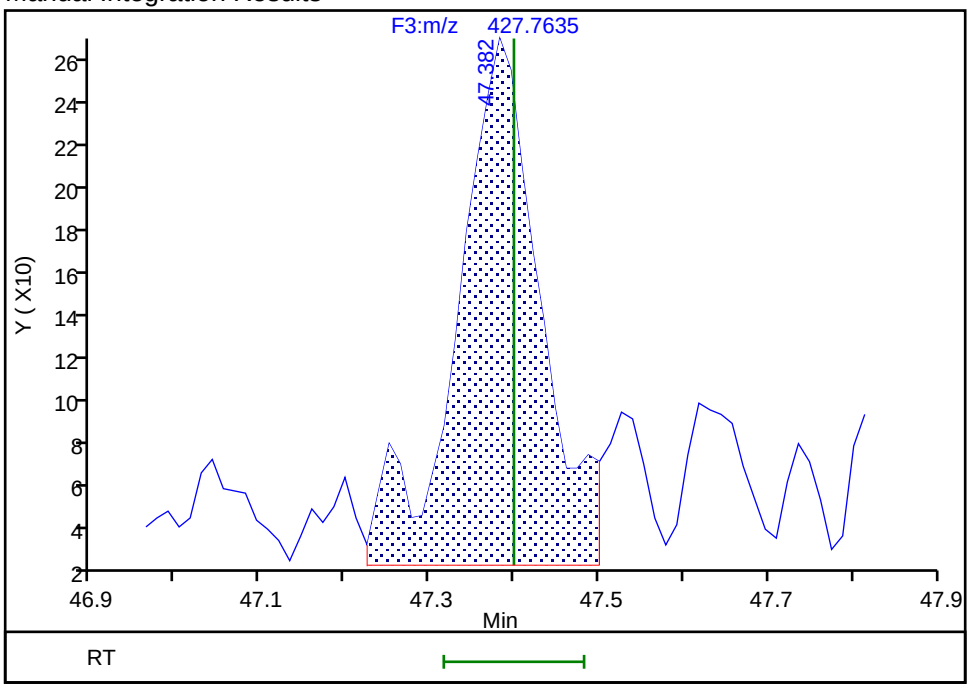

Reviewer: davidsonm, 03-Sep-2019 09:03:02
Audit Action: Split an Integrated Peak Audit Reason: Split Peak

Eurofins TestAmerica, Knoxville

Data File:	\\chromna\Knoxville\ChromData\D3D\20190829-12907.b\580-88125-b-1-c.d		
Injection Date:	30-Aug-2019 10:29:00	Injection Vol:	1.0 ul
Instrument ID:	D3D	Operator ID:	Xcalibur_System
Method:	PCBs_D3D	Limit Group:	HR - 1668A - ICAL
Client ID:	A1-0to30-102018		
Worklist#:	33148	Sample Line#:	13
Column Type:	SPB-Octyl	Column Dia:	0.25 mm

OcPCB F4

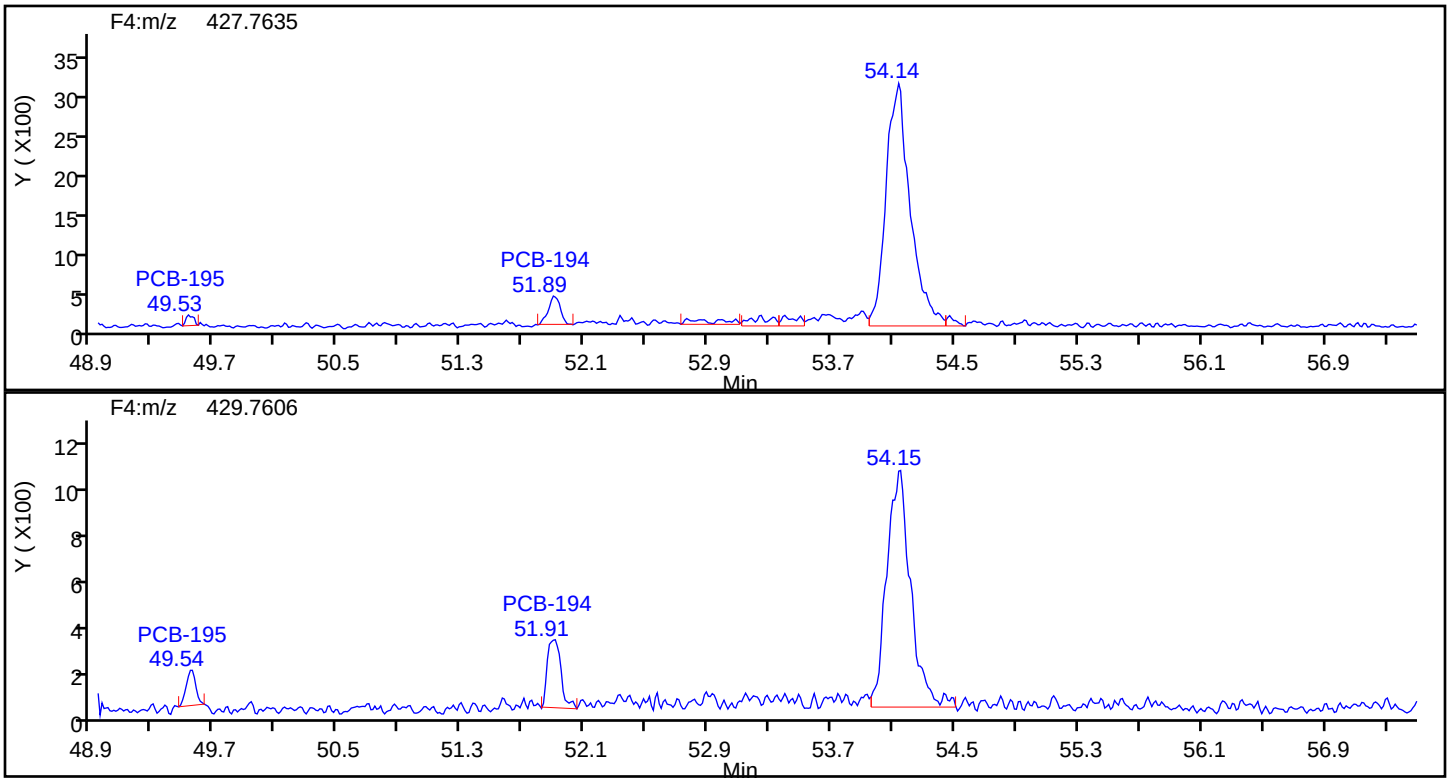

OcPCB F4 Standards

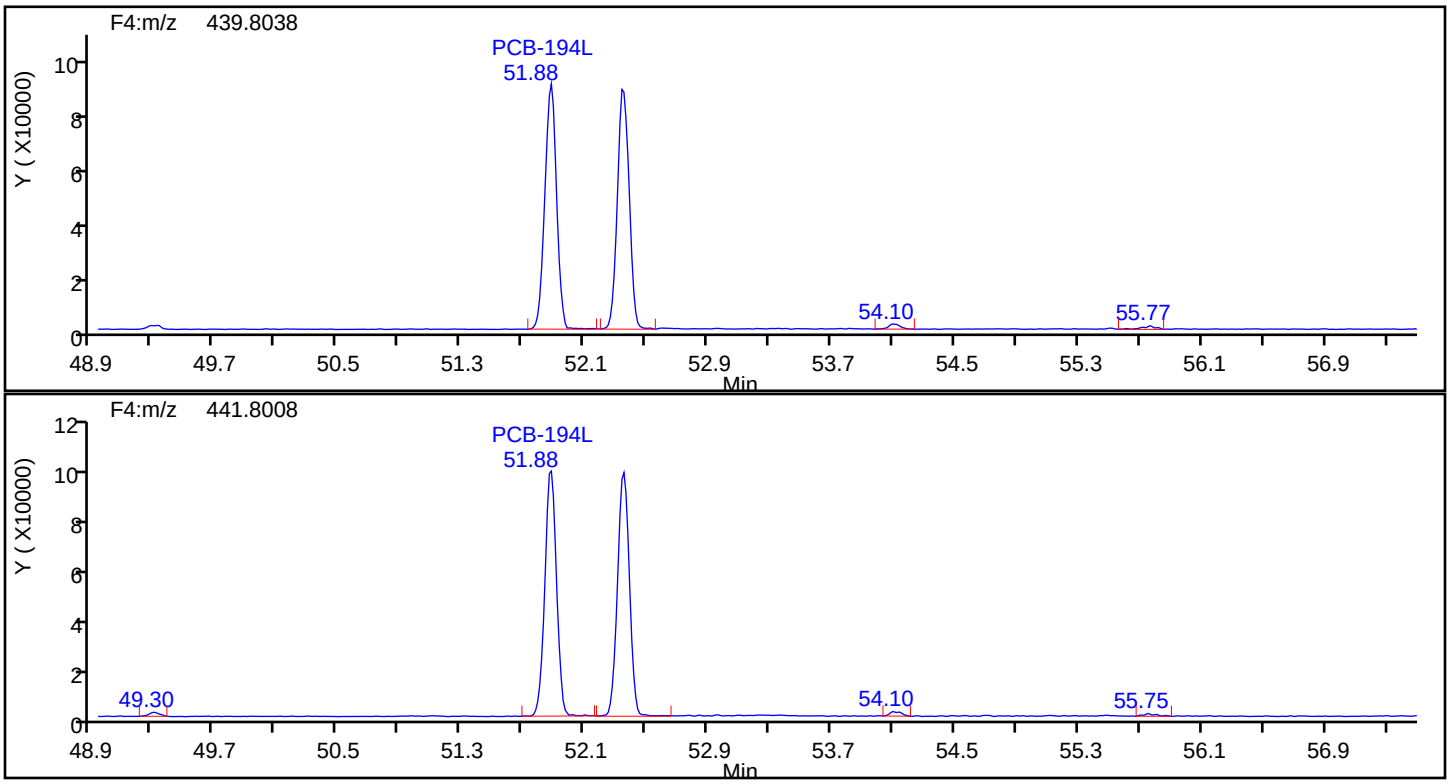

Eurofins TestAmerica, Knoxville

Data File:	\\chromna\Knoxville\ChromData\D3D\20190829-12907.b\580-88125-b-1-c.d		
Injection Date:	30-Aug-2019 10:29:00	Injection Vol:	1.0 ul
Instrument ID:	D3D	Operator ID:	Xcalibur_System
Method:	PCBs_D3D	Limit Group:	HR - 1668A - ICAL
Client ID:	A1-0to30-102018		
Worklist#:	33148	Sample Line#:	13
Column Type:	SPB-Octyl	Column Dia:	0.25 mm

OcPCB F4

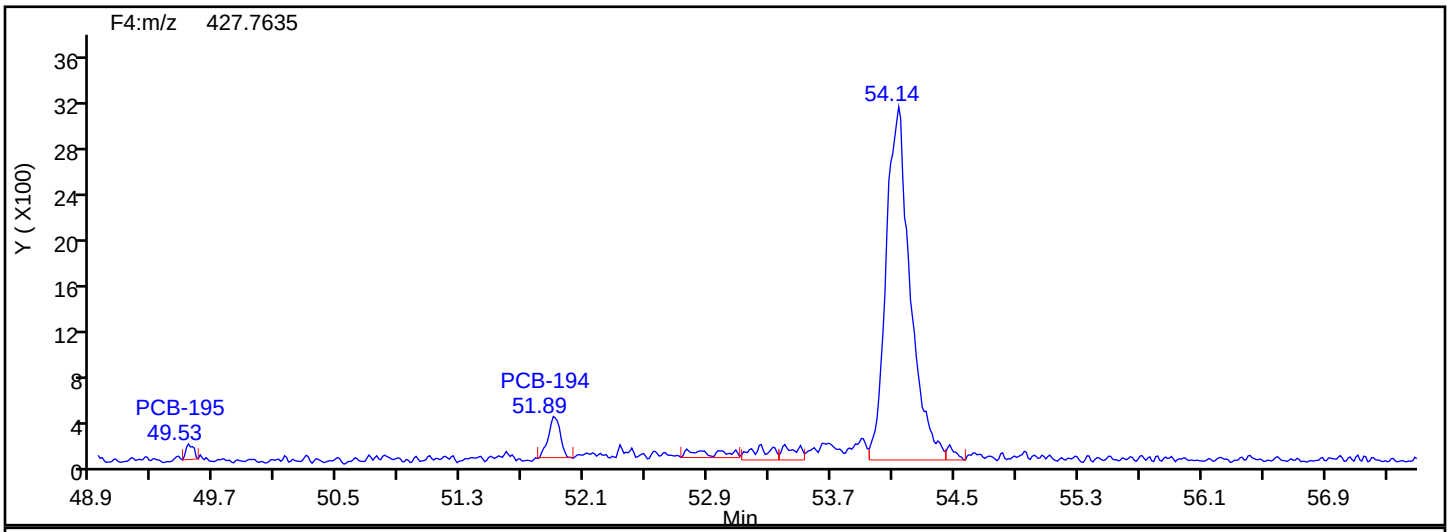

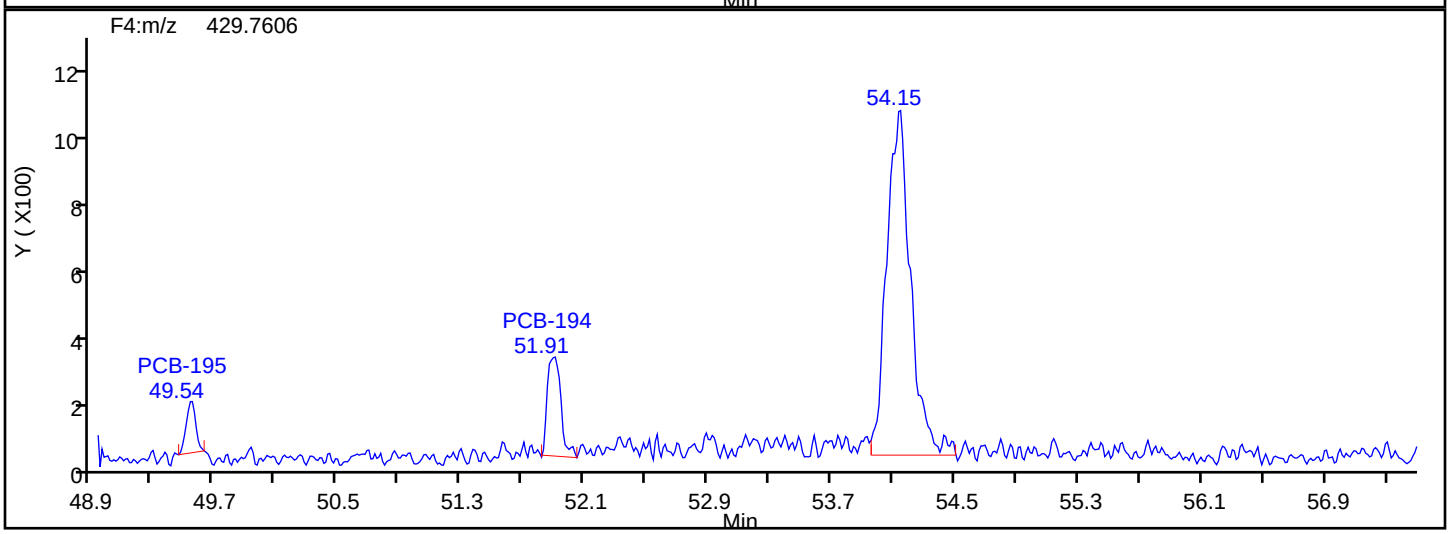

OcPCB F4 Lock Mass

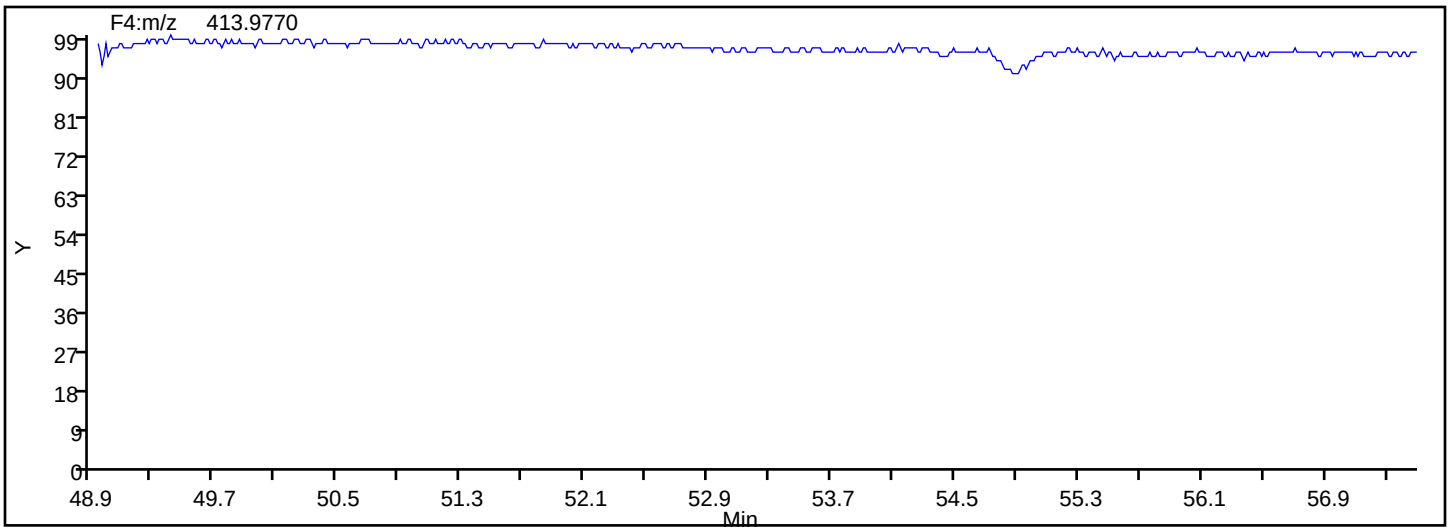

Manual Integration/User Assign Peak Report

Eurofins TestAmerica, Knoxville

Data File:	\\chromna\Knoxville\ChromData\D3D\20190829-12907.b\580-88125-b-1-c.d				
Injection Date:	30-Aug-2019 10:29:00	Instrument ID:	D3D		
Lims ID:	580-88125-B-1-C	Lab Sample ID:	140-88125-1		
Client ID:	A1-0to30-102018				
Operator ID:	Xcalibur_System	ALS Bottle#:	0	Worklist Smp#:	13
Injection Vol:	1.0 ul	Dil. Factor:	1.0000		
Method:	PCBs_D3D	Limit Group:	HR - 1668A - ICAL		
Column:	SPB-Octyl (0.25 mm)	Detector	F4(49.20 :57.50)		

PCB-195, CAS: 52663-78-2

Signal: 1

Processing Integration Results

RT: 49.53
Area: 515
Amount: 0.148158
Amount Units: pg/ul

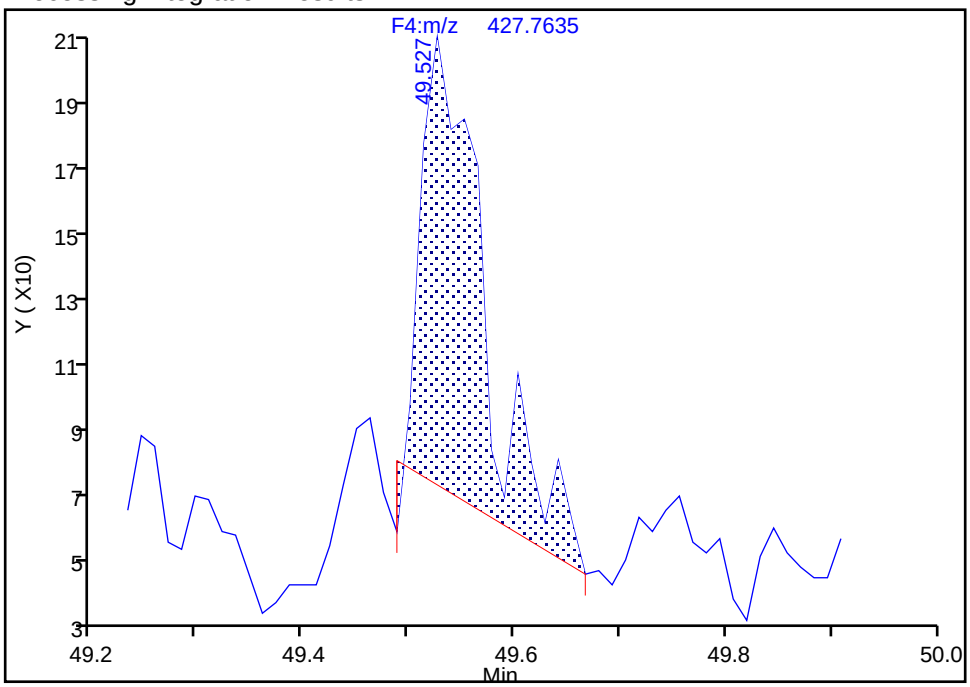

Manual Integration Results

RT: 49.53
Area: 464
Amount: 0.137503
Amount Units: pg/ul

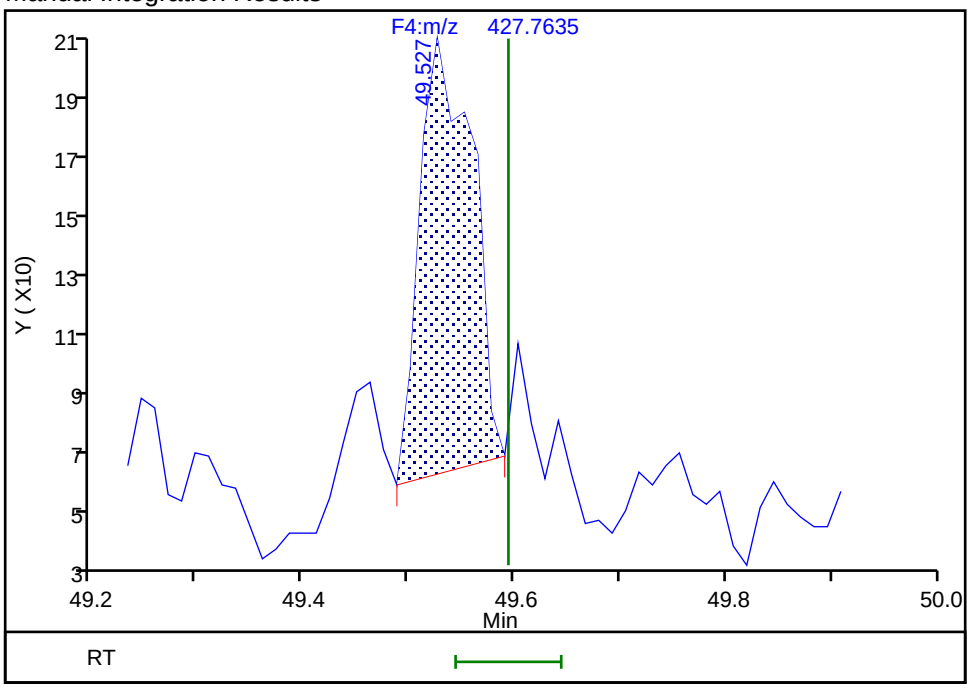

Reviewer: davidsonm, 03-Sep-2019 09:03:27

Audit Action: Manually Integrated Audit Reason: Baseline

Manual Integration/User Assign Peak Report

Eurofins TestAmerica, Knoxville

Data File:	\\chromna\Knoxville\ChromData\D3D\20190829-12907.b\580-88125-b-1-c.d				
Injection Date:	30-Aug-2019 10:29:00	Instrument ID:	D3D		
Lims ID:	580-88125-B-1-C	Lab Sample ID:	140-88125-1		
Client ID:	A1-0to30-102018				
Operator ID:	Xcalibur_System	ALS Bottle#:	0	Worklist Smp#:	13
Injection Vol:	1.0 ul	Dil. Factor:	1.0000		
Method:	PCBs_D3D	Limit Group:	HR - 1668A - ICAL		
Column:	SPB-Octyl (0.25 mm)	Detector	F4(49.20 :57.50)		

PCB-195, CAS: 52663-78-2

Signal: 2

Processing Integration Results

RT: 49.54
Area: 653
Amount: 0.148158
Amount Units: pg/ul

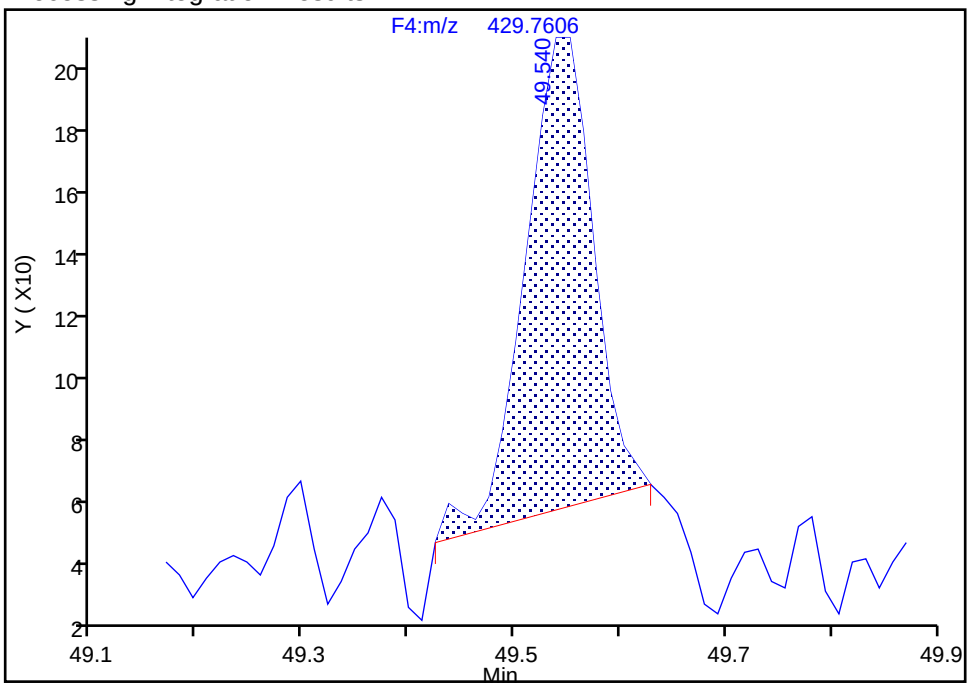

Manual Integration Results

RT: 49.54
Area: 620
Amount: 0.137503
Amount Units: pg/ul

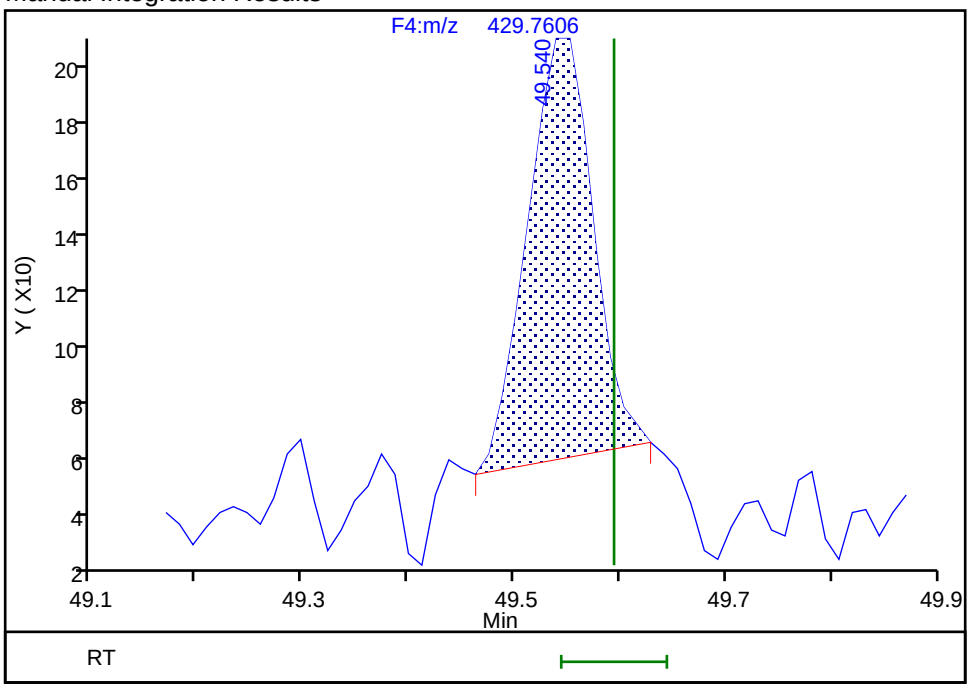

Reviewer: davidsonm, 03-Sep-2019 09:03:30

Audit Action: Manually Integrated Audit Reason: Baseline

Eurofins TestAmerica, Knoxville

Data File:	\\chromna\Knoxville\ChromData\D3D\20190829-12907.b\580-88125-b-1-c.d		
Injection Date:	30-Aug-2019 10:29:00	Injection Vol:	1.0 ul
Instrument ID:	D3D	Operator ID:	Xcalibur_System
Method:	PCBs_D3D	Limit Group:	HR - 1668A - ICAL
Client ID:	A1-0to30-102018		
Worklist#:	33148	Sample Line#:	13
Column Type:	SPB-Octyl	Column Dia:	0.25 mm

NoPCB F4

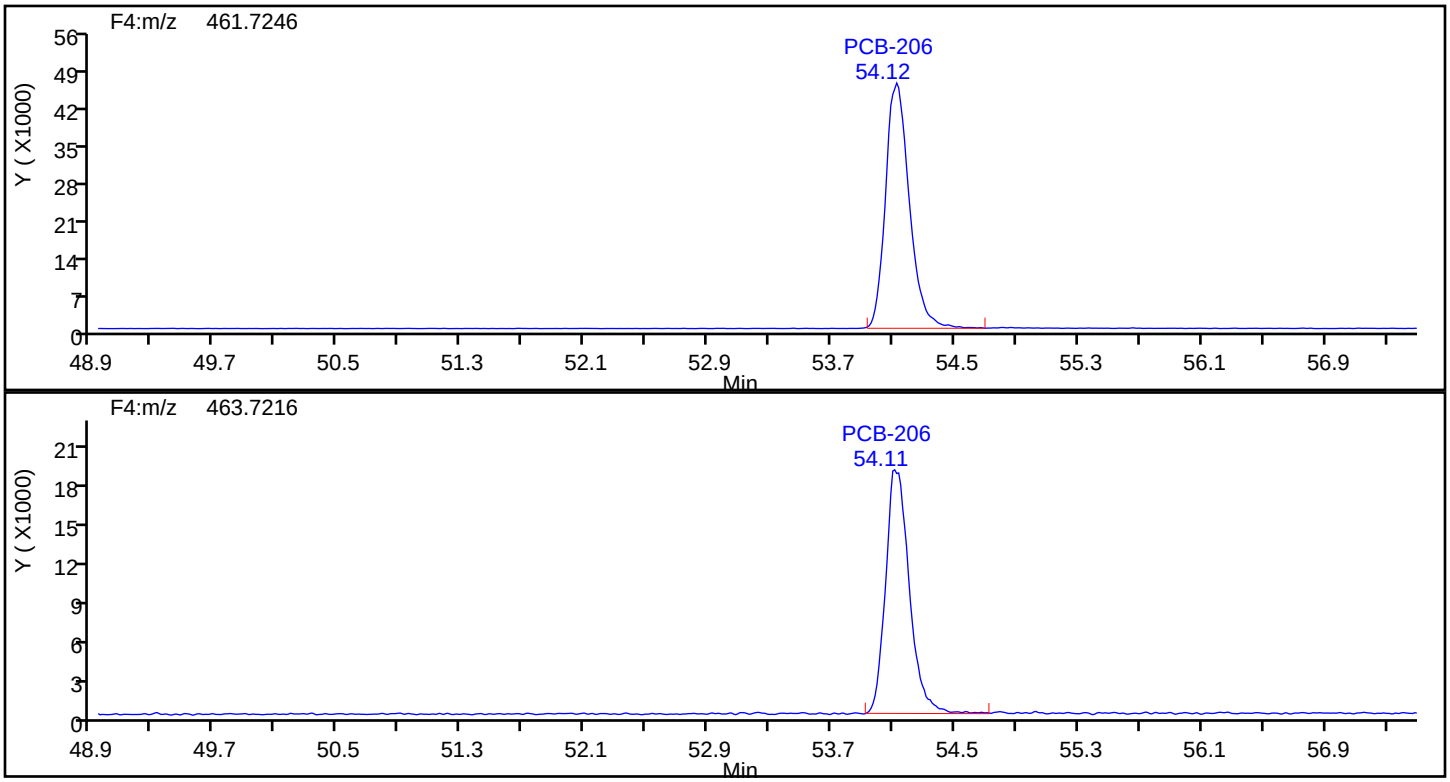

NoPCB F4 Standards

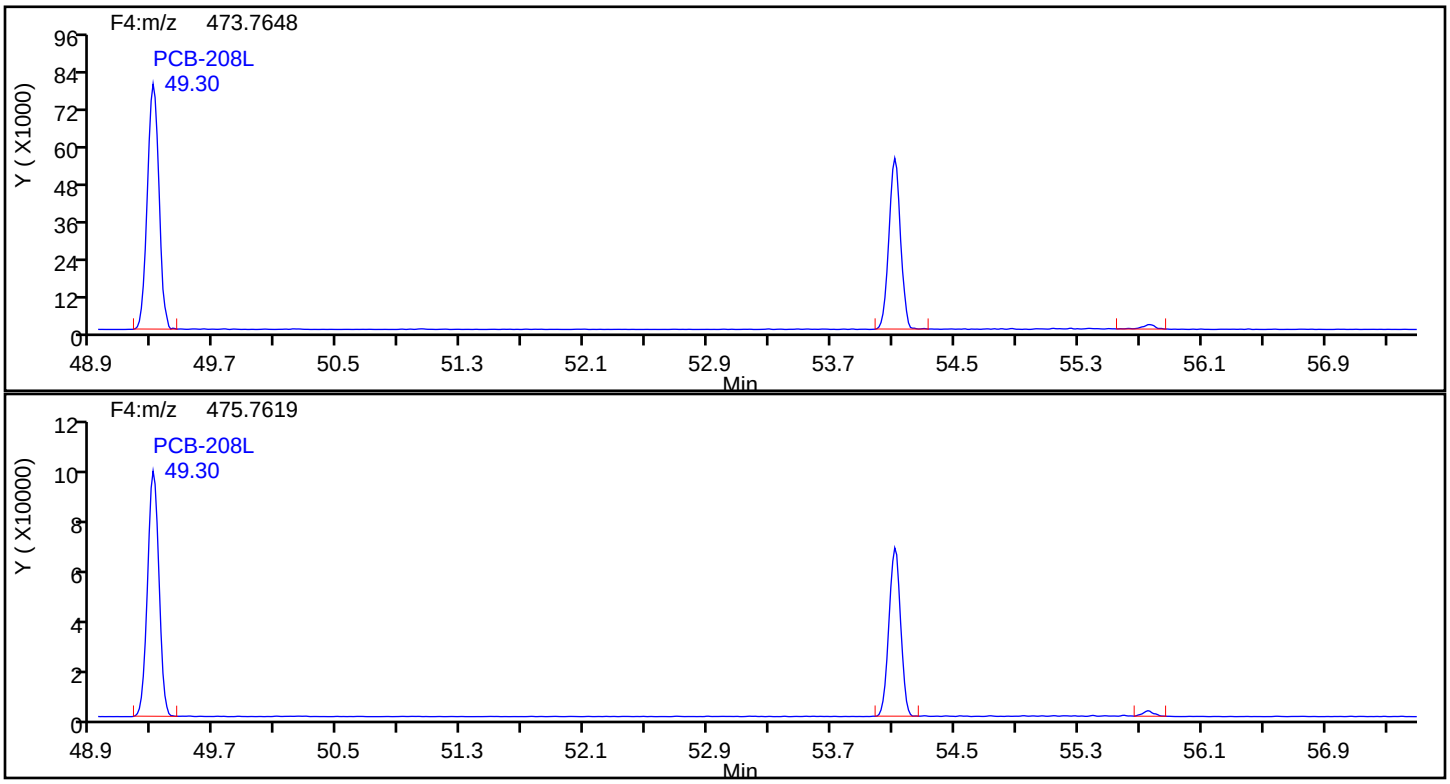

Eurofins TestAmerica, Knoxville

Data File:	\\chromna\Knoxville\ChromData\D3D\20190829-12907.b\580-88125-b-1-c.d		
Injection Date:	30-Aug-2019 10:29:00	Injection Vol:	1.0 ul
Instrument ID:	D3D	Operator ID:	Xcalibur_System
Method:	PCBs_D3D	Limit Group:	HR - 1668A - ICAL
Client ID:	A1-0to30-102018		
Worklist#:	33148	Sample Line#:	13
Column Type:	SPB-Octyl	Column Dia:	0.25 mm

NoPCB F4

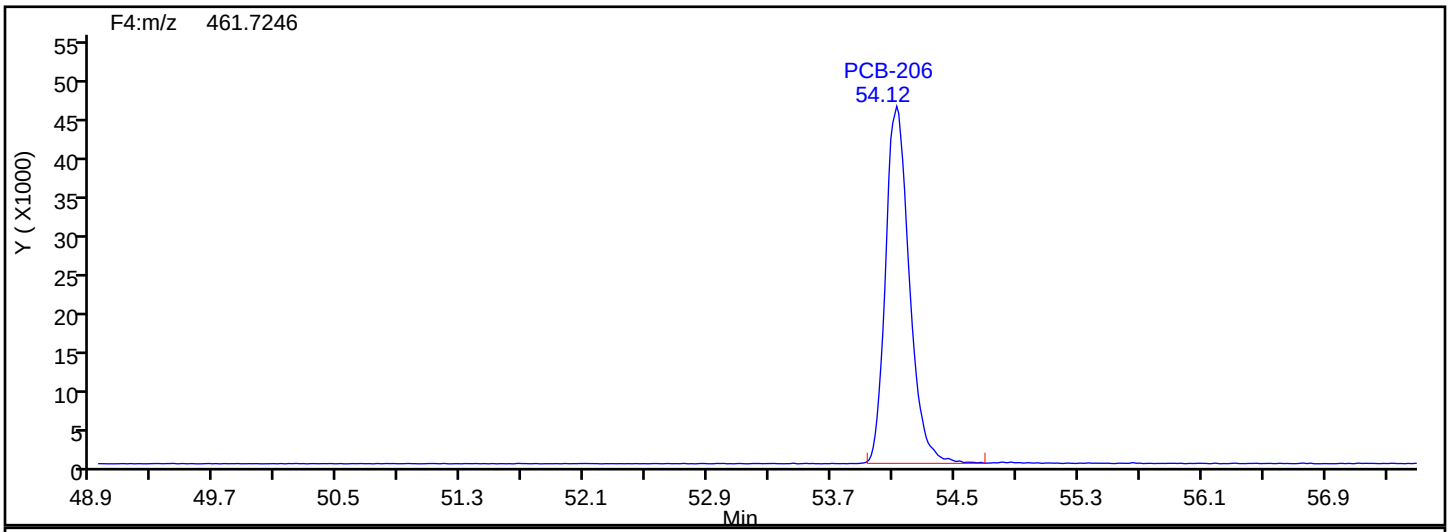

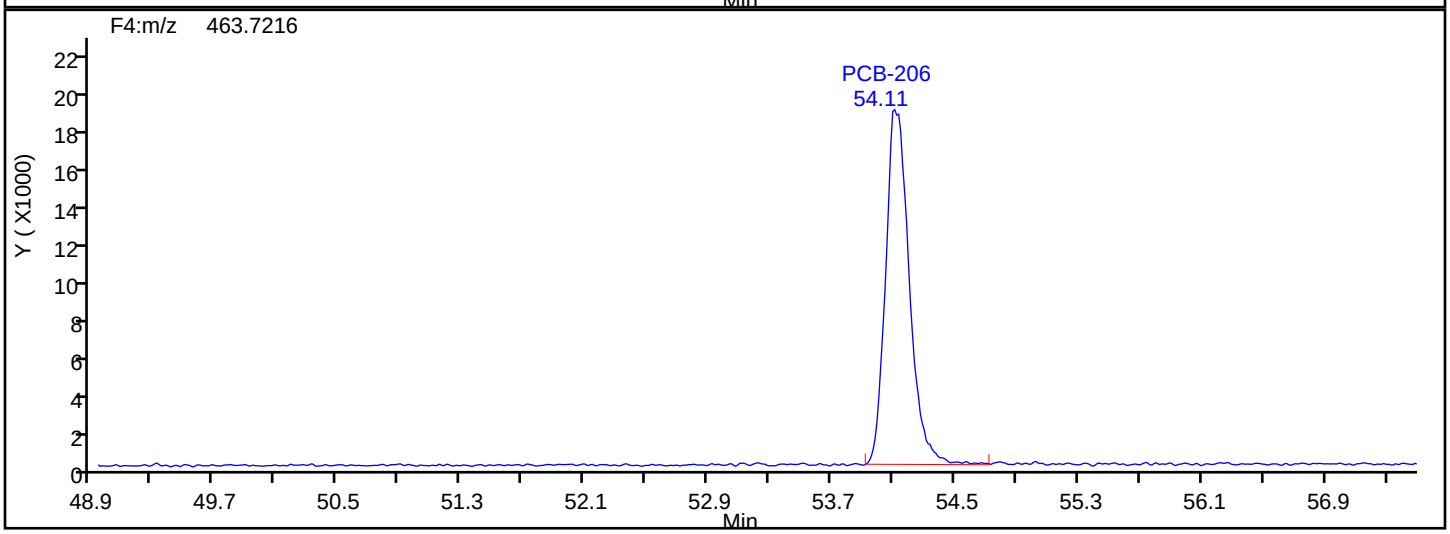

NoPCB F4 Lock Mass

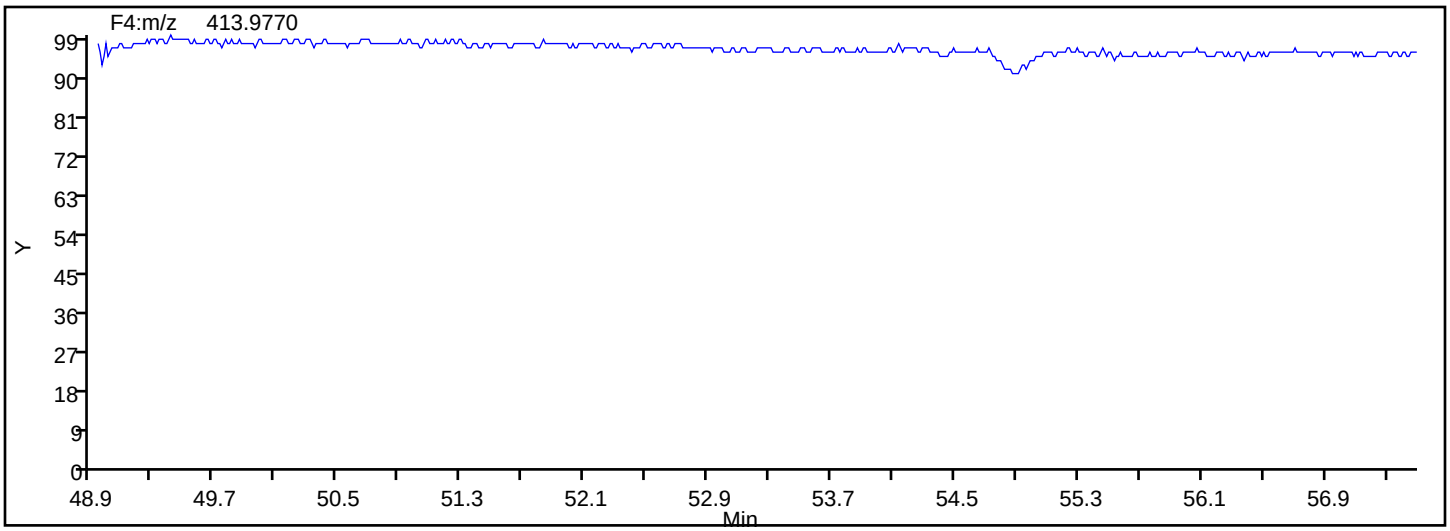

Eurofins TestAmerica, Knoxville

Data File:	\\chromna\Knoxville\ChromData\D3D\20190829-12907.b\580-88125-b-1-c.d		
Injection Date:	30-Aug-2019 10:29:00	Injection Vol:	1.0 ul
Instrument ID:	D3D	Operator ID:	Xcalibur_System
Method:	PCBs_D3D	Limit Group:	HR - 1668A - ICAL
Client ID:	A1-0to30-102018		
Worklist#:	33148	Sample Line#:	13
Column Type:	SPB-Octyl	Column Dia:	0.25 mm

DePCB F4

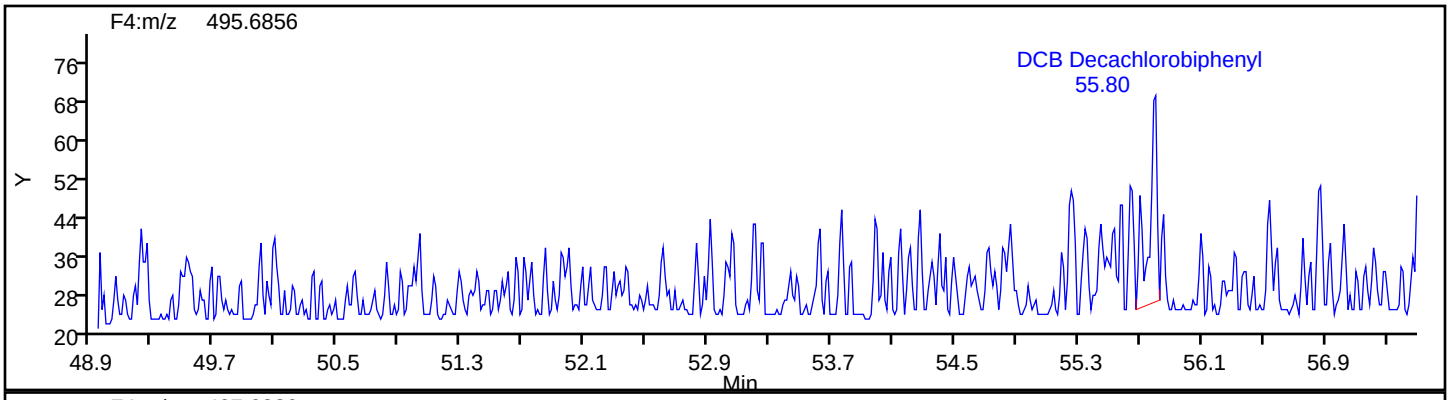

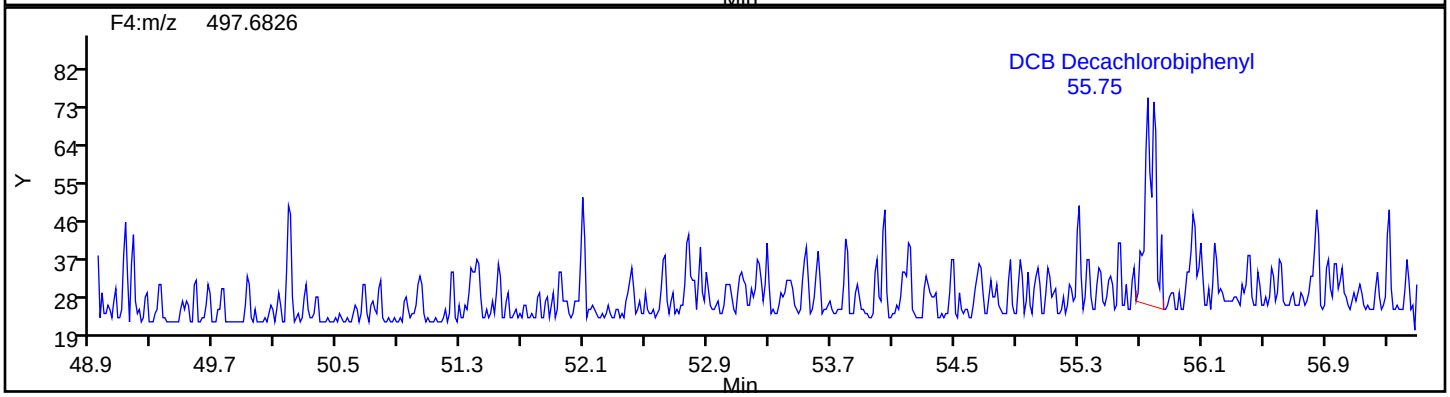

DePCB F4 Standards

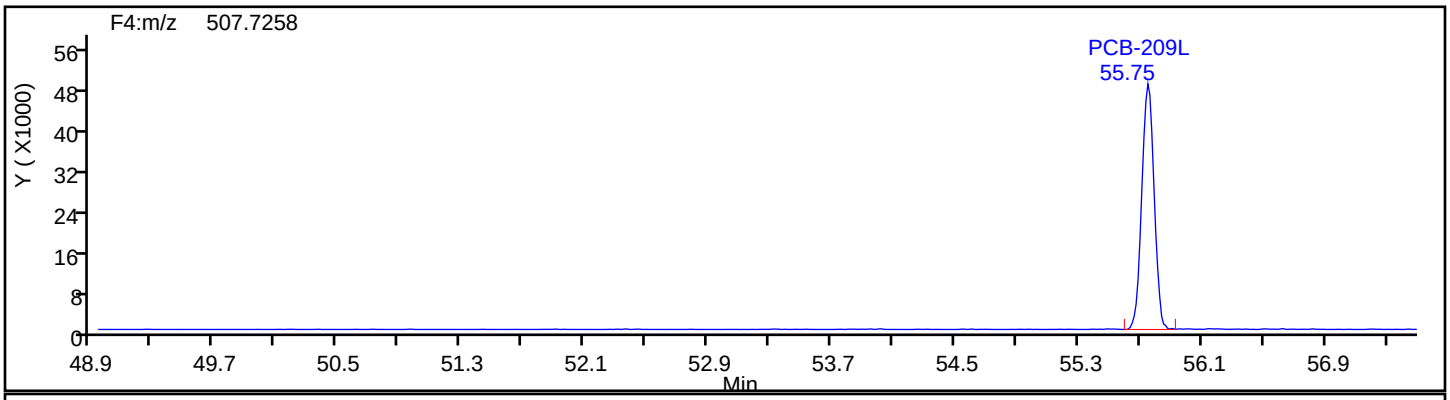

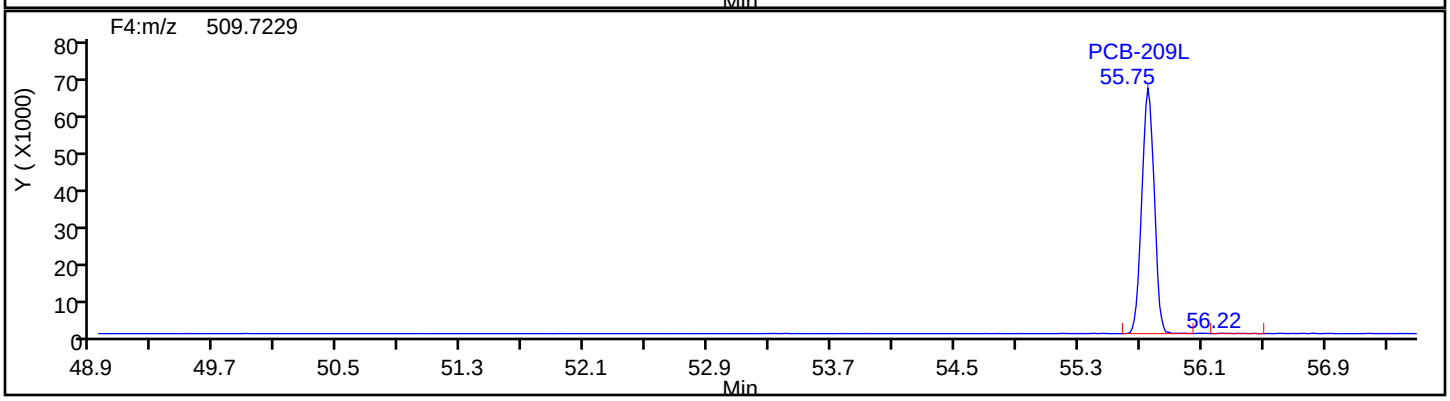

Eurofins TestAmerica, Knoxville

Data File:	\\chromna\Knoxville\ChromData\D3D\20190829-12907.b\580-88125-b-1-c.d		
Injection Date:	30-Aug-2019 10:29:00	Injection Vol:	1.0 ul
Instrument ID:	D3D	Operator ID:	Xcalibur_System
Method:	PCBs_D3D	Limit Group:	HR - 1668A - ICAL
Client ID:	A1-0to30-102018		
Worklist#:	33148	Sample Line#:	13
Column Type:	SPB-Octyl	Column Dia:	0.25 mm

DePCB F4

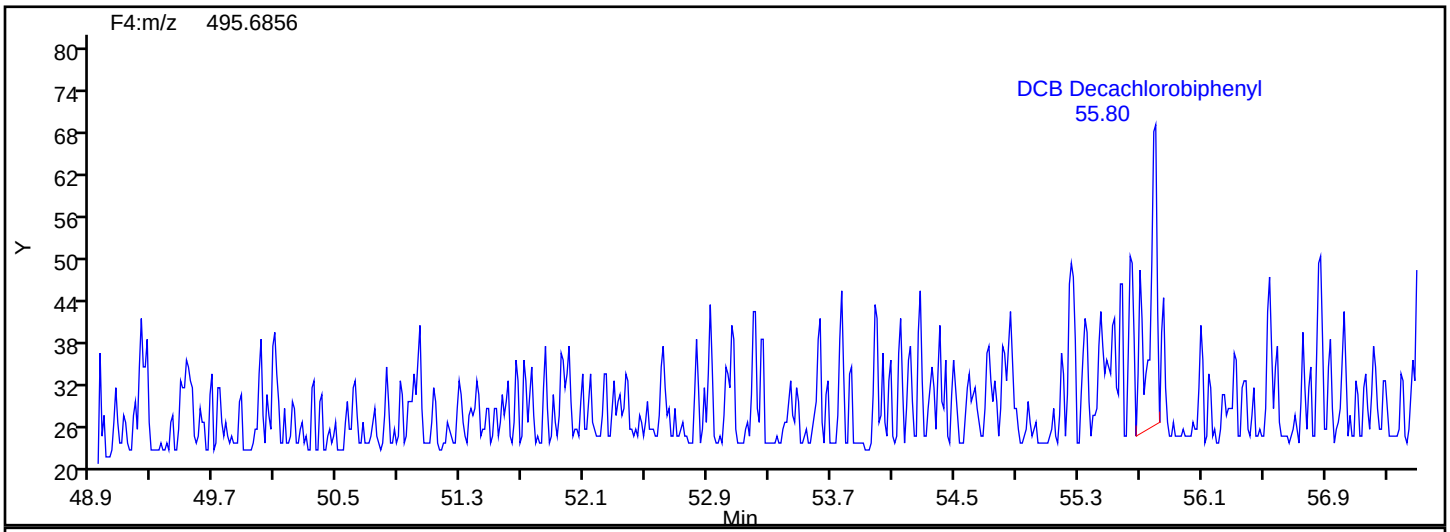

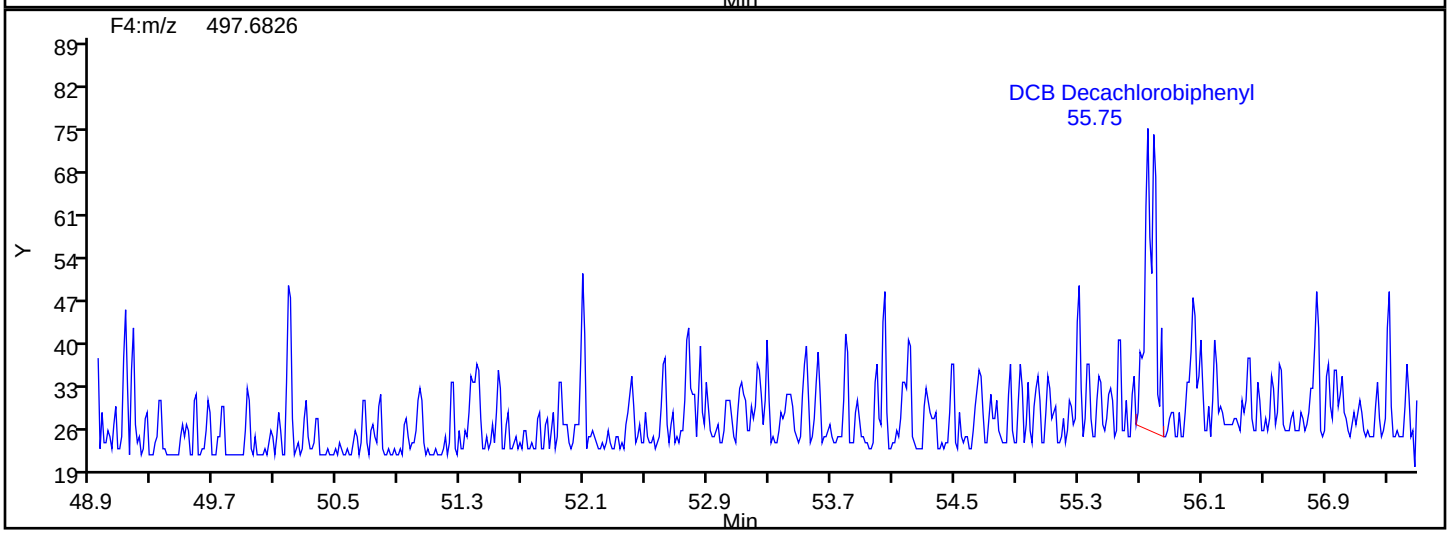

DePCB F4 Lock Mass

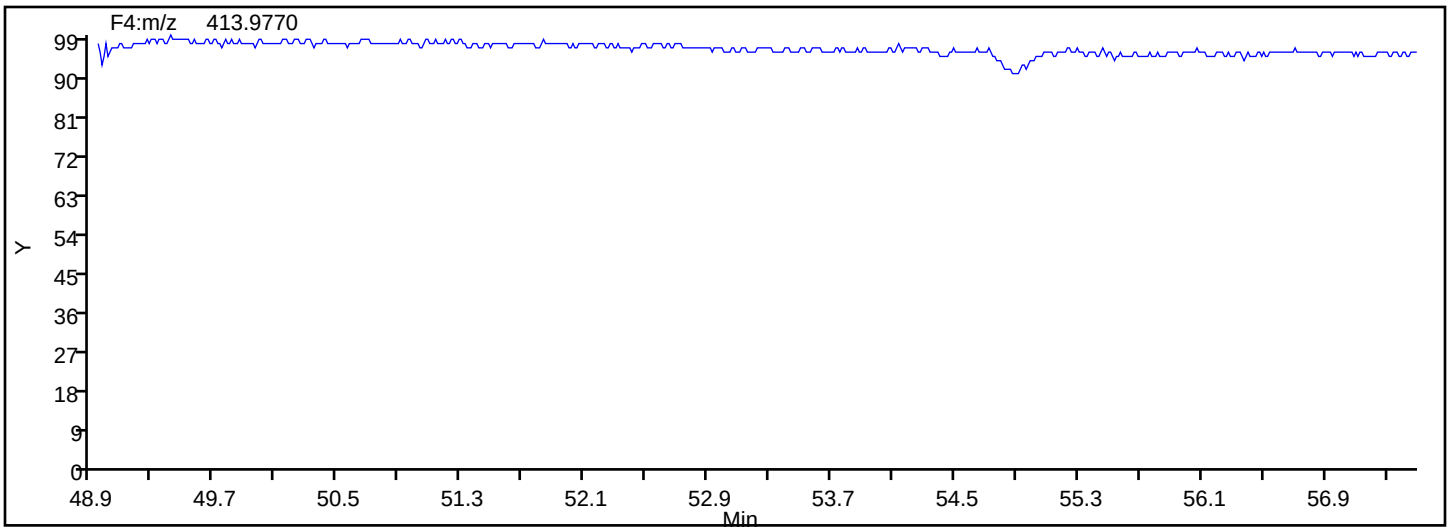

Manual Integration/User Assign Peak Report

Eurofins TestAmerica, Knoxville

Data File:	\\chromna\Knoxville\ChromData\D3D\20190829-12907.b\580-88125-b-1-c.d				
Injection Date:	30-Aug-2019 10:29:00	Instrument ID:	D3D		
Lims ID:	580-88125-B-1-C	Lab Sample ID:	140-88125-1		
Client ID:	A1-0to30-102018				
Operator ID:	Xcalibur_System	ALS Bottle#:	0	Worklist Smp#:	13
Injection Vol:	1.0 ul	Dil. Factor:	1.0000		
Method:	PCBs_D3D	Limit Group:	HR - 1668A - ICAL		
Column:	SPB-Octyl (0.25 mm)	Detector	F4(49.20 :57.50)		

DCB Decachlorobiphenyl, CAS: 2051-24-3

Signal: 1

Processing Integration Results

RT: 55.80
Area: 145
Amount: 0.046502
Amount Units: pg/ul

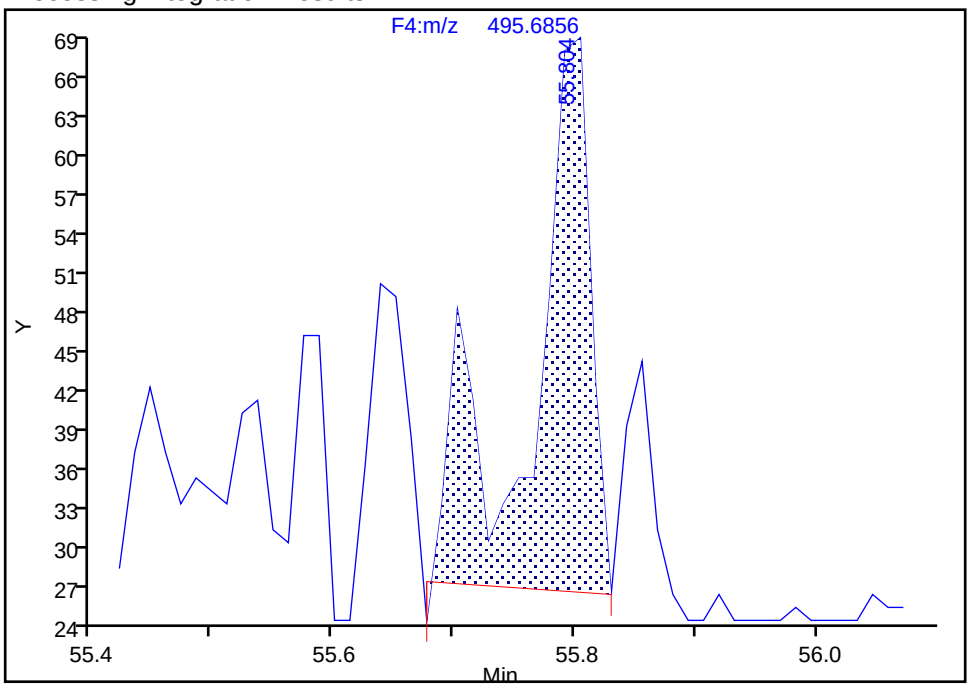

Manual Integration Results

RT: 55.80
Area: 158
Amount: 0.048106
Amount Units: pg/ul

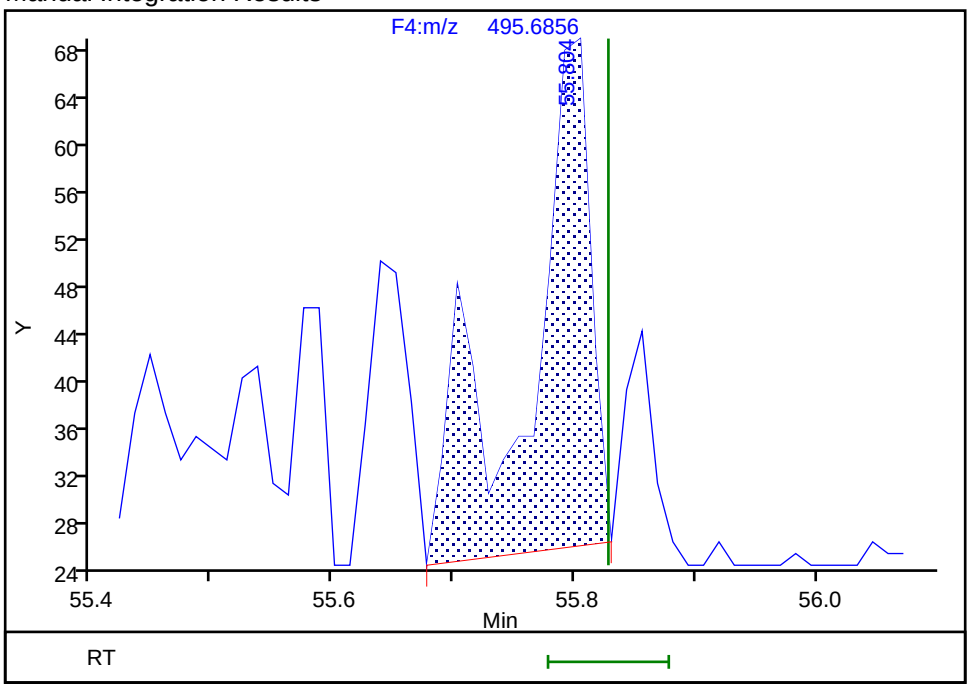

Reviewer: davidsonm, 03-Sep-2019 09:03:49

Audit Action: Manually Integrated Audit Reason: Baseline

FORM I
HI-RES PCBS ORGANICS ANALYSIS DATA SHEET

Lab Name: Eurofins TestAmerica, Knoxville Job No.: 580-88125-2

SDG No.:

Client Sample ID: A2-0to26-100818 Lab Sample ID: 580-88125-2

Matrix: Solid Lab File ID: 580-88125-b-2-c.d

Analysis Method: 1668A Date Collected: 10/08/2018 14:04

Extract. Method: HRMS-Sox Date Extracted: 08/19/2019 08:06

Sample wt/vol: 20.43(g) Date Analyzed: 09/03/2019 12:52

Con. Extract Vol.: 20(mL) Dilution Factor: 1

Injection Volume: 1(uL) Level: (low/med) Low

% Moisture: 68.3 GPC Cleanup:(Y/N) N

Analysis Batch No.: 33205 Units: ng/g

CAS NO.	COMPOUND NAME	RESULT	Q	RL	EDL
2051-60-7	PCB-1	0.049	B	0.015	0.00051
2051-61-8	PCB-2	0.037	B	0.015	0.00052
2051-62-9	PCB-3	0.045	B	0.015	0.00053
13029-08-8	PCB-4	0.10		0.031	0.0014
16605-91-7	PCB-5	0.0013	J q	0.015	0.00090
25569-80-6	PCB-6	0.024		0.015	0.00090
33284-50-3	PCB-7	0.0077	J	0.015	0.00086
34883-43-7	PCB-8	0.078	B	0.031	0.00088
34883-39-1	PCB-9	0.0075	J q	0.015	0.00099
33146-45-1	PCB-10	0.0051	J	0.015	0.00095
2050-67-1	PCB-11	0.075	B	0.031	0.00086
2974-92-7	PCB-12	0.016	J C q	0.031	0.00086
2974-90-5	PCB-13	0.016	J C12 q	0.031	0.00086
34883-41-5	PCB-14	ND		0.015	0.00075
2050-68-2	PCB-15	0.077	B	0.015	0.00082
38444-78-9	PCB-16	0.049		0.015	0.0011
37680-66-3	PCB-17	0.21	B	0.015	0.00088
37680-65-2	PCB-18	0.12	C B	0.031	0.00075
38444-73-4	PCB-19	0.26		0.015	0.0011
38444-84-7	PCB-20	0.27	C B	0.031	0.0022
55702-46-0	PCB-21	0.12	C B	0.031	0.0021
38444-85-8	PCB-22	0.053	B	0.015	0.0023
55720-44-0	PCB-23	ND		0.015	0.0023
55702-45-9	PCB-24	0.0034	J	0.015	0.00065
55712-37-3	PCB-25	0.037		0.015	0.0021
38444-81-4	PCB-26	0.040	C B	0.031	0.0022
38444-76-7	PCB-27	0.046		0.015	0.00063
7012-37-5	PCB-28	0.27	B C20	0.031	0.0022
15862-07-4	PCB-29	0.040	C26 B	0.031	0.0022
35693-92-6	PCB-30	0.12	C18 B	0.031	0.00075
16606-02-3	PCB-31	0.16	B	0.031	0.0021
38444-77-8	PCB-32	0.15	B	0.015	0.00059
38444-86-9	PCB-33	0.12	B C21	0.031	0.0021
37680-68-5	PCB-34	ND		0.015	0.0024

FORM I
HI-RES PCBS ORGANICS ANALYSIS DATA SHEET

Lab Name: Eurofins TestAmerica, Knoxville Job No.: 580-88125-2

SDG No.:

Client Sample ID: A2-0to26-100818 Lab Sample ID: 580-88125-2

Matrix: Solid Lab File ID: 580-88125-b-2-c.d

Analysis Method: 1668A Date Collected: 10/08/2018 14:04

Extract. Method: HRMS-Sox Date Extracted: 08/19/2019 08:06

Sample wt/vol: 20.43(g) Date Analyzed: 09/03/2019 12:52

Con. Extract Vol.: 20(mL) Dilution Factor: 1

Injection Volume: 1(uL) Level: (low/med) Low

% Moisture: 68.3 GPC Cleanup:(Y/N) N

Analysis Batch No.: 33205 Units: ng/g

CAS NO.	COMPOUND NAME	RESULT	Q	RL	EDL
37680-69-6	PCB-35	0.0067	J B	0.015	0.0024
38444-87-0	PCB-36	ND		0.015	0.0021
38444-90-5	PCB-37	0.085	B	0.015	0.0022
53555-66-1	PCB-38	ND		0.015	0.0022
38444-88-1	PCB-39	ND		0.015	0.0021
38444-93-8	PCB-40	0.38	C	0.046	0.0017
52663-59-9	PCB-41	0.38	C40	0.046	0.0017
36559-22-5	PCB-42	0.15		0.015	0.0018
70362-46-8	PCB-43	0.064	C	0.031	0.0016
41464-39-5	PCB-44	2.4	C B	0.046	0.0015
70362-45-7	PCB-45	0.86	C	0.031	0.0018
41464-47-5	PCB-46	0.047		0.015	0.0020
2437-79-8	PCB-47	2.4	B C44	0.046	0.0015
70362-47-9	PCB-48	0.056		0.015	0.0016
41464-40-8	PCB-49	1.1	C	0.031	0.0014
62796-65-0	PCB-50	0.46	C	0.031	0.0017
68194-04-7	PCB-51	0.86	C45	0.031	0.0018
35693-99-3	PCB-52	2.2	B	0.015	0.0017
41464-41-9	PCB-53	0.46	C50	0.031	0.0017
15968-05-5	PCB-54	0.13		0.015	0.00067
74338-24-2	PCB-55	ND		0.015	0.0012
41464-43-1	PCB-56	0.22		0.015	0.0012
70424-67-8	PCB-57	ND		0.015	0.0012
41464-49-7	PCB-58	0.0073	J	0.015	0.0012
74472-33-6	PCB-59	0.084	C	0.046	0.0011
33025-41-1	PCB-60	0.063		0.015	0.0012
33284-53-6	PCB-61	1.6	C B	0.062	0.0011
54230-22-7	PCB-62	0.084	C59	0.046	0.0011
74472-34-7	PCB-63	0.032		0.015	0.0011
52663-58-8	PCB-64	0.24		0.015	0.0011
33284-54-7	PCB-65	2.4	B C44	0.046	0.0015
32598-10-0	PCB-66	0.74		0.015	0.0012
73575-53-8	PCB-67	0.020	q	0.015	0.0011
73575-52-7	PCB-68	0.039		0.015	0.0010

FORM I
HI-RES PCBS ORGANICS ANALYSIS DATA SHEET

Lab Name: Eurofins TestAmerica, Knoxville Job No.: 580-88125-2

SDG No.:

Client Sample ID: A2-0to26-100818 Lab Sample ID: 580-88125-2

Matrix: Solid Lab File ID: 580-88125-b-2-c.d

Analysis Method: 1668A Date Collected: 10/08/2018 14:04

Extract. Method: HRMS-Sox Date Extracted: 08/19/2019 08:06

Sample wt/vol: 20.43(g) Date Analyzed: 09/03/2019 12:52

Con. Extract Vol.: 20(mL) Dilution Factor: 1

Injection Volume: 1(uL) Level: (low/med) Low

% Moisture: 68.3 GPC Cleanup:(Y/N) N

Analysis Batch No.: 33205 Units: ng/g

CAS NO.	COMPOUND NAME	RESULT	Q	RL	EDL
60233-24-1	PCB-69	1.1	C49	0.031	0.0014
32598-11-1	PCB-70	1.6	C61 B	0.062	0.0011
41464-46-4	PCB-71	0.38	C40	0.046	0.0017
41464-42-0	PCB-72	0.032		0.015	0.0012
74338-23-1	PCB-73	0.064	C43	0.031	0.0016
32690-93-0	PCB-74	1.6	C61 B	0.062	0.0011
32598-12-2	PCB-75	0.084	C59	0.046	0.0011
70362-48-0	PCB-76	1.6	C61 B	0.062	0.0011
32598-13-3	PCB-77	0.067		0.015	0.0011
70362-49-1	PCB-78	ND		0.015	0.0012
41464-48-6	PCB-79	0.035		0.015	0.0010
33284-52-5	PCB-80	ND		0.015	0.0011
70362-50-4	PCB-81	0.0018	J	0.015	0.0012
52663-62-4	PCB-82	0.48		0.015	0.00086
60145-20-2	PCB-83	3.1	C B	0.031	0.00079
52663-60-2	PCB-84	1.2		0.015	0.00086
65510-45-4	PCB-85	0.68	C	0.046	0.00061
55312-69-1	PCB-86	3.0	C B	0.093	0.00062
38380-02-8	PCB-87	3.0	B C86	0.093	0.00062
55215-17-3	PCB-88	1.0	C	0.031	0.00074
73575-57-2	PCB-89	0.039		0.015	0.00083
68194-07-0	PCB-90	5.6	C B	0.046	0.00065
68194-05-8	PCB-91	1.0	C88	0.031	0.00074
52663-61-3	PCB-92	1.2		0.015	0.00078
73575-56-1	PCB-93	0.55	C	0.031	0.00076
73575-55-0	PCB-94	0.097		0.015	0.00082
38379-99-6	PCB-95	4.4	B	0.015	0.00077
73575-54-9	PCB-96	0.073		0.015	0.00061
41464-51-1	PCB-97	3.0	B C86	0.093	0.00062
60233-25-2	PCB-98	0.23	C	0.031	0.00075
38380-01-7	PCB-99	3.1	C83 B	0.031	0.00079
39485-83-1	PCB-100	0.55	C93	0.031	0.00076
37680-73-2	PCB-101	5.6	B C90	0.046	0.00065
68194-06-9	PCB-102	0.23	C98	0.031	0.00075

FORM I
HI-RES PCBS ORGANICS ANALYSIS DATA SHEET

Lab Name: Eurofins TestAmerica, Knoxville Job No.: 580-88125-2

SDG No.:

Client Sample ID: A2-0to26-100818 Lab Sample ID: 580-88125-2

Matrix: Solid Lab File ID: 580-88125-b-2-c.d

Analysis Method: 1668A Date Collected: 10/08/2018 14:04

Extract. Method: HRMS-Sox Date Extracted: 08/19/2019 08:06

Sample wt/vol: 20.43(g) Date Analyzed: 09/03/2019 12:52

Con. Extract Vol.: 20(mL) Dilution Factor: 1

Injection Volume: 1(uL) Level: (low/med) Low

% Moisture: 68.3 GPC Cleanup:(Y/N) N

Analysis Batch No.: 33205 Units: ng/g

CAS NO.	COMPOUND NAME	RESULT	Q	RL	EDL
60145-21-3	PCB-103	0.22		0.015	0.00072
56558-16-8	PCB-104	0.038		0.015	0.00053
32598-14-4	PCB-105	1.2	B	0.015	0.0059
70424-69-0	PCB-106	ND		0.015	0.0059
70424-68-9	PCB-107	0.29		0.015	0.0055
70362-41-3	PCB-108	0.13	C	0.031	0.0060
74472-35-8	PCB-109	3.0	B C86	0.093	0.00062
38380-03-9	PCB-110	5.7	C B	0.031	0.00055
39635-32-0	PCB-111	ND		0.015	0.00052
74472-36-9	PCB-112	ND		0.015	0.00054
68194-10-5	PCB-113	5.6	B C90	0.046	0.00065
74472-37-0	PCB-114	0.068	B	0.015	0.0053
74472-38-1	PCB-115	5.7	B C110	0.031	0.00055
18259-05-7	PCB-116	0.68	C85	0.046	0.00061
68194-11-6	PCB-117	0.68	C85	0.046	0.00061
31508-00-6	PCB-118	3.4	B	0.015	0.0055
56558-17-9	PCB-119	3.0	B C86	0.093	0.00062
68194-12-7	PCB-120	0.045		0.015	0.00050
56558-18-0	PCB-121	ND		0.015	0.00053
76842-07-4	PCB-122	0.045		0.015	0.0065
65510-44-3	PCB-123	0.047		0.015	0.0058
70424-70-3	PCB-124	0.13	C108	0.031	0.0060
74472-39-2	PCB-125	3.0	B C86	0.093	0.00062
57465-28-8	PCB-126	0.0089	J B	0.015	0.0059
39635-33-1	PCB-127	ND		0.015	0.0059
38380-07-3	PCB-128	0.85	C	0.031	0.0022
55215-18-4	PCB-129	6.6	C B	0.062	0.0023
52663-66-8	PCB-130	0.45		0.015	0.0030
61798-70-7	PCB-131	0.081		0.015	0.0029
38380-05-1	PCB-132	2.3	B	0.015	0.0028
35694-04-3	PCB-133	0.16		0.015	0.0027
52704-70-8	PCB-134	0.40	C	0.031	0.0029
52744-13-5	PCB-135	2.8	C B	0.031	0.00044
38411-22-2	PCB-136	1.1	B	0.015	0.00033

FORM I
HI-RES PCBS ORGANICS ANALYSIS DATA SHEET

Lab Name: Eurofins TestAmerica, Knoxville Job No.: 580-88125-2

SDG No.:

Client Sample ID: A2-0to26-100818 Lab Sample ID: 580-88125-2

Matrix: Solid Lab File ID: 580-88125-b-2-c.d

Analysis Method: 1668A Date Collected: 10/08/2018 14:04

Extract. Method: HRMS-Sox Date Extracted: 08/19/2019 08:06

Sample wt/vol: 20.43(g) Date Analyzed: 09/03/2019 12:52

Con. Extract Vol.: 20(mL) Dilution Factor: 1

Injection Volume: 1(uL) Level: (low/med) Low

% Moisture: 68.3 GPC Cleanup:(Y/N) N

Analysis Batch No.: 33205 Units: ng/g

CAS NO.	COMPOUND NAME	RESULT	Q	RL	EDL
35694-06-5	PCB-137	0.25		0.015	0.0023
35065-28-2	PCB-138	6.6	B C129	0.062	0.0023
56030-56-9	PCB-139	0.14	C	0.031	0.0025
59291-64-4	PCB-140	0.14	C139	0.031	0.0025
52712-04-6	PCB-141	1.2		0.015	0.0026
41411-61-4	PCB-142	ND		0.015	0.0029
68194-15-0	PCB-143	0.40	C134	0.031	0.0029
68194-14-9	PCB-144	0.33		0.015	0.00042
74472-40-5	PCB-145	0.0062	J q	0.015	0.00032
51908-16-8	PCB-146	1.3	B	0.015	0.0025
68194-13-8	PCB-147	6.0	C B	0.031	0.0025
74472-41-6	PCB-148	0.046		0.015	0.00043
38380-04-0	PCB-149	6.0	B C147	0.031	0.0025
68194-08-1	PCB-150	0.050		0.015	0.00031
52663-63-5	PCB-151	2.8	C135 B	0.031	0.00044
68194-09-2	PCB-152	0.025		0.015	0.00031
35065-27-1	PCB-153	6.1	C B	0.031	0.0020
60145-22-4	PCB-154	0.26	B	0.015	0.00038
33979-03-2	PCB-155	0.0097	J	0.015	0.00030
38380-08-4	PCB-156	0.73	C B	0.031	0.0023
69782-90-7	PCB-157	0.73	C156 B	0.031	0.0023
74472-42-7	PCB-158	0.63	B	0.015	0.0018
39635-35-3	PCB-159	0.072		0.015	0.0019
41411-62-5	PCB-160	6.6	B C129	0.062	0.0023
74472-43-8	PCB-161	ND		0.015	0.0019
39635-34-2	PCB-162	ND		0.015	0.0018
74472-44-9	PCB-163	6.6	B C129	0.062	0.0023
74472-45-0	PCB-164	0.49		0.015	0.0020
74472-46-1	PCB-165	ND		0.015	0.0022
41411-63-6	PCB-166	0.85	C128	0.031	0.0022
52663-72-6	PCB-167	0.23		0.015	0.0016

FORM I
HI-RES PCBS ORGANICS ANALYSIS DATA SHEET

Lab Name: Eurofins TestAmerica, Knoxville Job No.: 580-88125-2

SDG No.:

Client Sample ID: A2-0to26-100818 Lab Sample ID: 580-88125-2

Matrix: Solid Lab File ID: 580-88125-b-2-c.d

Analysis Method: 1668A Date Collected: 10/08/2018 14:04

Extract. Method: HRMS-Sox Date Extracted: 08/19/2019 08:06

Sample wt/vol: 20.43(g) Date Analyzed: 09/03/2019 12:52

Con. Extract Vol.: 20(mL) Dilution Factor: 1

Injection Volume: 1(uL) Level: (low/med) Low

% Moisture: 68.3 GPC Cleanup:(Y/N) N

Analysis Batch No.: 33205 Units: ng/g

CAS NO.	COMPOUND NAME	RESULT	Q	RL	EDL
59291-65-5	PCB-168	6.1	B C153	0.031	0.0020
32774-16-6	PCB-169	ND		0.015	0.0017
35065-30-6	PCB-170	2.6	B	0.015	0.00033
52663-71-5	PCB-171	0.82	C	0.031	0.00033
52663-74-8	PCB-172	0.43	B	0.015	0.00032
68194-16-1	PCB-173	0.82	C171	0.031	0.00033
38411-25-5	PCB-174	2.4	B	0.015	0.00033
40186-70-7	PCB-175	0.095		0.015	0.00030
52663-65-7	PCB-176	0.28	B	0.015	0.00021
52663-70-4	PCB-177	1.5	B	0.015	0.00034
52663-67-9	PCB-178	0.50		0.015	0.00031
52663-64-6	PCB-179	0.95	B	0.015	0.00022
35065-29-3	PCB-180	5.7	C B	0.031	0.00026
74472-47-2	PCB-181	0.034		0.015	0.00029
60145-23-5	PCB-182	0.032		0.015	0.00028
52663-69-1	PCB-183	1.6	C B	0.031	0.00028
74472-48-3	PCB-184	ND		0.015	0.00022
52712-05-7	PCB-185	1.6	B C183	0.031	0.00028
74472-49-4	PCB-186	ND		0.015	0.00022
52663-68-0	PCB-187	2.9		0.015	0.00029
74487-85-7	PCB-188	ND		0.015	0.00020
39635-31-9	PCB-189	0.11	B	0.015	0.0015
41411-64-7	PCB-190	0.60		0.015	0.00023
74472-50-7	PCB-191	0.12		0.015	0.00023
74472-51-8	PCB-192	ND		0.015	0.00025
69782-91-8	PCB-193	5.7	C180 B	0.031	0.00026
35694-08-7	PCB-194	2.0	B	0.015	0.0019
52663-78-2	PCB-195	0.87		0.015	0.0023
42740-50-1	PCB-196	0.85	B	0.015	0.00053
33091-17-7	PCB-197	0.055		0.015	0.00039
68194-17-2	PCB-198	1.6	C B	0.031	0.00057
52663-75-9	PCB-199	1.6	C198 B	0.031	0.00057

FORM I
HI-RES PCBS ORGANICS ANALYSIS DATA SHEET

Lab Name: Eurofins TestAmerica, Knoxville Job No.: 580-88125-2

SDG No.:

Client Sample ID: A2-0to26-100818 Lab Sample ID: 580-88125-2

Matrix: Solid Lab File ID: 580-88125-b-2-c.d

Analysis Method: 1668A Date Collected: 10/08/2018 14:04

Extract. Method: HRMS-Sox Date Extracted: 08/19/2019 08:06

Sample wt/vol: 20.43(g) Date Analyzed: 09/03/2019 12:52

Con. Extract Vol.: 20(mL) Dilution Factor: 1

Injection Volume: 1(uL) Level: (low/med) Low

% Moisture: 68.3 GPC Cleanup:(Y/N) N

Analysis Batch No.: 33205 Units: ng/g

CAS NO.	COMPOUND NAME	RESULT	Q	RL	EDL
52663-73-7	PCB-200	0.17		0.015	0.00041
40186-71-8	PCB-201	0.16		0.015	0.00039
2136-99-4	PCB-202	0.23		0.015	0.00044
52663-76-0	PCB-203	1.1		0.015	0.00050
74472-52-9	PCB-204	ND		0.015	0.00042
74472-53-0	PCB-205	0.10		0.015	0.0015
40186-72-9	PCB-206	0.61		0.015	0.0030
52663-79-3	PCB-207	0.075		0.015	0.0020
52663-77-1	PCB-208	0.12		0.015	0.0021
2051-24-3	PCB-209	0.17	B	0.015	0.00078
27323-18-8	Total Monochlorobiphenyls	0.13	B	0.015	0.00052
25512-42-9	Total Dichlorobiphenyls	0.39	B q	0.031	0.00093
25323-68-6	Total Trichlorobiphenyls	1.6	B	0.031	0.0017
26914-33-0	Total Tetrachlorobiphenyls	11	B q	0.062	0.0013
25429-29-2	Total Pentachlorobiphenyls	33	B	0.093	0.0023
26601-64-9	Total Hexachlorobiphenyls	33	B q	0.062	0.0018
28655-71-2	Total Heptachlorobiphenyls	21	B	0.031	0.00033
55722-26-4	Total Octachlorobiphenyls	7.1	B	0.031	0.00085
53742-07-7	Total Nonachlorobiphenyls	0.81		0.015	0.0024
1336-36-3	Polychlorinated biphenyls, Total	110	B q	0.093	0.0014

FORM I
HI-RES PCBS ORGANICS ANALYSIS DATA SHEET

Lab Name: Eurofins TestAmerica, Knoxville Job No.: 580-88125-2

SDG No.:

Client Sample ID: A2-0to26-100818 Lab Sample ID: 580-88125-2

Matrix: Solid Lab File ID: 580-88125-b-2-c.d

Analysis Method: 1668A Date Collected: 10/08/2018 14:04

Extract. Method: HRMS-Sox Date Extracted: 08/19/2019 08:06

Sample wt/vol: 20.43(g) Date Analyzed: 09/03/2019 12:52

Con. Extract Vol.: 20(mL) Dilution Factor: 1

Injection Volume: 1(uL) Level: (low/med) Low

% Moisture: 68.3 GPC Cleanup:(Y/N) N

Analysis Batch No.: 33205 Units: ng/g

CAS NO.	ISOTOPE DILUTION	%REC	Q	LIMITS
234432-85-0	PCB-1L	63		30-140
208263-77-8	PCB-3L	67		30-140
234432-86-1	PCB-4L	60		30-140
208263-67-6	PCB-15L	71		30-140
234432-87-2	PCB-19L	58		30-140
208263-79-0	PCB-37L	74		30-140
234432-88-3	PCB-54L	78		30-140
105600-23-5	PCB-77L	83		30-140
208461-24-9	PCB-81L	81		30-140
234432-89-4	PCB-104L	75		30-140
208263-62-1	PCB-105L	72		30-140
208263-63-2	PCB-114L	72		30-140
104130-40-7	PCB-118L	73		30-140
208263-64-3	PCB-123L	70		30-140
208263-65-4	PCB-126L	79		30-140
234432-90-7	PCB-155L	82		30-140
208263-68-7	PCB-156L	77	C	30-140
235416-30-5	PCB-157L	77	C156	30-140
208263-69-8	PCB-167L	79		30-140
208263-70-1	PCB-169L	88		30-140
160901-80-4	PCB-170L	73		30-140
234432-91-8	PCB-188L	71		30-140
208263-73-4	PCB-189L	77		30-140
105600-26-8	PCB-202L	79		30-140
234446-64-1	PCB-205L	68		30-140
208263-75-6	PCB-206L	61		30-140
234432-92-9	PCB-208L	70		30-140
105600-27-9	PCB-209L	54		30-140

CAS NO.	SURROGATE	%REC	Q	LIMITS
208263-76-7	PCB-28L	73		40-125
235416-29-2	PCB-111L	89		40-125
232919-67-4	PCB-178L	86		40-125

Eurofins TestAmerica, Knoxville
Target Compound Quantitation Report

Data File: \\chromna\Knoxville\ChromData\D3D\20190903-12925.b\580-88125-b-2-c.d
Lims ID: 580-88125-B-2-C
Client ID: A2-0to26-100818
Sample Type: Client
Inject. Date: 03-Sep-2019 12:52:00 ALS Bottle#: 0 Worklist Smp#: 7
Injection Vol: 1.0 ul Dil. Factor: 1.0000
Sample Info:
Misc. Info.: 140-0012925-007
Operator ID: Xcalibur_System Instrument ID: D3D

Method: \\chromna\Knoxville\ChromData\D3D\20190903-12925.b\PCBs_D3D.m
Limit Group: HR - 1668A - ICAL
Last Update: 03-Sep-2019 14:42:58 Calib Date: 21-Aug-2019 19:05:00
Integrator: Picker
Quant Method: Isotopic Dilution Quant By: Initial Calibration
Last ICal File: \\chromna\Knoxville\ChromData\D3D\20190813-12717.b\d4190821i6.d

Column 1 : SPB-Octyl (0.25 mm) Det: F1(11.07 :21.70)
Process Host: CTX1009

First Level Reviewer: davidsonm Date: 03-Sep-2019 14:42:58

Compound	RT (min.)	Area	Ratio	Ical RRF	Amount pg/ul	EMPC pg/ul	Noise EDL	Final EDL	%Rec	Flags
S Total Monochlorobipheny					8.481	8.481	0.0337	0.0337		
D PCB-1L	11:44	499304	3.16	1.3140	63.4	63.4	0.6025	0.6025	63.42	
D PCB-3L	13:53	548660	3.18	1.3615	67.3	67.3	0.5815	0.5815	67.25	
PCB-1	11:44	18670	3.05	1.1883	3.147	3.147	0.0331	0.0331		
PCB-2	13:44	15099	3.11	1.1911	2.419	2.419	0.0339	0.0339		a
PCB-3	13:54	19396	3.34	1.2130	2.914	2.914	0.0342	0.0342		a
S Total Dichlorobiphenyls					25.7	25.4	0.0602	0.0602		RQ
D PCB-4L	14:08	214156	1.61	0.5996	59.6	59.6	0.2138	0.2138	59.61	
* PCB-9L	16:07	599193	1.64	4E+04	100.0	100.0				
D PCB-15L	20:01	434507	1.65	1.0280	70.5	70.5	0.1247	0.1247	70.54	
PCB-4	14:09	17481	1.59	1.2533	6.513	6.513	0.0935	0.0935		
PCB-10	14:20	1596	1.40	1.4828	0.3319	0.3319	0.0614	0.0614		a
PCB-9	16:07	2238	1.56	1.4200	0.5387	0.4860	0.0641	0.0641		RQa
PCB-7	16:17	2629	1.43	1.6244	0.4990	0.4990	0.0560	0.0560		a
PCB-6	16:32	7776	1.70	1.5539	1.543	1.543	0.0586	0.0586		a
PCB-5	16:50	440	1.56	1.5606	0.1816	0.0869	0.0583	0.0583		RQMa
PCB-8	16:58	26045	1.63	1.5884	5.056	5.056	0.0573	0.0573		Ma
PCB-14	18:35						0.0486	0.0486		
PCB-11	19:25	25860	1.53	1.6347	4.878	4.878	0.0557	0.0557		M
PCB-12	19:42	5583	1.56	1.6410	1.174	1.049	0.0555	0.0555		RQM
PCB-13 (C12)	19:42	5583	1.56	1.6410	1.174	1.049	0.0555	0.0555		RQM
PCB-15	20:02	30462	1.62	1.4024	4.999	4.999	0.0531	0.0531		
S Total Trichlorobiphenyl					104.1	104.1	0.1110	0.1110		
D PCB-19L	17:14	123399	1.06	0.6095	58.1	58.1	2.050	2.050	58.07	
* PCB-32L	20:30	348637	1.04	2.2E+04	100.0	100.0				
* PCB-31L	22:46	1274593	1.05	6.8E+04	100.0	100.0				
$ PCB-28L	23:03	1019886	1.08	1.0975	72.9	72.9	0.1789	0.1789	72.91	
D PCB-37L	27:04	851921	1.06	0.9024	74.1	74.1	0.2176	0.2176	74.07	
PCB-19	17:16	26809	1.07	1.3047	16.7	16.7	0.0682	0.0682		
PCB-18	19:07	17656	1.12	1.8188	7.867	7.867	0.0489	0.0489		a
PCB-30 (C18)	19:07	17656	1.12	1.8188	7.867	7.867	0.0489	0.0489		a

Compound	RT (min.)	Area	Ratio	Ical RRF	Amount pg/ul	EMPC pg/ul	Noise EDL	Final EDL	%Rec	Flags
PCB-17	19:32	25883	1.07	1.5641	13.4	13.4	0.0569	0.0569		a
PCB-27	19:46	7974	1.09	2.1680	2.981	2.981	0.0410	0.0410		a
PCB-24	19:53	574	1.02	2.1018	0.2213	0.2213	0.0423	0.0423		a
PCB-16	20:00	4784	1.20	1.2260	3.162	3.162	0.0726	0.0726		a
PCB-32	20:31	28850	1.09	2.3416	9.984	9.984	0.0380	0.0380		a
PCB-34	21:46						0.1533	0.1533		
PCB-23	21:56						0.1470	0.1470		
PCB-26	22:14	28986	1.12	1.3193	2.579	2.579	0.1412	0.1412		
PCB-29 (C26)	22:14	28986	1.12	1.3193	2.579	2.579	0.1412	0.1412		
PCB-25	22:29	27432	1.06	1.3523	2.381	2.381	0.1378	0.1378		
PCB-31	22:47	122337	1.08	1.3809	10.4	10.4	0.1349	0.1349		
PCB-20	23:05	195921	1.06	1.3057	17.6	17.6	0.1427	0.1427		
PCB-28 (C20)	23:05	195921	1.06	1.3057	17.6	17.6	0.1427	0.1427		
PCB-21	23:19	88050	1.10	1.3777	7.502	7.502	0.1352	0.1352		
PCB-33 (C21)	23:19	88050	1.10	1.3777	7.502	7.502	0.1352	0.1352		
PCB-22	23:43	36118	1.07	1.2430	3.411	3.411	0.1499	0.1499		
PCB-36	25:16						0.1383	0.1383		
PCB-39	25:37						0.1333	0.1333		
PCB-38	26:12						0.1414	0.1414		
PCB-35	26:40	4534	0.94	1.2166	0.4374	0.4374	0.1531	0.1531		M
PCB-37	27:05	60581	1.07	1.2879	5.521	5.521	0.1446	0.1446		M
S Total Tetrachlorobiphen					715.5	715.3	0.0848	0.0848		RQ
D PCB-54L	20:19	176184	0.75	0.6515	77.6	77.6	0.0932	0.0932	77.57	
* PCB-52L	24:53	658194	0.77	3.9E+04	100.0	100.0				
D PCB-81L	33:49	653486	0.80	1.2328	80.5	80.5	0.1016	0.1016	80.53	
D PCB-77L	34:24	686047	0.80	1.2523	83.2	83.2	0.1001	0.1001	83.23	
PCB-54	20:21	18623	0.78	1.2558	8.417	8.417	0.0437	0.0437		
PCB-50	22:30	186071	0.79	0.9362	29.7	29.7	0.1074	0.1074		
PCB-53 (C50)	22:30	186071	0.79	0.9362	29.7	29.7	0.1074	0.1074		
PCB-45	23:15	330652	0.79	0.8850	55.8	55.8	0.1136	0.1136		
PCB-51 (C45)	23:15	330652	0.79	0.8850	55.8	55.8	0.1136	0.1136		
PCB-46	23:29	15354	0.72	0.7591	3.020	3.020	0.1325	0.1325		a
PCB-52	24:55	859084	0.79	0.8992	142.6	142.6	0.1118	0.1118		a
PCB-43	25:03	27550	0.73	0.9993	4.116	4.116	0.1006	0.1006		a
PCB-73 (C43)	25:03	27550	0.73	0.9993	4.116	4.116	0.1006	0.1006		a
PCB-49	25:24	545568	0.79	1.1366	71.7	71.7	0.0885	0.0885		a
PCB-69 (C49)	25:24	545568	0.79	1.1366	71.7	71.7	0.0885	0.0885		a
PCB-48	25:41	22944	0.84	0.9454	3.624	3.624	0.1064	0.1064		a
PCB-44	25:57	1071607	0.79	1.0323	155.0	155.0	0.0974	0.0974		a
PCB-47 (C44)	25:57	1071607	0.79	1.0323	155.0	155.0	0.0974	0.0974		a
PCB-65 (C44)	25:57	1071607	0.79	1.0323	155.0	155.0	0.0974	0.0974		a
PCB-59	26:16	49336	0.83	1.3609	5.413	5.413	0.0739	0.0739		a
PCB-62 (C59)	26:16	49336	0.83	1.3609	5.413	5.413	0.0739	0.0739		a
PCB-75 (C59)	26:16	49336	0.83	1.3609	5.413	5.413	0.0739	0.0739		a
PCB-42	26:26	58184	0.81	0.8670	10.0	10.0	0.1160	0.1160		a
PCB-40	26:56	152593	0.79	0.9179	24.8	24.8	0.1095	0.1095		
PCB-41 (C40)	26:56	152593	0.79	0.9179	24.8	24.8	0.1095	0.1095		
PCB-71 (C40)	26:56	152593	0.79	0.9179	24.8	24.8	0.1095	0.1095		
PCB-64	27:09	149731	0.80	1.4164	15.8	15.8	0.0710	0.0710		a
PCB-72	28:00	18285	0.85	1.3157	2.075	2.075	0.0764	0.0764		
PCB-68	28:17	24942	0.80	1.4782	2.519	2.519	0.0680	0.0680		
PCB-57	28:41						0.0784	0.0784		
PCB-58	28:56	4163	0.74	1.3214	0.4704	0.4704	0.0761	0.0761		Ma
PCB-67	29:04	12393	0.77	1.3944	1.498	1.327	0.0721	0.0721		RQ

Compound	RT (min.)	Area	Ratio	Ical RRF	Amount pg/ul	EMPC pg/ul	Noise EDL	Final EDL	%Rec	Flags
PCB-63	29:22	20142	0.80	1.4685	2.048	2.048	0.0685	0.0685		
PCB-61	29:42	944432	0.79	1.3565	103.9	103.9	0.0741	0.0741		
PCB-70 (C61)	29:42	944432	0.79	1.3565	103.9	103.9	0.0741	0.0741		
PCB-74 (C61)	29:42	944432	0.79	1.3565	103.9	103.9	0.0741	0.0741		
PCB-76 (C61)	29:42	944432	0.79	1.3565	103.9	103.9	0.0741	0.0741		
PCB-66	30:02	410423	0.80	1.2800	47.9	47.9	0.0786	0.0786		
PCB-55	30:10						0.0776	0.0776		
PCB-56	30:41	121275	0.79	1.2671	14.3	14.3	0.0794	0.0794		
PCB-60	30:55	36127	0.81	1.3288	4.059	4.059	0.0757	0.0757		
PCB-80	31:19						0.0684	0.0684		
PCB-79	32:52	23121	0.79	1.5421	2.239	2.239	0.0652	0.0652		a
PCB-78	33:24						0.0765	0.0765		
PCB-81	33:51	1011	0.87	1.3214	0.1171	0.1171	0.0774	0.0774		Ma
PCB-77	34:25	39769	0.83	1.3308	4.356	4.356	0.0743	0.0743		
S Total Pentachlorobiphen					2128.2	2128.2	0.1515	0.1515		
D PCB-104L	25:50	402176	1.62	1.1164	75.2	75.2	0.0369	0.0369	75.17	
* PCB-101L	31:46	479245	1.59	3.4E+04	100.0	100.0				
$ PCB-111L	34:28	518125	1.60	1.2177	88.8	88.8	0.0338	0.0338	88.78	
D PCB-123L	36:25	691248	1.60	0.9909	69.8	69.8	0.6522	0.6522	69.75	
D PCB-118L	36:44	748029	1.63	1.0256	72.9	72.9	0.6302	0.6302	72.93	
D PCB-114L	37:16	722188	1.60	1.0030	72.0	72.0	0.6444	0.6444	72.00	
D PCB-105L	37:55	721356	1.61	1.0013	72.0	72.0	0.6455	0.6455	72.04	
* PCB-127L	39:24	1000086	1.62	4.9E+04	100.0	100.0				
D PCB-126L	41:00	712763	1.60	0.9020	79.0	79.0	0.7165	0.7165	79.01	
PCB-104	25:52	13949	1.78	1.3926	2.491	2.491	0.0346	0.0346		
PCB-96	26:13	23476	1.70	1.2268	4.758	4.758	0.0393	0.0393		
PCB-103	28:11	58730	1.62	1.0331	14.1	14.1	0.0466	0.0466		a
PCB-94	28:24	22852	1.72	0.9036	6.288	6.288	0.0533	0.0533		a
PCB-95	28:50	1097747	1.59	0.9620	283.7	283.7	0.0501	0.0501		
PCB-93	29:04	141682	1.58	0.9806	35.9	35.9	0.0491	0.0491		
PCB-100 (C93)	29:04	141682	1.58	0.9806	35.9	35.9	0.0491	0.0491		
PCB-98	29:12	60012	1.62	0.9888	15.1	15.1	0.0487	0.0487		
PCB-102 (C98)	29:12	60012	1.62	0.9888	15.1	15.1	0.0487	0.0487		
PCB-88	29:42	260993	1.62	1.0052	64.6	64.6	0.0479	0.0479		
PCB-91 (C88)	29:42	260993	1.62	1.0052	64.6	64.6	0.0479	0.0479		
PCB-84	29:55	277824	1.61	0.8601	80.3	80.3	0.0560	0.0560		a
PCB-89	30:24	9175	1.68	0.8936	2.553	2.553	0.0539	0.0539		a
PCB-121	30:49						0.0345	0.0345		
PCB-92	31:12	305429	1.62	0.9532	79.7	79.7	0.0505	0.0505		
PCB-90	31:47	1660261	1.60	1.1367	363.2	363.2	0.0424	0.0424		
PCB-101 (C90)	31:47	1660261	1.60	1.1367	363.2	363.2	0.0424	0.0424		
PCB-113 (C90)	31:47	1660261	1.60	1.1367	363.2	363.2	0.0424	0.0424		
PCB-83	32:22	763470	1.60	0.9393	202.1	202.1	0.0513	0.0513		M
PCB-99 (C83)	32:22	763470	1.60	0.9393	202.1	202.1	0.0513	0.0513		M
PCB-112	32:28						0.0352	0.0352		MU
PCB-86	32:57	935669	1.59	1.1958	194.6	194.6	0.0403	0.0403		M
PCB-87 (C86)	32:57	935669	1.59	1.1958	194.6	194.6	0.0403	0.0403		M
PCB-97 (C86)	32:57	935669	1.59	1.1958	194.6	194.6	0.0403	0.0403		M
PCB-109 (C86)	32:57	935669	1.59	1.1958	194.6	194.6	0.0403	0.0403		M
PCB-119 (C86)	32:57	935669	1.59	1.1958	194.6	194.6	0.0403	0.0403		M
PCB-125 (C86)	32:57	935669	1.59	1.1958	194.6	194.6	0.0403	0.0403		M
PCB-85	33:36	215067	1.61	1.2126	44.1	44.1	0.0397	0.0397		
PCB-116 (C85)	33:36	215067	1.61	1.2126	44.1	44.1	0.0397	0.0397		
PCB-117 (C85)	33:36	215067	1.61	1.2126	44.1	44.1	0.0397	0.0397		

Compound	RT (min.)	Area	Ratio	Ical RRF	Amount pg/ul	EMPC pg/ul	Noise EDL	Final EDL	%Rec	Flags
PCB-110	33:46	1999052	1.60	1.3511	367.9	367.9	0.0356	0.0356		
PCB-115 (C110)	33:46	1999052	1.60	1.3511	367.9	367.9	0.0356	0.0356		
PCB-82	34:04	108117	1.61	0.8675	31.0	31.0	0.0555	0.0555		a
PCB-111	34:28						0.0338	0.0338		
PCB-120	34:57	17496	1.64	1.4907	2.918	2.918	0.0323	0.0323		a
PCB-108	36:05	76834	1.60	1.2547	8.516	8.516	0.3889	0.3889		a
PCB-124 (C108)	36:05	76834	1.60	1.2547	8.516	8.516	0.3889	0.3889		a
PCB-107	36:19	184320	1.60	1.3580	18.9	18.9	0.3594	0.3594		Ma
PCB-123	36:26	28044	1.59	1.3407	3.026	3.026	0.3735	0.3735		Ma
PCB-106	36:32						0.3828	0.3828		
PCB-118	36:46	2121098	1.57	1.2892	220.0	220.0	0.3584	0.3584		
PCB-122	37:06	24104	1.62	1.1614	2.886	2.886	0.4202	0.4202		
PCB-114	37:17	44654	1.57	1.4051	4.401	4.401	0.3431	0.3431		
PCB-105	37:56	694664	1.57	1.2887	74.7	74.7	0.3793	0.3793		
PCB-127	39:24						0.3800	0.3800		
PCB-126	41:02	5520	1.36	1.3416	0.5773	0.5773	0.3794	0.3794		Ma
S Total Hexachlorobipheny					2107.4	2107.3	0.1147	0.1147		RQ
D PCB-155L	31:33	373764	1.29	0.9499	82.1	82.1	0.0464	0.0464	82.11	
* PCB-138L	39:52	651385	1.25	3.6E+04	100.0	100.0				
D PCB-167L	42:53	643456	1.26	1.2544	78.7	78.7	0.2582	0.2582	78.75	
D PCB-156L	44:02	1239356	1.28	1.2289	154.8	154.8	0.2635	0.2635	77.41	
D PCB-157L (C156L)	44:02	1239356	1.28	1.2289	154.8	154.8	0.2635	0.2635	77.41	
D PCB-169L	47:16	624745	1.26	1.0883	88.1	88.1	0.2976	0.2976	88.13	
PCB-155	31:34	3054	1.42	1.3028	0.6272	0.6272	0.0192	0.0192		
PCB-152	31:45	7599	1.20	1.2556	1.619	1.619	0.0200	0.0200		
PCB-150	31:55	14878	1.25	1.2368	3.218	3.218	0.0203	0.0203		
PCB-136	32:16	307392	1.27	1.1563	71.1	71.1	0.0217	0.0217		
PCB-145	32:31	1794	1.24	1.1910	0.5281	0.4030	0.0210	0.0210		RQ
PCB-148	34:06	10044	1.33	0.8982	2.992	2.992	0.0279	0.0279		a
PCB-135	34:41	583076	1.27	0.8691	179.5	179.5	0.0288	0.0288		
PCB-151 (C135)	34:41	583076	1.27	0.8691	179.5	179.5	0.0288	0.0288		
PCB-154	34:57	64213	1.28	1.0180	16.9	16.9	0.0246	0.0246		
PCB-144	35:15	73431	1.32	0.9185	21.4	21.4	0.0273	0.0273		
PCB-147	35:37	2358148	1.27	0.9747	385.9	385.9	0.1652	0.1652		M
PCB-149 (C147)	35:37	2358148	1.27	0.9747	385.9	385.9	0.1652	0.1652		M
PCB-134	35:49	138210	1.25	0.8518	25.9	25.9	0.1890	0.1890		
PCB-143 (C134)	35:49	138210	1.25	0.8518	25.9	25.9	0.1890	0.1890		
PCB-139	36:13	55481	1.25	0.9995	8.855	8.855	0.1611	0.1611		
PCB-140 (C139)	36:13	55481	1.25	0.9995	8.855	8.855	0.1611	0.1611		
PCB-131	36:25	28208	1.30	0.8584	5.242	5.242	0.1875	0.1875		
PCB-142	36:33						0.1873	0.1873		
PCB-132	36:52	816405	1.26	0.8801	148.0	148.0	0.1829	0.1829		
PCB-133	37:24	59307	1.28	0.9064	10.4	10.4	0.1776	0.1776		a
PCB-165	37:46						0.1436	0.1436		
PCB-146	38:02	551485	1.28	1.0084	87.2	87.2	0.1597	0.1597		
PCB-161	38:09						0.1204	0.1204		
PCB-153	38:39	3002059	1.26	1.2207	392.3	392.3	0.1319	0.1319		
PCB-168 (C153)	38:39	3002059	1.26	1.2207	392.3	392.3	0.1319	0.1319		
PCB-141	38:51	461125	1.22	0.9608	76.6	76.6	0.1676	0.1676		
PCB-130	39:15	150148	1.25	0.8274	28.9	28.9	0.1946	0.1946		
PCB-137	39:28	107404	1.24	1.0582	16.2	16.2	0.1521	0.1521		
PCB-164	39:35	250226	1.26	1.2527	31.9	31.9	0.1285	0.1285		
PCB-129	39:54	2915753	1.26	1.0840	429.1	429.1	0.1485	0.1485		
PCB-138 (C129)	39:54	2915753	1.26	1.0840	429.1	429.1	0.1485	0.1485		
PCB-160 (C129)	39:54	2915753	1.26	1.0840	429.1	429.1	0.1485	0.1485		
PCB-163 (C129)	39:54	2915753	1.26	1.0840	429.1	429.1	0.1485	0.1485		

Compound	RT (min.)	Area	Ratio	Ical RRF	Amount pg/ul	EMPC pg/ul	Noise EDL	Final EDL	%Rec	Flags
PCB-158	40:17	354108	1.25	1.3862	40.7	40.7	0.1161	0.1161		
PCB-128	41:09	387748	1.26	1.1165	55.4	55.4	0.1442	0.1442		
PCB-166 (C128)	41:09	387748	1.26	1.1165	55.4	55.4	0.1442	0.1442		
PCB-159	42:07	38799	1.16	1.3178	4.696	4.696	0.1222	0.1222		
PCB-162	42:24						0.1182	0.1182		
PCB-167	42:55	128763	1.20	1.3357	15.0	15.0	0.1010	0.1010		
PCB-156	44:02	373207	1.25	1.2759	47.2	47.2	0.1509	0.1509		
PCB-157 (C156)	44:02	373207	1.25	1.2759	47.2	47.2	0.1509	0.1509		
PCB-169	47:16						0.1106	0.1106		
S Total Heptachlorobiphen					1344.3	1344.3	0.0214	0.0214		
D PCB-188L	37:17	493104	1.07	1.3162	71.1	71.1	0.007510	0.007510	71.12	
$ PCB-178L	40:20	418588	1.07	0.9222	86.2	86.2	0.0107	0.0107	86.16	
* PCB-180L	45:26	526805	1.10	3.2E+04	100.0	100.0				
D PCB-170L	46:41	321510	1.04	0.8357	73.0	73.0	0.0118	0.0118	73.03	
D PCB-189L	49:49	775167	1.07	1.4666	77.1	77.1	0.6558	0.6558	77.11	
PCB-188	37:17						0.0132	0.0132		
PCB-179	37:38	354467	1.07	1.4149	61.5	61.5	0.0145	0.0145		
PCB-184	38:09						0.0145	0.0145		
PCB-176	38:31	110731	1.10	1.5212	17.9	17.9	0.0135	0.0135		
PCB-186	38:57						0.0143	0.0143		
PCB-178	40:22	134533	1.07	1.0228	32.3	32.3	0.0201	0.0201		
PCB-175	41:00	26878	1.11	1.0690	6.173	6.173	0.0192	0.0192		
PCB-187	41:16	863730	1.07	1.1106	190.9	190.9	0.0185	0.0185		
PCB-182	41:29	9659	1.01	1.1484	2.065	2.065	0.0179	0.0179		
PCB-183	41:53	486807	1.08	1.1368	105.1	105.1	0.0181	0.0181		
PCB-185 (C183)	41:53	486807	1.08	1.1368	105.1	105.1	0.0181	0.0181		
PCB-174	42:06	594004	1.07	0.9547	152.8	152.8	0.0215	0.0215		
PCB-177	42:33	378453	1.04	0.9426	98.6	98.6	0.0218	0.0218		
PCB-181	42:57	9913	0.98	1.1075	2.198	2.198	0.0185	0.0185		a
PCB-171	43:11	207377	1.06	0.9603	53.0	53.0	0.0214	0.0214		
PCB-173 (C171)	43:11	207377	1.06	0.9603	53.0	53.0	0.0214	0.0214		
PCB-172	44:49	112156	1.07	0.9918	27.8	27.8	0.0207	0.0207		
PCB-192	45:04						0.0159	0.0159		
PCB-180	45:28	1848903	1.05	1.2286	369.5	369.5	0.0167	0.0167		a
PCB-193 (C180)	45:28	1848903	1.05	1.2286	369.5	369.5	0.0167	0.0167		a
PCB-191	45:48	42824	1.04	1.3848	7.592	7.592	0.0148	0.0148		
PCB-170	46:43	696603	1.08	1.2700	170.6	170.6	0.0213	0.0213		
PCB-190	47:15	218603	1.04	1.3774	39.0	39.0	0.0149	0.0149		
PCB-189	49:50	73338	1.05	1.2799	7.392	7.392	0.0984	0.0984		
S Total Octachlorobipheny					455.2	455.2	0.0550	0.0550		
D PCB-202L	42:39	419472	0.90	1.0055	79.2	79.2	0.0246	0.0246	79.19	
* PCB-194L	51:56	685466	0.92	3.5E+04	100.0	100.0				
D PCB-205L	52:25	600405	0.90	1.2867	68.1	68.1	0.3370	0.3370	68.07	
PCB-202	42:41	65419	0.91	1.0531	14.8	14.8	0.0286	0.0286		
PCB-201	43:37	53112	0.91	1.1860	10.7	10.7	0.0254	0.0254		
PCB-204	44:15						0.0273	0.0273		
PCB-197	44:31	18153	0.82	1.2053	3.591	3.591	0.0250	0.0250		Ma
PCB-200	44:36	50878	0.95	1.1260	10.8	10.8	0.0267	0.0267		M
PCB-198	47:26	346321	0.92	0.8183	100.9	100.9	0.0368	0.0368		
PCB-199 (C198)	47:26	346321	0.92	0.8183	100.9	100.9	0.0368	0.0368		
PCB-196	48:05	202725	0.91	0.8748	55.2	55.2	0.0344	0.0344		
PCB-203	48:17	268610	0.89	0.9219	69.5	69.5	0.0327	0.0327		
PCB-195	49:36	263900	0.90	0.7839	56.1	56.1	0.1484	0.1484		

Compound	RT (min.)	Area	Ratio	Ical RRF	Amount pg/ul	EMPC pg/ul	Noise EDL	Final EDL	%Rec	Flags
PCB-194	51:57	707172	0.91	0.9282	126.9	126.9	0.1253	0.1253		
PCB-205	52:25	49965	0.91	1.2342	6.743	6.743	0.0943	0.0943		
S Total Nonachlorobipheny					52.1	52.1	0.1530	0.1530		
D PCB-208L	49:21	545410	0.82	1.1383	69.9	69.9	0.5660	0.5660	69.90	
D PCB-206L	54:10	372246	0.80	0.8938	60.8	60.8	0.7208	0.7208	60.75	
PCB-208	49:23	49955	0.80	1.1567	7.918	7.918	0.1345	0.1345		
PCB-207	50:19	31041	0.81	1.3964	4.845	4.845	0.1327	0.1327		
PCB-206	54:12	174606	0.81	1.1927	39.3	39.3	0.1919	0.1919		
D PCB-209L	55:49	363573	0.71	0.9809	54.1	54.1	0.0632	0.0632	54.08	
DCB Decachlorobiphenyl	55:50	50229	0.71	1.2455	11.1	11.1	0.0505	0.0505		
S Polychlorinated bipheny					6943.6	11.1	0.0891	0.0891		RQ

QC Flag Legend

Processing Flags
- R - Failed Signal Ratio Test
- Q - EMPC-Estimated Max. Possible Conc.

Review Flags
- M - Manually Integrated
- U - Marked Undetected
- a - User Assigned ID

Eurofins TestAmerica, Knoxville
Target Compound Quantitation Worksheet Report

Data File: \\chromna\Knoxville\ChromData\D3D\20190903-12925.b\580-88125-b-2-c.d
Lims ID: 580-88125-B-2-C
Client ID: A2-0to26-100818
Sample Type: Client
Inject. Date: 03-Sep-2019 12:52:00 ALS Bottle#: 0 Worklist Smp#: 7
Injection Vol: 1.0 ul Dil. Factor: 1.0000
Sample Info:
Misc. Info.: 140-0012925-007
Operator ID: Xcalibur_System Instrument ID: D3D

Method: \\chromna\Knoxville\ChromData\D3D\20190903-12925.b\PCBs_D3D.m
Limit Group: HR - 1668A - ICAL
Last Update: 03-Sep-2019 14:42:58 Calib Date: 21-Aug-2019 19:05:00
Integrator: Picker
Quant Method: Isotopic Dilution Quant By: Initial Calibration
Last ICal File: \\chromna\Knoxville\ChromData\D3D\20190813-12717.b\d4190821i6.d

Column 1 : SPB-Octyl (0.25 mm) Det: F1(11.07 :21.70)
Process Host: CTX1009

First Level Reviewer: davidsonm Date: 03-Sep-2019 14:42:58

Signal	RT (min.)	Adj RT (min.)	Sec.	REL RT	Area	Height	Avg Noise	EDL Height	S/N	Ratio(Limits)	Flags
PCB-1L											
200.0795	11:44	11:47	-4	0.728	379260	147524	83	207	1777		
202.0766	11:44	11:47	-4	0.728	120044	48053	473	1182	102	3.16(2.66-3.60)	
PCB-3L											
200.0795	13:53	13:57	-4	0.862	417508	140973	83	207	1698		
202.0766	13:53	13:57	-4	0.862	131152	44687	473	1182	94	3.18(2.66-3.60)	
PCB-1											
188.0393	11:44	11:41	-1	1.001	14064	5749	20	50	287		
190.0363	11:44	11:41	-1	1.001	4606	1661	11	27	151	3.05(2.66-3.60)	
PCB-2											a
188.0393	13:44	13:44	0	0.989	11424	3758	20	50	188		a
190.0363	13:44	13:44	0	0.989	3675	1141	11	27	104	3.11(2.66-3.60)	
PCB-3											a
188.0393	13:54	13:54	0	1.001	14928	4887	20	50	244		a
190.0363	13:54	13:54	0	1.001	4468	1490	11	27	135	3.34(2.66-3.60)	
PCB-4L											
234.0406	14:08	14:12	-4	0.877	131981	43074	73	182	590		
236.0376	14:08	14:12	-4	0.877	82175	26929	17	42	1584	1.61(1.33-1.79)	
PCB-9L											
234.0406	16:07	16:07	0		372165	108936	73	182	1492		
236.0376	16:07	16:07	0		227028	66624	17	42	3919	1.64(1.33-1.79)	
PCB-15L											
234.0406	20:01	20:04	-3	1.243	270629	68686	73	182	941		
236.0376	20:01	20:04	-3	1.243	163878	41445	17	42	2438	1.65(1.33-1.79)	
PCB-4											
222.0003	14:09	14:06	-1	1.001	10738	3471	19	47	183		
223.9974	14:09	14:06	-1	1.001	6743	2188	14	35	156	1.59(1.33-1.79)	

Signal	RT (min.)	Adj RT (min.)	Sec.	REL RT	Area	Height	Avg Noise	EDL Height	S/N	Ratio(Limits)	Flags
PCB-10											a
222.0003	14:20	14:20	0	1.014	930	251	19	47	13		a
223.9974	14:20	14:20	0	1.014	666	180	14	35	13	1.40(1.33-1.79)	
PCB-9											RQa
222.0003	16:07	16:07	0	1.141	1364	400	19	47	21		a
223.9974	16:08	16:07	0	1.142	1117	313	14	35	22	1.22(1.33-1.79)	
	Empc Correction				874	256	14	35	18		
PCB-7											a
222.0003	16:17	16:17	-1	1.152	1549	425	19	47	22		a
223.9974	16:18	16:17	0	1.153	1080	312	14	35	22	1.43(1.33-1.79)	
PCB-6											a
222.0003	16:32	16:32	0	1.169	4894	1374	19	47	72		a
223.9974	16:32	16:32	0	1.169	2882	854	14	35	61	1.70(1.33-1.79)	
PCB-5											RQMa
222.0003	16:50	16:50	0	1.191	747	268	19	47	14		a
	Empc Correction				268	110	19	47	6		
223.9974	16:50	16:50	0	1.191	172	71	14	35	5	4.34(1.33-1.79)	M
PCB-8											Ma
222.0003	16:58	16:58	0	1.200	16144	4426	19	47	233		a
223.9974	16:58	16:58	0	1.200	9901	2887	14	35	206	1.63(1.33-1.79)	M
PCB-14											
222.0003	18:32						19	47			
223.9974	18:32						14	35			
PCB-11											M
222.0003	19:25	19:25	0	0.970	15652	4008	19	47	211		
223.9974	19:25	19:25	0	0.970	10208	2623	14	35	187	1.53(1.33-1.79)	M
PCB-12											RQM
222.0003	19:42	19:42	-2	0.984	4069	760	19	47	40		M
	Empc Correction				3402	653	19	47	34		
223.9974	19:43	19:42	-1	0.985	2181	419	14	35	30	1.87(1.33-1.79)	
PCB-13 (C12)											RQM
222.0003	19:42	19:42	-2	0.984	4069	760	19	47	40		M
	Empc Correction				3402	653	19	47	34		
223.9974	19:43	19:42	-1	0.985	2181	419	14	35	30	1.87(1.33-1.79)	
PCB-15											
222.0003	20:02	19:59	0	1.001	18834	4610	19	47	243		
223.9974	20:02	19:59	0	1.001	11628	2868	14	35	205	1.62(1.33-1.79)	
PCB-19L											
268.0016	17:14	17:18	-4	0.841	63494	18827	384	960	49		
269.9986	17:14	17:18	-4	0.841	59905	17132	69	172	248	1.06(0.88-1.20)	
PCB-32L											
268.0016	20:30	20:30	0		177780	45696	384	960	119		
269.9986	20:30	20:30	0		170857	44920	69	172	651	1.04(0.88-1.20)	
PCB-31L											
268.0016	22:46	22:45	0		652859	157857	167	417	945		
269.9986	22:46	22:45	0		621734	150274	75	187	2004	1.05(0.88-1.20)	

Signal	RT (min.)	Adj RT (min.)	Sec.	REL RT	Area	Height	Avg Noise	EDL Height	S/N	Ratio(Limits)	Flags
PCB-28L											
268.0016	23:03	23:03	0	1.013	529505	129405	167	417	775		
269.9986	23:03	23:03	0	1.013	490381	117864	75	187	1572	1.08(0.88-1.20)	
PCB-37L											
268.0016	27:04	27:06	-2	1.189	437381	96702	167	417	579		
269.9986	27:04	27:06	-2	1.189	414540	89577	75	187	1194	1.06(0.88-1.20)	
PCB-19											
255.9613	17:16	17:12	0	1.002	13866	3999	7	17	571		
257.9584	17:16	17:12	0	1.002	12943	3514	6	15	586	1.07(0.88-1.20)	
PCB-18											a
255.9613	19:07	19:07	0	1.109	9318	2459	7	17	351		a
257.9584	19:07	19:07	0	1.109	8338	2223	6	15	371	1.12(0.88-1.20)	
PCB-30 (C18)											a
255.9613	19:07	19:07	0	1.109	9318	2459	7	17	351		a
257.9584	19:07	19:07	0	1.109	8338	2223	6	15	371	1.12(0.88-1.20)	
PCB-17											a
255.9613	19:32	19:32	0	1.134	13370	3411	7	17	487		a
257.9584	19:32	19:32	0	1.134	12513	3343	6	15	557	1.07(0.88-1.20)	
PCB-27											a
255.9613	19:46	19:46	0	1.147	4155	1031	7	17	147		a
257.9584	19:46	19:46	0	1.147	3819	925	6	15	154	1.09(0.88-1.20)	
PCB-24											a
255.9613	19:53	19:53	0	1.154	290	77	7	17	11		a
257.9584	19:53	19:53	0	1.154	284	87	6	15	15	1.02(0.88-1.20)	
PCB-16											a
255.9613	20:00	20:00	0	1.160	2611	739	7	17	106		a
257.9584	20:00	20:00	0	1.160	2173	566	6	15	94	1.20(0.88-1.20)	
PCB-32											a
255.9613	20:31	20:31	0	1.191	15054	3927	7	17	561		a
257.9584	20:31	20:31	0	1.191	13796	3541	6	15	590	1.09(0.88-1.20)	
PCB-34											
255.9613	21:42						88	220			
257.9584	21:42						51	127			
PCB-23											
255.9613	21:51						88	220			
257.9584	21:51						51	127			
PCB-26											
255.9613	22:14	22:10	-1	1.290	15298	3730	88	220	42		
257.9584	22:14	22:10	-1	1.290	13688	3248	51	127	64	1.12(0.88-1.20)	
PCB-29 (C26)											
255.9613	22:14	22:10	-1	1.290	15298	3730	88	220	42		
257.9584	22:14	22:10	-1	1.290	13688	3248	51	127	64	1.12(0.88-1.20)	
PCB-25											
255.9613	22:29	22:27	0	0.831	14100	3009	88	220	34		
257.9584	22:29	22:27	0	0.831	13332	2645	51	127	52	1.06(0.88-1.20)	

Signal	RT (min.)	Adj RT (min.)	Sec.	REL RT	Area	Height	Avg Noise	EDL Height	S/N	Ratio(Limits)	Flags
PCB-31											
255.9613	22:47	22:45	0	0.842	63402	15797	88	220	180		
257.9584	22:47	22:45	0	0.842	58935	14093	51	127	276	1.08(0.88-1.20)	
PCB-20											
255.9613	23:05	23:04	0	0.853	100706	24222	88	220	275		
257.9584	23:05	23:04	0	0.853	95215	22812	51	127	447	1.06(0.88-1.20)	
PCB-28 (C20)											
255.9613	23:05	23:04	0	0.853	100706	24222	88	220	275		
257.9584	23:05	23:04	0	0.853	95215	22812	51	127	447	1.06(0.88-1.20)	
PCB-21											
255.9613	23:19	23:17	0	0.862	46046	9188	88	220	104		
257.9584	23:19	23:17	0	0.862	42004	8780	51	127	172	1.10(0.88-1.20)	
PCB-33 (C21)											
255.9613	23:19	23:17	0	0.862	46046	9188	88	220	104		
257.9584	23:19	23:17	0	0.862	42004	8780	51	127	172	1.10(0.88-1.20)	
PCB-22											
255.9613	23:43	23:41	0	0.876	18689	4278	88	220	49		
257.9584	23:42	23:41	0	0.876	17429	4147	51	127	81	1.07(0.88-1.20)	
PCB-36											
255.9613	25:14						88	220			
257.9584	25:14						51	127			
PCB-39											
255.9613	25:35						88	220			
257.9584	25:35						51	127			
PCB-38											
255.9613	26:11						88	220			
257.9584	26:11						51	127			
PCB-35											M
255.9613	26:40	26:41	0	0.985	2193	492	88	220	6		
257.9584	26:41	26:41	1	0.986	2341	512	51	127	10	0.94(0.88-1.20)	M
PCB-37											M
255.9613	27:05	27:05	0	1.000	31372	6651	88	220	76		M
257.9584	27:05	27:05	0	1.000	29209	6364	51	127	125	1.07(0.88-1.20)	M
PCB-54L											
301.9626	20:19	20:22	-3	0.817	75512	19354	15	37	1290		
303.9597	20:19	20:22	-3	0.817	100672	26215	7	17	3745	0.75(0.65-0.89)	
PCB-52L											
301.9626	24:53	24:54	0		286643	64490	38	95	1697		
303.9597	24:53	24:54	0		371551	84757	37	92	2291	0.77(0.65-0.89)	
PCB-81L											
301.9626	33:49	33:50	-2	1.359	290188	57692	38	95	1518		
303.9597	33:50	33:50	-1	1.360	363298	76319	37	92	2063	0.80(0.65-0.89)	
PCB-77L											
301.9626	34:24	34:24	-1	1.382	304642	61394	38	95	1616		
303.9597	34:24	34:24	-1	1.382	381405	77110	37	92	2084	0.80(0.65-0.89)	

Signal	RT (min.)	Adj RT (min.)	Sec.	REL RT	Area	Height	Avg Noise	EDL Height	S/N	Ratio(Limits)	Flags
PCB-54											
289.9224	20:21	20:20	0	1.000	8139	2004	4	10	501		
291.9194	20:20	20:20	0	0.999	10484	2584	6	15	431	0.78(0.65-0.89)	
PCB-50											
289.9224	22:30	22:28	-1	1.108	81961	19143	28	70	684		
291.9194	22:30	22:28	-1	1.108	104110	24698	27	67	915	0.79(0.65-0.89)	
PCB-53 (C50)											
289.9224	22:30	22:28	-1	1.108	81961	19143	28	70	684		
291.9194	22:30	22:28	-1	1.108	104110	24698	27	67	915	0.79(0.65-0.89)	
PCB-45											
289.9224	23:15	23:11	0	1.144	146016	33881	28	70	1210		
291.9194	23:15	23:11	0	1.144	184636	42078	27	67	1558	0.79(0.65-0.89)	
PCB-51 (C45)											
289.9224	23:15	23:11	0	1.144	146016	33881	28	70	1210		
291.9194	23:15	23:11	0	1.144	184636	42078	27	67	1558	0.79(0.65-0.89)	
PCB-46											a
289.9224	23:29	23:29	0	1.156	6413	1451	28	70	52		a
291.9194	23:29	23:29	0	1.156	8941	1827	27	67	68	0.72(0.65-0.89)	
PCB-52											a
289.9224	24:55	24:55	0	1.226	379749	87858	28	70	3138		a
291.9194	24:55	24:55	0	1.226	479335	112723	27	67	4175	0.79(0.65-0.89)	
PCB-43											a
289.9224	25:03	25:03	0	1.233	11662	2006	28	70	72		a
291.9194	25:04	25:03	0	1.233	15888	2913	27	67	108	0.73(0.65-0.89)	
PCB-73 (C43)											a
289.9224	25:03	25:03	0	1.233	11662	2006	28	70	72		a
291.9194	25:04	25:03	0	1.233	15888	2913	27	67	108	0.73(0.65-0.89)	
PCB-49											a
289.9224	25:24	25:24	3	1.250	240941	55202	28	70	1972		a
291.9194	25:24	25:24	3	1.250	304627	69895	27	67	2589	0.79(0.65-0.89)	
PCB-69 (C49)											a
289.9224	25:24	25:24	3	1.250	240941	55202	28	70	1972		a
291.9194	25:24	25:24	3	1.250	304627	69895	27	67	2589	0.79(0.65-0.89)	
PCB-48											a
289.9224	25:41	25:41	0	1.264	10461	2217	28	70	79		a
291.9194	25:41	25:41	0	1.264	12483	2889	27	67	107	0.84(0.65-0.89)	
PCB-44											a
289.9224	25:57	25:57	2	1.277	472804	82993	28	70	2964		a
291.9194	25:57	25:57	2	1.277	598803	104083	27	67	3855	0.79(0.65-0.89)	
PCB-47 (C44)											a
289.9224	25:57	25:57	2	1.277	472804	82993	28	70	2964		a
291.9194	25:57	25:57	2	1.277	598803	104083	27	67	3855	0.79(0.65-0.89)	
PCB-65 (C44)											a
289.9224	25:57	25:57	2	1.277	472804	82993	28	70	2964		a
291.9194	25:57	25:57	2	1.277	598803	104083	27	67	3855	0.79(0.65-0.89)	

Signal	RT (min.)	Adj RT (min.)	Sec.	REL RT	Area	Height	Avg Noise	EDL Height	S/N	Ratio(Limits)	Flags
PCB-59											a
289.9224	26:16	26:16	3	1.293	22340	3897	28	70	139		a
291.9194	26:16	26:16	3	1.293	26996	4742	27	67	176	0.83(0.65-0.89)	
PCB-62 (C59)											a
289.9224	26:16	26:16	3	1.293	22340	3897	28	70	139		a
291.9194	26:16	26:16	3	1.293	26996	4742	27	67	176	0.83(0.65-0.89)	
PCB-75 (C59)											a
289.9224	26:16	26:16	3	1.293	22340	3897	28	70	139		a
291.9194	26:16	26:16	3	1.293	26996	4742	27	67	176	0.83(0.65-0.89)	
PCB-42											a
289.9224	26:26	26:26	0	1.301	25980	5883	28	70	210		a
291.9194	26:26	26:26	0	1.301	32204	7304	27	67	271	0.81(0.65-0.89)	
PCB-40											
289.9224	26:56	26:51	0	1.326	67402	14647	28	70	523		
291.9194	26:56	26:51	0	1.326	85191	18230	27	67	675	0.79(0.65-0.89)	
PCB-41 (C40)											
289.9224	26:56	26:51	0	1.326	67402	14647	28	70	523		
291.9194	26:56	26:51	0	1.326	85191	18230	27	67	675	0.79(0.65-0.89)	
PCB-71 (C40)											
289.9224	26:56	26:51	0	1.326	67402	14647	28	70	523		
291.9194	26:56	26:51	0	1.326	85191	18230	27	67	675	0.79(0.65-0.89)	
PCB-64											a
289.9224	27:09	27:09	0	1.336	66353	14633	28	70	523		a
291.9194	27:09	27:09	0	1.336	83378	18988	27	67	703	0.80(0.65-0.89)	
PCB-72											
289.9224	28:00	27:58	0	0.828	8397	1784	28	70	64		
291.9194	28:00	27:58	0	0.828	9888	2030	27	67	75	0.85(0.65-0.89)	
PCB-68											
289.9224	28:17	28:15	0	0.836	11074	2436	28	70	87		
291.9194	28:17	28:15	0	0.836	13868	2813	27	67	104	0.80(0.65-0.89)	
PCB-57											
289.9224	28:40						28	70			
291.9194	28:40						27	67			
PCB-58											Ma
289.9224	28:56	28:54	0	0.855	1776	482	28	70	17		M
291.9194	28:54	28:54	-1	0.855	2387	564	27	67	21	0.74(0.65-0.89)	M
PCB-67											RQ
289.9224	29:04	29:04	-1	0.860	6984	833	28	70	30		
	Empc Correction				5391	804	28	70	29		
291.9194	29:04	29:04	-2	0.859	7002	1045	27	67	39	1.00(0.65-0.89)	
PCB-63											
289.9224	29:22	29:20	0	0.868	8922	1927	28	70	69		
291.9194	29:23	29:20	1	0.869	11220	2473	27	67	92	0.80(0.65-0.89)	
PCB-61											
289.9224	29:42	29:40	0	0.878	417914	74327	28	70	2655		
291.9194	29:42	29:40	0	0.878	526518	93706	27	67	3471	0.79(0.65-0.89)	

Signal	RT (min.)	Adj RT (min.)	Sec.	REL RT	Area	Height	Avg Noise	EDL Height	S/N	Ratio(Limits)	Flags
PCB-70 (C61)											
289.9224	29:42	29:40	0	0.878	417914	74327	28	70	2655		
291.9194	29:42	29:40	0	0.878	526518	93706	27	67	3471	0.79(0.65-0.89)	
PCB-74 (C61)											
289.9224	29:42	29:40	0	0.878	417914	74327	28	70	2655		
291.9194	29:42	29:40	0	0.878	526518	93706	27	67	3471	0.79(0.65-0.89)	
PCB-76 (C61)											
289.9224	29:42	29:40	0	0.878	417914	74327	28	70	2655		
291.9194	29:42	29:40	0	0.878	526518	93706	27	67	3471	0.79(0.65-0.89)	
PCB-66											
289.9224	30:02	30:00	1	0.888	182512	38836	28	70	1387		
291.9194	30:02	30:00	1	0.888	227911	49669	27	67	1840	0.80(0.65-0.89)	
PCB-55											
289.9224	30:09						28	70			
291.9194	30:09						27	67			
PCB-56											
289.9224	30:41	30:39	1	0.907	53536	11564	28	70	413		
291.9194	30:41	30:39	1	0.907	67739	14775	27	67	547	0.79(0.65-0.89)	
PCB-60											
289.9224	30:55	30:52	1	0.914	16206	3140	28	70	112		
291.9194	30:54	30:52	1	0.914	19921	4230	27	67	157	0.81(0.65-0.89)	
PCB-80											
289.9224	31:18						28	70			
291.9194	31:18						27	67			
PCB-79											a
289.9224	32:52	32:52	2	0.972	10213	2227	28	70	80		a
291.9194	32:52	32:52	2	0.972	12908	2938	27	67	109	0.79(0.65-0.89)	
PCB-78											
289.9224	33:22						28	70			
291.9194	33:22						27	67			
PCB-81											Ma
289.9224	33:51	33:51	1	1.001	470	170	28	70	6		M
291.9194	33:51	33:51	1	1.001	541	237	27	67	9	0.87(0.65-0.89)	M
PCB-77											
289.9224	34:25	34:23	1	1.001	17981	3635	28	70	130		
291.9194	34:25	34:23	1	1.001	21788	4562	27	67	169	0.83(0.65-0.89)	
PCB-104L											
337.9207	25:50	25:53	-2	0.814	248838	57279	10	25	5728		
339.9178	25:50	25:53	-2	0.814	153338	36155	7	17	5165	1.62(1.32-1.78)	
PCB-101L											
337.9207	31:46	31:45	1		294544	63671	10	25	6367		
339.9178	31:46	31:45	1		184701	38357	7	17	5480	1.59(1.32-1.78)	
PCB-111L											
337.9207	34:28	34:27	1	1.085	318578	66778	10	25	6678		
339.9178	34:28	34:27	1	1.085	199547	42307	7	17	6044	1.60(1.32-1.78)	

Signal	RT (min.)	Adj RT (min.)	Sec.	REL RT	Area	Height	Avg Noise	EDL Height	S/N	Ratio(Limits)	Flags
PCB-123L											
337.9207	36:25	36:26	-1	1.147	425772	87601	320	800	274		
339.9178	36:25	36:26	-1	1.147	265476	54588	199	497	274	1.60(1.32-1.78)	
PCB-118L											
337.9207	36:44	36:46	-1	1.157	463976	95482	320	800	298		
339.9178	36:44	36:46	-1	1.157	284053	58614	199	497	295	1.63(1.32-1.78)	
PCB-114L											
337.9207	37:16	37:17	-1	1.173	444166	90644	320	800	283		
339.9178	37:16	37:17	-1	1.173	278022	57066	199	497	287	1.60(1.32-1.78)	
PCB-105L											
337.9207	37:55	37:56	-1	1.194	445010	90250	320	800	282		
339.9178	37:55	37:56	-1	1.194	276346	55404	199	497	278	1.61(1.32-1.78)	
PCB-127L											
337.9207	39:24	39:22	1		618795	124035	320	800	388		
339.9178	39:24	39:22	1		381291	76647	199	497	385	1.62(1.32-1.78)	
PCB-126L											
337.9207	41:00	41:01	0	1.291	438865	86373	320	800	270		
339.9178	41:00	41:01	0	1.291	273898	53493	199	497	269	1.60(1.32-1.78)	
PCB-104											
325.8804	25:52	25:49	0	1.001	8923	1953	13	32	150		
327.8775	25:52	25:49	0	1.001	5026	1111	5	12	222	1.78(1.32-1.78)	
PCB-96											
325.8804	26:13	26:10	0	1.015	14794	3352	13	32	258		
327.8775	26:14	26:10	1	1.015	8682	1861	5	12	372	1.70(1.32-1.78)	
PCB-103											a
325.8804	28:11	28:11	1	1.091	36302	8062	13	32	620		a
327.8775	28:10	28:11	0	1.090	22428	4897	5	12	979	1.62(1.32-1.78)	
PCB-94											a
325.8804	28:24	28:24	0	1.099	14440	3188	13	32	245		a
327.8775	28:23	28:24	0	1.099	8412	1804	5	12	361	1.72(1.32-1.78)	
PCB-95											
325.8804	28:50	28:47	0	1.116	674535	149661	13	32	11512		
327.8775	28:50	28:47	0	1.116	423212	93740	5	12	18748	1.59(1.32-1.78)	
PCB-93											
325.8804	29:04	29:00	0	1.125	86664	18003	13	32	1385		
327.8775	29:04	29:00	0	1.125	55018	11642	5	12	2328	1.58(1.32-1.78)	
PCB-100 (C93)											
325.8804	29:04	29:00	0	1.125	86664	18003	13	32	1385		
327.8775	29:04	29:00	0	1.125	55018	11642	5	12	2328	1.58(1.32-1.78)	
PCB-98											
325.8804	29:12	29:09	0	1.130	37122	6814	13	32	524		
327.8775	29:12	29:09	0	1.130	22890	4036	5	12	807	1.62(1.32-1.78)	
PCB-102 (C98)											
325.8804	29:12	29:09	0	1.130	37122	6814	13	32	524		
327.8775	29:12	29:09	0	1.130	22890	4036	5	12	807	1.62(1.32-1.78)	

Signal	RT (min.)	Adj RT (min.)	Sec.	REL RT	Area	Height	Avg Noise	EDL Height	S/N	Ratio(Limits)	Flags
PCB-88											
325.8804	29:42	29:39	0	1.149	161479	34952	13	32	2689		
327.8775	29:42	29:39	0	1.149	99514	21440	5	12	4288	1.62(1.32-1.78)	
PCB-91 (C88)											
325.8804	29:42	29:39	0	1.149	161479	34952	13	32	2689		
327.8775	29:42	29:39	0	1.149	99514	21440	5	12	4288	1.62(1.32-1.78)	
PCB-84											a
325.8804	29:55	29:55	0	1.158	171489	36829	13	32	2833		a
327.8775	29:55	29:55	0	1.158	106335	22847	5	12	4569	1.61(1.32-1.78)	
PCB-89											a
325.8804	30:24	30:24	1	1.176	5754	1174	13	32	90		a
327.8775	30:23	30:24	0	1.176	3421	710	5	12	142	1.68(1.32-1.78)	
PCB-121											
325.8804	30:46						13	32			
327.8775	30:46						5	12			
PCB-92											
325.8804	31:12	31:10	1	0.857	188815	40926	13	32	3148		
327.8775	31:12	31:10	1	0.857	116614	25230	5	12	5046	1.62(1.32-1.78)	
PCB-90											
325.8804	31:47	31:43	1	1.230	1021207	214918	13	32	16532		
327.8775	31:47	31:43	1	1.230	639054	134470	5	12	26894	1.60(1.32-1.78)	
PCB-101 (C90)											
325.8804	31:47	31:43	1	1.230	1021207	214918	13	32	16532		
327.8775	31:47	31:43	1	1.230	639054	134470	5	12	26894	1.60(1.32-1.78)	
PCB-113 (C90)											
325.8804	31:47	31:43	1	1.230	1021207	214918	13	32	16532		
327.8775	31:47	31:43	1	1.230	639054	134470	5	12	26894	1.60(1.32-1.78)	
PCB-83											M
325.8804	32:22	32:18	1	1.253	470304	91376	13	32	7029		M
327.8775	32:22	32:18	1	1.253	293166	57017	5	12	11403	1.60(1.32-1.78)	M
PCB-99 (C83)											M
325.8804	32:22	32:18	1	1.253	470304	91376	13	32	7029		M
327.8775	32:22	32:18	1	1.253	293166	57017	5	12	11403	1.60(1.32-1.78)	M
PCB-112											MU
325.8804	32:25						13	32			
327.8775	32:25						5	12			
PCB-86											M
325.8804	32:57	32:47	7	1.275	575039	62912	13	32	4839		M
327.8775	32:57	32:47	7	1.275	360630	39466	5	12	7893	1.59(1.32-1.78)	M
PCB-87 (C86)											M
325.8804	32:57	32:47	7	1.275	575039	62912	13	32	4839		M
327.8775	32:57	32:47	7	1.275	360630	39466	5	12	7893	1.59(1.32-1.78)	M
PCB-97 (C86)											M
325.8804	32:57	32:47	7	1.275	575039	62912	13	32	4839		M
327.8775	32:57	32:47	7	1.275	360630	39466	5	12	7893	1.59(1.32-1.78)	M

Signal	RT (min.)	Adj RT (min.)	Sec.	REL RT	Area	Height	Avg Noise	EDL Height	S/N	Ratio(Limits)	Flags
PCB-109 (C86)											M
325.8804	32:57	32:47	7	1.275	575039	62912	13	32	4839		M
327.8775	32:57	32:47	7	1.275	360630	39466	5	12	7893	1.59(1.32-1.78)	M
PCB-119 (C86)											M
325.8804	32:57	32:47	7	1.275	575039	62912	13	32	4839		M
327.8775	32:57	32:47	7	1.275	360630	39466	5	12	7893	1.59(1.32-1.78)	M
PCB-125 (C86)											M
325.8804	32:57	32:47	7	1.275	575039	62912	13	32	4839		M
327.8775	32:57	32:47	7	1.275	360630	39466	5	12	7893	1.59(1.32-1.78)	M
PCB-85											
325.8804	33:36	33:31	1	1.300	132649	20952	13	32	1612		
327.8775	33:36	33:31	1	1.300	82418	12602	5	12	2520	1.61(1.32-1.78)	
PCB-116 (C85)											
325.8804	33:36	33:31	1	1.300	132649	20952	13	32	1612		
327.8775	33:36	33:31	1	1.300	82418	12602	5	12	2520	1.61(1.32-1.78)	
PCB-117 (C85)											
325.8804	33:36	33:31	1	1.300	132649	20952	13	32	1612		
327.8775	33:36	33:31	1	1.300	82418	12602	5	12	2520	1.61(1.32-1.78)	
PCB-110											
325.8804	33:46	33:46	-3	1.307	1230897	252009	13	32	19385		
327.8775	33:45	33:46	-4	1.306	768155	156810	5	12	31362	1.60(1.32-1.78)	
PCB-115 (C110)											
325.8804	33:46	33:46	-3	1.307	1230897	252009	13	32	19385		
327.8775	33:45	33:46	-4	1.306	768155	156810	5	12	31362	1.60(1.32-1.78)	
PCB-82											a
325.8804	34:04	34:04	1	1.318	66725	13175	13	32	1013		a
327.8775	34:04	34:04	1	1.318	41392	7937	5	12	1587	1.61(1.32-1.78)	
PCB-111											
325.8804	34:24						13	32			
327.8775	34:24						5	12			
PCB-120											a
325.8804	34:57	34:57	1	1.352	10869	2054	13	32	158		a
327.8775	34:57	34:57	2	1.353	6627	1172	5	12	234	1.64(1.32-1.78)	
PCB-108											a
325.8804	36:05	36:05	2	1.397	47226	9905	132	330	75		a
327.8775	36:05	36:05	2	1.397	29608	5981	153	382	39	1.60(1.32-1.78)	
PCB-124 (C108)											a
325.8804	36:05	36:05	2	1.397	47226	9905	132	330	75		a
327.8775	36:05	36:05	2	1.397	29608	5981	153	382	39	1.60(1.32-1.78)	
PCB-107											Ma
325.8804	36:19	36:19	1	1.406	113325	22627	132	330	171		a
327.8775	36:19	36:19	1	1.406	70995	14135	153	382	92	1.60(1.32-1.78)	M
PCB-123											Ma
325.8804	36:26	36:26	1	1.001	17204	3714	132	330	28		M
327.8775	36:26	36:26	1	1.001	10840	2381	153	382	16	1.59(1.32-1.78)	

Signal	RT (min.)	Adj RT (min.)	Sec.	REL RT	Area	Height	Avg Noise	EDL Height	S/N	Ratio(Limits)	Flags
PCB-106											
325.8804	36:31						132	330			
327.8775	36:31						153	382			
PCB-118											
325.8804	36:46	36:44	1	1.001	1294568	259742	132	330	1968		
327.8775	36:46	36:44	1	1.001	826530	164493	153	382	1075	1.57(1.32-1.78)	
PCB-122											
325.8804	37:06	37:04	1	1.010	14919	2697	132	330	20		
327.8775	37:06	37:04	1	1.010	9185	1723	153	382	11	1.62(1.32-1.78)	
PCB-114											
325.8804	37:17	37:15	1	1.001	27247	4664	132	330	35		
327.8775	37:17	37:15	1	1.001	17407	2903	153	382	19	1.57(1.32-1.78)	
PCB-105											
325.8804	37:56	37:54	1	1.000	424349	83350	132	330	631		
327.8775	37:56	37:54	1	1.000	270315	52806	153	382	345	1.57(1.32-1.78)	
PCB-127											
325.8804	39:23						132	330			
327.8775	39:23						153	382			
PCB-126											Ma
325.8804	41:02	41:02	2	1.001	3185	771	132	330	6		a
327.8775	41:02	41:02	2	1.001	2335	557	153	382	4	1.36(1.32-1.78)	M
PCB-155L											
371.8817	31:33	31:35	-2	0.791	210251	45527	5	12	9105		
373.8788	31:33	31:35	-2	0.791	163513	34281	13	32	2637	1.29(1.05-1.43)	
PCB-138L											
371.8817	39:52	39:51	1		362056	72594	90	225	807		
373.8788	39:52	39:51	1		289329	58636	80	200	733	1.25(1.05-1.43)	
PCB-167L											
371.8817	42:53	42:54	0	1.076	358208	72013	90	225	800		
373.8788	42:53	42:54	0	1.076	285248	55444	80	200	693	1.26(1.05-1.43)	
PCB-156L											
371.8817	44:02	44:04	0	1.105	695130	99619	90	225	1107		
373.8788	44:02	44:04	0	1.105	544226	79034	80	200	988	1.28(1.05-1.43)	
PCB-157L (C156L)											
371.8817	44:02	44:04	0	1.105	695130	99619	90	225	1107		
373.8788	44:02	44:04	0	1.105	544226	79034	80	200	988	1.28(1.05-1.43)	
PCB-169L											
371.8817	47:16	47:18	0	1.186	348427	67944	90	225	755		
373.8788	47:16	47:18	0	1.186	276318	53319	80	200	666	1.26(1.05-1.43)	
PCB-155											
359.8415	31:34	31:31	1	1.001	1793	407	4	10	102		
361.8385	31:35	31:31	2	1.001	1261	274	4	10	69	1.42(1.05-1.43)	
PCB-152											
359.8415	31:45	31:43	1	1.006	4139	911	4	10	228		
361.8385	31:46	31:43	1	1.007	3460	748	4	10	187	1.20(1.05-1.43)	

Signal	RT (min.)	Adj RT (min.)	Sec.	REL RT	Area	Height	Avg Noise	EDL Height	S/N	Ratio(Limits)	Flags
PCB-150											
359.8415	31:55	31:53	1	1.012	8262	1720	4	10	430		
361.8385	31:55	31:53	1	1.012	6616	1384	4	10	346	1.25(1.05-1.43)	
PCB-136											
359.8415	32:16	32:14	1	1.023	171861	36638	4	10	9160		
361.8385	32:16	32:14	1	1.023	135531	28262	4	10	7066	1.27(1.05-1.43)	
PCB-145											RQ
359.8415	32:31	32:32	-3	1.031	1550	125	4	10	31		
	Empc Correction				993	173	4	10	43		
361.8385	32:34	32:32	1	1.033	801	140	4	10	35	1.94(1.05-1.43)	
PCB-148											a
359.8415	34:06	34:06	1	1.081	5725	1163	4	10	291		a
361.8385	34:06	34:06	1	1.081	4319	899	4	10	225	1.33(1.05-1.43)	
PCB-135											
359.8415	34:41	34:38	1	1.099	326423	46885	4	10	11721		
361.8385	34:41	34:38	1	1.099	256653	36257	4	10	9064	1.27(1.05-1.43)	
PCB-151 (C135)											
359.8415	34:41	34:38	1	1.099	326423	46885	4	10	11721		
361.8385	34:41	34:38	1	1.099	256653	36257	4	10	9064	1.27(1.05-1.43)	
PCB-154											
359.8415	34:57	34:54	1	1.108	35995	7564	4	10	1891		
361.8385	34:57	34:54	1	1.108	28218	5791	4	10	1448	1.28(1.05-1.43)	
PCB-144											
359.8415	35:15	35:12	1	1.117	41763	8514	4	10	2129		
361.8385	35:16	35:12	1	1.118	31668	6161	4	10	1540	1.32(1.05-1.43)	
PCB-147											M
359.8415	35:37	35:34	1	1.129	1318859	271647	39	97	6965		M
361.8385	35:37	35:34	1	1.129	1039289	215773	30	75	7192	1.27(1.05-1.43)	M
PCB-149 (C147)											M
359.8415	35:37	35:34	1	1.129	1318859	271647	39	97	6965		M
361.8385	35:37	35:34	1	1.129	1039289	215773	30	75	7192	1.27(1.05-1.43)	M
PCB-134											
359.8415	35:49	35:52	-5	1.135	76677	14588	39	97	374		
361.8385	35:49	35:52	-5	1.135	61533	11235	30	75	375	1.25(1.05-1.43)	
PCB-143 (C134)											
359.8415	35:49	35:52	-5	1.135	76677	14588	39	97	374		
361.8385	35:49	35:52	-5	1.135	61533	11235	30	75	375	1.25(1.05-1.43)	
PCB-139											
359.8415	36:13	36:10	1	1.148	30801	5693	39	97	146		
361.8385	36:13	36:10	1	1.148	24680	4312	30	75	144	1.25(1.05-1.43)	
PCB-140 (C139)											
359.8415	36:13	36:10	1	1.148	30801	5693	39	97	146		
361.8385	36:13	36:10	1	1.148	24680	4312	30	75	144	1.25(1.05-1.43)	
PCB-131											
359.8415	36:25	36:22	1	1.154	15930	3304	39	97	85		
361.8385	36:25	36:22	1	1.154	12278	2324	30	75	77	1.30(1.05-1.43)	

Signal	RT (min.)	Adj RT (min.)	Sec.	REL RT	Area	Height	Avg Noise	EDL Height	S/N	Ratio(Limits)	Flags
PCB-142											
359.8415	36:31						39	97			
361.8385	36:31						30	75			
PCB-132											
359.8415	36:52	36:50	1	1.169	454889	94221	39	97	2416		
361.8385	36:52	36:50	1	1.169	361516	74306	30	75	2477	1.26(1.05-1.43)	
PCB-133											a
359.8415	37:24	37:24	1	1.186	33320	6597	39	97	169		a
361.8385	37:24	37:24	1	1.186	25987	5284	30	75	176	1.28(1.05-1.43)	
PCB-165											
359.8415	37:46						39	97			
361.8385	37:46						30	75			
PCB-146											
359.8415	38:02	38:01	1	0.887	309589	62527	39	97	1603		
361.8385	38:02	38:01	1	0.887	241896	49230	30	75	1641	1.28(1.05-1.43)	
PCB-161											
359.8415	38:10						39	97			
361.8385	38:10						30	75			
PCB-153											
359.8415	38:39	38:39	0	0.901	1673759	336884	39	97	8638		
361.8385	38:39	38:39	0	0.901	1328300	269141	30	75	8971	1.26(1.05-1.43)	
PCB-168 (C153)											
359.8415	38:39	38:39	0	0.901	1673759	336884	39	97	8638		
361.8385	38:39	38:39	0	0.901	1328300	269141	30	75	8971	1.26(1.05-1.43)	
PCB-141											
359.8415	38:51	38:50	1	0.906	253778	51263	39	97	1314		
361.8385	38:51	38:50	1	0.906	207347	40721	30	75	1357	1.22(1.05-1.43)	
PCB-130											
359.8415	39:15	39:14	1	0.915	83283	16851	39	97	432		
361.8385	39:15	39:14	1	0.915	66865	13320	30	75	444	1.25(1.05-1.43)	
PCB-137											
359.8415	39:28	39:27	1	0.920	59417	11291	39	97	290		
361.8385	39:28	39:27	1	0.920	47987	9374	30	75	312	1.24(1.05-1.43)	
PCB-164											
359.8415	39:35	39:34	1	0.923	139320	28532	39	97	732		
361.8385	39:35	39:34	1	0.923	110906	23002	30	75	767	1.26(1.05-1.43)	
PCB-129											
359.8415	39:54	39:53	1	0.930	1623318	305790	39	97	7841		
361.8385	39:54	39:53	1	0.930	1292435	241882	30	75	8063	1.26(1.05-1.43)	
PCB-138 (C129)											
359.8415	39:54	39:53	1	0.930	1623318	305790	39	97	7841		
361.8385	39:54	39:53	1	0.930	1292435	241882	30	75	8063	1.26(1.05-1.43)	
PCB-160 (C129)											
359.8415	39:54	39:53	1	0.930	1623318	305790	39	97	7841		
361.8385	39:54	39:53	1	0.930	1292435	241882	30	75	8063	1.26(1.05-1.43)	

Signal	RT (min.)	Adj RT (min.)	Sec.	REL RT	Area	Height	Avg Noise	EDL Height	S/N	Ratio(Limits)	Flags
PCB-163 (C129)											
359.8415	39:54	39:53	1	0.930	1623318	305790	39	97	7841		
361.8385	39:54	39:53	1	0.930	1292435	241882	30	75	8063	1.26(1.05-1.43)	
PCB-158											
359.8415	40:17	40:16	1	0.939	196828	37800	39	97	969		
361.8385	40:17	40:16	1	0.939	157280	30349	30	75	1012	1.25(1.05-1.43)	
PCB-128											
359.8415	41:09	41:07	2	0.959	216424	42007	39	97	1077		
361.8385	41:09	41:07	2	0.959	171324	33448	30	75	1115	1.26(1.05-1.43)	
PCB-166 (C128)											
359.8415	41:09	41:07	2	0.959	216424	42007	39	97	1077		
361.8385	41:09	41:07	2	0.959	171324	33448	30	75	1115	1.26(1.05-1.43)	
PCB-159											
359.8415	42:07	42:08	0	0.982	20858	3983	39	97	102		
361.8385	42:06	42:08	-1	0.982	17941	3265	30	75	109	1.16(1.05-1.43)	
PCB-162											
359.8415	42:25						39	97			
361.8385	42:25						30	75			
PCB-167											
359.8415	42:55	42:53	2	1.001	70108	13824	39	97	354		
361.8385	42:55	42:53	2	1.001	58655	11499	30	75	383	1.20(1.05-1.43)	
PCB-156											
359.8415	44:02	44:02	1	1.000	207069	36370	39	97	933		
361.8385	44:02	44:02	1	1.000	166138	28911	30	75	964	1.25(1.05-1.43)	
PCB-157 (C156)											
359.8415	44:02	44:02	1	1.000	207069	36370	39	97	933		
361.8385	44:02	44:02	1	1.000	166138	28911	30	75	964	1.25(1.05-1.43)	
PCB-169											
359.8415	47:15						39	97			
361.8385	47:15						30	75			
PCB-188L											
405.8428	37:17	37:19	-1	0.820	254562	52657	3	7	17552		
407.8398	37:17	37:19	-1	0.820	238542	50024	1	2	50024	1.07(0.89-1.21)	
PCB-178L											
405.8428	40:20	40:21	1	0.888	216058	42985	3	7	14328		
407.8398	40:20	40:21	1	0.888	202530	41478	1	2	41478	1.07(0.89-1.21)	
PCB-180L											
405.8428	45:26	45:24	2		276154	52172	3	7	17391		
407.8398	45:26	45:24	2		250651	48998	1	2	48998	1.10(0.89-1.21)	
PCB-170L											
405.8428	46:41	46:44	0	1.027	164270	31596	3	7	10532		
407.8398	46:41	46:44	0	1.027	157240	31360	1	2	31360	1.04(0.89-1.21)	
PCB-189L											
405.8428	49:49	49:51	0	1.096	401021	77326	276	690	280		
407.8398	49:49	49:51	0	1.096	374146	71089	221	552	322	1.07(0.89-1.21)	

Signal	RT (min.)	Adj RT (min.)	Sec.	REL RT	Area	Height	Avg Noise	EDL Height	S/N	Ratio(Limits)	Flags
PCB-188											
393.8025	37:16						3	7			
395.7995	37:16						4	10			
PCB-179											
393.8025	37:38	37:36	1	1.009	183147	36563	3	7	12188		
395.7995	37:38	37:36	1	1.009	171320	34467	4	10	8617	1.07(0.89-1.21)	
PCB-184											
393.8025	38:09						3	7			
395.7995	38:09						4	10			
PCB-176											
393.8025	38:31	38:29	1	1.033	57943	11778	3	7	3926		
395.7995	38:31	38:29	1	1.033	52788	10486	4	10	2622	1.10(0.89-1.21)	
PCB-186											
393.8025	38:56						3	7			
395.7995	38:56						4	10			
PCB-178											
393.8025	40:22	40:20	1	1.083	69452	13967	3	7	4656		
395.7995	40:22	40:20	1	1.083	65081	13326	4	10	3332	1.07(0.89-1.21)	
PCB-175											
393.8025	41:00	40:57	2	1.100	14123	2690	3	7	897		
395.7995	41:00	40:57	2	1.100	12755	2569	4	10	642	1.11(0.89-1.21)	
PCB-187											
393.8025	41:16	41:14	2	1.107	445704	89416	3	7	29805		
395.7995	41:16	41:14	2	1.107	418026	83328	4	10	20832	1.07(0.89-1.21)	
PCB-182											
393.8025	41:29	41:26	2	1.113	4863	861	3	7	287		
395.7995	41:29	41:26	2	1.113	4796	822	4	10	206	1.01(0.89-1.21)	
PCB-183											
393.8025	41:53	41:51	2	1.124	252375	43955	3	7	14652		
395.7995	41:53	41:51	2	1.124	234432	41019	4	10	10255	1.08(0.89-1.21)	
PCB-185 (C183)											
393.8025	41:53	41:51	2	1.124	252375	43955	3	7	14652		
395.7995	41:53	41:51	2	1.124	234432	41019	4	10	10255	1.08(0.89-1.21)	
PCB-174											
393.8025	42:06	42:05	1	1.130	306364	59452	3	7	19817		
395.7995	42:06	42:05	1	1.130	287640	55208	4	10	13802	1.07(0.89-1.21)	
PCB-177											
393.8025	42:33	42:31	2	1.142	192828	37518	3	7	12506		
395.7995	42:33	42:31	2	1.142	185625	35197	4	10	8799	1.04(0.89-1.21)	
PCB-181											a
393.8025	42:57	42:57	2	1.152	4898	887	3	7	296		a
395.7995	42:57	42:57	2	1.152	5015	781	4	10	195	0.98(0.89-1.21)	
PCB-171											
393.8025	43:11	43:08	2	1.158	106494	20201	3	7	6734		
395.7995	43:11	43:08	2	1.158	100883	18814	4	10	4704	1.06(0.89-1.21)	

Signal	RT (min.)	Adj RT (min.)	Sec.	REL RT	Area	Height	Avg Noise	EDL Height	S/N	Ratio(Limits)	Flags
PCB-173 (C171)											
393.8025	43:11	43:08	2	1.158	106494	20201	3	7	6734		
395.7995	43:11	43:08	2	1.158	100883	18814	4	10	4704	1.06(0.89-1.21)	
PCB-172											
393.8025	44:49	44:47	2	0.900	57847	11468	3	7	3823		
395.7995	44:48	44:47	2	0.899	54309	10205	4	10	2551	1.07(0.89-1.21)	
PCB-192											
393.8025	45:04						3	7			
395.7995	45:04						4	10			
PCB-180											a
393.8025	45:28	45:28	5	0.913	948064	176793	3	7	58931		a
395.7995	45:28	45:28	5	0.913	900839	167523	4	10	41881	1.05(0.89-1.21)	
PCB-193 (C180)											a
393.8025	45:28	45:28	5	0.913	948064	176793	3	7	58931		a
395.7995	45:28	45:28	5	0.913	900839	167523	4	10	41881	1.05(0.89-1.21)	
PCB-191											
393.8025	45:48	45:47	2	0.920	21849	3870	3	7	1290		
395.7995	45:48	45:47	2	0.920	20975	3776	4	10	944	1.04(0.89-1.21)	
PCB-170											
393.8025	46:43	46:42	2	0.938	361190	70723	3	7	23574		
395.7995	46:43	46:42	2	0.938	335413	66388	4	10	16597	1.08(0.89-1.21)	
PCB-190											
393.8025	47:15	47:13	2	0.948	111620	21566	3	7	7189		
395.7995	47:14	47:13	2	0.948	106983	20484	4	10	5121	1.04(0.89-1.21)	
PCB-189											
393.8025	49:50	49:49	2	1.001	37573	7568	40	100	189		
395.7995	49:50	49:49	2	1.001	35765	7015	35	87	200	1.05(0.89-1.21)	
PCB-202L											
439.8038	42:39	42:42	0	0.821	199092	38564	5	12	7713		
441.8008	42:39	42:42	0	0.821	220380	44471	5	12	8894	0.90(0.76-1.02)	
PCB-194L											
439.8038	51:56	51:53	3		328280	61015	120	300	508		
441.8008	51:56	51:53	3		357186	68118	104	260	655	0.92(0.76-1.02)	
PCB-205L											
439.8038	52:25	52:27	1	1.009	283835	55185	120	300	460		
441.8008	52:25	52:27	1	1.009	316570	60860	104	260	585	0.90(0.76-1.02)	
PCB-202											
427.7635	42:41	42:39	2	1.001	31170	6085	6	15	1014		
429.7606	42:41	42:39	2	1.001	34249	6686	4	10	1672	0.91(0.76-1.02)	
PCB-201											
427.7635	43:37	43:35	2	1.022	25368	4817	6	15	803		
429.7606	43:37	43:35	2	1.022	27744	5361	4	10	1340	0.91(0.76-1.02)	
PCB-204											
427.7635	44:15						6	15			
429.7606	44:15						4	10			

Signal	RT (min.)	Adj RT (min.)	Sec.	REL RT	Area	Height	Avg Noise	EDL Height	S/N	Ratio(Limits)	Flags
PCB-197											Ma
427.7635	44:31	44:31	2	1.044	8156	2042	6	15	340		M
429.7606	44:33	44:31	4	1.044	9997	2102	4	10	526	0.82(0.76-1.02)	
PCB-200											M
427.7635	44:36	44:36	2	1.046	24774	4452	6	15	742		
429.7606	44:36	44:36	2	1.046	26104	5211	4	10	1303	0.95(0.76-1.02)	M
PCB-198											
427.7635	47:26	47:22	3	1.112	165875	31350	6	15	5225		
429.7606	47:26	47:22	3	1.112	180446	33266	4	10	8317	0.92(0.76-1.02)	
PCB-199 (C198)											
427.7635	47:26	47:22	3	1.112	165875	31350	6	15	5225		
429.7606	47:26	47:22	3	1.112	180446	33266	4	10	8317	0.92(0.76-1.02)	
PCB-196											
427.7635	48:05	48:03	2	0.917	96396	19248	6	15	3208		
429.7606	48:05	48:03	2	0.917	106329	21554	4	10	5389	0.91(0.76-1.02)	
PCB-203											
427.7635	48:17	48:15	2	0.921	126279	24383	6	15	4064		
429.7606	48:17	48:15	2	0.921	142331	27684	4	10	6921	0.89(0.76-1.02)	
PCB-195											
427.7635	49:36	49:35	1	0.946	124657	24947	40	100	624		
429.7606	49:36	49:35	1	0.946	139243	27524	14	35	1966	0.90(0.76-1.02)	
PCB-194											
427.7635	51:57	51:56	2	0.991	337170	63418	40	100	1585		
429.7606	51:57	51:56	2	0.991	370002	69659	14	35	4976	0.91(0.76-1.02)	
PCB-205											
427.7635	52:25	52:24	2	1.000	23801	4479	40	100	112		
429.7606	52:25	52:24	2	1.000	26164	4821	14	35	344	0.91(0.76-1.02)	
PCB-208L											
473.7648	49:21	49:24	0	0.950	245077	47051	166	415	283		
475.7619	49:21	49:24	0	0.950	300333	57043	167	417	342	0.82(0.65-0.89)	
PCB-206L											
473.7648	54:10	54:13	1	1.043	165800	32023	166	415	193		
475.7619	54:10	54:13	1	1.043	206446	38760	167	417	232	0.80(0.65-0.89)	
PCB-208											
461.7246	49:23	49:21	2	1.001	22263	4349	27	67	161		
463.7216	49:23	49:21	2	1.001	27692	5255	38	95	138	0.80(0.65-0.89)	
PCB-207											
461.7246	50:19	50:17	2	1.019	13886	2698	27	67	100		
463.7216	50:19	50:17	2	1.019	17155	3340	38	95	88	0.81(0.65-0.89)	
PCB-206											
461.7246	54:12	54:09	3	1.000	78019	14950	27	67	554		
463.7216	54:12	54:09	3	1.000	96587	18218	38	95	479	0.81(0.65-0.89)	
PCB-209L											
507.7258	55:49	55:52	0	1.075	151441	26129	15	37	1742		
509.7229	55:49	55:52	0	1.075	212132	37414	17	42	2201	0.71(0.59-0.79)	

Signal	RT (min.)	Adj RT (min.)	Sec.	REL RT	Area	Height	Avg Noise	EDL Height	S/N	Ratio(Limits)	Flags
DCB Decachlorobiphenyl											
495.6856	55:50	55:48	2	1.000	20861	3715	9	22	413		
497.6826	55:50	55:48	2	1.000	29368	5245	7	17	749	0.71(0.59-0.79)	

QC Flag Legend

Processing Flags

R - Failed Signal Ratio Test

Q - EMPC-Estimated Max. Possible Conc.

Review Flags

M - Manually Integrated

U - Marked Undetected

a - User Assigned ID

Eurofins TestAmerica, Knoxville

Data File:	\\chromna\Knoxville\ChromData\D3D\20190903-12925.b\580-88125-b-2-c.d		
Injection Date:	03-Sep-2019 12:52:00	Injection Vol:	1.0 ul
Instrument ID:	D3D	Operator ID:	Xcalibur_System
Method:	PCBs_D3D	Limit Group:	HR - 1668A - ICAL
Client ID:	A2-0to26-100818		
Worklist#:	33205	Sample Line#:	7
Column Type:	SPB-Octyl	Column Dia:	0.25 mm

MoPCB F1

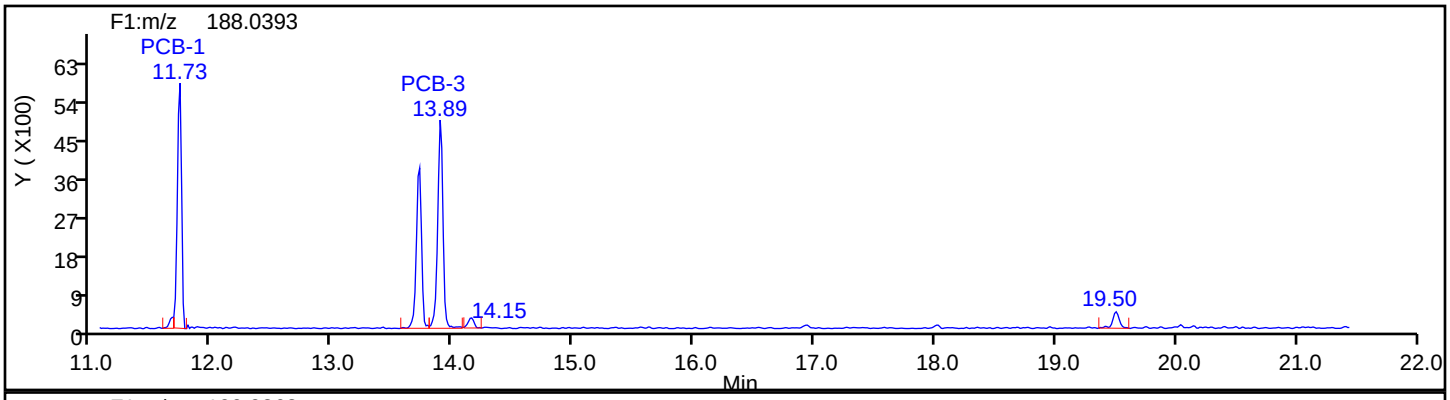

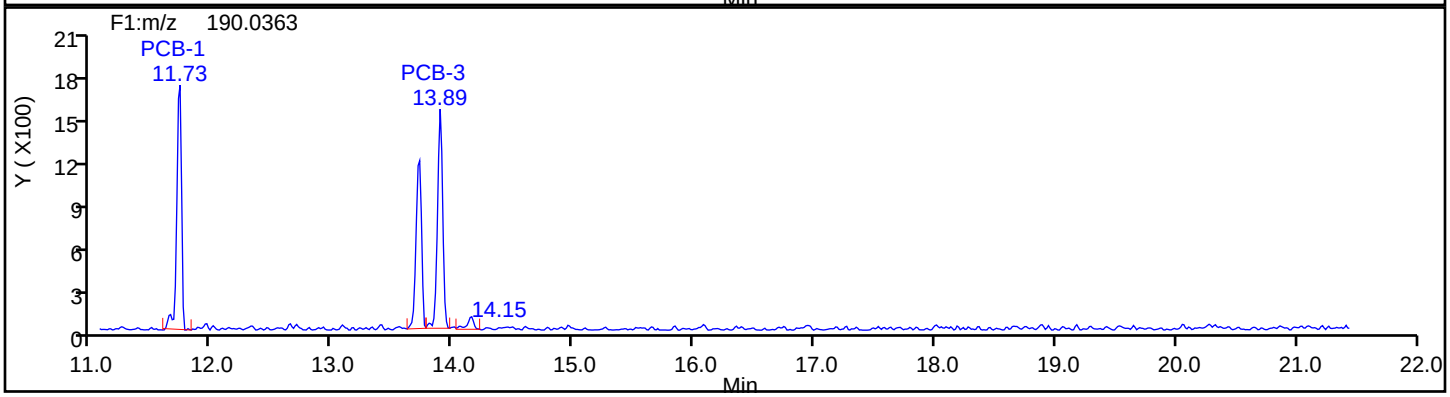

MoPCB F1 Standards

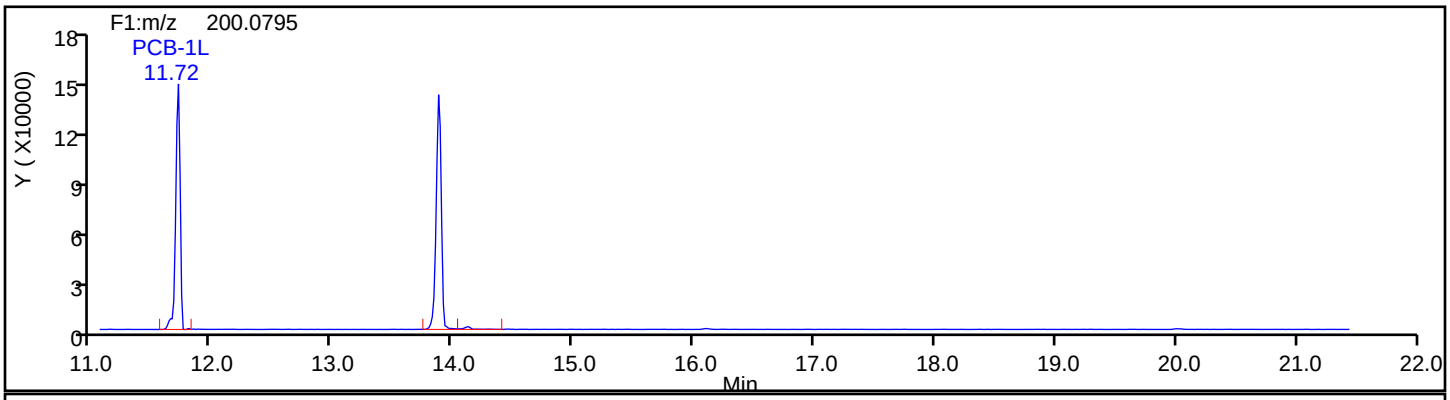

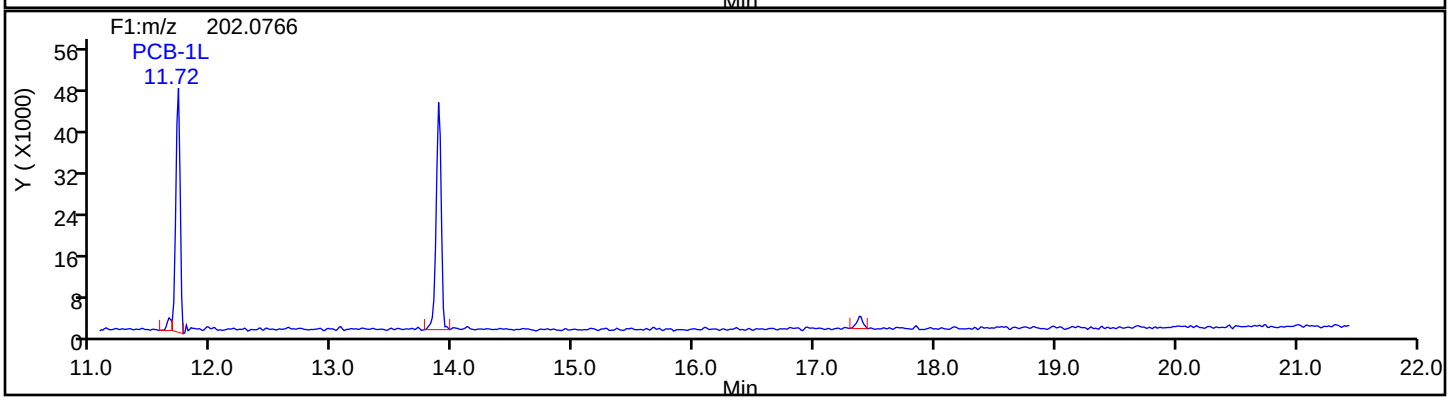

Eurofins TestAmerica, Knoxville

Data File:	\\chromna\Knoxville\ChromData\D3D\20190903-12925.b\580-88125-b-2-c.d		
Injection Date:	03-Sep-2019 12:52:00	Injection Vol:	1.0 ul
Instrument ID:	D3D	Operator ID:	Xcalibur_System
Method:	PCBs_D3D	Limit Group:	HR - 1668A - ICAL
Client ID:	A2-0to26-100818		
Worklist#:	33205	Sample Line#:	7
Column Type:	SPB-Octyl	Column Dia:	0.25 mm

MoPCB F1

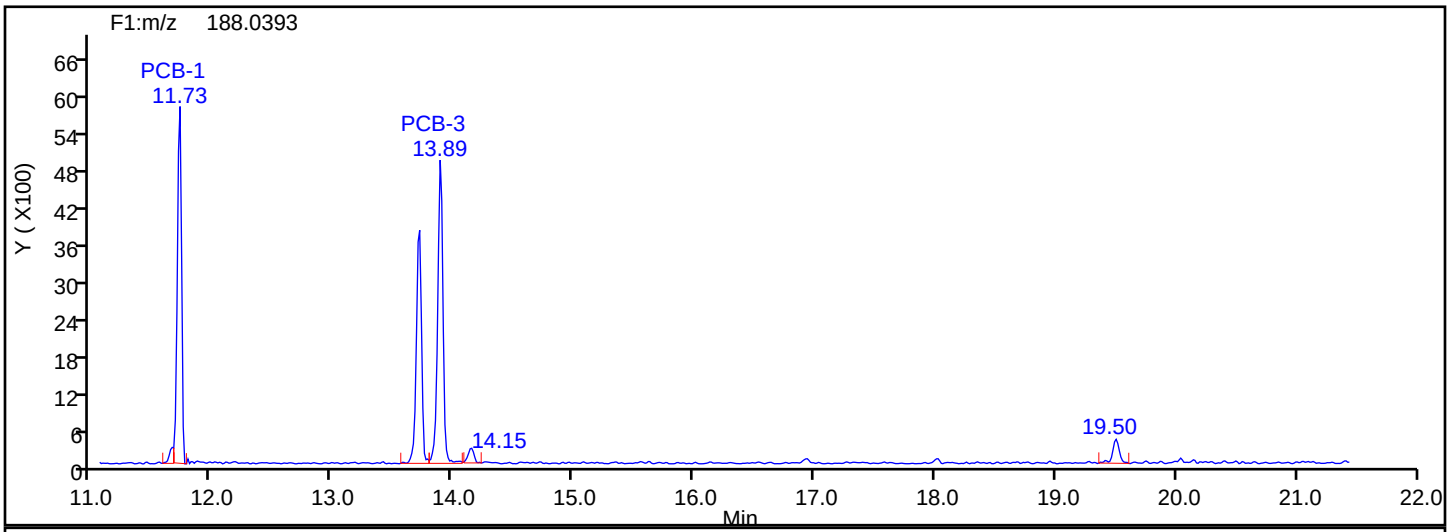

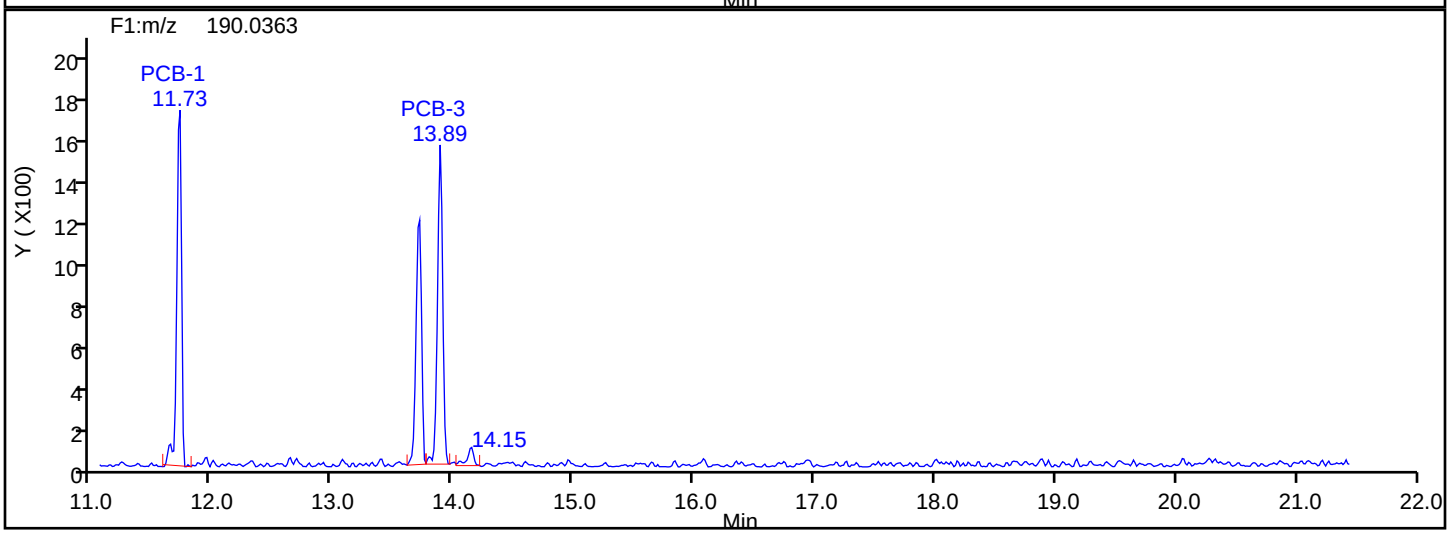

MoPCB F1 Lock Mass

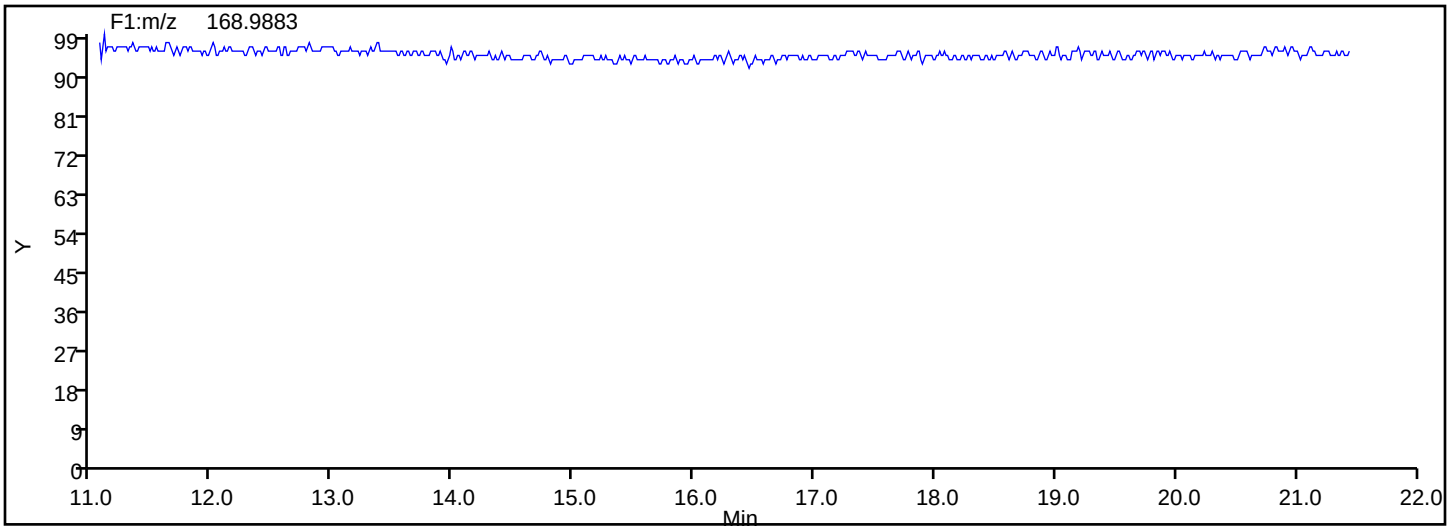

Manual Integration/User Assign Peak Report

Eurofins TestAmerica, Knoxville

Data File:	\\chromna\Knoxville\ChromData\D3D\20190903-12925.b\580-88125-b-2-c.d				
Injection Date:	03-Sep-2019 12:52:00	Instrument ID:	D3D		
Lims ID:	580-88125-B-2-C	Lab Sample ID:	140-88125-2		
Client ID:	A2-0to26-100818				
Operator ID:	Xcalibur_System	ALS Bottle#:	0	Worklist Smp#:	7
Injection Vol:	1.0 ul	Dil. Factor:	1.0000		
Method:	PCBs_D3D	Limit Group:	HR - 1668A - ICAL		
Column:	SPB-Octyl (0.25 mm)	Detector	F1(11.07 :21.70)		

PCB-2, CAS: 2051-61-8

Signal: 1

Not Detected
Expected RT: 13.73

Processing Integration Results

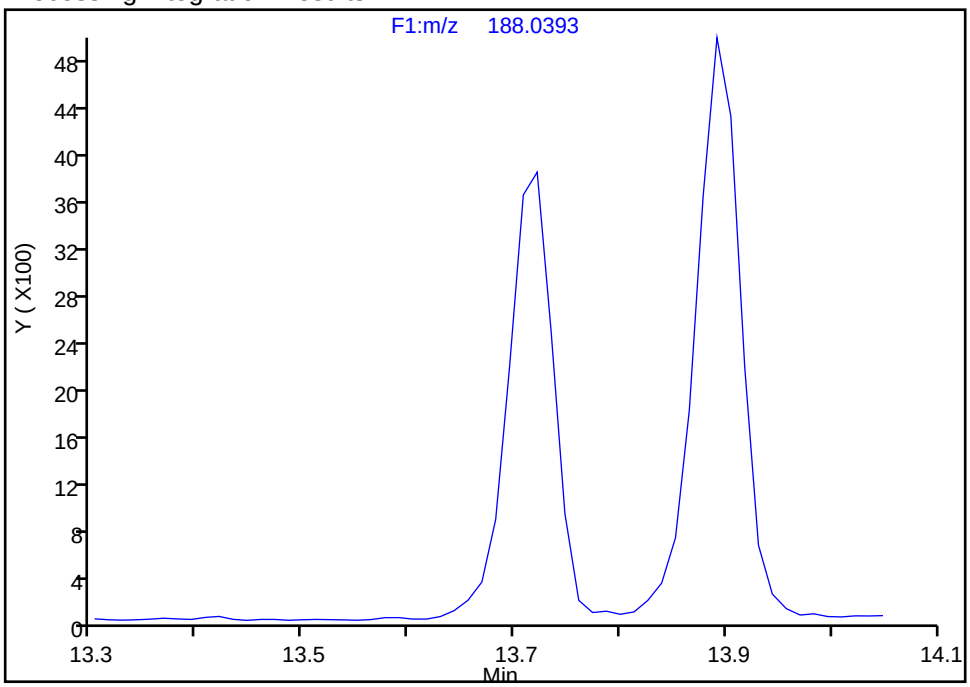

Manual Integration Results

RT: 13.72
Area: 11424
Amount: 2.419286
Amount Units: pg/ul

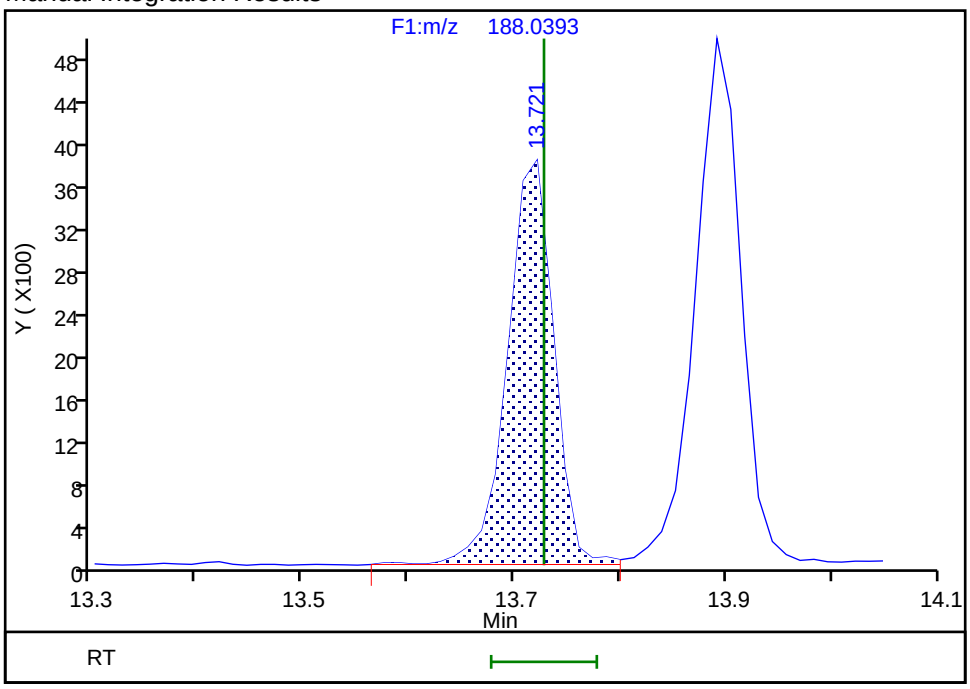

Reviewer: layk, 03-Sep-2019 14:07:16
Audit Action: Assigned Compound ID Audit Reason: Peak assignment corrected

Manual Integration/User Assign Peak Report

Eurofins TestAmerica, Knoxville

Data File:	\\chromna\Knoxville\ChromData\D3D\20190903-12925.b\580-88125-b-2-c.d				
Injection Date:	03-Sep-2019 12:52:00	Instrument ID:	D3D		
Lims ID:	580-88125-B-2-C	Lab Sample ID:	140-88125-2		
Client ID:	A2-0to26-100818				
Operator ID:	Xcalibur_System	ALS Bottle#:	0	Worklist Smp#:	7
Injection Vol:	1.0 ul	Dil. Factor:	1.0000		
Method:	PCBs_D3D	Limit Group:	HR - 1668A - ICAL		
Column:	SPB-Octyl (0.25 mm)	Detector	F1(11.07 :21.70)		

PCB-3, CAS: 2051-62-9

Signal: 1

Not Detected
Expected RT: 13.90

Processing Integration Results

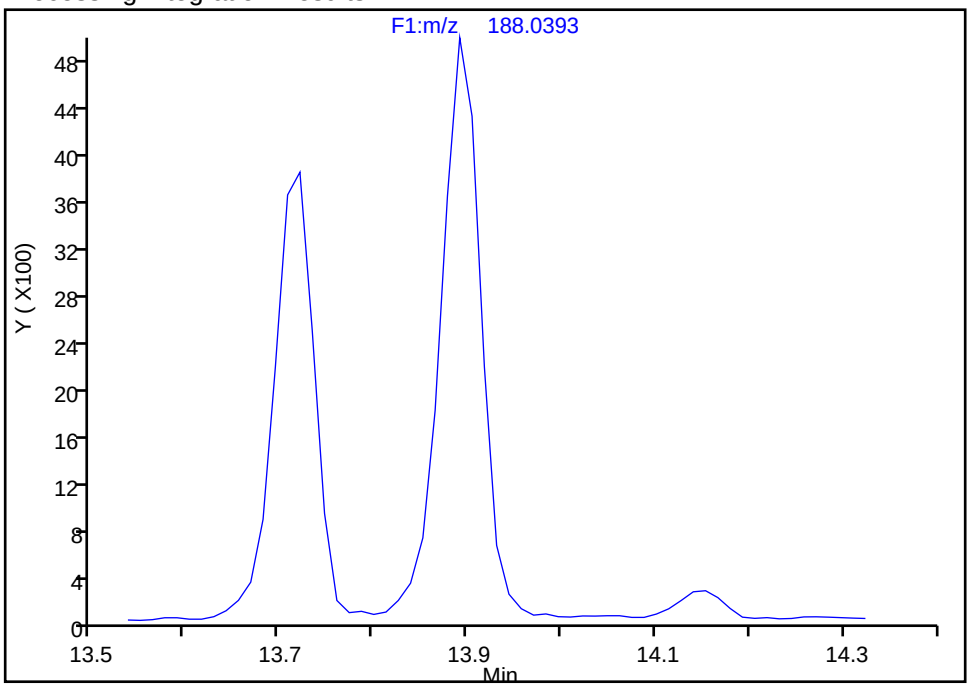

Manual Integration Results

RT: 13.89
Area: 14928
Amount: 2.914414
Amount Units: pg/ul

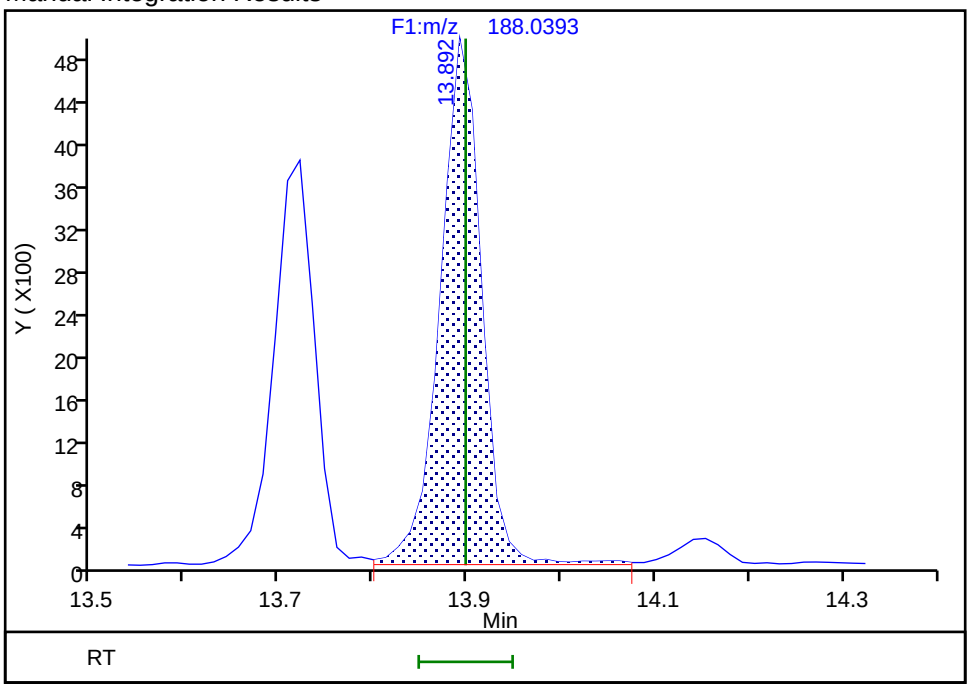

Reviewer: layk, 03-Sep-2019 14:07:21
Audit Action: Assigned Compound ID Audit Reason: Peak assignment corrected

Eurofins TestAmerica, Knoxville

Data File:	\\chromna\Knoxville\ChromData\D3D\20190903-12925.b\580-88125-b-2-c.d		
Injection Date:	03-Sep-2019 12:52:00	Injection Vol:	1.0 ul
Instrument ID:	D3D	Operator ID:	Xcalibur_System
Method:	PCBs_D3D	Limit Group:	HR - 1668A - ICAL
Client ID:	A2-0to26-100818		
Worklist#:	33205	Sample Line#:	7
Column Type:	SPB-Octyl	Column Dia:	0.25 mm

DiPCB F1

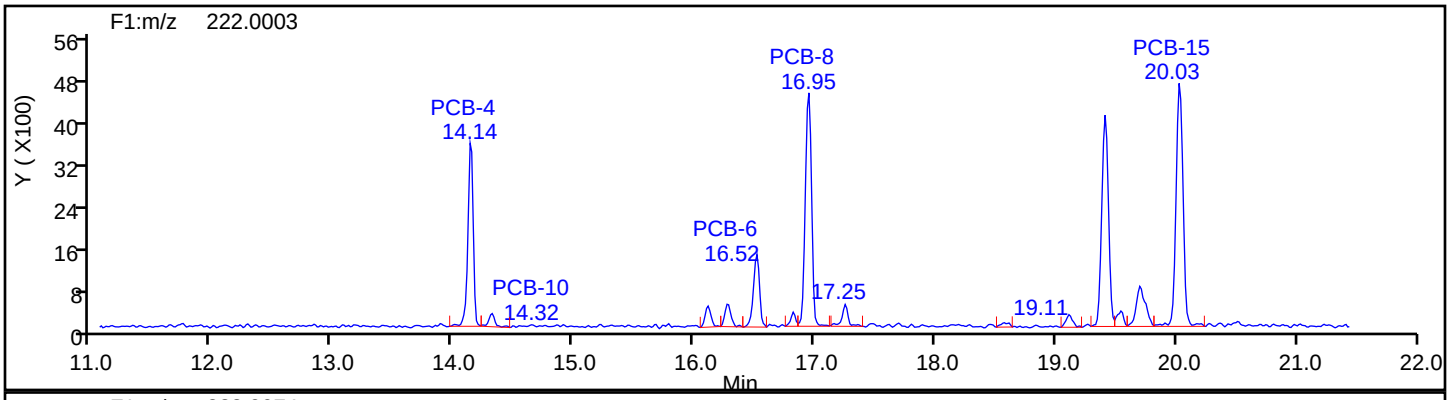

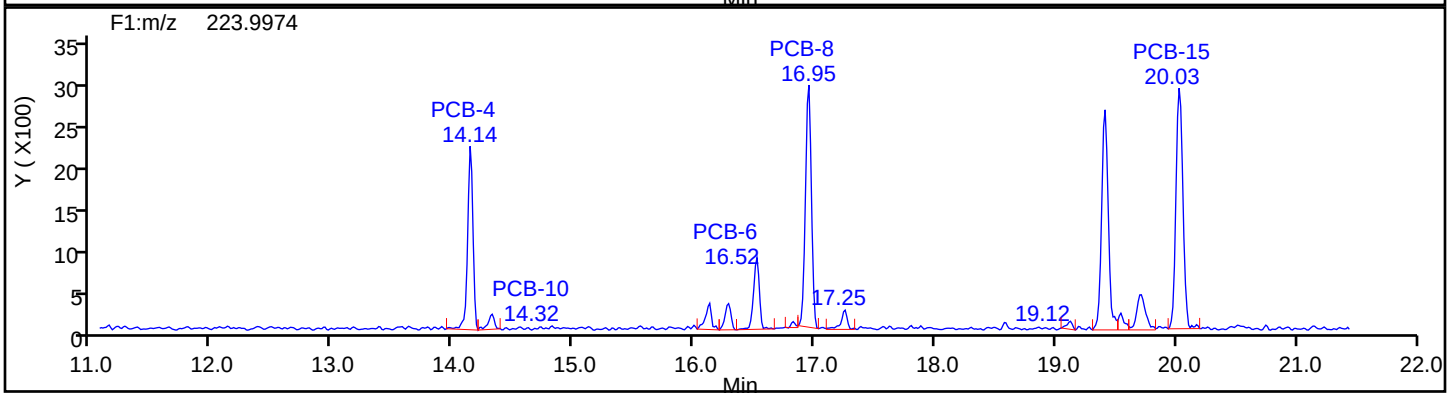

DiPCB F1 Standards

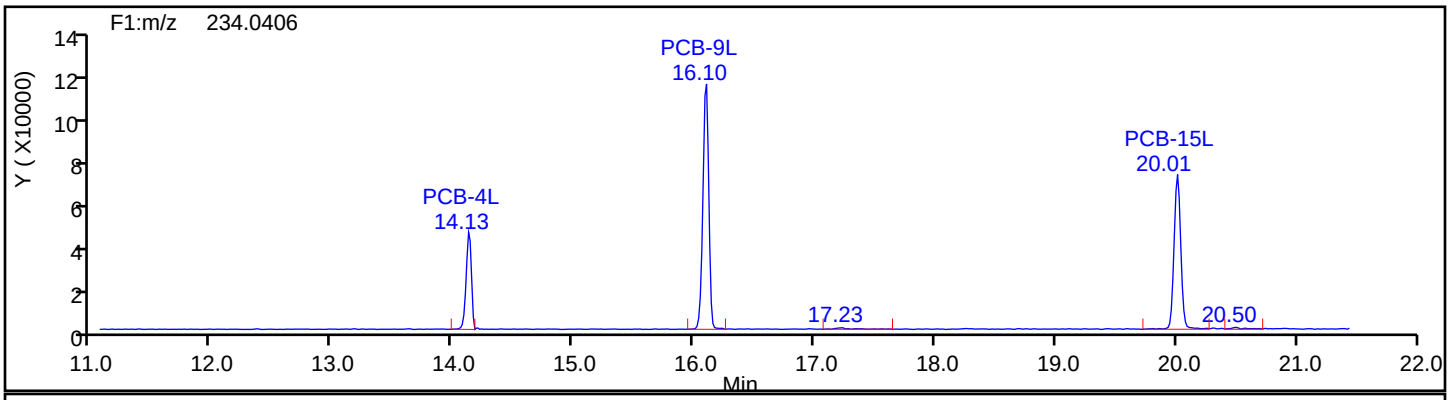

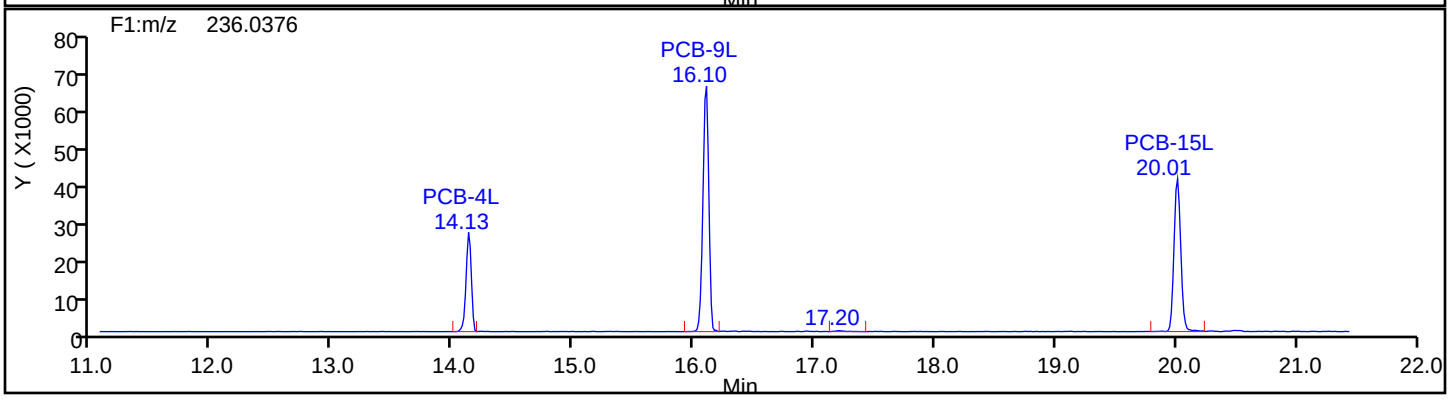

Eurofins TestAmerica, Knoxville

Data File:	\\chromna\Knoxville\ChromData\D3D\20190903-12925.b\580-88125-b-2-c.d		
Injection Date:	03-Sep-2019 12:52:00	Injection Vol:	1.0 ul
Instrument ID:	D3D	Operator ID:	Xcalibur_System
Method:	PCBs_D3D	Limit Group:	HR - 1668A - ICAL
Client ID:	A2-0to26-100818		
Worklist#:	33205	Sample Line#:	7
Column Type:	SPB-Octyl	Column Dia:	0.25 mm

DiPCB F1

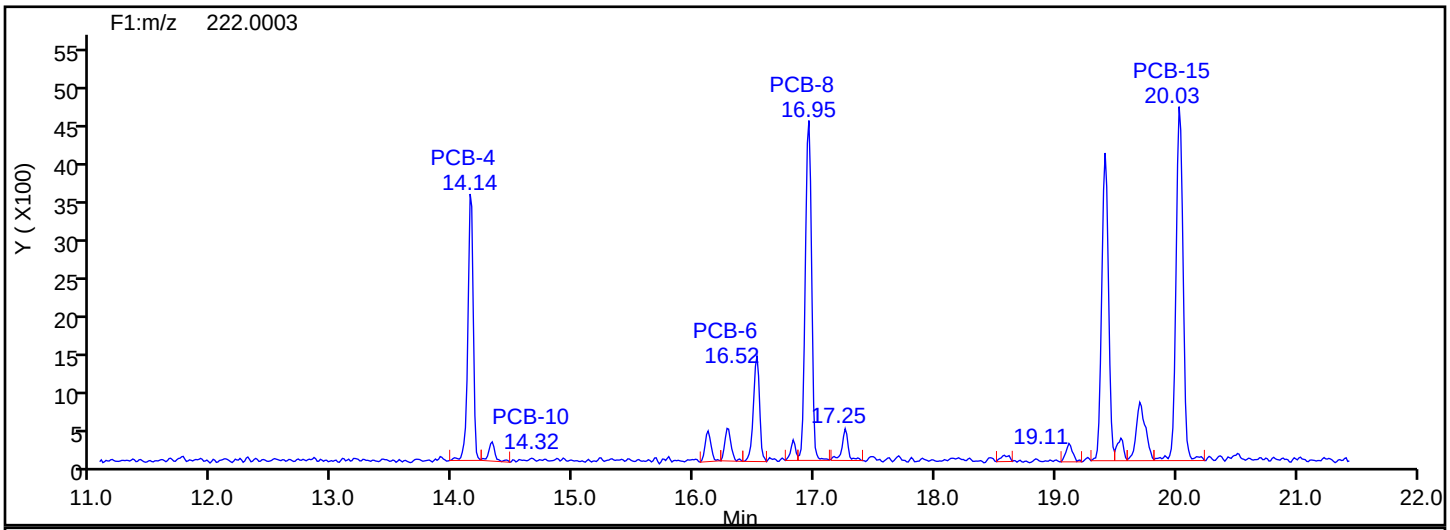

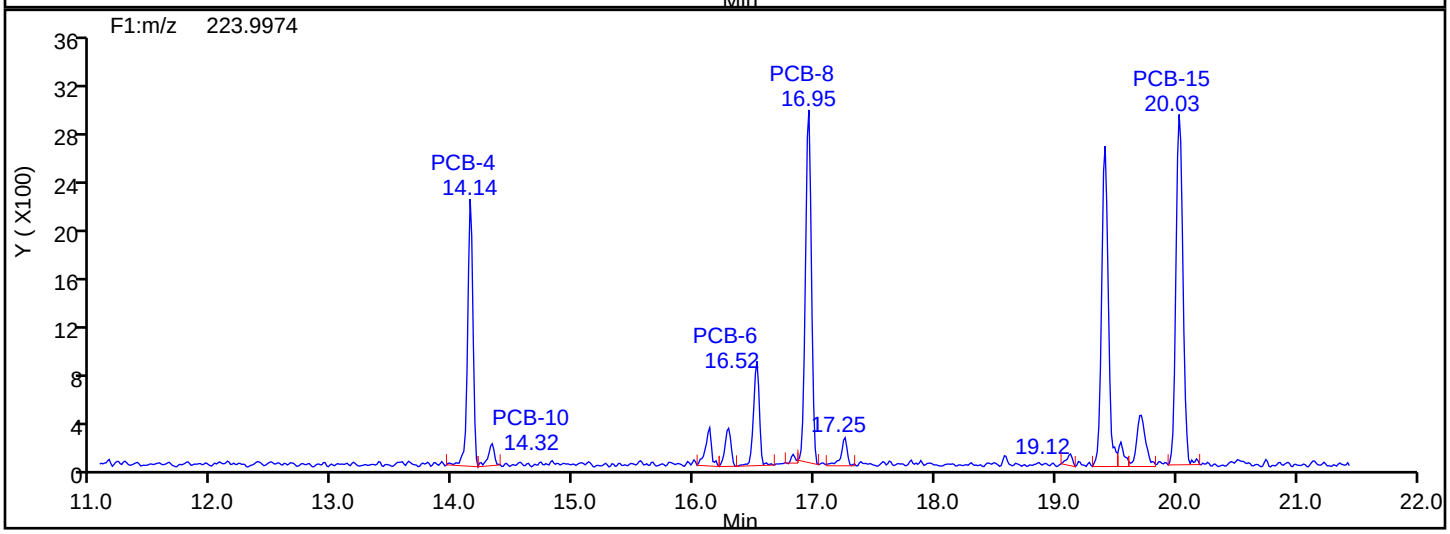

DiPCB F1 Lock Mass

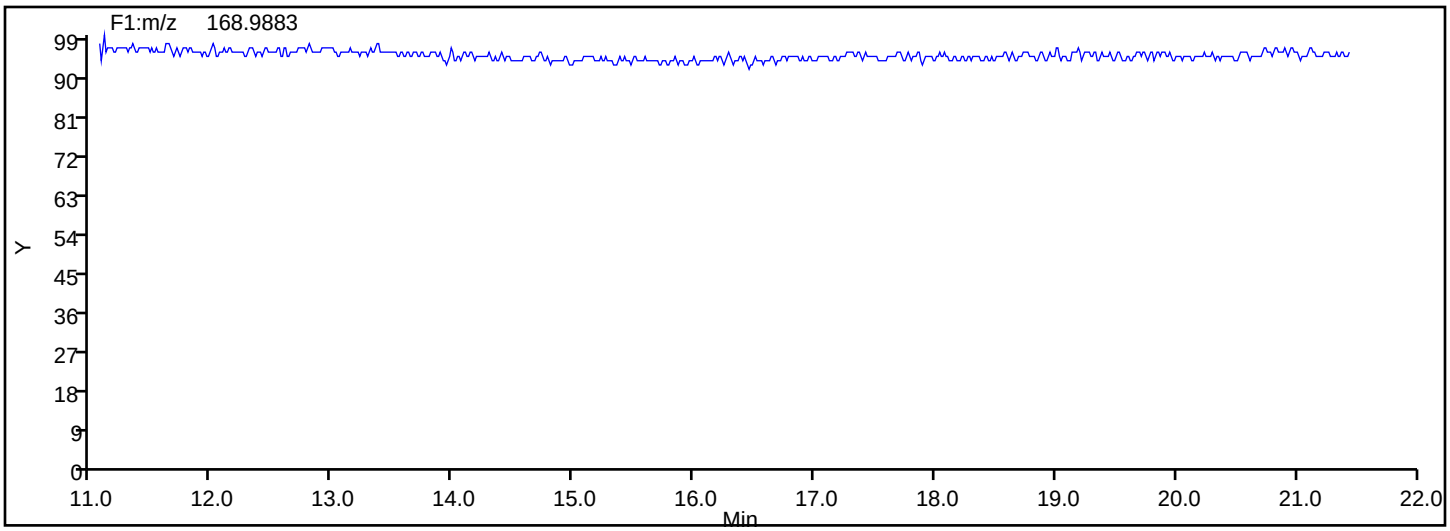

Manual Integration/User Assign Peak Report

Eurofins TestAmerica, Knoxville

Data File:	\\chromna\Knoxville\ChromData\D3D\20190903-12925.b\580-88125-b-2-c.d				
Injection Date:	03-Sep-2019 12:52:00	Instrument ID:	D3D		
Lims ID:	580-88125-B-2-C	Lab Sample ID:	140-88125-2		
Client ID:	A2-0to26-100818				
Operator ID:	Xcalibur_System	ALS Bottle#:	0	Worklist Smp#:	7
Injection Vol:	1.0 ul	Dil. Factor:	1.0000		
Method:	PCBs_D3D	Limit Group:	HR - 1668A - ICAL		
Column:	SPB-Octyl (0.25 mm)	Detector	F1(11.07 :21.70)		

PCB-10, CAS: 33146-45-1

Signal: 1

Not Detected
Expected RT: 14.33

Processing Integration Results

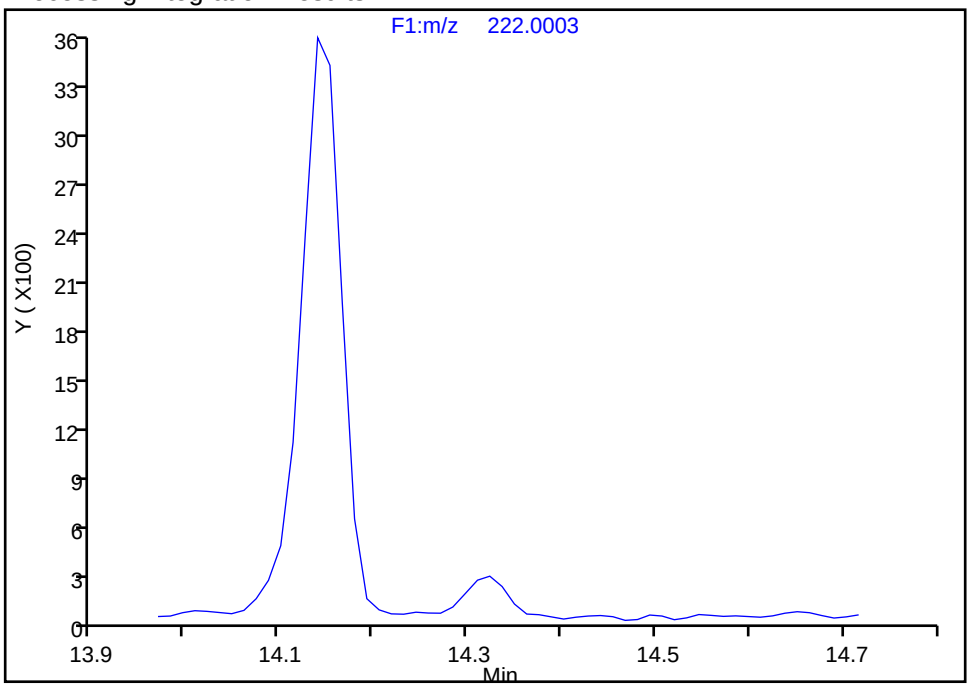

Manual Integration Results

RT: 14.32
Area: 930
Amount: 0.331870
Amount Units: pg/ul

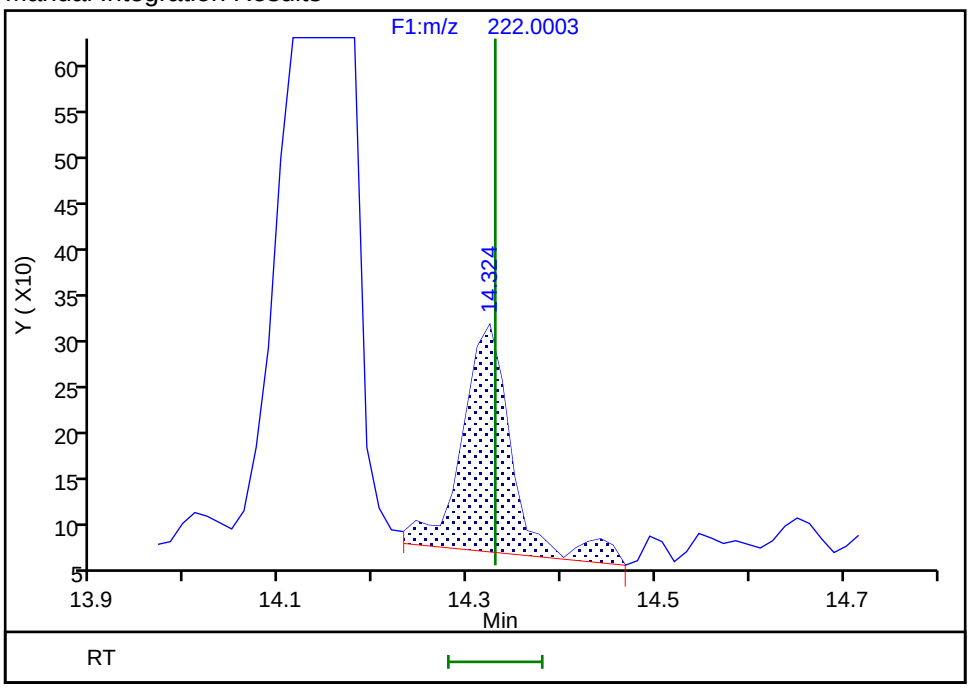

Reviewer: layk, 03-Sep-2019 14:07:30
Audit Action: Assigned Compound ID Audit Reason: Peak assignment corrected

Manual Integration/User Assign Peak Report

Eurofins TestAmerica, Knoxville

Data File:	\\chromna\Knoxville\ChromData\D3D\20190903-12925.b\580-88125-b-2-c.d				
Injection Date:	03-Sep-2019 12:52:00	Instrument ID:	D3D		
Lims ID:	580-88125-B-2-C	Lab Sample ID:	140-88125-2		
Client ID:	A2-0to26-100818				
Operator ID:	Xcalibur_System	ALS Bottle#:	0	Worklist Smp#:	7
Injection Vol:	1.0 ul	Dil. Factor:	1.0000		
Method:	PCBs_D3D	Limit Group:	HR - 1668A - ICAL		
Column:	SPB-Octyl (0.25 mm)	Detector	F1(11.07 :21.70)		

PCB-9, CAS: 34883-39-1

Signal: 1

Not Detected
Expected RT: 16.12

Processing Integration Results

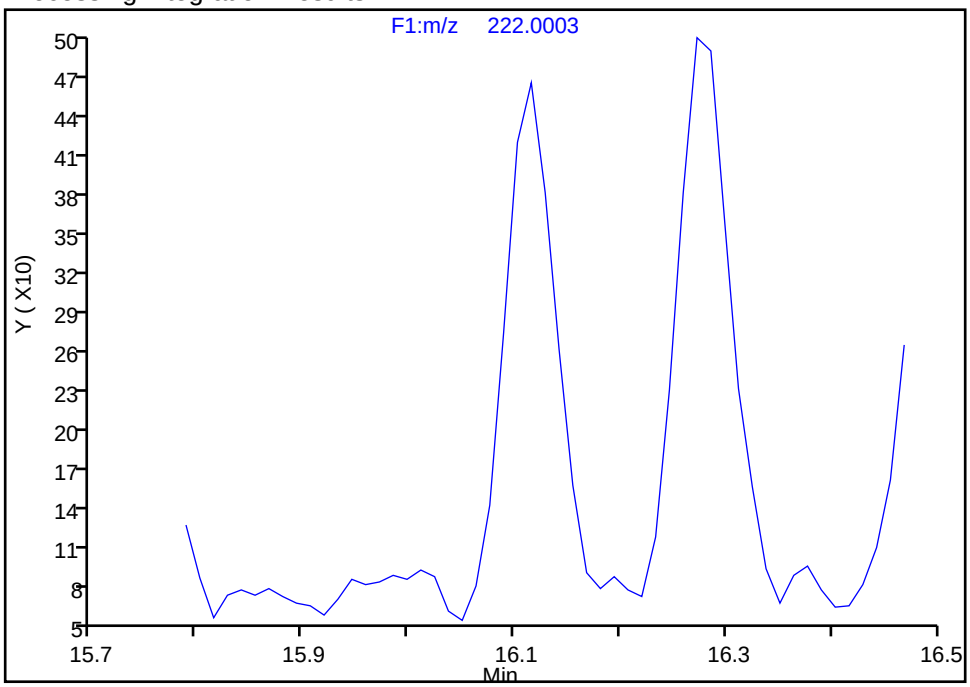

Manual Integration Results

RT: 16.12
Area: 1364
Amount: 0.538715
Amount Units: pg/ul

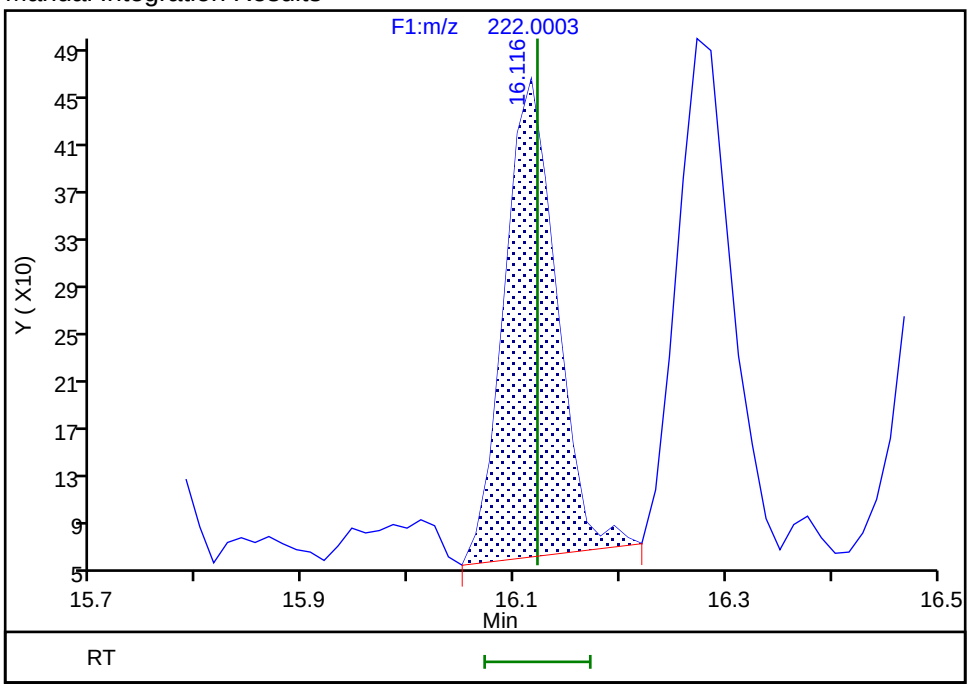

Reviewer: layk, 03-Sep-2019 14:07:36
Audit Action: Assigned Compound ID Audit Reason: Peak assignment corrected

Manual Integration/User Assign Peak Report

Eurofins TestAmerica, Knoxville

Data File:	\\chromna\Knoxville\ChromData\D3D\20190903-12925.b\580-88125-b-2-c.d				
Injection Date:	03-Sep-2019 12:52:00	Instrument ID:	D3D		
Lims ID:	580-88125-B-2-C	Lab Sample ID:	140-88125-2		
Client ID:	A2-0to26-100818				
Operator ID:	Xcalibur_System	ALS Bottle#:	0	Worklist Smp#:	7
Injection Vol:	1.0 ul	Dil. Factor:	1.0000		
Method:	PCBs_D3D	Limit Group:	HR - 1668A - ICAL		
Column:	SPB-Octyl (0.25 mm)	Detector	F1(11.07 :21.70)		

PCB-7, CAS: 33284-50-3

Signal: 1

Not Detected
Expected RT: 16.29

Processing Integration Results

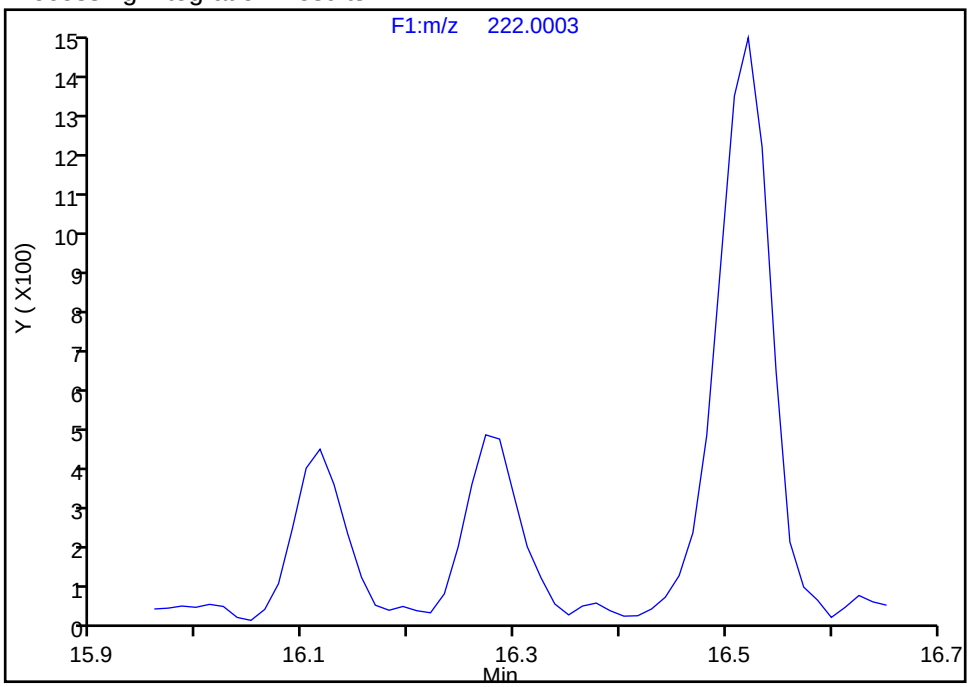

Manual Integration Results

RT: 16.27
Area: 1549
Amount: 0.499017
Amount Units: pg/ul

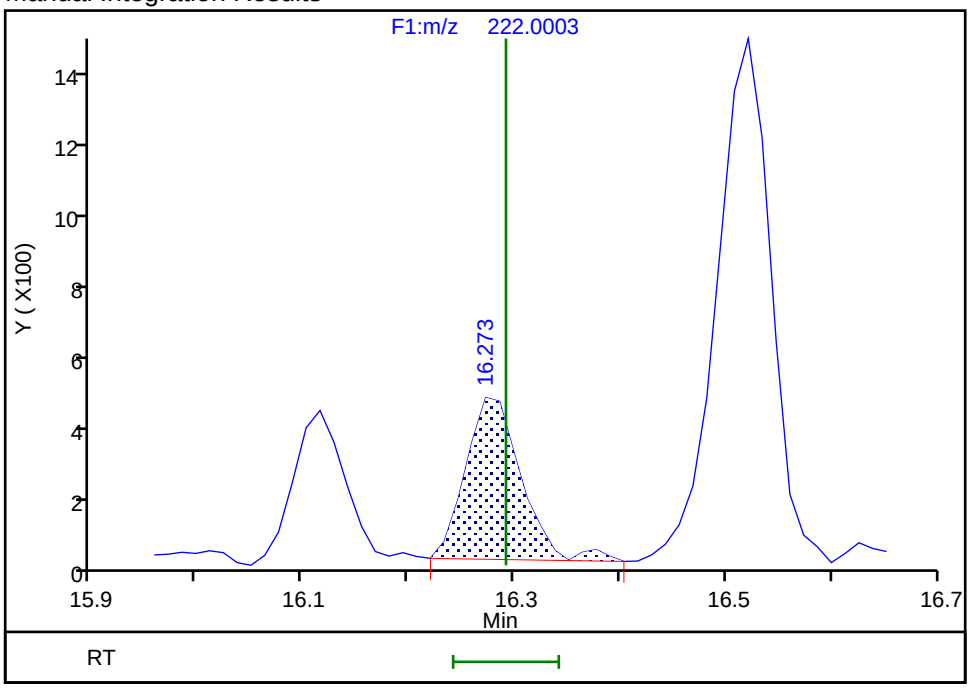

Reviewer: layk, 03-Sep-2019 14:07:40
Audit Action: Assigned Compound ID Audit Reason: Peak assignment corrected

Manual Integration/User Assign Peak Report

Eurofins TestAmerica, Knoxville

Data File:	\\chromna\Knoxville\ChromData\D3D\20190903-12925.b\580-88125-b-2-c.d				
Injection Date:	03-Sep-2019 12:52:00	Instrument ID:	D3D		
Lims ID:	580-88125-B-2-C	Lab Sample ID:	140-88125-2		
Client ID:	A2-0to26-100818				
Operator ID:	Xcalibur_System	ALS Bottle#:	0	Worklist Smp#:	7
Injection Vol:	1.0 ul	Dil. Factor:	1.0000		
Method:	PCBs_D3D	Limit Group:	HR - 1668A - ICAL		
Column:	SPB-Octyl (0.25 mm)	Detector	F1(11.07 :21.70)		

PCB-6, CAS: 25569-80-6

Signal: 1

Not Detected
Expected RT: 16.53

Processing Integration Results

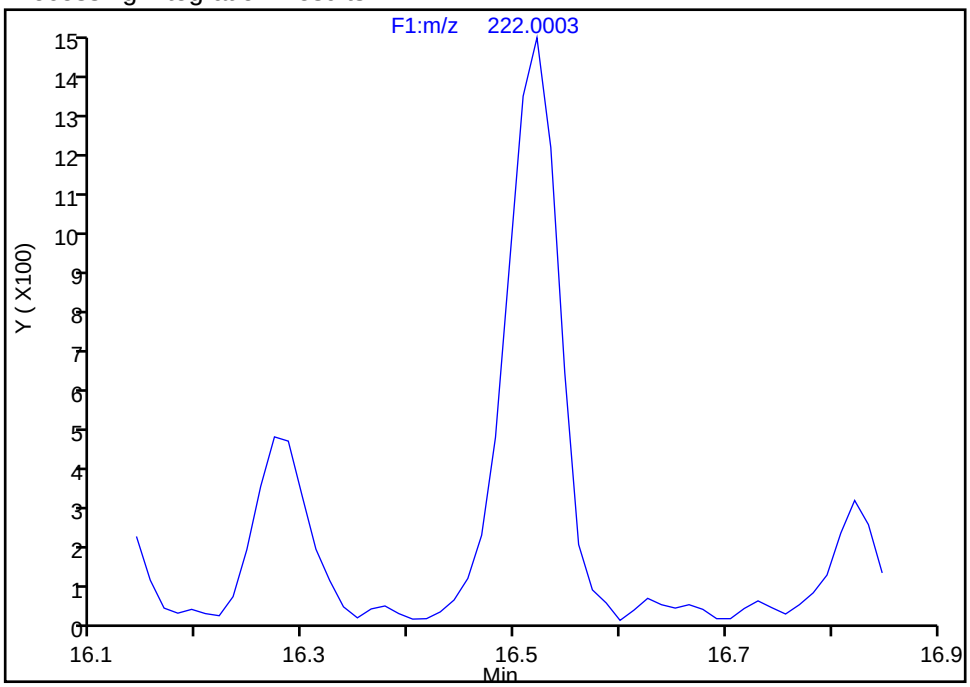

Manual Integration Results

RT: 16.52
Area: 4894
Amount: 1.542943
Amount Units: pg/ul

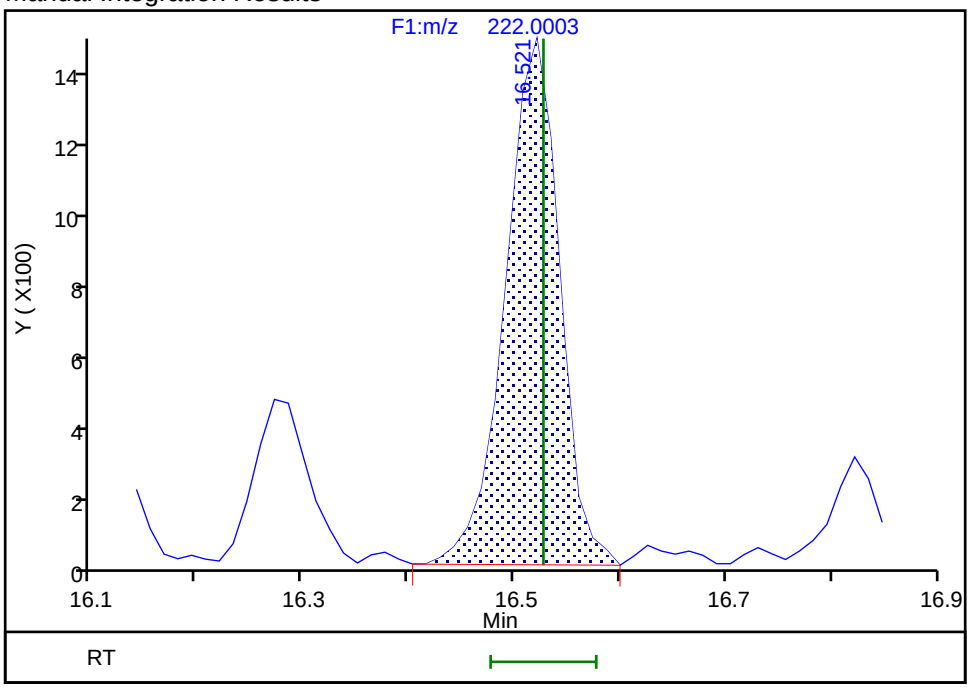

Reviewer: layk, 03-Sep-2019 14:07:45
Audit Action: Assigned Compound ID Audit Reason: Peak assignment corrected

Manual Integration/User Assign Peak Report

Eurofins TestAmerica, Knoxville

Data File:	\\chromna\Knoxville\ChromData\D3D\20190903-12925.b\580-88125-b-2-c.d				
Injection Date:	03-Sep-2019 12:52:00	Instrument ID:	D3D		
Lims ID:	580-88125-B-2-C	Lab Sample ID:	140-88125-2		
Client ID:	A2-0to26-100818				
Operator ID:	Xcalibur_System	ALS Bottle#:	0	Worklist Smp#:	7
Injection Vol:	1.0 ul	Dil. Factor:	1.0000		
Method:	PCBs_D3D	Limit Group:	HR - 1668A - ICAL		
Column:	SPB-Octyl (0.25 mm)	Detector	F1(11.07 :21.70)		

PCB-5, CAS: 16605-91-7

Signal: 1

Not Detected
Expected RT: 16.83

Processing Integration Results

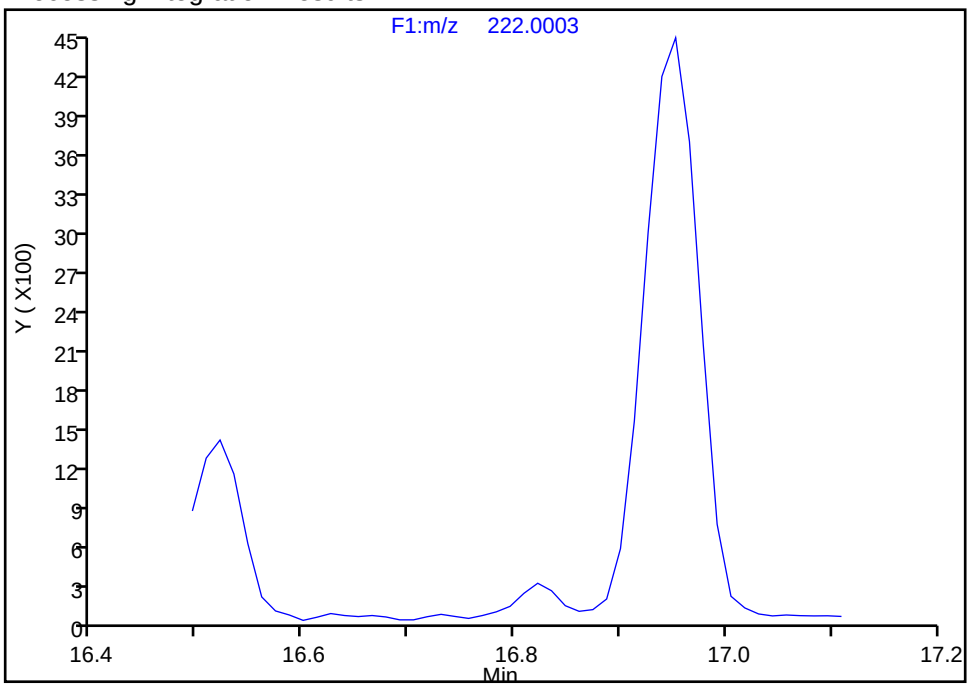

Manual Integration Results

RT: 16.82
Area: 747
Amount: 0.181561
Amount Units: pg/ul

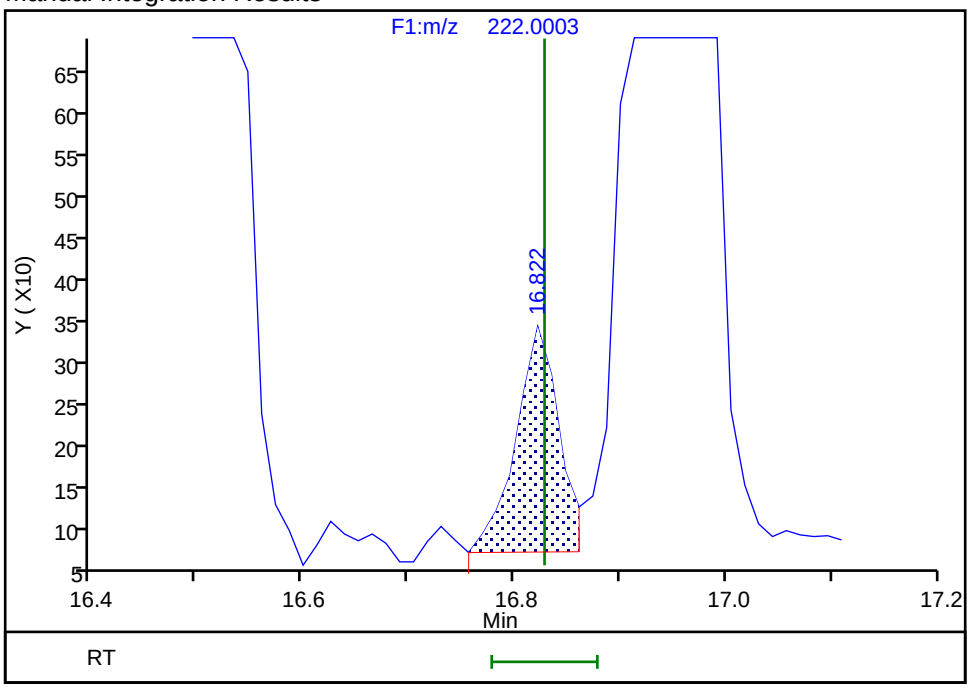

Reviewer: layk, 03-Sep-2019 14:07:54
Audit Action: Assigned Compound ID Audit Reason: Peak assignment corrected

Manual Integration/User Assign Peak Report

Eurofins TestAmerica, Knoxville

Data File:	\\chromna\Knoxville\ChromData\D3D\20190903-12925.b\580-88125-b-2-c.d				
Injection Date:	03-Sep-2019 12:52:00	Instrument ID:	D3D		
Lims ID:	580-88125-B-2-C	Lab Sample ID:	140-88125-2		
Client ID:	A2-0to26-100818				
Operator ID:	Xcalibur_System	ALS Bottle#:	0	Worklist Smp#:	7
Injection Vol:	1.0 ul	Dil. Factor:	1.0000		
Method:	PCBs_D3D	Limit Group:	HR - 1668A - ICAL		
Column:	SPB-Octyl (0.25 mm)	Detector	F1(11.07 :21.70)		

PCB-5, CAS: 16605-91-7

Signal: 2

Not Detected
Expected RT: 16.83

Processing Integration Results

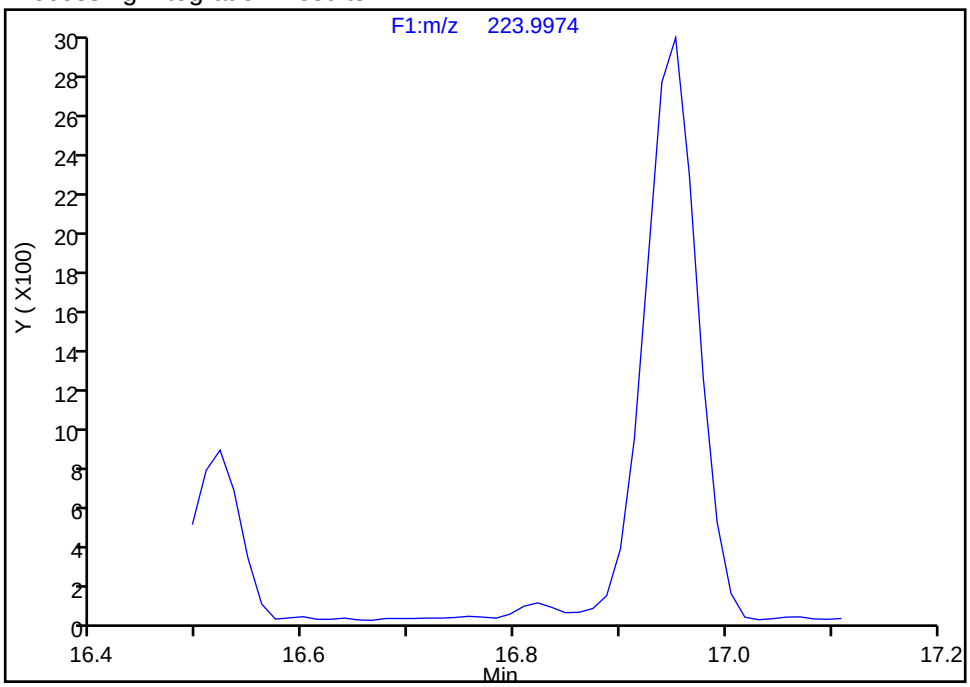

Manual Integration Results

RT: 16.82
Area: 172
Amount: 0.181561
Amount Units: pg/ul

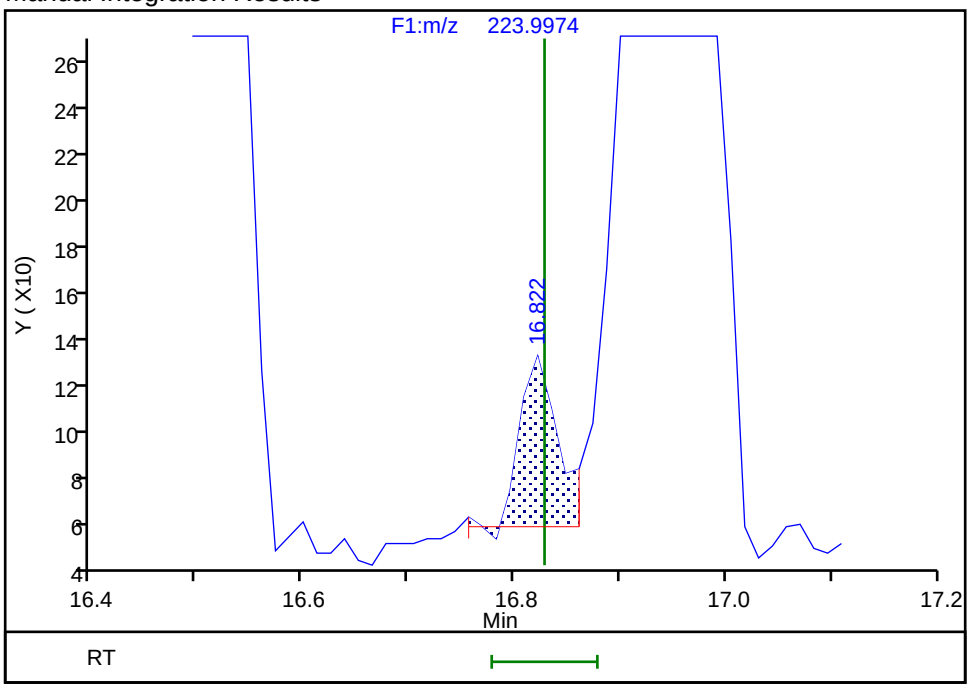

Reviewer: layk, 03-Sep-2019 14:08:55
Audit Action: Manually Integrated Audit Reason: Split Peak

Manual Integration/User Assign Peak Report

Eurofins TestAmerica, Knoxville

Data File:	\\chromna\Knoxville\ChromData\D3D\20190903-12925.b\580-88125-b-2-c.d				
Injection Date:	03-Sep-2019 12:52:00	Instrument ID:	D3D		
Lims ID:	580-88125-B-2-C	Lab Sample ID:	140-88125-2		
Client ID:	A2-0to26-100818				
Operator ID:	Xcalibur_System	ALS Bottle#:	0	Worklist Smp#:	7
Injection Vol:	1.0 ul	Dil. Factor:	1.0000		
Method:	PCBs_D3D	Limit Group:	HR - 1668A - ICAL		
Column:	SPB-Octyl (0.25 mm)	Detector	F1(11.07 :21.70)		

PCB-8, CAS: 34883-43-7

Signal: 1

Not Detected
Expected RT: 16.96

Processing Integration Results

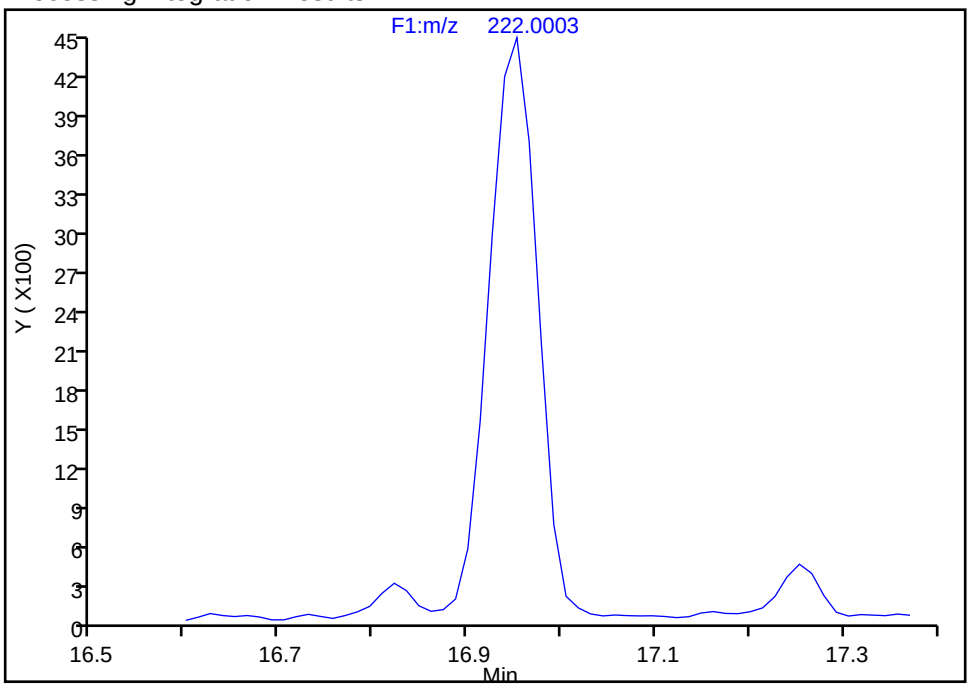

Manual Integration Results

RT: 16.95
Area: 16144
Amount: 5.055783
Amount Units: pg/ul

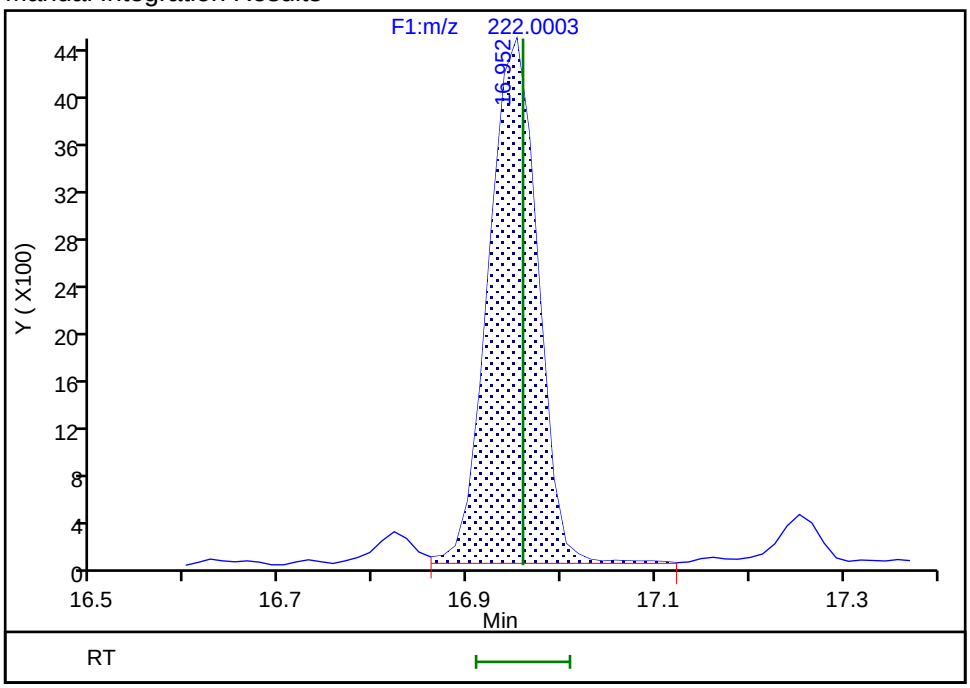

Reviewer: layk, 03-Sep-2019 14:09:11
Audit Action: Assigned Compound ID Audit Reason: Split Peak

Manual Integration/User Assign Peak Report

Eurofins TestAmerica, Knoxville

Data File:	\\chromna\Knoxville\ChromData\D3D\20190903-12925.b\580-88125-b-2-c.d				
Injection Date:	03-Sep-2019 12:52:00	Instrument ID:	D3D		
Lims ID:	580-88125-B-2-C	Lab Sample ID:	140-88125-2		
Client ID:	A2-0to26-100818				
Operator ID:	Xcalibur_System	ALS Bottle#:	0	Worklist Smp#:	7
Injection Vol:	1.0 ul	Dil. Factor:	1.0000		
Method:	PCBs_D3D	Limit Group:	HR - 1668A - ICAL		
Column:	SPB-Octyl (0.25 mm)	Detector	F1(11.07 :21.70)		

PCB-8, CAS: 34883-43-7

Signal: 2

Processing Integration Results

Not Detected
Expected RT: 16.96

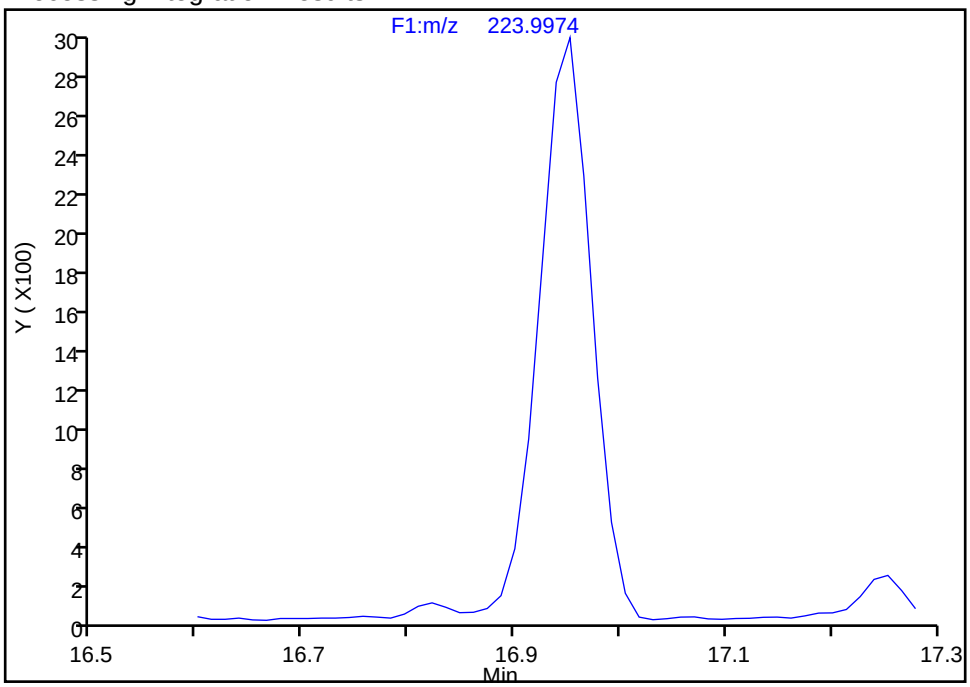

Manual Integration Results

RT: 16.95
Area: 9901
Amount: 5.055783
Amount Units: pg/ul

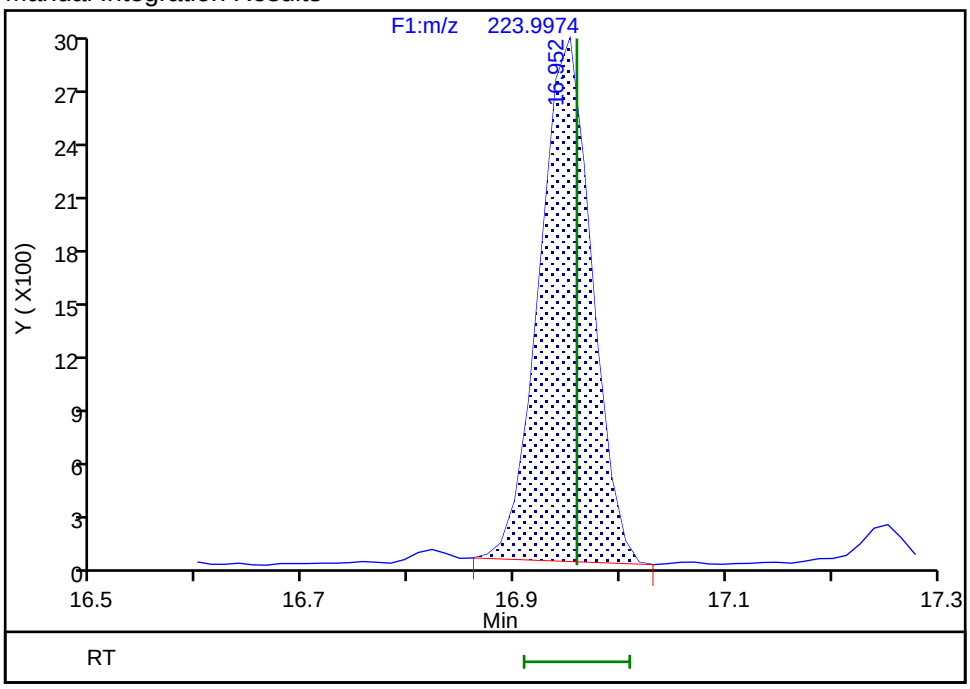

Reviewer: layk, 03-Sep-2019 14:09:31
Audit Action: Manually Integrated Audit Reason: Assign Peak

Manual Integration/User Assign Peak Report

Eurofins TestAmerica, Knoxville

Data File:	\\chromna\Knoxville\ChromData\D3D\20190903-12925.b\580-88125-b-2-c.d				
Injection Date:	03-Sep-2019 12:52:00	Instrument ID:	D3D		
Lims ID:	580-88125-B-2-C	Lab Sample ID:	140-88125-2		
Client ID:	A2-0to26-100818				
Operator ID:	Xcalibur_System	ALS Bottle#:	0	Worklist Smp#:	7
Injection Vol:	1.0 ul	Dil. Factor:	1.0000		
Method:	PCBs_D3D	Limit Group:	HR - 1668A - ICAL		
Column:	SPB-Octyl (0.25 mm)	Detector	F1(11.07 :21.70)		

PCB-11, CAS: 2050-67-1

Signal: 2

Processing Integration Results

RT: 19.41
Area: 10852
Amount: 4.999142
Amount Units: pg/ul

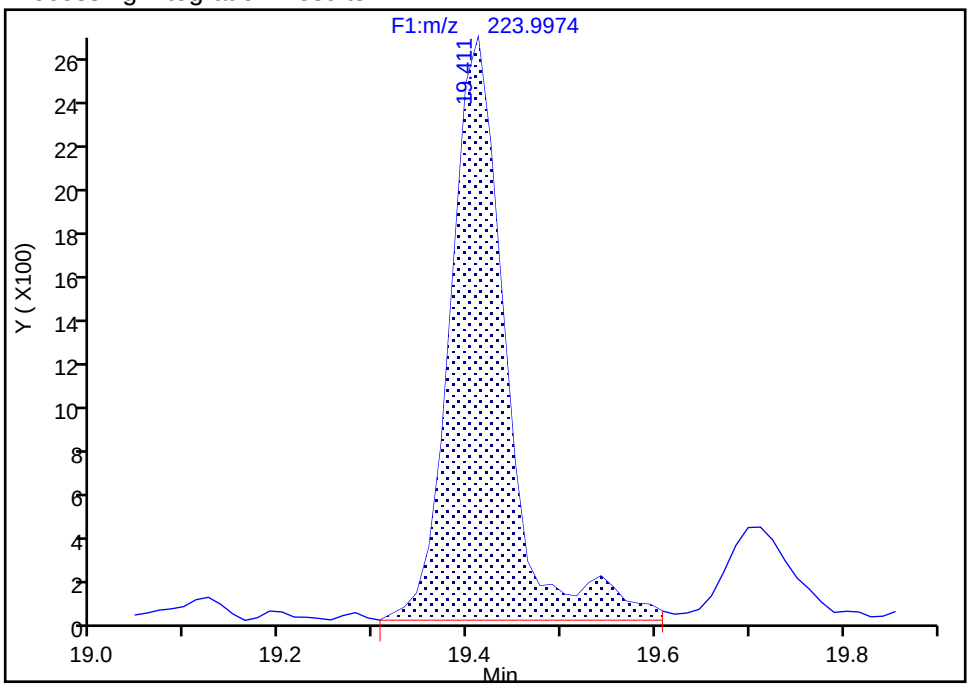

Manual Integration Results

RT: 19.41
Area: 10208
Amount: 4.877672
Amount Units: pg/ul

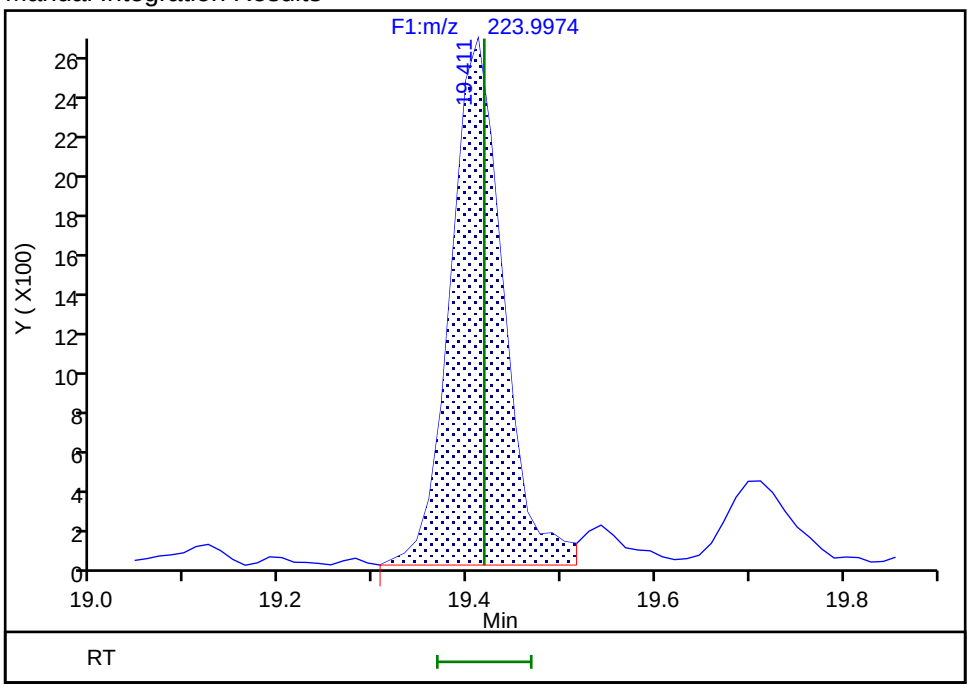

Reviewer: layk, 03-Sep-2019 14:09:49
Audit Action: Split an Integrated Peak Audit Reason: Split Peak

Manual Integration/User Assign Peak Report

Eurofins TestAmerica, Knoxville

Data File:	\\chromna\Knoxville\ChromData\D3D\20190903-12925.b\580-88125-b-2-c.d				
Injection Date:	03-Sep-2019 12:52:00	Instrument ID:	D3D		
Lims ID:	580-88125-B-2-C	Lab Sample ID:	140-88125-2		
Client ID:	A2-0to26-100818				
Operator ID:	Xcalibur_System	ALS Bottle#:	0	Worklist Smp#:	7
Injection Vol:	1.0 ul	Dil. Factor:	1.0000		
Method:	PCBs_D3D	Limit Group:	HR - 1668A - ICAL		
Column:	SPB-Octyl (0.25 mm)	Detector	F1(11.07 :21.70)		

PCB-12/13, CAS: STL01797

Signal: 1

Processing Integration Results

RT: 19.70
Area: 5193
Amount: 1.385467
Amount Units: pg/ul

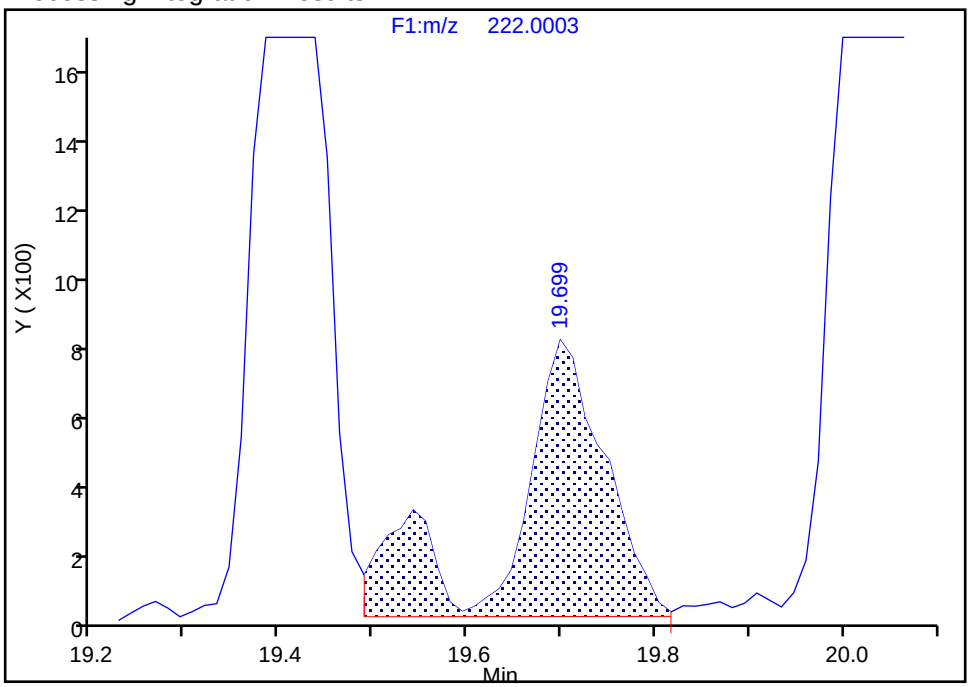

Manual Integration Results

RT: 19.70
Area: 4069
Amount: 1.174284
Amount Units: pg/ul

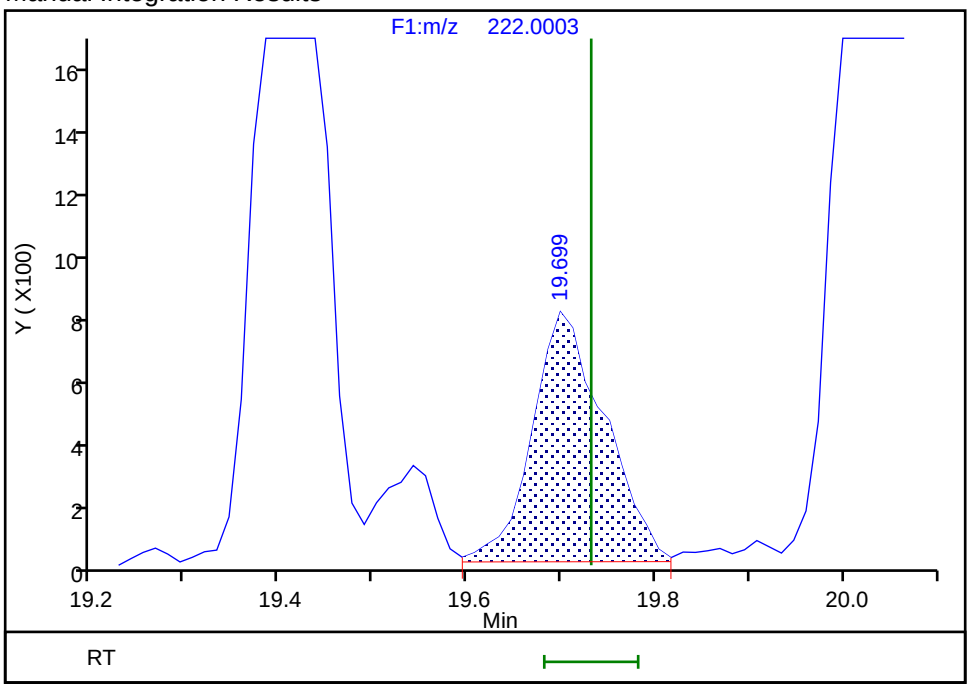

Reviewer: layk, 03-Sep-2019 14:09:59
Audit Action: Split an Integrated Peak Audit Reason: Split Peak

Eurofins TestAmerica, Knoxville

Data File:	\\chromna\Knoxville\ChromData\D3D\20190903-12925.b\580-88125-b-2-c.d		
Injection Date:	03-Sep-2019 12:52:00	Injection Vol:	1.0 ul
Instrument ID:	D3D	Operator ID:	Xcalibur_System
Method:	PCBs_D3D	Limit Group:	HR - 1668A - ICAL
Client ID:	A2-0to26-100818		
Worklist#:	33205	Sample Line#:	7
Column Type:	SPB-Octyl	Column Dia:	0.25 mm

TriPCB F1

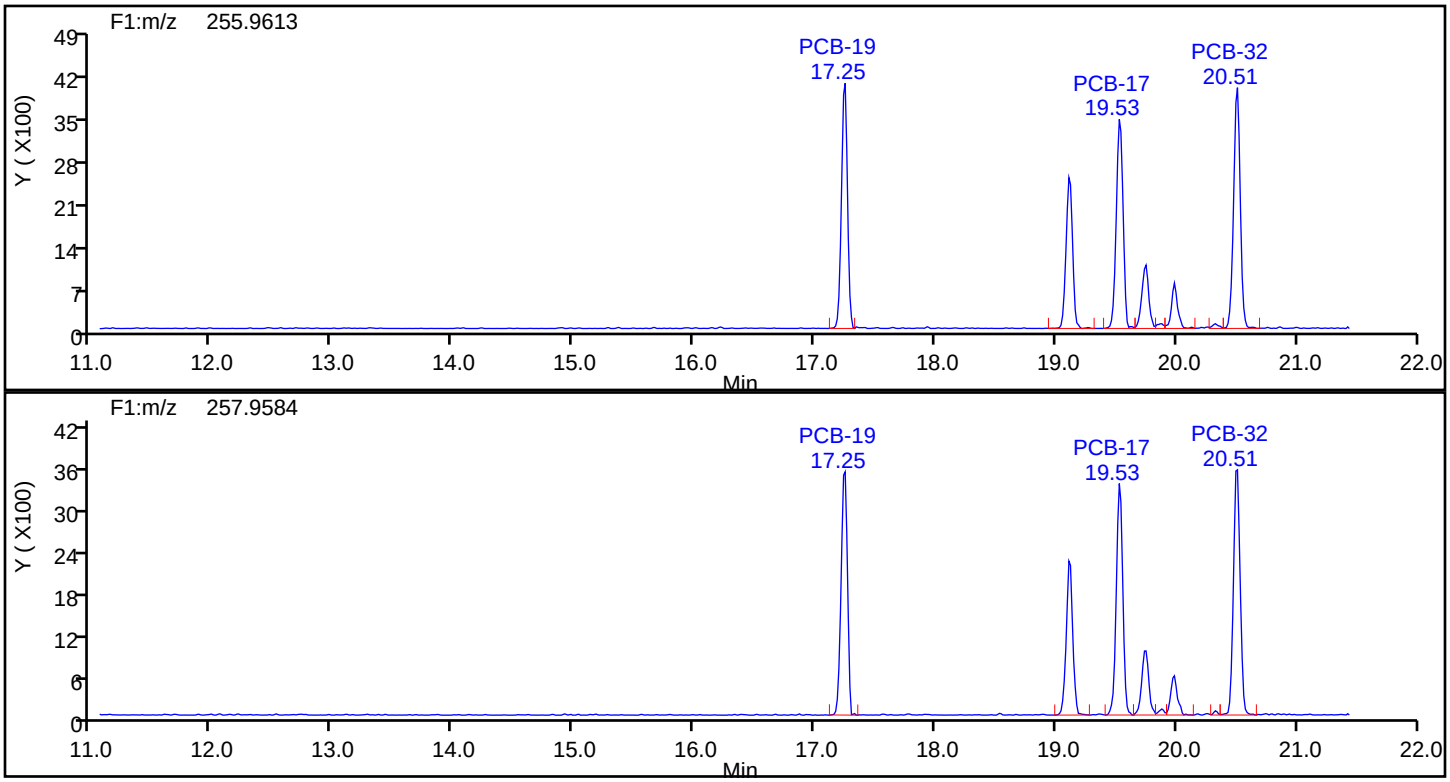

TriPCB F1 Standards

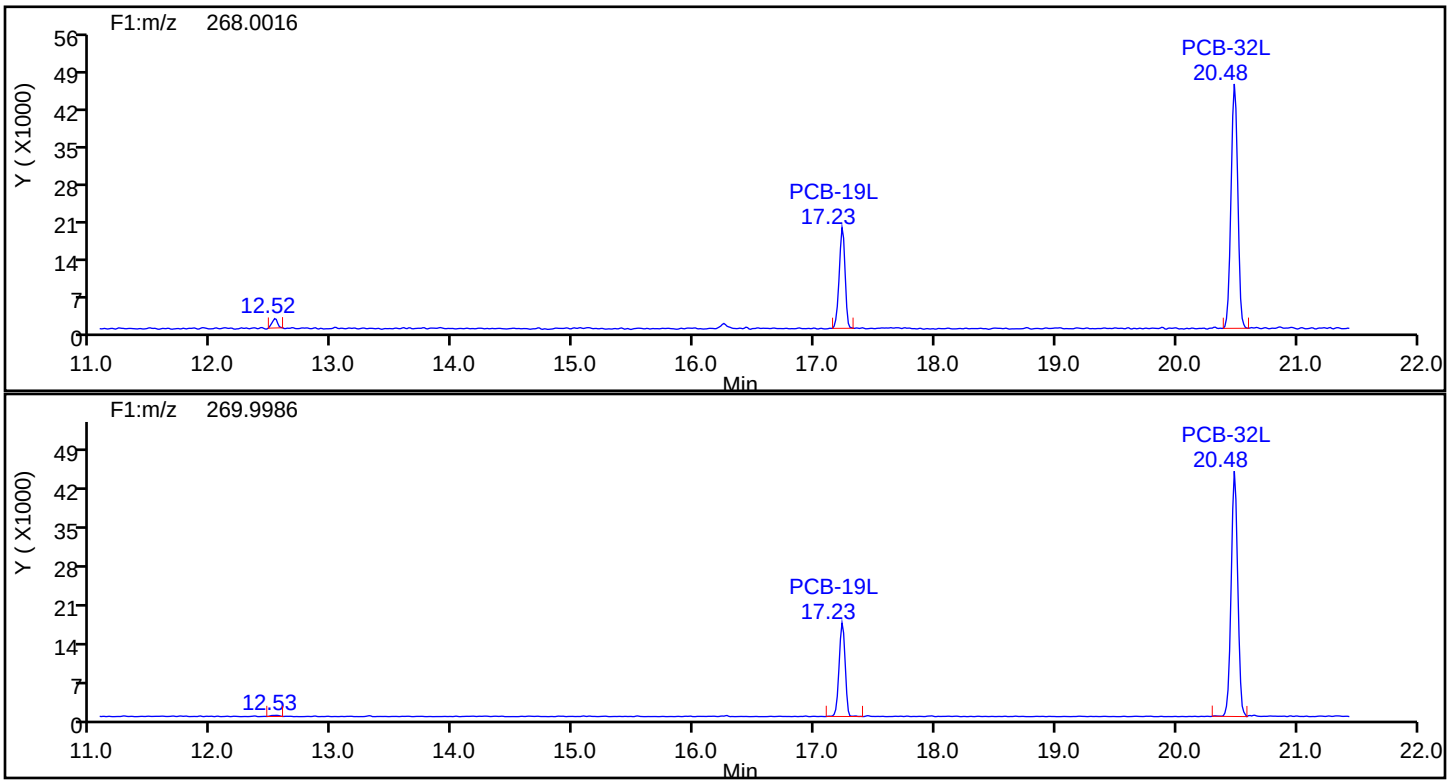

Eurofins TestAmerica, Knoxville

Data File:	\\chromna\Knoxville\ChromData\D3D\20190903-12925.b\580-88125-b-2-c.d		
Injection Date:	03-Sep-2019 12:52:00	Injection Vol:	1.0 ul
Instrument ID:	D3D	Operator ID:	Xcalibur_System
Method:	PCBs_D3D	Limit Group:	HR - 1668A - ICAL
Client ID:	A2-0to26-100818		
Worklist#:	33205	Sample Line#:	7
Column Type:	SPB-Octyl	Column Dia:	0.25 mm

TriPCB F1

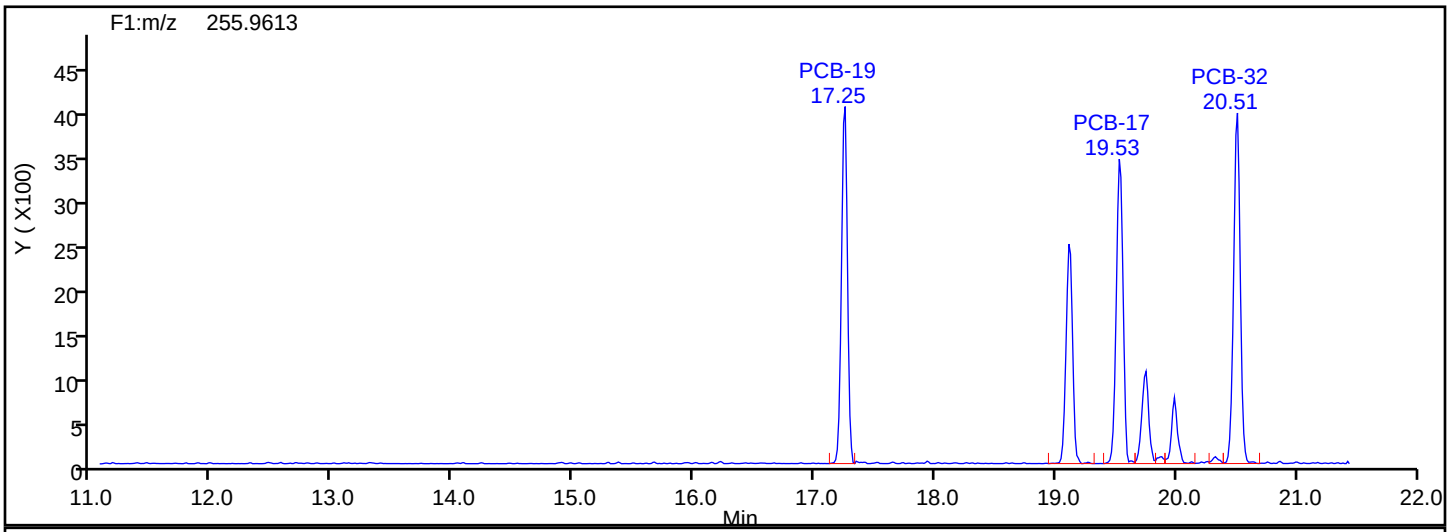

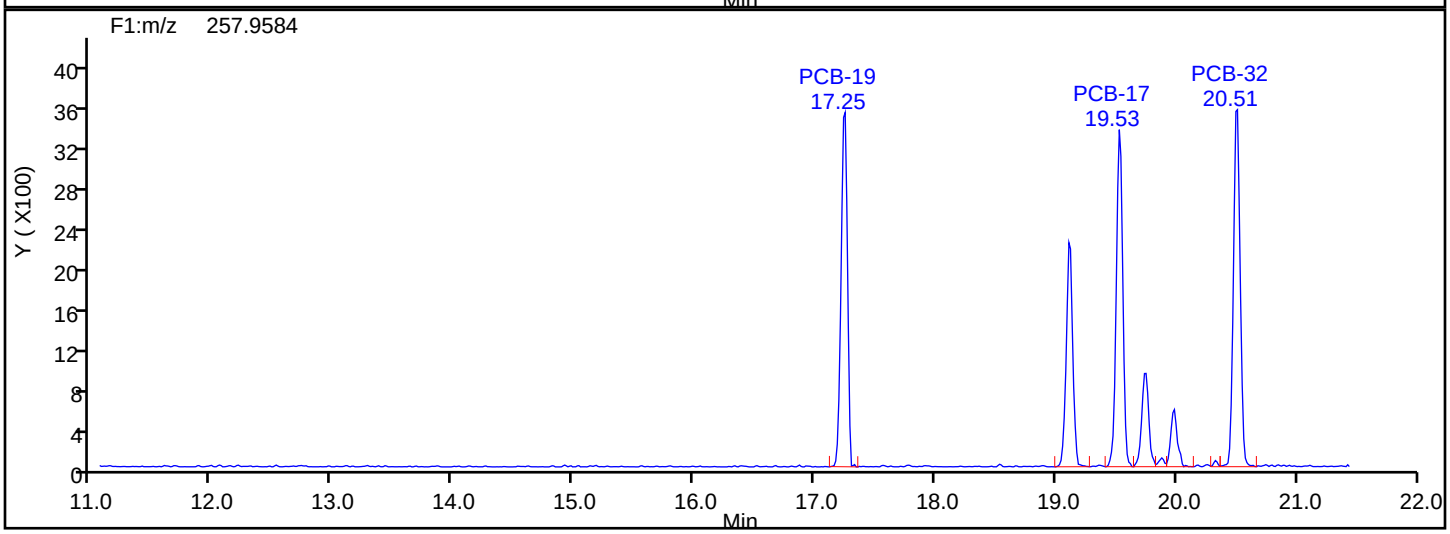

TriPCB F1 Lock Mass

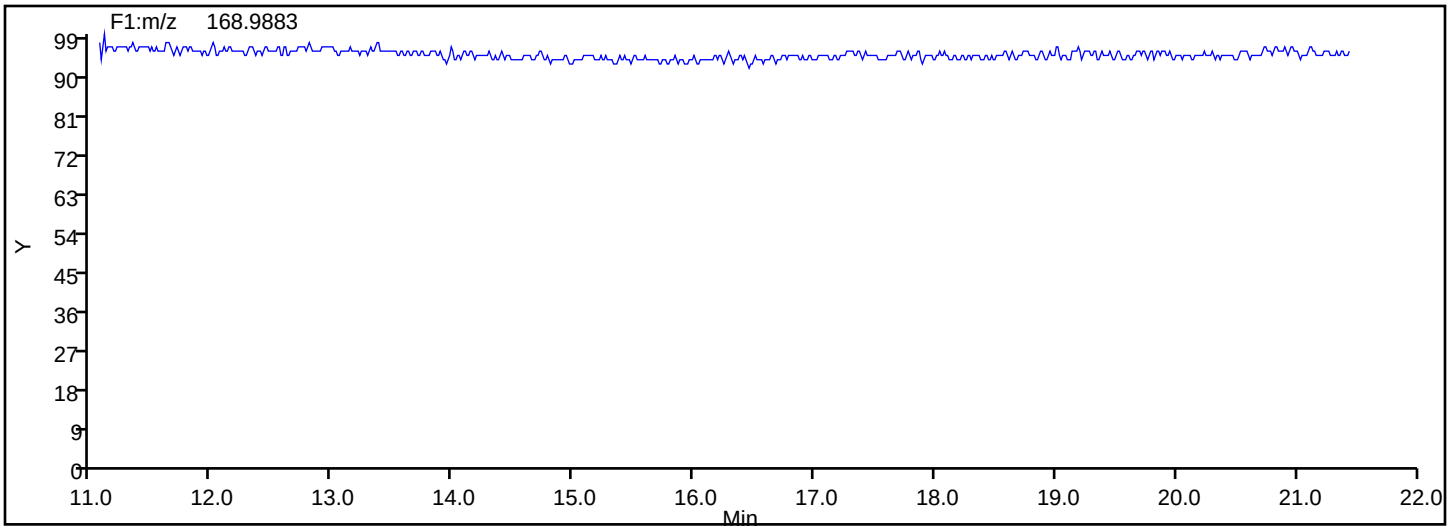

Manual Integration/User Assign Peak Report

Eurofins TestAmerica, Knoxville

Data File:	\\chromna\Knoxville\ChromData\D3D\20190903-12925.b\580-88125-b-2-c.d				
Injection Date:	03-Sep-2019 12:52:00	Instrument ID:	D3D		
Lims ID:	580-88125-B-2-C	Lab Sample ID:	140-88125-2		
Client ID:	A2-0to26-100818				
Operator ID:	Xcalibur_System	ALS Bottle#:	0	Worklist Smp#:	7
Injection Vol:	1.0 ul	Dil. Factor:	1.0000		
Method:	PCBs_D3D	Limit Group:	HR - 1668A - ICAL		
Column:	SPB-Octyl (0.25 mm)	Detector	F1(11.07 :21.70)		

PCB-18/30, CAS: STL01798

Signal: 1

Not Detected
Expected RT: 19.10

Processing Integration Results

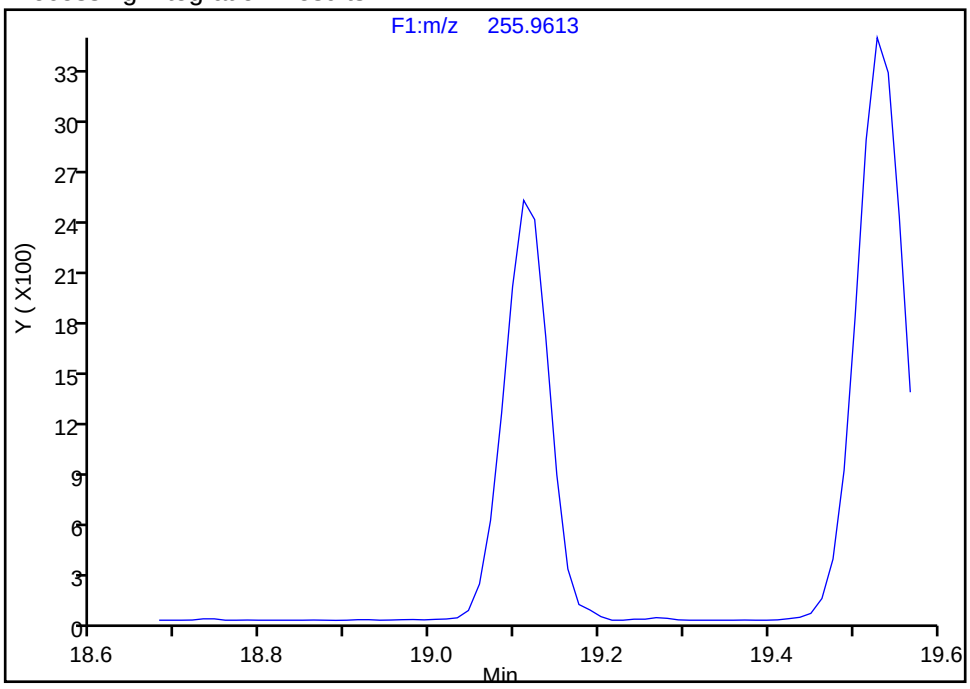

Manual Integration Results

RT: 19.11
Area: 9318
Amount: 7.866905
Amount Units: pg/ul

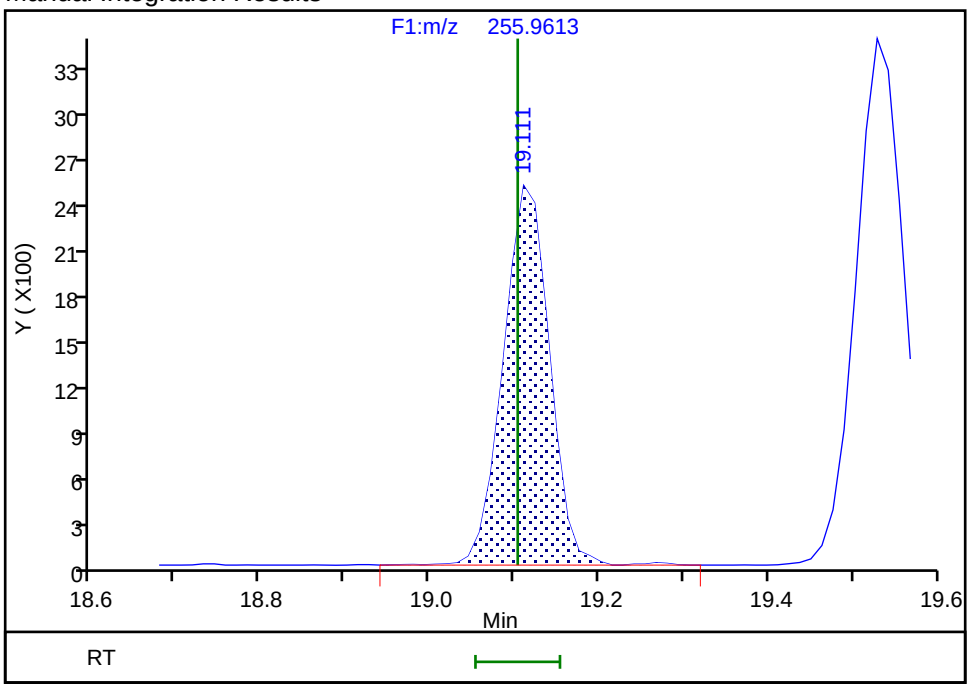

Reviewer: layk, 03-Sep-2019 14:10:13
Audit Action: Assigned Compound ID Audit Reason: Split Peak

Manual Integration/User Assign Peak Report

Eurofins TestAmerica, Knoxville

Data File:	\\chromna\Knoxville\ChromData\D3D\20190903-12925.b\580-88125-b-2-c.d				
Injection Date:	03-Sep-2019 12:52:00	Instrument ID:	D3D		
Lims ID:	580-88125-B-2-C	Lab Sample ID:	140-88125-2		
Client ID:	A2-0to26-100818				
Operator ID:	Xcalibur_System	ALS Bottle#:	0	Worklist Smp#:	7
Injection Vol:	1.0 ul	Dil. Factor:	1.0000		
Method:	PCBs_D3D	Limit Group:	HR - 1668A - ICAL		
Column:	SPB-Octyl (0.25 mm)	Detector	F1(11.07 :21.70)		

PCB-17, CAS: 37680-66-3

Signal: 1

Not Detected
Expected RT: 19.54

Processing Integration Results

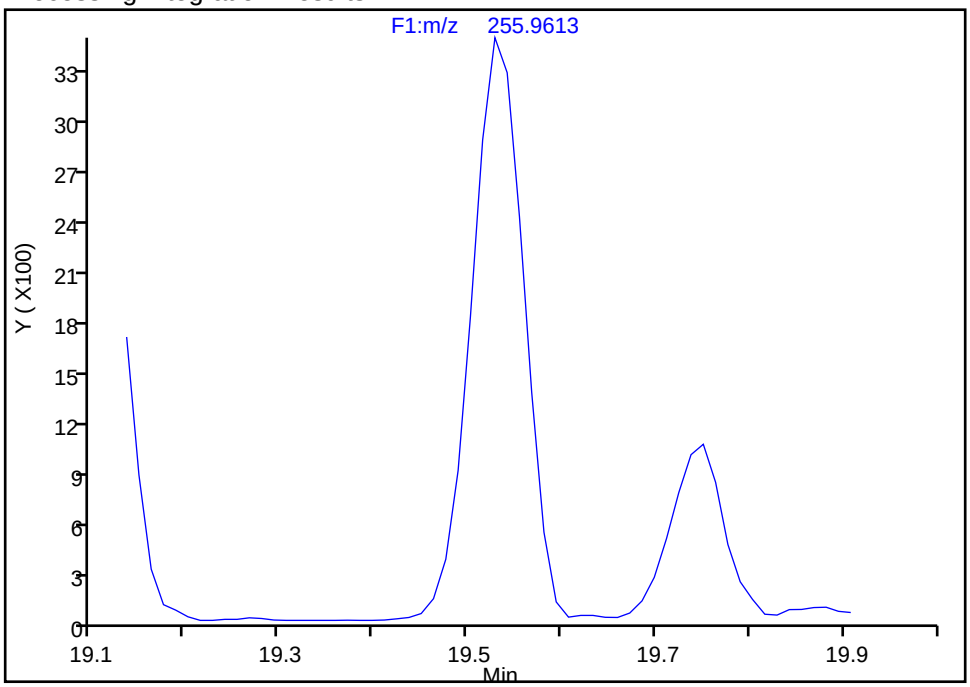

Manual Integration Results

RT: 19.53
Area: 13370
Amount: 13.409917
Amount Units: pg/ul

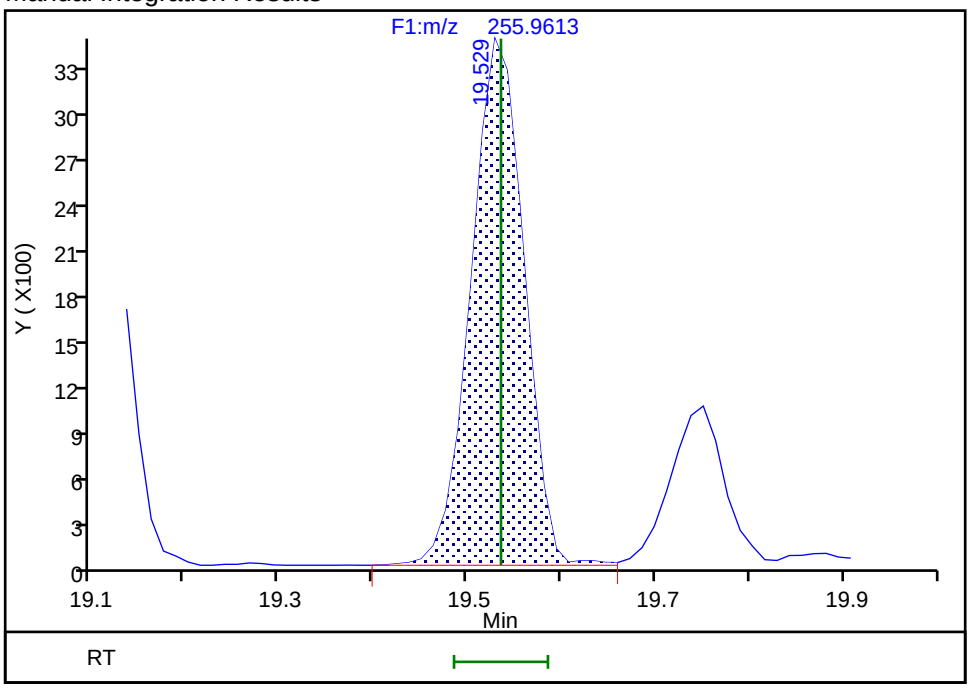

Reviewer: layk, 03-Sep-2019 14:10:16
Audit Action: Assigned Compound ID Audit Reason: Split Peak

Manual Integration/User Assign Peak Report

Eurofins TestAmerica, Knoxville

Data File:	\\chromna\Knoxville\ChromData\D3D\20190903-12925.b\580-88125-b-2-c.d				
Injection Date:	03-Sep-2019 12:52:00	Instrument ID:	D3D		
Lims ID:	580-88125-B-2-C	Lab Sample ID:	140-88125-2		
Client ID:	A2-0to26-100818				
Operator ID:	Xcalibur_System	ALS Bottle#:	0	Worklist Smp#:	7
Injection Vol:	1.0 ul	Dil. Factor:	1.0000		
Method:	PCBs_D3D	Limit Group:	HR - 1668A - ICAL		
Column:	SPB-Octyl (0.25 mm)	Detector	F1(11.07 :21.70)		

PCB-27, CAS: 38444-76-7

Signal: 1

Not Detected
Expected RT: 19.76

Processing Integration Results

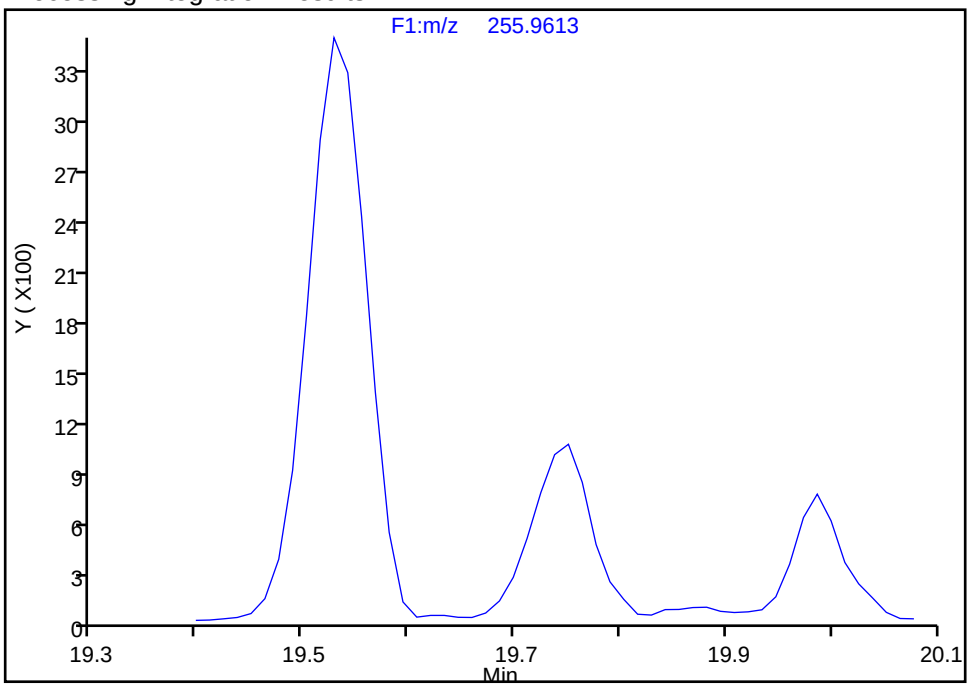

Manual Integration Results

RT: 19.75
Area: 4155
Amount: 2.980545
Amount Units: pg/ul

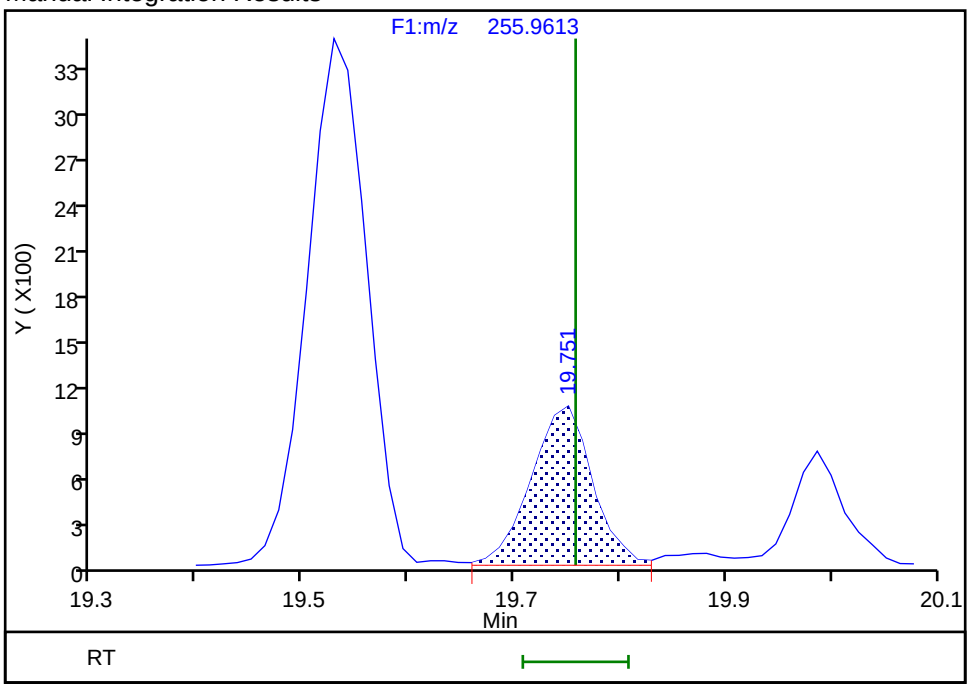

Reviewer: layk, 03-Sep-2019 14:10:21
Audit Action: Assigned Compound ID Audit Reason: Split Peak

Manual Integration/User Assign Peak Report

Eurofins TestAmerica, Knoxville

Data File:	\\chromna\Knoxville\ChromData\D3D\20190903-12925.b\580-88125-b-2-c.d				
Injection Date:	03-Sep-2019 12:52:00	Instrument ID:	D3D		
Lims ID:	580-88125-B-2-C	Lab Sample ID:	140-88125-2		
Client ID:	A2-0to26-100818				
Operator ID:	Xcalibur_System	ALS Bottle#:	0	Worklist Smp#:	7
Injection Vol:	1.0 ul	Dil. Factor:	1.0000		
Method:	PCBs_D3D	Limit Group:	HR - 1668A - ICAL		
Column:	SPB-Octyl (0.25 mm)	Detector	F1(11.07 :21.70)		

PCB-24, CAS: 55702-45-9

Signal: 1

Not Detected
Expected RT: 19.88

Processing Integration Results

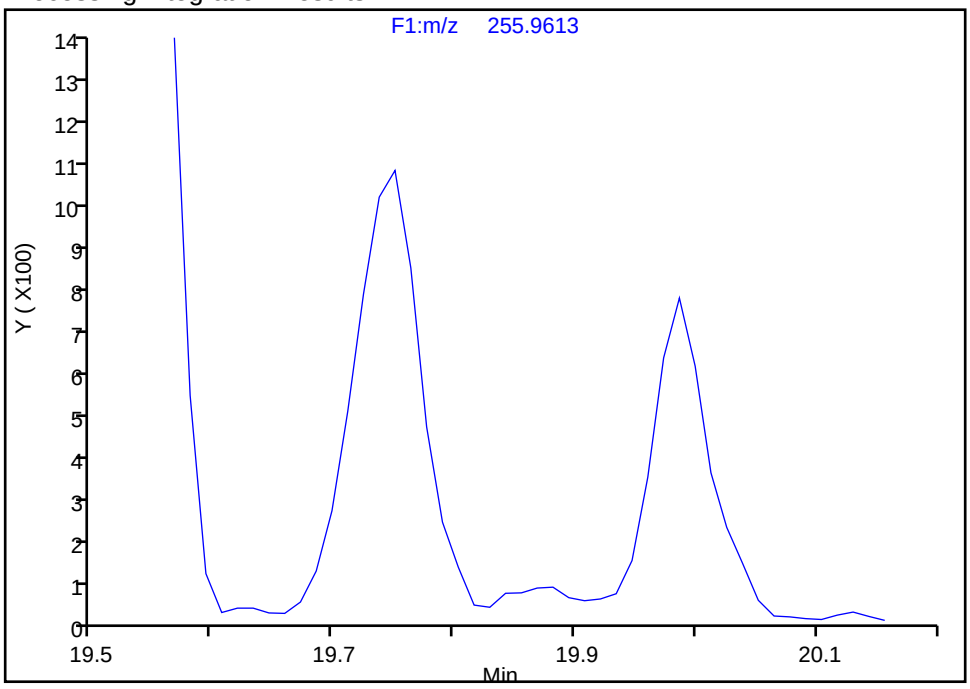

Manual Integration Results

RT: 19.88
Area: 290
Amount: 0.221314
Amount Units: pg/ul

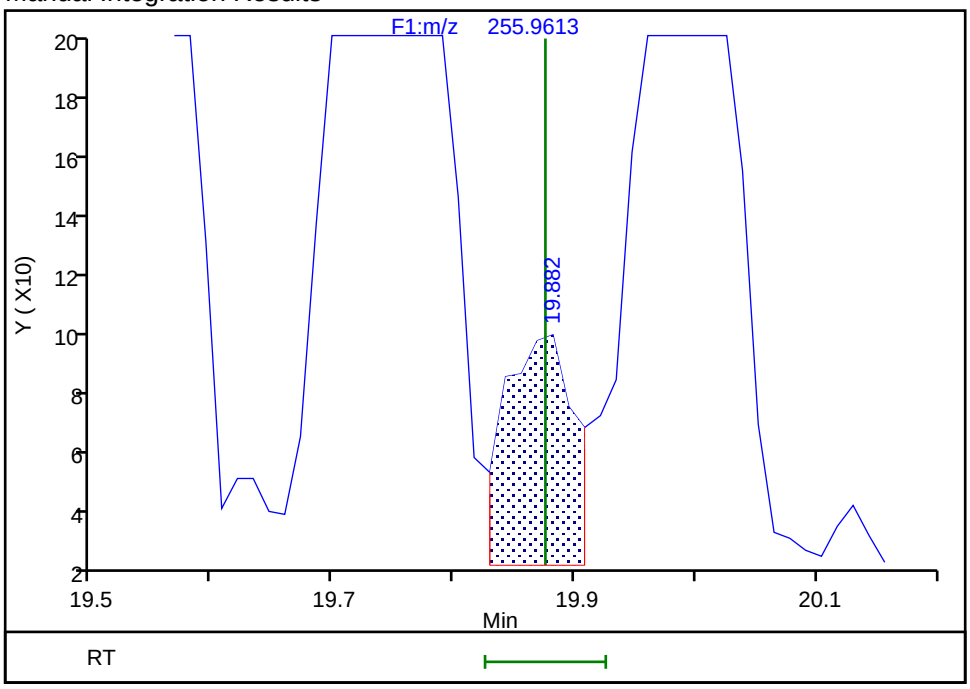

Reviewer: layk, 03-Sep-2019 14:10:28
Audit Action: Assigned Compound ID Audit Reason: Split Peak

Manual Integration/User Assign Peak Report

Eurofins TestAmerica, Knoxville

Data File:	\\chromna\Knoxville\ChromData\D3D\20190903-12925.b\580-88125-b-2-c.d				
Injection Date:	03-Sep-2019 12:52:00	Instrument ID:	D3D		
Lims ID:	580-88125-B-2-C	Lab Sample ID:	140-88125-2		
Client ID:	A2-0to26-100818				
Operator ID:	Xcalibur_System	ALS Bottle#:	0	Worklist Smp#:	7
Injection Vol:	1.0 ul	Dil. Factor:	1.0000		
Method:	PCBs_D3D	Limit Group:	HR - 1668A - ICAL		
Column:	SPB-Octyl (0.25 mm)	Detector	F1(11.07 :21.70)		

PCB-16, CAS: 38444-78-9

Signal: 2

Processing Integration Results

RT: 19.88
Area: 284
Amount: 0.379407
Amount Units: pg/ul

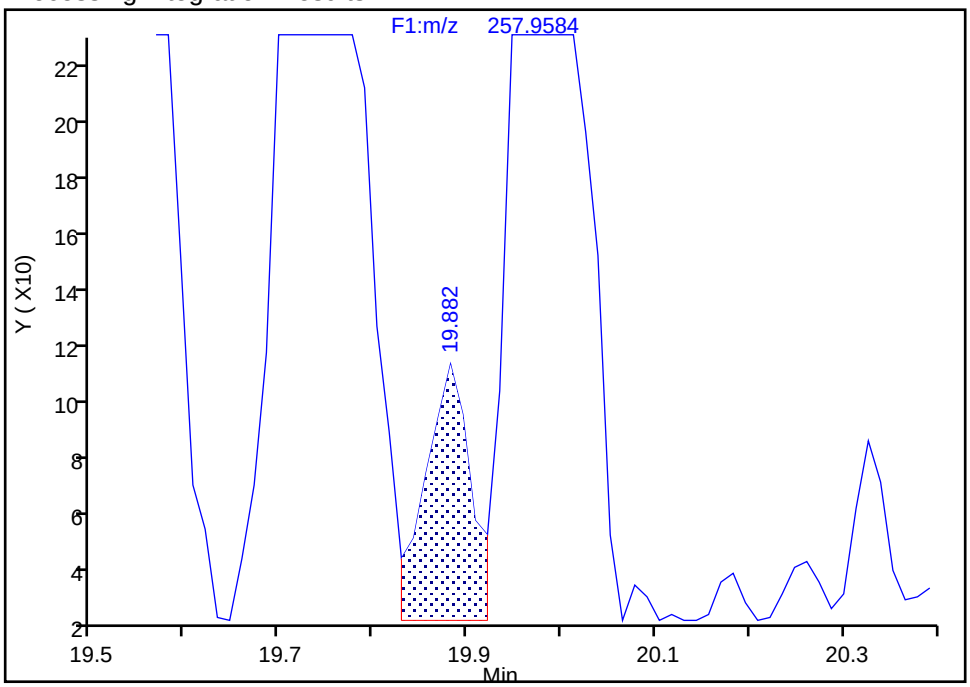

Manual Integration Results

RT: 19.99
Area: 2173
Amount: 3.162170
Amount Units: pg/ul

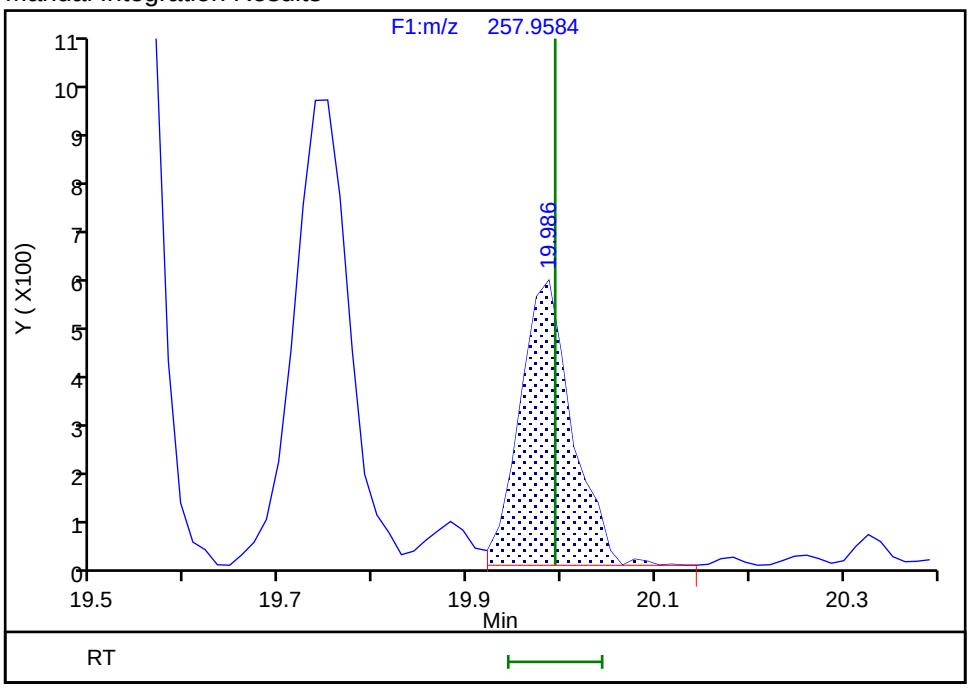

Reviewer: layk, 03-Sep-2019 14:10:32

Audit Action: Marked Compound Undetected Audit Reason: Invalid Compound ID

Manual Integration/User Assign Peak Report

Eurofins TestAmerica, Knoxville

Data File:	\\chromna\Knoxville\ChromData\D3D\20190903-12925.b\580-88125-b-2-c.d				
Injection Date:	03-Sep-2019 12:52:00	Instrument ID:	D3D		
Lims ID:	580-88125-B-2-C	Lab Sample ID:	140-88125-2		
Client ID:	A2-0to26-100818				
Operator ID:	Xcalibur_System	ALS Bottle#:	0	Worklist Smp#:	7
Injection Vol:	1.0 ul	Dil. Factor:	1.0000		
Method:	PCBs_D3D	Limit Group:	HR - 1668A - ICAL		
Column:	SPB-Octyl (0.25 mm)	Detector	F1(11.07 :21.70)		

PCB-16, CAS: 38444-78-9

Signal: 3

Processing Integration Results

RT: 19.88
Area: 574
Amount: 0.379407
Amount Units: pg/ul

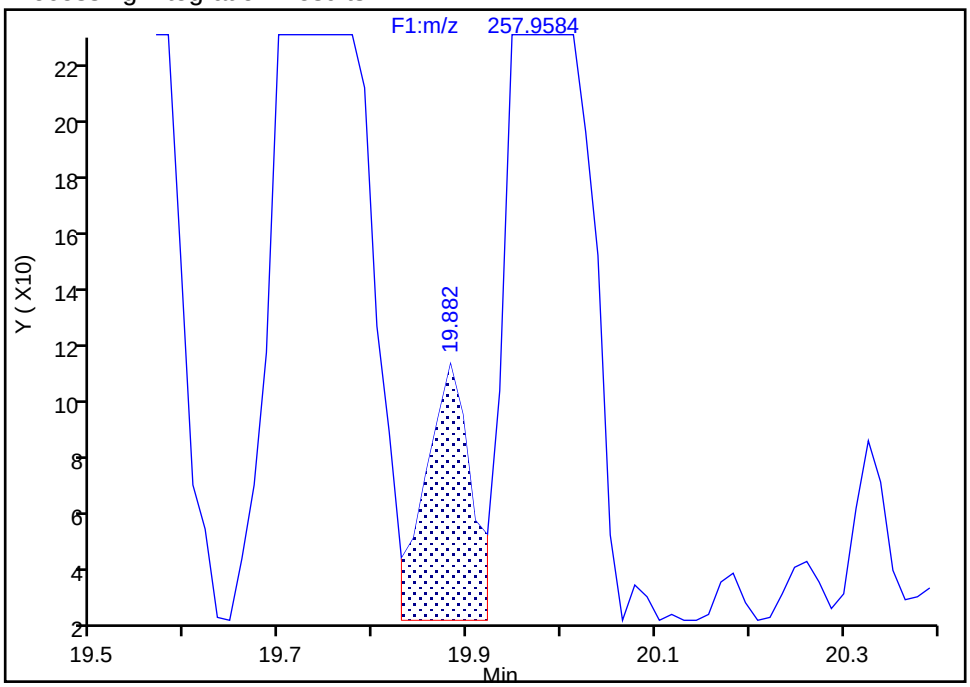

Manual Integration Results

RT: 19.99
Area: 4784
Amount: 3.162170
Amount Units: pg/ul
Reviewer: layk, 03-Sep-2019 14:10:32
Audit Action: Marked Compound Undetected Audit Reason: Invalid Compound ID

Manual Integration/User Assign Peak Report

Eurofins TestAmerica, Knoxville

Data File:	\\chromna\Knoxville\ChromData\D3D\20190903-12925.b\580-88125-b-2-c.d				
Injection Date:	03-Sep-2019 12:52:00	Instrument ID:	D3D		
Lims ID:	580-88125-B-2-C	Lab Sample ID:	140-88125-2		
Client ID:	A2-0to26-100818				
Operator ID:	Xcalibur_System	ALS Bottle#:	0	Worklist Smp#:	7
Injection Vol:	1.0 ul	Dil. Factor:	1.0000		
Method:	PCBs_D3D	Limit Group:	HR - 1668A - ICAL		
Column:	SPB-Octyl (0.25 mm)	Detector	F1(11.07 :21.70)		

PCB-16, CAS: 38444-78-9

Signal: 1

Processing Integration Results

RT: 19.88
Area: 290
Amount: 0.379407
Amount Units: pg/ul

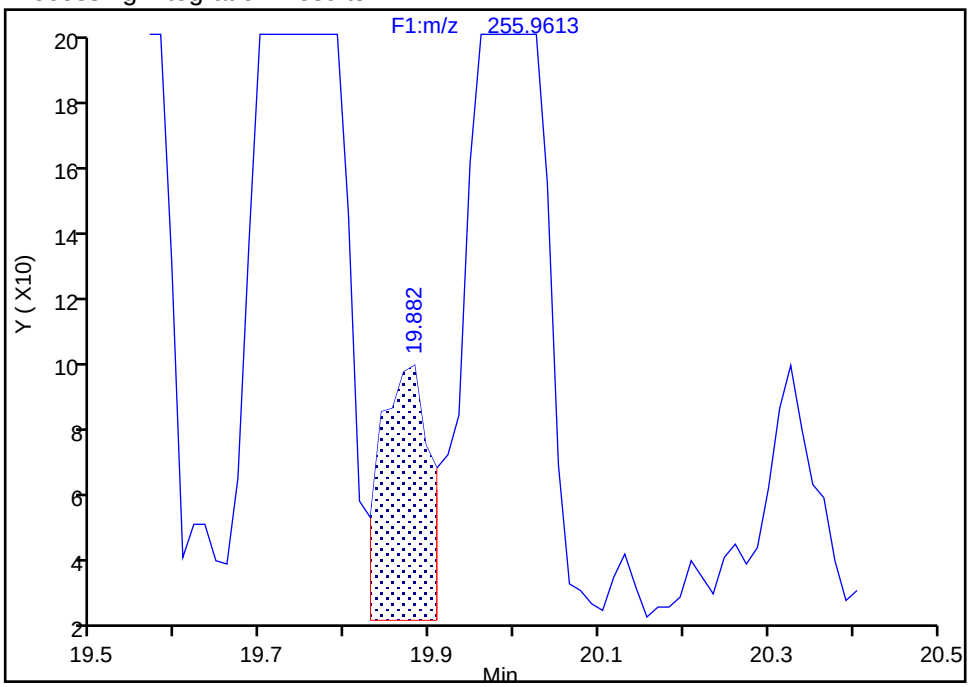

Manual Integration Results

RT: 19.99
Area: 2611
Amount: 3.162170
Amount Units: pg/ul

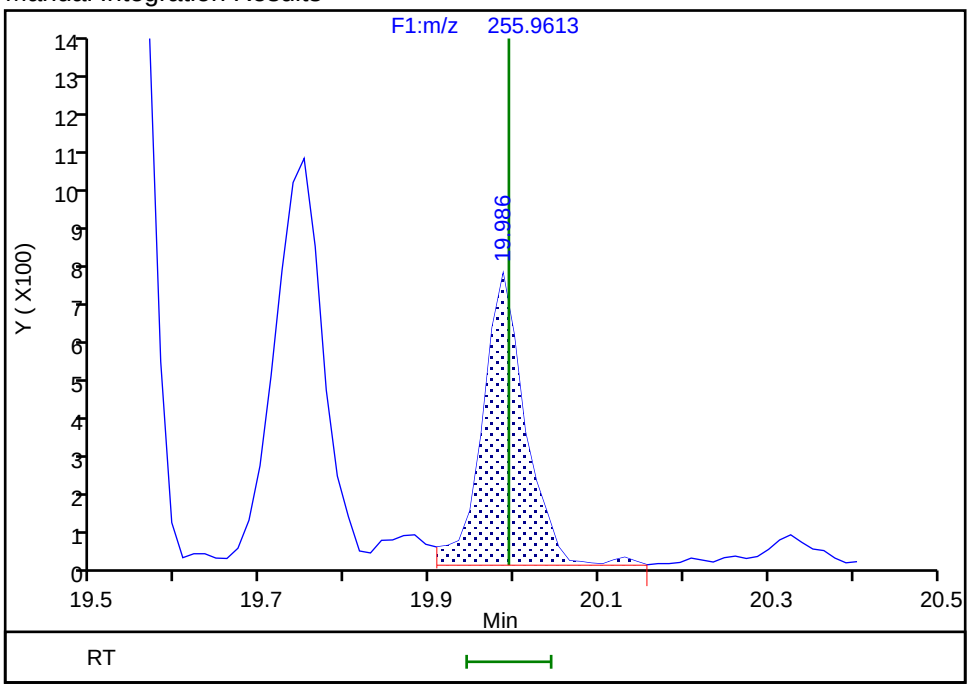

Reviewer: layk, 03-Sep-2019 14:10:36
Audit Action: Assigned Compound ID Audit Reason: Split Peak

Manual Integration/User Assign Peak Report

Eurofins TestAmerica, Knoxville

Data File:	\\chromna\Knoxville\ChromData\D3D\20190903-12925.b\580-88125-b-2-c.d				
Injection Date:	03-Sep-2019 12:52:00	Instrument ID:	D3D		
Lims ID:	580-88125-B-2-C	Lab Sample ID:	140-88125-2		
Client ID:	A2-0to26-100818				
Operator ID:	Xcalibur_System	ALS Bottle#:	0	Worklist Smp#:	7
Injection Vol:	1.0 ul	Dil. Factor:	1.0000		
Method:	PCBs_D3D	Limit Group:	HR - 1668A - ICAL		
Column:	SPB-Octyl (0.25 mm)	Detector	F1(11.07 :21.70)		

PCB-32, CAS: 38444-77-8

Signal: 1

Not Detected
Expected RT: 20.52

Processing Integration Results

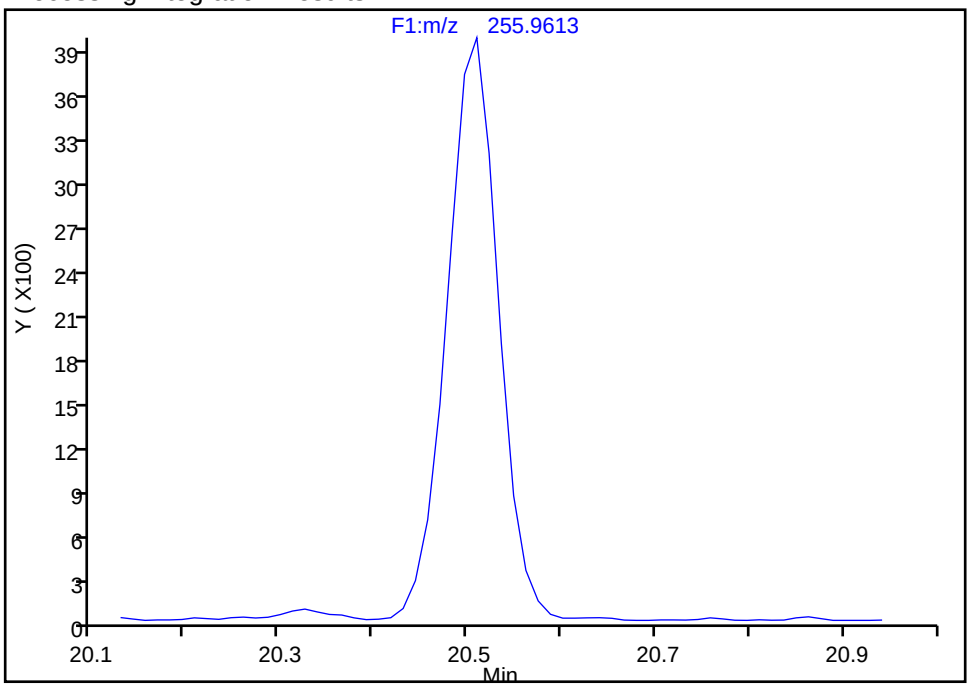

Manual Integration Results

RT: 20.51
Area: 15054
Amount: 9.984499
Amount Units: pg/ul

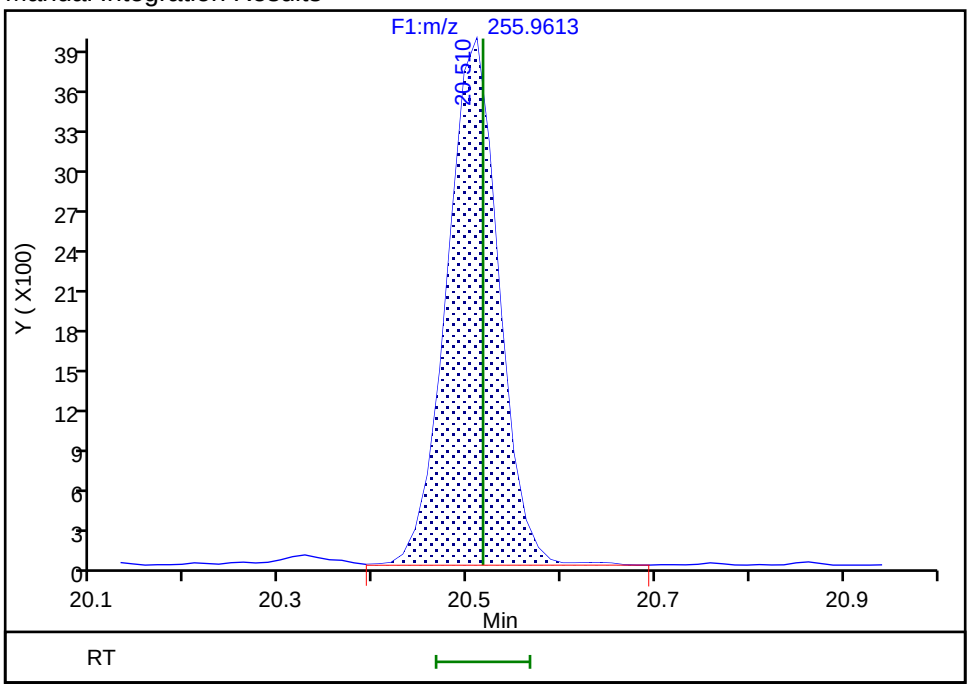

Reviewer: layk, 03-Sep-2019 14:10:45
Audit Action: Assigned Compound ID Audit Reason: Split Peak

Eurofins TestAmerica, Knoxville

Data File:	\\chromna\Knoxville\ChromData\D3D\20190903-12925.b\580-88125-b-2-c.d		
Injection Date:	03-Sep-2019 12:52:00	Injection Vol:	1.0 ul
Instrument ID:	D3D	Operator ID:	Xcalibur_System
Method:	PCBs_D3D	Limit Group:	HR - 1668A - ICAL
Client ID:	A2-0to26-100818		
Worklist#:	33205	Sample Line#:	7
Column Type:	SPB-Octyl	Column Dia:	0.25 mm

TriPCB F2

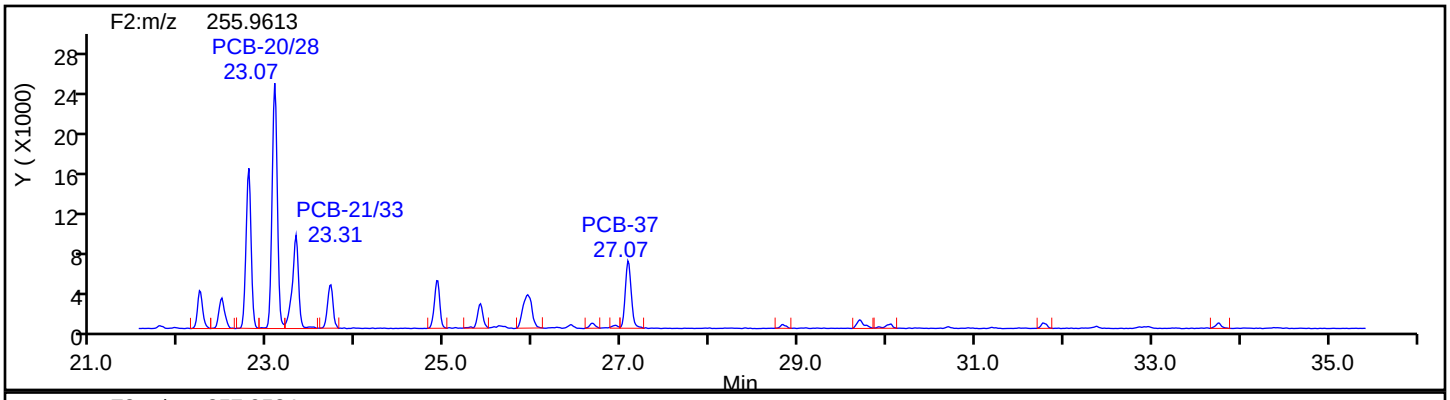

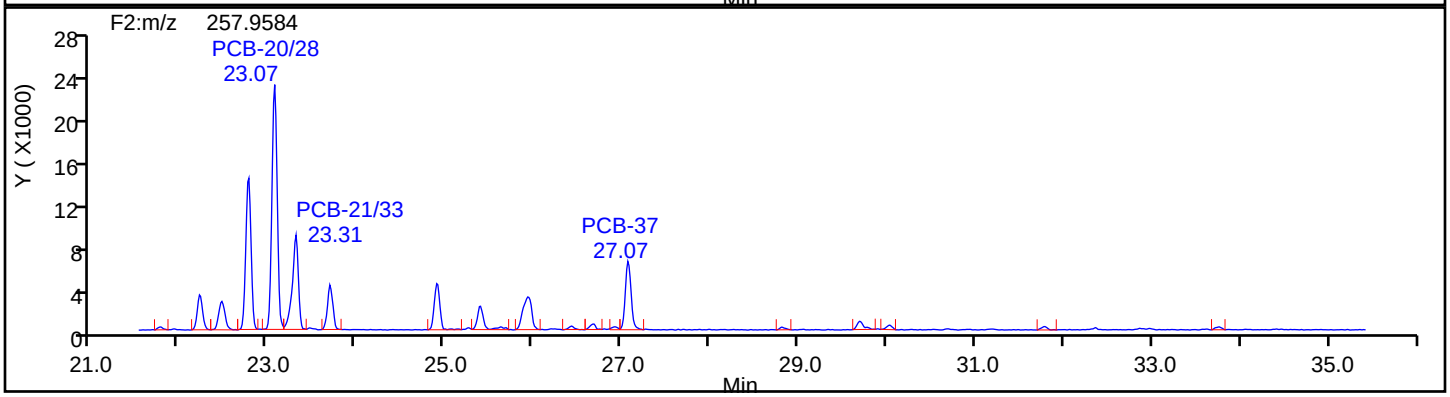

TriPCB F2 Standards

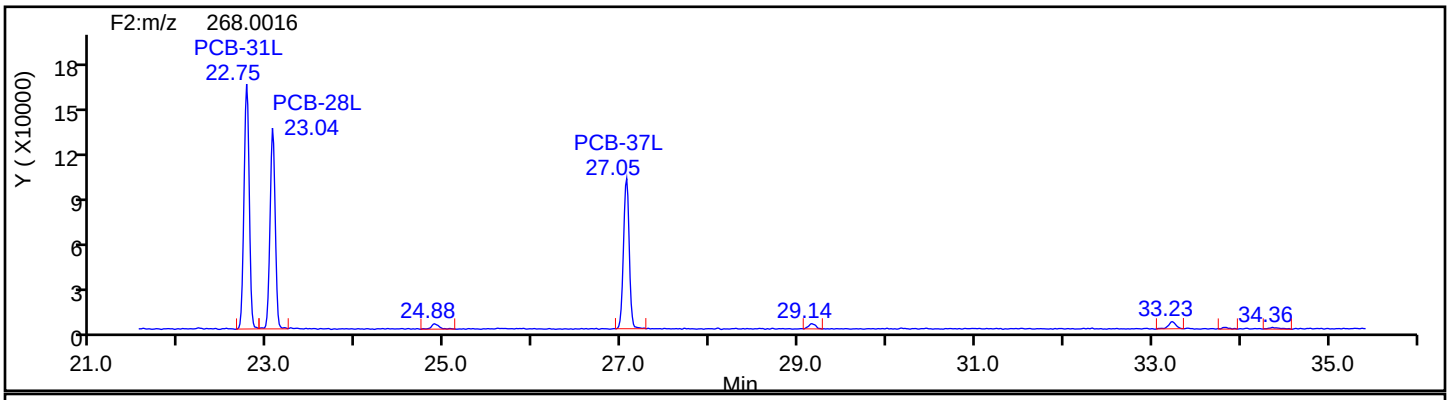

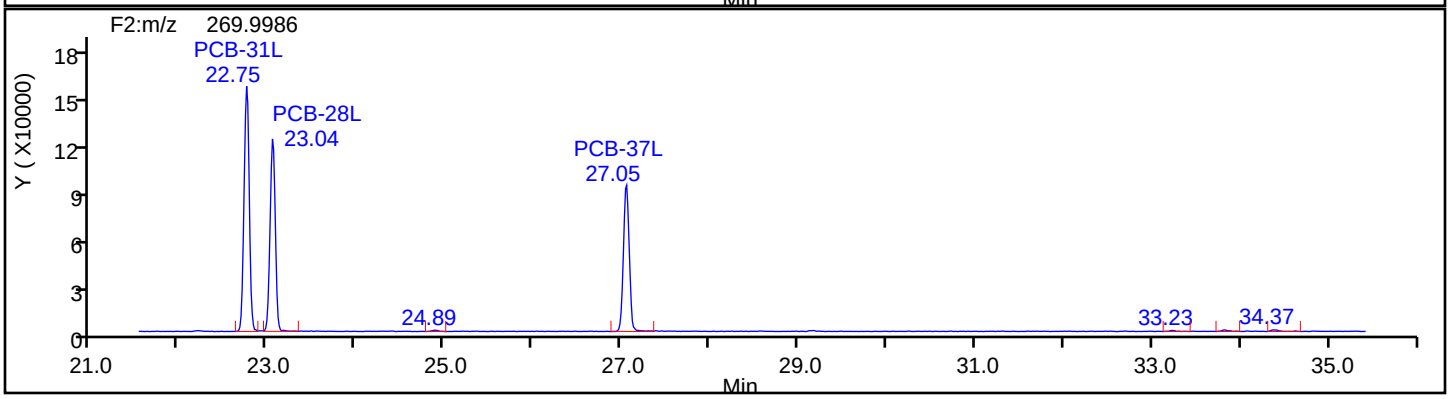

Eurofins TestAmerica, Knoxville

Data File:	\\chromna\Knoxville\ChromData\D3D\20190903-12925.b\580-88125-b-2-c.d		
Injection Date:	03-Sep-2019 12:52:00	Injection Vol:	1.0 ul
Instrument ID:	D3D	Operator ID:	Xcalibur_System
Method:	PCBs_D3D	Limit Group:	HR - 1668A - ICAL
Client ID:	A2-0to26-100818		
Worklist#:	33205	Sample Line#:	7
Column Type:	SPB-Octyl	Column Dia:	0.25 mm

TriPCB F2

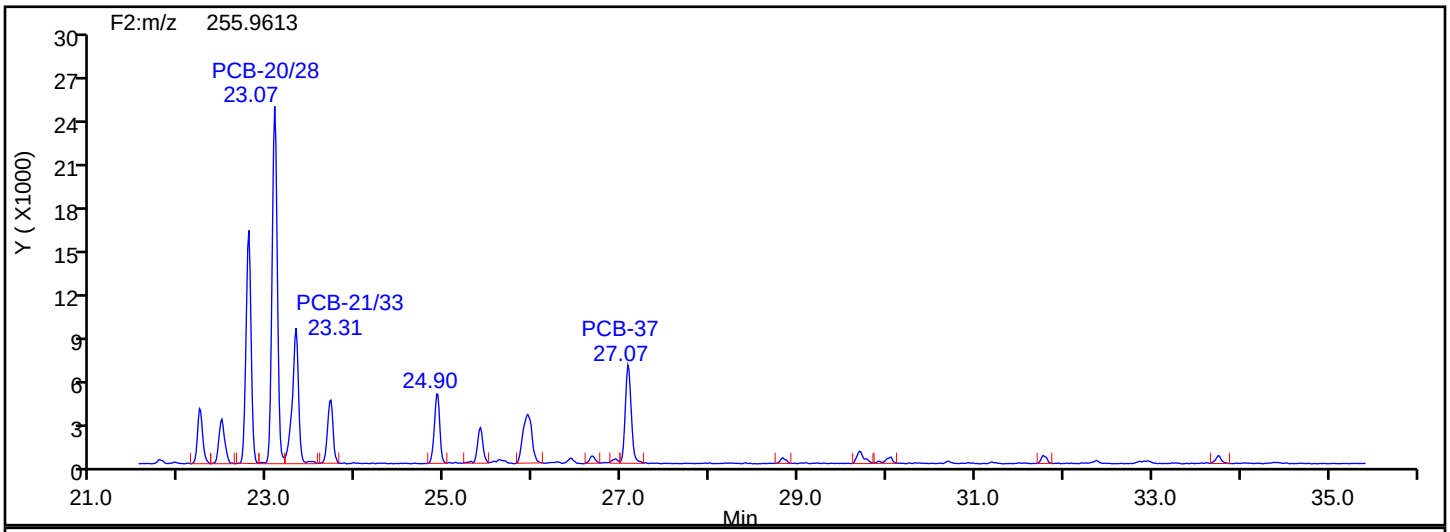

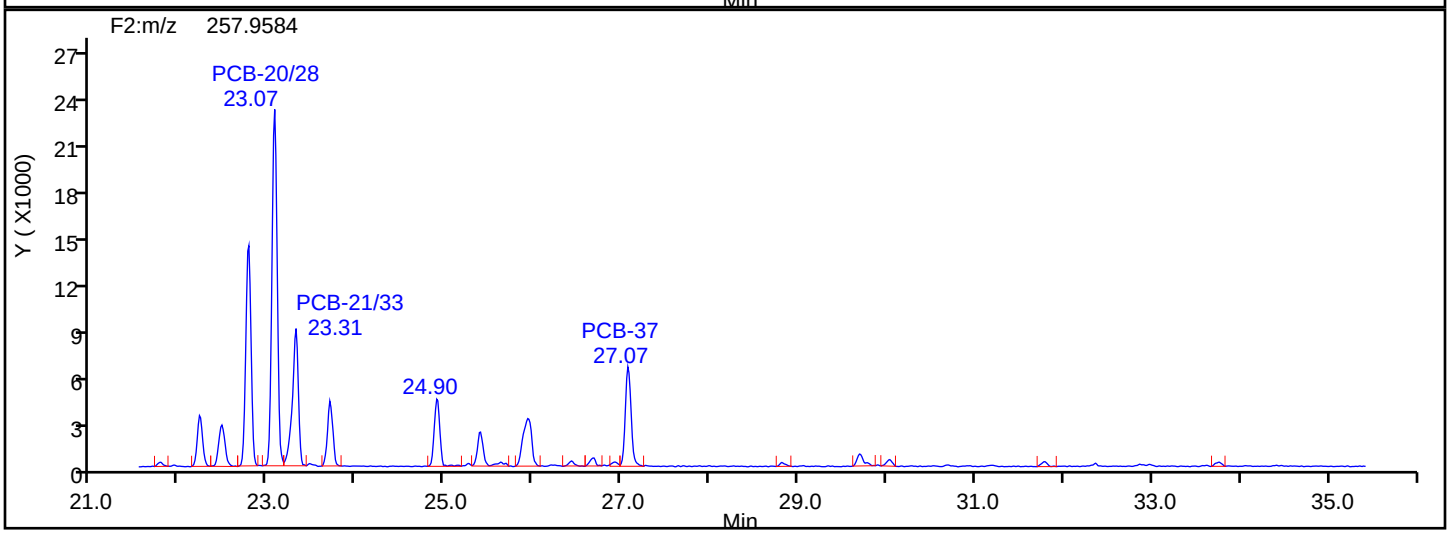

TriPCB F2 Lock Mass

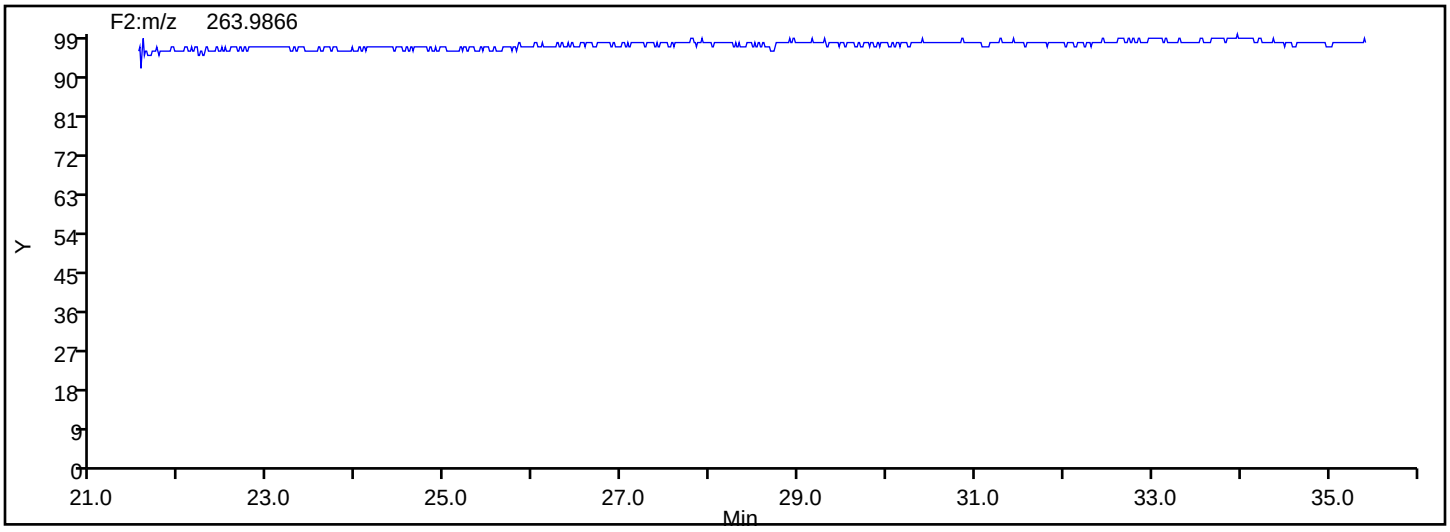

Manual Integration/User Assign Peak Report

Eurofins TestAmerica, Knoxville

Data File:	\\chromna\Knoxville\ChromData\D3D\20190903-12925.b\580-88125-b-2-c.d				
Injection Date:	03-Sep-2019 12:52:00	Instrument ID:	D3D		
Lims ID:	580-88125-B-2-C	Lab Sample ID:	140-88125-2		
Client ID:	A2-0to26-100818				
Operator ID:	Xcalibur_System	ALS Bottle#:	0	Worklist Smp#:	7
Injection Vol:	1.0 ul	Dil. Factor:	1.0000		
Method:	PCBs_D3D	Limit Group:	HR - 1668A - ICAL		
Column:	SPB-Octyl (0.25 mm)	Detector	F2(21.81 :35.54)		

PCB-35, CAS: 37680-69-6

Signal: 2

Processing Integration Results

RT: 26.67
Area: 3580
Amount: 0.556977
Amount Units: pg/ul

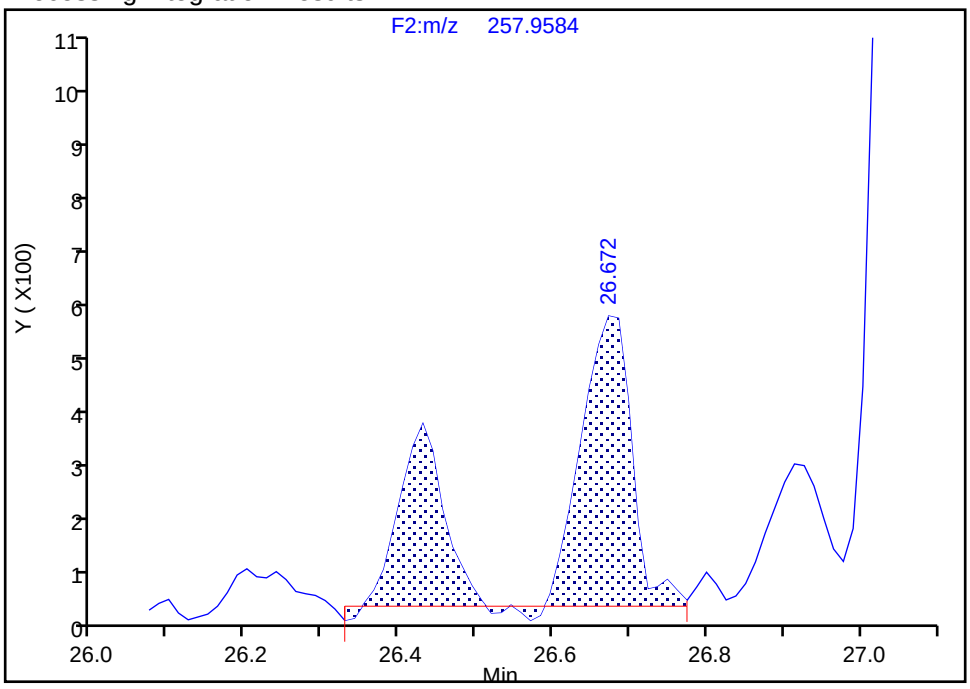

Manual Integration Results

RT: 26.67
Area: 2341
Amount: 0.437439
Amount Units: pg/ul

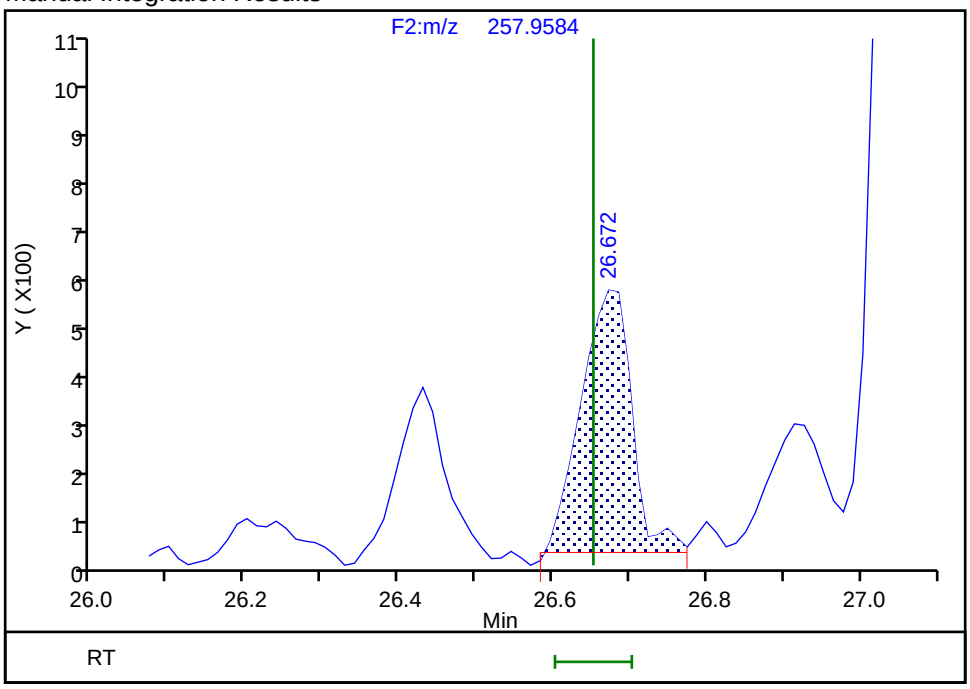

Reviewer: layk, 03-Sep-2019 14:11:12
Audit Action: Split an Integrated Peak Audit Reason: Split Peak

Manual Integration/User Assign Peak Report

Eurofins TestAmerica, Knoxville

Data File:	\\chromna\Knoxville\ChromData\D3D\20190903-12925.b\580-88125-b-2-c.d				
Injection Date:	03-Sep-2019 12:52:00	Instrument ID:	D3D		
Lims ID:	580-88125-B-2-C	Lab Sample ID:	140-88125-2		
Client ID:	A2-0to26-100818				
Operator ID:	Xcalibur_System	ALS Bottle#:	0	Worklist Smp#:	7
Injection Vol:	1.0 ul	Dil. Factor:	1.0000		
Method:	PCBs_D3D	Limit Group:	HR - 1668A - ICAL		
Column:	SPB-Octyl (0.25 mm)	Detector	F2(21.81 :35.54)		

PCB-37, CAS: 38444-90-5

Signal: 1

Processing Integration Results

RT: 27.07
Area: 32718
Amount: 5.764201
Amount Units: pg/ul

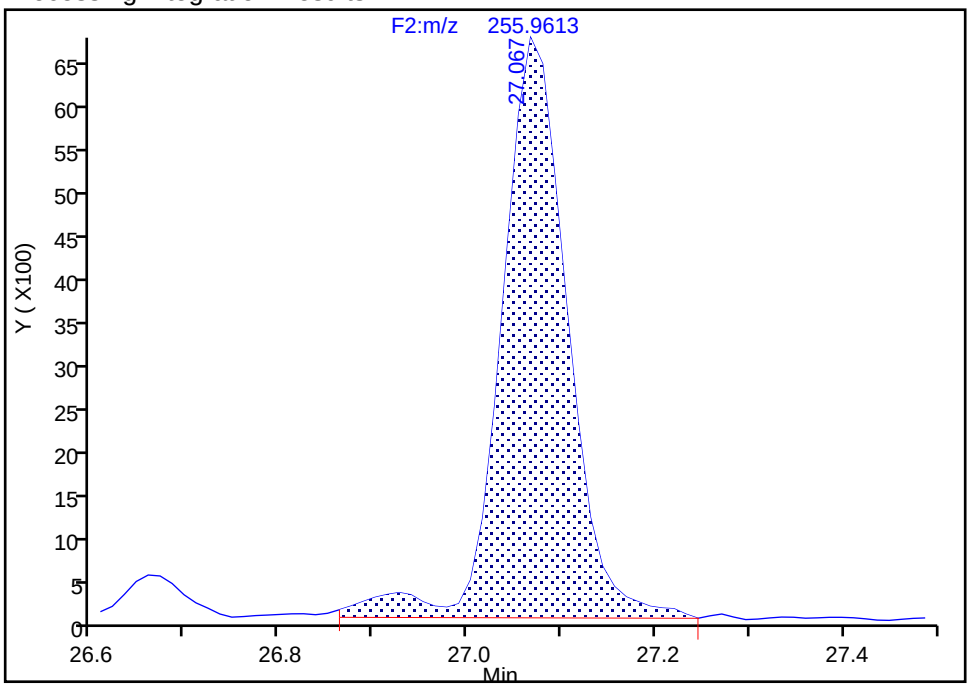

Manual Integration Results

RT: 27.07
Area: 31372
Amount: 5.521314
Amount Units: pg/ul

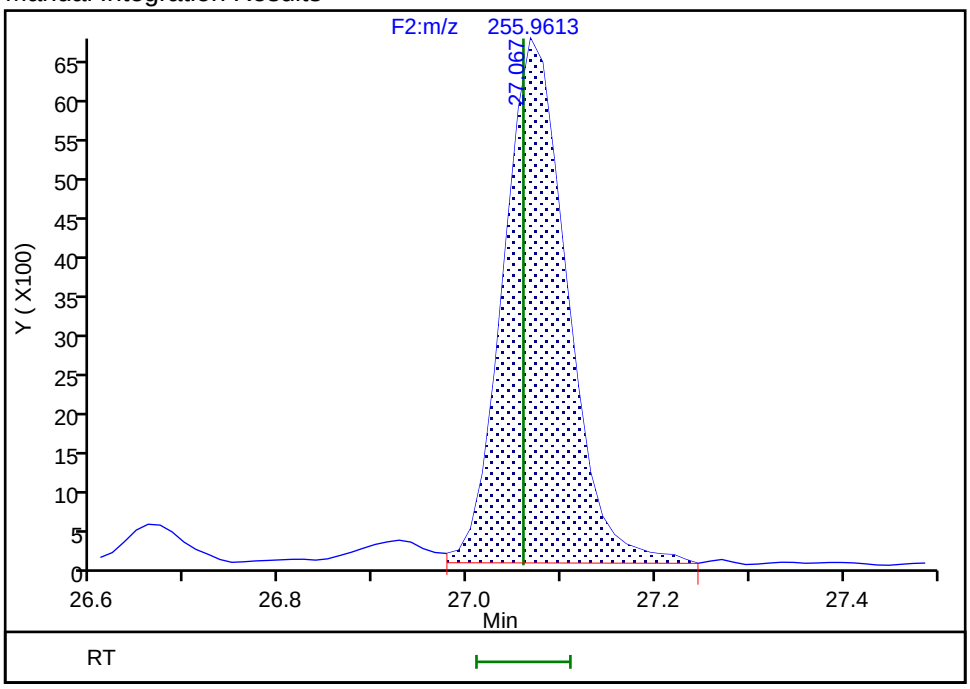

Reviewer: layk, 03-Sep-2019 14:11:24

Audit Action: Split an Integrated Peak Audit Reason: Split Peak

Manual Integration/User Assign Peak Report

Eurofins TestAmerica, Knoxville

Data File:	\\chromna\Knoxville\ChromData\D3D\20190903-12925.b\580-88125-b-2-c.d				
Injection Date:	03-Sep-2019 12:52:00	Instrument ID:	D3D		
Lims ID:	580-88125-B-2-C	Lab Sample ID:	140-88125-2		
Client ID:	A2-0to26-100818				
Operator ID:	Xcalibur_System	ALS Bottle#:	0	Worklist Smp#:	7
Injection Vol:	1.0 ul	Dil. Factor:	1.0000		
Method:	PCBs_D3D	Limit Group:	HR - 1668A - ICAL		
Column:	SPB-Octyl (0.25 mm)	Detector	F2(21.81 :35.54)		

PCB-37, CAS: 38444-90-5

Signal: 2

Processing Integration Results

RT: 27.07
Area: 30528
Amount: 5.764201
Amount Units: pg/ul

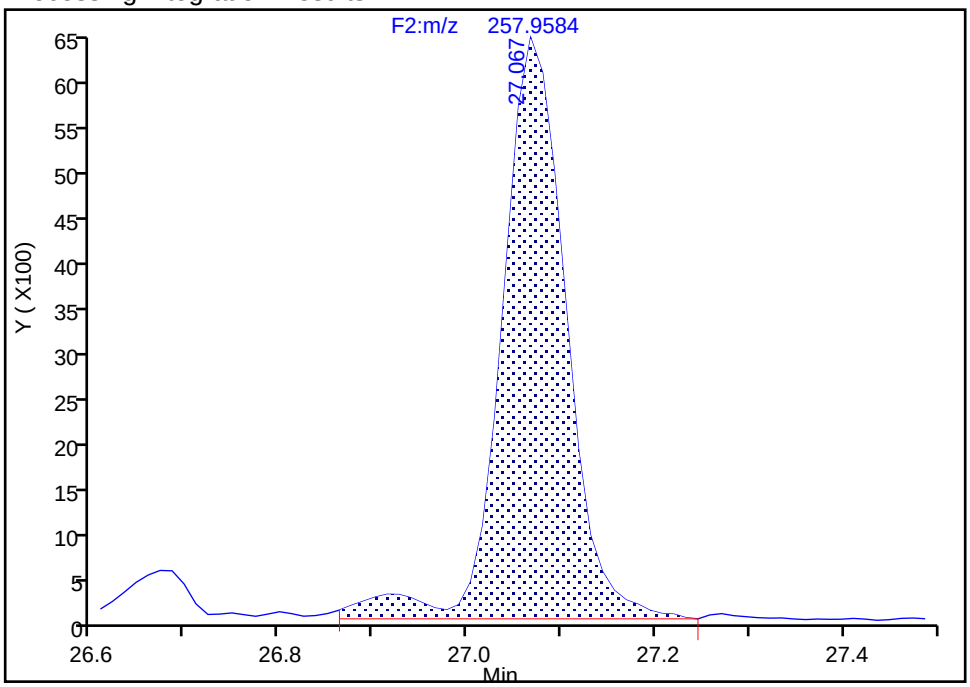

Manual Integration Results

RT: 27.07
Area: 29209
Amount: 5.521314
Amount Units: pg/ul

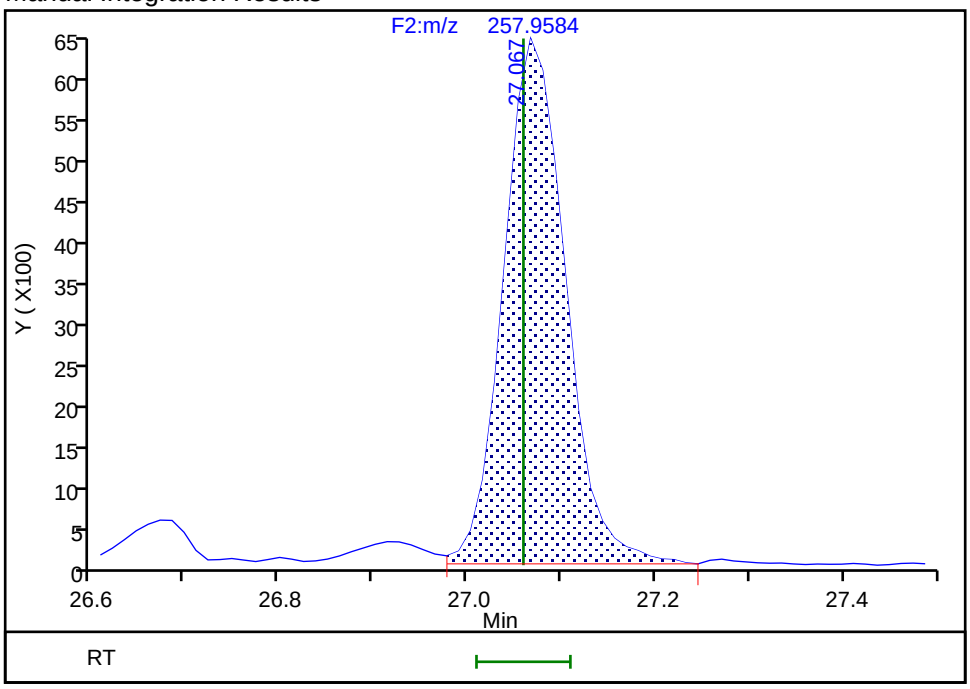

Reviewer: layk, 03-Sep-2019 14:11:28
Audit Action: Split an Integrated Peak Audit Reason: Split Peak

Eurofins TestAmerica, Knoxville

Data File:	\\chromna\Knoxville\ChromData\D3D\20190903-12925.b\580-88125-b-2-c.d		
Injection Date:	03-Sep-2019 12:52:00	Injection Vol:	1.0 ul
Instrument ID:	D3D	Operator ID:	Xcalibur_System
Method:	PCBs_D3D	Limit Group:	HR - 1668A - ICAL
Client ID:	A2-0to26-100818		
Worklist#:	33205	Sample Line#:	7
Column Type:	SPB-Octyl	Column Dia:	0.25 mm

TePCB F1

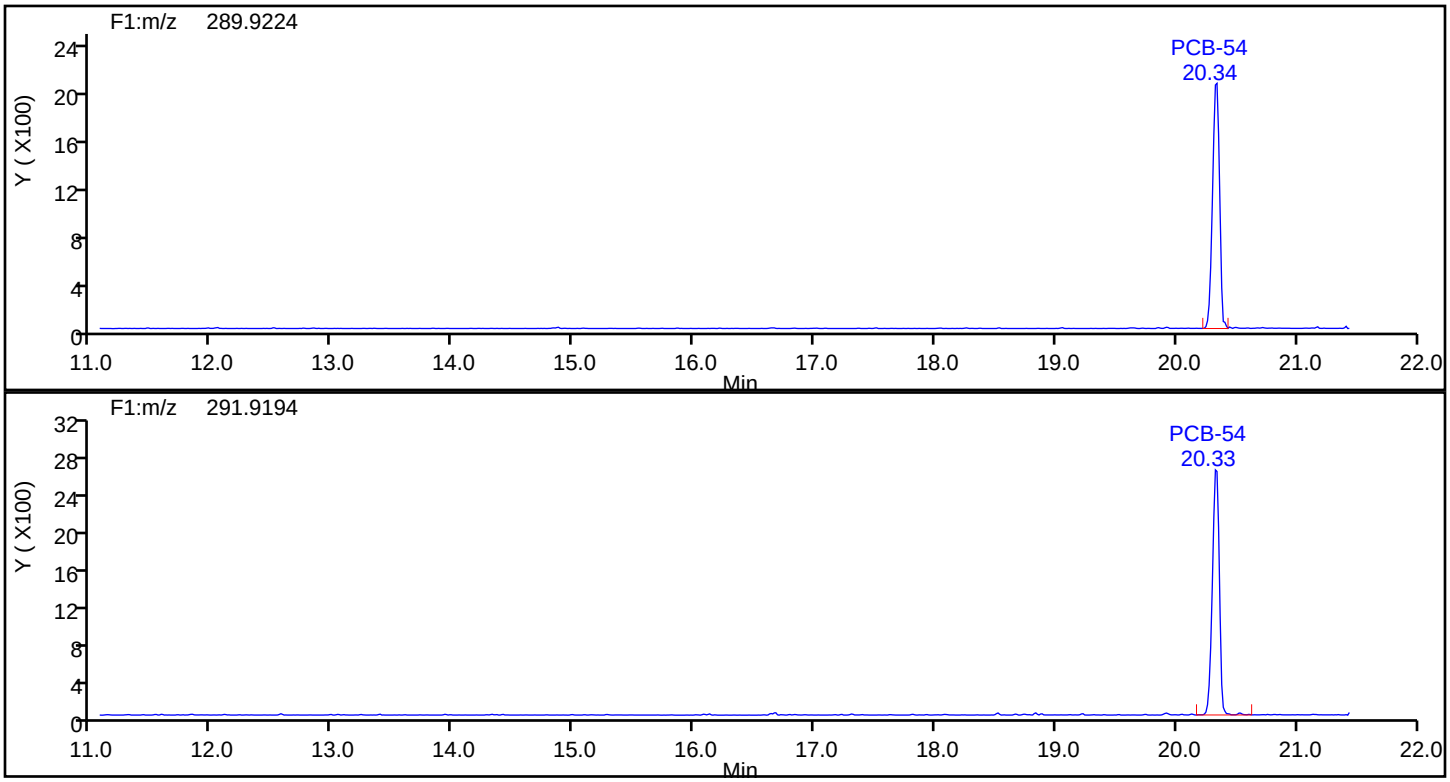

TePCB F1 Standards

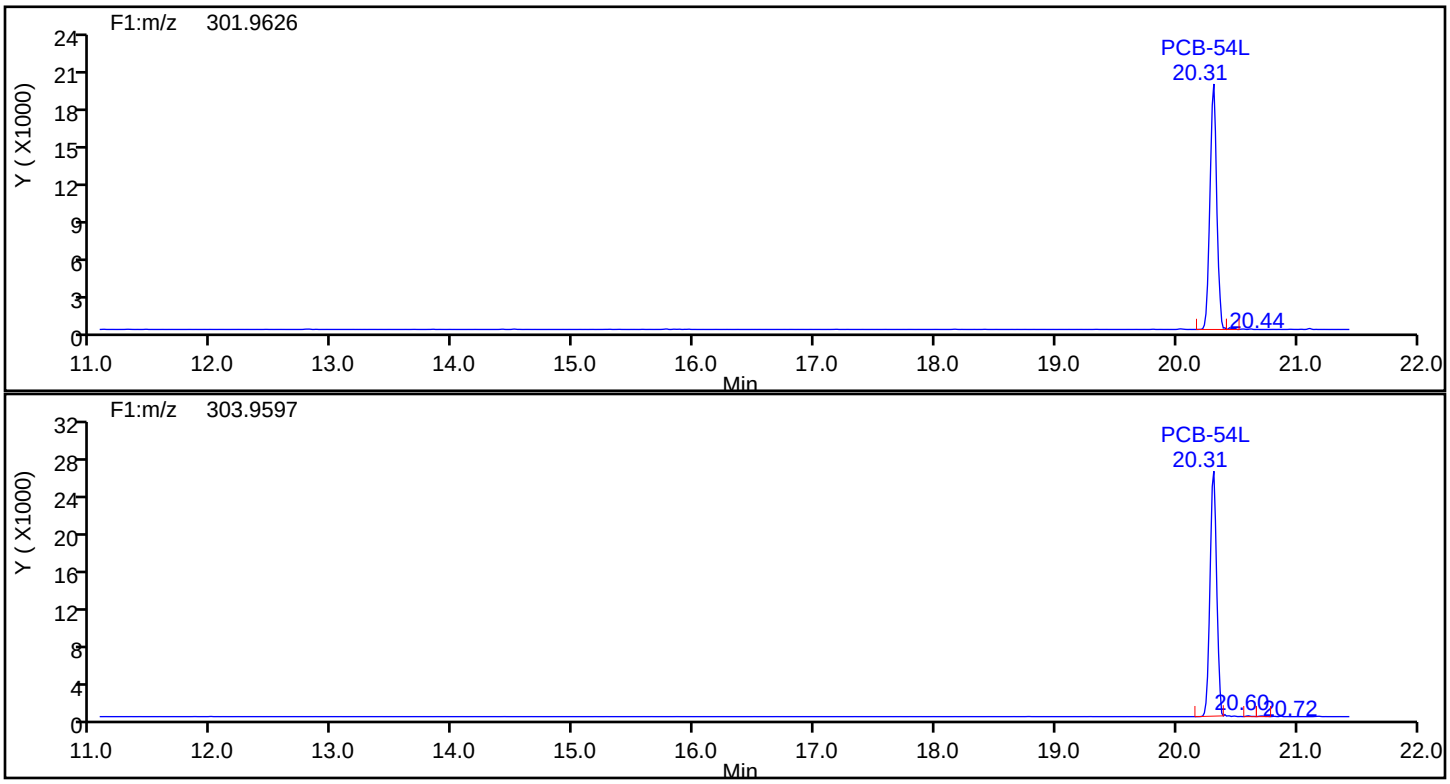

Eurofins TestAmerica, Knoxville

Data File:	\\chromna\Knoxville\ChromData\D3D\20190903-12925.b\580-88125-b-2-c.d		
Injection Date:	03-Sep-2019 12:52:00	Injection Vol:	1.0 ul
Instrument ID:	D3D	Operator ID:	Xcalibur_System
Method:	PCBs_D3D	Limit Group:	HR - 1668A - ICAL
Client ID:	A2-0to26-100818		
Worklist#:	33205	Sample Line#:	7
Column Type:	SPB-Octyl	Column Dia:	0.25 mm

TePCB F1

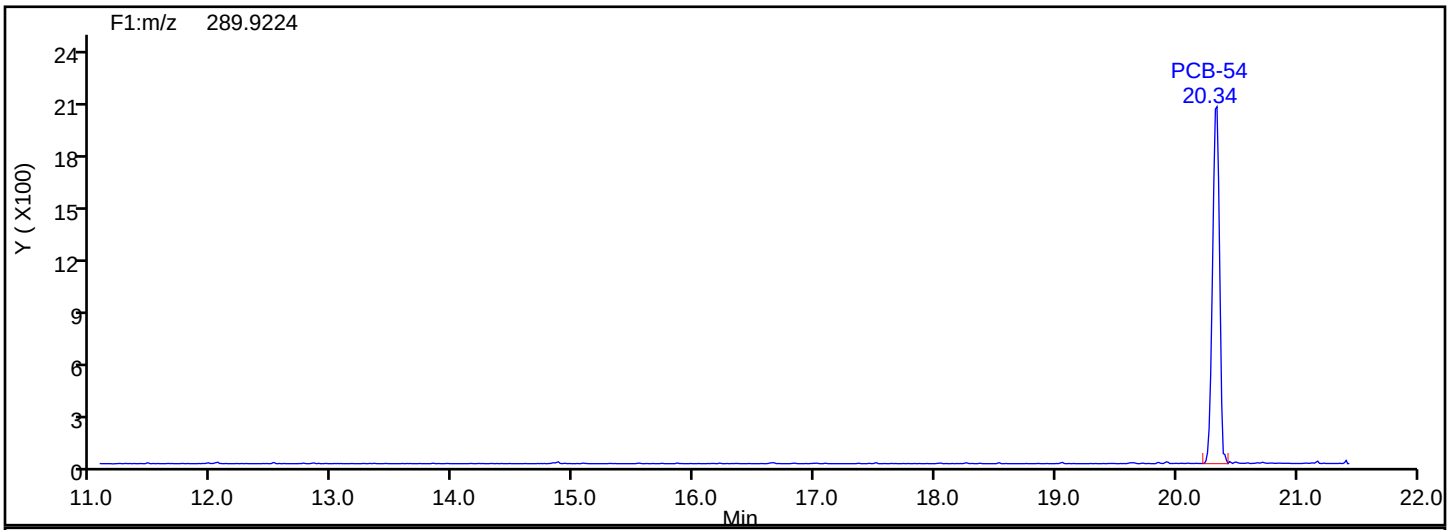

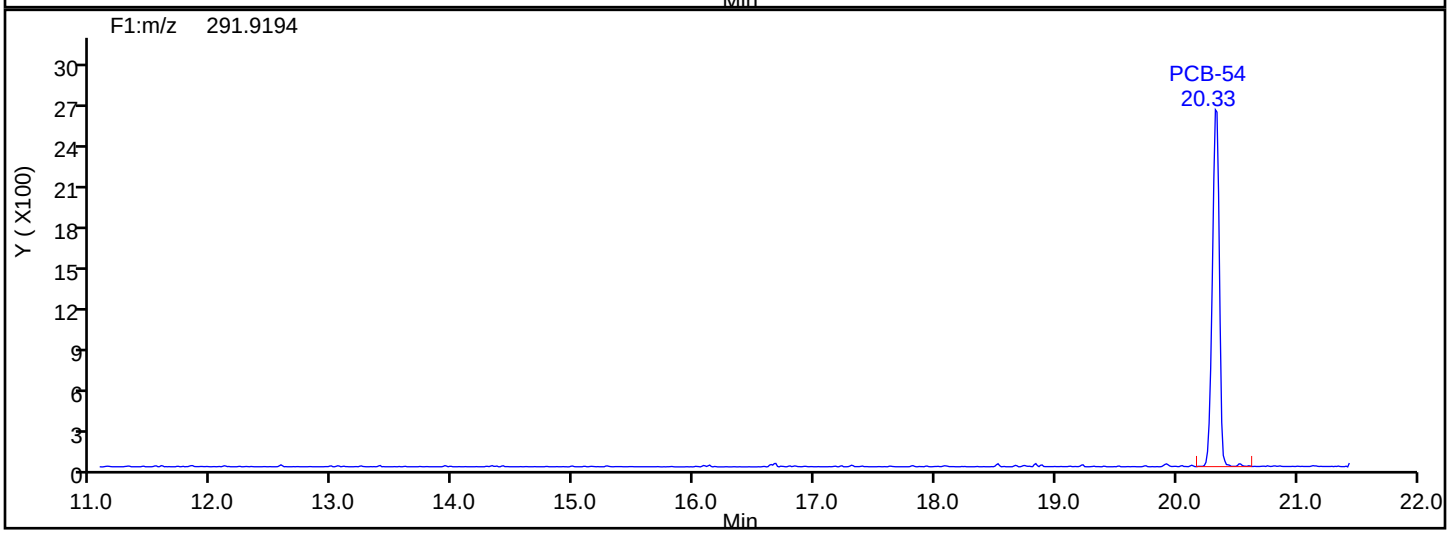

TePCB F1 Lock Mass

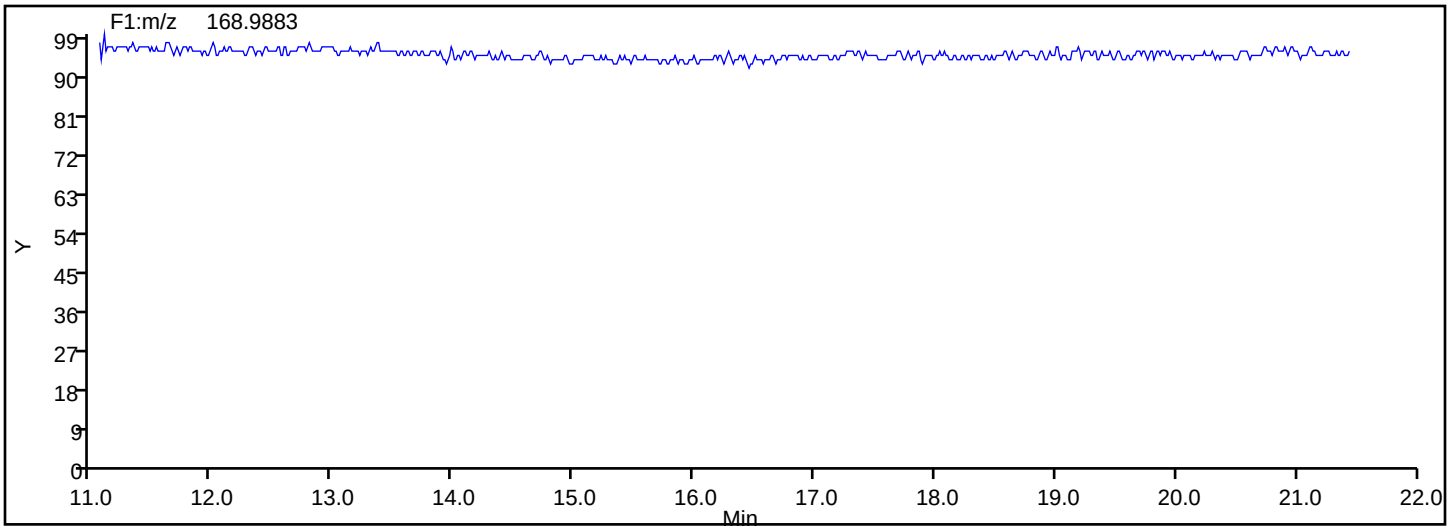

Eurofins TestAmerica, Knoxville

Data File:	\\chromna\Knoxville\ChromData\D3D\20190903-12925.b\580-88125-b-2-c.d		
Injection Date:	03-Sep-2019 12:52:00	Injection Vol:	1.0 ul
Instrument ID:	D3D	Operator ID:	Xcalibur_System
Method:	PCBs_D3D	Limit Group:	HR - 1668A - ICAL
Client ID:	A2-0to26-100818		
Worklist#:	33205	Sample Line#:	7
Column Type:	SPB-Octyl	Column Dia:	0.25 mm

TePCB F2

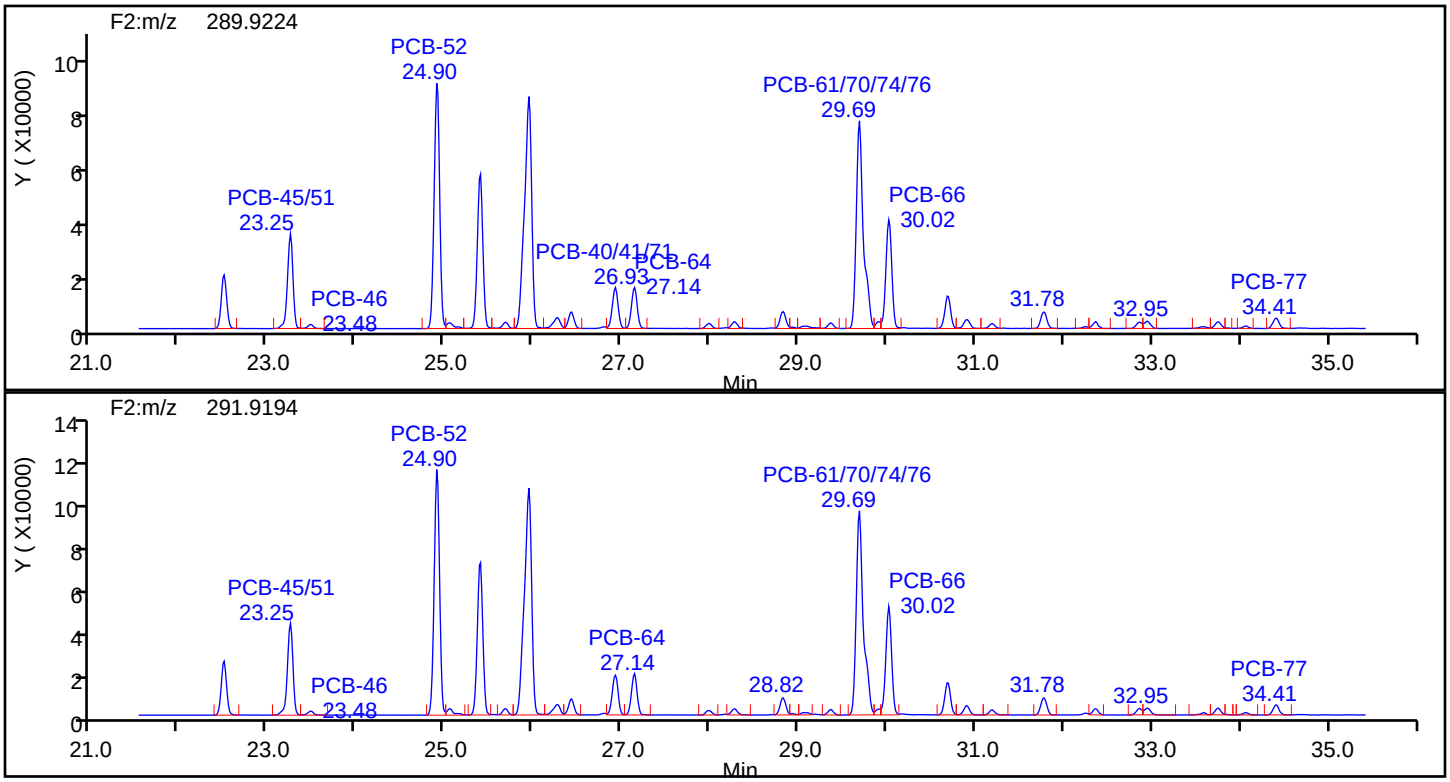

TePCB F2 Standards

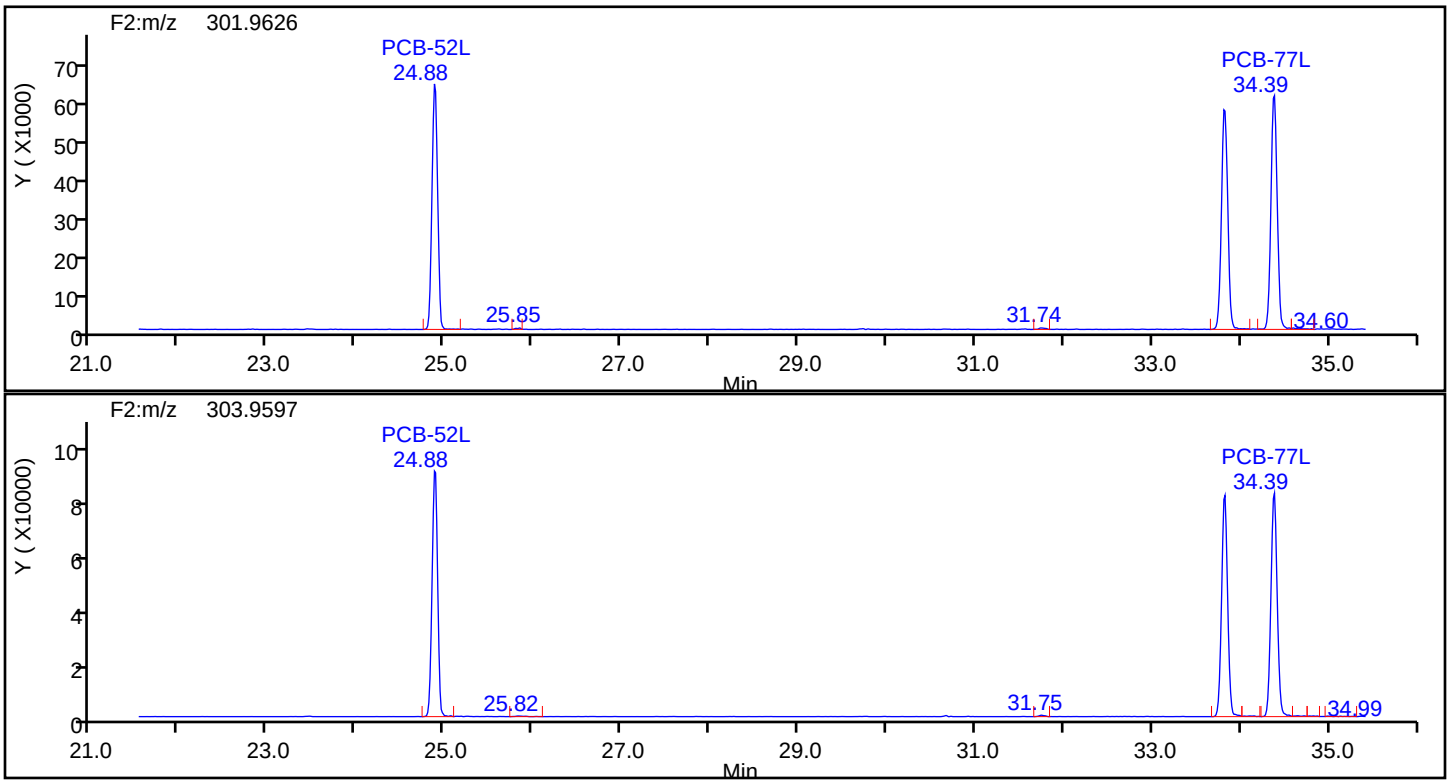

Eurofins TestAmerica, Knoxville

Data File:	\\chromna\Knoxville\ChromData\D3D\20190903-12925.b\580-88125-b-2-c.d		
Injection Date:	03-Sep-2019 12:52:00	Injection Vol:	1.0 ul
Instrument ID:	D3D	Operator ID:	Xcalibur_System
Method:	PCBs_D3D	Limit Group:	HR - 1668A - ICAL
Client ID:	A2-0to26-100818		
Worklist#:	33205	Sample Line#:	7
Column Type:	SPB-Octyl	Column Dia:	0.25 mm

TePCB F2

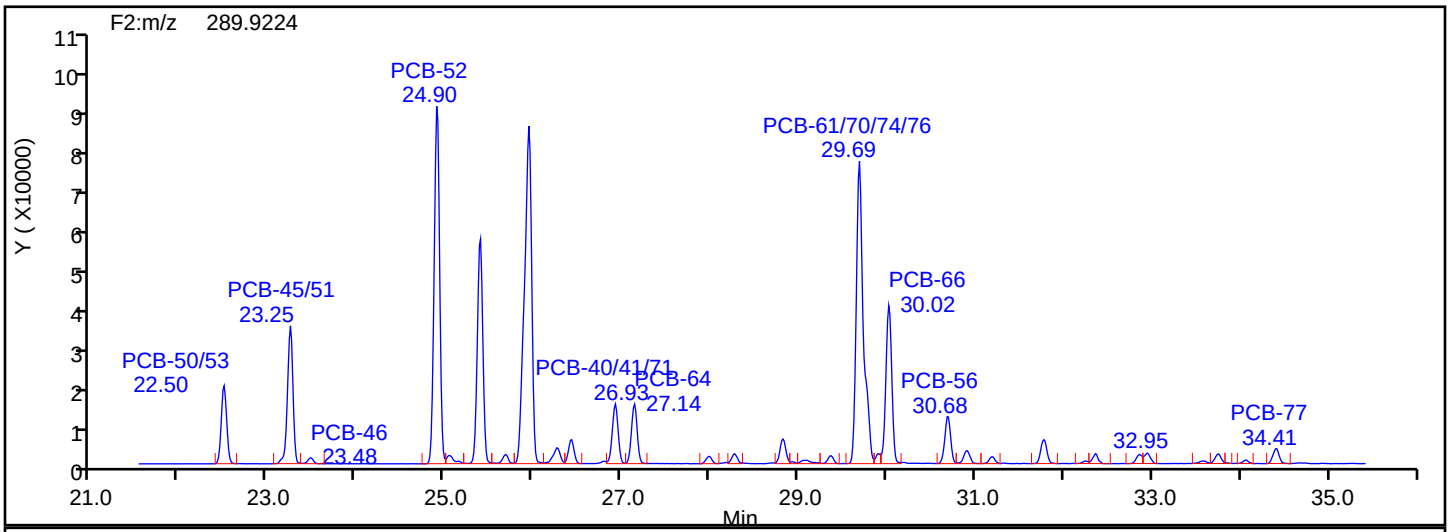

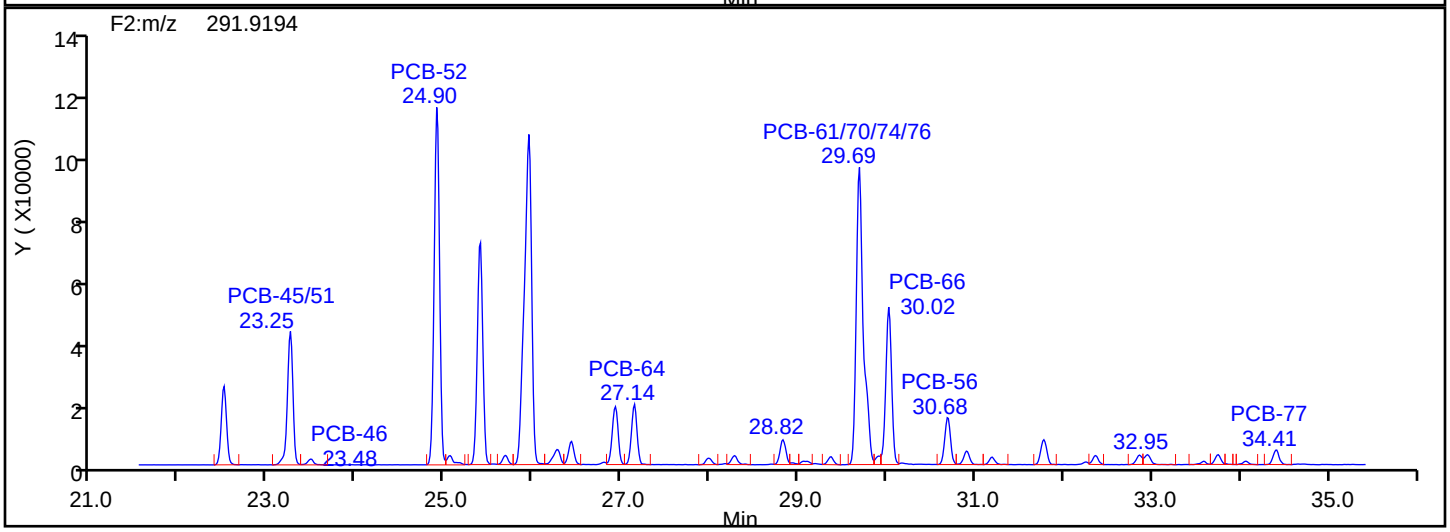

TePCB F2 Lock Mass

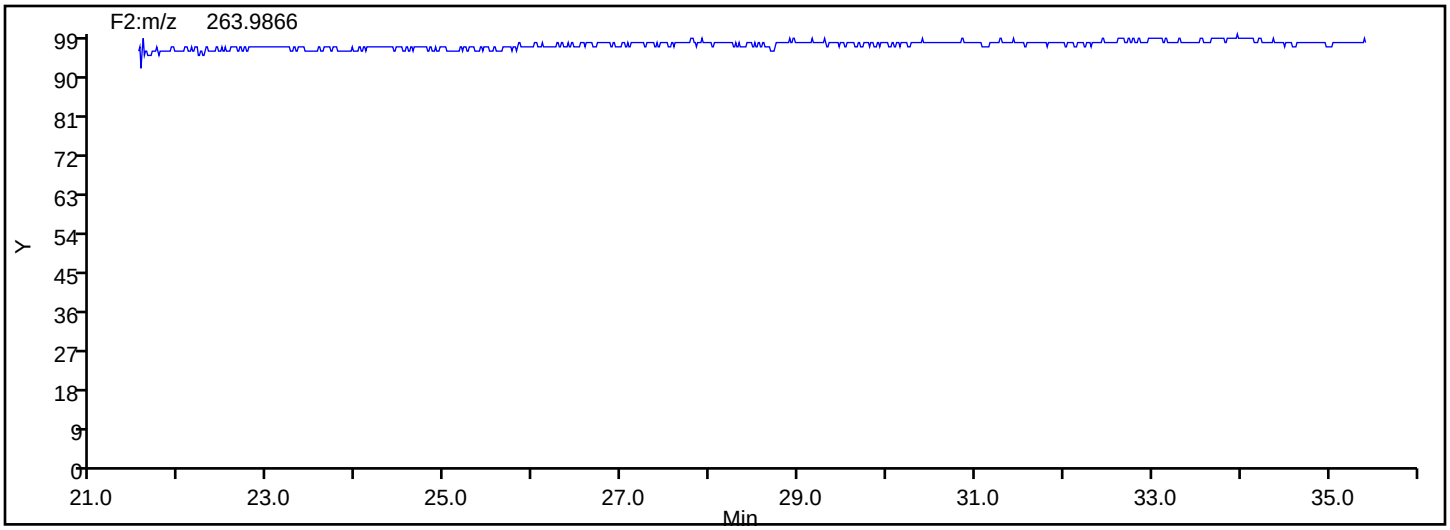

Manual Integration/User Assign Peak Report

Eurofins TestAmerica, Knoxville

Data File:	\\chromna\Knoxville\ChromData\D3D\20190903-12925.b\580-88125-b-2-c.d				
Injection Date:	03-Sep-2019 12:52:00	Instrument ID:	D3D		
Lims ID:	580-88125-B-2-C	Lab Sample ID:	140-88125-2		
Client ID:	A2-0to26-100818				
Operator ID:	Xcalibur_System	ALS Bottle#:	0	Worklist Smp#:	7
Injection Vol:	1.0 ul	Dil. Factor:	1.0000		
Method:	PCBs_D3D	Limit Group:	HR - 1668A - ICAL		
Column:	SPB-Octyl (0.25 mm)	Detector	F2(21.81 :35.54)		

PCB-46, CAS: 41464-47-5

Signal: 1

Not Detected
Expected RT: 23.47

Processing Integration Results

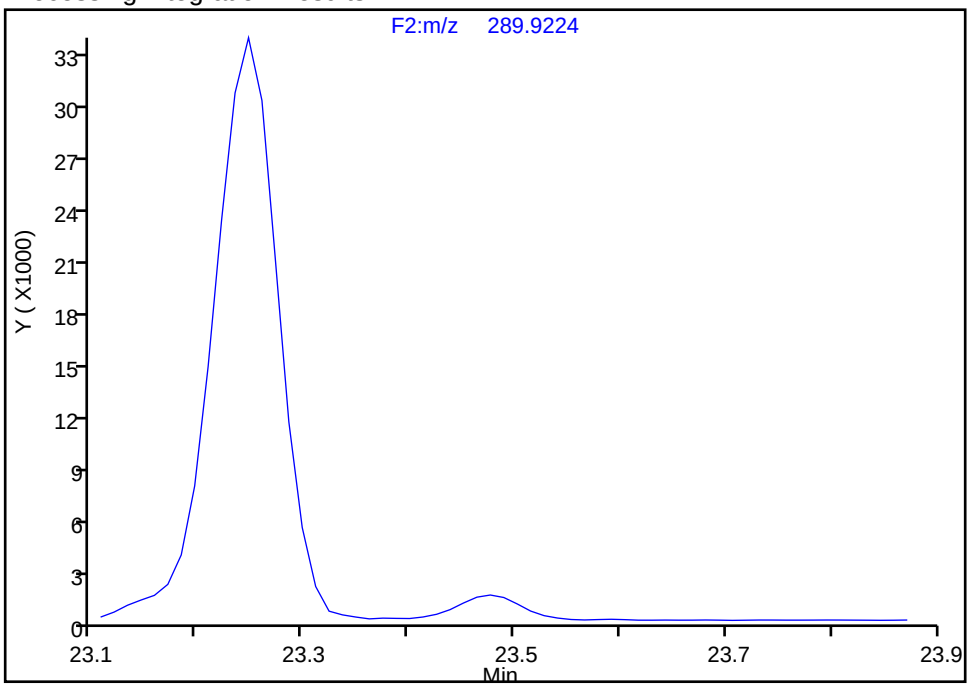

Manual Integration Results

RT: 23.48
Area: 6413
Amount: 3.019972
Amount Units: pg/ul

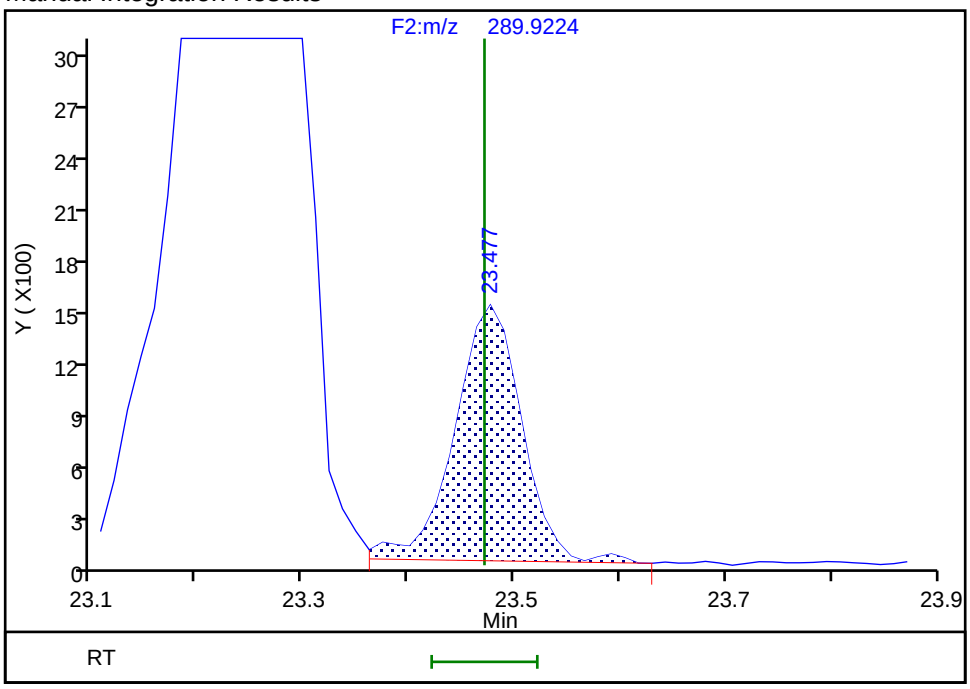

Reviewer: layk, 03-Sep-2019 14:11:44
Audit Action: Assigned Compound ID Audit Reason: Split Peak

Manual Integration/User Assign Peak Report

Eurofins TestAmerica, Knoxville

Data File:	\\chromna\Knoxville\ChromData\D3D\20190903-12925.b\580-88125-b-2-c.d				
Injection Date:	03-Sep-2019 12:52:00	Instrument ID:	D3D		
Lims ID:	580-88125-B-2-C	Lab Sample ID:	140-88125-2		
Client ID:	A2-0to26-100818				
Operator ID:	Xcalibur_System	ALS Bottle#:	0	Worklist Smp#:	7
Injection Vol:	1.0 ul	Dil. Factor:	1.0000		
Method:	PCBs_D3D	Limit Group:	HR - 1668A - ICAL		
Column:	SPB-Octyl (0.25 mm)	Detector	F2(21.81 :35.54)		

PCB-52, CAS: 35693-99-3

Signal: 1

Processing Integration Results

Not Detected
Expected RT: 24.90

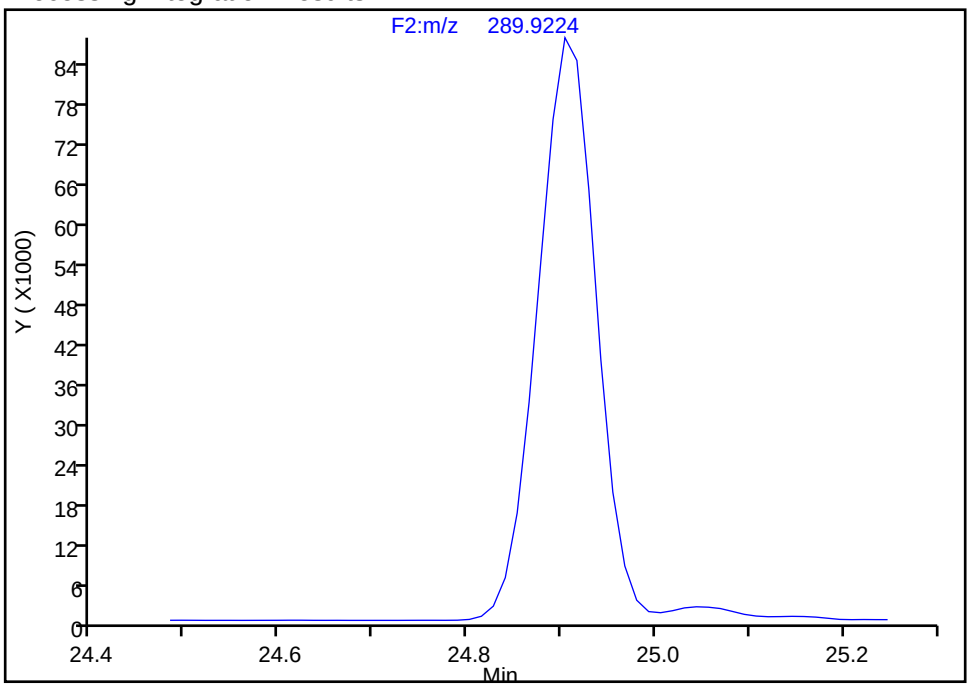

Manual Integration Results

RT: 24.90
Area: 379749
Amount: 142.6383
Amount Units: pg/ul

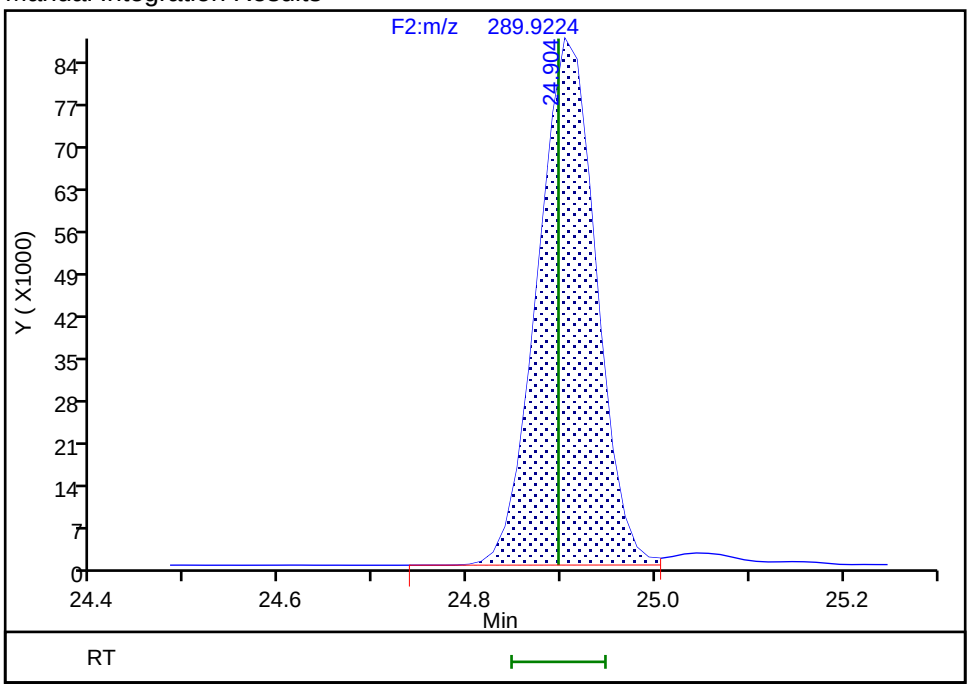

Reviewer: layk, 03-Sep-2019 14:11:49
Audit Action: Assigned Compound ID Audit Reason: Split Peak

Manual Integration/User Assign Peak Report

Eurofins TestAmerica, Knoxville

Data File:	\\chromna\Knoxville\ChromData\D3D\20190903-12925.b\580-88125-b-2-c.d				
Injection Date:	03-Sep-2019 12:52:00	Instrument ID:	D3D		
Lims ID:	580-88125-B-2-C	Lab Sample ID:	140-88125-2		
Client ID:	A2-0to26-100818				
Operator ID:	Xcalibur_System	ALS Bottle#:	0	Worklist Smp#:	7
Injection Vol:	1.0 ul	Dil. Factor:	1.0000		
Method:	PCBs_D3D	Limit Group:	HR - 1668A - ICAL		
Column:	SPB-Octyl (0.25 mm)	Detector	F2(21.81 :35.54)		

PCB-43/73, CAS: STL02293

Signal: 1

Not Detected
Expected RT: 25.05

Processing Integration Results

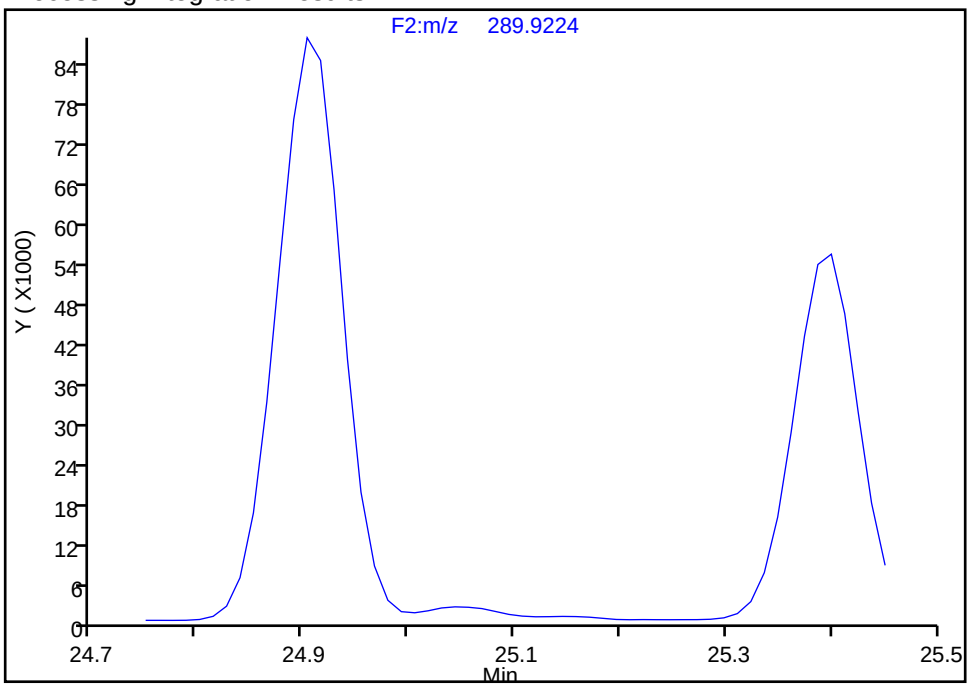

Manual Integration Results

RT: 25.04
Area: 11662
Amount: 4.116079
Amount Units: pg/ul

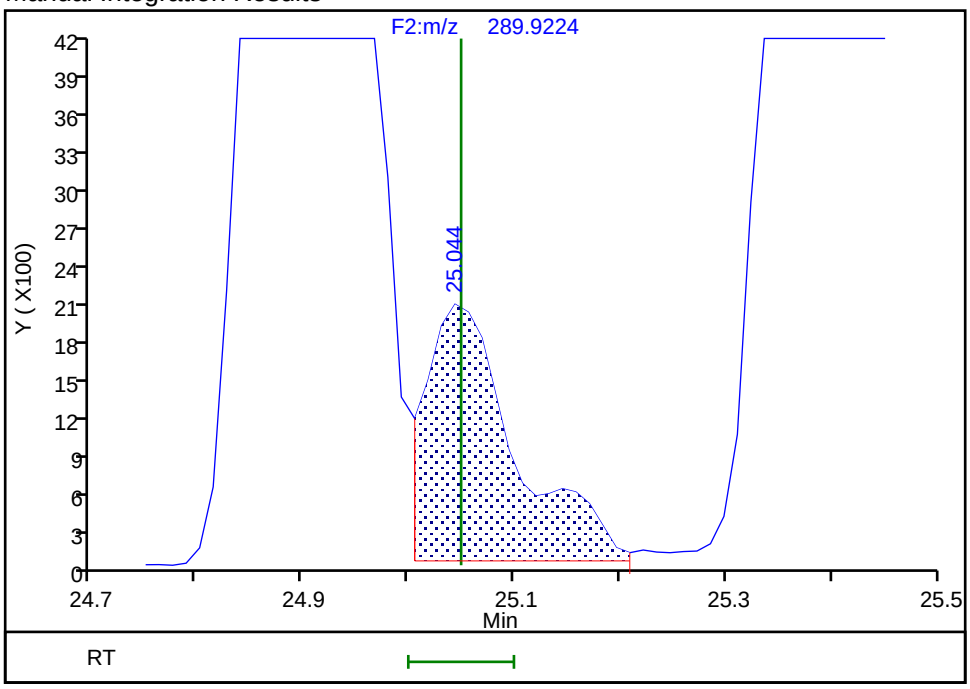

Reviewer: layk, 03-Sep-2019 14:11:54
Audit Action: Assigned Compound ID Audit Reason: Split Peak

Manual Integration/User Assign Peak Report

Eurofins TestAmerica, Knoxville

Data File:	\\chromna\Knoxville\ChromData\D3D\20190903-12925.b\580-88125-b-2-c.d				
Injection Date:	03-Sep-2019 12:52:00	Instrument ID:	D3D		
Lims ID:	580-88125-B-2-C	Lab Sample ID:	140-88125-2		
Client ID:	A2-0to26-100818				
Operator ID:	Xcalibur_System	ALS Bottle#:	0	Worklist Smp#:	7
Injection Vol:	1.0 ul	Dil. Factor:	1.0000		
Method:	PCBs_D3D	Limit Group:	HR - 1668A - ICAL		
Column:	SPB-Octyl (0.25 mm)	Detector	F2(21.81 :35.54)		

PCB-49/69, CAS: STL01805

Signal: 1

Processing Integration Results

Not Detected
Expected RT: 25.35

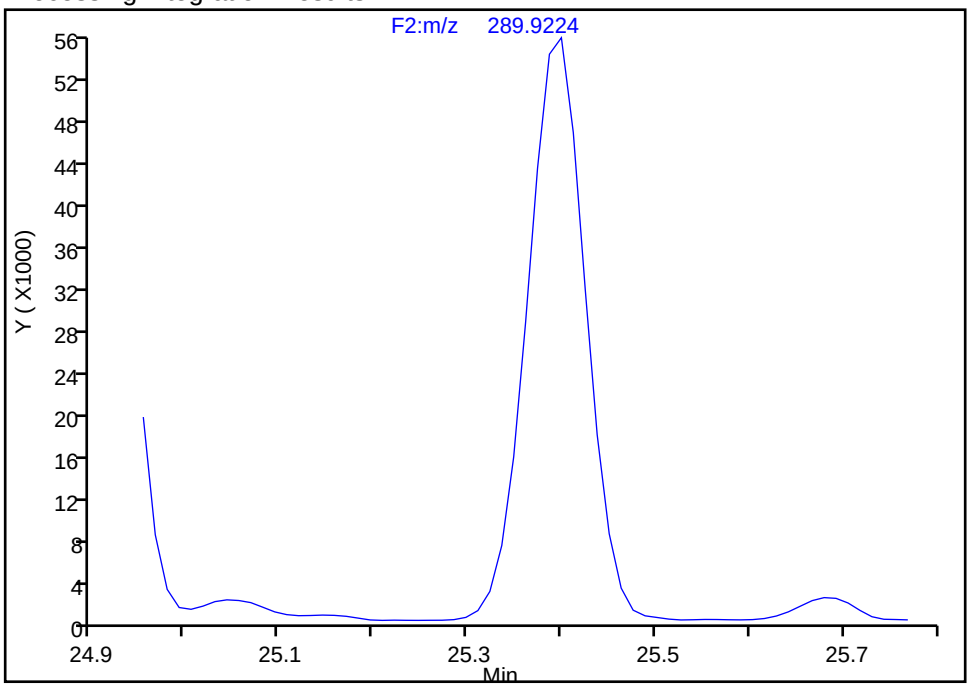

Manual Integration Results

RT: 25.40
Area: 240941
Amount: 71.667892
Amount Units: pg/ul

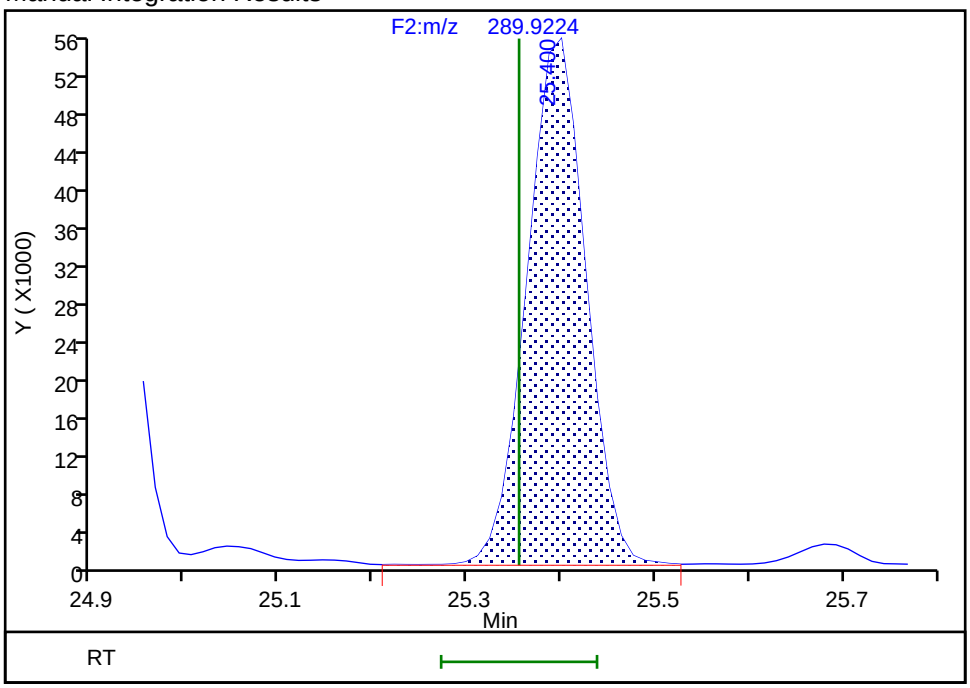

Reviewer: layk, 03-Sep-2019 14:12:01
Audit Action: Assigned Compound ID Audit Reason: Split Peak

Manual Integration/User Assign Peak Report

Eurofins TestAmerica, Knoxville

Data File:	\\chromna\Knoxville\ChromData\D3D\20190903-12925.b\580-88125-b-2-c.d				
Injection Date:	03-Sep-2019 12:52:00	Instrument ID:	D3D		
Lims ID:	580-88125-B-2-C	Lab Sample ID:	140-88125-2		
Client ID:	A2-0to26-100818				
Operator ID:	Xcalibur_System	ALS Bottle#:	0	Worklist Smp#:	7
Injection Vol:	1.0 ul	Dil. Factor:	1.0000		
Method:	PCBs_D3D	Limit Group:	HR - 1668A - ICAL		
Column:	SPB-Octyl (0.25 mm)	Detector	F2(21.81 :35.54)		

PCB-48, CAS: 70362-47-9

Signal: 1

Not Detected
Expected RT: 25.67

Processing Integration Results

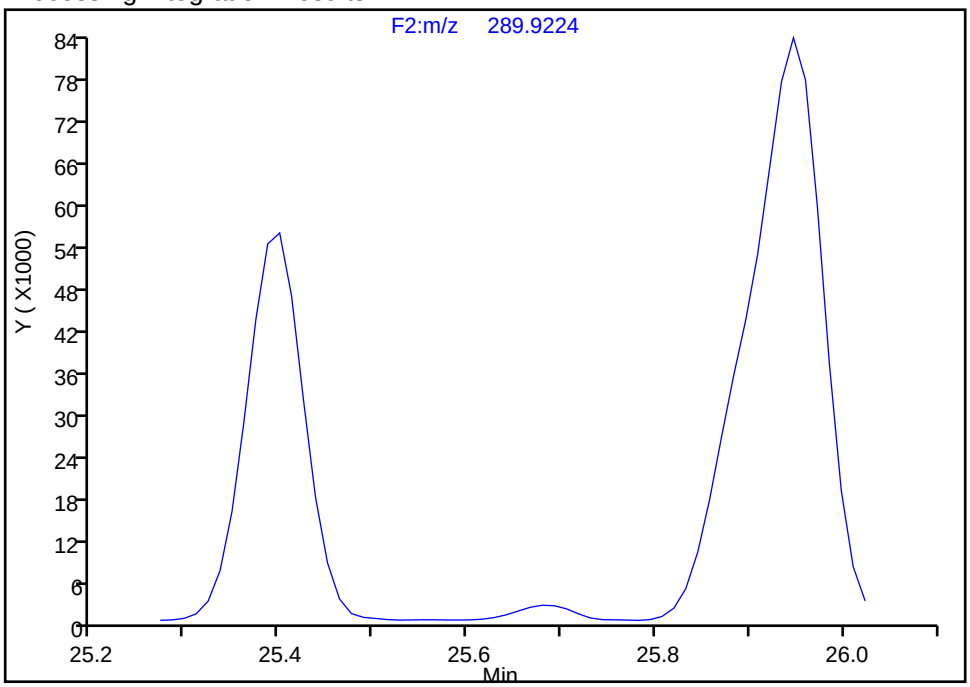

Manual Integration Results

RT: 25.68
Area: 10461
Amount: 3.623588
Amount Units: pg/ul

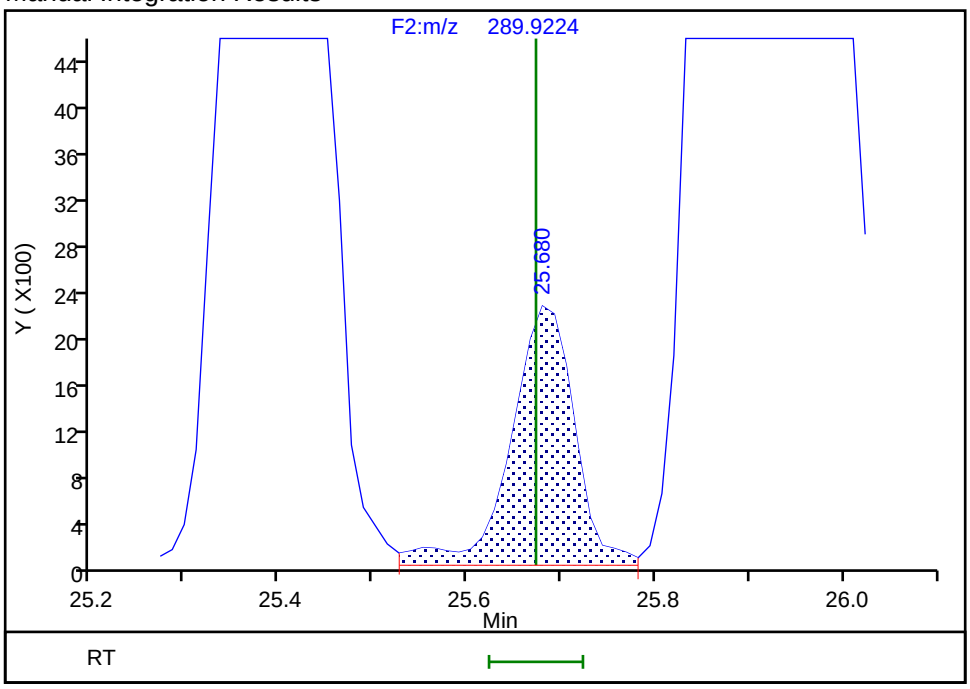

Reviewer: layk, 03-Sep-2019 14:12:05
Audit Action: Assigned Compound ID Audit Reason: Split Peak

Manual Integration/User Assign Peak Report

Eurofins TestAmerica, Knoxville

Data File:	\\chromna\Knoxville\ChromData\D3D\20190903-12925.b\580-88125-b-2-c.d				
Injection Date:	03-Sep-2019 12:52:00	Instrument ID:	D3D		
Lims ID:	580-88125-B-2-C	Lab Sample ID:	140-88125-2		
Client ID:	A2-0to26-100818				
Operator ID:	Xcalibur_System	ALS Bottle#:	0	Worklist Smp#:	7
Injection Vol:	1.0 ul	Dil. Factor:	1.0000		
Method:	PCBs_D3D	Limit Group:	HR - 1668A - ICAL		
Column:	SPB-Octyl (0.25 mm)	Detector	F2(21.81 :35.54)		

PCB-44/47/65, CAS: STL01803

Signal: 1

Not Detected
Expected RT: 25.91

Processing Integration Results

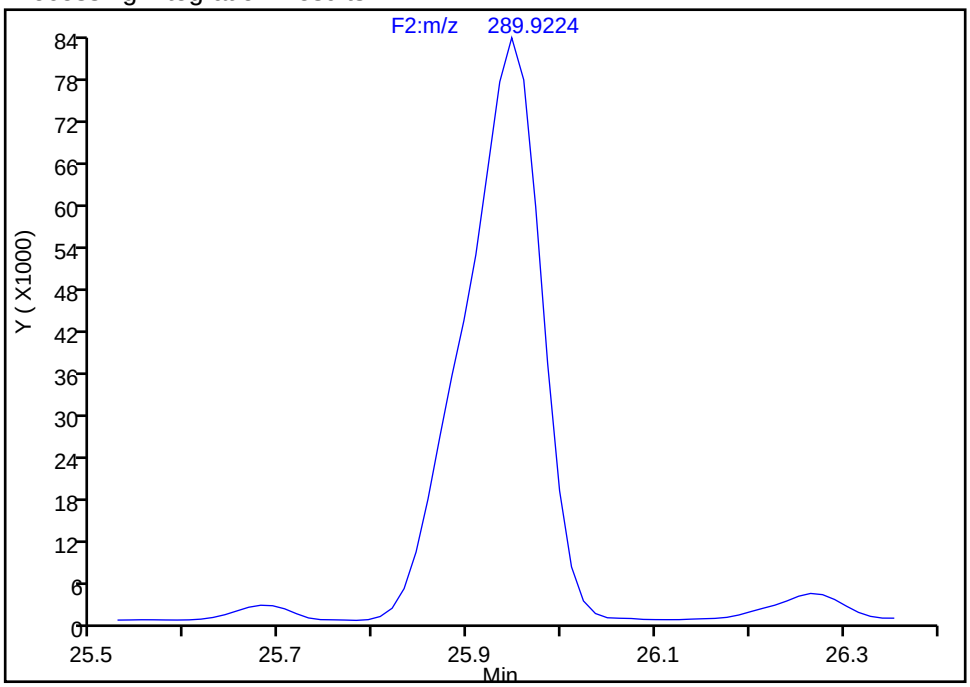

Manual Integration Results

RT: 25.95
Area: 472804
Amount: 154.9910
Amount Units: pg/ul

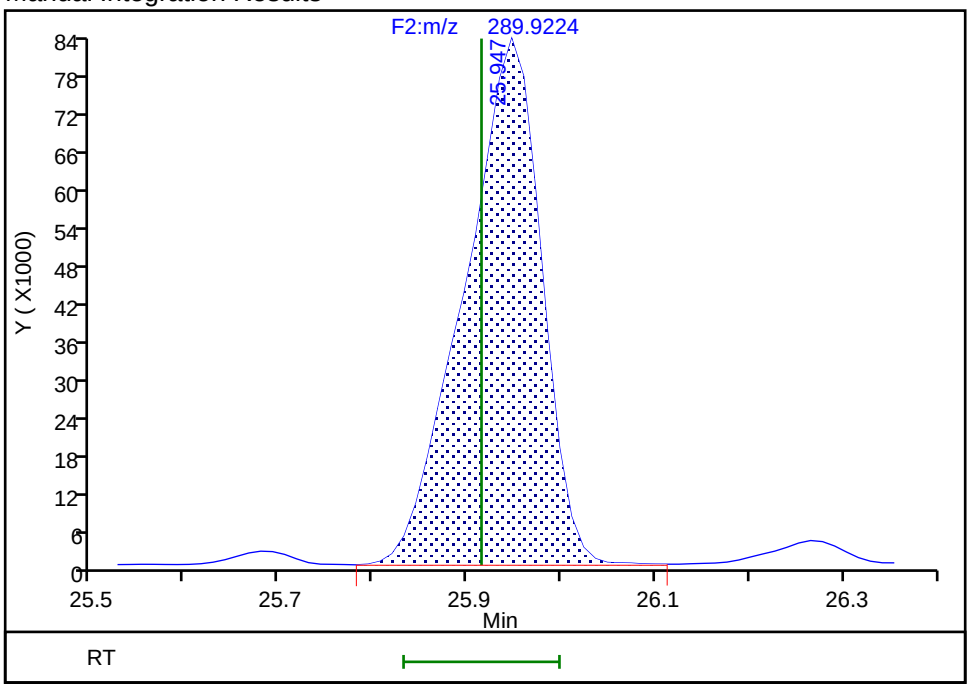

Reviewer: layk, 03-Sep-2019 14:12:08
Audit Action: Assigned Compound ID Audit Reason: Split Peak

Manual Integration/User Assign Peak Report

Eurofins TestAmerica, Knoxville

Data File:	\\chromna\Knoxville\ChromData\D3D\20190903-12925.b\580-88125-b-2-c.d				
Injection Date:	03-Sep-2019 12:52:00	Instrument ID:	D3D		
Lims ID:	580-88125-B-2-C	Lab Sample ID:	140-88125-2		
Client ID:	A2-0to26-100818				
Operator ID:	Xcalibur_System	ALS Bottle#:	0	Worklist Smp#:	7
Injection Vol:	1.0 ul	Dil. Factor:	1.0000		
Method:	PCBs_D3D	Limit Group:	HR - 1668A - ICAL		
Column:	SPB-Octyl (0.25 mm)	Detector	F2(21.81 :35.54)		

PCB-59/62/75, CAS: STL01807

Signal: 1

Not Detected
Expected RT: 26.21

Processing Integration Results

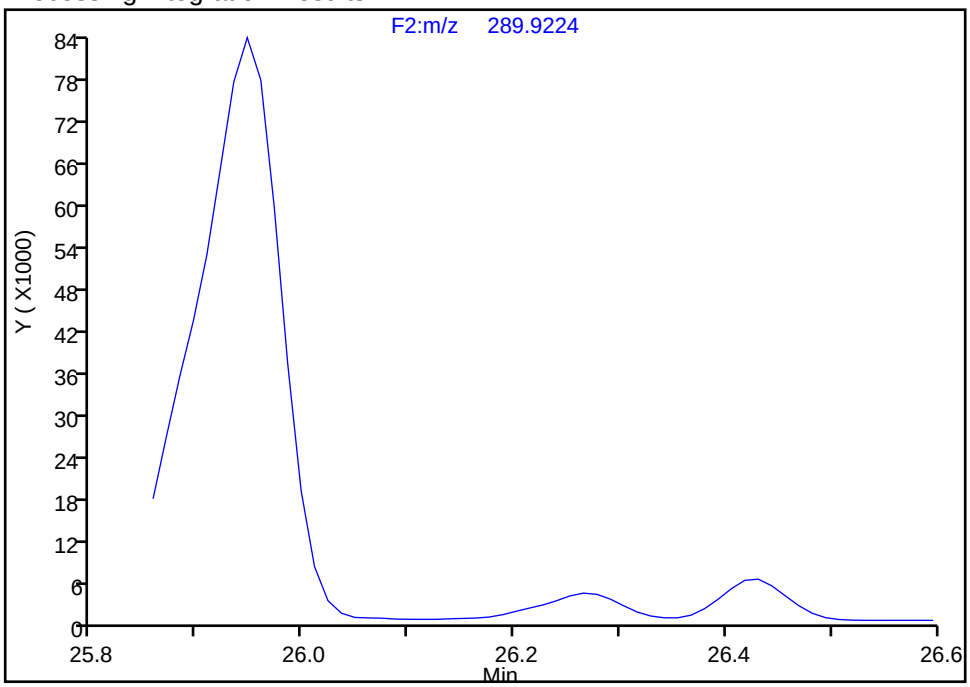

Manual Integration Results

RT: 26.27
Area: 22340
Amount: 5.412615
Amount Units: pg/ul

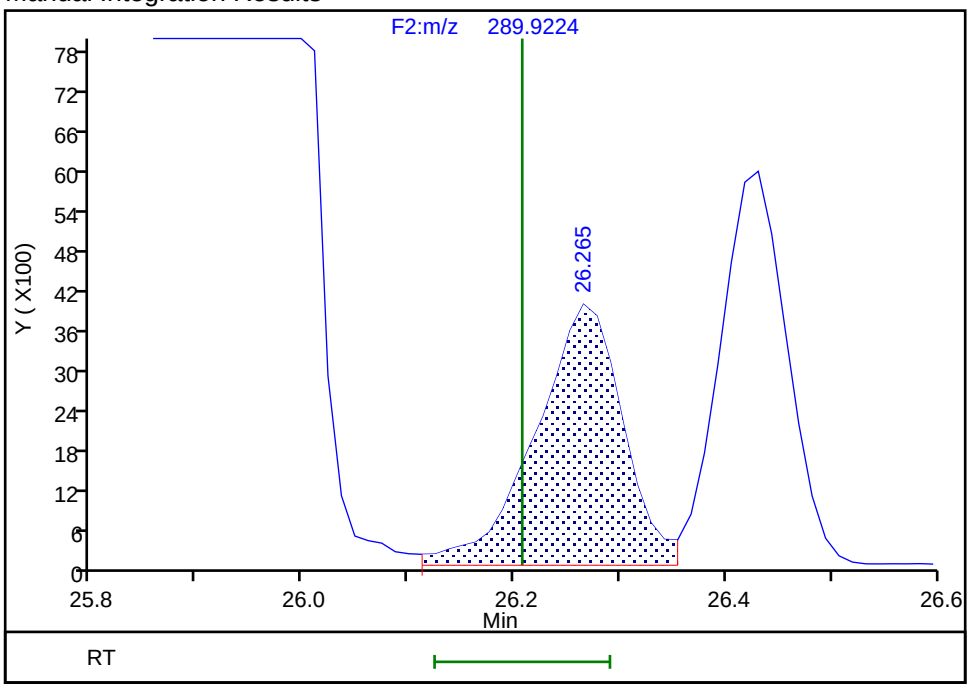

Reviewer: layk, 03-Sep-2019 14:12:17
Audit Action: Assigned Compound ID Audit Reason: Split Peak

Manual Integration/User Assign Peak Report

Eurofins TestAmerica, Knoxville

Data File:	\\chromna\Knoxville\ChromData\D3D\20190903-12925.b\580-88125-b-2-c.d				
Injection Date:	03-Sep-2019 12:52:00	Instrument ID:	D3D		
Lims ID:	580-88125-B-2-C	Lab Sample ID:	140-88125-2		
Client ID:	A2-0to26-100818				
Operator ID:	Xcalibur_System	ALS Bottle#:	0	Worklist Smp#:	7
Injection Vol:	1.0 ul	Dil. Factor:	1.0000		
Method:	PCBs_D3D	Limit Group:	HR - 1668A - ICAL		
Column:	SPB-Octyl (0.25 mm)	Detector	F2(21.81 :35.54)		

PCB-42, CAS: 36559-22-5

Signal: 1

Not Detected
Expected RT: 26.42

Processing Integration Results

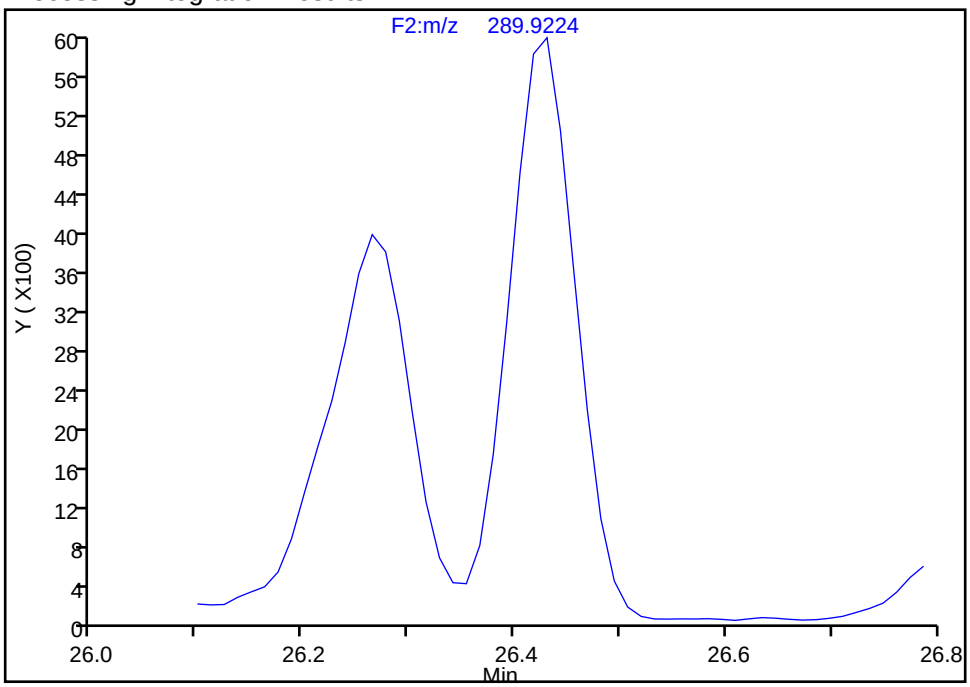

Manual Integration Results

RT: 26.43
Area: 25980
Amount: 10.019454
Amount Units: pg/ul

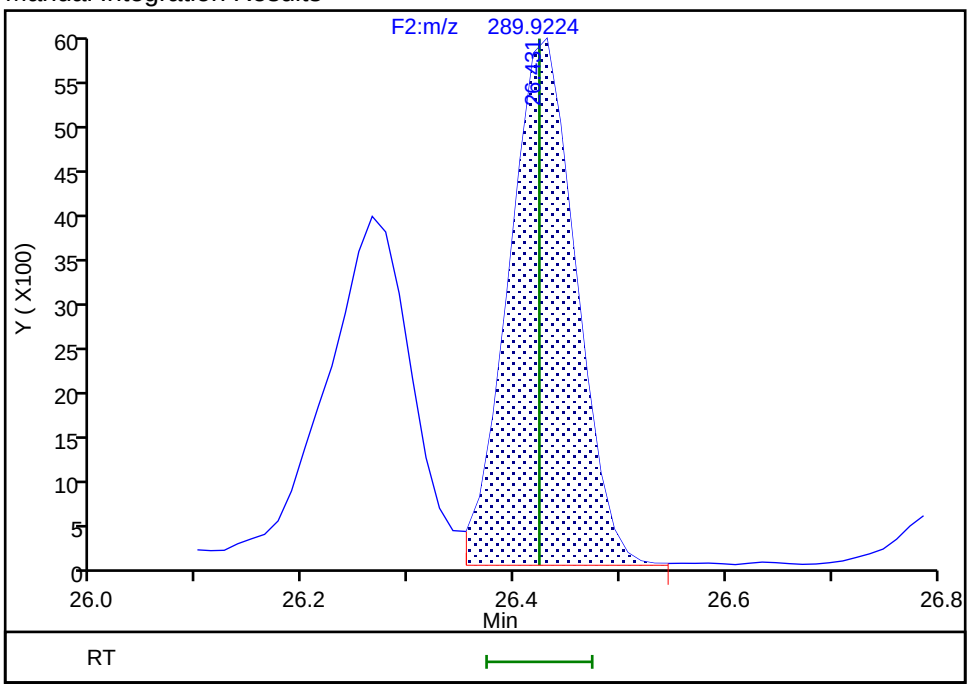

Reviewer: layk, 03-Sep-2019 14:12:22
Audit Action: Assigned Compound ID Audit Reason: Split Peak

Manual Integration/User Assign Peak Report

Eurofins TestAmerica, Knoxville

Data File:	\\chromna\Knoxville\ChromData\D3D\20190903-12925.b\580-88125-b-2-c.d				
Injection Date:	03-Sep-2019 12:52:00	Instrument ID:	D3D		
Lims ID:	580-88125-B-2-C	Lab Sample ID:	140-88125-2		
Client ID:	A2-0to26-100818				
Operator ID:	Xcalibur_System	ALS Bottle#:	0	Worklist Smp#:	7
Injection Vol:	1.0 ul	Dil. Factor:	1.0000		
Method:	PCBs_D3D	Limit Group:	HR - 1668A - ICAL		
Column:	SPB-Octyl (0.25 mm)	Detector	F2(21.81 :35.54)		

PCB-64, CAS: 52663-58-8

Signal: 1

Not Detected
Expected RT: 27.14

Processing Integration Results

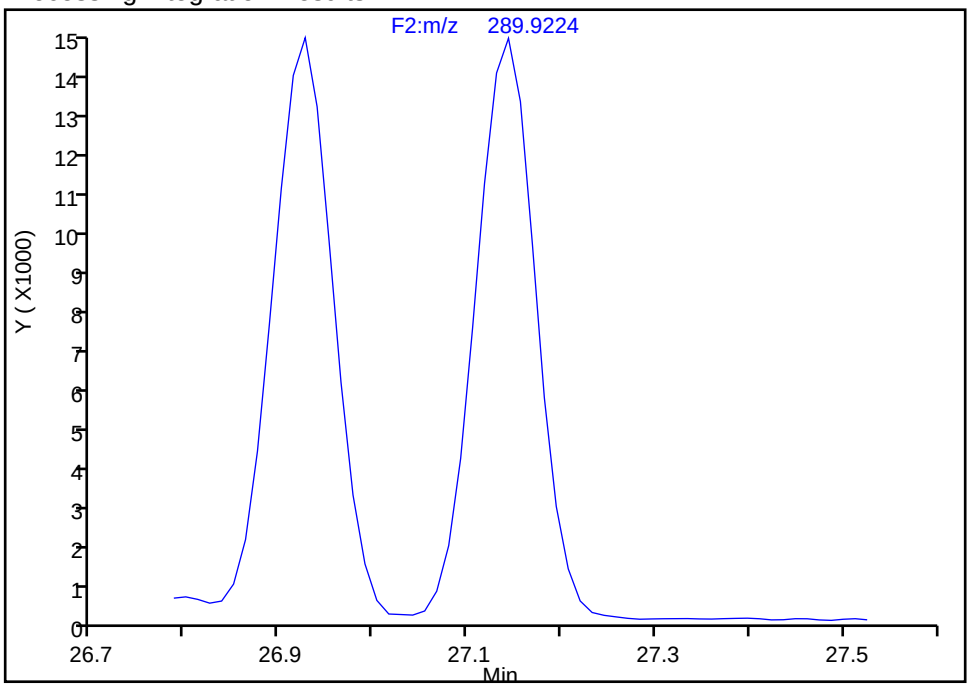

Manual Integration Results

RT: 27.14
Area: 66353
Amount: 15.783771
Amount Units: pg/ul

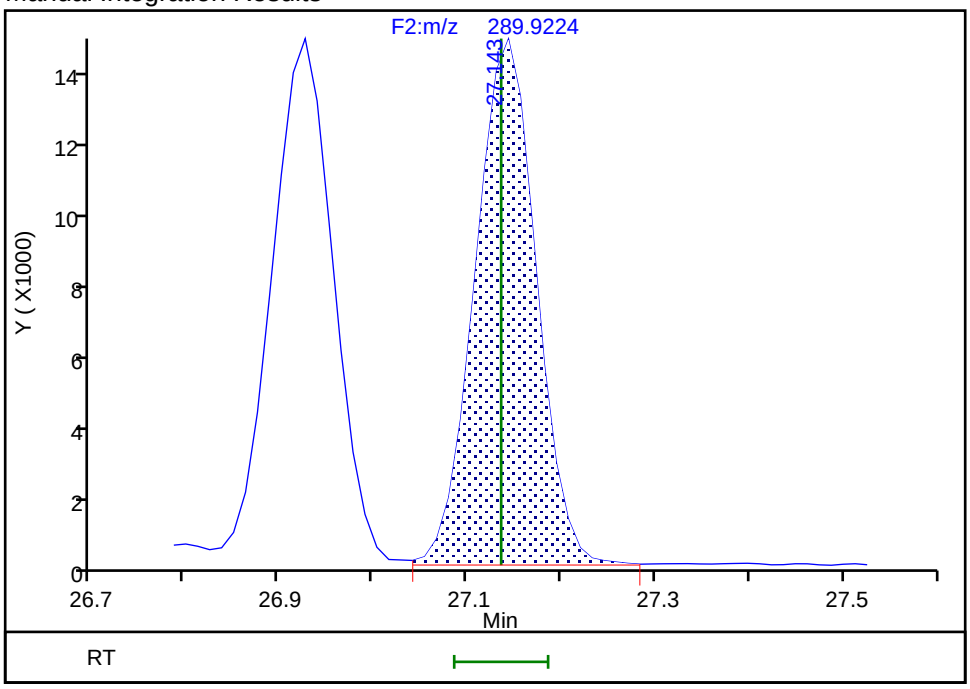

Reviewer: layk, 03-Sep-2019 14:12:26
Audit Action: Assigned Compound ID Audit Reason: Split Peak

Manual Integration/User Assign Peak Report

Eurofins TestAmerica, Knoxville

Data File:	\\chromna\Knoxville\ChromData\D3D\20190903-12925.b\580-88125-b-2-c.d				
Injection Date:	03-Sep-2019 12:52:00	Instrument ID:	D3D		
Lims ID:	580-88125-B-2-C	Lab Sample ID:	140-88125-2		
Client ID:	A2-0to26-100818				
Operator ID:	Xcalibur_System	ALS Bottle#:	0	Worklist Smp#:	7
Injection Vol:	1.0 ul	Dil. Factor:	1.0000		
Method:	PCBs_D3D	Limit Group:	HR - 1668A - ICAL		
Column:	SPB-Octyl (0.25 mm)	Detector	F2(21.81 :35.54)		

PCB-58, CAS: 41464-49-7

Signal: 1

Not Detected
Expected RT: 28.92

Processing Integration Results

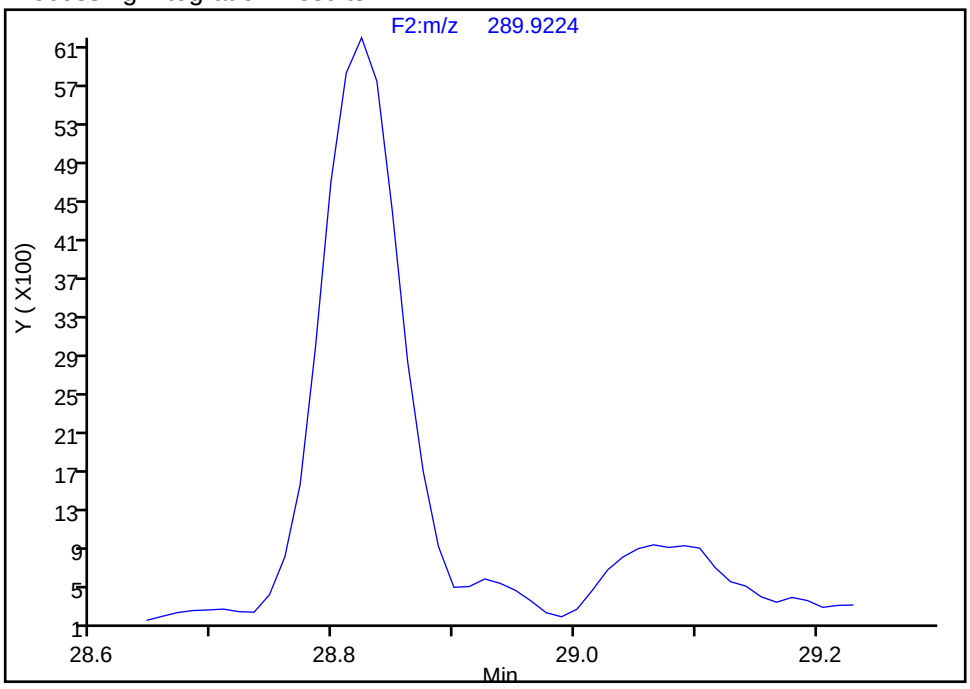

Manual Integration Results

RT: 28.93
Area: 1776
Amount: 0.470394
Amount Units: pg/ul

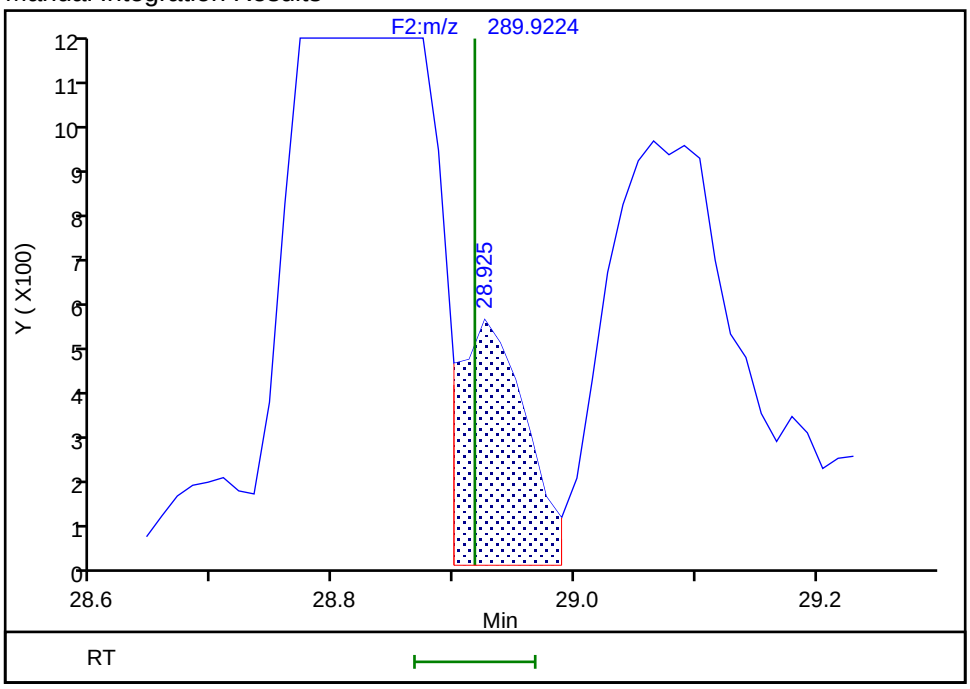

Reviewer: layk, 03-Sep-2019 14:13:06
Audit Action: Split an Integrated Peak Audit Reason: Split Peak

Manual Integration/User Assign Peak Report

Eurofins TestAmerica, Knoxville

Data File:	\\chromna\Knoxville\ChromData\D3D\20190903-12925.b\580-88125-b-2-c.d				
Injection Date:	03-Sep-2019 12:52:00	Instrument ID:	D3D		
Lims ID:	580-88125-B-2-C	Lab Sample ID:	140-88125-2		
Client ID:	A2-0to26-100818				
Operator ID:	Xcalibur_System	ALS Bottle#:	0	Worklist Smp#:	7
Injection Vol:	1.0 ul	Dil. Factor:	1.0000		
Method:	PCBs_D3D	Limit Group:	HR - 1668A - ICAL		
Column:	SPB-Octyl (0.25 mm)	Detector	F2(21.81 :35.54)		

PCB-58, CAS: 41464-49-7

Signal: 2

Not Detected
Expected RT: 28.92

Processing Integration Results

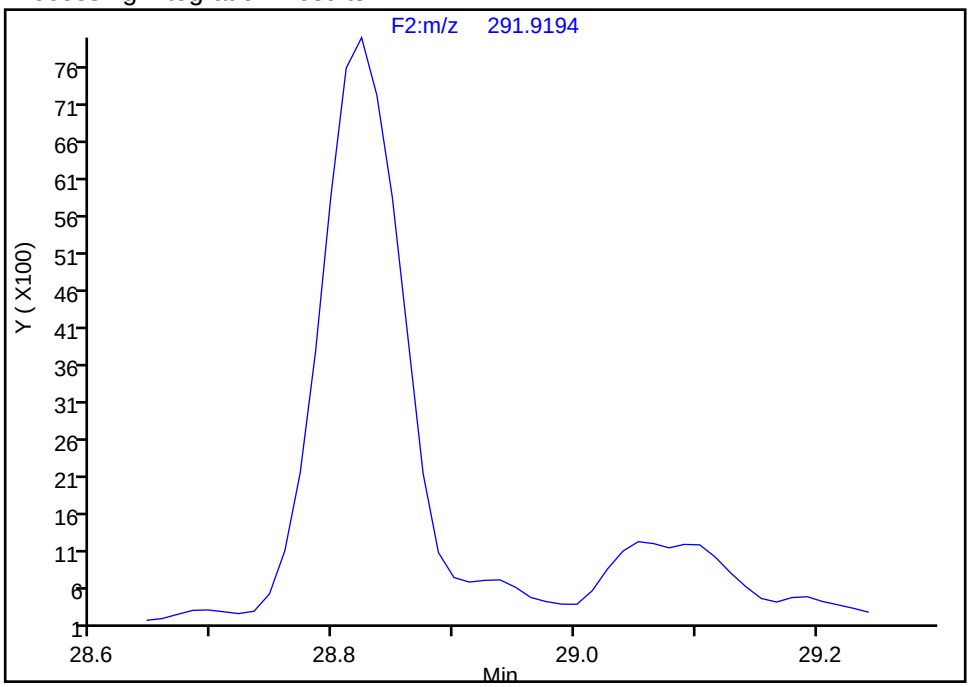

Manual Integration Results

RT: 28.90
Area: 2387
Amount: 0.470394
Amount Units: pg/ul

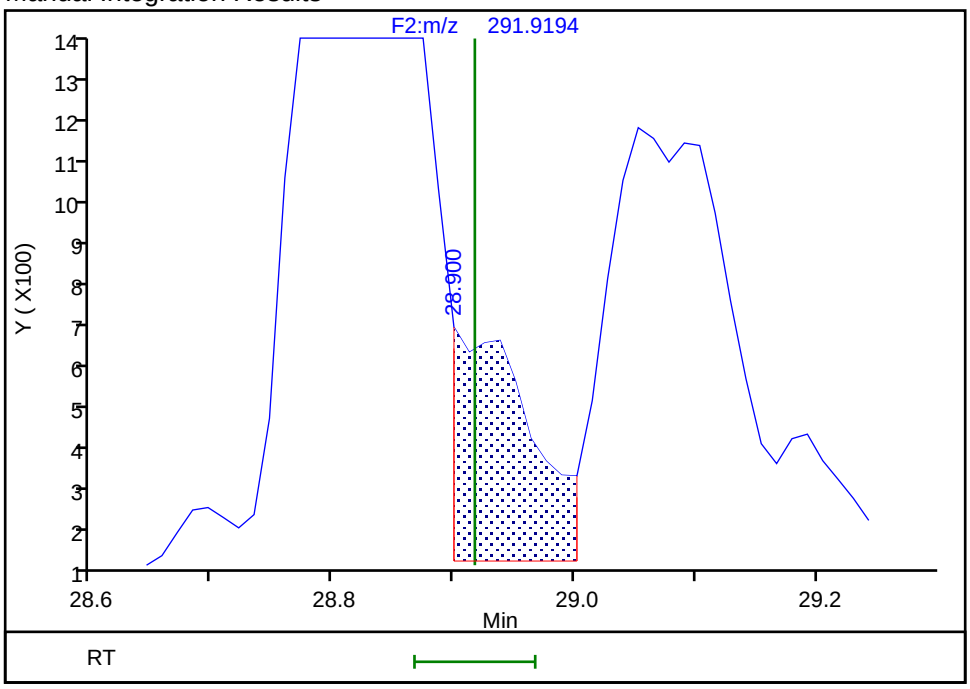

Reviewer: layk, 03-Sep-2019 14:13:11
Audit Action: Split an Integrated Peak Audit Reason: Split Peak

Manual Integration/User Assign Peak Report

Eurofins TestAmerica, Knoxville

Data File:	\\chromna\Knoxville\ChromData\D3D\20190903-12925.b\580-88125-b-2-c.d				
Injection Date:	03-Sep-2019 12:52:00	Instrument ID:	D3D		
Lims ID:	580-88125-B-2-C	Lab Sample ID:	140-88125-2		
Client ID:	A2-0to26-100818				
Operator ID:	Xcalibur_System	ALS Bottle#:	0	Worklist Smp#:	7
Injection Vol:	1.0 ul	Dil. Factor:	1.0000		
Method:	PCBs_D3D	Limit Group:	HR - 1668A - ICAL		
Column:	SPB-Octyl (0.25 mm)	Detector	F2(21.81 :35.54)		

PCB-79, CAS: 41464-48-6

Signal: 1

Not Detected
Expected RT: 32.82

Processing Integration Results

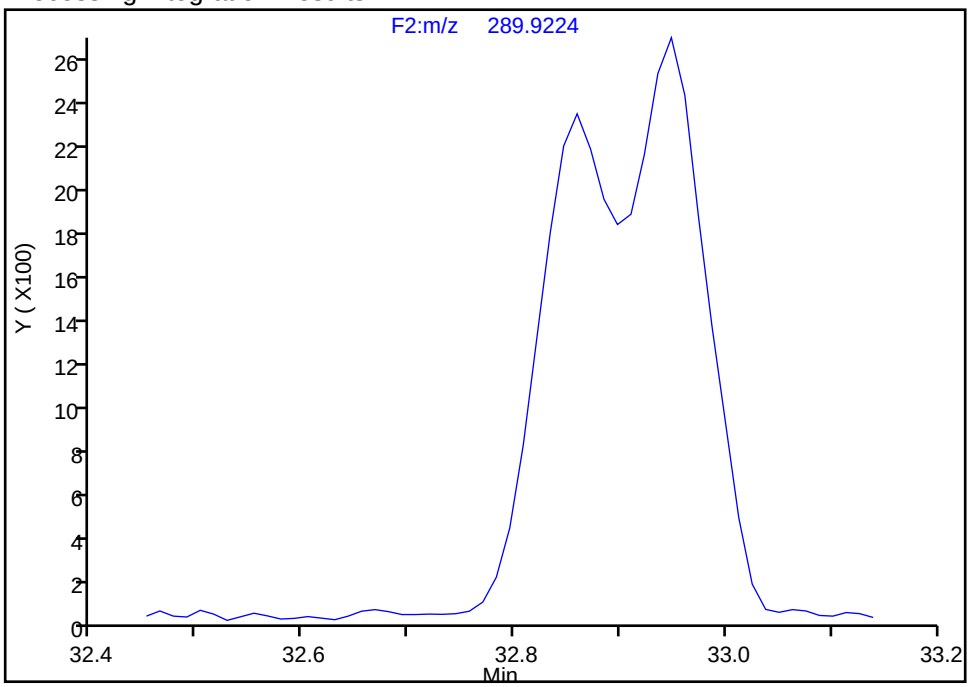

Manual Integration Results

RT: 32.86
Area: 10213
Amount: 2.238593
Amount Units: pg/ul

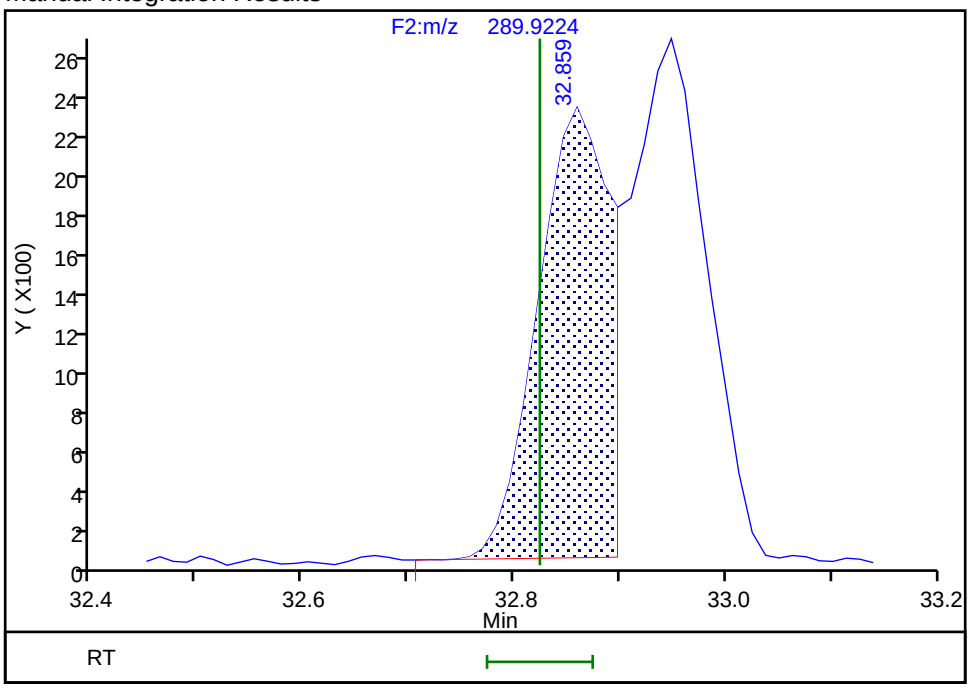

Reviewer: davidsonm, 03-Sep-2019 14:36:25
Audit Action: Assigned Compound ID Audit Reason: Peak assignment corrected

Manual Integration/User Assign Peak Report

Eurofins TestAmerica, Knoxville

Data File:	\\chromna\Knoxville\ChromData\D3D\20190903-12925.b\580-88125-b-2-c.d				
Injection Date:	03-Sep-2019 12:52:00	Instrument ID:	D3D		
Lims ID:	580-88125-B-2-C	Lab Sample ID:	140-88125-2		
Client ID:	A2-0to26-100818				
Operator ID:	Xcalibur_System	ALS Bottle#:	0	Worklist Smp#:	7
Injection Vol:	1.0 ul	Dil. Factor:	1.0000		
Method:	PCBs_D3D	Limit Group:	HR - 1668A - ICAL		
Column:	SPB-Octyl (0.25 mm)	Detector	F2(21.81 :35.54)		

PCB-81, CAS: 70362-50-4

Signal: 1

Not Detected
Expected RT: 33.83

Processing Integration Results

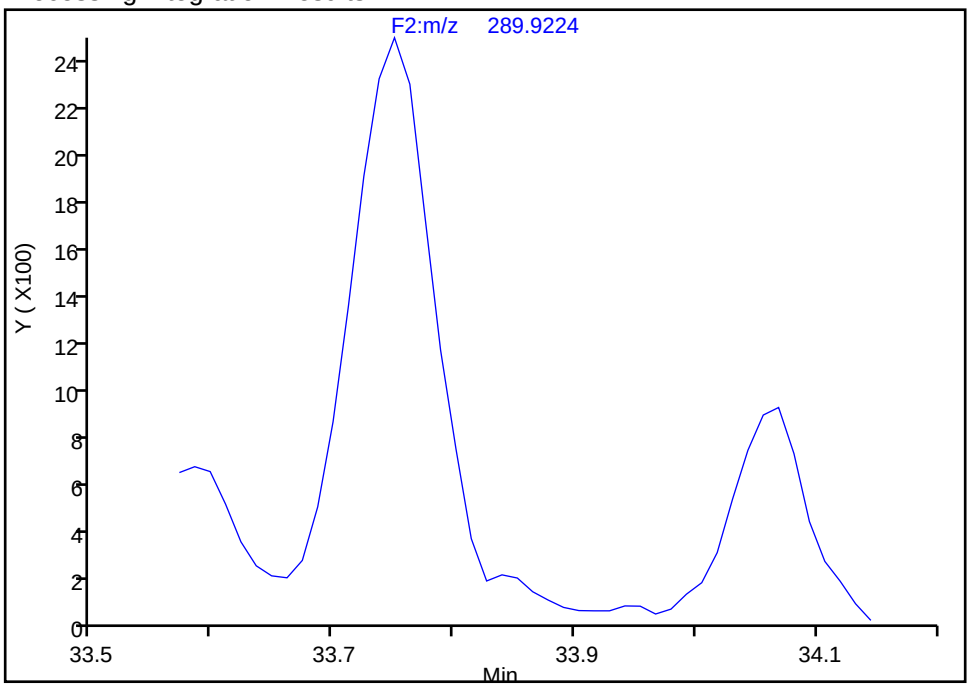

Manual Integration Results

RT: 33.84
Area: 470
Amount: 0.117078
Amount Units: pg/ul

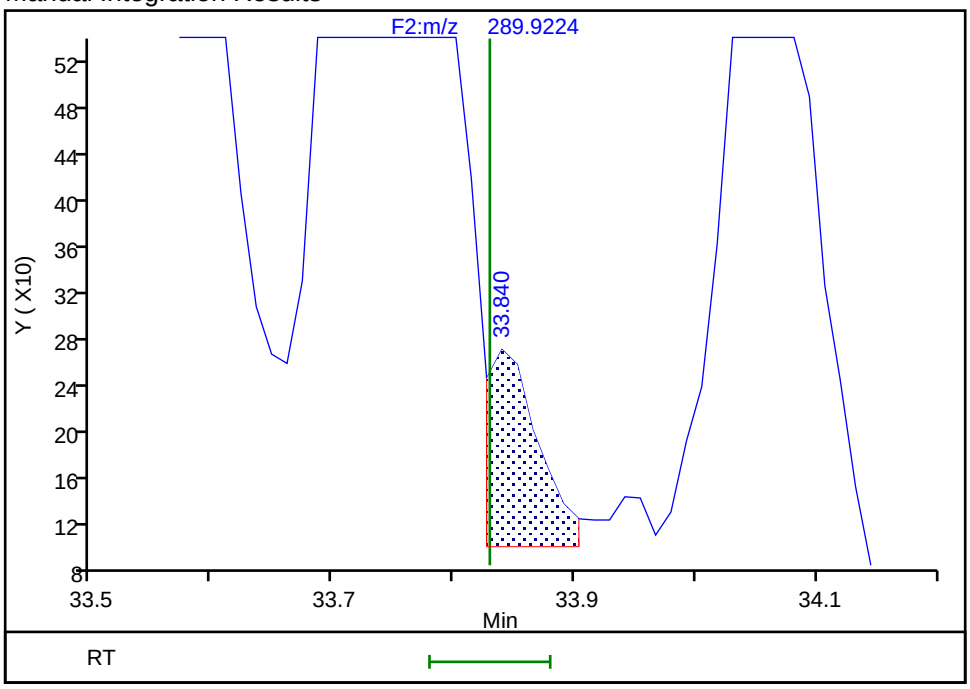

Reviewer: davidsonm, 03-Sep-2019 14:36:55
Audit Action: Split an Integrated Peak Audit Reason: Split Peak

Manual Integration/User Assign Peak Report

Eurofins TestAmerica, Knoxville

Data File:	\\chromna\Knoxville\ChromData\D3D\20190903-12925.b\580-88125-b-2-c.d				
Injection Date:	03-Sep-2019 12:52:00	Instrument ID:	D3D		
Lims ID:	580-88125-B-2-C	Lab Sample ID:	140-88125-2		
Client ID:	A2-0to26-100818				
Operator ID:	Xcalibur_System	ALS Bottle#:	0	Worklist Smp#:	7
Injection Vol:	1.0 ul	Dil. Factor:	1.0000		
Method:	PCBs_D3D	Limit Group:	HR - 1668A - ICAL		
Column:	SPB-Octyl (0.25 mm)	Detector	F2(21.81 :35.54)		

PCB-81, CAS: 70362-50-4

Signal: 2

Not Detected
Expected RT: 33.83

Processing Integration Results

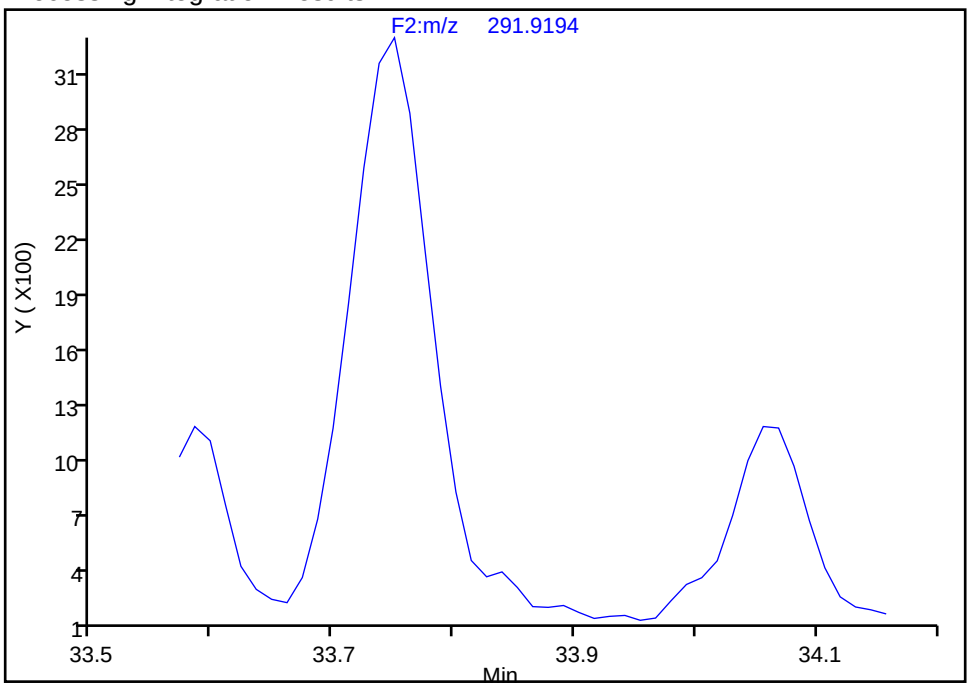

Manual Integration Results

RT: 33.84
Area: 541
Amount: 0.117078
Amount Units: pg/ul

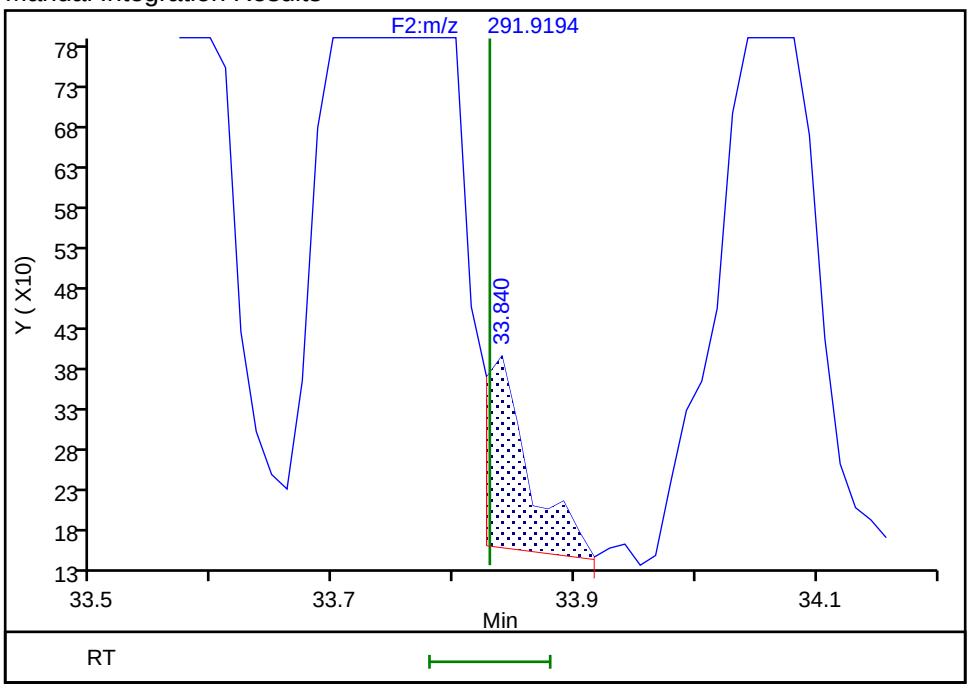

Reviewer: davidsonm, 03-Sep-2019 14:37:00
Audit Action: Split an Integrated Peak Audit Reason: Split Peak

Report Date: 03-Sep-2019 14:43:01 Chrom Revision: 2.3 22-Aug-2019 12:55:36

Eurofins TestAmerica, Knoxville

Data File:	\\chromna\Knoxville\ChromData\D3D\20190903-12925.b\580-88125-b-2-c.d		
Injection Date:	03-Sep-2019 12:52:00	Injection Vol:	1.0 ul
Instrument ID:	D3D	Operator ID:	Xcalibur_System
Method:	PCBs_D3D	Limit Group:	HR - 1668A - ICAL
Client ID:	A2-0to26-100818		
Worklist#:	33205	Sample Line#:	7
Column Type:	SPB-Octyl	Column Dia:	0.25 mm

PePCB F2

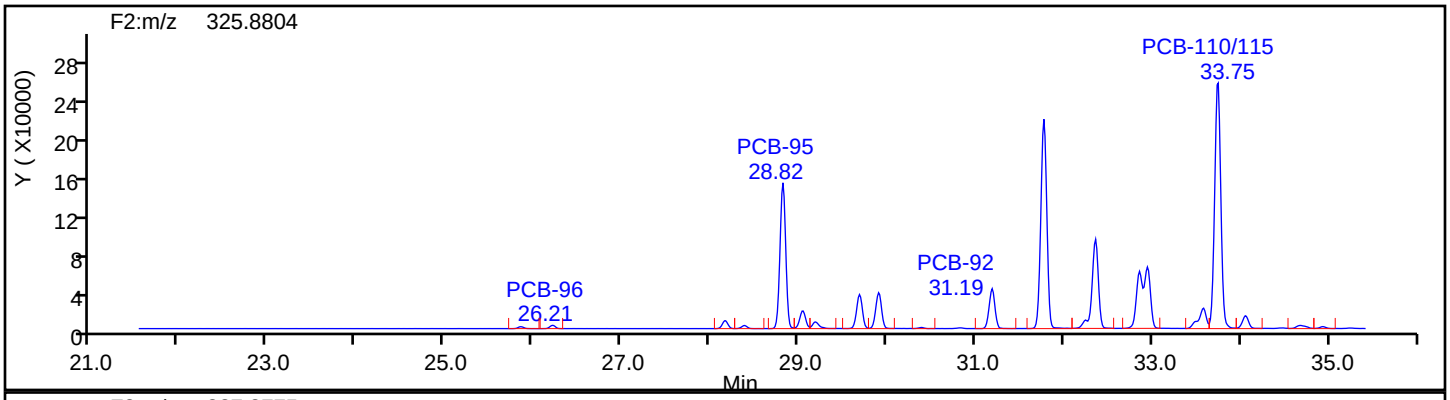

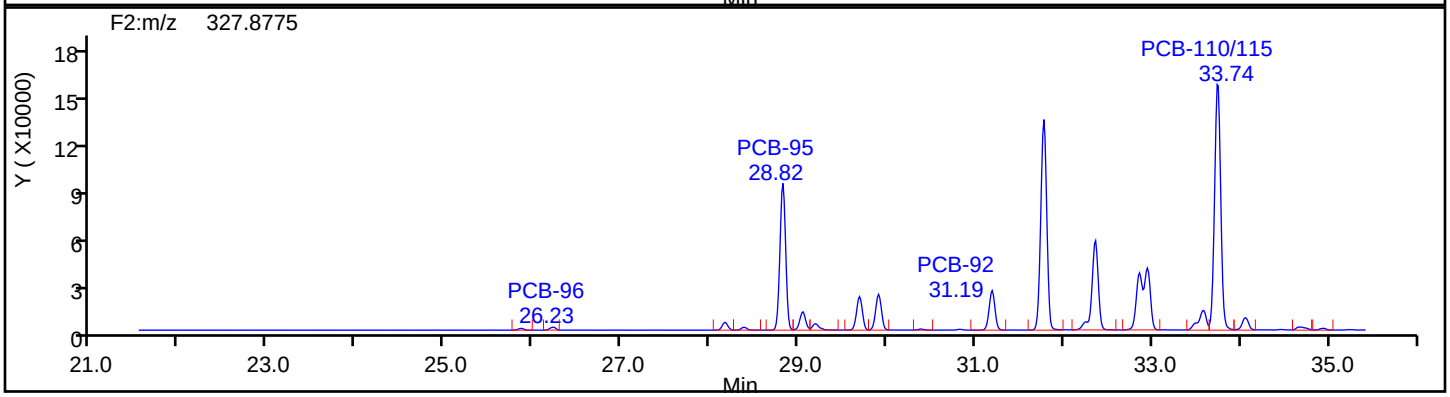

PePCB F2 Standards

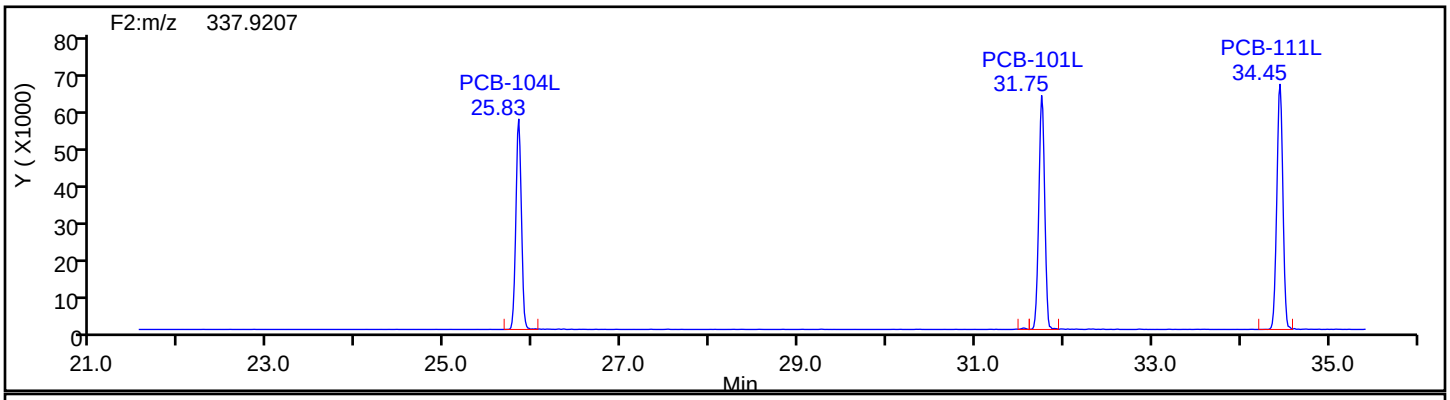

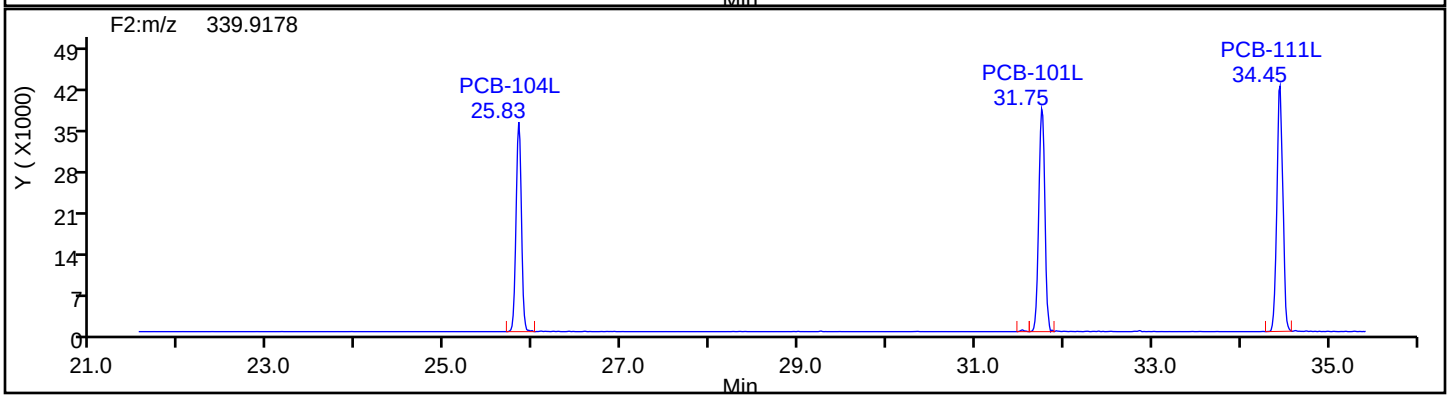

Eurofins TestAmerica, Knoxville

Data File:	\\chromna\Knoxville\ChromData\D3D\20190903-12925.b\580-88125-b-2-c.d		
Injection Date:	03-Sep-2019 12:52:00	Injection Vol:	1.0 ul
Instrument ID:	D3D	Operator ID:	Xcalibur_System
Method:	PCBs_D3D	Limit Group:	HR - 1668A - ICAL
Client ID:	A2-0to26-100818		
Worklist#:	33205	Sample Line#:	7
Column Type:	SPB-Octyl	Column Dia:	0.25 mm

PePCB F2

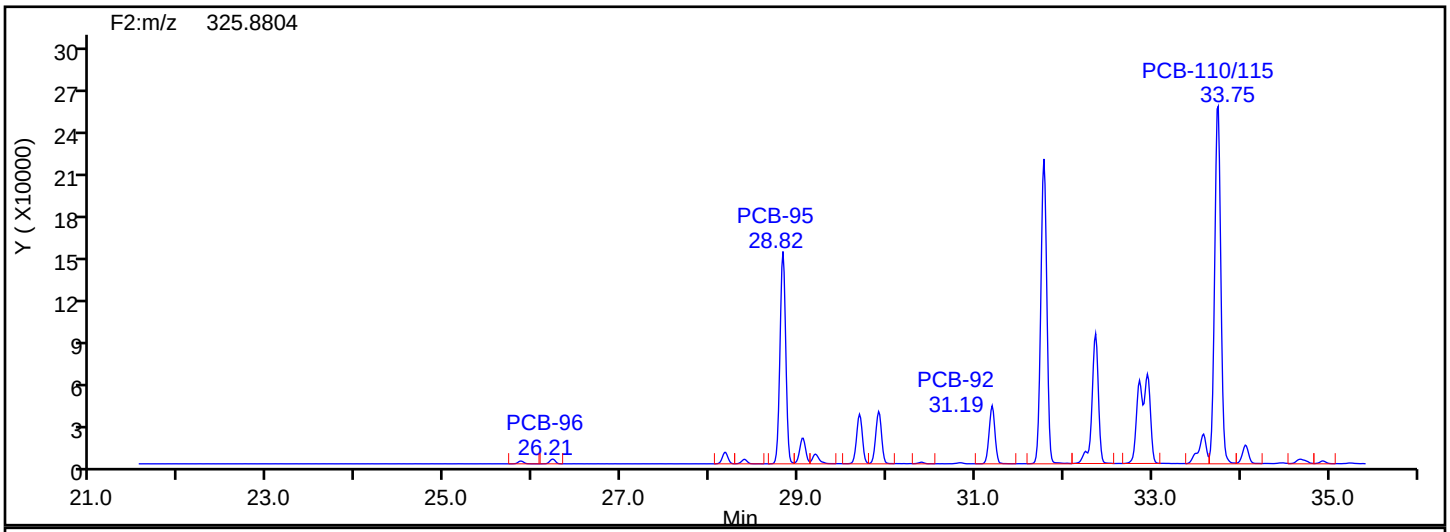

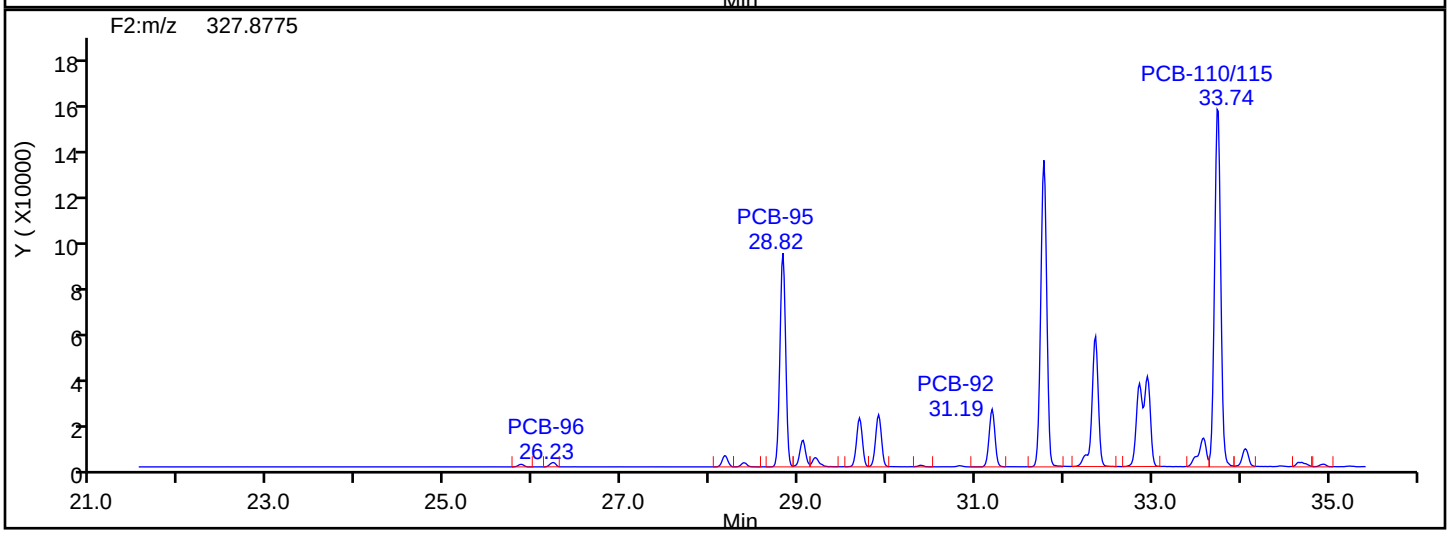

PePCB F2 Lock Mass

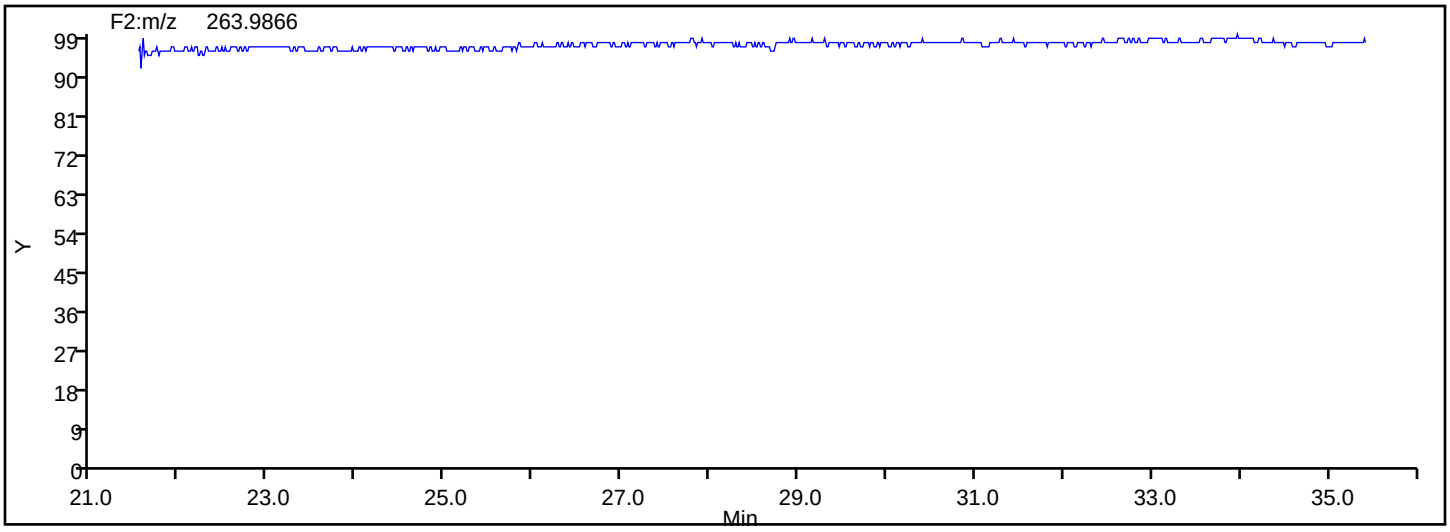

Manual Integration/User Assign Peak Report

Eurofins TestAmerica, Knoxville

Data File:	\\chromna\Knoxville\ChromData\D3D\20190903-12925.b\580-88125-b-2-c.d				
Injection Date:	03-Sep-2019 12:52:00	Instrument ID:	D3D		
Lims ID:	580-88125-B-2-C	Lab Sample ID:	140-88125-2		
Client ID:	A2-0to26-100818				
Operator ID:	Xcalibur_System	ALS Bottle#:	0	Worklist Smp#:	7
Injection Vol:	1.0 ul	Dil. Factor:	1.0000		
Method:	PCBs_D3D	Limit Group:	HR - 1668A - ICAL		
Column:	SPB-Octyl (0.25 mm)	Detector	F2(21.81 :35.54)		

PCB-103, CAS: 60145-21-3

Signal: 1

Not Detected
Expected RT: 28.15

Processing Integration Results

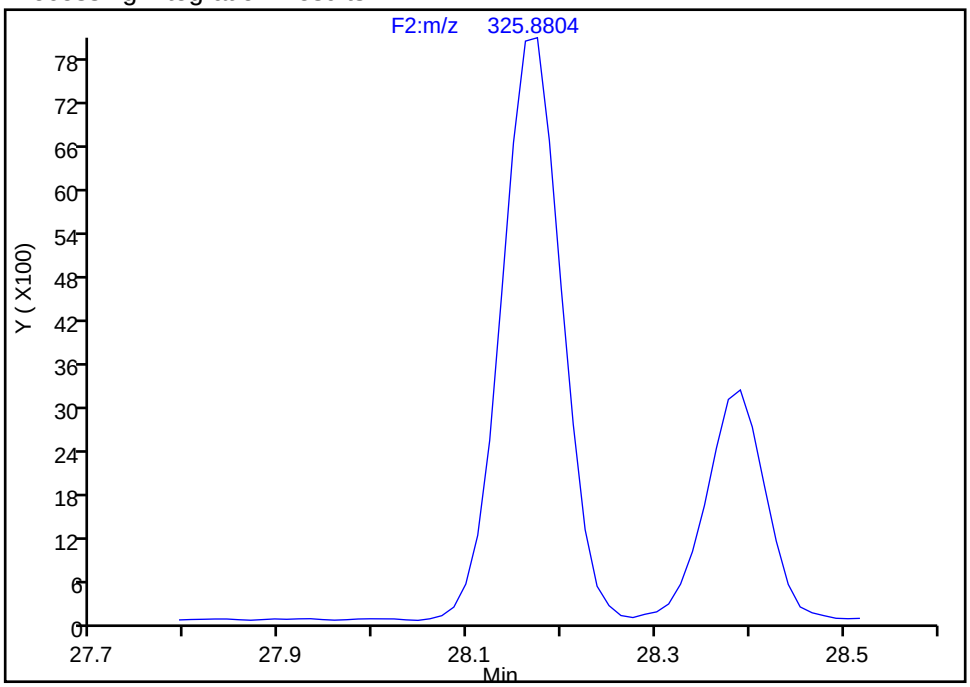

Manual Integration Results

RT: 28.17
Area: 36302
Amount: 14.135497
Amount Units: pg/ul

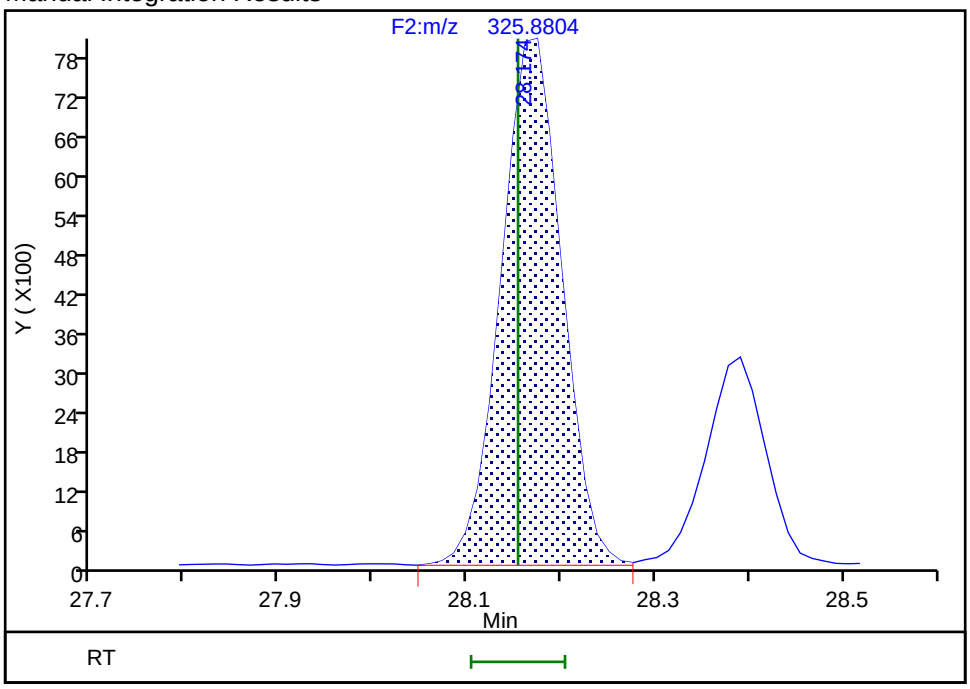

Reviewer: layk, 03-Sep-2019 14:14:06
Audit Action: Assigned Compound ID Audit Reason: Split Peak

Manual Integration/User Assign Peak Report

Eurofins TestAmerica, Knoxville

Data File:	\\chromna\Knoxville\ChromData\D3D\20190903-12925.b\580-88125-b-2-c.d				
Injection Date:	03-Sep-2019 12:52:00	Instrument ID:	D3D		
Lims ID:	580-88125-B-2-C	Lab Sample ID:	140-88125-2		
Client ID:	A2-0to26-100818				
Operator ID:	Xcalibur_System	ALS Bottle#:	0	Worklist Smp#:	7
Injection Vol:	1.0 ul	Dil. Factor:	1.0000		
Method:	PCBs_D3D	Limit Group:	HR - 1668A - ICAL		
Column:	SPB-Octyl (0.25 mm)	Detector	F2(21.81 :35.54)		

PCB-94, CAS: 73575-55-0

Signal: 1

Not Detected
Expected RT: 28.38

Processing Integration Results

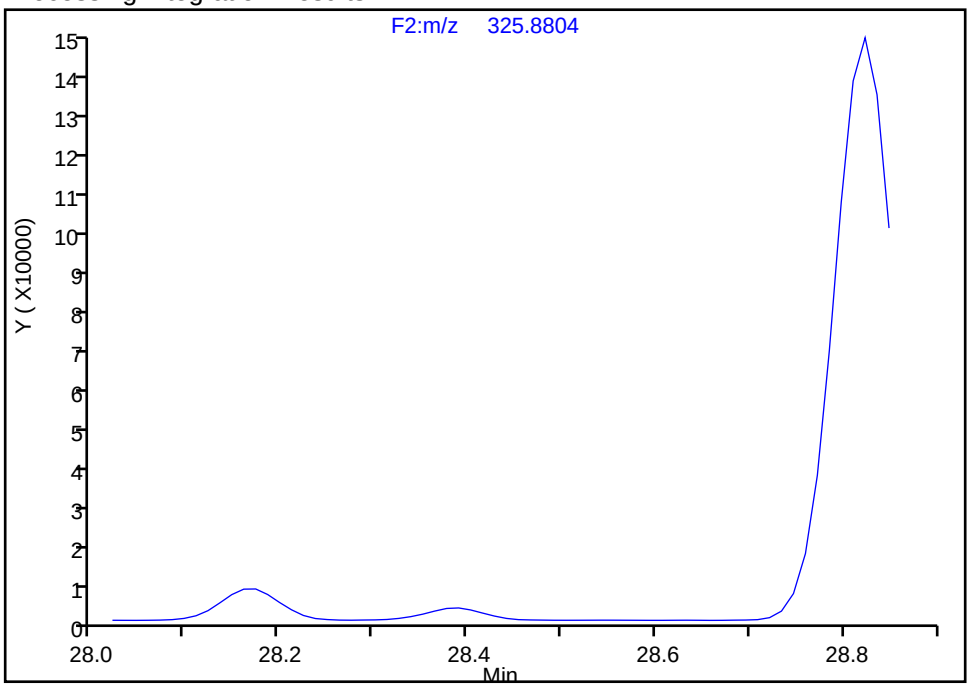

Manual Integration Results

RT: 28.39
Area: 14440
Amount: 6.288134
Amount Units: pg/ul

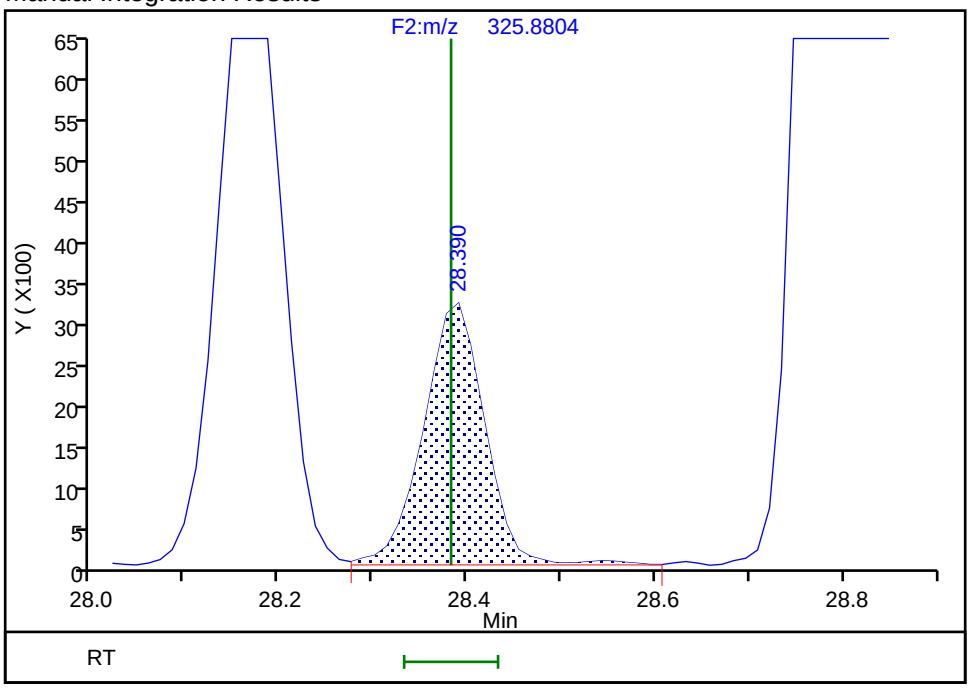

Reviewer: layk, 03-Sep-2019 14:14:15
Audit Action: Assigned Compound ID Audit Reason: Split Peak

Manual Integration/User Assign Peak Report

Eurofins TestAmerica, Knoxville

Data File:	\\chromna\Knoxville\ChromData\D3D\20190903-12925.b\580-88125-b-2-c.d				
Injection Date:	03-Sep-2019 12:52:00	Instrument ID:	D3D		
Lims ID:	580-88125-B-2-C	Lab Sample ID:	140-88125-2		
Client ID:	A2-0to26-100818				
Operator ID:	Xcalibur_System	ALS Bottle#:	0	Worklist Smp#:	7
Injection Vol:	1.0 ul	Dil. Factor:	1.0000		
Method:	PCBs_D3D	Limit Group:	HR - 1668A - ICAL		
Column:	SPB-Octyl (0.25 mm)	Detector	F2(21.81 :35.54)		

PCB-84, CAS: 52663-60-2

Signal: 1

Not Detected
Expected RT: 29.90

Processing Integration Results

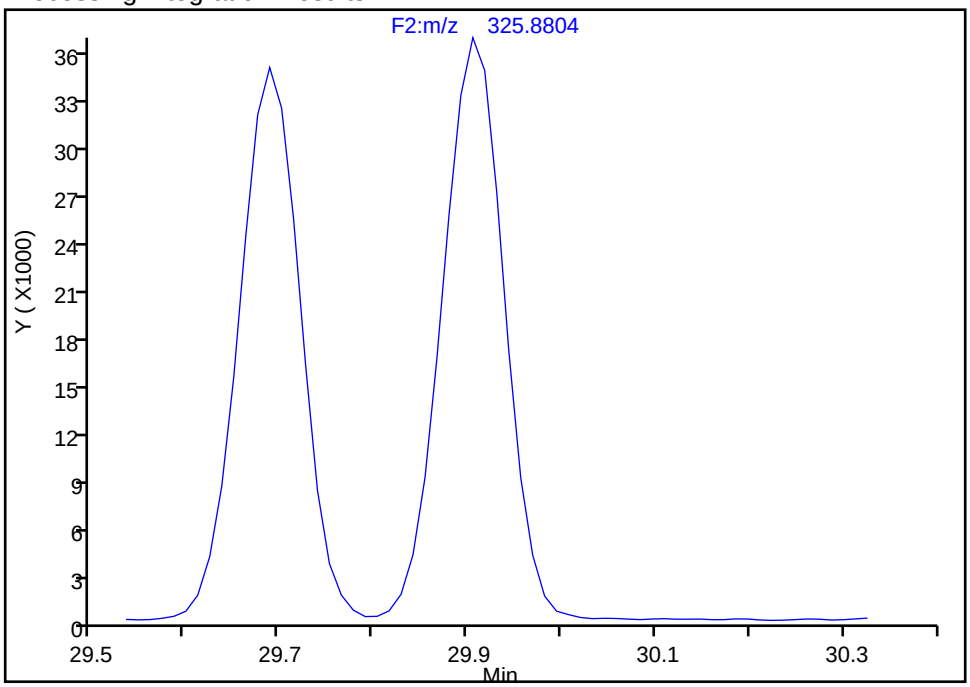

Manual Integration Results

RT: 29.91
Area: 171489
Amount: 80.313834
Amount Units: pg/ul

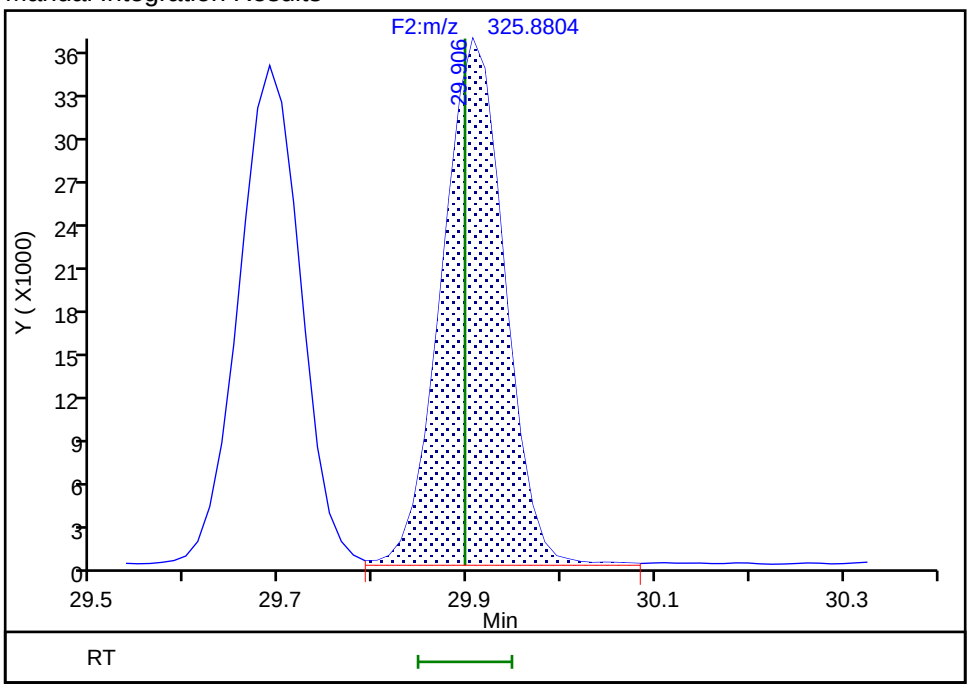

Reviewer: layk, 03-Sep-2019 14:14:26
Audit Action: Assigned Compound ID Audit Reason: Split Peak

Manual Integration/User Assign Peak Report

Eurofins TestAmerica, Knoxville

Data File:	\\chromna\Knoxville\ChromData\D3D\20190903-12925.b\580-88125-b-2-c.d				
Injection Date:	03-Sep-2019 12:52:00	Instrument ID:	D3D		
Lims ID:	580-88125-B-2-C	Lab Sample ID:	140-88125-2		
Client ID:	A2-0to26-100818				
Operator ID:	Xcalibur_System	ALS Bottle#:	0	Worklist Smp#:	7
Injection Vol:	1.0 ul	Dil. Factor:	1.0000		
Method:	PCBs_D3D	Limit Group:	HR - 1668A - ICAL		
Column:	SPB-Octyl (0.25 mm)	Detector	F2(21.81 :35.54)		

PCB-89, CAS: 73575-57-2

Signal: 1

Not Detected
Expected RT: 30.38

Processing Integration Results

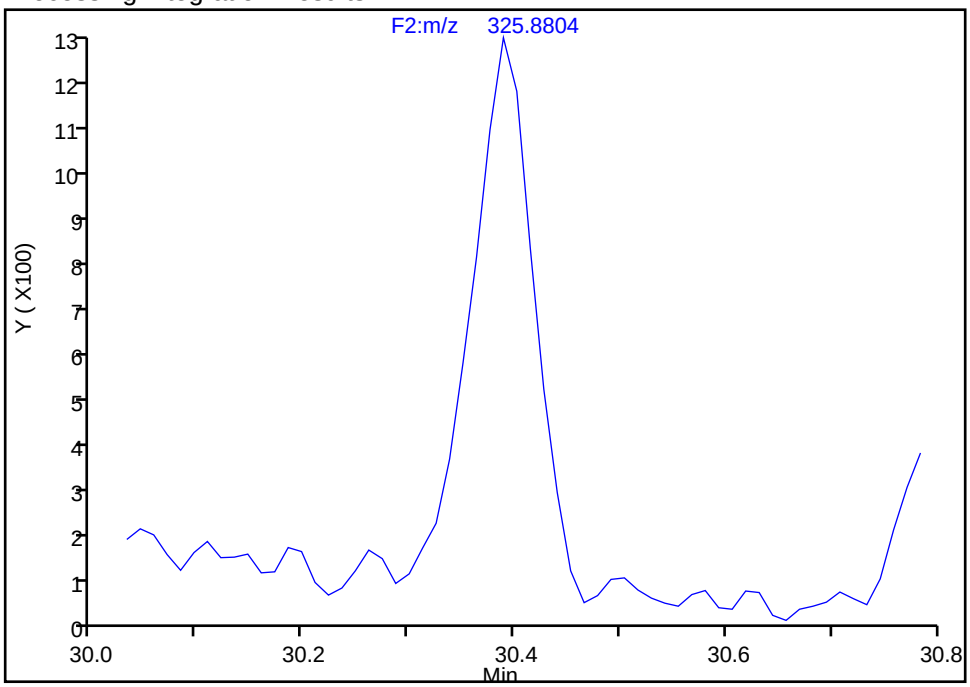

Manual Integration Results

RT: 30.39
Area: 5754
Amount: 2.553060
Amount Units: pg/ul

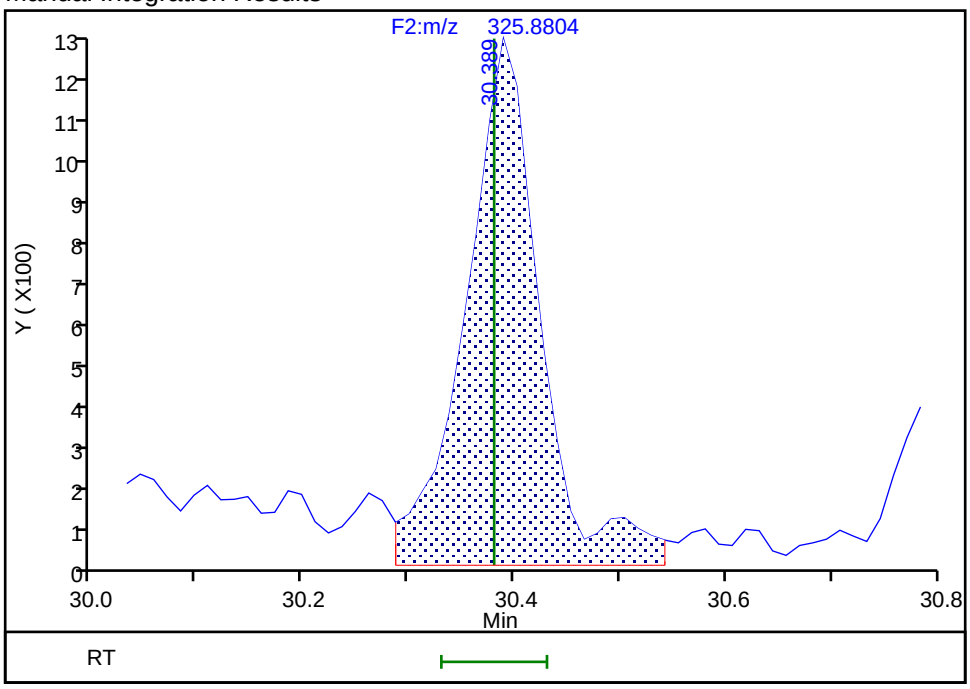

Reviewer: layk, 03-Sep-2019 14:14:36
Audit Action: Assigned Compound ID Audit Reason: Split Peak

Manual Integration/User Assign Peak Report

Eurofins TestAmerica, Knoxville

Data File:	\\chromna\Knoxville\ChromData\D3D\20190903-12925.b\580-88125-b-2-c.d				
Injection Date:	03-Sep-2019 12:52:00	Instrument ID:	D3D		
Lims ID:	580-88125-B-2-C	Lab Sample ID:	140-88125-2		
Client ID:	A2-0to26-100818				
Operator ID:	Xcalibur_System	ALS Bottle#:	0	Worklist Smp#:	7
Injection Vol:	1.0 ul	Dil. Factor:	1.0000		
Method:	PCBs_D3D	Limit Group:	HR - 1668A - ICAL		
Column:	SPB-Octyl (0.25 mm)	Detector	F2(21.81 :35.54)		

PCB-83/99, CAS: STL01809

Signal: 1

Processing Integration Results

RT: 32.25
Area: 35826
Amount: 15.544252
Amount Units: pg/ul

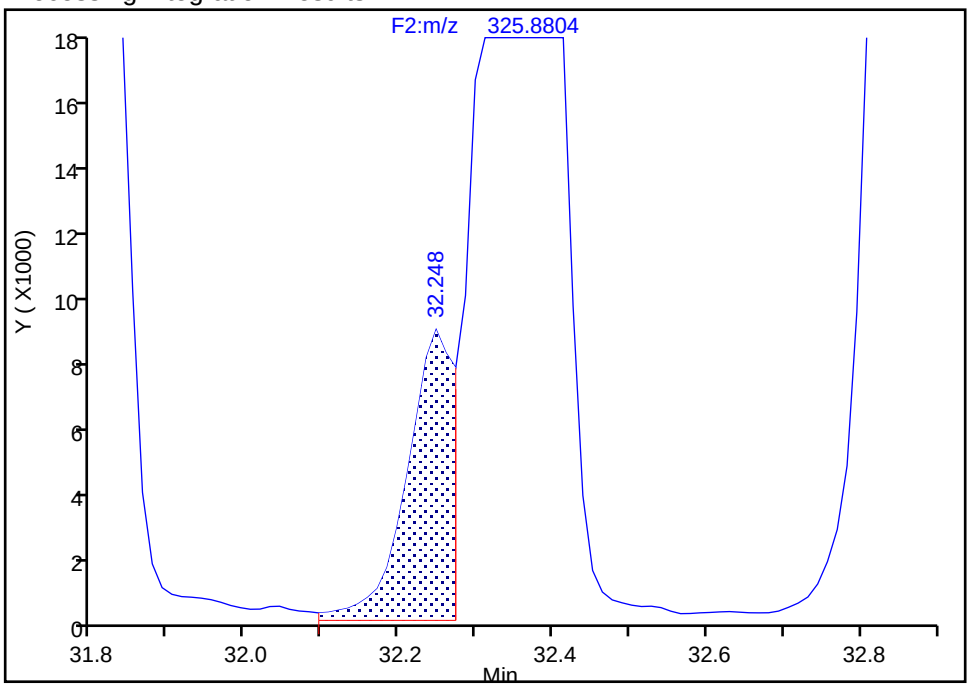

Manual Integration Results

RT: 32.36
Area: 470304
Amount: 202.0975
Amount Units: pg/ul

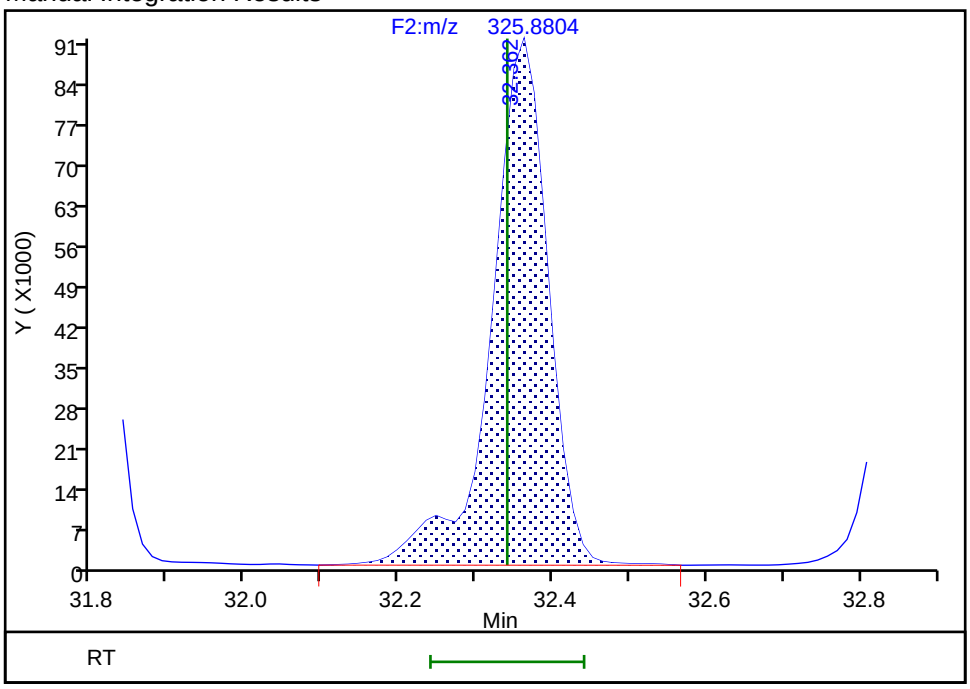

Reviewer: layk, 03-Sep-2019 14:15:07
Audit Action: Manually Integrated Audit Reason: Incomplete Integration

Manual Integration/User Assign Peak Report

Eurofins TestAmerica, Knoxville

Data File:	\\chromna\Knoxville\ChromData\D3D\20190903-12925.b\580-88125-b-2-c.d				
Injection Date:	03-Sep-2019 12:52:00	Instrument ID:	D3D		
Lims ID:	580-88125-B-2-C	Lab Sample ID:	140-88125-2		
Client ID:	A2-0to26-100818				
Operator ID:	Xcalibur_System	ALS Bottle#:	0	Worklist Smp#:	7
Injection Vol:	1.0 ul	Dil. Factor:	1.0000		
Method:	PCBs_D3D	Limit Group:	HR - 1668A - ICAL		
Column:	SPB-Octyl (0.25 mm)	Detector	F2(21.81 :35.54)		

PCB-83/99, CAS: STL01809

Signal: 2

Processing Integration Results

RT: 32.25
Area: 22896
Amount: 15.544252
Amount Units: pg/ul

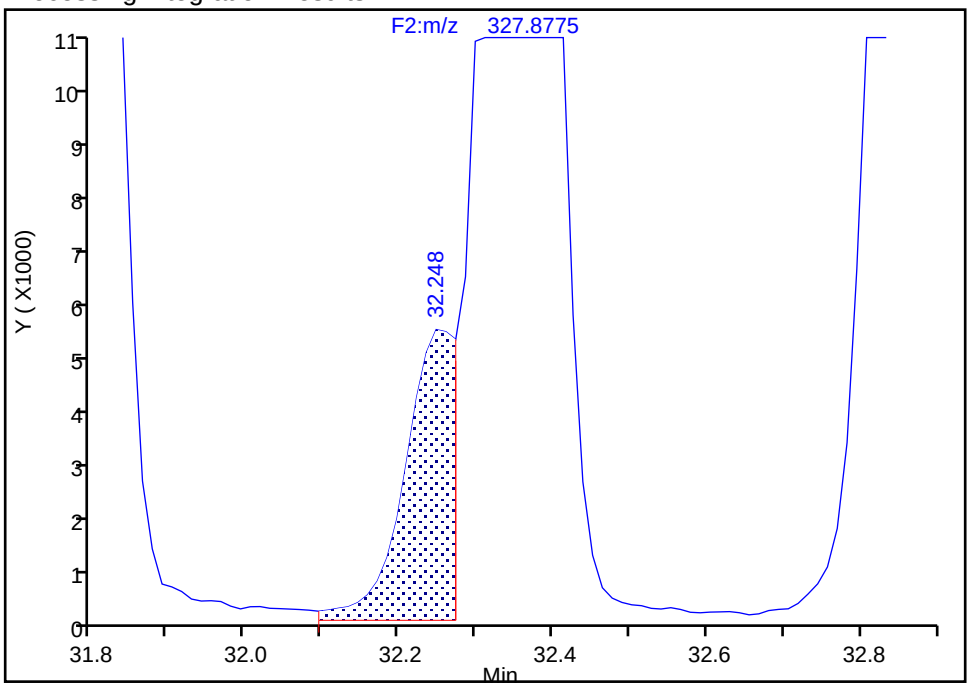

Manual Integration Results

RT: 32.36
Area: 293166
Amount: 202.0975
Amount Units: pg/ul

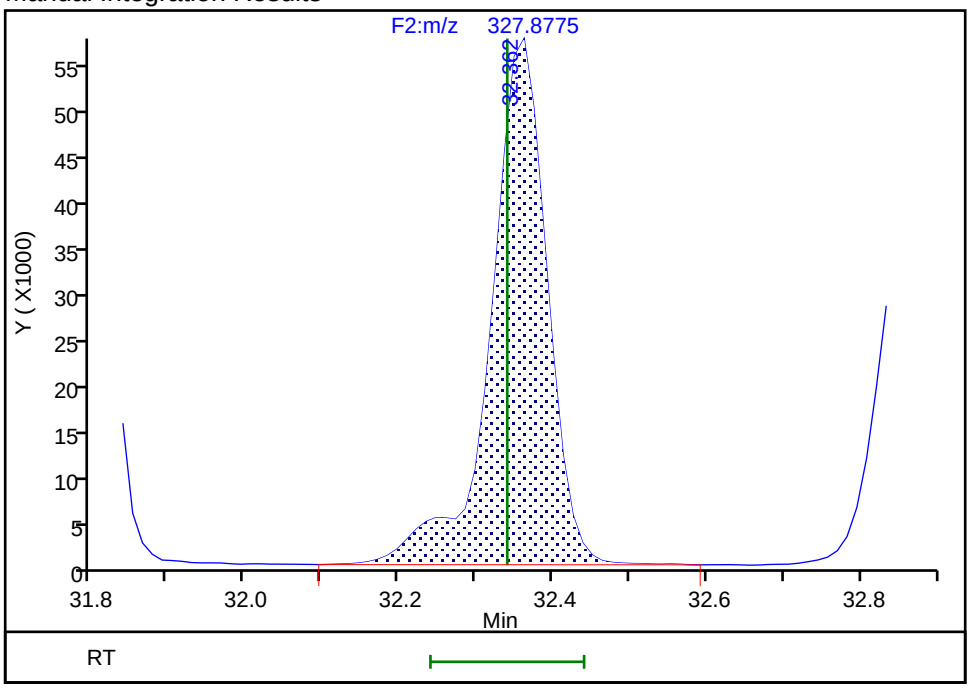

Reviewer: layk, 03-Sep-2019 14:15:12

Audit Action: Manually Integrated Audit Reason: Incomplete Integration

Manual Integration/User Assign Peak Report

Eurofins TestAmerica, Knoxville

Data File:	\\chromna\Knoxville\ChromData\D3D\20190903-12925.b\580-88125-b-2-c.d				
Injection Date:	03-Sep-2019 12:52:00	Instrument ID:	D3D		
Lims ID:	580-88125-B-2-C	Lab Sample ID:	140-88125-2		
Client ID:	A2-0to26-100818				
Operator ID:	Xcalibur_System	ALS Bottle#:	0	Worklist Smp#:	7
Injection Vol:	1.0 ul	Dil. Factor:	1.0000		
Method:	PCBs_D3D	Limit Group:	HR - 1668A - ICAL		
Column:	SPB-Octyl (0.25 mm)	Detector	F2(21.81 :35.54)		

PCB-86/87/97/109/119/125, CAS: STL02295

Signal: 1

Processing Integration Results

RT: 32.86
Area: 267867
Amount: 90.868537
Amount Units: pg/ul

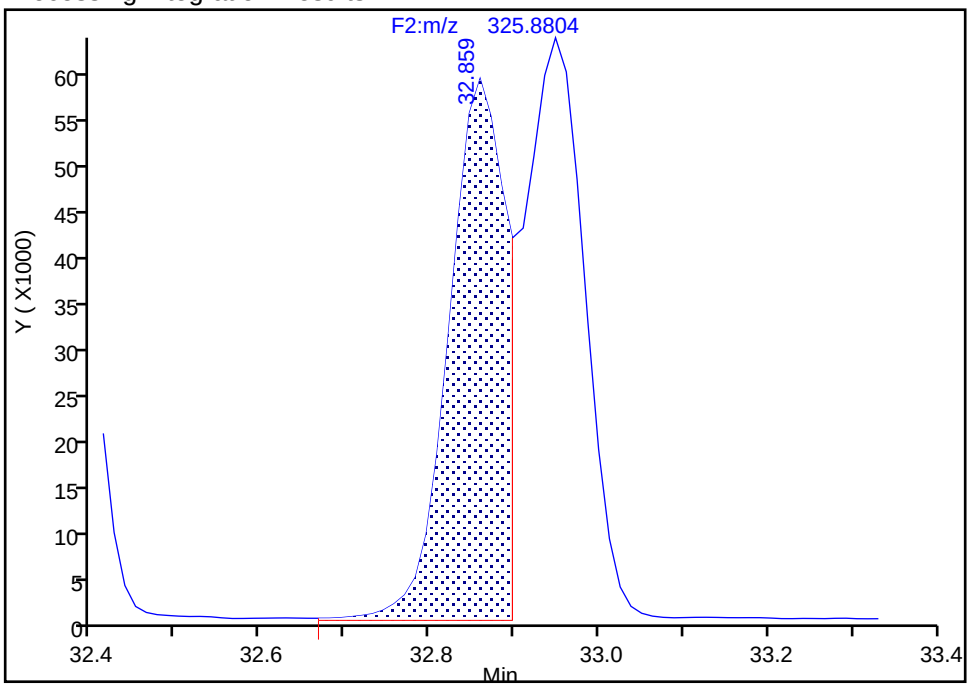

Manual Integration Results

RT: 32.95
Area: 575039
Amount: 194.5604
Amount Units: pg/ul

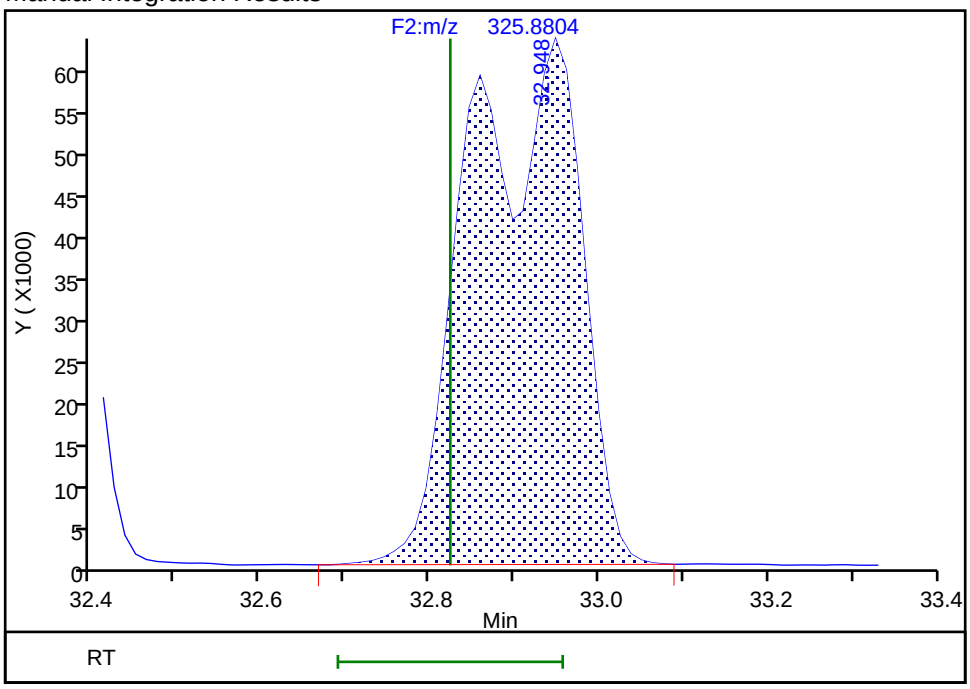

Reviewer: layk, 03-Sep-2019 14:15:31

Audit Action: Manually Integrated Audit Reason: Incomplete Integration

Manual Integration/User Assign Peak Report

Eurofins TestAmerica, Knoxville

Data File:	\\chromna\Knoxville\ChromData\D3D\20190903-12925.b\580-88125-b-2-c.d				
Injection Date:	03-Sep-2019 12:52:00	Instrument ID:	D3D		
Lims ID:	580-88125-B-2-C	Lab Sample ID:	140-88125-2		
Client ID:	A2-0to26-100818				
Operator ID:	Xcalibur_System	ALS Bottle#:	0	Worklist Smp#:	7
Injection Vol:	1.0 ul	Dil. Factor:	1.0000		
Method:	PCBs_D3D	Limit Group:	HR - 1668A - ICAL		
Column:	SPB-Octyl (0.25 mm)	Detector	F2(21.81 :35.54)		

PCB-86/87/97/109/119/125, CAS: STL02295

Signal: 2

Processing Integration Results

RT: 32.86
Area: 169133
Amount: 90.868537
Amount Units: pg/ul

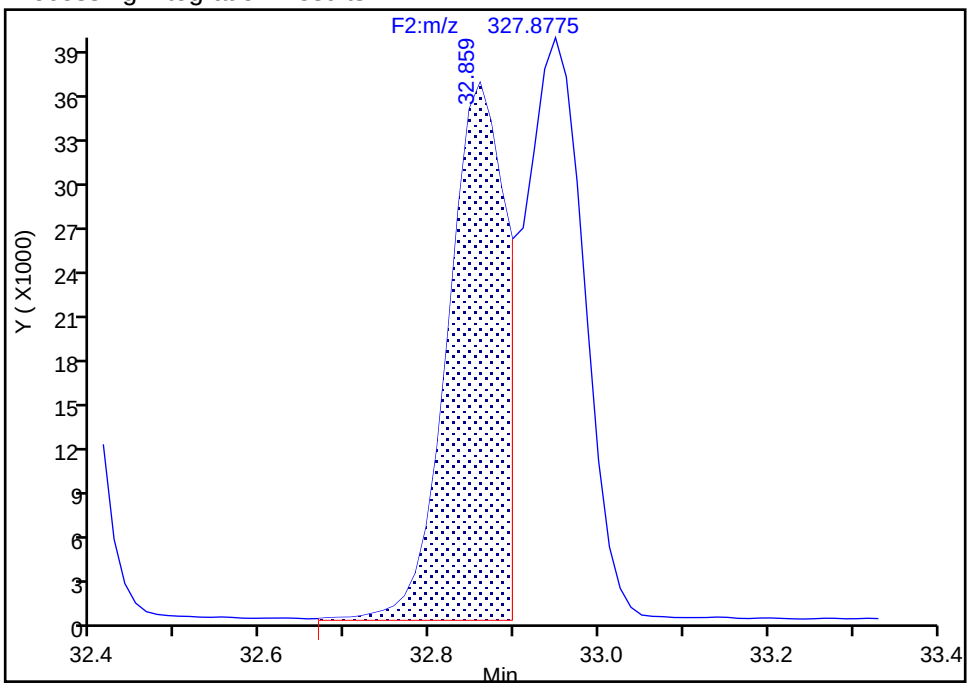

Manual Integration Results

RT: 32.95
Area: 360630
Amount: 194.5604
Amount Units: pg/ul

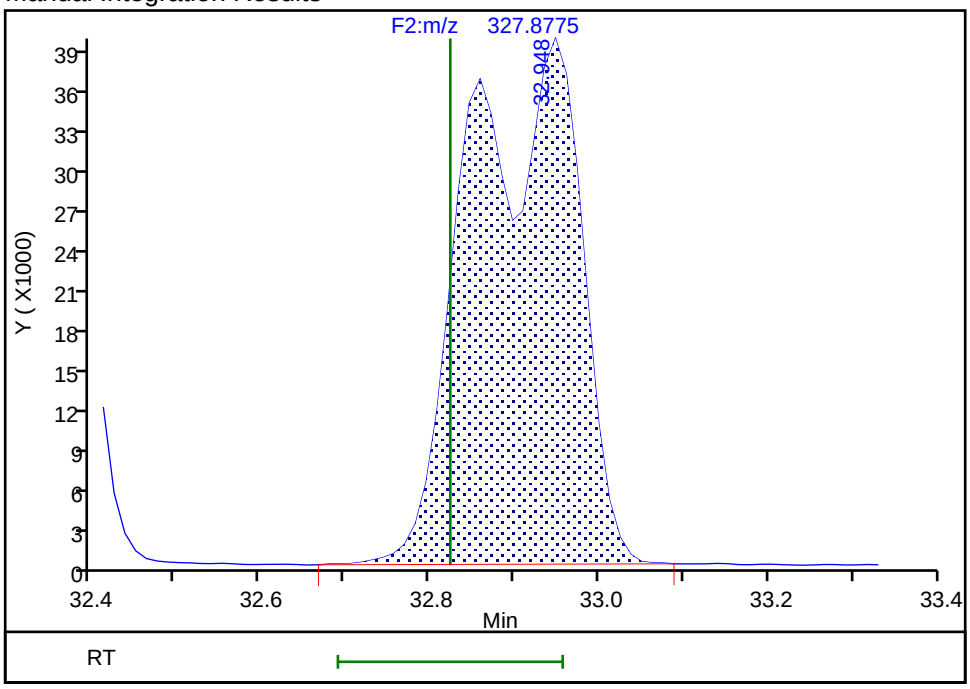

Reviewer: layk, 03-Sep-2019 14:15:36
Audit Action: Manually Integrated Audit Reason: Incomplete Integration

Manual Integration/User Assign Peak Report

Eurofins TestAmerica, Knoxville

Data File:	\\chromna\Knoxville\ChromData\D3D\20190903-12925.b\580-88125-b-2-c.d				
Injection Date:	03-Sep-2019 12:52:00	Instrument ID:	D3D		
Lims ID:	580-88125-B-2-C	Lab Sample ID:	140-88125-2		
Client ID:	A2-0to26-100818				
Operator ID:	Xcalibur_System	ALS Bottle#:	0	Worklist Smp#:	7
Injection Vol:	1.0 ul	Dil. Factor:	1.0000		
Method:	PCBs_D3D	Limit Group:	HR - 1668A - ICAL		
Column:	SPB-Octyl (0.25 mm)	Detector	F2(21.81 :35.54)		

PCB-82, CAS: 52663-62-4

Signal: 1

Not Detected
Expected RT: 34.05

Processing Integration Results

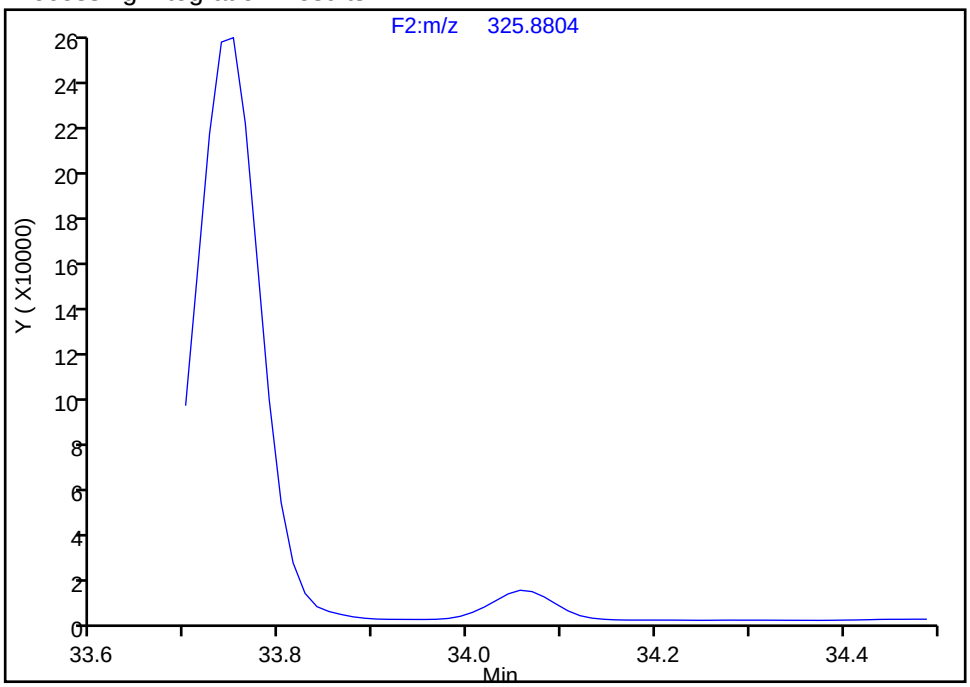

Manual Integration Results

RT: 34.06
Area: 66725
Amount: 30.988969
Amount Units: pg/ul

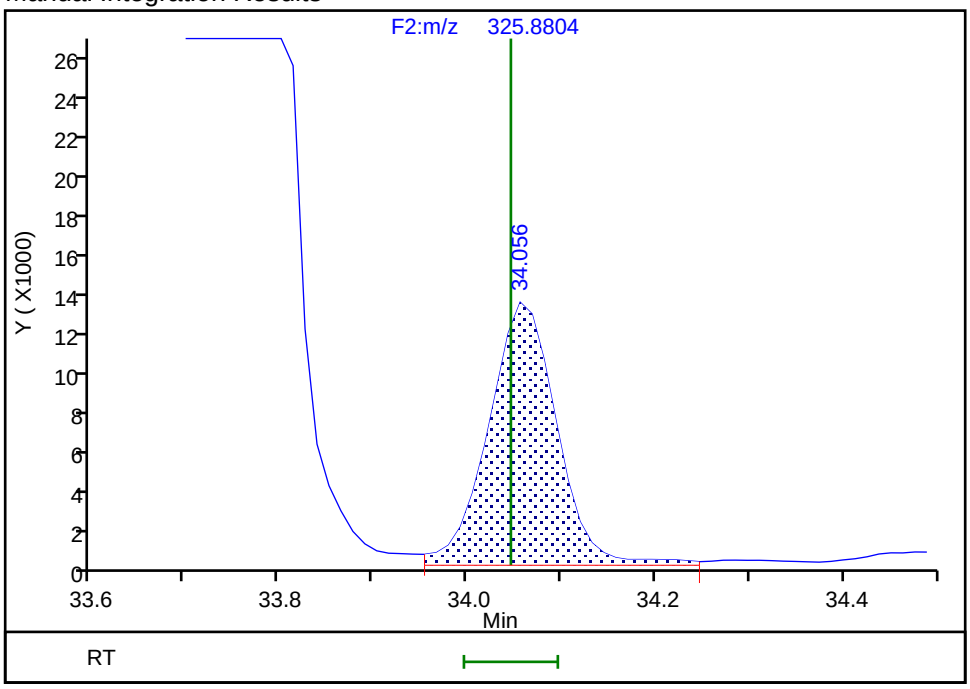

Reviewer: layk, 03-Sep-2019 14:15:44
Audit Action: Assigned Compound ID Audit Reason: Incomplete Integration

Manual Integration/User Assign Peak Report

Eurofins TestAmerica, Knoxville

Data File:	\\chromna\Knoxville\ChromData\D3D\20190903-12925.b\580-88125-b-2-c.d				
Injection Date:	03-Sep-2019 12:52:00	Instrument ID:	D3D		
Lims ID:	580-88125-B-2-C	Lab Sample ID:	140-88125-2		
Client ID:	A2-0to26-100818				
Operator ID:	Xcalibur_System	ALS Bottle#:	0	Worklist Smp#:	7
Injection Vol:	1.0 ul	Dil. Factor:	1.0000		
Method:	PCBs_D3D	Limit Group:	HR - 1668A - ICAL		
Column:	SPB-Octyl (0.25 mm)	Detector	F2(21.81 :35.54)		

PCB-120, CAS: 68194-12-7

Signal: 1

Not Detected
Expected RT: 34.91

Processing Integration Results

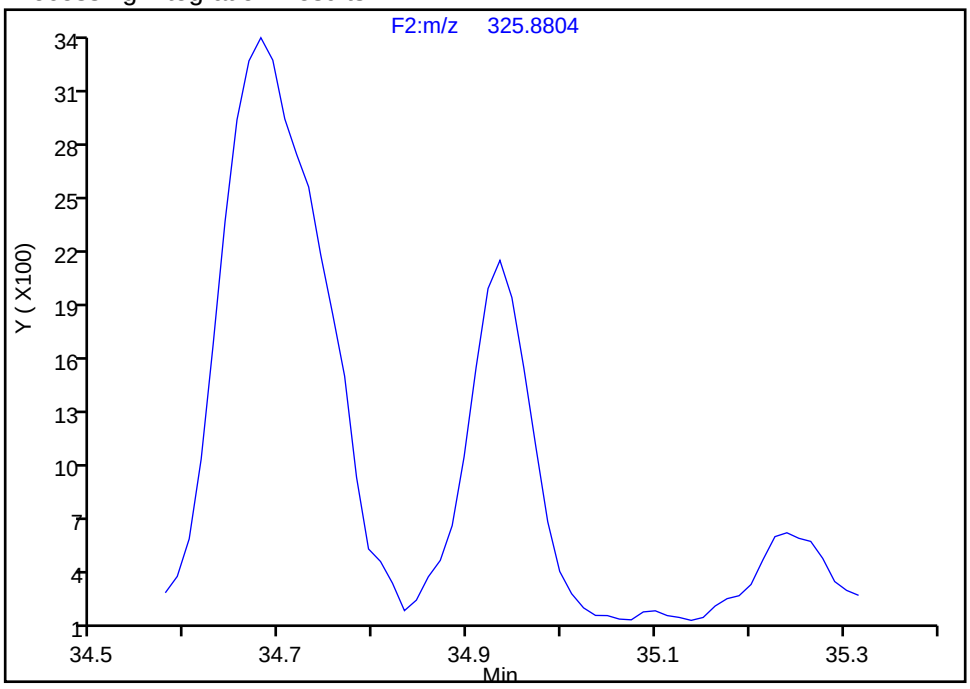

Manual Integration Results

RT: 34.93
Area: 10869
Amount: 2.918220
Amount Units: pg/ul

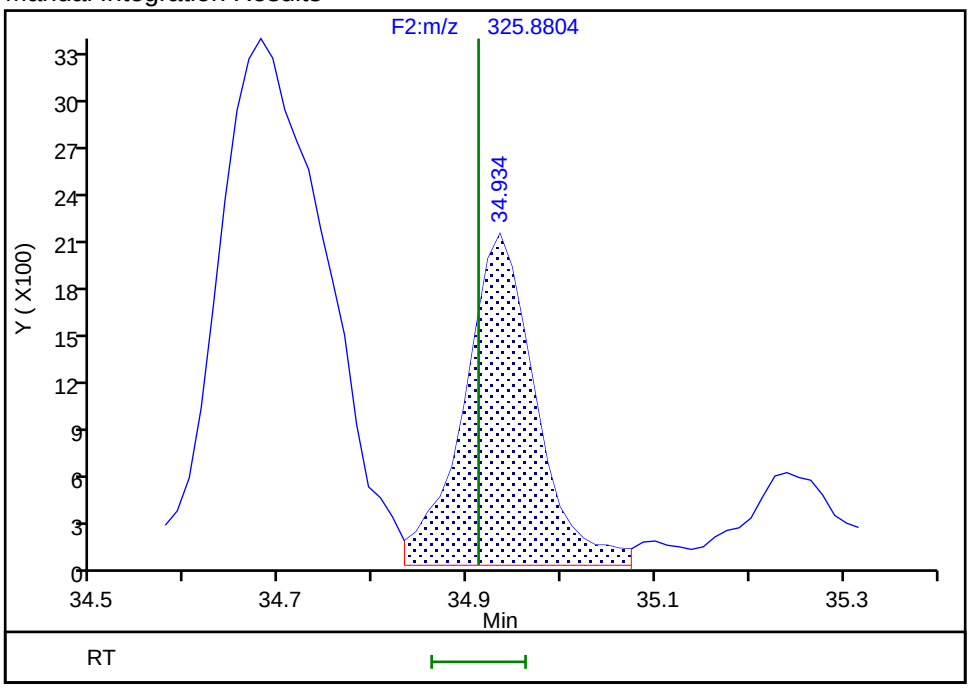

Reviewer: layk, 03-Sep-2019 14:15:58
Audit Action: Assigned Compound ID Audit Reason: Incomplete Integration

Eurofins TestAmerica, Knoxville

Data File:	\\chromna\Knoxville\ChromData\D3D\20190903-12925.b\580-88125-b-2-c.d		
Injection Date:	03-Sep-2019 12:52:00	Injection Vol:	1.0 ul
Instrument ID:	D3D	Operator ID:	Xcalibur_System
Method:	PCBs_D3D	Limit Group:	HR - 1668A - ICAL
Client ID:	A2-0to26-100818		
Worklist#:	33205	Sample Line#:	7
Column Type:	SPB-Octyl	Column Dia:	0.25 mm

PePCB F3

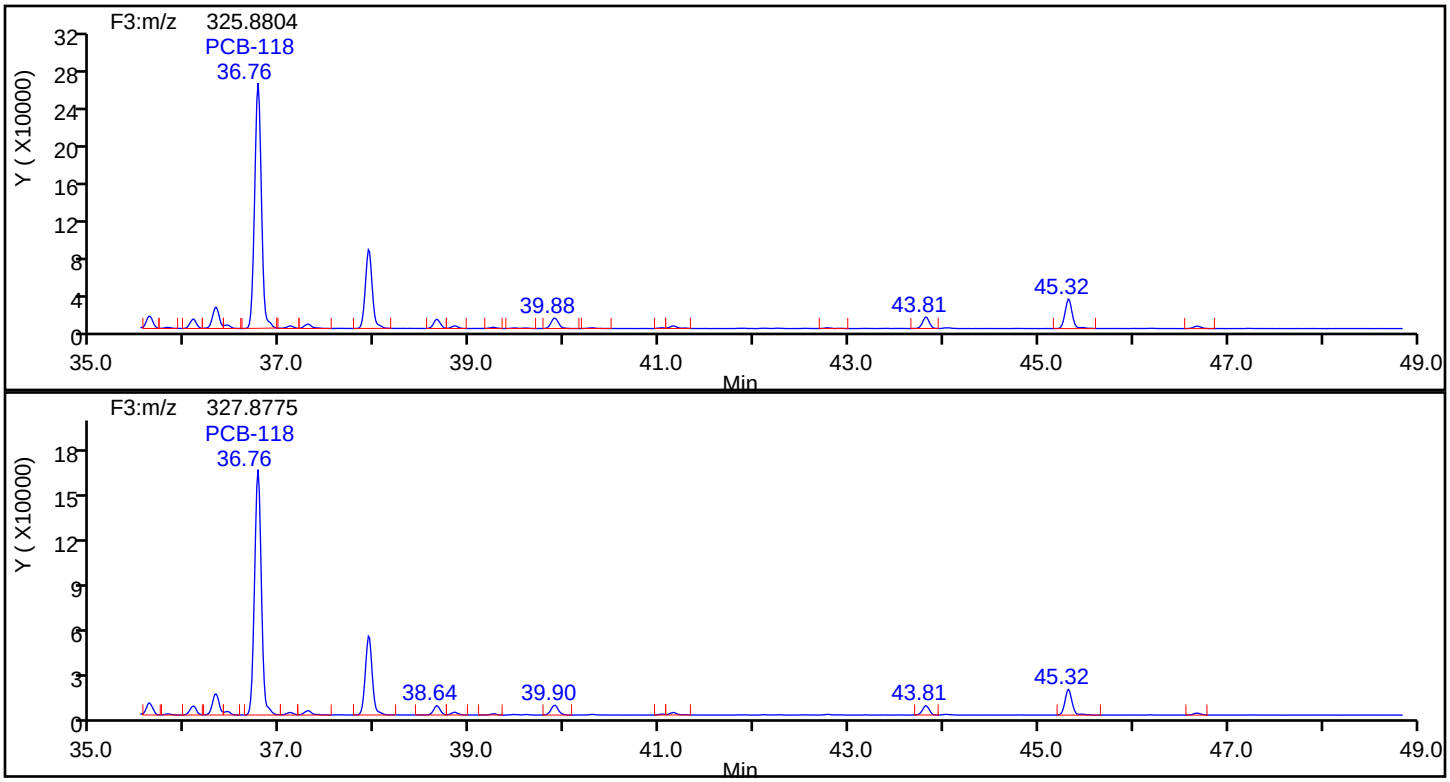

PePCB F3 Standards

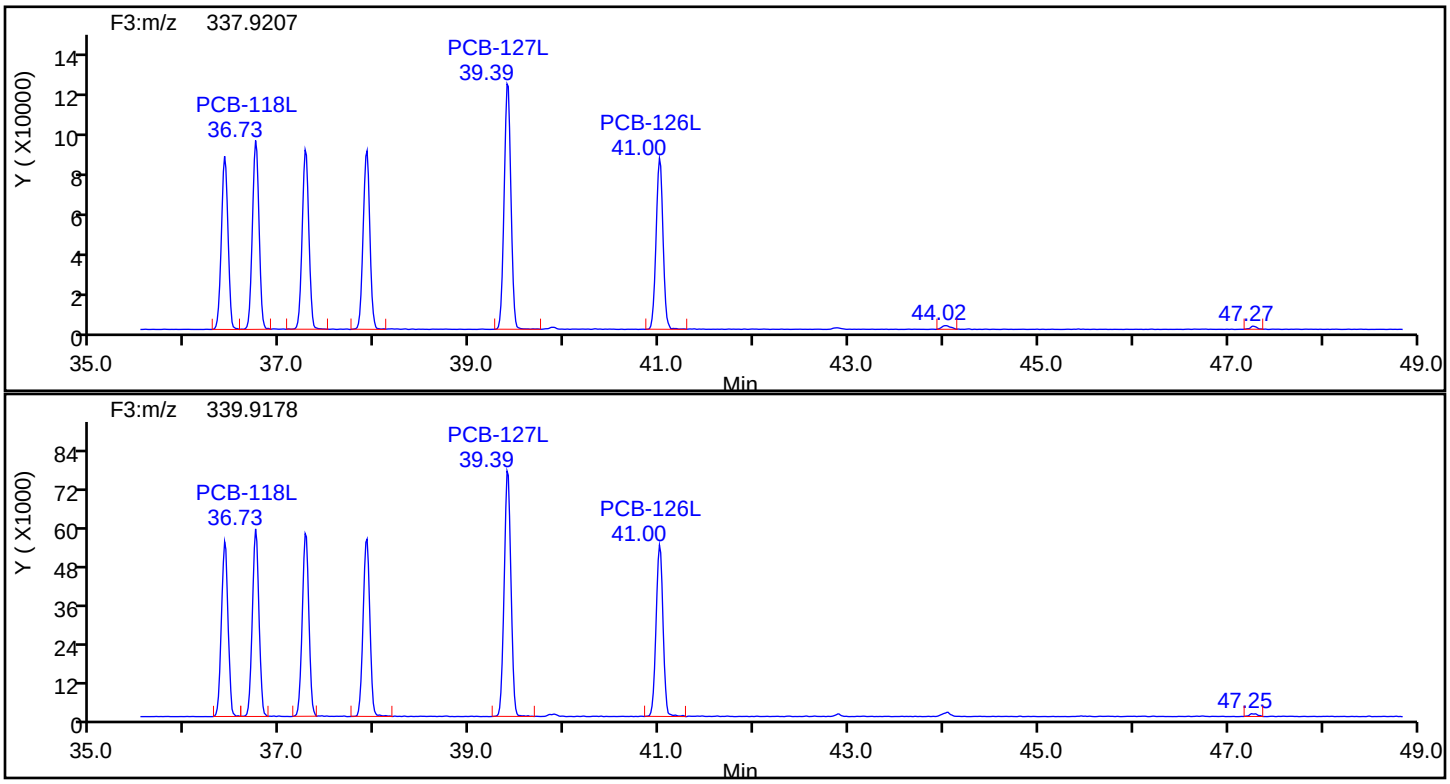

Eurofins TestAmerica, Knoxville

Data File:	\\chromna\Knoxville\ChromData\D3D\20190903-12925.b\580-88125-b-2-c.d		
Injection Date:	03-Sep-2019 12:52:00	Injection Vol:	1.0 ul
Instrument ID:	D3D	Operator ID:	Xcalibur_System
Method:	PCBs_D3D	Limit Group:	HR - 1668A - ICAL
Client ID:	A2-0to26-100818		
Worklist#:	33205	Sample Line#:	7
Column Type:	SPB-Octyl	Column Dia:	0.25 mm

PePCB F3

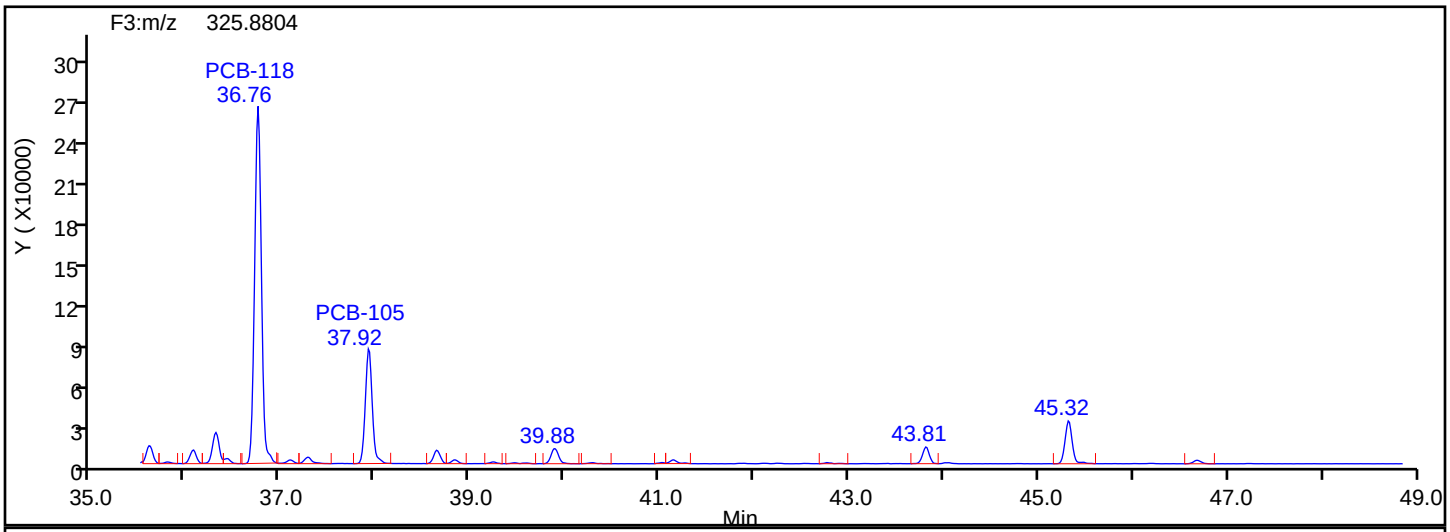

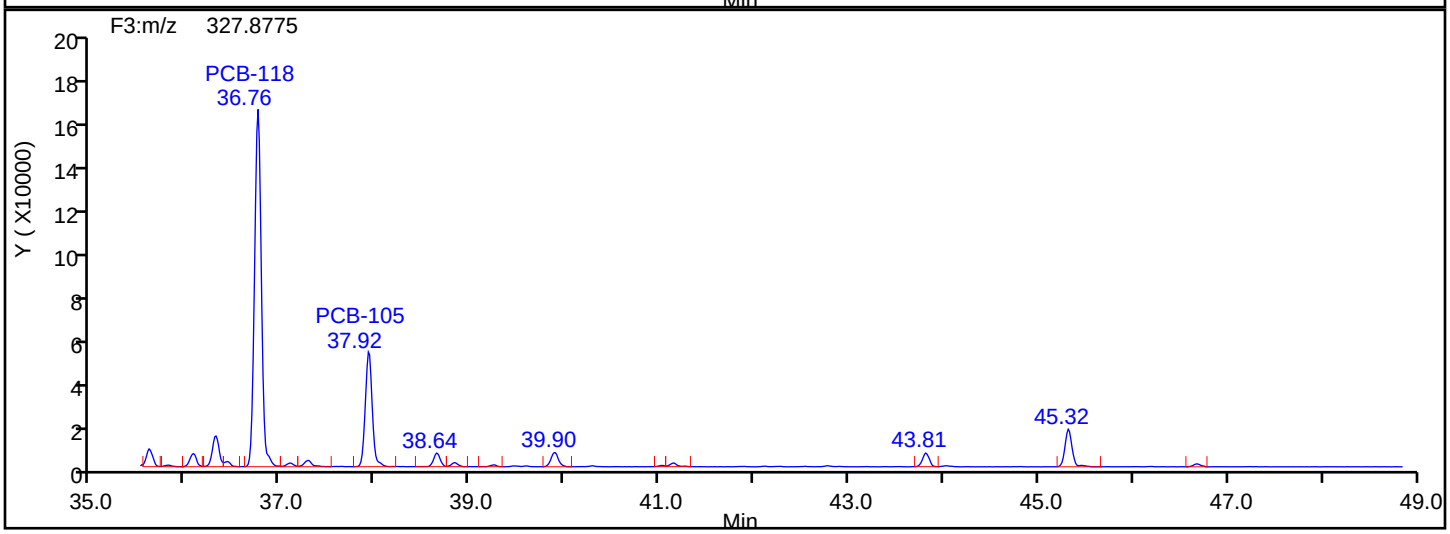

PePCB F3 Lock Mass

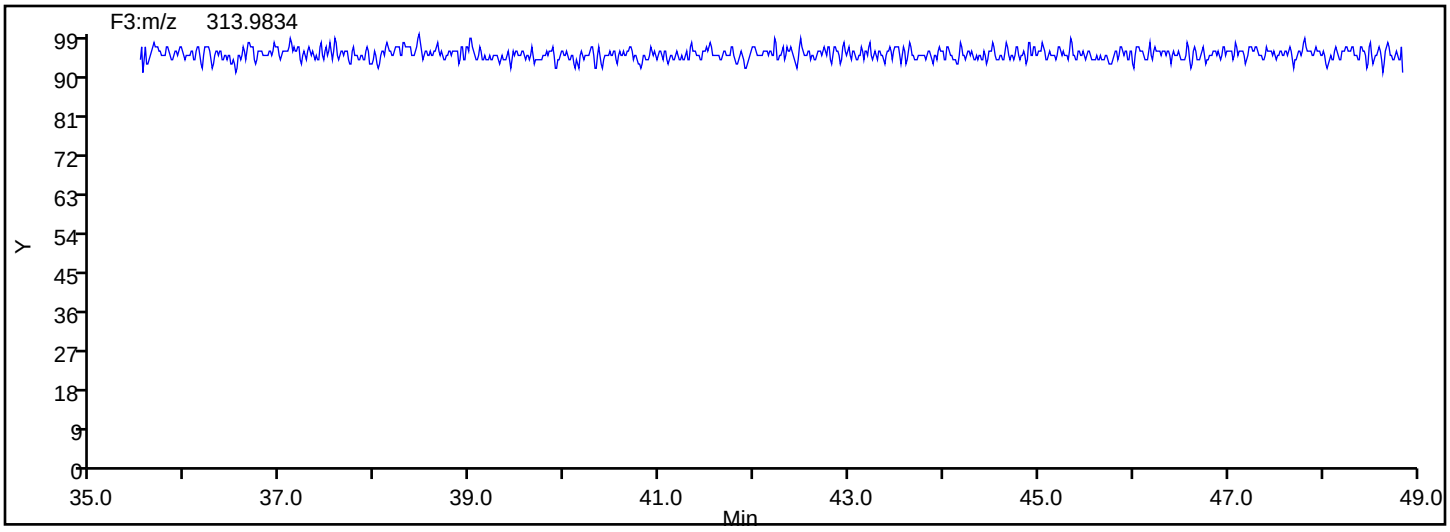

Manual Integration/User Assign Peak Report

Eurofins TestAmerica, Knoxville

Data File:	\\chromna\Knoxville\ChromData\D3D\20190903-12925.b\580-88125-b-2-c.d				
Injection Date:	03-Sep-2019 12:52:00	Instrument ID:	D3D		
Lims ID:	580-88125-B-2-C	Lab Sample ID:	140-88125-2		
Client ID:	A2-0to26-100818				
Operator ID:	Xcalibur_System	ALS Bottle#:	0	Worklist Smp#:	7
Injection Vol:	1.0 ul	Dil. Factor:	1.0000		
Method:	PCBs_D3D	Limit Group:	HR - 1668A - ICAL		
Column:	SPB-Octyl (0.25 mm)	Detector	F3(35.64 :49.10)		

PCB-108/124, CAS: STL02294

Signal: 1

Not Detected
Expected RT: 36.04

Processing Integration Results

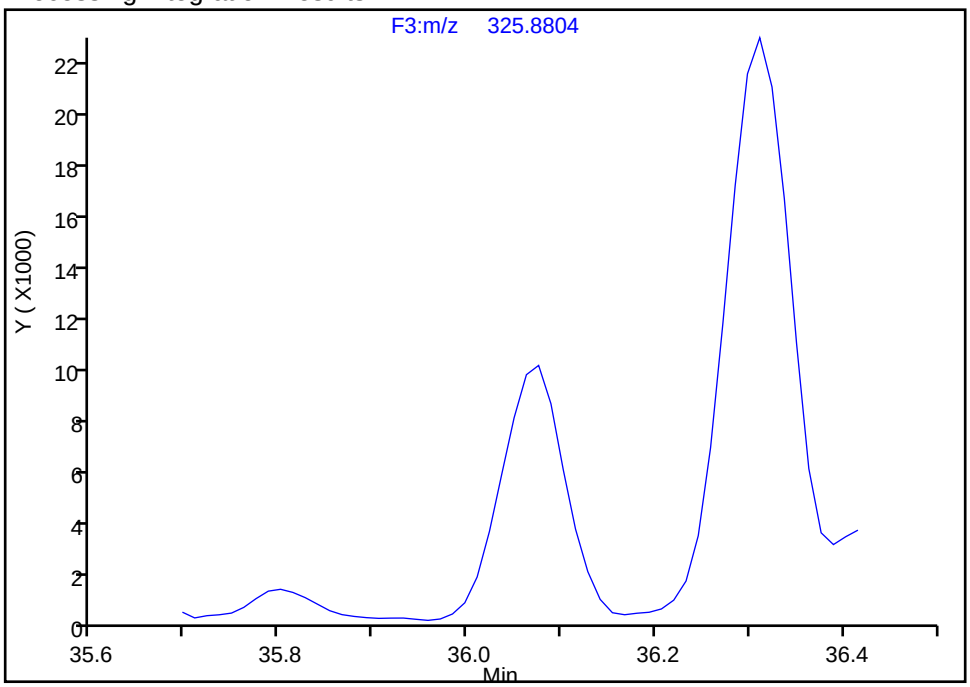

Manual Integration Results

RT: 36.08
Area: 47226
Amount: 8.515760
Amount Units: pg/ul

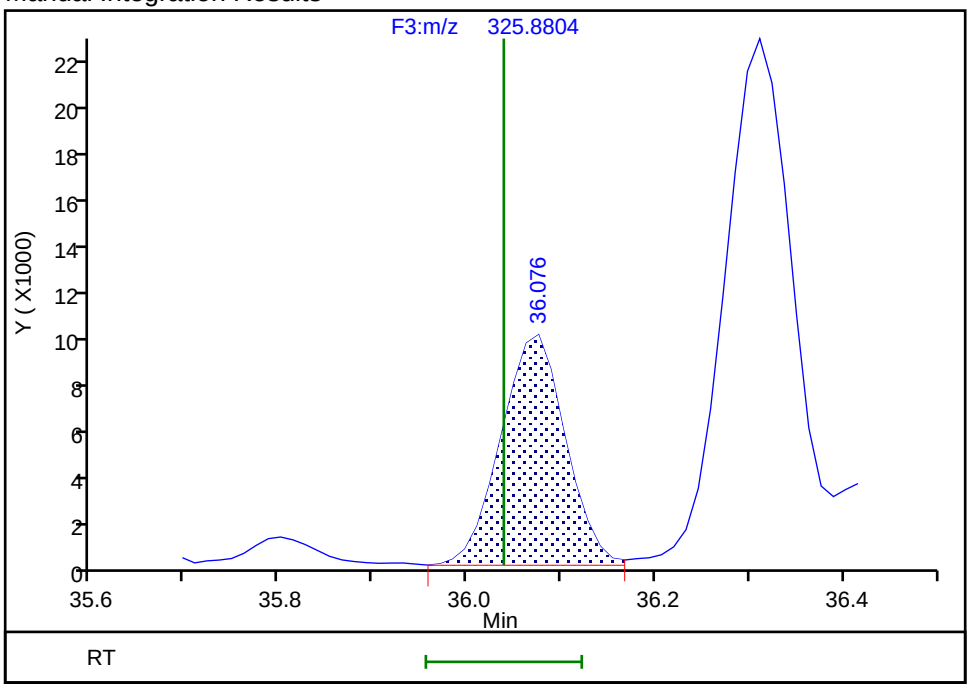

Reviewer: davidsonm, 03-Sep-2019 14:37:46
Audit Action: Assigned Compound ID Audit Reason: Split Peak

Manual Integration/User Assign Peak Report

Eurofins TestAmerica, Knoxville

Data File:	\\chromna\Knoxville\ChromData\D3D\20190903-12925.b\580-88125-b-2-c.d				
Injection Date:	03-Sep-2019 12:52:00	Instrument ID:	D3D		
Lims ID:	580-88125-B-2-C	Lab Sample ID:	140-88125-2		
Client ID:	A2-0to26-100818				
Operator ID:	Xcalibur_System	ALS Bottle#:	0	Worklist Smp#:	7
Injection Vol:	1.0 ul	Dil. Factor:	1.0000		
Method:	PCBs_D3D	Limit Group:	HR - 1668A - ICAL		
Column:	SPB-Octyl (0.25 mm)	Detector	F3(35.64 :49.10)		

PCB-107, CAS: 70424-68-9

Signal: 1

Not Detected
Expected RT: 36.29

Processing Integration Results

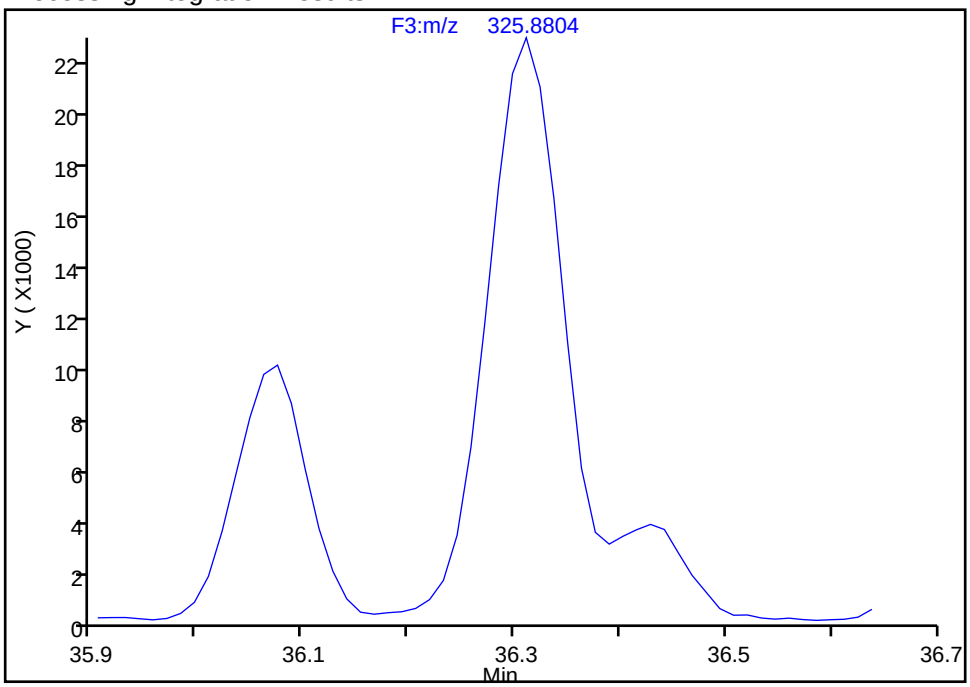

Manual Integration Results

RT: 36.31
Area: 113325
Amount: 18.874849
Amount Units: pg/ul

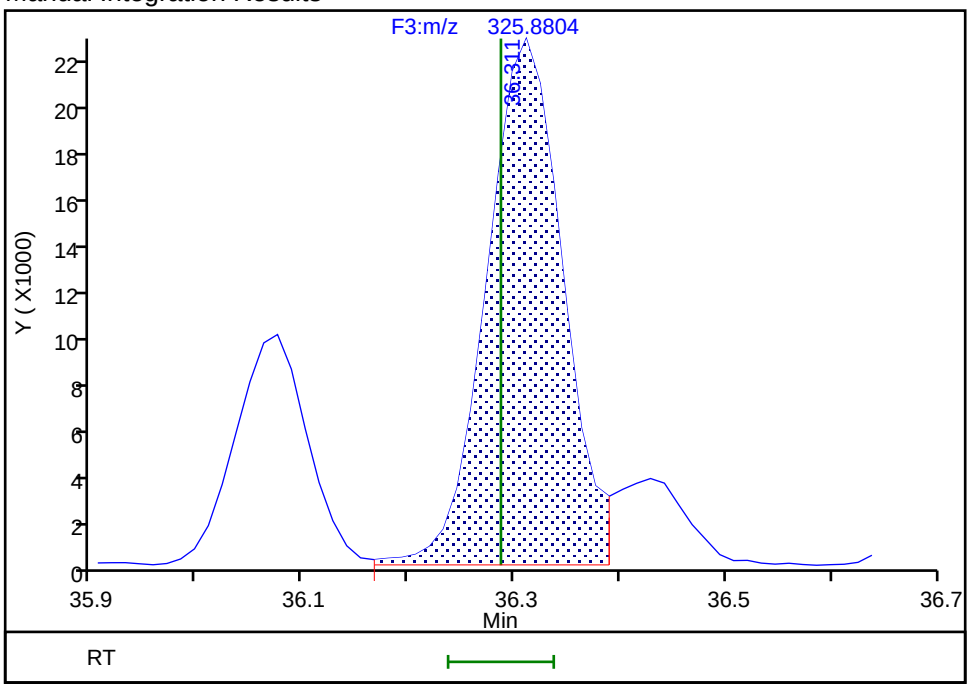

Reviewer: layk, 03-Sep-2019 14:16:19
Audit Action: Assigned Compound ID Audit Reason: Incomplete Integration

Manual Integration/User Assign Peak Report

Eurofins TestAmerica, Knoxville

Data File:	\\chromna\Knoxville\ChromData\D3D\20190903-12925.b\580-88125-b-2-c.d				
Injection Date:	03-Sep-2019 12:52:00	Instrument ID:	D3D		
Lims ID:	580-88125-B-2-C	Lab Sample ID:	140-88125-2		
Client ID:	A2-0to26-100818				
Operator ID:	Xcalibur_System	ALS Bottle#:	0	Worklist Smp#:	7
Injection Vol:	1.0 ul	Dil. Factor:	1.0000		
Method:	PCBs_D3D	Limit Group:	HR - 1668A - ICAL		
Column:	SPB-Octyl (0.25 mm)	Detector	F3(35.64 :49.10)		

PCB-107, CAS: 70424-68-9

Signal: 2

Not Detected
Expected RT: 36.29

Processing Integration Results

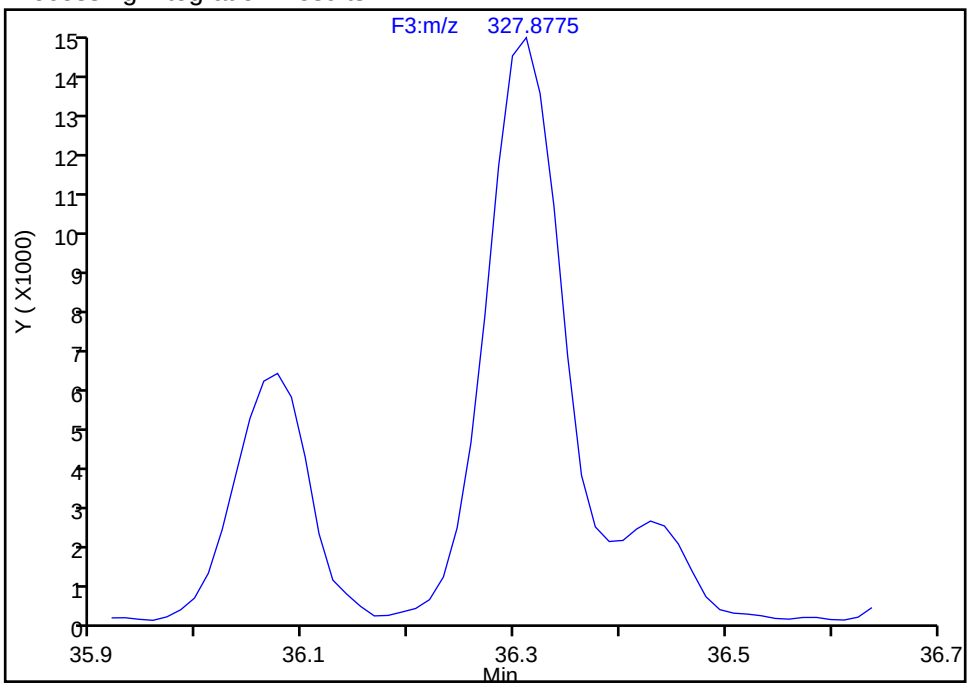

Manual Integration Results

RT: 36.31
Area: 70995
Amount: 18.874849
Amount Units: pg/ul

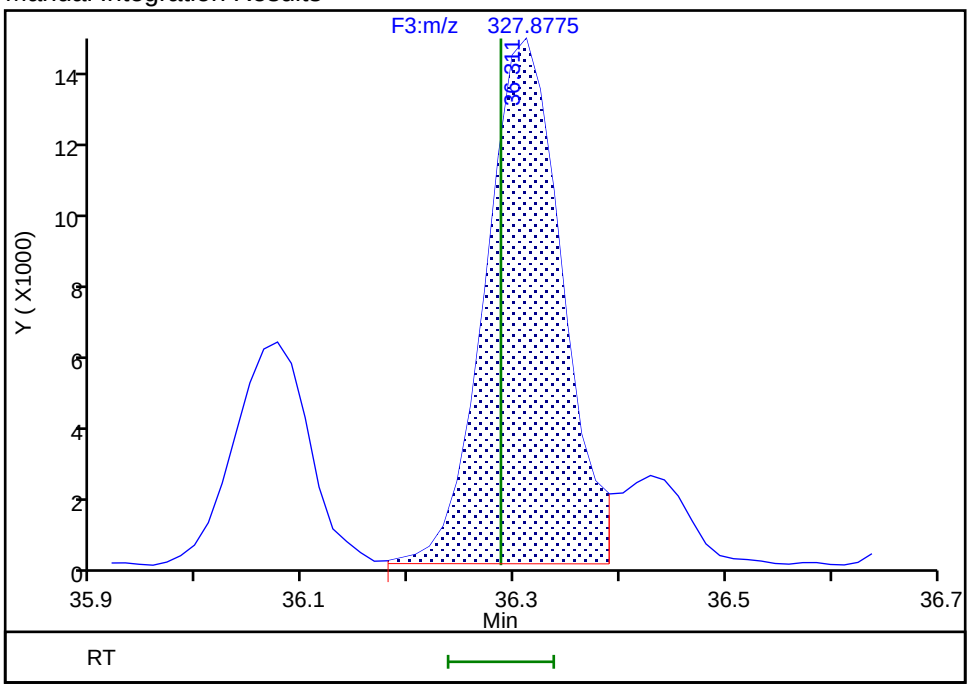

Reviewer: layk, 03-Sep-2019 14:16:32
Audit Action: Split an Integrated Peak Audit Reason: Split Peak

Manual Integration/User Assign Peak Report

Eurofins TestAmerica, Knoxville

Data File:	\\chromna\Knoxville\ChromData\D3D\20190903-12925.b\580-88125-b-2-c.d				
Injection Date:	03-Sep-2019 12:52:00	Instrument ID:	D3D		
Lims ID:	580-88125-B-2-C	Lab Sample ID:	140-88125-2		
Client ID:	A2-0to26-100818				
Operator ID:	Xcalibur_System	ALS Bottle#:	0	Worklist Smp#:	7
Injection Vol:	1.0 ul	Dil. Factor:	1.0000		
Method:	PCBs_D3D	Limit Group:	HR - 1668A - ICAL		
Column:	SPB-Octyl (0.25 mm)	Detector	F3(35.64 :49.10)		

PCB-123, CAS: 65510-44-3

Signal: 1

Not Detected
Expected RT: 36.40

Processing Integration Results

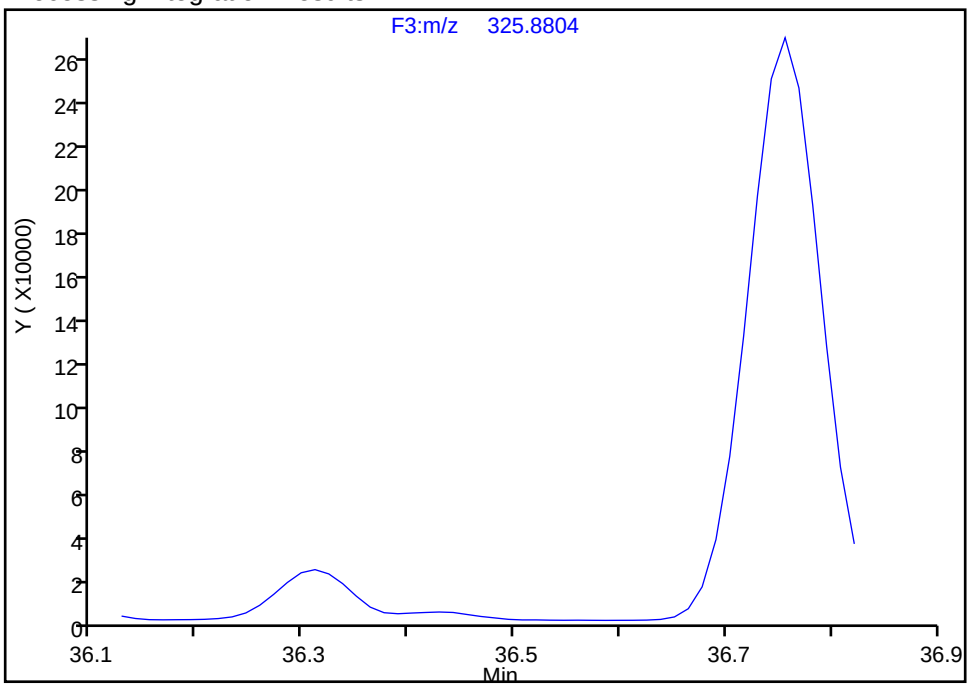

Manual Integration Results

RT: 36.43
Area: 17204
Amount: 3.026149
Amount Units: pg/ul

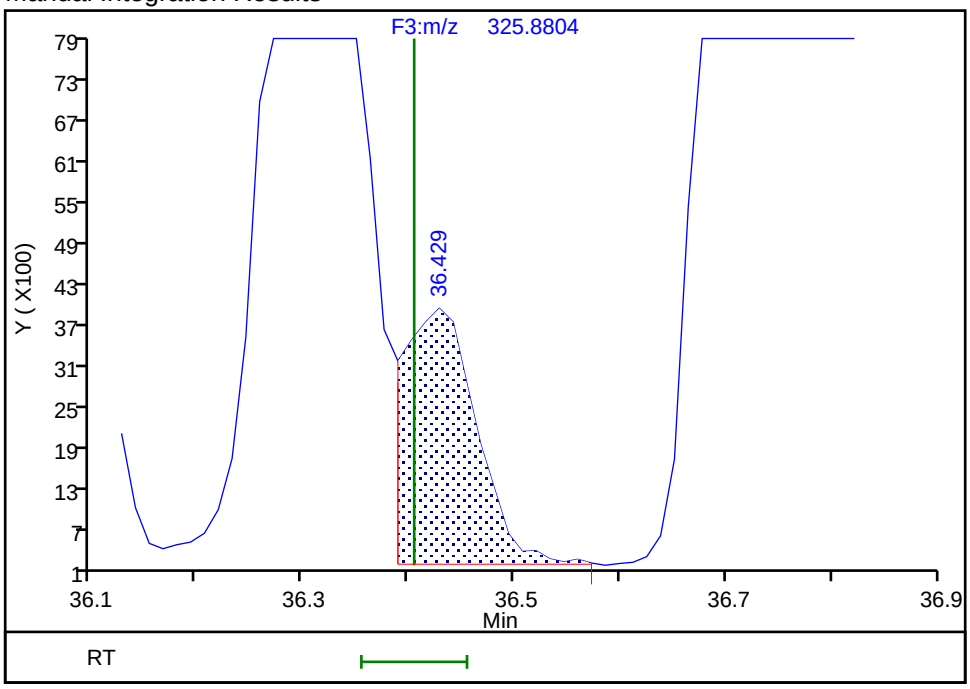

Reviewer: layk, 03-Sep-2019 14:16:42
Audit Action: Manually Integrated/Assigned Compound ID Audit Reason: Split Peak

Manual Integration/User Assign Peak Report

Eurofins TestAmerica, Knoxville

Data File:	\\chromna\Knoxville\ChromData\D3D\20190903-12925.b\580-88125-b-2-c.d				
Injection Date:	03-Sep-2019 12:52:00	Instrument ID:	D3D		
Lims ID:	580-88125-B-2-C	Lab Sample ID:	140-88125-2		
Client ID:	A2-0to26-100818				
Operator ID:	Xcalibur_System	ALS Bottle#:	0	Worklist Smp#:	7
Injection Vol:	1.0 ul	Dil. Factor:	1.0000		
Method:	PCBs_D3D	Limit Group:	HR - 1668A - ICAL		
Column:	SPB-Octyl (0.25 mm)	Detector	F3(35.64 :49.10)		

PCB-126, CAS: 57465-28-8

Signal: 1

Not Detected
Expected RT: 40.98

Processing Integration Results

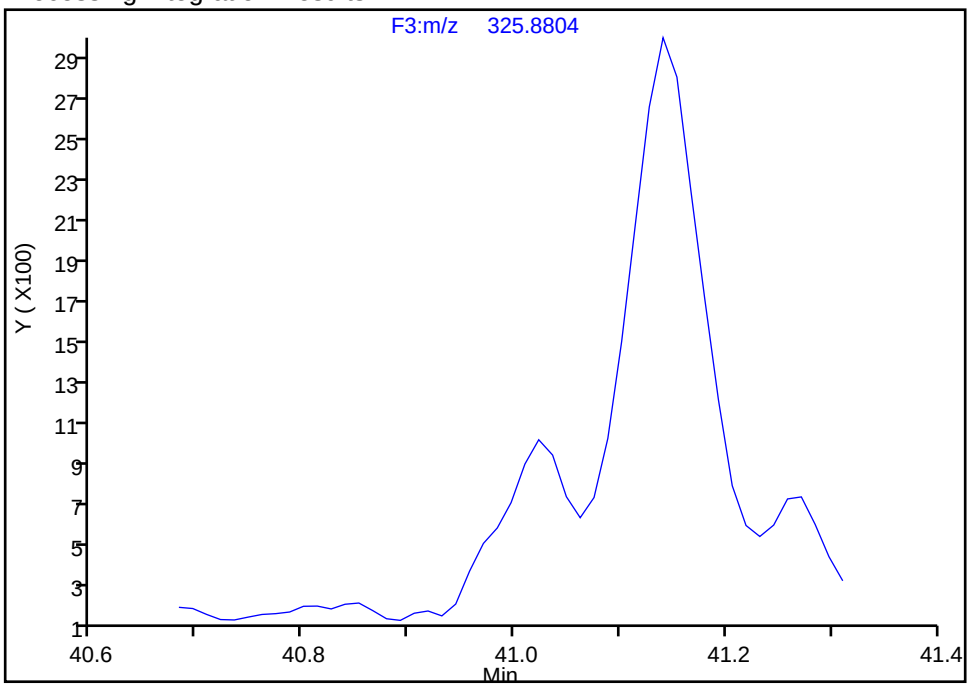

Manual Integration Results

RT: 41.02
Area: 3185
Amount: 0.577263
Amount Units: pg/ul

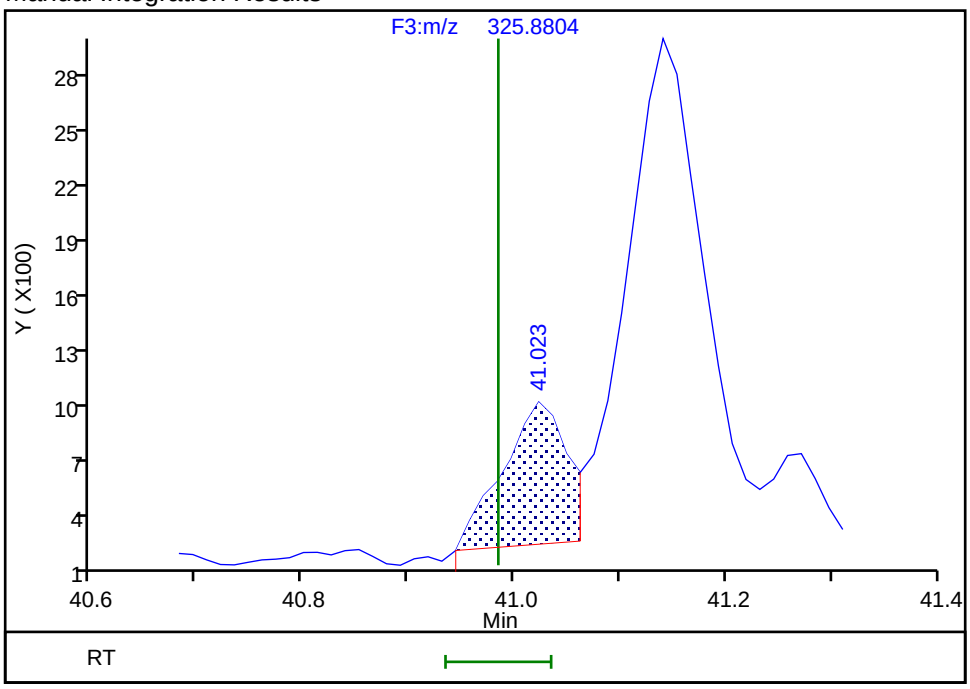

Reviewer: layk, 03-Sep-2019 14:17:23
Audit Action: Assigned Compound ID Audit Reason: Split Peak

Manual Integration/User Assign Peak Report

Eurofins TestAmerica, Knoxville

Data File:	\\chromna\Knoxville\ChromData\D3D\20190903-12925.b\580-88125-b-2-c.d				
Injection Date:	03-Sep-2019 12:52:00	Instrument ID:	D3D		
Lims ID:	580-88125-B-2-C	Lab Sample ID:	140-88125-2		
Client ID:	A2-0to26-100818				
Operator ID:	Xcalibur_System	ALS Bottle#:	0	Worklist Smp#:	7
Injection Vol:	1.0 ul	Dil. Factor:	1.0000		
Method:	PCBs_D3D	Limit Group:	HR - 1668A - ICAL		
Column:	SPB-Octyl (0.25 mm)	Detector	F3(35.64 :49.10)		

PCB-126, CAS: 57465-28-8

Signal: 2

Not Detected
Expected RT: 40.98

Processing Integration Results

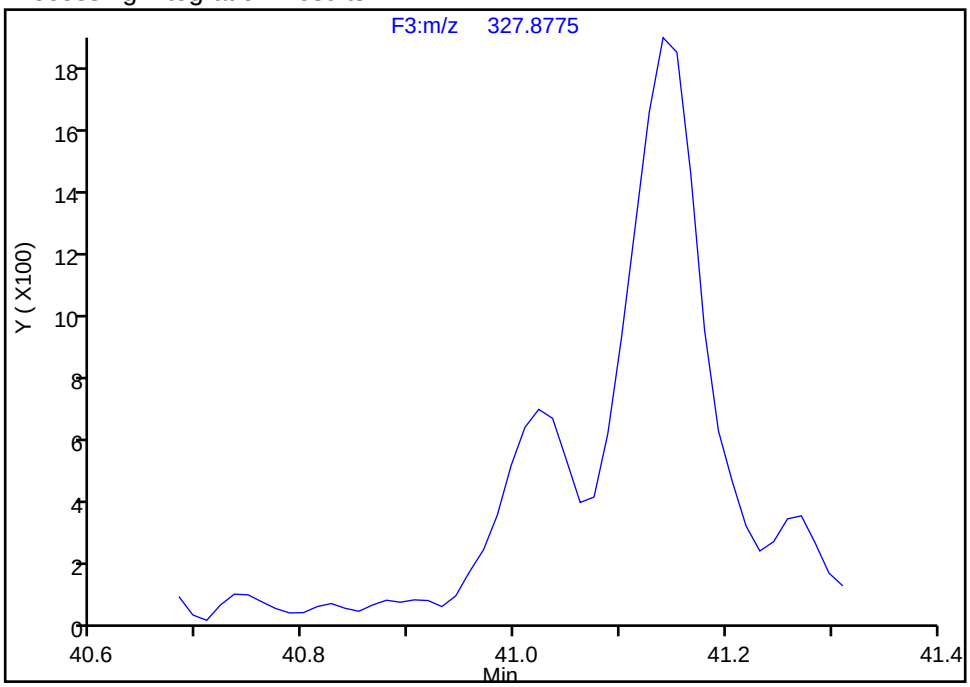

Manual Integration Results

RT: 41.02
Area: 2335
Amount: 0.577263
Amount Units: pg/ul

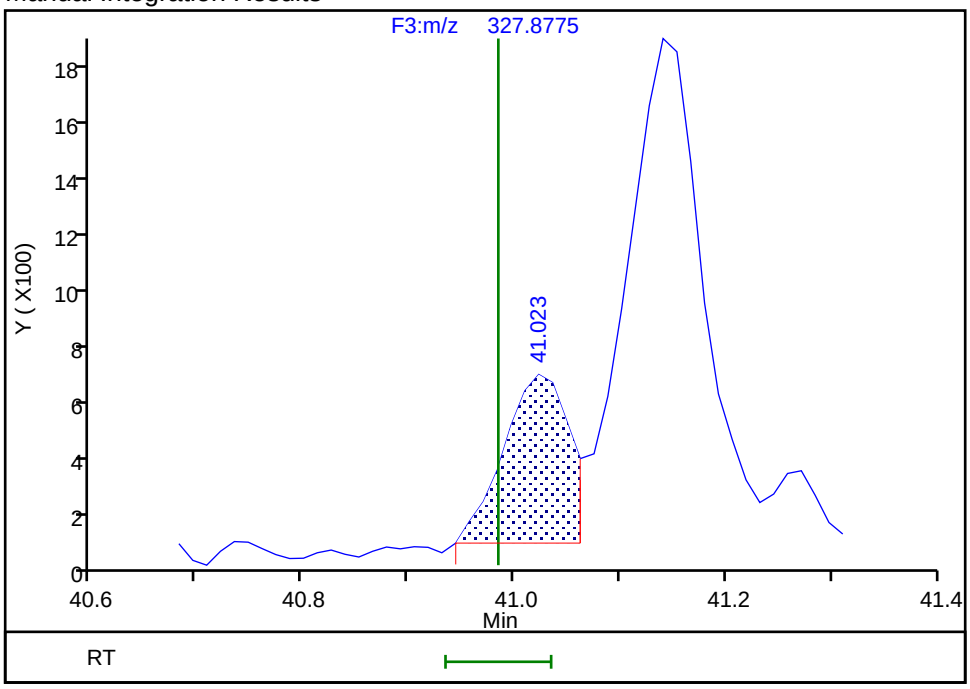

Reviewer: layk, 03-Sep-2019 14:17:29
Audit Action: Split an Integrated Peak Audit Reason: Split Peak

Eurofins TestAmerica, Knoxville

Data File:	\\chromna\Knoxville\ChromData\D3D\20190903-12925.b\580-88125-b-2-c.d		
Injection Date:	03-Sep-2019 12:52:00	Injection Vol:	1.0 ul
Instrument ID:	D3D	Operator ID:	Xcalibur_System
Method:	PCBs_D3D	Limit Group:	HR - 1668A - ICAL
Client ID:	A2-0to26-100818		
Worklist#:	33205	Sample Line#:	7
Column Type:	SPB-Octyl	Column Dia:	0.25 mm

HxPCB F2

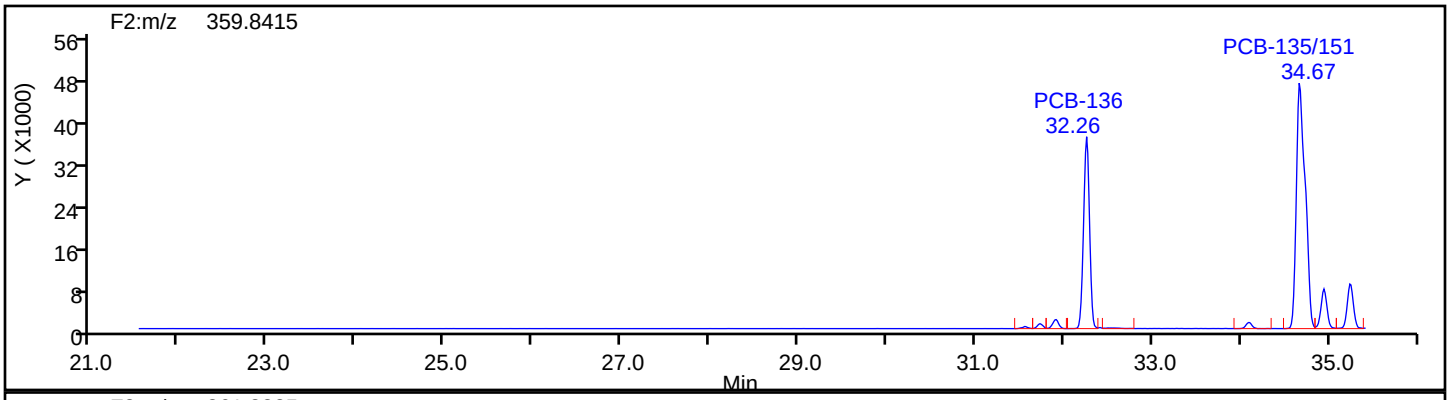

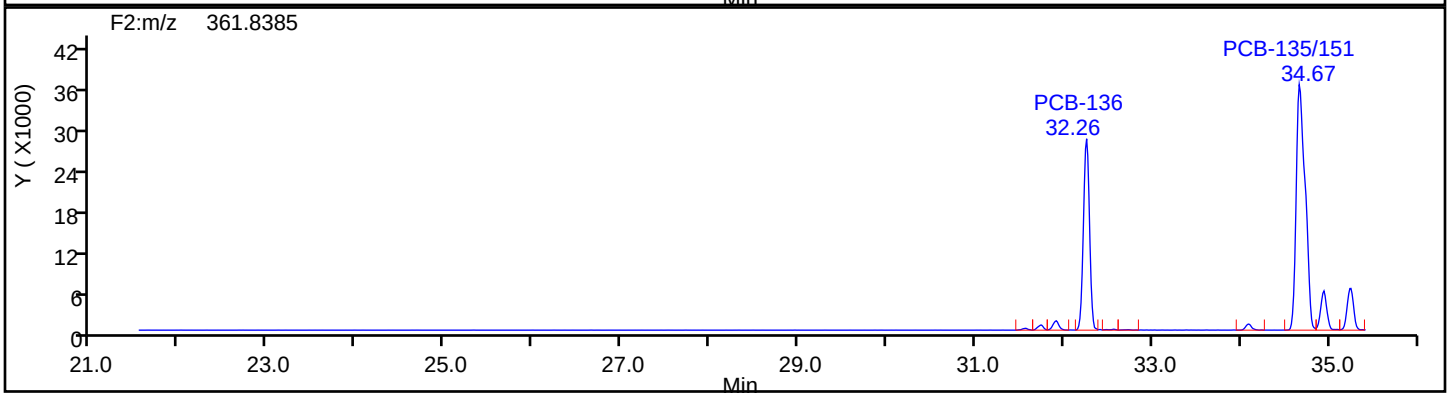

HxPCB F2 Standards

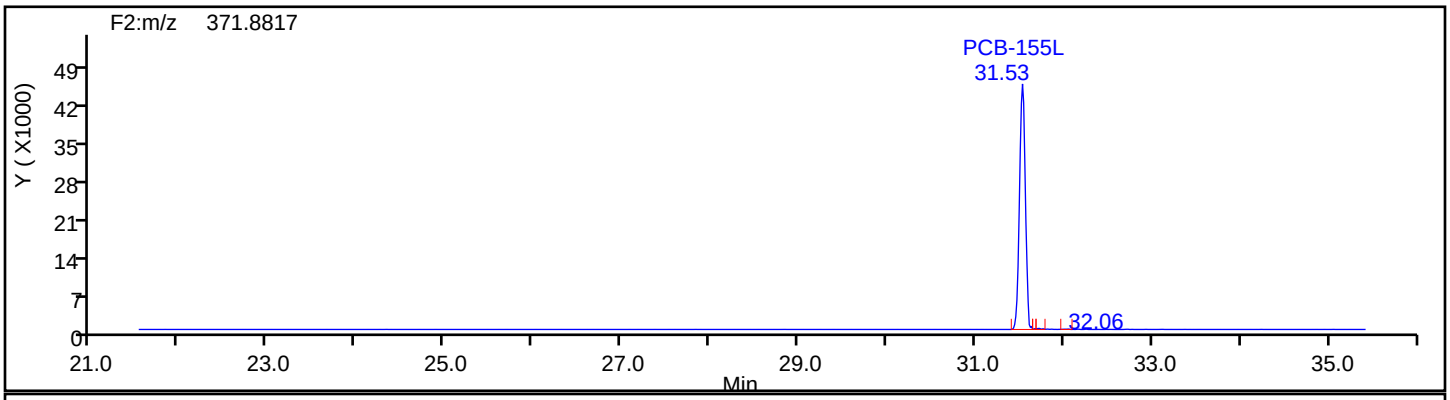

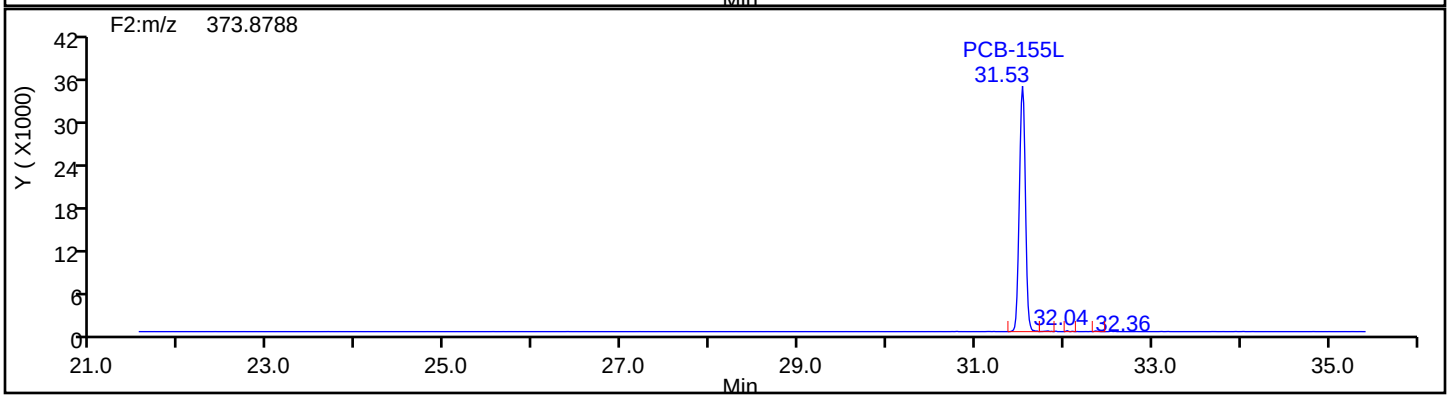

Eurofins TestAmerica, Knoxville

Data File:	\\chromna\Knoxville\ChromData\D3D\20190903-12925.b\580-88125-b-2-c.d		
Injection Date:	03-Sep-2019 12:52:00	Injection Vol:	1.0 ul
Instrument ID:	D3D	Operator ID:	Xcalibur_System
Method:	PCBs_D3D	Limit Group:	HR - 1668A - ICAL
Client ID:	A2-0to26-100818		
Worklist#:	33205	Sample Line#:	7
Column Type:	SPB-Octyl	Column Dia:	0.25 mm

HxPCB F2

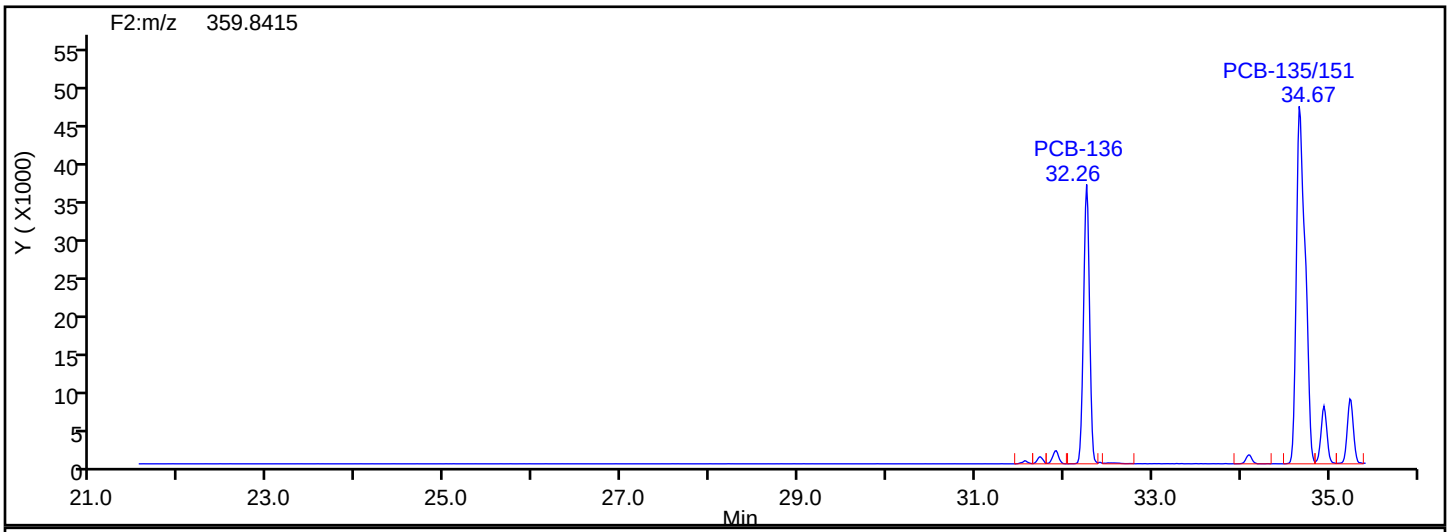

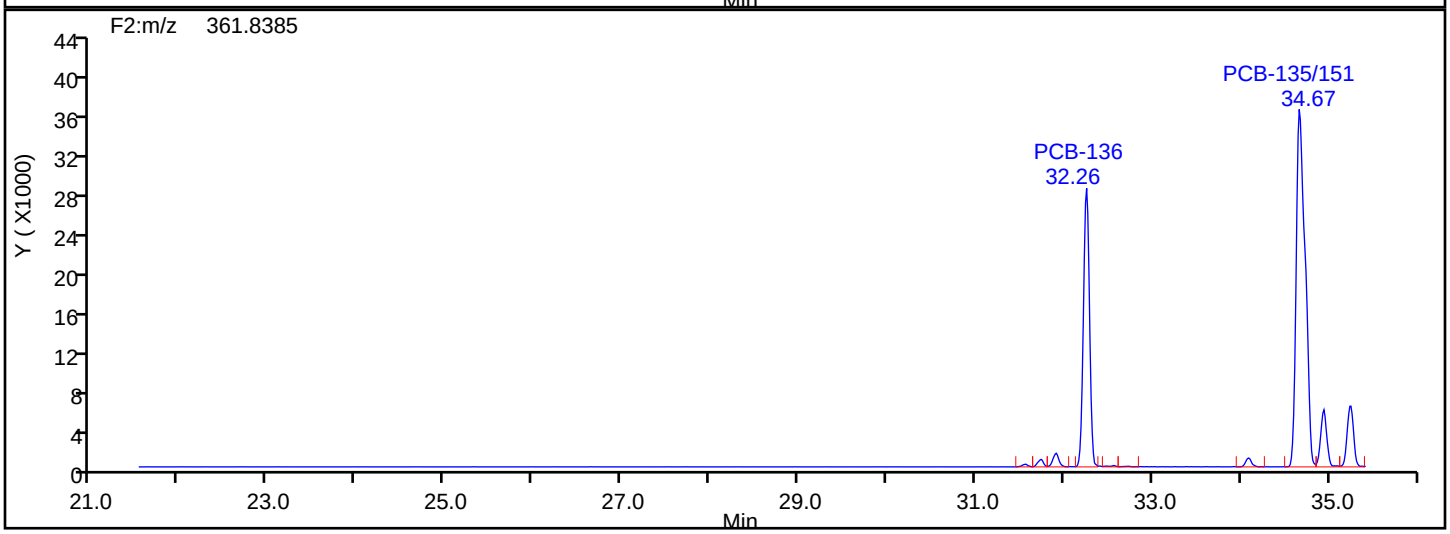

HxPCB F2 Lock Mass

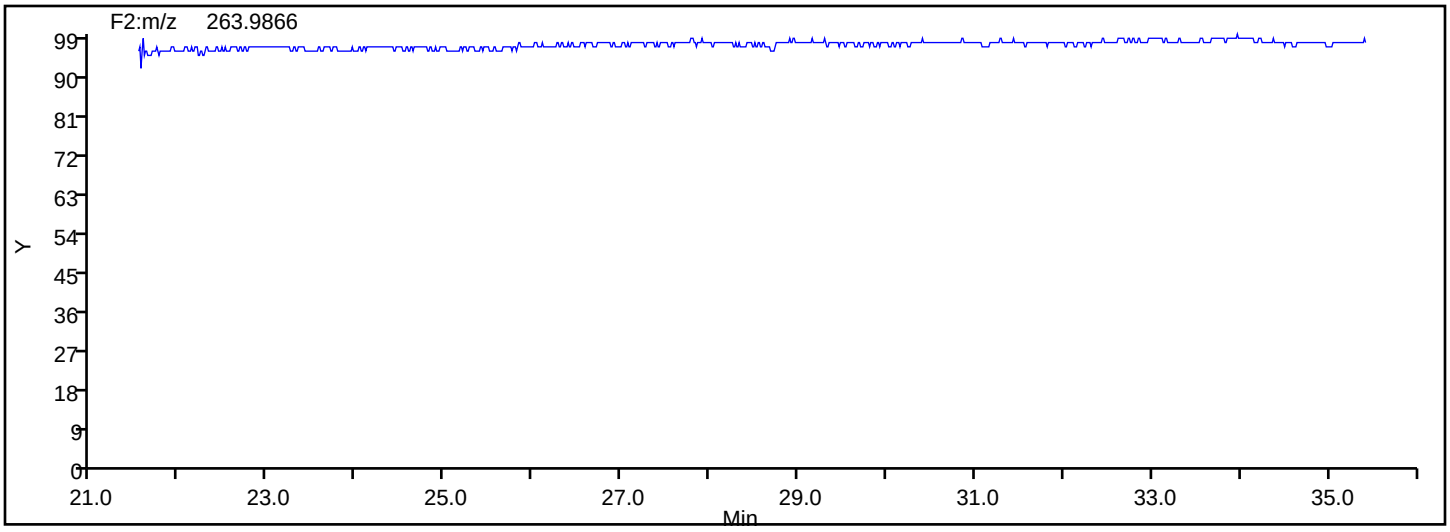

Manual Integration/User Assign Peak Report

Eurofins TestAmerica, Knoxville

Data File:	\\chromna\Knoxville\ChromData\D3D\20190903-12925.b\580-88125-b-2-c.d				
Injection Date:	03-Sep-2019 12:52:00	Instrument ID:	D3D		
Lims ID:	580-88125-B-2-C	Lab Sample ID:	140-88125-2		
Client ID:	A2-0to26-100818				
Operator ID:	Xcalibur_System	ALS Bottle#:	0	Worklist Smp#:	7
Injection Vol:	1.0 ul	Dil. Factor:	1.0000		
Method:	PCBs_D3D	Limit Group:	HR - 1668A - ICAL		
Column:	SPB-Octyl (0.25 mm)	Detector	F2(21.81 :35.54)		

PCB-148, CAS: 74472-41-6

Signal: 1

Not Detected
Expected RT: 34.07

Processing Integration Results

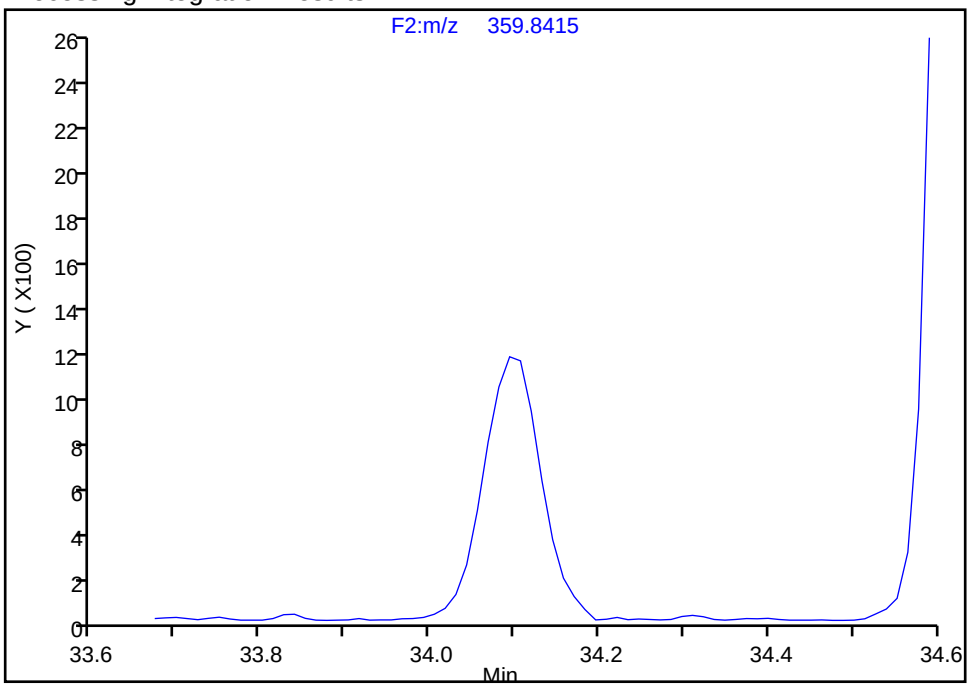

Manual Integration Results

RT: 34.09
Area: 5725
Amount: 2.991832
Amount Units: pg/ul

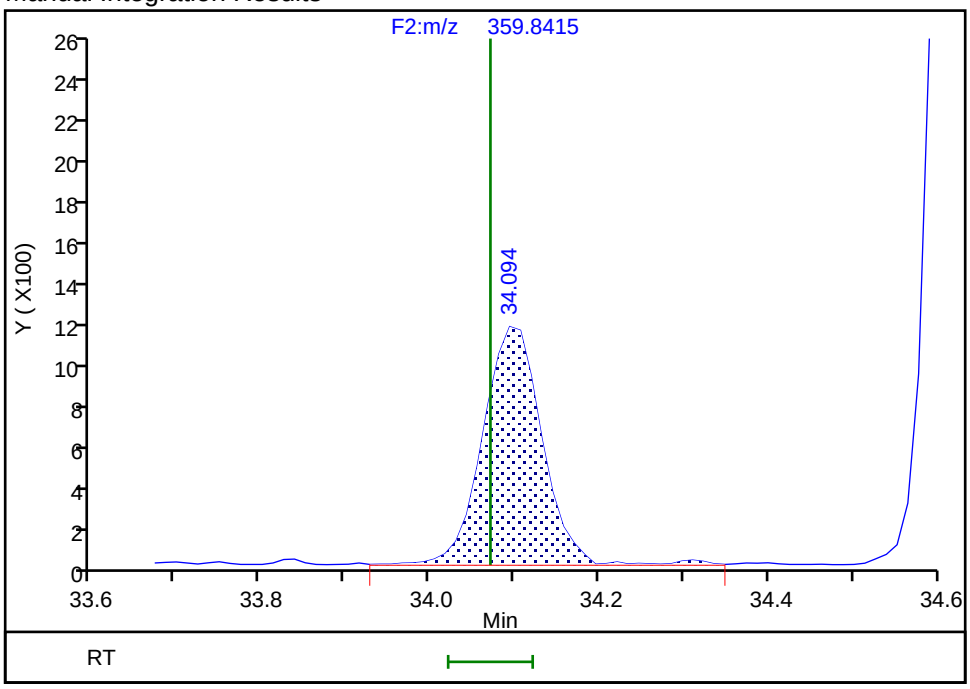

Reviewer: davidsonm, 03-Sep-2019 14:39:24
Audit Action: Assigned Compound ID Audit Reason: Split Peak

Eurofins TestAmerica, Knoxville

Data File:	\\chromna\Knoxville\ChromData\D3D\20190903-12925.b\580-88125-b-2-c.d		
Injection Date:	03-Sep-2019 12:52:00	Injection Vol:	1.0 ul
Instrument ID:	D3D	Operator ID:	Xcalibur_System
Method:	PCBs_D3D	Limit Group:	HR - 1668A - ICAL
Client ID:	A2-0to26-100818		
Worklist#:	33205	Sample Line#:	7
Column Type:	SPB-Octyl	Column Dia:	0.25 mm

HxPCB F3

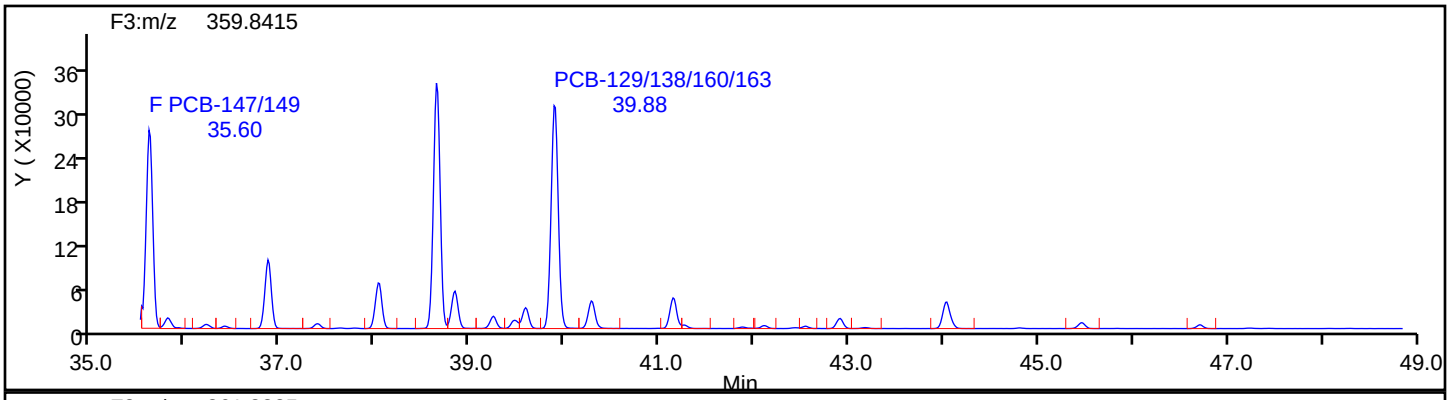

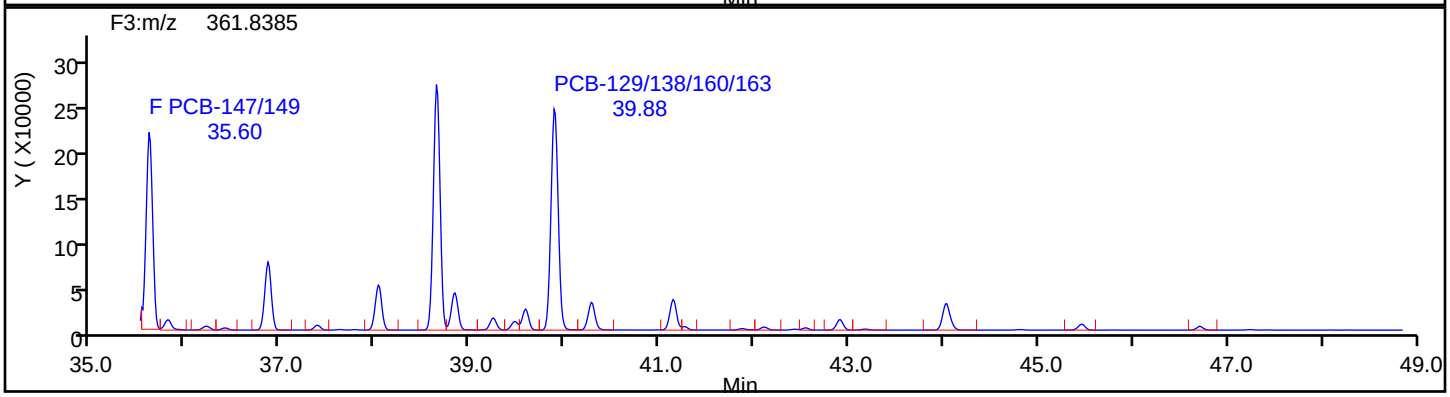

HxPCB F3 Standards

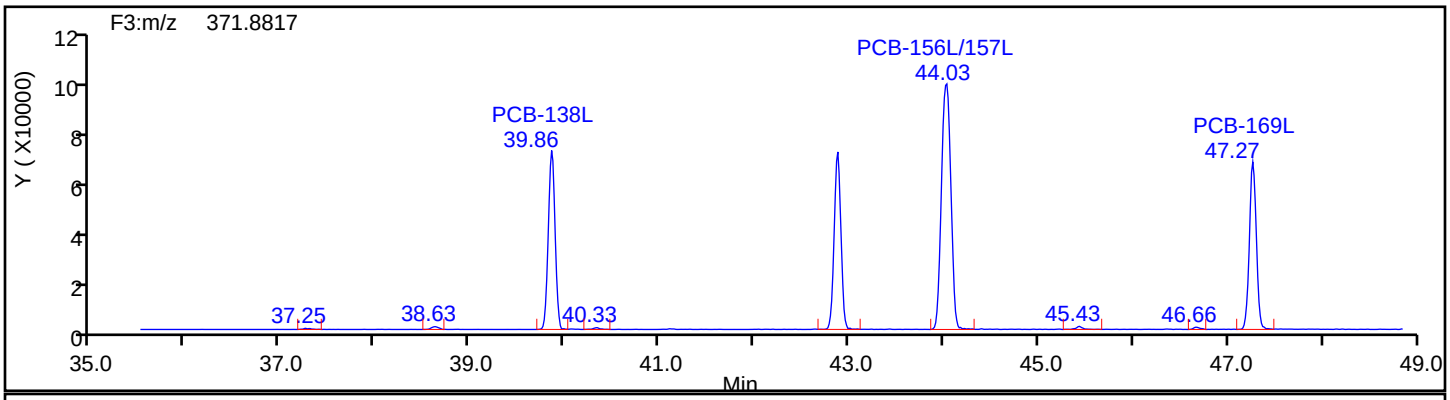

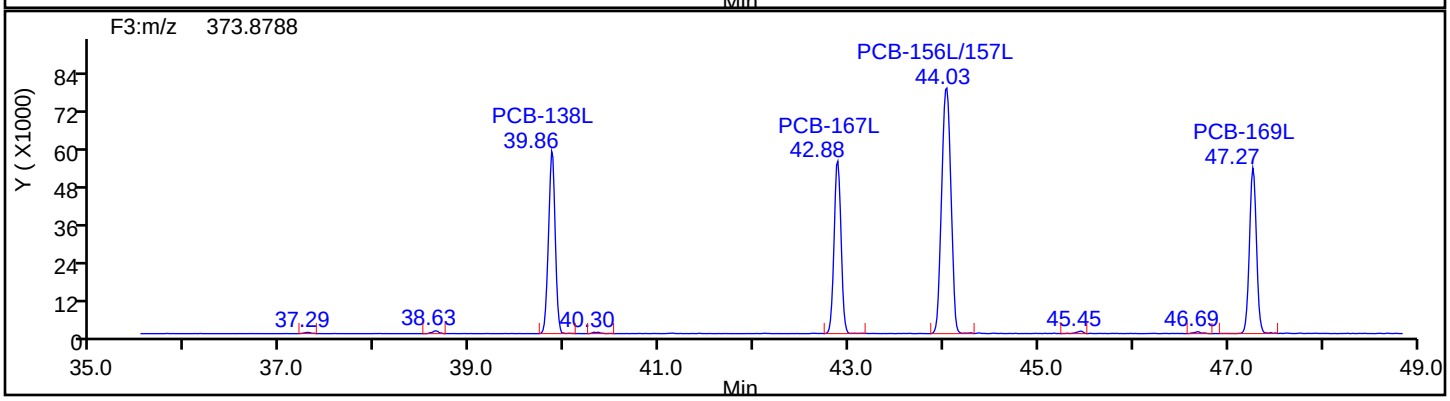

Eurofins TestAmerica, Knoxville

Data File:	\\chromna\Knoxville\ChromData\D3D\20190903-12925.b\580-88125-b-2-c.d		
Injection Date:	03-Sep-2019 12:52:00	Injection Vol:	1.0 ul
Instrument ID:	D3D	Operator ID:	Xcalibur_System
Method:	PCBs_D3D	Limit Group:	HR - 1668A - ICAL
Client ID:	A2-0to26-100818		
Worklist#:	33205	Sample Line#:	7
Column Type:	SPB-Octyl	Column Dia:	0.25 mm

HxPCB F3

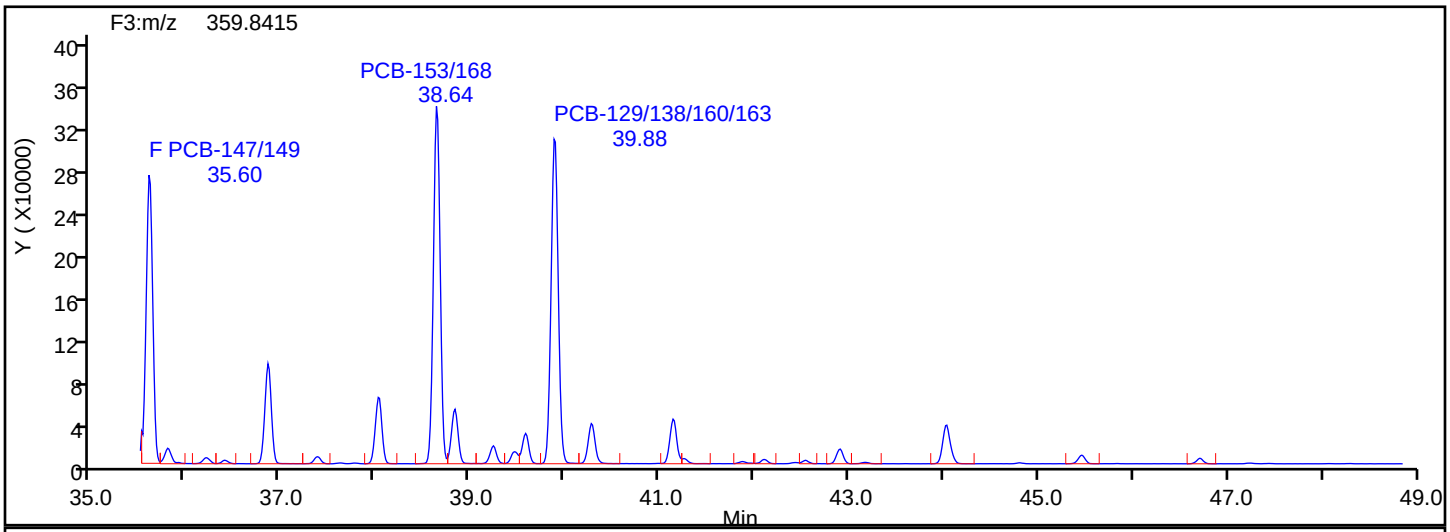

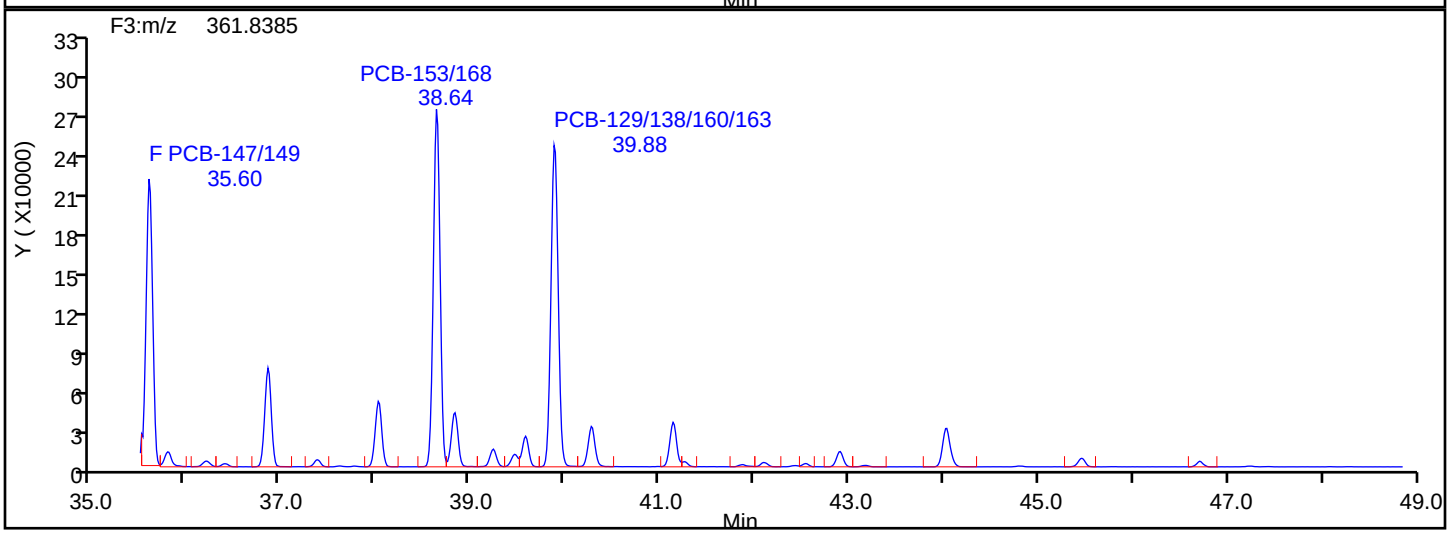

HxPCB F3 Lock Mass

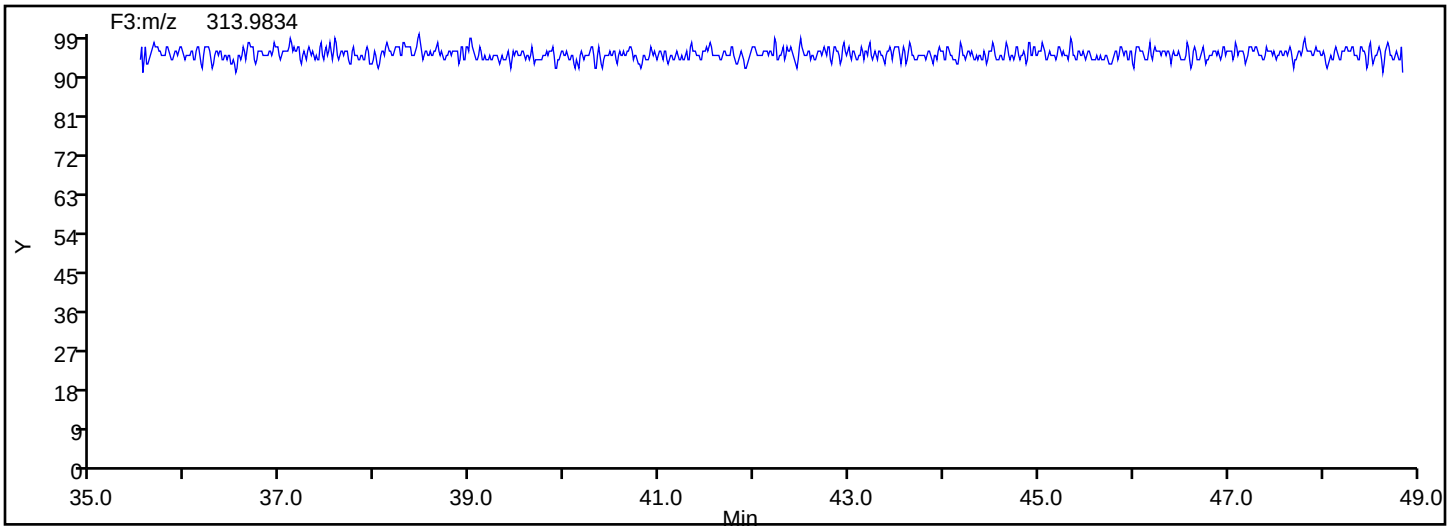

Manual Integration/User Assign Peak Report

Eurofins TestAmerica, Knoxville

Data File:	\\chromna\Knoxville\ChromData\D3D\20190903-12925.b\580-88125-b-2-c.d				
Injection Date:	03-Sep-2019 12:52:00	Instrument ID:	D3D		
Lims ID:	580-88125-B-2-C	Lab Sample ID:	140-88125-2		
Client ID:	A2-0to26-100818				
Operator ID:	Xcalibur_System	ALS Bottle#:	0	Worklist Smp#:	7
Injection Vol:	1.0 ul	Dil. Factor:	1.0000		
Method:	PCBs_D3D	Limit Group:	HR - 1668A - ICAL		
Column:	SPB-Octyl (0.25 mm)	Detector	F3(35.64 :49.10)		

PCB-147/149, CAS: STL01821

Signal: 1

Processing Integration Results

RT: 35.53
Area: 39835
Amount: 11.811706
Amount Units: pg/ul

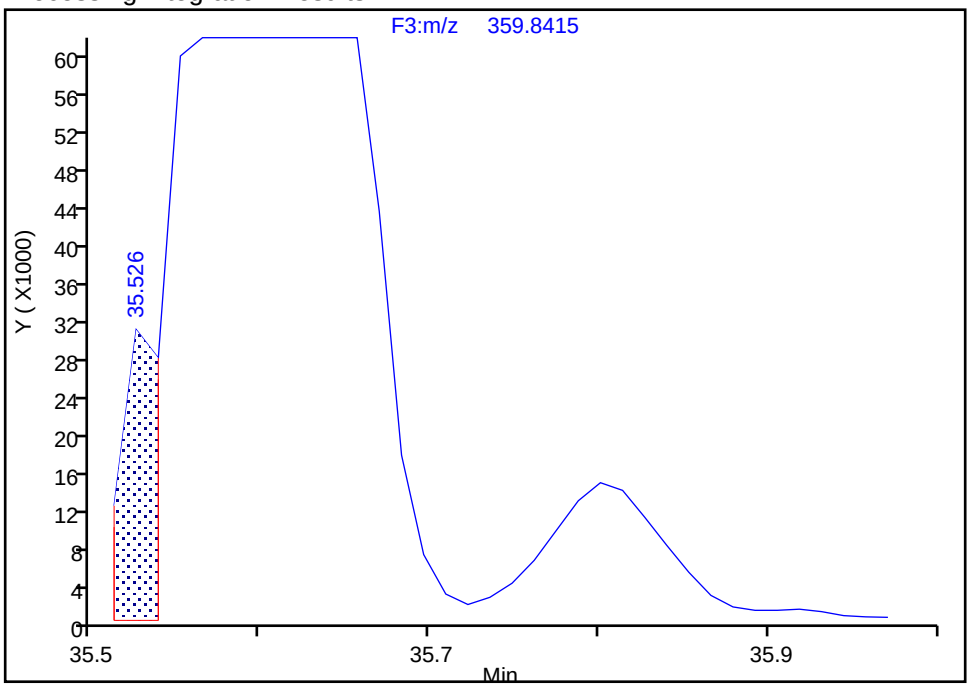

Manual Integration Results

RT: 35.60
Area: 1318859
Amount: 385.9410
Amount Units: pg/ul

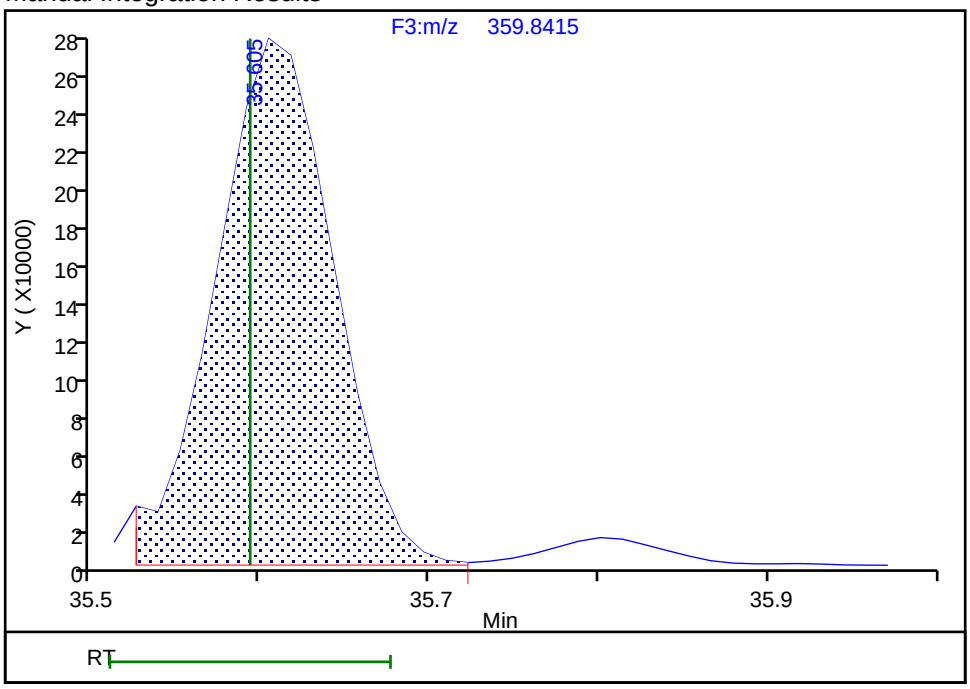

Reviewer: davidsonm, 03-Sep-2019 14:40:06

Audit Action: Manually Integrated Audit Reason: Incomplete Integration

Manual Integration/User Assign Peak Report

Eurofins TestAmerica, Knoxville

Data File:	\\chromna\Knoxville\ChromData\D3D\20190903-12925.b\580-88125-b-2-c.d				
Injection Date:	03-Sep-2019 12:52:00	Instrument ID:	D3D		
Lims ID:	580-88125-B-2-C	Lab Sample ID:	140-88125-2		
Client ID:	A2-0to26-100818				
Operator ID:	Xcalibur_System	ALS Bottle#:	0	Worklist Smp#:	7
Injection Vol:	1.0 ul	Dil. Factor:	1.0000		
Method:	PCBs_D3D	Limit Group:	HR - 1668A - ICAL		
Column:	SPB-Octyl (0.25 mm)	Detector	F3(35.64 :49.10)		

PCB-147/149, CAS: STL01821

Signal: 2

Processing Integration Results

RT: 35.53
Area: 32336
Amount: 11.811706
Amount Units: pg/ul

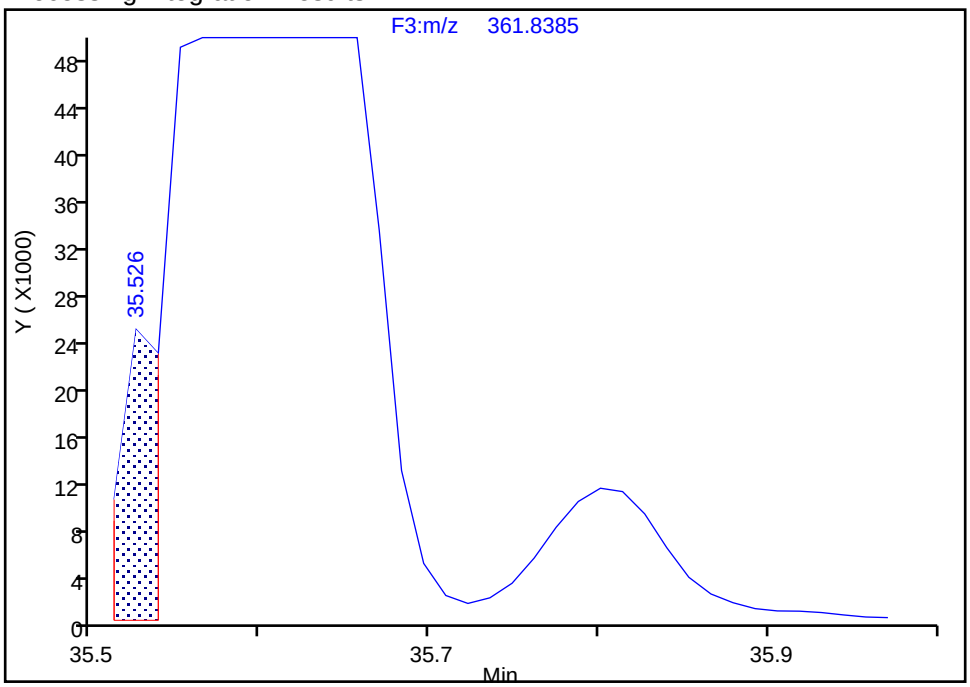

Manual Integration Results

RT: 35.60
Area: 1039289
Amount: 385.9410
Amount Units: pg/ul

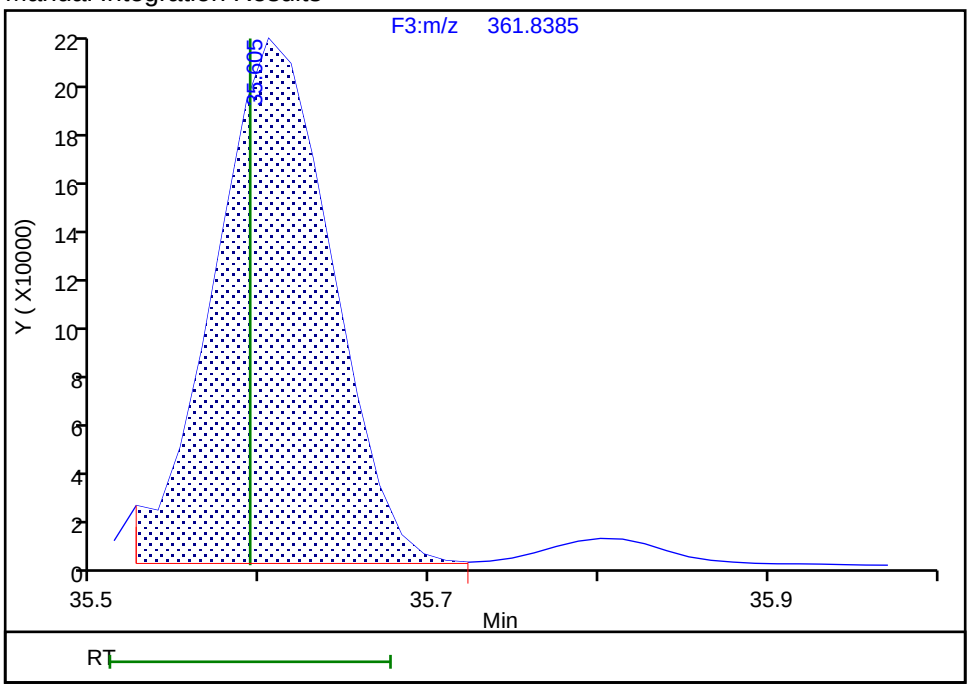

Reviewer: davidsonm, 03-Sep-2019 14:40:16

Audit Action: Manually Integrated Audit Reason: Incomplete Integration

Manual Integration/User Assign Peak Report

Eurofins TestAmerica, Knoxville

Data File:	\\chromna\Knoxville\ChromData\D3D\20190903-12925.b\580-88125-b-2-c.d				
Injection Date:	03-Sep-2019 12:52:00	Instrument ID:	D3D		
Lims ID:	580-88125-B-2-C	Lab Sample ID:	140-88125-2		
Client ID:	A2-0to26-100818				
Operator ID:	Xcalibur_System	ALS Bottle#:	0	Worklist Smp#:	7
Injection Vol:	1.0 ul	Dil. Factor:	1.0000		
Method:	PCBs_D3D	Limit Group:	HR - 1668A - ICAL		
Column:	SPB-Octyl (0.25 mm)	Detector	F3(35.64 :49.10)		

PCB-133, CAS: 35694-04-3

Signal: 1

Not Detected
Expected RT: 37.36

Processing Integration Results

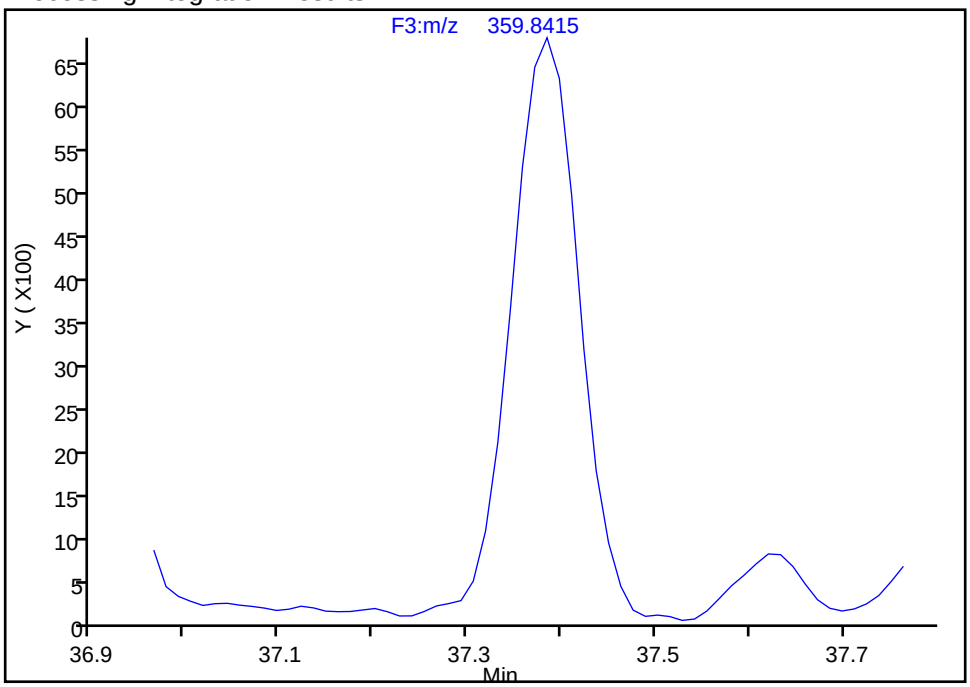

Manual Integration Results

RT: 37.38
Area: 33320
Amount: 10.437435
Amount Units: pg/ul

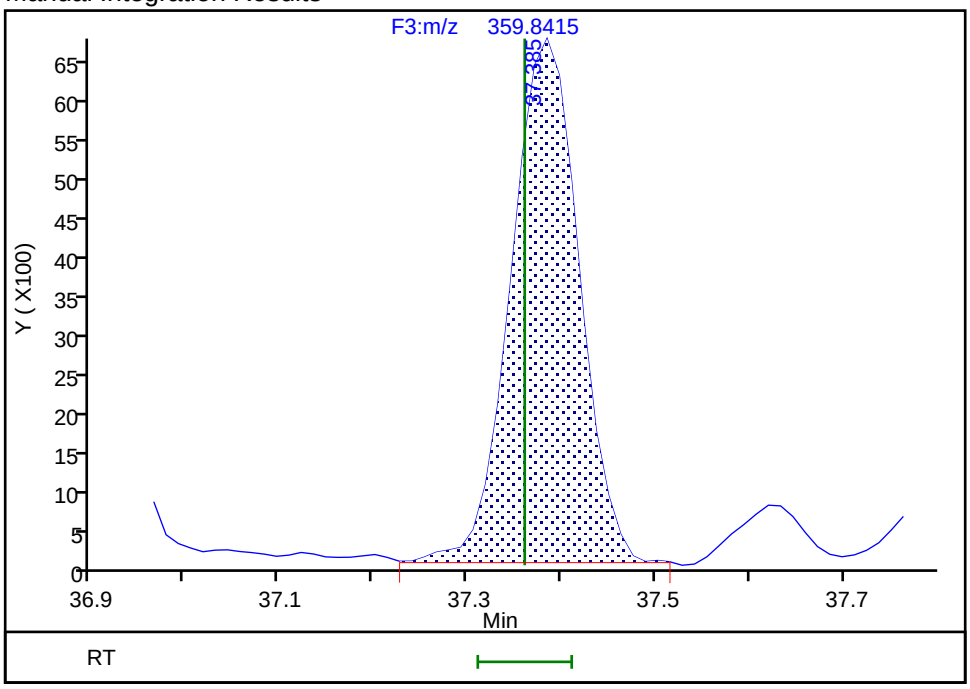

Reviewer: davidsonm, 03-Sep-2019 14:40:40
Audit Action: Assigned Compound ID Audit Reason: Incomplete Integration

Eurofins TestAmerica, Knoxville

Data File:	\\chromna\Knoxville\ChromData\D3D\20190903-12925.b\580-88125-b-2-c.d		
Injection Date:	03-Sep-2019 12:52:00	Injection Vol:	1.0 ul
Instrument ID:	D3D	Operator ID:	Xcalibur_System
Method:	PCBs_D3D	Limit Group:	HR - 1668A - ICAL
Client ID:	A2-0to26-100818		
Worklist#:	33205	Sample Line#:	7
Column Type:	SPB-Octyl	Column Dia:	0.25 mm

HpPCB F3

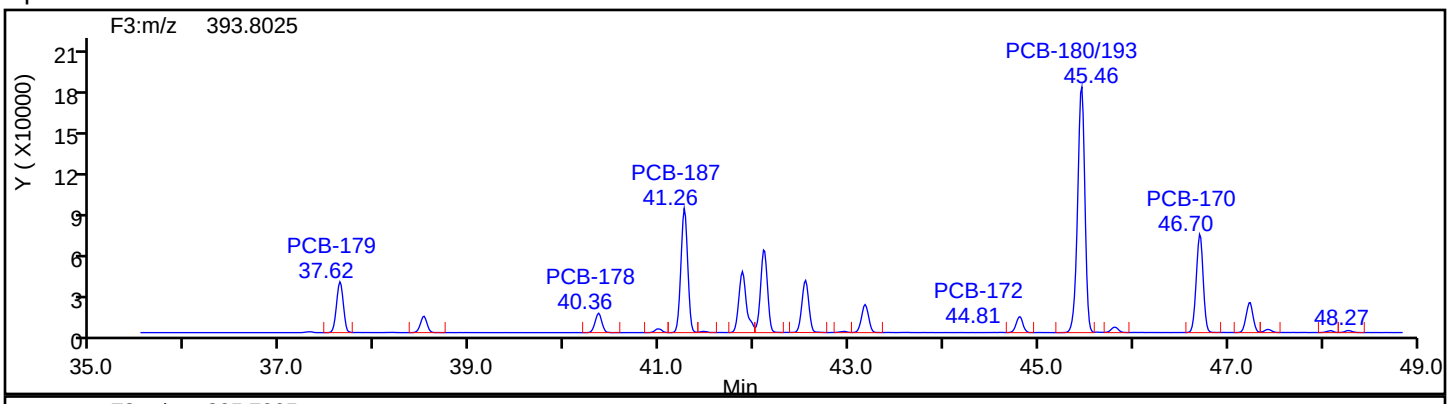

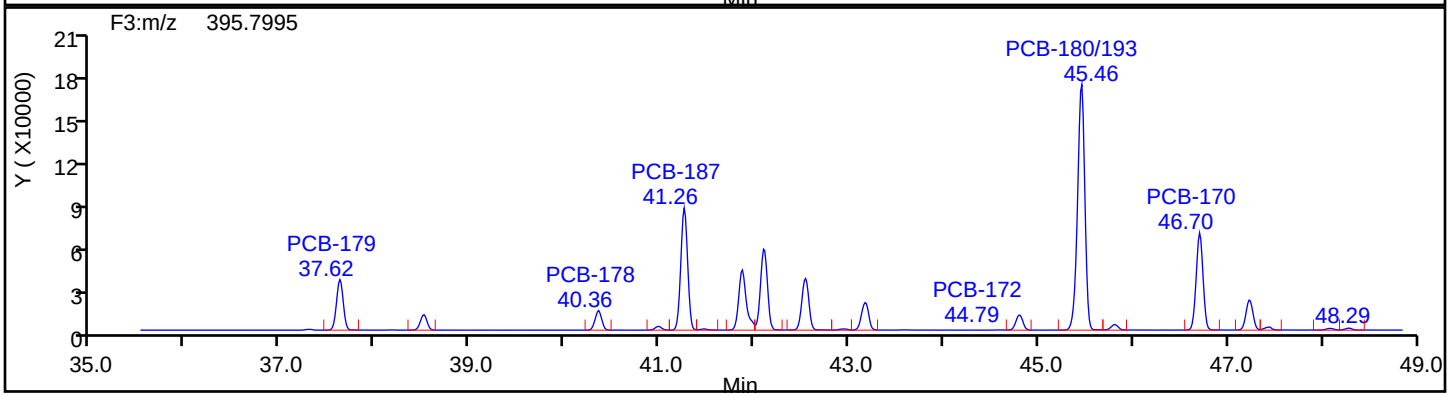

HpPCB F3 Standards

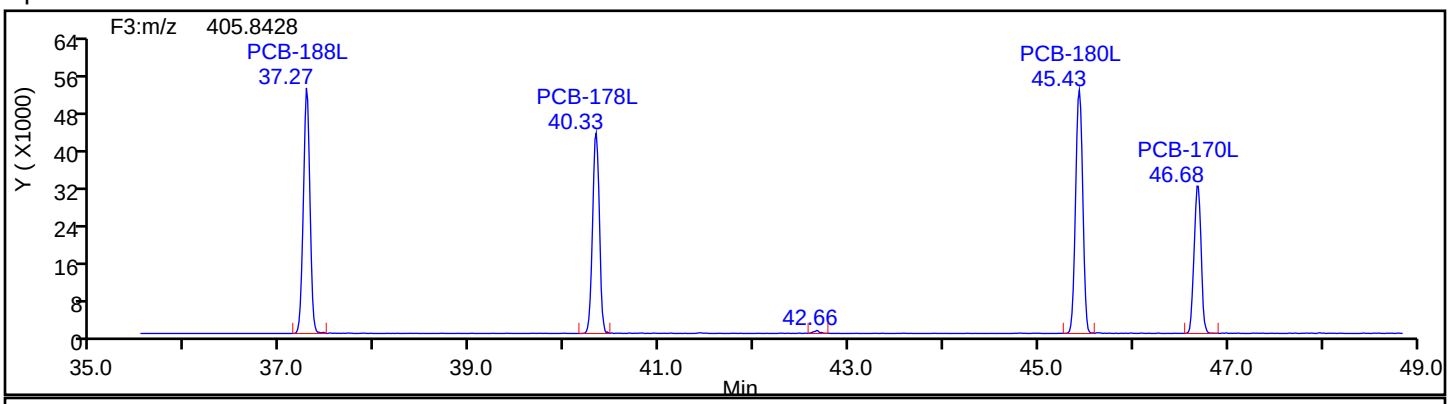

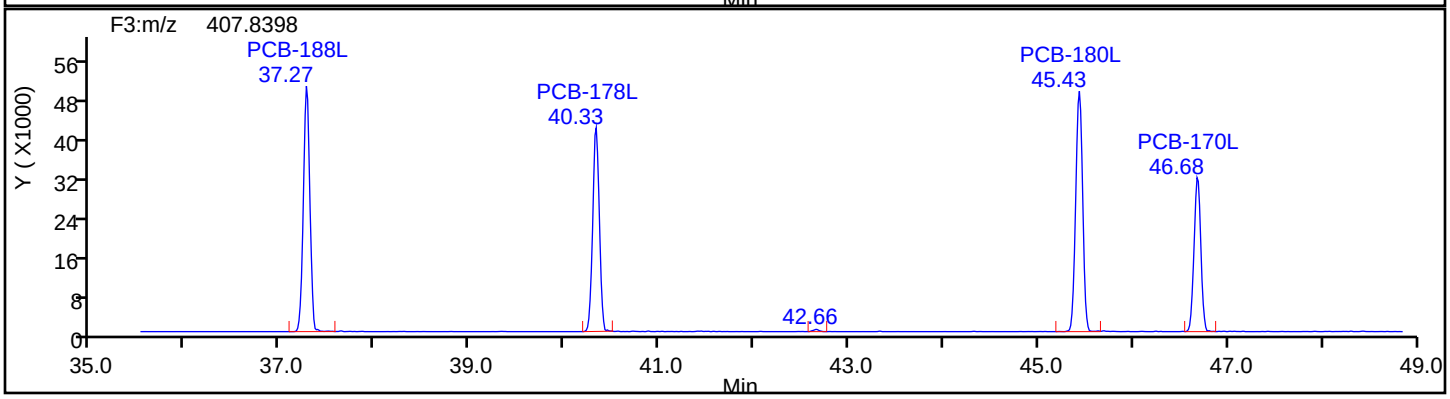

Eurofins TestAmerica, Knoxville

Data File:	\\chromna\Knoxville\ChromData\D3D\20190903-12925.b\580-88125-b-2-c.d		
Injection Date:	03-Sep-2019 12:52:00	Injection Vol:	1.0 ul
Instrument ID:	D3D	Operator ID:	Xcalibur_System
Method:	PCBs_D3D	Limit Group:	HR - 1668A - ICAL
Client ID:	A2-0to26-100818		
Worklist#:	33205	Sample Line#:	7
Column Type:	SPB-Octyl	Column Dia:	0.25 mm

HpPCB F3

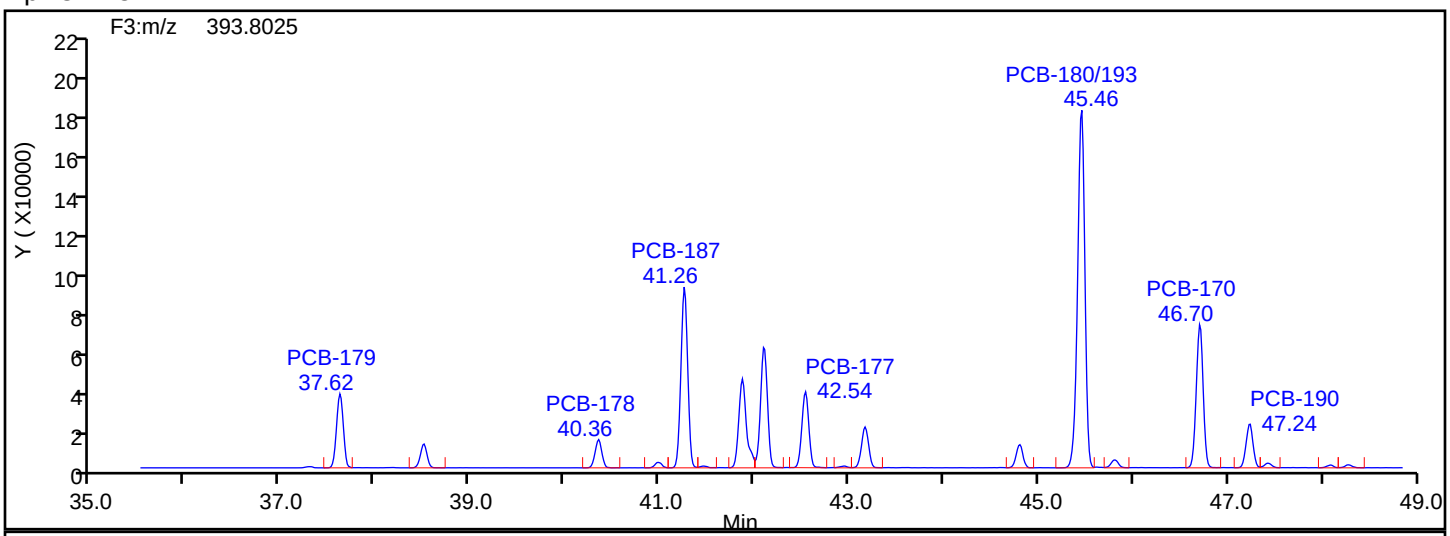

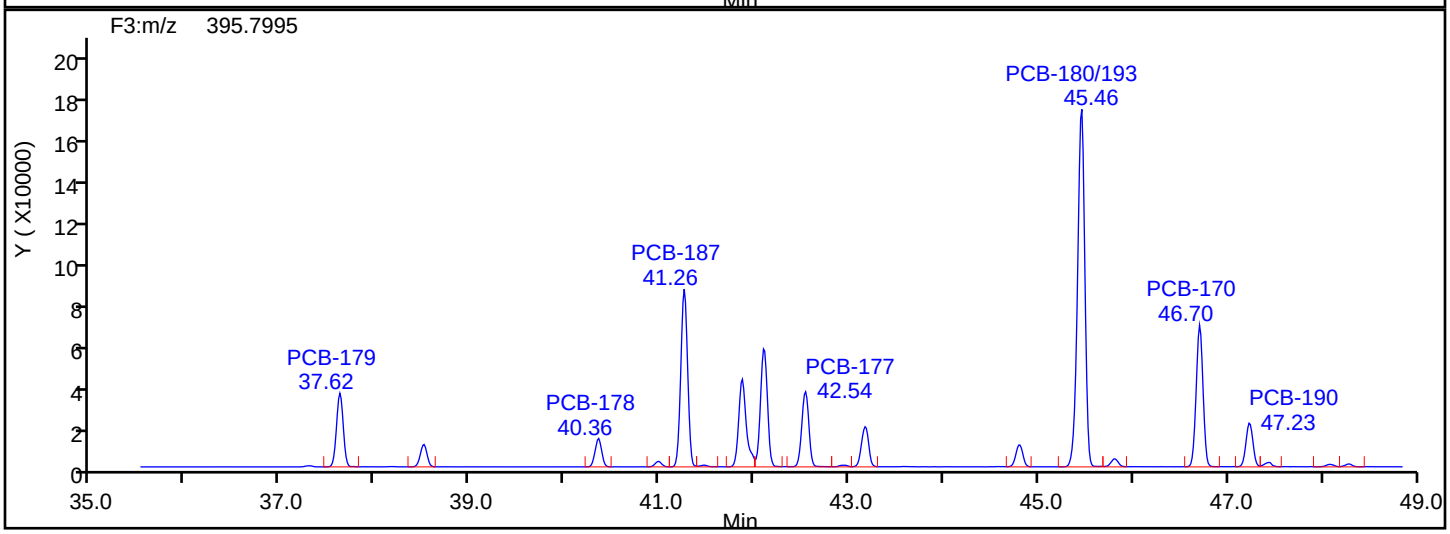

HpPCB F3 Lock Mass

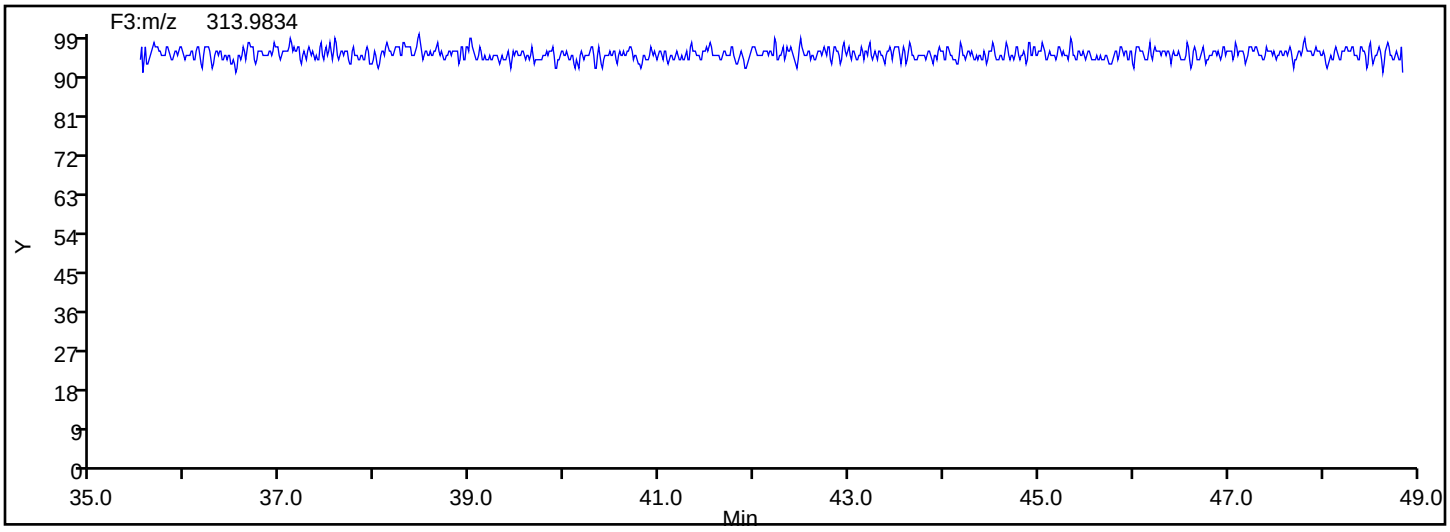

Manual Integration/User Assign Peak Report

Eurofins TestAmerica, Knoxville

Data File:	\\chromna\Knoxville\ChromData\D3D\20190903-12925.b\580-88125-b-2-c.d				
Injection Date:	03-Sep-2019 12:52:00	Instrument ID:	D3D		
Lims ID:	580-88125-B-2-C	Lab Sample ID:	140-88125-2		
Client ID:	A2-0to26-100818				
Operator ID:	Xcalibur_System	ALS Bottle#:	0	Worklist Smp#:	7
Injection Vol:	1.0 ul	Dil. Factor:	1.0000		
Method:	PCBs_D3D	Limit Group:	HR - 1668A - ICAL		
Column:	SPB-Octyl (0.25 mm)	Detector	F3(35.64 :49.10)		

PCB-181, CAS: 74472-47-2

Signal: 1

Not Detected
Expected RT: 42.91

Processing Integration Results

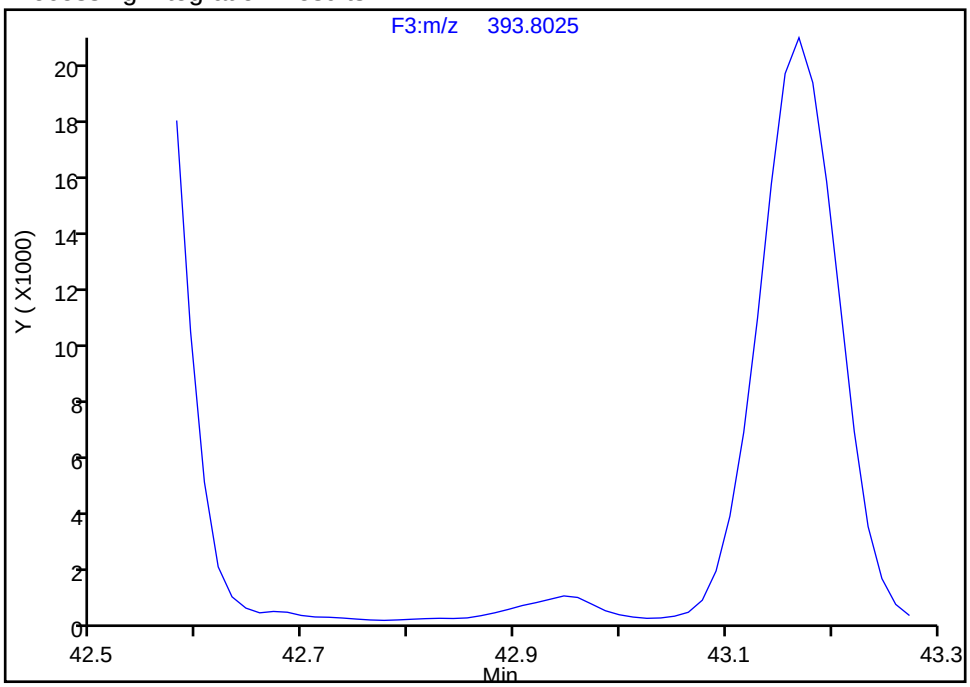

Manual Integration Results

RT: 42.95
Area: 4898
Amount: 2.197595
Amount Units: pg/ul

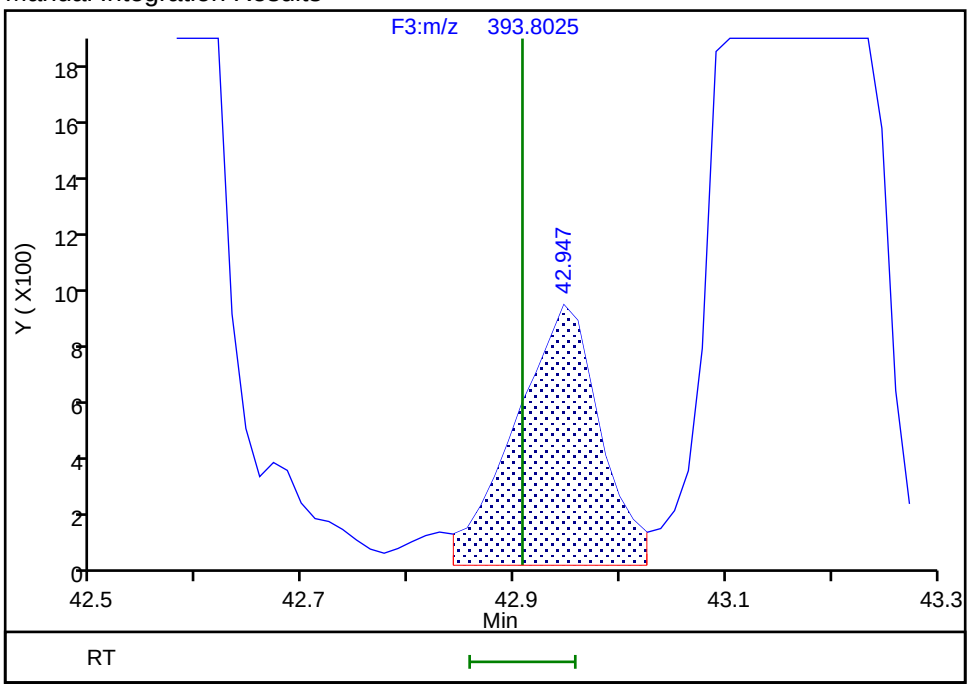

Reviewer: davidsonm, 03-Sep-2019 14:41:53
Audit Action: Assigned Compound ID Audit Reason: Incomplete Integration

Manual Integration/User Assign Peak Report

Eurofins TestAmerica, Knoxville

Data File:	\\chromna\Knoxville\ChromData\D3D\20190903-12925.b\580-88125-b-2-c.d				
Injection Date:	03-Sep-2019 12:52:00	Instrument ID:	D3D		
Lims ID:	580-88125-B-2-C	Lab Sample ID:	140-88125-2		
Client ID:	A2-0to26-100818				
Operator ID:	Xcalibur_System	ALS Bottle#:	0	Worklist Smp#:	7
Injection Vol:	1.0 ul	Dil. Factor:	1.0000		
Method:	PCBs_D3D	Limit Group:	HR - 1668A - ICAL		
Column:	SPB-Octyl (0.25 mm)	Detector	F3(35.64 :49.10)		

PCB-180/193, CAS: STL01824

Signal: 1

Not Detected
Expected RT: 45.37

Processing Integration Results

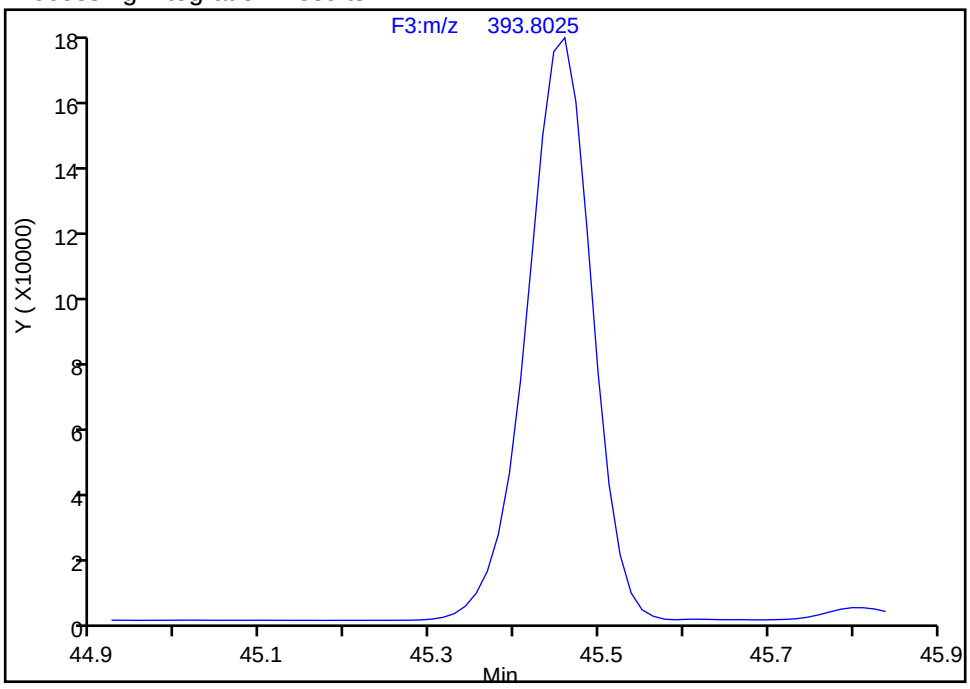

Manual Integration Results

RT: 45.46
Area: 948064
Amount: 369.4714
Amount Units: pg/ul

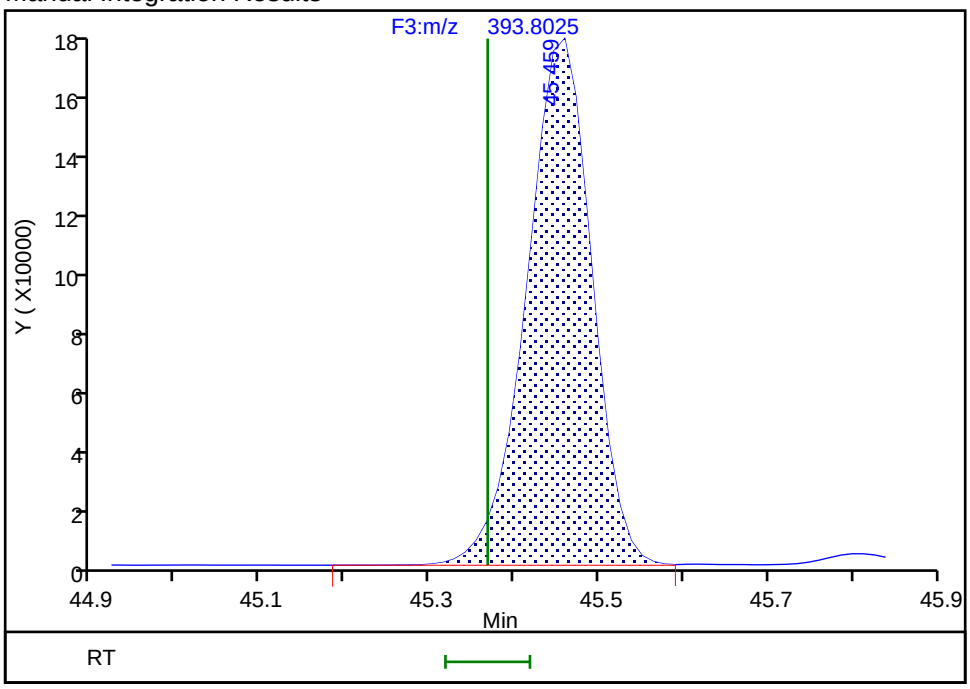

Reviewer: davidsonm, 03-Sep-2019 14:42:00
Audit Action: Assigned Compound ID Audit Reason: Incomplete Integration

Eurofins TestAmerica, Knoxville

Data File:	\\chromna\Knoxville\ChromData\D3D\20190903-12925.b\580-88125-b-2-c.d		
Injection Date:	03-Sep-2019 12:52:00	Injection Vol:	1.0 ul
Instrument ID:	D3D	Operator ID:	Xcalibur_System
Method:	PCBs_D3D	Limit Group:	HR - 1668A - ICAL
Client ID:	A2-0to26-100818		
Worklist#:	33205	Sample Line#:	7
Column Type:	SPB-Octyl	Column Dia:	0.25 mm

HpPCB F4

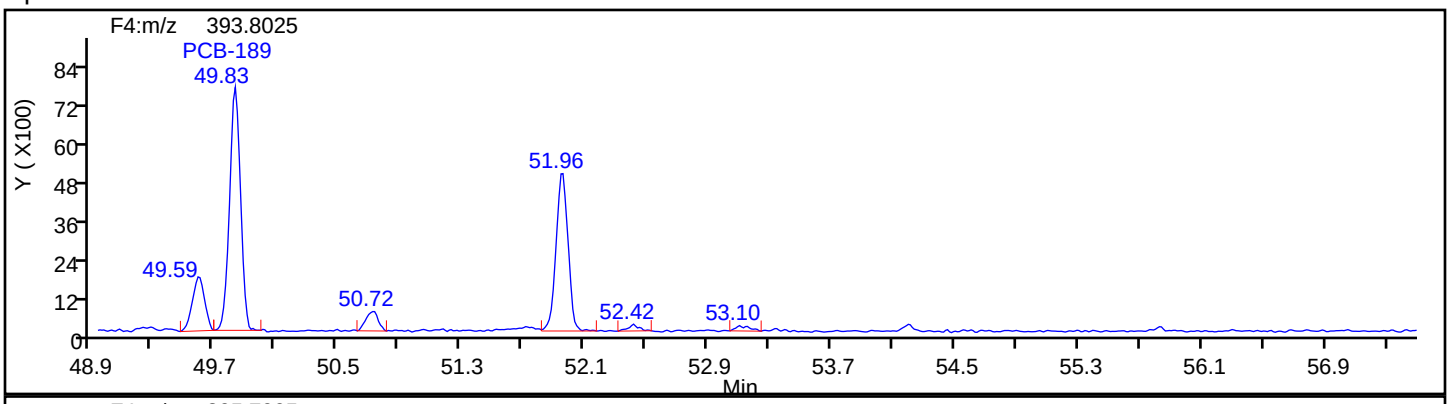

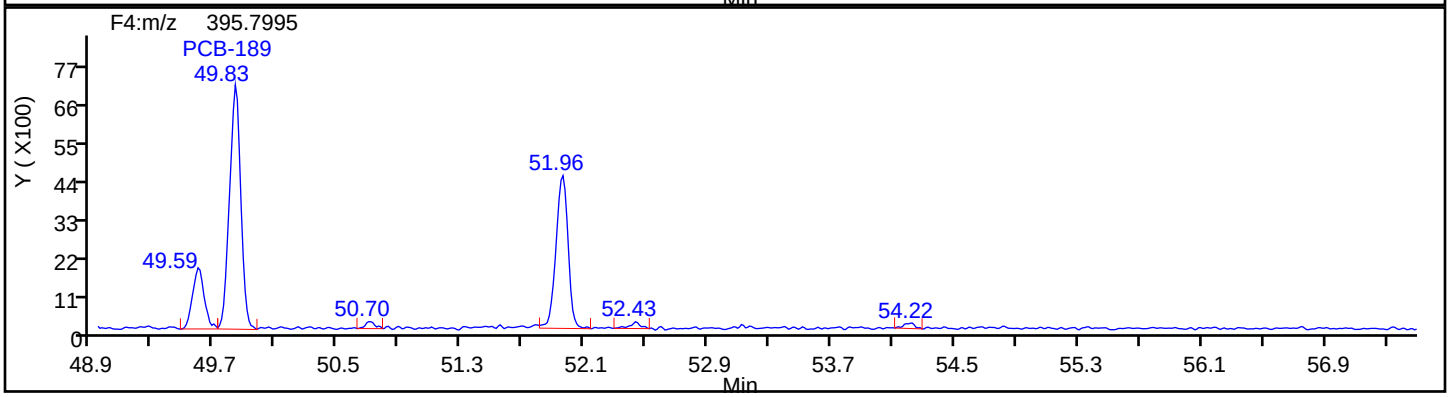

HpPCB F4 Standards

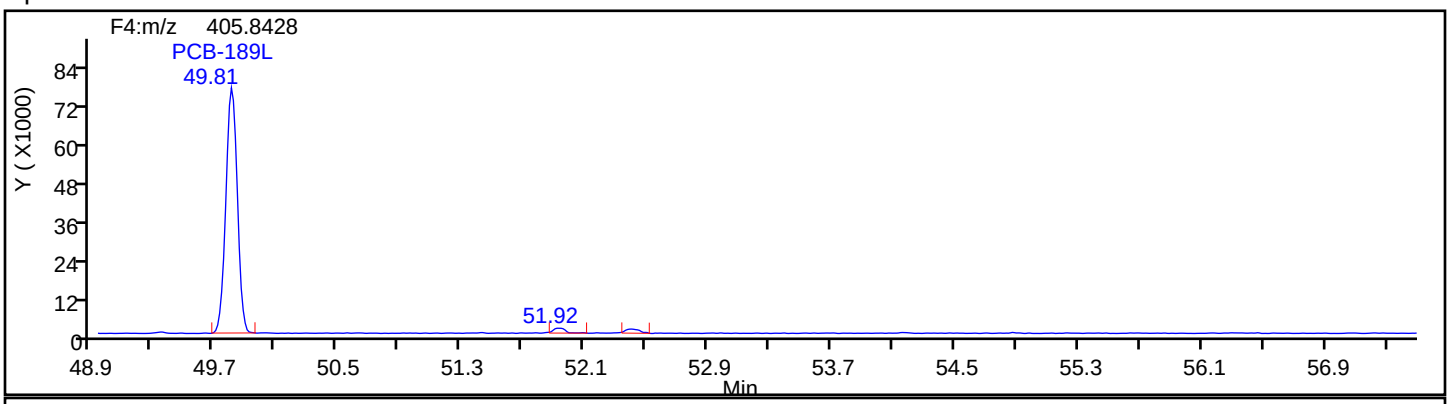

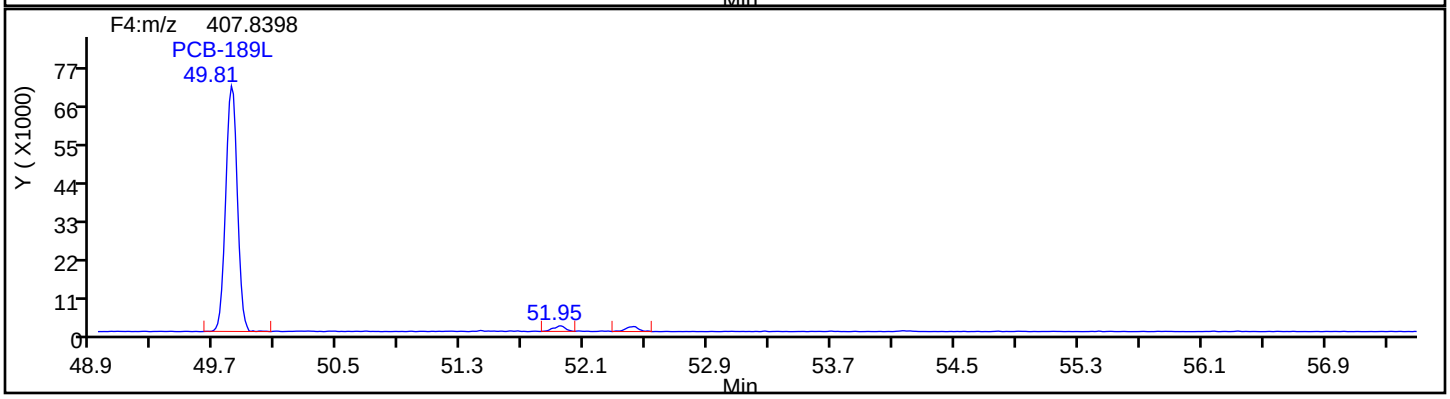

Eurofins TestAmerica, Knoxville

Data File:	\\chromna\Knoxville\ChromData\D3D\20190903-12925.b\580-88125-b-2-c.d		
Injection Date:	03-Sep-2019 12:52:00	Injection Vol:	1.0 ul
Instrument ID:	D3D	Operator ID:	Xcalibur_System
Method:	PCBs_D3D	Limit Group:	HR - 1668A - ICAL
Client ID:	A2-0to26-100818		
Worklist#:	33205	Sample Line#:	7
Column Type:	SPB-Octyl	Column Dia:	0.25 mm

HpPCB F4

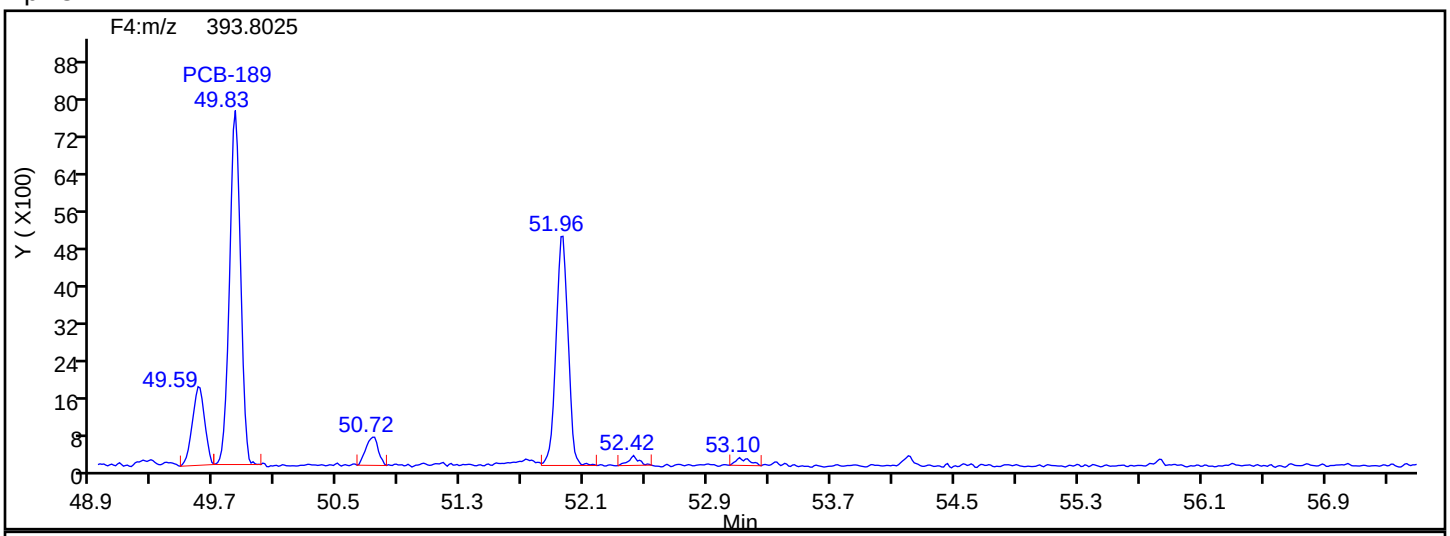

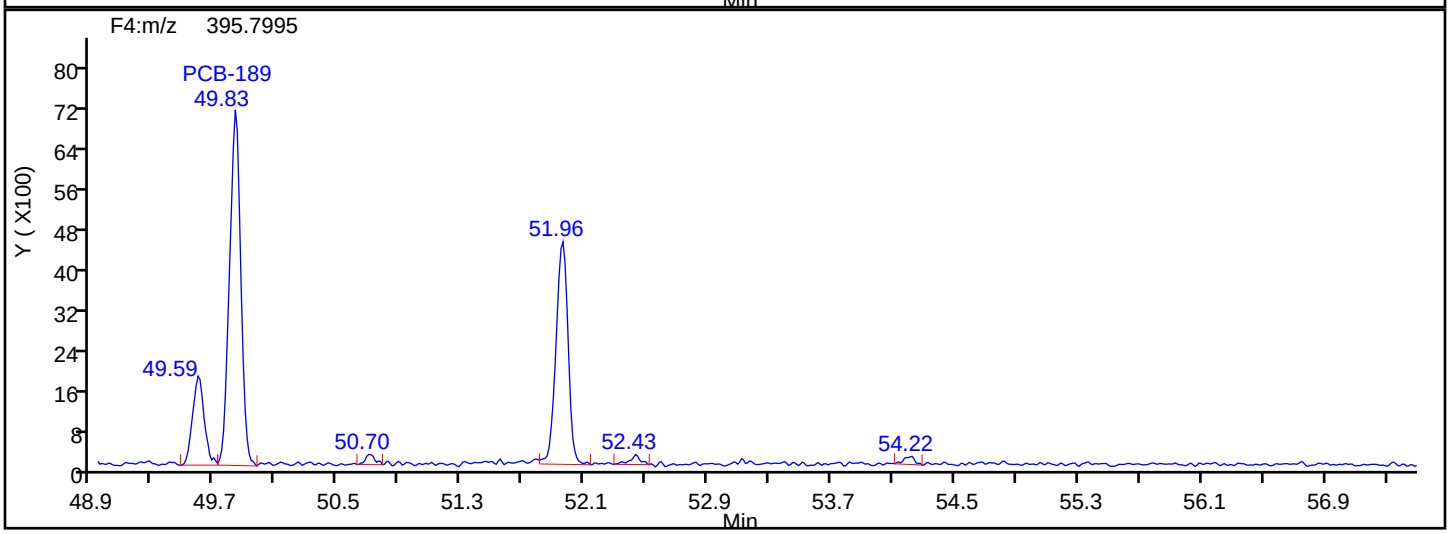

HpPCB F4 Lock Mass

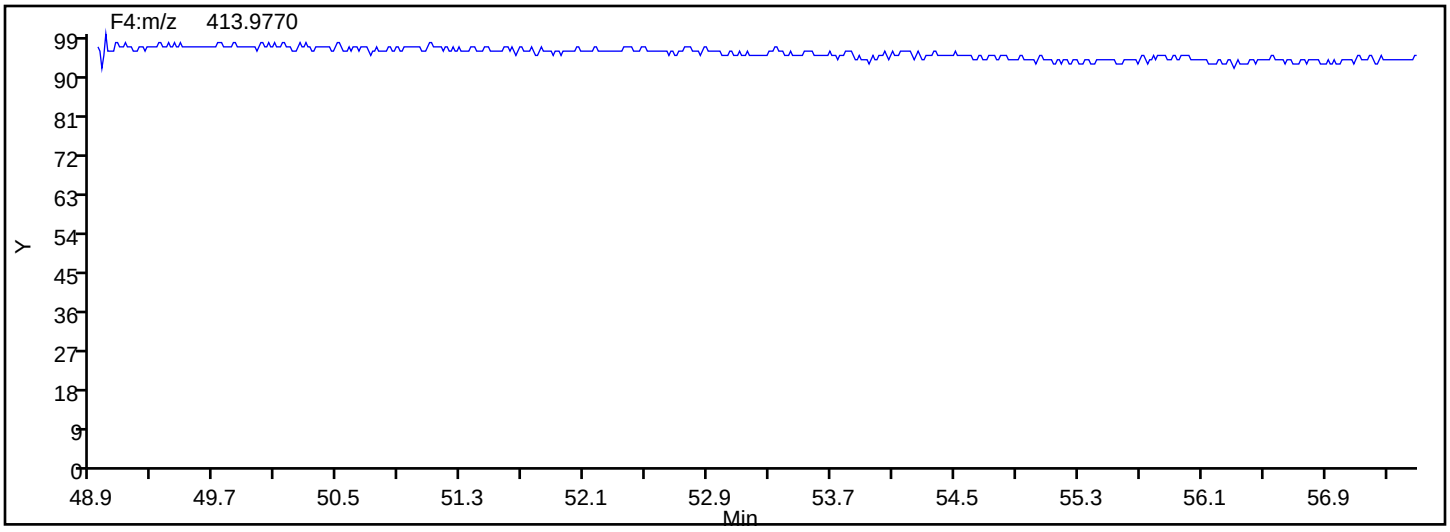

Eurofins TestAmerica, Knoxville

Data File:	\\chromna\Knoxville\ChromData\D3D\20190903-12925.b\580-88125-b-2-c.d		
Injection Date:	03-Sep-2019 12:52:00	Injection Vol:	1.0 ul
Instrument ID:	D3D	Operator ID:	Xcalibur_System
Method:	PCBs_D3D	Limit Group:	HR - 1668A - ICAL
Client ID:	A2-0to26-100818		
Worklist#:	33205	Sample Line#:	7
Column Type:	SPB-Octyl	Column Dia:	0.25 mm

OcPCB F3

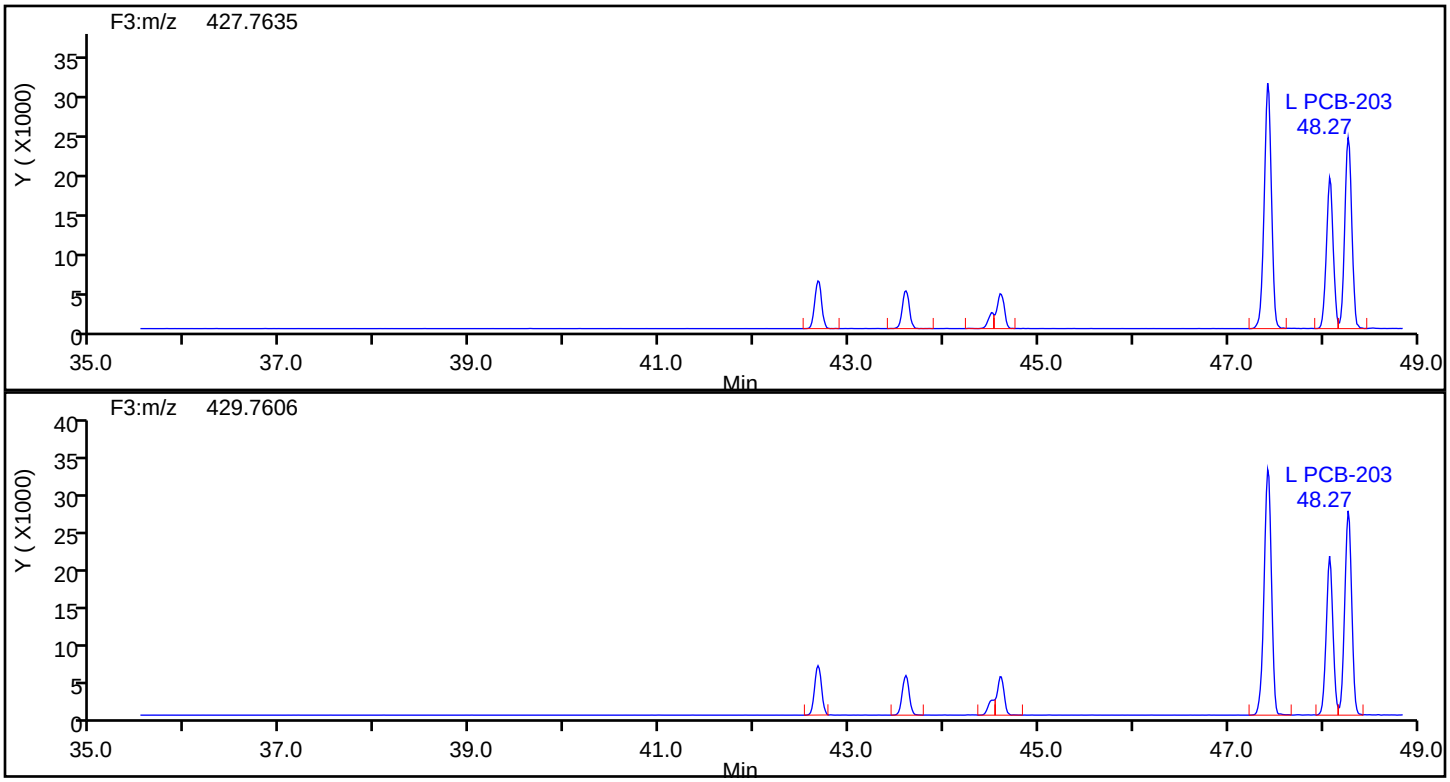

OcPCB F3 Standards

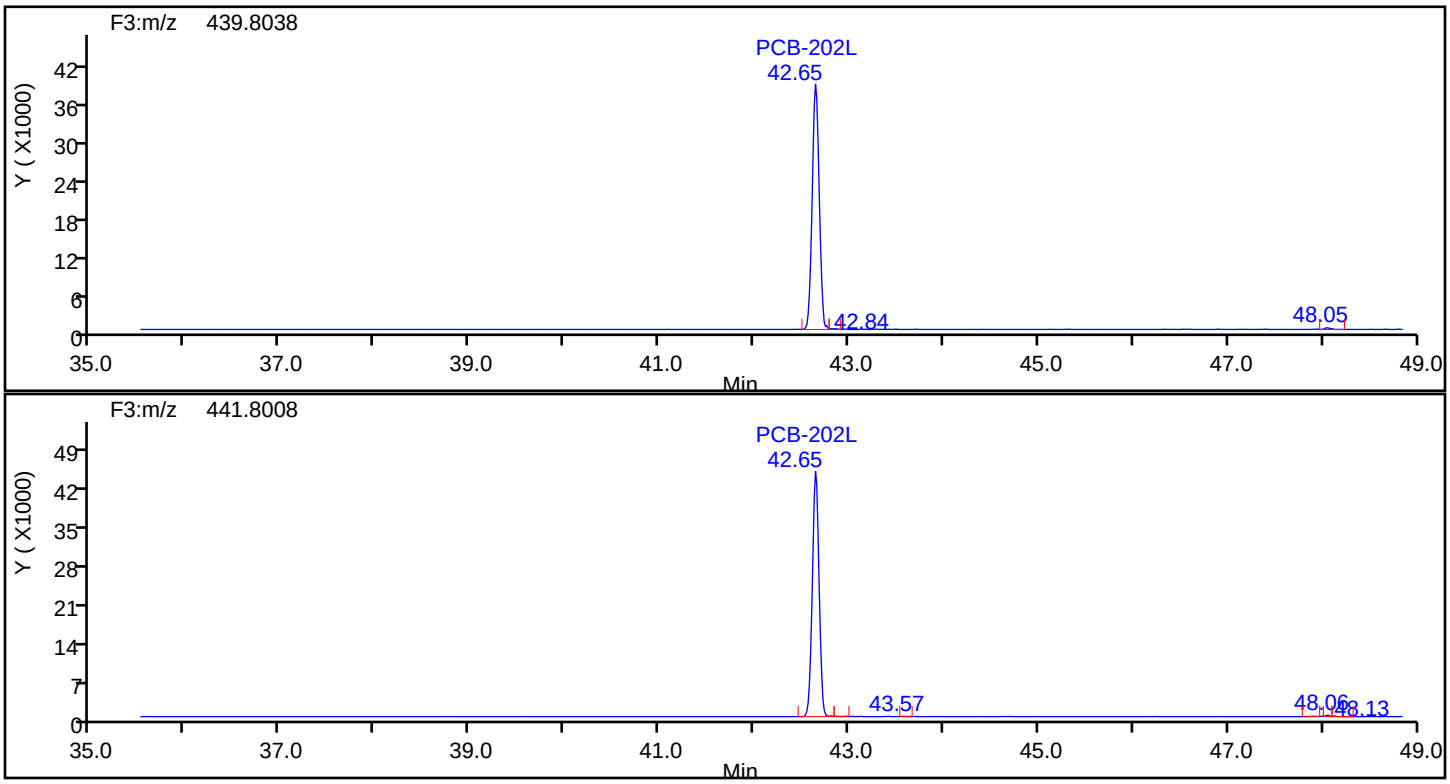

Eurofins TestAmerica, Knoxville

Data File:	\\chromna\Knoxville\ChromData\D3D\20190903-12925.b\580-88125-b-2-c.d		
Injection Date:	03-Sep-2019 12:52:00	Injection Vol:	1.0 ul
Instrument ID:	D3D	Operator ID:	Xcalibur_System
Method:	PCBs_D3D	Limit Group:	HR - 1668A - ICAL
Client ID:	A2-0to26-100818		
Worklist#:	33205	Sample Line#:	7
Column Type:	SPB-Octyl	Column Dia:	0.25 mm

OcPCB F3

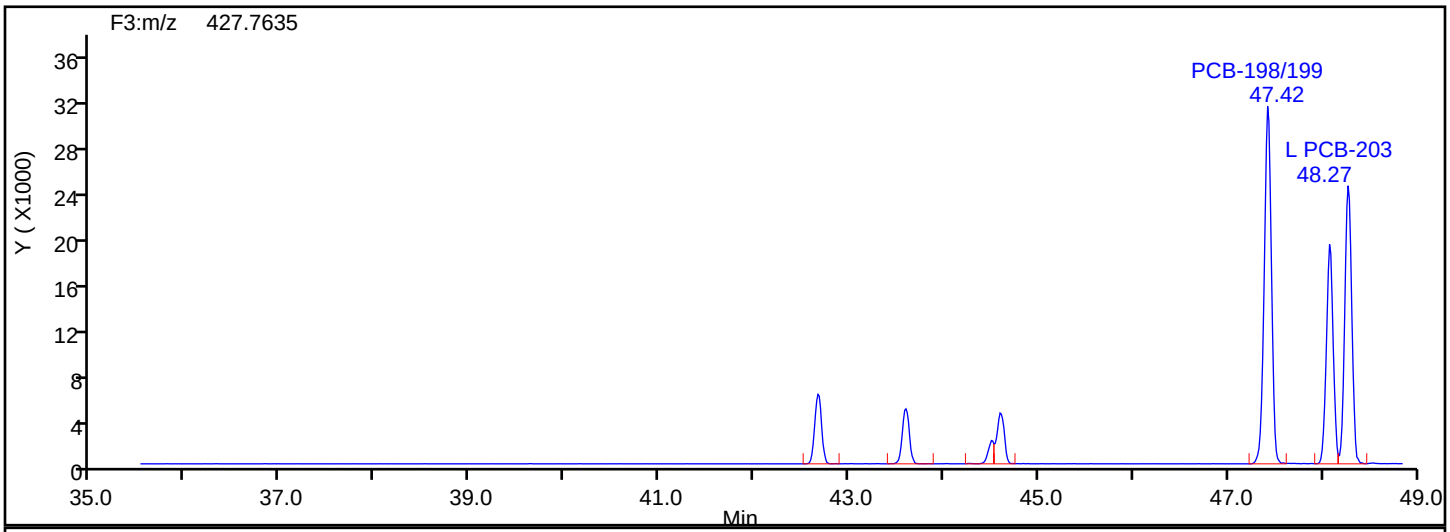

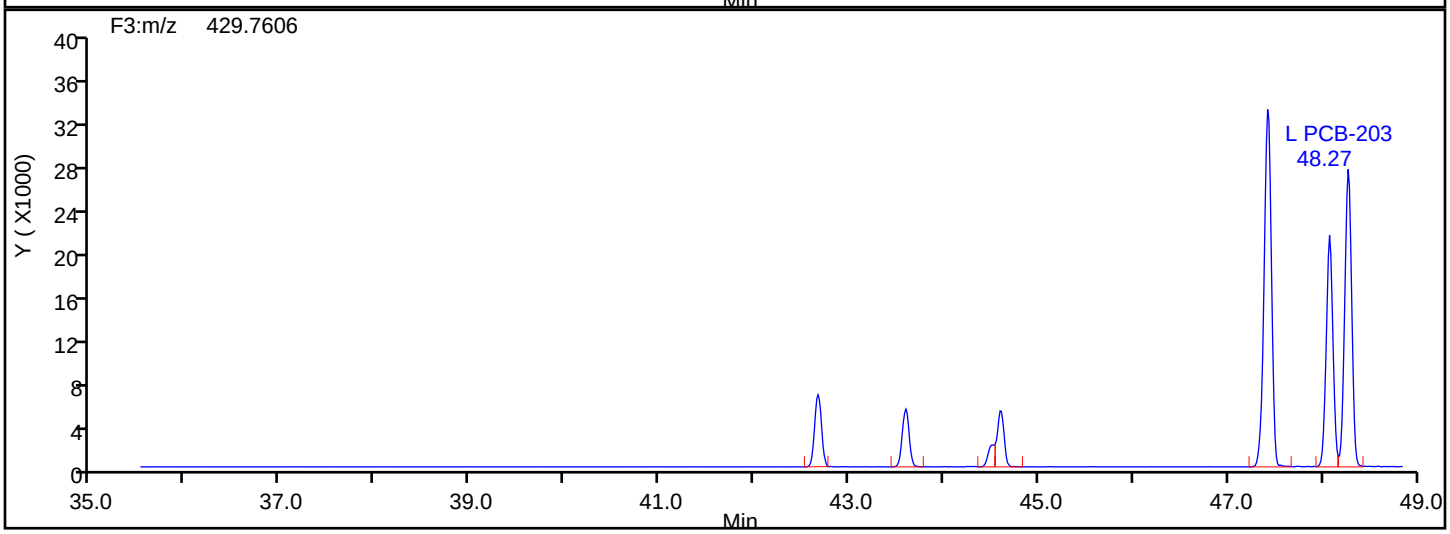

OcPCB F3 Lock Mass

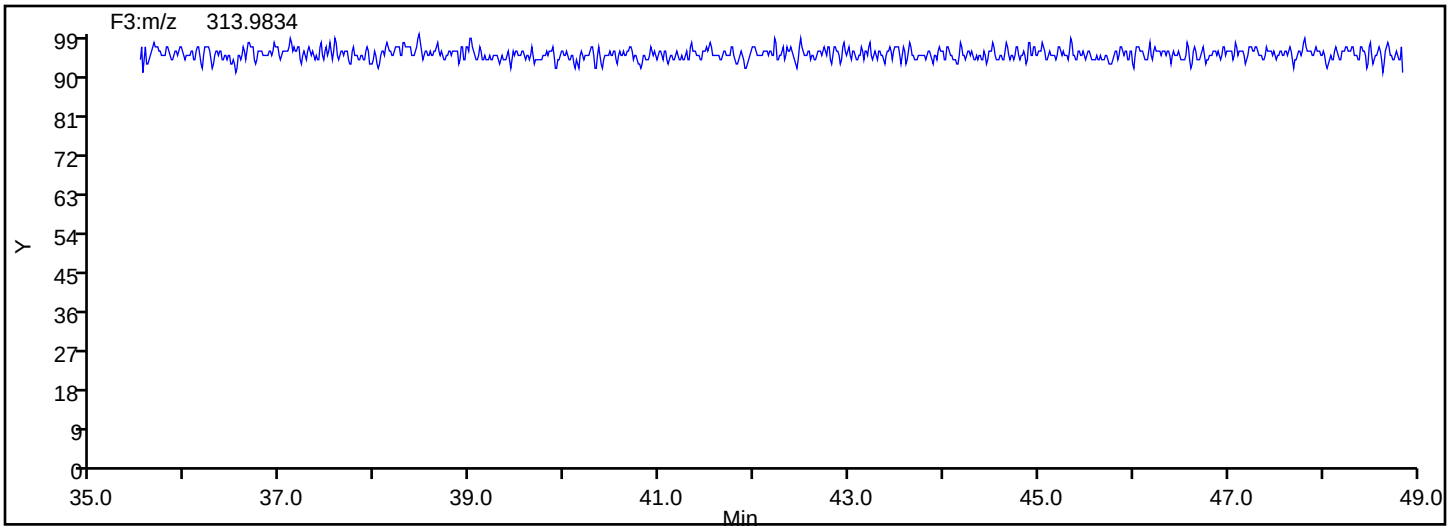

Manual Integration/User Assign Peak Report

Eurofins TestAmerica, Knoxville

Data File:	\\chromna\Knoxville\ChromData\D3D\20190903-12925.b\580-88125-b-2-c.d				
Injection Date:	03-Sep-2019 12:52:00	Instrument ID:	D3D		
Lims ID:	580-88125-B-2-C	Lab Sample ID:	140-88125-2		
Client ID:	A2-0to26-100818				
Operator ID:	Xcalibur_System	ALS Bottle#:	0	Worklist Smp#:	7
Injection Vol:	1.0 ul	Dil. Factor:	1.0000		
Method:	PCBs_D3D	Limit Group:	HR - 1668A - ICAL		
Column:	SPB-Octyl (0.25 mm)	Detector	F3(35.64 :49.10)		

PCB-197, CAS: 33091-17-7

Signal: 1

Not Detected
Expected RT: 44.48

Processing Integration Results

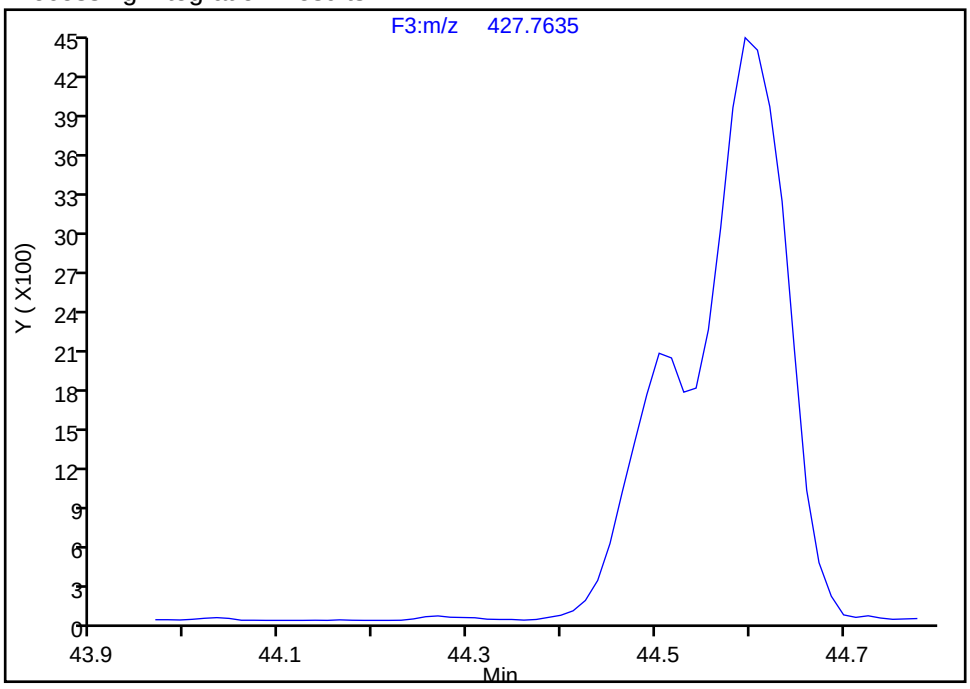

Manual Integration Results

RT: 44.50
Area: 8156
Amount: 3.590521
Amount Units: pg/ul

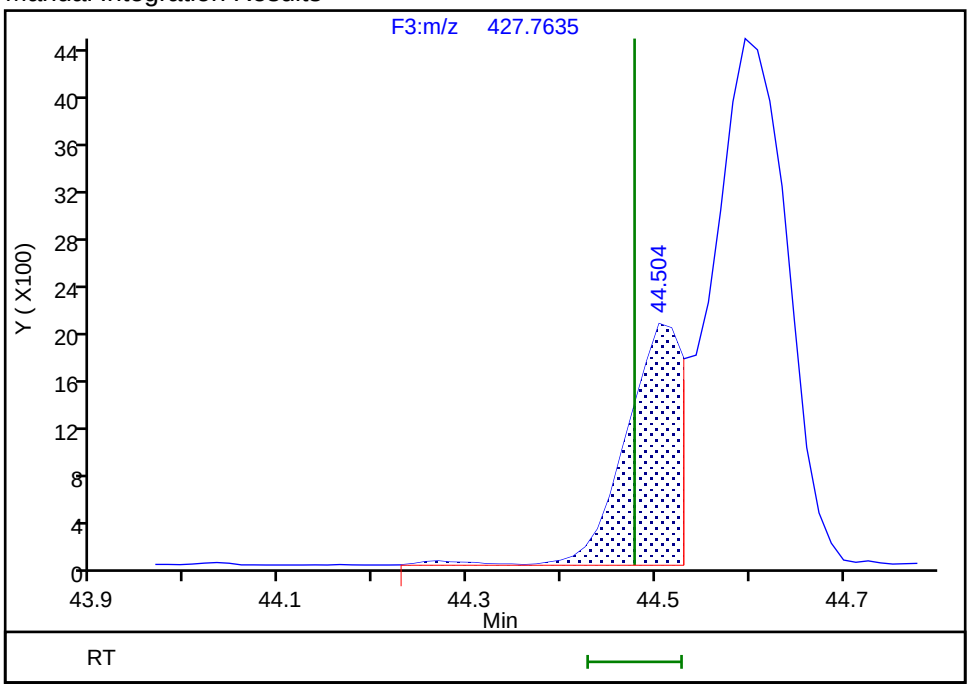

Reviewer: davidsonm, 03-Sep-2019 14:42:26
Audit Action: Manually Integrated/Assigned Compound ID Audit Reason: Split Peak

Manual Integration/User Assign Peak Report

Eurofins TestAmerica, Knoxville

Data File:	\\chromna\Knoxville\ChromData\D3D\20190903-12925.b\580-88125-b-2-c.d				
Injection Date:	03-Sep-2019 12:52:00	Instrument ID:	D3D		
Lims ID:	580-88125-B-2-C	Lab Sample ID:	140-88125-2		
Client ID:	A2-0to26-100818				
Operator ID:	Xcalibur_System	ALS Bottle#:	0	Worklist Smp#:	7
Injection Vol:	1.0 ul	Dil. Factor:	1.0000		
Method:	PCBs_D3D	Limit Group:	HR - 1668A - ICAL		
Column:	SPB-Octyl (0.25 mm)	Detector	F3(35.64 :49.10)		

PCB-200, CAS: 52663-73-7

Signal: 2

Processing Integration Results

RT: 44.60
Area: 36101
Amount: 12.887900
Amount Units: pg/ul

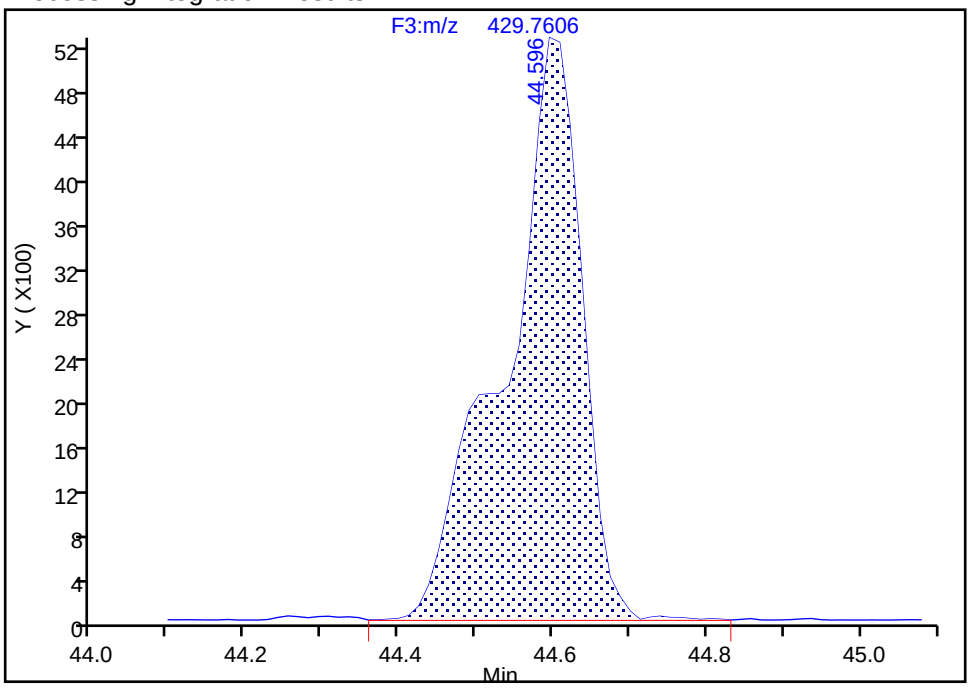

Manual Integration Results

RT: 44.60
Area: 26104
Amount: 10.771426
Amount Units: pg/ul

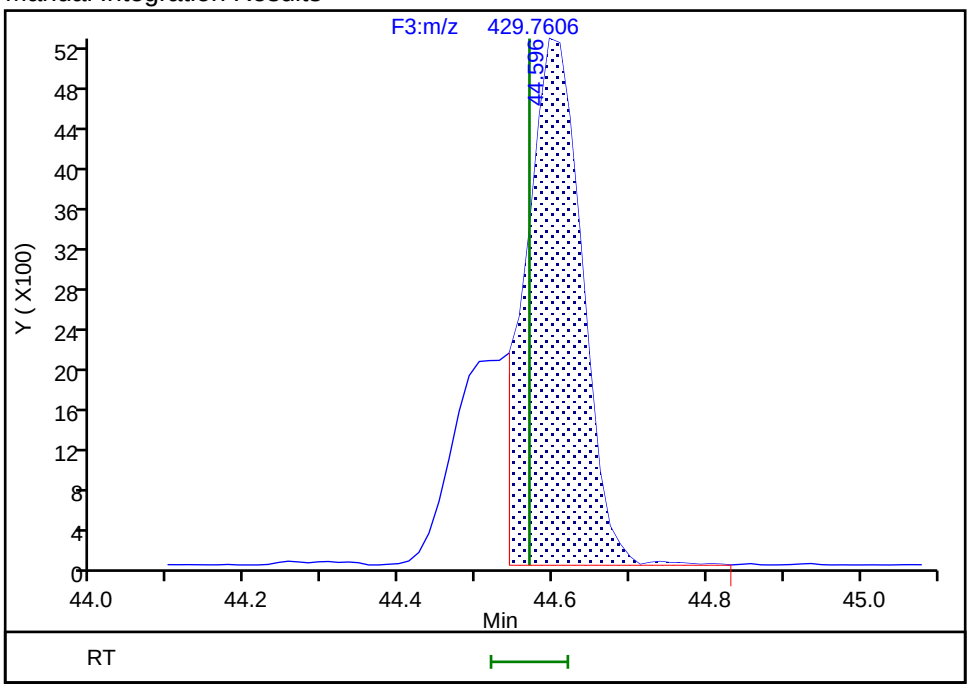

Reviewer: davidsonm, 03-Sep-2019 14:42:20

Audit Action: Split an Integrated Peak Audit Reason: Split Peak

Eurofins TestAmerica, Knoxville

Data File:	\\chromna\Knoxville\ChromData\D3D\20190903-12925.b\580-88125-b-2-c.d		
Injection Date:	03-Sep-2019 12:52:00	Injection Vol:	1.0 ul
Instrument ID:	D3D	Operator ID:	Xcalibur_System
Method:	PCBs_D3D	Limit Group:	HR - 1668A - ICAL
Client ID:	A2-0to26-100818		
Worklist#:	33205	Sample Line#:	7
Column Type:	SPB-Octyl	Column Dia:	0.25 mm

OcPCB F4

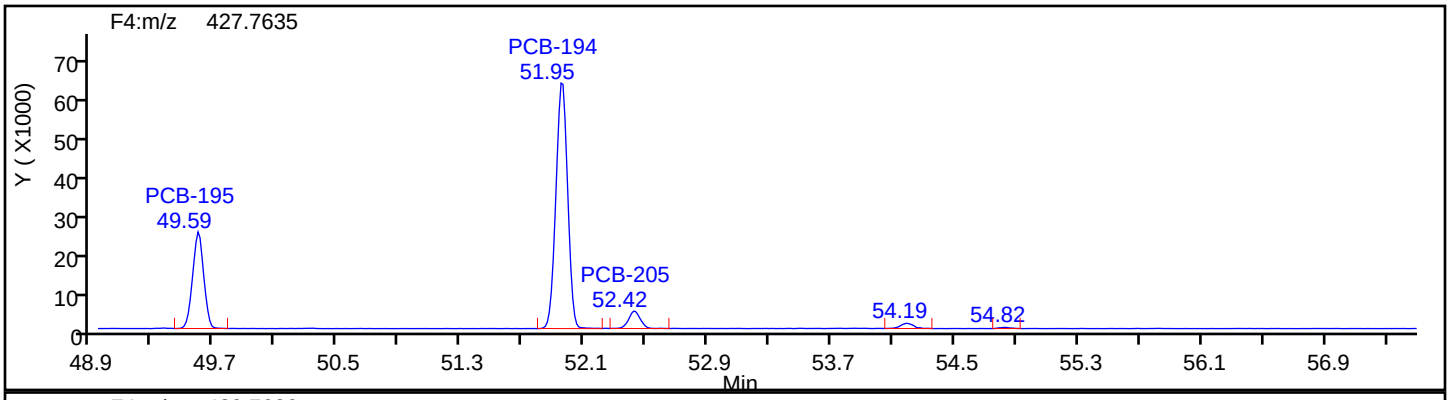

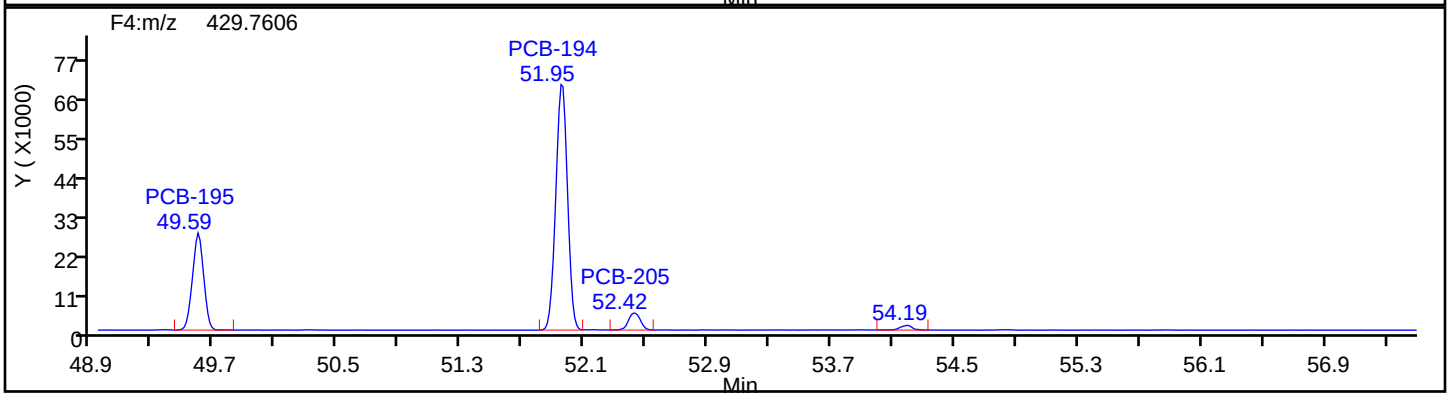

OcPCB F4 Standards

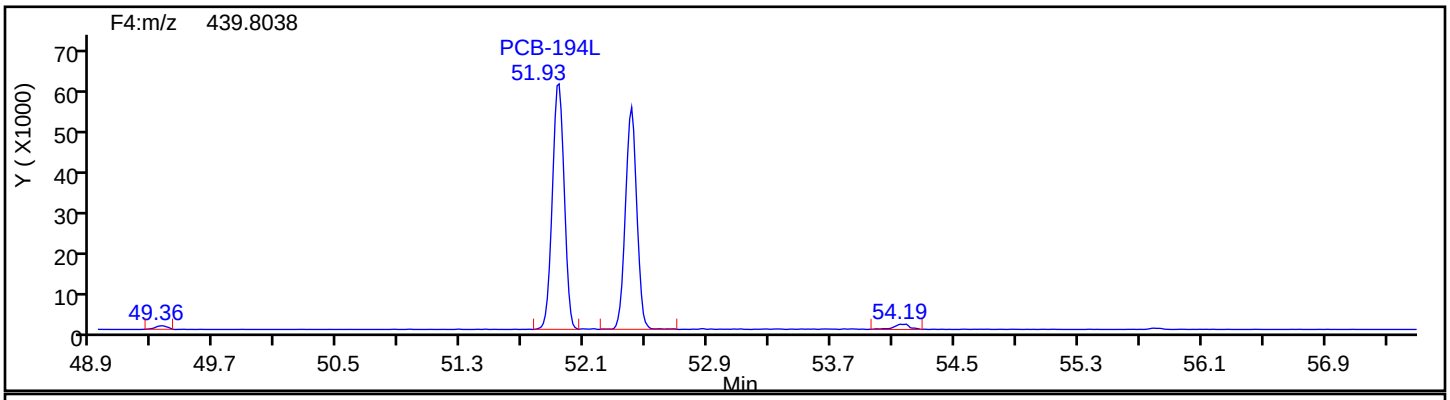

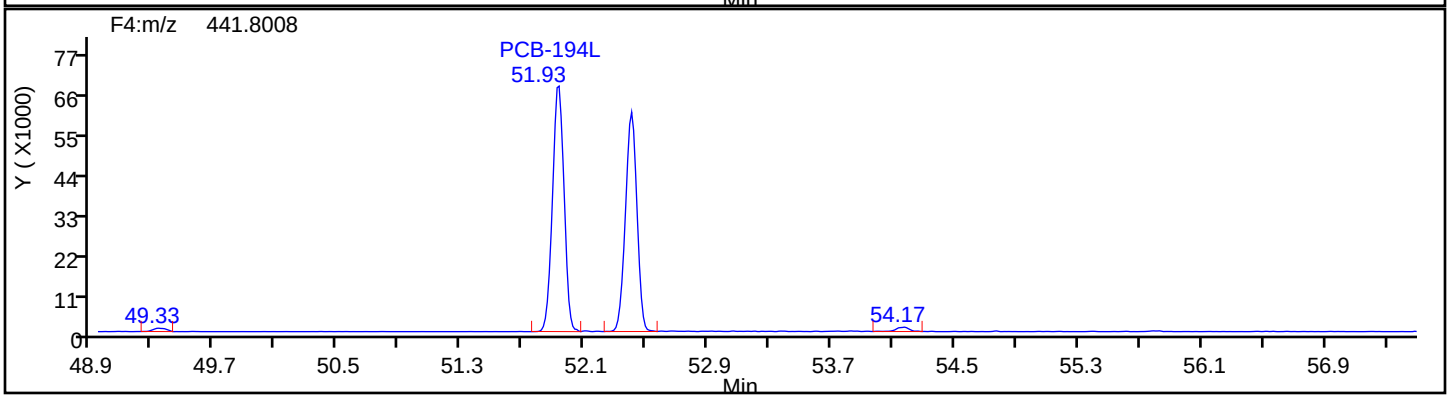

Eurofins TestAmerica, Knoxville

Data File:	\\chromna\Knoxville\ChromData\D3D\20190903-12925.b\580-88125-b-2-c.d		
Injection Date:	03-Sep-2019 12:52:00	Injection Vol:	1.0 ul
Instrument ID:	D3D	Operator ID:	Xcalibur_System
Method:	PCBs_D3D	Limit Group:	HR - 1668A - ICAL
Client ID:	A2-0to26-100818		
Worklist#:	33205	Sample Line#:	7
Column Type:	SPB-Octyl	Column Dia:	0.25 mm

OcPCB F4

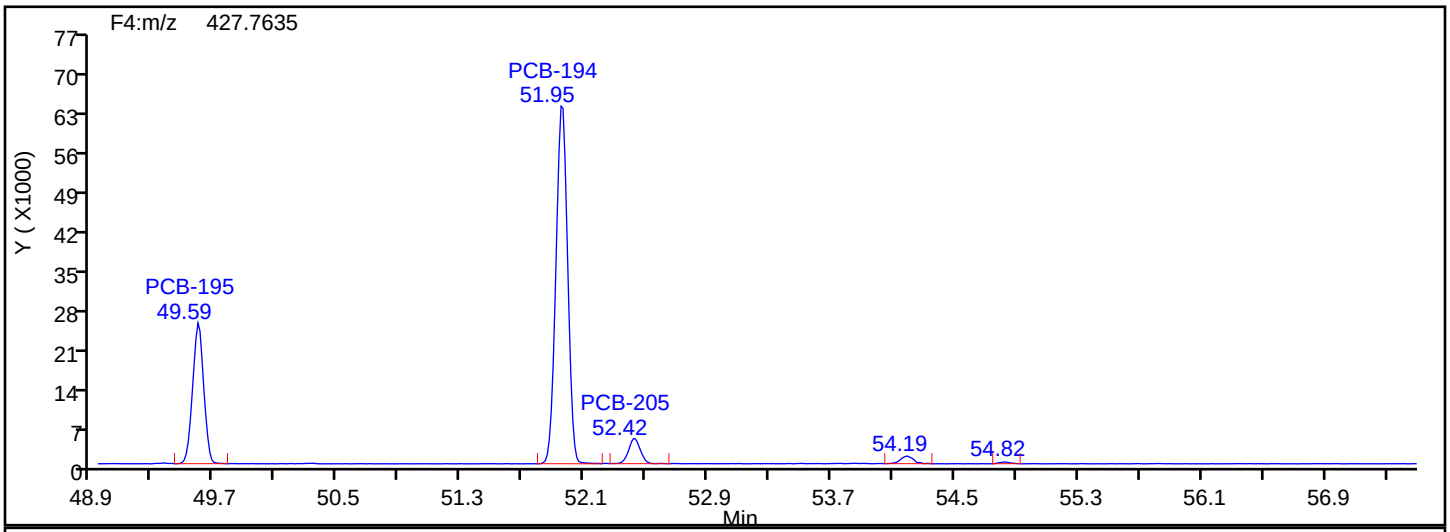

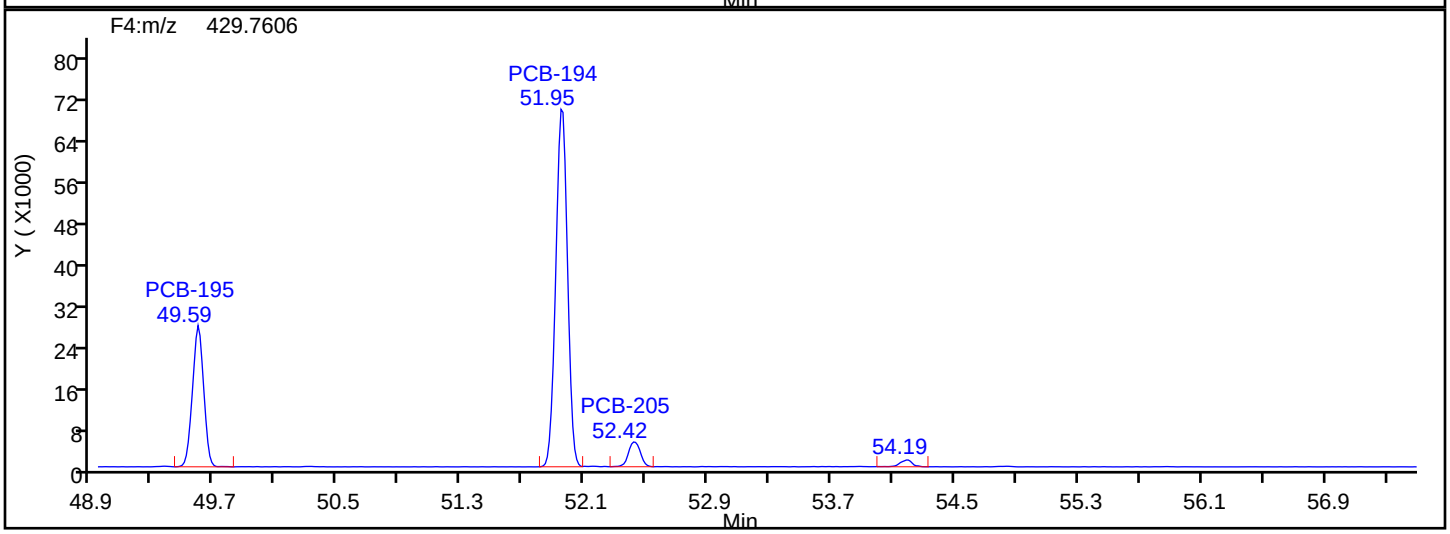

OcPCB F4 Lock Mass

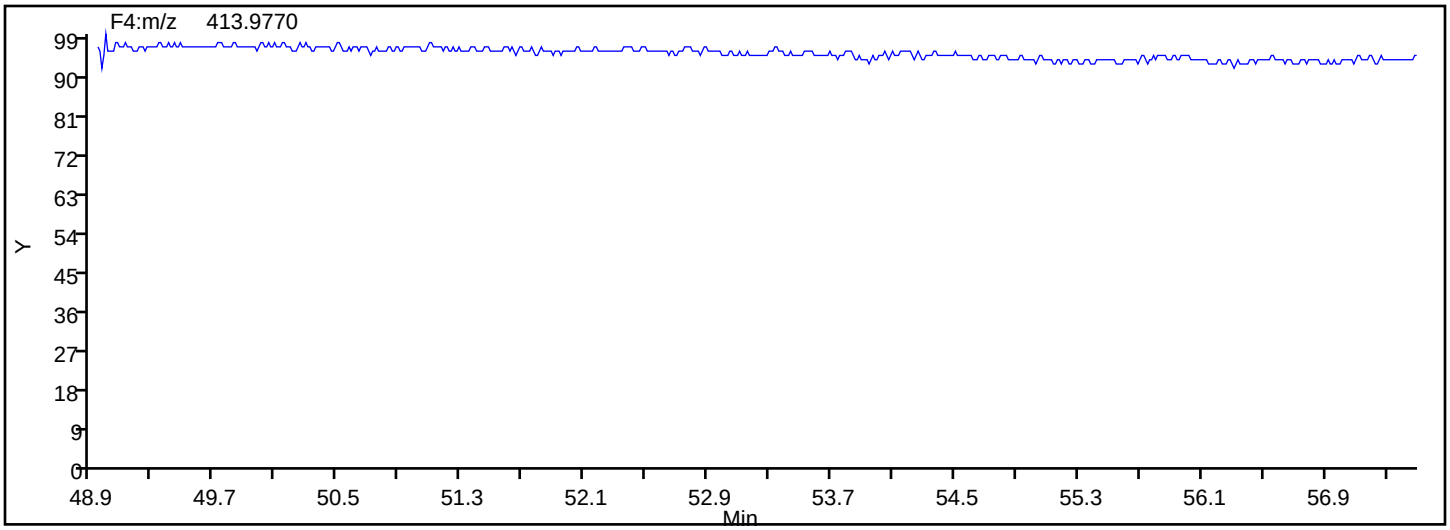

Eurofins TestAmerica, Knoxville

Data File:	\\chromna\Knoxville\ChromData\D3D\20190903-12925.b\580-88125-b-2-c.d		
Injection Date:	03-Sep-2019 12:52:00	Injection Vol:	1.0 ul
Instrument ID:	D3D	Operator ID:	Xcalibur_System
Method:	PCBs_D3D	Limit Group:	HR - 1668A - ICAL
Client ID:	A2-0to26-100818		
Worklist#:	33205	Sample Line#:	7
Column Type:	SPB-Octyl	Column Dia:	0.25 mm

NoPCB F4

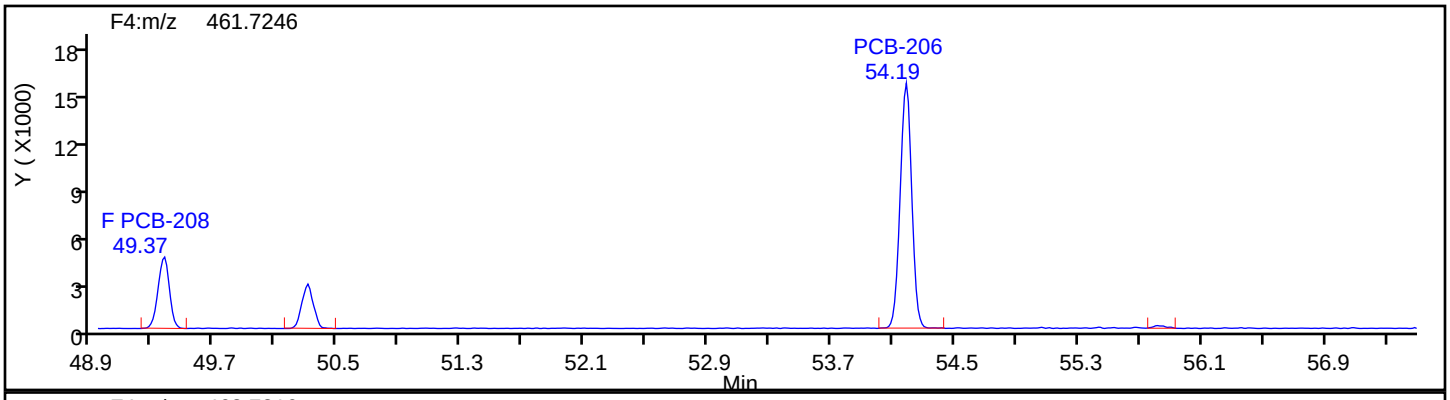

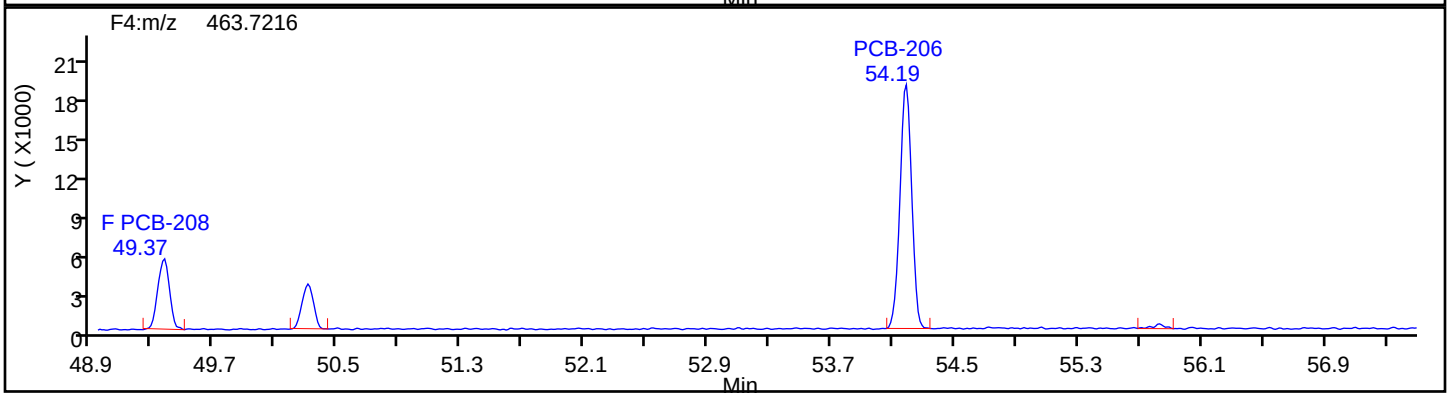

NoPCB F4 Standards

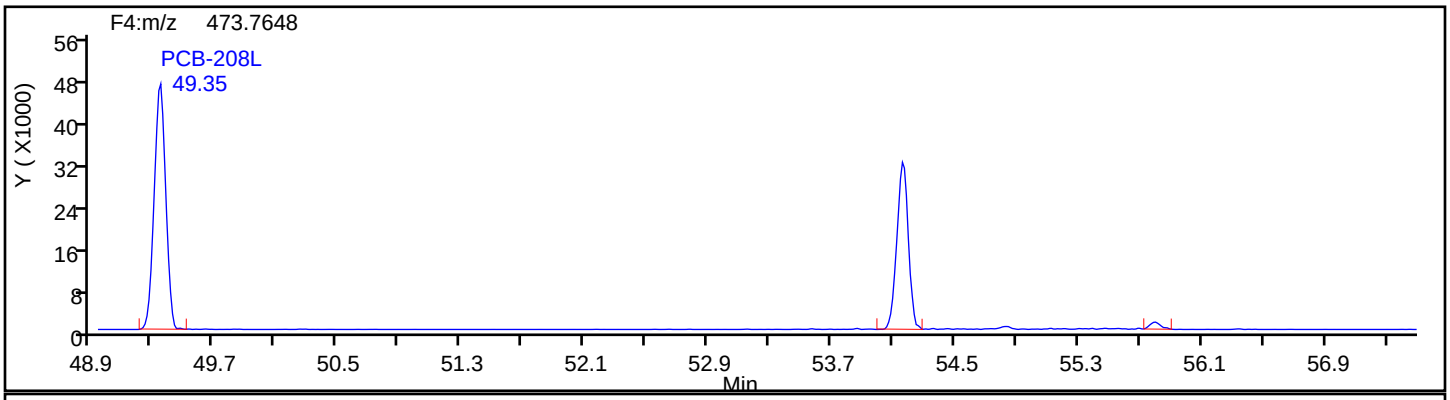

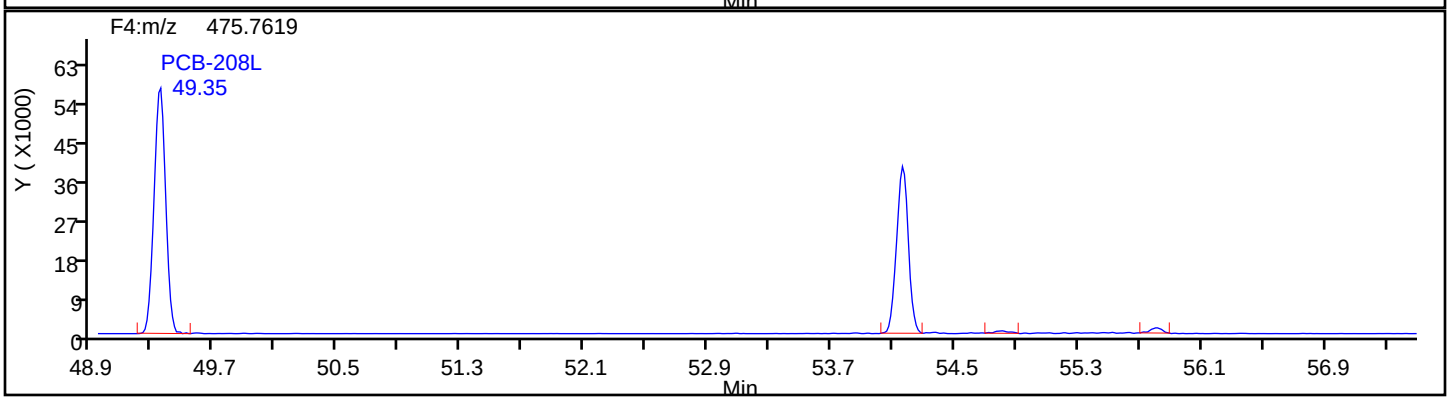

Eurofins TestAmerica, Knoxville

Data File:	\\chromna\Knoxville\ChromData\D3D\20190903-12925.b\580-88125-b-2-c.d		
Injection Date:	03-Sep-2019 12:52:00	Injection Vol:	1.0 ul
Instrument ID:	D3D	Operator ID:	Xcalibur_System
Method:	PCBs_D3D	Limit Group:	HR - 1668A - ICAL
Client ID:	A2-0to26-100818		
Worklist#:	33205	Sample Line#:	7
Column Type:	SPB-Octyl	Column Dia:	0.25 mm

NoPCB F4

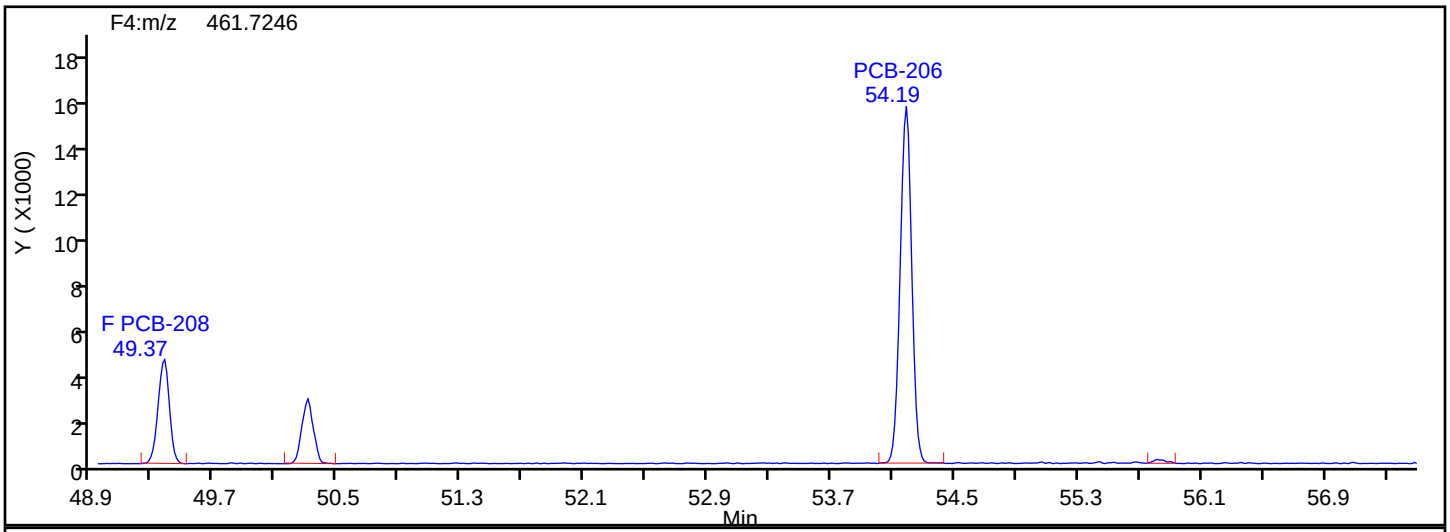

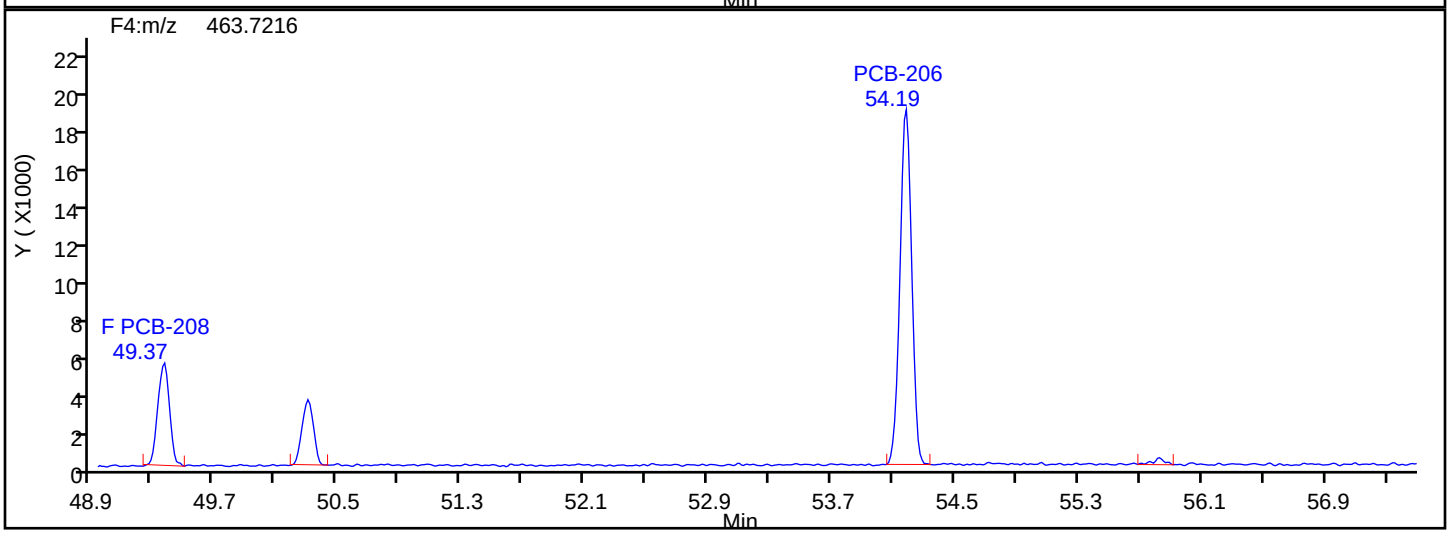

NoPCB F4 Lock Mass

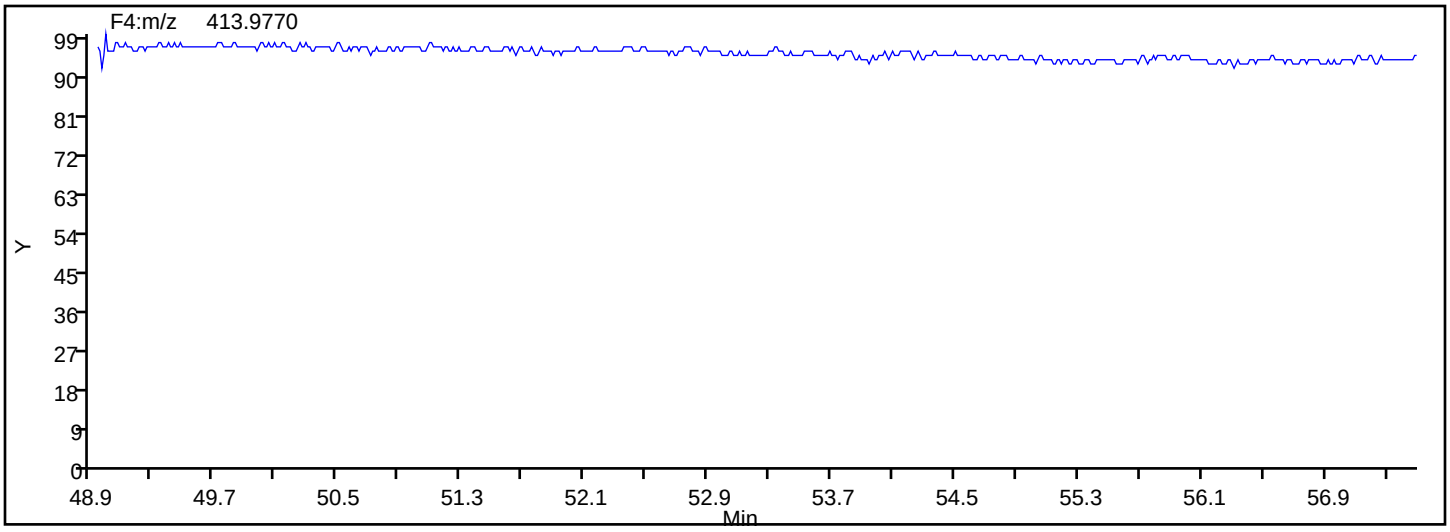

Eurofins TestAmerica, Knoxville

Data File:	\\chromna\Knoxville\ChromData\D3D\20190903-12925.b\580-88125-b-2-c.d		
Injection Date:	03-Sep-2019 12:52:00	Injection Vol:	1.0 ul
Instrument ID:	D3D	Operator ID:	Xcalibur_System
Method:	PCBs_D3D	Limit Group:	HR - 1668A - ICAL
Client ID:	A2-0to26-100818		
Worklist#:	33205	Sample Line#:	7
Column Type:	SPB-Octyl	Column Dia:	0.25 mm

DePCB F4

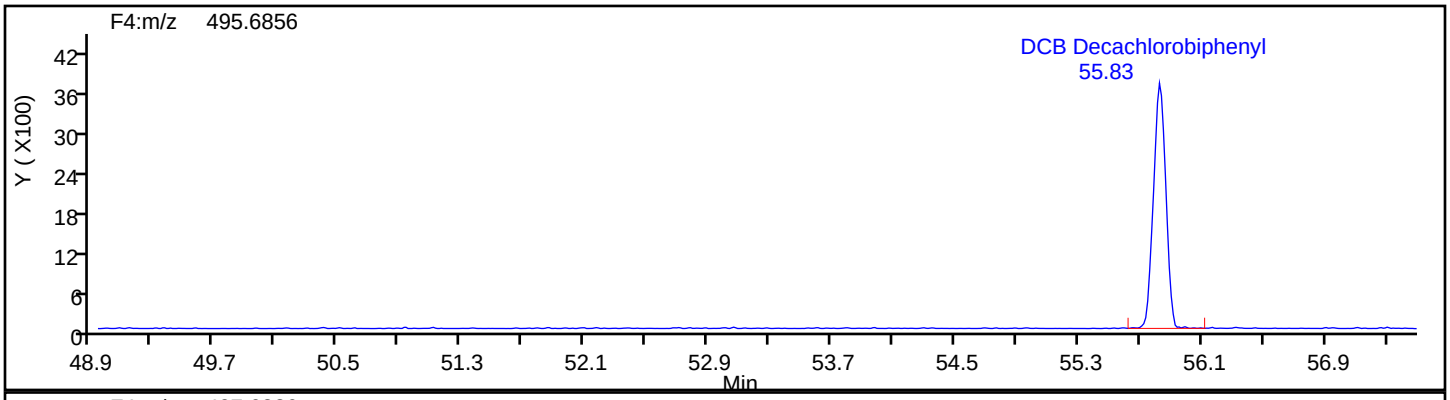

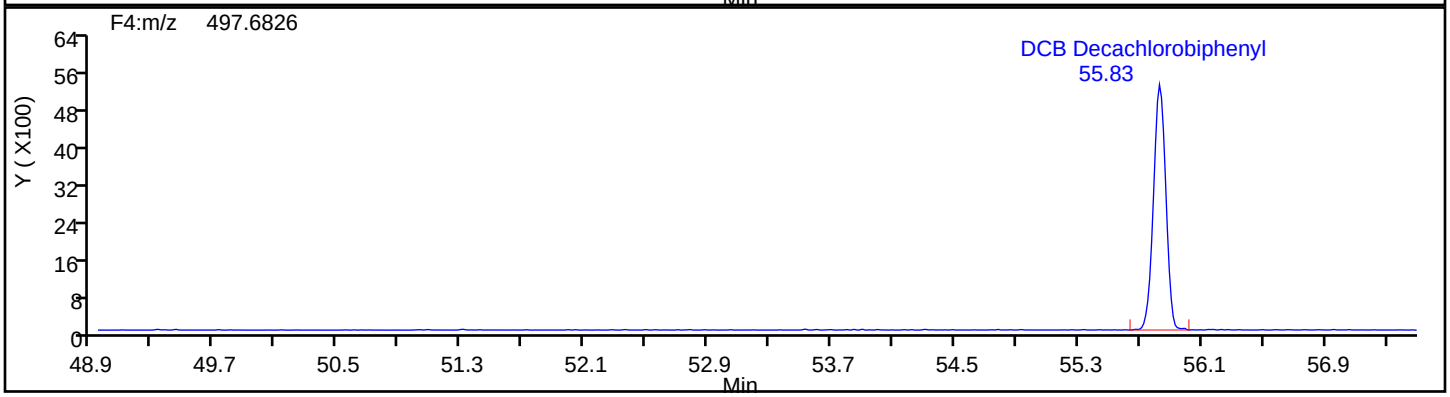

DePCB F4 Standards

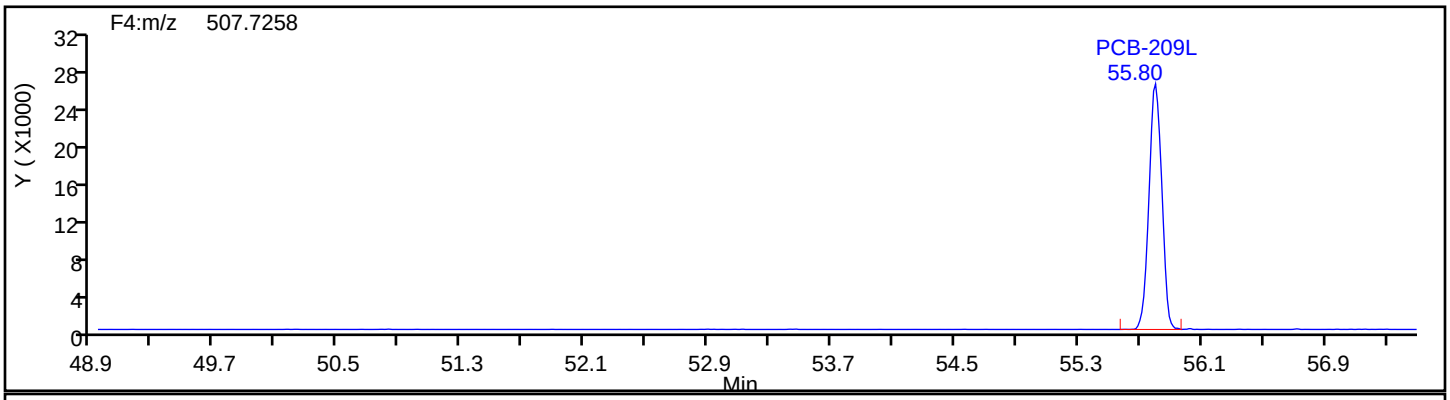

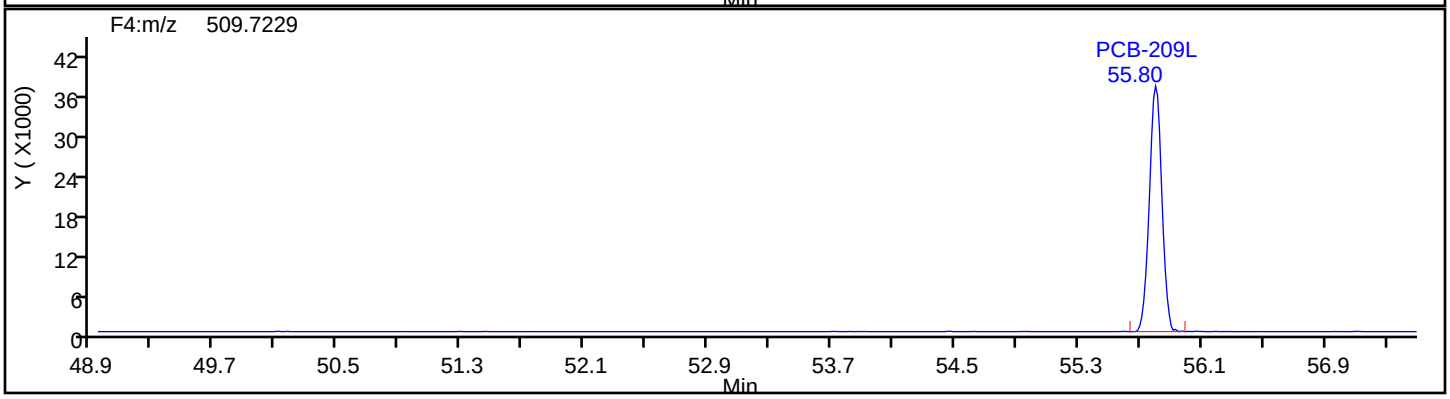

Eurofins TestAmerica, Knoxville

Data File:	\\chromna\Knoxville\ChromData\D3D\20190903-12925.b\580-88125-b-2-c.d		
Injection Date:	03-Sep-2019 12:52:00	Injection Vol:	1.0 ul
Instrument ID:	D3D	Operator ID:	Xcalibur_System
Method:	PCBs_D3D	Limit Group:	HR - 1668A - ICAL
Client ID:	A2-0to26-100818		
Worklist#:	33205	Sample Line#:	7
Column Type:	SPB-Octyl	Column Dia:	0.25 mm

DePCB F4

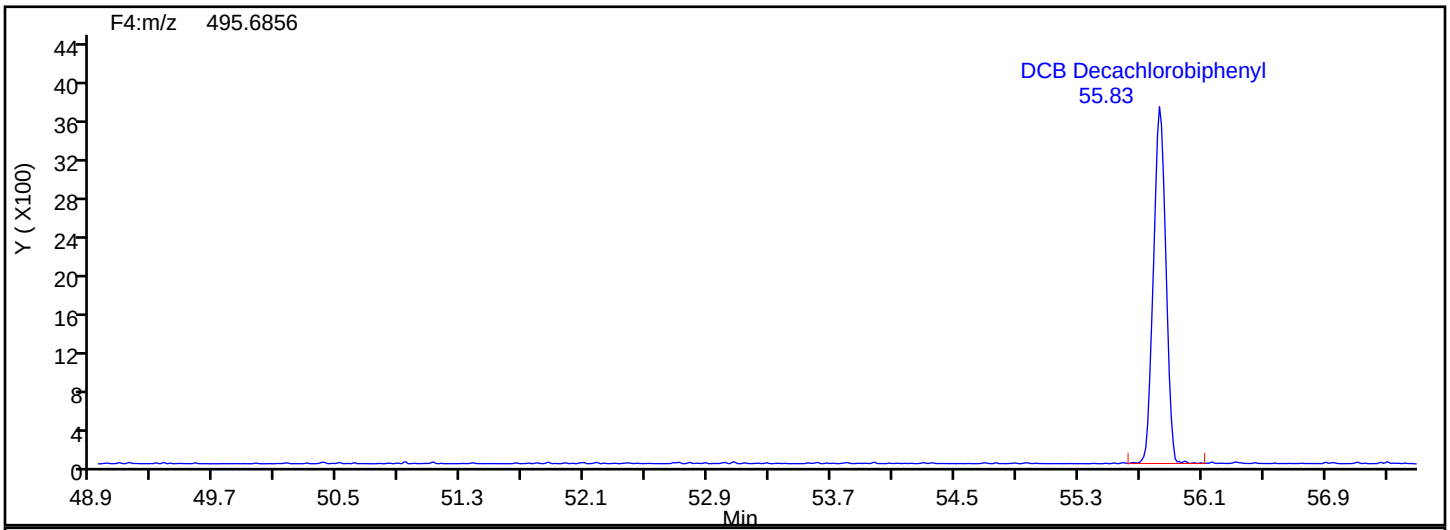

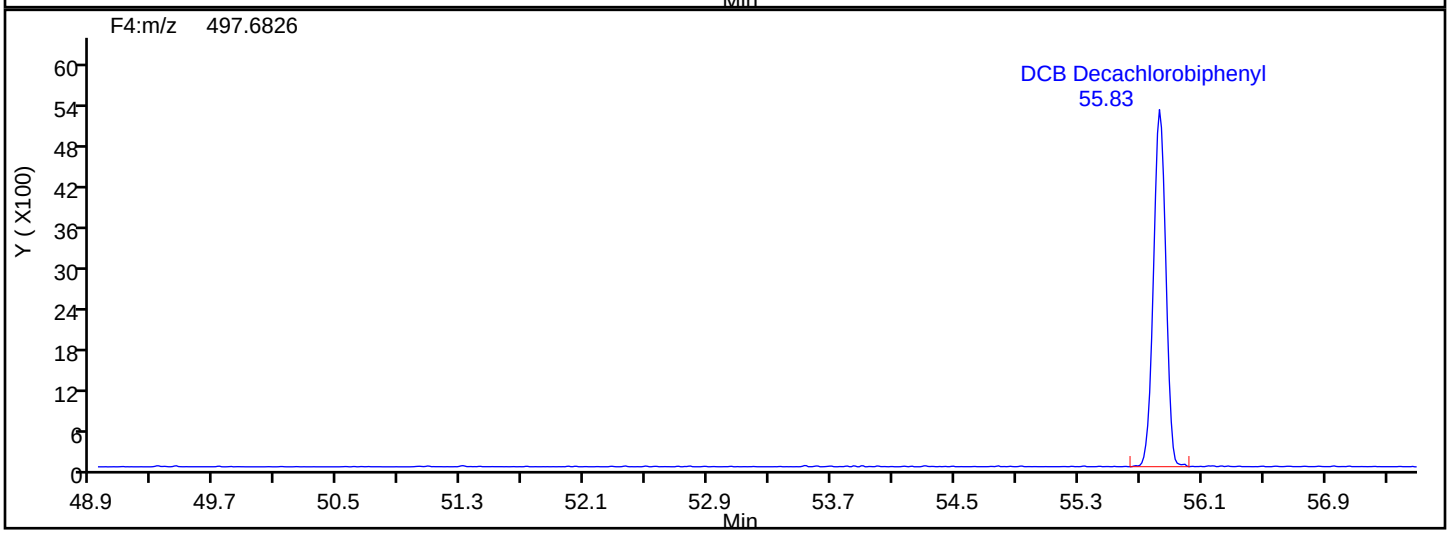

DePCB F4 Lock Mass

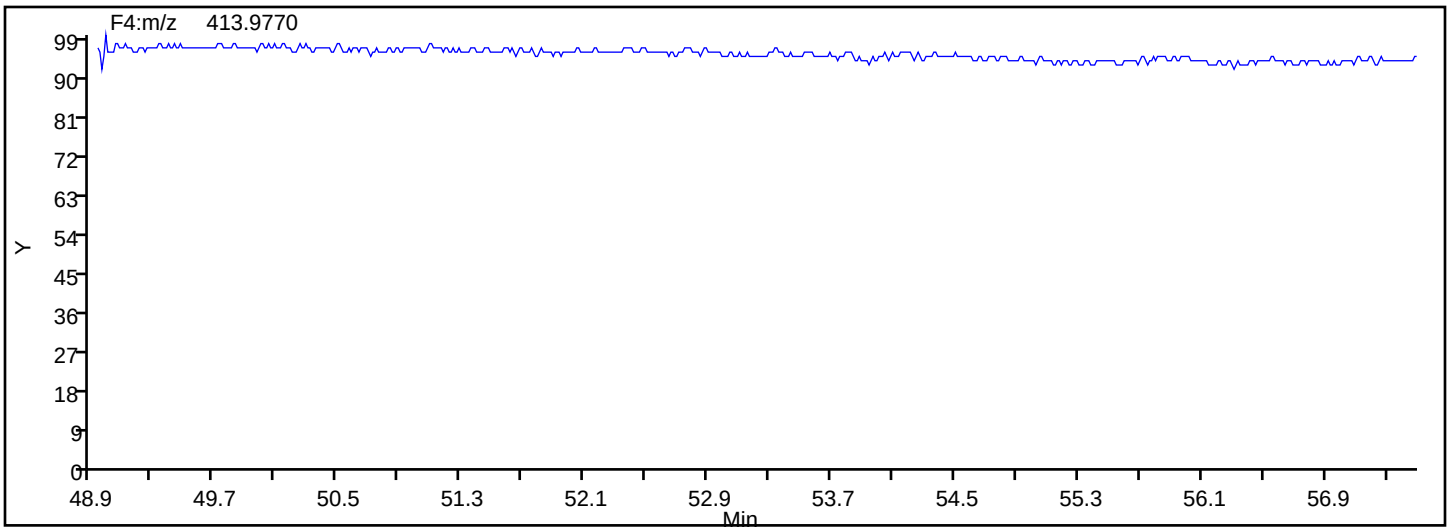

FORM I
HI-RES PCBS ORGANICS ANALYSIS DATA SHEET

Lab Name: Eurofins TestAmerica, Knoxville Job No.: 580-88125-2

SDG No.:

Client Sample ID: A3-0to31-100818 Lab Sample ID: 580-88125-3

Matrix: Solid Lab File ID: 580-88125-b-3-c.d

Analysis Method: 1668A Date Collected: 10/08/2018 11:14

Extract. Method: HRMS-Sox Date Extracted: 08/19/2019 08:06

Sample wt/vol: 20.25(g) Date Analyzed: 09/03/2019 13:54

Con. Extract Vol.: 20(mL) Dilution Factor: 1

Injection Volume: 1(uL) Level: (low/med) Low

% Moisture: 66.7 GPC Cleanup:(Y/N) N

Analysis Batch No.: 33205 Units: ng/g

CAS NO.	COMPOUND NAME	RESULT	Q	RL	EDL
2051-60-7	PCB-1	0.095	B	0.015	0.00042
2051-61-8	PCB-2	0.045	B	0.015	0.00044
2051-62-9	PCB-3	0.060	B	0.015	0.00045
13029-08-8	PCB-4	0.14		0.030	0.00092
16605-91-7	PCB-5	0.0053	J	0.015	0.00061
25569-80-6	PCB-6	0.044		0.015	0.00061
33284-50-3	PCB-7	0.011	J	0.015	0.00058
34883-43-7	PCB-8	0.17	B	0.030	0.00060
34883-39-1	PCB-9	0.013	J q	0.015	0.00067
33146-45-1	PCB-10	0.0070	J	0.015	0.00064
2050-67-1	PCB-11	0.075	B	0.030	0.00058
2974-92-7	PCB-12	0.023	J C	0.030	0.00058
2974-90-5	PCB-13	0.023	J C12	0.030	0.00058
34883-41-5	PCB-14	ND		0.015	0.00051
2050-68-2	PCB-15	0.099	B	0.015	0.00057
38444-78-9	PCB-16	0.15		0.015	0.00074
37680-66-3	PCB-17	0.25	B	0.015	0.00058
37680-65-2	PCB-18	0.33	C B	0.030	0.00050
38444-73-4	PCB-19	0.24		0.015	0.00070
38444-84-7	PCB-20	0.45	C B	0.030	0.0036
55702-46-0	PCB-21	0.23	C B	0.030	0.0034
38444-85-8	PCB-22	0.12	B	0.015	0.0037
55720-44-0	PCB-23	ND		0.015	0.0037
55702-45-9	PCB-24	0.0054	J	0.015	0.00043
55712-37-3	PCB-25	0.054		0.015	0.0034
38444-81-4	PCB-26	0.069	C B	0.030	0.0035
38444-76-7	PCB-27	0.055		0.015	0.00042
7012-37-5	PCB-28	0.45	B C20	0.030	0.0036
15862-07-4	PCB-29	0.069	C26 B	0.030	0.0035
35693-92-6	PCB-30	0.33	C18 B	0.030	0.00050
16606-02-3	PCB-31	0.39	B	0.030	0.0034
38444-77-8	PCB-32	0.20	B	0.015	0.00039
38444-86-9	PCB-33	0.23	B C21	0.030	0.0034
37680-68-5	PCB-34	ND		0.015	0.0038

FORM I
HI-RES PCBS ORGANICS ANALYSIS DATA SHEET

Lab Name: Eurofins TestAmerica, Knoxville Job No.: 580-88125-2

SDG No.:

Client Sample ID: A3-0to31-100818 Lab Sample ID: 580-88125-3

Matrix: Solid Lab File ID: 580-88125-b-3-c.d

Analysis Method: 1668A Date Collected: 10/08/2018 11:14

Extract. Method: HRMS-Sox Date Extracted: 08/19/2019 08:06

Sample wt/vol: 20.25(g) Date Analyzed: 09/03/2019 13:54

Con. Extract Vol.: 20(mL) Dilution Factor: 1

Injection Volume: 1(uL) Level: (low/med) Low

% Moisture: 66.7 GPC Cleanup:(Y/N) N

Analysis Batch No.: 33205 Units: ng/g

CAS NO.	COMPOUND NAME	RESULT	Q	RL	EDL
37680-69-6	PCB-35	0.0095	J B	0.015	0.0038
38444-87-0	PCB-36	ND		0.015	0.0034
38444-90-5	PCB-37	0.15	B	0.015	0.0036
53555-66-1	PCB-38	ND		0.015	0.0035
38444-88-1	PCB-39	ND		0.015	0.0033
38444-93-8	PCB-40	1.0	C	0.045	0.033
52663-59-9	PCB-41	1.0	C40	0.045	0.033
36559-22-5	PCB-42	0.42	G	0.035	0.035
70362-46-8	PCB-43	ND	C	0.030	0.030
41464-39-5	PCB-44	5.9	C B	0.045	0.029
70362-45-7	PCB-45	0.95	C G	0.034	0.034
41464-47-5	PCB-46	ND	G	0.040	0.040
2437-79-8	PCB-47	5.9	B C44	0.045	0.029
70362-47-9	PCB-48	0.18	G	0.032	0.032
41464-40-8	PCB-49	2.9	C	0.030	0.027
62796-65-0	PCB-50	0.68	C G	0.032	0.032
68194-04-7	PCB-51	0.95	C45 G	0.034	0.034
35693-99-3	PCB-52	12	B G	0.034	0.034
41464-41-9	PCB-53	0.68	C50 G	0.032	0.032
15968-05-5	PCB-54	0.12		0.015	0.00042
74338-24-2	PCB-55	ND	G	0.023	0.023
41464-43-1	PCB-56	0.92	G	0.024	0.024
70424-67-8	PCB-57	ND	G	0.024	0.024
41464-49-7	PCB-58	ND	G	0.023	0.023
74472-33-6	PCB-59	ND	C	0.045	0.022
33025-41-1	PCB-60	0.32	G	0.023	0.023
33284-53-6	PCB-61	9.1	C B	0.059	0.022
54230-22-7	PCB-62	ND	C59	0.045	0.022
74472-34-7	PCB-63	0.097	G	0.021	0.021
52663-58-8	PCB-64	1.2	G	0.021	0.021
33284-54-7	PCB-65	5.9	B C44	0.045	0.029
32598-10-0	PCB-66	2.5	G	0.024	0.024
73575-53-8	PCB-67	ND	G	0.022	0.022
73575-52-7	PCB-68	ND	G	0.021	0.021

FORM I
HI-RES PCBS ORGANICS ANALYSIS DATA SHEET

Lab Name: Eurofins TestAmerica, Knoxville Job No.: 580-88125-2

SDG No.:

Client Sample ID: A3-0to31-100818 Lab Sample ID: 580-88125-3

Matrix: Solid Lab File ID: 580-88125-b-3-c.d

Analysis Method: 1668A Date Collected: 10/08/2018 11:14

Extract. Method: HRMS-Sox Date Extracted: 08/19/2019 08:06

Sample wt/vol: 20.25(g) Date Analyzed: 09/03/2019 13:54

Con. Extract Vol.: 20(mL) Dilution Factor: 1

Injection Volume: 1(uL) Level: (low/med) Low

% Moisture: 66.7 GPC Cleanup:(Y/N) N

Analysis Batch No.: 33205 Units: ng/g

CAS NO.	COMPOUND NAME	RESULT	Q	RL	EDL
60233-24-1	PCB-69	2.9	C49	0.030	0.027
32598-11-1	PCB-70	9.1	C61 B	0.059	0.022
41464-46-4	PCB-71	1.0	C40	0.045	0.033
41464-42-0	PCB-72	ND	G	0.023	0.023
74338-23-1	PCB-73	ND	C43	0.030	0.030
32690-93-0	PCB-74	9.1	C61 B	0.059	0.022
32598-12-2	PCB-75	ND	C59	0.045	0.022
70362-48-0	PCB-76	9.1	C61 B	0.059	0.022
32598-13-3	PCB-77	0.14	G	0.023	0.023
70362-49-1	PCB-78	ND	G	0.023	0.023
41464-48-6	PCB-79	0.15	G	0.020	0.020
33284-52-5	PCB-80	ND	G	0.021	0.021
70362-50-4	PCB-81	ND	G	0.023	0.023
52663-62-4	PCB-82	2.9		0.015	0.00087
60145-20-2	PCB-83	15	C B	0.030	0.00081
52663-60-2	PCB-84	7.2		0.015	0.00088
65510-45-4	PCB-85	3.8	C	0.045	0.00063
55312-69-1	PCB-86	17	C B	0.089	0.00063
38380-02-8	PCB-87	17	B C86	0.089	0.00063
55215-17-3	PCB-88	4.0	C	0.030	0.00075
73575-57-2	PCB-89	0.20		0.015	0.00085
68194-07-0	PCB-90	27	C B	0.045	0.00067
68194-05-8	PCB-91	4.0	C88	0.030	0.00075
52663-61-3	PCB-92	5.4		0.015	0.00080
73575-56-1	PCB-93	0.77	C	0.030	0.00077
73575-55-0	PCB-94	0.22		0.015	0.00084
38379-99-6	PCB-95	22	B	0.015	0.00079
73575-54-9	PCB-96	0.20		0.015	0.00062
41464-51-1	PCB-97	17	B C86	0.089	0.00063
60233-25-2	PCB-98	0.85	C	0.030	0.00077
38380-01-7	PCB-99	15	C83 B	0.030	0.00081
39485-83-1	PCB-100	0.77	C93	0.030	0.00077
37680-73-2	PCB-101	27	B C90	0.045	0.00067
68194-06-9	PCB-102	0.85	C98	0.030	0.00077

FORM I
HI-RES PCBS ORGANICS ANALYSIS DATA SHEET

Lab Name: Eurofins TestAmerica, Knoxville Job No.: 580-88125-2

SDG No.:

Client Sample ID: A3-0to31-100818 Lab Sample ID: 580-88125-3

Matrix: Solid Lab File ID: 580-88125-b-3-c.d

Analysis Method: 1668A Date Collected: 10/08/2018 11:14

Extract. Method: HRMS-Sox Date Extracted: 08/19/2019 08:06

Sample wt/vol: 20.25(g) Date Analyzed: 09/03/2019 13:54

Con. Extract Vol.: 20(mL) Dilution Factor: 1

Injection Volume: 1(uL) Level: (low/med) Low

% Moisture: 66.7 GPC Cleanup:(Y/N) N

Analysis Batch No.: 33205 Units: ng/g

CAS NO.	COMPOUND NAME	RESULT	Q	RL	EDL
60145-21-3	PCB-103	0.44		0.015	0.00073
56558-16-8	PCB-104	ND		0.015	0.00054
32598-14-4	PCB-105	7.1	B	0.015	0.012
70424-69-0	PCB-106	ND		0.015	0.013
70424-68-9	PCB-107	1.3		0.015	0.012
70362-41-3	PCB-108	0.78	C	0.030	0.013
74472-35-8	PCB-109	17	B C86	0.089	0.00063
38380-03-9	PCB-110	28	C B	0.030	0.00056
39635-32-0	PCB-111	ND		0.015	0.00053
74472-36-9	PCB-112	ND		0.015	0.00056
68194-10-5	PCB-113	27	B C90	0.045	0.00067
74472-37-0	PCB-114	0.43	B	0.015	0.011
74472-38-1	PCB-115	28	B C110	0.030	0.00056
18259-05-7	PCB-116	3.8	C85	0.045	0.00063
68194-11-6	PCB-117	3.8	C85	0.045	0.00063
31508-00-6	PCB-118	18	B	0.015	0.012
56558-17-9	PCB-119	17	B C86	0.089	0.00063
68194-12-7	PCB-120	0.14		0.015	0.00051
56558-18-0	PCB-121	ND		0.015	0.00054
76842-07-4	PCB-122	0.24		0.015	0.014
65510-44-3	PCB-123	0.26		0.015	0.012
70424-70-3	PCB-124	0.78	C108	0.030	0.013
74472-39-2	PCB-125	17	B C86	0.089	0.00063
57465-28-8	PCB-126	ND		0.015	0.012
39635-33-1	PCB-127	0.036		0.015	0.012
38380-07-3	PCB-128	4.0	C	0.030	0.0033
55215-18-4	PCB-129	25	C B	0.059	0.0034
52663-66-8	PCB-130	1.8		0.015	0.0044
61798-70-7	PCB-131	0.42		0.015	0.0043
38380-05-1	PCB-132	9.2	B	0.015	0.0041
35694-04-3	PCB-133	0.50		0.015	0.0040
52704-70-8	PCB-134	1.7	C	0.030	0.0043
52744-13-5	PCB-135	8.7	C B	0.030	0.00071
38411-22-2	PCB-136	3.8	B	0.015	0.00053

FORM I
HI-RES PCBS ORGANICS ANALYSIS DATA SHEET

Lab Name: Eurofins TestAmerica, Knoxville Job No.: 580-88125-2

SDG No.:

Client Sample ID: A3-0to31-100818 Lab Sample ID: 580-88125-3

Matrix: Solid Lab File ID: 580-88125-b-3-c.d

Analysis Method: 1668A Date Collected: 10/08/2018 11:14

Extract. Method: HRMS-Sox Date Extracted: 08/19/2019 08:06

Sample wt/vol: 20.25(g) Date Analyzed: 09/03/2019 13:54

Con. Extract Vol.: 20(mL) Dilution Factor: 1

Injection Volume: 1(uL) Level: (low/med) Low

% Moisture: 66.7 GPC Cleanup:(Y/N) N

Analysis Batch No.: 33205 Units: ng/g

CAS NO.	COMPOUND NAME	RESULT	Q	RL	EDL
35694-06-5	PCB-137	1.1		0.015	0.0034
35065-28-2	PCB-138	25	B C129	0.059	0.0034
56030-56-9	PCB-139	0.57	C	0.030	0.0037
59291-64-4	PCB-140	0.57	C139	0.030	0.0037
52712-04-6	PCB-141	4.3		0.015	0.0038
41411-61-4	PCB-142	ND		0.015	0.0042
68194-15-0	PCB-143	1.7	C134	0.030	0.0043
68194-14-9	PCB-144	1.1		0.015	0.00067
74472-40-5	PCB-145	0.014	J q	0.015	0.00052
51908-16-8	PCB-146	4.3	B	0.015	0.0036
68194-13-8	PCB-147	20	C B	0.030	0.0037
74472-41-6	PCB-148	0.11		0.015	0.00069
38380-04-0	PCB-149	20	B C147	0.030	0.0037
68194-08-1	PCB-150	0.14		0.015	0.00050
52663-63-5	PCB-151	8.7	C135 B	0.030	0.00071
68194-09-2	PCB-152	0.064		0.015	0.00049
35065-27-1	PCB-153	20	C B	0.030	0.0030
60145-22-4	PCB-154	0.71	B	0.015	0.00061
33979-03-2	PCB-155	ND		0.015	0.00047
38380-08-4	PCB-156	3.2	C B	0.030	0.0034
69782-90-7	PCB-157	3.2	C156 B	0.030	0.0034
74472-42-7	PCB-158	2.7	B	0.015	0.0026
39635-35-3	PCB-159	0.20		0.015	0.0028
41411-62-5	PCB-160	25	B C129	0.059	0.0034
74472-43-8	PCB-161	ND		0.015	0.0027
39635-34-2	PCB-162	ND		0.015	0.0027
74472-44-9	PCB-163	25	B C129	0.059	0.0034
74472-45-0	PCB-164	1.9		0.015	0.0029
74472-46-1	PCB-165	ND		0.015	0.0033
41411-63-6	PCB-166	4.0	C128	0.030	0.0033
52663-72-6	PCB-167	0.93		0.015	0.0024

FORM I
HI-RES PCBS ORGANICS ANALYSIS DATA SHEET

Lab Name: Eurofins TestAmerica, Knoxville Job No.: 580-88125-2

SDG No.:

Client Sample ID: A3-0to31-100818 Lab Sample ID: 580-88125-3

Matrix: Solid Lab File ID: 580-88125-b-3-c.d

Analysis Method: 1668A Date Collected: 10/08/2018 11:14

Extract. Method: HRMS-Sox Date Extracted: 08/19/2019 08:06

Sample wt/vol: 20.25(g) Date Analyzed: 09/03/2019 13:54

Con. Extract Vol.: 20(mL) Dilution Factor: 1

Injection Volume: 1(uL) Level: (low/med) Low

% Moisture: 66.7 GPC Cleanup:(Y/N) N

Analysis Batch No.: 33205 Units: ng/g

CAS NO.	COMPOUND NAME	RESULT	Q	RL	EDL
59291-65-5	PCB-168	20	B C153	0.030	0.0030
32774-16-6	PCB-169	ND		0.015	0.0025
35065-30-6	PCB-170	6.9	B	0.015	0.00048
52663-71-5	PCB-171	2.3	C	0.030	0.00048
52663-74-8	PCB-172	1.1	B	0.015	0.00046
68194-16-1	PCB-173	2.3	C171	0.030	0.00048
38411-25-5	PCB-174	6.7	B	0.015	0.00048
40186-70-7	PCB-175	0.28		0.015	0.00043
52663-65-7	PCB-176	0.81	B	0.015	0.00030
52663-70-4	PCB-177	4.2	B	0.015	0.00049
52663-67-9	PCB-178	1.3		0.015	0.00045
52663-64-6	PCB-179	2.8	B	0.015	0.00033
35065-29-3	PCB-180	14	C B	0.030	0.00037
74472-47-2	PCB-181	0.081		0.015	0.00042
60145-23-5	PCB-182	0.075		0.015	0.00040
52663-69-1	PCB-183	4.4	C B	0.030	0.00040
74472-48-3	PCB-184	ND		0.015	0.00032
52712-05-7	PCB-185	4.4	B C183	0.030	0.00040
74472-49-4	PCB-186	ND		0.015	0.00032
52663-68-0	PCB-187	7.5		0.015	0.00041
74487-85-7	PCB-188	ND		0.015	0.00030
39635-31-9	PCB-189	0.26	B	0.015	0.0014
41411-64-7	PCB-190	1.4		0.015	0.00033
74472-50-7	PCB-191	0.31		0.015	0.00033
74472-51-8	PCB-192	ND		0.015	0.00036
69782-91-8	PCB-193	14	C180 B	0.030	0.00037
35694-08-7	PCB-194	2.8	B	0.015	0.0086
52663-78-2	PCB-195	1.4		0.015	0.010
42740-50-1	PCB-196	1.5	B	0.015	0.00081
33091-17-7	PCB-197	0.11		0.015	0.00059
68194-17-2	PCB-198	2.8	C B	0.030	0.00086
52663-75-9	PCB-199	2.8	C198 B	0.030	0.00086

FORM I
HI-RES PCBS ORGANICS ANALYSIS DATA SHEET

Lab Name: Eurofins TestAmerica, Knoxville Job No.: 580-88125-2

SDG No.:

Client Sample ID: A3-0to31-100818 Lab Sample ID: 580-88125-3

Matrix: Solid Lab File ID: 580-88125-b-3-c.d

Analysis Method: 1668A Date Collected: 10/08/2018 11:14

Extract. Method: HRMS-Sox Date Extracted: 08/19/2019 08:06

Sample wt/vol: 20.25(g) Date Analyzed: 09/03/2019 13:54

Con. Extract Vol.: 20(mL) Dilution Factor: 1

Injection Volume: 1(uL) Level: (low/med) Low

% Moisture: 66.7 GPC Cleanup:(Y/N) N

Analysis Batch No.: 33205 Units: ng/g

CAS NO.	COMPOUND NAME	RESULT	Q	RL	EDL
52663-73-7	PCB-200	0.38		0.015	0.00063
40186-71-8	PCB-201	0.36		0.015	0.00060
2136-99-4	PCB-202	0.50		0.015	0.00067
52663-76-0	PCB-203	1.9		0.015	0.00077
74472-52-9	PCB-204	ND		0.015	0.00064
74472-53-0	PCB-205	0.15		0.015	0.0065
40186-72-9	PCB-206	0.91	q	0.015	0.0029
52663-79-3	PCB-207	0.10		0.015	0.0020
52663-77-1	PCB-208	0.18		0.015	0.0020
2051-24-3	PCB-209	0.24	B	0.015	0.00032
27323-18-8	Total Monochlorobiphenyls	0.20	B	0.015	0.00044
25512-42-9	Total Dichlorobiphenyls	0.59	B q	0.030	0.00062
25323-68-6	Total Trichlorobiphenyls	2.7	B	0.030	0.0025
26914-33-0	Total Tetrachlorobiphenyls	39	B	0.059	0.025
25429-29-2	Total Pentachlorobiphenyls	160	B	0.089	0.0044
26601-64-9	Total Hexachlorobiphenyls	120	B q	0.059	0.0026
28655-71-2	Total Heptachlorobiphenyls	54	B	0.030	0.00044
55722-26-4	Total Octachlorobiphenyls	12	B	0.030	0.0028
53742-07-7	Total Nonachlorobiphenyls	1.2	q	0.015	0.0023
1336-36-3	Polychlorinated biphenyls, Total	390	B q	0.089	0.0046

FORM I
HI-RES PCBS ORGANICS ANALYSIS DATA SHEET

Lab Name: Eurofins TestAmerica, Knoxville Job No.: 580-88125-2

SDG No.:

Client Sample ID: A3-0to31-100818 Lab Sample ID: 580-88125-3

Matrix: Solid Lab File ID: 580-88125-b-3-c.d

Analysis Method: 1668A Date Collected: 10/08/2018 11:14

Extract. Method: HRMS-Sox Date Extracted: 08/19/2019 08:06

Sample wt/vol: 20.25(g) Date Analyzed: 09/03/2019 13:54

Con. Extract Vol.: 20(mL) Dilution Factor: 1

Injection Volume: 1(uL) Level: (low/med) Low

% Moisture: 66.7 GPC Cleanup:(Y/N) N

Analysis Batch No.: 33205 Units: ng/g

CAS NO.	ISOTOPE DILUTION	%REC	Q	LIMITS
234432-85-0	PCB-1L	70		30-140
208263-77-8	PCB-3L	71		30-140
234432-86-1	PCB-4L	67		30-140
208263-67-6	PCB-15L	75		30-140
234432-87-2	PCB-19L	69		30-140
208263-79-0	PCB-37L	83		30-140
234432-88-3	PCB-54L	88		30-140
105600-23-5	PCB-77L	88		30-140
208461-24-9	PCB-81L	87		30-140
234432-89-4	PCB-104L	78		30-140
208263-62-1	PCB-105L	81		30-140
208263-63-2	PCB-114L	79		30-140
104130-40-7	PCB-118L	80		30-140
208263-64-3	PCB-123L	79		30-140
208263-65-4	PCB-126L	88		30-140
234432-90-7	PCB-155L	91		30-140
208263-68-7	PCB-156L	82	C	30-140
235416-30-5	PCB-157L	82	C156	30-140
208263-69-8	PCB-167L	80		30-140
208263-70-1	PCB-169L	95		30-140
160901-80-4	PCB-170L	78		30-140
234432-91-8	PCB-188L	76		30-140
208263-73-4	PCB-189L	87		30-140
105600-26-8	PCB-202L	82		30-140
234446-64-1	PCB-205L	78		30-140
208263-75-6	PCB-206L	70		30-140
234432-92-9	PCB-208L	77		30-140
105600-27-9	PCB-209L	62		30-140

CAS NO.	SURROGATE	%REC	Q	LIMITS
208263-76-7	PCB-28L	73		40-125
235416-29-2	PCB-111L	86		40-125
232919-67-4	PCB-178L	84		40-125

Eurofins TestAmerica, Knoxville
Target Compound Quantitation Report

Data File: \\chromna\Knoxville\ChromData\D3D\20190903-12925.b\580-88125-b-3-c.d
Lims ID: 580-88125-B-3-C
Client ID: A3-0to31-100818
Sample Type: Client
Inject. Date: 03-Sep-2019 13:54:00 ALS Bottle#: 0 Worklist Smp#: 8
Injection Vol: 1.0 ul Dil. Factor: 1.0000
Sample Info:
Misc. Info.: 140-0012925-008
Operator ID: Xcalibur_System Instrument ID: D3D

Method: \\chromna\Knoxville\ChromData\D3D\20190903-12925.b\PCBs_D3D.m
Limit Group: HR - 1668A - ICAL
Last Update: 03-Sep-2019 15:13:01 Calib Date: 21-Aug-2019 19:05:00
Integrator: Picker
Quant Method: Isotopic Dilution Quant By: Initial Calibration
Last ICal File: \\chromna\Knoxville\ChromData\D3D\20190813-12717.b\d4190821i6.d

Column 1 : SPB-Octyl (0.25 mm) Det: F1(11.07 :21.70)
Process Host: CTX1009

First Level Reviewer: davidsonm Date: 03-Sep-2019 15:13:01

Compound	RT (min.)	Area	Ratio	Ical RRF	Amount pg/ul	EMPC pg/ul	Noise EDL	Final EDL	%Rec	Flags
S Total Monochlorobipheny					13.5	13.5	0.0294	0.0294		
D PCB-1L	11:44	864119	2.92	1.3140	70.5	70.5	0.3891	0.3891	70.48	
D PCB-3L	13:53	900508	3.20	1.3615	70.9	70.9	0.3756	0.3756	70.88	
PCB-1	11:45	65709	3.25	1.1883	6.399	6.399	0.0281	0.0281		a
PCB-2	13:43	31636	3.19	1.1911	3.010	3.010	0.0295	0.0295		
PCB-3	13:54	44219	3.33	1.2130	4.048	4.048	0.0305	0.0305		a
S Total Dichlorobiphenyls					39.6	39.5	0.0420	0.0420		RQ
D PCB-4L	14:08	375416	1.59	0.5996	67.1	67.1	0.1679	0.1679	67.11	
* PCB-9L	16:06	933068	1.62	4E+04	100.0	100.0				
D PCB-15L	20:01	723923	1.59	1.0280	75.5	75.5	0.0979	0.0979	75.47	
PCB-4	14:09	44134	1.51	1.2533	9.380	9.380	0.0622	0.0622		
PCB-10	14:19	3847	1.69	1.4828	0.4720	0.4720	0.0430	0.0430		
PCB-9	16:07	6883	1.56	1.4200	0.9824	0.8819	0.0449	0.0449		RQa
PCB-7	16:17	6500	1.45	1.6244	0.7280	0.7280	0.0393	0.0393		a
PCB-6	16:31	25402	1.69	1.5539	2.974	2.974	0.0411	0.0411		a
PCB-5	16:50	3082	1.69	1.5606	0.3593	0.3593	0.0409	0.0409		a
PCB-8	16:57	100131	1.63	1.5884	11.5	11.5	0.0402	0.0402		a
PCB-14	18:35						0.0341	0.0341		
PCB-11	19:25	45566	1.66	1.6347	5.071	5.071	0.0390	0.0390		
PCB-12	19:42	13712	1.59	1.6410	1.520	1.520	0.0389	0.0389		
PCB-13 (C12)	19:42	13712	1.59	1.6410	1.520	1.520	0.0389	0.0389		
PCB-15	20:02	67453	1.61	1.4024	6.644	6.644	0.0385	0.0385		
S Total Trichlorobiphenyl					181.3	181.3	0.1681	0.1681		
D PCB-19L	17:14	213430	1.04	0.6095	69.0	69.0	0.9852	0.9852	68.97	
* PCB-32L	20:30	507769	1.09	2.2E+04	100.0	100.0				
* PCB-31L	22:46	1980404	1.06	6.8E+04	100.0	100.0				
$ PCB-28L	23:03	1597408	1.03	1.0975	73.5	73.5	0.1580	0.1580	73.49	
D PCB-37L	27:04	1486880	1.08	0.9024	83.2	83.2	0.1922	0.1922	83.20	
PCB-19	17:15	44509	1.09	1.3047	16.0	16.0	0.0470	0.0470		
PCB-18	19:07	86256	1.10	1.8188	22.2	22.2	0.0337	0.0337		a
PCB-30 (C18)	19:07	86256	1.10	1.8188	22.2	22.2	0.0337	0.0337		a

Compound	RT (min.)	Area	Ratio	Ical RRF	Amount pg/ul	EMPC pg/ul	Noise EDL	Final EDL	%Rec	Flags
PCB-17	19:32	57359	1.12	1.5641	17.2	17.2	0.0392	0.0392		a
PCB-27	19:45	17271	1.12	2.1680	3.732	3.732	0.0283	0.0283		a
PCB-24	19:53	1641	0.90	2.1018	0.3658	0.3658	0.0292	0.0292		a
PCB-16	19:59	25574	1.13	1.2260	9.773	9.773	0.0500	0.0500		a
PCB-32	20:30	66826	1.10	2.3416	13.4	13.4	0.0262	0.0262		a
PCB-34	21:46						0.2572	0.2572		
PCB-23	21:56						0.2466	0.2466		
PCB-26	22:14	91103	1.08	1.3193	4.644	4.644	0.2370	0.2370		
PCB-29 (C26)	22:14	91103	1.08	1.3193	4.644	4.644	0.2370	0.2370		
PCB-25	22:29	73249	1.07	1.3523	3.643	3.643	0.2312	0.2312		
PCB-31	22:47	546344	1.06	1.3809	26.6	26.6	0.2264	0.2264		
PCB-20	23:05	588864	1.06	1.3057	30.3	30.3	0.2394	0.2394		
PCB-28 (C20)	23:05	588864	1.06	1.3057	30.3	30.3	0.2394	0.2394		
PCB-21	23:18	310664	1.07	1.3777	15.2	15.2	0.2269	0.2269		
PCB-33 (C21)	23:18	310664	1.07	1.3777	15.2	15.2	0.2269	0.2269		
PCB-22	23:42	144283	1.05	1.2430	7.807	7.807	0.2515	0.2515		
PCB-36	25:16						0.2321	0.2321		
PCB-39	25:37						0.2238	0.2238		
PCB-38	26:12						0.2372	0.2372		
PCB-35	26:40	11622	0.96	1.2166	0.6425	0.6425	0.2569	0.2569		
PCB-37	27:05	187611	1.06	1.2879	9.797	9.797	0.2427	0.2427		
S Total Tetrachlorobiphen					2621.2	2621.2	1.698	1.698		
D PCB-54L	20:19	292745	0.76	0.6515	88.5	88.5	0.1292	0.1292	88.50	
* PCB-52L	24:53	1017936	0.79	3.9E+04	100.0	100.0				
D PCB-81L	33:51	1093842	0.81	1.2328	87.2	87.2	0.1173	0.1173	87.16	
D PCB-77L	34:24	1123700	0.81	1.2523	88.2	88.2	0.1155	0.1155	88.15	
PCB-54	20:20	29649	0.81	1.2558	8.065	8.065	0.0284	0.0284		
PCB-50	22:30	478304	0.79	0.9362	46.1	46.1	2.188	2.188		
PCB-53 (C50)	22:30	478304	0.79	0.9362	46.1	46.1	2.188	2.188		
PCB-45	23:15	629938	0.77	0.8850	64.2	64.2	2.315	2.315		
PCB-51 (C45)	23:15	629938	0.77	0.8850	64.2	64.2	2.315	2.315		
PCB-46	23:29						2.699	2.699		
PCB-52	24:55	8248123	0.79	0.8992	827.2	827.2	2.278	2.278		a
PCB-43	25:03						2.050	2.050		
PCB-73 (C43)	25:03						2.050	2.050		
PCB-49	25:25	2461291	0.79	1.1366	195.3	195.3	1.802	1.802		a
PCB-69 (C49)	25:25	2461291	0.79	1.1366	195.3	195.3	1.802	1.802		a
PCB-48	25:41	129282	0.72	0.9454	12.3	12.3	2.167	2.167		Ma
PCB-44	25:54	4565635	0.79	1.0323	398.9	398.9	1.984	1.984		M
PCB-47 (C44)	25:54	4565635	0.79	1.0323	398.9	398.9	1.984	1.984		M
PCB-65 (C44)	25:54	4565635	0.79	1.0323	398.9	398.9	1.984	1.984		M
PCB-59	26:13						1.505	1.505		
PCB-62 (C59)	26:13						1.505	1.505		
PCB-75 (C59)	26:13						1.505	1.505		
PCB-42	26:26	269399	0.72	0.8670	28.0	28.0	2.363	2.363		a
PCB-40	26:56	689638	0.81	0.9179	67.8	67.8	2.232	2.232		a
PCB-41 (C40)	26:56	689638	0.81	0.9179	67.8	67.8	2.232	2.232		a
PCB-71 (C40)	26:56	689638	0.81	0.9179	67.8	67.8	2.232	2.232		a
PCB-64	27:09	1298099	0.78	1.4164	82.7	82.7	1.446	1.446		a
PCB-72	27:59						1.557	1.557		
PCB-68	28:17						1.386	1.386		
PCB-57	28:41						1.598	1.598		
PCB-58	28:56						1.550	1.550		
PCB-67	29:05						1.469	1.469		

Compound	RT (min.)	Area	Ratio	Ical RRF	Amount pg/ul	EMPC pg/ul	Noise EDL	Final EDL	%Rec	Flags
PCB-63	29:23	106950	0.75	1.4685	6.569	6.569	1.395	1.395		
PCB-61	29:42	9197210	0.79	1.3565	611.5	611.5	1.510	1.510		
PCB-70 (C61)	29:42	9197210	0.79	1.3565	611.5	611.5	1.510	1.510		
PCB-74 (C61)	29:42	9197210	0.79	1.3565	611.5	611.5	1.510	1.510		
PCB-76 (C61)	29:42	9197210	0.79	1.3565	611.5	611.5	1.510	1.510		
PCB-66	30:02	2401761	0.79	1.2800	169.2	169.2	1.600	1.600		
PCB-55	30:10						1.582	1.582		
PCB-56	30:42	870293	0.78	1.2671	61.9	61.9	1.617	1.617		
PCB-60	30:55	321318	0.78	1.3288	21.8	21.8	1.542	1.542		
PCB-80	31:19						1.394	1.394		
PCB-79	32:53	169701	0.84	1.5421	9.925	9.925	1.328	1.328		
PCB-78	33:24						1.558	1.558		
PCB-81	33:50						1.549	1.549		
PCB-77	34:26	144652	0.79	1.3308	9.673	9.673	1.540	1.540		M
S Total Pentachlorobiphen					10992	10992	0.2992	0.2992		
D PCB-104L	25:51	642041	1.57	1.1164	77.9	77.9	0.0443	0.0443	77.89	
* PCB-101L	31:46	738360	1.59	3.4E+04	100.0	100.0				
$ PCB-111L	34:28	775419	1.59	1.2177	86.2	86.2	0.0406	0.0406	86.24	
D PCB-123L	36:25	1173769	1.62	0.9909	79.2	79.2	0.6138	0.6138	79.21	
D PCB-118L	36:46	1226711	1.62	1.0256	80.0	80.0	0.5931	0.5931	79.99	
D PCB-114L	37:17	1190845	1.61	1.0030	79.4	79.4	0.6064	0.6064	79.40	
D PCB-105L	37:56	1205314	1.62	1.0013	80.5	80.5	0.6075	0.6075	80.50	
* PCB-127L	39:25	1495312	1.59	4.9E+04	100.0	100.0				
D PCB-126L	41:02	1190861	1.64	0.9020	88.3	88.3	0.6743	0.6743	88.29	
PCB-104	25:52						0.0367	0.0367		
PCB-96	26:13	108476	1.66	1.2268	13.8	13.8	0.0417	0.0417		
PCB-103	28:11	198132	1.58	1.0331	29.9	29.9	0.0495	0.0495		a
PCB-94	28:24	85525	1.59	0.9036	14.7	14.7	0.0566	0.0566		a
PCB-95	28:50	9073463	1.59	0.9620	1469.0	1469.0	0.0532	0.0532		
PCB-93	29:04	325481	1.61	0.9806	51.7	51.7	0.0522	0.0522		
PCB-100 (C93)	29:04	325481	1.61	0.9806	51.7	51.7	0.0522	0.0522		
PCB-98	29:12	362119	1.62	0.9888	57.0	57.0	0.0517	0.0517		
PCB-102 (C98)	29:12	362119	1.62	0.9888	57.0	57.0	0.0517	0.0517		
PCB-88	29:43	1760677	1.61	1.0052	272.8	272.8	0.0509	0.0509		
PCB-91 (C88)	29:43	1760677	1.61	1.0052	272.8	272.8	0.0509	0.0509		
PCB-84	29:56	2664520	1.59	0.8601	482.5	482.5	0.0595	0.0595		a
PCB-89	30:24	79119	1.59	0.8936	13.8	13.8	0.0572	0.0572		a
PCB-121	30:49						0.0366	0.0366		
PCB-92	31:12	2238632	1.60	0.9532	365.8	365.8	0.0537	0.0537		
PCB-90	31:48	13311360	1.57	1.1367	1824.0	1824.0	0.0450	0.0450		
PCB-101 (C90)	31:48	13311360	1.57	1.1367	1824.0	1824.0	0.0450	0.0450		
PCB-113 (C90)	31:48	13311360	1.57	1.1367	1824.0	1824.0	0.0450	0.0450		
PCB-83	32:22	5953095	1.59	0.9393	987.1	987.1	0.0545	0.0545		M
PCB-99 (C83)	32:22	5953095	1.59	0.9393	987.1	987.1	0.0545	0.0545		M
PCB-112	32:28						0.0374	0.0374		MU
PCB-86	32:58	8881073	1.60	1.1958	1156.8	1156.8	0.0428	0.0428		M
PCB-87 (C86)	32:58	8881073	1.60	1.1958	1156.8	1156.8	0.0428	0.0428		M
PCB-97 (C86)	32:58	8881073	1.60	1.1958	1156.8	1156.8	0.0428	0.0428		M
PCB-109 (C86)	32:58	8881073	1.60	1.1958	1156.8	1156.8	0.0428	0.0428		M
PCB-119 (C86)	32:58	8881073	1.60	1.1958	1156.8	1156.8	0.0428	0.0428		M
PCB-125 (C86)	32:58	8881073	1.60	1.1958	1156.8	1156.8	0.0428	0.0428		M
PCB-85	33:36	2009619	1.59	1.2126	258.1	258.1	0.0422	0.0422		
PCB-116 (C85)	33:36	2009619	1.59	1.2126	258.1	258.1	0.0422	0.0422		
PCB-117 (C85)	33:36	2009619	1.59	1.2126	258.1	258.1	0.0422	0.0422		

Compound	RT (min.)	Area	Ratio	Ical RRF	Amount pg/ul	EMPC pg/ul	Noise EDL	Final EDL	%Rec	Flags
PCB-110	33:45	16604329	1.57	1.3511	1914.1	1914.1	0.0379	0.0379		
PCB-115 (C110)	33:45	16604329	1.57	1.3511	1914.1	1914.1	0.0379	0.0379		
PCB-82	34:05	1100998	1.62	0.8675	197.7	197.7	0.0590	0.0590		a
PCB-111	34:28						0.0359	0.0359		
PCB-120	34:58	87381	1.49	1.4907	9.130	9.130	0.0343	0.0343		a
PCB-108	36:06	789721	1.58	1.2547	52.6	52.6	0.8564	0.8564		a
PCB-124 (C108)	36:06	789721	1.58	1.2547	52.6	52.6	0.8564	0.8564		a
PCB-107	36:20	1434277	1.57	1.3580	88.2	88.2	0.7912	0.7912		a
PCB-123	36:27	279724	1.59	1.3407	17.8	17.8	0.8187	0.8187		
PCB-106	36:32						0.8428	0.8428		
PCB-118	36:47	18851062	1.55	1.2892	1192.0	1192.0	0.8116	0.8116		
PCB-122	37:07	220784	1.56	1.1614	15.9	15.9	0.9252	0.9252		
PCB-114	37:18	482437	1.63	1.4051	28.8	28.8	0.7733	0.7733		
PCB-105	37:57	7397452	1.58	1.2887	476.2	476.2	0.8271	0.8271		
PCB-127	39:30	36881	1.65	1.2841	2.398	2.398	0.8367	0.8367		Ma
PCB-126	41:00						0.8032	0.8032		
S Total Hexachlorobipheny					7853.3	7853.0	0.1762	0.1762		RQ
D PCB-155L	31:33	635559	1.30	0.9499	90.6	90.6	0.0689	0.0689	90.62	
* PCB-138L	39:53	989607	1.29	3.6E+04	100.0	100.0				
D PCB-167L	42:55	995170	1.31	1.2544	80.2	80.2	0.2135	0.2135	80.16	
D PCB-156L	44:04	1984904	1.28	1.2289	163.2	163.2	0.2179	0.2179	81.61	
D PCB-157L (C156L)	44:04	1984904	1.28	1.2289	163.2	163.2	0.2179	0.2179	81.61	
D PCB-169L	47:18	1025871	1.27	1.0883	95.2	95.2	0.2461	0.2461	95.25	
PCB-155	31:33						0.0319	0.0319		
PCB-152	31:45	34185	1.24	1.2556	4.284	4.284	0.0331	0.0331		
PCB-150	31:55	72809	1.31	1.2368	9.262	9.262	0.0336	0.0336		
PCB-136	32:16	1880024	1.26	1.1563	255.8	255.8	0.0359	0.0359		
PCB-145	32:34	7025	1.24	1.1910	1.188	0.9281	0.0349	0.0349		RQ
PCB-148	34:07	41815	1.32	0.8982	7.325	7.325	0.0462	0.0462		a
PCB-135	34:41	3256571	1.27	0.8691	589.6	589.6	0.0478	0.0478		
PCB-151 (C135)	34:41	3256571	1.27	0.8691	589.6	589.6	0.0478	0.0478		
PCB-154	34:58	308718	1.27	1.0180	47.7	47.7	0.0408	0.0408		
PCB-144	35:16	440531	1.28	0.9185	75.5	75.5	0.0452	0.0452		a
PCB-147	35:37	13328828	1.25	0.9747	1365.5	1365.5	0.2524	0.2524		
PCB-149 (C147)	35:37	13328828	1.25	0.9747	1365.5	1365.5	0.2524	0.2524		
PCB-134	35:49	968087	1.26	0.8518	113.5	113.5	0.2888	0.2888		
PCB-143 (C134)	35:49	968087	1.26	0.8518	113.5	113.5	0.2888	0.2888		
PCB-139	36:14	385721	1.26	0.9995	38.5	38.5	0.2461	0.2461		
PCB-140 (C139)	36:14	385721	1.26	0.9995	38.5	38.5	0.2461	0.2461		
PCB-131	36:25	242798	1.26	0.8584	28.2	28.2	0.2866	0.2866		a
PCB-142	36:33						0.2862	0.2862		
PCB-132	36:53	5449666	1.25	0.8801	618.3	618.3	0.2795	0.2795		
PCB-133	37:24	307961	1.26	0.9064	33.9	33.9	0.2714	0.2714		a
PCB-165	37:46						0.2195	0.2195		
PCB-146	38:03	2921600	1.26	1.0084	289.3	289.3	0.2440	0.2440		
PCB-161	38:09						0.1840	0.1840		
PCB-153	38:40	16197242	1.25	1.2207	1325.0	1325.0	0.2015	0.2015		
PCB-168 (C153)	38:40	16197242	1.25	1.2207	1325.0	1325.0	0.2015	0.2015		
PCB-141	38:51	2807146	1.27	0.9608	291.7	291.7	0.2561	0.2561		
PCB-130	39:16	985530	1.25	0.8274	118.9	118.9	0.2973	0.2973		
PCB-137	39:30	805672	1.26	1.0582	76.0	76.0	0.2325	0.2325		
PCB-164	39:37	1577633	1.27	1.2527	125.8	125.8	0.1964	0.1964		
PCB-129	39:55	18375611	1.25	1.0840	1692.7	1692.7	0.2270	0.2270		
PCB-138 (C129)	39:55	18375611	1.25	1.0840	1692.7	1692.7	0.2270	0.2270		
PCB-160 (C129)	39:55	18375611	1.25	1.0840	1692.7	1692.7	0.2270	0.2270		
PCB-163 (C129)	39:55	18375611	1.25	1.0840	1692.7	1692.7	0.2270	0.2270		

Compound	RT (min.)	Area	Ratio	Ical RRF	Amount pg/ul	EMPC pg/ul	Noise EDL	Final EDL	%Rec	Flags
PCB-158	40:18	2503636	1.26	1.3862	180.3	180.3	0.1775	0.1775		
PCB-128	41:10	3011787	1.29	1.1165	269.4	269.4	0.2203	0.2203		M
PCB-166 (C128)	41:10	3011787	1.29	1.1165	269.4	269.4	0.2203	0.2203		M
PCB-159	42:08	179778	1.26	1.3178	13.6	13.6	0.1867	0.1867		
PCB-162	42:24						0.1806	0.1806		
PCB-167	42:56	836644	1.26	1.3357	62.9	62.9	0.1592	0.1592		
PCB-156	44:04	2772888	1.26	1.2759	219.0	219.0	0.2293	0.2293		
PCB-157 (C156)	44:04	2772888	1.26	1.2759	219.0	219.0	0.2293	0.2293		
PCB-169	47:16						0.1652	0.1652		
S Total Heptachlorobiphen					3678.5	3678.5	0.0298	0.0298		
D PCB-188L	37:17	784210	1.06	1.3162	76.4	76.4	0.0272	0.0272	76.43	
$ PCB-178L	40:21	601914	1.05	0.9222	83.7	83.7	0.0388	0.0388	83.73	
* PCB-180L	45:27	779547	1.07	3.2E+04	100.0	100.0				
D PCB-170L	46:43	509234	1.08	0.8357	78.2	78.2	0.0428	0.0428	78.17	
D PCB-189L	49:50	1252898	1.05	1.4666	87.0	87.0	0.6844	0.6844	87.05	
PCB-188	37:17						0.0200	0.0200		
PCB-179	37:38	1707003	1.06	1.4149	186.6	186.6	0.0219	0.0219		
PCB-184	38:09						0.0218	0.0218		
PCB-176	38:32	537868	1.07	1.5212	54.7	54.7	0.0204	0.0204		
PCB-186	38:57						0.0216	0.0216		
PCB-178	40:22	586395	1.07	1.0228	88.7	88.7	0.0303	0.0303		
PCB-175	41:01	128908	1.06	1.0690	18.6	18.6	0.0290	0.0290		
PCB-187	41:17	3614074	1.06	1.1106	503.2	503.2	0.0279	0.0279		
PCB-182	41:29	37755	1.07	1.1484	5.084	5.084	0.0270	0.0270		
PCB-183	41:54	2203557	1.06	1.1368	299.7	299.7	0.0273	0.0273		
PCB-185 (C183)	41:54	2203557	1.06	1.1368	299.7	299.7	0.0273	0.0273		
PCB-174	42:08	2792048	1.07	0.9547	452.2	452.2	0.0325	0.0325		
PCB-177	42:34	1731758	1.06	0.9426	284.1	284.1	0.0329	0.0329		
PCB-181	42:58	39222	1.02	1.1075	5.476	5.476	0.0280	0.0280		a
PCB-171	43:12	964116	1.06	0.9603	155.2	155.2	0.0323	0.0323		
PCB-173 (C171)	43:12	964116	1.06	0.9603	155.2	155.2	0.0323	0.0323		
PCB-172	44:50	472654	1.06	0.9918	73.7	73.7	0.0313	0.0313		
PCB-192	45:04						0.0240	0.0240		
PCB-180	45:29	7575866	1.06	1.2286	953.5	953.5	0.0252	0.0252		a
PCB-193 (C180)	45:29	7575866	1.06	1.2286	953.5	953.5	0.0252	0.0252		a
PCB-191	45:50	189225	1.05	1.3848	21.1	21.1	0.0224	0.0224		
PCB-170	46:44	2987041	1.07	1.2700	461.9	461.9	0.0321	0.0321		
PCB-190	47:16	868830	1.05	1.3774	97.5	97.5	0.0225	0.0225		
PCB-189	49:52	278331	1.07	1.2799	17.4	17.4	0.0955	0.0955		M
S Total Octachlorobipheny					805.9	805.9	0.1887	0.1887		
D PCB-202L	42:40	642069	0.91	1.0055	81.9	81.9	0.1436	0.1436	81.91	
* PCB-194L	51:58	981391	0.89	3.5E+04	100.0	100.0				
D PCB-205L	52:26	983572	0.89	1.2867	77.9	77.9	0.5250	0.5250	77.89	
PCB-202	42:42	228377	0.91	1.0531	33.8	33.8	0.0452	0.0452		
PCB-201	43:38	185792	0.89	1.1860	24.4	24.4	0.0402	0.0402		
PCB-204	44:15						0.0433	0.0433		
PCB-197	44:32	57731	0.92	1.2053	7.460	7.460	0.0395	0.0395		
PCB-200	44:38	183886	0.94	1.1260	25.4	25.4	0.0423	0.0423		
PCB-198	47:27	1006163	0.90	0.8183	191.5	191.5	0.0582	0.0582		
PCB-199 (C198)	47:27	1006163	0.90	0.8183	191.5	191.5	0.0582	0.0582		
PCB-196	48:07	580412	0.89	0.8748	103.3	103.3	0.0545	0.0545		
PCB-203	48:18	742930	0.90	0.9219	125.5	125.5	0.0517	0.0517		
PCB-195	49:37	724687	0.90	0.7839	94.0	94.0	0.6859	0.6859		

Compound	RT (min.)	Area	Ratio	Ical RRF	Amount pg/ul	EMPC pg/ul	Noise EDL	Final EDL	%Rec	Flags
PCB-194	51:59	1738866	0.91	0.9282	190.5	190.5	0.5793	0.5793		
PCB-205	52:28	121970	0.89	1.2342	10.0	10.0	0.4357	0.4357		
S Total Nonachlorobipheny					85.3	80.1	0.1564	0.1564		RQ
D PCB-208L	49:22	863130	0.79	1.1383	77.3	77.3	0.6416	0.6416	77.27	
D PCB-206L	54:11	613634	0.80	0.8938	70.0	70.0	0.8170	0.8170	69.95	
PCB-208	49:24	122047	0.79	1.1567	12.2	12.2	0.1376	0.1376		
PCB-207	50:19	70937	0.76	1.3964	6.880	6.880	0.1356	0.1356		
PCB-206	54:12	446732	0.77	1.1927	66.2	61.0	0.1959	0.1959		RQM
D PCB-209L	55:51	594084	0.72	0.9809	61.7	61.7	0.0465	0.0465	61.72	
DCB Decachlorobiphenyl	55:52	120780	0.71	1.2455	16.3	16.3	0.0215	0.0215		
S Polychlorinated bipheny					26273	16.3	0.3088	0.3088		RQ

QC Flag Legend

Processing Flags
- R - Failed Signal Ratio Test
- Q - EMPC-Estimated Max. Possible Conc.

Review Flags
- M - Manually Integrated
- U - Marked Undetected
- a - User Assigned ID

Eurofins TestAmerica, Knoxville
Target Compound Quantitation Worksheet Report

Data File: \\chromna\Knoxville\ChromData\D3D\20190903-12925.b\580-88125-b-3-c.d
Lims ID: 580-88125-B-3-C
Client ID: A3-0to31-100818
Sample Type: Client
Inject. Date: 03-Sep-2019 13:54:00 ALS Bottle#: 0 Worklist Smp#: 8
Injection Vol: 1.0 ul Dil. Factor: 1.0000
Sample Info:
Misc. Info.: 140-0012925-008
Operator ID: Xcalibur_System Instrument ID: D3D

Method: \\chromna\Knoxville\ChromData\D3D\20190903-12925.b\PCBs_D3D.m
Limit Group: HR - 1668A - ICAL
Last Update: 03-Sep-2019 15:13:01 Calib Date: 21-Aug-2019 19:05:00
Integrator: Picker
Quant Method: Isotopic Dilution Quant By: Initial Calibration
Last ICal File: \\chromna\Knoxville\ChromData\D3D\20190813-12717.b\d4190821i6.d

Column 1 : SPB-Octyl (0.25 mm) Det: F1(11.07 :21.70)
Process Host: CTX1009

First Level Reviewer: davidsonm Date: 03-Sep-2019 15:13:01

Signal	RT (min.)	Adj RT (min.)	Sec.	REL RT	Area	Height	Avg Noise	EDL Height	S/N	Ratio(Limits)	Flags
PCB-1L											
200.0795	11:44	11:47	-4	0.729	643672	254125	207	517	1228		
202.0766	11:44	11:47	-4	0.729	220447	81689	362	905	226	2.92(2.66-3.60)	
PCB-3L											
200.0795	13:53	13:56	-4	0.863	686277	230396	207	517	1113		
202.0766	13:53	13:56	-4	0.863	214231	72073	362	905	199	3.20(2.66-3.60)	
PCB-1											a
188.0393	11:45	11:45	0	1.001	50240	19509	28	70	697		a
190.0363	11:44	11:45	-1	1.000	15469	5832	17	42	343	3.25(2.66-3.60)	
PCB-2											
188.0393	13:43	13:41	-1	0.988	24078	8253	28	70	295		
190.0363	13:43	13:41	-1	0.988	7558	2624	17	42	154	3.19(2.66-3.60)	
PCB-3											a
188.0393	13:54	13:54	0	1.001	34012	11393	28	70	407		a
190.0363	13:54	13:54	0	1.001	10207	3330	17	42	196	3.33(2.66-3.60)	
PCB-4L											
234.0406	14:08	14:11	-4	0.878	230658	76394	70	175	1091		
236.0376	14:08	14:11	-4	0.878	144758	48052	42	105	1144	1.59(1.33-1.79)	
PCB-9L											
234.0406	16:06	16:07	-1		577410	172162	70	175	2459		
236.0376	16:06	16:07	-1		355658	105932	42	105	2522	1.62(1.33-1.79)	
PCB-15L											
234.0406	20:01	20:03	-3	1.244	444526	109933	70	175	1570		
236.0376	20:01	20:03	-4	1.243	279397	69655	42	105	1658	1.59(1.33-1.79)	
PCB-4											
222.0003	14:09	14:07	-1	1.001	26531	8776	24	60	366		
223.9974	14:09	14:07	-1	1.001	17603	5706	15	37	380	1.51(1.33-1.79)	

Signal	RT (min.)	Adj RT (min.)	Sec.	REL RT	Area	Height	Avg Noise	EDL Height	S/N	Ratio(Limits)	Flags
PCB-10											
222.0003	14:19	14:17	-1	1.013	2416	680	24	60	28		
223.9974	14:19	14:17	-1	1.013	1431	461	15	37	31	1.69(1.33-1.79)	
PCB-9											RQa
222.0003	16:07	16:07	-1	1.140	4979	1387	24	60	58		a
	Empc Correction				4194	1235	24	60	51		
223.9974	16:08	16:07	0	1.141	2689	792	15	37	53	1.85(1.33-1.79)	
PCB-7											a
222.0003	16:17	16:17	-1	1.152	3846	1062	24	60	44		a
223.9974	16:17	16:17	-1	1.152	2654	798	15	37	53	1.45(1.33-1.79)	
PCB-6											a
222.0003	16:31	16:31	-1	1.168	15969	4425	24	60	184		a
223.9974	16:31	16:31	-1	1.168	9433	2733	15	37	182	1.69(1.33-1.79)	
PCB-5											a
222.0003	16:50	16:50	0	1.191	1935	506	24	60	21		a
223.9974	16:49	16:50	-1	1.190	1147	303	15	37	20	1.69(1.33-1.79)	
PCB-8											a
222.0003	16:57	16:57	-1	1.199	61999	17357	24	60	723		a
223.9974	16:57	16:57	-1	1.199	38132	11007	15	37	734	1.63(1.33-1.79)	
PCB-14											
222.0003	18:33						24	60			
223.9974	18:33						15	37			
PCB-11											
222.0003	19:25	19:23	0	0.970	28428	7318	24	60	305		
223.9974	19:25	19:23	0	0.970	17138	4249	15	37	283	1.66(1.33-1.79)	
PCB-12											
222.0003	19:42	19:41	-3	0.984	8408	1444	24	60	60		
223.9974	19:42	19:41	-3	0.984	5304	849	15	37	57	1.59(1.33-1.79)	
PCB-13 (C12)											
222.0003	19:42	19:41	-3	0.984	8408	1444	24	60	60		
223.9974	19:42	19:41	-3	0.984	5304	849	15	37	57	1.59(1.33-1.79)	
PCB-15											
222.0003	20:02	19:59	0	1.001	41613	10308	24	60	430		
223.9974	20:02	19:59	0	1.001	25840	6274	15	37	418	1.61(1.33-1.79)	
PCB-19L											
268.0016	17:14	17:18	-4	0.841	108736	30392	265	662	115		
269.9986	17:14	17:18	-4	0.841	104694	29976	49	122	612	1.04(0.88-1.20)	
PCB-32L											
268.0016	20:30	20:30	0		264325	68192	265	662	257		
269.9986	20:30	20:30	0		243444	62539	49	122	1276	1.09(0.88-1.20)	
PCB-31L											
268.0016	22:46	22:45	0		1021109	252552	195	487	1295		
269.9986	22:46	22:45	0		959295	235731	144	360	1637	1.06(0.88-1.20)	
PCB-28L											
268.0016	23:03	23:03	0	1.013	809533	199539	195	487	1023		
269.9986	23:03	23:03	0	1.013	787875	190145	144	360	1320	1.03(0.88-1.20)	

Signal	RT (min.)	Adj RT (min.)	Sec.	REL RT	Area	Height	Avg Noise	EDL Height	S/N	Ratio(Limits)	Flags
PCB-37L											
268.0016	27:04	27:06	-2	1.189	770801	170710	195	487	875		
269.9986	27:04	27:06	-2	1.189	716079	157178	144	360	1092	1.08(0.88-1.20)	
PCB-19											
255.9613	17:15	17:12	-1	1.001	23247	6567	8	20	821		
257.9584	17:15	17:12	-1	1.001	21262	6123	7	17	875	1.09(0.88-1.20)	
PCB-18											a
255.9613	19:07	19:07	1	1.109	45088	12406	8	20	1551		a
257.9584	19:07	19:07	1	1.109	41168	10873	7	17	1553	1.10(0.88-1.20)	
PCB-30 (C18)											a
255.9613	19:07	19:07	1	1.109	45088	12406	8	20	1551		a
257.9584	19:07	19:07	1	1.109	41168	10873	7	17	1553	1.10(0.88-1.20)	
PCB-17											a
255.9613	19:32	19:32	0	1.134	30242	7934	8	20	992		a
257.9584	19:32	19:32	0	1.134	27117	6937	7	17	991	1.12(0.88-1.20)	
PCB-27											a
255.9613	19:45	19:45	-1	1.146	9116	2326	8	20	291		a
257.9584	19:45	19:45	-1	1.146	8155	2112	7	17	302	1.12(0.88-1.20)	
PCB-24											a
255.9613	19:53	19:53	0	1.153	778	249	8	20	31		a
257.9584	19:54	19:53	1	1.154	863	224	7	17	32	0.90(0.88-1.20)	
PCB-16											a
255.9613	19:59	19:59	-1	1.159	13586	3308	8	20	414		a
257.9584	20:00	19:59	0	1.160	11988	3071	7	17	439	1.13(0.88-1.20)	
PCB-32											a
255.9613	20:30	20:30	-1	1.190	34938	9081	8	20	1135		a
257.9584	20:30	20:30	-1	1.190	31888	8358	7	17	1194	1.10(0.88-1.20)	
PCB-34											
255.9613	21:42						253	632			
257.9584	21:42						157	392			
PCB-23											
255.9613	21:51						253	632			
257.9584	21:51						157	392			
PCB-26											
255.9613	22:14	22:10	-1	1.290	47307	11561	253	632	46		
257.9584	22:14	22:10	-1	1.290	43796	10873	157	392	69	1.08(0.88-1.20)	
PCB-29 (C26)											
255.9613	22:14	22:10	-1	1.290	47307	11561	253	632	46		
257.9584	22:14	22:10	-1	1.290	43796	10873	157	392	69	1.08(0.88-1.20)	
PCB-25											
255.9613	22:29	22:27	0	0.831	37792	7772	253	632	31		
257.9584	22:29	22:27	0	0.831	35457	7159	157	392	46	1.07(0.88-1.20)	
PCB-31											
255.9613	22:47	22:45	0	0.842	280875	68430	253	632	270		
257.9584	22:47	22:45	0	0.842	265469	64459	157	392	411	1.06(0.88-1.20)	

Signal	RT (min.)	Adj RT (min.)	Sec.	REL RT	Area	Height	Avg Noise	EDL Height	S/N	Ratio(Limits)	Flags
PCB-20											
255.9613	23:05	23:04	0	0.853	302512	71485	253	632	283		
257.9584	23:05	23:04	0	0.853	286352	67994	157	392	433	1.06(0.88-1.20)	
PCB-28 (C20)											
255.9613	23:05	23:04	0	0.853	302512	71485	253	632	283		
257.9584	23:05	23:04	0	0.853	286352	67994	157	392	433	1.06(0.88-1.20)	
PCB-21											
255.9613	23:18	23:17	0	0.861	160946	35171	253	632	139		
257.9584	23:18	23:17	0	0.861	149718	32961	157	392	210	1.07(0.88-1.20)	
PCB-33 (C21)											
255.9613	23:18	23:17	0	0.861	160946	35171	253	632	139		
257.9584	23:18	23:17	0	0.861	149718	32961	157	392	210	1.07(0.88-1.20)	
PCB-22											
255.9613	23:42	23:41	0	0.876	73944	17692	253	632	70		
257.9584	23:42	23:41	0	0.876	70339	16790	157	392	107	1.05(0.88-1.20)	
PCB-36											
255.9613	25:14						253	632			
257.9584	25:14						157	392			
PCB-39											
255.9613	25:36						253	632			
257.9584	25:36						157	392			
PCB-38											
255.9613	26:11						253	632			
257.9584	26:11						157	392			
PCB-35											
255.9613	26:40	26:38	1	0.985	5685	1378	253	632	5		
257.9584	26:41	26:38	1	0.986	5937	1257	157	392	8	0.96(0.88-1.20)	
PCB-37											
255.9613	27:05	27:02	1	1.000	96403	19702	253	632	78		
257.9584	27:05	27:02	1	1.000	91208	19584	157	392	125	1.06(0.88-1.20)	
PCB-54L											
301.9626	20:19	20:22	-4	0.816	126592	32190	29	72	1110		
303.9597	20:19	20:22	-4	0.816	166153	43554	15	37	2904	0.76(0.65-0.89)	
PCB-52L											
301.9626	24:53	24:54	0		450109	105852	70	175	1512		
303.9597	24:53	24:54	0		567827	132767	68	170	1952	0.79(0.65-0.89)	
PCB-81L											
301.9626	33:51	33:51	0	1.360	489338	102470	70	175	1464		
303.9597	33:51	33:51	0	1.360	604504	123171	68	170	1811	0.81(0.65-0.89)	
PCB-77L											
301.9626	34:24	34:24	0	1.383	502070	102067	70	175	1458		
303.9597	34:24	34:24	0	1.383	621630	123340	68	170	1814	0.81(0.65-0.89)	
PCB-54											
289.9224	20:20	20:20	0	1.000	13226	3417	5	12	683		
291.9194	20:20	20:20	0	1.000	16423	4197	6	15	700	0.81(0.65-0.89)	

Signal	RT (min.)	Adj RT (min.)	Sec.	REL RT	Area	Height	Avg Noise	EDL Height	S/N	Ratio(Limits)	Flags
PCB-50											
289.9224	22:30	22:27	-1	1.108	211254	50967	1739	4347	29		
291.9194	22:30	22:27	-2	1.108	267050	63489	109	272	582	0.79(0.65-0.89)	
PCB-53 (C50)											
289.9224	22:30	22:27	-1	1.108	211254	50967	1739	4347	29		
291.9194	22:30	22:27	-2	1.108	267050	63489	109	272	582	0.79(0.65-0.89)	
PCB-45											
289.9224	23:15	23:11	0	1.144	274278	57655	1739	4347	33		
291.9194	23:15	23:11	0	1.144	355660	75306	109	272	691	0.77(0.65-0.89)	
PCB-51 (C45)											
289.9224	23:15	23:11	0	1.144	274278	57655	1739	4347	33		
291.9194	23:15	23:11	0	1.144	355660	75306	109	272	691	0.77(0.65-0.89)	
PCB-46											
289.9224	23:24						1739	4347			
291.9194	23:24						109	272			
PCB-52											a
289.9224	24:55	24:55	0	1.227	3641948	849250	1739	4347	488		a
291.9194	24:55	24:55	0	1.227	4606175	1070529	109	272	9821	0.79(0.65-0.89)	
PCB-43											
289.9224	24:59						1739	4347			
291.9194	24:59						109	272			
PCB-73 (C43)											
289.9224	24:59						1739	4347			
291.9194	24:59						109	272			
PCB-49											a
289.9224	25:25	25:25	3	1.251	1083250	245660	1739	4347	141		a
291.9194	25:25	25:25	3	1.251	1378041	309878	109	272	2843	0.79(0.65-0.89)	
PCB-69 (C49)											a
289.9224	25:25	25:25	3	1.251	1083250	245660	1739	4347	141		a
291.9194	25:25	25:25	3	1.251	1378041	309878	109	272	2843	0.79(0.65-0.89)	
PCB-48											Ma
289.9224	25:41	25:41	1	1.265	53972	12908	1739	4347	7		M
291.9194	25:41	25:41	1	1.265	75310	17163	109	272	157	0.72(0.65-0.89)	
PCB-44											M
289.9224	25:54	25:54	-1	1.276	2008198	317492	1739	4347	183		M
291.9194	25:54	25:54	-1	1.276	2557437	400770	109	272	3677	0.79(0.65-0.89)	
PCB-47 (C44)											M
289.9224	25:54	25:54	-1	1.276	2008198	317492	1739	4347	183		M
291.9194	25:54	25:54	-1	1.276	2557437	400770	109	272	3677	0.79(0.65-0.89)	
PCB-65 (C44)											M
289.9224	25:54	25:54	-1	1.276	2008198	317492	1739	4347	183		M
291.9194	25:54	25:54	-1	1.276	2557437	400770	109	272	3677	0.79(0.65-0.89)	
PCB-59											
289.9224	26:08						1739	4347			
291.9194	26:08						109	272			

Signal	RT (min.)	Adj RT (min.)	Sec.	REL RT	Area	Height	Avg Noise	EDL Height	S/N	Ratio(Limits)	Flags
PCB-62 (C59)											
289.9224	26:08						1739	4347			
291.9194	26:08						109	272			
PCB-75 (C59)											
289.9224	26:08						1739	4347			
291.9194	26:08						109	272			
PCB-42											a
289.9224	26:26	26:26	1	1.302	112756	26624	1739	4347	15		a
291.9194	26:26	26:26	1	1.302	156643	35206	109	272	323	0.72(0.65-0.89)	
PCB-40											a
289.9224	26:56	26:56	1	1.326	309248	64734	1739	4347	37		a
291.9194	26:56	26:56	1	1.326	380390	79933	109	272	733	0.81(0.65-0.89)	
PCB-41 (C40)											a
289.9224	26:56	26:56	1	1.326	309248	64734	1739	4347	37		a
291.9194	26:56	26:56	1	1.326	380390	79933	109	272	733	0.81(0.65-0.89)	
PCB-71 (C40)											a
289.9224	26:56	26:56	1	1.326	309248	64734	1739	4347	37		a
291.9194	26:56	26:56	1	1.326	380390	79933	109	272	733	0.81(0.65-0.89)	
PCB-64											a
289.9224	27:09	27:09	1	1.337	569863	127218	1739	4347	73		a
291.9194	27:09	27:09	1	1.337	728236	162642	109	272	1492	0.78(0.65-0.89)	
PCB-72											
289.9224	27:59						1739	4347			
291.9194	27:59						109	272			
PCB-68											
289.9224	28:16						1739	4347			
291.9194	28:16						109	272			
PCB-57											
289.9224	28:41						1739	4347			
291.9194	28:41						109	272			
PCB-58											
289.9224	28:55						1739	4347			
291.9194	28:55						109	272			
PCB-67											
289.9224	29:05						1739	4347			
291.9194	29:05						109	272			
PCB-63											
289.9224	29:23	29:21	1	0.868	45696	10318	1739	4347	6		
291.9194	29:23	29:21	1	0.868	61254	13049	109	272	120	0.75(0.65-0.89)	
PCB-61											
289.9224	29:42	29:41	0	0.877	4061243	715745	1739	4347	412		
291.9194	29:42	29:41	0	0.877	5135967	906325	109	272	8315	0.79(0.65-0.89)	
PCB-70 (C61)											
289.9224	29:42	29:41	0	0.877	4061243	715745	1739	4347	412		
291.9194	29:42	29:41	0	0.877	5135967	906325	109	272	8315	0.79(0.65-0.89)	

Signal	RT (min.)	Adj RT (min.)	Sec.	REL RT	Area	Height	Avg Noise	EDL Height	S/N	Ratio(Limits)	Flags
PCB-74 (C61)											
289.9224	29:42	29:41	0	0.877	4061243	715745	1739	4347	412		
291.9194	29:42	29:41	0	0.877	5135967	906325	109	272	8315	0.79(0.65-0.89)	
PCB-76 (C61)											
289.9224	29:42	29:41	0	0.877	4061243	715745	1739	4347	412		
291.9194	29:42	29:41	0	0.877	5135967	906325	109	272	8315	0.79(0.65-0.89)	
PCB-66											
289.9224	30:02	30:01	1	0.888	1059709	231675	1739	4347	133		
291.9194	30:02	30:01	1	0.888	1342052	289553	109	272	2656	0.79(0.65-0.89)	
PCB-55											
289.9224	30:10						1739	4347			
291.9194	30:10						109	272			
PCB-56											
289.9224	30:42	30:41	1	0.907	381283	83662	1739	4347	48		
291.9194	30:42	30:41	1	0.907	489010	104521	109	272	959	0.78(0.65-0.89)	
PCB-60											
289.9224	30:55	30:54	1	0.913	140456	30449	1739	4347	18		
291.9194	30:55	30:54	1	0.913	180862	39022	109	272	358	0.78(0.65-0.89)	
PCB-80											
289.9224	31:19						1739	4347			
291.9194	31:19						109	272			
PCB-79											
289.9224	32:53	32:50	3	0.971	77405	17304	1739	4347	10		
291.9194	32:53	32:50	3	0.971	92296	22566	109	272	207	0.84(0.65-0.89)	
PCB-78											
289.9224	33:23						1739	4347			
291.9194	33:23						109	272			
PCB-81											
289.9224	33:50						1739	4347			
291.9194	33:50						109	272			
PCB-77											M
289.9224	34:26	34:24	2	1.001	64010	13349	1739	4347	8		M
291.9194	34:25	34:24	1	1.000	80642	16942	109	272	155	0.79(0.65-0.89)	
PCB-104L											
337.9207	25:51	25:54	-2	0.813	391960	90487	18	45	5027		
339.9178	25:51	25:54	-2	0.813	250081	56143	13	32	4319	1.57(1.32-1.78)	
PCB-101L											
337.9207	31:46	31:45	1		453686	97014	18	45	5390		
339.9178	31:46	31:45	1		284674	58856	13	32	4527	1.59(1.32-1.78)	
PCB-111L											
337.9207	34:28	34:28	2	1.085	476034	95779	18	45	5321		
339.9178	34:28	34:28	2	1.085	299385	62254	13	32	4789	1.59(1.32-1.78)	
PCB-123L											
337.9207	36:25	36:27	0	1.146	725341	145400	469	1172	310		
339.9178	36:25	36:27	0	1.146	448428	91484	261	652	351	1.62(1.32-1.78)	

Signal	RT (min.)	Adj RT (min.)	Sec.	REL RT	Area	Height	Avg Noise	EDL Height	S/N	Ratio(Limits)	Flags
PCB-118L											
337.9207	36:46	36:46	1	1.157	758229	153221	469	1172	327		
339.9178	36:46	36:46	1	1.157	468482	95290	261	652	365	1.62(1.32-1.78)	
PCB-114L											
337.9207	37:17	37:18	1	1.174	734637	147415	469	1172	314		
339.9178	37:17	37:18	1	1.174	456208	91861	261	652	352	1.61(1.32-1.78)	
PCB-105L											
337.9207	37:56	37:57	0	1.194	745015	151535	469	1172	323		
339.9178	37:56	37:57	0	1.194	460299	92399	261	652	354	1.62(1.32-1.78)	
PCB-127L											
337.9207	39:25	39:22	3		918766	183482	469	1172	391		
339.9178	39:25	39:22	3		576546	116565	261	652	447	1.59(1.32-1.78)	
PCB-126L											
337.9207	41:02	41:02	1	1.291	738927	150618	469	1172	321		
339.9178	41:02	41:02	1	1.291	451934	90675	261	652	347	1.64(1.32-1.78)	
PCB-104											
325.8804	25:49						18	45			
327.8775	25:49						12	30			
PCB-96											
325.8804	26:13	26:11	1	1.015	67742	14808	18	45	823		
327.8775	26:13	26:11	1	1.015	40734	9241	12	30	770	1.66(1.32-1.78)	
PCB-103											a
325.8804	28:11	28:11	1	1.091	121455	26602	18	45	1478		a
327.8775	28:10	28:11	1	1.090	76677	16528	12	30	1377	1.58(1.32-1.78)	
PCB-94											a
325.8804	28:24	28:24	1	1.099	52482	11025	18	45	613		a
327.8775	28:24	28:24	1	1.099	33043	6860	12	30	572	1.59(1.32-1.78)	
PCB-95											
325.8804	28:50	28:47	1	1.116	5563763	1207364	18	45	67076		
327.8775	28:50	28:47	1	1.116	3509700	765951	12	30	63829	1.59(1.32-1.78)	
PCB-93											
325.8804	29:04	29:01	1	1.125	200992	41380	18	45	2299		
327.8775	29:04	29:01	1	1.125	124489	25588	12	30	2132	1.61(1.32-1.78)	
PCB-100 (C93)											
325.8804	29:04	29:01	1	1.125	200992	41380	18	45	2299		
327.8775	29:04	29:01	1	1.125	124489	25588	12	30	2132	1.61(1.32-1.78)	
PCB-98											
325.8804	29:12	29:09	1	1.130	224150	40926	18	45	2274		
327.8775	29:12	29:09	1	1.130	137969	26246	12	30	2187	1.62(1.32-1.78)	
PCB-102 (C98)											
325.8804	29:12	29:09	1	1.130	224150	40926	18	45	2274		
327.8775	29:12	29:09	1	1.130	137969	26246	12	30	2187	1.62(1.32-1.78)	
PCB-88											
325.8804	29:43	29:39	1	1.150	1085271	229544	18	45	12752		
327.8775	29:43	29:39	1	1.150	675406	143101	12	30	11925	1.61(1.32-1.78)	

Signal	RT (min.)	Adj RT (min.)	Δ Sec.	REL RT	Area	Height	Avg Noise	EDL Height	S/N	Ratio(Limits)	Flags
PCB-91 (C88)											
325.8804	29:43	29:39	1	1.150	1085271	229544	18	45	12752		
327.8775	29:43	29:39	1	1.150	675406	143101	12	30	11925	1.61(1.32-1.78)	
PCB-84											a
325.8804	29:56	29:56	1	1.158	1634704	348890	18	45	19383		a
327.8775	29:55	29:56	0	1.158	1029816	218821	12	30	18235	1.59(1.32-1.78)	
PCB-89											a
325.8804	30:24	30:24	0	1.176	48593	9630	18	45	535		a
327.8775	30:24	30:24	0	1.176	30526	5700	12	30	475	1.59(1.32-1.78)	
PCB-121											
325.8804	30:46						18	45			
327.8775	30:46						12	30			
PCB-92											
325.8804	31:12	31:11	1	0.857	1379060	292472	18	45	16248		
327.8775	31:12	31:11	1	0.857	859572	183155	12	30	15263	1.60(1.32-1.78)	
PCB-90											
325.8804	31:48	31:43	2	1.230	8131296	1674274	18	45	93015		
327.8775	31:48	31:43	2	1.230	5180064	1078938	12	30	89912	1.57(1.32-1.78)	
PCB-101 (C90)											
325.8804	31:48	31:43	2	1.230	8131296	1674274	18	45	93015		
327.8775	31:48	31:43	2	1.230	5180064	1078938	12	30	89912	1.57(1.32-1.78)	
PCB-113 (C90)											
325.8804	31:48	31:43	2	1.230	8131296	1674274	18	45	93015		
327.8775	31:48	31:43	2	1.230	5180064	1078938	12	30	89912	1.57(1.32-1.78)	
PCB-83											M
325.8804	32:22	32:18	1	1.253	3656995	703639	18	45	39091		M
327.8775	32:22	32:18	1	1.253	2296100	441181	12	30	36765	1.59(1.32-1.78)	M
PCB-99 (C83)											M
325.8804	32:22	32:18	1	1.253	3656995	703639	18	45	39091		M
327.8775	32:22	32:18	1	1.253	2296100	441181	12	30	36765	1.59(1.32-1.78)	M
PCB-112											MU
325.8804	32:25						18	45			
327.8775	32:25						12	30			
PCB-86											M
325.8804	32:58	32:47	8	1.276	5464812	665846	18	45	36991		M
327.8775	32:58	32:47	8	1.276	3416261	412252	12	30	34354	1.60(1.32-1.78)	M
PCB-87 (C86)											M
325.8804	32:58	32:47	8	1.276	5464812	665846	18	45	36991		M
327.8775	32:58	32:47	8	1.276	3416261	412252	12	30	34354	1.60(1.32-1.78)	M
PCB-97 (C86)											M
325.8804	32:58	32:47	8	1.276	5464812	665846	18	45	36991		M
327.8775	32:58	32:47	8	1.276	3416261	412252	12	30	34354	1.60(1.32-1.78)	M
PCB-109 (C86)											M
325.8804	32:58	32:47	8	1.276	5464812	665846	18	45	36991		M
327.8775	32:58	32:47	8	1.276	3416261	412252	12	30	34354	1.60(1.32-1.78)	M

Signal	RT (min.)	Adj RT (min.)	Sec.	REL RT	Area	Height	Avg Noise	EDL Height	S/N	Ratio(Limits)	Flags
PCB-119 (C86)											M
325.8804	32:58	32:47	8	1.276	5464812	665846	18	45	36991		M
327.8775	32:58	32:47	8	1.276	3416261	412252	12	30	34354	1.60(1.32-1.78)	M
PCB-125 (C86)											M
325.8804	32:58	32:47	8	1.276	5464812	665846	18	45	36991		M
327.8775	32:58	32:47	8	1.276	3416261	412252	12	30	34354	1.60(1.32-1.78)	M
PCB-85											
325.8804	33:36	33:31	1	1.300	1233704	205363	18	45	11409		
327.8775	33:36	33:31	1	1.300	775915	129717	12	30	10810	1.59(1.32-1.78)	
PCB-116 (C85)											
325.8804	33:36	33:31	1	1.300	1233704	205363	18	45	11409		
327.8775	33:36	33:31	1	1.300	775915	129717	12	30	10810	1.59(1.32-1.78)	
PCB-117 (C85)											
325.8804	33:36	33:31	1	1.300	1233704	205363	18	45	11409		
327.8775	33:36	33:31	1	1.300	775915	129717	12	30	10810	1.59(1.32-1.78)	
PCB-110											
325.8804	33:45	33:46	-3	1.306	10134815	1999668	18	45	111093		
327.8775	33:45	33:46	-3	1.306	6469514	1296516	12	30	108043	1.57(1.32-1.78)	
PCB-115 (C110)											
325.8804	33:45	33:46	-3	1.306	10134815	1999668	18	45	111093		
327.8775	33:45	33:46	-3	1.306	6469514	1296516	12	30	108043	1.57(1.32-1.78)	
PCB-82											a
325.8804	34:05	34:05	1	1.319	681149	132478	18	45	7360		a
327.8775	34:05	34:05	1	1.319	419849	83375	12	30	6948	1.62(1.32-1.78)	
PCB-111											
325.8804	34:25						18	45			
327.8775	34:25						12	30			
PCB-120											a
325.8804	34:58	34:58	3	1.353	52275	7924	18	45	440		a
327.8775	34:58	34:58	3	1.353	35106	5331	12	30	444	1.49(1.32-1.78)	
PCB-108											a
325.8804	36:06	36:06	3	1.397	483411	98888	651	1627	152		a
327.8775	36:06	36:06	3	1.397	306310	62945	389	972	162	1.58(1.32-1.78)	
PCB-124 (C108)											a
325.8804	36:06	36:06	3	1.397	483411	98888	651	1627	152		a
327.8775	36:06	36:06	3	1.397	306310	62945	389	972	162	1.58(1.32-1.78)	
PCB-107											a
325.8804	36:20	36:20	2	1.406	875852	175295	651	1627	269		a
327.8775	36:20	36:20	2	1.406	558425	109899	389	972	283	1.57(1.32-1.78)	
PCB-123											
325.8804	36:27	36:25	2	1.001	171642	37136	651	1627	57		
327.8775	36:27	36:25	2	1.001	108082	23536	389	972	61	1.59(1.32-1.78)	
PCB-106											
325.8804	36:32						651	1627			
327.8775	36:32						389	972			

Signal	RT (min.)	Adj RT (min.)	Sec.	REL RT	Area	Height	Avg Noise	EDL Height	S/N	Ratio(Limits)	Flags
PCB-118											
325.8804	36:47	36:45	2	1.000	11444227	2217312	651	1627	3406		
327.8775	36:47	36:45	2	1.000	7406835	1455856	389	972	3743	1.55(1.32-1.78)	
PCB-122											
325.8804	37:07	37:06	2	1.010	134674	25226	651	1627	39		
327.8775	37:07	37:06	2	1.010	86110	16387	389	972	42	1.56(1.32-1.78)	
PCB-114											
325.8804	37:18	37:17	2	1.000	299262	53387	651	1627	82		
327.8775	37:18	37:17	2	1.000	183175	34514	389	972	89	1.63(1.32-1.78)	
PCB-105											
325.8804	37:57	37:54	3	1.001	4526472	901314	651	1627	1385		
327.8775	37:57	37:54	3	1.001	2870980	568982	389	972	1463	1.58(1.32-1.78)	
PCB-127											Ma
325.8804	39:30	39:30	6	1.041	22944	4613	651	1627	7		M
327.8775	39:30	39:30	6	1.041	13937	2842	389	972	7	1.65(1.32-1.78)	M
PCB-126											
325.8804	41:00						651	1627			
327.8775	41:00						389	972			
PCB-155L											
371.8817	31:33	31:36	-2	0.791	359482	74351	17	42	4374		
373.8788	31:33	31:36	-2	0.791	276077	58059	24	60	2419	1.30(1.05-1.43)	
PCB-138L											
371.8817	39:53	39:51	3		557991	111133	121	302	918		
373.8788	39:53	39:51	3		431616	85655	90	225	952	1.29(1.05-1.43)	
PCB-167L											
371.8817	42:55	42:56	2	1.076	563677	111632	121	302	923		
373.8788	42:55	42:56	2	1.076	431493	84460	90	225	938	1.31(1.05-1.43)	
PCB-156L											
371.8817	44:04	44:05	2	1.105	1113818	159951	121	302	1322		
373.8788	44:04	44:05	2	1.105	871086	125146	90	225	1391	1.28(1.05-1.43)	
PCB-157L (C156L)											
371.8817	44:04	44:05	2	1.105	1113818	159951	121	302	1322		
373.8788	44:04	44:05	2	1.105	871086	125146	90	225	1391	1.28(1.05-1.43)	
PCB-169L											
371.8817	47:18	47:20	1	1.186	573738	109308	121	302	903		
373.8788	47:18	47:20	1	1.186	452133	87525	90	225	973	1.27(1.05-1.43)	
PCB-155											
359.8415	31:31						12	30			
361.8385	31:31						10	25			
PCB-152											
359.8415	31:45	31:43	0	1.006	18907	3961	12	30	330		
361.8385	31:45	31:43	0	1.006	15278	3227	10	25	323	1.24(1.05-1.43)	
PCB-150											
359.8415	31:55	31:52	1	1.012	41274	8801	12	30	733		
361.8385	31:55	31:52	1	1.012	31535	6645	10	25	665	1.31(1.05-1.43)	

Signal	RT (min.)	Adj RT (min.)	Sec.	REL RT	Area	Height	Avg Noise	EDL Height	S/N	Ratio(Limits)	Flags
PCB-136											
359.8415	32:16	32:14	1	1.023	1047337	215139	12	30	17928		
361.8385	32:16	32:14	1	1.023	832687	173090	10	25	17309	1.26(1.05-1.43)	
PCB-145											RQ
359.8415	32:34	32:32	0	1.032	3889	592	12	30	49		
361.8385	32:35	32:32	1	1.033	5102	708	10	25	71	0.76(1.05-1.43)	
	Empc Correction				3136	477	10	25	48		
PCB-148											a
359.8415	34:07	34:07	2	1.082	23783	4937	12	30	411		a
361.8385	34:07	34:07	2	1.082	18032	3819	10	25	382	1.32(1.05-1.43)	
PCB-135											
359.8415	34:41	34:38	1	1.100	1820012	243690	12	30	20308		
361.8385	34:41	34:38	1	1.100	1436559	195298	10	25	19530	1.27(1.05-1.43)	
PCB-151 (C135)											
359.8415	34:41	34:38	1	1.100	1820012	243690	12	30	20308		
361.8385	34:41	34:38	1	1.100	1436559	195298	10	25	19530	1.27(1.05-1.43)	
PCB-154											
359.8415	34:58	34:54	2	1.109	172838	35076	12	30	2923		
361.8385	34:58	34:54	2	1.109	135880	27504	10	25	2750	1.27(1.05-1.43)	
PCB-144											a
359.8415	35:16	35:16	2	1.118	247046	50632	12	30	4219		a
361.8385	35:16	35:16	2	1.118	193485	39791	10	25	3979	1.28(1.05-1.43)	
PCB-147											
359.8415	35:37	35:34	1	1.129	7406199	1502971	103	257	14592		
361.8385	35:37	35:34	1	1.129	5922629	1209185	64	160	18894	1.25(1.05-1.43)	
PCB-149 (C147)											
359.8415	35:37	35:34	1	1.129	7406199	1502971	103	257	14592		
361.8385	35:37	35:34	1	1.129	5922629	1209185	64	160	18894	1.25(1.05-1.43)	
PCB-134											
359.8415	35:49	35:51	-4	1.136	540341	98138	103	257	953		
361.8385	35:49	35:51	-4	1.136	427746	77818	64	160	1216	1.26(1.05-1.43)	
PCB-143 (C134)											
359.8415	35:49	35:51	-4	1.136	540341	98138	103	257	953		
361.8385	35:49	35:51	-4	1.136	427746	77818	64	160	1216	1.26(1.05-1.43)	
PCB-139											
359.8415	36:14	36:10	1	1.149	214694	39133	103	257	380		
361.8385	36:14	36:10	1	1.149	171027	31725	64	160	496	1.26(1.05-1.43)	
PCB-140 (C139)											
359.8415	36:14	36:10	1	1.149	214694	39133	103	257	380		
361.8385	36:14	36:10	1	1.149	171027	31725	64	160	496	1.26(1.05-1.43)	
PCB-131											a
359.8415	36:25	36:25	1	1.155	135303	25658	103	257	249		a
361.8385	36:25	36:25	1	1.155	107495	21005	64	160	328	1.26(1.05-1.43)	
PCB-142											
359.8415	36:31						103	257			
361.8385	36:31						64	160			

Signal	RT (min.)	Adj RT (min.)	Sec.	REL RT	Area	Height	Avg Noise	EDL Height	S/N	Ratio(Limits)	Flags
PCB-132											
359.8415	36:53	36:50	1	1.169	3032436	618792	103	257	6008		
361.8385	36:53	36:50	1	1.169	2417230	493304	64	160	7708	1.25(1.05-1.43)	
PCB-133											a
359.8415	37:24	37:24	2	1.186	171975	33836	103	257	329		a
361.8385	37:24	37:24	2	1.186	135986	26930	64	160	421	1.26(1.05-1.43)	
PCB-165											
359.8415	37:47						103	257			
361.8385	37:47						64	160			
PCB-146											
359.8415	38:03	38:02	3	0.887	1626927	325569	103	257	3161		
361.8385	38:03	38:02	3	0.887	1294673	258537	64	160	4040	1.26(1.05-1.43)	
PCB-161											
359.8415	38:11						103	257			
361.8385	38:11						64	160			
PCB-153											
359.8415	38:40	38:41	1	0.901	8997174	1793394	103	257	17412		
361.8385	38:40	38:41	1	0.901	7200068	1440145	64	160	22502	1.25(1.05-1.43)	
PCB-168 (C153)											
359.8415	38:40	38:41	1	0.901	8997174	1793394	103	257	17412		
361.8385	38:40	38:41	1	0.901	7200068	1440145	64	160	22502	1.25(1.05-1.43)	
PCB-141											
359.8415	38:51	38:51	2	0.906	1567816	308074	103	257	2991		
361.8385	38:51	38:51	2	0.906	1239330	243905	64	160	3811	1.27(1.05-1.43)	
PCB-130											
359.8415	39:16	39:15	2	0.915	548471	107263	103	257	1041		
361.8385	39:16	39:15	2	0.915	437059	86457	64	160	1351	1.25(1.05-1.43)	
PCB-137											
359.8415	39:30	39:28	3	0.920	448673	94782	103	257	920		
361.8385	39:30	39:28	3	0.920	356999	75073	64	160	1173	1.26(1.05-1.43)	
PCB-164											
359.8415	39:37	39:36	3	0.923	881121	168737	103	257	1638		
361.8385	39:36	39:36	2	0.923	696512	133285	64	160	2083	1.27(1.05-1.43)	
PCB-129											
359.8415	39:55	39:54	2	0.930	10191043	1885190	103	257	18303		
361.8385	39:55	39:54	2	0.930	8184568	1528329	64	160	23880	1.25(1.05-1.43)	
PCB-138 (C129)											
359.8415	39:55	39:54	2	0.930	10191043	1885190	103	257	18303		
361.8385	39:55	39:54	2	0.930	8184568	1528329	64	160	23880	1.25(1.05-1.43)	
PCB-160 (C129)											
359.8415	39:55	39:54	2	0.930	10191043	1885190	103	257	18303		
361.8385	39:55	39:54	2	0.930	8184568	1528329	64	160	23880	1.25(1.05-1.43)	
PCB-163 (C129)											
359.8415	39:55	39:54	2	0.930	10191043	1885190	103	257	18303		
361.8385	39:55	39:54	2	0.930	8184568	1528329	64	160	23880	1.25(1.05-1.43)	

Signal	RT (min.)	Adj RT (min.)	Sec.	REL RT	Area	Height	Avg Noise	EDL Height	S/N	Ratio(Limits)	Flags
PCB-158											
359.8415	40:18	40:17	3	0.939	1396157	271296	103	257	2634		
361.8385	40:18	40:17	3	0.939	1107479	213992	64	160	3344	1.26(1.05-1.43)	
PCB-128											M
359.8415	41:10	41:08	4	0.959	1694170	313382	103	257	3043		
361.8385	41:10	41:08	4	0.959	1317617	245663	64	160	3838	1.29(1.05-1.43)	M
PCB-166 (C128)											M
359.8415	41:10	41:08	4	0.959	1694170	313382	103	257	3043		
361.8385	41:10	41:08	4	0.959	1317617	245663	64	160	3838	1.29(1.05-1.43)	M
PCB-159											
359.8415	42:08	42:09	0	0.982	100157	18438	103	257	179		
361.8385	42:08	42:09	0	0.982	79621	14974	64	160	234	1.26(1.05-1.43)	
PCB-162											
359.8415	42:26						103	257			
361.8385	42:26						64	160			
PCB-167											
359.8415	42:56	42:54	4	1.001	466239	91348	103	257	887		
361.8385	42:56	42:54	4	1.001	370405	71960	64	160	1124	1.26(1.05-1.43)	
PCB-156											
359.8415	44:04	44:03	2	1.000	1544919	266122	103	257	2584		
361.8385	44:04	44:03	2	1.000	1227969	213269	64	160	3332	1.26(1.05-1.43)	
PCB-157 (C156)											
359.8415	44:04	44:03	2	1.000	1544919	266122	103	257	2584		
361.8385	44:04	44:03	2	1.000	1227969	213269	64	160	3332	1.26(1.05-1.43)	
PCB-169											
359.8415	47:17						103	257			
361.8385	47:17						64	160			
PCB-188L											
405.8428	37:17	37:20	0	0.820	402861	81063	14	35	5790		
407.8398	37:17	37:20	0	0.820	381349	78762	8	20	9845	1.06(0.89-1.21)	
PCB-178L											
405.8428	40:21	40:22	2	0.888	307687	59763	14	35	4269		
407.8398	40:21	40:22	2	0.888	294227	58997	8	20	7375	1.05(0.89-1.21)	
PCB-180L											
405.8428	45:27	45:24	3		403278	80135	14	35	5724		
407.8398	45:27	45:24	3		376269	73620	8	20	9203	1.07(0.89-1.21)	
PCB-170L											
405.8428	46:43	46:45	1	1.028	264151	49899	14	35	3564		
407.8398	46:43	46:45	1	1.028	245083	48340	8	20	6043	1.08(0.89-1.21)	
PCB-189L											
405.8428	49:50	49:52	2	1.096	641138	125975	353	882	357		
407.8398	49:50	49:52	2	1.096	611760	119505	396	990	302	1.05(0.89-1.21)	
PCB-188											
393.8025	37:17						10	25			
395.7995	37:17						6	15			

Signal	RT (min.)	Adj RT (min.)	Sec.	REL RT	Area	Height	Avg Noise	EDL Height	S/N	Ratio(Limits)	Flags
PCB-179											
393.8025	37:38	37:36	2	1.009	879299	176390	10	25	17639		
395.7995	37:38	37:36	2	1.009	827704	164606	6	15	27434	1.06(0.89-1.21)	
PCB-184											
393.8025	38:09						10	25			
395.7995	38:09						6	15			
PCB-176											
393.8025	38:32	38:30	2	1.033	277433	56240	10	25	5624		
395.7995	38:32	38:30	2	1.033	260435	52351	6	15	8725	1.07(0.89-1.21)	
PCB-186											
393.8025	38:57						10	25			
395.7995	38:57						6	15			
PCB-178											
393.8025	40:22	40:20	2	1.083	303108	59460	10	25	5946		
395.7995	40:22	40:20	2	1.083	283287	56467	6	15	9411	1.07(0.89-1.21)	
PCB-175											
393.8025	41:01	40:58	3	1.100	66190	13331	10	25	1333		
395.7995	41:01	40:58	3	1.100	62718	12529	6	15	2088	1.06(0.89-1.21)	
PCB-187											
393.8025	41:17	41:15	3	1.107	1860240	368327	10	25	36833		
395.7995	41:17	41:15	3	1.107	1753834	348363	6	15	58061	1.06(0.89-1.21)	
PCB-182											
393.8025	41:29	41:27	2	1.113	19557	3395	10	25	340		
395.7995	41:29	41:27	2	1.113	18198	3279	6	15	547	1.07(0.89-1.21)	
PCB-183											
393.8025	41:54	41:51	3	1.124	1135584	194283	10	25	19428		
395.7995	41:54	41:51	3	1.124	1067973	183090	6	15	30515	1.06(0.89-1.21)	
PCB-185 (C183)											
393.8025	41:54	41:51	3	1.124	1135584	194283	10	25	19428		
395.7995	41:54	41:51	3	1.124	1067973	183090	6	15	30515	1.06(0.89-1.21)	
PCB-174											
393.8025	42:08	42:06	2	1.130	1441432	281659	10	25	28166		
395.7995	42:08	42:06	2	1.130	1350616	264042	6	15	44007	1.07(0.89-1.21)	
PCB-177											
393.8025	42:34	42:31	3	1.142	890665	173268	10	25	17327		
395.7995	42:34	42:31	3	1.142	841093	162608	6	15	27101	1.06(0.89-1.21)	
PCB-181											a
393.8025	42:58	42:58	4	1.153	19837	3757	10	25	376		a
395.7995	42:58	42:58	4	1.153	19385	3417	6	15	570	1.02(0.89-1.21)	
PCB-171											
393.8025	43:12	43:08	4	1.159	496235	95079	10	25	9508		
395.7995	43:12	43:08	4	1.159	467881	89513	6	15	14919	1.06(0.89-1.21)	
PCB-173 (C171)											
393.8025	43:12	43:08	4	1.159	496235	95079	10	25	9508		
395.7995	43:12	43:08	4	1.159	467881	89513	6	15	14919	1.06(0.89-1.21)	

Signal	RT (min.)	Adj RT (min.)	Sec.	REL RT	Area	Height	Avg Noise	EDL Height	S/N	Ratio(Limits)	Flags
PCB-172											
393.8025	44:50	44:48	3	0.899	243301	47821	10	25	4782		
395.7995	44:50	44:48	3	0.899	229353	43761	6	15	7294	1.06(0.89-1.21)	
PCB-192											
393.8025	45:06						10	25			
395.7995	45:06						6	15			
PCB-180											a
393.8025	45:29	45:29	6	0.913	3896581	732237	10	25	73224		a
395.7995	45:29	45:29	6	0.913	3679285	692726	6	15	115454	1.06(0.89-1.21)	
PCB-193 (C180)											a
393.8025	45:29	45:29	6	0.913	3896581	732237	10	25	73224		a
395.7995	45:29	45:29	6	0.913	3679285	692726	6	15	115454	1.06(0.89-1.21)	
PCB-191											
393.8025	45:50	45:49	3	0.920	96976	17595	10	25	1760		
395.7995	45:50	45:49	3	0.920	92249	16737	6	15	2790	1.05(0.89-1.21)	
PCB-170											
393.8025	46:44	46:43	3	0.938	1540729	297480	10	25	29748		
395.7995	46:44	46:43	3	0.938	1446312	280834	6	15	46806	1.07(0.89-1.21)	
PCB-190											
393.8025	47:16	47:14	3	0.948	445499	86034	10	25	8603		
395.7995	47:16	47:14	3	0.948	423331	82320	6	15	13720	1.05(0.89-1.21)	
PCB-189											M
393.8025	49:52	49:52	4	1.001	144068	27276	61	152	447		
395.7995	49:52	49:52	4	1.001	134263	25208	59	147	427	1.07(0.89-1.21)	M
PCB-202L											
439.8038	42:40	42:43	1	0.821	306323	60256	54	135	1116		
441.8008	42:40	42:43	1	0.821	335746	65668	35	87	1876	0.91(0.76-1.02)	
PCB-194L											
439.8038	51:58	51:53	4		462426	88068	234	585	376		
441.8008	51:58	51:53	4		518965	98435	270	675	365	0.89(0.76-1.02)	
PCB-205L											
439.8038	52:26	52:29	2	1.009	463892	86610	234	585	370		
441.8008	52:26	52:29	2	1.009	519680	96953	270	675	359	0.89(0.76-1.02)	
PCB-202											
427.7635	42:42	42:40	3	1.001	109074	21317	14	35	1523		
429.7606	42:42	42:40	3	1.001	119303	23677	10	25	2368	0.91(0.76-1.02)	
PCB-201											
427.7635	43:38	43:36	3	1.022	87446	17212	14	35	1229		
429.7606	43:38	43:36	3	1.022	98346	19499	10	25	1950	0.89(0.76-1.02)	
PCB-204											
427.7635	44:16						14	35			
429.7606	44:16						10	25			
PCB-197											
427.7635	44:32	44:30	3	1.044	27663	6870	14	35	491		
429.7606	44:32	44:30	3	1.044	30068	7258	10	25	726	0.92(0.76-1.02)	

Signal	RT (min.)	Adj RT (min.)	Sec.	REL RT	Area	Height	Avg Noise	EDL Height	S/N	Ratio(Limits)	Flags
PCB-200											
427.7635	44:38	44:36	3	1.046	88929	16370	14	35	1169		
429.7606	44:38	44:36	3	1.046	94957	17770	10	25	1777	0.94(0.76-1.02)	
PCB-198											
427.7635	47:27	47:24	5	1.112	477496	86930	14	35	6209		
429.7606	47:27	47:24	5	1.112	528667	97733	10	25	9773	0.90(0.76-1.02)	
PCB-199 (C198)											
427.7635	47:27	47:24	5	1.112	477496	86930	14	35	6209		
429.7606	47:27	47:24	5	1.112	528667	97733	10	25	9773	0.90(0.76-1.02)	
PCB-196											
427.7635	48:07	48:05	4	0.918	273839	53726	14	35	3838		
429.7606	48:07	48:05	4	0.918	306573	59221	10	25	5922	0.89(0.76-1.02)	
PCB-203											
427.7635	48:18	48:16	4	0.921	351739	66867	14	35	4776		
429.7606	48:18	48:16	4	0.921	391191	74517	10	25	7452	0.90(0.76-1.02)	
PCB-195											
427.7635	49:37	49:36	3	0.946	342375	65160	323	807	202		
429.7606	49:37	49:36	3	0.946	382312	72429	72	180	1006	0.90(0.76-1.02)	
PCB-194											
427.7635	51:59	51:57	4	0.991	827078	159954	323	807	495		
429.7606	51:59	51:57	4	0.991	911788	174020	72	180	2417	0.91(0.76-1.02)	
PCB-205											
427.7635	52:28	52:25	4	1.000	57298	11042	323	807	34		
429.7606	52:27	52:25	4	1.000	64672	12397	72	180	172	0.89(0.76-1.02)	
PCB-208L											
473.7648	49:22	49:25	1	0.950	380238	73326	213	532	344		
475.7619	49:22	49:25	1	0.950	482892	93117	332	830	280	0.79(0.65-0.89)	
PCB-206L											
473.7648	54:11	54:14	2	1.043	271868	51248	213	532	241		
475.7619	54:12	54:14	3	1.043	341766	62151	332	830	187	0.80(0.65-0.89)	
PCB-208											
461.7246	49:24	49:22	3	1.001	53699	10497	52	130	202		
463.7216	49:24	49:22	3	1.001	68348	13594	54	135	252	0.79(0.65-0.89)	
PCB-207											
461.7246	50:19	50:18	3	1.019	30690	6140	52	130	118		
463.7216	50:20	50:18	4	1.020	40247	7801	54	135	144	0.76(0.65-0.89)	
PCB-206											RQM
461.7246	54:12	54:13	3	1.000	231874	38087	52	130	732		
	Empc Correction				194341	32781	52	130	630		
463.7216	54:13	54:13	4	1.000	252391	42574	54	135	788	0.92(0.65-0.89)	M
PCB-209L											
507.7258	55:51	55:53	2	1.075	249655	42163	14	35	3012		
509.7229	55:50	55:53	1	1.074	344429	58701	20	50	2935	0.72(0.59-0.79)	
DCB Decachlorobiphenyl											
495.6856	55:52	55:50	4	1.000	49989	8445	6	15	1408		
497.6826	55:52	55:50	4	1.000	70791	11915	5	12	2383	0.71(0.59-0.79)	

QC Flag Legend

Processing Flags

R - Failed Signal Ratio Test

Q - EMPC-Estimated Max. Possible Conc.

Review Flags

M - Manually Integrated

U - Marked Undetected

a - User Assigned ID

Eurofins TestAmerica, Knoxville

Data File:	\\chromna\Knoxville\ChromData\D3D\20190903-12925.b\580-88125-b-3-c.d		
Injection Date:	03-Sep-2019 13:54:00	Injection Vol:	1.0 ul
Instrument ID:	D3D	Operator ID:	Xcalibur_System
Method:	PCBs_D3D	Limit Group:	HR - 1668A - ICAL
Client ID:	A3-0to31-100818		
Worklist#:	33205	Sample Line#:	8
Column Type:	SPB-Octyl	Column Dia:	0.25 mm

MoPCB F1

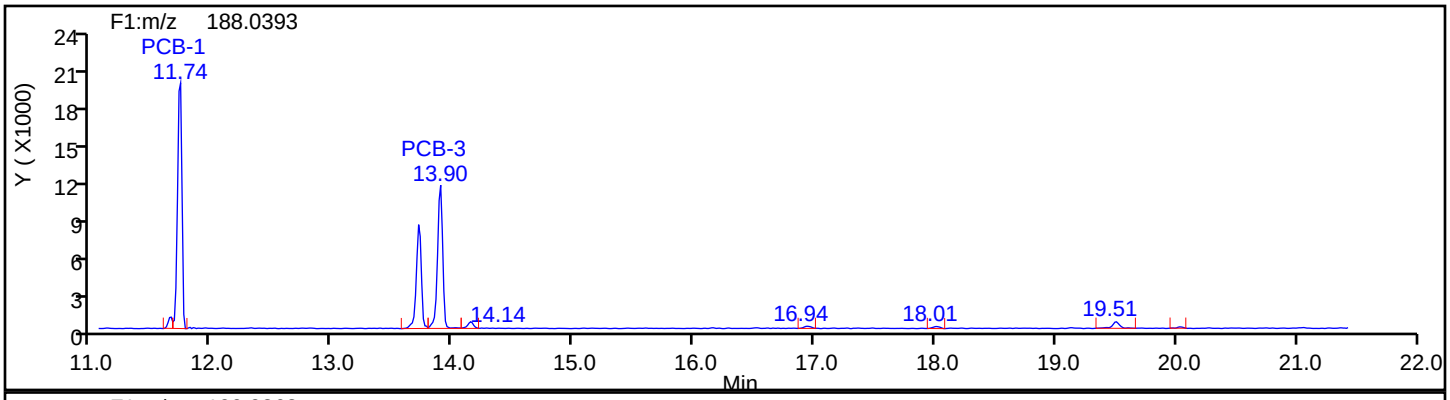

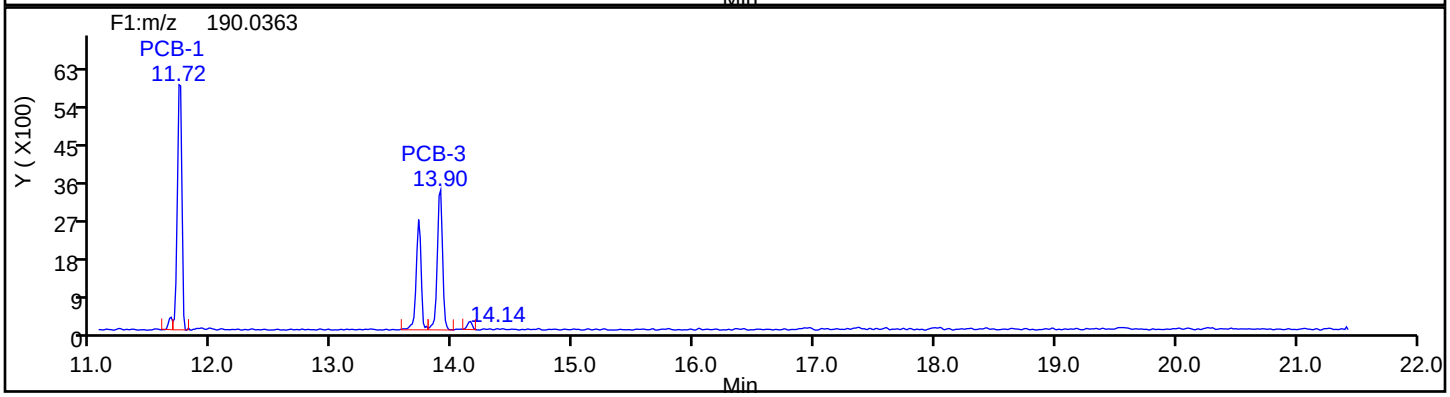

MoPCB F1 Standards

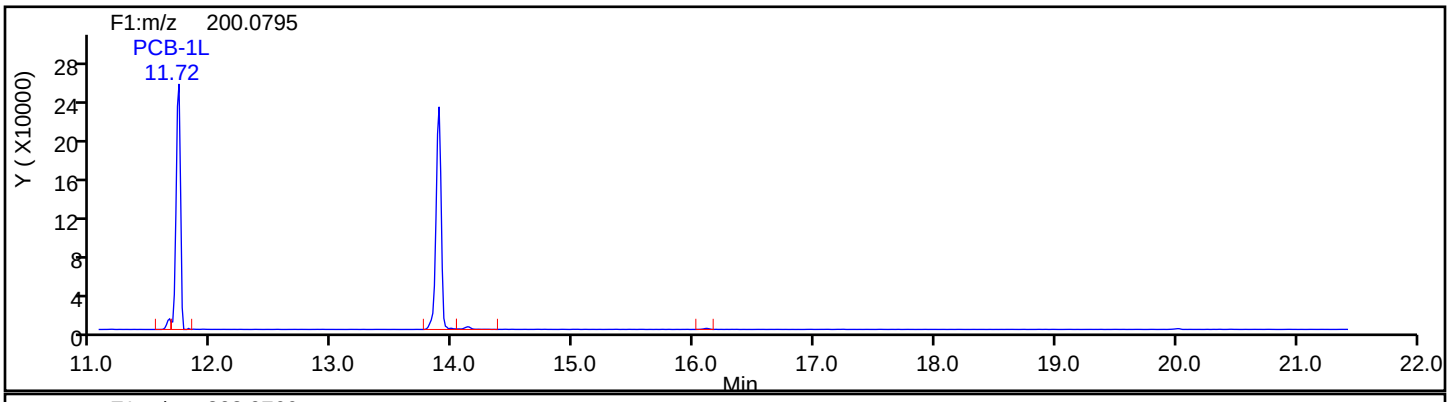

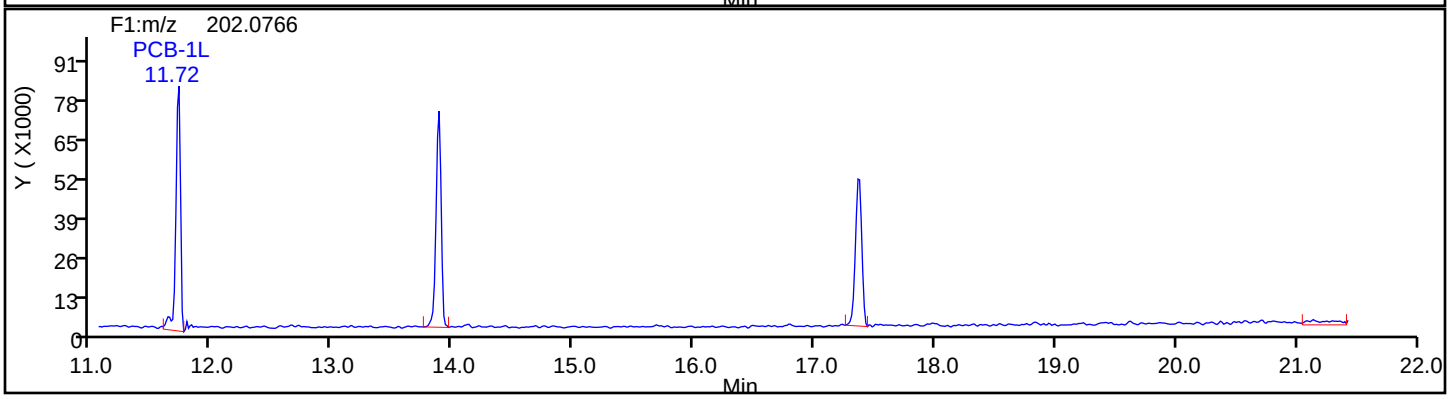

Eurofins TestAmerica, Knoxville

Data File:	\\chromna\Knoxville\ChromData\D3D\20190903-12925.b\580-88125-b-3-c.d		
Injection Date:	03-Sep-2019 13:54:00	Injection Vol:	1.0 ul
Instrument ID:	D3D	Operator ID:	Xcalibur_System
Method:	PCBs_D3D	Limit Group:	HR - 1668A - ICAL
Client ID:	A3-0to31-100818		
Worklist#:	33205	Sample Line#:	8
Column Type:	SPB-Octyl	Column Dia:	0.25 mm

MoPCB F1

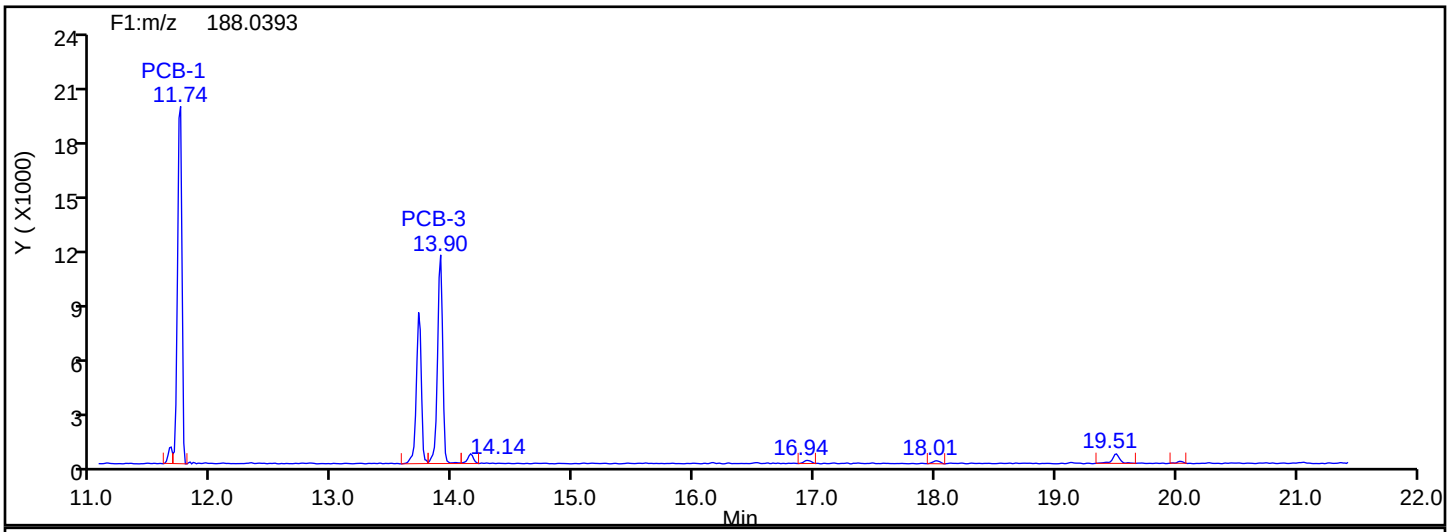

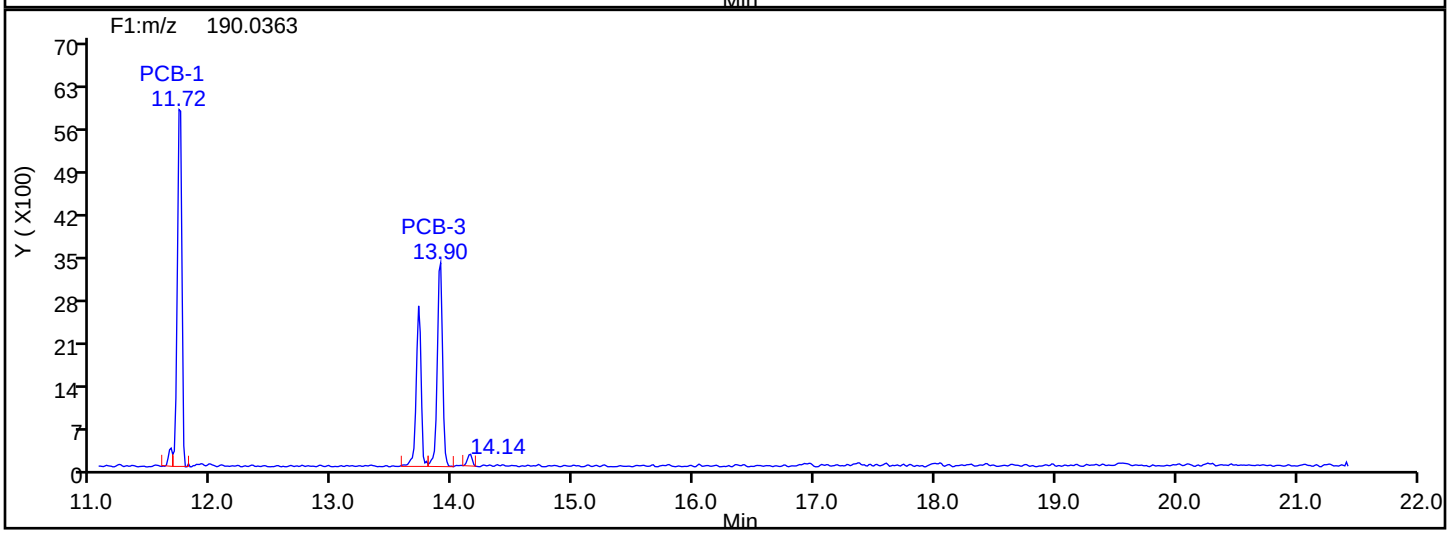

MoPCB F1 Lock Mass

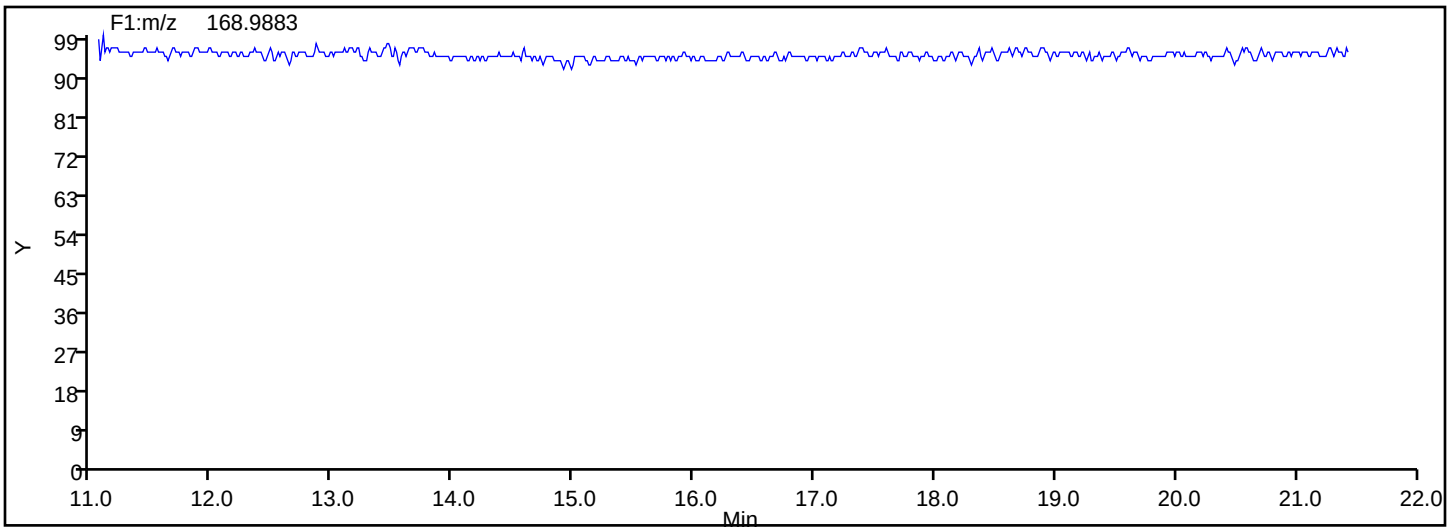

Manual Integration/User Assign Peak Report

Eurofins TestAmerica, Knoxville

Data File:	\\chromna\Knoxville\ChromData\D3D\20190903-12925.b\580-88125-b-3-c.d				
Injection Date:	03-Sep-2019 13:54:00	Instrument ID:	D3D		
Lims ID:	580-88125-B-3-C	Lab Sample ID:	140-88125-3		
Client ID:	A3-0to31-100818				
Operator ID:	Xcalibur_System	ALS Bottle#:	0	Worklist Smp#:	8
Injection Vol:	1.0 ul	Dil. Factor:	1.0000		
Method:	PCBs_D3D	Limit Group:	HR - 1668A - ICAL		
Column:	SPB-Octyl (0.25 mm)	Detector	F1(11.07 :21.70)		

PCB-1, CAS: 2051-60-7

Signal: 2

Processing Integration Results

RT: 11.66
Area: 613
Amount: 0.257598
Amount Units: pg/ul

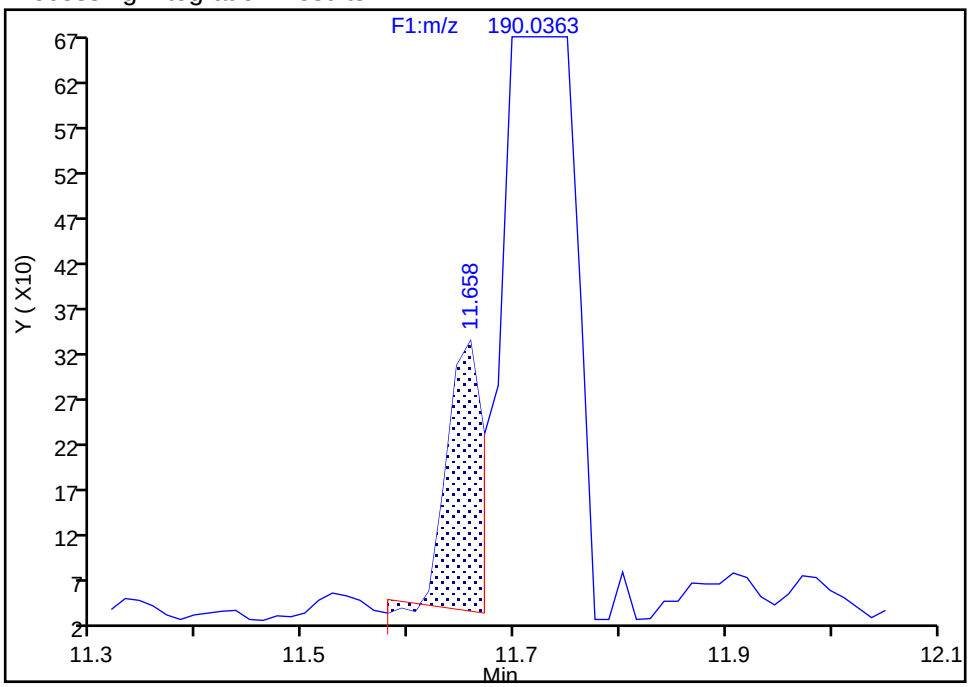

Manual Integration Results

RT: 11.72
Area: 15469
Amount: 6.399430
Amount Units: pg/ul

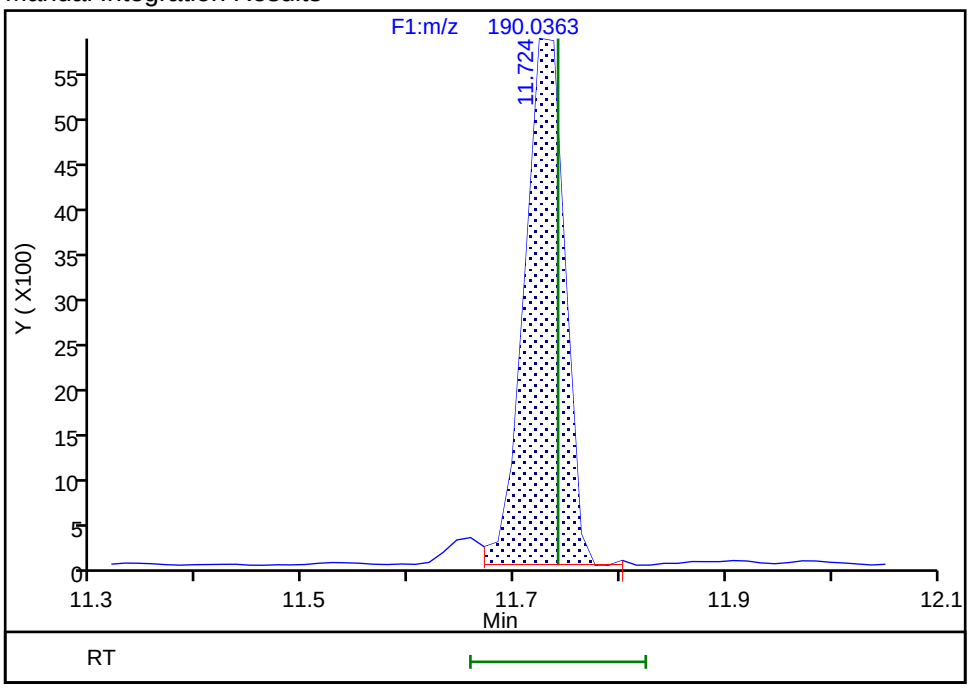

Reviewer: davidsonm, 03-Sep-2019 15:03:52

Audit Action: Marked Compound Undetected Audit Reason: Invalid Compound ID

Manual Integration/User Assign Peak Report

Eurofins TestAmerica, Knoxville

Data File:	\\chromna\Knoxville\ChromData\D3D\20190903-12925.b\580-88125-b-3-c.d				
Injection Date:	03-Sep-2019 13:54:00	Instrument ID:	D3D		
Lims ID:	580-88125-B-3-C	Lab Sample ID:	140-88125-3		
Client ID:	A3-0to31-100818				
Operator ID:	Xcalibur_System	ALS Bottle#:	0	Worklist Smp#:	8
Injection Vol:	1.0 ul	Dil. Factor:	1.0000		
Method:	PCBs_D3D	Limit Group:	HR - 1668A - ICAL		
Column:	SPB-Octyl (0.25 mm)	Detector	F1(11.07 :21.70)		

PCB-1, CAS: 2051-60-7

Signal: 3

Processing Integration Results

RT: 11.66
Area: 2645
Amount: 0.257598
Amount Units: pg/ul

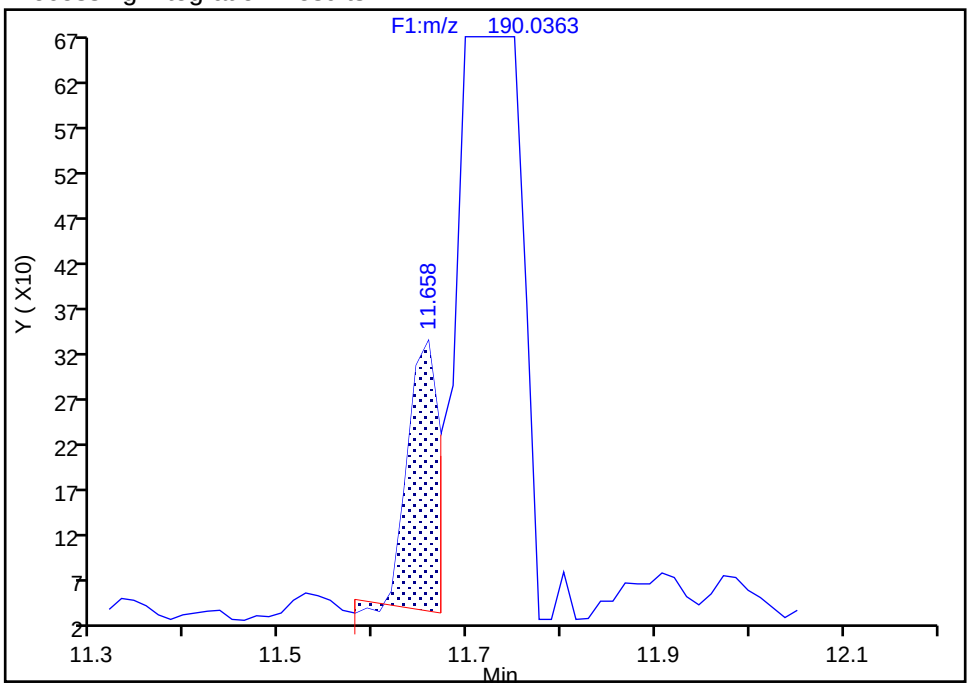

Manual Integration Results

RT: 11.74
Area: 65709
Amount: 6.399430
Amount Units: pg/ul
Reviewer: davidsonm, 03-Sep-2019 15:03:52
Audit Action: Marked Compound Undetected Audit Reason: Invalid Compound ID

Manual Integration/User Assign Peak Report

Eurofins TestAmerica, Knoxville

Data File:	\\chromna\Knoxville\ChromData\D3D\20190903-12925.b\580-88125-b-3-c.d				
Injection Date:	03-Sep-2019 13:54:00	Instrument ID:	D3D		
Lims ID:	580-88125-B-3-C	Lab Sample ID:	140-88125-3		
Client ID:	A3-0to31-100818				
Operator ID:	Xcalibur_System	ALS Bottle#:	0	Worklist Smp#:	8
Injection Vol:	1.0 ul	Dil. Factor:	1.0000		
Method:	PCBs_D3D	Limit Group:	HR - 1668A - ICAL		
Column:	SPB-Octyl (0.25 mm)	Detector	F1(11.07 :21.70)		

PCB-1, CAS: 2051-60-7

Signal: 1

Processing Integration Results

RT: 11.66
Area: 2032
Amount: 0.257598
Amount Units: pg/ul

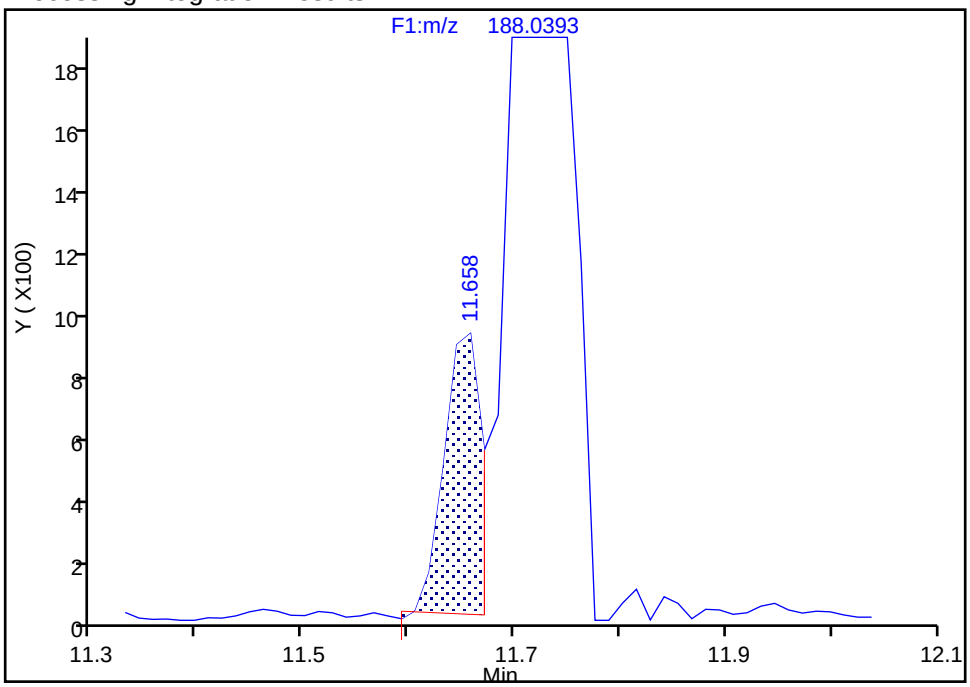

Manual Integration Results

RT: 11.74
Area: 50240
Amount: 6.399430
Amount Units: pg/ul

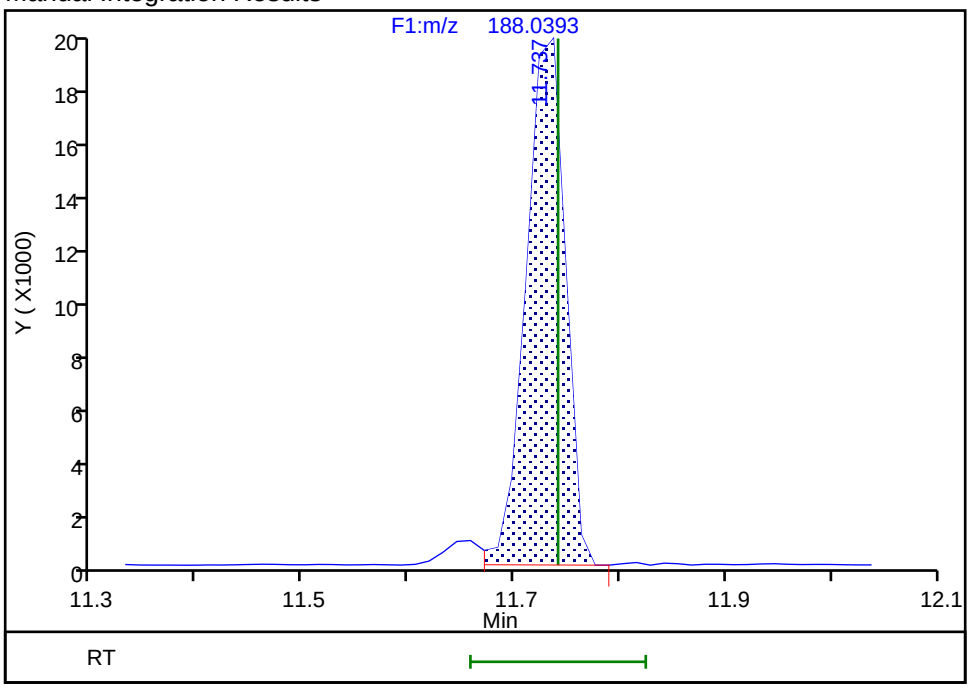

Reviewer: davidsonm, 03-Sep-2019 15:03:55

Audit Action: Assigned Compound ID Audit Reason: Peak assignment corrected

Manual Integration/User Assign Peak Report

Eurofins TestAmerica, Knoxville

Data File:	\\chromna\Knoxville\ChromData\D3D\20190903-12925.b\580-88125-b-3-c.d				
Injection Date:	03-Sep-2019 13:54:00	Instrument ID:	D3D		
Lims ID:	580-88125-B-3-C	Lab Sample ID:	140-88125-3		
Client ID:	A3-0to31-100818				
Operator ID:	Xcalibur_System	ALS Bottle#:	0	Worklist Smp#:	8
Injection Vol:	1.0 ul	Dil. Factor:	1.0000		
Method:	PCBs_D3D	Limit Group:	HR - 1668A - ICAL		
Column:	SPB-Octyl (0.25 mm)	Detector	F1(11.07 :21.70)		

PCB-3, CAS: 2051-62-9

Signal: 1

Not Detected
Expected RT: 13.90

Processing Integration Results

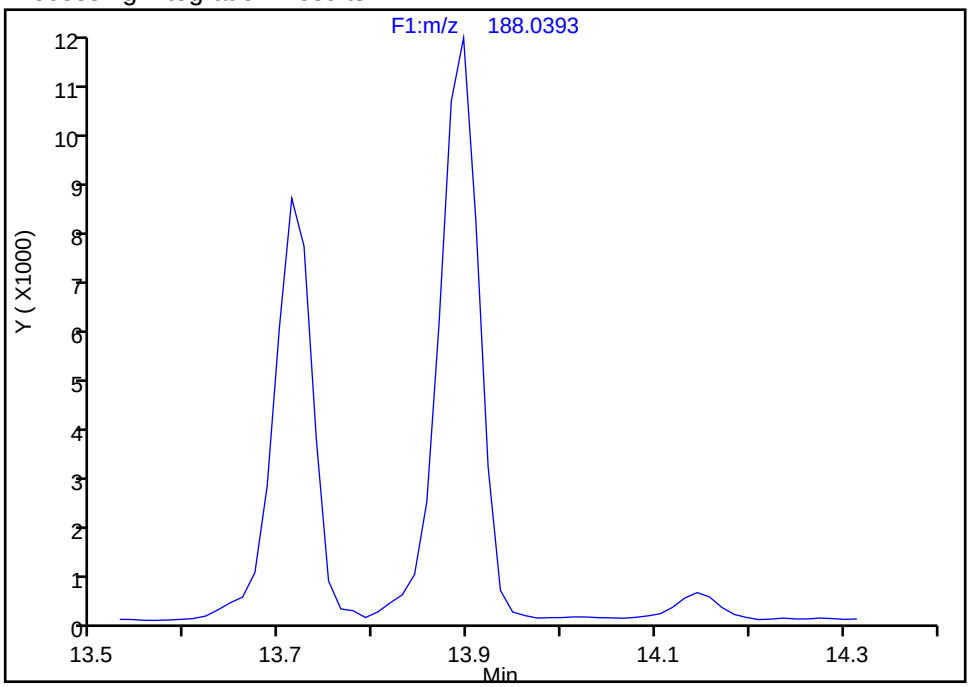

Manual Integration Results

RT: 13.90
Area: 34012
Amount: 4.048217
Amount Units: pg/ul

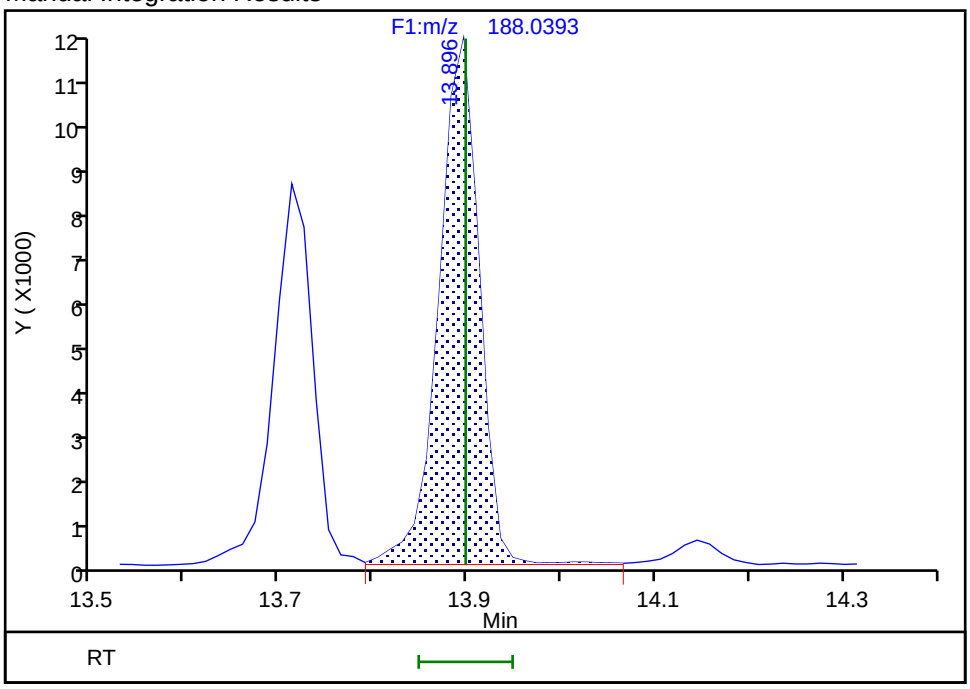

Reviewer: davidsonm, 03-Sep-2019 15:04:03
Audit Action: Assigned Compound ID Audit Reason: Peak assignment corrected

Eurofins TestAmerica, Knoxville

Data File:	\\chromna\Knoxville\ChromData\D3D\20190903-12925.b\580-88125-b-3-c.d		
Injection Date:	03-Sep-2019 13:54:00	Injection Vol:	1.0 ul
Instrument ID:	D3D	Operator ID:	Xcalibur_System
Method:	PCBs_D3D	Limit Group:	HR - 1668A - ICAL
Client ID:	A3-0to31-100818		
Worklist#:	33205	Sample Line#:	8
Column Type:	SPB-Octyl	Column Dia:	0.25 mm

DiPCB F1

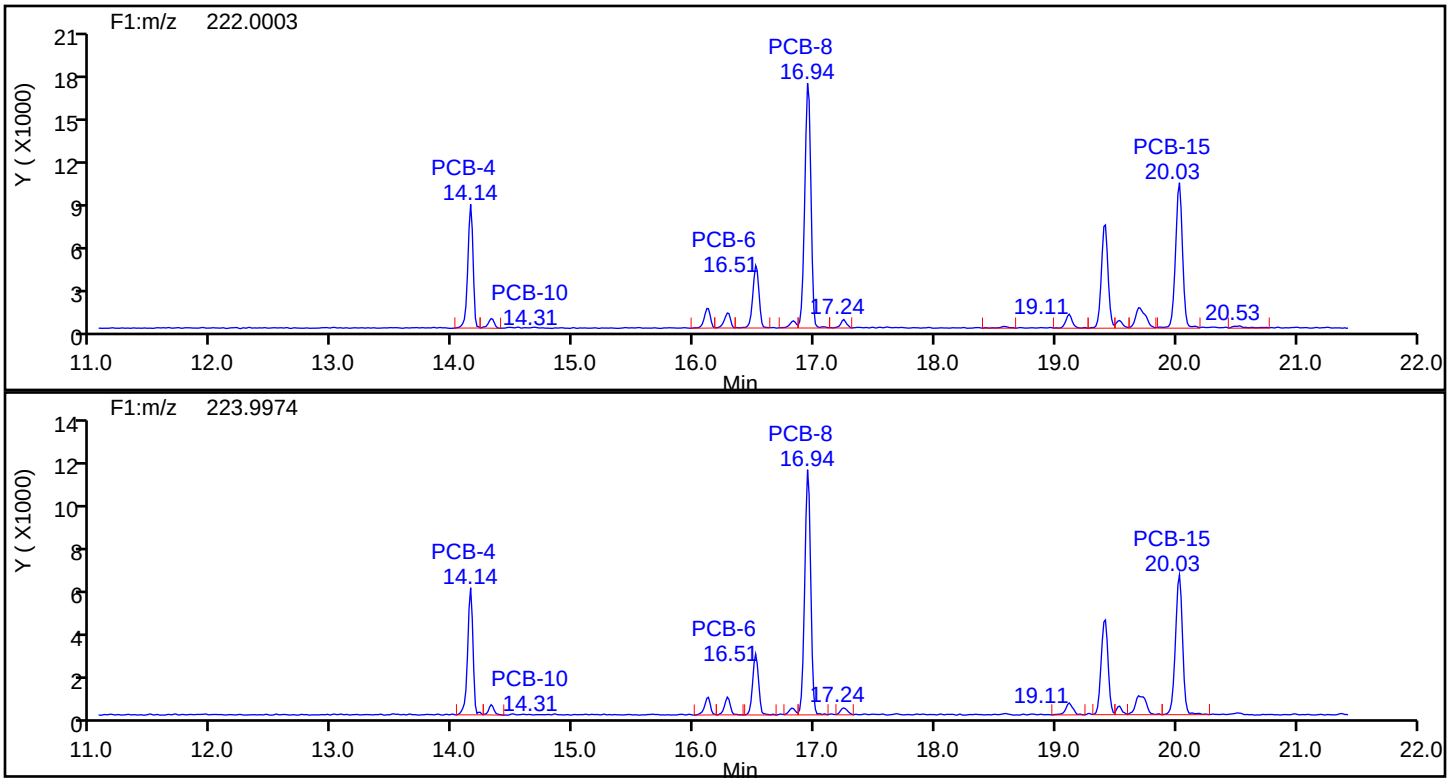

DiPCB F1 Standards

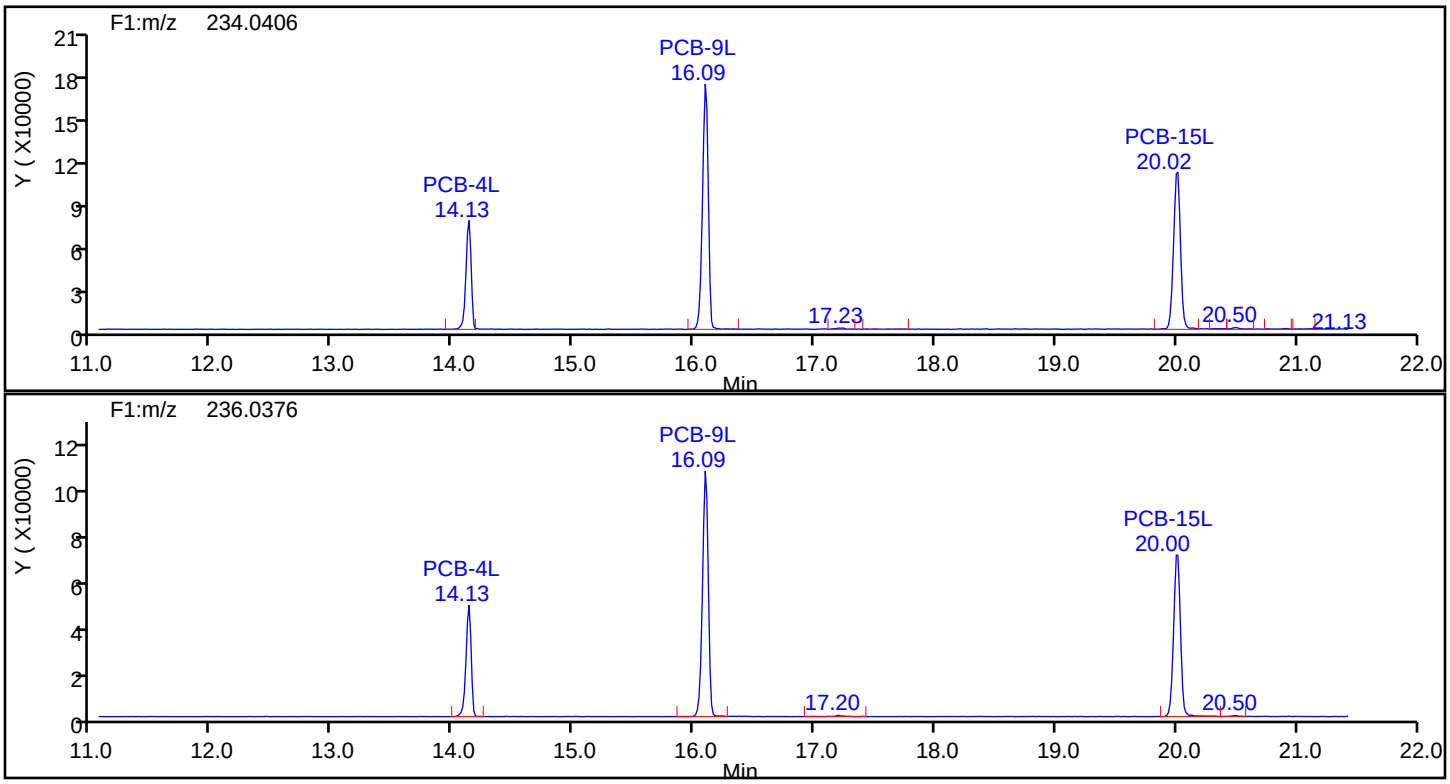

Eurofins TestAmerica, Knoxville

Data File:	\\chromna\Knoxville\ChromData\D3D\20190903-12925.b\580-88125-b-3-c.d		
Injection Date:	03-Sep-2019 13:54:00	Injection Vol:	1.0 ul
Instrument ID:	D3D	Operator ID:	Xcalibur_System
Method:	PCBs_D3D	Limit Group:	HR - 1668A - ICAL
Client ID:	A3-0to31-100818		
Worklist#:	33205	Sample Line#:	8
Column Type:	SPB-Octyl	Column Dia:	0.25 mm

DiPCB F1

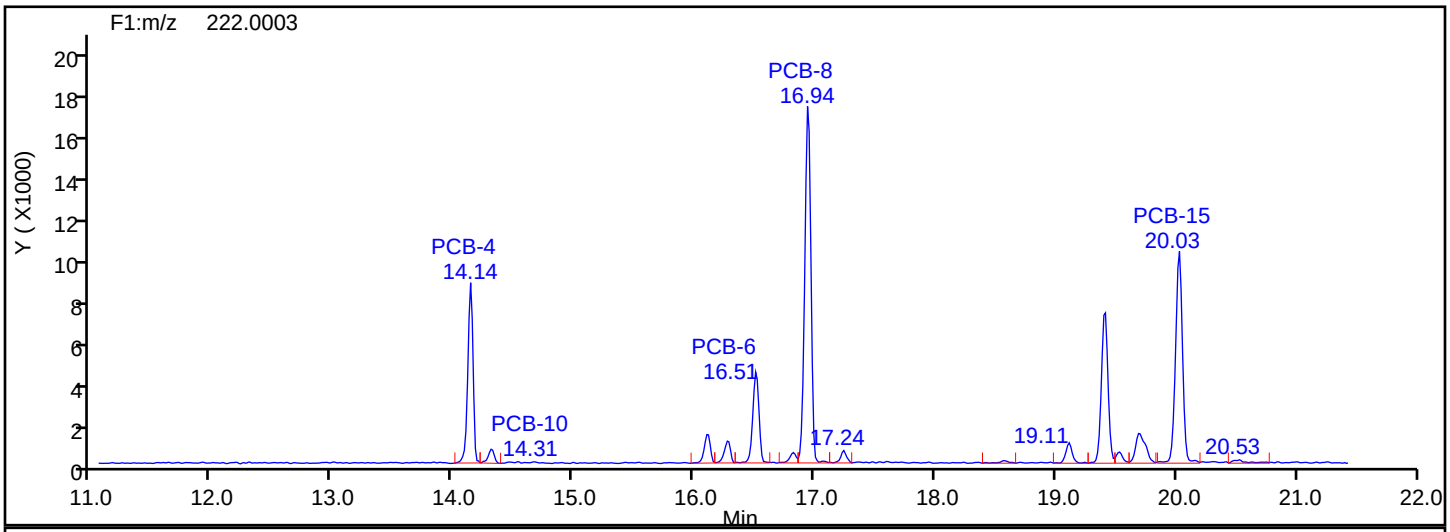

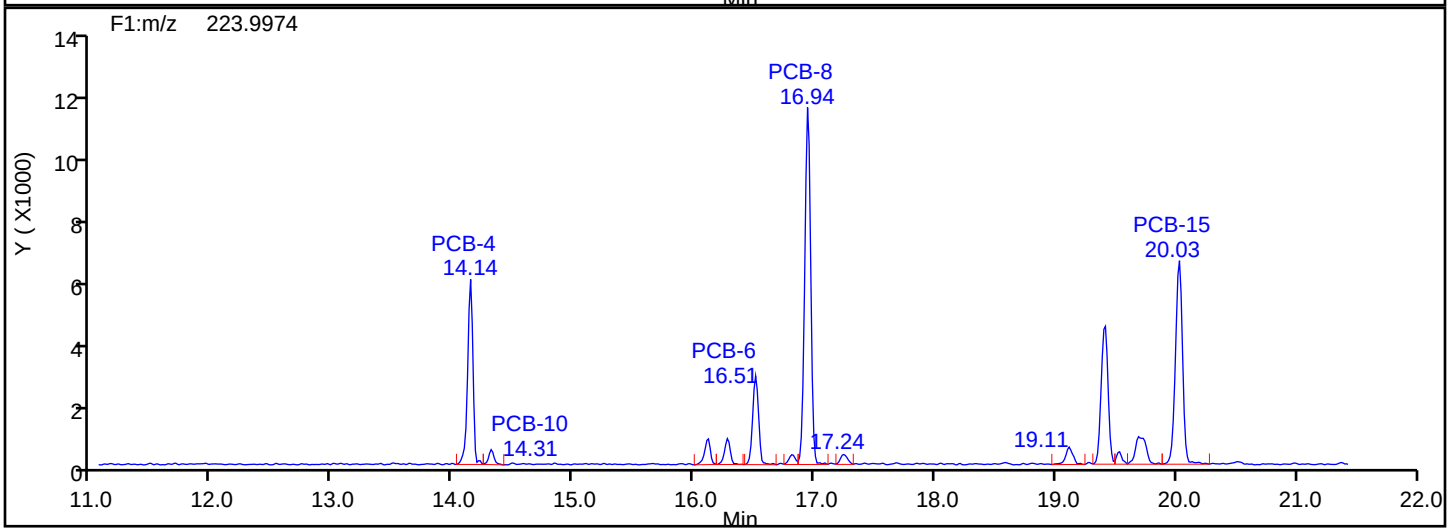

DiPCB F1 Lock Mass

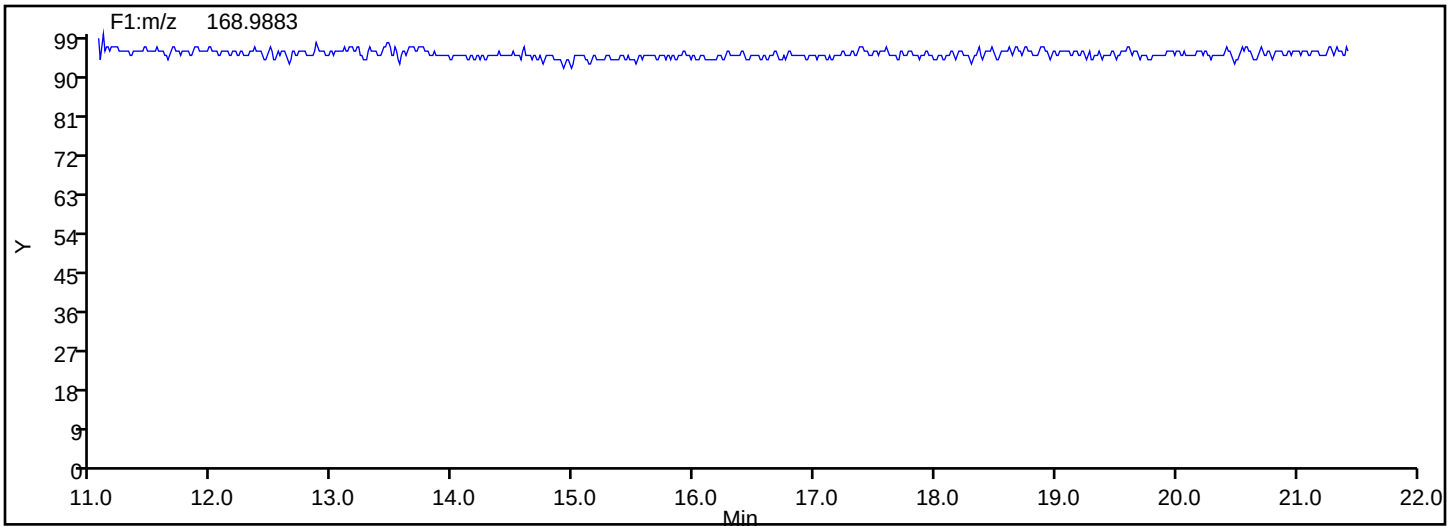

Manual Integration/User Assign Peak Report

Eurofins TestAmerica, Knoxville

Data File:	\\chromna\Knoxville\ChromData\D3D\20190903-12925.b\580-88125-b-3-c.d				
Injection Date:	03-Sep-2019 13:54:00	Instrument ID:	D3D		
Lims ID:	580-88125-B-3-C	Lab Sample ID:	140-88125-3		
Client ID:	A3-0to31-100818				
Operator ID:	Xcalibur_System	ALS Bottle#:	0	Worklist Smp#:	8
Injection Vol:	1.0 ul	Dil. Factor:	1.0000		
Method:	PCBs_D3D	Limit Group:	HR - 1668A - ICAL		
Column:	SPB-Octyl (0.25 mm)	Detector	F1(11.07 :21.70)		

PCB-9, CAS: 34883-39-1

Signal: 1

Not Detected
Expected RT: 16.12

Processing Integration Results

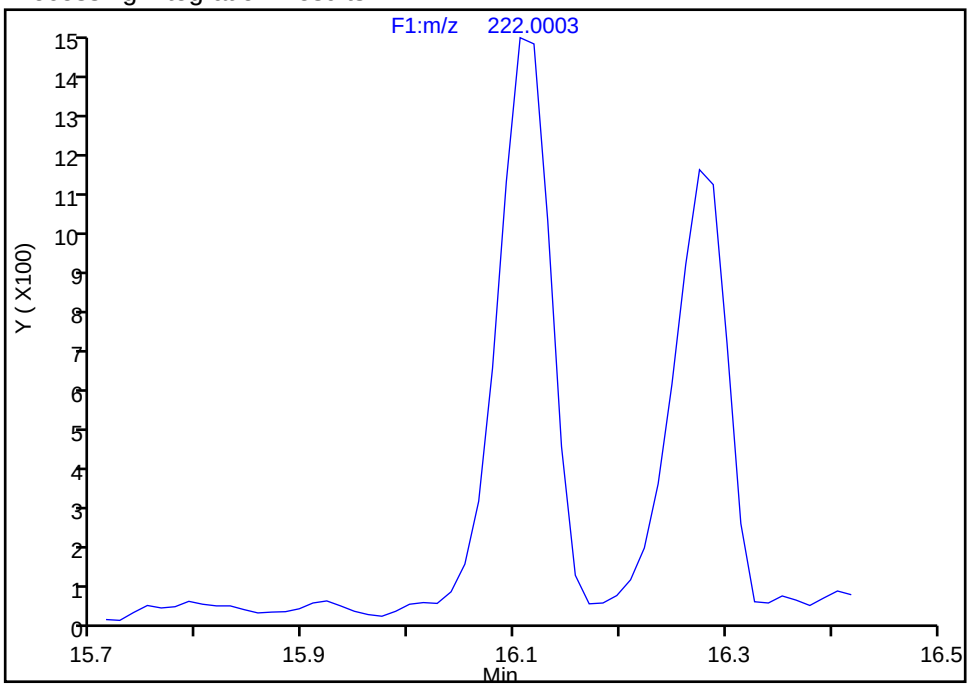

Manual Integration Results

RT: 16.11
Area: 4979
Amount: 0.982430
Amount Units: pg/ul

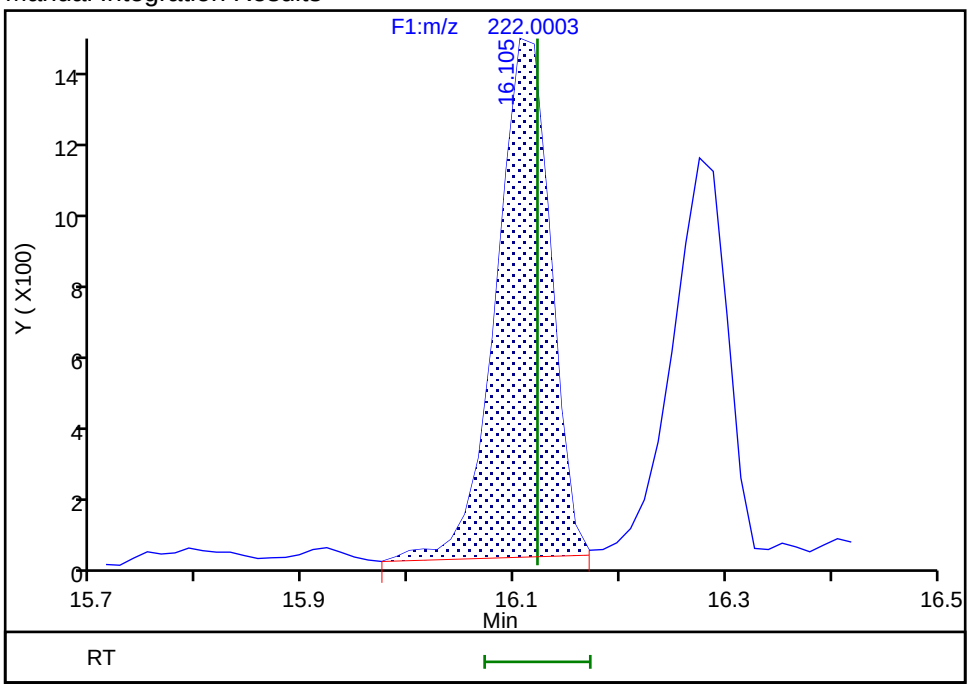

Reviewer: davidsonm, 03-Sep-2019 15:04:12
Audit Action: Assigned Compound ID Audit Reason: Peak assignment corrected

Manual Integration/User Assign Peak Report

Eurofins TestAmerica, Knoxville

Data File:	\\chromna\Knoxville\ChromData\D3D\20190903-12925.b\580-88125-b-3-c.d				
Injection Date:	03-Sep-2019 13:54:00	Instrument ID:	D3D		
Lims ID:	580-88125-B-3-C	Lab Sample ID:	140-88125-3		
Client ID:	A3-0to31-100818				
Operator ID:	Xcalibur_System	ALS Bottle#:	0	Worklist Smp#:	8
Injection Vol:	1.0 ul	Dil. Factor:	1.0000		
Method:	PCBs_D3D	Limit Group:	HR - 1668A - ICAL		
Column:	SPB-Octyl (0.25 mm)	Detector	F1(11.07 :21.70)		

PCB-7, CAS: 33284-50-3

Signal: 1

Not Detected
Expected RT: 16.29

Processing Integration Results

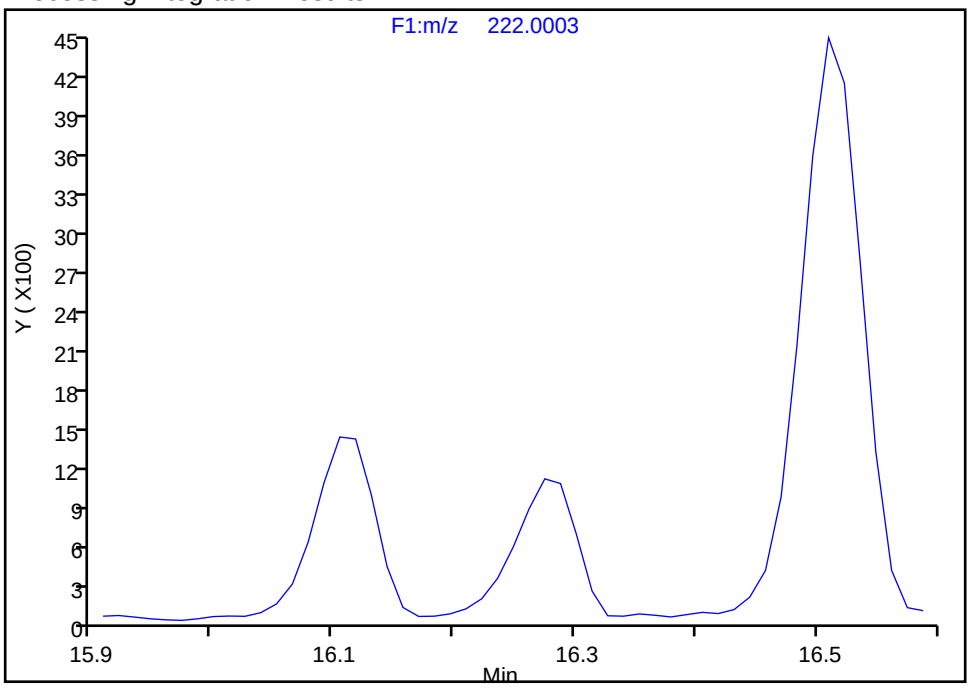

Manual Integration Results

RT: 16.28
Area: 3846
Amount: 0.727990
Amount Units: pg/ul

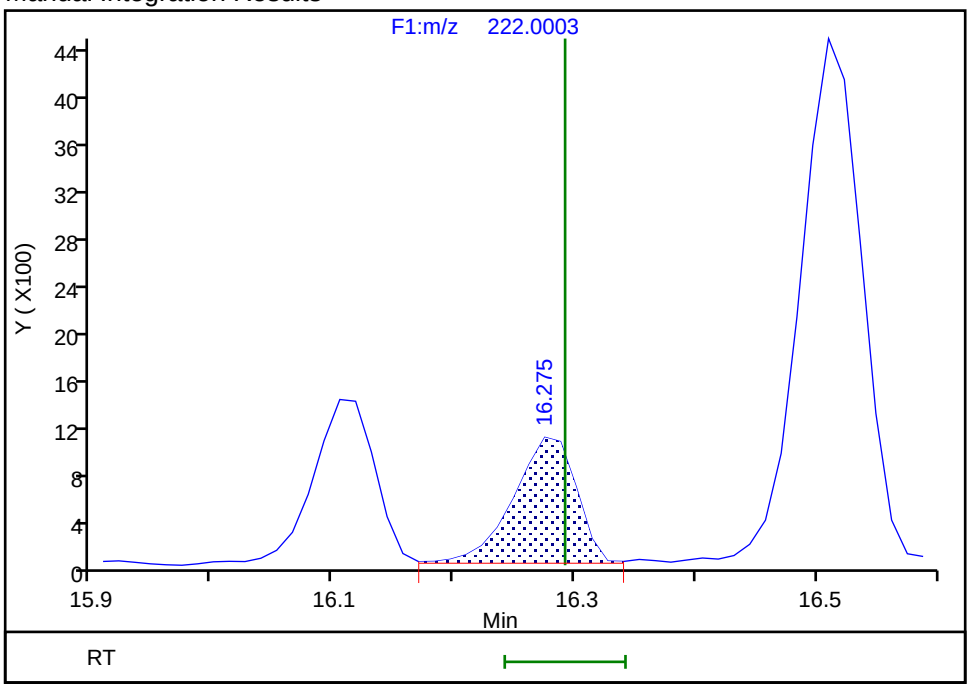

Reviewer: davidsonm, 03-Sep-2019 15:04:15
Audit Action: Assigned Compound ID Audit Reason: Peak assignment corrected

Manual Integration/User Assign Peak Report

Eurofins TestAmerica, Knoxville

Data File:	\\chromna\Knoxville\ChromData\D3D\20190903-12925.b\580-88125-b-3-c.d				
Injection Date:	03-Sep-2019 13:54:00	Instrument ID:	D3D		
Lims ID:	580-88125-B-3-C	Lab Sample ID:	140-88125-3		
Client ID:	A3-0to31-100818				
Operator ID:	Xcalibur_System	ALS Bottle#:	0	Worklist Smp#:	8
Injection Vol:	1.0 ul	Dil. Factor:	1.0000		
Method:	PCBs_D3D	Limit Group:	HR - 1668A - ICAL		
Column:	SPB-Octyl (0.25 mm)	Detector	F1(11.07 :21.70)		

PCB-6, CAS: 25569-80-6

Signal: 1

Not Detected
Expected RT: 16.53

Processing Integration Results

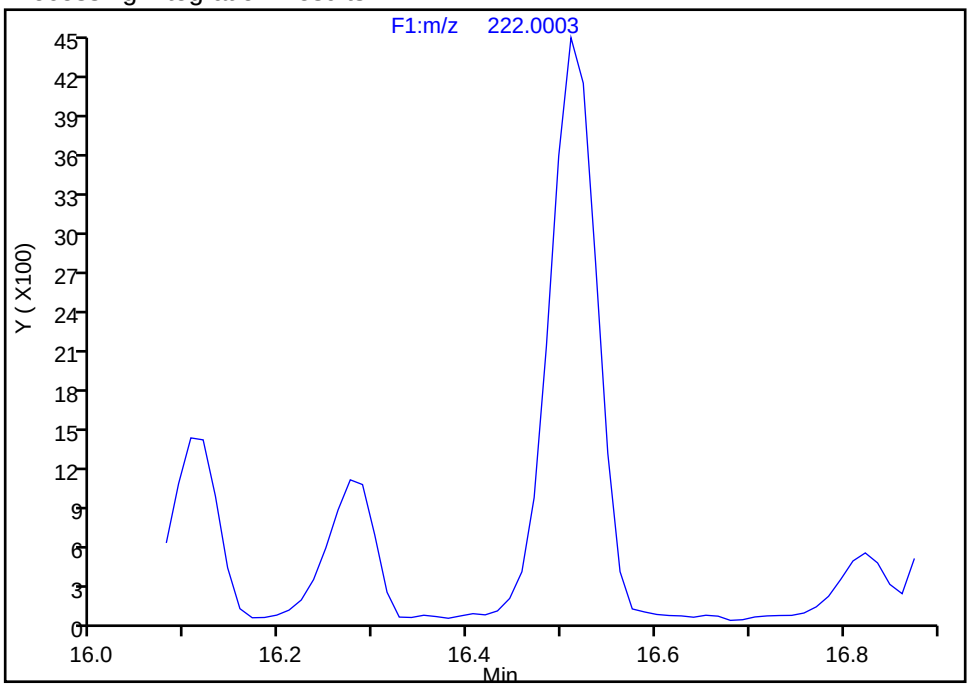

Manual Integration Results

RT: 16.51
Area: 15969
Amount: 2.974054
Amount Units: pg/ul

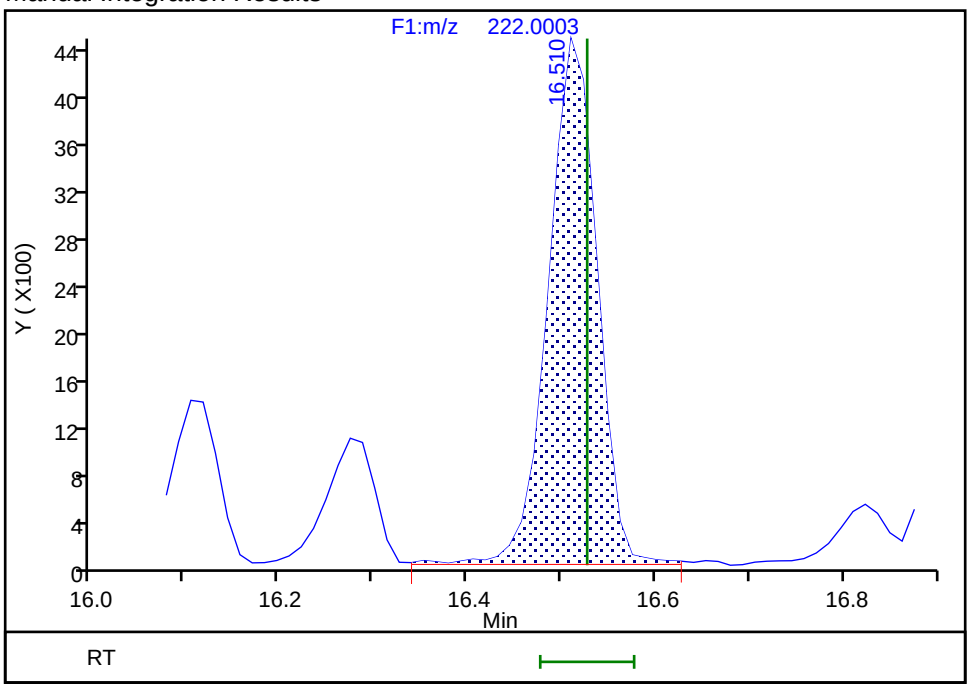

Reviewer: davidsonm, 03-Sep-2019 15:04:18
Audit Action: Assigned Compound ID Audit Reason: Peak assignment corrected

Manual Integration/User Assign Peak Report

Eurofins TestAmerica, Knoxville

Data File:	\\chromna\Knoxville\ChromData\D3D\20190903-12925.b\580-88125-b-3-c.d				
Injection Date:	03-Sep-2019 13:54:00	Instrument ID:	D3D		
Lims ID:	580-88125-B-3-C	Lab Sample ID:	140-88125-3		
Client ID:	A3-0to31-100818				
Operator ID:	Xcalibur_System	ALS Bottle#:	0	Worklist Smp#:	8
Injection Vol:	1.0 ul	Dil. Factor:	1.0000		
Method:	PCBs_D3D	Limit Group:	HR - 1668A - ICAL		
Column:	SPB-Octyl (0.25 mm)	Detector	F1(11.07 :21.70)		

PCB-5, CAS: 16605-91-7

Signal: 1

Not Detected
Expected RT: 16.83

Processing Integration Results

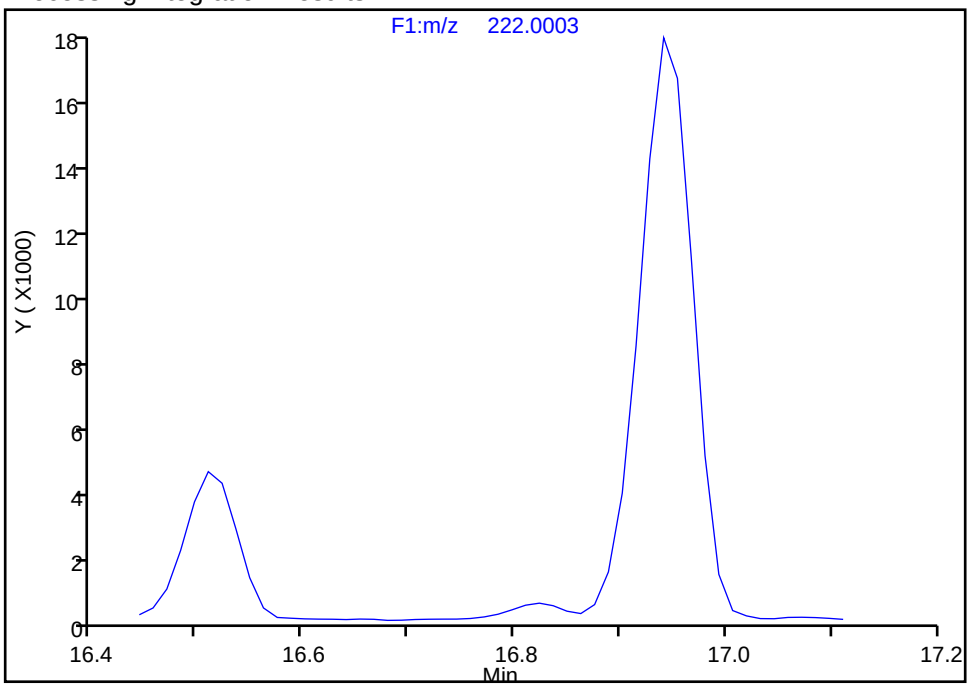

Manual Integration Results

RT: 16.82
Area: 1935
Amount: 0.359275
Amount Units: pg/ul

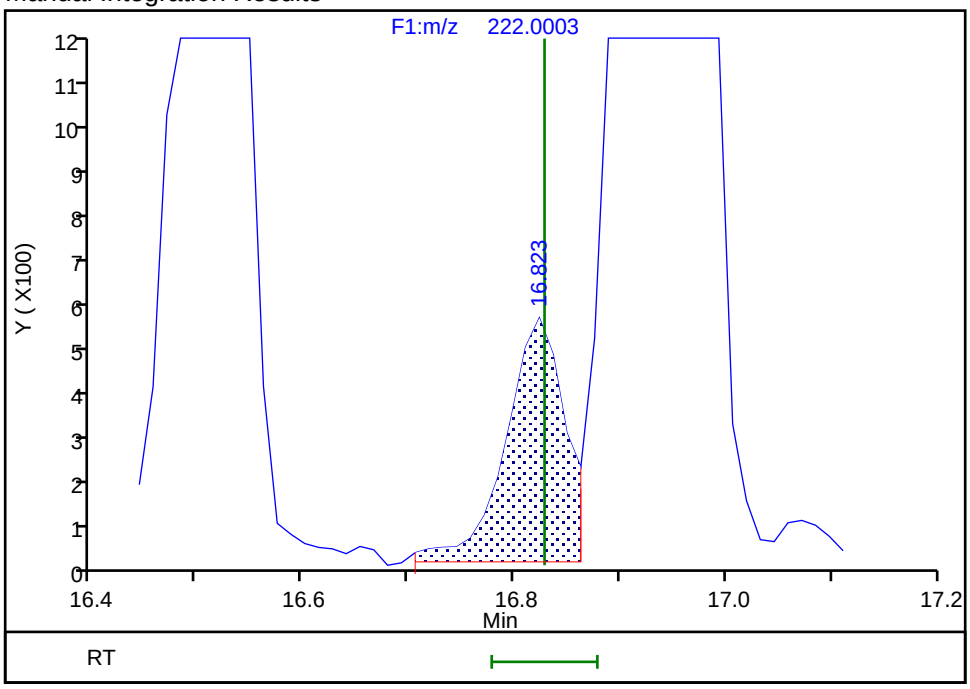

Reviewer: davidsonm, 03-Sep-2019 15:04:23
Audit Action: Assigned Compound ID Audit Reason: Peak assignment corrected

Manual Integration/User Assign Peak Report

Eurofins TestAmerica, Knoxville

Data File:	\\chromna\Knoxville\ChromData\D3D\20190903-12925.b\580-88125-b-3-c.d				
Injection Date:	03-Sep-2019 13:54:00	Instrument ID:	D3D		
Lims ID:	580-88125-B-3-C	Lab Sample ID:	140-88125-3		
Client ID:	A3-0to31-100818				
Operator ID:	Xcalibur_System	ALS Bottle#:	0	Worklist Smp#:	8
Injection Vol:	1.0 ul	Dil. Factor:	1.0000		
Method:	PCBs_D3D	Limit Group:	HR - 1668A - ICAL		
Column:	SPB-Octyl (0.25 mm)	Detector	F1(11.07 :21.70)		

PCB-8, CAS: 34883-43-7

Signal: 1

Not Detected
Expected RT: 16.96

Processing Integration Results

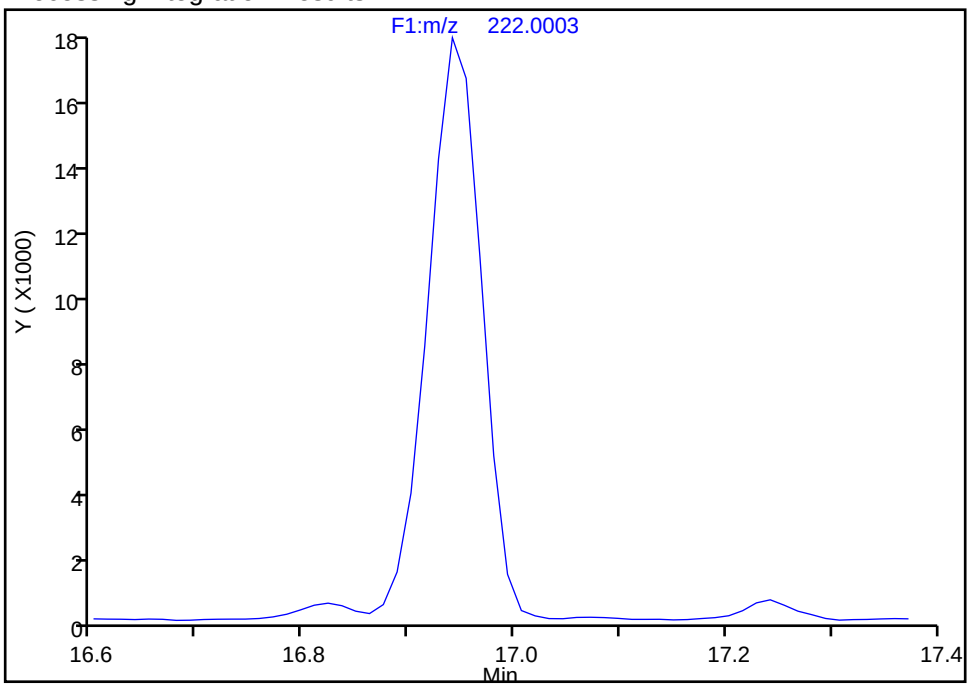

Manual Integration Results

RT: 16.94
Area: 61999
Amount: 11.468849
Amount Units: pg/ul

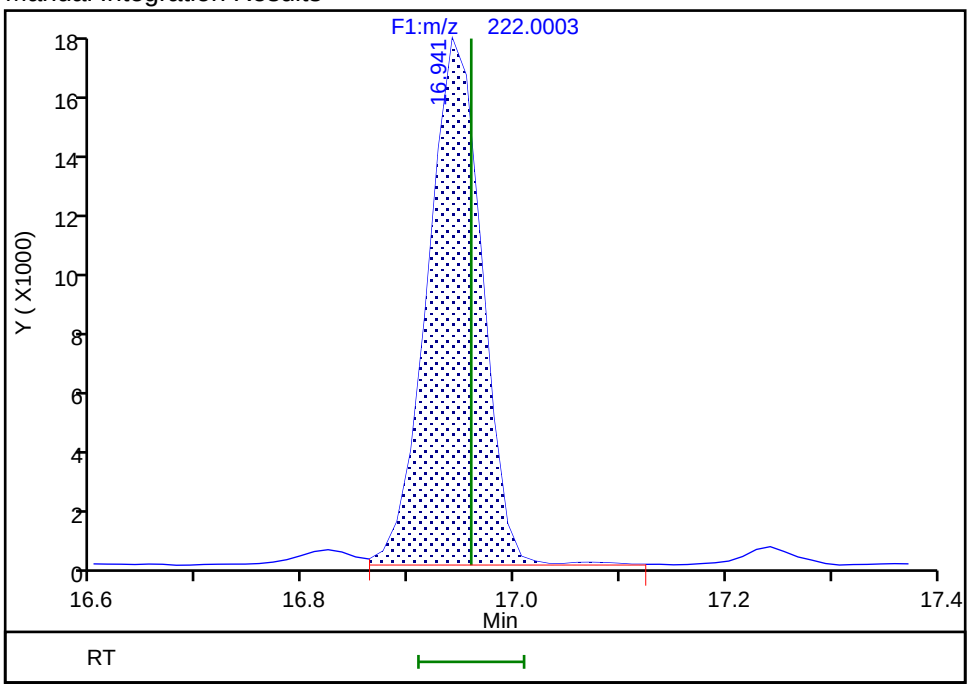

Reviewer: davidsonm, 03-Sep-2019 15:04:26
Audit Action: Assigned Compound ID Audit Reason: Peak assignment corrected

Eurofins TestAmerica, Knoxville

Data File:	\\chromna\Knoxville\ChromData\D3D\20190903-12925.b\580-88125-b-3-c.d		
Injection Date:	03-Sep-2019 13:54:00	Injection Vol:	1.0 ul
Instrument ID:	D3D	Operator ID:	Xcalibur_System
Method:	PCBs_D3D	Limit Group:	HR - 1668A - ICAL
Client ID:	A3-0to31-100818		
Worklist#:	33205	Sample Line#:	8
Column Type:	SPB-Octyl	Column Dia:	0.25 mm

TriPCB F1

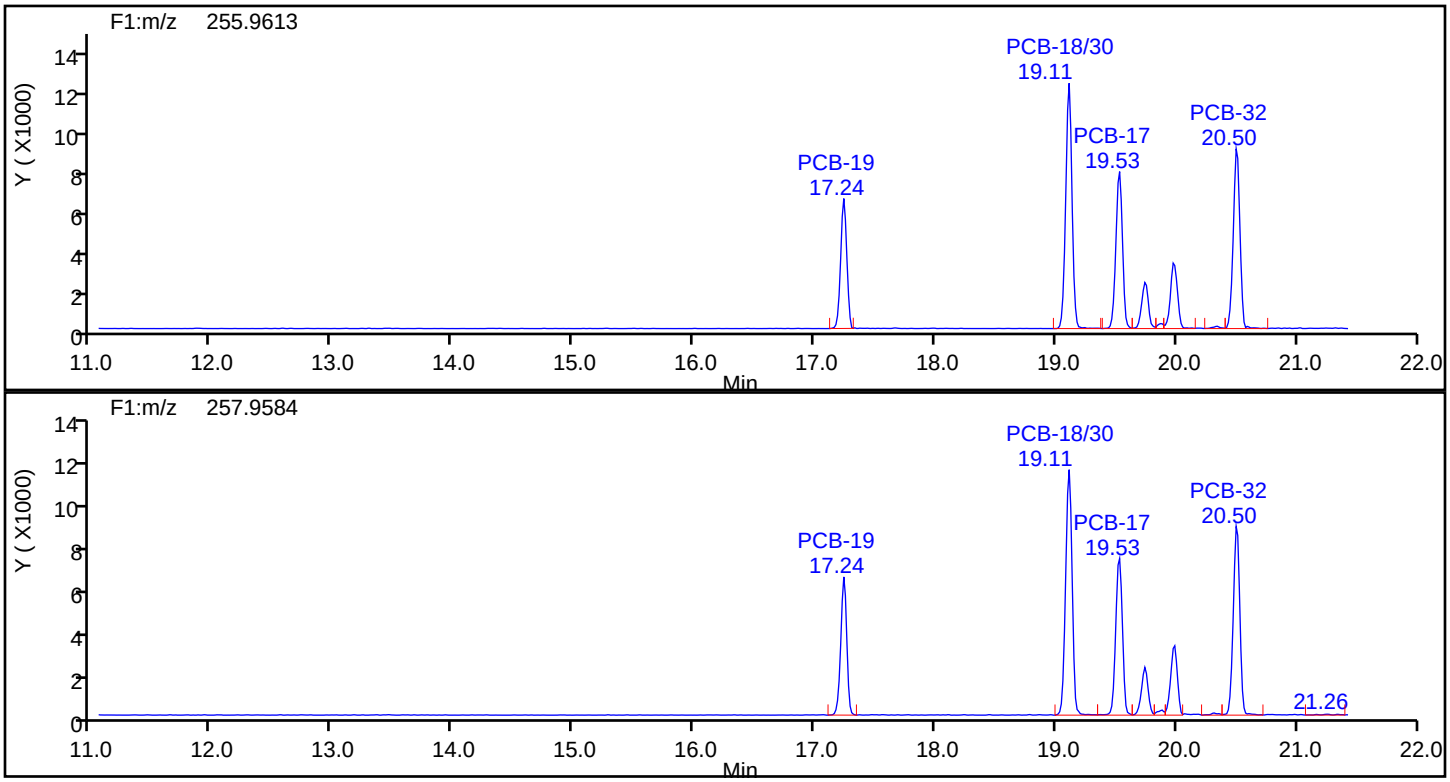

TriPCB F1 Standards

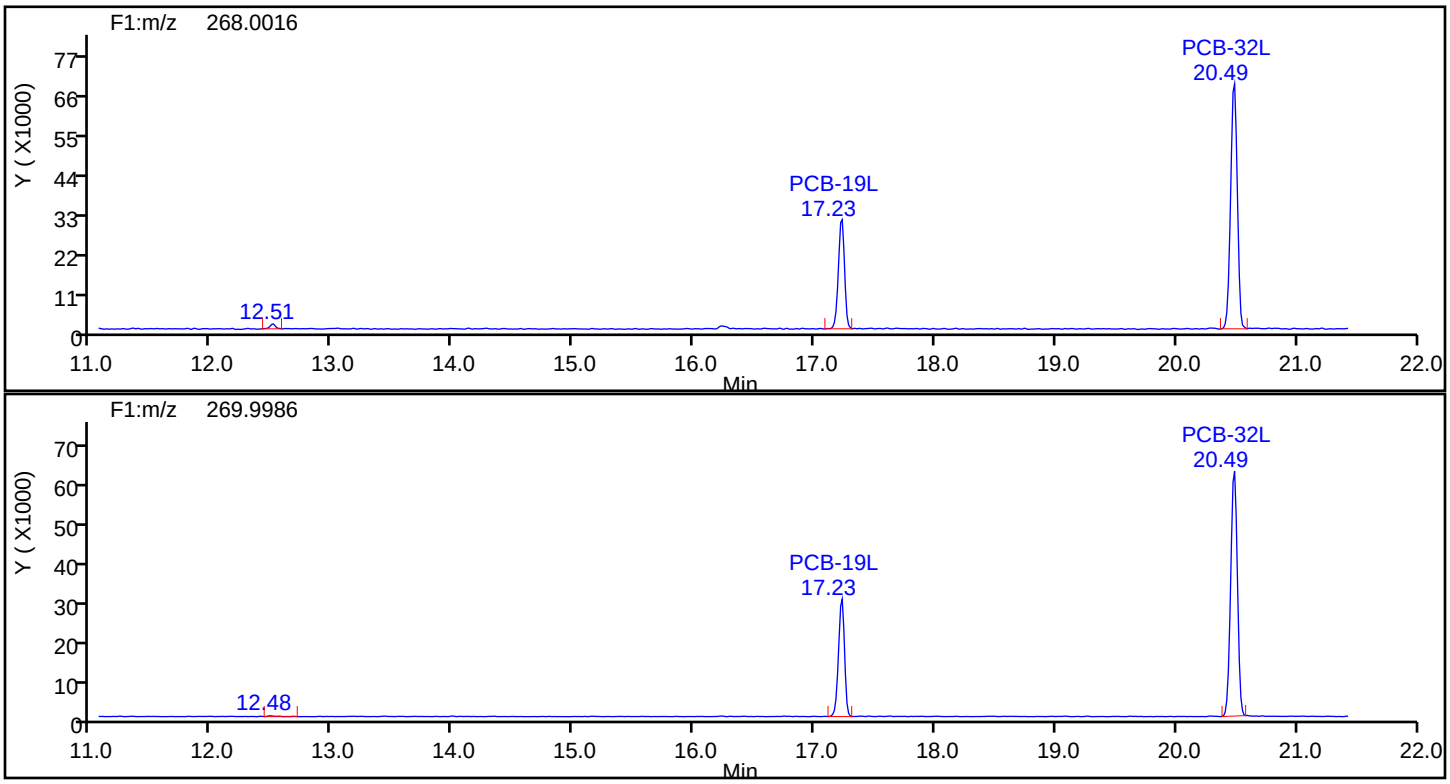

Eurofins TestAmerica, Knoxville

Data File:	\\chromna\Knoxville\ChromData\D3D\20190903-12925.b\580-88125-b-3-c.d		
Injection Date:	03-Sep-2019 13:54:00	Injection Vol:	1.0 ul
Instrument ID:	D3D	Operator ID:	Xcalibur_System
Method:	PCBs_D3D	Limit Group:	HR - 1668A - ICAL
Client ID:	A3-0to31-100818		
Worklist#:	33205	Sample Line#:	8
Column Type:	SPB-Octyl	Column Dia:	0.25 mm

TriPCB F1

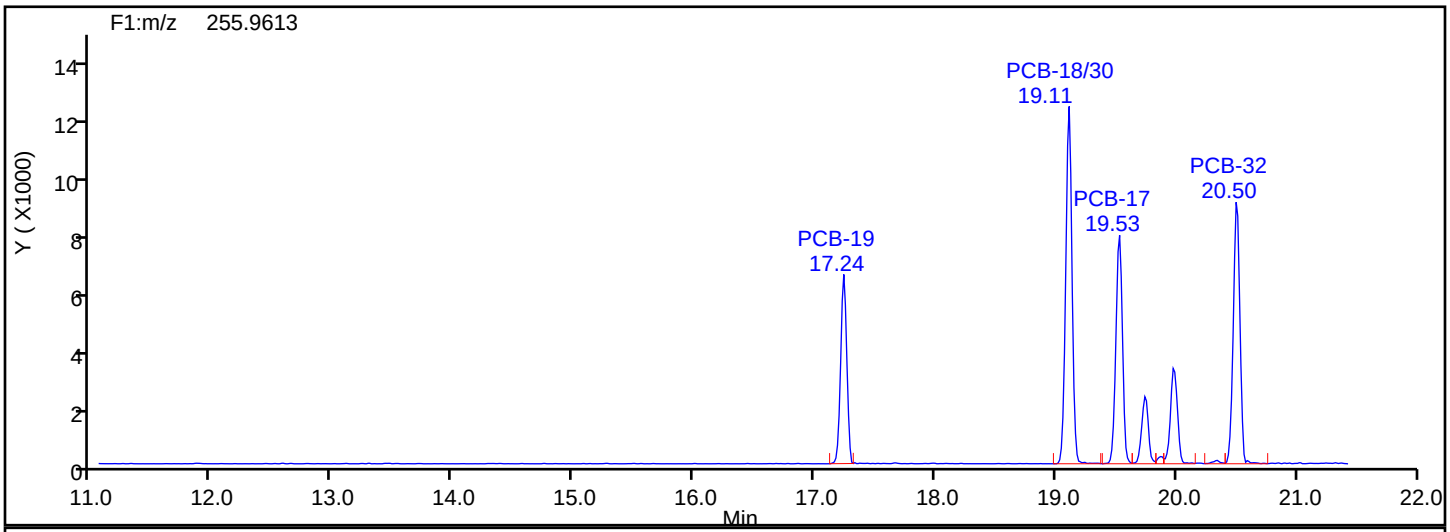

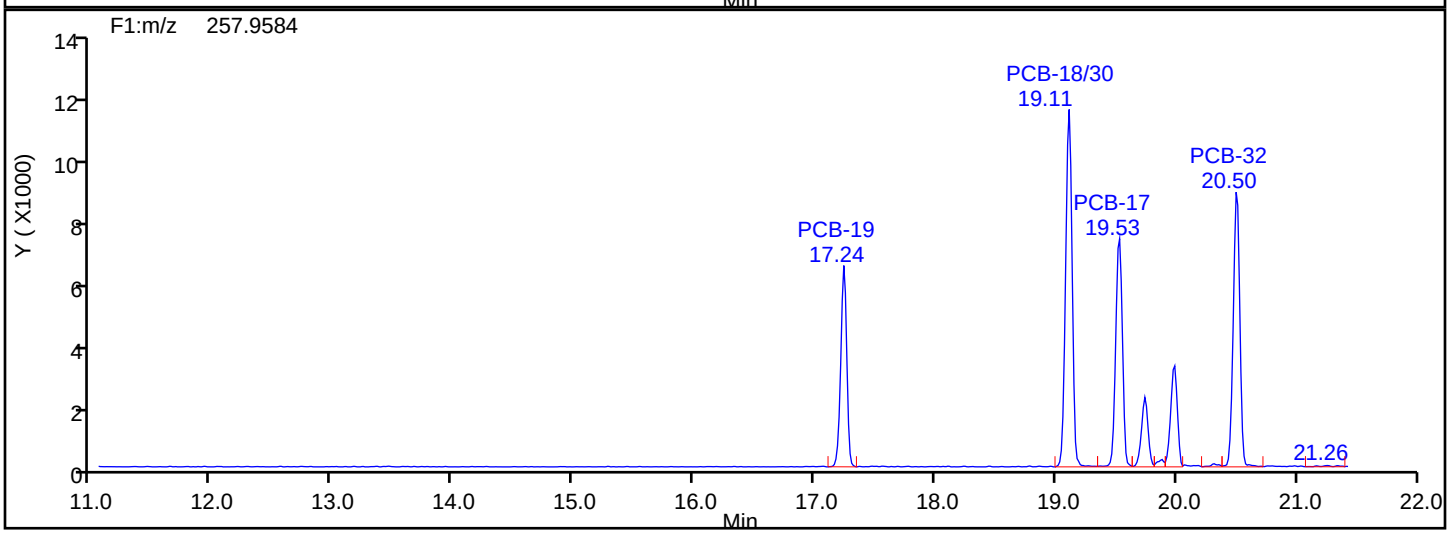

TriPCB F1 Lock Mass

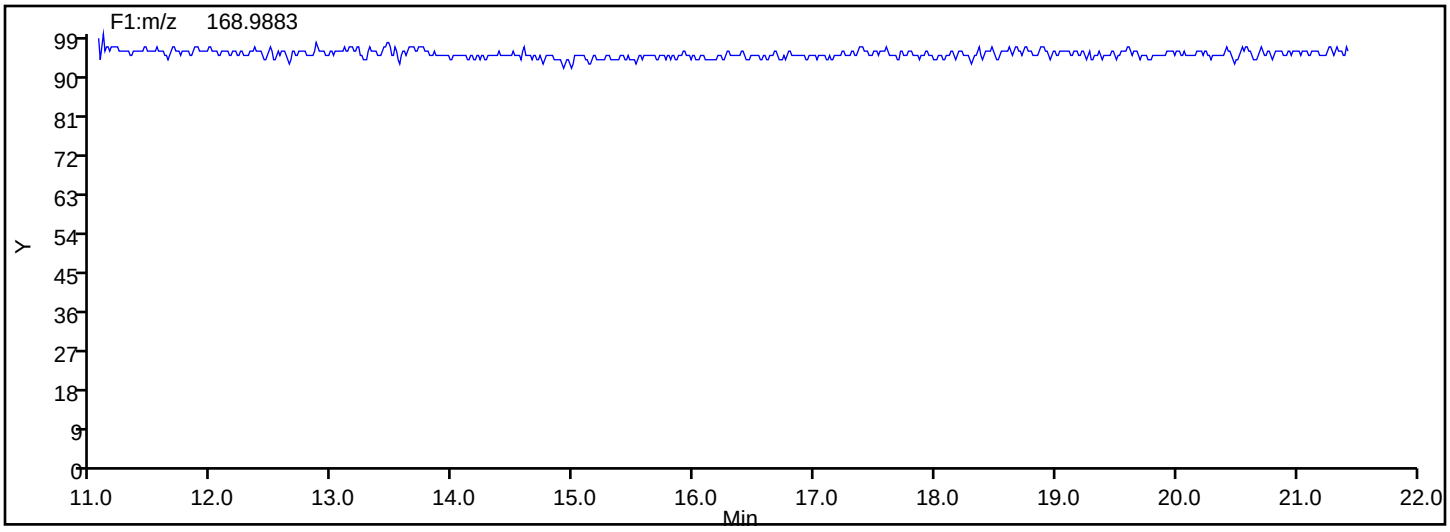

Manual Integration/User Assign Peak Report

Eurofins TestAmerica, Knoxville

Data File:	\\chromna\Knoxville\ChromData\D3D\20190903-12925.b\580-88125-b-3-c.d				
Injection Date:	03-Sep-2019 13:54:00	Instrument ID:	D3D		
Lims ID:	580-88125-B-3-C	Lab Sample ID:	140-88125-3		
Client ID:	A3-0to31-100818				
Operator ID:	Xcalibur_System	ALS Bottle#:	0	Worklist Smp#:	8
Injection Vol:	1.0 ul	Dil. Factor:	1.0000		
Method:	PCBs_D3D	Limit Group:	HR - 1668A - ICAL		
Column:	SPB-Octyl (0.25 mm)	Detector	F1(11.07 :21.70)		

PCB-18/30, CAS: STL01798

Signal: 1

Not Detected
Expected RT: 19.10

Processing Integration Results

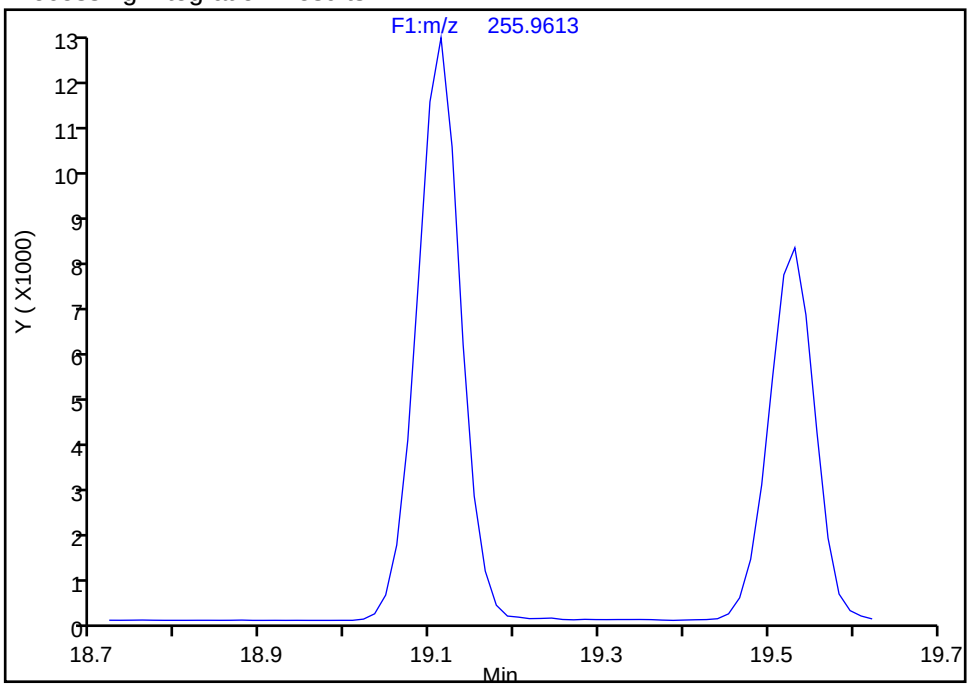

Manual Integration Results

RT: 19.11
Area: 45088
Amount: 22.220668
Amount Units: pg/ul

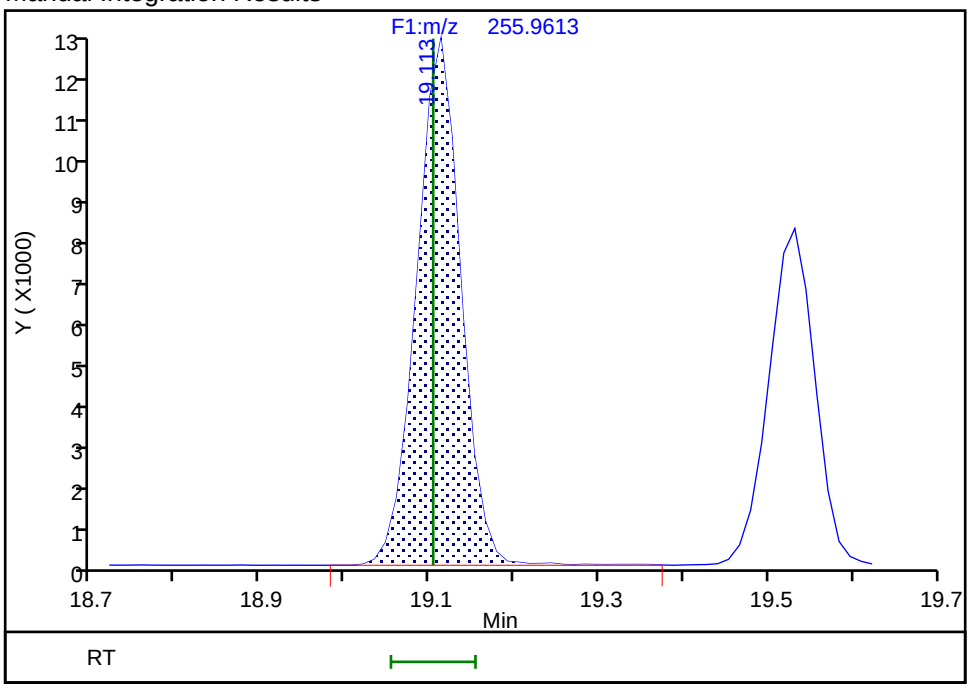

Reviewer: davidsonm, 03-Sep-2019 15:04:38
Audit Action: Assigned Compound ID Audit Reason: Peak assignment corrected

Manual Integration/User Assign Peak Report

Eurofins TestAmerica, Knoxville

Data File:	\\chromna\Knoxville\ChromData\D3D\20190903-12925.b\580-88125-b-3-c.d				
Injection Date:	03-Sep-2019 13:54:00	Instrument ID:	D3D		
Lims ID:	580-88125-B-3-C	Lab Sample ID:	140-88125-3		
Client ID:	A3-0to31-100818				
Operator ID:	Xcalibur_System	ALS Bottle#:	0	Worklist Smp#:	8
Injection Vol:	1.0 ul	Dil. Factor:	1.0000		
Method:	PCBs_D3D	Limit Group:	HR - 1668A - ICAL		
Column:	SPB-Octyl (0.25 mm)	Detector	F1(11.07 :21.70)		

PCB-17, CAS: 37680-66-3

Signal: 1

Not Detected
Expected RT: 19.54

Processing Integration Results

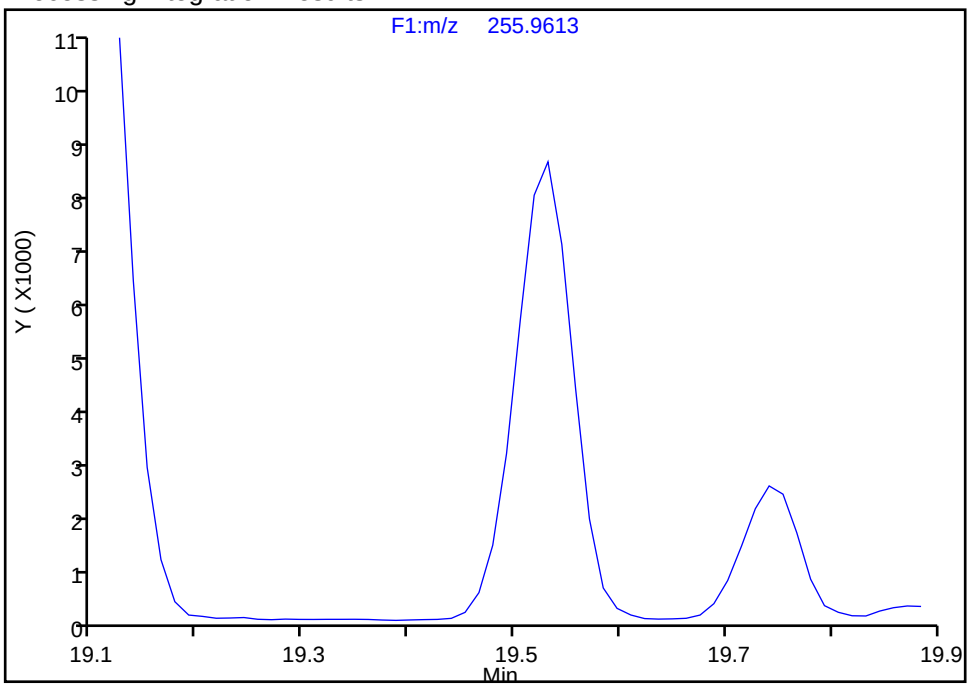

Manual Integration Results

RT: 19.53
Area: 30242
Amount: 17.181823
Amount Units: pg/ul

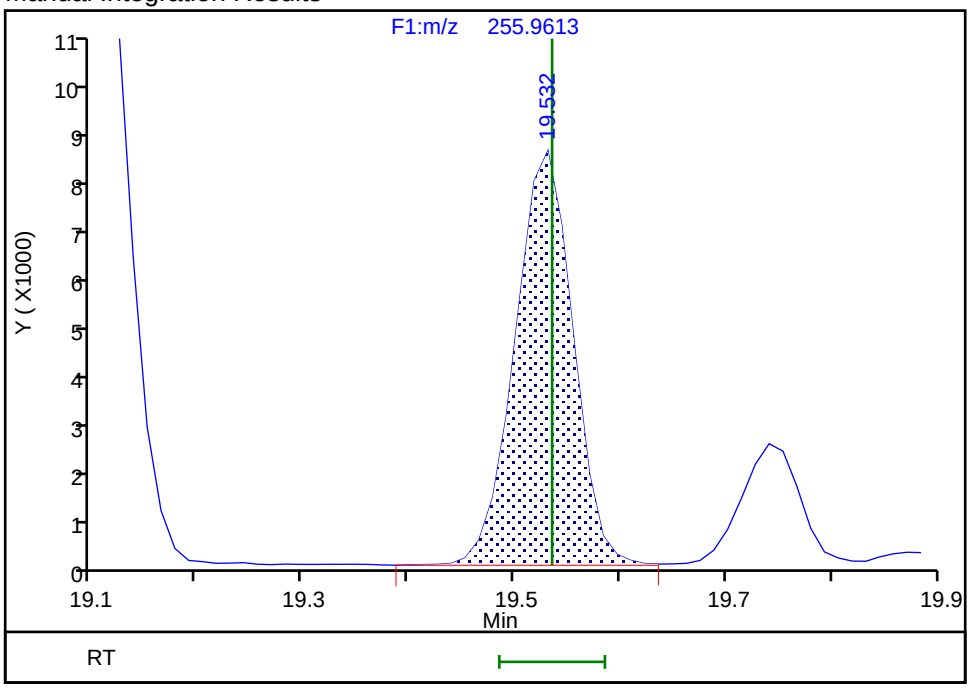

Reviewer: davidsonm, 03-Sep-2019 15:04:41
Audit Action: Assigned Compound ID Audit Reason: Peak assignment corrected

Manual Integration/User Assign Peak Report

Eurofins TestAmerica, Knoxville

Data File:	\\chromna\Knoxville\ChromData\D3D\20190903-12925.b\580-88125-b-3-c.d				
Injection Date:	03-Sep-2019 13:54:00	Instrument ID:	D3D		
Lims ID:	580-88125-B-3-C	Lab Sample ID:	140-88125-3		
Client ID:	A3-0to31-100818				
Operator ID:	Xcalibur_System	ALS Bottle#:	0	Worklist Smp#:	8
Injection Vol:	1.0 ul	Dil. Factor:	1.0000		
Method:	PCBs_D3D	Limit Group:	HR - 1668A - ICAL		
Column:	SPB-Octyl (0.25 mm)	Detector	F1(11.07 :21.70)		

PCB-27, CAS: 38444-76-7

Signal: 1

Not Detected
Expected RT: 19.76

Processing Integration Results

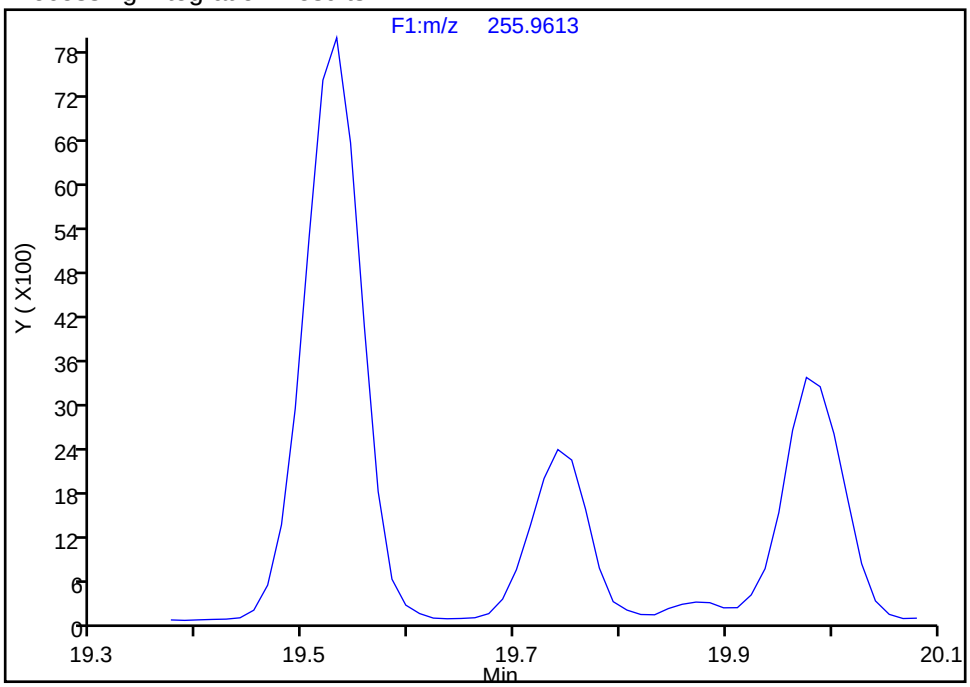

Manual Integration Results

RT: 19.74
Area: 9116
Amount: 3.732443
Amount Units: pg/ul

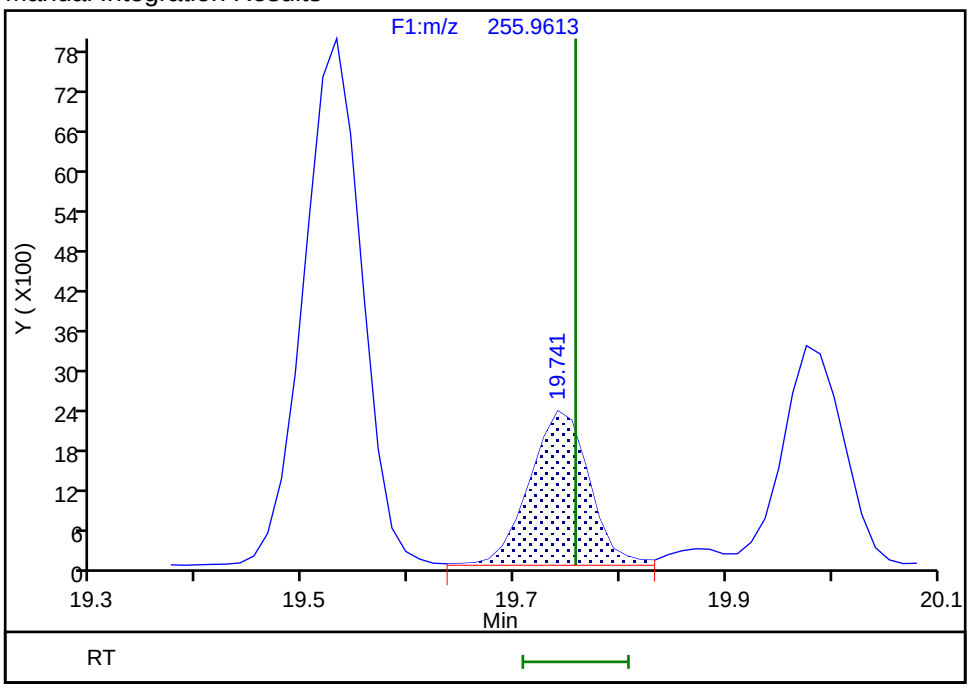

Reviewer: davidsonm, 03-Sep-2019 15:04:45
Audit Action: Assigned Compound ID Audit Reason: Peak assignment corrected

Manual Integration/User Assign Peak Report

Eurofins TestAmerica, Knoxville

Data File:	\\chromna\Knoxville\ChromData\D3D\20190903-12925.b\580-88125-b-3-c.d				
Injection Date:	03-Sep-2019 13:54:00	Instrument ID:	D3D		
Lims ID:	580-88125-B-3-C	Lab Sample ID:	140-88125-3		
Client ID:	A3-0to31-100818				
Operator ID:	Xcalibur_System	ALS Bottle#:	0	Worklist Smp#:	8
Injection Vol:	1.0 ul	Dil. Factor:	1.0000		
Method:	PCBs_D3D	Limit Group:	HR - 1668A - ICAL		
Column:	SPB-Octyl (0.25 mm)	Detector	F1(11.07 :21.70)		

PCB-24, CAS: 55702-45-9

Signal: 1

Not Detected
Expected RT: 19.88

Processing Integration Results

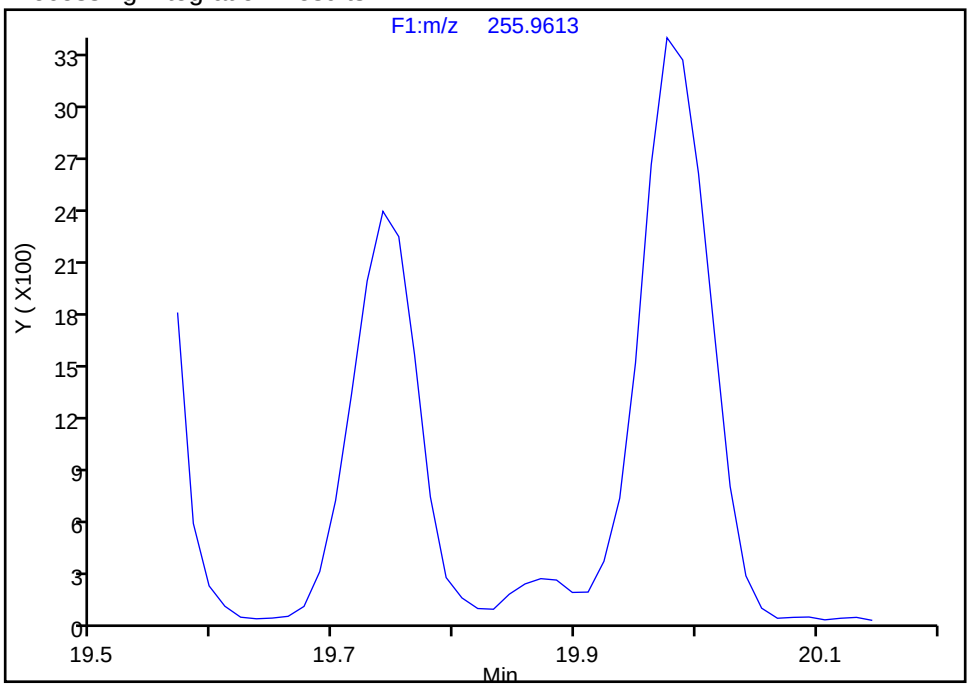

Manual Integration Results

RT: 19.87
Area: 778
Amount: 0.365816
Amount Units: pg/ul

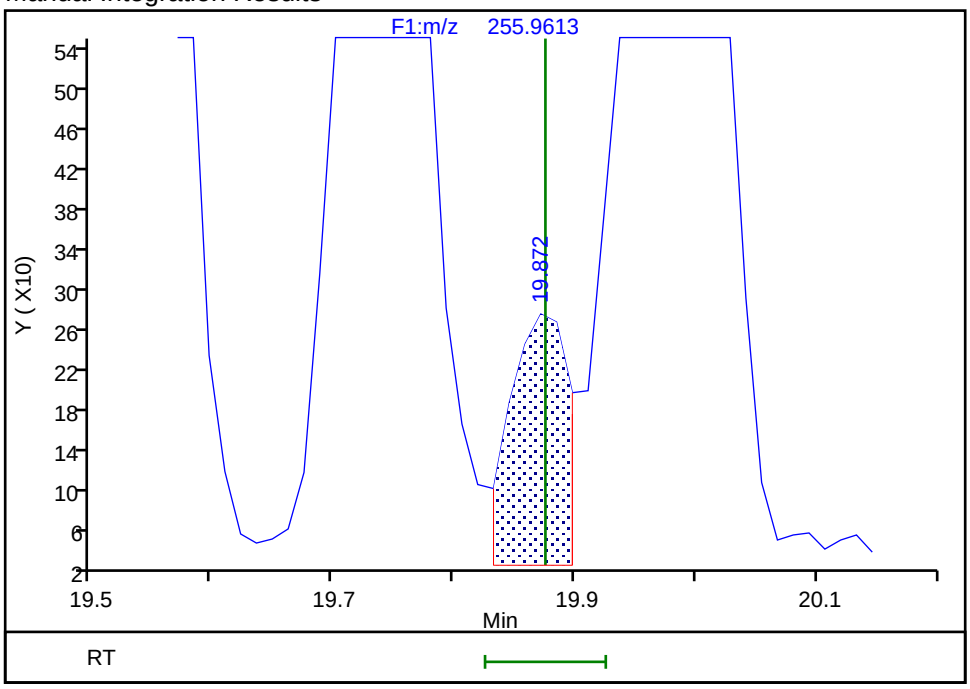

Reviewer: davidsonm, 03-Sep-2019 15:06:07
Audit Action: Assigned Compound ID Audit Reason: Peak assignment corrected

Manual Integration/User Assign Peak Report

Eurofins TestAmerica, Knoxville

Data File:	\\chromna\Knoxville\ChromData\D3D\20190903-12925.b\580-88125-b-3-c.d				
Injection Date:	03-Sep-2019 13:54:00	Instrument ID:	D3D		
Lims ID:	580-88125-B-3-C	Lab Sample ID:	140-88125-3		
Client ID:	A3-0to31-100818				
Operator ID:	Xcalibur_System	ALS Bottle#:	0	Worklist Smp#:	8
Injection Vol:	1.0 ul	Dil. Factor:	1.0000		
Method:	PCBs_D3D	Limit Group:	HR - 1668A - ICAL		
Column:	SPB-Octyl (0.25 mm)	Detector	F1(11.07 :21.70)		

PCB-16, CAS: 38444-78-9

Signal: 2

Processing Integration Results

RT: 19.88
Area: 863
Amount: 0.627132
Amount Units: pg/ul

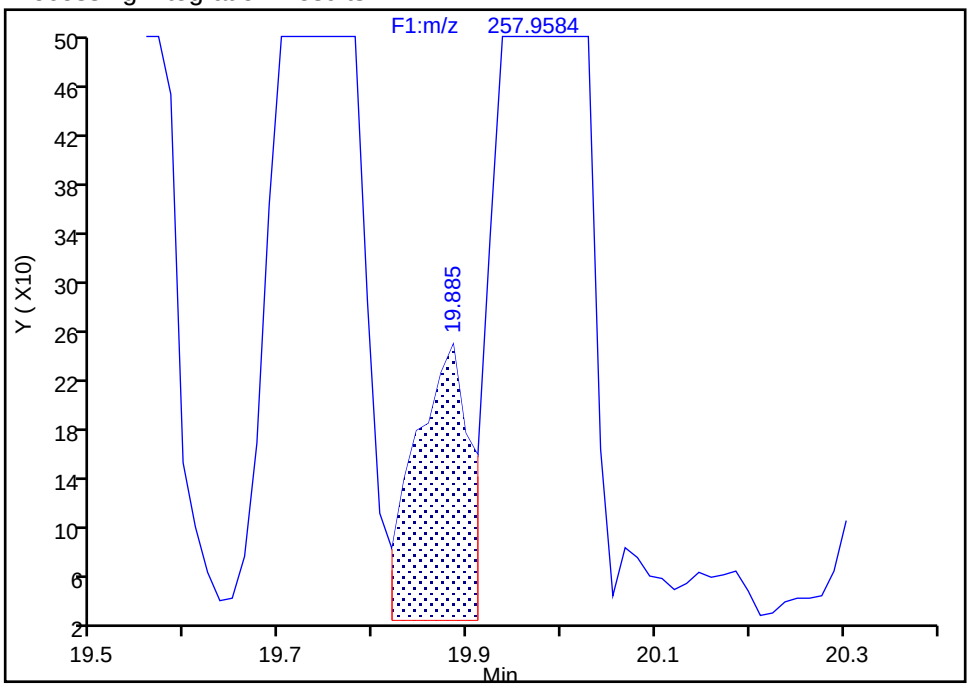

Manual Integration Results

RT: 19.99
Area: 11988
Amount: 9.773471
Amount Units: pg/ul

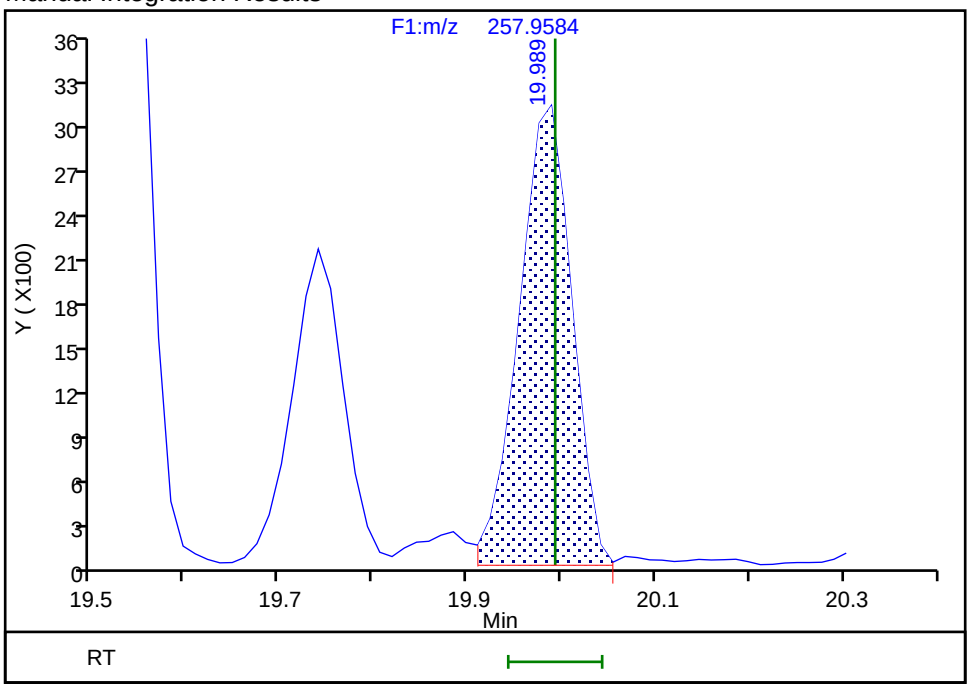

Reviewer: davidsonm, 03-Sep-2019 15:06:17

Audit Action: Marked Compound Undetected Audit Reason: Invalid Compound ID

Manual Integration/User Assign Peak Report

Eurofins TestAmerica, Knoxville

Data File:	\\chromna\Knoxville\ChromData\D3D\20190903-12925.b\580-88125-b-3-c.d				
Injection Date:	03-Sep-2019 13:54:00	Instrument ID:	D3D		
Lims ID:	580-88125-B-3-C	Lab Sample ID:	140-88125-3		
Client ID:	A3-0to31-100818				
Operator ID:	Xcalibur_System	ALS Bottle#:	0	Worklist Smp#:	8
Injection Vol:	1.0 ul	Dil. Factor:	1.0000		
Method:	PCBs_D3D	Limit Group:	HR - 1668A - ICAL		
Column:	SPB-Octyl (0.25 mm)	Detector	F1(11.07 :21.70)		

PCB-16, CAS: 38444-78-9

Signal: 3

Processing Integration Results

RT: 19.87
Area: 1641
Amount: 0.627132
Amount Units: pg/ul

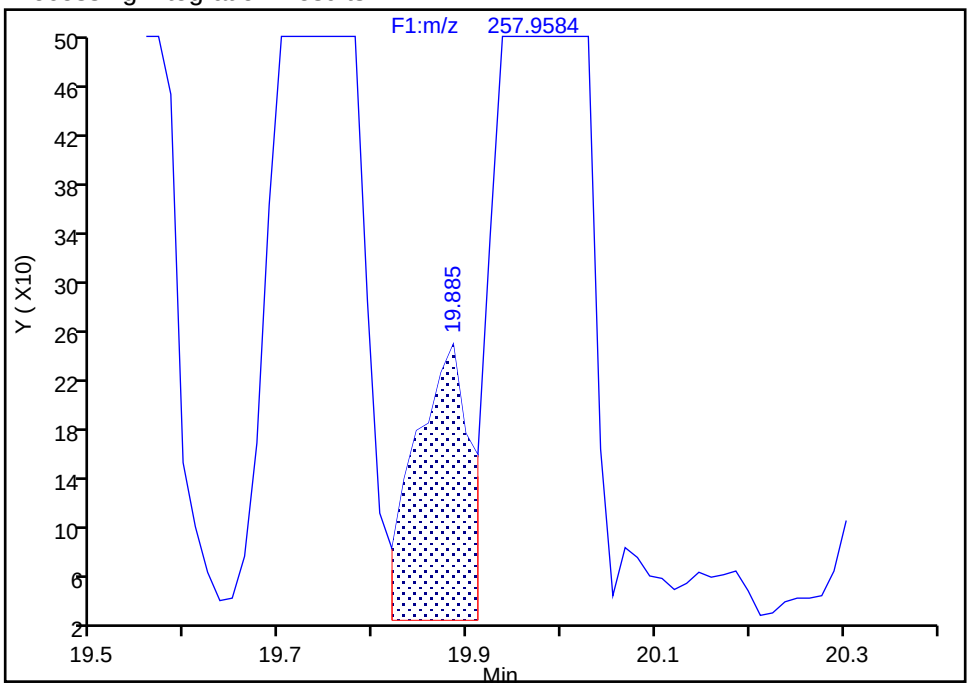

Manual Integration Results

RT: 19.98
Area: 25574
Amount: 9.773471
Amount Units: pg/ul
Reviewer: davidsonm, 03-Sep-2019 15:06:17
Audit Action: Marked Compound Undetected Audit Reason: Invalid Compound ID

Manual Integration/User Assign Peak Report

Eurofins TestAmerica, Knoxville

Data File:	\\chromna\Knoxville\ChromData\D3D\20190903-12925.b\580-88125-b-3-c.d				
Injection Date:	03-Sep-2019 13:54:00	Instrument ID:	D3D		
Lims ID:	580-88125-B-3-C	Lab Sample ID:	140-88125-3		
Client ID:	A3-0to31-100818				
Operator ID:	Xcalibur_System	ALS Bottle#:	0	Worklist Smp#:	8
Injection Vol:	1.0 ul	Dil. Factor:	1.0000		
Method:	PCBs_D3D	Limit Group:	HR - 1668A - ICAL		
Column:	SPB-Octyl (0.25 mm)	Detector	F1(11.07 :21.70)		

PCB-16, CAS: 38444-78-9

Signal: 1

Processing Integration Results

RT: 19.87
Area: 778
Amount: 0.627132
Amount Units: pg/ul

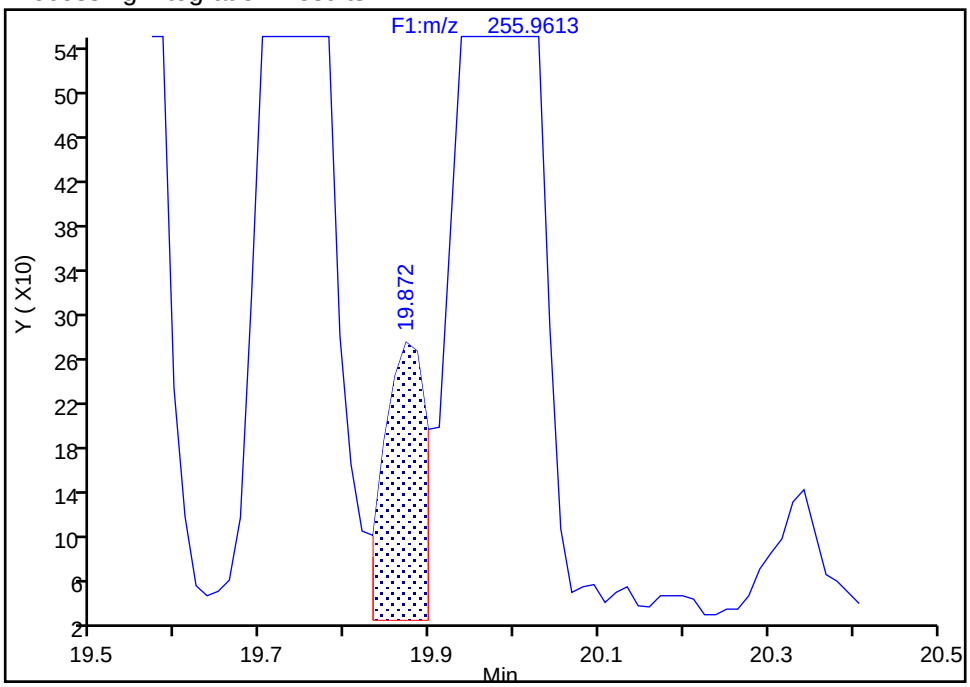

Manual Integration Results

RT: 19.98
Area: 13586
Amount: 9.773471
Amount Units: pg/ul

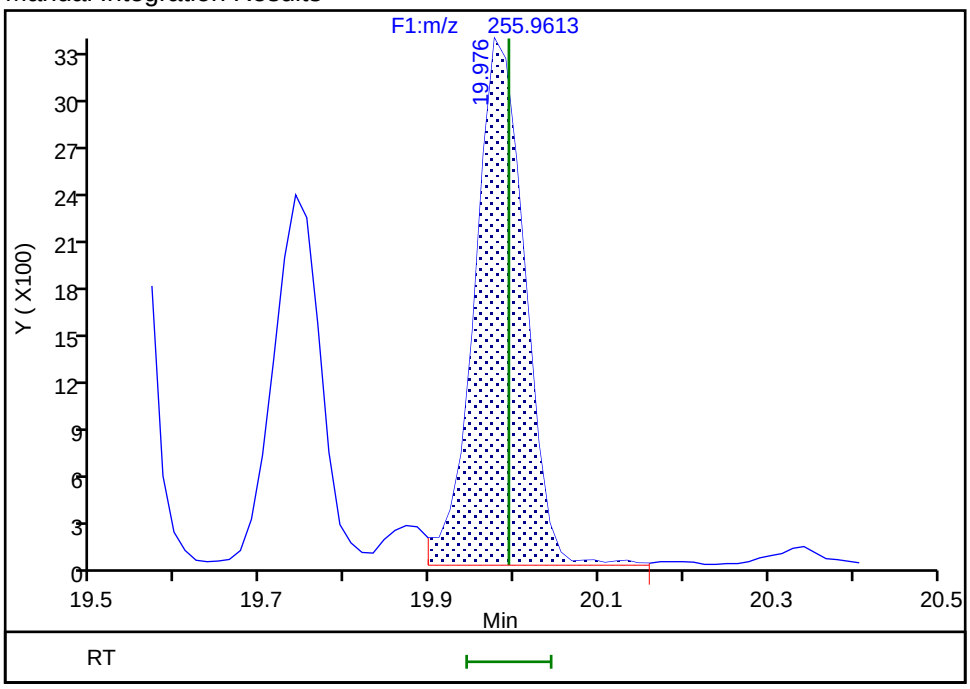

Reviewer: davidsonm, 03-Sep-2019 15:06:20

Audit Action: Assigned Compound ID Audit Reason: Peak assignment corrected

Manual Integration/User Assign Peak Report

Eurofins TestAmerica, Knoxville

Data File:	\\chromna\Knoxville\ChromData\D3D\20190903-12925.b\580-88125-b-3-c.d				
Injection Date:	03-Sep-2019 13:54:00	Instrument ID:	D3D		
Lims ID:	580-88125-B-3-C	Lab Sample ID:	140-88125-3		
Client ID:	A3-0to31-100818				
Operator ID:	Xcalibur_System	ALS Bottle#:	0	Worklist Smp#:	8
Injection Vol:	1.0 ul	Dil. Factor:	1.0000		
Method:	PCBs_D3D	Limit Group:	HR - 1668A - ICAL		
Column:	SPB-Octyl (0.25 mm)	Detector	F1(11.07 :21.70)		

PCB-32, CAS: 38444-77-8

Signal: 1

Not Detected
Expected RT: 20.52

Processing Integration Results

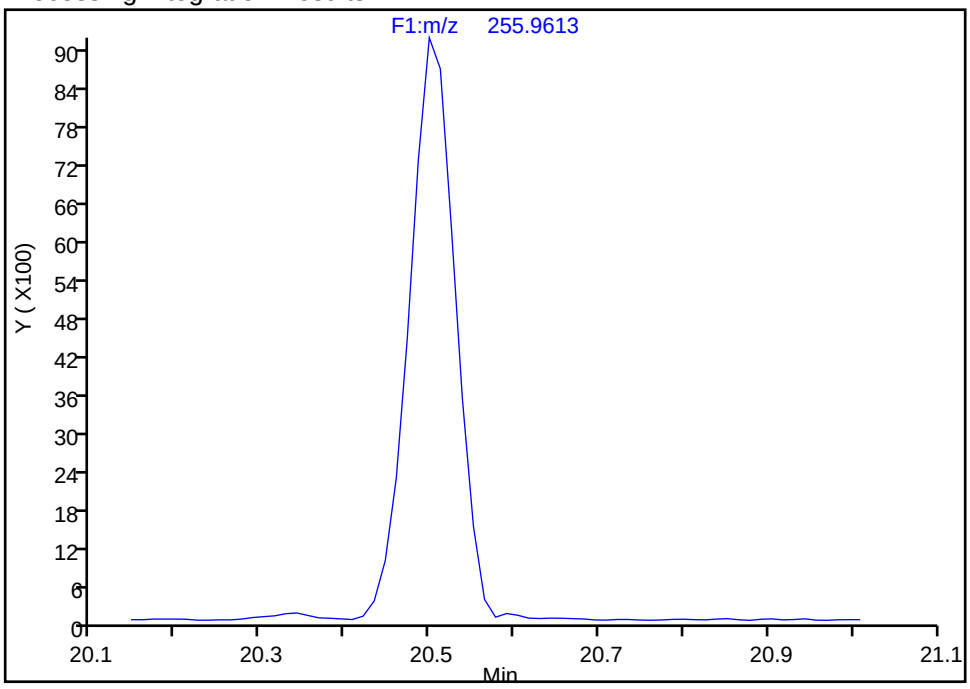

Manual Integration Results

RT: 20.50
Area: 34938
Amount: 13.371561
Amount Units: pg/ul

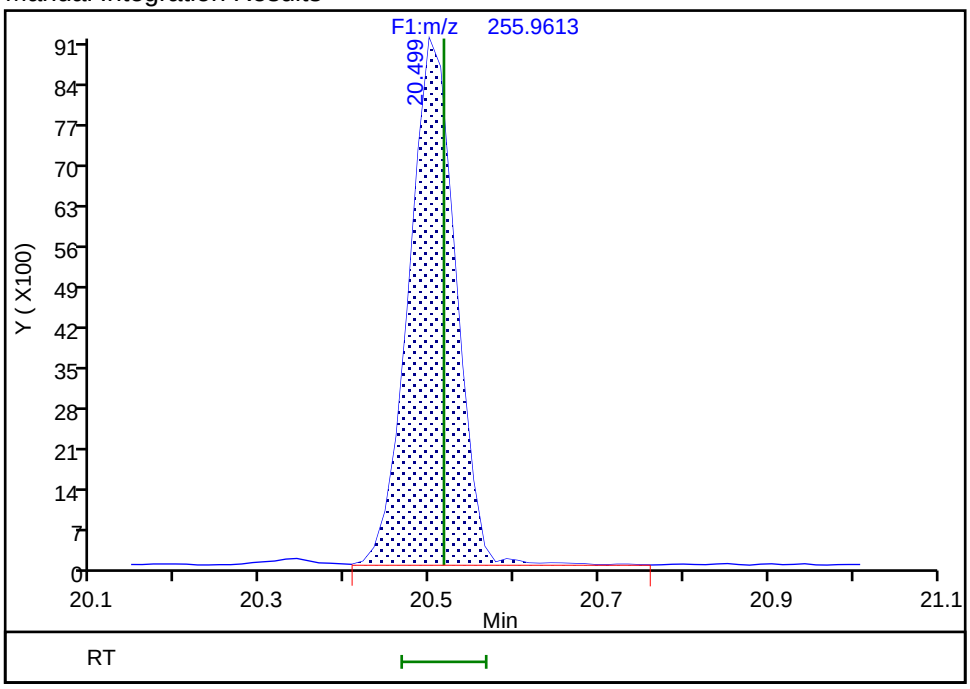

Reviewer: davidsonm, 03-Sep-2019 15:06:25
Audit Action: Assigned Compound ID Audit Reason: Peak assignment corrected

Eurofins TestAmerica, Knoxville

Data File:	\\chromna\Knoxville\ChromData\D3D\20190903-12925.b\580-88125-b-3-c.d		
Injection Date:	03-Sep-2019 13:54:00	Injection Vol:	1.0 ul
Instrument ID:	D3D	Operator ID:	Xcalibur_System
Method:	PCBs_D3D	Limit Group:	HR - 1668A - ICAL
Client ID:	A3-0to31-100818		
Worklist#:	33205	Sample Line#:	8
Column Type:	SPB-Octyl	Column Dia:	0.25 mm

TriPCB F2

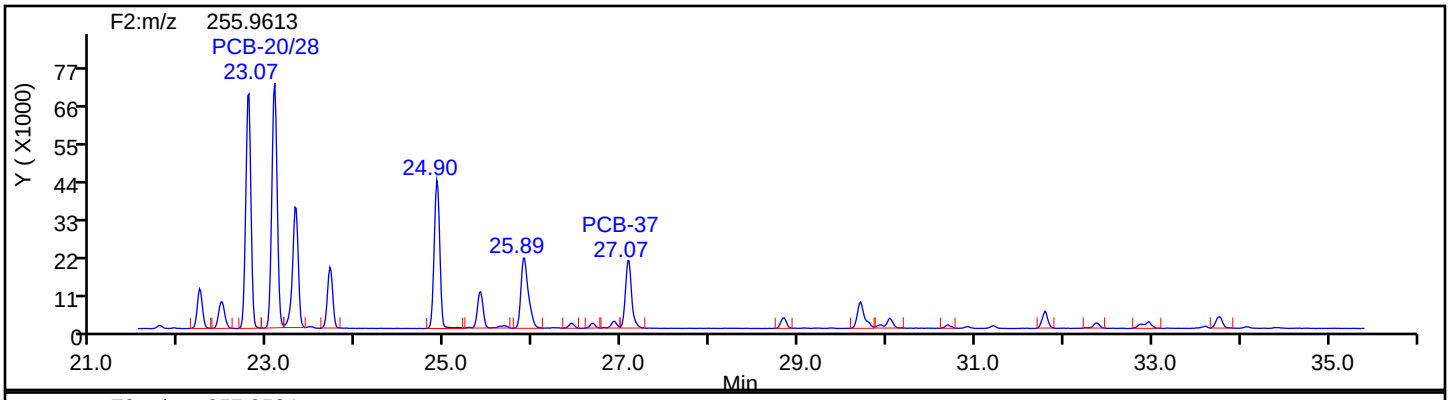

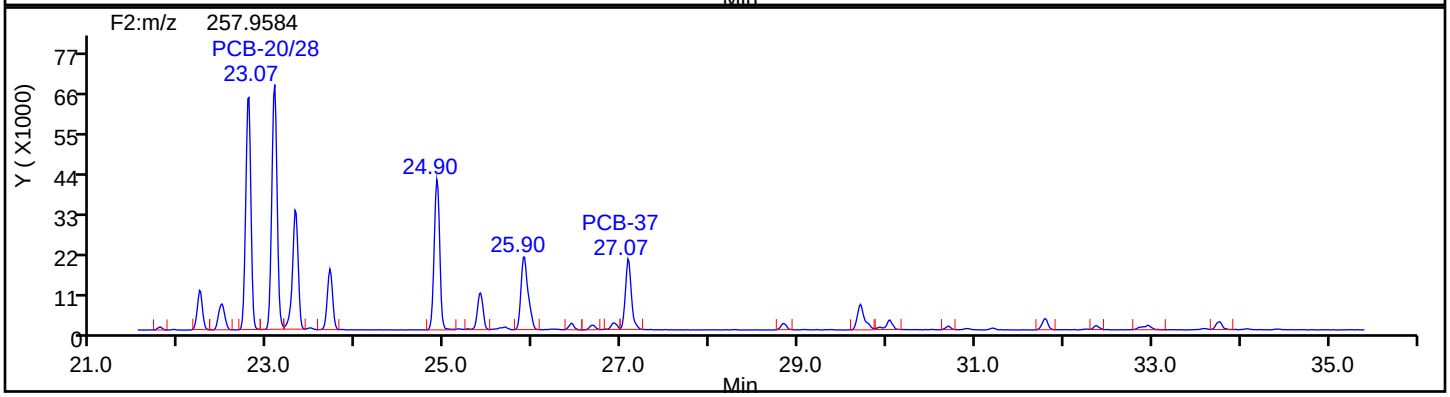

TriPCB F2 Standards

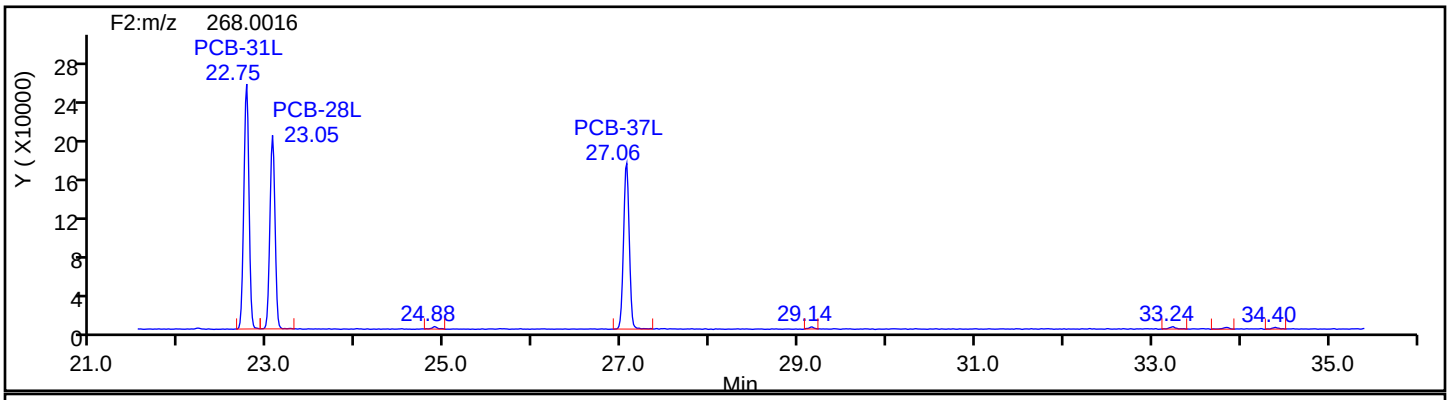

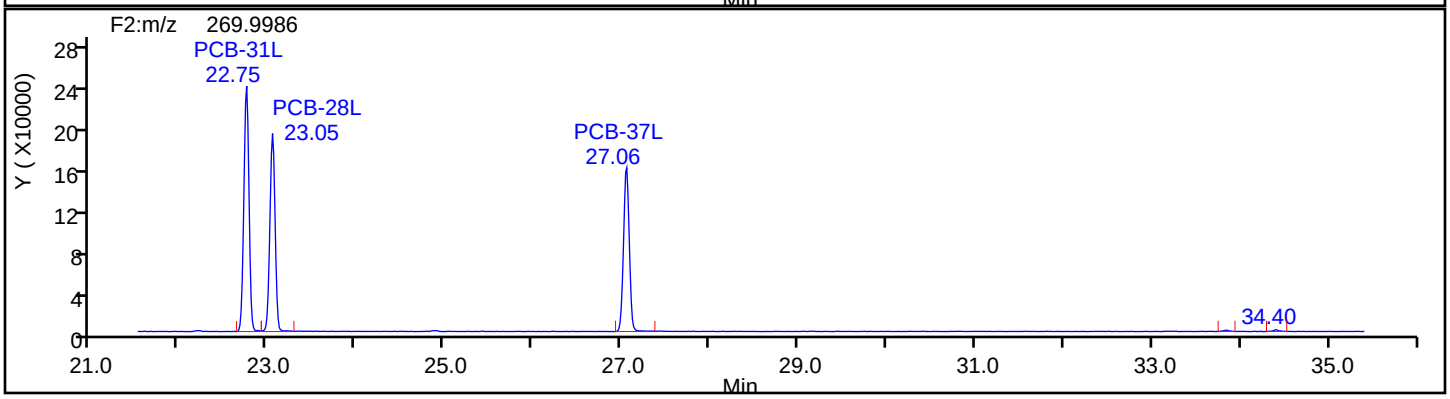

Eurofins TestAmerica, Knoxville

Data File:	\\chromna\Knoxville\ChromData\D3D\20190903-12925.b\580-88125-b-3-c.d		
Injection Date:	03-Sep-2019 13:54:00	Injection Vol:	1.0 ul
Instrument ID:	D3D	Operator ID:	Xcalibur_System
Method:	PCBs_D3D	Limit Group:	HR - 1668A - ICAL
Client ID:	A3-0to31-100818		
Worklist#:	33205	Sample Line#:	8
Column Type:	SPB-Octyl	Column Dia:	0.25 mm

TriPCB F2

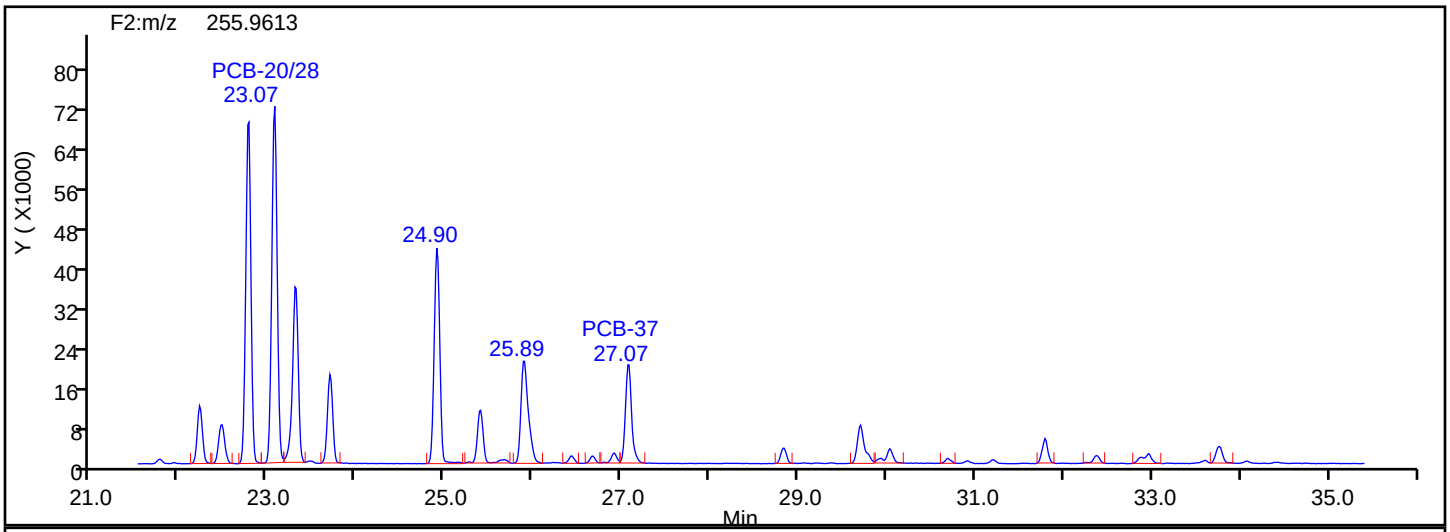

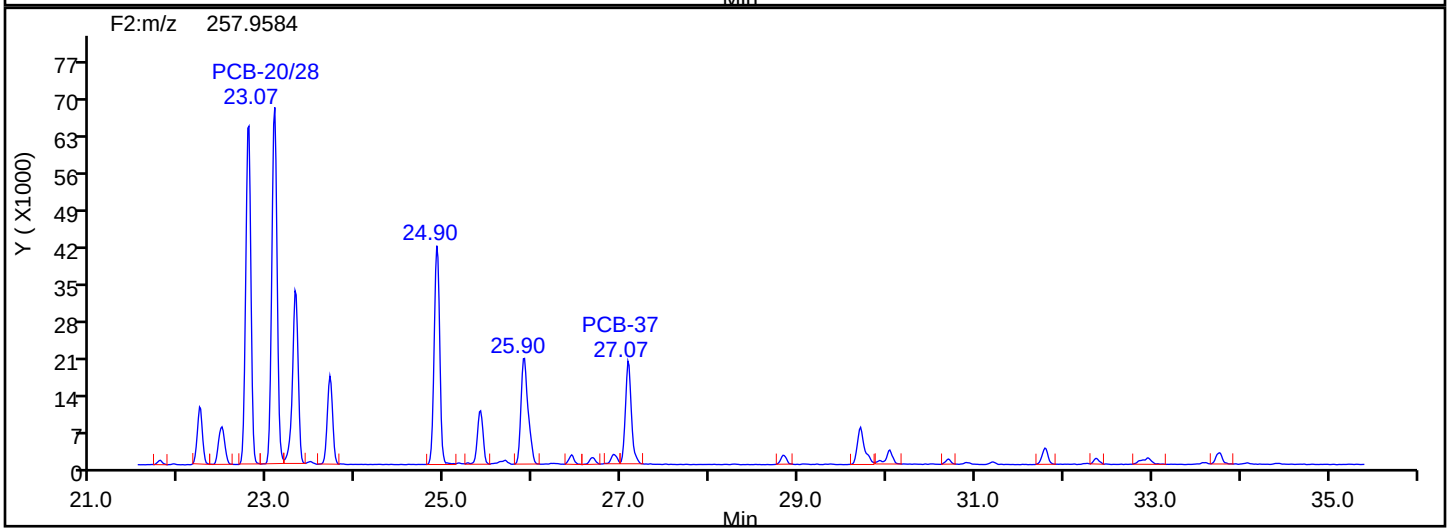

TriPCB F2 Lock Mass

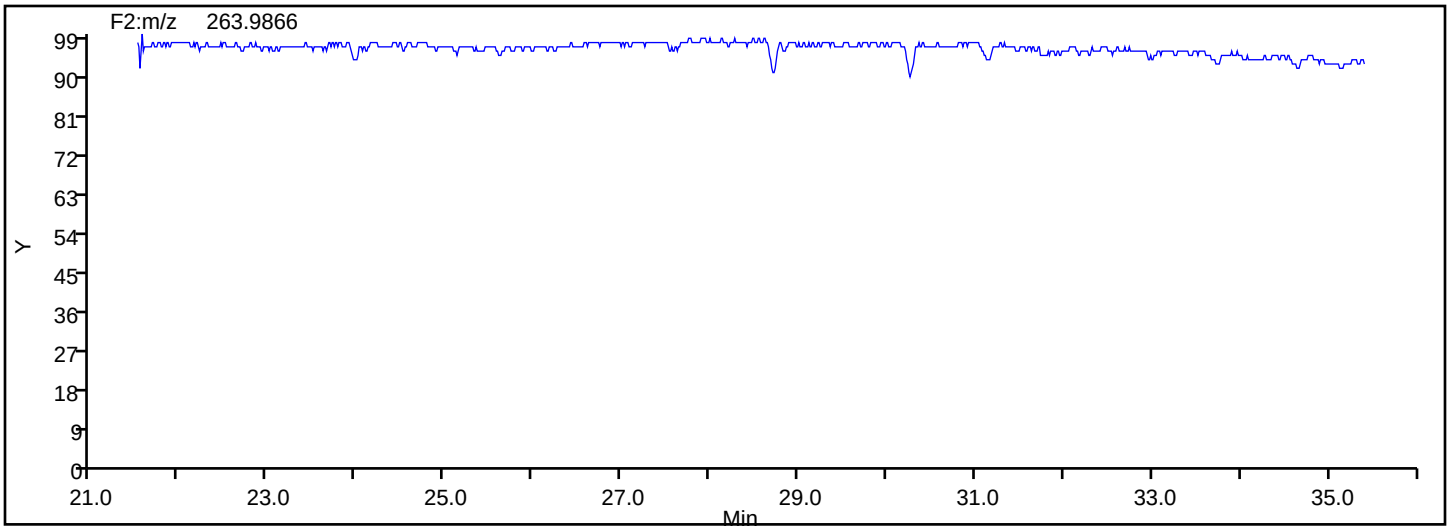

Eurofins TestAmerica, Knoxville

Data File:	\\chromna\Knoxville\ChromData\D3D\20190903-12925.b\580-88125-b-3-c.d		
Injection Date:	03-Sep-2019 13:54:00	Injection Vol:	1.0 ul
Instrument ID:	D3D	Operator ID:	Xcalibur_System
Method:	PCBs_D3D	Limit Group:	HR - 1668A - ICAL
Client ID:	A3-0to31-100818		
Worklist#:	33205	Sample Line#:	8
Column Type:	SPB-Octyl	Column Dia:	0.25 mm

TePCB F1

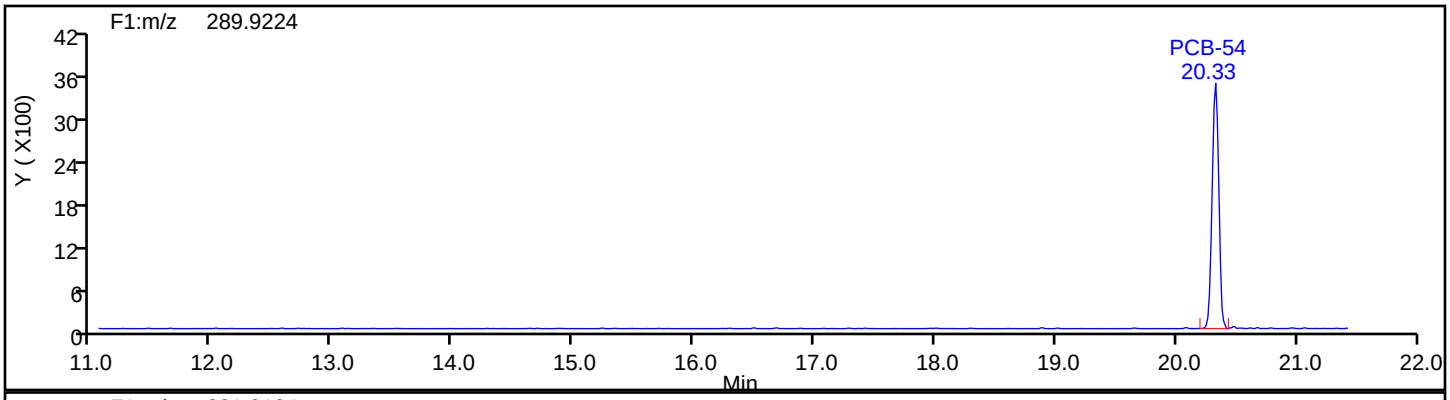

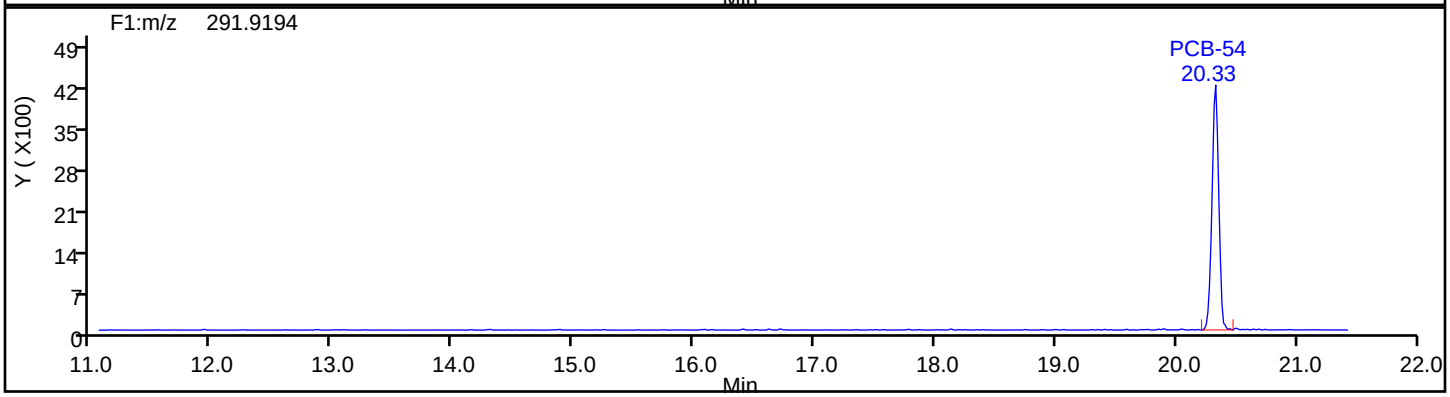

TePCB F1 Standards

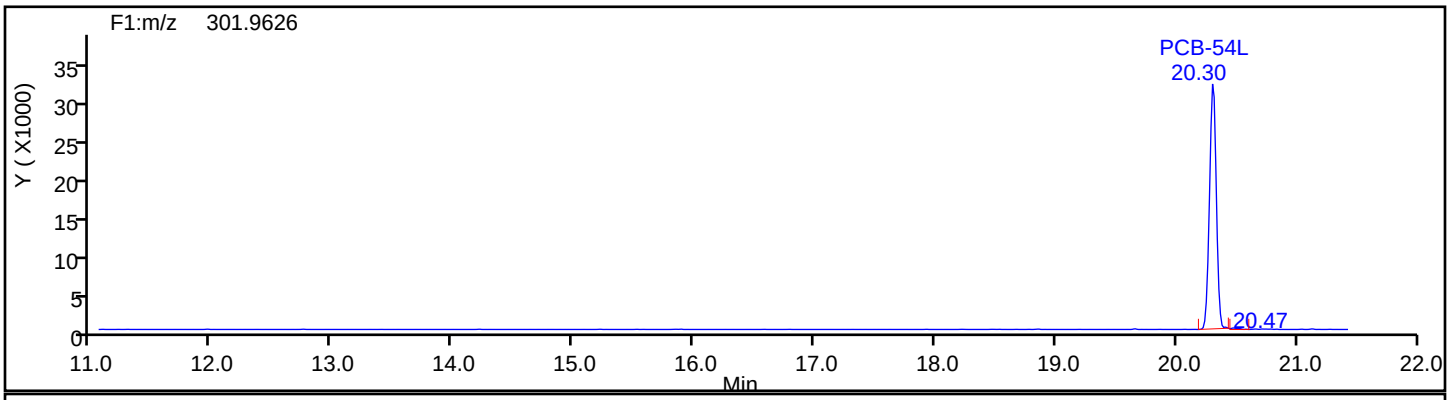

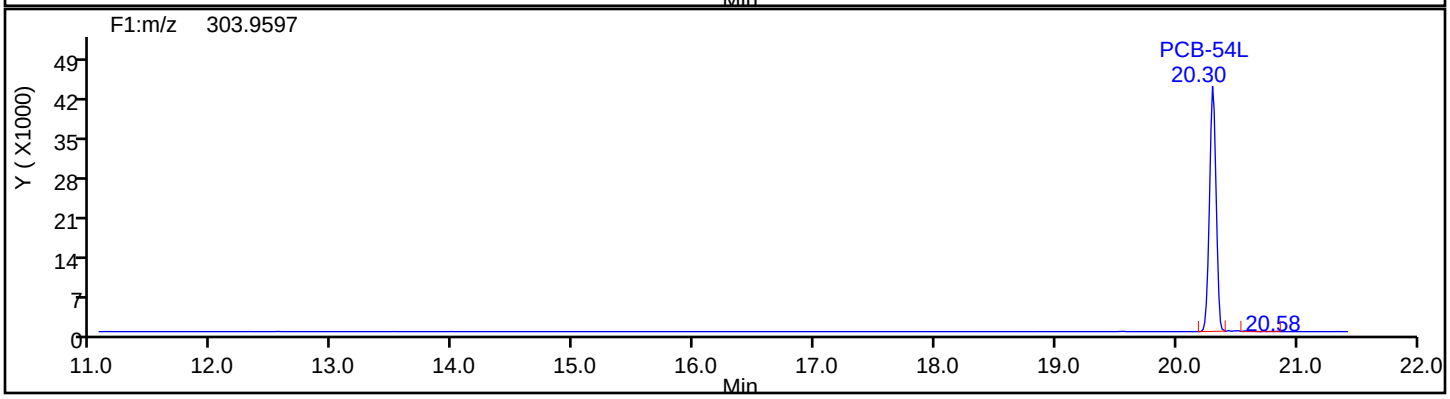

Eurofins TestAmerica, Knoxville

Data File:	\\chromna\Knoxville\ChromData\D3D\20190903-12925.b\580-88125-b-3-c.d		
Injection Date:	03-Sep-2019 13:54:00	Injection Vol:	1.0 ul
Instrument ID:	D3D	Operator ID:	Xcalibur_System
Method:	PCBs_D3D	Limit Group:	HR - 1668A - ICAL
Client ID:	A3-0to31-100818		
Worklist#:	33205	Sample Line#:	8
Column Type:	SPB-Octyl	Column Dia:	0.25 mm

TePCB F1

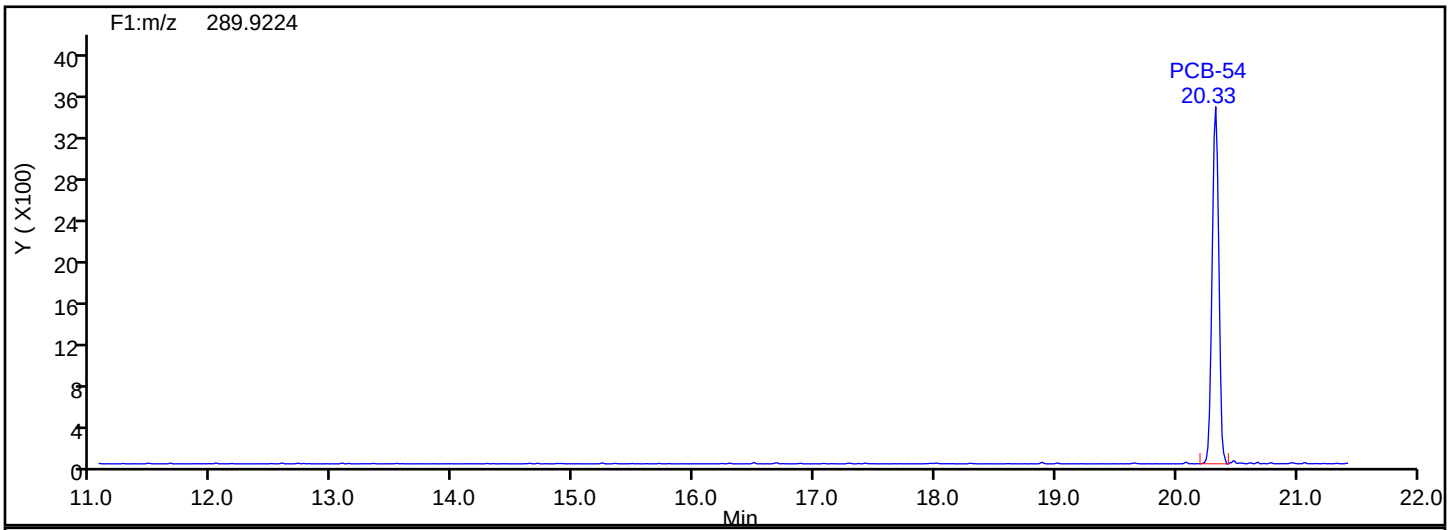

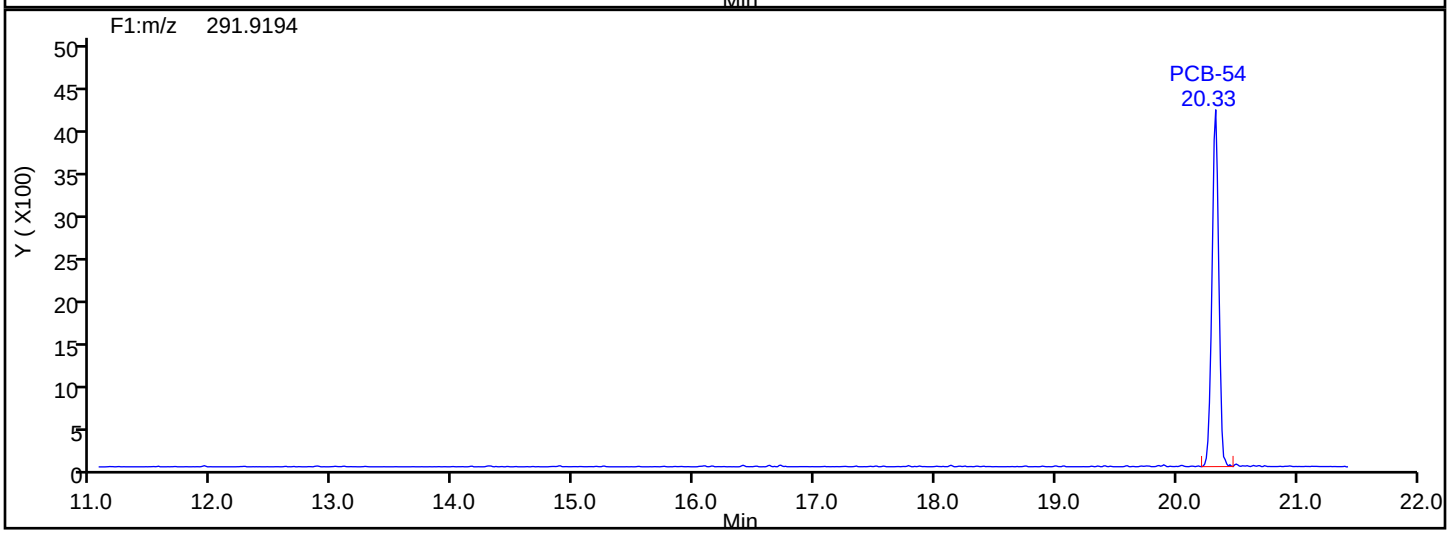

TePCB F1 Lock Mass

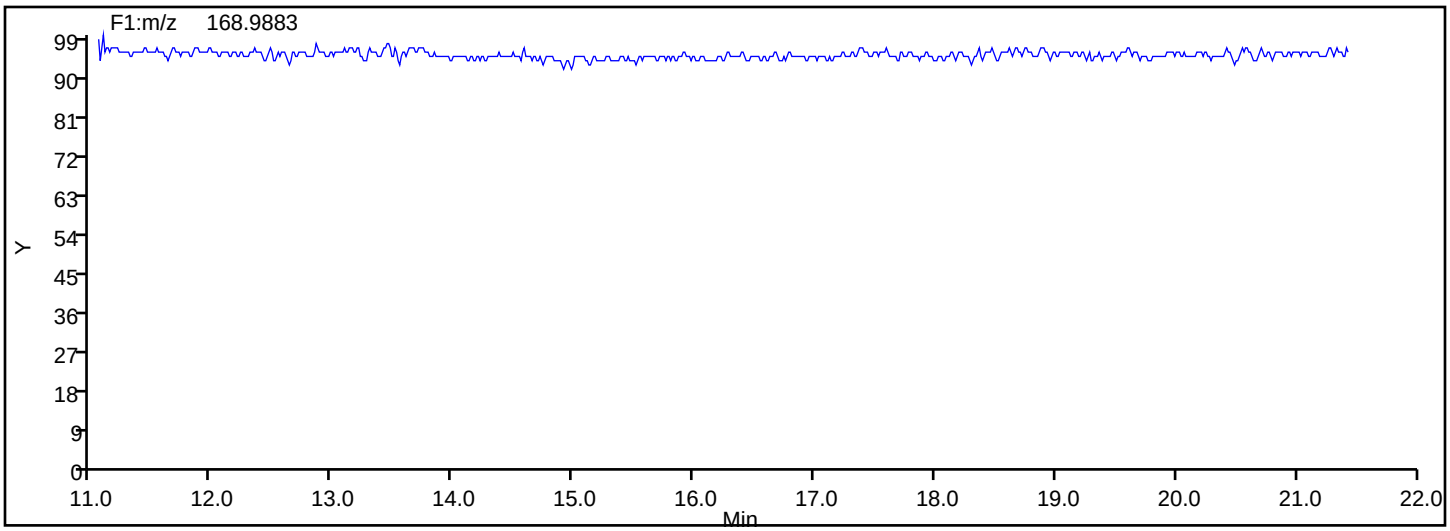

Eurofins TestAmerica, Knoxville

Data File:	\\chromna\Knoxville\ChromData\D3D\20190903-12925.b\580-88125-b-3-c.d		
Injection Date:	03-Sep-2019 13:54:00	Injection Vol:	1.0 ul
Instrument ID:	D3D	Operator ID:	Xcalibur_System
Method:	PCBs_D3D	Limit Group:	HR - 1668A - ICAL
Client ID:	A3-0to31-100818		
Worklist#:	33205	Sample Line#:	8
Column Type:	SPB-Octyl	Column Dia:	0.25 mm

TePCB F2

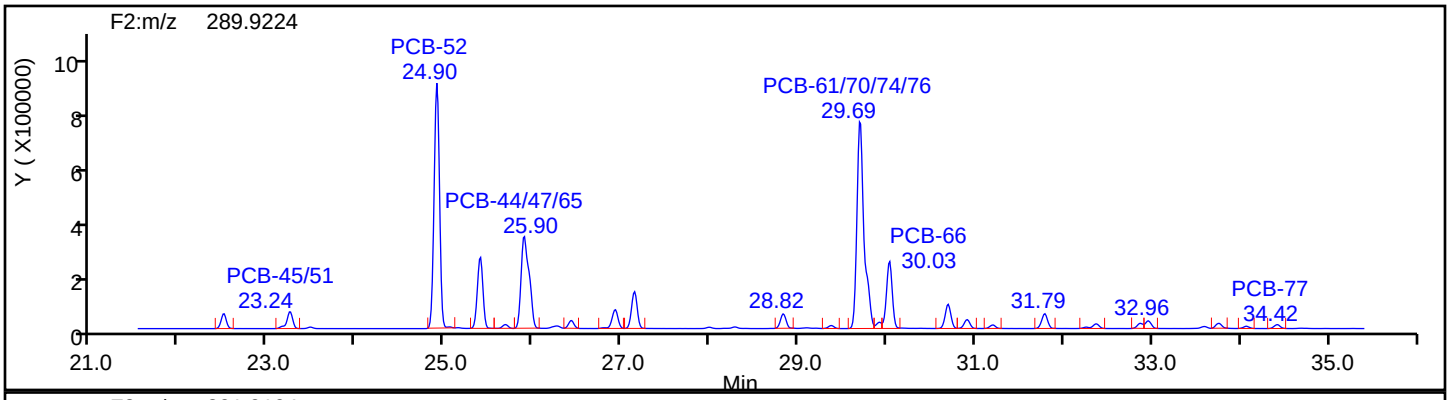

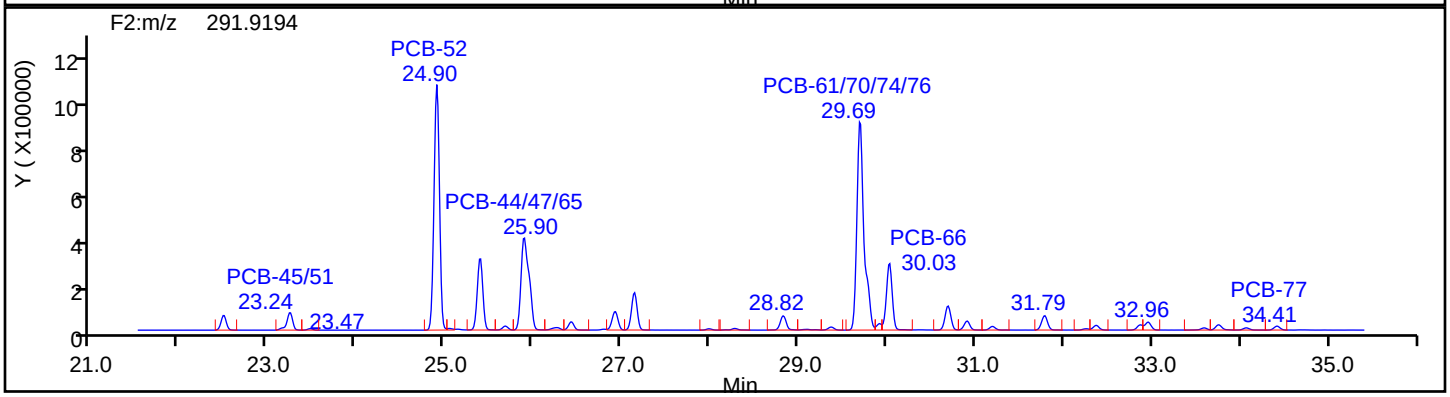

TePCB F2 Standards

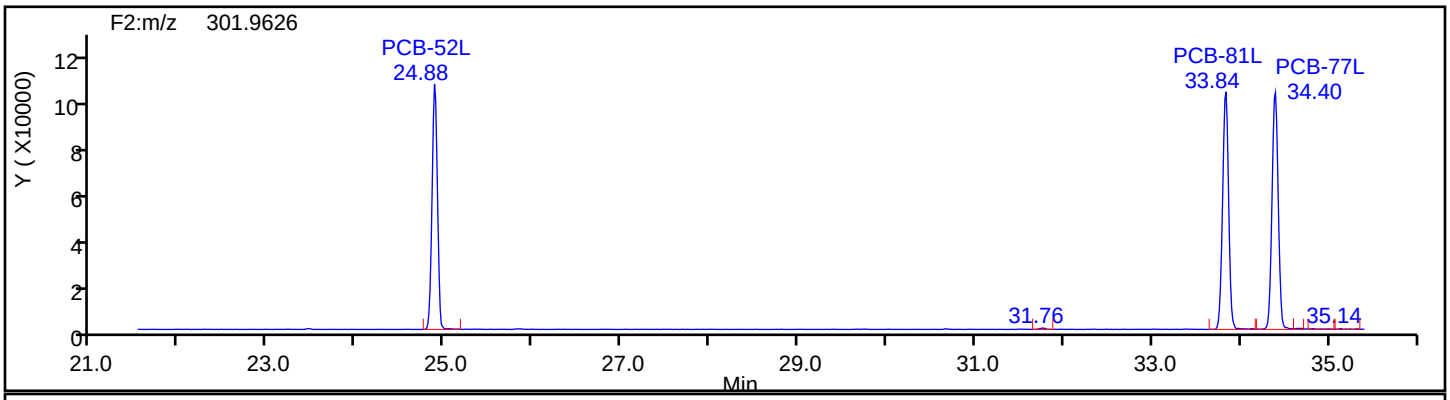

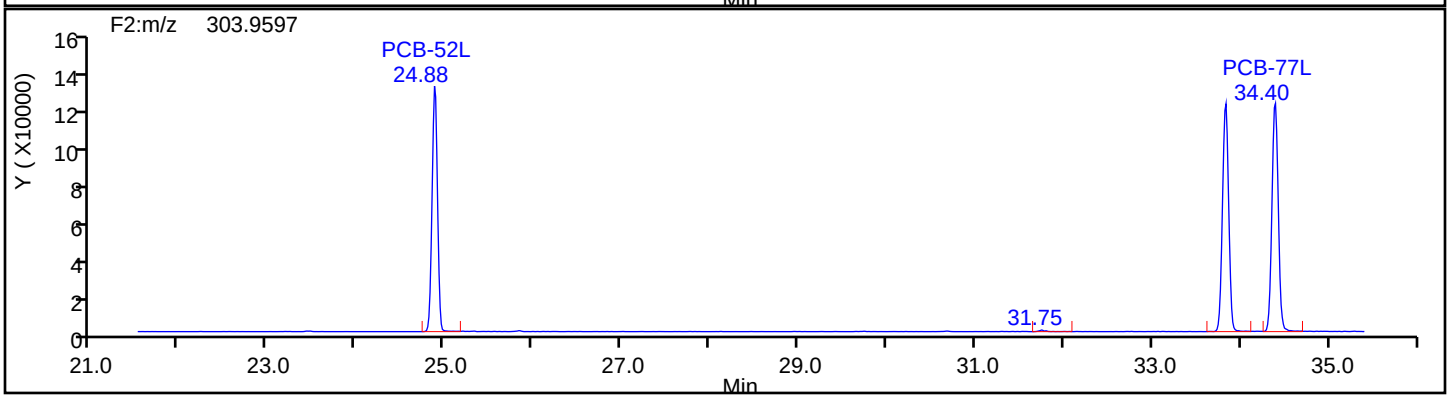

Eurofins TestAmerica, Knoxville

Data File:	\\chromna\Knoxville\ChromData\D3D\20190903-12925.b\580-88125-b-3-c.d		
Injection Date:	03-Sep-2019 13:54:00	Injection Vol:	1.0 ul
Instrument ID:	D3D	Operator ID:	Xcalibur_System
Method:	PCBs_D3D	Limit Group:	HR - 1668A - ICAL
Client ID:	A3-0to31-100818		
Worklist#:	33205	Sample Line#:	8
Column Type:	SPB-Octyl	Column Dia:	0.25 mm

TePCB F2

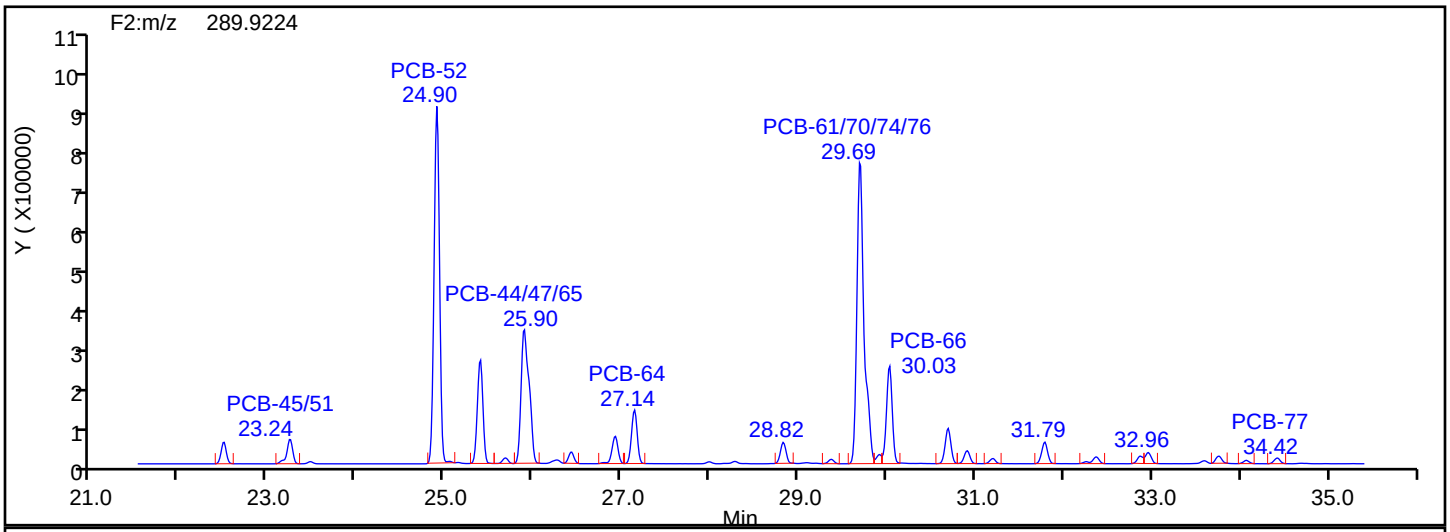

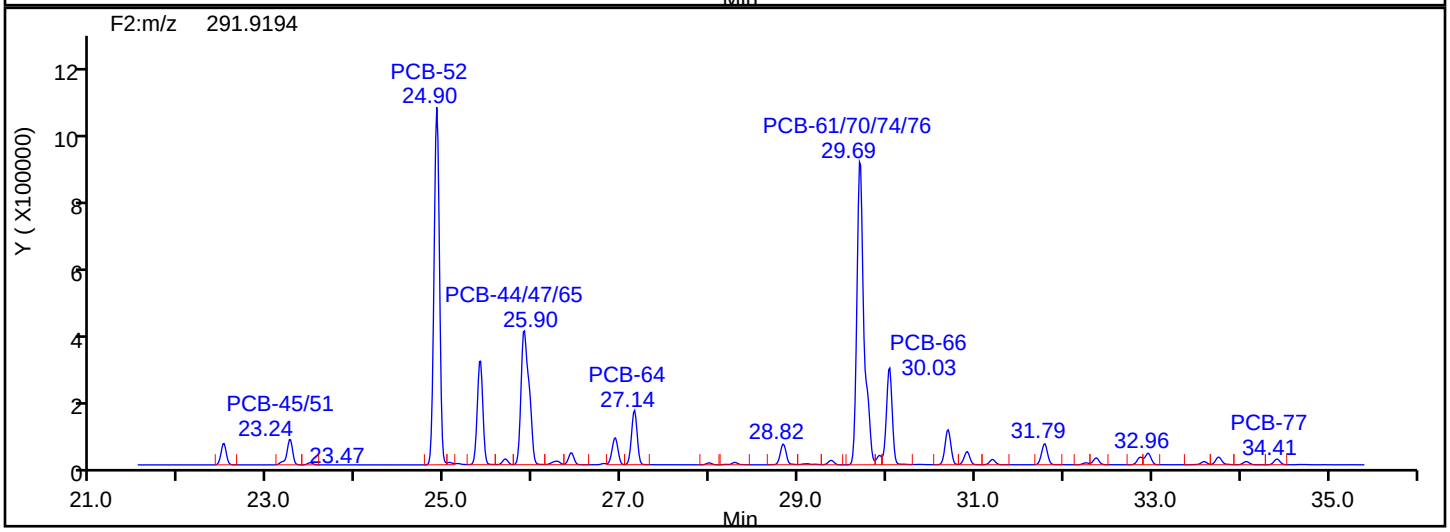

TePCB F2 Lock Mass

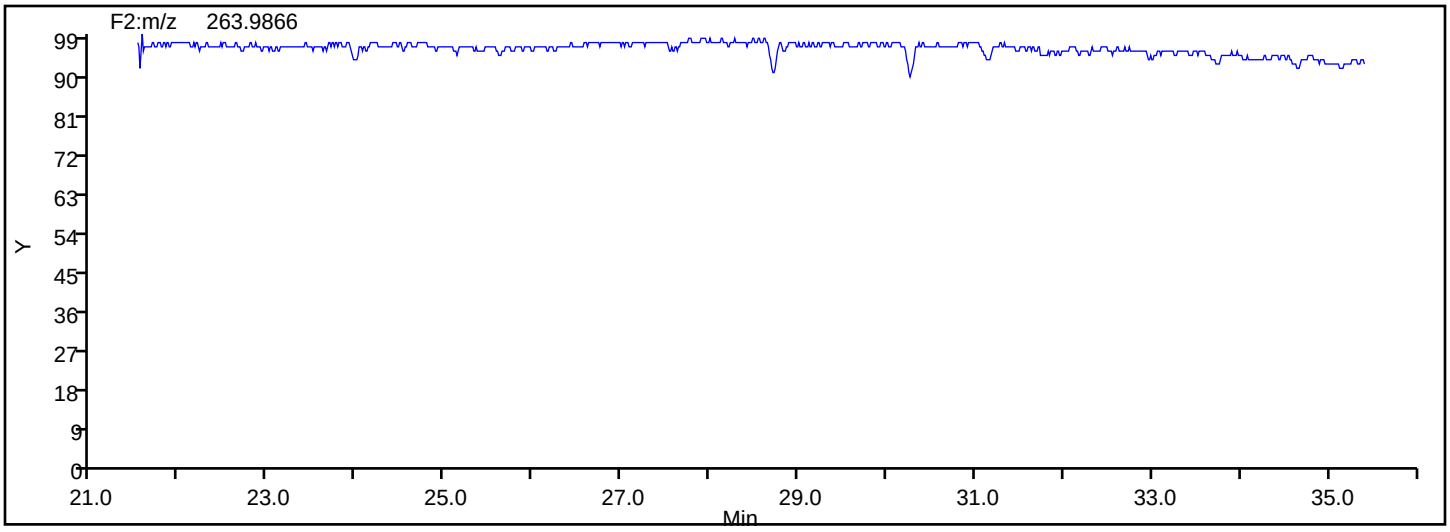

Manual Integration/User Assign Peak Report

Eurofins TestAmerica, Knoxville

Data File:	\\chromna\Knoxville\ChromData\D3D\20190903-12925.b\580-88125-b-3-c.d				
Injection Date:	03-Sep-2019 13:54:00	Instrument ID:	D3D		
Lims ID:	580-88125-B-3-C	Lab Sample ID:	140-88125-3		
Client ID:	A3-0to31-100818				
Operator ID:	Xcalibur_System	ALS Bottle#:	0	Worklist Smp#:	8
Injection Vol:	1.0 ul	Dil. Factor:	1.0000		
Method:	PCBs_D3D	Limit Group:	HR - 1668A - ICAL		
Column:	SPB-Octyl (0.25 mm)	Detector	F2(21.81 :35.54)		

PCB-52, CAS: 35693-99-3

Signal: 1

Not Detected
Expected RT: 24.90

Processing Integration Results

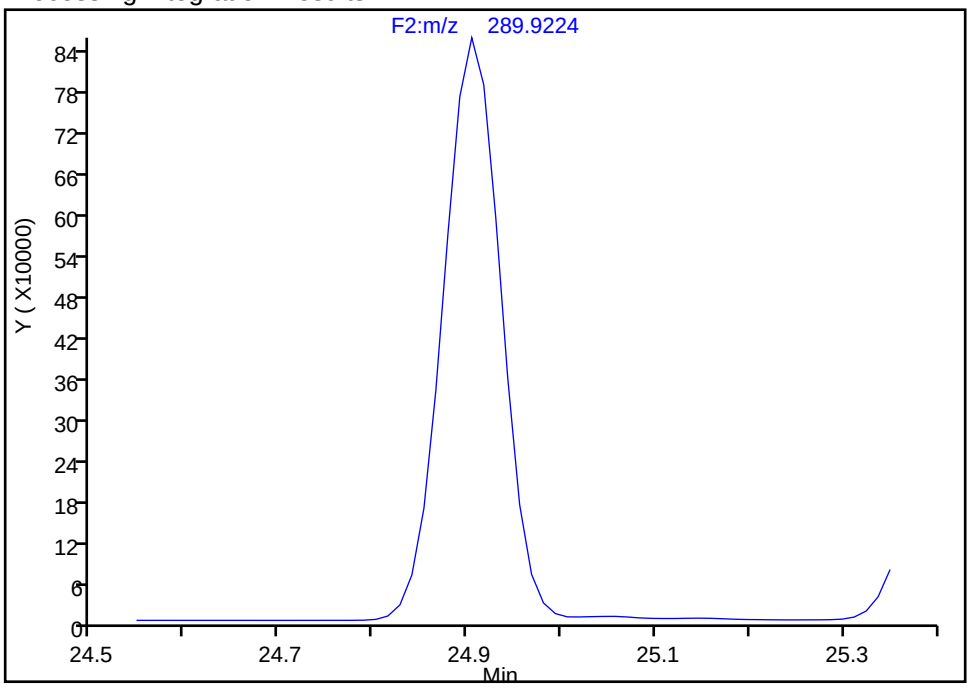

Manual Integration Results

RT: 24.90
Area: 3641948
Amount: 827.2500
Amount Units: pg/ul

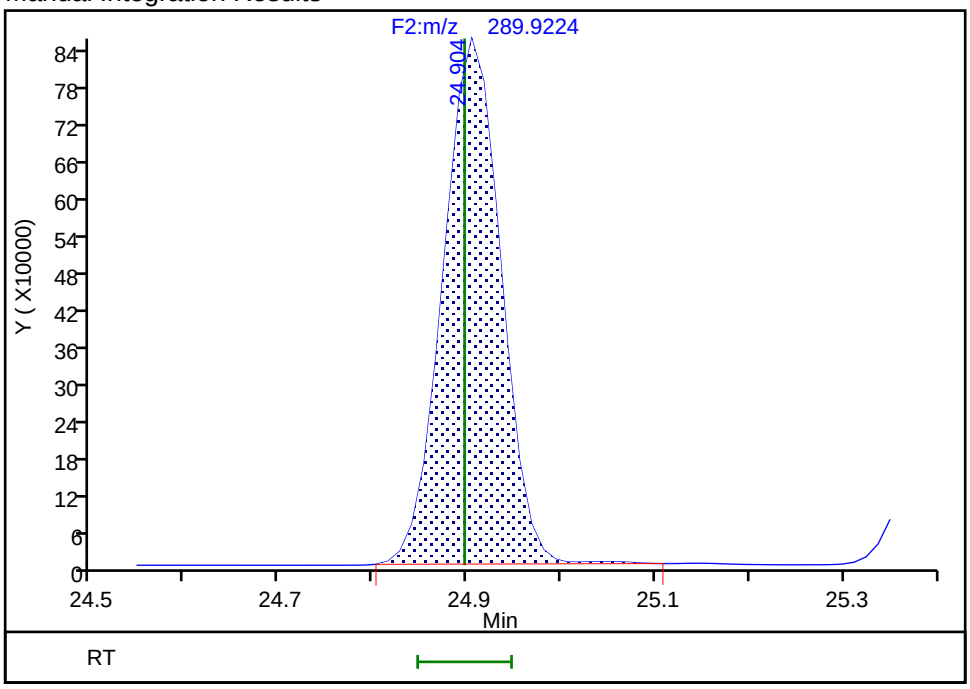

Reviewer: davidsonm, 03-Sep-2019 15:06:50
Audit Action: Assigned Compound ID Audit Reason: Peak assignment corrected

Manual Integration/User Assign Peak Report

Eurofins TestAmerica, Knoxville

Data File:	\\chromna\Knoxville\ChromData\D3D\20190903-12925.b\580-88125-b-3-c.d				
Injection Date:	03-Sep-2019 13:54:00	Instrument ID:	D3D		
Lims ID:	580-88125-B-3-C	Lab Sample ID:	140-88125-3		
Client ID:	A3-0to31-100818				
Operator ID:	Xcalibur_System	ALS Bottle#:	0	Worklist Smp#:	8
Injection Vol:	1.0 ul	Dil. Factor:	1.0000		
Method:	PCBs_D3D	Limit Group:	HR - 1668A - ICAL		
Column:	SPB-Octyl (0.25 mm)	Detector	F2(21.81 :35.54)		

PCB-49/69, CAS: STL01805

Signal: 1

Not Detected
Expected RT: 25.35

Processing Integration Results

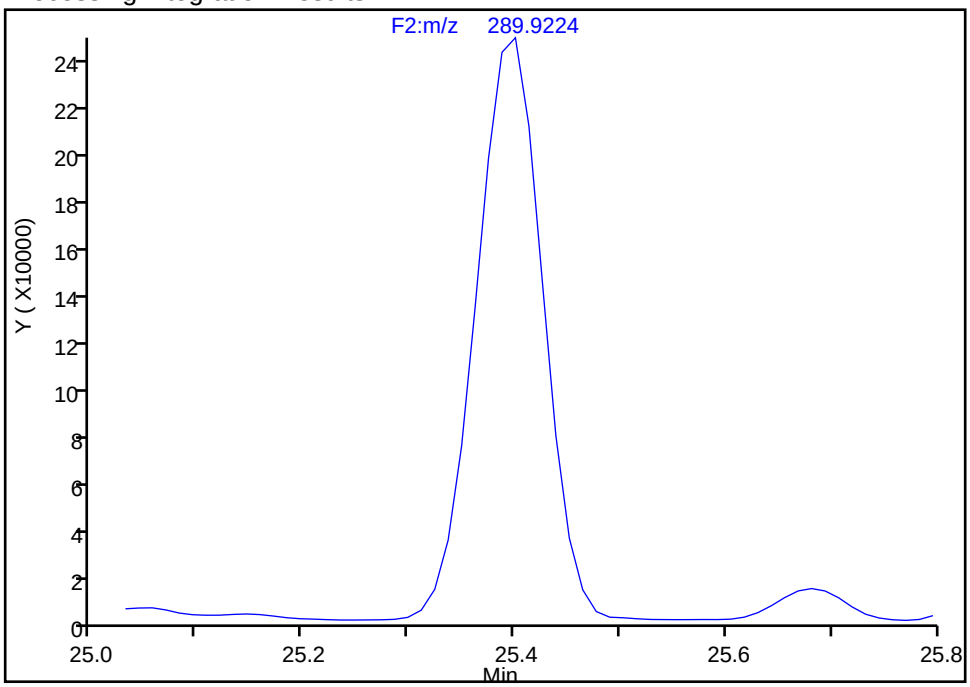

Manual Integration Results

RT: 25.40
Area: 1083250
Amount: 195.3080
Amount Units: pg/ul

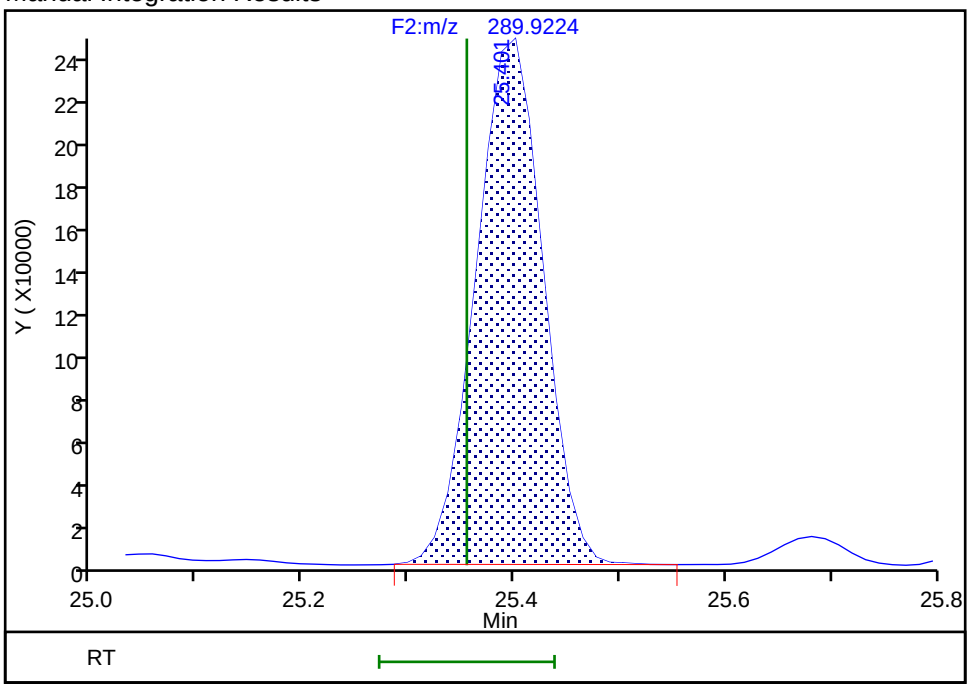

Reviewer: davidsonm, 03-Sep-2019 15:06:54
Audit Action: Assigned Compound ID Audit Reason: Peak assignment corrected

Manual Integration/User Assign Peak Report

Eurofins TestAmerica, Knoxville

Data File:	\\chromna\Knoxville\ChromData\D3D\20190903-12925.b\580-88125-b-3-c.d				
Injection Date:	03-Sep-2019 13:54:00	Instrument ID:	D3D		
Lims ID:	580-88125-B-3-C	Lab Sample ID:	140-88125-3		
Client ID:	A3-0to31-100818				
Operator ID:	Xcalibur_System	ALS Bottle#:	0	Worklist Smp#:	8
Injection Vol:	1.0 ul	Dil. Factor:	1.0000		
Method:	PCBs_D3D	Limit Group:	HR - 1668A - ICAL		
Column:	SPB-Octyl (0.25 mm)	Detector	F2(21.81 :35.54)		

PCB-48, CAS: 70362-47-9

Signal: 1

Not Detected
Expected RT: 25.67

Processing Integration Results

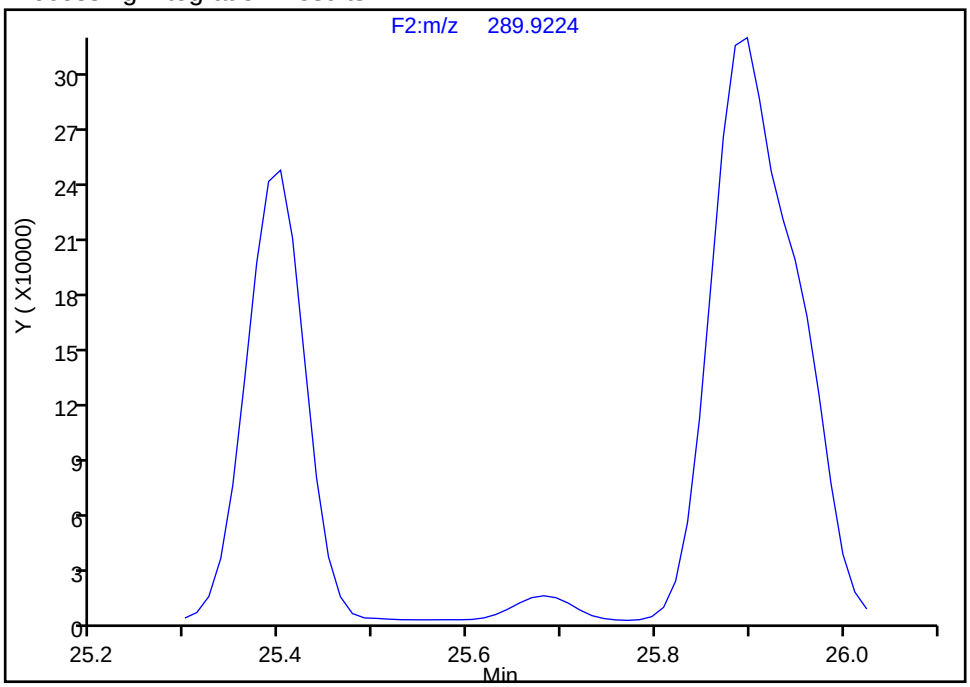

Manual Integration Results

RT: 25.68
Area: 53972
Amount: 12.333574
Amount Units: pg/ul

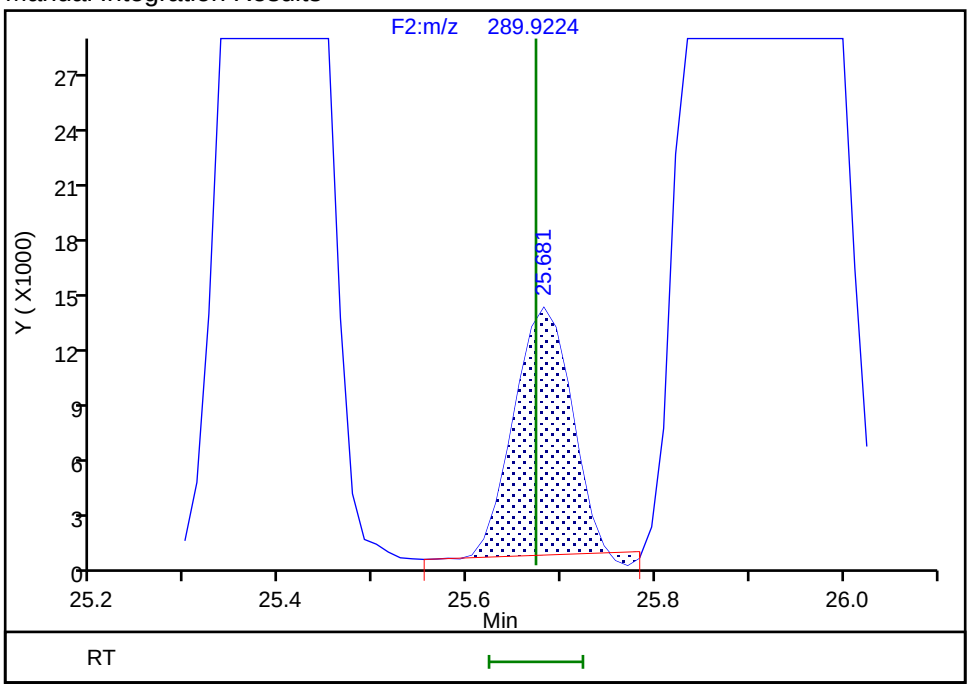

Reviewer: davidsonm, 03-Sep-2019 15:07:12
Audit Action: Manually Integrated/Assigned Compound ID Audit Reason: Split Peak

Manual Integration/User Assign Peak Report

Eurofins TestAmerica, Knoxville

Data File:	\\chromna\Knoxville\ChromData\D3D\20190903-12925.b\580-88125-b-3-c.d				
Injection Date:	03-Sep-2019 13:54:00	Instrument ID:	D3D		
Lims ID:	580-88125-B-3-C	Lab Sample ID:	140-88125-3		
Client ID:	A3-0to31-100818				
Operator ID:	Xcalibur_System	ALS Bottle#:	0	Worklist Smp#:	8
Injection Vol:	1.0 ul	Dil. Factor:	1.0000		
Method:	PCBs_D3D	Limit Group:	HR - 1668A - ICAL		
Column:	SPB-Octyl (0.25 mm)	Detector	F2(21.81 :35.54)		

PCB-44/47/65, CAS: STL01803

Signal: 1

Processing Integration Results

RT: 25.90
Area: 2062163
Amount: 403.6050
Amount Units: pg/ul

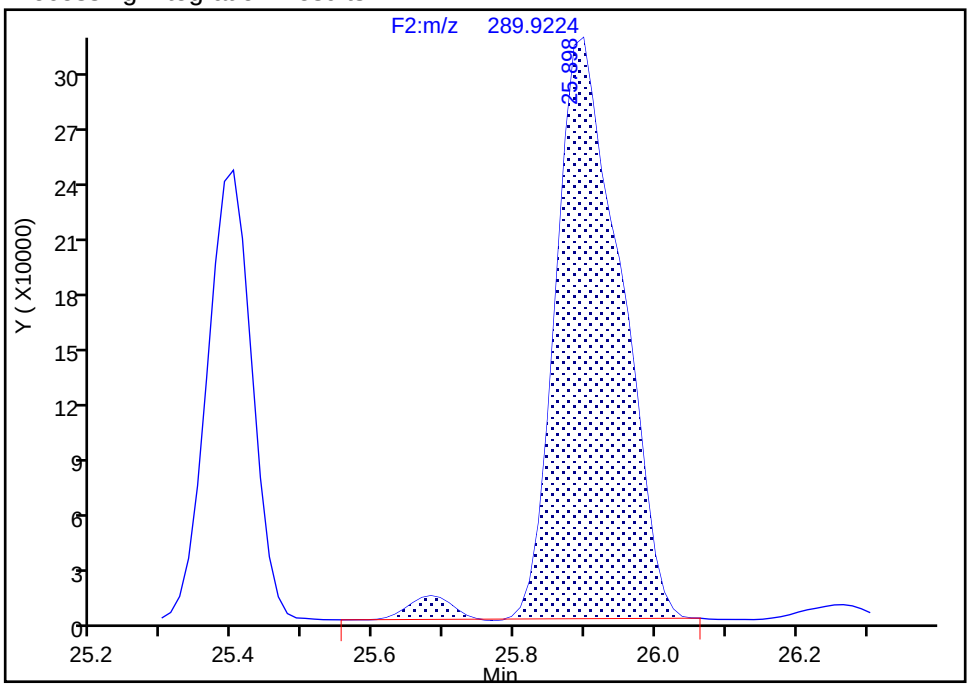

Manual Integration Results

RT: 25.90
Area: 2008198
Amount: 398.8902
Amount Units: pg/ul

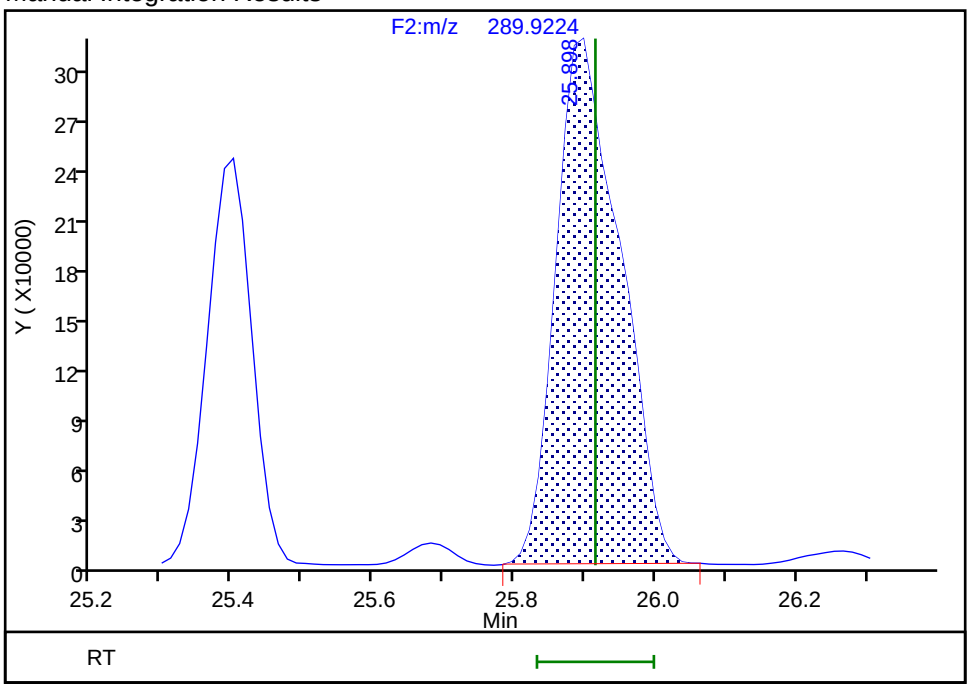

Reviewer: davidsonm, 03-Sep-2019 15:07:08

Audit Action: Split an Integrated Peak Audit Reason: Split Peak

Manual Integration/User Assign Peak Report

Eurofins TestAmerica, Knoxville

Data File:	\\chromna\Knoxville\ChromData\D3D\20190903-12925.b\580-88125-b-3-c.d				
Injection Date:	03-Sep-2019 13:54:00	Instrument ID:	D3D		
Lims ID:	580-88125-B-3-C	Lab Sample ID:	140-88125-3		
Client ID:	A3-0to31-100818				
Operator ID:	Xcalibur_System	ALS Bottle#:	0	Worklist Smp#:	8
Injection Vol:	1.0 ul	Dil. Factor:	1.0000		
Method:	PCBs_D3D	Limit Group:	HR - 1668A - ICAL		
Column:	SPB-Octyl (0.25 mm)	Detector	F2(21.81 :35.54)		

PCB-42, CAS: 36559-22-5

Signal: 1

Not Detected
Expected RT: 26.42

Processing Integration Results

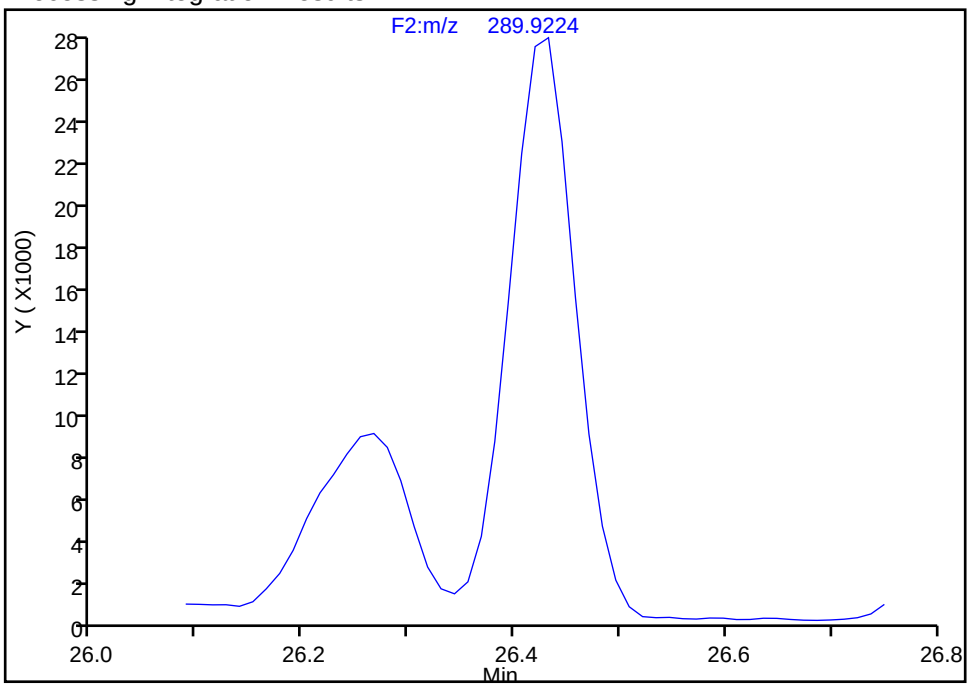

Manual Integration Results

RT: 26.43
Area: 112756
Amount: 28.023198
Amount Units: pg/ul

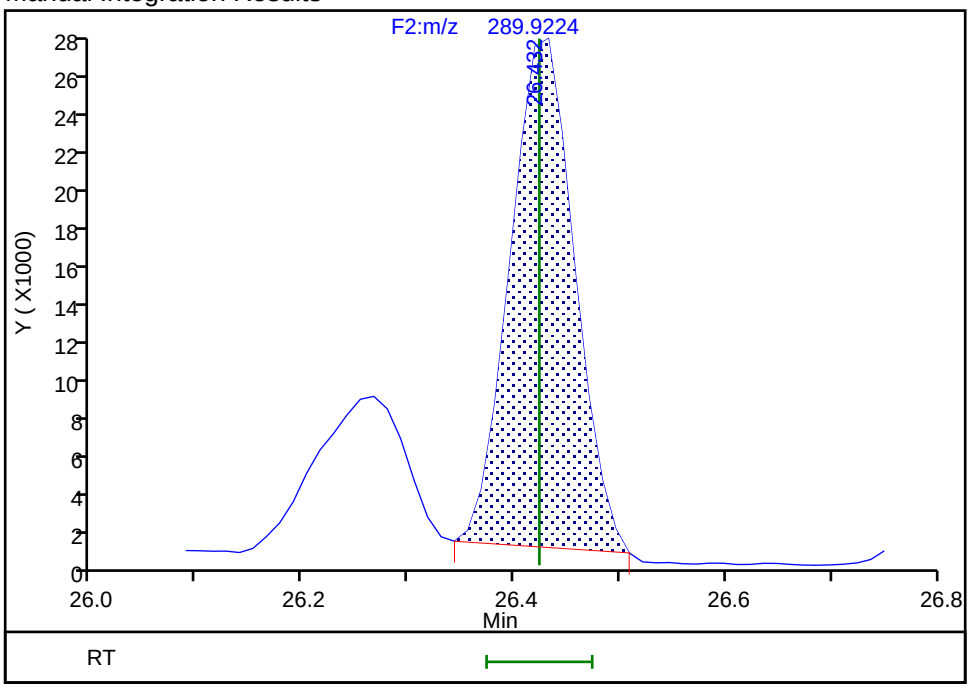

Reviewer: davidsonm, 03-Sep-2019 15:07:19
Audit Action: Assigned Compound ID Audit Reason: Split Peak

Manual Integration/User Assign Peak Report

Eurofins TestAmerica, Knoxville

Data File:	\\chromna\Knoxville\ChromData\D3D\20190903-12925.b\580-88125-b-3-c.d				
Injection Date:	03-Sep-2019 13:54:00	Instrument ID:	D3D		
Lims ID:	580-88125-B-3-C	Lab Sample ID:	140-88125-3		
Client ID:	A3-0to31-100818				
Operator ID:	Xcalibur_System	ALS Bottle#:	0	Worklist Smp#:	8
Injection Vol:	1.0 ul	Dil. Factor:	1.0000		
Method:	PCBs_D3D	Limit Group:	HR - 1668A - ICAL		
Column:	SPB-Octyl (0.25 mm)	Detector	F2(21.81 :35.54)		

PCB-40/41/71, CAS: STL02292

Signal: 1

Not Detected
Expected RT: 26.92

Processing Integration Results

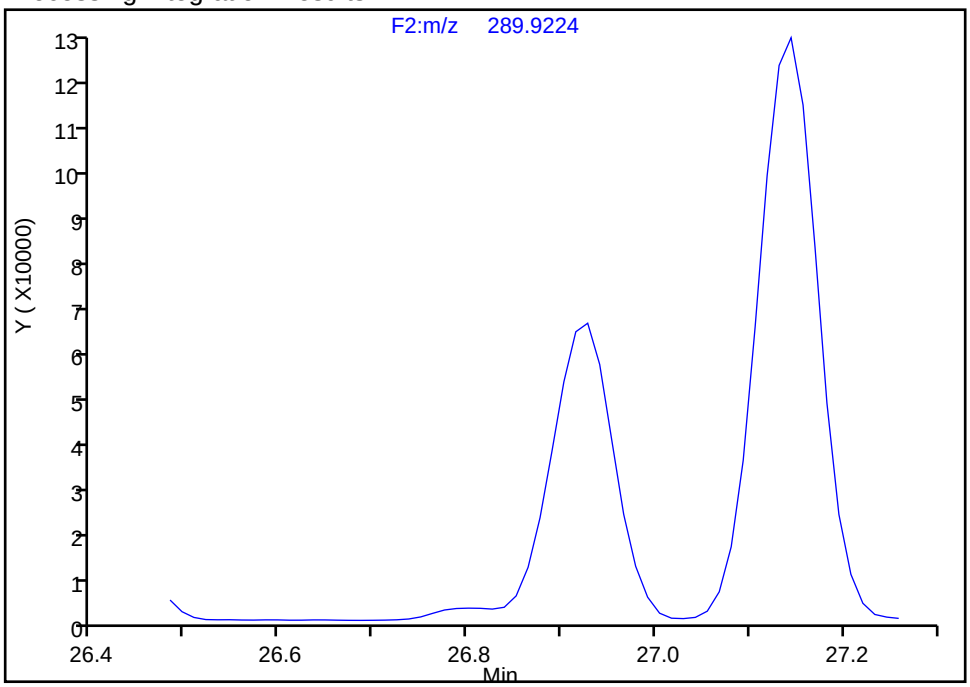

Manual Integration Results

RT: 26.93
Area: 309248
Amount: 67.761959
Amount Units: pg/ul

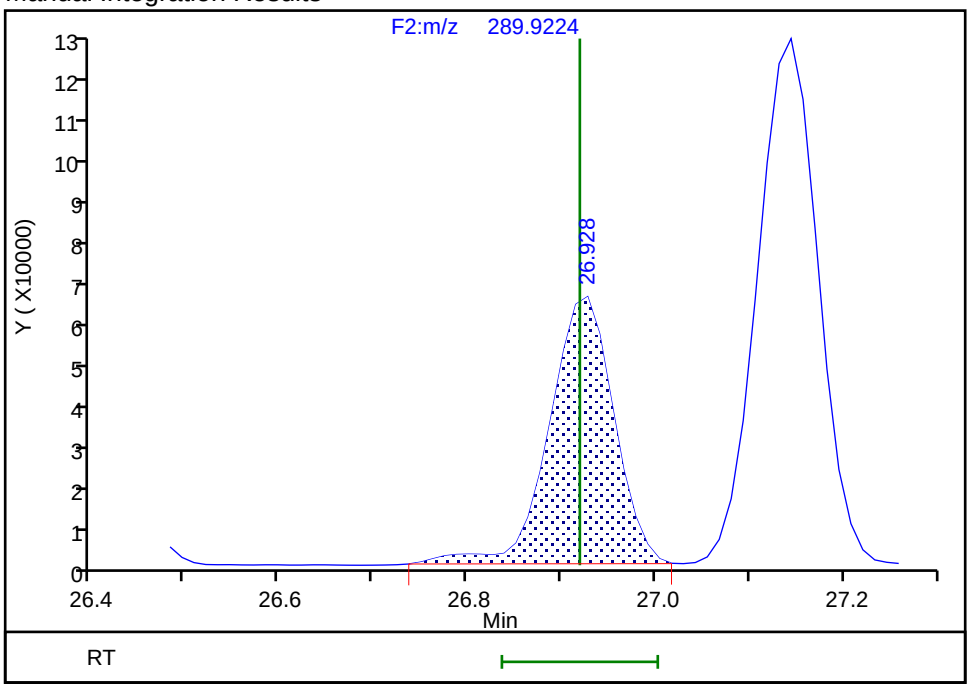

Reviewer: davidsonm, 03-Sep-2019 15:07:24
Audit Action: Assigned Compound ID Audit Reason: Split Peak

Manual Integration/User Assign Peak Report

Eurofins TestAmerica, Knoxville

Data File:	\\chromna\Knoxville\ChromData\D3D\20190903-12925.b\580-88125-b-3-c.d				
Injection Date:	03-Sep-2019 13:54:00	Instrument ID:	D3D		
Lims ID:	580-88125-B-3-C	Lab Sample ID:	140-88125-3		
Client ID:	A3-0to31-100818				
Operator ID:	Xcalibur_System	ALS Bottle#:	0	Worklist Smp#:	8
Injection Vol:	1.0 ul	Dil. Factor:	1.0000		
Method:	PCBs_D3D	Limit Group:	HR - 1668A - ICAL		
Column:	SPB-Octyl (0.25 mm)	Detector	F2(21.81 :35.54)		

PCB-64, CAS: 52663-58-8

Signal: 1

Not Detected
Expected RT: 27.14

Processing Integration Results

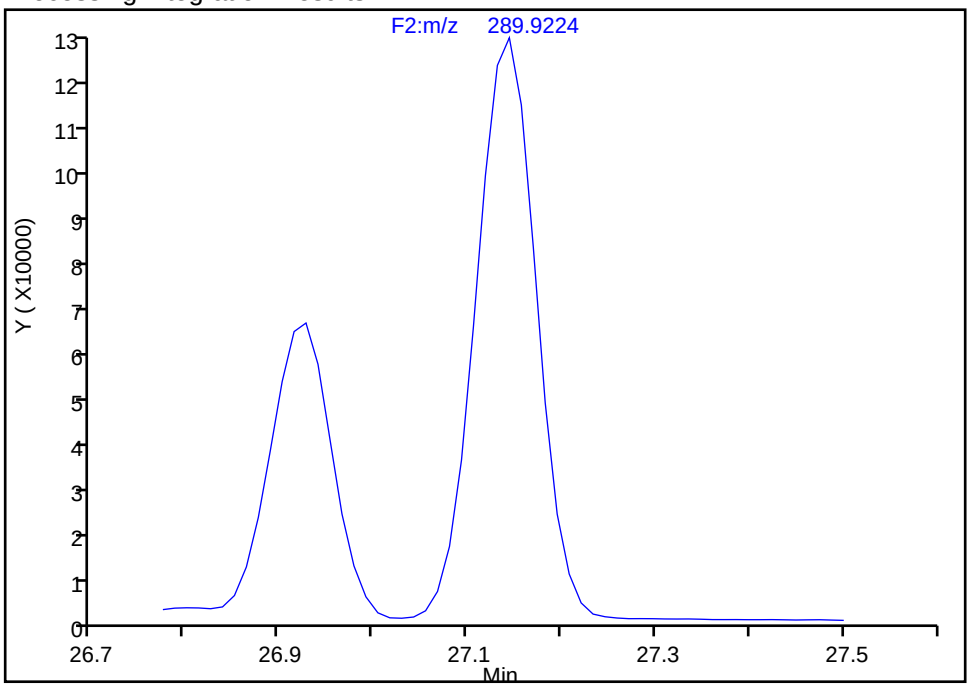

Manual Integration Results

RT: 27.14
Area: 569863
Amount: 82.658608
Amount Units: pg/ul

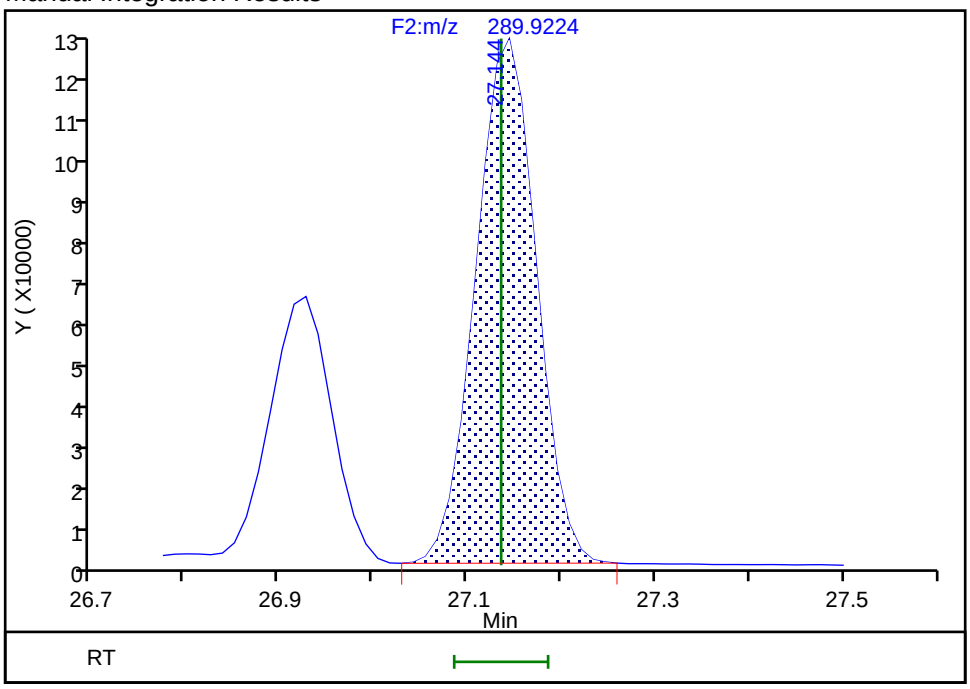

Reviewer: davidsonm, 03-Sep-2019 15:07:30
Audit Action: Assigned Compound ID Audit Reason: Split Peak

Manual Integration/User Assign Peak Report

Eurofins TestAmerica, Knoxville

Data File:	\\chromna\Knoxville\ChromData\D3D\20190903-12925.b\580-88125-b-3-c.d				
Injection Date:	03-Sep-2019 13:54:00	Instrument ID:	D3D		
Lims ID:	580-88125-B-3-C	Lab Sample ID:	140-88125-3		
Client ID:	A3-0to31-100818				
Operator ID:	Xcalibur_System	ALS Bottle#:	0	Worklist Smp#:	8
Injection Vol:	1.0 ul	Dil. Factor:	1.0000		
Method:	PCBs_D3D	Limit Group:	HR - 1668A - ICAL		
Column:	SPB-Octyl (0.25 mm)	Detector	F2(21.81 :35.54)		

PCB-77, CAS: 32598-13-3

Signal: 1

Processing Integration Results

RT: 34.42
Area: 56646
Amount: 9.180509
Amount Units: pg/ul

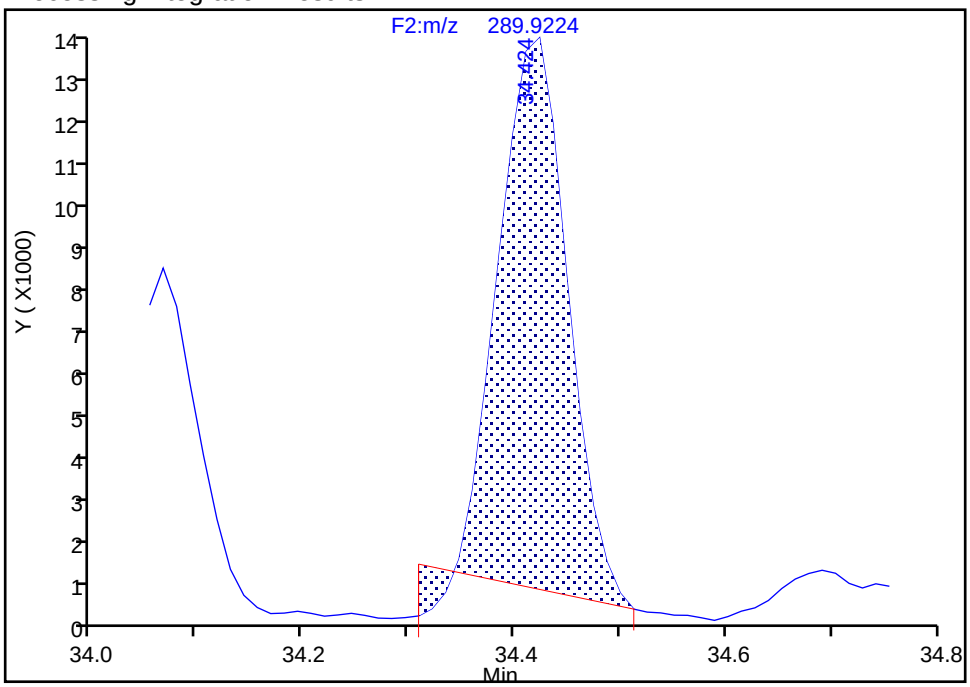

Manual Integration Results

RT: 34.42
Area: 64010
Amount: 9.672943
Amount Units: pg/ul

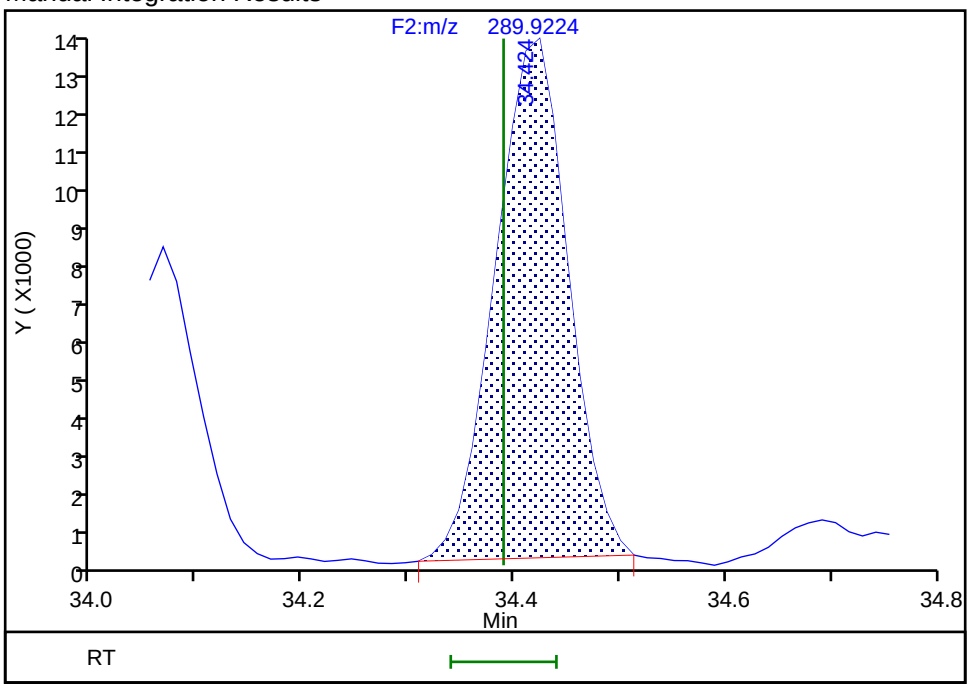

Reviewer: davidsonm, 03-Sep-2019 15:08:11

Audit Action: Manually Integrated Audit Reason: Baseline

Eurofins TestAmerica, Knoxville

Data File:	\\chromna\Knoxville\ChromData\D3D\20190903-12925.b\580-88125-b-3-c.d		
Injection Date:	03-Sep-2019 13:54:00	Injection Vol:	1.0 ul
Instrument ID:	D3D	Operator ID:	Xcalibur_System
Method:	PCBs_D3D	Limit Group:	HR - 1668A - ICAL
Client ID:	A3-0to31-100818		
Worklist#:	33205	Sample Line#:	8
Column Type:	SPB-Octyl	Column Dia:	0.25 mm

PePCB F2

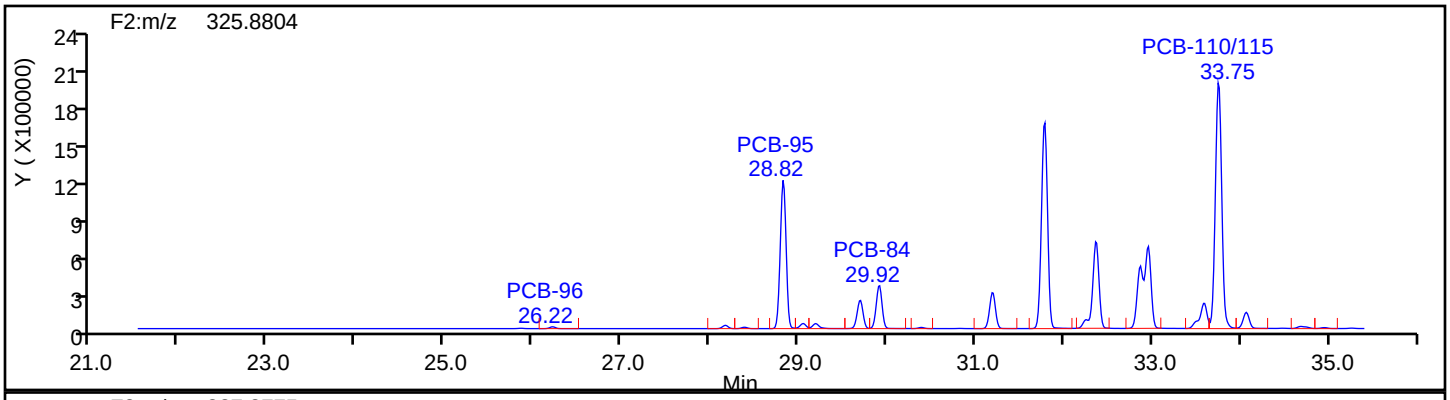

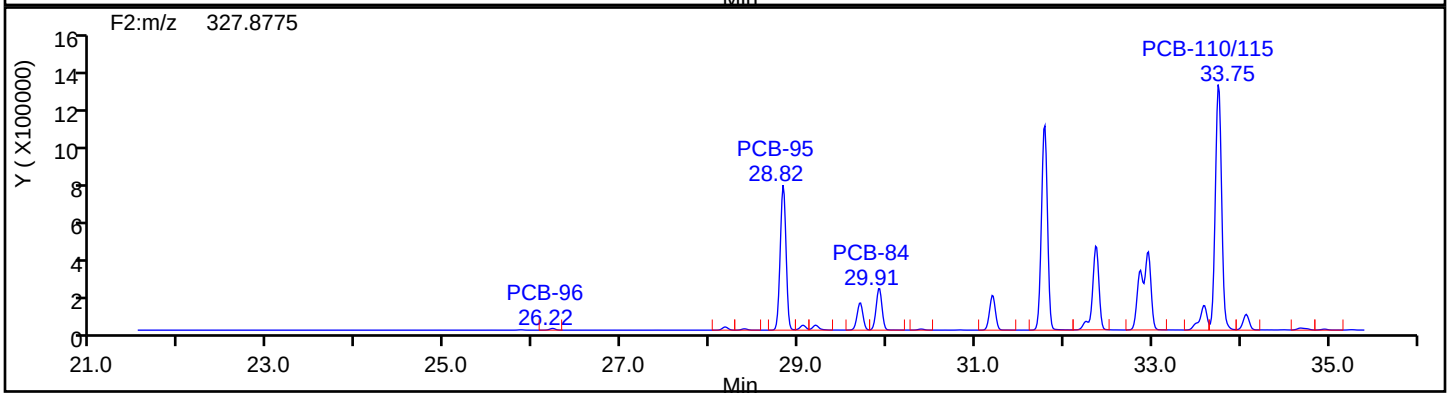

PePCB F2 Standards

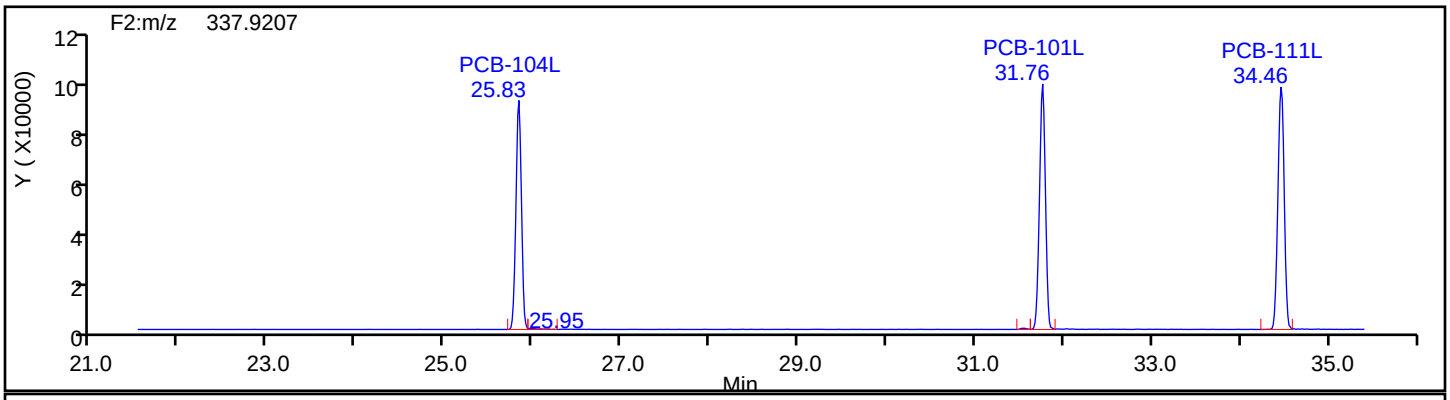

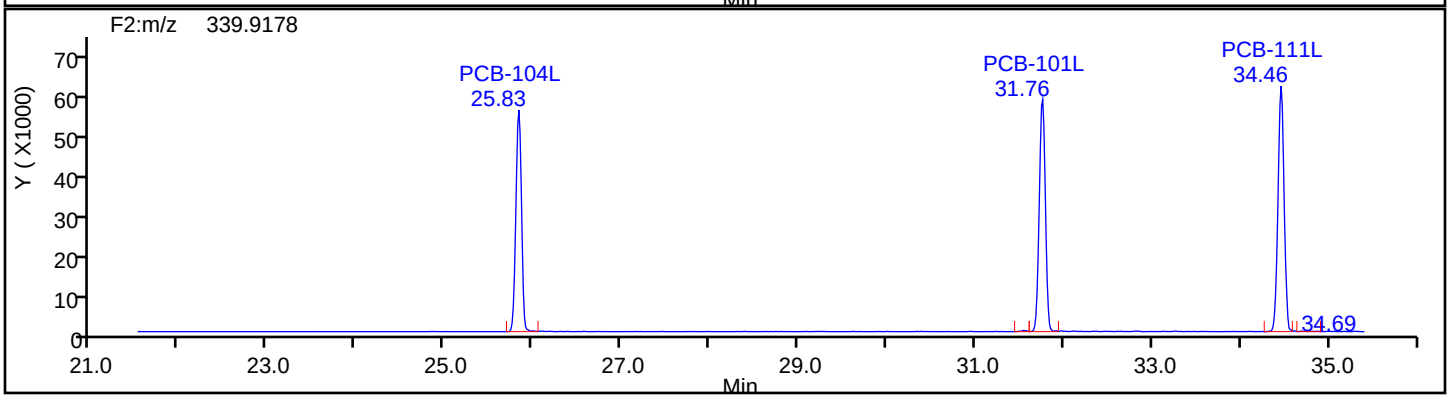

Eurofins TestAmerica, Knoxville

Data File:	\\chromna\Knoxville\ChromData\D3D\20190903-12925.b\580-88125-b-3-c.d		
Injection Date:	03-Sep-2019 13:54:00	Injection Vol:	1.0 ul
Instrument ID:	D3D	Operator ID:	Xcalibur_System
Method:	PCBs_D3D	Limit Group:	HR - 1668A - ICAL
Client ID:	A3-0to31-100818		
Worklist#:	33205	Sample Line#:	8
Column Type:	SPB-Octyl	Column Dia:	0.25 mm

PePCB F2

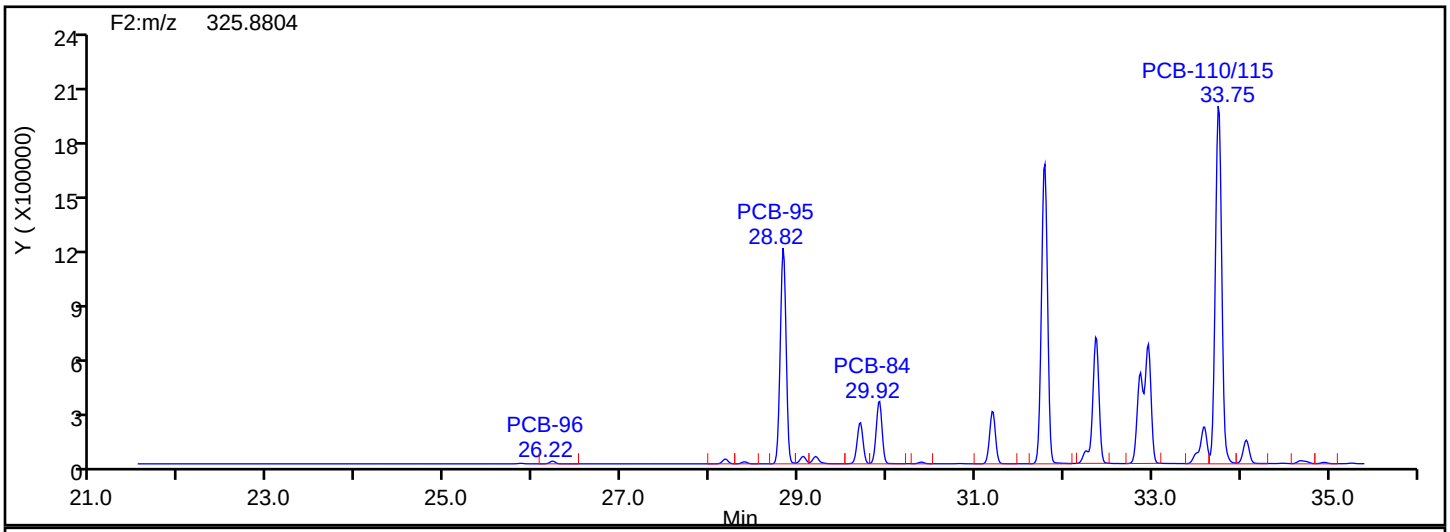

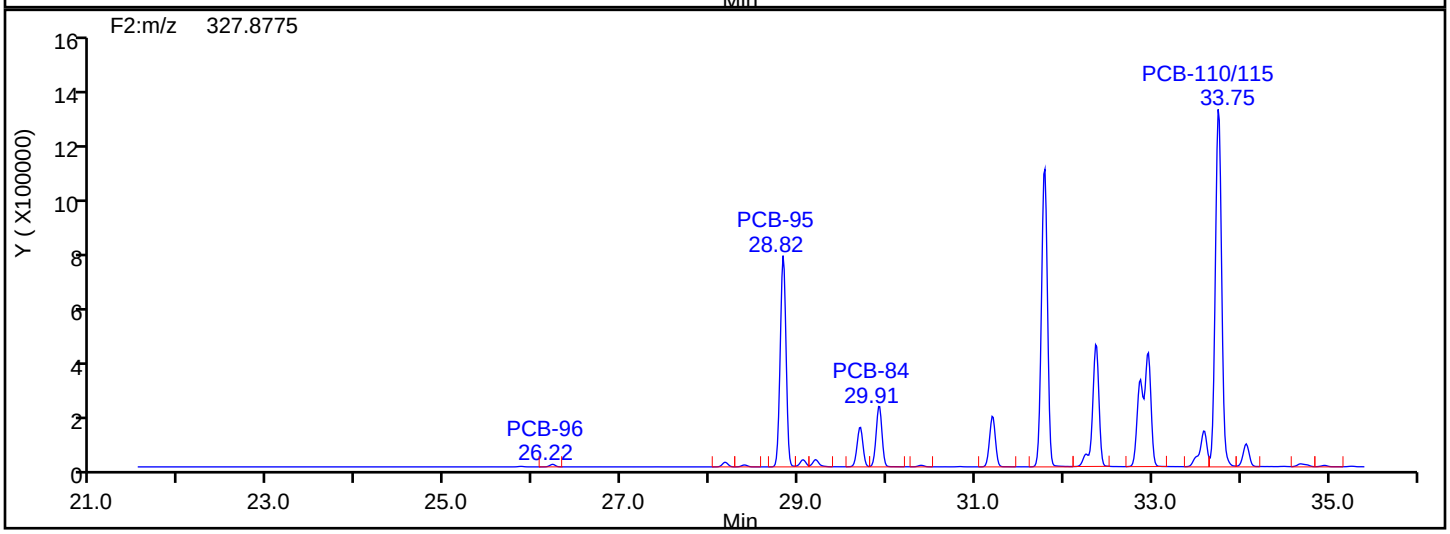

PePCB F2 Lock Mass

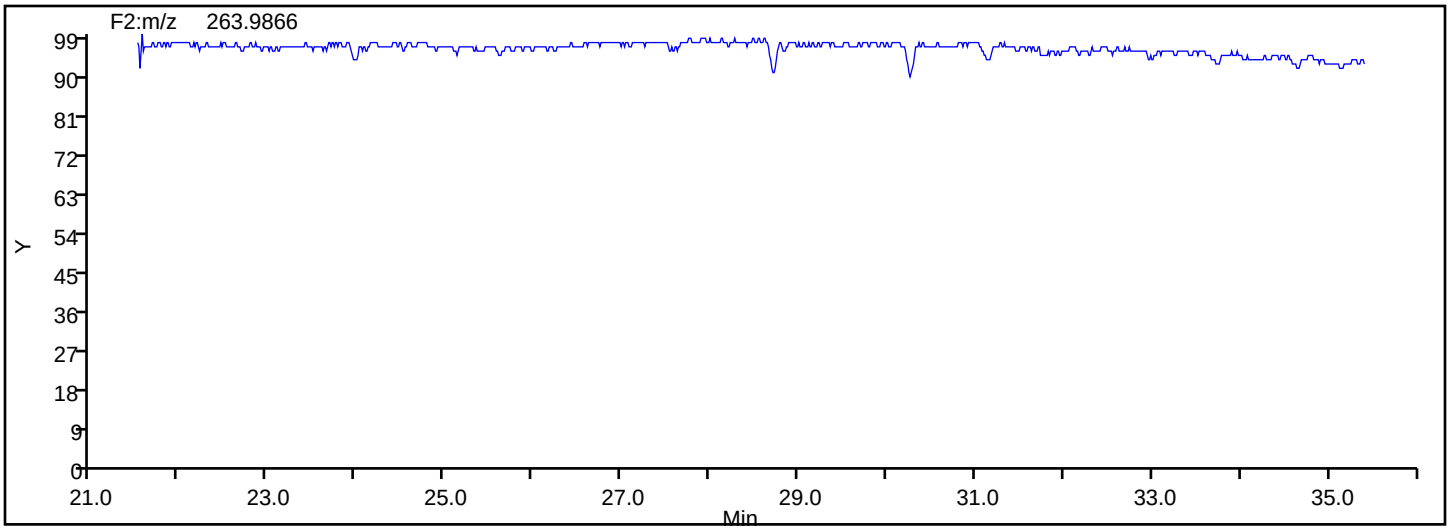

Manual Integration/User Assign Peak Report

Eurofins TestAmerica, Knoxville

Data File:	\\chromna\Knoxville\ChromData\D3D\20190903-12925.b\580-88125-b-3-c.d				
Injection Date:	03-Sep-2019 13:54:00	Instrument ID:	D3D		
Lims ID:	580-88125-B-3-C	Lab Sample ID:	140-88125-3		
Client ID:	A3-0to31-100818				
Operator ID:	Xcalibur_System	ALS Bottle#:	0	Worklist Smp#:	8
Injection Vol:	1.0 ul	Dil. Factor:	1.0000		
Method:	PCBs_D3D	Limit Group:	HR - 1668A - ICAL		
Column:	SPB-Octyl (0.25 mm)	Detector	F2(21.81 :35.54)		

PCB-103, CAS: 60145-21-3

Signal: 1

Not Detected
Expected RT: 28.15

Processing Integration Results

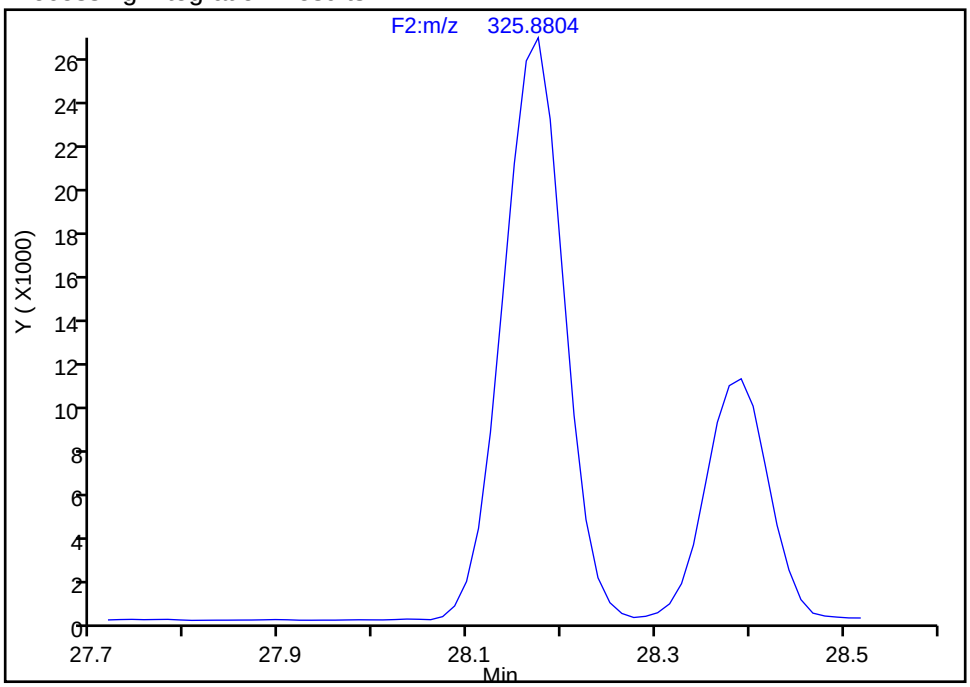

Manual Integration Results

RT: 28.18
Area: 121455
Amount: 29.871642
Amount Units: pg/ul

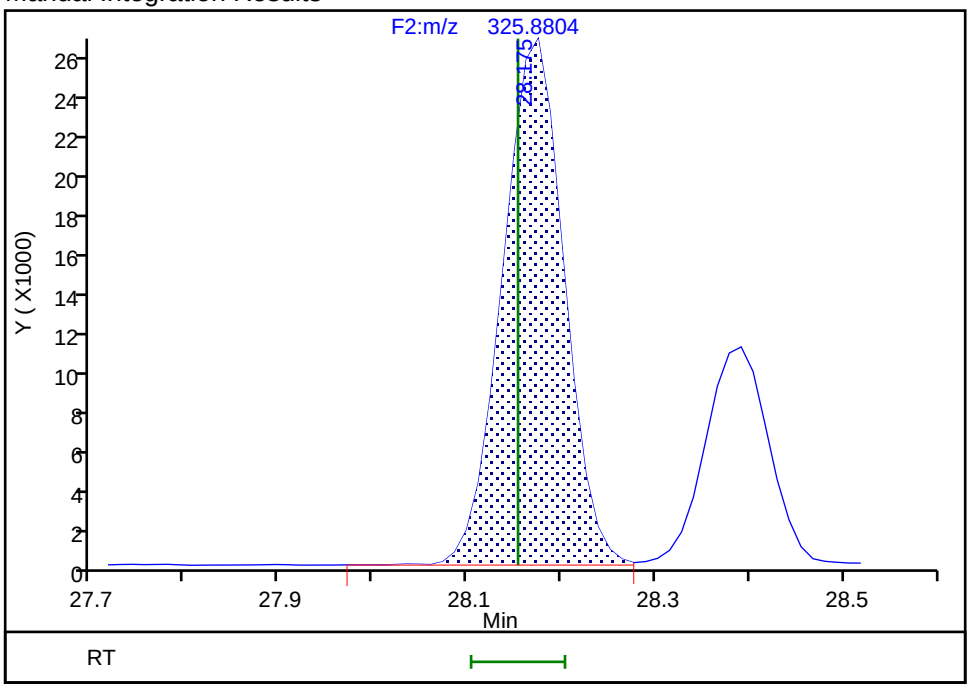

Reviewer: davidsonm, 03-Sep-2019 15:08:26
Audit Action: Assigned Compound ID Audit Reason: Baseline

Manual Integration/User Assign Peak Report

Eurofins TestAmerica, Knoxville

Data File:	\\chromna\Knoxville\ChromData\D3D\20190903-12925.b\580-88125-b-3-c.d				
Injection Date:	03-Sep-2019 13:54:00	Instrument ID:	D3D		
Lims ID:	580-88125-B-3-C	Lab Sample ID:	140-88125-3		
Client ID:	A3-0to31-100818				
Operator ID:	Xcalibur_System	ALS Bottle#:	0	Worklist Smp#:	8
Injection Vol:	1.0 ul	Dil. Factor:	1.0000		
Method:	PCBs_D3D	Limit Group:	HR - 1668A - ICAL		
Column:	SPB-Octyl (0.25 mm)	Detector	F2(21.81 :35.54)		

PCB-94, CAS: 73575-55-0

Signal: 1

Not Detected
Expected RT: 28.38

Processing Integration Results

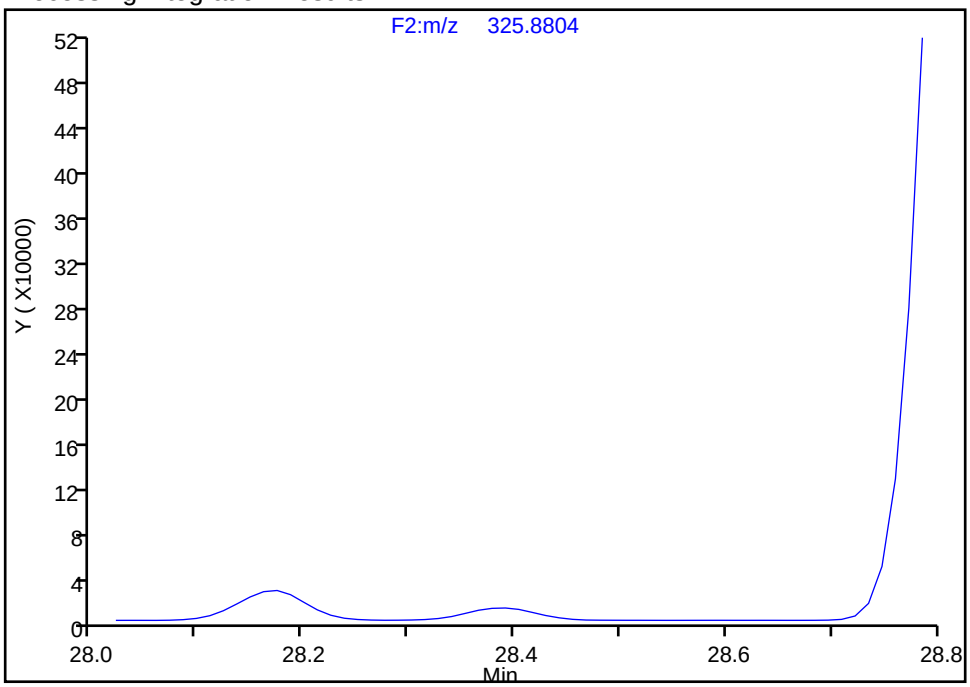

Manual Integration Results

RT: 28.39
Area: 52482
Amount: 14.741581
Amount Units: pg/ul

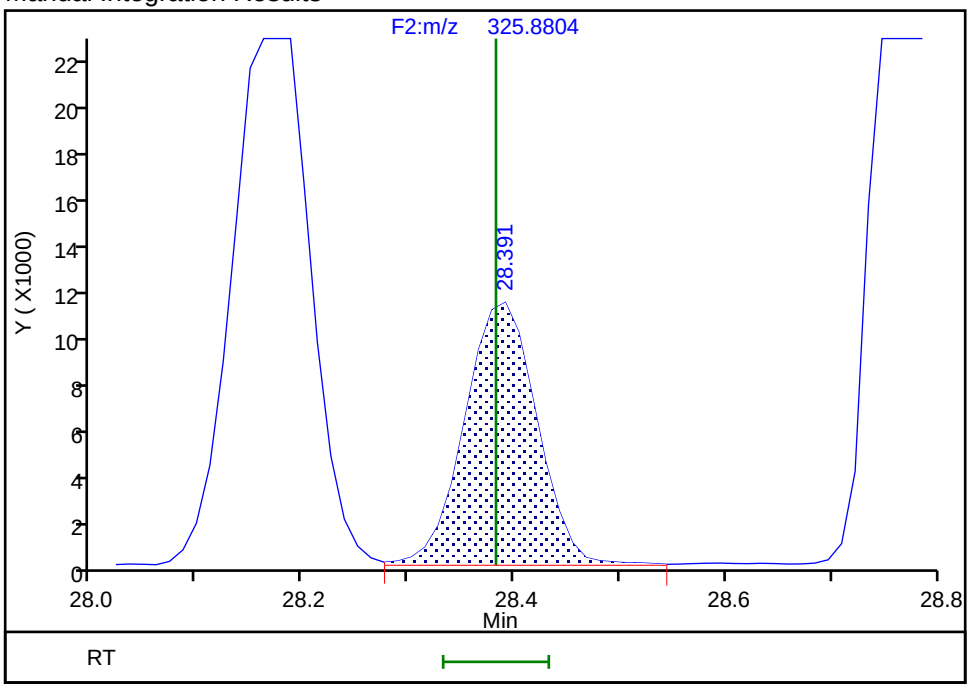

Reviewer: davidsonm, 03-Sep-2019 15:08:30
Audit Action: Assigned Compound ID Audit Reason: Baseline

Manual Integration/User Assign Peak Report

Eurofins TestAmerica, Knoxville

Data File:	\\chromna\Knoxville\ChromData\D3D\20190903-12925.b\580-88125-b-3-c.d				
Injection Date:	03-Sep-2019 13:54:00	Instrument ID:	D3D		
Lims ID:	580-88125-B-3-C	Lab Sample ID:	140-88125-3		
Client ID:	A3-0to31-100818				
Operator ID:	Xcalibur_System	ALS Bottle#:	0	Worklist Smp#:	8
Injection Vol:	1.0 ul	Dil. Factor:	1.0000		
Method:	PCBs_D3D	Limit Group:	HR - 1668A - ICAL		
Column:	SPB-Octyl (0.25 mm)	Detector	F2(21.81 :35.54)		

PCB-84, CAS: 52663-60-2

Signal: 1

Not Detected
Expected RT: 29.90

Processing Integration Results

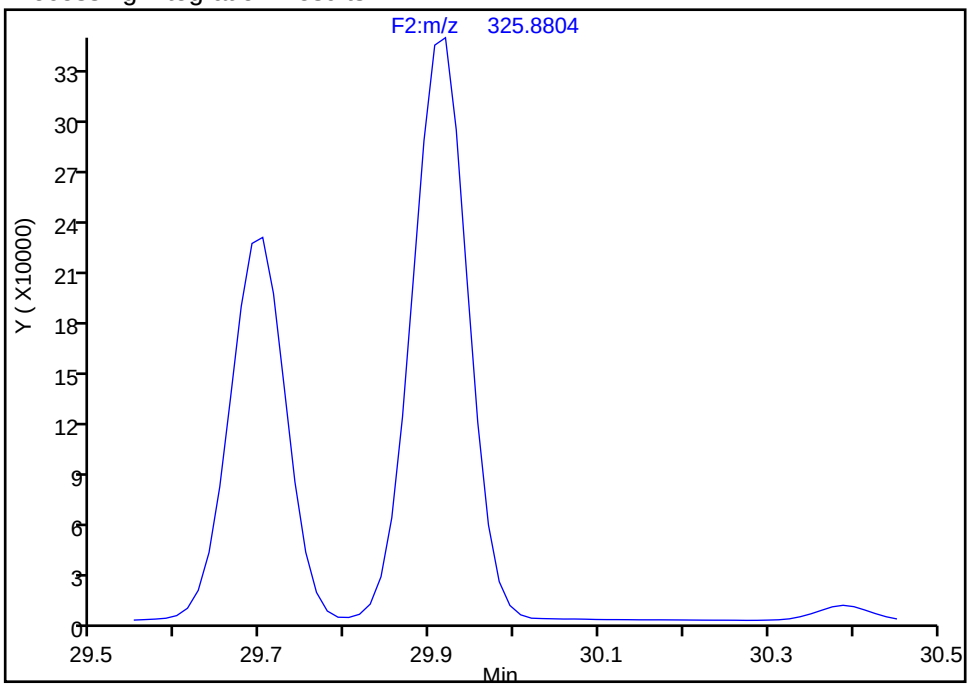

Manual Integration Results

RT: 29.92
Area: 1634704
Amount: 482.4952
Amount Units: pg/ul

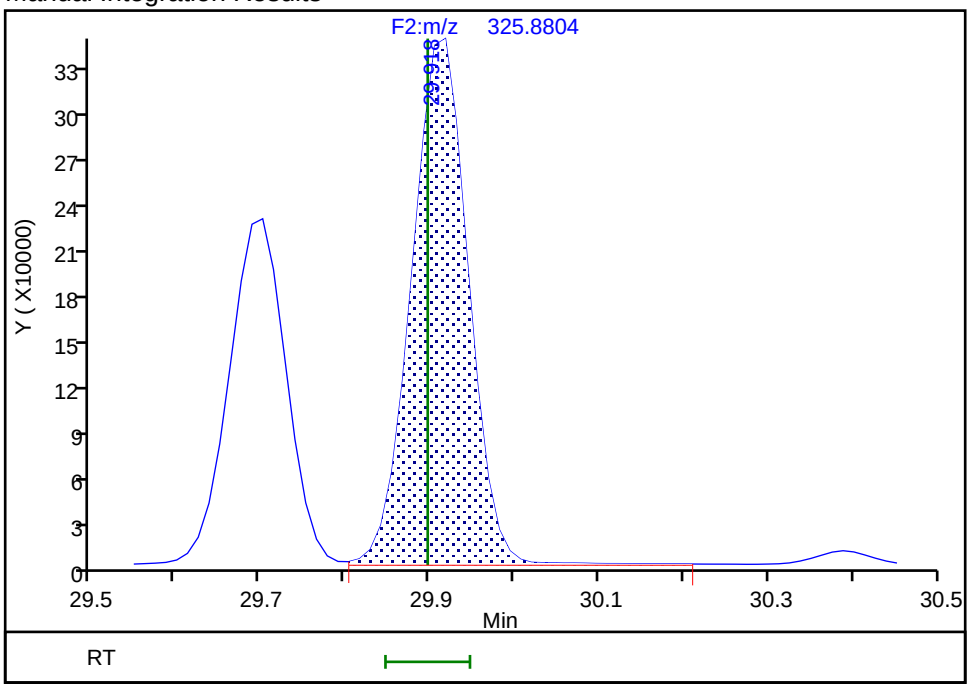

Reviewer: davidsonm, 03-Sep-2019 15:08:39
Audit Action: Assigned Compound ID Audit Reason: Baseline

Manual Integration/User Assign Peak Report

Eurofins TestAmerica, Knoxville

Data File:	\\chromna\Knoxville\ChromData\D3D\20190903-12925.b\580-88125-b-3-c.d				
Injection Date:	03-Sep-2019 13:54:00	Instrument ID:	D3D		
Lims ID:	580-88125-B-3-C	Lab Sample ID:	140-88125-3		
Client ID:	A3-0to31-100818				
Operator ID:	Xcalibur_System	ALS Bottle#:	0	Worklist Smp#:	8
Injection Vol:	1.0 ul	Dil. Factor:	1.0000		
Method:	PCBs_D3D	Limit Group:	HR - 1668A - ICAL		
Column:	SPB-Octyl (0.25 mm)	Detector	F2(21.81 :35.54)		

PCB-89, CAS: 73575-57-2

Signal: 1

Not Detected
Expected RT: 30.38

Processing Integration Results

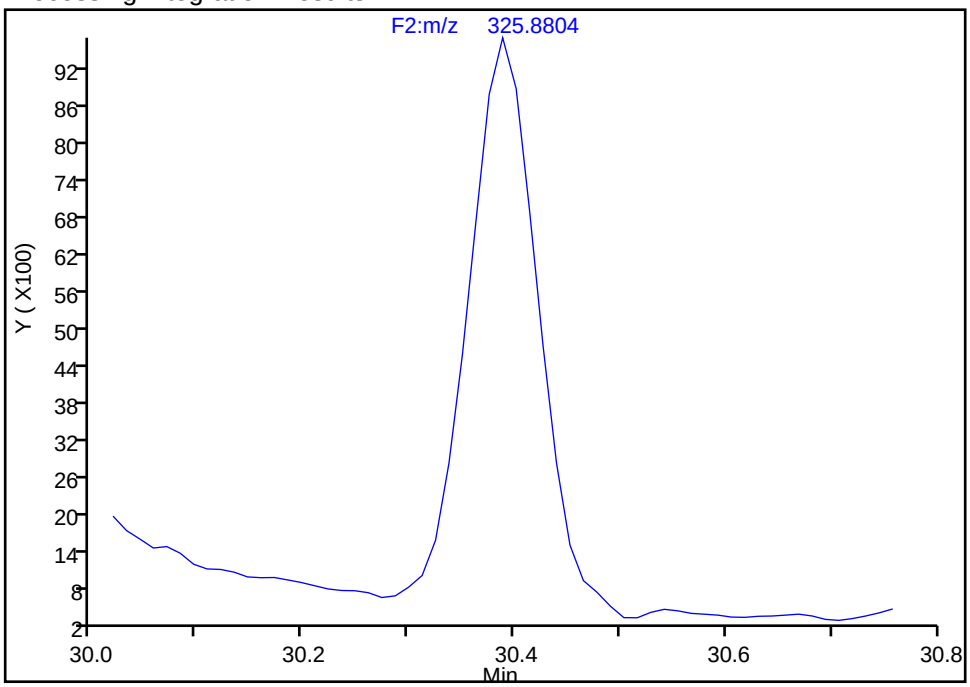

Manual Integration Results

RT: 30.39
Area: 48593
Amount: 13.790788
Amount Units: pg/ul

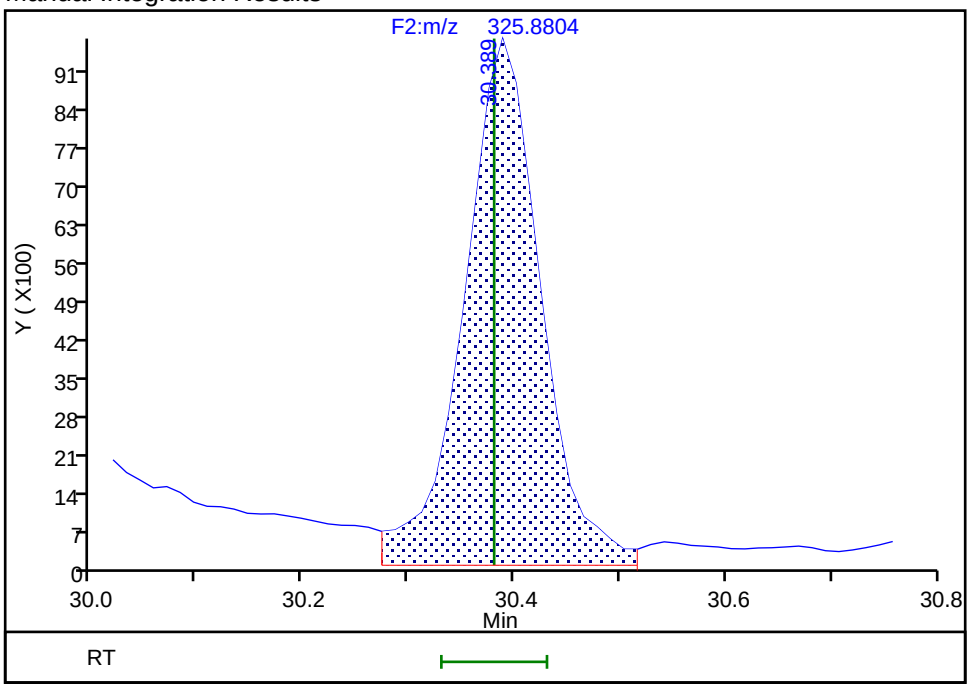

Reviewer: davidsonm, 03-Sep-2019 15:08:47
Audit Action: Assigned Compound ID Audit Reason: Baseline

Manual Integration/User Assign Peak Report

Eurofins TestAmerica, Knoxville

Data File:	\\chromna\Knoxville\ChromData\D3D\20190903-12925.b\580-88125-b-3-c.d				
Injection Date:	03-Sep-2019 13:54:00	Instrument ID:	D3D		
Lims ID:	580-88125-B-3-C	Lab Sample ID:	140-88125-3		
Client ID:	A3-0to31-100818				
Operator ID:	Xcalibur_System	ALS Bottle#:	0	Worklist Smp#:	8
Injection Vol:	1.0 ul	Dil. Factor:	1.0000		
Method:	PCBs_D3D	Limit Group:	HR - 1668A - ICAL		
Column:	SPB-Octyl (0.25 mm)	Detector	F2(21.81 :35.54)		

PCB-83/99, CAS: STL01809

Signal: 1

Processing Integration Results

RT: 32.26
Area: 274103
Amount: 74.201470
Amount Units: pg/ul

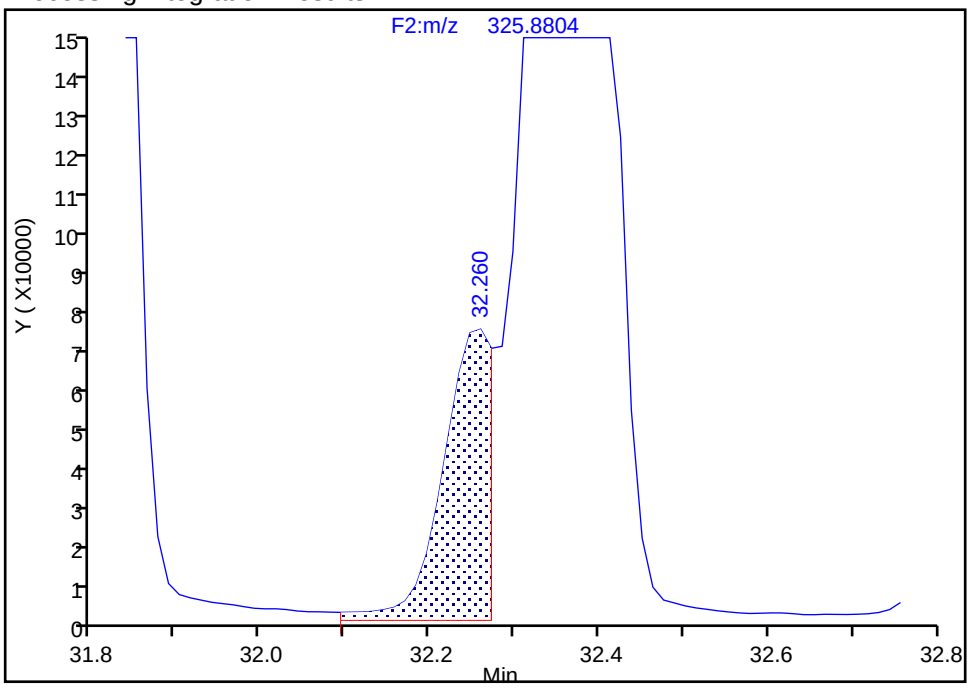

Manual Integration Results

RT: 32.36
Area: 3656995
Amount: 987.1092
Amount Units: pg/ul

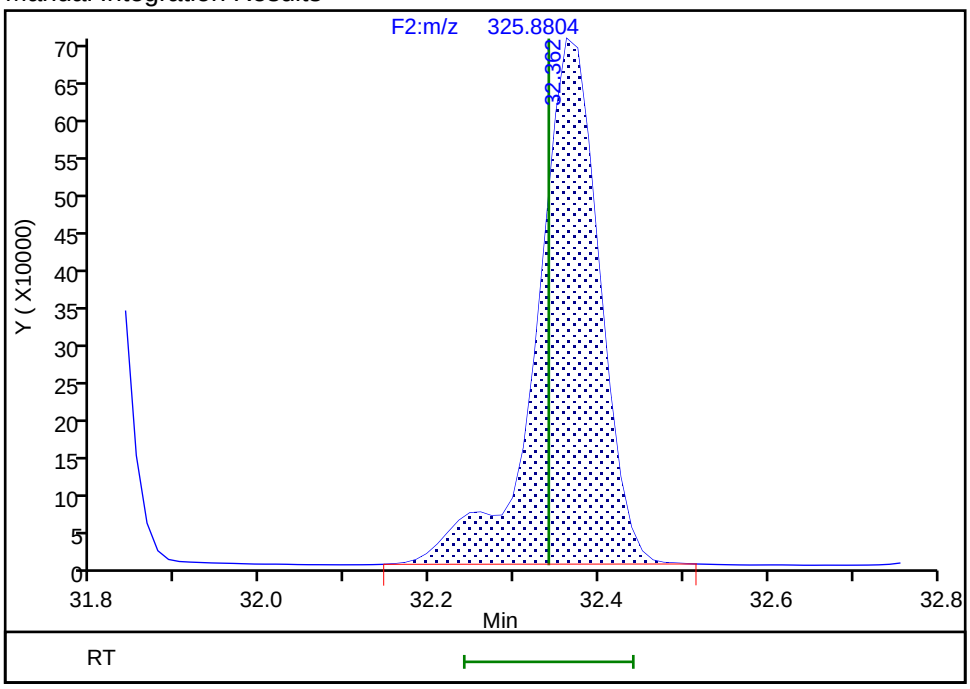

Reviewer: davidsonm, 03-Sep-2019 15:09:05

Audit Action: Manually Integrated Audit Reason: Incomplete Integration

Manual Integration/User Assign Peak Report

Eurofins TestAmerica, Knoxville

Data File:	\\chromna\Knoxville\ChromData\D3D\20190903-12925.b\580-88125-b-3-c.d				
Injection Date:	03-Sep-2019 13:54:00	Instrument ID:	D3D		
Lims ID:	580-88125-B-3-C	Lab Sample ID:	140-88125-3		
Client ID:	A3-0to31-100818				
Operator ID:	Xcalibur_System	ALS Bottle#:	0	Worklist Smp#:	8
Injection Vol:	1.0 ul	Dil. Factor:	1.0000		
Method:	PCBs_D3D	Limit Group:	HR - 1668A - ICAL		
Column:	SPB-Octyl (0.25 mm)	Detector	F2(21.81 :35.54)		

PCB-83/99, CAS: STL01809

Signal: 2

Processing Integration Results

RT: 32.26
Area: 173394
Amount: 74.201470
Amount Units: pg/ul

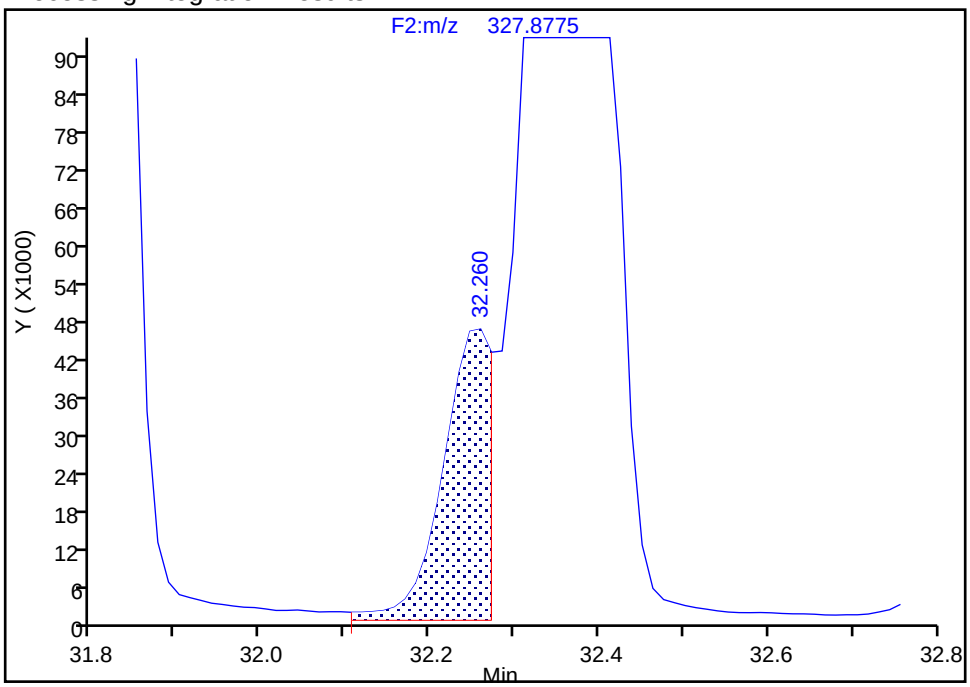

Manual Integration Results

RT: 32.36
Area: 2296100
Amount: 987.1092
Amount Units: pg/ul

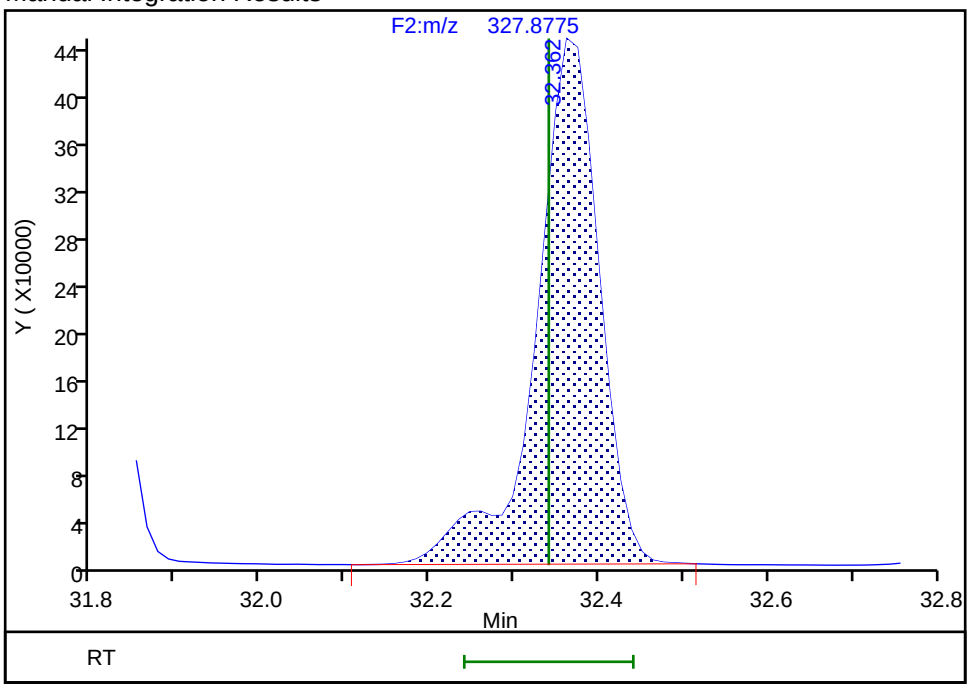

Reviewer: davidsonm, 03-Sep-2019 15:09:08

Audit Action: Manually Integrated Audit Reason: Incomplete Integration

Manual Integration/User Assign Peak Report

Eurofins TestAmerica, Knoxville

Data File:	\\chromna\Knoxville\ChromData\D3D\20190903-12925.b\580-88125-b-3-c.d				
Injection Date:	03-Sep-2019 13:54:00	Instrument ID:	D3D		
Lims ID:	580-88125-B-3-C	Lab Sample ID:	140-88125-3		
Client ID:	A3-0to31-100818				
Operator ID:	Xcalibur_System	ALS Bottle#:	0	Worklist Smp#:	8
Injection Vol:	1.0 ul	Dil. Factor:	1.0000		
Method:	PCBs_D3D	Limit Group:	HR - 1668A - ICAL		
Column:	SPB-Octyl (0.25 mm)	Detector	F2(21.81 :35.54)		

PCB-86/87/97/109/119/125, CAS: STL02295

Signal: 1

Processing Integration Results

RT: 32.87
Area: 2405940
Amount: 510.4228
Amount Units: pg/ul

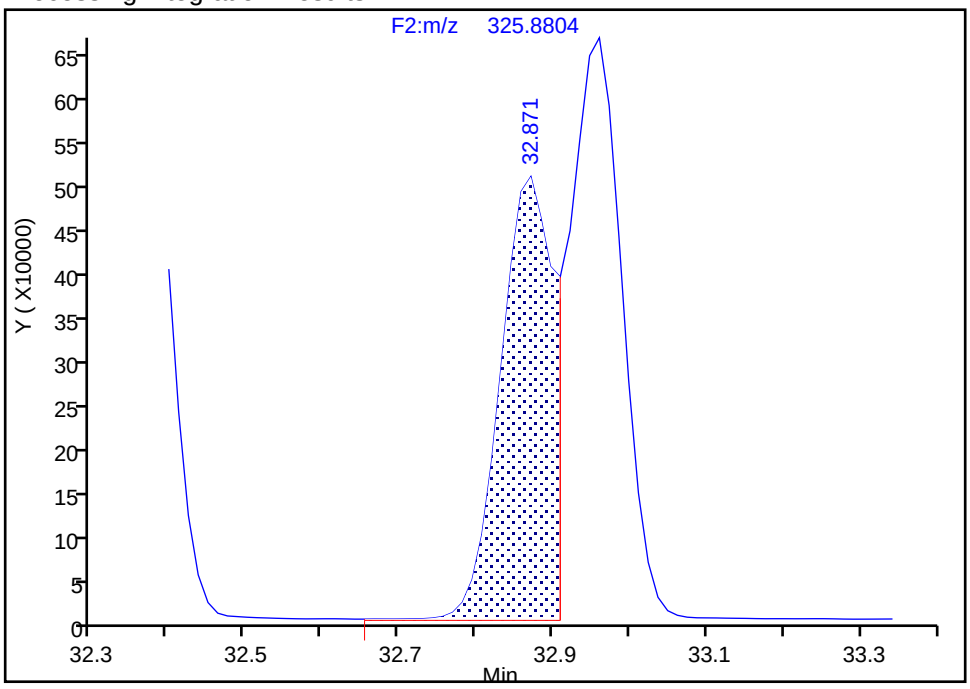

Manual Integration Results

RT: 32.96
Area: 5464812
Amount: 1156.7804
Amount Units: pg/ul

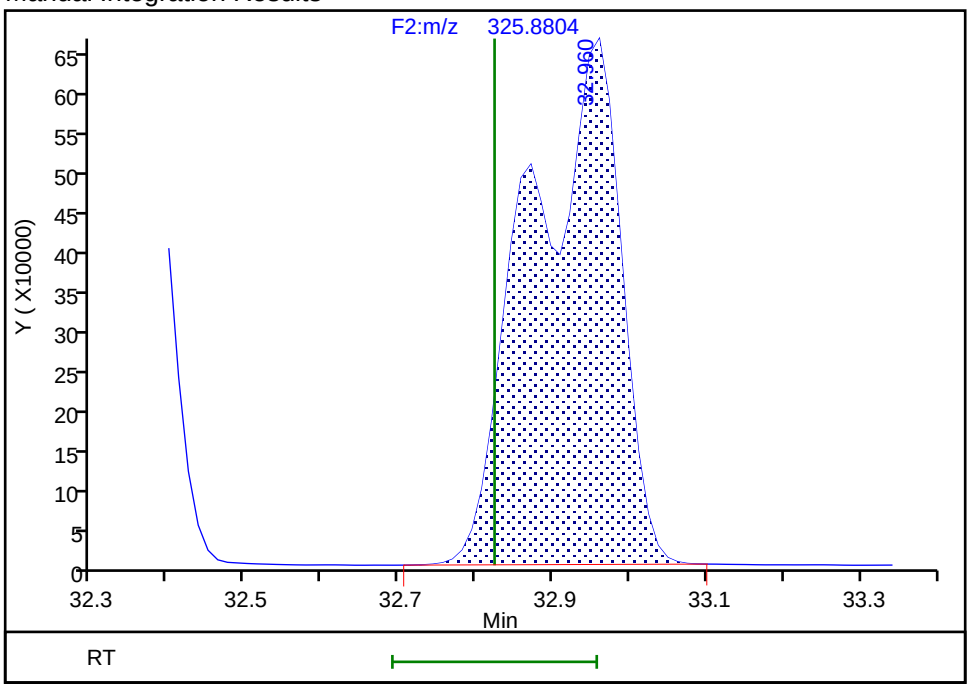

Reviewer: davidsonm, 03-Sep-2019 15:09:21

Audit Action: Manually Integrated Audit Reason: Incomplete Integration

Manual Integration/User Assign Peak Report

Eurofins TestAmerica, Knoxville

Data File:	\\chromna\Knoxville\ChromData\D3D\20190903-12925.b\580-88125-b-3-c.d				
Injection Date:	03-Sep-2019 13:54:00	Instrument ID:	D3D		
Lims ID:	580-88125-B-3-C	Lab Sample ID:	140-88125-3		
Client ID:	A3-0to31-100818				
Operator ID:	Xcalibur_System	ALS Bottle#:	0	Worklist Smp#:	8
Injection Vol:	1.0 ul	Dil. Factor:	1.0000		
Method:	PCBs_D3D	Limit Group:	HR - 1668A - ICAL		
Column:	SPB-Octyl (0.25 mm)	Detector	F2(21.81 :35.54)		

PCB-86/87/97/109/119/125, CAS: STL02295

Signal: 2

Processing Integration Results

RT: 32.87
Area: 1512783
Amount: 510.4228
Amount Units: pg/ul

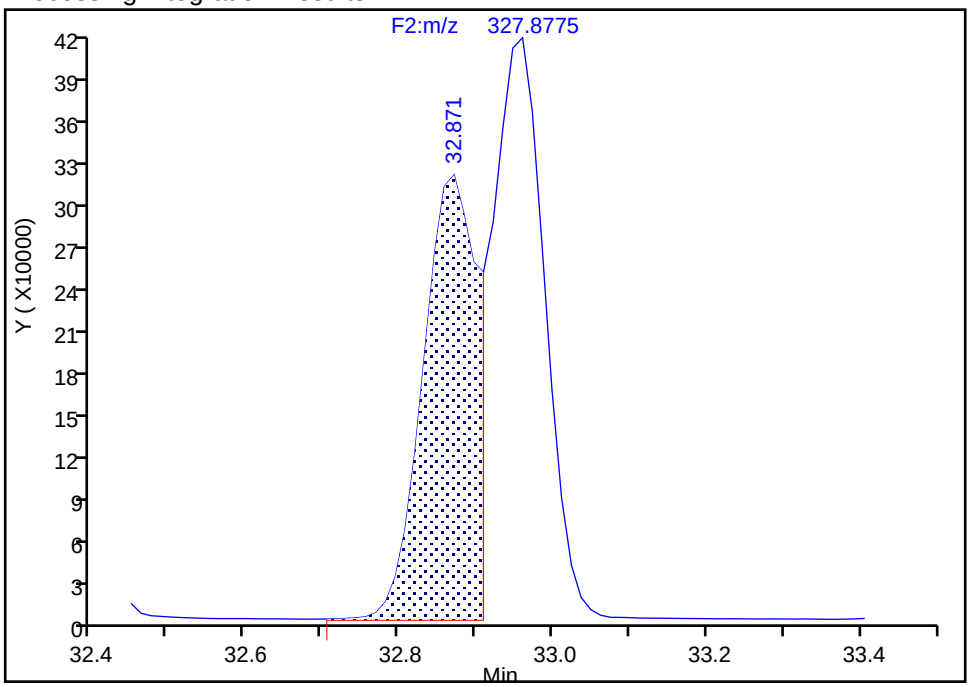

Manual Integration Results

RT: 32.96
Area: 3416261
Amount: 1156.7804
Amount Units: pg/ul

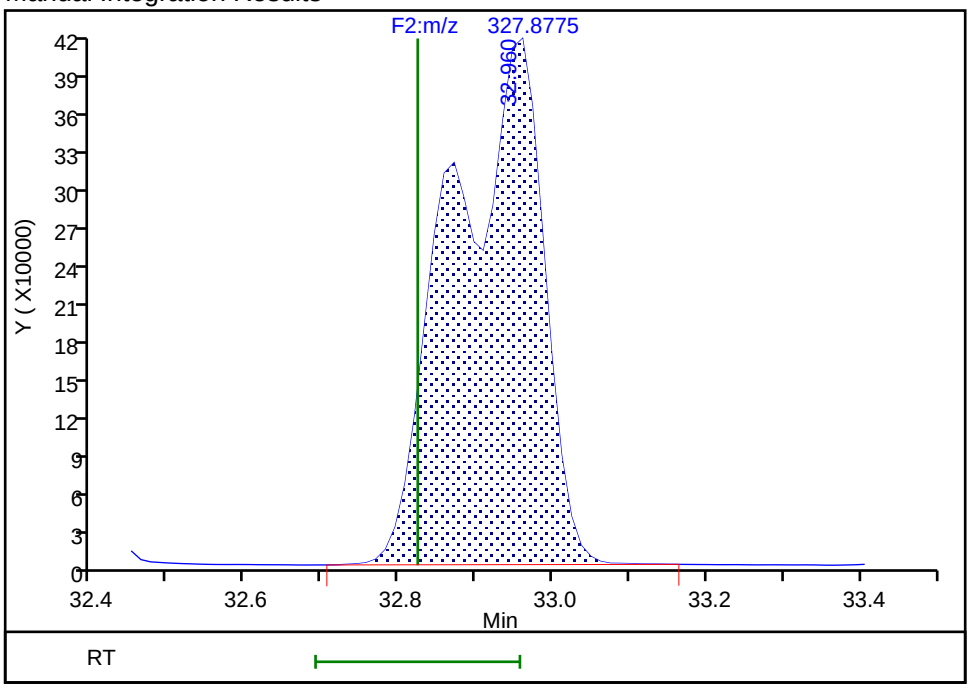

Reviewer: davidsonm, 03-Sep-2019 15:09:24

Audit Action: Manually Integrated Audit Reason: Incomplete Integration

Manual Integration/User Assign Peak Report

Eurofins TestAmerica, Knoxville

Data File:	\\chromna\Knoxville\ChromData\D3D\20190903-12925.b\580-88125-b-3-c.d				
Injection Date:	03-Sep-2019 13:54:00	Instrument ID:	D3D		
Lims ID:	580-88125-B-3-C	Lab Sample ID:	140-88125-3		
Client ID:	A3-0to31-100818				
Operator ID:	Xcalibur_System	ALS Bottle#:	0	Worklist Smp#:	8
Injection Vol:	1.0 ul	Dil. Factor:	1.0000		
Method:	PCBs_D3D	Limit Group:	HR - 1668A - ICAL		
Column:	SPB-Octyl (0.25 mm)	Detector	F2(21.81 :35.54)		

PCB-82, CAS: 52663-62-4

Signal: 1

Not Detected
Expected RT: 34.05

Processing Integration Results

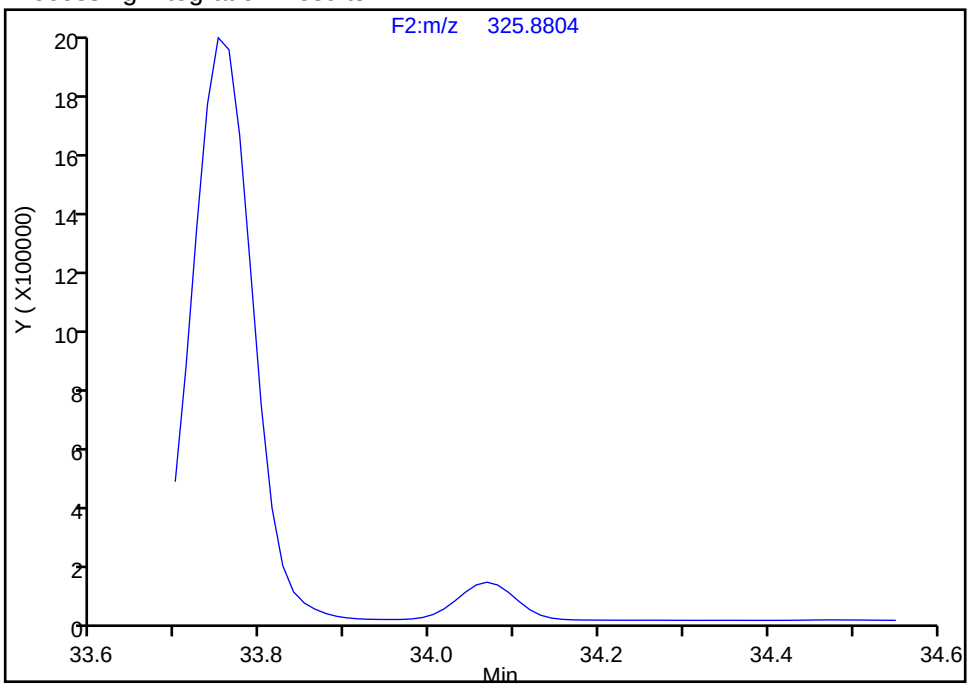

Manual Integration Results

RT: 34.07
Area: 681149
Amount: 197.6756
Amount Units: pg/ul

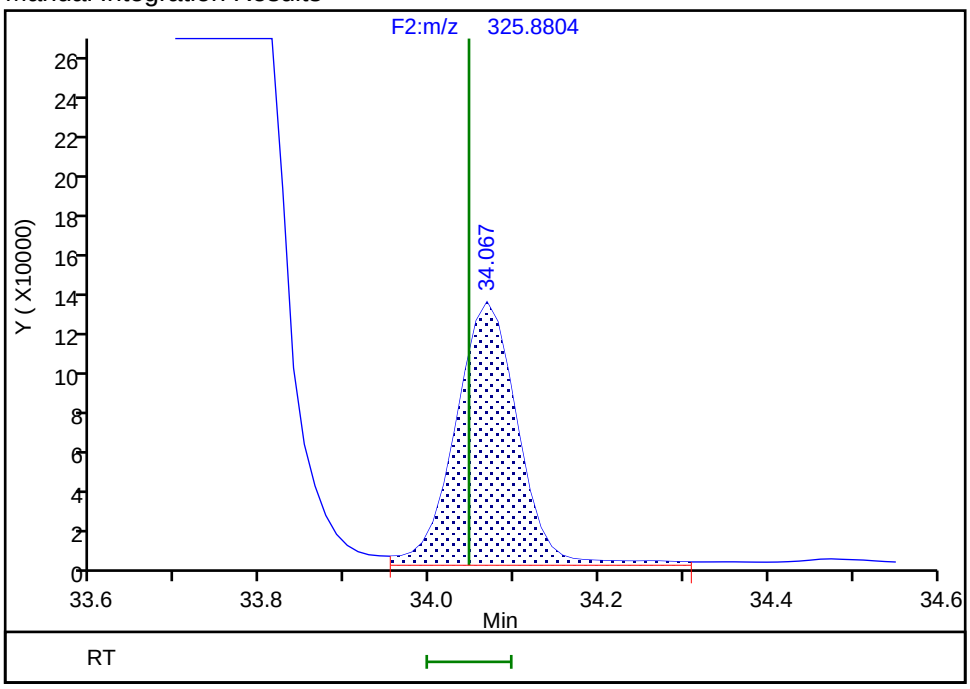

Reviewer: davidsonm, 03-Sep-2019 15:09:32
Audit Action: Assigned Compound ID Audit Reason: Incomplete Integration

Manual Integration/User Assign Peak Report

Eurofins TestAmerica, Knoxville

Data File:	\\chromna\Knoxville\ChromData\D3D\20190903-12925.b\580-88125-b-3-c.d				
Injection Date:	03-Sep-2019 13:54:00	Instrument ID:	D3D		
Lims ID:	580-88125-B-3-C	Lab Sample ID:	140-88125-3		
Client ID:	A3-0to31-100818				
Operator ID:	Xcalibur_System	ALS Bottle#:	0	Worklist Smp#:	8
Injection Vol:	1.0 ul	Dil. Factor:	1.0000		
Method:	PCBs_D3D	Limit Group:	HR - 1668A - ICAL		
Column:	SPB-Octyl (0.25 mm)	Detector	F2(21.81 :35.54)		

PCB-120, CAS: 68194-12-7

Signal: 1

Not Detected
Expected RT: 34.91

Processing Integration Results

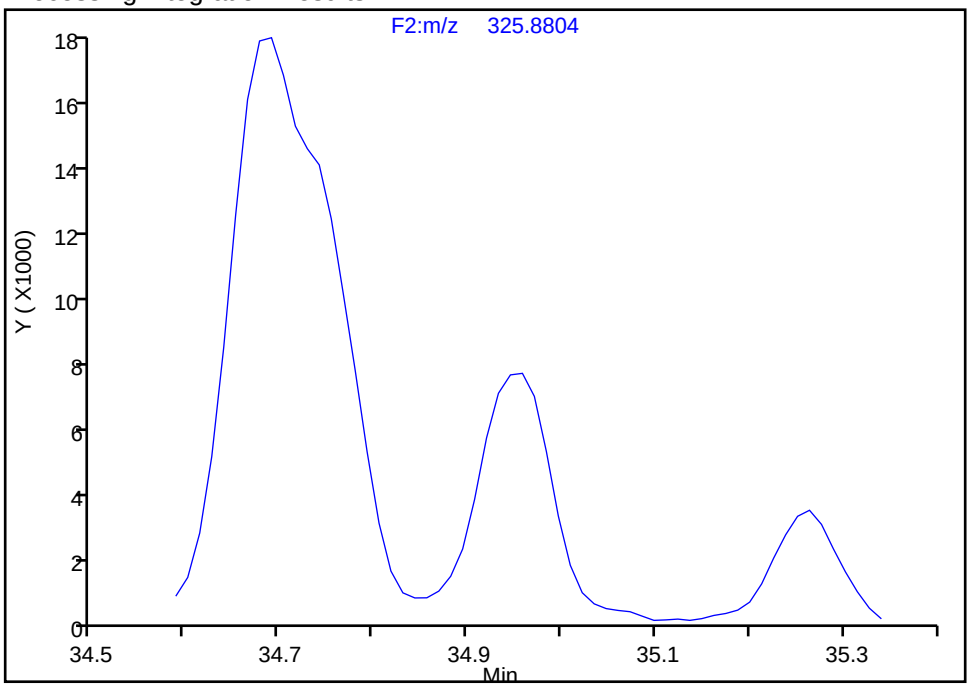

Manual Integration Results

RT: 34.96
Area: 52275
Amount: 9.129556
Amount Units: pg/ul

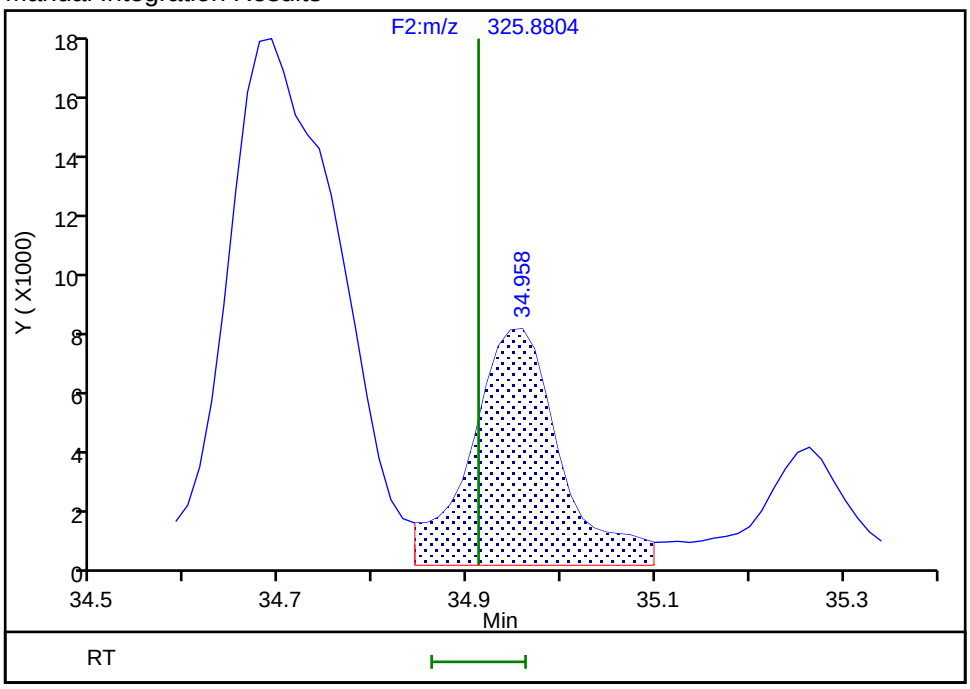

Reviewer: davidsonm, 03-Sep-2019 15:09:39
Audit Action: Assigned Compound ID Audit Reason: Incomplete Integration

Eurofins TestAmerica, Knoxville

Data File:	\\chromna\Knoxville\ChromData\D3D\20190903-12925.b\580-88125-b-3-c.d		
Injection Date:	03-Sep-2019 13:54:00	Injection Vol:	1.0 ul
Instrument ID:	D3D	Operator ID:	Xcalibur_System
Method:	PCBs_D3D	Limit Group:	HR - 1668A - ICAL
Client ID:	A3-0to31-100818		
Worklist#:	33205	Sample Line#:	8
Column Type:	SPB-Octyl	Column Dia:	0.25 mm

PePCB F3

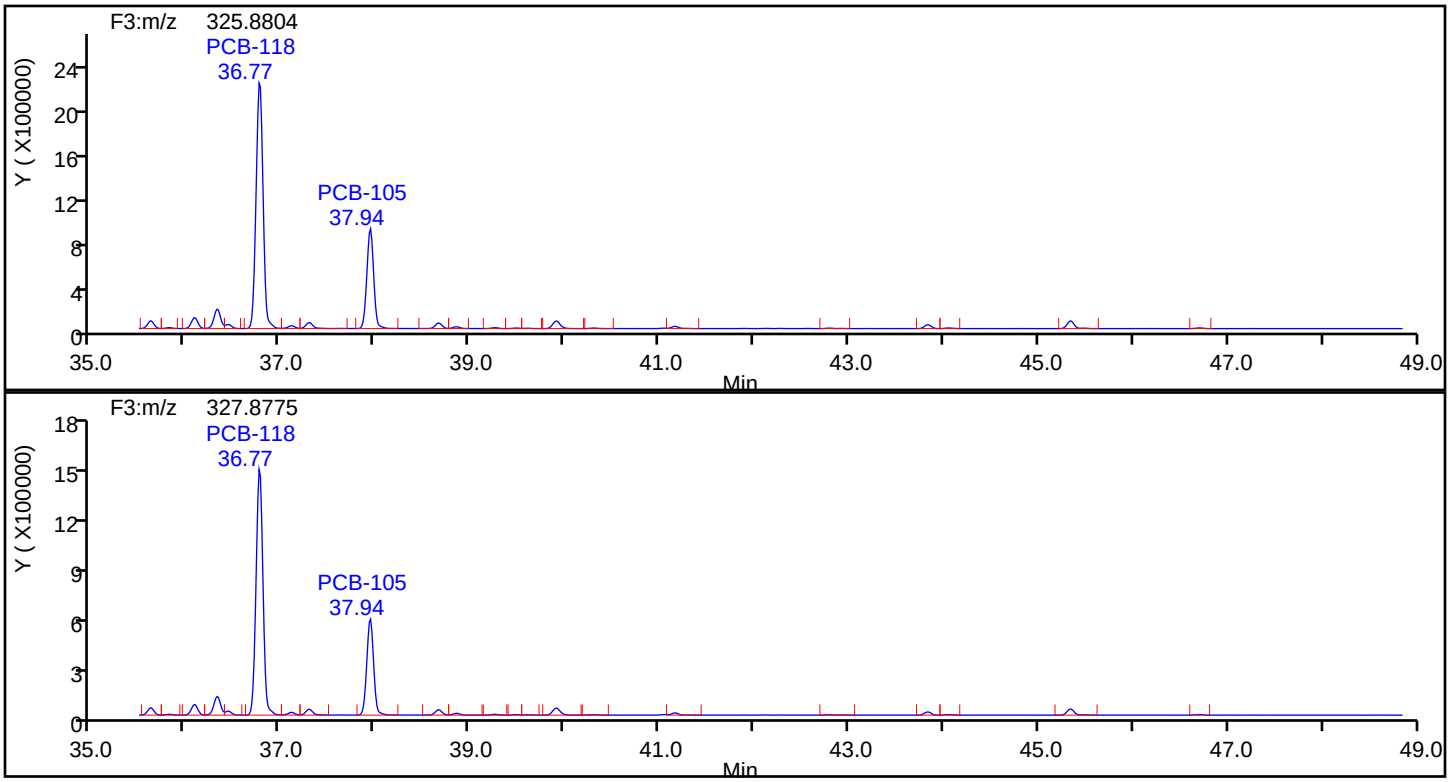

PePCB F3 Standards

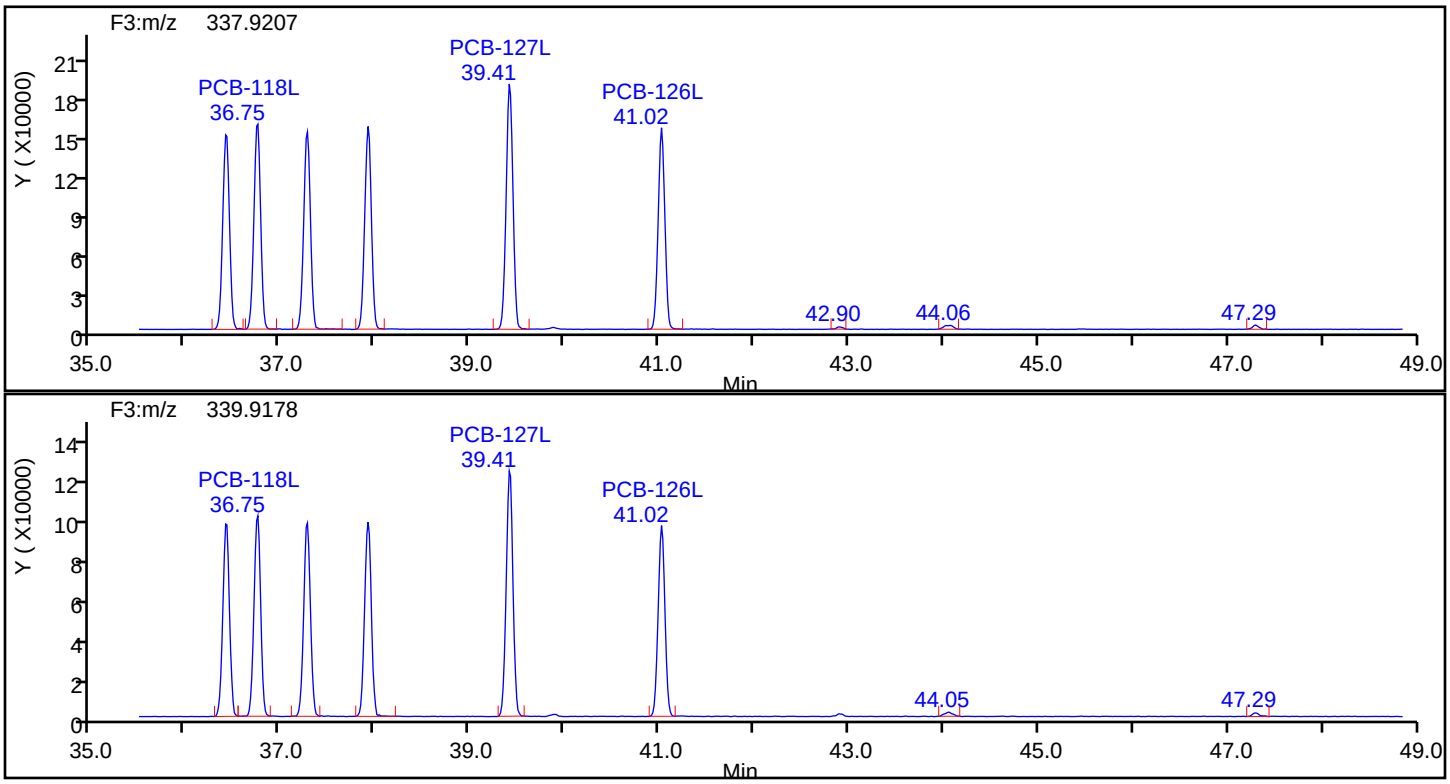

Eurofins TestAmerica, Knoxville

Data File:	\\chromna\Knoxville\ChromData\D3D\20190903-12925.b\580-88125-b-3-c.d		
Injection Date:	03-Sep-2019 13:54:00	Injection Vol:	1.0 ul
Instrument ID:	D3D	Operator ID:	Xcalibur_System
Method:	PCBs_D3D	Limit Group:	HR - 1668A - ICAL
Client ID:	A3-0to31-100818		
Worklist#:	33205	Sample Line#:	8
Column Type:	SPB-Octyl	Column Dia:	0.25 mm

PePCB F3

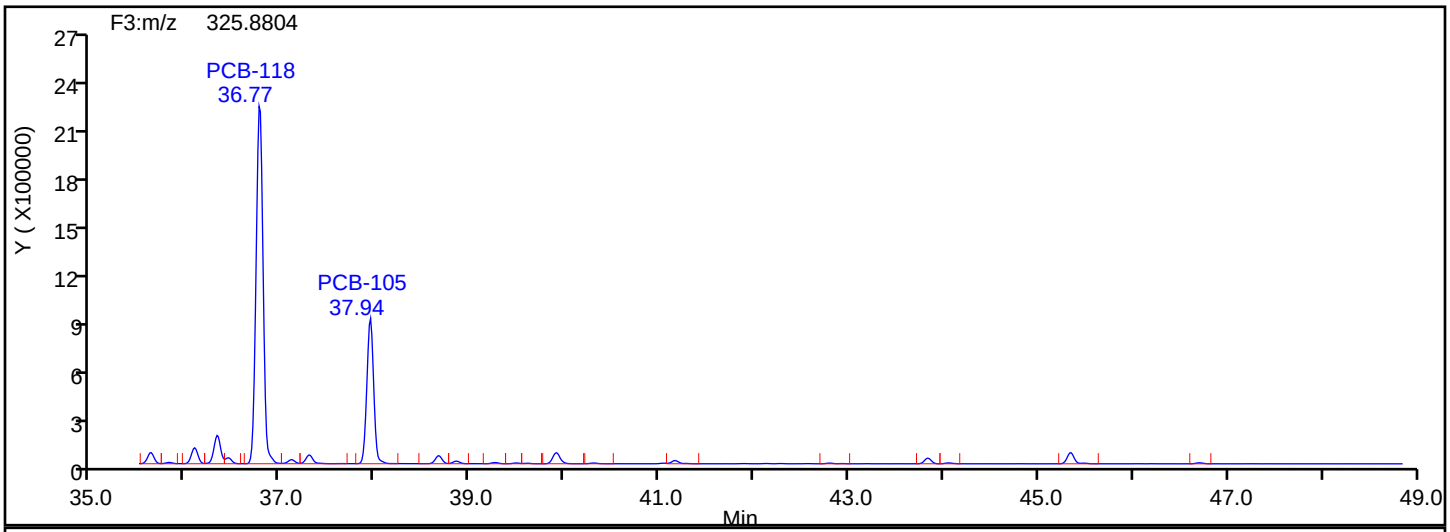

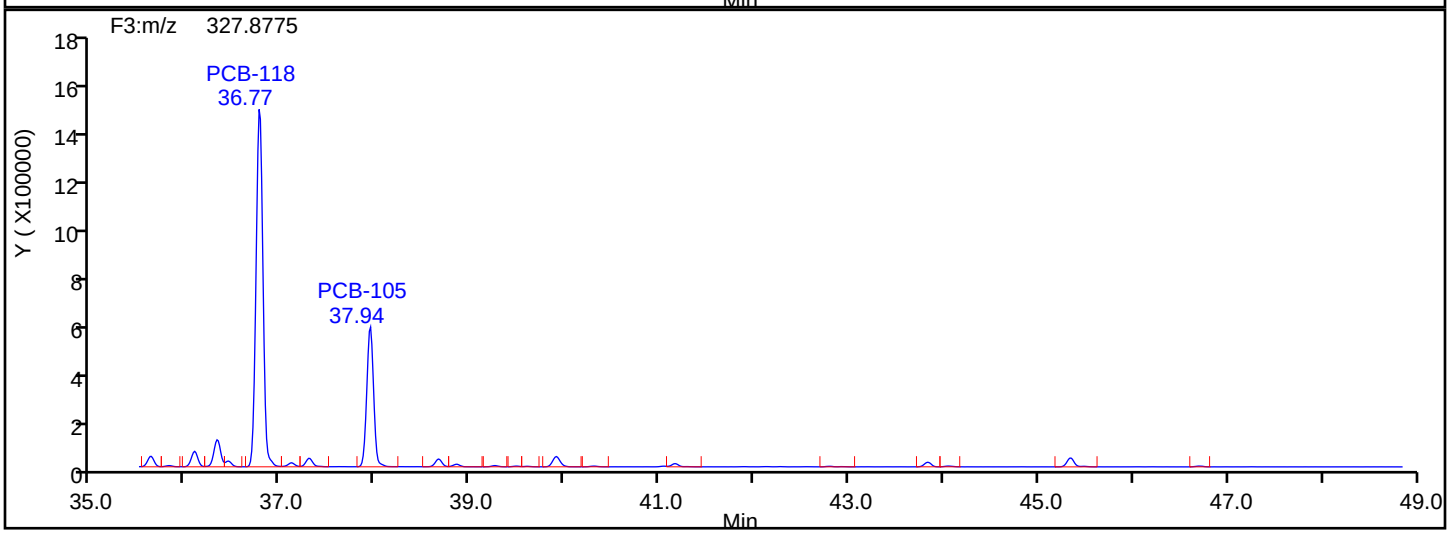

PePCB F3 Lock Mass

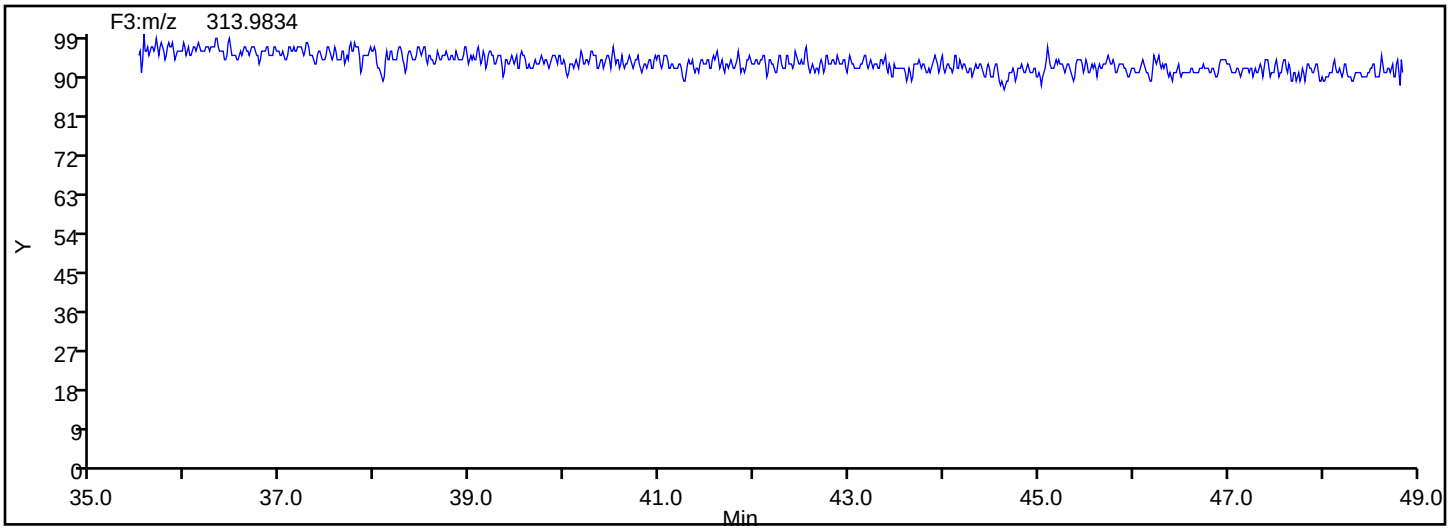

Manual Integration/User Assign Peak Report

Eurofins TestAmerica, Knoxville

Data File:	\\chromna\Knoxville\ChromData\D3D\20190903-12925.b\580-88125-b-3-c.d				
Injection Date:	03-Sep-2019 13:54:00	Instrument ID:	D3D		
Lims ID:	580-88125-B-3-C	Lab Sample ID:	140-88125-3		
Client ID:	A3-0to31-100818				
Operator ID:	Xcalibur_System	ALS Bottle#:	0	Worklist Smp#:	8
Injection Vol:	1.0 ul	Dil. Factor:	1.0000		
Method:	PCBs_D3D	Limit Group:	HR - 1668A - ICAL		
Column:	SPB-Octyl (0.25 mm)	Detector	F3(35.64 :49.10)		

PCB-108/124, CAS: STL02294

Signal: 1

Not Detected
Expected RT: 36.04

Processing Integration Results

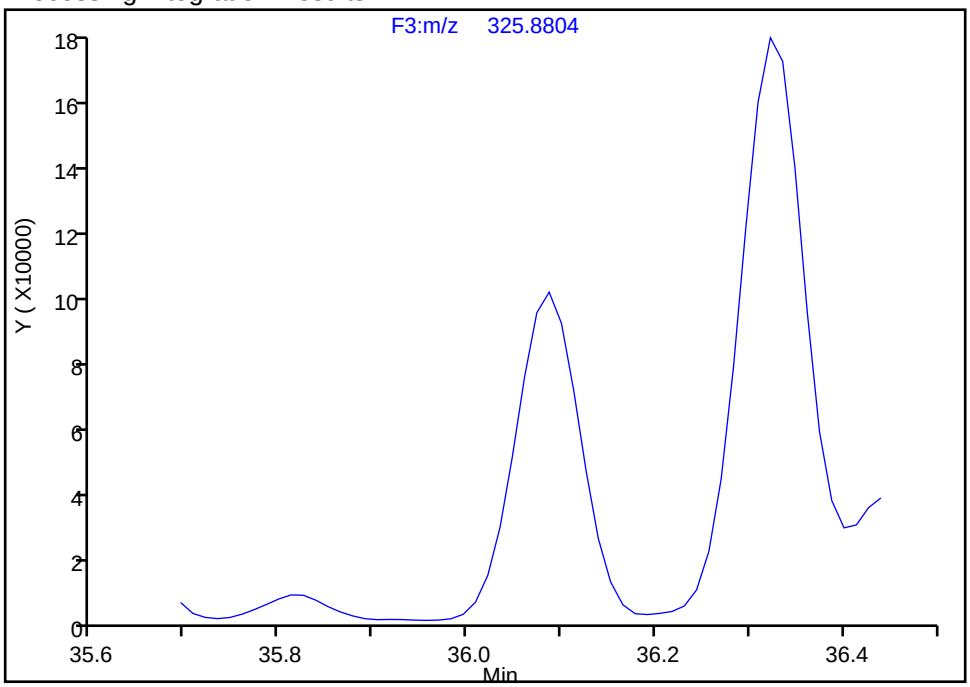

Manual Integration Results

RT: 36.09
Area: 483411
Amount: 52.561422
Amount Units: pg/ul

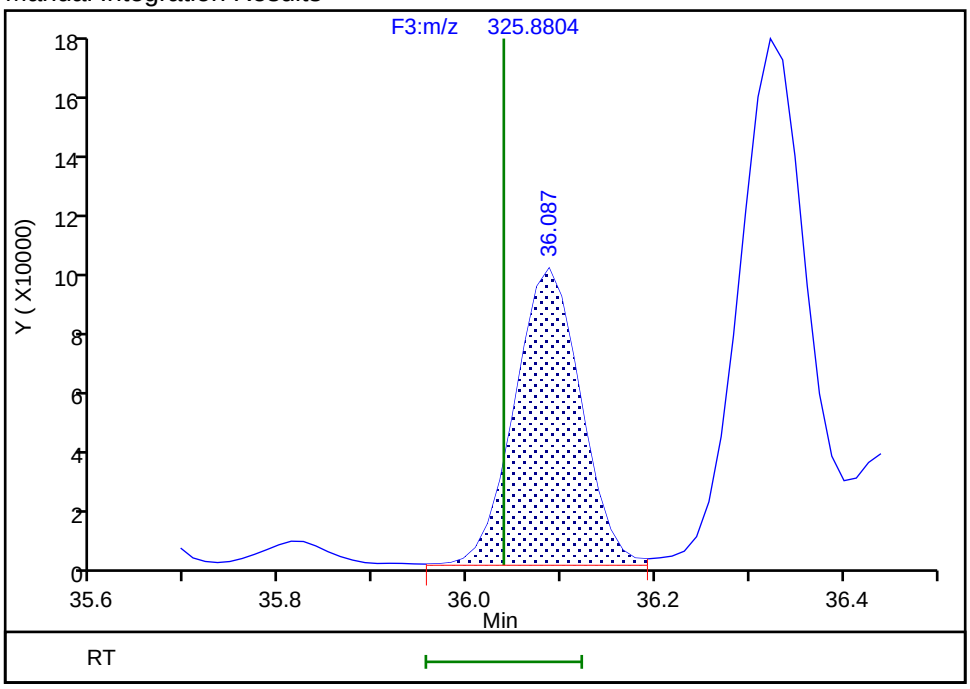

Reviewer: davidsonm, 03-Sep-2019 15:09:44
Audit Action: Assigned Compound ID Audit Reason: Incomplete Integration

Manual Integration/User Assign Peak Report

Eurofins TestAmerica, Knoxville

Data File:	\\chromna\Knoxville\ChromData\D3D\20190903-12925.b\580-88125-b-3-c.d				
Injection Date:	03-Sep-2019 13:54:00	Instrument ID:	D3D		
Lims ID:	580-88125-B-3-C	Lab Sample ID:	140-88125-3		
Client ID:	A3-0to31-100818				
Operator ID:	Xcalibur_System	ALS Bottle#:	0	Worklist Smp#:	8
Injection Vol:	1.0 ul	Dil. Factor:	1.0000		
Method:	PCBs_D3D	Limit Group:	HR - 1668A - ICAL		
Column:	SPB-Octyl (0.25 mm)	Detector	F3(35.64 :49.10)		

PCB-107, CAS: 70424-68-9

Signal: 1

Not Detected
Expected RT: 36.29

Processing Integration Results

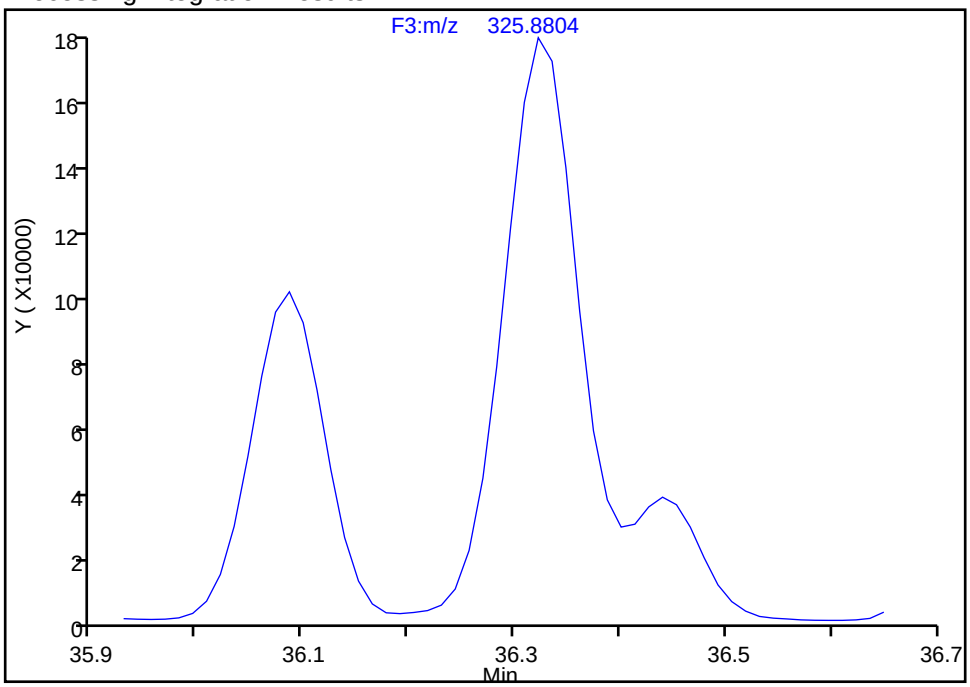

Manual Integration Results

RT: 36.32
Area: 875852
Amount: 88.199775
Amount Units: pg/ul

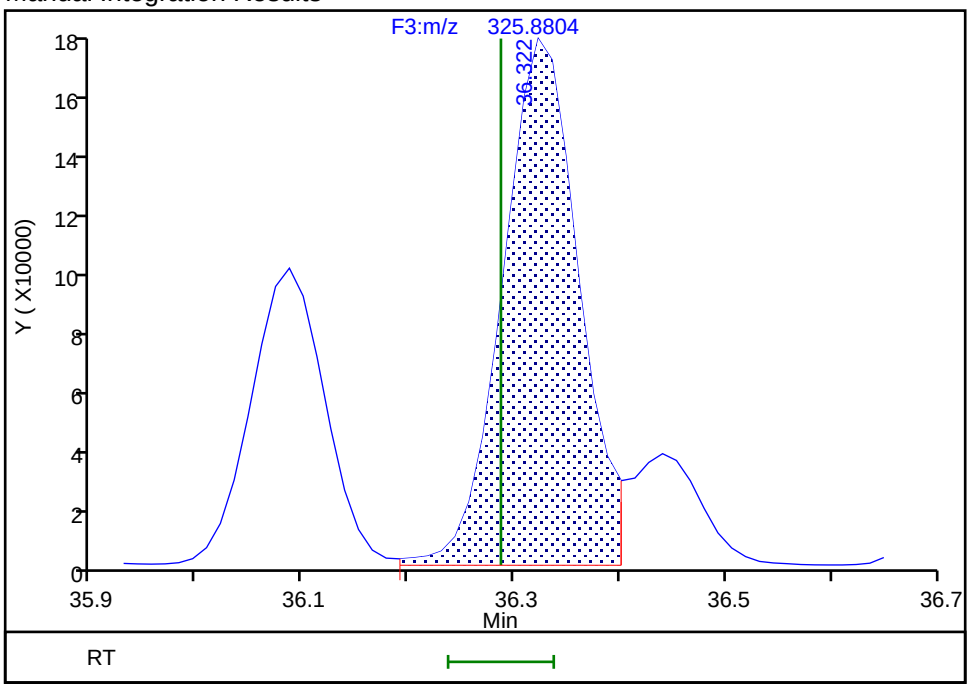

Reviewer: davidsonm, 03-Sep-2019 15:09:49
Audit Action: Assigned Compound ID Audit Reason: Incomplete Integration

Manual Integration/User Assign Peak Report

Eurofins TestAmerica, Knoxville

Data File:	\\chromna\Knoxville\ChromData\D3D\20190903-12925.b\580-88125-b-3-c.d				
Injection Date:	03-Sep-2019 13:54:00	Instrument ID:	D3D		
Lims ID:	580-88125-B-3-C	Lab Sample ID:	140-88125-3		
Client ID:	A3-0to31-100818				
Operator ID:	Xcalibur_System	ALS Bottle#:	0	Worklist Smp#:	8
Injection Vol:	1.0 ul	Dil. Factor:	1.0000		
Method:	PCBs_D3D	Limit Group:	HR - 1668A - ICAL		
Column:	SPB-Octyl (0.25 mm)	Detector	F3(35.64 :49.10)		

PCB-127, CAS: 39635-33-1

Signal: 2

Not Detected
Expected RT: 39.39

Processing Integration Results

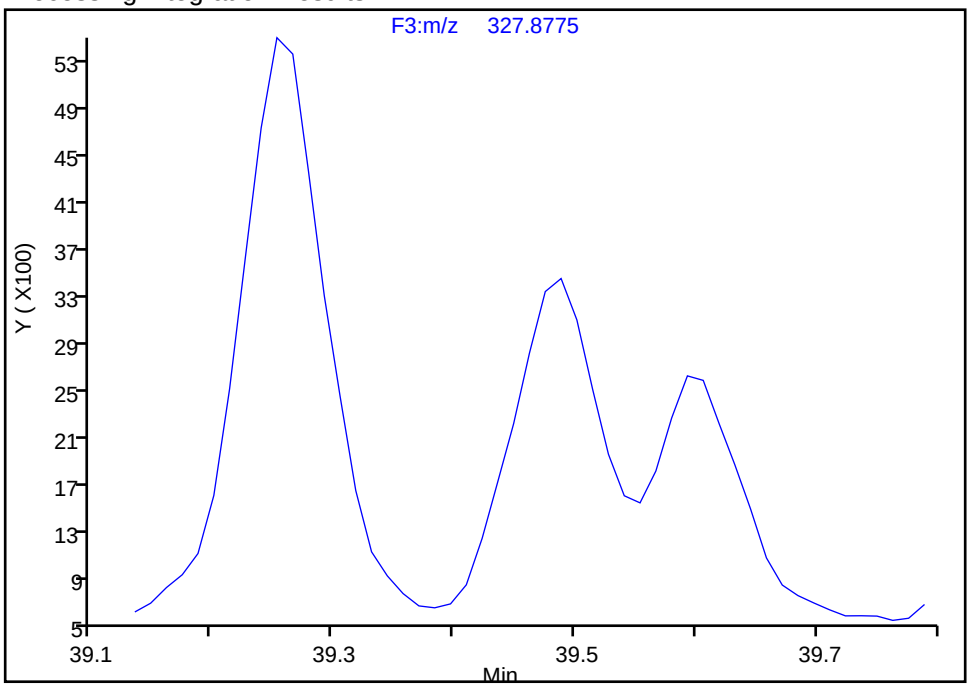

Manual Integration Results

RT: 39.49
Area: 13937
Amount: 2.398424
Amount Units: pg/ul

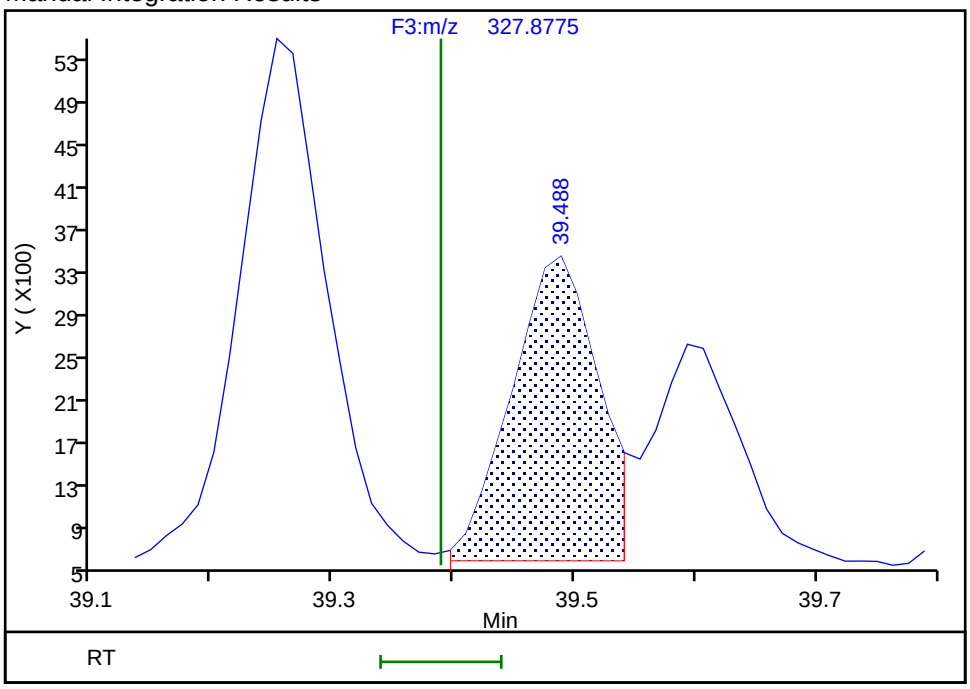

Reviewer: davidsonm, 03-Sep-2019 15:10:19
Audit Action: Split an Integrated Peak Audit Reason: Split Peak

Manual Integration/User Assign Peak Report

Eurofins TestAmerica, Knoxville

Data File:	\\chromna\Knoxville\ChromData\D3D\20190903-12925.b\580-88125-b-3-c.d				
Injection Date:	03-Sep-2019 13:54:00	Instrument ID:	D3D		
Lims ID:	580-88125-B-3-C	Lab Sample ID:	140-88125-3		
Client ID:	A3-0to31-100818				
Operator ID:	Xcalibur_System	ALS Bottle#:	0	Worklist Smp#:	8
Injection Vol:	1.0 ul	Dil. Factor:	1.0000		
Method:	PCBs_D3D	Limit Group:	HR - 1668A - ICAL		
Column:	SPB-Octyl (0.25 mm)	Detector	F3(35.64 :49.10)		

PCB-127, CAS: 39635-33-1

Signal: 1

Not Detected
Expected RT: 39.39

Processing Integration Results

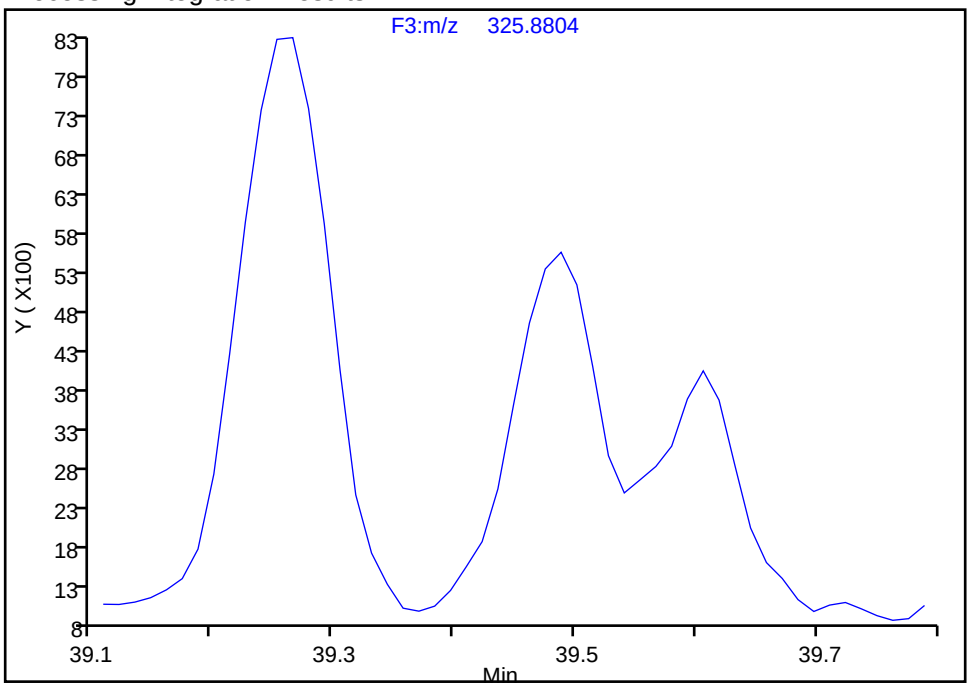

Manual Integration Results

RT: 39.49
Area: 22944
Amount: 2.398424
Amount Units: pg/ul

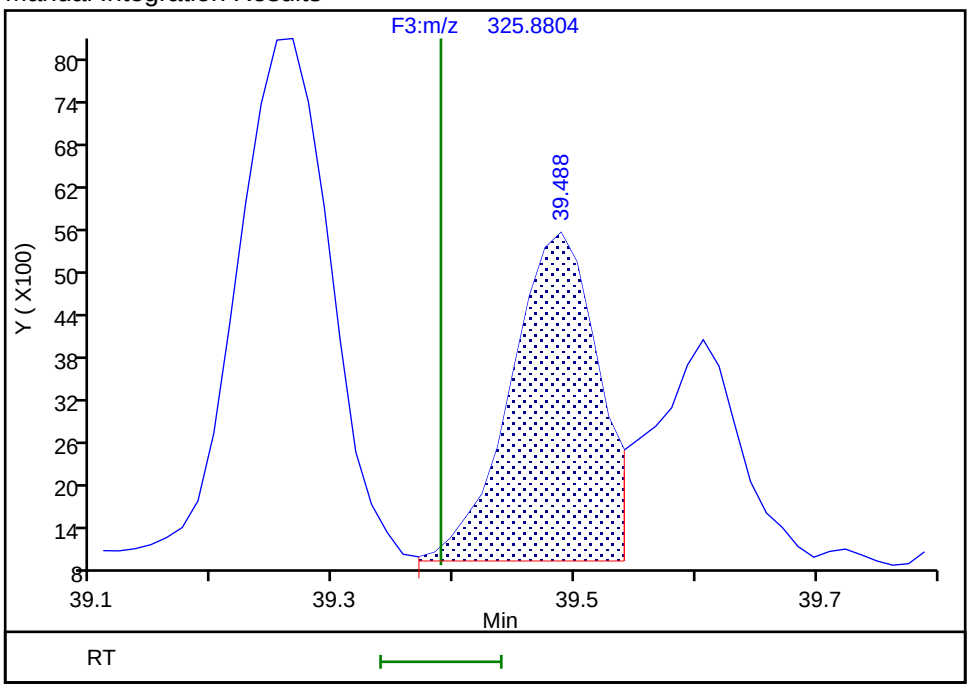

Reviewer: davidsonm, 03-Sep-2019 15:10:22
Audit Action: Split an Integrated Peak Audit Reason: Split Peak

Eurofins TestAmerica, Knoxville

Data File:	\\chromna\Knoxville\ChromData\D3D\20190903-12925.b\580-88125-b-3-c.d		
Injection Date:	03-Sep-2019 13:54:00	Injection Vol:	1.0 ul
Instrument ID:	D3D	Operator ID:	Xcalibur_System
Method:	PCBs_D3D	Limit Group:	HR - 1668A - ICAL
Client ID:	A3-0to31-100818		
Worklist#:	33205	Sample Line#:	8
Column Type:	SPB-Octyl	Column Dia:	0.25 mm

HxPCB F2

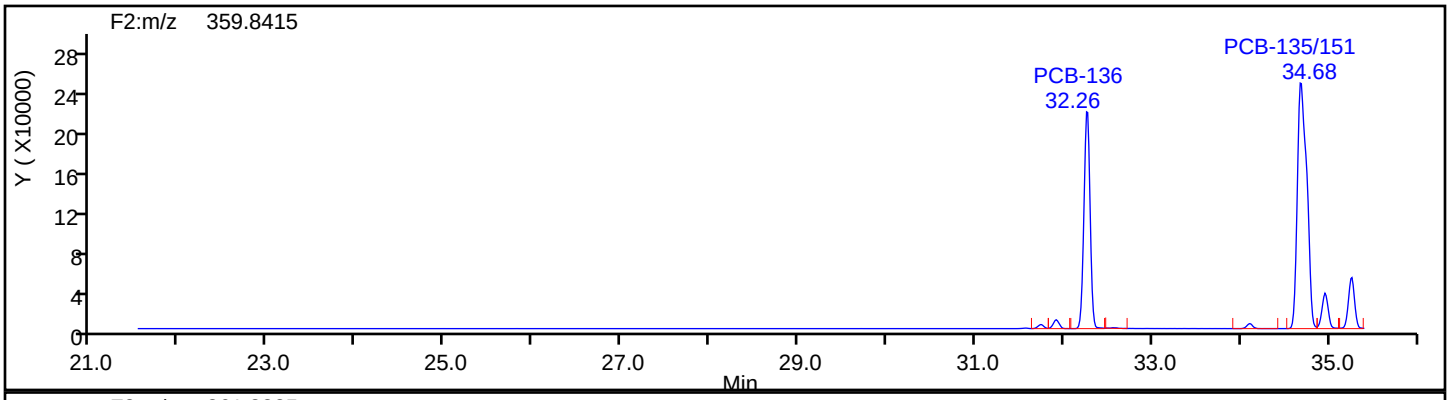

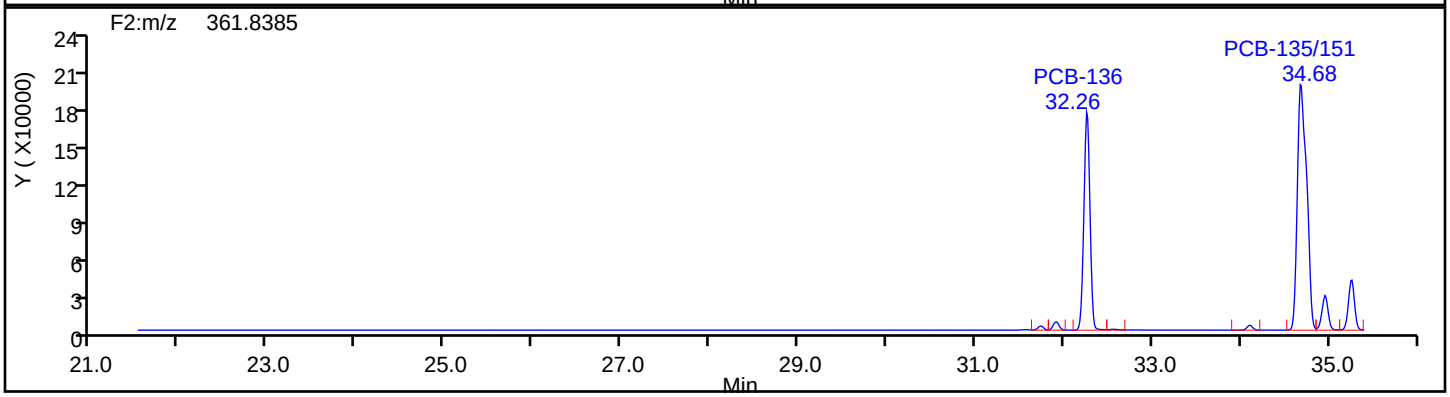

HxPCB F2 Standards

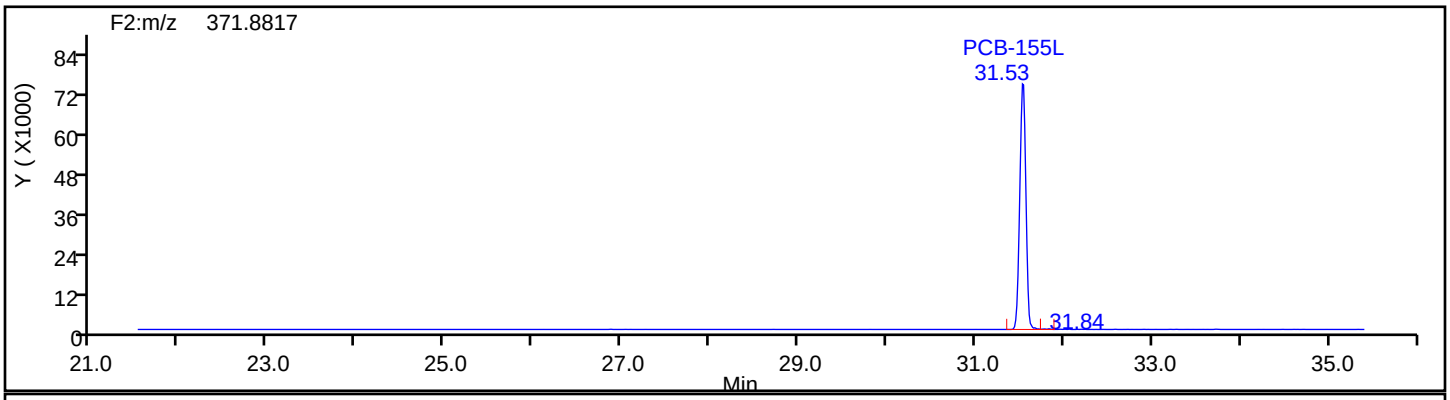

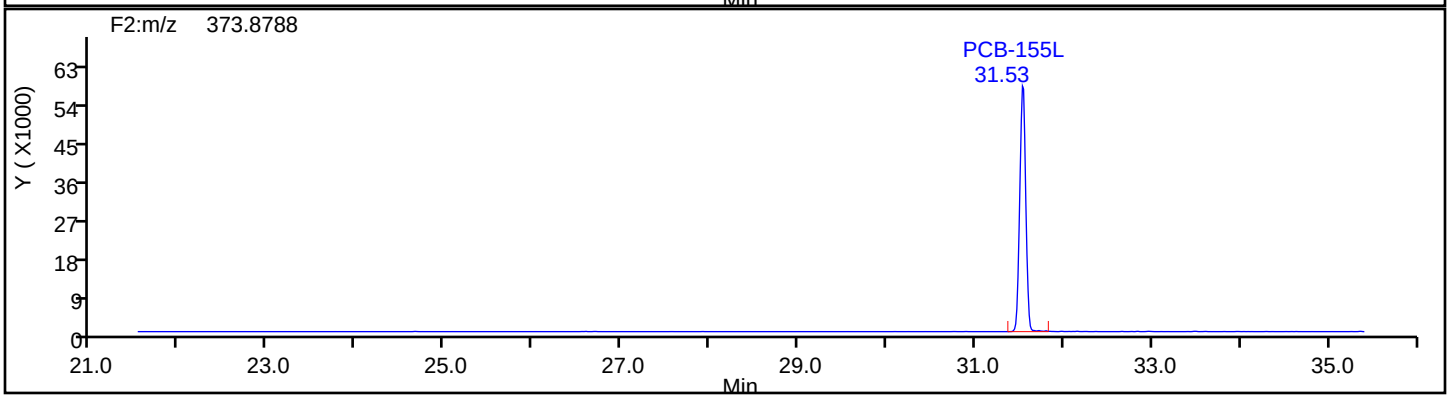

Eurofins TestAmerica, Knoxville

Data File:	\\chromna\Knoxville\ChromData\D3D\20190903-12925.b\580-88125-b-3-c.d		
Injection Date:	03-Sep-2019 13:54:00	Injection Vol:	1.0 ul
Instrument ID:	D3D	Operator ID:	Xcalibur_System
Method:	PCBs_D3D	Limit Group:	HR - 1668A - ICAL
Client ID:	A3-0to31-100818		
Worklist#:	33205	Sample Line#:	8
Column Type:	SPB-Octyl	Column Dia:	0.25 mm

HxPCB F2

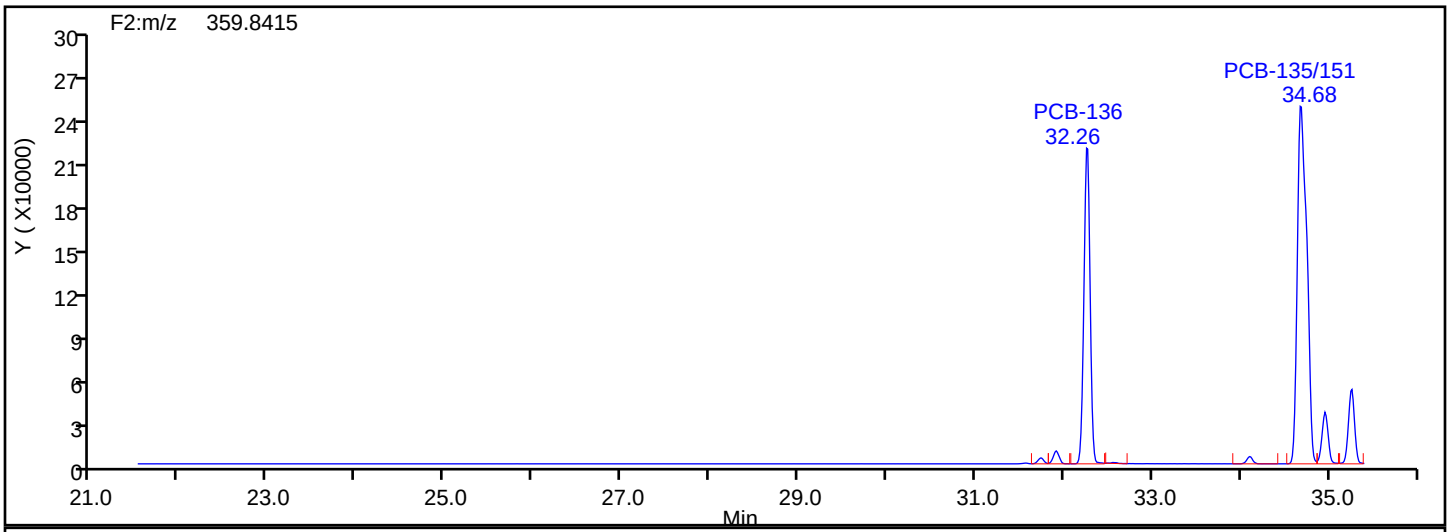

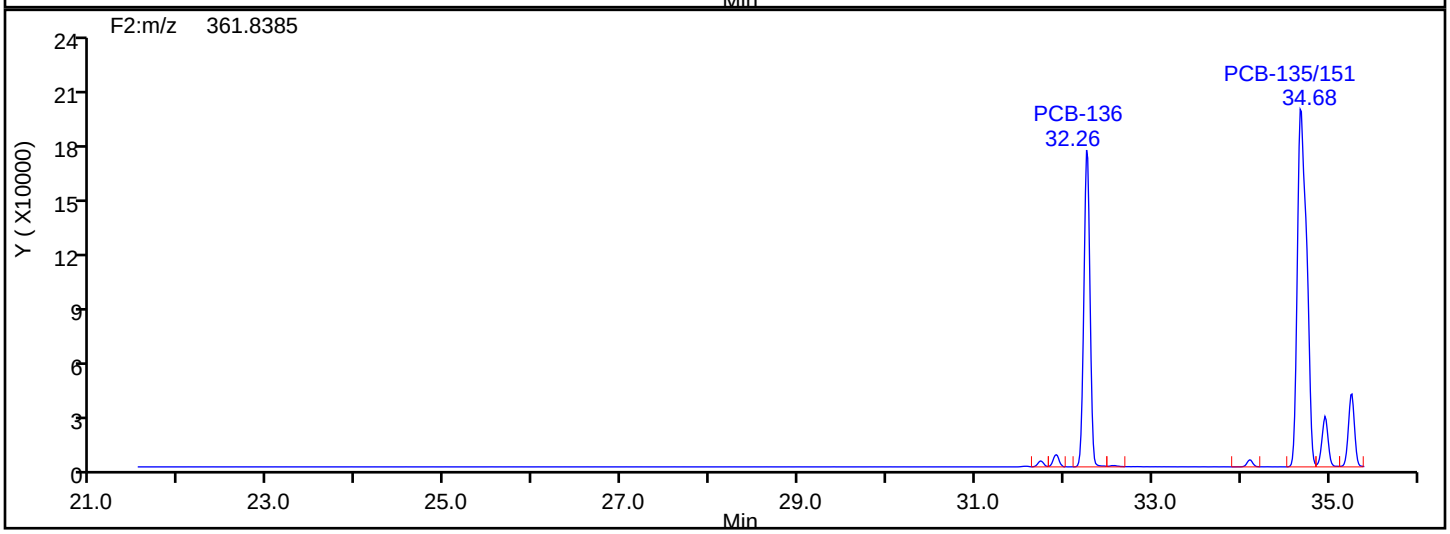

HxPCB F2 Lock Mass

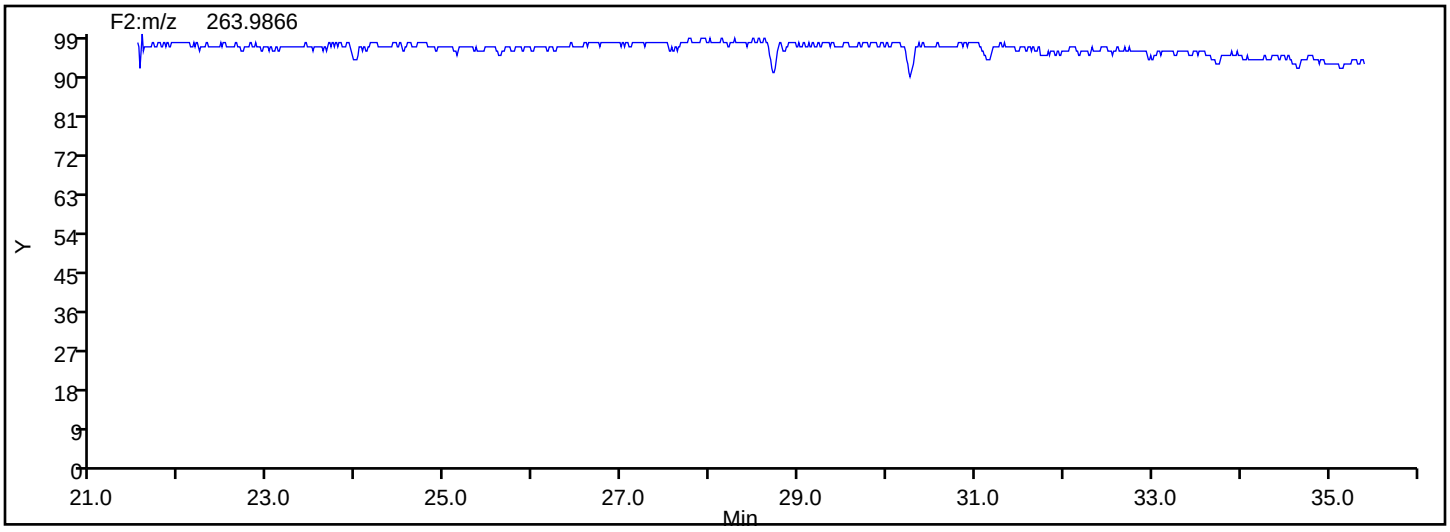

Manual Integration/User Assign Peak Report

Eurofins TestAmerica, Knoxville

Data File:	\\chromna\Knoxville\ChromData\D3D\20190903-12925.b\580-88125-b-3-c.d				
Injection Date:	03-Sep-2019 13:54:00	Instrument ID:	D3D		
Lims ID:	580-88125-B-3-C	Lab Sample ID:	140-88125-3		
Client ID:	A3-0to31-100818				
Operator ID:	Xcalibur_System	ALS Bottle#:	0	Worklist Smp#:	8
Injection Vol:	1.0 ul	Dil. Factor:	1.0000		
Method:	PCBs_D3D	Limit Group:	HR - 1668A - ICAL		
Column:	SPB-Octyl (0.25 mm)	Detector	F2(21.81 :35.54)		

PCB-148, CAS: 74472-41-6

Signal: 1

Not Detected
Expected RT: 34.07

Processing Integration Results

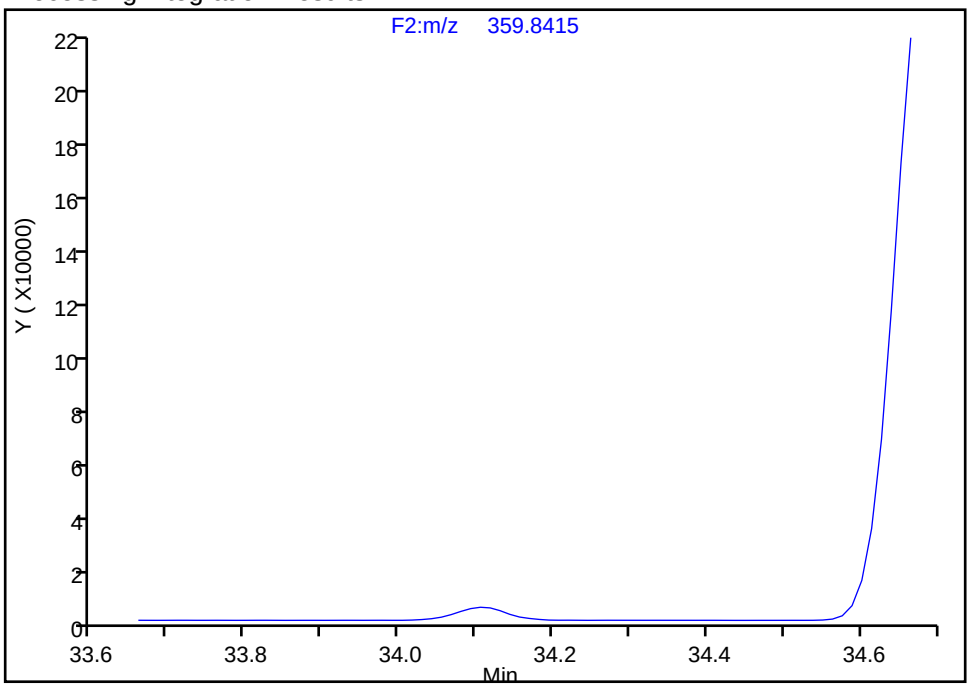

Manual Integration Results

RT: 34.11
Area: 23783
Amount: 7.324942
Amount Units: pg/ul

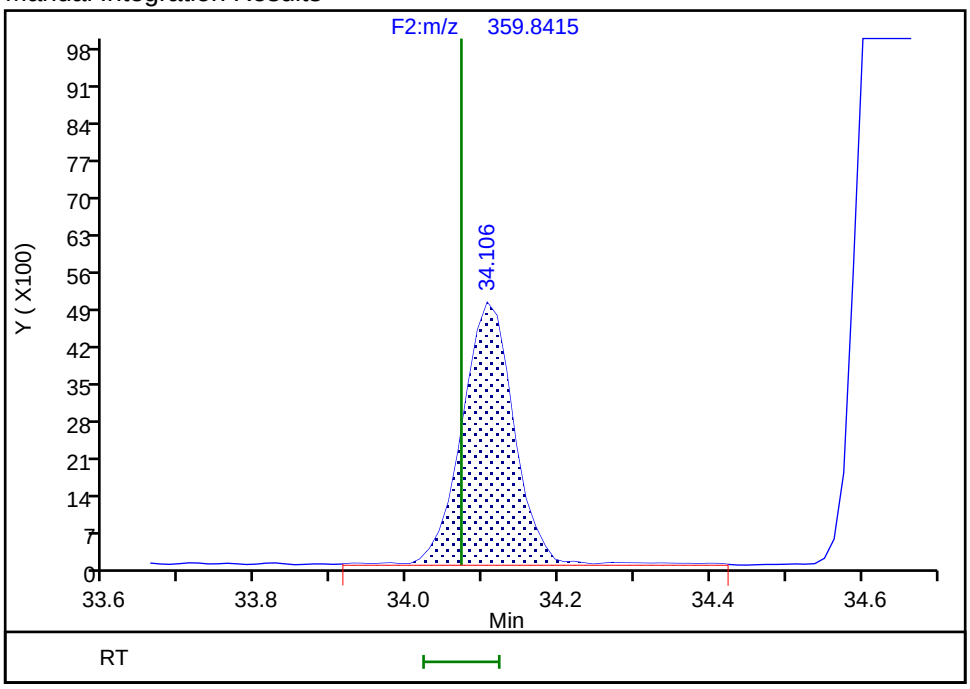

Reviewer: davidsonm, 03-Sep-2019 15:10:41
Audit Action: Assigned Compound ID Audit Reason: Split Peak

Manual Integration/User Assign Peak Report

Eurofins TestAmerica, Knoxville

Data File:	\\chromna\Knoxville\ChromData\D3D\20190903-12925.b\580-88125-b-3-c.d				
Injection Date:	03-Sep-2019 13:54:00	Instrument ID:	D3D		
Lims ID:	580-88125-B-3-C	Lab Sample ID:	140-88125-3		
Client ID:	A3-0to31-100818				
Operator ID:	Xcalibur_System	ALS Bottle#:	0	Worklist Smp#:	8
Injection Vol:	1.0 ul	Dil. Factor:	1.0000		
Method:	PCBs_D3D	Limit Group:	HR - 1668A - ICAL		
Column:	SPB-Octyl (0.25 mm)	Detector	F2(21.81 :35.54)		

PCB-144, CAS: 68194-14-9

Signal: 1

Not Detected
Expected RT: 35.23

Processing Integration Results

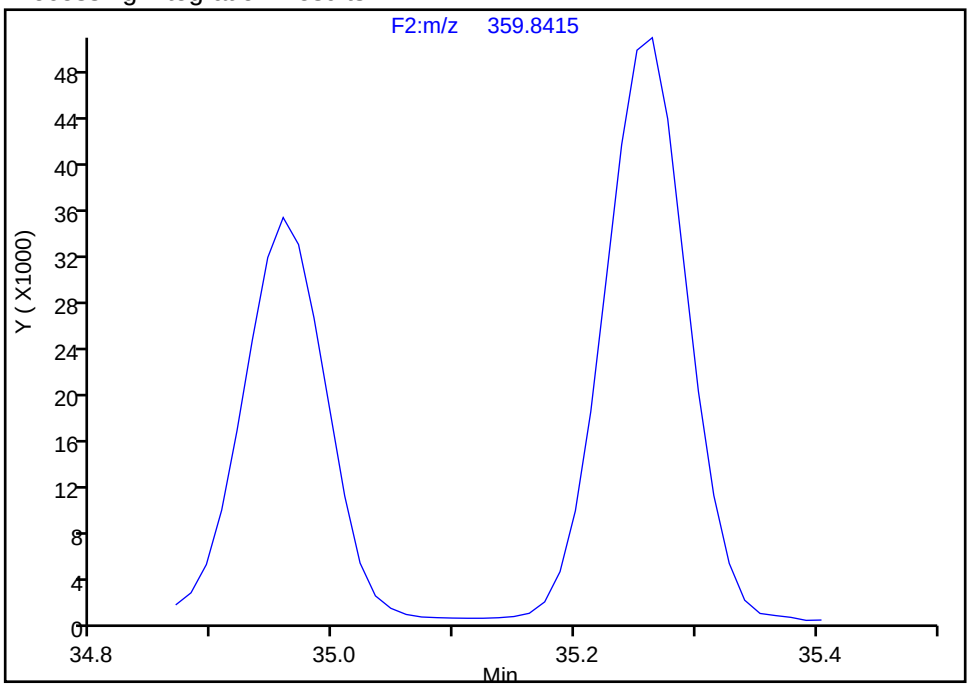

Manual Integration Results

RT: 35.26
Area: 247046
Amount: 75.465683
Amount Units: pg/ul

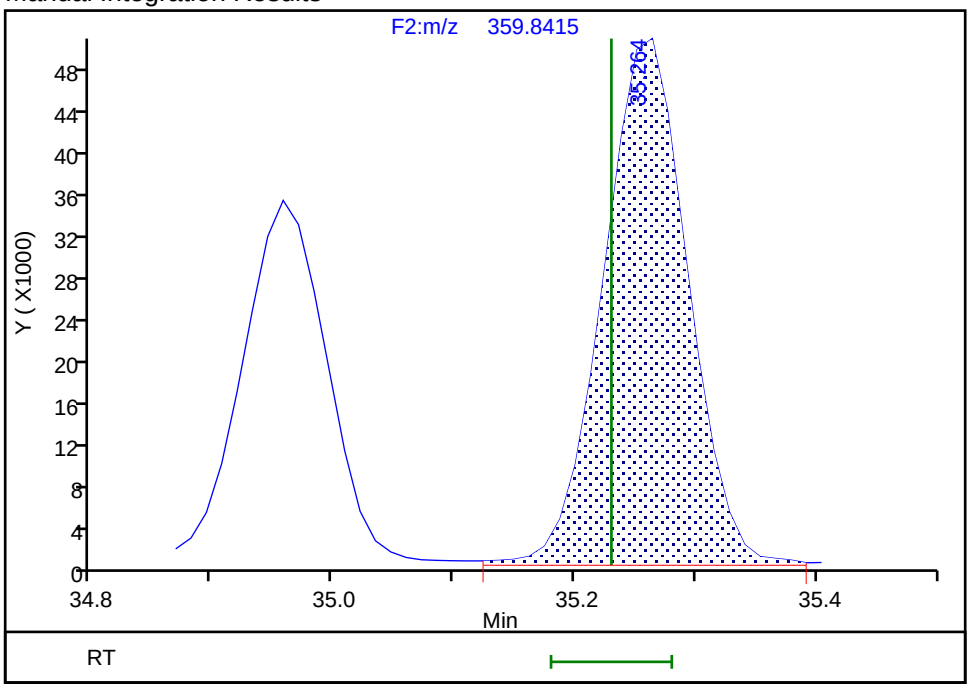

Reviewer: davidsonm, 03-Sep-2019 15:10:46
Audit Action: Assigned Compound ID Audit Reason: Split Peak

Eurofins TestAmerica, Knoxville

Data File:	\\chromna\Knoxville\ChromData\D3D\20190903-12925.b\580-88125-b-3-c.d		
Injection Date:	03-Sep-2019 13:54:00	Injection Vol:	1.0 ul
Instrument ID:	D3D	Operator ID:	Xcalibur_System
Method:	PCBs_D3D	Limit Group:	HR - 1668A - ICAL
Client ID:	A3-0to31-100818		
Worklist#:	33205	Sample Line#:	8
Column Type:	SPB-Octyl	Column Dia:	0.25 mm

HxPCB F3

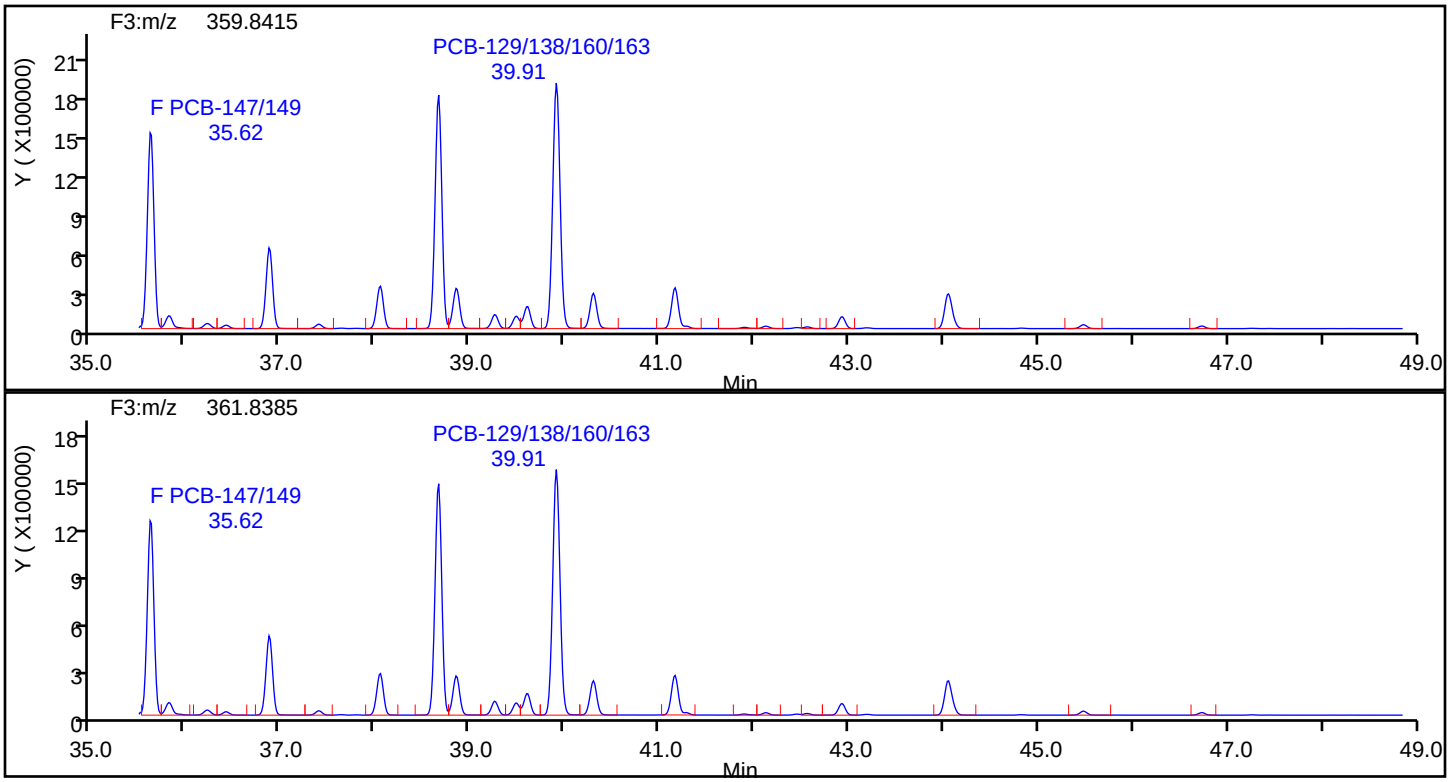

HxPCB F3 Standards

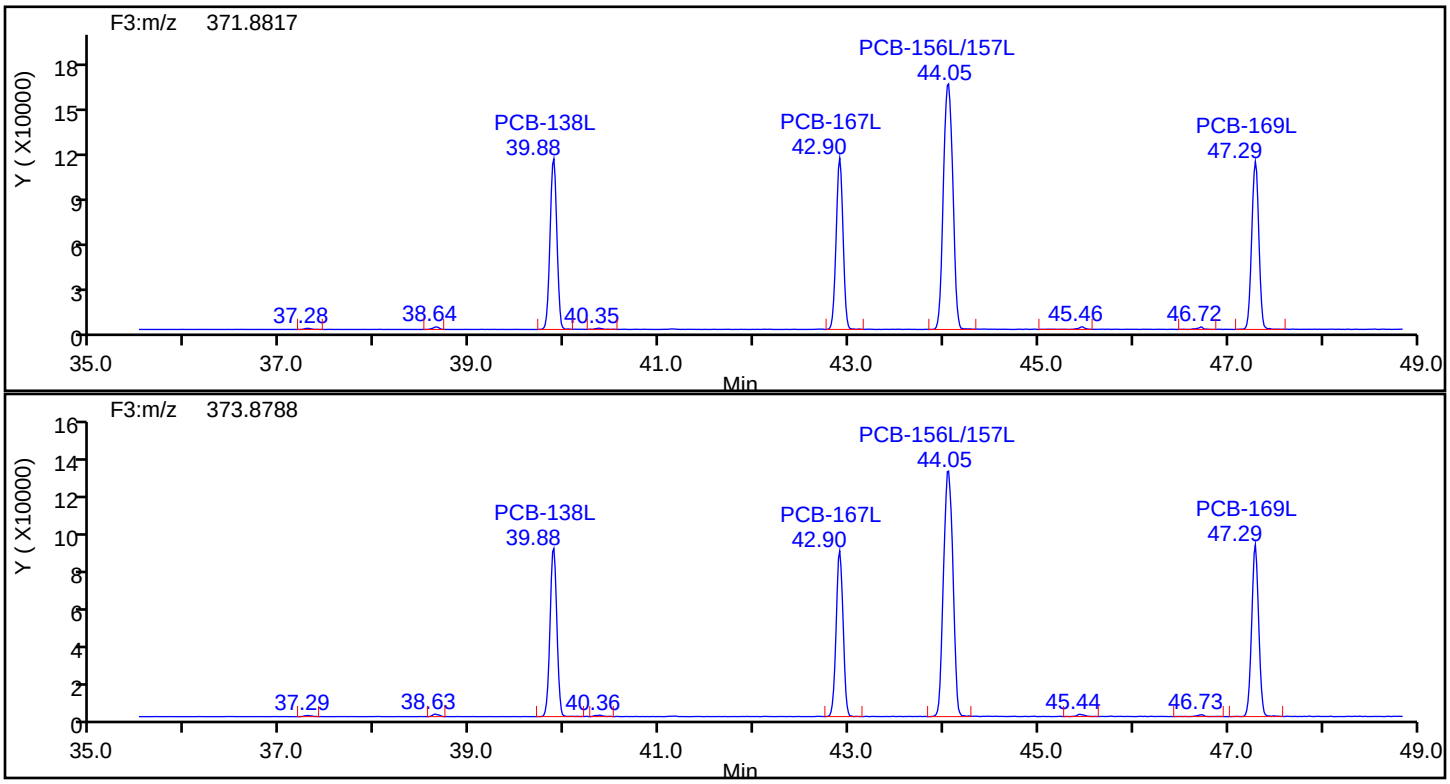

Eurofins TestAmerica, Knoxville

Data File:	\\chromna\Knoxville\ChromData\D3D\20190903-12925.b\580-88125-b-3-c.d		
Injection Date:	03-Sep-2019 13:54:00	Injection Vol:	1.0 ul
Instrument ID:	D3D	Operator ID:	Xcalibur_System
Method:	PCBs_D3D	Limit Group:	HR - 1668A - ICAL
Client ID:	A3-0to31-100818		
Worklist#:	33205	Sample Line#:	8
Column Type:	SPB-Octyl	Column Dia:	0.25 mm

HxPCB F3

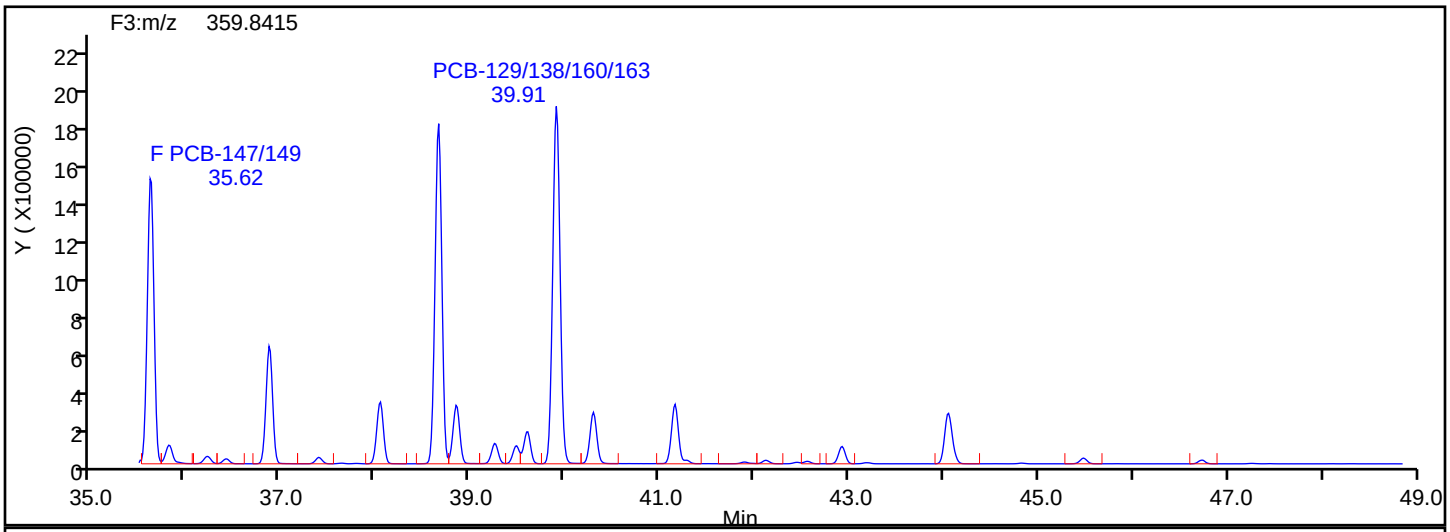

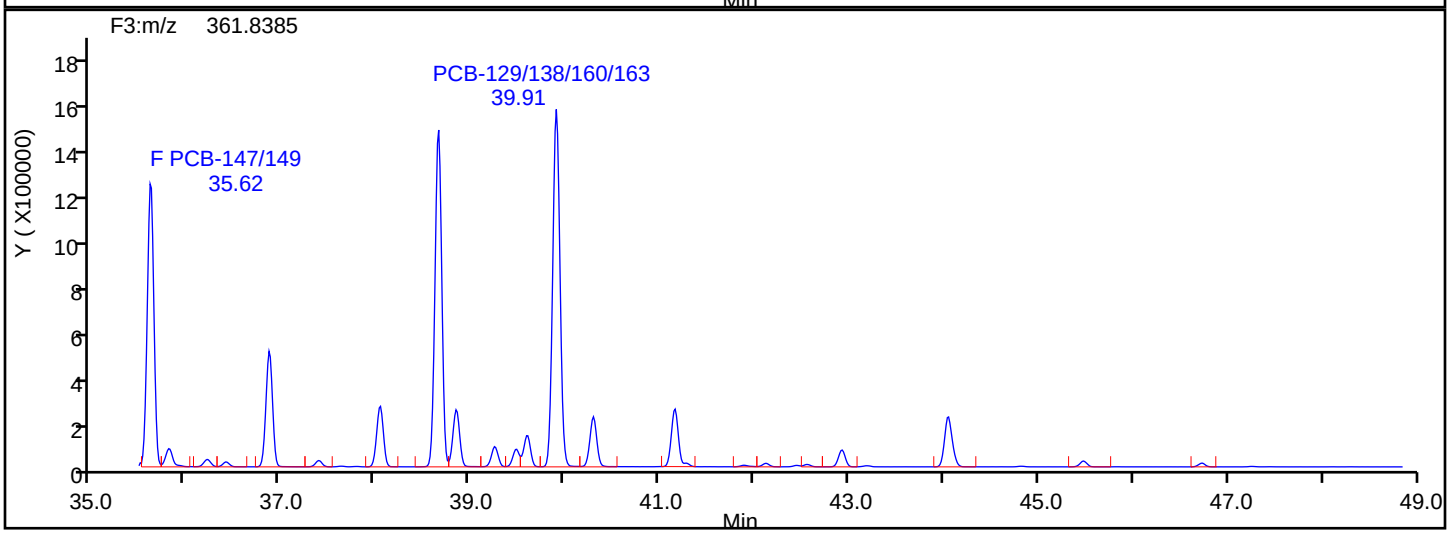

HxPCB F3 Lock Mass

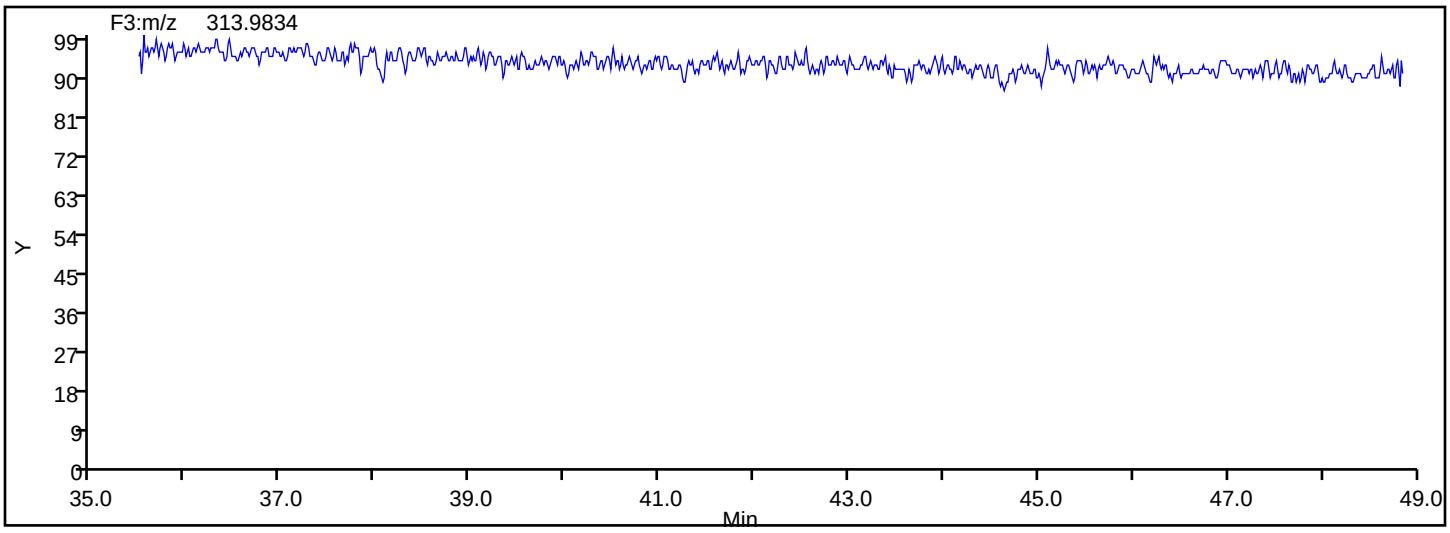

Manual Integration/User Assign Peak Report

Eurofins TestAmerica, Knoxville

Data File:	\\chromna\Knoxville\ChromData\D3D\20190903-12925.b\580-88125-b-3-c.d				
Injection Date:	03-Sep-2019 13:54:00	Instrument ID:	D3D		
Lims ID:	580-88125-B-3-C	Lab Sample ID:	140-88125-3		
Client ID:	A3-0to31-100818				
Operator ID:	Xcalibur_System	ALS Bottle#:	0	Worklist Smp#:	8
Injection Vol:	1.0 ul	Dil. Factor:	1.0000		
Method:	PCBs_D3D	Limit Group:	HR - 1668A - ICAL		
Column:	SPB-Octyl (0.25 mm)	Detector	F3(35.64 :49.10)		

PCB-131, CAS: 61798-70-7

Signal: 1

Not Detected
Expected RT: 36.39

Processing Integration Results

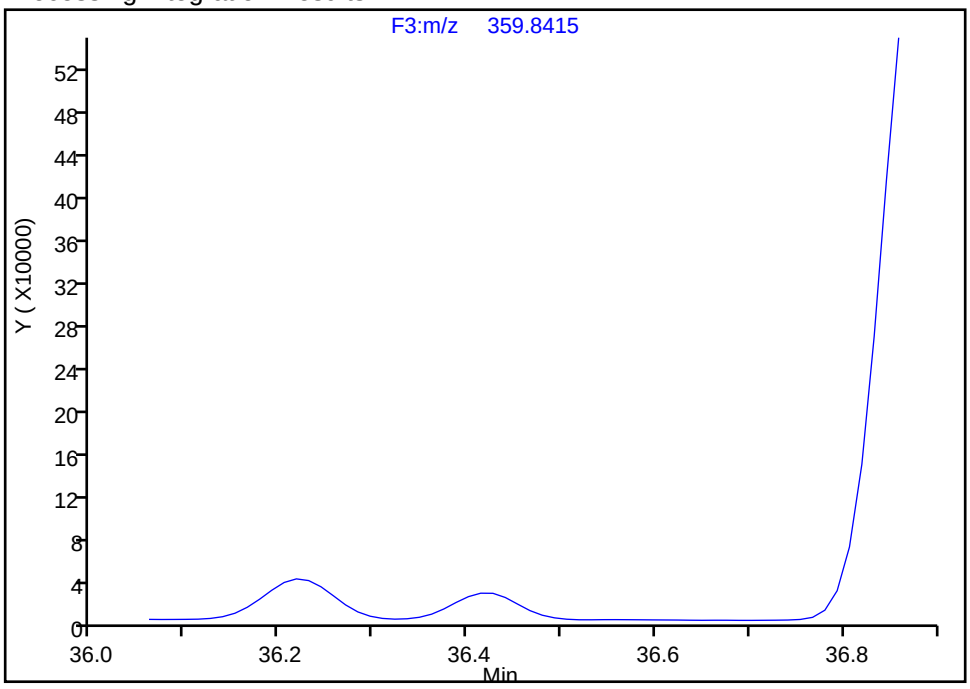

Manual Integration Results

RT: 36.41
Area: 135303
Amount: 28.242720
Amount Units: pg/ul

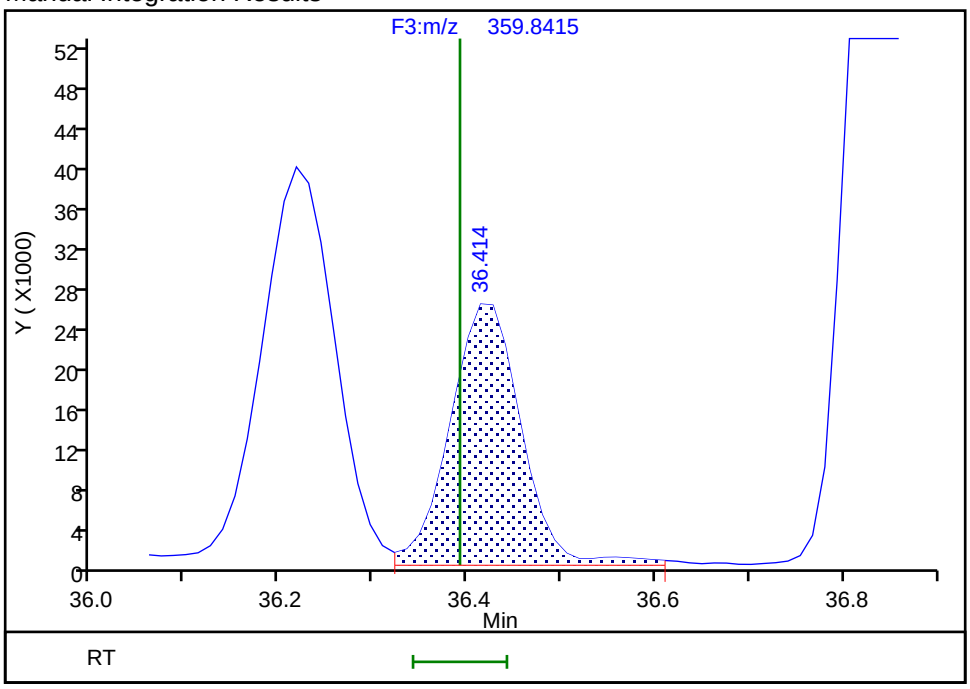

Reviewer: davidsonm, 03-Sep-2019 15:10:54
Audit Action: Assigned Compound ID Audit Reason: Split Peak

Manual Integration/User Assign Peak Report

Eurofins TestAmerica, Knoxville

Data File:	\\chromna\Knoxville\ChromData\D3D\20190903-12925.b\580-88125-b-3-c.d				
Injection Date:	03-Sep-2019 13:54:00	Instrument ID:	D3D		
Lims ID:	580-88125-B-3-C	Lab Sample ID:	140-88125-3		
Client ID:	A3-0to31-100818				
Operator ID:	Xcalibur_System	ALS Bottle#:	0	Worklist Smp#:	8
Injection Vol:	1.0 ul	Dil. Factor:	1.0000		
Method:	PCBs_D3D	Limit Group:	HR - 1668A - ICAL		
Column:	SPB-Octyl (0.25 mm)	Detector	F3(35.64 :49.10)		

PCB-133, CAS: 35694-04-3

Signal: 1

Not Detected
Expected RT: 37.36

Processing Integration Results

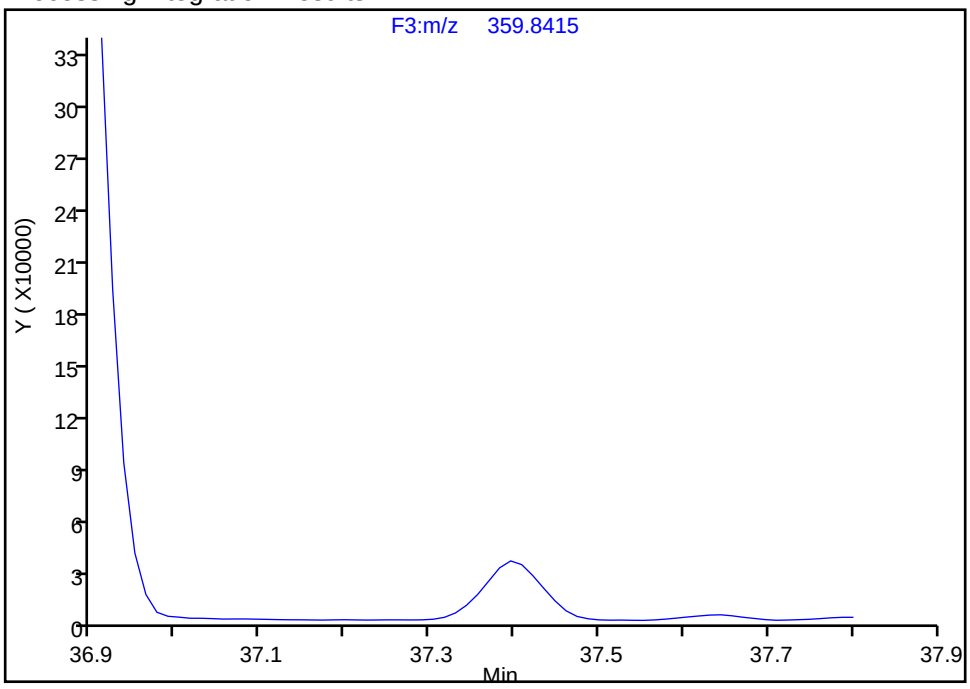

Manual Integration Results

RT: 37.40
Area: 171975
Amount: 33.925732
Amount Units: pg/ul

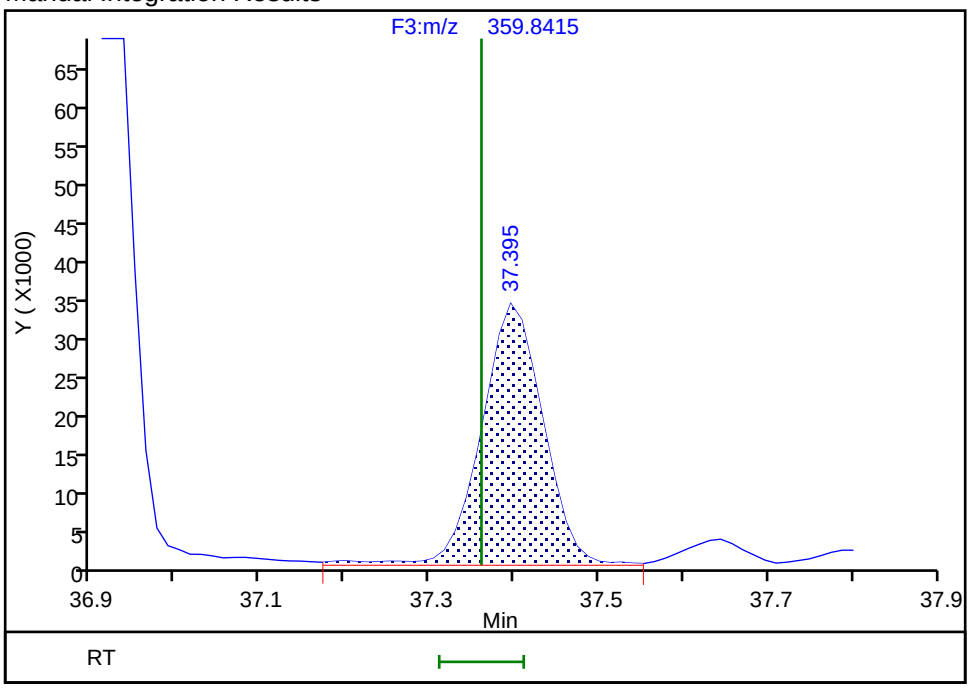

Reviewer: davidsonm, 03-Sep-2019 15:11:00
Audit Action: Assigned Compound ID Audit Reason: Split Peak

Eurofins TestAmerica, Knoxville

Data File:	\\chromna\Knoxville\ChromData\D3D\20190903-12925.b\580-88125-b-3-c.d				
Injection Date:	03-Sep-2019 13:54:00	Instrument ID:	D3D		
Lims ID:	580-88125-B-3-C	Lab Sample ID:	140-88125-3		
Client ID:	A3-0to31-100818				
Operator ID:	Xcalibur_System	ALS Bottle#:	0	Worklist Smp#:	8
Injection Vol:	1.0 ul	Dil. Factor:	1.0000		
Method:	PCBs_D3D	Limit Group:	HR - 1668A - ICAL		
Column:	SPB-Octyl (0.25 mm)	Detector	F3(35.64 :49.10)		

PCB-128/166, CAS: STL01816

Signal: 2

Processing Integration Results

RT: 41.16
Area: 1275521
Amount: 265.5952
Amount Units: pg/ul

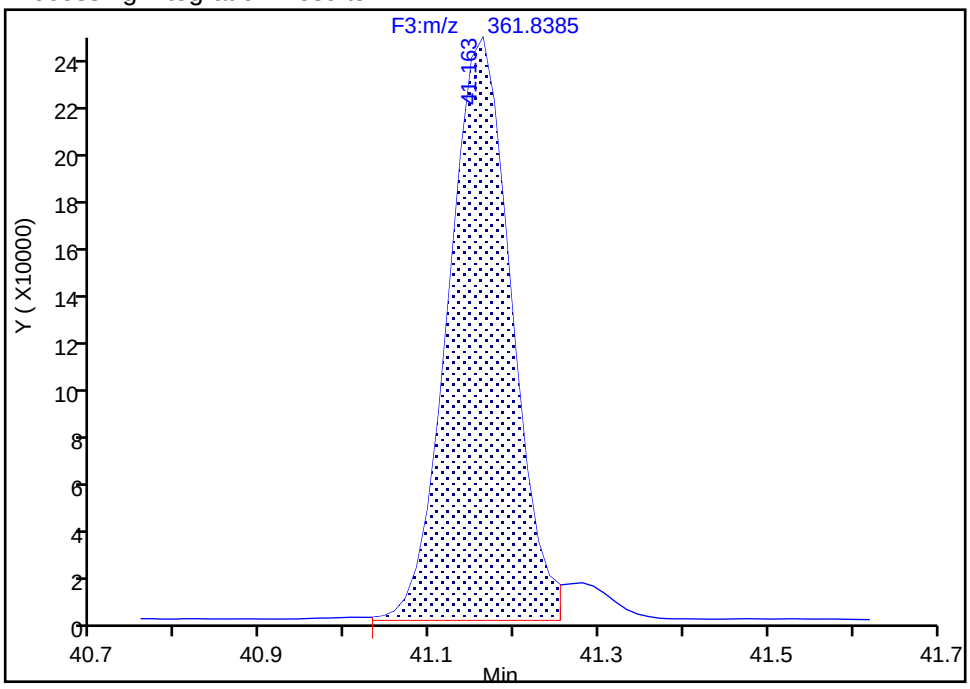

Manual Integration Results

RT: 41.16
Area: 1317617
Amount: 269.3601
Amount Units: pg/ul

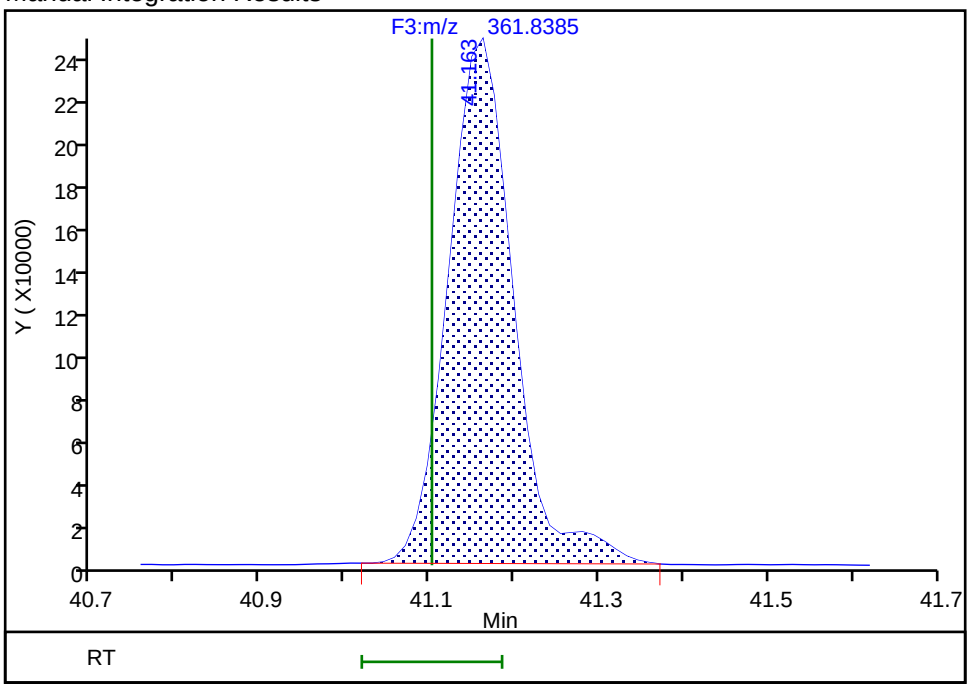

Reviewer: davidsonm, 03-Sep-2019 15:11:19
Audit Action: Manually Integrated Audit Reason: Incomplete Integration

Eurofins TestAmerica, Knoxville

Data File:	\\chromna\Knoxville\ChromData\D3D\20190903-12925.b\580-88125-b-3-c.d		
Injection Date:	03-Sep-2019 13:54:00	Injection Vol:	1.0 ul
Instrument ID:	D3D	Operator ID:	Xcalibur_System
Method:	PCBs_D3D	Limit Group:	HR - 1668A - ICAL
Client ID:	A3-0to31-100818		
Worklist#:	33205	Sample Line#:	8
Column Type:	SPB-Octyl	Column Dia:	0.25 mm

HpPCB F3

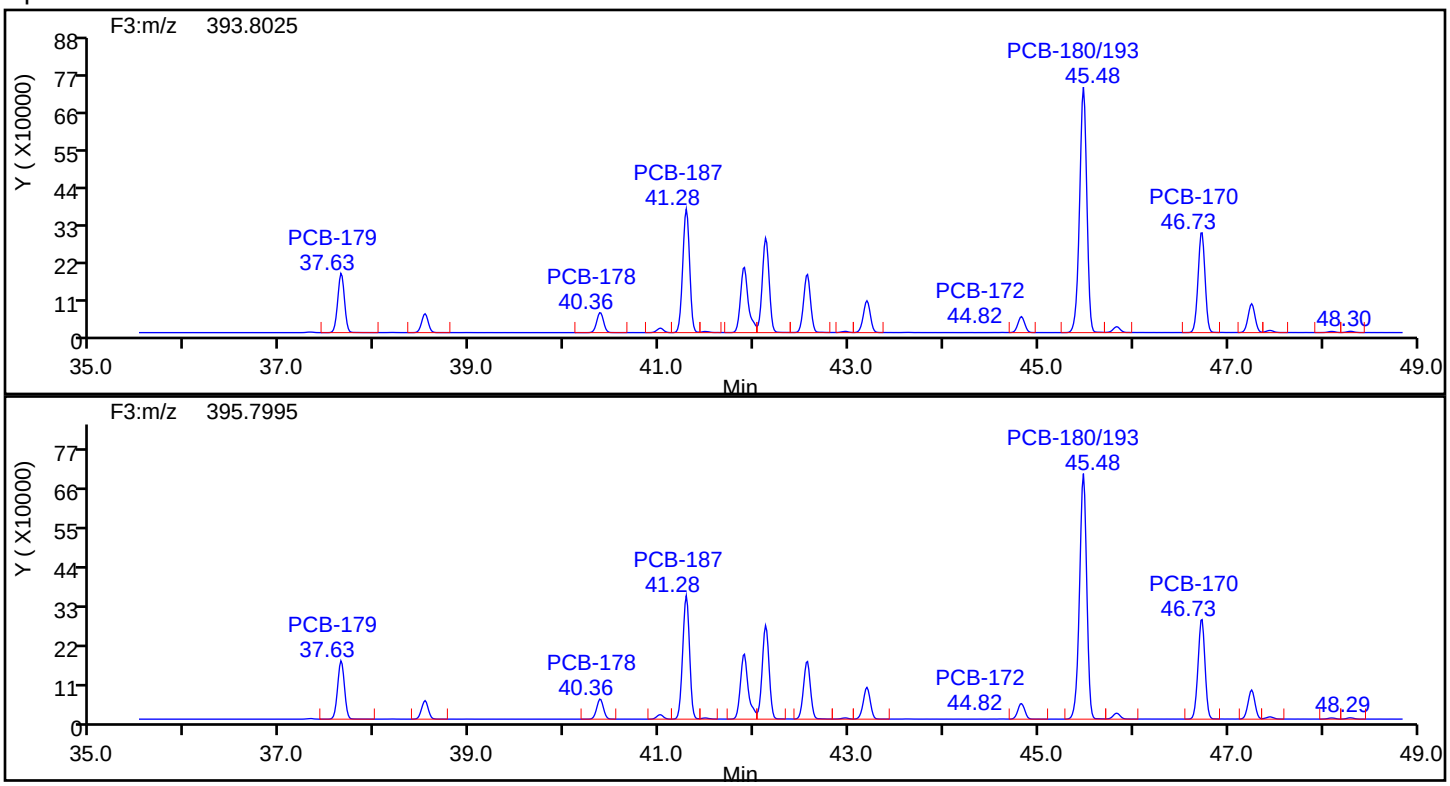

HpPCB F3 Standards

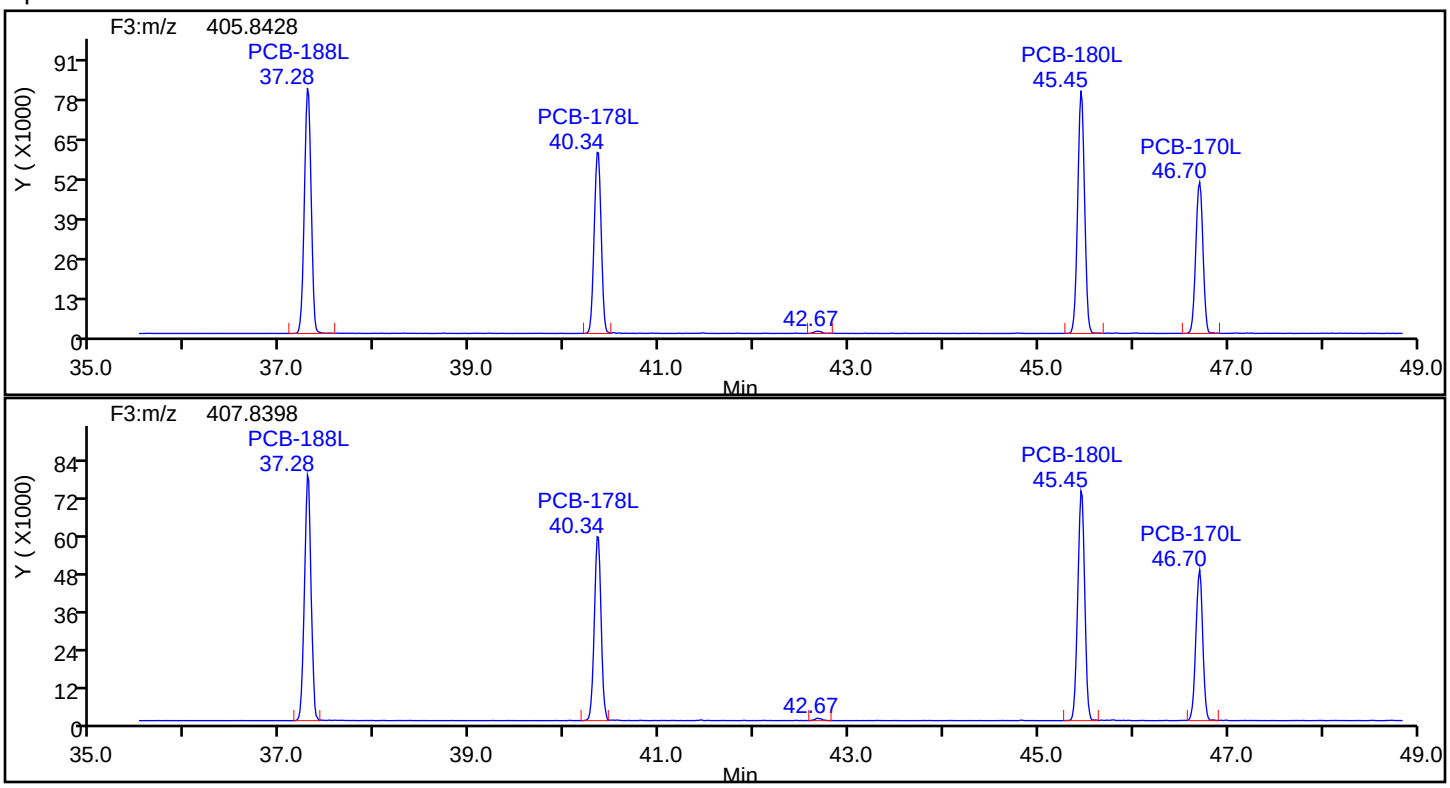

Eurofins TestAmerica, Knoxville

Data File:	\\chromna\Knoxville\ChromData\D3D\20190903-12925.b\580-88125-b-3-c.d		
Injection Date:	03-Sep-2019 13:54:00	Injection Vol:	1.0 ul
Instrument ID:	D3D	Operator ID:	Xcalibur_System
Method:	PCBs_D3D	Limit Group:	HR - 1668A - ICAL
Client ID:	A3-0to31-100818		
Worklist#:	33205	Sample Line#:	8
Column Type:	SPB-Octyl	Column Dia:	0.25 mm

HpPCB F3

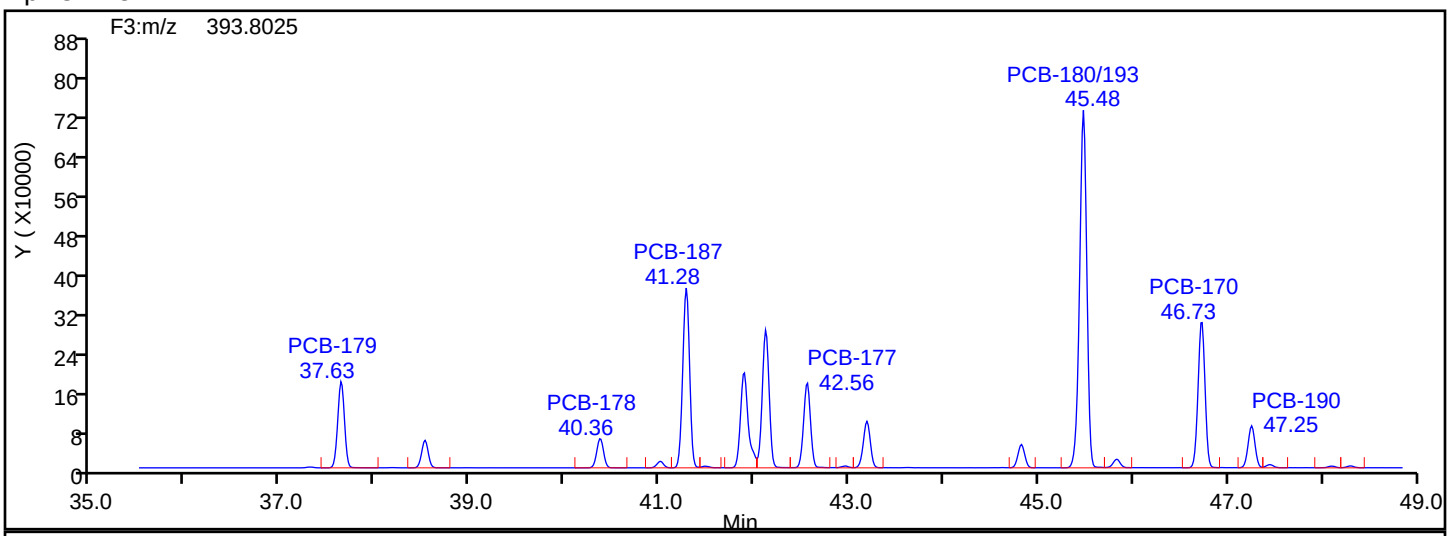

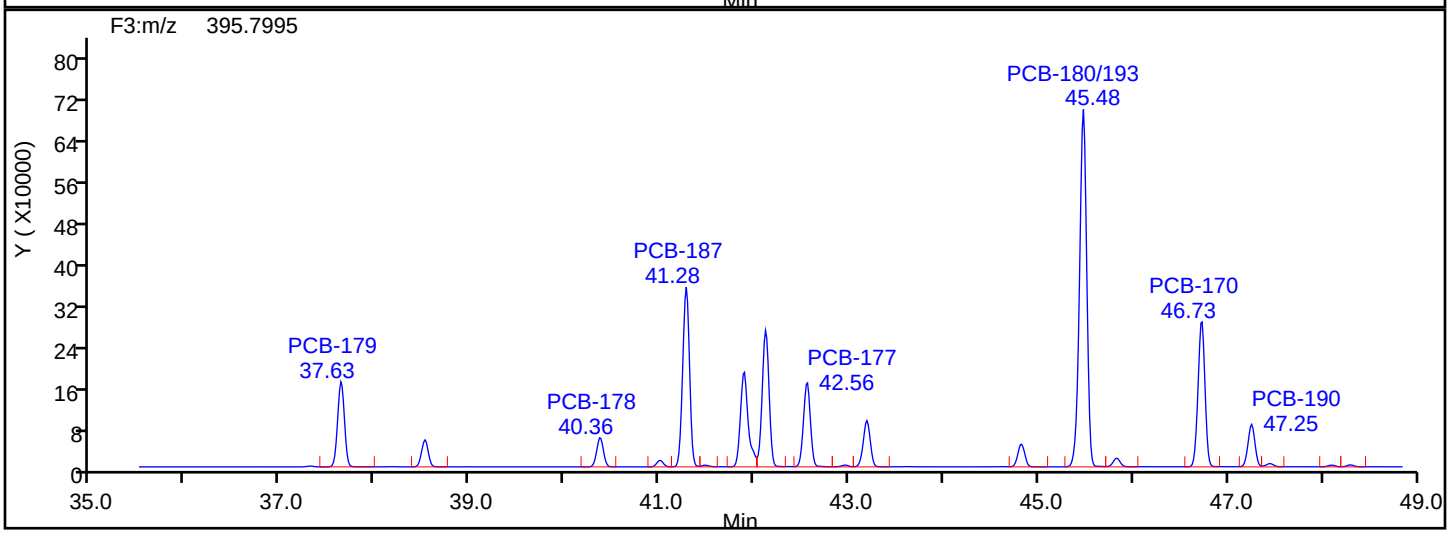

HpPCB F3 Lock Mass

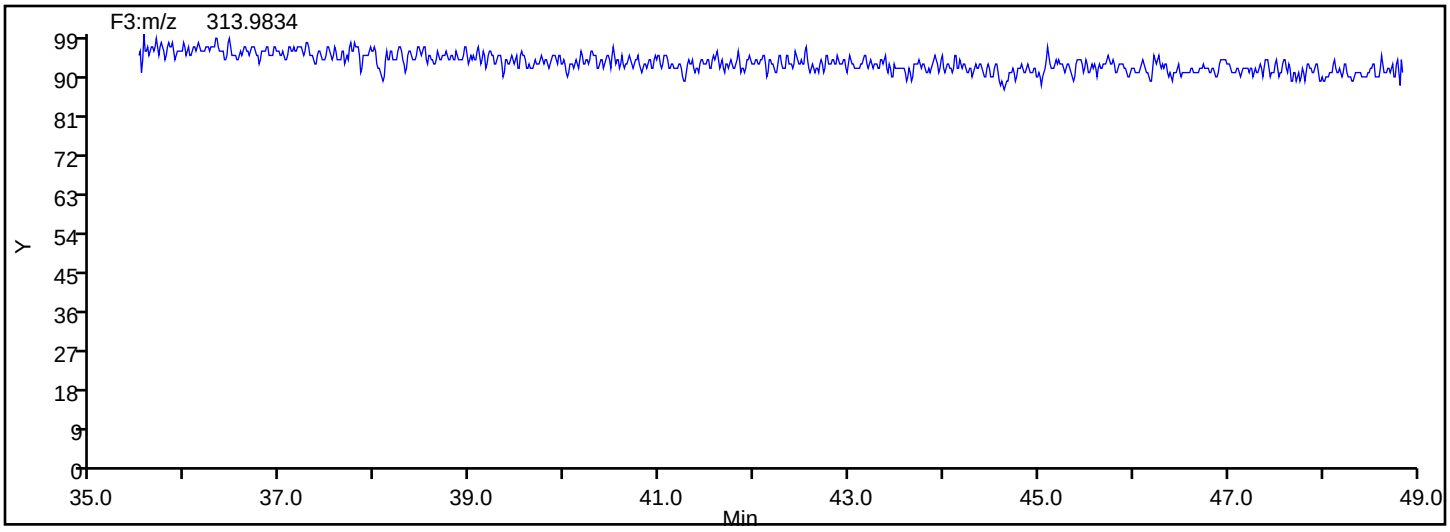

Manual Integration/User Assign Peak Report

Eurofins TestAmerica, Knoxville

Data File:	\\chromna\Knoxville\ChromData\D3D\20190903-12925.b\580-88125-b-3-c.d				
Injection Date:	03-Sep-2019 13:54:00	Instrument ID:	D3D		
Lims ID:	580-88125-B-3-C	Lab Sample ID:	140-88125-3		
Client ID:	A3-0to31-100818				
Operator ID:	Xcalibur_System	ALS Bottle#:	0	Worklist Smp#:	8
Injection Vol:	1.0 ul	Dil. Factor:	1.0000		
Method:	PCBs_D3D	Limit Group:	HR - 1668A - ICAL		
Column:	SPB-Octyl (0.25 mm)	Detector	F3(35.64 :49.10)		

PCB-181, CAS: 74472-47-2

Signal: 1

Not Detected
Expected RT: 42.91

Processing Integration Results

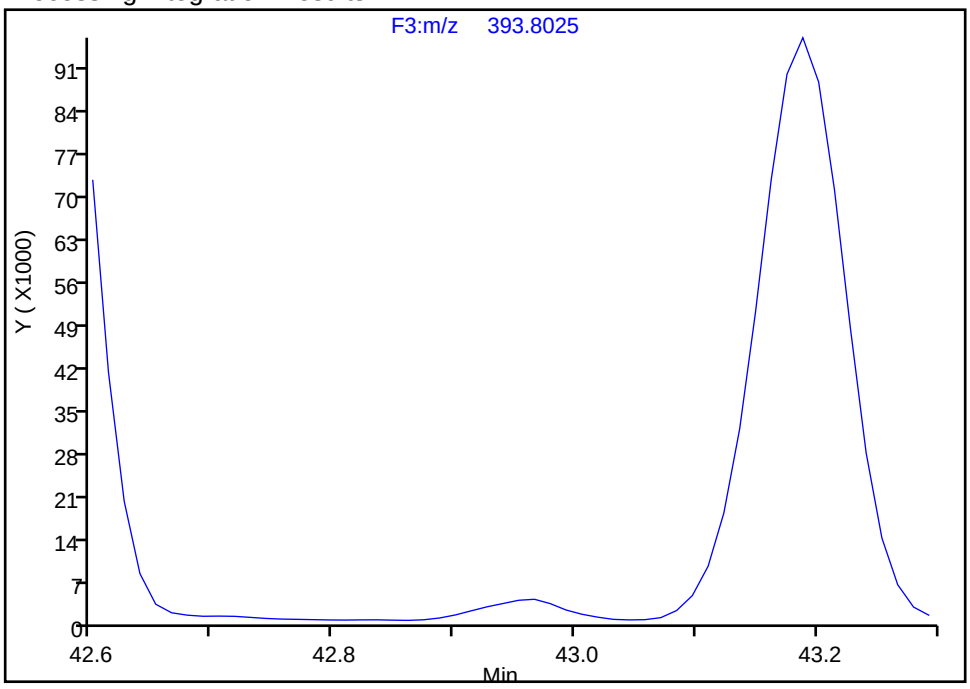

Manual Integration Results

RT: 42.97
Area: 19837
Amount: 5.476165
Amount Units: pg/ul

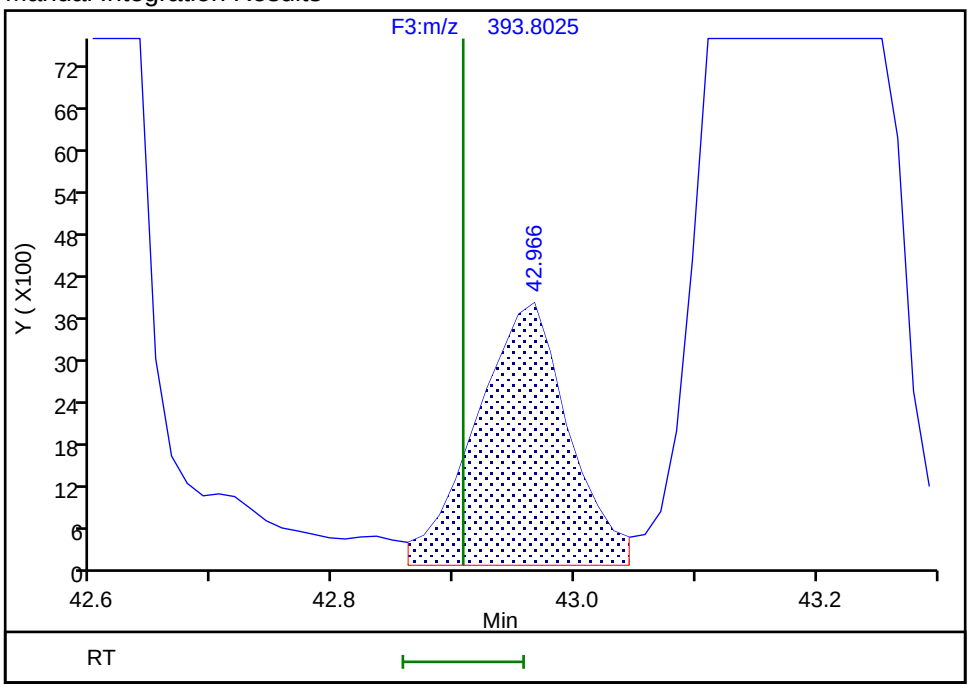

Reviewer: davidsonm, 03-Sep-2019 15:11:51
Audit Action: Assigned Compound ID Audit Reason: Incomplete Integration

Manual Integration/User Assign Peak Report

Eurofins TestAmerica, Knoxville

Data File:	\\chromna\Knoxville\ChromData\D3D\20190903-12925.b\580-88125-b-3-c.d				
Injection Date:	03-Sep-2019 13:54:00	Instrument ID:	D3D		
Lims ID:	580-88125-B-3-C	Lab Sample ID:	140-88125-3		
Client ID:	A3-0to31-100818				
Operator ID:	Xcalibur_System	ALS Bottle#:	0	Worklist Smp#:	8
Injection Vol:	1.0 ul	Dil. Factor:	1.0000		
Method:	PCBs_D3D	Limit Group:	HR - 1668A - ICAL		
Column:	SPB-Octyl (0.25 mm)	Detector	F3(35.64 :49.10)		

PCB-180/193, CAS: STL01824

Signal: 1

Not Detected
Expected RT: 45.37

Processing Integration Results

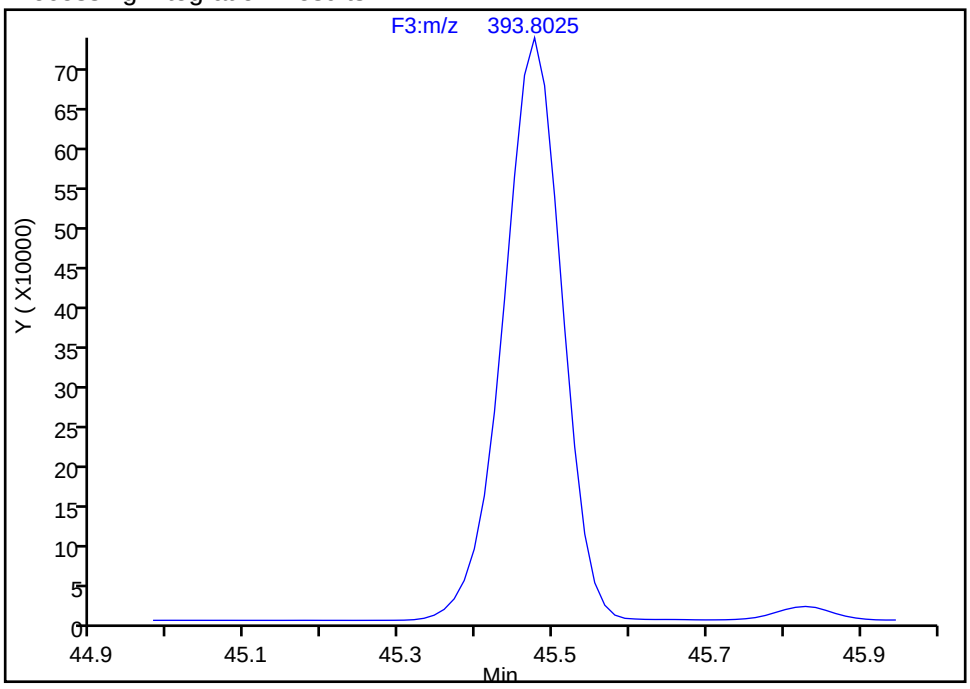

Manual Integration Results

RT: 45.48
Area: 3896581
Amount: 953.4616
Amount Units: pg/ul

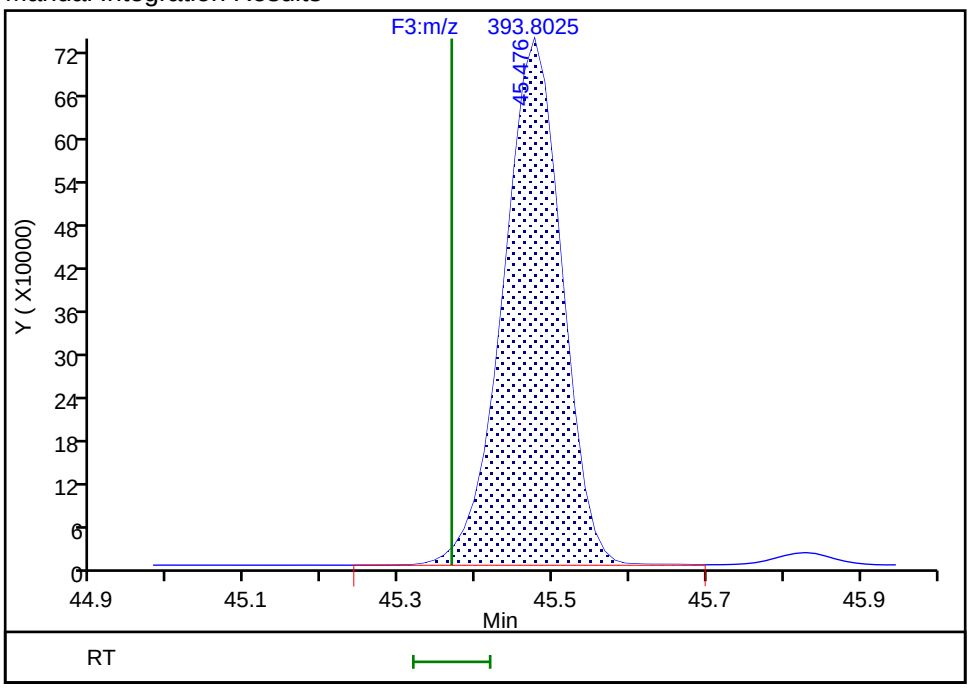

Reviewer: davidsonm, 03-Sep-2019 15:12:03
Audit Action: Assigned Compound ID Audit Reason: Incomplete Integration

Eurofins TestAmerica, Knoxville

Data File:	\\chromna\Knoxville\ChromData\D3D\20190903-12925.b\580-88125-b-3-c.d		
Injection Date:	03-Sep-2019 13:54:00	Injection Vol:	1.0 ul
Instrument ID:	D3D	Operator ID:	Xcalibur_System
Method:	PCBs_D3D	Limit Group:	HR - 1668A - ICAL
Client ID:	A3-0to31-100818		
Worklist#:	33205	Sample Line#:	8
Column Type:	SPB-Octyl	Column Dia:	0.25 mm

HpPCB F4

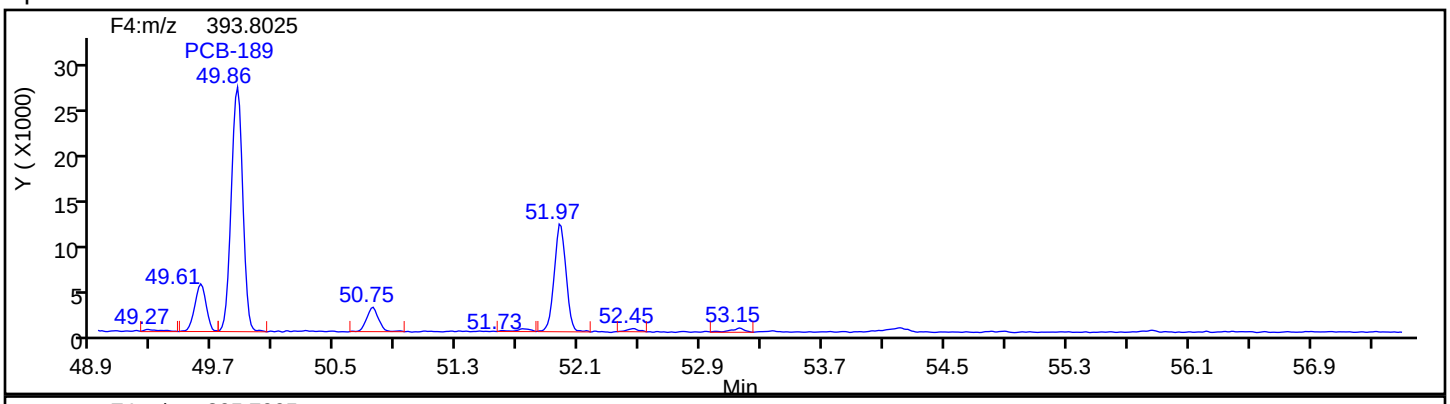

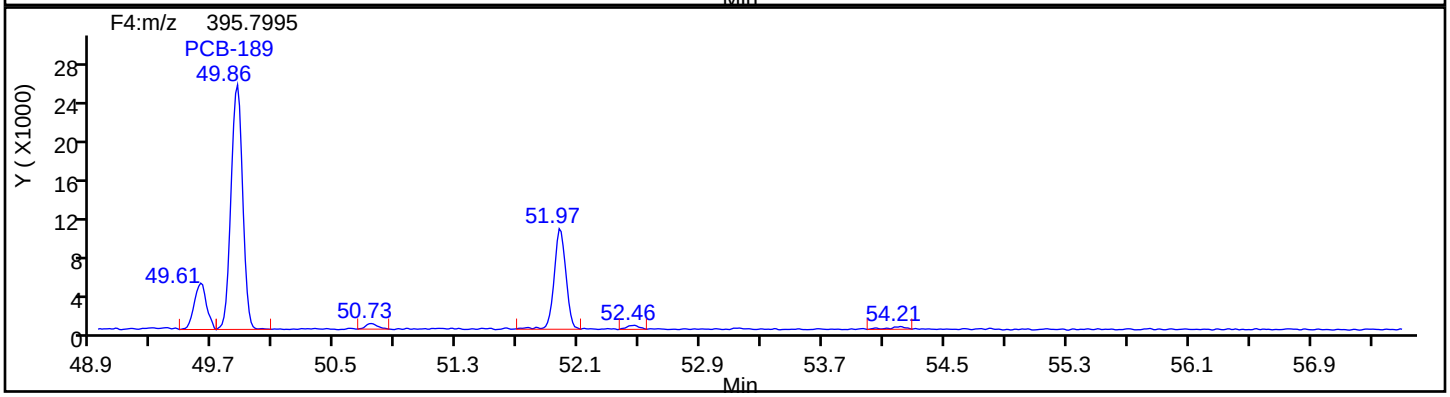

HpPCB F4 Standards

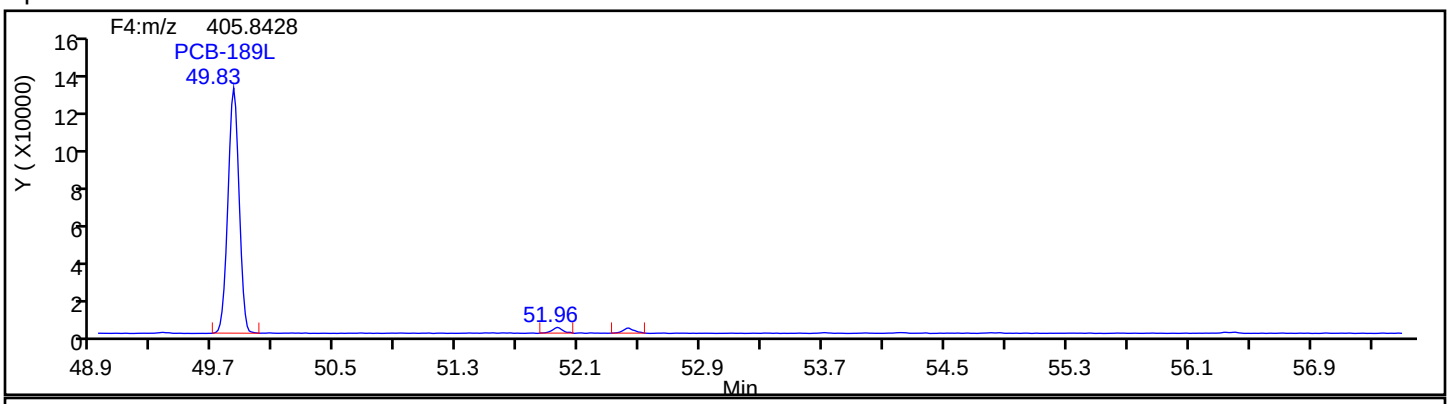

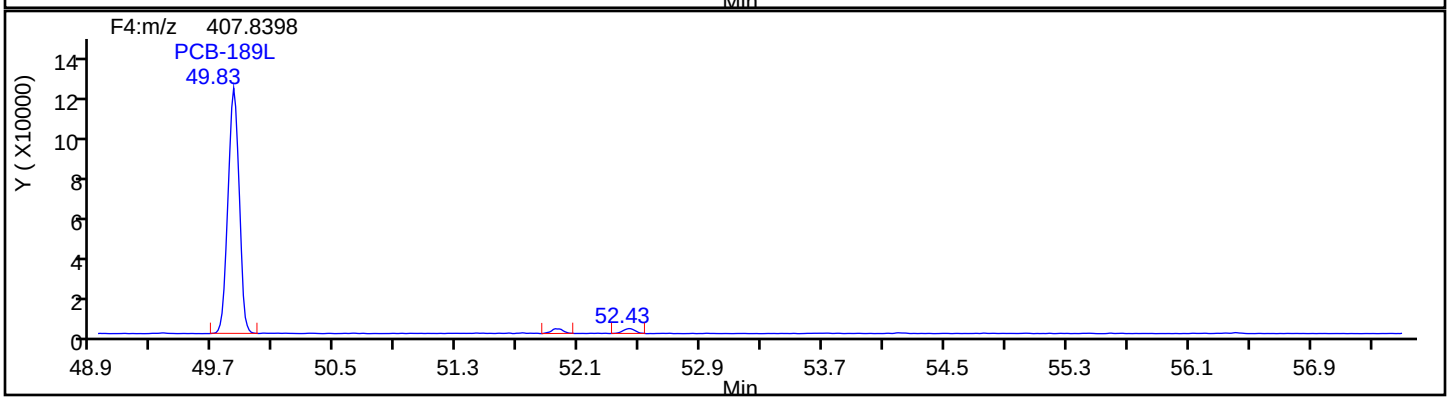

Eurofins TestAmerica, Knoxville

Data File:	\\chromna\Knoxville\ChromData\D3D\20190903-12925.b\580-88125-b-3-c.d		
Injection Date:	03-Sep-2019 13:54:00	Injection Vol:	1.0 ul
Instrument ID:	D3D	Operator ID:	Xcalibur_System
Method:	PCBs_D3D	Limit Group:	HR - 1668A - ICAL
Client ID:	A3-0to31-100818		
Worklist#:	33205	Sample Line#:	8
Column Type:	SPB-Octyl	Column Dia:	0.25 mm

HpPCB F4

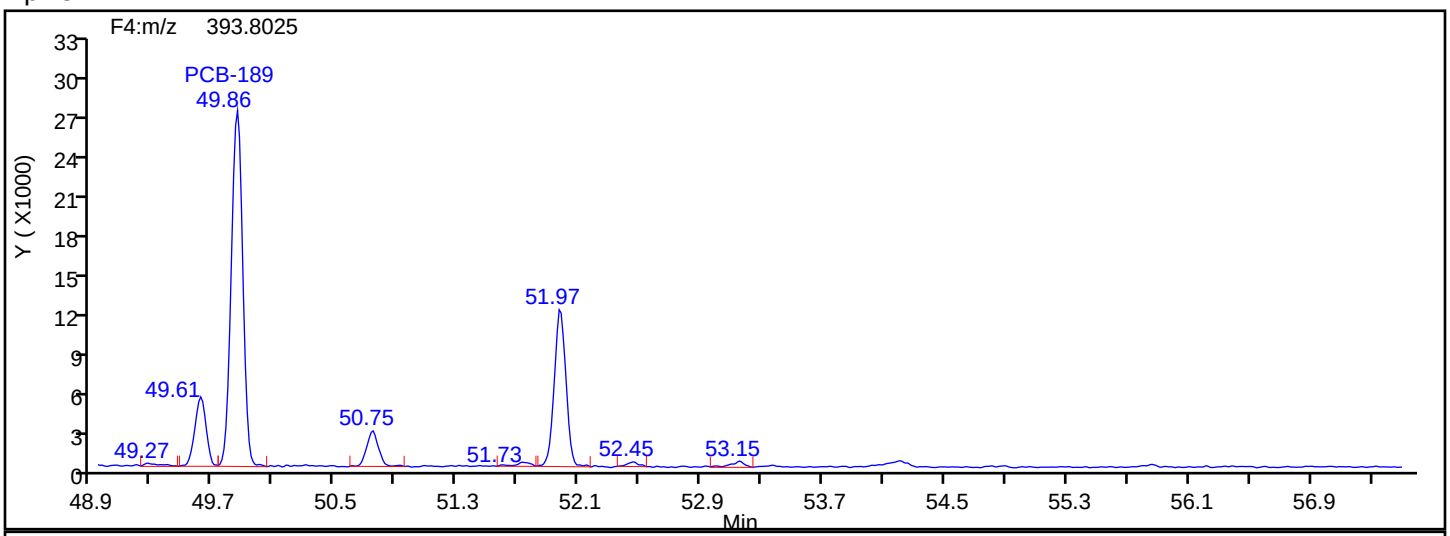

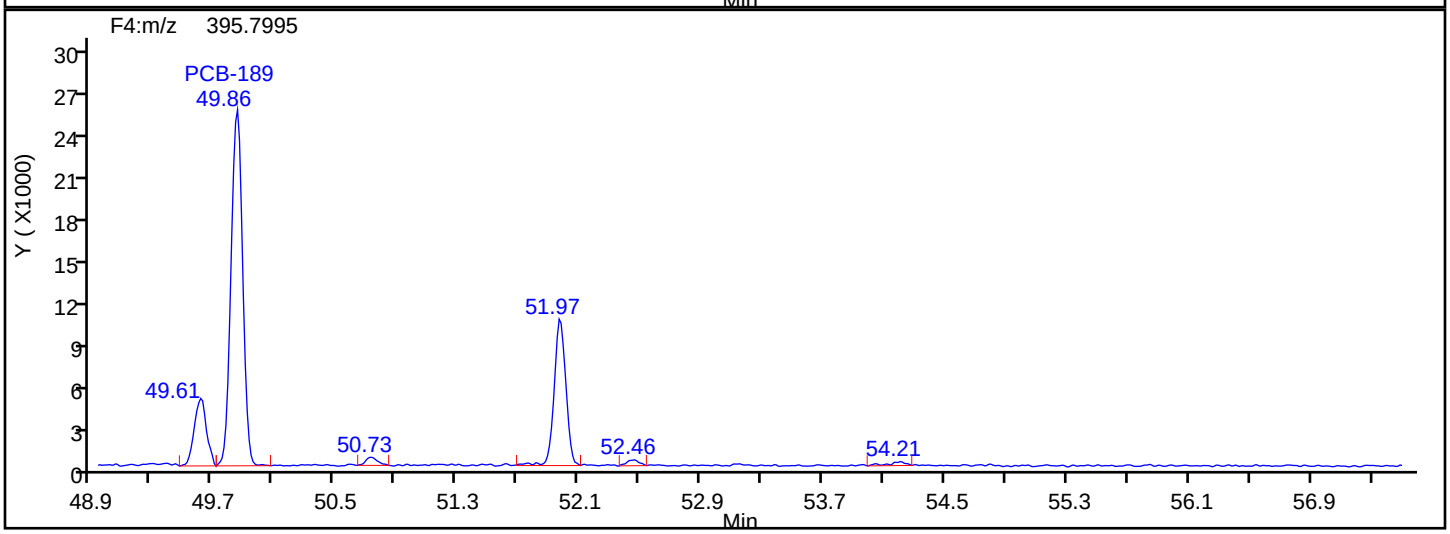

HpPCB F4 Lock Mass

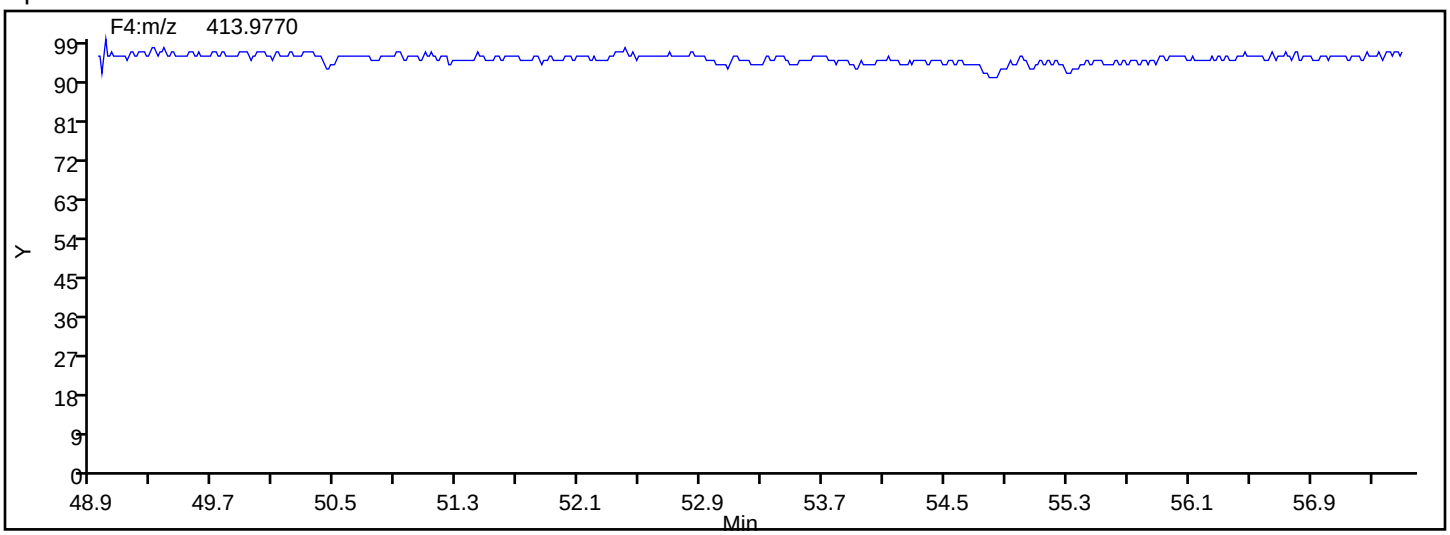

Manual Integration/User Assign Peak Report

Eurofins TestAmerica, Knoxville

Data File:	\\chromna\Knoxville\ChromData\D3D\20190903-12925.b\580-88125-b-3-c.d				
Injection Date:	03-Sep-2019 13:54:00	Instrument ID:	D3D		
Lims ID:	580-88125-B-3-C	Lab Sample ID:	140-88125-3		
Client ID:	A3-0to31-100818				
Operator ID:	Xcalibur_System	ALS Bottle#:	0	Worklist Smp#:	8
Injection Vol:	1.0 ul	Dil. Factor:	1.0000		
Method:	PCBs_D3D	Limit Group:	HR - 1668A - ICAL		
Column:	SPB-Octyl (0.25 mm)	Detector	F4(49.20 :57.50)		

PCB-189, CAS: 39635-31-9

Signal: 2

Processing Integration Results

RT: 49.86
Area: 161090
Amount: 19.030385
Amount Units: pg/ul

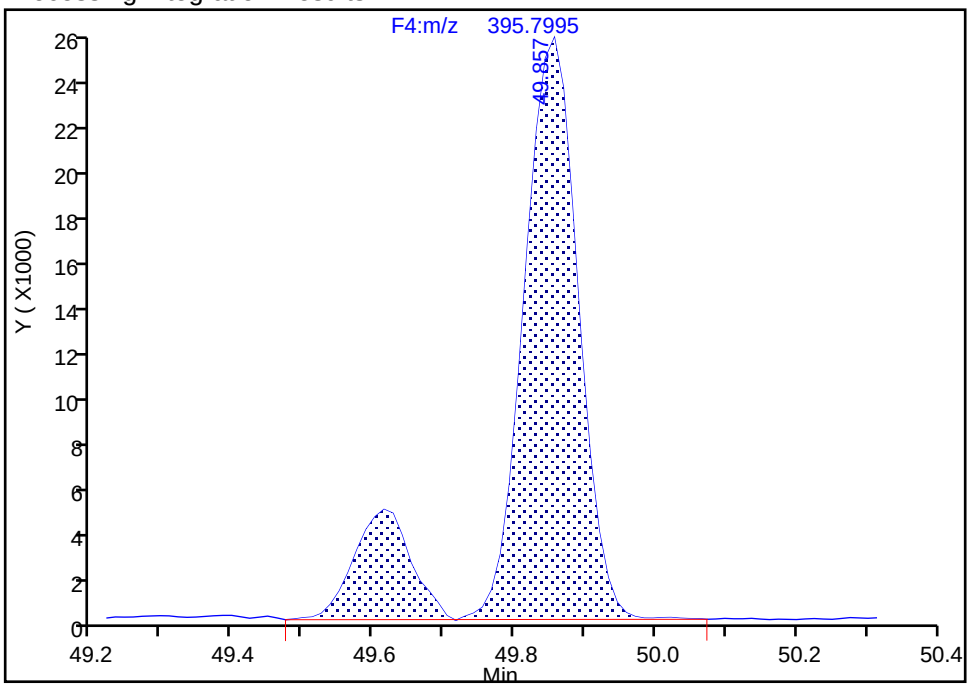

Manual Integration Results

RT: 49.86
Area: 134263
Amount: 17.357389
Amount Units: pg/ul

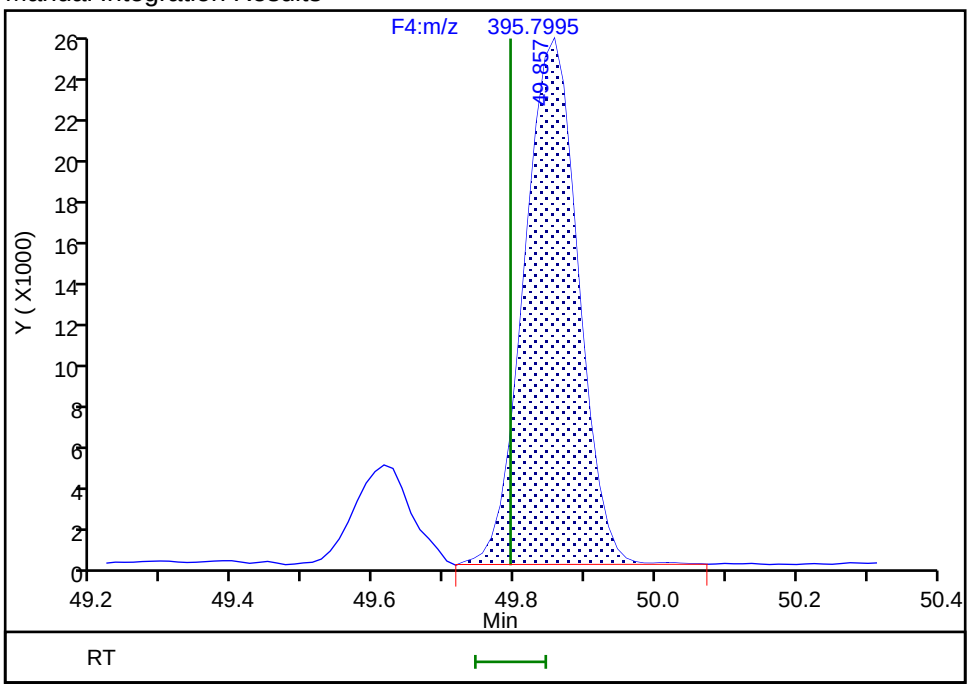

Reviewer: davidsonm, 03-Sep-2019 15:12:15

Audit Action: Split an Integrated Peak Audit Reason: Split Peak

Eurofins TestAmerica, Knoxville

Data File:	\\chromna\Knoxville\ChromData\D3D\20190903-12925.b\580-88125-b-3-c.d		
Injection Date:	03-Sep-2019 13:54:00	Injection Vol:	1.0 ul
Instrument ID:	D3D	Operator ID:	Xcalibur_System
Method:	PCBs_D3D	Limit Group:	HR - 1668A - ICAL
Client ID:	A3-0to31-100818		
Worklist#:	33205	Sample Line#:	8
Column Type:	SPB-Octyl	Column Dia:	0.25 mm

OcPCB F3

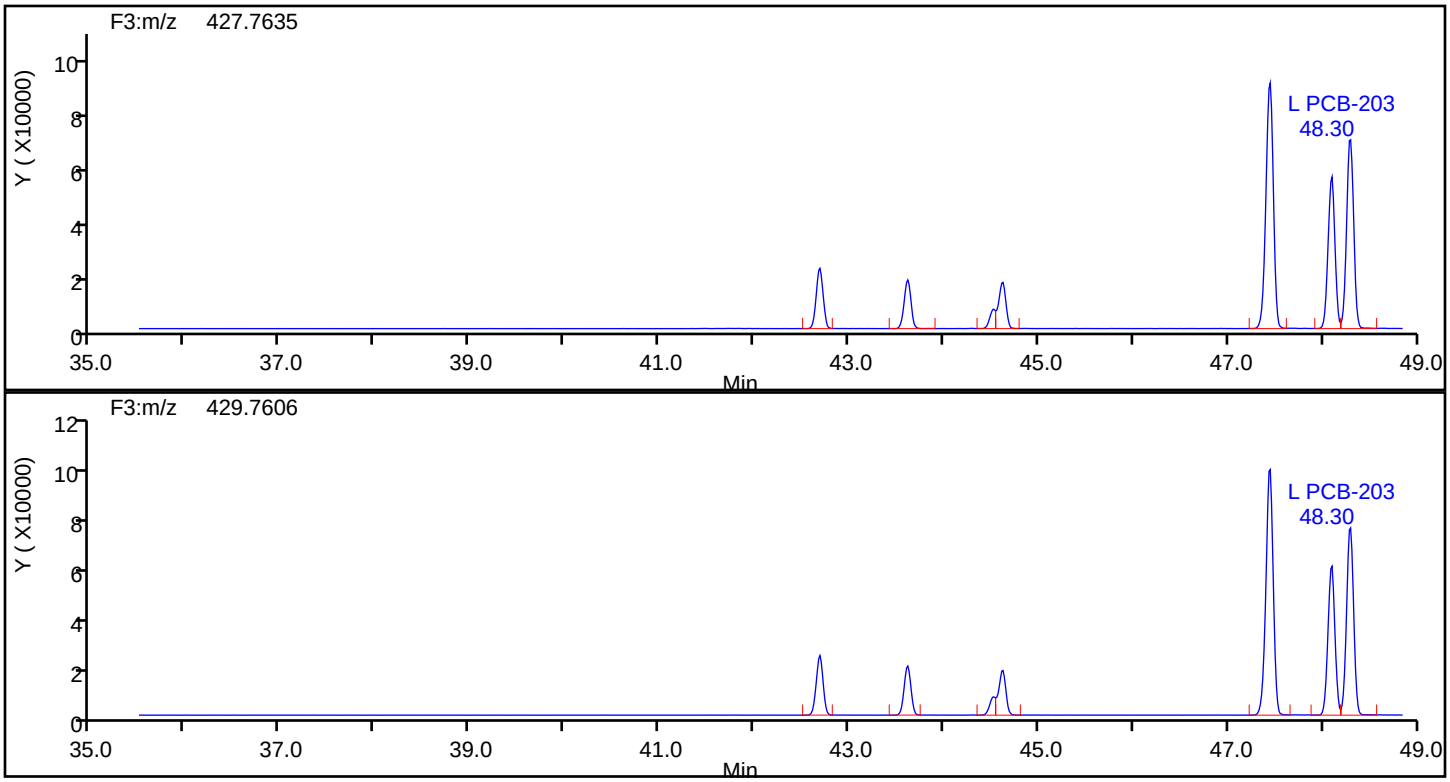

OcPCB F3 Standards

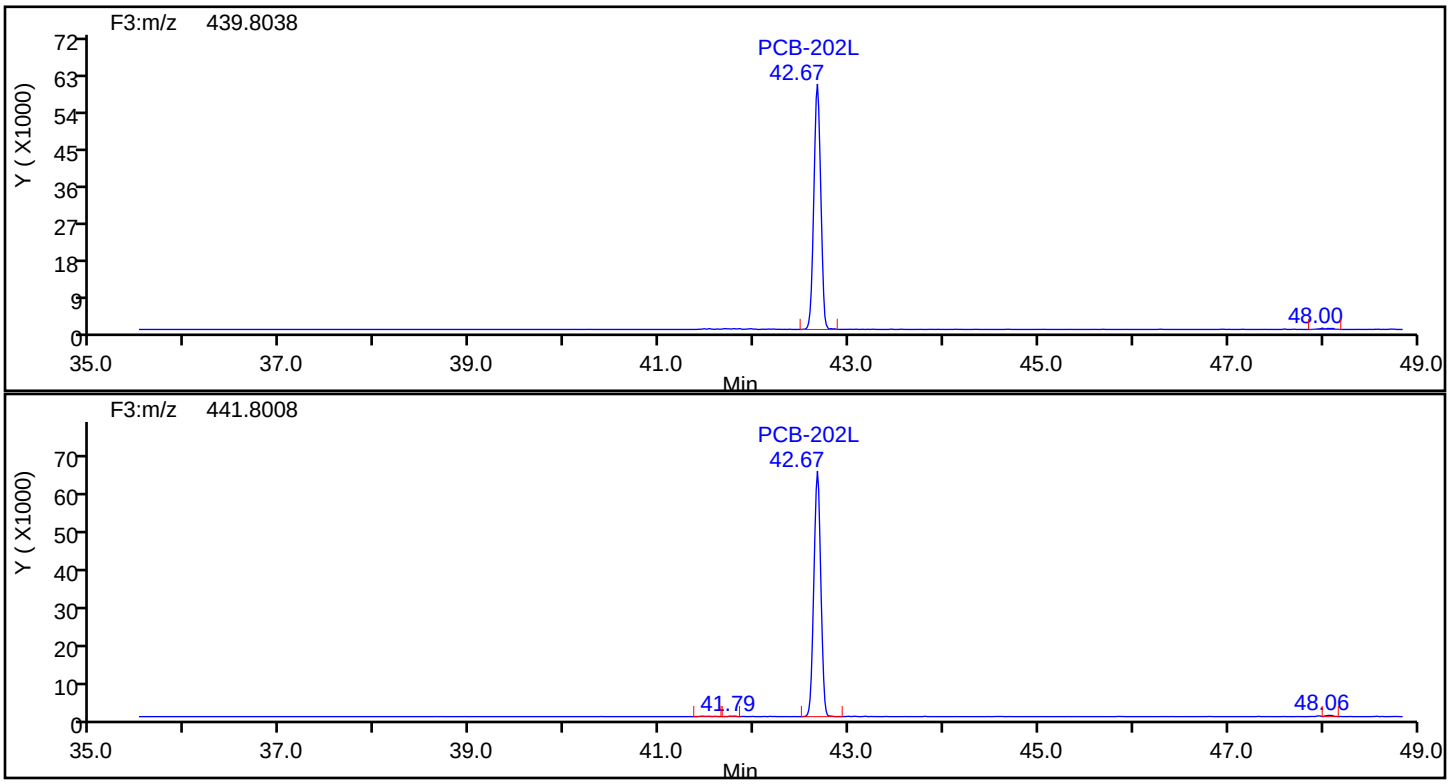

Eurofins TestAmerica, Knoxville

Data File:	\\chromna\Knoxville\ChromData\D3D\20190903-12925.b\580-88125-b-3-c.d		
Injection Date:	03-Sep-2019 13:54:00	Injection Vol:	1.0 ul
Instrument ID:	D3D	Operator ID:	Xcalibur_System
Method:	PCBs_D3D	Limit Group:	HR - 1668A - ICAL
Client ID:	A3-0to31-100818		
Worklist#:	33205	Sample Line#:	8
Column Type:	SPB-Octyl	Column Dia:	0.25 mm

OcPCB F3

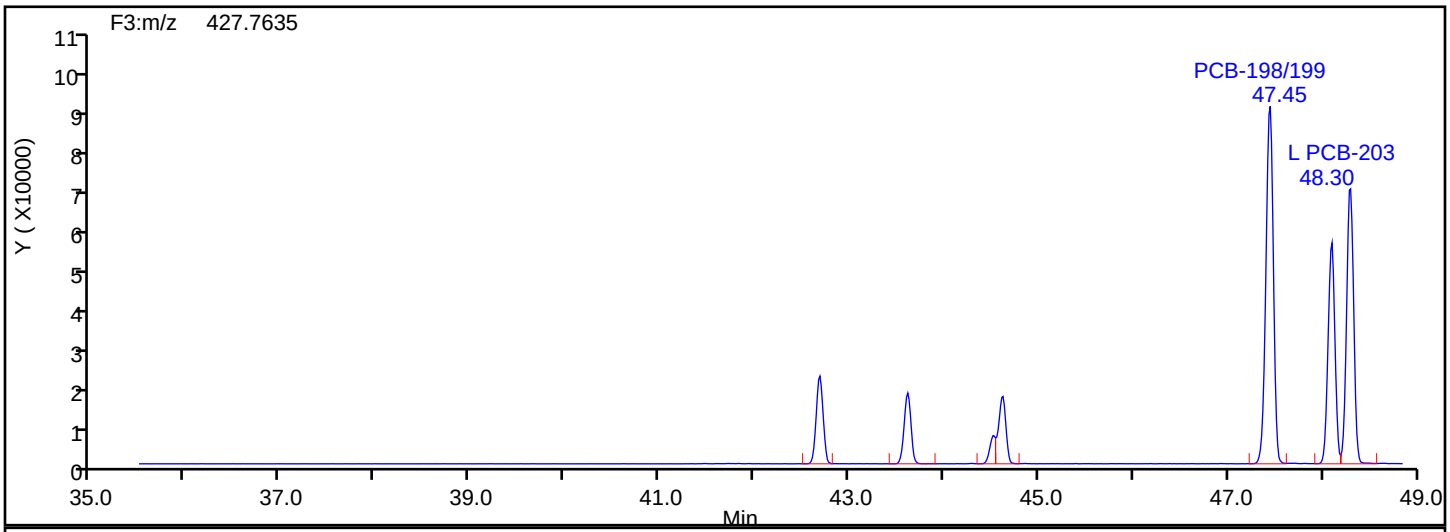

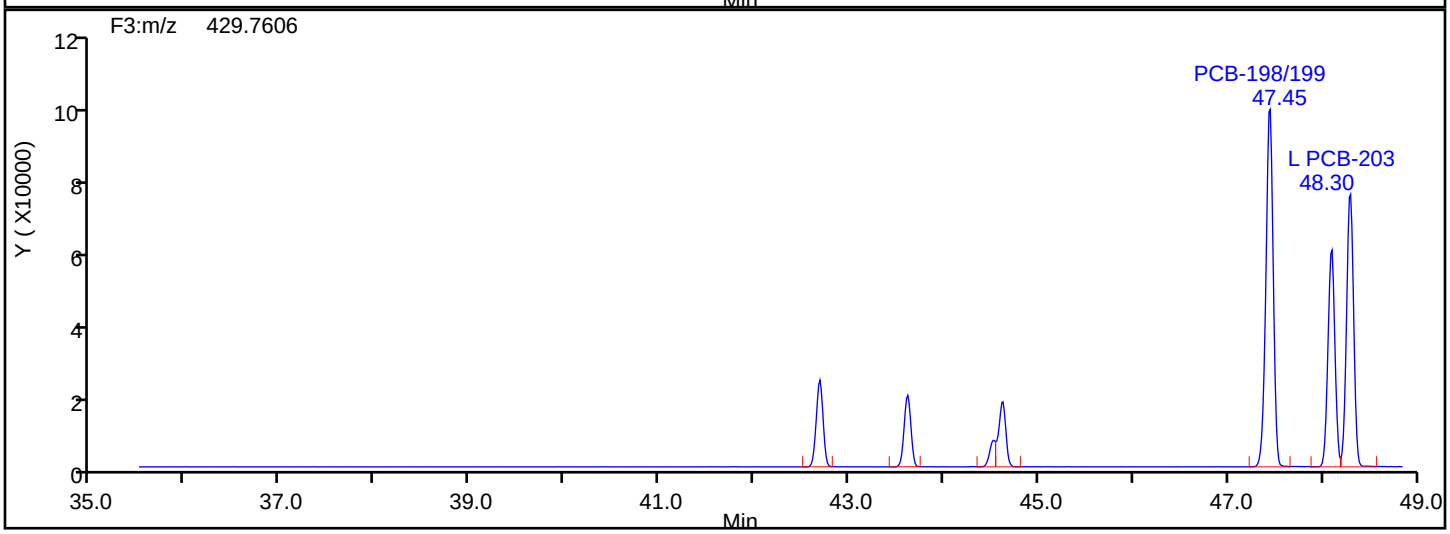

OcPCB F3 Lock Mass

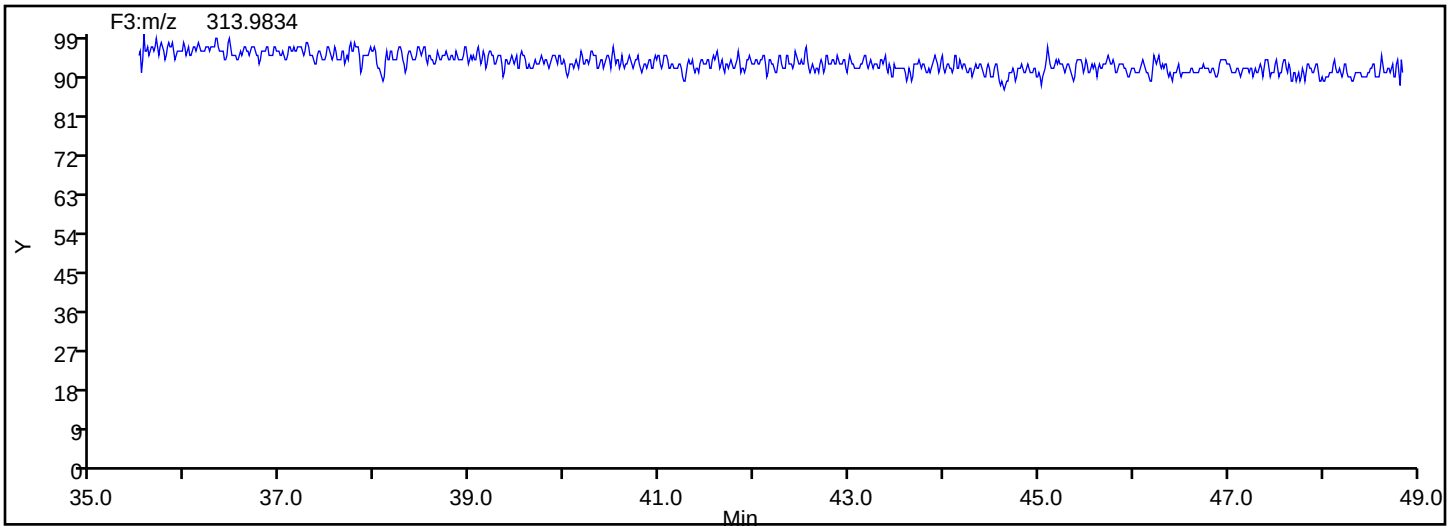

Eurofins TestAmerica, Knoxville

Data File:	\\chromna\Knoxville\ChromData\D3D\20190903-12925.b\580-88125-b-3-c.d		
Injection Date:	03-Sep-2019 13:54:00	Injection Vol:	1.0 ul
Instrument ID:	D3D	Operator ID:	Xcalibur_System
Method:	PCBs_D3D	Limit Group:	HR - 1668A - ICAL
Client ID:	A3-0to31-100818		
Worklist#:	33205	Sample Line#:	8
Column Type:	SPB-Octyl	Column Dia:	0.25 mm

OcPCB F4

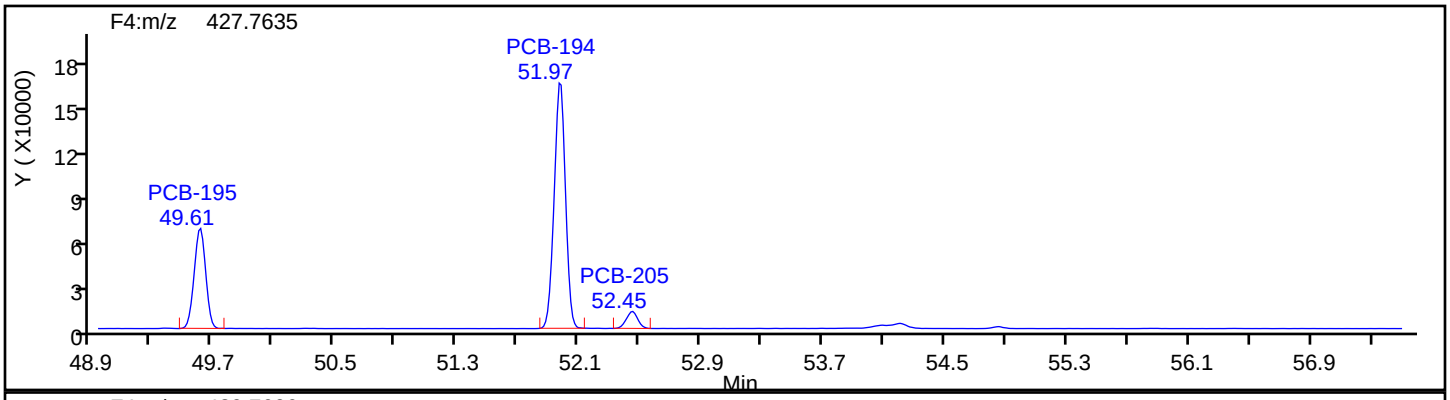

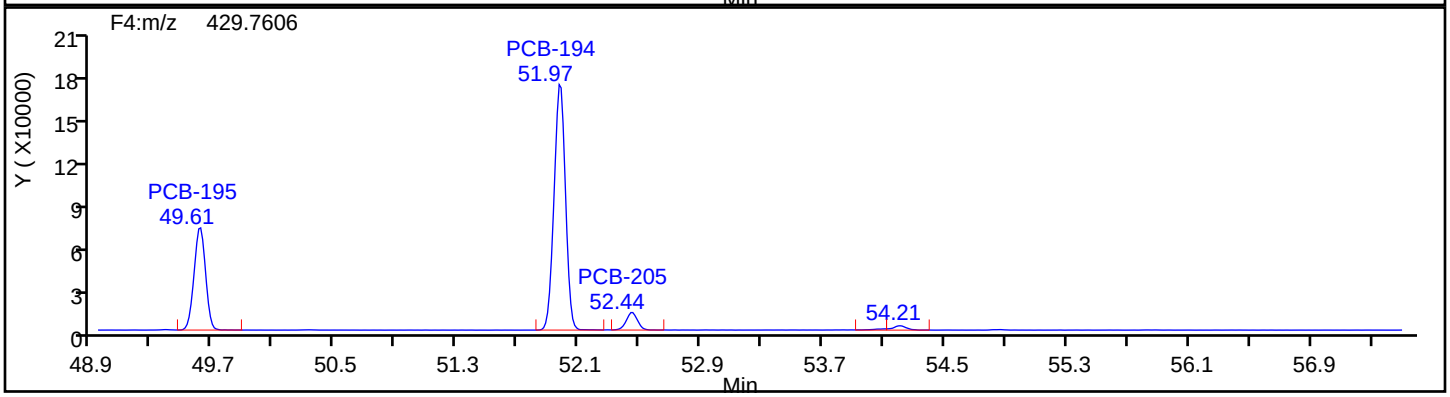

OcPCB F4 Standards

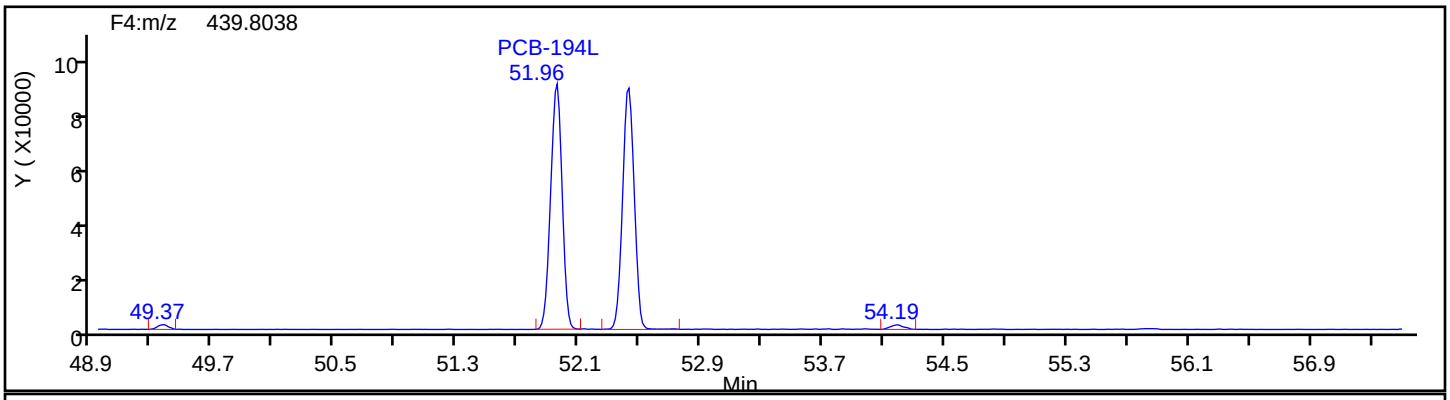

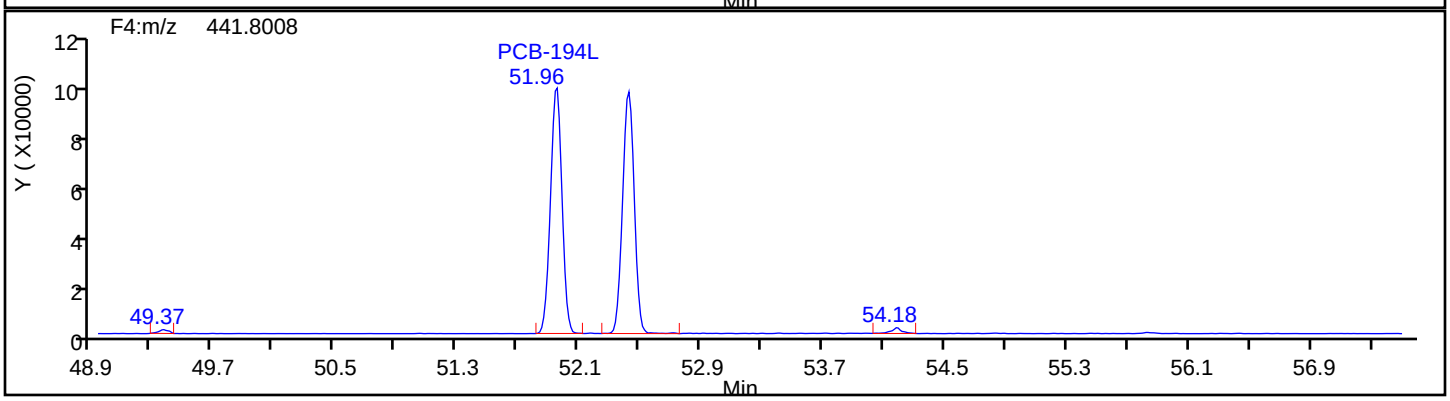

Eurofins TestAmerica, Knoxville

Data File:	\\chromna\Knoxville\ChromData\D3D\20190903-12925.b\580-88125-b-3-c.d		
Injection Date:	03-Sep-2019 13:54:00	Injection Vol:	1.0 ul
Instrument ID:	D3D	Operator ID:	Xcalibur_System
Method:	PCBs_D3D	Limit Group:	HR - 1668A - ICAL
Client ID:	A3-0to31-100818		
Worklist#:	33205	Sample Line#:	8
Column Type:	SPB-Octyl	Column Dia:	0.25 mm

OcPCB F4

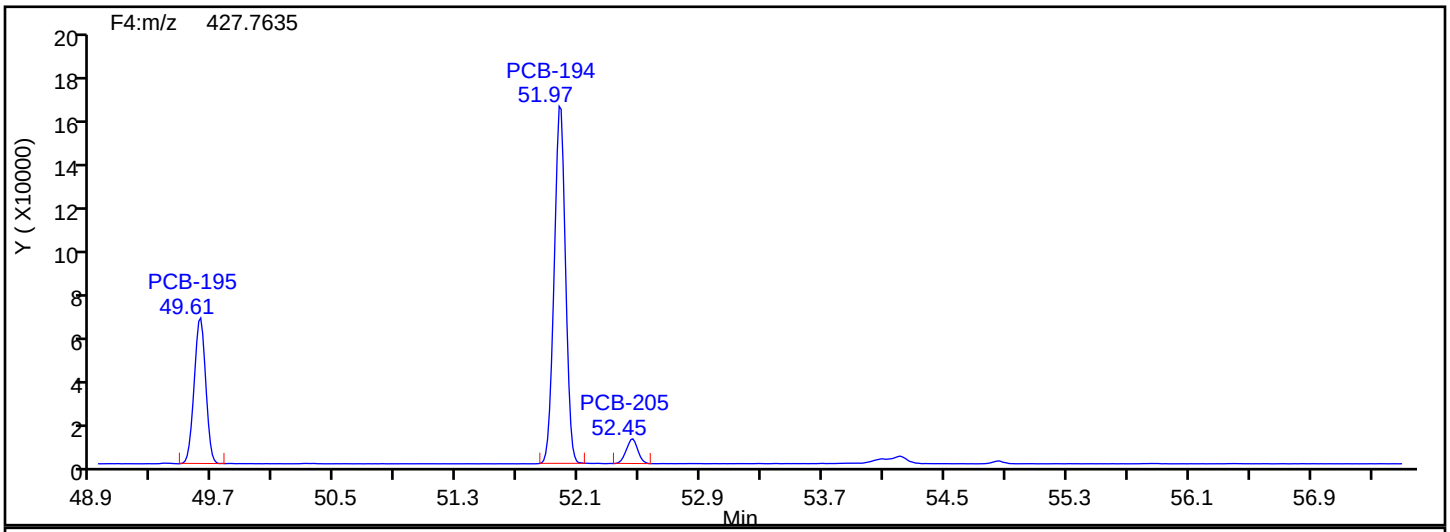

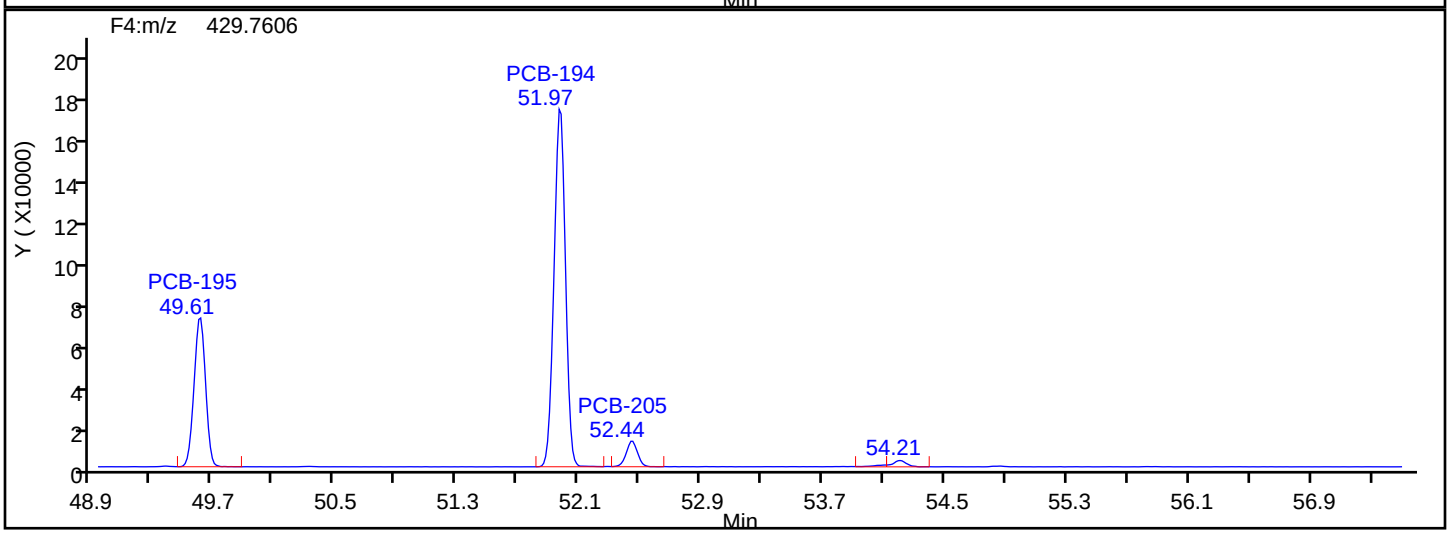

OcPCB F4 Lock Mass

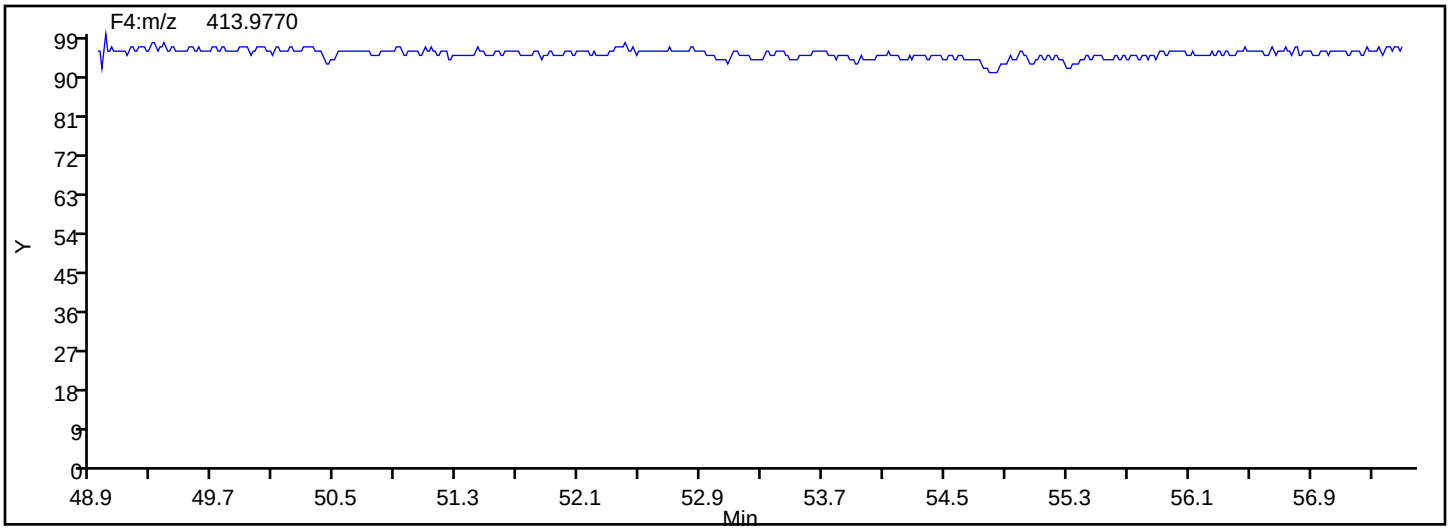

Eurofins TestAmerica, Knoxville

Data File:	\\chromna\Knoxville\ChromData\D3D\20190903-12925.b\580-88125-b-3-c.d		
Injection Date:	03-Sep-2019 13:54:00	Injection Vol:	1.0 ul
Instrument ID:	D3D	Operator ID:	Xcalibur_System
Method:	PCBs_D3D	Limit Group:	HR - 1668A - ICAL
Client ID:	A3-0to31-100818		
Worklist#:	33205	Sample Line#:	8
Column Type:	SPB-Octyl	Column Dia:	0.25 mm

NoPCB F4

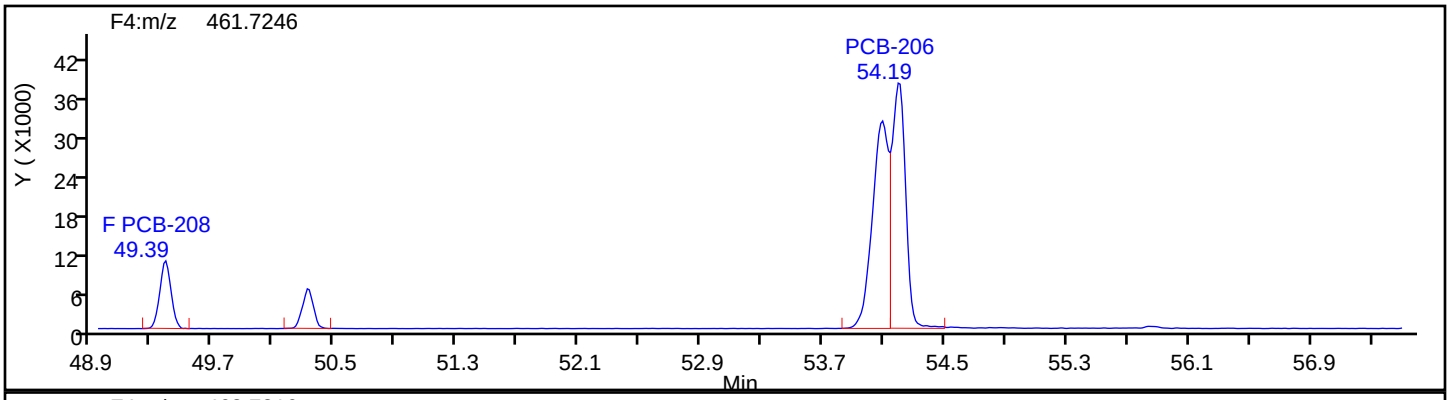

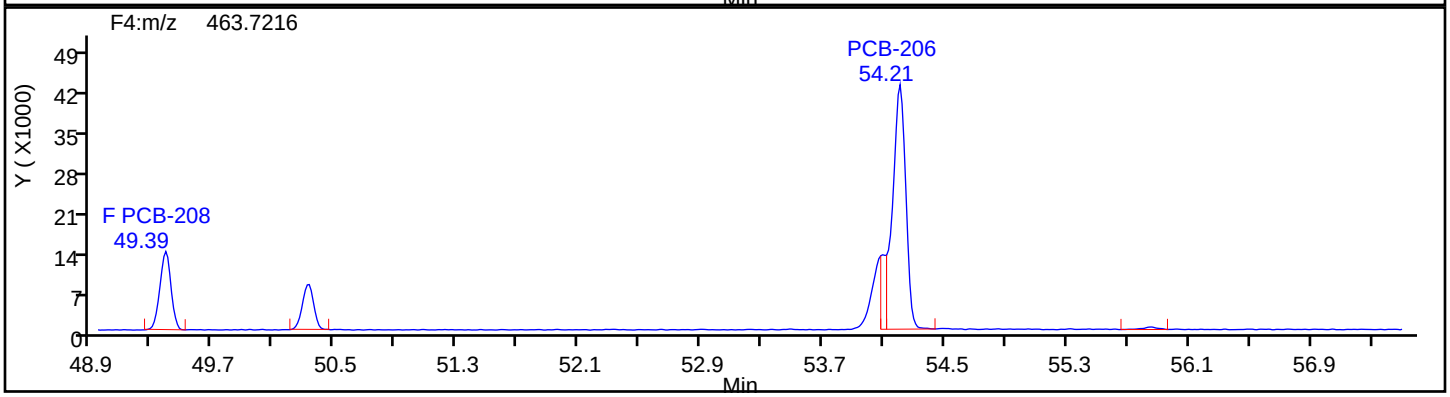

NoPCB F4 Standards

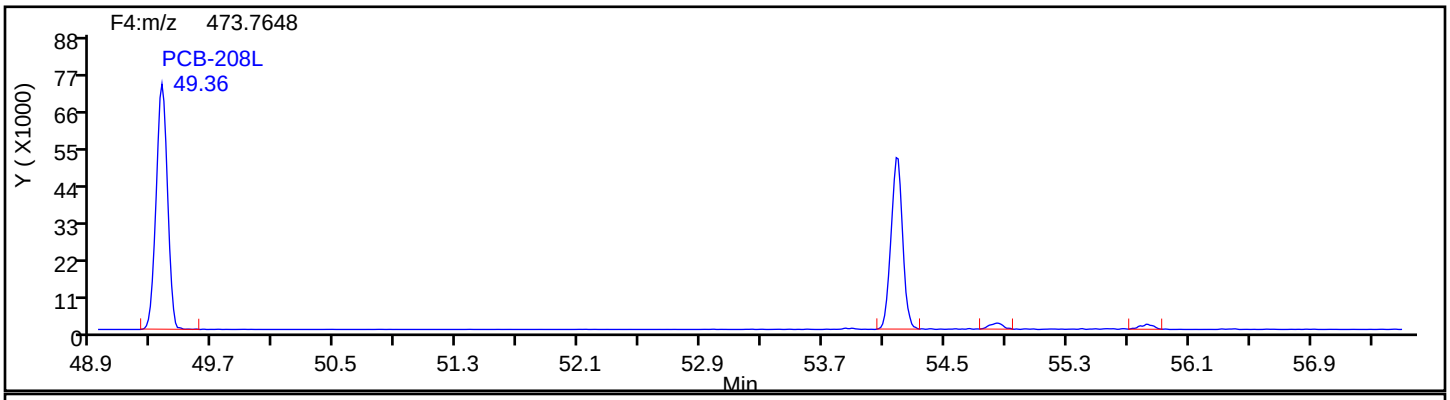

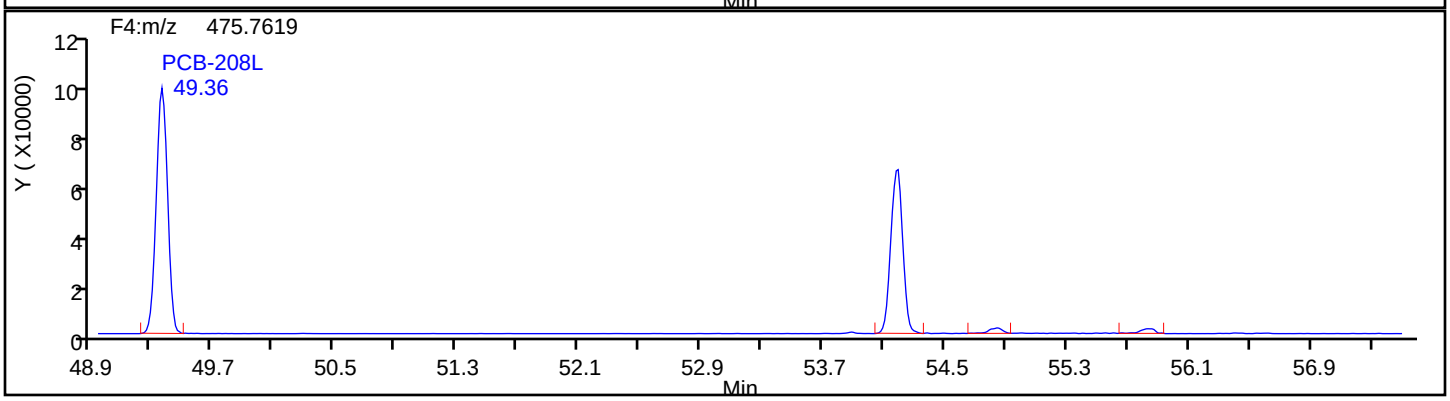

Eurofins TestAmerica, Knoxville

Data File:	\\chromna\Knoxville\ChromData\D3D\20190903-12925.b\580-88125-b-3-c.d		
Injection Date:	03-Sep-2019 13:54:00	Injection Vol:	1.0 ul
Instrument ID:	D3D	Operator ID:	Xcalibur_System
Method:	PCBs_D3D	Limit Group:	HR - 1668A - ICAL
Client ID:	A3-0to31-100818		
Worklist#:	33205	Sample Line#:	8
Column Type:	SPB-Octyl	Column Dia:	0.25 mm

NoPCB F4

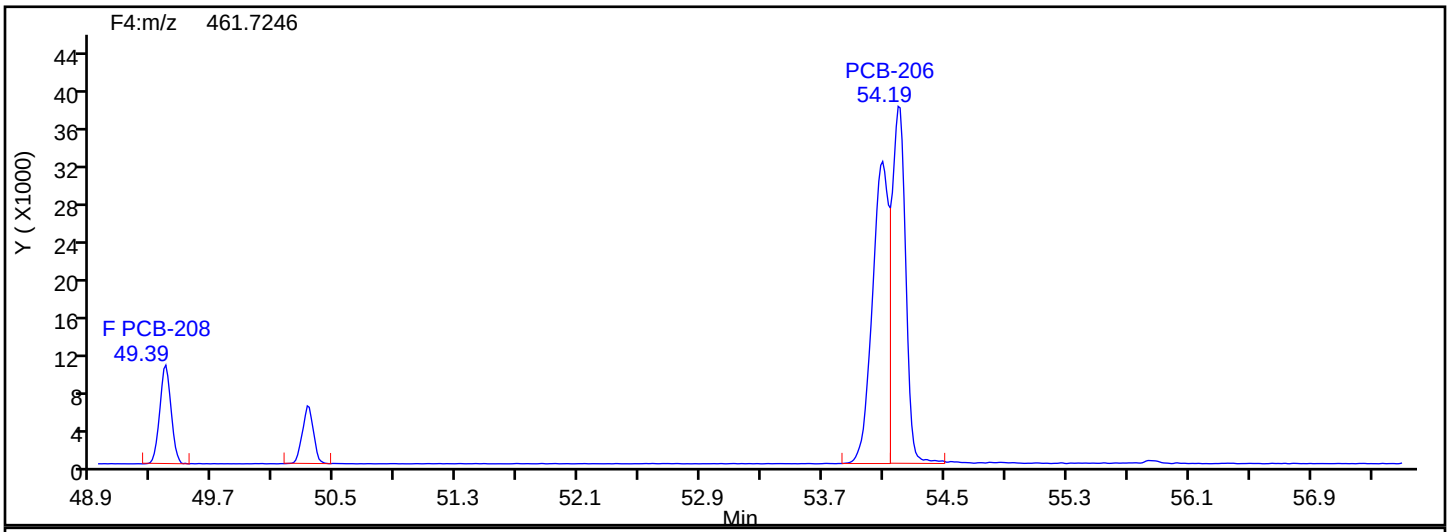

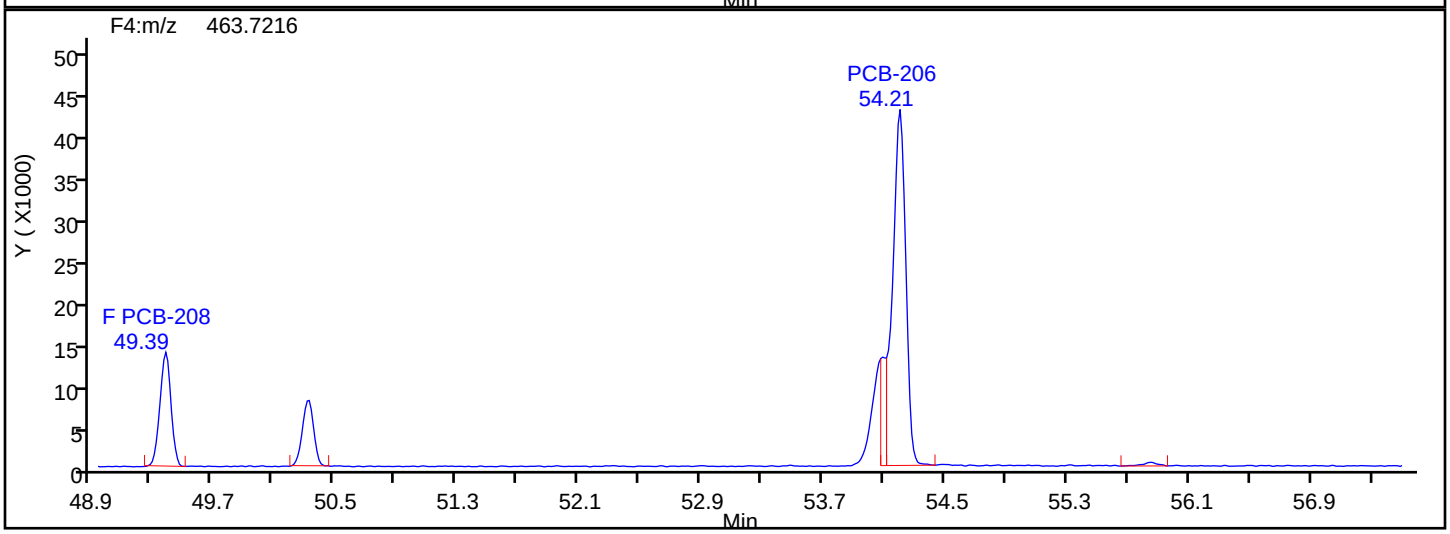

NoPCB F4 Lock Mass

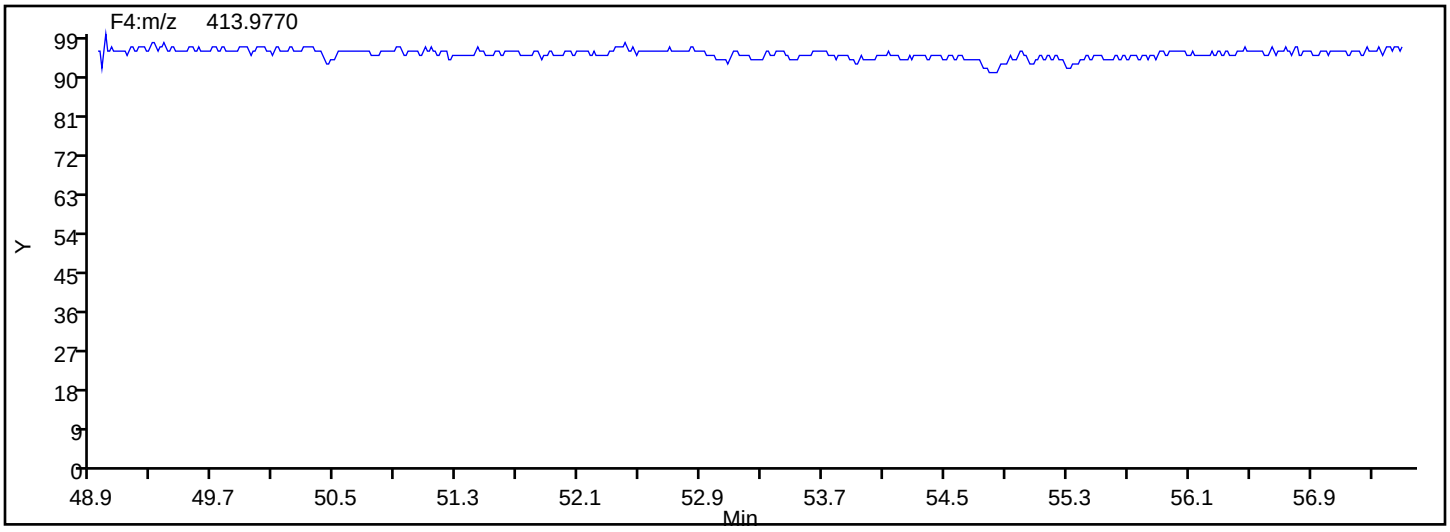

Manual Integration/User Assign Peak Report

Eurofins TestAmerica, Knoxville

Data File:	\\chromna\Knoxville\ChromData\D3D\20190903-12925.b\580-88125-b-3-c.d				
Injection Date:	03-Sep-2019 13:54:00	Instrument ID:	D3D		
Lims ID:	580-88125-B-3-C	Lab Sample ID:	140-88125-3		
Client ID:	A3-0to31-100818				
Operator ID:	Xcalibur_System	ALS Bottle#:	0	Worklist Smp#:	8
Injection Vol:	1.0 ul	Dil. Factor:	1.0000		
Method:	PCBs_D3D	Limit Group:	HR - 1668A - ICAL		
Column:	SPB-Octyl (0.25 mm)	Detector	F4(49.20 :57.50)		

PCB-206, CAS: 40186-72-9

Signal: 2

Processing Integration Results

RT: 54.21
Area: 281929
Amount: 70.203282
Amount Units: pg/ul

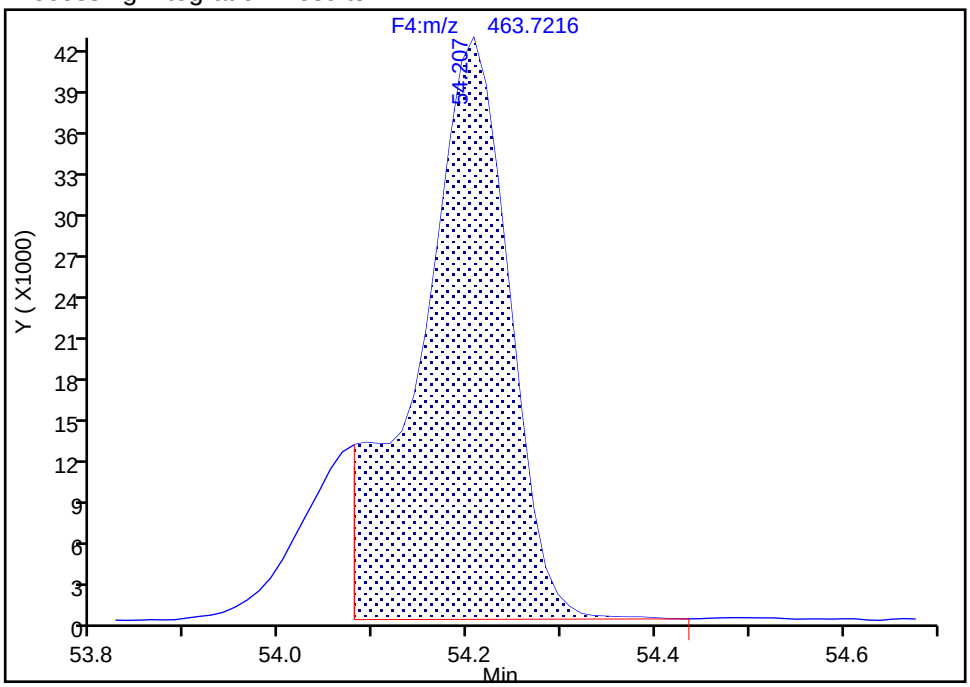

Manual Integration Results

RT: 54.21
Area: 252391
Amount: 66.167368
Amount Units: pg/ul

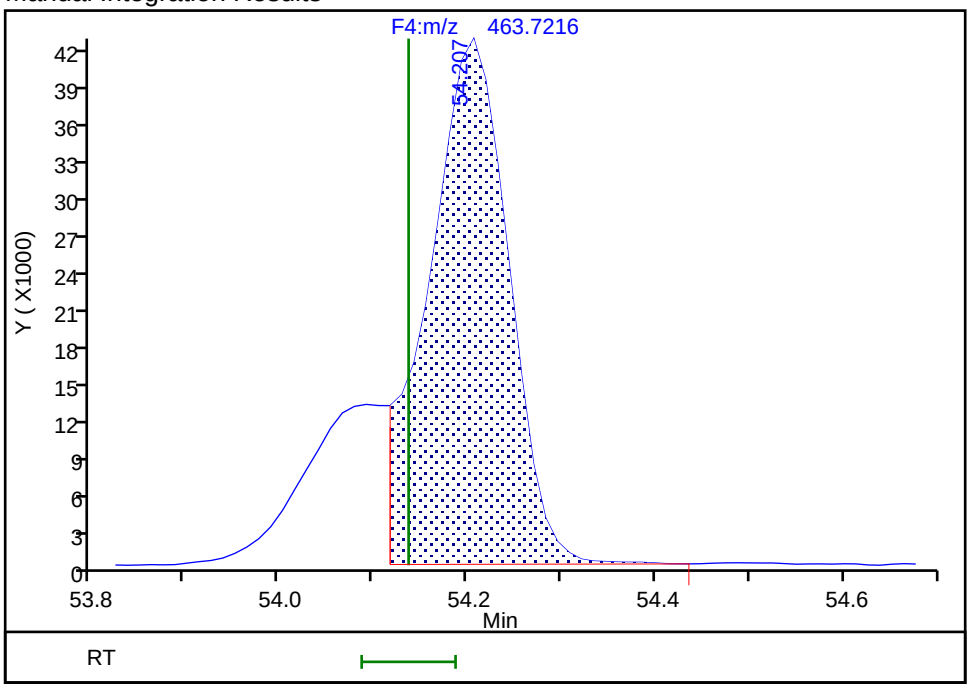

Reviewer: davidsonm, 03-Sep-2019 15:12:36

Audit Action: Split an Integrated Peak Audit Reason: Split Peak

Eurofins TestAmerica, Knoxville

Data File:	\\chromna\Knoxville\ChromData\D3D\20190903-12925.b\580-88125-b-3-c.d		
Injection Date:	03-Sep-2019 13:54:00	Injection Vol:	1.0 ul
Instrument ID:	D3D	Operator ID:	Xcalibur_System
Method:	PCBs_D3D	Limit Group:	HR - 1668A - ICAL
Client ID:	A3-0to31-100818		
Worklist#:	33205	Sample Line#:	8
Column Type:	SPB-Octyl	Column Dia:	0.25 mm

DePCB F4

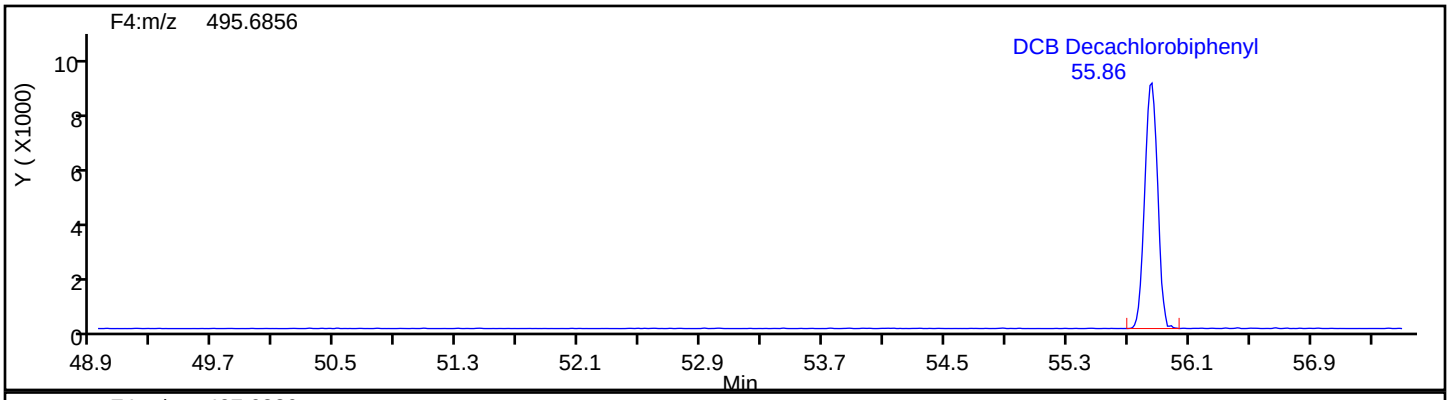

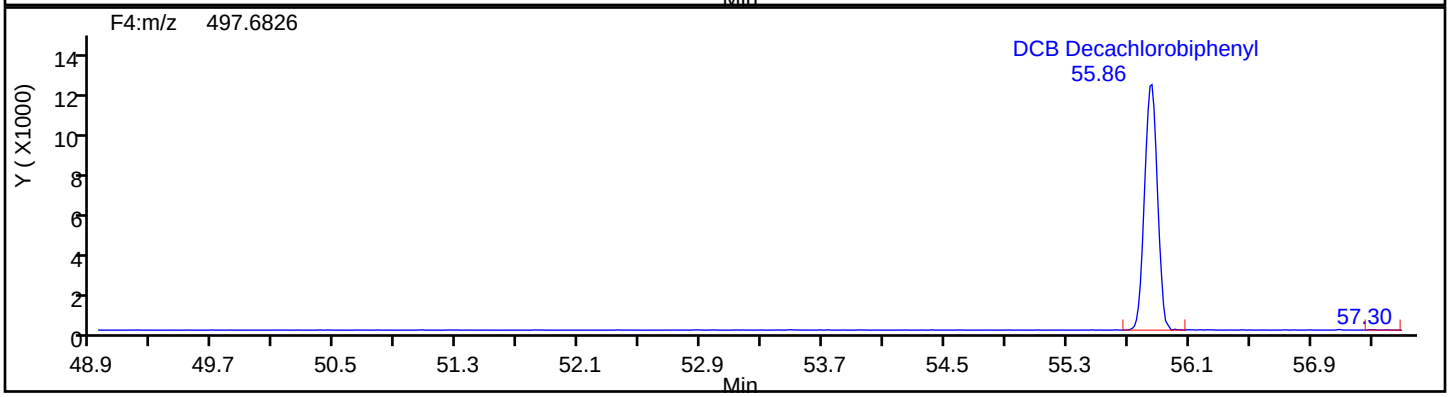

DePCB F4 Standards

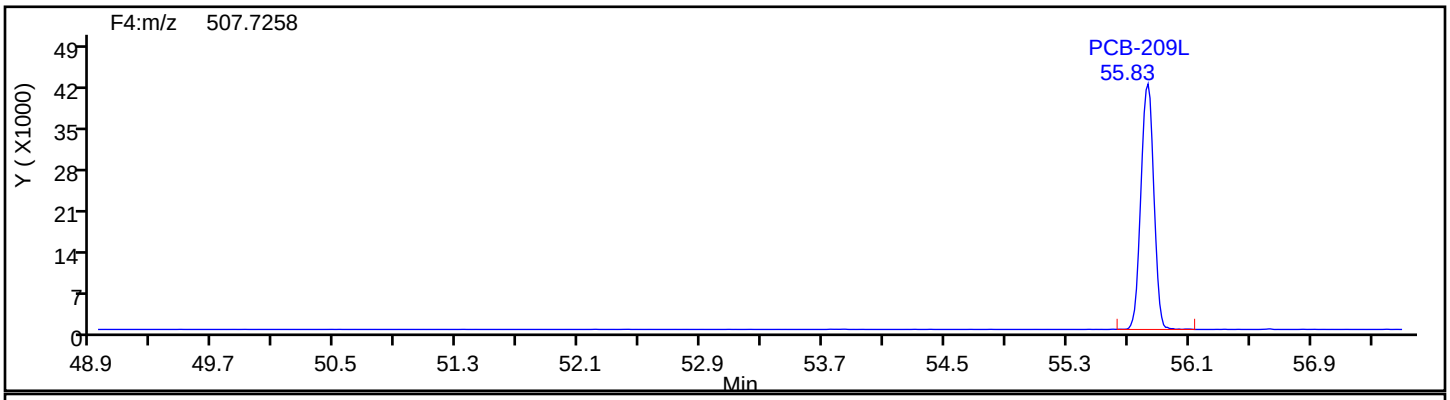

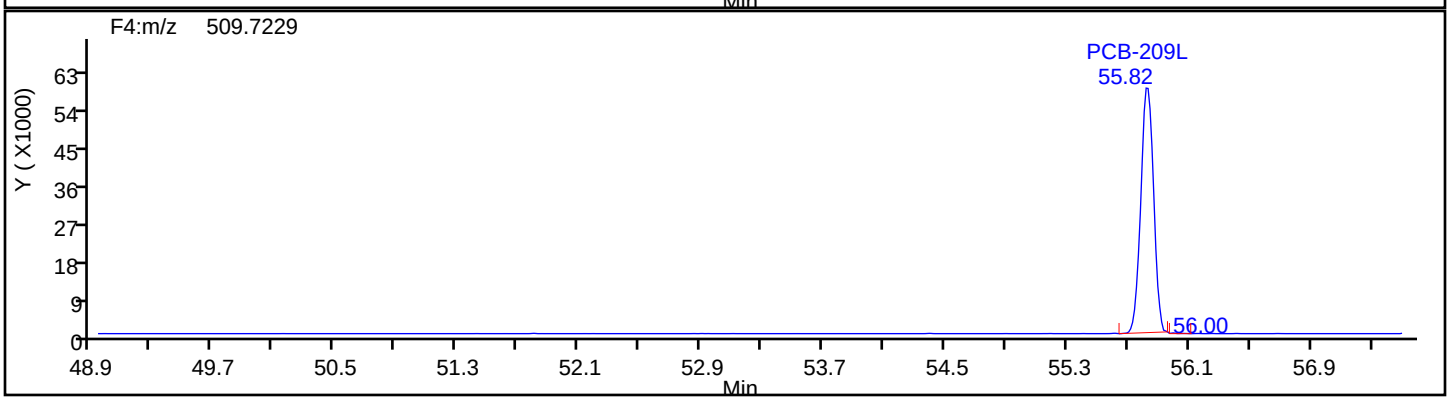

Eurofins TestAmerica, Knoxville

Data File:	\\chromna\Knoxville\ChromData\D3D\20190903-12925.b\580-88125-b-3-c.d		
Injection Date:	03-Sep-2019 13:54:00	Injection Vol:	1.0 ul
Instrument ID:	D3D	Operator ID:	Xcalibur_System
Method:	PCBs_D3D	Limit Group:	HR - 1668A - ICAL
Client ID:	A3-0to31-100818		
Worklist#:	33205	Sample Line#:	8
Column Type:	SPB-Octyl	Column Dia:	0.25 mm

DePCB F4

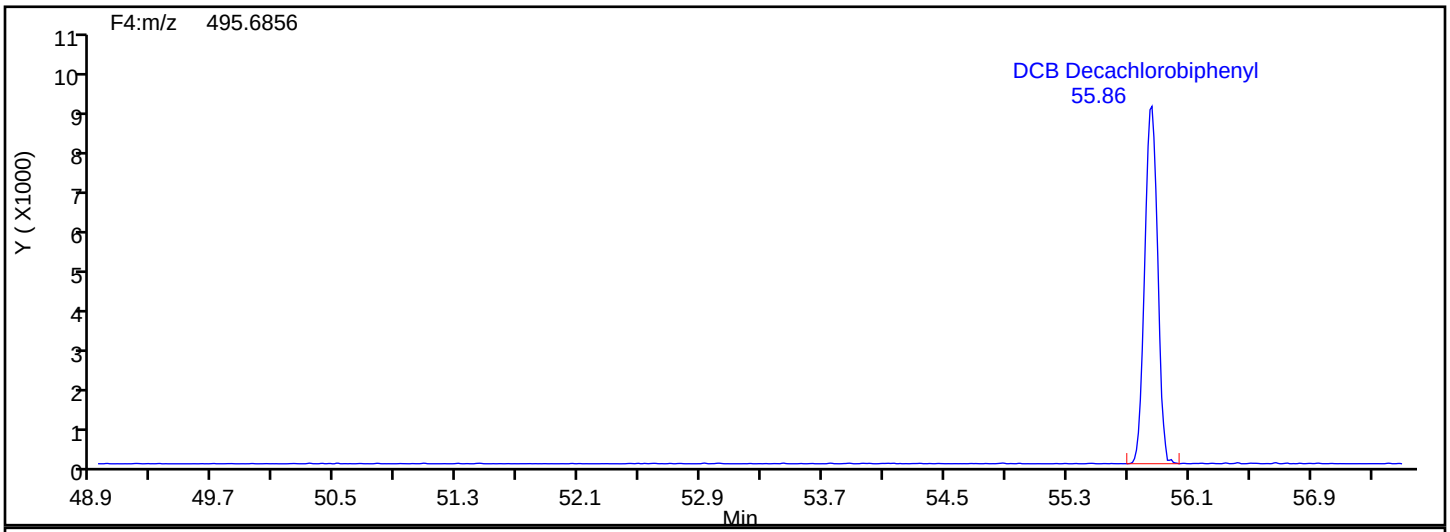

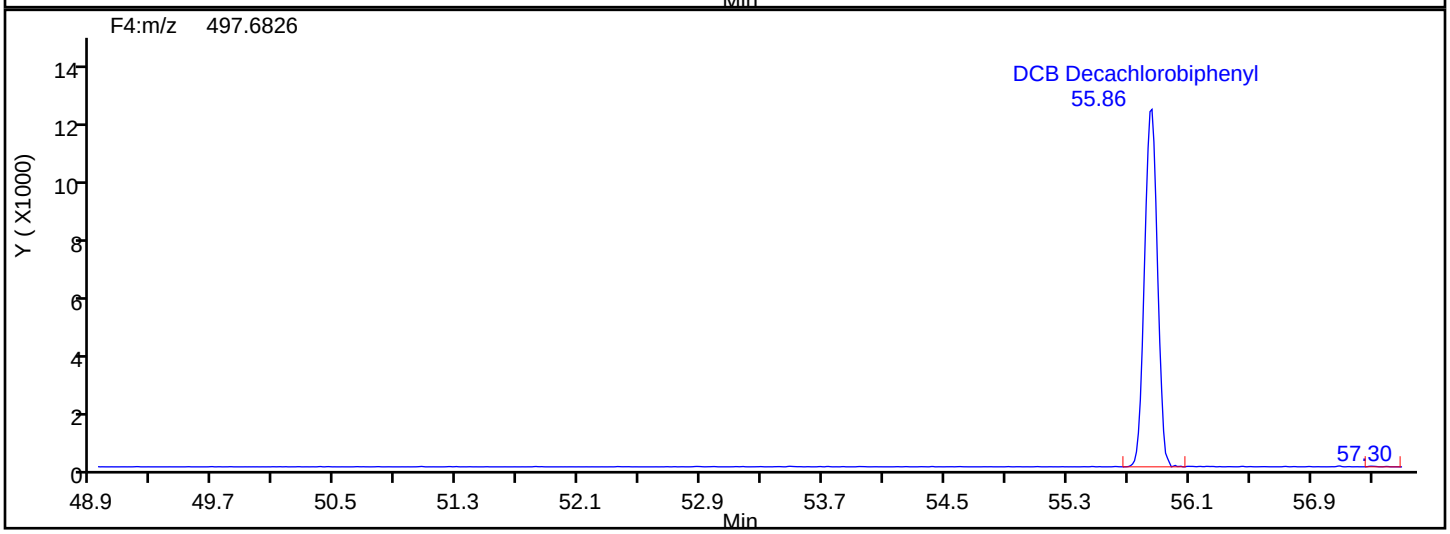

DePCB F4 Lock Mass

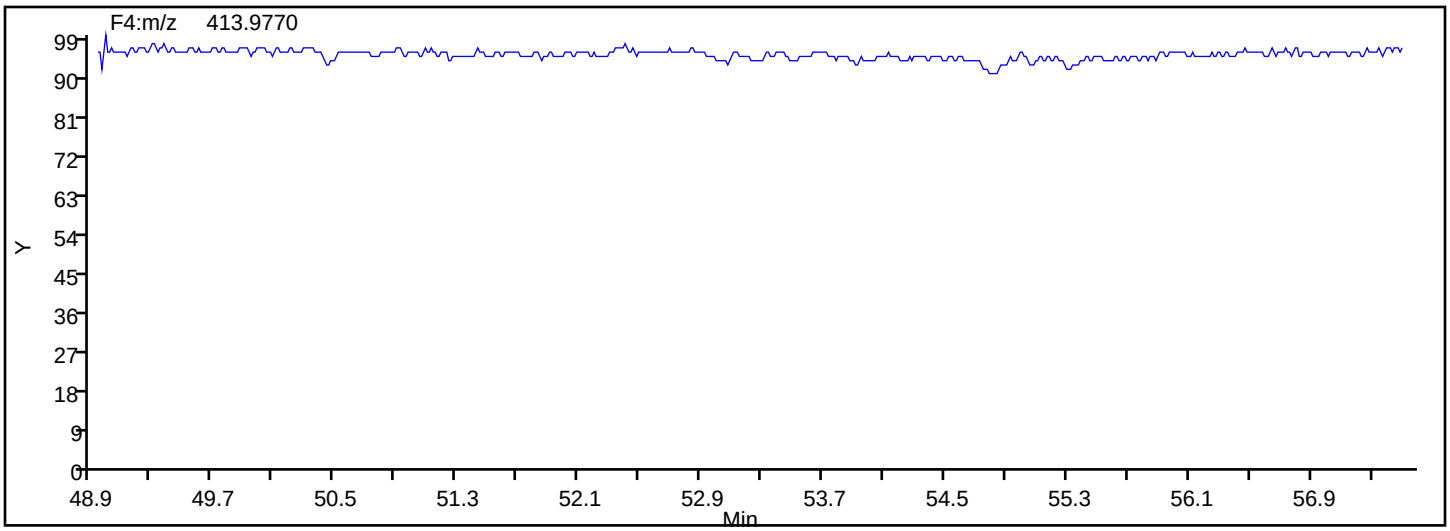

FORM I
HI-RES PCBS ORGANICS ANALYSIS DATA SHEET

Lab Name: Eurofins TestAmerica, Knoxville Job No.: 580-88125-2

SDG No.:

Client Sample ID: A4-0to25-100818 Lab Sample ID: 580-88125-4

Matrix: Solid Lab File ID: 580-88125-b-4-c.d

Analysis Method: 1668A Date Collected: 10/08/2018 13:26

Extract. Method: HRMS-Sox Date Extracted: 08/19/2019 08:06

Sample wt/vol: 4.05(g) Date Analyzed: 08/27/2019 21:33

Con. Extract Vol.: 10(mL) Dilution Factor: 1

Injection Volume: 1(uL) Level: (low/med) Low

% Moisture: 61.2 GPC Cleanup:(Y/N) N

Analysis Batch No.: 33063 Units: ng/g

CAS NO.	COMPOUND NAME	RESULT	Q	RL	EDL
2051-60-7	PCB-1	1.3	B	0.064	0.0040
2051-61-8	PCB-2	0.15	B	0.064	0.0042
2051-62-9	PCB-3	0.60	B	0.064	0.0044
13029-08-8	PCB-4	1.0		0.13	0.0040
16605-91-7	PCB-5	0.066		0.064	0.0026
25569-80-6	PCB-6	0.52		0.064	0.0026
33284-50-3	PCB-7	0.14		0.064	0.0025
34883-43-7	PCB-8	1.7	B	0.13	0.0025
34883-39-1	PCB-9	0.18		0.064	0.0028
33146-45-1	PCB-10	0.064		0.064	0.0027
2050-67-1	PCB-11	0.15	B	0.13	0.0025
2974-92-7	PCB-12	0.20	C	0.13	0.0024
2974-90-5	PCB-13	0.20	C12	0.13	0.0024
34883-41-5	PCB-14	ND		0.064	0.0021
2050-68-2	PCB-15	0.68	B	0.064	0.0024
38444-78-9	PCB-16	0.93		0.064	0.0031
37680-66-3	PCB-17	1.3	B	0.064	0.0025
37680-65-2	PCB-18	2.0	C B	0.13	0.0021
38444-73-4	PCB-19	0.73		0.064	0.0029
38444-84-7	PCB-20	2.8	C B	0.13	0.024
55702-46-0	PCB-21	1.6	C B	0.13	0.022
38444-85-8	PCB-22	0.70	B	0.064	0.025
55720-44-0	PCB-23	ND		0.064	0.024
55702-45-9	PCB-24	0.031	J	0.064	0.0018
55712-37-3	PCB-25	0.36		0.064	0.023
38444-81-4	PCB-26	0.47	C B	0.13	0.023
38444-76-7	PCB-27	0.23		0.064	0.0018
7012-37-5	PCB-28	2.8	C20 B	0.13	0.024
15862-07-4	PCB-29	0.47	C26 B	0.13	0.023
35693-92-6	PCB-30	2.0	C18 B	0.13	0.0021
16606-02-3	PCB-31	2.4	B	0.13	0.022
38444-77-8	PCB-32	0.93	B	0.064	0.0016
38444-86-9	PCB-33	1.6	C21 B	0.13	0.022
37680-68-5	PCB-34	ND		0.064	0.025

FORM I
HI-RES PCBS ORGANICS ANALYSIS DATA SHEET

Lab Name: Eurofins TestAmerica, Knoxville Job No.: 580-88125-2

SDG No.:

Client Sample ID: A4-0to25-100818 Lab Sample ID: 580-88125-4

Matrix: Solid Lab File ID: 580-88125-b-4-c.d

Analysis Method: 1668A Date Collected: 10/08/2018 13:26

Extract. Method: HRMS-Sox Date Extracted: 08/19/2019 08:06

Sample wt/vol: 4.05(g) Date Analyzed: 08/27/2019 21:33

Con. Extract Vol.: 10(mL) Dilution Factor: 1

Injection Volume: 1(uL) Level: (low/med) Low

% Moisture: 61.2 GPC Cleanup:(Y/N) N

Analysis Batch No.: 33063 Units: ng/g

CAS NO.	COMPOUND NAME	RESULT	Q	RL	EDL
37680-69-6	PCB-35	0.091	B	0.064	0.025
38444-87-0	PCB-36	ND		0.064	0.023
38444-90-5	PCB-37	0.90	B	0.064	0.024
53555-66-1	PCB-38	ND		0.064	0.023
38444-88-1	PCB-39	0.089		0.064	0.022
38444-93-8	PCB-40	4.5	C	0.19	0.018
52663-59-9	PCB-41	4.5	C40	0.19	0.018
36559-22-5	PCB-42	2.7		0.064	0.020
70362-46-8	PCB-43	0.39	C	0.13	0.017
41464-39-5	PCB-44	25	C B	0.19	0.016
70362-45-7	PCB-45	2.3	C	0.13	0.019
41464-47-5	PCB-46	0.37		0.064	0.022
2437-79-8	PCB-47	25	C44 B	0.19	0.016
70362-47-9	PCB-48	0.90		0.064	0.018
41464-40-8	PCB-49	15	C	0.13	0.015
62796-65-0	PCB-50	2.2	C	0.13	0.018
68194-04-7	PCB-51	2.3	C45	0.13	0.019
35693-99-3	PCB-52	57	B	0.064	0.019
41464-41-9	PCB-53	2.2	C50	0.13	0.018
15968-05-5	PCB-54	0.27		0.064	0.0014
74338-24-2	PCB-55	ND		0.064	0.013
41464-43-1	PCB-56	4.5		0.064	0.013
70424-67-8	PCB-57	ND		0.064	0.013
41464-49-7	PCB-58	0.11		0.064	0.013
74472-33-6	PCB-59	0.62	C	0.19	0.012
33025-41-1	PCB-60	1.3		0.064	0.013
33284-53-6	PCB-61	42	C B	0.25	0.012
54230-22-7	PCB-62	0.62	C59	0.19	0.012
74472-34-7	PCB-63	0.49		0.064	0.012
52663-58-8	PCB-64	5.6		0.064	0.012
33284-54-7	PCB-65	25	C44 B	0.19	0.016
32598-10-0	PCB-66	15		0.064	0.013
73575-53-8	PCB-67	0.17		0.064	0.012
73575-52-7	PCB-68	0.34		0.064	0.011

FORM I
HI-RES PCBS ORGANICS ANALYSIS DATA SHEET

Lab Name: Eurofins TestAmerica, Knoxville Job No.: 580-88125-2

SDG No.:

Client Sample ID: A4-0to25-100818 Lab Sample ID: 580-88125-4

Matrix: Solid Lab File ID: 580-88125-b-4-c.d

Analysis Method: 1668A Date Collected: 10/08/2018 13:26

Extract. Method: HRMS-Sox Date Extracted: 08/19/2019 08:06

Sample wt/vol: 4.05(g) Date Analyzed: 08/27/2019 21:33

Con. Extract Vol.: 10(mL) Dilution Factor: 1

Injection Volume: 1(uL) Level: (low/med) Low

% Moisture: 61.2 GPC Cleanup:(Y/N) N

Analysis Batch No.: 33063 Units: ng/g

CAS NO.	COMPOUND NAME	RESULT	Q	RL	EDL
60233-24-1	PCB-69	15	C49	0.13	0.015
32598-11-1	PCB-70	42	C61 B	0.25	0.012
41464-46-4	PCB-71	4.5	C40	0.19	0.018
41464-42-0	PCB-72	0.57		0.064	0.013
74338-23-1	PCB-73	0.39	C43	0.13	0.017
32690-93-0	PCB-74	42	C61 B	0.25	0.012
32598-12-2	PCB-75	0.62	C59	0.19	0.012
70362-48-0	PCB-76	42	C61 B	0.25	0.012
32598-13-3	PCB-77	1.4		0.064	0.012
70362-49-1	PCB-78	ND		0.064	0.013
41464-48-6	PCB-79	2.3		0.064	0.011
33284-52-5	PCB-80	ND		0.064	0.012
70362-50-4	PCB-81	0.060	J	0.064	0.013
52663-62-4	PCB-82	12		0.064	0.0028
60145-20-2	PCB-83	60	C B	0.13	0.0026
52663-60-2	PCB-84	32		0.064	0.0028
65510-45-4	PCB-85	16	C	0.19	0.0020
55312-69-1	PCB-86	72	C B	0.38	0.0020
38380-02-8	PCB-87	72	C86 B	0.38	0.0020
55215-17-3	PCB-88	14	C	0.13	0.0024
73575-57-2	PCB-89	0.85		0.064	0.0027
68194-07-0	PCB-90	110	C B	0.19	0.0021
68194-05-8	PCB-91	14	C88	0.13	0.0024
52663-61-3	PCB-92	22		0.064	0.0026
73575-56-1	PCB-93	1.6	C	0.13	0.0025
73575-55-0	PCB-94	ND		0.064	0.0027
38379-99-6	PCB-95	91	B	0.064	0.0025
73575-54-9	PCB-96	0.62		0.064	0.0020
41464-51-1	PCB-97	72	C86 B	0.38	0.0020
60233-25-2	PCB-98	2.9	C	0.13	0.0025
38380-01-7	PCB-99	60	C83 B	0.13	0.0026
39485-83-1	PCB-100	1.6	C93	0.13	0.0025
37680-73-2	PCB-101	110	C90 B	0.19	0.0021
68194-06-9	PCB-102	2.9	C98	0.13	0.0025

FORM I
HI-RES PCBS ORGANICS ANALYSIS DATA SHEET

Lab Name: Eurofins TestAmerica, Knoxville Job No.: 580-88125-2

SDG No.:

Client Sample ID: A4-0to25-100818 Lab Sample ID: 580-88125-4

Matrix: Solid Lab File ID: 580-88125-b-4-c.d

Analysis Method: 1668A Date Collected: 10/08/2018 13:26

Extract. Method: HRMS-Sox Date Extracted: 08/19/2019 08:06

Sample wt/vol: 4.05(g) Date Analyzed: 08/27/2019 21:33

Con. Extract Vol.: 10(mL) Dilution Factor: 1

Injection Volume: 1(uL) Level: (low/med) Low

% Moisture: 61.2 GPC Cleanup:(Y/N) N

Analysis Batch No.: 33063 Units: ng/g

CAS NO.	COMPOUND NAME	RESULT	Q	RL	EDL
60145-21-3	PCB-103	1.2		0.064	0.0024
56558-16-8	PCB-104	ND		0.064	0.0017
32598-14-4	PCB-105	30	G B	0.091	0.091
70424-69-0	PCB-106	ND	G	0.093	0.093
70424-68-9	PCB-107	6.0	G	0.087	0.087
70362-41-3	PCB-108	3.5	C	0.13	0.094
74472-35-8	PCB-109	72	C86 B	0.38	0.0020
38380-03-9	PCB-110	120	C B	0.13	0.0018
39635-32-0	PCB-111	ND		0.064	0.0017
74472-36-9	PCB-112	0.20		0.064	0.0018
68194-10-5	PCB-113	110	C90 B	0.19	0.0021
74472-37-0	PCB-114	1.7	G B	0.084	0.084
74472-38-1	PCB-115	120	C110 B	0.13	0.0018
18259-05-7	PCB-116	16	C85	0.19	0.0020
68194-11-6	PCB-117	16	C85	0.19	0.0020
31508-00-6	PCB-118	80	G B	0.088	0.088
56558-17-9	PCB-119	72	C86 B	0.38	0.0020
68194-12-7	PCB-120	ND		0.064	0.0016
56558-18-0	PCB-121	ND		0.064	0.0017
76842-07-4	PCB-122	1.1	G	0.10	0.10
65510-44-3	PCB-123	1.2	G	0.090	0.090
70424-70-3	PCB-124	3.5	C108	0.13	0.094
74472-39-2	PCB-125	72	C86 B	0.38	0.0020
57465-28-8	PCB-126	0.23	G B	0.089	0.089
39635-33-1	PCB-127	ND	G	0.092	0.092
38380-07-3	PCB-128	17	C	0.13	0.0096
55215-18-4	PCB-129	89	C B	0.25	0.0099
52663-66-8	PCB-130	7.0		0.064	0.013
61798-70-7	PCB-131	1.7		0.064	0.012
38380-05-1	PCB-132	34	B	0.064	0.012
35694-04-3	PCB-133	1.5		0.064	0.012
52704-70-8	PCB-134	6.0	C	0.13	0.013
52744-13-5	PCB-135	27	C B	0.13	0.0014
38411-22-2	PCB-136	13	B	0.064	0.0011

FORM I
HI-RES PCBS ORGANICS ANALYSIS DATA SHEET

Lab Name: Eurofins TestAmerica, Knoxville Job No.: 580-88125-2

SDG No.:

Client Sample ID: A4-0to25-100818 Lab Sample ID: 580-88125-4

Matrix: Solid Lab File ID: 580-88125-b-4-c.d

Analysis Method: 1668A Date Collected: 10/08/2018 13:26

Extract. Method: HRMS-Sox Date Extracted: 08/19/2019 08:06

Sample wt/vol: 4.05(g) Date Analyzed: 08/27/2019 21:33

Con. Extract Vol.: 10(mL) Dilution Factor: 1

Injection Volume: 1(uL) Level: (low/med) Low

% Moisture: 61.2 GPC Cleanup:(Y/N) N

Analysis Batch No.: 33063 Units: ng/g

CAS NO.	COMPOUND NAME	RESULT	Q	RL	EDL
35694-06-5	PCB-137	5.2		0.064	0.010
35065-28-2	PCB-138	89	C129 B	0.25	0.0099
56030-56-9	PCB-139	2.0	C	0.13	0.011
59291-64-4	PCB-140	2.0	C139	0.13	0.011
52712-04-6	PCB-141	14		0.064	0.011
41411-61-4	PCB-142	ND		0.064	0.012
68194-15-0	PCB-143	6.0	C134	0.13	0.013
68194-14-9	PCB-144	4.0		0.064	0.0013
74472-40-5	PCB-145	0.067	q	0.064	0.0010
51908-16-8	PCB-146	13	B	0.064	0.011
68194-13-8	PCB-147	63	C B	0.13	0.011
74472-41-6	PCB-148	0.26		0.064	0.0014
38380-04-0	PCB-149	63	C147 B	0.13	0.011
68194-08-1	PCB-150	0.25		0.064	0.00098
52663-63-5	PCB-151	27	C135 B	0.13	0.0014
68194-09-2	PCB-152	0.13		0.064	0.00097
35065-27-1	PCB-153	60	C B	0.13	0.0088
60145-22-4	PCB-154	1.7	B	0.064	0.0012
33979-03-2	PCB-155	ND		0.064	0.00093
38380-08-4	PCB-156	13	C B	0.13	0.0097
69782-90-7	PCB-157	13	C156 B	0.13	0.0097
74472-42-7	PCB-158	9.9	B	0.064	0.0077
39635-35-3	PCB-159	0.44		0.064	0.0081
41411-62-5	PCB-160	89	C129 B	0.25	0.0099
74472-43-8	PCB-161	ND		0.064	0.0080
39635-34-2	PCB-162	0.37		0.064	0.0079
74472-44-9	PCB-163	89	C129 B	0.25	0.0099
74472-45-0	PCB-164	6.2		0.064	0.0085
74472-46-1	PCB-165	ND		0.064	0.0095
41411-63-6	PCB-166	17	C128	0.13	0.0096
52663-72-6	PCB-167	3.9		0.064	0.0069

FORM I
HI-RES PCBS ORGANICS ANALYSIS DATA SHEET

Lab Name: Eurofins TestAmerica, Knoxville Job No.: 580-88125-2

SDG No.:

Client Sample ID: A4-0to25-100818 Lab Sample ID: 580-88125-4

Matrix: Solid Lab File ID: 580-88125-b-4-c.d

Analysis Method: 1668A Date Collected: 10/08/2018 13:26

Extract. Method: HRMS-Sox Date Extracted: 08/19/2019 08:06

Sample wt/vol: 4.05(g) Date Analyzed: 08/27/2019 21:33

Con. Extract Vol.: 10(mL) Dilution Factor: 1

Injection Volume: 1(uL) Level: (low/med) Low

% Moisture: 61.2 GPC Cleanup:(Y/N) N

Analysis Batch No.: 33063 Units: ng/g

CAS NO.	COMPOUND NAME	RESULT	Q	RL	EDL
59291-65-5	PCB-168	60	C153 B	0.13	0.0088
32774-16-6	PCB-169	ND		0.064	0.0075
35065-30-6	PCB-170	14	B	0.064	0.00099
52663-71-5	PCB-171	4.7	C	0.13	0.0010
52663-74-8	PCB-172	2.2	B	0.064	0.0010
68194-16-1	PCB-173	4.7	C171	0.13	0.0010
38411-25-5	PCB-174	12	B	0.064	0.0010
40186-70-7	PCB-175	0.59		0.064	0.00092
52663-65-7	PCB-176	1.6	B	0.064	0.00065
52663-70-4	PCB-177	7.8	B	0.064	0.0010
52663-67-9	PCB-178	2.5		0.064	0.00097
52663-64-6	PCB-179	4.8	B	0.064	0.00070
35065-29-3	PCB-180	25	C B	0.13	0.00080
74472-47-2	PCB-181	0.25		0.064	0.00089
60145-23-5	PCB-182	0.16		0.064	0.00086
52663-69-1	PCB-183	8.2	C B	0.13	0.00087
74472-48-3	PCB-184	ND		0.064	0.00070
52712-05-7	PCB-185	8.2	C183 B	0.13	0.00087
74472-49-4	PCB-186	ND		0.064	0.00069
52663-68-0	PCB-187	13		0.064	0.00089
74487-85-7	PCB-188	ND		0.064	0.00065
39635-31-9	PCB-189	0.55	B	0.064	0.0042
41411-64-7	PCB-190	2.6		0.064	0.00072
74472-50-7	PCB-191	0.62		0.064	0.00071
74472-51-8	PCB-192	ND		0.064	0.00077
69782-91-8	PCB-193	25	C180 B	0.13	0.00080
35694-08-7	PCB-194	4.3	B	0.064	0.010
52663-78-2	PCB-195	1.9		0.064	0.012
42740-50-1	PCB-196	2.4	B	0.064	0.0012
33091-17-7	PCB-197	0.14	q	0.064	0.00085
68194-17-2	PCB-198	4.9	C B	0.13	0.0012
52663-75-9	PCB-199	4.9	C198 B	0.13	0.0012

FORM I
HI-RES PCBS ORGANICS ANALYSIS DATA SHEET

Lab Name: Eurofins TestAmerica, Knoxville Job No.: 580-88125-2

SDG No.:

Client Sample ID: A4-0to25-100818 Lab Sample ID: 580-88125-4

Matrix: Solid Lab File ID: 580-88125-b-4-c.d

Analysis Method: 1668A Date Collected: 10/08/2018 13:26

Extract. Method: HRMS-Sox Date Extracted: 08/19/2019 08:06

Sample wt/vol: 4.05(g) Date Analyzed: 08/27/2019 21:33

Con. Extract Vol.: 10(mL) Dilution Factor: 1

Injection Volume: 1(uL) Level: (low/med) Low

% Moisture: 61.2 GPC Cleanup:(Y/N) N

Analysis Batch No.: 33063 Units: ng/g

CAS NO.	COMPOUND NAME	RESULT	Q	RL	EDL
52663-73-7	PCB-200	0.62		0.064	0.00091
40186-71-8	PCB-201	0.63		0.064	0.00086
2136-99-4	PCB-202	0.99		0.064	0.00097
52663-76-0	PCB-203	3.0		0.064	0.0011
74472-52-9	PCB-204	ND		0.064	0.00093
74472-53-0	PCB-205	0.23		0.064	0.0078
40186-72-9	PCB-206	2.1		0.064	0.0094
52663-79-3	PCB-207	0.26		0.064	0.0065
52663-77-1	PCB-208	0.53		0.064	0.0065
2051-24-3	PCB-209	0.69	B	0.064	0.0014
27323-18-8	Total Monochlorobiphenyls	2.1	B	0.064	0.0042
25512-42-9	Total Dichlorobiphenyls	4.7	B	0.13	0.0027
25323-68-6	Total Trichlorobiphenyls	16	I B	0.13	0.016
26914-33-0	Total Tetrachlorobiphenyls	190	B	0.25	0.014
25429-29-2	Total Pentachlorobiphenyls	680	B	0.38	0.031
26601-64-9	Total Hexachlorobiphenyls	390	q B	0.25	0.0075
28655-71-2	Total Heptachlorobiphenyls	100	B	0.13	0.0010
55722-26-4	Total Octachlorobiphenyls	19	q B	0.13	0.0035
53742-07-7	Total Nonachlorobiphenyls	2.9		0.064	0.0075
1336-36-3	Polychlorinated biphenyls, Total	1400	q B	0.38	0.0094

FORM I
HI-RES PCBS ORGANICS ANALYSIS DATA SHEET

Lab Name: Eurofins TestAmerica, Knoxville Job No.: 580-88125-2

SDG No.:

Client Sample ID: A4-0to25-100818 Lab Sample ID: 580-88125-4

Matrix: Solid Lab File ID: 580-88125-b-4-c.d

Analysis Method: 1668A Date Collected: 10/08/2018 13:26

Extract. Method: HRMS-Sox Date Extracted: 08/19/2019 08:06

Sample wt/vol: 4.05(g) Date Analyzed: 08/27/2019 21:33

Con. Extract Vol.: 10(mL) Dilution Factor: 1

Injection Volume: 1(uL) Level: (low/med) Low

% Moisture: 61.2 GPC Cleanup:(Y/N) N

Analysis Batch No.: 33063 Units: ng/g

CAS NO.	ISOTOPE DILUTION	%REC	Q	LIMITS
234432-85-0	PCB-1L	70		30-140
208263-77-8	PCB-3L	73		30-140
234432-86-1	PCB-4L	70		30-140
208263-67-6	PCB-15L	79		30-140
234432-87-2	PCB-19L	71		30-140
208263-79-0	PCB-37L	86		30-140
234432-88-3	PCB-54L	82		30-140
105600-23-5	PCB-77L	93		30-140
208461-24-9	PCB-81L	89		30-140
234432-89-4	PCB-104L	82		30-140
208263-62-1	PCB-105L	82		30-140
208263-63-2	PCB-114L	81		30-140
104130-40-7	PCB-118L	83		30-140
208263-64-3	PCB-123L	80		30-140
208263-65-4	PCB-126L	90		30-140
234432-90-7	PCB-155L	86		30-140
208263-68-7	PCB-156L	84	C	30-140
235416-30-5	PCB-157L	84	C156	30-140
208263-69-8	PCB-167L	82		30-140
208263-70-1	PCB-169L	94		30-140
160901-80-4	PCB-170L	79		30-140
234432-91-8	PCB-188L	77		30-140
208263-73-4	PCB-189L	86		30-140
105600-26-8	PCB-202L	83		30-140
234446-64-1	PCB-205L	77		30-140
208263-75-6	PCB-206L	71		30-140
234432-92-9	PCB-208L	80		30-140
105600-27-9	PCB-209L	65		30-140

CAS NO.	SURROGATE	%REC	Q	LIMITS
208263-76-7	PCB-28L	76		40-125
235416-29-2	PCB-111L	90		40-125
232919-67-4	PCB-178L	85		40-125

Eurofins TestAmerica, Knoxville
Target Compound Quantitation Report

Data File: \\chromna\Knoxville\ChromData\D3D\20190827-12879.b\580-88125-b-4-c.d
Lims ID: 580-88125-B-4-C
Client ID: A4-0to25-100818
Sample Type: Client
Inject. Date: 27-Aug-2019 21:33:00 ALS Bottle#: 0 Worklist Smp#: 11
Injection Vol: 1.0 ul Dil. Factor: 1.0000
Sample Info:
Misc. Info.: 140-0012879-011
Operator ID: Xcalibur_System Instrument ID: D3D

Method: \\chromna\Knoxville\ChromData\D3D\20190827-12879.b\PCBs_D3D.m
Limit Group: HR - 1668A - ICAL
Last Update: 28-Aug-2019 02:24:11 Calib Date: 21-Aug-2019 19:05:00
Integrator: Picker
Quant Method: Isotopic Dilution Quant By: Initial Calibration
Last ICal File: \\chromna\Knoxville\ChromData\D3D\20190813-12717.b\d4190821i6.d

Column 1 : SPB-Octyl (0.25 mm) Det: F1(11.07 :21.70)
Process Host: CTX0328

First Level Reviewer: mcwhirterl Date: 28-Aug-2019 02:24:11

Compound	RT (min.)	Area	Ratio	Ical RRF	Amount pg/ul	EMPC pg/ul	Noise EDL	Final EDL	%Rec	Flags
S Total Monochlorobipheny					31.7	31.7	0.0657	0.0657		
D PCB-1L	11:46	2196677	2.87	1.3140	70.2	70.2	0.4102	0.4102	70.22	
D PCB-3L	13:56	2363778	3.16	1.3615	72.9	72.9	0.3959	0.3959	72.92	
PCB-1	11:46	519939	3.26	1.1883	19.9	19.9	0.0625	0.0625		
PCB-2	13:46	65763	3.10	1.1911	2.421	2.421	0.0659	0.0659		
PCB-3	13:57	268654	3.18	1.2130	9.370	9.370	0.0686	0.0686		
S Total Dichlorobiphenyls					75.1	75.1	0.0417	0.0417		
D PCB-4L	14:11	996382	1.61	0.5996	69.8	69.8	0.2192	0.2192	69.80	
* PCB-9L	16:08	2380780	1.62	4E+04	100.0	100.0				
D PCB-15L	20:04	1938114	1.69	1.0280	79.2	79.2	0.1278	0.1278	79.19	
PCB-4	14:11	202559	1.62	1.2533	16.2	16.2	0.0634	0.0634		
PCB-10	14:22	21855	1.47	1.4828	1.005	1.005	0.0426	0.0426		
PCB-9	16:10	59948	1.61	1.4200	2.877	2.877	0.0445	0.0445		
PCB-7	16:20	52413	1.64	1.6244	2.199	2.199	0.0389	0.0389		
PCB-6	16:33	186608	1.64	1.5539	8.185	8.185	0.0407	0.0407		
PCB-5	16:52	23851	1.54	1.5606	1.042	1.042	0.0405	0.0405		
PCB-8	17:00	638301	1.63	1.5884	27.4	27.4	0.0398	0.0398		
PCB-14	18:38						0.0337	0.0337		
PCB-11	19:27	55470	1.59	1.6347	2.313	2.313	0.0387	0.0387		
PCB-12	19:45	77638	1.55	1.6410	3.224	3.224	0.0385	0.0385		
PCB-13 (C12)	19:45	77638	1.55	1.6410	3.224	3.224	0.0385	0.0385		
PCB-15	20:04	288825	1.63	1.4024	10.6	10.6	0.0374	0.0374		
S Total Trichlorobiphenyl					246.2	246.2	0.2538	0.2538		R
D PCB-19L	17:17	552598	1.05	0.6095	70.6	70.6	0.4864	0.4864	70.56	
* PCB-32L	20:32	1285040	1.08	2.2E+04	100.0	100.0				
* PCB-31L	22:49	5011005	1.05	6.8E+04	100.0	100.0				
$ PCB-28L	23:06	4176648	1.07	1.0975	75.9	75.9	0.2503	0.2503	75.94	
D PCB-37L	27:07	3904036	1.08	0.9024	86.3	86.3	0.3044	0.3044	86.33	
PCB-19	17:17	83088	1.13	1.3047	11.5	11.5	0.0463	0.0463		
PCB-18	19:10	318629	1.10	1.8188	31.7	31.7	0.0332	0.0332		a
PCB-30 (C18)	19:10	318629	1.10	1.8188	31.7	31.7	0.0332	0.0332		a

Compound	RT (min.)	Area	Ratio	Ical RRF	Amount pg/ul	EMPC pg/ul	Noise EDL	Final EDL	%Rec	Flags
PCB-17	19:35	179262	1.09	1.5641	20.7	20.7	0.0386	0.0386		
PCB-27	19:48	43494	1.11	2.1680	3.630	3.630	0.0278	0.0278		
PCB-24	19:56	5690	1.14	2.1018	0.4899	0.4899	0.0287	0.0287		
PCB-16	20:02	99493	1.10	1.2260	14.7	14.7	0.0492	0.0492		
PCB-32	20:33	188952	1.10	2.3416	14.6	14.6	0.0258	0.0258		
PCB-34	21:50						0.3993	0.3993		
PCB-23	21:59						0.3829	0.3829		
PCB-26	22:16	378612	1.04	1.3193	7.351	7.351	0.3678	0.3678		
PCB-29 (C26)	22:16	378612	1.04	1.3193	7.351	7.351	0.3678	0.3678		
PCB-25	22:31	295735	1.04	1.3523	5.602	5.602	0.3589	0.3589		
PCB-31	22:49	2029146	1.06	1.3809	37.6	37.6	0.3514	0.3514		
PCB-20	23:08	2279128	1.04	1.3057	44.7	44.7	0.3717	0.3717		
PCB-28 (C20)	23:08	2279128	1.04	1.3057	44.7	44.7	0.3717	0.3717		
PCB-21	23:22	1357787	1.04	1.3777	25.2	25.2	0.3523	0.3523		
PCB-33 (C21)	23:22	1357787	1.04	1.3777	25.2	25.2	0.3523	0.3523		
PCB-22	23:45	535306	1.07	1.2430	11.0	11.0	0.3904	0.3904		
PCB-36	25:20	10753	1.26	1.3468	0.2045	0.2045	0.3603	0.3603		RnMa
PCB-39	25:41	76366	1.17	1.3970	1.400	1.400	0.3474	0.3474		Ma
PCB-38	26:16						0.3683	0.3683		
PCB-35	26:44	67896	1.03	1.2166	1.429	1.429	0.3989	0.3989		
PCB-37	27:08	713781	1.05	1.2879	14.2	14.2	0.3768	0.3768		
S Total Tetrachlorobiphen					2909.5	2909.5	0.2214	0.2214		
D PCB-54L	20:22	686887	0.80	0.6515	82.0	82.0	0.1181	0.1181	82.05	
* PCB-52L	24:56	2665825	0.81	3.9E+04	100.0	100.0				
D PCB-81L	33:54	2925259	0.82	1.2328	89.0	89.0	0.1390	0.1390	89.01	
D PCB-77L	34:28	3107919	0.82	1.2523	93.1	93.1	0.1368	0.1368	93.10	
PCB-54	20:23	37195	0.75	1.2558	4.312	4.312	0.0214	0.0214		
PCB-50	22:33	989966	0.80	0.9362	35.1	35.1	0.2846	0.2846		
PCB-53 (C50)	22:33	989966	0.80	0.9362	35.1	35.1	0.2846	0.2846		
PCB-45	23:18	979446	0.77	0.8850	36.7	36.7	0.3011	0.3011		Ma
PCB-51 (C45)	23:18	979446	0.77	0.8850	36.7	36.7	0.3011	0.3011		Ma
PCB-46	23:32	132318	0.75	0.7591	5.778	5.778	0.3510	0.3510		
PCB-52	24:58	24182372	0.79	0.8992	891.5	891.5	0.2963	0.2963		Ma
PCB-43	25:05	185004	0.74	0.9993	6.137	6.137	0.2666	0.2666		Ma
PCB-73 (C43)	25:05	185004	0.74	0.9993	6.137	6.137	0.2666	0.2666		Ma
PCB-49	25:28	8198612	0.79	1.1366	239.1	239.1	0.2344	0.2344		
PCB-69 (C49)	25:28	8198612	0.79	1.1366	239.1	239.1	0.2344	0.2344		
PCB-48	25:44	405314	0.76	0.9454	14.2	14.2	0.2818	0.2818		a
PCB-44	25:57	12054973	0.79	1.0323	387.1	387.1	0.2581	0.2581		
PCB-47 (C44)	25:57	12054973	0.79	1.0323	387.1	387.1	0.2581	0.2581		
PCB-65 (C44)	25:57	12054973	0.79	1.0323	387.1	387.1	0.2581	0.2581		
PCB-59	26:19	401845	0.76	1.3609	9.788	9.788	0.1958	0.1958		a
PCB-62 (C59)	26:19	401845	0.76	1.3609	9.788	9.788	0.1958	0.1958		a
PCB-75 (C59)	26:19	401845	0.76	1.3609	9.788	9.788	0.1958	0.1958		a
PCB-42	26:29	1124917	0.79	0.8670	43.0	43.0	0.3073	0.3073		a
PCB-40	26:59	1940917	0.79	0.9179	70.1	70.1	0.2903	0.2903		
PCB-41 (C40)	26:59	1940917	0.79	0.9179	70.1	70.1	0.2903	0.2903		
PCB-71 (C40)	26:59	1940917	0.79	0.9179	70.1	70.1	0.2903	0.2903		
PCB-64	27:12	3759291	0.79	1.4164	88.0	88.0	0.1881	0.1881		a
PCB-72	28:03	357514	0.80	1.3157	9.008	9.008	0.2025	0.2025		
PCB-68	28:20	236255	0.77	1.4782	5.298	5.298	0.1802	0.1802		
PCB-57	28:46						0.2079	0.2079		
PCB-58	28:58	68599	0.73	1.3214	1.721	1.721	0.2016	0.2016		Ma
PCB-67	29:10	114134	0.71	1.3944	2.713	2.713	0.1911	0.1911		

Compound	RT (min.)	Area	Ratio	Ical RRF	Amount pg/ul	EMPC pg/ul	Noise EDL	Final EDL	%Rec	Flags
PCB-63	29:26	340899	0.76	1.4685	7.696	7.696	0.1814	0.1814		
PCB-61	29:45	27152087	0.80	1.3565	663.5	663.5	0.1964	0.1964		
PCB-70 (C61)	29:45	27152087	0.80	1.3565	663.5	663.5	0.1964	0.1964		
PCB-74 (C61)	29:45	27152087	0.80	1.3565	663.5	663.5	0.1964	0.1964		
PCB-76 (C61)	29:45	27152087	0.80	1.3565	663.5	663.5	0.1964	0.1964		
PCB-66	30:06	9195409	0.79	1.2800	238.2	238.2	0.2082	0.2082		Ma
PCB-55	30:15						0.2057	0.2057		
PCB-56	30:45	2724571	0.79	1.2671	71.3	71.3	0.2103	0.2103		
PCB-60	30:58	800986	0.78	1.3288	20.0	20.0	0.2005	0.2005		
PCB-80	31:23						0.1813	0.1813		
PCB-79	33:01	1670755	0.79	1.5421	35.9	35.9	0.1728	0.1728		Ma
PCB-78	33:28						0.2026	0.2026		
PCB-81	33:54	36529	0.79	1.3214	0.9450	0.9450	0.2054	0.2054		Ma
PCB-77	34:28	929329	0.79	1.3308	22.5	22.5	0.1966	0.1966		
S Total Pentachlorobiphen					10795	10795	0.4856	0.4856		
D PCB-104L	25:53	1837076	1.62	1.1164	82.0	82.0	0.0476	0.0476	81.95	
* PCB-101L	31:49	2007971	1.59	3.4E+04	100.0	100.0				
$ PCB-111L	34:31	2205189	1.63	1.2177	90.2	90.2	0.0436	0.0436	90.19	
D PCB-123L	36:28	3050549	1.55	0.9909	80.4	80.4	0.5438	0.5438	80.37	
D PCB-118L	36:49	3261215	1.59	1.0256	83.0	83.0	0.5254	0.5254	83.02	
D PCB-114L	37:20	3117504	1.58	1.0030	81.1	81.1	0.5373	0.5373	81.15	
D PCB-105L	37:59	3128039	1.60	1.0013	81.6	81.6	0.5382	0.5382	81.56	
* PCB-127L	39:28	3830227	1.60	4.9E+04	100.0	100.0				
D PCB-126L	41:05	3122505	1.60	0.9020	90.4	90.4	0.5974	0.5974	90.38	
PCB-104	25:55						0.0275	0.0275		
PCB-96	26:16	220630	1.60	1.2268	9.790	9.790	0.0312	0.0312		
PCB-103	28:14	366572	1.59	1.0331	19.3	19.3	0.0371	0.0371		a
PCB-94	28:27						0.0424	0.0424		
PCB-95	28:53	25214678	1.57	0.9620	1426.7	1426.7	0.0398	0.0398		
PCB-93	29:07	454825	1.59	0.9806	25.2	25.2	0.0390	0.0390		
PCB-100 (C93)	29:07	454825	1.59	0.9806	25.2	25.2	0.0390	0.0390		
PCB-98	29:15	832690	1.56	0.9888	45.8	45.8	0.0387	0.0387		
PCB-102 (C98)	29:15	832690	1.56	0.9888	45.8	45.8	0.0387	0.0387		
PCB-88	29:46	4200847	1.59	1.0052	227.5	227.5	0.0381	0.0381		
PCB-91 (C88)	29:46	4200847	1.59	1.0052	227.5	227.5	0.0381	0.0381		
PCB-84	29:58	7858079	1.58	0.8601	497.3	497.3	0.0445	0.0445		a
PCB-89	30:27	218595	1.68	0.8936	13.3	13.3	0.0428	0.0428		a
PCB-121	30:53						0.0274	0.0274		
PCB-92	31:16	6158356	1.60	0.9532	351.7	351.7	0.0402	0.0402		
PCB-90	31:51	36465052	1.60	1.1367	1746.3	1746.3	0.0337	0.0337		a
PCB-101 (C90)	31:51	36465052	1.60	1.1367	1746.3	1746.3	0.0337	0.0337		a
PCB-113 (C90)	31:51	36465052	1.60	1.1367	1746.3	1746.3	0.0337	0.0337		a
PCB-83	32:26	16374730	1.57	0.9393	948.9	948.9	0.0408	0.0408		Ma
PCB-99 (C83)	32:26	16374730	1.57	0.9393	948.9	948.9	0.0408	0.0408		Ma
PCB-112	32:32	79789	1.65	1.3672	3.177	3.177	0.0280	0.0280		Ma
PCB-86	33:01	24931597	1.57	1.1958	1134.9	1134.9	0.0320	0.0320		Ma
PCB-87 (C86)	33:01	24931597	1.57	1.1958	1134.9	1134.9	0.0320	0.0320		Ma
PCB-97 (C86)	33:01	24931597	1.57	1.1958	1134.9	1134.9	0.0320	0.0320		Ma
PCB-109 (C86)	33:01	24931597	1.57	1.1958	1134.9	1134.9	0.0320	0.0320		Ma
PCB-119 (C86)	33:01	24931597	1.57	1.1958	1134.9	1134.9	0.0320	0.0320		Ma
PCB-125 (C86)	33:01	24931597	1.57	1.1958	1134.9	1134.9	0.0320	0.0320		Ma
PCB-85	33:39	5690625	1.61	1.2126	255.5	255.5	0.0316	0.0316		
PCB-116 (C85)	33:39	5690625	1.61	1.2126	255.5	255.5	0.0316	0.0316		
PCB-117 (C85)	33:39	5690625	1.61	1.2126	255.5	255.5	0.0316	0.0316		

Compound	RT (min.)	Area	Ratio	Ical RRF	Amount pg/ul	EMPC pg/ul	Noise EDL	Final EDL	%Rec	Flags
PCB-110	33:49	48551303	1.60	1.3511	1956.1	1956.1	0.0283	0.0283		
PCB-115 (C110)	33:49	48551303	1.60	1.3511	1956.1	1956.1	0.0283	0.0283		
PCB-82	34:08	3101893	1.65	0.8675	194.6	194.6	0.0441	0.0441		a
PCB-111	34:32						0.0268	0.0268		
PCB-120	34:59						0.0257	0.0257		
PCB-108	36:09	2145261	1.57	1.2547	54.5	54.5	1.479	1.479		a
PCB-124 (C108)	36:09	2145261	1.57	1.2547	54.5	54.5	1.479	1.479		a
PCB-107	36:23	3994235	1.58	1.3580	93.8	93.8	1.367	1.367		a
PCB-123	36:30	755693	1.60	1.3407	18.5	18.5	1.416	1.416		
PCB-106	36:36						1.456	1.456		
PCB-118	36:50	52919948	1.59	1.2892	1258.7	1258.7	1.382	1.382		
PCB-122	37:10	602464	1.59	1.1614	16.5	16.5	1.598	1.598		
PCB-114	37:22	1166524	1.56	1.4051	26.6	26.6	1.328	1.328		
PCB-105	38:00	18796157	1.55	1.2887	466.3	466.3	1.439	1.439		
PCB-127	39:28						1.445	1.445		
PCB-126	41:06	154403	1.54	1.3416	3.686	3.686	1.403	1.403		Ma
S Total Hexachlorobipheny					6199.2	6199.0	0.1181	0.1181		RQ
D PCB-155L	31:36	1640235	1.32	0.9499	86.0	86.0	0.0383	0.0383	86.00	
* PCB-138L	39:56	2659130	1.29	3.6E+04	100.0	100.0				
D PCB-167L	42:58	2735714	1.26	1.2544	82.0	82.0	0.3328	0.3328	82.01	
D PCB-156L	44:06	5511383	1.27	1.2289	168.7	168.7	0.3397	0.3397	84.33	
D PCB-157L (C156L)	44:06	5511383	1.27	1.2289	168.7	168.7	0.3397	0.3397	84.33	
D PCB-169L	47:21	2715193	1.24	1.0883	93.8	93.8	0.3836	0.3836	93.82	a
PCB-155	31:38						0.0147	0.0147		
PCB-152	31:48	41930	1.33	1.2556	2.036	2.036	0.0152	0.0152		
PCB-150	31:59	81228	1.28	1.2368	4.004	4.004	0.0155	0.0155		
PCB-136	32:20	3836220	1.27	1.1563	202.3	202.3	0.0166	0.0166		
PCB-145	32:38	20496	1.24	1.1910	1.239	1.049	0.0161	0.0161		RQ
PCB-148	34:10	60005	1.23	0.8982	4.073	4.073	0.0213	0.0213		
PCB-135	34:45	6000581	1.28	0.8691	420.9	420.9	0.0220	0.0220		
PCB-151 (C135)	34:45	6000581	1.28	0.8691	420.9	420.9	0.0220	0.0220		
PCB-154	35:01	445786	1.29	1.0180	26.7	26.7	0.0188	0.0188		
PCB-144	35:19	940652	1.27	0.9185	62.4	62.4	0.0208	0.0208		
PCB-147	35:41	26435240	1.26	0.9747	989.7	989.7	0.1726	0.1726		Ma
PCB-149 (C147)	35:41	26435240	1.26	0.9747	989.7	989.7	0.1726	0.1726		Ma
PCB-134	35:52	2215096	1.27	0.8518	94.9	94.9	0.1975	0.1975		
PCB-143 (C134)	35:52	2215096	1.27	0.8518	94.9	94.9	0.1975	0.1975		
PCB-139	36:17	880845	1.25	0.9995	32.2	32.2	0.1684	0.1684		
PCB-140 (C139)	36:17	880845	1.25	0.9995	32.2	32.2	0.1684	0.1684		
PCB-131	36:29	619360	1.24	0.8584	26.3	26.3	0.1960	0.1960		a
PCB-142	36:38						0.1957	0.1957		
PCB-132	36:56	12800795	1.26	0.8801	530.7	530.7	0.1912	0.1912		
PCB-133	37:27	588980	1.25	0.9064	23.7	23.7	0.1856	0.1856		a
PCB-165	37:50						0.1501	0.1501		
PCB-146	38:07	5717529	1.25	1.0084	206.9	206.9	0.1669	0.1669		
PCB-161	38:13						0.1259	0.1259		
PCB-153	38:43	31718283	1.25	1.2207	948.1	948.1	0.1379	0.1379		
PCB-168 (C153)	38:43	31718283	1.25	1.2207	948.1	948.1	0.1379	0.1379		
PCB-141	38:54	5912206	1.25	0.9608	224.5	224.5	0.1751	0.1751		
PCB-130	39:19	2487274	1.25	0.8274	109.7	109.7	0.2034	0.2034		
PCB-137	39:33	2369480	1.26	1.0582	81.7	81.7	0.1590	0.1590		
PCB-164	39:39	3355258	1.26	1.2527	97.7	97.7	0.1343	0.1343		
PCB-129	39:58	41754199	1.25	1.0840	1405.5	1405.5	0.1552	0.1552		
PCB-138 (C129)	39:58	41754199	1.25	1.0840	1405.5	1405.5	0.1552	0.1552		
PCB-160 (C129)	39:58	41754199	1.25	1.0840	1405.5	1405.5	0.1552	0.1552		
PCB-163 (C129)	39:58	41754199	1.25	1.0840	1405.5	1405.5	0.1552	0.1552		

Compound	RT (min.)	Area	Ratio	Ical RRF	Amount pg/ul	EMPC pg/ul	Noise EDL	Final EDL	%Rec	Flags
PCB-158	40:22	5938358	1.26	1.3862	156.3	156.3	0.1214	0.1214		
PCB-128	41:13	8034613	1.25	1.1165	262.6	262.6	0.1507	0.1507		
PCB-166 (C128)	41:13	8034613	1.25	1.1165	262.6	262.6	0.1507	0.1507		
PCB-159	42:11	249656	1.25	1.3178	6.913	6.913	0.1277	0.1277		Ma
PCB-162	42:30	216548	1.24	1.3623	5.800	5.800	0.1235	0.1235		
PCB-167	42:59	2253675	1.25	1.3357	61.7	61.7	0.1084	0.1084		
PCB-156	44:06	7401215	1.26	1.2759	210.5	210.5	0.1532	0.1532		
PCB-157 (C156)	44:06	7401215	1.26	1.2759	210.5	210.5	0.1532	0.1532		
PCB-169	47:21						0.1176	0.1176		
S Total Heptachlorobiphen					1584.5	1584.5	0.0158	0.0158		
D PCB-188L	37:21	2233951	1.08	1.3162	77.5	77.5	0.0359	0.0359	77.45	
$ PCB-178L	40:24	1715983	1.07	0.9222	84.9	84.9	0.0513	0.0513	84.91	
* PCB-180L	45:31	2191428	1.07	3.2E+04	100.0	100.0				
D PCB-170L	46:45	1446188	1.07	0.8357	79.0	79.0	0.0566	0.0566	78.97	
D PCB-189L	49:53	3352009	1.06	1.4666	86.4	86.4	0.3280	0.3280	86.41	
PCB-188	37:22						0.0103	0.0103		
PCB-179	37:41	1972695	1.04	1.4149	75.8	75.8	0.0110	0.0110		
PCB-184	38:13						0.0109	0.0109		
PCB-176	38:35	685007	1.06	1.5212	24.5	24.5	0.0102	0.0102		
PCB-186	39:01						0.0108	0.0108		
PCB-178	40:25	728085	1.07	1.0228	38.7	38.7	0.0152	0.0152		
PCB-175	41:04	183773	1.06	1.0690	9.343	9.343	0.0145	0.0145		
PCB-187	41:20	4318463	1.05	1.1106	211.3	211.3	0.0140	0.0140		a
PCB-182	41:33	54667	0.97	1.1484	2.587	2.587	0.0135	0.0135		a
PCB-183	41:57	2690339	1.05	1.1368	128.6	128.6	0.0137	0.0137		a
PCB-185 (C183)	41:57	2690339	1.05	1.1368	128.6	128.6	0.0137	0.0137		a
PCB-174	42:11	3444435	1.04	0.9547	196.1	196.1	0.0163	0.0163		
PCB-177	42:37	2116389	1.05	0.9426	122.0	122.0	0.0165	0.0165		
PCB-181	43:02	81628	1.02	1.1075	4.006	4.006	0.0140	0.0140		a
PCB-171	43:15	1314304	1.05	0.9603	74.4	74.4	0.0162	0.0162		
PCB-173 (C171)	43:15	1314304	1.05	0.9603	74.4	74.4	0.0162	0.0162		
PCB-172	44:52	637675	1.06	0.9918	34.9	34.9	0.0157	0.0157		
PCB-192	45:08						0.0120	0.0120		
PCB-180	45:32	8781349	1.05	1.2286	388.4	388.4	0.0126	0.0126		a
PCB-193 (C180)	45:32	8781349	1.05	1.2286	388.4	388.4	0.0126	0.0126		a
PCB-191	45:53	247935	1.08	1.3848	9.730	9.730	0.0112	0.0112		
PCB-170	46:47	3949110	1.05	1.2700	215.0	215.0	0.0155	0.0155		
PCB-190	47:18	1026640	1.04	1.3774	40.5	40.5	0.0113	0.0113		
PCB-189	49:55	371216	1.06	1.2799	8.653	8.653	0.0667	0.0667		
S Total Octachlorobipheny					300.7	300.4	0.0549	0.0549		RQ
D PCB-202L	42:44	1831271	0.91	1.0055	83.1	83.1	0.0475	0.0475	83.11	
* PCB-194L	52:00	2644999	0.91	3.5E+04	100.0	100.0				
D PCB-205L	52:28	2622656	0.89	1.2867	77.1	77.1	0.5157	0.5157	77.06	
PCB-202	42:45	299272	0.90	1.0531	15.5	15.5	0.0153	0.0153		
PCB-201	43:40	216800	0.88	1.1860	9.982	9.982	0.0136	0.0136		
PCB-204	44:20						0.0146	0.0146		
PCB-197	44:35	49955	0.89	1.2053	2.581	2.263	0.0133	0.0133		RQa
PCB-200	44:41	201040	0.97	1.1260	9.749	9.749	0.0143	0.0143		
PCB-198	47:30	1144451	0.91	0.8183	76.4	76.4	0.0196	0.0196		
PCB-199 (C198)	47:30	1144451	0.91	0.8183	76.4	76.4	0.0196	0.0196		
PCB-196	48:09	602233	0.89	0.8748	37.6	37.6	0.0184	0.0184		a
PCB-203	48:21	803171	0.91	0.9219	47.6	47.6	0.0174	0.0174		a
PCB-195	49:40	622166	0.89	0.7839	30.3	30.3	0.1927	0.1927		a

Compound	RT (min.)	Area	Ratio	Ical RRF	Amount pg/ul	EMPC pg/ul	Noise EDL	Final EDL	%Rec	Flags
PCB-194	52:01	1641009	0.89	0.9282	67.4	67.4	0.1627	0.1627		a
PCB-205	52:30	118434	0.90	1.2342	3.659	3.659	0.1224	0.1224		a
S Total Nonachlorobipheny					44.7	44.7	0.1176	0.1176		
D PCB-208L	49:25	2411138	0.80	1.1383	80.1	80.1	0.1472	0.1472	80.08	
D PCB-206L	54:14	1676680	0.80	0.8938	70.9	70.9	0.1874	0.1874	70.92	
PCB-208	49:26	230696	0.81	1.1567	8.272	8.272	0.1024	0.1024		
PCB-207	50:23	114979	0.78	1.3964	4.029	4.029	0.1017	0.1017		a
PCB-206	54:15	646974	0.79	1.1927	32.4	32.4	0.1487	0.1487		
D PCB-209L	55:53	1690511	0.71	0.9809	65.2	65.2	0.0343	0.0343	65.16	
DCB Decachlorobiphenyl	55:55	228462	0.70	1.2455	10.9	10.9	0.0217	0.0217		a
S Polychlorinated bipheny					22165	10.9	0.1478	0.1478		RQ

QC Flag Legend

Processing Flags
- R - Failed Signal Ratio Test
- n - Failed Sig-To-Noise Test
- Q - EMPC-Estimated Max. Possible Conc.

Review Flags
- M - Manually Integrated
- a - User Assigned ID

Eurofins TestAmerica, Knoxville
Target Compound Quantitation Worksheet Report

Data File: \\chromna\Knoxville\ChromData\D3D\20190827-12879.b\580-88125-b-4-c.d
Lims ID: 580-88125-B-4-C
Client ID: A4-0to25-100818
Sample Type: Client
Inject. Date: 27-Aug-2019 21:33:00 ALS Bottle#: 0 Worklist Smp#: 11
Injection Vol: 1.0 ul Dil. Factor: 1.0000
Sample Info:
Misc. Info.: 140-0012879-011
Operator ID: Xcalibur_System Instrument ID: D3D

Method: \\chromna\Knoxville\ChromData\D3D\20190827-12879.b\PCBs_D3D.m
Limit Group: HR - 1668A - ICAL
Last Update: 28-Aug-2019 02:24:11 Calib Date: 21-Aug-2019 19:05:00
Integrator: Picker
Quant Method: Isotopic Dilution Quant By: Initial Calibration
Last ICal File: \\chromna\Knoxville\ChromData\D3D\20190813-12717.b\d4190821i6.d

Column 1 : SPB-Octyl (0.25 mm) Det: F1(11.07 :21.70)
Process Host: CTX0328

First Level Reviewer: mcwhirterl Date: 28-Aug-2019 02:24:11

Signal	RT (min.)	Adj RT (min.)	Sec.	REL RT	Area	Height	Avg Noise	EDL Height	S/N	Ratio(Limits)	Flags
PCB-1L											
200.0795	11:46	11:46	-2	0.728	1629737	664913	413	1032	1610		
202.0766	11:46	11:46	-2	0.728	566940	216608	1092	2730	198	2.87(2.66-3.60)	
PCB-3L											
200.0795	13:56	13:56	-2	0.863	1796018	598434	413	1032	1449		
202.0766	13:56	13:56	-2	0.863	567760	188624	1092	2730	173	3.16(2.66-3.60)	
PCB-1											
188.0393	11:46	11:48	-2	1.001	397952	163708	220	550	744		
190.0363	11:46	11:48	-2	1.001	121987	49945	42	105	1189	3.26(2.66-3.60)	
PCB-2											
188.0393	13:46	13:43	-1	0.988	49729	17587	220	550	80		
190.0363	13:46	13:43	-1	0.988	16034	5649	42	105	135	3.10(2.66-3.60)	
PCB-3											
188.0393	13:57	13:54	-1	1.001	204419	67697	220	550	308		
190.0363	13:57	13:54	-1	1.001	64235	21456	42	105	511	3.18(2.66-3.60)	
PCB-4L											
234.0406	14:11	14:12	-3	0.878	614160	201643	258	645	782		
236.0376	14:11	14:12	-3	0.878	382222	125571	109	272	1152	1.61(1.33-1.79)	
PCB-9L											
234.0406	16:08	16:10	-2		1471837	432509	258	645	1676		
236.0376	16:08	16:10	-2		908943	265365	109	272	2435	1.62(1.33-1.79)	
PCB-15L											
234.0406	20:04	20:04	-3	1.243	1217611	308184	258	645	1195		
236.0376	20:04	20:04	-3	1.243	720503	187485	109	272	1720	1.69(1.33-1.79)	
PCB-4											
222.0003	14:11	14:09	-2	1.001	125124	42214	63	157	670		
223.9974	14:11	14:09	-2	1.001	77435	26382	41	102	643	1.62(1.33-1.79)	

Signal	RT (min.)	Adj RT (min.)	Sec.	REL RT	Area	Height	Avg Noise	EDL Height	S/N	Ratio(Limits)	Flags
PCB-10											
222.0003	14:22	14:19	-2	1.013	13013	3889	63	157	62		
223.9974	14:22	14:19	-2	1.013	8842	2685	41	102	65	1.47(1.33-1.79)	
PCB-9											
222.0003	16:10	16:06	-1	1.140	37016	11239	63	157	178		
223.9974	16:10	16:06	-1	1.140	22932	6891	41	102	168	1.61(1.33-1.79)	
PCB-7											
222.0003	16:20	16:16	-1	1.152	32576	9342	63	157	148		
223.9974	16:19	16:16	-2	1.151	19837	5798	41	102	141	1.64(1.33-1.79)	
PCB-6											
222.0003	16:33	16:30	-2	1.168	115795	32461	63	157	515		
223.9974	16:33	16:30	-2	1.168	70813	20039	41	102	489	1.64(1.33-1.79)	
PCB-5											
222.0003	16:52	16:48	-1	1.190	14479	4107	63	157	65		
223.9974	16:52	16:48	-1	1.190	9372	2694	41	102	66	1.54(1.33-1.79)	
PCB-8											
222.0003	17:00	16:56	-1	1.199	395504	112268	63	157	1782		
223.9974	16:59	16:56	-2	1.198	242797	68649	41	102	1674	1.63(1.33-1.79)	
PCB-14											
222.0003	18:36						63	157			
223.9974	18:36						41	102			
PCB-11											
222.0003	19:27	19:27	-1	0.970	34014	8829	63	157	140		
223.9974	19:27	19:27	-1	0.970	21456	5504	41	102	134	1.59(1.33-1.79)	
PCB-12											
222.0003	19:45	19:44	-4	0.984	47136	8885	63	157	141		
223.9974	19:45	19:44	-4	0.984	30502	5634	41	102	137	1.55(1.33-1.79)	
PCB-13 (C12)											
222.0003	19:45	19:44	-4	0.984	47136	8885	63	157	141		
223.9974	19:45	19:44	-4	0.984	30502	5634	41	102	137	1.55(1.33-1.79)	
PCB-15											
222.0003	20:04	20:01	-1	1.001	179015	43552	63	157	691		
223.9974	20:04	20:01	-1	1.001	109810	26580	41	102	648	1.63(1.33-1.79)	
PCB-19L											
268.0016	17:17	17:17	-3	0.841	283311	82094	258	645	318		
269.9986	17:17	17:17	-3	0.841	269287	78630	123	307	639	1.05(0.88-1.20)	
PCB-32L											
268.0016	20:32	20:34	-2		666936	168358	258	645	653		
269.9986	20:32	20:34	-2		618104	152758	123	307	1242	1.08(0.88-1.20)	
PCB-31L											
268.0016	22:49	22:49	0		2570647	627830	701	1752	896		
269.9986	22:49	22:49	0		2440358	597048	645	1612	926	1.05(0.88-1.20)	
PCB-28L											
268.0016	23:06	23:04	0	1.013	2155726	511530	701	1752	730		
269.9986	23:06	23:04	0	1.013	2020922	487649	645	1612	756	1.07(0.88-1.20)	

Signal	RT (min.)	Adj RT (min.)	Sec.	REL RT	Area	Height	Avg Noise	EDL Height	S/N	Ratio(Limits)	Flags
PCB-37L											
268.0016	27:07	27:07	-2	1.189	2024300	441695	701	1752	630		
269.9986	27:07	27:07	-2	1.189	1879736	423774	645	1612	657	1.08(0.88-1.20)	
PCB-19											
255.9613	17:17	17:15	-2	1.001	44164	12376	20	50	619		
257.9584	17:17	17:15	-2	1.001	38924	10992	19	47	579	1.13(0.88-1.20)	
PCB-18											a
255.9613	19:10	19:10	0	1.110	166865	43967	20	50	2198		a
257.9584	19:10	19:10	0	1.110	151764	39877	19	47	2099	1.10(0.88-1.20)	
PCB-30 (C18)											a
255.9613	19:10	19:10	0	1.110	166865	43967	20	50	2198		a
257.9584	19:10	19:10	0	1.110	151764	39877	19	47	2099	1.10(0.88-1.20)	
PCB-17											
255.9613	19:35	19:32	-1	1.134	93655	24642	20	50	1232		
257.9584	19:35	19:32	-1	1.134	85607	22898	19	47	1205	1.09(0.88-1.20)	
PCB-27											
255.9613	19:48	19:44	-1	1.146	22851	5931	20	50	297		
257.9584	19:48	19:44	-1	1.146	20643	5148	19	47	271	1.11(0.88-1.20)	
PCB-24											
255.9613	19:56	19:52	-1	1.154	3035	921	20	50	46		
257.9584	19:55	19:52	-2	1.153	2655	825	19	47	43	1.14(0.88-1.20)	
PCB-16											
255.9613	20:02	19:58	-1	1.160	52041	13607	20	50	680		
257.9584	20:02	19:58	-1	1.160	47452	12054	19	47	634	1.10(0.88-1.20)	
PCB-32											
255.9613	20:33	20:32	-1	1.190	98840	25893	20	50	1295		
257.9584	20:33	20:32	-1	1.190	90112	24243	19	47	1276	1.10(0.88-1.20)	
PCB-34											
255.9613	21:46						949	2372			
257.9584	21:46						731	1827			
PCB-23											
255.9613	21:56						949	2372			
257.9584	21:56						731	1827			
PCB-26											
255.9613	22:16	22:13	-2	1.290	193300	47096	949	2372	50		
257.9584	22:16	22:13	-2	1.290	185312	44543	731	1827	61	1.04(0.88-1.20)	
PCB-29 (C26)											
255.9613	22:16	22:13	-2	1.290	193300	47096	949	2372	50		
257.9584	22:16	22:13	-2	1.290	185312	44543	731	1827	61	1.04(0.88-1.20)	
PCB-25											
255.9613	22:31	22:29	-1	0.830	150503	33005	949	2372	35		
257.9584	22:31	22:29	-1	0.830	145232	32150	731	1827	44	1.04(0.88-1.20)	
PCB-31											
255.9613	22:49	22:47	-1	0.842	1042613	252994	949	2372	267		
257.9584	22:49	22:47	-1	0.842	986533	239053	731	1827	327	1.06(0.88-1.20)	

Signal	RT (min.)	Adj RT (min.)	Sec.	REL RT	Area	Height	Avg Noise	EDL Height	S/N	Ratio(Limits)	Flags
PCB-20											
255.9613	23:08	23:05	-1	0.853	1164560	277072	949	2372	292		
257.9584	23:08	23:05	-1	0.853	1114568	263911	731	1827	361	1.04(0.88-1.20)	
PCB-28 (C20)											
255.9613	23:08	23:05	-1	0.853	1164560	277072	949	2372	292		
257.9584	23:08	23:05	-1	0.853	1114568	263911	731	1827	361	1.04(0.88-1.20)	
PCB-21											
255.9613	23:22	23:21	0	0.862	693310	162201	949	2372	171		
257.9584	23:21	23:21	-1	0.861	664477	152556	731	1827	209	1.04(0.88-1.20)	
PCB-33 (C21)											
255.9613	23:22	23:21	0	0.862	693310	162201	949	2372	171		
257.9584	23:21	23:21	-1	0.861	664477	152556	731	1827	209	1.04(0.88-1.20)	
PCB-22											
255.9613	23:45	23:43	-1	0.876	276222	66505	949	2372	70		
257.9584	23:45	23:43	-1	0.876	259084	61951	731	1827	85	1.07(0.88-1.20)	
PCB-36											RnMa
255.9613	25:20	25:20	0	0.934	5985	1588	949	2372	2		M
257.9584	25:20	25:20	0	0.934	4768	1376	731	1827	2	1.26(0.88-1.20)	
PCB-39											Ma
255.9613	25:41	25:41	0	0.947	41133	7319	949	2372	8		M
257.9584	25:41	25:41	0	0.947	35233	6663	731	1827	9	1.17(0.88-1.20)	
PCB-38											
255.9613	26:14						949	2372			
257.9584	26:14						731	1827			
PCB-35											
255.9613	26:44	26:42	0	0.986	34458	8419	949	2372	9		
257.9584	26:44	26:42	0	0.986	33438	8013	731	1827	11	1.03(0.88-1.20)	
PCB-37											
255.9613	27:08	27:04	0	1.001	366172	76746	949	2372	81		
257.9584	27:08	27:04	0	1.000	347609	72436	731	1827	99	1.05(0.88-1.20)	
PCB-54L											
301.9626	20:22	20:21	-3	0.816	304356	76698	73	182	1051		
303.9597	20:22	20:21	-3	0.816	382531	98412	26	65	3785	0.80(0.65-0.89)	
PCB-52L											
301.9626	24:56	24:57	-1		1191135	270674	216	540	1253		
303.9597	24:56	24:57	-1		1474690	337478	201	502	1679	0.81(0.65-0.89)	
PCB-81L											
301.9626	33:54	33:53	-2	1.360	1316272	270958	216	540	1254		
303.9597	33:54	33:53	-2	1.360	1608987	333342	201	502	1658	0.82(0.65-0.89)	
PCB-77L											
301.9626	34:28	34:26	-2	1.382	1400987	281984	216	540	1305		
303.9597	34:28	34:26	-2	1.382	1706932	344716	201	502	1715	0.82(0.65-0.89)	
PCB-54											
289.9224	20:23	20:22	-1	1.000	15946	4076	6	15	679		
291.9194	20:23	20:22	-1	1.000	21249	5134	13	32	395	0.75(0.65-0.89)	

Signal	RT (min.)	Adj RT (min.)	Sec.	REL RT	Area	Height	Avg Noise	EDL Height	S/N	Ratio(Limits)	Flags
PCB-50											
289.9224	22:33	22:31	-2	1.108	439603	102737	295	737	348		
291.9194	22:33	22:31	-3	1.107	550363	129280	361	902	358	0.80(0.65-0.89)	
PCB-53 (C50)											
289.9224	22:33	22:31	-2	1.108	439603	102737	295	737	348		
291.9194	22:33	22:31	-3	1.107	550363	129280	361	902	358	0.80(0.65-0.89)	
PCB-45											Ma
289.9224	23:18	23:18	0	1.145	427361	81867	295	737	278		M
291.9194	23:18	23:18	0	1.145	552085	101306	361	902	281	0.77(0.65-0.89)	
PCB-51 (C45)											Ma
289.9224	23:18	23:18	0	1.145	427361	81867	295	737	278		M
291.9194	23:18	23:18	0	1.145	552085	101306	361	902	281	0.77(0.65-0.89)	
PCB-46											
289.9224	23:32	23:29	-1	1.156	56631	13345	295	737	45		
291.9194	23:32	23:29	-1	1.156	75687	17859	361	902	49	0.75(0.65-0.89)	
PCB-52											Ma
289.9224	24:58	24:58	0	1.226	10709482	2452703	295	737	8314		M
291.9194	24:58	24:58	0	1.226	13472890	3099260	361	902	8585	0.79(0.65-0.89)	M
PCB-43											Ma
289.9224	25:05	25:05	-2	1.232	78499	10267	295	737	35		M
291.9194	25:06	25:05	-1	1.233	106505	13284	361	902	37	0.74(0.65-0.89)	
PCB-73 (C43)											Ma
289.9224	25:05	25:05	-2	1.232	78499	10267	295	737	35		M
291.9194	25:06	25:05	-1	1.233	106505	13284	361	902	37	0.74(0.65-0.89)	
PCB-49											
289.9224	25:28	25:21	1	1.251	3626541	835984	295	737	2834		
291.9194	25:28	25:21	1	1.251	4572071	1036396	361	902	2871	0.79(0.65-0.89)	
PCB-69 (C49)											
289.9224	25:28	25:21	1	1.251	3626541	835984	295	737	2834		
291.9194	25:28	25:21	1	1.251	4572071	1036396	361	902	2871	0.79(0.65-0.89)	
PCB-48											a
289.9224	25:44	25:44	0	1.264	174659	40710	295	737	138		a
291.9194	25:44	25:44	0	1.264	230655	52803	361	902	146	0.76(0.65-0.89)	
PCB-44											
289.9224	25:57	25:55	-3	1.275	5336883	935360	295	737	3171		
291.9194	25:57	25:55	-3	1.275	6718090	1175070	361	902	3255	0.79(0.65-0.89)	
PCB-47 (C44)											
289.9224	25:57	25:55	-3	1.275	5336883	935360	295	737	3171		
291.9194	25:57	25:55	-3	1.275	6718090	1175070	361	902	3255	0.79(0.65-0.89)	
PCB-65 (C44)											
289.9224	25:57	25:55	-3	1.275	5336883	935360	295	737	3171		
291.9194	25:57	25:55	-3	1.275	6718090	1175070	361	902	3255	0.79(0.65-0.89)	
PCB-59											a
289.9224	26:19	26:19	2	1.293	173537	27525	295	737	93		a
291.9194	26:19	26:19	2	1.293	228308	36104	361	902	100	0.76(0.65-0.89)	

Signal	RT (min.)	Adj RT (min.)	Sec.	REL RT	Area	Height	Avg Noise	EDL Height	S/N	Ratio(Limits)	Flags
PCB-62 (C59)											a
289.9224	26:19	26:19	2	1.293	173537	27525	295	737	93		a
291.9194	26:19	26:19	2	1.293	228308	36104	361	902	100	0.76(0.65-0.89)	
PCB-75 (C59)											a
289.9224	26:19	26:19	2	1.293	173537	27525	295	737	93		a
291.9194	26:19	26:19	2	1.293	228308	36104	361	902	100	0.76(0.65-0.89)	
PCB-42											a
289.9224	26:29	26:29	0	1.301	495958	112989	295	737	383		a
291.9194	26:29	26:29	0	1.301	628959	144232	361	902	400	0.79(0.65-0.89)	
PCB-40											
289.9224	26:59	26:58	0	1.326	853681	180384	295	737	611		
291.9194	26:59	26:58	0	1.326	1087236	230836	361	902	639	0.79(0.65-0.89)	
PCB-41 (C40)											
289.9224	26:59	26:58	0	1.326	853681	180384	295	737	611		
291.9194	26:59	26:58	0	1.326	1087236	230836	361	902	639	0.79(0.65-0.89)	
PCB-71 (C40)											
289.9224	26:59	26:58	0	1.326	853681	180384	295	737	611		
291.9194	26:59	26:58	0	1.326	1087236	230836	361	902	639	0.79(0.65-0.89)	
PCB-64											a
289.9224	27:12	27:12	0	1.336	1662224	375131	295	737	1272		a
291.9194	27:12	27:12	0	1.336	2097067	470818	361	902	1304	0.79(0.65-0.89)	
PCB-72											
289.9224	28:03	28:00	0	0.828	158858	35316	295	737	120		
291.9194	28:03	28:00	0	0.827	198656	43827	361	902	121	0.80(0.65-0.89)	
PCB-68											
289.9224	28:20	28:17	0	0.836	103144	22199	295	737	75		
291.9194	28:20	28:17	0	0.836	133111	28179	361	902	78	0.77(0.65-0.89)	
PCB-57											
289.9224	28:44						295	737			
291.9194	28:44						361	902			
PCB-58											Ma
289.9224	28:58	28:58	-1	0.855	28848	9536	295	737	32		M
291.9194	28:58	28:58	-1	0.855	39751	12594	361	902	35	0.73(0.65-0.89)	
PCB-67											
289.9224	29:10	29:07	0	0.860	47544	7633	295	737	26		
291.9194	29:10	29:07	0	0.860	66590	10787	361	902	30	0.71(0.65-0.89)	
PCB-63											
289.9224	29:26	29:22	0	0.868	147332	33317	295	737	113		
291.9194	29:26	29:22	0	0.868	193567	43746	361	902	121	0.76(0.65-0.89)	
PCB-61											
289.9224	29:45	29:43	-1	0.878	12038297	2109931	295	737	7152		
291.9194	29:45	29:43	-1	0.878	15113790	2661114	361	902	7372	0.80(0.65-0.89)	
PCB-70 (C61)											
289.9224	29:45	29:43	-1	0.878	12038297	2109931	295	737	7152		
291.9194	29:45	29:43	-1	0.878	15113790	2661114	361	902	7372	0.80(0.65-0.89)	

Signal	RT (min.)	Adj RT (min.)	Sec.	REL RT	Area	Height	Avg Noise	EDL Height	S/N	Ratio(Limits)	Flags
PCB-74 (C61)											
289.9224	29:45	29:43	-1	0.878	12038297	2109931	295	737	7152		
291.9194	29:45	29:43	-1	0.878	15113790	2661114	361	902	7372	0.80(0.65-0.89)	
PCB-76 (C61)											
289.9224	29:45	29:43	-1	0.878	12038297	2109931	295	737	7152		
291.9194	29:45	29:43	-1	0.878	15113790	2661114	361	902	7372	0.80(0.65-0.89)	
PCB-66											Ma
289.9224	30:06	30:06	0	0.888	4066685	801810	295	737	2718		M
291.9194	30:06	30:06	0	0.888	5128724	1009313	361	902	2796	0.79(0.65-0.89)	
PCB-55											
289.9224	30:13						295	737			
291.9194	30:13						361	902			
PCB-56											
289.9224	30:45	30:42	0	0.907	1199455	261234	295	737	886		
291.9194	30:45	30:42	0	0.907	1525116	336771	361	902	933	0.79(0.65-0.89)	
PCB-60											
289.9224	30:58	30:55	0	0.914	350915	75874	295	737	257		
291.9194	30:58	30:55	0	0.914	450071	95552	361	902	265	0.78(0.65-0.89)	
PCB-80											
289.9224	31:21						295	737			
291.9194	31:21						361	902			
PCB-79											Ma
289.9224	33:01	33:01	6	0.974	738980	86421	295	737	293		M
291.9194	33:01	33:01	6	0.974	931775	109078	361	902	302	0.79(0.65-0.89)	
PCB-78											
289.9224	33:26						295	737			
291.9194	33:26						361	902			
PCB-81											Ma
289.9224	33:54	33:54	-1	1.000	16132	6415	295	737	22		M
291.9194	33:54	33:54	-1	1.000	20397	7529	361	902	21	0.79(0.65-0.89)	
PCB-77											
289.9224	34:28	34:24	0	1.000	409982	85792	295	737	291		
291.9194	34:28	34:24	0	1.000	519347	107926	361	902	299	0.79(0.65-0.89)	
PCB-104L											
337.9207	25:53	25:55	-3	0.814	1135251	255061	52	130	4905		
339.9178	25:53	25:55	-3	0.814	701825	154980	37	92	4189	1.62(1.32-1.78)	
PCB-101L											
337.9207	31:49	31:49	0		1231759	258799	52	130	4977		
339.9178	31:49	31:49	0		776212	159166	37	92	4302	1.59(1.32-1.78)	
PCB-111L											
337.9207	34:31	34:29	1	1.085	1366115	285686	52	130	5494		
339.9178	34:31	34:29	1	1.085	839074	171133	37	92	4625	1.63(1.32-1.78)	
PCB-123L											
337.9207	36:28	36:28	-2	1.146	1855273	374801	1024	2560	366		
339.9178	36:29	36:28	-1	1.147	1195276	245823	630	1575	390	1.55(1.32-1.78)	

Signal	RT (min.)	Adj RT (min.)	Sec.	REL RT	Area	Height	Avg Noise	EDL Height	S/N	Ratio(Limits)	Flags
PCB-118L											
337.9207	36:49	36:48	-1	1.157	2002821	408384	1024	2560	399		
339.9178	36:49	36:48	-1	1.157	1258394	253040	630	1575	402	1.59(1.32-1.78)	
PCB-114L											
337.9207	37:20	37:20	-2	1.173	1911502	381488	1024	2560	373		
339.9178	37:20	37:20	-2	1.173	1206002	249641	630	1575	396	1.58(1.32-1.78)	
PCB-105L											
337.9207	37:59	37:59	-2	1.193	1924635	392263	1024	2560	383		
339.9178	37:59	37:59	-2	1.193	1203404	242896	630	1575	386	1.60(1.32-1.78)	
PCB-127L											
337.9207	39:28	39:26	2		2355765	471137	1024	2560	460		
339.9178	39:28	39:26	2		1474462	296208	630	1575	470	1.60(1.32-1.78)	
PCB-126L											
337.9207	41:05	41:03	-1	1.291	1919287	381217	1024	2560	372		
339.9178	41:05	41:03	-1	1.291	1203218	244428	630	1575	388	1.60(1.32-1.78)	
PCB-104											
325.8804	25:52						35	87			
327.8775	25:52						28	70			
PCB-96											
325.8804	26:16	26:13	-1	1.015	135651	30237	35	87	864		
327.8775	26:16	26:13	-1	1.015	84979	19147	28	70	684	1.60(1.32-1.78)	
PCB-103											a
325.8804	28:14	28:14	0	1.091	225010	48608	35	87	1389		a
327.8775	28:14	28:14	0	1.091	141562	31172	28	70	1113	1.59(1.32-1.78)	
PCB-94											
325.8804	28:24						35	87			
327.8775	28:24						28	70			
PCB-95											
325.8804	28:53	28:49	0	1.116	15419335	3301841	35	87	94338		
327.8775	28:53	28:49	0	1.116	9795343	2091429	28	70	74694	1.57(1.32-1.78)	
PCB-93											
325.8804	29:07	29:02	0	1.124	279264	53421	35	87	1526		
327.8775	29:07	29:02	0	1.124	175561	33777	28	70	1206	1.59(1.32-1.78)	
PCB-100 (C93)											
325.8804	29:07	29:02	0	1.124	279264	53421	35	87	1526		
327.8775	29:07	29:02	0	1.124	175561	33777	28	70	1206	1.59(1.32-1.78)	
PCB-98											
325.8804	29:15	29:13	0	1.130	507886	90917	35	87	2598		
327.8775	29:15	29:13	0	1.130	324804	57651	28	70	2059	1.56(1.32-1.78)	
PCB-102 (C98)											
325.8804	29:15	29:13	0	1.130	507886	90917	35	87	2598		
327.8775	29:15	29:13	0	1.130	324804	57651	28	70	2059	1.56(1.32-1.78)	
PCB-88											
325.8804	29:46	29:43	0	1.150	2581148	537585	35	87	15360		
327.8775	29:45	29:43	0	1.149	1619699	341197	28	70	12186	1.59(1.32-1.78)	

Signal	RT (min.)	Adj RT (min.)	Sec.	REL RT	Area	Height	Avg Noise	EDL Height	S/N	Ratio(Limits)	Flags
PCB-91 (C88)											
325.8804	29:46	29:43	0	1.150	2581148	537585	35	87	15360		
327.8775	29:45	29:43	0	1.149	1619699	341197	28	70	12186	1.59(1.32-1.78)	
PCB-84											a
325.8804	29:58	29:58	0	1.157	4814943	1010898	35	87	28883		a
327.8775	29:58	29:58	0	1.157	3043136	647675	28	70	23131	1.58(1.32-1.78)	
PCB-89											a
325.8804	30:27	30:27	0	1.176	136924	24386	35	87	697		a
327.8775	30:27	30:27	0	1.176	81671	14677	28	70	524	1.68(1.32-1.78)	
PCB-121											
325.8804	30:49						35	87			
327.8775	30:49						28	70			
PCB-92											
325.8804	31:16	31:12	0	0.857	3785873	795380	35	87	22725		
327.8775	31:16	31:12	0	0.857	2372483	499709	28	70	17847	1.60(1.32-1.78)	
PCB-90											a
325.8804	31:51	31:51	1	1.230	22420793	4727533	35	87	135072		a
327.8775	31:51	31:51	1	1.230	14044259	2906267	28	70	103795	1.60(1.32-1.78)	
PCB-101 (C90)											a
325.8804	31:51	31:51	1	1.230	22420793	4727533	35	87	135072		a
327.8775	31:51	31:51	1	1.230	14044259	2906267	28	70	103795	1.60(1.32-1.78)	
PCB-113 (C90)											a
325.8804	31:51	31:51	1	1.230	22420793	4727533	35	87	135072		a
327.8775	31:51	31:51	1	1.230	14044259	2906267	28	70	103795	1.60(1.32-1.78)	
PCB-83											Ma
325.8804	32:26	32:26	0	1.253	10008876	1856838	35	87	53053		M
327.8775	32:26	32:26	0	1.253	6365854	1197143	28	70	42755	1.57(1.32-1.78)	
PCB-99 (C83)											Ma
325.8804	32:26	32:26	0	1.253	10008876	1856838	35	87	53053		M
327.8775	32:26	32:26	0	1.253	6365854	1197143	28	70	42755	1.57(1.32-1.78)	
PCB-112											Ma
325.8804	32:32	32:32	0	1.257	49666	14455	35	87	413		M
327.8775	32:32	32:32	0	1.257	30123	9113	28	70	325	1.65(1.32-1.78)	
PCB-86											Ma
325.8804	33:01	33:01	6	1.275	15231289	1791946	35	87	51198		M
327.8775	33:01	33:01	6	1.275	9700308	1162296	28	70	41511	1.57(1.32-1.78)	
PCB-87 (C86)											Ma
325.8804	33:01	33:01	6	1.275	15231289	1791946	35	87	51198		M
327.8775	33:01	33:01	6	1.275	9700308	1162296	28	70	41511	1.57(1.32-1.78)	
PCB-97 (C86)											Ma
325.8804	33:01	33:01	6	1.275	15231289	1791946	35	87	51198		M
327.8775	33:01	33:01	6	1.275	9700308	1162296	28	70	41511	1.57(1.32-1.78)	
PCB-109 (C86)											Ma
325.8804	33:01	33:01	6	1.275	15231289	1791946	35	87	51198		M
327.8775	33:01	33:01	6	1.275	9700308	1162296	28	70	41511	1.57(1.32-1.78)	

Signal	RT (min.)	Adj RT (min.)	Δ Sec.	REL RT	Area	Height	Avg Noise	EDL Height	S/N	Ratio(Limits)	Flags
PCB-119 (C86)											Ma
325.8804	33:01	33:01	6	1.275	15231289	1791946	35	87	51198		M
327.8775	33:01	33:01	6	1.275	9700308	1162296	28	70	41511	1.57(1.32-1.78)	
PCB-125 (C86)											Ma
325.8804	33:01	33:01	6	1.275	15231289	1791946	35	87	51198		M
327.8775	33:01	33:01	6	1.275	9700308	1162296	28	70	41511	1.57(1.32-1.78)	
PCB-85											
325.8804	33:39	33:36	1	1.300	3507613	584211	35	87	16692		
327.8775	33:39	33:36	0	1.300	2183012	361386	28	70	12907	1.61(1.32-1.78)	
PCB-116 (C85)											
325.8804	33:39	33:36	1	1.300	3507613	584211	35	87	16692		
327.8775	33:39	33:36	0	1.300	2183012	361386	28	70	12907	1.61(1.32-1.78)	
PCB-117 (C85)											
325.8804	33:39	33:36	1	1.300	3507613	584211	35	87	16692		
327.8775	33:39	33:36	0	1.300	2183012	361386	28	70	12907	1.61(1.32-1.78)	
PCB-110											
325.8804	33:49	33:47	-4	1.306	29903883	6119770	35	87	174851		
327.8775	33:49	33:47	-4	1.306	18647420	3778887	28	70	134960	1.60(1.32-1.78)	
PCB-115 (C110)											
325.8804	33:49	33:47	-4	1.306	29903883	6119770	35	87	174851		
327.8775	33:49	33:47	-4	1.306	18647420	3778887	28	70	134960	1.60(1.32-1.78)	
PCB-82											a
325.8804	34:08	34:08	0	1.318	1931699	377289	35	87	10780		a
327.8775	34:08	34:08	0	1.318	1170194	234130	28	70	8362	1.65(1.32-1.78)	
PCB-111											
325.8804	34:28						35	87			
327.8775	34:28						28	70			
PCB-120											
325.8804	34:55						35	87			
327.8775	34:55						28	70			
PCB-108											a
325.8804	36:09	36:09	1	1.396	1310310	265383	3117	7792	85		a
327.8775	36:09	36:09	1	1.396	834951	168606	1595	3987	106	1.57(1.32-1.78)	
PCB-124 (C108)											a
325.8804	36:09	36:09	1	1.396	1310310	265383	3117	7792	85		a
327.8775	36:09	36:09	1	1.396	834951	168606	1595	3987	106	1.57(1.32-1.78)	
PCB-107											a
325.8804	36:23	36:23	1	1.405	2448059	490597	3117	7792	157		a
327.8775	36:23	36:23	1	1.405	1546176	311660	1595	3987	195	1.58(1.32-1.78)	
PCB-123											
325.8804	36:30	36:25	1	1.001	464497	99222	3117	7792	32		
327.8775	36:30	36:25	1	1.001	291196	62039	1595	3987	39	1.60(1.32-1.78)	
PCB-106											
325.8804	36:34						3117	7792			
327.8775	36:34						1595	3987			

Signal	RT (min.)	Adj RT (min.)	Sec.	REL RT	Area	Height	Avg Noise	EDL Height	S/N	Ratio(Limits)	Flags
PCB-118											
325.8804	36:50	36:45	1	1.000	32510686	6478515	3117	7792	2078		
327.8775	36:50	36:45	1	1.000	20409262	4031639	1595	3987	2528	1.59(1.32-1.78)	
PCB-122											
325.8804	37:10	37:05	1	1.010	369547	68540	3117	7792	22		
327.8775	37:10	37:05	1	1.010	232917	42728	1595	3987	27	1.59(1.32-1.78)	
PCB-114											
325.8804	37:22	37:17	1	1.001	710979	130607	3117	7792	42		
327.8775	37:22	37:17	1	1.001	455545	83247	1595	3987	52	1.56(1.32-1.78)	
PCB-105											
325.8804	38:00	37:56	1	1.001	11412494	2226355	3117	7792	714		
327.8775	38:00	37:56	1	1.001	7383663	1450692	1595	3987	910	1.55(1.32-1.78)	
PCB-127											
325.8804	39:26						3117	7792			
327.8775	39:26						1595	3987			
PCB-126											Ma
325.8804	41:06	41:06	2	1.001	93601	19580	3117	7792	6		M
327.8775	41:06	41:06	2	1.001	60802	12576	1595	3987	8	1.54(1.32-1.78)	
PCB-155L											
371.8817	31:36	31:38	-2	0.791	933284	191239	32	80	5976		
373.8788	31:36	31:38	-2	0.791	706951	148317	29	72	5114	1.32(1.05-1.43)	
PCB-138L											
371.8817	39:56	39:55	2		1496626	288541	368	920	784		
373.8788	39:56	39:55	2		1162504	232497	502	1255	463	1.29(1.05-1.43)	
PCB-167L											
371.8817	42:58	42:58	-1	1.076	1527699	305063	368	920	829		
373.8788	42:58	42:58	-1	1.076	1208015	238631	502	1255	475	1.26(1.05-1.43)	
PCB-156L											
371.8817	44:06	44:07	-1	1.104	3082664	450251	368	920	1224		
373.8788	44:07	44:07	-1	1.105	2428719	355188	502	1255	708	1.27(1.05-1.43)	
PCB-157L (C156L)											
371.8817	44:06	44:07	-1	1.104	3082664	450251	368	920	1224		
373.8788	44:07	44:07	-1	1.105	2428719	355188	502	1255	708	1.27(1.05-1.43)	
PCB-169L											a
371.8817	47:21	47:21	-1	1.185	1503736	286542	368	920	779		a
373.8788	47:21	47:21	-1	1.185	1211457	235131	502	1255	468	1.24(1.05-1.43)	
PCB-155											
359.8415	31:36						10	25			
361.8385	31:36						16	40			
PCB-152											
359.8415	31:48	31:45	-1	1.006	23969	4808	10	25	481		
361.8385	31:49	31:45	0	1.006	17961	3704	16	40	232	1.33(1.05-1.43)	
PCB-150											
359.8415	31:59	31:55	-1	1.012	45606	9514	10	25	951		
361.8385	31:59	31:55	-1	1.012	35622	7430	16	40	464	1.28(1.05-1.43)	

Signal	RT (min.)	Adj RT (min.)	Δ Sec.	REL RT	Area	Height	Avg Noise	EDL Height	S/N	Ratio(Limits)	Flags
PCB-136											
359.8415	32:20	32:16	0	1.023	2148864	448601	10	25	44860		
361.8385	32:20	32:16	0	1.023	1687356	349312	16	40	21832	1.27(1.05-1.43)	
PCB-145											RQ
359.8415	32:38	32:34	-1	1.032	15058	2202	10	25	220		
	Empc Correction				11346	1902	10	25	190		
361.8385	32:38	32:34	-1	1.032	9150	1534	16	40	96	1.65(1.05-1.43)	
PCB-148											
359.8415	34:10	34:06	0	1.081	33136	6486	10	25	649		
361.8385	34:10	34:06	0	1.081	26869	5340	16	40	334	1.23(1.05-1.43)	
PCB-135											
359.8415	34:45	34:44	1	1.100	3372686	424713	10	25	42471		
361.8385	34:45	34:44	1	1.100	2627895	331664	16	40	20729	1.28(1.05-1.43)	
PCB-151 (C135)											
359.8415	34:45	34:44	1	1.100	3372686	424713	10	25	42471		
361.8385	34:45	34:44	1	1.100	2627895	331664	16	40	20729	1.28(1.05-1.43)	
PCB-154											
359.8415	35:01	34:57	0	1.108	251466	50374	10	25	5037		
361.8385	35:01	34:57	0	1.108	194320	38170	16	40	2386	1.29(1.05-1.43)	
PCB-144											
359.8415	35:19	35:14	0	1.117	525585	105792	10	25	10579		
361.8385	35:19	35:14	0	1.117	415067	84626	16	40	5289	1.27(1.05-1.43)	
PCB-147											Ma
359.8415	35:41	35:41	1	1.129	14713447	2945074	177	442	16639		M
361.8385	35:41	35:41	1	1.129	11721793	2338698	138	345	16947	1.26(1.05-1.43)	
PCB-149 (C147)											Ma
359.8415	35:41	35:41	1	1.129	14713447	2945074	177	442	16639		M
361.8385	35:41	35:41	1	1.129	11721793	2338698	138	345	16947	1.26(1.05-1.43)	
PCB-134											
359.8415	35:52	35:54	-6	1.135	1237308	227794	177	442	1287		
361.8385	35:52	35:54	-6	1.135	977788	179410	138	345	1300	1.27(1.05-1.43)	
PCB-143 (C134)											
359.8415	35:52	35:54	-6	1.135	1237308	227794	177	442	1287		
361.8385	35:52	35:54	-6	1.135	977788	179410	138	345	1300	1.27(1.05-1.43)	
PCB-139											
359.8415	36:17	36:12	0	1.148	489153	92407	177	442	522		
361.8385	36:17	36:12	0	1.148	391692	73848	138	345	535	1.25(1.05-1.43)	
PCB-140 (C139)											
359.8415	36:17	36:12	0	1.148	489153	92407	177	442	522		
361.8385	36:17	36:12	0	1.148	391692	73848	138	345	535	1.25(1.05-1.43)	
PCB-131											a
359.8415	36:29	36:29	1	1.154	342610	66525	177	442	376		a
361.8385	36:29	36:29	1	1.154	276750	53918	138	345	391	1.24(1.05-1.43)	
PCB-142											
359.8415	36:35						177	442			
361.8385	36:35						138	345			

Signal	RT (min.)	Adj RT (min.)	Sec.	REL RT	Area	Height	Avg Noise	EDL Height	S/N	Ratio(Limits)	Flags
PCB-132											
359.8415	36:56	36:53	0	1.168	7126309	1423746	177	442	8044		
361.8385	36:56	36:53	0	1.168	5674486	1131920	138	345	8202	1.26(1.05-1.43)	
PCB-133											a
359.8415	37:27	37:27	1	1.185	326860	65537	177	442	370		a
361.8385	37:27	37:27	1	1.185	262120	52626	138	345	381	1.25(1.05-1.43)	
PCB-165											
359.8415	37:49						177	442			
361.8385	37:49						138	345			
PCB-146											
359.8415	38:07	38:03	1	0.887	3174300	635111	177	442	3588		
361.8385	38:07	38:03	1	0.887	2543229	513516	138	345	3721	1.25(1.05-1.43)	
PCB-161											
359.8415	38:13						177	442			
361.8385	38:13						138	345			
PCB-153											
359.8415	38:43	38:42	-1	0.901	17619714	3551749	177	442	20066		
361.8385	38:43	38:42	-1	0.901	14098569	2810589	138	345	20367	1.25(1.05-1.43)	
PCB-168 (C153)											
359.8415	38:43	38:42	-1	0.901	17619714	3551749	177	442	20066		
361.8385	38:43	38:42	-1	0.901	14098569	2810589	138	345	20367	1.25(1.05-1.43)	
PCB-141											
359.8415	38:54	38:51	1	0.906	3284759	659953	177	442	3729		
361.8385	38:54	38:51	1	0.906	2627447	521058	138	345	3776	1.25(1.05-1.43)	
PCB-130											
359.8415	39:19	39:16	1	0.915	1381703	272985	177	442	1542		
361.8385	39:19	39:16	1	0.915	1105571	220053	138	345	1595	1.25(1.05-1.43)	
PCB-137											
359.8415	39:33	39:29	2	0.921	1321901	255810	177	442	1445		
361.8385	39:33	39:29	2	0.921	1047579	200632	138	345	1454	1.26(1.05-1.43)	
PCB-164											
359.8415	39:39	39:36	1	0.923	1869683	371323	177	442	2098		
361.8385	39:39	39:36	1	0.923	1485575	296334	138	345	2147	1.26(1.05-1.43)	
PCB-129											
359.8415	39:58	39:56	0	0.930	23216081	4425043	177	442	25000		
361.8385	39:58	39:56	0	0.930	18538118	3490223	138	345	25291	1.25(1.05-1.43)	
PCB-138 (C129)											
359.8415	39:58	39:56	0	0.930	23216081	4425043	177	442	25000		
361.8385	39:58	39:56	0	0.930	18538118	3490223	138	345	25291	1.25(1.05-1.43)	
PCB-160 (C129)											
359.8415	39:58	39:56	0	0.930	23216081	4425043	177	442	25000		
361.8385	39:58	39:56	0	0.930	18538118	3490223	138	345	25291	1.25(1.05-1.43)	
PCB-163 (C129)											
359.8415	39:58	39:56	0	0.930	23216081	4425043	177	442	25000		
361.8385	39:58	39:56	0	0.930	18538118	3490223	138	345	25291	1.25(1.05-1.43)	

Signal	RT (min.)	Adj RT (min.)	Sec.	REL RT	Area	Height	Avg Noise	EDL Height	S/N	Ratio(Limits)	Flags
PCB-158											
359.8415	40:22	40:18	1	0.939	3313014	638559	177	442	3608		
361.8385	40:22	40:18	1	0.939	2625344	509985	138	345	3696	1.26(1.05-1.43)	
PCB-128											
359.8415	41:13	41:09	2	0.959	4462326	845921	177	442	4779		
361.8385	41:13	41:09	2	0.959	3572287	670153	138	345	4856	1.25(1.05-1.43)	
PCB-166 (C128)											
359.8415	41:13	41:09	2	0.959	4462326	845921	177	442	4779		
361.8385	41:13	41:09	2	0.959	3572287	670153	138	345	4856	1.25(1.05-1.43)	
PCB-159											Ma
359.8415	42:11	42:11	0	0.982	138897	25404	177	442	144		M
361.8385	42:11	42:11	-1	0.982	110759	19715	138	345	143	1.25(1.05-1.43)	
PCB-162											
359.8415	42:30	42:27	2	0.989	119759	22425	177	442	127		
361.8385	42:30	42:27	2	0.989	96789	17407	138	345	126	1.24(1.05-1.43)	
PCB-167											
359.8415	42:59	42:55	1	1.000	1251301	242356	177	442	1369		
361.8385	42:59	42:55	2	1.001	1002374	195164	138	345	1414	1.25(1.05-1.43)	
PCB-156											
359.8415	44:06	44:04	0	1.000	4130074	708312	177	442	4002		
361.8385	44:06	44:04	0	1.000	3271141	561788	138	345	4071	1.26(1.05-1.43)	
PCB-157 (C156)											
359.8415	44:06	44:04	0	1.000	4130074	708312	177	442	4002		
361.8385	44:06	44:04	0	1.000	3271141	561788	138	345	4071	1.26(1.05-1.43)	
PCB-169											
359.8415	47:20						177	442			
361.8385	47:20						138	345			
PCB-188L											
405.8428	37:21	37:23	-2	0.821	1161126	229806	38	95	6048		
407.8398	37:21	37:23	-2	0.821	1072825	214593	44	110	4877	1.08(0.89-1.21)	
PCB-178L											
405.8428	40:24	40:23	1	0.888	888416	171706	38	95	4519		
407.8398	40:24	40:23	1	0.888	827567	165894	44	110	3770	1.07(0.89-1.21)	
PCB-180L											
405.8428	45:31	45:29	2		1134410	226811	38	95	5969		
407.8398	45:31	45:29	2		1057018	206576	44	110	4695	1.07(0.89-1.21)	
PCB-170L											
405.8428	46:45	46:46	-1	1.027	748318	147125	38	95	3872		
407.8398	46:45	46:46	-1	1.027	697870	142415	44	110	3237	1.07(0.89-1.21)	
PCB-189L											
405.8428	49:53	49:54	-1	1.096	1726529	333791	208	520	1605		
407.8398	49:53	49:54	-1	1.096	1625480	310361	765	1912	406	1.06(0.89-1.21)	
PCB-188											
393.8025	37:20						14	35			
395.7995	37:20						9	22			

Signal	RT (min.)	Adj RT (min.)	Sec.	REL RT	Area	Height	Avg Noise	EDL Height	S/N	Ratio(Limits)	Flags
PCB-179											
393.8025	37:41	37:38	0	1.009	1007975	199299	14	35	14236		
395.7995	37:41	37:38	0	1.009	964720	192721	9	22	21413	1.04(0.89-1.21)	
PCB-184											
393.8025	38:12						14	35			
395.7995	38:12						9	22			
PCB-176											
393.8025	38:35	38:32	1	1.033	352359	71258	14	35	5090		
395.7995	38:35	38:32	1	1.033	332648	67893	9	22	7544	1.06(0.89-1.21)	
PCB-186											
393.8025	38:59						14	35			
395.7995	38:59						9	22			
PCB-178											
393.8025	40:25	40:23	1	1.082	375889	74269	14	35	5305		
395.7995	40:25	40:23	1	1.082	352196	69474	9	22	7719	1.07(0.89-1.21)	
PCB-175											
393.8025	41:04	41:01	1	1.100	94696	18961	14	35	1354		
395.7995	41:04	41:01	1	1.100	89077	17253	9	22	1917	1.06(0.89-1.21)	
PCB-187											a
393.8025	41:20	41:20	2	1.107	2216661	443249	14	35	31661		a
395.7995	41:20	41:20	2	1.107	2101802	420277	9	22	46697	1.05(0.89-1.21)	
PCB-182											a
393.8025	41:33	41:33	2	1.112	26904	4575	14	35	327		a
395.7995	41:33	41:33	2	1.112	27763	4423	9	22	491	0.97(0.89-1.21)	
PCB-183											a
393.8025	41:57	41:57	2	1.123	1381137	240655	14	35	17190		a
395.7995	41:57	41:57	2	1.123	1309202	223345	9	22	24816	1.05(0.89-1.21)	
PCB-185 (C183)											a
393.8025	41:57	41:57	2	1.123	1381137	240655	14	35	17190		a
395.7995	41:57	41:57	2	1.123	1309202	223345	9	22	24816	1.05(0.89-1.21)	
PCB-174											
393.8025	42:11	42:08	1	1.129	1758758	345897	14	35	24707		
395.7995	42:11	42:08	1	1.129	1685677	332646	9	22	36961	1.04(0.89-1.21)	
PCB-177											
393.8025	42:37	42:34	1	1.141	1084253	207947	14	35	14853		
395.7995	42:37	42:34	1	1.141	1032136	197610	9	22	21957	1.05(0.89-1.21)	
PCB-181											a
393.8025	43:02	43:02	2	1.152	41297	7518	14	35	537		a
395.7995	43:01	43:02	1	1.152	40331	7578	9	22	842	1.02(0.89-1.21)	
PCB-171											
393.8025	43:15	43:08	3	1.158	673239	128276	14	35	9163		
395.7995	43:15	43:08	3	1.158	641065	119662	9	22	13296	1.05(0.89-1.21)	
PCB-173 (C171)											
393.8025	43:15	43:08	3	1.158	673239	128276	14	35	9163		
395.7995	43:15	43:08	3	1.158	641065	119662	9	22	13296	1.05(0.89-1.21)	

Signal	RT (min.)	Adj RT (min.)	Sec.	REL RT	Area	Height	Avg Noise	EDL Height	S/N	Ratio(Limits)	Flags
PCB-172											
393.8025	44:52	44:49	1	0.900	328659	63209	14	35	4515		
395.7995	44:52	44:49	1	0.900	309016	59156	9	22	6573	1.06(0.89-1.21)	
PCB-192											
393.8025	45:07						14	35			
395.7995	45:07						9	22			
PCB-180											a
393.8025	45:32	45:32	5	0.913	4501981	829942	14	35	59282		a
395.7995	45:32	45:32	4	0.913	4279368	795303	9	22	88367	1.05(0.89-1.21)	
PCB-193 (C180)											a
393.8025	45:32	45:32	5	0.913	4501981	829942	14	35	59282		a
395.7995	45:32	45:32	4	0.913	4279368	795303	9	22	88367	1.05(0.89-1.21)	
PCB-191											
393.8025	45:53	45:49	2	0.920	128958	23522	14	35	1680		
395.7995	45:53	45:49	2	0.920	118977	21139	9	22	2349	1.08(0.89-1.21)	
PCB-170											
393.8025	46:47	46:43	2	0.938	2024055	394436	14	35	28174		
395.7995	46:47	46:43	2	0.938	1925055	373924	9	22	41547	1.05(0.89-1.21)	
PCB-190											
393.8025	47:18	47:14	2	0.948	523886	101393	14	35	7242		
395.7995	47:18	47:14	2	0.948	502754	96178	9	22	10686	1.04(0.89-1.21)	
PCB-189											
393.8025	49:55	49:51	2	1.001	191216	36416	125	312	291		
395.7995	49:55	49:51	2	1.001	180000	34518	95	237	363	1.06(0.89-1.21)	
PCB-202L											
439.8038	42:44	42:46	-1	0.822	872132	168764	40	100	4219		
441.8008	42:44	42:46	-1	0.822	959139	185840	43	107	4322	0.91(0.76-1.02)	
PCB-194L											
439.8038	52:00	51:58	2		1261036	241912	703	1757	344		
441.8008	52:00	51:58	2		1383963	263693	639	1597	413	0.91(0.76-1.02)	
PCB-205L											
439.8038	52:28	52:31	-2	1.009	1235645	233497	703	1757	332		
441.8008	52:28	52:31	-2	1.009	1387011	264421	639	1597	414	0.89(0.76-1.02)	
PCB-202											
427.7635	42:45	42:40	2	1.001	142154	27122	11	27	2466		
429.7606	42:45	42:40	2	1.001	157118	31221	12	30	2602	0.90(0.76-1.02)	
PCB-201											
427.7635	43:40	43:36	1	1.022	101629	19800	11	27	1800		
429.7606	43:41	43:36	2	1.022	115171	23024	12	30	1919	0.88(0.76-1.02)	
PCB-204											
427.7635	44:19						11	27			
429.7606	44:19						12	30			
PCB-197											RQa
427.7635	44:35	44:35	2	1.043	23524	6398	11	27	582		a
429.7606	44:36	44:35	3	1.044	33454	7704	12	30	642	0.70(0.76-1.02)	
	Empc Correction				26431	7188	12	30	599		

Signal	RT (min.)	Adj RT (min.)	Sec.	REL RT	Area	Height	Avg Noise	EDL Height	S/N	Ratio(Limits)	Flags
PCB-200											
427.7635	44:41	44:38	1	1.046	99024	17382	11	27	1580		
429.7606	44:41	44:38	1	1.046	102016	19471	12	30	1623	0.97(0.76-1.02)	
PCB-198											
427.7635	47:30	47:23	3	1.112	544976	101969	11	27	9270		
429.7606	47:30	47:23	3	1.112	599475	112202	12	30	9350	0.91(0.76-1.02)	
PCB-199 (C198)											
427.7635	47:30	47:23	3	1.112	544976	101969	11	27	9270		
429.7606	47:30	47:23	3	1.112	599475	112202	12	30	9350	0.91(0.76-1.02)	
PCB-196											a
427.7635	48:09	48:09	2	0.918	283823	55100	11	27	5009		a
429.7606	48:09	48:09	2	0.918	318410	61030	12	30	5086	0.89(0.76-1.02)	
PCB-203											a
427.7635	48:21	48:21	2	0.922	383691	74392	11	27	6763		a
429.7606	48:21	48:21	2	0.922	419480	81675	12	30	6806	0.91(0.76-1.02)	
PCB-195											a
427.7635	49:40	49:40	2	0.947	292456	56177	172	430	327		a
429.7606	49:40	49:40	2	0.947	329710	63242	129	322	490	0.89(0.76-1.02)	
PCB-194											a
427.7635	52:01	52:01	2	0.991	774770	147907	172	430	860		a
429.7606	52:01	52:01	2	0.991	866239	166104	129	322	1288	0.89(0.76-1.02)	
PCB-205											a
427.7635	52:30	52:30	2	1.000	56246	10288	172	430	60		a
429.7606	52:30	52:30	2	1.000	62188	11699	129	322	91	0.90(0.76-1.02)	
PCB-208L											
473.7648	49:25	49:27	-2	0.950	1070416	202733	171	427	1186		
475.7619	49:25	49:27	-2	0.950	1340722	254818	168	420	1517	0.80(0.65-0.89)	
PCB-206L											
473.7648	54:14	54:16	-1	1.043	746788	136928	171	427	801		
475.7619	54:14	54:16	-2	1.043	929892	168734	168	420	1004	0.80(0.65-0.89)	
PCB-208											
461.7246	49:26	49:23	1	1.001	103309	19978	40	100	499		
463.7216	49:26	49:23	1	1.001	127387	25283	177	442	143	0.81(0.65-0.89)	
PCB-207											a
461.7246	50:23	50:23	2	1.020	50505	9585	40	100	240		a
463.7216	50:22	50:23	1	1.019	64474	11932	177	442	67	0.78(0.65-0.89)	
PCB-206											
461.7246	54:15	54:12	2	1.000	284984	53745	40	100	1344		
463.7216	54:15	54:12	2	1.000	361990	69047	177	442	390	0.79(0.65-0.89)	
PCB-209L											
507.7258	55:53	55:56	-2	1.075	702612	124977	27	67	4629		
509.7229	55:53	55:56	-2	1.075	987899	178035	41	102	4342	0.71(0.59-0.79)	
DCB Decachlorobiphenyl											a
495.6856	55:55	55:55	2	1.000	94068	16140	18	45	897		a
497.6826	55:55	55:55	2	1.000	134394	23307	15	37	1554	0.70(0.59-0.79)	

QC Flag Legend

Processing Flags

R - Failed Signal Ratio Test

n - Failed Sig-To-Noise Test

Q - EMPC-Estimated Max. Possible Conc.

Review Flags

M - Manually Integrated

a - User Assigned ID

Eurofins TestAmerica, Knoxville

Data File:	\\chromna\Knoxville\ChromData\D3D\20190827-12879.b\580-88125-b-4-c.d		
Injection Date:	27-Aug-2019 21:33:00	Injection Vol:	1.0 ul
Instrument ID:	D3D	Operator ID:	Xcalibur_System
Method:	PCBs_D3D	Limit Group:	HR - 1668A - ICAL
Client ID:	A4-0to25-100818		
Worklist#:	33063	Sample Line#:	11
Column Type:	SPB-Octyl	Column Dia:	0.25 mm

MoPCB F1

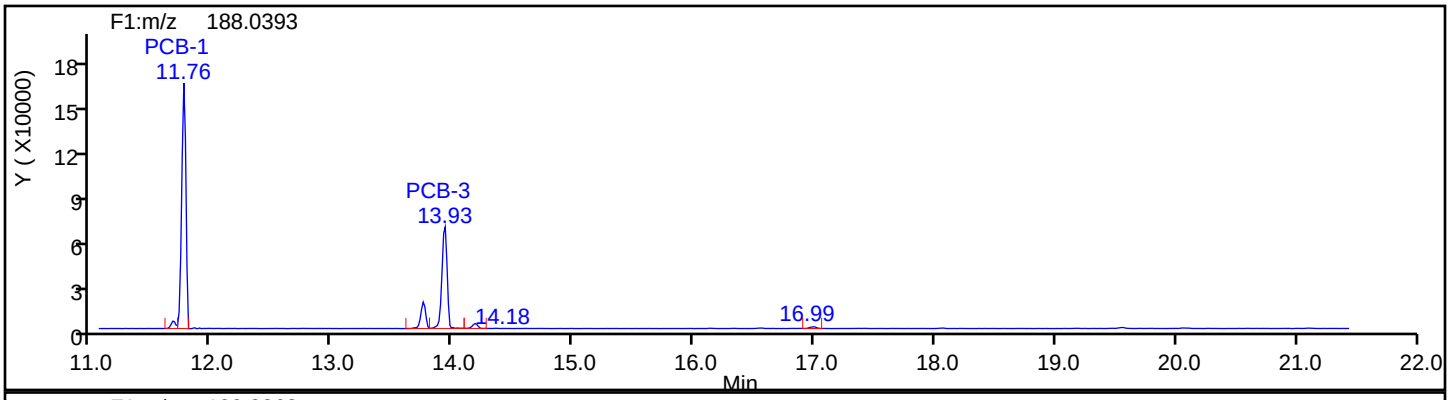

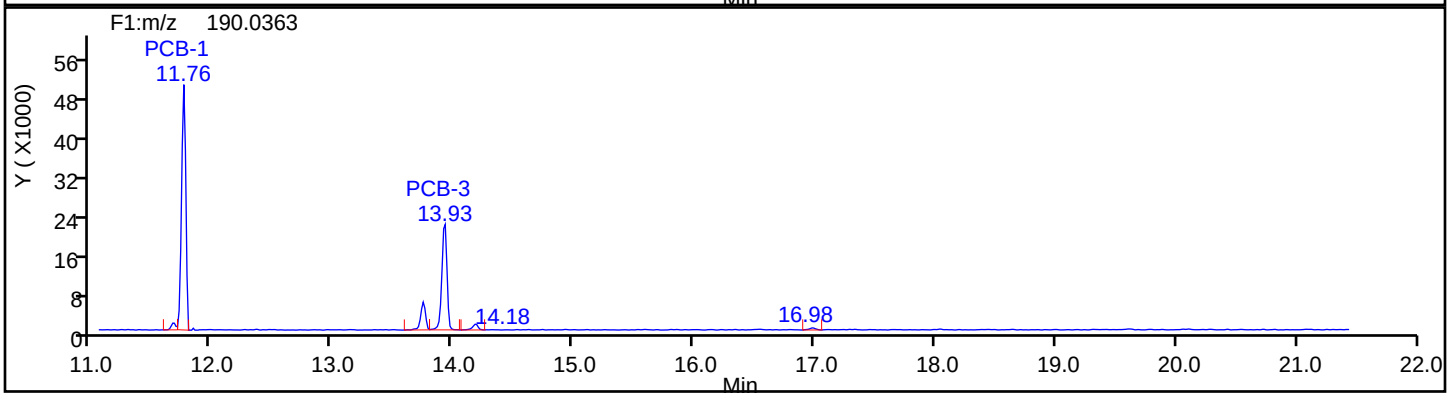

MoPCB F1 Standards

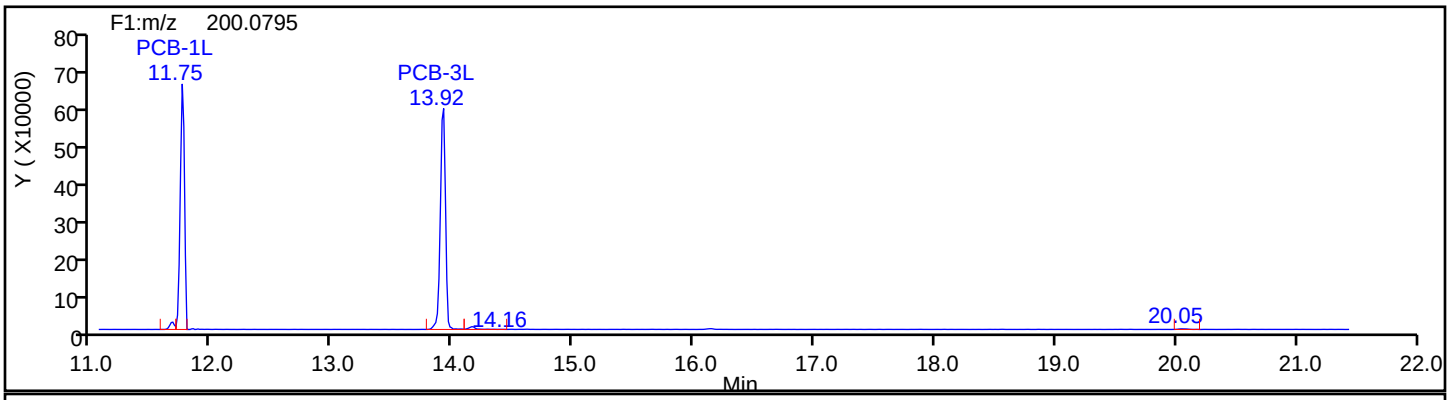

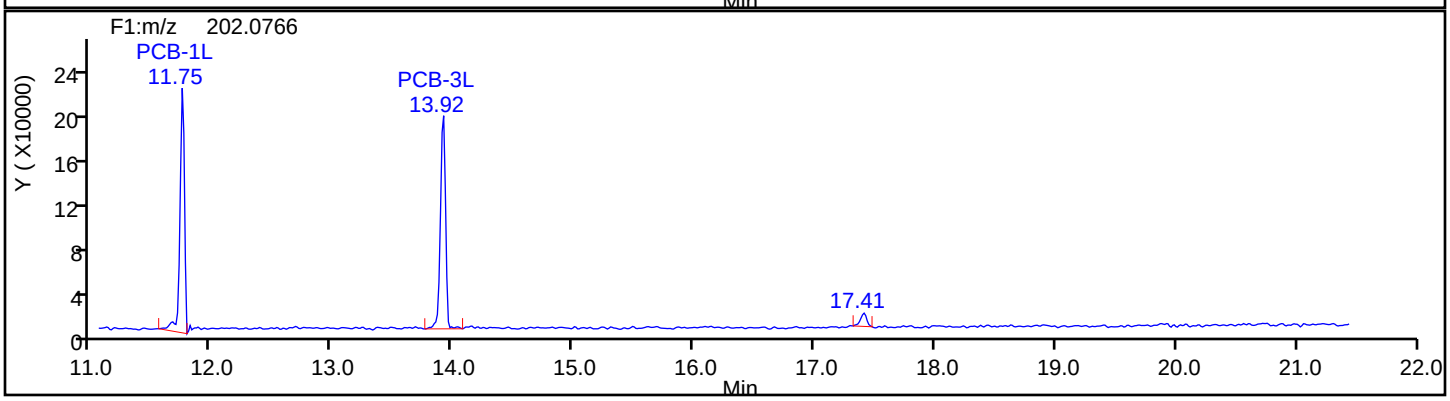

Eurofins TestAmerica, Knoxville

Data File:	\\chromna\Knoxville\ChromData\D3D\20190827-12879.b\580-88125-b-4-c.d		
Injection Date:	27-Aug-2019 21:33:00	Injection Vol:	1.0 ul
Instrument ID:	D3D	Operator ID:	Xcalibur_System
Method:	PCBs_D3D	Limit Group:	HR - 1668A - ICAL
Client ID:	A4-0to25-100818		
Worklist#:	33063	Sample Line#:	11
Column Type:	SPB-Octyl	Column Dia:	0.25 mm

MoPCB F1

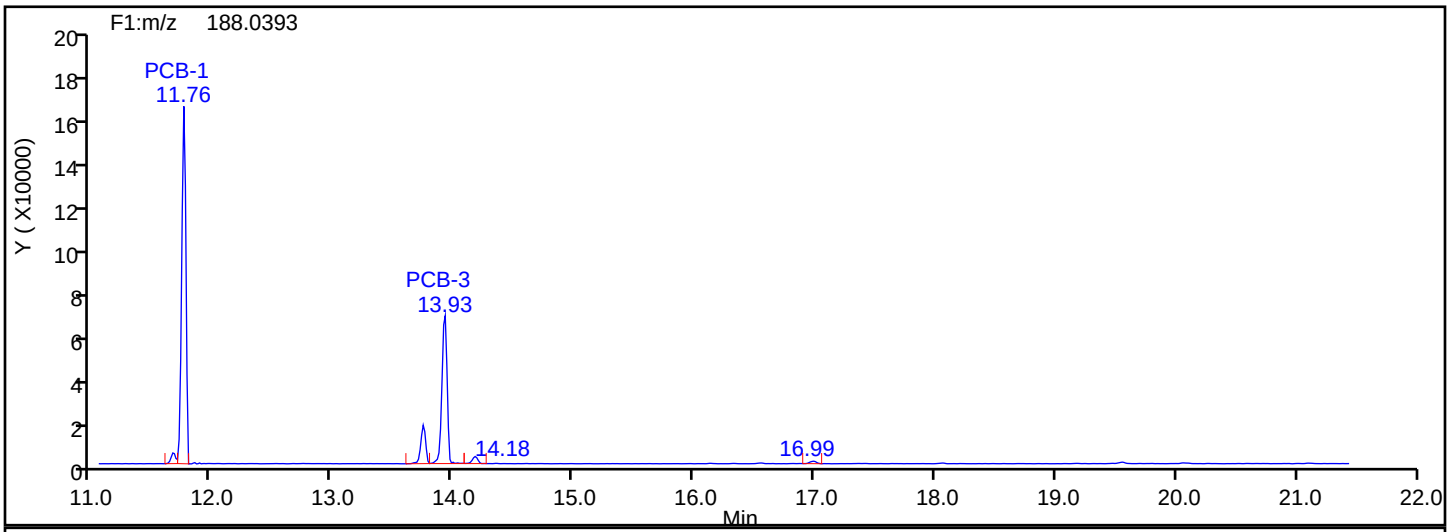

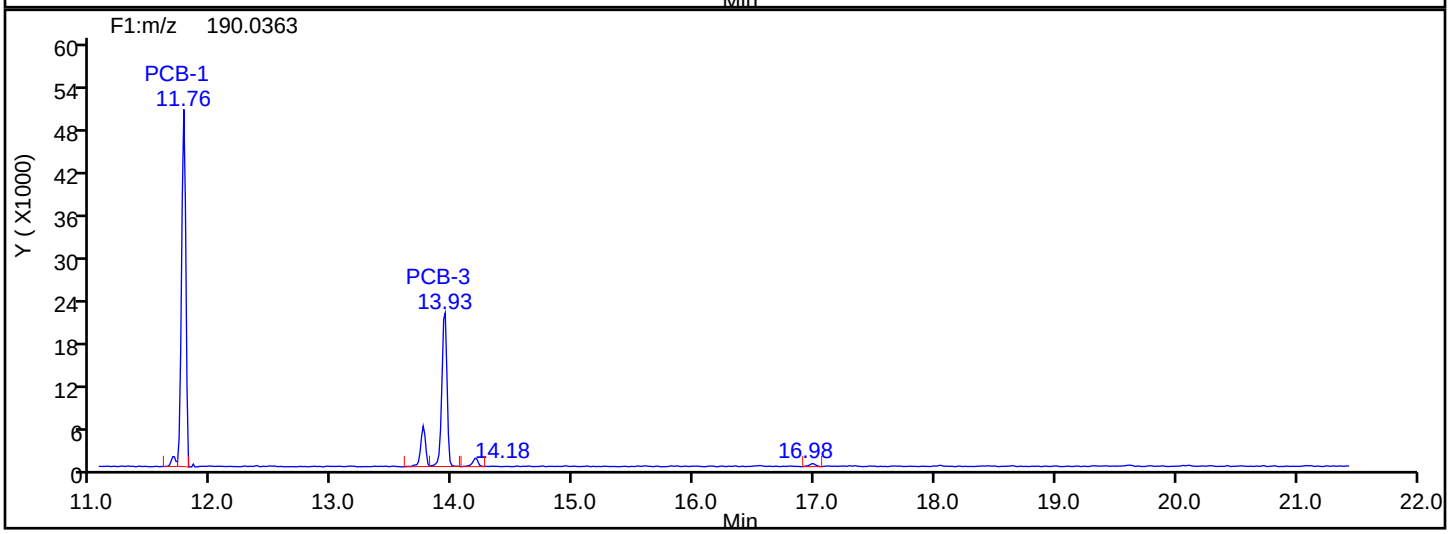

MoPCB F1 Lock Mass

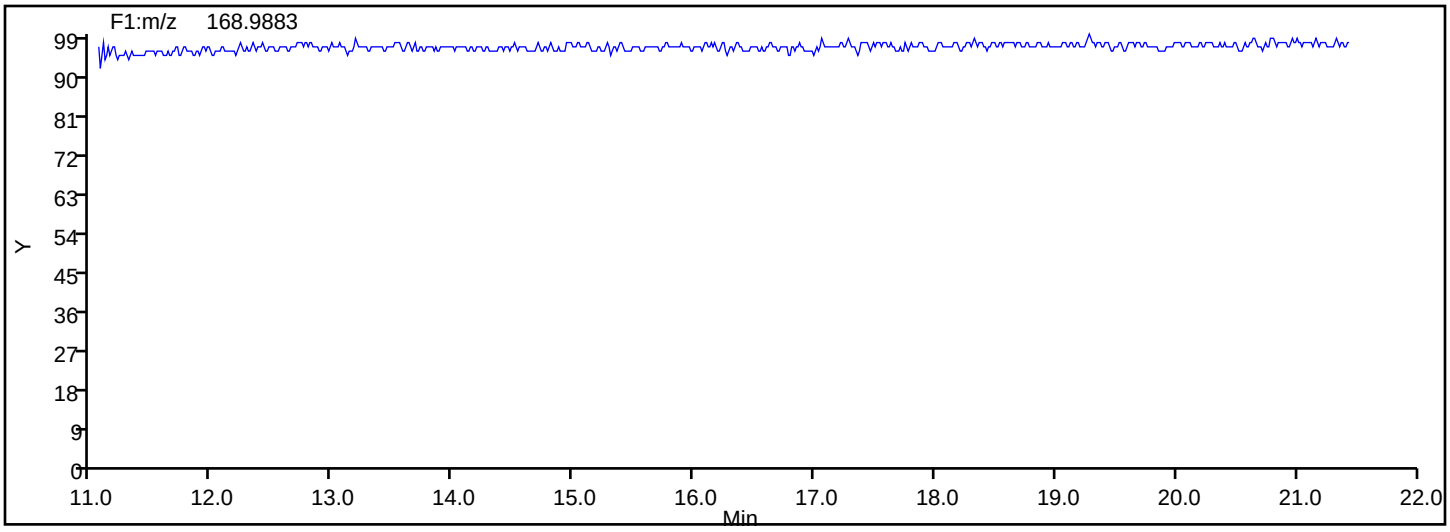

Eurofins TestAmerica, Knoxville

Data File:	\\chromna\Knoxville\ChromData\D3D\20190827-12879.b\580-88125-b-4-c.d		
Injection Date:	27-Aug-2019 21:33:00	Injection Vol:	1.0 ul
Instrument ID:	D3D	Operator ID:	Xcalibur_System
Method:	PCBs_D3D	Limit Group:	HR - 1668A - ICAL
Client ID:	A4-0to25-100818		
Worklist#:	33063	Sample Line#:	11
Column Type:	SPB-Octyl	Column Dia:	0.25 mm

DiPCB F1

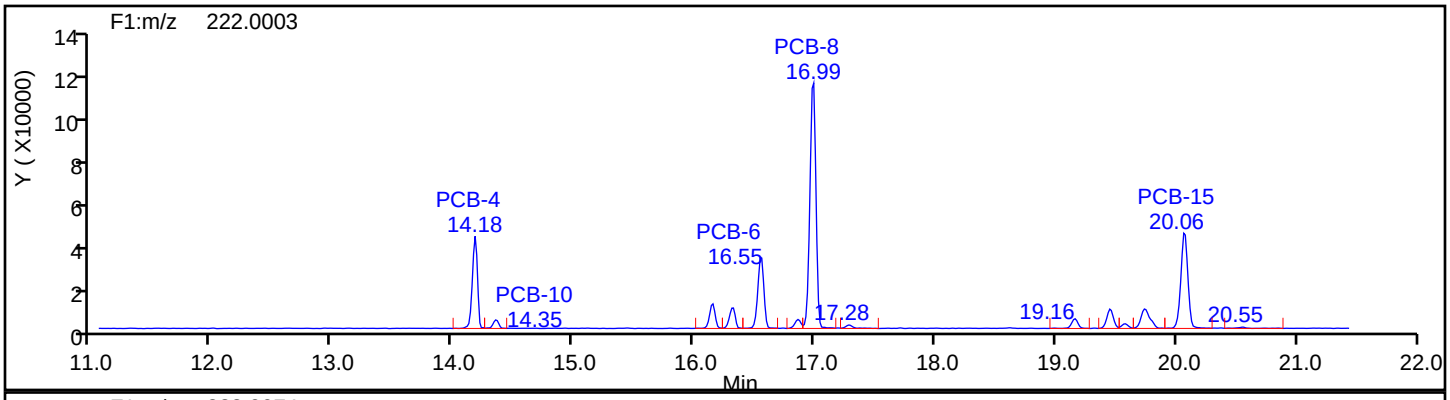

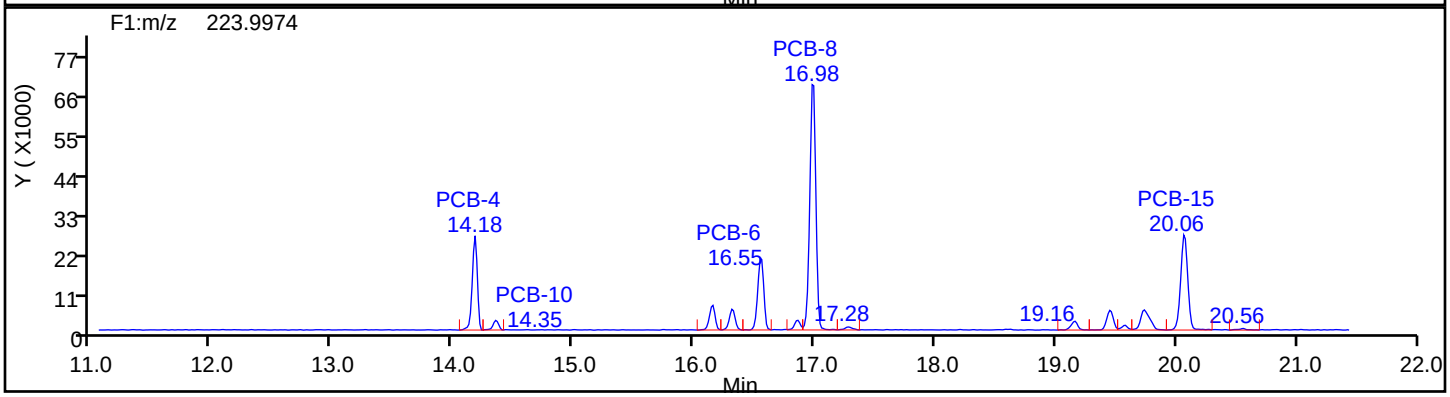

DiPCB F1 Standards

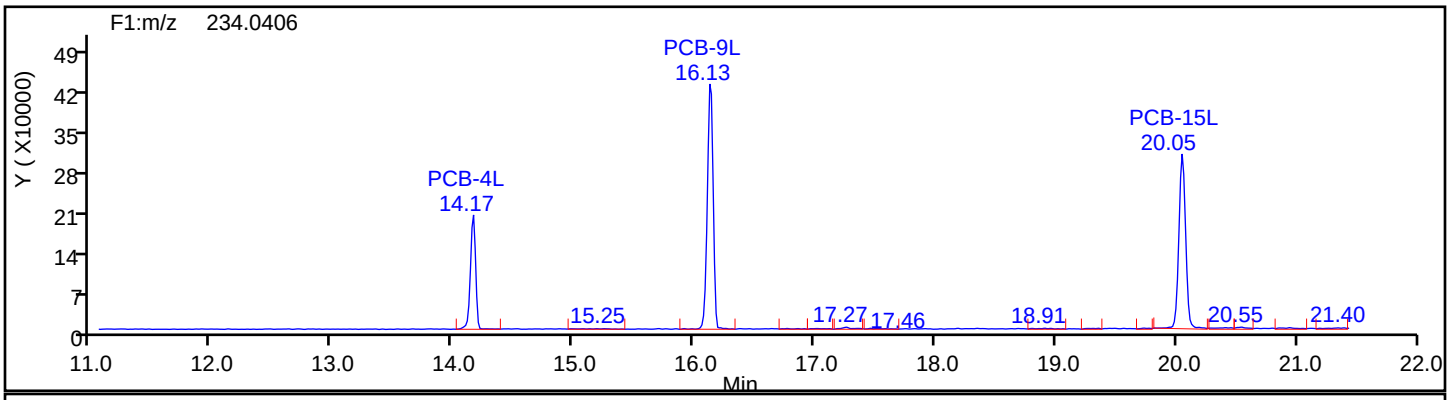

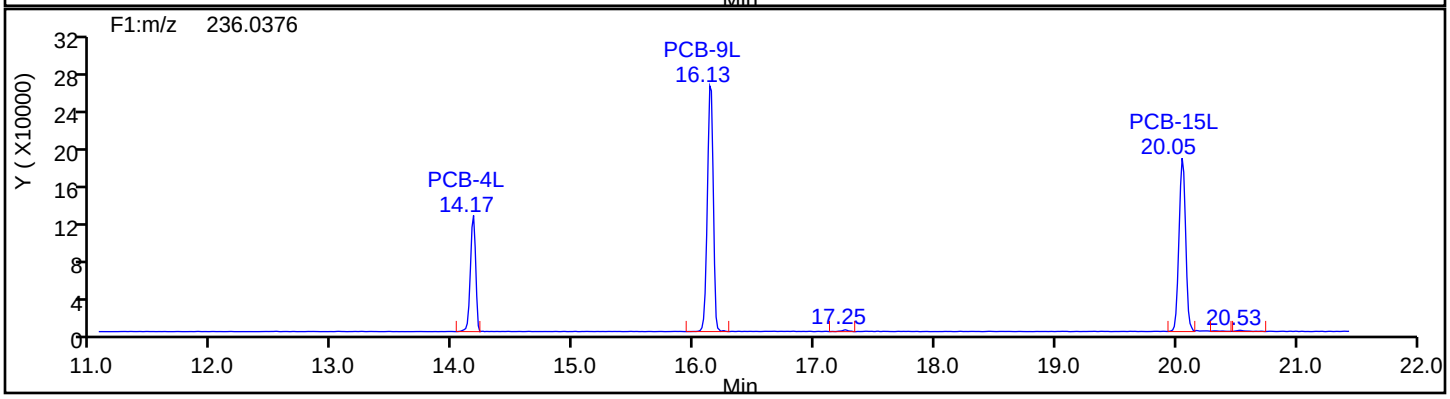

Eurofins TestAmerica, Knoxville

Data File:	\\chromna\Knoxville\ChromData\D3D\20190827-12879.b\580-88125-b-4-c.d		
Injection Date:	27-Aug-2019 21:33:00	Injection Vol:	1.0 ul
Instrument ID:	D3D	Operator ID:	Xcalibur_System
Method:	PCBs_D3D	Limit Group:	HR - 1668A - ICAL
Client ID:	A4-0to25-100818		
Worklist#:	33063	Sample Line#:	11
Column Type:	SPB-Octyl	Column Dia:	0.25 mm

DiPCB F1

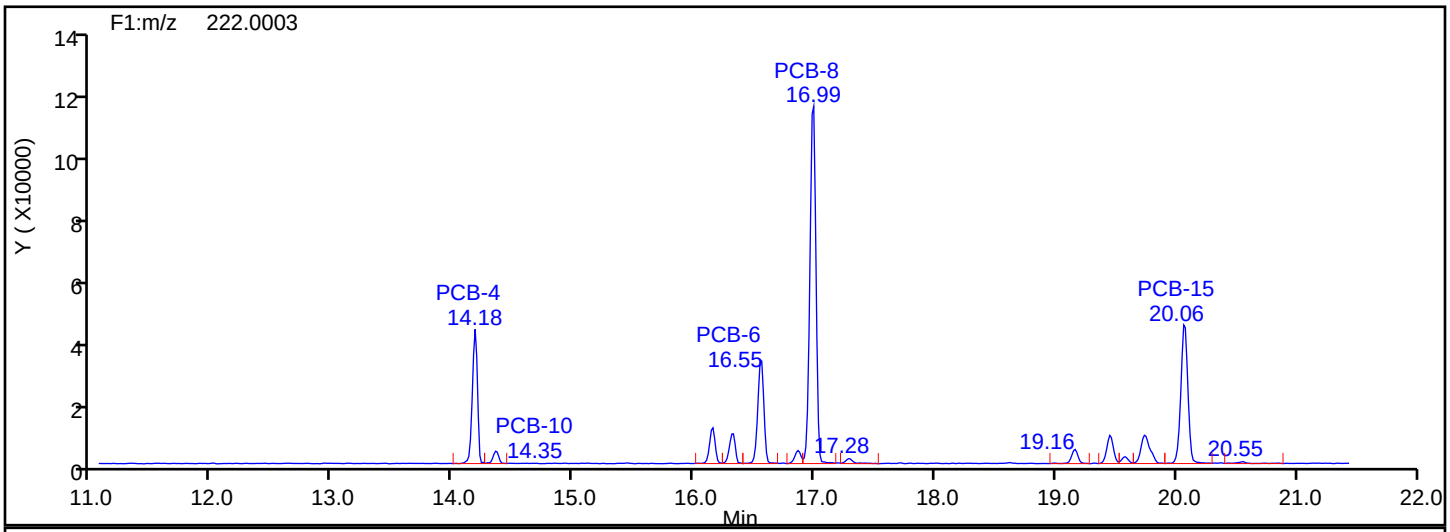

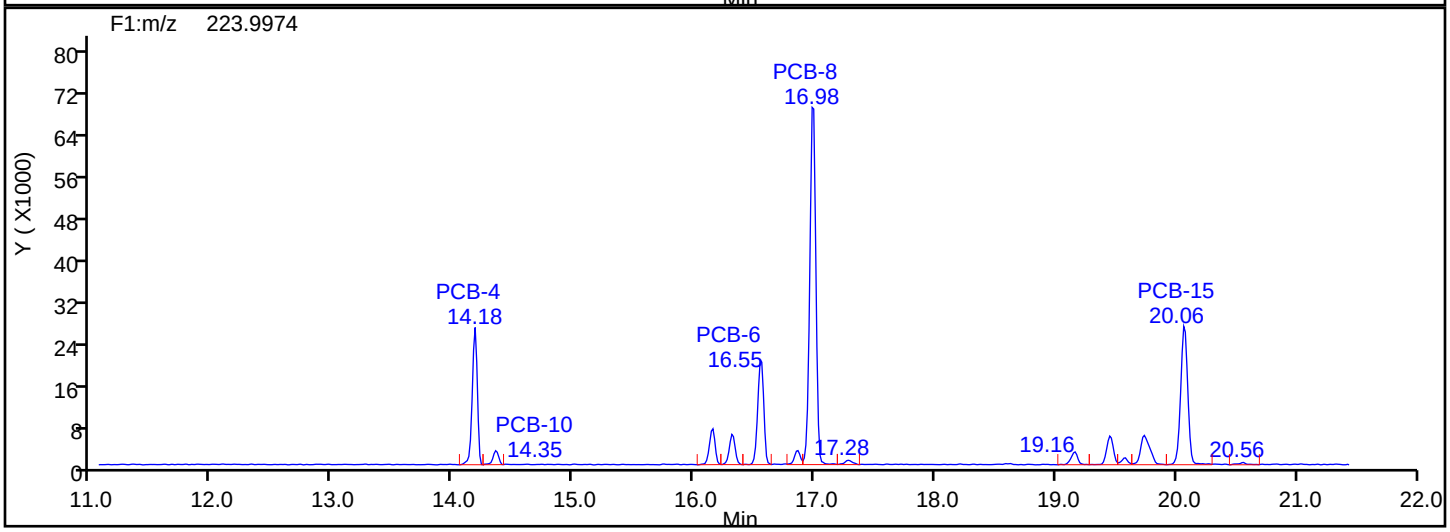

DiPCB F1 Lock Mass

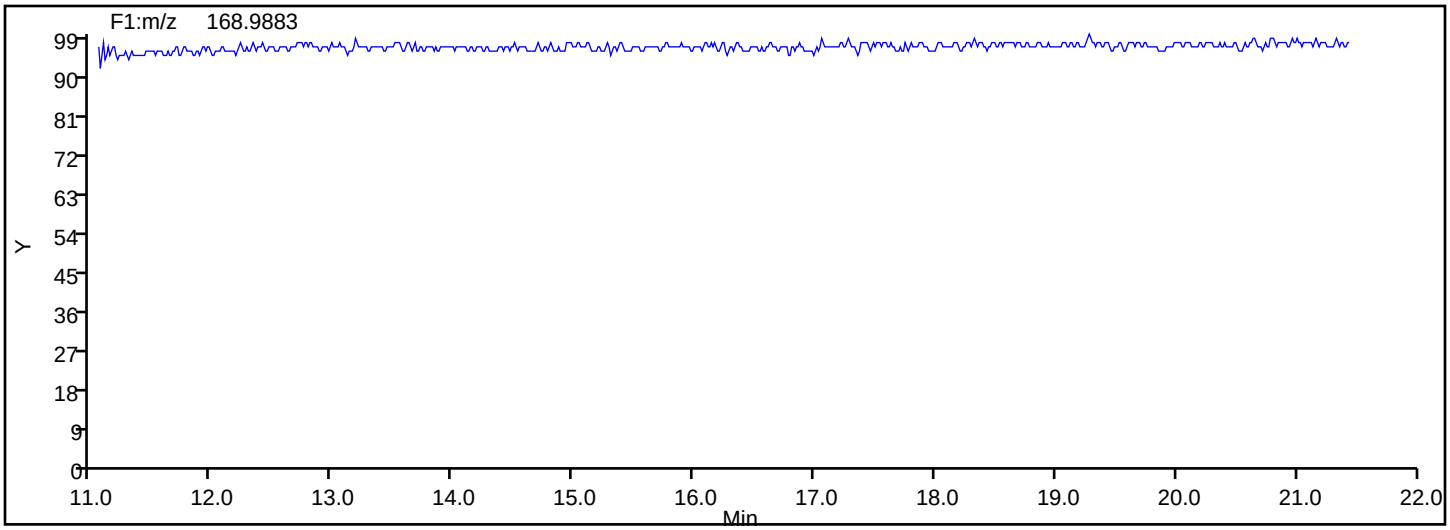

Eurofins TestAmerica, Knoxville

Data File:	\\chromna\Knoxville\ChromData\D3D\20190827-12879.b\580-88125-b-4-c.d		
Injection Date:	27-Aug-2019 21:33:00	Injection Vol:	1.0 ul
Instrument ID:	D3D	Operator ID:	Xcalibur_System
Method:	PCBs_D3D	Limit Group:	HR - 1668A - ICAL
Client ID:	A4-0to25-100818		
Worklist#:	33063	Sample Line#:	11
Column Type:	SPB-Octyl	Column Dia:	0.25 mm

TriPCB F1

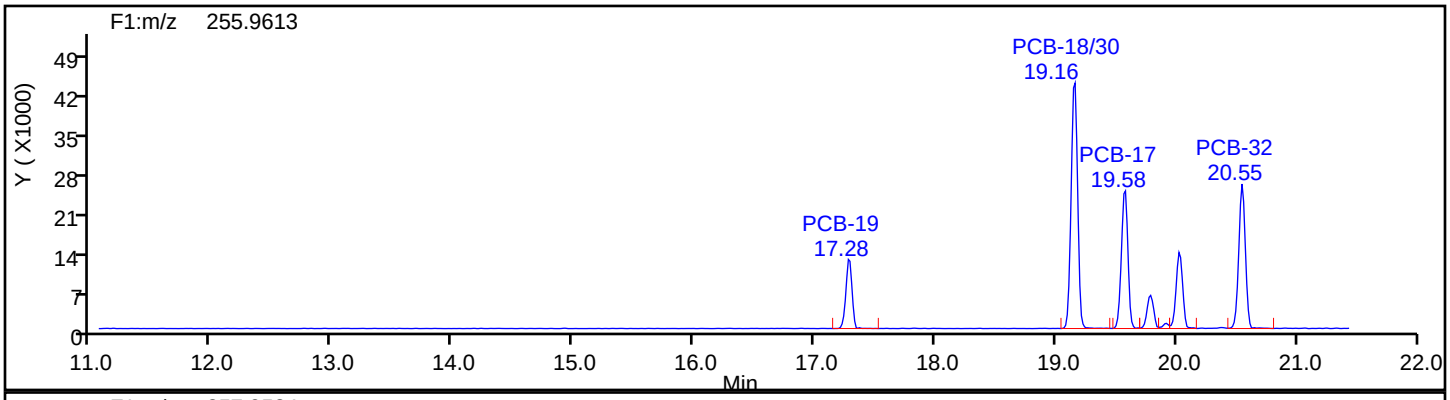

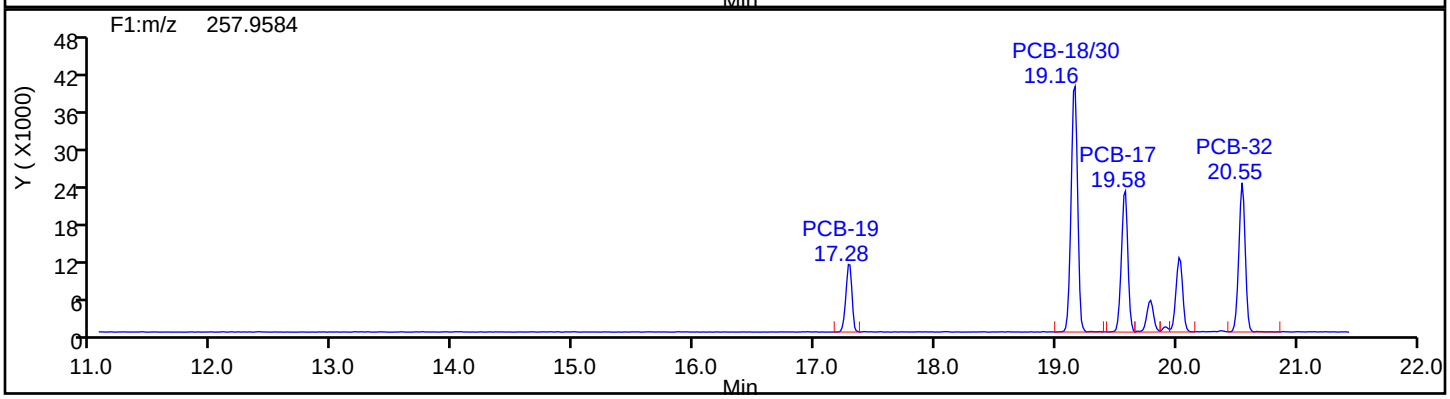

TriPCB F1 Standards

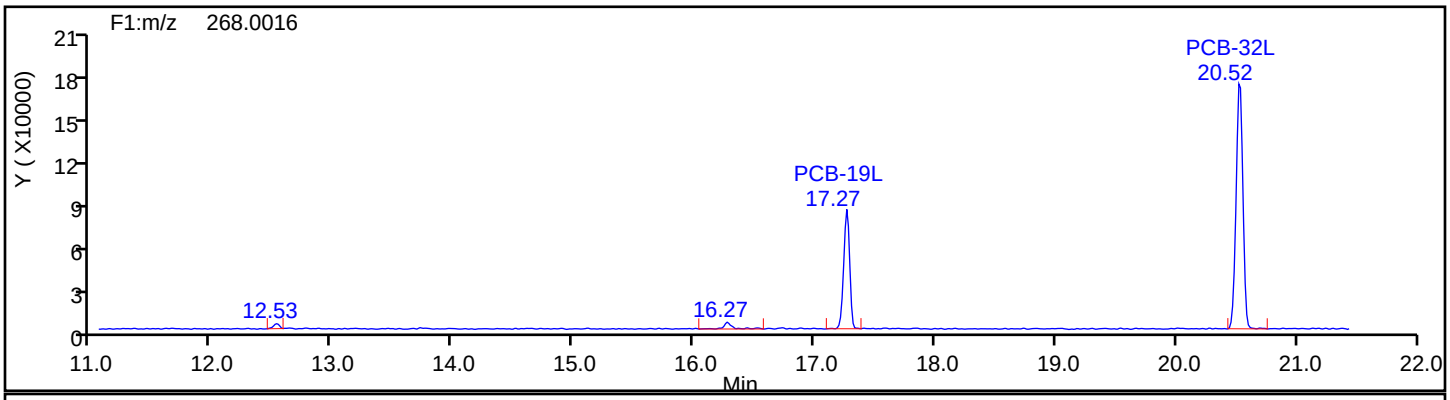

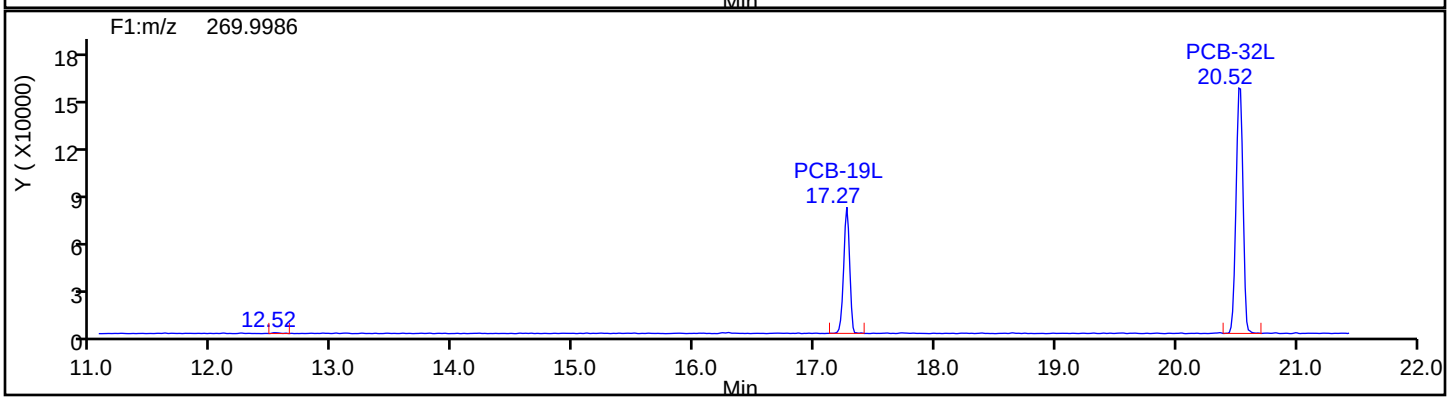

Eurofins TestAmerica, Knoxville

Data File:	\\chromna\Knoxville\ChromData\D3D\20190827-12879.b\580-88125-b-4-c.d		
Injection Date:	27-Aug-2019 21:33:00	Injection Vol:	1.0 ul
Instrument ID:	D3D	Operator ID:	Xcalibur_System
Method:	PCBs_D3D	Limit Group:	HR - 1668A - ICAL
Client ID:	A4-0to25-100818		
Worklist#:	33063	Sample Line#:	11
Column Type:	SPB-Octyl	Column Dia:	0.25 mm

TriPCB F1

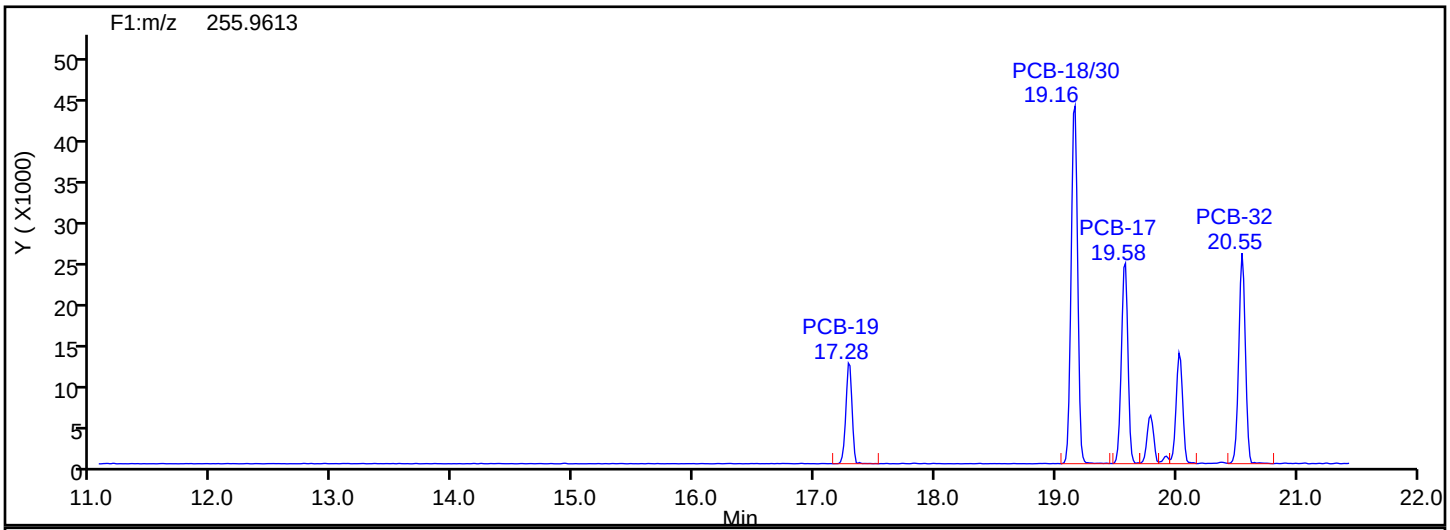

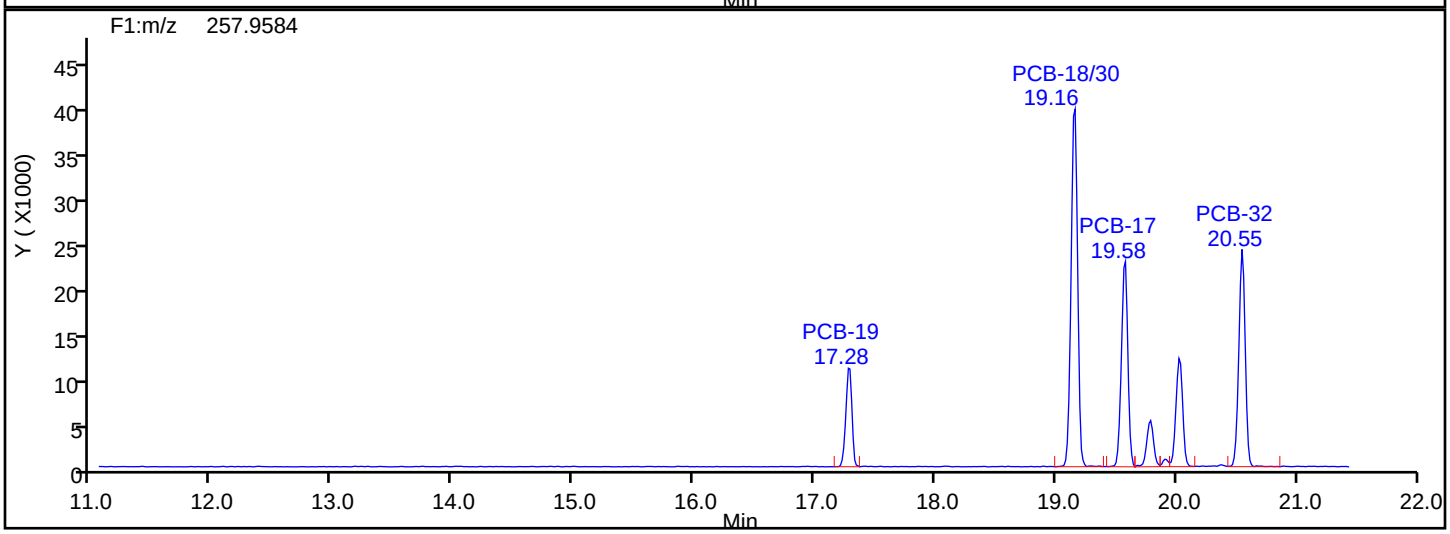

TriPCB F1 Lock Mass

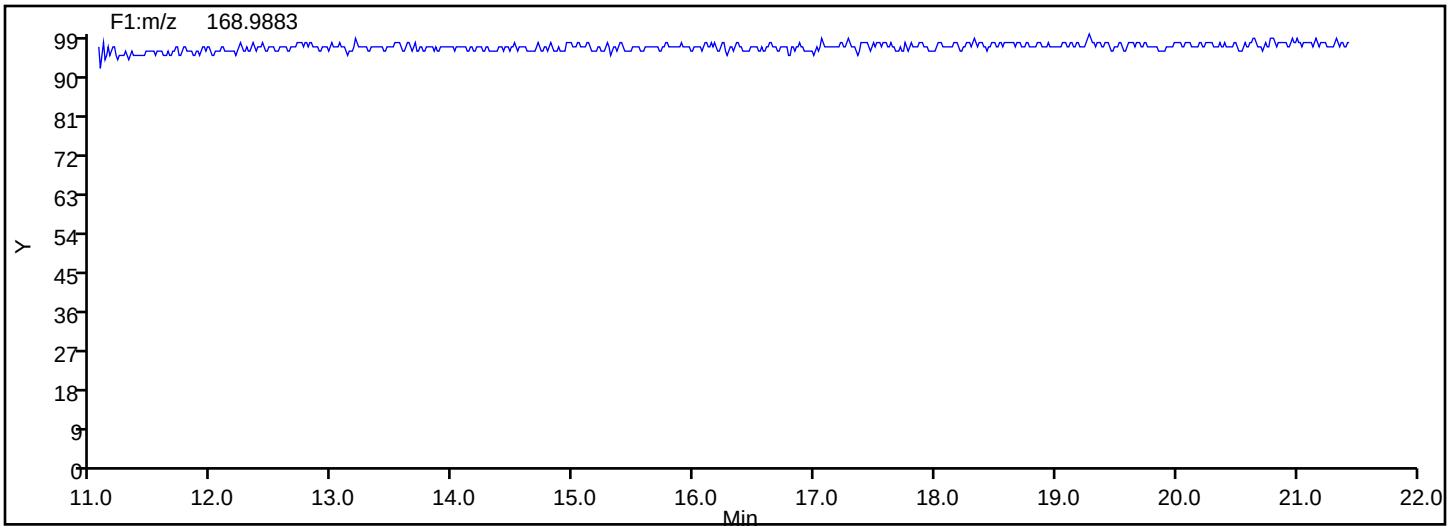

Manual Integration/User Assign Peak Report

Eurofins TestAmerica, Knoxville

Data File:	\\chromna\Knoxville\ChromData\D3D\20190827-12879.b\580-88125-b-4-c.d				
Injection Date:	27-Aug-2019 21:33:00	Instrument ID:	D3D		
Lims ID:	580-88125-B-4-C	Lab Sample ID:	140-88125-4		
Client ID:	A4-0to25-100818				
Operator ID:	Xcalibur_System	ALS Bottle#:	0	Worklist Smp#:	11
Injection Vol:	1.0 ul	Dil. Factor:	1.0000		
Method:	PCBs_D3D	Limit Group:	HR - 1668A - ICAL		
Column:	SPB-Octyl (0.25 mm)	Detector	F1(11.07 :21.70)		

PCB-18/30, CAS: STL01798

Signal: 1

Not Detected
Expected RT: 19.16

Processing Integration Results

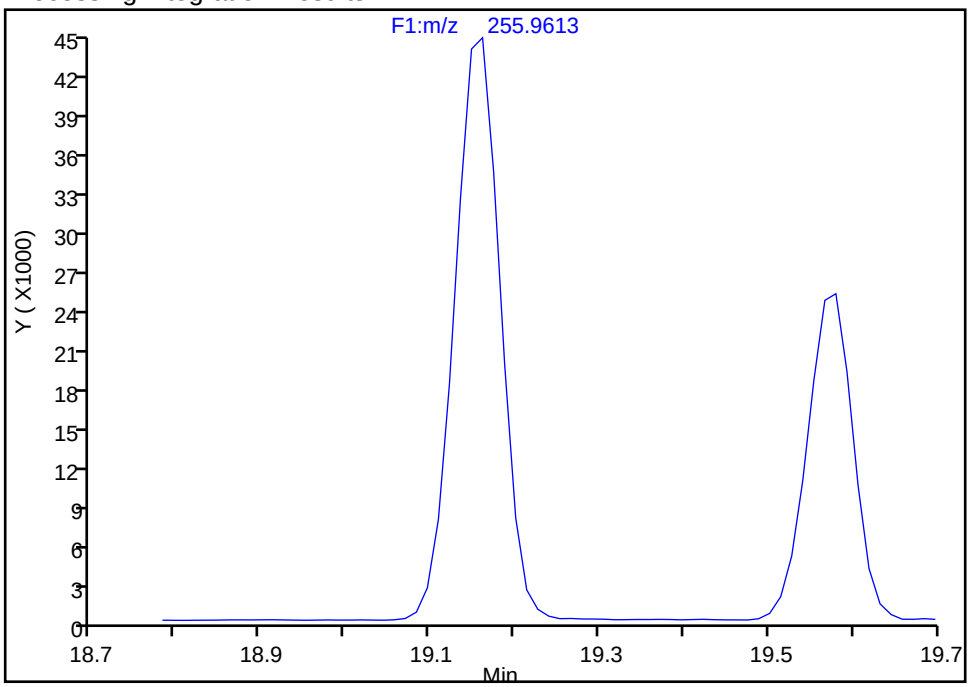

Manual Integration Results

RT: 19.16
Area: 166865
Amount: 31.702918
Amount Units: pg/ul

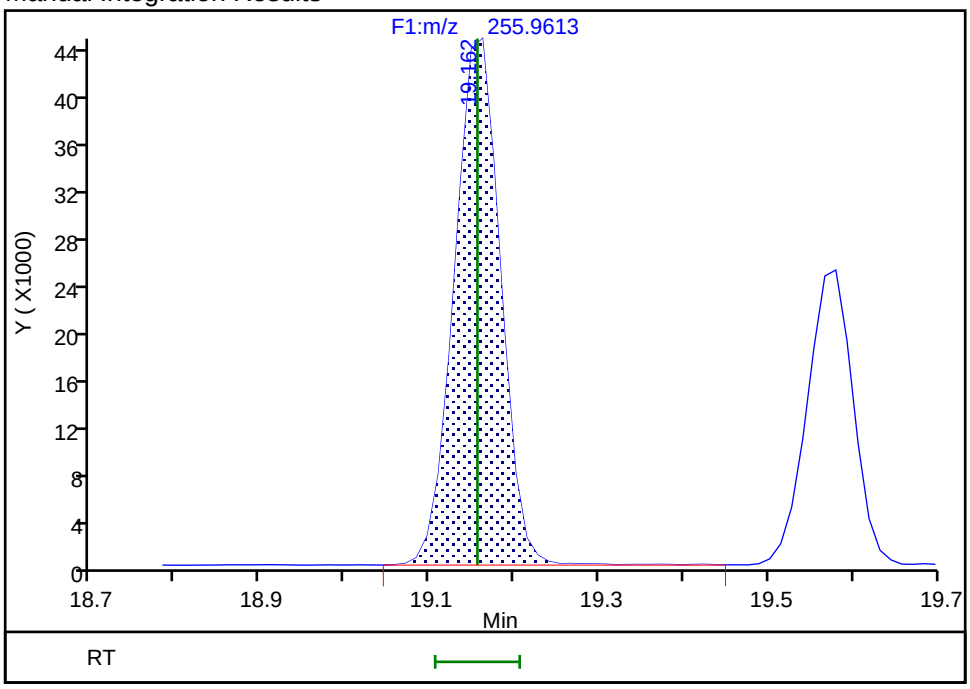

Reviewer: mcwhirterl, 28-Aug-2019 02:08:55
Audit Action: Assigned Compound ID Audit Reason: Peak assignment corrected

Eurofins TestAmerica, Knoxville

Data File:	\\chromna\Knoxville\ChromData\D3D\20190827-12879.b\580-88125-b-4-c.d		
Injection Date:	27-Aug-2019 21:33:00	Injection Vol:	1.0 ul
Instrument ID:	D3D	Operator ID:	Xcalibur_System
Method:	PCBs_D3D	Limit Group:	HR - 1668A - ICAL
Client ID:	A4-0to25-100818		
Worklist#:	33063	Sample Line#:	11
Column Type:	SPB-Octyl	Column Dia:	0.25 mm

TriPCB F2

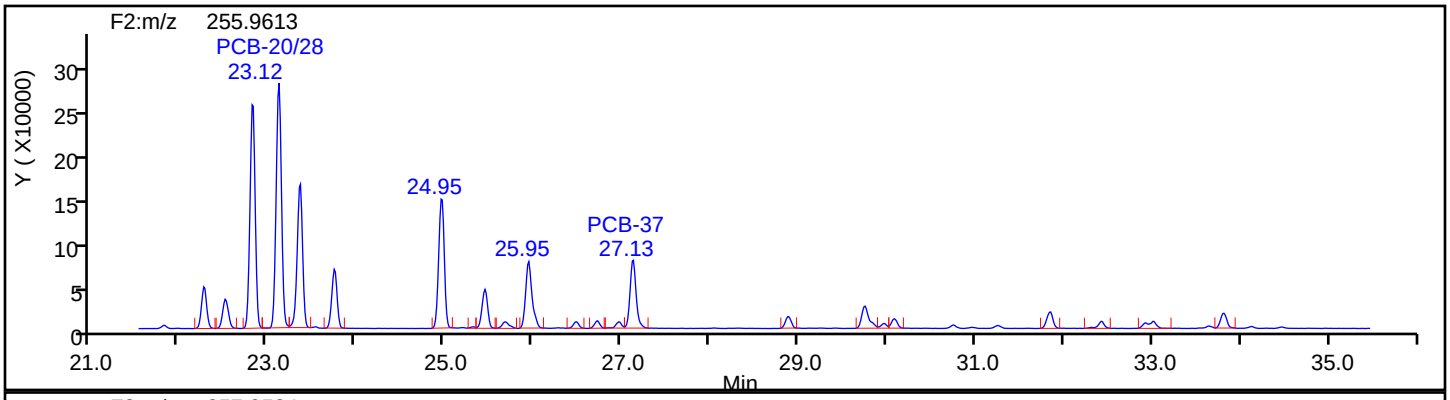

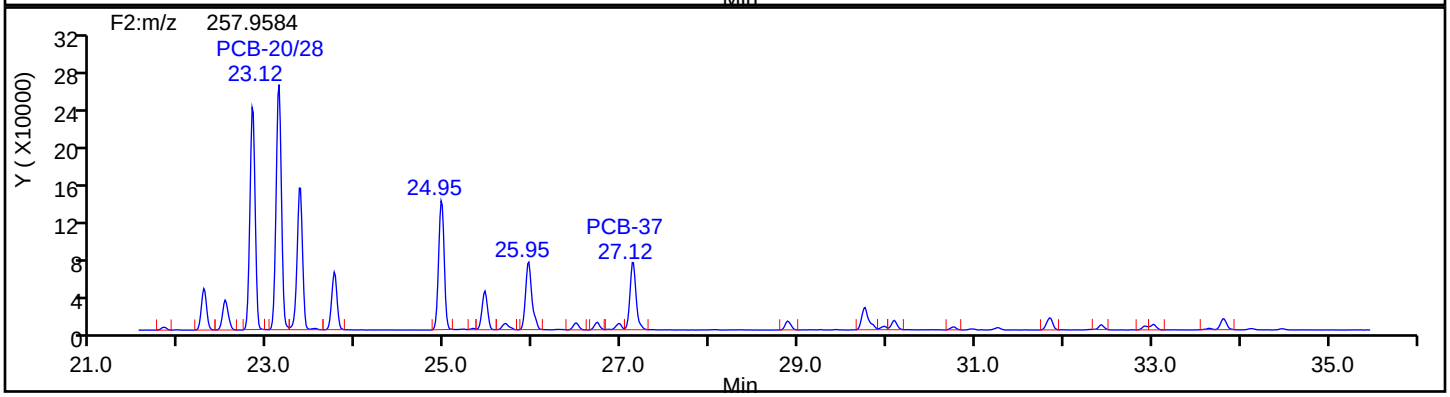

TriPCB F2 Standards

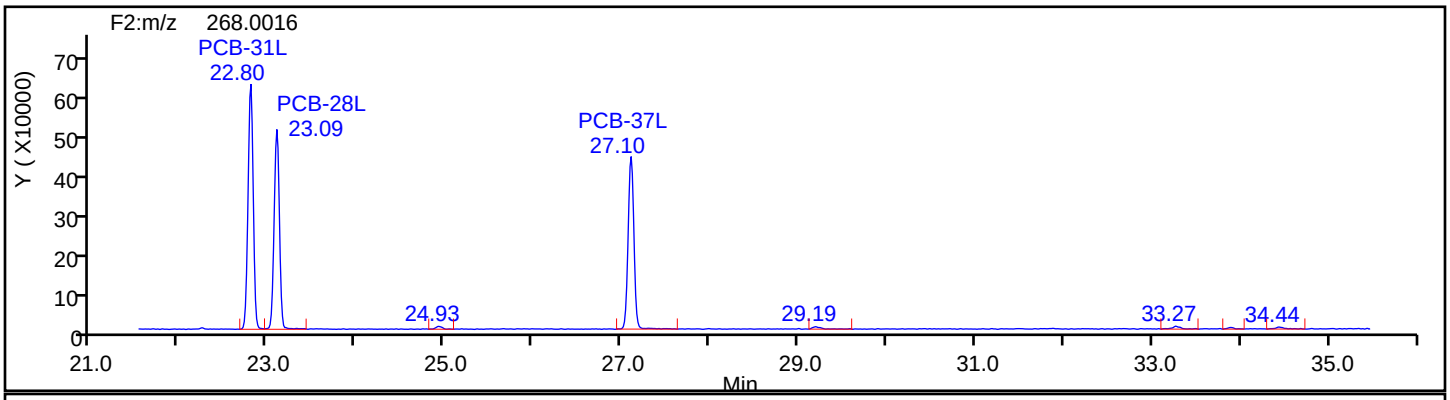

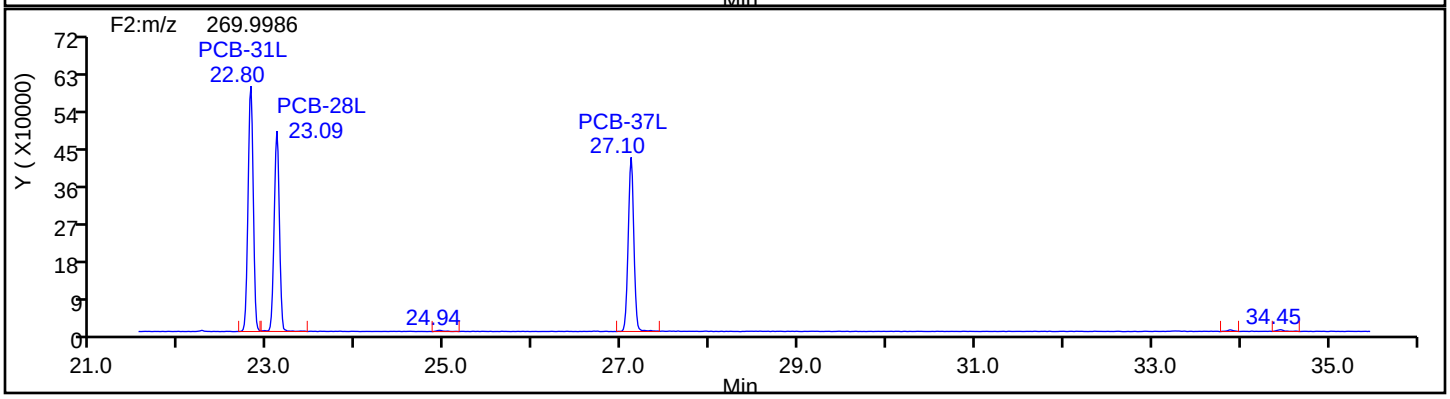

Eurofins TestAmerica, Knoxville

Data File:	\\chromna\Knoxville\ChromData\D3D\20190827-12879.b\580-88125-b-4-c.d		
Injection Date:	27-Aug-2019 21:33:00	Injection Vol:	1.0 ul
Instrument ID:	D3D	Operator ID:	Xcalibur_System
Method:	PCBs_D3D	Limit Group:	HR - 1668A - ICAL
Client ID:	A4-0to25-100818		
Worklist#:	33063	Sample Line#:	11
Column Type:	SPB-Octyl	Column Dia:	0.25 mm

TriPCB F2

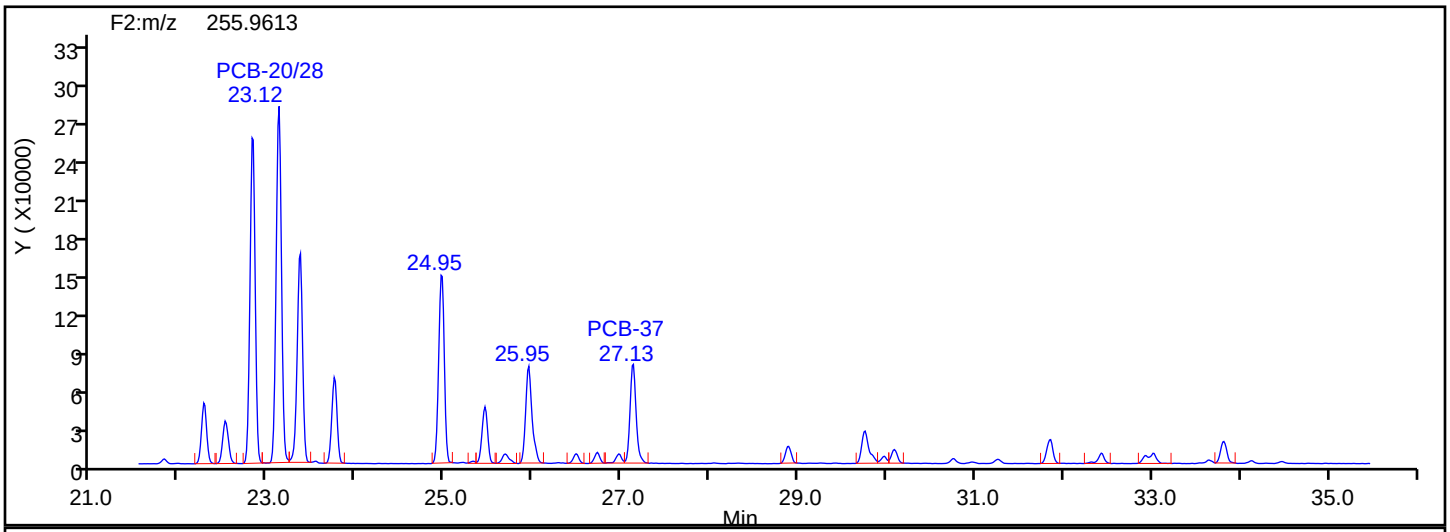

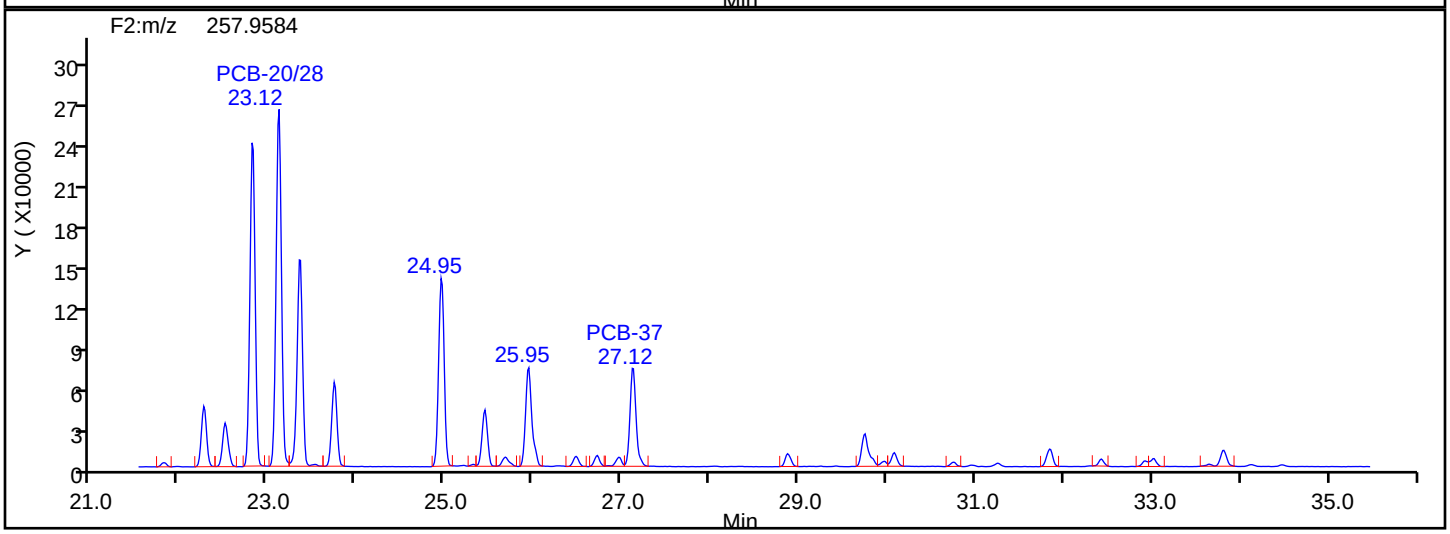

TriPCB F2 Lock Mass

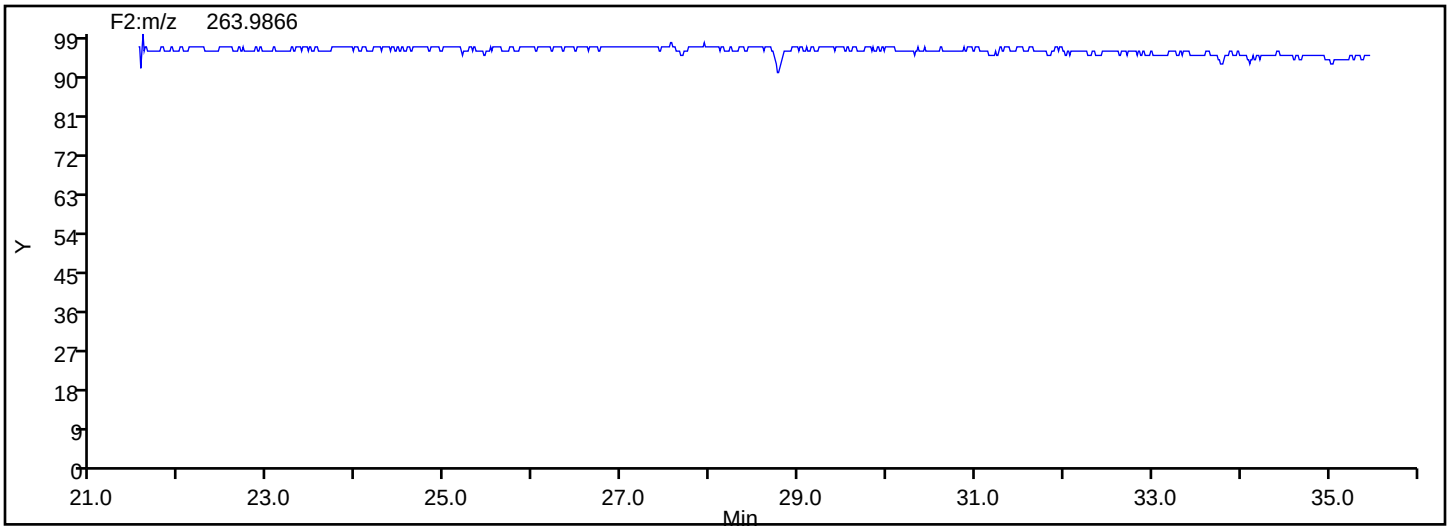

Manual Integration/User Assign Peak Report

Eurofins TestAmerica, Knoxville

Data File:	\\chromna\Knoxville\ChromData\D3D\20190827-12879.b\580-88125-b-4-c.d				
Injection Date:	27-Aug-2019 21:33:00	Instrument ID:	D3D		
Lims ID:	580-88125-B-4-C	Lab Sample ID:	140-88125-4		
Client ID:	A4-0to25-100818				
Operator ID:	Xcalibur_System	ALS Bottle#:	0	Worklist Smp#:	11
Injection Vol:	1.0 ul	Dil. Factor:	1.0000		
Method:	PCBs_D3D	Limit Group:	HR - 1668A - ICAL		
Column:	SPB-Octyl (0.25 mm)	Detector	F2(21.81 :35.54)		

PCB-36, CAS: 38444-87-0

Signal: 2

Not Detected
Expected RT: 25.33

Processing Integration Results

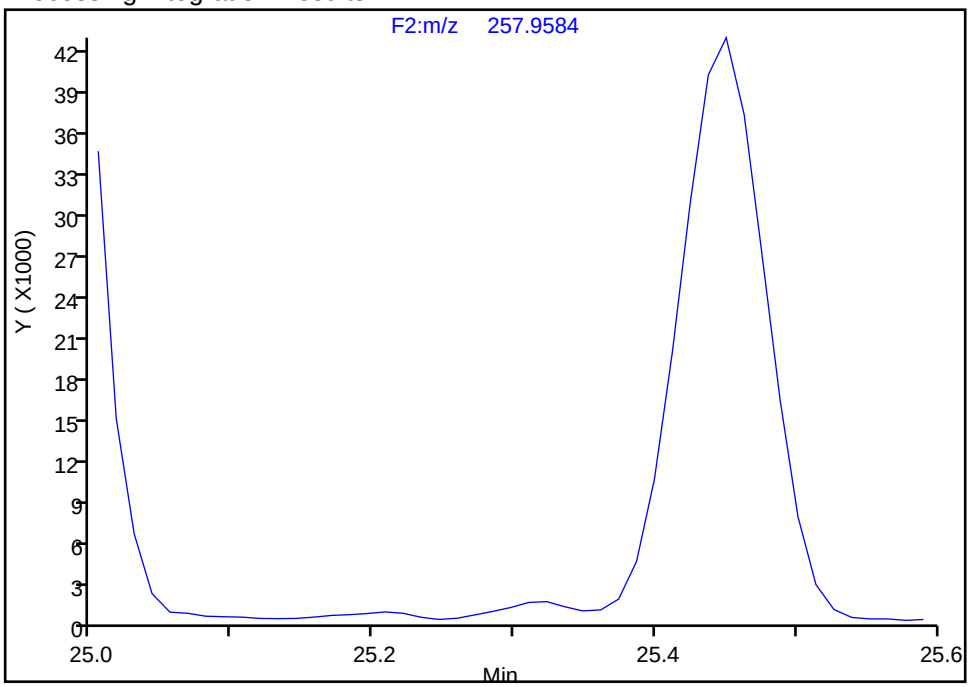

Manual Integration Results

RT: 25.32
Area: 4768
Amount: 0.204503
Amount Units: pg/ul

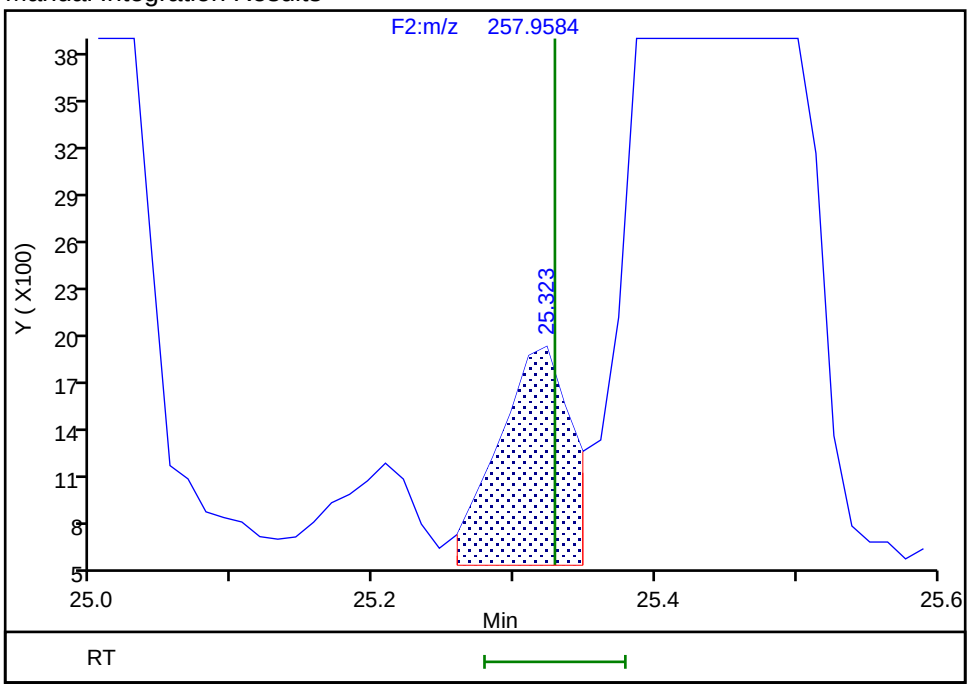

Reviewer: mcwhirterl, 28-Aug-2019 02:09:59
Audit Action: Split an Integrated Peak Audit Reason: Split Peak

Manual Integration/User Assign Peak Report

Eurofins TestAmerica, Knoxville

Data File:	\\chromna\Knoxville\ChromData\D3D\20190827-12879.b\580-88125-b-4-c.d				
Injection Date:	27-Aug-2019 21:33:00	Instrument ID:	D3D		
Lims ID:	580-88125-B-4-C	Lab Sample ID:	140-88125-4		
Client ID:	A4-0to25-100818				
Operator ID:	Xcalibur_System	ALS Bottle#:	0	Worklist Smp#:	11
Injection Vol:	1.0 ul	Dil. Factor:	1.0000		
Method:	PCBs_D3D	Limit Group:	HR - 1668A - ICAL		
Column:	SPB-Octyl (0.25 mm)	Detector	F2(21.81 :35.54)		

PCB-36, CAS: 38444-87-0

Signal: 1

Not Detected
Expected RT: 25.33

Processing Integration Results

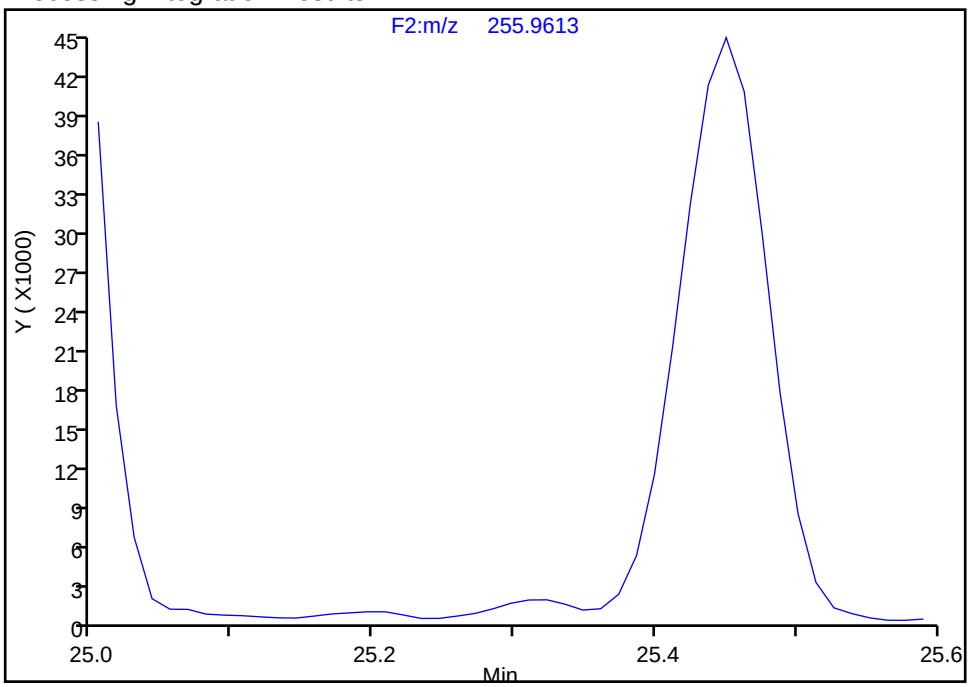

Manual Integration Results

RT: 25.32
Area: 5985
Amount: 0.204503
Amount Units: pg/ul

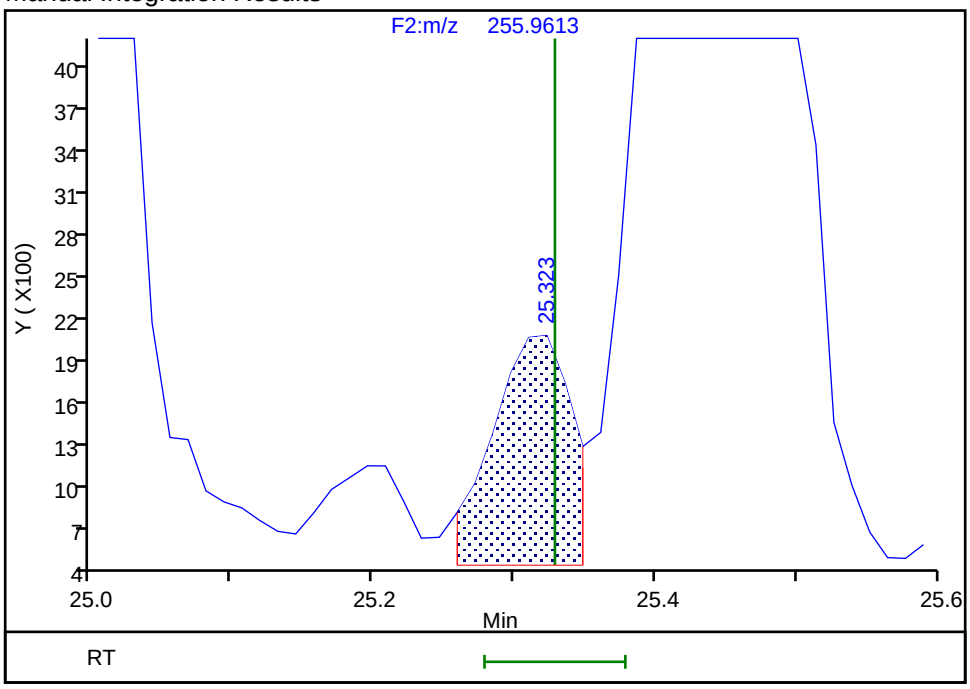

Reviewer: mcwhirterl, 28-Aug-2019 02:10:02
Audit Action: Manually Integrated/Assigned Compound ID Audit Reason: Split Peak

Manual Integration/User Assign Peak Report

Eurofins TestAmerica, Knoxville

Data File:	\\chromna\Knoxville\ChromData\D3D\20190827-12879.b\580-88125-b-4-c.d				
Injection Date:	27-Aug-2019 21:33:00	Instrument ID:	D3D		
Lims ID:	580-88125-B-4-C	Lab Sample ID:	140-88125-4		
Client ID:	A4-0to25-100818				
Operator ID:	Xcalibur_System	ALS Bottle#:	0	Worklist Smp#:	11
Injection Vol:	1.0 ul	Dil. Factor:	1.0000		
Method:	PCBs_D3D	Limit Group:	HR - 1668A - ICAL		
Column:	SPB-Octyl (0.25 mm)	Detector	F2(21.81 :35.54)		

PCB-39, CAS: 38444-88-1

Signal: 2

Processing Integration Results

RT: 25.68
Area: 35233
Amount: 1.213009
Amount Units: pg/ul

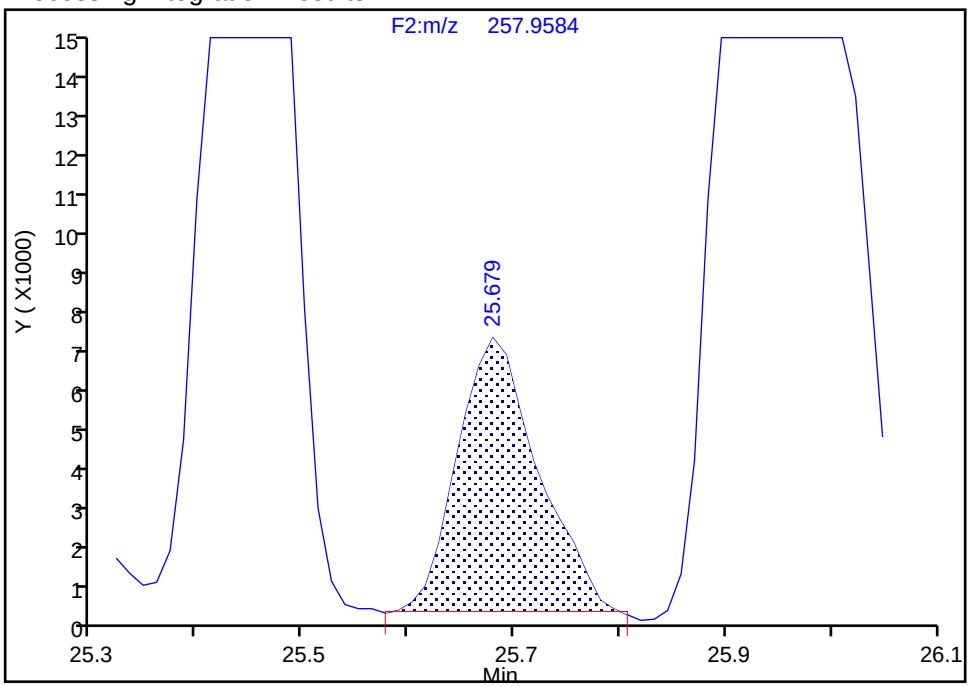

Manual Integration Results

RT: 25.68
Area: 35233
Amount: 1.400173
Amount Units: pg/ul

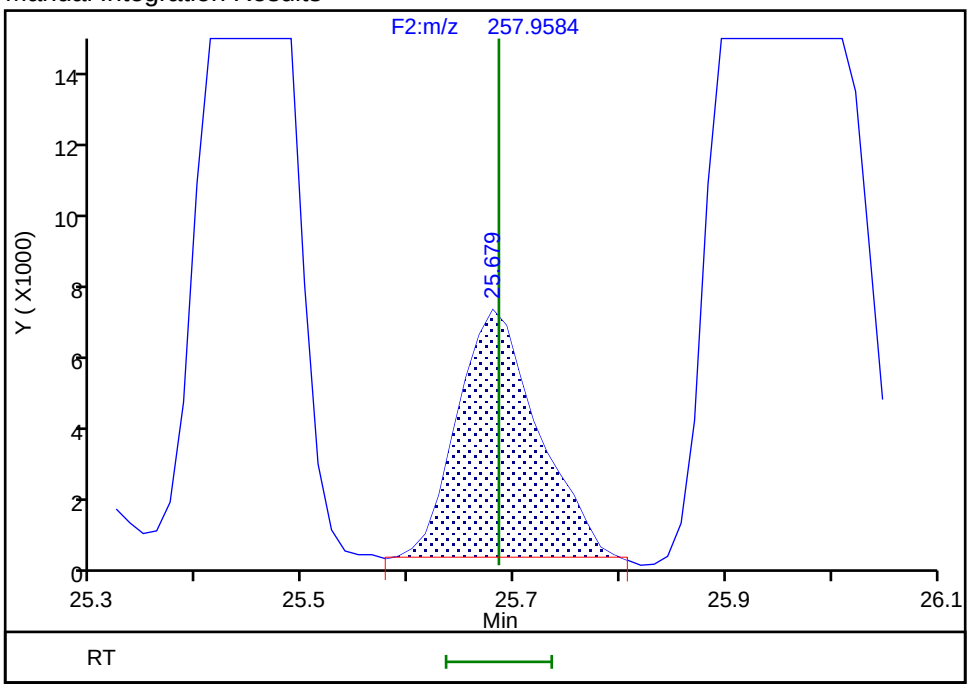

Reviewer: mcwhirterl, 28-Aug-2019 02:10:18
Audit Action: Marked Compound Undetected Audit Reason: Invalid Compound ID

Manual Integration/User Assign Peak Report

Eurofins TestAmerica, Knoxville

Data File:	\\chromna\Knoxville\ChromData\D3D\20190827-12879.b\580-88125-b-4-c.d				
Injection Date:	27-Aug-2019 21:33:00	Instrument ID:	D3D		
Lims ID:	580-88125-B-4-C	Lab Sample ID:	140-88125-4		
Client ID:	A4-0to25-100818				
Operator ID:	Xcalibur_System	ALS Bottle#:	0	Worklist Smp#:	11
Injection Vol:	1.0 ul	Dil. Factor:	1.0000		
Method:	PCBs_D3D	Limit Group:	HR - 1668A - ICAL		
Column:	SPB-Octyl (0.25 mm)	Detector	F2(21.81 :35.54)		

PCB-39, CAS: 38444-88-1

Signal: 3

Processing Integration Results

RT: 25.68
Area: 66158
Amount: 1.213009
Amount Units: pg/ul

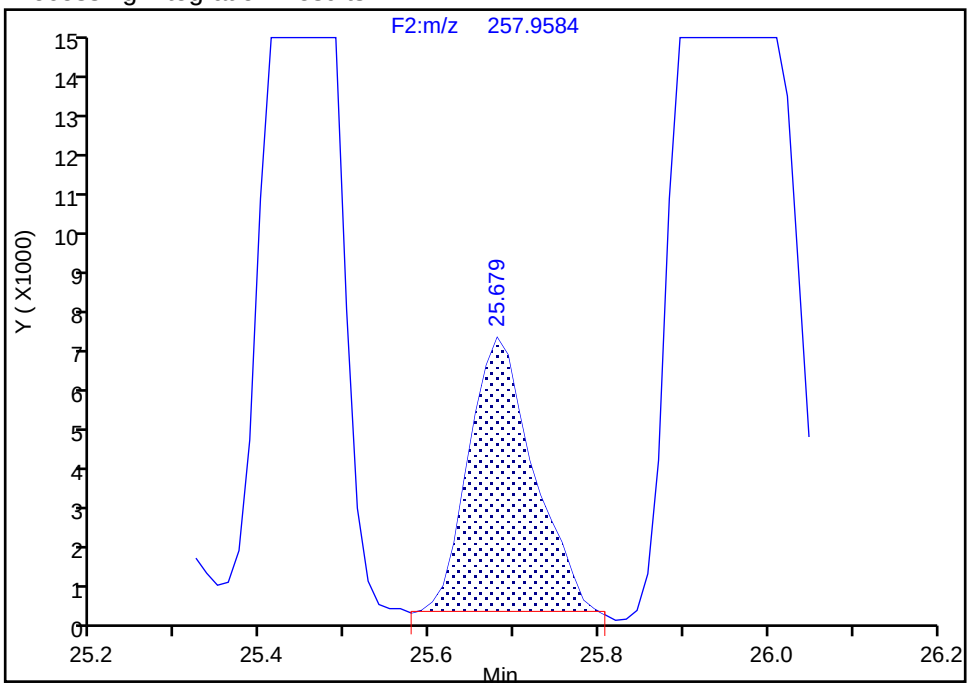

Manual Integration Results

RT: 25.68
Area: 76366
Amount: 1.400173
Amount Units: pg/ul
Reviewer: mcwhirterl, 28-Aug-2019 02:10:18
Audit Action: Marked Compound Undetected Audit Reason: Invalid Compound ID

Manual Integration/User Assign Peak Report

Eurofins TestAmerica, Knoxville

Data File:	\\chromna\Knoxville\ChromData\D3D\20190827-12879.b\580-88125-b-4-c.d				
Injection Date:	27-Aug-2019 21:33:00	Instrument ID:	D3D		
Lims ID:	580-88125-B-4-C	Lab Sample ID:	140-88125-4		
Client ID:	A4-0to25-100818				
Operator ID:	Xcalibur_System	ALS Bottle#:	0	Worklist Smp#:	11
Injection Vol:	1.0 ul	Dil. Factor:	1.0000		
Method:	PCBs_D3D	Limit Group:	HR - 1668A - ICAL		
Column:	SPB-Octyl (0.25 mm)	Detector	F2(21.81 :35.54)		

PCB-39, CAS: 38444-88-1

Signal: 1

Processing Integration Results

RT: 25.68
Area: 30925
Amount: 1.213009
Amount Units: pg/ul

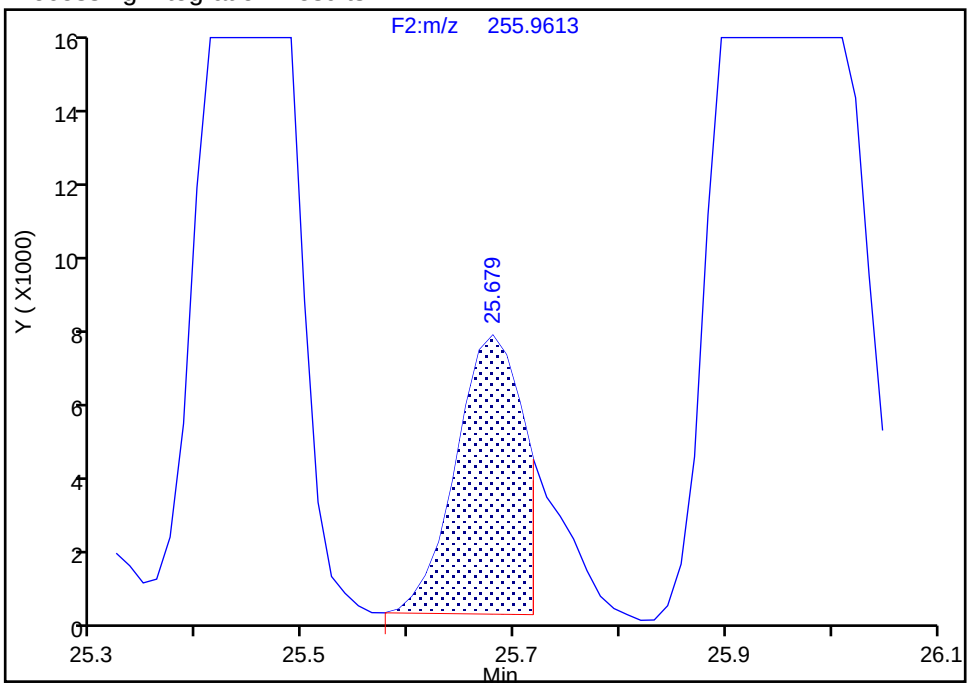

Manual Integration Results

RT: 25.68
Area: 41133
Amount: 1.400173
Amount Units: pg/ul

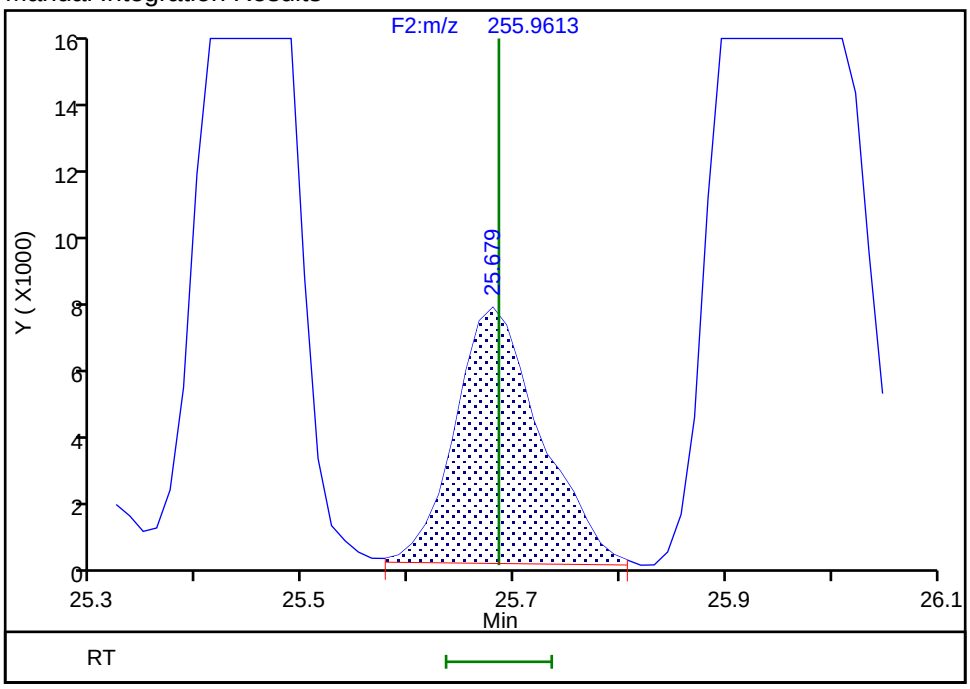

Reviewer: mcwhirterl, 28-Aug-2019 02:10:19

Audit Action: Manually Integrated/Assigned Compound ID Audit Reason: Incomplete Integration

Eurofins TestAmerica, Knoxville

Data File:	\\chromna\Knoxville\ChromData\D3D\20190827-12879.b\580-88125-b-4-c.d		
Injection Date:	27-Aug-2019 21:33:00	Injection Vol:	1.0 ul
Instrument ID:	D3D	Operator ID:	Xcalibur_System
Method:	PCBs_D3D	Limit Group:	HR - 1668A - ICAL
Client ID:	A4-0to25-100818		
Worklist#:	33063	Sample Line#:	11
Column Type:	SPB-Octyl	Column Dia:	0.25 mm

TePCB F1

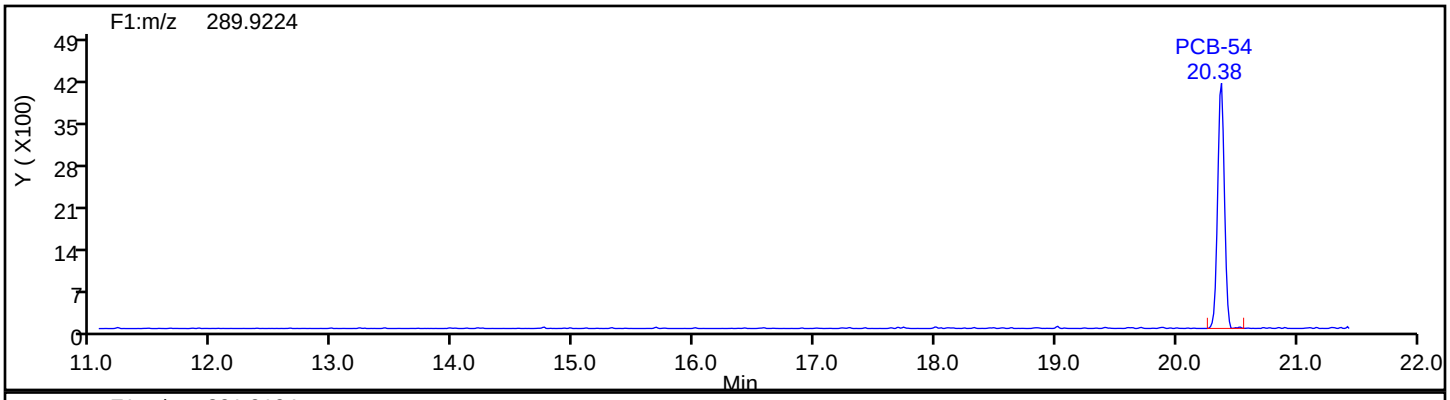

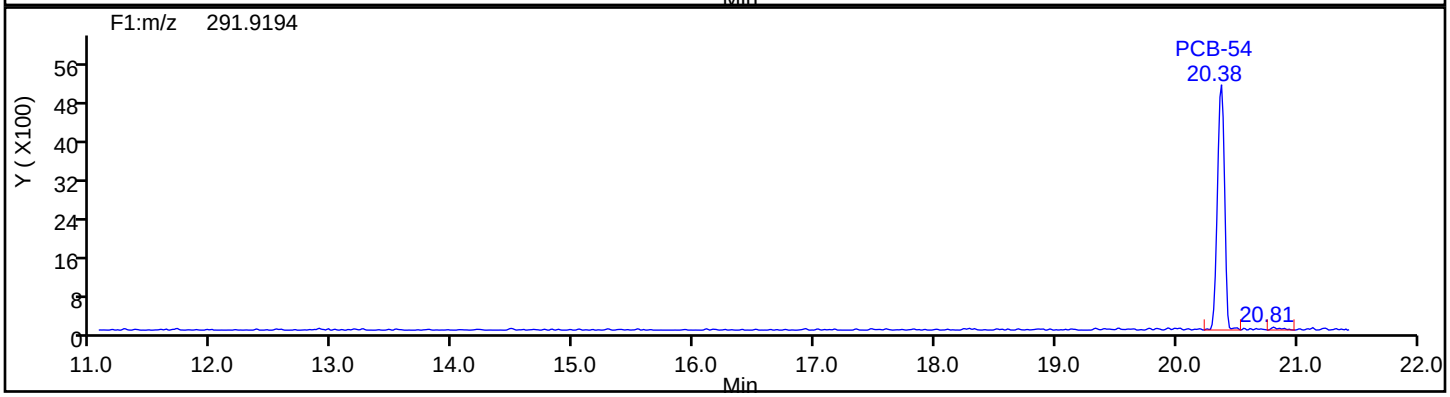

TePCB F1 Standards

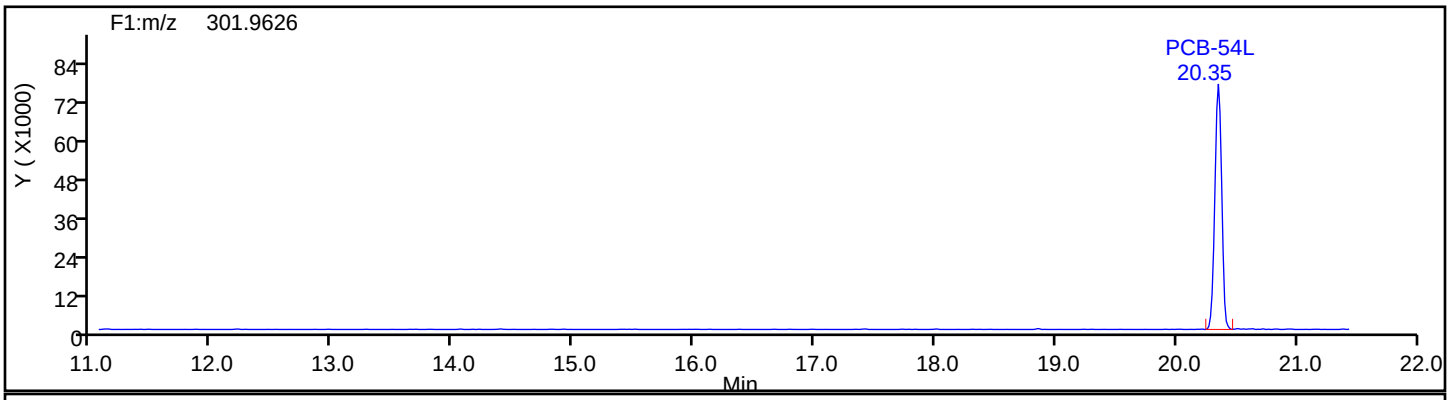

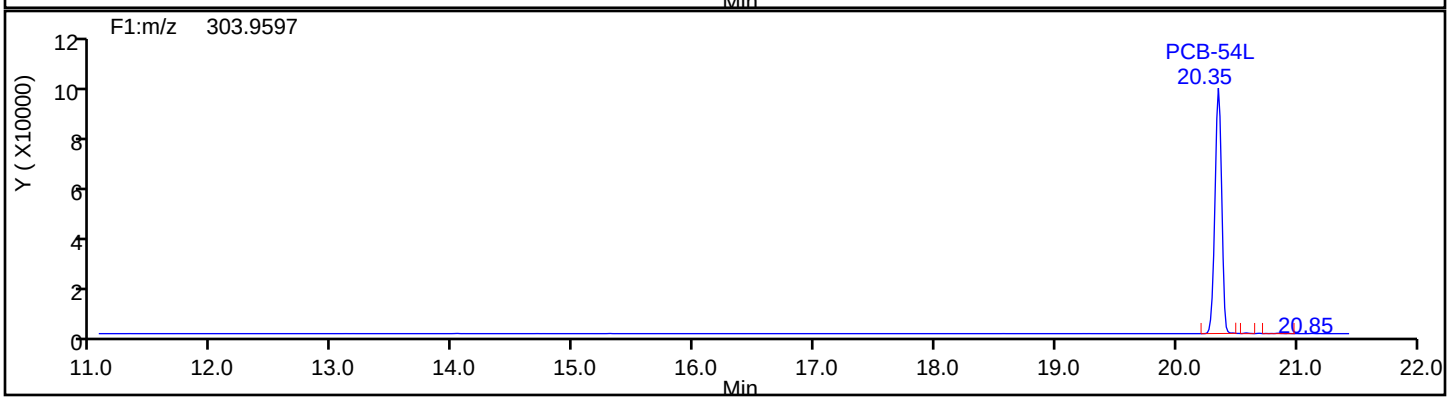

Eurofins TestAmerica, Knoxville

Data File:	\\chromna\Knoxville\ChromData\D3D\20190827-12879.b\580-88125-b-4-c.d		
Injection Date:	27-Aug-2019 21:33:00	Injection Vol:	1.0 ul
Instrument ID:	D3D	Operator ID:	Xcalibur_System
Method:	PCBs_D3D	Limit Group:	HR - 1668A - ICAL
Client ID:	A4-0to25-100818		
Worklist#:	33063	Sample Line#:	11
Column Type:	SPB-Octyl	Column Dia:	0.25 mm

TePCB F1

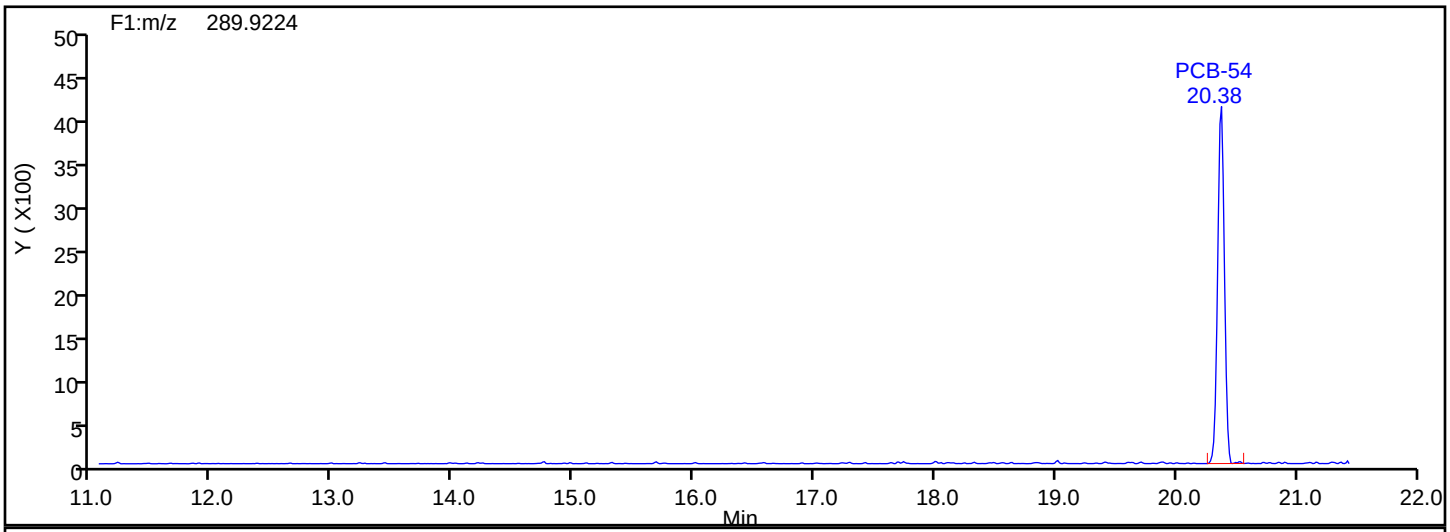

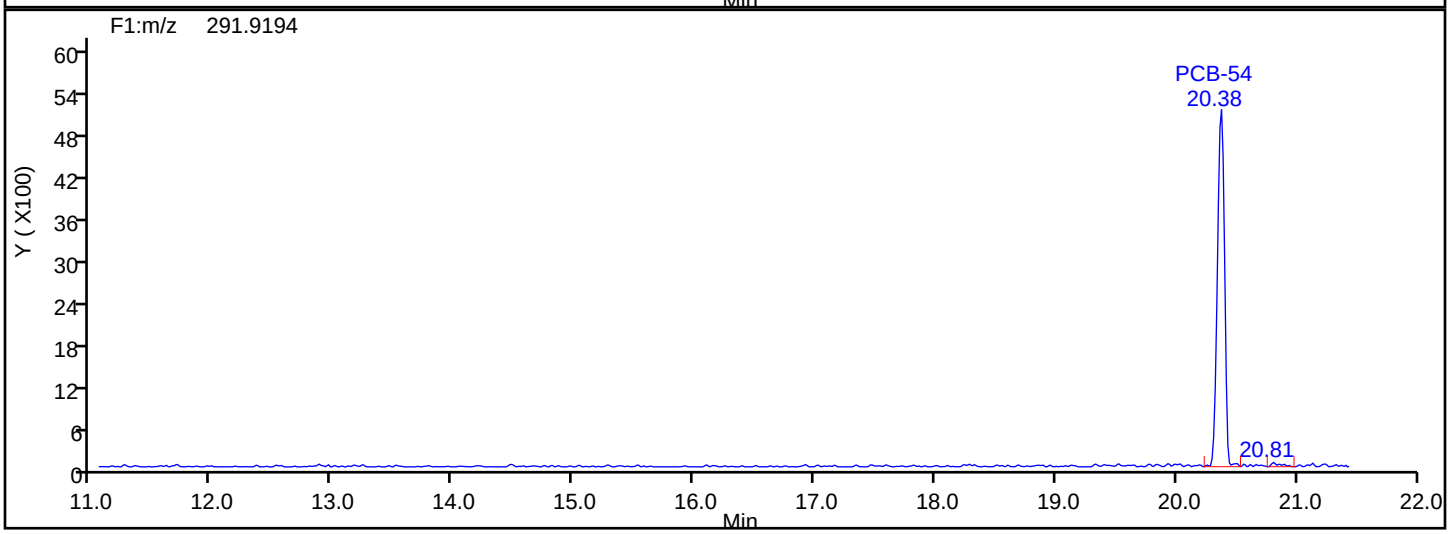

TePCB F1 Lock Mass

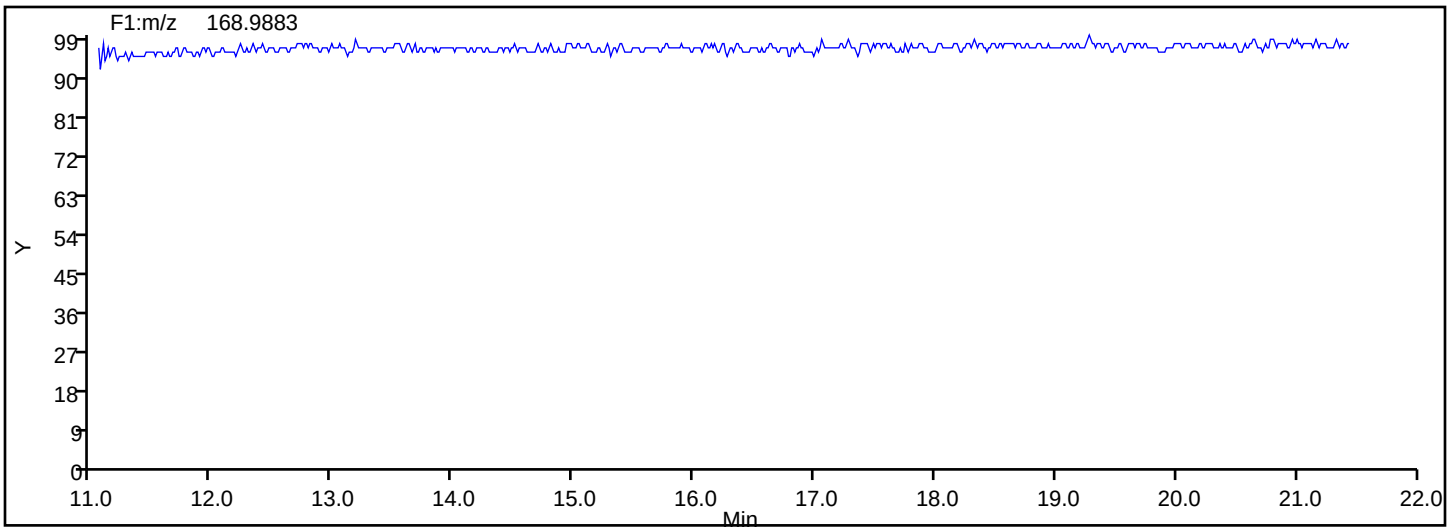

Eurofins TestAmerica, Knoxville

Data File:	\\chromna\Knoxville\ChromData\D3D\20190827-12879.b\580-88125-b-4-c.d		
Injection Date:	27-Aug-2019 21:33:00	Injection Vol:	1.0 ul
Instrument ID:	D3D	Operator ID:	Xcalibur_System
Method:	PCBs_D3D	Limit Group:	HR - 1668A - ICAL
Client ID:	A4-0to25-100818		
Worklist#:	33063	Sample Line#:	11
Column Type:	SPB-Octyl	Column Dia:	0.25 mm

TePCB F2

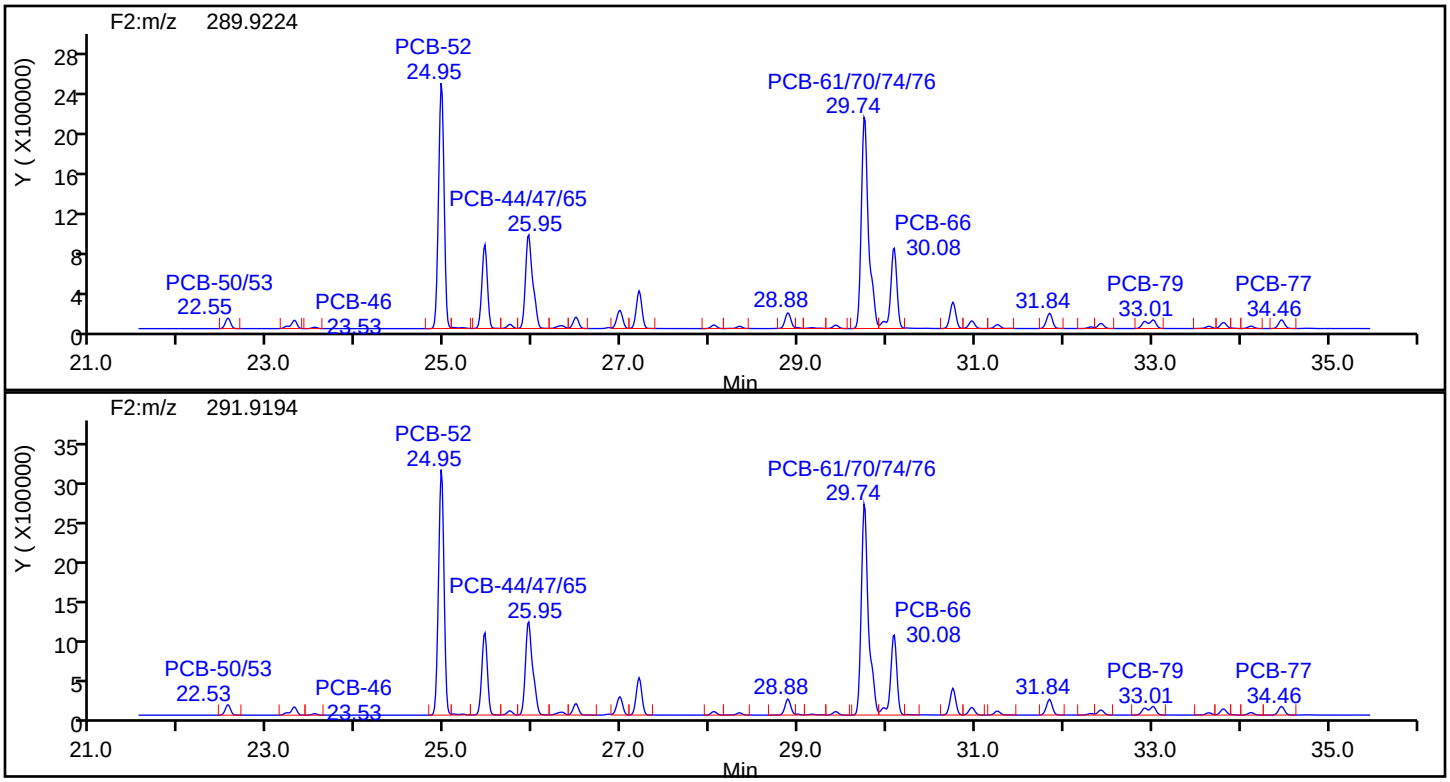

TePCB F2 Standards

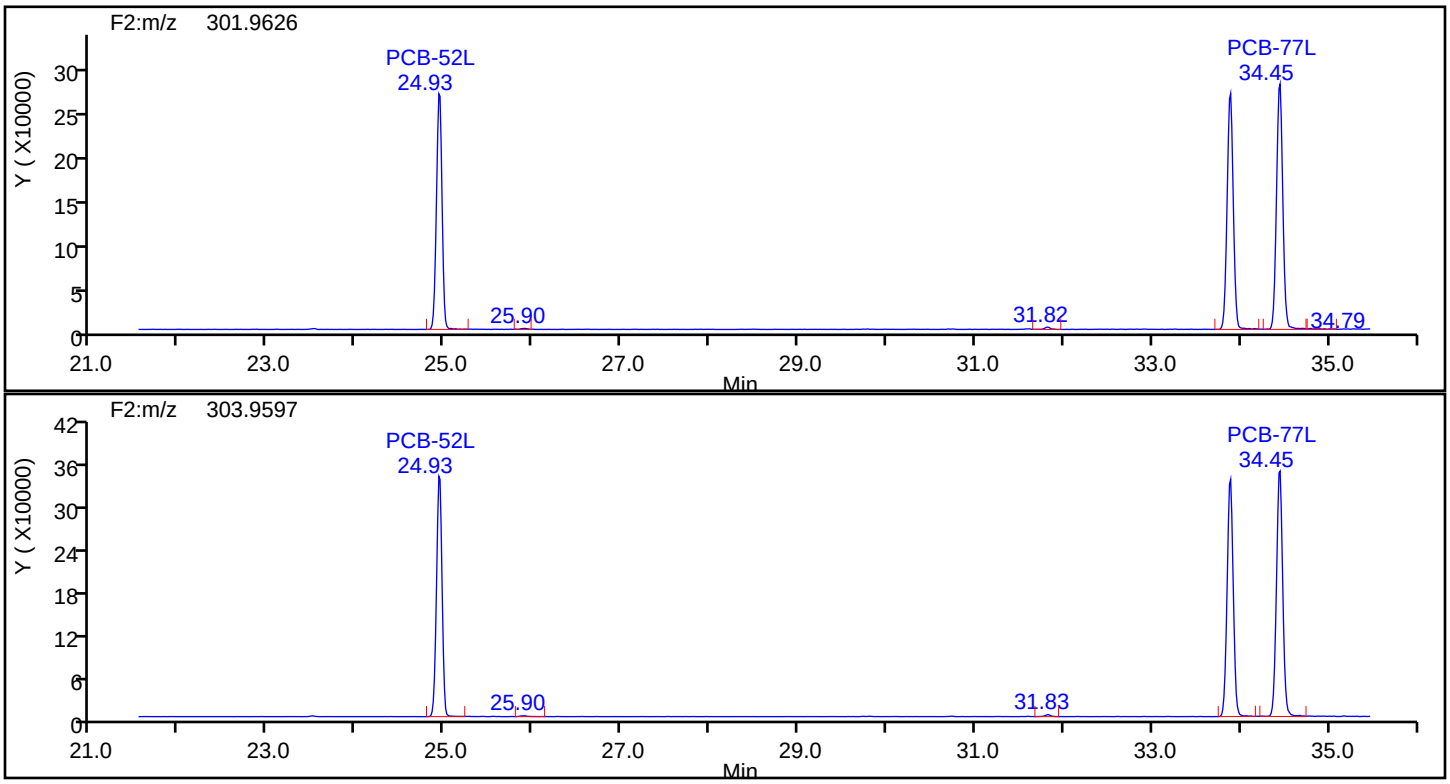

Eurofins TestAmerica, Knoxville

Data File:	\\chromna\Knoxville\ChromData\D3D\20190827-12879.b\580-88125-b-4-c.d		
Injection Date:	27-Aug-2019 21:33:00	Injection Vol:	1.0 ul
Instrument ID:	D3D	Operator ID:	Xcalibur_System
Method:	PCBs_D3D	Limit Group:	HR - 1668A - ICAL
Client ID:	A4-0to25-100818		
Worklist#:	33063	Sample Line#:	11
Column Type:	SPB-Octyl	Column Dia:	0.25 mm

TePCB F2

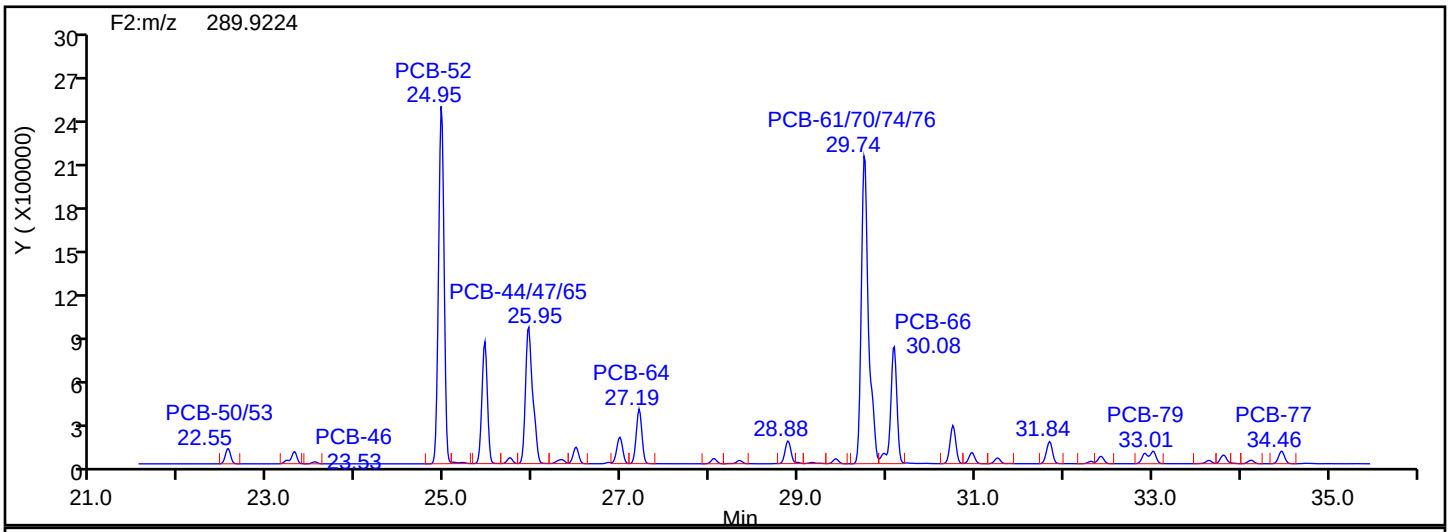

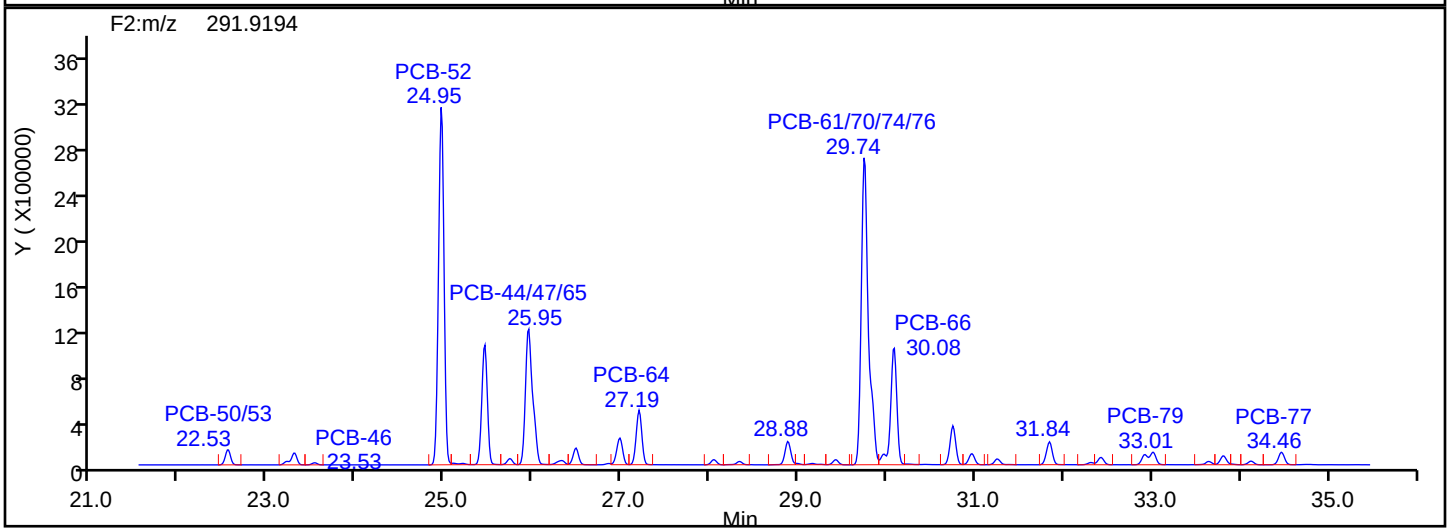

TePCB F2 Lock Mass

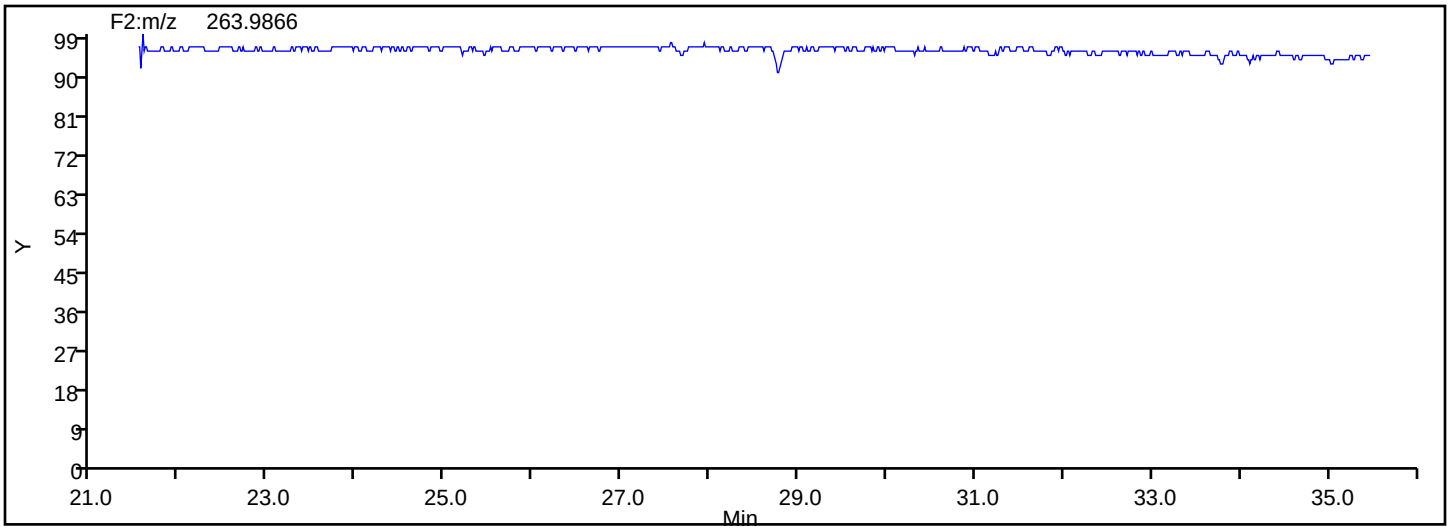

Manual Integration/User Assign Peak Report

Eurofins TestAmerica, Knoxville

Data File:	\\chromna\Knoxville\ChromData\D3D\20190827-12879.b\580-88125-b-4-c.d				
Injection Date:	27-Aug-2019 21:33:00	Instrument ID:	D3D		
Lims ID:	580-88125-B-4-C	Lab Sample ID:	140-88125-4		
Client ID:	A4-0to25-100818				
Operator ID:	Xcalibur_System	ALS Bottle#:	0	Worklist Smp#:	11
Injection Vol:	1.0 ul	Dil. Factor:	1.0000		
Method:	PCBs_D3D	Limit Group:	HR - 1668A - ICAL		
Column:	SPB-Octyl (0.25 mm)	Detector	F2(21.81 :35.54)		

PCB-45/51, CAS: STL01804

Signal: 2

Processing Integration Results

RT: 23.21
Area: 106174
Amount: 7.050672
Amount Units: pg/ul

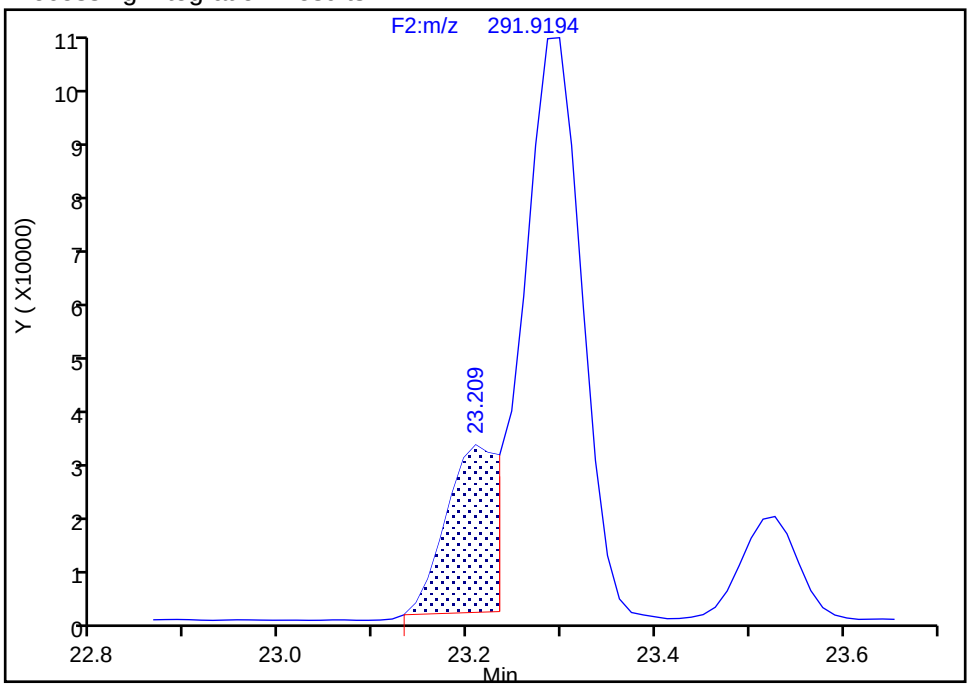

Manual Integration Results

RT: 23.30
Area: 552085
Amount: 36.686675
Amount Units: pg/ul

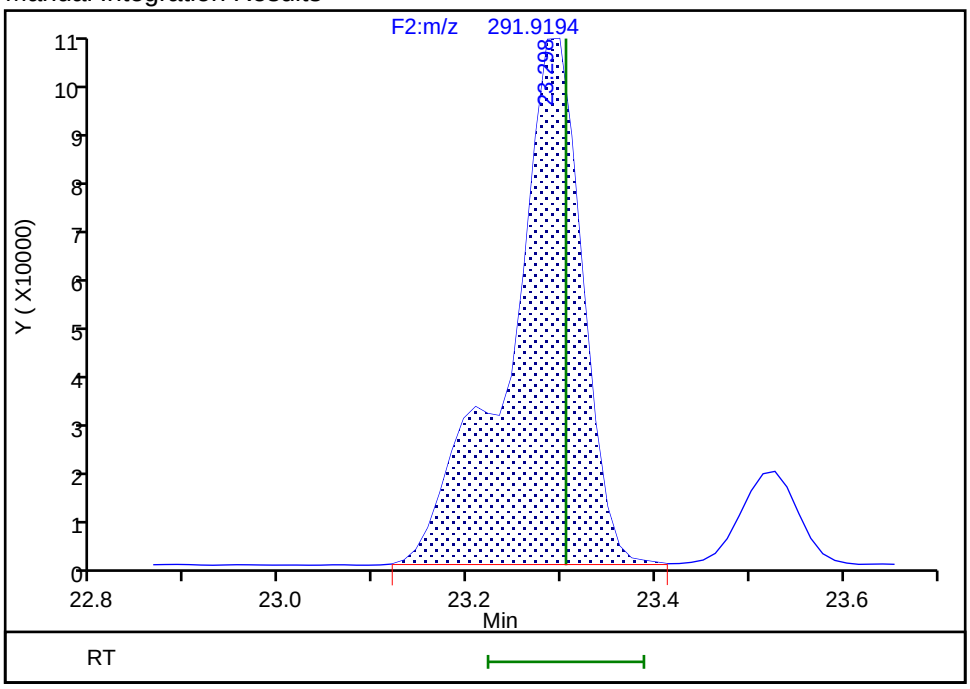

Reviewer: mcwhirterl, 28-Aug-2019 02:11:31

Audit Action: Marked Compound Undetected Audit Reason: Invalid Compound ID

Manual Integration/User Assign Peak Report

Eurofins TestAmerica, Knoxville

Data File:	\\chromna\Knoxville\ChromData\D3D\20190827-12879.b\580-88125-b-4-c.d				
Injection Date:	27-Aug-2019 21:33:00	Instrument ID:	D3D		
Lims ID:	580-88125-B-4-C	Lab Sample ID:	140-88125-4		
Client ID:	A4-0to25-100818				
Operator ID:	Xcalibur_System	ALS Bottle#:	0	Worklist Smp#:	11
Injection Vol:	1.0 ul	Dil. Factor:	1.0000		
Method:	PCBs_D3D	Limit Group:	HR - 1668A - ICAL		
Column:	SPB-Octyl (0.25 mm)	Detector	F2(21.81 :35.54)		

PCB-45/51, CAS: STL01804

Signal: 3

Processing Integration Results

RT: 23.21
Area: 188236
Amount: 7.050672
Amount Units: pg/ul

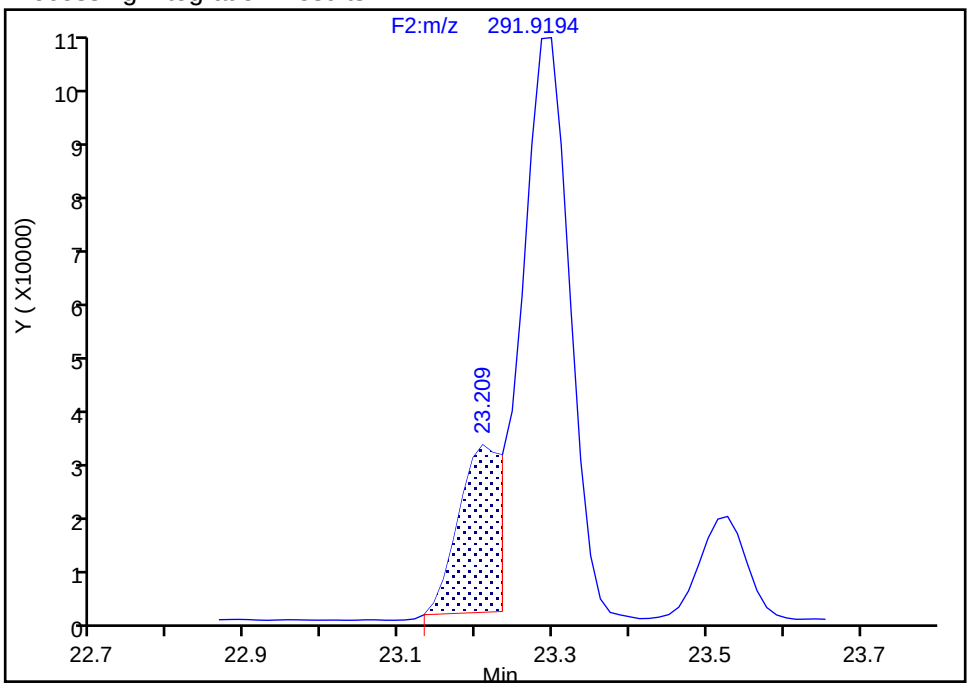

Manual Integration Results

RT: 23.30
Area: 979446
Amount: 36.686675
Amount Units: pg/ul
Reviewer: mcwhirterl, 28-Aug-2019 02:11:31
Audit Action: Marked Compound Undetected Audit Reason: Invalid Compound ID

Manual Integration/User Assign Peak Report

Eurofins TestAmerica, Knoxville

Data File:	\\chromna\Knoxville\ChromData\D3D\20190827-12879.b\580-88125-b-4-c.d				
Injection Date:	27-Aug-2019 21:33:00	Instrument ID:	D3D		
Lims ID:	580-88125-B-4-C	Lab Sample ID:	140-88125-4		
Client ID:	A4-0to25-100818				
Operator ID:	Xcalibur_System	ALS Bottle#:	0	Worklist Smp#:	11
Injection Vol:	1.0 ul	Dil. Factor:	1.0000		
Method:	PCBs_D3D	Limit Group:	HR - 1668A - ICAL		
Column:	SPB-Octyl (0.25 mm)	Detector	F2(21.81 :35.54)		

PCB-45/51, CAS: STL01804

Signal: 1

Processing Integration Results

RT: 23.21
Area: 82062
Amount: 7.050672
Amount Units: pg/ul

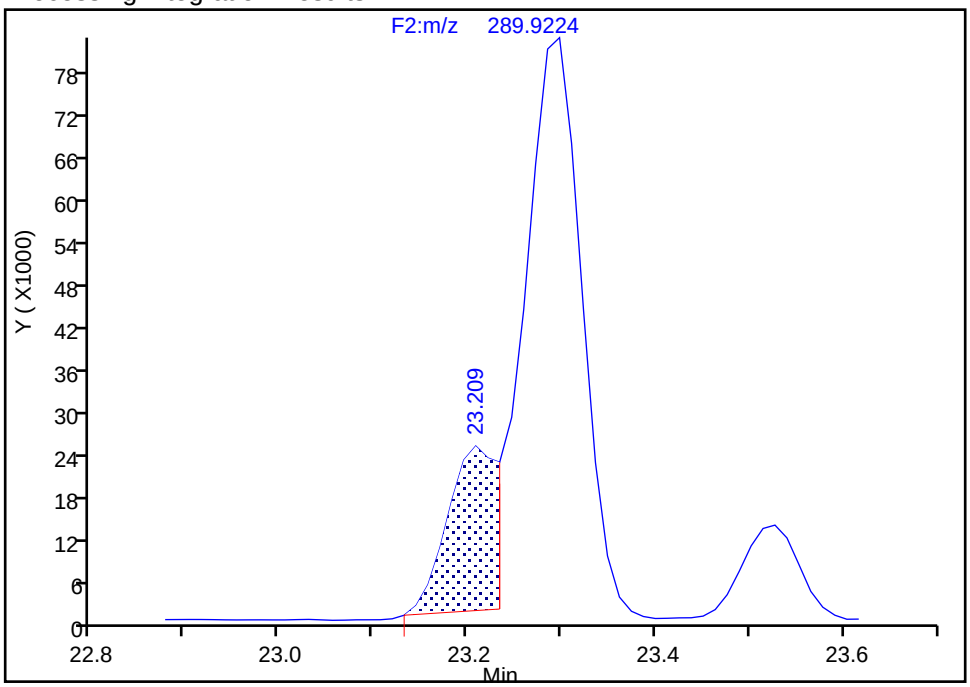

Manual Integration Results

RT: 23.30
Area: 427361
Amount: 36.686675
Amount Units: pg/ul

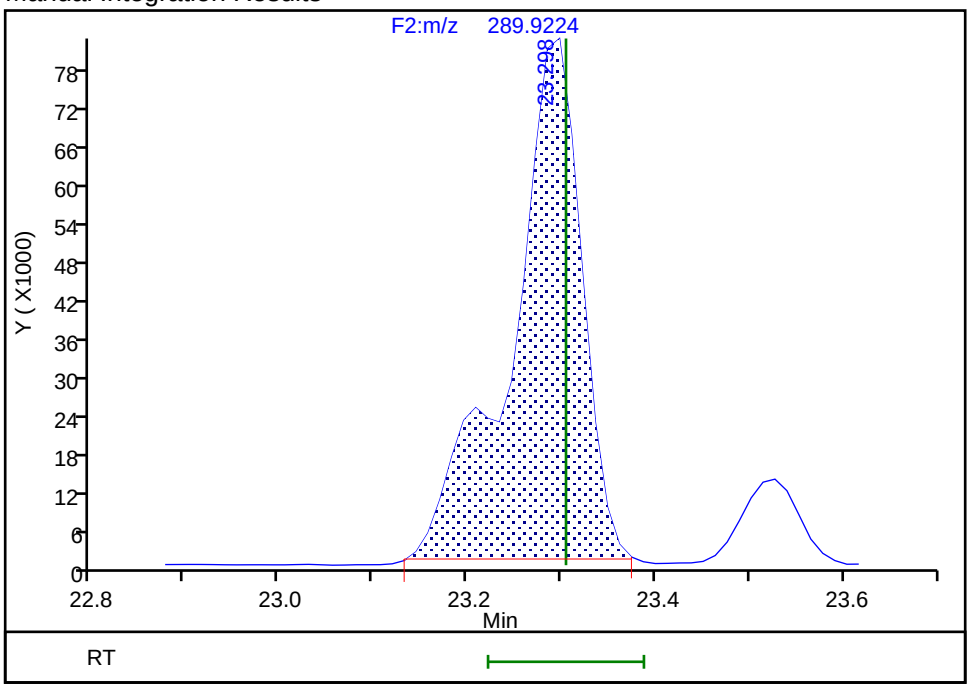

Reviewer: mcwhirterl, 28-Aug-2019 02:11:33

Audit Action: Manually Integrated/Assigned Compound ID Audit Reason: Incomplete Integration

Manual Integration/User Assign Peak Report

Eurofins TestAmerica, Knoxville

Data File:	\\chromna\Knoxville\ChromData\D3D\20190827-12879.b\580-88125-b-4-c.d				
Injection Date:	27-Aug-2019 21:33:00	Instrument ID:	D3D		
Lims ID:	580-88125-B-4-C	Lab Sample ID:	140-88125-4		
Client ID:	A4-0to25-100818				
Operator ID:	Xcalibur_System	ALS Bottle#:	0	Worklist Smp#:	11
Injection Vol:	1.0 ul	Dil. Factor:	1.0000		
Method:	PCBs_D3D	Limit Group:	HR - 1668A - ICAL		
Column:	SPB-Octyl (0.25 mm)	Detector	F2(21.81 :35.54)		

PCB-52, CAS: 35693-99-3

Signal: 2

Not Detected
Expected RT: 24.96

Processing Integration Results

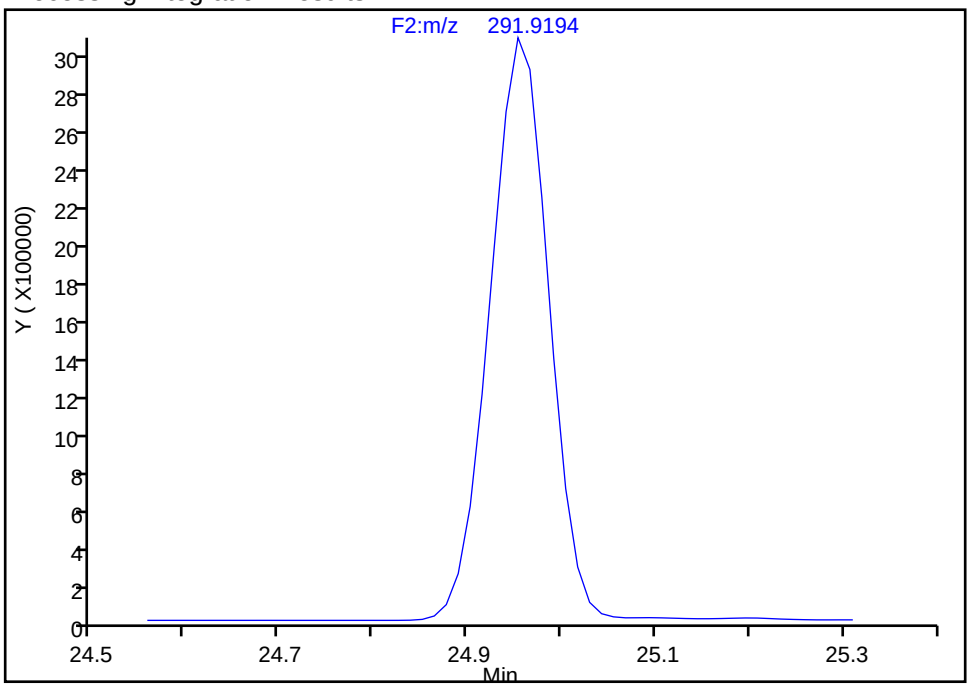

Manual Integration Results

RT: 24.95
Area: 13472890
Amount: 891.4690
Amount Units: pg/ul

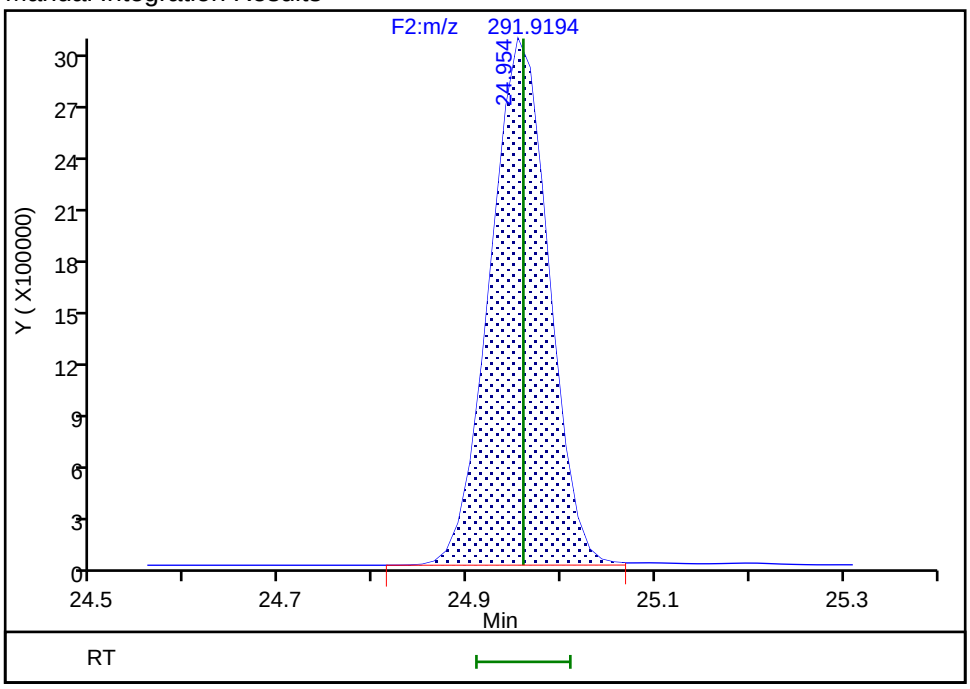

Reviewer: mcwhirterl, 28-Aug-2019 02:11:55
Audit Action: Split an Integrated Peak Audit Reason: Split Peak

Manual Integration/User Assign Peak Report

Eurofins TestAmerica, Knoxville

Data File:	\\chromna\Knoxville\ChromData\D3D\20190827-12879.b\580-88125-b-4-c.d				
Injection Date:	27-Aug-2019 21:33:00	Instrument ID:	D3D		
Lims ID:	580-88125-B-4-C	Lab Sample ID:	140-88125-4		
Client ID:	A4-0to25-100818				
Operator ID:	Xcalibur_System	ALS Bottle#:	0	Worklist Smp#:	11
Injection Vol:	1.0 ul	Dil. Factor:	1.0000		
Method:	PCBs_D3D	Limit Group:	HR - 1668A - ICAL		
Column:	SPB-Octyl (0.25 mm)	Detector	F2(21.81 :35.54)		

PCB-52, CAS: 35693-99-3

Signal: 1

Not Detected
Expected RT: 24.96

Processing Integration Results

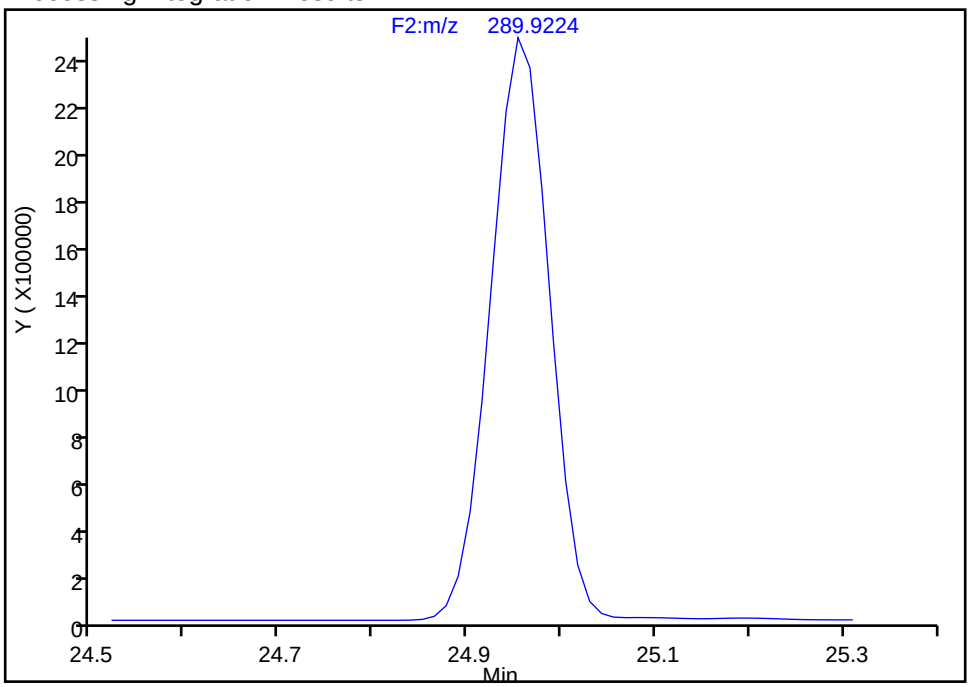

Manual Integration Results

RT: 24.95
Area: 10709482
Amount: 891.4690
Amount Units: pg/ul

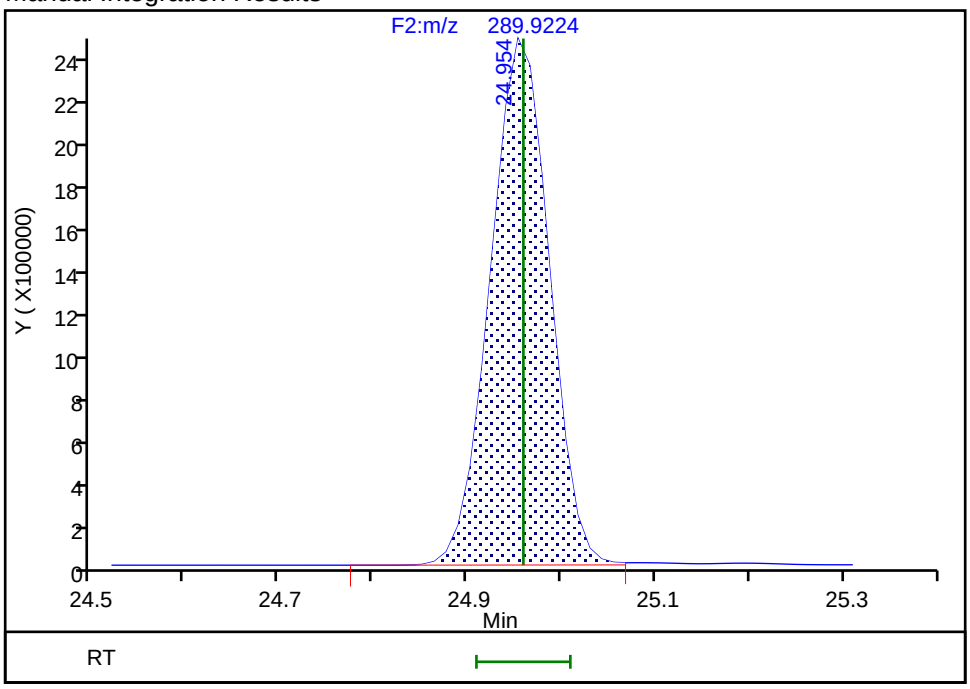

Reviewer: mcwhirterl, 28-Aug-2019 02:11:58
Audit Action: Split an Integrated Peak Audit Reason: Split Peak

Manual Integration/User Assign Peak Report

Eurofins TestAmerica, Knoxville

Data File:	\\chromna\Knoxville\ChromData\D3D\20190827-12879.b\580-88125-b-4-c.d				
Injection Date:	27-Aug-2019 21:33:00	Instrument ID:	D3D		
Lims ID:	580-88125-B-4-C	Lab Sample ID:	140-88125-4		
Client ID:	A4-0to25-100818				
Operator ID:	Xcalibur_System	ALS Bottle#:	0	Worklist Smp#:	11
Injection Vol:	1.0 ul	Dil. Factor:	1.0000		
Method:	PCBs_D3D	Limit Group:	HR - 1668A - ICAL		
Column:	SPB-Octyl (0.25 mm)	Detector	F2(21.81 :35.54)		

PCB-43/73, CAS: STL02293

Signal: 2

Not Detected
Expected RT: 25.11

Processing Integration Results

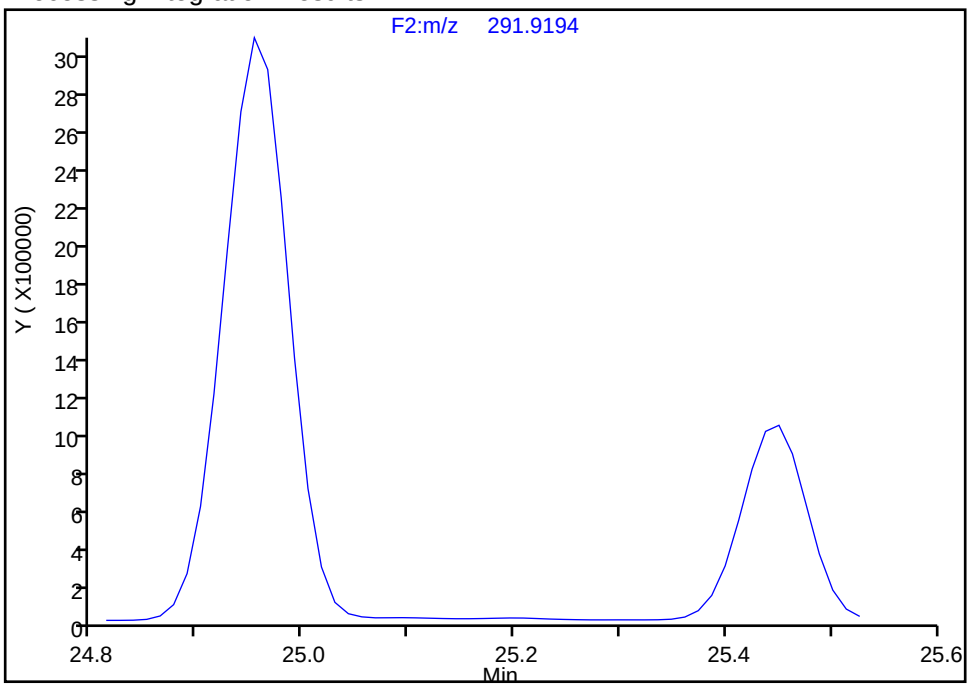

Manual Integration Results

RT: 25.09
Area: 106505
Amount: 6.136916
Amount Units: pg/ul

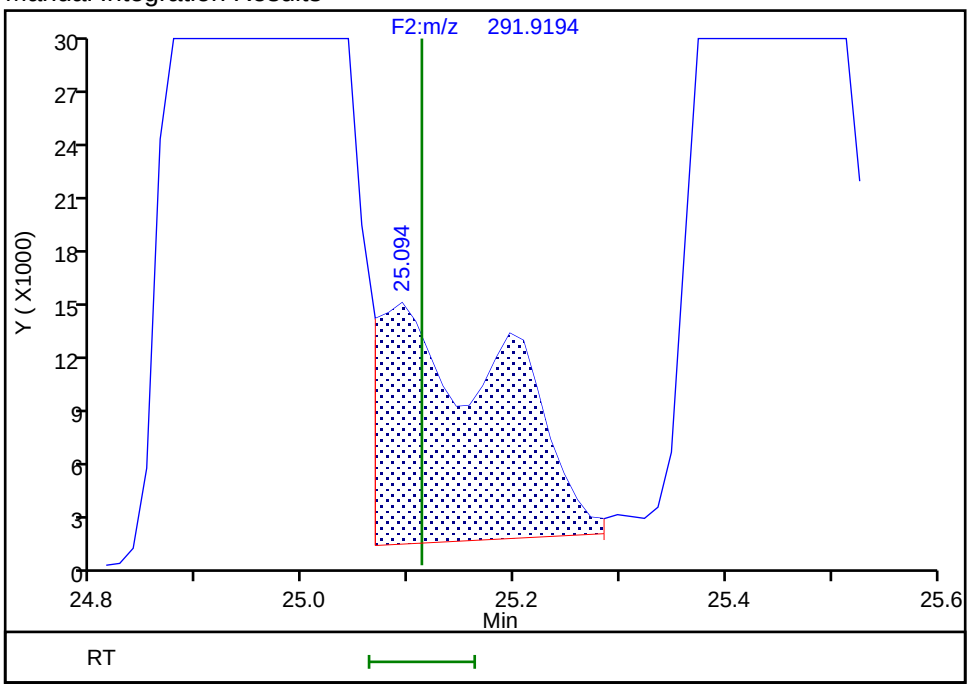

Reviewer: mcwhirterl, 28-Aug-2019 02:12:16
Audit Action: Manually Integrated Audit Reason: Incomplete Integration

Manual Integration/User Assign Peak Report

Eurofins TestAmerica, Knoxville

Data File:	\\chromna\Knoxville\ChromData\D3D\20190827-12879.b\580-88125-b-4-c.d				
Injection Date:	27-Aug-2019 21:33:00	Instrument ID:	D3D		
Lims ID:	580-88125-B-4-C	Lab Sample ID:	140-88125-4		
Client ID:	A4-0to25-100818				
Operator ID:	Xcalibur_System	ALS Bottle#:	0	Worklist Smp#:	11
Injection Vol:	1.0 ul	Dil. Factor:	1.0000		
Method:	PCBs_D3D	Limit Group:	HR - 1668A - ICAL		
Column:	SPB-Octyl (0.25 mm)	Detector	F2(21.81 :35.54)		

PCB-43/73, CAS: STL02293

Signal: 1

Not Detected
Expected RT: 25.11

Processing Integration Results

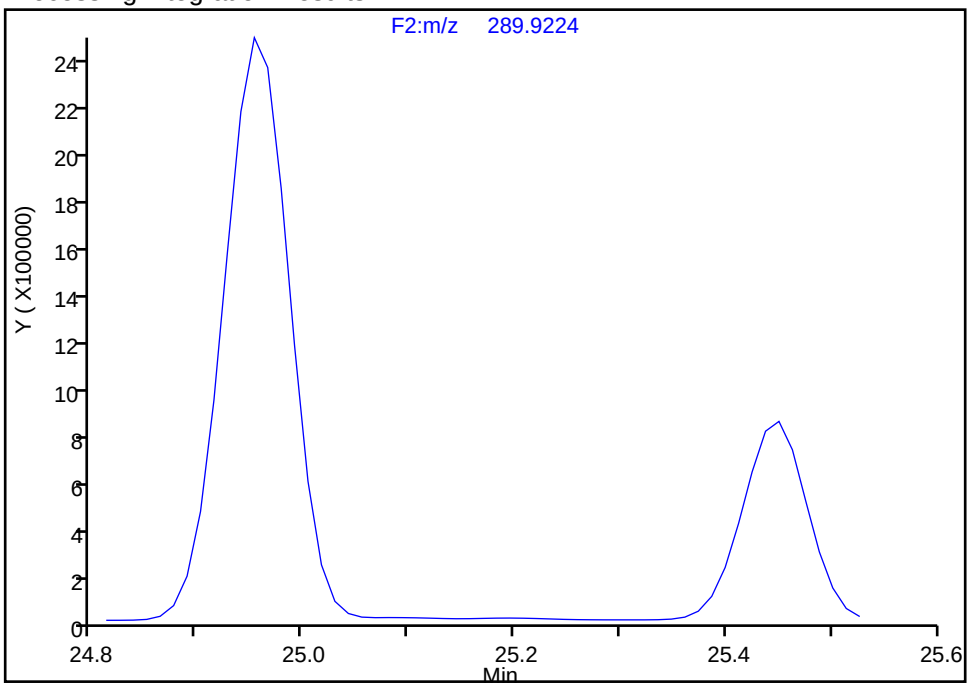

Manual Integration Results

RT: 25.08
Area: 78499
Amount: 6.136916
Amount Units: pg/ul

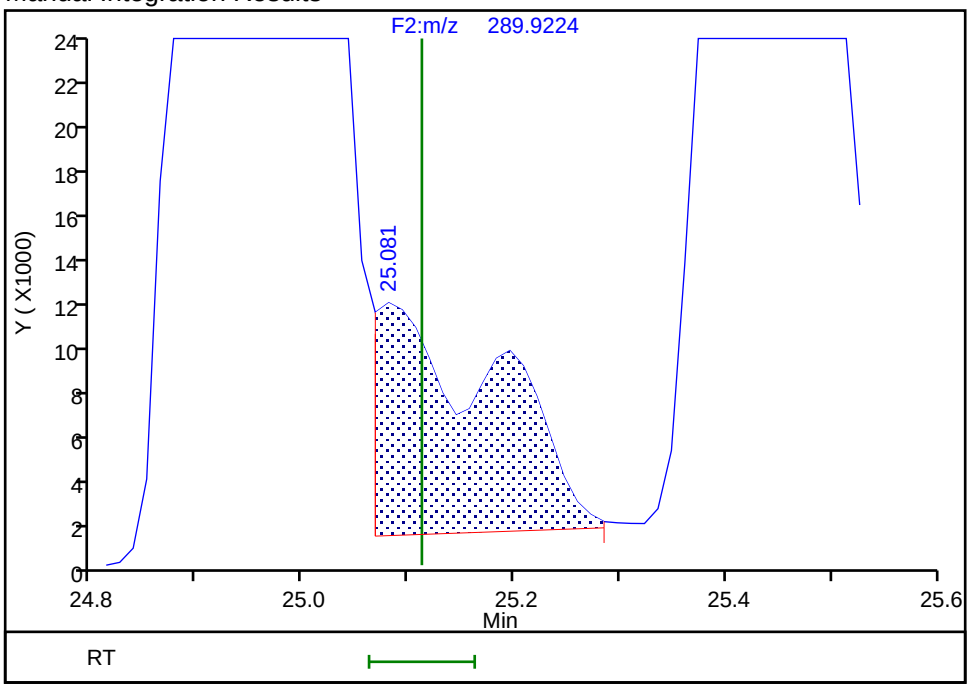

Reviewer: mcwhirterl, 28-Aug-2019 02:12:20
Audit Action: Manually Integrated/Assigned Compound ID Audit Reason: Incomplete Integration

Manual Integration/User Assign Peak Report

Eurofins TestAmerica, Knoxville

Data File:	\\chromna\Knoxville\ChromData\D3D\20190827-12879.b\580-88125-b-4-c.d				
Injection Date:	27-Aug-2019 21:33:00	Instrument ID:	D3D		
Lims ID:	580-88125-B-4-C	Lab Sample ID:	140-88125-4		
Client ID:	A4-0to25-100818				
Operator ID:	Xcalibur_System	ALS Bottle#:	0	Worklist Smp#:	11
Injection Vol:	1.0 ul	Dil. Factor:	1.0000		
Method:	PCBs_D3D	Limit Group:	HR - 1668A - ICAL		
Column:	SPB-Octyl (0.25 mm)	Detector	F2(21.81 :35.54)		

PCB-48, CAS: 70362-47-9

Signal: 1

Not Detected
Expected RT: 25.74

Processing Integration Results

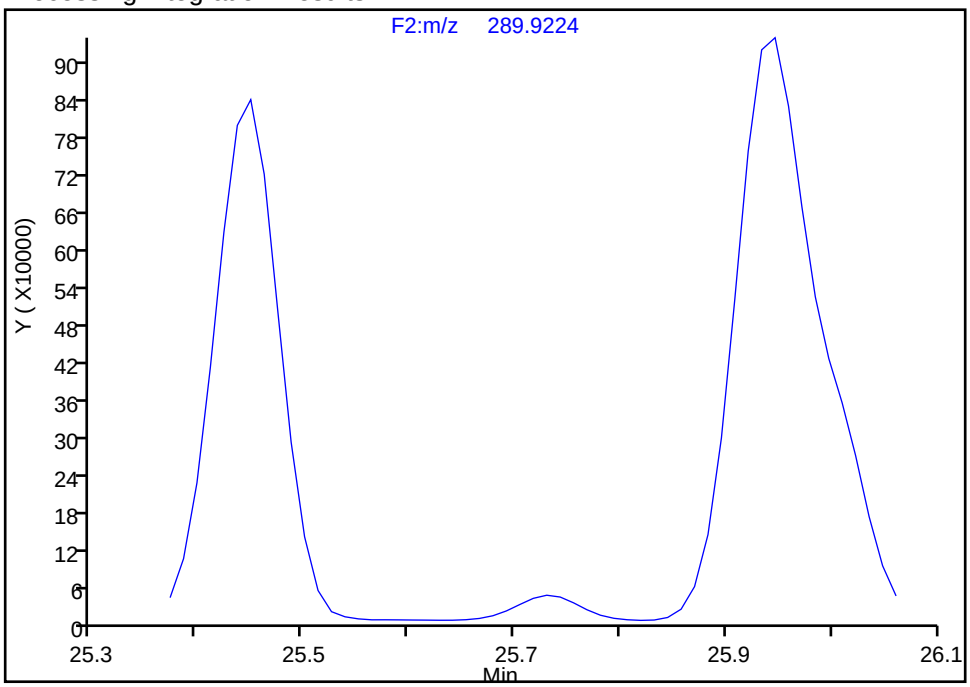

Manual Integration Results

RT: 25.73
Area: 174659
Amount: 14.212425
Amount Units: pg/ul

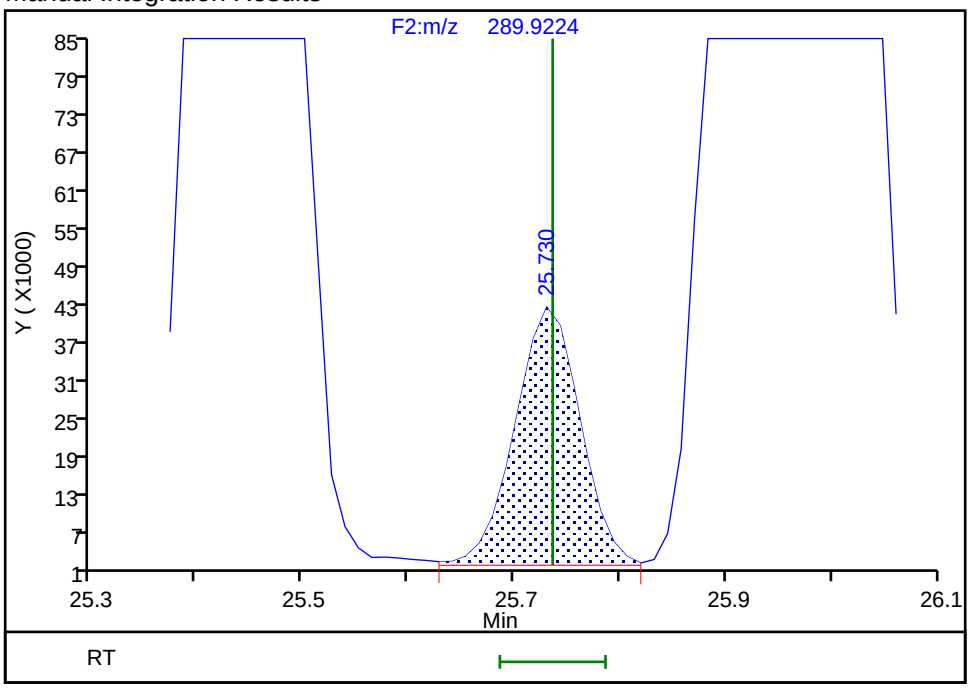

Reviewer: mcwhirterl, 28-Aug-2019 02:12:32
Audit Action: Assigned Compound ID Audit Reason: Incomplete Integration

Manual Integration/User Assign Peak Report

Eurofins TestAmerica, Knoxville

Data File:	\\chromna\Knoxville\ChromData\D3D\20190827-12879.b\580-88125-b-4-c.d				
Injection Date:	27-Aug-2019 21:33:00	Instrument ID:	D3D		
Lims ID:	580-88125-B-4-C	Lab Sample ID:	140-88125-4		
Client ID:	A4-0to25-100818				
Operator ID:	Xcalibur_System	ALS Bottle#:	0	Worklist Smp#:	11
Injection Vol:	1.0 ul	Dil. Factor:	1.0000		
Method:	PCBs_D3D	Limit Group:	HR - 1668A - ICAL		
Column:	SPB-Octyl (0.25 mm)	Detector	F2(21.81 :35.54)		

PCB-59/62/75, CAS: STL01807

Signal: 1

Not Detected
Expected RT: 26.28

Processing Integration Results

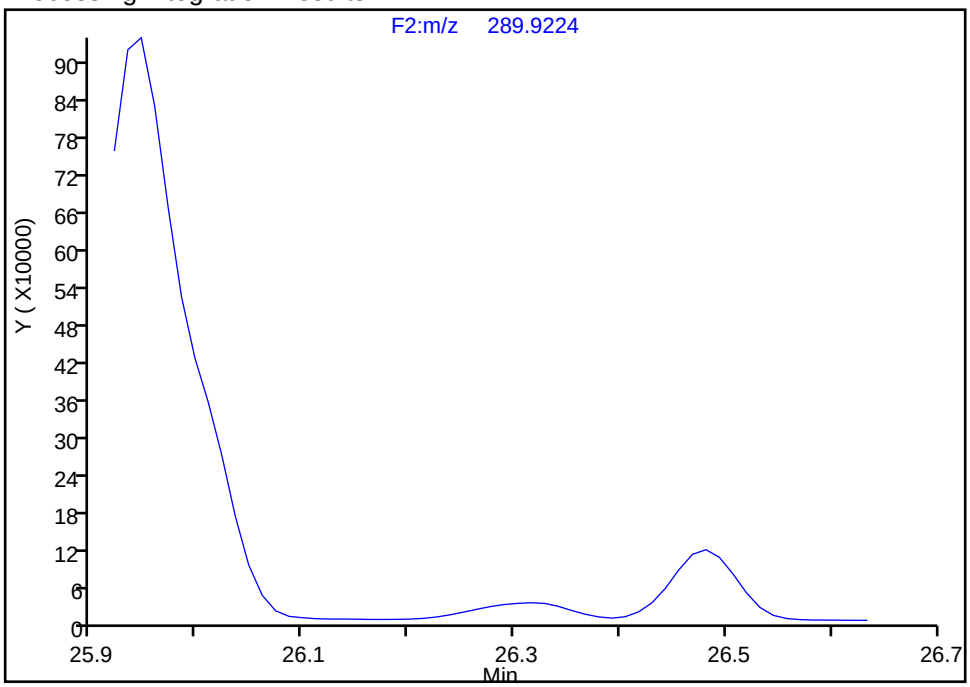

Manual Integration Results

RT: 26.32
Area: 173537
Amount: 9.788333
Amount Units: pg/ul

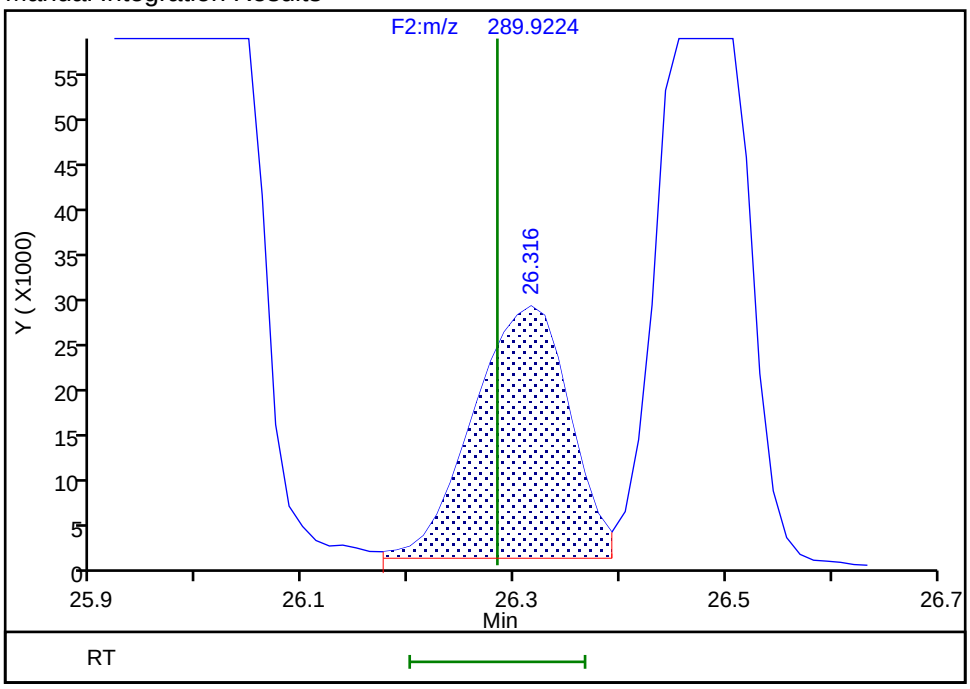

Reviewer: mcwhirterl, 28-Aug-2019 02:12:38
Audit Action: Assigned Compound ID Audit Reason: Incomplete Integration

Manual Integration/User Assign Peak Report

Eurofins TestAmerica, Knoxville

Data File:	\\chromna\Knoxville\ChromData\D3D\20190827-12879.b\580-88125-b-4-c.d				
Injection Date:	27-Aug-2019 21:33:00	Instrument ID:	D3D		
Lims ID:	580-88125-B-4-C	Lab Sample ID:	140-88125-4		
Client ID:	A4-0to25-100818				
Operator ID:	Xcalibur_System	ALS Bottle#:	0	Worklist Smp#:	11
Injection Vol:	1.0 ul	Dil. Factor:	1.0000		
Method:	PCBs_D3D	Limit Group:	HR - 1668A - ICAL		
Column:	SPB-Octyl (0.25 mm)	Detector	F2(21.81 :35.54)		

PCB-42, CAS: 36559-22-5

Signal: 1

Not Detected
Expected RT: 26.49

Processing Integration Results

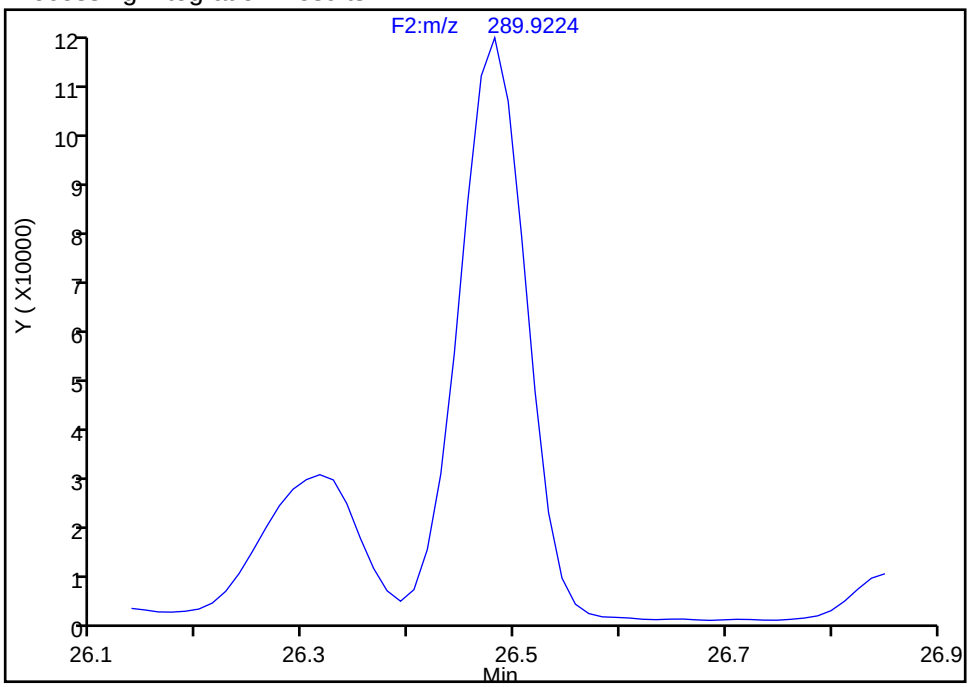

Manual Integration Results

RT: 26.48
Area: 495958
Amount: 43.009848
Amount Units: pg/ul

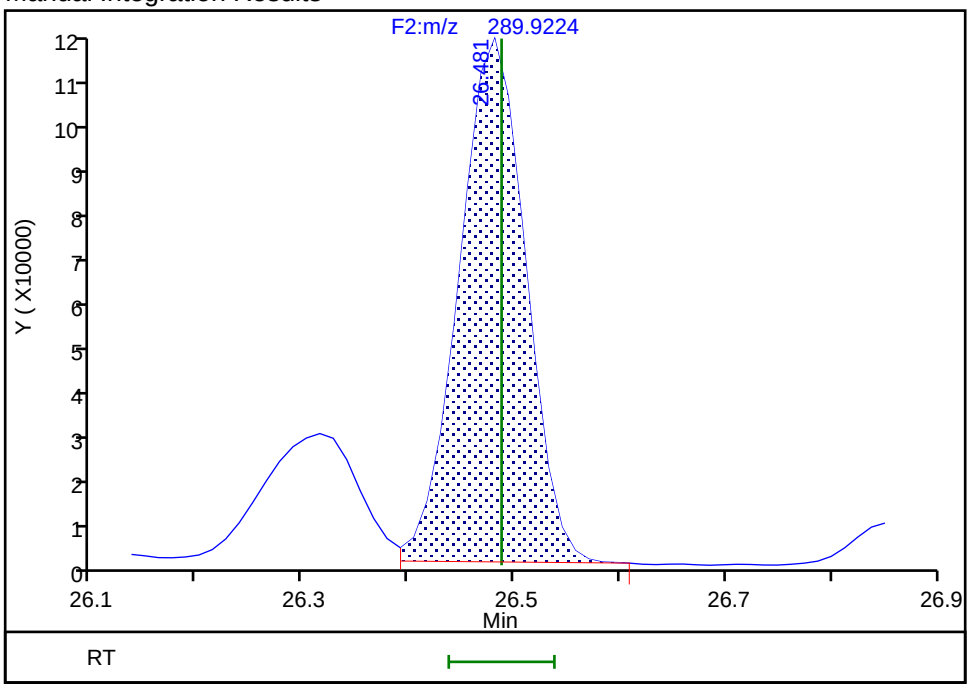

Reviewer: mcwhirterl, 28-Aug-2019 02:12:42
Audit Action: Assigned Compound ID Audit Reason: Incomplete Integration

Manual Integration/User Assign Peak Report

Eurofins TestAmerica, Knoxville

Data File:	\\chromna\Knoxville\ChromData\D3D\20190827-12879.b\580-88125-b-4-c.d				
Injection Date:	27-Aug-2019 21:33:00	Instrument ID:	D3D		
Lims ID:	580-88125-B-4-C	Lab Sample ID:	140-88125-4		
Client ID:	A4-0to25-100818				
Operator ID:	Xcalibur_System	ALS Bottle#:	0	Worklist Smp#:	11
Injection Vol:	1.0 ul	Dil. Factor:	1.0000		
Method:	PCBs_D3D	Limit Group:	HR - 1668A - ICAL		
Column:	SPB-Octyl (0.25 mm)	Detector	F2(21.81 :35.54)		

PCB-64, CAS: 52663-58-8

Signal: 1

Not Detected
Expected RT: 27.20

Processing Integration Results

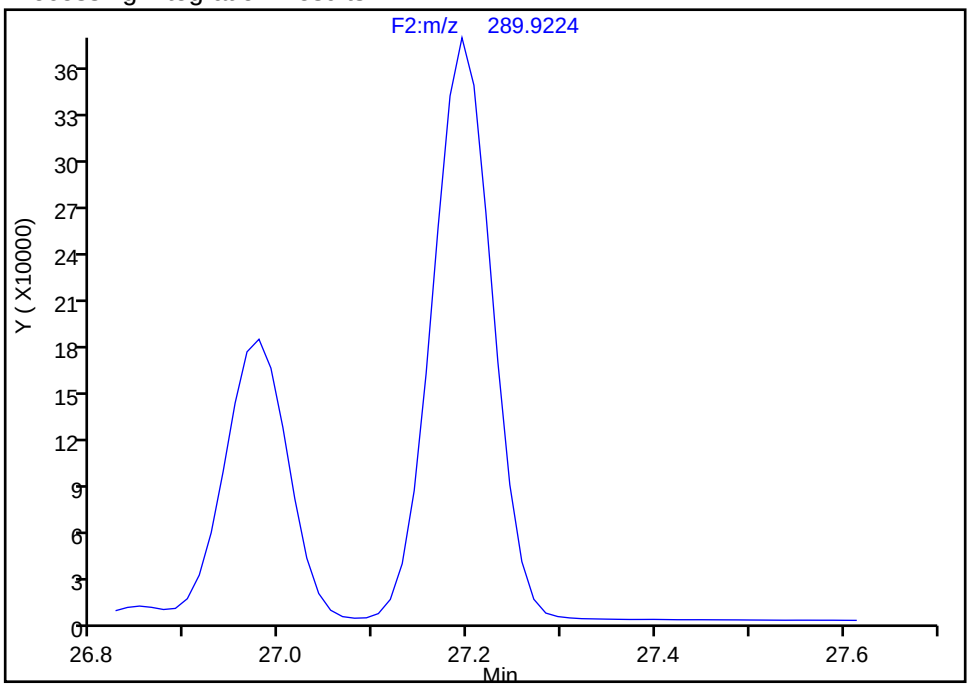

Manual Integration Results

RT: 27.19
Area: 1662224
Amount: 87.985668
Amount Units: pg/ul

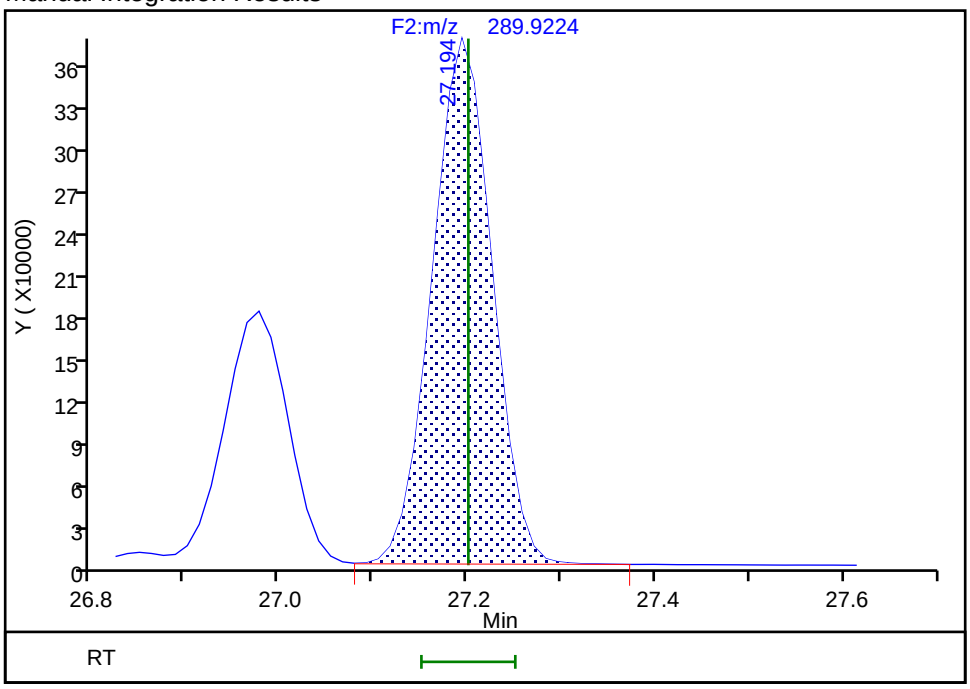

Reviewer: mcwhirterl, 28-Aug-2019 02:12:47
Audit Action: Assigned Compound ID Audit Reason: Incomplete Integration

Manual Integration/User Assign Peak Report

Eurofins TestAmerica, Knoxville

Data File:	\\chromna\Knoxville\ChromData\D3D\20190827-12879.b\580-88125-b-4-c.d				
Injection Date:	27-Aug-2019 21:33:00	Instrument ID:	D3D		
Lims ID:	580-88125-B-4-C	Lab Sample ID:	140-88125-4		
Client ID:	A4-0to25-100818				
Operator ID:	Xcalibur_System	ALS Bottle#:	0	Worklist Smp#:	11
Injection Vol:	1.0 ul	Dil. Factor:	1.0000		
Method:	PCBs_D3D	Limit Group:	HR - 1668A - ICAL		
Column:	SPB-Octyl (0.25 mm)	Detector	F2(21.81 :35.54)		

PCB-58, CAS: 41464-49-7

Signal: 2

Not Detected
Expected RT: 28.98

Processing Integration Results

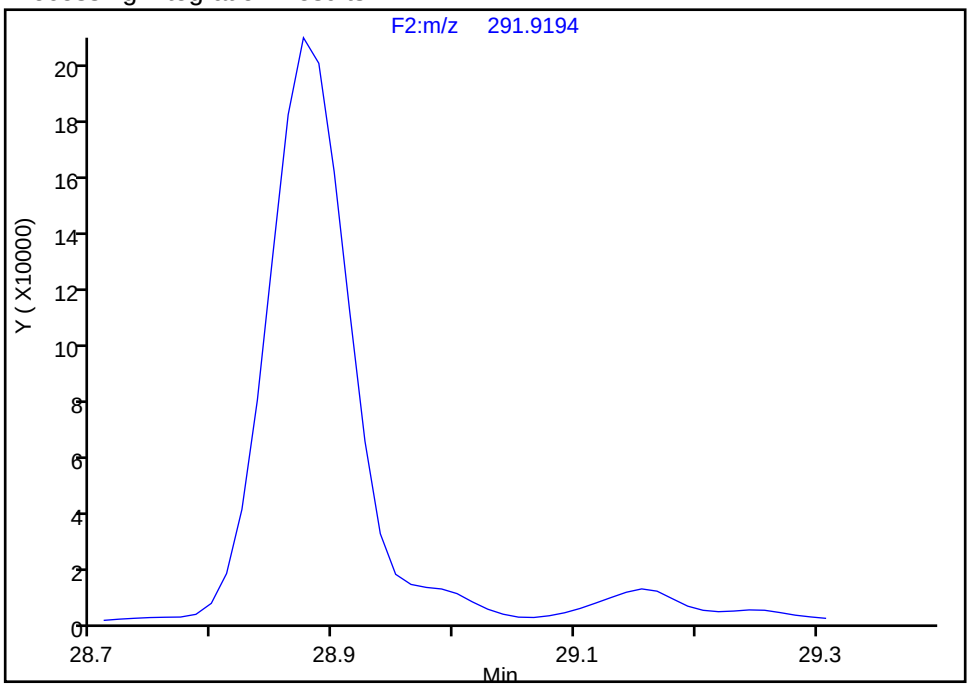

Manual Integration Results

RT: 28.96
Area: 39751
Amount: 1.720997
Amount Units: pg/ul

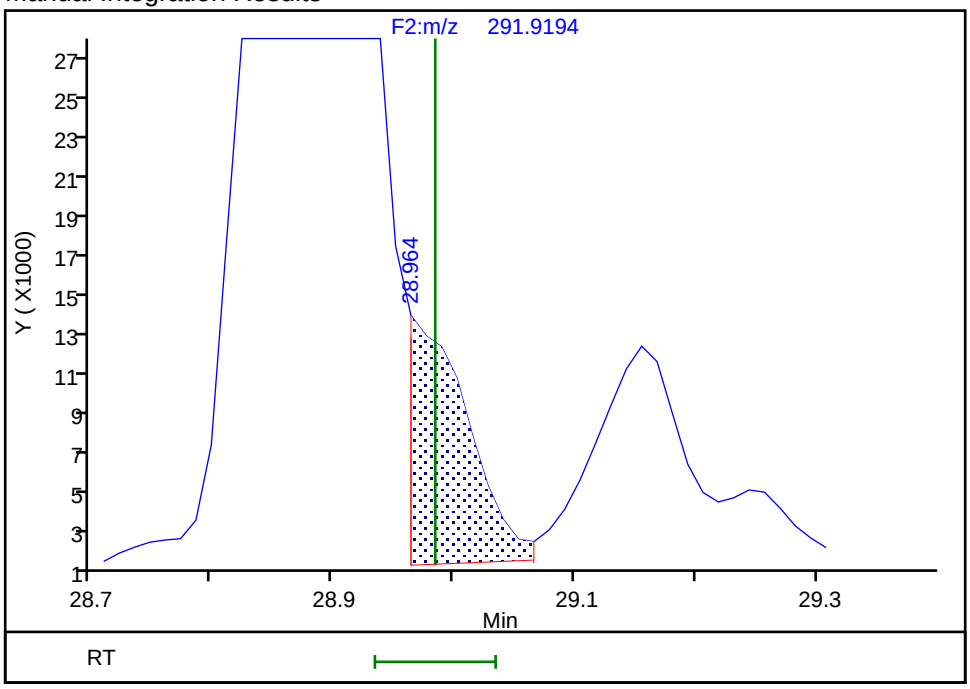

Reviewer: mcwhirterl, 28-Aug-2019 02:13:08
Audit Action: Split an Integrated Peak Audit Reason: Split Peak

Manual Integration/User Assign Peak Report

Eurofins TestAmerica, Knoxville

Data File:	\\chromna\Knoxville\ChromData\D3D\20190827-12879.b\580-88125-b-4-c.d				
Injection Date:	27-Aug-2019 21:33:00	Instrument ID:	D3D		
Lims ID:	580-88125-B-4-C	Lab Sample ID:	140-88125-4		
Client ID:	A4-0to25-100818				
Operator ID:	Xcalibur_System	ALS Bottle#:	0	Worklist Smp#:	11
Injection Vol:	1.0 ul	Dil. Factor:	1.0000		
Method:	PCBs_D3D	Limit Group:	HR - 1668A - ICAL		
Column:	SPB-Octyl (0.25 mm)	Detector	F2(21.81 :35.54)		

PCB-58, CAS: 41464-49-7

Signal: 1

Not Detected
Expected RT: 28.98

Processing Integration Results

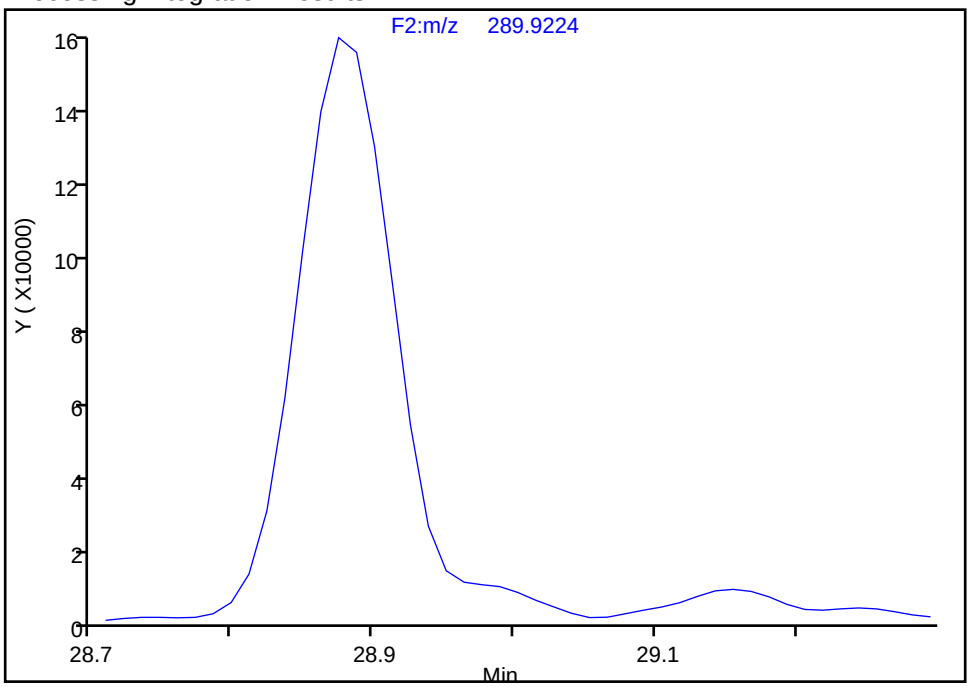

Manual Integration Results

RT: 28.96
Area: 28848
Amount: 1.720997
Amount Units: pg/ul

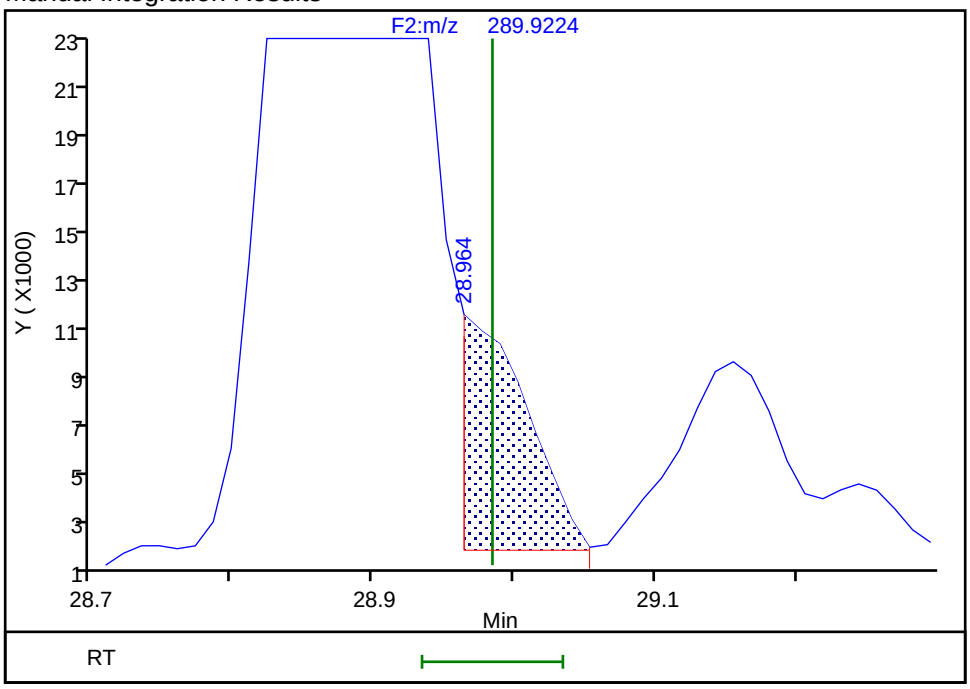

Reviewer: mcwhirterl, 28-Aug-2019 02:13:11
Audit Action: Manually Integrated/Assigned Compound ID Audit Reason: Split Peak

Manual Integration/User Assign Peak Report

Eurofins TestAmerica, Knoxville

Data File:	\\chromna\Knoxville\ChromData\D3D\20190827-12879.b\580-88125-b-4-c.d				
Injection Date:	27-Aug-2019 21:33:00	Instrument ID:	D3D		
Lims ID:	580-88125-B-4-C	Lab Sample ID:	140-88125-4		
Client ID:	A4-0to25-100818				
Operator ID:	Xcalibur_System	ALS Bottle#:	0	Worklist Smp#:	11
Injection Vol:	1.0 ul	Dil. Factor:	1.0000		
Method:	PCBs_D3D	Limit Group:	HR - 1668A - ICAL		
Column:	SPB-Octyl (0.25 mm)	Detector	F2(21.81 :35.54)		

PCB-66, CAS: 32598-10-0

Signal: 2

Processing Integration Results

RT: 30.08
Area: 4780075
Amount: 222.0204
Amount Units: pg/ul

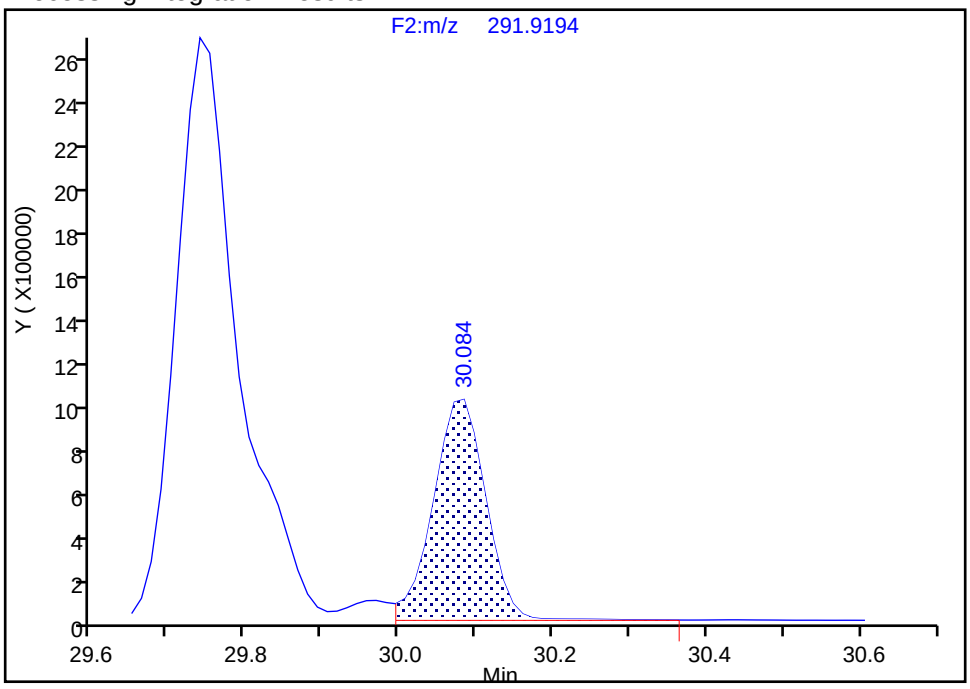

Manual Integration Results

RT: 30.08
Area: 5128724
Amount: 238.1500
Amount Units: pg/ul

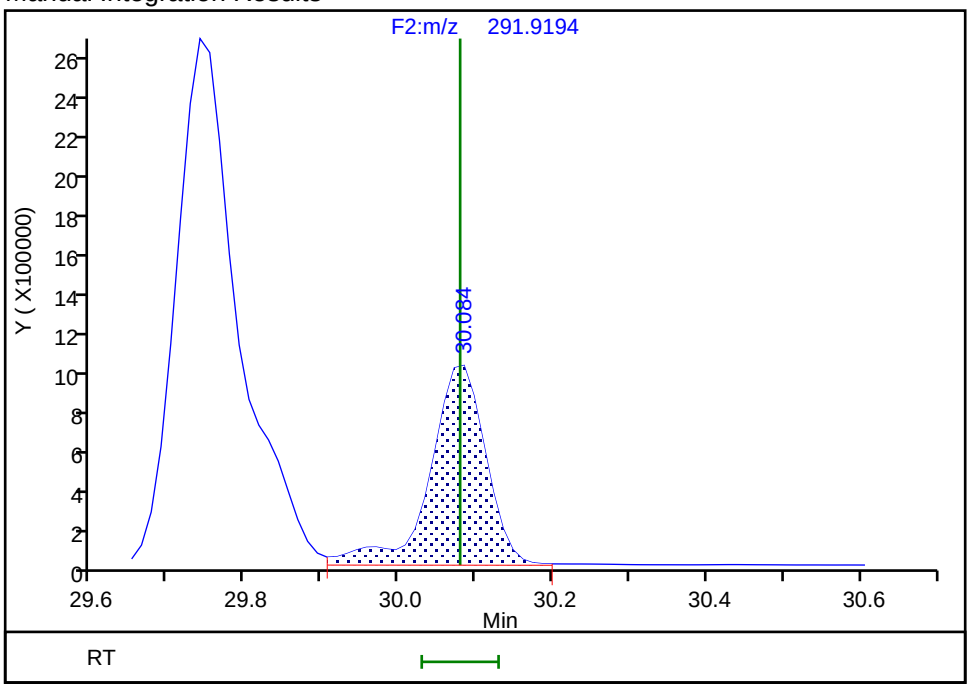

Reviewer: mcwhirterl, 28-Aug-2019 02:13:47

Audit Action: Marked Compound Undetected Audit Reason: Invalid Compound ID

Manual Integration/User Assign Peak Report

Eurofins TestAmerica, Knoxville

Data File:	\\chromna\Knoxville\ChromData\D3D\20190827-12879.b\580-88125-b-4-c.d				
Injection Date:	27-Aug-2019 21:33:00	Instrument ID:	D3D		
Lims ID:	580-88125-B-4-C	Lab Sample ID:	140-88125-4		
Client ID:	A4-0to25-100818				
Operator ID:	Xcalibur_System	ALS Bottle#:	0	Worklist Smp#:	11
Injection Vol:	1.0 ul	Dil. Factor:	1.0000		
Method:	PCBs_D3D	Limit Group:	HR - 1668A - ICAL		
Column:	SPB-Octyl (0.25 mm)	Detector	F2(21.81 :35.54)		

PCB-66, CAS: 32598-10-0

Signal: 3

Processing Integration Results

RT: 30.08
Area: 8572614
Amount: 222.0204
Amount Units: pg/ul

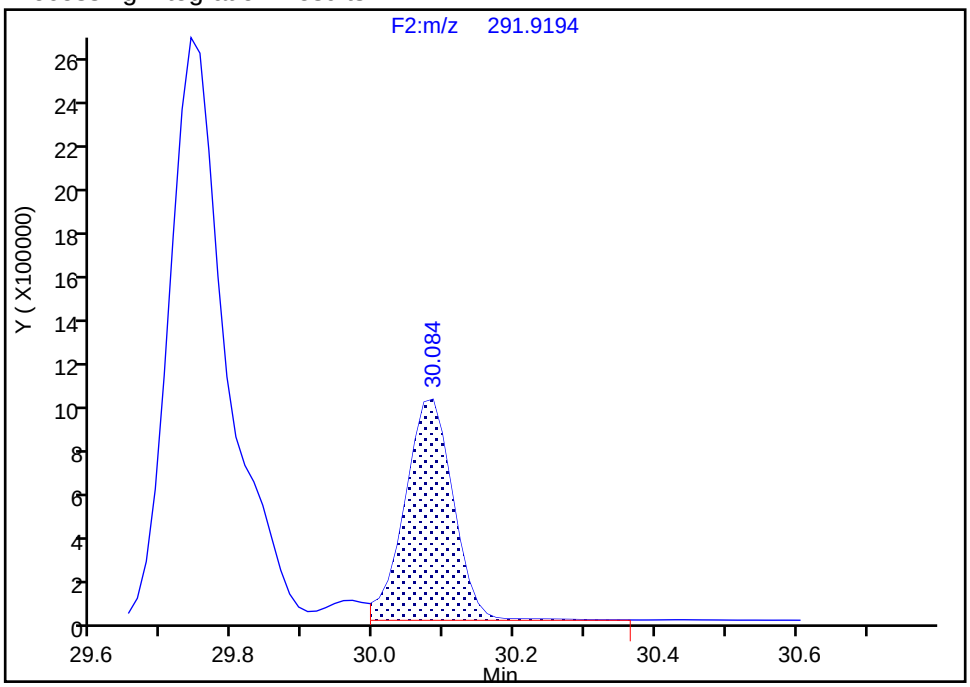

Manual Integration Results

RT: 30.08
Area: 9195409
Amount: 238.1500
Amount Units: pg/ul
Reviewer: mcwhirterl, 28-Aug-2019 02:13:47
Audit Action: Marked Compound Undetected Audit Reason: Invalid Compound ID

Manual Integration/User Assign Peak Report

Eurofins TestAmerica, Knoxville

Data File:	\\chromna\Knoxville\ChromData\D3D\20190827-12879.b\580-88125-b-4-c.d				
Injection Date:	27-Aug-2019 21:33:00	Instrument ID:	D3D		
Lims ID:	580-88125-B-4-C	Lab Sample ID:	140-88125-4		
Client ID:	A4-0to25-100818				
Operator ID:	Xcalibur_System	ALS Bottle#:	0	Worklist Smp#:	11
Injection Vol:	1.0 ul	Dil. Factor:	1.0000		
Method:	PCBs_D3D	Limit Group:	HR - 1668A - ICAL		
Column:	SPB-Octyl (0.25 mm)	Detector	F2(21.81 :35.54)		

PCB-66, CAS: 32598-10-0

Signal: 1

Processing Integration Results

RT: 30.08
Area: 3792539
Amount: 222.0204
Amount Units: pg/ul

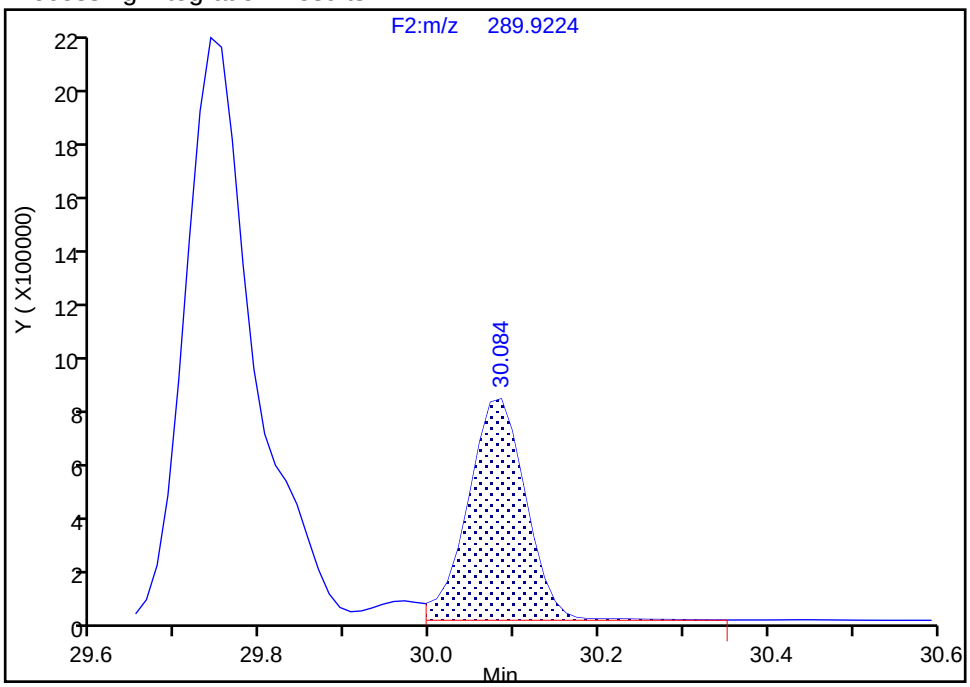

Manual Integration Results

RT: 30.08
Area: 4066685
Amount: 238.1500
Amount Units: pg/ul

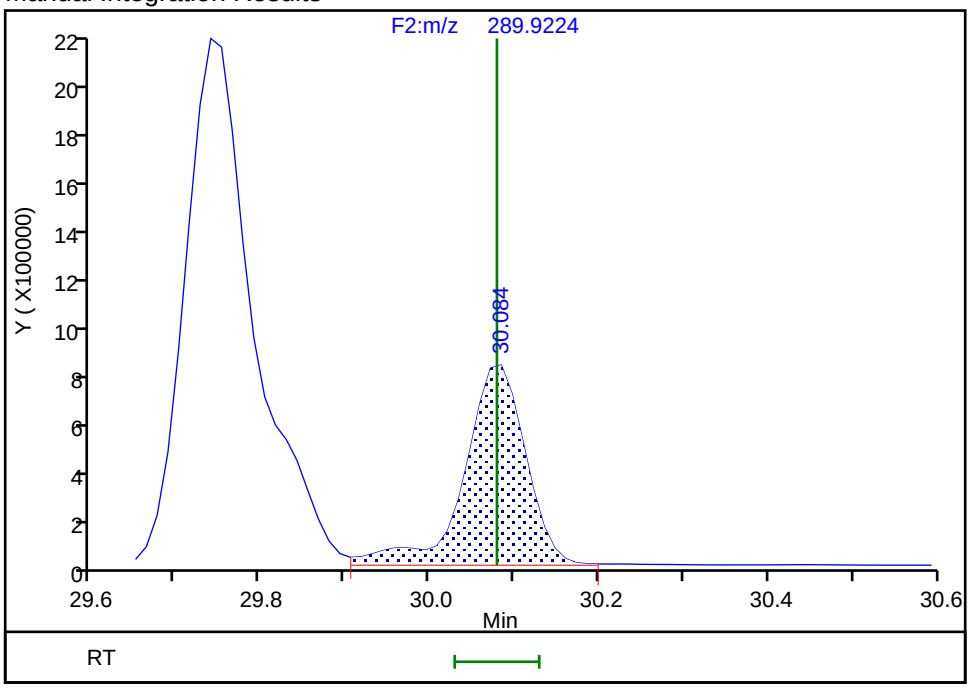

Reviewer: mcwhirterl, 28-Aug-2019 02:13:48

Audit Action: Manually Integrated/Assigned Compound ID Audit Reason: Incomplete Integration

Manual Integration/User Assign Peak Report

Eurofins TestAmerica, Knoxville

Data File:	\\chromna\Knoxville\ChromData\D3D\20190827-12879.b\580-88125-b-4-c.d				
Injection Date:	27-Aug-2019 21:33:00	Instrument ID:	D3D		
Lims ID:	580-88125-B-4-C	Lab Sample ID:	140-88125-4		
Client ID:	A4-0to25-100818				
Operator ID:	Xcalibur_System	ALS Bottle#:	0	Worklist Smp#:	11
Injection Vol:	1.0 ul	Dil. Factor:	1.0000		
Method:	PCBs_D3D	Limit Group:	HR - 1668A - ICAL		
Column:	SPB-Octyl (0.25 mm)	Detector	F2(21.81 :35.54)		

PCB-79, CAS: 41464-48-6

Signal: 2

Processing Integration Results

RT: 32.92
Area: 403004
Amount: 15.511011
Amount Units: pg/ul

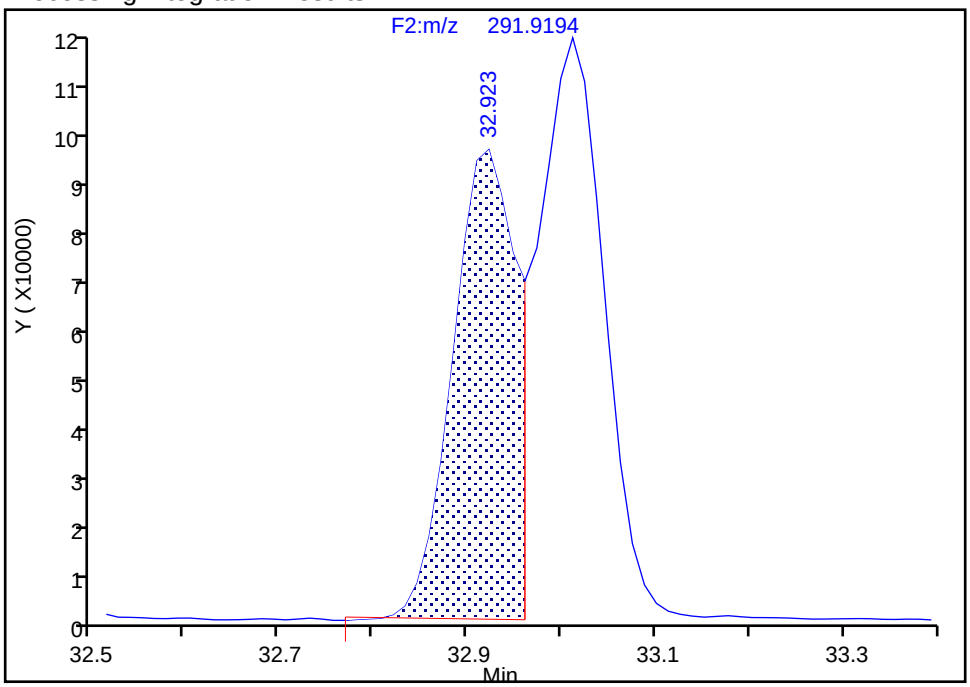

Manual Integration Results

RT: 33.01
Area: 931775
Amount: 35.916023
Amount Units: pg/ul

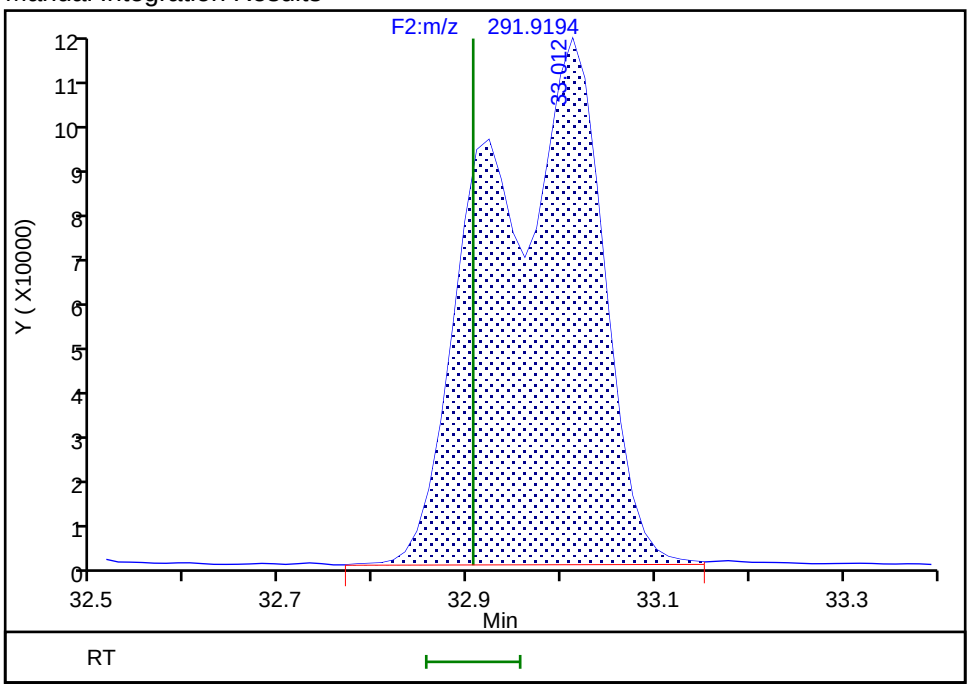

Reviewer: mcwhirterl, 28-Aug-2019 02:14:11

Audit Action: Marked Compound Undetected Audit Reason: Invalid Compound ID

Manual Integration/User Assign Peak Report

Eurofins TestAmerica, Knoxville

Data File:	\\chromna\Knoxville\ChromData\D3D\20190827-12879.b\580-88125-b-4-c.d				
Injection Date:	27-Aug-2019 21:33:00	Instrument ID:	D3D		
Lims ID:	580-88125-B-4-C	Lab Sample ID:	140-88125-4		
Client ID:	A4-0to25-100818				
Operator ID:	Xcalibur_System	ALS Bottle#:	0	Worklist Smp#:	11
Injection Vol:	1.0 ul	Dil. Factor:	1.0000		
Method:	PCBs_D3D	Limit Group:	HR - 1668A - ICAL		
Column:	SPB-Octyl (0.25 mm)	Detector	F2(21.81 :35.54)		

PCB-79, CAS: 41464-48-6

Signal: 3

Processing Integration Results

RT: 32.92
Area: 721547
Amount: 15.511011
Amount Units: pg/ul

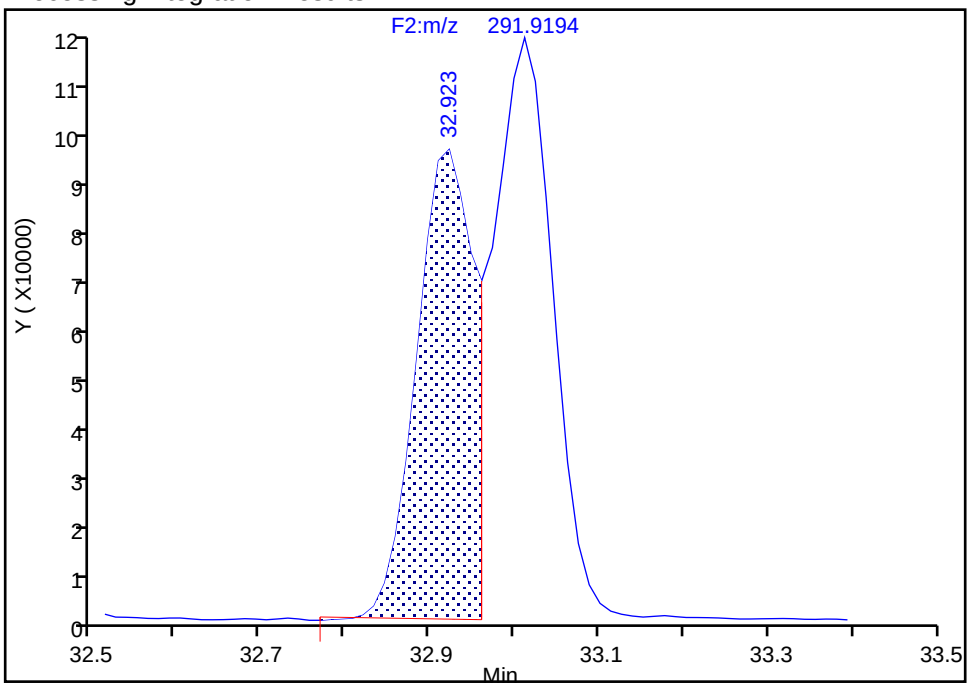

Manual Integration Results

RT: 33.01
Area: 1670755
Amount: 35.916023
Amount Units: pg/ul
Reviewer: mcwhirterl, 28-Aug-2019 02:14:11
Audit Action: Marked Compound Undetected Audit Reason: Invalid Compound ID

Manual Integration/User Assign Peak Report

Eurofins TestAmerica, Knoxville

Data File:	\\chromna\Knoxville\ChromData\D3D\20190827-12879.b\580-88125-b-4-c.d				
Injection Date:	27-Aug-2019 21:33:00	Instrument ID:	D3D		
Lims ID:	580-88125-B-4-C	Lab Sample ID:	140-88125-4		
Client ID:	A4-0to25-100818				
Operator ID:	Xcalibur_System	ALS Bottle#:	0	Worklist Smp#:	11
Injection Vol:	1.0 ul	Dil. Factor:	1.0000		
Method:	PCBs_D3D	Limit Group:	HR - 1668A - ICAL		
Column:	SPB-Octyl (0.25 mm)	Detector	F2(21.81 :35.54)		

PCB-79, CAS: 41464-48-6

Signal: 1

Processing Integration Results

RT: 32.92
Area: 318543
Amount: 15.511011
Amount Units: pg/ul

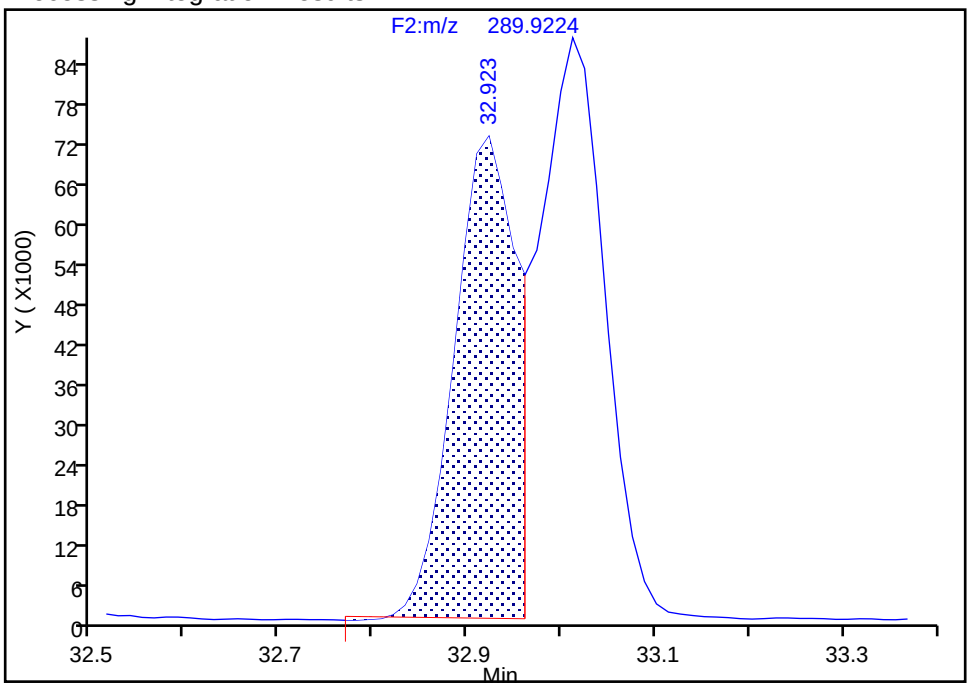

Manual Integration Results

RT: 33.01
Area: 738980
Amount: 35.916023
Amount Units: pg/ul

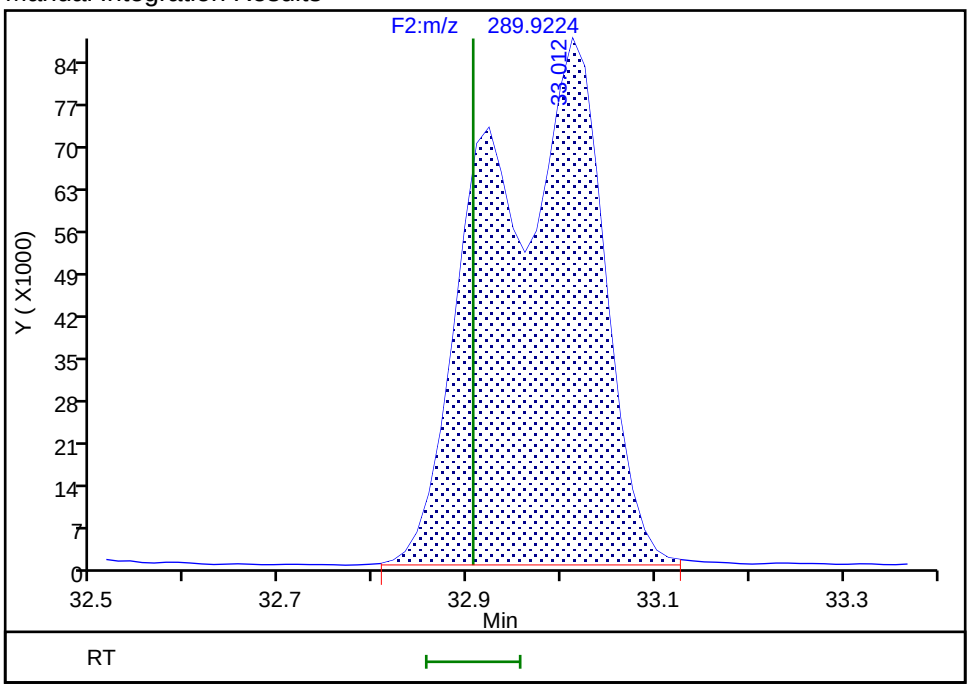

Reviewer: mcwhirterl, 28-Aug-2019 02:14:12

Audit Action: Manually Integrated/Assigned Compound ID Audit Reason: Incomplete Integration

Manual Integration/User Assign Peak Report

Eurofins TestAmerica, Knoxville

Data File:	\\chromna\Knoxville\ChromData\D3D\20190827-12879.b\580-88125-b-4-c.d				
Injection Date:	27-Aug-2019 21:33:00	Instrument ID:	D3D		
Lims ID:	580-88125-B-4-C	Lab Sample ID:	140-88125-4		
Client ID:	A4-0to25-100818				
Operator ID:	Xcalibur_System	ALS Bottle#:	0	Worklist Smp#:	11
Injection Vol:	1.0 ul	Dil. Factor:	1.0000		
Method:	PCBs_D3D	Limit Group:	HR - 1668A - ICAL		
Column:	SPB-Octyl (0.25 mm)	Detector	F2(21.81 :35.54)		

PCB-81, CAS: 70362-50-4

Signal: 2

Not Detected
Expected RT: 33.90

Processing Integration Results

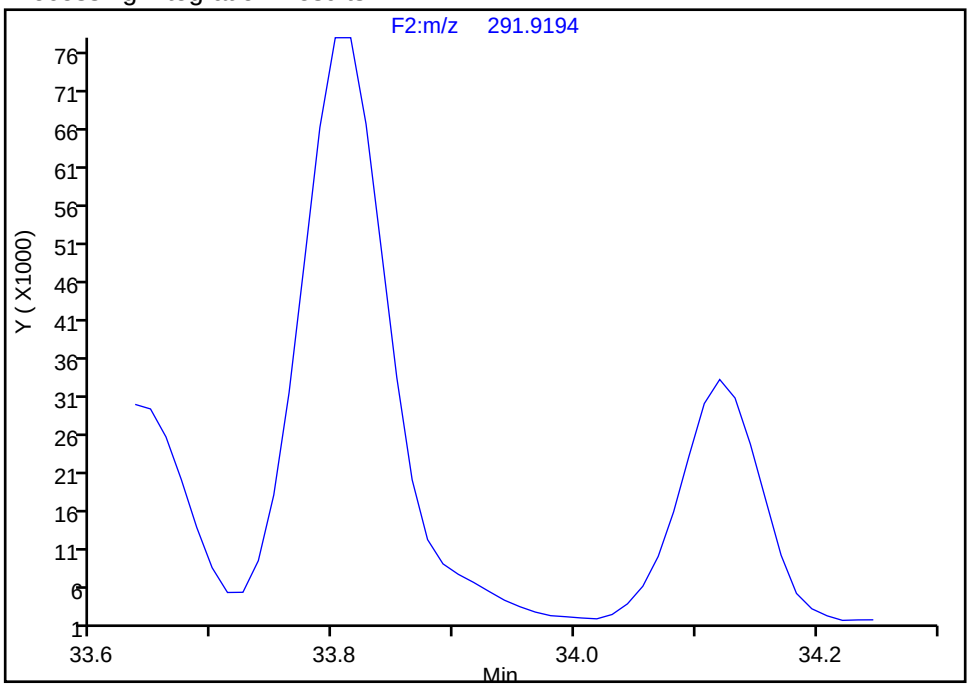

Manual Integration Results

RT: 33.89
Area: 20397
Amount: 0.945003
Amount Units: pg/ul

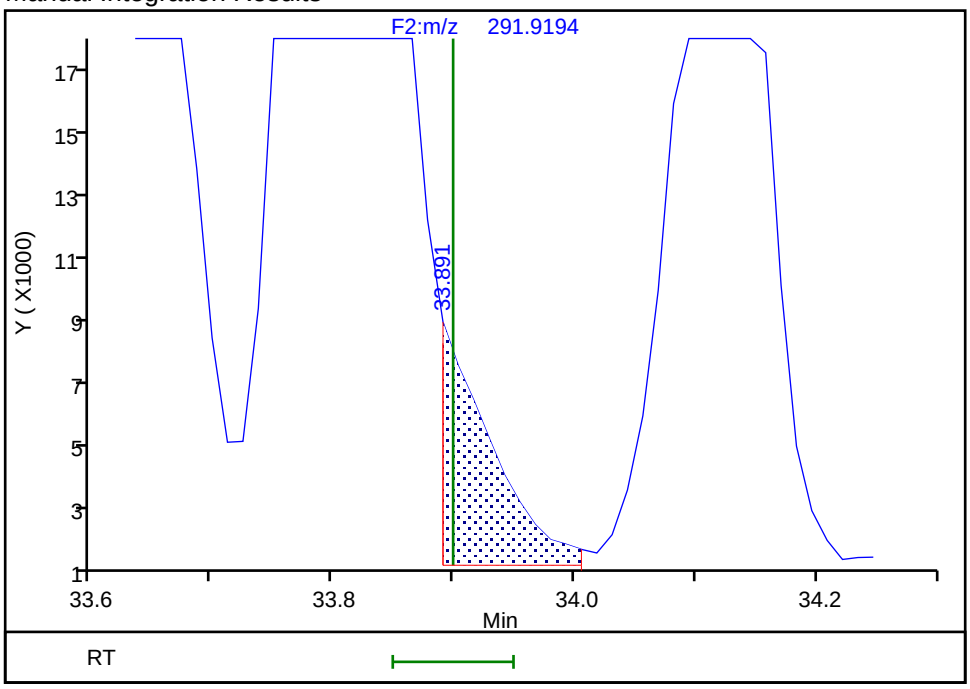

Reviewer: mcwhirterl, 28-Aug-2019 02:14:37
Audit Action: Split an Integrated Peak Audit Reason: Split Peak

Manual Integration/User Assign Peak Report

Eurofins TestAmerica, Knoxville

Data File:	\\chromna\Knoxville\ChromData\D3D\20190827-12879.b\580-88125-b-4-c.d				
Injection Date:	27-Aug-2019 21:33:00	Instrument ID:	D3D		
Lims ID:	580-88125-B-4-C	Lab Sample ID:	140-88125-4		
Client ID:	A4-0to25-100818				
Operator ID:	Xcalibur_System	ALS Bottle#:	0	Worklist Smp#:	11
Injection Vol:	1.0 ul	Dil. Factor:	1.0000		
Method:	PCBs_D3D	Limit Group:	HR - 1668A - ICAL		
Column:	SPB-Octyl (0.25 mm)	Detector	F2(21.81 :35.54)		

PCB-81, CAS: 70362-50-4

Signal: 1

Not Detected
Expected RT: 33.90

Processing Integration Results

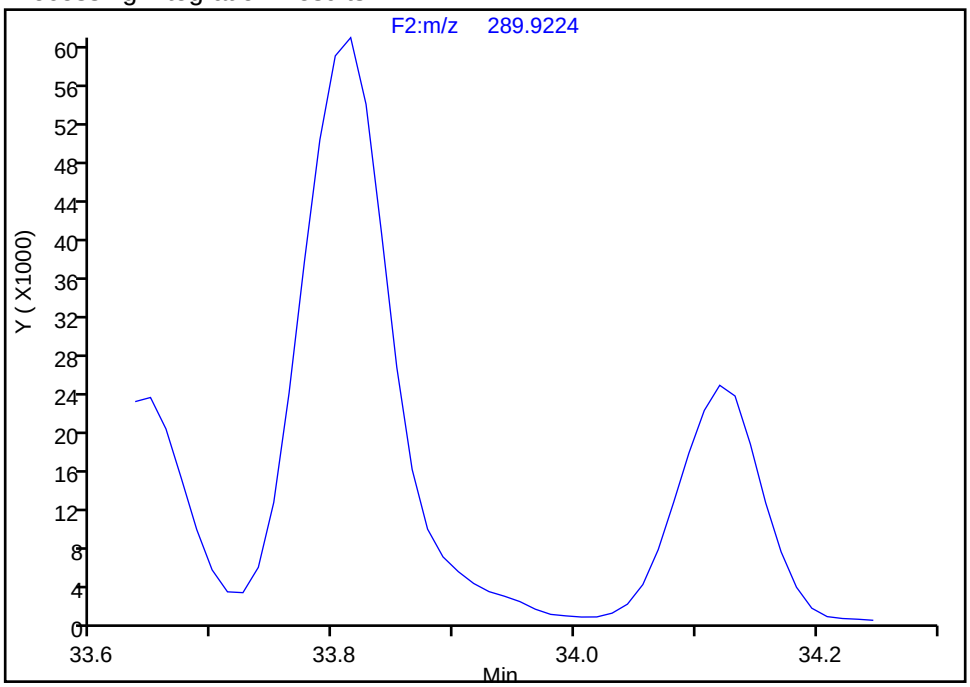

Manual Integration Results

RT: 33.89
Area: 16132
Amount: 0.945003
Amount Units: pg/ul

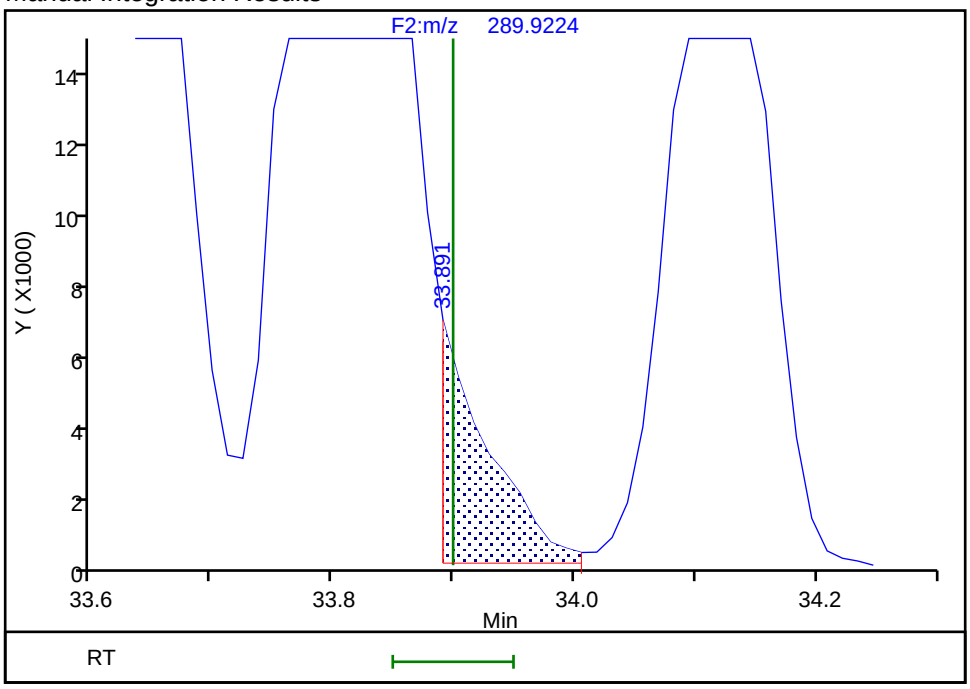

Reviewer: mcwhirterl, 28-Aug-2019 02:14:43
Audit Action: Manually Integrated/Assigned Compound ID Audit Reason: Split Peak

Eurofins TestAmerica, Knoxville

Data File:	\\chromna\Knoxville\ChromData\D3D\20190827-12879.b\580-88125-b-4-c.d		
Injection Date:	27-Aug-2019 21:33:00	Injection Vol:	1.0 ul
Instrument ID:	D3D	Operator ID:	Xcalibur_System
Method:	PCBs_D3D	Limit Group:	HR - 1668A - ICAL
Client ID:	A4-0to25-100818		
Worklist#:	33063	Sample Line#:	11
Column Type:	SPB-Octyl	Column Dia:	0.25 mm

PePCB F2

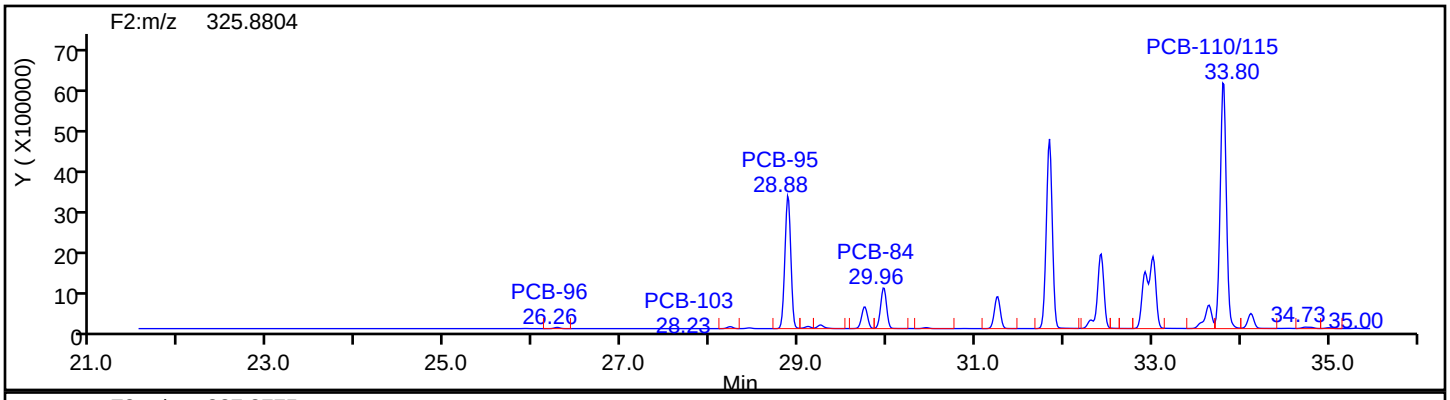

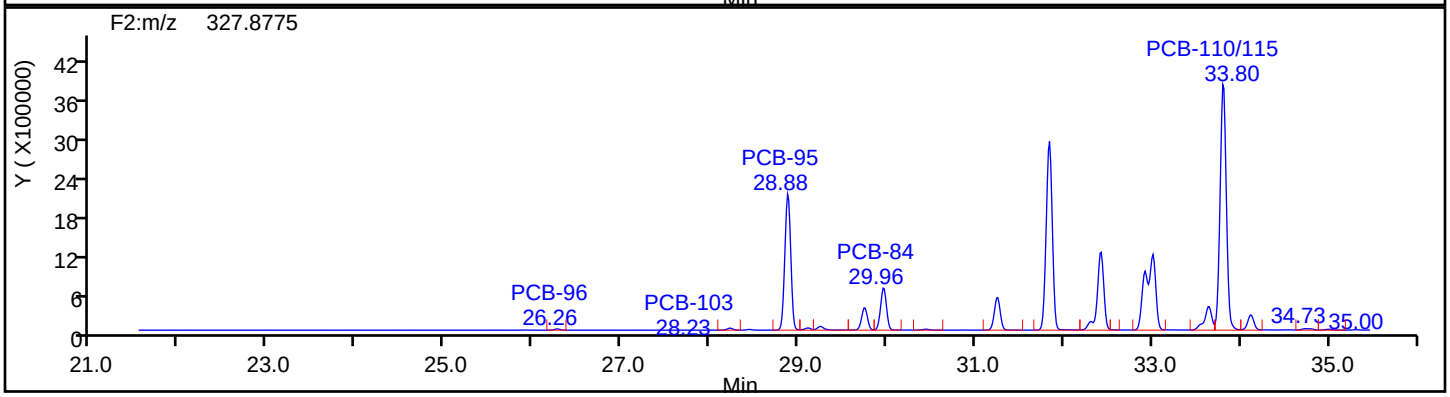

PePCB F2 Standards

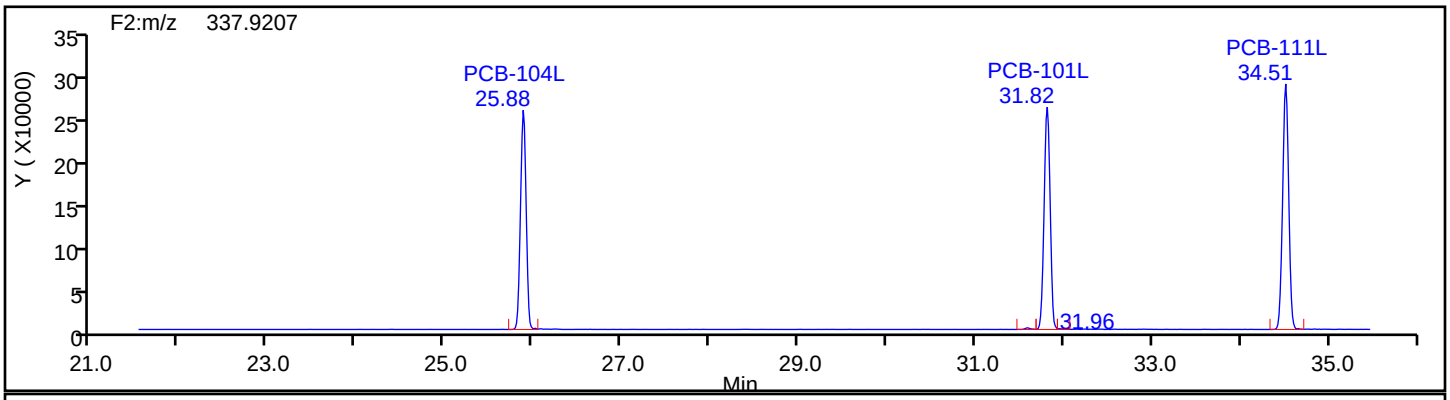

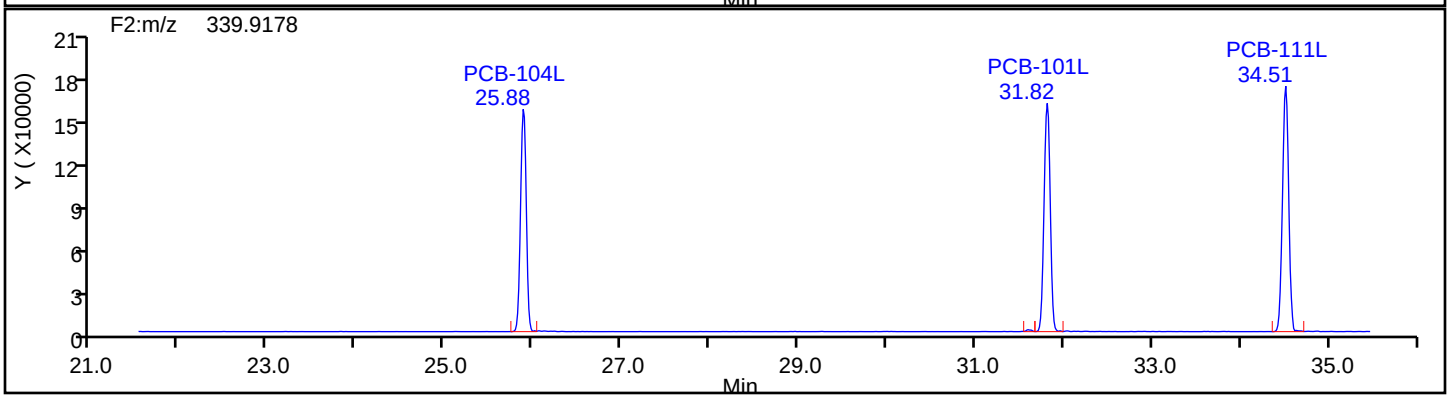

Eurofins TestAmerica, Knoxville

Data File:	\\chromna\Knoxville\ChromData\D3D\20190827-12879.b\580-88125-b-4-c.d		
Injection Date:	27-Aug-2019 21:33:00	Injection Vol:	1.0 ul
Instrument ID:	D3D	Operator ID:	Xcalibur_System
Method:	PCBs_D3D	Limit Group:	HR - 1668A - ICAL
Client ID:	A4-0to25-100818		
Worklist#:	33063	Sample Line#:	11
Column Type:	SPB-Octyl	Column Dia:	0.25 mm

PePCB F2

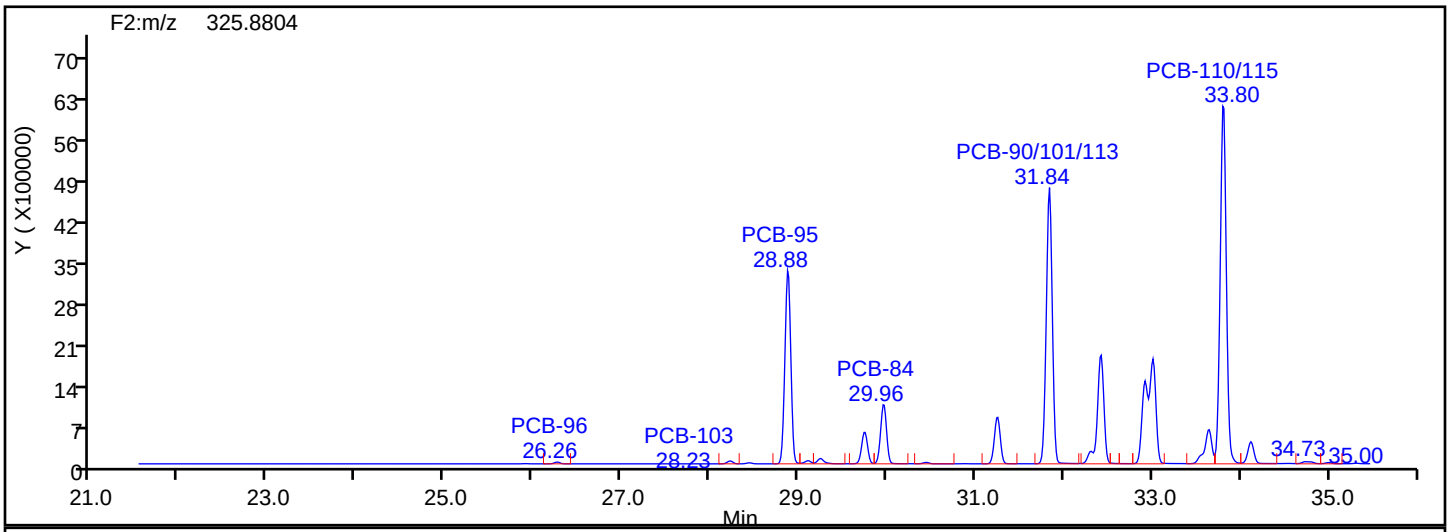

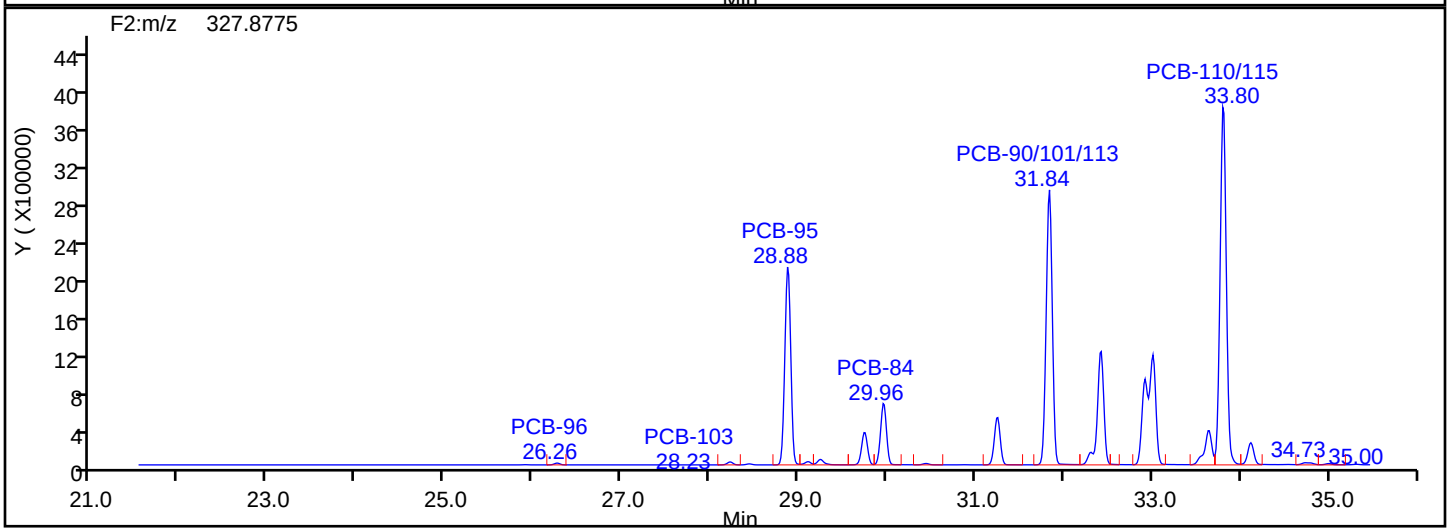

PePCB F2 Lock Mass

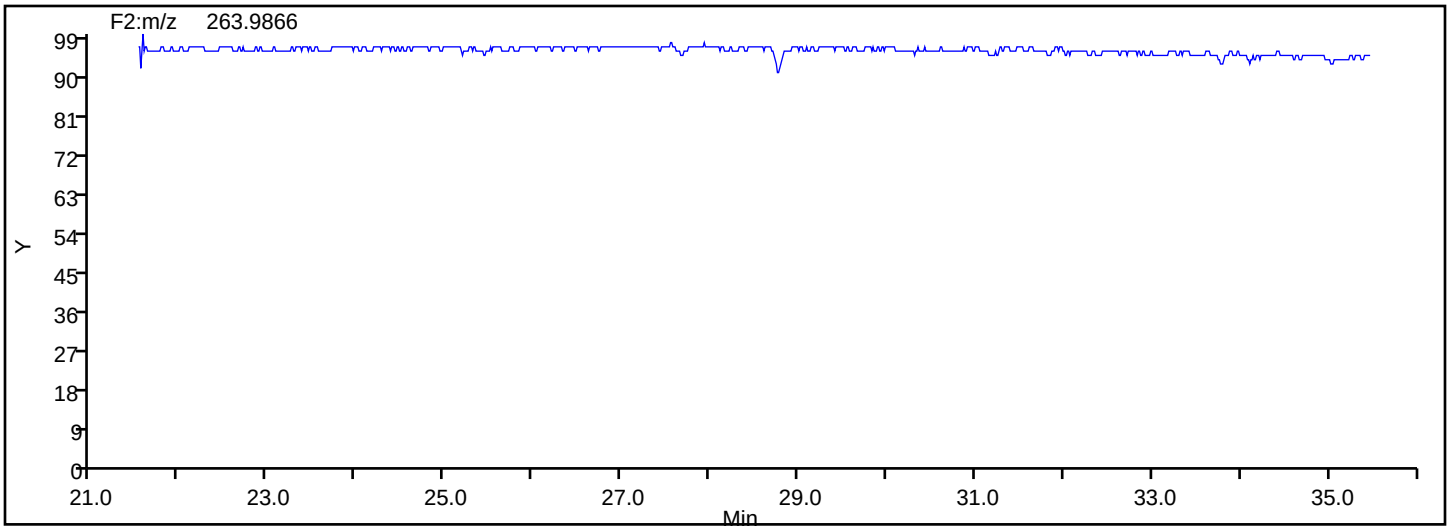

Manual Integration/User Assign Peak Report

Eurofins TestAmerica, Knoxville

Data File:	\\chromna\Knoxville\ChromData\D3D\20190827-12879.b\580-88125-b-4-c.d				
Injection Date:	27-Aug-2019 21:33:00	Instrument ID:	D3D		
Lims ID:	580-88125-B-4-C	Lab Sample ID:	140-88125-4		
Client ID:	A4-0to25-100818				
Operator ID:	Xcalibur_System	ALS Bottle#:	0	Worklist Smp#:	11
Injection Vol:	1.0 ul	Dil. Factor:	1.0000		
Method:	PCBs_D3D	Limit Group:	HR - 1668A - ICAL		
Column:	SPB-Octyl (0.25 mm)	Detector	F2(21.81 :35.54)		

PCB-103, CAS: 60145-21-3

Signal: 1

Not Detected
Expected RT: 28.23

Processing Integration Results

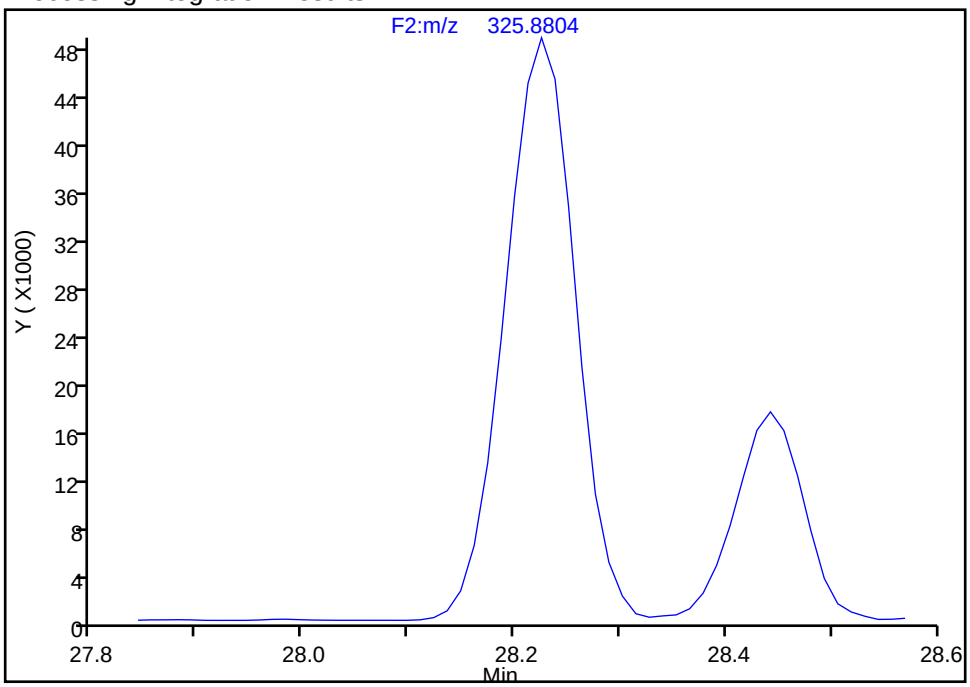

Manual Integration Results

RT: 28.23
Area: 225010
Amount: 19.315208
Amount Units: pg/ul

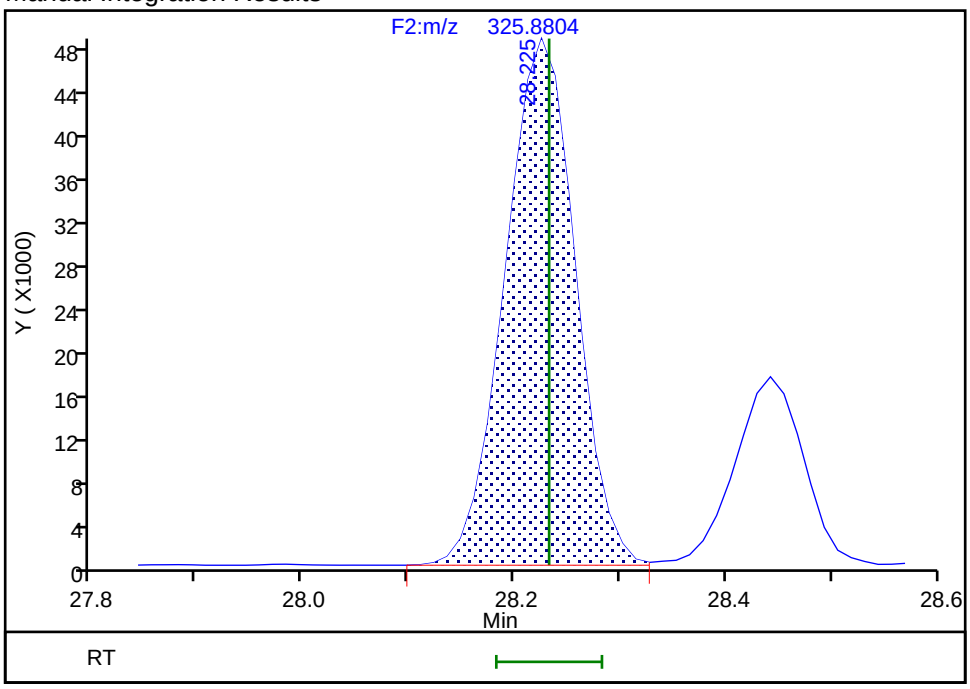

Reviewer: mcwhirterl, 28-Aug-2019 02:15:06
Audit Action: Assigned Compound ID Audit Reason: Split Peak

Manual Integration/User Assign Peak Report

Eurofins TestAmerica, Knoxville

Data File:	\\chromna\Knoxville\ChromData\D3D\20190827-12879.b\580-88125-b-4-c.d				
Injection Date:	27-Aug-2019 21:33:00	Instrument ID:	D3D		
Lims ID:	580-88125-B-4-C	Lab Sample ID:	140-88125-4		
Client ID:	A4-0to25-100818				
Operator ID:	Xcalibur_System	ALS Bottle#:	0	Worklist Smp#:	11
Injection Vol:	1.0 ul	Dil. Factor:	1.0000		
Method:	PCBs_D3D	Limit Group:	HR - 1668A - ICAL		
Column:	SPB-Octyl (0.25 mm)	Detector	F2(21.81 :35.54)		

PCB-84, CAS: 52663-60-2

Signal: 1

Not Detected
Expected RT: 29.96

Processing Integration Results

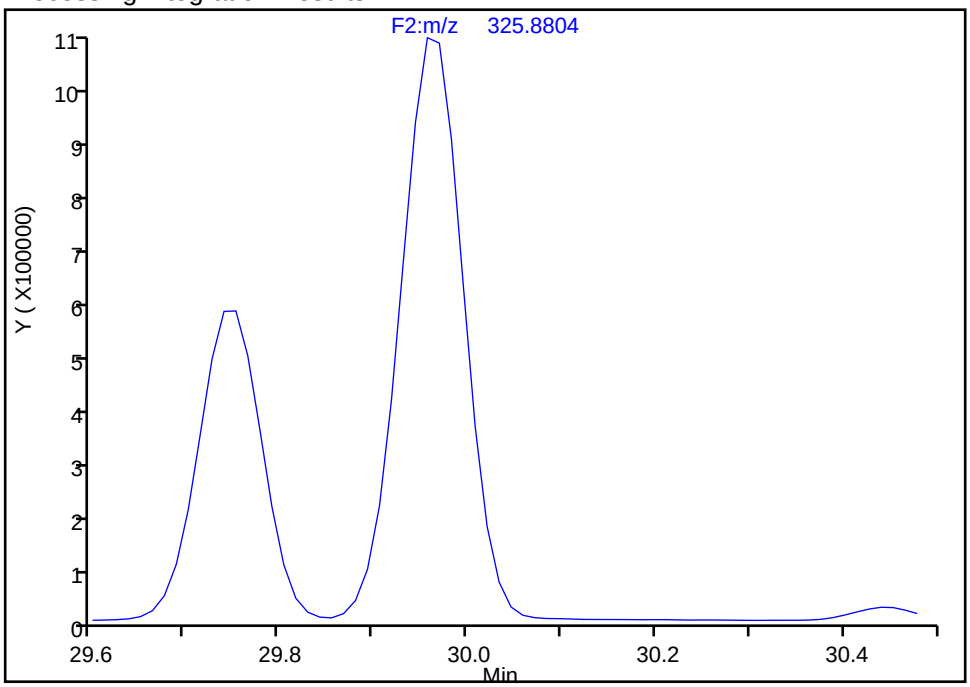

Manual Integration Results

RT: 29.96
Area: 4814943
Amount: 497.3087
Amount Units: pg/ul

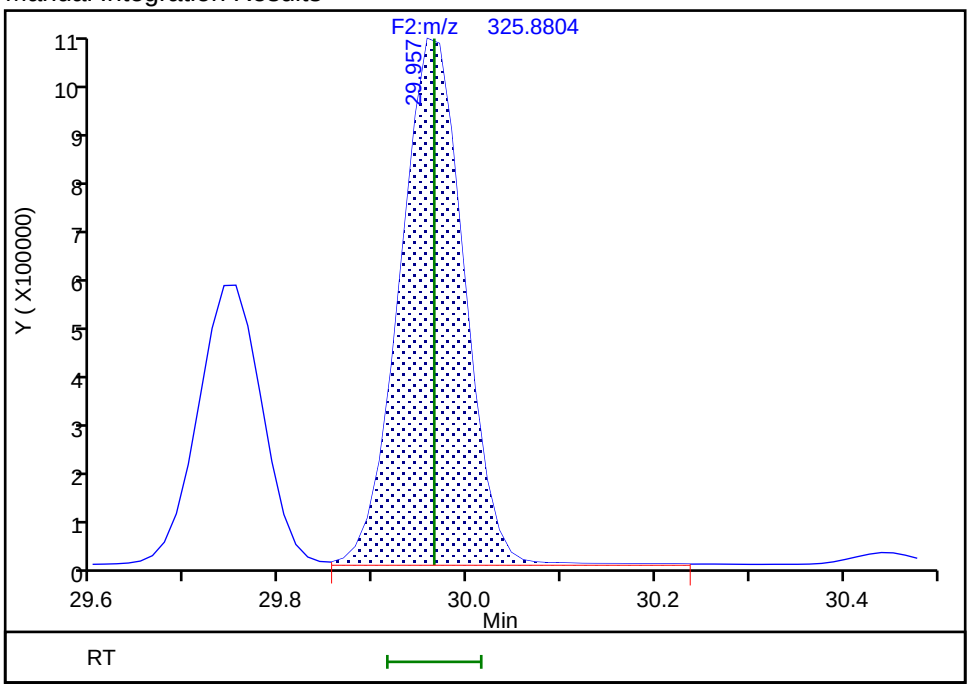

Reviewer: mcwhirterl, 28-Aug-2019 02:15:16
Audit Action: Assigned Compound ID Audit Reason: Split Peak

Manual Integration/User Assign Peak Report

Eurofins TestAmerica, Knoxville

Data File:	\\chromna\Knoxville\ChromData\D3D\20190827-12879.b\580-88125-b-4-c.d				
Injection Date:	27-Aug-2019 21:33:00	Instrument ID:	D3D		
Lims ID:	580-88125-B-4-C	Lab Sample ID:	140-88125-4		
Client ID:	A4-0to25-100818				
Operator ID:	Xcalibur_System	ALS Bottle#:	0	Worklist Smp#:	11
Injection Vol:	1.0 ul	Dil. Factor:	1.0000		
Method:	PCBs_D3D	Limit Group:	HR - 1668A - ICAL		
Column:	SPB-Octyl (0.25 mm)	Detector	F2(21.81 :35.54)		

PCB-89, CAS: 73575-57-2

Signal: 1

Not Detected
Expected RT: 30.45

Processing Integration Results

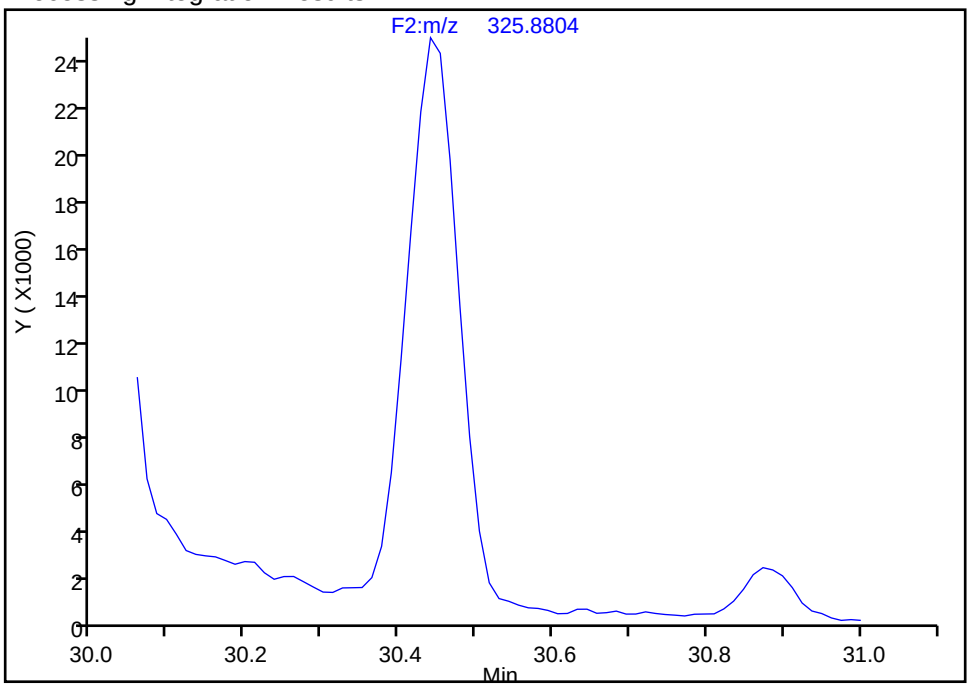

Manual Integration Results

RT: 30.44
Area: 136924
Amount: 13.316318
Amount Units: pg/ul

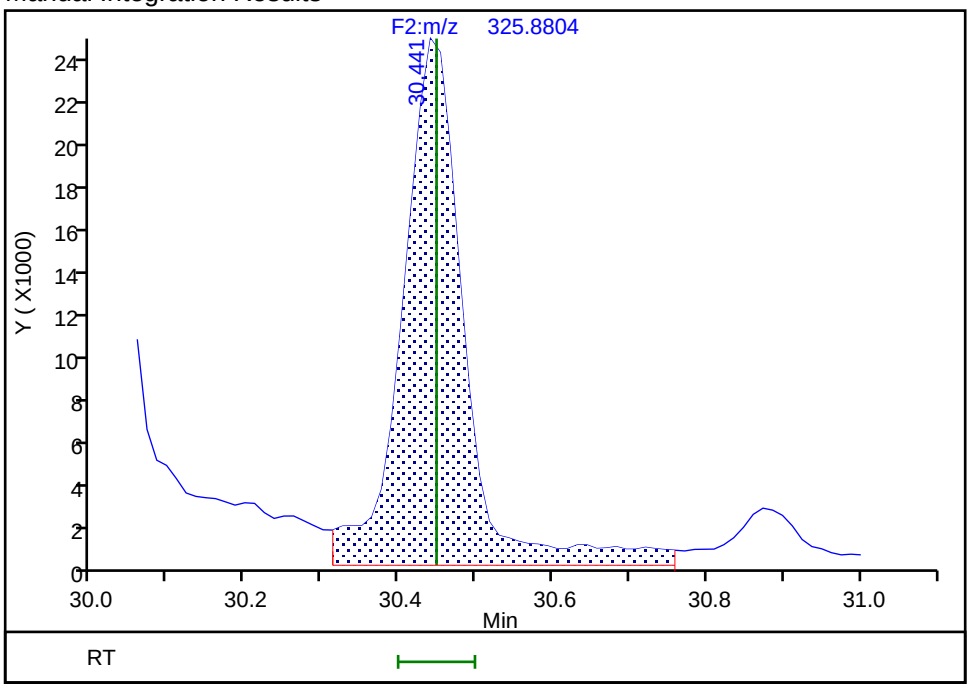

Reviewer: mcwhirterl, 28-Aug-2019 02:15:19
Audit Action: Assigned Compound ID Audit Reason: Split Peak

Manual Integration/User Assign Peak Report

Eurofins TestAmerica, Knoxville

Data File:	\\chromna\Knoxville\ChromData\D3D\20190827-12879.b\580-88125-b-4-c.d				
Injection Date:	27-Aug-2019 21:33:00	Instrument ID:	D3D		
Lims ID:	580-88125-B-4-C	Lab Sample ID:	140-88125-4		
Client ID:	A4-0to25-100818				
Operator ID:	Xcalibur_System	ALS Bottle#:	0	Worklist Smp#:	11
Injection Vol:	1.0 ul	Dil. Factor:	1.0000		
Method:	PCBs_D3D	Limit Group:	HR - 1668A - ICAL		
Column:	SPB-Octyl (0.25 mm)	Detector	F2(21.81 :35.54)		

PCB-90/101/113, CAS: STL01813

Signal: 1

Not Detected
Expected RT: 31.82

Processing Integration Results

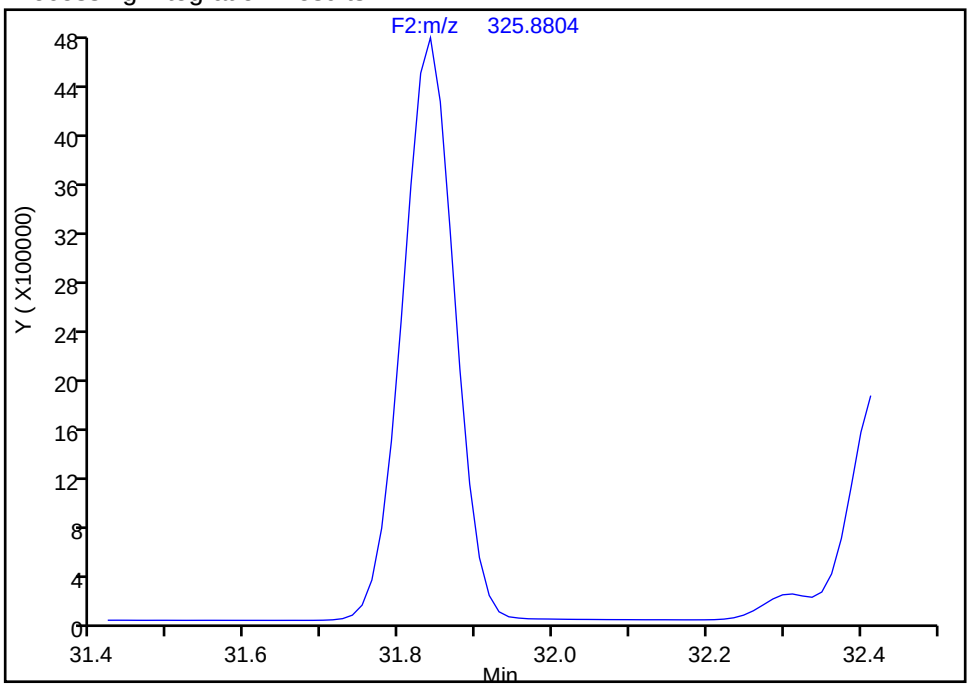

Manual Integration Results

RT: 31.84
Area: 22420793
Amount: 1746.2617
Amount Units: pg/ul

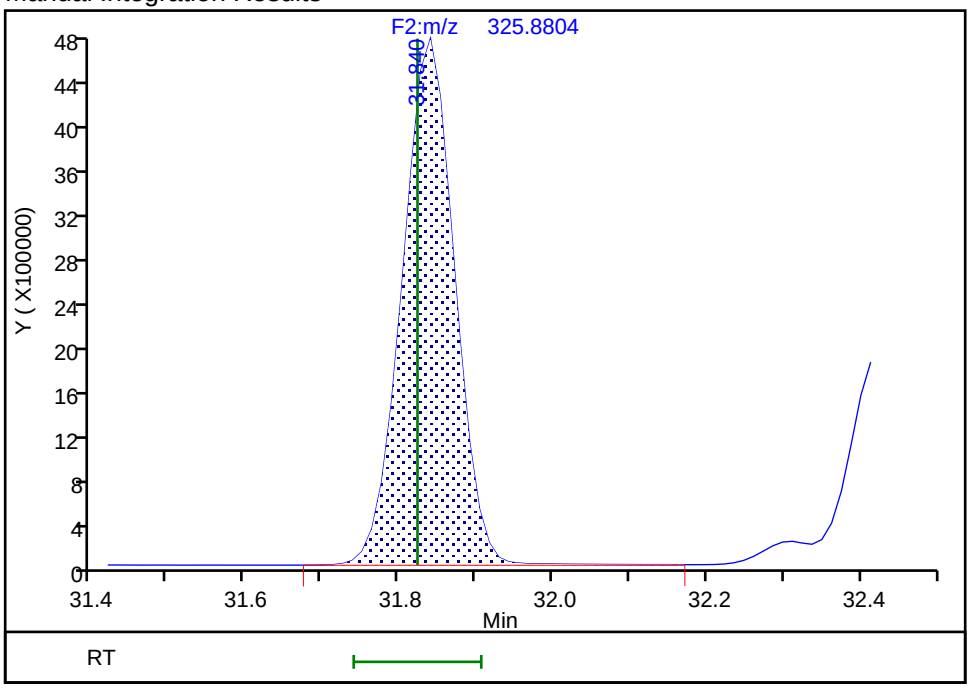

Reviewer: mcwhirterl, 28-Aug-2019 02:15:25
Audit Action: Assigned Compound ID Audit Reason: Split Peak

Manual Integration/User Assign Peak Report

Eurofins TestAmerica, Knoxville

Data File:	\\chromna\Knoxville\ChromData\D3D\20190827-12879.b\580-88125-b-4-c.d				
Injection Date:	27-Aug-2019 21:33:00	Instrument ID:	D3D		
Lims ID:	580-88125-B-4-C	Lab Sample ID:	140-88125-4		
Client ID:	A4-0to25-100818				
Operator ID:	Xcalibur_System	ALS Bottle#:	0	Worklist Smp#:	11
Injection Vol:	1.0 ul	Dil. Factor:	1.0000		
Method:	PCBs_D3D	Limit Group:	HR - 1668A - ICAL		
Column:	SPB-Octyl (0.25 mm)	Detector	F2(21.81 :35.54)		

PCB-83/99, CAS: STL01809

Signal: 2

Processing Integration Results

RT: 32.31
Area: 561983
Amount: 85.334361
Amount Units: pg/ul

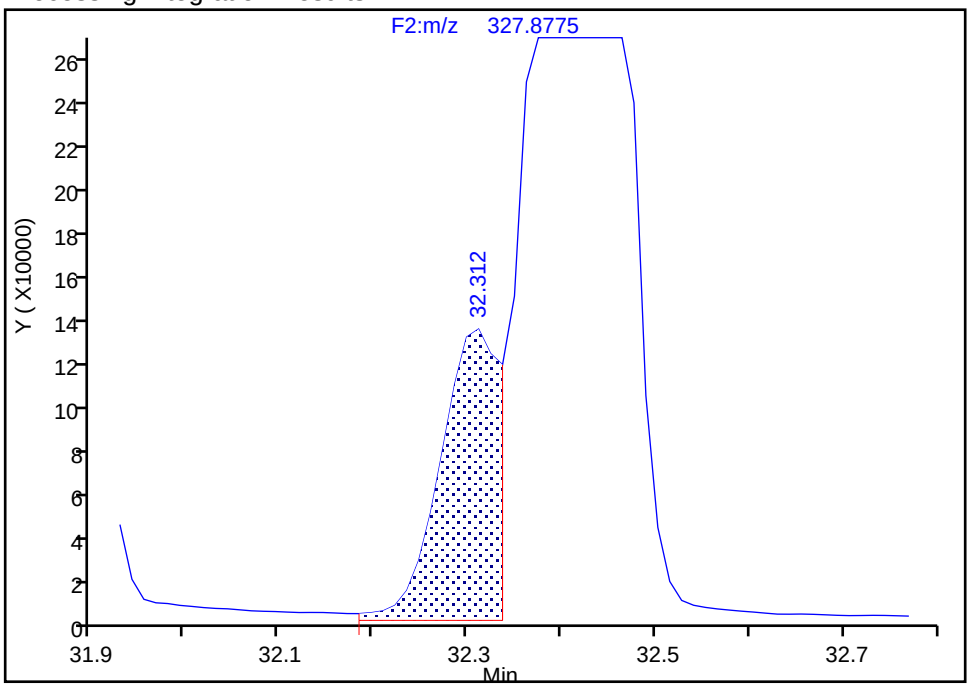

Manual Integration Results

RT: 32.43
Area: 6365854
Amount: 948.9256
Amount Units: pg/ul

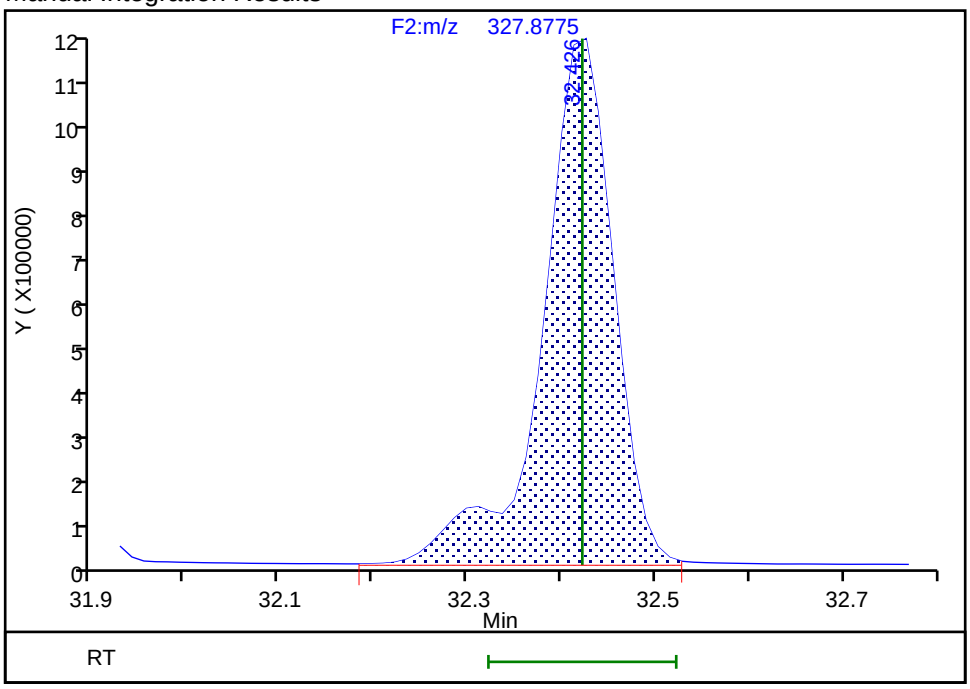

Reviewer: mcwhirterl, 28-Aug-2019 02:16:38

Audit Action: Marked Compound Undetected Audit Reason: Invalid Compound ID

Manual Integration/User Assign Peak Report

Eurofins TestAmerica, Knoxville

Data File:	\\chromna\Knoxville\ChromData\D3D\20190827-12879.b\580-88125-b-4-c.d				
Injection Date:	27-Aug-2019 21:33:00	Instrument ID:	D3D		
Lims ID:	580-88125-B-4-C	Lab Sample ID:	140-88125-4		
Client ID:	A4-0to25-100818				
Operator ID:	Xcalibur_System	ALS Bottle#:	0	Worklist Smp#:	11
Injection Vol:	1.0 ul	Dil. Factor:	1.0000		
Method:	PCBs_D3D	Limit Group:	HR - 1668A - ICAL		
Column:	SPB-Octyl (0.25 mm)	Detector	F2(21.81 :35.54)		

PCB-83/99, CAS: STL01809

Signal: 3

Processing Integration Results

RT: 32.31
Area: 1472536
Amount: 85.334361
Amount Units: pg/ul

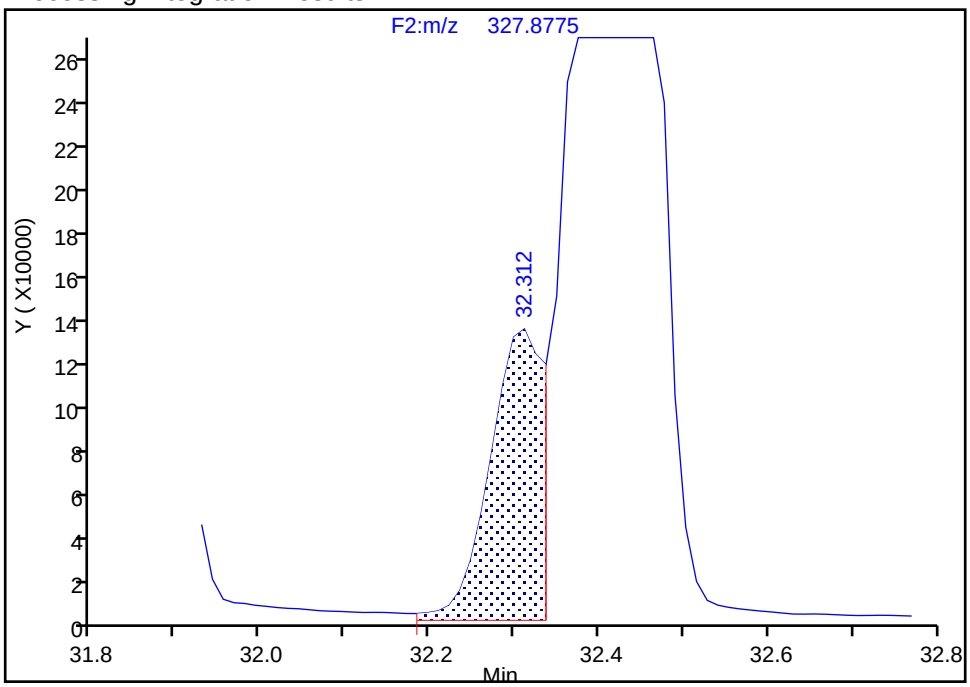

Manual Integration Results

RT: 32.43
Area: 16374730
Amount: 948.9256
Amount Units: pg/ul
Reviewer: mcwhirterl, 28-Aug-2019 02:16:38
Audit Action: Marked Compound Undetected Audit Reason: Invalid Compound ID

Manual Integration/User Assign Peak Report

Eurofins TestAmerica, Knoxville

Data File:	\\chromna\Knoxville\ChromData\D3D\20190827-12879.b\580-88125-b-4-c.d				
Injection Date:	27-Aug-2019 21:33:00	Instrument ID:	D3D		
Lims ID:	580-88125-B-4-C	Lab Sample ID:	140-88125-4		
Client ID:	A4-0to25-100818				
Operator ID:	Xcalibur_System	ALS Bottle#:	0	Worklist Smp#:	11
Injection Vol:	1.0 ul	Dil. Factor:	1.0000		
Method:	PCBs_D3D	Limit Group:	HR - 1668A - ICAL		
Column:	SPB-Octyl (0.25 mm)	Detector	F2(21.81 :35.54)		

PCB-83/99, CAS: STL01809

Signal: 1

Processing Integration Results

RT: 32.31
Area: 910553
Amount: 85.334361
Amount Units: pg/ul

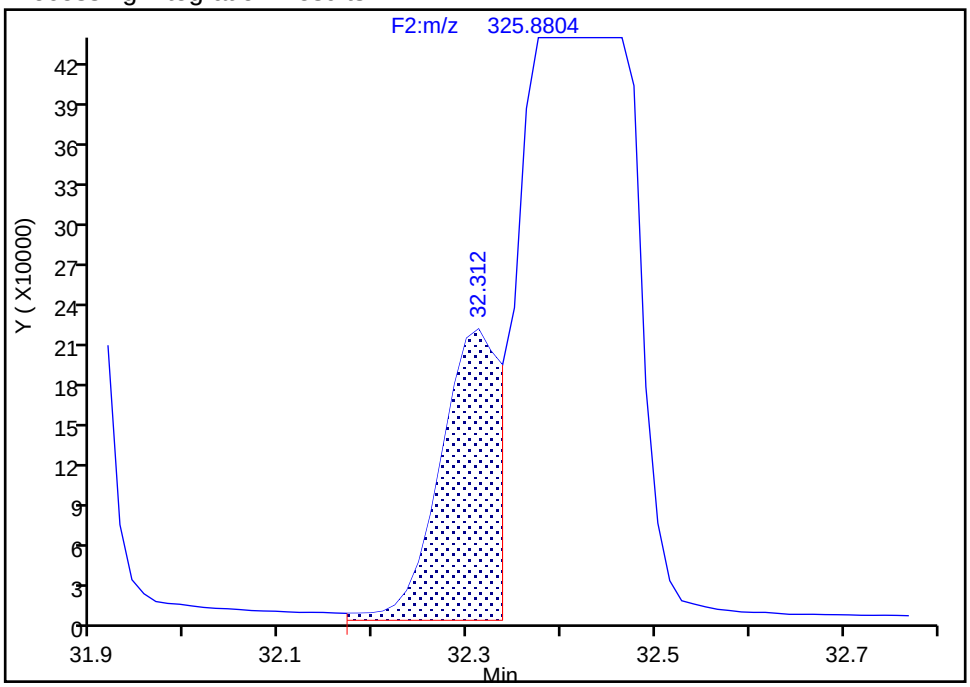

Manual Integration Results

RT: 32.43
Area: 10008876
Amount: 948.9256
Amount Units: pg/ul

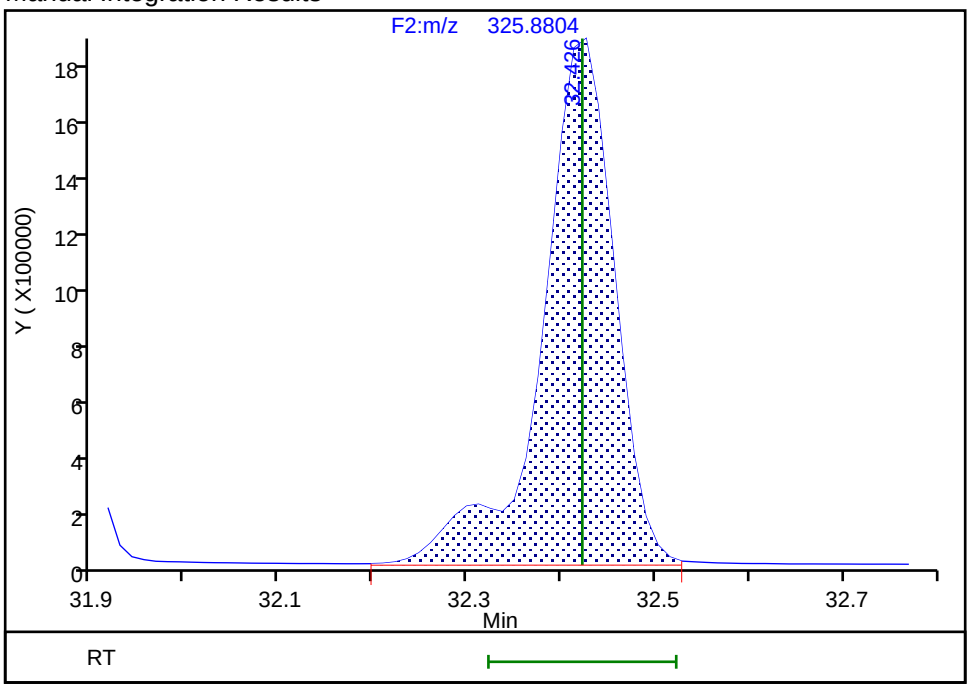

Reviewer: mcwhirterl, 28-Aug-2019 02:16:40

Audit Action: Manually Integrated/Assigned Compound ID Audit Reason: Incomplete Integration

Manual Integration/User Assign Peak Report

Eurofins TestAmerica, Knoxville

Data File:	\\chromna\Knoxville\ChromData\D3D\20190827-12879.b\580-88125-b-4-c.d				
Injection Date:	27-Aug-2019 21:33:00	Instrument ID:	D3D		
Lims ID:	580-88125-B-4-C	Lab Sample ID:	140-88125-4		
Client ID:	A4-0to25-100818				
Operator ID:	Xcalibur_System	ALS Bottle#:	0	Worklist Smp#:	11
Injection Vol:	1.0 ul	Dil. Factor:	1.0000		
Method:	PCBs_D3D	Limit Group:	HR - 1668A - ICAL		
Column:	SPB-Octyl (0.25 mm)	Detector	F2(21.81 :35.54)		

PCB-112, CAS: 74472-36-9

Signal: 2

Processing Integration Results

RT: 32.43
Area: 5846719
Amount: 598.9364
Amount Units: pg/ul

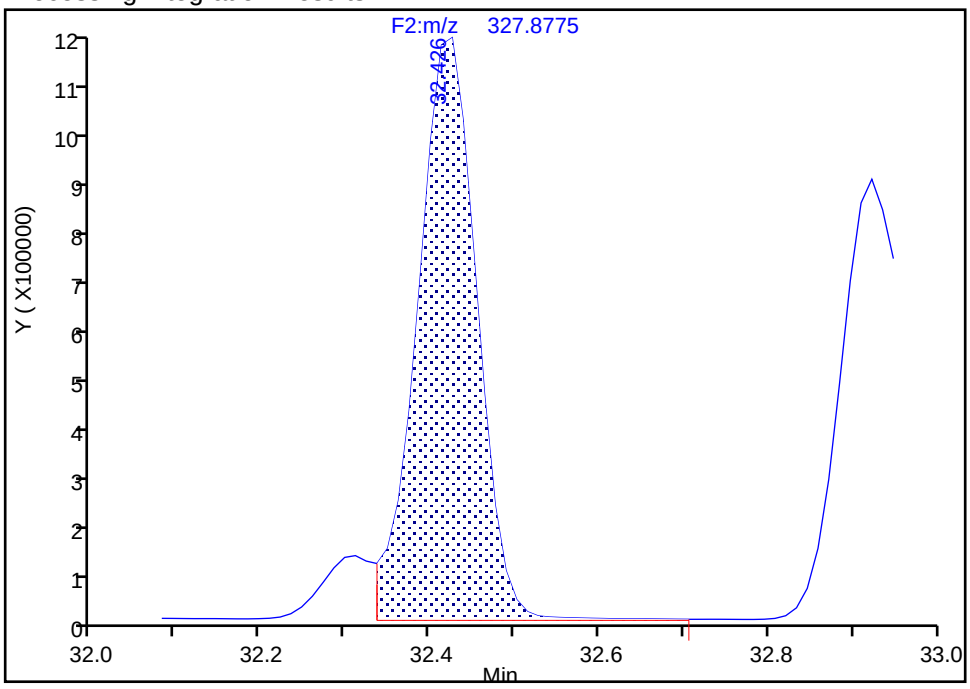

Manual Integration Results

RT: 32.53
Area: 30123
Amount: 3.176751
Amount Units: pg/ul

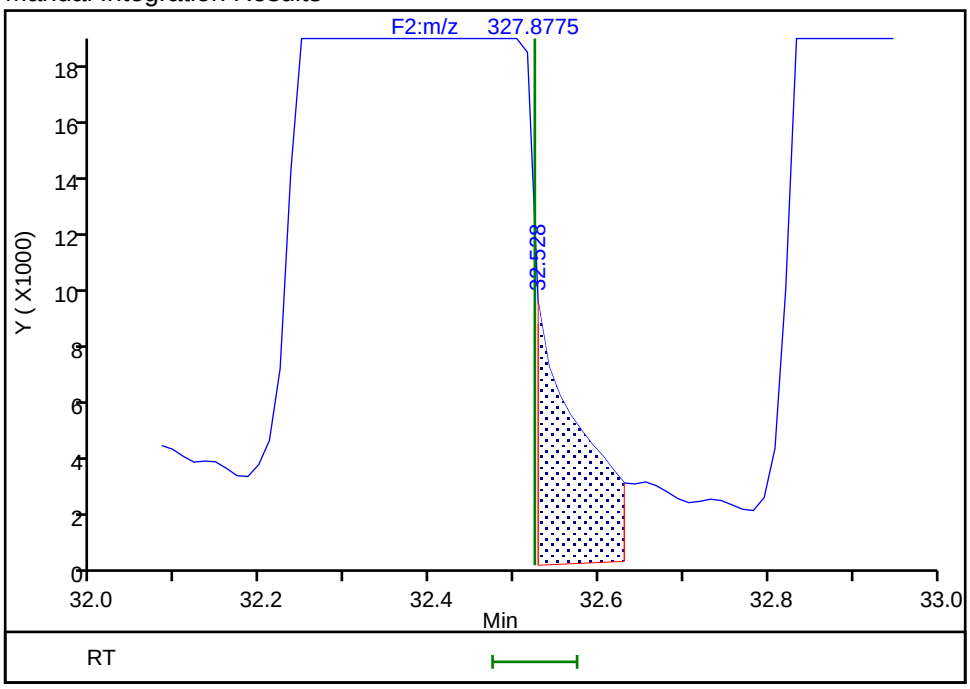

Reviewer: mcwhirterl, 28-Aug-2019 02:17:01

Audit Action: Marked Compound Undetected Audit Reason: Invalid Compound ID

Manual Integration/User Assign Peak Report

Eurofins TestAmerica, Knoxville

Data File:	\\chromna\Knoxville\ChromData\D3D\20190827-12879.b\580-88125-b-4-c.d				
Injection Date:	27-Aug-2019 21:33:00	Instrument ID:	D3D		
Lims ID:	580-88125-B-4-C	Lab Sample ID:	140-88125-4		
Client ID:	A4-0to25-100818				
Operator ID:	Xcalibur_System	ALS Bottle#:	0	Worklist Smp#:	11
Injection Vol:	1.0 ul	Dil. Factor:	1.0000		
Method:	PCBs_D3D	Limit Group:	HR - 1668A - ICAL		
Column:	SPB-Octyl (0.25 mm)	Detector	F2(21.81 :35.54)		

PCB-112, CAS: 74472-36-9

Signal: 3

Processing Integration Results

RT: 32.43
Area: 15043212
Amount: 598.9364
Amount Units: pg/ul

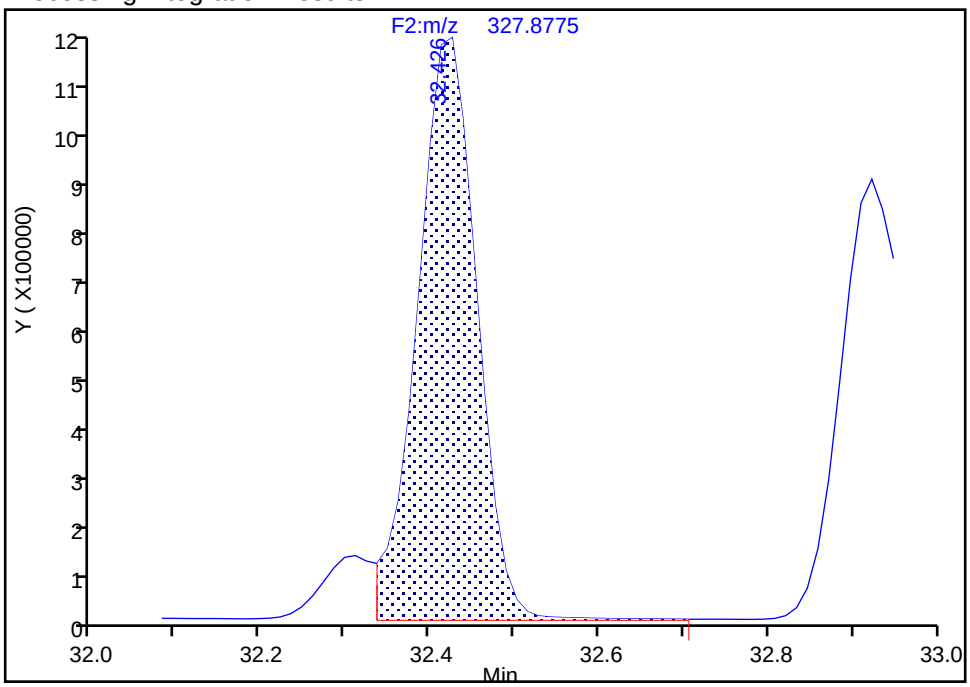

Manual Integration Results

RT: 32.53
Area: 79789
Amount: 3.176751
Amount Units: pg/ul
Reviewer: mcwhirterl, 28-Aug-2019 02:17:01
Audit Action: Marked Compound Undetected Audit Reason: Invalid Compound ID

Manual Integration/User Assign Peak Report

Eurofins TestAmerica, Knoxville

Data File:	\\chromna\Knoxville\ChromData\D3D\20190827-12879.b\580-88125-b-4-c.d				
Injection Date:	27-Aug-2019 21:33:00	Instrument ID:	D3D		
Lims ID:	580-88125-B-4-C	Lab Sample ID:	140-88125-4		
Client ID:	A4-0to25-100818				
Operator ID:	Xcalibur_System	ALS Bottle#:	0	Worklist Smp#:	11
Injection Vol:	1.0 ul	Dil. Factor:	1.0000		
Method:	PCBs_D3D	Limit Group:	HR - 1668A - ICAL		
Column:	SPB-Octyl (0.25 mm)	Detector	F2(21.81 :35.54)		

PCB-112, CAS: 74472-36-9

Signal: 1

Processing Integration Results

RT: 32.43
Area: 9196493
Amount: 598.9364
Amount Units: pg/ul

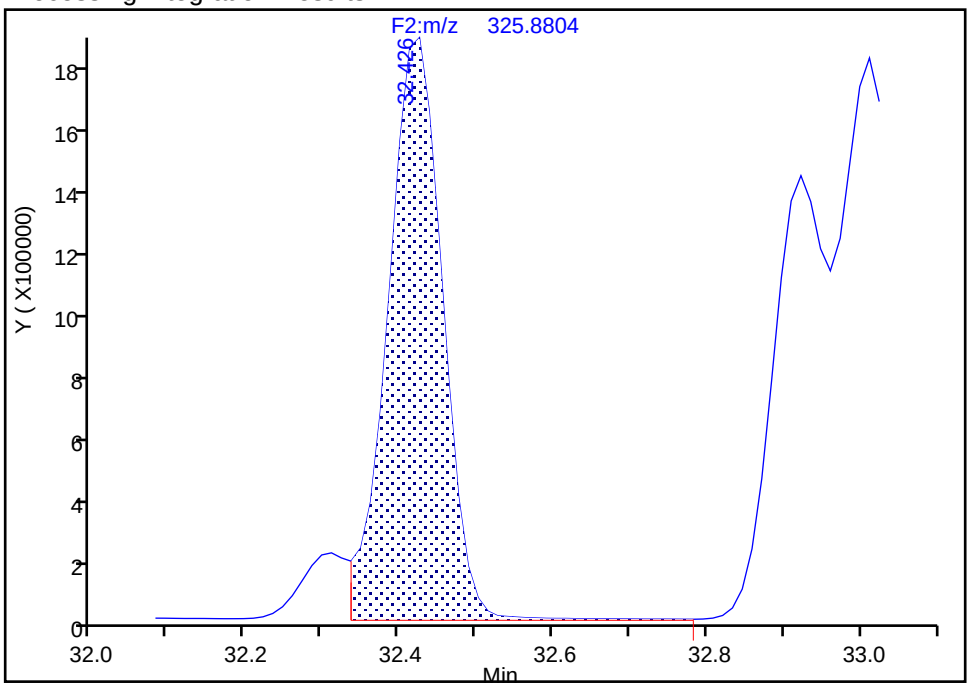

Manual Integration Results

RT: 32.53
Area: 49666
Amount: 3.176751
Amount Units: pg/ul

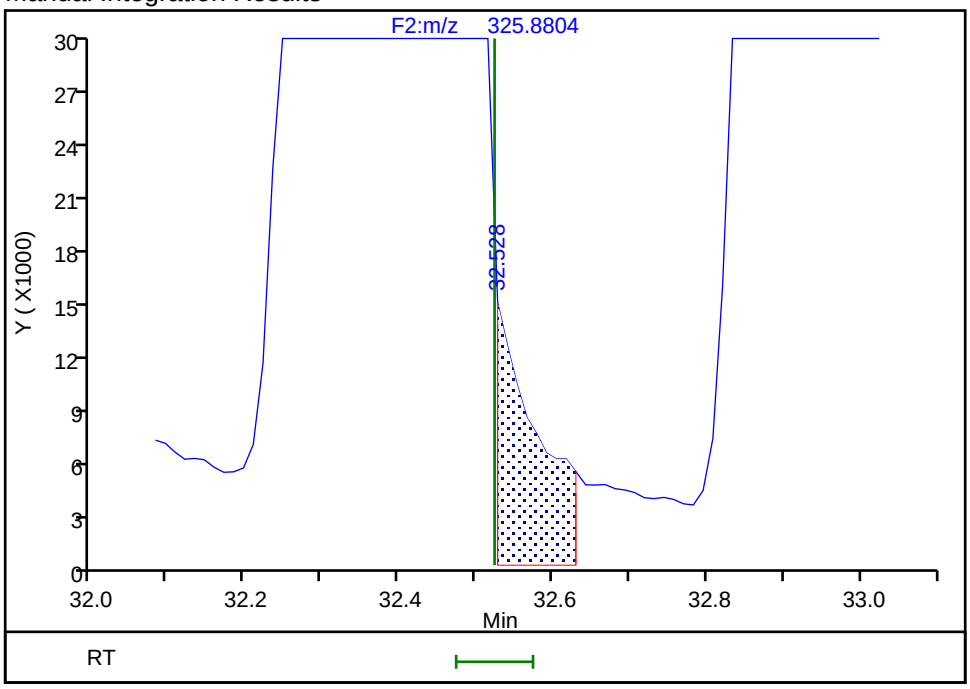

Reviewer: mcwhirterl, 28-Aug-2019 02:17:03
Audit Action: Manually Integrated/Assigned Compound ID Audit Reason: Split Peak

Manual Integration/User Assign Peak Report

Eurofins TestAmerica, Knoxville

Data File:	\\chromna\Knoxville\ChromData\D3D\20190827-12879.b\580-88125-b-4-c.d				
Injection Date:	27-Aug-2019 21:33:00	Instrument ID:	D3D		
Lims ID:	580-88125-B-4-C	Lab Sample ID:	140-88125-4		
Client ID:	A4-0to25-100818				
Operator ID:	Xcalibur_System	ALS Bottle#:	0	Worklist Smp#:	11
Injection Vol:	1.0 ul	Dil. Factor:	1.0000		
Method:	PCBs_D3D	Limit Group:	HR - 1668A - ICAL		
Column:	SPB-Octyl (0.25 mm)	Detector	F2(21.81 :35.54)		

PCB-86/87/97/109/119/125, CAS: STL02295

Signal: 2

Processing Integration Results

RT: 32.92
Area: 4156393
Amount: 486.2445
Amount Units: pg/ul

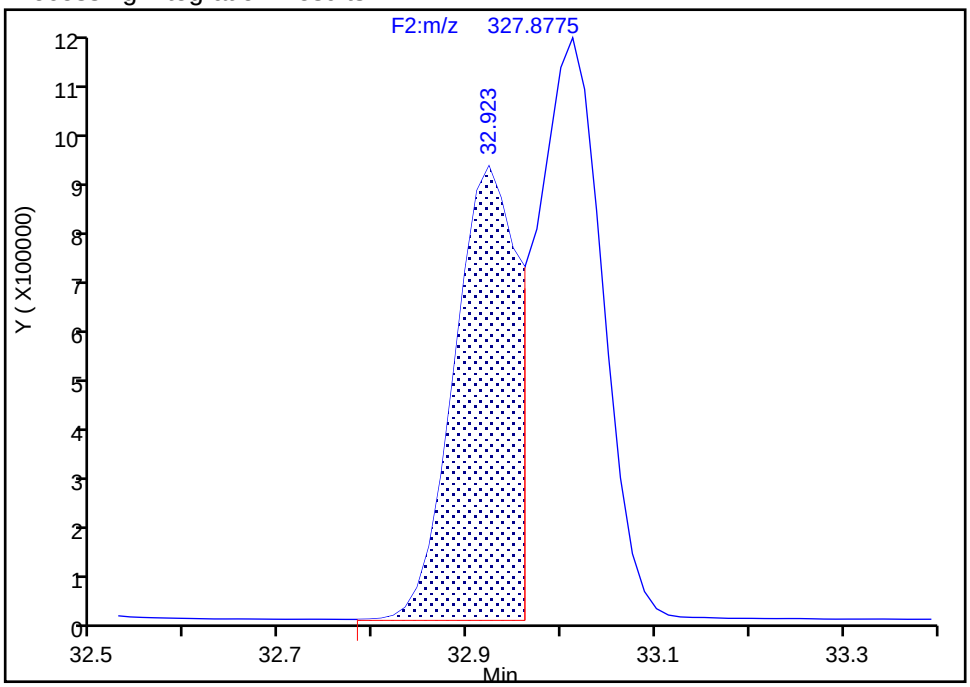

Manual Integration Results

RT: 33.01
Area: 9700308
Amount: 1134.9356
Amount Units: pg/ul

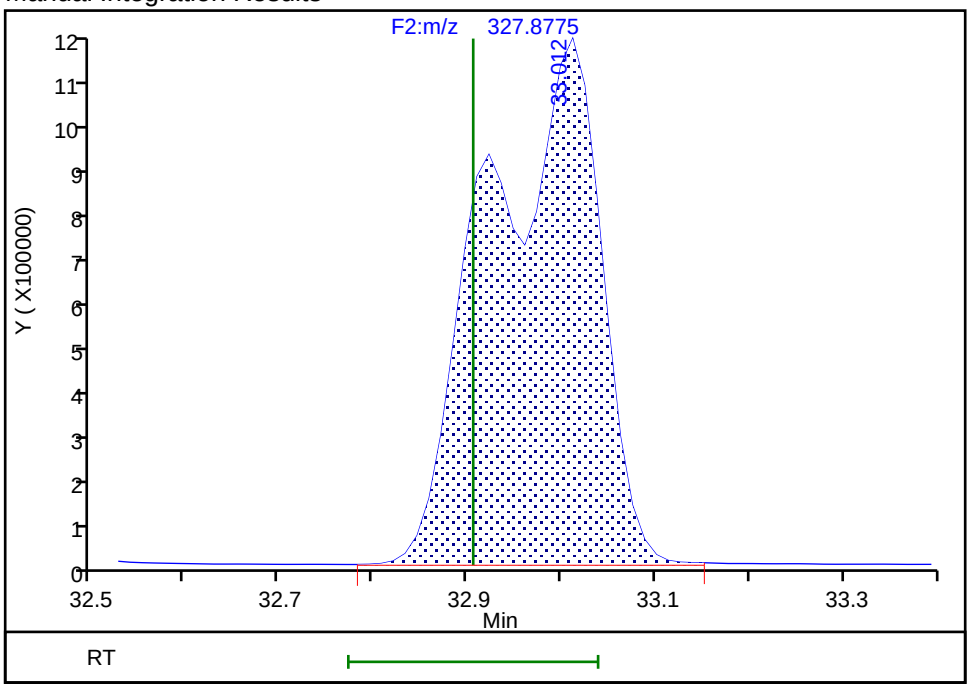

Reviewer: mcwhirterl, 28-Aug-2019 02:17:31

Audit Action: Marked Compound Undetected Audit Reason: Invalid Compound ID

Manual Integration/User Assign Peak Report

Eurofins TestAmerica, Knoxville

Data File:	\\chromna\Knoxville\ChromData\D3D\20190827-12879.b\580-88125-b-4-c.d				
Injection Date:	27-Aug-2019 21:33:00	Instrument ID:	D3D		
Lims ID:	580-88125-B-4-C	Lab Sample ID:	140-88125-4		
Client ID:	A4-0to25-100818				
Operator ID:	Xcalibur_System	ALS Bottle#:	0	Worklist Smp#:	11
Injection Vol:	1.0 ul	Dil. Factor:	1.0000		
Method:	PCBs_D3D	Limit Group:	HR - 1668A - ICAL		
Column:	SPB-Octyl (0.25 mm)	Detector	F2(21.81 :35.54)		

PCB-86/87/97/109/119/125, CAS: STL02295

Signal: 3

Processing Integration Results

RT: 32.92
Area: 10681533
Amount: 486.2445
Amount Units: pg/ul

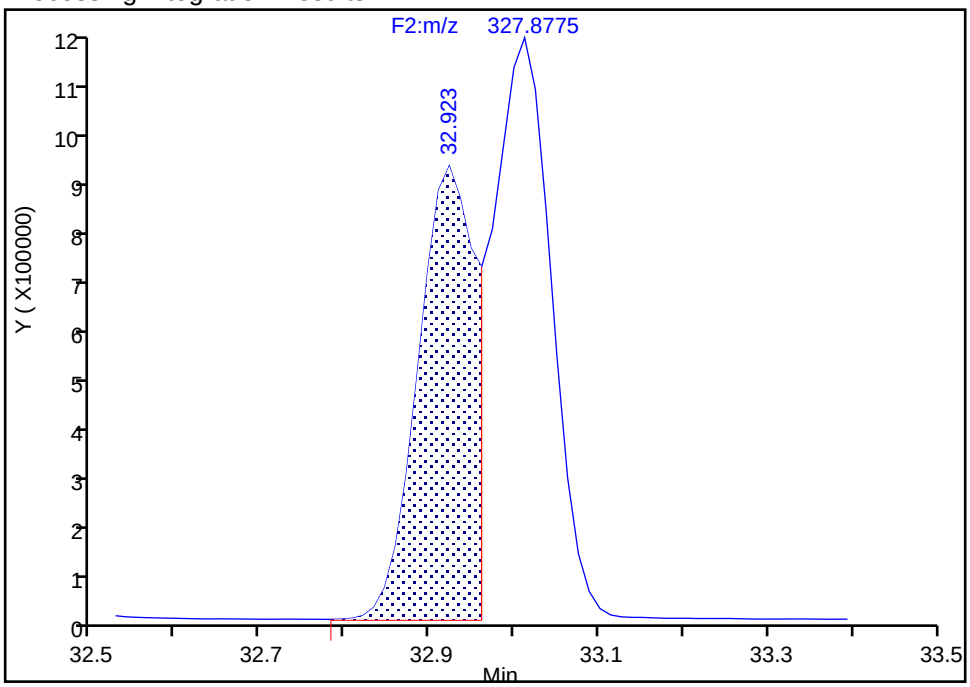

Manual Integration Results

RT: 33.01
Area: 24931597
Amount: 1134.9356
Amount Units: pg/ul
Reviewer: mcwhirterl, 28-Aug-2019 02:17:31
Audit Action: Marked Compound Undetected Audit Reason: Invalid Compound ID

Manual Integration/User Assign Peak Report

Eurofins TestAmerica, Knoxville

Data File:	\\chromna\Knoxville\ChromData\D3D\20190827-12879.b\580-88125-b-4-c.d				
Injection Date:	27-Aug-2019 21:33:00	Instrument ID:	D3D		
Lims ID:	580-88125-B-4-C	Lab Sample ID:	140-88125-4		
Client ID:	A4-0to25-100818				
Operator ID:	Xcalibur_System	ALS Bottle#:	0	Worklist Smp#:	11
Injection Vol:	1.0 ul	Dil. Factor:	1.0000		
Method:	PCBs_D3D	Limit Group:	HR - 1668A - ICAL		
Column:	SPB-Octyl (0.25 mm)	Detector	F2(21.81 :35.54)		

PCB-86/87/97/109/119/125, CAS: STL02295

Signal: 1

Processing Integration Results

RT: 32.92
Area: 6525140
Amount: 486.2445
Amount Units: pg/ul

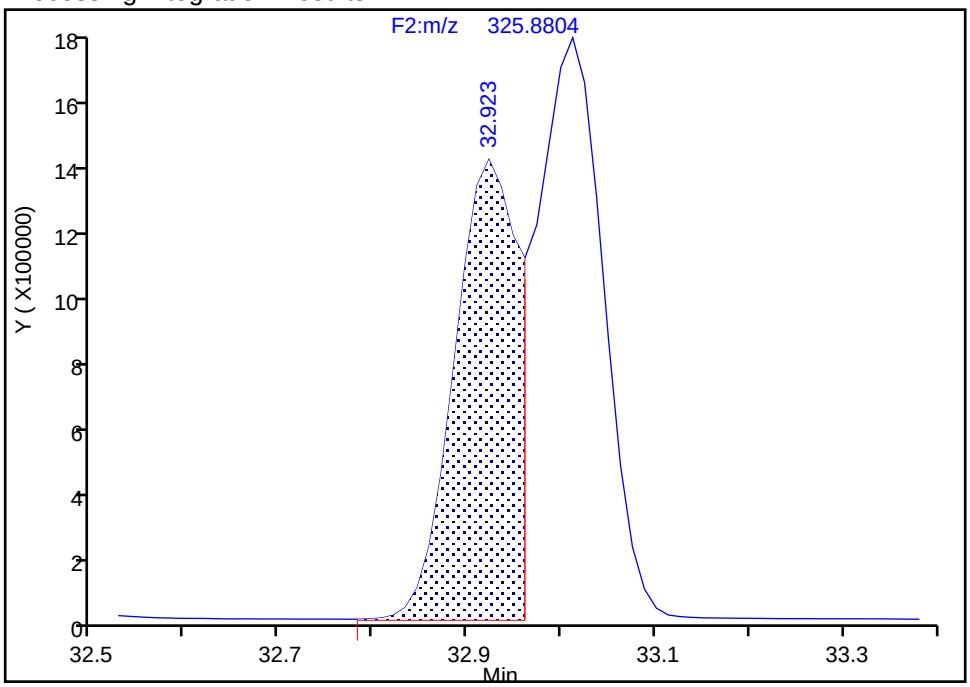

Manual Integration Results

RT: 33.01
Area: 15231289
Amount: 1134.9356
Amount Units: pg/ul

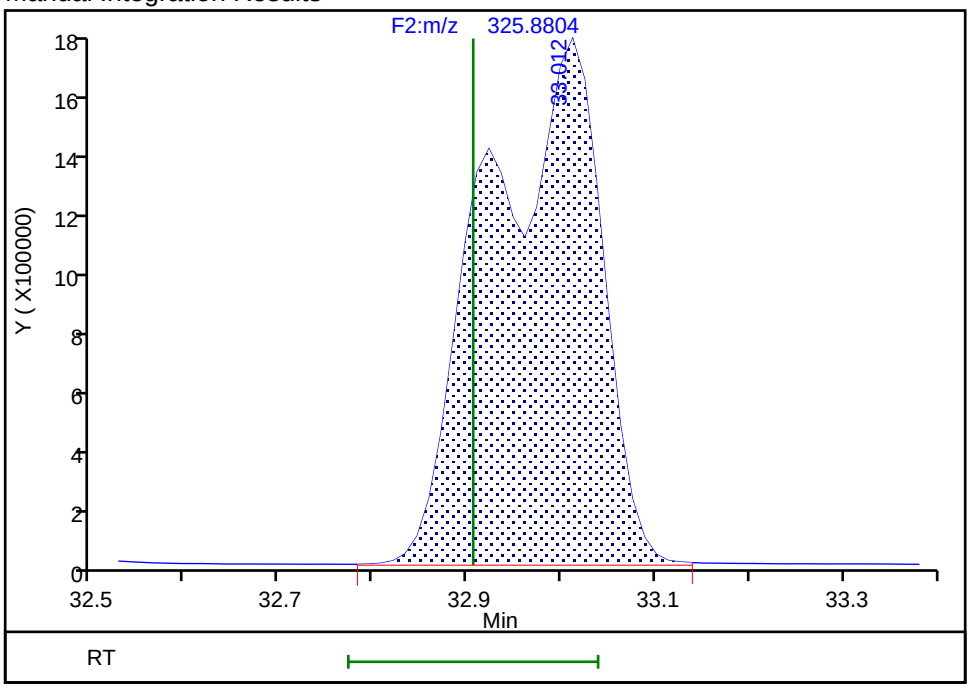

Reviewer: mcwhirterl, 28-Aug-2019 02:17:33

Audit Action: Manually Integrated/Assigned Compound ID Audit Reason: Incomplete Integration

Manual Integration/User Assign Peak Report

Eurofins TestAmerica, Knoxville

Data File:	\\chromna\Knoxville\ChromData\D3D\20190827-12879.b\580-88125-b-4-c.d				
Injection Date:	27-Aug-2019 21:33:00	Instrument ID:	D3D		
Lims ID:	580-88125-B-4-C	Lab Sample ID:	140-88125-4		
Client ID:	A4-0to25-100818				
Operator ID:	Xcalibur_System	ALS Bottle#:	0	Worklist Smp#:	11
Injection Vol:	1.0 ul	Dil. Factor:	1.0000		
Method:	PCBs_D3D	Limit Group:	HR - 1668A - ICAL		
Column:	SPB-Octyl (0.25 mm)	Detector	F2(21.81 :35.54)		

PCB-82, CAS: 52663-62-4

Signal: 1

Not Detected
Expected RT: 34.12

Processing Integration Results

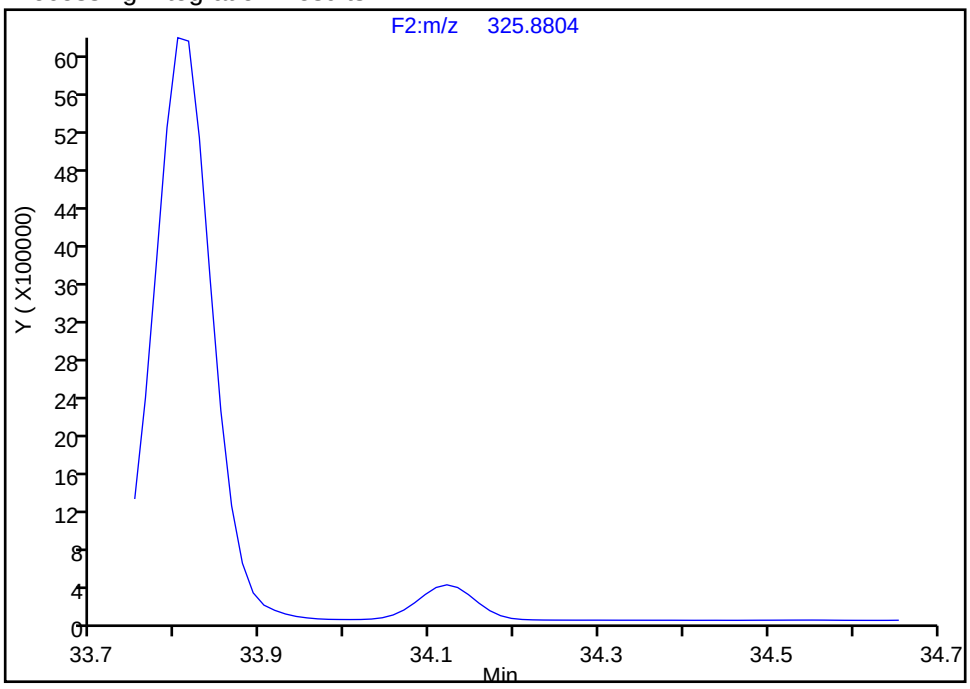

Manual Integration Results

RT: 34.12
Area: 1931699
Amount: 194.6386
Amount Units: pg/ul

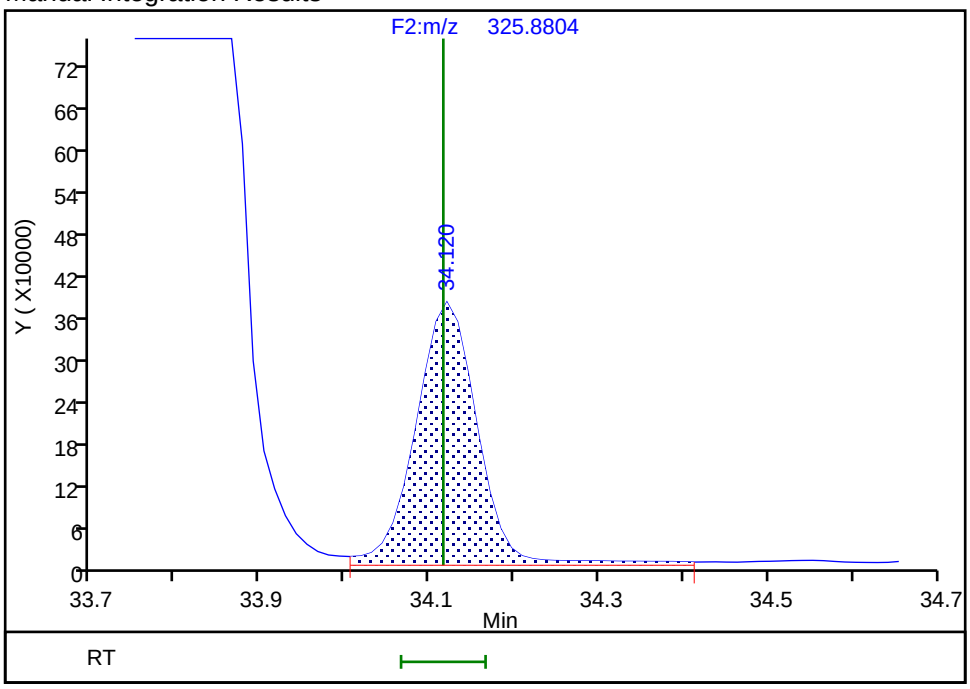

Reviewer: mcwhirterl, 28-Aug-2019 02:17:40
Audit Action: Assigned Compound ID Audit Reason: Incomplete Integration

Eurofins TestAmerica, Knoxville

Data File:	\\chromna\Knoxville\ChromData\D3D\20190827-12879.b\580-88125-b-4-c.d		
Injection Date:	27-Aug-2019 21:33:00	Injection Vol:	1.0 ul
Instrument ID:	D3D	Operator ID:	Xcalibur_System
Method:	PCBs_D3D	Limit Group:	HR - 1668A - ICAL
Client ID:	A4-0to25-100818		
Worklist#:	33063	Sample Line#:	11
Column Type:	SPB-Octyl	Column Dia:	0.25 mm

PePCB F3

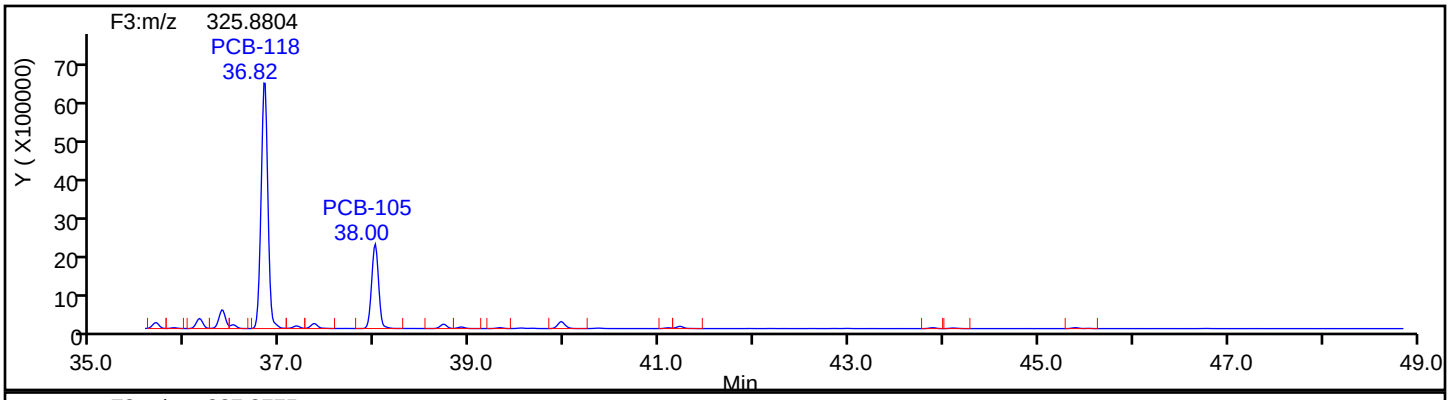

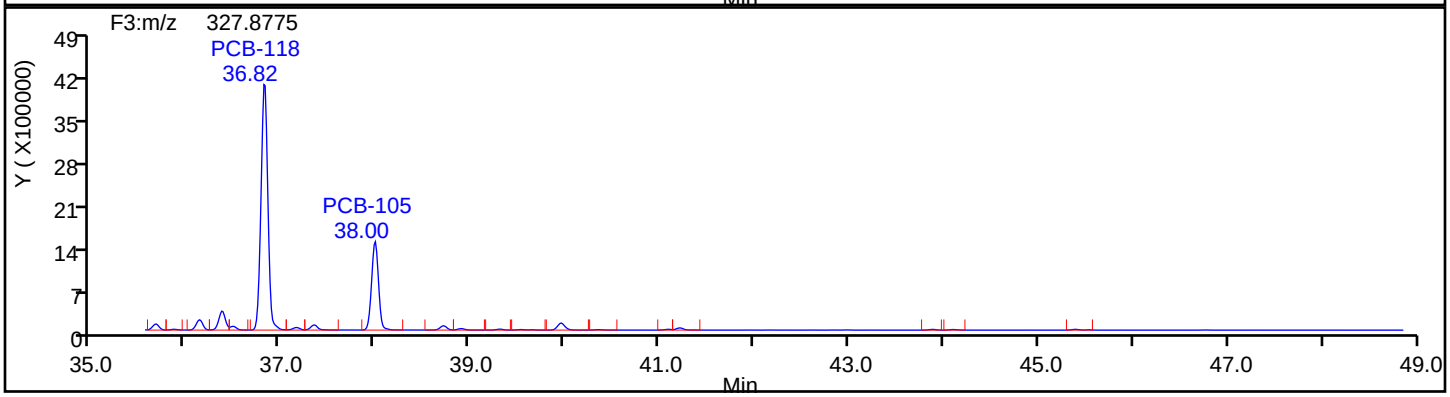

PePCB F3 Standards

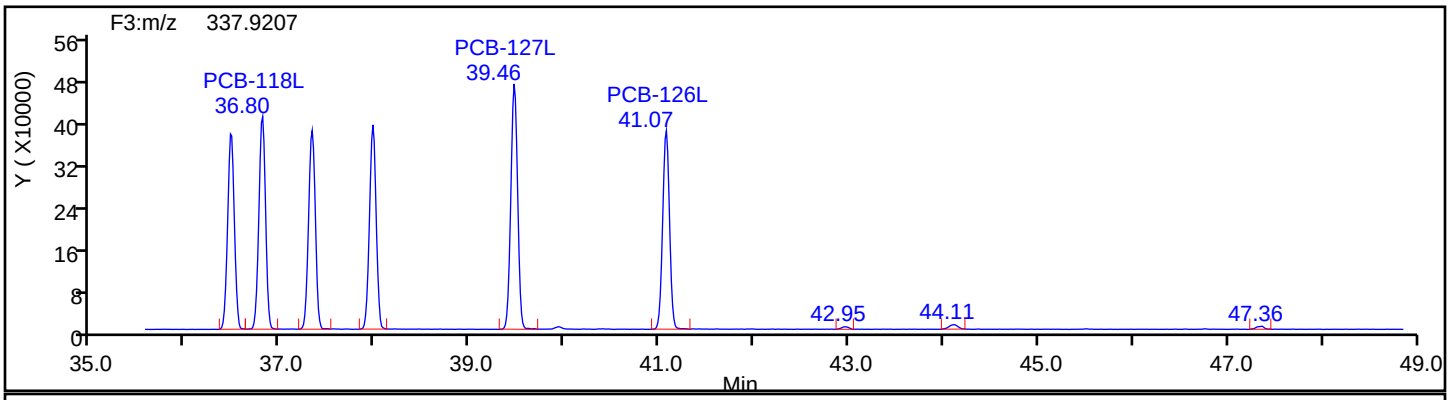

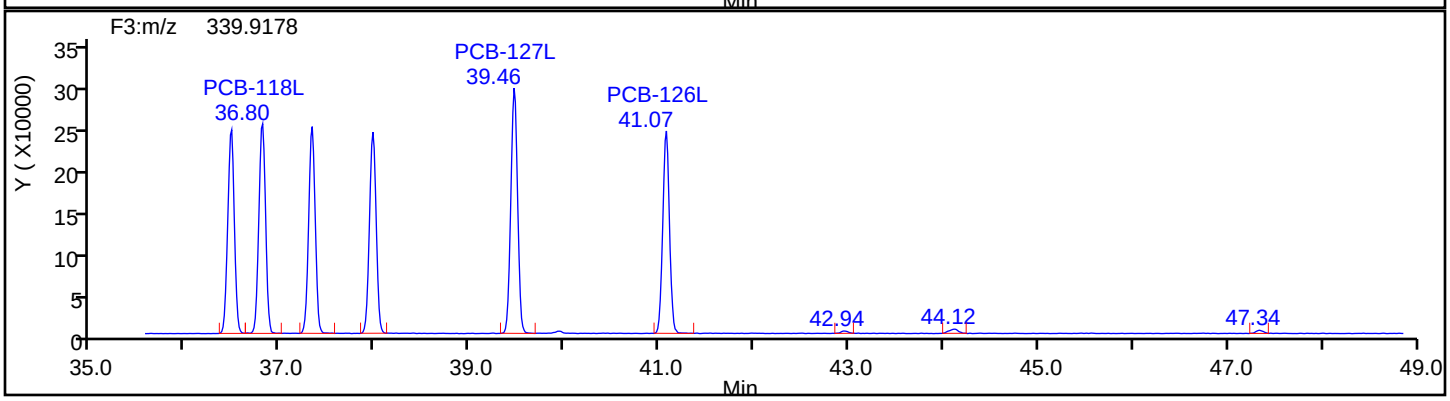

Eurofins TestAmerica, Knoxville

Data File:	\\chromna\Knoxville\ChromData\D3D\20190827-12879.b\580-88125-b-4-c.d		
Injection Date:	27-Aug-2019 21:33:00	Injection Vol:	1.0 ul
Instrument ID:	D3D	Operator ID:	Xcalibur_System
Method:	PCBs_D3D	Limit Group:	HR - 1668A - ICAL
Client ID:	A4-0to25-100818		
Worklist#:	33063	Sample Line#:	11
Column Type:	SPB-Octyl	Column Dia:	0.25 mm

PePCB F3

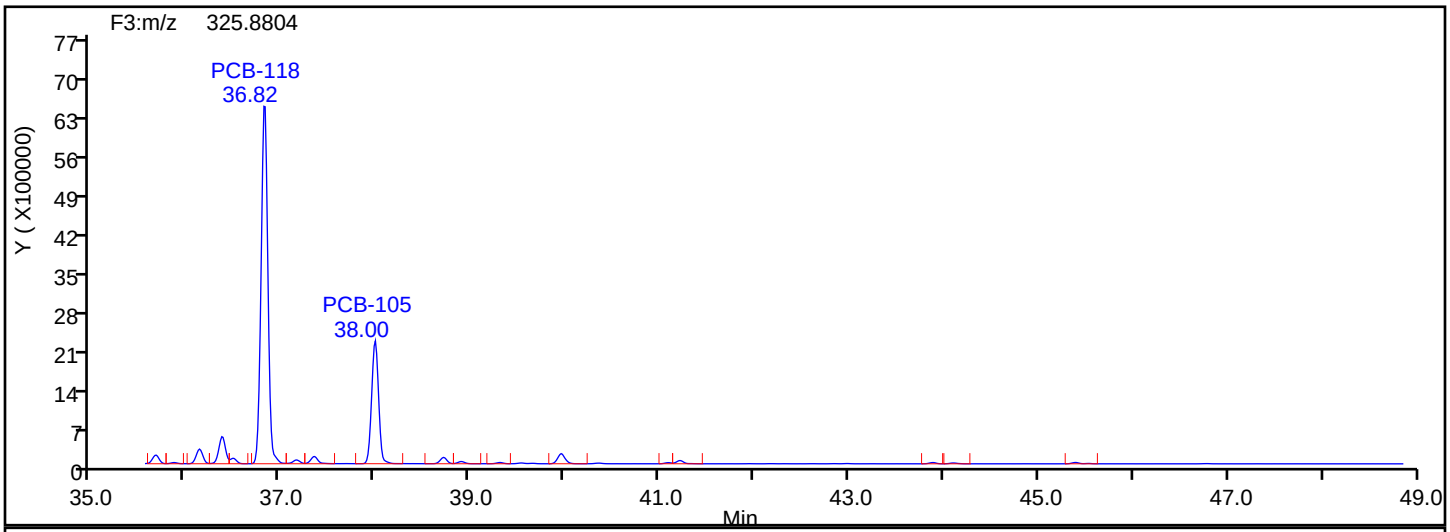

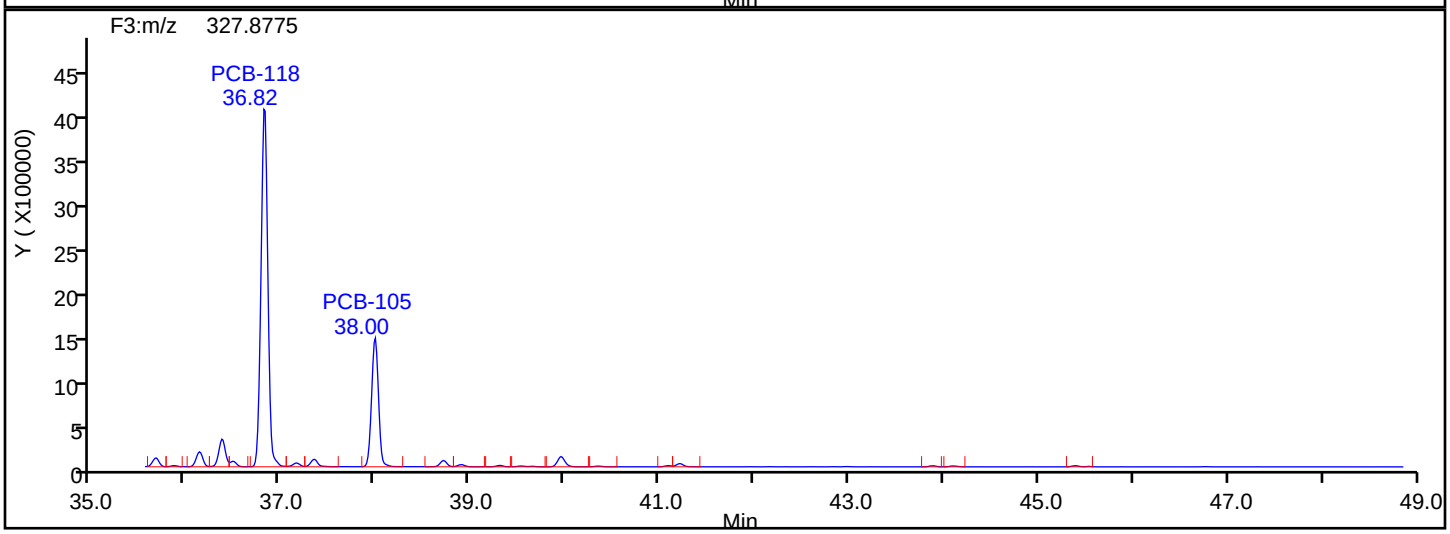

PePCB F3 Lock Mass

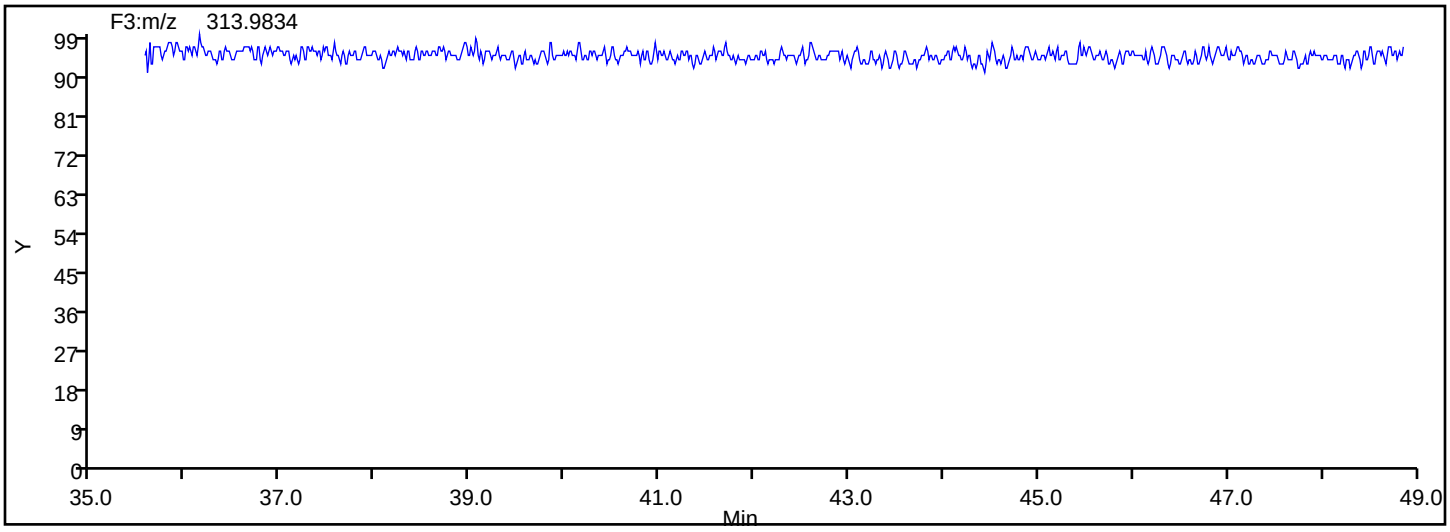

Manual Integration/User Assign Peak Report

Eurofins TestAmerica, Knoxville

Data File:	\\chromna\Knoxville\ChromData\D3D\20190827-12879.b\580-88125-b-4-c.d				
Injection Date:	27-Aug-2019 21:33:00	Instrument ID:	D3D		
Lims ID:	580-88125-B-4-C	Lab Sample ID:	140-88125-4		
Client ID:	A4-0to25-100818				
Operator ID:	Xcalibur_System	ALS Bottle#:	0	Worklist Smp#:	11
Injection Vol:	1.0 ul	Dil. Factor:	1.0000		
Method:	PCBs_D3D	Limit Group:	HR - 1668A - ICAL		
Column:	SPB-Octyl (0.25 mm)	Detector	F3(35.64 :49.10)		

PCB-108/124, CAS: STL02294

Signal: 1

Not Detected
Expected RT: 36.12

Processing Integration Results

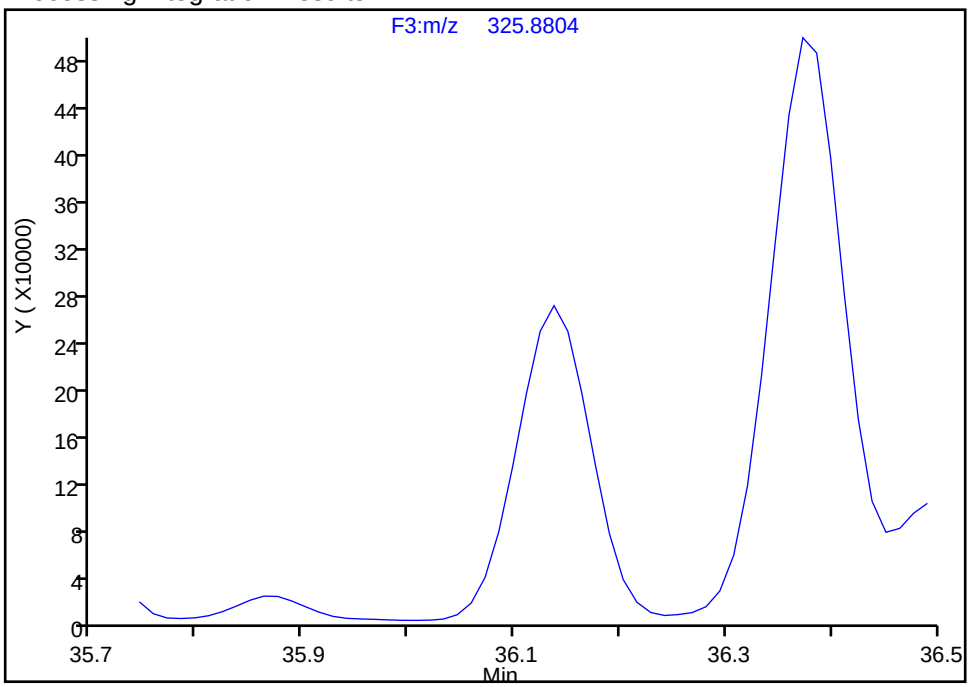

Manual Integration Results

RT: 36.14
Area: 1310310
Amount: 54.522817
Amount Units: pg/ul

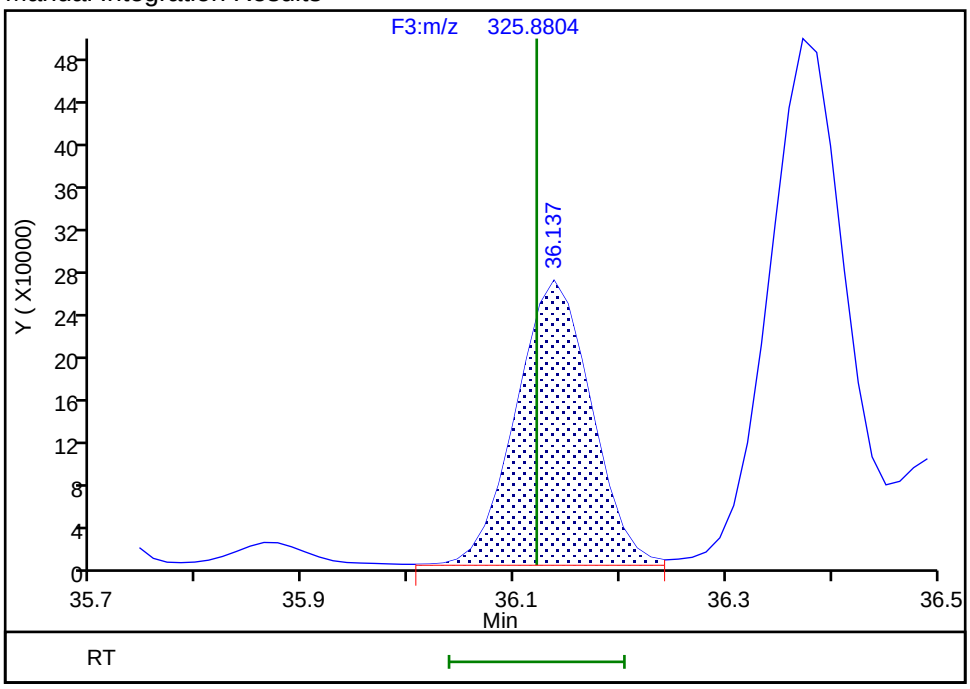

Reviewer: mcwhirterl, 28-Aug-2019 02:17:52
Audit Action: Assigned Compound ID Audit Reason: Incomplete Integration

Manual Integration/User Assign Peak Report

Eurofins TestAmerica, Knoxville

Data File:	\\chromna\Knoxville\ChromData\D3D\20190827-12879.b\580-88125-b-4-c.d				
Injection Date:	27-Aug-2019 21:33:00	Instrument ID:	D3D		
Lims ID:	580-88125-B-4-C	Lab Sample ID:	140-88125-4		
Client ID:	A4-0to25-100818				
Operator ID:	Xcalibur_System	ALS Bottle#:	0	Worklist Smp#:	11
Injection Vol:	1.0 ul	Dil. Factor:	1.0000		
Method:	PCBs_D3D	Limit Group:	HR - 1668A - ICAL		
Column:	SPB-Octyl (0.25 mm)	Detector	F3(35.64 :49.10)		

PCB-107, CAS: 70424-68-9

Signal: 1

Not Detected
Expected RT: 36.36

Processing Integration Results

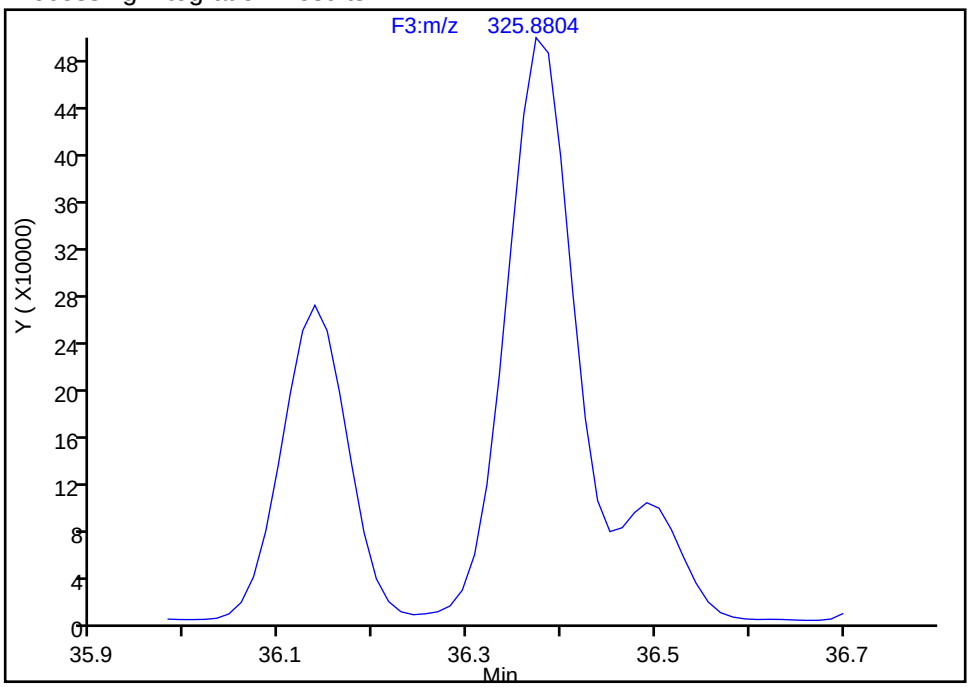

Manual Integration Results

RT: 36.37
Area: 2448059
Amount: 93.793510
Amount Units: pg/ul

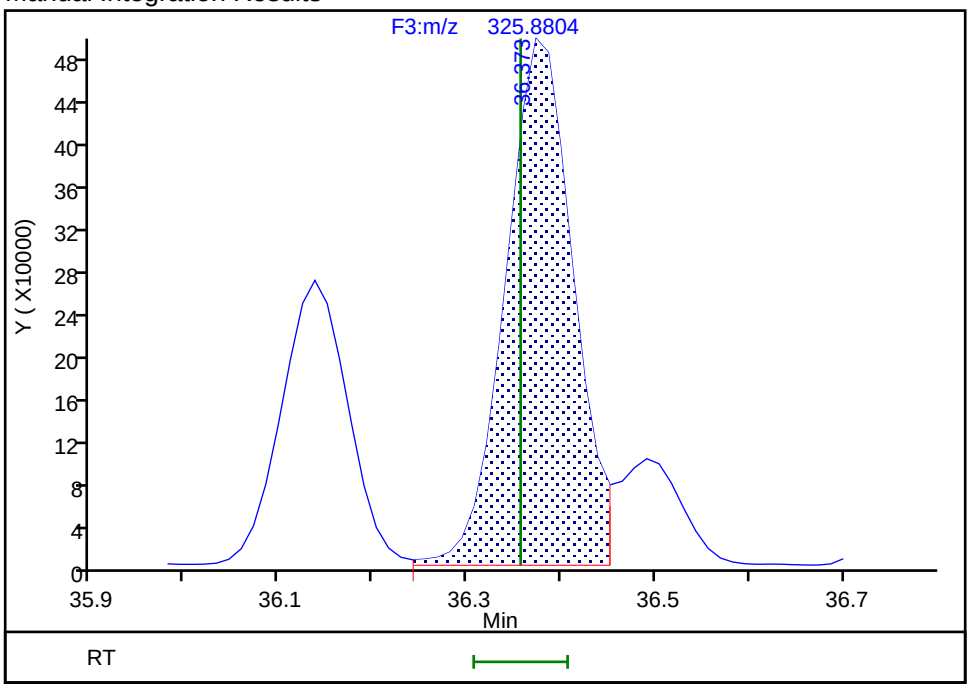

Reviewer: mcwhirterl, 28-Aug-2019 02:17:56
Audit Action: Assigned Compound ID Audit Reason: Incomplete Integration

Manual Integration/User Assign Peak Report

Eurofins TestAmerica, Knoxville

Data File:	\\chromna\Knoxville\ChromData\D3D\20190827-12879.b\580-88125-b-4-c.d				
Injection Date:	27-Aug-2019 21:33:00	Instrument ID:	D3D		
Lims ID:	580-88125-B-4-C	Lab Sample ID:	140-88125-4		
Client ID:	A4-0to25-100818				
Operator ID:	Xcalibur_System	ALS Bottle#:	0	Worklist Smp#:	11
Injection Vol:	1.0 ul	Dil. Factor:	1.0000		
Method:	PCBs_D3D	Limit Group:	HR - 1668A - ICAL		
Column:	SPB-Octyl (0.25 mm)	Detector	F3(35.64 :49.10)		

PCB-126, CAS: 57465-28-8

Signal: 2

Processing Integration Results

RT: 41.10
Area: 14897
Amount: 2.589992
Amount Units: pg/ul

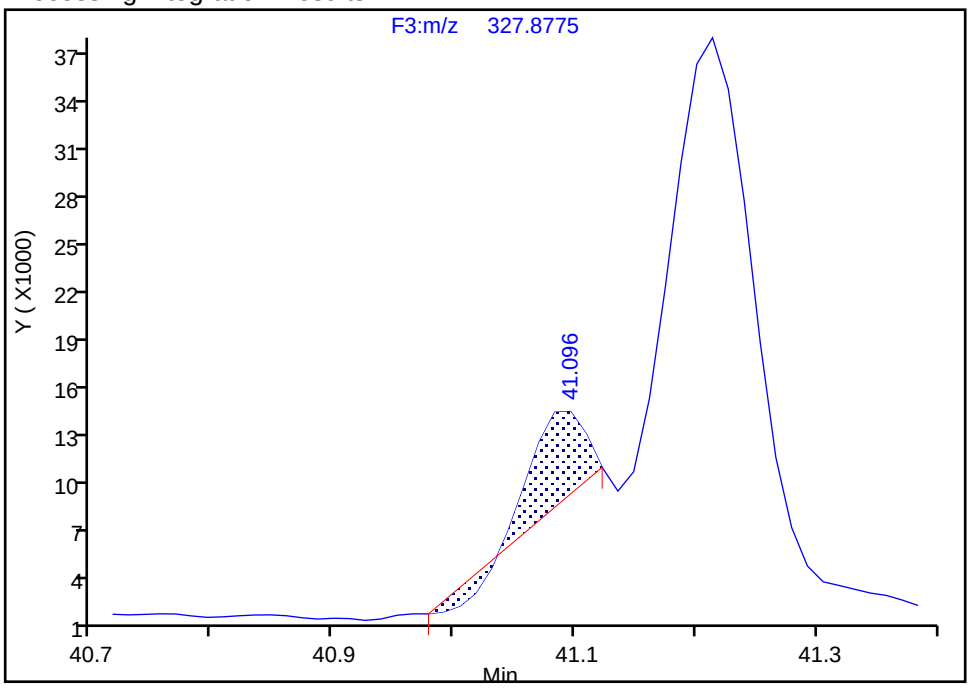

Manual Integration Results

RT: 41.10
Area: 60802
Amount: 3.685806
Amount Units: pg/ul

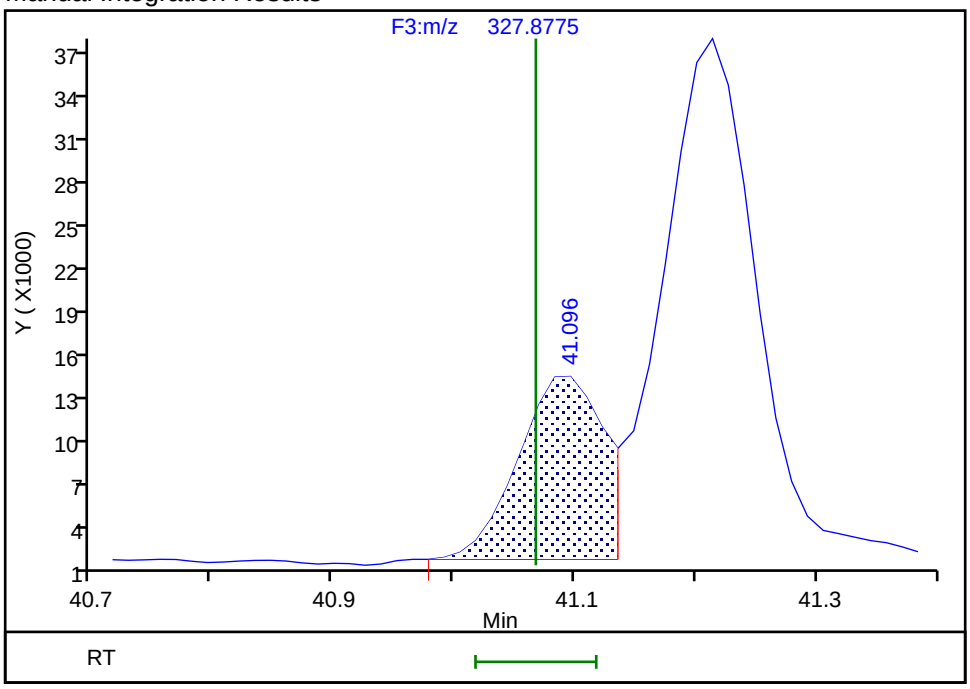

Reviewer: mcwhirterl, 28-Aug-2019 02:18:28

Audit Action: Marked Compound Undetected Audit Reason: Invalid Compound ID

Manual Integration/User Assign Peak Report

Eurofins TestAmerica, Knoxville

Data File:	\\chromna\Knoxville\ChromData\D3D\20190827-12879.b\580-88125-b-4-c.d				
Injection Date:	27-Aug-2019 21:33:00	Instrument ID:	D3D		
Lims ID:	580-88125-B-4-C	Lab Sample ID:	140-88125-4		
Client ID:	A4-0to25-100818				
Operator ID:	Xcalibur_System	ALS Bottle#:	0	Worklist Smp#:	11
Injection Vol:	1.0 ul	Dil. Factor:	1.0000		
Method:	PCBs_D3D	Limit Group:	HR - 1668A - ICAL		
Column:	SPB-Octyl (0.25 mm)	Detector	F3(35.64 :49.10)		

PCB-126, CAS: 57465-28-8

Signal: 3

Processing Integration Results

RT: 41.10
Area: 108498
Amount: 2.589992
Amount Units: pg/ul

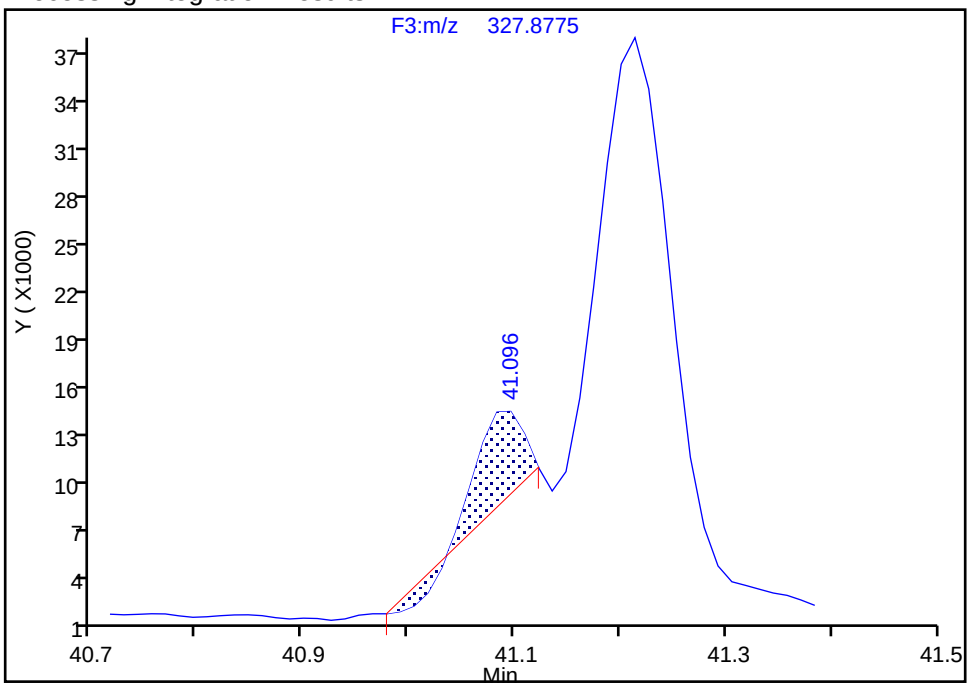

Manual Integration Results

RT: 41.10
Area: 154403
Amount: 3.685806
Amount Units: pg/ul
Reviewer: mcwhirterl, 28-Aug-2019 02:18:28
Audit Action: Marked Compound Undetected Audit Reason: Invalid Compound ID

Manual Integration/User Assign Peak Report

Eurofins TestAmerica, Knoxville

Data File:	\\chromna\Knoxville\ChromData\D3D\20190827-12879.b\580-88125-b-4-c.d				
Injection Date:	27-Aug-2019 21:33:00	Instrument ID:	D3D		
Lims ID:	580-88125-B-4-C	Lab Sample ID:	140-88125-4		
Client ID:	A4-0to25-100818				
Operator ID:	Xcalibur_System	ALS Bottle#:	0	Worklist Smp#:	11
Injection Vol:	1.0 ul	Dil. Factor:	1.0000		
Method:	PCBs_D3D	Limit Group:	HR - 1668A - ICAL		
Column:	SPB-Octyl (0.25 mm)	Detector	F3(35.64 :49.10)		

PCB-126, CAS: 57465-28-8

Signal: 1

Processing Integration Results

RT: 41.10
Area: 93601
Amount: 2.589992
Amount Units: pg/ul

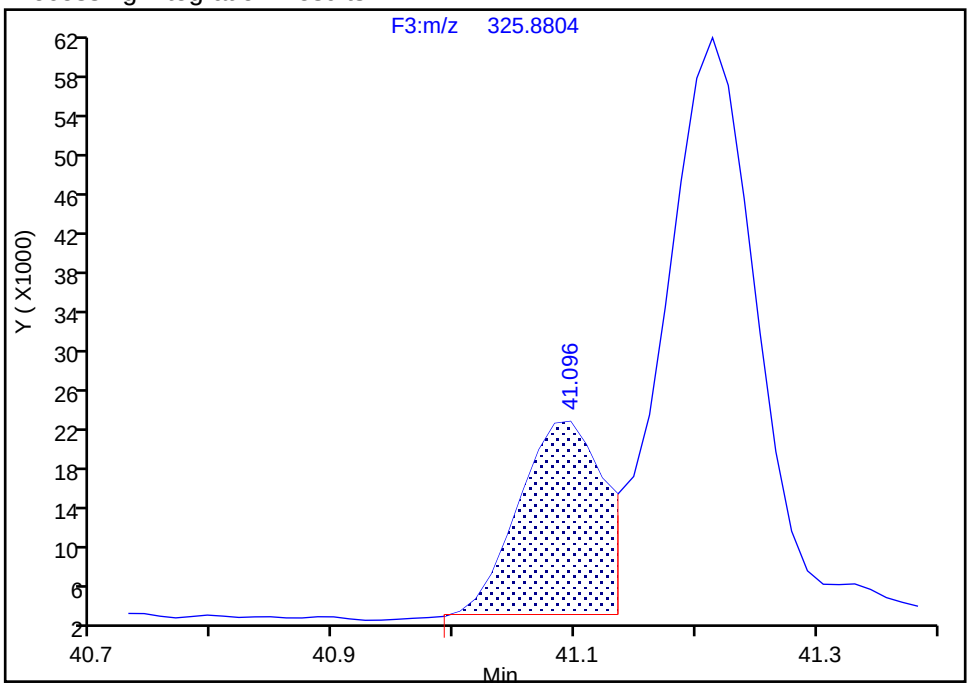

Manual Integration Results

RT: 41.10
Area: 93601
Amount: 3.685806
Amount Units: pg/ul

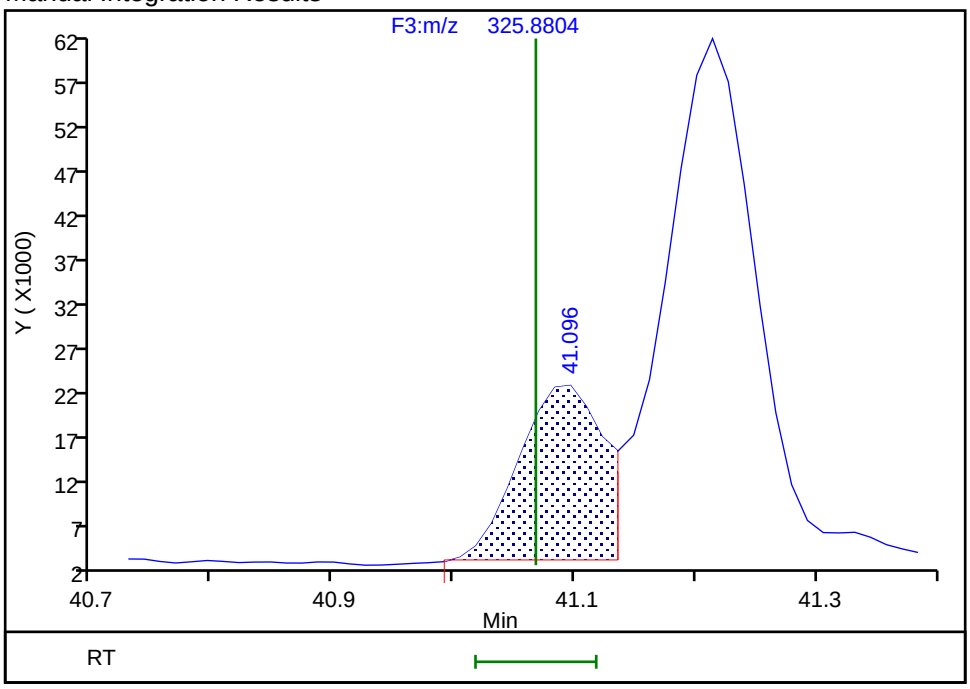

Reviewer: mcwhirterl, 28-Aug-2019 02:18:30
Audit Action: Manually Integrated/Assigned Compound ID Audit Reason: Baseline

Eurofins TestAmerica, Knoxville

Data File:	\\chromna\Knoxville\ChromData\D3D\20190827-12879.b\580-88125-b-4-c.d		
Injection Date:	27-Aug-2019 21:33:00	Injection Vol:	1.0 ul
Instrument ID:	D3D	Operator ID:	Xcalibur_System
Method:	PCBs_D3D	Limit Group:	HR - 1668A - ICAL
Client ID:	A4-0to25-100818		
Worklist#:	33063	Sample Line#:	11
Column Type:	SPB-Octyl	Column Dia:	0.25 mm

HxPCB F2

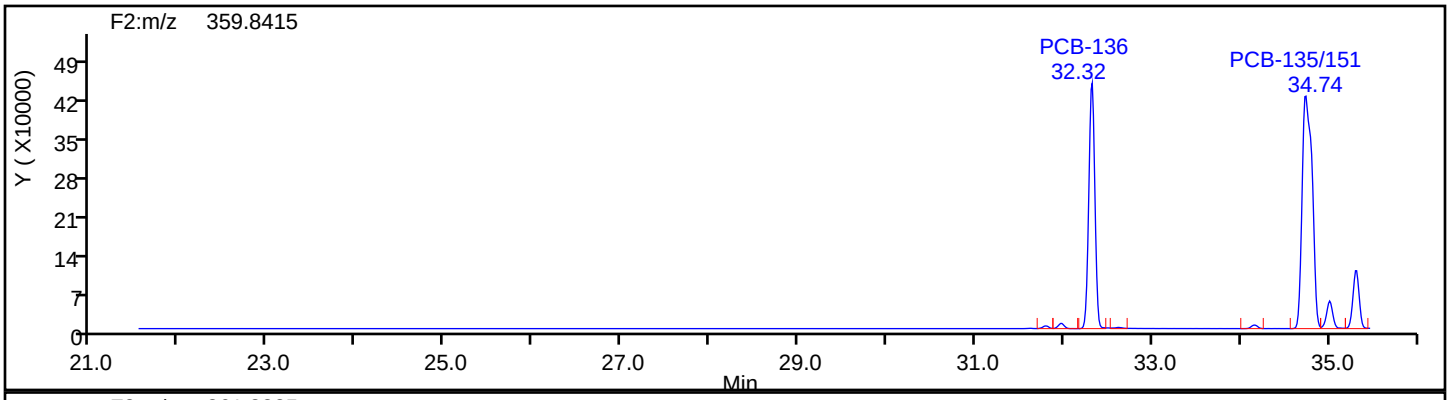

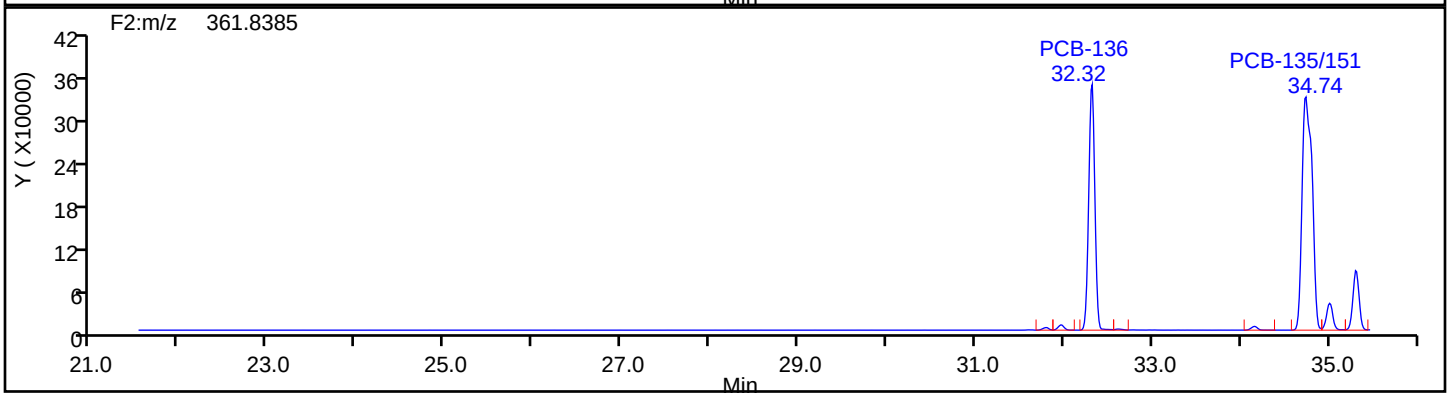

HxPCB F2 Standards

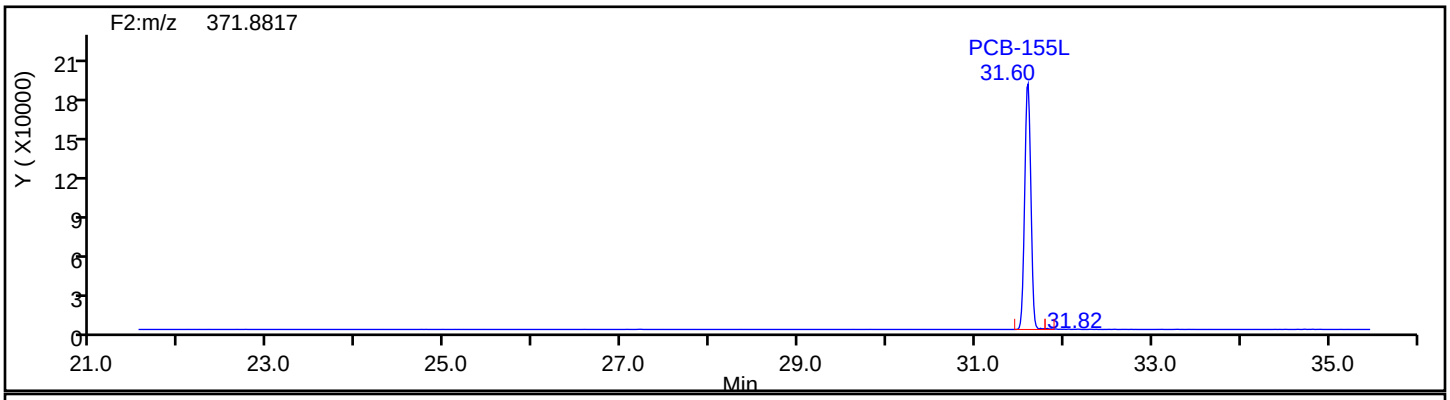

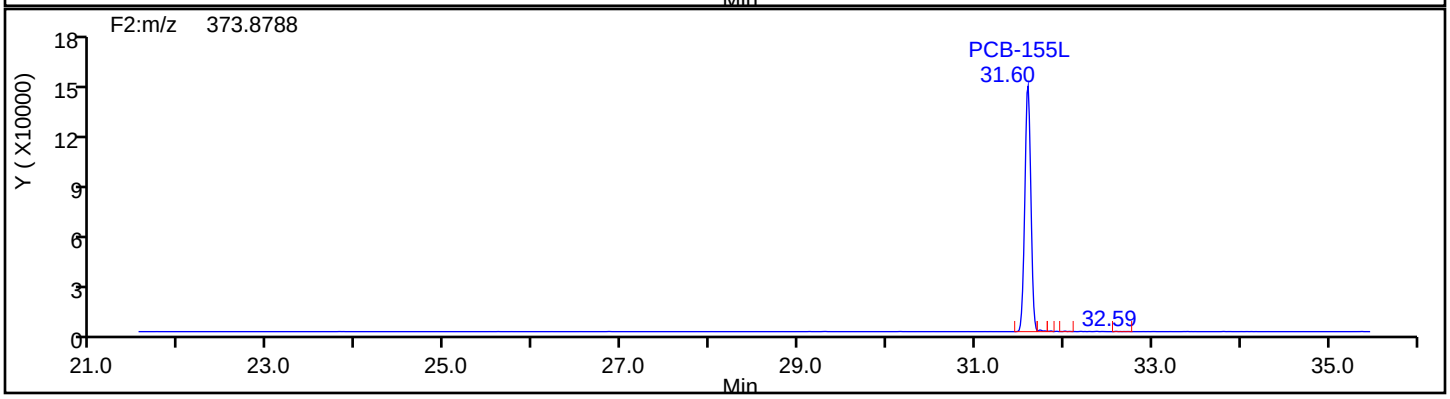

Eurofins TestAmerica, Knoxville

Data File:	\\chromna\Knoxville\ChromData\D3D\20190827-12879.b\580-88125-b-4-c.d		
Injection Date:	27-Aug-2019 21:33:00	Injection Vol:	1.0 ul
Instrument ID:	D3D	Operator ID:	Xcalibur_System
Method:	PCBs_D3D	Limit Group:	HR - 1668A - ICAL
Client ID:	A4-0to25-100818		
Worklist#:	33063	Sample Line#:	11
Column Type:	SPB-Octyl	Column Dia:	0.25 mm

HxPCB F2

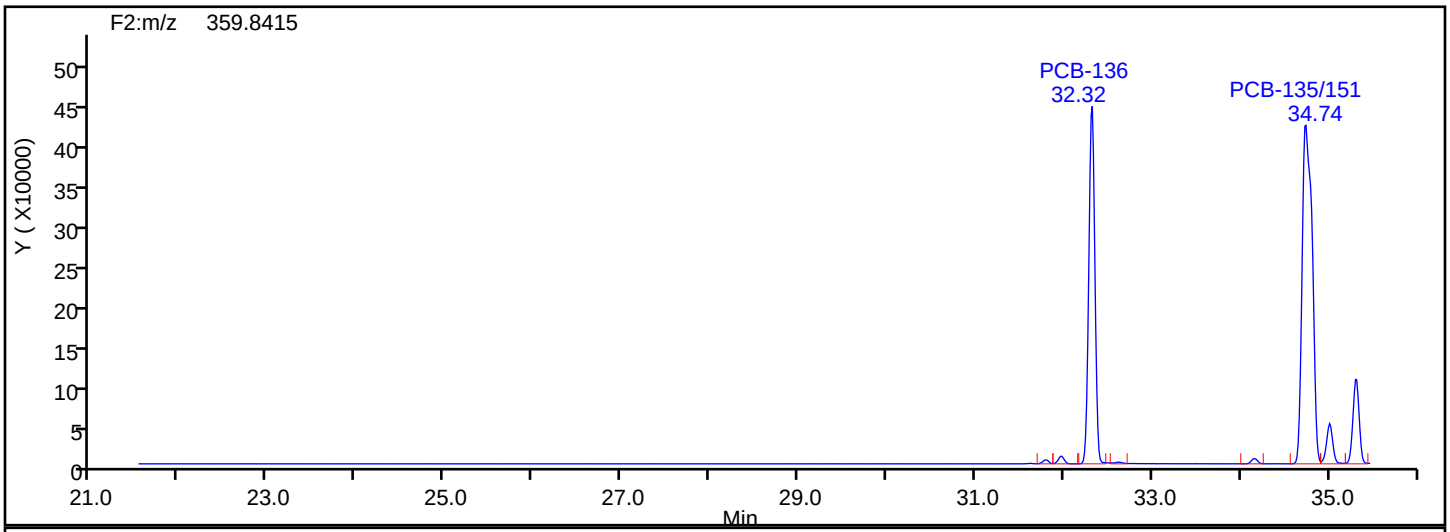

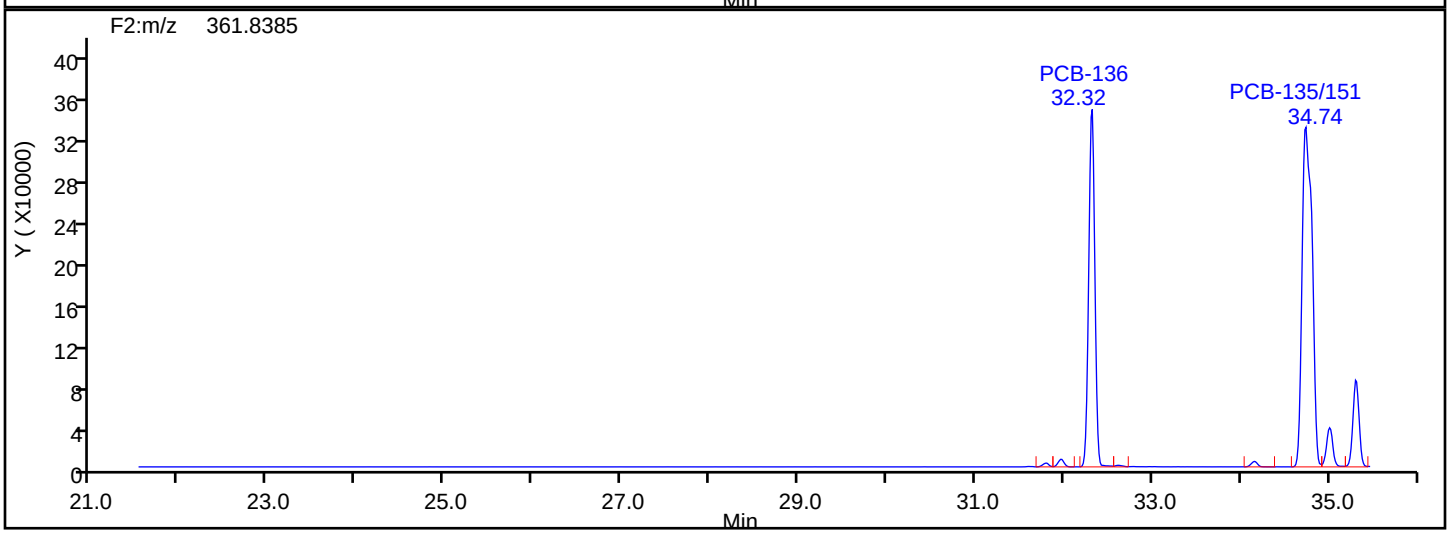

HxPCB F2 Lock Mass

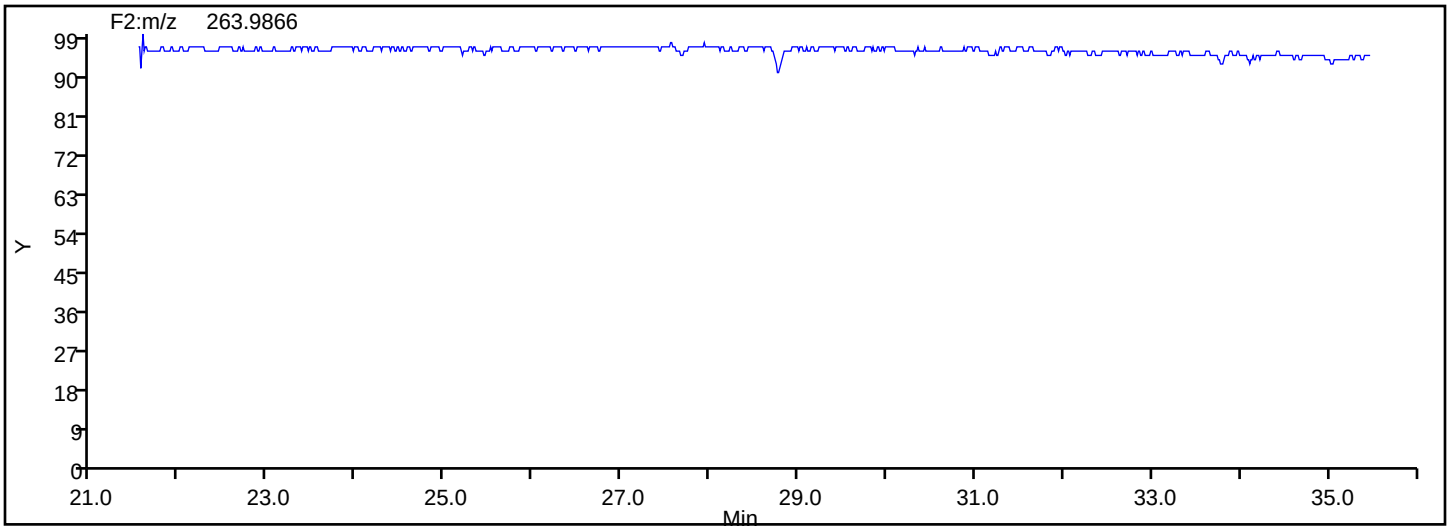

Eurofins TestAmerica, Knoxville

Data File:	\\chromna\Knoxville\ChromData\D3D\20190827-12879.b\580-88125-b-4-c.d		
Injection Date:	27-Aug-2019 21:33:00	Injection Vol:	1.0 ul
Instrument ID:	D3D	Operator ID:	Xcalibur_System
Method:	PCBs_D3D	Limit Group:	HR - 1668A - ICAL
Client ID:	A4-0to25-100818		
Worklist#:	33063	Sample Line#:	11
Column Type:	SPB-Octyl	Column Dia:	0.25 mm

HxPCB F3

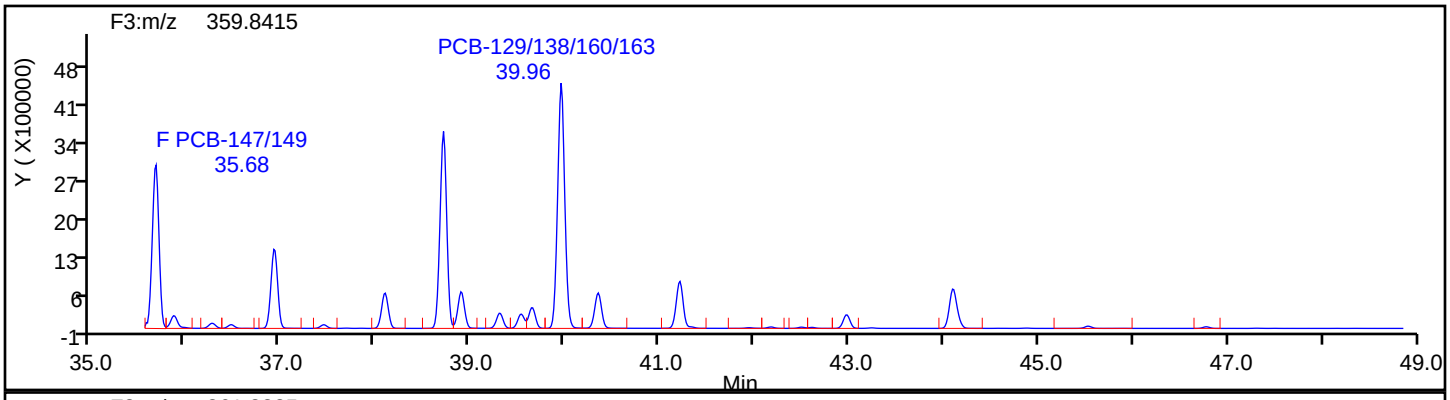

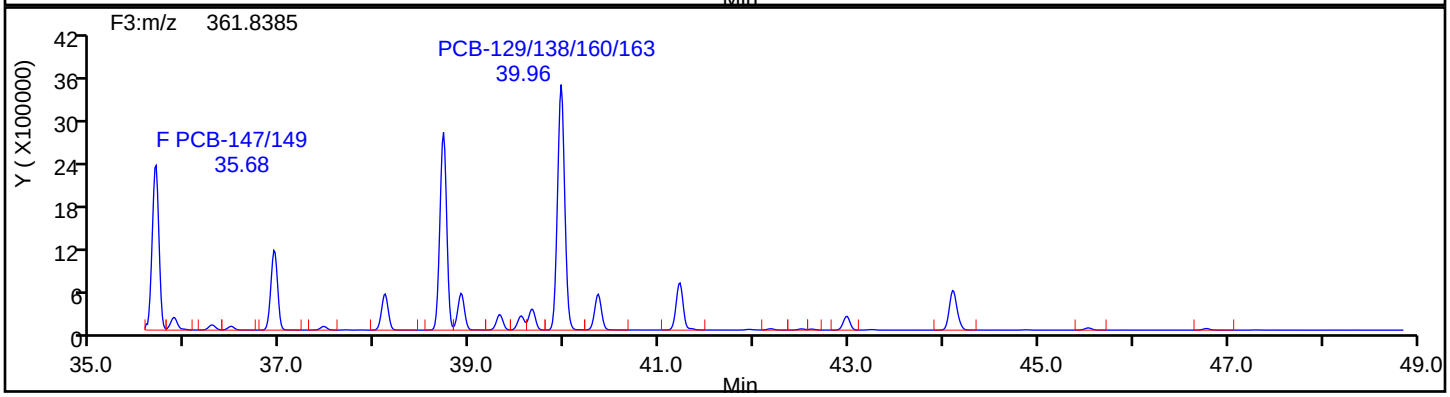

HxPCB F3 Standards

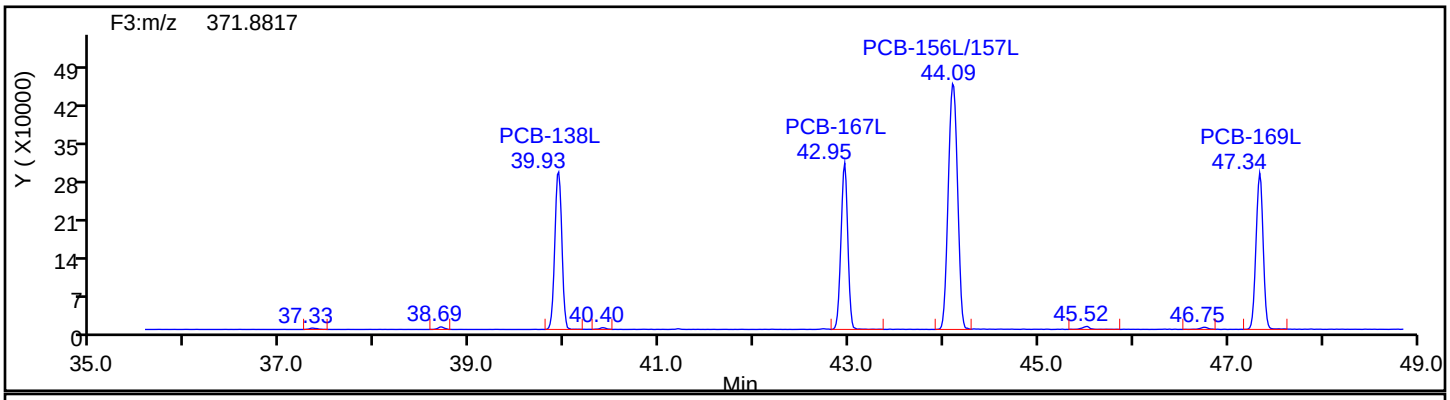

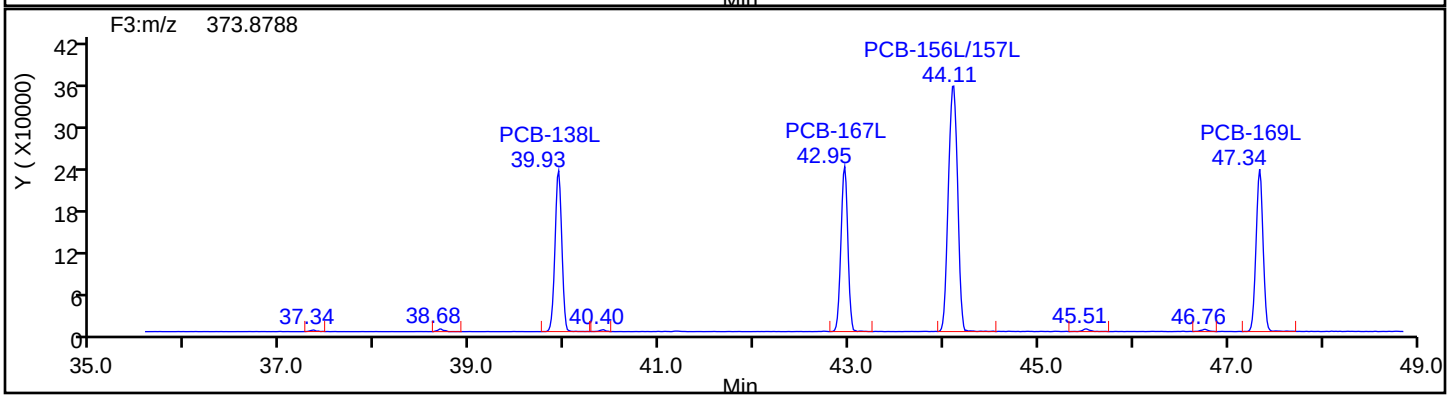

Eurofins TestAmerica, Knoxville

Data File:	\\chromna\Knoxville\ChromData\D3D\20190827-12879.b\580-88125-b-4-c.d		
Injection Date:	27-Aug-2019 21:33:00	Injection Vol:	1.0 ul
Instrument ID:	D3D	Operator ID:	Xcalibur_System
Method:	PCBs_D3D	Limit Group:	HR - 1668A - ICAL
Client ID:	A4-0to25-100818		
Worklist#:	33063	Sample Line#:	11
Column Type:	SPB-Octyl	Column Dia:	0.25 mm

HxPCB F3

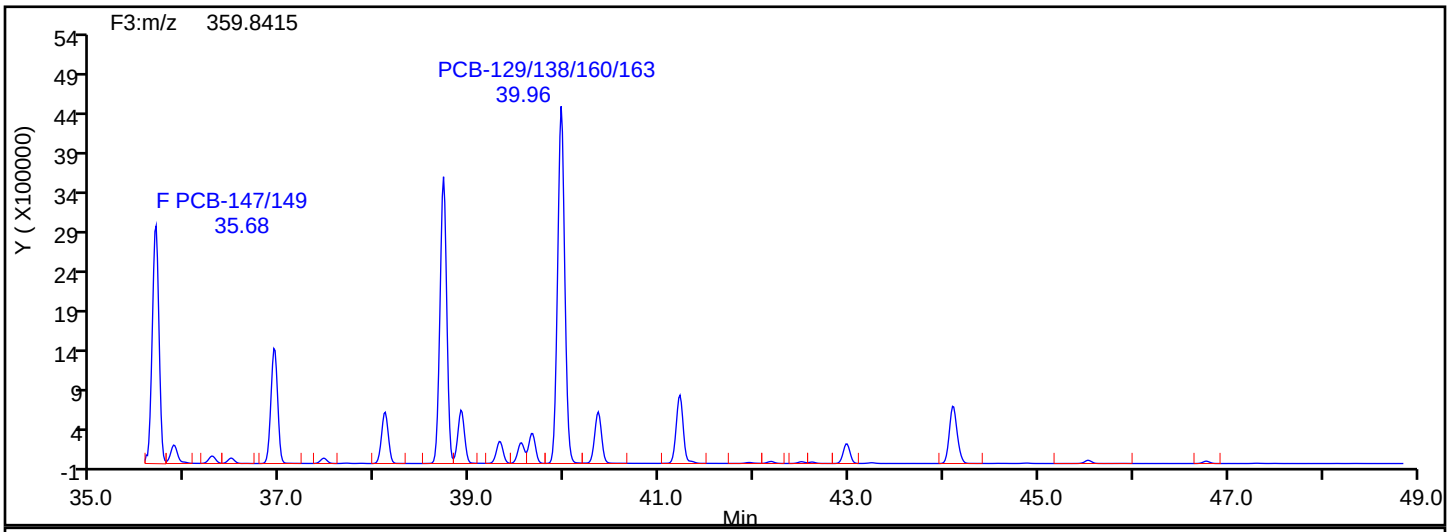

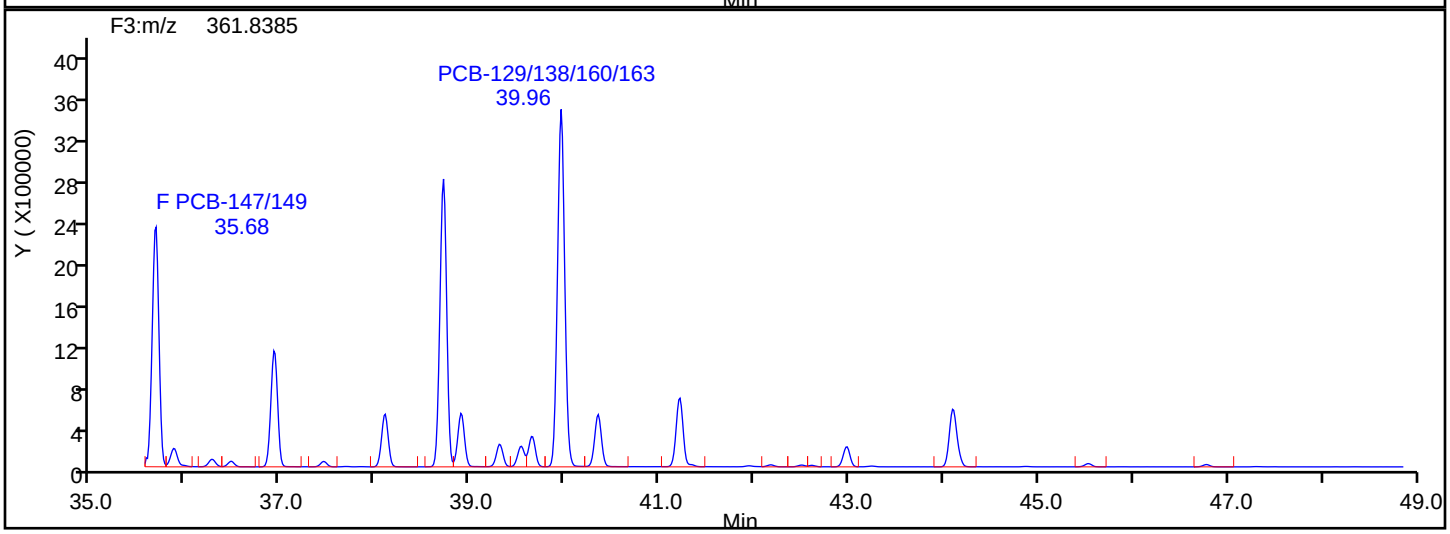

HxPCB F3 Lock Mass

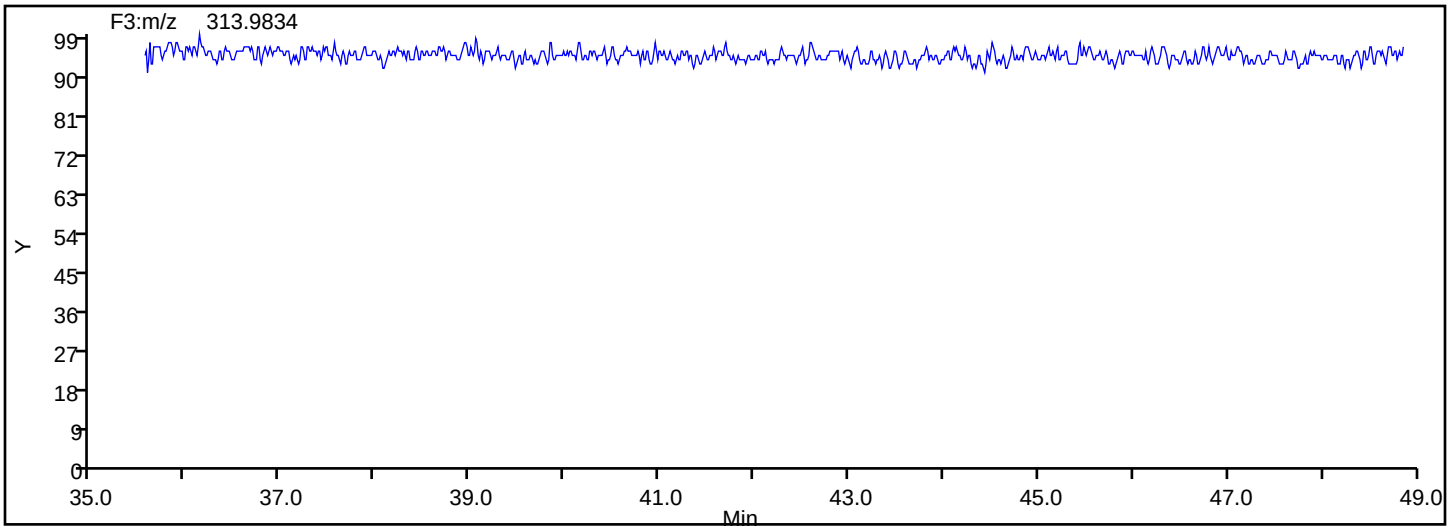

Manual Integration/User Assign Peak Report

Eurofins TestAmerica, Knoxville

Data File:	\\chromna\Knoxville\ChromData\D3D\20190827-12879.b\580-88125-b-4-c.d				
Injection Date:	27-Aug-2019 21:33:00	Instrument ID:	D3D		
Lims ID:	580-88125-B-4-C	Lab Sample ID:	140-88125-4		
Client ID:	A4-0to25-100818				
Operator ID:	Xcalibur_System	ALS Bottle#:	0	Worklist Smp#:	11
Injection Vol:	1.0 ul	Dil. Factor:	1.0000		
Method:	PCBs_D3D	Limit Group:	HR - 1668A - ICAL		
Column:	SPB-Octyl (0.25 mm)	Detector	F3(35.64 :49.10)		

PCB-147/149, CAS: STL01821

Signal: 2

Processing Integration Results

RT: 35.57
Area: 113455
Amount: 9.302309
Amount Units: pg/ul

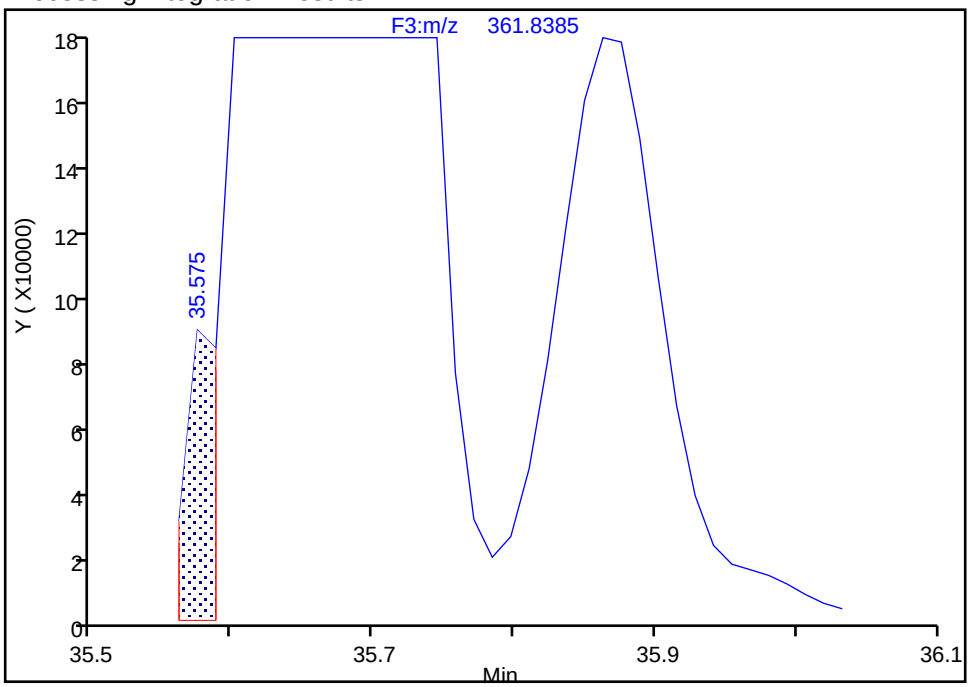

Manual Integration Results

RT: 35.68
Area: 11721793
Amount: 989.6522
Amount Units: pg/ul

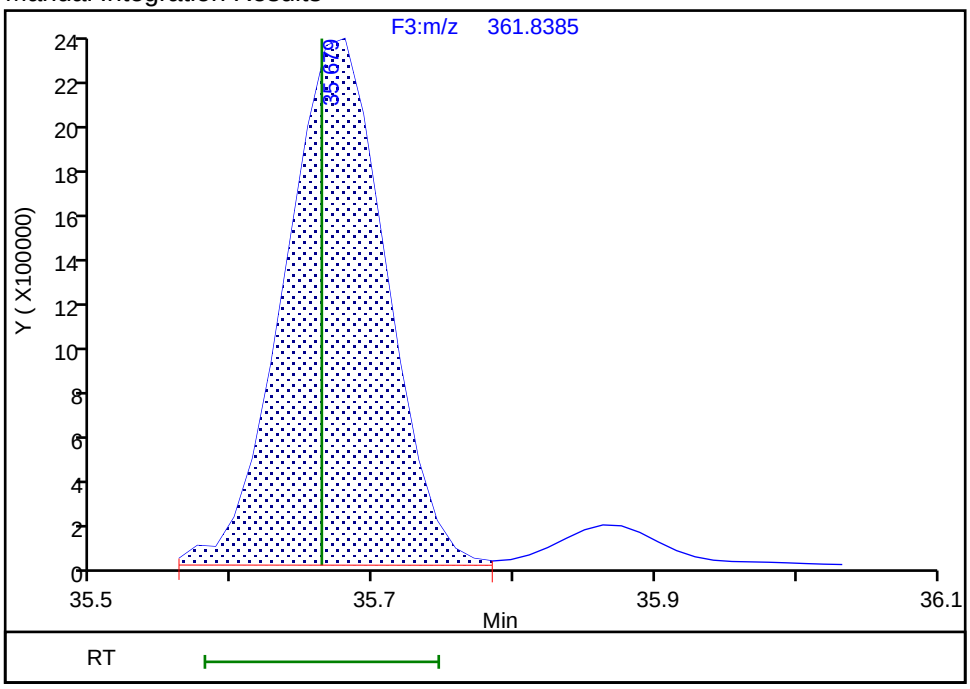

Reviewer: mcwhirterl, 28-Aug-2019 02:19:25

Audit Action: Marked Compound Undetected Audit Reason: Invalid Compound ID

Manual Integration/User Assign Peak Report

Eurofins TestAmerica, Knoxville

Data File:	\\chromna\Knoxville\ChromData\D3D\20190827-12879.b\580-88125-b-4-c.d				
Injection Date:	27-Aug-2019 21:33:00	Instrument ID:	D3D		
Lims ID:	580-88125-B-4-C	Lab Sample ID:	140-88125-4		
Client ID:	A4-0to25-100818				
Operator ID:	Xcalibur_System	ALS Bottle#:	0	Worklist Smp#:	11
Injection Vol:	1.0 ul	Dil. Factor:	1.0000		
Method:	PCBs_D3D	Limit Group:	HR - 1668A - ICAL		
Column:	SPB-Octyl (0.25 mm)	Detector	F3(35.64 :49.10)		

PCB-147/149, CAS: STL01821

Signal: 3

Processing Integration Results

RT: 35.57
Area: 248480
Amount: 9.302309
Amount Units: pg/ul

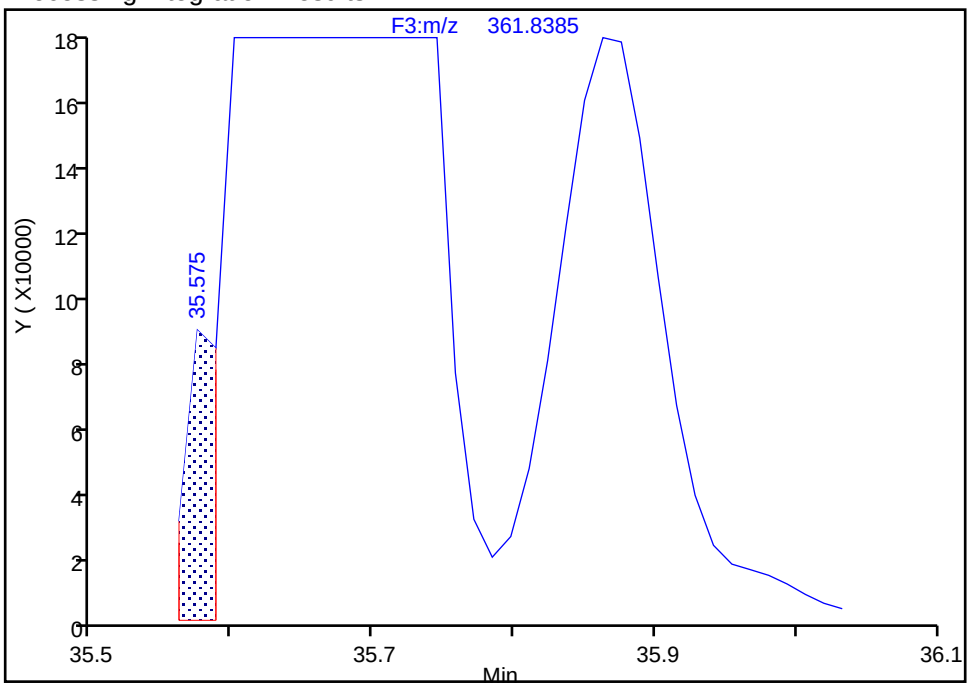

Manual Integration Results

RT: 35.68
Area: 26435240
Amount: 989.6522
Amount Units: pg/ul
Reviewer: mcwhirterl, 28-Aug-2019 02:19:25
Audit Action: Marked Compound Undetected Audit Reason: Invalid Compound ID

Manual Integration/User Assign Peak Report

Eurofins TestAmerica, Knoxville

Data File:	\\chromna\Knoxville\ChromData\D3D\20190827-12879.b\580-88125-b-4-c.d				
Injection Date:	27-Aug-2019 21:33:00	Instrument ID:	D3D		
Lims ID:	580-88125-B-4-C	Lab Sample ID:	140-88125-4		
Client ID:	A4-0to25-100818				
Operator ID:	Xcalibur_System	ALS Bottle#:	0	Worklist Smp#:	11
Injection Vol:	1.0 ul	Dil. Factor:	1.0000		
Method:	PCBs_D3D	Limit Group:	HR - 1668A - ICAL		
Column:	SPB-Octyl (0.25 mm)	Detector	F3(35.64 :49.10)		

PCB-147/149, CAS: STL01821

Signal: 1

Processing Integration Results

RT: 35.57
Area: 135025
Amount: 9.302309
Amount Units: pg/ul

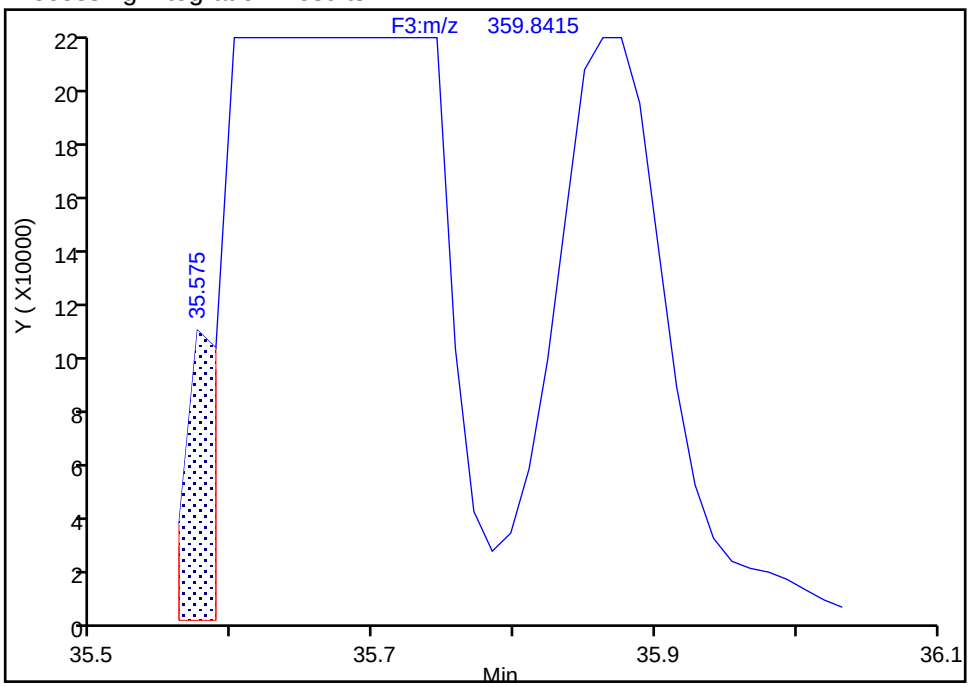

Manual Integration Results

RT: 35.68
Area: 14713447
Amount: 989.6522
Amount Units: pg/ul

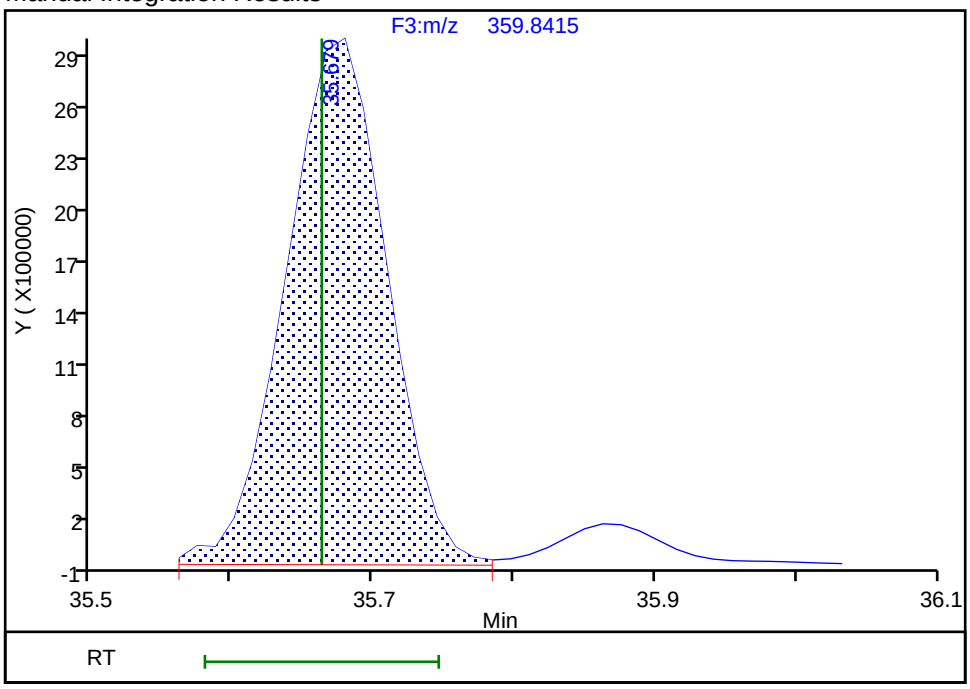

Reviewer: mcwhirterl, 28-Aug-2019 02:19:26

Audit Action: Manually Integrated/Assigned Compound ID Audit Reason: Incomplete Integration

Manual Integration/User Assign Peak Report

Eurofins TestAmerica, Knoxville

Data File:	\\chromna\Knoxville\ChromData\D3D\20190827-12879.b\580-88125-b-4-c.d				
Injection Date:	27-Aug-2019 21:33:00	Instrument ID:	D3D		
Lims ID:	580-88125-B-4-C	Lab Sample ID:	140-88125-4		
Client ID:	A4-0to25-100818				
Operator ID:	Xcalibur_System	ALS Bottle#:	0	Worklist Smp#:	11
Injection Vol:	1.0 ul	Dil. Factor:	1.0000		
Method:	PCBs_D3D	Limit Group:	HR - 1668A - ICAL		
Column:	SPB-Octyl (0.25 mm)	Detector	F3(35.64 :49.10)		

PCB-131, CAS: 61798-70-7

Signal: 1

Not Detected
Expected RT: 36.46

Processing Integration Results

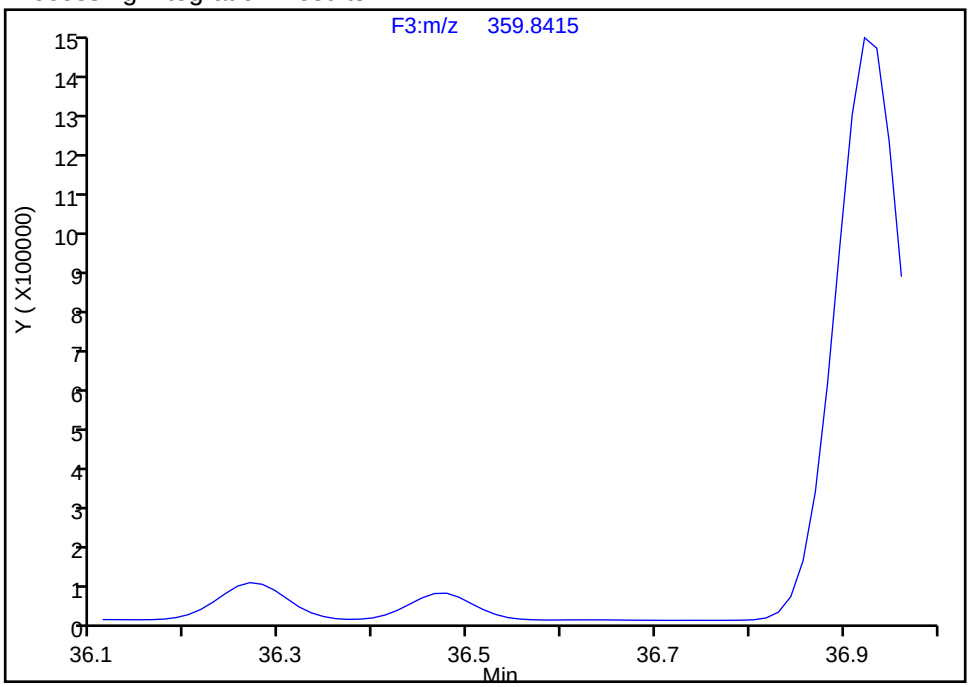

Manual Integration Results

RT: 36.48
Area: 342610
Amount: 26.327422
Amount Units: pg/ul

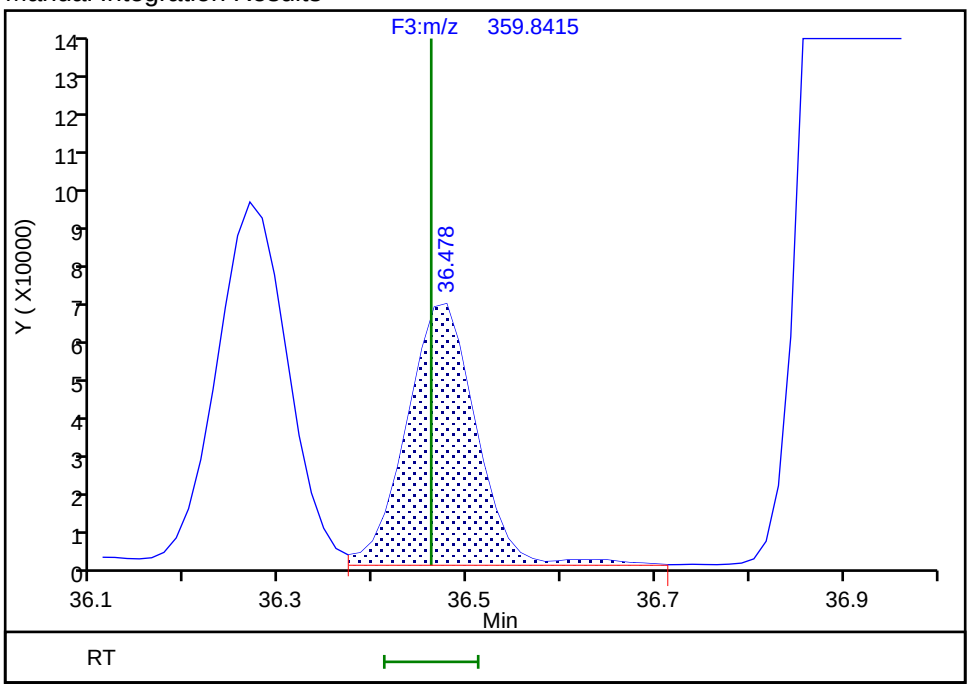

Reviewer: mcwhirterl, 28-Aug-2019 02:21:22
Audit Action: Assigned Compound ID Audit Reason: Peak assignment corrected

Manual Integration/User Assign Peak Report

Eurofins TestAmerica, Knoxville

Data File:	\\chromna\Knoxville\ChromData\D3D\20190827-12879.b\580-88125-b-4-c.d				
Injection Date:	27-Aug-2019 21:33:00	Instrument ID:	D3D		
Lims ID:	580-88125-B-4-C	Lab Sample ID:	140-88125-4		
Client ID:	A4-0to25-100818				
Operator ID:	Xcalibur_System	ALS Bottle#:	0	Worklist Smp#:	11
Injection Vol:	1.0 ul	Dil. Factor:	1.0000		
Method:	PCBs_D3D	Limit Group:	HR - 1668A - ICAL		
Column:	SPB-Octyl (0.25 mm)	Detector	F3(35.64 :49.10)		

PCB-133, CAS: 35694-04-3

Signal: 1

Not Detected
Expected RT: 37.43

Processing Integration Results

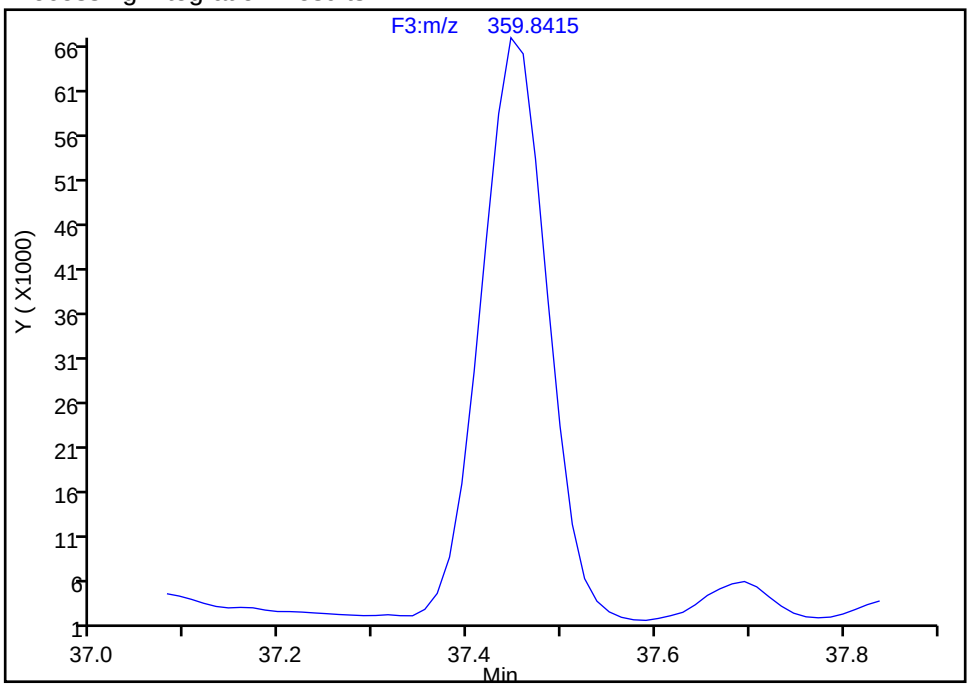

Manual Integration Results

RT: 37.45
Area: 326860
Amount: 23.710342
Amount Units: pg/ul

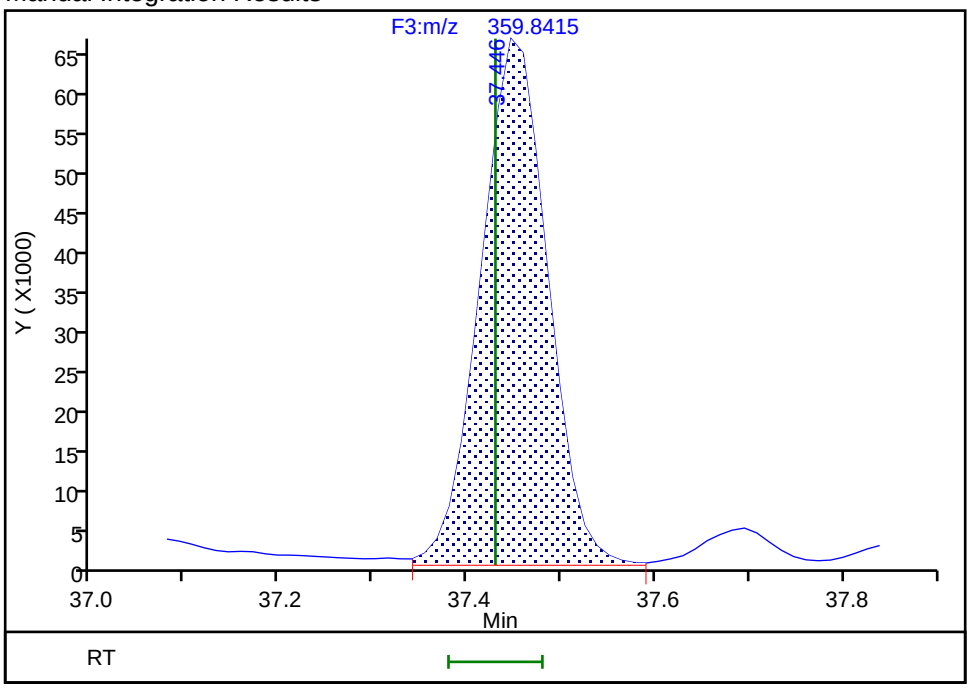

Reviewer: mcwhirterl, 28-Aug-2019 02:21:27
Audit Action: Assigned Compound ID Audit Reason: Peak assignment corrected

Manual Integration/User Assign Peak Report

Eurofins TestAmerica, Knoxville

Data File:	\\chromna\Knoxville\ChromData\D3D\20190827-12879.b\580-88125-b-4-c.d				
Injection Date:	27-Aug-2019 21:33:00	Instrument ID:	D3D		
Lims ID:	580-88125-B-4-C	Lab Sample ID:	140-88125-4		
Client ID:	A4-0to25-100818				
Operator ID:	Xcalibur_System	ALS Bottle#:	0	Worklist Smp#:	11
Injection Vol:	1.0 ul	Dil. Factor:	1.0000		
Method:	PCBs_D3D	Limit Group:	HR - 1668A - ICAL		
Column:	SPB-Octyl (0.25 mm)	Detector	F3(35.64 :49.10)		

PCB-159, CAS: 39635-35-3

Signal: 2

Processing Integration Results

RT: 42.17
Area: 110759
Amount: 9.464282
Amount Units: pg/ul

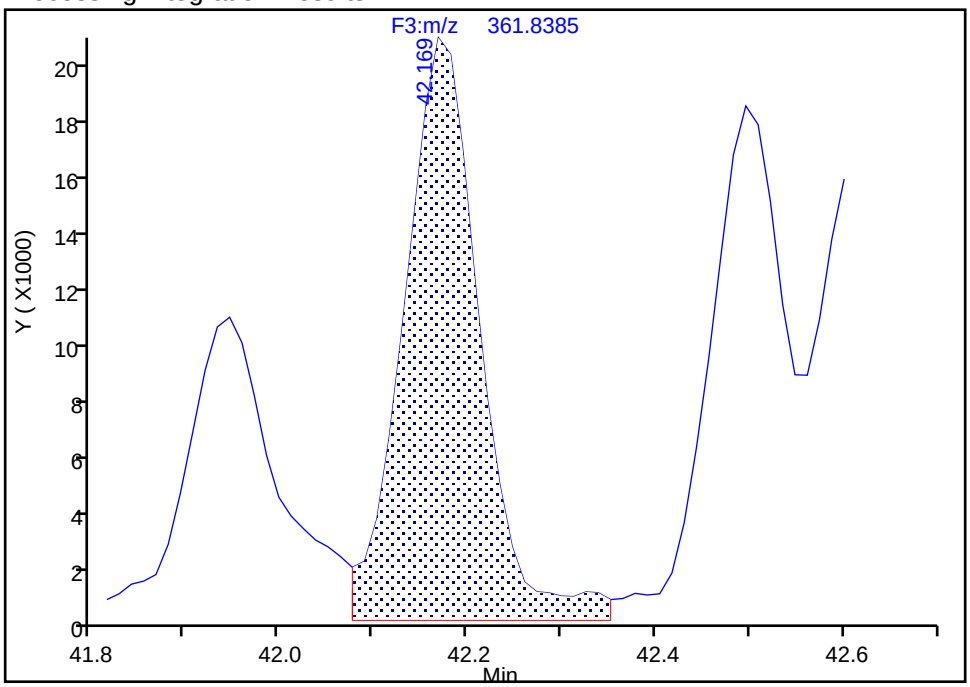

Manual Integration Results

RT: 42.17
Area: 110759
Amount: 6.912595
Amount Units: pg/ul

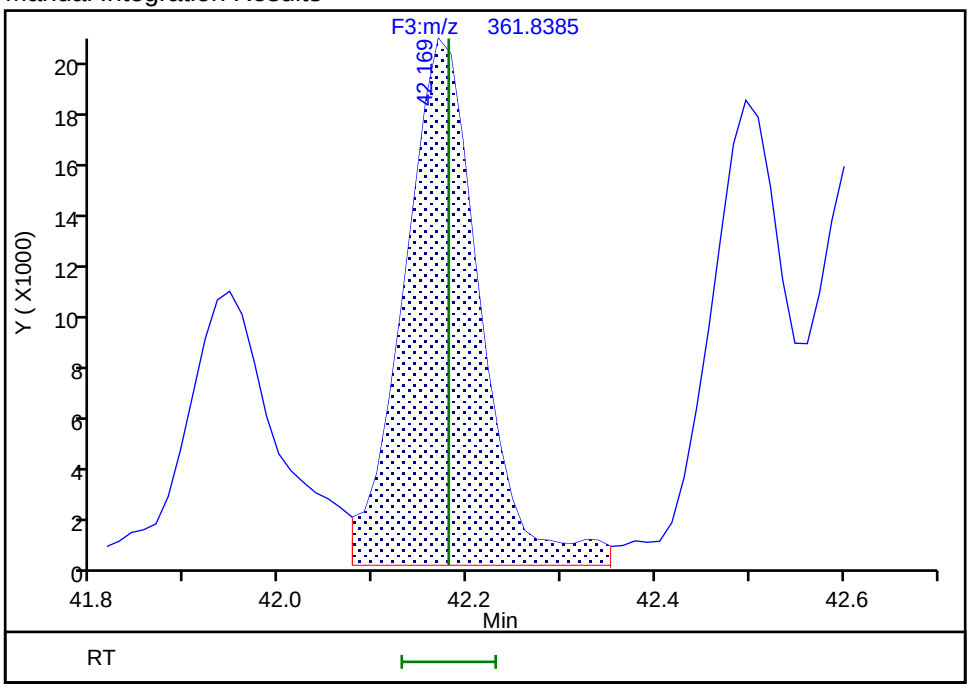

Reviewer: mcwhirterl, 28-Aug-2019 02:21:55

Audit Action: Marked Compound Undetected Audit Reason: Invalid Compound ID

Manual Integration/User Assign Peak Report

Eurofins TestAmerica, Knoxville

Data File: \\chromna\Knoxville\ChromData\D3D\20190827-12879.b\580-88125-b-4-c.d

Injection Date:	27-Aug-2019 21:33:00	Instrument ID:	D3D		
Lims ID:	580-88125-B-4-C	Lab Sample ID:	140-88125-4		
Client ID:	A4-0to25-100818				
Operator ID:	Xcalibur_System	ALS Bottle#:	0	Worklist Smp#:	11
Injection Vol:	1.0 ul	Dil. Factor:	1.0000		
Method:	PCBs_D3D	Limit Group:	HR - 1668A - ICAL		
Column:	SPB-Octyl (0.25 mm)	Detector	F3(35.64 :49.10)		

PCB-159, CAS: 39635-35-3

Signal: 3

Processing Integration Results

RT: 42.18
Area: 341813
Amount: 9.464282
Amount Units: pg/ul

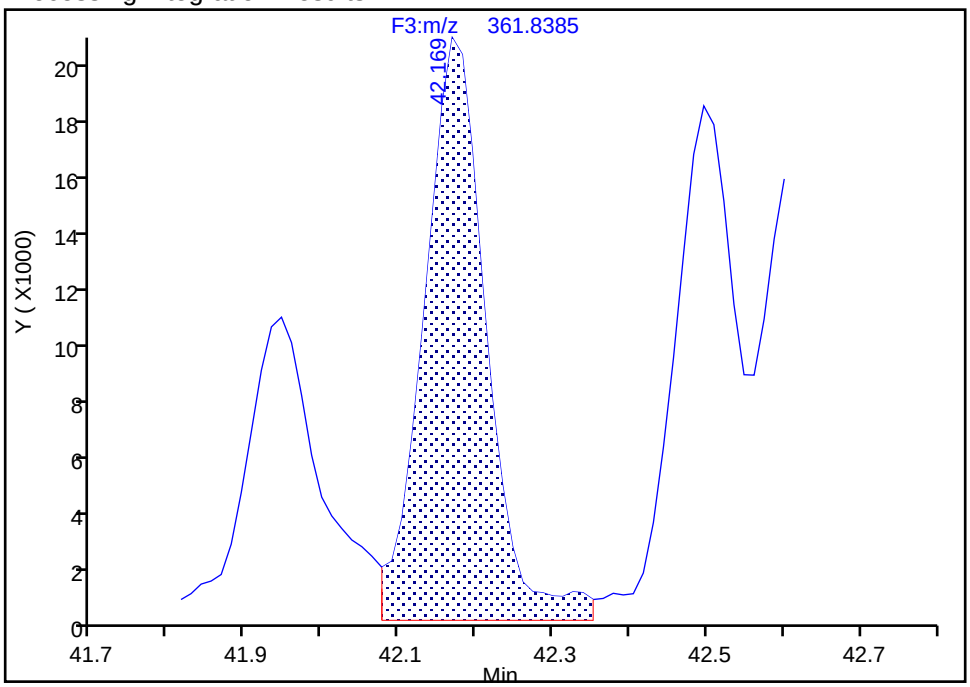

Manual Integration Results

RT: 42.18
Area: 249656
Amount: 6.912595
Amount Units: pg/ul
Reviewer: mcwhirterl, 28-Aug-2019 02:21:55
Audit Action: Marked Compound Undetected Audit Reason: Invalid Compound ID

Manual Integration/User Assign Peak Report

Eurofins TestAmerica, Knoxville

Data File:	\\chromna\Knoxville\ChromData\D3D\20190827-12879.b\580-88125-b-4-c.d				
Injection Date:	27-Aug-2019 21:33:00	Instrument ID:	D3D		
Lims ID:	580-88125-B-4-C	Lab Sample ID:	140-88125-4		
Client ID:	A4-0to25-100818				
Operator ID:	Xcalibur_System	ALS Bottle#:	0	Worklist Smp#:	11
Injection Vol:	1.0 ul	Dil. Factor:	1.0000		
Method:	PCBs_D3D	Limit Group:	HR - 1668A - ICAL		
Column:	SPB-Octyl (0.25 mm)	Detector	F3(35.64 :49.10)		

PCB-159, CAS: 39635-35-3

Signal: 1

Processing Integration Results

RT: 42.18
Area: 231054
Amount: 9.464282
Amount Units: pg/ul

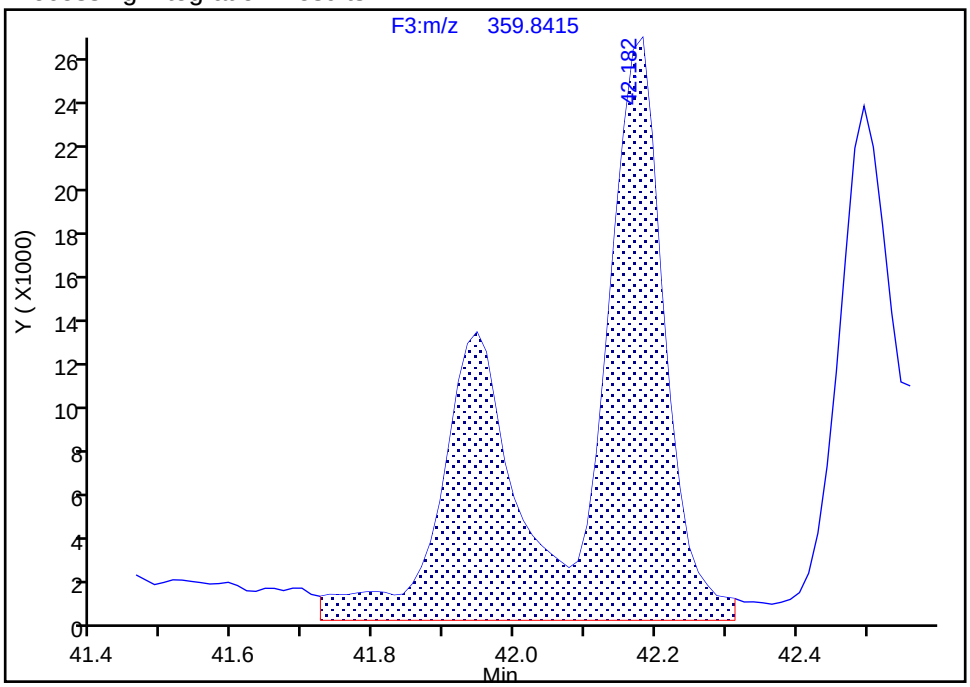

Manual Integration Results

RT: 42.18
Area: 138897
Amount: 6.912595
Amount Units: pg/ul

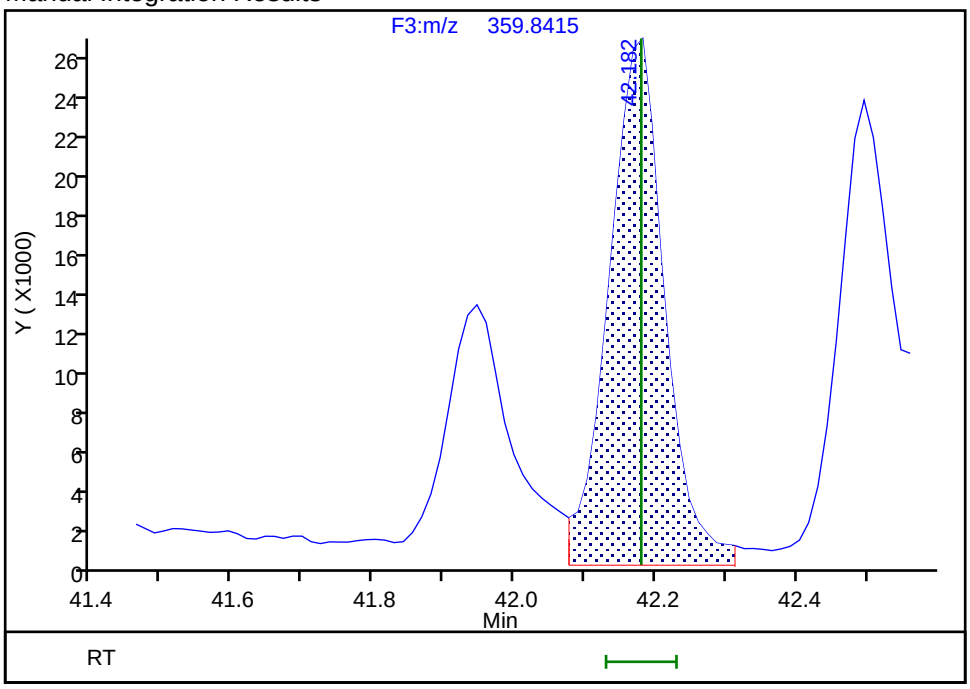

Reviewer: mcwhirterl, 28-Aug-2019 02:21:58

Audit Action: Manually Integrated/Assigned Compound ID Audit Reason: Split Peak

Manual Integration/User Assign Peak Report

Eurofins TestAmerica, Knoxville

Data File:	\\chromna\Knoxville\ChromData\D3D\20190827-12879.b\580-88125-b-4-c.d				
Injection Date:	27-Aug-2019 21:33:00	Instrument ID:	D3D		
Lims ID:	580-88125-B-4-C	Lab Sample ID:	140-88125-4		
Client ID:	A4-0to25-100818				
Operator ID:	Xcalibur_System	ALS Bottle#:	0	Worklist Smp#:	11
Injection Vol:	1.0 ul	Dil. Factor:	1.0000		
Method:	PCBs_D3D	Limit Group:	HR - 1668A - ICAL		
Column:	SPB-Octyl (0.25 mm)	Detector	F3(35.64 :49.10)		

PCB-169L, CAS: 208263-70-1

Signal: 1

Not Detected
Expected RT: 47.35

Processing Integration Results

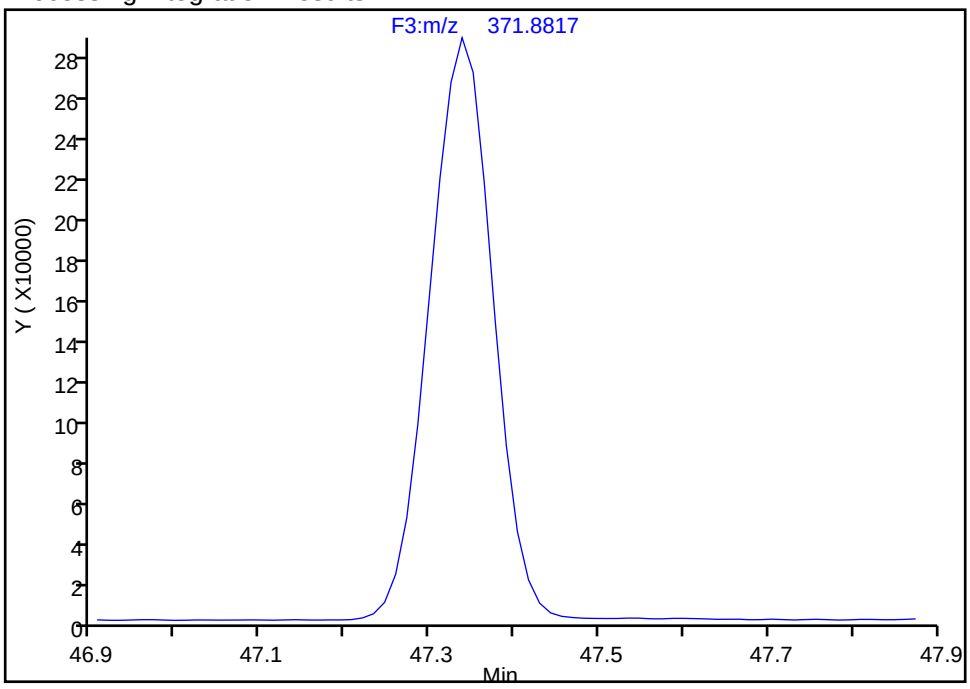

Manual Integration Results

RT: 47.34
Area: 1503736
Amount: 93.819993
Amount Units: pg/ul

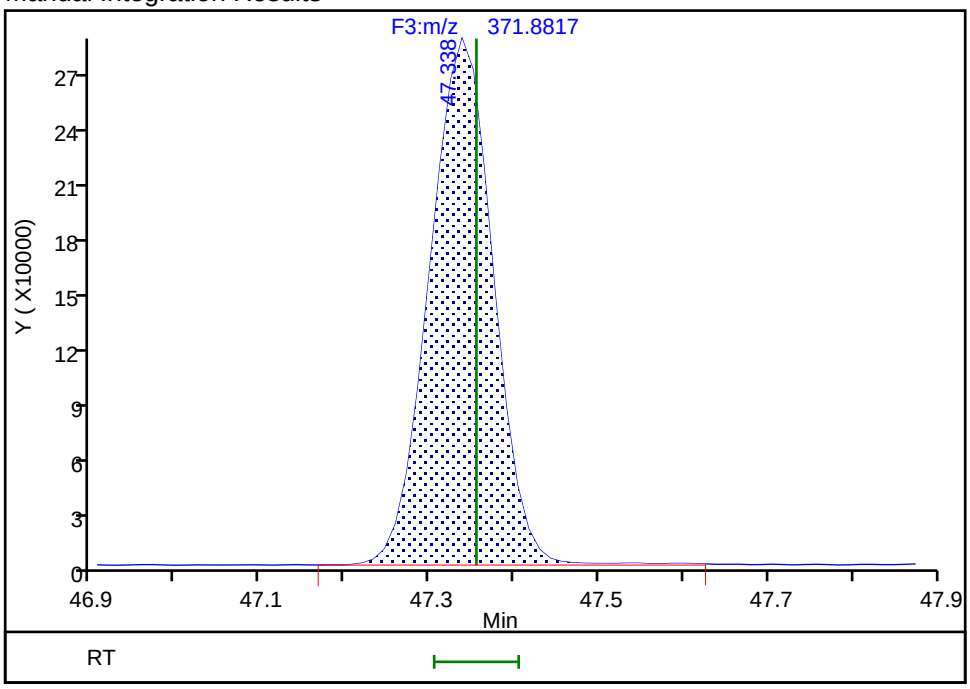

Reviewer: mcwhirterl, 28-Aug-2019 02:18:38
Audit Action: Assigned Compound ID Audit Reason: Baseline

Eurofins TestAmerica, Knoxville

Data File:	\\chromna\Knoxville\ChromData\D3D\20190827-12879.b\580-88125-b-4-c.d		
Injection Date:	27-Aug-2019 21:33:00	Injection Vol:	1.0 ul
Instrument ID:	D3D	Operator ID:	Xcalibur_System
Method:	PCBs_D3D	Limit Group:	HR - 1668A - ICAL
Client ID:	A4-0to25-100818		
Worklist#:	33063	Sample Line#:	11
Column Type:	SPB-Octyl	Column Dia:	0.25 mm

HpPCB F3

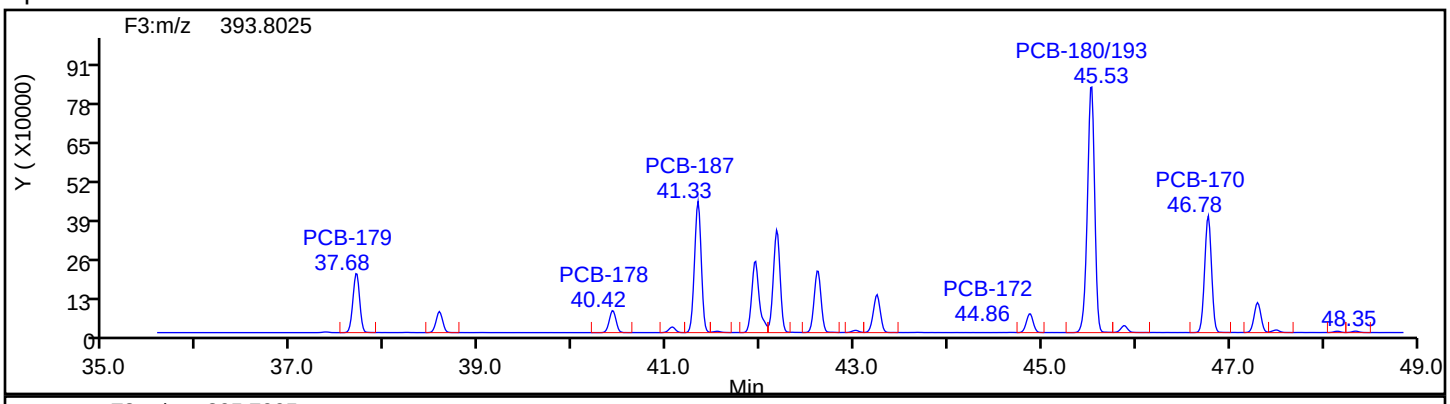

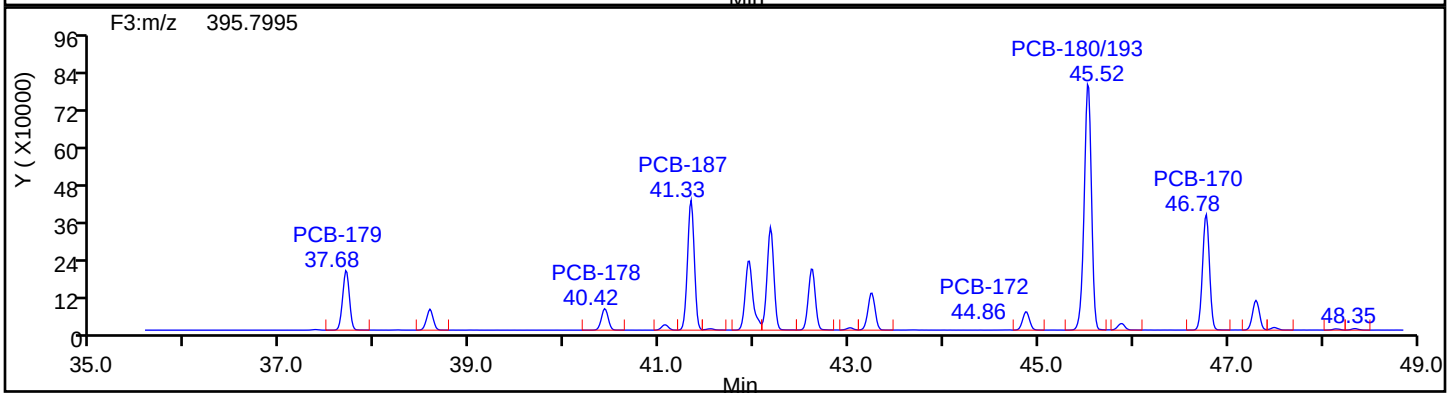

HpPCB F3 Standards

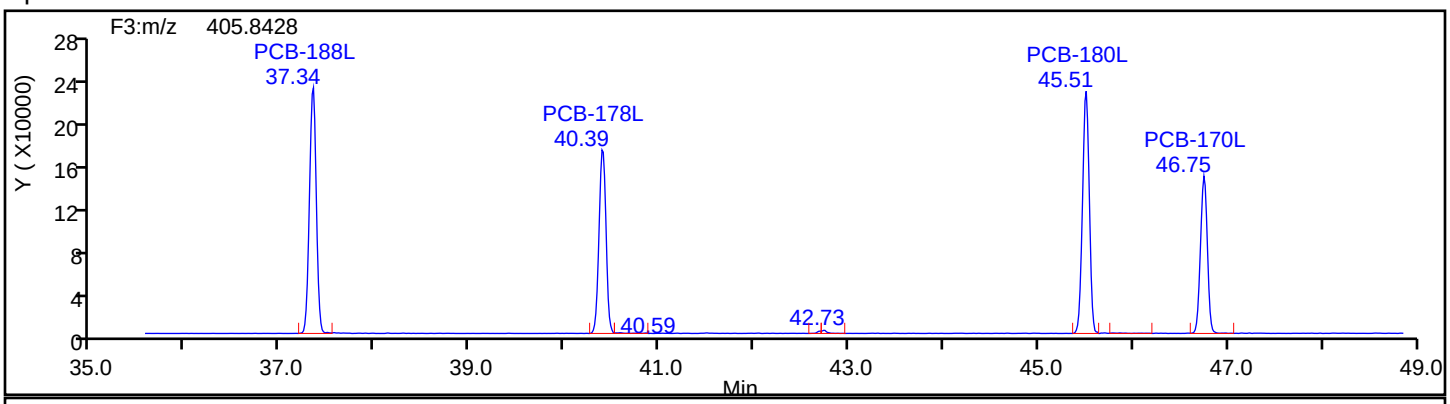

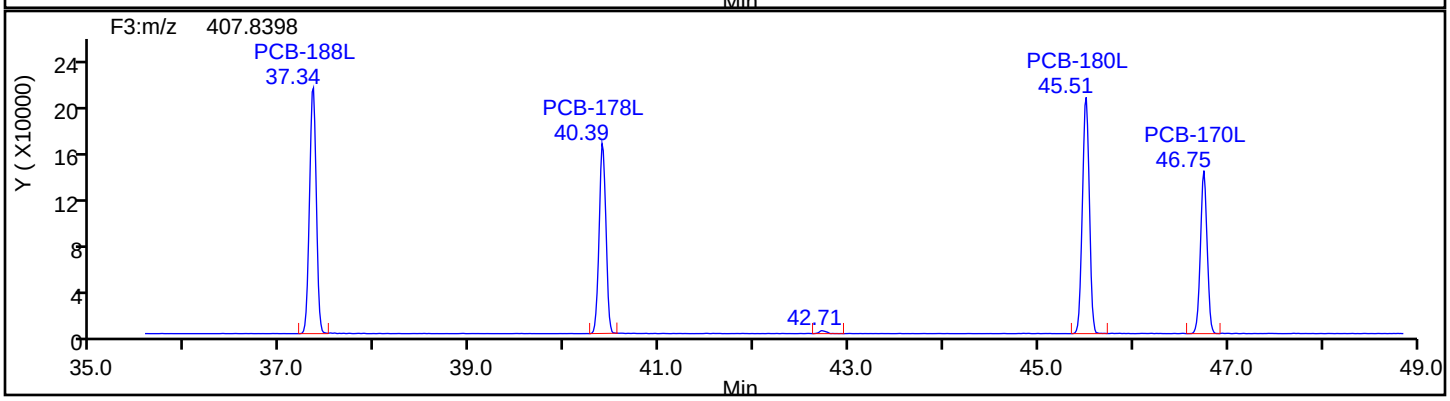

Eurofins TestAmerica, Knoxville

Data File:	\\chromna\Knoxville\ChromData\D3D\20190827-12879.b\580-88125-b-4-c.d		
Injection Date:	27-Aug-2019 21:33:00	Injection Vol:	1.0 ul
Instrument ID:	D3D	Operator ID:	Xcalibur_System
Method:	PCBs_D3D	Limit Group:	HR - 1668A - ICAL
Client ID:	A4-0to25-100818		
Worklist#:	33063	Sample Line#:	11
Column Type:	SPB-Octyl	Column Dia:	0.25 mm

HpPCB F3

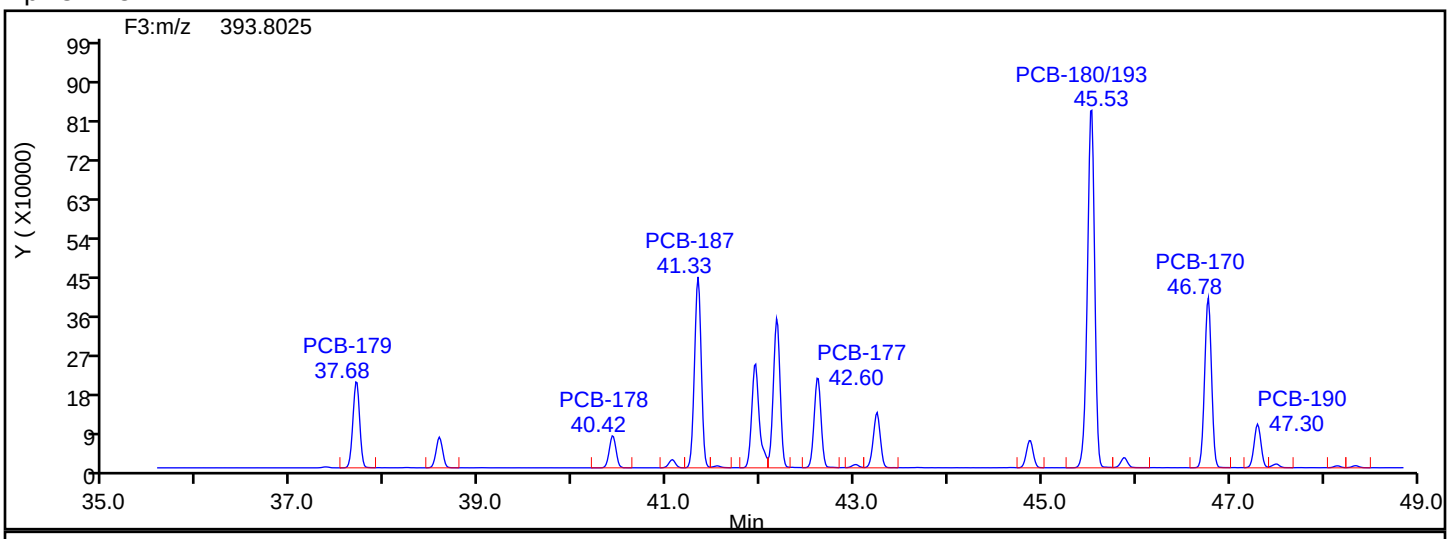

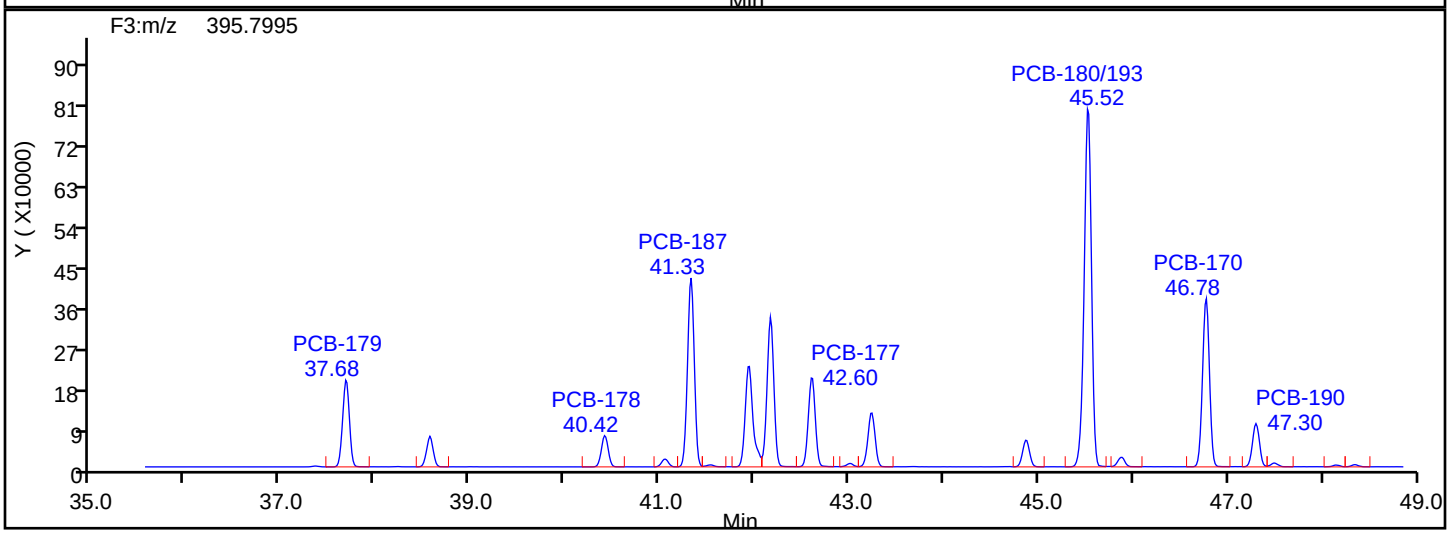

HpPCB F3 Lock Mass

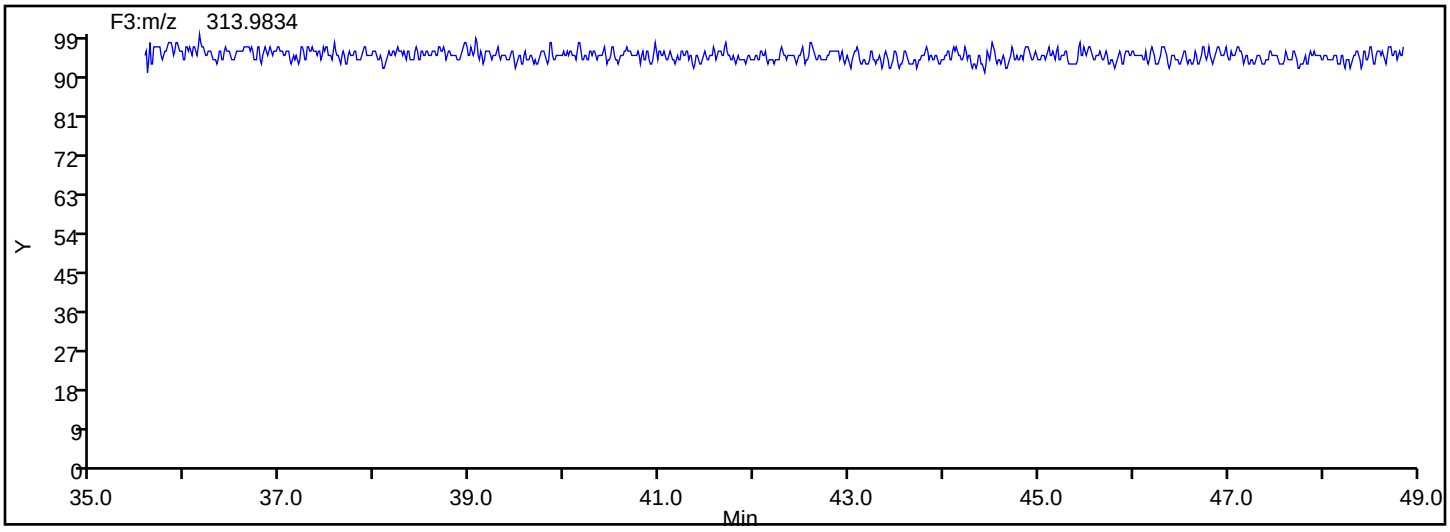

Manual Integration/User Assign Peak Report

Eurofins TestAmerica, Knoxville

Data File:	\\chromna\Knoxville\ChromData\D3D\20190827-12879.b\580-88125-b-4-c.d				
Injection Date:	27-Aug-2019 21:33:00	Instrument ID:	D3D		
Lims ID:	580-88125-B-4-C	Lab Sample ID:	140-88125-4		
Client ID:	A4-0to25-100818				
Operator ID:	Xcalibur_System	ALS Bottle#:	0	Worklist Smp#:	11
Injection Vol:	1.0 ul	Dil. Factor:	1.0000		
Method:	PCBs_D3D	Limit Group:	HR - 1668A - ICAL		
Column:	SPB-Octyl (0.25 mm)	Detector	F3(35.64 :49.10)		

PCB-187, CAS: 52663-68-0

Signal: 1

Not Detected
Expected RT: 41.30

Processing Integration Results

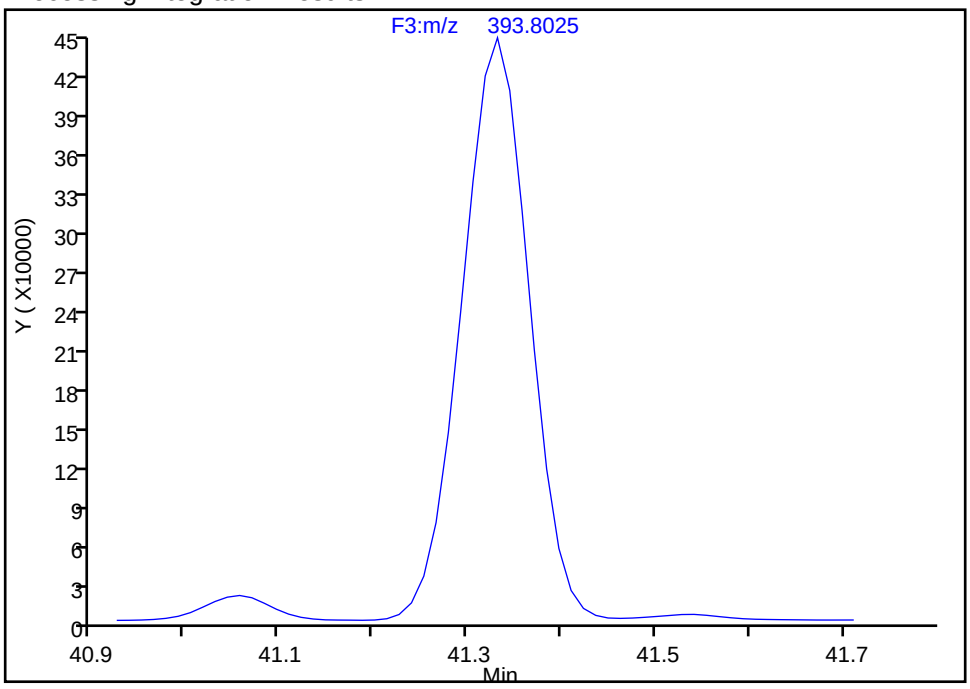

Manual Integration Results

RT: 41.33
Area: 2216661
Amount: 211.3215
Amount Units: pg/ul

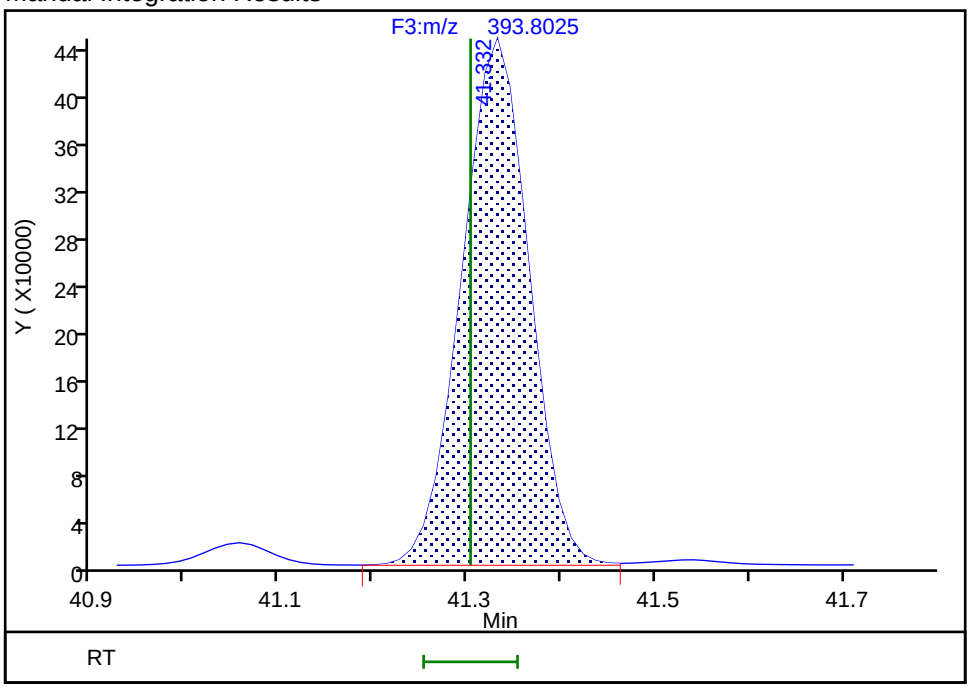

Reviewer: mcwhirterl, 28-Aug-2019 02:22:26
Audit Action: Assigned Compound ID Audit Reason: Split Peak

Manual Integration/User Assign Peak Report

Eurofins TestAmerica, Knoxville

Data File:	\\chromna\Knoxville\ChromData\D3D\20190827-12879.b\580-88125-b-4-c.d				
Injection Date:	27-Aug-2019 21:33:00	Instrument ID:	D3D		
Lims ID:	580-88125-B-4-C	Lab Sample ID:	140-88125-4		
Client ID:	A4-0to25-100818				
Operator ID:	Xcalibur_System	ALS Bottle#:	0	Worklist Smp#:	11
Injection Vol:	1.0 ul	Dil. Factor:	1.0000		
Method:	PCBs_D3D	Limit Group:	HR - 1668A - ICAL		
Column:	SPB-Octyl (0.25 mm)	Detector	F3(35.64 :49.10)		

PCB-182, CAS: 60145-23-5

Signal: 1

Not Detected
Expected RT: 41.51

Processing Integration Results

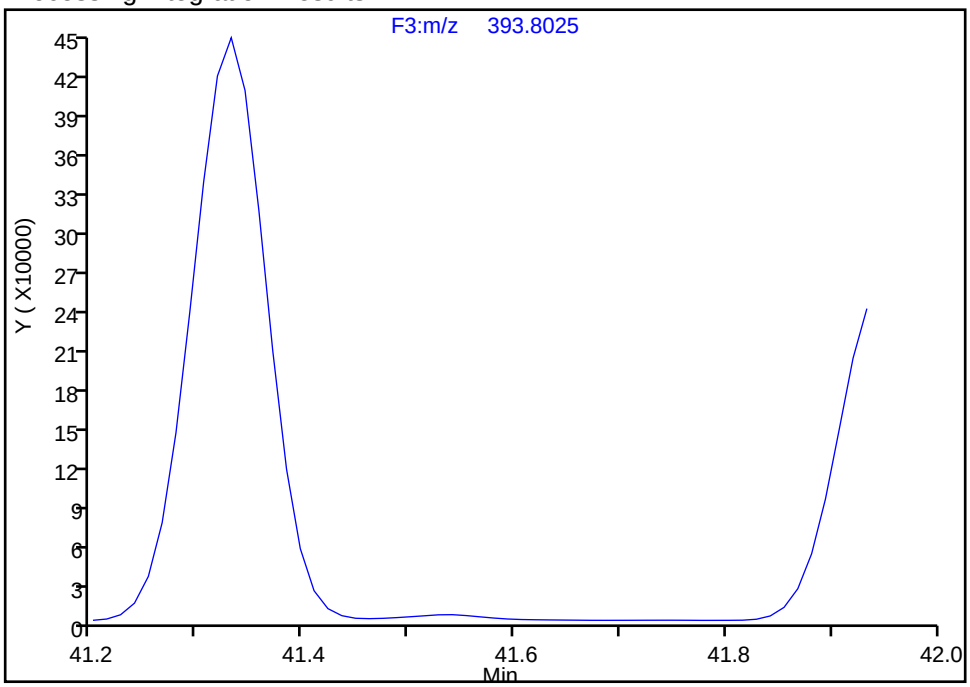

Manual Integration Results

RT: 41.54
Area: 26904
Amount: 2.587106
Amount Units: pg/ul

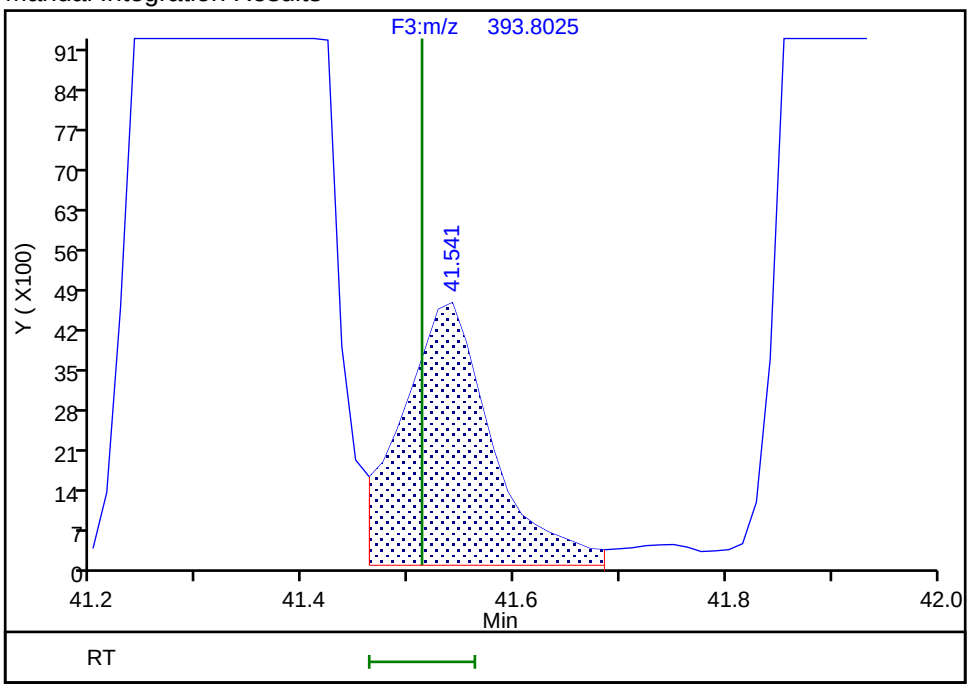

Reviewer: mcwhirterl, 28-Aug-2019 02:22:35
Audit Action: Assigned Compound ID Audit Reason: Split Peak

Manual Integration/User Assign Peak Report

Eurofins TestAmerica, Knoxville

Data File:	\\chromna\Knoxville\ChromData\D3D\20190827-12879.b\580-88125-b-4-c.d				
Injection Date:	27-Aug-2019 21:33:00	Instrument ID:	D3D		
Lims ID:	580-88125-B-4-C	Lab Sample ID:	140-88125-4		
Client ID:	A4-0to25-100818				
Operator ID:	Xcalibur_System	ALS Bottle#:	0	Worklist Smp#:	11
Injection Vol:	1.0 ul	Dil. Factor:	1.0000		
Method:	PCBs_D3D	Limit Group:	HR - 1668A - ICAL		
Column:	SPB-Octyl (0.25 mm)	Detector	F3(35.64 :49.10)		

PCB-183/185, CAS: STL02297

Signal: 1

Not Detected
Expected RT: 41.92

Processing Integration Results

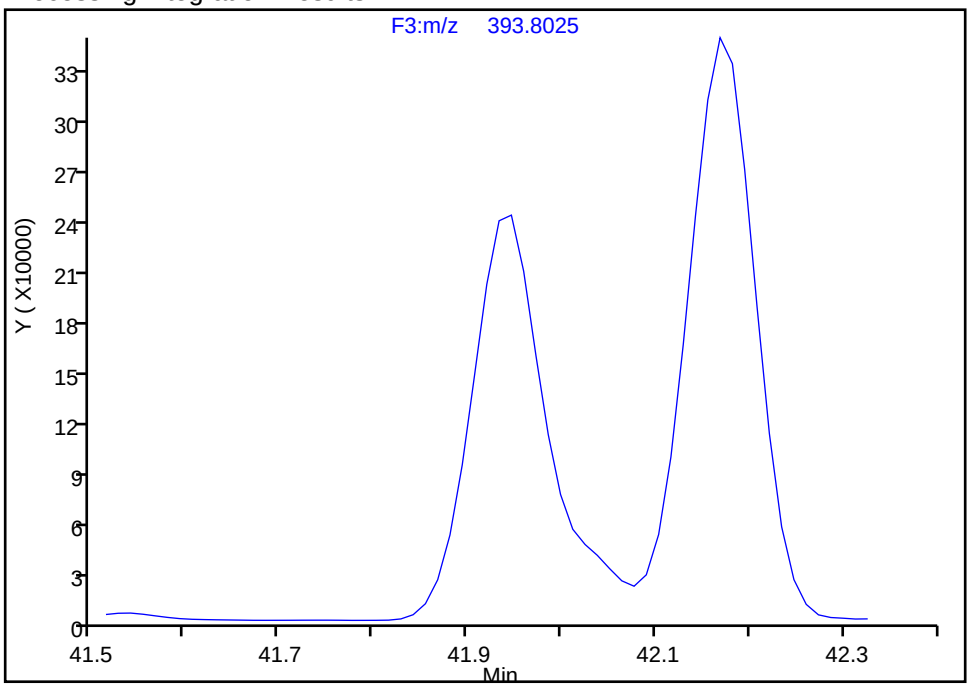

Manual Integration Results

RT: 41.95
Area: 1381137
Amount: 128.6090
Amount Units: pg/ul

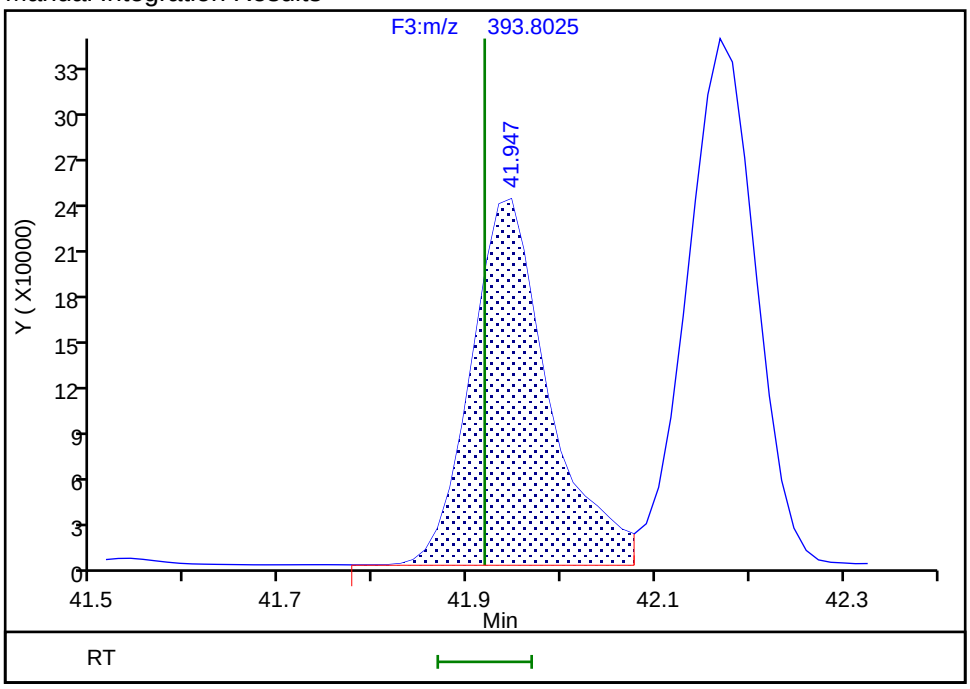

Reviewer: mcwhirterl, 28-Aug-2019 02:22:40
Audit Action: Assigned Compound ID Audit Reason: Split Peak

Manual Integration/User Assign Peak Report

Eurofins TestAmerica, Knoxville

Data File:	\\chromna\Knoxville\ChromData\D3D\20190827-12879.b\580-88125-b-4-c.d				
Injection Date:	27-Aug-2019 21:33:00	Instrument ID:	D3D		
Lims ID:	580-88125-B-4-C	Lab Sample ID:	140-88125-4		
Client ID:	A4-0to25-100818				
Operator ID:	Xcalibur_System	ALS Bottle#:	0	Worklist Smp#:	11
Injection Vol:	1.0 ul	Dil. Factor:	1.0000		
Method:	PCBs_D3D	Limit Group:	HR - 1668A - ICAL		
Column:	SPB-Octyl (0.25 mm)	Detector	F3(35.64 :49.10)		

PCB-181, CAS: 74472-47-2

Signal: 1

Not Detected
Expected RT: 42.99

Processing Integration Results

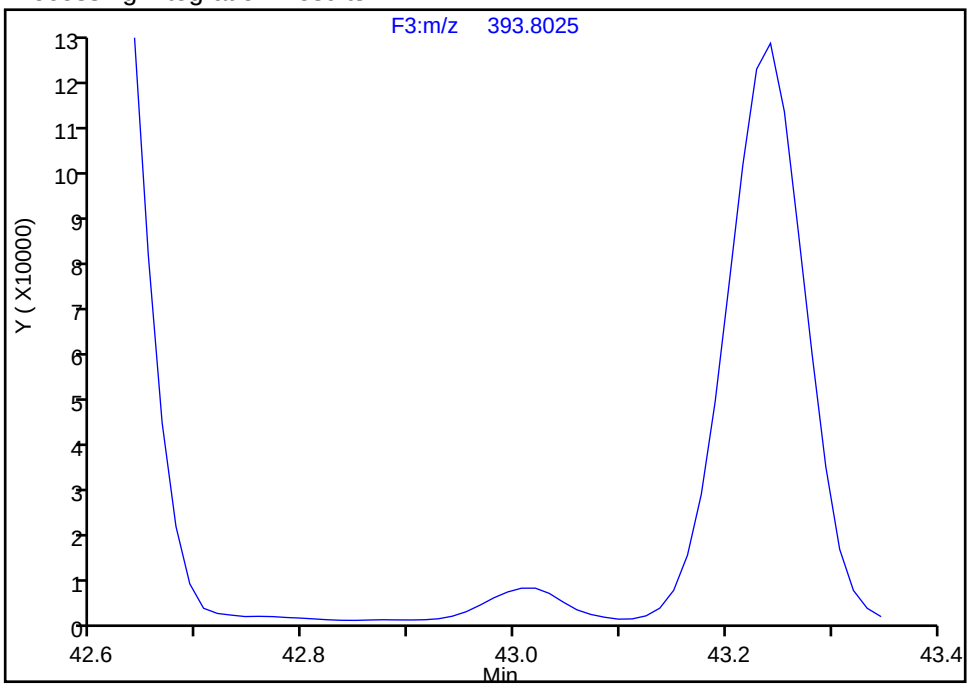

Manual Integration Results

RT: 43.02
Area: 41297
Amount: 4.005617
Amount Units: pg/ul

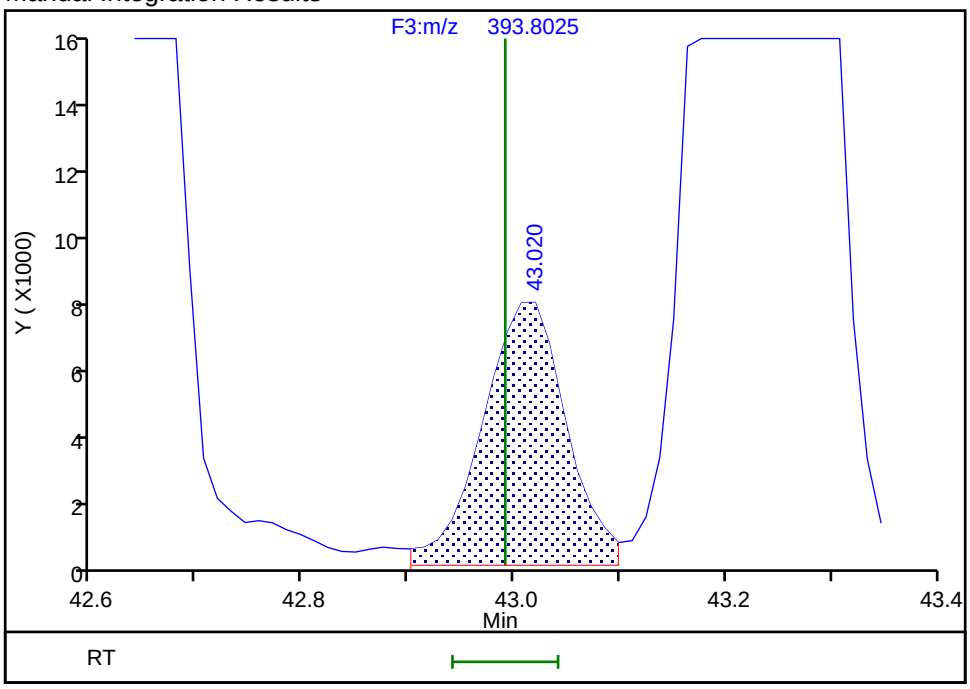

Reviewer: mcwhirterl, 28-Aug-2019 02:22:47
Audit Action: Assigned Compound ID Audit Reason: Split Peak

Manual Integration/User Assign Peak Report

Eurofins TestAmerica, Knoxville

Data File:	\\chromna\Knoxville\ChromData\D3D\20190827-12879.b\580-88125-b-4-c.d				
Injection Date:	27-Aug-2019 21:33:00	Instrument ID:	D3D		
Lims ID:	580-88125-B-4-C	Lab Sample ID:	140-88125-4		
Client ID:	A4-0to25-100818				
Operator ID:	Xcalibur_System	ALS Bottle#:	0	Worklist Smp#:	11
Injection Vol:	1.0 ul	Dil. Factor:	1.0000		
Method:	PCBs_D3D	Limit Group:	HR - 1668A - ICAL		
Column:	SPB-Octyl (0.25 mm)	Detector	F3(35.64 :49.10)		

PCB-180/193, CAS: STL01824

Signal: 1

Not Detected
Expected RT: 45.45

Processing Integration Results

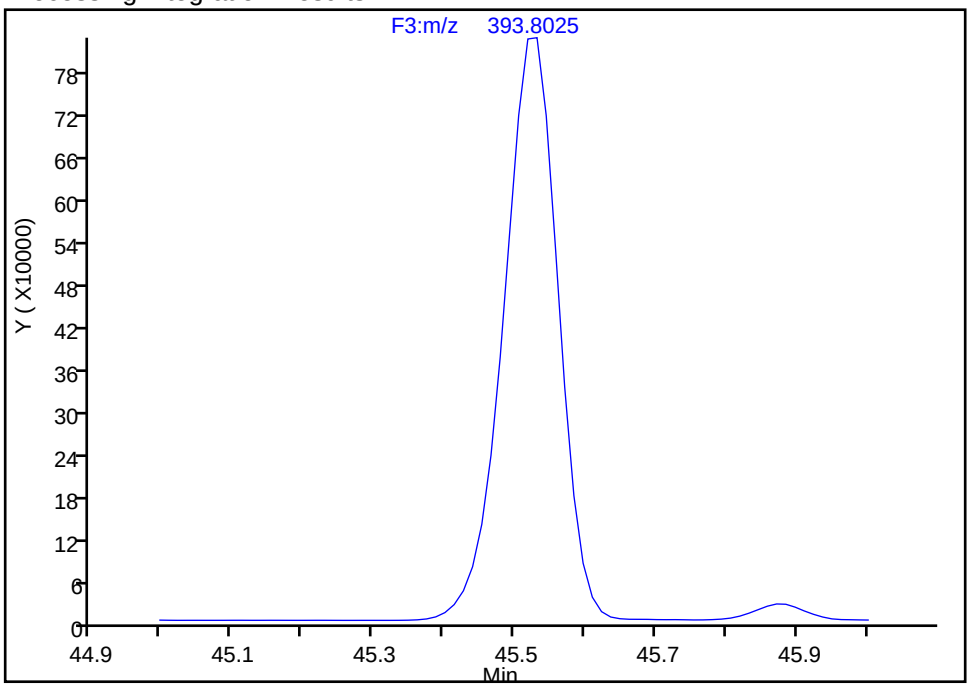

Manual Integration Results

RT: 45.53
Area: 4501981
Amount: 388.4326
Amount Units: pg/ul

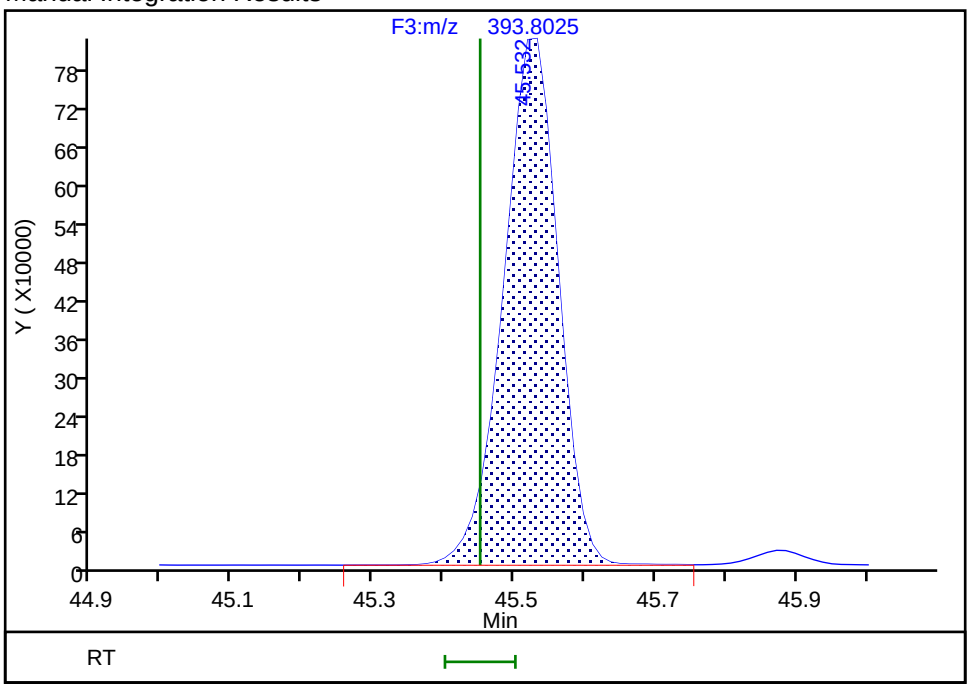

Reviewer: mcwhirterl, 28-Aug-2019 02:22:54
Audit Action: Assigned Compound ID Audit Reason: Split Peak

Report Date: 28-Aug-2019 02:24:19 Chrom Revision: 2.3 22-Aug-2019 12:55:36

Eurofins TestAmerica, Knoxville

Data File:	\\chromna\Knoxville\ChromData\D3D\20190827-12879.b\580-88125-b-4-c.d		
Injection Date:	27-Aug-2019 21:33:00	Injection Vol:	1.0 ul
Instrument ID:	D3D	Operator ID:	Xcalibur_System
Method:	PCBs_D3D	Limit Group:	HR - 1668A - ICAL
Client ID:	A4-0to25-100818		
Worklist#:	33063	Sample Line#:	11
Column Type:	SPB-Octyl	Column Dia:	0.25 mm

HpPCB F4

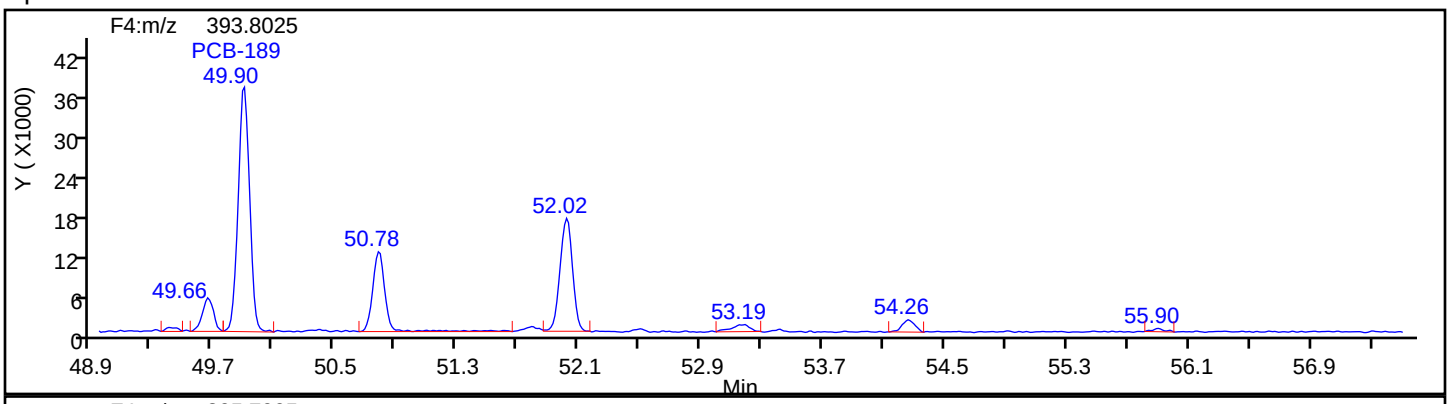

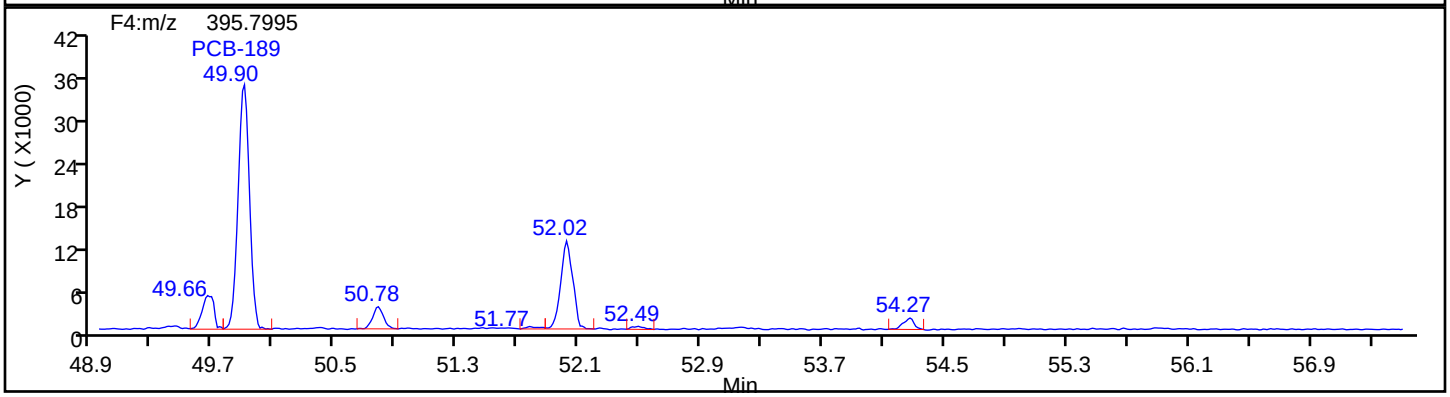

HpPCB F4 Standards

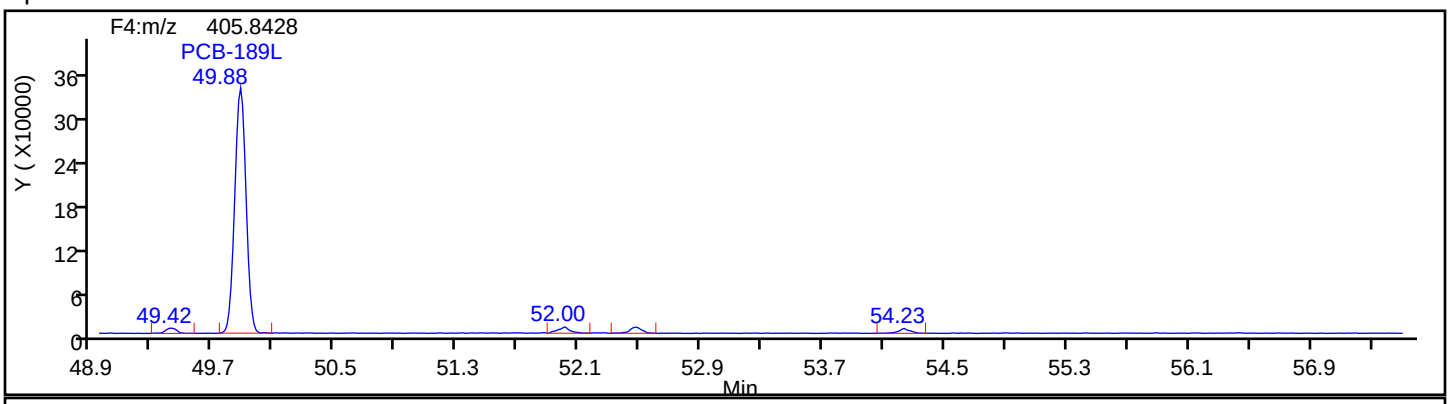

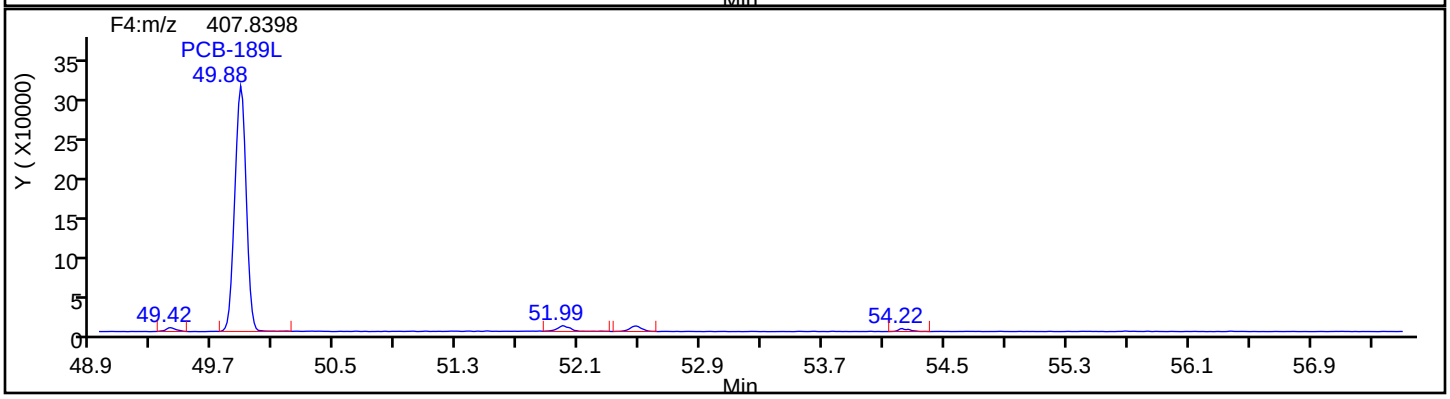

Eurofins TestAmerica, Knoxville

Data File:	\\chromna\Knoxville\ChromData\D3D\20190827-12879.b\580-88125-b-4-c.d		
Injection Date:	27-Aug-2019 21:33:00	Injection Vol:	1.0 ul
Instrument ID:	D3D	Operator ID:	Xcalibur_System
Method:	PCBs_D3D	Limit Group:	HR - 1668A - ICAL
Client ID:	A4-0to25-100818		
Worklist#:	33063	Sample Line#:	11
Column Type:	SPB-Octyl	Column Dia:	0.25 mm

HpPCB F4

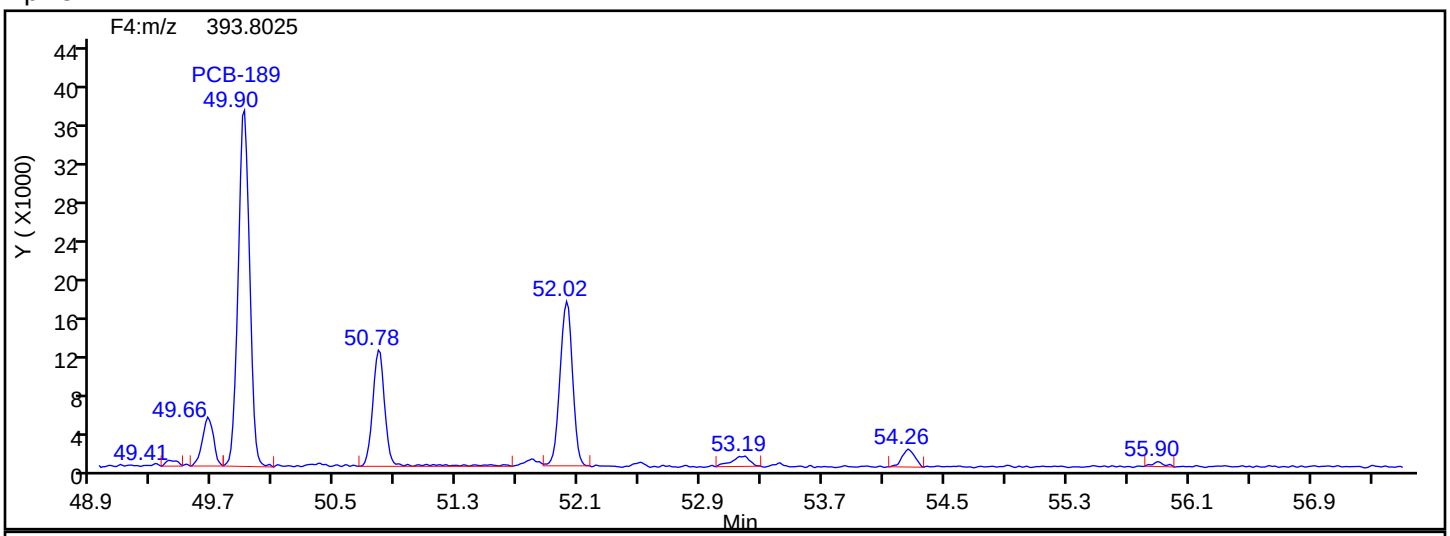

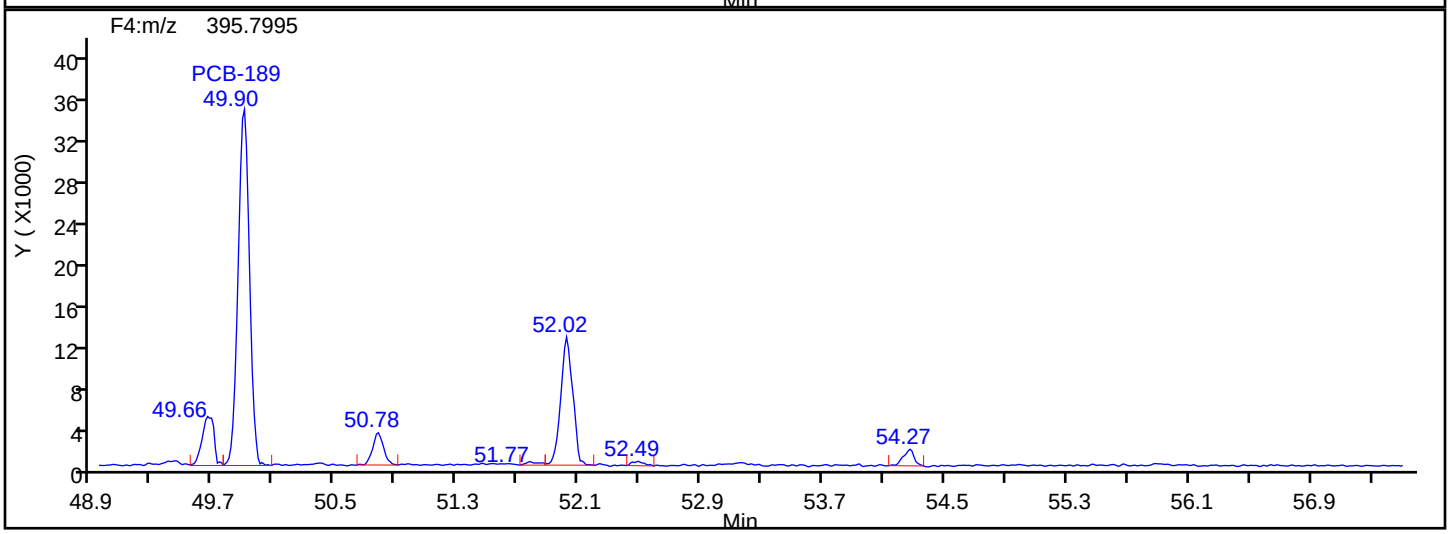

HpPCB F4 Lock Mass

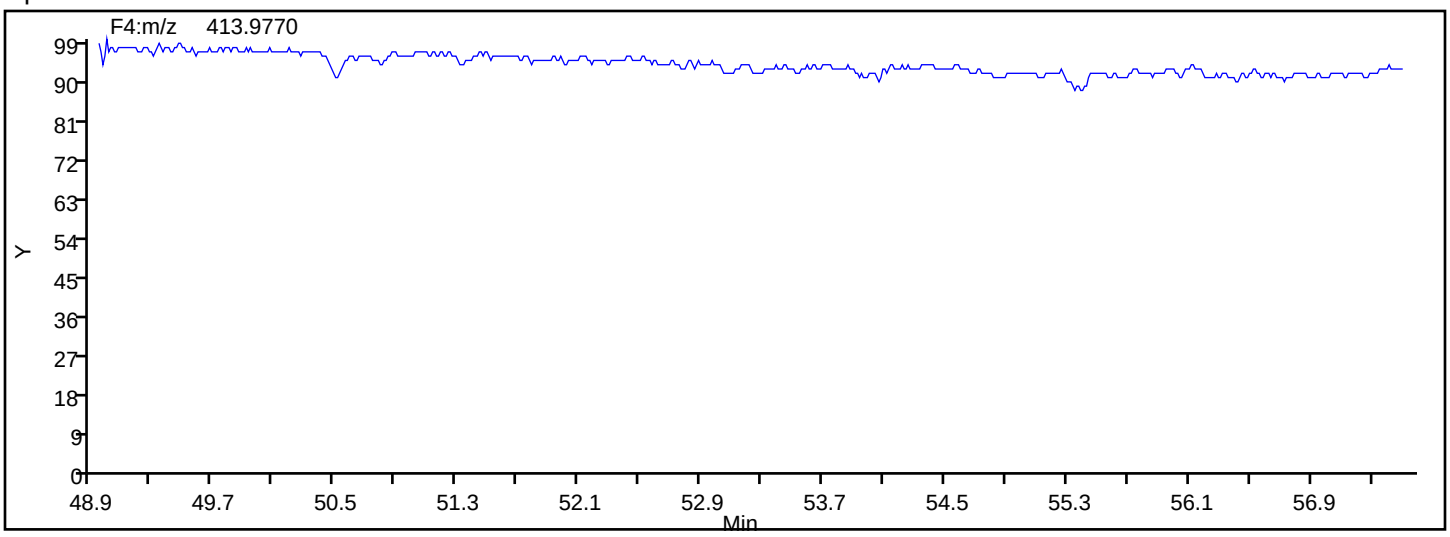

Eurofins TestAmerica, Knoxville

Data File:	\\chromna\Knoxville\ChromData\D3D\20190827-12879.b\580-88125-b-4-c.d		
Injection Date:	27-Aug-2019 21:33:00	Injection Vol:	1.0 ul
Instrument ID:	D3D	Operator ID:	Xcalibur_System
Method:	PCBs_D3D	Limit Group:	HR - 1668A - ICAL
Client ID:	A4-0to25-100818		
Worklist#:	33063	Sample Line#:	11
Column Type:	SPB-Octyl	Column Dia:	0.25 mm

OcPCB F3

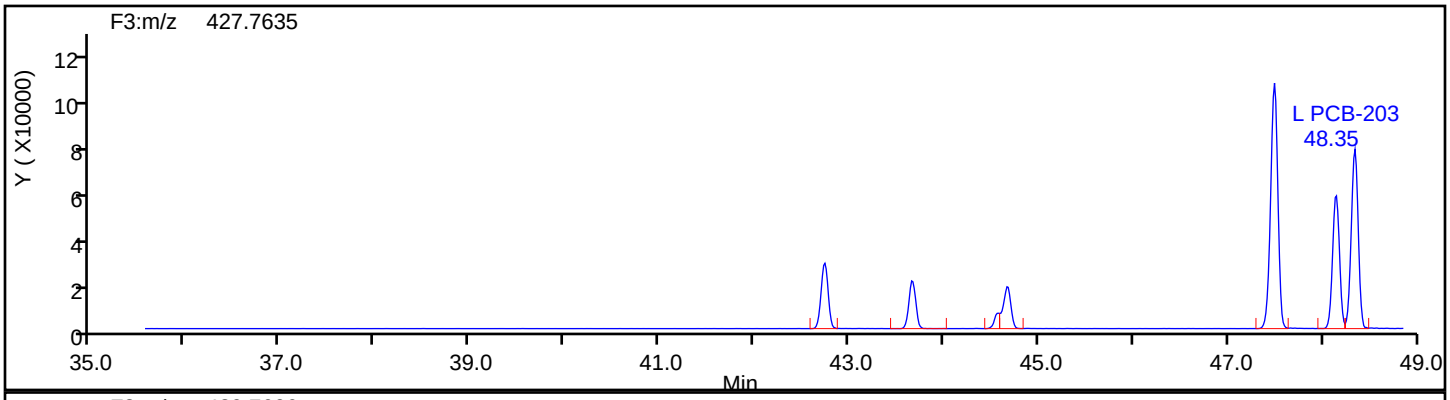

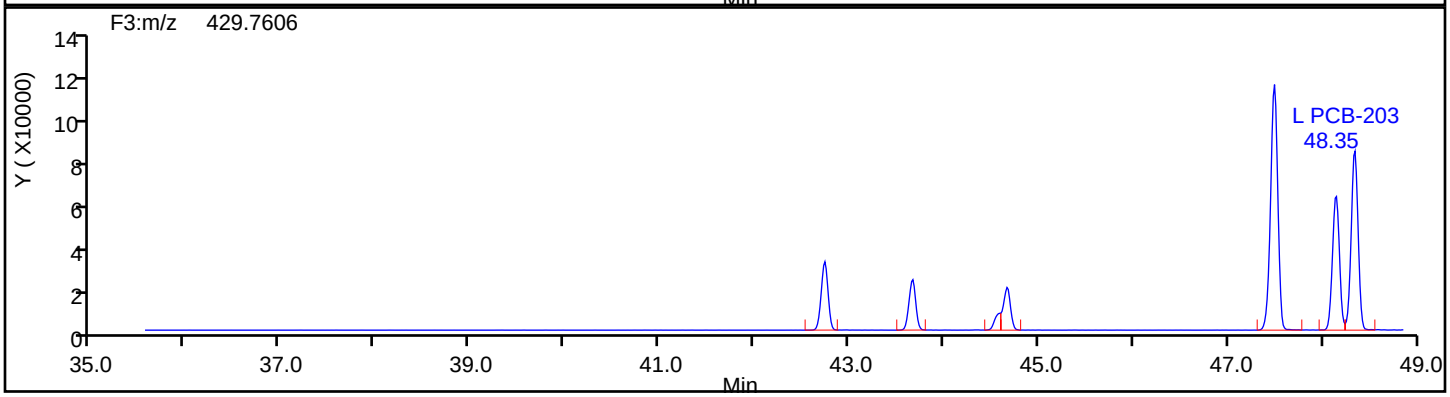

OcPCB F3 Standards

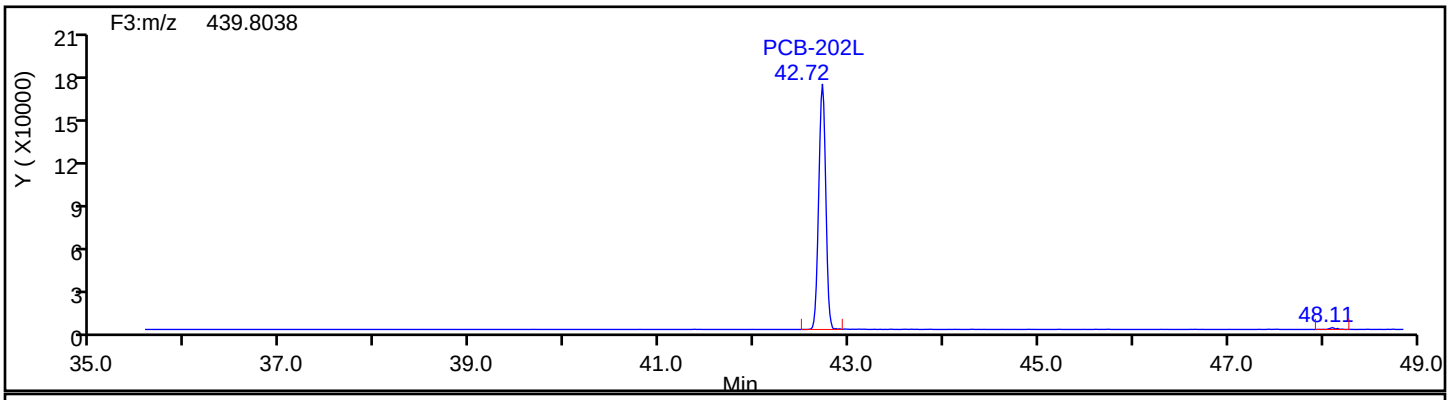

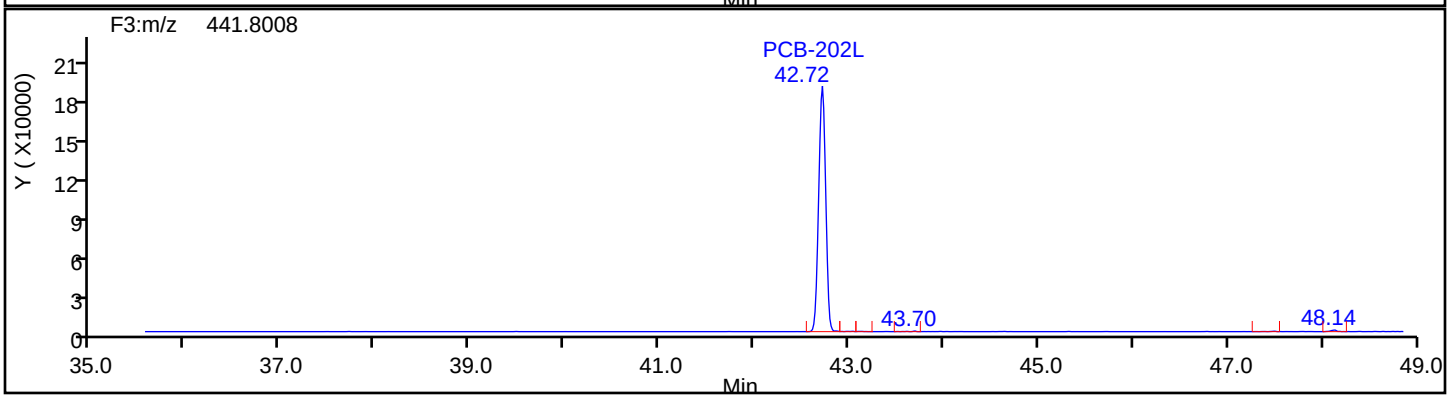

Eurofins TestAmerica, Knoxville

Data File:	\\chromna\Knoxville\ChromData\D3D\20190827-12879.b\580-88125-b-4-c.d		
Injection Date:	27-Aug-2019 21:33:00	Injection Vol:	1.0 ul
Instrument ID:	D3D	Operator ID:	Xcalibur_System
Method:	PCBs_D3D	Limit Group:	HR - 1668A - ICAL
Client ID:	A4-0to25-100818		
Worklist#:	33063	Sample Line#:	11
Column Type:	SPB-Octyl	Column Dia:	0.25 mm

OcPCB F3

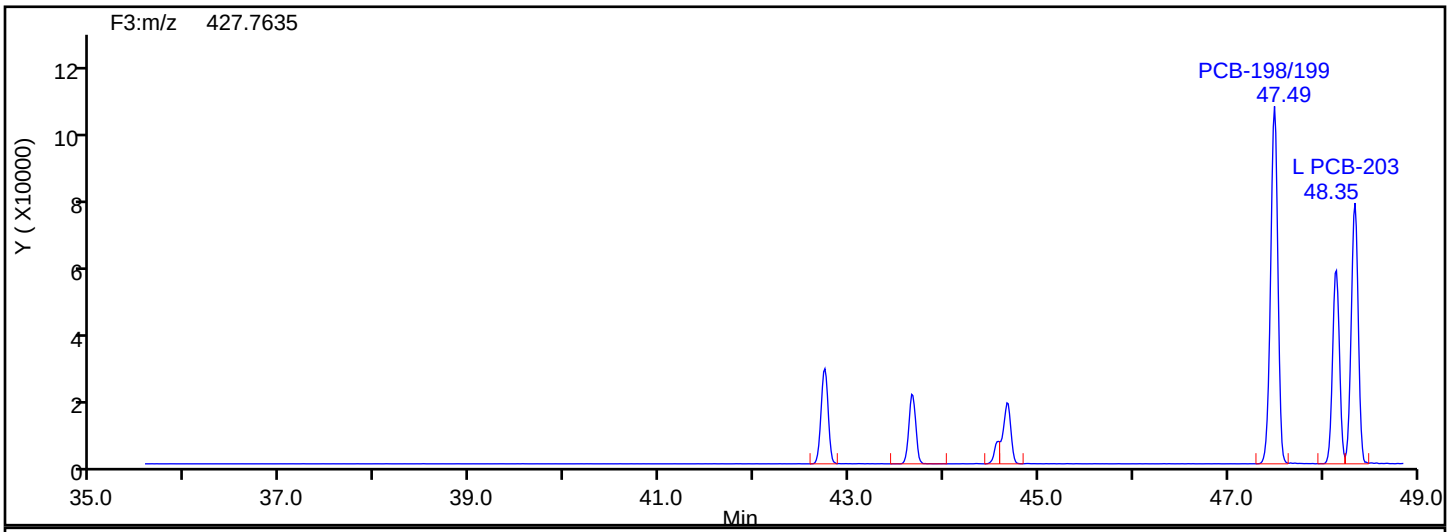

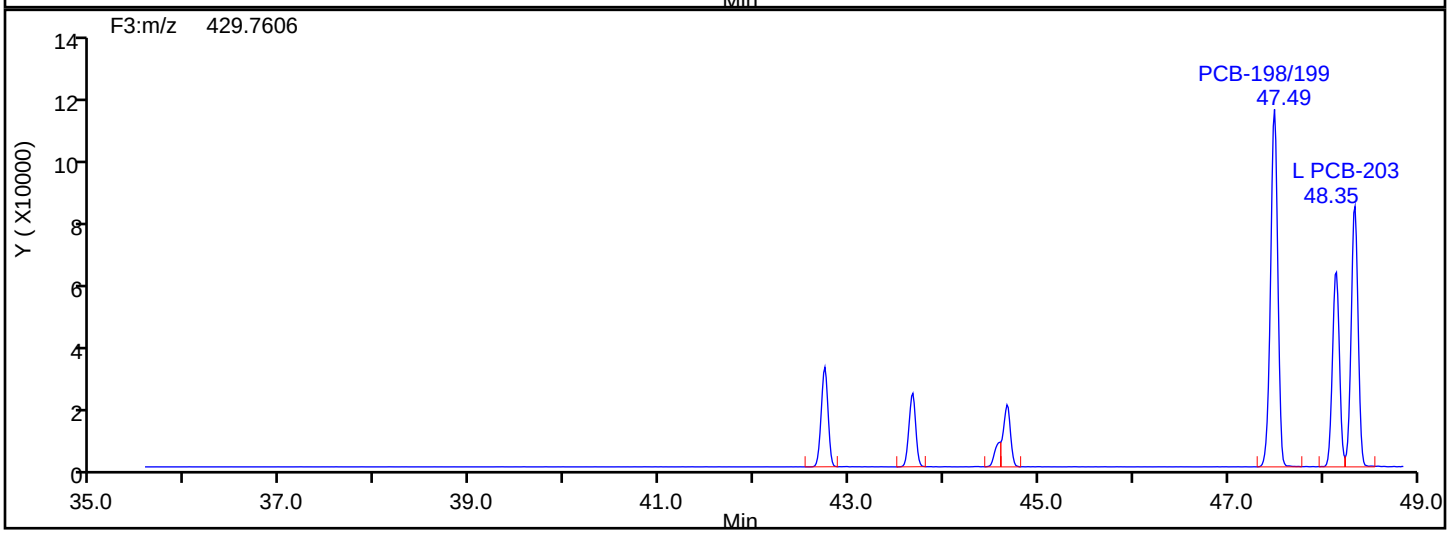

OcPCB F3 Lock Mass

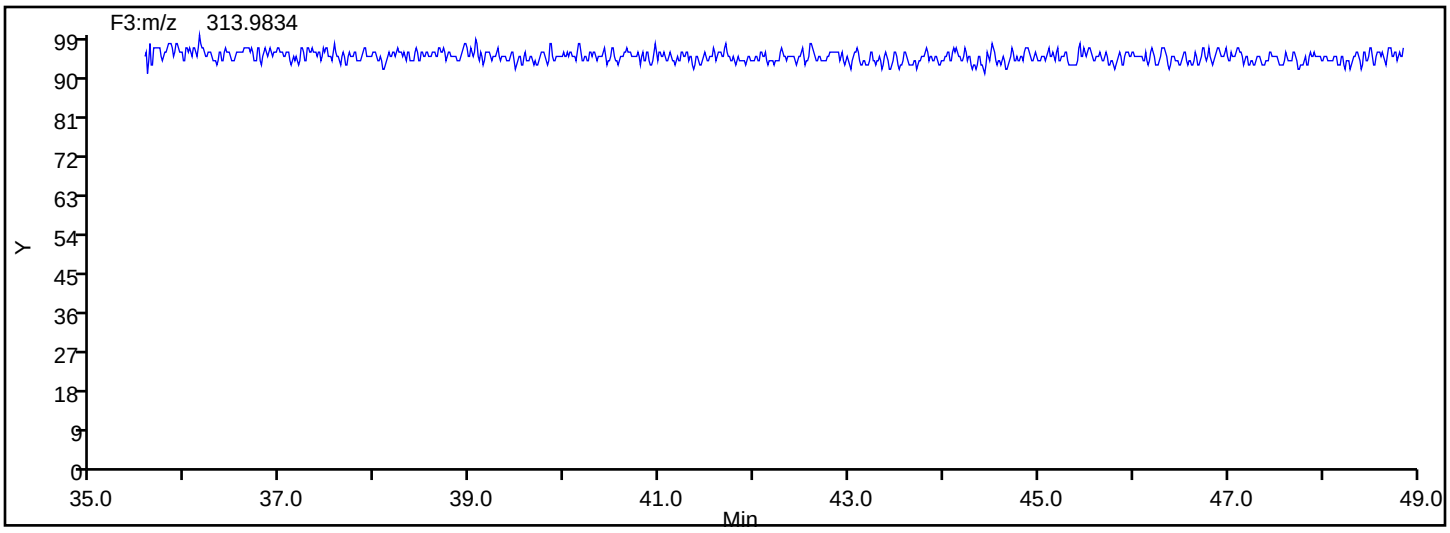

Manual Integration/User Assign Peak Report

Eurofins TestAmerica, Knoxville

Data File:	\\chromna\Knoxville\ChromData\D3D\20190827-12879.b\580-88125-b-4-c.d				
Injection Date:	27-Aug-2019 21:33:00	Instrument ID:	D3D		
Lims ID:	580-88125-B-4-C	Lab Sample ID:	140-88125-4		
Client ID:	A4-0to25-100818				
Operator ID:	Xcalibur_System	ALS Bottle#:	0	Worklist Smp#:	11
Injection Vol:	1.0 ul	Dil. Factor:	1.0000		
Method:	PCBs_D3D	Limit Group:	HR - 1668A - ICAL		
Column:	SPB-Octyl (0.25 mm)	Detector	F3(35.64 :49.10)		

PCB-197, CAS: 33091-17-7

Signal: 1

Not Detected
Expected RT: 44.55

Processing Integration Results

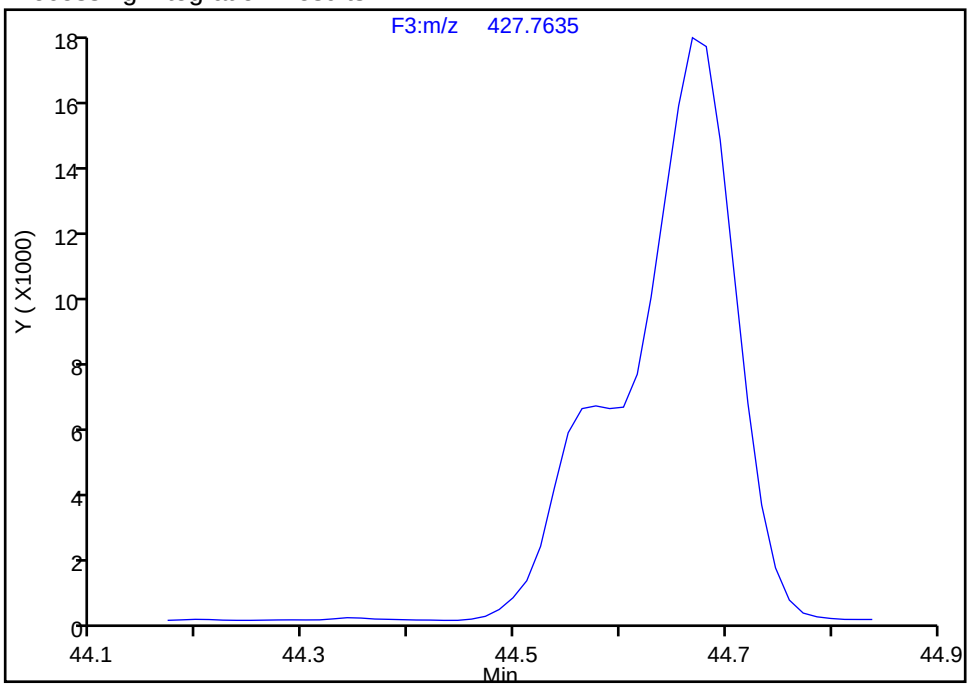

Manual Integration Results

RT: 44.58
Area: 23524
Amount: 2.581467
Amount Units: pg/ul

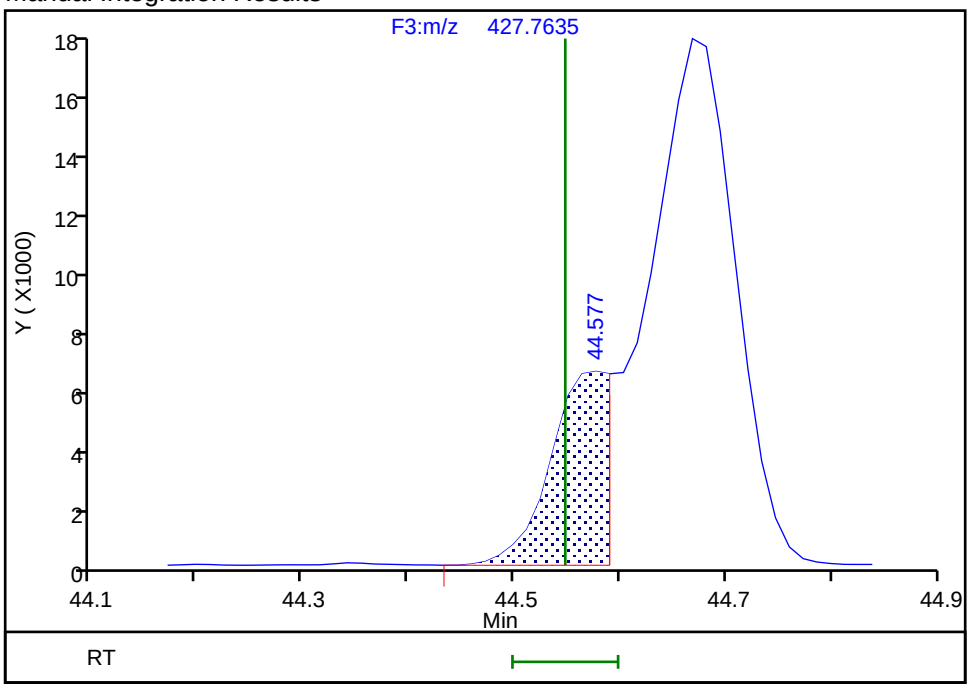

Reviewer: mcwhirterl, 28-Aug-2019 02:23:15
Audit Action: Assigned Compound ID Audit Reason: Split Peak

Manual Integration/User Assign Peak Report

Eurofins TestAmerica, Knoxville

Data File:	\\chromna\Knoxville\ChromData\D3D\20190827-12879.b\580-88125-b-4-c.d				
Injection Date:	27-Aug-2019 21:33:00	Instrument ID:	D3D		
Lims ID:	580-88125-B-4-C	Lab Sample ID:	140-88125-4		
Client ID:	A4-0to25-100818				
Operator ID:	Xcalibur_System	ALS Bottle#:	0	Worklist Smp#:	11
Injection Vol:	1.0 ul	Dil. Factor:	1.0000		
Method:	PCBs_D3D	Limit Group:	HR - 1668A - ICAL		
Column:	SPB-Octyl (0.25 mm)	Detector	F3(35.64 :49.10)		

PCB-196, CAS: 42740-50-1

Signal: 1

Not Detected
Expected RT: 48.12

Processing Integration Results

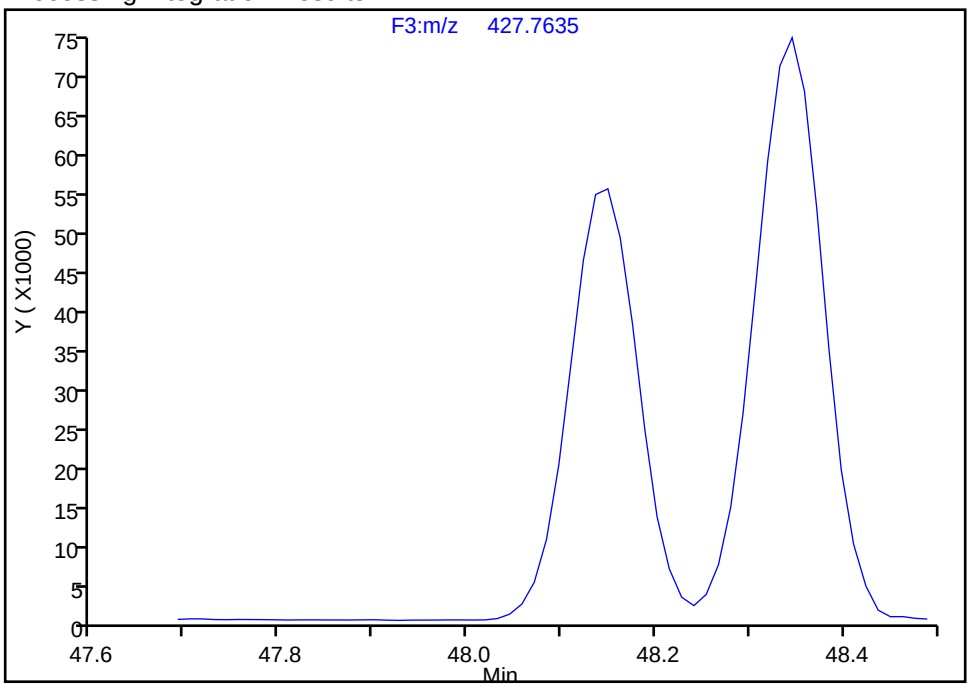

Manual Integration Results

RT: 48.15
Area: 283823
Amount: 37.592423
Amount Units: pg/ul

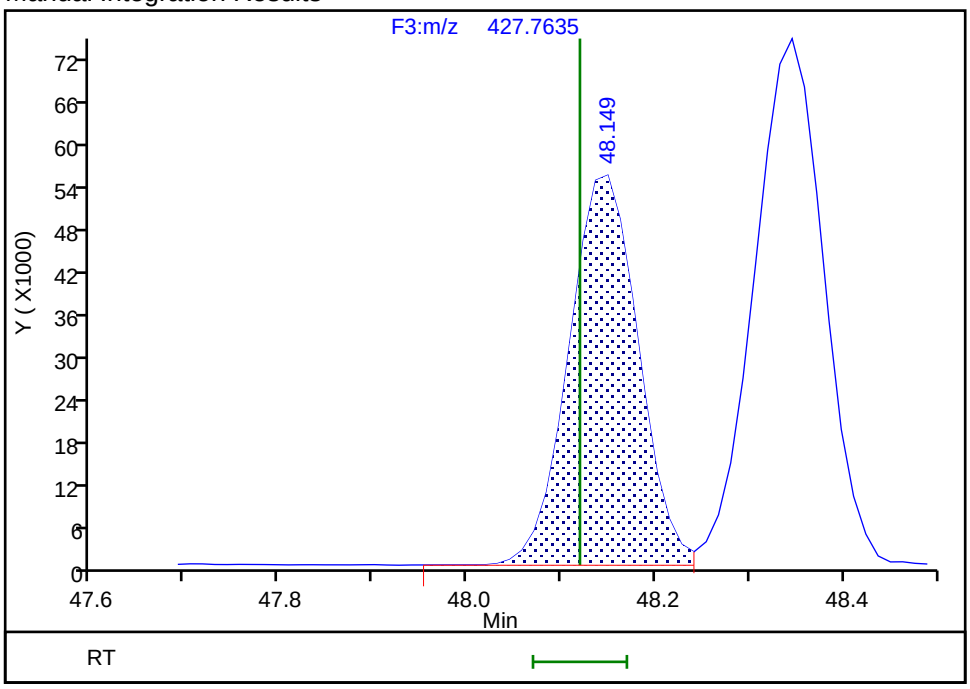

Reviewer: mcwhirterl, 28-Aug-2019 02:23:20
Audit Action: Assigned Compound ID Audit Reason: Split Peak

Manual Integration/User Assign Peak Report

Eurofins TestAmerica, Knoxville

Data File:	\\chromna\Knoxville\ChromData\D3D\20190827-12879.b\580-88125-b-4-c.d				
Injection Date:	27-Aug-2019 21:33:00	Instrument ID:	D3D		
Lims ID:	580-88125-B-4-C	Lab Sample ID:	140-88125-4		
Client ID:	A4-0to25-100818				
Operator ID:	Xcalibur_System	ALS Bottle#:	0	Worklist Smp#:	11
Injection Vol:	1.0 ul	Dil. Factor:	1.0000		
Method:	PCBs_D3D	Limit Group:	HR - 1668A - ICAL		
Column:	SPB-Octyl (0.25 mm)	Detector	F3(35.64 :49.10)		

PCB-203, CAS: 52663-76-0

Signal: 1

Not Detected
Expected RT: 48.32

Processing Integration Results

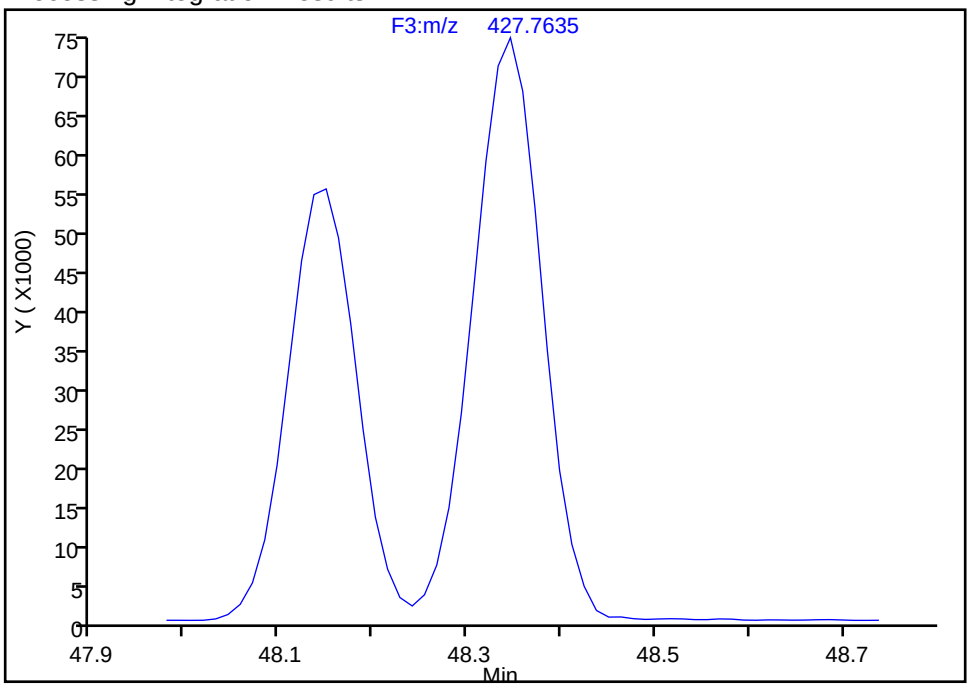

Manual Integration Results

RT: 48.35
Area: 383691
Amount: 47.574114
Amount Units: pg/ul

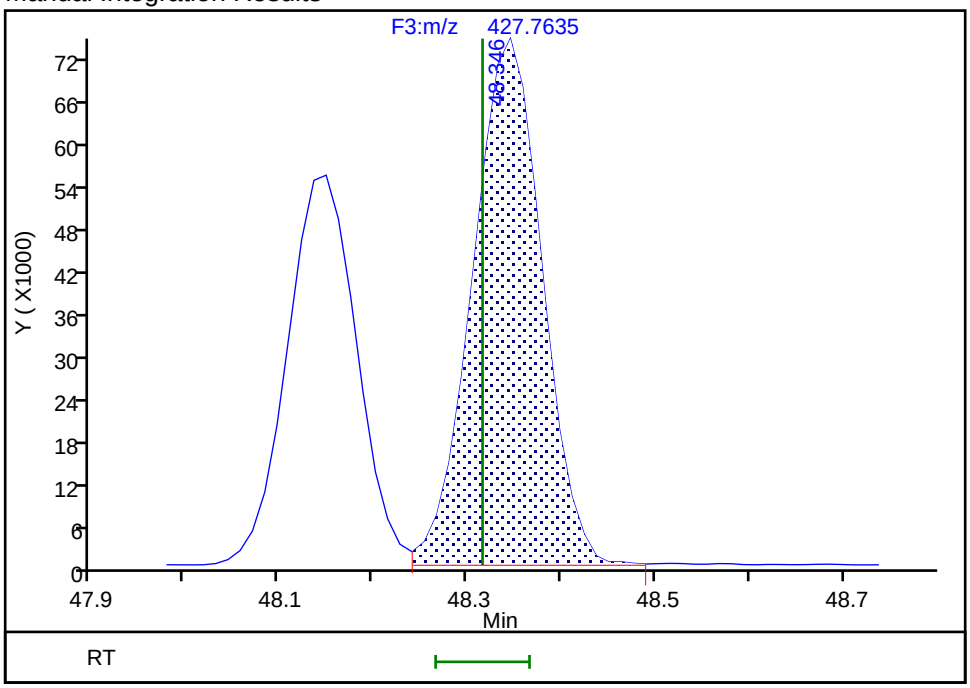

Reviewer: mcwhirterl, 28-Aug-2019 02:23:24
Audit Action: Assigned Compound ID Audit Reason: Split Peak

Eurofins TestAmerica, Knoxville

Data File:	\\chromna\Knoxville\ChromData\D3D\20190827-12879.b\580-88125-b-4-c.d		
Injection Date:	27-Aug-2019 21:33:00	Injection Vol:	1.0 ul
Instrument ID:	D3D	Operator ID:	Xcalibur_System
Method:	PCBs_D3D	Limit Group:	HR - 1668A - ICAL
Client ID:	A4-0to25-100818		
Worklist#:	33063	Sample Line#:	11
Column Type:	SPB-Octyl	Column Dia:	0.25 mm

OcPCB F4

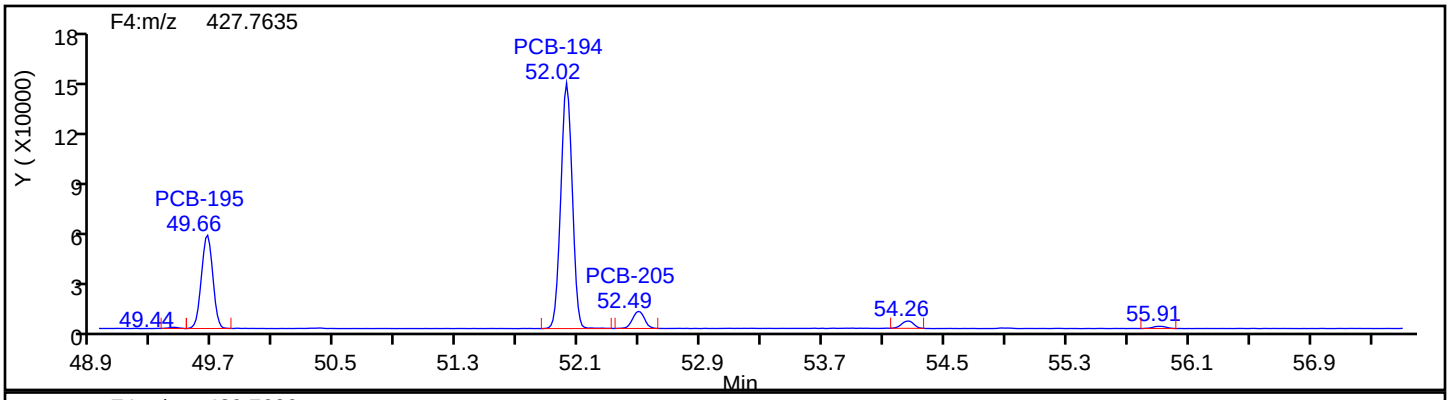

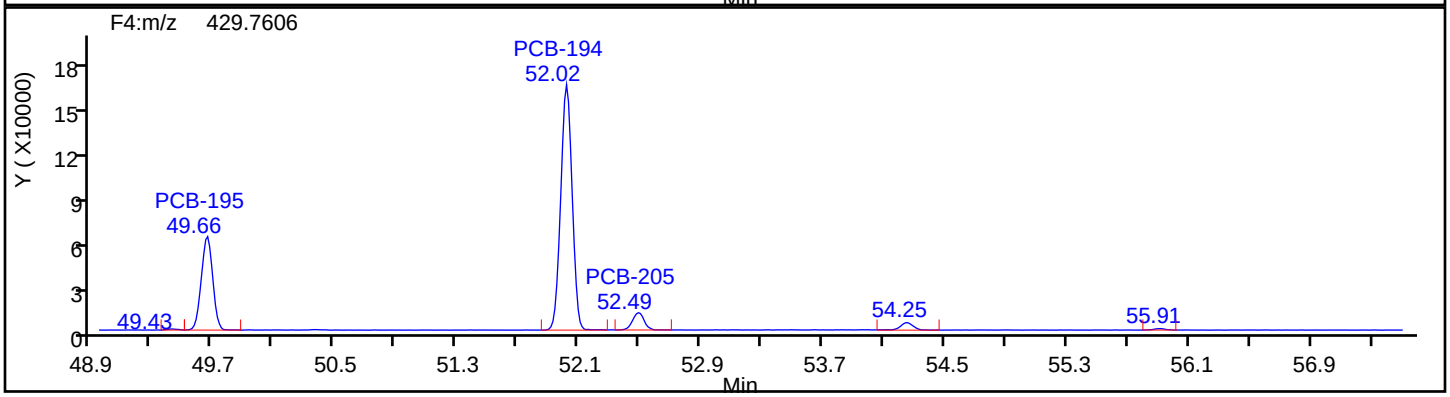

OcPCB F4 Standards

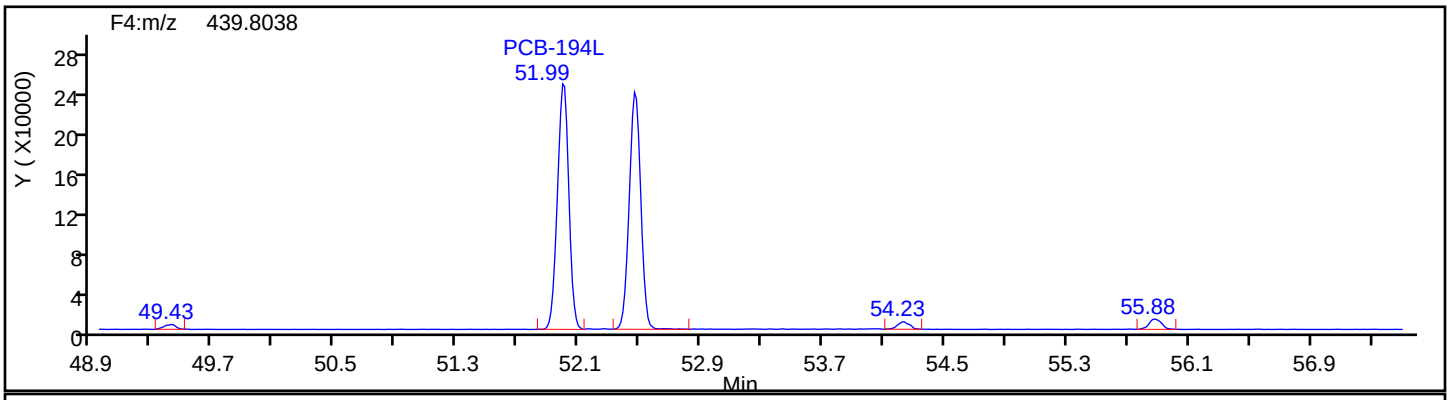

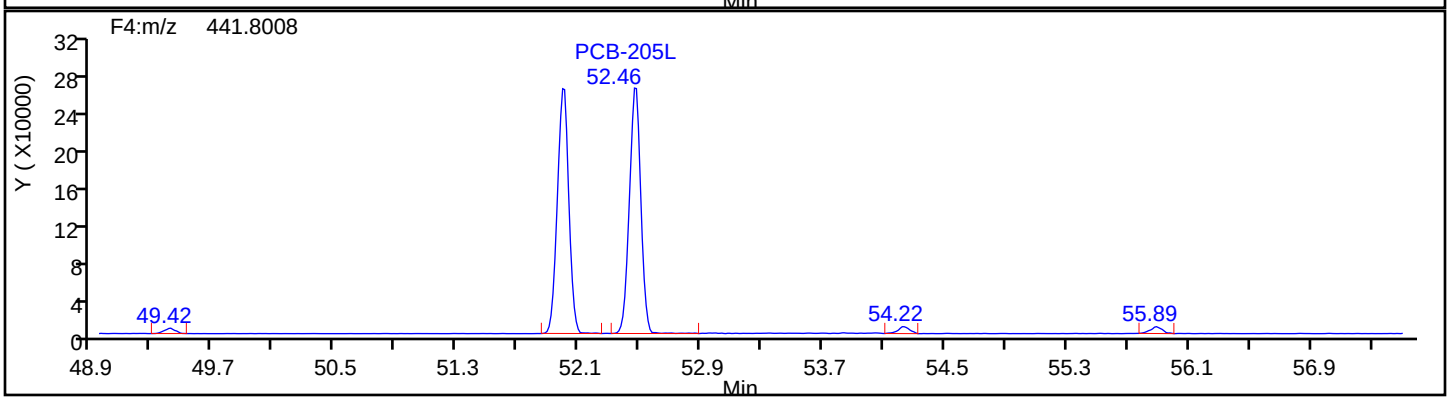

Eurofins TestAmerica, Knoxville

Data File:	\\chromna\Knoxville\ChromData\D3D\20190827-12879.b\580-88125-b-4-c.d		
Injection Date:	27-Aug-2019 21:33:00	Injection Vol:	1.0 ul
Instrument ID:	D3D	Operator ID:	Xcalibur_System
Method:	PCBs_D3D	Limit Group:	HR - 1668A - ICAL
Client ID:	A4-0to25-100818		
Worklist#:	33063	Sample Line#:	11
Column Type:	SPB-Octyl	Column Dia:	0.25 mm

OcPCB F4

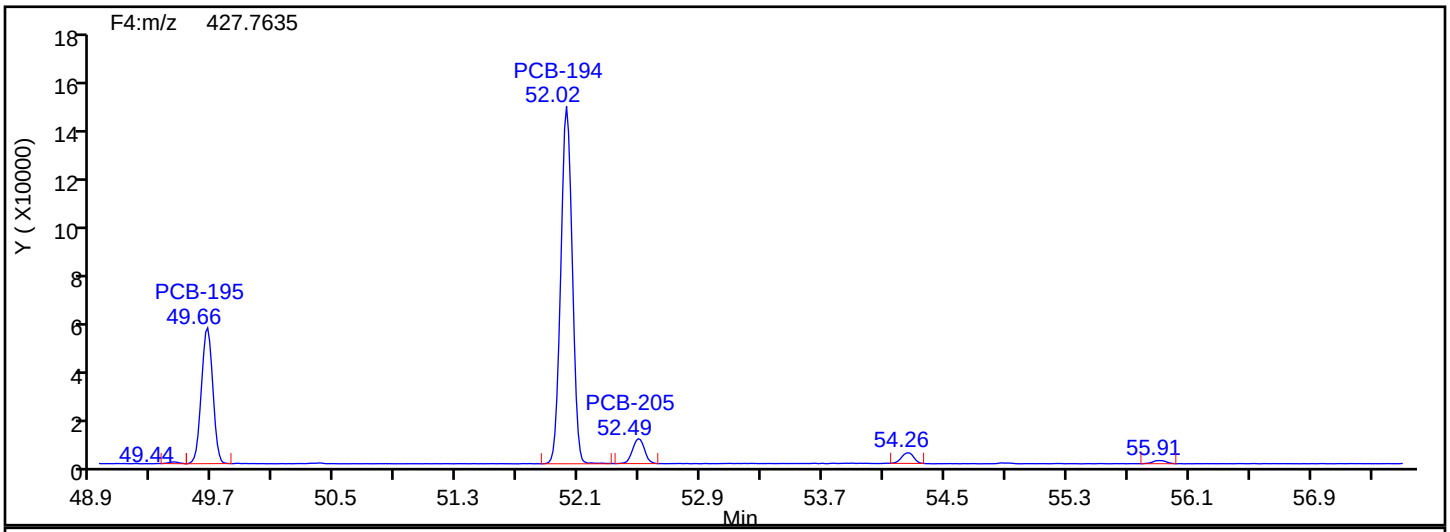

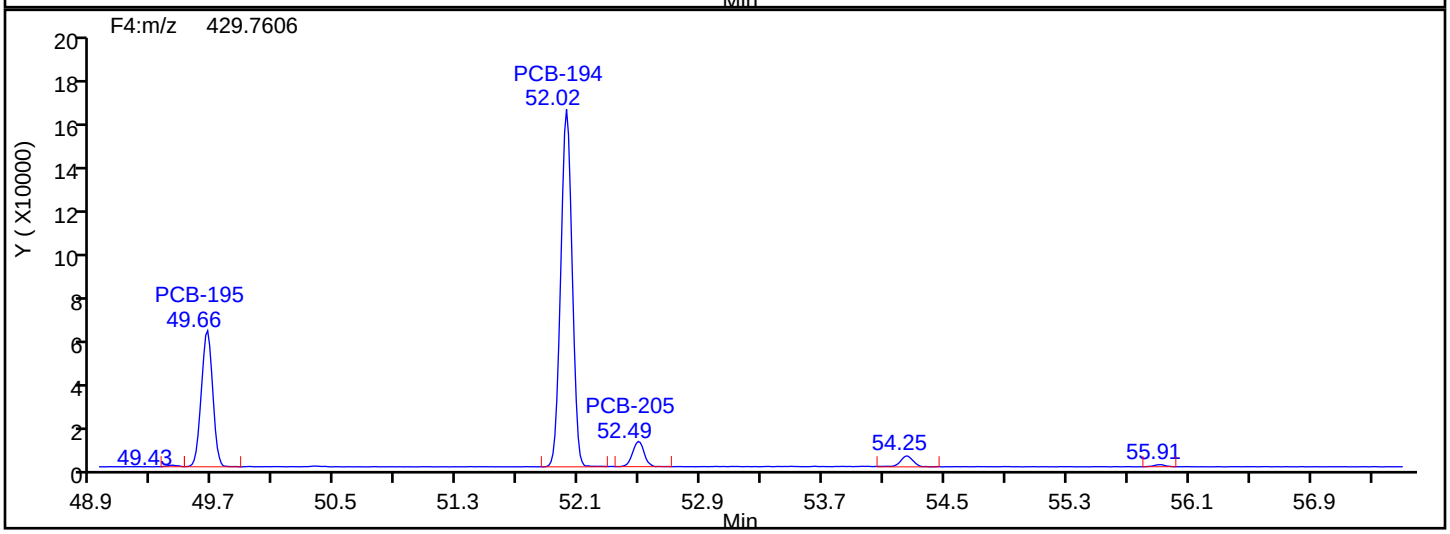

OcPCB F4 Lock Mass

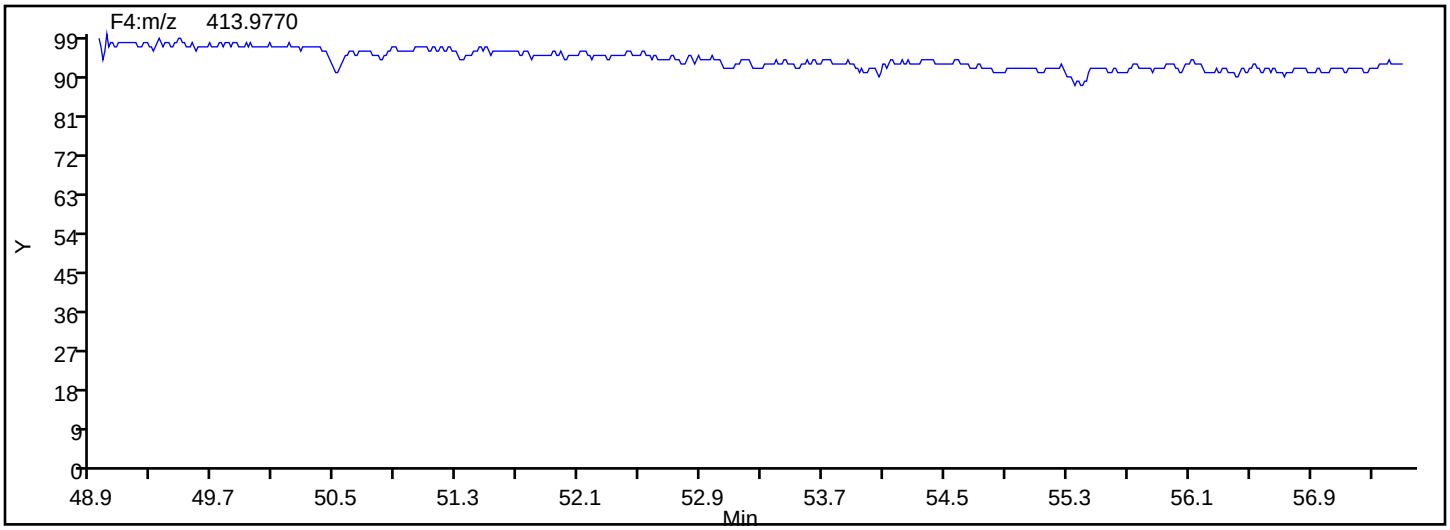

Manual Integration/User Assign Peak Report

Eurofins TestAmerica, Knoxville

Data File:	\\chromna\Knoxville\ChromData\D3D\20190827-12879.b\580-88125-b-4-c.d				
Injection Date:	27-Aug-2019 21:33:00	Instrument ID:	D3D		
Lims ID:	580-88125-B-4-C	Lab Sample ID:	140-88125-4		
Client ID:	A4-0to25-100818				
Operator ID:	Xcalibur_System	ALS Bottle#:	0	Worklist Smp#:	11
Injection Vol:	1.0 ul	Dil. Factor:	1.0000		
Method:	PCBs_D3D	Limit Group:	HR - 1668A - ICAL		
Column:	SPB-Octyl (0.25 mm)	Detector	F4(49.20 :57.50)		

PCB-195, CAS: 52663-78-2

Signal: 1

Not Detected
Expected RT: 49.63

Processing Integration Results

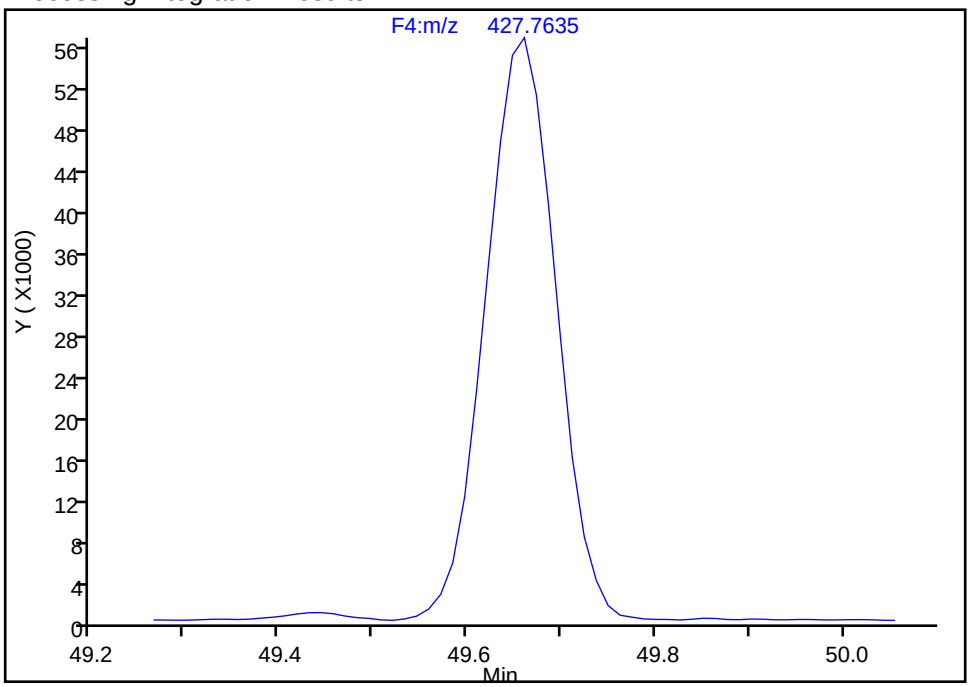

Manual Integration Results

RT: 49.66
Area: 292456
Amount: 30.263236
Amount Units: pg/ul

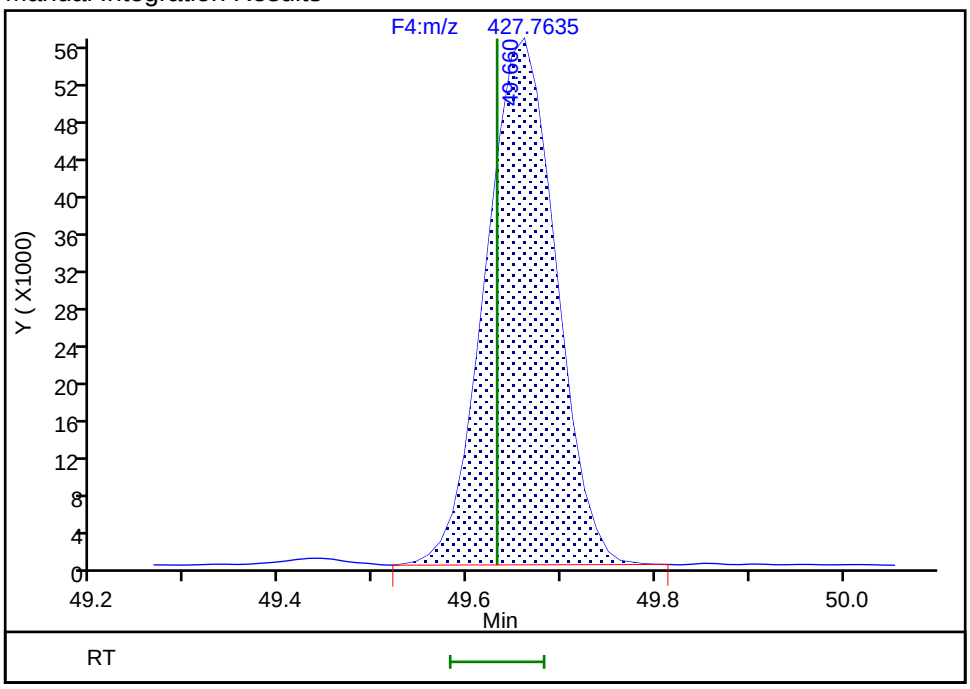

Reviewer: mcwhirterl, 28-Aug-2019 02:23:28
Audit Action: Assigned Compound ID Audit Reason: Split Peak

Manual Integration/User Assign Peak Report

Eurofins TestAmerica, Knoxville

Data File:	\\chromna\Knoxville\ChromData\D3D\20190827-12879.b\580-88125-b-4-c.d				
Injection Date:	27-Aug-2019 21:33:00	Instrument ID:	D3D		
Lims ID:	580-88125-B-4-C	Lab Sample ID:	140-88125-4		
Client ID:	A4-0to25-100818				
Operator ID:	Xcalibur_System	ALS Bottle#:	0	Worklist Smp#:	11
Injection Vol:	1.0 ul	Dil. Factor:	1.0000		
Method:	PCBs_D3D	Limit Group:	HR - 1668A - ICAL		
Column:	SPB-Octyl (0.25 mm)	Detector	F4(49.20 :57.50)		

PCB-194, CAS: 35694-08-7

Signal: 1

Not Detected
Expected RT: 51.99

Processing Integration Results

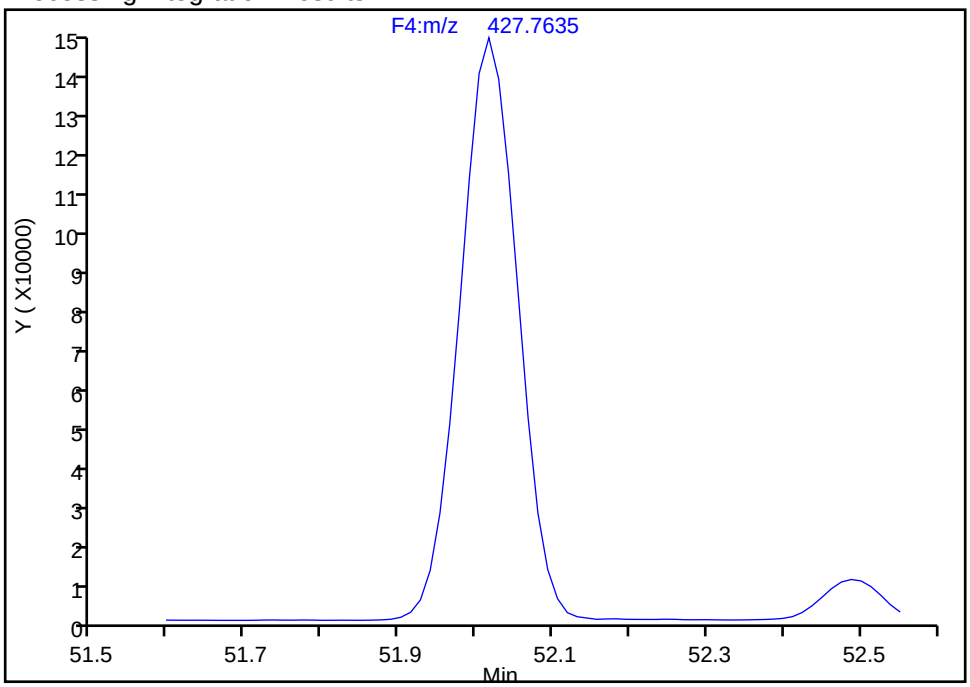

Manual Integration Results

RT: 52.02
Area: 774770
Amount: 67.413458
Amount Units: pg/ul

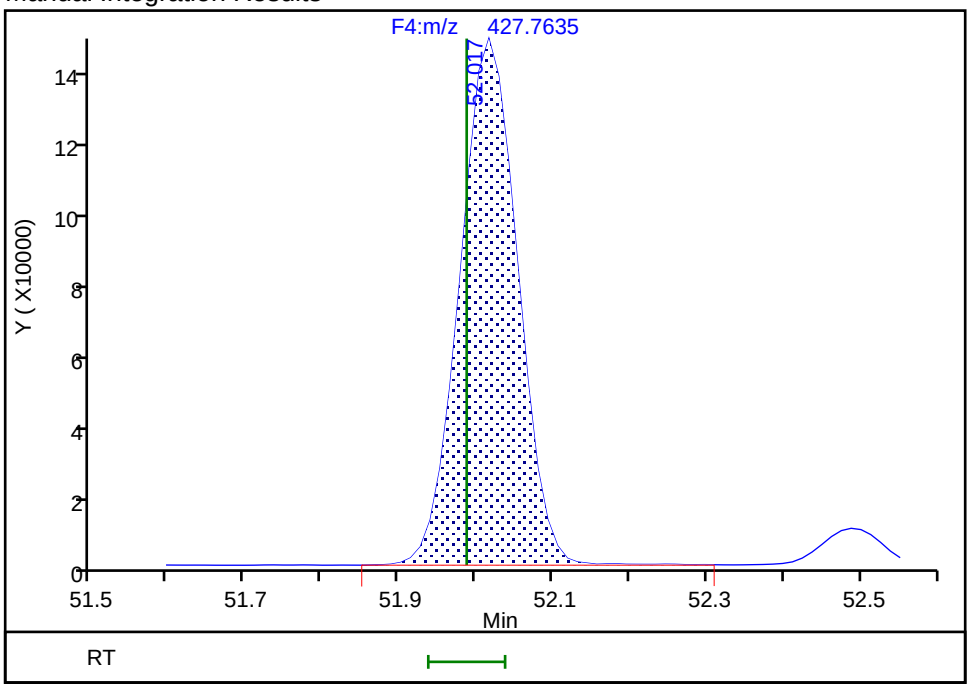

Reviewer: mcwhirterl, 28-Aug-2019 02:23:32
Audit Action: Assigned Compound ID Audit Reason: Split Peak

Manual Integration/User Assign Peak Report

Eurofins TestAmerica, Knoxville

Data File:	\\chromna\Knoxville\ChromData\D3D\20190827-12879.b\580-88125-b-4-c.d				
Injection Date:	27-Aug-2019 21:33:00	Instrument ID:	D3D		
Lims ID:	580-88125-B-4-C	Lab Sample ID:	140-88125-4		
Client ID:	A4-0to25-100818				
Operator ID:	Xcalibur_System	ALS Bottle#:	0	Worklist Smp#:	11
Injection Vol:	1.0 ul	Dil. Factor:	1.0000		
Method:	PCBs_D3D	Limit Group:	HR - 1668A - ICAL		
Column:	SPB-Octyl (0.25 mm)	Detector	F4(49.20 :57.50)		

PCB-205, CAS: 74472-53-0

Signal: 1

Not Detected
Expected RT: 52.46

Processing Integration Results

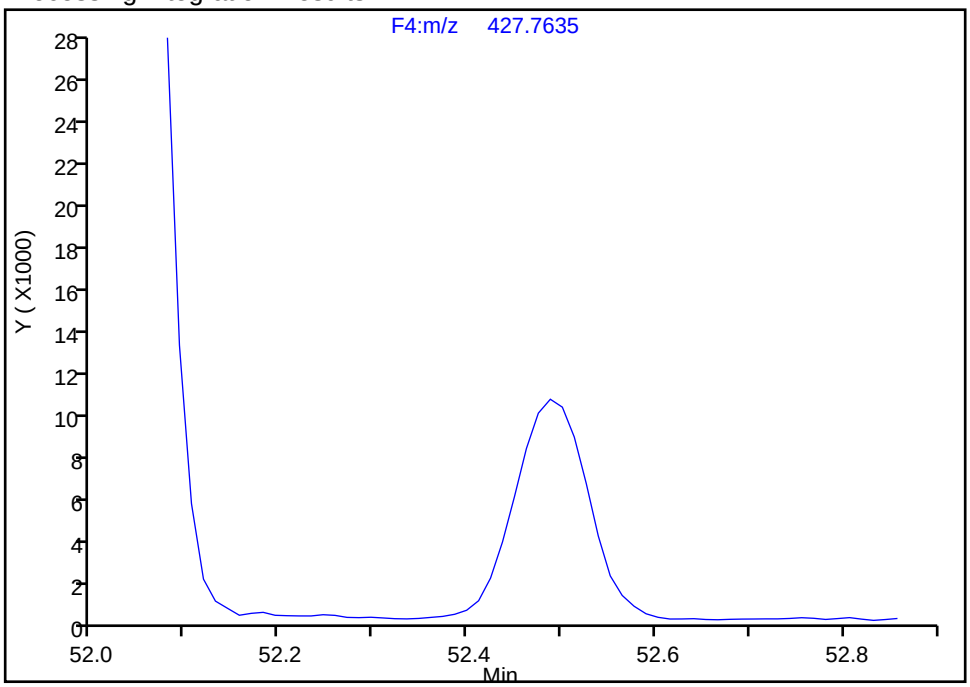

Manual Integration Results

RT: 52.49
Area: 56246
Amount: 3.658843
Amount Units: pg/ul

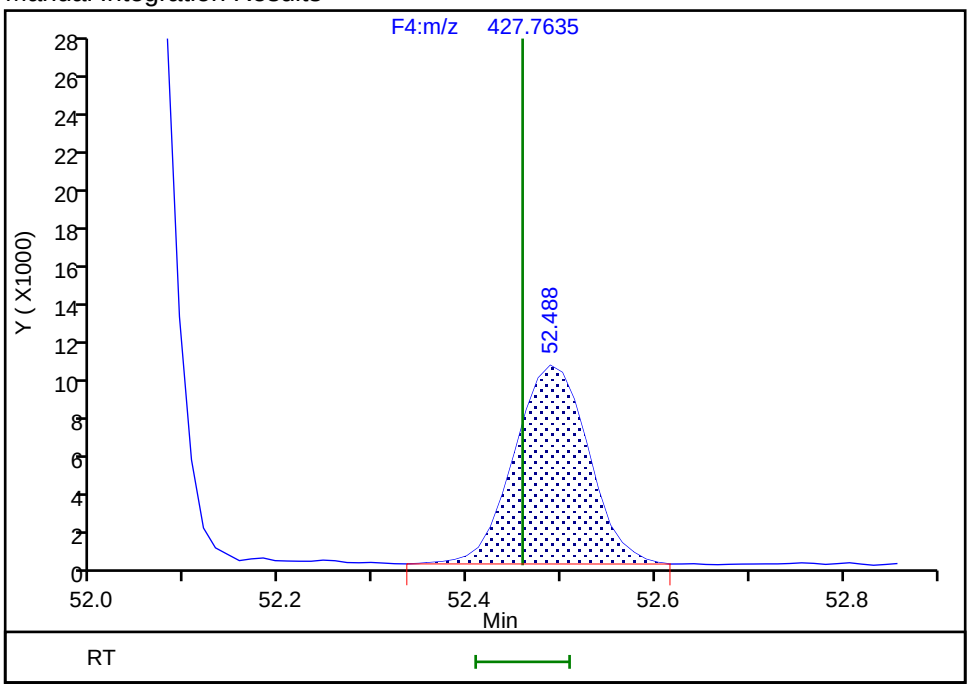

Reviewer: mcwhirterl, 28-Aug-2019 02:23:36
Audit Action: Assigned Compound ID Audit Reason: Split Peak

Eurofins TestAmerica, Knoxville

Data File:	\\chromna\Knoxville\ChromData\D3D\20190827-12879.b\580-88125-b-4-c.d		
Injection Date:	27-Aug-2019 21:33:00	Injection Vol:	1.0 ul
Instrument ID:	D3D	Operator ID:	Xcalibur_System
Method:	PCBs_D3D	Limit Group:	HR - 1668A - ICAL
Client ID:	A4-0to25-100818		
Worklist#:	33063	Sample Line#:	11
Column Type:	SPB-Octyl	Column Dia:	0.25 mm

NoPCB F4

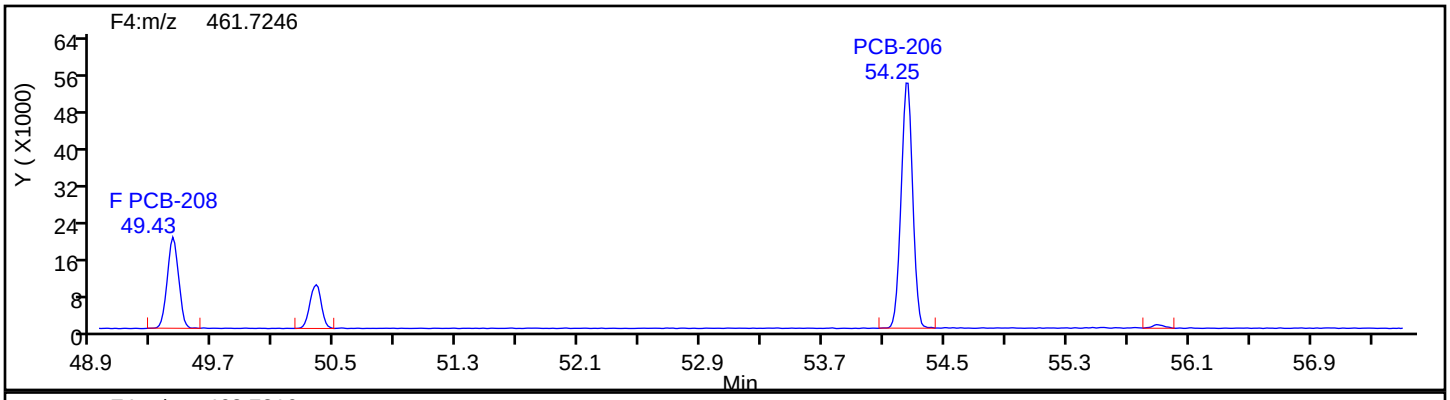

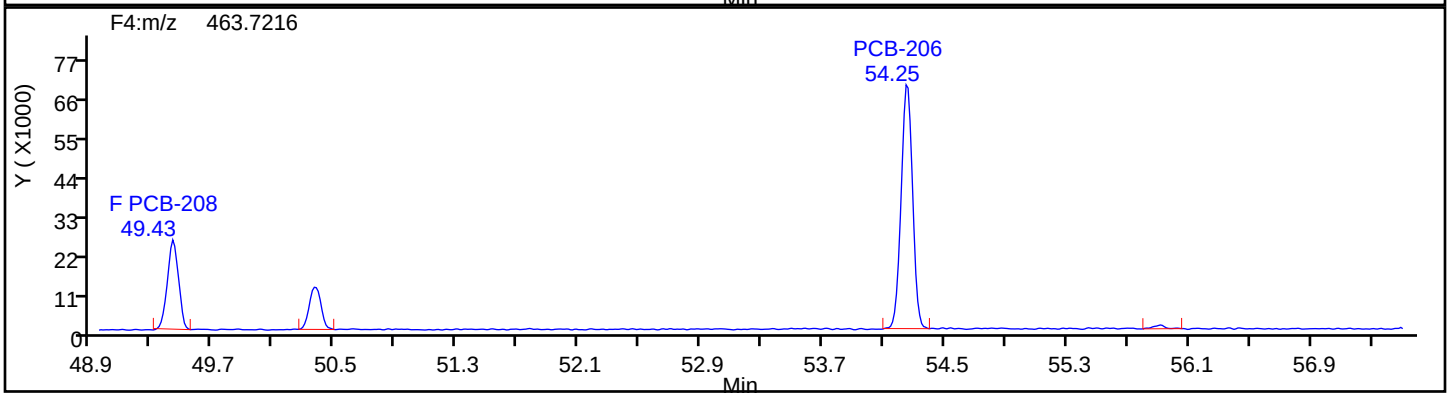

NoPCB F4 Standards

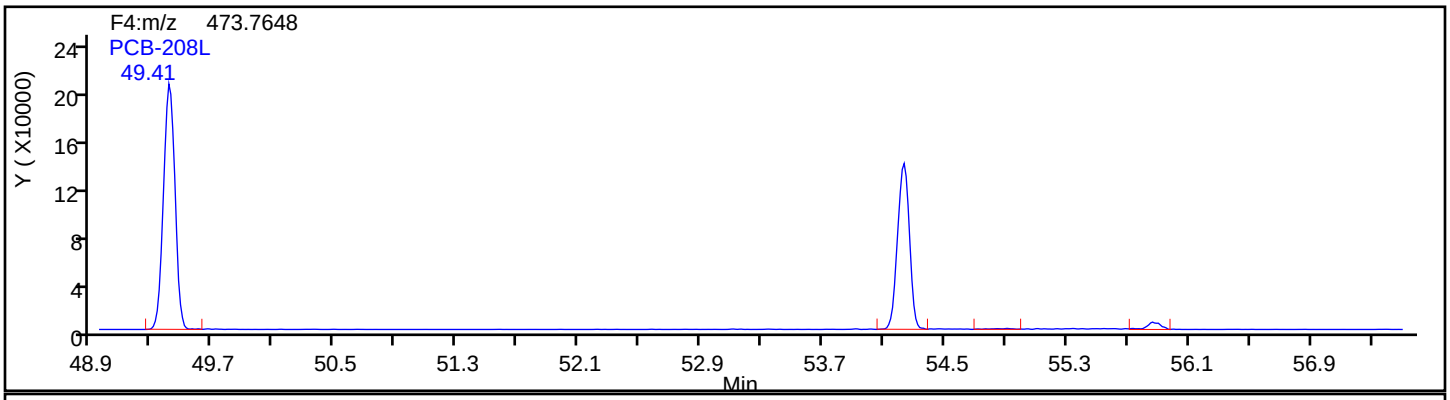

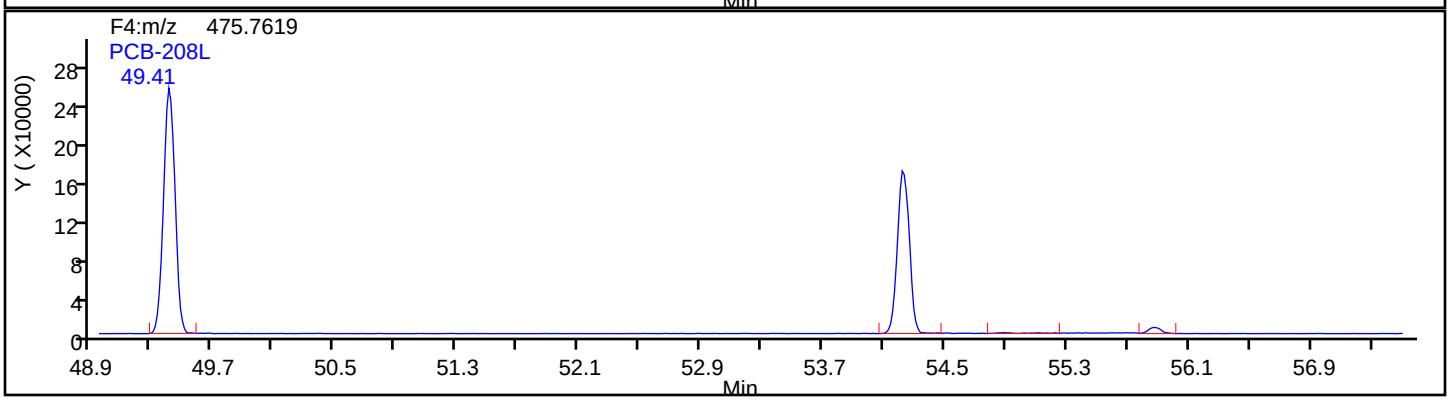

Eurofins TestAmerica, Knoxville

Data File:	\\chromna\Knoxville\ChromData\D3D\20190827-12879.b\580-88125-b-4-c.d		
Injection Date:	27-Aug-2019 21:33:00	Injection Vol:	1.0 ul
Instrument ID:	D3D	Operator ID:	Xcalibur_System
Method:	PCBs_D3D	Limit Group:	HR - 1668A - ICAL
Client ID:	A4-0to25-100818		
Worklist#:	33063	Sample Line#:	11
Column Type:	SPB-Octyl	Column Dia:	0.25 mm

NoPCB F4

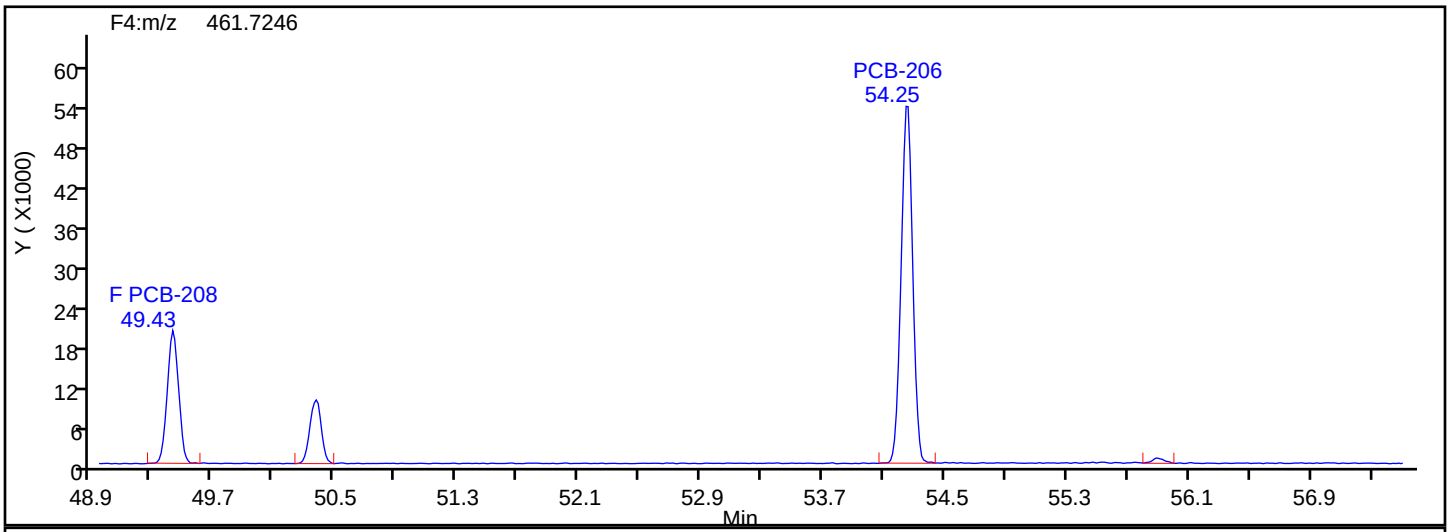

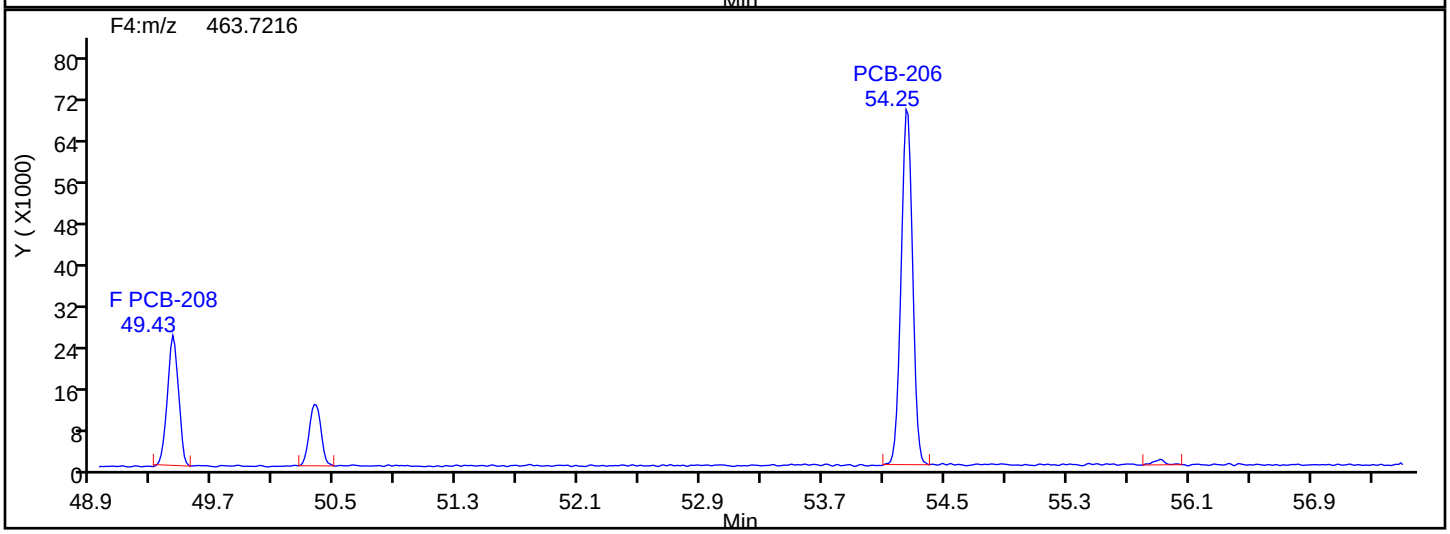

NoPCB F4 Lock Mass

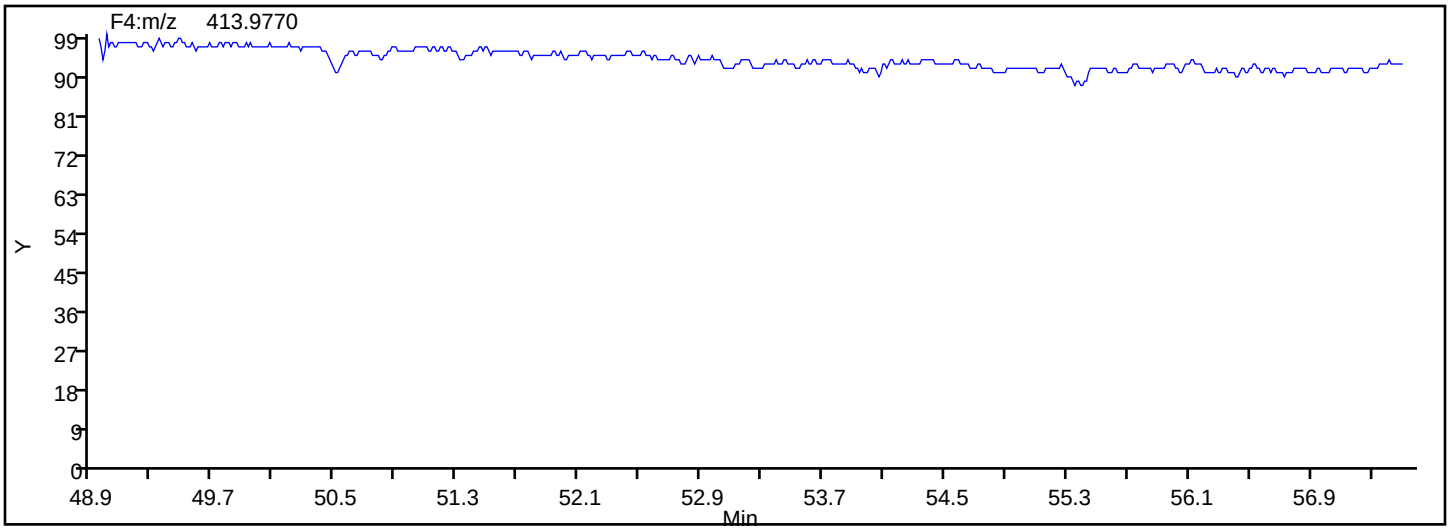

Manual Integration/User Assign Peak Report

Eurofins TestAmerica, Knoxville

Data File:	\\chromna\Knoxville\ChromData\D3D\20190827-12879.b\580-88125-b-4-c.d				
Injection Date:	27-Aug-2019 21:33:00	Instrument ID:	D3D		
Lims ID:	580-88125-B-4-C	Lab Sample ID:	140-88125-4		
Client ID:	A4-0to25-100818				
Operator ID:	Xcalibur_System	ALS Bottle#:	0	Worklist Smp#:	11
Injection Vol:	1.0 ul	Dil. Factor:	1.0000		
Method:	PCBs_D3D	Limit Group:	HR - 1668A - ICAL		
Column:	SPB-Octyl (0.25 mm)	Detector	F4(49.20 :57.50)		

PCB-207, CAS: 52663-79-3

Signal: 1

Not Detected
Expected RT: 50.34

Processing Integration Results

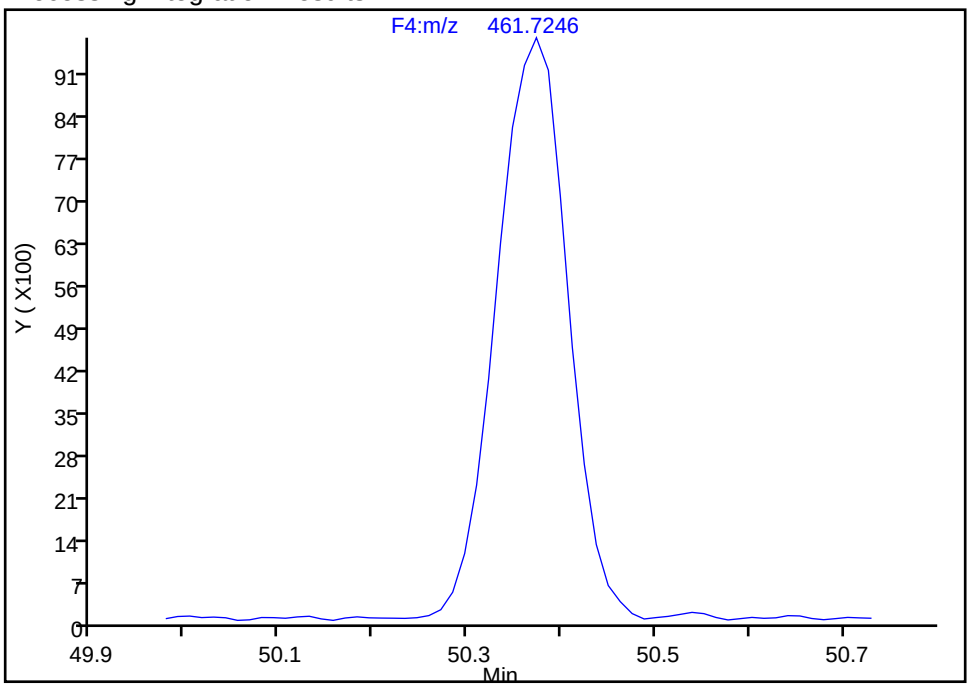

Manual Integration Results

RT: 50.37
Area: 50505
Amount: 4.028601
Amount Units: pg/ul

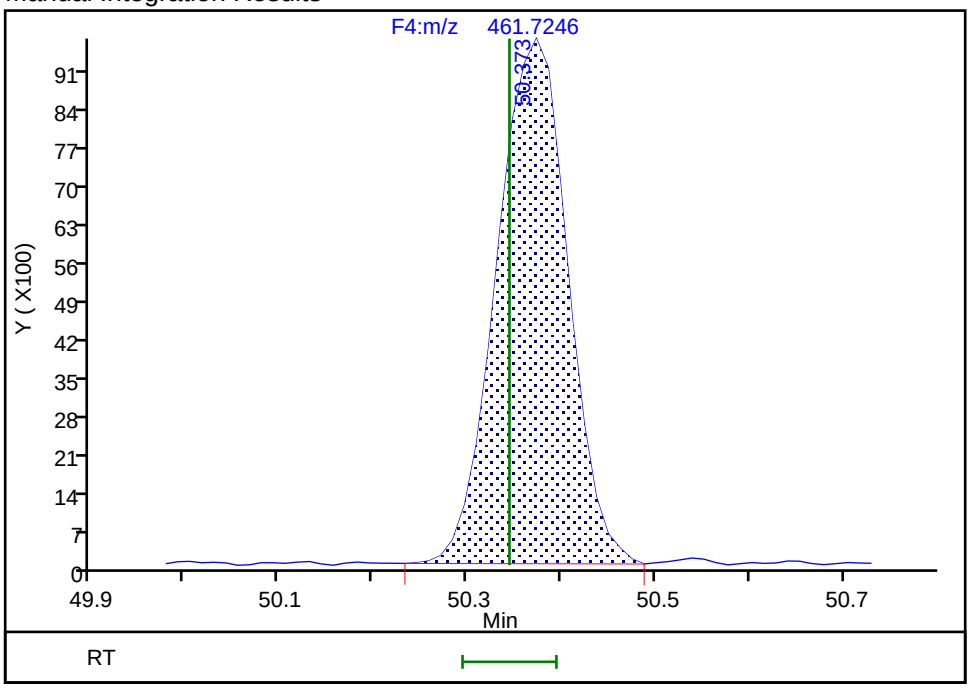

Reviewer: mcwhirterl, 28-Aug-2019 02:23:42
Audit Action: Assigned Compound ID Audit Reason: Split Peak

Report Date: 28-Aug-2019 02:24:20 Chrom Revision: 2.3 22-Aug-2019 12:55:36

Eurofins TestAmerica, Knoxville

Data File:	\\chromna\Knoxville\ChromData\D3D\20190827-12879.b\580-88125-b-4-c.d		
Injection Date:	27-Aug-2019 21:33:00	Injection Vol:	1.0 ul
Instrument ID:	D3D	Operator ID:	Xcalibur_System
Method:	PCBs_D3D	Limit Group:	HR - 1668A - ICAL
Client ID:	A4-0to25-100818		
Worklist#:	33063	Sample Line#:	11
Column Type:	SPB-Octyl	Column Dia:	0.25 mm

DePCB F4

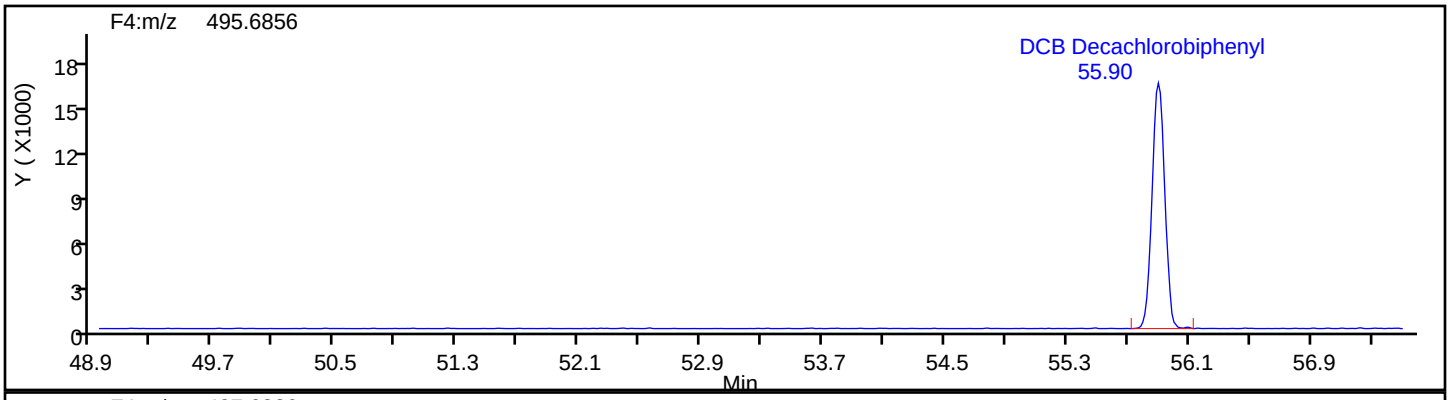

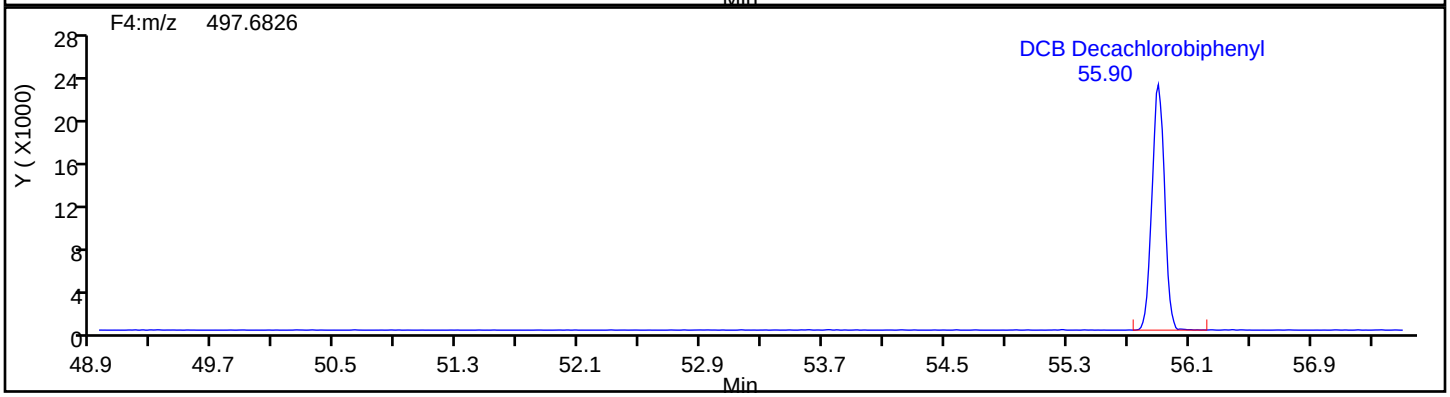

DePCB F4 Standards

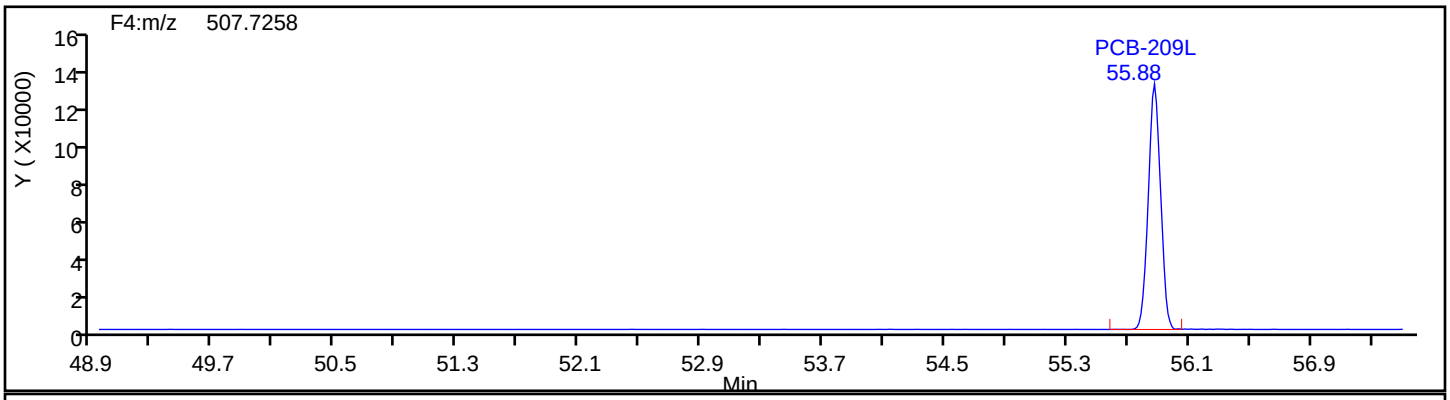

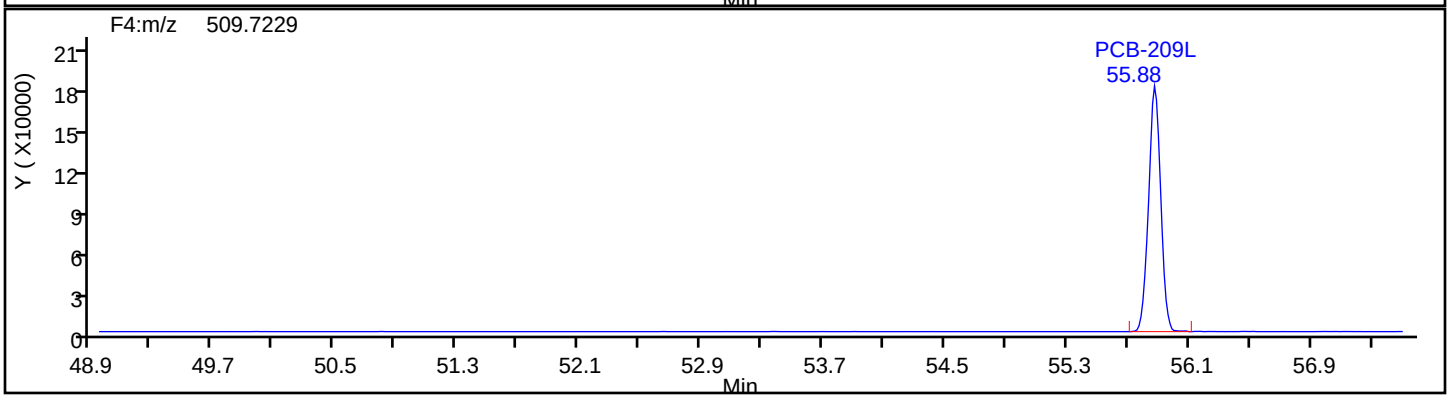

Report Date: 28-Aug-2019 02:24:20 Chrom Revision: 2.3 22-Aug-2019 12:55:36

Eurofins TestAmerica, Knoxville

Data File:	\\chromna\Knoxville\ChromData\D3D\20190827-12879.b\580-88125-b-4-c.d		
Injection Date:	27-Aug-2019 21:33:00	Injection Vol:	1.0 ul
Instrument ID:	D3D	Operator ID:	Xcalibur_System
Method:	PCBs_D3D	Limit Group:	HR - 1668A - ICAL
Client ID:	A4-0to25-100818		
Worklist#:	33063	Sample Line#:	11
Column Type:	SPB-Octyl	Column Dia:	0.25 mm

DePCB F4

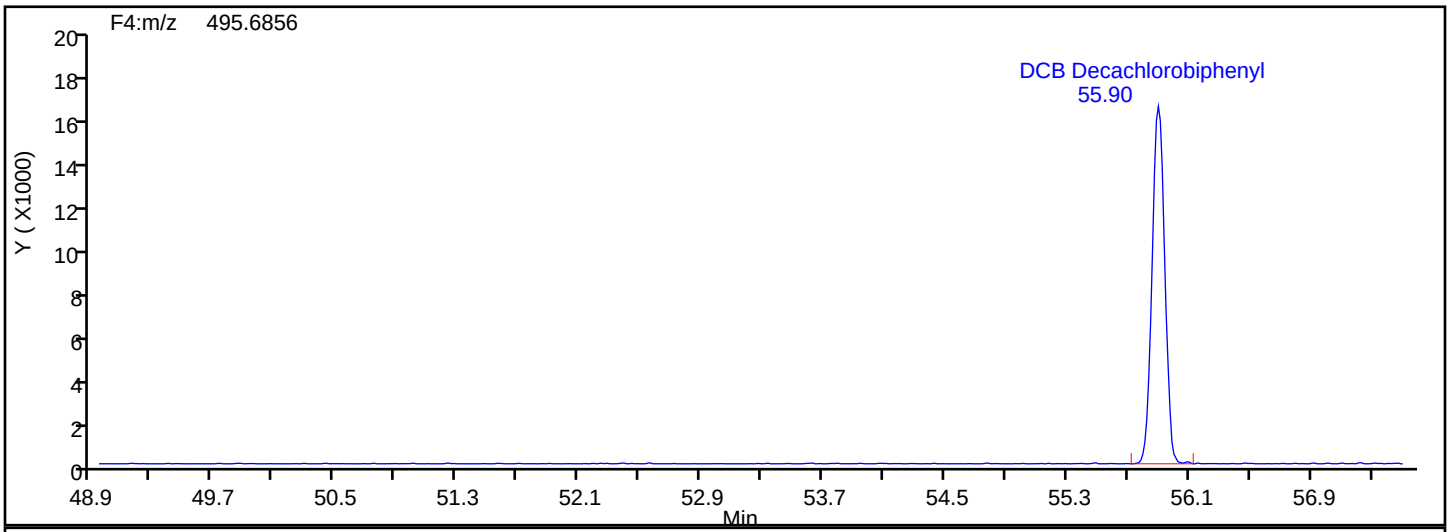

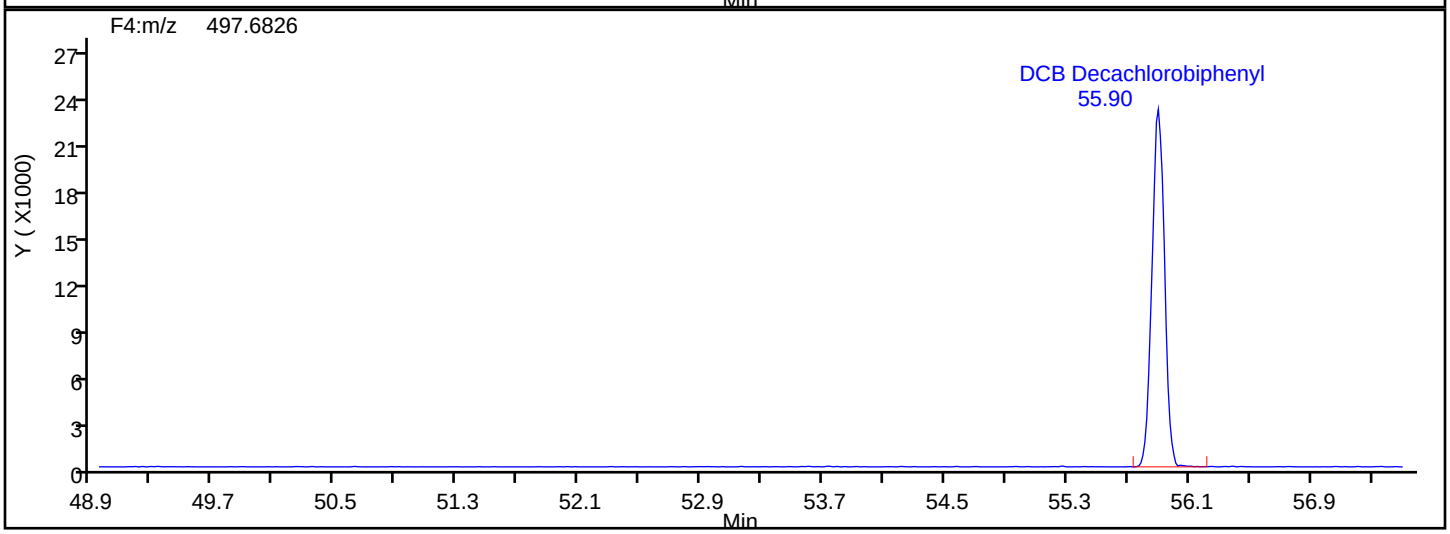

DePCB F4 Lock Mass

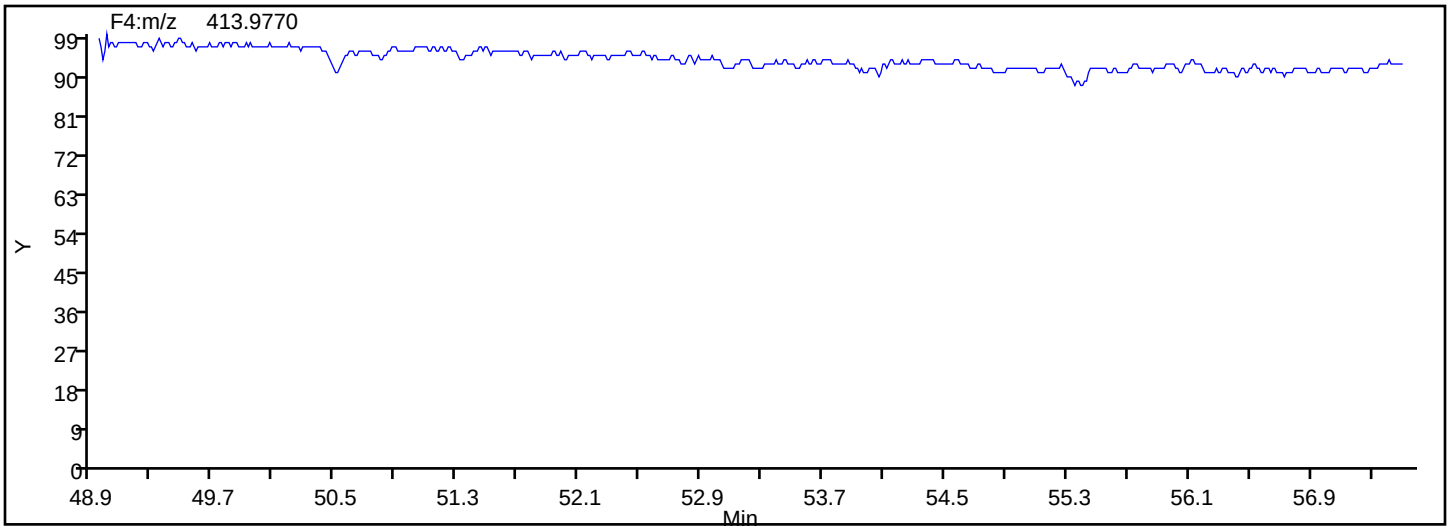

Manual Integration/User Assign Peak Report

Eurofins TestAmerica, Knoxville

Data File:	\\chromna\Knoxville\ChromData\D3D\20190827-12879.b\580-88125-b-4-c.d				
Injection Date:	27-Aug-2019 21:33:00	Instrument ID:	D3D		
Lims ID:	580-88125-B-4-C	Lab Sample ID:	140-88125-4		
Client ID:	A4-0to25-100818				
Operator ID:	Xcalibur_System	ALS Bottle#:	0	Worklist Smp#:	11
Injection Vol:	1.0 ul	Dil. Factor:	1.0000		
Method:	PCBs_D3D	Limit Group:	HR - 1668A - ICAL		
Column:	SPB-Octyl (0.25 mm)	Detector	F4(49.20 :57.50)		

DCB Decachlorobiphenyl, CAS: 2051-24-3

Signal: 1

Not Detected
Expected RT: 55.87

Processing Integration Results

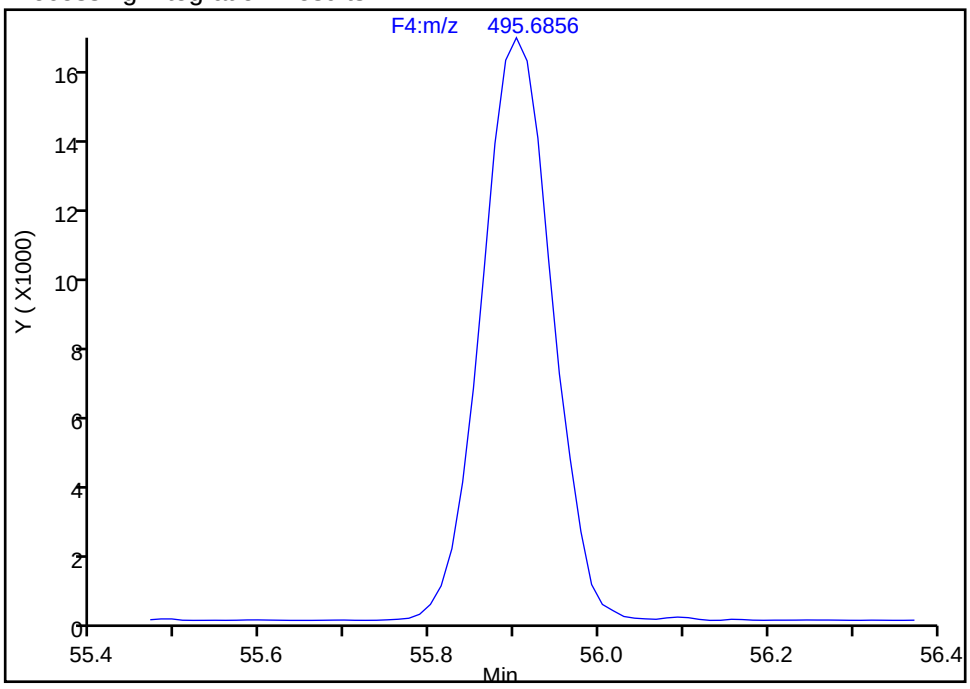

Manual Integration Results

RT: 55.90
Area: 94068
Amount: 10.850304
Amount Units: pg/ul

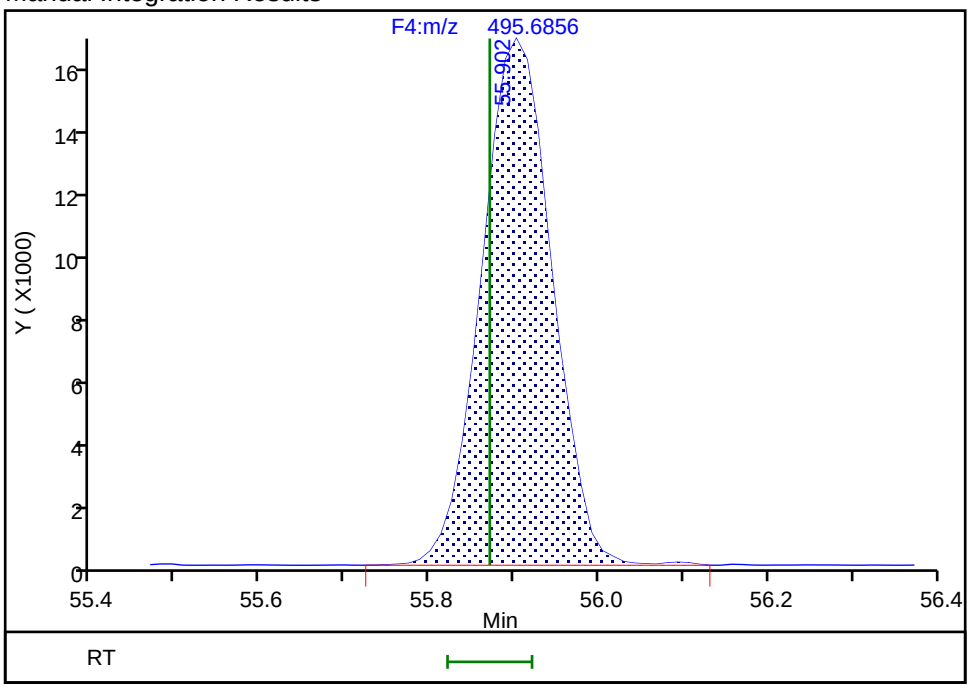

Reviewer: mcwhirterl, 28-Aug-2019 02:23:47
Audit Action: Assigned Compound ID Audit Reason: Split Peak

FORM I
HI-RES PCBS ORGANICS ANALYSIS DATA SHEET

Lab Name: Eurofins TestAmerica, Knoxville Job No.: 580-88125-2

SDG No.:

Client Sample ID: A5-0to25-100818 Lab Sample ID: 580-88125-5

Matrix: Solid Lab File ID: 580-88125-b-5-c_190904031432.d

Analysis Method: 1668A Date Collected: 10/08/2018 14:38

Extract. Method: HRMS-Sox Date Extracted: 08/19/2019 08:06

Sample wt/vol: 20.08(g) Date Analyzed: 09/04/2019 03:14

Con. Extract Vol.: 20(mL) Dilution Factor: 2

Injection Volume: 1(uL) Level: (low/med) Low

% Moisture: 66.7 GPC Cleanup:(Y/N) N

Analysis Batch No.: 33231 Units: ng/g

CAS NO.	COMPOUND NAME	RESULT	Q	RL	EDL
2051-60-7	PCB-1	0.36	B	0.030	0.0014
2051-61-8	PCB-2	0.067	B	0.030	0.0015
2051-62-9	PCB-3	0.17	B	0.030	0.0015
13029-08-8	PCB-4	0.57		0.060	0.0033
16605-91-7	PCB-5	0.013	J	0.030	0.0021
25569-80-6	PCB-6	0.12		0.030	0.0021
33284-50-3	PCB-7	0.028	J q	0.030	0.0020
34883-43-7	PCB-8	0.47	B	0.060	0.0020
34883-39-1	PCB-9	0.041		0.030	0.0023
33146-45-1	PCB-10	0.023	J q	0.030	0.0022
2050-67-1	PCB-11	0.097	B	0.060	0.0020
2974-92-7	PCB-12	0.061	C	0.060	0.0020
2974-90-5	PCB-13	0.061	C12	0.060	0.0020
34883-41-5	PCB-14	ND		0.030	0.0017
2050-68-2	PCB-15	0.24	B	0.030	0.0019
38444-78-9	PCB-16	0.30		0.030	0.0029
37680-66-3	PCB-17	1.3	B	0.030	0.0023
37680-65-2	PCB-18	0.73	C B	0.060	0.0020
38444-73-4	PCB-19	1.4		0.030	0.0027
38444-84-7	PCB-20	1.7	C B	0.060	0.0090
55702-46-0	PCB-21	0.93	C B	0.060	0.0086
38444-85-8	PCB-22	0.28	B	0.030	0.0095
55720-44-0	PCB-23	ND		0.030	0.0093
55702-45-9	PCB-24	0.012	J	0.030	0.0017
55712-37-3	PCB-25	0.21		0.030	0.0087
38444-81-4	PCB-26	0.17	C B	0.060	0.0089
38444-76-7	PCB-27	0.24		0.030	0.0017
7012-37-5	PCB-28	1.7	C20 B	0.060	0.0090
15862-07-4	PCB-29	0.17	C26 B	0.060	0.0089
35693-92-6	PCB-30	0.73	C18 B	0.060	0.0020
16606-02-3	PCB-31	0.87	B	0.060	0.0085
38444-77-8	PCB-32	1.5	B	0.030	0.0015
38444-86-9	PCB-33	0.93	C21 B	0.060	0.0086
37680-68-5	PCB-34	ND		0.030	0.0097

FORM I
HI-RES PCBS ORGANICS ANALYSIS DATA SHEET

Lab Name: Eurofins TestAmerica, Knoxville Job No.: 580-88125-2

SDG No.:

Client Sample ID: A5-0to25-100818 Lab Sample ID: 580-88125-5

Matrix: Solid Lab File ID: 580-88125-b-5-c_190904031432.d

Analysis Method: 1668A Date Collected: 10/08/2018 14:38

Extract. Method: HRMS-Sox Date Extracted: 08/19/2019 08:06

Sample wt/vol: 20.08(g) Date Analyzed: 09/04/2019 03:14

Con. Extract Vol.: 20(mL) Dilution Factor: 2

Injection Volume: 1(uL) Level: (low/med) Low

% Moisture: 66.7 GPC Cleanup:(Y/N) N

Analysis Batch No.: 33231 Units: ng/g

CAS NO.	COMPOUND NAME	RESULT	Q	RL	EDL
37680-69-6	PCB-35	0.024	J B	0.030	0.0097
38444-87-0	PCB-36	ND		0.030	0.0088
38444-90-5	PCB-37	0.30	B	0.030	0.0092
53555-66-1	PCB-38	ND		0.030	0.0089
38444-88-1	PCB-39	0.015	J	0.030	0.0084
38444-93-8	PCB-40	1.8	C	0.090	0.090
52663-59-9	PCB-41	1.8	C40	0.090	0.090
36559-22-5	PCB-42	0.58	G	0.096	0.096
70362-46-8	PCB-43	1.2	G C	0.083	0.083
41464-39-5	PCB-44	42	C B	0.090	0.080
70362-45-7	PCB-45	16	G C	0.094	0.094
41464-47-5	PCB-46	0.31	G	0.11	0.11
2437-79-8	PCB-47	42	C44 B	0.090	0.080
70362-47-9	PCB-48	0.20	G	0.088	0.088
41464-40-8	PCB-49	8.6	G C	0.073	0.073
62796-65-0	PCB-50	3.5	G C	0.088	0.088
68194-04-7	PCB-51	16	G C45	0.094	0.094
35693-99-3	PCB-52	7.7	G B	0.092	0.092
41464-41-9	PCB-53	3.5	G C50	0.088	0.088
15968-05-5	PCB-54	1.4		0.030	0.0011
74338-24-2	PCB-55	ND	G	0.064	0.064
41464-43-1	PCB-56	0.63	G	0.065	0.065
70424-67-8	PCB-57	ND	G	0.065	0.065
41464-49-7	PCB-58	ND	G	0.063	0.063
74472-33-6	PCB-59	1.8	C	0.090	0.061
33025-41-1	PCB-60	0.21	G	0.062	0.062
33284-53-6	PCB-61	4.9	C B	0.12	0.061
54230-22-7	PCB-62	1.8	C59	0.090	0.061
74472-34-7	PCB-63	0.53	G	0.056	0.056
52663-58-8	PCB-64	0.79	G	0.058	0.058
33284-54-7	PCB-65	42	C44 B	0.090	0.080
32598-10-0	PCB-66	2.3	G	0.065	0.065
73575-53-8	PCB-67	ND	G	0.059	0.059
73575-52-7	PCB-68	0.82	G	0.056	0.056

FORM I
HI-RES PCBS ORGANICS ANALYSIS DATA SHEET

Lab Name: Eurofins TestAmerica, Knoxville Job No.: 580-88125-2

SDG No.:

Client Sample ID: A5-0to25-100818 Lab Sample ID: 580-88125-5

Matrix: Solid Lab File ID: 580-88125-b-5-c_190904031432.d

Analysis Method: 1668A Date Collected: 10/08/2018 14:38

Extract. Method: HRMS-Sox Date Extracted: 08/19/2019 08:06

Sample wt/vol: 20.08(g) Date Analyzed: 09/04/2019 03:14

Con. Extract Vol.: 20(mL) Dilution Factor: 2

Injection Volume: 1(uL) Level: (low/med) Low

% Moisture: 66.7 GPC Cleanup:(Y/N) N

Analysis Batch No.: 33231 Units: ng/g

CAS NO.	COMPOUND NAME	RESULT	Q	RL	EDL
60233-24-1	PCB-69	8.6	G C49	0.073	0.073
32598-11-1	PCB-70	4.9	C61 B	0.12	0.061
41464-46-4	PCB-71	1.8	C40	0.090	0.090
41464-42-0	PCB-72	0.13	G	0.063	0.063
74338-23-1	PCB-73	1.2	G C43	0.083	0.083
32690-93-0	PCB-74	4.9	C61 B	0.12	0.061
32598-12-2	PCB-75	1.8	C59	0.090	0.061
70362-48-0	PCB-76	4.9	C61 B	0.12	0.061
32598-13-3	PCB-77	0.21	G	0.064	0.064
70362-49-1	PCB-78	ND	G	0.063	0.063
41464-48-6	PCB-79	0.12	G	0.054	0.054
33284-52-5	PCB-80	ND	G	0.056	0.056
70362-50-4	PCB-81	ND	G	0.061	0.061
52663-62-4	PCB-82	1.4		0.030	0.0042
60145-20-2	PCB-83	14	C B	0.060	0.0038
52663-60-2	PCB-84	3.7		0.030	0.0042
65510-45-4	PCB-85	5.2	C	0.090	0.0030
55312-69-1	PCB-86	11	C B	0.18	0.0030
38380-02-8	PCB-87	11	C86 B	0.18	0.0030
55215-17-3	PCB-88	12	C	0.060	0.0036
73575-57-2	PCB-89	ND		0.030	0.0040
68194-07-0	PCB-90	34	C B	0.090	0.0032
68194-05-8	PCB-91	12	C88	0.060	0.0036
52663-61-3	PCB-92	5.7		0.030	0.0038
73575-56-1	PCB-93	27	C	0.060	0.0037
73575-55-0	PCB-94	2.5		0.030	0.0040
38379-99-6	PCB-95	14	B	0.030	0.0038
73575-54-9	PCB-96	1.1		0.030	0.0029
41464-51-1	PCB-97	11	C86 B	0.18	0.0030
60233-25-2	PCB-98	1.9	C	0.060	0.0037
38380-01-7	PCB-99	14	C83 B	0.060	0.0038
39485-83-1	PCB-100	27	C93	0.060	0.0037
37680-73-2	PCB-101	34	C90 B	0.090	0.0032
68194-06-9	PCB-102	1.9	C98	0.060	0.0037

FORM I
HI-RES PCBS ORGANICS ANALYSIS DATA SHEET

Lab Name: Eurofins TestAmerica, Knoxville Job No.: 580-88125-2

SDG No.:

Client Sample ID: A5-0to25-100818 Lab Sample ID: 580-88125-5

Matrix: Solid Lab File ID: 580-88125-b-5-c_190904031432.d

Analysis Method: 1668A Date Collected: 10/08/2018 14:38

Extract. Method: HRMS-Sox Date Extracted: 08/19/2019 08:06

Sample wt/vol: 20.08(g) Date Analyzed: 09/04/2019 03:14

Con. Extract Vol.: 20(mL) Dilution Factor: 2

Injection Volume: 1(uL) Level: (low/med) Low

% Moisture: 66.7 GPC Cleanup:(Y/N) N

Analysis Batch No.: 33231 Units: ng/g

CAS NO.	COMPOUND NAME	RESULT	Q	RL	EDL
60145-21-3	PCB-103	5.1		0.030	0.0035
56558-16-8	PCB-104	2.2		0.030	0.0026
32598-14-4	PCB-105	3.0	G B	0.044	0.044
70424-69-0	PCB-106	ND	G	0.045	0.045
70424-68-9	PCB-107	1.0	G	0.042	0.042
70362-41-3	PCB-108	0.33	C	0.060	0.046
74472-35-8	PCB-109	11	C86 B	0.18	0.0030
38380-03-9	PCB-110	17	C B	0.060	0.0027
39635-32-0	PCB-111	0.41		0.030	0.0025
74472-36-9	PCB-112	ND		0.030	0.0026
68194-10-5	PCB-113	34	C90 B	0.090	0.0032
74472-37-0	PCB-114	0.15	G B	0.040	0.040
74472-38-1	PCB-115	17	C110 B	0.060	0.0027
18259-05-7	PCB-116	5.2	C85	0.090	0.0030
68194-11-6	PCB-117	5.2	C85	0.090	0.0030
31508-00-6	PCB-118	8.8	G B	0.043	0.043
56558-17-9	PCB-119	11	C86 B	0.18	0.0030
68194-12-7	PCB-120	0.31		0.030	0.0024
56558-18-0	PCB-121	0.85		0.030	0.0026
76842-07-4	PCB-122	0.096	G	0.049	0.049
65510-44-3	PCB-123	0.14	G	0.044	0.044
70424-70-3	PCB-124	0.33	C108	0.060	0.046
74472-39-2	PCB-125	11	C86 B	0.18	0.0030
57465-28-8	PCB-126	ND	G	0.044	0.044
39635-33-1	PCB-127	ND	G	0.045	0.045
38380-07-3	PCB-128	3.2	C	0.060	0.029
55215-18-4	PCB-129	29	C B	0.12	0.030
52663-66-8	PCB-130	1.5	G	0.039	0.039
61798-70-7	PCB-131	0.27	G	0.038	0.038
38380-05-1	PCB-132	7.0	G B	0.037	0.037
35694-04-3	PCB-133	1.9	G	0.036	0.036
52704-70-8	PCB-134	1.6	C	0.060	0.038
52744-13-5	PCB-135	13	C B	0.060	0.0016
38411-22-2	PCB-136	4.8	B	0.030	0.0012

FORM I
HI-RES PCBS ORGANICS ANALYSIS DATA SHEET

Lab Name: Eurofins TestAmerica, Knoxville Job No.: 580-88125-2

SDG No.:

Client Sample ID: A5-0to25-100818 Lab Sample ID: 580-88125-5

Matrix: Solid Lab File ID: 580-88125-b-5-c_190904031432.d

Analysis Method: 1668A Date Collected: 10/08/2018 14:38

Extract. Method: HRMS-Sox Date Extracted: 08/19/2019 08:06

Sample wt/vol: 20.08(g) Date Analyzed: 09/04/2019 03:14

Con. Extract Vol.: 20(mL) Dilution Factor: 2

Injection Volume: 1(uL) Level: (low/med) Low

% Moisture: 66.7 GPC Cleanup:(Y/N) N

Analysis Batch No.: 33231 Units: ng/g

CAS NO.	COMPOUND NAME	RESULT	Q	RL	EDL
35694-06-5	PCB-137	1.6	G	0.031	0.031
35065-28-2	PCB-138	29	C129 B	0.12	0.030
56030-56-9	PCB-139	0.95	C	0.060	0.032
59291-64-4	PCB-140	0.95	C139	0.060	0.032
52712-04-6	PCB-141	4.6	G	0.034	0.034
41411-61-4	PCB-142	ND	G	0.038	0.038
68194-15-0	PCB-143	1.6	C134	0.060	0.038
68194-14-9	PCB-144	1.3		0.030	0.0015
74472-40-5	PCB-145	0.028	J	0.030	0.0012
51908-16-8	PCB-146	7.4	G B	0.032	0.032
68194-13-8	PCB-147	42	C B	0.060	0.033
74472-41-6	PCB-148	1.8		0.030	0.0016
38380-04-0	PCB-149	42	C147 B	0.060	0.033
68194-08-1	PCB-150	2.0		0.030	0.0011
52663-63-5	PCB-151	13	C135 B	0.060	0.0016
68194-09-2	PCB-152	1.1		0.030	0.0011
35065-27-1	PCB-153	28	C B	0.060	0.027
60145-22-4	PCB-154	4.6	B	0.030	0.0014
33979-03-2	PCB-155	0.38		0.030	0.0011
38380-08-4	PCB-156	2.6	C B	0.060	0.030
69782-90-7	PCB-157	2.6	C156 B	0.060	0.030
74472-42-7	PCB-158	2.6	B	0.030	0.023
39635-35-3	PCB-159	0.65		0.030	0.025
41411-62-5	PCB-160	29	C129 B	0.12	0.030
74472-43-8	PCB-161	ND		0.030	0.024
39635-34-2	PCB-162	ND		0.030	0.024
74472-44-9	PCB-163	29	C129 B	0.12	0.030
74472-45-0	PCB-164	2.0		0.030	0.026
74472-46-1	PCB-165	0.73		0.030	0.029
41411-63-6	PCB-166	3.2	C128	0.060	0.029
52663-72-6	PCB-167	1.0		0.030	0.020

FORM I
HI-RES PCBS ORGANICS ANALYSIS DATA SHEET

Lab Name: Eurofins TestAmerica, Knoxville Job No.: 580-88125-2

SDG No.:

Client Sample ID: A5-0to25-100818 Lab Sample ID: 580-88125-5

Matrix: Solid Lab File ID: 580-88125-b-5-c_190904031432.d

Analysis Method: 1668A Date Collected: 10/08/2018 14:38

Extract. Method: HRMS-Sox Date Extracted: 08/19/2019 08:06

Sample wt/vol: 20.08(g) Date Analyzed: 09/04/2019 03:14

Con. Extract Vol.: 20(mL) Dilution Factor: 2

Injection Volume: 1(uL) Level: (low/med) Low

% Moisture: 66.7 GPC Cleanup:(Y/N) N

Analysis Batch No.: 33231 Units: ng/g

CAS NO.	COMPOUND NAME	RESULT	Q	RL	EDL
59291-65-5	PCB-168	28	C153 B	0.060	0.027
32774-16-6	PCB-169	ND		0.030	0.023
35065-30-6	PCB-170	27	B	0.030	0.0011
52663-71-5	PCB-171	8.3	C	0.060	0.0011
52663-74-8	PCB-172	5.6	B	0.030	0.0011
68194-16-1	PCB-173	8.3	C171	0.060	0.0011
38411-25-5	PCB-174	22	B	0.030	0.0011
40186-70-7	PCB-175	1.1		0.030	0.0010
52663-65-7	PCB-176	2.8	B	0.030	0.00071
52663-70-4	PCB-177	13	B	0.030	0.0011
52663-67-9	PCB-178	6.9		0.030	0.0011
52663-64-6	PCB-179	11	B	0.030	0.00076
35065-29-3	PCB-180	65	C B	0.060	0.00088
74472-47-2	PCB-181	0.54		0.030	0.00098
60145-23-5	PCB-182	0.40		0.030	0.00094
52663-69-1	PCB-183	18	C B	0.060	0.00095
74472-48-3	PCB-184	ND		0.030	0.00076
52712-05-7	PCB-185	18	C183 B	0.060	0.00095
74472-49-4	PCB-186	ND		0.030	0.00075
52663-68-0	PCB-187	32		0.030	0.00097
74487-85-7	PCB-188	0.83		0.030	0.00069
39635-31-9	PCB-189	1.3	B	0.030	0.0067
41411-64-7	PCB-190	6.2		0.030	0.00079
74472-50-7	PCB-191	1.4		0.030	0.00078
74472-51-8	PCB-192	ND		0.030	0.00084
69782-91-8	PCB-193	65	C180 B	0.060	0.00088
35694-08-7	PCB-194	28	B	0.030	0.030
52663-78-2	PCB-195	12	G	0.036	0.036
42740-50-1	PCB-196	14	B	0.030	0.00091
33091-17-7	PCB-197	0.99		0.030	0.00066
68194-17-2	PCB-198	27	C B	0.060	0.00097
52663-75-9	PCB-199	27	C198 B	0.060	0.00097

FORM I
HI-RES PCBS ORGANICS ANALYSIS DATA SHEET

Lab Name: Eurofins TestAmerica, Knoxville Job No.: 580-88125-2

SDG No.:

Client Sample ID: A5-0to25-100818 Lab Sample ID: 580-88125-5

Matrix: Solid Lab File ID: 580-88125-b-5-c_190904031432.d

Analysis Method: 1668A Date Collected: 10/08/2018 14:38

Extract. Method: HRMS-Sox Date Extracted: 08/19/2019 08:06

Sample wt/vol: 20.08(g) Date Analyzed: 09/04/2019 03:14

Con. Extract Vol.: 20(mL) Dilution Factor: 2

Injection Volume: 1(uL) Level: (low/med) Low

% Moisture: 66.7 GPC Cleanup:(Y/N) N

Analysis Batch No.: 33231 Units: ng/g

CAS NO.	COMPOUND NAME	RESULT	Q	RL	EDL
52663-73-7	PCB-200	3.7		0.030	0.00071
40186-71-8	PCB-201	3.4		0.030	0.00067
2136-99-4	PCB-202	5.4		0.030	0.00076
52663-76-0	PCB-203	19		0.030	0.00086
74472-52-9	PCB-204	ND		0.030	0.00072
74472-53-0	PCB-205	1.6		0.030	0.023
40186-72-9	PCB-206	17	G	0.035	0.035
52663-79-3	PCB-207	2.1		0.030	0.025
52663-77-1	PCB-208	6.1		0.030	0.027
2051-24-3	PCB-209	3.5	B	0.030	0.0015
27323-18-8	Total Monochlorobiphenyls	0.60	B	0.030	0.0015
25512-42-9	Total Dichlorobiphenyls	1.7	q B	0.060	0.0021
25323-68-6	Total Trichlorobiphenyls	10	B	0.060	0.0066
26914-33-0	Total Tetrachlorobiphenyls	96	B	0.12	0.069
25429-29-2	Total Pentachlorobiphenyls	170	B	0.18	0.017
26601-64-9	Total Hexachlorobiphenyls	170	B	0.12	0.022
28655-71-2	Total Heptachlorobiphenyls	220	B	0.060	0.0012
55722-26-4	Total Octachlorobiphenyls	120	B	0.060	0.0086
53742-07-7	Total Nonachlorobiphenyls	25		0.030	0.029
1336-36-3	Polychlorinated biphenyls, Total	820	q B	0.18	0.017

FORM I
HI-RES PCBS ORGANICS ANALYSIS DATA SHEET

Lab Name: Eurofins TestAmerica, Knoxville Job No.: 580-88125-2

SDG No.:

Client Sample ID: A5-0to25-100818 Lab Sample ID: 580-88125-5

Matrix: Solid Lab File ID: 580-88125-b-5-c_190904031432.d

Analysis Method: 1668A Date Collected: 10/08/2018 14:38

Extract. Method: HRMS-Sox Date Extracted: 08/19/2019 08:06

Sample wt/vol: 20.08(g) Date Analyzed: 09/04/2019 03:14

Con. Extract Vol.: 20(mL) Dilution Factor: 2

Injection Volume: 1(uL) Level: (low/med) Low

% Moisture: 66.7 GPC Cleanup:(Y/N) N

Analysis Batch No.: 33231 Units: ng/g

CAS NO.	ISOTOPE DILUTION	%REC	Q	LIMITS
234432-85-0	PCB-1L	67		30-140
208263-77-8	PCB-3L	70		30-140
234432-86-1	PCB-4L	64		30-140
208263-67-6	PCB-15L	76		30-140
234432-87-2	PCB-19L	68		30-140
208263-79-0	PCB-37L	81		30-140
234432-88-3	PCB-54L	93		30-140
105600-23-5	PCB-77L	88		30-140
208461-24-9	PCB-81L	87		30-140
234432-89-4	PCB-104L	80		30-140
208263-62-1	PCB-105L	79		30-140
208263-63-2	PCB-114L	79		30-140
104130-40-7	PCB-118L	79		30-140
208263-64-3	PCB-123L	78		30-140
208263-65-4	PCB-126L	85		30-140
234432-90-7	PCB-155L	87		30-140
208263-68-7	PCB-156L	83	C	30-140
235416-30-5	PCB-157L	83	C156	30-140
208263-69-8	PCB-167L	80		30-140
208263-70-1	PCB-169L	92		30-140
160901-80-4	PCB-170L	79		30-140
234432-91-8	PCB-188L	81		30-140
208263-73-4	PCB-189L	79		30-140
105600-26-8	PCB-202L	78		30-140
234446-64-1	PCB-205L	71		30-140
208263-75-6	PCB-206L	67		30-140
234432-92-9	PCB-208L	70		30-140
105600-27-9	PCB-209L	57		30-140

CAS NO.	SURROGATE	%REC	Q	LIMITS
208263-76-7	PCB-28L	74		40-125
235416-29-2	PCB-111L	89		40-125
232919-67-4	PCB-178L	90		40-125

Eurofins TestAmerica, Knoxville
Target Compound Quantitation Report

Data File: \\chromna\Knoxville\ChromData\D3D\20190903-12939.b\580-88125-b-5-c_190904031432.d
Lims ID: 580-88125-B-5-C
Client ID: A5-0to25-100818
Sample Type: Client
Inject. Date: 04-Sep-2019 03:14:00 ALS Bottle#: 0 Worklist Smp#: 9
Injection Vol: 1.0 ul Dil. Factor: 2.0000
Sample Info:
Misc. Info.: 140-0012939-009
Operator ID: Xcalibur_System Instrument ID: D3D

Method: \\chromna\Knoxville\ChromData\D3D\20190903-12939.b\PCBs_D3D.m
Limit Group: HR - 1668A - ICAL
Last Update: 04-Sep-2019 14:45:12 Calib Date: 21-Aug-2019 19:05:00
Integrator: Picker
Quant Method: Isotopic Dilution Quant By: Initial Calibration
Last ICal File: \\chromna\Knoxville\ChromData\D3D\20190813-12717.b\d4190821i6.d

Column 1 : SPB-Octyl (0.25 mm) Det: F1(11.07 :21.70)
Process Host: CTX1028

First Level Reviewer: layk Date: 04-Sep-2019 09:27:10

Compound	RT (min.)	Area	Ratio	Ical RRF	Amount pg/ul	EMPC pg/ul	Noise EDL	Final EDL	%Rec	Flags
S Total Monochlorobipheny					20.0	20.0	0.0496	0.0496		
D PCB-1L	11:44	252166	2.66	1.3140	33.4	33.4	0.2763	0.2763	66.76	
D PCB-3L	13:54	272500	3.20	1.3615	34.8	34.8	0.2667	0.2667	69.63	
PCB-1	11:45	71453	3.19	1.1883	11.9	11.9	0.0478	0.0478		
PCB-2	13:43	14018	3.19	1.1911	2.243	2.243	0.0498	0.0498		
PCB-3	13:54	38461	3.19	1.2130	5.818	5.818	0.0512	0.0512		
S Total Dichlorobiphenyls					55.9	55.7	0.0709	0.0709		RQ
D PCB-4L	14:08	110384	1.54	0.5996	32.0	32.0	0.2122	0.2122	64.05	
* PCB-9L	16:06	287434	1.69	4E+04	50.0	50.0				
D PCB-15L	20:01	224132	1.58	1.0280	37.9	37.9	0.1238	0.1238	75.85	
PCB-4	14:09	52638	1.63	1.2533	19.0	19.0	0.1094	0.1094		
PCB-10	14:19	3860	1.56	1.4828	0.8895	0.7782	0.0724	0.0724		RQ
PCB-9	16:07	6524	1.71	1.4200	1.373	1.373	0.0756	0.0756		
PCB-7	16:17	5076	1.56	1.6244	1.035	0.9342	0.0661	0.0661		RQ
PCB-6	16:31	21443	1.64	1.5539	4.125	4.125	0.0691	0.0691		
PCB-5	16:50	2348	1.61	1.5606	0.4498	0.4498	0.0688	0.0688		
PCB-8	16:57	82740	1.68	1.5884	15.6	15.6	0.0676	0.0676		
PCB-14	18:37						0.0573	0.0573		
PCB-11	19:25	17795	1.60	1.6347	3.254	3.254	0.0657	0.0657		M
PCB-12	19:43	11177	1.58	1.6410	2.036	2.036	0.0654	0.0654		
PCB-13 (C12)	19:43	11177	1.58	1.6410	2.036	2.036	0.0654	0.0654		
PCB-15	20:01	51124	1.66	1.4024	8.132	8.132	0.0629	0.0629		
S Total Trichlorobiphenyl					334.0	334.0	0.2210	0.2210		
D PCB-19L	17:14	63131	1.01	0.6095	34.0	34.0	2.189	2.189	67.91	
* PCB-32L	20:29	152526	1.05	2.2E+04	50.0	50.0				
* PCB-31L	22:45	620299	1.05	6.8E+04	50.0	50.0				
$ PCB-28L	23:03	501914	1.07	1.0975	36.9	36.9	0.1740	0.1740	73.72	
D PCB-37L	27:03	451063	1.05	0.9024	40.3	40.3	0.2117	0.2117	80.58	
PCB-19	17:15	78492	1.09	1.3047	47.6	47.6	0.0919	0.0919		
PCB-18	19:07	56032	1.11	1.8188	24.4	24.4	0.0660	0.0660		
PCB-30 (C18)	19:07	56032	1.11	1.8188	24.4	24.4	0.0660	0.0660		

Compound	RT (min.)	Area	Ratio	Ical RRF	Amount pg/ul	EMPC pg/ul	Noise EDL	Final EDL	%Rec	Flags
PCB-17	19:32	85838	1.11	1.5641	43.5	43.5	0.0767	0.0767		
PCB-27	19:45	21724	1.11	2.1680	7.936	7.936	0.0553	0.0553		
PCB-24	19:52	1100	1.10	2.1018	0.4145	0.4145	0.0571	0.0571		
PCB-16	19:59	15632	1.10	1.2260	10.1	10.1	0.0979	0.0979		
PCB-32	20:31	146775	1.09	2.3416	49.6	49.6	0.0512	0.0512		
PCB-34	21:48						0.3247	0.3247		
PCB-23	21:58						0.3114	0.3114		
PCB-26	22:13	69689	1.10	1.3193	5.855	5.855	0.2991	0.2991		
PCB-29 (C26)	22:13	69689	1.10	1.3193	5.855	5.855	0.2991	0.2991		
PCB-25	22:28	87586	1.04	1.3523	7.180	7.180	0.2918	0.2918		M
PCB-31	22:47	362698	1.07	1.3809	29.1	29.1	0.2858	0.2858		
PCB-20	23:04	663727	1.07	1.3057	56.3	56.3	0.3022	0.3022		
PCB-28 (C20)	23:04	663727	1.07	1.3057	56.3	56.3	0.3022	0.3022		
PCB-21	23:18	387215	1.07	1.3777	31.2	31.2	0.2865	0.2865		M
PCB-33 (C21)	23:18	387215	1.07	1.3777	31.2	31.2	0.2865	0.2865		M
PCB-22	23:42	103757	1.09	1.2430	9.253	9.253	0.3175	0.3175		
PCB-36	25:18						0.2930	0.2930		
PCB-39	25:38	6376	1.03	1.3970	0.5059	0.5059	0.2825	0.2825		
PCB-38	26:13						0.2995	0.2995		
PCB-35	26:39	8774	0.93	1.2166	0.7994	0.7994	0.3244	0.3244		
PCB-37	27:04	118364	1.09	1.2879	10.2	10.2	0.3064	0.3064		M
S Total Tetrachlorobiphen					3225.2	3225.2	2.298	2.298		
D PCB-54L	20:19	92020	0.87	0.6515	46.3	46.3	0.1477	0.1477	92.61	
* PCB-52L	24:53	325990	0.79	3.9E+04	50.0	50.0				
D PCB-81L	33:49	350732	0.81	1.2328	43.6	43.6	0.1235	0.1235	87.27	
D PCB-77L	34:23	358688	0.79	1.2523	43.9	43.9	0.1216	0.1216	87.87	
PCB-54	20:20	104882	0.79	1.2558	45.4	45.4	0.0374	0.0374		
PCB-50	22:30	785181	0.79	0.9362	118.2	118.2	2.962	2.962		
PCB-53 (C50)	22:30	785181	0.79	0.9362	118.2	118.2	2.962	2.962		
PCB-45	23:15	3441843	0.80	0.8850	548.2	548.2	3.133	3.133		
PCB-51 (C45)	23:15	3441843	0.80	0.8850	548.2	548.2	3.133	3.133		
PCB-46	23:29	56703	0.87	0.7591	10.5	10.5	3.652	3.652		
PCB-52	24:54	1645998	0.80	0.8992	258.0	258.0	3.083	3.083		
PCB-43	25:03	275038	0.85	0.9993	38.8	38.8	2.774	2.774		
PCB-73 (C43)	25:03	275038	0.85	0.9993	38.8	38.8	2.774	2.774		
PCB-49	25:24	2331035	0.79	1.1366	289.1	289.1	2.439	2.439		
PCB-69 (C49)	25:24	2331035	0.79	1.1366	289.1	289.1	2.439	2.439		
PCB-48	25:41	43968	0.82	0.9454	6.556	6.556	2.933	2.933		
PCB-44	25:57	10364200	0.79	1.0323	1415.2	1415.2	2.686	2.686		
PCB-47 (C44)	25:57	10364200	0.79	1.0323	1415.2	1415.2	2.686	2.686		
PCB-65 (C44)	25:57	10364200	0.79	1.0323	1415.2	1415.2	2.686	2.686		
PCB-59	26:17	595462	0.81	1.3609	61.7	61.7	2.037	2.037		a
PCB-62 (C59)	26:17	595462	0.81	1.3609	61.7	61.7	2.037	2.037		a
PCB-75 (C59)	26:17	595462	0.81	1.3609	61.7	61.7	2.037	2.037		a
PCB-42	26:26	118696	0.81	0.8670	19.3	19.3	3.198	3.198		
PCB-40	26:56	389338	0.84	0.9179	59.8	59.8	3.020	3.020		
PCB-41 (C40)	26:56	389338	0.84	0.9179	59.8	59.8	3.020	3.020		
PCB-71 (C40)	26:56	389338	0.84	0.9179	59.8	59.8	3.020	3.020		
PCB-64	27:09	266676	0.80	1.4164	26.5	26.5	1.957	1.957		
PCB-72	27:59	40406	0.72	1.3157	4.329	4.329	2.107	2.107		
PCB-68	28:16	289440	0.75	1.4782	27.6	27.6	1.876	1.876		
PCB-57	28:42						2.163	2.163		
PCB-58	28:57						2.098	2.098		
PCB-67	29:07						1.988	1.988		

Compound	RT (min.)	Area	Ratio	Ical RRF	Amount pg/ul	EMPC pg/ul	Noise EDL	Final EDL	%Rec	Flags
PCB-63	29:21	184806	0.79	1.4685	17.7	17.7	1.888	1.888		
PCB-61	29:41	1573498	0.79	1.3565	163.5	163.5	2.044	2.044		
PCB-70 (C61)	29:41	1573498	0.79	1.3565	163.5	163.5	2.044	2.044		
PCB-74 (C61)	29:41	1573498	0.79	1.3565	163.5	163.5	2.044	2.044		
PCB-76 (C61)	29:41	1573498	0.79	1.3565	163.5	163.5	2.044	2.044		
PCB-66	30:01	689015	0.80	1.2800	75.9	75.9	2.166	2.166		
PCB-55	30:12						2.141	2.141		
PCB-56	30:41	188280	0.80	1.2671	20.9	20.9	2.188	2.188		
PCB-60	30:54	67011	0.78	1.3288	7.108	7.108	2.086	2.086		
PCB-80	31:19						1.887	1.887		
PCB-79	32:51	42607	0.79	1.5421	3.895	3.895	1.798	1.798		M
PCB-78	33:24						2.108	2.108		
PCB-81	33:51						2.047	2.047		
PCB-77	34:24	65687	0.79	1.3308	6.880	6.880	2.137	2.137		M
S Total Pentachlorobiphen					5780.7	5780.7	0.5538	0.5538		
D PCB-104L	25:50	196832	1.55	1.1164	40.0	40.0	0.0736	0.0736	80.05	
* PCB-101L	31:45	220250	1.62	3.4E+04	50.0	50.0				
$ PCB-111L	34:27	239196	1.59	1.2177	44.6	44.6	0.0675	0.0675	89.19	
D PCB-123L	36:24	381827	1.62	0.9909	38.8	38.8	0.3725	0.3725	77.59	
D PCB-118L	36:44	400432	1.65	1.0256	39.3	39.3	0.3599	0.3599	78.62	
D PCB-114L	37:16	391153	1.63	1.0030	39.3	39.3	0.3680	0.3680	78.53	
D PCB-105L	37:54	391409	1.56	1.0013	39.4	39.4	0.3686	0.3686	78.71	
* PCB-127L	39:23	496625	1.62	4.9E+04	50.0	50.0				M
D PCB-126L	41:00	379214	1.66	0.9020	42.3	42.3	0.4092	0.4092	84.65	
PCB-104	25:51	404235	1.64	1.3926	73.7	73.7	0.0869	0.0869		
PCB-96	26:13	171380	1.66	1.2268	35.5	35.5	0.0987	0.0987		
PCB-103	28:10	694648	1.60	1.0331	170.8	170.8	0.1172	0.1172		
PCB-94	28:23	302427	1.61	0.9036	85.0	85.0	0.1340	0.1340		
PCB-95	28:49	1733744	1.61	0.9620	457.8	457.8	0.1258	0.1258		
PCB-93	29:02	3475430	1.61	0.9806	900.3	900.3	0.1234	0.1234		
PCB-100 (C93)	29:02	3475430	1.61	0.9806	900.3	900.3	0.1234	0.1234		
PCB-98	29:11	250442	1.61	0.9888	64.3	64.3	0.1224	0.1224		
PCB-102 (C98)	29:11	250442	1.61	0.9888	64.3	64.3	0.1224	0.1224		
PCB-88	29:41	1601590	1.62	1.0052	404.7	404.7	0.1204	0.1204		
PCB-91 (C88)	29:41	1601590	1.62	1.0052	404.7	404.7	0.1204	0.1204		
PCB-84	29:54	418983	1.62	0.8601	123.7	123.7	0.1407	0.1407		
PCB-89	30:24						0.1355	0.1355		
PCB-121	30:49	156206	1.62	1.3971	28.4	28.4	0.0866	0.0866		
PCB-92	31:11	711018	1.60	0.9532	189.5	189.5	0.1270	0.1270		
PCB-90	31:46	5167554	1.60	1.1367	1154.8	1154.8	0.1065	0.1065		
PCB-101 (C90)	31:46	5167554	1.60	1.1367	1154.8	1154.8	0.1065	0.1065		
PCB-113 (C90)	31:46	5167554	1.60	1.1367	1154.8	1154.8	0.1065	0.1065		
PCB-83	32:22	1710395	1.66	0.9393	462.5	462.5	0.1289	0.1289		M
PCB-99 (C83)	32:22	1710395	1.66	0.9393	462.5	462.5	0.1289	0.1289		M
PCB-112	32:28						0.0885	0.0885		
PCB-86	32:51	1795692	1.61	1.1958	381.5	381.5	0.1012	0.1012		M
PCB-87 (C86)	32:51	1795692	1.61	1.1958	381.5	381.5	0.1012	0.1012		M
PCB-97 (C86)	32:51	1795692	1.61	1.1958	381.5	381.5	0.1012	0.1012		M
PCB-109 (C86)	32:51	1795692	1.61	1.1958	381.5	381.5	0.1012	0.1012		M
PCB-119 (C86)	32:51	1795692	1.61	1.1958	381.5	381.5	0.1012	0.1012		M
PCB-125 (C86)	32:51	1795692	1.61	1.1958	381.5	381.5	0.1012	0.1012		M
PCB-85	33:29	824222	1.56	1.2126	172.7	172.7	0.0998	0.0998		M
PCB-116 (C85)	33:29	824222	1.56	1.2126	172.7	172.7	0.0998	0.0998		M
PCB-117 (C85)	33:29	824222	1.56	1.2126	172.7	172.7	0.0998	0.0998		M

Compound	RT (min.)	Area	Ratio	Ical RRF	Amount pg/ul	EMPC pg/ul	Noise EDL	Final EDL	%Rec	Flags
PCB-110	33:44	2943338	1.61	1.3511	553.4	553.4	0.0896	0.0896		M
PCB-115 (C110)	33:44	2943338	1.61	1.3511	553.4	553.4	0.0896	0.0896		M
PCB-82	34:03	156805	1.43	0.8675	45.9	45.9	0.1395	0.1395		M
PCB-111	34:28	77213	1.56	1.4262	13.8	13.8	0.0849	0.0849		M
PCB-120	34:56	61833	1.62	1.4907	10.5	10.5	0.0812	0.0812		a
PCB-108	36:04	108176	1.54	1.2547	11.1	11.1	1.532	1.532		
PCB-124 (C108)	36:04	108176	1.54	1.2547	11.1	11.1	1.532	1.532		
PCB-107	36:18	356037	1.54	1.3580	33.7	33.7	1.415	1.415		Ma
PCB-123	36:25	46656	1.59	1.3407	4.557	4.557	1.473	1.473		Ma
PCB-106	36:32						1.508	1.508		
PCB-118	36:45	3031692	1.57	1.2892	293.6	293.6	1.432	1.432		
PCB-122	37:05	28905	1.48	1.1614	3.201	3.201	1.655	1.655		
PCB-114	37:17	53489	1.51	1.4051	4.866	4.866	1.345	1.345		M
PCB-105	37:56	1004605	1.57	1.2887	99.6	99.6	1.487	1.487		
PCB-127	39:24						1.497	1.497		
PCB-126	41:02	11527	1.49	1.3416	1.133	1.133	1.484	1.484		nMa
S Total Hexachlorobipheny					5636.6	5636.6	0.7418	0.7418		
D PCB-155L	31:31	181333	1.30	0.9499	43.3	43.3	0.0359	0.0359	86.67	
* PCB-138L	39:52	326786	1.29	3.6E+04	50.0	50.0				
D PCB-167L	42:53	327549	1.31	1.2544	40.0	40.0	0.1368	0.1368	79.90	
D PCB-156L	44:01	666085	1.29	1.2289	82.9	82.9	0.1396	0.1396	82.93	
D PCB-157L (C156L)	44:01	666085	1.29	1.2289	82.9	82.9	0.1396	0.1396	82.93	
D PCB-169L	47:16	325727	1.25	1.0883	45.8	45.8	0.1576	0.1576	91.59	
PCB-155	31:34	60120	1.27	1.3028	12.7	12.7	0.0362	0.0362		
PCB-152	31:44	165487	1.26	1.2556	36.3	36.3	0.0376	0.0376		
PCB-150	31:54	300319	1.26	1.2368	67.0	67.0	0.0382	0.0382		
PCB-136	32:16	668617	1.27	1.1563	159.4	159.4	0.0408	0.0408		
PCB-145	32:36	4036	1.13	1.1910	0.9344	0.9344	0.0396	0.0396		a
PCB-148	34:06	194095	1.27	0.8982	59.6	59.6	0.0526	0.0526		
PCB-135	34:40	1414701	1.27	0.8691	448.8	448.8	0.0543	0.0543		
PCB-151 (C135)	34:40	1414701	1.27	0.8691	448.8	448.8	0.0543	0.0543		
PCB-154	34:57	569725	1.26	1.0180	154.3	154.3	0.0464	0.0464		
PCB-144	35:15	149751	1.27	0.9185	45.0	45.0	0.0514	0.0514		
PCB-147	35:37	9101001	1.25	0.9747	1415.5	1415.5	1.114	1.114		
PCB-149 (C147)	35:37	9101001	1.25	0.9747	1415.5	1415.5	1.114	1.114		
PCB-134	35:49	310195	1.28	0.8518	55.2	55.2	1.274	1.274		
PCB-143 (C134)	35:49	310195	1.28	0.8518	55.2	55.2	1.274	1.274		
PCB-139	36:13	209249	1.24	0.9995	31.7	31.7	1.086	1.086		
PCB-140 (C139)	36:13	209249	1.24	0.9995	31.7	31.7	1.086	1.086		
PCB-131	36:24	50456	1.19	0.8584	8.910	8.910	1.265	1.265		
PCB-142	36:33						1.263	1.263		
PCB-132	36:51	1362783	1.26	0.8801	234.7	234.7	1.234	1.234		
PCB-133	37:23	383252	1.26	0.9064	64.1	64.1	1.198	1.198		
PCB-165	37:47	180735	1.22	1.1210	24.4	24.4	0.9685	0.9685		
PCB-146	38:02	1638908	1.26	1.0084	246.4	246.4	1.077	1.077		
PCB-161	38:09						0.8120	0.8120		
PCB-153	38:39	7644811	1.25	1.2207	949.4	949.4	0.8894	0.8894		
PCB-168 (C153)	38:39	7644811	1.25	1.2207	949.4	949.4	0.8894	0.8894		
PCB-141	38:50	973484	1.26	0.9608	153.6	153.6	1.130	1.130		
PCB-130	39:14	283092	1.25	0.8274	51.9	51.9	1.312	1.312		
PCB-137	39:28	379868	1.24	1.0582	54.4	54.4	1.026	1.026		
PCB-164	39:35	551834	1.25	1.2527	66.8	66.8	0.8666	0.8666		
PCB-129	39:53	6871842	1.26	1.0840	961.0	961.0	1.002	1.002		
PCB-138 (C129)	39:53	6871842	1.26	1.0840	961.0	961.0	1.002	1.002		
PCB-160 (C129)	39:53	6871842	1.26	1.0840	961.0	961.0	1.002	1.002		
PCB-163 (C129)	39:53	6871842	1.26	1.0840	961.0	961.0	1.002	1.002		

Compound	RT (min.)	Area	Ratio	Ical RRF	Amount pg/ul	EMPC pg/ul	Noise EDL	Final EDL	%Rec	Flags
PCB-158	40:17	784476	1.26	1.3862	85.8	85.8	0.7832	0.7832		
PCB-128	41:09	789349	1.26	1.1165	107.2	107.2	0.9724	0.9724		M
PCB-166 (C128)	41:09	789349	1.26	1.1165	107.2	107.2	0.9724	0.9724		M
PCB-159	42:06	188564	1.20	1.3178	21.7	21.7	0.8238	0.8238		a
PCB-162	42:24						0.7969	0.7969		
PCB-167	42:54	294778	1.24	1.3357	33.7	33.7	0.6860	0.6860		M
PCB-156	44:01	732984	1.26	1.2759	86.2	86.2	0.9889	0.9889		
PCB-157 (C156)	44:01	732984	1.26	1.2759	86.2	86.2	0.9889	0.9889		
PCB-169	47:15						0.7736	0.7736		
S Total Heptachlorobiphen					7475.7	7475.7	0.0402	0.0402		
D PCB-188L	37:16	254759	1.05	1.3162	40.7	40.7	0.0348	0.0348	81.31	
$ PCB-178L	40:20	197526	1.08	0.9222	45.0	45.0	0.0497	0.0497	89.97	
* PCB-180L	45:26	238060	1.08	3.2E+04	50.0	50.0				
D PCB-170L	46:41	156513	1.07	0.8357	39.3	39.3	0.0549	0.0549	78.67	
D PCB-189L	49:49	403347	1.09	1.4666	39.7	39.7	0.4402	0.4402	79.36	
PCB-188	37:18	176905	1.05	1.2502	27.8	27.8	0.0230	0.0230		
PCB-179	37:38	2074496	1.06	1.4149	356.5	356.5	0.0256	0.0256		
PCB-184	38:09						0.0255	0.0255		
PCB-176	38:30	587320	1.06	1.5212	93.9	93.9	0.0238	0.0238		
PCB-186	38:57						0.0252	0.0252		
PCB-178	40:21	969414	1.06	1.0228	230.5	230.5	0.0354	0.0354		
PCB-175	40:59	165159	1.05	1.0690	37.6	37.6	0.0339	0.0339		
PCB-187	41:16	4944410	1.06	1.1106	1082.5	1082.5	0.0326	0.0326		
PCB-182	41:27	63767	1.15	1.1484	13.5	13.5	0.0315	0.0315		
PCB-183	41:52	2834230	1.06	1.1368	606.2	606.2	0.0318	0.0318		
PCB-185 (C183)	41:52	2834230	1.06	1.1368	606.2	606.2	0.0318	0.0318		
PCB-174	42:06	2894470	1.06	0.9547	737.2	737.2	0.0379	0.0379		
PCB-177	42:32	1731244	1.06	0.9426	446.6	446.6	0.0384	0.0384		
PCB-181	42:56	82264	1.08	1.1075	18.1	18.1	0.0327	0.0327		
PCB-171	43:10	1094059	1.06	0.9603	277.0	277.0	0.0377	0.0377		
PCB-173 (C171)	43:10	1094059	1.06	0.9603	277.0	277.0	0.0377	0.0377		
PCB-172	44:48	761770	1.06	0.9918	186.8	186.8	0.0365	0.0365		
PCB-192	45:03						0.0281	0.0281		
PCB-180	45:27	10913670	1.06	1.2286	2159.9	2159.9	0.0295	0.0295		
PCB-193 (C180)	45:27	10913670	1.06	1.2286	2159.9	2159.9	0.0295	0.0295		
PCB-191	45:49	271814	1.01	1.3848	47.7	47.7	0.0261	0.0261		
PCB-170	46:42	3588769	1.06	1.2700	902.7	902.7	0.0384	0.0384		
PCB-190	47:14	1184919	1.06	1.3774	209.2	209.2	0.0263	0.0263		
PCB-189	49:50	436319	1.07	1.2799	42.3	42.3	0.2250	0.2250		
S Total Octachlorobipheny					3890.8	3890.8	0.2889	0.2889		
D PCB-202L	42:39	187618	0.92	1.0055	39.2	39.2	0.0510	0.0510	78.38	
* PCB-194L	51:56	346545	0.94	3.5E+04	50.0	50.0				
D PCB-205L	52:24	316470	0.90	1.2867	35.5	35.5	0.2255	0.2255	70.97	
PCB-202	42:40	708451	0.90	1.0531	179.3	179.3	0.0253	0.0253		
PCB-201	43:36	512751	0.91	1.1860	115.2	115.2	0.0225	0.0225		
PCB-204	44:15						0.0242	0.0242		
PCB-197	44:30	150221	0.90	1.2053	33.2	33.2	0.0221	0.0221		
PCB-200	44:36	519853	0.90	1.1260	123.0	123.0	0.0237	0.0237		
PCB-198	47:26	2826427	0.90	0.8183	920.5	920.5	0.0326	0.0326		
PCB-199 (C198)	47:26	2826427	0.90	0.8183	920.5	920.5	0.0326	0.0326		
PCB-196	48:04	1512947	0.91	0.8748	460.9	460.9	0.0305	0.0305		
PCB-203	48:16	2230652	0.90	0.9219	644.8	644.8	0.0289	0.0289		
PCB-195	49:35	2068317	0.90	0.7839	416.9	416.9	1.197	1.197		

Compound	RT (min.)	Area	Ratio	Ical RRF	Amount pg/ul	EMPC pg/ul	Noise EDL	Final EDL	%Rec	Flags
PCB-194	51:57	5546454	0.89	0.9282	944.1	944.1	1.011	1.011		
PCB-205	52:25	412322	0.91	1.2342	52.8	52.8	0.7601	0.7601		
S Total Nonachlorobipheny					858.2	858.2	0.9695	0.9695		
D PCB-208L	49:20	275893	0.80	1.1383	35.0	35.0	0.4846	0.4846	69.94	
D PCB-206L	54:10	207523	0.83	0.8938	33.5	33.5	0.6171	0.6171	67.00	
PCB-208	49:22	1296719	0.79	1.1567	203.2	203.2	0.9020	0.9020		
PCB-207	50:18	475865	0.79	1.3964	70.5	70.5	0.8506	0.8506		
PCB-206	54:11	2893559	0.79	1.1927	584.5	584.5	1.156	1.156		
D PCB-209L	55:48	193413	0.71	0.9809	28.5	28.5	0.0543	0.0543	56.90	
DCB Decachlorobiphenyl	55:50	571452	0.71	1.2455	118.6	118.6	0.0489	0.0489		
S Polychlorinated bipheny					27376	118.6	0.5814	0.5814		RQ

QC Flag Legend

Processing Flags
- R - Failed Signal Ratio Test
- n - Failed Sig-To-Noise Test
- Q - EMPC-Estimated Max. Possible Conc.

Review Flags
- M - Manually Integrated
- a - User Assigned ID

Eurofins TestAmerica, Knoxville
Target Compound Quantitation Worksheet Report

Data File: \\chromna\Knoxville\ChromData\D3D\20190903-12939.b\580-88125-b-5-c_190904031432.d
Lims ID: 580-88125-B-5-C
Client ID: A5-0to25-100818
Sample Type: Client
Inject. Date: 04-Sep-2019 03:14:00 ALS Bottle#: 0 Worklist Smp#: 9
Injection Vol: 1.0 ul Dil. Factor: 2.0000
Sample Info:
Misc. Info.: 140-0012939-009
Operator ID: Xcalibur_System Instrument ID: D3D

Method: \\chromna\Knoxville\ChromData\D3D\20190903-12939.b\PCBs_D3D.m
Limit Group: HR - 1668A - ICAL
Last Update: 04-Sep-2019 14:45:12 Calib Date: 21-Aug-2019 19:05:00
Integrator: Picker
Quant Method: Isotopic Dilution Quant By: Initial Calibration
Last ICal File: \\chromna\Knoxville\ChromData\D3D\20190813-12717.b\d4190821i6.d

Column 1 : SPB-Octyl (0.25 mm) Det: F1(11.07 :21.70)
Process Host: CTX1028

First Level Reviewer: layk Date: 04-Sep-2019 09:27:10

Signal	RT (min.)	Adj RT (min.)	Sec.	REL RT	Area	Height	Avg Noise	EDL Height	S/N	Ratio(Limits)	Flags
PCB-1L											
200.0795	11:44	11:44	-2	0.729	183266	73518	47	117	1564		
202.0766	11:44	11:44	-2	0.729	68900	25138	195	487	129	2.66(2.66-3.60)	
PCB-3L											
200.0795	13:54	13:53	-2	0.863	207634	69252	47	117	1473		
202.0766	13:54	13:53	-2	0.863	64866	20889	195	487	107	3.20(2.66-3.60)	
PCB-1											
188.0393	11:45	11:45	-2	1.001	54393	20908	31	77	674		
190.0363	11:44	11:45	-3	1.000	17060	6488	14	35	463	3.19(2.66-3.60)	
PCB-2											
188.0393	13:43	13:45	-3	0.988	10674	3568	31	77	115		
190.0363	13:43	13:45	-3	0.988	3344	1022	14	35	73	3.19(2.66-3.60)	
PCB-3											
188.0393	13:54	13:56	-2	1.001	29283	9720	31	77	314		
190.0363	13:54	13:56	-2	1.001	9178	3032	14	35	217	3.19(2.66-3.60)	
PCB-4L											
234.0406	14:08	14:09	-3	0.878	66849	22204	61	152	364		
236.0376	14:08	14:09	-3	0.878	43535	14266	24	60	594	1.54(1.33-1.79)	
PCB-9L											
234.0406	16:06	16:09	-3		180757	52048	61	152	853		
236.0376	16:06	16:09	-3		106677	31262	24	60	1303	1.69(1.33-1.79)	
PCB-15L											
234.0406	20:01	19:59	-2	1.243	137322	34775	61	152	570		
236.0376	20:01	19:59	-2	1.243	86810	21900	24	60	913	1.58(1.33-1.79)	
PCB-4											
222.0003	14:09	14:10	-3	1.001	32591	10710	24	60	446		
223.9974	14:09	14:10	-3	1.001	20047	6669	16	40	417	1.63(1.33-1.79)	

Signal	RT (min.)	Adj RT (min.)	Δ Sec.	REL RT	Area	Height	Avg Noise	EDL Height	S/N	Ratio(Limits)	Flags
PCB-10											RQ
222.0003	14:19	14:20	-3	1.013	2904	681	24	60	28		
	Empc Correction				2352	751	24	60	31		
223.9974	14:19	14:20	-3	1.013	1508	482	16	40	30	1.93(1.33-1.79)	
PCB-9											
222.0003	16:07	16:07	-3	1.140	4120	1121	24	60	47		
223.9974	16:07	16:07	-3	1.140	2404	706	16	40	44	1.71(1.33-1.79)	
PCB-7											RQ
222.0003	16:17	16:17	-3	1.152	3639	1016	24	60	42		
	Empc Correction				3093	995	24	60	41		
223.9974	16:17	16:17	-3	1.152	1983	638	16	40	40	1.84(1.33-1.79)	
PCB-6											
222.0003	16:31	16:31	-3	1.168	13330	3967	24	60	165		
223.9974	16:31	16:31	-3	1.168	8113	2309	16	40	144	1.64(1.33-1.79)	
PCB-5											
222.0003	16:50	16:49	-2	1.191	1449	382	24	60	16		
223.9974	16:50	16:49	-2	1.191	899	288	16	40	18	1.61(1.33-1.79)	
PCB-8											
222.0003	16:57	16:57	-3	1.199	51872	14813	24	60	617		
223.9974	16:57	16:57	-3	1.199	30868	8890	16	40	556	1.68(1.33-1.79)	
PCB-14											
222.0003	18:36						24	60			
223.9974	18:36						16	40			
PCB-11											M
222.0003	19:25	19:25	-2	0.970	10956	2837	24	60	118		
223.9974	19:25	19:25	-2	0.970	6839	1881	16	40	118	1.60(1.33-1.79)	M
PCB-12											
222.0003	19:43	19:42	-4	0.985	6843	1100	24	60	46		
223.9974	19:42	19:42	-5	0.984	4334	762	16	40	48	1.58(1.33-1.79)	
PCB-13 (C12)											
222.0003	19:43	19:42	-4	0.985	6843	1100	24	60	46		
223.9974	19:42	19:42	-5	0.984	4334	762	16	40	48	1.58(1.33-1.79)	
PCB-15											
222.0003	20:01	20:02	-2	1.001	31933	7826	24	60	326		
223.9974	20:01	20:02	-2	1.001	19191	4746	16	40	297	1.66(1.33-1.79)	
PCB-19L											
268.0016	17:14	17:15	-3	0.841	31788	8938	341	852	26		
269.9986	17:14	17:15	-3	0.841	31343	8567	75	187	114	1.01(0.88-1.20)	
PCB-32L											
268.0016	20:29	20:31	-2		78026	20275	341	852	59		
269.9986	20:29	20:31	-2		74500	18698	75	187	249	1.05(0.88-1.20)	
PCB-31L											
268.0016	22:45	22:47	-2		318004	78449	146	365	537		
269.9986	22:45	22:47	-2		302295	73892	87	217	849	1.05(0.88-1.20)	

Signal	RT (min.)	Adj RT (min.)	Δ Sec.	REL RT	Area	Height	Avg Noise	EDL Height	S/N	Ratio(Limits)	Flags
PCB-28L											
268.0016	23:03	23:03	-2	1.013	259247	62397	146	365	427		
269.9986	23:03	23:03	-2	1.013	242667	58768	87	217	675	1.07(0.88-1.20)	
PCB-37L											
268.0016	27:03	27:02	-1	1.189	231262	52092	146	365	357		
269.9986	27:03	27:02	-1	1.189	219801	47996	87	217	552	1.05(0.88-1.20)	
PCB-19											
255.9613	17:15	17:16	-3	1.002	40903	11442	8	20	1430		
257.9584	17:15	17:16	-3	1.002	37589	10676	9	22	1186	1.09(0.88-1.20)	
PCB-18											
255.9613	19:07	19:08	-2	1.110	29463	7498	8	20	937		
257.9584	19:07	19:08	-2	1.110	26569	7099	9	22	789	1.11(0.88-1.20)	
PCB-30 (C18)											
255.9613	19:07	19:08	-2	1.110	29463	7498	8	20	937		
257.9584	19:07	19:08	-2	1.110	26569	7099	9	22	789	1.11(0.88-1.20)	
PCB-17											
255.9613	19:32	19:31	-3	1.134	45215	11771	8	20	1471		
257.9584	19:32	19:31	-3	1.134	40623	10651	9	22	1183	1.11(0.88-1.20)	
PCB-27											
255.9613	19:45	19:45	-2	1.147	11443	3125	8	20	391		
257.9584	19:45	19:45	-2	1.147	10281	2681	9	22	298	1.11(0.88-1.20)	
PCB-24											
255.9613	19:52	19:53	-3	1.153	577	162	8	20	20		
257.9584	19:52	19:53	-3	1.153	523	154	9	22	17	1.10(0.88-1.20)	
PCB-16											
255.9613	19:59	20:00	-3	1.160	8178	2100	8	20	263		
257.9584	19:59	20:00	-3	1.160	7454	1911	9	22	212	1.10(0.88-1.20)	
PCB-32											
255.9613	20:31	20:32	-2	1.191	76573	19737	8	20	2467		
257.9584	20:31	20:32	-2	1.191	70202	17946	9	22	1994	1.09(0.88-1.20)	
PCB-34											
255.9613	21:46						135	337			
257.9584	21:46						181	452			
PCB-23											
255.9613	21:54						135	337			
257.9584	21:54						181	452			
PCB-26											
255.9613	22:13	22:13	-4	1.290	36476	8718	135	337	65		
257.9584	22:14	22:13	-3	1.291	33213	7921	181	452	44	1.10(0.88-1.20)	
PCB-29 (C26)											
255.9613	22:13	22:13	-4	1.290	36476	8718	135	337	65		
257.9584	22:14	22:13	-3	1.291	33213	7921	181	452	44	1.10(0.88-1.20)	
PCB-25											M
255.9613	22:28	22:29	-1	0.831	44578	8614	135	337	64		
257.9584	22:28	22:29	-1	0.831	43008	8544	181	452	47	1.04(0.88-1.20)	M

Signal	RT (min.)	Adj RT (min.)	Sec.	REL RT	Area	Height	Avg Noise	EDL Height	S/N	Ratio(Limits)	Flags
PCB-31											
255.9613	22:47	22:47	-1	0.842	187494	45474	135	337	337		
257.9584	22:47	22:47	-1	0.842	175204	42108	181	452	233	1.07(0.88-1.20)	
PCB-20											
255.9613	23:04	23:05	-2	0.853	342349	82039	135	337	608		
257.9584	23:04	23:05	-2	0.853	321378	76721	181	452	424	1.07(0.88-1.20)	
PCB-28 (C20)											
255.9613	23:04	23:05	-2	0.853	342349	82039	135	337	608		
257.9584	23:04	23:05	-2	0.853	321378	76721	181	452	424	1.07(0.88-1.20)	
PCB-21											M
255.9613	23:18	23:19	-2	0.861	199720	27025	135	337	200		M
257.9584	23:18	23:19	-2	0.861	187495	25828	181	452	143	1.07(0.88-1.20)	M
PCB-33 (C21)											M
255.9613	23:18	23:19	-2	0.861	199720	27025	135	337	200		M
257.9584	23:18	23:19	-2	0.861	187495	25828	181	452	143	1.07(0.88-1.20)	M
PCB-22											
255.9613	23:42	23:43	-2	0.876	54016	13052	135	337	97		
257.9584	23:42	23:43	-2	0.876	49741	11619	181	452	64	1.09(0.88-1.20)	
PCB-36											
255.9613	25:16						135	337			
257.9584	25:16						181	452			
PCB-39											
255.9613	25:38	25:38	-1	0.948	3234	623	135	337	5		
257.9584	25:38	25:38	-1	0.947	3142	573	181	452	3	1.03(0.88-1.20)	
PCB-38											
255.9613	26:12						135	337			
257.9584	26:12						181	452			
PCB-35											
255.9613	26:39	26:39	-1	0.985	4229	987	135	337	7		
257.9584	26:40	26:39	-1	0.986	4545	1052	181	452	6	0.93(0.88-1.20)	
PCB-37											M
255.9613	27:04	27:05	-1	1.000	61864	13354	135	337	99		
257.9584	27:04	27:05	-1	1.000	56500	12114	181	452	67	1.09(0.88-1.20)	M
PCB-54L											
301.9626	20:19	20:20	-2	0.816	42719	11208	19	47	590		
303.9597	20:19	20:20	-2	0.816	49301	12183	11	27	1108	0.87(0.65-0.89)	
PCB-52L											
301.9626	24:53	24:55	-2		143385	32765	56	140	585		
303.9597	24:53	24:55	-2		182605	42747	36	90	1187	0.79(0.65-0.89)	
PCB-81L											
301.9626	33:49	33:47	0	1.360	157194	33870	56	140	605		
303.9597	33:49	33:47	0	1.360	193538	40349	36	90	1121	0.81(0.65-0.89)	
PCB-77L											
301.9626	34:23	34:21	0	1.382	157836	31185	56	140	557		
303.9597	34:23	34:21	0	1.382	200852	39415	36	90	1095	0.79(0.65-0.89)	

Signal	RT (min.)	Adj RT (min.)	Sec.	REL RT	Area	Height	Avg Noise	EDL Height	S/N	Ratio(Limits)	Flags
PCB-54											
289.9224	20:20	20:23	-3	1.000	46392	12076	4	10	3019		
291.9194	20:20	20:23	-3	1.000	58490	14689	5	12	2938	0.79(0.65-0.89)	
PCB-50											
289.9224	22:30	22:31	-3	1.108	345631	83079	676	1690	123		
291.9194	22:30	22:31	-3	1.108	439550	105854	930	2325	114	0.79(0.65-0.89)	
PCB-53 (C50)											
289.9224	22:30	22:31	-3	1.108	345631	83079	676	1690	123		
291.9194	22:30	22:31	-3	1.108	439550	105854	930	2325	114	0.79(0.65-0.89)	
PCB-45											
289.9224	23:15	23:15	-2	1.145	1524383	364265	676	1690	539		
291.9194	23:15	23:15	-2	1.145	1917460	458469	930	2325	493	0.80(0.65-0.89)	
PCB-51 (C45)											
289.9224	23:15	23:15	-2	1.145	1524383	364265	676	1690	539		
291.9194	23:15	23:15	-2	1.145	1917460	458469	930	2325	493	0.80(0.65-0.89)	
PCB-46											
289.9224	23:29	23:28	-2	1.156	26324	6139	676	1690	9		
291.9194	23:29	23:28	-2	1.156	30379	7740	930	2325	8	0.87(0.65-0.89)	
PCB-52											
289.9224	24:54	24:53	-2	1.226	731953	171179	676	1690	253		
291.9194	24:54	24:53	-2	1.226	914045	214876	930	2325	231	0.80(0.65-0.89)	
PCB-43											
289.9224	25:03	25:02	-1	1.234	126508	27828	676	1690	41		
291.9194	25:03	25:02	-1	1.234	148530	33805	930	2325	36	0.85(0.65-0.89)	
PCB-73 (C43)											
289.9224	25:03	25:02	-1	1.234	126508	27828	676	1690	41		
291.9194	25:03	25:02	-1	1.234	148530	33805	930	2325	36	0.85(0.65-0.89)	
PCB-49											
289.9224	25:24	25:21	0	1.250	1030882	240416	676	1690	356		
291.9194	25:24	25:21	0	1.250	1300153	299654	930	2325	322	0.79(0.65-0.89)	
PCB-69 (C49)											
289.9224	25:24	25:21	0	1.250	1030882	240416	676	1690	356		
291.9194	25:24	25:21	0	1.250	1300153	299654	930	2325	322	0.79(0.65-0.89)	
PCB-48											
289.9224	25:41	25:40	-1	1.264	19753	4881	676	1690	7		
291.9194	25:41	25:40	-1	1.264	24215	5851	930	2325	6	0.82(0.65-0.89)	
PCB-44											
289.9224	25:57	25:55	-1	1.277	4589698	1007596	676	1690	1491		
291.9194	25:57	25:55	-1	1.277	5774502	1265887	930	2325	1361	0.79(0.65-0.89)	
PCB-47 (C44)											
289.9224	25:57	25:55	-1	1.277	4589698	1007596	676	1690	1491		
291.9194	25:57	25:55	-1	1.277	5774502	1265887	930	2325	1361	0.79(0.65-0.89)	
PCB-65 (C44)											
289.9224	25:57	25:55	-1	1.277	4589698	1007596	676	1690	1491		
291.9194	25:57	25:55	-1	1.277	5774502	1265887	930	2325	1361	0.79(0.65-0.89)	

Signal	RT (min.)	Adj RT (min.)	Sec.	REL RT	Area	Height	Avg Noise	EDL Height	S/N	Ratio(Limits)	Flags
PCB-59											a
289.9224	26:17	26:12	2	1.294	266139	56914	676	1690	84		a
291.9194	26:17	26:12	2	1.294	329323	70522	930	2325	76	0.81(0.65-0.89)	
PCB-62 (C59)											a
289.9224	26:17	26:12	2	1.294	266139	56914	676	1690	84		a
291.9194	26:17	26:12	2	1.294	329323	70522	930	2325	76	0.81(0.65-0.89)	
PCB-75 (C59)											a
289.9224	26:17	26:12	2	1.294	266139	56914	676	1690	84		a
291.9194	26:17	26:12	2	1.294	329323	70522	930	2325	76	0.81(0.65-0.89)	
PCB-42											
289.9224	26:26	26:25	-1	1.301	52978	12093	676	1690	18		
291.9194	26:26	26:25	-1	1.301	65718	15252	930	2325	16	0.81(0.65-0.89)	
PCB-40											
289.9224	26:56	26:54	-1	1.326	177366	38480	676	1690	57		
291.9194	26:56	26:54	-1	1.326	211972	46982	930	2325	51	0.84(0.65-0.89)	
PCB-41 (C40)											
289.9224	26:56	26:54	-1	1.326	177366	38480	676	1690	57		
291.9194	26:56	26:54	-1	1.326	211972	46982	930	2325	51	0.84(0.65-0.89)	
PCB-71 (C40)											
289.9224	26:56	26:54	-1	1.326	177366	38480	676	1690	57		
291.9194	26:56	26:54	-1	1.326	211972	46982	930	2325	51	0.84(0.65-0.89)	
PCB-64											
289.9224	27:09	27:07	-1	1.336	118180	27367	676	1690	40		
291.9194	27:09	27:07	-1	1.336	148496	33585	930	2325	36	0.80(0.65-0.89)	
PCB-72											
289.9224	27:59	28:00	-1	0.827	16946	4104	676	1690	6		
291.9194	27:59	28:00	-1	0.827	23460	5276	930	2325	6	0.72(0.65-0.89)	
PCB-68											
289.9224	28:16	28:17	-1	0.836	124068	27590	676	1690	41		
291.9194	28:16	28:17	-1	0.836	165372	34407	930	2325	37	0.75(0.65-0.89)	
PCB-57											
289.9224	28:43						676	1690			
291.9194	28:43						930	2325			
PCB-58											
289.9224	28:57						676	1690			
291.9194	28:57						930	2325			
PCB-67											
289.9224	29:07						676	1690			
291.9194	29:07						930	2325			
PCB-63											
289.9224	29:21	29:22	-1	0.868	81543	17952	676	1690	27		
291.9194	29:21	29:22	-1	0.868	103263	23450	930	2325	25	0.79(0.65-0.89)	
PCB-61											
289.9224	29:41	29:44	-1	0.878	694467	124579	676	1690	184		
291.9194	29:41	29:44	-1	0.878	879031	155821	930	2325	168	0.79(0.65-0.89)	

Signal	RT (min.)	Adj RT (min.)	Sec.	REL RT	Area	Height	Avg Noise	EDL Height	S/N	Ratio(Limits)	Flags
PCB-70 (C61)											
289.9224	29:41	29:44	-1	0.878	694467	124579	676	1690	184		
291.9194	29:41	29:44	-1	0.878	879031	155821	930	2325	168	0.79(0.65-0.89)	
PCB-74 (C61)											
289.9224	29:41	29:44	-1	0.878	694467	124579	676	1690	184		
291.9194	29:41	29:44	-1	0.878	879031	155821	930	2325	168	0.79(0.65-0.89)	
PCB-76 (C61)											
289.9224	29:41	29:44	-1	0.878	694467	124579	676	1690	184		
291.9194	29:41	29:44	-1	0.878	879031	155821	930	2325	168	0.79(0.65-0.89)	
PCB-66											
289.9224	30:01	30:02	0	0.887	306649	63462	676	1690	94		
291.9194	30:01	30:02	0	0.887	382366	78628	930	2325	85	0.80(0.65-0.89)	
PCB-55											
289.9224	30:12						676	1690			
291.9194	30:12						930	2325			
PCB-56											
289.9224	30:41	30:44	-1	0.907	83397	18104	676	1690	27		
291.9194	30:41	30:44	-1	0.907	104883	22810	930	2325	25	0.80(0.65-0.89)	
PCB-60											
289.9224	30:54	30:55	0	0.913	29302	6237	676	1690	9		
291.9194	30:54	30:55	0	0.913	37709	8094	930	2325	9	0.78(0.65-0.89)	
PCB-80											
289.9224	31:20						676	1690			
291.9194	31:20						930	2325			
PCB-79											M
289.9224	32:51	32:51	0	0.971	18738	4136	676	1690	6		M
291.9194	32:51	32:51	1	0.971	23869	5254	930	2325	6	0.79(0.65-0.89)	M
PCB-78											
289.9224	33:24						676	1690			
291.9194	33:24						930	2325			
PCB-81											
289.9224	33:51						676	1690			
291.9194	33:51						930	2325			
PCB-77											M
289.9224	34:24	34:26	0	1.000	28925	5828	676	1690	9		M
291.9194	34:24	34:26	0	1.000	36762	7527	930	2325	8	0.79(0.65-0.89)	M
PCB-104L											
337.9207	25:50	25:53	-2	0.814	119782	27092	20	50	1355		
339.9178	25:50	25:53	-2	0.814	77050	17106	11	27	1555	1.55(1.32-1.78)	
PCB-101L											
337.9207	31:45	31:45	0		136224	28839	20	50	1442		
339.9178	31:45	31:45	0		84026	18026	11	27	1639	1.62(1.32-1.78)	
PCB-111L											
337.9207	34:27	34:27	0	1.085	146941	30357	20	50	1518		
339.9178	34:27	34:27	0	1.085	92255	19165	11	27	1742	1.59(1.32-1.78)	

Signal	RT (min.)	Adj RT (min.)	Sec.	REL RT	Area	Height	Avg Noise	EDL Height	S/N	Ratio(Limits)	Flags
PCB-123L											
337.9207	36:24	36:24	0	1.146	235955	47670	201	502	237		
339.9178	36:24	36:24	0	1.146	145872	29211	96	240	304	1.62(1.32-1.78)	
PCB-118L											
337.9207	36:44	36:44	1	1.157	249535	50959	201	502	254		
339.9178	36:44	36:44	1	1.157	150897	31308	96	240	326	1.65(1.32-1.78)	
PCB-114L											
337.9207	37:16	37:15	1	1.174	242199	50423	201	502	251		
339.9178	37:16	37:15	1	1.174	148954	29931	96	240	312	1.63(1.32-1.78)	
PCB-105L											
337.9207	37:54	37:55	1	1.194	238584	48311	201	502	240		
339.9178	37:54	37:55	1	1.194	152825	30923	96	240	322	1.56(1.32-1.78)	
PCB-127L											M
337.9207	39:23	39:22	1		307047	61826	201	502	308		M
339.9178	39:23	39:22	1		189578	38688	96	240	403	1.62(1.32-1.78)	
PCB-126L											
337.9207	41:00	41:00	1	1.291	236442	47428	201	502	236		
339.9178	41:00	41:00	1	1.291	142772	28833	96	240	300	1.66(1.32-1.78)	
PCB-104											
325.8804	25:51	25:51	-1	1.001	251250	57194	22	55	2600		
327.8775	25:51	25:51	-1	1.001	152985	34269	21	52	1632	1.64(1.32-1.78)	
PCB-96											
325.8804	26:13	26:13	-2	1.015	106923	23794	22	55	1082		
327.8775	26:13	26:13	-2	1.015	64457	14730	21	52	701	1.66(1.32-1.78)	
PCB-103											
325.8804	28:10	28:09	-1	1.090	427956	93296	22	55	4241		
327.8775	28:10	28:09	-1	1.090	266692	58982	21	52	2809	1.60(1.32-1.78)	
PCB-94											
325.8804	28:23	28:22	-1	1.099	186382	39777	22	55	1808		
327.8775	28:23	28:22	-1	1.099	116045	25149	21	52	1198	1.61(1.32-1.78)	
PCB-95											
325.8804	28:49	28:51	-1	1.116	1069377	236735	22	55	10761		
327.8775	28:49	28:51	-1	1.116	664367	144658	21	52	6888	1.61(1.32-1.78)	
PCB-93											
325.8804	29:02	29:02	-2	1.124	2143872	466305	22	55	21196		
327.8775	29:02	29:02	-2	1.124	1331558	288527	21	52	13739	1.61(1.32-1.78)	
PCB-100 (C93)											
325.8804	29:02	29:02	-2	1.124	2143872	466305	22	55	21196		
327.8775	29:02	29:02	-2	1.124	1331558	288527	21	52	13739	1.61(1.32-1.78)	
PCB-98											
325.8804	29:11	29:11	-1	1.130	154662	23431	22	55	1065		
327.8775	29:11	29:11	-1	1.130	95780	14846	21	52	707	1.61(1.32-1.78)	
PCB-102 (C98)											
325.8804	29:11	29:11	-1	1.130	154662	23431	22	55	1065		
327.8775	29:11	29:11	-1	1.130	95780	14846	21	52	707	1.61(1.32-1.78)	

Signal	RT (min.)	Adj RT (min.)	Sec.	REL RT	Area	Height	Avg Noise	EDL Height	S/N	Ratio(Limits)	Flags
PCB-88											
325.8804	29:41	29:40	-1	1.149	991312	216227	22	55	9829		
327.8775	29:41	29:40	-1	1.149	610278	133475	21	52	6356	1.62(1.32-1.78)	
PCB-91 (C88)											
325.8804	29:41	29:40	-1	1.149	991312	216227	22	55	9829		
327.8775	29:41	29:40	-1	1.149	610278	133475	21	52	6356	1.62(1.32-1.78)	
PCB-84											
325.8804	29:54	29:53	-1	1.158	258956	54243	22	55	2466		
327.8775	29:54	29:53	-1	1.158	160027	33786	21	52	1609	1.62(1.32-1.78)	
PCB-89											
325.8804	30:21						22	55			
327.8775	30:21						21	52			
PCB-121											
325.8804	30:49	30:47	0	1.193	96545	20410	22	55	928		
327.8775	30:49	30:47	0	1.193	59661	12524	21	52	596	1.62(1.32-1.78)	
PCB-92											
325.8804	31:11	31:12	0	0.857	437942	93875	22	55	4267		
327.8775	31:11	31:12	0	0.857	273076	58816	21	52	2801	1.60(1.32-1.78)	
PCB-90											
325.8804	31:46	31:46	0	1.230	3182659	656863	22	55	29857		
327.8775	31:46	31:46	0	1.230	1984895	410703	21	52	19557	1.60(1.32-1.78)	
PCB-101 (C90)											
325.8804	31:46	31:46	0	1.230	3182659	656863	22	55	29857		
327.8775	31:46	31:46	0	1.230	1984895	410703	21	52	19557	1.60(1.32-1.78)	
PCB-113 (C90)											
325.8804	31:46	31:46	0	1.230	3182659	656863	22	55	29857		
327.8775	31:46	31:46	0	1.230	1984895	410703	21	52	19557	1.60(1.32-1.78)	
PCB-83											M
325.8804	32:22	32:22	0	1.253	1066672	210952	22	55	9589		M
327.8775	32:22	32:22	0	1.253	643723	132096	21	52	6290	1.66(1.32-1.78)	
PCB-99 (C83)											M
325.8804	32:22	32:22	0	1.253	1066672	210952	22	55	9589		M
327.8775	32:22	32:22	0	1.253	643723	132096	21	52	6290	1.66(1.32-1.78)	
PCB-112											
325.8804	32:25						22	55			
327.8775	32:25						21	52			
PCB-86											M
325.8804	32:51	32:48	0	1.272	1108935	143353	22	55	6516		M
327.8775	32:51	32:48	0	1.272	686757	88443	21	52	4212	1.61(1.32-1.78)	M
PCB-87 (C86)											M
325.8804	32:51	32:48	0	1.272	1108935	143353	22	55	6516		M
327.8775	32:51	32:48	0	1.272	686757	88443	21	52	4212	1.61(1.32-1.78)	M
PCB-97 (C86)											M
325.8804	32:51	32:48	0	1.272	1108935	143353	22	55	6516		M
327.8775	32:51	32:48	0	1.272	686757	88443	21	52	4212	1.61(1.32-1.78)	M

Signal	RT (min.)	Adj RT (min.)	Δ Sec.	REL RT	Area	Height	Avg Noise	EDL Height	S/N	Ratio(Limits)	Flags
PCB-109 (C86)											M
325.8804	32:51	32:48	0	1.272	1108935	143353	22	55	6516		M
327.8775	32:51	32:48	0	1.272	686757	88443	21	52	4212	1.61(1.32-1.78)	M
PCB-119 (C86)											M
325.8804	32:51	32:48	0	1.272	1108935	143353	22	55	6516		M
327.8775	32:51	32:48	0	1.272	686757	88443	21	52	4212	1.61(1.32-1.78)	M
PCB-125 (C86)											M
325.8804	32:51	32:48	0	1.272	1108935	143353	22	55	6516		M
327.8775	32:51	32:48	0	1.272	686757	88443	21	52	4212	1.61(1.32-1.78)	M
PCB-85											M
325.8804	33:29	33:29	-6	1.296	502554	76371	22	55	3471		M
327.8775	33:29	33:29	-6	1.296	321668	48526	21	52	2311	1.56(1.32-1.78)	
PCB-116 (C85)											M
325.8804	33:29	33:29	-6	1.296	502554	76371	22	55	3471		M
327.8775	33:29	33:29	-6	1.296	321668	48526	21	52	2311	1.56(1.32-1.78)	
PCB-117 (C85)											M
325.8804	33:29	33:29	-6	1.296	502554	76371	22	55	3471		M
327.8775	33:29	33:29	-6	1.296	321668	48526	21	52	2311	1.56(1.32-1.78)	
PCB-110											M
325.8804	33:44	33:44	-5	1.306	1813640	375875	22	55	17085		M
327.8775	33:44	33:44	-5	1.306	1129698	231923	21	52	11044	1.61(1.32-1.78)	
PCB-115 (C110)											M
325.8804	33:44	33:44	-5	1.306	1813640	375875	22	55	17085		M
327.8775	33:44	33:44	-5	1.306	1129698	231923	21	52	11044	1.61(1.32-1.78)	
PCB-82											M
325.8804	34:03	34:03	0	1.318	92290	18865	22	55	858		M
327.8775	34:03	34:03	0	1.318	64515	12283	21	52	585	1.43(1.32-1.78)	
PCB-111											M
325.8804	34:28	34:28	0	1.335	47075	9073	22	55	412		M
327.8775	34:28	34:28	0	1.335	30138	5816	21	52	277	1.56(1.32-1.78)	
PCB-120											a
325.8804	34:56	34:55	0	1.352	38240	6722	22	55	306		a
327.8775	34:56	34:55	0	1.352	23593	4297	21	52	205	1.62(1.32-1.78)	
PCB-108											
325.8804	36:04	36:03	1	1.397	65622	13713	803	2007	17		
327.8775	36:04	36:03	1	1.397	42554	8785	412	1030	21	1.54(1.32-1.78)	
PCB-124 (C108)											
325.8804	36:04	36:03	1	1.397	65622	13713	803	2007	17		
327.8775	36:04	36:03	1	1.397	42554	8785	412	1030	21	1.54(1.32-1.78)	
PCB-107											Ma
325.8804	36:18	36:15	0	1.406	215663	42570	803	2007	53		M
327.8775	36:18	36:15	0	1.406	140374	28104	412	1030	68	1.54(1.32-1.78)	M
PCB-123											Ma
325.8804	36:25	36:27	0	1.001	28613	5994	803	2007	7		M
327.8775	36:26	36:27	1	1.001	18043	3830	412	1030	9	1.59(1.32-1.78)	

Signal	RT (min.)	Adj RT (min.)	Sec.	REL RT	Area	Height	Avg Noise	EDL Height	S/N	Ratio(Limits)	Flags
PCB-106											
325.8804	36:32						803	2007			
327.8775	36:32						412	1030			
PCB-118											
325.8804	36:45	36:48	1	1.000	1854258	368635	803	2007	459		
327.8775	36:45	36:48	1	1.000	1177434	233514	412	1030	567	1.57(1.32-1.78)	
PCB-122											
325.8804	37:05	37:05	1	1.010	17249	3525	803	2007	4		
327.8775	37:05	37:05	1	1.010	11656	2114	412	1030	5	1.48(1.32-1.78)	
PCB-114											M
325.8804	37:17	37:16	1	1.001	32220	6584	803	2007	8		M
327.8775	37:17	37:16	1	1.001	21269	4207	412	1030	10	1.51(1.32-1.78)	M
PCB-105											
325.8804	37:56	37:58	1	1.001	614037	116397	803	2007	145		
327.8775	37:56	37:58	1	1.001	390568	73575	412	1030	179	1.57(1.32-1.78)	
PCB-127											
325.8804	39:24						803	2007			
327.8775	39:24						412	1030			
PCB-126											nMa
325.8804	41:02	41:01	1	1.001	6901	1595	803	2007	2		M
327.8775	41:01	41:01	1	1.000	4626	1039	412	1030	3	1.49(1.32-1.78)	M
PCB-155L											
371.8817	31:31	31:35	-1	0.791	102449	20575	8	20	2572		
373.8788	31:32	31:35	0	0.791	78884	16498	5	12	3300	1.30(1.05-1.43)	
PCB-138L											
371.8817	39:52	39:50	1		184062	36976	55	137	672		
373.8788	39:52	39:50	1		142724	28595	35	87	817	1.29(1.05-1.43)	
PCB-167L											
371.8817	42:53	42:54	2	1.076	185957	37492	55	137	682		
373.8788	42:53	42:54	2	1.076	141592	28377	35	87	811	1.31(1.05-1.43)	
PCB-156L											
371.8817	44:01	44:04	1	1.104	375783	53759	55	137	977		
373.8788	44:01	44:04	1	1.104	290302	41907	35	87	1197	1.29(1.05-1.43)	
PCB-157L (C156L)											
371.8817	44:01	44:04	1	1.104	375783	53759	55	137	977		
373.8788	44:01	44:04	1	1.104	290302	41907	35	87	1197	1.29(1.05-1.43)	
PCB-169L											
371.8817	47:16	47:18	1	1.186	180713	33744	55	137	614		
373.8788	47:16	47:18	2	1.186	145014	27083	35	87	774	1.25(1.05-1.43)	
PCB-155											
359.8415	31:34	31:33	0	1.001	33621	7040	7	17	1006		
361.8385	31:33	31:33	-1	1.001	26499	5585	7	17	798	1.27(1.05-1.43)	
PCB-152											
359.8415	31:44	31:43	0	1.007	92191	19104	7	17	2729		
361.8385	31:44	31:43	0	1.007	73296	15193	7	17	2170	1.26(1.05-1.43)	

Signal	RT (min.)	Adj RT (min.)	Sec.	REL RT	Area	Height	Avg Noise	EDL Height	S/N	Ratio(Limits)	Flags
PCB-150											
359.8415	31:54	31:53	0	1.012	167146	35488	7	17	5070		
361.8385	31:54	31:53	0	1.012	133173	27413	7	17	3916	1.26(1.05-1.43)	
PCB-136											
359.8415	32:16	32:17	0	1.023	374705	77592	7	17	11085		
361.8385	32:16	32:17	0	1.023	293912	60049	7	17	8578	1.27(1.05-1.43)	
PCB-145											a
359.8415	32:36	32:33	2	1.034	2144	263	7	17	38		a
361.8385	32:32	32:33	-2	1.032	1892	224	7	17	32	1.13(1.05-1.43)	
PCB-148											
359.8415	34:06	34:05	0	1.082	108763	22531	7	17	3219		
361.8385	34:06	34:05	0	1.082	85332	17833	7	17	2548	1.27(1.05-1.43)	
PCB-135											
359.8415	34:40	34:41	0	1.100	790354	117779	7	17	16826		
361.8385	34:40	34:41	0	1.100	624347	92604	7	17	13229	1.27(1.05-1.43)	
PCB-151 (C135)											
359.8415	34:40	34:41	0	1.100	790354	117779	7	17	16826		
361.8385	34:40	34:41	0	1.100	624347	92604	7	17	13229	1.27(1.05-1.43)	
PCB-154											
359.8415	34:57	34:55	0	1.109	317155	64064	7	17	9152		
361.8385	34:57	34:55	0	1.109	252570	52228	7	17	7461	1.26(1.05-1.43)	
PCB-144											
359.8415	35:15	35:13	0	1.118	83713	16294	7	17	2328		
361.8385	35:15	35:13	0	1.118	66038	13262	7	17	1895	1.27(1.05-1.43)	
PCB-147											
359.8415	35:37	35:35	0	1.130	5054848	1006301	322	805	3125		
361.8385	35:37	35:35	0	1.130	4046153	804771	161	402	4999	1.25(1.05-1.43)	
PCB-149 (C147)											
359.8415	35:37	35:35	0	1.130	5054848	1006301	322	805	3125		
361.8385	35:37	35:35	0	1.130	4046153	804771	161	402	4999	1.25(1.05-1.43)	
PCB-134											
359.8415	35:49	35:53	-6	1.136	173992	32080	322	805	100		
361.8385	35:48	35:53	-7	1.136	136203	24633	161	402	153	1.28(1.05-1.43)	
PCB-143 (C134)											
359.8415	35:49	35:53	-6	1.136	173992	32080	322	805	100		
361.8385	35:48	35:53	-7	1.136	136203	24633	161	402	153	1.28(1.05-1.43)	
PCB-139											
359.8415	36:13	36:11	0	1.149	115960	21949	322	805	68		
361.8385	36:13	36:11	0	1.149	93289	17113	161	402	106	1.24(1.05-1.43)	
PCB-140 (C139)											
359.8415	36:13	36:11	0	1.149	115960	21949	322	805	68		
361.8385	36:13	36:11	0	1.149	93289	17113	161	402	106	1.24(1.05-1.43)	
PCB-131											
359.8415	36:24	36:23	0	1.155	27450	5319	322	805	17		
361.8385	36:25	36:23	0	1.155	23006	4726	161	402	29	1.19(1.05-1.43)	

Signal	RT (min.)	Adj RT (min.)	Sec.	REL RT	Area	Height	Avg Noise	EDL Height	S/N	Ratio(Limits)	Flags
PCB-142											
359.8415	36:31						322	805			
361.8385	36:31						161	402			
PCB-132											
359.8415	36:51	36:50	0	1.169	759795	154220	322	805	479		
361.8385	36:51	36:50	0	1.169	602988	121769	161	402	756	1.26(1.05-1.43)	
PCB-133											
359.8415	37:23	37:21	1	1.186	213539	43610	322	805	135		
361.8385	37:23	37:21	1	1.186	169713	34129	161	402	212	1.26(1.05-1.43)	
PCB-165											
359.8415	37:47	37:45	1	0.881	99484	20448	322	805	64		
361.8385	37:47	37:45	1	0.881	81251	16457	161	402	102	1.22(1.05-1.43)	
PCB-146											
359.8415	38:02	38:00	1	0.887	914977	185156	322	805	575		
361.8385	38:02	38:00	1	0.887	723931	147154	161	402	914	1.26(1.05-1.43)	
PCB-161											
359.8415	38:11						322	805			
361.8385	38:11						161	402			
PCB-153											
359.8415	38:39	38:44	-1	0.901	4247254	852410	322	805	2647		
361.8385	38:39	38:44	-1	0.901	3397557	681723	161	402	4234	1.25(1.05-1.43)	
PCB-168 (C153)											
359.8415	38:39	38:44	-1	0.901	4247254	852410	322	805	2647		
361.8385	38:39	38:44	-1	0.901	3397557	681723	161	402	4234	1.25(1.05-1.43)	
PCB-141											
359.8415	38:50	38:49	0	0.905	542546	107607	322	805	334		
361.8385	38:50	38:49	0	0.905	430938	85647	161	402	532	1.26(1.05-1.43)	
PCB-130											
359.8415	39:14	39:13	0	0.915	157485	30933	322	805	96		
361.8385	39:14	39:13	0	0.915	125607	24582	161	402	153	1.25(1.05-1.43)	
PCB-137											
359.8415	39:28	39:27	1	0.920	210590	41764	322	805	130		
361.8385	39:28	39:27	1	0.920	169278	33088	161	402	206	1.24(1.05-1.43)	
PCB-164											
359.8415	39:35	39:34	1	0.923	306398	61675	322	805	192		
361.8385	39:34	39:34	1	0.923	245436	49336	161	402	306	1.25(1.05-1.43)	
PCB-129											
359.8415	39:53	39:57	1	0.930	3830244	737356	322	805	2290		
361.8385	39:53	39:57	1	0.930	3041598	587510	161	402	3649	1.26(1.05-1.43)	
PCB-138 (C129)											
359.8415	39:53	39:57	1	0.930	3830244	737356	322	805	2290		
361.8385	39:53	39:57	1	0.930	3041598	587510	161	402	3649	1.26(1.05-1.43)	
PCB-160 (C129)											
359.8415	39:53	39:57	1	0.930	3830244	737356	322	805	2290		
361.8385	39:53	39:57	1	0.930	3041598	587510	161	402	3649	1.26(1.05-1.43)	

Signal	RT (min.)	Adj RT (min.)	Δ Sec.	REL RT	Area	Height	Avg Noise	EDL Height	S/N	Ratio(Limits)	Flags
PCB-163 (C129)											
359.8415	39:53	39:57	1	0.930	3830244	737356	322	805	2290		
361.8385	39:53	39:57	1	0.930	3041598	587510	161	402	3649	1.26(1.05-1.43)	
PCB-158											
359.8415	40:17	40:15	1	0.939	436612	79973	322	805	248		
361.8385	40:17	40:15	1	0.939	347864	64015	161	402	398	1.26(1.05-1.43)	
PCB-128											M
359.8415	41:09	41:06	2	0.959	440483	61894	322	805	192		M
361.8385	41:09	41:06	2	0.959	348866	48536	161	402	301	1.26(1.05-1.43)	M
PCB-166 (C128)											M
359.8415	41:09	41:06	2	0.959	440483	61894	322	805	192		M
361.8385	41:09	41:06	2	0.959	348866	48536	161	402	301	1.26(1.05-1.43)	M
PCB-159											a
359.8415	42:06	42:07	-1	0.982	102691	19739	322	805	61		a
361.8385	42:06	42:07	-1	0.982	85873	16859	161	402	105	1.20(1.05-1.43)	
PCB-162											
359.8415	42:26						322	805			
361.8385	42:26						161	402			
PCB-167											M
359.8415	42:54	42:57	2	1.001	163401	32130	322	805	100		
361.8385	42:54	42:57	1	1.000	131377	26270	161	402	163	1.24(1.05-1.43)	M
PCB-156											
359.8415	44:01	44:07	0	1.000	408118	73303	322	805	228		
361.8385	44:01	44:07	0	1.000	324866	58816	161	402	365	1.26(1.05-1.43)	
PCB-157 (C156)											
359.8415	44:01	44:07	0	1.000	408118	73303	322	805	228		
361.8385	44:01	44:07	0	1.000	324866	58816	161	402	365	1.26(1.05-1.43)	
PCB-169											
359.8415	47:16						322	805			
361.8385	47:16						161	402			
PCB-188L											
405.8428	37:16	37:20	1	0.820	130520	25658	12	30	2138		
407.8398	37:16	37:20	0	0.820	124239	26465	5	12	5293	1.05(0.89-1.21)	
PCB-178L											
405.8428	40:20	40:23	1	0.888	102488	21283	12	30	1774		
407.8398	40:19	40:23	1	0.887	95038	18961	5	12	3792	1.08(0.89-1.21)	
PCB-180L											
405.8428	45:26	45:24	1		123338	23198	12	30	1933		
407.8398	45:26	45:24	1		114722	22596	5	12	4519	1.08(0.89-1.21)	
PCB-170L											
405.8428	46:41	46:44	2	1.028	80918	15749	12	30	1312		
407.8398	46:40	46:44	1	1.027	75595	14985	5	12	2997	1.07(0.89-1.21)	
PCB-189L											
405.8428	49:49	49:51	3	1.096	210487	39800	179	447	222		
407.8398	49:48	49:51	2	1.096	192860	37470	170	425	220	1.09(0.89-1.21)	

Signal	RT (min.)	Adj RT (min.)	Sec.	REL RT	Area	Height	Avg Noise	EDL Height	S/N	Ratio(Limits)	Flags
PCB-188											
393.8025	37:18	37:16	1	1.001	90771	18184	8	20	2273		
395.7995	37:17	37:16	1	1.000	86134	17568	4	10	4392	1.05(0.89-1.21)	
PCB-179											
393.8025	37:38	37:36	1	1.009	1066215	213379	8	20	26672		
395.7995	37:37	37:36	0	1.009	1008281	199722	4	10	49931	1.06(0.89-1.21)	
PCB-184											
393.8025	38:10						8	20			
395.7995	38:10						4	10			
PCB-176											
393.8025	38:30	38:29	0	1.033	302044	59864	8	20	7483		
395.7995	38:30	38:29	0	1.033	285276	56970	4	10	14243	1.06(0.89-1.21)	
PCB-186											
393.8025	38:58						8	20			
395.7995	38:58						4	10			
PCB-178											
393.8025	40:21	40:19	1	1.082	499505	98603	8	20	12325		
395.7995	40:21	40:19	1	1.082	469909	93722	4	10	23431	1.06(0.89-1.21)	
PCB-175											
393.8025	40:59	40:57	1	1.100	84500	17161	8	20	2145		
395.7995	40:59	40:57	1	1.100	80659	15617	4	10	3904	1.05(0.89-1.21)	
PCB-187											
393.8025	41:16	41:16	1	1.107	2541744	508446	8	20	63556		
395.7995	41:16	41:16	1	1.107	2402666	480998	4	10	120250	1.06(0.89-1.21)	
PCB-182											
393.8025	41:27	41:26	1	1.112	34123	5297	8	20	662		
395.7995	41:28	41:26	1	1.113	29644	5023	4	10	1256	1.15(0.89-1.21)	
PCB-183											
393.8025	41:52	41:50	1	1.123	1455441	252165	8	20	31521		
395.7995	41:52	41:50	1	1.123	1378789	238489	4	10	59622	1.06(0.89-1.21)	
PCB-185 (C183)											
393.8025	41:52	41:50	1	1.123	1455441	252165	8	20	31521		
395.7995	41:52	41:50	1	1.123	1378789	238489	4	10	59622	1.06(0.89-1.21)	
PCB-174											
393.8025	42:06	42:04	1	1.129	1487917	290936	8	20	36367		
395.7995	42:06	42:04	1	1.129	1406553	275288	4	10	68822	1.06(0.89-1.21)	
PCB-177											
393.8025	42:32	42:30	1	1.141	889060	171986	8	20	21498		
395.7995	42:32	42:30	1	1.141	842184	162794	4	10	40699	1.06(0.89-1.21)	
PCB-181											
393.8025	42:56	42:53	1	1.152	42679	7936	8	20	992		
395.7995	42:56	42:53	1	1.152	39585	7512	4	10	1878	1.08(0.89-1.21)	
PCB-171											
393.8025	43:10	43:10	2	1.158	561804	107503	8	20	13438		
395.7995	43:10	43:10	2	1.158	532255	101900	4	10	25475	1.06(0.89-1.21)	

Signal	RT (min.)	Adj RT (min.)	Sec.	REL RT	Area	Height	Avg Noise	EDL Height	S/N	Ratio(Limits)	Flags
PCB-173 (C171)											
393.8025	43:10	43:10	2	1.158	561804	107503	8	20	13438		
395.7995	43:10	43:10	2	1.158	532255	101900	4	10	25475	1.06(0.89-1.21)	
PCB-172											
393.8025	44:48	44:47	2	0.899	391221	77321	8	20	9665		
395.7995	44:48	44:47	2	0.899	370549	71948	4	10	17987	1.06(0.89-1.21)	
PCB-192											
393.8025	45:06						8	20			
395.7995	45:06						4	10			
PCB-180											
393.8025	45:27	45:29	4	0.913	5607370	1026744	8	20	128343		
395.7995	45:27	45:29	4	0.913	5306300	972626	4	10	243157	1.06(0.89-1.21)	
PCB-193 (C180)											
393.8025	45:27	45:29	4	0.913	5607370	1026744	8	20	128343		
395.7995	45:27	45:29	4	0.913	5306300	972626	4	10	243157	1.06(0.89-1.21)	
PCB-191											
393.8025	45:49	45:53	2	0.920	136646	24666	8	20	3083		
395.7995	45:49	45:53	2	0.920	135168	23991	4	10	5998	1.01(0.89-1.21)	
PCB-170											
393.8025	46:42	46:41	1	0.937	1844993	354544	8	20	44318		
395.7995	46:42	46:41	1	0.937	1743776	340196	4	10	85049	1.06(0.89-1.21)	
PCB-190											
393.8025	47:14	47:19	2	0.948	608346	117087	8	20	14636		
395.7995	47:14	47:19	2	0.948	576573	108946	4	10	27237	1.06(0.89-1.21)	
PCB-189											
393.8025	49:50	49:55	2	1.000	225855	43205	84	210	514		
395.7995	49:50	49:55	2	1.000	210464	40231	94	235	428	1.07(0.89-1.21)	
PCB-202L											
439.8038	42:39	42:43	1	0.821	89980	17633	6	15	2939		
441.8008	42:39	42:43	1	0.821	97638	19878	13	32	1529	0.92(0.76-1.02)	
PCB-194L											
439.8038	51:56	51:53	2		167659	32837	62	155	530		
441.8008	51:56	51:53	2		178886	34698	95	237	365	0.94(0.76-1.02)	
PCB-205L											
439.8038	52:24	52:29	2	1.009	150088	28518	62	155	460		
441.8008	52:24	52:29	2	1.009	166382	32081	95	237	338	0.90(0.76-1.02)	
PCB-202											
427.7635	42:40	42:39	1	1.001	336466	66050	4	10	16513		
429.7606	42:40	42:39	1	1.001	371985	73543	4	10	18386	0.90(0.76-1.02)	
PCB-201											
427.7635	43:36	43:34	1	1.022	244004	48886	4	10	12222		
429.7606	43:36	43:34	1	1.022	268747	53912	4	10	13478	0.91(0.76-1.02)	
PCB-204											
427.7635	44:17						4	10			
429.7606	44:17						4	10			

Signal	RT (min.)	Adj RT (min.)	Sec.	REL RT	Area	Height	Avg Noise	EDL Height	S/N	Ratio(Limits)	Flags
PCB-197											
427.7635	44:30	44:29	1	1.044	71078	17371	4	10	4343		
429.7606	44:30	44:29	1	1.044	79143	19316	4	10	4829	0.90(0.76-1.02)	
PCB-200											
427.7635	44:36	44:35	1	1.046	246556	45309	4	10	11327		
429.7606	44:36	44:35	1	1.046	273297	50411	4	10	12603	0.90(0.76-1.02)	
PCB-198											
427.7635	47:26	47:21	4	1.112	1337843	247246	4	10	61812		
429.7606	47:26	47:21	4	1.112	1488584	274329	4	10	68582	0.90(0.76-1.02)	
PCB-199 (C198)											
427.7635	47:26	47:21	4	1.112	1337843	247246	4	10	61812		
429.7606	47:26	47:21	4	1.112	1488584	274329	4	10	68582	0.90(0.76-1.02)	
PCB-196											
427.7635	48:04	48:10	1	0.917	719677	137695	4	10	34424		
429.7606	48:04	48:10	1	0.917	793270	152570	4	10	38143	0.91(0.76-1.02)	
PCB-203											
427.7635	48:16	48:22	1	0.921	1056284	202232	4	10	50558		
429.7606	48:16	48:22	1	0.921	1174368	225954	4	10	56489	0.90(0.76-1.02)	
PCB-195											
427.7635	49:35	49:34	1	0.946	981047	188618	251	627	751		
429.7606	49:35	49:34	1	0.946	1087270	207518	204	510	1017	0.90(0.76-1.02)	
PCB-194											
427.7635	51:57	52:03	2	0.992	2618277	494982	251	627	1972		
429.7606	51:57	52:03	2	0.992	2928177	552038	204	510	2706	0.89(0.76-1.02)	
PCB-205											
427.7635	52:25	52:31	2	1.000	196510	37573	251	627	150		
429.7606	52:25	52:31	2	1.000	215812	40871	204	510	200	0.91(0.76-1.02)	
PCB-208L											
473.7648	49:20	49:25	1	0.950	122790	22054	113	282	195		
475.7619	49:21	49:25	2	0.950	153103	29559	185	462	160	0.80(0.65-0.89)	
PCB-206L											
473.7648	54:10	54:14	3	1.043	93900	18108	113	282	160		
475.7619	54:10	54:14	3	1.043	113623	20956	185	462	113	0.83(0.65-0.89)	
PCB-208											
461.7246	49:22	49:20	2	1.001	570267	107950	205	512	527		
463.7216	49:22	49:20	2	1.001	726452	137722	226	565	609	0.79(0.65-0.89)	
PCB-207											
461.7246	50:18	50:16	1	1.020	210050	39955	205	512	195		
463.7216	50:18	50:16	1	1.020	265815	52310	226	565	231	0.79(0.65-0.89)	
PCB-206											
461.7246	54:11	54:15	2	1.000	1275193	241627	205	512	1179		
463.7216	54:11	54:15	2	1.000	1618366	310487	226	565	1374	0.79(0.65-0.89)	
PCB-209L											
507.7258	55:48	55:53	3	1.075	80181	14442	11	27	1313		
509.7229	55:48	55:53	3	1.075	113232	20010	18	45	1112	0.71(0.59-0.79)	

Signal	RT (min.)	Adj RT (min.)	Sec.	REL RT	Area	Height	Avg Noise	EDL Height	S/N	Ratio(Limits)	Flags
DCB Decachlorobiphenyl											
495.6856	55:50	55:56	2	1.000	238082	41755	7	17	5965		
497.6826	55:50	55:56	2	1.000	333370	58792	10	25	5879	0.71(0.59-0.79)	

QC Flag Legend

Processing Flags

R - Failed Signal Ratio Test

n - Failed Sig-To-Noise Test

Q - EMPC-Estimated Max. Possible Conc.

Review Flags

M - Manually Integrated

a - User Assigned ID

Eurofins TestAmerica, Knoxville

Data File:	\\chromna\Knoxville\ChromData\D3D\20190903-12939.b\580-88125-b-5-c_190904031432.d		
Injection Date:	04-Sep-2019 03:14:00	Injection Vol:	1.0 ul
Instrument ID:	D3D	Operator ID:	Xcalibur_System
Method:	PCBs_D3D	Limit Group:	HR - 1668A - ICAL
Client ID:	A5-0to25-100818		
Worklist#:	33231	Sample Line#:	9
Column Type:	SPB-Octyl	Column Dia:	0.25 mm

MoPCB F1

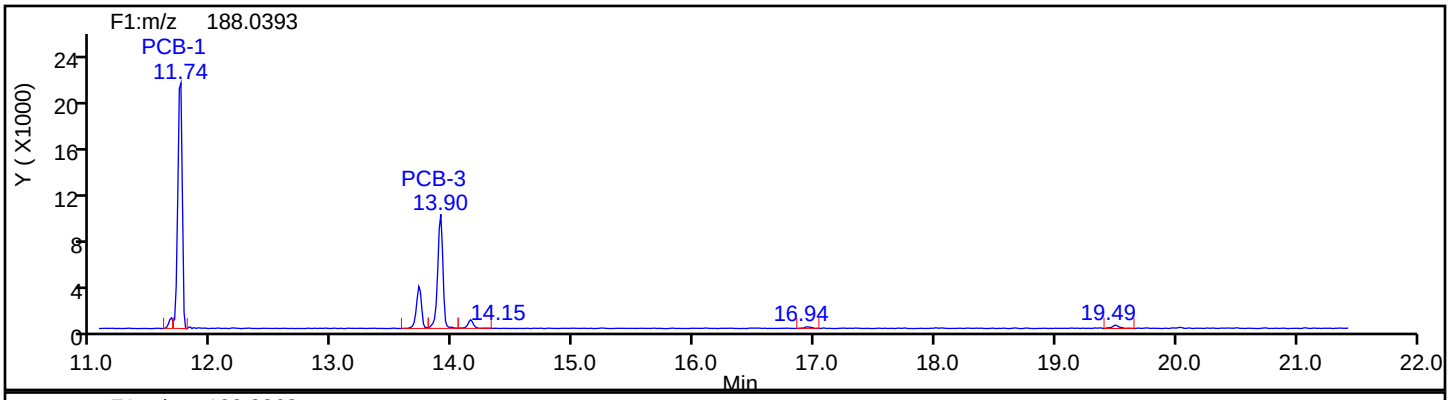

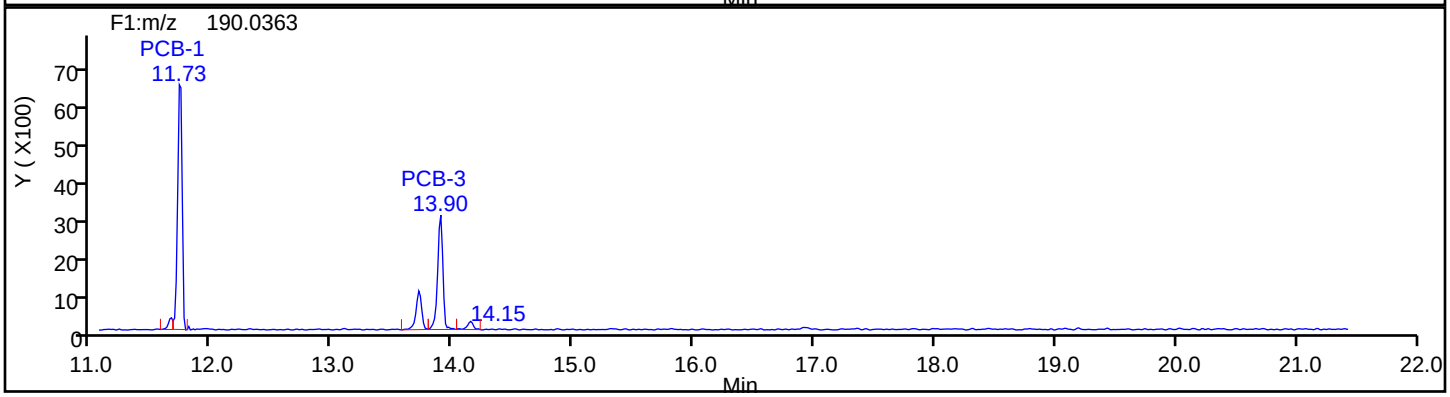

MoPCB F1 Standards

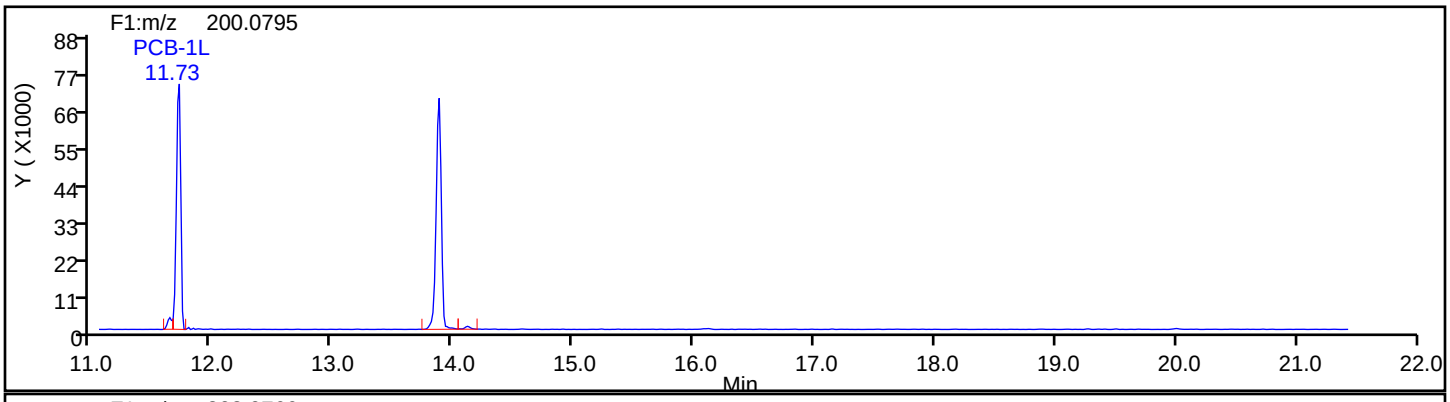

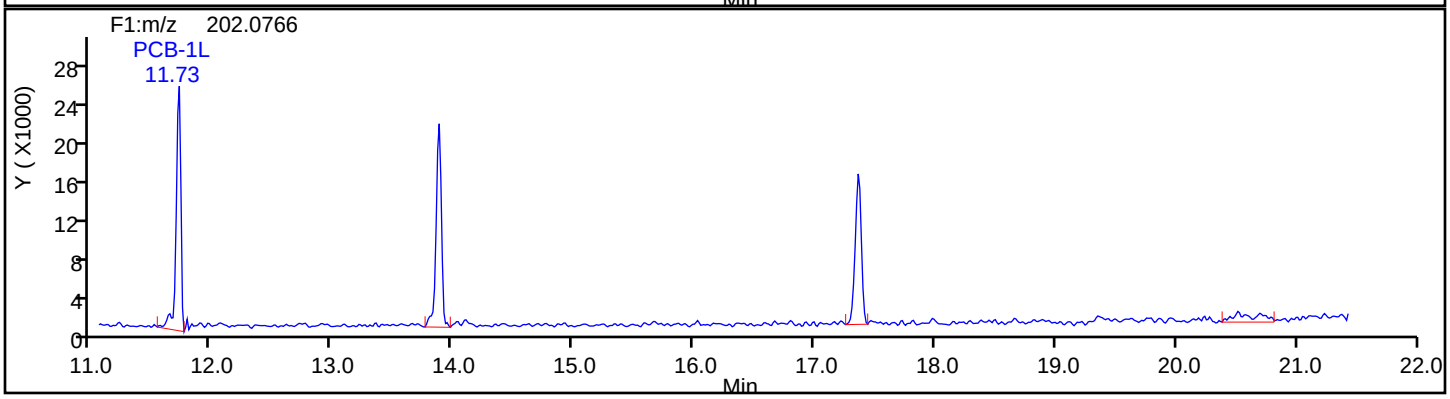

Eurofins TestAmerica, Knoxville

Data File:	\\chromna\Knoxville\ChromData\D3D\20190903-12939.b\580-88125-b-5-c_190904031432.d		
Injection Date:	04-Sep-2019 03:14:00	Injection Vol:	1.0 ul
Instrument ID:	D3D	Operator ID:	Xcalibur_System
Method:	PCBs_D3D	Limit Group:	HR - 1668A - ICAL
Client ID:	A5-0to25-100818		
Worklist#:	33231	Sample Line#:	9
Column Type:	SPB-Octyl	Column Dia:	0.25 mm

MoPCB F1

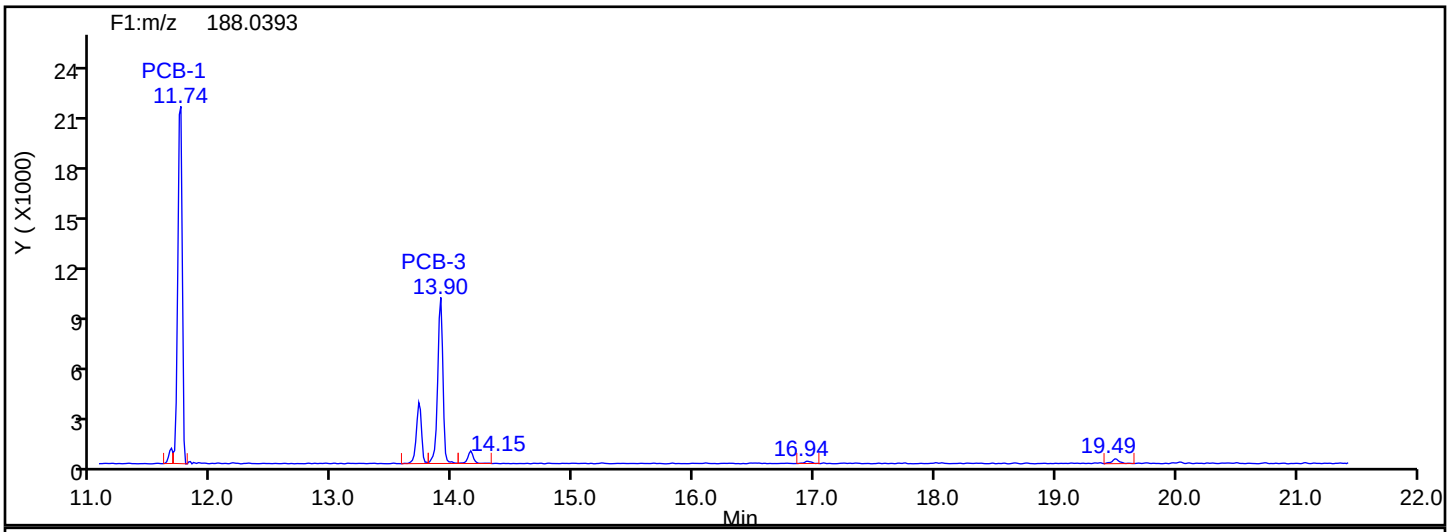

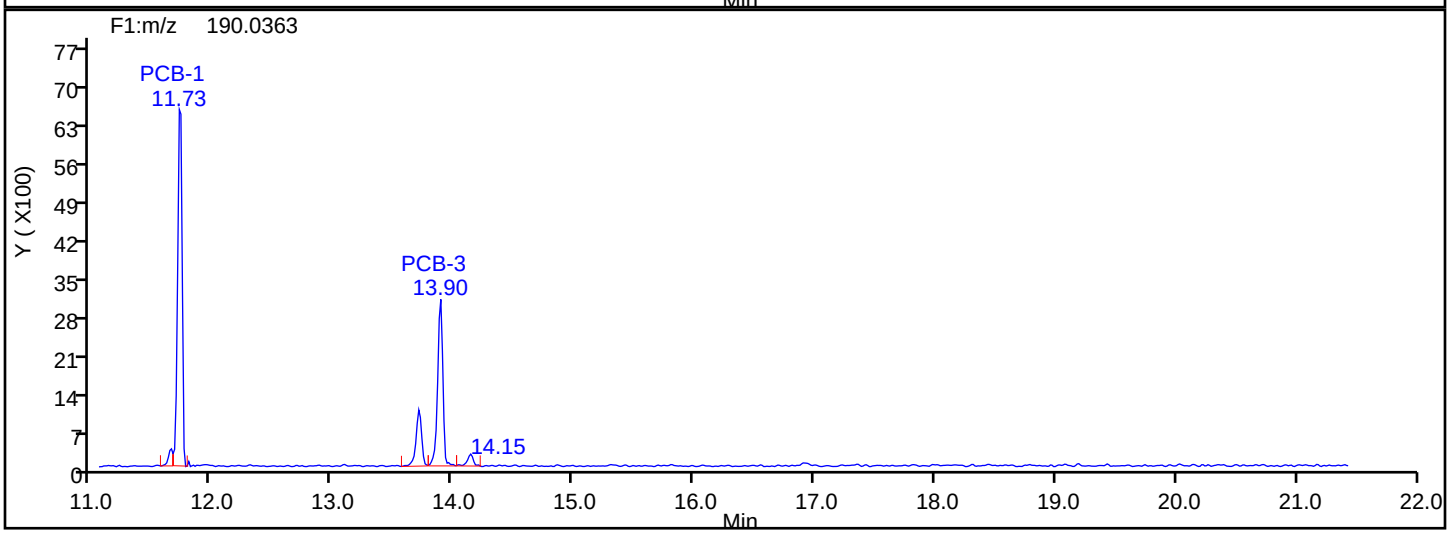

MoPCB F1 Lock Mass

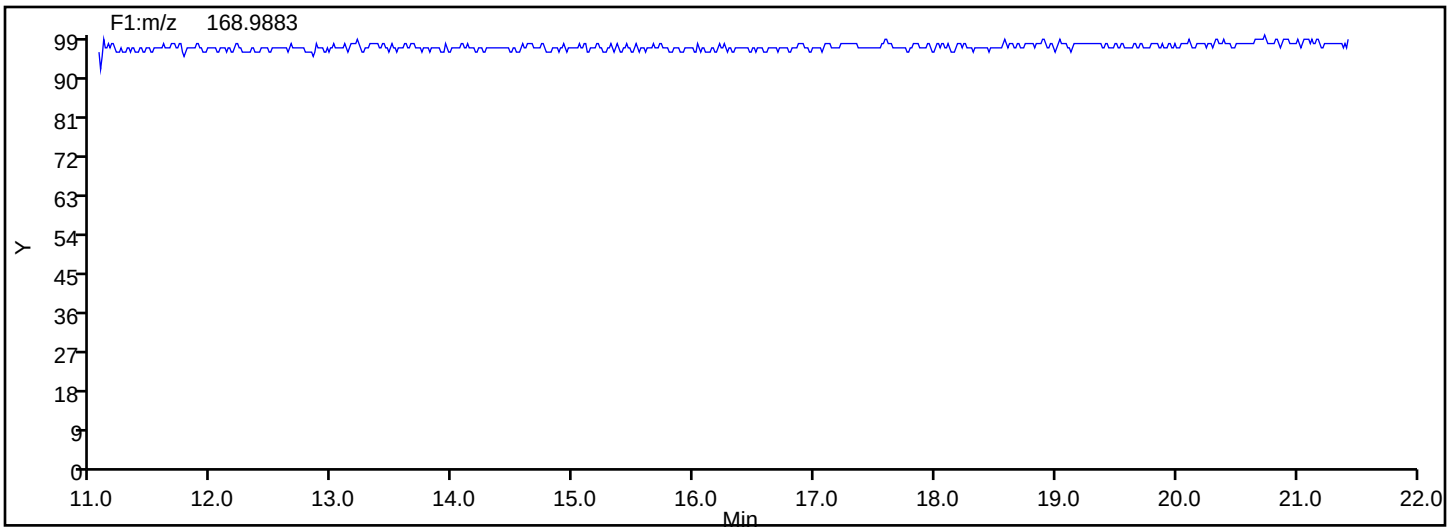

Eurofins TestAmerica, Knoxville

Data File:	\\chromna\Knoxville\ChromData\D3D\20190903-12939.b\580-88125-b-5-c_190904031432.d		
Injection Date:	04-Sep-2019 03:14:00	Injection Vol:	1.0 ul
Instrument ID:	D3D	Operator ID:	Xcalibur_System
Method:	PCBs_D3D	Limit Group:	HR - 1668A - ICAL
Client ID:	A5-0to25-100818		
Worklist#:	33231	Sample Line#:	9
Column Type:	SPB-Octyl	Column Dia:	0.25 mm

DiPCB F1

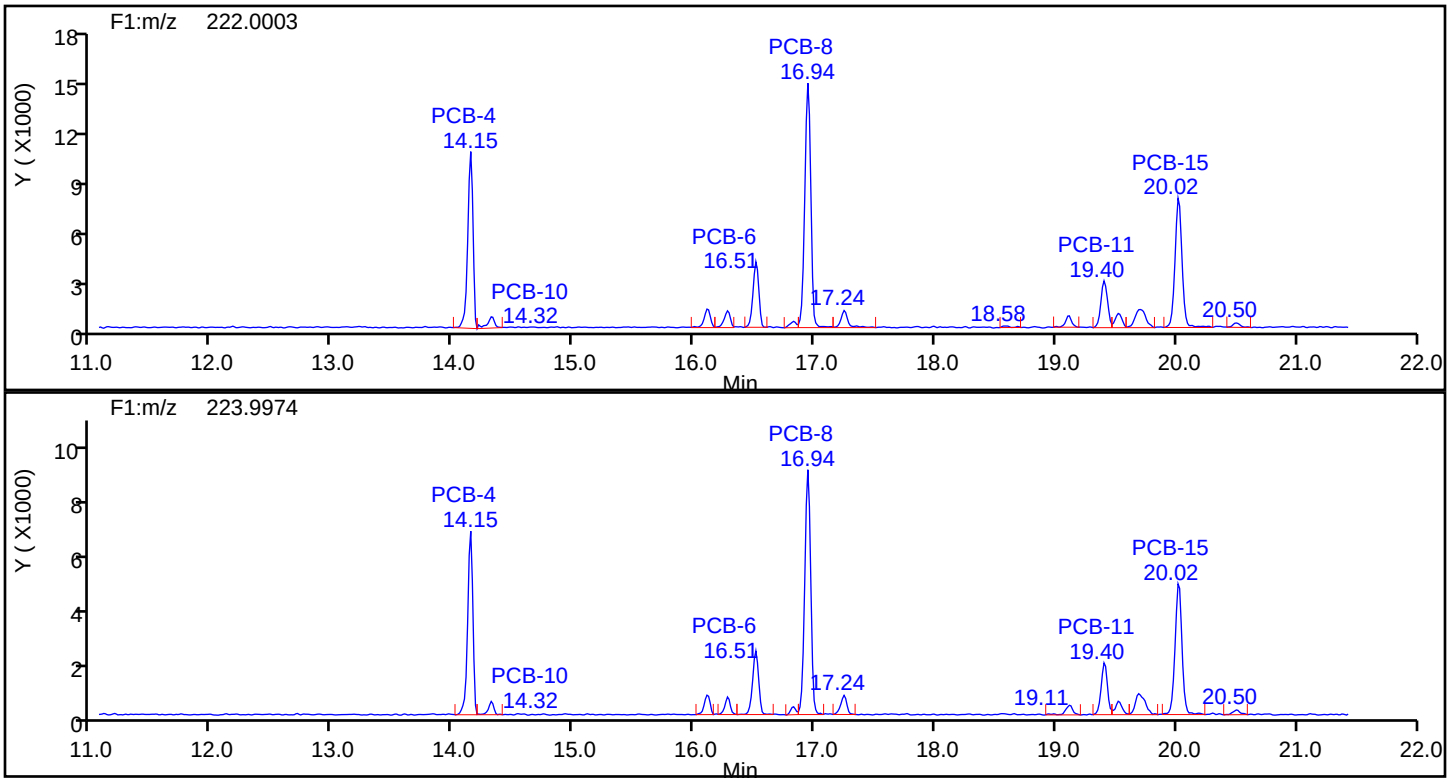

DiPCB F1 Standards

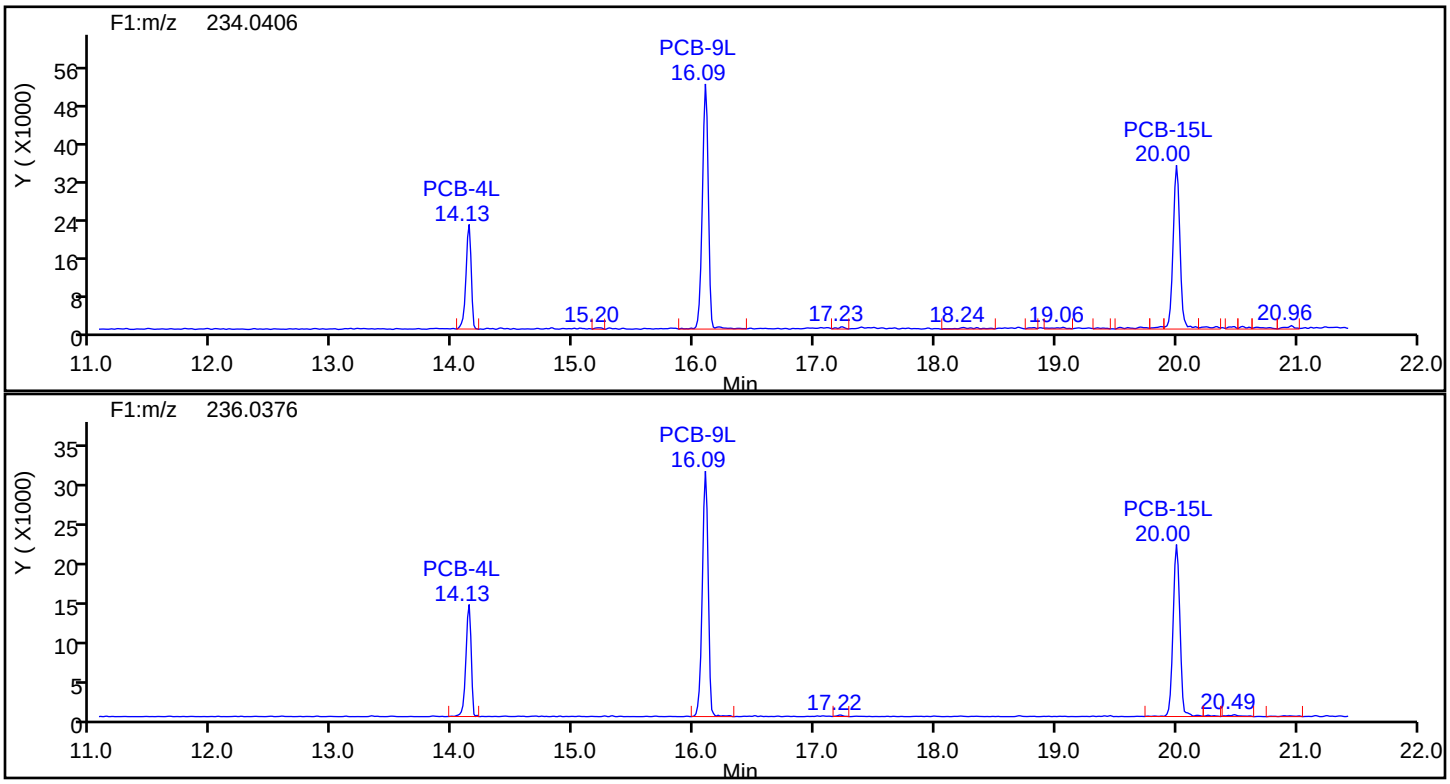

Eurofins TestAmerica, Knoxville

Data File:	\\chromna\Knoxville\ChromData\D3D\20190903-12939.b\580-88125-b-5-c_190904031432.d		
Injection Date:	04-Sep-2019 03:14:00	Injection Vol:	1.0 ul
Instrument ID:	D3D	Operator ID:	Xcalibur_System
Method:	PCBs_D3D	Limit Group:	HR - 1668A - ICAL
Client ID:	A5-0to25-100818		
Worklist#:	33231	Sample Line#:	9
Column Type:	SPB-Octyl	Column Dia:	0.25 mm

DiPCB F1

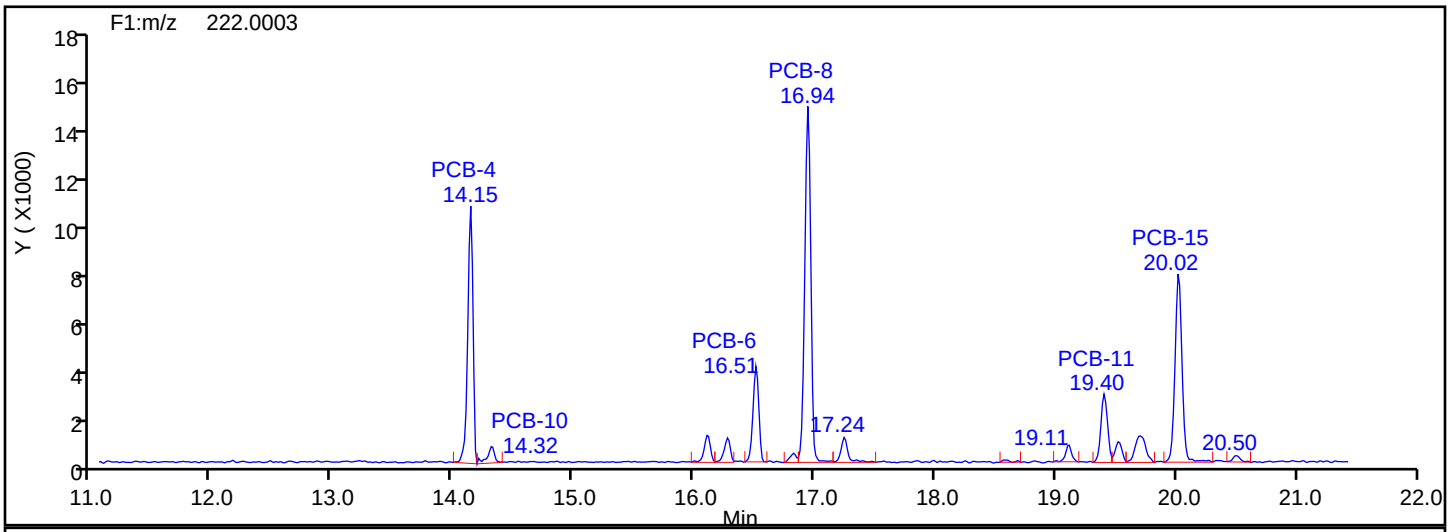

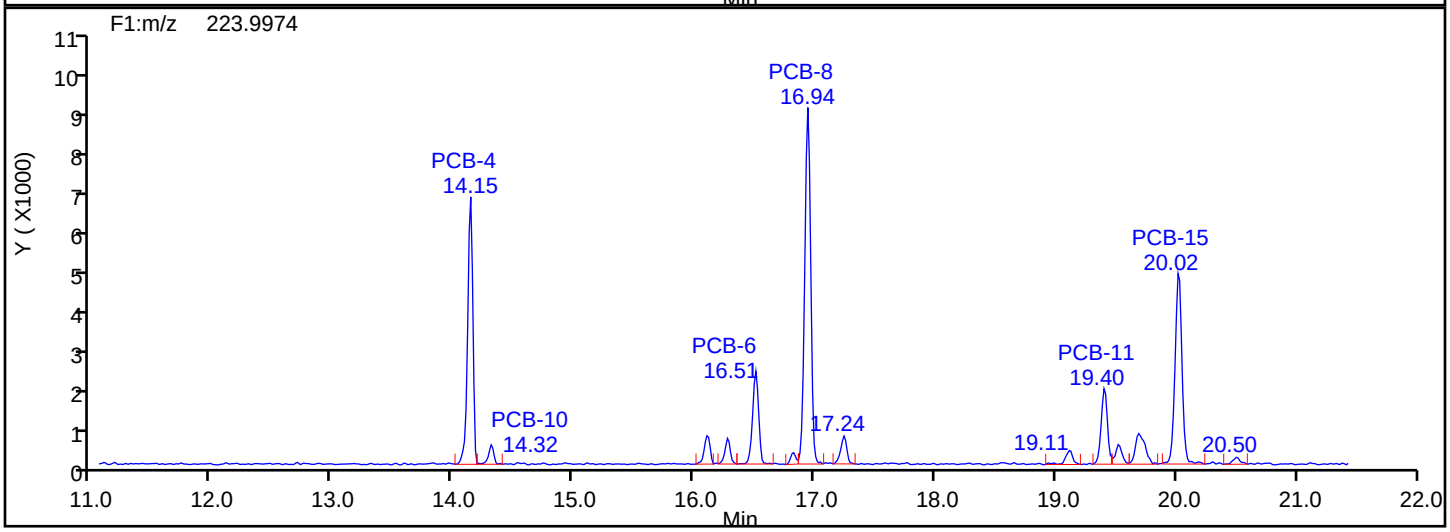

DiPCB F1 Lock Mass

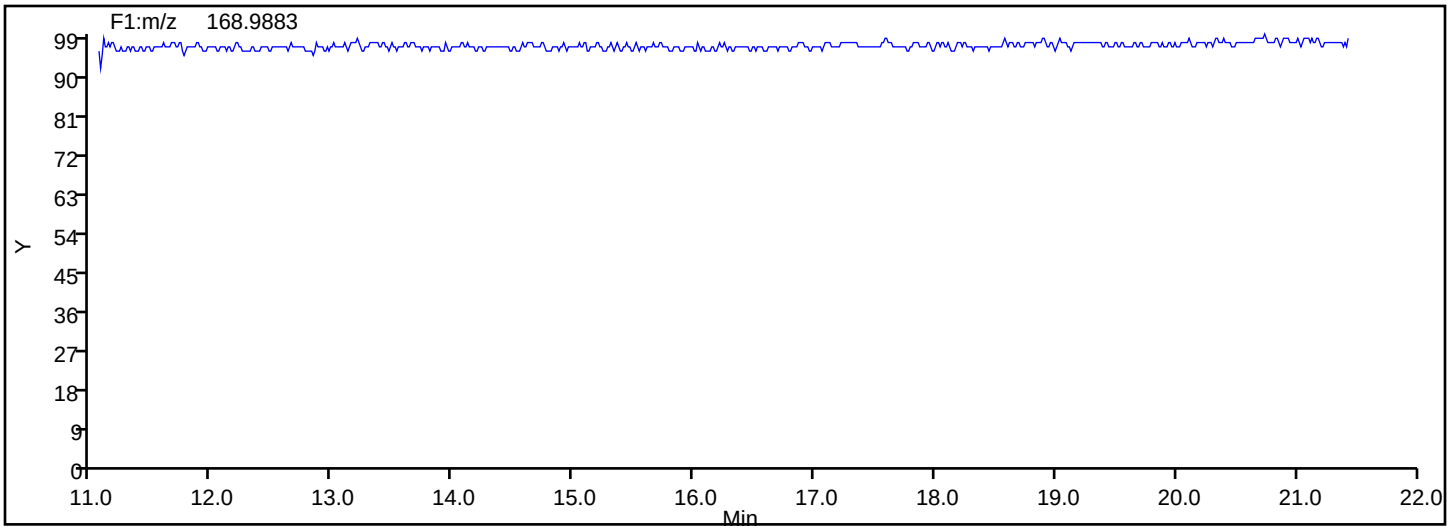

Manual Integration/User Assign Peak Report

Eurofins TestAmerica, Knoxville

Data File:	\\chromna\Knoxville\ChromData\D3D\20190903-12939.b\580-88125-b-5-c_190904031432.d		
Injection Date:	04-Sep-2019 03:14:00	Instrument ID:	D3D
Lims ID:	580-88125-B-5-C	Lab Sample ID:	140-88125-5
Client ID:	A5-0to25-100818		
Operator ID:	Xcalibur_System	ALS Bottle#:	0 Worklist Smp#: 9
Injection Vol:	1.0 ul	Dil. Factor:	2.0000
Method:	PCBs_D3D	Limit Group:	HR - 1668A - ICAL
Column:	SPB-Octyl (0.25 mm)	Detector	F1(11.07 :21.70)

PCB-11, CAS: 2050-67-1

Signal: 2

Processing Integration Results

RT: 19.40
Area: 8778
Amount: 3.608866
Amount Units: pg/ul

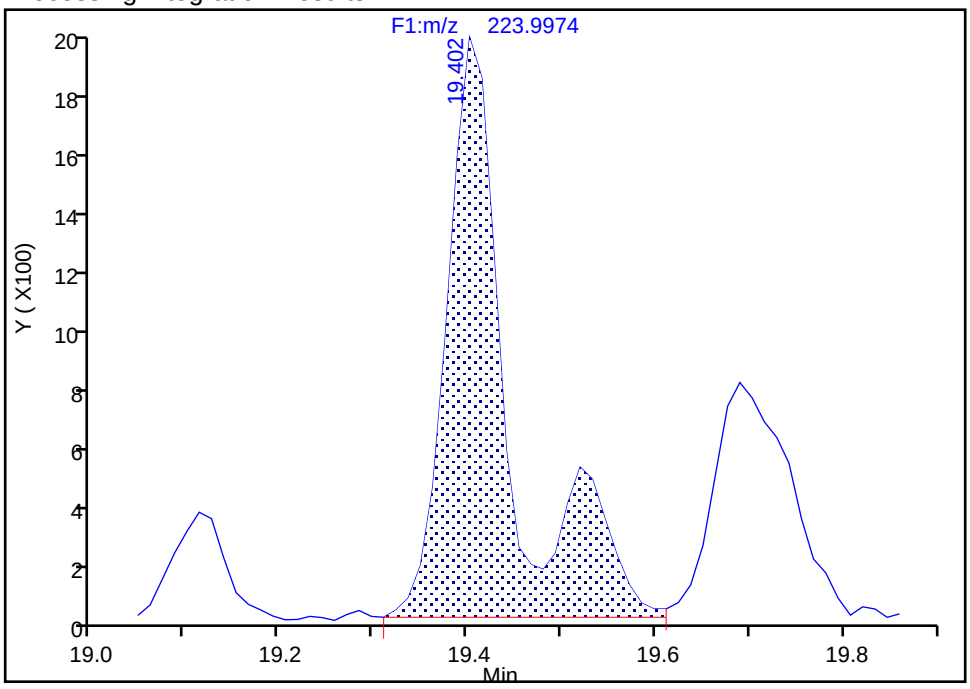

Manual Integration Results

RT: 19.40
Area: 6839
Amount: 3.254270
Amount Units: pg/ul

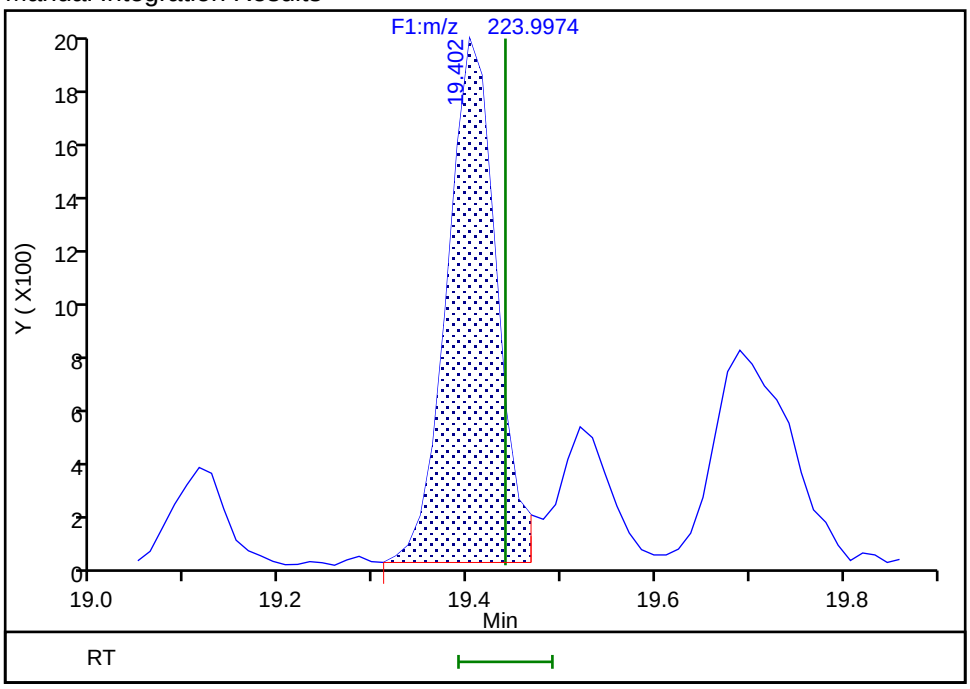

Reviewer: layk, 04-Sep-2019 09:12:44
Audit Action: Split an Integrated Peak Audit Reason: Split Peak

Eurofins TestAmerica, Knoxville

Data File:	\\chromna\Knoxville\ChromData\D3D\20190903-12939.b\580-88125-b-5-c_190904031432.d		
Injection Date:	04-Sep-2019 03:14:00	Injection Vol:	1.0 ul
Instrument ID:	D3D	Operator ID:	Xcalibur_System
Method:	PCBs_D3D	Limit Group:	HR - 1668A - ICAL
Client ID:	A5-0to25-100818		
Worklist#:	33231	Sample Line#:	9
Column Type:	SPB-Octyl	Column Dia:	0.25 mm

TriPCB F1

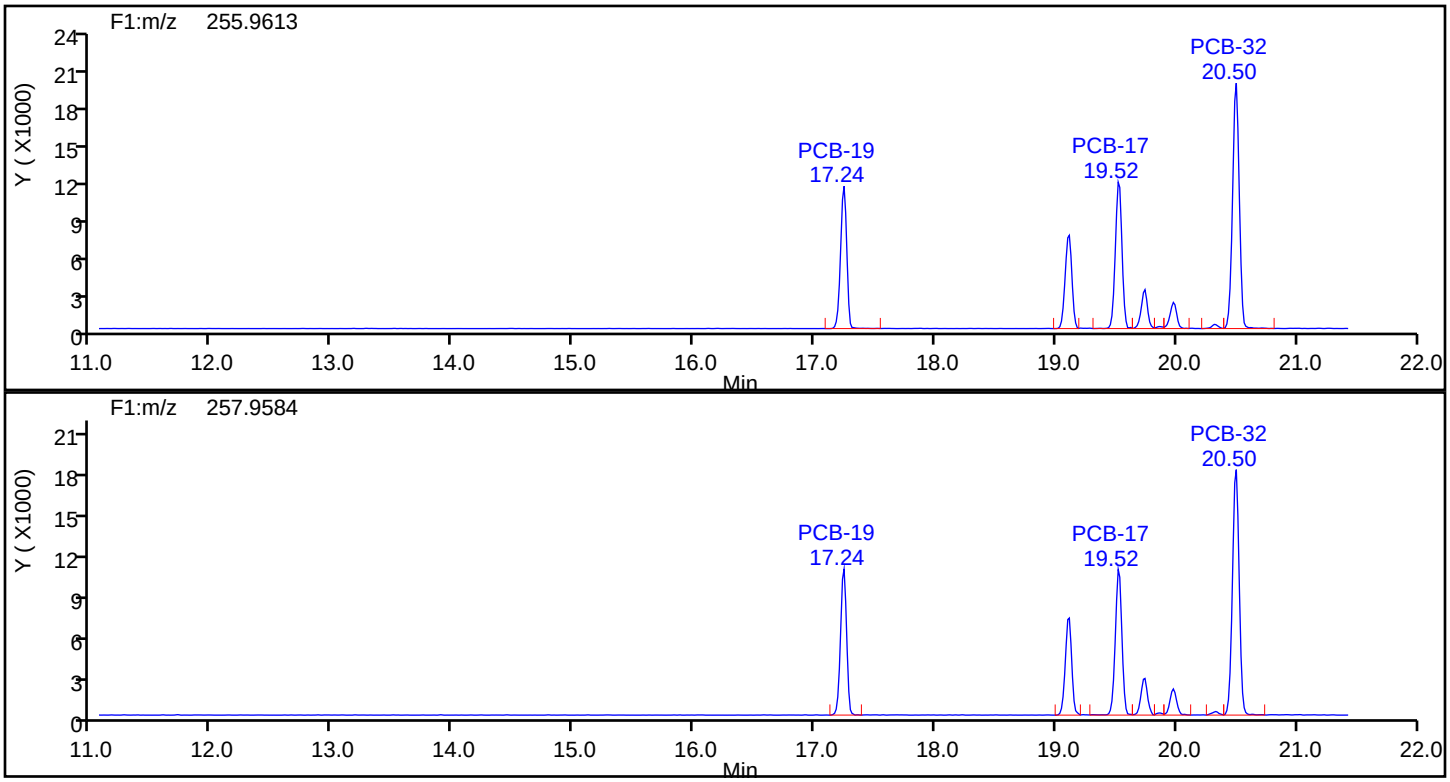

TriPCB F1 Standards

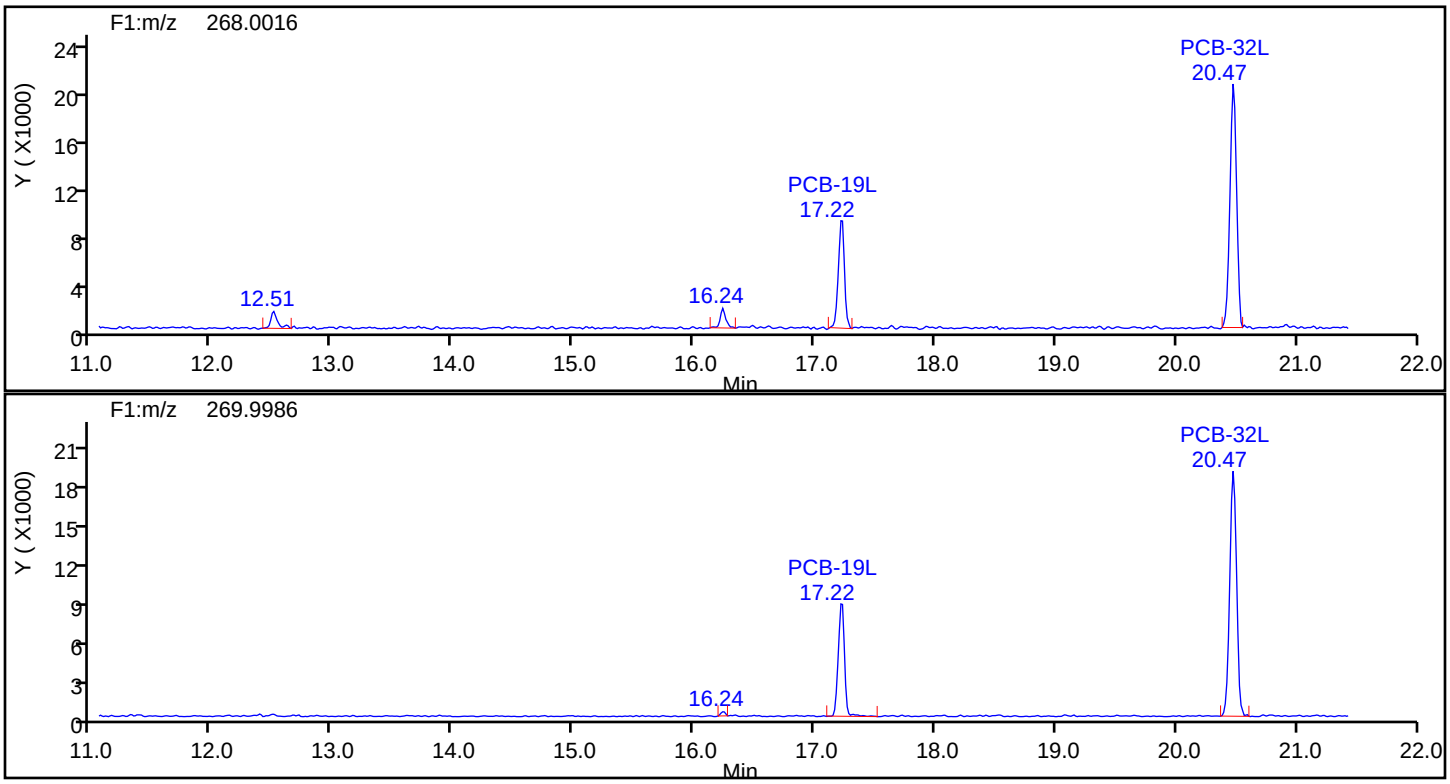

Eurofins TestAmerica, Knoxville

Data File:	\\chromna\Knoxville\ChromData\D3D\20190903-12939.b\580-88125-b-5-c_190904031432.d		
Injection Date:	04-Sep-2019 03:14:00	Injection Vol:	1.0 ul
Instrument ID:	D3D	Operator ID:	Xcalibur_System
Method:	PCBs_D3D	Limit Group:	HR - 1668A - ICAL
Client ID:	A5-0to25-100818		
Worklist#:	33231	Sample Line#:	9
Column Type:	SPB-Octyl	Column Dia:	0.25 mm

TriPCB F1

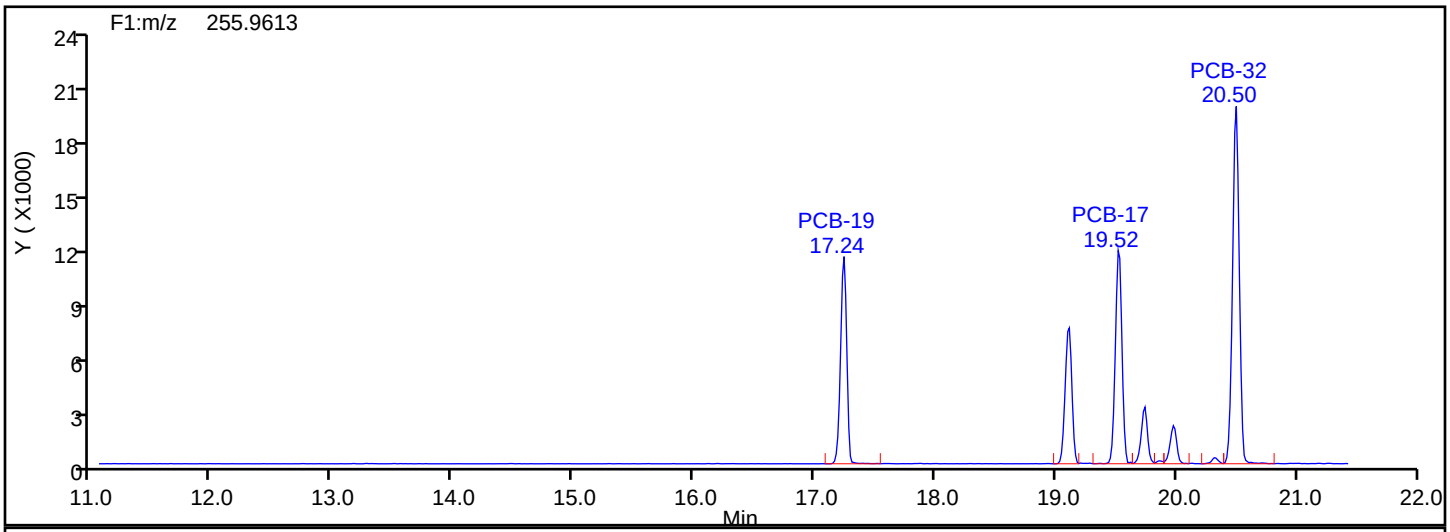

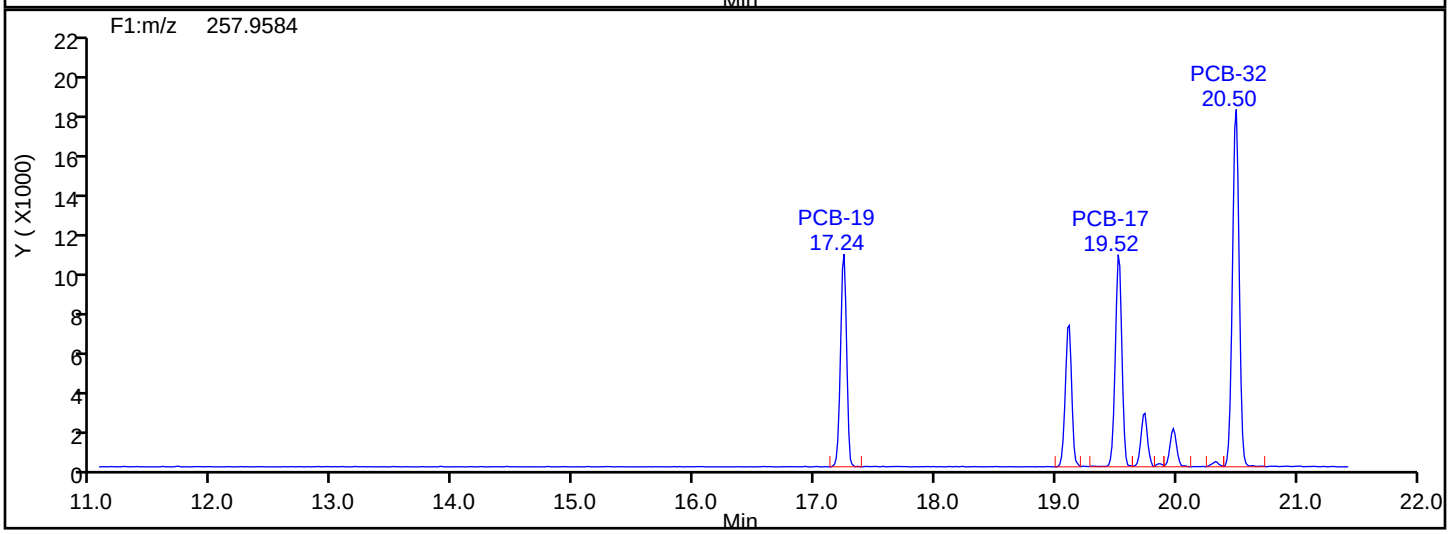

TriPCB F1 Lock Mass

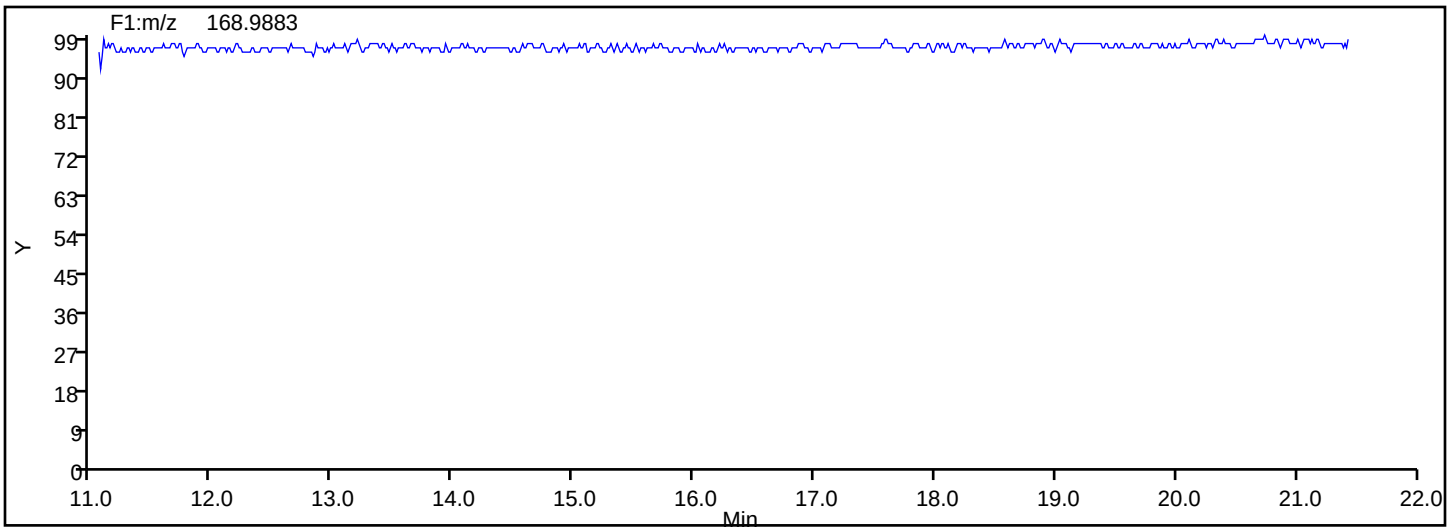

Eurofins TestAmerica, Knoxville

Data File:	\\chromna\Knoxville\ChromData\D3D\20190903-12939.b\580-88125-b-5-c_190904031432.d		
Injection Date:	04-Sep-2019 03:14:00	Injection Vol:	1.0 ul
Instrument ID:	D3D	Operator ID:	Xcalibur_System
Method:	PCBs_D3D	Limit Group:	HR - 1668A - ICAL
Client ID:	A5-0to25-100818		
Worklist#:	33231	Sample Line#:	9
Column Type:	SPB-Octyl	Column Dia:	0.25 mm

TriPCB F2

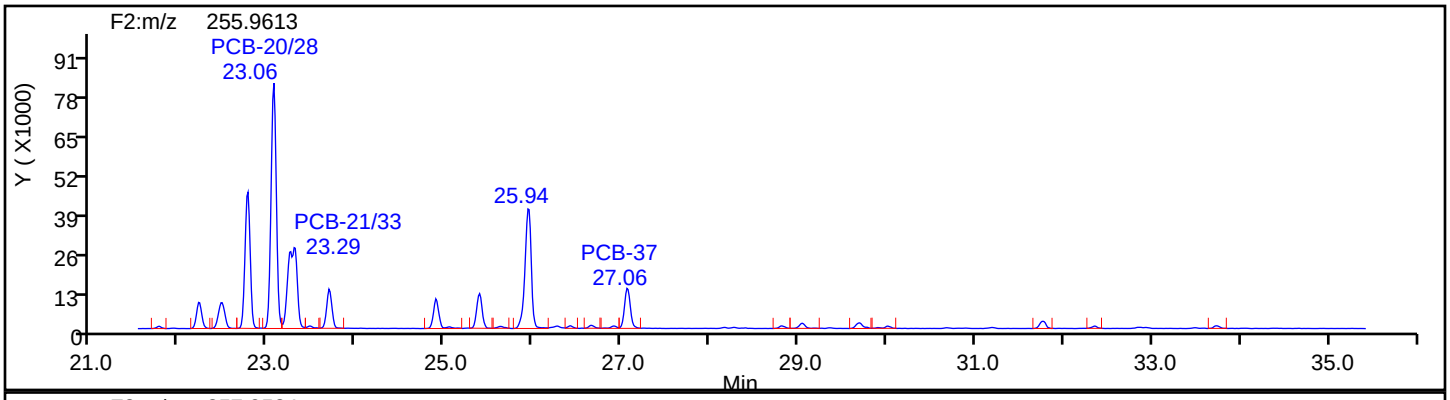

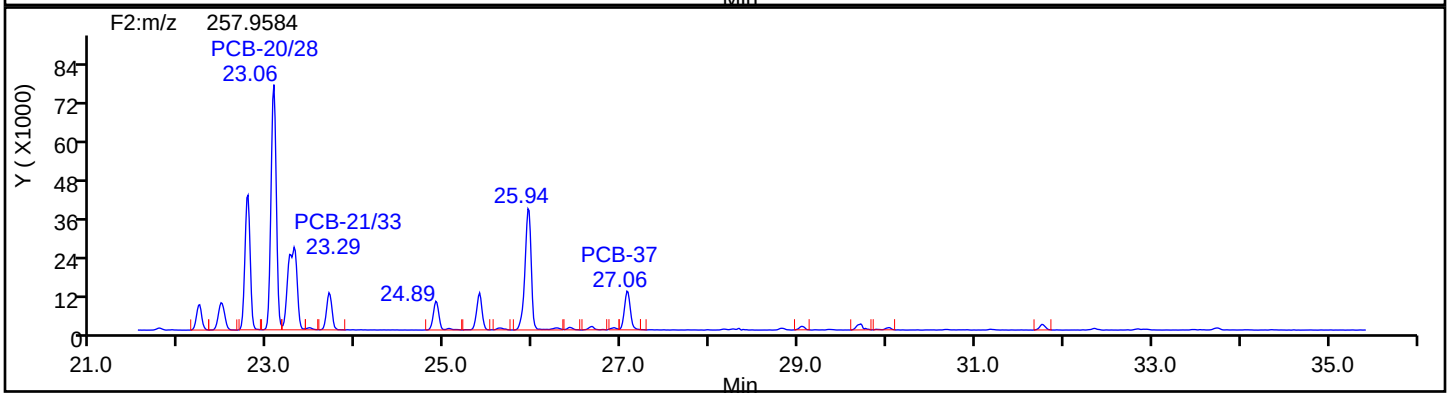

TriPCB F2 Standards

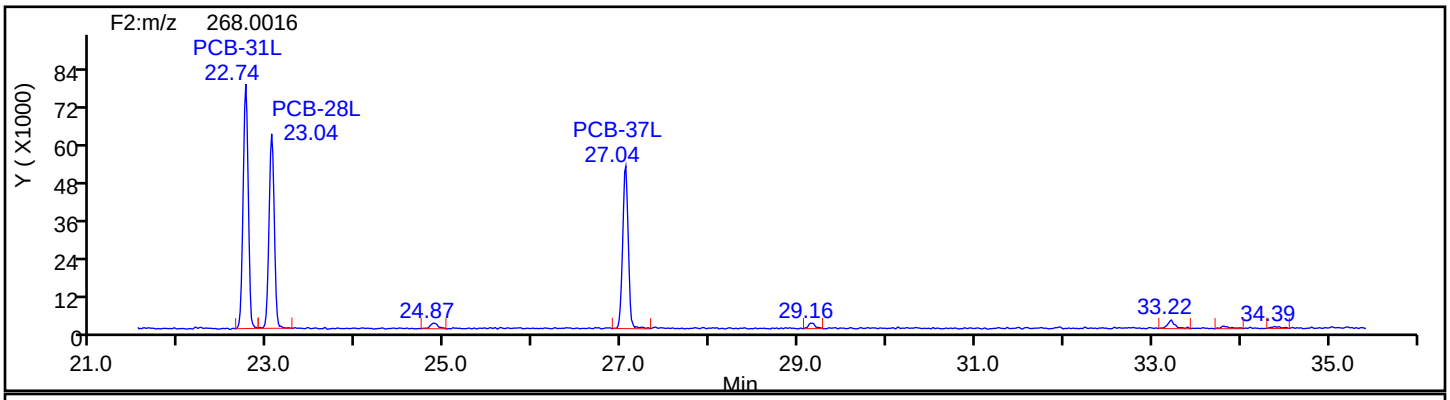

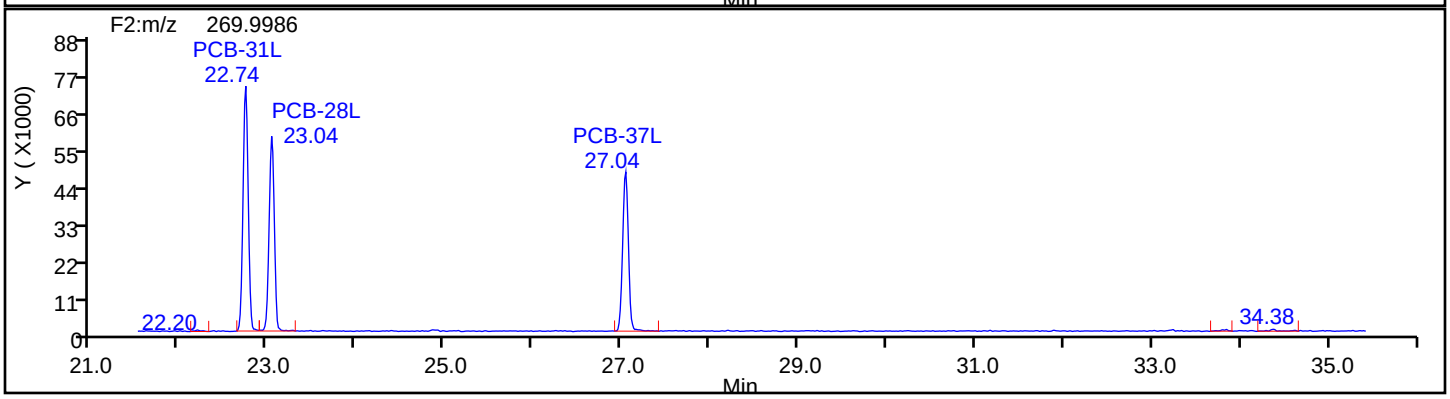

Eurofins TestAmerica, Knoxville

Data File:	\\chromna\Knoxville\ChromData\D3D\20190903-12939.b\580-88125-b-5-c_190904031432.d		
Injection Date:	04-Sep-2019 03:14:00	Injection Vol:	1.0 ul
Instrument ID:	D3D	Operator ID:	Xcalibur_System
Method:	PCBs_D3D	Limit Group:	HR - 1668A - ICAL
Client ID:	A5-0to25-100818		
Worklist#:	33231	Sample Line#:	9
Column Type:	SPB-Octyl	Column Dia:	0.25 mm

TriPCB F2

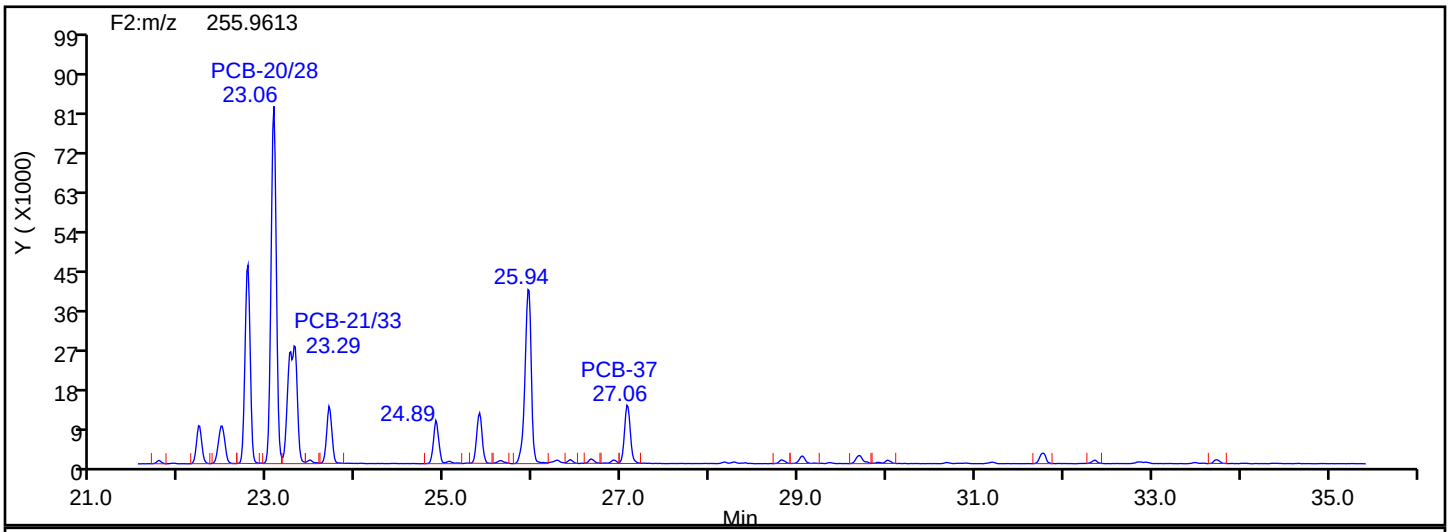

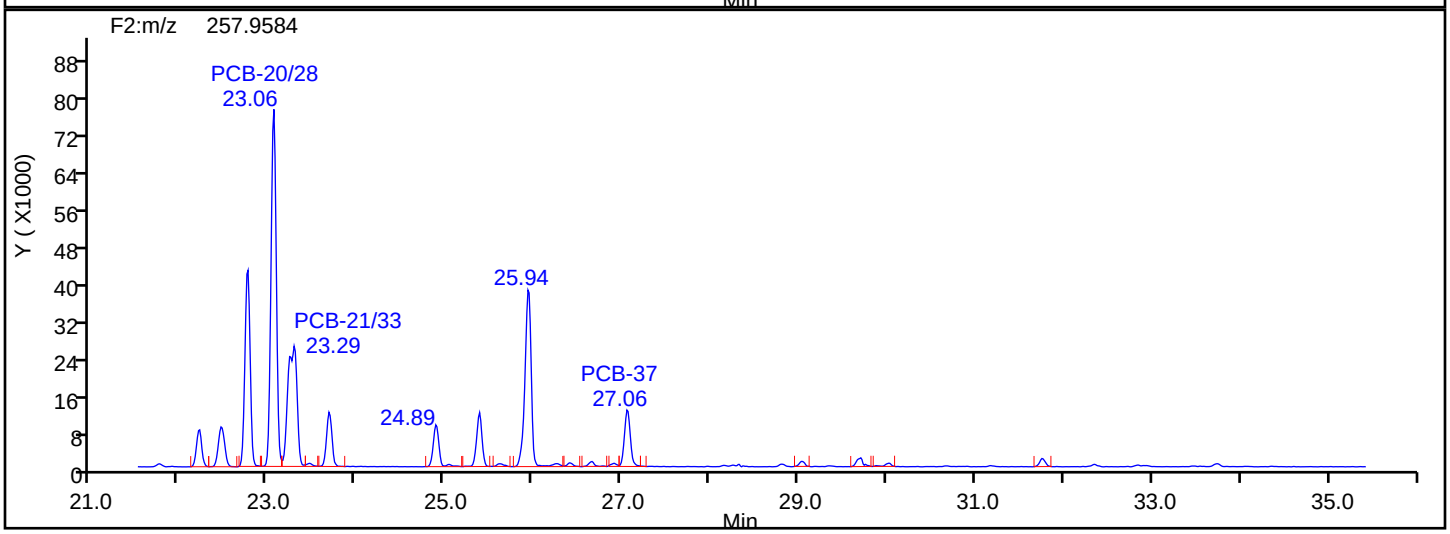

TriPCB F2 Lock Mass

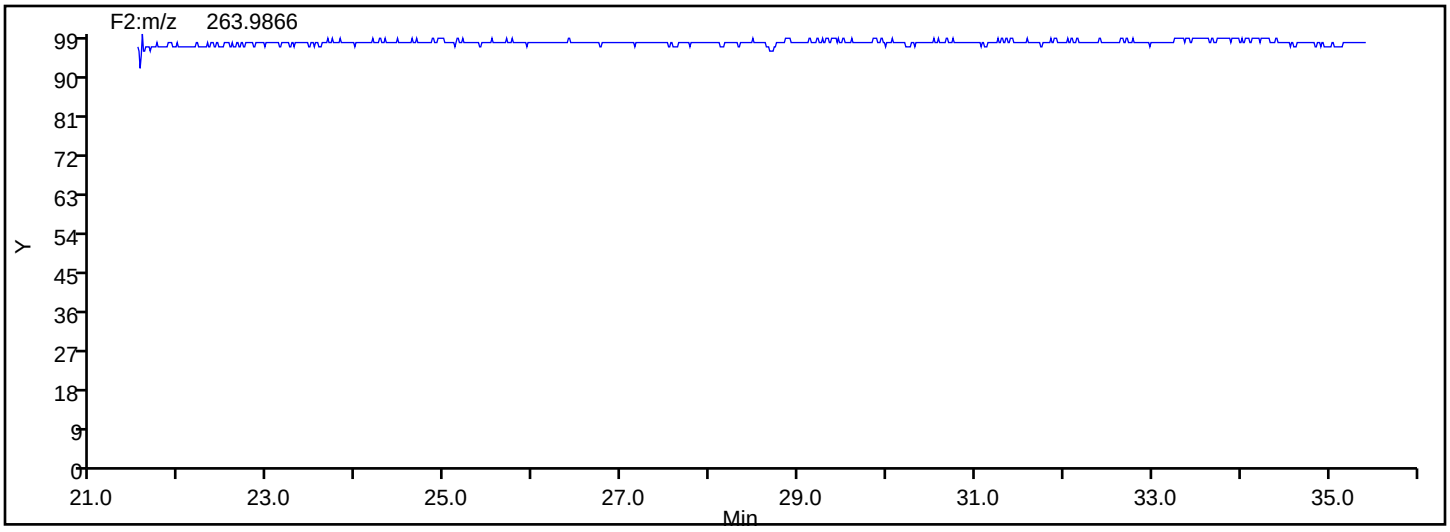

Manual Integration/User Assign Peak Report

Eurofins TestAmerica, Knoxville

Data File:	\\chromna\Knoxville\ChromData\D3D\20190903-12939.b\580-88125-b-5-c_190904031432.d				
Injection Date:	04-Sep-2019 03:14:00	Instrument ID:	D3D		
Lims ID:	580-88125-B-5-C	Lab Sample ID:	140-88125-5		
Client ID:	A5-0to25-100818				
Operator ID:	Xcalibur_System	ALS Bottle#:	0	Worklist Smp#:	9
Injection Vol:	1.0 ul	Dil. Factor:	2.0000		
Method:	PCBs_D3D	Limit Group:	HR - 1668A - ICAL		
Column:	SPB-Octyl (0.25 mm)	Detector	F2(21.81 :35.54)		

PCB-25, CAS: 55712-37-3

Signal: 2

Processing Integration Results

RT: 22.45
Area: 18671
Amount: 5.184611
Amount Units: pg/ul

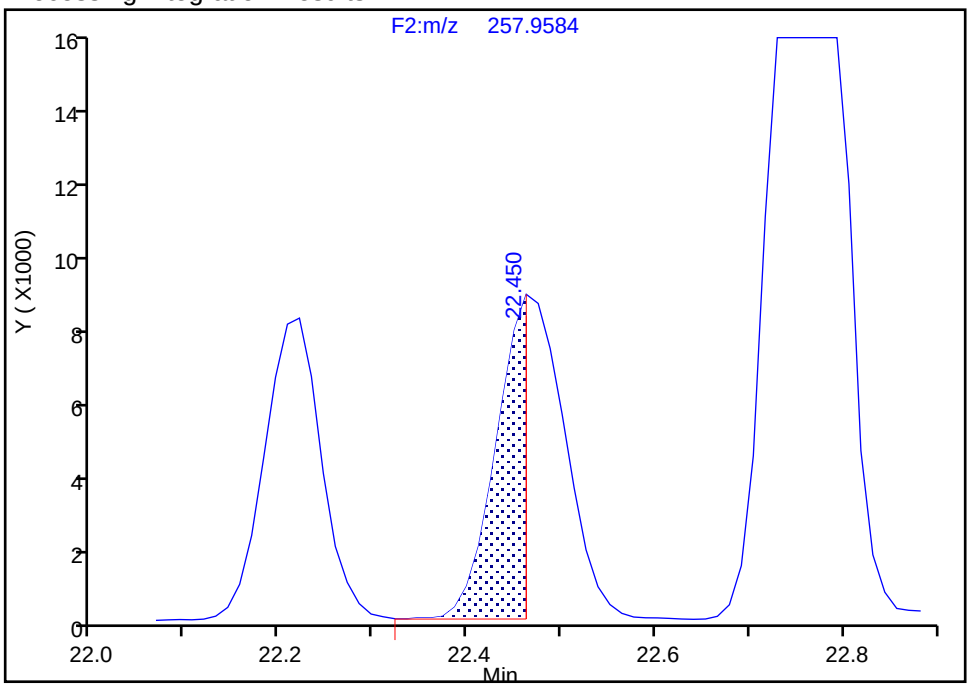

Manual Integration Results

RT: 22.46
Area: 43008
Amount: 7.179550
Amount Units: pg/ul

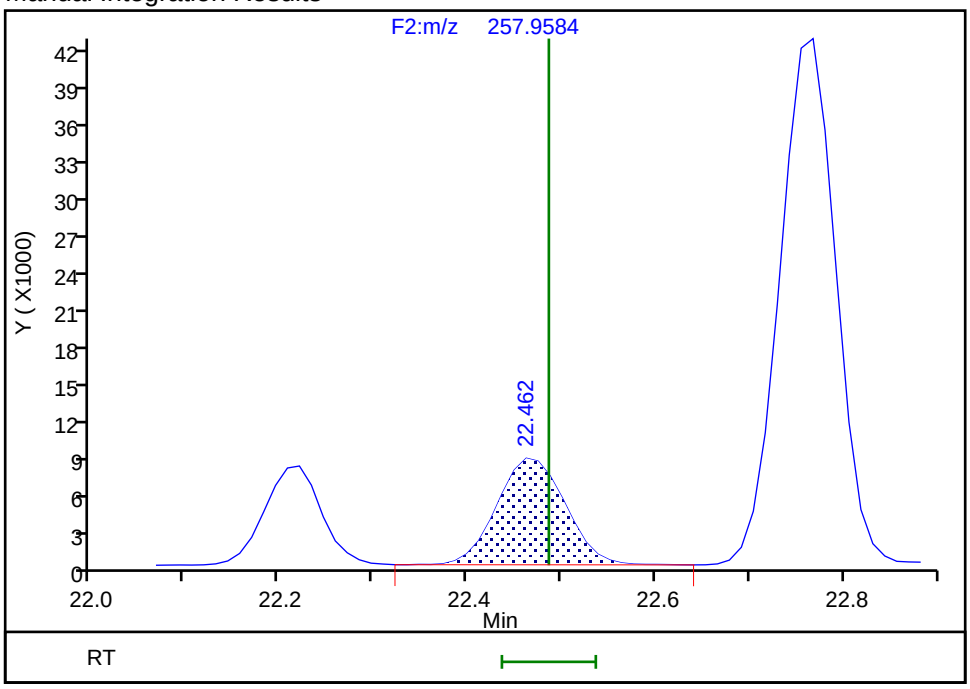

Reviewer: layk, 04-Sep-2019 09:13:25

Audit Action: Manually Integrated Audit Reason: Incomplete Integration

Manual Integration/User Assign Peak Report

Eurofins TestAmerica, Knoxville

Data File:	\\chromna\Knoxville\ChromData\D3D\20190903-12939.b\580-88125-b-5-c_190904031432.d		
Injection Date:	04-Sep-2019 03:14:00	Instrument ID:	D3D
Lims ID:	580-88125-B-5-C	Lab Sample ID:	140-88125-5
Client ID:	A5-0to25-100818		
Operator ID:	Xcalibur_System	ALS Bottle#:	0 Worklist Smp#: 9
Injection Vol:	1.0 ul	Dil. Factor:	2.0000
Method:	PCBs_D3D	Limit Group:	HR - 1668A - ICAL
Column:	SPB-Octyl (0.25 mm)	Detector	F2(21.81 :35.54)

PCB-21/33, CAS: STL01800

Signal: 1

Processing Integration Results

RT: 23.29
Area: 203663
Amount: 31.710104
Amount Units: pg/ul

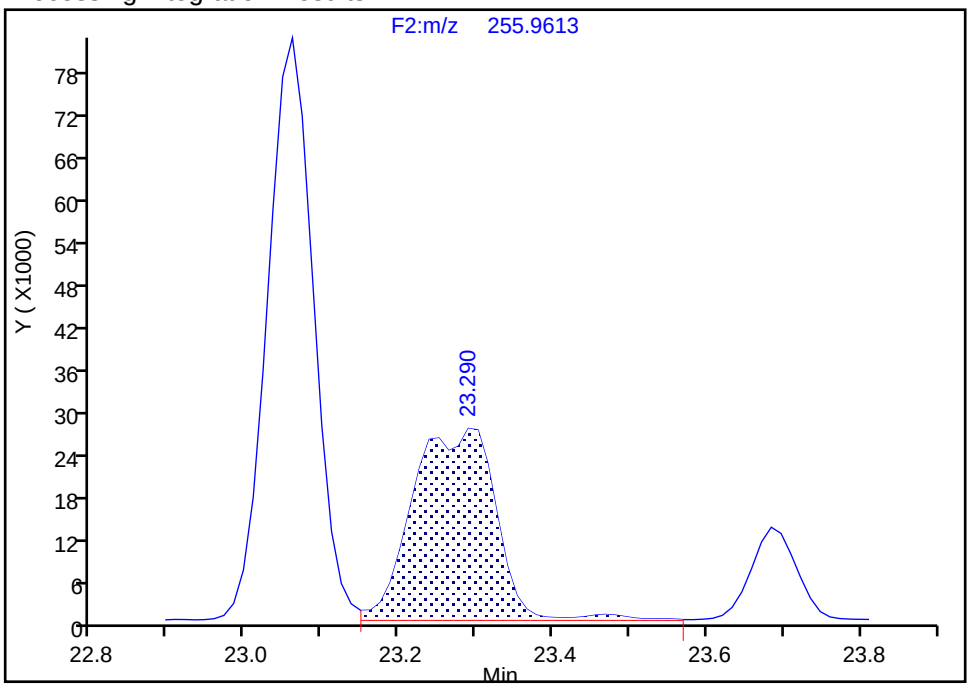

Manual Integration Results

RT: 23.29
Area: 199720
Amount: 31.156281
Amount Units: pg/ul

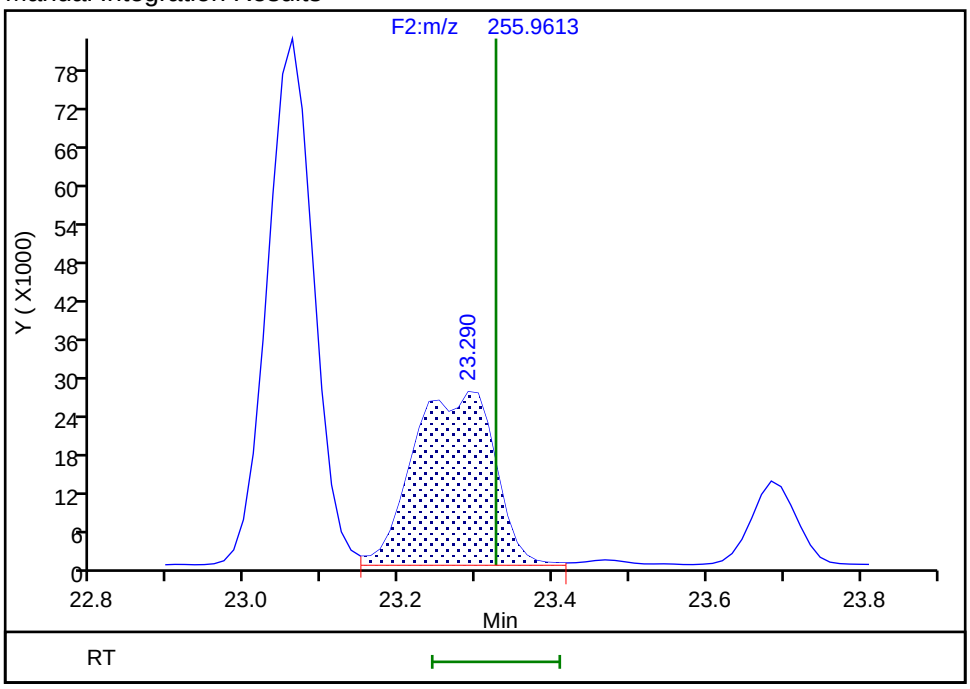

Reviewer: layk, 04-Sep-2019 09:13:50
Audit Action: Split an Integrated Peak Audit Reason: Split Peak

Manual Integration/User Assign Peak Report

Eurofins TestAmerica, Knoxville

Data File:	\\chromna\Knoxville\ChromData\D3D\20190903-12939.b\580-88125-b-5-c_190904031432.d				
Injection Date:	04-Sep-2019 03:14:00	Instrument ID:	D3D		
Lims ID:	580-88125-B-5-C	Lab Sample ID:	140-88125-5		
Client ID:	A5-0to25-100818				
Operator ID:	Xcalibur_System	ALS Bottle#:	0	Worklist Smp#:	9
Injection Vol:	1.0 ul	Dil. Factor:	2.0000		
Method:	PCBs_D3D	Limit Group:	HR - 1668A - ICAL		
Column:	SPB-Octyl (0.25 mm)	Detector	F2(21.81 :35.54)		

PCB-21/33, CAS: STL01800

Signal: 2

Processing Integration Results

RT: 23.29
Area: 190435
Amount: 31.710104
Amount Units: pg/ul

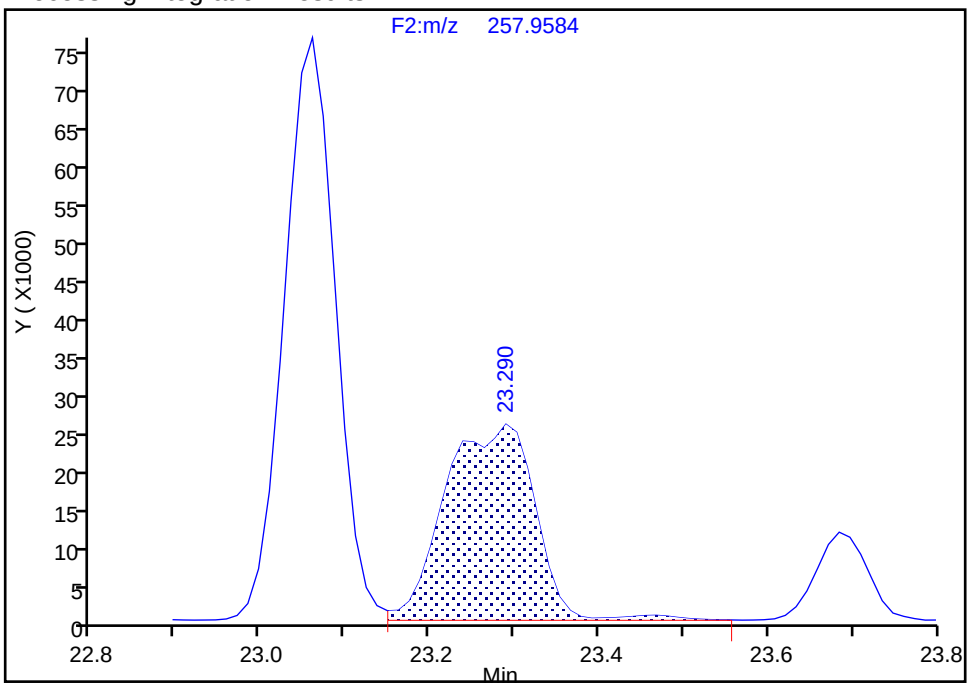

Manual Integration Results

RT: 23.29
Area: 187495
Amount: 31.156281
Amount Units: pg/ul

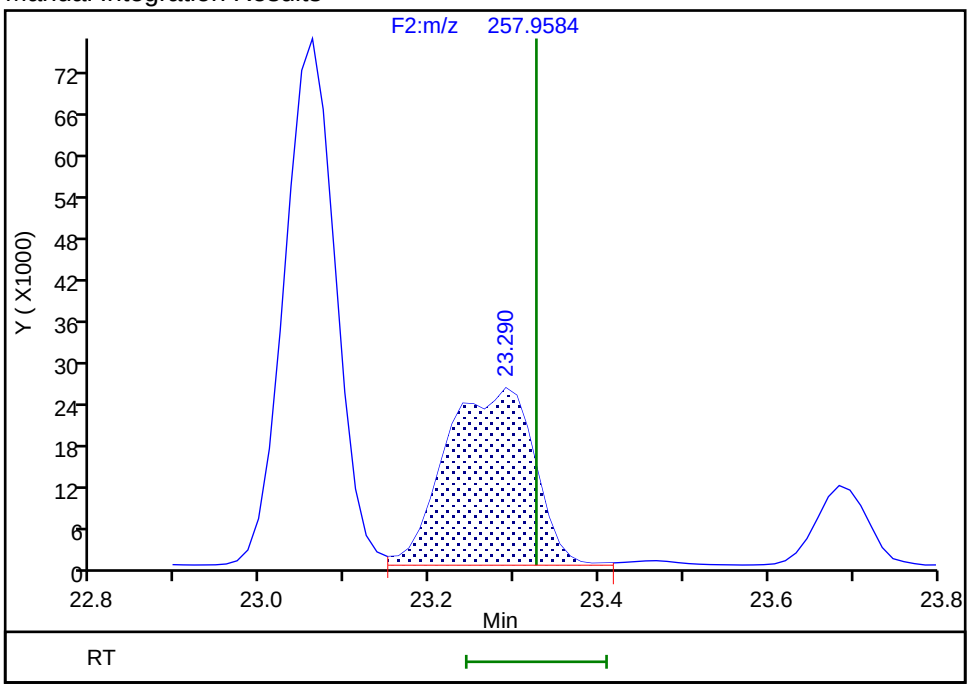

Reviewer: layk, 04-Sep-2019 09:13:59

Audit Action: Split an Integrated Peak Audit Reason: Split Peak

Manual Integration/User Assign Peak Report

Eurofins TestAmerica, Knoxville

Data File:	\\chromna\Knoxville\ChromData\D3D\20190903-12939.b\580-88125-b-5-c_190904031432.d		
Injection Date:	04-Sep-2019 03:14:00	Instrument ID:	D3D
Lims ID:	580-88125-B-5-C	Lab Sample ID:	140-88125-5
Client ID:	A5-0to25-100818		
Operator ID:	Xcalibur_System	ALS Bottle#:	0 Worklist Smp#: 9
Injection Vol:	1.0 ul	Dil. Factor:	2.0000
Method:	PCBs_D3D	Limit Group:	HR - 1668A - ICAL
Column:	SPB-Octyl (0.25 mm)	Detector	F2(21.81 :35.54)

PCB-37, CAS: 38444-90-5

Signal: 2

Processing Integration Results

RT: 27.06
Area: 59734
Amount: 10.465611
Amount Units: pg/ul

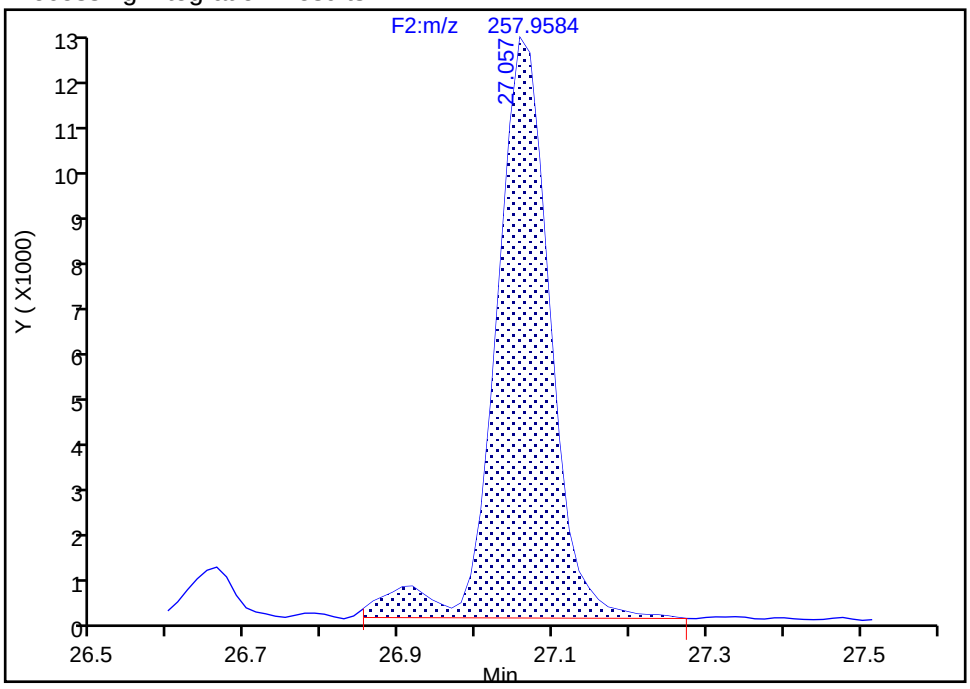

Manual Integration Results

RT: 27.06
Area: 56500
Amount: 10.187270
Amount Units: pg/ul

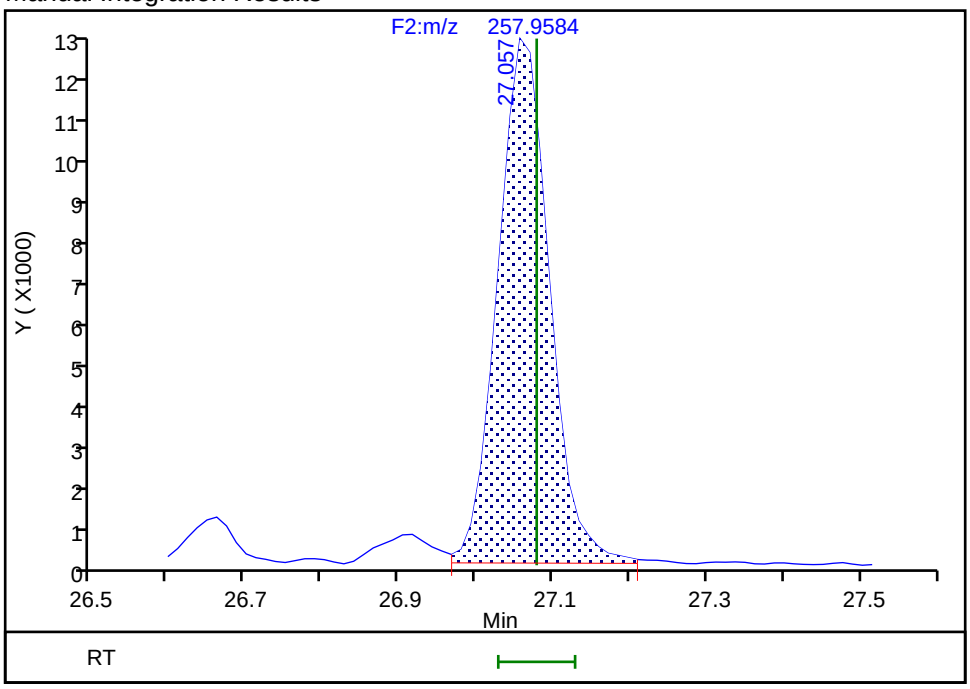

Reviewer: layk, 04-Sep-2019 09:14:44

Audit Action: Split an Integrated Peak Audit Reason: Split Peak

Eurofins TestAmerica, Knoxville

Data File:	\\chromna\Knoxville\ChromData\D3D\20190903-12939.b\580-88125-b-5-c_190904031432.d		
Injection Date:	04-Sep-2019 03:14:00	Injection Vol:	1.0 ul
Instrument ID:	D3D	Operator ID:	Xcalibur_System
Method:	PCBs_D3D	Limit Group:	HR - 1668A - ICAL
Client ID:	A5-0to25-100818		
Worklist#:	33231	Sample Line#:	9
Column Type:	SPB-Octyl	Column Dia:	0.25 mm

TePCB F1

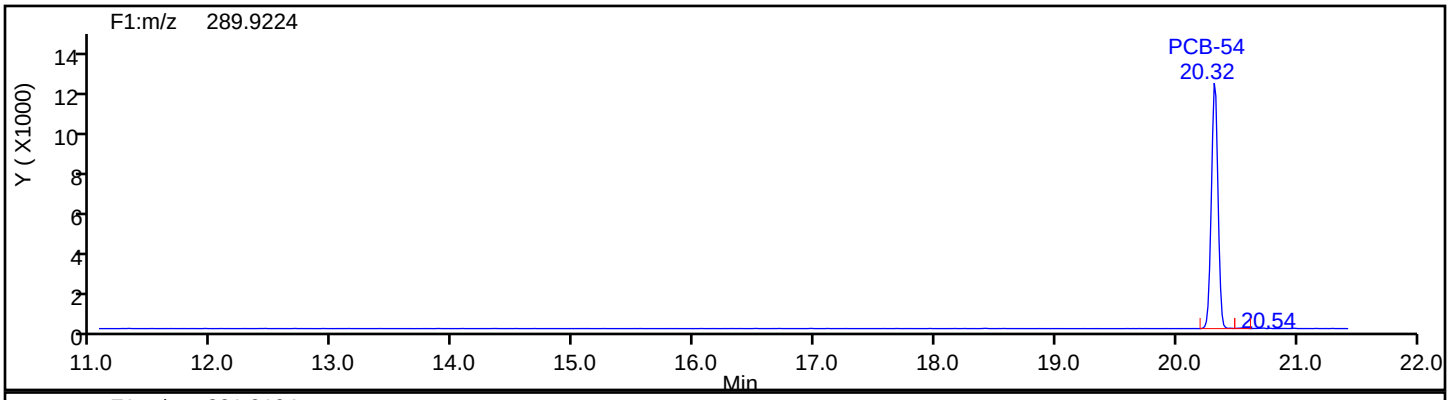

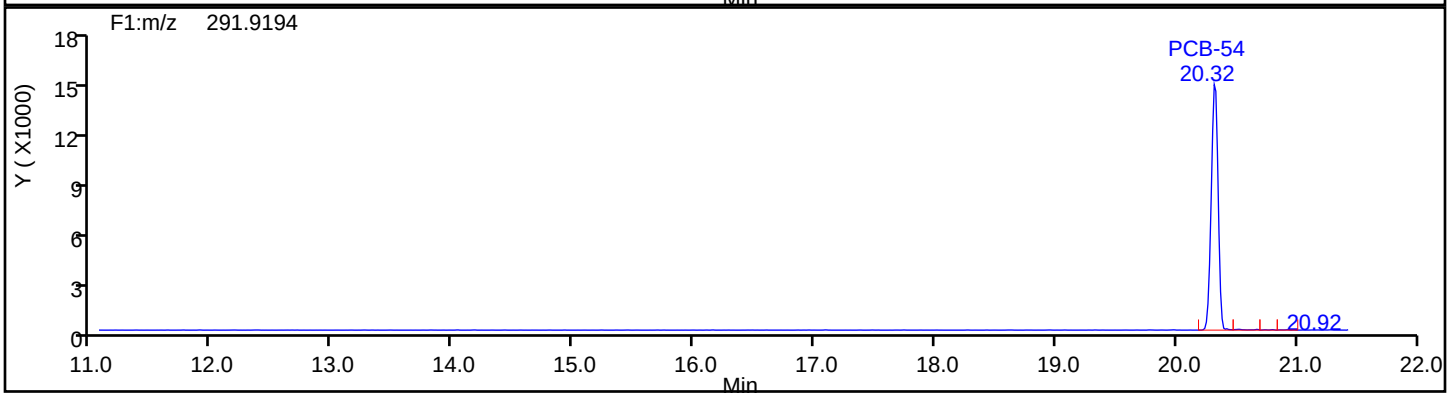

TePCB F1 Standards

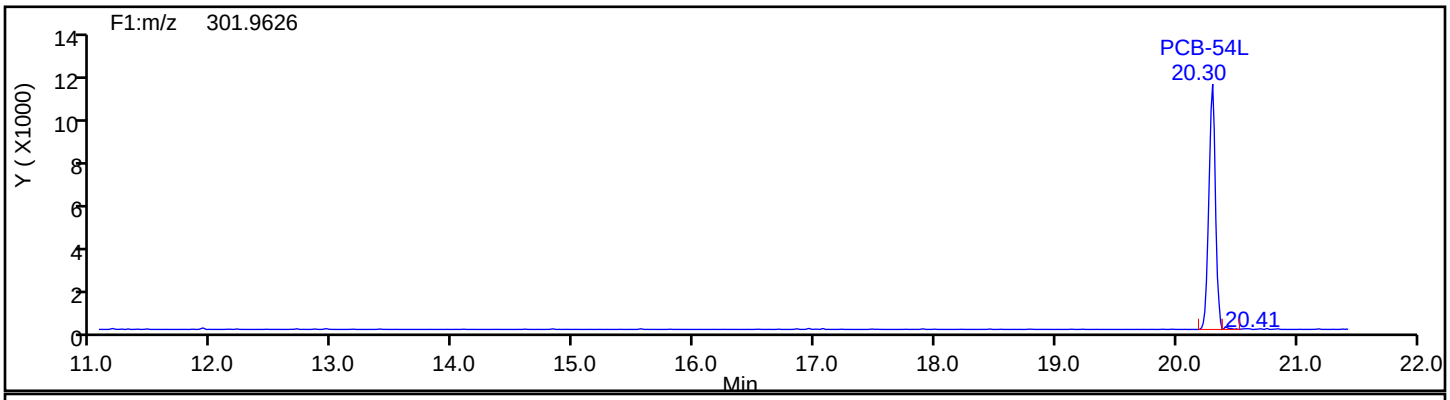

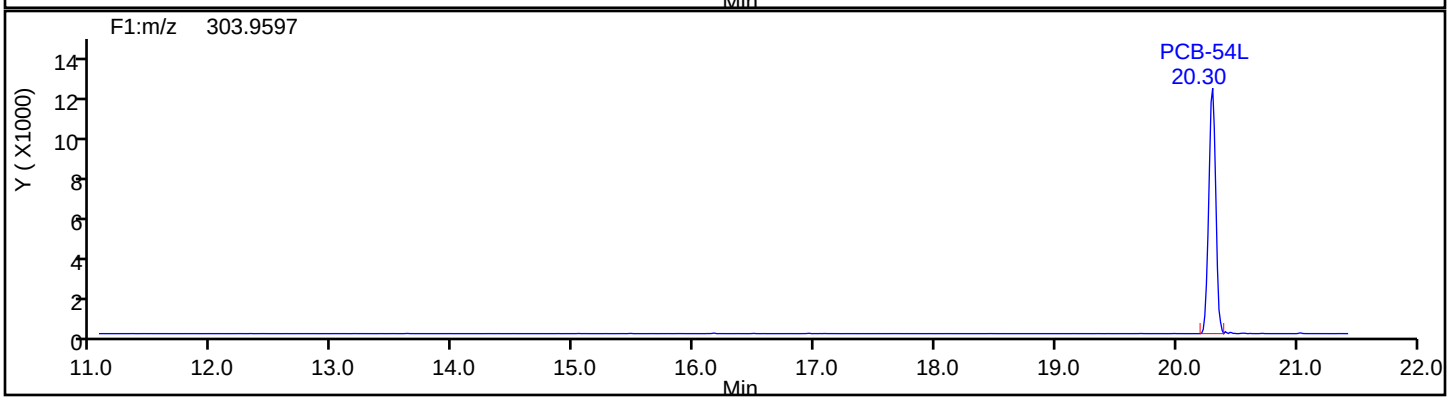

Eurofins TestAmerica, Knoxville

Data File:	\\chromna\Knoxville\ChromData\D3D\20190903-12939.b\580-88125-b-5-c_190904031432.d		
Injection Date:	04-Sep-2019 03:14:00	Injection Vol:	1.0 ul
Instrument ID:	D3D	Operator ID:	Xcalibur_System
Method:	PCBs_D3D	Limit Group:	HR - 1668A - ICAL
Client ID:	A5-0to25-100818		
Worklist#:	33231	Sample Line#:	9
Column Type:	SPB-Octyl	Column Dia:	0.25 mm

TePCB F1

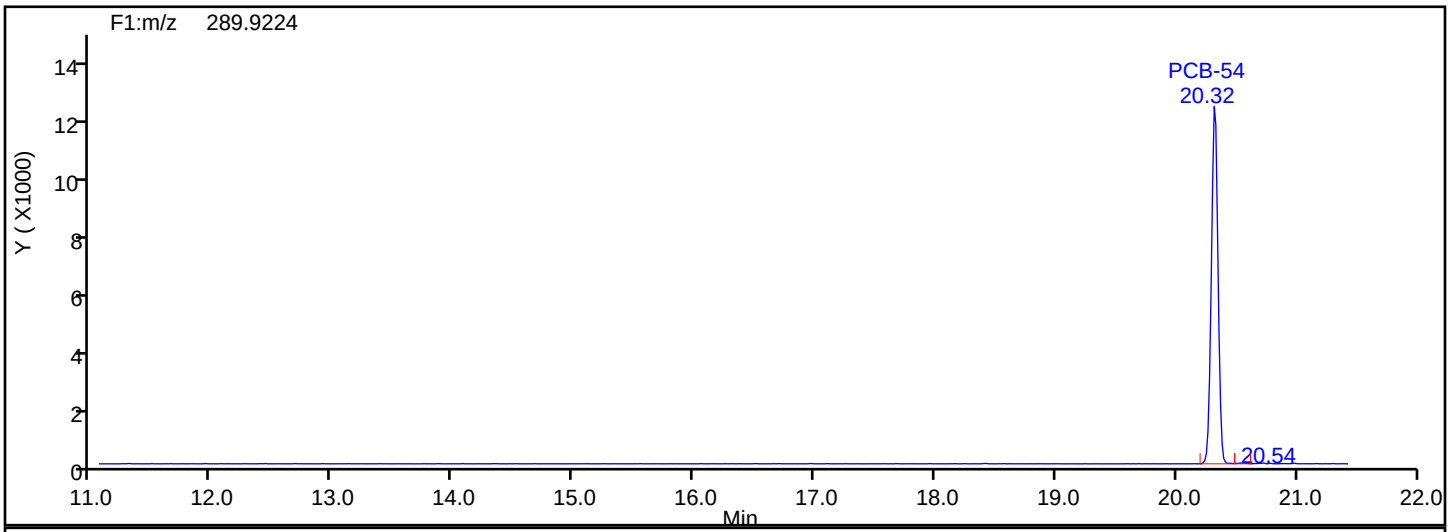

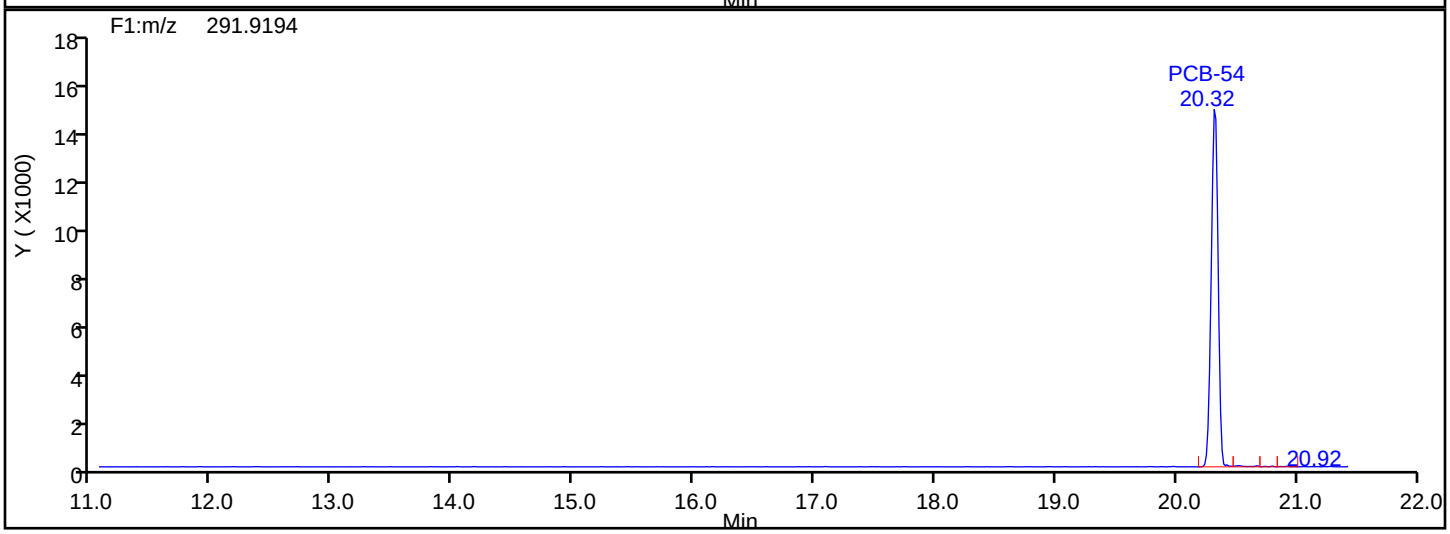

TePCB F1 Lock Mass

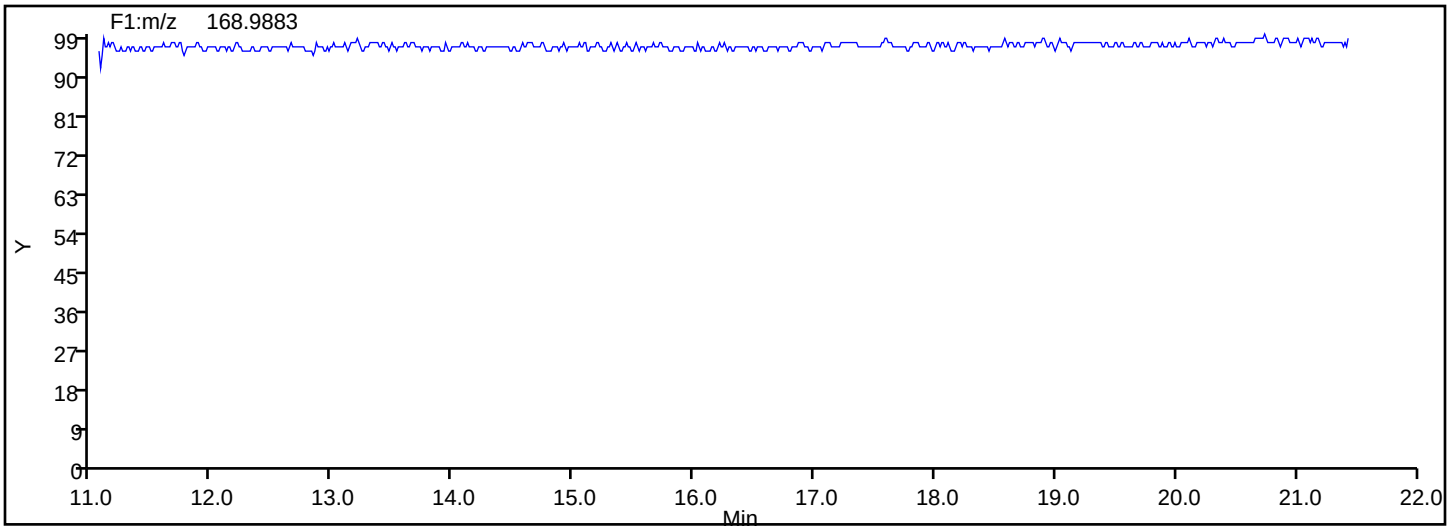

Eurofins TestAmerica, Knoxville

Data File:	\\chromna\Knoxville\ChromData\D3D\20190903-12939.b\580-88125-b-5-c_190904031432.d		
Injection Date:	04-Sep-2019 03:14:00	Injection Vol:	1.0 ul
Instrument ID:	D3D	Operator ID:	Xcalibur_System
Method:	PCBs_D3D	Limit Group:	HR - 1668A - ICAL
Client ID:	A5-0to25-100818		
Worklist#:	33231	Sample Line#:	9
Column Type:	SPB-Octyl	Column Dia:	0.25 mm

TePCB F2

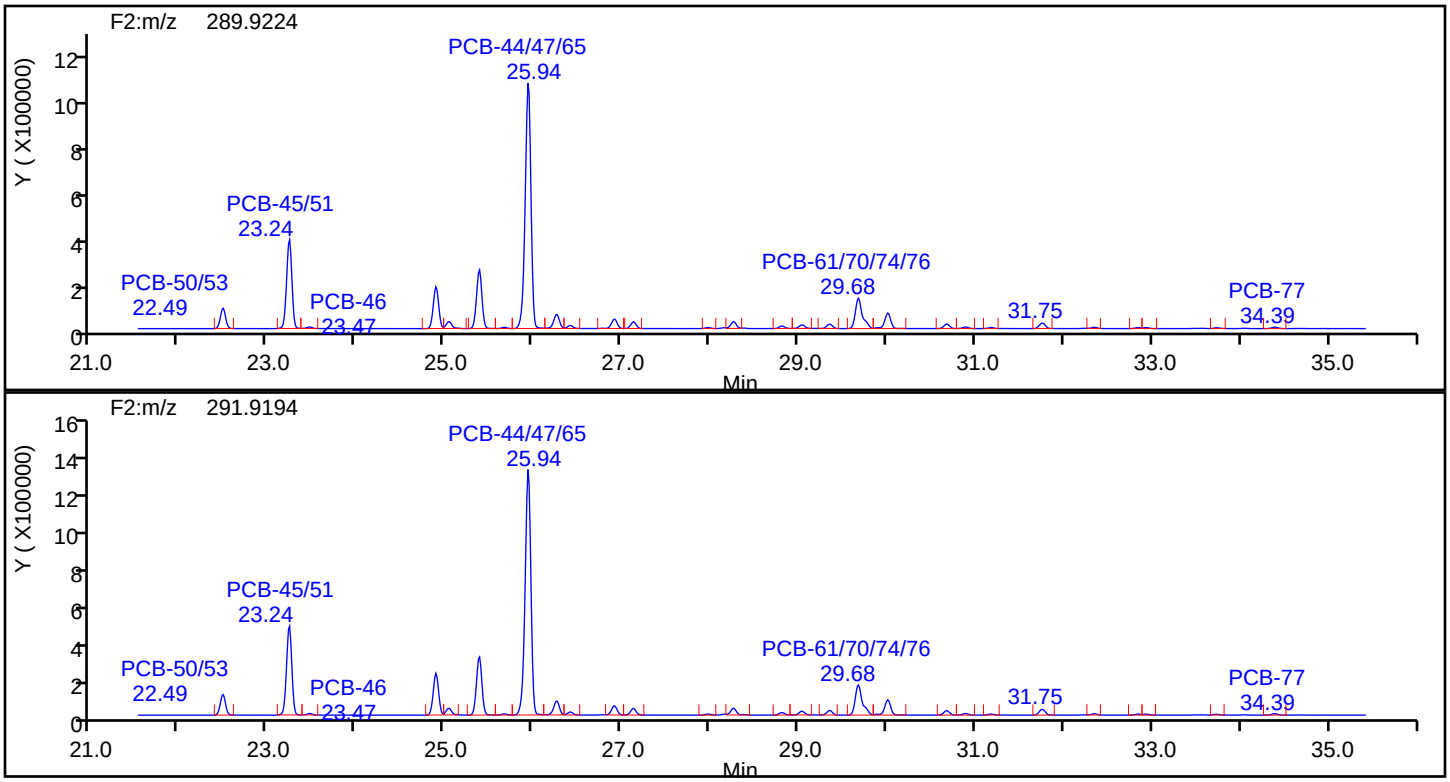

TePCB F2 Standards

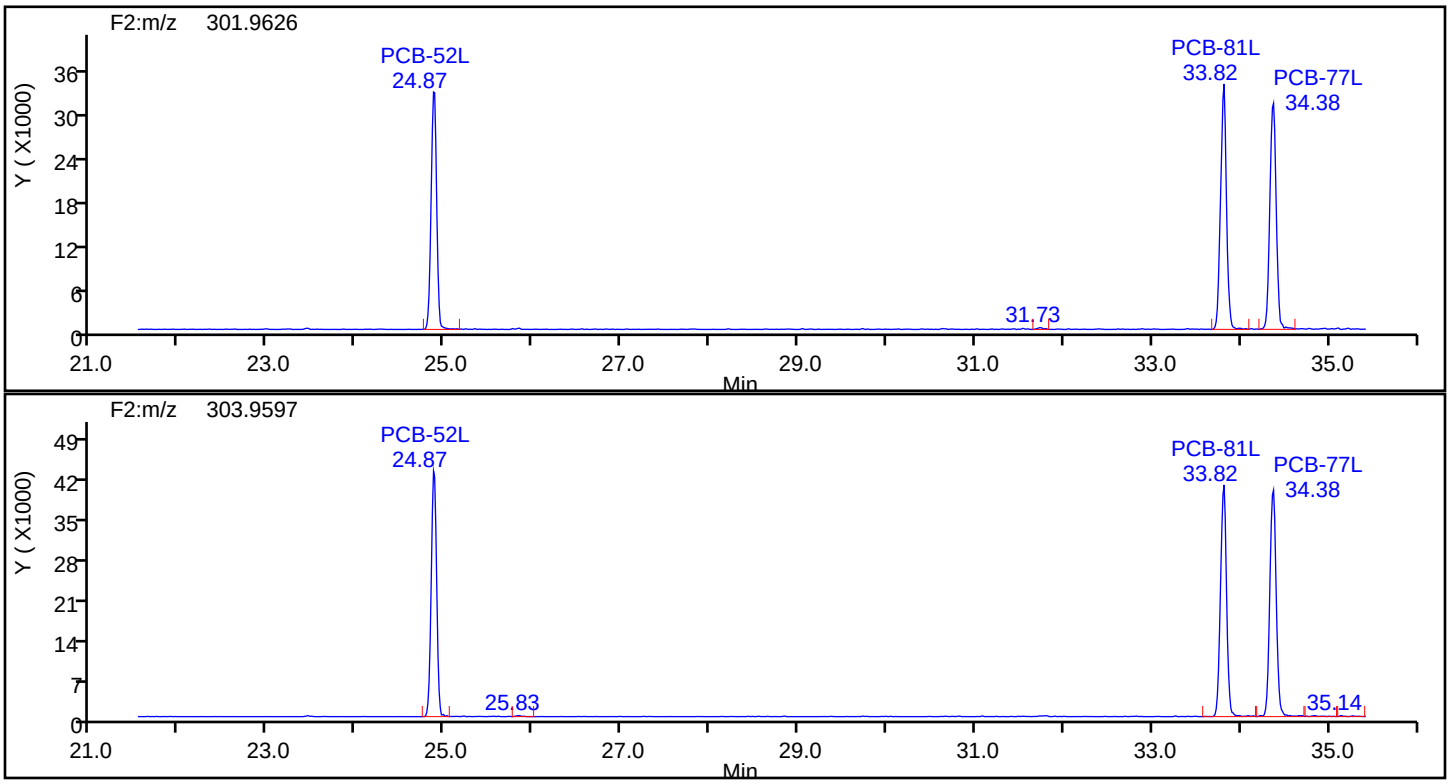

Eurofins TestAmerica, Knoxville

Data File:	\\chromna\Knoxville\ChromData\D3D\20190903-12939.b\580-88125-b-5-c_190904031432.d		
Injection Date:	04-Sep-2019 03:14:00	Injection Vol:	1.0 ul
Instrument ID:	D3D	Operator ID:	Xcalibur_System
Method:	PCBs_D3D	Limit Group:	HR - 1668A - ICAL
Client ID:	A5-0to25-100818		
Worklist#:	33231	Sample Line#:	9
Column Type:	SPB-Octyl	Column Dia:	0.25 mm

TePCB F2

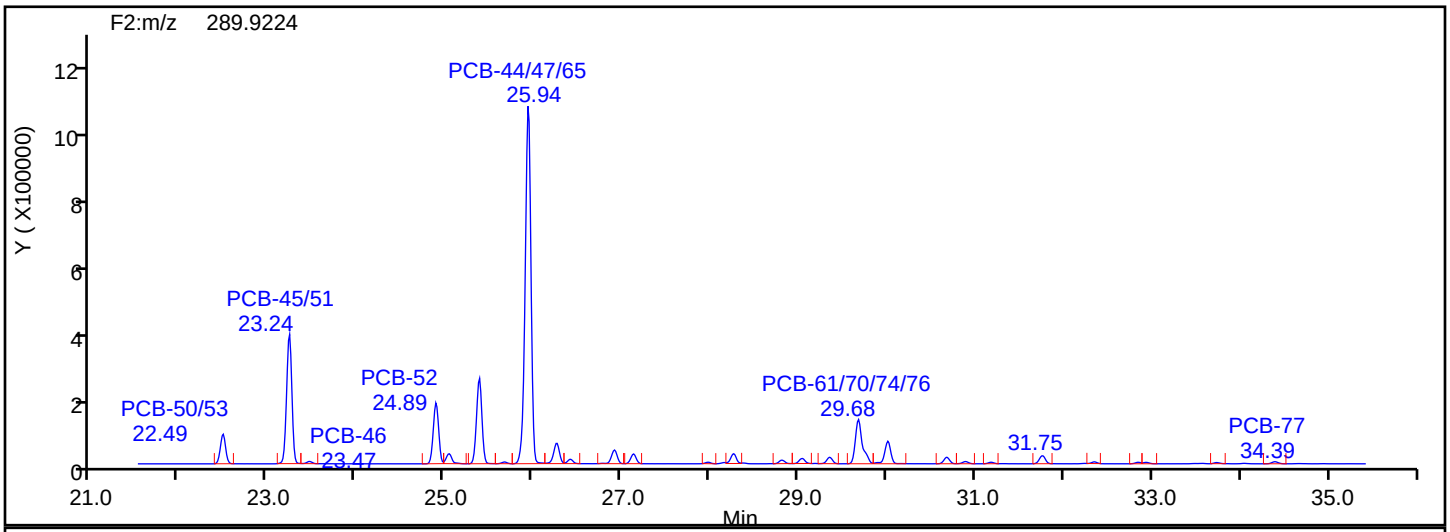

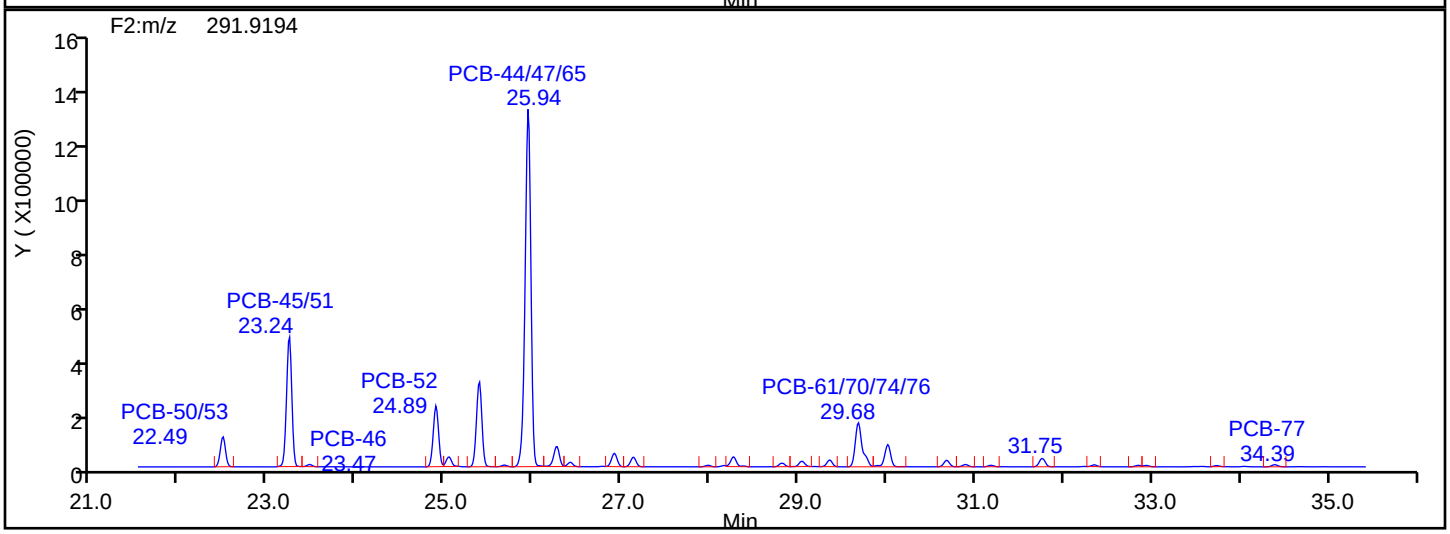

TePCB F2 Lock Mass

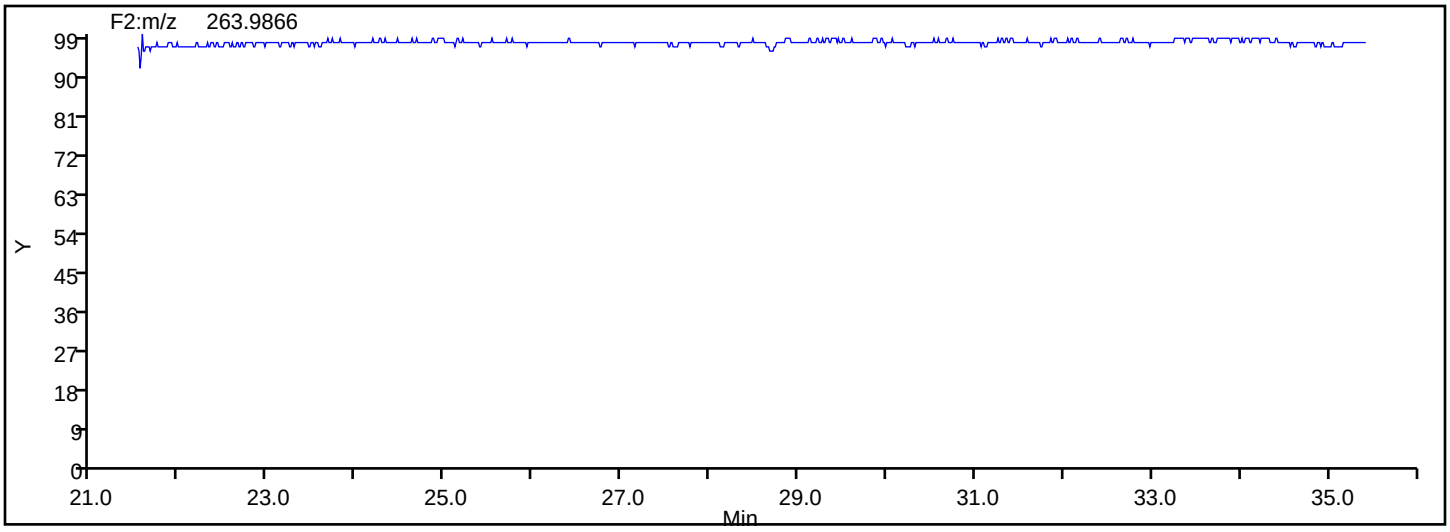

Manual Integration/User Assign Peak Report

Eurofins TestAmerica, Knoxville

Data File:	\\chromna\Knoxville\ChromData\D3D\20190903-12939.b\580-88125-b-5-c_190904031432.d				
Injection Date:	04-Sep-2019 03:14:00	Instrument ID:	D3D		
Lims ID:	580-88125-B-5-C	Lab Sample ID:	140-88125-5		
Client ID:	A5-0to25-100818				
Operator ID:	Xcalibur_System	ALS Bottle#:	0	Worklist Smp#:	9
Injection Vol:	1.0 ul	Dil. Factor:	2.0000		
Method:	PCBs_D3D	Limit Group:	HR - 1668A - ICAL		
Column:	SPB-Octyl (0.25 mm)	Detector	F2(21.81 :35.54)		

PCB-59/62/75, CAS: STL01807

Signal: 1

Not Detected
Expected RT: 26.23

Processing Integration Results

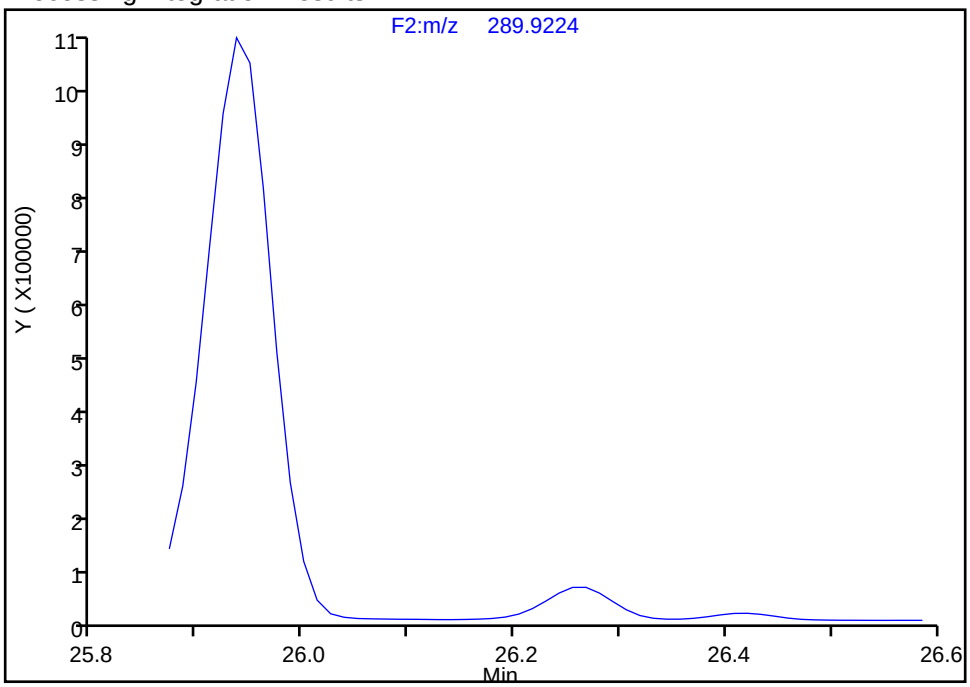

Manual Integration Results

RT: 26.27
Area: 266139
Amount: 61.676105
Amount Units: pg/ul

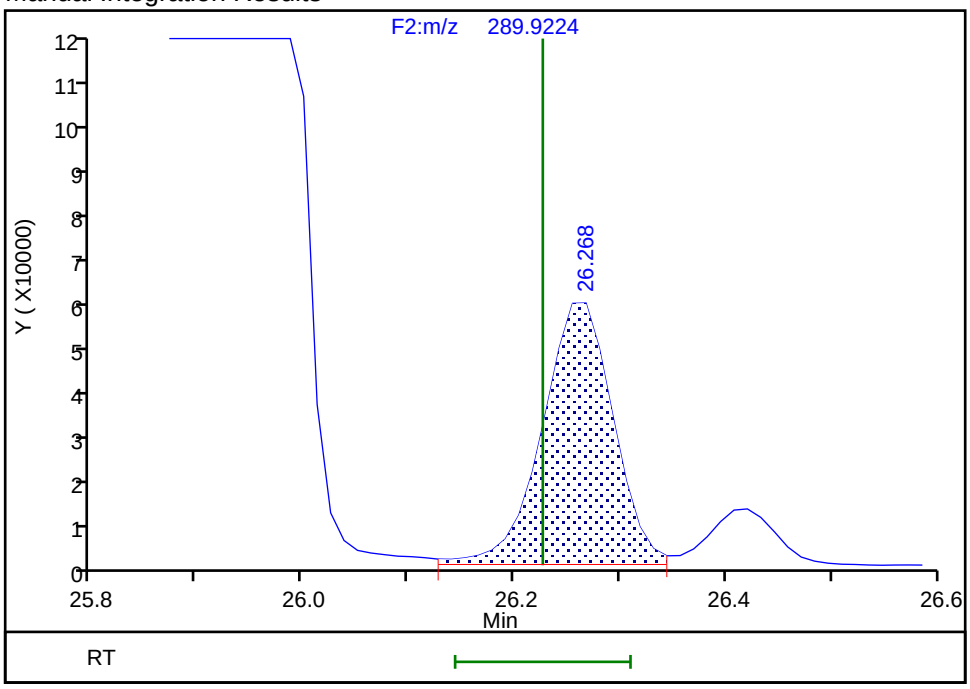

Reviewer: layk, 04-Sep-2019 09:15:32
Audit Action: Assigned Compound ID Audit Reason: Split Peak

Manual Integration/User Assign Peak Report

Eurofins TestAmerica, Knoxville

Data File:	\\chromna\Knoxville\ChromData\D3D\20190903-12939.b\580-88125-b-5-c_190904031432.d				
Injection Date:	04-Sep-2019 03:14:00	Instrument ID:	D3D		
Lims ID:	580-88125-B-5-C	Lab Sample ID:	140-88125-5		
Client ID:	A5-0to25-100818				
Operator ID:	Xcalibur_System	ALS Bottle#:	0	Worklist Smp#:	9
Injection Vol:	1.0 ul	Dil. Factor:	2.0000		
Method:	PCBs_D3D	Limit Group:	HR - 1668A - ICAL		
Column:	SPB-Octyl (0.25 mm)	Detector	F2(21.81 :35.54)		

PCB-79, CAS: 41464-48-6

Signal: 2

Processing Integration Results

RT: 32.85
Area: 34876
Amount: 5.704094
Amount Units: pg/ul

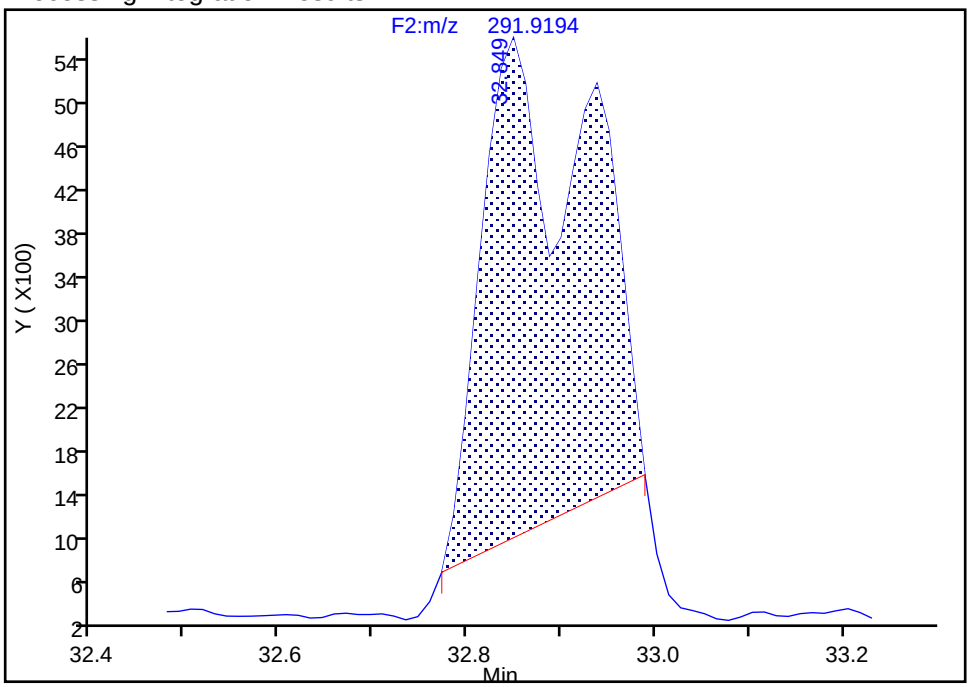

Manual Integration Results

RT: 32.85
Area: 23869
Amount: 3.894656
Amount Units: pg/ul

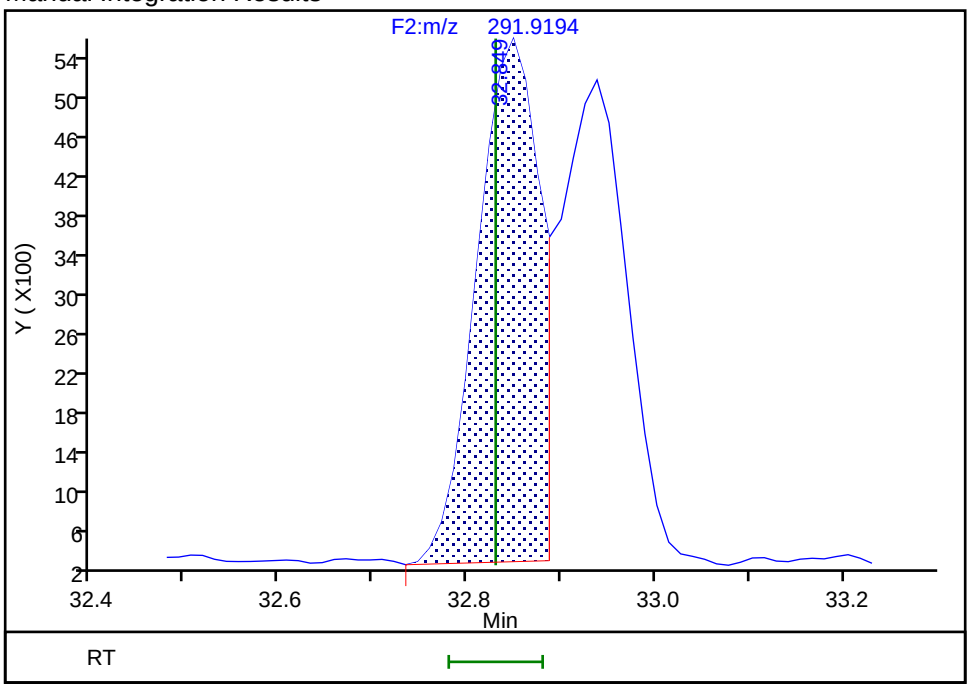

Reviewer: davidsonm, 04-Sep-2019 14:41:10

Audit Action: Split an Integrated Peak Audit Reason: Split Peak

Manual Integration/User Assign Peak Report

Eurofins TestAmerica, Knoxville

Data File:	\\chromna\Knoxville\ChromData\D3D\20190903-12939.b\580-88125-b-5-c_190904031432.d				
Injection Date:	04-Sep-2019 03:14:00	Instrument ID:	D3D		
Lims ID:	580-88125-B-5-C	Lab Sample ID:	140-88125-5		
Client ID:	A5-0to25-100818				
Operator ID:	Xcalibur_System	ALS Bottle#:	0	Worklist Smp#:	9
Injection Vol:	1.0 ul	Dil. Factor:	2.0000		
Method:	PCBs_D3D	Limit Group:	HR - 1668A - ICAL		
Column:	SPB-Octyl (0.25 mm)	Detector	F2(21.81 :35.54)		

PCB-79, CAS: 41464-48-6

Signal: 1

Processing Integration Results

RT: 32.84
Area: 27526
Amount: 5.704094
Amount Units: pg/ul

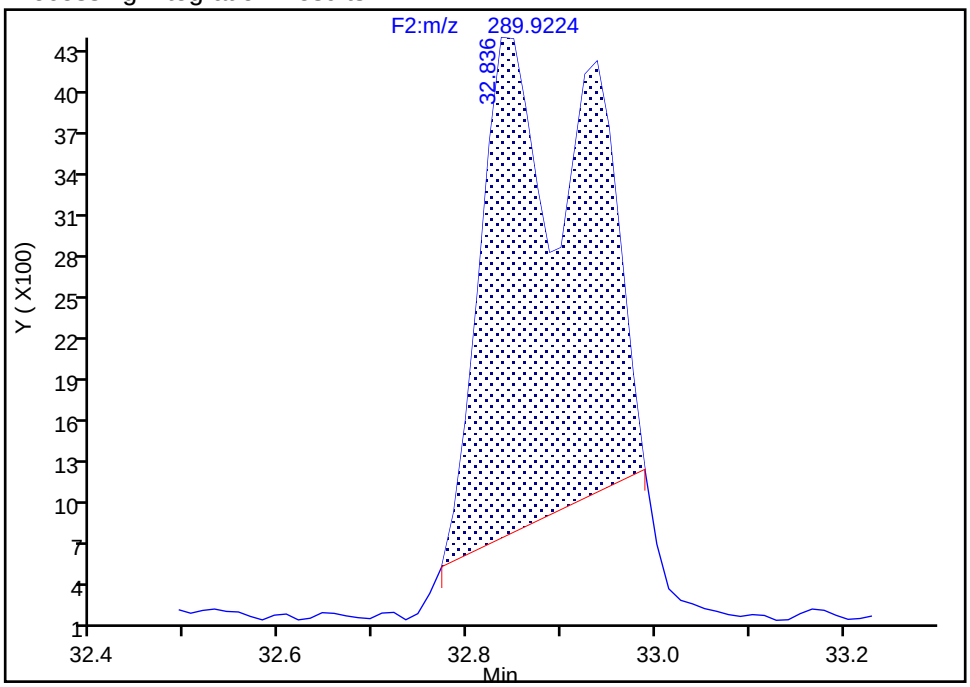

Manual Integration Results

RT: 32.84
Area: 18738
Amount: 3.894656
Amount Units: pg/ul

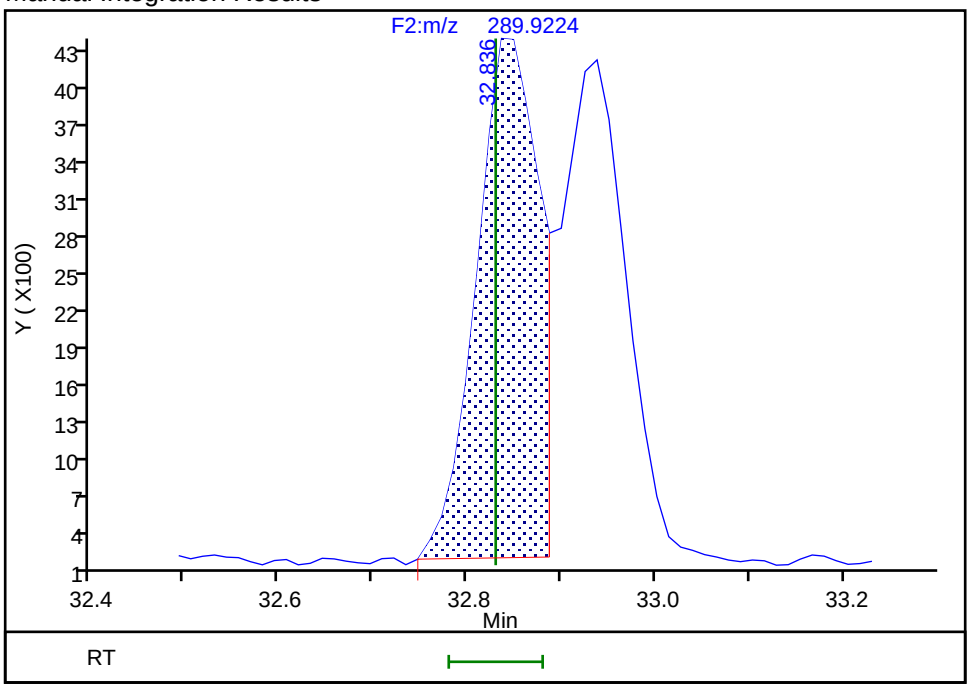

Reviewer: davidsonm, 04-Sep-2019 14:41:13

Audit Action: Split an Integrated Peak Audit Reason: Split Peak

Manual Integration/User Assign Peak Report

Eurofins TestAmerica, Knoxville

Data File:	\\chromna\Knoxville\ChromData\D3D\20190903-12939.b\580-88125-b-5-c_190904031432.d				
Injection Date:	04-Sep-2019 03:14:00	Instrument ID:	D3D		
Lims ID:	580-88125-B-5-C	Lab Sample ID:	140-88125-5		
Client ID:	A5-0to25-100818				
Operator ID:	Xcalibur_System	ALS Bottle#:	0	Worklist Smp#:	9
Injection Vol:	1.0 ul	Dil. Factor:	2.0000		
Method:	PCBs_D3D	Limit Group:	HR - 1668A - ICAL		
Column:	SPB-Octyl (0.25 mm)	Detector	F2(21.81 :35.54)		

PCB-77, CAS: 32598-13-3

Signal: 1

Processing Integration Results

RT: 34.39
Area: 25163
Amount: 5.907783
Amount Units: pg/ul

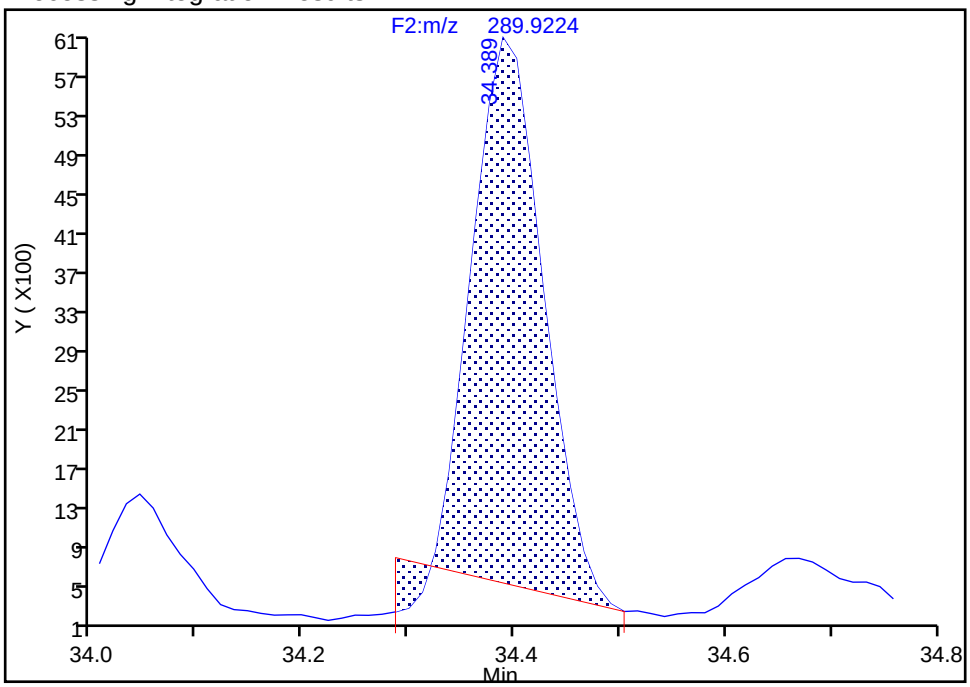

Manual Integration Results

RT: 34.39
Area: 28925
Amount: 6.880455
Amount Units: pg/ul

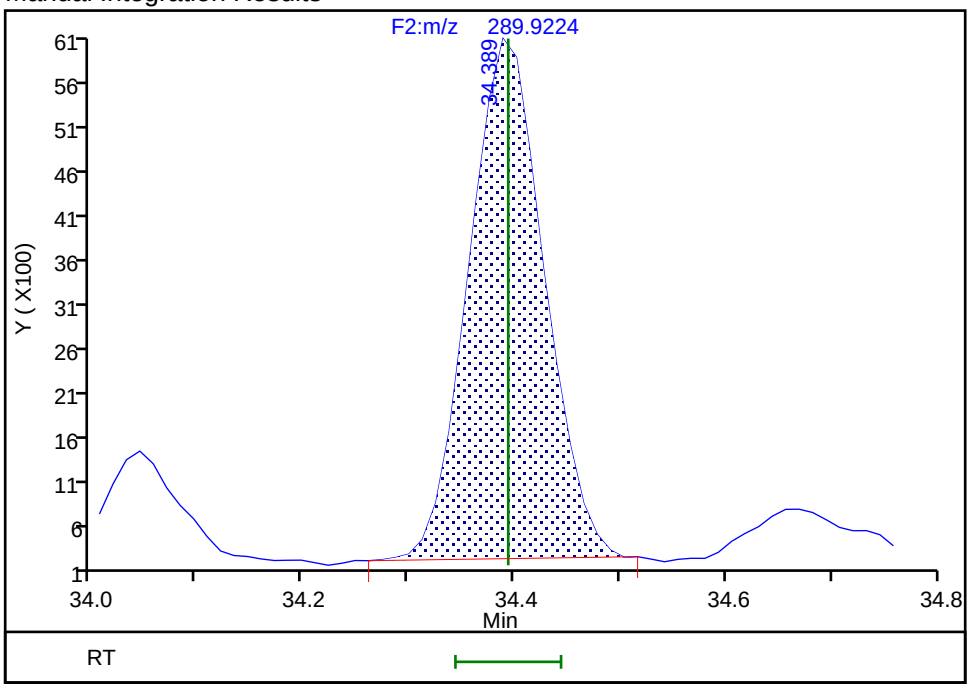

Reviewer: davidsonm, 04-Sep-2019 14:41:46

Audit Action: Manually Integrated Audit Reason: Baseline

Manual Integration/User Assign Peak Report

Eurofins TestAmerica, Knoxville

Data File:	\\chromna\Knoxville\ChromData\D3D\20190903-12939.b\580-88125-b-5-c_190904031432.d				
Injection Date:	04-Sep-2019 03:14:00	Instrument ID:	D3D		
Lims ID:	580-88125-B-5-C	Lab Sample ID:	140-88125-5		
Client ID:	A5-0to25-100818				
Operator ID:	Xcalibur_System	ALS Bottle#:	0	Worklist Smp#:	9
Injection Vol:	1.0 ul	Dil. Factor:	2.0000		
Method:	PCBs_D3D	Limit Group:	HR - 1668A - ICAL		
Column:	SPB-Octyl (0.25 mm)	Detector	F2(21.81 :35.54)		

PCB-77, CAS: 32598-13-3

Signal: 2

Processing Integration Results

RT: 34.39
Area: 31238
Amount: 5.907783
Amount Units: pg/ul

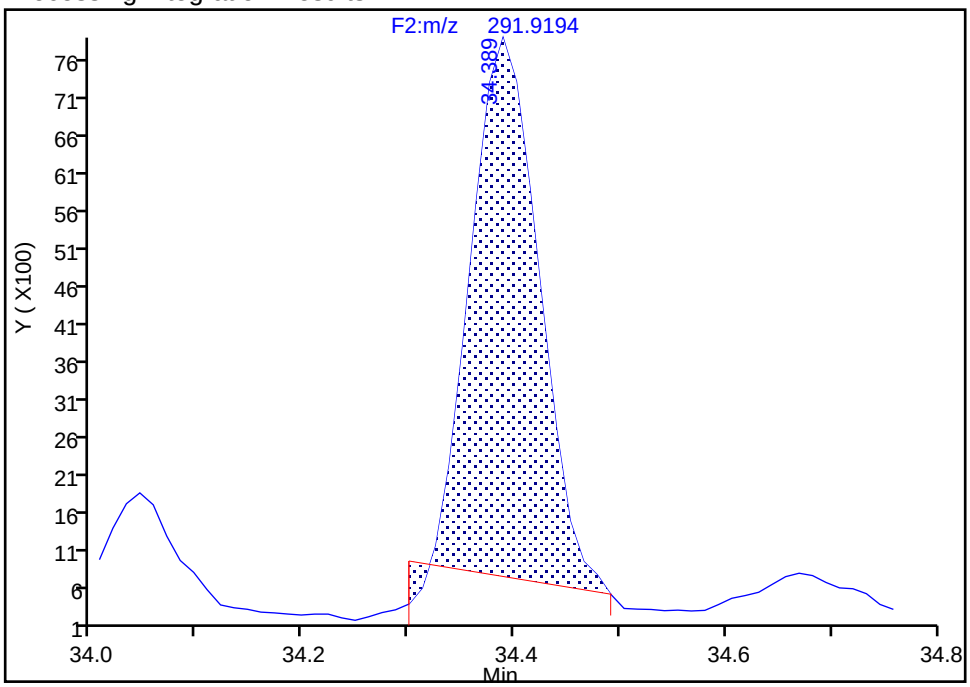

Manual Integration Results

RT: 34.39
Area: 36762
Amount: 6.880455
Amount Units: pg/ul

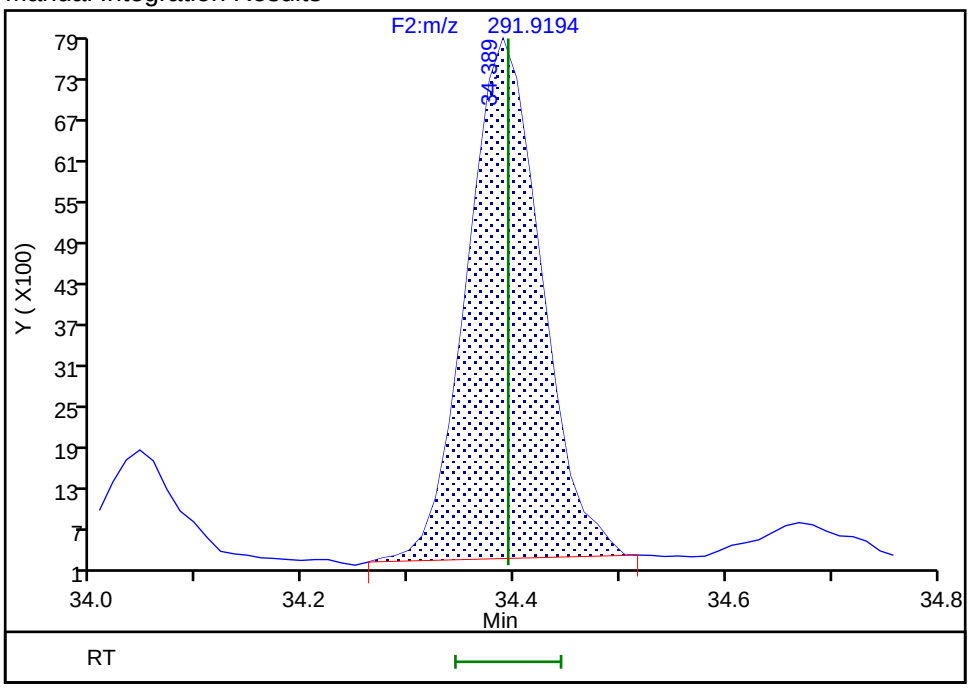

Reviewer: davidsonm, 04-Sep-2019 14:41:50

Audit Action: Manually Integrated Audit Reason: Baseline

Eurofins TestAmerica, Knoxville

Data File:	\\chromna\Knoxville\ChromData\D3D\20190903-12939.b\580-88125-b-5-c_190904031432.d		
Injection Date:	04-Sep-2019 03:14:00	Injection Vol:	1.0 ul
Instrument ID:	D3D	Operator ID:	Xcalibur_System
Method:	PCBs_D3D	Limit Group:	HR - 1668A - ICAL
Client ID:	A5-0to25-100818		
Worklist#:	33231	Sample Line#:	9
Column Type:	SPB-Octyl	Column Dia:	0.25 mm

PePCB F2

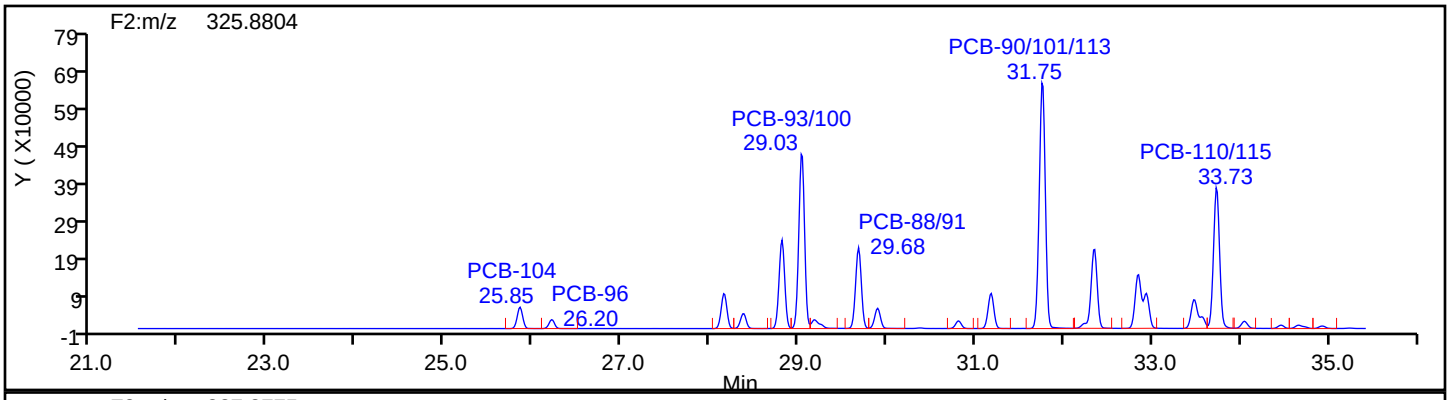

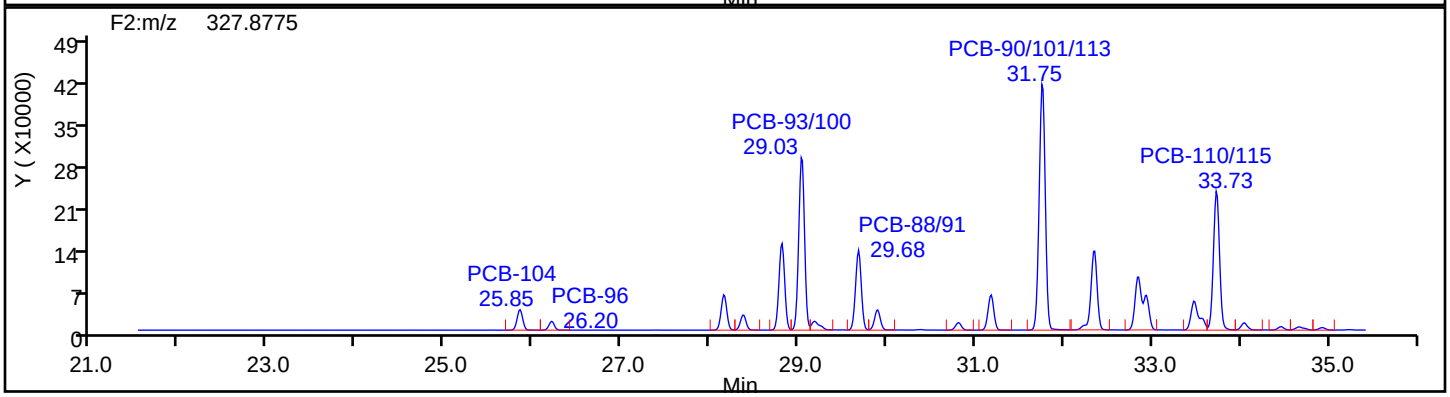

PePCB F2 Standards

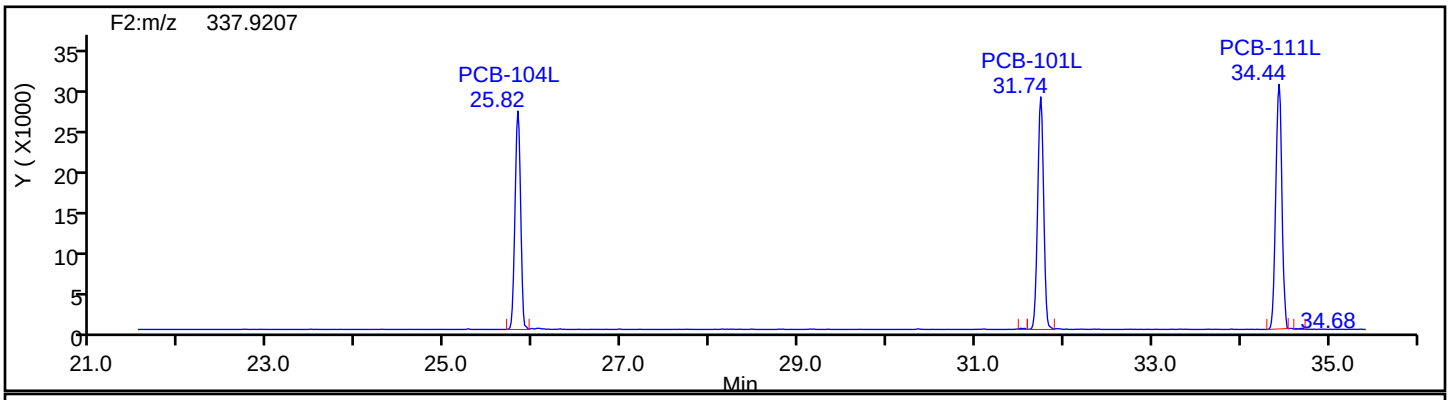

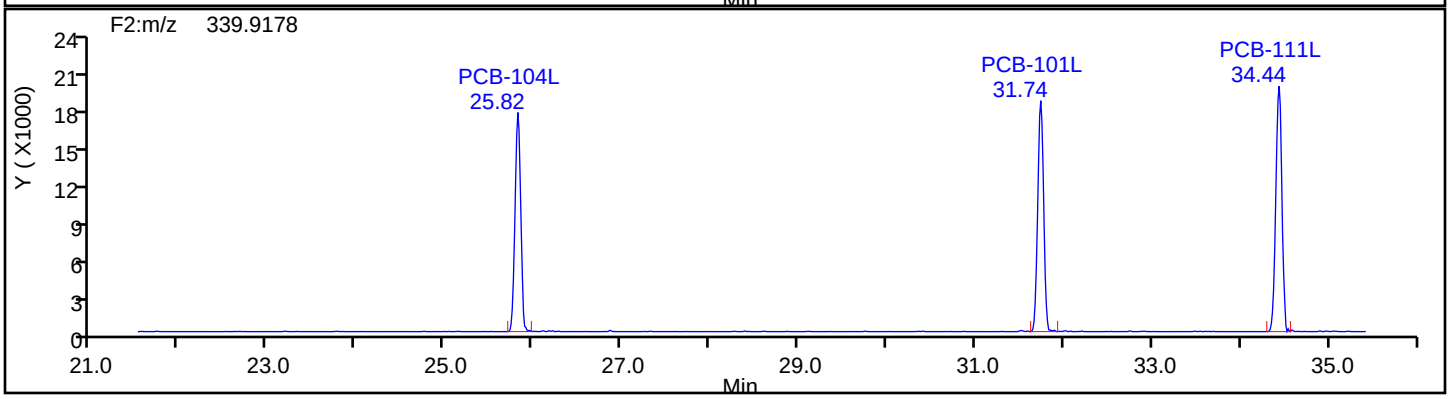

Eurofins TestAmerica, Knoxville

Data File:	\\chromna\Knoxville\ChromData\D3D\20190903-12939.b\580-88125-b-5-c_190904031432.d		
Injection Date:	04-Sep-2019 03:14:00	Injection Vol:	1.0 ul
Instrument ID:	D3D	Operator ID:	Xcalibur_System
Method:	PCBs_D3D	Limit Group:	HR - 1668A - ICAL
Client ID:	A5-0to25-100818		
Worklist#:	33231	Sample Line#:	9
Column Type:	SPB-Octyl	Column Dia:	0.25 mm

PePCB F2

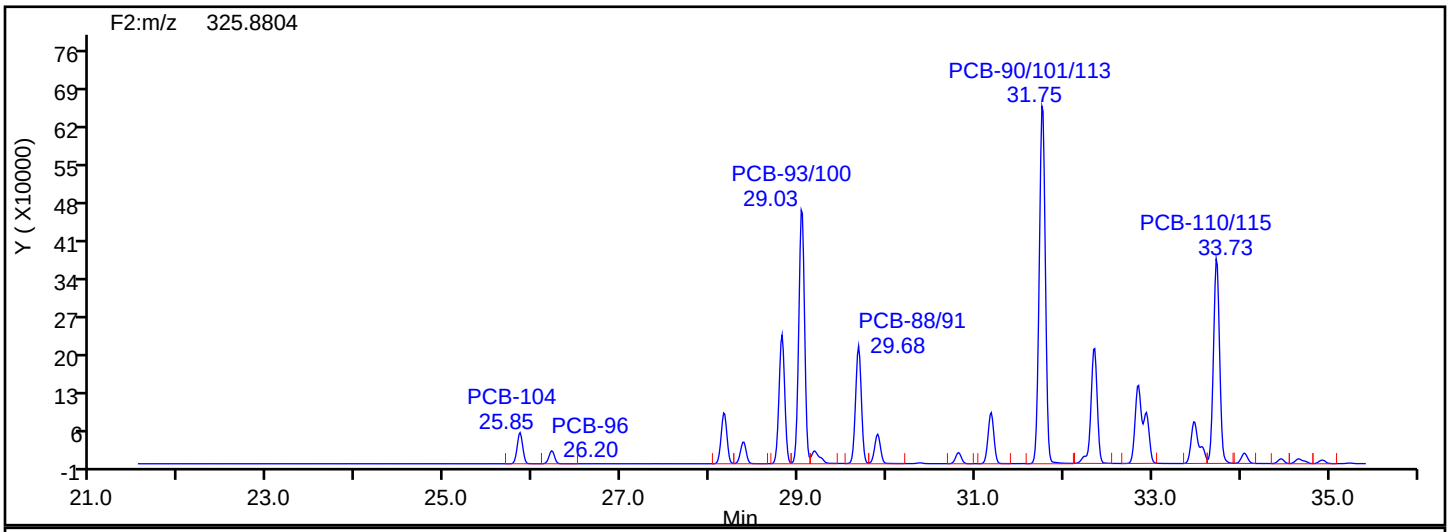

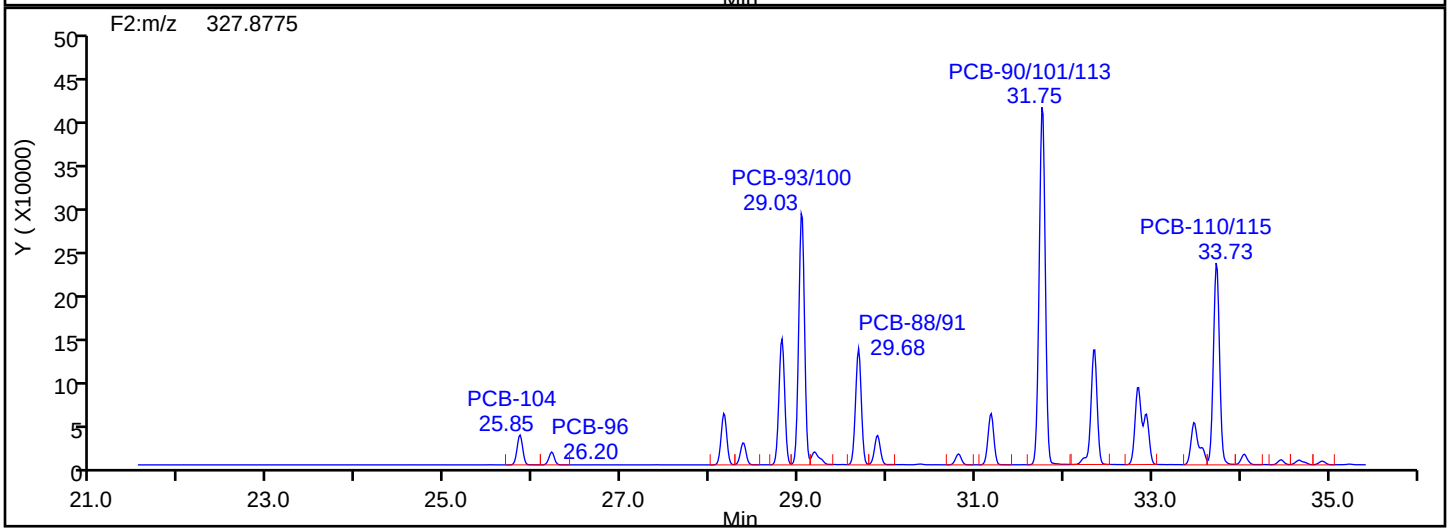

PePCB F2 Lock Mass

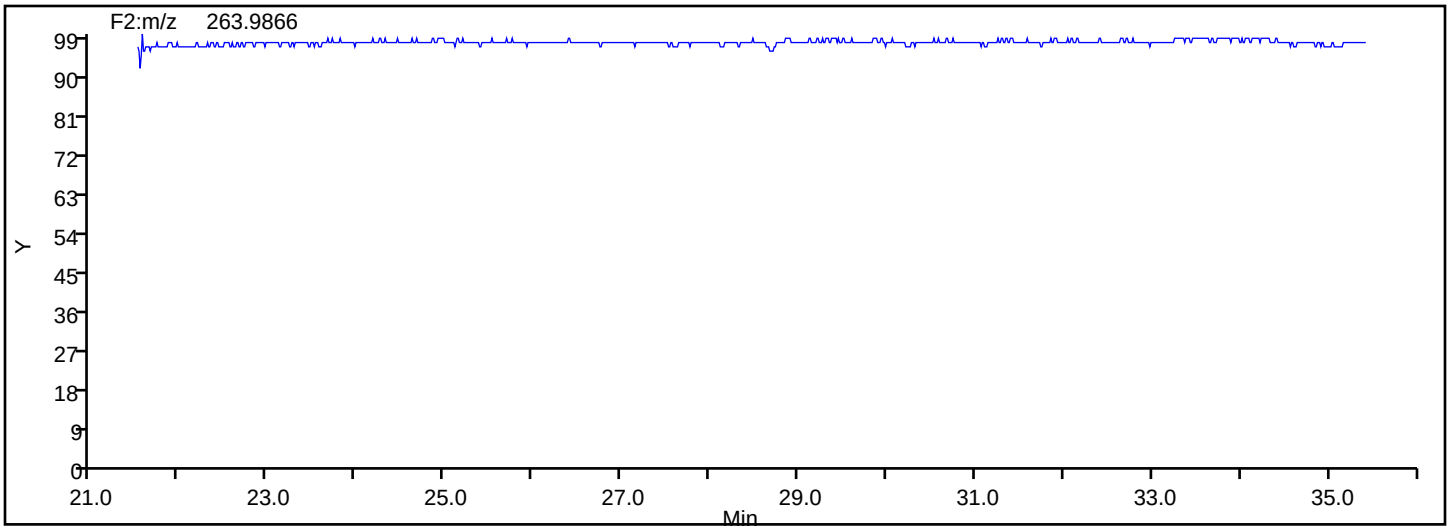

Manual Integration/User Assign Peak Report

Eurofins TestAmerica, Knoxville

Data File:	\\chromna\Knoxville\ChromData\D3D\20190903-12939.b\580-88125-b-5-c_190904031432.d				
Injection Date:	04-Sep-2019 03:14:00	Instrument ID:	D3D		
Lims ID:	580-88125-B-5-C	Lab Sample ID:	140-88125-5		
Client ID:	A5-0to25-100818				
Operator ID:	Xcalibur_System	ALS Bottle#:	0	Worklist Smp#:	9
Injection Vol:	1.0 ul	Dil. Factor:	2.0000		
Method:	PCBs_D3D	Limit Group:	HR - 1668A - ICAL		
Column:	SPB-Octyl (0.25 mm)	Detector	F2(21.81 :35.54)		

PCB-83/99, CAS: STL01809

Signal: 1

Processing Integration Results

RT: 32.35
Area: 1036388
Amount: 454.3572
Amount Units: pg/ul

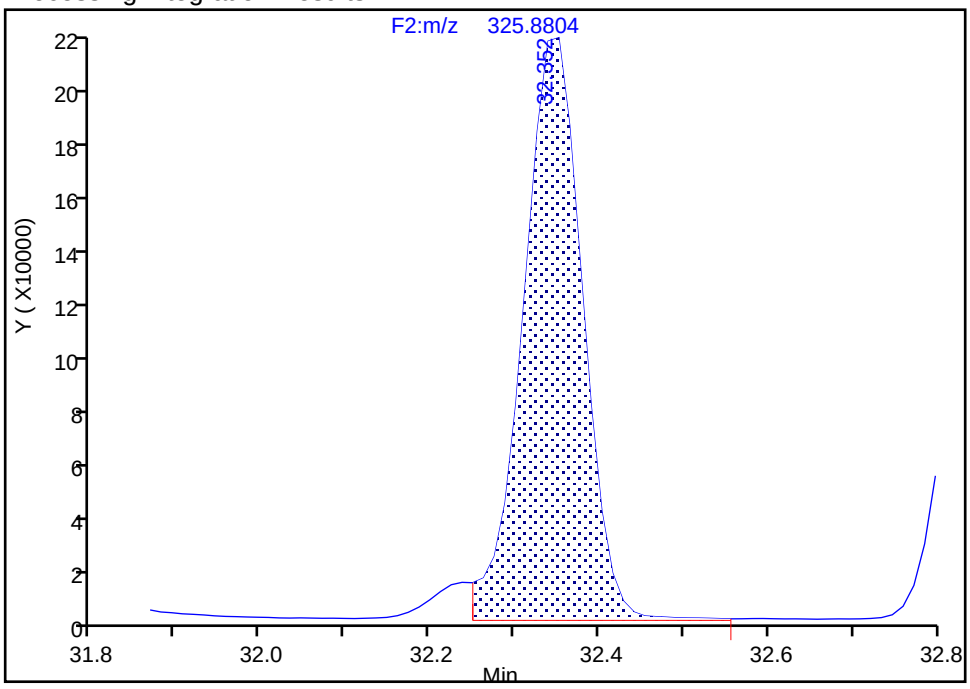

Manual Integration Results

RT: 32.35
Area: 1066672
Amount: 462.5470
Amount Units: pg/ul

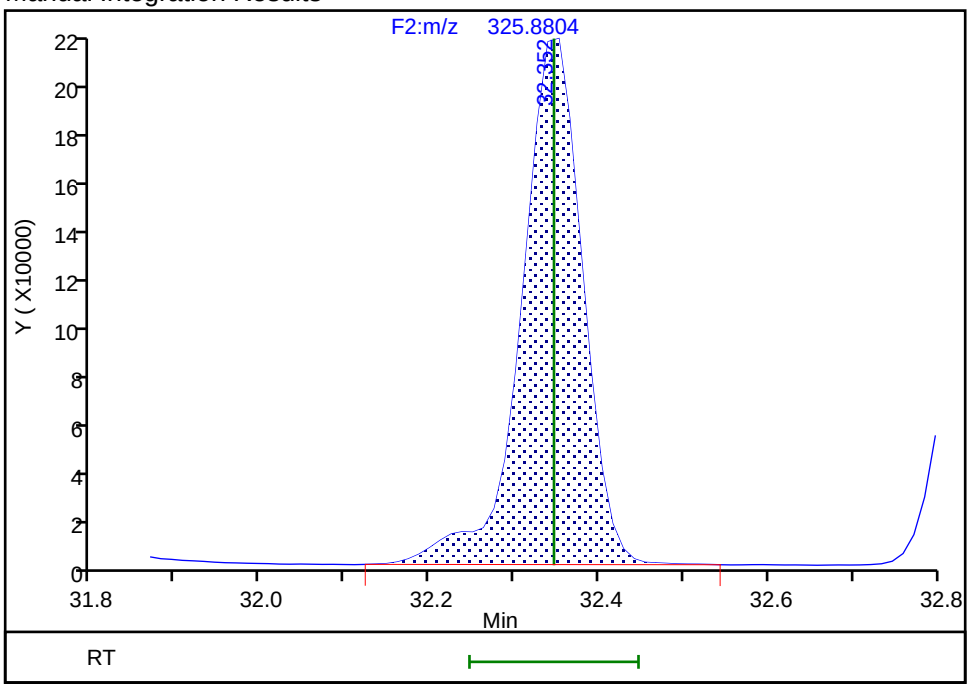

Reviewer: davidsonm, 04-Sep-2019 14:42:38

Audit Action: Manually Integrated Audit Reason: Baseline

Manual Integration/User Assign Peak Report

Eurofins TestAmerica, Knoxville

Data File:	\\chromna\Knoxville\ChromData\D3D\20190903-12939.b\580-88125-b-5-c_190904031432.d				
Injection Date:	04-Sep-2019 03:14:00	Instrument ID:	D3D		
Lims ID:	580-88125-B-5-C	Lab Sample ID:	140-88125-5		
Client ID:	A5-0to25-100818				
Operator ID:	Xcalibur_System	ALS Bottle#:	0	Worklist Smp#:	9
Injection Vol:	1.0 ul	Dil. Factor:	2.0000		
Method:	PCBs_D3D	Limit Group:	HR - 1668A - ICAL		
Column:	SPB-Octyl (0.25 mm)	Detector	F2(21.81 :35.54)		

PCB-83/99, CAS: STL01809

Signal: 2

Processing Integration Results

RT: 32.35
Area: 643723
Amount: 454.3572
Amount Units: pg/ul

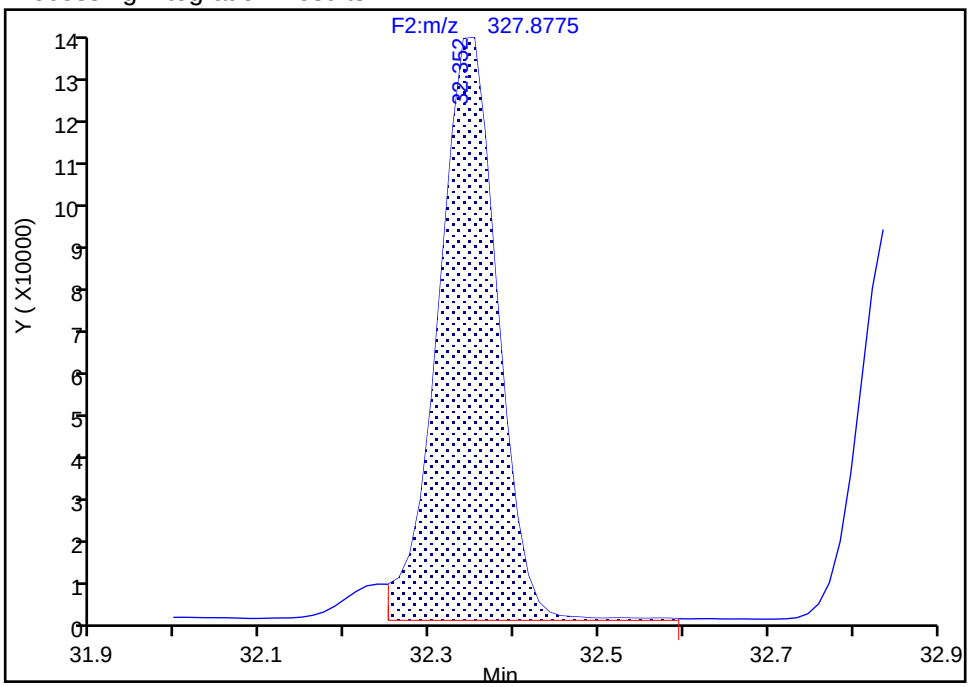

Manual Integration Results

RT: 32.35
Area: 643723
Amount: 462.5470
Amount Units: pg/ul

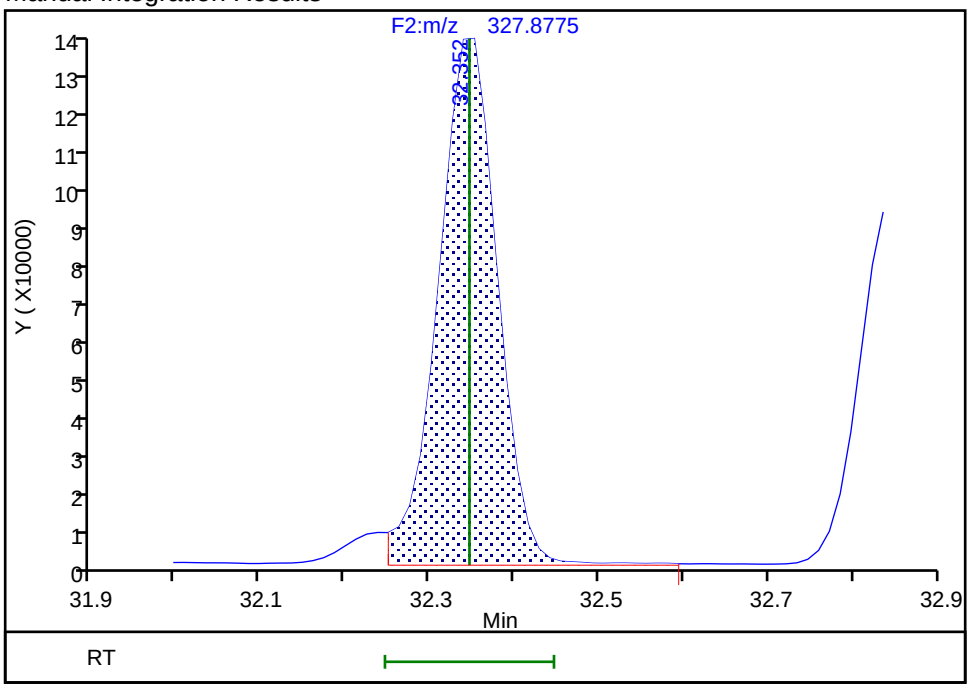

Reviewer: davidsonm, 04-Sep-2019 14:42:42

Audit Action: Manually Integrated Audit Reason: Baseline

Manual Integration/User Assign Peak Report

Eurofins TestAmerica, Knoxville

Data File:	\\chromna\Knoxville\ChromData\D3D\20190903-12939.b\580-88125-b-5-c_190904031432.d				
Injection Date:	04-Sep-2019 03:14:00	Instrument ID:	D3D		
Lims ID:	580-88125-B-5-C	Lab Sample ID:	140-88125-5		
Client ID:	A5-0to25-100818				
Operator ID:	Xcalibur_System	ALS Bottle#:	0	Worklist Smp#:	9
Injection Vol:	1.0 ul	Dil. Factor:	2.0000		
Method:	PCBs_D3D	Limit Group:	HR - 1668A - ICAL		
Column:	SPB-Octyl (0.25 mm)	Detector	F2(21.81 :35.54)		

PCB-86/87/97/109/119/125, CAS: STL02295

Signal: 2

Processing Integration Results

RT: 32.85
Area: 445816
Amount: 246.8687
Amount Units: pg/ul

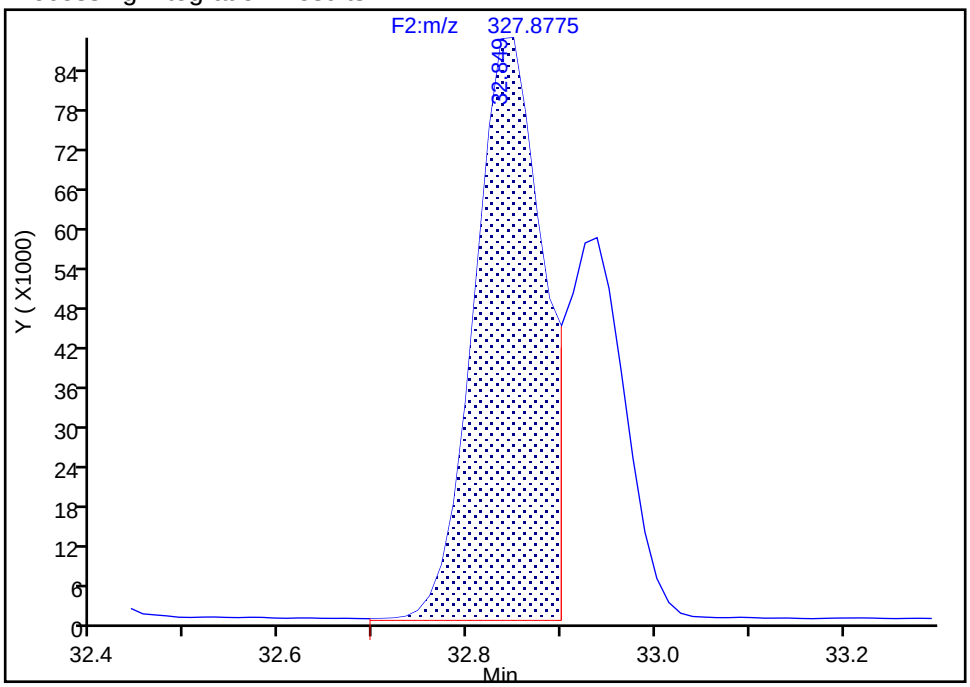

Manual Integration Results

RT: 32.85
Area: 686757
Amount: 381.4647
Amount Units: pg/ul

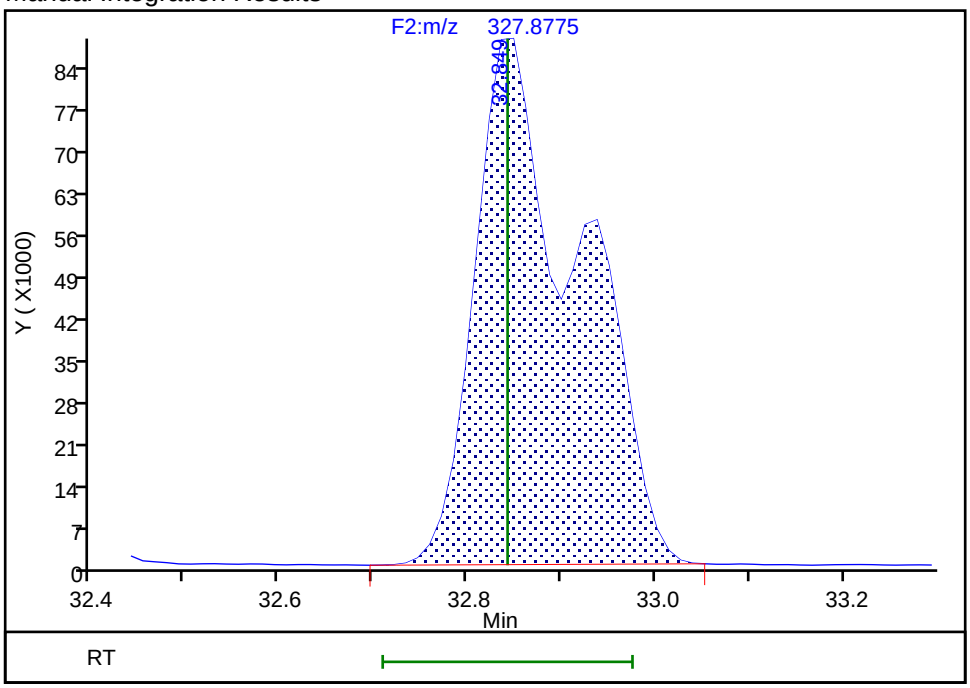

Reviewer: layk, 04-Sep-2019 09:20:31

Audit Action: Manually Integrated Audit Reason: Incomplete Integration

Manual Integration/User Assign Peak Report

Eurofins TestAmerica, Knoxville

Data File:	\\chromna\Knoxville\ChromData\D3D\20190903-12939.b\580-88125-b-5-c_190904031432.d				
Injection Date:	04-Sep-2019 03:14:00	Instrument ID:	D3D		
Lims ID:	580-88125-B-5-C	Lab Sample ID:	140-88125-5		
Client ID:	A5-0to25-100818				
Operator ID:	Xcalibur_System	ALS Bottle#:	0	Worklist Smp#:	9
Injection Vol:	1.0 ul	Dil. Factor:	2.0000		
Method:	PCBs_D3D	Limit Group:	HR - 1668A - ICAL		
Column:	SPB-Octyl (0.25 mm)	Detector	F2(21.81 :35.54)		

PCB-86/87/97/109/119/125, CAS: STL02295

Signal: 1

Processing Integration Results

RT: 32.85
Area: 716284
Amount: 246.8687
Amount Units: pg/ul

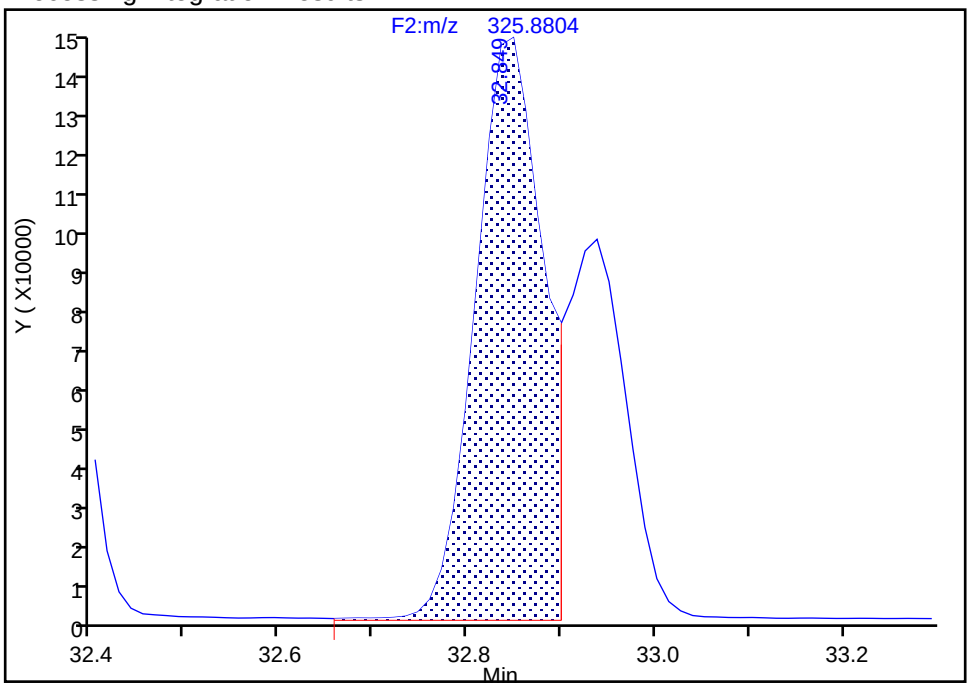

Manual Integration Results

RT: 32.85
Area: 1108935
Amount: 381.4647
Amount Units: pg/ul

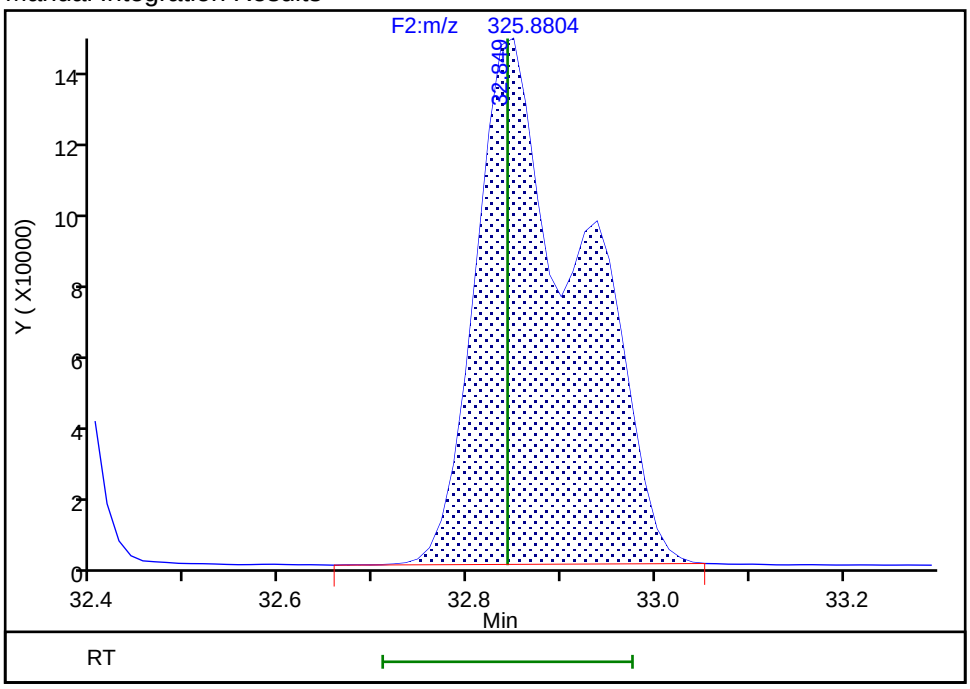

Reviewer: layk, 04-Sep-2019 09:20:37

Audit Action: Manually Integrated Audit Reason: Incomplete Integration

Manual Integration/User Assign Peak Report

Eurofins TestAmerica, Knoxville

Data File:	\\chromna\Knoxville\ChromData\D3D\20190903-12939.b\580-88125-b-5-c_190904031432.d				
Injection Date:	04-Sep-2019 03:14:00	Instrument ID:	D3D		
Lims ID:	580-88125-B-5-C	Lab Sample ID:	140-88125-5		
Client ID:	A5-0to25-100818				
Operator ID:	Xcalibur_System	ALS Bottle#:	0	Worklist Smp#:	9
Injection Vol:	1.0 ul	Dil. Factor:	2.0000		
Method:	PCBs_D3D	Limit Group:	HR - 1668A - ICAL		
Column:	SPB-Octyl (0.25 mm)	Detector	F2(21.81 :35.54)		

PCB-85/116/117, CAS: STL01810

Signal: 1

Processing Integration Results

RT: 33.47
Area: 512254
Amount: 174.6929
Amount Units: pg/ul

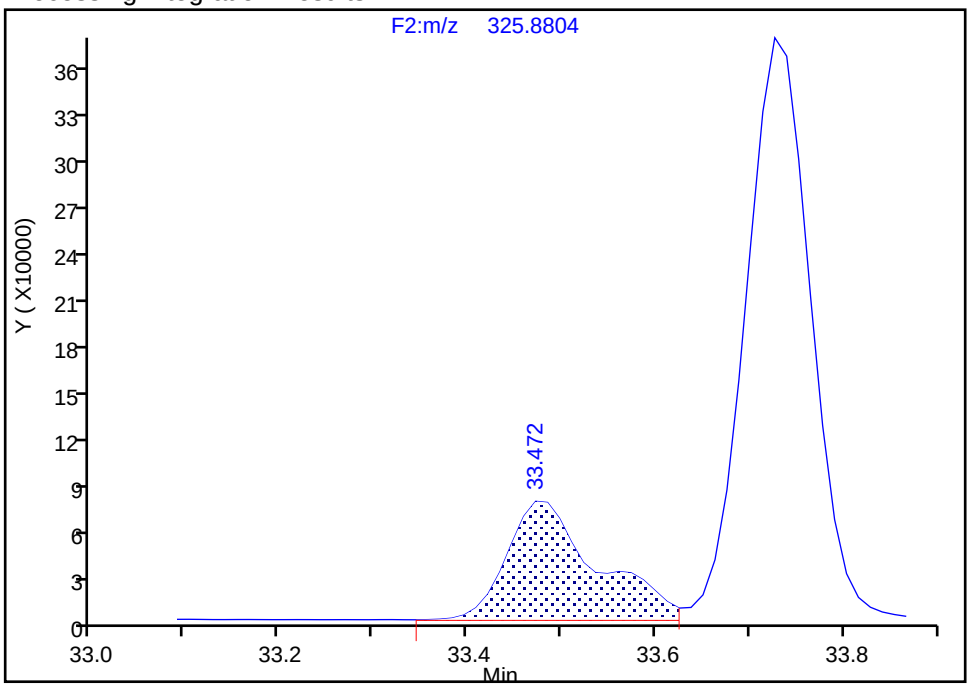

Manual Integration Results

RT: 33.47
Area: 502554
Amount: 172.6609
Amount Units: pg/ul

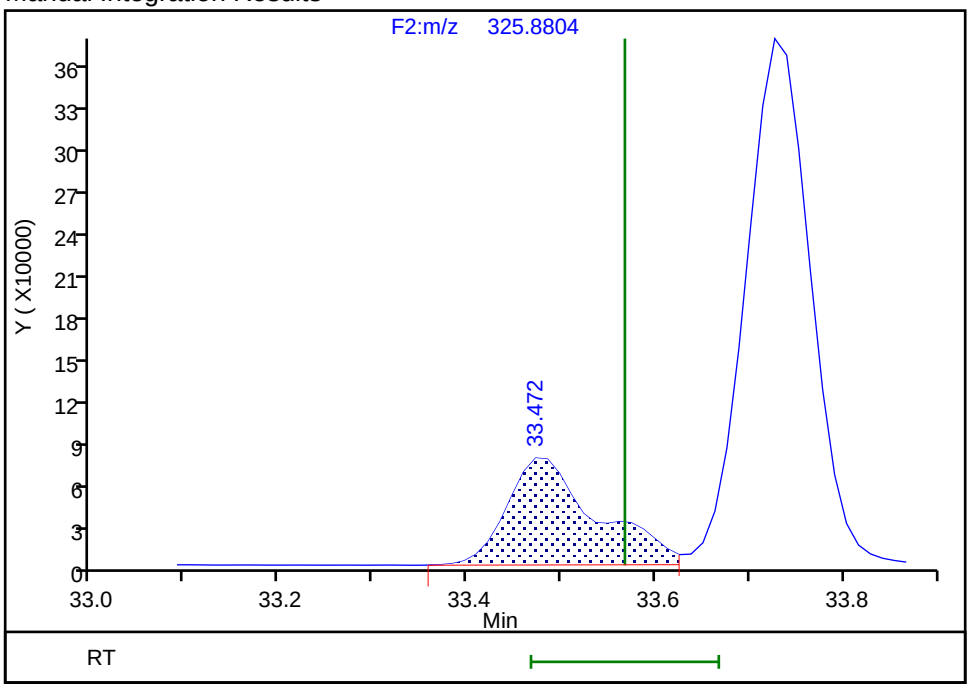

Reviewer: davidsonm, 04-Sep-2019 14:43:08

Audit Action: Manually Integrated Audit Reason: Baseline

Manual Integration/User Assign Peak Report

Eurofins TestAmerica, Knoxville

Data File:	\\chromna\Knoxville\ChromData\D3D\20190903-12939.b\580-88125-b-5-c_190904031432.d		
Injection Date:	04-Sep-2019 03:14:00	Instrument ID:	D3D
Lims ID:	580-88125-B-5-C	Lab Sample ID:	140-88125-5
Client ID:	A5-0to25-100818		
Operator ID:	Xcalibur_System	ALS Bottle#:	0 Worklist Smp#: 9
Injection Vol:	1.0 ul	Dil. Factor:	2.0000
Method:	PCBs_D3D	Limit Group:	HR - 1668A - ICAL
Column:	SPB-Octyl (0.25 mm)	Detector	F2(21.81 :35.54)

PCB-110/115, CAS: STL01826

Signal: 1

Processing Integration Results

RT: 33.73
Area: 1826206
Amount: 555.7494
Amount Units: pg/ul

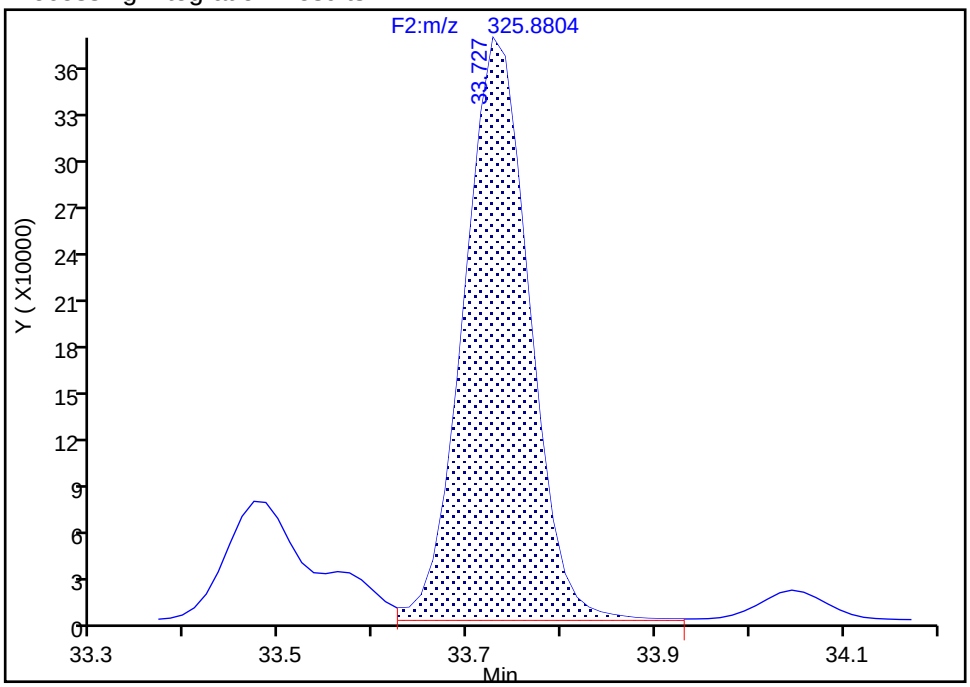

Manual Integration Results

RT: 33.73
Area: 1813640
Amount: 553.3868
Amount Units: pg/ul

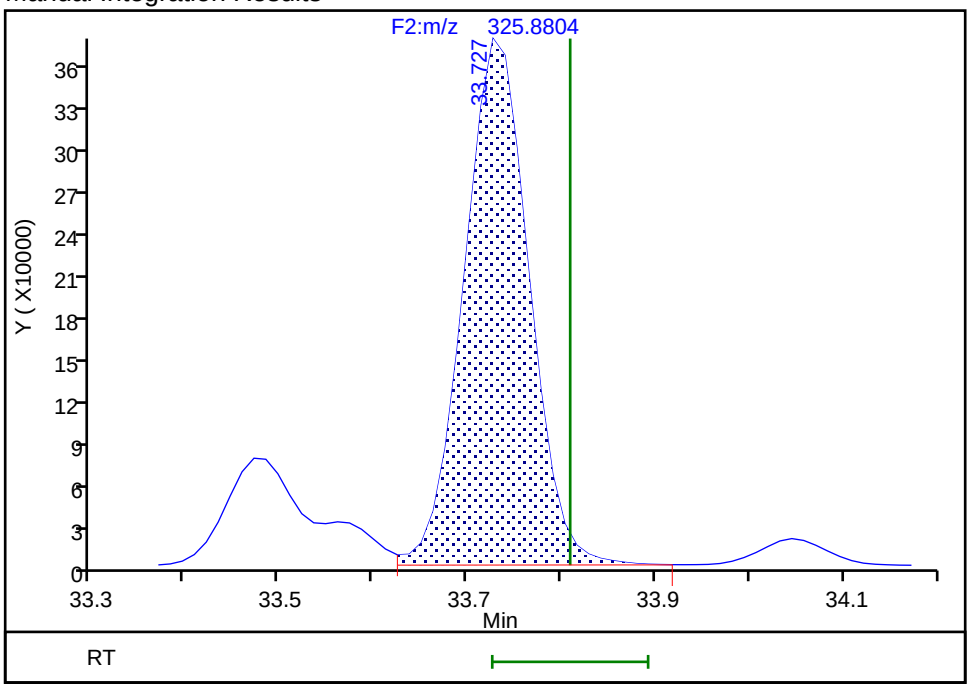

Reviewer: davidsonm, 04-Sep-2019 14:43:19

Audit Action: Manually Integrated Audit Reason: Baseline

Manual Integration/User Assign Peak Report

Eurofins TestAmerica, Knoxville

Data File:	\\chromna\Knoxville\ChromData\D3D\20190903-12939.b\580-88125-b-5-c_190904031432.d		
Injection Date:	04-Sep-2019 03:14:00	Instrument ID:	D3D
Lims ID:	580-88125-B-5-C	Lab Sample ID:	140-88125-5
Client ID:	A5-0to25-100818		
Operator ID:	Xcalibur_System	ALS Bottle#:	0 Worklist Smp#: 9
Injection Vol:	1.0 ul	Dil. Factor:	2.0000
Method:	PCBs_D3D	Limit Group:	HR - 1668A - ICAL
Column:	SPB-Octyl (0.25 mm)	Detector	F2(21.81 :35.54)

PCB-82, CAS: 52663-62-4

Signal: 1

Processing Integration Results

RT: 34.05
Area: 104722
Amount: 49.556304
Amount Units: pg/ul

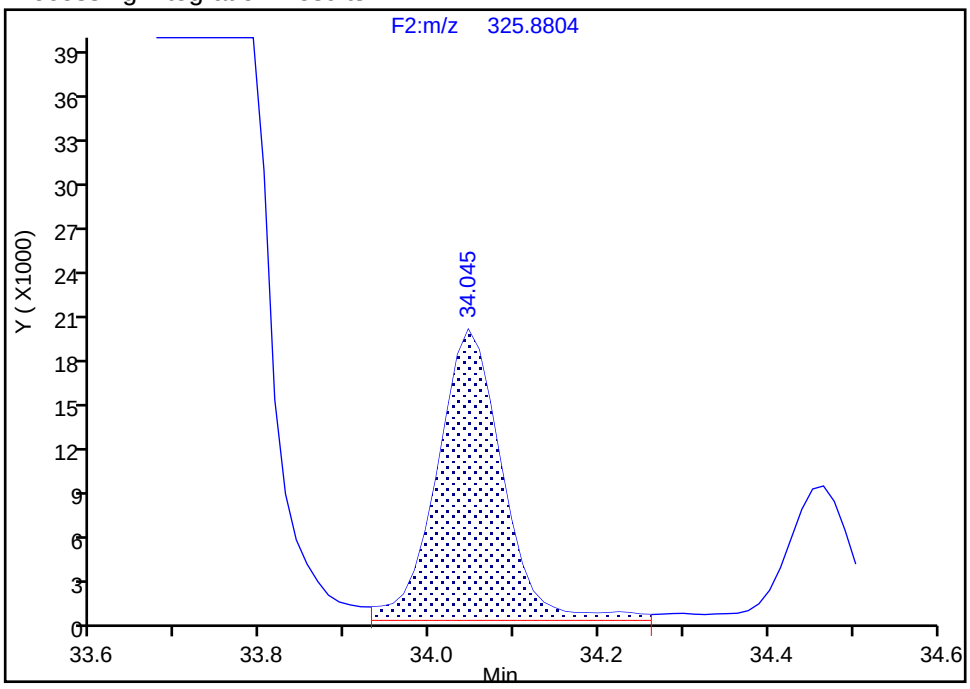

Manual Integration Results

RT: 34.05
Area: 92290
Amount: 45.915942
Amount Units: pg/ul

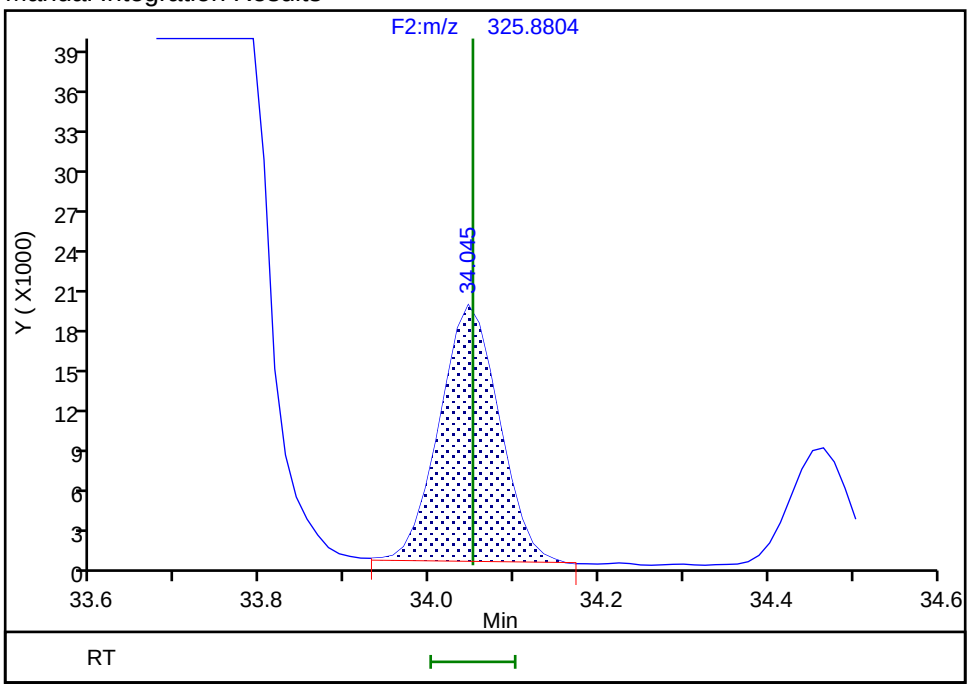

Reviewer: davidsonm, 04-Sep-2019 14:43:29

Audit Action: Manually Integrated Audit Reason: Baseline

Manual Integration/User Assign Peak Report

Eurofins TestAmerica, Knoxville

Data File:	\\chromna\Knoxville\ChromData\D3D\20190903-12939.b\580-88125-b-5-c_190904031432.d				
Injection Date:	04-Sep-2019 03:14:00	Instrument ID:	D3D		
Lims ID:	580-88125-B-5-C	Lab Sample ID:	140-88125-5		
Client ID:	A5-0to25-100818				
Operator ID:	Xcalibur_System	ALS Bottle#:	0	Worklist Smp#:	9
Injection Vol:	1.0 ul	Dil. Factor:	2.0000		
Method:	PCBs_D3D	Limit Group:	HR - 1668A - ICAL		
Column:	SPB-Octyl (0.25 mm)	Detector	F2(21.81 :35.54)		

PCB-111, CAS: 39635-32-0

Signal: 1

Not Detected
Expected RT: 34.46

Processing Integration Results

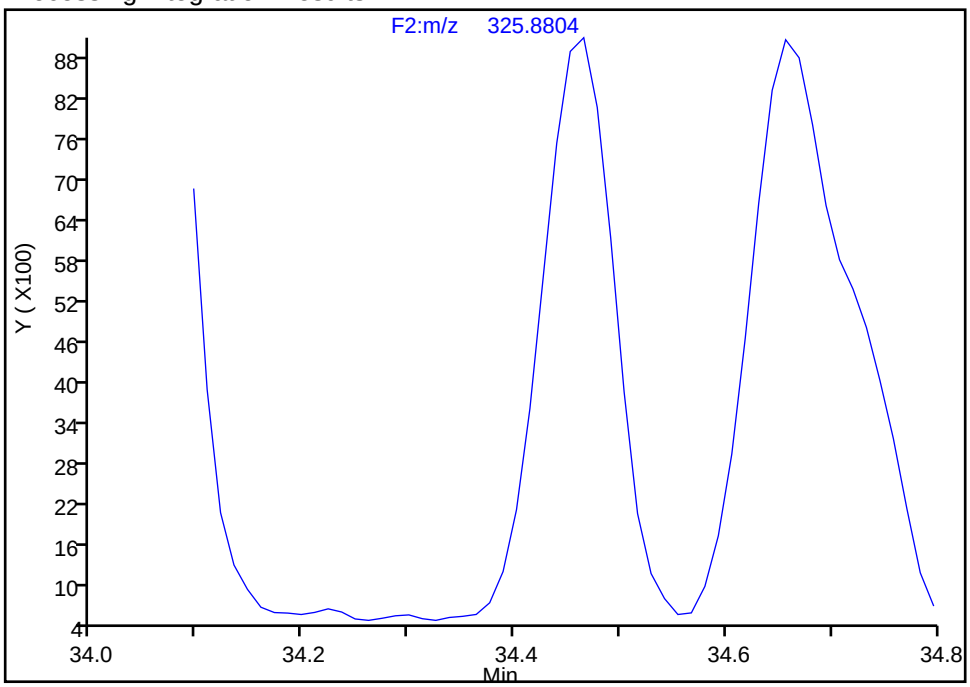

Manual Integration Results

RT: 34.47
Area: 47075
Amount: 13.752932
Amount Units: pg/ul

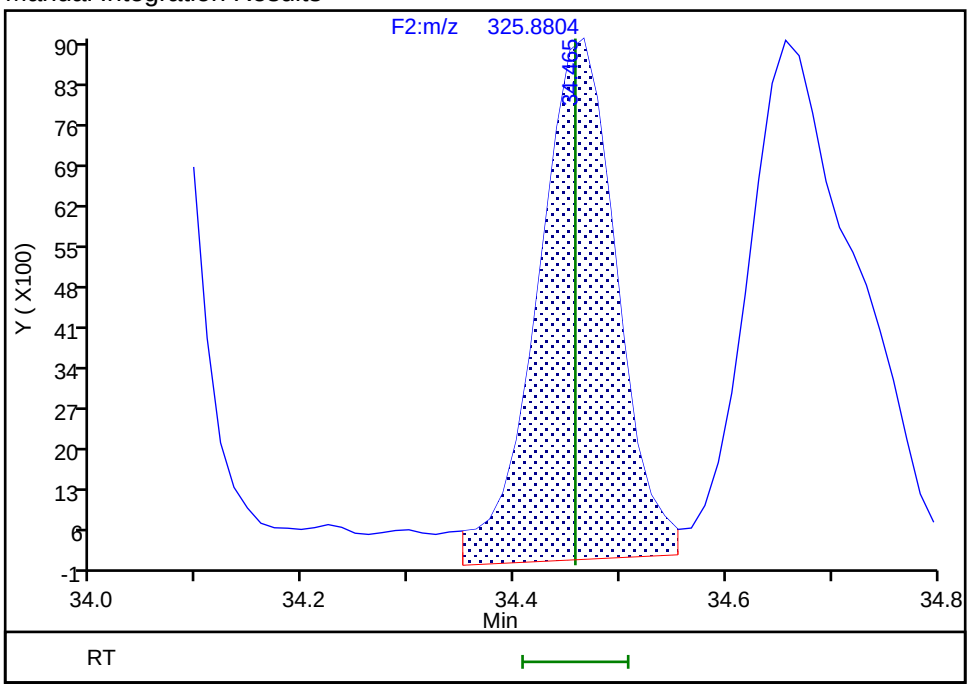

Reviewer: davidsonm, 04-Sep-2019 14:43:37
Audit Action: Manually Integrated Audit Reason: Baseline

Manual Integration/User Assign Peak Report

Eurofins TestAmerica, Knoxville

Data File:	\\chromna\Knoxville\ChromData\D3D\20190903-12939.b\580-88125-b-5-c_190904031432.d				
Injection Date:	04-Sep-2019 03:14:00	Instrument ID:	D3D		
Lims ID:	580-88125-B-5-C	Lab Sample ID:	140-88125-5		
Client ID:	A5-0to25-100818				
Operator ID:	Xcalibur_System	ALS Bottle#:	0	Worklist Smp#:	9
Injection Vol:	1.0 ul	Dil. Factor:	2.0000		
Method:	PCBs_D3D	Limit Group:	HR - 1668A - ICAL		
Column:	SPB-Octyl (0.25 mm)	Detector	F2(21.81 :35.54)		

PCB-120, CAS: 68194-12-7

Signal: 1

Not Detected
Expected RT: 34.92

Processing Integration Results

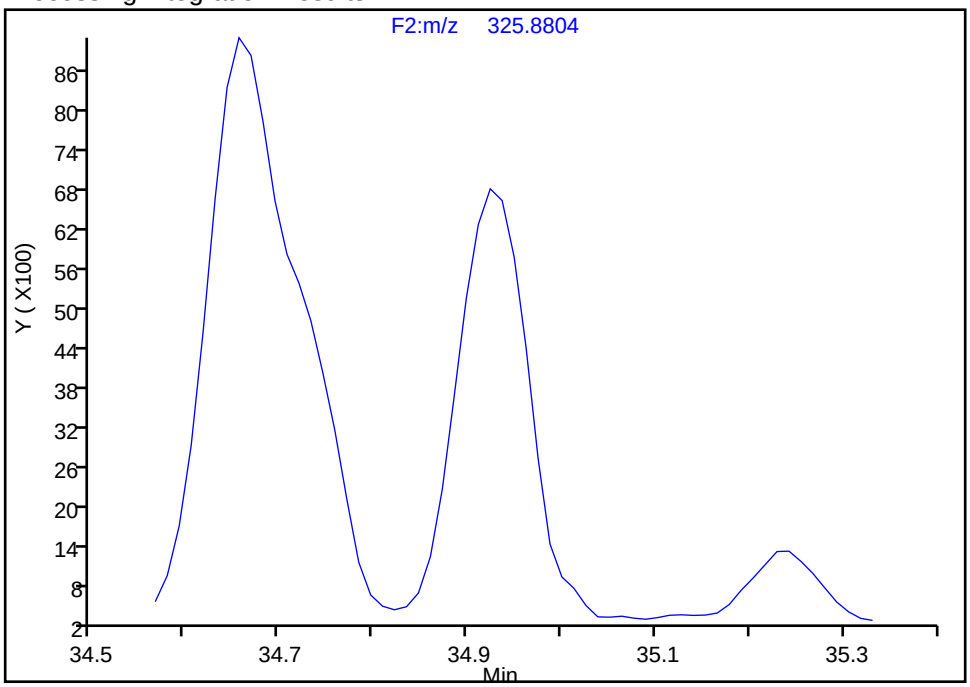

Manual Integration Results

RT: 34.92
Area: 38240
Amount: 10.536346
Amount Units: pg/ul

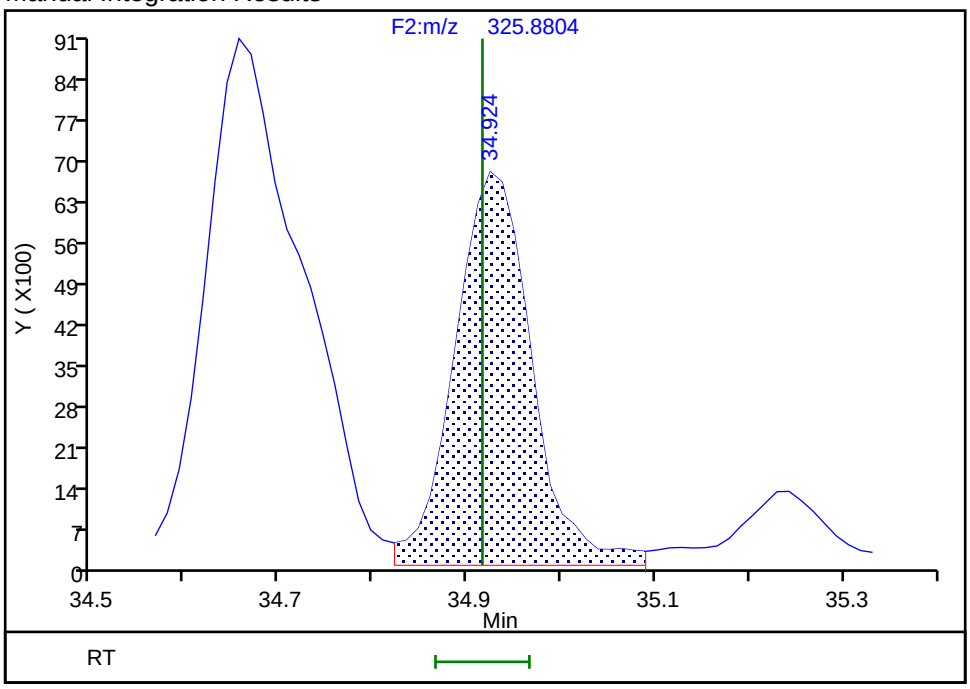

Reviewer: layk, 04-Sep-2019 09:21:04
Audit Action: Assigned Compound ID Audit Reason: Incomplete Integration

Eurofins TestAmerica, Knoxville

Data File:	\\chromna\Knoxville\ChromData\D3D\20190903-12939.b\580-88125-b-5-c_190904031432.d		
Injection Date:	04-Sep-2019 03:14:00	Injection Vol:	1.0 ul
Instrument ID:	D3D	Operator ID:	Xcalibur_System
Method:	PCBs_D3D	Limit Group:	HR - 1668A - ICAL
Client ID:	A5-0to25-100818		
Worklist#:	33231	Sample Line#:	9
Column Type:	SPB-Octyl	Column Dia:	0.25 mm

PePCB F3

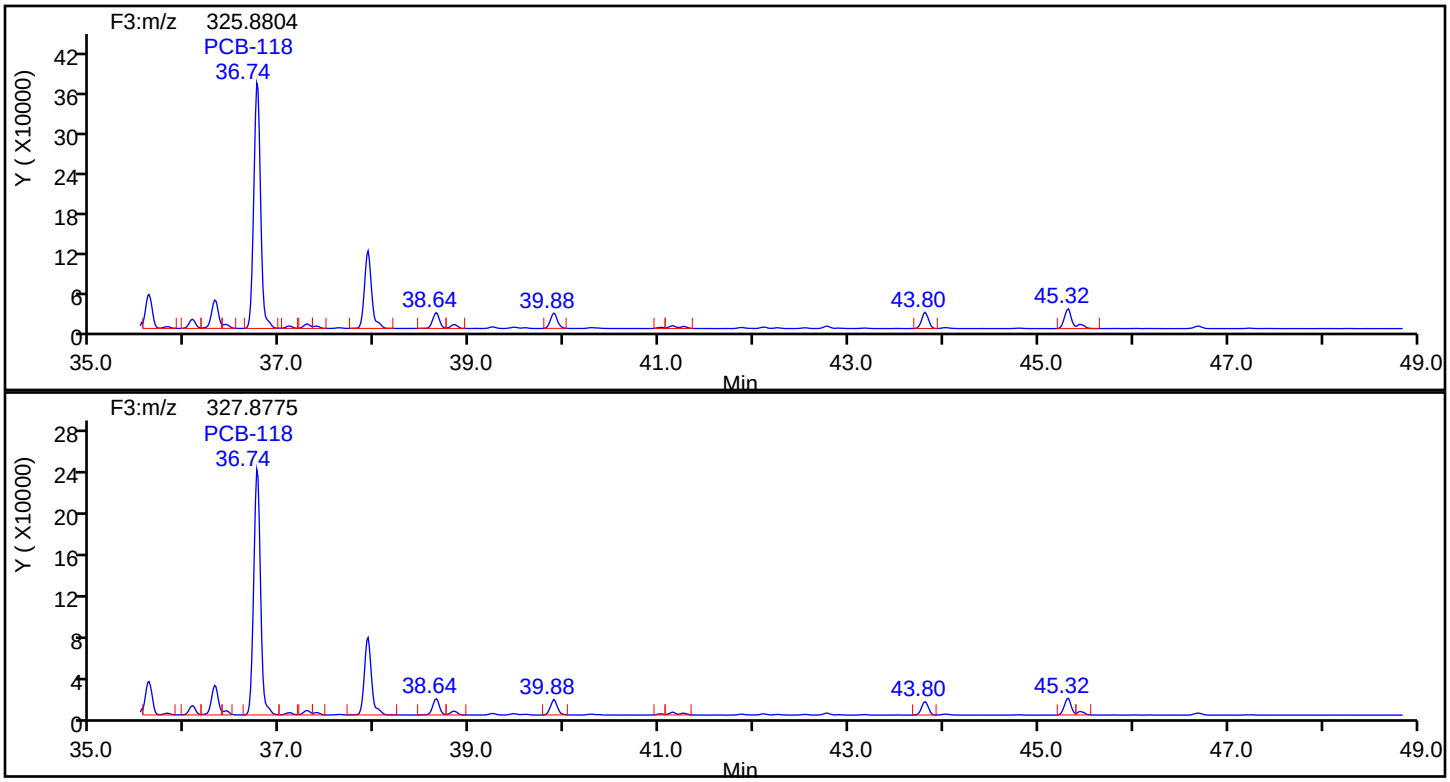

PePCB F3 Standards

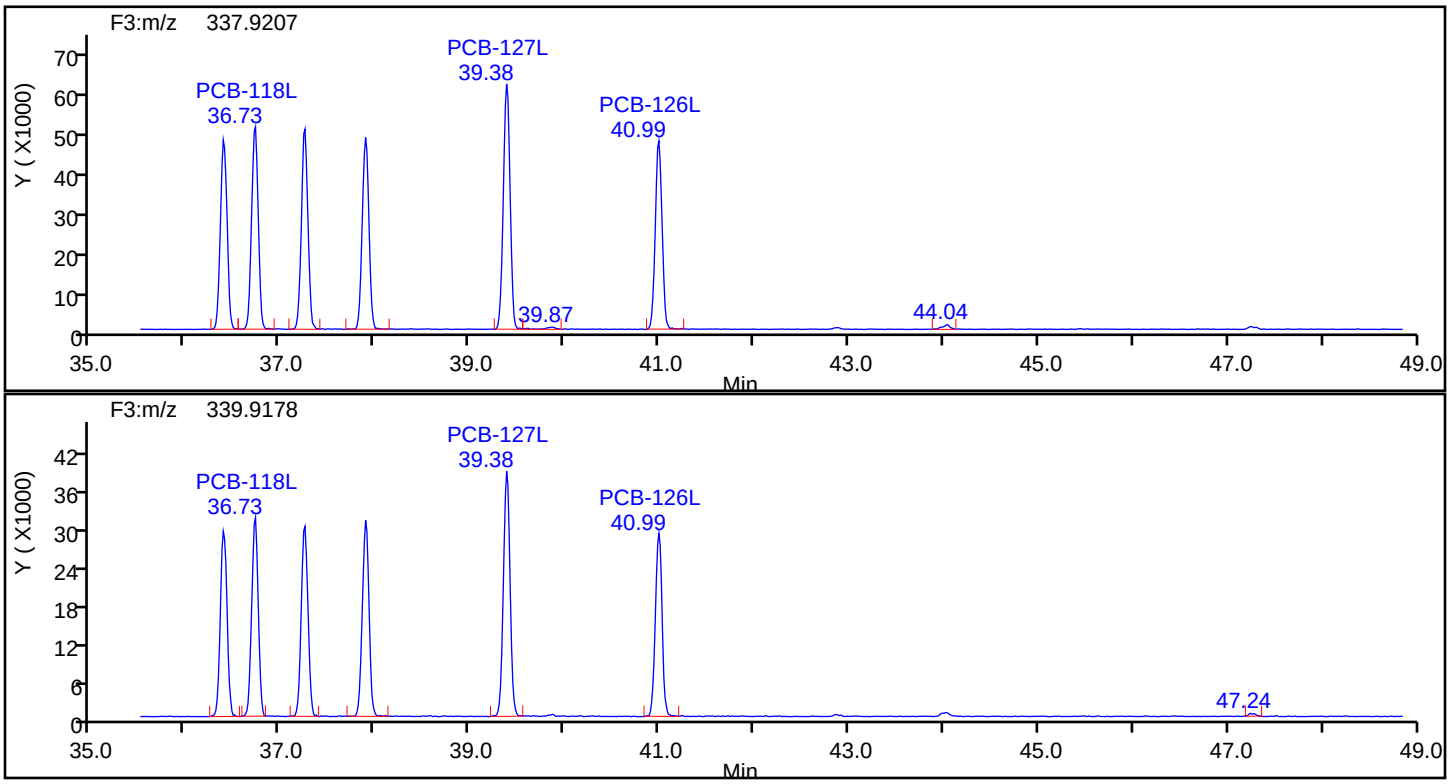

Eurofins TestAmerica, Knoxville

Data File:	\\chromna\Knoxville\ChromData\D3D\20190903-12939.b\580-88125-b-5-c_190904031432.d		
Injection Date:	04-Sep-2019 03:14:00	Injection Vol:	1.0 ul
Instrument ID:	D3D	Operator ID:	Xcalibur_System
Method:	PCBs_D3D	Limit Group:	HR - 1668A - ICAL
Client ID:	A5-0to25-100818		
Worklist#:	33231	Sample Line#:	9
Column Type:	SPB-Octyl	Column Dia:	0.25 mm

PePCB F3

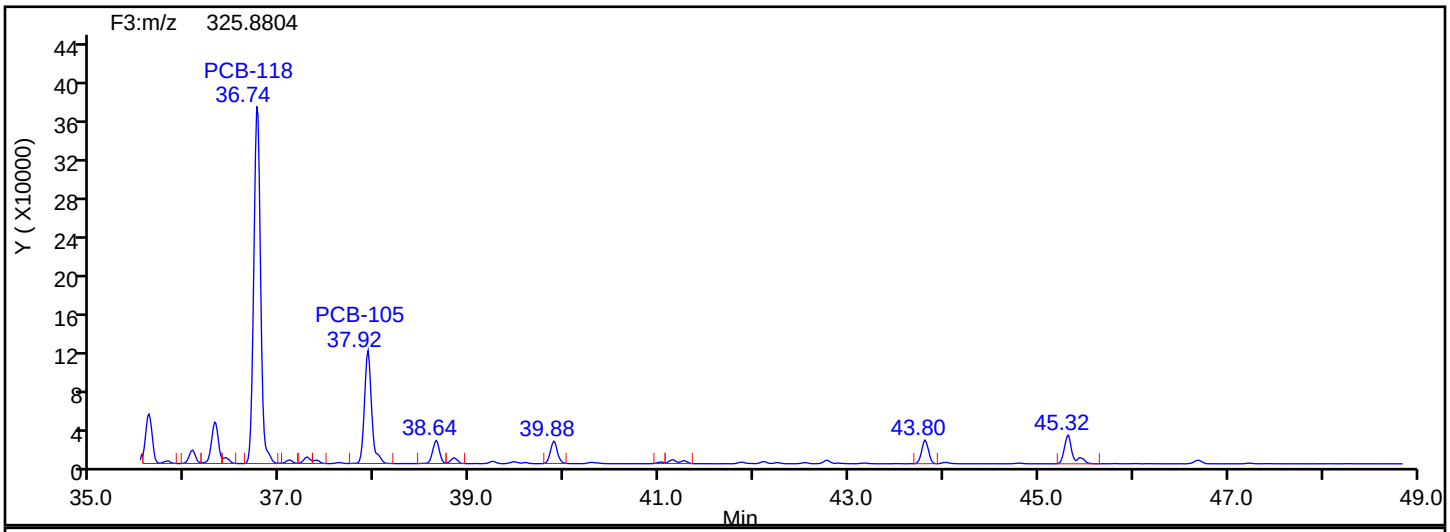

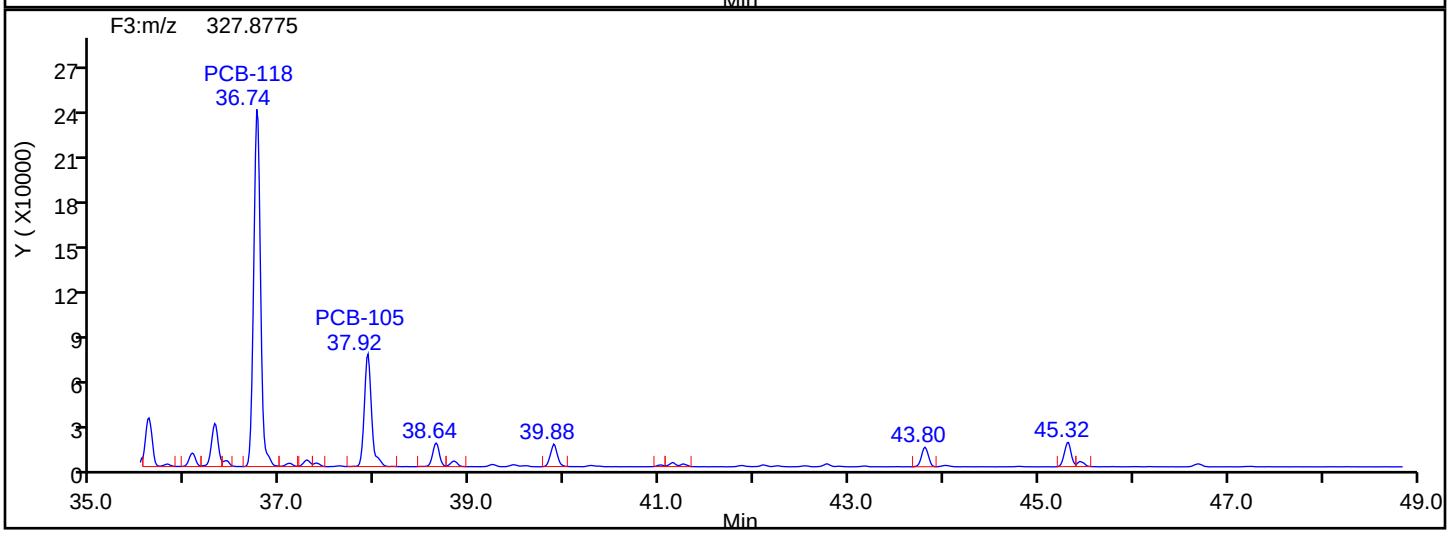

PePCB F3 Lock Mass

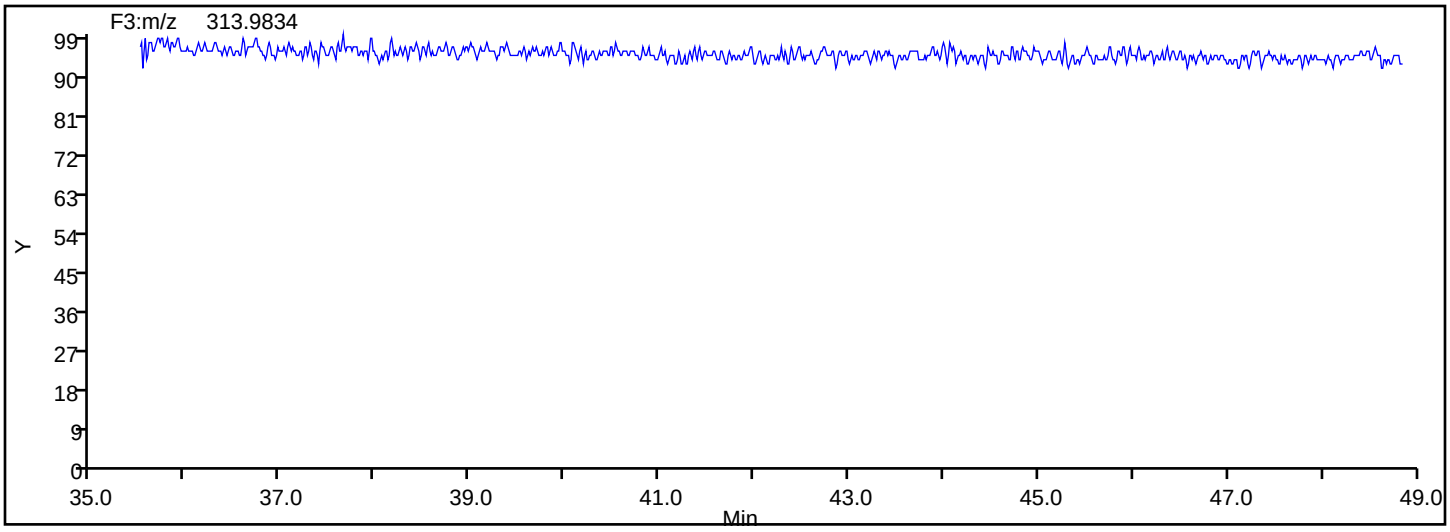

Manual Integration/User Assign Peak Report

Eurofins TestAmerica, Knoxville

Data File:	\\chromna\Knoxville\ChromData\D3D\20190903-12939.b\580-88125-b-5-c_190904031432.d				
Injection Date:	04-Sep-2019 03:14:00	Instrument ID:	D3D		
Lims ID:	580-88125-B-5-C	Lab Sample ID:	140-88125-5		
Client ID:	A5-0to25-100818				
Operator ID:	Xcalibur_System	ALS Bottle#:	0	Worklist Smp#:	9
Injection Vol:	1.0 ul	Dil. Factor:	2.0000		
Method:	PCBs_D3D	Limit Group:	HR - 1668A - ICAL		
Column:	SPB-Octyl (0.25 mm)	Detector	F3(35.64 :49.10)		

PCB-107, CAS: 70424-68-9

Signal: 1

Not Detected
Expected RT: 36.29

Processing Integration Results

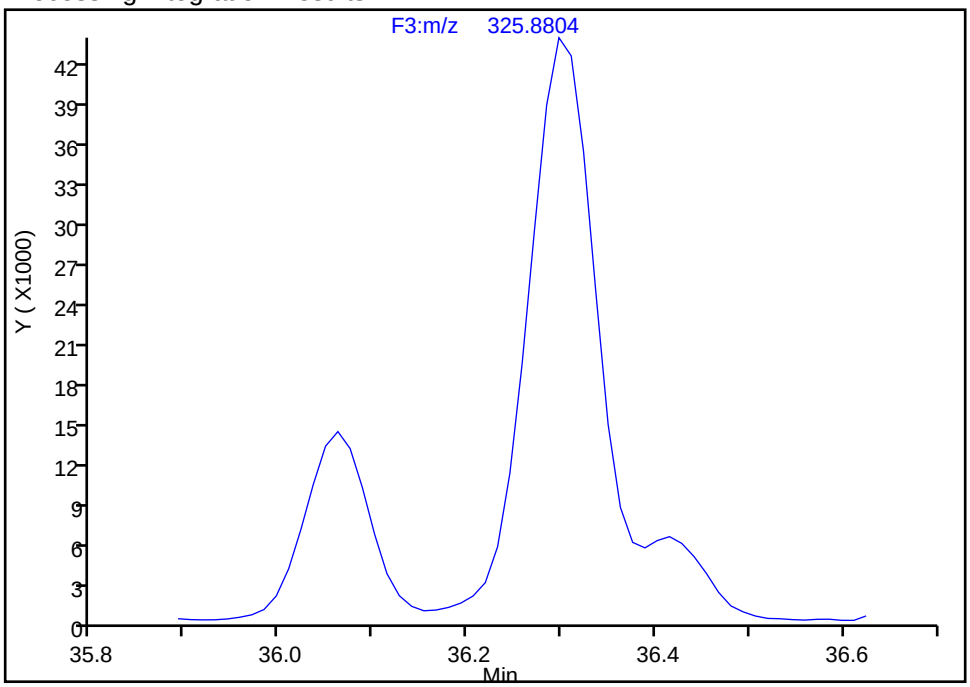

Manual Integration Results

RT: 36.30
Area: 215663
Amount: 33.716387
Amount Units: pg/ul

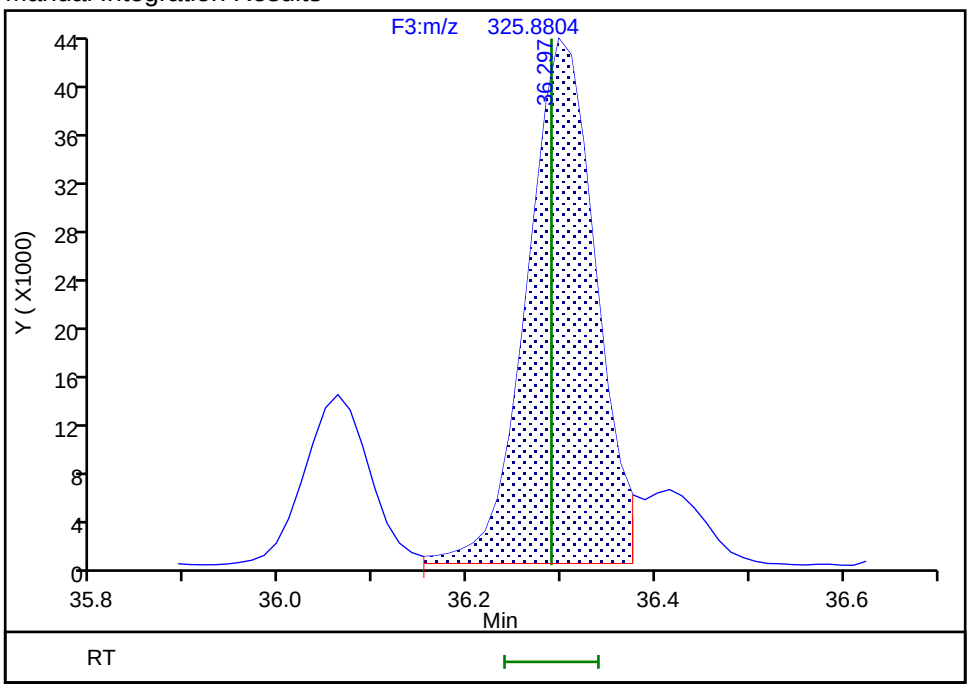

Reviewer: layk, 04-Sep-2019 09:21:32
Audit Action: Split an Integrated Peak Audit Reason: Split Peak

Manual Integration/User Assign Peak Report

Eurofins TestAmerica, Knoxville

Data File:	\\chromna\Knoxville\ChromData\D3D\20190903-12939.b\580-88125-b-5-c_190904031432.d				
Injection Date:	04-Sep-2019 03:14:00	Instrument ID:	D3D		
Lims ID:	580-88125-B-5-C	Lab Sample ID:	140-88125-5		
Client ID:	A5-0to25-100818				
Operator ID:	Xcalibur_System	ALS Bottle#:	0	Worklist Smp#:	9
Injection Vol:	1.0 ul	Dil. Factor:	2.0000		
Method:	PCBs_D3D	Limit Group:	HR - 1668A - ICAL		
Column:	SPB-Octyl (0.25 mm)	Detector	F3(35.64 :49.10)		

PCB-107, CAS: 70424-68-9

Signal: 2

Not Detected
Expected RT: 36.29

Processing Integration Results

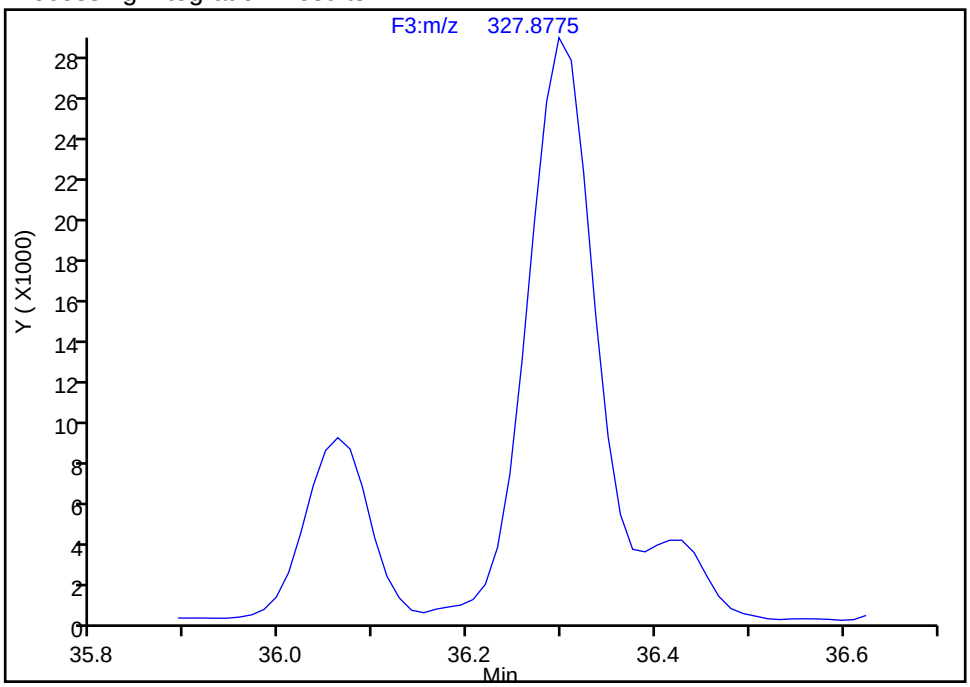

Manual Integration Results

RT: 36.30
Area: 140374
Amount: 33.716387
Amount Units: pg/ul

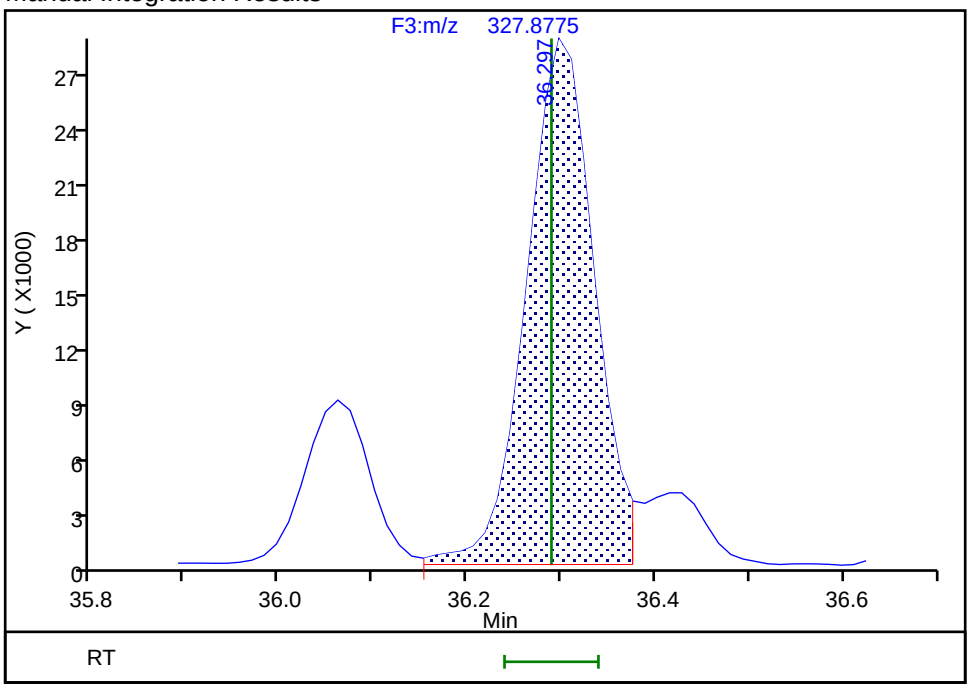

Reviewer: layk, 04-Sep-2019 09:21:37
Audit Action: Split an Integrated Peak Audit Reason: Split Peak

Manual Integration/User Assign Peak Report

Eurofins TestAmerica, Knoxville

Data File:	\\chromna\Knoxville\ChromData\D3D\20190903-12939.b\580-88125-b-5-c_190904031432.d				
Injection Date:	04-Sep-2019 03:14:00	Instrument ID:	D3D		
Lims ID:	580-88125-B-5-C	Lab Sample ID:	140-88125-5		
Client ID:	A5-0to25-100818				
Operator ID:	Xcalibur_System	ALS Bottle#:	0	Worklist Smp#:	9
Injection Vol:	1.0 ul	Dil. Factor:	2.0000		
Method:	PCBs_D3D	Limit Group:	HR - 1668A - ICAL		
Column:	SPB-Octyl (0.25 mm)	Detector	F3(35.64 :49.10)		

PCB-123, CAS: 65510-44-3

Signal: 1

Not Detected
Expected RT: 36.41

Processing Integration Results

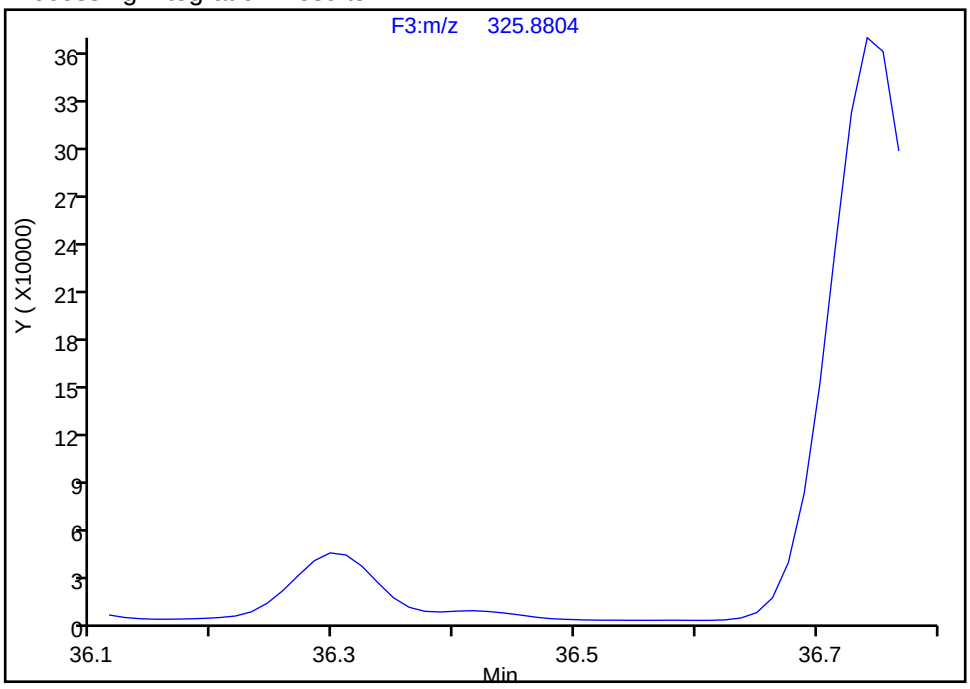

Manual Integration Results

RT: 36.41
Area: 28613
Amount: 4.557168
Amount Units: pg/ul

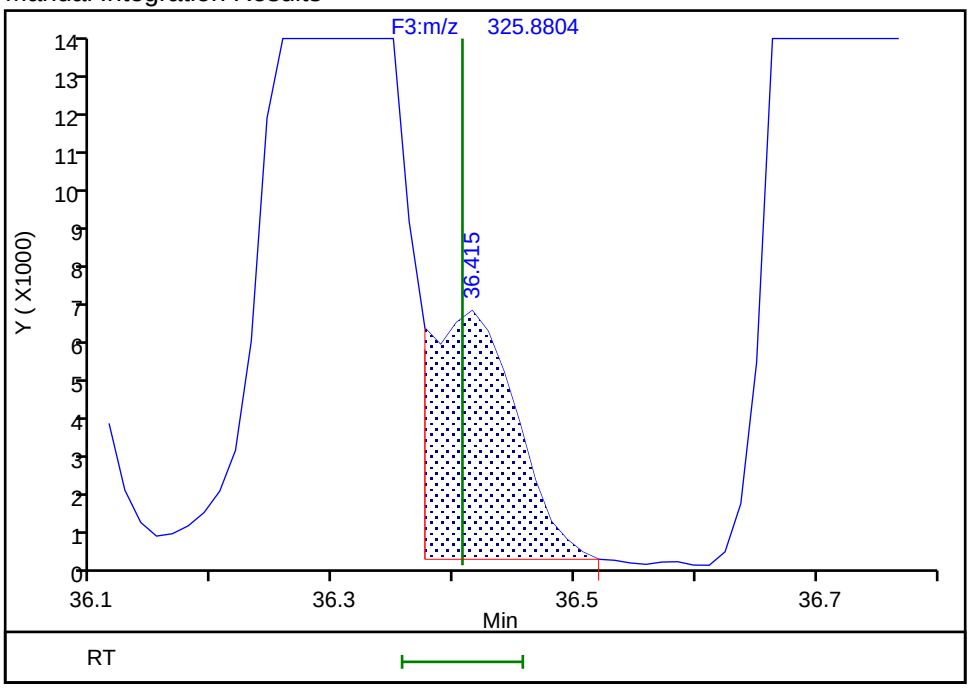

Reviewer: layk, 04-Sep-2019 09:21:52
Audit Action: Manually Integrated/Assigned Compound ID Audit Reason: Split Peak

Manual Integration/User Assign Peak Report

Eurofins TestAmerica, Knoxville

Data File:	\\chromna\Knoxville\ChromData\D3D\20190903-12939.b\580-88125-b-5-c_190904031432.d				
Injection Date:	04-Sep-2019 03:14:00	Instrument ID:	D3D		
Lims ID:	580-88125-B-5-C	Lab Sample ID:	140-88125-5		
Client ID:	A5-0to25-100818				
Operator ID:	Xcalibur_System	ALS Bottle#:	0	Worklist Smp#:	9
Injection Vol:	1.0 ul	Dil. Factor:	2.0000		
Method:	PCBs_D3D	Limit Group:	HR - 1668A - ICAL		
Column:	SPB-Octyl (0.25 mm)	Detector	F3(35.64 :49.10)		

PCB-114, CAS: 74472-37-0

Signal: 1

Processing Integration Results

RT: 37.28
Area: 48177
Amount: 7.291322
Amount Units: pg/ul

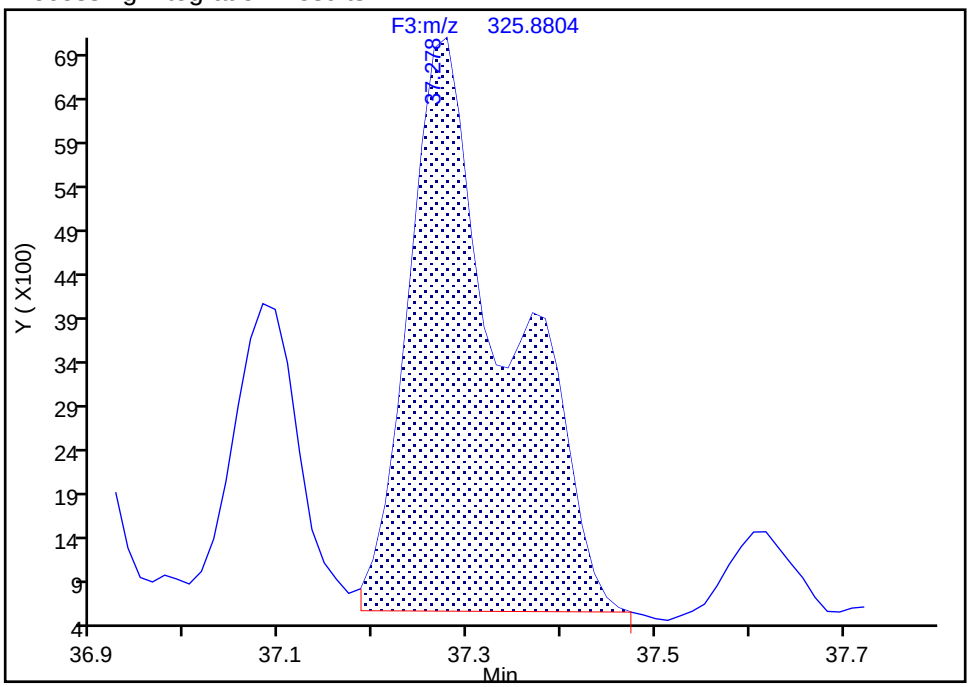

Manual Integration Results

RT: 37.28
Area: 32220
Amount: 4.866188
Amount Units: pg/ul

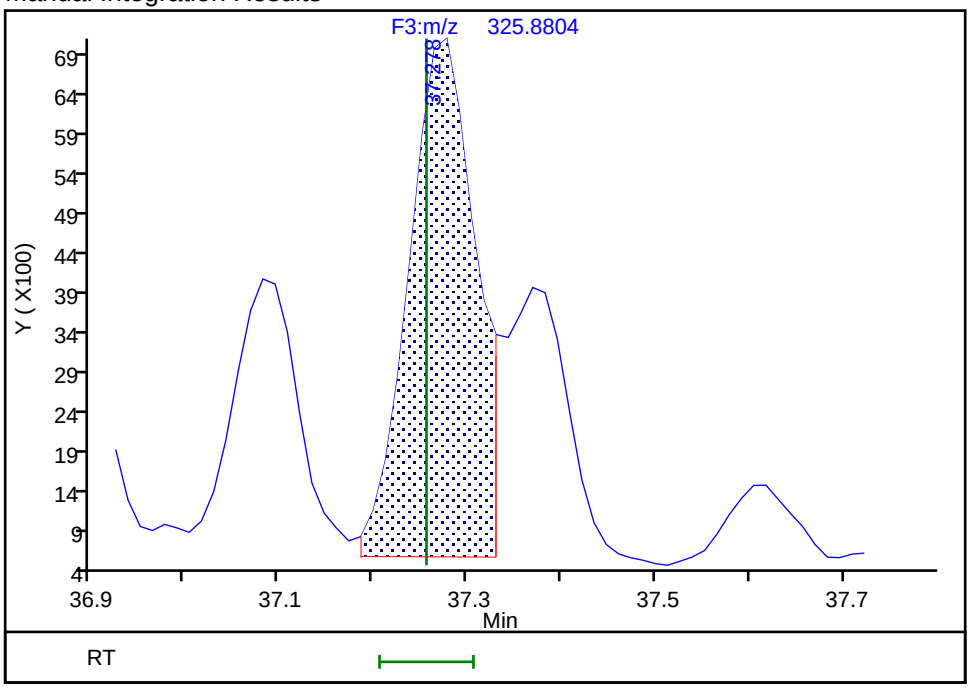

Reviewer: layk, 04-Sep-2019 09:22:14
Audit Action: Split an Integrated Peak Audit Reason: Split Peak

Manual Integration/User Assign Peak Report

Eurofins TestAmerica, Knoxville

Data File:	\\chromna\Knoxville\ChromData\D3D\20190903-12939.b\580-88125-b-5-c_190904031432.d				
Injection Date:	04-Sep-2019 03:14:00	Instrument ID:	D3D		
Lims ID:	580-88125-B-5-C	Lab Sample ID:	140-88125-5		
Client ID:	A5-0to25-100818				
Operator ID:	Xcalibur_System	ALS Bottle#:	0	Worklist Smp#:	9
Injection Vol:	1.0 ul	Dil. Factor:	2.0000		
Method:	PCBs_D3D	Limit Group:	HR - 1668A - ICAL		
Column:	SPB-Octyl (0.25 mm)	Detector	F3(35.64 :49.10)		

PCB-114, CAS: 74472-37-0

Signal: 2

Processing Integration Results

RT: 37.28
Area: 31969
Amount: 7.291322
Amount Units: pg/ul

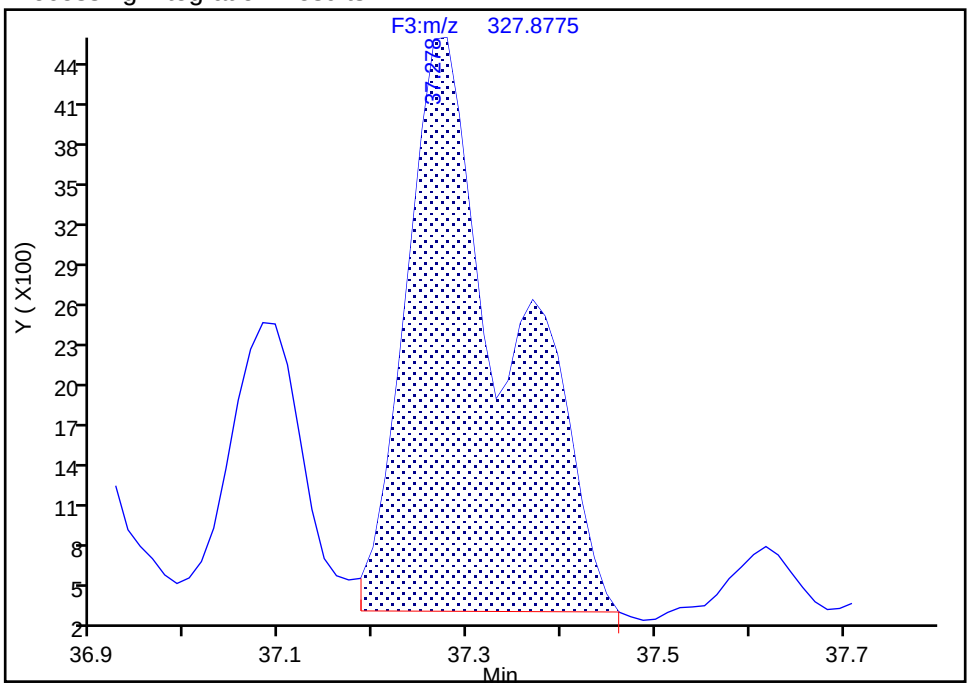

Manual Integration Results

RT: 37.28
Area: 21269
Amount: 4.866188
Amount Units: pg/ul

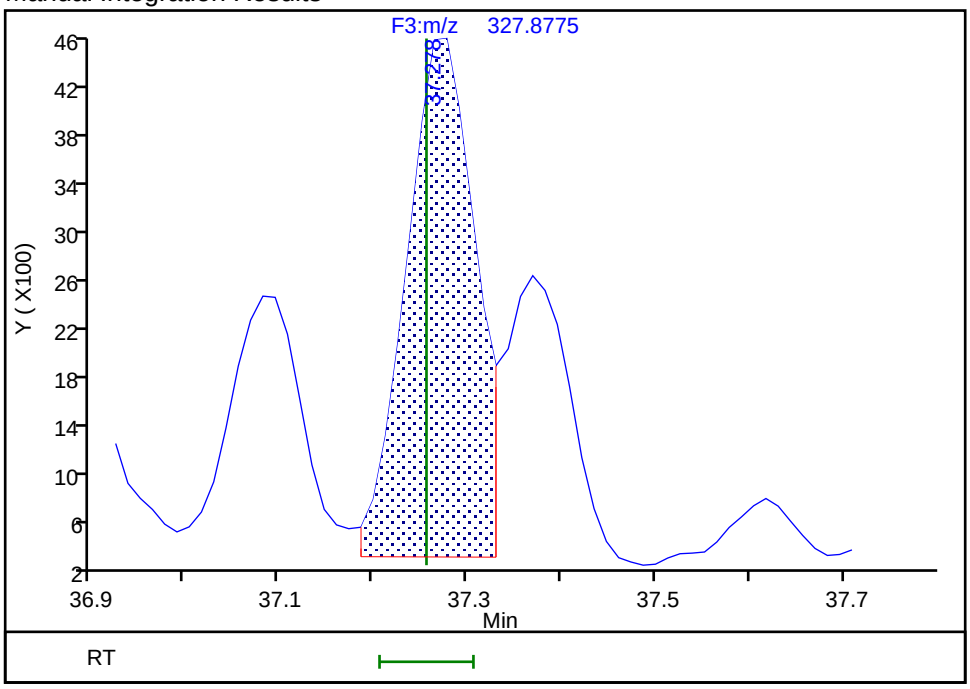

Reviewer: layk, 04-Sep-2019 09:22:17

Audit Action: Split an Integrated Peak Audit Reason: Split Peak

Manual Integration/User Assign Peak Report

Eurofins TestAmerica, Knoxville

Data File:	\\chromna\Knoxville\ChromData\D3D\20190903-12939.b\580-88125-b-5-c_190904031432.d				
Injection Date:	04-Sep-2019 03:14:00	Instrument ID:	D3D		
Lims ID:	580-88125-B-5-C	Lab Sample ID:	140-88125-5		
Client ID:	A5-0to25-100818				
Operator ID:	Xcalibur_System	ALS Bottle#:	0	Worklist Smp#:	9
Injection Vol:	1.0 ul	Dil. Factor:	2.0000		
Method:	PCBs_D3D	Limit Group:	HR - 1668A - ICAL		
Column:	SPB-Octyl (0.25 mm)	Detector	F3(35.64 :49.10)		

PCB-126, CAS: 57465-28-8

Signal: 1

Not Detected
Expected RT: 40.99

Processing Integration Results

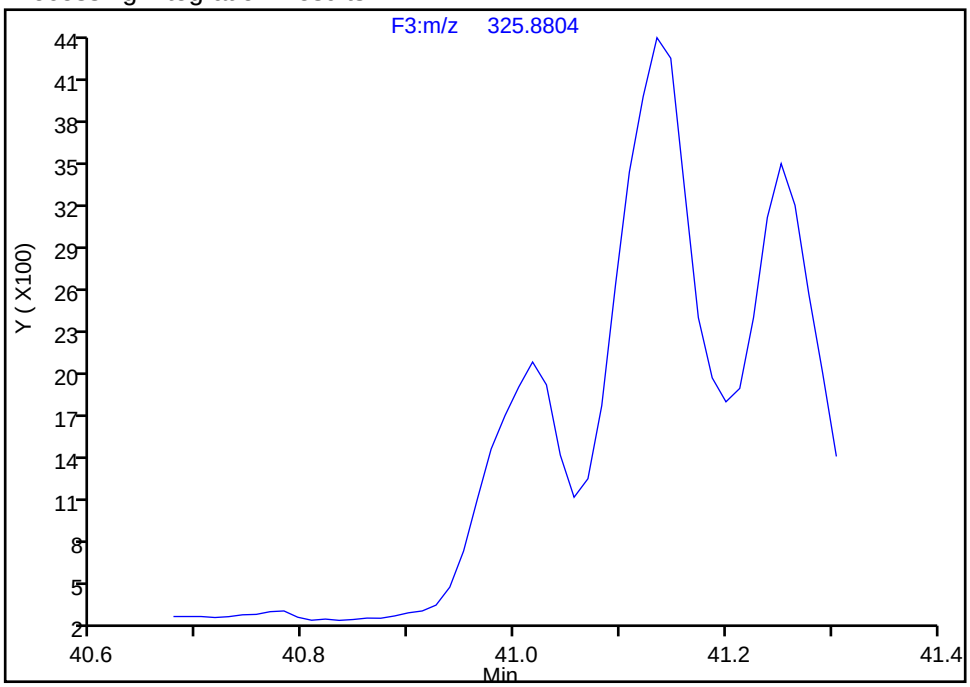

Manual Integration Results

RT: 41.02
Area: 6901
Amount: 1.132875
Amount Units: pg/ul

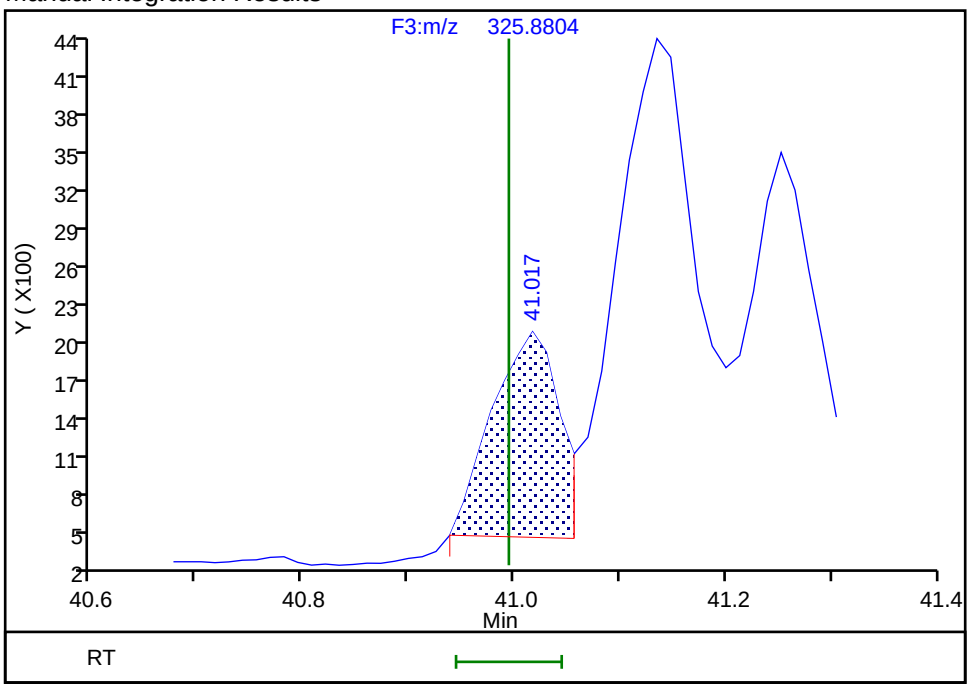

Reviewer: layk, 04-Sep-2019 09:22:48
Audit Action: Split an Integrated Peak Audit Reason: Split Peak

Manual Integration/User Assign Peak Report

Eurofins TestAmerica, Knoxville

Data File:	\\chromna\Knoxville\ChromData\D3D\20190903-12939.b\580-88125-b-5-c_190904031432.d				
Injection Date:	04-Sep-2019 03:14:00	Instrument ID:	D3D		
Lims ID:	580-88125-B-5-C	Lab Sample ID:	140-88125-5		
Client ID:	A5-0to25-100818				
Operator ID:	Xcalibur_System	ALS Bottle#:	0	Worklist Smp#:	9
Injection Vol:	1.0 ul	Dil. Factor:	2.0000		
Method:	PCBs_D3D	Limit Group:	HR - 1668A - ICAL		
Column:	SPB-Octyl (0.25 mm)	Detector	F3(35.64 :49.10)		

PCB-126, CAS: 57465-28-8

Signal: 2

Not Detected
Expected RT: 40.99

Processing Integration Results

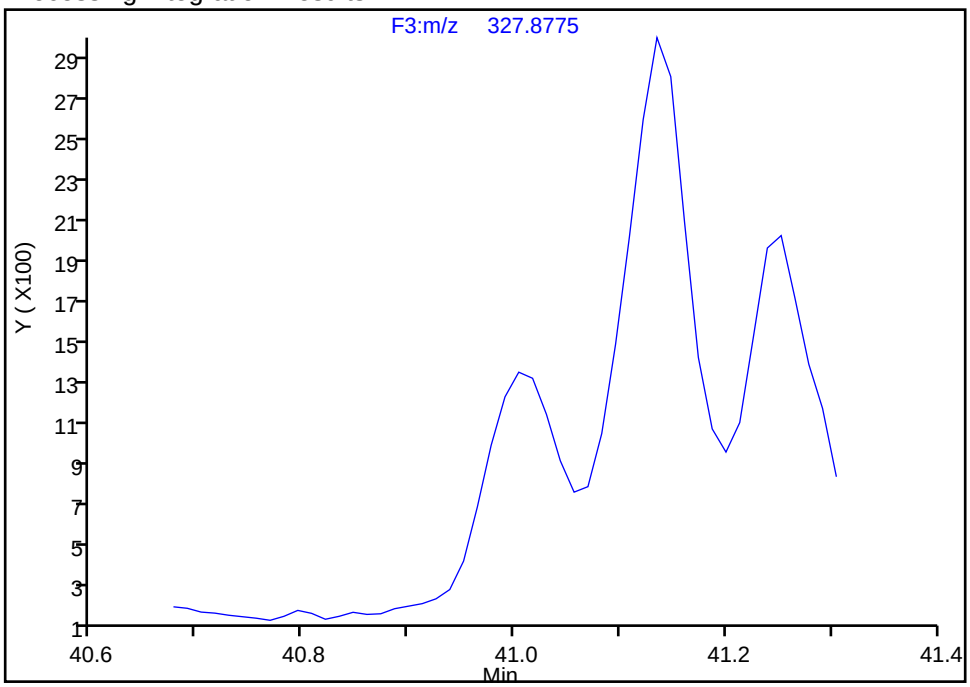

Manual Integration Results

RT: 41.00
Area: 4626
Amount: 1.132875
Amount Units: pg/ul

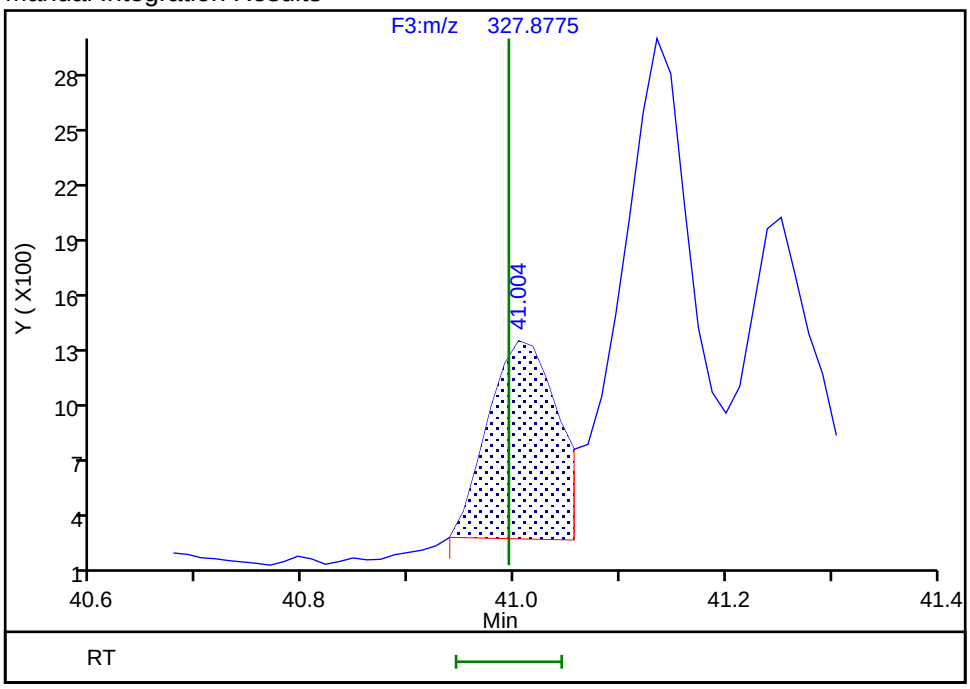

Reviewer: layk, 04-Sep-2019 09:22:51
Audit Action: Split an Integrated Peak Audit Reason: Split Peak

Eurofins TestAmerica, Knoxville

Data File:	\\chromna\Knoxville\ChromData\D3D\20190903-12939.b\580-88125-b-5-c_190904031432.d		
Injection Date:	04-Sep-2019 03:14:00	Injection Vol:	1.0 ul
Instrument ID:	D3D	Operator ID:	Xcalibur_System
Method:	PCBs_D3D	Limit Group:	HR - 1668A - ICAL
Client ID:	A5-0to25-100818		
Worklist#:	33231	Sample Line#:	9
Column Type:	SPB-Octyl	Column Dia:	0.25 mm

HxPCB F2

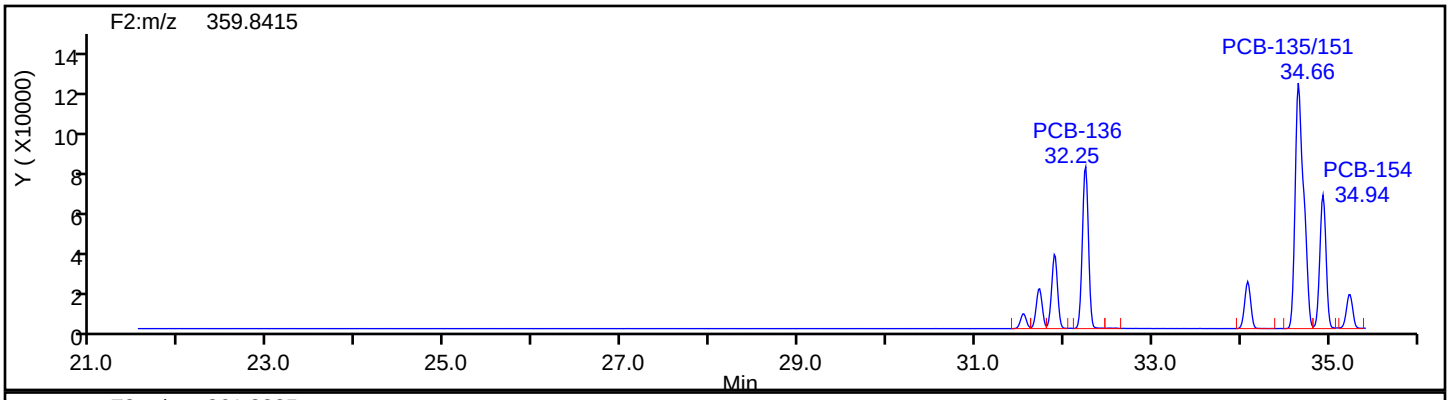

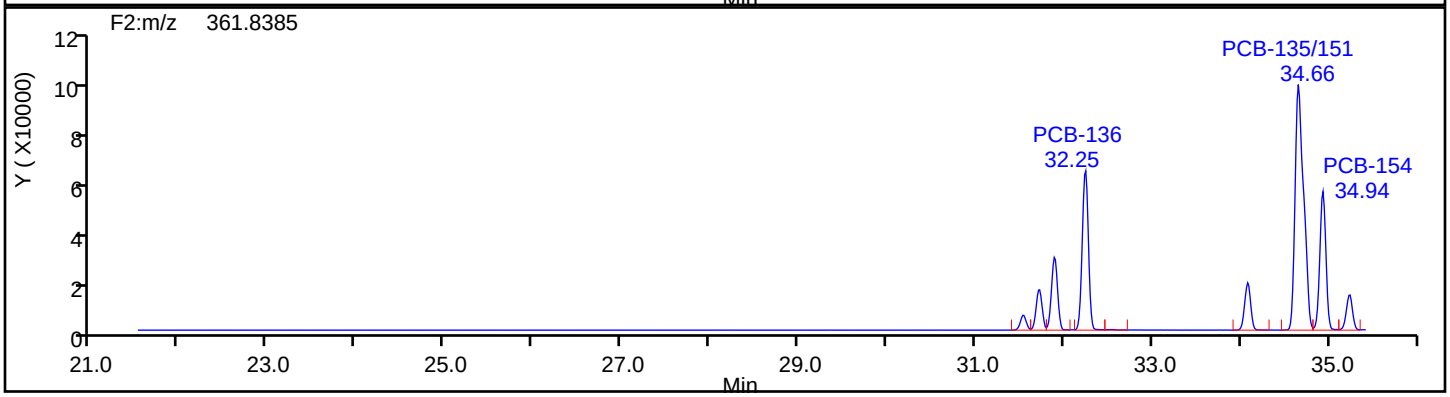

HxPCB F2 Standards

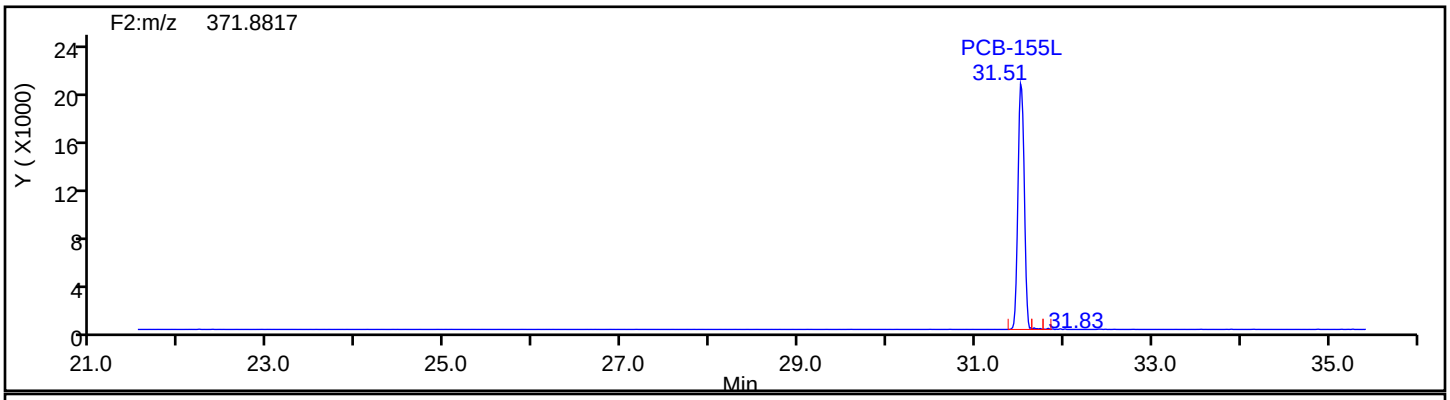

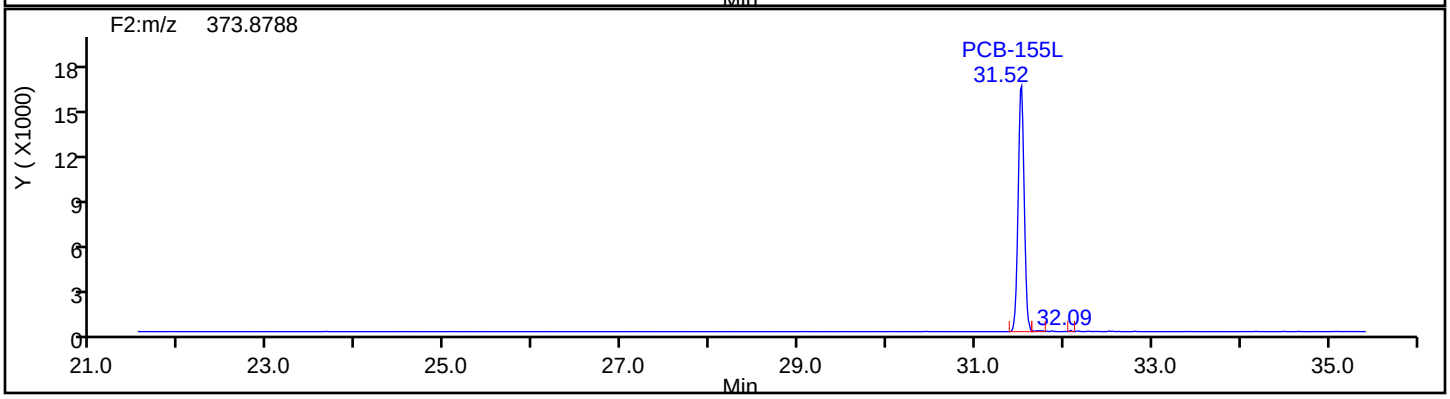

Eurofins TestAmerica, Knoxville

Data File:	\\chromna\Knoxville\ChromData\D3D\20190903-12939.b\580-88125-b-5-c_190904031432.d		
Injection Date:	04-Sep-2019 03:14:00	Injection Vol:	1.0 ul
Instrument ID:	D3D	Operator ID:	Xcalibur_System
Method:	PCBs_D3D	Limit Group:	HR - 1668A - ICAL
Client ID:	A5-0to25-100818		
Worklist#:	33231	Sample Line#:	9
Column Type:	SPB-Octyl	Column Dia:	0.25 mm

HxPCB F2

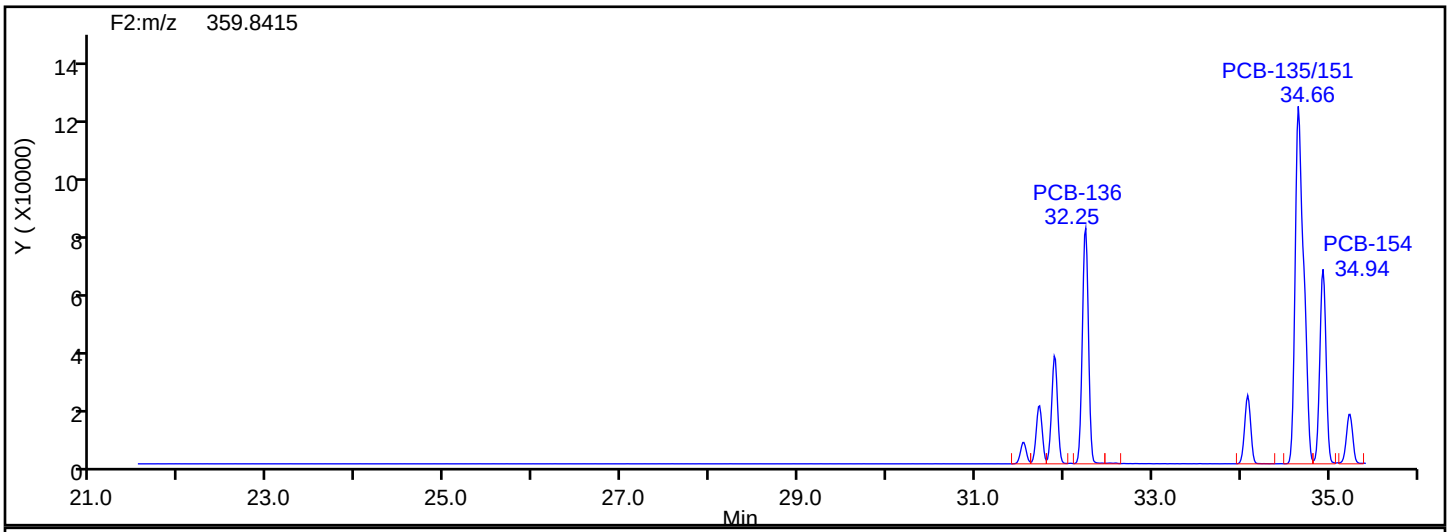

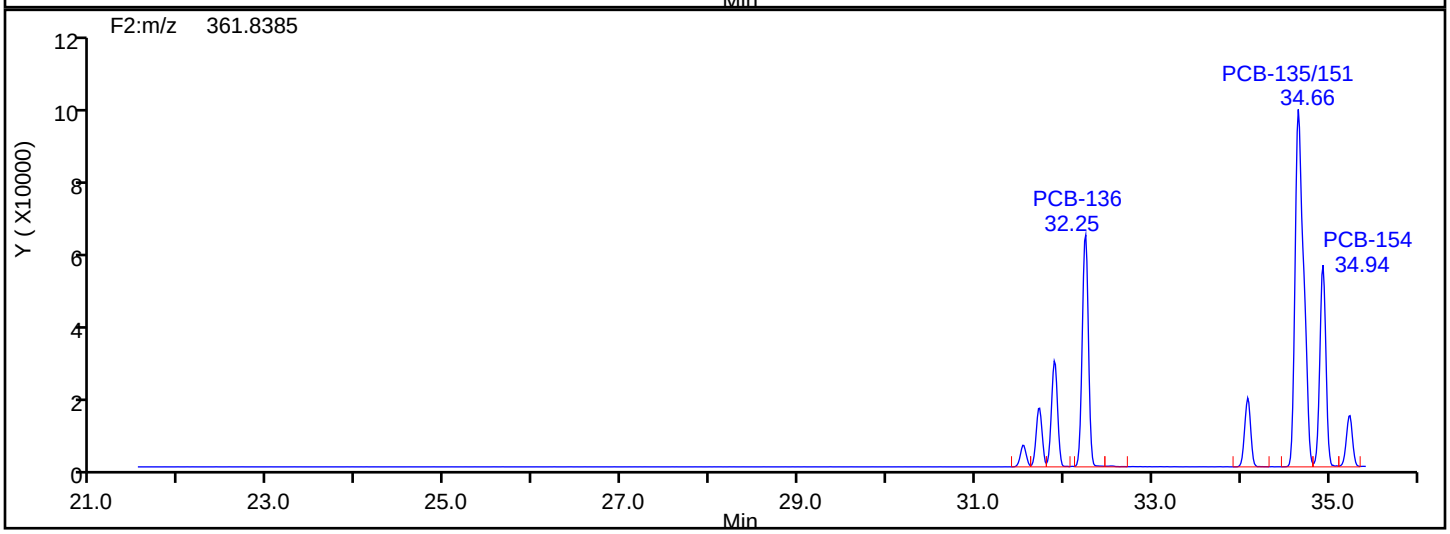

HxPCB F2 Lock Mass

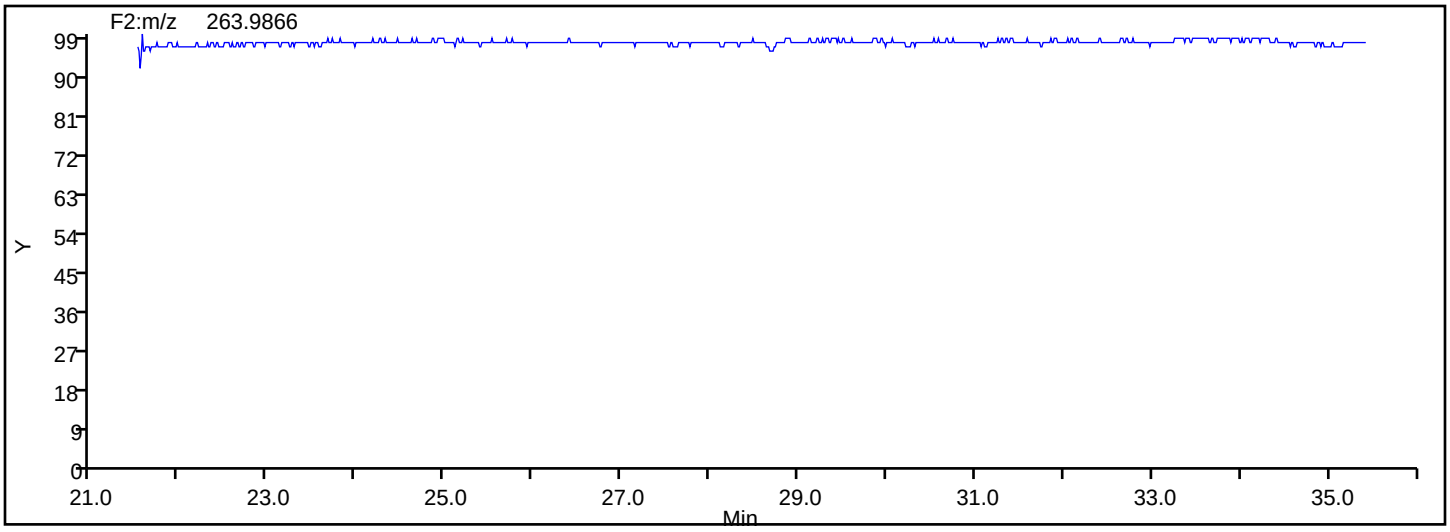

Manual Integration/User Assign Peak Report

Eurofins TestAmerica, Knoxville

Data File:	\\chromna\Knoxville\ChromData\D3D\20190903-12939.b\580-88125-b-5-c_190904031432.d		
Injection Date:	04-Sep-2019 03:14:00	Instrument ID:	D3D
Lims ID:	580-88125-B-5-C	Lab Sample ID:	140-88125-5
Client ID:	A5-0to25-100818		
Operator ID:	Xcalibur_System	ALS Bottle#:	0 Worklist Smp#: 9
Injection Vol:	1.0 ul	Dil. Factor:	2.0000
Method:	PCBs_D3D	Limit Group:	HR - 1668A - ICAL
Column:	SPB-Octyl (0.25 mm)	Detector	F2(21.81 :35.54)

PCB-145, CAS: 74472-40-5

Signal: 1

Not Detected
Expected RT: 32.56

Processing Integration Results

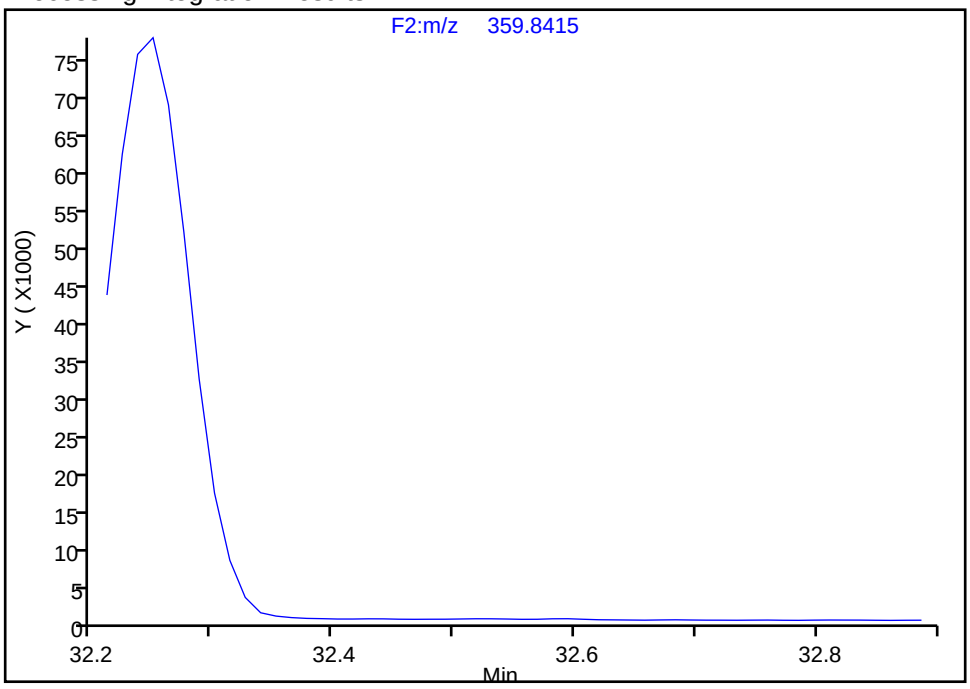

Manual Integration Results

RT: 32.59
Area: 2144
Amount: 0.934398
Amount Units: pg/ul

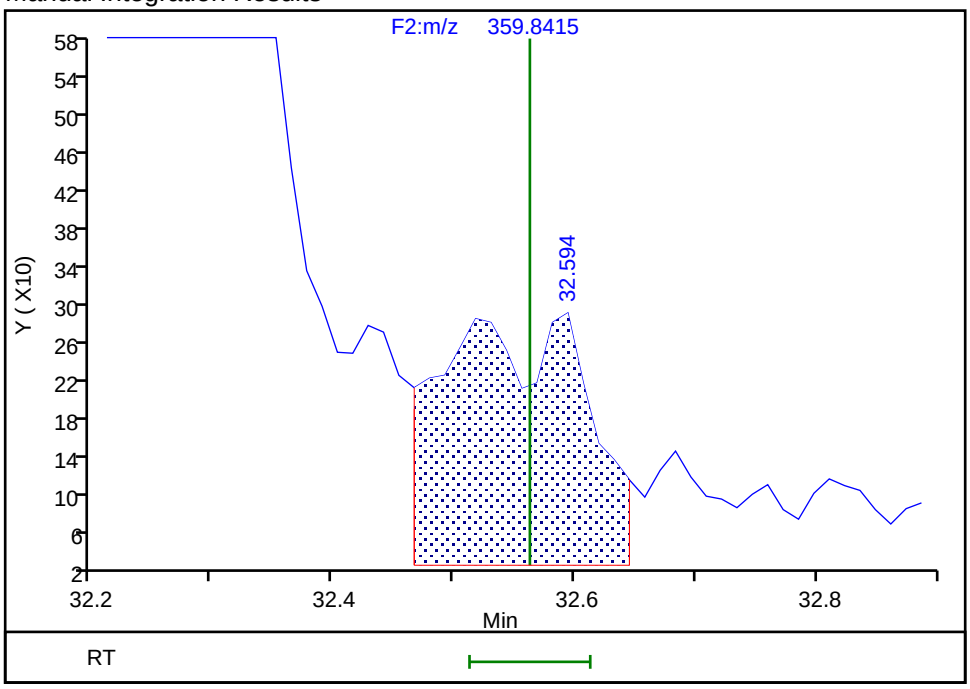

Reviewer: layk, 04-Sep-2019 09:23:37
Audit Action: Assigned Compound ID Audit Reason: Split Peak

Eurofins TestAmerica, Knoxville

Data File:	\\chromna\Knoxville\ChromData\D3D\20190903-12939.b\580-88125-b-5-c_190904031432.d		
Injection Date:	04-Sep-2019 03:14:00	Injection Vol:	1.0 ul
Instrument ID:	D3D	Operator ID:	Xcalibur_System
Method:	PCBs_D3D	Limit Group:	HR - 1668A - ICAL
Client ID:	A5-0to25-100818		
Worklist#:	33231	Sample Line#:	9
Column Type:	SPB-Octyl	Column Dia:	0.25 mm

HxPCB F3

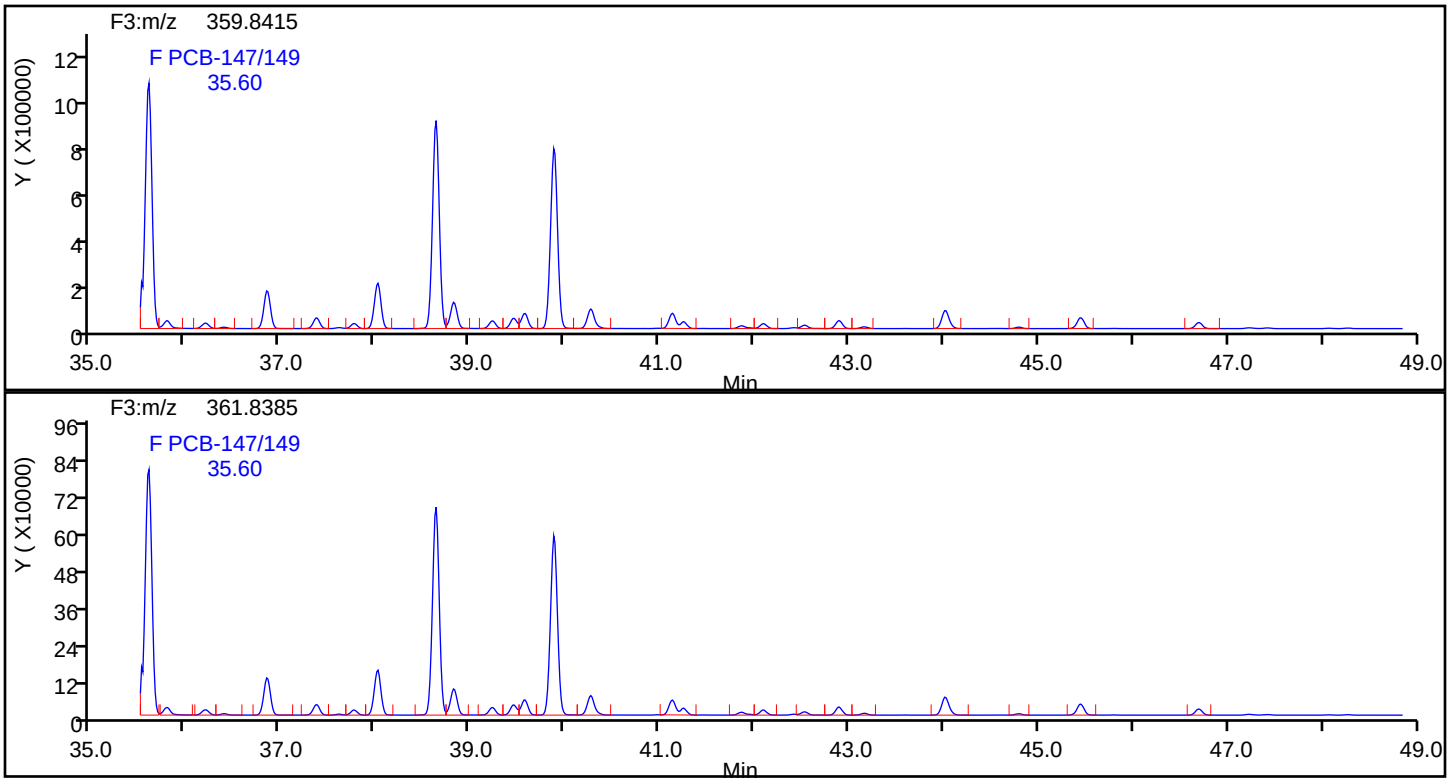

HxPCB F3 Standards

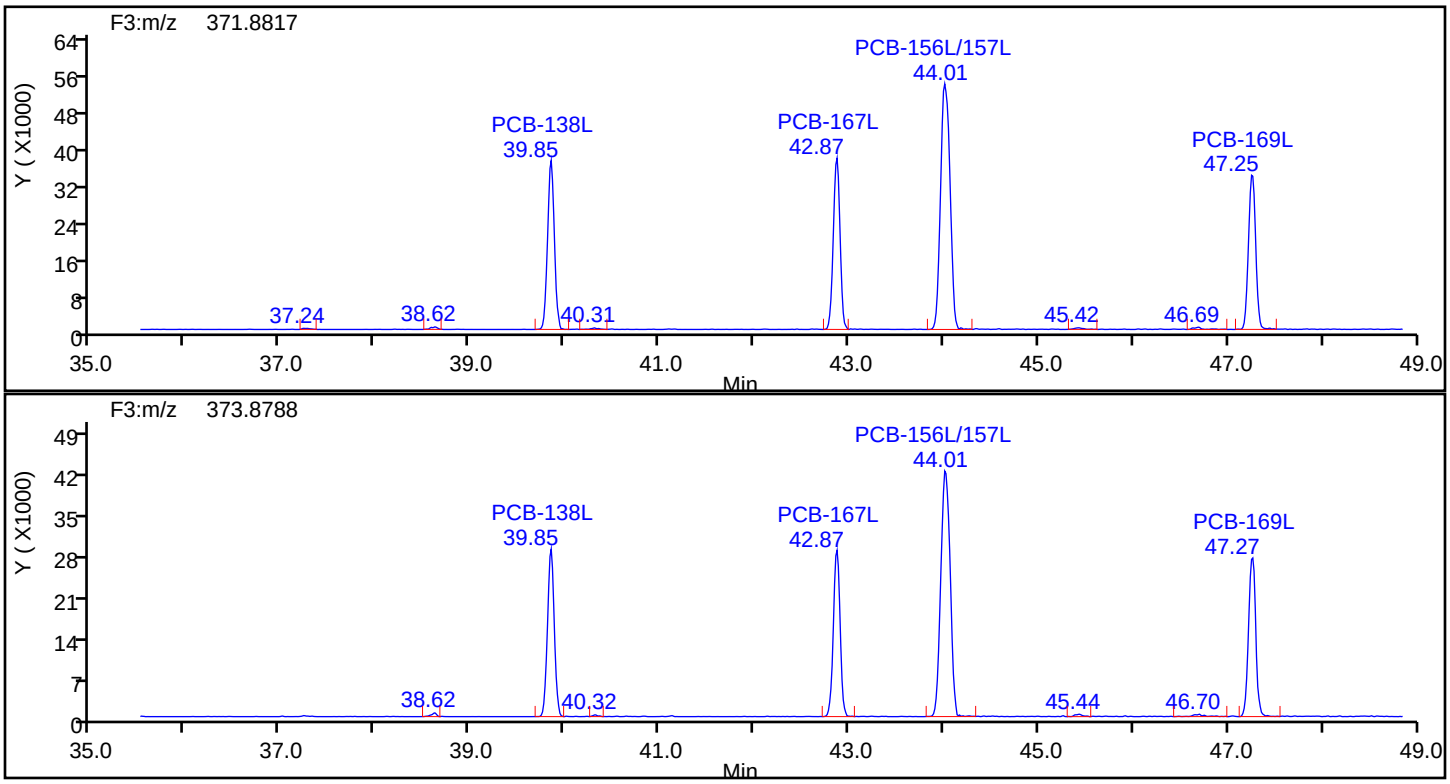

Eurofins TestAmerica, Knoxville

Data File:	\\chromna\Knoxville\ChromData\D3D\20190903-12939.b\580-88125-b-5-c_190904031432.d		
Injection Date:	04-Sep-2019 03:14:00	Injection Vol:	1.0 ul
Instrument ID:	D3D	Operator ID:	Xcalibur_System
Method:	PCBs_D3D	Limit Group:	HR - 1668A - ICAL
Client ID:	A5-0to25-100818		
Worklist#:	33231	Sample Line#:	9
Column Type:	SPB-Octyl	Column Dia:	0.25 mm

HxPCB F3

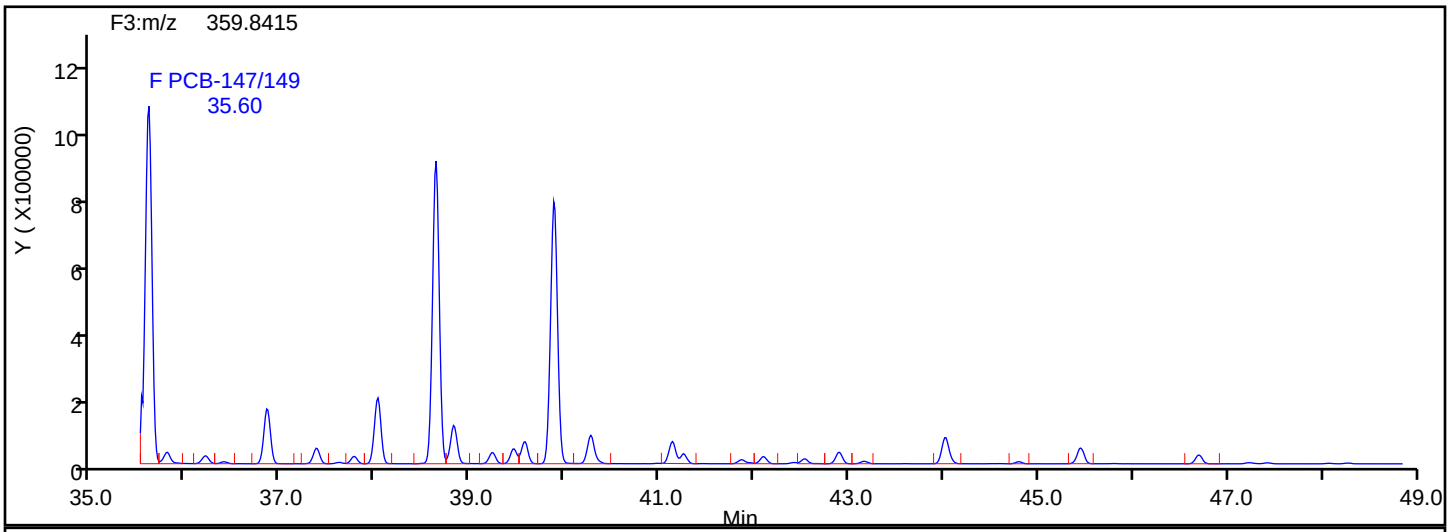

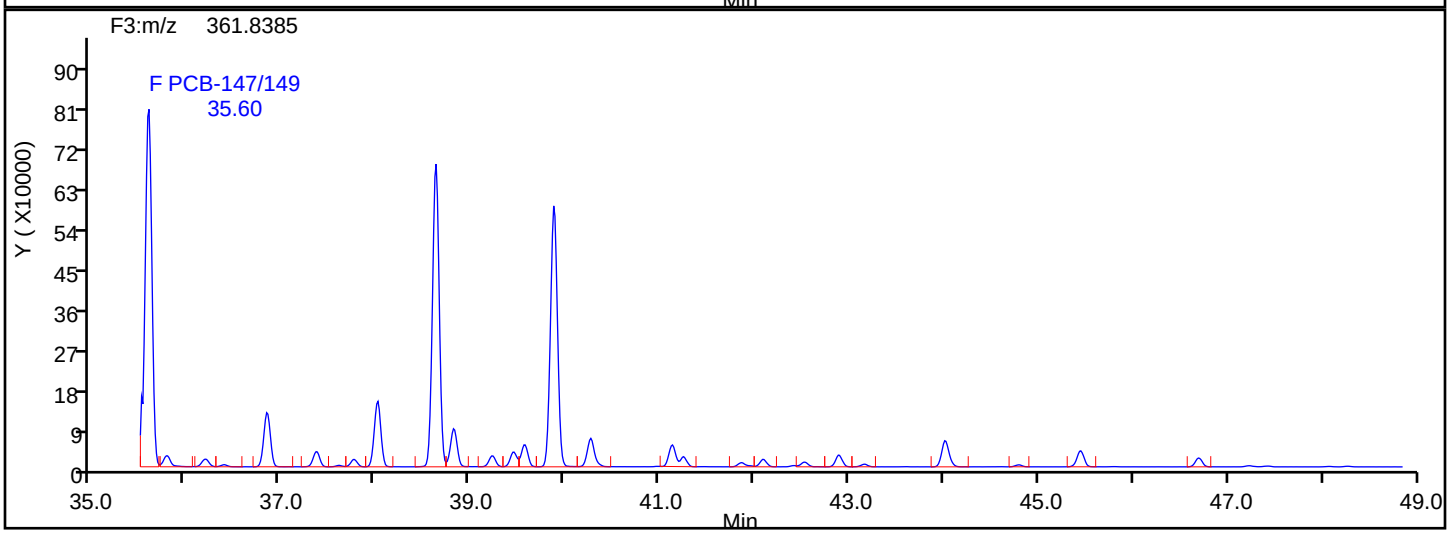

HxPCB F3 Lock Mass

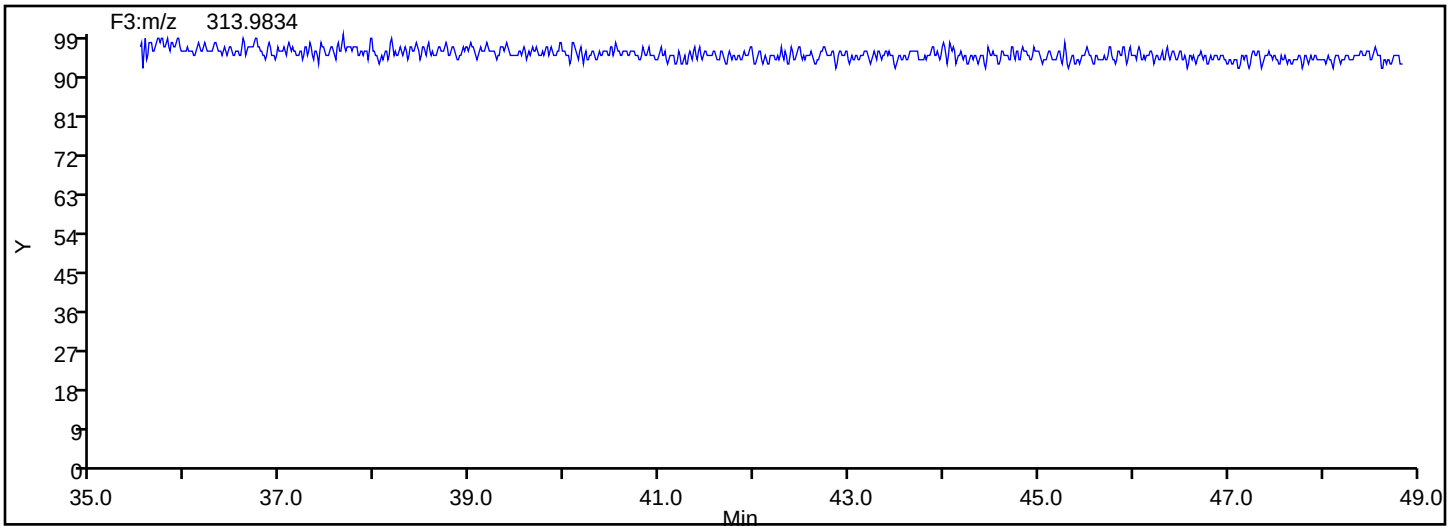

Manual Integration/User Assign Peak Report

Eurofins TestAmerica, Knoxville

Data File:	\\chromna\Knoxville\ChromData\D3D\20190903-12939.b\580-88125-b-5-c_190904031432.d				
Injection Date:	04-Sep-2019 03:14:00	Instrument ID:	D3D		
Lims ID:	580-88125-B-5-C	Lab Sample ID:	140-88125-5		
Client ID:	A5-0to25-100818				
Operator ID:	Xcalibur_System	ALS Bottle#:	0	Worklist Smp#:	9
Injection Vol:	1.0 ul	Dil. Factor:	2.0000		
Method:	PCBs_D3D	Limit Group:	HR - 1668A - ICAL		
Column:	SPB-Octyl (0.25 mm)	Detector	F3(35.64 :49.10)		

PCB-128/166, CAS: STL01816

Signal: 1

Processing Integration Results

RT: 41.13
Area: 316063
Amount: 77.234894
Amount Units: pg/ul

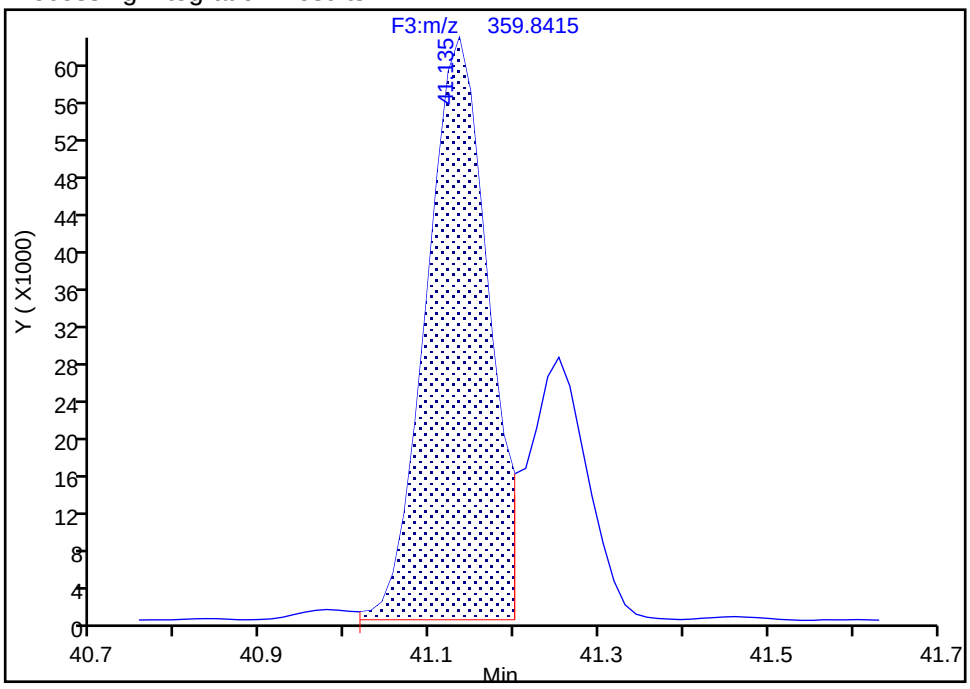

Manual Integration Results

RT: 41.13
Area: 440483
Amount: 107.1740
Amount Units: pg/ul

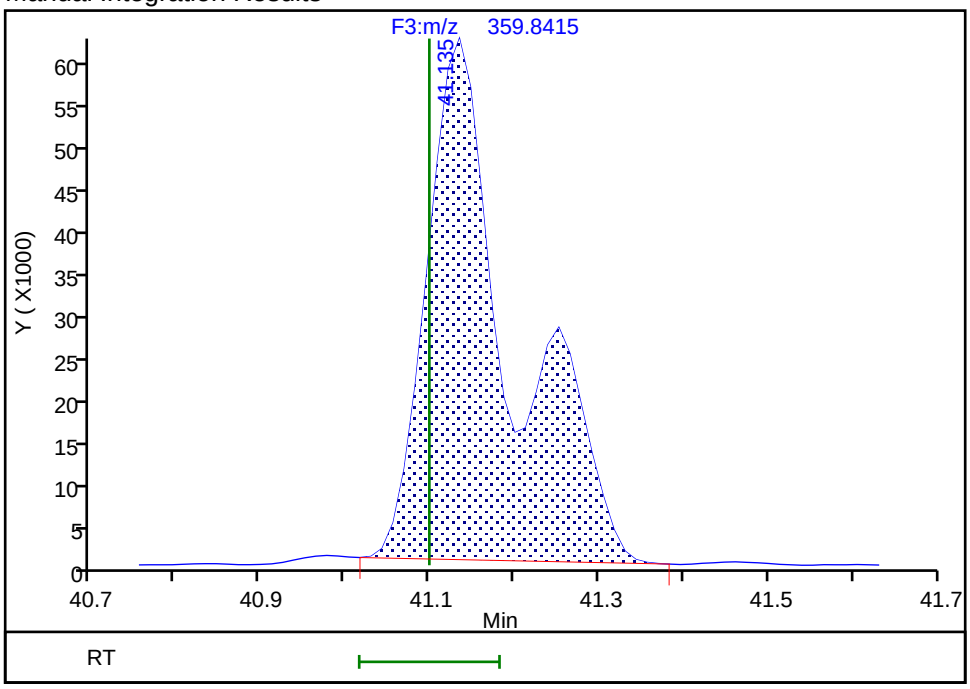

Reviewer: layk, 04-Sep-2019 09:25:04

Audit Action: Manually Integrated Audit Reason: Incomplete Integration

Manual Integration/User Assign Peak Report

Eurofins TestAmerica, Knoxville

Data File:	\\chromna\Knoxville\ChromData\D3D\20190903-12939.b\580-88125-b-5-c_190904031432.d				
Injection Date:	04-Sep-2019 03:14:00	Instrument ID:	D3D		
Lims ID:	580-88125-B-5-C	Lab Sample ID:	140-88125-5		
Client ID:	A5-0to25-100818				
Operator ID:	Xcalibur_System	ALS Bottle#:	0	Worklist Smp#:	9
Injection Vol:	1.0 ul	Dil. Factor:	2.0000		
Method:	PCBs_D3D	Limit Group:	HR - 1668A - ICAL		
Column:	SPB-Octyl (0.25 mm)	Detector	F3(35.64 :49.10)		

PCB-128/166, CAS: STL01816

Signal: 2

Processing Integration Results

RT: 41.13
Area: 252781
Amount: 77.234894
Amount Units: pg/ul

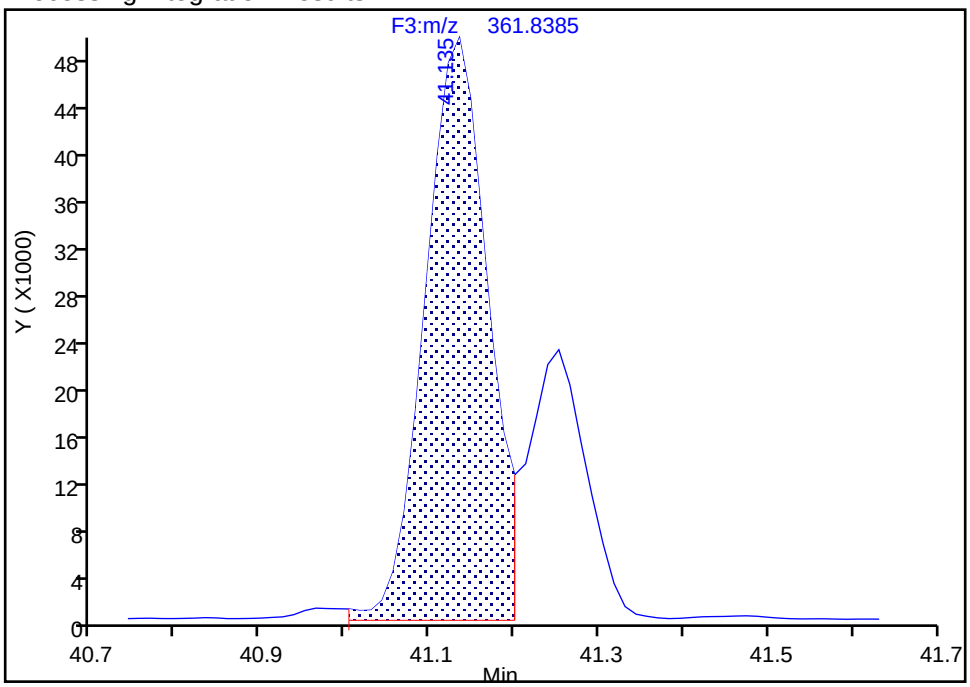

Manual Integration Results

RT: 41.13
Area: 348866
Amount: 107.1740
Amount Units: pg/ul

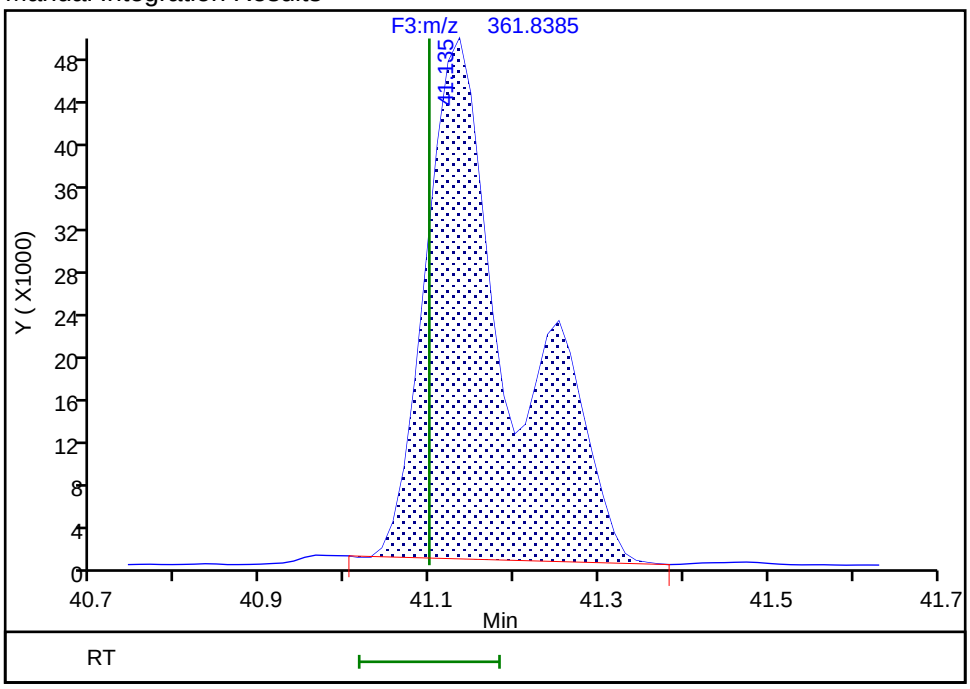

Reviewer: layk, 04-Sep-2019 09:25:08
Audit Action: Manually Integrated Audit Reason: Incomplete Integration

Manual Integration/User Assign Peak Report

Eurofins TestAmerica, Knoxville

Data File:	\\chromna\Knoxville\ChromData\D3D\20190903-12939.b\580-88125-b-5-c_190904031432.d				
Injection Date:	04-Sep-2019 03:14:00	Instrument ID:	D3D		
Lims ID:	580-88125-B-5-C	Lab Sample ID:	140-88125-5		
Client ID:	A5-0to25-100818				
Operator ID:	Xcalibur_System	ALS Bottle#:	0	Worklist Smp#:	9
Injection Vol:	1.0 ul	Dil. Factor:	2.0000		
Method:	PCBs_D3D	Limit Group:	HR - 1668A - ICAL		
Column:	SPB-Octyl (0.25 mm)	Detector	F3(35.64 :49.10)		

PCB-159, CAS: 39635-35-3

Signal: 1

Not Detected
Expected RT: 42.11

Processing Integration Results

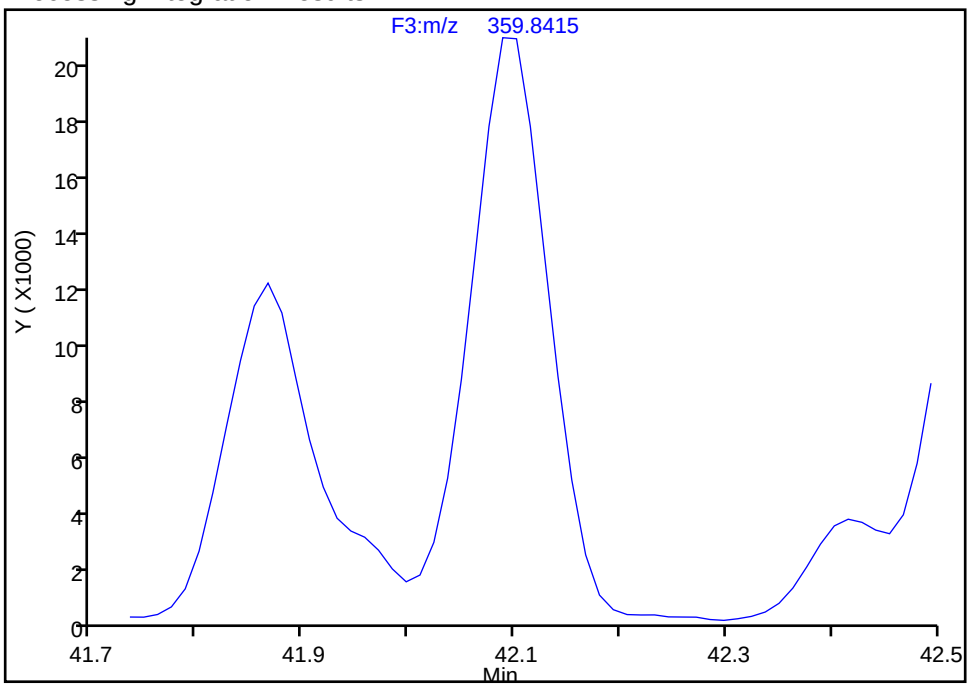

Manual Integration Results

RT: 42.09
Area: 102691
Amount: 21.690296
Amount Units: pg/ul

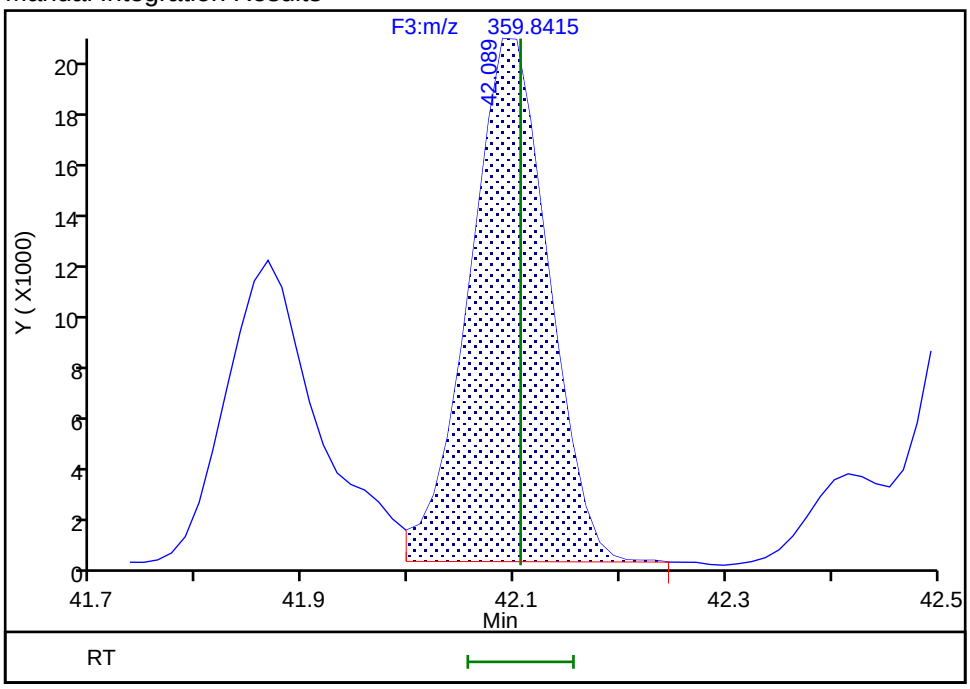

Reviewer: layk, 04-Sep-2019 09:25:16
Audit Action: Assigned Compound ID Audit Reason: Incomplete Integration

Manual Integration/User Assign Peak Report

Eurofins TestAmerica, Knoxville

Data File:	\\chromna\Knoxville\ChromData\D3D\20190903-12939.b\580-88125-b-5-c_190904031432.d				
Injection Date:	04-Sep-2019 03:14:00	Instrument ID:	D3D		
Lims ID:	580-88125-B-5-C	Lab Sample ID:	140-88125-5		
Client ID:	A5-0to25-100818				
Operator ID:	Xcalibur_System	ALS Bottle#:	0	Worklist Smp#:	9
Injection Vol:	1.0 ul	Dil. Factor:	2.0000		
Method:	PCBs_D3D	Limit Group:	HR - 1668A - ICAL		
Column:	SPB-Octyl (0.25 mm)	Detector	F3(35.64 :49.10)		

PCB-167, CAS: 52663-72-6

Signal: 2

Processing Integration Results

RT: 42.87
Area: 55533
Amount: 25.021413
Amount Units: pg/ul

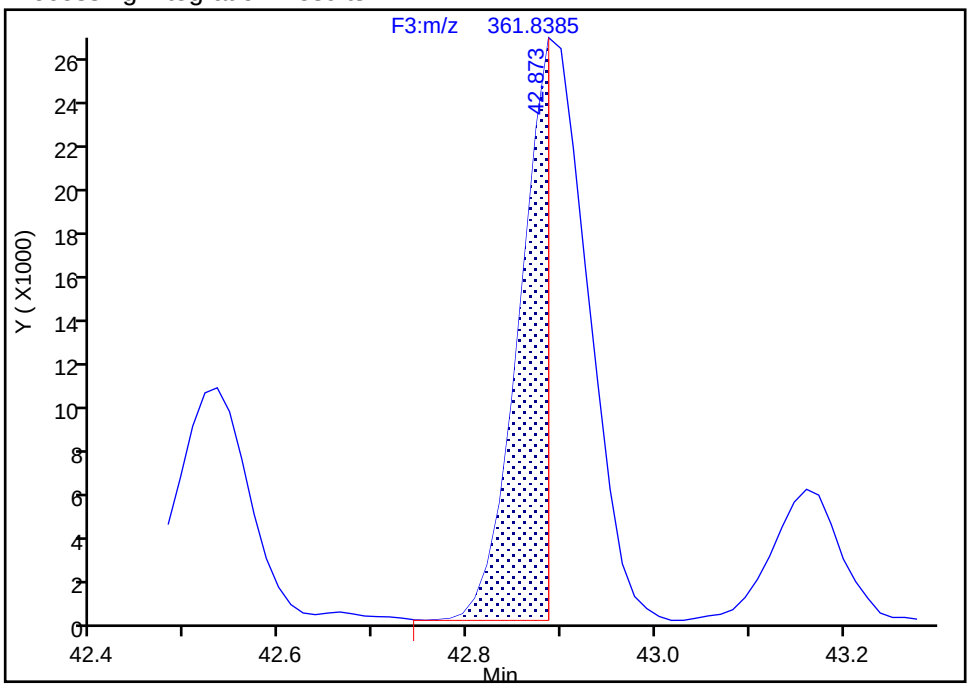

Manual Integration Results

RT: 42.89
Area: 131377
Amount: 33.689432
Amount Units: pg/ul

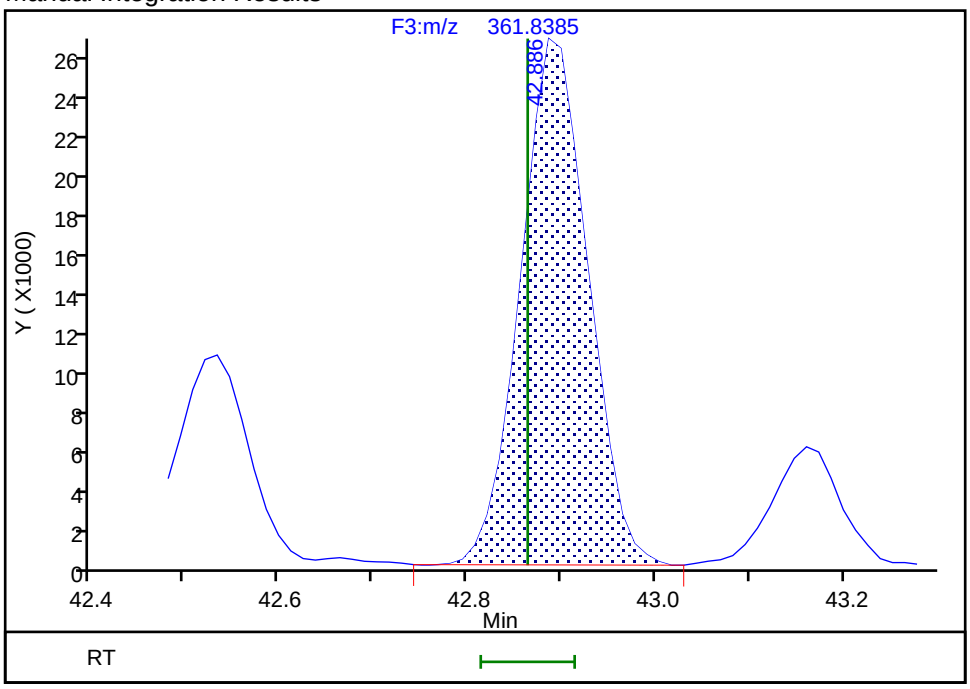

Reviewer: layk, 04-Sep-2019 09:25:43

Audit Action: Manually Integrated Audit Reason: Incomplete Integration

Eurofins TestAmerica, Knoxville

Data File:	\\chromna\Knoxville\ChromData\D3D\20190903-12939.b\580-88125-b-5-c_190904031432.d		
Injection Date:	04-Sep-2019 03:14:00	Injection Vol:	1.0 ul
Instrument ID:	D3D	Operator ID:	Xcalibur_System
Method:	PCBs_D3D	Limit Group:	HR - 1668A - ICAL
Client ID:	A5-0to25-100818		
Worklist#:	33231	Sample Line#:	9
Column Type:	SPB-Octyl	Column Dia:	0.25 mm

HpPCB F3

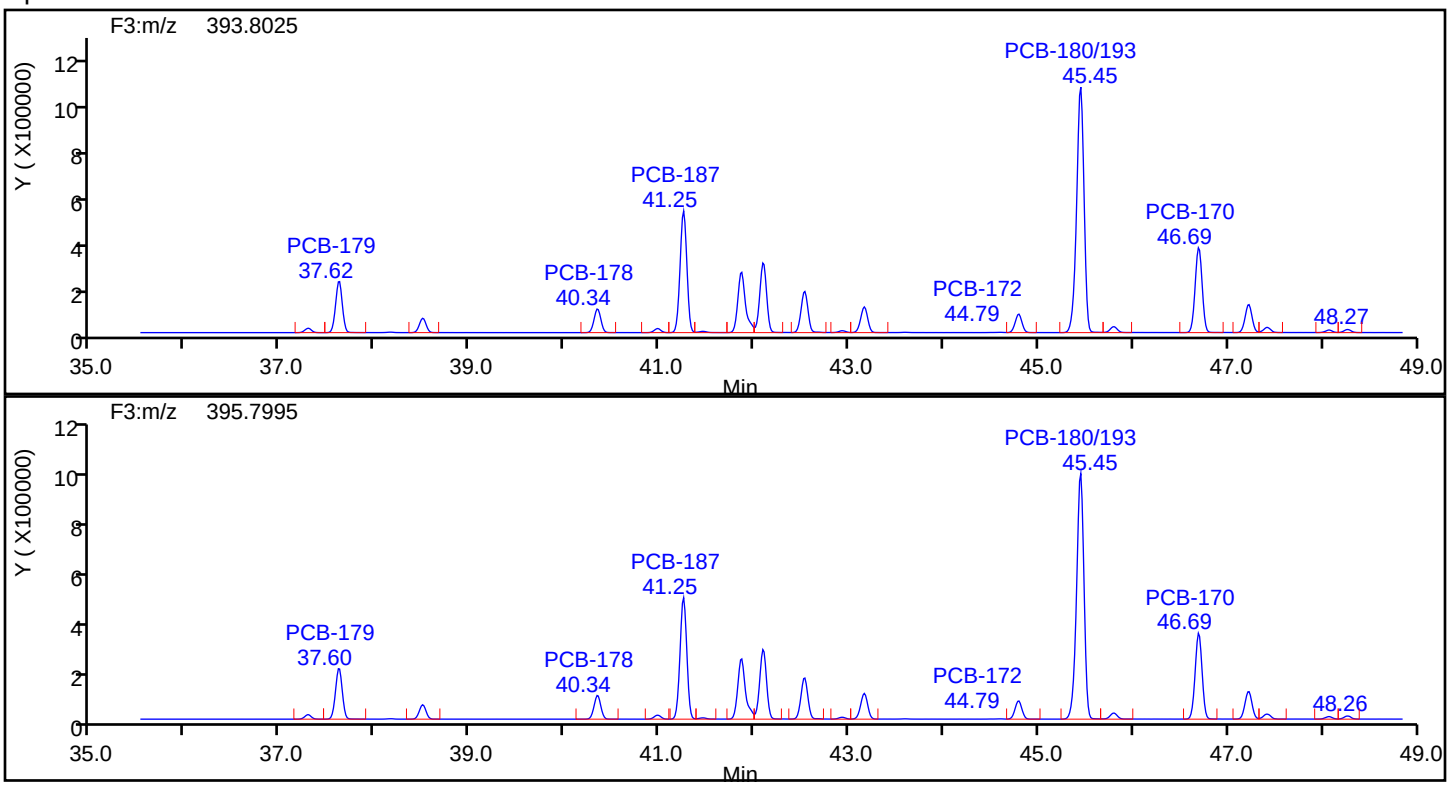

HpPCB F3 Standards

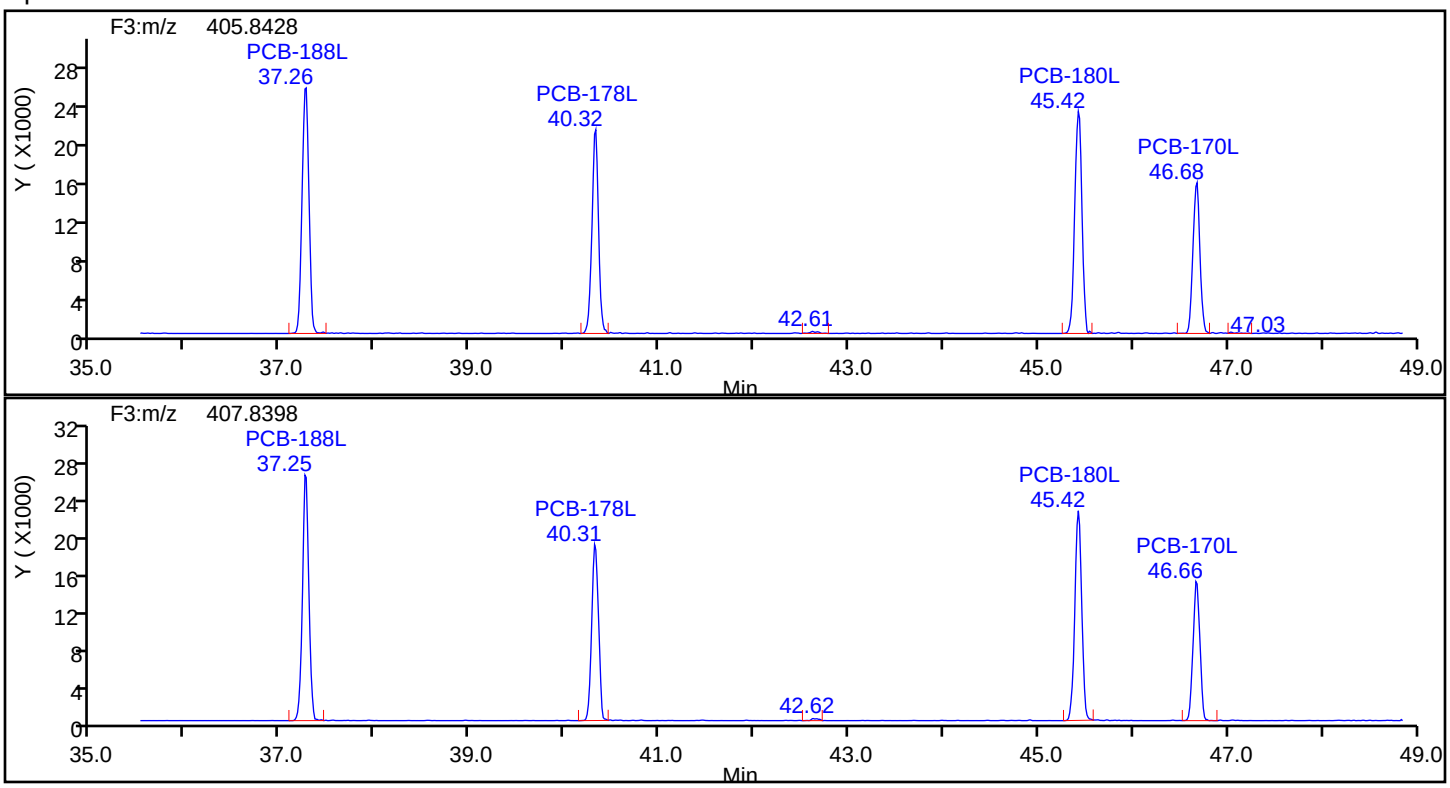

Eurofins TestAmerica, Knoxville

Data File:	\\chromna\Knoxville\ChromData\D3D\20190903-12939.b\580-88125-b-5-c_190904031432.d		
Injection Date:	04-Sep-2019 03:14:00	Injection Vol:	1.0 ul
Instrument ID:	D3D	Operator ID:	Xcalibur_System
Method:	PCBs_D3D	Limit Group:	HR - 1668A - ICAL
Client ID:	A5-0to25-100818		
Worklist#:	33231	Sample Line#:	9
Column Type:	SPB-Octyl	Column Dia:	0.25 mm

HpPCB F3

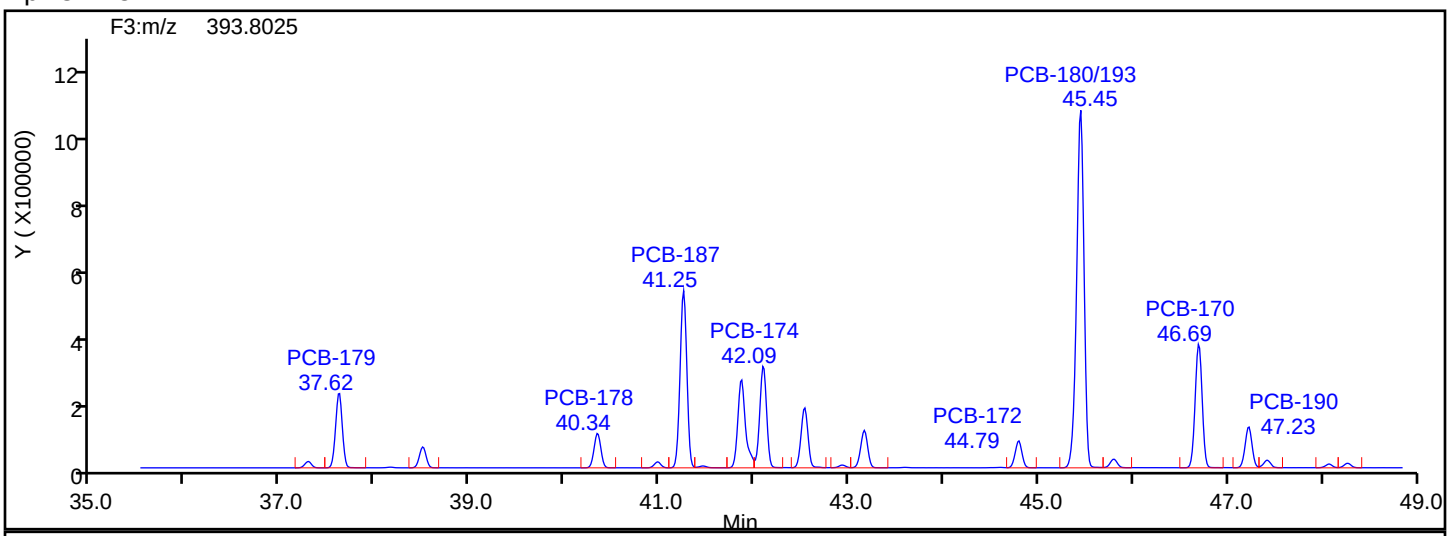

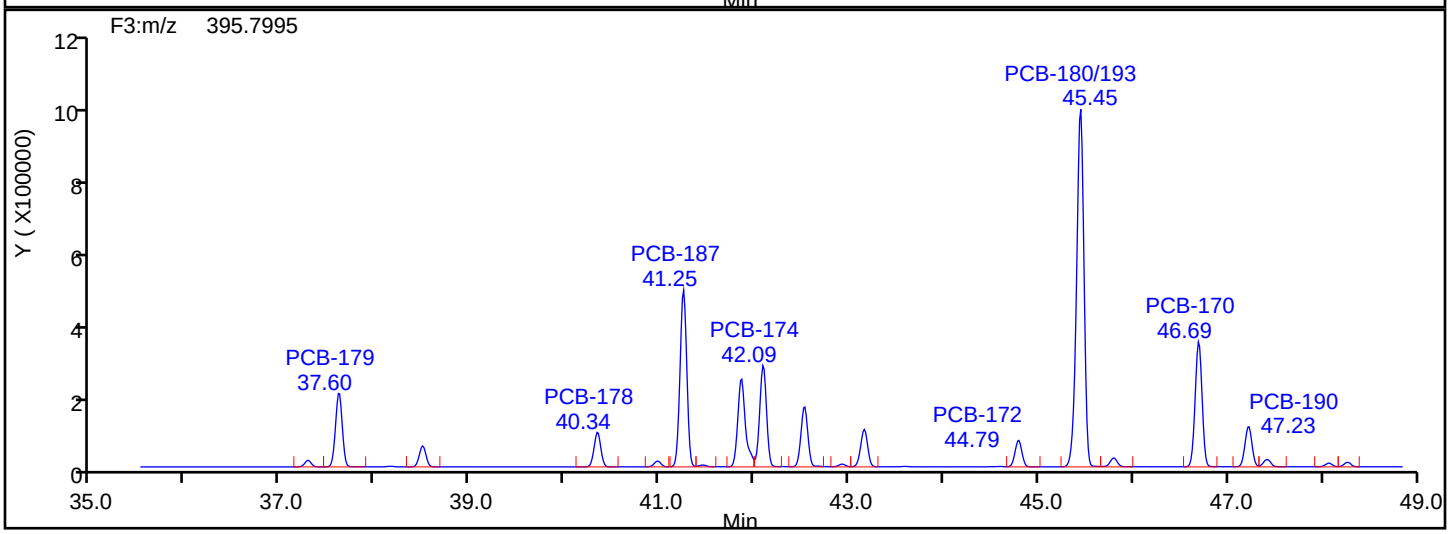

HpPCB F3 Lock Mass

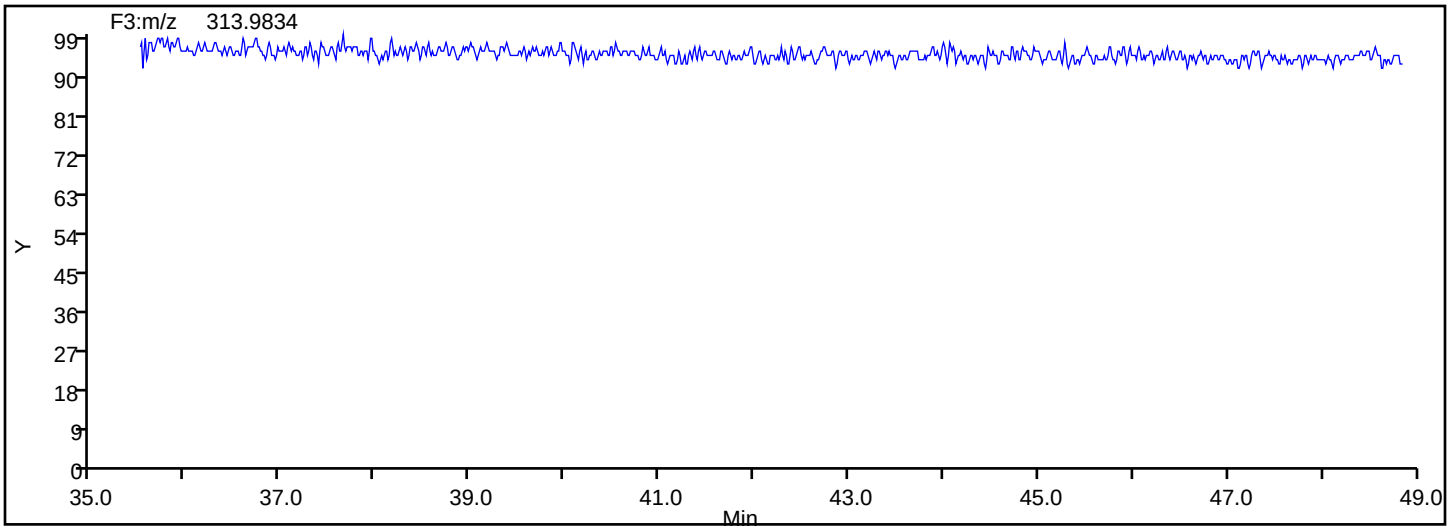

Eurofins TestAmerica, Knoxville

Data File:	\\chromna\Knoxville\ChromData\D3D\20190903-12939.b\580-88125-b-5-c_190904031432.d		
Injection Date:	04-Sep-2019 03:14:00	Injection Vol:	1.0 ul
Instrument ID:	D3D	Operator ID:	Xcalibur_System
Method:	PCBs_D3D	Limit Group:	HR - 1668A - ICAL
Client ID:	A5-0to25-100818		
Worklist#:	33231	Sample Line#:	9
Column Type:	SPB-Octyl	Column Dia:	0.25 mm

HpPCB F4

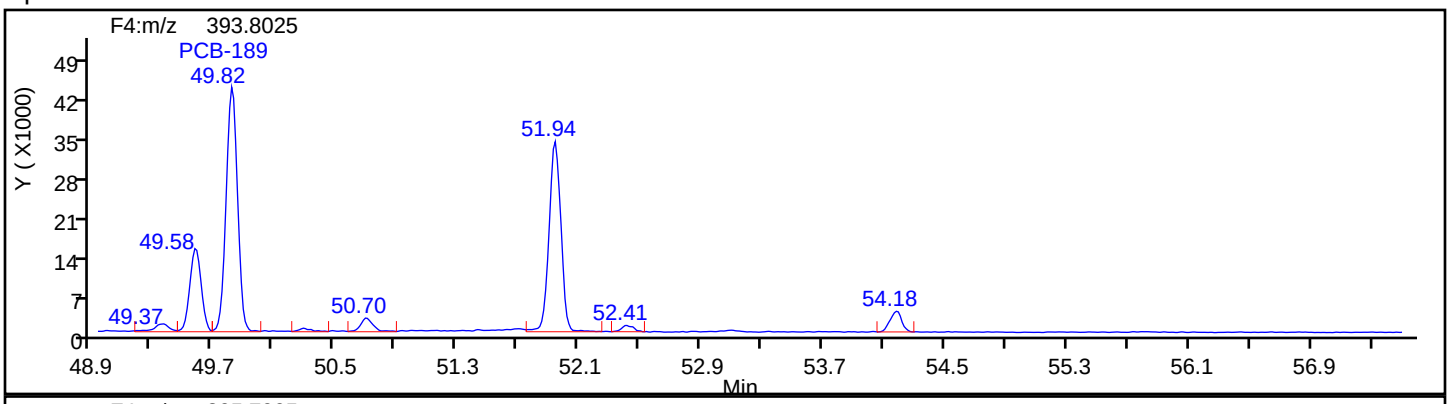

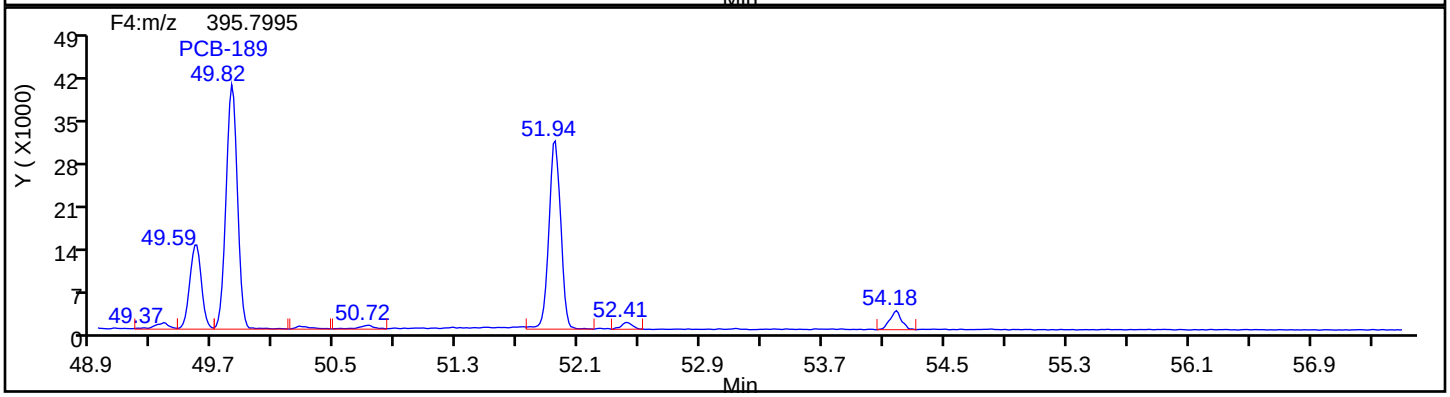

HpPCB F4 Standards

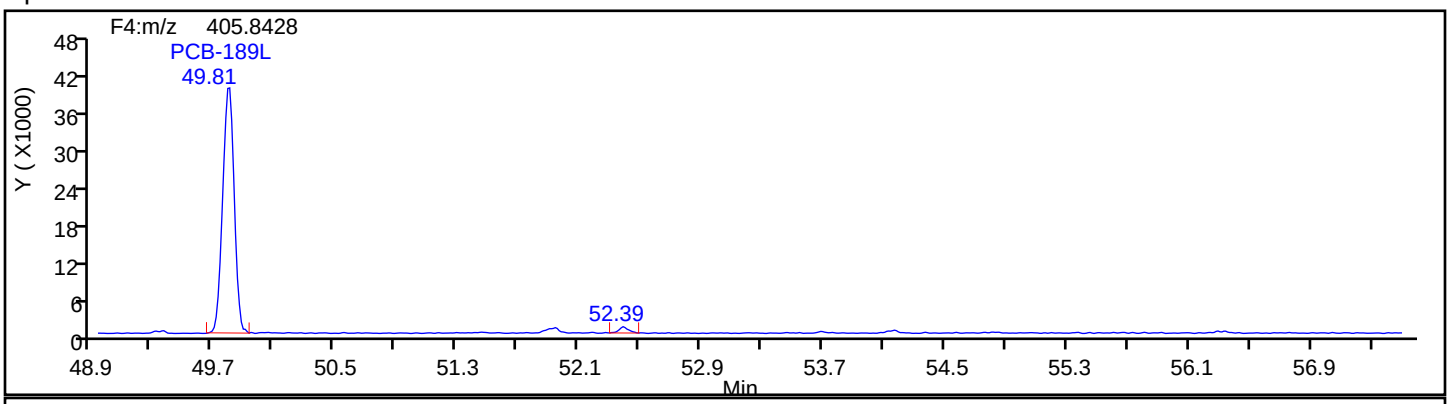

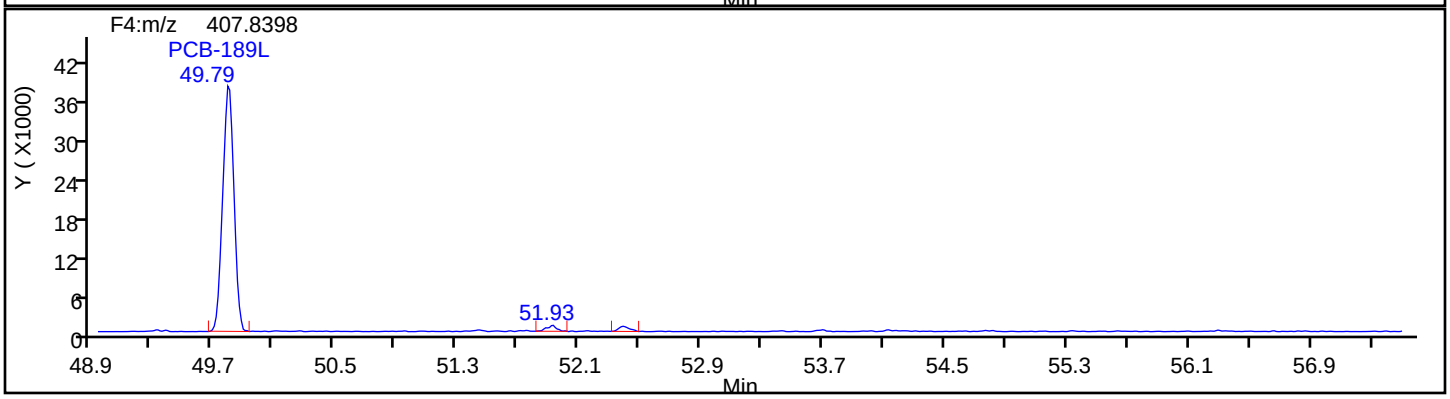

Eurofins TestAmerica, Knoxville

Data File:	\\chromna\Knoxville\ChromData\D3D\20190903-12939.b\580-88125-b-5-c_190904031432.d		
Injection Date:	04-Sep-2019 03:14:00	Injection Vol:	1.0 ul
Instrument ID:	D3D	Operator ID:	Xcalibur_System
Method:	PCBs_D3D	Limit Group:	HR - 1668A - ICAL
Client ID:	A5-0to25-100818		
Worklist#:	33231	Sample Line#:	9
Column Type:	SPB-Octyl	Column Dia:	0.25 mm

HpPCB F4

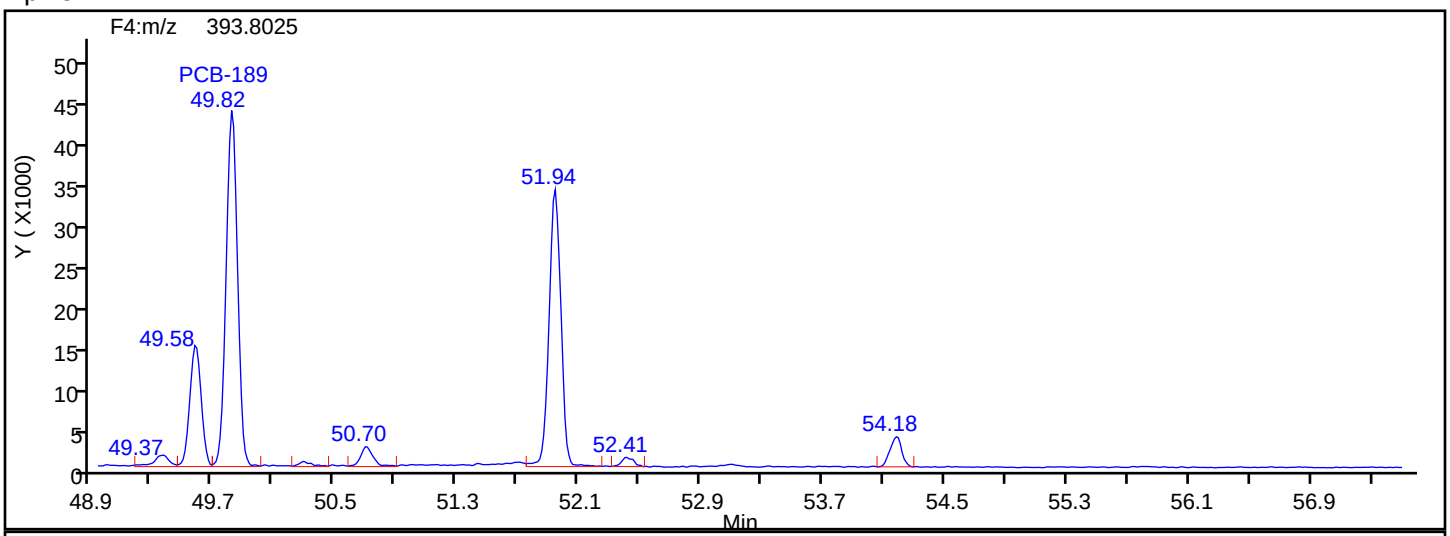

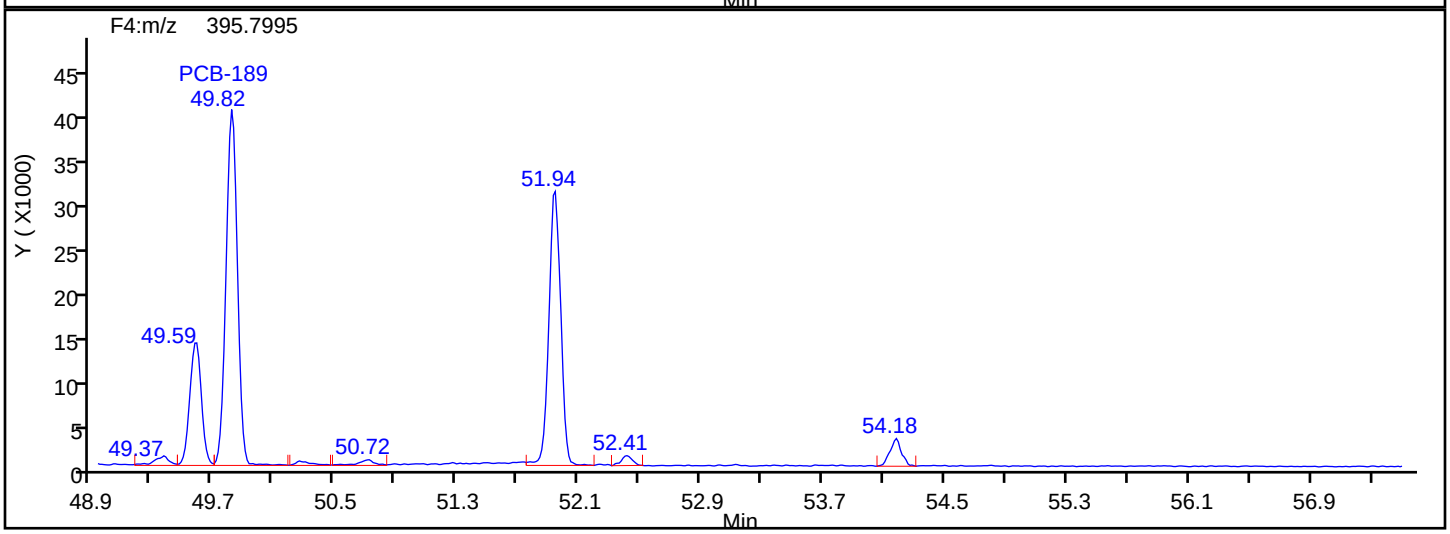

HpPCB F4 Lock Mass

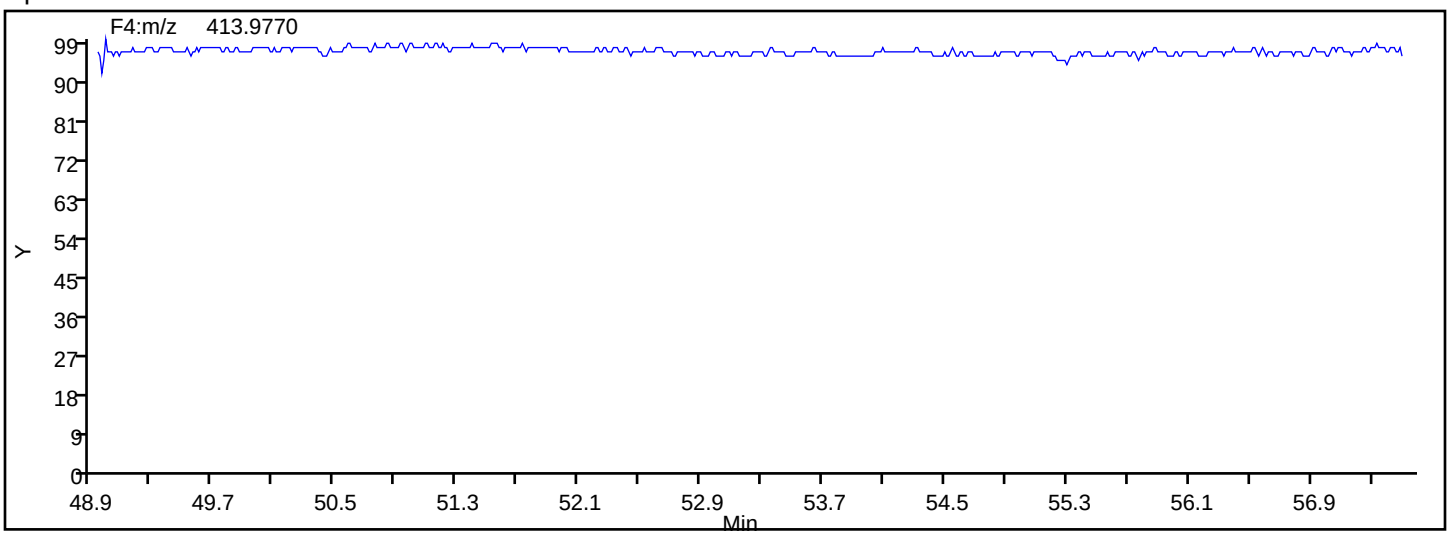

Eurofins TestAmerica, Knoxville

Data File:	\\chromna\Knoxville\ChromData\D3D\20190903-12939.b\580-88125-b-5-c_190904031432.d		
Injection Date:	04-Sep-2019 03:14:00	Injection Vol:	1.0 ul
Instrument ID:	D3D	Operator ID:	Xcalibur_System
Method:	PCBs_D3D	Limit Group:	HR - 1668A - ICAL
Client ID:	A5-0to25-100818		
Worklist#:	33231	Sample Line#:	9
Column Type:	SPB-Octyl	Column Dia:	0.25 mm

OcPCB F3

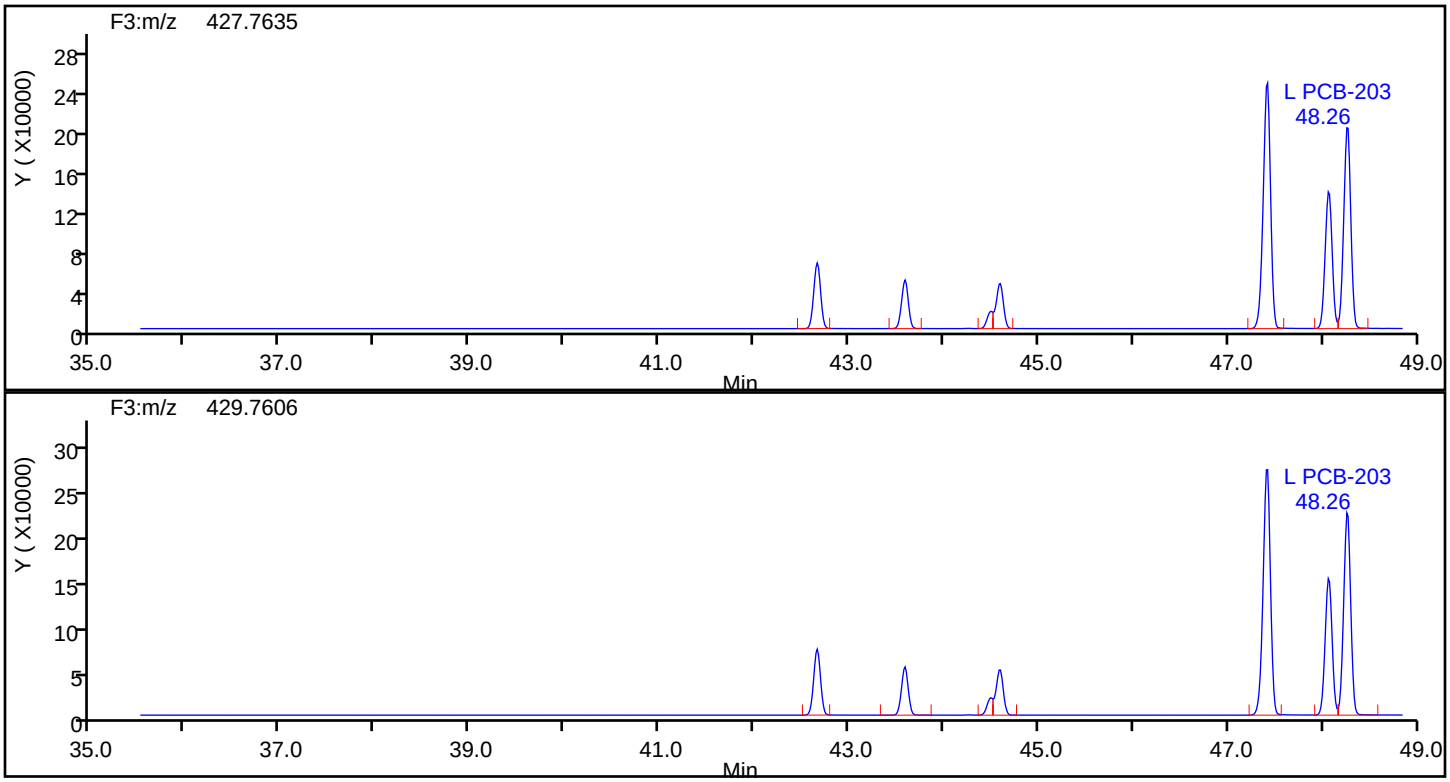

OcPCB F3 Standards

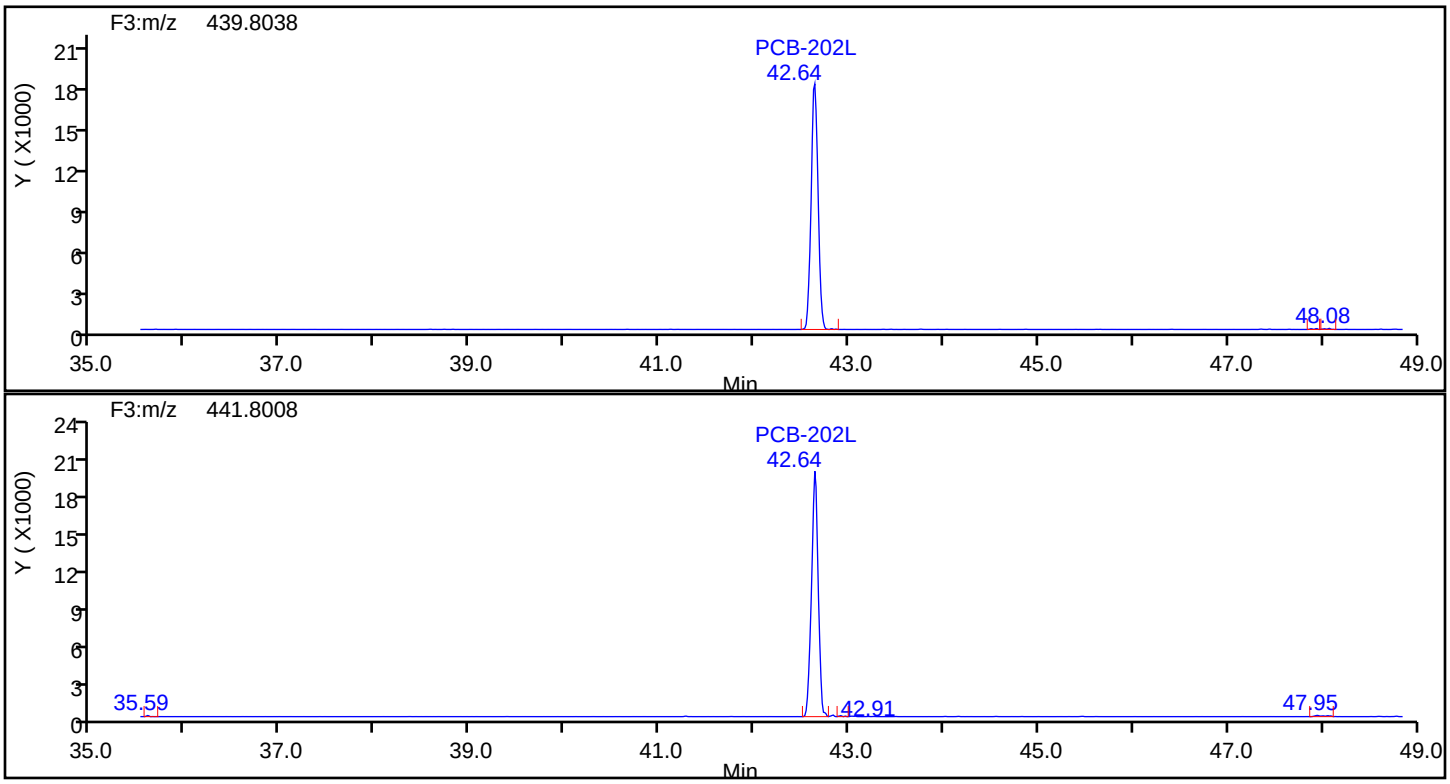

Eurofins TestAmerica, Knoxville

Data File:	\\chromna\Knoxville\ChromData\D3D\20190903-12939.b\580-88125-b-5-c_190904031432.d		
Injection Date:	04-Sep-2019 03:14:00	Injection Vol:	1.0 ul
Instrument ID:	D3D	Operator ID:	Xcalibur_System
Method:	PCBs_D3D	Limit Group:	HR - 1668A - ICAL
Client ID:	A5-0to25-100818		
Worklist#:	33231	Sample Line#:	9
Column Type:	SPB-Octyl	Column Dia:	0.25 mm

OcPCB F3

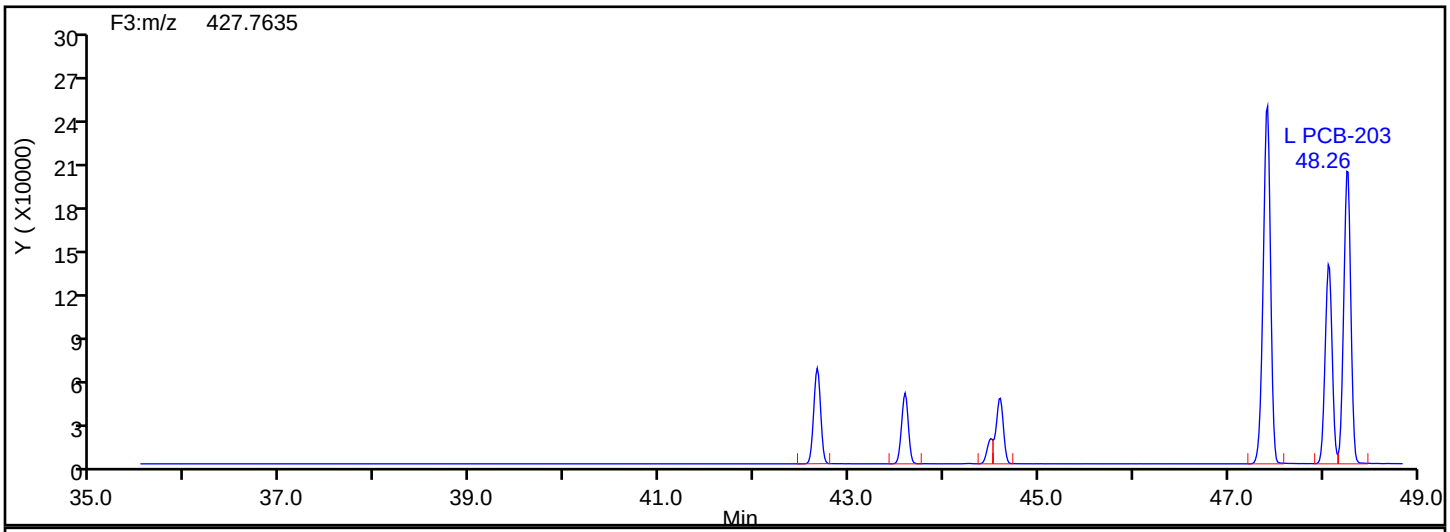

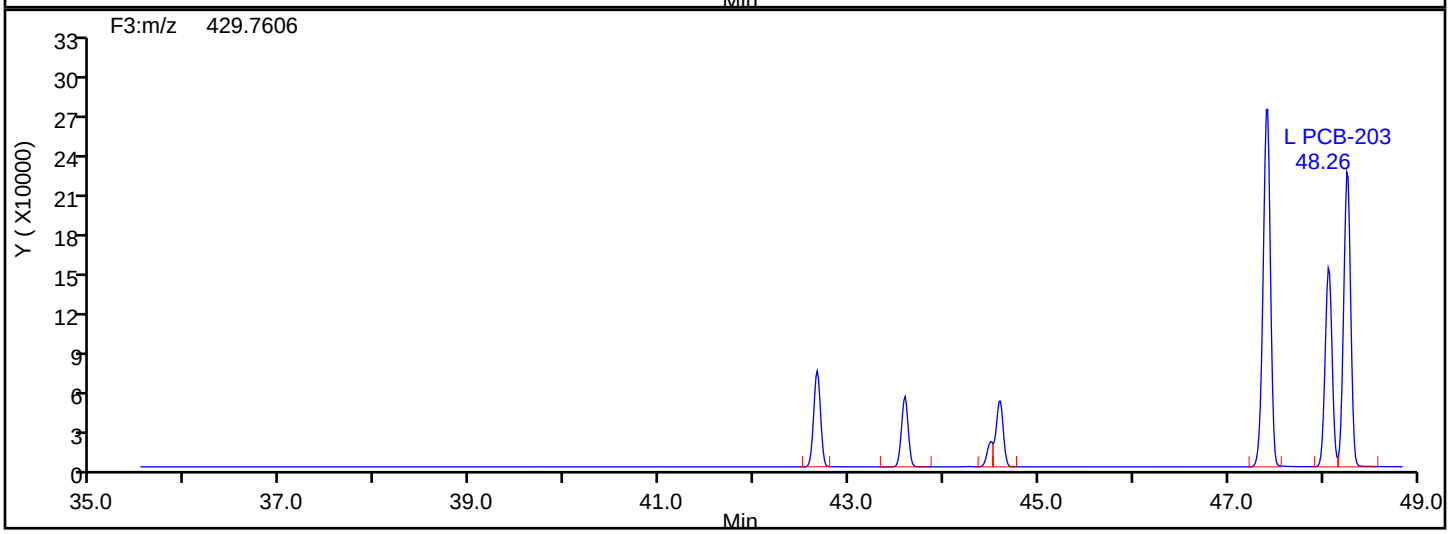

OcPCB F3 Lock Mass

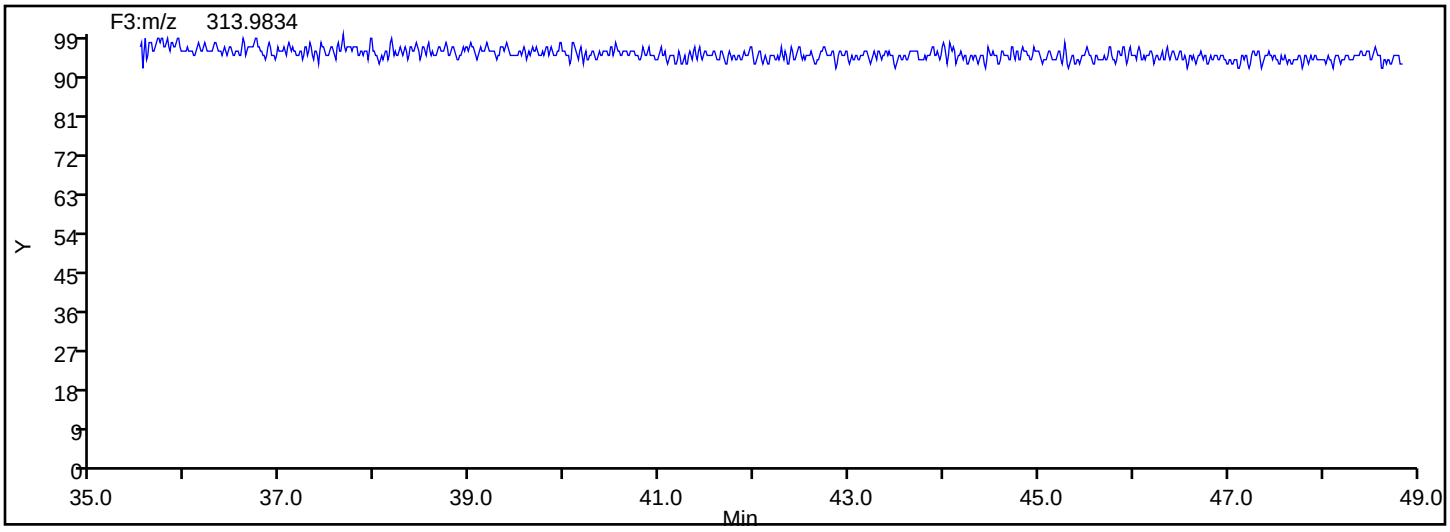

Eurofins TestAmerica, Knoxville

Data File:	\\chromna\Knoxville\ChromData\D3D\20190903-12939.b\580-88125-b-5-c_190904031432.d		
Injection Date:	04-Sep-2019 03:14:00	Injection Vol:	1.0 ul
Instrument ID:	D3D	Operator ID:	Xcalibur_System
Method:	PCBs_D3D	Limit Group:	HR - 1668A - ICAL
Client ID:	A5-0to25-100818		
Worklist#:	33231	Sample Line#:	9
Column Type:	SPB-Octyl	Column Dia:	0.25 mm

OcPCB F4

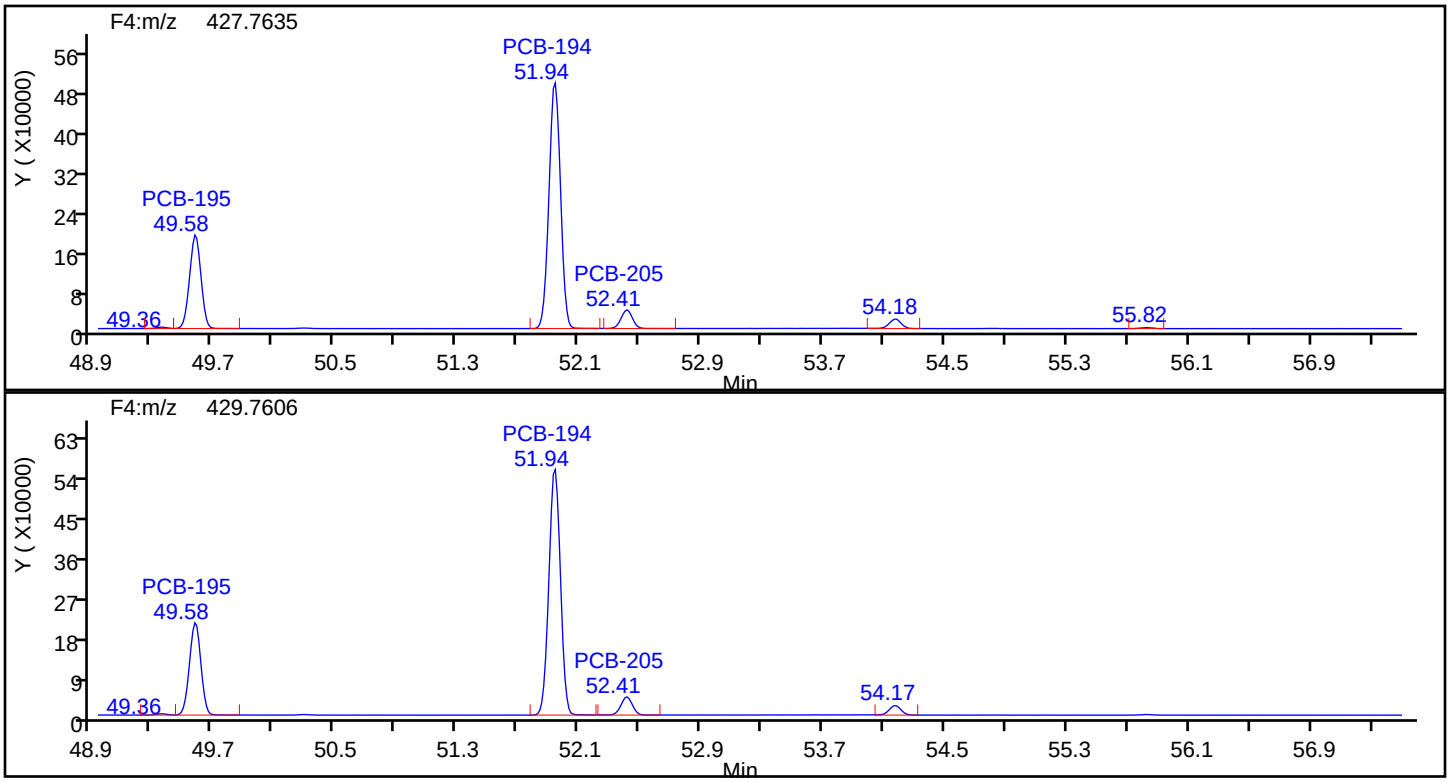

OcPCB F4 Standards

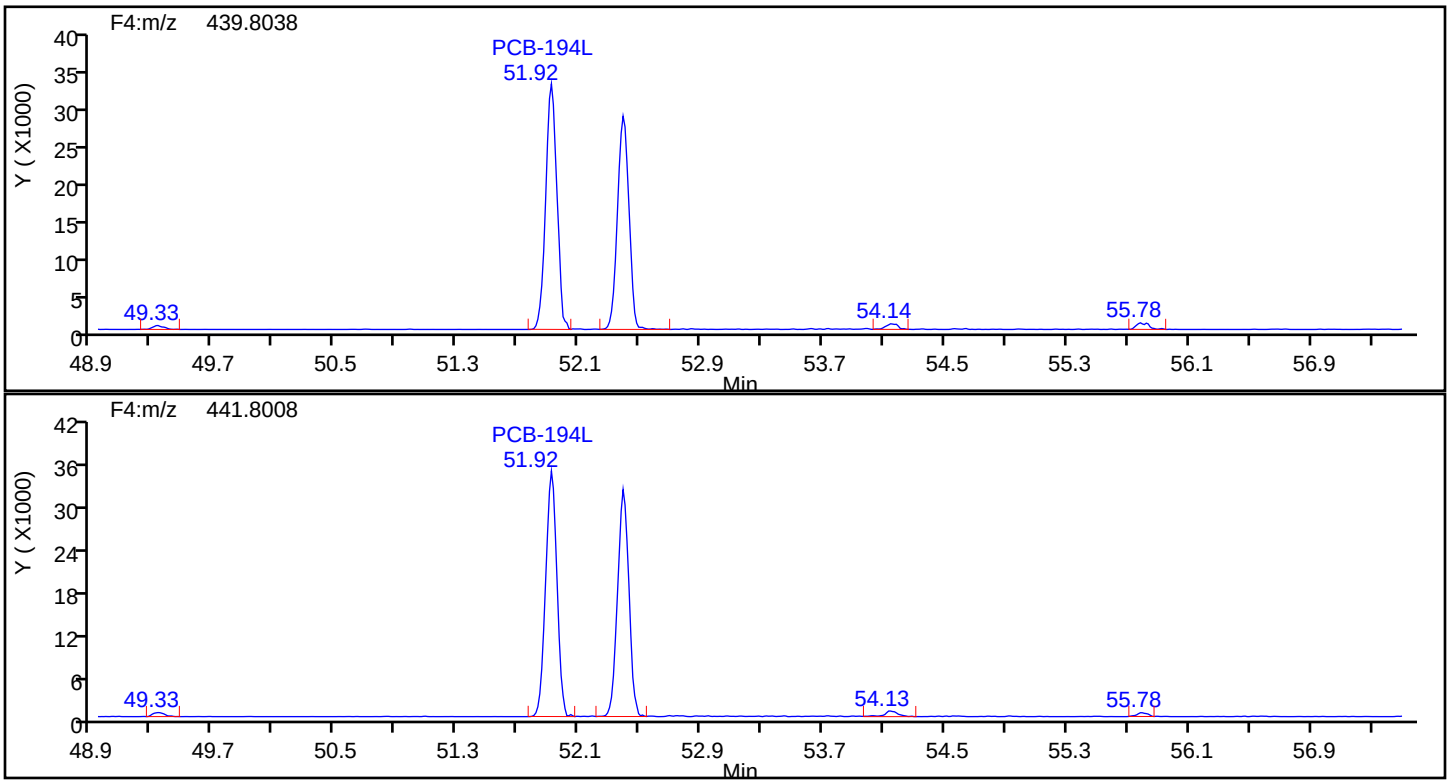

Eurofins TestAmerica, Knoxville

Data File:	\\chromna\Knoxville\ChromData\D3D\20190903-12939.b\580-88125-b-5-c_190904031432.d		
Injection Date:	04-Sep-2019 03:14:00	Injection Vol:	1.0 ul
Instrument ID:	D3D	Operator ID:	Xcalibur_System
Method:	PCBs_D3D	Limit Group:	HR - 1668A - ICAL
Client ID:	A5-0to25-100818		
Worklist#:	33231	Sample Line#:	9
Column Type:	SPB-Octyl	Column Dia:	0.25 mm

OcPCB F4

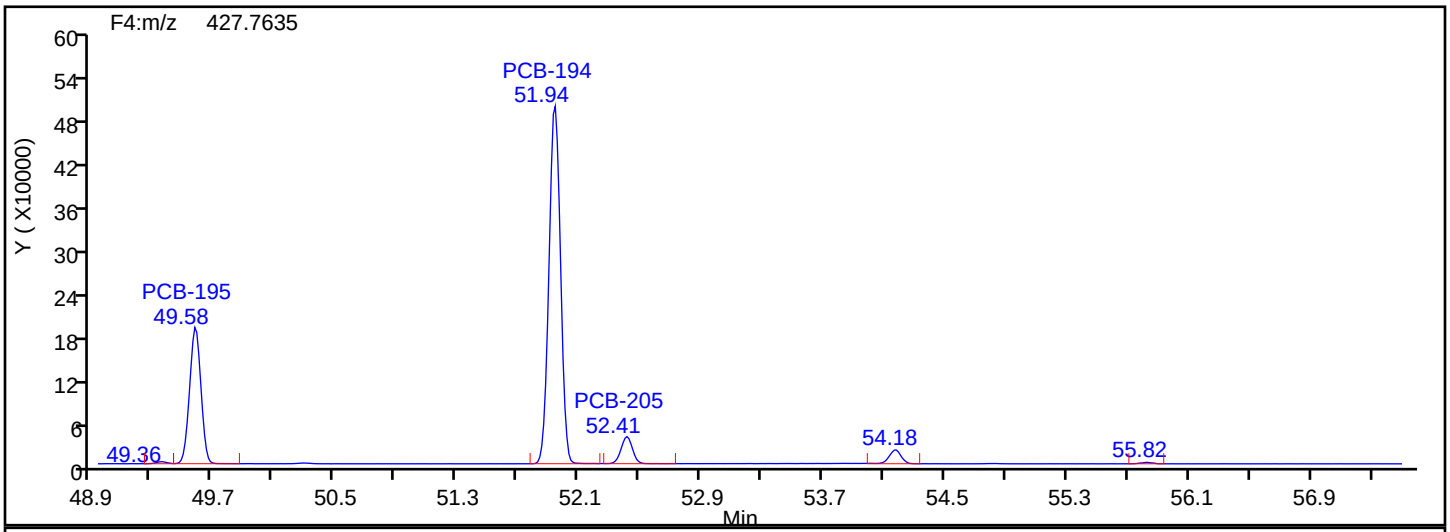

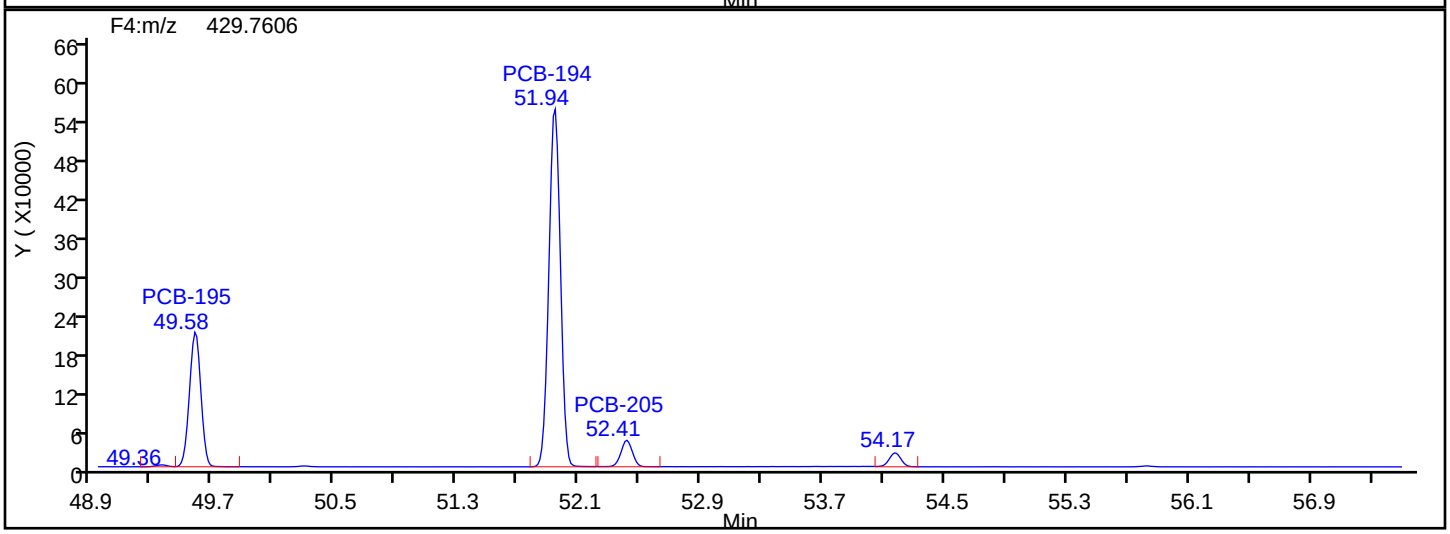

OcPCB F4 Lock Mass

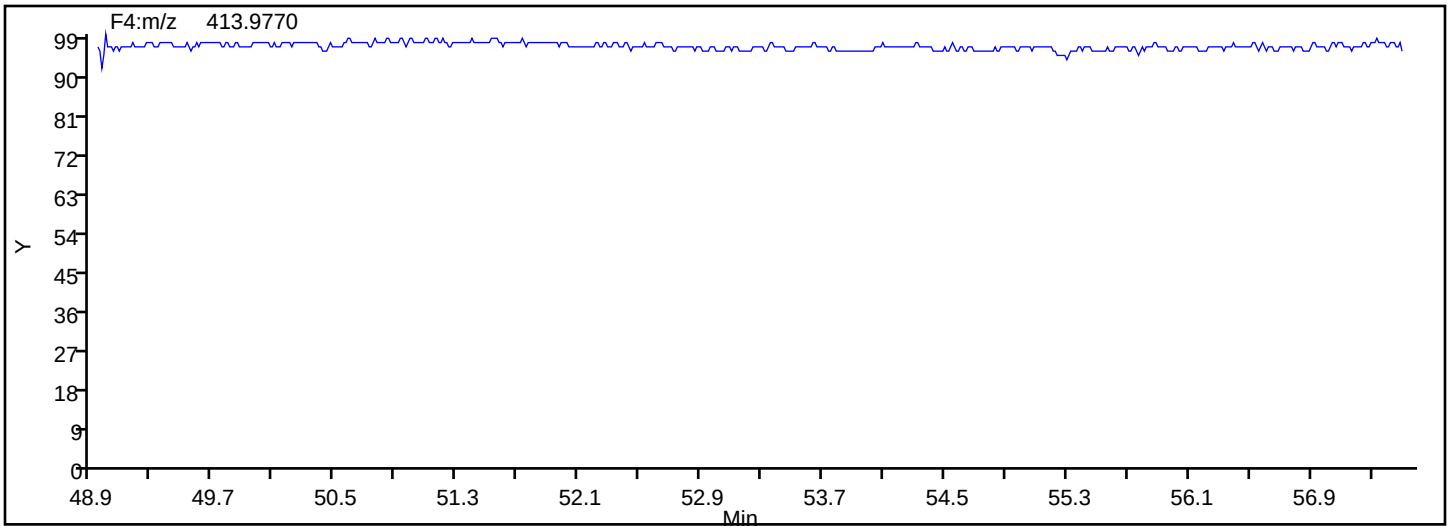

Eurofins TestAmerica, Knoxville

Data File:	\\chromna\Knoxville\ChromData\D3D\20190903-12939.b\580-88125-b-5-c_190904031432.d		
Injection Date:	04-Sep-2019 03:14:00	Injection Vol:	1.0 ul
Instrument ID:	D3D	Operator ID:	Xcalibur_System
Method:	PCBs_D3D	Limit Group:	HR - 1668A - ICAL
Client ID:	A5-0to25-100818		
Worklist#:	33231	Sample Line#:	9
Column Type:	SPB-Octyl	Column Dia:	0.25 mm

NoPCB F4

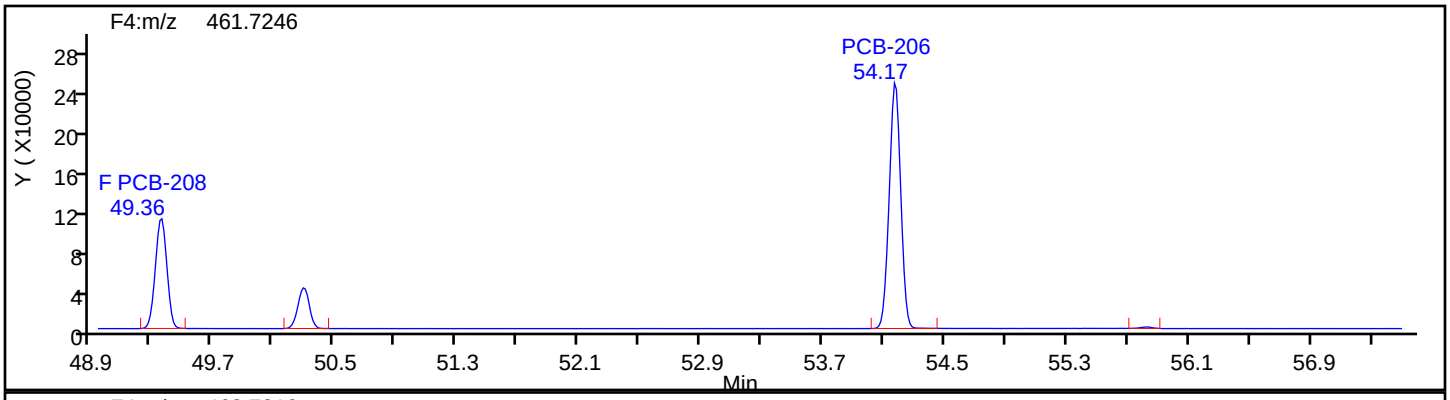

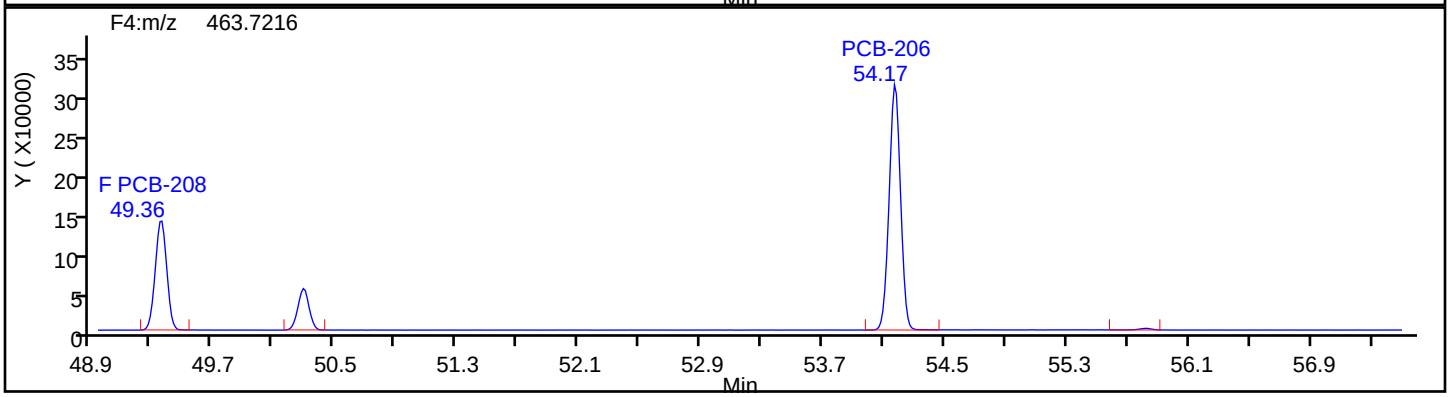

NoPCB F4 Standards

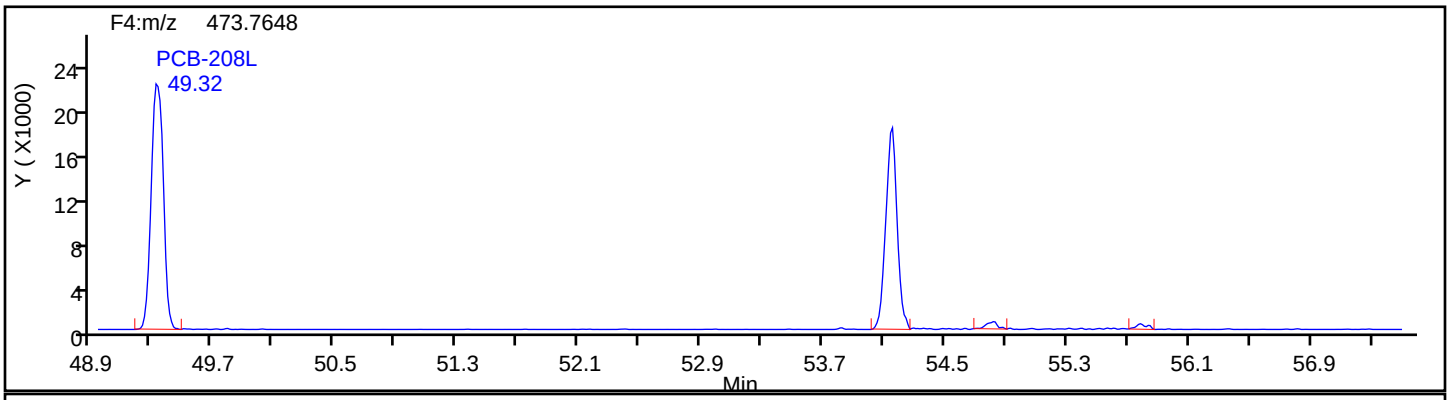

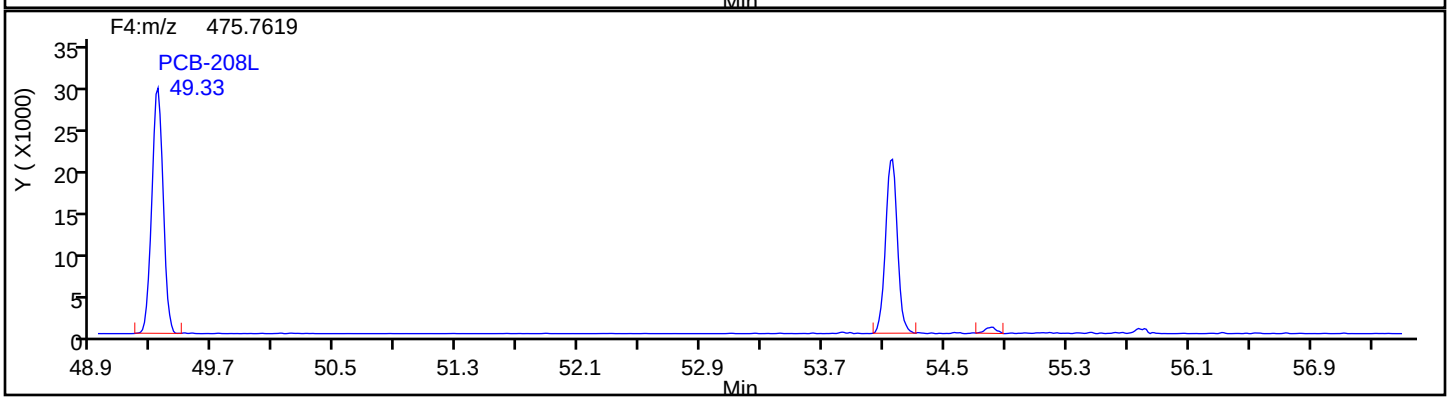

Eurofins TestAmerica, Knoxville

Data File:	\\chromna\Knoxville\ChromData\D3D\20190903-12939.b\580-88125-b-5-c_190904031432.d		
Injection Date:	04-Sep-2019 03:14:00	Injection Vol:	1.0 ul
Instrument ID:	D3D	Operator ID:	Xcalibur_System
Method:	PCBs_D3D	Limit Group:	HR - 1668A - ICAL
Client ID:	A5-0to25-100818		
Worklist#:	33231	Sample Line#:	9
Column Type:	SPB-Octyl	Column Dia:	0.25 mm

NoPCB F4

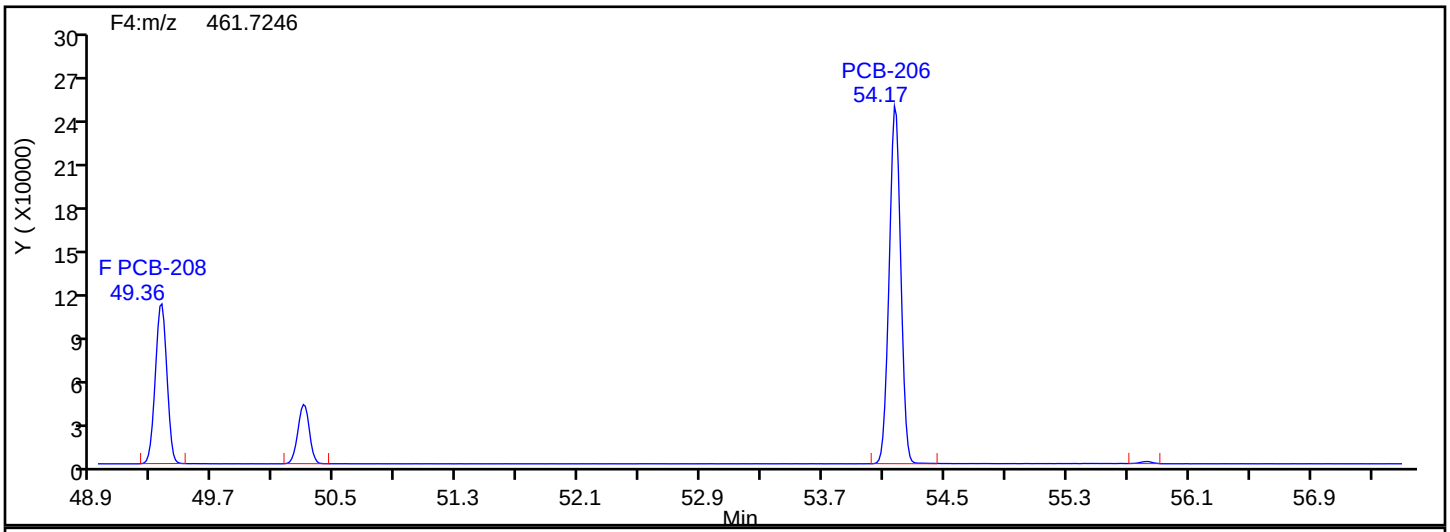

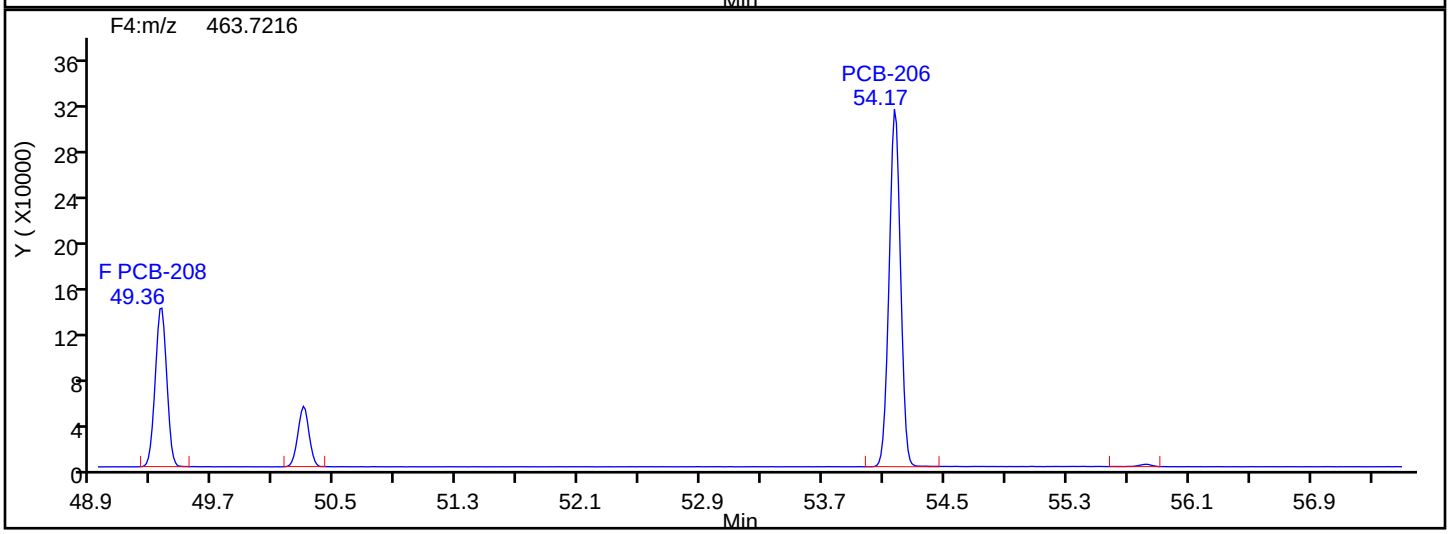

NoPCB F4 Lock Mass

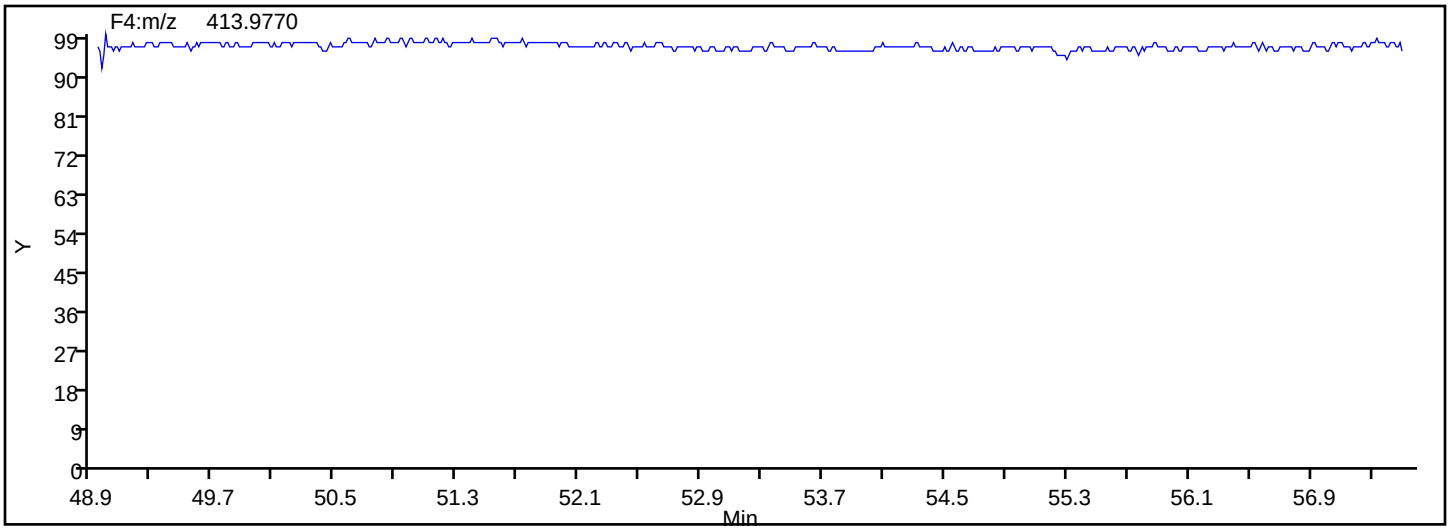

Eurofins TestAmerica, Knoxville

Data File:	\\chromna\Knoxville\ChromData\D3D\20190903-12939.b\580-88125-b-5-c_190904031432.d		
Injection Date:	04-Sep-2019 03:14:00	Injection Vol:	1.0 ul
Instrument ID:	D3D	Operator ID:	Xcalibur_System
Method:	PCBs_D3D	Limit Group:	HR - 1668A - ICAL
Client ID:	A5-0to25-100818		
Worklist#:	33231	Sample Line#:	9
Column Type:	SPB-Octyl	Column Dia:	0.25 mm

DePCB F4

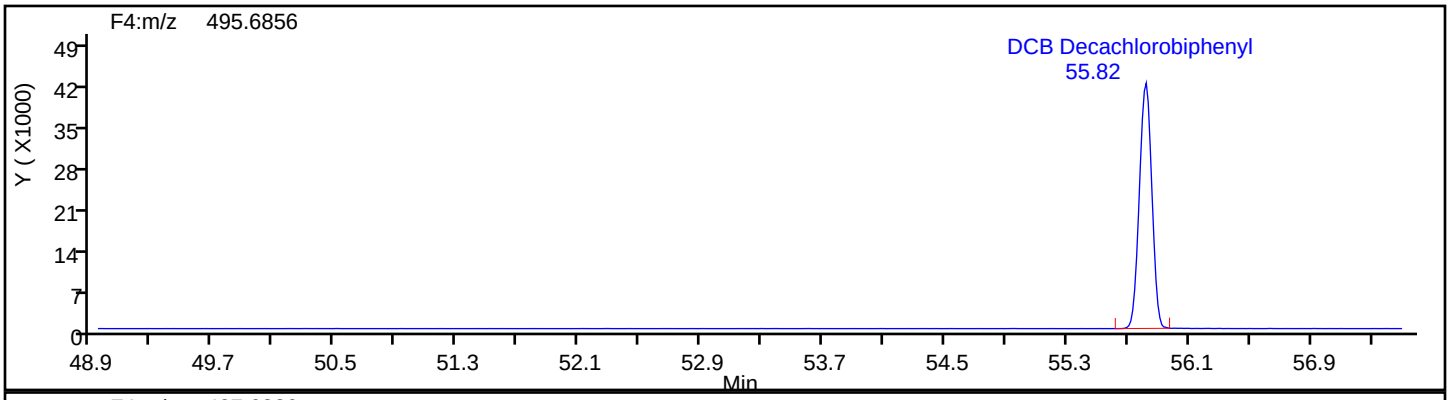

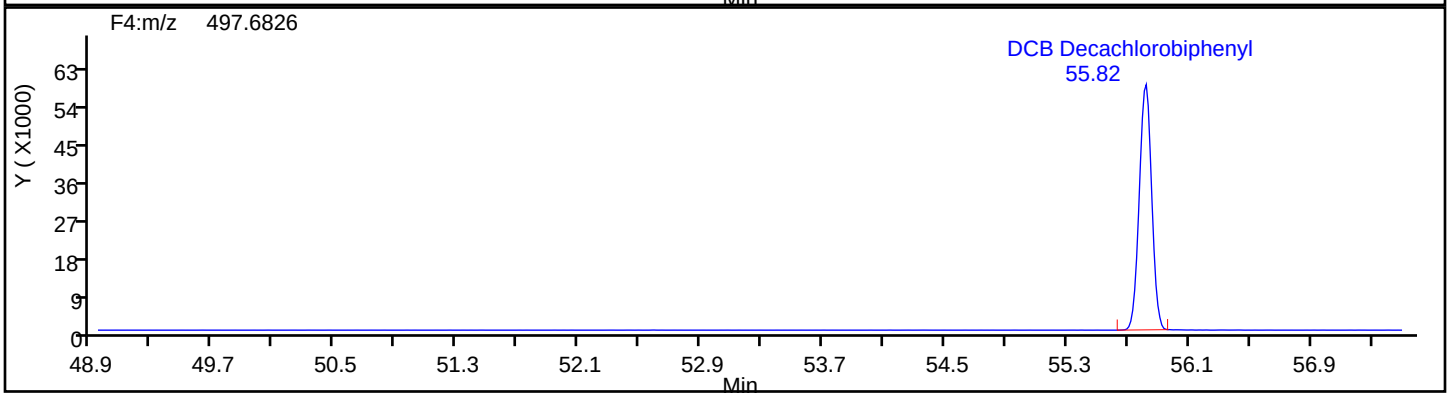

DePCB F4 Standards

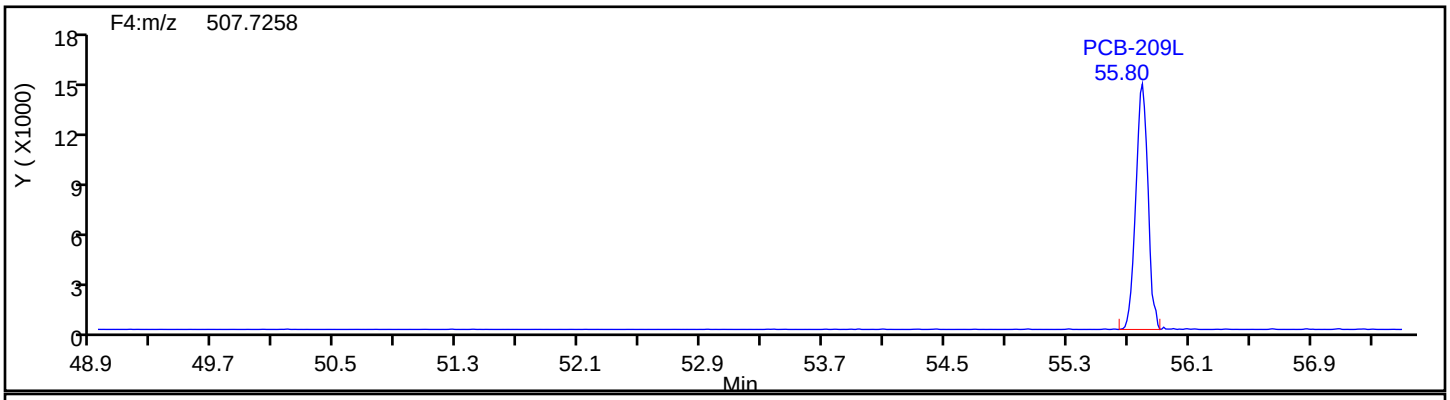

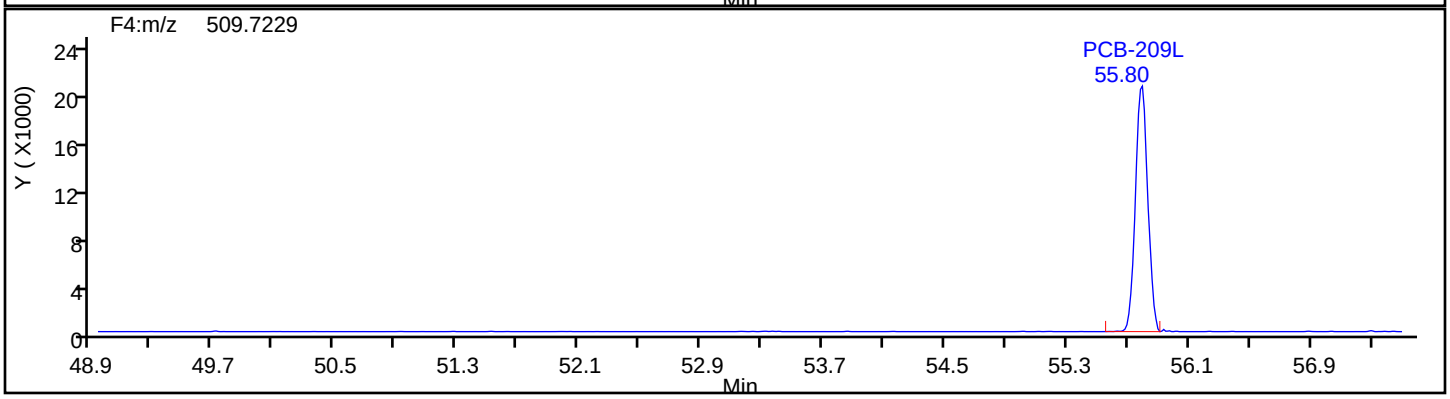

Eurofins TestAmerica, Knoxville

Data File:	\\chromna\Knoxville\ChromData\D3D\20190903-12939.b\580-88125-b-5-c_190904031432.d		
Injection Date:	04-Sep-2019 03:14:00	Injection Vol:	1.0 ul
Instrument ID:	D3D	Operator ID:	Xcalibur_System
Method:	PCBs_D3D	Limit Group:	HR - 1668A - ICAL
Client ID:	A5-0to25-100818		
Worklist#:	33231	Sample Line#:	9
Column Type:	SPB-Octyl	Column Dia:	0.25 mm

DePCB F4

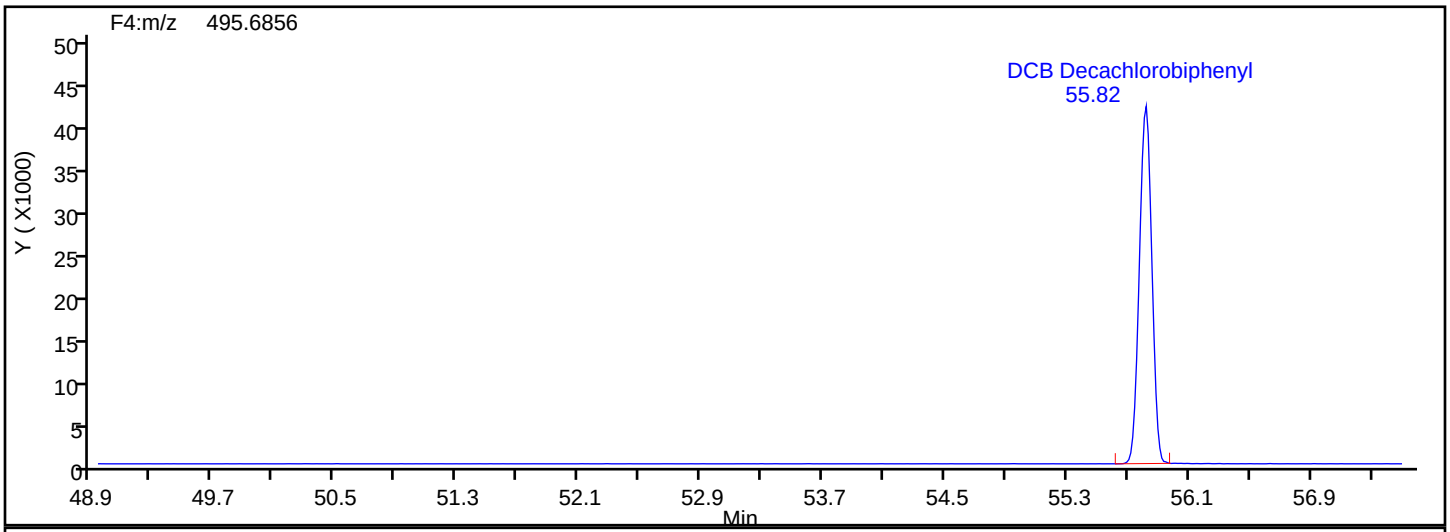

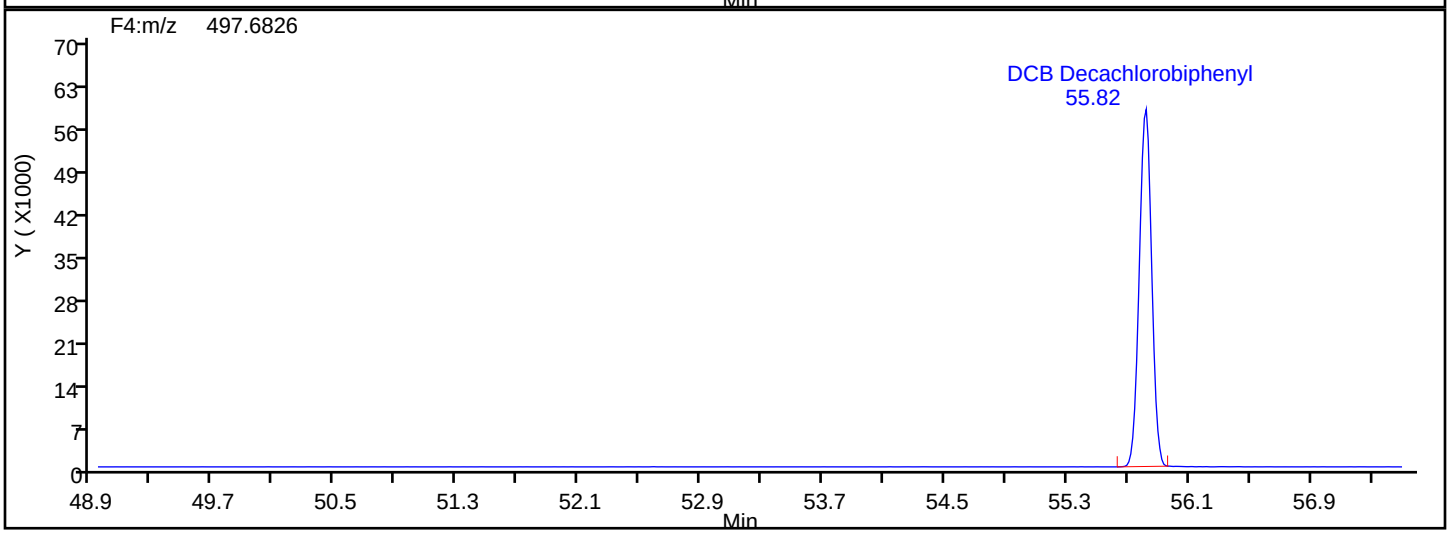

DePCB F4 Lock Mass

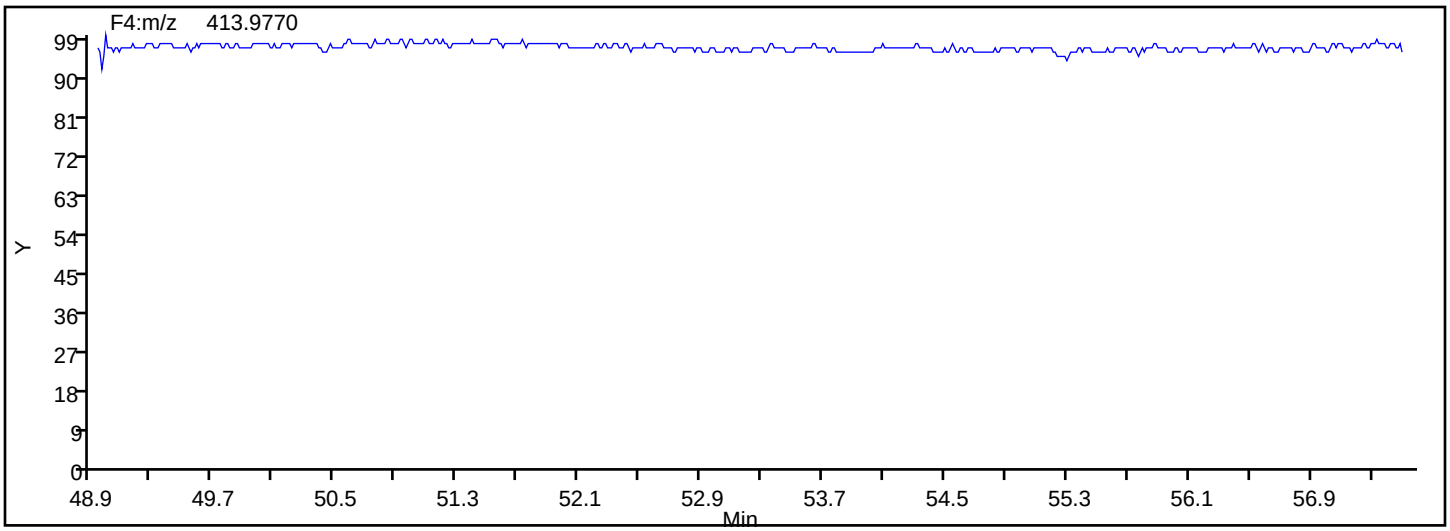

FORM I
HI-RES PCBS ORGANICS ANALYSIS DATA SHEET

Lab Name: Eurofins TestAmerica, Knoxville Job No.: 580-88125-2

SDG No.:

Client Sample ID: A6-0to23-100818 Lab Sample ID: 580-88125-6

Matrix: Solid Lab File ID: 580-88125-b-6-c.d

Analysis Method: 1668A Date Collected: 10/08/2018 16:08

Extract. Method: HRMS-Sox Date Extracted: 08/19/2019 08:06

Sample wt/vol: 20.65(g) Date Analyzed: 09/03/2019 15:58

Con. Extract Vol.: 20(mL) Dilution Factor: 1

Injection Volume: 1(uL) Level: (low/med) Low

% Moisture: 60.7 GPC Cleanup:(Y/N) N

Analysis Batch No.: 33205 Units: ng/g

CAS NO.	COMPOUND NAME	RESULT	Q	RL	EDL
2051-60-7	PCB-1	0.27	B	0.012	0.0012
2051-61-8	PCB-2	0.075	B	0.012	0.0013
2051-62-9	PCB-3	0.11	B	0.012	0.0013
13029-08-8	PCB-4	0.35	S	0.025	0.00099
16605-91-7	PCB-5	0.010	J	0.012	0.00066
25569-80-6	PCB-6	0.11		0.012	0.00066
33284-50-3	PCB-7	0.025		0.012	0.00063
34883-43-7	PCB-8	0.35	B	0.025	0.00065
34883-39-1	PCB-9	0.032		0.012	0.00072
33146-45-1	PCB-10	0.018		0.012	0.00069
2050-67-1	PCB-11	0.093	B	0.025	0.00063
2974-92-7	PCB-12	0.051	C	0.025	0.00063
2974-90-5	PCB-13	0.051	C12	0.025	0.00063
34883-41-5	PCB-14	ND		0.012	0.00055
2050-68-2	PCB-15	0.16	B	0.012	0.00063
38444-78-9	PCB-16	0.22		0.012	0.0012
37680-66-3	PCB-17	0.97	B	0.012	0.00091
37680-65-2	PCB-18	0.51	C B	0.025	0.00079
38444-73-4	PCB-19	0.88		0.012	0.0011
38444-84-7	PCB-20	0.96	C B	0.025	0.0055
55702-46-0	PCB-21	0.45	C B	0.025	0.0052
38444-85-8	PCB-22	0.18	B	0.012	0.0057
55720-44-0	PCB-23	ND		0.012	0.0056
55702-45-9	PCB-24	0.0092	J	0.012	0.00068
55712-37-3	PCB-25	0.13		0.012	0.0053
38444-81-4	PCB-26	0.20	C B	0.025	0.0054
38444-76-7	PCB-27	0.21		0.012	0.00066
7012-37-5	PCB-28	0.96	B C20	0.025	0.0055
15862-07-4	PCB-29	0.20	C26 B	0.025	0.0054
35693-92-6	PCB-30	0.51	C18 B	0.025	0.00079
16606-02-3	PCB-31	0.60	B	0.025	0.0052
38444-77-8	PCB-32	0.50	B	0.012	0.00061
38444-86-9	PCB-33	0.45	B C21	0.025	0.0052
37680-68-5	PCB-34	0.012		0.012	0.0059

FORM I
HI-RES PCBS ORGANICS ANALYSIS DATA SHEET

Lab Name: Eurofins TestAmerica, Knoxville Job No.: 580-88125-2

SDG No.:

Client Sample ID: A6-0to23-100818 Lab Sample ID: 580-88125-6

Matrix: Solid Lab File ID: 580-88125-b-6-c.d

Analysis Method: 1668A Date Collected: 10/08/2018 16:08

Extract. Method: HRMS-Sox Date Extracted: 08/19/2019 08:06

Sample wt/vol: 20.65(g) Date Analyzed: 09/03/2019 15:58

Con. Extract Vol.: 20(mL) Dilution Factor: 1

Injection Volume: 1(uL) Level: (low/med) Low

% Moisture: 60.7 GPC Cleanup:(Y/N) N

Analysis Batch No.: 33205 Units: ng/g

CAS NO.	COMPOUND NAME	RESULT	Q	RL	EDL
37680-69-6	PCB-35	0.098	B	0.012	0.0059
38444-87-0	PCB-36	0.0059	J	0.012	0.0053
38444-90-5	PCB-37	0.25	B	0.012	0.0055
53555-66-1	PCB-38	ND		0.012	0.0054
38444-88-1	PCB-39	0.014		0.012	0.0051
38444-93-8	PCB-40	1.7	C	0.037	0.0043
52663-59-9	PCB-41	1.7	C40	0.037	0.0043
36559-22-5	PCB-42	0.67		0.012	0.0045
70362-46-8	PCB-43	0.24	C	0.025	0.0039
41464-39-5	PCB-44	10	C B	0.037	0.0038
70362-45-7	PCB-45	2.6	C	0.025	0.0044
41464-47-5	PCB-46	0.16		0.012	0.0052
2437-79-8	PCB-47	10	B C44	0.037	0.0038
70362-47-9	PCB-48	0.26		0.012	0.0042
41464-40-8	PCB-49	4.8	C	0.025	0.0035
62796-65-0	PCB-50	1.5	C	0.025	0.0042
68194-04-7	PCB-51	2.6	C45	0.025	0.0044
35693-99-3	PCB-52	13	B	0.012	0.0044
41464-41-9	PCB-53	1.5	C50	0.025	0.0042
15968-05-5	PCB-54	0.37		0.012	0.00064
74338-24-2	PCB-55	ND		0.012	0.0030
41464-43-1	PCB-56	1.0		0.012	0.0031
70424-67-8	PCB-57	ND		0.012	0.0031
41464-49-7	PCB-58	ND		0.012	0.0030
74472-33-6	PCB-59	0.28	C	0.037	0.0029
33025-41-1	PCB-60	0.28		0.012	0.0030
33284-53-6	PCB-61	8.9	C B	0.049	0.0029
54230-22-7	PCB-62	0.28	C59	0.037	0.0029
74472-34-7	PCB-63	0.14		0.012	0.0027
52663-58-8	PCB-64	1.3		0.012	0.0028
33284-54-7	PCB-65	10	B C44	0.037	0.0038
32598-10-0	PCB-66	3.2		0.012	0.0031
73575-53-8	PCB-67	0.17		0.012	0.0028
73575-52-7	PCB-68	0.13		0.012	0.0027

FORM I
HI-RES PCBS ORGANICS ANALYSIS DATA SHEET

Lab Name: Eurofins TestAmerica, Knoxville Job No.: 580-88125-2

SDG No.:

Client Sample ID: A6-0to23-100818 Lab Sample ID: 580-88125-6

Matrix: Solid Lab File ID: 580-88125-b-6-c.d

Analysis Method: 1668A Date Collected: 10/08/2018 16:08

Extract. Method: HRMS-Sox Date Extracted: 08/19/2019 08:06

Sample wt/vol: 20.65(g) Date Analyzed: 09/03/2019 15:58

Con. Extract Vol.: 20(mL) Dilution Factor: 1

Injection Volume: 1(uL) Level: (low/med) Low

% Moisture: 60.7 GPC Cleanup:(Y/N) N

Analysis Batch No.: 33205 Units: ng/g

CAS NO.	COMPOUND NAME	RESULT	Q	RL	EDL
60233-24-1	PCB-69	4.8	C49	0.025	0.0035
32598-11-1	PCB-70	8.9	C61 B	0.049	0.0029
41464-46-4	PCB-71	1.7	C40	0.037	0.0043
41464-42-0	PCB-72	0.15		0.012	0.0030
74338-23-1	PCB-73	0.24	C43	0.025	0.0039
32690-93-0	PCB-74	8.9	C61 B	0.049	0.0029
32598-12-2	PCB-75	0.28	C59	0.037	0.0029
70362-48-0	PCB-76	8.9	C61 B	0.049	0.0029
32598-13-3	PCB-77	0.54		0.012	0.0029
70362-49-1	PCB-78	ND		0.012	0.0030
41464-48-6	PCB-79	0.21		0.012	0.0025
33284-52-5	PCB-80	ND		0.012	0.0027
70362-50-4	PCB-81	0.016	q	0.012	0.0030
52663-62-4	PCB-82	2.9		0.012	0.0014
60145-20-2	PCB-83	16	C B	0.025	0.0013
52663-60-2	PCB-84	7.7		0.012	0.0014
65510-45-4	PCB-85	3.9	C	0.037	0.0010
55312-69-1	PCB-86	17	C B	0.074	0.0010
38380-02-8	PCB-87	17	B C86	0.074	0.0010
55215-17-3	PCB-88	5.0	C	0.025	0.0012
73575-57-2	PCB-89	0.24		0.012	0.0014
68194-07-0	PCB-90	29	C B	0.037	0.0011
68194-05-8	PCB-91	5.0	C88	0.025	0.0012
52663-61-3	PCB-92	6.3		0.012	0.0013
73575-56-1	PCB-93	1.3	C	0.025	0.0012
73575-55-0	PCB-94	0.48		0.012	0.0013
38379-99-6	PCB-95	24	B	0.012	0.0013
73575-54-9	PCB-96	0.37		0.012	0.00099
41464-51-1	PCB-97	17	B C86	0.074	0.0010
60233-25-2	PCB-98	1.2	C	0.025	0.0012
38380-01-7	PCB-99	16	C83 B	0.025	0.0013
39485-83-1	PCB-100	1.3	C93	0.025	0.0012
37680-73-2	PCB-101	29	B C90	0.037	0.0011
68194-06-9	PCB-102	1.2	C98	0.025	0.0012

FORM I
HI-RES PCBS ORGANICS ANALYSIS DATA SHEET

Lab Name: Eurofins TestAmerica, Knoxville Job No.: 580-88125-2

SDG No.:

Client Sample ID: A6-0to23-100818 Lab Sample ID: 580-88125-6

Matrix: Solid Lab File ID: 580-88125-b-6-c.d

Analysis Method: 1668A Date Collected: 10/08/2018 16:08

Extract. Method: HRMS-Sox Date Extracted: 08/19/2019 08:06

Sample wt/vol: 20.65(g) Date Analyzed: 09/03/2019 15:58

Con. Extract Vol.: 20(mL) Dilution Factor: 1

Injection Volume: 1(uL) Level: (low/med) Low

% Moisture: 60.7 GPC Cleanup:(Y/N) N

Analysis Batch No.: 33205 Units: ng/g

CAS NO.	COMPOUND NAME	RESULT	Q	RL	EDL
60145-21-3	PCB-103	0.76		0.012	0.0012
56558-16-8	PCB-104	ND		0.012	0.00087
32598-14-4	PCB-105	7.0	B G	0.015	0.015
70424-69-0	PCB-106	ND	G	0.015	0.015
70424-68-9	PCB-107	1.6	G	0.014	0.014
70362-41-3	PCB-108	0.83	C	0.025	0.015
74472-35-8	PCB-109	17	B C86	0.074	0.0010
38380-03-9	PCB-110	30	C B	0.025	0.00090
39635-32-0	PCB-111	ND		0.012	0.00085
74472-36-9	PCB-112	ND		0.012	0.00089
68194-10-5	PCB-113	29	B C90	0.037	0.0011
74472-37-0	PCB-114	0.41	B G	0.014	0.014
74472-38-1	PCB-115	30	B C110	0.025	0.00090
18259-05-7	PCB-116	3.9	C85	0.037	0.0010
68194-11-6	PCB-117	3.9	C85	0.037	0.0010
31508-00-6	PCB-118	18	B G	0.014	0.014
56558-17-9	PCB-119	17	B C86	0.074	0.0010
68194-12-7	PCB-120	0.23		0.012	0.00081
56558-18-0	PCB-121	ND		0.012	0.00087
76842-07-4	PCB-122	0.26	G	0.016	0.016
65510-44-3	PCB-123	0.26	G	0.014	0.014
70424-70-3	PCB-124	0.83	C108	0.025	0.015
74472-39-2	PCB-125	17	B C86	0.074	0.0010
57465-28-8	PCB-126	0.096	B G	0.014	0.014
39635-33-1	PCB-127	0.043	G	0.015	0.015
38380-07-3	PCB-128	4.5	C	0.025	0.0028
55215-18-4	PCB-129	28	C B	0.049	0.0029
52663-66-8	PCB-130	2.1		0.012	0.0038
61798-70-7	PCB-131	0.46		0.012	0.0037
38380-05-1	PCB-132	11	B	0.012	0.0036
35694-04-3	PCB-133	0.68		0.012	0.0035
52704-70-8	PCB-134	2.0	C	0.025	0.0037
52744-13-5	PCB-135	10	C B	0.025	0.00096
38411-22-2	PCB-136	4.4	B	0.012	0.00072

FORM I
HI-RES PCBS ORGANICS ANALYSIS DATA SHEET

Lab Name: Eurofins TestAmerica, Knoxville Job No.: 580-88125-2

SDG No.:

Client Sample ID: A6-0to23-100818 Lab Sample ID: 580-88125-6

Matrix: Solid Lab File ID: 580-88125-b-6-c.d

Analysis Method: 1668A Date Collected: 10/08/2018 16:08

Extract. Method: HRMS-Sox Date Extracted: 08/19/2019 08:06

Sample wt/vol: 20.65(g) Date Analyzed: 09/03/2019 15:58

Con. Extract Vol.: 20(mL) Dilution Factor: 1

Injection Volume: 1(uL) Level: (low/med) Low

% Moisture: 60.7 GPC Cleanup:(Y/N) N

Analysis Batch No.: 33205 Units: ng/g

CAS NO.	COMPOUND NAME	RESULT	Q	RL	EDL
35694-06-5	PCB-137	1.3		0.012	0.0030
35065-28-2	PCB-138	28	B C129	0.049	0.0029
56030-56-9	PCB-139	0.70	C	0.025	0.0032
59291-64-4	PCB-140	0.70	C139	0.025	0.0032
52712-04-6	PCB-141	4.6		0.012	0.0033
41411-61-4	PCB-142	ND		0.012	0.0037
68194-15-0	PCB-143	2.0	C134	0.025	0.0037
68194-14-9	PCB-144	1.2		0.012	0.00091
74472-40-5	PCB-145	0.020	q	0.012	0.00070
51908-16-8	PCB-146	5.4	B	0.012	0.0032
68194-13-8	PCB-147	24	C B	0.025	0.0033
74472-41-6	PCB-148	0.18		0.012	0.00093
38380-04-0	PCB-149	24	B C147	0.025	0.0033
68194-08-1	PCB-150	0.19		0.012	0.00067
52663-63-5	PCB-151	10	C135 B	0.025	0.00096
68194-09-2	PCB-152	0.097		0.012	0.00066
35065-27-1	PCB-153	22	C B	0.025	0.0026
60145-22-4	PCB-154	1.1	B	0.012	0.00082
33979-03-2	PCB-155	0.013		0.012	0.00064
38380-08-4	PCB-156	3.4	C B	0.025	0.0028
69782-90-7	PCB-157	3.4	C156 B	0.025	0.0028
74472-42-7	PCB-158	2.7	B	0.012	0.0023
39635-35-3	PCB-159	0.18		0.012	0.0024
41411-62-5	PCB-160	28	B C129	0.049	0.0029
74472-43-8	PCB-161	ND		0.012	0.0024
39635-34-2	PCB-162	0.095		0.012	0.0023
74472-44-9	PCB-163	28	B C129	0.049	0.0029
74472-45-0	PCB-164	2.1		0.012	0.0025
74472-46-1	PCB-165	ND		0.012	0.0028
41411-63-6	PCB-166	4.5	C128	0.025	0.0028
52663-72-6	PCB-167	1.0		0.012	0.0021

FORM I
HI-RES PCBS ORGANICS ANALYSIS DATA SHEET

Lab Name: Eurofins TestAmerica, Knoxville Job No.: 580-88125-2

SDG No.:

Client Sample ID: A6-0to23-100818 Lab Sample ID: 580-88125-6

Matrix: Solid Lab File ID: 580-88125-b-6-c.d

Analysis Method: 1668A Date Collected: 10/08/2018 16:08

Extract. Method: HRMS-Sox Date Extracted: 08/19/2019 08:06

Sample wt/vol: 20.65(g) Date Analyzed: 09/03/2019 15:58

Con. Extract Vol.: 20(mL) Dilution Factor: 1

Injection Volume: 1(uL) Level: (low/med) Low

% Moisture: 60.7 GPC Cleanup:(Y/N) N

Analysis Batch No.: 33205 Units: ng/g

CAS NO.	COMPOUND NAME	RESULT	Q	RL	EDL
59291-65-5	PCB-168	22	B C153	0.025	0.0026
32774-16-6	PCB-169	ND		0.012	0.0023
35065-30-6	PCB-170	6.2	B	0.012	0.0012
52663-71-5	PCB-171	2.1	C	0.025	0.0012
52663-74-8	PCB-172	1.0	B	0.012	0.0011
68194-16-1	PCB-173	2.1	C171	0.025	0.0012
38411-25-5	PCB-174	6.0	B	0.012	0.0012
40186-70-7	PCB-175	0.25		0.012	0.0010
52663-65-7	PCB-176	0.77	B	0.012	0.00073
52663-70-4	PCB-177	3.9	B	0.012	0.0012
52663-67-9	PCB-178	1.3		0.012	0.0011
52663-64-6	PCB-179	2.7	B	0.012	0.00079
35065-29-3	PCB-180	12	C B	0.025	0.00091
74472-47-2	PCB-181	0.088		0.012	0.0010
60145-23-5	PCB-182	0.092		0.012	0.00097
52663-69-1	PCB-183	3.7	C B	0.025	0.00098
74472-48-3	PCB-184	ND		0.012	0.00079
52712-05-7	PCB-185	3.7	B C183	0.025	0.00098
74472-49-4	PCB-186	ND		0.012	0.00078
52663-68-0	PCB-187	7.3		0.012	0.0010
74487-85-7	PCB-188	ND		0.012	0.00072
39635-31-9	PCB-189	0.23	B	0.012	0.0014
41411-64-7	PCB-190	1.2		0.012	0.00081
74472-50-7	PCB-191	0.26		0.012	0.00080
74472-51-8	PCB-192	ND		0.012	0.00086
69782-91-8	PCB-193	12	C180 B	0.025	0.00091
35694-08-7	PCB-194	2.3	B	0.012	0.0041
52663-78-2	PCB-195	1.1		0.012	0.0048
42740-50-1	PCB-196	1.2	B	0.012	0.0021
33091-17-7	PCB-197	0.072	q	0.012	0.0015
68194-17-2	PCB-198	2.3	C B	0.025	0.0022
52663-75-9	PCB-199	2.3	C198 B	0.025	0.0022

FORM I
HI-RES PCBS ORGANICS ANALYSIS DATA SHEET

Lab Name: Eurofins TestAmerica, Knoxville Job No.: 580-88125-2

SDG No.:

Client Sample ID: A6-0to23-100818 Lab Sample ID: 580-88125-6

Matrix: Solid Lab File ID: 580-88125-b-6-c.d

Analysis Method: 1668A Date Collected: 10/08/2018 16:08

Extract. Method: HRMS-Sox Date Extracted: 08/19/2019 08:06

Sample wt/vol: 20.65(g) Date Analyzed: 09/03/2019 15:58

Con. Extract Vol.: 20(mL) Dilution Factor: 1

Injection Volume: 1(uL) Level: (low/med) Low

% Moisture: 60.7 GPC Cleanup:(Y/N) N

Analysis Batch No.: 33205 Units: ng/g

CAS NO.	COMPOUND NAME	RESULT	Q	RL	EDL
52663-73-7	PCB-200	0.30		0.012	0.0016
40186-71-8	PCB-201	0.29		0.012	0.0016
2136-99-4	PCB-202	0.45		0.012	0.0017
52663-76-0	PCB-203	1.5		0.012	0.0020
74472-52-9	PCB-204	ND		0.012	0.0017
74472-53-0	PCB-205	0.12		0.012	0.0031
40186-72-9	PCB-206	2.3	q	0.012	0.0041
52663-79-3	PCB-207	0.10		0.012	0.0029
52663-77-1	PCB-208	0.23		0.012	0.0029
2051-24-3	PCB-209	0.29	B	0.012	0.00057
27323-18-8	Total Monochlorobiphenyls	0.46	B	0.012	0.0013
25512-42-9	Total Dichlorobiphenyls	1.2	S B	0.025	0.00068
25323-68-6	Total Trichlorobiphenyls	6.2	B	0.025	0.0038
26914-33-0	Total Tetrachlorobiphenyls	52	B q	0.049	0.0033
25429-29-2	Total Pentachlorobiphenyls	170	B	0.074	0.0054
26601-64-9	Total Hexachlorobiphenyls	130	B q	0.049	0.0024
28655-71-2	Total Heptachlorobiphenyls	49	B	0.025	0.00098
55722-26-4	Total Octachlorobiphenyls	9.6	B q	0.025	0.0024
53742-07-7	Total Nonachlorobiphenyls	2.6	q	0.012	0.0033
1336-36-3	Polychlorinated biphenyls, Total	430	B q	0.074	0.0025

FORM I
HI-RES PCBS ORGANICS ANALYSIS DATA SHEET

Lab Name: Eurofins TestAmerica, Knoxville Job No.: 580-88125-2

SDG No.:

Client Sample ID: A6-0to23-100818 Lab Sample ID: 580-88125-6

Matrix: Solid Lab File ID: 580-88125-b-6-c.d

Analysis Method: 1668A Date Collected: 10/08/2018 16:08

Extract. Method: HRMS-Sox Date Extracted: 08/19/2019 08:06

Sample wt/vol: 20.65(g) Date Analyzed: 09/03/2019 15:58

Con. Extract Vol.: 20(mL) Dilution Factor: 1

Injection Volume: 1(uL) Level: (low/med) Low

% Moisture: 60.7 GPC Cleanup:(Y/N) N

Analysis Batch No.: 33205 Units: ng/g

CAS NO.	ISOTOPE DILUTION	%REC	Q	LIMITS
234432-85-0	PCB-1L	65		30-140
208263-77-8	PCB-3L	68		30-140
234432-86-1	PCB-4L	62		30-140
208263-67-6	PCB-15L	72		30-140
234432-87-2	PCB-19L	67		30-140
208263-79-0	PCB-37L	81		30-140
234432-88-3	PCB-54L	84		30-140
105600-23-5	PCB-77L	86		30-140
208461-24-9	PCB-81L	84		30-140
234432-89-4	PCB-104L	82		30-140
208263-62-1	PCB-105L	77		30-140
208263-63-2	PCB-114L	77		30-140
104130-40-7	PCB-118L	80		30-140
208263-64-3	PCB-123L	77		30-140
208263-65-4	PCB-126L	86		30-140
234432-90-7	PCB-155L	92		30-140
208263-68-7	PCB-156L	82	C	30-140
235416-30-5	PCB-157L	82	C156	30-140
208263-69-8	PCB-167L	79		30-140
208263-70-1	PCB-169L	89		30-140
160901-80-4	PCB-170L	75		30-140
234432-91-8	PCB-188L	78		30-140
208263-73-4	PCB-189L	84		30-140
105600-26-8	PCB-202L	80		30-140
234446-64-1	PCB-205L	72		30-140
208263-75-6	PCB-206L	66		30-140
234432-92-9	PCB-208L	72		30-140
105600-27-9	PCB-209L	60		30-140

CAS NO.	SURROGATE	%REC	Q	LIMITS
208263-76-7	PCB-28L	73		40-125
235416-29-2	PCB-111L	90		40-125
232919-67-4	PCB-178L	85		40-125

Eurofins TestAmerica, Knoxville
Target Compound Quantitation Report

Data File: \\chromna\Knoxville\ChromData\D3D\20190903-12925.b\580-88125-b-6-c.d
Lims ID: 580-88125-B-6-C
Client ID: A6-0to23-100818
Sample Type: Client
Inject. Date: 03-Sep-2019 15:58:00 ALS Bottle#: 0 Worklist Smp#: 10
Injection Vol: 1.0 ul Dil. Factor: 1.0000
Sample Info:
Misc. Info.: 140-0012925-010
Operator ID: Xcalibur_System Instrument ID: D3D

Method: \\chromna\Knoxville\ChromData\D3D\20190903-12925.b\PCBs_D3D.m
Limit Group: HR - 1668A - ICAL
Last Update: 03-Sep-2019 19:58:05 Calib Date: 21-Aug-2019 19:05:00
Integrator: Picker
Quant Method: Isotopic Dilution Quant By: Initial Calibration
Last ICal File: \\chromna\Knoxville\ChromData\D3D\20190813-12717.b\d4190821i6.d

Column 1 : SPB-Octyl (0.25 mm) Det: F1(11.07 :21.70)
Process Host: CTX0333

First Level Reviewer: mcwhirterl Date: 03-Sep-2019 19:58:05

Compound	RT (min.)	Area	Ratio	Ical RRF	Amount pg/ul	EMPC pg/ul	Noise EDL	Final EDL	%Rec	Flags
S Total Monochlorobipheny					37.4	37.4	0.1017	0.1017		
D PCB-1L	11:42	527413	3.06	1.3140	64.6	64.6	0.7643	0.7643	64.59	
D PCB-3L	13:53	571889	3.21	1.3615	67.6	67.6	0.7376	0.7376	67.59	
PCB-1	11:43	138336	3.20	1.1883	22.1	22.1	0.0953	0.0953		
PCB-2	13:42	39900	3.20	1.1911	6.095	6.095	0.1019	0.1019		
PCB-3	13:53	64254	3.21	1.2130	9.263	9.263	0.1078	0.1078		
S Total Dichlorobiphenyls					97.4	97.4	0.0549	0.0549		
D PCB-4L	14:08	232804	1.65	0.5996	62.5	62.5	0.1869	0.1869	62.48	
* PCB-9L	16:06	621446	1.56	4E+04	100.0	100.0				
D PCB-15L	20:01	457900	1.59	1.0280	71.7	71.7	0.1090	0.1090	71.67	
PCB-4	14:09	83512	1.58	1.2533	28.6	28.6	0.0803	0.0803		
PCB-10	14:19	7365	1.50	1.4828	1.438	1.438	0.0564	0.0564		
PCB-9	16:08	12733	1.62	1.4200	2.597	2.597	0.0588	0.0588		
PCB-7	16:17	11185	1.69	1.6244	1.994	1.994	0.0514	0.0514		
PCB-6	16:31	46254	1.63	1.5539	8.619	8.619	0.0538	0.0538		
PCB-5	16:49	4563	1.65	1.5606	0.8466	0.8466	0.0535	0.0535		
PCB-8	16:57	155114	1.61	1.5884	28.3	28.3	0.0526	0.0526		
PCB-14	18:35						0.0446	0.0446		
PCB-11	19:25	42862	1.53	1.6347	7.592	7.592	0.0511	0.0511		
PCB-12	19:42	23522	1.59	1.6410	4.150	4.150	0.0509	0.0509		
PCB-13 (C12)	19:42	23522	1.59	1.6410	4.150	4.150	0.0509	0.0509		
PCB-15	20:02	84962	1.61	1.4024	13.2	13.2	0.0509	0.0509		
S Total Trichlorobiphenyl					502.7	502.7	0.3121	0.3121		
D PCB-19L	17:13	135027	1.06	0.6095	66.8	66.8	2.421	2.421	66.82	
* PCB-32L	20:29	331545	1.04	2.2E+04	100.0	100.0				
* PCB-31L	22:46	1251742	1.06	6.8E+04	100.0	100.0				
$ PCB-28L	23:03	1000451	1.03	1.0975	72.8	72.8	0.2245	0.2245	72.82	
D PCB-37L	27:04	912932	1.07	0.9024	80.8	80.8	0.2730	0.2730	80.82	
PCB-19	17:15	125765	1.08	1.3047	71.4	71.4	0.0891	0.0891		
PCB-18	19:07	100862	1.11	1.8188	41.1	41.1	0.0639	0.0639		
PCB-30 (C18)	19:07	100862	1.11	1.8188	41.1	41.1	0.0639	0.0639		

Compound	RT (min.)	Area	Ratio	Ical RRF	Amount pg/ul	EMPC pg/ul	Noise EDL	Final EDL	%Rec	Flags
PCB-17	19:32	166032	1.09	1.5641	78.6	78.6	0.0743	0.0743		
PCB-27	19:45	49847	1.09	2.1680	17.0	17.0	0.0536	0.0536		
PCB-24	19:53	2127	1.14	2.1018	0.7495	0.7495	0.0553	0.0553		Ma
PCB-16	19:59	29340	1.10	1.2260	17.7	17.7	0.0948	0.0948		M
PCB-32	20:30	127756	1.06	2.3416	40.4	40.4	0.0496	0.0496		
PCB-34	21:47	10562	1.10	1.2154	0.9519	0.9519	0.4767	0.4767		
PCB-23	21:56						0.4571	0.4571		
PCB-26	22:14	195110	1.08	1.3193	16.2	16.2	0.4391	0.4391		M
PCB-29 (C26)	22:14	195110	1.08	1.3193	16.2	16.2	0.4391	0.4391		M
PCB-25	22:29	127243	1.04	1.3523	10.3	10.3	0.4284	0.4284		Ma
PCB-31	22:47	617925	1.07	1.3809	49.0	49.0	0.4195	0.4195		
PCB-20	23:05	928044	1.07	1.3057	77.9	77.9	0.4437	0.4437		
PCB-28 (C20)	23:05	928044	1.07	1.3057	77.9	77.9	0.4437	0.4437		
PCB-21	23:19	461677	1.07	1.3777	36.7	36.7	0.4205	0.4205		
PCB-33 (C21)	23:19	461677	1.07	1.3777	36.7	36.7	0.4205	0.4205		
PCB-22	23:42	168669	1.07	1.2430	14.9	14.9	0.4661	0.4661		
PCB-36	25:16	5871	1.03	1.3468	0.4775	0.4775	0.4301	0.4301		Ma
PCB-39	25:38	14312	1.09	1.3970	1.122	1.122	0.4147	0.4147		
PCB-38	26:12						0.4397	0.4397		
PCB-35	26:41	88376	1.03	1.2166	7.957	7.957	0.4762	0.4762		
PCB-37	27:05	238645	1.06	1.2879	20.3	20.3	0.4498	0.4498		
S Total Tetrachlorobiphen					4229.1	4228.8	0.2662	0.2662		RQ
D PCB-54L	20:19	181493	0.83	0.6515	84.0	84.0	0.1678	0.1678	84.03	
* PCB-52L	24:53	657955	0.81	3.9E+04	100.0	100.0				
D PCB-81L	33:51	678694	0.79	1.2328	83.7	83.7	0.1264	0.1264	83.67	
D PCB-77L	34:24	705457	0.81	1.2523	85.6	85.6	0.1245	0.1245	85.62	
PCB-54	20:20	68575	0.76	1.2558	30.1	30.1	0.0521	0.0521		
PCB-50	22:30	791656	0.80	0.9362	122.2	122.2	0.3410	0.3410		
PCB-53 (C50)	22:30	791656	0.80	0.9362	122.2	122.2	0.3410	0.3410		
PCB-45	23:16	1282784	0.80	0.8850	209.4	209.4	0.3607	0.3607		
PCB-51 (C45)	23:16	1282784	0.80	0.8850	209.4	209.4	0.3607	0.3607		
PCB-46	23:29	69898	0.79	0.7591	13.3	13.3	0.4205	0.4205		
PCB-52	24:55	6777775	0.80	0.8992	1089.1	1089.1	0.3550	0.3550		
PCB-43	25:03	137015	0.80	0.9993	19.8	19.8	0.3194	0.3194		
PCB-73 (C43)	25:03	137015	0.80	0.9993	19.8	19.8	0.3194	0.3194		
PCB-49	25:25	3043143	0.79	1.1366	386.9	386.9	0.2809	0.2809		
PCB-69 (C49)	25:25	3043143	0.79	1.1366	386.9	386.9	0.2809	0.2809		
PCB-48	25:41	136141	0.80	0.9454	20.8	20.8	0.3377	0.3377		
PCB-44	25:57	5839583	0.79	1.0323	817.4	817.4	0.3092	0.3092		
PCB-47 (C44)	25:57	5839583	0.79	1.0323	817.4	817.4	0.3092	0.3092		
PCB-65 (C44)	25:57	5839583	0.79	1.0323	817.4	817.4	0.3092	0.3092		
PCB-59	26:17	214035	0.78	1.3609	22.7	22.7	0.2346	0.2346		
PCB-62 (C59)	26:17	214035	0.78	1.3609	22.7	22.7	0.2346	0.2346		
PCB-75 (C59)	26:17	214035	0.78	1.3609	22.7	22.7	0.2346	0.2346		
PCB-42	26:26	329034	0.79	0.8670	54.8	54.8	0.3682	0.3682		
PCB-40	26:56	873558	0.79	0.9179	137.5	137.5	0.3478	0.3478		
PCB-41 (C40)	26:56	873558	0.79	0.9179	137.5	137.5	0.3478	0.3478		
PCB-71 (C40)	26:56	873558	0.79	0.9179	137.5	137.5	0.3478	0.3478		
PCB-64	27:09	1016058	0.79	1.4164	103.7	103.7	0.2254	0.2254		
PCB-72	28:00	107973	0.79	1.3157	11.9	11.9	0.2426	0.2426		
PCB-68	28:17	110236	0.79	1.4782	10.8	10.8	0.2160	0.2160		
PCB-57	28:41						0.2491	0.2491		
PCB-58	28:56						0.2416	0.2416		
PCB-67	29:07	130332	0.80	1.3944	13.5	13.5	0.2289	0.2289		

Compound	RT (min.)	Area	Ratio	Ical RRF	Amount pg/ul	EMPC pg/ul	Noise EDL	Final EDL	%Rec	Flags
PCB-63	29:23	118807	0.80	1.4685	11.7	11.7	0.2174	0.2174		
PCB-61	29:43	6806428	0.79	1.3565	725.0	725.0	0.2353	0.2353		
PCB-70 (C61)	29:43	6806428	0.79	1.3565	725.0	725.0	0.2353	0.2353		
PCB-74 (C61)	29:43	6806428	0.79	1.3565	725.0	725.0	0.2353	0.2353		
PCB-76 (C61)	29:43	6806428	0.79	1.3565	725.0	725.0	0.2353	0.2353		
PCB-66	30:02	2291757	0.78	1.2800	258.7	258.7	0.2494	0.2494		Ma
PCB-55	30:10						0.2465	0.2465		
PCB-56	30:42	741527	0.79	1.2671	84.6	84.6	0.2519	0.2519		
PCB-60	30:55	209602	0.80	1.3288	22.8	22.8	0.2402	0.2402		
PCB-80	31:19						0.2173	0.2173		
PCB-79	32:53	182278	0.77	1.5421	17.1	17.1	0.2070	0.2070		
PCB-78	33:24						0.2428	0.2428		
PCB-81	33:51	11957	0.77	1.3214	1.614	1.333	0.2466	0.2466		RQMa
PCB-77	34:26	411245	0.78	1.3308	43.8	43.8	0.2351	0.2351		
S Total Pentachlorobiphen					14253	14253	0.4380	0.4380		
D PCB-104L	25:51	410185	1.59	1.1164	82.0	82.0	0.1086	0.1086	82.04	
* PCB-101L	31:46	447835	1.57	3.4E+04	100.0	100.0				
$ PCB-111L	34:28	489275	1.63	1.2177	89.7	89.7	0.0996	0.0996	89.72	
D PCB-123L	36:26	710705	1.58	0.9909	77.4	77.4	0.7450	0.7450	77.42	
D PCB-118L	36:46	763077	1.60	1.0256	80.3	80.3	0.7199	0.7199	80.32	
D PCB-114L	37:17	718962	1.62	1.0030	77.4	77.4	0.7361	0.7361	77.38	
D PCB-105L	37:56	714769	1.64	1.0013	77.1	77.1	0.7373	0.7373	77.06	
* PCB-127L	39:26	926379	1.59	4.9E+04	100.0	100.0				
D PCB-126L	41:02	716425	1.60	0.9020	85.7	85.7	0.8185	0.8185	85.74	
PCB-104	25:52						0.0708	0.0708		
PCB-96	26:13	149669	1.61	1.2268	29.7	29.7	0.0803	0.0803		
PCB-103	28:11	261554	1.60	1.0331	61.7	61.7	0.0954	0.0954		
PCB-94	28:24	143177	1.56	0.9036	38.6	38.6	0.1090	0.1090		
PCB-95	28:50	7708982	1.59	0.9620	1953.5	1953.5	0.1024	0.1024		
PCB-93	29:04	437902	1.60	0.9806	108.9	108.9	0.1005	0.1005		
PCB-100 (C93)	29:04	437902	1.60	0.9806	108.9	108.9	0.1005	0.1005		
PCB-98	29:12	406833	1.58	0.9888	100.3	100.3	0.0996	0.0996		
PCB-102 (C98)	29:12	406833	1.58	0.9888	100.3	100.3	0.0996	0.0996		
PCB-88	29:43	1683707	1.60	1.0052	408.3	408.3	0.0980	0.0980		
PCB-91 (C88)	29:43	1683707	1.60	1.0052	408.3	408.3	0.0980	0.0980		
PCB-84	29:56	2200047	1.60	0.8601	623.6	623.6	0.1146	0.1146		
PCB-89	30:24	70178	1.53	0.8936	19.1	19.1	0.1103	0.1103		
PCB-121	30:49						0.0705	0.0705		
PCB-92	31:13	1994964	1.60	0.9532	510.2	510.2	0.1034	0.1034		
PCB-90	31:48	10940655	1.58	1.1367	2346.5	2346.5	0.0867	0.0867		
PCB-101 (C90)	31:48	10940655	1.58	1.1367	2346.5	2346.5	0.0867	0.0867		
PCB-113 (C90)	31:48	10940655	1.58	1.1367	2346.5	2346.5	0.0867	0.0867		
PCB-83	32:23	5026642	1.60	0.9393	1304.6	1304.6	0.1049	0.1049		Ma
PCB-99 (C83)	32:23	5026642	1.60	0.9393	1304.6	1304.6	0.1049	0.1049		Ma
PCB-112	32:28						0.0721	0.0721		
PCB-86	32:58	6932194	1.59	1.1958	1413.3	1413.3	0.0824	0.0824		Ma
PCB-87 (C86)	32:58	6932194	1.59	1.1958	1413.3	1413.3	0.0824	0.0824		Ma
PCB-97 (C86)	32:58	6932194	1.59	1.1958	1413.3	1413.3	0.0824	0.0824		Ma
PCB-109 (C86)	32:58	6932194	1.59	1.1958	1413.3	1413.3	0.0824	0.0824		Ma
PCB-119 (C86)	32:58	6932194	1.59	1.1958	1413.3	1413.3	0.0824	0.0824		Ma
PCB-125 (C86)	32:58	6932194	1.59	1.1958	1413.3	1413.3	0.0824	0.0824		Ma
PCB-85	33:36	1567273	1.61	1.2126	315.1	315.1	0.0813	0.0813		
PCB-116 (C85)	33:36	1567273	1.61	1.2126	315.1	315.1	0.0813	0.0813		
PCB-117 (C85)	33:36	1567273	1.61	1.2126	315.1	315.1	0.0813	0.0813		

Compound	RT (min.)	Area	Ratio	Ical RRF	Amount pg/ul	EMPC pg/ul	Noise EDL	Final EDL	%Rec	Flags
PCB-110	33:46	13545661	1.57	1.3511	2444.2	2444.2	0.0729	0.0729		
PCB-115 (C110)	33:46	13545661	1.57	1.3511	2444.2	2444.2	0.0729	0.0729		
PCB-82	34:05	838600	1.62	0.8675	235.7	235.7	0.1136	0.1136		
PCB-111	34:28						0.0691	0.0691		
PCB-120	34:58	115749	1.73	1.4907	18.9	18.9	0.0661	0.0661		
PCB-108	36:06	615055	1.57	1.2547	67.6	67.6	1.206	1.206		
PCB-124 (C108)	36:06	615055	1.57	1.2547	67.6	67.6	1.206	1.206		
PCB-107	36:21	1307094	1.57	1.3580	132.8	132.8	1.114	1.114		
PCB-123	36:28	198728	1.61	1.3407	20.9	20.9	1.134	1.134		
PCB-106	36:32						1.187	1.187		
PCB-118	36:47	14424615	1.55	1.2892	1466.3	1466.3	1.097	1.097		
PCB-122	37:08	177582	1.52	1.1614	21.1	21.1	1.303	1.303		
PCB-114	37:19	335289	1.62	1.4051	33.2	33.2	1.097	1.097		
PCB-105	37:57	5230222	1.59	1.2887	567.8	567.8	1.201	1.201		
PCB-127	39:30	32751	1.57	1.2841	3.519	3.519	1.178	1.178		Ma
PCB-126	41:03	75325	1.56	1.3416	7.837	7.837	1.156	1.156		Ma
S Total Hexachlorobipheny					10738	10738	0.1913	0.1913		RQ
D PCB-155L	31:33	392304	1.23	0.9499	92.2	92.2	0.1743	0.1743	92.22	
* PCB-138L	39:54	616985	1.27	3.6E+04	100.0	100.0				
D PCB-167L	42:55	612524	1.28	1.2544	79.1	79.1	0.3201	0.3201	79.14	
D PCB-156L	44:03	1247793	1.27	1.2289	164.6	164.6	0.3267	0.3267	82.28	
D PCB-157L (C156L)	44:03	1247793	1.27	1.2289	164.6	164.6	0.3267	0.3267	82.28	
D PCB-169L	47:18	596079	1.28	1.0883	88.8	88.8	0.3689	0.3689	88.77	
PCB-155	31:35	5265	1.22	1.3028	1.030	1.030	0.0520	0.0520		
PCB-152	31:46	38844	1.34	1.2556	7.886	7.886	0.0539	0.0539		
PCB-150	31:55	74853	1.26	1.2368	15.4	15.4	0.0548	0.0548		
PCB-136	32:17	1607521	1.27	1.1563	354.4	354.4	0.0586	0.0586		
PCB-145	32:35	7767	1.24	1.1910	1.803	1.662	0.0569	0.0569		RQMa
PCB-148	34:07	52282	1.31	0.8982	14.8	14.8	0.0754	0.0754		
PCB-135	34:42	2799292	1.28	0.8691	821.0	821.0	0.0779	0.0779		
PCB-151 (C135)	34:42	2799292	1.28	0.8691	821.0	821.0	0.0779	0.0779		
PCB-154	34:58	343419	1.27	1.0180	86.0	86.0	0.0665	0.0665		
PCB-144	35:16	342426	1.24	0.9185	95.0	95.0	0.0737	0.0737		
PCB-147	35:38	11528894	1.25	0.9747	1926.2	1926.2	0.2650	0.2650		
PCB-149 (C147)	35:38	11528894	1.25	0.9747	1926.2	1926.2	0.2650	0.2650		
PCB-134	35:50	839384	1.26	0.8518	160.5	160.5	0.3032	0.3032		
PCB-143 (C134)	35:50	839384	1.26	0.8518	160.5	160.5	0.3032	0.3032		
PCB-139	36:14	346701	1.26	0.9995	56.5	56.5	0.2584	0.2584		
PCB-140 (C139)	36:14	346701	1.26	0.9995	56.5	56.5	0.2584	0.2584		
PCB-131	36:26	197287	1.25	0.8584	37.4	37.4	0.3008	0.3008		
PCB-142	36:33						0.3004	0.3004		
PCB-132	36:53	4653993	1.26	0.8801	861.1	861.1	0.2934	0.2934		
PCB-133	37:25	309103	1.23	0.9064	55.5	55.5	0.2849	0.2849		
PCB-165	37:46						0.2304	0.2304		
PCB-146	38:03	2704473	1.27	1.0084	436.7	436.7	0.2561	0.2561		
PCB-161	38:09						0.1932	0.1932		
PCB-153	38:41	13360632	1.25	1.2207	1782.4	1782.4	0.2116	0.2116		
PCB-168 (C153)	38:41	13360632	1.25	1.2207	1782.4	1782.4	0.2116	0.2116		
PCB-141	38:52	2187869	1.26	0.9608	370.8	370.8	0.2688	0.2688		
PCB-130	39:16	852180	1.27	0.8274	167.7	167.7	0.3121	0.3121		
PCB-137	39:30	677427	1.24	1.0582	104.2	104.2	0.2440	0.2440		
PCB-164	39:37	1300929	1.26	1.2527	169.1	169.1	0.2062	0.2062		
PCB-129	39:56	14924313	1.25	1.0840	2242.0	2242.0	0.2382	0.2382		
PCB-138 (C129)	39:56	14924313	1.25	1.0840	2242.0	2242.0	0.2382	0.2382		
PCB-160 (C129)	39:56	14924313	1.25	1.0840	2242.0	2242.0	0.2382	0.2382		
PCB-163 (C129)	39:56	14924313	1.25	1.0840	2242.0	2242.0	0.2382	0.2382		

Compound	RT (min.)	Area	Ratio	Ical RRF	Amount pg/ul	EMPC pg/ul	Noise EDL	Final EDL	%Rec	Flags
PCB-158	40:19	1889993	1.26	1.3862	222.0	222.0	0.1863	0.1863		
PCB-128	41:11	2519390	1.26	1.1165	367.5	367.5	0.2313	0.2313		
PCB-166 (C128)	41:11	2519390	1.26	1.1165	367.5	367.5	0.2313	0.2313		
PCB-159	42:08	116506	1.26	1.3178	14.4	14.4	0.1960	0.1960		a
PCB-162	42:28	64493	1.26	1.3623	7.709	7.709	0.1896	0.1896		
PCB-167	42:57	666393	1.26	1.3357	81.5	81.5	0.1673	0.1673		
PCB-156	44:04	2212021	1.26	1.2759	277.9	277.9	0.2295	0.2295		
PCB-157 (C156)	44:04	2212021	1.26	1.2759	277.9	277.9	0.2295	0.2295		
PCB-169	47:16						0.1864	0.1864		
S Total Heptachlorobiphen					3987.7	3987.7	0.0794	0.0794		
D PCB-188L	37:18	492163	1.07	1.3162	77.8	77.8	0.1676	0.1676	77.82	
$ PCB-178L	40:21	375615	1.07	0.9222	84.8	84.8	0.2392	0.2392	84.76	
* PCB-180L	45:28	480535	1.05	3.2E+04	100.0	100.0				
D PCB-170L	46:43	299997	1.04	0.8357	74.7	74.7	0.2639	0.2639	74.70	
D PCB-189L	49:51	766149	1.03	1.4666	83.6	83.6	0.8675	0.8675	83.62	
PCB-188	37:17						0.0582	0.0582		
PCB-179	37:39	1213174	1.06	1.4149	216.5	216.5	0.0640	0.0640		
PCB-184	38:09						0.0638	0.0638		
PCB-176	38:32	377112	1.06	1.5212	62.6	62.6	0.0595	0.0595		
PCB-186	38:57						0.0631	0.0631		
PCB-178	40:23	442578	1.05	1.0228	109.3	109.3	0.0885	0.0885		
PCB-175	41:01	85848	1.06	1.0690	20.3	20.3	0.0847	0.0847		
PCB-187	41:18	2601908	1.07	1.1106	591.5	591.5	0.0815	0.0815		
PCB-182	41:30	34154	1.14	1.1484	7.509	7.509	0.0788	0.0788		
PCB-183	41:54	1365080	1.07	1.1368	303.2	303.2	0.0796	0.0796		
PCB-185 (C183)	41:54	1365080	1.07	1.1368	303.2	303.2	0.0796	0.0796		
PCB-174	42:08	1846799	1.06	0.9547	488.4	488.4	0.0948	0.0948		
PCB-177	42:34	1178323	1.06	0.9426	315.6	315.6	0.0961	0.0961		
PCB-181	42:58	31459	1.03	1.1075	7.172	7.172	0.0818	0.0818		
PCB-171	43:12	638645	1.07	0.9603	167.9	167.9	0.0943	0.0943		
PCB-173 (C171)	43:12	638645	1.07	0.9603	167.9	167.9	0.0943	0.0943		
PCB-172	44:50	321091	1.05	0.9918	81.7	81.7	0.0913	0.0913		
PCB-192	45:04						0.0702	0.0702		
PCB-180	45:30	4747929	1.05	1.2286	975.7	975.7	0.0737	0.0737		a
PCB-193 (C180)	45:30	4747929	1.05	1.2286	975.7	975.7	0.0737	0.0737		a
PCB-191	45:51	114981	1.10	1.3848	21.0	21.0	0.0654	0.0654		
PCB-170	46:44	1924696	1.06	1.2700	505.2	505.2	0.0943	0.0943		
PCB-190	47:16	521316	1.05	1.3774	95.6	95.6	0.0657	0.0657		
PCB-189	49:52	183341	1.04	1.2799	18.7	18.7	0.1174	0.1174		
S Total Octachlorobipheny					782.0	781.2	0.1950	0.1950		RQ
D PCB-202L	42:40	387950	0.90	1.0055	80.3	80.3	0.3713	0.3713	80.29	
* PCB-194L	51:58	624734	0.93	3.5E+04	100.0	100.0				
D PCB-205L	52:26	579294	0.89	1.2867	72.1	72.1	0.5939	0.5939	72.06	
PCB-202	42:42	148932	0.90	1.0531	36.5	36.5	0.1420	0.1420		
PCB-201	43:38	108767	0.88	1.1860	23.6	23.6	0.1261	0.1261		
PCB-204	44:15						0.1358	0.1358		
PCB-197	44:32	27448	0.89	1.2053	6.660	5.870	0.1241	0.1241		RQ
PCB-200	44:38	105608	0.88	1.1260	24.2	24.2	0.1328	0.1328		
PCB-198	47:27	603441	0.90	0.8183	190.1	190.1	0.1828	0.1828		
PCB-199 (C198)	47:27	603441	0.90	0.8183	190.1	190.1	0.1828	0.1828		
PCB-196	48:07	317089	0.92	0.8748	93.4	93.4	0.1709	0.1709		
PCB-203	48:18	426680	0.91	0.9219	119.3	119.3	0.1622	0.1622		
PCB-195	49:37	404304	0.89	0.7839	89.0	89.0	0.3905	0.3905		

Compound	RT (min.)	Area	Ratio	Ical RRF	Amount pg/ul	EMPC pg/ul	Noise EDL	Final EDL	%Rec	Flags
PCB-194	51:59	1018470	0.91	0.9282	189.4	189.4	0.3298	0.3298		
PCB-205	52:27	69691	0.90	1.2342	9.747	9.747	0.2480	0.2480		
S Total Nonachlorobipheny					332.7	215.0	0.2667	0.2667		RQ
D PCB-208L	49:22	511206	0.79	1.1383	71.9	71.9	0.6418	0.6418	71.89	
D PCB-206L	54:12	367082	0.80	0.8938	65.7	65.7	0.8173	0.8173	65.74	
PCB-208	49:24	108442	0.78	1.1567	18.3	18.3	0.2379	0.2379		
PCB-207	50:19	50938	0.76	1.3964	8.307	8.307	0.2320	0.2320		
PCB-206	54:12	824701	0.77	1.1927	306.0	188.4	0.3302	0.3302		RQ
D PCB-209L	55:50	365706	0.73	0.9809	59.7	59.7	0.1755	0.1755	59.68	
DCB Decachlorobiphenyl	55:52	106732	0.71	1.2455	23.4	23.4	0.0467	0.0467		
S Polychlorinated bipheny					34947	23.4	0.2056	0.2056		RQ

QC Flag Legend

Processing Flags
- R - Failed Signal Ratio Test
- Q - EMPC-Estimated Max. Possible Conc.

Review Flags
- M - Manually Integrated
- a - User Assigned ID

Eurofins TestAmerica, Knoxville
Target Compound Quantitation Worksheet Report

Data File: \\chromna\Knoxville\ChromData\D3D\20190903-12925.b\580-88125-b-6-c.d
Lims ID: 580-88125-B-6-C
Client ID: A6-0to23-100818
Sample Type: Client
Inject. Date: 03-Sep-2019 15:58:00 ALS Bottle#: 0 Worklist Smp#: 10
Injection Vol: 1.0 ul Dil. Factor: 1.0000
Sample Info:
Misc. Info.: 140-0012925-010
Operator ID: Xcalibur_System Instrument ID: D3D

Method: \\chromna\Knoxville\ChromData\D3D\20190903-12925.b\PCBs_D3D.m
Limit Group: HR - 1668A - ICAL
Last Update: 03-Sep-2019 19:58:05 Calib Date: 21-Aug-2019 19:05:00
Integrator: Picker
Quant Method: Isotopic Dilution Quant By: Initial Calibration
Last ICal File: \\chromna\Knoxville\ChromData\D3D\20190813-12717.b\d4190821i6.d

Column 1 : SPB-Octyl (0.25 mm) Det: F1(11.07 :21.70)
Process Host: CTX0333

First Level Reviewer: mcwhirterl Date: 03-Sep-2019 19:58:05

Signal	RT (min.)	Adj RT (min.)	Sec.	REL RT	Area	Height	Avg Noise	EDL Height	S/N	Ratio(Limits)	Flags
PCB-1L											
200.0795	11:42	11:44	-3	0.727	397585	163159	138	345	1182		
202.0766	11:42	11:44	-3	0.727	129828	53140	615	1537	86	3.06(2.66-3.60)	
PCB-3L											
200.0795	13:53	13:54	-2	0.862	435910	143636	138	345	1041		
202.0766	13:53	13:54	-2	0.862	135979	43772	615	1537	71	3.21(2.66-3.60)	
PCB-1											
188.0393	11:43	11:43	-2	1.001	105426	43068	69	172	624		
190.0363	11:43	11:43	-2	1.001	32910	13346	29	72	460	3.20(2.66-3.60)	
PCB-2											
188.0393	13:42	13:43	-2	0.988	30394	10273	69	172	149		
190.0363	13:42	13:43	-2	0.988	9506	3206	29	72	111	3.20(2.66-3.60)	
PCB-3											
188.0393	13:53	13:53	-1	1.001	48977	15974	69	172	232		
190.0363	13:53	13:53	-1	1.001	15277	4974	29	72	172	3.21(2.66-3.60)	
PCB-4L											
234.0406	14:08	14:09	-1	0.878	144806	49700	65	162	765		
236.0376	14:08	14:09	-1	0.878	87998	31804	19	47	1674	1.65(1.33-1.79)	
PCB-9L											
234.0406	16:06	16:07	-1		379002	113561	65	162	1747		
236.0376	16:06	16:07	-1		242444	73843	19	47	3886	1.56(1.33-1.79)	
PCB-15L											
234.0406	20:01	20:00	0	1.243	280910	70116	65	162	1079		
236.0376	20:01	20:00	0	1.243	176990	44647	19	47	2350	1.59(1.33-1.79)	
PCB-4											
222.0003	14:09	14:08	-1	1.001	51105	17762	20	50	888		
223.9974	14:09	14:08	-1	1.001	32407	11226	13	32	864	1.58(1.33-1.79)	

Signal	RT (min.)	Adj RT (min.)	Sec.	REL RT	Area	Height	Avg Noise	EDL Height	S/N	Ratio(Limits)	Flags
PCB-10											
222.0003	14:19	14:19	-1	1.013	4421	1437	20	50	72		
223.9974	14:19	14:19	-1	1.013	2944	914	13	32	70	1.50(1.33-1.79)	
PCB-9											
222.0003	16:08	16:06	0	1.141	7867	2293	20	50	115		
223.9974	16:07	16:06	-1	1.140	4866	1414	13	32	109	1.62(1.33-1.79)	
PCB-7											
222.0003	16:17	16:16	-1	1.152	7022	2094	20	50	105		
223.9974	16:17	16:16	-1	1.152	4163	1209	13	32	93	1.69(1.33-1.79)	
PCB-6											
222.0003	16:31	16:30	-1	1.168	28683	8579	20	50	429		
223.9974	16:31	16:30	-1	1.168	17571	4974	13	32	383	1.63(1.33-1.79)	
PCB-5											
222.0003	16:49	16:48	-1	1.190	2839	808	20	50	40		
223.9974	16:49	16:48	-1	1.190	1724	550	13	32	42	1.65(1.33-1.79)	
PCB-8											
222.0003	16:57	16:56	-1	1.199	95777	27640	20	50	1382		
223.9974	16:57	16:56	-1	1.199	59337	17082	13	32	1314	1.61(1.33-1.79)	
PCB-14											
222.0003	18:35						20	50			
223.9974	18:35						13	32			
PCB-11											
222.0003	19:25	19:26	-1	0.970	25922	6867	20	50	343		
223.9974	19:25	19:26	-1	0.970	16940	4653	13	32	358	1.53(1.33-1.79)	
PCB-12											
222.0003	19:42	19:45	-3	0.984	14428	2565	20	50	128		
223.9974	19:42	19:45	-3	0.984	9094	1624	13	32	125	1.59(1.33-1.79)	
PCB-13 (C12)											
222.0003	19:42	19:45	-3	0.984	14428	2565	20	50	128		
223.9974	19:42	19:45	-3	0.984	9094	1624	13	32	125	1.59(1.33-1.79)	
PCB-15											
222.0003	20:02	20:03	0	1.001	52370	12760	20	50	638		
223.9974	20:02	20:03	0	1.001	32592	7687	13	32	591	1.61(1.33-1.79)	
PCB-19L											
268.0016	17:13	17:15	-2	0.841	69420	20089	425	1062	47		
269.9986	17:13	17:15	-2	0.841	65607	18639	72	180	259	1.06(0.88-1.20)	
PCB-32L											
268.0016	20:29	20:30	-1		169210	43065	425	1062	101		
269.9986	20:30	20:30	0		162335	41098	72	180	571	1.04(0.88-1.20)	
PCB-31L											
268.0016	22:46	22:45	1		643895	160797	156	390	1031		
269.9986	22:46	22:45	1		607847	149673	150	375	998	1.06(0.88-1.20)	
PCB-28L											
268.0016	23:03	23:03	0	1.013	508497	123756	156	390	793		
269.9986	23:03	23:03	0	1.013	491954	119655	150	375	798	1.03(0.88-1.20)	

Signal	RT (min.)	Adj RT (min.)	Sec.	REL RT	Area	Height	Avg Noise	EDL Height	S/N	Ratio(Limits)	Flags
PCB-37L											
268.0016	27:04	27:04	1	1.189	471541	104475	156	390	670		
269.9986	27:04	27:04	1	1.189	441391	97481	150	375	650	1.07(0.88-1.20)	
PCB-19											
255.9613	17:15	17:14	-1	1.002	65420	18292	10	25	1829		
257.9584	17:15	17:14	-1	1.002	60345	16886	8	20	2111	1.08(0.88-1.20)	
PCB-18											
255.9613	19:07	19:05	1	1.110	53016	13925	10	25	1393		
257.9584	19:06	19:05	0	1.109	47846	12292	8	20	1537	1.11(0.88-1.20)	
PCB-30 (C18)											
255.9613	19:07	19:05	1	1.110	53016	13925	10	25	1393		
257.9584	19:06	19:05	0	1.109	47846	12292	8	20	1537	1.11(0.88-1.20)	
PCB-17											
255.9613	19:32	19:31	-1	1.134	86660	22187	10	25	2219		
257.9584	19:32	19:31	-1	1.134	79372	20568	8	20	2571	1.09(0.88-1.20)	
PCB-27											
255.9613	19:45	19:44	-1	1.147	25983	6715	10	25	672		
257.9584	19:45	19:44	-1	1.147	23864	6261	8	20	783	1.09(0.88-1.20)	
PCB-24											Ma
255.9613	19:53	19:53	0	1.154	1135	295	10	25	30		M
257.9584	19:55	19:53	2	1.156	992	219	8	20	27	1.14(0.88-1.20)	
PCB-16											M
255.9613	19:59	19:59	-1	1.160	15373	3782	10	25	378		
257.9584	19:59	19:59	-1	1.160	13967	3868	8	20	484	1.10(0.88-1.20)	M
PCB-32											
255.9613	20:30	20:30	-1	1.191	65819	17238	10	25	1724		
257.9584	20:30	20:30	-1	1.191	61937	15672	8	20	1959	1.06(0.88-1.20)	
PCB-34											
255.9613	21:47	21:44	1	1.265	5527	1368	223	557	6		
257.9584	21:46	21:44	0	1.264	5035	1362	245	612	6	1.10(0.88-1.20)	
PCB-23											
255.9613	21:53						223	557			
257.9584	21:53						245	612			
PCB-26											M
255.9613	22:14	22:13	-1	1.291	101288	25188	223	557	113		M
257.9584	22:14	22:13	-1	1.291	93822	22600	245	612	92	1.08(0.88-1.20)	
PCB-29 (C26)											M
255.9613	22:14	22:13	-1	1.291	101288	25188	223	557	113		M
257.9584	22:14	22:13	-1	1.291	93822	22600	245	612	92	1.08(0.88-1.20)	
PCB-25											Ma
255.9613	22:29	22:29	1	0.831	64870	13385	223	557	60		M
257.9584	22:29	22:29	1	0.831	62373	12794	245	612	52	1.04(0.88-1.20)	
PCB-31											
255.9613	22:47	22:47	1	0.842	318776	77448	223	557	347		
257.9584	22:47	22:47	0	0.842	299149	72135	245	612	294	1.07(0.88-1.20)	

Signal	RT (min.)	Adj RT (min.)	Sec.	REL RT	Area	Height	Avg Noise	EDL Height	S/N	Ratio(Limits)	Flags
PCB-20											
255.9613	23:05	23:06	0	0.853	478713	113117	223	557	507		
257.9584	23:05	23:06	0	0.853	449331	106251	245	612	434	1.07(0.88-1.20)	
PCB-28 (C20)											
255.9613	23:05	23:06	0	0.853	478713	113117	223	557	507		
257.9584	23:05	23:06	0	0.853	449331	106251	245	612	434	1.07(0.88-1.20)	
PCB-21											
255.9613	23:19	23:19	0	0.862	238244	48932	223	557	219		
257.9584	23:19	23:19	0	0.861	223433	45362	245	612	185	1.07(0.88-1.20)	
PCB-33 (C21)											
255.9613	23:19	23:19	0	0.862	238244	48932	223	557	219		
257.9584	23:19	23:19	0	0.861	223433	45362	245	612	185	1.07(0.88-1.20)	
PCB-22											
255.9613	23:42	23:43	0	0.876	87042	20762	223	557	93		
257.9584	23:42	23:43	0	0.876	81627	20014	245	612	82	1.07(0.88-1.20)	
PCB-36											Ma
255.9613	25:16	25:16	1	0.934	2977	755	223	557	3		M
257.9584	25:16	25:16	1	0.934	2894	786	245	612	3	1.03(0.88-1.20)	
PCB-39											
255.9613	25:38	25:38	1	0.947	7465	1251	223	557	6		
257.9584	25:38	25:38	1	0.947	6847	1173	245	612	5	1.09(0.88-1.20)	
PCB-38											
255.9613	26:13						223	557			
257.9584	26:13						245	612			
PCB-35											
255.9613	26:41	26:40	1	0.986	44870	10056	223	557	45		
257.9584	26:41	26:40	1	0.986	43506	9527	245	612	39	1.03(0.88-1.20)	
PCB-37											
255.9613	27:05	27:05	1	1.001	122836	25806	223	557	116		
257.9584	27:05	27:05	1	1.001	115809	24393	245	612	100	1.06(0.88-1.20)	
PCB-54L											
301.9626	20:19	20:19	0	0.816	82158	20812	21	52	991		
303.9597	20:19	20:19	0	0.816	99335	25032	16	40	1565	0.83(0.65-0.89)	
PCB-52L											
301.9626	24:53	24:54	0		293516	70378	48	120	1466		
303.9597	24:53	24:54	0		364439	83583	48	120	1741	0.81(0.65-0.89)	
PCB-81L											
301.9626	33:51	33:50	2	1.360	299062	62745	48	120	1307		
303.9597	33:51	33:50	2	1.360	379632	77504	48	120	1615	0.79(0.65-0.89)	
PCB-77L											
301.9626	34:24	34:23	2	1.383	315651	64518	48	120	1344		
303.9597	34:24	34:23	2	1.383	389806	81542	48	120	1699	0.81(0.65-0.89)	
PCB-54											
289.9224	20:20	20:20	0	1.000	29710	7584	6	15	1264		
291.9194	20:20	20:20	0	1.000	38865	9841	6	15	1640	0.76(0.65-0.89)	

Signal	RT (min.)	Adj RT (min.)	Δ Sec.	REL RT	Area	Height	Avg Noise	EDL Height	S/N	Ratio(Limits)	Flags
PCB-50											
289.9224	22:30	22:31	-2	1.108	352212	83148	104	260	800		
291.9194	22:30	22:31	-2	1.108	439444	103847	79	197	1315	0.80(0.65-0.89)	
PCB-53 (C50)											
289.9224	22:30	22:31	-2	1.108	352212	83148	104	260	800		
291.9194	22:30	22:31	-2	1.108	439444	103847	79	197	1315	0.80(0.65-0.89)	
PCB-45											
289.9224	23:16	23:15	0	1.145	569632	128504	104	260	1236		
291.9194	23:15	23:15	0	1.145	713152	160560	79	197	2032	0.80(0.65-0.89)	
PCB-51 (C45)											
289.9224	23:16	23:15	0	1.145	569632	128504	104	260	1236		
291.9194	23:15	23:15	0	1.145	713152	160560	79	197	2032	0.80(0.65-0.89)	
PCB-46											
289.9224	23:29	23:29	0	1.156	30931	7311	104	260	70		
291.9194	23:29	23:29	0	1.156	38967	9501	79	197	120	0.79(0.65-0.89)	
PCB-52											
289.9224	24:55	24:54	0	1.227	3009451	700544	104	260	6736		
291.9194	24:55	24:54	0	1.227	3768324	876774	79	197	11098	0.80(0.65-0.89)	
PCB-43											
289.9224	25:03	25:03	0	1.234	61088	10300	104	260	99		
291.9194	25:03	25:03	0	1.234	75927	13114	79	197	166	0.80(0.65-0.89)	
PCB-73 (C43)											
289.9224	25:03	25:03	0	1.234	61088	10300	104	260	99		
291.9194	25:03	25:03	0	1.234	75927	13114	79	197	166	0.80(0.65-0.89)	
PCB-49											
289.9224	25:25	25:22	3	1.251	1346225	307638	104	260	2958		
291.9194	25:25	25:22	3	1.251	1696918	392106	79	197	4963	0.79(0.65-0.89)	
PCB-69 (C49)											
289.9224	25:25	25:22	3	1.251	1346225	307638	104	260	2958		
291.9194	25:25	25:22	3	1.251	1696918	392106	79	197	4963	0.79(0.65-0.89)	
PCB-48											
289.9224	25:41	25:41	1	1.265	60459	13566	104	260	130		
291.9194	25:41	25:41	1	1.265	75682	16723	79	197	212	0.80(0.65-0.89)	
PCB-44											
289.9224	25:57	25:55	2	1.278	2582569	382526	104	260	3678		
291.9194	25:57	25:55	2	1.278	3257014	483650	79	197	6122	0.79(0.65-0.89)	
PCB-47 (C44)											
289.9224	25:57	25:55	2	1.278	2582569	382526	104	260	3678		
291.9194	25:57	25:55	2	1.278	3257014	483650	79	197	6122	0.79(0.65-0.89)	
PCB-65 (C44)											
289.9224	25:57	25:55	2	1.278	2582569	382526	104	260	3678		
291.9194	25:57	25:55	2	1.278	3257014	483650	79	197	6122	0.79(0.65-0.89)	
PCB-59											
289.9224	26:17	26:13	4	1.294	93931	14650	104	260	141		
291.9194	26:17	26:13	4	1.294	120104	19378	79	197	245	0.78(0.65-0.89)	

Signal	RT (min.)	Adj RT (min.)	Sec.	REL RT	Area	Height	Avg Noise	EDL Height	S/N	Ratio(Limits)	Flags
PCB-62 (C59)											
289.9224	26:17	26:13	4	1.294	93931	14650	104	260	141		
291.9194	26:17	26:13	4	1.294	120104	19378	79	197	245	0.78(0.65-0.89)	
PCB-75 (C59)											
289.9224	26:17	26:13	4	1.294	93931	14650	104	260	141		
291.9194	26:17	26:13	4	1.294	120104	19378	79	197	245	0.78(0.65-0.89)	
PCB-42											
289.9224	26:26	26:26	1	1.302	145353	32904	104	260	316		
291.9194	26:26	26:26	1	1.302	183681	41103	79	197	520	0.79(0.65-0.89)	
PCB-40											
289.9224	26:56	26:55	1	1.326	384549	83084	104	260	799		
291.9194	26:56	26:55	1	1.326	489009	105145	79	197	1331	0.79(0.65-0.89)	
PCB-41 (C40)											
289.9224	26:56	26:55	1	1.326	384549	83084	104	260	799		
291.9194	26:56	26:55	1	1.326	489009	105145	79	197	1331	0.79(0.65-0.89)	
PCB-71 (C40)											
289.9224	26:56	26:55	1	1.326	384549	83084	104	260	799		
291.9194	26:56	26:55	1	1.326	489009	105145	79	197	1331	0.79(0.65-0.89)	
PCB-64											
289.9224	27:09	27:08	1	1.337	447520	101478	104	260	976		
291.9194	27:09	27:08	1	1.337	568538	128412	79	197	1625	0.79(0.65-0.89)	
PCB-72											
289.9224	28:00	28:01	1	0.827	47608	10637	104	260	102		
291.9194	28:00	28:01	1	0.827	60365	13396	79	197	170	0.79(0.65-0.89)	
PCB-68											
289.9224	28:17	28:18	1	0.836	48729	10328	104	260	99		
291.9194	28:17	28:18	1	0.836	61507	12673	79	197	160	0.79(0.65-0.89)	
PCB-57											
289.9224	28:43						104	260			
291.9194	28:43						79	197			
PCB-58											
289.9224	28:57						104	260			
291.9194	28:57						79	197			
PCB-67											
289.9224	29:07	29:07	1	0.860	58074	10623	104	260	102		
291.9194	29:07	29:07	1	0.860	72258	12789	79	197	162	0.80(0.65-0.89)	
PCB-63											
289.9224	29:23	29:23	1	0.868	52817	11589	104	260	111		
291.9194	29:23	29:23	1	0.868	65990	14482	79	197	183	0.80(0.65-0.89)	
PCB-61											
289.9224	29:43	29:43	1	0.878	2999074	536814	104	260	5162		
291.9194	29:42	29:43	0	0.877	3807354	684918	79	197	8670	0.79(0.65-0.89)	
PCB-70 (C61)											
289.9224	29:43	29:43	1	0.878	2999074	536814	104	260	5162		
291.9194	29:42	29:43	0	0.877	3807354	684918	79	197	8670	0.79(0.65-0.89)	

Signal	RT (min.)	Adj RT (min.)	Sec.	REL RT	Area	Height	Avg Noise	EDL Height	S/N	Ratio(Limits)	Flags
PCB-74 (C61)											
289.9224	29:43	29:43	1	0.878	2999074	536814	104	260	5162		
291.9194	29:42	29:43	0	0.877	3807354	684918	79	197	8670	0.79(0.65-0.89)	
PCB-76 (C61)											
289.9224	29:43	29:43	1	0.878	2999074	536814	104	260	5162		
291.9194	29:42	29:43	0	0.877	3807354	684918	79	197	8670	0.79(0.65-0.89)	
PCB-66											Ma
289.9224	30:02	30:02	1	0.888	1006887	205130	104	260	1972		M
291.9194	30:02	30:02	1	0.888	1284870	260428	79	197	3297	0.78(0.65-0.89)	
PCB-55											
289.9224	30:12						104	260			
291.9194	30:12						79	197			
PCB-56											
289.9224	30:42	30:43	1	0.907	327204	70531	104	260	678		
291.9194	30:42	30:43	1	0.907	414323	88782	79	197	1124	0.79(0.65-0.89)	
PCB-60											
289.9224	30:55	30:56	1	0.913	92864	20541	104	260	198		
291.9194	30:55	30:56	1	0.913	116738	25196	79	197	319	0.80(0.65-0.89)	
PCB-80											
289.9224	31:21						104	260			
291.9194	31:21						79	197			
PCB-79											
289.9224	32:53	32:52	3	0.971	79239	17462	104	260	168		
291.9194	32:53	32:52	3	0.971	103039	22663	79	197	287	0.77(0.65-0.89)	
PCB-78											
289.9224	33:26						104	260			
291.9194	33:26						79	197			
PCB-81											RQMa
289.9224	33:51	33:51	0	1.000	5202	1923	104	260	18		M
291.9194	33:50	33:51	0	1.000	9274	3508	79	197	44	0.56(0.65-0.89)	
	Empc Correction				6755	2497	79	197	32		
PCB-77											
289.9224	34:26	34:26	2	1.001	180324	36927	104	260	355		
291.9194	34:26	34:26	2	1.001	230921	47031	79	197	595	0.78(0.65-0.89)	
PCB-104L											
337.9207	25:51	25:51	1	0.813	251719	56943	26	65	2190		
339.9178	25:51	25:51	1	0.813	158466	36428	20	50	1821	1.59(1.32-1.78)	
PCB-101L											
337.9207	31:46	31:45	1		273566	58962	26	65	2268		
339.9178	31:46	31:45	1		174269	35859	20	50	1793	1.57(1.32-1.78)	
PCB-111L											
337.9207	34:28	34:28	2	1.085	303097	62939	26	65	2421		
339.9178	34:28	34:28	2	1.085	186178	38893	20	50	1945	1.63(1.32-1.78)	
PCB-123L											
337.9207	36:26	36:25	3	1.147	434995	89738	307	767	292		
339.9178	36:26	36:25	3	1.147	275710	55733	227	567	246	1.58(1.32-1.78)	

Signal	RT (min.)	Adj RT (min.)	Sec.	REL RT	Area	Height	Avg Noise	EDL Height	S/N	Ratio(Limits)	Flags
PCB-118L											
337.9207	36:46	36:45	3	1.157	469596	94946	307	767	309		
339.9178	36:46	36:45	3	1.157	293481	61477	227	567	271	1.60(1.32-1.78)	
PCB-114L											
337.9207	37:17	37:16	3	1.174	444885	86690	307	767	282		
339.9178	37:17	37:16	3	1.174	274077	56855	227	567	250	1.62(1.32-1.78)	
PCB-105L											
337.9207	37:56	37:55	3	1.194	443779	89938	307	767	293		
339.9178	37:56	37:55	3	1.194	270990	52951	227	567	233	1.64(1.32-1.78)	
PCB-127L											
337.9207	39:26	39:22	3		569033	110927	307	767	361		
339.9178	39:26	39:22	3		357346	69898	227	567	308	1.59(1.32-1.78)	
PCB-126L											
337.9207	41:02	41:01	3	1.292	441197	89067	307	767	290		
339.9178	41:02	41:01	3	1.292	275228	53541	227	567	236	1.60(1.32-1.78)	
PCB-104											
325.8804	25:52						21	52			
327.8775	25:52						16	40			
PCB-96											
325.8804	26:13	26:14	1	1.015	92431	20575	21	52	980		
327.8775	26:13	26:14	1	1.015	57238	13235	16	40	827	1.61(1.32-1.78)	
PCB-103											
325.8804	28:11	28:10	1	1.091	160943	35294	21	52	1681		
327.8775	28:11	28:10	1	1.091	100611	21797	16	40	1362	1.60(1.32-1.78)	
PCB-94											
325.8804	28:24	28:24	1	1.099	87328	19087	21	52	909		
327.8775	28:24	28:24	1	1.099	55849	12176	16	40	761	1.56(1.32-1.78)	
PCB-95											
325.8804	28:50	28:50	1	1.116	4734371	1023605	21	52	48743		
327.8775	28:50	28:50	1	1.116	2974611	645315	16	40	40332	1.59(1.32-1.78)	
PCB-93											
325.8804	29:04	29:04	0	1.125	269755	55819	21	52	2658		
327.8775	29:04	29:04	0	1.125	168147	34405	16	40	2150	1.60(1.32-1.78)	
PCB-100 (C93)											
325.8804	29:04	29:04	0	1.125	269755	55819	21	52	2658		
327.8775	29:04	29:04	0	1.125	168147	34405	16	40	2150	1.60(1.32-1.78)	
PCB-98											
325.8804	29:12	29:12	1	1.130	249292	47153	21	52	2245		
327.8775	29:12	29:12	1	1.130	157541	30169	16	40	1886	1.58(1.32-1.78)	
PCB-102 (C98)											
325.8804	29:12	29:12	1	1.130	249292	47153	21	52	2245		
327.8775	29:12	29:12	1	1.130	157541	30169	16	40	1886	1.58(1.32-1.78)	
PCB-88											
325.8804	29:43	29:42	1	1.150	1037308	219794	21	52	10466		
327.8775	29:43	29:42	1	1.150	646399	135569	16	40	8473	1.60(1.32-1.78)	

Signal	RT (min.)	Adj RT (min.)	Sec.	REL RT	Area	Height	Avg Noise	EDL Height	S/N	Ratio(Limits)	Flags
PCB-91 (C88)											
325.8804	29:43	29:42	1	1.150	1037308	219794	21	52	10466		
327.8775	29:43	29:42	1	1.150	646399	135569	16	40	8473	1.60(1.32-1.78)	
PCB-84											
325.8804	29:56	29:55	1	1.158	1352513	284473	21	52	13546		
327.8775	29:55	29:55	0	1.158	847534	176210	16	40	11013	1.60(1.32-1.78)	
PCB-89											
325.8804	30:24	30:24	0	1.176	42403	7816	21	52	372		
327.8775	30:24	30:24	0	1.176	27775	4948	16	40	309	1.53(1.32-1.78)	
PCB-121											
325.8804	30:49						21	52			
327.8775	30:49						16	40			
PCB-92											
325.8804	31:13	31:13	2	0.857	1226806	263225	21	52	12535		
327.8775	31:13	31:13	2	0.857	768158	163045	16	40	10190	1.60(1.32-1.78)	
PCB-90											
325.8804	31:48	31:47	2	1.230	6700466	1384887	21	52	65947		
327.8775	31:48	31:47	2	1.230	4240189	885711	16	40	55357	1.58(1.32-1.78)	
PCB-101 (C90)											
325.8804	31:48	31:47	2	1.230	6700466	1384887	21	52	65947		
327.8775	31:48	31:47	2	1.230	4240189	885711	16	40	55357	1.58(1.32-1.78)	
PCB-113 (C90)											
325.8804	31:48	31:47	2	1.230	6700466	1384887	21	52	65947		
327.8775	31:48	31:47	2	1.230	4240189	885711	16	40	55357	1.58(1.32-1.78)	
PCB-83											Ma
325.8804	32:23	32:23	2	1.253	3094261	597720	21	52	28463		M
327.8775	32:23	32:23	2	1.253	1932381	370406	16	40	23150	1.60(1.32-1.78)	
PCB-99 (C83)											Ma
325.8804	32:23	32:23	2	1.253	3094261	597720	21	52	28463		M
327.8775	32:23	32:23	2	1.253	1932381	370406	16	40	23150	1.60(1.32-1.78)	
PCB-112											
325.8804	32:28						21	52			
327.8775	32:28						16	40			
PCB-86											Ma
325.8804	32:58	32:58	8	1.276	4257712	496982	21	52	23666		M
327.8775	32:58	32:58	8	1.276	2674482	311784	16	40	19487	1.59(1.32-1.78)	
PCB-87 (C86)											Ma
325.8804	32:58	32:58	8	1.276	4257712	496982	21	52	23666		M
327.8775	32:58	32:58	8	1.276	2674482	311784	16	40	19487	1.59(1.32-1.78)	
PCB-97 (C86)											Ma
325.8804	32:58	32:58	8	1.276	4257712	496982	21	52	23666		M
327.8775	32:58	32:58	8	1.276	2674482	311784	16	40	19487	1.59(1.32-1.78)	
PCB-109 (C86)											Ma
325.8804	32:58	32:58	8	1.276	4257712	496982	21	52	23666		M
327.8775	32:58	32:58	8	1.276	2674482	311784	16	40	19487	1.59(1.32-1.78)	

Signal	RT (min.)	Adj RT (min.)	Sec.	REL RT	Area	Height	Avg Noise	EDL Height	S/N	Ratio(Limits)	Flags
PCB-119 (C86)											Ma
325.8804	32:58	32:58	8	1.276	4257712	496982	21	52	23666		M
327.8775	32:58	32:58	8	1.276	2674482	311784	16	40	19487	1.59(1.32-1.78)	
PCB-125 (C86)											Ma
325.8804	32:58	32:58	8	1.276	4257712	496982	21	52	23666		M
327.8775	32:58	32:58	8	1.276	2674482	311784	16	40	19487	1.59(1.32-1.78)	
PCB-85											
325.8804	33:36	33:35	2	1.300	966399	154654	21	52	7364		
327.8775	33:36	33:35	2	1.300	600874	95324	16	40	5958	1.61(1.32-1.78)	
PCB-116 (C85)											
325.8804	33:36	33:35	2	1.300	966399	154654	21	52	7364		
327.8775	33:36	33:35	2	1.300	600874	95324	16	40	5958	1.61(1.32-1.78)	
PCB-117 (C85)											
325.8804	33:36	33:35	2	1.300	966399	154654	21	52	7364		
327.8775	33:36	33:35	2	1.300	600874	95324	16	40	5958	1.61(1.32-1.78)	
PCB-110											
325.8804	33:46	33:50	-3	1.307	8280856	1648648	21	52	78507		
327.8775	33:46	33:50	-3	1.307	5264805	1058967	16	40	66185	1.57(1.32-1.78)	
PCB-115 (C110)											
325.8804	33:46	33:50	-3	1.307	8280856	1648648	21	52	78507		
327.8775	33:46	33:50	-3	1.307	5264805	1058967	16	40	66185	1.57(1.32-1.78)	
PCB-82											
325.8804	34:05	34:04	1	1.319	518019	98685	21	52	4699		
327.8775	34:05	34:04	1	1.319	320581	63269	16	40	3954	1.62(1.32-1.78)	
PCB-111											
325.8804	34:28						21	52			
327.8775	34:28						16	40			
PCB-120											
325.8804	34:58	34:56	3	1.353	73414	12422	21	52	592		
327.8775	34:58	34:56	3	1.353	42335	7398	16	40	462	1.73(1.32-1.78)	
PCB-108											
325.8804	36:06	36:04	3	1.397	375915	74837	562	1405	133		
327.8775	36:06	36:04	3	1.397	239140	48012	323	807	149	1.57(1.32-1.78)	
PCB-124 (C108)											
325.8804	36:06	36:04	3	1.397	375915	74837	562	1405	133		
327.8775	36:06	36:04	3	1.397	239140	48012	323	807	149	1.57(1.32-1.78)	
PCB-107											
325.8804	36:21	36:19	3	1.406	798382	159288	562	1405	283		
327.8775	36:21	36:19	3	1.406	508712	99233	323	807	307	1.57(1.32-1.78)	
PCB-123											
325.8804	36:28	36:28	3	1.001	122575	26495	562	1405	47		
327.8775	36:28	36:28	3	1.001	76153	16600	323	807	51	1.61(1.32-1.78)	
PCB-106											
325.8804	36:35						562	1405			
327.8775	36:35						323	807			

Signal	RT (min.)	Adj RT (min.)	Sec.	REL RT	Area	Height	Avg Noise	EDL Height	S/N	Ratio(Limits)	Flags
PCB-118											
325.8804	36:47	36:47	3	1.001	8759974	1722167	562	1405	3064		
327.8775	36:47	36:47	3	1.001	5664641	1124346	323	807	3481	1.55(1.32-1.78)	
PCB-122											
325.8804	37:08	37:08	3	1.010	107190	19594	562	1405	35		
327.8775	37:08	37:08	3	1.010	70392	13124	323	807	41	1.52(1.32-1.78)	
PCB-114											
325.8804	37:19	37:19	3	1.001	207328	36266	562	1405	65		
327.8775	37:19	37:19	3	1.001	127961	22246	323	807	69	1.62(1.32-1.78)	
PCB-105											
325.8804	37:57	37:57	3	1.000	3208076	626196	562	1405	1114		
327.8775	37:57	37:57	3	1.000	2022146	398720	323	807	1234	1.59(1.32-1.78)	
PCB-127											Ma
325.8804	39:30	39:30	6	1.041	20032	3766	562	1405	7		M
327.8775	39:30	39:30	7	1.041	12719	2309	323	807	7	1.57(1.32-1.78)	
PCB-126											Ma
325.8804	41:03	41:03	3	1.000	45910	9827	562	1405	17		M
327.8775	41:04	41:03	4	1.001	29415	5998	323	807	19	1.56(1.32-1.78)	
PCB-155L											
371.8817	31:33	31:34	1	0.791	215994	43454	29	72	1498		
373.8788	31:33	31:34	2	0.791	176310	37760	34	85	1111	1.23(1.05-1.43)	
PCB-138L											
371.8817	39:54	39:51	3		345728	67842	125	312	543		
373.8788	39:53	39:51	3		271257	52958	69	172	768	1.27(1.05-1.43)	
PCB-167L											
371.8817	42:55	42:54	4	1.076	343520	68601	125	312	549		
373.8788	42:55	42:54	4	1.076	269004	52246	69	172	757	1.28(1.05-1.43)	
PCB-156L											
371.8817	44:03	44:03	3	1.104	697014	102444	125	312	820		
373.8788	44:03	44:03	3	1.104	550779	81962	69	172	1188	1.27(1.05-1.43)	
PCB-157L (C156L)											
371.8817	44:03	44:03	3	1.104	697014	102444	125	312	820		
373.8788	44:03	44:03	3	1.104	550779	81962	69	172	1188	1.27(1.05-1.43)	
PCB-169L											
371.8817	47:18	47:18	4	1.185	334514	63407	125	312	507		
373.8788	47:19	47:18	5	1.186	261565	49542	69	172	718	1.28(1.05-1.43)	
PCB-155											
359.8415	31:35	31:35	2	1.001	2892	664	12	30	55		
361.8385	31:34	31:35	1	1.001	2373	482	10	25	48	1.22(1.05-1.43)	
PCB-152											
359.8415	31:46	31:47	1	1.007	22214	4773	12	30	398		
361.8385	31:45	31:47	0	1.006	16630	3458	10	25	346	1.34(1.05-1.43)	
PCB-150											
359.8415	31:55	31:57	1	1.012	41737	8804	12	30	734		
361.8385	31:55	31:57	1	1.012	33116	6703	10	25	670	1.26(1.05-1.43)	

Signal	RT (min.)	Adj RT (min.)	Sec.	REL RT	Area	Height	Avg Noise	EDL Height	S/N	Ratio(Limits)	Flags
PCB-136											
359.8415	32:17	32:18	1	1.023	900252	185951	12	30	15496		
361.8385	32:17	32:18	1	1.023	707269	145898	10	25	14590	1.27(1.05-1.43)	
PCB-145											RQMa
359.8415	32:35	32:35	1	1.033	4300	761	12	30	63		M
361.8385	32:34	32:35	0	1.032	4124	554	10	25	55	1.04(1.05-1.43)	
	Empc Correction				3467	613	10	25	61		
PCB-148											
359.8415	34:07	34:07	2	1.082	29675	6217	12	30	518		
361.8385	34:07	34:07	2	1.082	22607	4503	10	25	450	1.31(1.05-1.43)	
PCB-135											
359.8415	34:42	34:42	2	1.100	1571664	209578	12	30	17465		
361.8385	34:42	34:42	2	1.100	1227628	161426	10	25	16143	1.28(1.05-1.43)	
PCB-151 (C135)											
359.8415	34:42	34:42	2	1.100	1571664	209578	12	30	17465		
361.8385	34:42	34:42	2	1.100	1227628	161426	10	25	16143	1.28(1.05-1.43)	
PCB-154											
359.8415	34:58	34:58	2	1.109	192045	38295	12	30	3191		
361.8385	34:58	34:58	2	1.109	151374	30398	10	25	3040	1.27(1.05-1.43)	
PCB-144											
359.8415	35:16	35:17	2	1.118	189607	38581	12	30	3215		
361.8385	35:16	35:17	2	1.118	152819	30333	10	25	3033	1.24(1.05-1.43)	
PCB-147											
359.8415	35:38	35:39	2	1.130	6401125	1303959	53	132	24603		
361.8385	35:38	35:39	2	1.130	5127769	1051553	55	137	19119	1.25(1.05-1.43)	
PCB-149 (C147)											
359.8415	35:38	35:39	2	1.130	6401125	1303959	53	132	24603		
361.8385	35:38	35:39	2	1.130	5127769	1051553	55	137	19119	1.25(1.05-1.43)	
PCB-134											
359.8415	35:50	35:56	-3	1.136	467587	85363	53	132	1611		
361.8385	35:50	35:56	-3	1.136	371797	68919	55	137	1253	1.26(1.05-1.43)	
PCB-143 (C134)											
359.8415	35:50	35:56	-3	1.136	467587	85363	53	132	1611		
361.8385	35:50	35:56	-3	1.136	371797	68919	55	137	1253	1.26(1.05-1.43)	
PCB-139											
359.8415	36:14	36:15	2	1.149	193234	34943	53	132	659		
361.8385	36:14	36:15	2	1.149	153467	28474	55	137	518	1.26(1.05-1.43)	
PCB-140 (C139)											
359.8415	36:14	36:15	2	1.149	193234	34943	53	132	659		
361.8385	36:14	36:15	2	1.149	153467	28474	55	137	518	1.26(1.05-1.43)	
PCB-131											
359.8415	36:26	36:27	2	1.155	109616	21499	53	132	406		
361.8385	36:26	36:27	2	1.155	87671	17085	55	137	311	1.25(1.05-1.43)	
PCB-142											
359.8415	36:34						53	132			
361.8385	36:34						55	137			

Signal	RT (min.)	Adj RT (min.)	Sec.	REL RT	Area	Height	Avg Noise	EDL Height	S/N	Ratio(Limits)	Flags
PCB-132											
359.8415	36:53	36:54	2	1.170	2593669	525793	53	132	9921		
361.8385	36:53	36:54	2	1.170	2060324	416416	55	137	7571	1.26(1.05-1.43)	
PCB-133											
359.8415	37:25	37:25	3	1.186	170795	34351	53	132	648		
361.8385	37:25	37:25	3	1.186	138308	27063	55	137	492	1.23(1.05-1.43)	
PCB-165											
359.8415	37:49						53	132			
361.8385	37:49						55	137			
PCB-146											
359.8415	38:03	38:04	3	0.887	1511607	302572	53	132	5709		
361.8385	38:03	38:04	3	0.887	1192866	239120	55	137	4348	1.27(1.05-1.43)	
PCB-161											
359.8415	38:13						53	132			
361.8385	38:13						55	137			
PCB-153											
359.8415	38:41	38:42	2	0.901	7435257	1446763	53	132	27297		
361.8385	38:40	38:42	1	0.901	5925375	1161670	55	137	21121	1.25(1.05-1.43)	
PCB-168 (C153)											
359.8415	38:41	38:42	2	0.901	7435257	1446763	53	132	27297		
361.8385	38:40	38:42	1	0.901	5925375	1161670	55	137	21121	1.25(1.05-1.43)	
PCB-141											
359.8415	38:52	38:53	3	0.906	1220191	238642	53	132	4503		
361.8385	38:52	38:53	3	0.906	967678	189920	55	137	3453	1.26(1.05-1.43)	
PCB-130											
359.8415	39:16	39:17	3	0.915	476685	92000	53	132	1736		
361.8385	39:16	39:17	3	0.915	375495	73335	55	137	1333	1.27(1.05-1.43)	
PCB-137											
359.8415	39:30	39:30	3	0.920	375508	77217	53	132	1457		
361.8385	39:30	39:30	3	0.920	301919	61789	55	137	1123	1.24(1.05-1.43)	
PCB-164											
359.8415	39:37	39:37	3	0.923	725170	141549	53	132	2671		
361.8385	39:37	39:37	3	0.923	575759	113521	55	137	2064	1.26(1.05-1.43)	
PCB-129											
359.8415	39:56	39:56	3	0.930	8283723	1518822	53	132	28657		
361.8385	39:56	39:56	3	0.930	6640590	1225571	55	137	22283	1.25(1.05-1.43)	
PCB-138 (C129)											
359.8415	39:56	39:56	3	0.930	8283723	1518822	53	132	28657		
361.8385	39:56	39:56	3	0.930	6640590	1225571	55	137	22283	1.25(1.05-1.43)	
PCB-160 (C129)											
359.8415	39:56	39:56	3	0.930	8283723	1518822	53	132	28657		
361.8385	39:56	39:56	3	0.930	6640590	1225571	55	137	22283	1.25(1.05-1.43)	
PCB-163 (C129)											
359.8415	39:56	39:56	3	0.930	8283723	1518822	53	132	28657		
361.8385	39:56	39:56	3	0.930	6640590	1225571	55	137	22283	1.25(1.05-1.43)	

Signal	RT (min.)	Adj RT (min.)	Sec.	REL RT	Area	Height	Avg Noise	EDL Height	S/N	Ratio(Limits)	Flags
PCB-158											
359.8415	40:19	40:19	3	0.939	1052891	199846	53	132	3771		
361.8385	40:18	40:19	3	0.939	837102	158427	55	137	2880	1.26(1.05-1.43)	
PCB-128											
359.8415	41:11	41:10	4	0.959	1405964	260403	53	132	4913		
361.8385	41:10	41:10	3	0.959	1113426	206161	55	137	3748	1.26(1.05-1.43)	
PCB-166 (C128)											
359.8415	41:11	41:10	4	0.959	1405964	260403	53	132	4913		
361.8385	41:10	41:10	3	0.959	1113426	206161	55	137	3748	1.26(1.05-1.43)	
PCB-159											a
359.8415	42:08	42:08	1	0.982	64860	11583	53	132	219		a
361.8385	42:08	42:08	1	0.982	51646	9356	55	137	170	1.26(1.05-1.43)	
PCB-162											
359.8415	42:28	42:28	3	0.989	35930	7002	53	132	132		
361.8385	42:28	42:28	3	0.989	28563	5295	55	137	96	1.26(1.05-1.43)	
PCB-167											
359.8415	42:57	42:56	4	1.001	372103	71801	53	132	1355		
361.8385	42:56	42:56	3	1.000	294290	56474	55	137	1027	1.26(1.05-1.43)	
PCB-156											
359.8415	44:04	44:05	2	1.000	1233481	213407	53	132	4027		
361.8385	44:03	44:05	2	1.000	978540	168741	55	137	3068	1.26(1.05-1.43)	
PCB-157 (C156)											
359.8415	44:04	44:05	2	1.000	1233481	213407	53	132	4027		
361.8385	44:03	44:05	2	1.000	978540	168741	55	137	3068	1.26(1.05-1.43)	
PCB-169											
359.8415	47:20						53	132			
361.8385	47:20						55	137			
PCB-188L											
405.8428	37:18	37:19	3	0.820	253947	50373	43	107	1171		
407.8398	37:18	37:19	3	0.820	238216	45809	39	97	1175	1.07(0.89-1.21)	
PCB-178L											
405.8428	40:21	40:23	3	0.888	194246	39115	43	107	910		
407.8398	40:21	40:23	3	0.888	181369	35477	39	97	910	1.07(0.89-1.21)	
PCB-180L											
405.8428	45:28	45:24	4		246532	48686	43	107	1132		
407.8398	45:28	45:24	4		234003	44263	39	97	1135	1.05(0.89-1.21)	
PCB-170L											
405.8428	46:43	46:44	3	1.027	153014	29770	43	107	692		
407.8398	46:43	46:44	3	1.027	146983	28670	39	97	735	1.04(0.89-1.21)	
PCB-189L											
405.8428	49:51	49:51	4	1.096	387926	74959	354	885	212		
407.8398	49:50	49:51	4	1.096	378223	71451	252	630	284	1.03(0.89-1.21)	
PCB-188											
393.8025	37:19						16	40			
395.7995	37:19						12	30			

Signal	RT (min.)	Adj RT (min.)	Sec.	REL RT	Area	Height	Avg Noise	EDL Height	S/N	Ratio(Limits)	Flags
PCB-179											
393.8025	37:39	37:39	3	1.009	624982	126754	16	40	7922		
395.7995	37:39	37:39	3	1.009	588192	117593	12	30	9799	1.06(0.89-1.21)	
PCB-184											
393.8025	38:12						16	40			
395.7995	38:12						12	30			
PCB-176											
393.8025	38:32	38:33	3	1.033	193846	38149	16	40	2384		
395.7995	38:32	38:33	2	1.033	183266	36284	12	30	3024	1.06(0.89-1.21)	
PCB-186											
393.8025	39:00						16	40			
395.7995	39:00						12	30			
PCB-178											
393.8025	40:23	40:24	3	1.083	226790	45044	16	40	2815		
395.7995	40:23	40:24	3	1.083	215788	42769	12	30	3564	1.05(0.89-1.21)	
PCB-175											
393.8025	41:01	41:01	3	1.100	44201	8651	16	40	541		
395.7995	41:01	41:01	3	1.100	41647	8133	12	30	678	1.06(0.89-1.21)	
PCB-187											
393.8025	41:18	41:18	3	1.107	1342102	265308	16	40	16582		
395.7995	41:18	41:18	3	1.107	1259806	246239	12	30	20520	1.07(0.89-1.21)	
PCB-182											
393.8025	41:30	41:30	3	1.113	18158	3021	16	40	189		
395.7995	41:30	41:30	3	1.113	15996	2600	12	30	217	1.14(0.89-1.21)	
PCB-183											
393.8025	41:54	41:55	3	1.123	707150	121085	16	40	7568		
395.7995	41:54	41:55	3	1.123	657930	114488	12	30	9541	1.07(0.89-1.21)	
PCB-185 (C183)											
393.8025	41:54	41:55	3	1.123	707150	121085	16	40	7568		
395.7995	41:54	41:55	3	1.123	657930	114488	12	30	9541	1.07(0.89-1.21)	
PCB-174											
393.8025	42:08	42:09	3	1.130	948644	186126	16	40	11633		
395.7995	42:08	42:09	3	1.130	898155	171607	12	30	14301	1.06(0.89-1.21)	
PCB-177											
393.8025	42:34	42:35	3	1.141	606648	117505	16	40	7344		
395.7995	42:34	42:35	3	1.141	571675	109944	12	30	9162	1.06(0.89-1.21)	
PCB-181											
393.8025	42:58	42:58	3	1.152	15974	2987	16	40	187		
395.7995	42:58	42:58	3	1.152	15485	2650	12	30	221	1.03(0.89-1.21)	
PCB-171											
393.8025	43:12	43:12	4	1.158	329507	60706	16	40	3794		
395.7995	43:12	43:12	4	1.158	309138	58235	12	30	4853	1.07(0.89-1.21)	
PCB-173 (C171)											
393.8025	43:12	43:12	4	1.158	329507	60706	16	40	3794		
395.7995	43:12	43:12	4	1.158	309138	58235	12	30	4853	1.07(0.89-1.21)	

Signal	RT (min.)	Adj RT (min.)	Sec.	REL RT	Area	Height	Avg Noise	EDL Height	S/N	Ratio(Limits)	Flags
PCB-172											
393.8025	44:50	44:50	4	0.899	164171	31360	16	40	1960		
395.7995	44:50	44:50	4	0.899	156920	29929	12	30	2494	1.05(0.89-1.21)	
PCB-192											
393.8025	45:08						16	40			
395.7995	45:08						12	30			
PCB-180											a
393.8025	45:30	45:30	7	0.913	2436379	453197	16	40	28325		a
395.7995	45:30	45:30	7	0.913	2311550	430038	12	30	35837	1.05(0.89-1.21)	
PCB-193 (C180)											a
393.8025	45:30	45:30	7	0.913	2436379	453197	16	40	28325		a
395.7995	45:30	45:30	7	0.913	2311550	430038	12	30	35837	1.05(0.89-1.21)	
PCB-191											
393.8025	45:51	45:51	4	0.920	60284	10670	16	40	667		
395.7995	45:50	45:51	3	0.919	54697	10046	12	30	837	1.10(0.89-1.21)	
PCB-170											
393.8025	46:44	46:45	3	0.938	989912	189977	16	40	11874		
395.7995	46:44	46:45	3	0.938	934784	178829	12	30	14902	1.06(0.89-1.21)	
PCB-190											
393.8025	47:16	47:16	3	0.948	267338	50364	16	40	3148		
395.7995	47:16	47:16	3	0.948	253978	48301	12	30	4025	1.05(0.89-1.21)	
PCB-189											
393.8025	49:52	49:52	4	1.000	93630	18486	45	112	411		
395.7995	49:52	49:52	4	1.000	89711	17561	43	107	408	1.04(0.89-1.21)	
PCB-202L											
439.8038	42:40	42:42	3	0.821	184239	35373	67	167	528		
441.8008	42:41	42:42	3	0.821	203711	38185	72	180	530	0.90(0.76-1.02)	
PCB-194L											
439.8038	51:58	51:53	4		300348	56270	129	322	436		
441.8008	51:58	51:53	4		324386	62814	235	587	267	0.93(0.76-1.02)	
PCB-205L											
439.8038	52:26	52:27	4	1.009	273557	52757	129	322	409		
441.8008	52:26	52:27	4	1.009	305737	58957	235	587	251	0.89(0.76-1.02)	
PCB-202											
427.7635	42:42	42:42	3	1.001	70615	13599	29	72	469		
429.7606	42:43	42:42	3	1.001	78317	15036	15	37	1002	0.90(0.76-1.02)	
PCB-201											
427.7635	43:38	43:38	3	1.023	50797	10075	29	72	347		
429.7606	43:37	43:38	2	1.022	57970	11374	15	37	758	0.88(0.76-1.02)	
PCB-204											
427.7635	44:18						29	72			
429.7606	44:18						15	37			
PCB-197											RQ
427.7635	44:32	44:32	3	1.044	16619	3782	29	72	130		
	Empc Correction				12925	3628	29	72	125		
429.7606	44:32	44:32	3	1.044	14523	4077	15	37	272	1.14(0.76-1.02)	

Signal	RT (min.)	Adj RT (min.)	Sec.	REL RT	Area	Height	Avg Noise	EDL Height	S/N	Ratio(Limits)	Flags
PCB-200											
427.7635	44:38	44:38	3	1.046	49413	9389	29	72	324		
429.7606	44:38	44:38	3	1.046	56195	9964	15	37	664	0.88(0.76-1.02)	
PCB-198											
427.7635	47:27	47:26	5	1.112	286199	53219	29	72	1835		
429.7606	47:27	47:26	5	1.112	317242	58413	15	37	3894	0.90(0.76-1.02)	
PCB-199 (C198)											
427.7635	47:27	47:26	5	1.112	286199	53219	29	72	1835		
429.7606	47:27	47:26	5	1.112	317242	58413	15	37	3894	0.90(0.76-1.02)	
PCB-196											
427.7635	48:07	48:07	4	0.918	151602	29041	29	72	1001		
429.7606	48:07	48:07	4	0.918	165487	31921	15	37	2128	0.92(0.76-1.02)	
PCB-203											
427.7635	48:18	48:19	4	0.921	203079	39016	29	72	1345		
429.7606	48:18	48:19	4	0.921	223601	43236	15	37	2882	0.91(0.76-1.02)	
PCB-195											
427.7635	49:37	49:39	3	0.946	190750	37296	105	262	355		
429.7606	49:37	49:39	3	0.946	213554	40921	32	80	1279	0.89(0.76-1.02)	
PCB-194											
427.7635	51:59	52:00	4	0.992	484229	92528	105	262	881		
429.7606	51:59	52:00	4	0.992	534241	101340	32	80	3167	0.91(0.76-1.02)	
PCB-205											
427.7635	52:27	52:28	4	1.000	32984	6435	105	262	61		
429.7606	52:27	52:28	4	1.000	36707	7026	32	80	220	0.90(0.76-1.02)	
PCB-208L											
473.7648	49:22	49:24	3	0.950	225227	43269	167	417	259		
475.7619	49:22	49:24	3	0.950	285979	53747	181	452	297	0.79(0.65-0.89)	
PCB-206L											
473.7648	54:12	54:12	5	1.043	163061	30194	167	417	181		
475.7619	54:12	54:12	5	1.043	204021	37603	181	452	208	0.80(0.65-0.89)	
PCB-208											
461.7246	49:24	49:25	3	1.001	47418	9363	35	87	268		
463.7216	49:24	49:25	3	1.001	61024	11504	72	180	160	0.78(0.65-0.89)	
PCB-207											
461.7246	50:19	50:21	3	1.019	22003	4180	35	87	119		
463.7216	50:20	50:21	4	1.020	28935	5472	72	180	76	0.76(0.65-0.89)	
PCB-206											RQ
461.7246	54:12	54:13	3	1.000	873844	83015	35	87	2372		
	Empc Correction				358768	42101	35	87	1203		
463.7216	54:13	54:13	4	1.000	465933	54677	72	180	759	1.88(0.65-0.89)	
PCB-209L											
507.7258	55:50	55:52	4	1.075	154788	27187	43	107	632		
509.7229	55:50	55:52	4	1.075	210918	36488	39	97	936	0.73(0.59-0.79)	
DCB Decachlorobiphenyl											
495.6856	55:52	55:53	4	1.000	44308	7873	7	17	1125		
497.6826	55:52	55:53	4	1.000	62424	11112	8	20	1389	0.71(0.59-0.79)	

QC Flag Legend

Processing Flags

R - Failed Signal Ratio Test

Q - EMPC-Estimated Max. Possible Conc.

Review Flags

M - Manually Integrated

a - User Assigned ID

Eurofins TestAmerica, Knoxville

Data File:	\\chromna\Knoxville\ChromData\D3D\20190903-12925.b\580-88125-b-6-c.d		
Injection Date:	03-Sep-2019 15:58:00	Injection Vol:	1.0 ul
Instrument ID:	D3D	Operator ID:	Xcalibur_System
Method:	PCBs_D3D	Limit Group:	HR - 1668A - ICAL
Client ID:	A6-0to23-100818		
Worklist#:	33205	Sample Line#:	10
Column Type:	SPB-Octyl	Column Dia:	0.25 mm

MoPCB F1

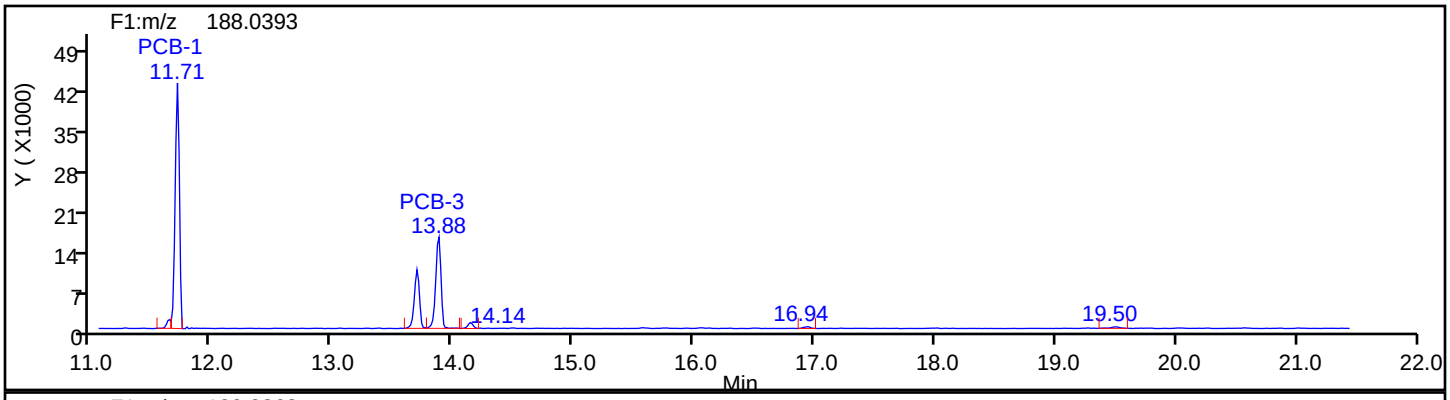

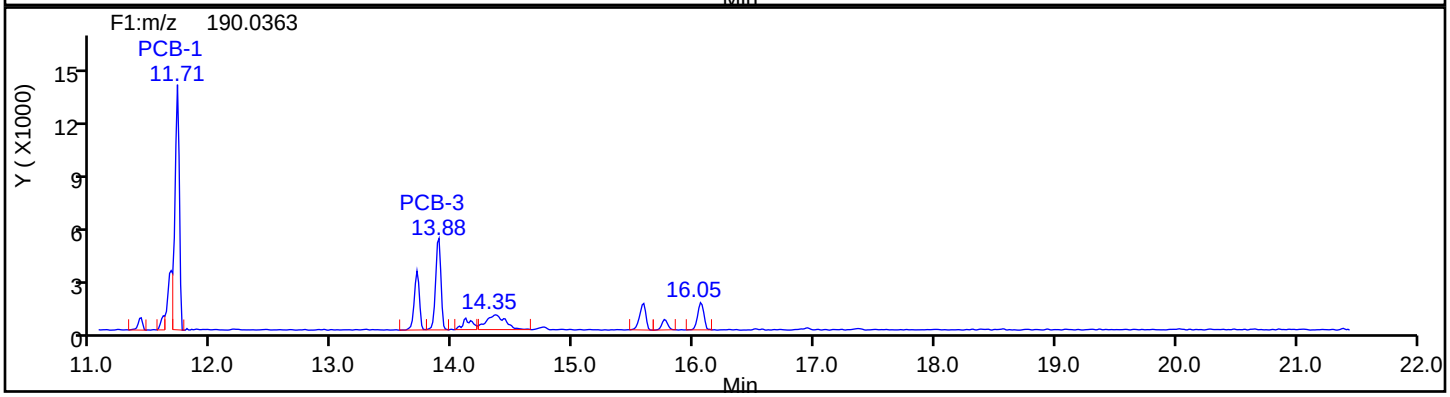

MoPCB F1 Standards

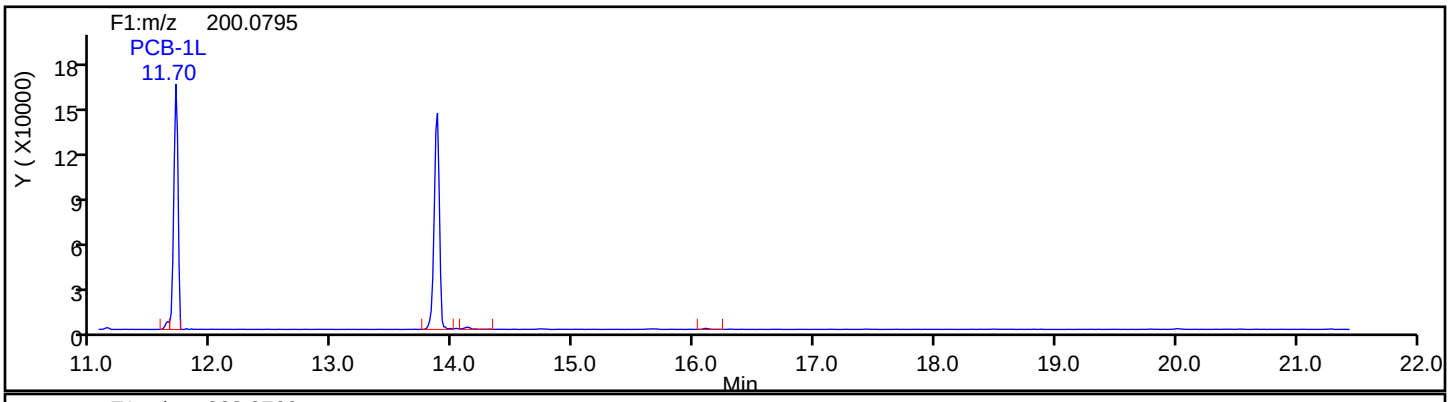

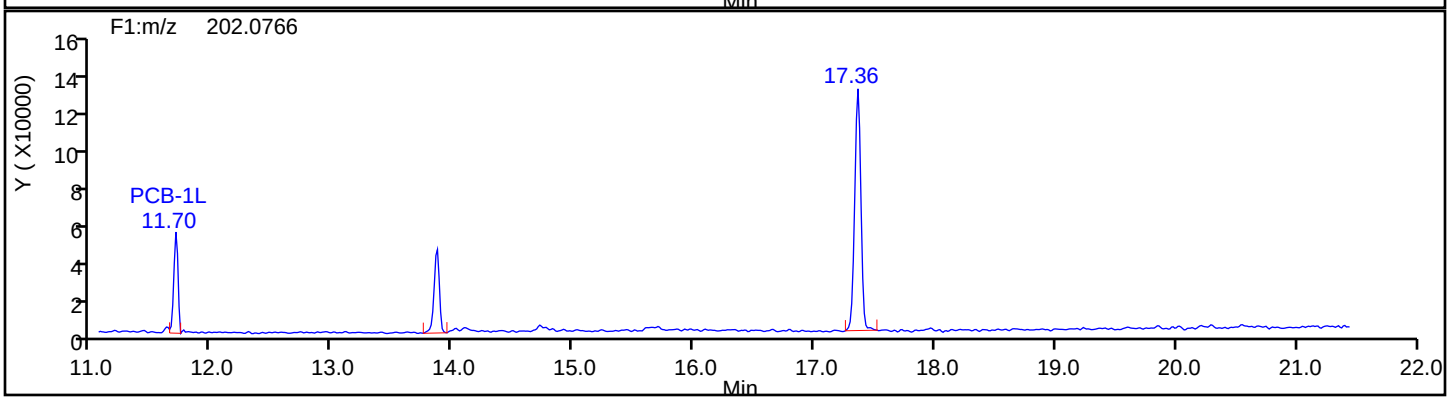

Eurofins TestAmerica, Knoxville

Data File:	\\chromna\Knoxville\ChromData\D3D\20190903-12925.b\580-88125-b-6-c.d		
Injection Date:	03-Sep-2019 15:58:00	Injection Vol:	1.0 ul
Instrument ID:	D3D	Operator ID:	Xcalibur_System
Method:	PCBs_D3D	Limit Group:	HR - 1668A - ICAL
Client ID:	A6-0to23-100818		
Worklist#:	33205	Sample Line#:	10
Column Type:	SPB-Octyl	Column Dia:	0.25 mm

MoPCB F1

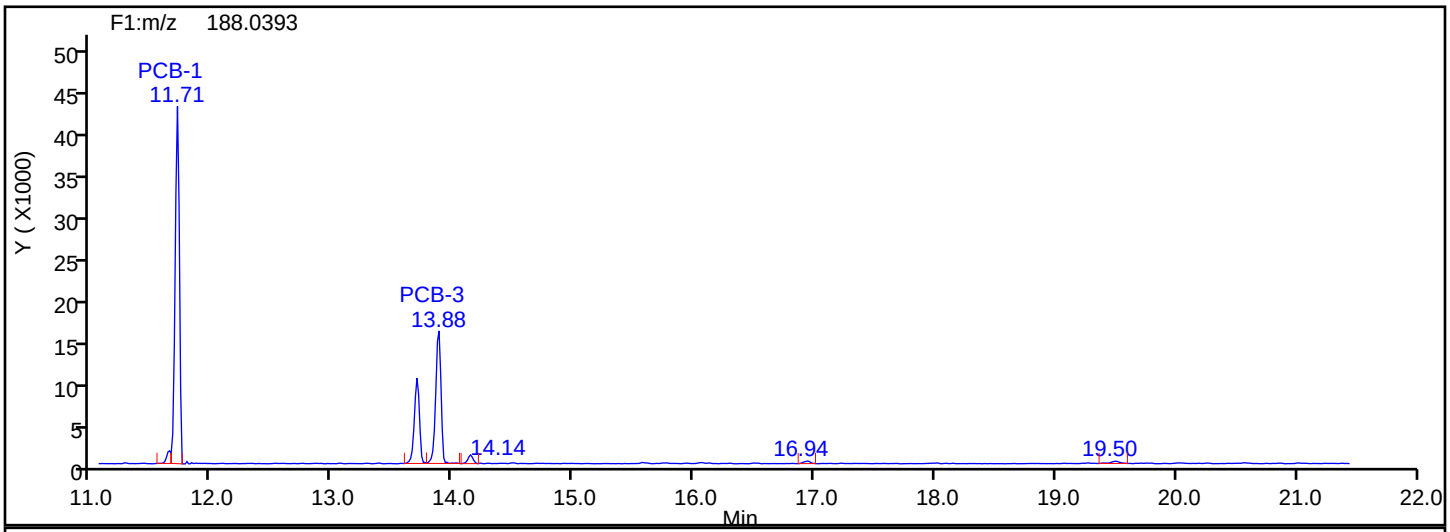

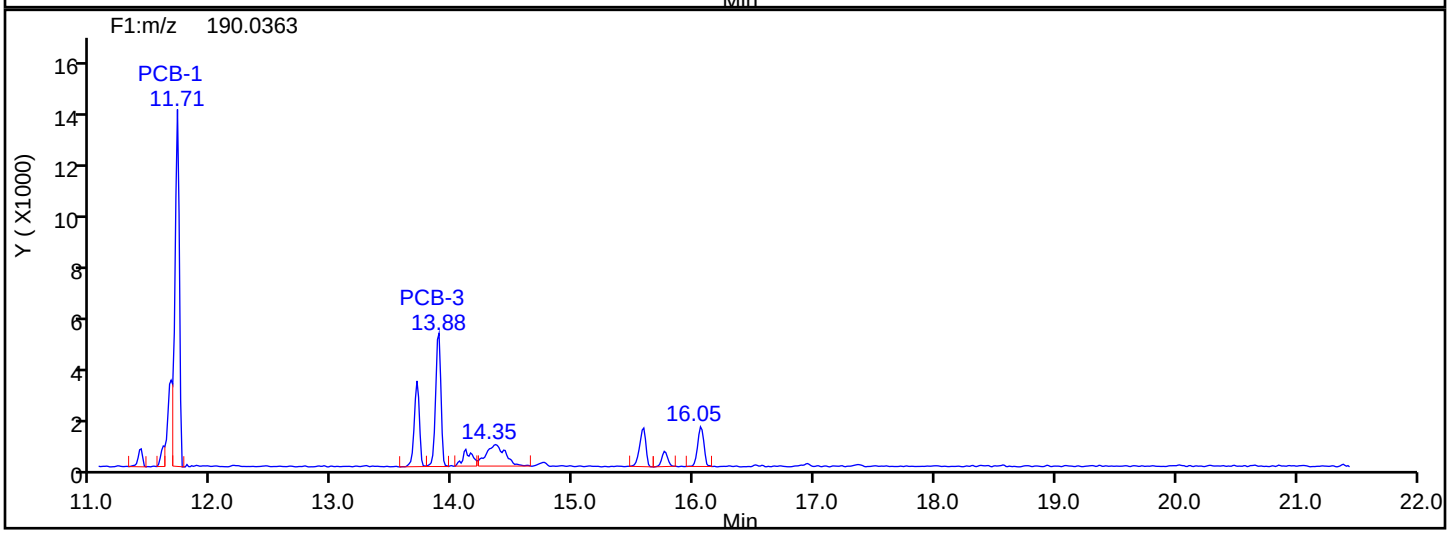

MoPCB F1 Lock Mass

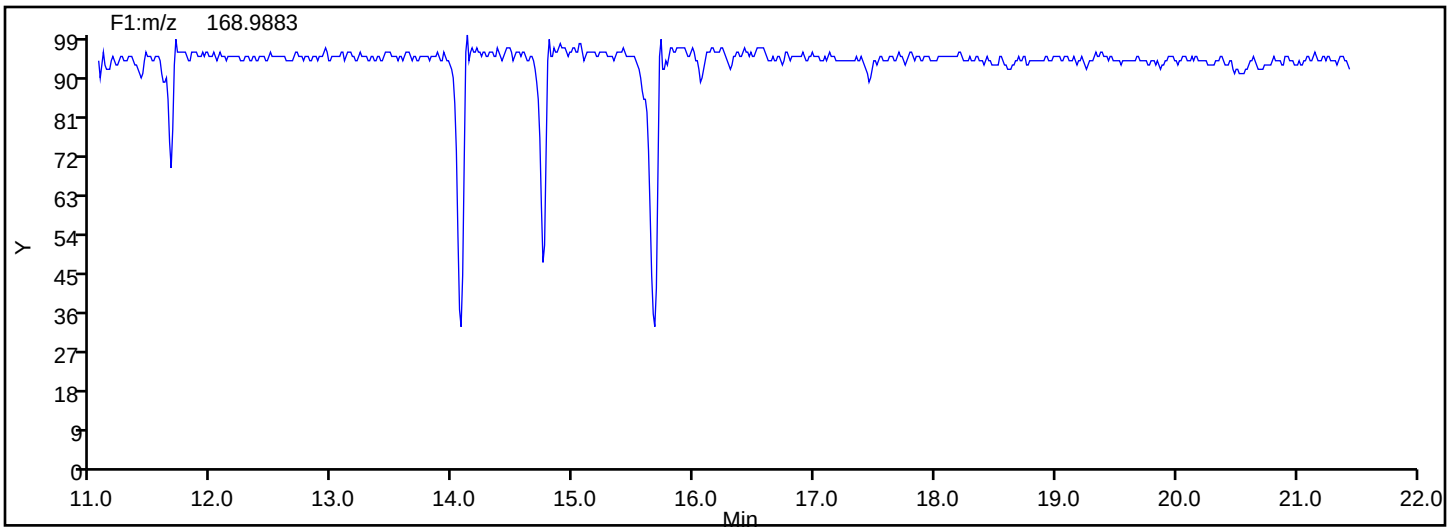

Eurofins TestAmerica, Knoxville

Data File:	\\chromna\Knoxville\ChromData\D3D\20190903-12925.b\580-88125-b-6-c.d		
Injection Date:	03-Sep-2019 15:58:00	Injection Vol:	1.0 ul
Instrument ID:	D3D	Operator ID:	Xcalibur_System
Method:	PCBs_D3D	Limit Group:	HR - 1668A - ICAL
Client ID:	A6-0to23-100818		
Worklist#:	33205	Sample Line#:	10
Column Type:	SPB-Octyl	Column Dia:	0.25 mm

DiPCB F1

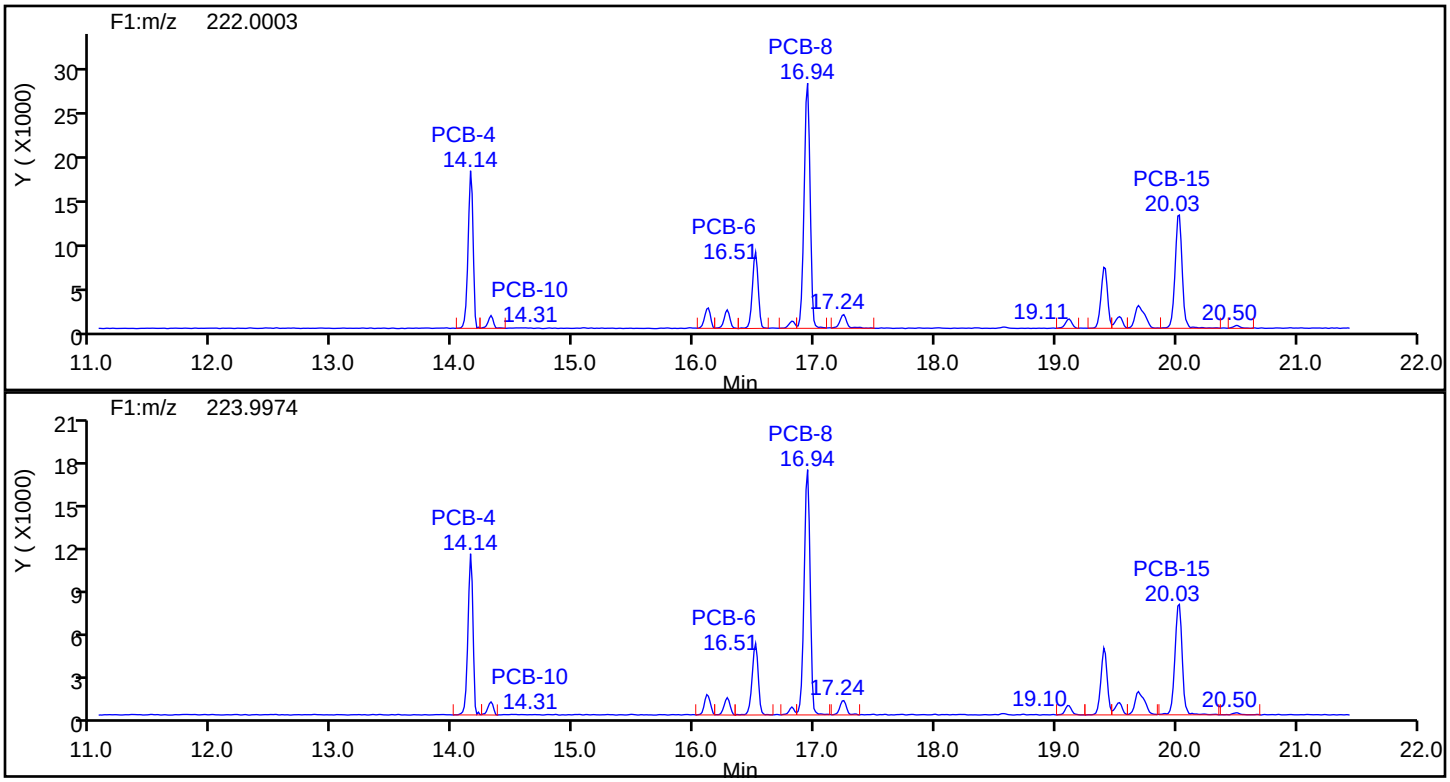

DiPCB F1 Standards

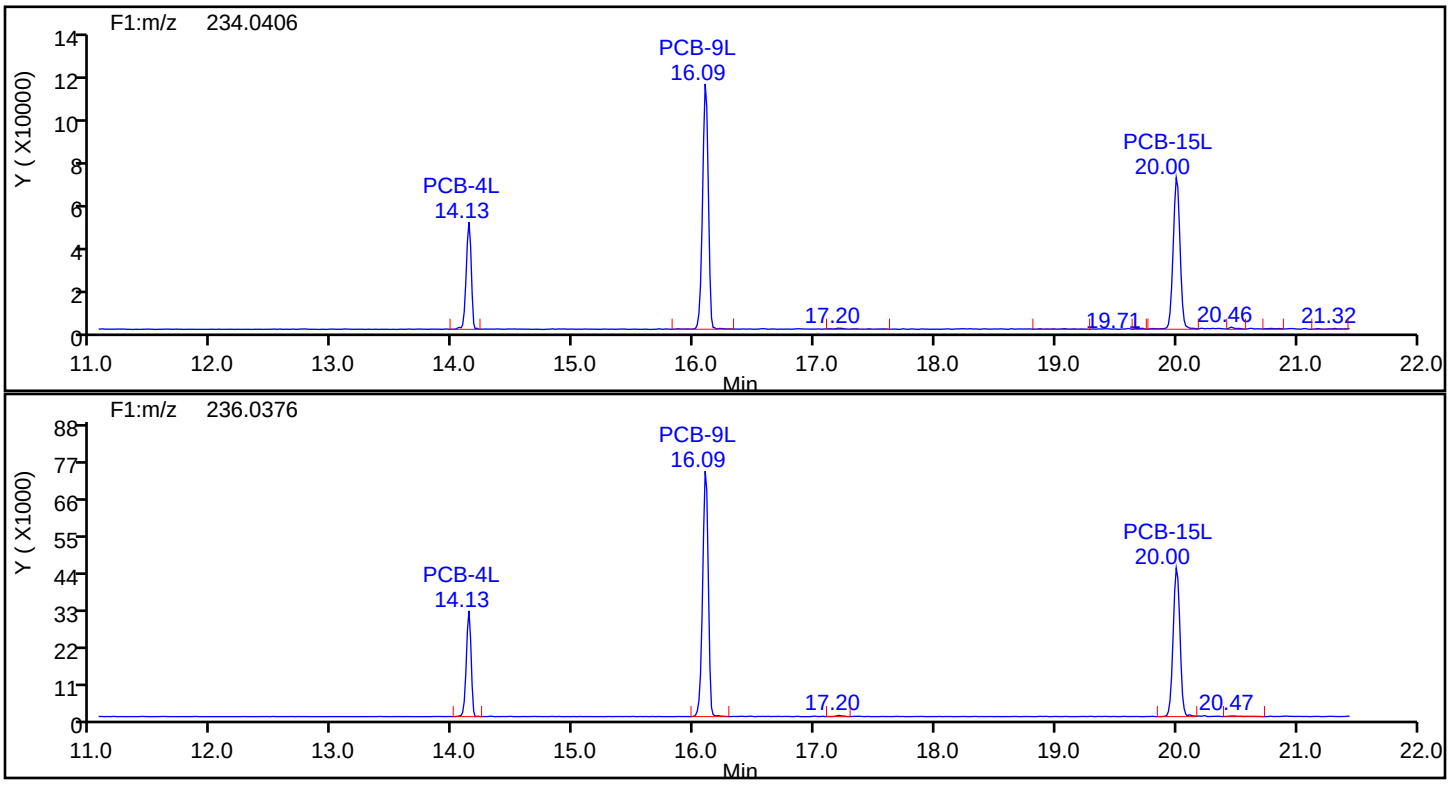

Eurofins TestAmerica, Knoxville

Data File:	\\chromna\Knoxville\ChromData\D3D\20190903-12925.b\580-88125-b-6-c.d		
Injection Date:	03-Sep-2019 15:58:00	Injection Vol:	1.0 ul
Instrument ID:	D3D	Operator ID:	Xcalibur_System
Method:	PCBs_D3D	Limit Group:	HR - 1668A - ICAL
Client ID:	A6-0to23-100818		
Worklist#:	33205	Sample Line#:	10
Column Type:	SPB-Octyl	Column Dia:	0.25 mm

DiPCB F1

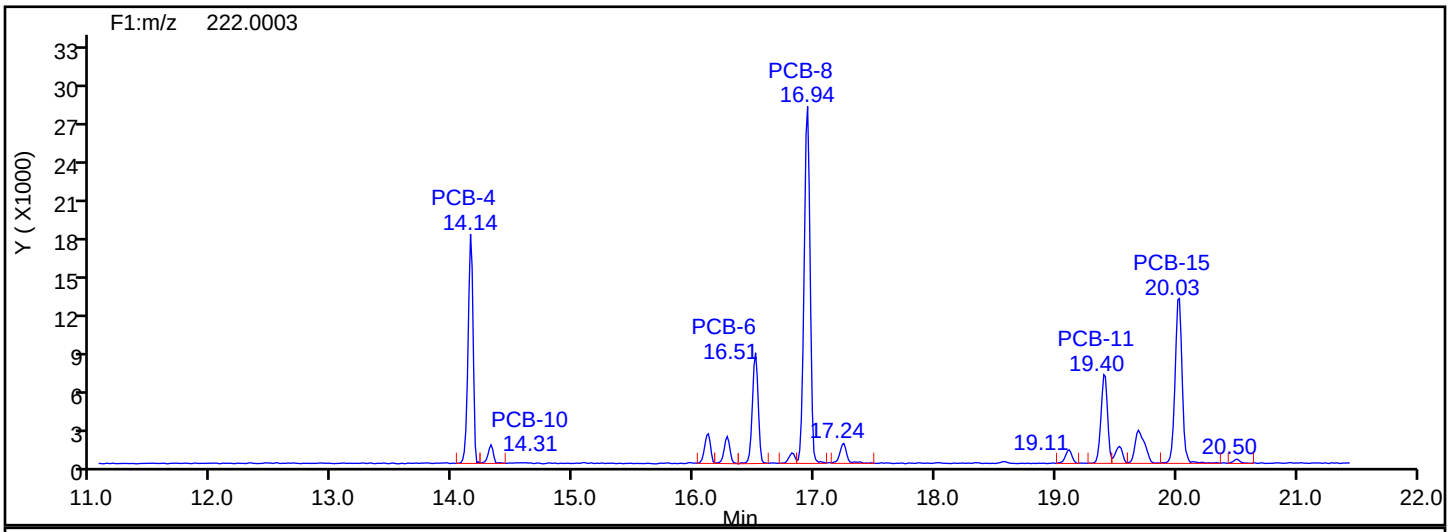

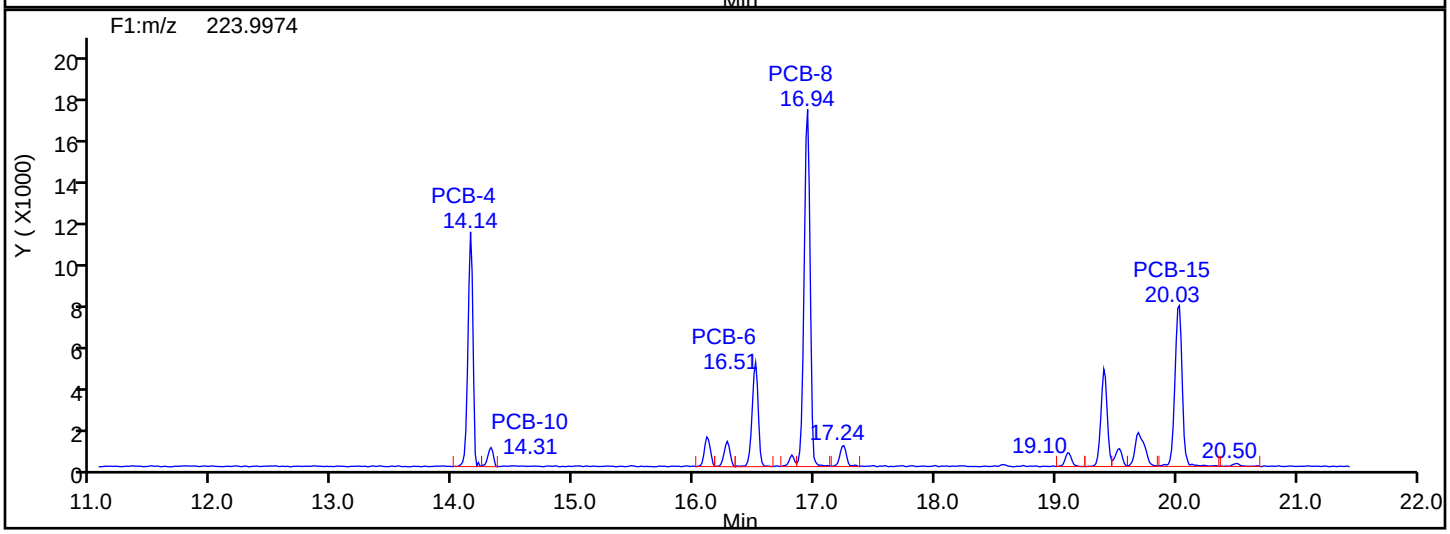

DiPCB F1 Lock Mass

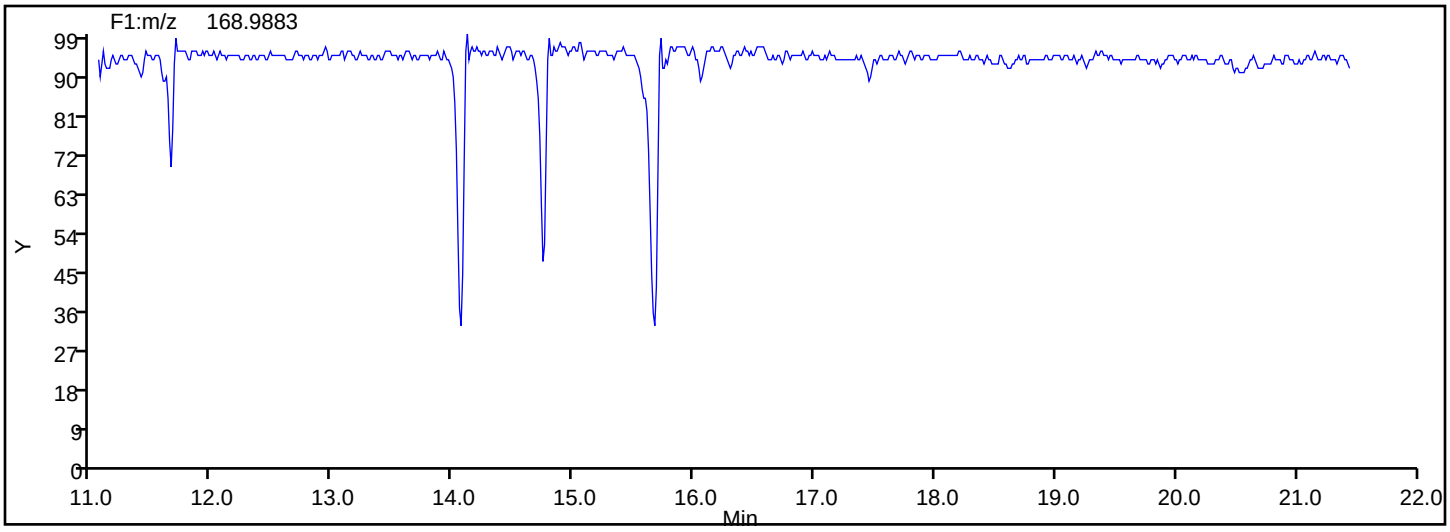

Eurofins TestAmerica, Knoxville

Data File:	\\chromna\Knoxville\ChromData\D3D\20190903-12925.b\580-88125-b-6-c.d		
Injection Date:	03-Sep-2019 15:58:00	Injection Vol:	1.0 ul
Instrument ID:	D3D	Operator ID:	Xcalibur_System
Method:	PCBs_D3D	Limit Group:	HR - 1668A - ICAL
Client ID:	A6-0to23-100818		
Worklist#:	33205	Sample Line#:	10
Column Type:	SPB-Octyl	Column Dia:	0.25 mm

TriPCB F1

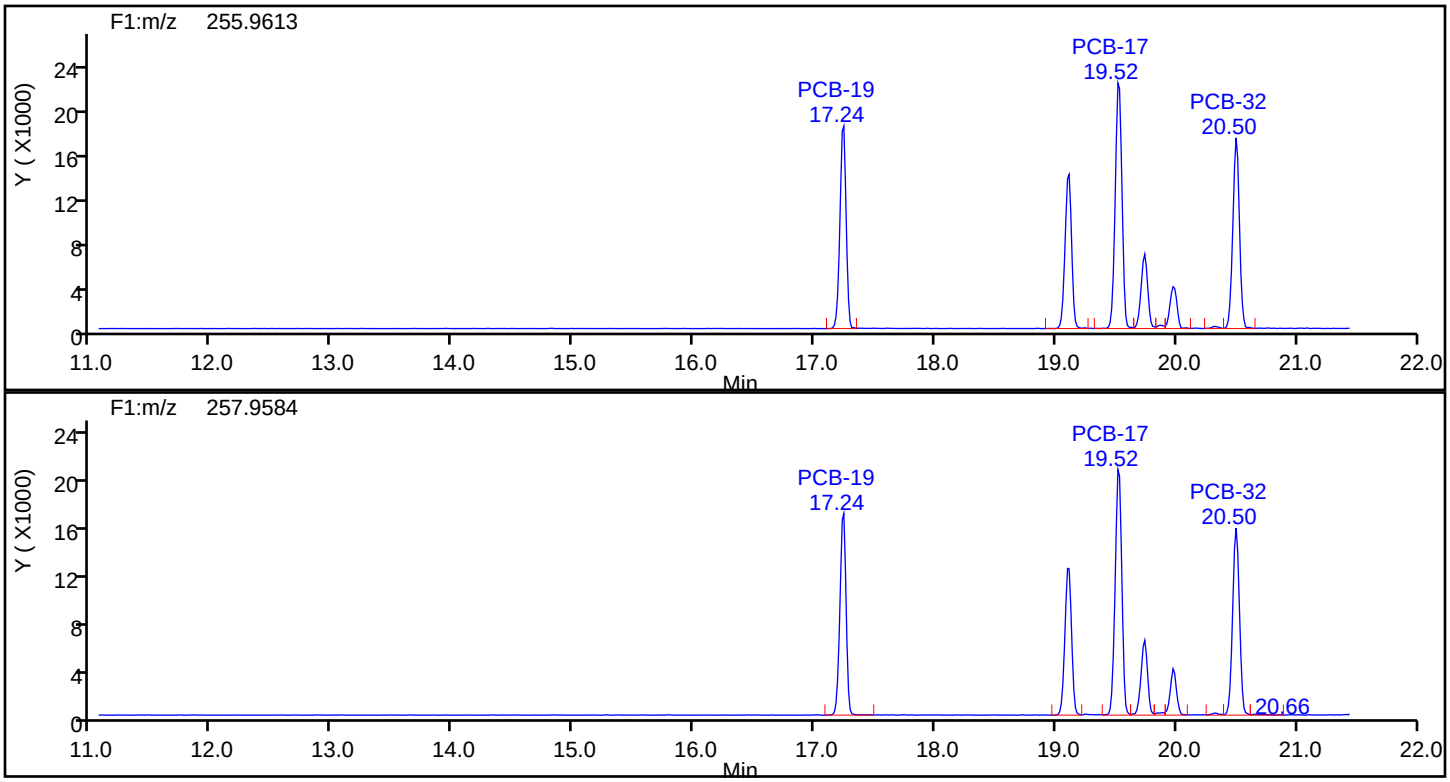

TriPCB F1 Standards

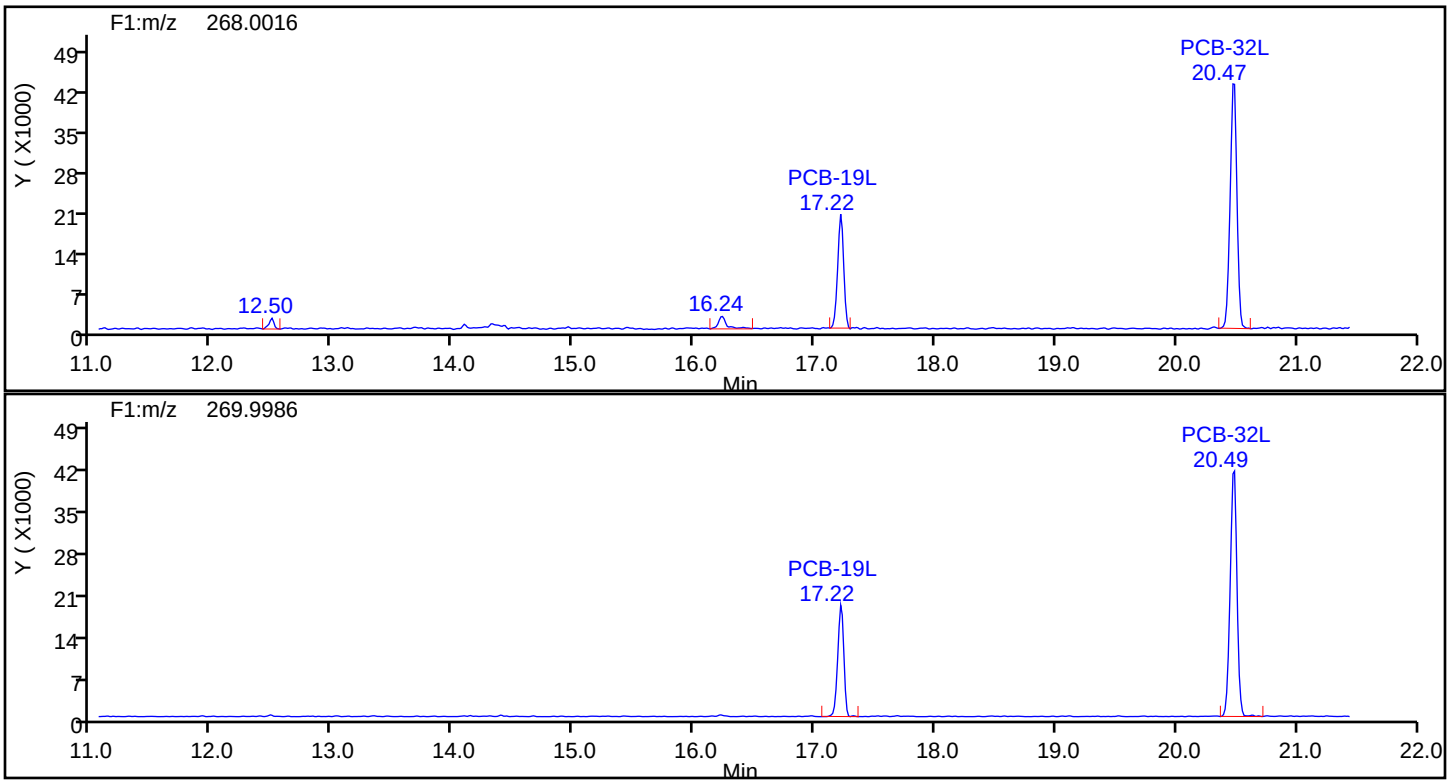

Eurofins TestAmerica, Knoxville

Data File:	\\chromna\Knoxville\ChromData\D3D\20190903-12925.b\580-88125-b-6-c.d		
Injection Date:	03-Sep-2019 15:58:00	Injection Vol:	1.0 ul
Instrument ID:	D3D	Operator ID:	Xcalibur_System
Method:	PCBs_D3D	Limit Group:	HR - 1668A - ICAL
Client ID:	A6-0to23-100818		
Worklist#:	33205	Sample Line#:	10
Column Type:	SPB-Octyl	Column Dia:	0.25 mm

TriPCB F1

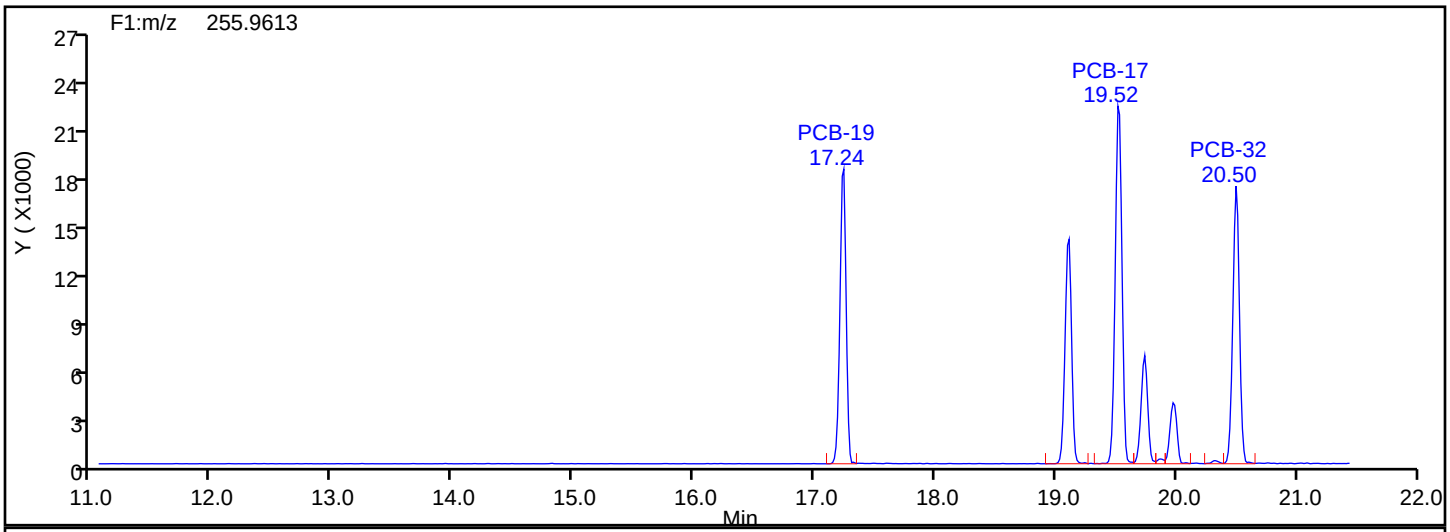

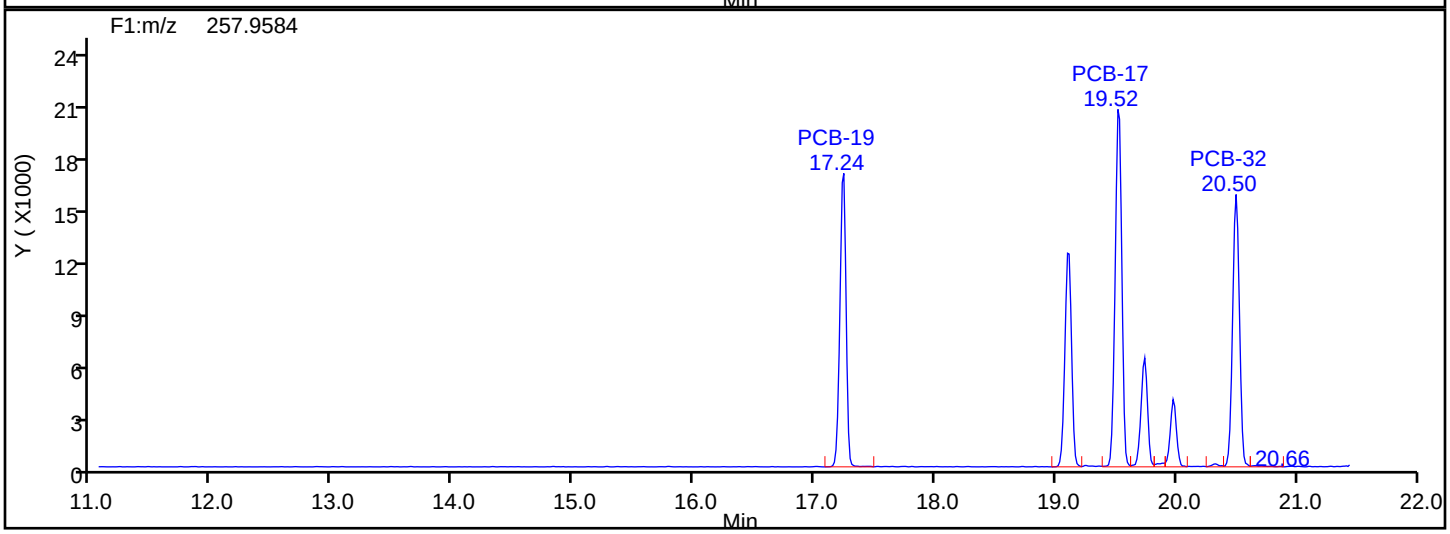

TriPCB F1 Lock Mass

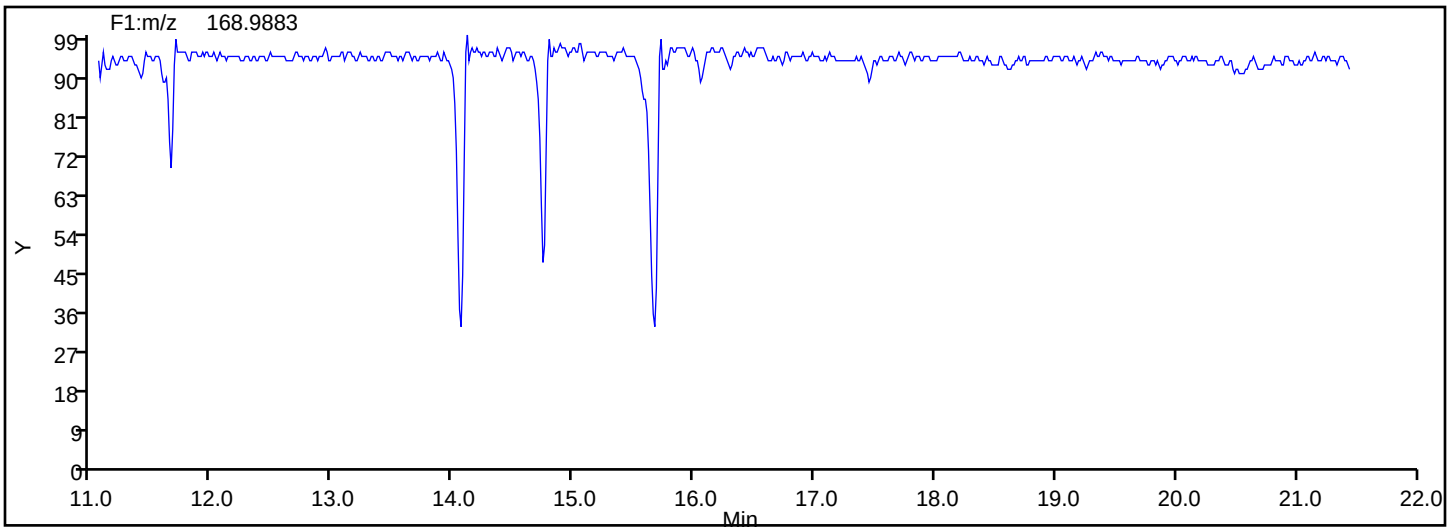

Manual Integration/User Assign Peak Report

Eurofins TestAmerica, Knoxville

Data File:	\\chromna\Knoxville\ChromData\D3D\20190903-12925.b\580-88125-b-6-c.d				
Injection Date:	03-Sep-2019 15:58:00	Instrument ID:	D3D		
Lims ID:	580-88125-B-6-C	Lab Sample ID:	140-88125-6		
Client ID:	A6-0to23-100818				
Operator ID:	Xcalibur_System	ALS Bottle#:	0	Worklist Smp#:	10
Injection Vol:	1.0 ul	Dil. Factor:	1.0000		
Method:	PCBs_D3D	Limit Group:	HR - 1668A - ICAL		
Column:	SPB-Octyl (0.25 mm)	Detector	F1(11.07 :21.70)		

PCB-24, CAS: 55702-45-9

Signal: 2

Not Detected
Expected RT: 19.88

Processing Integration Results

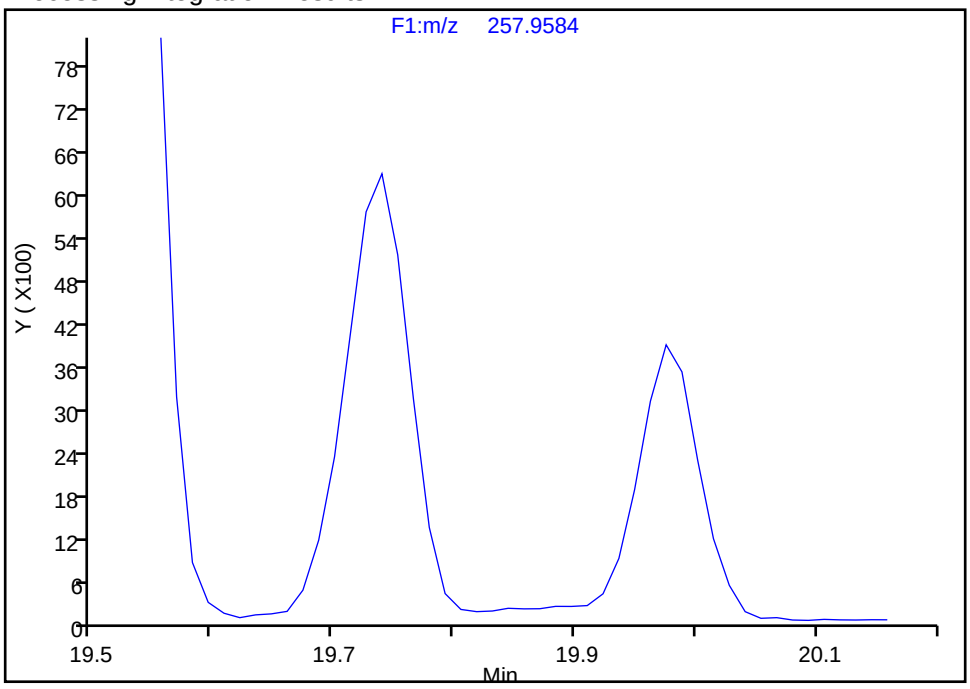

Manual Integration Results

RT: 19.91
Area: 992
Amount: 0.749473
Amount Units: pg/ul

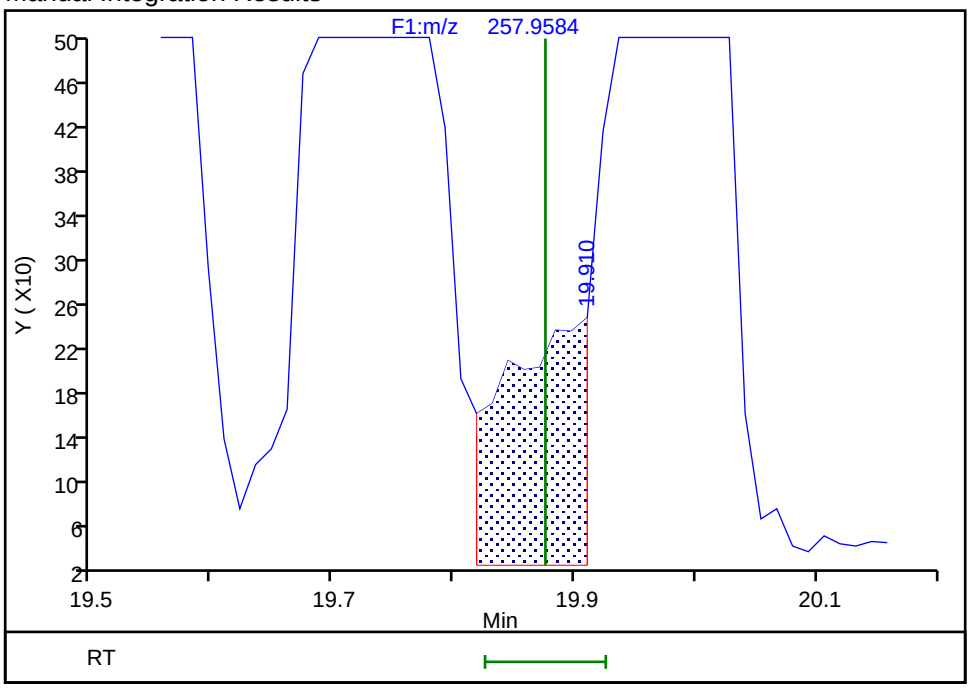

Reviewer: mcwhirterl, 03-Sep-2019 19:47:00
Audit Action: Manually Integrated Audit Reason: Incomplete Integration

Manual Integration/User Assign Peak Report

Eurofins TestAmerica, Knoxville

Data File:	\\chromna\Knoxville\ChromData\D3D\20190903-12925.b\580-88125-b-6-c.d				
Injection Date:	03-Sep-2019 15:58:00	Instrument ID:	D3D		
Lims ID:	580-88125-B-6-C	Lab Sample ID:	140-88125-6		
Client ID:	A6-0to23-100818				
Operator ID:	Xcalibur_System	ALS Bottle#:	0	Worklist Smp#:	10
Injection Vol:	1.0 ul	Dil. Factor:	1.0000		
Method:	PCBs_D3D	Limit Group:	HR - 1668A - ICAL		
Column:	SPB-Octyl (0.25 mm)	Detector	F1(11.07 :21.70)		

PCB-24, CAS: 55702-45-9

Signal: 1

Not Detected
Expected RT: 19.88

Processing Integration Results

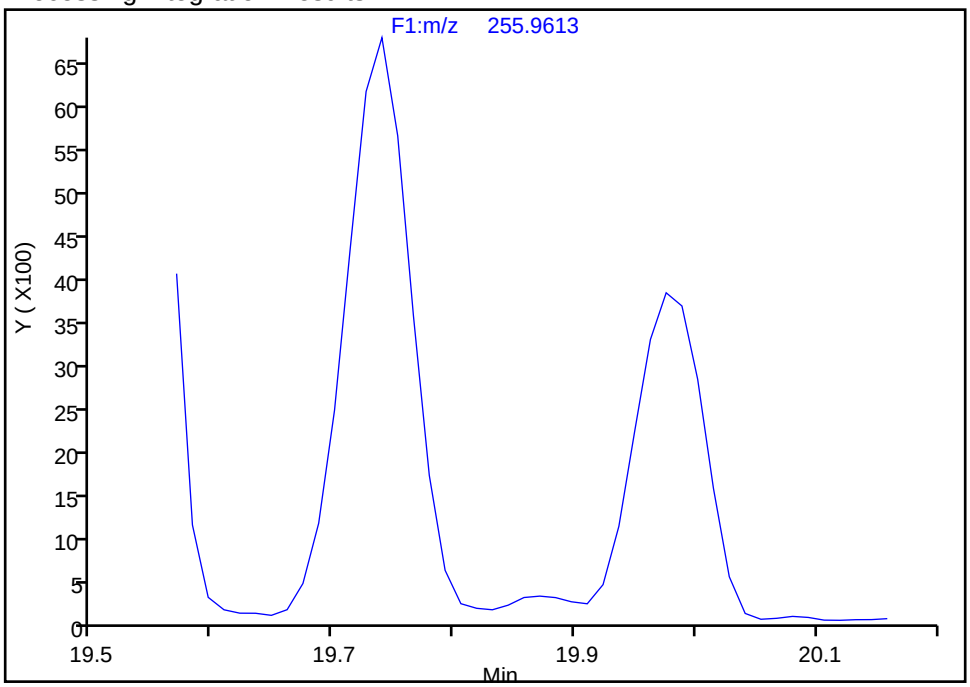

Manual Integration Results

RT: 19.87
Area: 1135
Amount: 0.749473
Amount Units: pg/ul

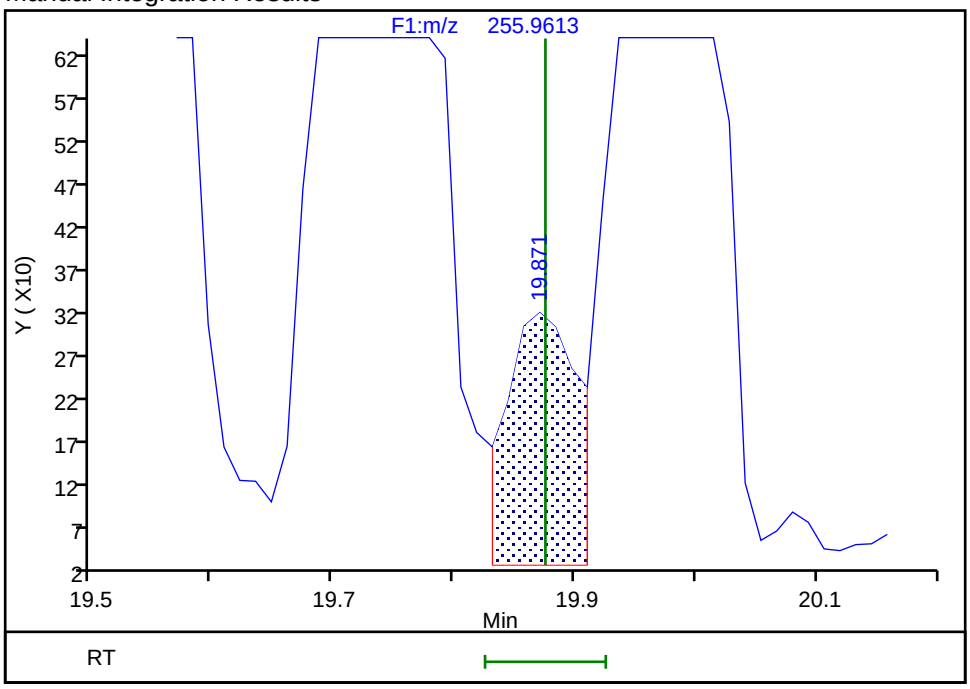

Reviewer: mcwhirterl, 03-Sep-2019 19:49:08
Audit Action: Manually Integrated/Assigned Compound ID Audit Reason: Incomplete Integration

Manual Integration/User Assign Peak Report

Eurofins TestAmerica, Knoxville

Data File:	\\chromna\Knoxville\ChromData\D3D\20190903-12925.b\580-88125-b-6-c.d				
Injection Date:	03-Sep-2019 15:58:00	Instrument ID:	D3D		
Lims ID:	580-88125-B-6-C	Lab Sample ID:	140-88125-6		
Client ID:	A6-0to23-100818				
Operator ID:	Xcalibur_System	ALS Bottle#:	0	Worklist Smp#:	10
Injection Vol:	1.0 ul	Dil. Factor:	1.0000		
Method:	PCBs_D3D	Limit Group:	HR - 1668A - ICAL		
Column:	SPB-Octyl (0.25 mm)	Detector	F1(11.07 :21.70)		

PCB-16, CAS: 38444-78-9

Signal: 2

Processing Integration Results

RT: 19.98
Area: 14587
Amount: 18.097844
Amount Units: pg/ul

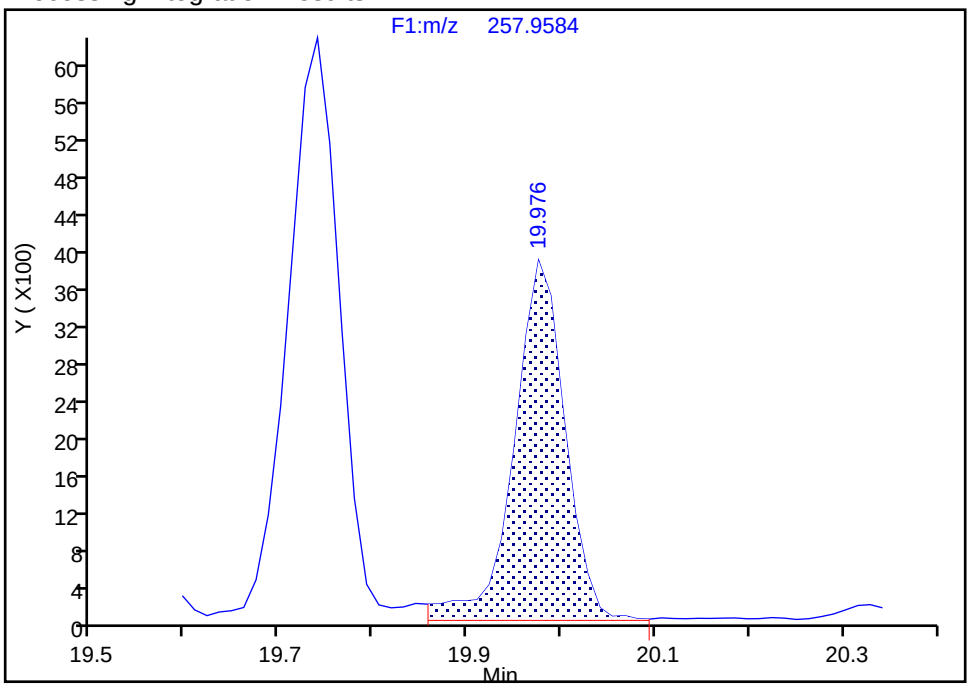

Manual Integration Results

RT: 19.98
Area: 13967
Amount: 17.723322
Amount Units: pg/ul

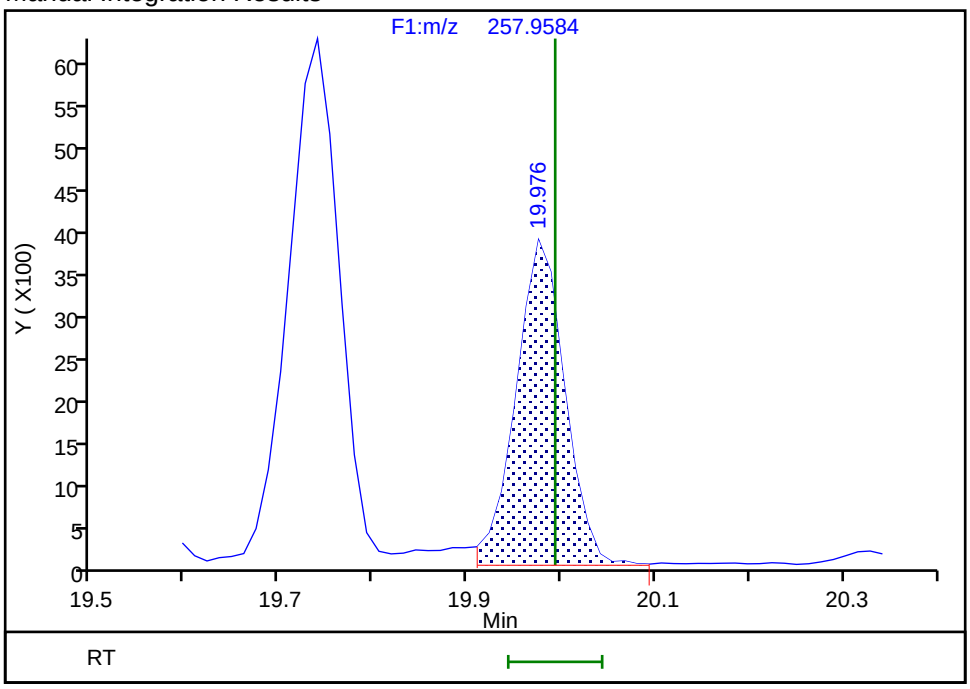

Reviewer: mcwhirterl, 03-Sep-2019 19:46:46

Audit Action: Split an Integrated Peak Audit Reason: Split Peak

Eurofins TestAmerica, Knoxville

Data File:	\\chromna\Knoxville\ChromData\D3D\20190903-12925.b\580-88125-b-6-c.d		
Injection Date:	03-Sep-2019 15:58:00	Injection Vol:	1.0 ul
Instrument ID:	D3D	Operator ID:	Xcalibur_System
Method:	PCBs_D3D	Limit Group:	HR - 1668A - ICAL
Client ID:	A6-0to23-100818		
Worklist#:	33205	Sample Line#:	10
Column Type:	SPB-Octyl	Column Dia:	0.25 mm

TriPCB F2

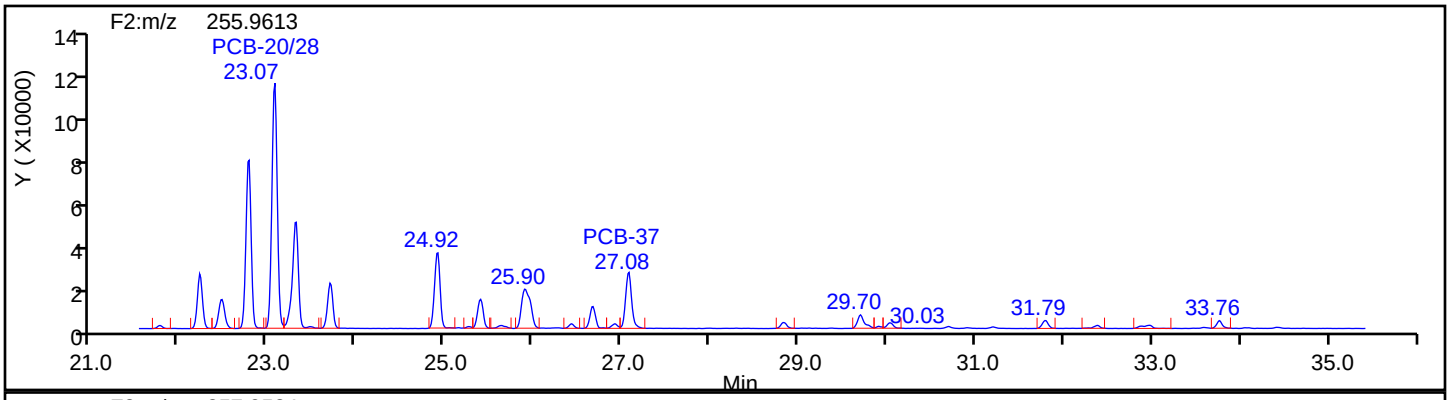

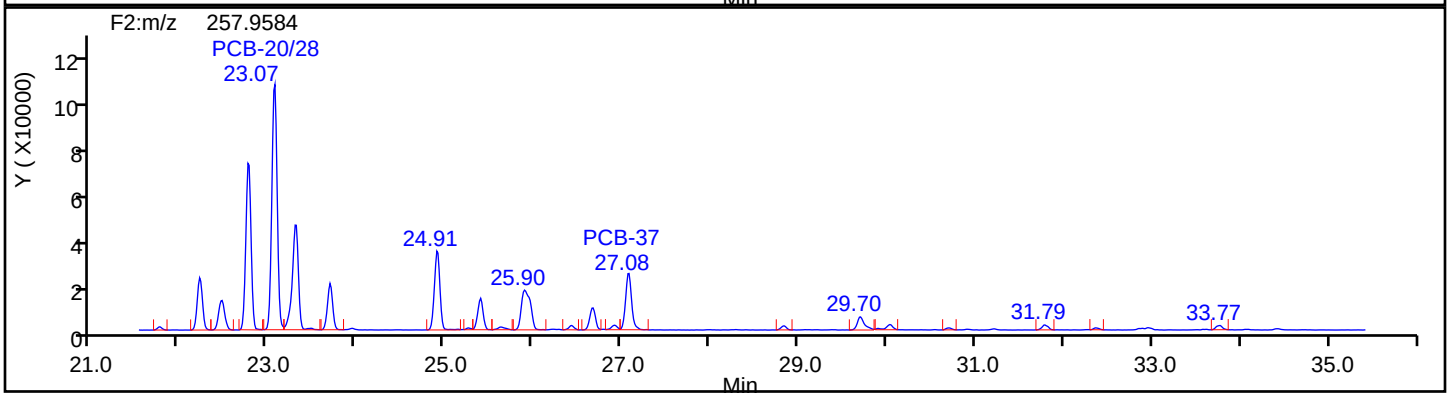

TriPCB F2 Standards

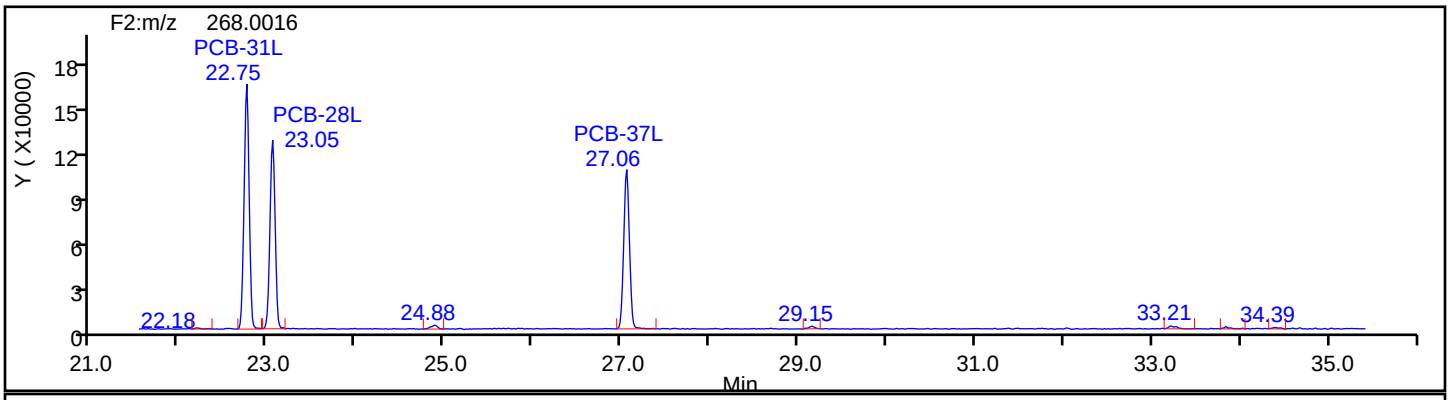

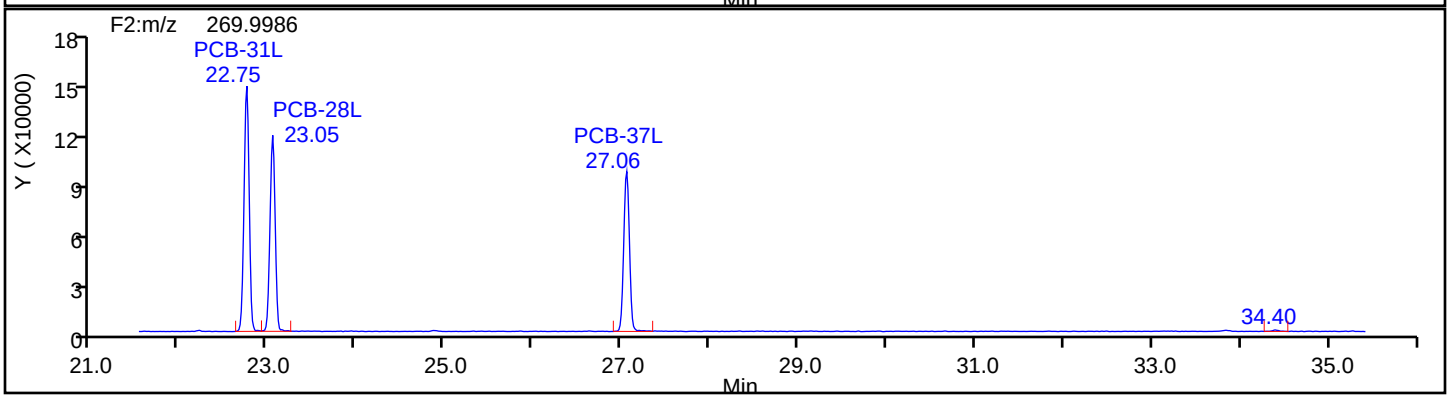

Eurofins TestAmerica, Knoxville

Data File:	\\chromna\Knoxville\ChromData\D3D\20190903-12925.b\580-88125-b-6-c.d		
Injection Date:	03-Sep-2019 15:58:00	Injection Vol:	1.0 ul
Instrument ID:	D3D	Operator ID:	Xcalibur_System
Method:	PCBs_D3D	Limit Group:	HR - 1668A - ICAL
Client ID:	A6-0to23-100818		
Worklist#:	33205	Sample Line#:	10
Column Type:	SPB-Octyl	Column Dia:	0.25 mm

TriPCB F2

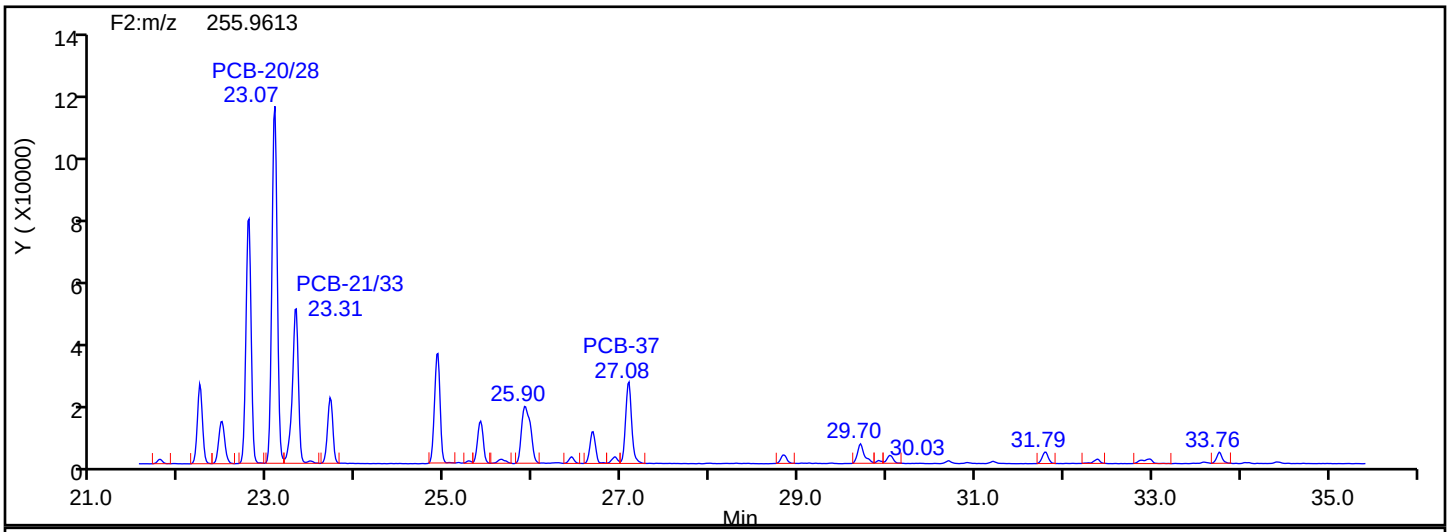

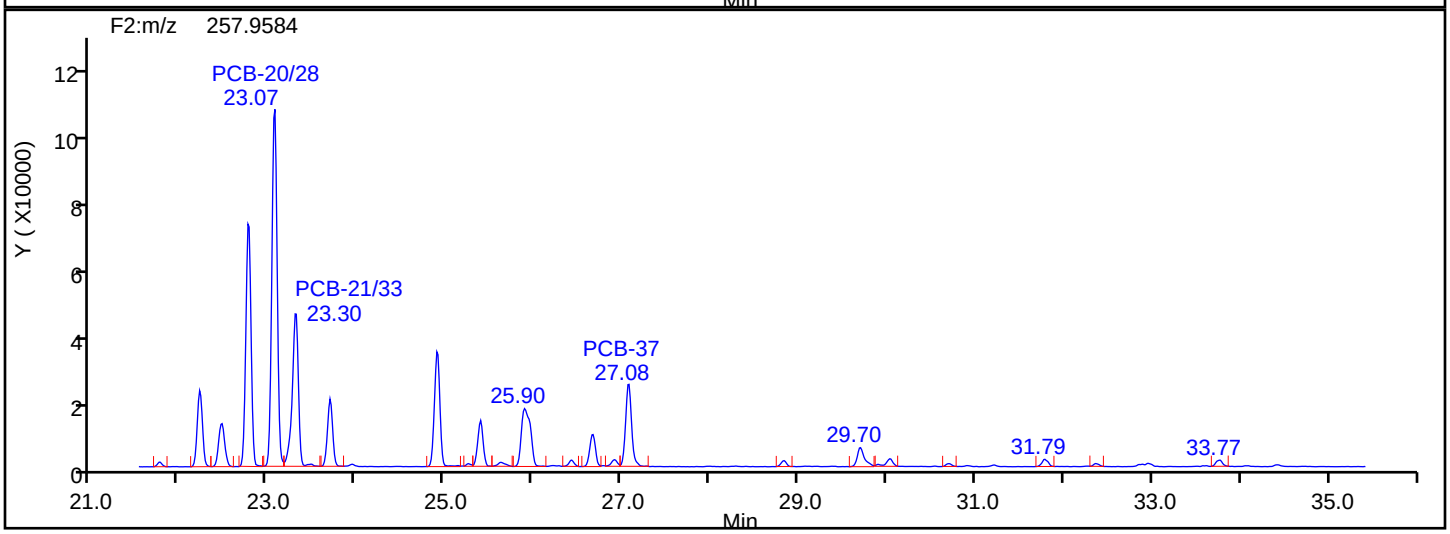

TriPCB F2 Lock Mass

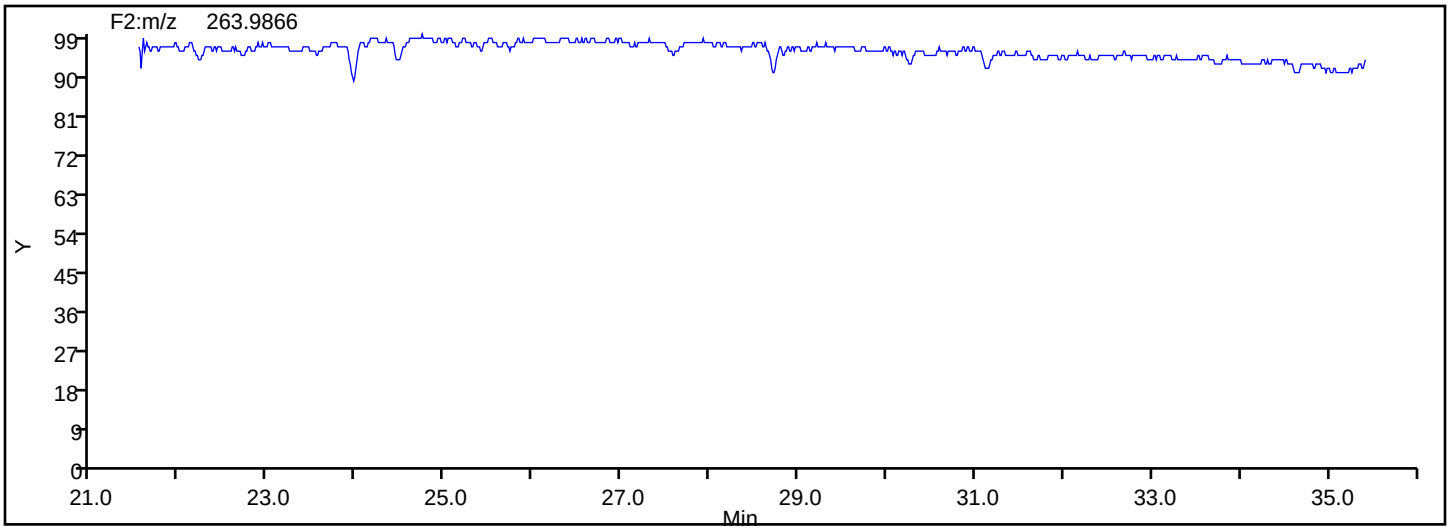

Manual Integration/User Assign Peak Report

Eurofins TestAmerica, Knoxville

Data File:	\\chromna\Knoxville\ChromData\D3D\20190903-12925.b\580-88125-b-6-c.d				
Injection Date:	03-Sep-2019 15:58:00	Instrument ID:	D3D		
Lims ID:	580-88125-B-6-C	Lab Sample ID:	140-88125-6		
Client ID:	A6-0to23-100818				
Operator ID:	Xcalibur_System	ALS Bottle#:	0	Worklist Smp#:	10
Injection Vol:	1.0 ul	Dil. Factor:	1.0000		
Method:	PCBs_D3D	Limit Group:	HR - 1668A - ICAL		
Column:	SPB-Octyl (0.25 mm)	Detector	F2(21.81 :35.54)		

PCB-26/29, CAS: STL01801

Signal: 1

Processing Integration Results

RT: 22.22
Area: 101228
Amount: 16.194567
Amount Units: pg/ul

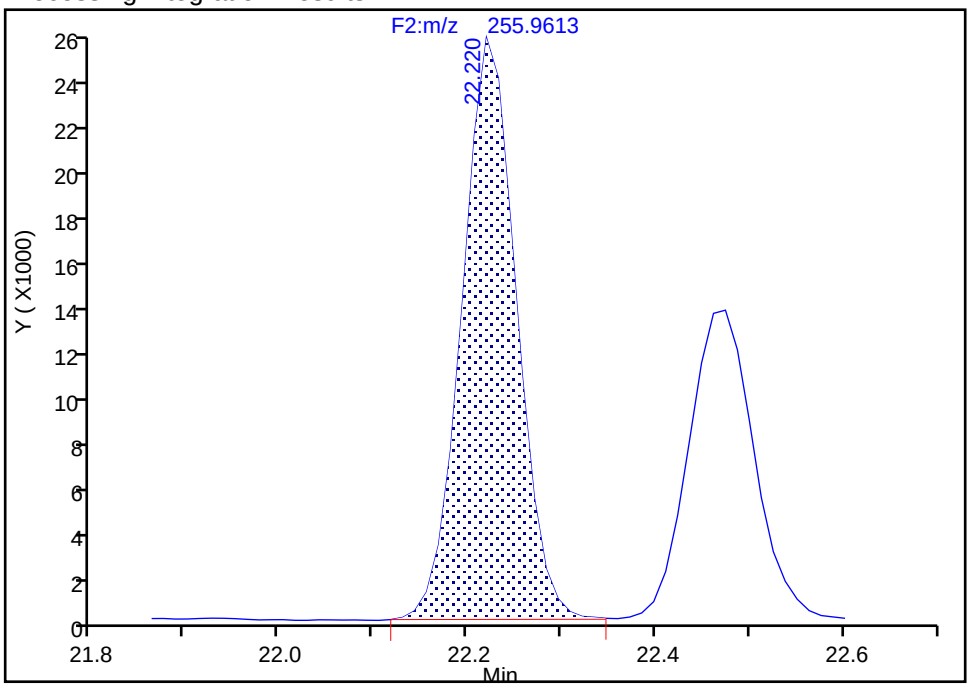

Manual Integration Results

RT: 22.22
Area: 101288
Amount: 16.199549
Amount Units: pg/ul

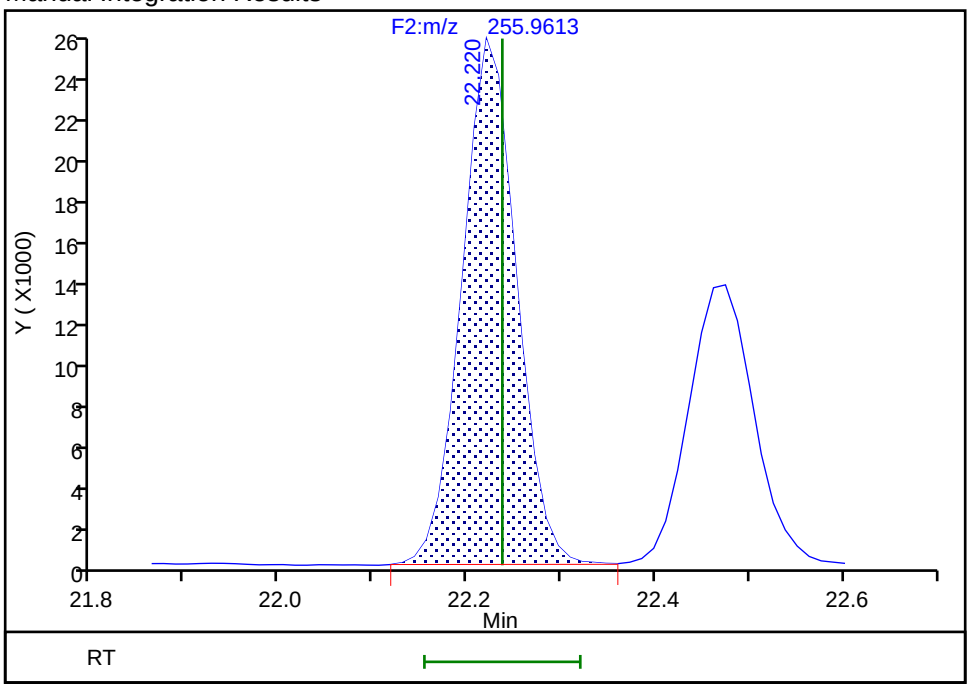

Reviewer: mcwhirterl, 03-Sep-2019 19:49:32

Audit Action: Manually Integrated Audit Reason: Incomplete Integration

Manual Integration/User Assign Peak Report

Eurofins TestAmerica, Knoxville

Data File:	\\chromna\Knoxville\ChromData\D3D\20190903-12925.b\580-88125-b-6-c.d				
Injection Date:	03-Sep-2019 15:58:00	Instrument ID:	D3D		
Lims ID:	580-88125-B-6-C	Lab Sample ID:	140-88125-6		
Client ID:	A6-0to23-100818				
Operator ID:	Xcalibur_System	ALS Bottle#:	0	Worklist Smp#:	10
Injection Vol:	1.0 ul	Dil. Factor:	1.0000		
Method:	PCBs_D3D	Limit Group:	HR - 1668A - ICAL		
Column:	SPB-Octyl (0.25 mm)	Detector	F2(21.81 :35.54)		

PCB-25, CAS: 55712-37-3

Signal: 2

Processing Integration Results

RT: 22.47
Area: 62373
Amount: 7.931230
Amount Units: pg/ul

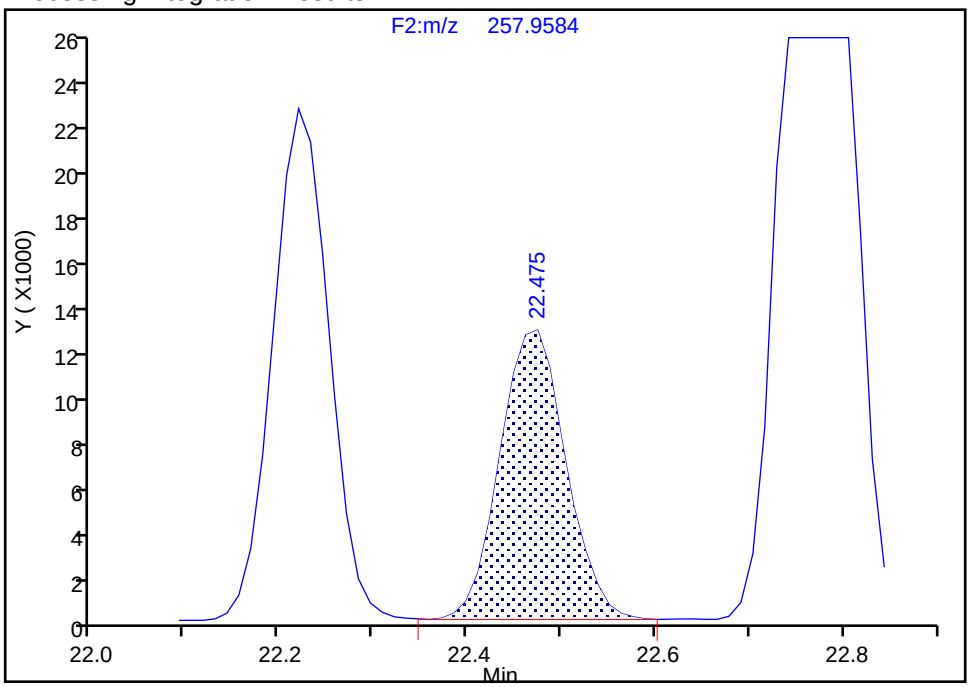

Manual Integration Results

RT: 22.47
Area: 62373
Amount: 10.306832
Amount Units: pg/ul

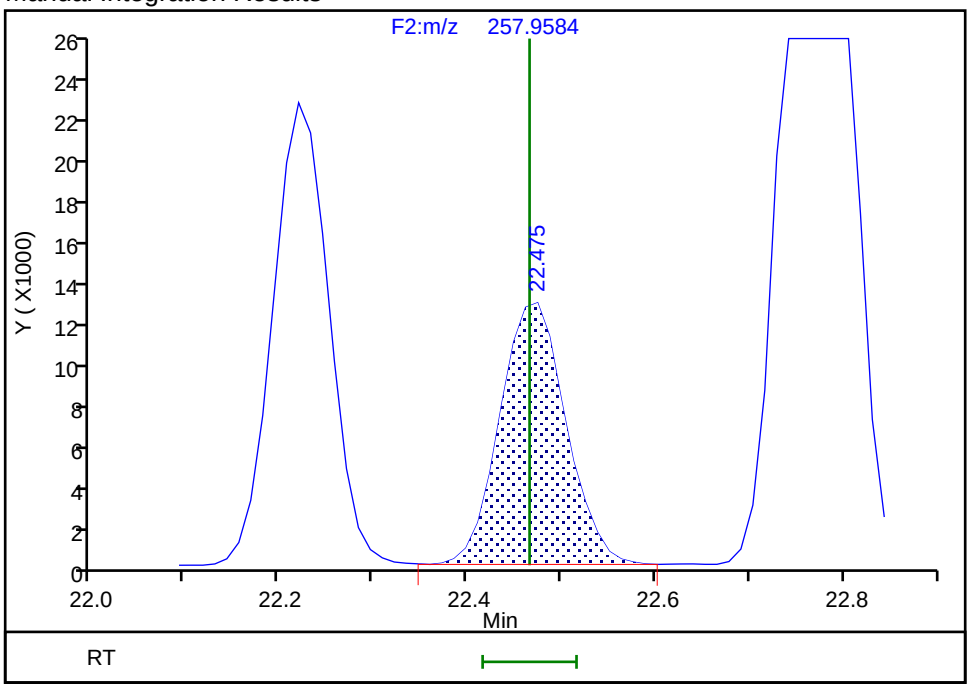

Reviewer: mcwhirterl, 03-Sep-2019 19:49:34
Audit Action: Marked Compound Undetected Audit Reason: Invalid Compound ID

Manual Integration/User Assign Peak Report

Eurofins TestAmerica, Knoxville

Data File:	\\chromna\Knoxville\ChromData\D3D\20190903-12925.b\580-88125-b-6-c.d				
Injection Date:	03-Sep-2019 15:58:00	Instrument ID:	D3D		
Lims ID:	580-88125-B-6-C	Lab Sample ID:	140-88125-6		
Client ID:	A6-0to23-100818				
Operator ID:	Xcalibur_System	ALS Bottle#:	0	Worklist Smp#:	10
Injection Vol:	1.0 ul	Dil. Factor:	1.0000		
Method:	PCBs_D3D	Limit Group:	HR - 1668A - ICAL		
Column:	SPB-Octyl (0.25 mm)	Detector	F2(21.81 :35.54)		

PCB-25, CAS: 55712-37-3

Signal: 3

Processing Integration Results

RT: 22.46
Area: 97915
Amount: 7.931230
Amount Units: pg/ul

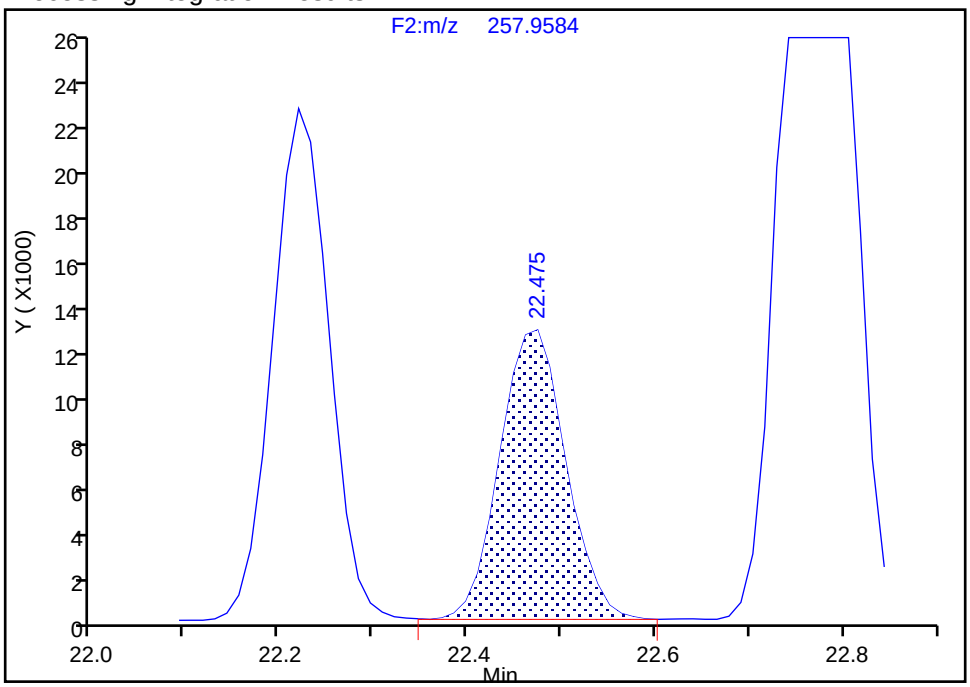

Manual Integration Results

RT: 22.47
Area: 127243
Amount: 10.306832
Amount Units: pg/ul
Reviewer: mcwhirterl, 03-Sep-2019 19:49:34
Audit Action: Marked Compound Undetected Audit Reason: Invalid Compound ID

Manual Integration/User Assign Peak Report

Eurofins TestAmerica, Knoxville

Data File:	\\chromna\Knoxville\ChromData\D3D\20190903-12925.b\580-88125-b-6-c.d				
Injection Date:	03-Sep-2019 15:58:00	Instrument ID:	D3D		
Lims ID:	580-88125-B-6-C	Lab Sample ID:	140-88125-6		
Client ID:	A6-0to23-100818				
Operator ID:	Xcalibur_System	ALS Bottle#:	0	Worklist Smp#:	10
Injection Vol:	1.0 ul	Dil. Factor:	1.0000		
Method:	PCBs_D3D	Limit Group:	HR - 1668A - ICAL		
Column:	SPB-Octyl (0.25 mm)	Detector	F2(21.81 :35.54)		

PCB-25, CAS: 55712-37-3

Signal: 1

Processing Integration Results

RT: 22.46
Area: 35542
Amount: 7.931230
Amount Units: pg/ul

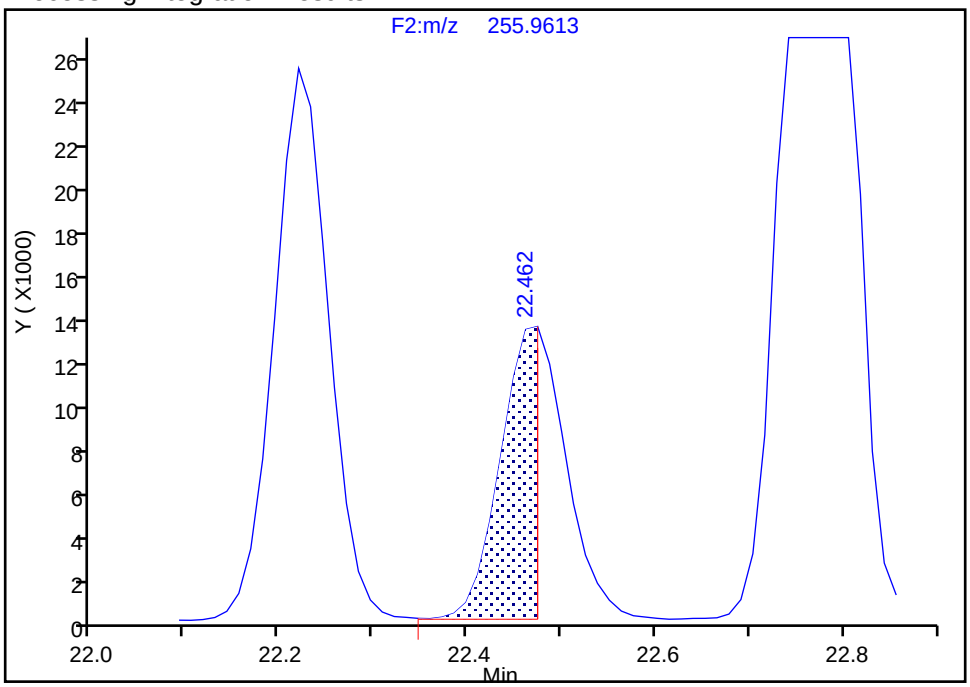

Manual Integration Results

RT: 22.47
Area: 64870
Amount: 10.306832
Amount Units: pg/ul

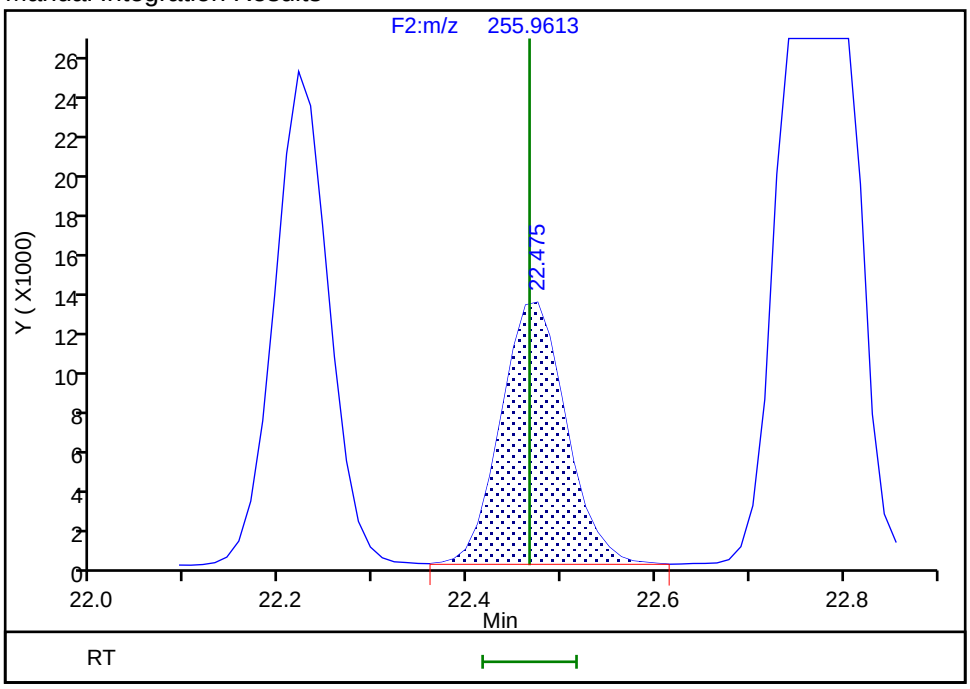

Reviewer: mcwhirterl, 03-Sep-2019 19:49:35

Audit Action: Manually Integrated/Assigned Compound ID Audit Reason: Incomplete Integration

Manual Integration/User Assign Peak Report

Eurofins TestAmerica, Knoxville

Data File:	\\chromna\Knoxville\ChromData\D3D\20190903-12925.b\580-88125-b-6-c.d				
Injection Date:	03-Sep-2019 15:58:00	Instrument ID:	D3D		
Lims ID:	580-88125-B-6-C	Lab Sample ID:	140-88125-6		
Client ID:	A6-0to23-100818				
Operator ID:	Xcalibur_System	ALS Bottle#:	0	Worklist Smp#:	10
Injection Vol:	1.0 ul	Dil. Factor:	1.0000		
Method:	PCBs_D3D	Limit Group:	HR - 1668A - ICAL		
Column:	SPB-Octyl (0.25 mm)	Detector	F2(21.81 :35.54)		

PCB-36, CAS: 38444-87-0

Signal: 2

Not Detected
Expected RT: 25.25

Processing Integration Results

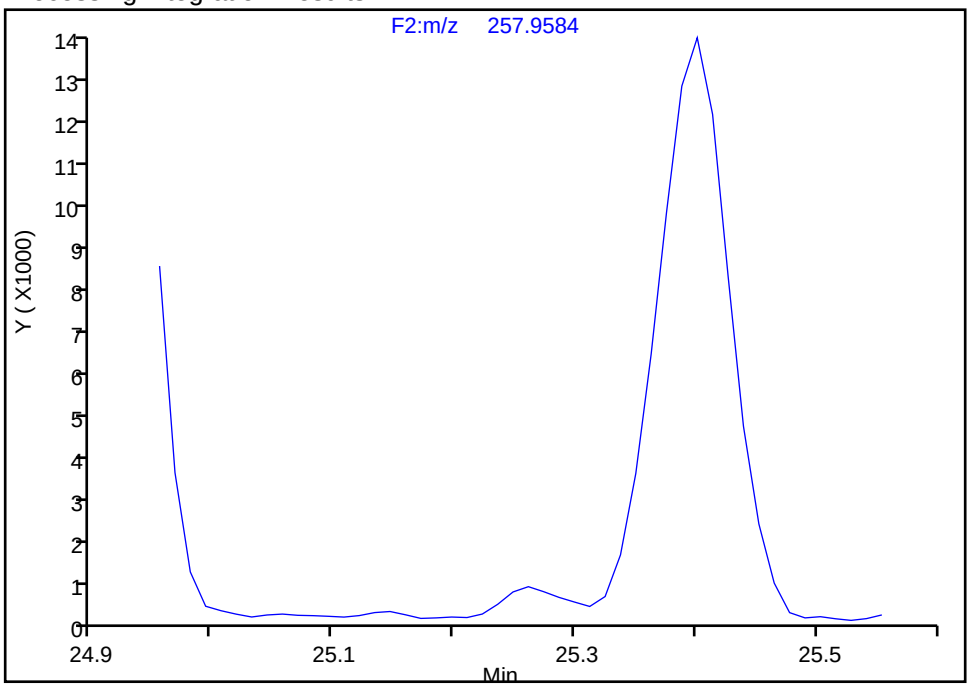

Manual Integration Results

RT: 25.26
Area: 2894
Amount: 0.477482
Amount Units: pg/ul

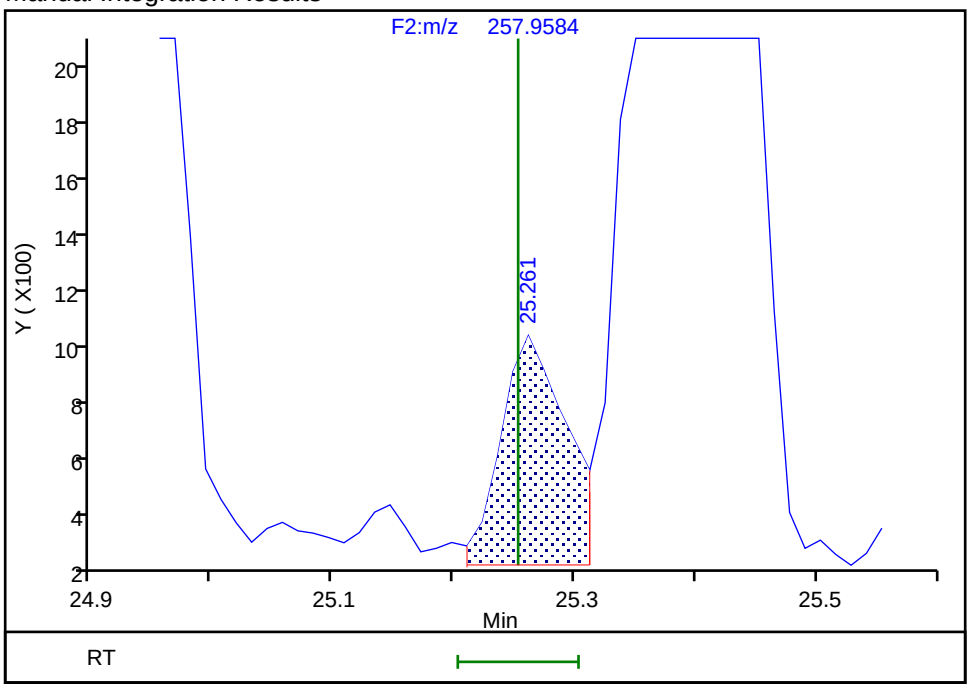

Reviewer: mcwhirterl, 03-Sep-2019 19:49:56
Audit Action: Split an Integrated Peak Audit Reason: Split Peak

Manual Integration/User Assign Peak Report

Eurofins TestAmerica, Knoxville

Data File:	\\chromna\Knoxville\ChromData\D3D\20190903-12925.b\580-88125-b-6-c.d				
Injection Date:	03-Sep-2019 15:58:00	Instrument ID:	D3D		
Lims ID:	580-88125-B-6-C	Lab Sample ID:	140-88125-6		
Client ID:	A6-0to23-100818				
Operator ID:	Xcalibur_System	ALS Bottle#:	0	Worklist Smp#:	10
Injection Vol:	1.0 ul	Dil. Factor:	1.0000		
Method:	PCBs_D3D	Limit Group:	HR - 1668A - ICAL		
Column:	SPB-Octyl (0.25 mm)	Detector	F2(21.81 :35.54)		

PCB-36, CAS: 38444-87-0

Signal: 1

Not Detected
Expected RT: 25.25

Processing Integration Results

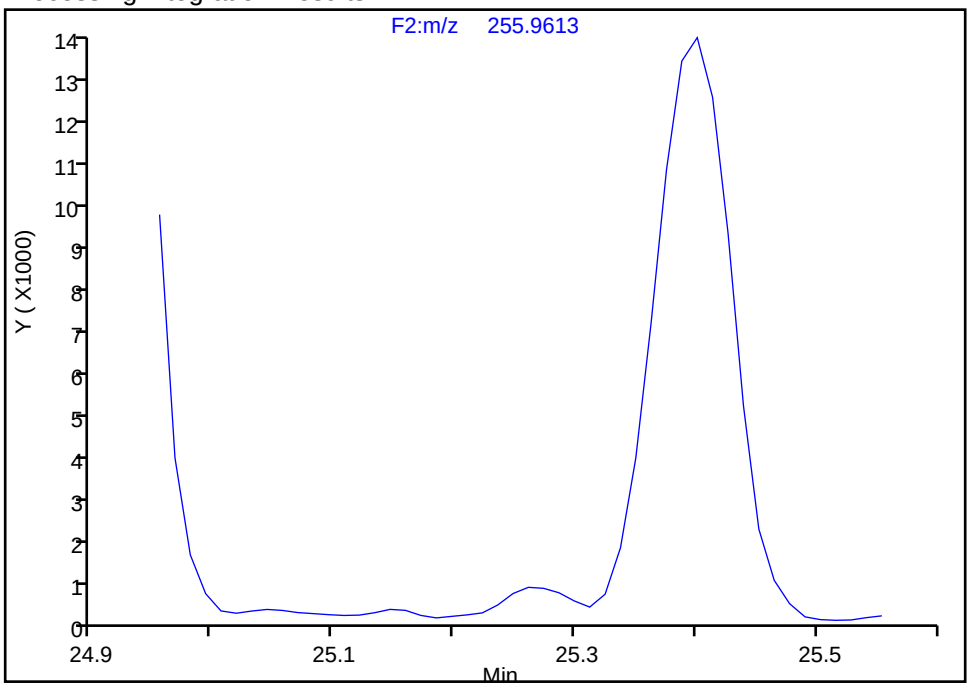

Manual Integration Results

RT: 25.26
Area: 2977
Amount: 0.477482
Amount Units: pg/ul

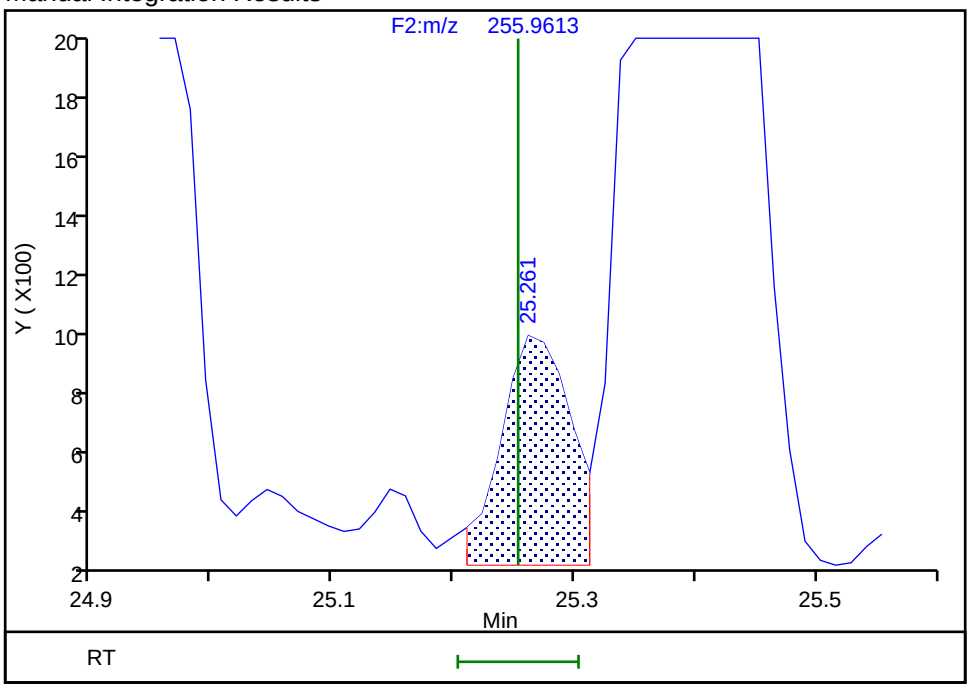

Reviewer: mcwhirterl, 03-Sep-2019 19:50:03
Audit Action: Manually Integrated/Assigned Compound ID Audit Reason: Split Peak

Eurofins TestAmerica, Knoxville

Data File:	\\chromna\Knoxville\ChromData\D3D\20190903-12925.b\580-88125-b-6-c.d		
Injection Date:	03-Sep-2019 15:58:00	Injection Vol:	1.0 ul
Instrument ID:	D3D	Operator ID:	Xcalibur_System
Method:	PCBs_D3D	Limit Group:	HR - 1668A - ICAL
Client ID:	A6-0to23-100818		
Worklist#:	33205	Sample Line#:	10
Column Type:	SPB-Octyl	Column Dia:	0.25 mm

TePCB F1

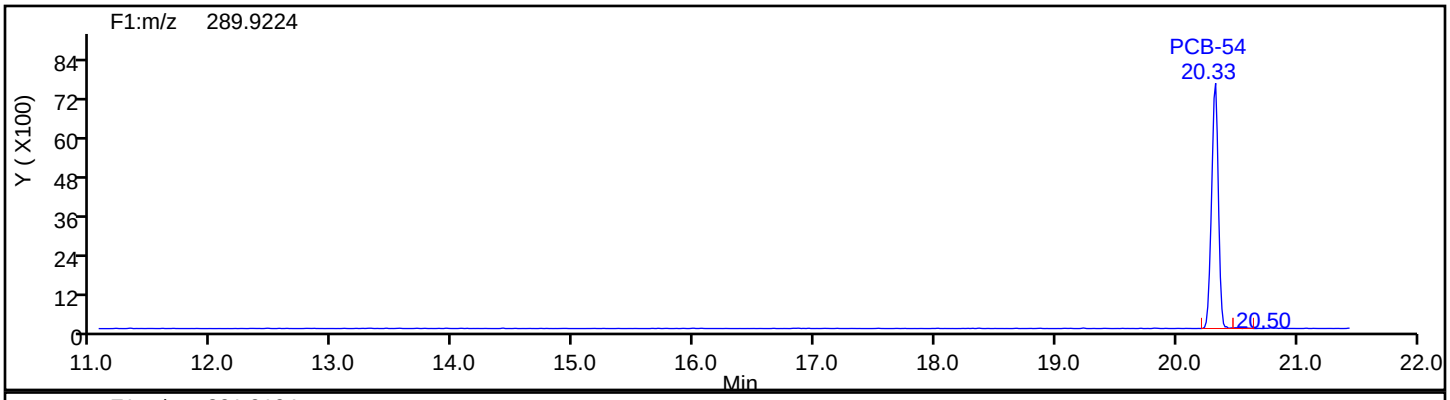

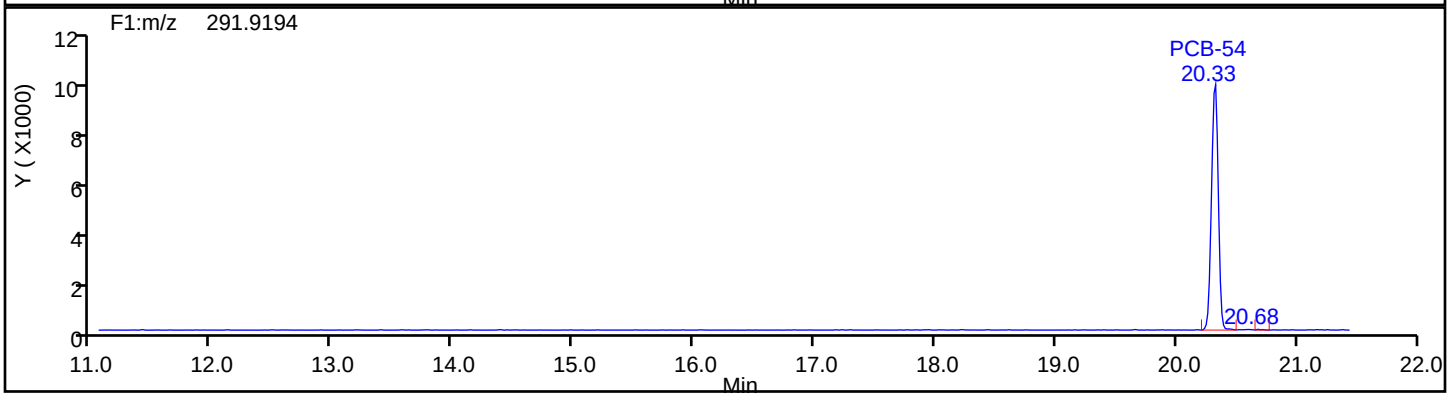

TePCB F1 Standards

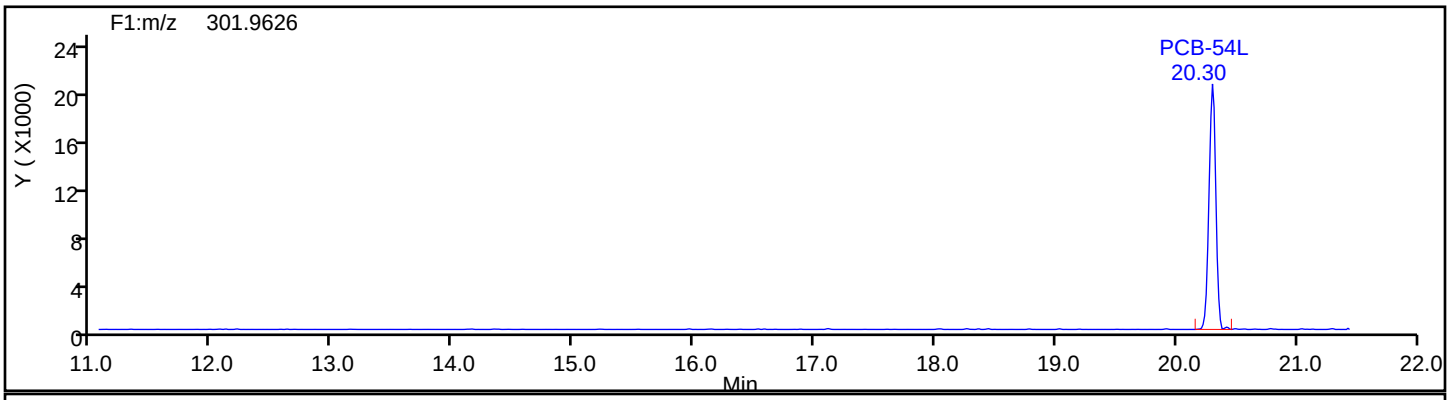

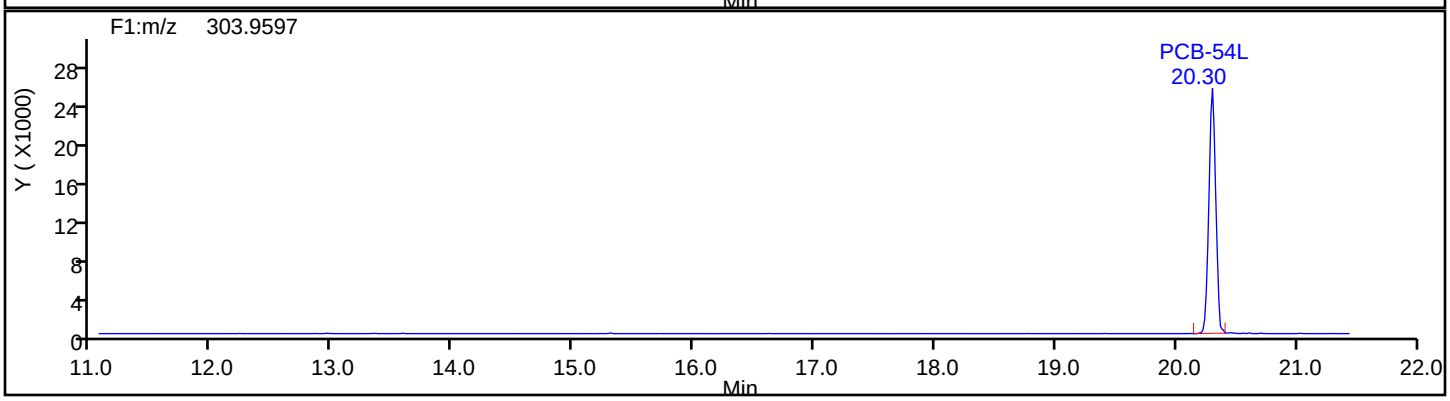

Eurofins TestAmerica, Knoxville

Data File:	\\chromna\Knoxville\ChromData\D3D\20190903-12925.b\580-88125-b-6-c.d		
Injection Date:	03-Sep-2019 15:58:00	Injection Vol:	1.0 ul
Instrument ID:	D3D	Operator ID:	Xcalibur_System
Method:	PCBs_D3D	Limit Group:	HR - 1668A - ICAL
Client ID:	A6-0to23-100818		
Worklist#:	33205	Sample Line#:	10
Column Type:	SPB-Octyl	Column Dia:	0.25 mm

TePCB F1

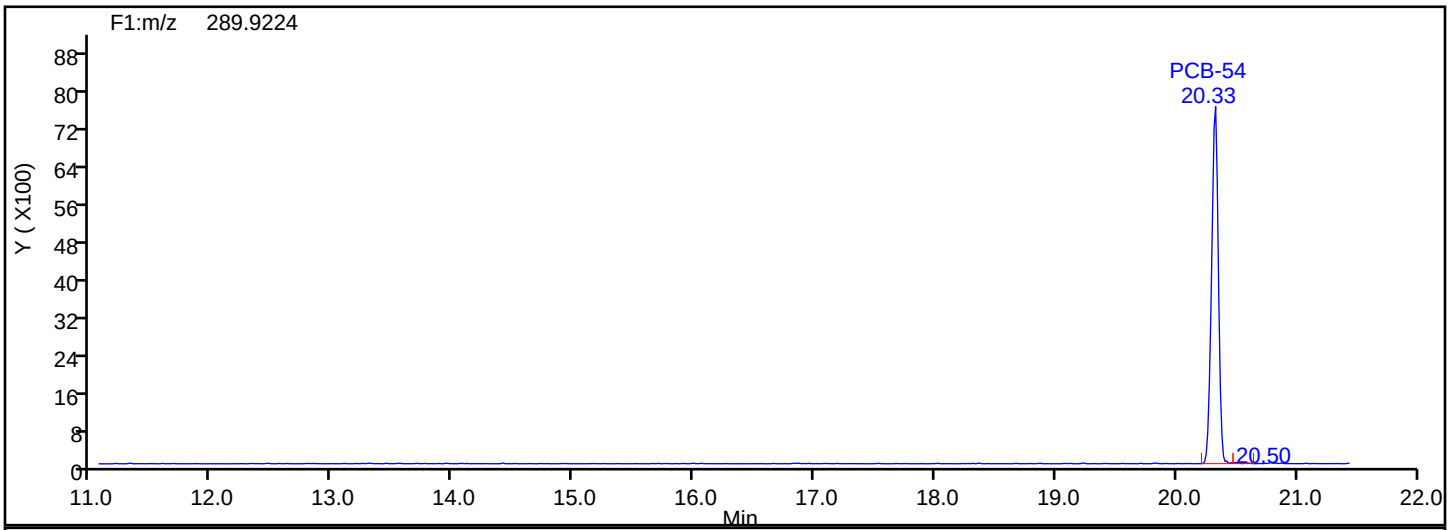

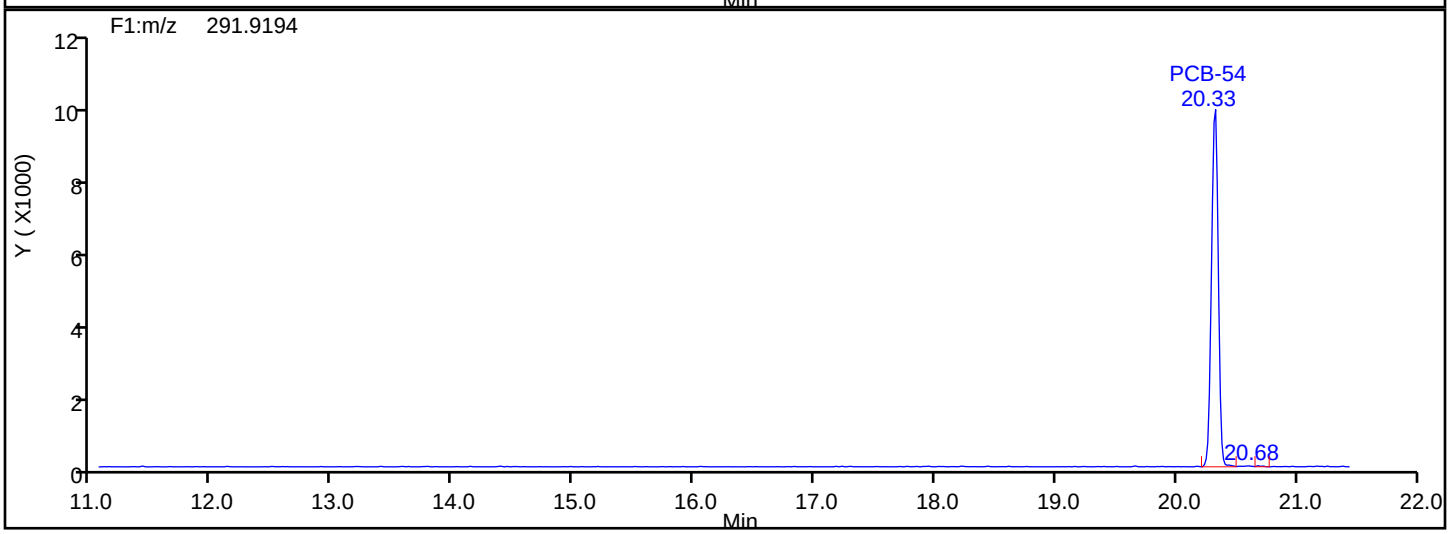

TePCB F1 Lock Mass

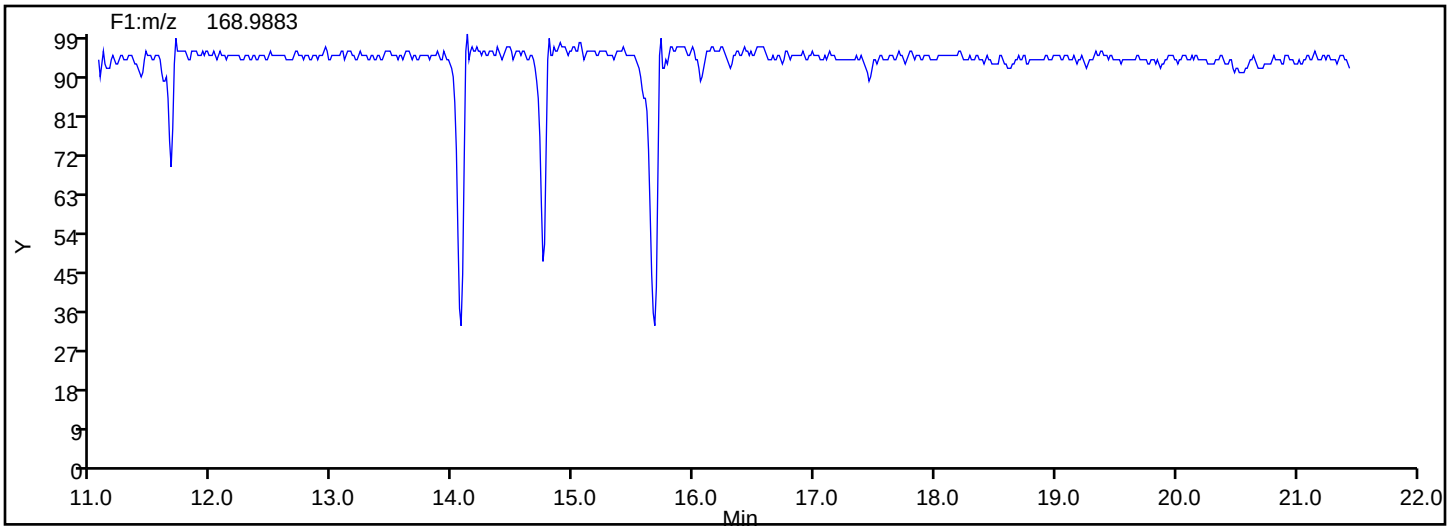

Eurofins TestAmerica, Knoxville

Data File:	\\chromna\Knoxville\ChromData\D3D\20190903-12925.b\580-88125-b-6-c.d		
Injection Date:	03-Sep-2019 15:58:00	Injection Vol:	1.0 ul
Instrument ID:	D3D	Operator ID:	Xcalibur_System
Method:	PCBs_D3D	Limit Group:	HR - 1668A - ICAL
Client ID:	A6-0to23-100818		
Worklist#:	33205	Sample Line#:	10
Column Type:	SPB-Octyl	Column Dia:	0.25 mm

TePCB F2

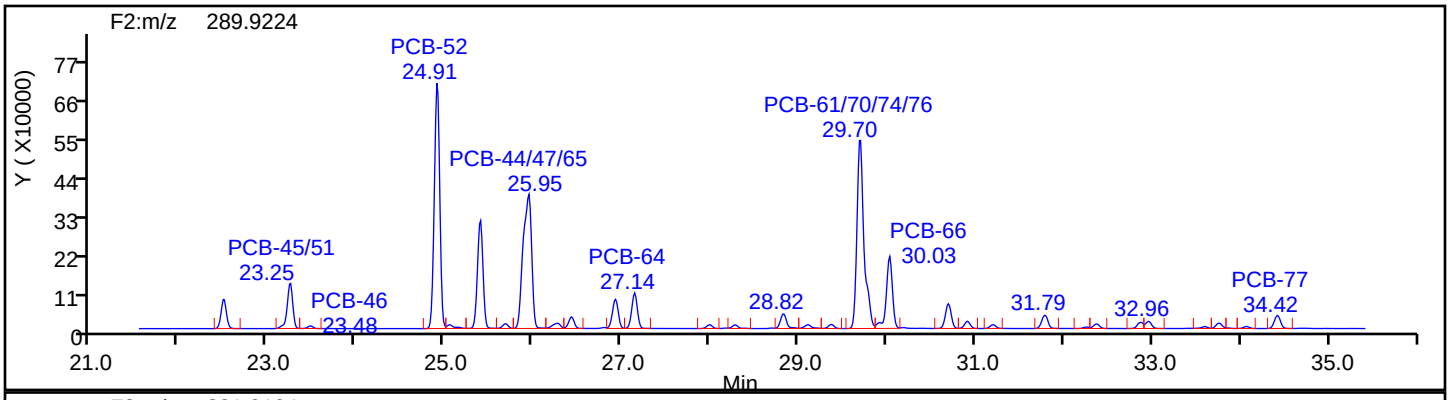

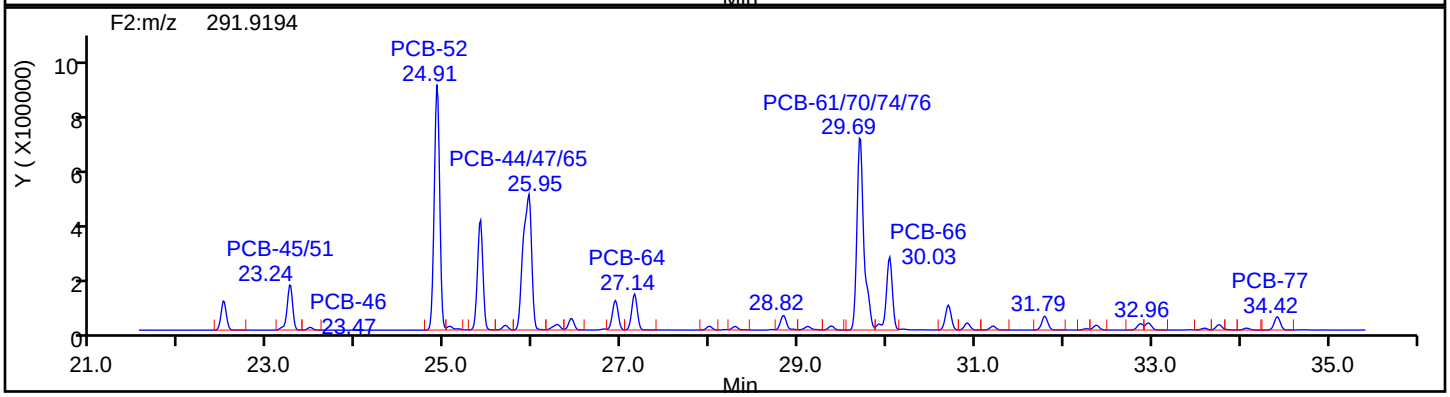

TePCB F2 Standards

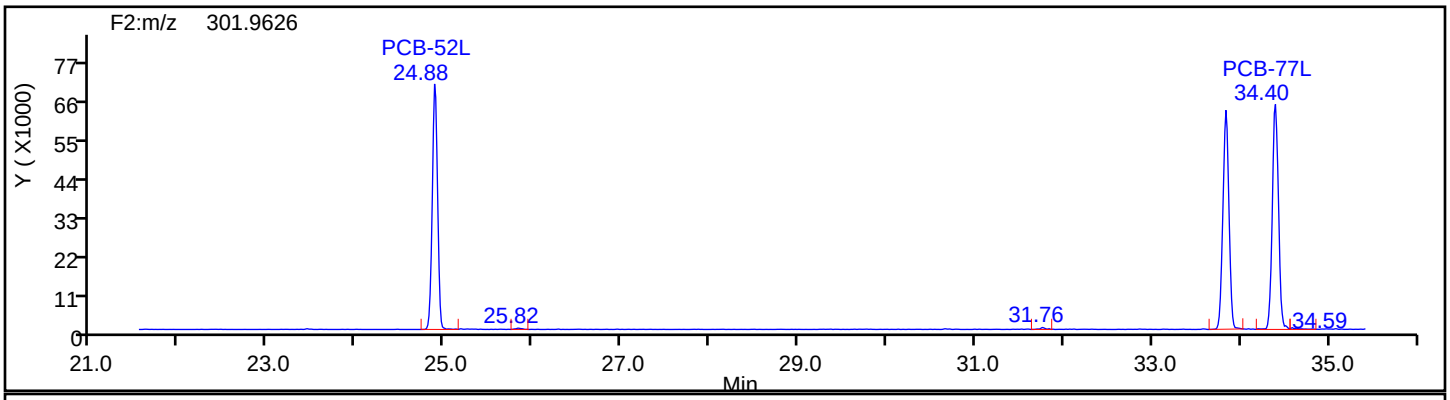

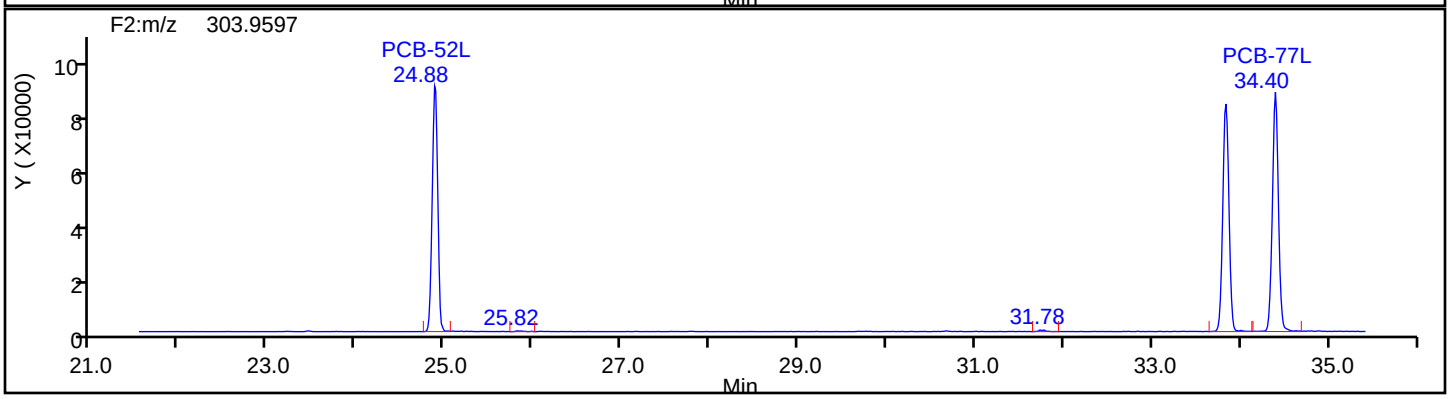

Eurofins TestAmerica, Knoxville

Data File:	\\chromna\Knoxville\ChromData\D3D\20190903-12925.b\580-88125-b-6-c.d		
Injection Date:	03-Sep-2019 15:58:00	Injection Vol:	1.0 ul
Instrument ID:	D3D	Operator ID:	Xcalibur_System
Method:	PCBs_D3D	Limit Group:	HR - 1668A - ICAL
Client ID:	A6-0to23-100818		
Worklist#:	33205	Sample Line#:	10
Column Type:	SPB-Octyl	Column Dia:	0.25 mm

TePCB F2

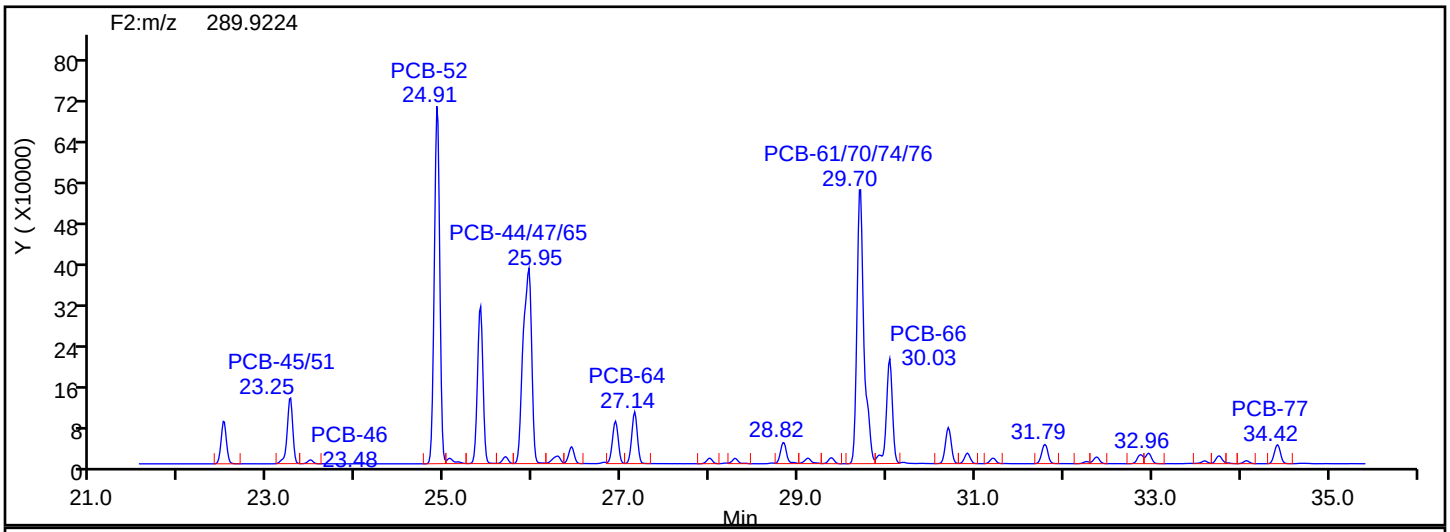

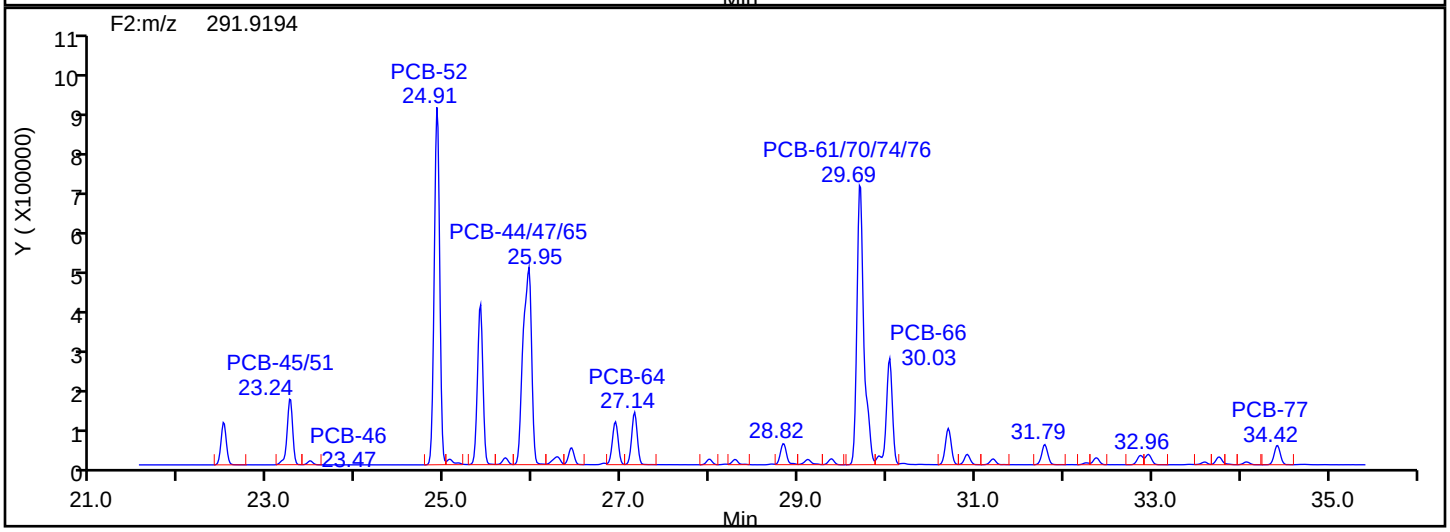

TePCB F2 Lock Mass

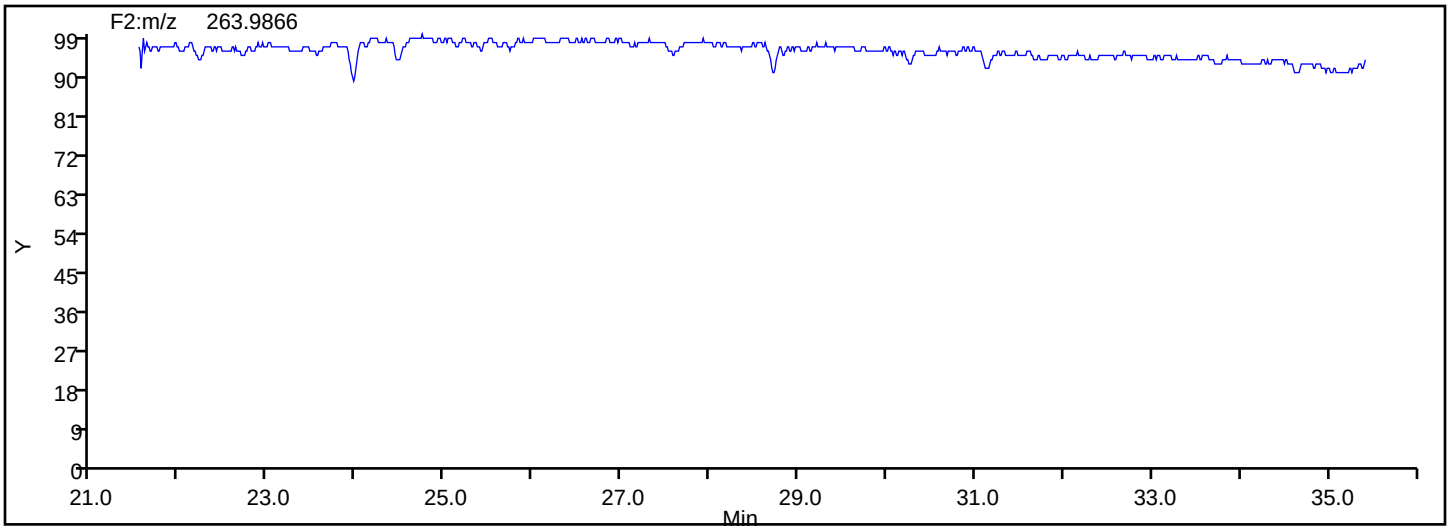

Manual Integration/User Assign Peak Report

Eurofins TestAmerica, Knoxville

Data File:	\\chromna\Knoxville\ChromData\D3D\20190903-12925.b\580-88125-b-6-c.d				
Injection Date:	03-Sep-2019 15:58:00	Instrument ID:	D3D		
Lims ID:	580-88125-B-6-C	Lab Sample ID:	140-88125-6		
Client ID:	A6-0to23-100818				
Operator ID:	Xcalibur_System	ALS Bottle#:	0	Worklist Smp#:	10
Injection Vol:	1.0 ul	Dil. Factor:	1.0000		
Method:	PCBs_D3D	Limit Group:	HR - 1668A - ICAL		
Column:	SPB-Octyl (0.25 mm)	Detector	F2(21.81 :35.54)		

PCB-66, CAS: 32598-10-0

Signal: 2

Processing Integration Results

RT: 30.03
Area: 1201219
Amount: 242.3773
Amount Units: pg/ul

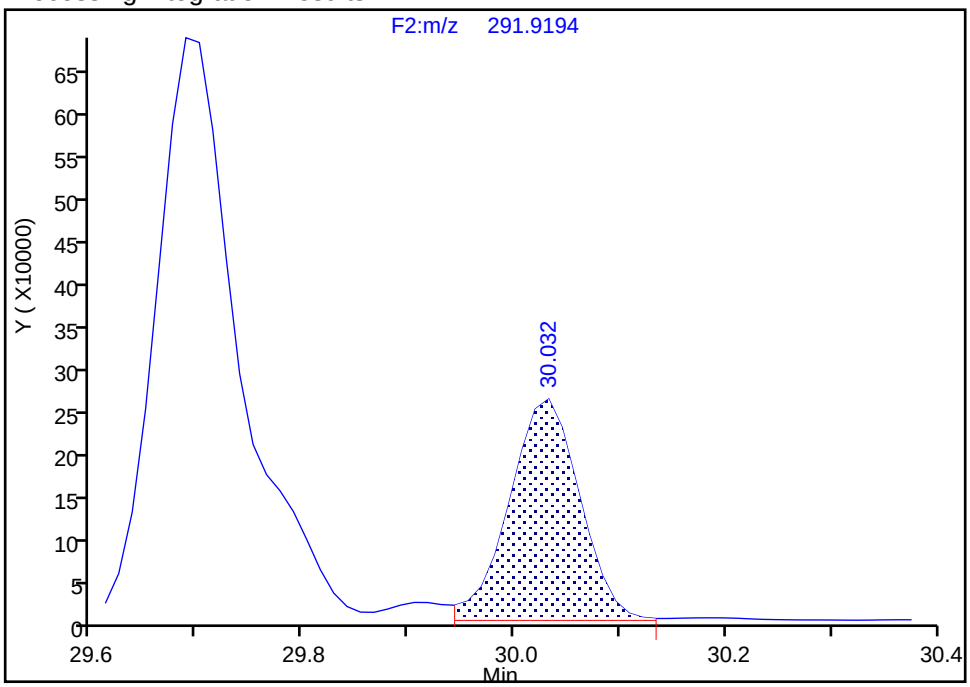

Manual Integration Results

RT: 30.03
Area: 1284870
Amount: 258.7088
Amount Units: pg/ul

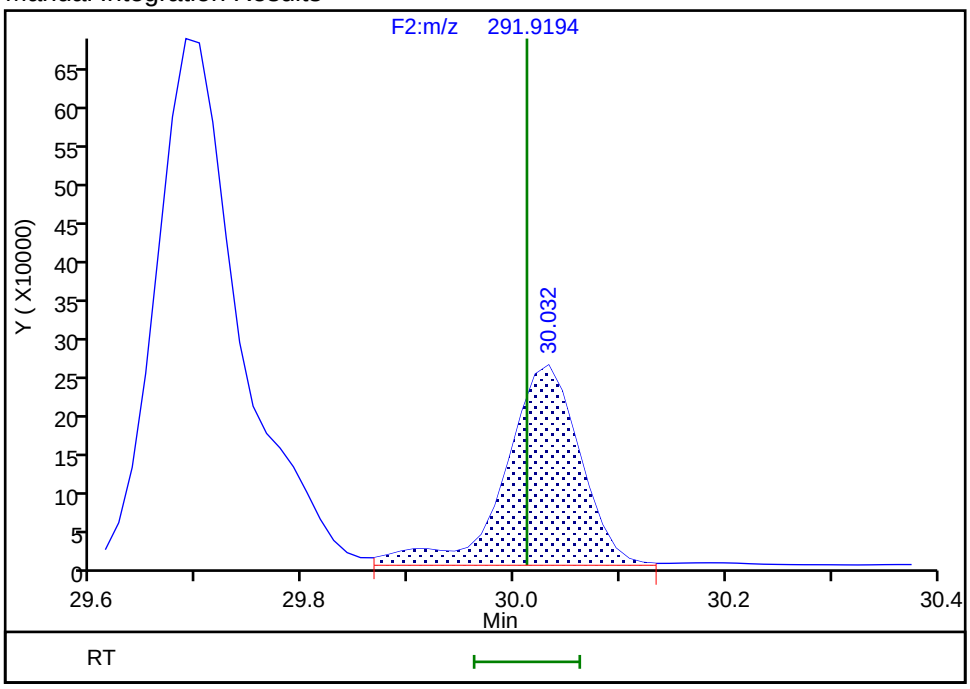

Reviewer: mcwhirterl, 03-Sep-2019 19:51:05
Audit Action: Marked Compound Undetected Audit Reason: Invalid Compound ID

Manual Integration/User Assign Peak Report

Eurofins TestAmerica, Knoxville

Data File:	\\chromna\Knoxville\ChromData\D3D\20190903-12925.b\580-88125-b-6-c.d				
Injection Date:	03-Sep-2019 15:58:00	Instrument ID:	D3D		
Lims ID:	580-88125-B-6-C	Lab Sample ID:	140-88125-6		
Client ID:	A6-0to23-100818				
Operator ID:	Xcalibur_System	ALS Bottle#:	0	Worklist Smp#:	10
Injection Vol:	1.0 ul	Dil. Factor:	1.0000		
Method:	PCBs_D3D	Limit Group:	HR - 1668A - ICAL		
Column:	SPB-Octyl (0.25 mm)	Detector	F2(21.81 :35.54)		

PCB-66, CAS: 32598-10-0

Signal: 3

Processing Integration Results

RT: 30.03
Area: 2147086
Amount: 242.3773
Amount Units: pg/ul

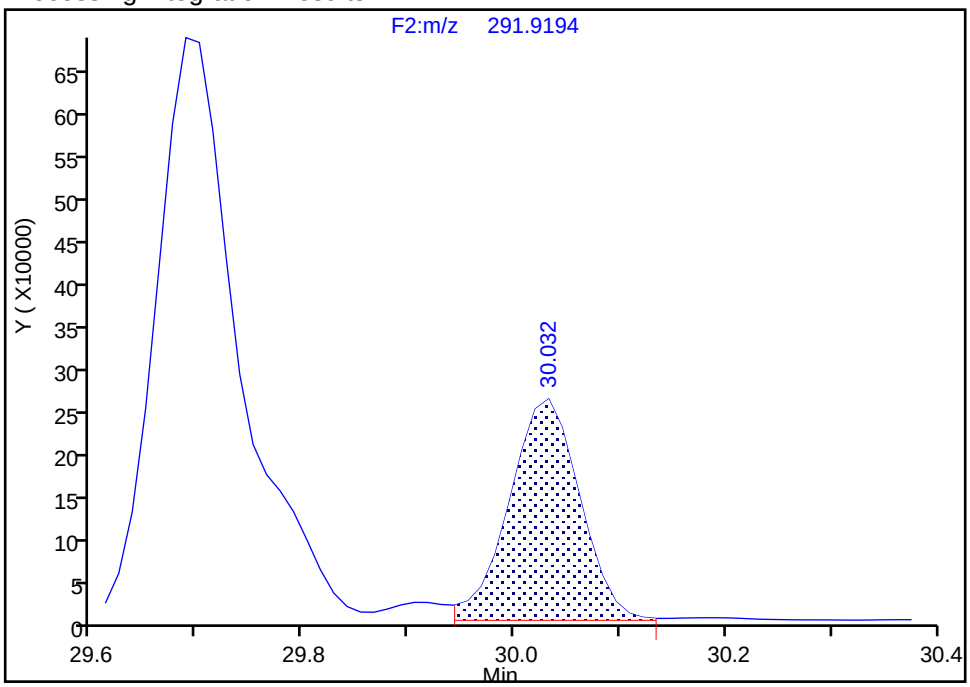

Manual Integration Results

RT: 30.03
Area: 2291757
Amount: 258.7088
Amount Units: pg/ul
Reviewer: mcwhirterl, 03-Sep-2019 19:51:05
Audit Action: Marked Compound Undetected Audit Reason: Invalid Compound ID

Manual Integration/User Assign Peak Report

Eurofins TestAmerica, Knoxville

Data File:	\\chromna\Knoxville\ChromData\D3D\20190903-12925.b\580-88125-b-6-c.d				
Injection Date:	03-Sep-2019 15:58:00	Instrument ID:	D3D		
Lims ID:	580-88125-B-6-C	Lab Sample ID:	140-88125-6		
Client ID:	A6-0to23-100818				
Operator ID:	Xcalibur_System	ALS Bottle#:	0	Worklist Smp#:	10
Injection Vol:	1.0 ul	Dil. Factor:	1.0000		
Method:	PCBs_D3D	Limit Group:	HR - 1668A - ICAL		
Column:	SPB-Octyl (0.25 mm)	Detector	F2(21.81 :35.54)		

PCB-66, CAS: 32598-10-0

Signal: 1

Processing Integration Results

RT: 30.03
Area: 945867
Amount: 242.3773
Amount Units: pg/ul

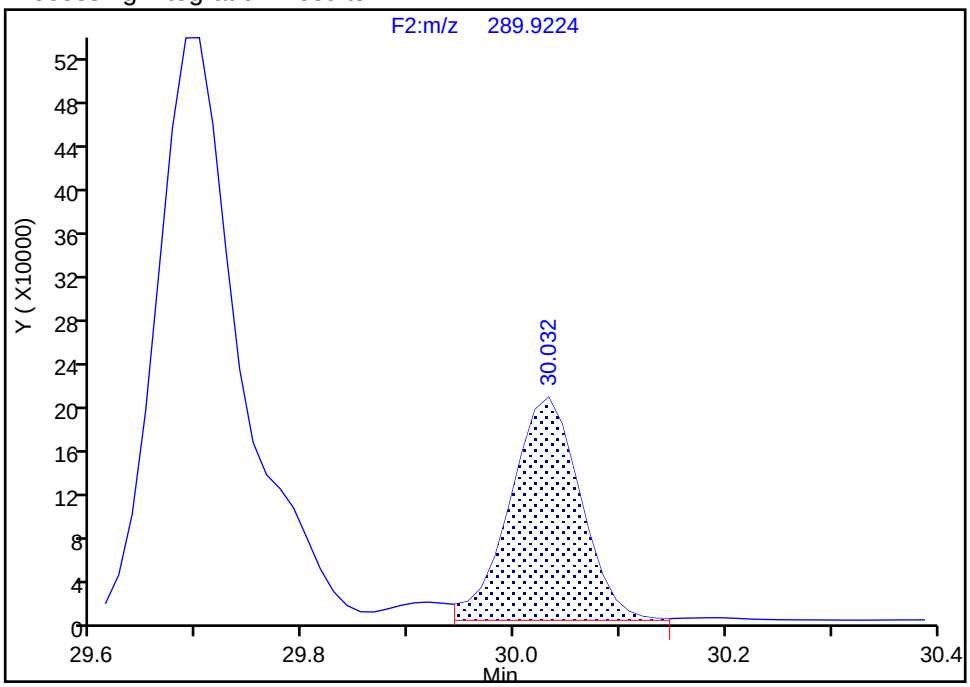

Manual Integration Results

RT: 30.03
Area: 1006887
Amount: 258.7088
Amount Units: pg/ul

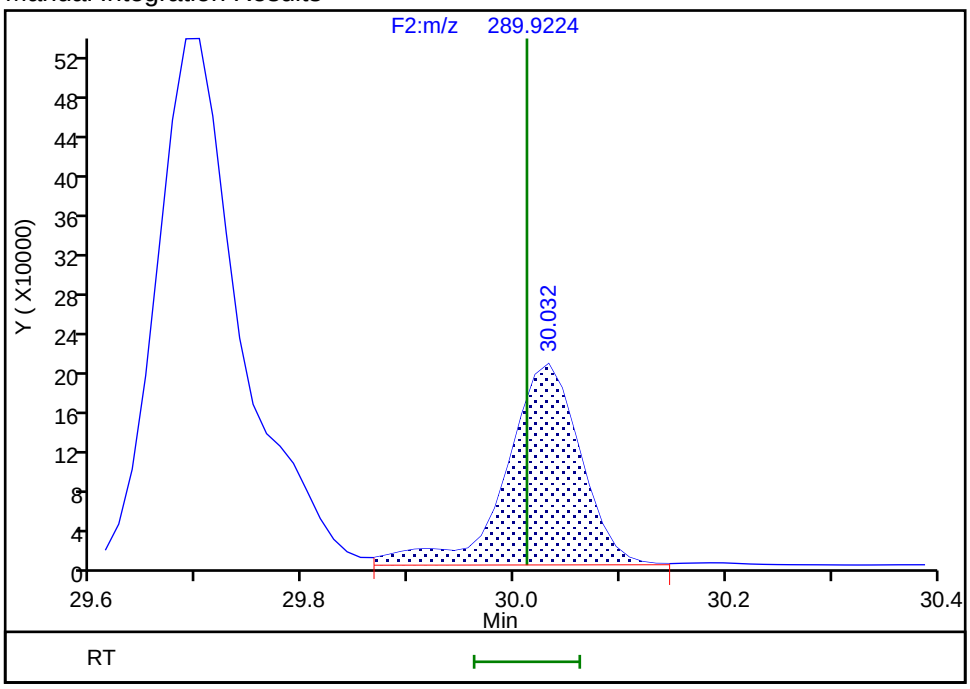

Reviewer: mcwhirterl, 03-Sep-2019 19:51:07

Audit Action: Manually Integrated/Assigned Compound ID Audit Reason: Incomplete Integration

Manual Integration/User Assign Peak Report

Eurofins TestAmerica, Knoxville

Data File:	\\chromna\Knoxville\ChromData\D3D\20190903-12925.b\580-88125-b-6-c.d				
Injection Date:	03-Sep-2019 15:58:00	Instrument ID:	D3D		
Lims ID:	580-88125-B-6-C	Lab Sample ID:	140-88125-6		
Client ID:	A6-0to23-100818				
Operator ID:	Xcalibur_System	ALS Bottle#:	0	Worklist Smp#:	10
Injection Vol:	1.0 ul	Dil. Factor:	1.0000		
Method:	PCBs_D3D	Limit Group:	HR - 1668A - ICAL		
Column:	SPB-Octyl (0.25 mm)	Detector	F2(21.81 :35.54)		

PCB-81, CAS: 70362-50-4

Signal: 2

Not Detected
Expected RT: 33.83

Processing Integration Results

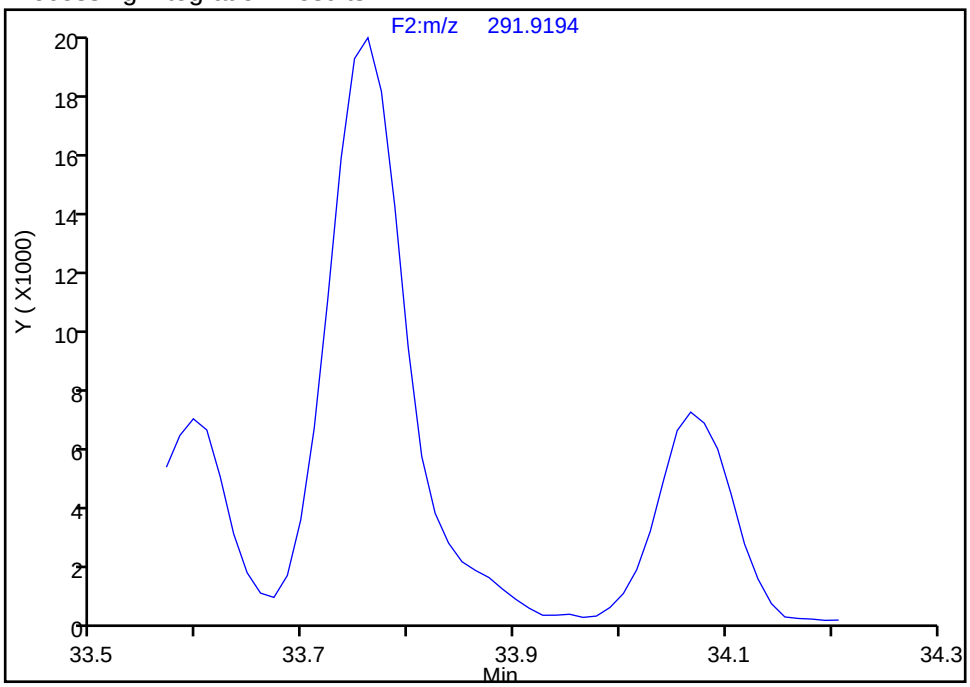

Manual Integration Results

RT: 33.82
Area: 9274
Amount: 1.614114
Amount Units: pg/ul

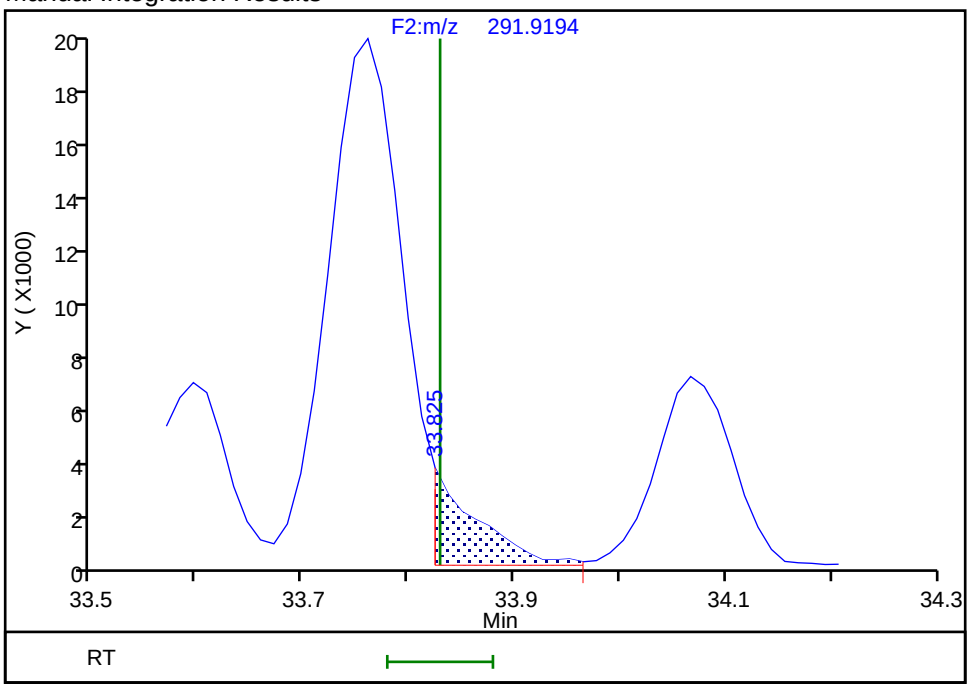

Reviewer: mcwhirterl, 03-Sep-2019 19:51:39
Audit Action: Split an Integrated Peak Audit Reason: Split Peak

Manual Integration/User Assign Peak Report

Eurofins TestAmerica, Knoxville

Data File:	\\chromna\Knoxville\ChromData\D3D\20190903-12925.b\580-88125-b-6-c.d				
Injection Date:	03-Sep-2019 15:58:00	Instrument ID:	D3D		
Lims ID:	580-88125-B-6-C	Lab Sample ID:	140-88125-6		
Client ID:	A6-0to23-100818				
Operator ID:	Xcalibur_System	ALS Bottle#:	0	Worklist Smp#:	10
Injection Vol:	1.0 ul	Dil. Factor:	1.0000		
Method:	PCBs_D3D	Limit Group:	HR - 1668A - ICAL		
Column:	SPB-Octyl (0.25 mm)	Detector	F2(21.81 :35.54)		

PCB-81, CAS: 70362-50-4

Signal: 1

Not Detected
Expected RT: 33.83

Processing Integration Results

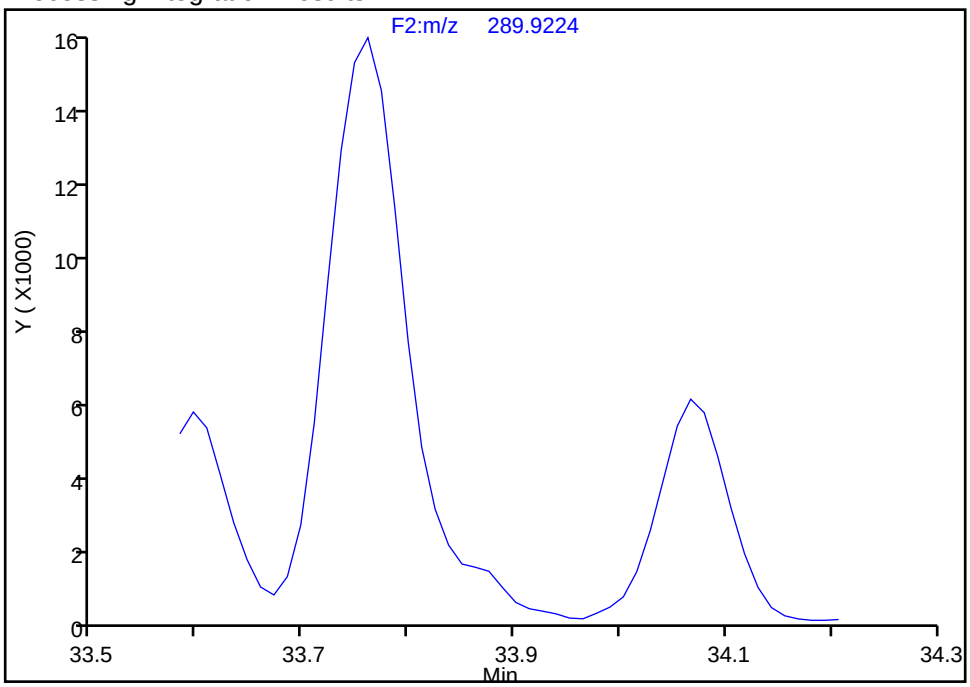

Manual Integration Results

RT: 33.84
Area: 5202
Amount: 1.614114
Amount Units: pg/ul

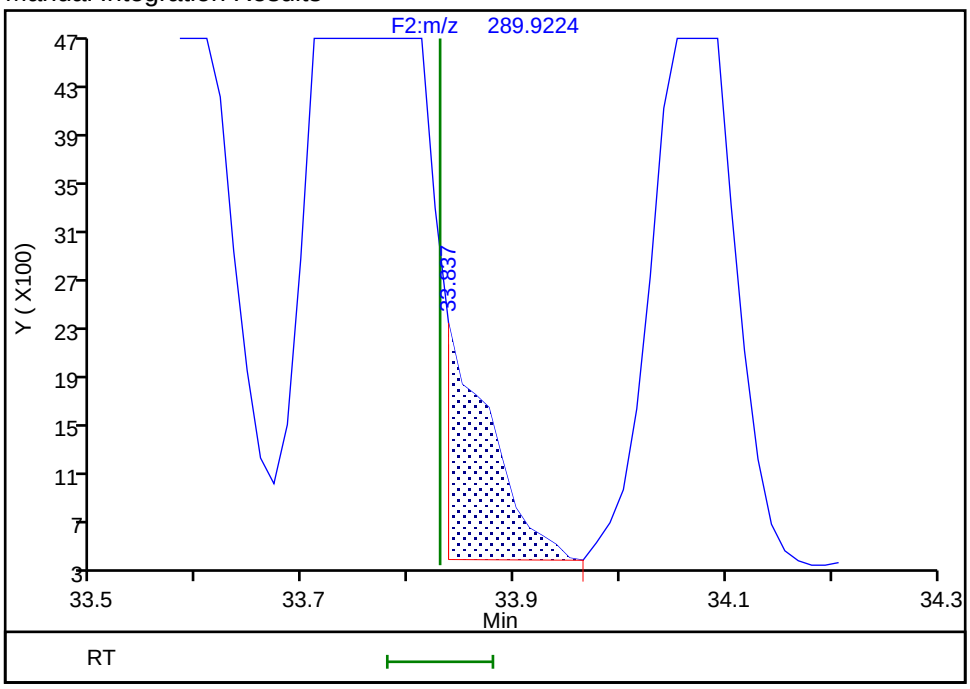

Reviewer: mcwhirterl, 03-Sep-2019 19:51:46
Audit Action: Manually Integrated/Assigned Compound ID Audit Reason: Split Peak

Eurofins TestAmerica, Knoxville

Data File:	\\chromna\Knoxville\ChromData\D3D\20190903-12925.b\580-88125-b-6-c.d		
Injection Date:	03-Sep-2019 15:58:00	Injection Vol:	1.0 ul
Instrument ID:	D3D	Operator ID:	Xcalibur_System
Method:	PCBs_D3D	Limit Group:	HR - 1668A - ICAL
Client ID:	A6-0to23-100818		
Worklist#:	33205	Sample Line#:	10
Column Type:	SPB-Octyl	Column Dia:	0.25 mm

PePCB F2

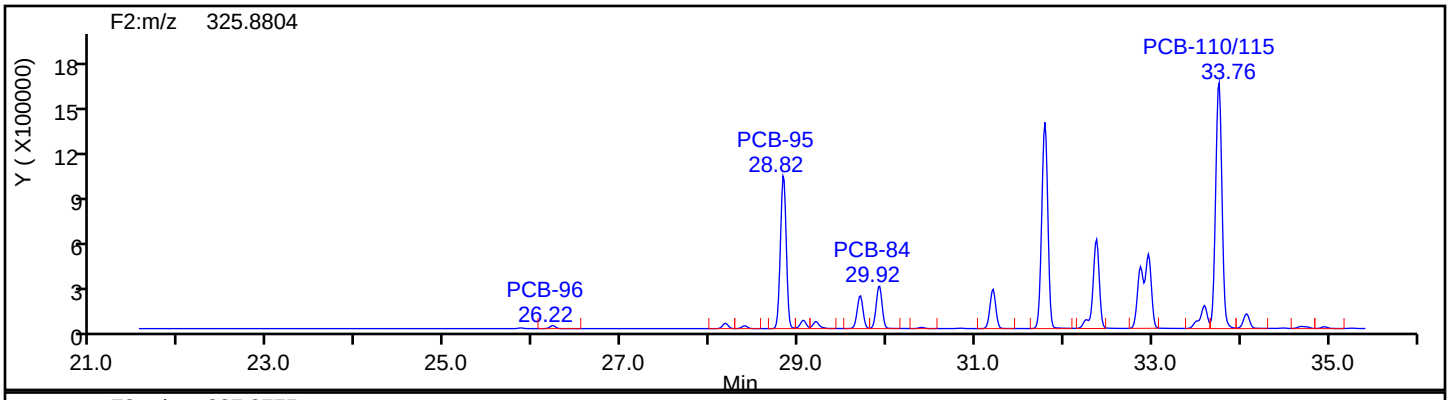

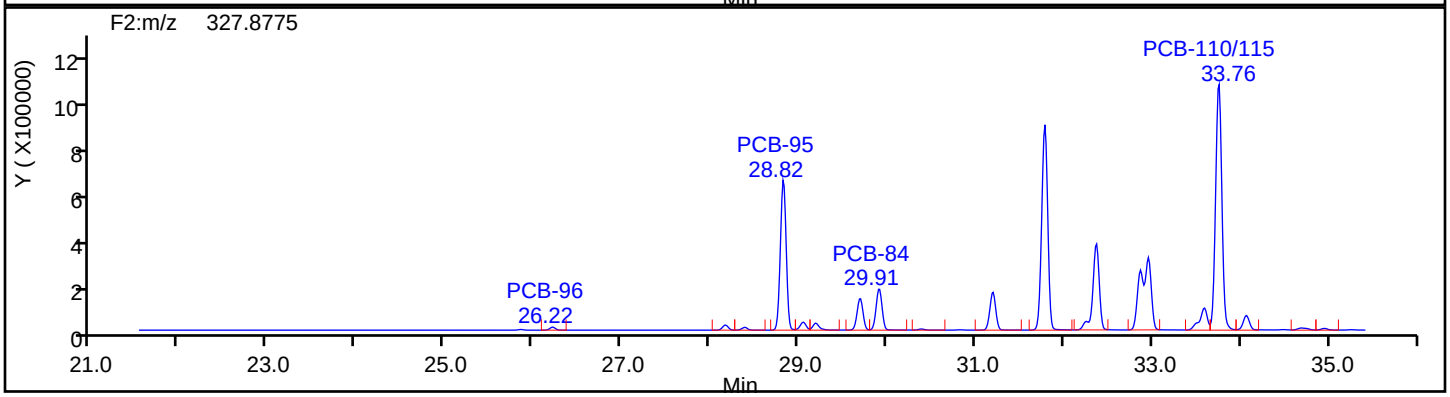

PePCB F2 Standards

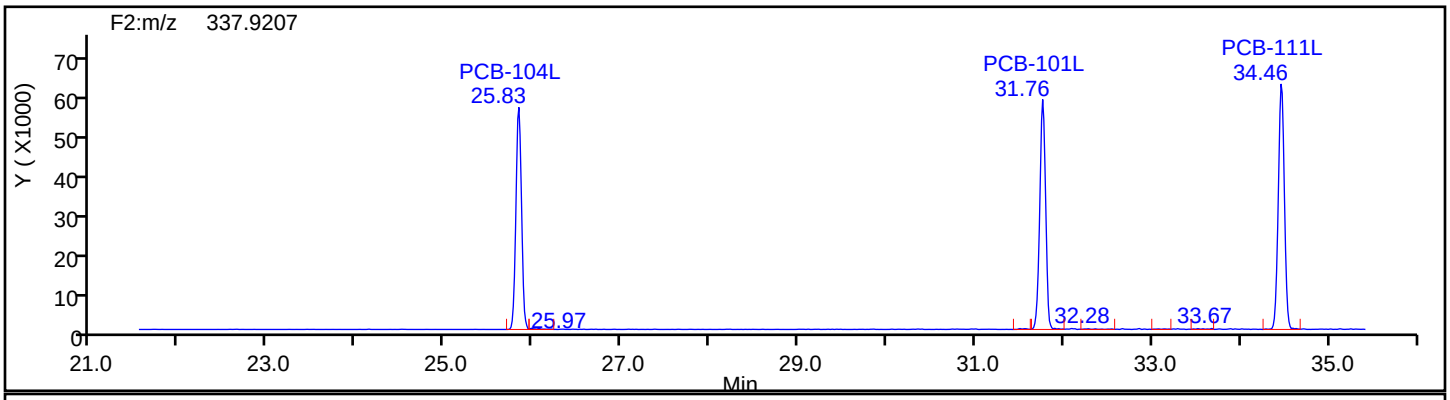

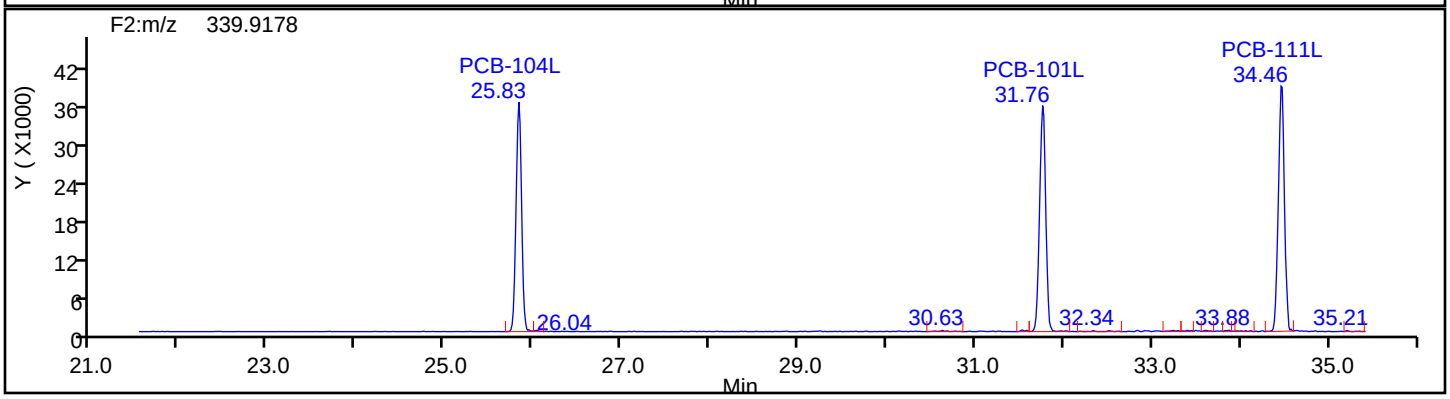

Eurofins TestAmerica, Knoxville

Data File:	\\chromna\Knoxville\ChromData\D3D\20190903-12925.b\580-88125-b-6-c.d		
Injection Date:	03-Sep-2019 15:58:00	Injection Vol:	1.0 ul
Instrument ID:	D3D	Operator ID:	Xcalibur_System
Method:	PCBs_D3D	Limit Group:	HR - 1668A - ICAL
Client ID:	A6-0to23-100818		
Worklist#:	33205	Sample Line#:	10
Column Type:	SPB-Octyl	Column Dia:	0.25 mm

PePCB F2

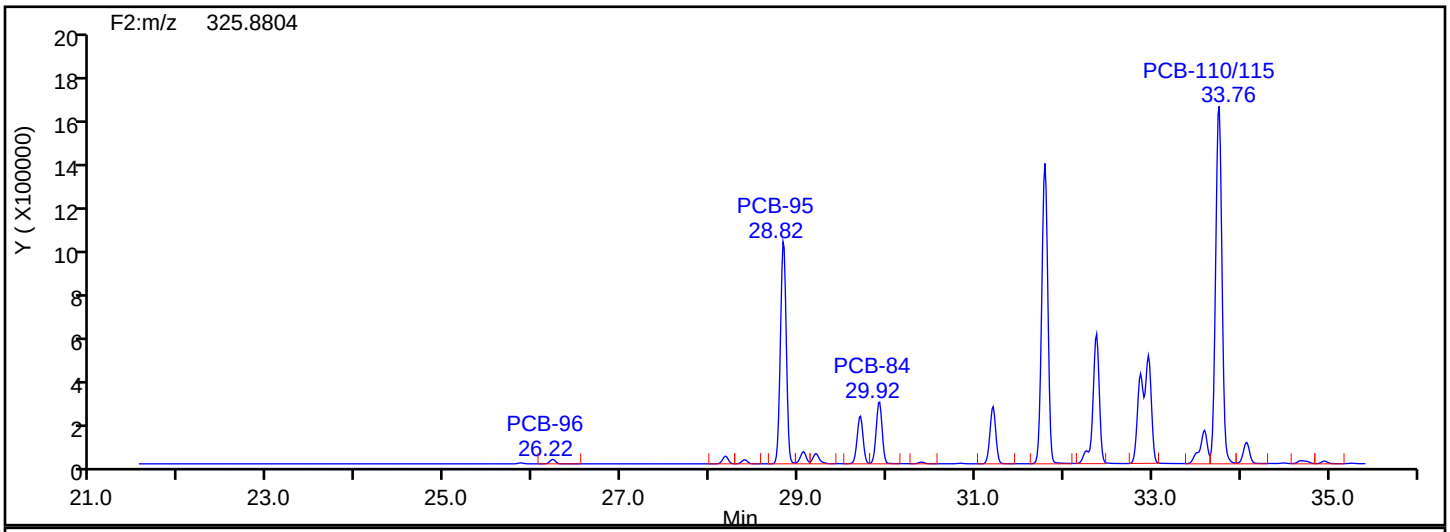

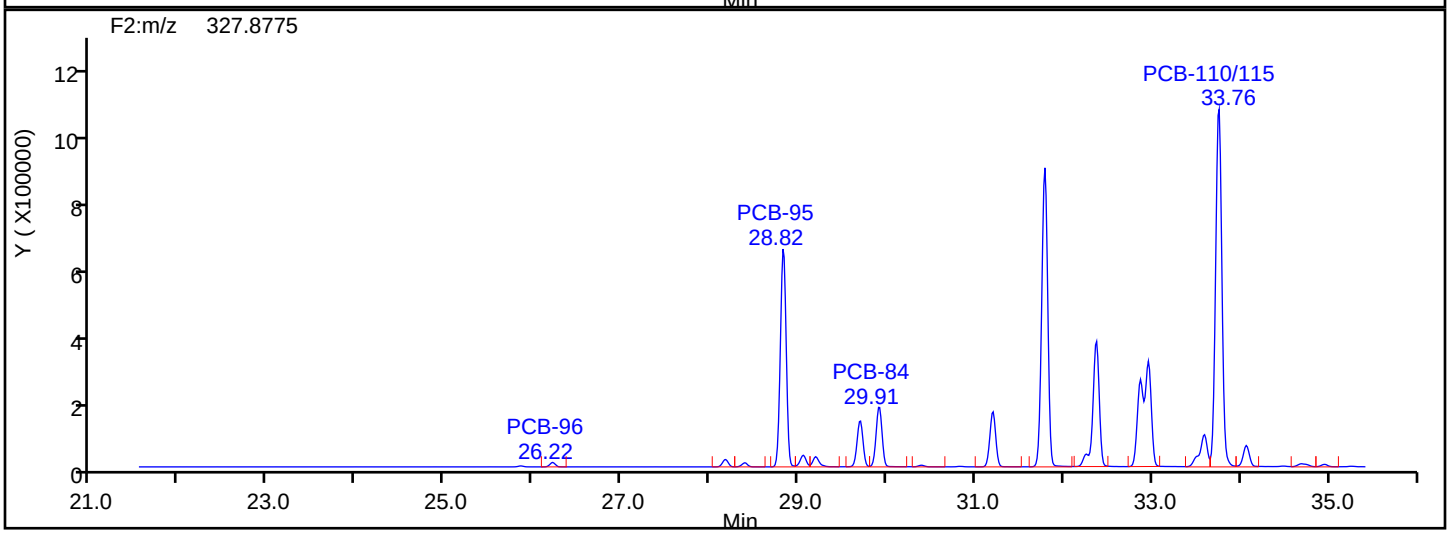

PePCB F2 Lock Mass

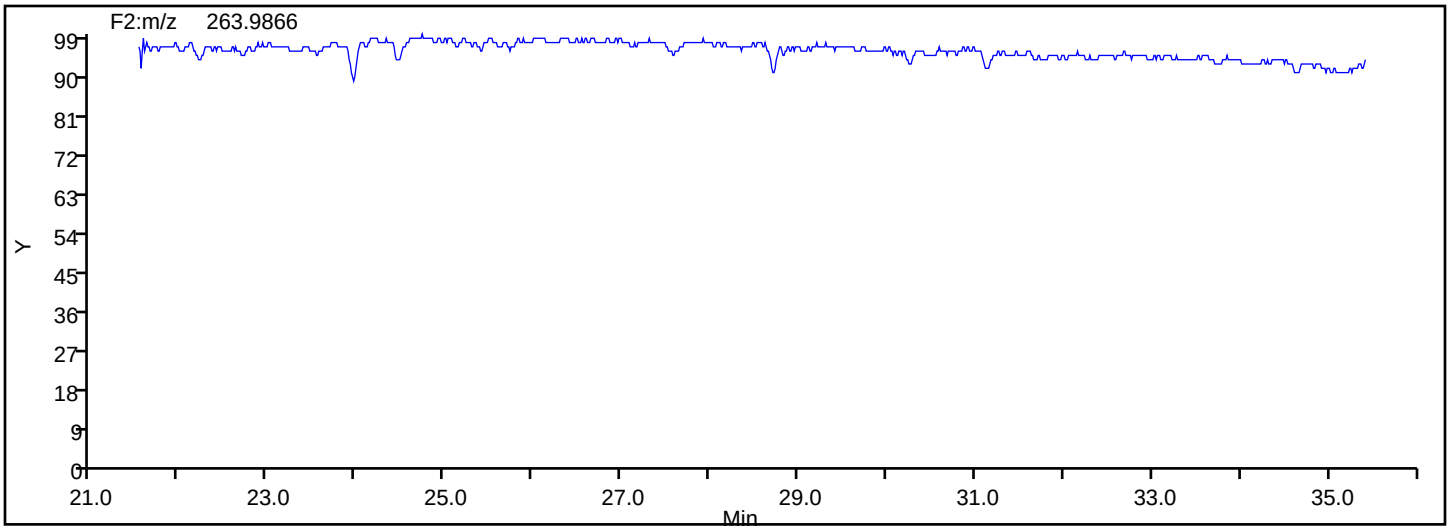

Eurofins TestAmerica, Knoxville

Data File:	\\chromna\Knoxville\ChromData\D3D\20190903-12925.b\580-88125-b-6-c.d				
Injection Date:	03-Sep-2019 15:58:00	Instrument ID:	D3D		
Lims ID:	580-88125-B-6-C	Lab Sample ID:	140-88125-6		
Client ID:	A6-0to23-100818				
Operator ID:	Xcalibur_System	ALS Bottle#:	0	Worklist Smp#:	10
Injection Vol:	1.0 ul	Dil. Factor:	1.0000		
Method:	PCBs_D3D	Limit Group:	HR - 1668A - ICAL		
Column:	SPB-Octyl (0.25 mm)	Detector	F2(21.81 :35.54)		

PCB-83/99, CAS: STL01809

Signal: 2

Processing Integration Results

RT: 32.37
Area: 1805228
Amount: 1217.0330
Amount Units: pg/ul

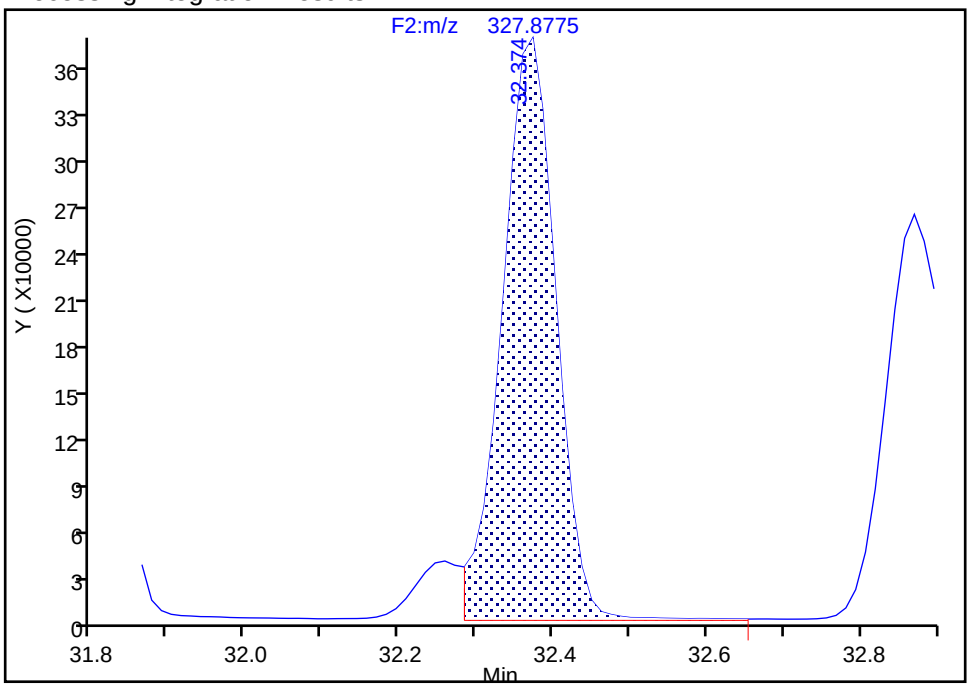

Manual Integration Results

RT: 32.37
Area: 1932381
Amount: 1304.6179
Amount Units: pg/ul

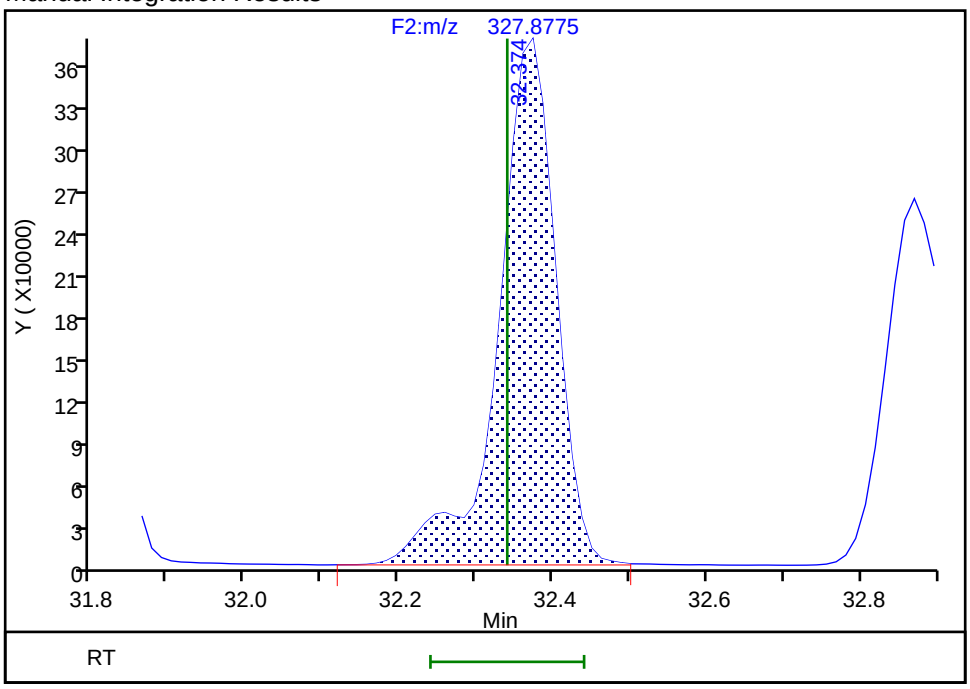

Reviewer: mcwhirterl, 03-Sep-2019 19:52:48
Audit Action: Marked Compound Undetected Audit Reason: Invalid Compound ID

Manual Integration/User Assign Peak Report

Eurofins TestAmerica, Knoxville

Data File:	\\chromna\Knoxville\ChromData\D3D\20190903-12925.b\580-88125-b-6-c.d				
Injection Date:	03-Sep-2019 15:58:00	Instrument ID:	D3D		
Lims ID:	580-88125-B-6-C	Lab Sample ID:	140-88125-6		
Client ID:	A6-0to23-100818				
Operator ID:	Xcalibur_System	ALS Bottle#:	0	Worklist Smp#:	10
Injection Vol:	1.0 ul	Dil. Factor:	1.0000		
Method:	PCBs_D3D	Limit Group:	HR - 1668A - ICAL		
Column:	SPB-Octyl (0.25 mm)	Detector	F2(21.81 :35.54)		

PCB-83/99, CAS: STL01809

Signal: 3

Processing Integration Results

RT: 32.37
Area: 4689181
Amount: 1217.0330
Amount Units: pg/ul

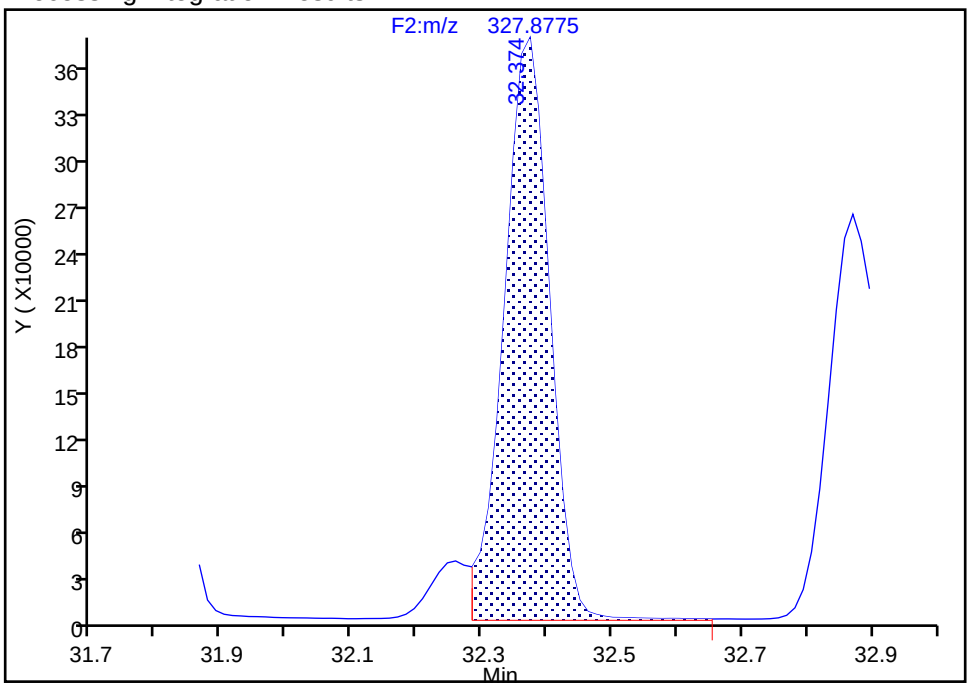

Manual Integration Results

RT: 32.37
Area: 5026642
Amount: 1304.6179
Amount Units: pg/ul
Reviewer: mcwhirterl, 03-Sep-2019 19:52:48
Audit Action: Marked Compound Undetected Audit Reason: Invalid Compound ID

Manual Integration/User Assign Peak Report

Eurofins TestAmerica, Knoxville

Data File:	\\chromna\Knoxville\ChromData\D3D\20190903-12925.b\580-88125-b-6-c.d				
Injection Date:	03-Sep-2019 15:58:00	Instrument ID:	D3D		
Lims ID:	580-88125-B-6-C	Lab Sample ID:	140-88125-6		
Client ID:	A6-0to23-100818				
Operator ID:	Xcalibur_System	ALS Bottle#:	0	Worklist Smp#:	10
Injection Vol:	1.0 ul	Dil. Factor:	1.0000		
Method:	PCBs_D3D	Limit Group:	HR - 1668A - ICAL		
Column:	SPB-Octyl (0.25 mm)	Detector	F2(21.81 :35.54)		

PCB-83/99, CAS: STL01809

Signal: 1

Processing Integration Results

RT: 32.37
Area: 2883953
Amount: 1217.0330
Amount Units: pg/ul

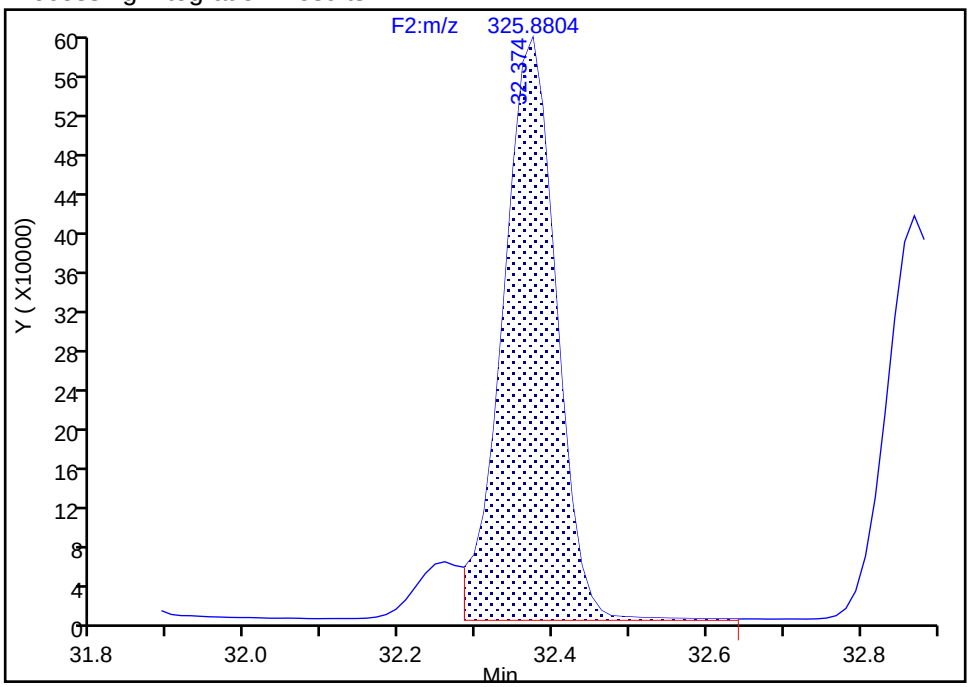

Manual Integration Results

RT: 32.37
Area: 3094261
Amount: 1304.6179
Amount Units: pg/ul

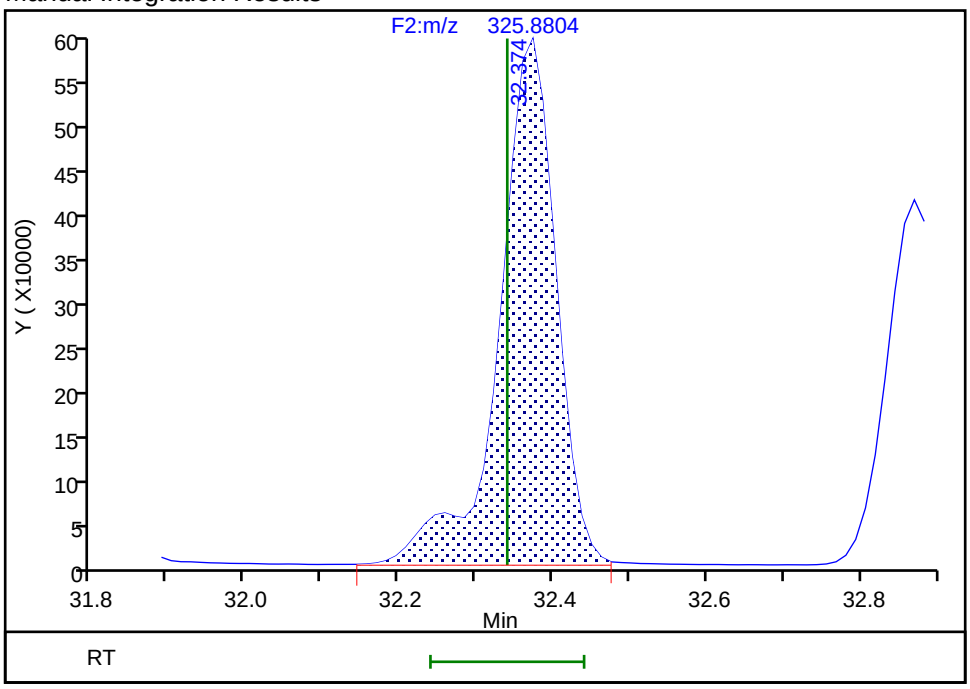

Reviewer: mcwhirterl, 03-Sep-2019 19:52:50

Audit Action: Manually Integrated/Assigned Compound ID Audit Reason: Incomplete Integration

Manual Integration/User Assign Peak Report

Eurofins TestAmerica, Knoxville

Data File:	\\chromna\Knoxville\ChromData\D3D\20190903-12925.b\580-88125-b-6-c.d				
Injection Date:	03-Sep-2019 15:58:00	Instrument ID:	D3D		
Lims ID:	580-88125-B-6-C	Lab Sample ID:	140-88125-6		
Client ID:	A6-0to23-100818				
Operator ID:	Xcalibur_System	ALS Bottle#:	0	Worklist Smp#:	10
Injection Vol:	1.0 ul	Dil. Factor:	1.0000		
Method:	PCBs_D3D	Limit Group:	HR - 1668A - ICAL		
Column:	SPB-Octyl (0.25 mm)	Detector	F2(21.81 :35.54)		

PCB-86/87/97/109/119/125, CAS: STL02295

Signal: 2

Processing Integration Results

RT: 32.87
Area: 1185894
Amount: 625.4047
Amount Units: pg/ul

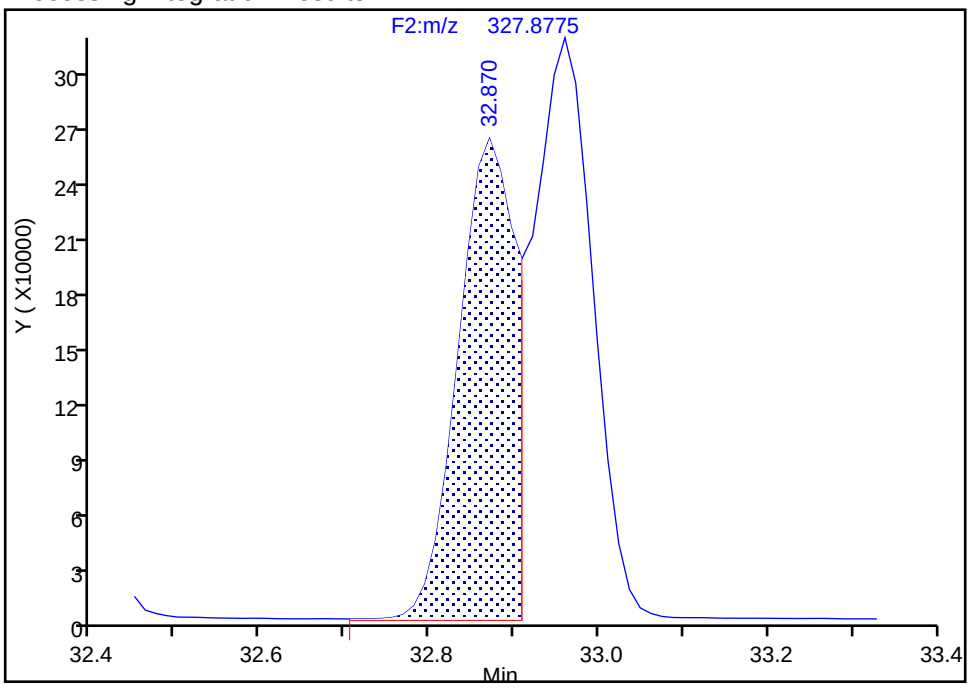

Manual Integration Results

RT: 32.96
Area: 2674482
Amount: 1413.3157
Amount Units: pg/ul

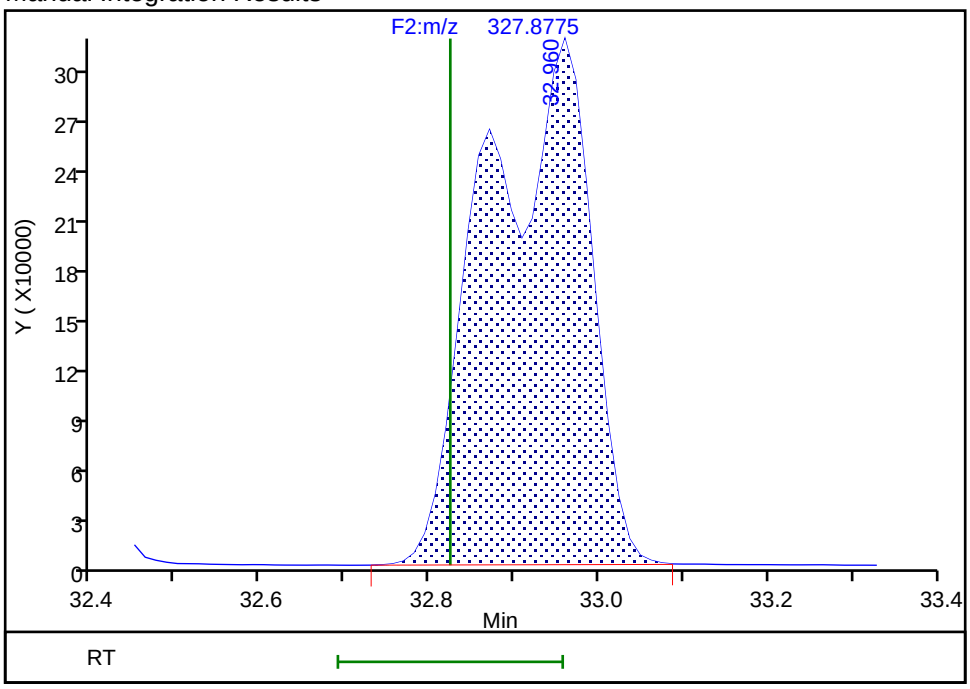

Reviewer: mcwhirterl, 03-Sep-2019 19:53:12
Audit Action: Marked Compound Undetected Audit Reason: Invalid Compound ID

Manual Integration/User Assign Peak Report

Eurofins TestAmerica, Knoxville

Data File:	\\chromna\Knoxville\ChromData\D3D\20190903-12925.b\580-88125-b-6-c.d				
Injection Date:	03-Sep-2019 15:58:00	Instrument ID:	D3D		
Lims ID:	580-88125-B-6-C	Lab Sample ID:	140-88125-6		
Client ID:	A6-0to23-100818				
Operator ID:	Xcalibur_System	ALS Bottle#:	0	Worklist Smp#:	10
Injection Vol:	1.0 ul	Dil. Factor:	1.0000		
Method:	PCBs_D3D	Limit Group:	HR - 1668A - ICAL		
Column:	SPB-Octyl (0.25 mm)	Detector	F2(21.81 :35.54)		

PCB-86/87/97/109/119/125, CAS: STL02295

Signal: 3

Processing Integration Results

RT: 32.87
Area: 3067557
Amount: 625.4047
Amount Units: pg/ul

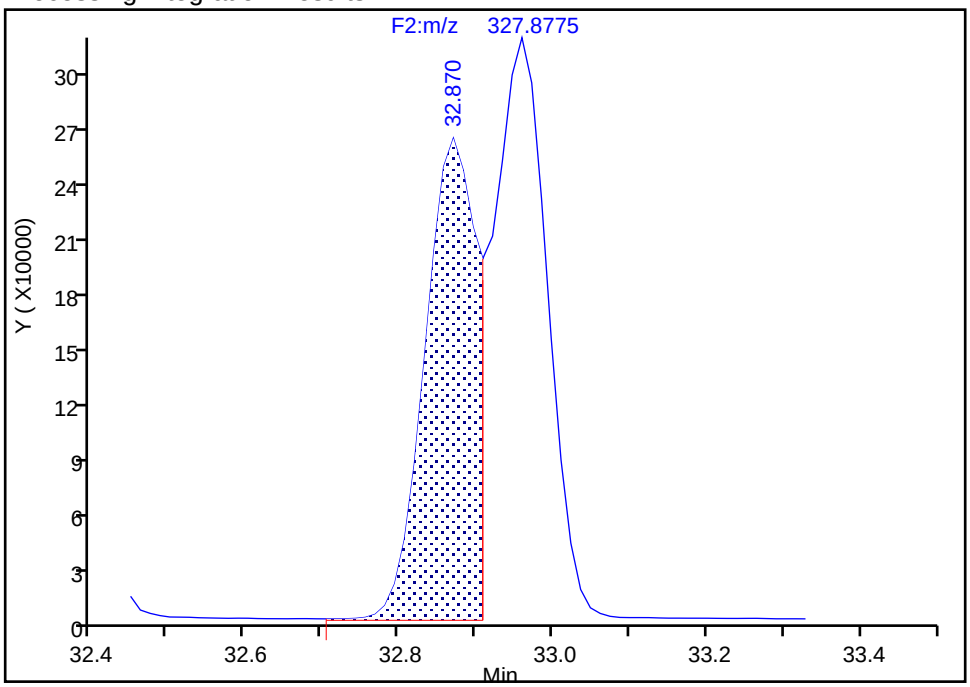

Manual Integration Results

RT: 32.96
Area: 6932194
Amount: 1413.3157
Amount Units: pg/ul
Reviewer: mcwhirterl, 03-Sep-2019 19:53:12
Audit Action: Marked Compound Undetected Audit Reason: Invalid Compound ID

Manual Integration/User Assign Peak Report

Eurofins TestAmerica, Knoxville

Data File:	\\chromna\Knoxville\ChromData\D3D\20190903-12925.b\580-88125-b-6-c.d				
Injection Date:	03-Sep-2019 15:58:00	Instrument ID:	D3D		
Lims ID:	580-88125-B-6-C	Lab Sample ID:	140-88125-6		
Client ID:	A6-0to23-100818				
Operator ID:	Xcalibur_System	ALS Bottle#:	0	Worklist Smp#:	10
Injection Vol:	1.0 ul	Dil. Factor:	1.0000		
Method:	PCBs_D3D	Limit Group:	HR - 1668A - ICAL		
Column:	SPB-Octyl (0.25 mm)	Detector	F2(21.81 :35.54)		

PCB-86/87/97/109/119/125, CAS: STL02295

Signal: 1

Processing Integration Results

RT: 32.87
Area: 1881663
Amount: 625.4047
Amount Units: pg/ul

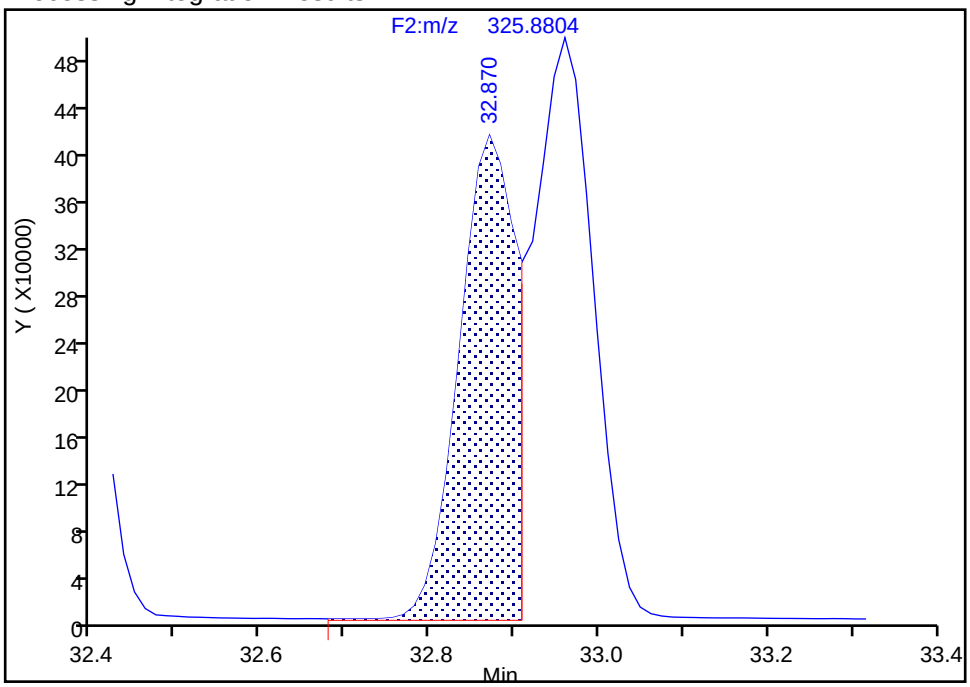

Manual Integration Results

RT: 32.96
Area: 4257712
Amount: 1413.3157
Amount Units: pg/ul

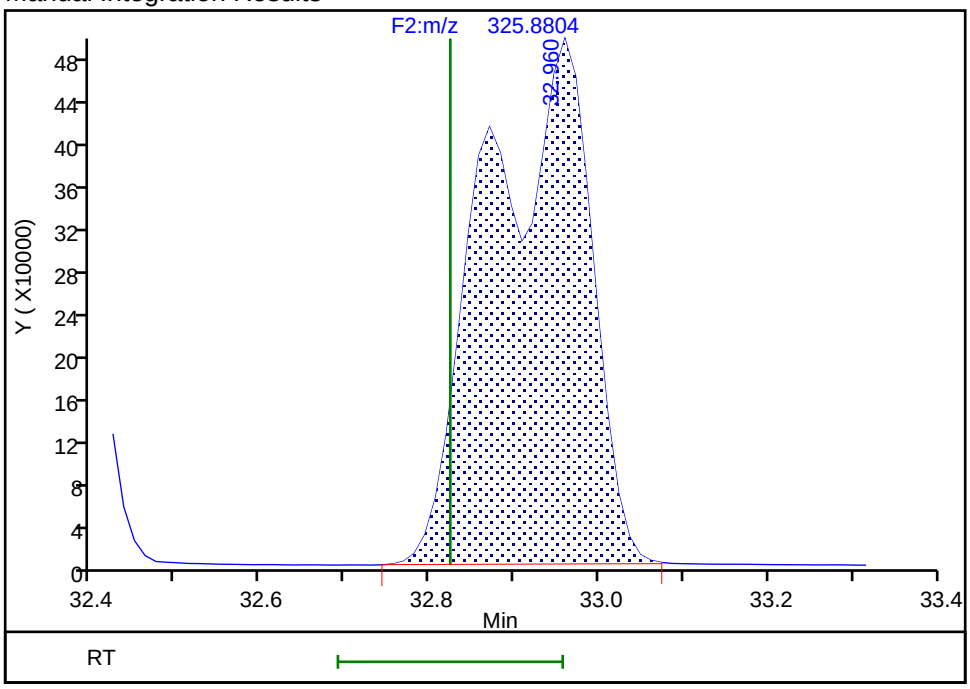

Reviewer: mcwhirterl, 03-Sep-2019 19:53:13
Audit Action: Manually Integrated/Assigned Compound ID Audit Reason: Incomplete Integration

Eurofins TestAmerica, Knoxville

Data File:	\\chromna\Knoxville\ChromData\D3D\20190903-12925.b\580-88125-b-6-c.d		
Injection Date:	03-Sep-2019 15:58:00	Injection Vol:	1.0 ul
Instrument ID:	D3D	Operator ID:	Xcalibur_System
Method:	PCBs_D3D	Limit Group:	HR - 1668A - ICAL
Client ID:	A6-0to23-100818		
Worklist#:	33205	Sample Line#:	10
Column Type:	SPB-Octyl	Column Dia:	0.25 mm

PePCB F3

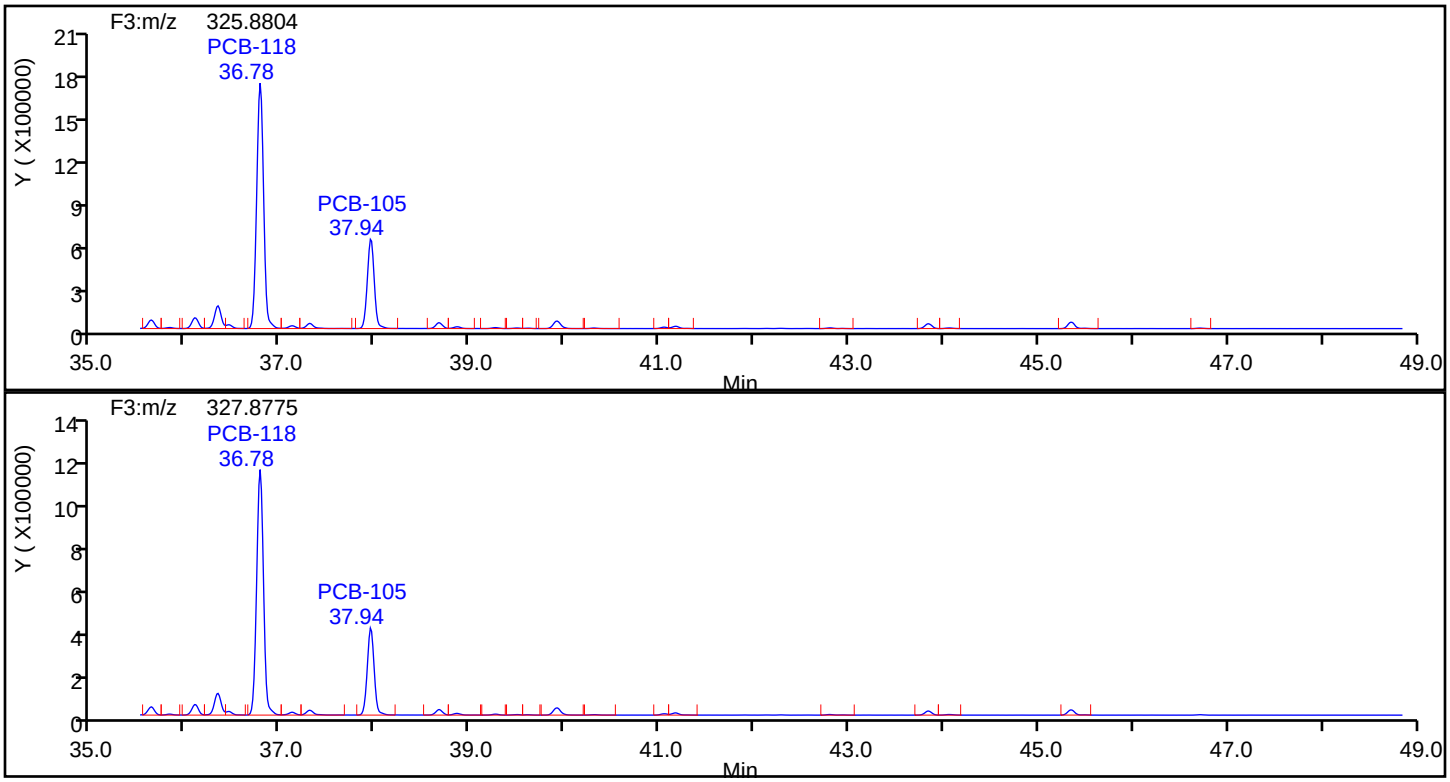

PePCB F3 Standards

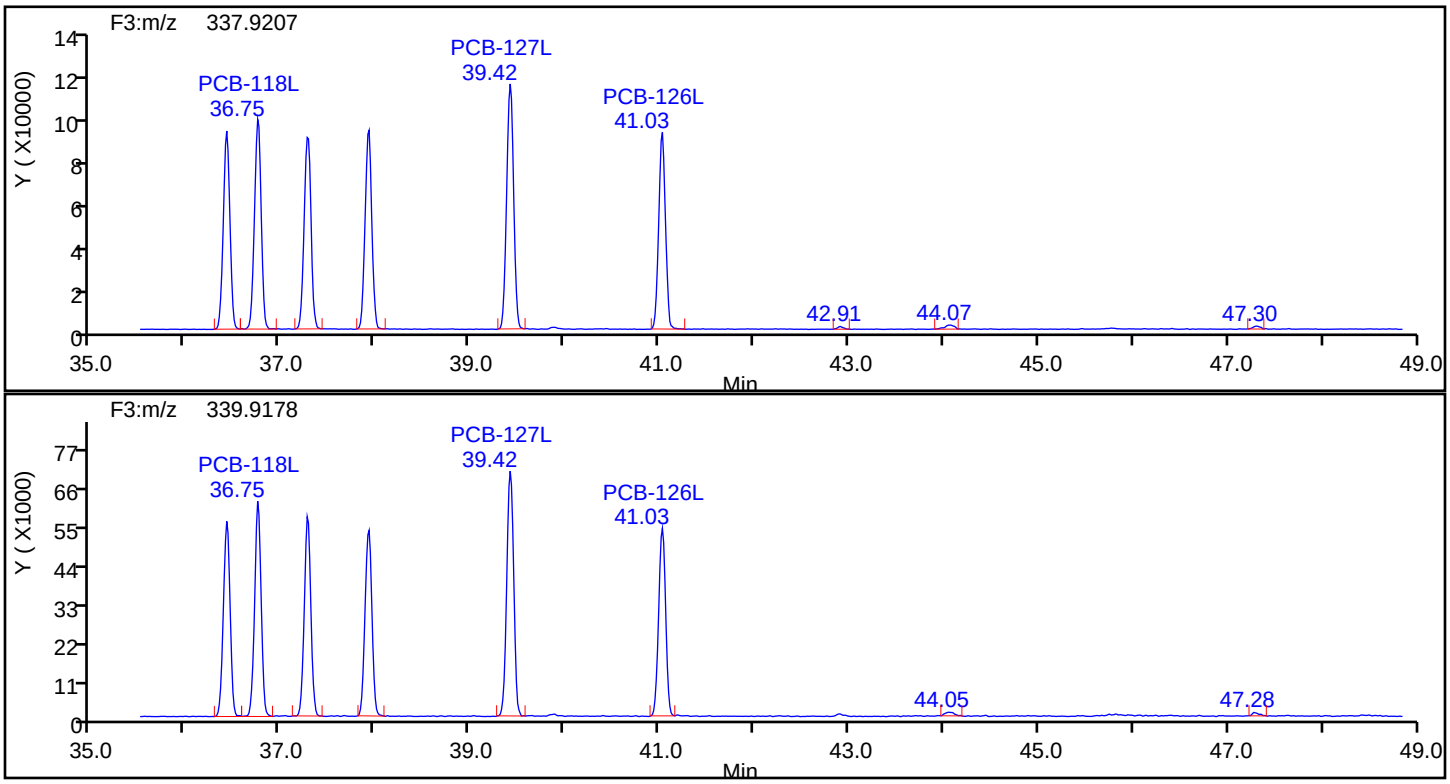

Eurofins TestAmerica, Knoxville

Data File:	\\chromna\Knoxville\ChromData\D3D\20190903-12925.b\580-88125-b-6-c.d		
Injection Date:	03-Sep-2019 15:58:00	Injection Vol:	1.0 ul
Instrument ID:	D3D	Operator ID:	Xcalibur_System
Method:	PCBs_D3D	Limit Group:	HR - 1668A - ICAL
Client ID:	A6-0to23-100818		
Worklist#:	33205	Sample Line#:	10
Column Type:	SPB-Octyl	Column Dia:	0.25 mm

PePCB F3

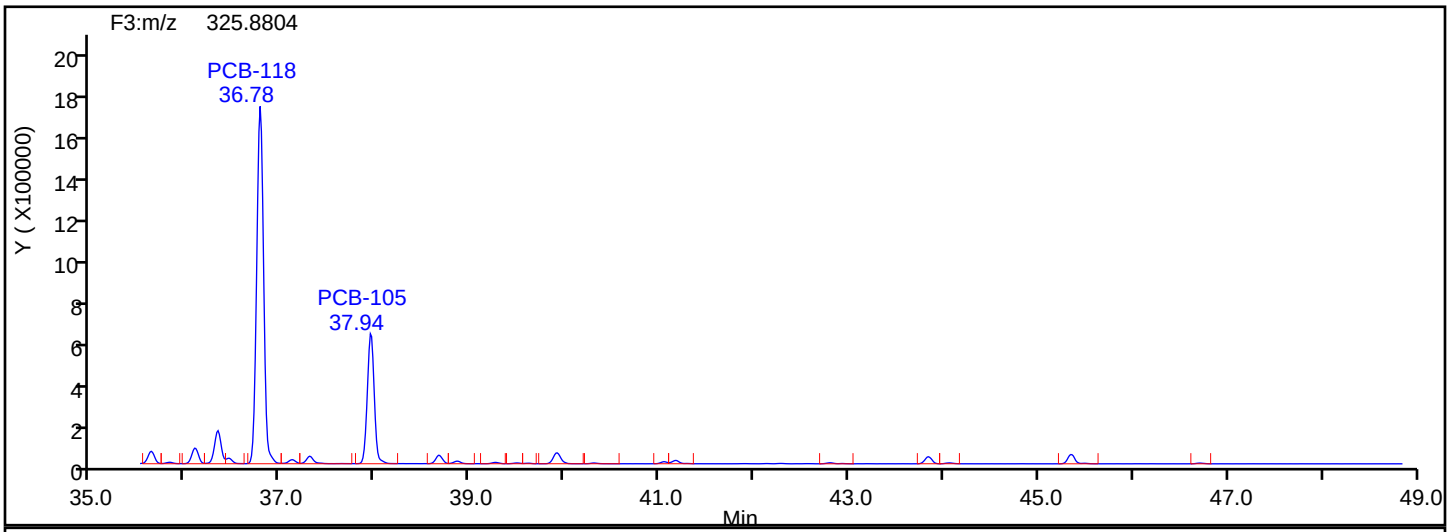

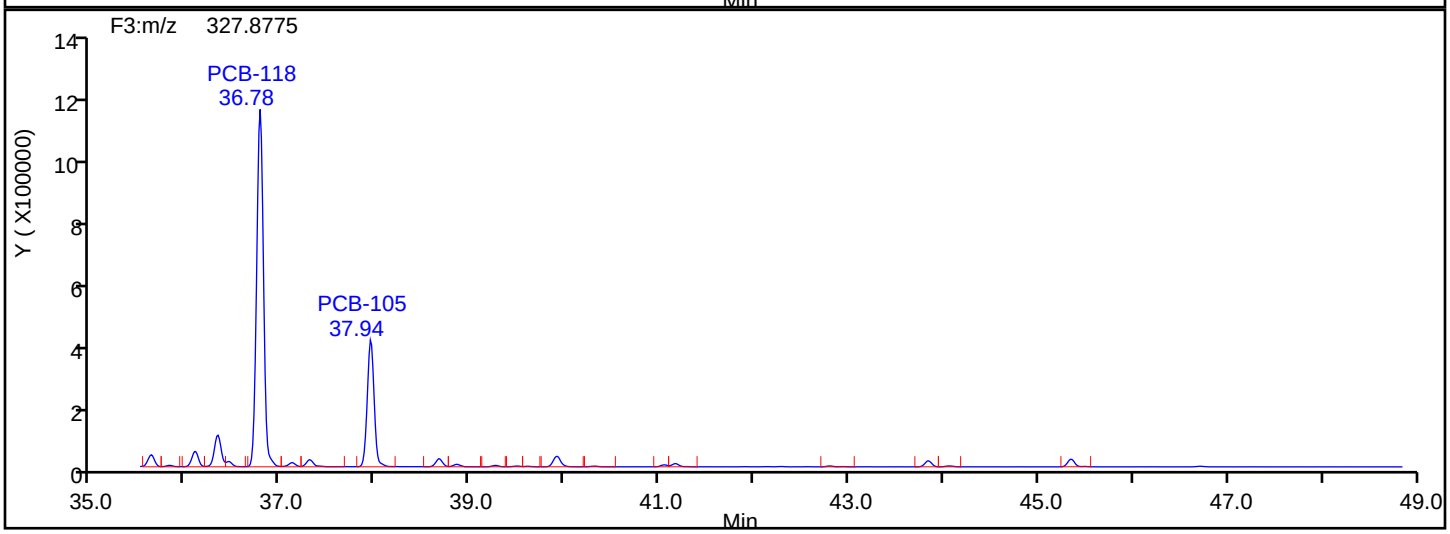

PePCB F3 Lock Mass

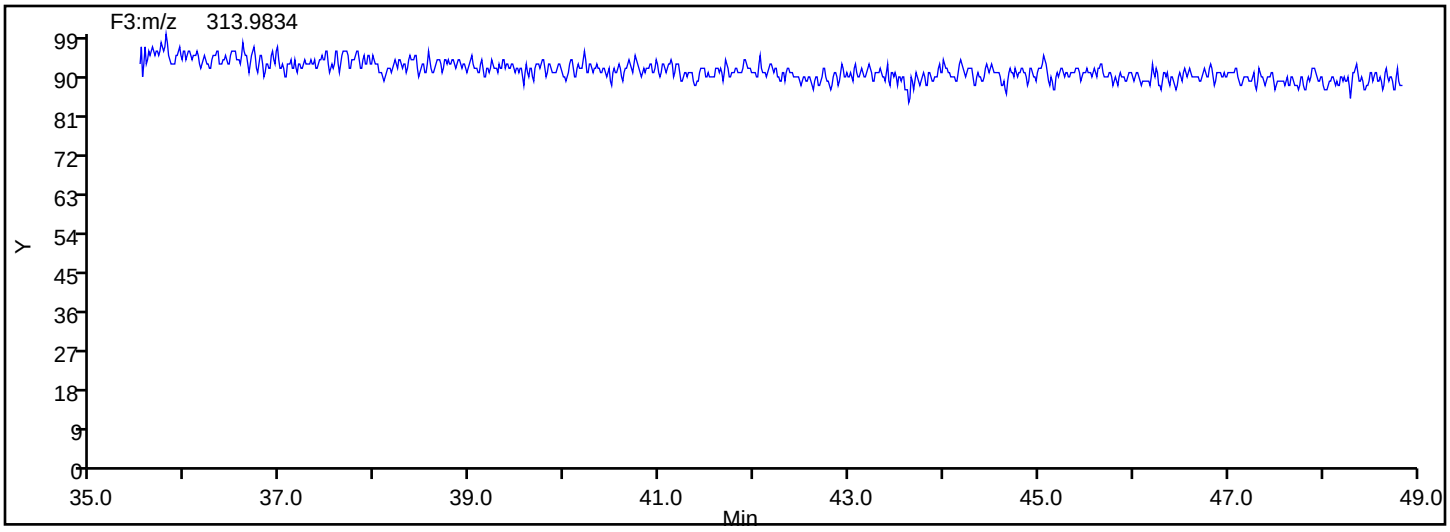

Manual Integration/User Assign Peak Report

Eurofins TestAmerica, Knoxville

Data File:	\\chromna\Knoxville\ChromData\D3D\20190903-12925.b\580-88125-b-6-c.d				
Injection Date:	03-Sep-2019 15:58:00	Instrument ID:	D3D		
Lims ID:	580-88125-B-6-C	Lab Sample ID:	140-88125-6		
Client ID:	A6-0to23-100818				
Operator ID:	Xcalibur_System	ALS Bottle#:	0	Worklist Smp#:	10
Injection Vol:	1.0 ul	Dil. Factor:	1.0000		
Method:	PCBs_D3D	Limit Group:	HR - 1668A - ICAL		
Column:	SPB-Octyl (0.25 mm)	Detector	F3(35.64 :49.10)		

PCB-127, CAS: 39635-33-1

Signal: 2

Processing Integration Results

RT: 39.50
Area: 20827
Amount: 5.767784
Amount Units: pg/ul

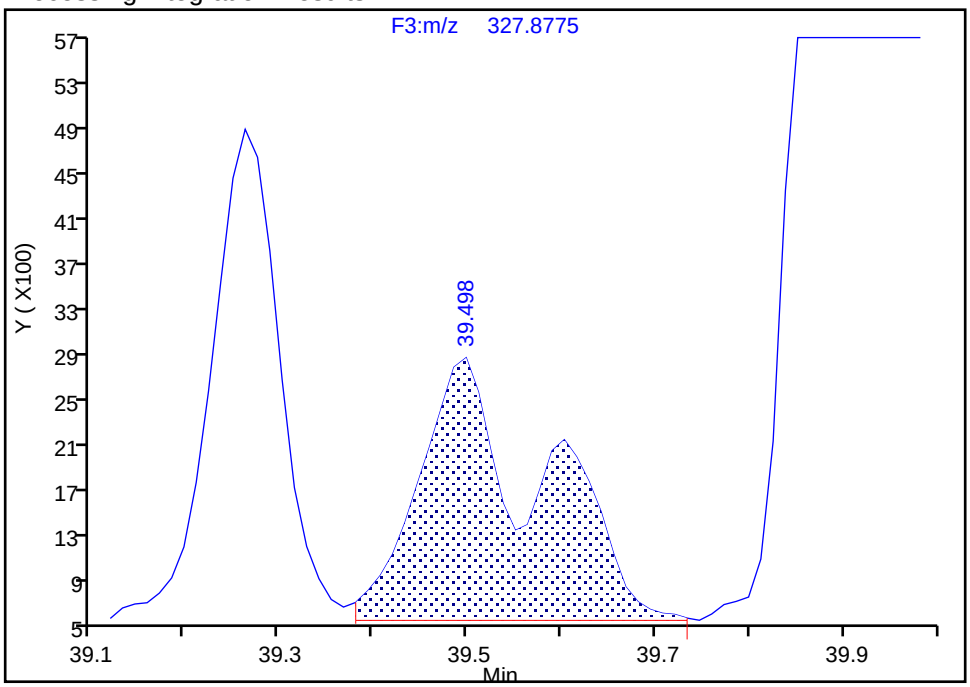

Manual Integration Results

RT: 39.50
Area: 12719
Amount: 3.518949
Amount Units: pg/ul

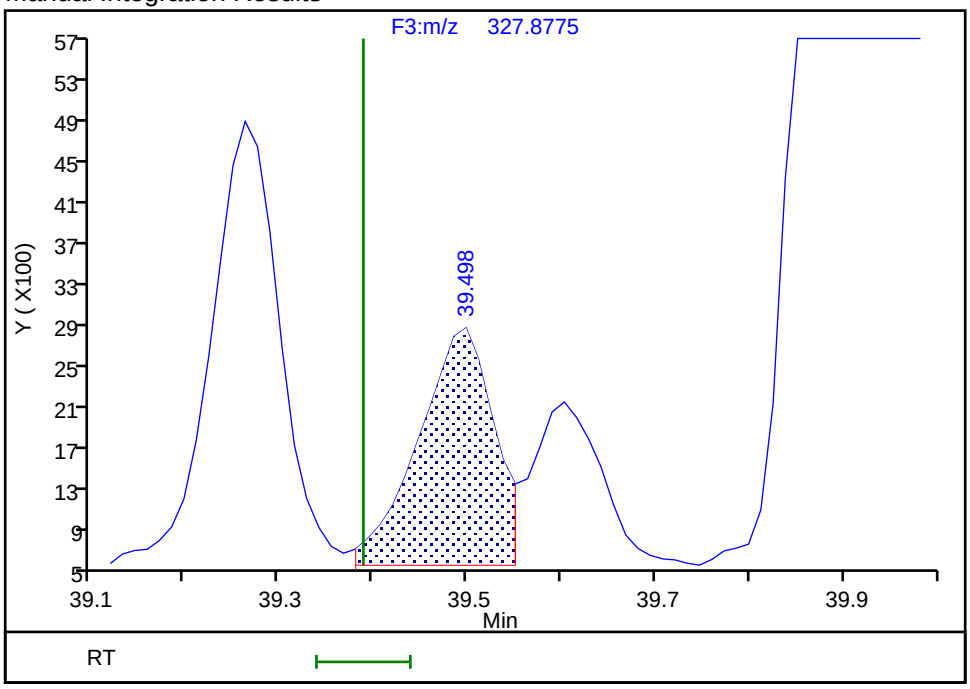

Reviewer: mcwhirterl, 03-Sep-2019 19:54:03
Audit Action: Marked Compound Undetected Audit Reason: Invalid Compound ID

Manual Integration/User Assign Peak Report

Eurofins TestAmerica, Knoxville

Data File:	\\chromna\Knoxville\ChromData\D3D\20190903-12925.b\580-88125-b-6-c.d				
Injection Date:	03-Sep-2019 15:58:00	Instrument ID:	D3D		
Lims ID:	580-88125-B-6-C	Lab Sample ID:	140-88125-6		
Client ID:	A6-0to23-100818				
Operator ID:	Xcalibur_System	ALS Bottle#:	0	Worklist Smp#:	10
Injection Vol:	1.0 ul	Dil. Factor:	1.0000		
Method:	PCBs_D3D	Limit Group:	HR - 1668A - ICAL		
Column:	SPB-Octyl (0.25 mm)	Detector	F3(35.64 :49.10)		

PCB-127, CAS: 39635-33-1

Signal: 3

Processing Integration Results

RT: 39.49
Area: 53681
Amount: 5.767784
Amount Units: pg/ul

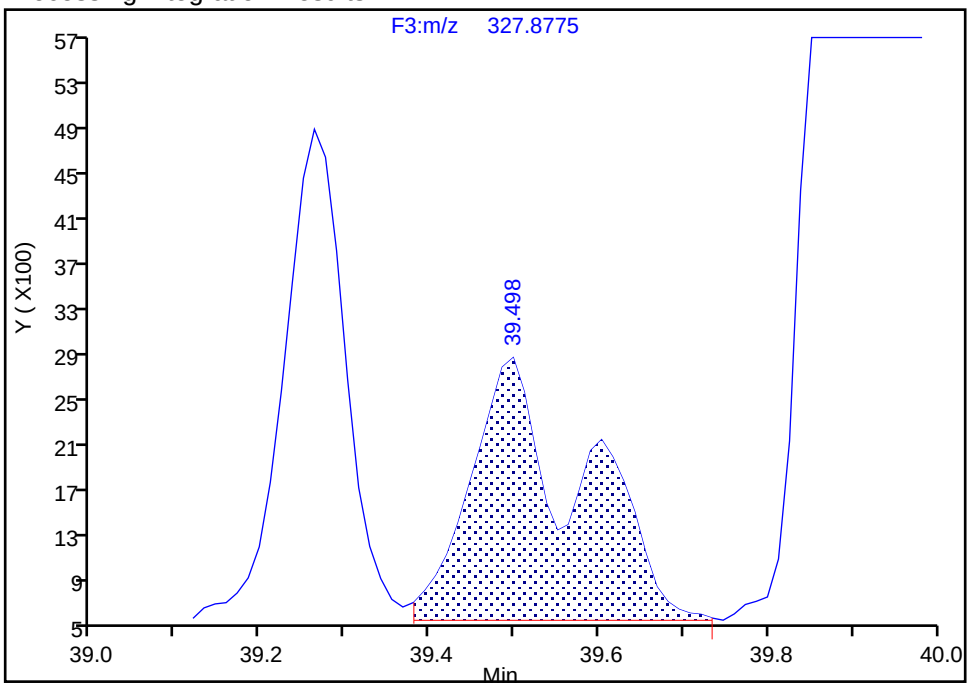

Manual Integration Results

RT: 39.49
Area: 32751
Amount: 3.518949
Amount Units: pg/ul
Reviewer: mcwhirterl, 03-Sep-2019 19:54:03
Audit Action: Marked Compound Undetected Audit Reason: Invalid Compound ID

Manual Integration/User Assign Peak Report

Eurofins TestAmerica, Knoxville

Data File:	\\chromna\Knoxville\ChromData\D3D\20190903-12925.b\580-88125-b-6-c.d				
Injection Date:	03-Sep-2019 15:58:00	Instrument ID:	D3D		
Lims ID:	580-88125-B-6-C	Lab Sample ID:	140-88125-6		
Client ID:	A6-0to23-100818				
Operator ID:	Xcalibur_System	ALS Bottle#:	0	Worklist Smp#:	10
Injection Vol:	1.0 ul	Dil. Factor:	1.0000		
Method:	PCBs_D3D	Limit Group:	HR - 1668A - ICAL		
Column:	SPB-Octyl (0.25 mm)	Detector	F3(35.64 :49.10)		

PCB-127, CAS: 39635-33-1

Signal: 1

Processing Integration Results

RT: 39.49
Area: 32854
Amount: 5.767784
Amount Units: pg/ul

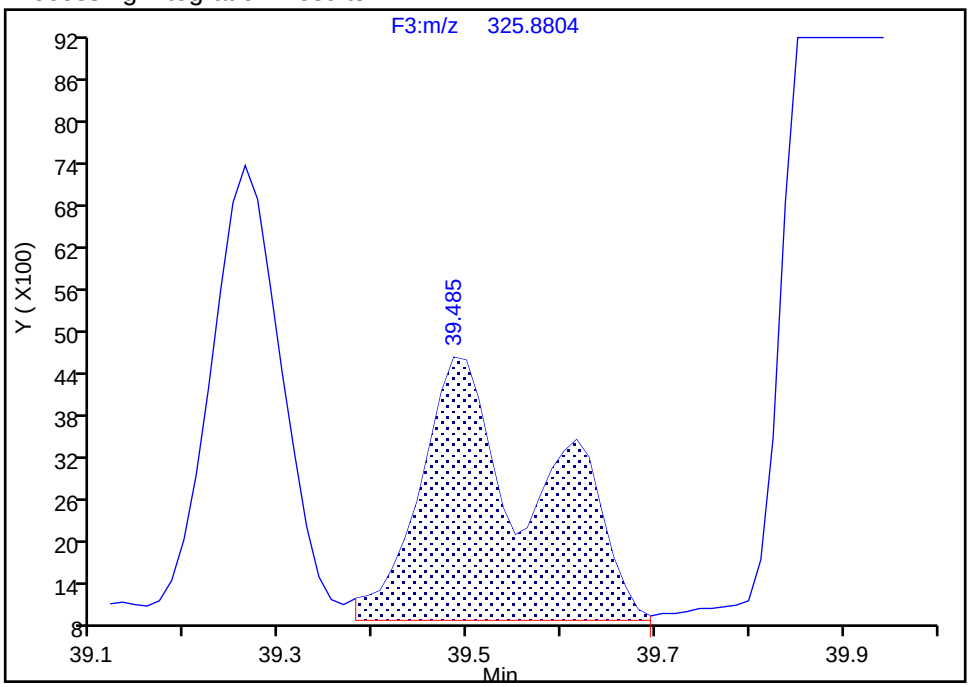

Manual Integration Results

RT: 39.49
Area: 20032
Amount: 3.518949
Amount Units: pg/ul

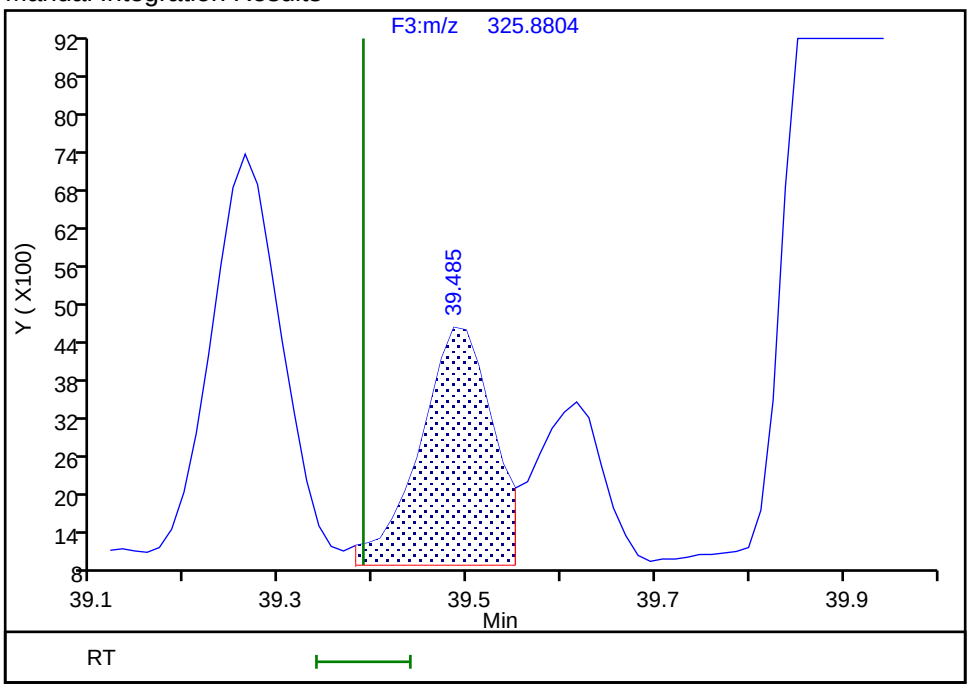

Reviewer: mcwhirterl, 03-Sep-2019 19:54:05
Audit Action: Manually Integrated/Assigned Compound ID Audit Reason: Split Peak

Manual Integration/User Assign Peak Report

Eurofins TestAmerica, Knoxville

Data File:	\\chromna\Knoxville\ChromData\D3D\20190903-12925.b\580-88125-b-6-c.d				
Injection Date:	03-Sep-2019 15:58:00	Instrument ID:	D3D		
Lims ID:	580-88125-B-6-C	Lab Sample ID:	140-88125-6		
Client ID:	A6-0to23-100818				
Operator ID:	Xcalibur_System	ALS Bottle#:	0	Worklist Smp#:	10
Injection Vol:	1.0 ul	Dil. Factor:	1.0000		
Method:	PCBs_D3D	Limit Group:	HR - 1668A - ICAL		
Column:	SPB-Octyl (0.25 mm)	Detector	F3(35.64 :49.10)		

PCB-126, CAS: 57465-28-8

Signal: 2

Processing Integration Results

RT: 41.05
Area: 6301
Amount: 4.983617
Amount Units: pg/ul

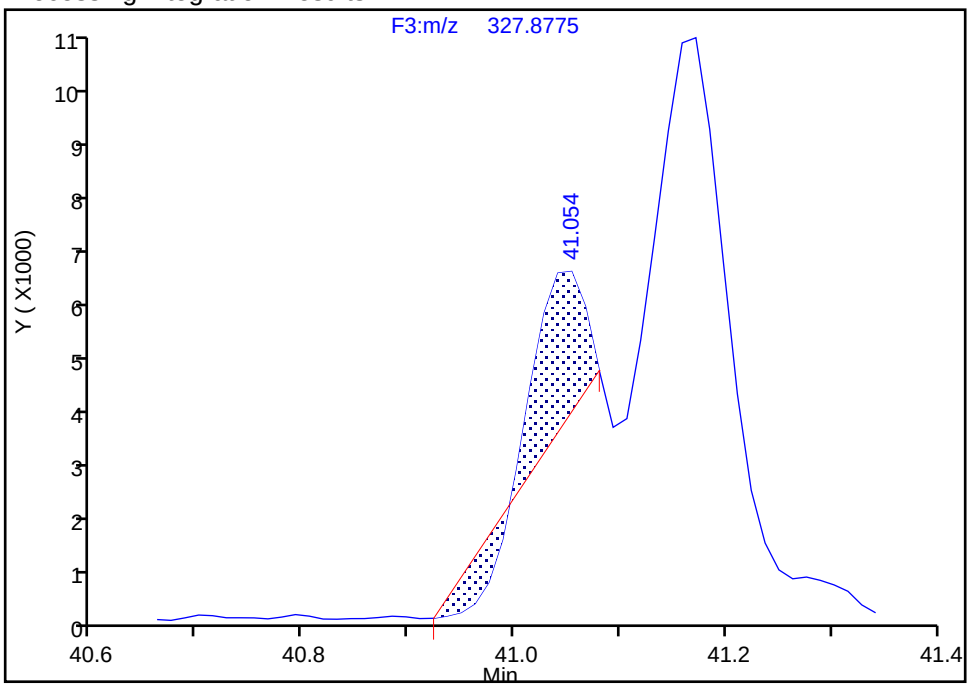

Manual Integration Results

RT: 41.05
Area: 29415
Amount: 7.836972
Amount Units: pg/ul

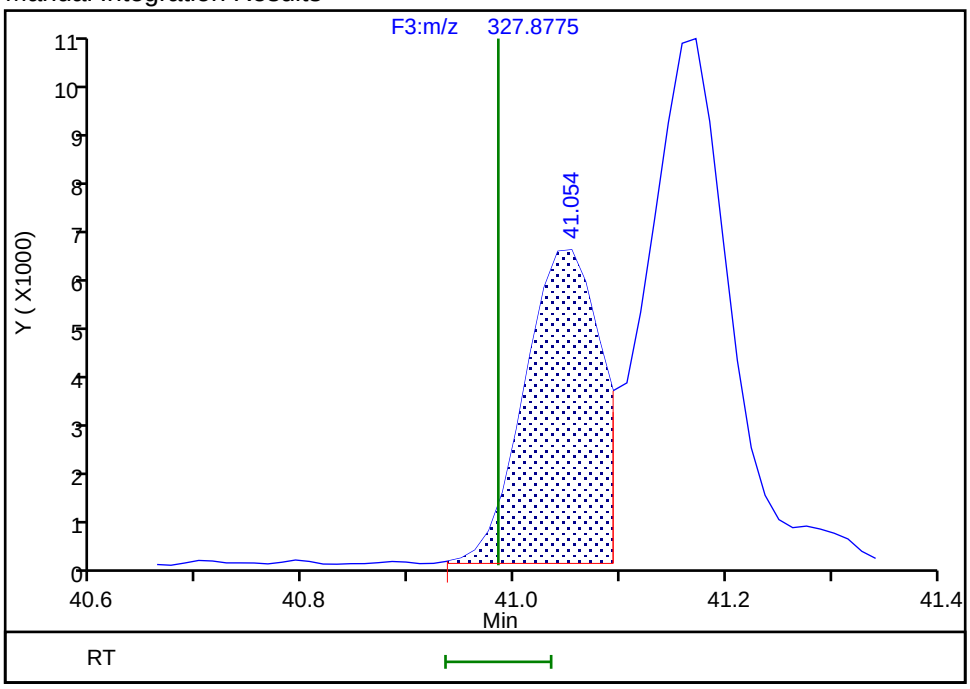

Reviewer: mcwhirterl, 03-Sep-2019 19:54:39

Audit Action: Marked Compound Undetected Audit Reason: Invalid Compound ID

Manual Integration/User Assign Peak Report

Eurofins TestAmerica, Knoxville

Data File:	\\chromna\Knoxville\ChromData\D3D\20190903-12925.b\580-88125-b-6-c.d				
Injection Date:	03-Sep-2019 15:58:00	Instrument ID:	D3D		
Lims ID:	580-88125-B-6-C	Lab Sample ID:	140-88125-6		
Client ID:	A6-0to23-100818				
Operator ID:	Xcalibur_System	ALS Bottle#:	0	Worklist Smp#:	10
Injection Vol:	1.0 ul	Dil. Factor:	1.0000		
Method:	PCBs_D3D	Limit Group:	HR - 1668A - ICAL		
Column:	SPB-Octyl (0.25 mm)	Detector	F3(35.64 :49.10)		

PCB-126, CAS: 57465-28-8

Signal: 3

Processing Integration Results

RT: 41.04
Area: 47900
Amount: 4.983617
Amount Units: pg/ul

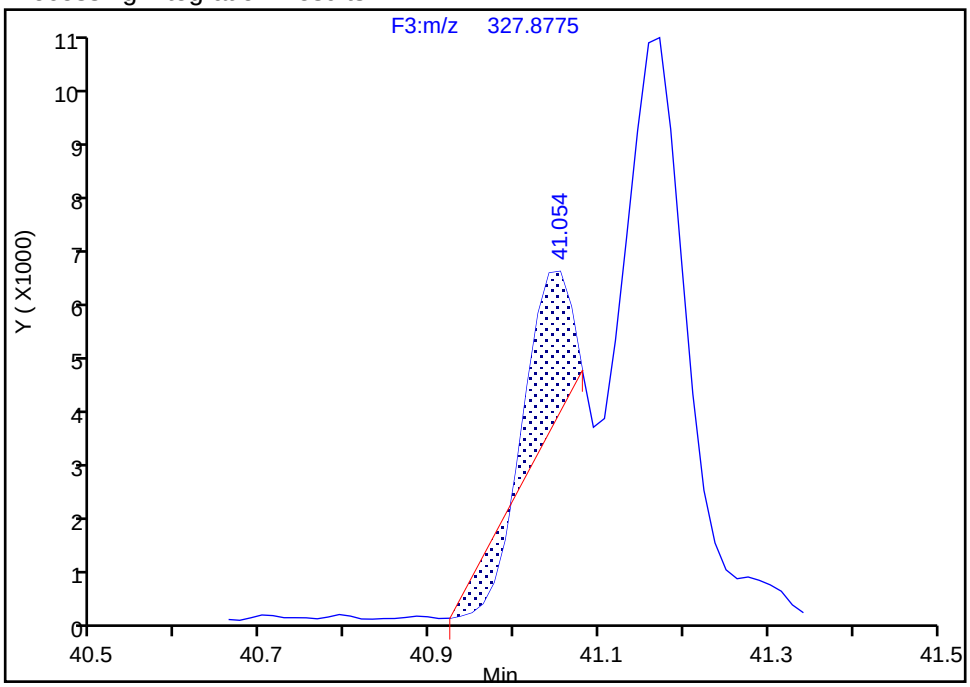

Manual Integration Results

RT: 41.04
Area: 75325
Amount: 7.836972
Amount Units: pg/ul
Reviewer: mcwhirterl, 03-Sep-2019 19:54:39
Audit Action: Marked Compound Undetected Audit Reason: Invalid Compound ID

Manual Integration/User Assign Peak Report

Eurofins TestAmerica, Knoxville

Data File:	\\chromna\Knoxville\ChromData\D3D\20190903-12925.b\580-88125-b-6-c.d				
Injection Date:	03-Sep-2019 15:58:00	Instrument ID:	D3D		
Lims ID:	580-88125-B-6-C	Lab Sample ID:	140-88125-6		
Client ID:	A6-0to23-100818				
Operator ID:	Xcalibur_System	ALS Bottle#:	0	Worklist Smp#:	10
Injection Vol:	1.0 ul	Dil. Factor:	1.0000		
Method:	PCBs_D3D	Limit Group:	HR - 1668A - ICAL		
Column:	SPB-Octyl (0.25 mm)	Detector	F3(35.64 :49.10)		

PCB-126, CAS: 57465-28-8

Signal: 1

Processing Integration Results

RT: 41.04
Area: 41599
Amount: 4.983617
Amount Units: pg/ul

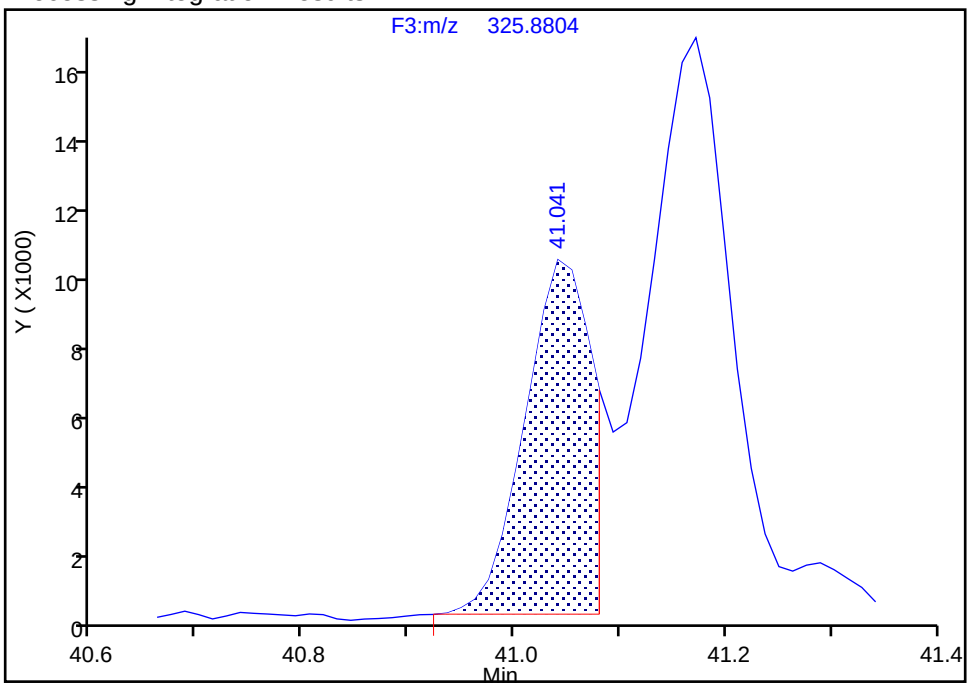

Manual Integration Results

RT: 41.04
Area: 45910
Amount: 7.836972
Amount Units: pg/ul

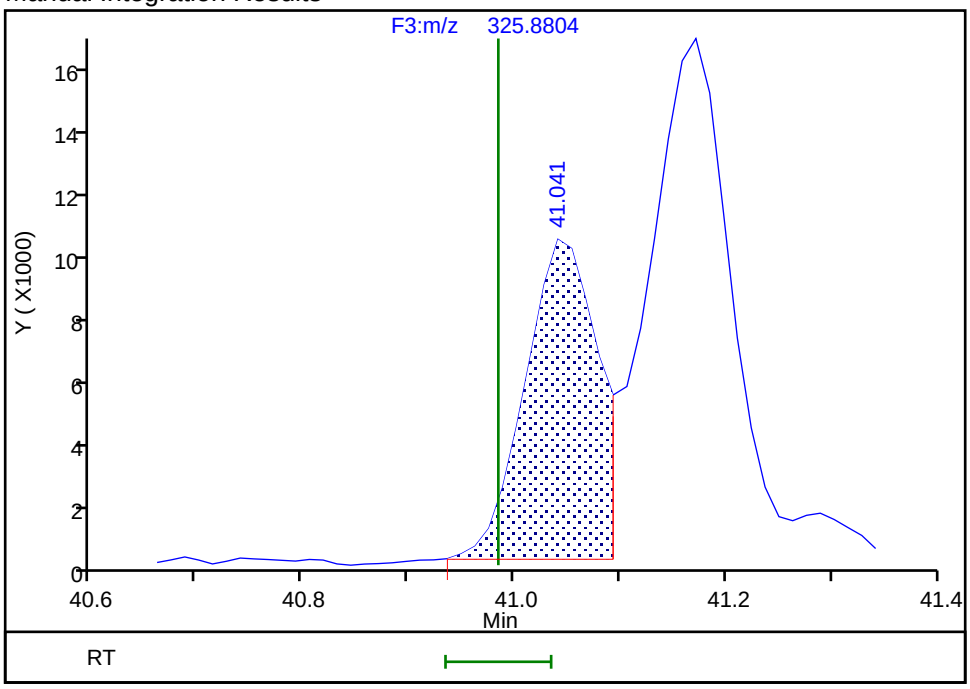

Reviewer: mcwhirterl, 03-Sep-2019 19:54:40

Audit Action: Manually Integrated/Assigned Compound ID Audit Reason: Incomplete Integration

Eurofins TestAmerica, Knoxville

Data File:	\\chromna\Knoxville\ChromData\D3D\20190903-12925.b\580-88125-b-6-c.d		
Injection Date:	03-Sep-2019 15:58:00	Injection Vol:	1.0 ul
Instrument ID:	D3D	Operator ID:	Xcalibur_System
Method:	PCBs_D3D	Limit Group:	HR - 1668A - ICAL
Client ID:	A6-0to23-100818		
Worklist#:	33205	Sample Line#:	10
Column Type:	SPB-Octyl	Column Dia:	0.25 mm

HxPCB F2

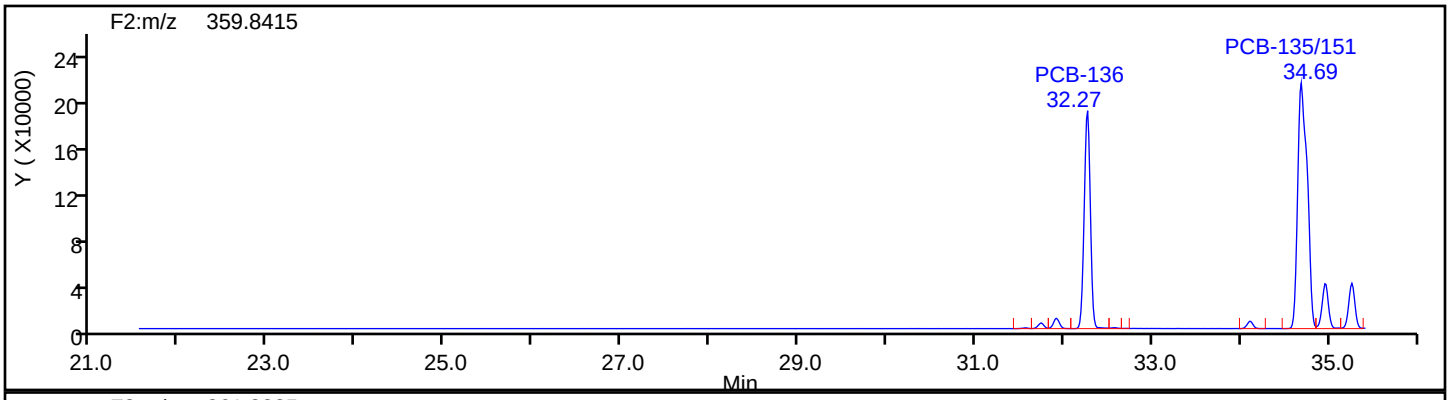

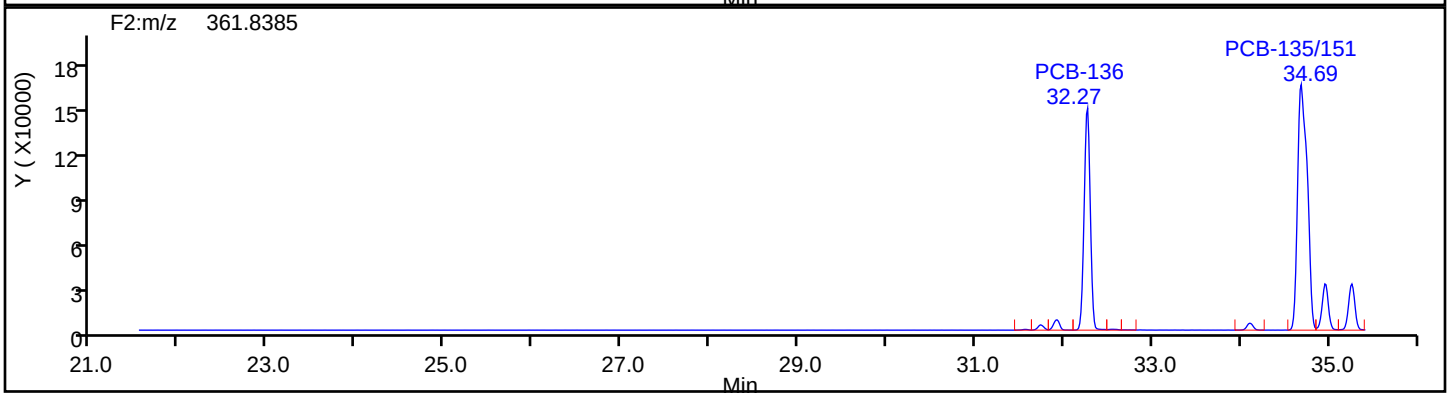

HxPCB F2 Standards

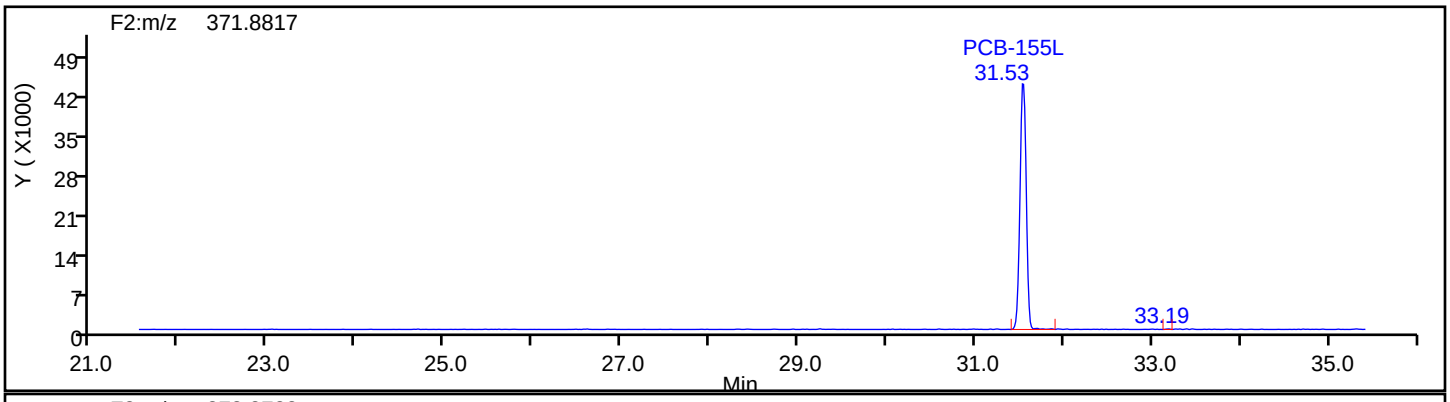

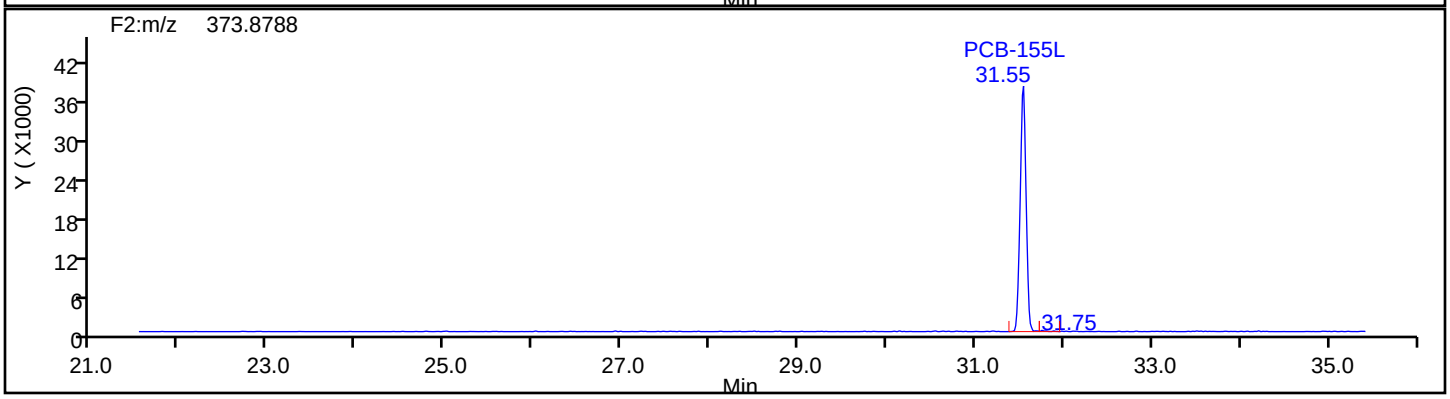

Eurofins TestAmerica, Knoxville

Data File:	\\chromna\Knoxville\ChromData\D3D\20190903-12925.b\580-88125-b-6-c.d		
Injection Date:	03-Sep-2019 15:58:00	Injection Vol:	1.0 ul
Instrument ID:	D3D	Operator ID:	Xcalibur_System
Method:	PCBs_D3D	Limit Group:	HR - 1668A - ICAL
Client ID:	A6-0to23-100818		
Worklist#:	33205	Sample Line#:	10
Column Type:	SPB-Octyl	Column Dia:	0.25 mm

HxPCB F2

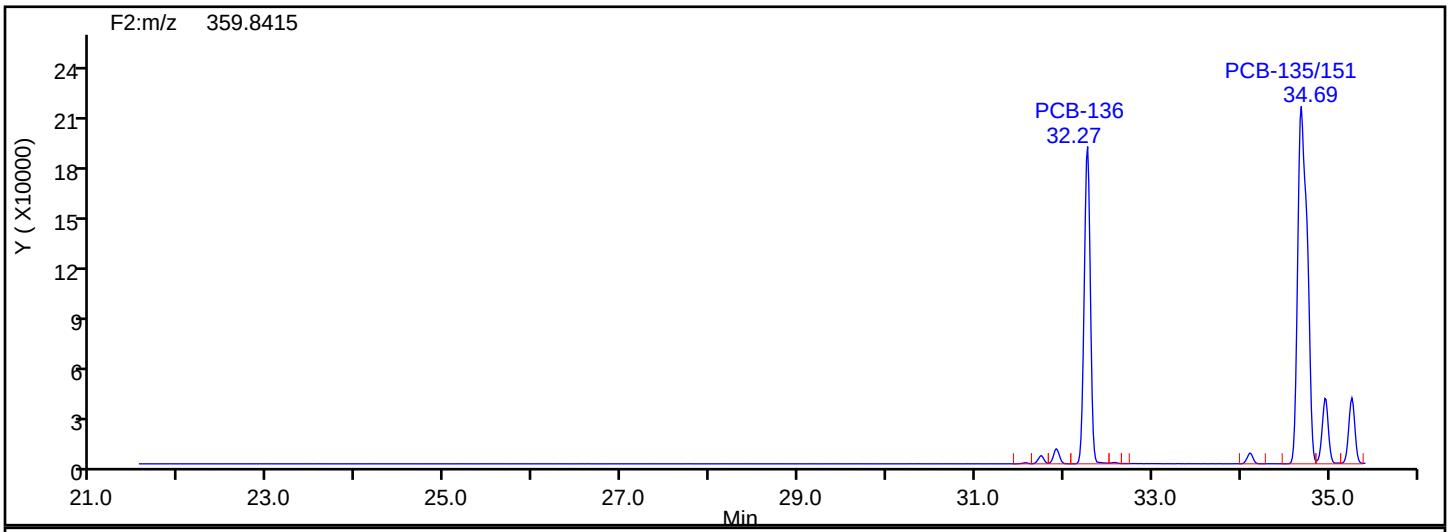

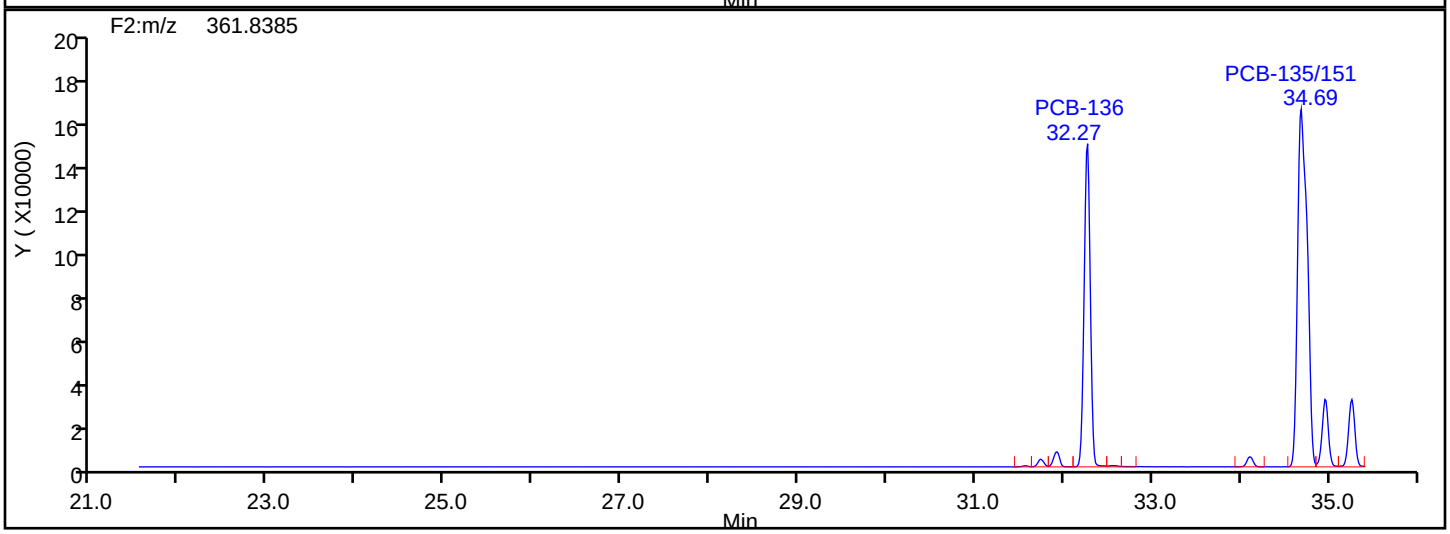

HxPCB F2 Lock Mass

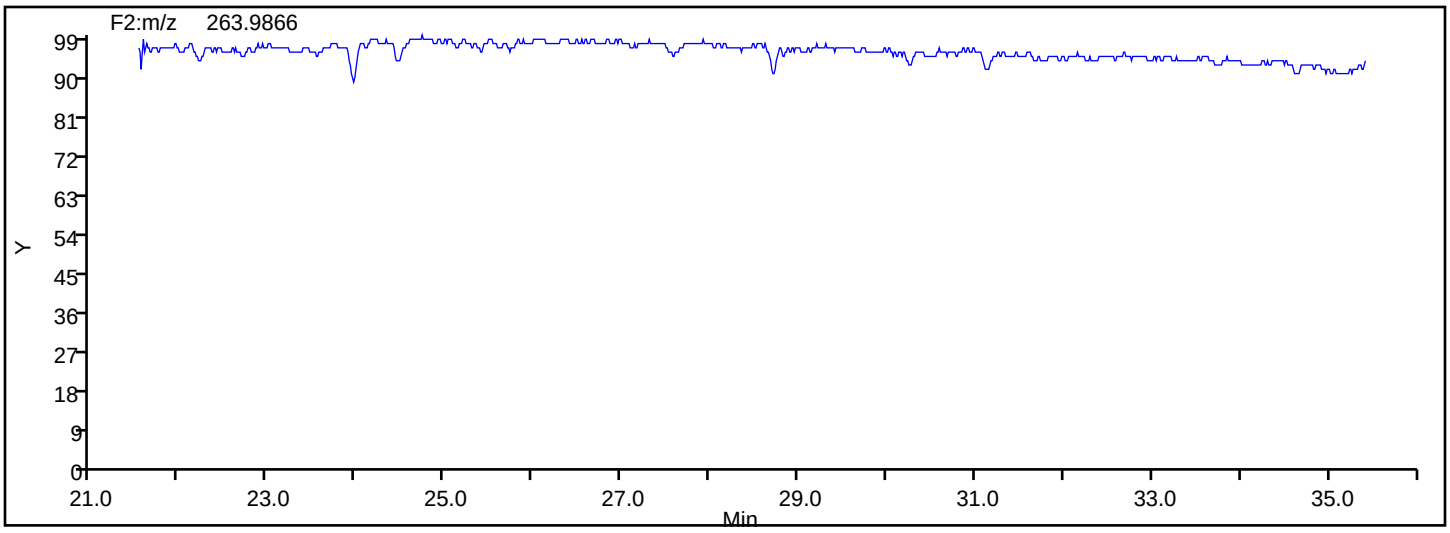

Manual Integration/User Assign Peak Report

Eurofins TestAmerica, Knoxville

Data File:	\\chromna\Knoxville\ChromData\D3D\20190903-12925.b\580-88125-b-6-c.d				
Injection Date:	03-Sep-2019 15:58:00	Instrument ID:	D3D		
Lims ID:	580-88125-B-6-C	Lab Sample ID:	140-88125-6		
Client ID:	A6-0to23-100818				
Operator ID:	Xcalibur_System	ALS Bottle#:	0	Worklist Smp#:	10
Injection Vol:	1.0 ul	Dil. Factor:	1.0000		
Method:	PCBs_D3D	Limit Group:	HR - 1668A - ICAL		
Column:	SPB-Octyl (0.25 mm)	Detector	F2(21.81 :35.54)		

PCB-145, CAS: 74472-40-5

Signal: 2

Processing Integration Results

RT: 32.55
Area: 5437
Amount: 2.301198
Amount Units: pg/ul

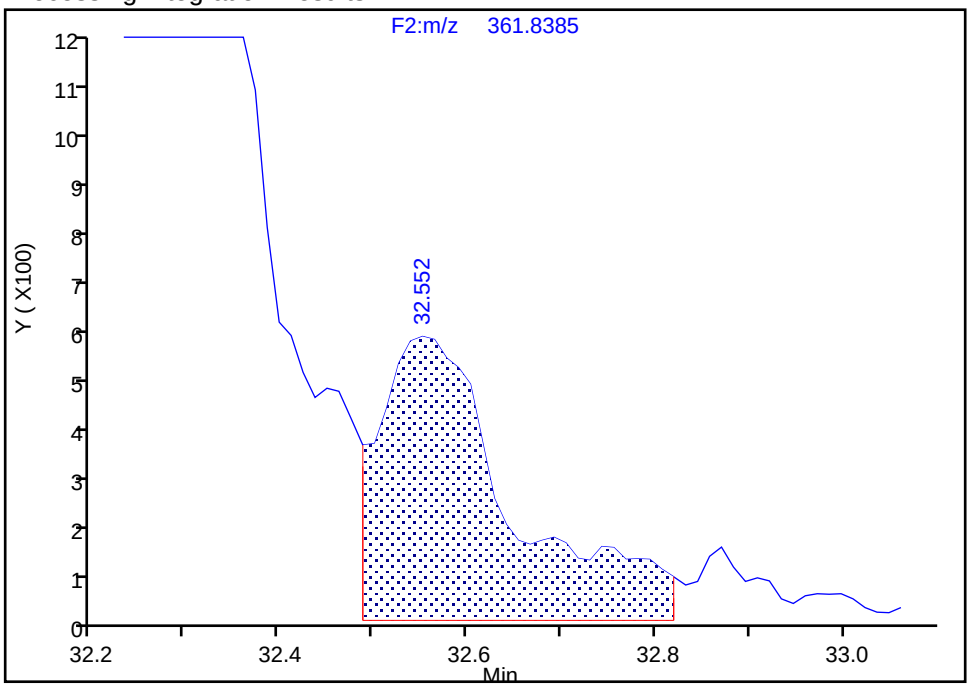

Manual Integration Results

RT: 32.55
Area: 4124
Amount: 1.802948
Amount Units: pg/ul

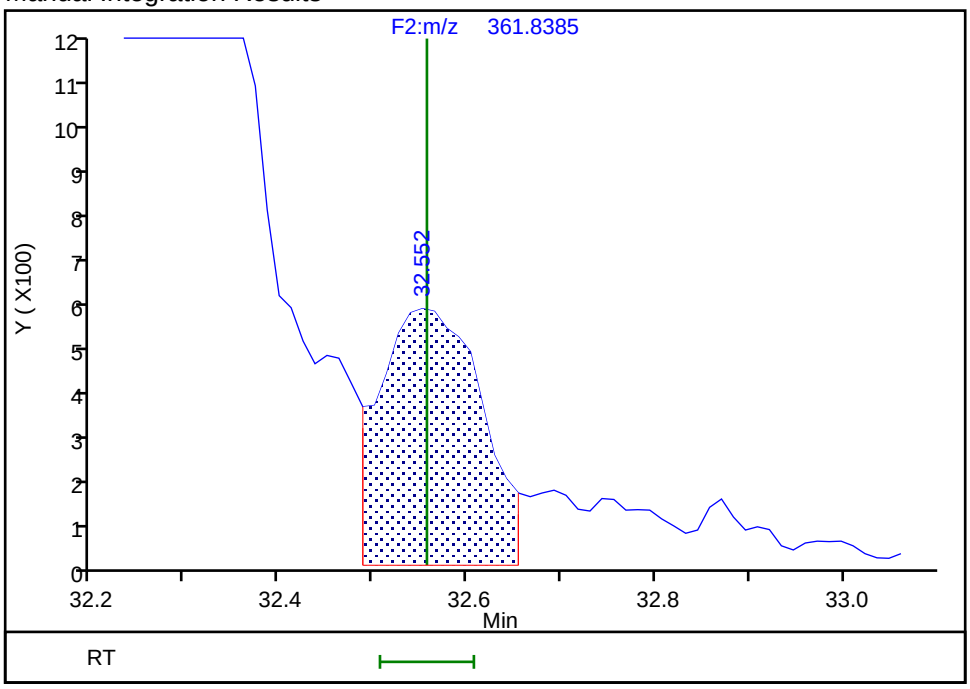

Reviewer: mcwhirterl, 03-Sep-2019 19:55:17
Audit Action: Marked Compound Undetected Audit Reason: Invalid Compound ID

Manual Integration/User Assign Peak Report

Eurofins TestAmerica, Knoxville

Data File:	\\chromna\Knoxville\ChromData\D3D\20190903-12925.b\580-88125-b-6-c.d				
Injection Date:	03-Sep-2019 15:58:00	Instrument ID:	D3D		
Lims ID:	580-88125-B-6-C	Lab Sample ID:	140-88125-6		
Client ID:	A6-0to23-100818				
Operator ID:	Xcalibur_System	ALS Bottle#:	0	Worklist Smp#:	10
Injection Vol:	1.0 ul	Dil. Factor:	1.0000		
Method:	PCBs_D3D	Limit Group:	HR - 1668A - ICAL		
Column:	SPB-Octyl (0.25 mm)	Detector	F2(21.81 :35.54)		

PCB-145, CAS: 74472-40-5

Signal: 3

Processing Integration Results

RT: 32.58
Area: 10752
Amount: 2.301198
Amount Units: pg/ul

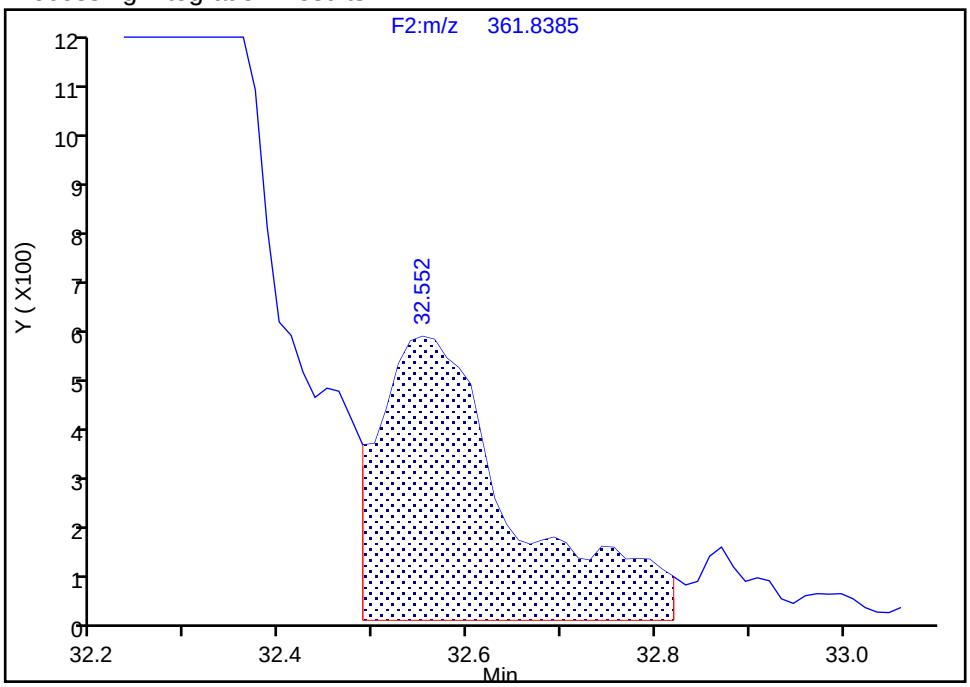

Manual Integration Results

RT: 32.58
Area: 8424
Amount: 1.802948
Amount Units: pg/ul
Reviewer: mcwhirterl, 03-Sep-2019 19:55:17
Audit Action: Marked Compound Undetected Audit Reason: Invalid Compound ID

Manual Integration/User Assign Peak Report

Eurofins TestAmerica, Knoxville

Data File:	\\chromna\Knoxville\ChromData\D3D\20190903-12925.b\580-88125-b-6-c.d				
Injection Date:	03-Sep-2019 15:58:00	Instrument ID:	D3D		
Lims ID:	580-88125-B-6-C	Lab Sample ID:	140-88125-6		
Client ID:	A6-0to23-100818				
Operator ID:	Xcalibur_System	ALS Bottle#:	0	Worklist Smp#:	10
Injection Vol:	1.0 ul	Dil. Factor:	1.0000		
Method:	PCBs_D3D	Limit Group:	HR - 1668A - ICAL		
Column:	SPB-Octyl (0.25 mm)	Detector	F2(21.81 :35.54)		

PCB-145, CAS: 74472-40-5

Signal: 1

Processing Integration Results

RT: 32.58
Area: 5315
Amount: 2.301198
Amount Units: pg/ul

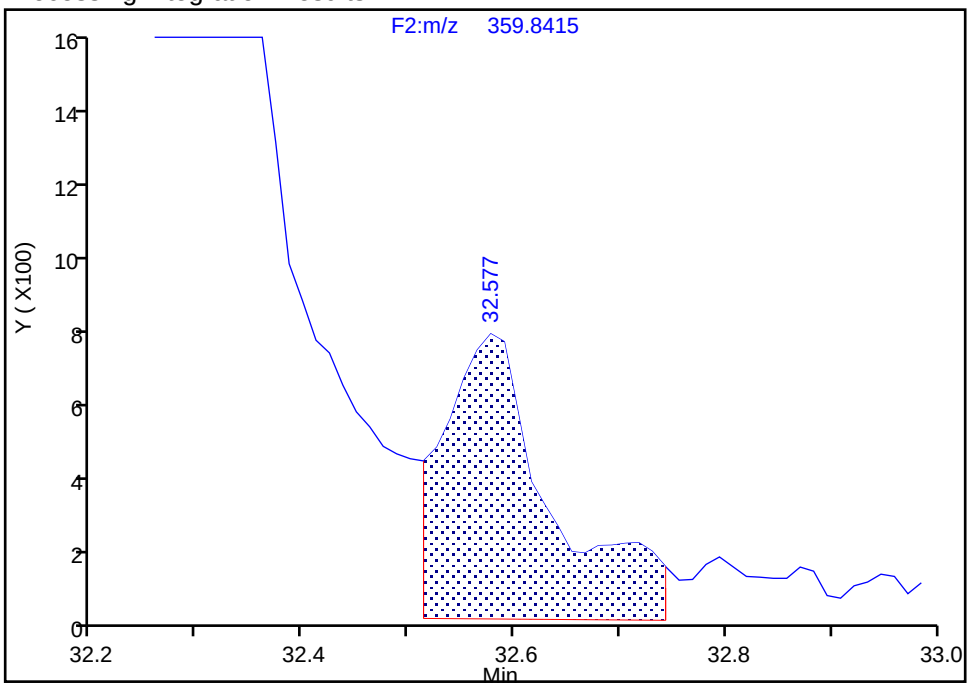

Manual Integration Results

RT: 32.58
Area: 4300
Amount: 1.802948
Amount Units: pg/ul

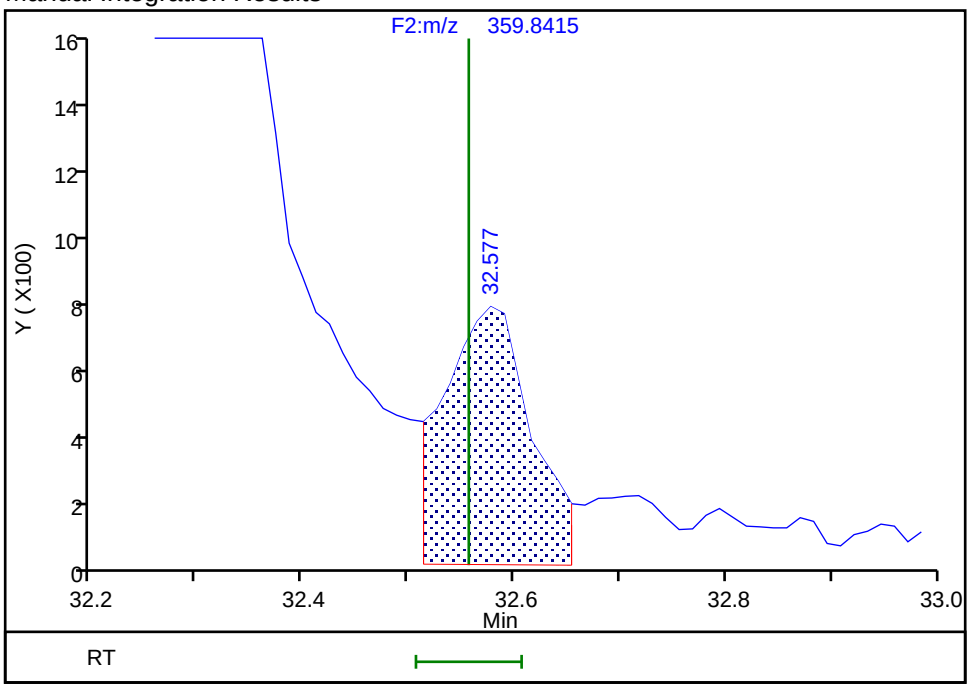

Reviewer: mcwhirterl, 03-Sep-2019 19:55:19

Audit Action: Manually Integrated/Assigned Compound ID Audit Reason: Split Peak

Eurofins TestAmerica, Knoxville

Data File:	\\chromna\Knoxville\ChromData\D3D\20190903-12925.b\580-88125-b-6-c.d		
Injection Date:	03-Sep-2019 15:58:00	Injection Vol:	1.0 ul
Instrument ID:	D3D	Operator ID:	Xcalibur_System
Method:	PCBs_D3D	Limit Group:	HR - 1668A - ICAL
Client ID:	A6-0to23-100818		
Worklist#:	33205	Sample Line#:	10
Column Type:	SPB-Octyl	Column Dia:	0.25 mm

HxPCB F3

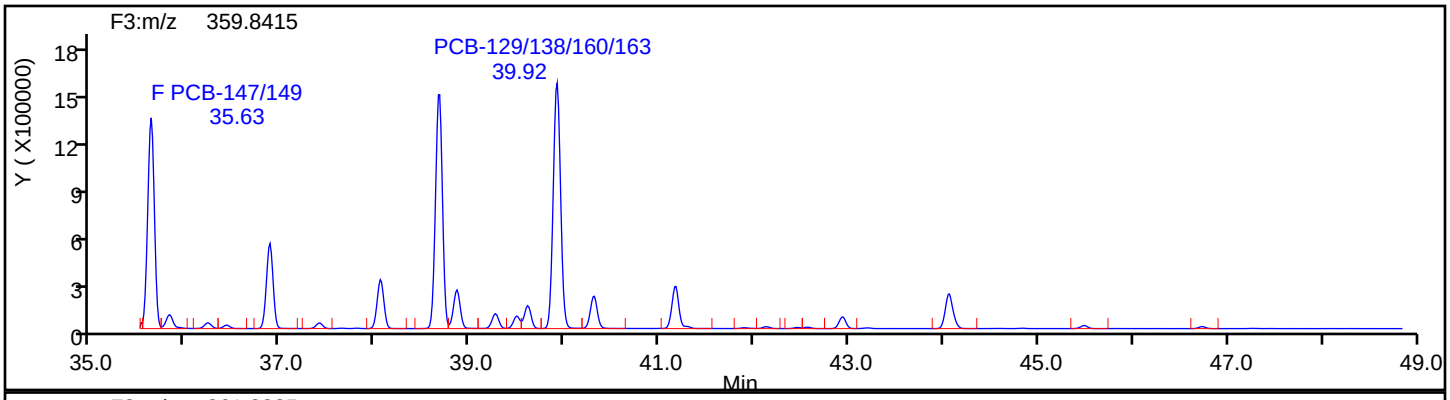

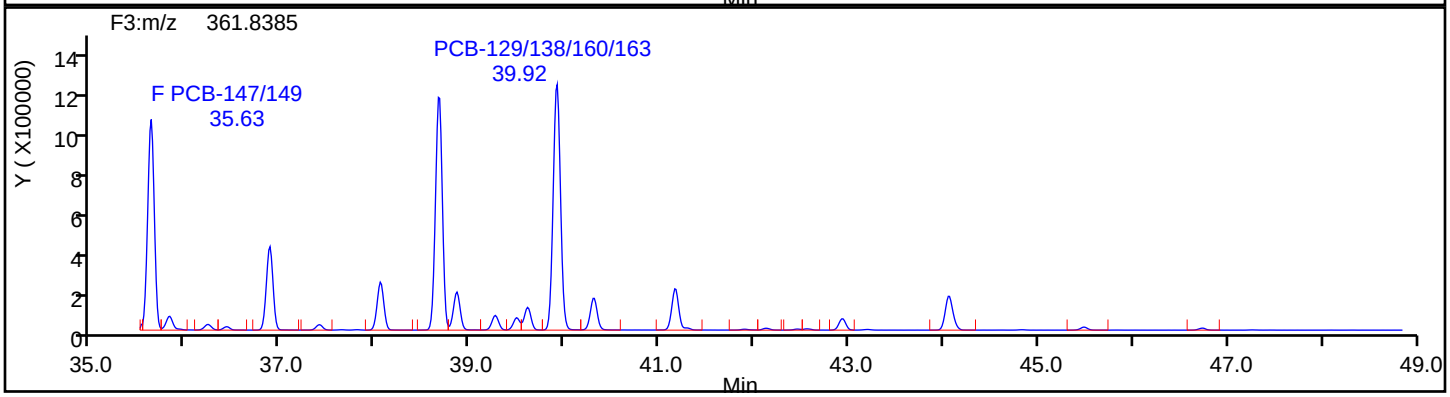

HxPCB F3 Standards

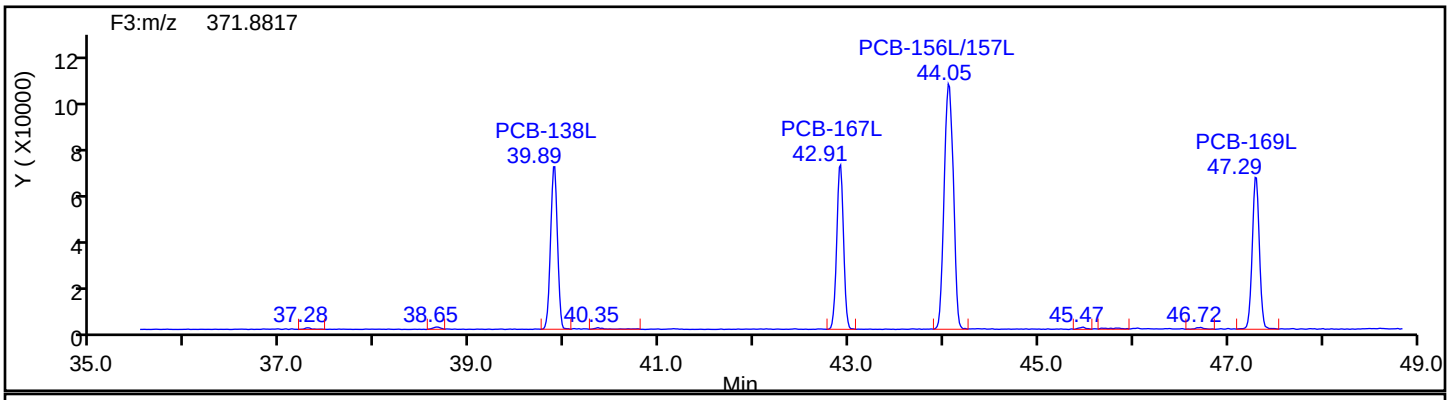

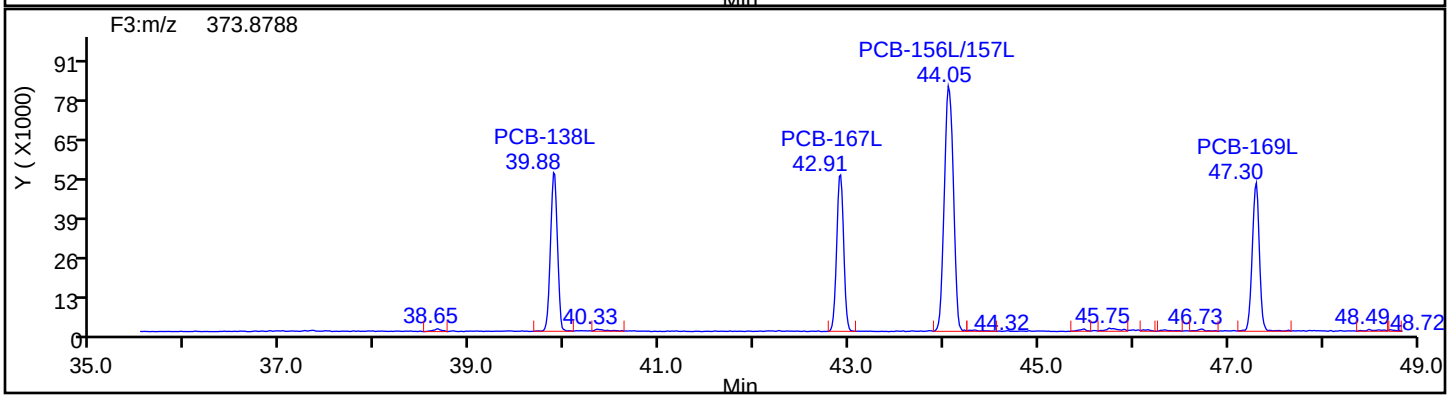

Eurofins TestAmerica, Knoxville

Data File:	\\chromna\Knoxville\ChromData\D3D\20190903-12925.b\580-88125-b-6-c.d		
Injection Date:	03-Sep-2019 15:58:00	Injection Vol:	1.0 ul
Instrument ID:	D3D	Operator ID:	Xcalibur_System
Method:	PCBs_D3D	Limit Group:	HR - 1668A - ICAL
Client ID:	A6-0to23-100818		
Worklist#:	33205	Sample Line#:	10
Column Type:	SPB-Octyl	Column Dia:	0.25 mm

HxPCB F3

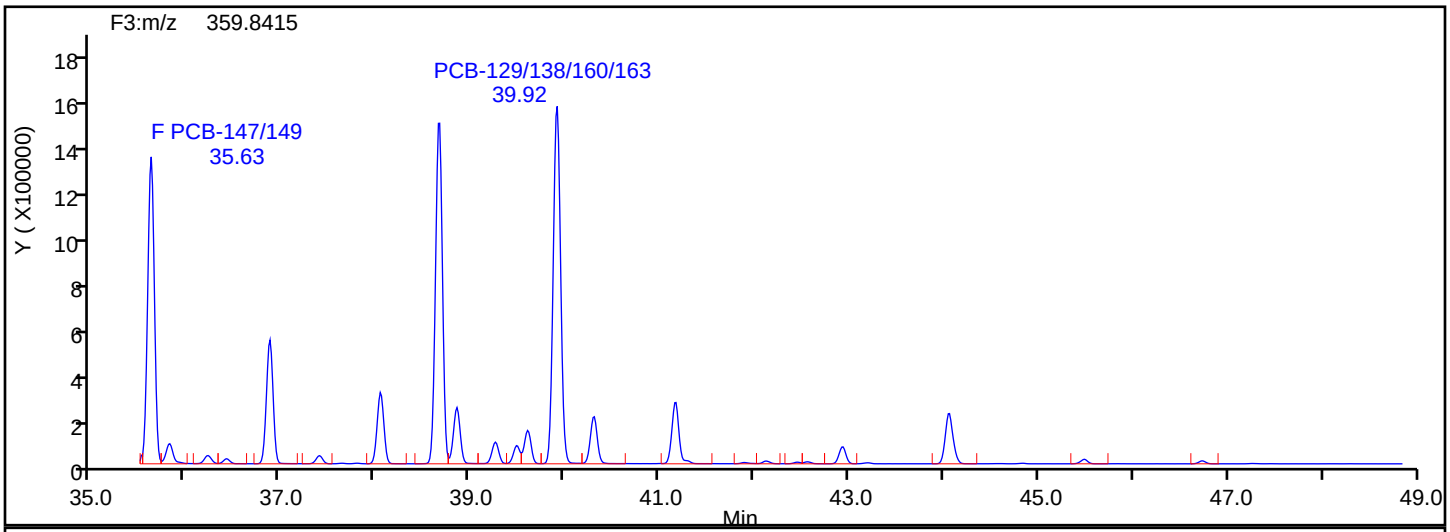

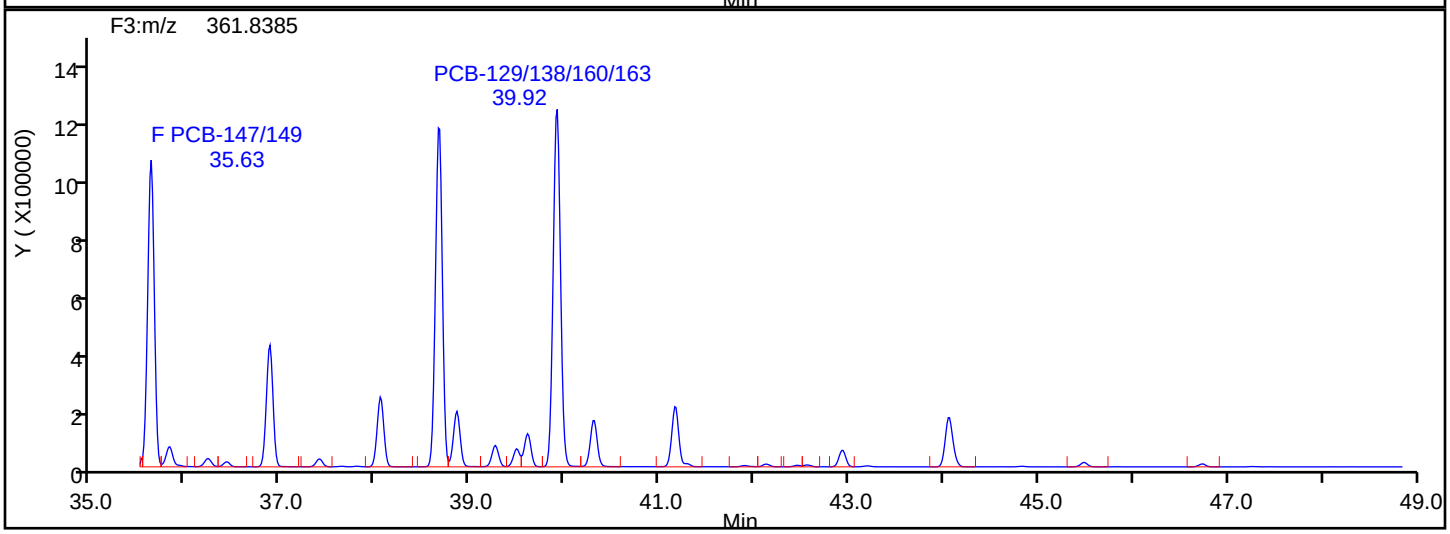

HxPCB F3 Lock Mass

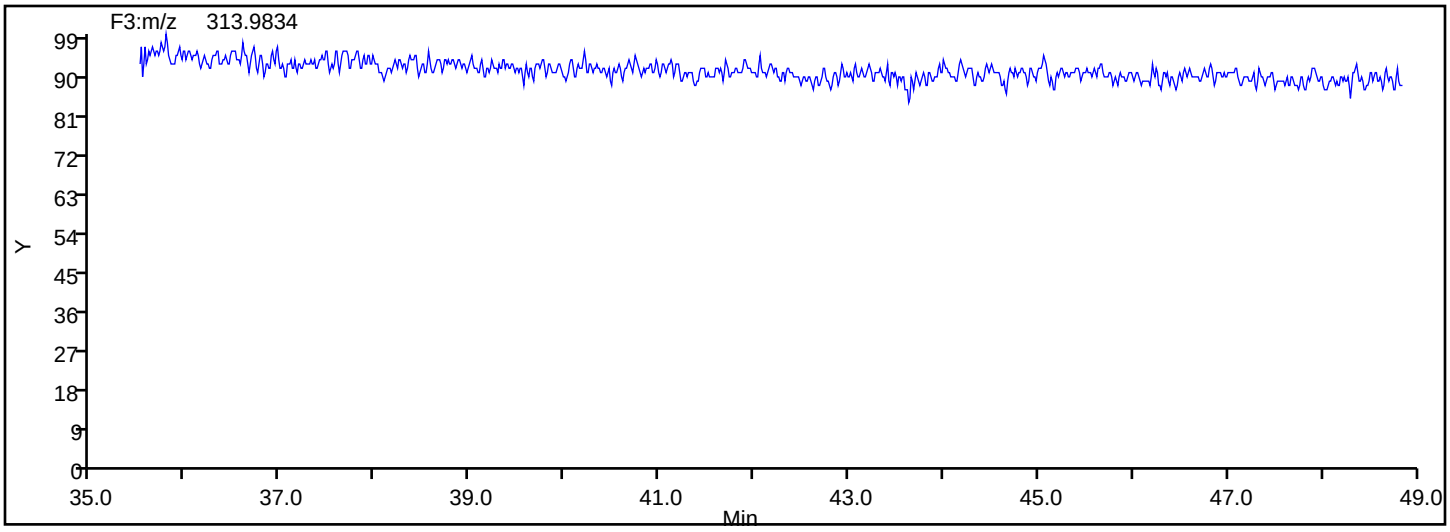

Manual Integration/User Assign Peak Report

Eurofins TestAmerica, Knoxville

Data File:	\\chromna\Knoxville\ChromData\D3D\20190903-12925.b\580-88125-b-6-c.d				
Injection Date:	03-Sep-2019 15:58:00	Instrument ID:	D3D		
Lims ID:	580-88125-B-6-C	Lab Sample ID:	140-88125-6		
Client ID:	A6-0to23-100818				
Operator ID:	Xcalibur_System	ALS Bottle#:	0	Worklist Smp#:	10
Injection Vol:	1.0 ul	Dil. Factor:	1.0000		
Method:	PCBs_D3D	Limit Group:	HR - 1668A - ICAL		
Column:	SPB-Octyl (0.25 mm)	Detector	F3(35.64 :49.10)		

PCB-159, CAS: 39635-35-3

Signal: 1

Not Detected
Expected RT: 42.11

Processing Integration Results

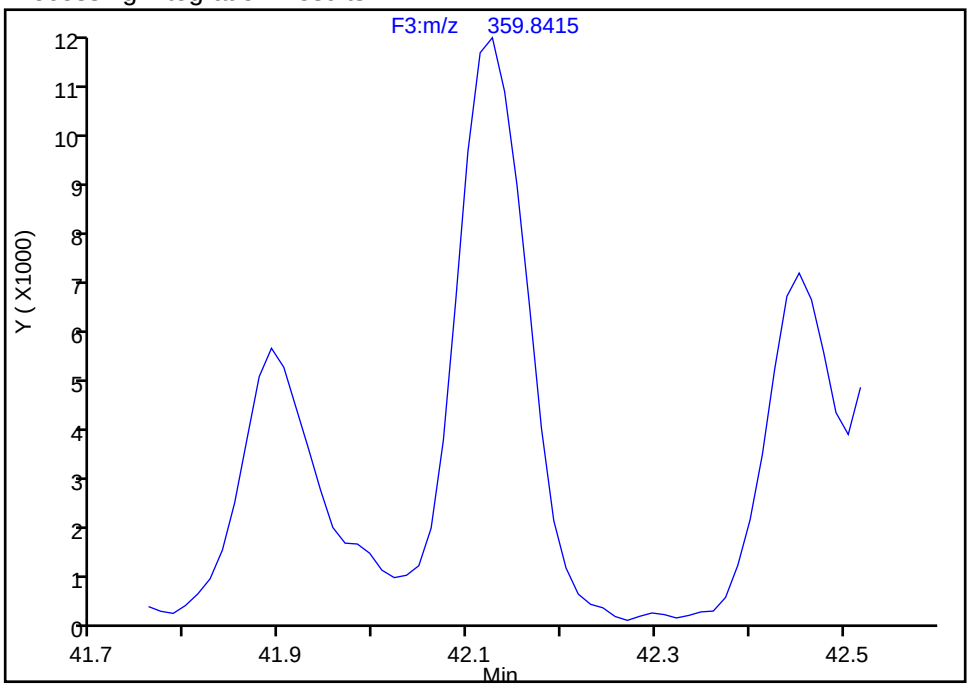

Manual Integration Results

RT: 42.13
Area: 64860
Amount: 14.396290
Amount Units: pg/ul

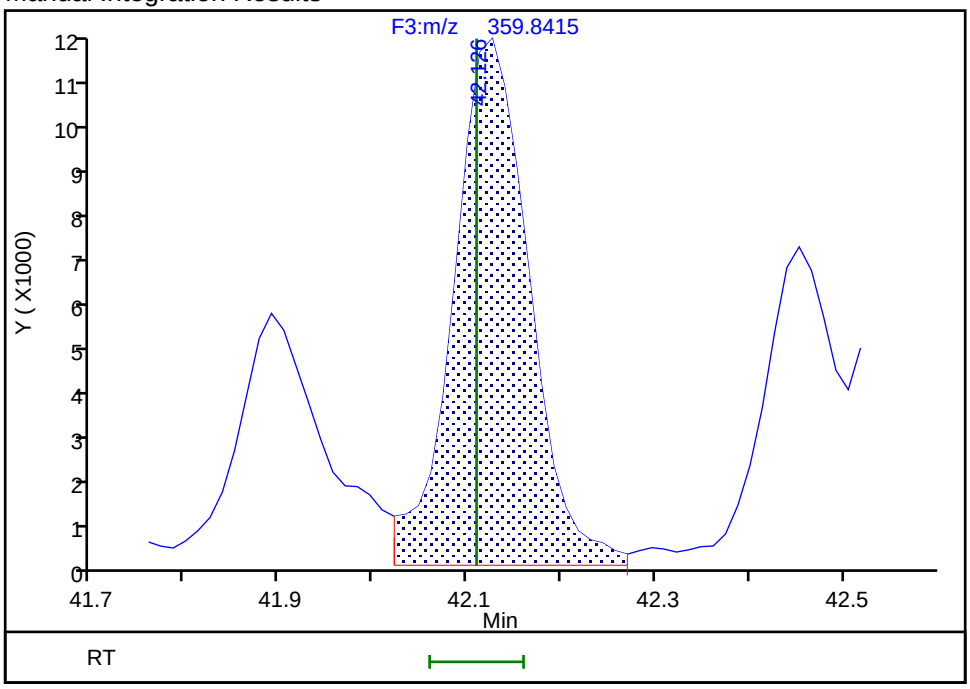

Reviewer: mcwhirterl, 03-Sep-2019 19:55:48
Audit Action: Assigned Compound ID Audit Reason: Split Peak

Eurofins TestAmerica, Knoxville

Data File:	\\chromna\Knoxville\ChromData\D3D\20190903-12925.b\580-88125-b-6-c.d		
Injection Date:	03-Sep-2019 15:58:00	Injection Vol:	1.0 ul
Instrument ID:	D3D	Operator ID:	Xcalibur_System
Method:	PCBs_D3D	Limit Group:	HR - 1668A - ICAL
Client ID:	A6-0to23-100818		
Worklist#:	33205	Sample Line#:	10
Column Type:	SPB-Octyl	Column Dia:	0.25 mm

HpPCB F3

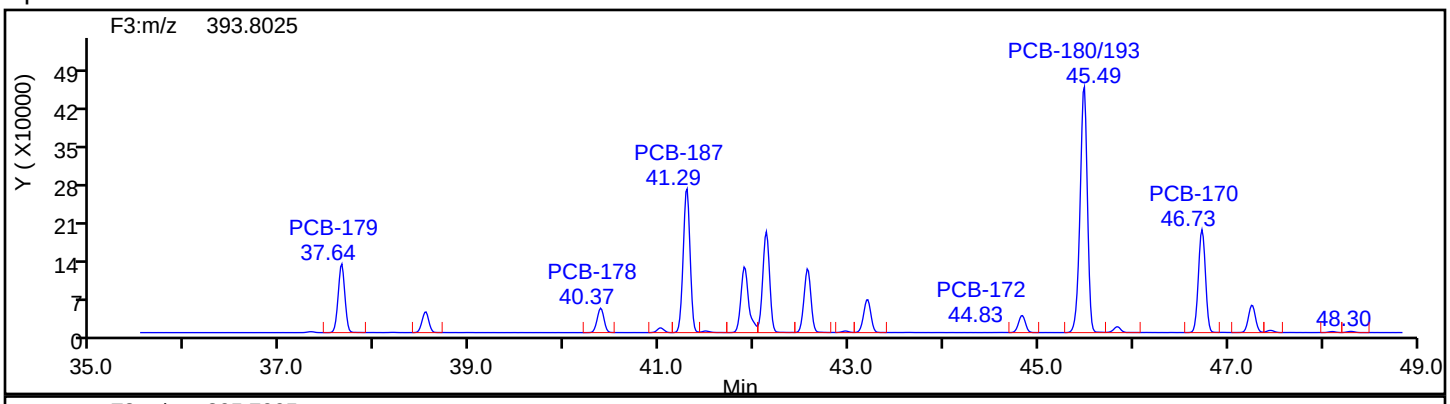

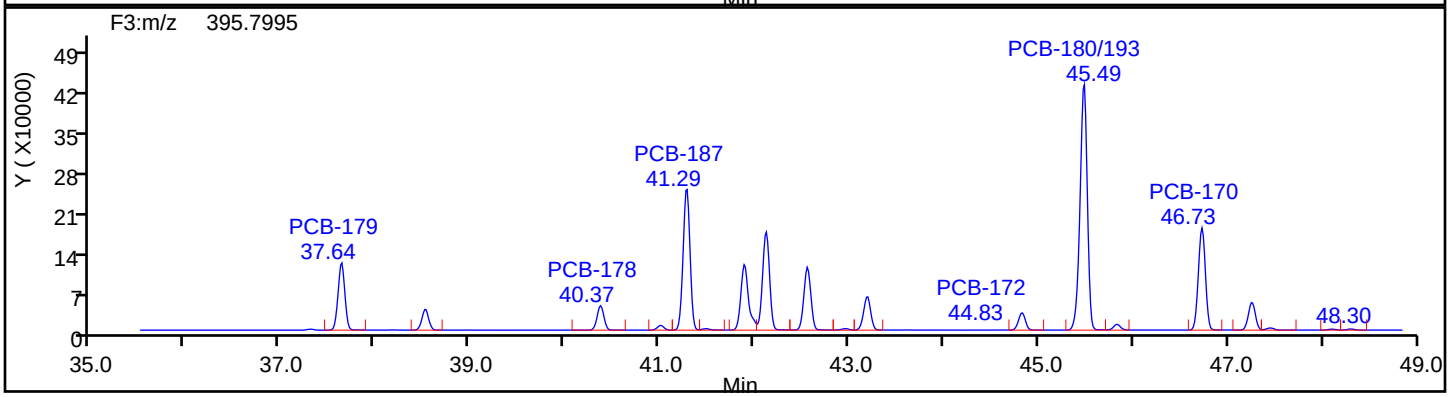

HpPCB F3 Standards

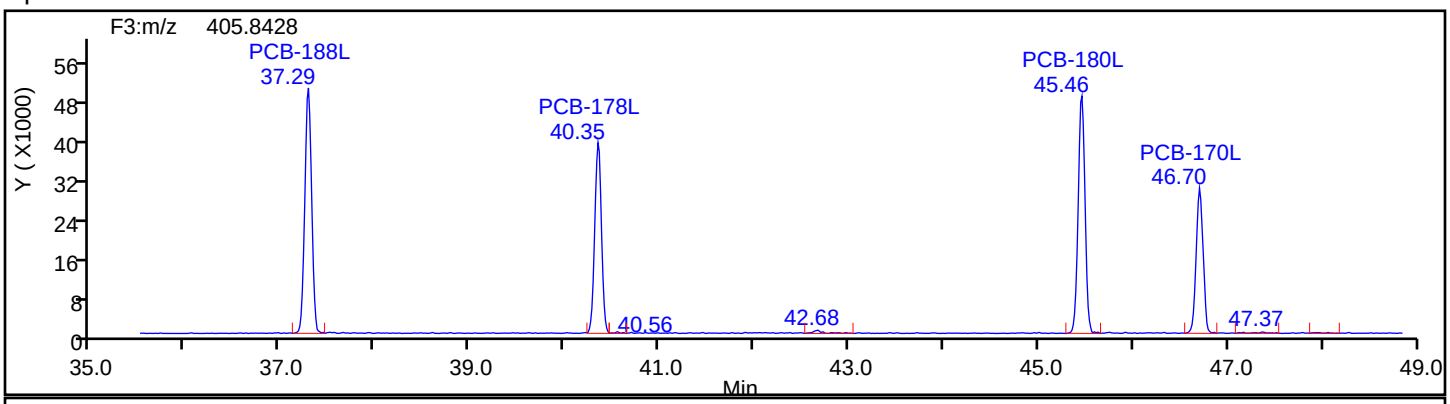

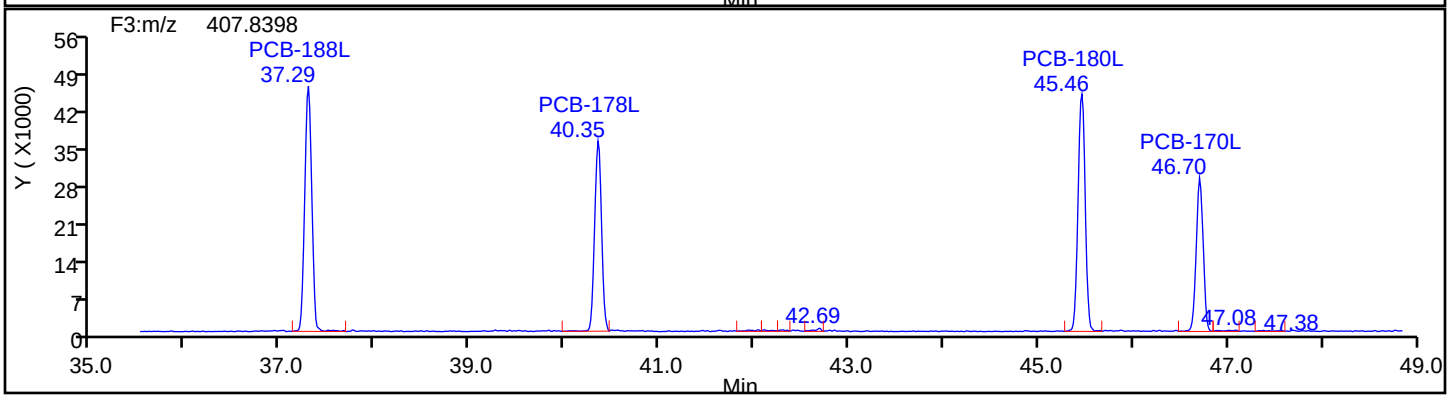

Eurofins TestAmerica, Knoxville

Data File:	\\chromna\Knoxville\ChromData\D3D\20190903-12925.b\580-88125-b-6-c.d		
Injection Date:	03-Sep-2019 15:58:00	Injection Vol:	1.0 ul
Instrument ID:	D3D	Operator ID:	Xcalibur_System
Method:	PCBs_D3D	Limit Group:	HR - 1668A - ICAL
Client ID:	A6-0to23-100818		
Worklist#:	33205	Sample Line#:	10
Column Type:	SPB-Octyl	Column Dia:	0.25 mm

HpPCB F3

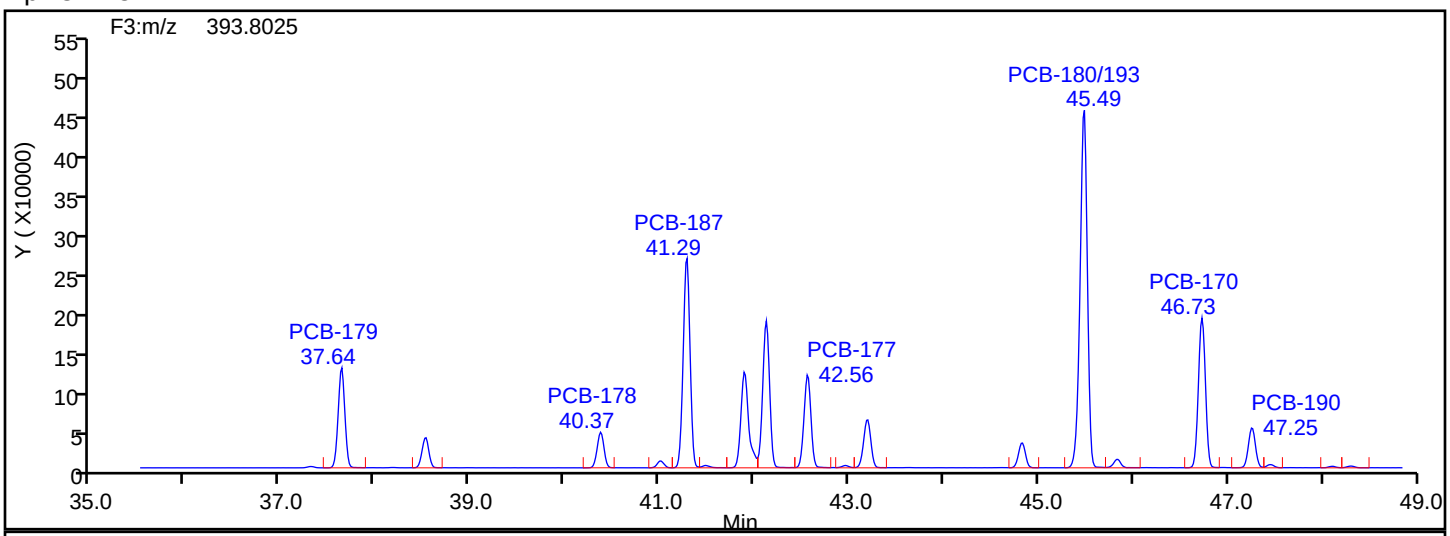

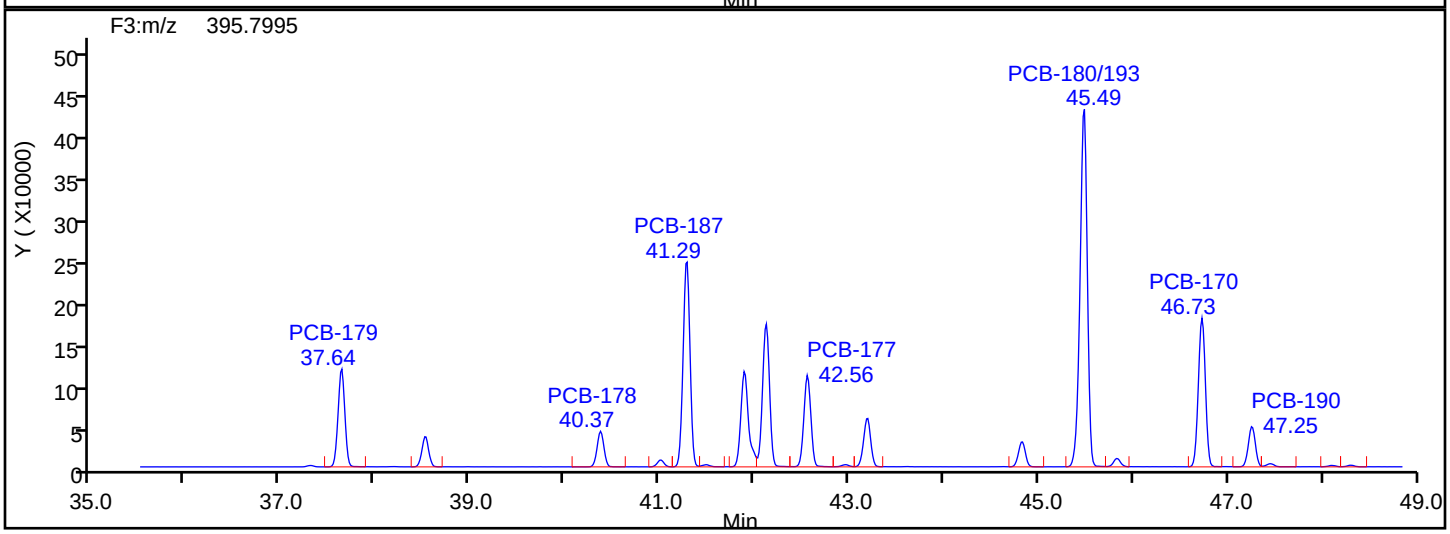

HpPCB F3 Lock Mass

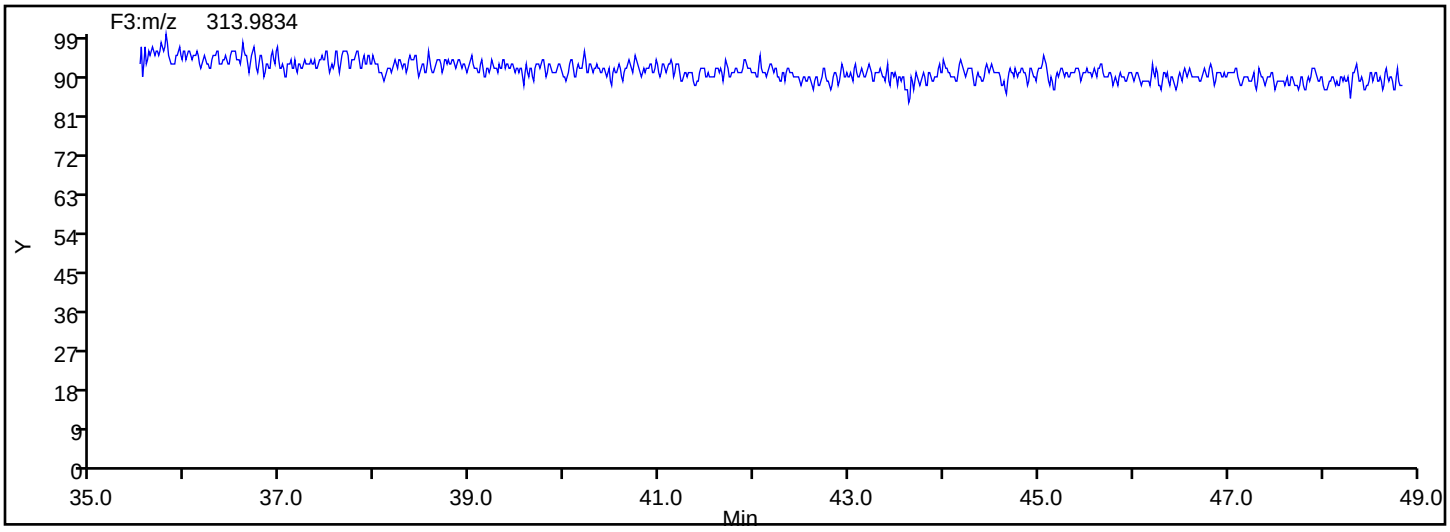

Manual Integration/User Assign Peak Report

Eurofins TestAmerica, Knoxville

Data File:	\\chromna\Knoxville\ChromData\D3D\20190903-12925.b\580-88125-b-6-c.d				
Injection Date:	03-Sep-2019 15:58:00	Instrument ID:	D3D		
Lims ID:	580-88125-B-6-C	Lab Sample ID:	140-88125-6		
Client ID:	A6-0to23-100818				
Operator ID:	Xcalibur_System	ALS Bottle#:	0	Worklist Smp#:	10
Injection Vol:	1.0 ul	Dil. Factor:	1.0000		
Method:	PCBs_D3D	Limit Group:	HR - 1668A - ICAL		
Column:	SPB-Octyl (0.25 mm)	Detector	F3(35.64 :49.10)		

PCB-180/193, CAS: STL01824

Signal: 1

Processing Integration Results

Not Detected
Expected RT: 45.37

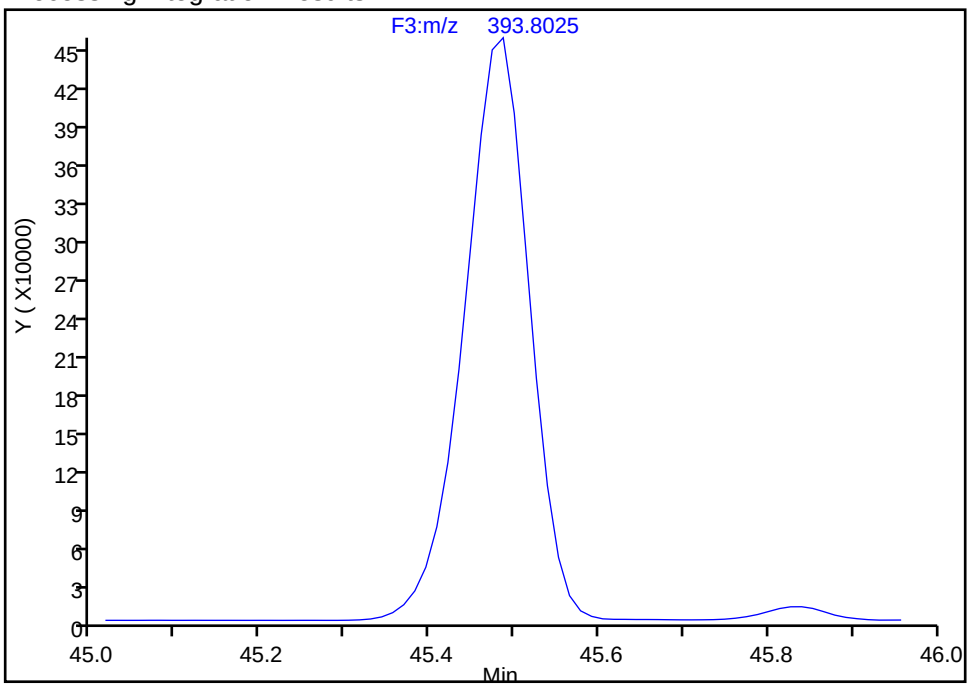

Manual Integration Results

RT: 45.49
Area: 2436379
Amount: 975.6855
Amount Units: pg/ul

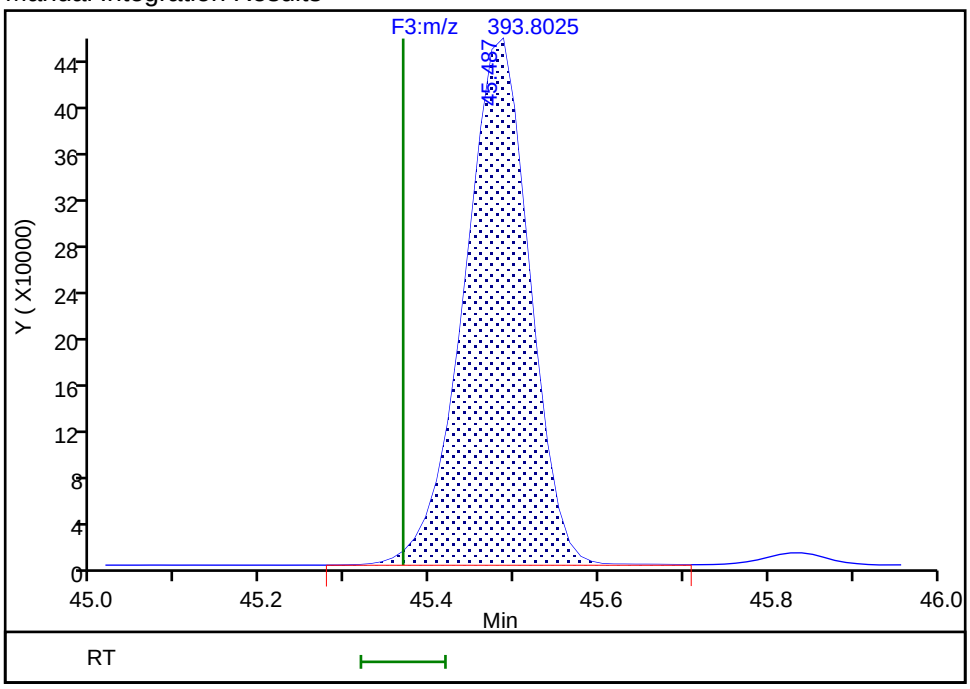

Reviewer: mcwhirterl, 03-Sep-2019 19:56:15
Audit Action: Assigned Compound ID Audit Reason: Split Peak

Eurofins TestAmerica, Knoxville

Data File:	\\chromna\Knoxville\ChromData\D3D\20190903-12925.b\580-88125-b-6-c.d		
Injection Date:	03-Sep-2019 15:58:00	Injection Vol:	1.0 ul
Instrument ID:	D3D	Operator ID:	Xcalibur_System
Method:	PCBs_D3D	Limit Group:	HR - 1668A - ICAL
Client ID:	A6-0to23-100818		
Worklist#:	33205	Sample Line#:	10
Column Type:	SPB-Octyl	Column Dia:	0.25 mm

HpPCB F4

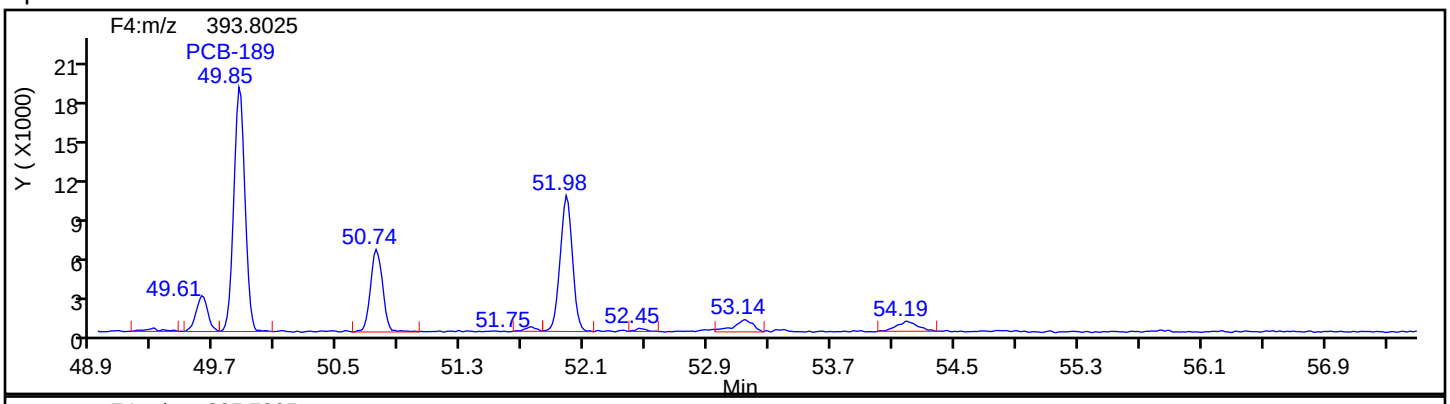

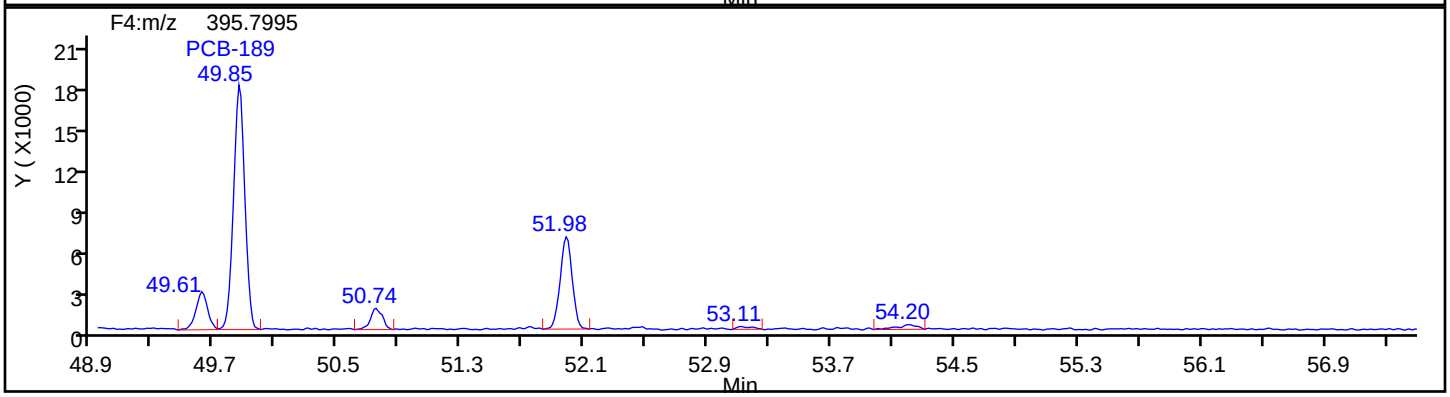

HpPCB F4 Standards

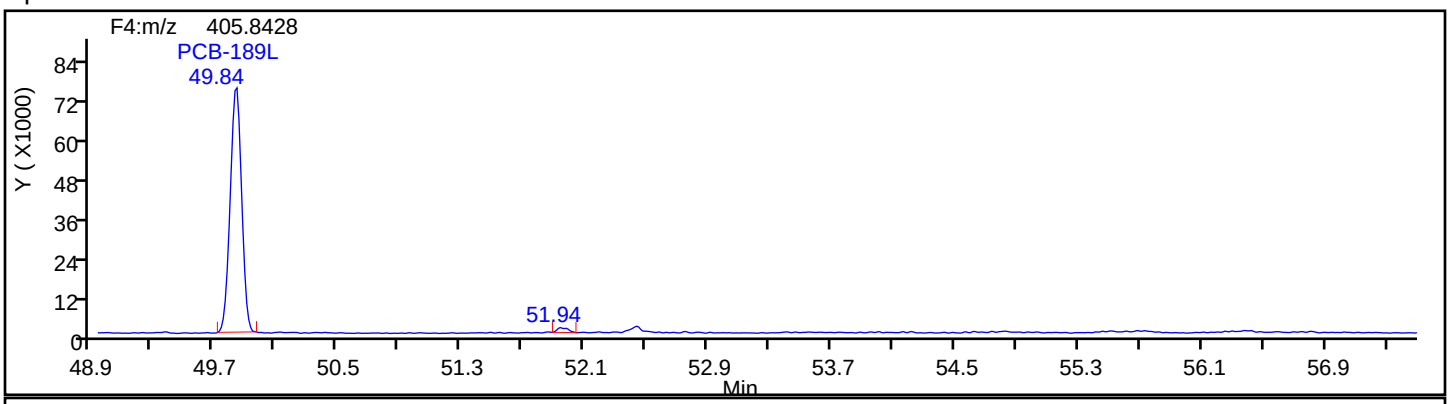

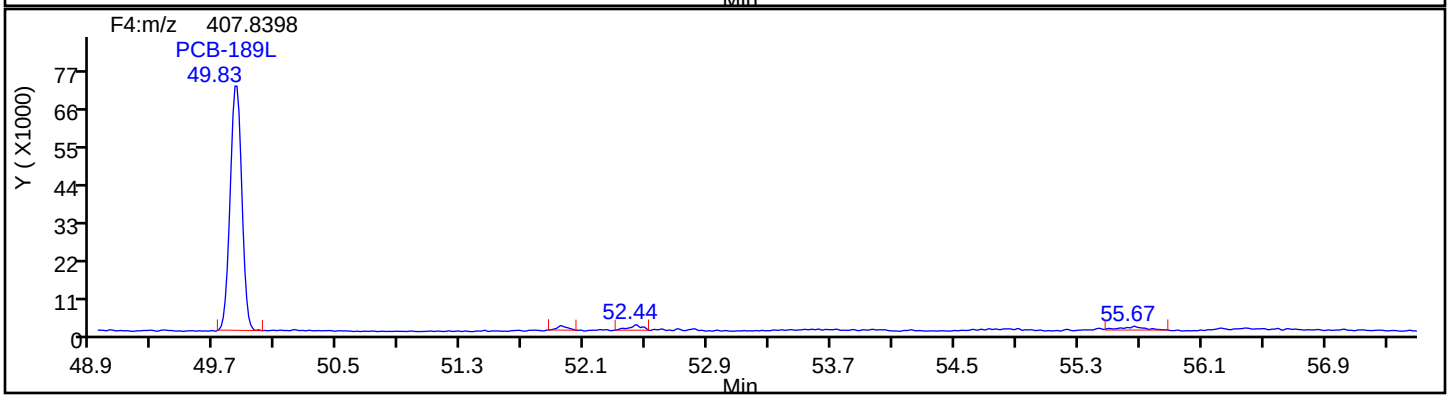

Eurofins TestAmerica, Knoxville

Data File:	\\chromna\Knoxville\ChromData\D3D\20190903-12925.b\580-88125-b-6-c.d		
Injection Date:	03-Sep-2019 15:58:00	Injection Vol:	1.0 ul
Instrument ID:	D3D	Operator ID:	Xcalibur_System
Method:	PCBs_D3D	Limit Group:	HR - 1668A - ICAL
Client ID:	A6-0to23-100818		
Worklist#:	33205	Sample Line#:	10
Column Type:	SPB-Octyl	Column Dia:	0.25 mm

HpPCB F4

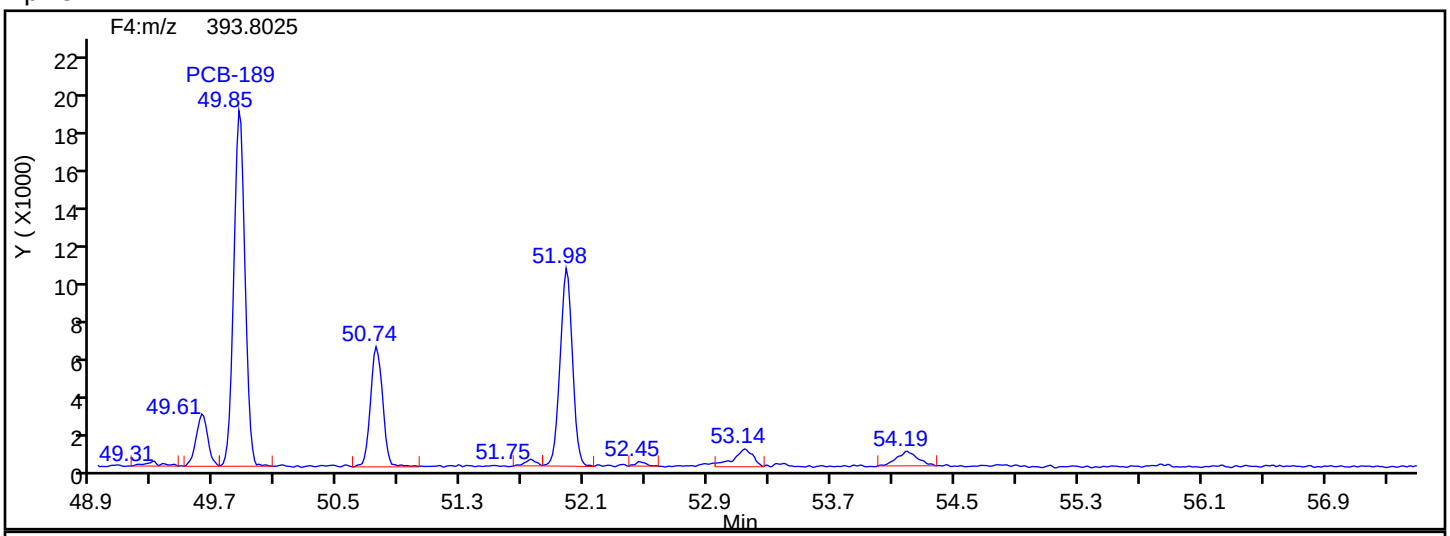

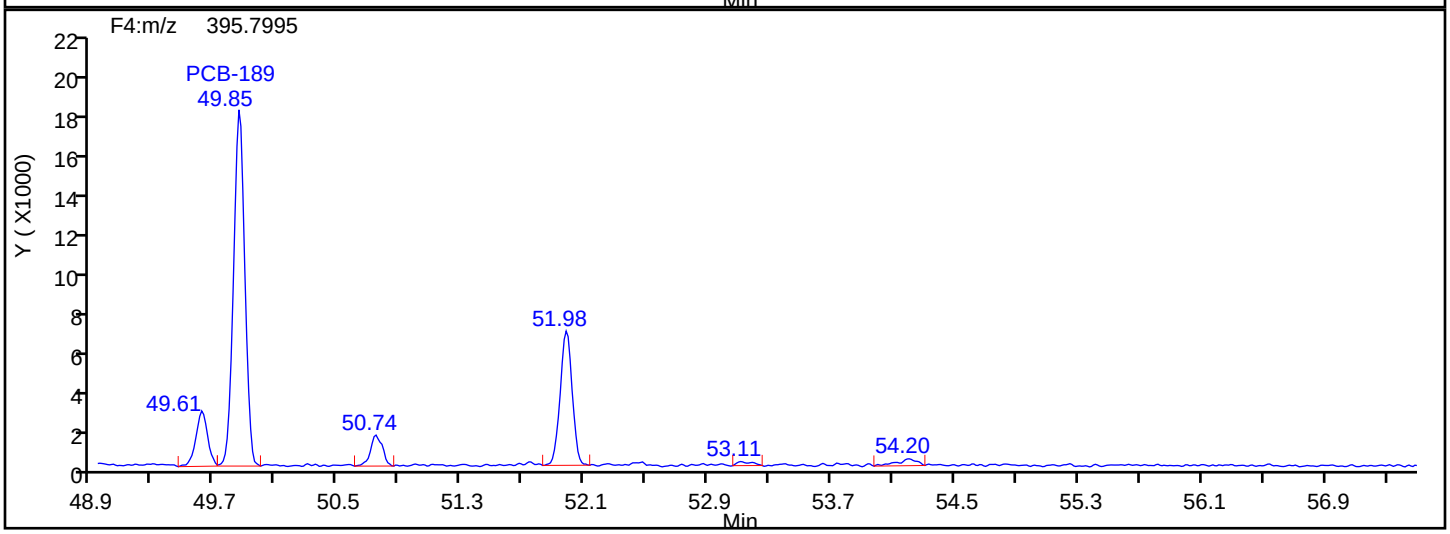

HpPCB F4 Lock Mass

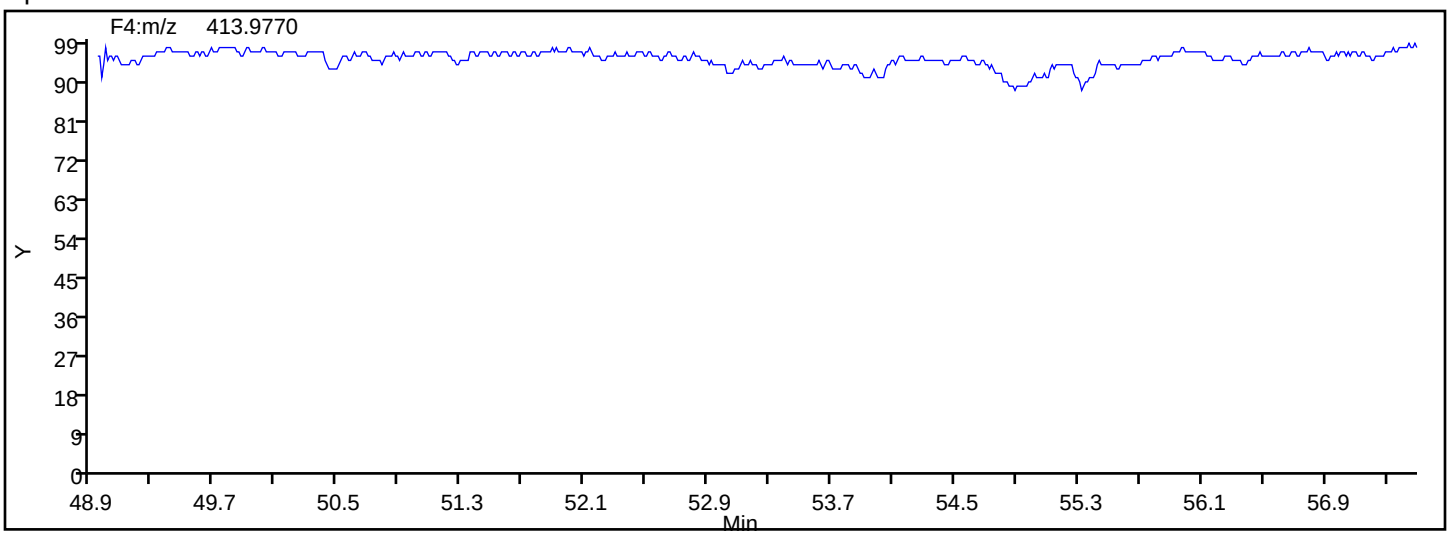

Eurofins TestAmerica, Knoxville

Data File:	\\chromna\Knoxville\ChromData\D3D\20190903-12925.b\580-88125-b-6-c.d		
Injection Date:	03-Sep-2019 15:58:00	Injection Vol:	1.0 ul
Instrument ID:	D3D	Operator ID:	Xcalibur_System
Method:	PCBs_D3D	Limit Group:	HR - 1668A - ICAL
Client ID:	A6-0to23-100818		
Worklist#:	33205	Sample Line#:	10
Column Type:	SPB-Octyl	Column Dia:	0.25 mm

OcPCB F3

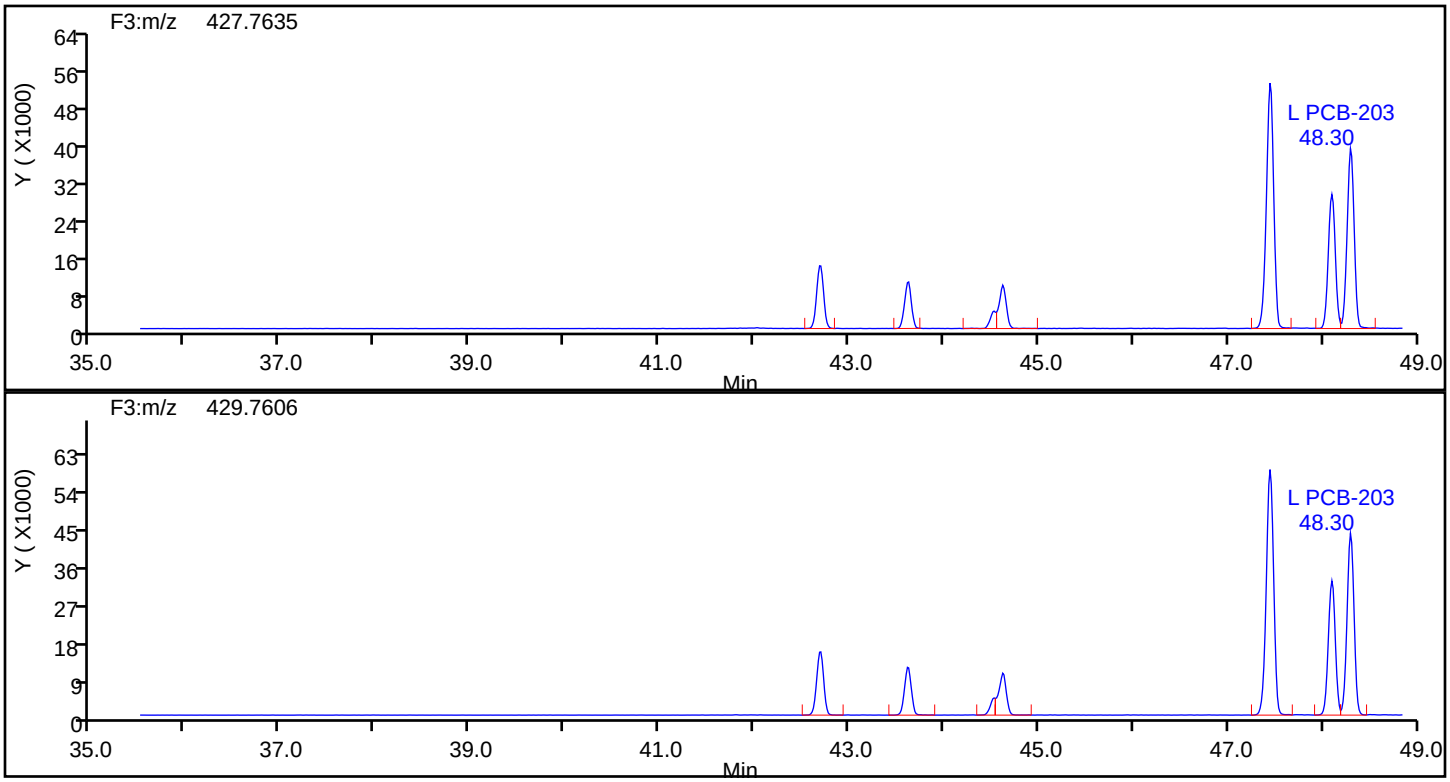

OcPCB F3 Standards

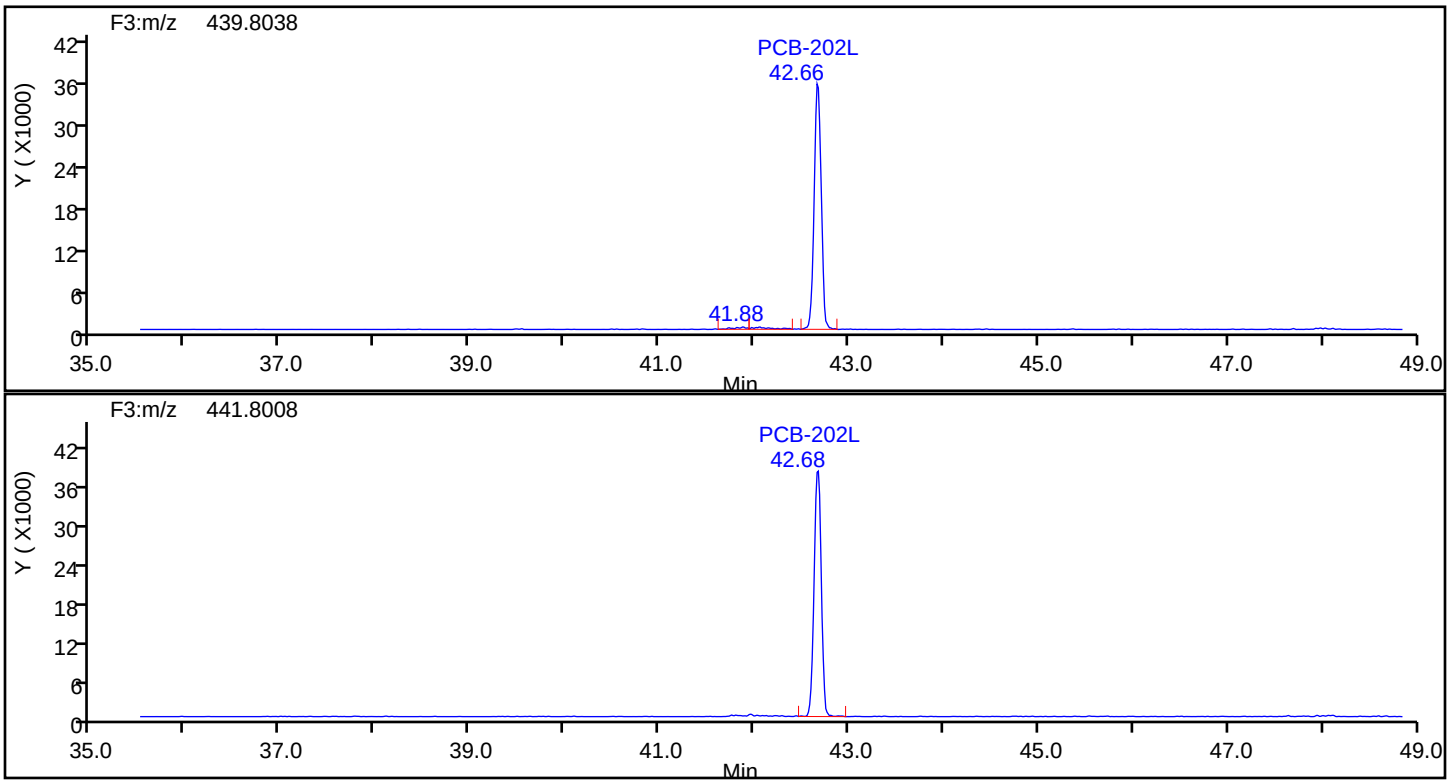

Eurofins TestAmerica, Knoxville

Data File:	\\chromna\Knoxville\ChromData\D3D\20190903-12925.b\580-88125-b-6-c.d		
Injection Date:	03-Sep-2019 15:58:00	Injection Vol:	1.0 ul
Instrument ID:	D3D	Operator ID:	Xcalibur_System
Method:	PCBs_D3D	Limit Group:	HR - 1668A - ICAL
Client ID:	A6-0to23-100818		
Worklist#:	33205	Sample Line#:	10
Column Type:	SPB-Octyl	Column Dia:	0.25 mm

OcPCB F3

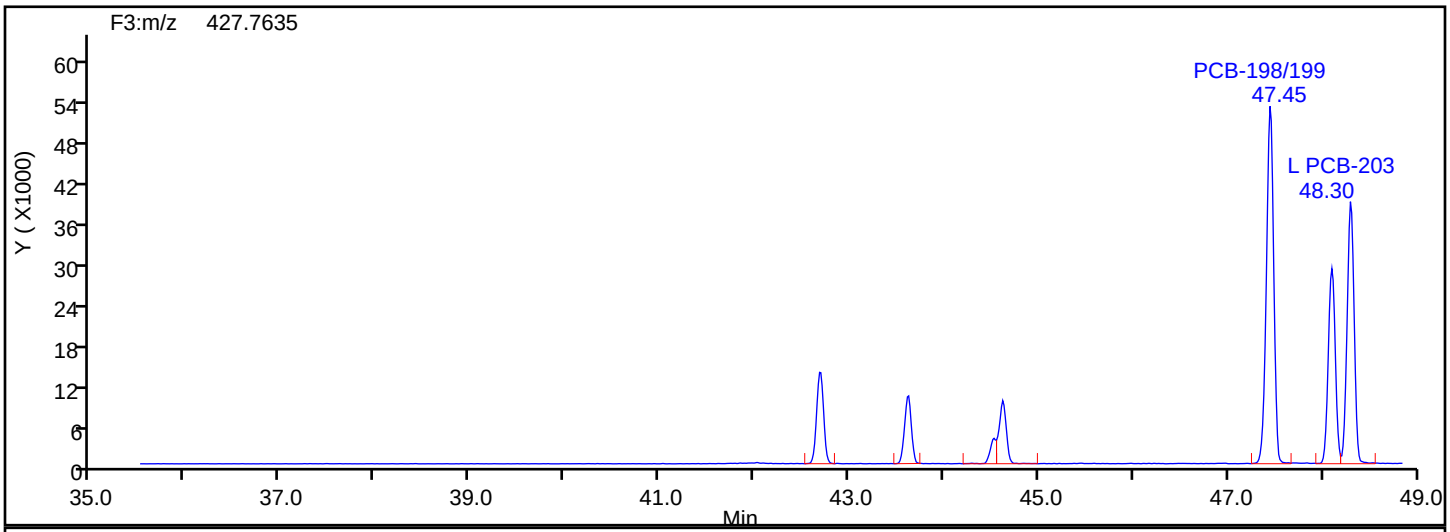

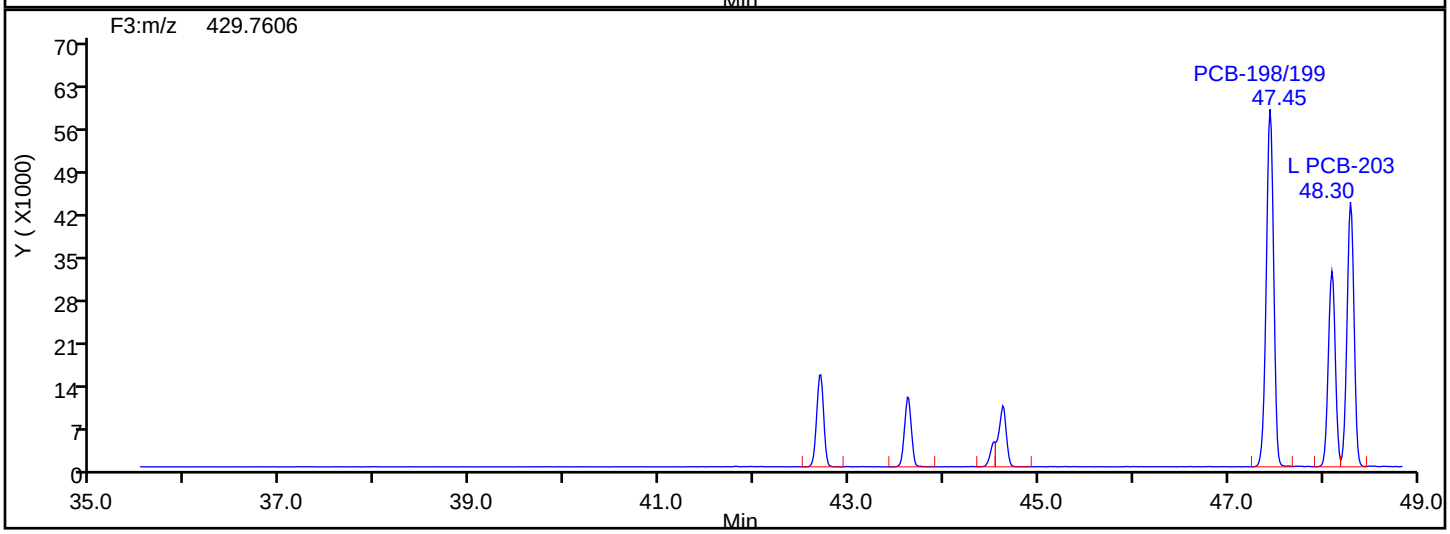

OcPCB F3 Lock Mass

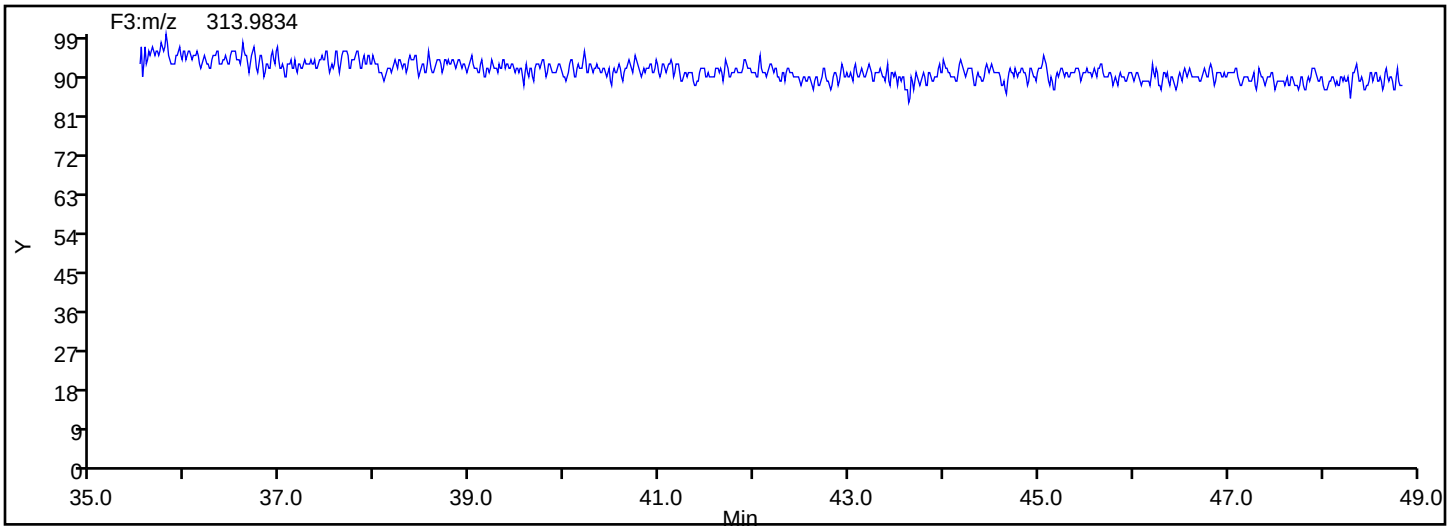

Eurofins TestAmerica, Knoxville

Data File:	\\chromna\Knoxville\ChromData\D3D\20190903-12925.b\580-88125-b-6-c.d		
Injection Date:	03-Sep-2019 15:58:00	Injection Vol:	1.0 ul
Instrument ID:	D3D	Operator ID:	Xcalibur_System
Method:	PCBs_D3D	Limit Group:	HR - 1668A - ICAL
Client ID:	A6-0to23-100818		
Worklist#:	33205	Sample Line#:	10
Column Type:	SPB-Octyl	Column Dia:	0.25 mm

OcPCB F4

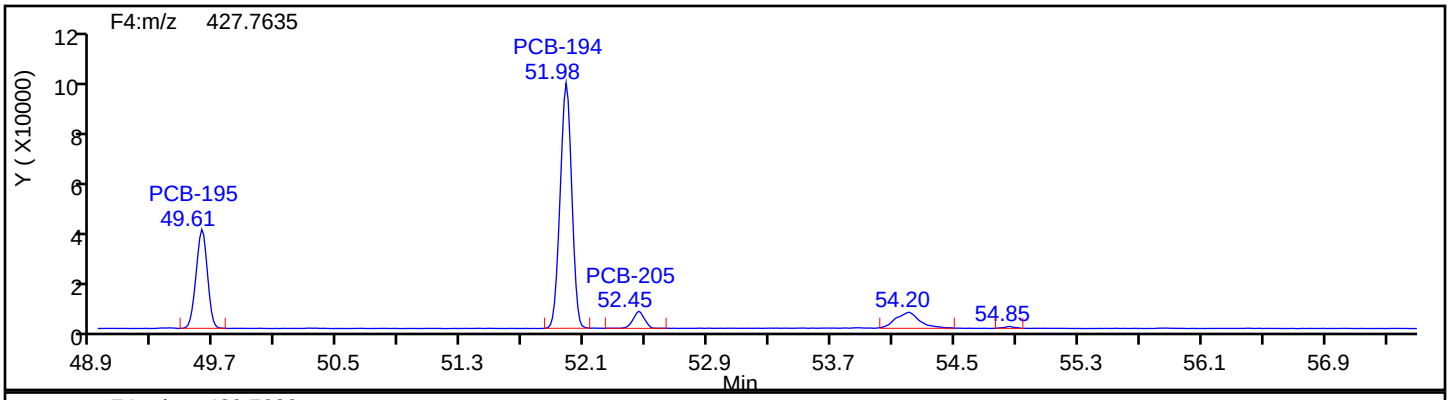

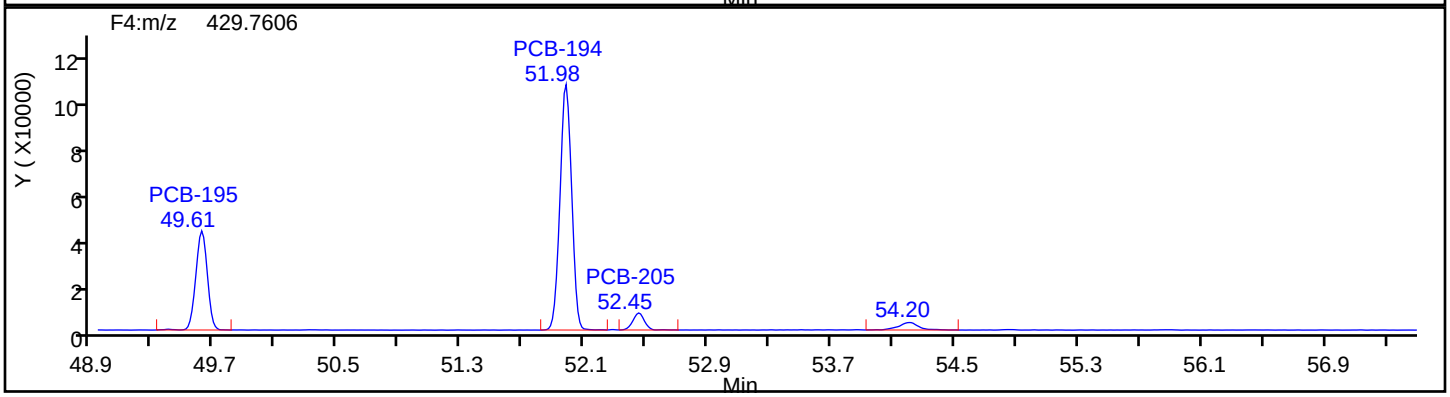

OcPCB F4 Standards

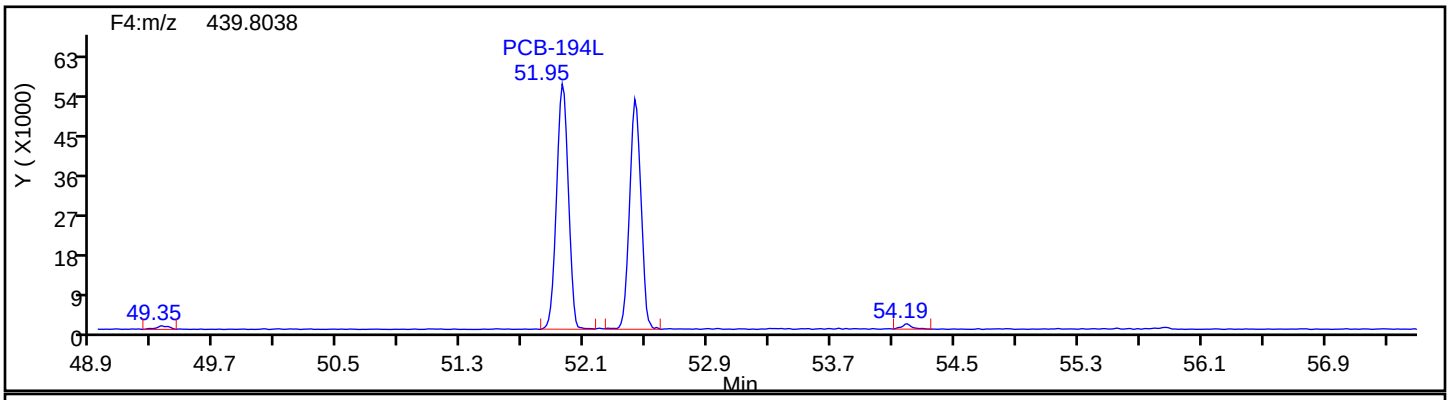

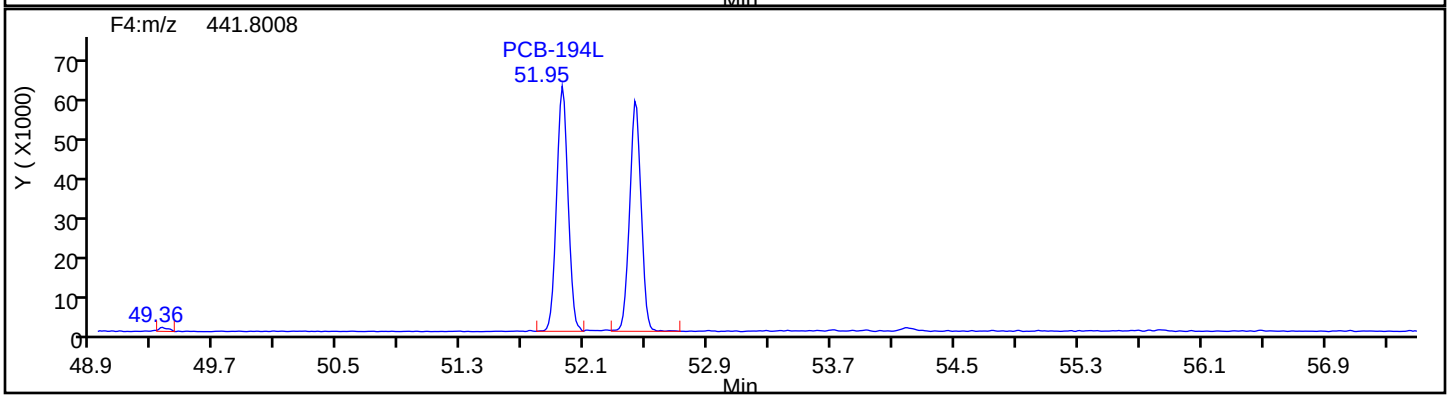

Eurofins TestAmerica, Knoxville

Data File:	\\chromna\Knoxville\ChromData\D3D\20190903-12925.b\580-88125-b-6-c.d		
Injection Date:	03-Sep-2019 15:58:00	Injection Vol:	1.0 ul
Instrument ID:	D3D	Operator ID:	Xcalibur_System
Method:	PCBs_D3D	Limit Group:	HR - 1668A - ICAL
Client ID:	A6-0to23-100818		
Worklist#:	33205	Sample Line#:	10
Column Type:	SPB-Octyl	Column Dia:	0.25 mm

OcPCB F4

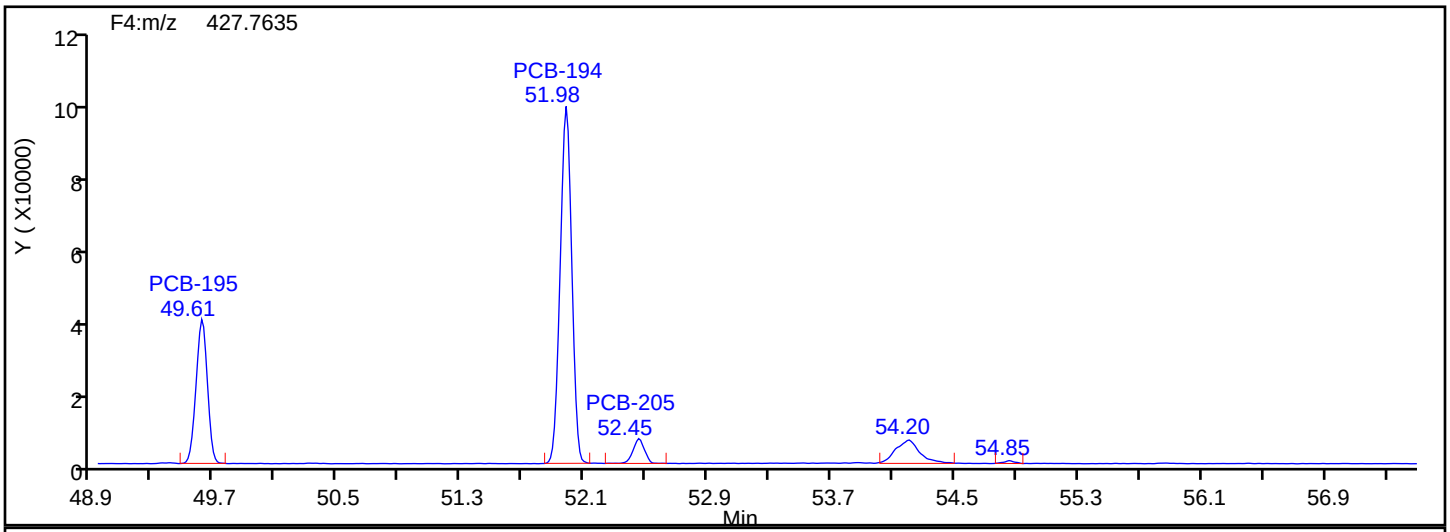

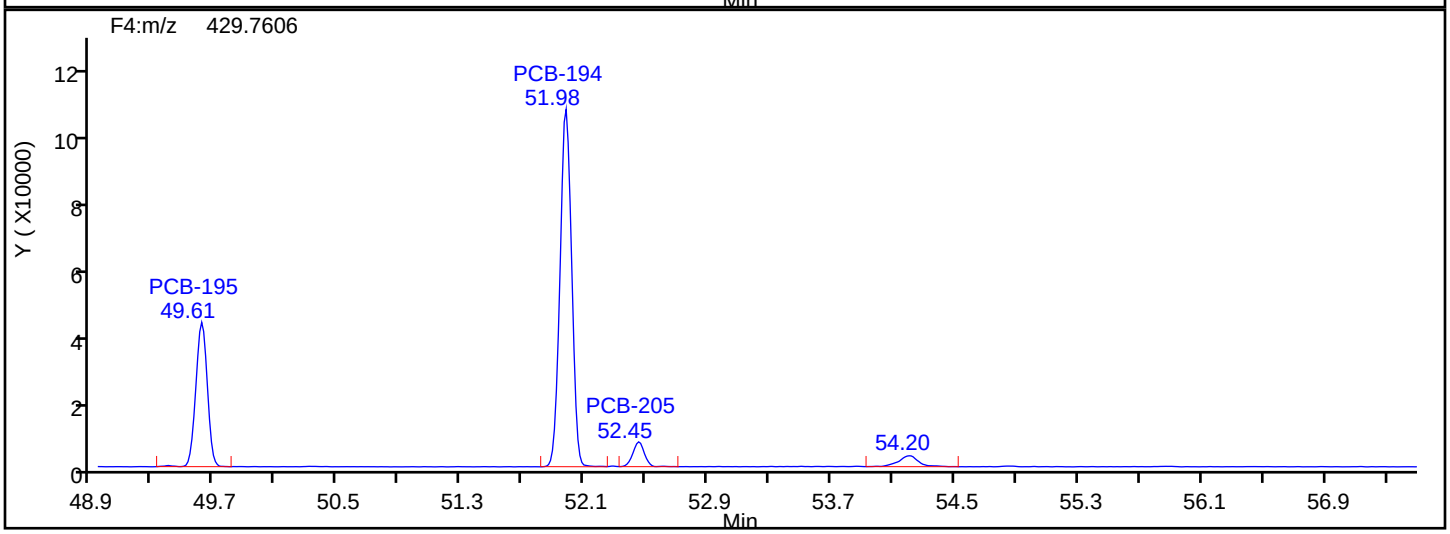

OcPCB F4 Lock Mass

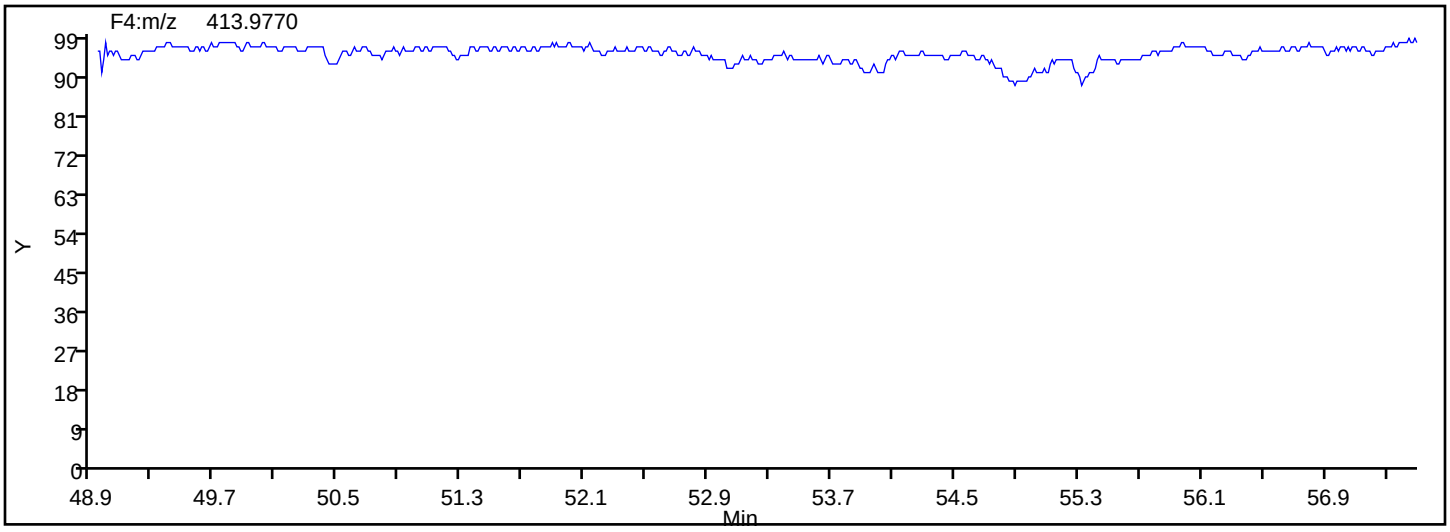

Eurofins TestAmerica, Knoxville

Data File:	\\chromna\Knoxville\ChromData\D3D\20190903-12925.b\580-88125-b-6-c.d		
Injection Date:	03-Sep-2019 15:58:00	Injection Vol:	1.0 ul
Instrument ID:	D3D	Operator ID:	Xcalibur_System
Method:	PCBs_D3D	Limit Group:	HR - 1668A - ICAL
Client ID:	A6-0to23-100818		
Worklist#:	33205	Sample Line#:	10
Column Type:	SPB-Octyl	Column Dia:	0.25 mm

NoPCB F4

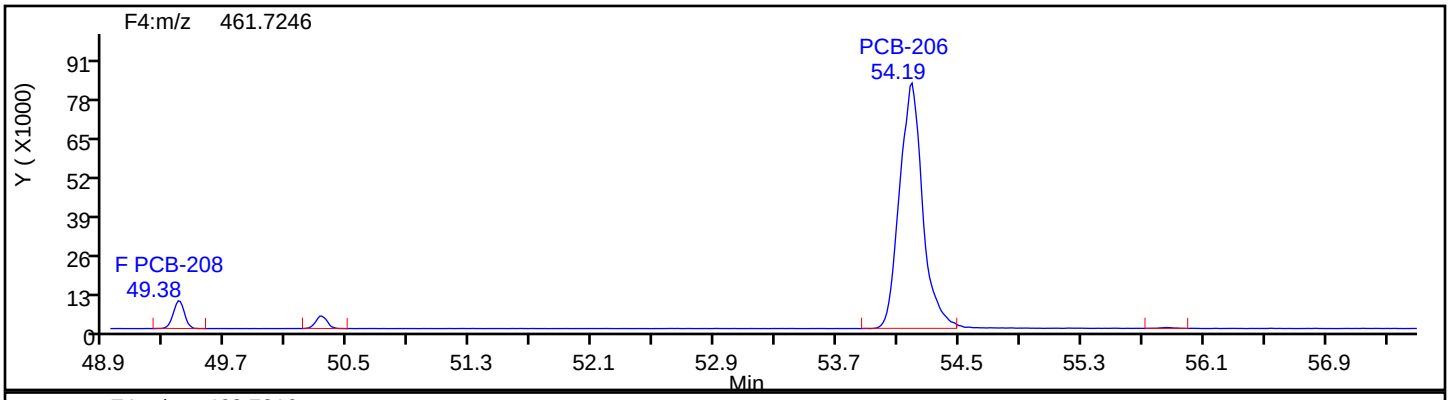

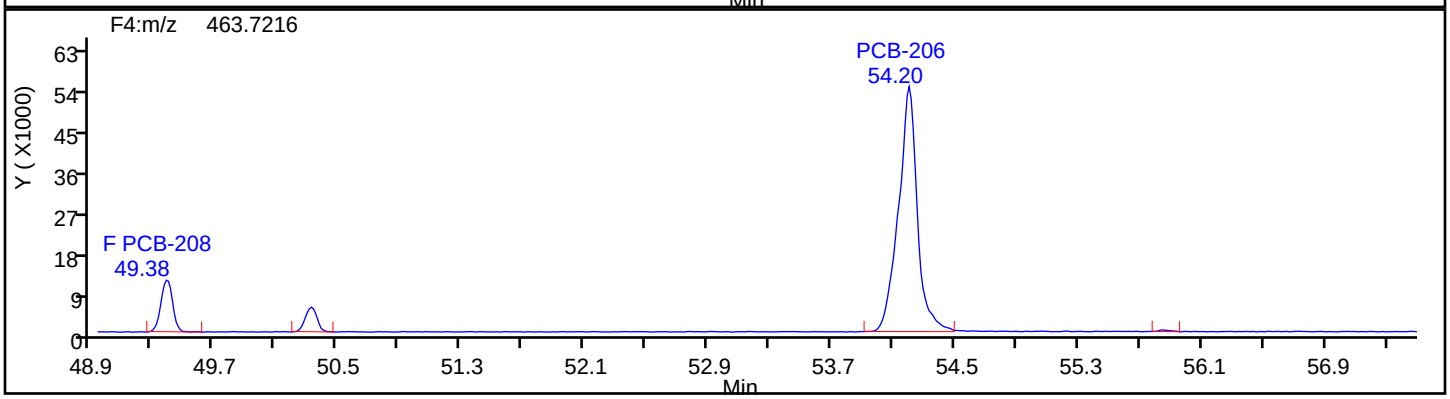

NoPCB F4 Standards

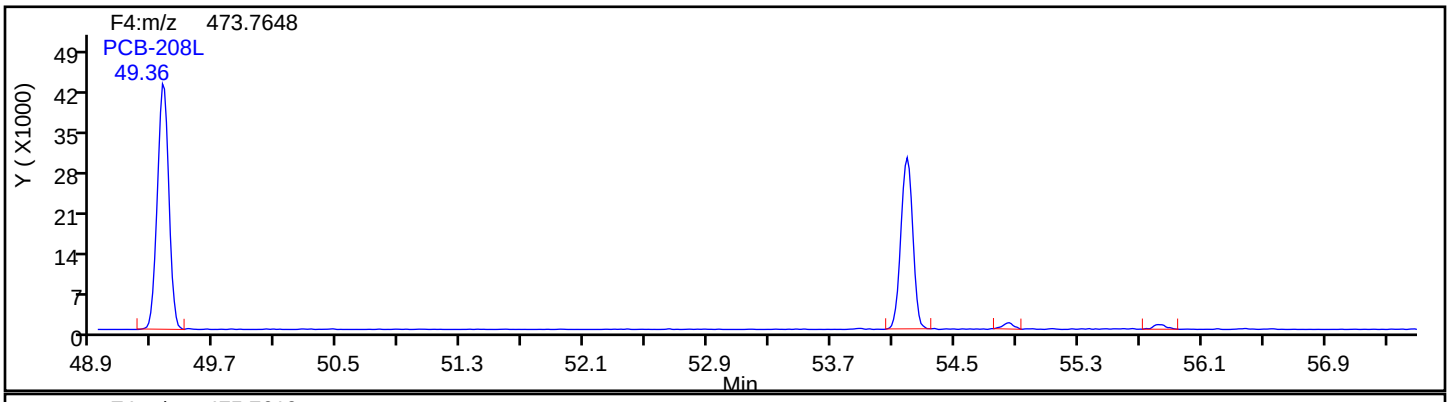

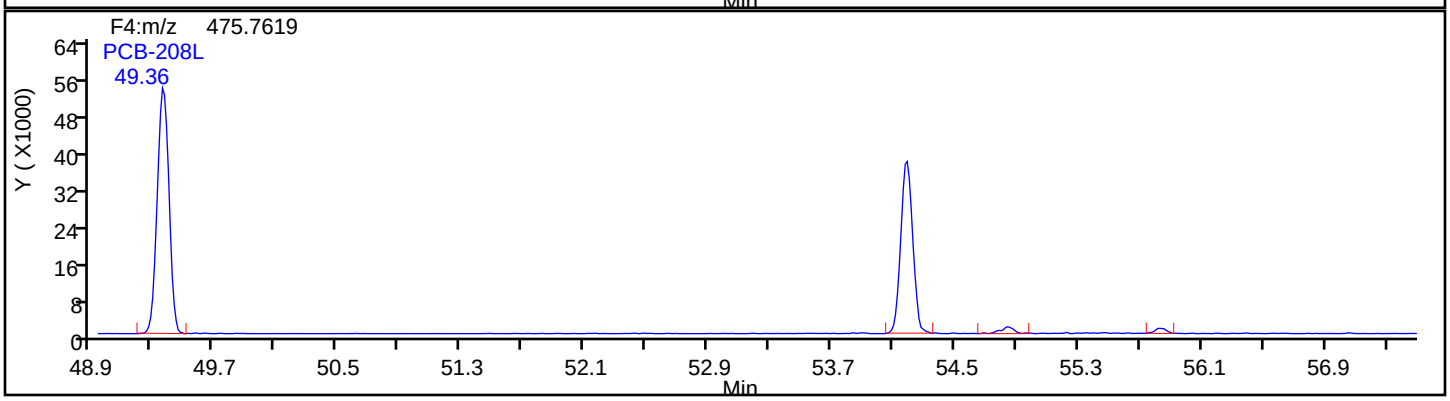

Eurofins TestAmerica, Knoxville

Data File:	\\chromna\Knoxville\ChromData\D3D\20190903-12925.b\580-88125-b-6-c.d		
Injection Date:	03-Sep-2019 15:58:00	Injection Vol:	1.0 ul
Instrument ID:	D3D	Operator ID:	Xcalibur_System
Method:	PCBs_D3D	Limit Group:	HR - 1668A - ICAL
Client ID:	A6-0to23-100818		
Worklist#:	33205	Sample Line#:	10
Column Type:	SPB-Octyl	Column Dia:	0.25 mm

NoPCB F4

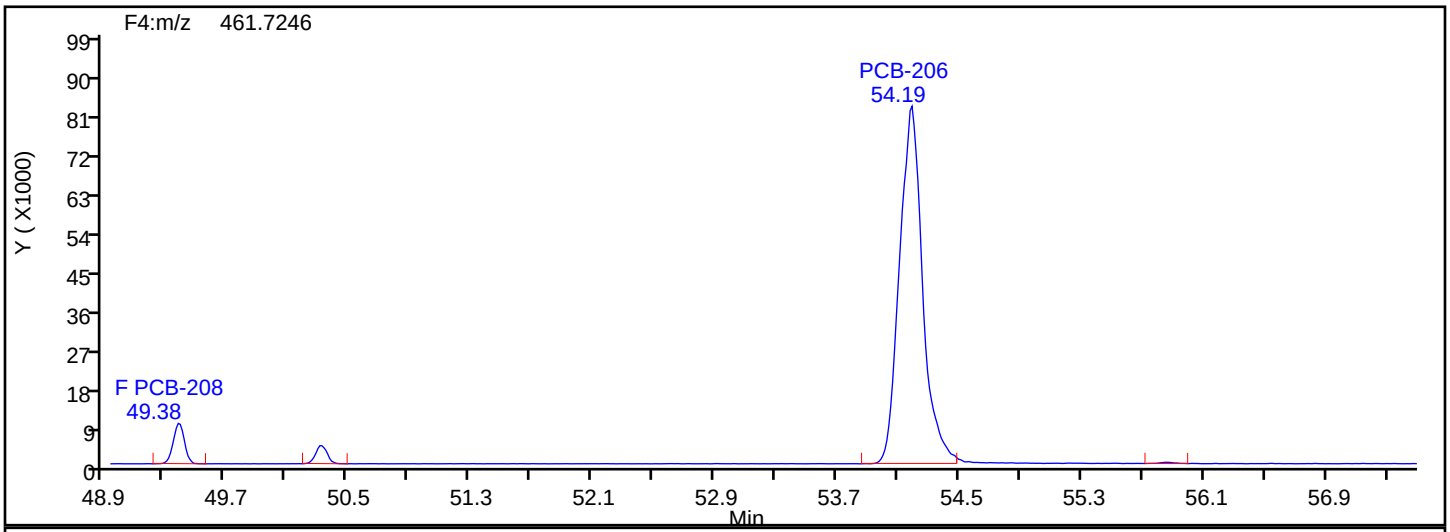

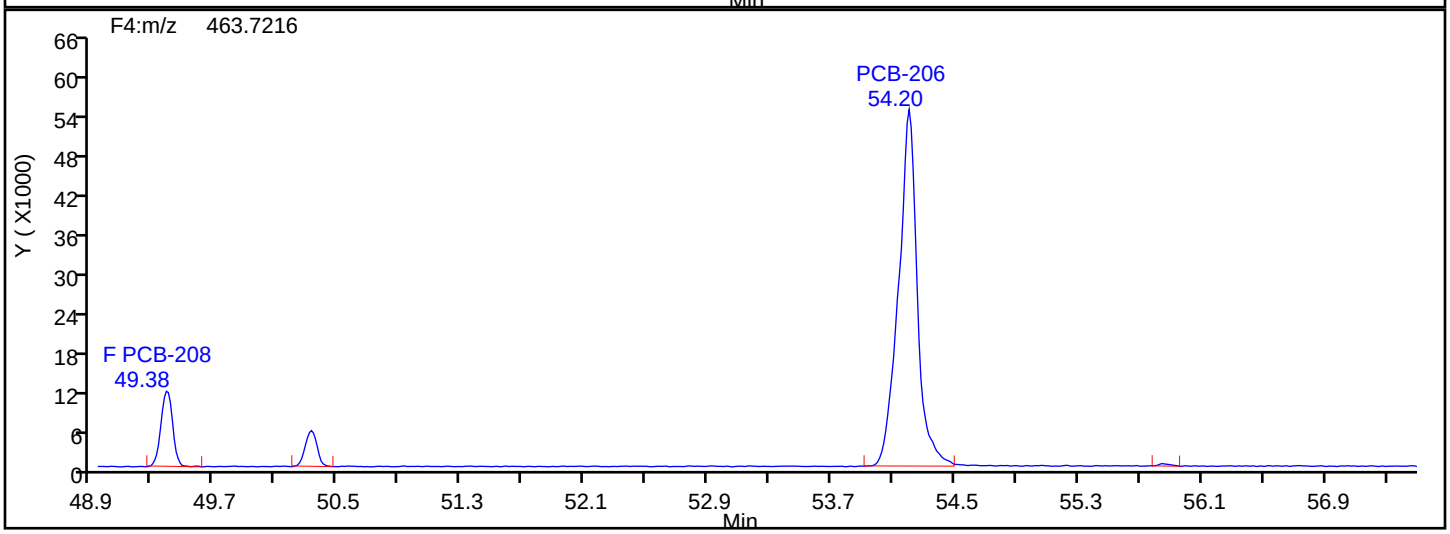

NoPCB F4 Lock Mass

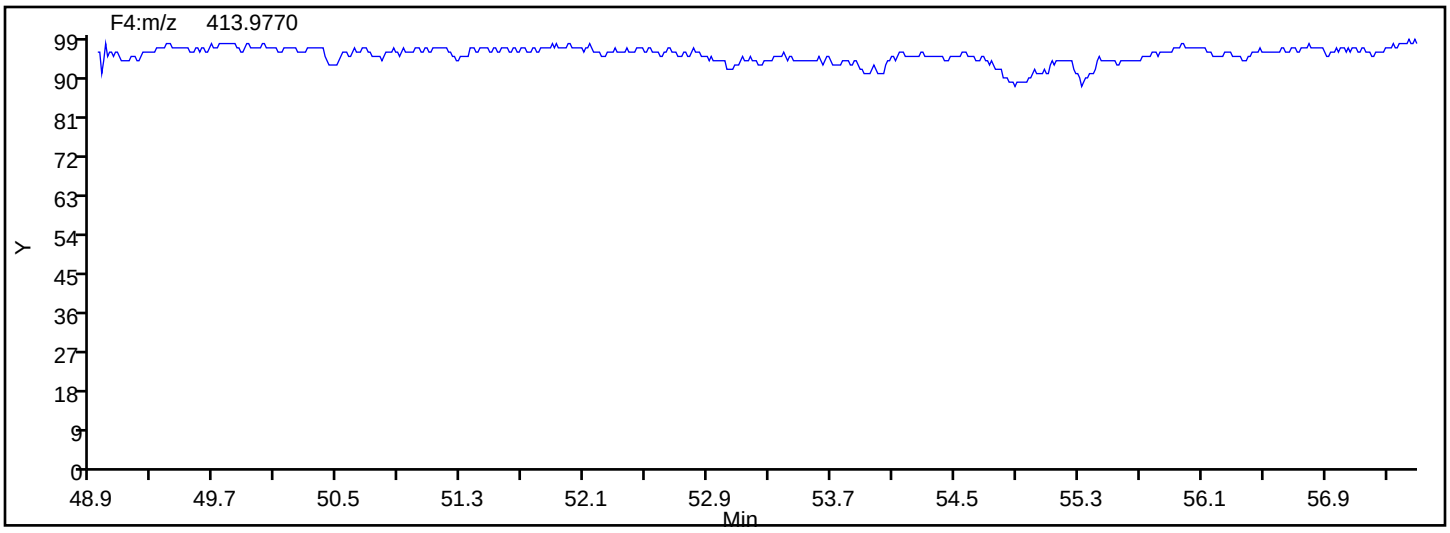

Report Date: 03-Sep-2019 19:58:09 Chrom Revision: 2.3 22-Aug-2019 12:55:36

Eurofins TestAmerica, Knoxville

Data File:	\\chromna\Knoxville\ChromData\D3D\20190903-12925.b\580-88125-b-6-c.d		
Injection Date:	03-Sep-2019 15:58:00	Injection Vol:	1.0 ul
Instrument ID:	D3D	Operator ID:	Xcalibur_System
Method:	PCBs_D3D	Limit Group:	HR - 1668A - ICAL
Client ID:	A6-0to23-100818		
Worklist#:	33205	Sample Line#:	10
Column Type:	SPB-Octyl	Column Dia:	0.25 mm

DePCB F4

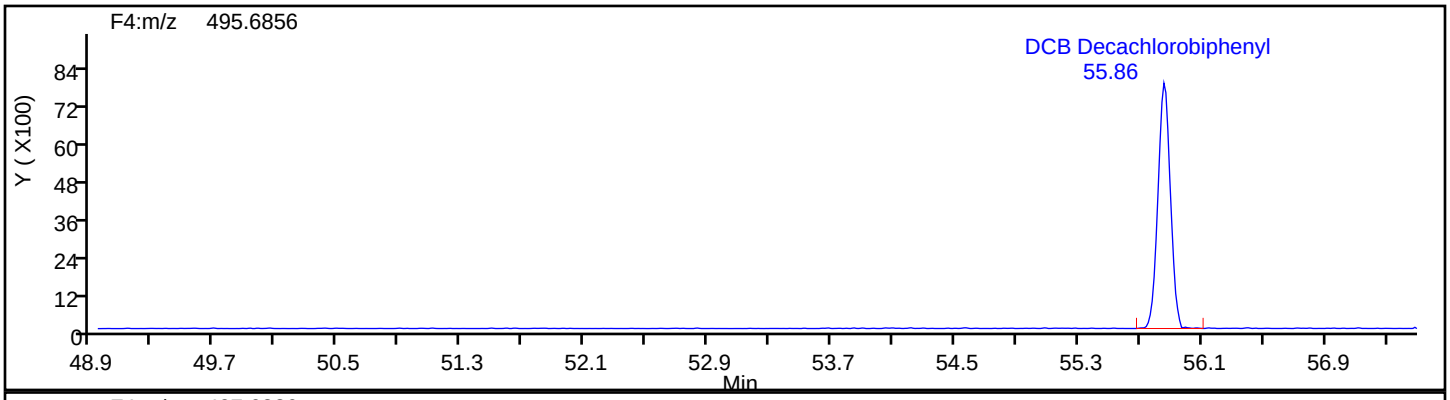

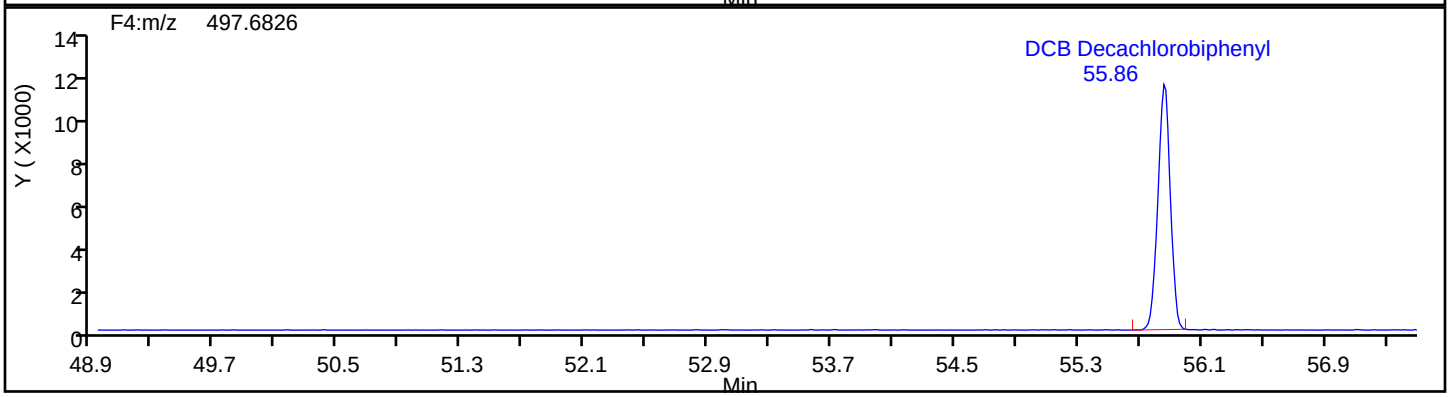

DePCB F4 Standards

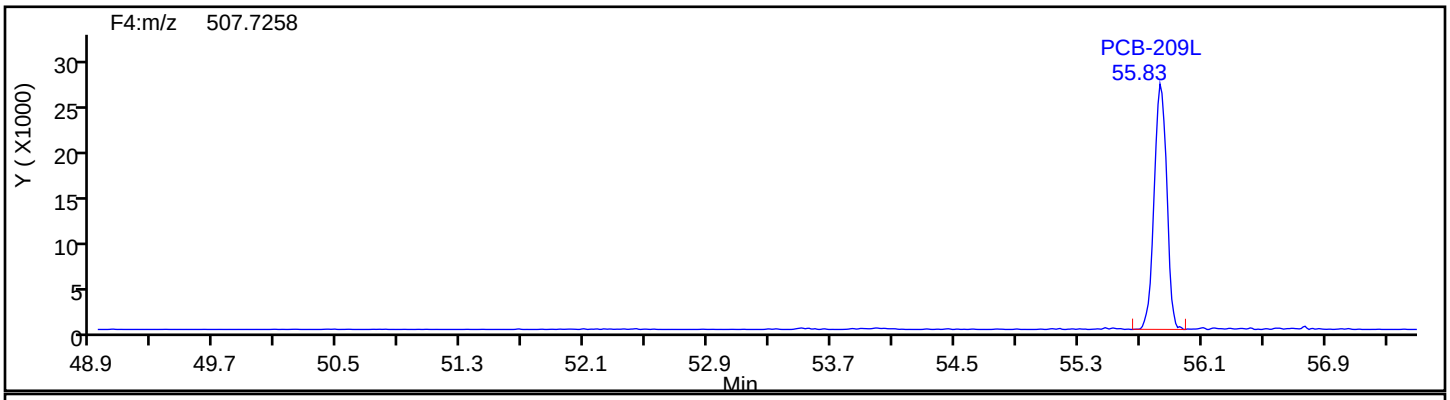

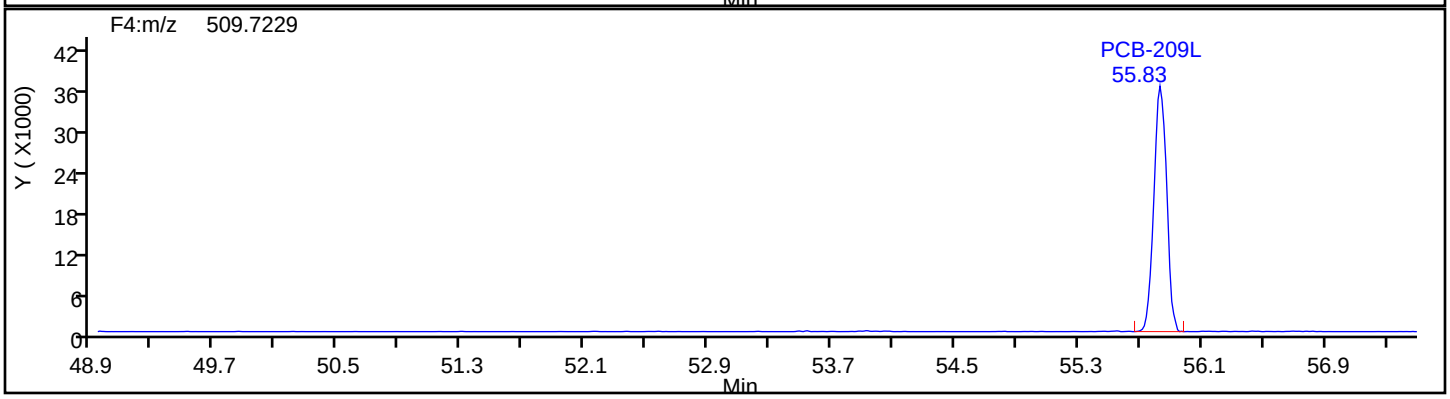

Eurofins TestAmerica, Knoxville

Data File:	\\chromna\Knoxville\ChromData\D3D\20190903-12925.b\580-88125-b-6-c.d		
Injection Date:	03-Sep-2019 15:58:00	Injection Vol:	1.0 ul
Instrument ID:	D3D	Operator ID:	Xcalibur_System
Method:	PCBs_D3D	Limit Group:	HR - 1668A - ICAL
Client ID:	A6-0to23-100818		
Worklist#:	33205	Sample Line#:	10
Column Type:	SPB-Octyl	Column Dia:	0.25 mm

DePCB F4

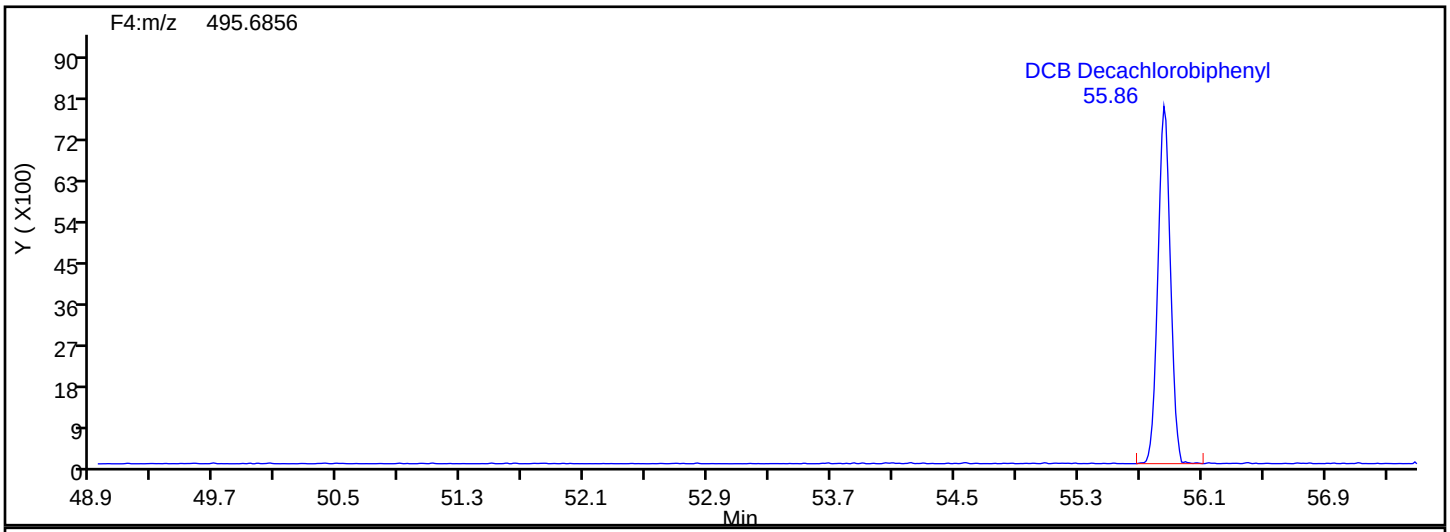

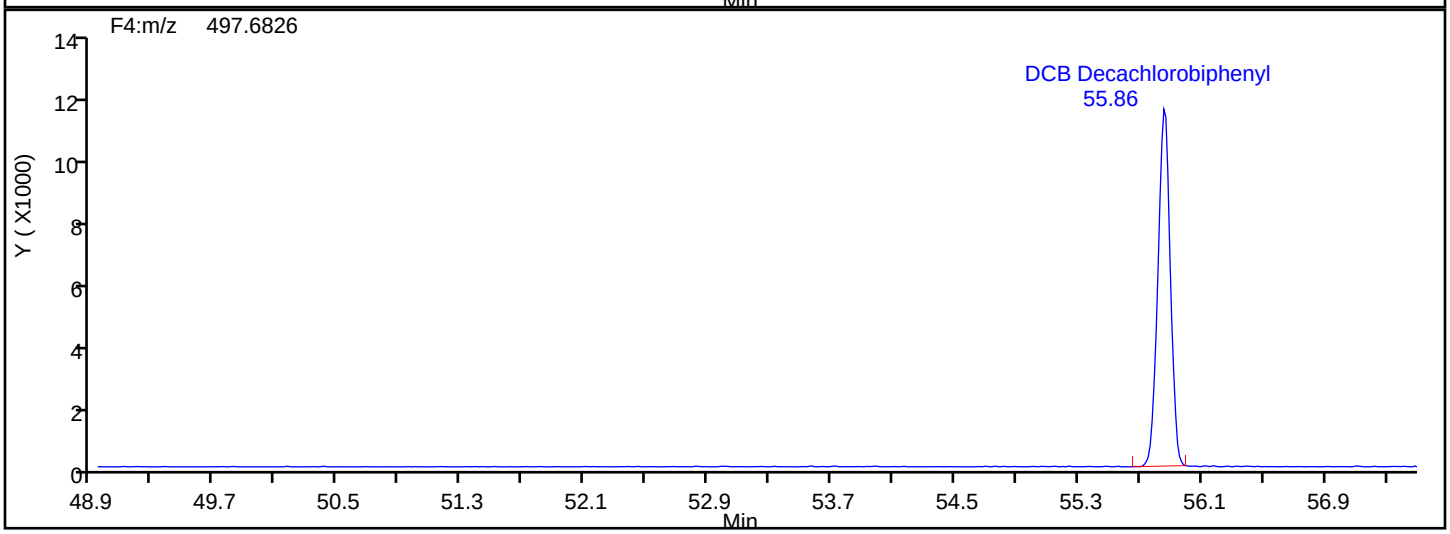

DePCB F4 Lock Mass

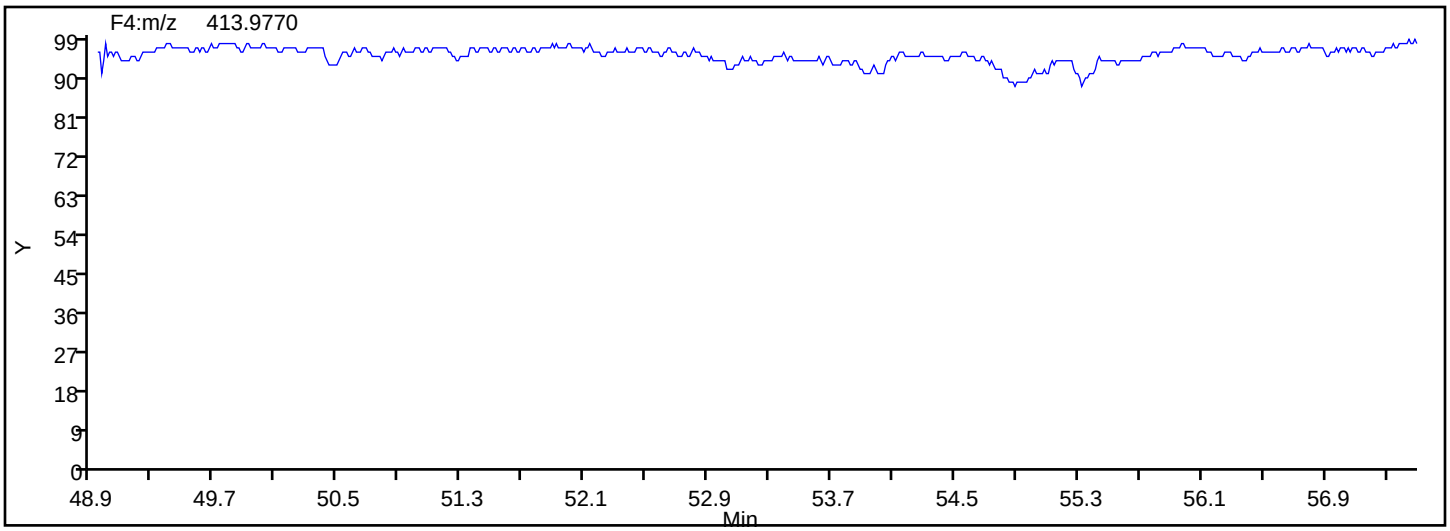

FORM I
HI-RES PCBS ORGANICS ANALYSIS DATA SHEET

Lab Name: Eurofins TestAmerica, Knoxville Job No.: 580-88125-2

SDG No.:

Client Sample ID: A7-0to26-100918 Lab Sample ID: 580-88125-7

Matrix: Solid Lab File ID: 580-88125-b-7-c_190904142732.d

Analysis Method: 1668A Date Collected: 10/09/2018 13:23

Extract. Method: HRMS-Sox Date Extracted: 08/19/2019 08:06

Sample wt/vol: 20.30(g) Date Analyzed: 09/04/2019 14:27

Con. Extract Vol.: 20(mL) Dilution Factor: 5

Injection Volume: 1(uL) Level: (low/med) Low

% Moisture: 62.2 GPC Cleanup:(Y/N) N

Analysis Batch No.: 33248 Units: ng/g

CAS NO.	COMPOUND NAME	RESULT	Q	RL	EDL
2051-60-7	PCB-1	0.089	B	0.065	0.0023
2051-61-8	PCB-2	0.039	J q B	0.065	0.0023
2051-62-9	PCB-3	0.061	J B	0.065	0.0024
13029-08-8	PCB-4	0.17		0.13	0.0076
16605-91-7	PCB-5	ND		0.065	0.0046
25569-80-6	PCB-6	0.034	J	0.065	0.0047
33284-50-3	PCB-7	0.0098	J	0.065	0.0045
34883-43-7	PCB-8	0.12	J B	0.13	0.0046
34883-39-1	PCB-9	ND		0.065	0.0051
33146-45-1	PCB-10	0.0090	J	0.065	0.0049
2050-67-1	PCB-11	0.091	J B	0.13	0.0044
2974-92-7	PCB-12	0.036	J C	0.13	0.0044
2974-90-5	PCB-13	0.036	J C12	0.13	0.0044
34883-41-5	PCB-14	ND		0.065	0.0039
2050-68-2	PCB-15	0.11	B	0.065	0.0042
38444-78-9	PCB-16	0.052	J q	0.065	0.0094
37680-66-3	PCB-17	0.47	B	0.065	0.0074
37680-65-2	PCB-18	0.17	C B	0.13	0.0063
38444-73-4	PCB-19	0.46		0.065	0.0088
38444-84-7	PCB-20	1.4	C B	0.13	0.0069
55702-46-0	PCB-21	0.56	C B	0.13	0.0065
38444-85-8	PCB-22	0.077	B	0.065	0.0072
55720-44-0	PCB-23	ND		0.065	0.0071
55702-45-9	PCB-24	ND		0.065	0.0055
55712-37-3	PCB-25	0.26		0.065	0.0067
38444-81-4	PCB-26	0.077	J C B	0.13	0.0068
38444-76-7	PCB-27	0.070		0.065	0.0053
7012-37-5	PCB-28	1.4	C20 B	0.13	0.0069
15862-07-4	PCB-29	0.077	J C26 B	0.13	0.0068
35693-92-6	PCB-30	0.17	C18 B	0.13	0.0063
16606-02-3	PCB-31	0.28	B	0.13	0.0065
38444-77-8	PCB-32	2.0	B	0.065	0.0049
38444-86-9	PCB-33	0.56	C21 B	0.13	0.0065
37680-68-5	PCB-34	ND		0.065	0.0074

FORM I
HI-RES PCBS ORGANICS ANALYSIS DATA SHEET

Lab Name: Eurofins TestAmerica, Knoxville Job No.: 580-88125-2

SDG No.:

Client Sample ID: A7-0to26-100918 Lab Sample ID: 580-88125-7

Matrix: Solid Lab File ID: 580-88125-b-7-c_190904142732.d

Analysis Method: 1668A Date Collected: 10/09/2018 13:23

Extract. Method: HRMS-Sox Date Extracted: 08/19/2019 08:06

Sample wt/vol: 20.30(g) Date Analyzed: 09/04/2019 14:27

Con. Extract Vol.: 20(mL) Dilution Factor: 5

Injection Volume: 1(uL) Level: (low/med) Low

% Moisture: 62.2 GPC Cleanup:(Y/N) N

Analysis Batch No.: 33248 Units: ng/g

CAS NO.	COMPOUND NAME	RESULT	Q	RL	EDL
37680-69-6	PCB-35	0.022	J B	0.065	0.0074
38444-87-0	PCB-36	ND		0.065	0.0067
38444-90-5	PCB-37	0.11	B	0.065	0.0070
53555-66-1	PCB-38	ND		0.065	0.0068
38444-88-1	PCB-39	ND		0.065	0.0064
38444-93-8	PCB-40	2.1	C	0.20	0.073
52663-59-9	PCB-41	2.1	C40	0.20	0.073
36559-22-5	PCB-42	0.49	G	0.077	0.077
70362-46-8	PCB-43	0.98	C	0.13	0.067
41464-39-5	PCB-44	30	C B	0.20	0.065
70362-45-7	PCB-45	16	C	0.13	0.076
41464-47-5	PCB-46	0.40	G	0.088	0.088
2437-79-8	PCB-47	30	C44 B	0.20	0.065
70362-47-9	PCB-48	ND	G	0.071	0.071
41464-40-8	PCB-49	16	C	0.13	0.059
62796-65-0	PCB-50	7.0	C	0.13	0.072
68194-04-7	PCB-51	16	C45	0.13	0.076
35693-99-3	PCB-52	4.1	G B	0.075	0.075
41464-41-9	PCB-53	7.0	C50	0.13	0.072
15968-05-5	PCB-54	1.6		0.065	0.0029
74338-24-2	PCB-55	ND		0.065	0.052
41464-43-1	PCB-56	0.28		0.065	0.053
70424-67-8	PCB-57	ND		0.065	0.052
41464-49-7	PCB-58	ND		0.065	0.051
74472-33-6	PCB-59	1.0	C	0.20	0.049
33025-41-1	PCB-60	ND		0.065	0.050
33284-53-6	PCB-61	2.5	C B	0.26	0.049
54230-22-7	PCB-62	1.0	C59	0.20	0.049
74472-34-7	PCB-63	0.29		0.065	0.046
52663-58-8	PCB-64	0.42		0.065	0.047
33284-54-7	PCB-65	30	C44 B	0.20	0.065
32598-10-0	PCB-66	1.9		0.065	0.052
73575-53-8	PCB-67	ND		0.065	0.048
73575-52-7	PCB-68	0.39		0.065	0.045

FORM I
HI-RES PCBS ORGANICS ANALYSIS DATA SHEET

Lab Name: Eurofins TestAmerica, Knoxville Job No.: 580-88125-2

SDG No.:

Client Sample ID: A7-0to26-100918 Lab Sample ID: 580-88125-7

Matrix: Solid Lab File ID: 580-88125-b-7-c_190904142732.d

Analysis Method: 1668A Date Collected: 10/09/2018 13:23

Extract. Method: HRMS-Sox Date Extracted: 08/19/2019 08:06

Sample wt/vol: 20.30(g) Date Analyzed: 09/04/2019 14:27

Con. Extract Vol.: 20(mL) Dilution Factor: 5

Injection Volume: 1(uL) Level: (low/med) Low

% Moisture: 62.2 GPC Cleanup:(Y/N) N

Analysis Batch No.: 33248 Units: ng/g

CAS NO.	COMPOUND NAME	RESULT	Q	RL	EDL
60233-24-1	PCB-69	16	C49	0.13	0.059
32598-11-1	PCB-70	2.5	C61 B	0.26	0.049
41464-46-4	PCB-71	2.1	C40	0.20	0.073
41464-42-0	PCB-72	ND		0.065	0.051
74338-23-1	PCB-73	0.98	C43	0.13	0.067
32690-93-0	PCB-74	2.5	C61 B	0.26	0.049
32598-12-2	PCB-75	1.0	C59	0.20	0.049
70362-48-0	PCB-76	2.5	C61 B	0.26	0.049
32598-13-3	PCB-77	0.12		0.065	0.050
70362-49-1	PCB-78	ND		0.065	0.051
41464-48-6	PCB-79	ND		0.065	0.044
33284-52-5	PCB-80	ND		0.065	0.046
70362-50-4	PCB-81	ND		0.065	0.051
52663-62-4	PCB-82	0.79		0.065	0.0054
60145-20-2	PCB-83	21	C B	0.13	0.0050
52663-60-2	PCB-84	2.2		0.065	0.0055
65510-45-4	PCB-85	3.1	C	0.20	0.0039
55312-69-1	PCB-86	8.1	C B	0.39	0.0040
38380-02-8	PCB-87	8.1	C86 B	0.39	0.0040
55215-17-3	PCB-88	13	C	0.13	0.0047
73575-57-2	PCB-89	ND		0.065	0.0053
68194-07-0	PCB-90	25	C B	0.20	0.0042
68194-05-8	PCB-91	13	C88	0.13	0.0047
52663-61-3	PCB-92	6.1		0.065	0.0050
73575-56-1	PCB-93	4.4	C	0.13	0.0048
73575-55-0	PCB-94	2.5		0.065	0.0052
38379-99-6	PCB-95	9.9	B	0.065	0.0049
73575-54-9	PCB-96	1.2		0.065	0.0039
41464-51-1	PCB-97	8.1	C86 B	0.39	0.0040
60233-25-2	PCB-98	2.3	C	0.13	0.0048
38380-01-7	PCB-99	21	C83 B	0.13	0.0050
39485-83-1	PCB-100	4.4	C93	0.13	0.0048
37680-73-2	PCB-101	25	C90 B	0.20	0.0042
68194-06-9	PCB-102	2.3	C98	0.13	0.0048

FORM I
HI-RES PCBS ORGANICS ANALYSIS DATA SHEET

Lab Name: Eurofins TestAmerica, Knoxville Job No.: 580-88125-2

SDG No.:

Client Sample ID: A7-0to26-100918 Lab Sample ID: 580-88125-7

Matrix: Solid Lab File ID: 580-88125-b-7-c_190904142732.d

Analysis Method: 1668A Date Collected: 10/09/2018 13:23

Extract. Method: HRMS-Sox Date Extracted: 08/19/2019 08:06

Sample wt/vol: 20.30(g) Date Analyzed: 09/04/2019 14:27

Con. Extract Vol.: 20(mL) Dilution Factor: 5

Injection Volume: 1(uL) Level: (low/med) Low

% Moisture: 62.2 GPC Cleanup:(Y/N) N

Analysis Batch No.: 33248 Units: ng/g

CAS NO.	COMPOUND NAME	RESULT	Q	RL	EDL
60145-21-3	PCB-103	3.4		0.065	0.0046
56558-16-8	PCB-104	0.42		0.065	0.0034
32598-14-4	PCB-105	1.7	B	0.065	0.047
70424-69-0	PCB-106	ND		0.065	0.045
70424-68-9	PCB-107	0.86		0.065	0.043
70362-41-3	PCB-108	0.25	q C	0.13	0.046
74472-35-8	PCB-109	8.1	C86 B	0.39	0.0040
38380-03-9	PCB-110	14	C B	0.13	0.0035
39635-32-0	PCB-111	0.11		0.065	0.0033
74472-36-9	PCB-112	ND		0.065	0.0035
68194-10-5	PCB-113	25	C90 B	0.20	0.0042
74472-37-0	PCB-114	ND		0.065	0.042
74472-38-1	PCB-115	14	C110 B	0.13	0.0035
18259-05-7	PCB-116	3.1	C85	0.20	0.0039
68194-11-6	PCB-117	3.1	C85	0.20	0.0039
31508-00-6	PCB-118	8.7	B	0.065	0.043
56558-17-9	PCB-119	8.1	C86 B	0.39	0.0040
68194-12-7	PCB-120	0.27		0.065	0.0032
56558-18-0	PCB-121	0.13		0.065	0.0034
76842-07-4	PCB-122	ND		0.065	0.050
65510-44-3	PCB-123	0.099	q	0.065	0.041
70424-70-3	PCB-124	0.25	q C108	0.13	0.046
74472-39-2	PCB-125	8.1	C86 B	0.39	0.0040
57465-28-8	PCB-126	ND		0.065	0.046
39635-33-1	PCB-127	ND		0.065	0.045
38380-07-3	PCB-128	6.8	C	0.13	0.027
55215-18-4	PCB-129	90	C B	0.26	0.027
52663-66-8	PCB-130	3.2		0.065	0.036
61798-70-7	PCB-131	ND		0.065	0.035
38380-05-1	PCB-132	18	B	0.065	0.034
35694-04-3	PCB-133	1.2		0.065	0.033
52704-70-8	PCB-134	3.6	C	0.13	0.035
52744-13-5	PCB-135	38	C B	0.13	0.0026

FORM I
HI-RES PCBS ORGANICS ANALYSIS DATA SHEET

Lab Name: Eurofins TestAmerica, Knoxville Job No.: 580-88125-2

SDG No.:

Client Sample ID: A7-0to26-100918 Lab Sample ID: 580-88125-7

Matrix: Solid Lab File ID: 580-88125-b-7-c_190904142732.d

Analysis Method: 1668A Date Collected: 10/09/2018 13:23

Extract. Method: HRMS-Sox Date Extracted: 08/19/2019 08:06

Sample wt/vol: 20.30(g) Date Analyzed: 09/04/2019 14:27

Con. Extract Vol.: 20(mL) Dilution Factor: 5

Injection Volume: 1(uL) Level: (low/med) Low

% Moisture: 62.2 GPC Cleanup:(Y/N) N

Analysis Batch No.: 33248 Units: ng/g

CAS NO.	COMPOUND NAME	RESULT	Q	RL	EDL
38411-22-2	PCB-136	10	B	0.065	0.0020
35694-06-5	PCB-137	1.0	q	0.065	0.028
35065-28-2	PCB-138	90	C129 B	0.26	0.027
56030-56-9	PCB-139	0.71	C	0.13	0.030
59291-64-4	PCB-140	0.71	C139	0.13	0.030
52712-04-6	PCB-141	22		0.065	0.031
41411-61-4	PCB-142	ND		0.065	0.035
68194-15-0	PCB-143	3.6	C134	0.13	0.035
68194-14-9	PCB-144	5.3		0.065	0.0025
74472-40-5	PCB-145	ND		0.065	0.0019
51908-16-8	PCB-146	14	B	0.065	0.030
68194-13-8	PCB-147	74	C B	0.13	0.031
74472-41-6	PCB-148	0.30		0.065	0.0025
38380-04-0	PCB-149	74	C147 B	0.13	0.031
68194-08-1	PCB-150	0.57		0.065	0.0018
52663-63-5	PCB-151	38	C135 B	0.13	0.0026
68194-09-2	PCB-152	0.34		0.065	0.0018
35065-27-1	PCB-153	97	C B	0.13	0.024
60145-22-4	PCB-154	1.9	B	0.065	0.0022
33979-03-2	PCB-155	ND		0.065	0.0017
38380-08-4	PCB-156	8.0	C B	0.13	0.028
69782-90-7	PCB-157	8.0	C156 B	0.13	0.028
74472-42-7	PCB-158	8.6	B	0.065	0.021
39635-35-3	PCB-159	1.8		0.065	0.023
41411-62-5	PCB-160	90	C129 B	0.26	0.027
74472-43-8	PCB-161	ND		0.065	0.022
39635-34-2	PCB-162	ND		0.065	0.022
74472-44-9	PCB-163	90	C129 B	0.26	0.027
74472-45-0	PCB-164	6.4		0.065	0.024
74472-46-1	PCB-165	ND		0.065	0.027
41411-63-6	PCB-166	6.8	C128	0.13	0.027

FORM I
HI-RES PCBS ORGANICS ANALYSIS DATA SHEET

Lab Name: Eurofins TestAmerica, Knoxville Job No.: 580-88125-2

SDG No.:

Client Sample ID: A7-0to26-100918 Lab Sample ID: 580-88125-7

Matrix: Solid Lab File ID: 580-88125-b-7-c_190904142732.d

Analysis Method: 1668A Date Collected: 10/09/2018 13:23

Extract. Method: HRMS-Sox Date Extracted: 08/19/2019 08:06

Sample wt/vol: 20.30(g) Date Analyzed: 09/04/2019 14:27

Con. Extract Vol.: 20(mL) Dilution Factor: 5

Injection Volume: 1(uL) Level: (low/med) Low

% Moisture: 62.2 GPC Cleanup:(Y/N) N

Analysis Batch No.: 33248 Units: ng/g

CAS NO.	COMPOUND NAME	RESULT	Q	RL	EDL
52663-72-6	PCB-167	2.9		0.065	0.018
59291-65-5	PCB-168	97	C153 B	0.13	0.024
32774-16-6	PCB-169	ND		0.065	0.021
35065-30-6	PCB-170	58	B	0.065	0.0023
52663-71-5	PCB-171	20	C	0.13	0.0025
52663-74-8	PCB-172	9.8	B	0.065	0.0024
68194-16-1	PCB-173	20	C171	0.13	0.0025
38411-25-5	PCB-174	57	B	0.065	0.0025
40186-70-7	PCB-175	2.4		0.065	0.0022
52663-65-7	PCB-176	6.7	B	0.065	0.0015
52663-70-4	PCB-177	33	B	0.065	0.0025
52663-67-9	PCB-178	9.7		0.065	0.0023
52663-64-6	PCB-179	21	B	0.065	0.0017
35065-29-3	PCB-180	140	C B	0.13	0.0019
74472-47-2	PCB-181	ND		0.065	0.0021
60145-23-5	PCB-182	ND		0.065	0.0021
52663-69-1	PCB-183	42	C B	0.13	0.0021
74472-48-3	PCB-184	ND		0.065	0.0017
52712-05-7	PCB-185	42	C183 B	0.13	0.0021
74472-49-4	PCB-186	ND		0.065	0.0016
52663-68-0	PCB-187	60		0.065	0.0021
74487-85-7	PCB-188	ND		0.065	0.0016
39635-31-9	PCB-189	2.1	B	0.065	0.011
41411-64-7	PCB-190	13		0.065	0.0017
74472-50-7	PCB-191	2.9		0.065	0.0017
74472-51-8	PCB-192	ND		0.065	0.0018
69782-91-8	PCB-193	140	C180 B	0.13	0.0019
35694-08-7	PCB-194	26	G B	0.084	0.084
52663-78-2	PCB-195	13	G	0.10	0.10
42740-50-1	PCB-196	14	B	0.065	0.0021
33091-17-7	PCB-197	0.99		0.065	0.0015
68194-17-2	PCB-198	22	C B	0.13	0.0022

FORM I
HI-RES PCBS ORGANICS ANALYSIS DATA SHEET

Lab Name: Eurofins TestAmerica, Knoxville Job No.: 580-88125-2

SDG No.:

Client Sample ID: A7-0to26-100918 Lab Sample ID: 580-88125-7

Matrix: Solid Lab File ID: 580-88125-b-7-c_190904142732.d

Analysis Method: 1668A Date Collected: 10/09/2018 13:23

Extract. Method: HRMS-Sox Date Extracted: 08/19/2019 08:06

Sample wt/vol: 20.30(g) Date Analyzed: 09/04/2019 14:27

Con. Extract Vol.: 20(mL) Dilution Factor: 5

Injection Volume: 1(uL) Level: (low/med) Low

% Moisture: 62.2 GPC Cleanup:(Y/N) N

Analysis Batch No.: 33248 Units: ng/g

CAS NO.	COMPOUND NAME	RESULT	Q	RL	EDL
52663-75-9	PCB-199	22	C198 B	0.13	0.0022
52663-73-7	PCB-200	3.2		0.065	0.0016
40186-71-8	PCB-201	2.8		0.065	0.0015
2136-99-4	PCB-202	3.4		0.065	0.0017
52663-76-0	PCB-203	16		0.065	0.0020
74472-52-9	PCB-204	ND		0.065	0.0016
74472-53-0	PCB-205	1.3		0.065	0.063
40186-72-9	PCB-206	4.4		0.065	0.011
52663-79-3	PCB-207	0.59		0.065	0.0076
52663-77-1	PCB-208	0.71		0.065	0.0077
2051-24-3	PCB-209	0.33	B	0.065	0.0026
27323-18-8	Total Monochlorobiphenyls	0.19	q B	0.065	0.0023
25512-42-9	Total Dichlorobiphenyls	0.58	B	0.13	0.0048
25323-68-6	Total Trichlorobiphenyls	6.0	q B	0.13	0.0069
26914-33-0	Total Tetrachlorobiphenyls	86	B	0.26	0.056
25429-29-2	Total Pentachlorobiphenyls	130	q B	0.39	0.017
26601-64-9	Total Hexachlorobiphenyls	420	q B	0.26	0.021
28655-71-2	Total Heptachlorobiphenyls	480	B	0.13	0.0024
55722-26-4	Total Octachlorobiphenyls	100	B	0.13	0.024
53742-07-7	Total Nonachlorobiphenyls	5.7		0.065	0.0088
1336-36-3	Polychlorinated biphenyls, Total	1200	q B	0.39	0.016

FORM I
HI-RES PCBS ORGANICS ANALYSIS DATA SHEET

Lab Name: Eurofins TestAmerica, Knoxville Job No.: 580-88125-2

SDG No.:

Client Sample ID: A7-0to26-100918 Lab Sample ID: 580-88125-7

Matrix: Solid Lab File ID: 580-88125-b-7-c_190904142732.d

Analysis Method: 1668A Date Collected: 10/09/2018 13:23

Extract. Method: HRMS-Sox Date Extracted: 08/19/2019 08:06

Sample wt/vol: 20.30(g) Date Analyzed: 09/04/2019 14:27

Con. Extract Vol.: 20(mL) Dilution Factor: 5

Injection Volume: 1(uL) Level: (low/med) Low

% Moisture: 62.2 GPC Cleanup:(Y/N) N

Analysis Batch No.: 33248 Units: ng/g

CAS NO.	ISOTOPE DILUTION	%REC	Q	LIMITS
234432-85-0	PCB-1L	69		30-140
208263-77-8	PCB-3L	72		30-140
234432-86-1	PCB-4L	61		30-140
208263-67-6	PCB-15L	78		30-140
234432-87-2	PCB-19L	64		30-140
208263-79-0	PCB-37L	87		30-140
234432-88-3	PCB-54L	88		30-140
105600-23-5	PCB-77L	104		30-140
208461-24-9	PCB-81L	101		30-140
234432-89-4	PCB-104L	91		30-140
208263-62-1	PCB-105L	86		30-140
208263-63-2	PCB-114L	88		30-140
104130-40-7	PCB-118L	89		30-140
208263-64-3	PCB-123L	88		30-140
208263-65-4	PCB-126L	95		30-140
234432-90-7	PCB-155L	107		30-140
208263-68-7	PCB-156L	96	C	30-140
235416-30-5	PCB-157L	96	C156	30-140
208263-69-8	PCB-167L	95		30-140
208263-70-1	PCB-169L	107		30-140
160901-80-4	PCB-170L	96		30-140
234432-91-8	PCB-188L	86		30-140
208263-73-4	PCB-189L	96		30-140
105600-26-8	PCB-202L	96		30-140
234446-64-1	PCB-205L	86		30-140
208263-75-6	PCB-206L	81		30-140
234432-92-9	PCB-208L	94		30-140
105600-27-9	PCB-209L	73		30-140

CAS NO.	SURROGATE	%REC	Q	LIMITS
208263-76-7	PCB-28L	75		40-125
235416-29-2	PCB-111L	92		40-125
232919-67-4	PCB-178L	83		40-125

Eurofins TestAmerica, Knoxville
Target Compound Quantitation Report

Data File: \\chromna\Knoxville\ChromData\D3D\20190904-12947.b\580-88125-b-7-c_190904142732.d
Lims ID: 580-88125-B-7-C
Client ID: A7-0to26-100918
Sample Type: Client
Inject. Date: 04-Sep-2019 14:27:00 ALS Bottle#: 0 Worklist Smp#: 9
Injection Vol: 1.0 ul Dil. Factor: 5.0000
Sample Info:
Misc. Info.: 140-0012947-009
Operator ID: Xcalibur_System Instrument ID: D3D

Method: \\chromna\Knoxville\ChromData\D3D\20190904-12947.b\PCBs_D3D.m
Limit Group: HR - 1668A - ICAL
Last Update: 04-Sep-2019 17:07:17 Calib Date: 21-Aug-2019 19:05:00
Integrator: Picker
Quant Method: Isotopic Dilution Quant By: Initial Calibration
Last ICal File: \\chromna\Knoxville\ChromData\D3D\20190813-12717.b\d4190821i6.d

Column 1 : SPB-Octyl (0.25 mm) Det: F1(11.07 :21.70)
Process Host: CTX1028

First Level Reviewer: davidsonm Date: 04-Sep-2019 17:07:17

Compound	RT (min.)	Area	Ratio	Ical RRF	Amount pg/ul	EMPC pg/ul	Noise EDL	Final EDL	%Rec	Flags
S Total Monochlorobipheny					2.935	2.905	0.0358	0.0358		RQ
D PCB-1L	11:45	63720	3.23	1.3140	13.8	13.8	1.281	1.281	69.18	M
D PCB-3L	13:55	69091	3.34	1.3615	14.5	14.5	1.236	1.236	72.39	M
PCB-1	11:46	5190	3.41	1.1883	1.371	1.371	0.0346	0.0346		
PCB-2	13:45	2363	3.13	1.1911	0.6271	0.5975	0.0360	0.0360		RQ
PCB-3	13:56	3925	3.39	1.2130	0.9367	0.9367	0.0370	0.0370		
S Total Dichlorobiphenyls					8.860	8.860	0.0735	0.0735		
D PCB-4L	14:10	25838	1.69	0.5996	12.3	12.3	0.3811	0.3811	61.48	
* PCB-9L	16:08	70098	1.52	4E+04	20.0	20.0				
D PCB-15L	20:03	55960	1.68	1.0280	15.5	15.5	0.2222	0.2222	77.65	M
PCB-4	14:11	4183	1.67	1.2533	2.583	2.583	0.1161	0.1161		M
PCB-10	14:21	417	1.50	1.4828	0.1375	0.1375	0.0749	0.0749		Ma
PCB-9	16:11						0.0782	0.0782		
PCB-7	16:20	500	1.76	1.6244	0.1505	0.1505	0.0684	0.0684		
PCB-6	16:33	1655	1.45	1.5539	0.5208	0.5208	0.0715	0.0715		
PCB-5	16:53						0.0712	0.0712		
PCB-8	16:59	5954	1.62	1.5884	1.833	1.833	0.0699	0.0699		M
PCB-14	18:38						0.0593	0.0593		
PCB-11	19:26	4658	1.78	1.6347	1.393	1.393	0.0679	0.0679		M
PCB-12	19:45	1846	1.76	1.6410	0.5501	0.5501	0.0677	0.0677		
PCB-13 (C12)	19:45	1846	1.76	1.6410	0.5501	0.5501	0.0677	0.0677		
PCB-15	20:04	6636	1.60	1.4024	1.691	1.691	0.0640	0.0640		M
S Total Trichlorobiphenyl					91.8	91.6	0.1054	0.1054		RQ
D PCB-19L	17:16	16410	1.07	0.6095	12.8	12.8	1.073	1.073	64.22	
* PCB-32L	20:31	41927	1.15	2.2E+04	20.0	20.0				
* PCB-31L	22:47	135978	1.04	6.8E+04	20.0	20.0				
$ PCB-28L	23:05	112104	1.10	1.0975	15.0	15.0	0.1598	0.1598	75.12	
D PCB-37L	27:05	107148	1.07	0.9024	17.5	17.5	0.1944	0.1944	87.32	
PCB-19	17:17	7545	1.07	1.3047	7.048	7.048	0.1356	0.1356		
PCB-18	19:09	3863	1.07	1.8188	2.589	2.589	0.0973	0.0973		
PCB-30 (C18)	19:09	3863	1.07	1.8188	2.589	2.589	0.0973	0.0973		

Compound	RT (min.)	Area	Ratio	Ical RRF	Amount pg/ul	EMPC pg/ul	Noise EDL	Final EDL	%Rec	Flags
PCB-17	19:34	9324	1.00	1.5641	7.265	7.265	0.1131	0.1131		
PCB-27	19:47	1915	1.08	2.1680	1.077	1.077	0.0816	0.0816		
PCB-24	19:57						0.0842	0.0842		
PCB-16	20:02	809	1.04	1.2260	0.9752	0.8042	0.1443	0.1443		RQ
PCB-32	20:32	57562	1.09	2.3416	30.0	30.0	0.0756	0.0756		
PCB-34	21:50						0.1138	0.1138		
PCB-23	21:59						0.1091	0.1091		
PCB-26	22:15	8366	1.09	1.3193	1.184	1.184	0.1048	0.1048		M
PCB-29 (C26)	22:15	8366	1.09	1.3193	1.184	1.184	0.1048	0.1048		M
PCB-25	22:32	28547	1.05	1.3523	3.940	3.940	0.1023	0.1023		M
PCB-31	22:48	31861	1.03	1.3809	4.307	4.307	0.1002	0.1002		
PCB-20	23:06	151518	1.08	1.3057	21.7	21.7	0.1059	0.1059		
PCB-28 (C20)	23:06	151518	1.08	1.3057	21.7	21.7	0.1059	0.1059		
PCB-21	23:17	63254	1.06	1.3777	8.570	8.570	0.1004	0.1004		
PCB-33 (C21)	23:17	63254	1.06	1.3777	8.570	8.570	0.1004	0.1004		
PCB-22	23:44	7850	1.17	1.2430	1.179	1.179	0.1113	0.1113		
PCB-36	25:19						0.1027	0.1027		
PCB-39	25:40						0.0990	0.0990		
PCB-38	26:15						0.1050	0.1050		
PCB-35	26:41	2191	1.15	1.2166	0.3361	0.3361	0.1137	0.1137		
PCB-37	27:07	11473	1.07	1.2879	1.663	1.663	0.1074	0.1074		
S Total Tetrachlorobiphen					1321.0	1321.0	0.8547	0.8547		
D PCB-54L	20:21	24023	0.81	0.6515	17.6	17.6	0.1952	0.1952	87.95	
* PCB-52L	24:55	70734	0.84	3.9E+04	20.0	20.0				
D PCB-81L	33:51	88003	0.82	1.2328	20.2	20.2	0.1005	0.1005	101	
D PCB-77L	34:24	91995	0.83	1.2523	20.8	20.8	0.0989	0.0989	104	
PCB-54	20:21	37859	0.79	1.2558	25.1	25.1	0.0447	0.0447		
PCB-50	22:32	454750	0.80	0.9362	107.9	107.9	1.100	1.100		
PCB-53 (C50)	22:32	454750	0.80	0.9362	107.9	107.9	1.100	1.100		
PCB-45	23:17	996552	0.79	0.8850	250.2	250.2	1.164	1.164		
PCB-51 (C45)	23:17	996552	0.79	0.8850	250.2	250.2	1.164	1.164		
PCB-46	23:31	21213	0.88	0.7591	6.210	6.210	1.357	1.357		
PCB-52	24:56	256895	0.78	0.8992	63.5	63.5	1.145	1.145		
PCB-43	25:05	67519	0.86	0.9993	15.0	15.0	1.031	1.031		
PCB-73 (C43)	25:05	67519	0.86	0.9993	15.0	15.0	1.031	1.031		
PCB-49	25:26	1246905	0.78	1.1366	243.8	243.8	0.9062	0.9062		
PCB-69 (C49)	25:26	1246905	0.78	1.1366	243.8	243.8	0.9062	0.9062		
PCB-48	25:44						1.089	1.089		
PCB-44	25:59	2148820	0.79	1.0323	462.6	462.6	0.998	0.998		
PCB-47 (C44)	25:59	2148820	0.79	1.0323	462.6	462.6	0.998	0.998		
PCB-65 (C44)	25:59	2148820	0.79	1.0323	462.6	462.6	0.998	0.998		
PCB-59	26:19	95089	0.80	1.3609	15.5	15.5	0.7568	0.7568		
PCB-62 (C59)	26:19	95089	0.80	1.3609	15.5	15.5	0.7568	0.7568		
PCB-75 (C59)	26:19	95089	0.80	1.3609	15.5	15.5	0.7568	0.7568		
PCB-42	26:28	29469	0.76	0.8670	7.553	7.553	1.188	1.188		
PCB-40	26:58	134205	0.79	0.9179	32.5	32.5	1.122	1.122		
PCB-41 (C40)	26:58	134205	0.79	0.9179	32.5	32.5	1.122	1.122		
PCB-71 (C40)	26:58	134205	0.79	0.9179	32.5	32.5	1.122	1.122		
PCB-64	27:10	40774	0.79	1.4164	6.397	6.397	0.7272	0.7272		
PCB-72	28:02						0.7828	0.7828		
PCB-68	28:18	39706	0.71	1.4782	5.969	5.969	0.6968	0.6968		
PCB-57	28:44						0.8036	0.8036		
PCB-58	28:59						0.7795	0.7795		
PCB-67	29:09						0.7386	0.7386		

Compound	RT (min.)	Area	Ratio	Ical RRF	Amount pg/ul	EMPC pg/ul	Noise EDL	Final EDL	%Rec	Flags
PCB-63	29:23	29531	0.84	1.4685	4.469	4.469	0.7014	0.7014		
PCB-61	29:43	238010	0.79	1.3565	39.0	39.0	0.7593	0.7593		
PCB-70 (C61)	29:43	238010	0.79	1.3565	39.0	39.0	0.7593	0.7593		
PCB-74 (C61)	29:43	238010	0.79	1.3565	39.0	39.0	0.7593	0.7593		
PCB-76 (C61)	29:43	238010	0.79	1.3565	39.0	39.0	0.7593	0.7593		
PCB-66	30:03	167083	0.80	1.2800	29.0	29.0	0.8047	0.8047		
PCB-55	30:14						0.7953	0.7953		
PCB-56	30:44	24731	0.80	1.2671	4.337	4.337	0.8129	0.8129		
PCB-60	30:57						0.7751	0.7751		
PCB-80	31:22						0.7010	0.7010		
PCB-79	32:54						0.6679	0.6679		
PCB-78	33:27						0.7833	0.7833		
PCB-81	33:53						0.7857	0.7857		
PCB-77	34:26	11626	0.74	1.3308	1.899	1.899	0.7679	0.7679		M
S Total Pentachlorobiphen					1992.6	1991.1	0.2665	0.2665		RQ
D PCB-104L	25:52	53195	1.61	1.1164	18.2	18.2	0.0875	0.0875	90.93	
* PCB-101L	31:47	52402	1.60	3.4E+04	20.0	20.0				
$ PCB-111L	34:29	58839	1.74	1.2177	18.4	18.4	0.0802	0.0802	92.21	
D PCB-123L	36:26	97743	1.60	0.9909	17.6	17.6	0.2055	0.2055	87.76	
D PCB-118L	36:45	102753	1.56	1.0256	17.8	17.8	0.1986	0.1986	89.14	
D PCB-114L	37:17	98946	1.46	1.0030	17.6	17.6	0.2030	0.2030	87.77	
D PCB-105L	37:55	96984	1.66	1.0013	17.2	17.2	0.2034	0.2034	86.18	
* PCB-127L	39:25	112400	1.62	4.9E+04	20.0	20.0				
D PCB-126L	41:01	96061	1.66	0.9020	18.9	18.9	0.2258	0.2258	94.75	
PCB-104	25:53	23851	1.64	1.3926	6.439	6.439	0.0521	0.0521		
PCB-96	26:15	58095	1.64	1.2268	17.8	17.8	0.0591	0.0591		
PCB-103	28:12	144450	1.63	1.0331	52.6	52.6	0.0702	0.0702		
PCB-94	28:25	90661	1.60	0.9036	37.7	37.7	0.0803	0.0803		
PCB-95	28:51	388259	1.57	0.9620	151.7	151.7	0.0754	0.0754		
PCB-93	29:04	175157	1.58	0.9806	67.2	67.2	0.0740	0.0740		
PCB-100 (C93)	29:04	175157	1.58	0.9806	67.2	67.2	0.0740	0.0740		
PCB-98	29:13	92431	1.60	0.9888	35.1	35.1	0.0734	0.0734		
PCB-102 (C98)	29:13	92431	1.60	0.9888	35.1	35.1	0.0734	0.0734		
PCB-88	29:43	530864	1.62	1.0052	198.6	198.6	0.0722	0.0722		
PCB-91 (C88)	29:43	530864	1.62	1.0052	198.6	198.6	0.0722	0.0722		
PCB-84	29:56	75724	1.58	0.8601	33.1	33.1	0.0843	0.0843		
PCB-89	30:27						0.0812	0.0812		
PCB-121	30:51	7345	1.62	1.3971	1.977	1.977	0.0519	0.0519		
PCB-92	31:13	238311	1.61	0.9532	94.0	94.0	0.0761	0.0761		
PCB-90	31:48	1179249	1.59	1.1367	390.1	390.1	0.0638	0.0638		
PCB-101 (C90)	31:48	1179249	1.59	1.1367	390.1	390.1	0.0638	0.0638		
PCB-113 (C90)	31:48	1179249	1.59	1.1367	390.1	390.1	0.0638	0.0638		
PCB-83	32:24	799256	1.60	0.9393	319.9	319.9	0.0772	0.0772		
PCB-99 (C83)	32:24	799256	1.60	0.9393	319.9	319.9	0.0772	0.0772		
PCB-112	32:31						0.0531	0.0531		
PCB-86	32:53	393472	1.59	1.1958	123.7	123.7	0.0607	0.0607		M
PCB-87 (C86)	32:53	393472	1.59	1.1958	123.7	123.7	0.0607	0.0607		M
PCB-97 (C86)	32:53	393472	1.59	1.1958	123.7	123.7	0.0607	0.0607		M
PCB-109 (C86)	32:53	393472	1.59	1.1958	123.7	123.7	0.0607	0.0607		M
PCB-119 (C86)	32:53	393472	1.59	1.1958	123.7	123.7	0.0607	0.0607		M
PCB-125 (C86)	32:53	393472	1.59	1.1958	123.7	123.7	0.0607	0.0607		M
PCB-85	33:31	153464	1.62	1.2126	47.6	47.6	0.0598	0.0598		M
PCB-116 (C85)	33:31	153464	1.62	1.2126	47.6	47.6	0.0598	0.0598		M
PCB-117 (C85)	33:31	153464	1.62	1.2126	47.6	47.6	0.0598	0.0598		M

Compound	RT (min.)	Area	Ratio	Ical RRF	Amount pg/ul	EMPC pg/ul	Noise EDL	Final EDL	%Rec	Flags
PCB-110	33:46	780232	1.58	1.3511	217.1	217.1	0.0537	0.0537		
PCB-115 (C110)	33:46	780232	1.58	1.3511	217.1	217.1	0.0537	0.0537		
PCB-82	34:05	28097	1.68	0.8675	12.2	12.2	0.0836	0.0836		
PCB-111	34:30	6328	1.66	1.4262	1.668	1.668	0.0509	0.0509		
PCB-120	34:58	16210	1.48	1.4907	4.088	4.088	0.0487	0.0487		
PCB-108	36:06	24033	1.55	1.2547	5.243	3.889	0.7082	0.7082		RQ
PCB-124 (C108)	36:06	24033	1.55	1.2547	5.243	3.889	0.7082	0.7082		RQ
PCB-107	36:20	88679	1.59	1.3580	13.3	13.3	0.6543	0.6543		M
PCB-123	36:27	9945	1.55	1.3407	1.721	1.518	0.6274	0.6274		RQMa
PCB-106	36:35						0.6970	0.6970		
PCB-118	36:47	887966	1.60	1.2892	134.1	134.1	0.6533	0.6533		M
PCB-122	37:09						0.7651	0.7651		
PCB-114	37:20						0.6375	0.6375		
PCB-105	37:57	161323	1.66	1.2887	25.8	25.8	0.7209	0.7209		M
PCB-127	39:27						0.6920	0.6920		
PCB-126	41:03						0.7043	0.7043		
S Total Hexachlorobipheny					6383.5	6381.8	0.3161	0.3161		RQ
D PCB-155L	31:34	53462	1.35	0.9499	21.5	21.5	0.0692	0.0692	107	
* PCB-138L	39:53	76578	1.29	3.6E+04	20.0	20.0				
D PCB-167L	42:54	90825	1.27	1.2544	18.9	18.9	0.1707	0.1707	94.55	
D PCB-156L	44:03	181500	1.28	1.2289	38.6	38.6	0.1742	0.1742	96.43	
D PCB-157L (C156L)	44:03	181500	1.28	1.2289	38.6	38.6	0.1742	0.1742	96.43	
D PCB-169L	47:18	89424	1.12	1.0883	21.5	21.5	0.1967	0.1967	107	
PCB-155	31:37						0.0268	0.0268		
PCB-152	31:46	17742	1.26	1.2556	5.286	5.286	0.0278	0.0278		
PCB-150	31:56	28929	1.27	1.2368	8.750	8.750	0.0282	0.0282		
PCB-136	32:17	485486	1.29	1.1563	157.1	157.1	0.0302	0.0302		
PCB-145	32:37						0.0293	0.0293		
PCB-148	34:07	11001	1.30	0.8982	4.582	4.582	0.0389	0.0389		
PCB-135	34:42	1360772	1.26	0.8691	585.7	585.7	0.0402	0.0402		
PCB-151 (C135)	34:42	1360772	1.26	0.8691	585.7	585.7	0.0402	0.0402		
PCB-154	34:59	81317	1.31	1.0180	29.9	29.9	0.0343	0.0343		
PCB-144	35:16	199468	1.26	0.9185	81.2	81.2	0.0380	0.0380		
PCB-147	35:38	5009611	1.25	0.9747	1136.7	1136.7	0.4687	0.4687		
PCB-149 (C147)	35:38	5009611	1.25	0.9747	1136.7	1136.7	0.4687	0.4687		
PCB-134	35:50	211207	1.26	0.8518	54.8	54.8	0.5363	0.5363		a
PCB-143 (C134)	35:50	211207	1.26	0.8518	54.8	54.8	0.5363	0.5363		a
PCB-139	36:14	49485	1.19	0.9995	10.9	10.9	0.4570	0.4570		
PCB-140 (C139)	36:14	49485	1.19	0.9995	10.9	10.9	0.4570	0.4570		
PCB-131	36:27						0.5322	0.5322		
PCB-142	36:37						0.5314	0.5314		
PCB-132	36:53	1097546	1.25	0.8801	275.8	275.8	0.5191	0.5191		
PCB-133	37:25	77018	1.25	0.9064	18.8	18.8	0.5040	0.5040		
PCB-165	37:50						0.4075	0.4075		
PCB-146	38:03	959109	1.27	1.0084	210.3	210.3	0.4530	0.4530		
PCB-161	38:12						0.3417	0.3417		
PCB-153	38:40	8234507	1.25	1.2207	1491.9	1491.9	0.3742	0.3742		
PCB-168 (C153)	38:40	8234507	1.25	1.2207	1491.9	1491.9	0.3742	0.3742		
PCB-141	38:52	1450725	1.25	0.9608	333.9	333.9	0.4755	0.4755		
PCB-130	39:16	183025	1.27	0.8274	48.9	48.9	0.5521	0.5521		
PCB-137	39:29	76655	1.24	1.0582	17.7	16.0	0.4317	0.4317		RQ
PCB-164	39:37	559680	1.22	1.2527	98.8	98.8	0.3647	0.3647		
PCB-129	39:55	6770053	1.26	1.0840	1381.2	1381.2	0.4214	0.4214		
PCB-138 (C129)	39:55	6770053	1.26	1.0840	1381.2	1381.2	0.4214	0.4214		
PCB-160 (C129)	39:55	6770053	1.26	1.0840	1381.2	1381.2	0.4214	0.4214		
PCB-163 (C129)	39:55	6770053	1.26	1.0840	1381.2	1381.2	0.4214	0.4214		

Compound	RT (min.)	Area	Ratio	Ical RRF	Amount pg/ul	EMPC pg/ul	Noise EDL	Final EDL	%Rec	Flags
PCB-158	40:18	824141	1.25	1.3862	131.5	131.5	0.3296	0.3296		
PCB-128	41:10	528734	1.25	1.1165	104.7	104.7	0.4092	0.4092		M
PCB-166 (C128)	41:10	528734	1.25	1.1165	104.7	104.7	0.4092	0.4092		M
PCB-159	42:08	163412	1.23	1.3178	27.4	27.4	0.3466	0.3466		
PCB-162	42:27						0.3353	0.3353		
PCB-167	42:56	273971	1.25	1.3357	45.2	45.2	0.2836	0.2836		
PCB-156	44:03	708409	1.25	1.2759	122.4	122.4	0.4223	0.4223		
PCB-157 (C156)	44:03	708409	1.25	1.2759	122.4	122.4	0.4223	0.4223		
PCB-169	47:19						0.3243	0.3243		
S Total Heptachlorobiphen					7284.3	7284.3	0.0376	0.0376		
D PCB-188L	37:18	69371	1.04	1.3162	17.2	17.2	0.0209	0.0209	85.99	
$ PCB-178L	40:21	46836	1.08	0.9222	16.6	16.6	0.0298	0.0298	82.85	
* PCB-180L	45:27	61298	1.19	3.2E+04	20.0	20.0				
D PCB-170L	46:43	48951	1.03	0.8357	19.1	19.1	0.0329	0.0329	95.56	
D PCB-189L	49:50	109696	1.11	1.4666	19.2	19.2	0.1931	0.1931	95.76	
PCB-188	37:21						0.0240	0.0240		
PCB-179	37:39	1329777	1.06	1.4149	317.7	317.7	0.0256	0.0256		
PCB-184	38:12						0.0255	0.0255		
PCB-176	38:32	465350	1.08	1.5212	103.4	103.4	0.0238	0.0238		
PCB-186	39:00						0.0252	0.0252		
PCB-178	40:23	448642	1.06	1.0228	148.3	148.3	0.0354	0.0354		
PCB-175	41:01	114544	1.07	1.0690	36.2	36.2	0.0338	0.0338		
PCB-187	41:17	3049029	1.06	1.1106	928.1	928.1	0.0326	0.0326		
PCB-182	41:30						0.0315	0.0315		
PCB-183	41:54	2155847	1.06	1.1368	641.1	641.1	0.0318	0.0318		
PCB-185 (C183)	41:54	2155847	1.06	1.1368	641.1	641.1	0.0318	0.0318		
PCB-174	42:08	2492109	1.06	0.9547	882.5	882.5	0.0379	0.0379		
PCB-177	42:34	1408553	1.06	0.9426	505.2	505.2	0.0384	0.0384		
PCB-181	42:59						0.0327	0.0327		
PCB-171	43:12	853948	1.06	0.9603	300.6	300.6	0.0377	0.0377		
PCB-173 (C171)	43:12	853948	1.06	0.9603	300.6	300.6	0.0377	0.0377		
PCB-172	44:50	442819	1.06	0.9918	150.9	150.9	0.0365	0.0365		
PCB-192	45:07						0.0280	0.0280		
PCB-180	45:29	7651308	1.06	1.2286	2105.3	2105.3	0.0295	0.0295		
PCB-193 (C180)	45:29	7651308	1.06	1.2286	2105.3	2105.3	0.0295	0.0295		
PCB-191	45:50	183204	1.09	1.3848	44.7	44.7	0.0261	0.0261		
PCB-170	46:44	2753464	1.06	1.2700	885.8	885.8	0.0358	0.0358		
PCB-190	47:15	821114	1.07	1.3774	201.5	201.5	0.0263	0.0263		
PCB-189	49:52	231097	1.07	1.2799	32.9	32.9	0.1710	0.1710		
S Total Octachlorobipheny					1565.9	1565.9	0.3649	0.3649		
D PCB-202L	42:41	59141	0.94	1.0055	19.2	19.2	0.0402	0.0402	95.95	
* PCB-194L	51:57	78109	0.88	3.5E+04	20.0	20.0				
D PCB-205L	52:25	86533	0.97	1.2867	17.2	17.2	0.1834	0.1834	86.10	
PCB-202	42:42	160711	0.88	1.0531	51.6	51.6	0.0263	0.0263		
PCB-201	43:37	149858	0.88	1.1860	42.7	42.7	0.0233	0.0233		
PCB-204	44:19						0.0251	0.0251		
PCB-197	44:32	54280	0.90	1.2053	15.2	15.2	0.0230	0.0230		
PCB-200	44:38	161148	0.90	1.1260	48.4	48.4	0.0246	0.0246		
PCB-198	47:27	828911	0.90	0.8183	342.6	342.6	0.0338	0.0338		
PCB-199 (C198)	47:27	828911	0.90	0.8183	342.6	342.6	0.0338	0.0338		
PCB-196	48:06	540178	0.90	0.8748	208.8	208.8	0.0316	0.0316		
PCB-203	48:18	649014	0.90	0.9219	238.1	238.1	0.0300	0.0300		
PCB-195	49:37	677124	0.90	0.7839	199.6	199.6	1.531	1.531		

Compound	RT (min.)	Area	Ratio	Ical RRF	Amount pg/ul	EMPC pg/ul	Noise EDL	Final EDL	%Rec	Flags
PCB-194	51:58	1599814	0.90	0.9282	398.4	398.4	1.293	1.293		
PCB-205	52:27	108965	0.90	1.2342	20.4	20.4	0.9724	0.9724		
S Total Nonachlorobipheny					87.2	87.2	0.1353	0.1353		
D PCB-208L	49:23	83833	0.78	1.1383	18.9	18.9	0.3139	0.3139	94.29	
D PCB-206L	54:11	56698	0.75	0.8938	16.2	16.2	0.3997	0.3997	81.21	
PCB-208	49:23	52669	0.77	1.1567	10.9	10.9	0.1188	0.1188		
PCB-207	50:20	44639	0.79	1.3964	9.099	9.099	0.1172	0.1172		
PCB-206	54:13	227357	0.79	1.1927	67.2	67.2	0.1698	0.1698		
D PCB-209L	55:50	55770	0.70	0.9809	14.6	14.6	0.0756	0.0756	72.79	
DCB Decachlorobiphenyl	55:52	17457	0.72	1.2455	5.026	5.026	0.0392	0.0392		
S Polychlorinated bipheny					18740	5.026	0.2437	0.2437		RQ

QC Flag Legend

Processing Flags
- R - Failed Signal Ratio Test
- Q - EMPC-Estimated Max. Possible Conc.

Review Flags
- M - Manually Integrated
- a - User Assigned ID

Eurofins TestAmerica, Knoxville
Target Compound Quantitation Worksheet Report

Data File: \\chromna\Knoxville\ChromData\D3D\20190904-12947.b\580-88125-b-7-c_190904142732.d
Lims ID: 580-88125-B-7-C
Client ID: A7-0to26-100918
Sample Type: Client
Inject. Date: 04-Sep-2019 14:27:00 ALS Bottle#: 0 Worklist Smp#: 9
Injection Vol: 1.0 ul Dil. Factor: 5.0000
Sample Info:
Misc. Info.: 140-0012947-009
Operator ID: Xcalibur_System Instrument ID: D3D

Method: \\chromna\Knoxville\ChromData\D3D\20190904-12947.b\PCBs_D3D.m
Limit Group: HR - 1668A - ICAL
Last Update: 04-Sep-2019 17:07:17 Calib Date: 21-Aug-2019 19:05:00
Integrator: Picker
Quant Method: Isotopic Dilution Quant By: Initial Calibration
Last ICal File: \\chromna\Knoxville\ChromData\D3D\20190813-12717.b\d4190821i6.d

Column 1 : SPB-Octyl (0.25 mm) Det: F1(11.07 :21.70)
Process Host: CTX1028

First Level Reviewer: davidsonm Date: 04-Sep-2019 17:07:17

Signal	RT (min.)	Adj RT (min.)	Δ Sec.	REL RT	Area	Height	Avg Noise	EDL Height	S/N	Ratio(Limits)	Flags
PCB-1L											M
200.0795	11:45	11:45	-2	0.728	48655	18659	33	82	565		
202.0766	11:45	11:45	-2	0.728	15065	5696	621	1552	9	3.23(2.66-3.60)	M
PCB-3L											M
200.0795	13:55	13:55	-1	0.863	53172	17423	33	82	528		M
202.0766	13:55	13:55	-1	0.863	15919	4882	621	1552	8	3.34(2.66-3.60)	M
PCB-1											
188.0393	11:46	11:46	-2	1.001	4013	1491	10	25	149		
190.0363	11:46	11:46	-2	1.001	1177	428	10	25	43	3.41(2.66-3.60)	
PCB-2											RQ
188.0393	13:45	13:45	-1	0.988	1791	561	10	25	56		
190.0363	13:45	13:45	-1	0.988	689	201	10	25	20	2.60(2.66-3.60)	
	Empc Correction				572	179	10	25	18		
PCB-3											
188.0393	13:56	13:56	-1	1.001	3031	959	10	25	96		
190.0363	13:55	13:56	-2	1.000	894	256	10	25	26	3.39(2.66-3.60)	
PCB-4L											
234.0406	14:10	14:10	-1	0.878	16229	5140	68	170	76		
236.0376	14:10	14:10	-1	0.878	9609	3379	21	52	161	1.69(1.33-1.79)	
PCB-9L											
234.0406	16:08	16:09	-1		42316	11793	68	170	173		
236.0376	16:08	16:09	-1		27782	7640	21	52	364	1.52(1.33-1.79)	
PCB-15L											M
234.0406	20:03	20:03	-2	1.243	35041	8726	68	170	128		M
236.0376	20:03	20:03	-2	1.243	20919	5090	21	52	242	1.68(1.33-1.79)	

Signal	RT (min.)	Adj RT (min.)	Sec.	REL RT	Area	Height	Avg Noise	EDL Height	S/N	Ratio(Limits)	Flags
PCB-4											M
222.0003	14:11	14:11	-1	1.001	2619	861	15	37	57		M
223.9974	14:11	14:11	-1	1.001	1564	511	10	25	51	1.67(1.33-1.79)	M
PCB-10											Ma
222.0003	14:21	14:21	-1	1.013	250	101	15	37	7		M
223.9974	14:21	14:21	-1	1.013	167	37	10	25	4	1.50(1.33-1.79)	M
PCB-9											
222.0003	16:09						15	37			
223.9974	16:09						10	25			
PCB-7											
222.0003	16:20	16:19	-1	1.152	319	74	15	37	5		
223.9974	16:19	16:19	-1	1.152	181	51	10	25	5	1.76(1.33-1.79)	
PCB-6											
222.0003	16:33	16:33	-2	1.168	979	283	15	37	19		
223.9974	16:34	16:33	-1	1.169	676	128	10	25	13	1.45(1.33-1.79)	
PCB-5											
222.0003	16:51						15	37			
223.9974	16:51						10	25			
PCB-8											M
222.0003	16:59	16:59	-1	1.199	3679	1062	15	37	71		M
223.9974	16:59	16:59	-1	1.199	2275	597	10	25	60	1.62(1.33-1.79)	M
PCB-14											
222.0003	18:36						15	37			
223.9974	18:36						10	25			
PCB-11											M
222.0003	19:26	19:26	-2	0.970	2982	709	15	37	47		M
223.9974	19:26	19:26	-2	0.970	1676	417	10	25	42	1.78(1.33-1.79)	M
PCB-12											
222.0003	19:45	19:45	-3	0.985	1176	176	15	37	12		
223.9974	19:43	19:45	-4	0.984	670	110	10	25	11	1.76(1.33-1.79)	
PCB-13 (C12)											
222.0003	19:45	19:45	-3	0.985	1176	176	15	37	12		
223.9974	19:43	19:45	-4	0.984	670	110	10	25	11	1.76(1.33-1.79)	
PCB-15											M
222.0003	20:04	20:04	-1	1.001	4080	920	15	37	61		M
223.9974	20:04	20:04	-1	1.001	2556	621	10	25	62	1.60(1.33-1.79)	
PCB-19L											
268.0016	17:16	17:16	-1	0.842	8487	2273	107	267	21		
269.9986	17:15	17:16	-2	0.841	7923	2248	37	92	61	1.07(0.88-1.20)	
PCB-32L											
268.0016	20:31	20:33	-2		22414	5944	107	267	56		
269.9986	20:31	20:33	-2		19513	5067	37	92	137	1.15(0.88-1.20)	
PCB-31L											
268.0016	22:47	22:49	-2		69400	16956	81	202	209		
269.9986	22:47	22:49	-2		66578	15764	34	85	464	1.04(0.88-1.20)	

Signal	RT (min.)	Adj RT (min.)	Sec.	REL RT	Area	Height	Avg Noise	EDL Height	S/N	Ratio(Limits)	Flags
PCB-28L											
268.0016	23:05	23:05	-2	1.013	58756	14224	81	202	176		
269.9986	23:05	23:05	-2	1.013	53348	13303	34	85	391	1.10(0.88-1.20)	
PCB-37L											
268.0016	27:05	27:05	-1	1.189	55463	12329	81	202	152		
269.9986	27:05	27:05	-1	1.189	51685	11095	34	85	326	1.07(0.88-1.20)	
PCB-19											
255.9613	17:17	17:18	-2	1.001	3899	1108	8	20	139		
257.9584	17:17	17:18	-2	1.001	3646	980	8	20	123	1.07(0.88-1.20)	
PCB-18											
255.9613	19:09	19:08	0	1.109	2001	467	8	20	58		
257.9584	19:09	19:08	0	1.109	1862	512	8	20	64	1.07(0.88-1.20)	
PCB-30 (C18)											
255.9613	19:09	19:08	0	1.109	2001	467	8	20	58		
257.9584	19:09	19:08	0	1.109	1862	512	8	20	64	1.07(0.88-1.20)	
PCB-17											
255.9613	19:34	19:34	-2	1.133	4660	1298	8	20	162		
257.9584	19:34	19:34	-2	1.133	4664	1254	8	20	157	1.00(0.88-1.20)	
PCB-27											
255.9613	19:47	19:47	-2	1.146	993	248	8	20	31		
257.9584	19:47	19:47	-2	1.146	922	211	8	20	26	1.08(0.88-1.20)	
PCB-24											
255.9613	19:55						8	20			
257.9584	19:55						8	20			
PCB-16											RQ
255.9613	20:02	20:01	-1	1.160	584	168	8	20	21		
	Empc Correction				412	107	8	20	13		
257.9584	20:01	20:01	-2	1.159	397	103	8	20	13	1.47(0.88-1.20)	
PCB-32											
255.9613	20:32	20:33	-2	1.190	30023	7678	8	20	960		
257.9584	20:32	20:33	-2	1.190	27539	7145	8	20	893	1.09(0.88-1.20)	
PCB-34											
255.9613	21:48						30	75			
257.9584	21:48						35	87			
PCB-23											
255.9613	21:57						30	75			
257.9584	21:57						35	87			
PCB-26											M
255.9613	22:15	22:16	-3	1.288	4360	1004	30	75	33		
257.9584	22:15	22:16	-3	1.288	4006	998	35	87	29	1.09(0.88-1.20)	M
PCB-29 (C26)											M
255.9613	22:15	22:16	-3	1.288	4360	1004	30	75	33		
257.9584	22:15	22:16	-3	1.288	4006	998	35	87	29	1.09(0.88-1.20)	M
PCB-25											M
255.9613	22:32	22:30	1	0.832	14589	3336	30	75	111		
257.9584	22:32	22:30	1	0.832	13958	3137	35	87	90	1.05(0.88-1.20)	M

Signal	RT (min.)	Adj RT (min.)	Sec.	REL RT	Area	Height	Avg Noise	EDL Height	S/N	Ratio(Limits)	Flags
PCB-31											
255.9613	22:48	22:49	-2	0.842	16187	3855	30	75	129		
257.9584	22:48	22:49	-2	0.842	15674	3827	35	87	109	1.03(0.88-1.20)	
PCB-20											
255.9613	23:06	23:07	-2	0.853	78735	19102	30	75	637		
257.9584	23:06	23:07	-2	0.853	72783	17712	35	87	506	1.08(0.88-1.20)	
PCB-28 (C20)											
255.9613	23:06	23:07	-2	0.853	78735	19102	30	75	637		
257.9584	23:06	23:07	-2	0.853	72783	17712	35	87	506	1.08(0.88-1.20)	
PCB-21											
255.9613	23:17	23:21	-5	0.859	32609	6235	30	75	208		
257.9584	23:17	23:21	-5	0.859	30645	5776	35	87	165	1.06(0.88-1.20)	
PCB-33 (C21)											
255.9613	23:17	23:21	-5	0.859	32609	6235	30	75	208		
257.9584	23:17	23:21	-5	0.859	30645	5776	35	87	165	1.06(0.88-1.20)	
PCB-22											
255.9613	23:44	23:44	-1	0.876	4227	976	30	75	33		
257.9584	23:44	23:44	-1	0.876	3623	861	35	87	25	1.17(0.88-1.20)	
PCB-36											
255.9613	25:18						30	75			
257.9584	25:18						35	87			
PCB-39											
255.9613	25:39						30	75			
257.9584	25:39						35	87			
PCB-38											
255.9613	26:14						30	75			
257.9584	26:14						35	87			
PCB-35											
255.9613	26:41	26:42	-1	0.985	1174	302	30	75	10		
257.9584	26:41	26:42	-1	0.985	1017	215	35	87	6	1.15(0.88-1.20)	
PCB-37											
255.9613	27:07	27:07	-1	1.001	5937	1265	30	75	42		
257.9584	27:07	27:07	-1	1.001	5536	1254	35	87	36	1.07(0.88-1.20)	
PCB-54L											
301.9626	20:21	20:21	-2	0.817	10765	2527	16	40	158		
303.9597	20:21	20:21	-2	0.817	13258	3524	12	30	294	0.81(0.65-0.89)	
PCB-52L											
301.9626	24:55	24:56	-2		32387	7275	26	65	280		
303.9597	24:55	24:56	-1		38347	8870	14	35	634	0.84(0.65-0.89)	
PCB-81L											
301.9626	33:51	33:50	-1	1.359	39698	8122	26	65	312		
303.9597	33:51	33:50	-1	1.359	48305	10468	14	35	748	0.82(0.65-0.89)	
PCB-77L											
301.9626	34:24	34:23	-1	1.381	41677	8785	26	65	338		
303.9597	34:25	34:23	-1	1.382	50318	10102	14	35	722	0.83(0.65-0.89)	

Signal	RT (min.)	Adj RT (min.)	Sec.	REL RT	Area	Height	Avg Noise	EDL Height	S/N	Ratio(Limits)	Flags
PCB-54											
289.9224	20:21	20:23	-2	1.000	16686	4165	4	10	1041		
291.9194	20:21	20:23	-2	1.000	21173	5363	3	7	1788	0.79(0.65-0.89)	
PCB-50											
289.9224	22:32	22:32	-2	1.107	202008	49184	149	372	330		
291.9194	22:32	22:32	-2	1.107	252742	62229	237	592	263	0.80(0.65-0.89)	
PCB-53 (C50)											
289.9224	22:32	22:32	-2	1.107	202008	49184	149	372	330		
291.9194	22:32	22:32	-2	1.107	252742	62229	237	592	263	0.80(0.65-0.89)	
PCB-45											
289.9224	23:17	23:17	-2	1.144	440609	106591	149	372	715		
291.9194	23:17	23:17	-2	1.144	555943	133580	237	592	564	0.79(0.65-0.89)	
PCB-51 (C45)											
289.9224	23:17	23:17	-2	1.144	440609	106591	149	372	715		
291.9194	23:17	23:17	-2	1.144	555943	133580	237	592	564	0.79(0.65-0.89)	
PCB-46											
289.9224	23:31	23:30	-2	1.156	9922	2156	149	372	14		
291.9194	23:31	23:30	-2	1.156	11291	2746	237	592	12	0.88(0.65-0.89)	
PCB-52											
289.9224	24:56	24:55	-2	1.226	112974	26282	149	372	176		
291.9194	24:56	24:55	-2	1.226	143921	34133	237	592	144	0.78(0.65-0.89)	
PCB-43											
289.9224	25:05	25:04	-2	1.233	31126	6791	149	372	46		
291.9194	25:05	25:04	-2	1.233	36393	8298	237	592	35	0.86(0.65-0.89)	
PCB-73 (C43)											
289.9224	25:05	25:04	-2	1.233	31126	6791	149	372	46		
291.9194	25:05	25:04	-2	1.233	36393	8298	237	592	35	0.86(0.65-0.89)	
PCB-49											
289.9224	25:26	25:23	1	1.250	548000	126874	149	372	852		
291.9194	25:26	25:23	1	1.250	698905	162333	237	592	685	0.78(0.65-0.89)	
PCB-69 (C49)											
289.9224	25:26	25:23	1	1.250	548000	126874	149	372	852		
291.9194	25:26	25:23	1	1.250	698905	162333	237	592	685	0.78(0.65-0.89)	
PCB-48											
289.9224	25:42						149	372			
291.9194	25:42						237	592			
PCB-44											
289.9224	25:59	25:56	0	1.277	945764	210920	149	372	1416		
291.9194	25:59	25:56	0	1.277	1203056	268773	237	592	1134	0.79(0.65-0.89)	
PCB-47 (C44)											
289.9224	25:59	25:56	0	1.277	945764	210920	149	372	1416		
291.9194	25:59	25:56	0	1.277	1203056	268773	237	592	1134	0.79(0.65-0.89)	
PCB-65 (C44)											
289.9224	25:59	25:56	0	1.277	945764	210920	149	372	1416		
291.9194	25:59	25:56	0	1.277	1203056	268773	237	592	1134	0.79(0.65-0.89)	

Signal	RT (min.)	Adj RT (min.)	Sec.	REL RT	Area	Height	Avg Noise	EDL Height	S/N	Ratio(Limits)	Flags
PCB-59											
289.9224	26:19	26:14	2	1.293	42176	8792	149	372	59		
291.9194	26:18	26:14	2	1.293	52913	11092	237	592	47	0.80(0.65-0.89)	
PCB-62 (C59)											
289.9224	26:19	26:14	2	1.293	42176	8792	149	372	59		
291.9194	26:18	26:14	2	1.293	52913	11092	237	592	47	0.80(0.65-0.89)	
PCB-75 (C59)											
289.9224	26:19	26:14	2	1.293	42176	8792	149	372	59		
291.9194	26:18	26:14	2	1.293	52913	11092	237	592	47	0.80(0.65-0.89)	
PCB-42											
289.9224	26:28	26:27	-1	1.301	12732	2925	149	372	20		
291.9194	26:28	26:27	-1	1.301	16737	3593	237	592	15	0.76(0.65-0.89)	
PCB-40											
289.9224	26:58	26:56	-1	1.325	59114	13360	149	372	90		
291.9194	26:58	26:56	-1	1.325	75091	17130	237	592	72	0.79(0.65-0.89)	
PCB-41 (C40)											
289.9224	26:58	26:56	-1	1.325	59114	13360	149	372	90		
291.9194	26:58	26:56	-1	1.325	75091	17130	237	592	72	0.79(0.65-0.89)	
PCB-71 (C40)											
289.9224	26:58	26:56	-1	1.325	59114	13360	149	372	90		
291.9194	26:58	26:56	-1	1.325	75091	17130	237	592	72	0.79(0.65-0.89)	
PCB-64											
289.9224	27:10	27:09	-1	1.336	18015	4049	149	372	27		
291.9194	27:10	27:09	-1	1.336	22759	5089	237	592	21	0.79(0.65-0.89)	
PCB-72											
289.9224	28:02						149	372			
291.9194	28:02						237	592			
PCB-68											
289.9224	28:18	28:19	-1	0.836	16526	3255	149	372	22		
291.9194	28:18	28:19	-1	0.836	23180	4126	237	592	17	0.71(0.65-0.89)	
PCB-57											
289.9224	28:44						149	372			
291.9194	28:44						237	592			
PCB-58											
289.9224	28:58						149	372			
291.9194	28:58						237	592			
PCB-67											
289.9224	29:08						149	372			
291.9194	29:08						237	592			
PCB-63											
289.9224	29:23	29:24	-1	0.868	13444	2983	149	372	20		
291.9194	29:23	29:24	-1	0.868	16087	3692	237	592	16	0.84(0.65-0.89)	
PCB-61											
289.9224	29:43	29:45	-2	0.878	104791	19319	149	372	130		
291.9194	29:43	29:45	-2	0.878	133219	24436	237	592	103	0.79(0.65-0.89)	

Signal	RT (min.)	Adj RT (min.)	Sec.	REL RT	Area	Height	Avg Noise	EDL Height	S/N	Ratio(Limits)	Flags
PCB-70 (C61)											
289.9224	29:43	29:45	-2	0.878	104791	19319	149	372	130		
291.9194	29:43	29:45	-2	0.878	133219	24436	237	592	103	0.79(0.65-0.89)	
PCB-74 (C61)											
289.9224	29:43	29:45	-2	0.878	104791	19319	149	372	130		
291.9194	29:43	29:45	-2	0.878	133219	24436	237	592	103	0.79(0.65-0.89)	
PCB-76 (C61)											
289.9224	29:43	29:45	-2	0.878	104791	19319	149	372	130		
291.9194	29:43	29:45	-2	0.878	133219	24436	237	592	103	0.79(0.65-0.89)	
PCB-66											
289.9224	30:03	30:04	-1	0.888	74259	15432	149	372	104		
291.9194	30:03	30:04	-1	0.888	92824	19972	237	592	84	0.80(0.65-0.89)	
PCB-55											
289.9224	30:14						149	372			
291.9194	30:14						237	592			
PCB-56											
289.9224	30:44	30:44	-1	0.908	10972	2346	149	372	16		
291.9194	30:43	30:44	-1	0.907	13759	3145	237	592	13	0.80(0.65-0.89)	
PCB-60											
289.9224	30:57						149	372			
291.9194	30:57						237	592			
PCB-80											
289.9224	31:22						149	372			
291.9194	31:22						237	592			
PCB-79											
289.9224	32:53						149	372			
291.9194	32:53						237	592			
PCB-78											
289.9224	33:27						149	372			
291.9194	33:27						237	592			
PCB-81											
289.9224	33:53						149	372			
291.9194	33:53						237	592			
PCB-77											M
289.9224	34:26	34:26	-1	1.001	4929	1010	149	372	7		M
291.9194	34:26	34:26	-1	1.001	6697	1441	237	592	6	0.74(0.65-0.89)	M
PCB-104L											
337.9207	25:52	25:52	-2	0.814	32849	7895	11	27	718		
339.9178	25:52	25:52	-2	0.814	20346	4512	11	27	410	1.61(1.32-1.78)	
PCB-101L											
337.9207	31:47	31:48	-1		32220	6864	11	27	624		
339.9178	31:47	31:48	-1		20182	4393	11	27	399	1.60(1.32-1.78)	
PCB-111L											
337.9207	34:29	34:28	-1	1.085	37356	7803	11	27	709		
339.9178	34:28	34:28	-1	1.084	21483	4646	11	27	422	1.74(1.32-1.78)	

Signal	RT (min.)	Adj RT (min.)	Sec.	REL RT	Area	Height	Avg Noise	EDL Height	S/N	Ratio(Limits)	Flags
PCB-123L											
337.9207	36:26	36:26	-1	1.146	60129	13294	50	125	266		
339.9178	36:26	36:26	-1	1.146	37614	7987	43	107	186	1.60(1.32-1.78)	
PCB-118L											
337.9207	36:45	36:45	-1	1.157	62584	12637	50	125	253		
339.9178	36:45	36:45	-1	1.157	40169	8615	43	107	200	1.56(1.32-1.78)	
PCB-114L											
337.9207	37:17	37:17	-1	1.173	58765	11711	50	125	234		
339.9178	37:17	37:17	-1	1.173	40181	8273	43	107	192	1.46(1.32-1.78)	
PCB-105L											
337.9207	37:55	37:55	-1	1.193	60549	11897	50	125	238		
339.9178	37:56	37:55	-1	1.194	36435	7371	43	107	171	1.66(1.32-1.78)	
PCB-127L											
337.9207	39:25	39:25	-1		69540	14307	50	125	286		
339.9178	39:26	39:25	0		42860	8478	43	107	197	1.62(1.32-1.78)	
PCB-126L											
337.9207	41:01	41:00	-1	1.291	59975	11398	50	125	228		
339.9178	41:01	41:00	-1	1.291	36086	7546	43	107	175	1.66(1.32-1.78)	
PCB-104											
325.8804	25:53	25:53	-2	1.001	14810	3517	10	25	352		
327.8775	25:53	25:53	-2	1.001	9041	2137	8	20	267	1.64(1.32-1.78)	
PCB-96											
325.8804	26:15	26:15	-1	1.015	36074	8101	10	25	810		
327.8775	26:15	26:15	-1	1.015	22021	4942	8	20	618	1.64(1.32-1.78)	
PCB-103											
325.8804	28:12	28:11	-1	1.090	89534	19809	10	25	1981		
327.8775	28:12	28:11	-1	1.090	54916	12021	8	20	1503	1.63(1.32-1.78)	
PCB-94											
325.8804	28:25	28:25	-1	1.099	55849	12453	10	25	1245		
327.8775	28:25	28:25	-2	1.098	34812	7423	8	20	928	1.60(1.32-1.78)	
PCB-95											
325.8804	28:51	28:51	-1	1.116	237473	52161	10	25	5216		
327.8775	28:51	28:51	-1	1.116	150786	33792	8	20	4224	1.57(1.32-1.78)	
PCB-93											
325.8804	29:04	29:05	-2	1.124	107179	23249	10	25	2325		
327.8775	29:04	29:05	-2	1.124	67978	15029	8	20	1879	1.58(1.32-1.78)	
PCB-100 (C93)											
325.8804	29:04	29:05	-2	1.124	107179	23249	10	25	2325		
327.8775	29:04	29:05	-2	1.124	67978	15029	8	20	1879	1.58(1.32-1.78)	
PCB-98											
325.8804	29:13	29:13	-1	1.130	56910	10488	10	25	1049		
327.8775	29:13	29:13	-1	1.130	35521	6493	8	20	812	1.60(1.32-1.78)	
PCB-102 (C98)											
325.8804	29:13	29:13	-1	1.130	56910	10488	10	25	1049		
327.8775	29:13	29:13	-1	1.130	35521	6493	8	20	812	1.60(1.32-1.78)	

Signal	RT (min.)	Adj RT (min.)	Sec.	REL RT	Area	Height	Avg Noise	EDL Height	S/N	Ratio(Limits)	Flags
PCB-88											
325.8804	29:43	29:43	-1	1.149	328276	71483	10	25	7148		
327.8775	29:43	29:43	-1	1.149	202588	44408	8	20	5551	1.62(1.32-1.78)	
PCB-91 (C88)											
325.8804	29:43	29:43	-1	1.149	328276	71483	10	25	7148		
327.8775	29:43	29:43	-1	1.149	202588	44408	8	20	5551	1.62(1.32-1.78)	
PCB-84											
325.8804	29:56	29:56	-1	1.158	46415	9469	10	25	947		
327.8775	29:56	29:56	-1	1.158	29309	6216	8	20	777	1.58(1.32-1.78)	
PCB-89											
325.8804	30:25						10	25			
327.8775	30:25						8	20			
PCB-121											
325.8804	30:51	30:51	-1	1.193	4544	823	10	25	82		
327.8775	30:51	30:51	-1	1.193	2801	579	8	20	72	1.62(1.32-1.78)	
PCB-92											
325.8804	31:13	31:14	-1	0.857	146966	31035	10	25	3104		
327.8775	31:13	31:14	-1	0.857	91345	19299	8	20	2412	1.61(1.32-1.78)	
PCB-90											
325.8804	31:48	31:47	-1	1.230	724440	151236	10	25	15124		
327.8775	31:48	31:47	-1	1.229	454809	94957	8	20	11870	1.59(1.32-1.78)	
PCB-101 (C90)											
325.8804	31:48	31:47	-1	1.230	724440	151236	10	25	15124		
327.8775	31:48	31:47	-1	1.229	454809	94957	8	20	11870	1.59(1.32-1.78)	
PCB-113 (C90)											
325.8804	31:48	31:47	-1	1.230	724440	151236	10	25	15124		
327.8775	31:48	31:47	-1	1.229	454809	94957	8	20	11870	1.59(1.32-1.78)	
PCB-83											
325.8804	32:24	32:22	-1	1.253	492171	97850	10	25	9785		
327.8775	32:23	32:22	-1	1.252	307085	60462	8	20	7558	1.60(1.32-1.78)	
PCB-99 (C83)											
325.8804	32:24	32:22	-1	1.253	492171	97850	10	25	9785		
327.8775	32:23	32:22	-1	1.252	307085	60462	8	20	7558	1.60(1.32-1.78)	
PCB-112											
325.8804	32:29						10	25			
327.8775	32:29						8	20			
PCB-86											M
325.8804	32:53	32:52	-1	1.272	241527	30066	10	25	3007		M
327.8775	32:53	32:52	-1	1.272	151945	19316	8	20	2415	1.59(1.32-1.78)	M
PCB-87 (C86)											M
325.8804	32:53	32:52	-1	1.272	241527	30066	10	25	3007		M
327.8775	32:53	32:52	-1	1.272	151945	19316	8	20	2415	1.59(1.32-1.78)	M
PCB-97 (C86)											M
325.8804	32:53	32:52	-1	1.272	241527	30066	10	25	3007		M
327.8775	32:53	32:52	-1	1.272	151945	19316	8	20	2415	1.59(1.32-1.78)	M

Signal	RT (min.)	Adj RT (min.)	Δ Sec.	REL RT	Area	Height	Avg Noise	EDL Height	S/N	Ratio(Limits)	Flags
PCB-109 (C86)											M
325.8804	32:53	32:52	-1	1.272	241527	30066	10	25	3007		M
327.8775	32:53	32:52	-1	1.272	151945	19316	8	20	2415	1.59(1.32-1.78)	M
PCB-119 (C86)											M
325.8804	32:53	32:52	-1	1.272	241527	30066	10	25	3007		M
327.8775	32:53	32:52	-1	1.272	151945	19316	8	20	2415	1.59(1.32-1.78)	M
PCB-125 (C86)											M
325.8804	32:53	32:52	-1	1.272	241527	30066	10	25	3007		M
327.8775	32:53	32:52	-1	1.272	151945	19316	8	20	2415	1.59(1.32-1.78)	M
PCB-85											M
325.8804	33:31	33:35	-7	1.296	94944	12343	10	25	1234		M
327.8775	33:31	33:35	-7	1.296	58520	7871	8	20	984	1.62(1.32-1.78)	M
PCB-116 (C85)											M
325.8804	33:31	33:35	-7	1.296	94944	12343	10	25	1234		M
327.8775	33:31	33:35	-7	1.296	58520	7871	8	20	984	1.62(1.32-1.78)	M
PCB-117 (C85)											M
325.8804	33:31	33:35	-7	1.296	94944	12343	10	25	1234		M
327.8775	33:31	33:35	-7	1.296	58520	7871	8	20	984	1.62(1.32-1.78)	M
PCB-110											
325.8804	33:46	33:50	-6	1.306	478010	98646	10	25	9865		
327.8775	33:46	33:50	-6	1.306	302222	63172	8	20	7897	1.58(1.32-1.78)	
PCB-115 (C110)											
325.8804	33:46	33:50	-6	1.306	478010	98646	10	25	9865		
327.8775	33:46	33:50	-6	1.306	302222	63172	8	20	7897	1.58(1.32-1.78)	
PCB-82											
325.8804	34:05	34:04	-1	1.318	17602	2905	10	25	291		
327.8775	34:05	34:04	-1	1.318	10495	1963	8	20	245	1.68(1.32-1.78)	
PCB-111											
325.8804	34:30	34:29	-1	1.334	3949	622	10	25	62		
327.8775	34:30	34:29	-1	1.334	2379	413	8	20	52	1.66(1.32-1.78)	
PCB-120											
325.8804	34:58	34:56	-1	1.352	9676	1814	10	25	181		
327.8775	34:58	34:56	-1	1.352	6534	1183	8	20	148	1.48(1.32-1.78)	
PCB-108											RQ
325.8804	36:06	36:05	-1	1.396	22974	2975	294	735	10		
	Empc Correction				14608	2971	294	735	10		
327.8775	36:05	36:05	-1	1.396	9425	1917	64	160	30	2.44(1.32-1.78)	
PCB-124 (C108)											RQ
325.8804	36:06	36:05	-1	1.396	22974	2975	294	735	10		
	Empc Correction				14608	2971	294	735	10		
327.8775	36:05	36:05	-1	1.396	9425	1917	64	160	30	2.44(1.32-1.78)	
PCB-107											M
325.8804	36:20	36:20	-1	1.405	54378	10704	294	735	36		M
327.8775	36:20	36:20	-1	1.405	34301	6971	64	160	109	1.59(1.32-1.78)	M
PCB-123											RQMa
325.8804	36:27	36:27	-1	1.001	6045	1409	294	735	5		M
327.8775	36:24	36:27	-4	0.999	5230	1013	64	160	16	1.16(1.32-1.78)	
	Empc Correction				3900	909	64	160	14		

Signal	RT (min.)	Adj RT (min.)	Sec.	REL RT	Area	Height	Avg Noise	EDL Height	S/N	Ratio(Limits)	Flags
PCB-106											
325.8804	36:34						294	735			
327.8775	36:34						64	160			
PCB-118											M
325.8804	36:47	36:47	-1	1.001	546051	109535	294	735	373		M
327.8775	36:47	36:47	-1	1.001	341915	68939	64	160	1077	1.60(1.32-1.78)	M
PCB-122											
325.8804	37:07						294	735			
327.8775	37:07						64	160			
PCB-114											
325.8804	37:18						294	735			
327.8775	37:18						64	160			
PCB-105											M
325.8804	37:57	37:57	-1	1.001	100740	19817	294	735	67		M
327.8775	37:57	37:57	-1	1.001	60583	12293	64	160	192	1.66(1.32-1.78)	M
PCB-127											
325.8804	39:25						294	735			
327.8775	39:25						64	160			
PCB-126											
325.8804	41:03						294	735			
327.8775	41:03						64	160			
PCB-155L											
371.8817	31:34	31:34	-1	0.791	30758	6416	14	35	458		
373.8788	31:34	31:34	-1	0.791	22704	5043	1	2	5043	1.35(1.05-1.43)	
PCB-138L											
371.8817	39:53	39:54	-1		43143	8602	16	40	538		
373.8788	39:53	39:54	-1		33435	6533	49	122	133	1.29(1.05-1.43)	
PCB-167L											
371.8817	42:54	42:53	0	1.076	50775	10087	16	40	630		
373.8788	42:54	42:53	0	1.076	40050	8391	49	122	171	1.27(1.05-1.43)	
PCB-156L											
371.8817	44:03	44:02	0	1.105	101723	14647	16	40	915		
373.8788	44:03	44:02	0	1.105	79777	11336	49	122	231	1.28(1.05-1.43)	
PCB-157L (C156L)											
371.8817	44:03	44:02	0	1.105	101723	14647	16	40	915		
373.8788	44:03	44:02	0	1.105	79777	11336	49	122	231	1.28(1.05-1.43)	
PCB-169L											
371.8817	47:18	47:16	0	1.186	47252	9136	16	40	571		
373.8788	47:17	47:16	-1	1.186	42172	7696	49	122	157	1.12(1.05-1.43)	
PCB-155											
359.8415	31:35						4	10			
361.8385	31:35						4	10			
PCB-152											
359.8415	31:46	31:46	-1	1.006	9901	2139	4	10	535		
361.8385	31:46	31:46	-1	1.006	7841	1634	4	10	409	1.26(1.05-1.43)	

Signal	RT (min.)	Adj RT (min.)	Sec.	REL RT	Area	Height	Avg Noise	EDL Height	S/N	Ratio(Limits)	Flags
PCB-150											
359.8415	31:56	31:56	-1	1.012	16184	3379	4	10	845		
361.8385	31:57	31:56	-1	1.012	12745	2756	4	10	689	1.27(1.05-1.43)	
PCB-136											
359.8415	32:17	32:17	-1	1.023	273221	57974	4	10	14494		
361.8385	32:17	32:17	-1	1.023	212265	45649	4	10	11412	1.29(1.05-1.43)	
PCB-145											
359.8415	32:36						4	10			
361.8385	32:36						4	10			
PCB-148											
359.8415	34:07	34:07	-1	1.081	6210	1276	4	10	319		
361.8385	34:07	34:07	-1	1.081	4791	998	4	10	250	1.30(1.05-1.43)	
PCB-135											
359.8415	34:42	34:42	-1	1.099	759338	120009	4	10	30002		
361.8385	34:42	34:42	-1	1.099	601434	96990	4	10	24248	1.26(1.05-1.43)	
PCB-151 (C135)											
359.8415	34:42	34:42	-1	1.099	759338	120009	4	10	30002		
361.8385	34:42	34:42	-1	1.099	601434	96990	4	10	24248	1.26(1.05-1.43)	
PCB-154											
359.8415	34:59	34:58	-1	1.108	46139	9073	4	10	2268		
361.8385	34:59	34:58	-1	1.108	35178	6861	4	10	1715	1.31(1.05-1.43)	
PCB-144											
359.8415	35:16	35:16	-1	1.117	111391	22650	4	10	5663		
361.8385	35:16	35:16	-1	1.117	88077	18147	4	10	4537	1.26(1.05-1.43)	
PCB-147											
359.8415	35:38	35:38	-1	1.129	2786907	575510	77	192	7474		
361.8385	35:38	35:38	-1	1.129	2222704	460656	63	157	7312	1.25(1.05-1.43)	
PCB-149 (C147)											
359.8415	35:38	35:38	-1	1.129	2786907	575510	77	192	7474		
361.8385	35:38	35:38	-1	1.129	2222704	460656	63	157	7312	1.25(1.05-1.43)	
PCB-134											a
359.8415	35:50	35:50	-8	1.135	117655	22871	77	192	297		a
361.8385	35:50	35:50	-8	1.135	93552	18101	63	157	287	1.26(1.05-1.43)	
PCB-143 (C134)											a
359.8415	35:50	35:50	-8	1.135	117655	22871	77	192	297		a
361.8385	35:50	35:50	-8	1.135	93552	18101	63	157	287	1.26(1.05-1.43)	
PCB-139											
359.8415	36:14	36:14	-1	1.148	26887	4986	77	192	65		
361.8385	36:14	36:14	-1	1.148	22598	3933	63	157	62	1.19(1.05-1.43)	
PCB-140 (C139)											
359.8415	36:14	36:14	-1	1.148	26887	4986	77	192	65		
361.8385	36:14	36:14	-1	1.148	22598	3933	63	157	62	1.19(1.05-1.43)	
PCB-131											
359.8415	36:26						77	192			
361.8385	36:26						63	157			

Signal	RT (min.)	Adj RT (min.)	Sec.	REL RT	Area	Height	Avg Noise	EDL Height	S/N	Ratio(Limits)	Flags
PCB-142											
359.8415	36:35						77	192			
361.8385	36:35						63	157			
PCB-132											
359.8415	36:53	36:53	-1	1.169	610681	124918	77	192	1622		
361.8385	36:53	36:53	-1	1.169	486865	99688	63	157	1582	1.25(1.05-1.43)	
PCB-133											
359.8415	37:25	37:24	-1	1.185	42786	8783	77	192	114		
361.8385	37:25	37:24	-1	1.185	34232	6912	63	157	110	1.25(1.05-1.43)	
PCB-165											
359.8415	37:49						77	192			
361.8385	37:49						63	157			
PCB-146											
359.8415	38:03	38:04	-1	0.887	536290	110576	77	192	1436		
361.8385	38:03	38:04	-1	0.887	422819	87628	63	157	1391	1.27(1.05-1.43)	
PCB-161											
359.8415	38:12						77	192			
361.8385	38:12						63	157			
PCB-153											
359.8415	38:40	38:43	-3	0.901	4582137	926001	77	192	12026		
361.8385	38:40	38:43	-3	0.901	3652370	740139	63	157	11748	1.25(1.05-1.43)	
PCB-168 (C153)											
359.8415	38:40	38:43	-3	0.901	4582137	926001	77	192	12026		
361.8385	38:40	38:43	-3	0.901	3652370	740139	63	157	11748	1.25(1.05-1.43)	
PCB-141											
359.8415	38:52	38:52	-1	0.906	806233	162489	77	192	2110		
361.8385	38:52	38:52	-1	0.906	644492	129126	63	157	2050	1.25(1.05-1.43)	
PCB-130											
359.8415	39:16	39:16	-1	0.915	102492	20032	77	192	260		
361.8385	39:16	39:16	-1	0.915	80533	15873	63	157	252	1.27(1.05-1.43)	
PCB-137											RQ
359.8415	39:29	39:30	-1	0.920	50436	10562	77	192	137		
	Empc Correction				42434	10495	77	192	136		
361.8385	39:29	39:30	-1	0.920	34221	8464	63	157	134	1.47(1.05-1.43)	
PCB-164											
359.8415	39:37	39:37	-1	0.923	307867	61398	77	192	797		
361.8385	39:37	39:37	-1	0.923	251813	48961	63	157	777	1.22(1.05-1.43)	
PCB-129											
359.8415	39:55	39:56	-1	0.930	3772575	724460	77	192	9409		
361.8385	39:55	39:56	-1	0.930	2997478	576309	63	157	9148	1.26(1.05-1.43)	
PCB-138 (C129)											
359.8415	39:55	39:56	-1	0.930	3772575	724460	77	192	9409		
361.8385	39:55	39:56	-1	0.930	2997478	576309	63	157	9148	1.26(1.05-1.43)	
PCB-160 (C129)											
359.8415	39:55	39:56	-1	0.930	3772575	724460	77	192	9409		
361.8385	39:55	39:56	-1	0.930	2997478	576309	63	157	9148	1.26(1.05-1.43)	

Signal	RT (min.)	Adj RT (min.)	Δ Sec.	REL RT	Area	Height	Avg Noise	EDL Height	S/N	Ratio(Limits)	Flags
PCB-163 (C129)											
359.8415	39:55	39:56	-1	0.930	3772575	724460	77	192	9409		
361.8385	39:55	39:56	-1	0.930	2997478	576309	63	157	9148	1.26(1.05-1.43)	
PCB-158											
359.8415	40:18	40:18	-1	0.939	457977	87136	77	192	1132		
361.8385	40:18	40:18	-1	0.939	366164	68958	63	157	1095	1.25(1.05-1.43)	
PCB-128											M
359.8415	41:10	41:09	0	0.959	293734	42465	77	192	551		M
361.8385	41:10	41:09	0	0.959	235000	34166	63	157	542	1.25(1.05-1.43)	M
PCB-166 (C128)											M
359.8415	41:10	41:09	0	0.959	293734	42465	77	192	551		M
361.8385	41:10	41:09	0	0.959	235000	34166	63	157	542	1.25(1.05-1.43)	M
PCB-159											
359.8415	42:08	42:10	-2	0.982	90297	17443	77	192	227		
361.8385	42:08	42:10	-2	0.982	73115	14290	63	157	227	1.23(1.05-1.43)	
PCB-162											
359.8415	42:27						77	192			
361.8385	42:27						63	157			
PCB-167											
359.8415	42:56	42:56	0	1.001	152164	30368	77	192	394		
361.8385	42:56	42:56	0	1.001	121807	23985	63	157	381	1.25(1.05-1.43)	
PCB-156											
359.8415	44:03	44:04	-1	1.000	393707	73433	77	192	954		
361.8385	44:03	44:04	-1	1.000	314702	57936	63	157	920	1.25(1.05-1.43)	
PCB-157 (C156)											
359.8415	44:03	44:04	-1	1.000	393707	73433	77	192	954		
361.8385	44:03	44:04	-1	1.000	314702	57936	63	157	920	1.25(1.05-1.43)	
PCB-169											
359.8415	47:19						77	192			
361.8385	47:19						63	157			
PCB-188L											
405.8428	37:18	37:19	-1	0.820	35427	7062	6	15	1177		
407.8398	37:18	37:19	-1	0.820	33944	7589	1	2	7589	1.04(0.89-1.21)	
PCB-178L											
405.8428	40:21	40:21	-1	0.888	24309	5040	6	15	840		
407.8398	40:21	40:21	-1	0.888	22527	4818	1	2	4818	1.08(0.89-1.21)	
PCB-180L											
405.8428	45:27	45:28	0		33278	6504	6	15	1084		
407.8398	45:27	45:28	0		28020	5875	1	2	5875	1.19(0.89-1.21)	
PCB-170L											
405.8428	46:43	46:43	-1	1.028	24856	4749	6	15	792		
407.8398	46:43	46:43	-1	1.028	24095	4920	1	2	4920	1.03(0.89-1.21)	
PCB-189L											
405.8428	49:50	49:49	0	1.096	57703	11013	43	107	256		
407.8398	49:50	49:49	0	1.096	51993	10003	41	102	244	1.11(0.89-1.21)	

Signal	RT (min.)	Adj RT (min.)	Sec.	REL RT	Area	Height	Avg Noise	EDL Height	S/N	Ratio(Limits)	Flags
PCB-188											
393.8025	37:19						5	12			
395.7995	37:19						4	10			
PCB-179											
393.8025	37:39	37:39	-1	1.009	683594	140390	5	12	28078		
395.7995	37:39	37:39	-1	1.009	646183	133415	4	10	33354	1.06(0.89-1.21)	
PCB-184											
393.8025	38:11						5	12			
395.7995	38:11						4	10			
PCB-176											
393.8025	38:32	38:31	-1	1.033	241277	47857	5	12	9571		
395.7995	38:32	38:31	-1	1.033	224073	45005	4	10	11251	1.08(0.89-1.21)	
PCB-186											
393.8025	38:59						5	12			
395.7995	38:59						4	10			
PCB-178											
393.8025	40:23	40:22	-1	1.083	230985	46960	5	12	9392		
395.7995	40:23	40:22	-1	1.083	217657	43624	4	10	10906	1.06(0.89-1.21)	
PCB-175											
393.8025	41:01	41:00	-1	1.100	59147	11897	5	12	2379		
395.7995	41:01	41:00	-1	1.100	55397	11210	4	10	2803	1.07(0.89-1.21)	
PCB-187											
393.8025	41:17	41:16	-1	1.107	1570777	315072	5	12	63014		
395.7995	41:17	41:16	-1	1.107	1478252	295907	4	10	73977	1.06(0.89-1.21)	
PCB-182											
393.8025	41:29						5	12			
395.7995	41:29						4	10			
PCB-183											
393.8025	41:54	41:53	0	1.123	1111207	192258	5	12	38452		
395.7995	41:54	41:53	0	1.123	1044640	179704	4	10	44926	1.06(0.89-1.21)	
PCB-185 (C183)											
393.8025	41:54	41:53	0	1.123	1111207	192258	5	12	38452		
395.7995	41:54	41:53	0	1.123	1044640	179704	4	10	44926	1.06(0.89-1.21)	
PCB-174											
393.8025	42:08	42:07	0	1.130	1281685	253408	5	12	50682		
395.7995	42:08	42:07	0	1.130	1210424	237613	4	10	59403	1.06(0.89-1.21)	
PCB-177											
393.8025	42:34	42:34	-1	1.141	724964	142067	5	12	28413		
395.7995	42:34	42:34	-1	1.141	683589	134005	4	10	33501	1.06(0.89-1.21)	
PCB-181											
393.8025	42:57						5	12			
395.7995	42:57						4	10			
PCB-171											
393.8025	43:12	43:10	0	1.158	439548	83604	5	12	16721		
395.7995	43:12	43:10	0	1.158	414400	79163	4	10	19791	1.06(0.89-1.21)	

Signal	RT (min.)	Adj RT (min.)	Sec.	REL RT	Area	Height	Avg Noise	EDL Height	S/N	Ratio(Limits)	Flags
PCB-173 (C171)											
393.8025	43:12	43:10	0	1.158	439548	83604	5	12	16721		
395.7995	43:12	43:10	0	1.158	414400	79163	4	10	19791	1.06(0.89-1.21)	
PCB-172											
393.8025	44:50	44:50	0	0.900	227855	44885	5	12	8977		
395.7995	44:50	44:50	0	0.900	214964	41931	4	10	10483	1.06(0.89-1.21)	
PCB-192											
393.8025	45:07						5	12			
395.7995	45:07						4	10			
PCB-180											
393.8025	45:29	45:26	3	0.913	3941929	749835	5	12	149967		
395.7995	45:29	45:26	3	0.913	3709379	705438	4	10	176360	1.06(0.89-1.21)	
PCB-193 (C180)											
393.8025	45:29	45:26	3	0.913	3941929	749835	5	12	149967		
395.7995	45:29	45:26	3	0.913	3709379	705438	4	10	176360	1.06(0.89-1.21)	
PCB-191											
393.8025	45:50	45:51	0	0.920	95548	17363	5	12	3473		
395.7995	45:50	45:51	0	0.920	87656	16217	4	10	4054	1.09(0.89-1.21)	
PCB-170											
393.8025	46:44	46:45	-1	0.938	1416242	277263	5	12	55453		
395.7995	46:44	46:45	-1	0.938	1337222	261470	4	10	65368	1.06(0.89-1.21)	
PCB-190											
393.8025	47:15	47:16	-1	0.948	424365	82894	5	12	16579		
395.7995	47:15	47:16	-1	0.948	396749	76869	4	10	19217	1.07(0.89-1.21)	
PCB-189											
393.8025	49:52	49:52	0	1.001	119633	22982	51	127	451		
395.7995	49:52	49:52	0	1.001	111464	21456	41	102	523	1.07(0.89-1.21)	
PCB-202L											
439.8038	42:41	42:41	0	0.822	28697	6000	1	2	6000		
441.8008	42:40	42:41	-1	0.821	30444	6289	9	22	699	0.94(0.76-1.02)	
PCB-194L											
439.8038	51:57	51:57	-1		36617	6799	29	72	234		
441.8008	51:58	51:57	0		41492	8035	41	102	196	0.88(0.76-1.02)	
PCB-205L											
439.8038	52:25	52:25	-1	1.009	42712	8423	29	72	290		
441.8008	52:26	52:25	0	1.009	43821	8525	41	102	208	0.97(0.76-1.02)	
PCB-202											
427.7635	42:42	42:43	-1	1.000	75213	15102	4	10	3776		
429.7606	42:42	42:43	-1	1.000	85498	17235	3	7	5745	0.88(0.76-1.02)	
PCB-201											
427.7635	43:37	43:37	0	1.022	70310	13912	4	10	3478		
429.7606	43:37	43:37	0	1.022	79548	15583	3	7	5194	0.88(0.76-1.02)	
PCB-204											
427.7635	44:18						4	10			
429.7606	44:18						3	7			

Signal	RT (min.)	Adj RT (min.)	Sec.	REL RT	Area	Height	Avg Noise	EDL Height	S/N	Ratio(Limits)	Flags
PCB-197											
427.7635	44:32	44:32	0	1.044	25703	5602	4	10	1401		
429.7606	44:32	44:32	0	1.044	28577	6270	3	7	2090	0.90(0.76-1.02)	
PCB-200											
427.7635	44:38	44:38	0	1.046	76412	14484	4	10	3621		
429.7606	44:38	44:38	0	1.046	84736	16405	3	7	5468	0.90(0.76-1.02)	
PCB-198											
427.7635	47:27	47:25	2	1.112	392973	73546	4	10	18387		
429.7606	47:27	47:25	2	1.112	435938	81243	3	7	27081	0.90(0.76-1.02)	
PCB-199 (C198)											
427.7635	47:27	47:25	2	1.112	392973	73546	4	10	18387		
429.7606	47:27	47:25	2	1.112	435938	81243	3	7	27081	0.90(0.76-1.02)	
PCB-196											
427.7635	48:06	48:06	-1	0.918	256226	49825	4	10	12456		
429.7606	48:06	48:06	-1	0.918	283952	54994	3	7	18331	0.90(0.76-1.02)	
PCB-203											
427.7635	48:18	48:18	-1	0.922	308144	60473	4	10	15118		
429.7606	48:18	48:18	-1	0.922	340870	66217	3	7	22072	0.90(0.76-1.02)	
PCB-195											
427.7635	49:37	49:36	0	0.947	320661	62757	204	510	308		
429.7606	49:37	49:36	0	0.947	356463	69046	203	507	340	0.90(0.76-1.02)	
PCB-194											
427.7635	51:58	51:58	-1	0.992	758011	146447	204	510	718		
429.7606	51:58	51:58	-1	0.992	841803	161097	203	507	794	0.90(0.76-1.02)	
PCB-205											
427.7635	52:27	52:27	-1	1.000	51711	9595	204	510	47		
429.7606	52:27	52:27	-1	1.000	57254	11048	203	507	54	0.90(0.76-1.02)	
PCB-208L											
473.7648	49:23	49:22	0	0.951	36632	7084	66	165	107		
475.7619	49:23	49:22	0	0.951	47201	8931	40	100	223	0.78(0.65-0.89)	
PCB-206L											
473.7648	54:11	54:10	0	1.043	24207	4793	66	165	73		
475.7619	54:11	54:10	0	1.043	32491	6069	40	100	152	0.75(0.65-0.89)	
PCB-208											
461.7246	49:23	49:24	-1	1.000	22961	4341	11	27	395		
463.7216	49:23	49:24	-1	1.000	29708	6020	33	82	182	0.77(0.65-0.89)	
PCB-207											
461.7246	50:20	50:20	0	1.019	19649	3866	11	27	351		
463.7216	50:20	50:20	0	1.019	24990	4781	33	82	145	0.79(0.65-0.89)	
PCB-206											
461.7246	54:13	54:13	0	1.000	100213	19220	11	27	1747		
463.7216	54:13	54:13	0	1.000	127144	24420	33	82	740	0.79(0.65-0.89)	
PCB-209L											
507.7258	55:50	55:50	-1	1.075	22989	4039	12	30	337		
509.7229	55:50	55:50	0	1.075	32781	6208	10	25	621	0.70(0.59-0.79)	

Signal	RT (min.)	Adj RT (min.)	Sec.	REL RT	Area	Height	Avg Noise	EDL Height	S/N	Ratio(Limits)	Flags
DCB Decachlorobiphenyl											
495.6856	55:52	55:51	1	1.001	7298	1308	5	12	262		
497.6826	55:51	55:51	0	1.000	10159	1828	5	12	366	0.72(0.59-0.79)	

QC Flag Legend

Processing Flags

R - Failed Signal Ratio Test

Q - EMPC-Estimated Max. Possible Conc.

Review Flags

M - Manually Integrated

a - User Assigned ID

Eurofins TestAmerica, Knoxville

Data File:	\\chromna\Knoxville\ChromData\D3D\20190904-12947.b\580-88125-b-7-c_190904142732.d		
Injection Date:	04-Sep-2019 14:27:00	Injection Vol:	1.0 ul
Instrument ID:	D3D	Operator ID:	Xcalibur_System
Method:	PCBs_D3D	Limit Group:	HR - 1668A - ICAL
Client ID:	A7-0to26-100918		
Worklist#:	33248	Sample Line#:	9
Column Type:	SPB-Octyl	Column Dia:	0.25 mm

MoPCB F1

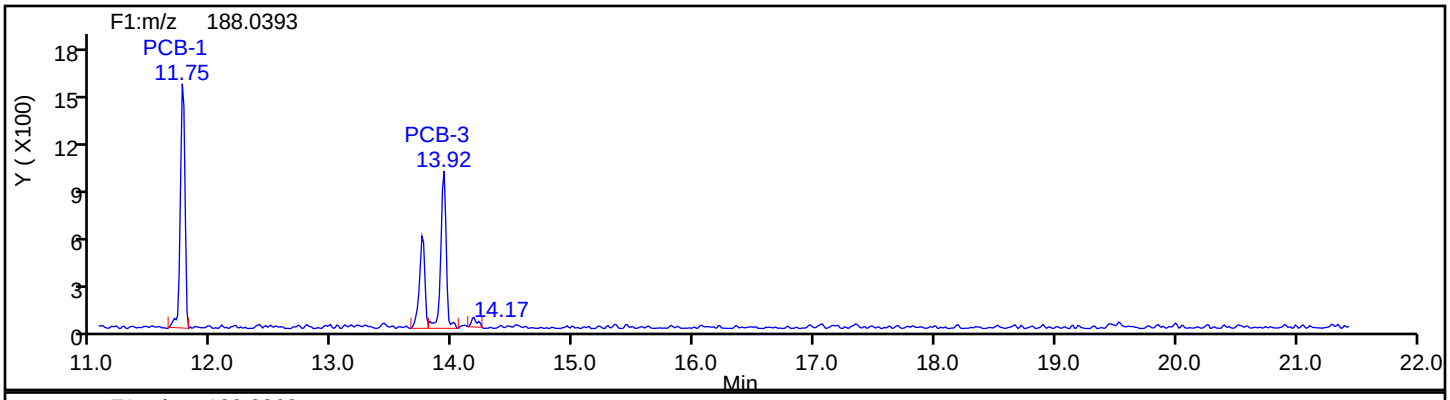

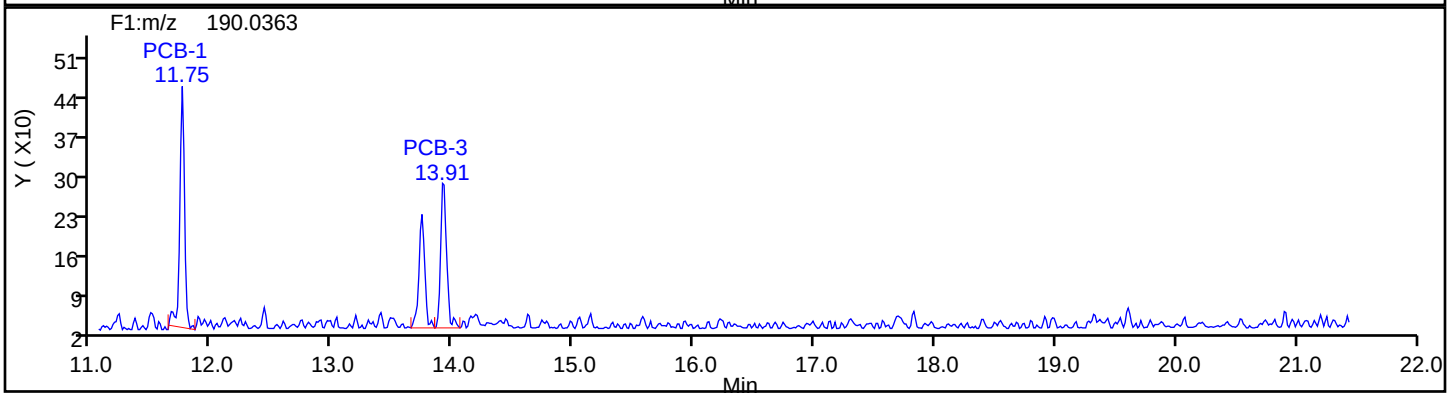

MoPCB F1 Standards

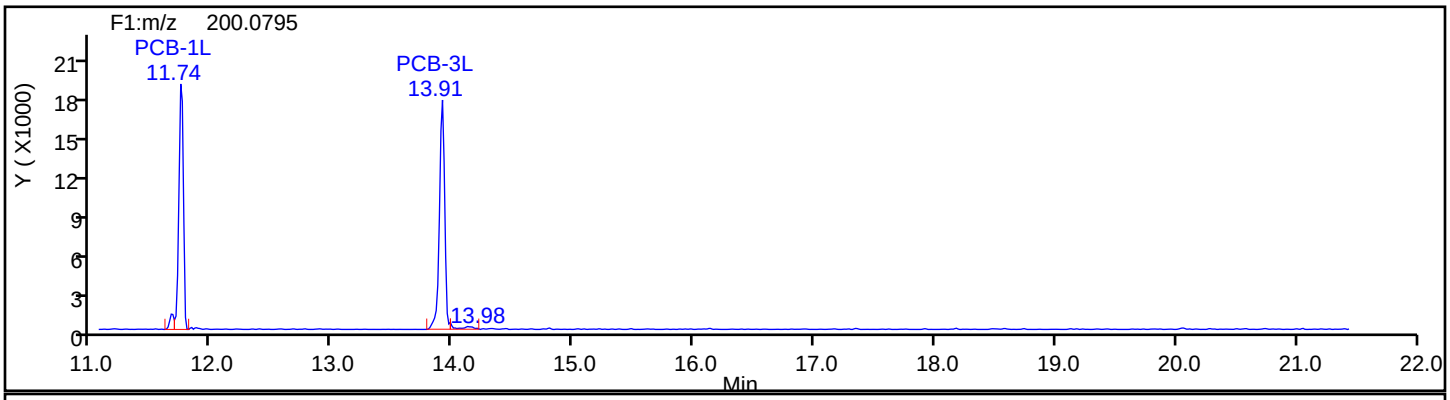

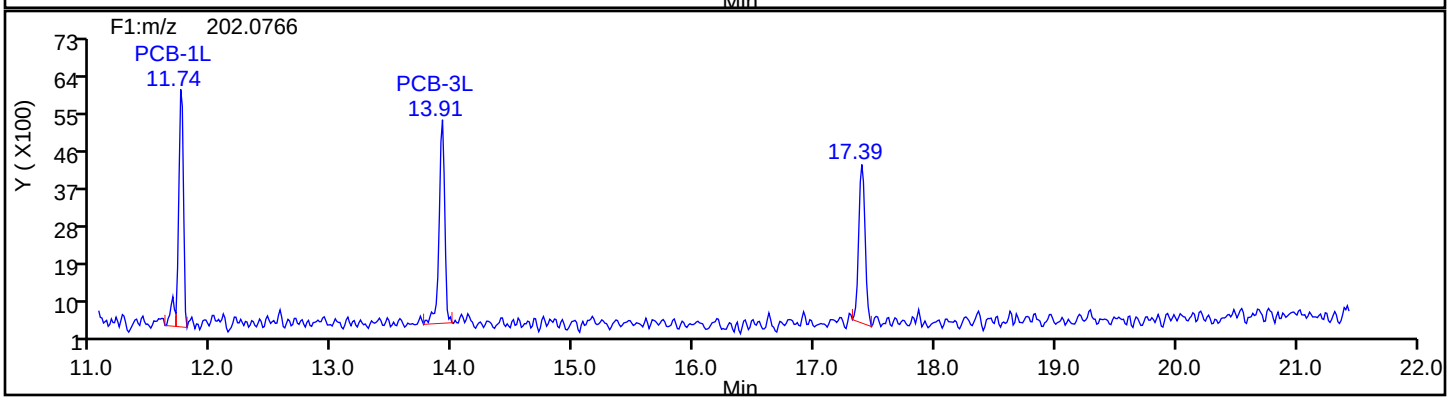

Eurofins TestAmerica, Knoxville

Data File:	\\chromna\Knoxville\ChromData\D3D\20190904-12947.b\580-88125-b-7-c_190904142732.d		
Injection Date:	04-Sep-2019 14:27:00	Injection Vol:	1.0 ul
Instrument ID:	D3D	Operator ID:	Xcalibur_System
Method:	PCBs_D3D	Limit Group:	HR - 1668A - ICAL
Client ID:	A7-0to26-100918		
Worklist#:	33248	Sample Line#:	9
Column Type:	SPB-Octyl	Column Dia:	0.25 mm

MoPCB F1

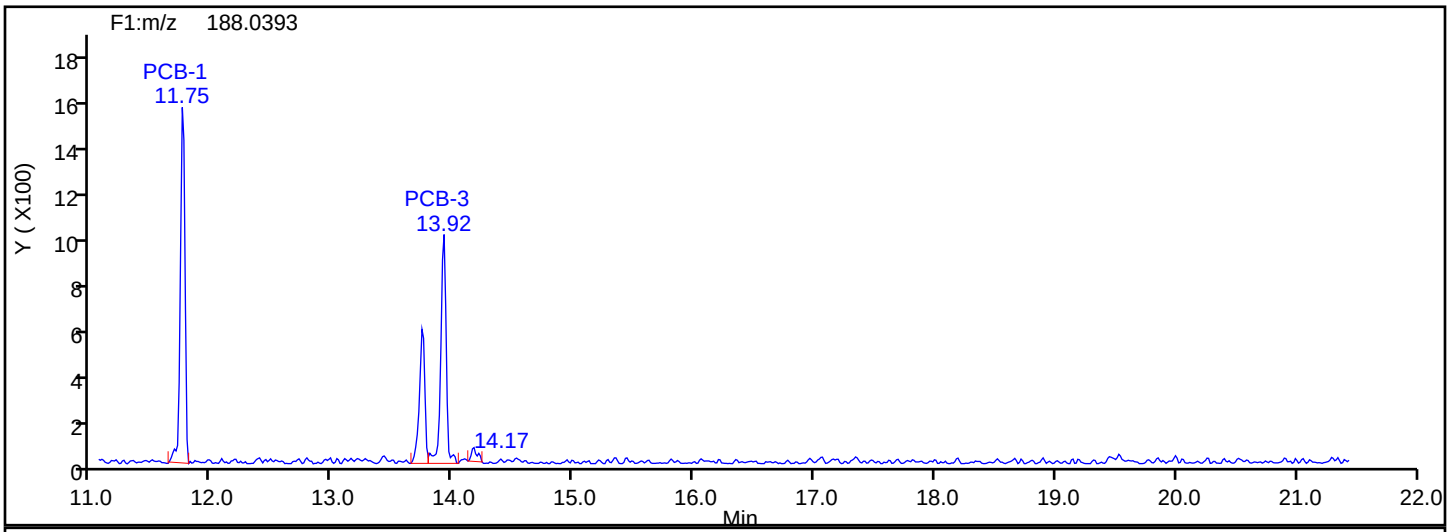

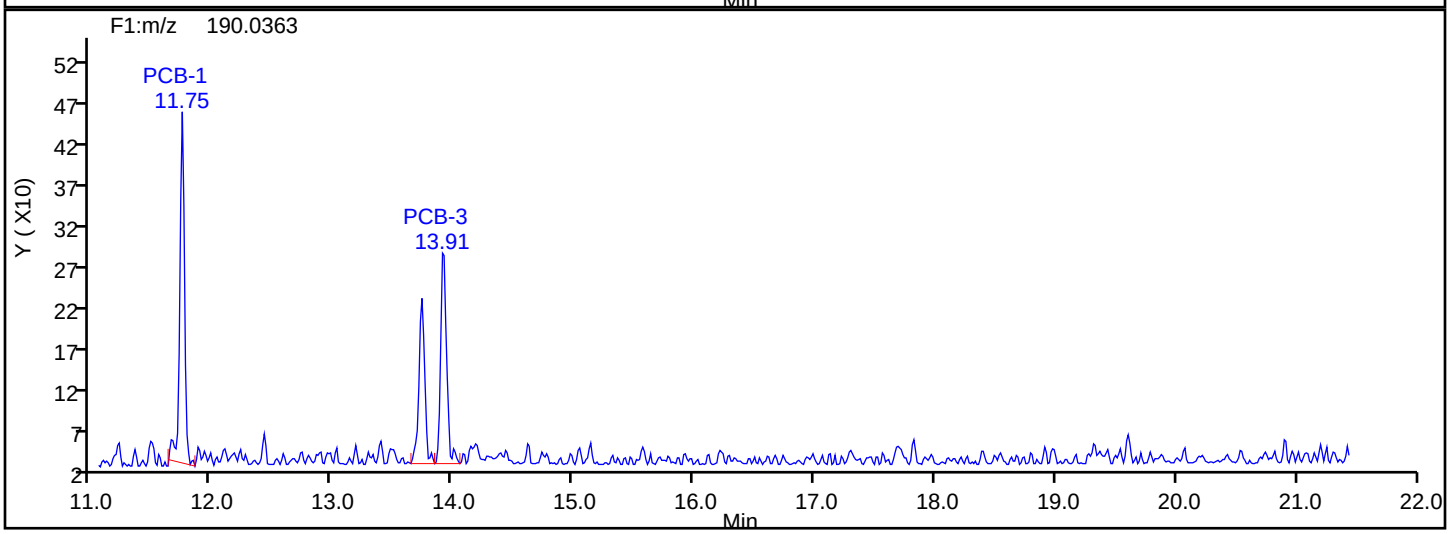

MoPCB F1 Lock Mass

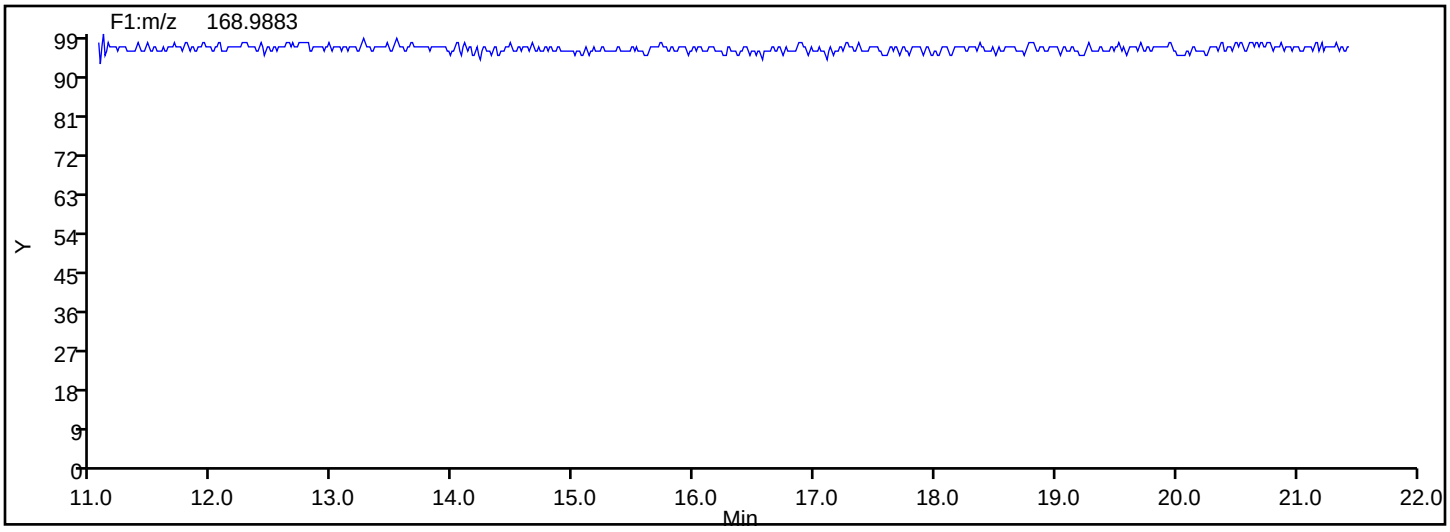

Manual Integration/User Assign Peak Report

Eurofins TestAmerica, Knoxville

Data File:	\\chromna\Knoxville\ChromData\D3D\20190904-12947.b\580-88125-b-7-c_190904142732.d				
Injection Date:	04-Sep-2019 14:27:00	Instrument ID:	D3D		
Lims ID:	580-88125-B-7-C	Lab Sample ID:	140-88125-7		
Client ID:	A7-0to26-100918				
Operator ID:	Xcalibur_System	ALS Bottle#:	0	Worklist Smp#:	9
Injection Vol:	1.0 ul	Dil. Factor:	5.0000		
Method:	PCBs_D3D	Limit Group:	HR - 1668A - ICAL		
Column:	SPB-Octyl (0.25 mm)	Detector	F1(11.07 :21.70)		

PCB-1L, CAS: 234432-85-0

Signal: 2

Processing Integration Results

RT: 11.74
Area: 15438
Amount: 13.916538
Amount Units: pg/ul

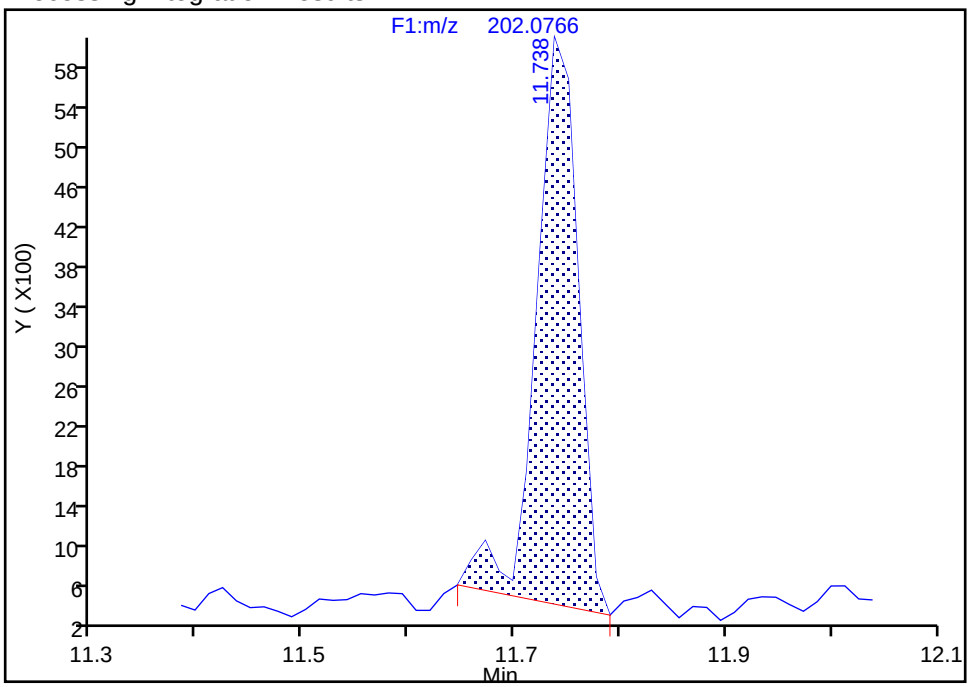

Manual Integration Results

RT: 11.74
Area: 15065
Amount: 13.835548
Amount Units: pg/ul

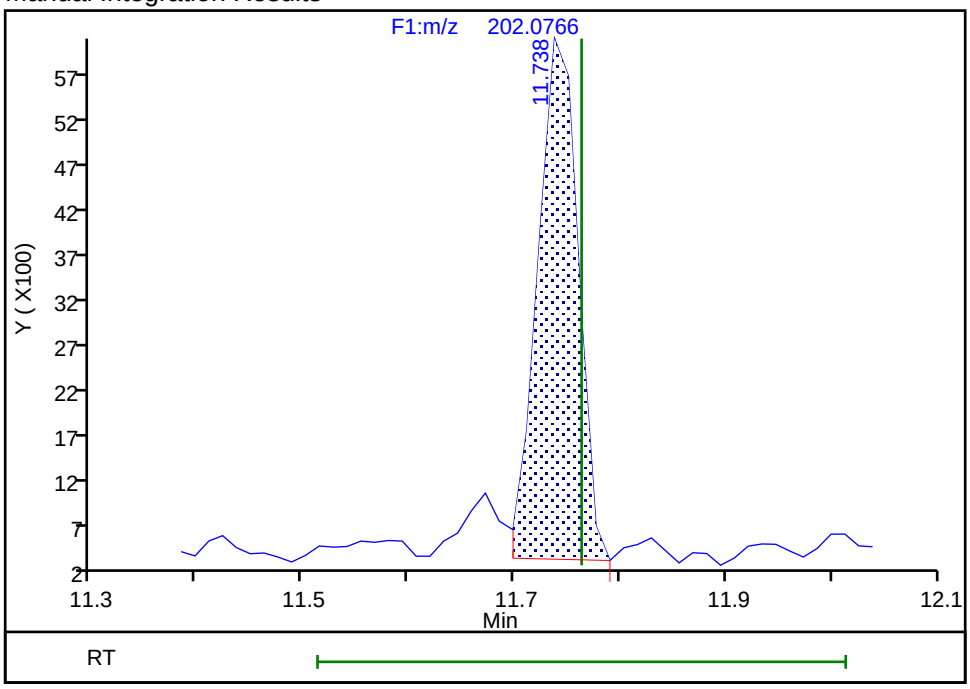

Reviewer: davidsonm, 04-Sep-2019 16:59:53

Audit Action: Split an Integrated Peak Audit Reason: Split Peak

Manual Integration/User Assign Peak Report

Eurofins TestAmerica, Knoxville

Data File:	\\chromna\Knoxville\ChromData\D3D\20190904-12947.b\580-88125-b-7-c_190904142732.d		
Injection Date:	04-Sep-2019 14:27:00	Instrument ID:	D3D
Lims ID:	580-88125-B-7-C	Lab Sample ID:	140-88125-7
Client ID:	A7-0to26-100918		
Operator ID:	Xcalibur_System	ALS Bottle#:	0 Worklist Smp#: 9
Injection Vol:	1.0 ul	Dil. Factor:	5.0000
Method:	PCBs_D3D	Limit Group:	HR - 1668A - ICAL
Column:	SPB-Octyl (0.25 mm)	Detector	F1(11.07 :21.70)

PCB-3L, CAS: 208263-77-8

Signal: 2

Processing Integration Results

RT: 13.91
Area: 14308
Amount: 14.507294
Amount Units: pg/ul

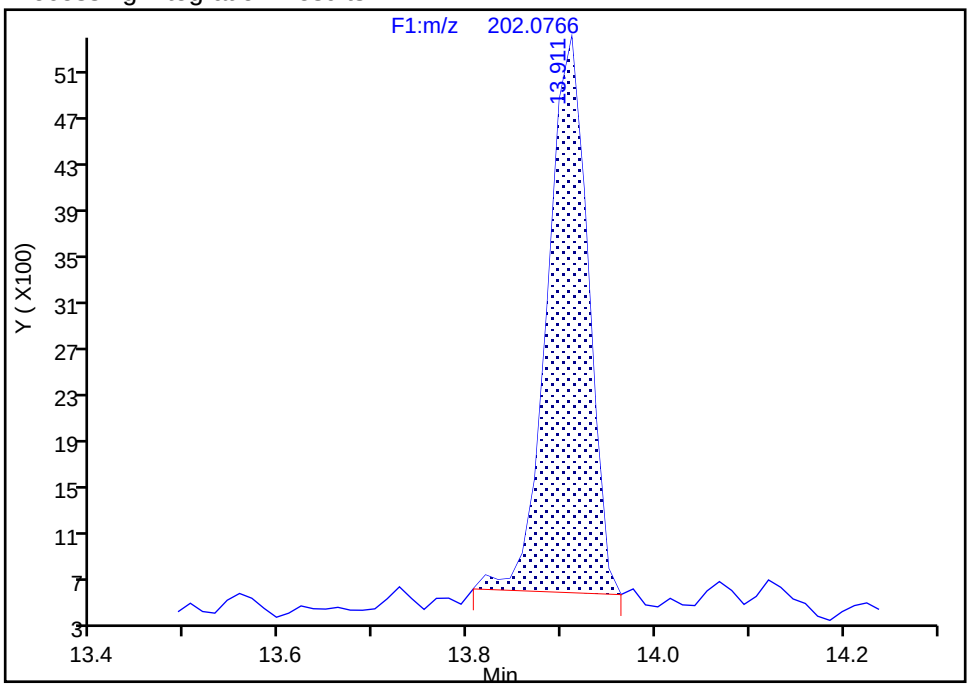

Manual Integration Results

RT: 13.91
Area: 15919
Amount: 14.478375
Amount Units: pg/ul

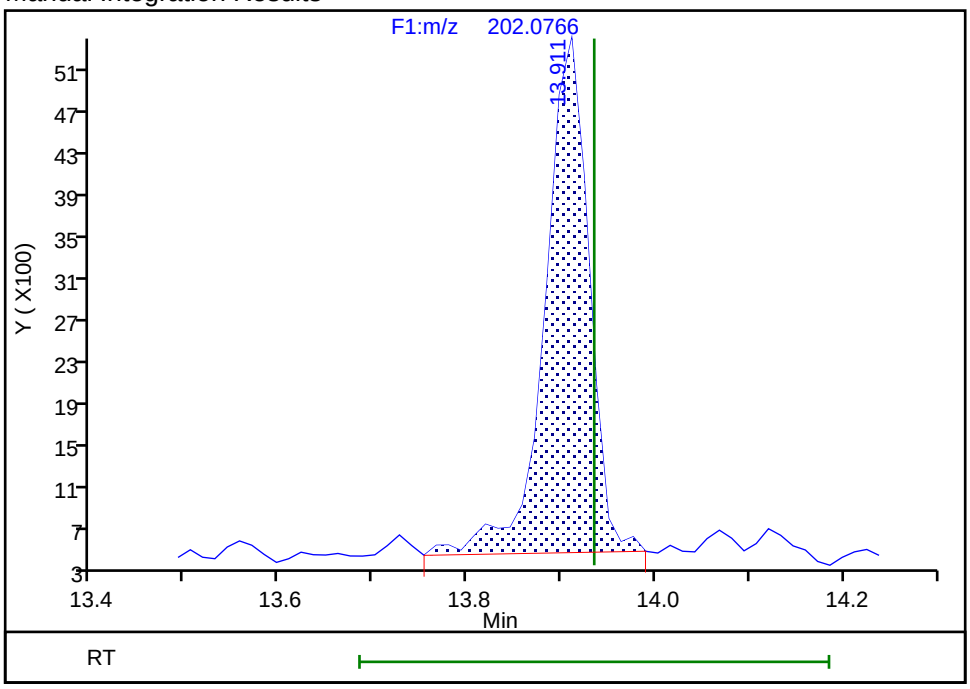

Reviewer: davidsonm, 04-Sep-2019 17:00:17

Audit Action: Manually Integrated Audit Reason: Baseline

Manual Integration/User Assign Peak Report

Eurofins TestAmerica, Knoxville

Data File:	\\chromna\Knoxville\ChromData\D3D\20190904-12947.b\580-88125-b-7-c_190904142732.d				
Injection Date:	04-Sep-2019 14:27:00	Instrument ID:	D3D		
Lims ID:	580-88125-B-7-C	Lab Sample ID:	140-88125-7		
Client ID:	A7-0to26-100918				
Operator ID:	Xcalibur_System	ALS Bottle#:	0	Worklist Smp#:	9
Injection Vol:	1.0 ul	Dil. Factor:	5.0000		
Method:	PCBs_D3D	Limit Group:	HR - 1668A - ICAL		
Column:	SPB-Octyl (0.25 mm)	Detector	F1(11.07 :21.70)		

PCB-3L, CAS: 208263-77-8

Signal: 1

Processing Integration Results

RT: 13.91
Area: 54921
Amount: 14.507294
Amount Units: pg/ul

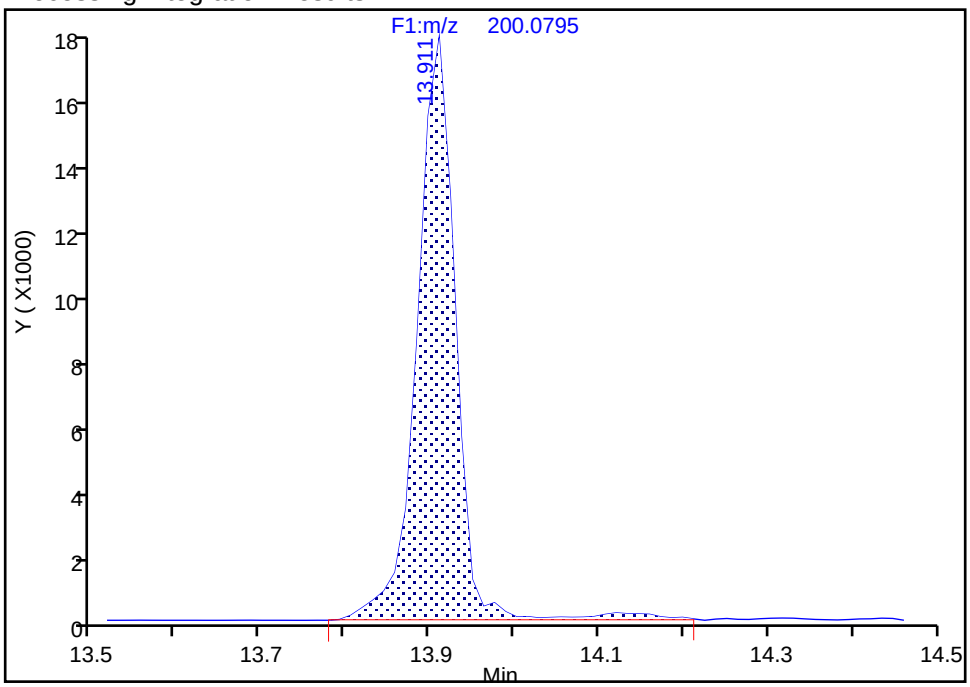

Manual Integration Results

RT: 13.91
Area: 53172
Amount: 14.478375
Amount Units: pg/ul

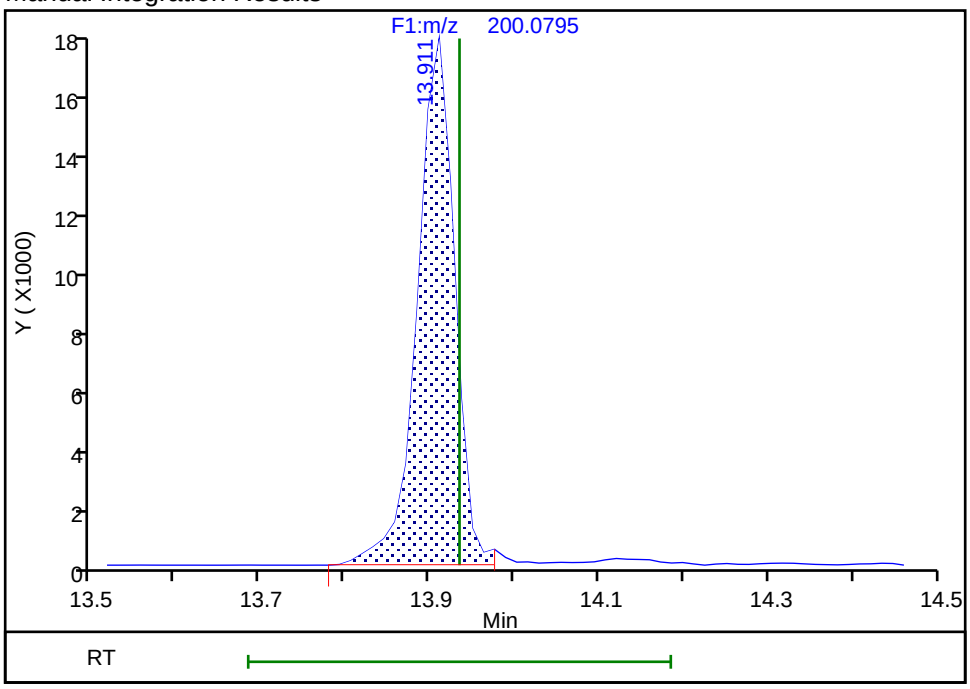

Reviewer: davidsonm, 04-Sep-2019 17:00:17

Audit Action: Manually Integrated Audit Reason: Baseline

Eurofins TestAmerica, Knoxville

Data File:	\\chromna\Knoxville\ChromData\D3D\20190904-12947.b\580-88125-b-7-c_190904142732.d		
Injection Date:	04-Sep-2019 14:27:00	Injection Vol:	1.0 ul
Instrument ID:	D3D	Operator ID:	Xcalibur_System
Method:	PCBs_D3D	Limit Group:	HR - 1668A - ICAL
Client ID:	A7-0to26-100918		
Worklist#:	33248	Sample Line#:	9
Column Type:	SPB-Octyl	Column Dia:	0.25 mm

DiPCB F1

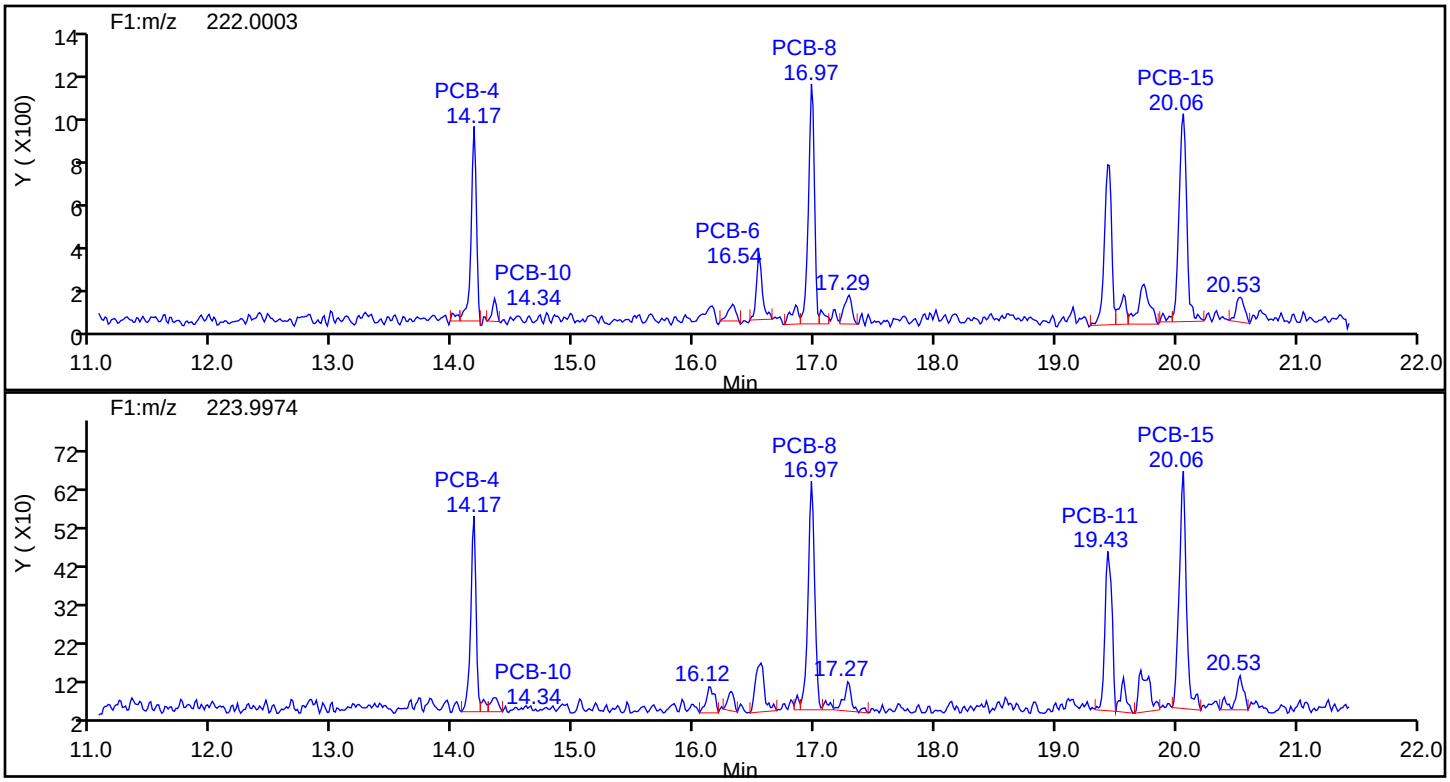

DiPCB F1 Standards

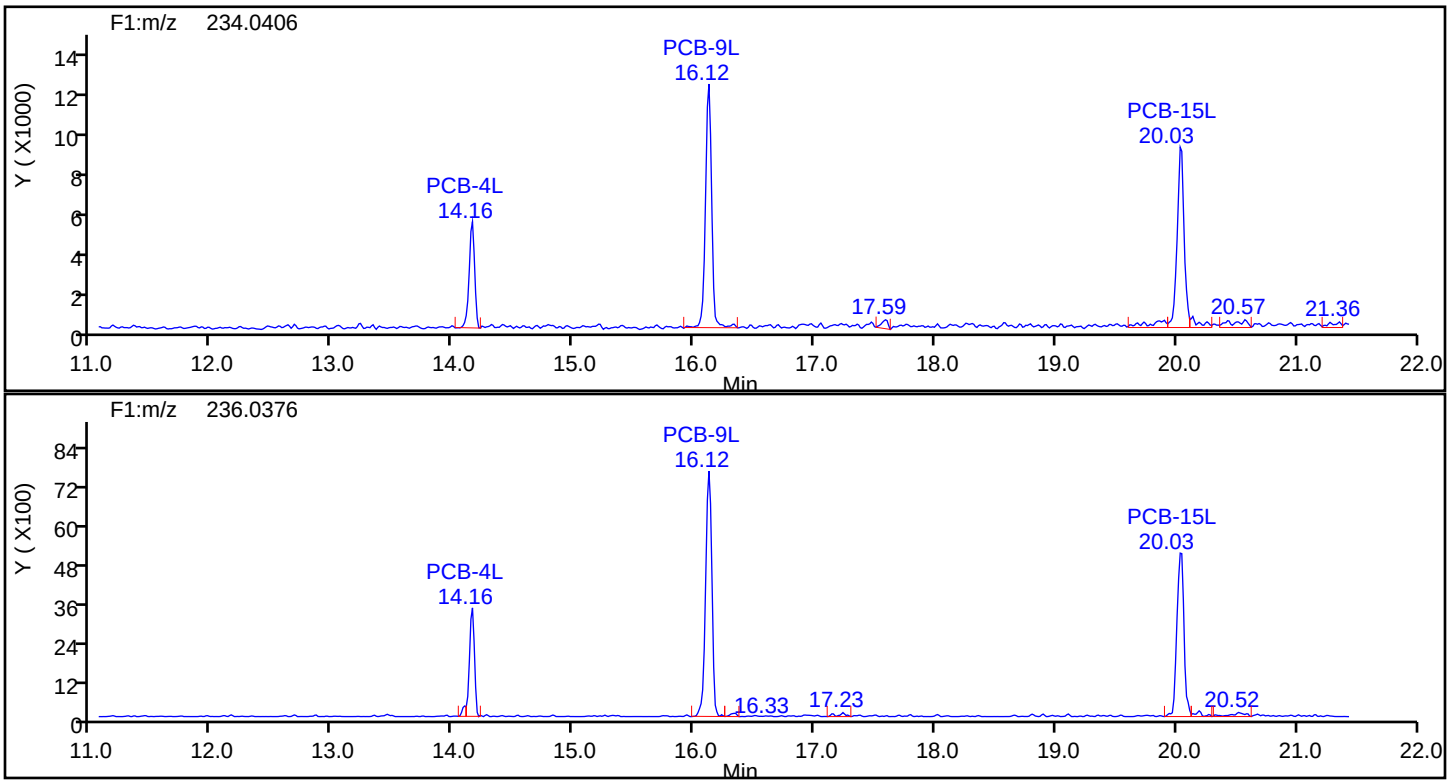

Eurofins TestAmerica, Knoxville

Data File:	\\chromna\Knoxville\ChromData\D3D\20190904-12947.b\580-88125-b-7-c_190904142732.d		
Injection Date:	04-Sep-2019 14:27:00	Injection Vol:	1.0 ul
Instrument ID:	D3D	Operator ID:	Xcalibur_System
Method:	PCBs_D3D	Limit Group:	HR - 1668A - ICAL
Client ID:	A7-0to26-100918		
Worklist#:	33248	Sample Line#:	9
Column Type:	SPB-Octyl	Column Dia:	0.25 mm

DiPCB F1

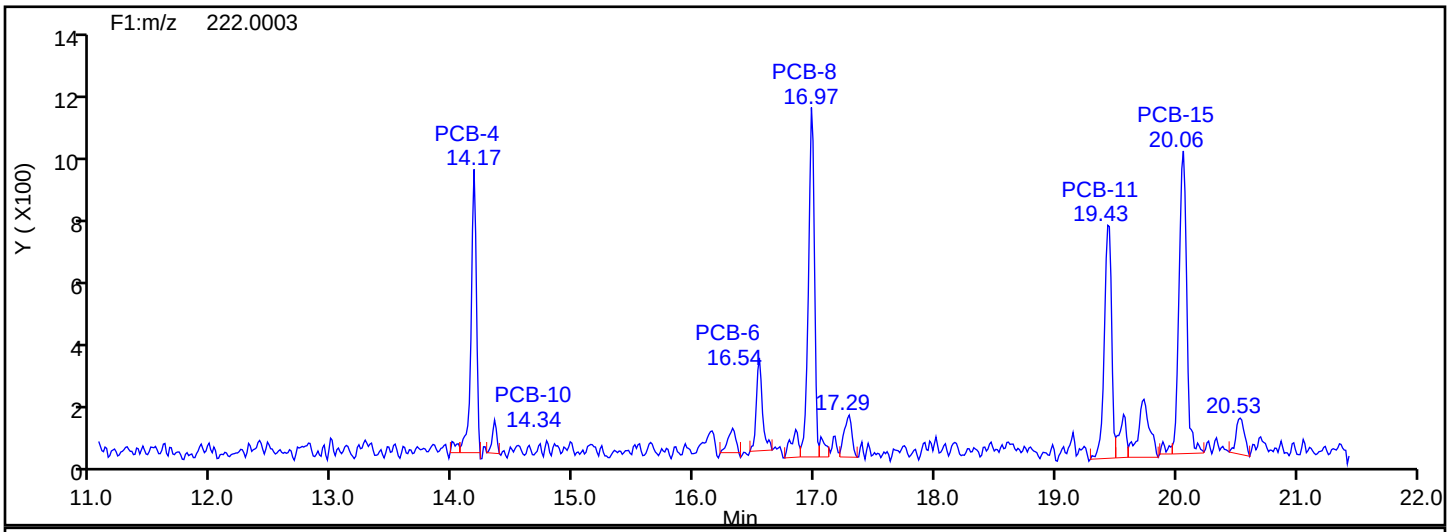

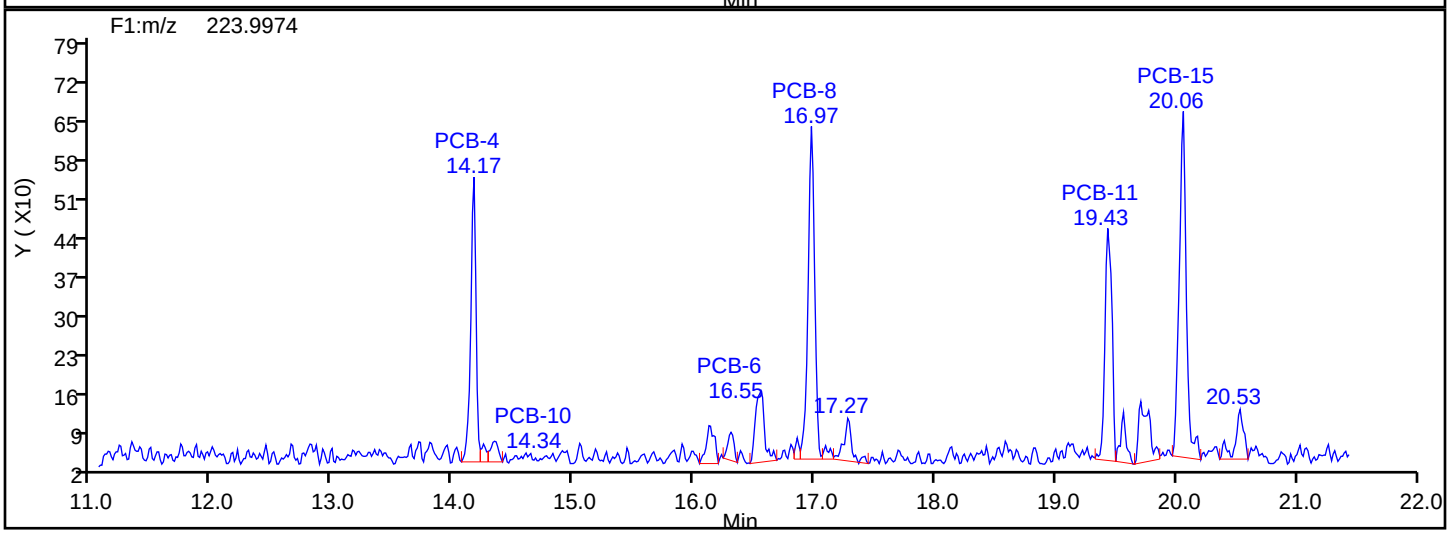

DiPCB F1 Lock Mass

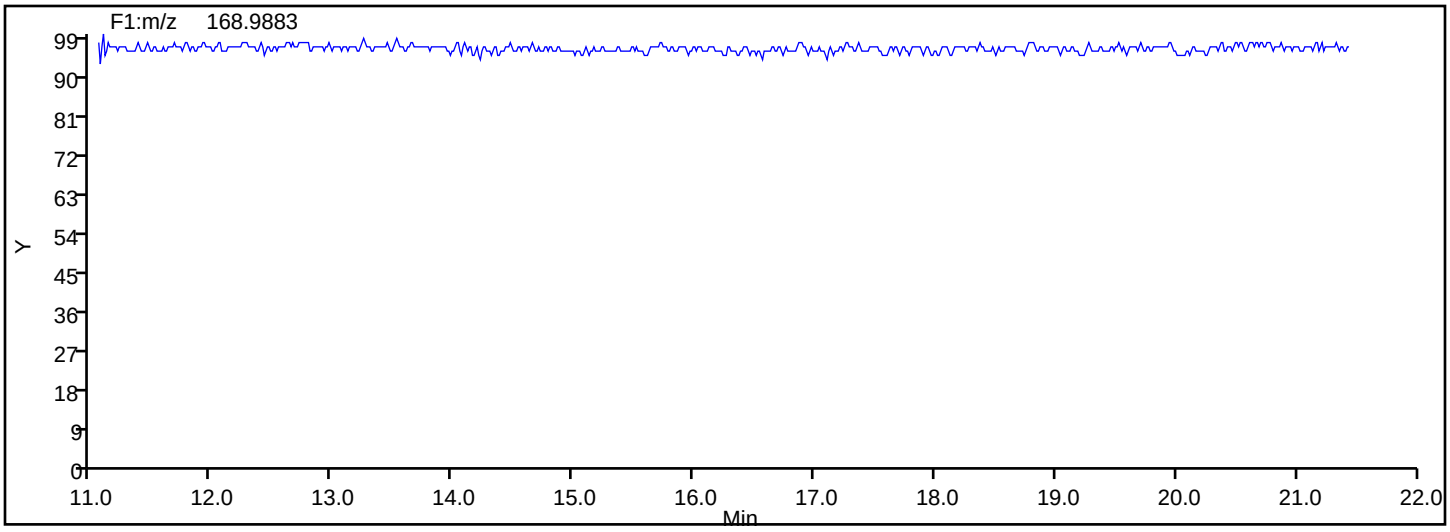

Manual Integration/User Assign Peak Report

Eurofins TestAmerica, Knoxville

Data File:	\\chromna\Knoxville\ChromData\D3D\20190904-12947.b\580-88125-b-7-c_190904142732.d				
Injection Date:	04-Sep-2019 14:27:00	Instrument ID:	D3D		
Lims ID:	580-88125-B-7-C	Lab Sample ID:	140-88125-7		
Client ID:	A7-0to26-100918				
Operator ID:	Xcalibur_System	ALS Bottle#:	0	Worklist Smp#:	9
Injection Vol:	1.0 ul	Dil. Factor:	5.0000		
Method:	PCBs_D3D	Limit Group:	HR - 1668A - ICAL		
Column:	SPB-Octyl (0.25 mm)	Detector	F1(11.07 :21.70)		

PCB-4, CAS: 13029-08-8

Signal: 1

Processing Integration Results

RT: 14.17
Area: 2735
Amount: 2.643368
Amount Units: pg/ul

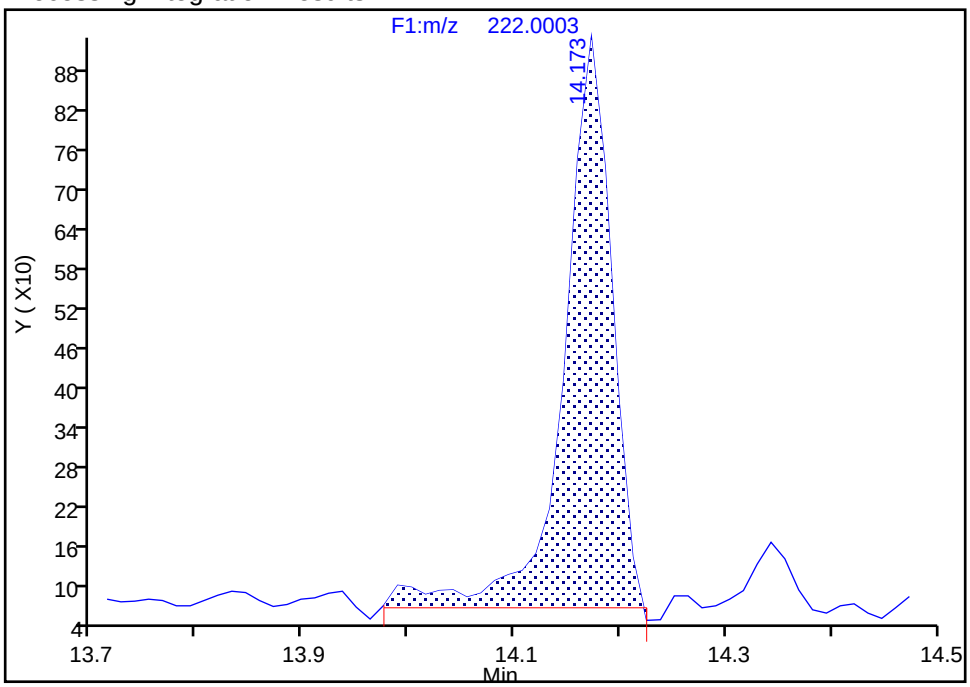

Manual Integration Results

RT: 14.17
Area: 2619
Amount: 2.583460
Amount Units: pg/ul

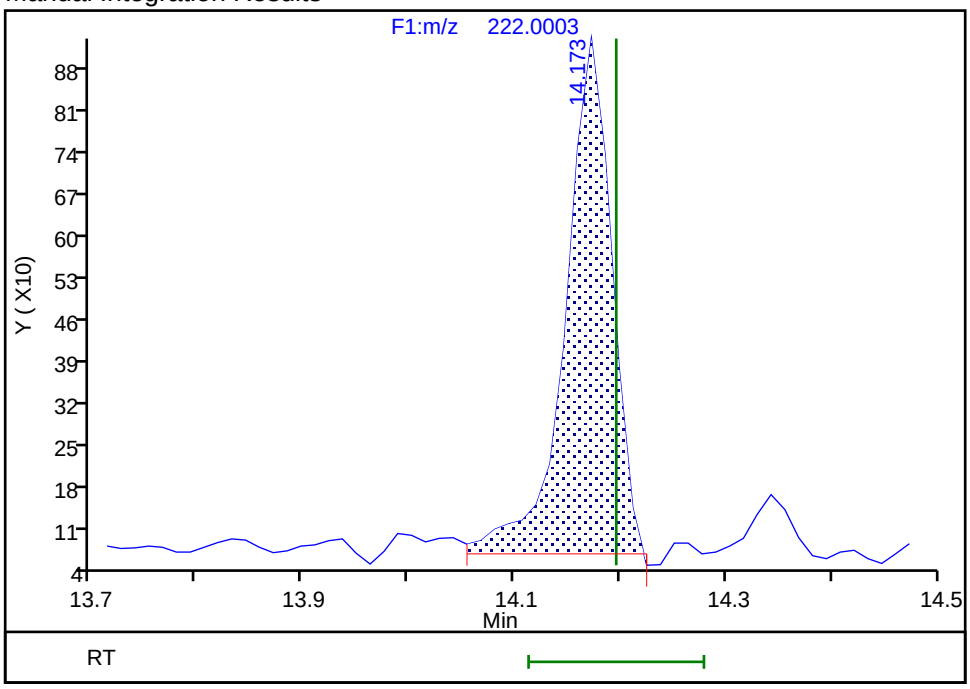

Reviewer: davidsonm, 04-Sep-2019 17:01:06

Audit Action: Split an Integrated Peak Audit Reason: Split Peak

Manual Integration/User Assign Peak Report

Eurofins TestAmerica, Knoxville

Data File:	\\chromna\Knoxville\ChromData\D3D\20190904-12947.b\580-88125-b-7-c_190904142732.d				
Injection Date:	04-Sep-2019 14:27:00	Instrument ID:	D3D		
Lims ID:	580-88125-B-7-C	Lab Sample ID:	140-88125-7		
Client ID:	A7-0to26-100918				
Operator ID:	Xcalibur_System	ALS Bottle#:	0	Worklist Smp#:	9
Injection Vol:	1.0 ul	Dil. Factor:	5.0000		
Method:	PCBs_D3D	Limit Group:	HR - 1668A - ICAL		
Column:	SPB-Octyl (0.25 mm)	Detector	F1(11.07 :21.70)		

PCB-4, CAS: 13029-08-8

Signal: 2

Processing Integration Results

RT: 14.17
Area: 1545
Amount: 2.643368
Amount Units: pg/ul

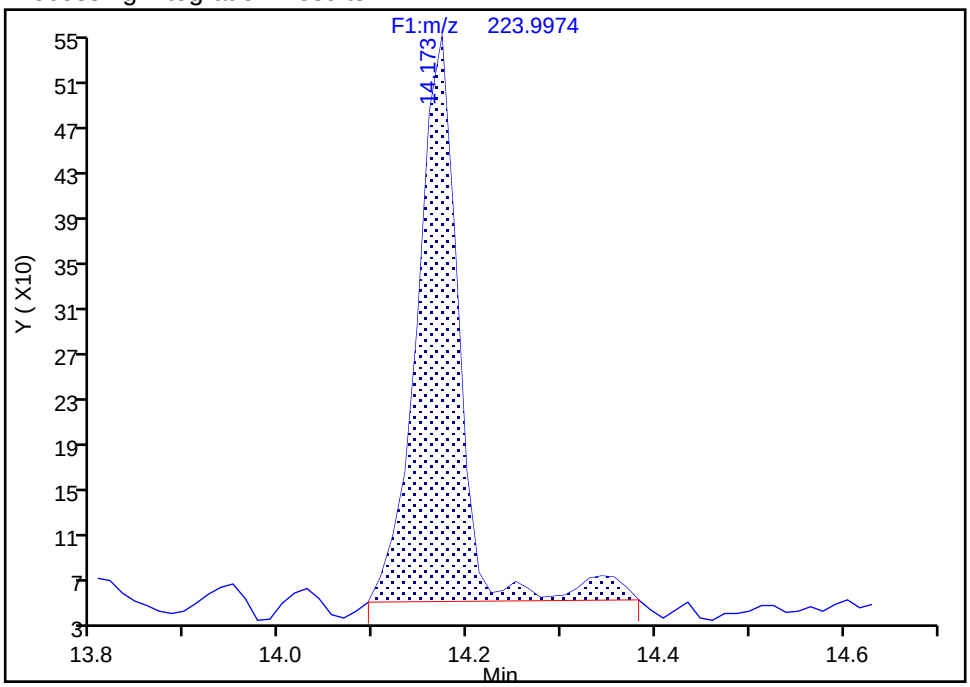

Manual Integration Results

RT: 14.17
Area: 1564
Amount: 2.583460
Amount Units: pg/ul

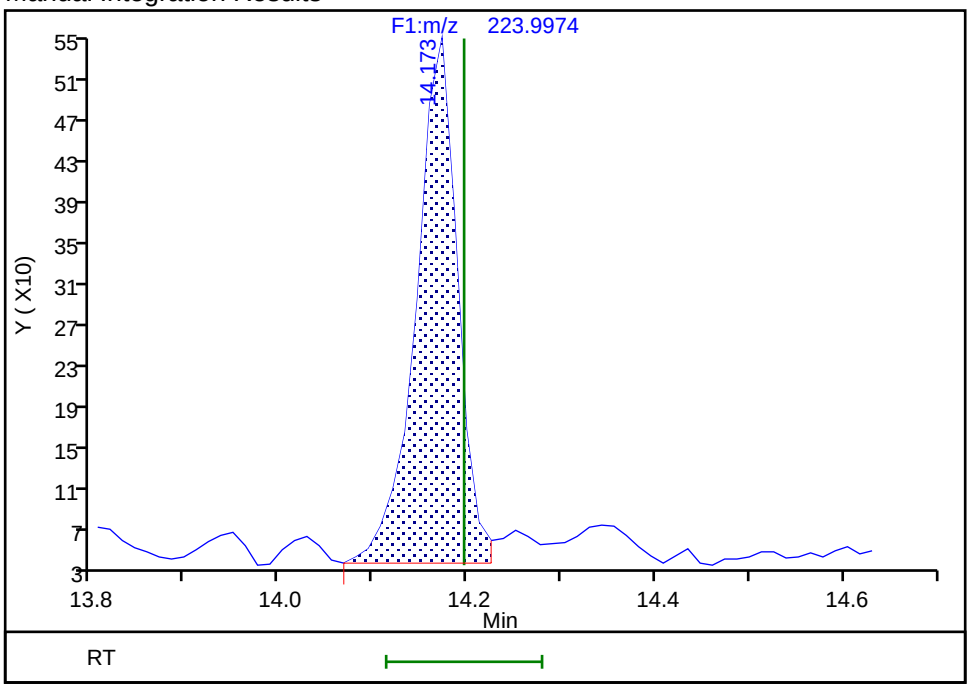

Reviewer: davidsonm, 04-Sep-2019 17:01:09

Audit Action: Split an Integrated Peak Audit Reason: Split Peak

Manual Integration/User Assign Peak Report

Eurofins TestAmerica, Knoxville

Data File:	\\chromna\Knoxville\ChromData\D3D\20190904-12947.b\580-88125-b-7-c_190904142732.d				
Injection Date:	04-Sep-2019 14:27:00	Instrument ID:	D3D		
Lims ID:	580-88125-B-7-C	Lab Sample ID:	140-88125-7		
Client ID:	A7-0to26-100918				
Operator ID:	Xcalibur_System	ALS Bottle#:	0	Worklist Smp#:	9
Injection Vol:	1.0 ul	Dil. Factor:	5.0000		
Method:	PCBs_D3D	Limit Group:	HR - 1668A - ICAL		
Column:	SPB-Octyl (0.25 mm)	Detector	F1(11.07 :21.70)		

PCB-10, CAS: 33146-45-1

Signal: 1

Not Detected
Expected RT: 14.37

Processing Integration Results

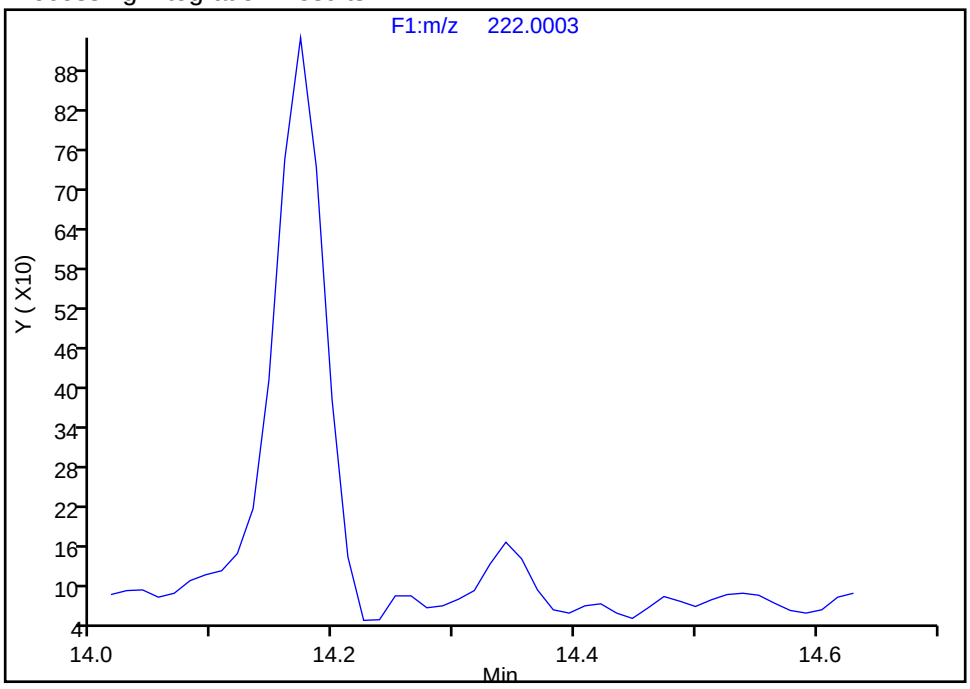

Manual Integration Results

RT: 14.34
Area: 250
Amount: 0.137523
Amount Units: pg/ul

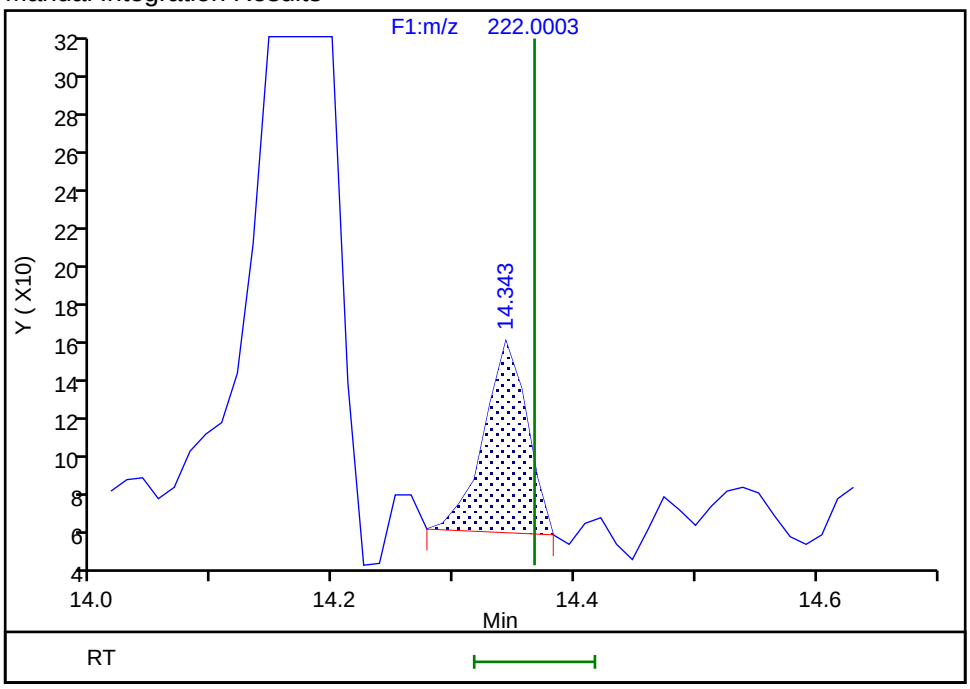

Reviewer: davidsonm, 04-Sep-2019 17:01:19
Audit Action: Manually Integrated/Assigned Compound ID Audit Reason: Split Peak

Manual Integration/User Assign Peak Report

Eurofins TestAmerica, Knoxville

Data File:	\\chromna\Knoxville\ChromData\D3D\20190904-12947.b\580-88125-b-7-c_190904142732.d				
Injection Date:	04-Sep-2019 14:27:00	Instrument ID:	D3D		
Lims ID:	580-88125-B-7-C	Lab Sample ID:	140-88125-7		
Client ID:	A7-0to26-100918				
Operator ID:	Xcalibur_System	ALS Bottle#:	0	Worklist Smp#:	9
Injection Vol:	1.0 ul	Dil. Factor:	5.0000		
Method:	PCBs_D3D	Limit Group:	HR - 1668A - ICAL		
Column:	SPB-Octyl (0.25 mm)	Detector	F1(11.07 :21.70)		

PCB-10, CAS: 33146-45-1

Signal: 2

Not Detected
Expected RT: 14.37

Processing Integration Results

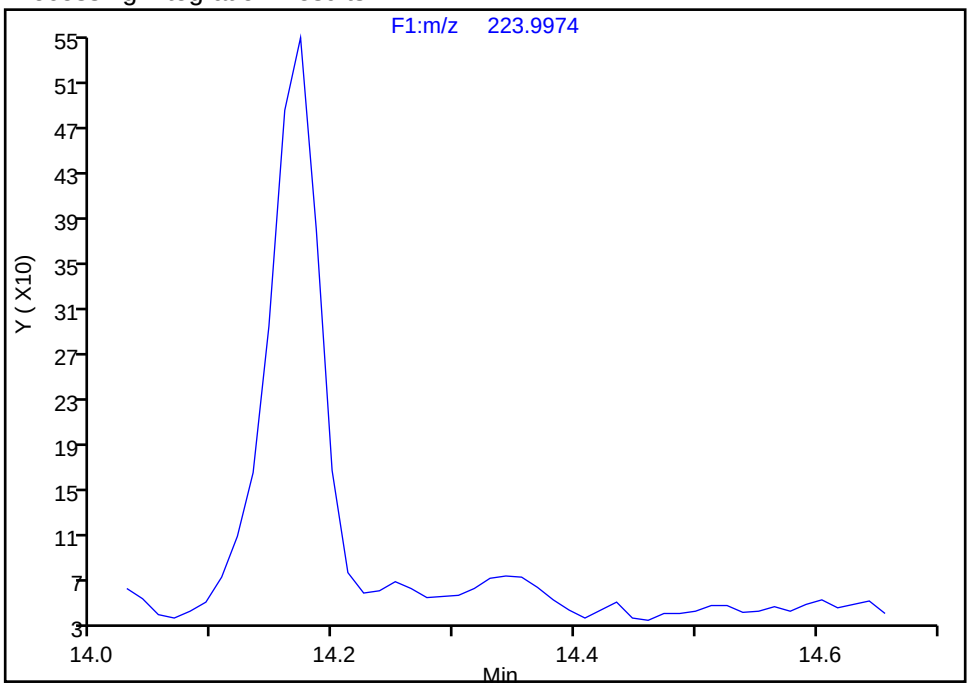

Manual Integration Results

RT: 14.34
Area: 167
Amount: 0.137523
Amount Units: pg/ul

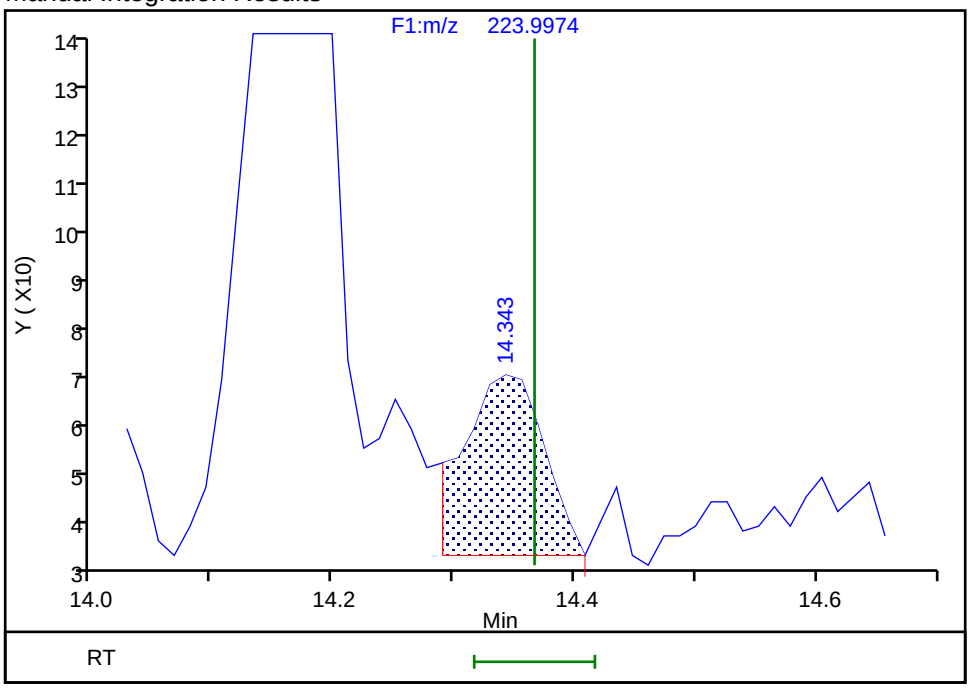

Reviewer: davidsonm, 04-Sep-2019 17:01:23
Audit Action: Split an Integrated Peak Audit Reason: Split Peak

Manual Integration/User Assign Peak Report

Eurofins TestAmerica, Knoxville

Data File:	\\chromna\Knoxville\ChromData\D3D\20190904-12947.b\580-88125-b-7-c_190904142732.d				
Injection Date:	04-Sep-2019 14:27:00	Instrument ID:	D3D		
Lims ID:	580-88125-B-7-C	Lab Sample ID:	140-88125-7		
Client ID:	A7-0to26-100918				
Operator ID:	Xcalibur_System	ALS Bottle#:	0	Worklist Smp#:	9
Injection Vol:	1.0 ul	Dil. Factor:	5.0000		
Method:	PCBs_D3D	Limit Group:	HR - 1668A - ICAL		
Column:	SPB-Octyl (0.25 mm)	Detector	F1(11.07 :21.70)		

PCB-8, CAS: 34883-43-7

Signal: 1

Processing Integration Results

RT: 16.97
Area: 3878
Amount: 1.943286
Amount Units: pg/ul

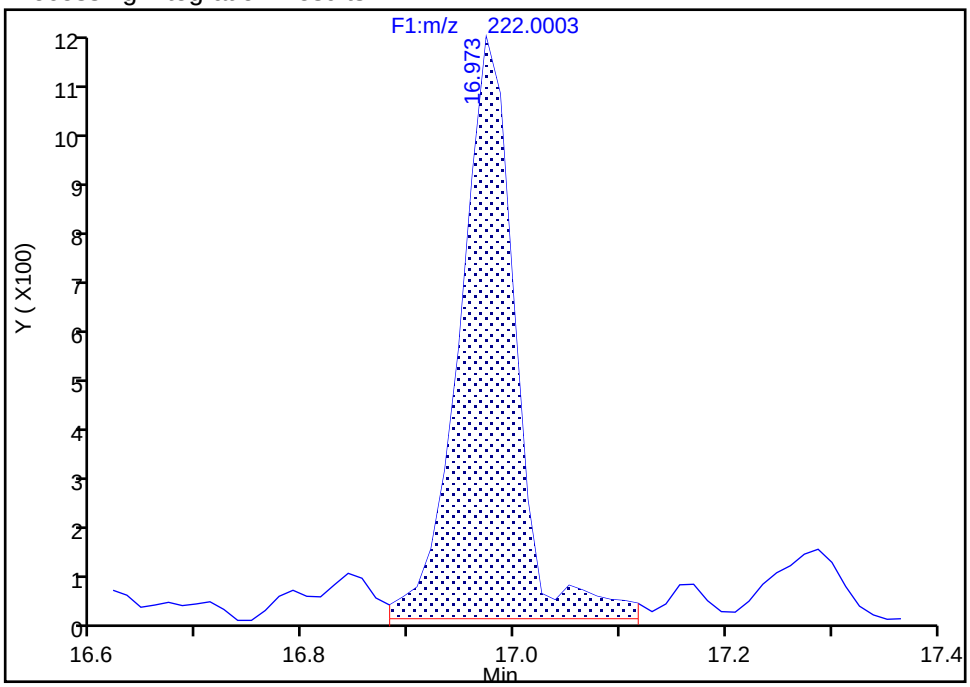

Manual Integration Results

RT: 16.97
Area: 3679
Amount: 1.833068
Amount Units: pg/ul

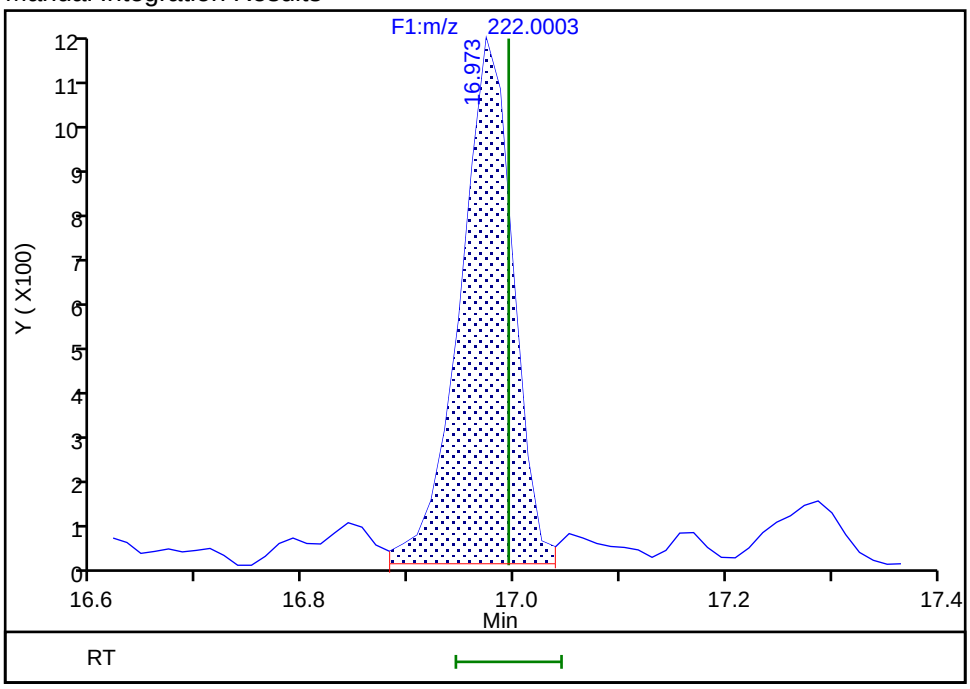

Reviewer: davidsonm, 04-Sep-2019 17:01:38

Audit Action: Split an Integrated Peak Audit Reason: Split Peak

Manual Integration/User Assign Peak Report

Eurofins TestAmerica, Knoxville

Data File:	\\chromna\Knoxville\ChromData\D3D\20190904-12947.b\580-88125-b-7-c_190904142732.d				
Injection Date:	04-Sep-2019 14:27:00	Instrument ID:	D3D		
Lims ID:	580-88125-B-7-C	Lab Sample ID:	140-88125-7		
Client ID:	A7-0to26-100918				
Operator ID:	Xcalibur_System	ALS Bottle#:	0	Worklist Smp#:	9
Injection Vol:	1.0 ul	Dil. Factor:	5.0000		
Method:	PCBs_D3D	Limit Group:	HR - 1668A - ICAL		
Column:	SPB-Octyl (0.25 mm)	Detector	F1(11.07 :21.70)		

PCB-8, CAS: 34883-43-7

Signal: 2

Processing Integration Results

RT: 16.97
Area: 2434
Amount: 1.943286
Amount Units: pg/ul

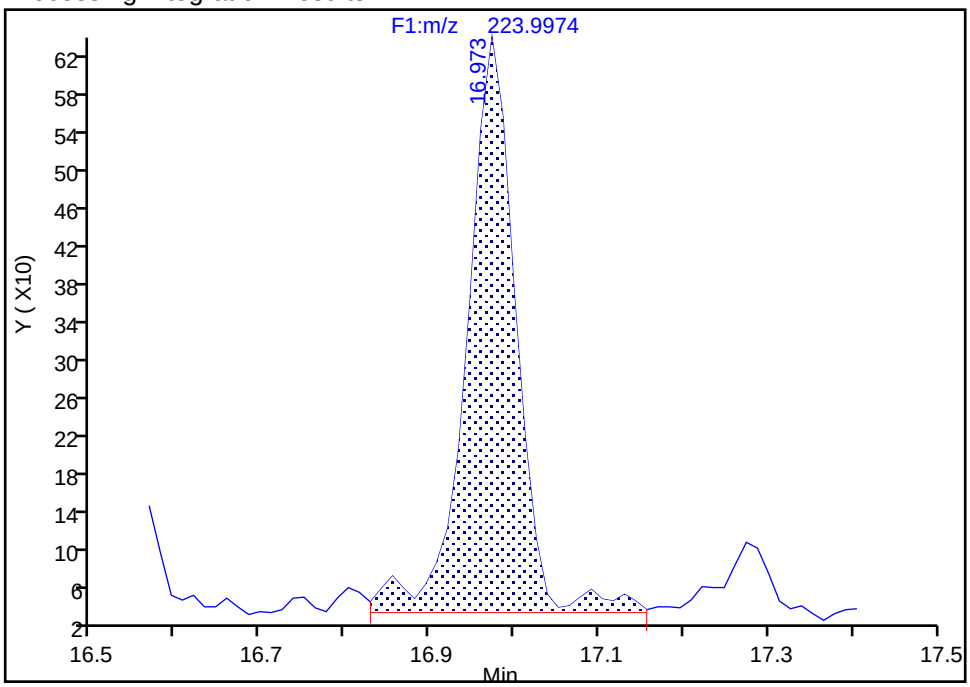

Manual Integration Results

RT: 16.97
Area: 2275
Amount: 1.833068
Amount Units: pg/ul

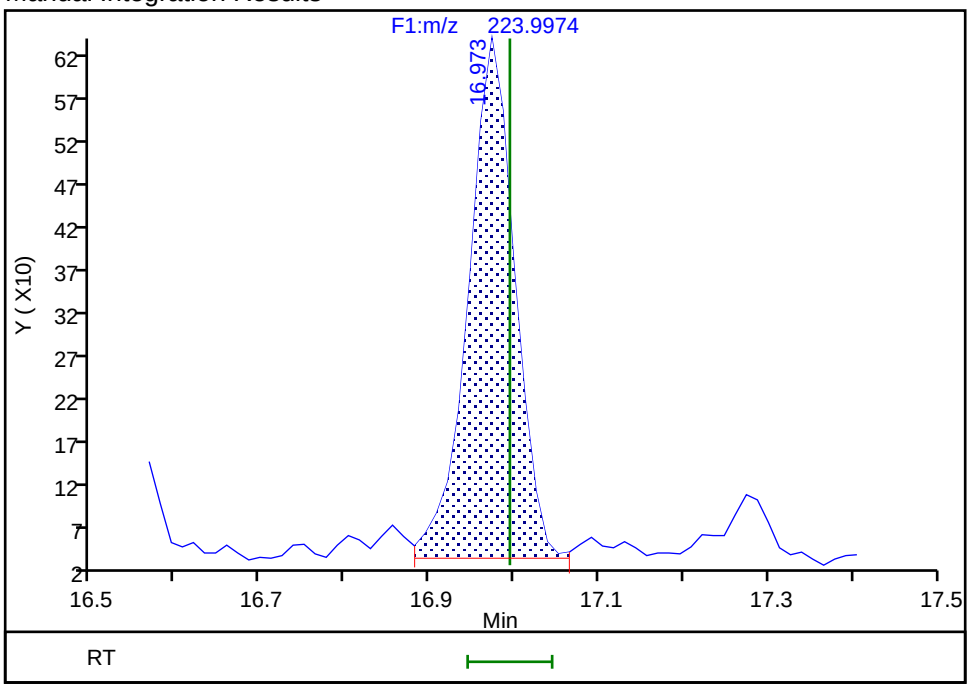

Reviewer: davidsonm, 04-Sep-2019 17:01:42

Audit Action: Split an Integrated Peak Audit Reason: Split Peak

Manual Integration/User Assign Peak Report

Eurofins TestAmerica, Knoxville

Data File:	\\chromna\Knoxville\ChromData\D3D\20190904-12947.b\580-88125-b-7-c_190904142732.d		
Injection Date:	04-Sep-2019 14:27:00	Instrument ID:	D3D
Lims ID:	580-88125-B-7-C	Lab Sample ID:	140-88125-7
Client ID:	A7-0to26-100918		
Operator ID:	Xcalibur_System	ALS Bottle#:	0 Worklist Smp#: 9
Injection Vol:	1.0 ul	Dil. Factor:	5.0000
Method:	PCBs_D3D	Limit Group:	HR - 1668A - ICAL
Column:	SPB-Octyl (0.25 mm)	Detector	F1(11.07 :21.70)

PCB-11, CAS: 2050-67-1

Signal: 1

Processing Integration Results

RT: 19.43
Area: 3511
Amount: 1.641738
Amount Units: pg/ul

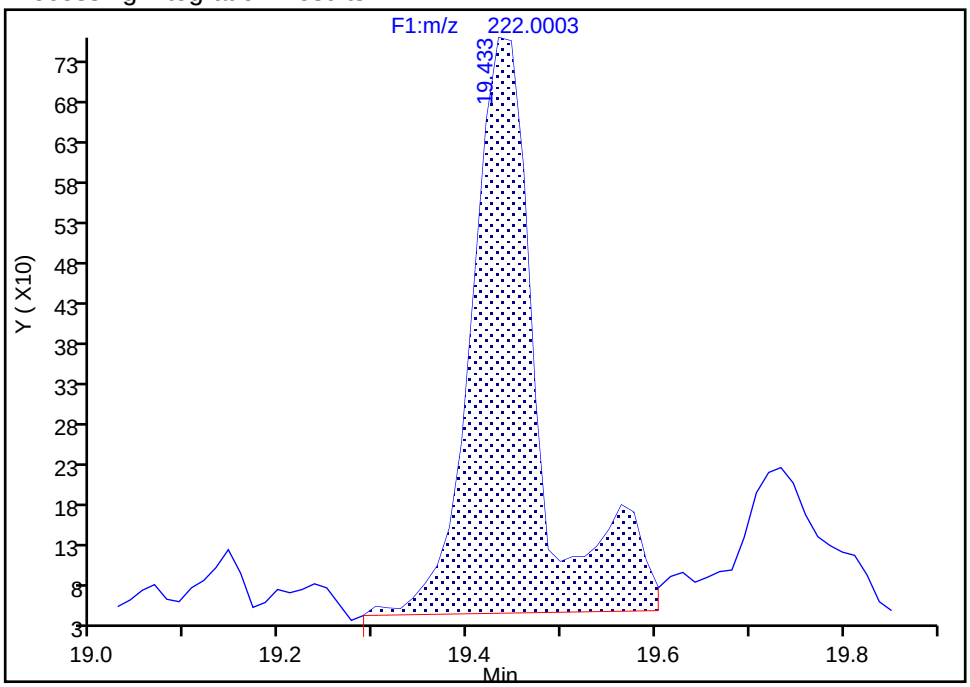

Manual Integration Results

RT: 19.43
Area: 2982
Amount: 1.393443
Amount Units: pg/ul

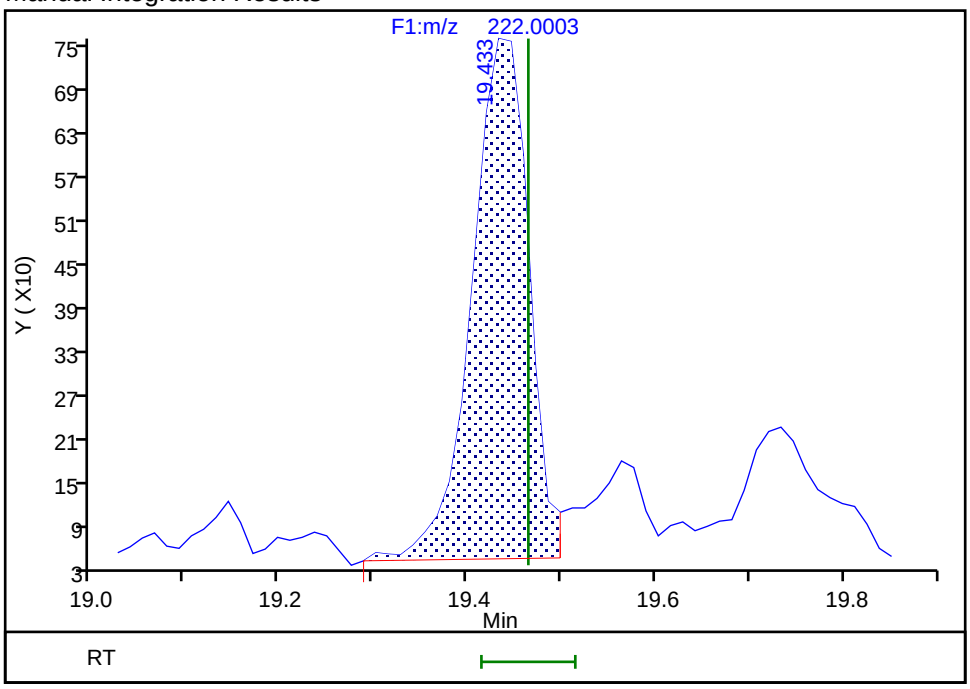

Reviewer: davidsonm, 04-Sep-2019 17:01:47

Audit Action: Split an Integrated Peak Audit Reason: Split Peak

Manual Integration/User Assign Peak Report

Eurofins TestAmerica, Knoxville

Data File:	\\chromna\Knoxville\ChromData\D3D\20190904-12947.b\580-88125-b-7-c_190904142732.d				
Injection Date:	04-Sep-2019 14:27:00	Instrument ID:	D3D		
Lims ID:	580-88125-B-7-C	Lab Sample ID:	140-88125-7		
Client ID:	A7-0to26-100918				
Operator ID:	Xcalibur_System	ALS Bottle#:	0	Worklist Smp#:	9
Injection Vol:	1.0 ul	Dil. Factor:	5.0000		
Method:	PCBs_D3D	Limit Group:	HR - 1668A - ICAL		
Column:	SPB-Octyl (0.25 mm)	Detector	F1(11.07 :21.70)		

PCB-11, CAS: 2050-67-1

Signal: 2

Processing Integration Results

RT: 19.43
Area: 1977
Amount: 1.641738
Amount Units: pg/ul

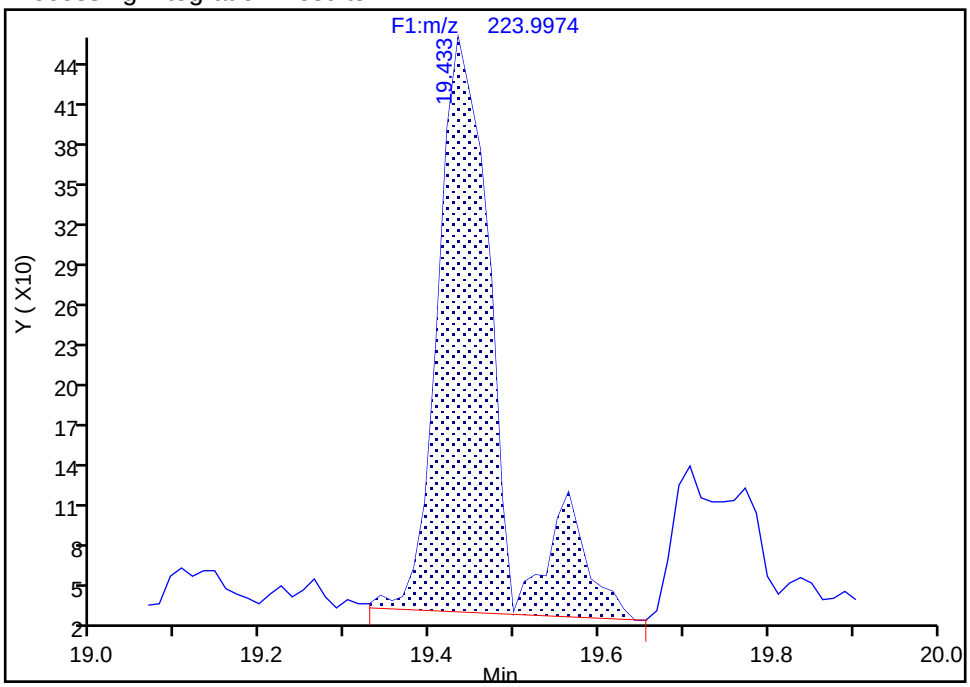

Manual Integration Results

RT: 19.43
Area: 1676
Amount: 1.393443
Amount Units: pg/ul

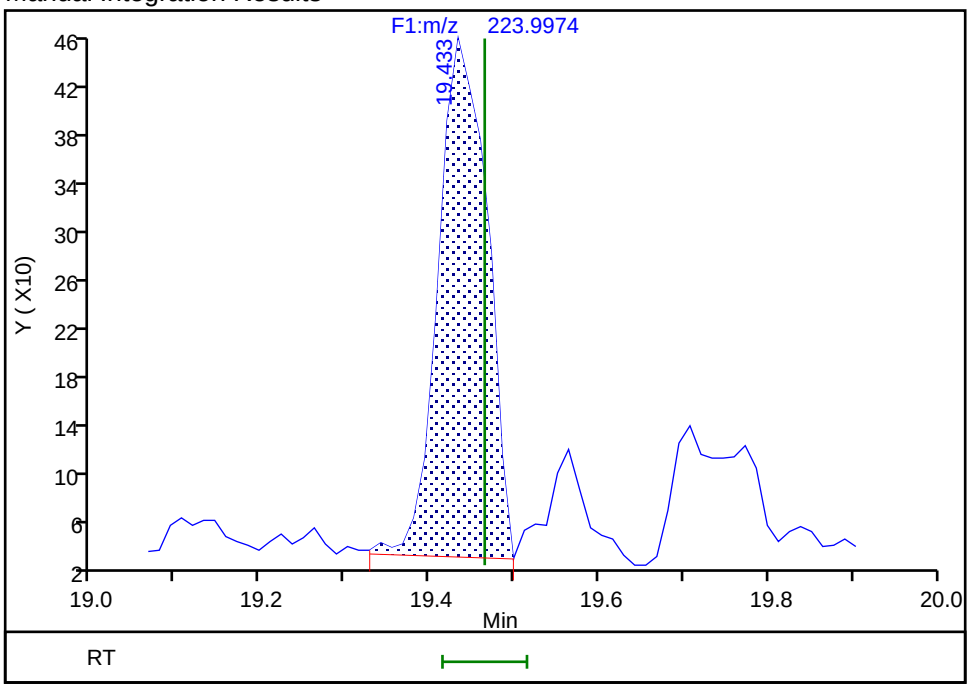

Reviewer: davidsonm, 04-Sep-2019 17:01:49

Audit Action: Split an Integrated Peak Audit Reason: Split Peak

Manual Integration/User Assign Peak Report

Eurofins TestAmerica, Knoxville

Data File:	\\chromna\Knoxville\ChromData\D3D\20190904-12947.b\580-88125-b-7-c_190904142732.d				
Injection Date:	04-Sep-2019 14:27:00	Instrument ID:	D3D		
Lims ID:	580-88125-B-7-C	Lab Sample ID:	140-88125-7		
Client ID:	A7-0to26-100918				
Operator ID:	Xcalibur_System	ALS Bottle#:	0	Worklist Smp#:	9
Injection Vol:	1.0 ul	Dil. Factor:	5.0000		
Method:	PCBs_D3D	Limit Group:	HR - 1668A - ICAL		
Column:	SPB-Octyl (0.25 mm)	Detector	F1(11.07 :21.70)		

PCB-15, CAS: 2050-68-2

Signal: 1

Processing Integration Results

RT: 20.06
Area: 4199
Amount: 1.721475
Amount Units: pg/ul

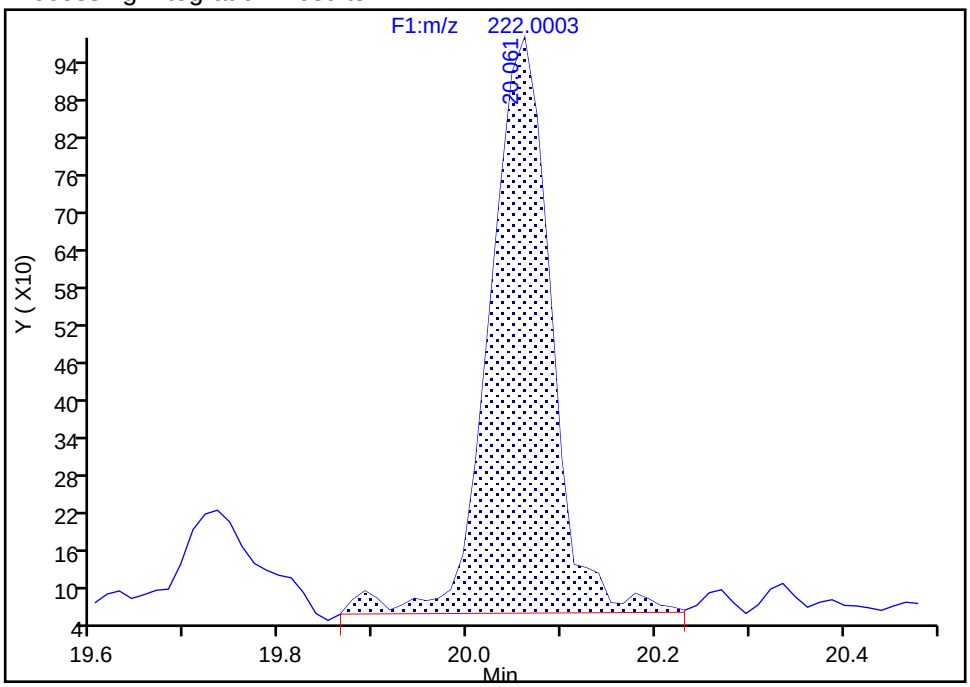

Manual Integration Results

RT: 20.06
Area: 4080
Amount: 1.691148
Amount Units: pg/ul

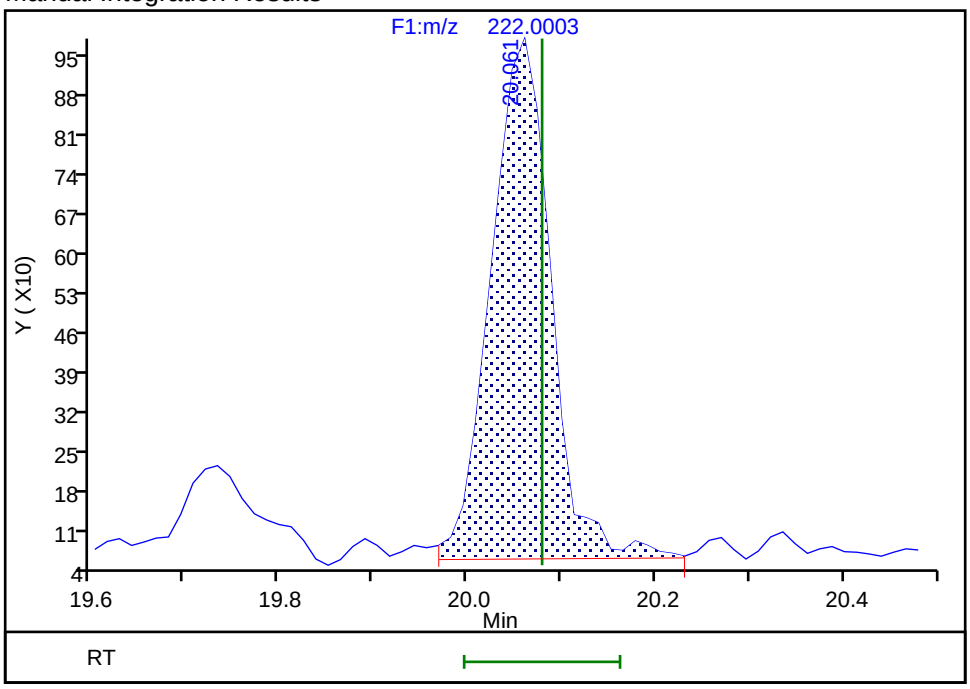

Reviewer: davidsonm, 04-Sep-2019 17:01:55

Audit Action: Split an Integrated Peak Audit Reason: Split Peak

Manual Integration/User Assign Peak Report

Eurofins TestAmerica, Knoxville

Data File:	\\chromna\Knoxville\ChromData\D3D\20190904-12947.b\580-88125-b-7-c_190904142732.d				
Injection Date:	04-Sep-2019 14:27:00	Instrument ID:	D3D		
Lims ID:	580-88125-B-7-C	Lab Sample ID:	140-88125-7		
Client ID:	A7-0to26-100918				
Operator ID:	Xcalibur_System	ALS Bottle#:	0	Worklist Smp#:	9
Injection Vol:	1.0 ul	Dil. Factor:	5.0000		
Method:	PCBs_D3D	Limit Group:	HR - 1668A - ICAL		
Column:	SPB-Octyl (0.25 mm)	Detector	F1(11.07 :21.70)		

PCB-15L, CAS: 208263-67-6

Signal: 1

Processing Integration Results

RT: 20.03
Area: 37653
Amount: 16.255765
Amount Units: pg/ul

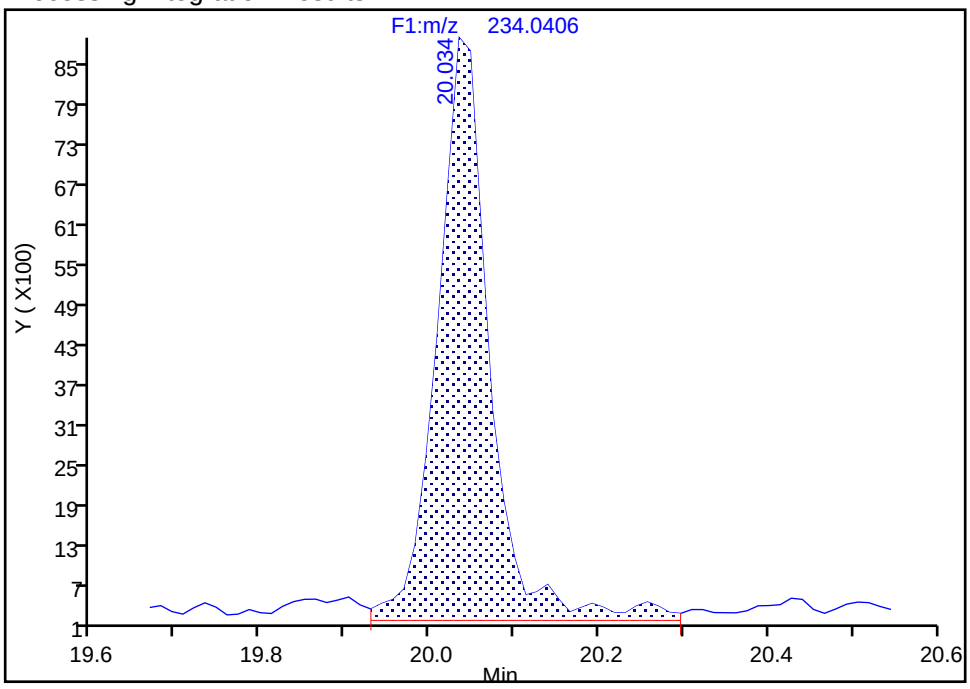

Manual Integration Results

RT: 20.03
Area: 35041
Amount: 15.530844
Amount Units: pg/ul

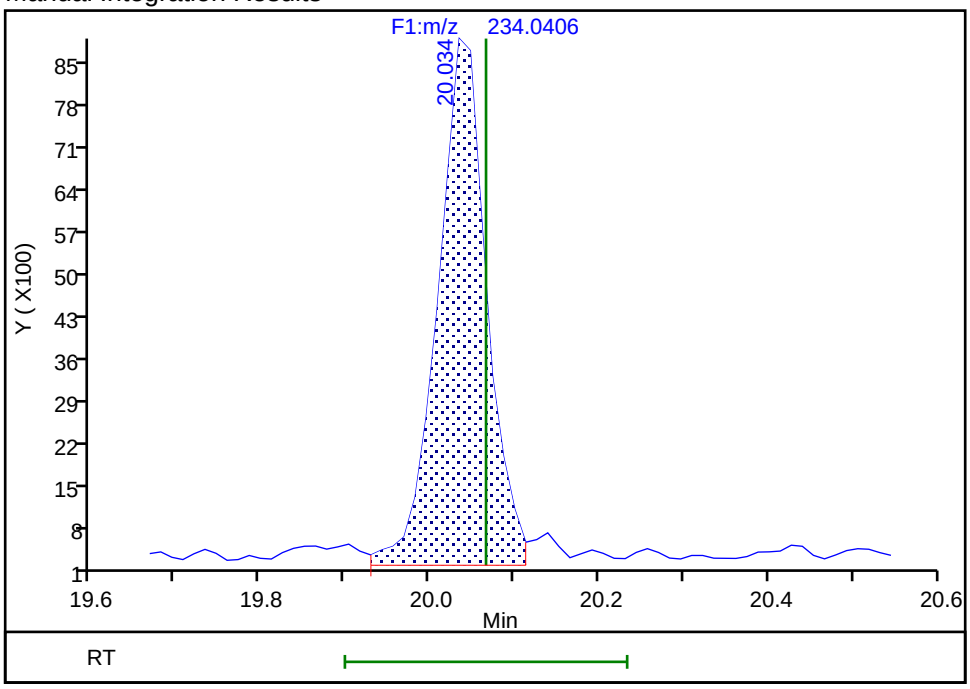

Reviewer: davidsonm, 04-Sep-2019 17:00:42

Audit Action: Split an Integrated Peak Audit Reason: Split Peak

Eurofins TestAmerica, Knoxville

Data File:	\\chromna\Knoxville\ChromData\D3D\20190904-12947.b\580-88125-b-7-c_190904142732.d		
Injection Date:	04-Sep-2019 14:27:00	Injection Vol:	1.0 ul
Instrument ID:	D3D	Operator ID:	Xcalibur_System
Method:	PCBs_D3D	Limit Group:	HR - 1668A - ICAL
Client ID:	A7-0to26-100918		
Worklist#:	33248	Sample Line#:	9
Column Type:	SPB-Octyl	Column Dia:	0.25 mm

TriPCB F1

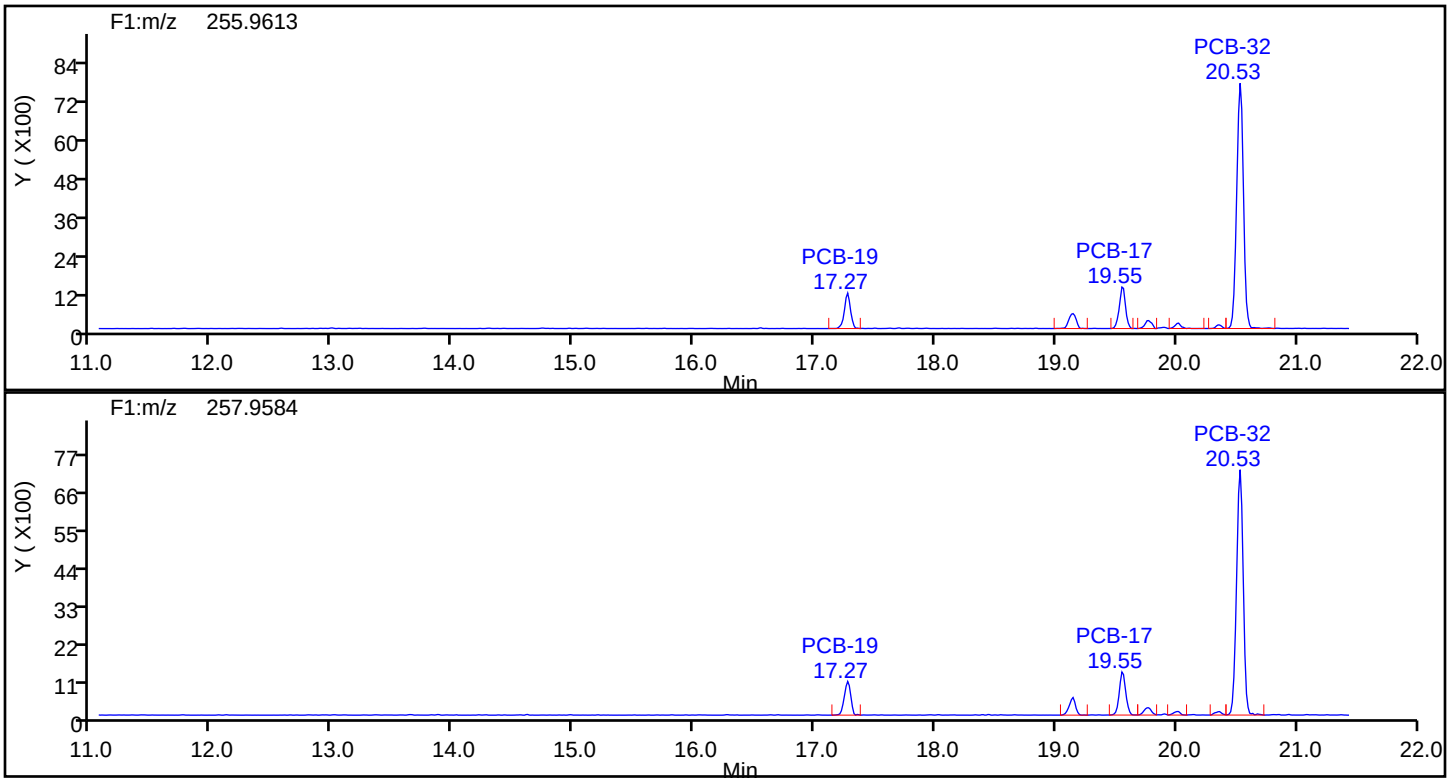

TriPCB F1 Standards

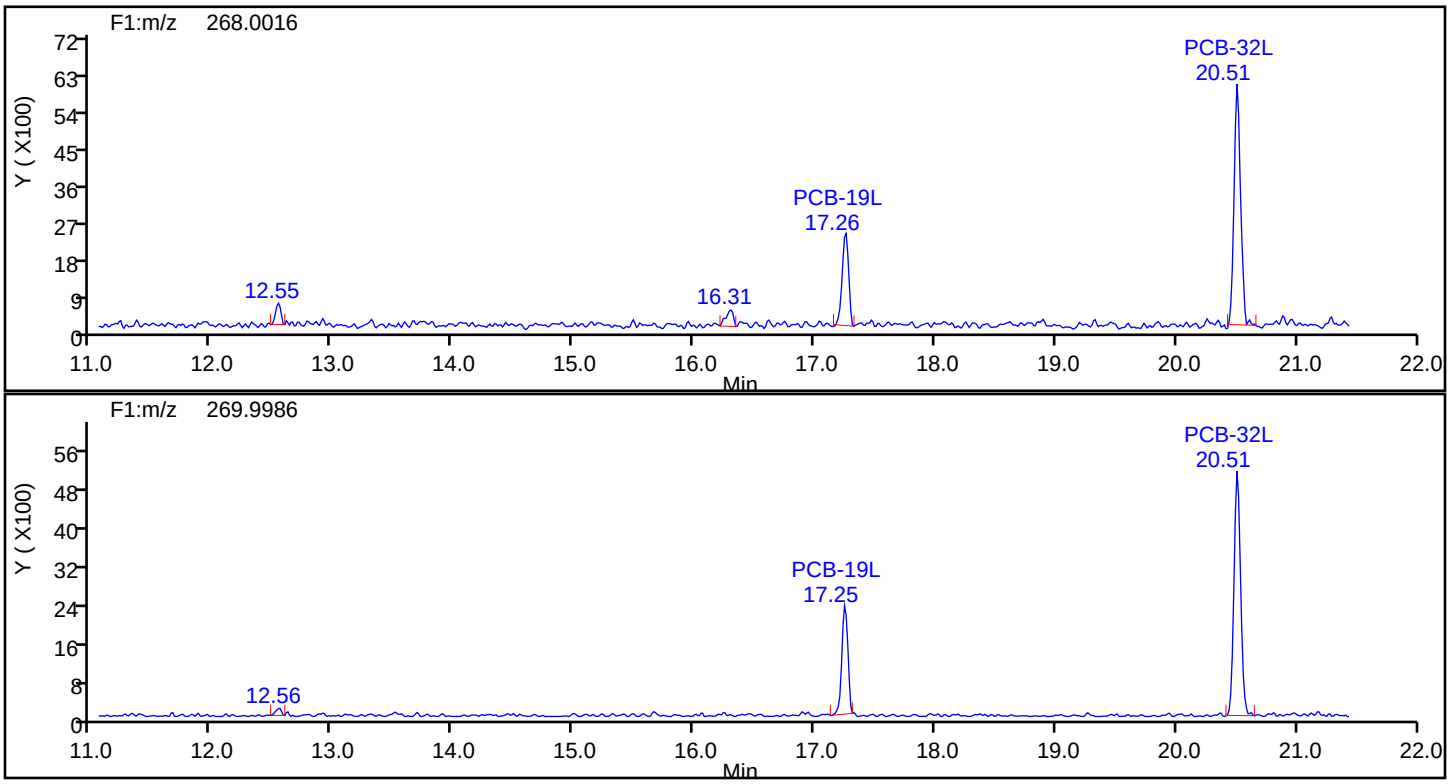

Eurofins TestAmerica, Knoxville

Data File:	\\chromna\Knoxville\ChromData\D3D\20190904-12947.b\580-88125-b-7-c_190904142732.d		
Injection Date:	04-Sep-2019 14:27:00	Injection Vol:	1.0 ul
Instrument ID:	D3D	Operator ID:	Xcalibur_System
Method:	PCBs_D3D	Limit Group:	HR - 1668A - ICAL
Client ID:	A7-0to26-100918		
Worklist#:	33248	Sample Line#:	9
Column Type:	SPB-Octyl	Column Dia:	0.25 mm

TriPCB F1

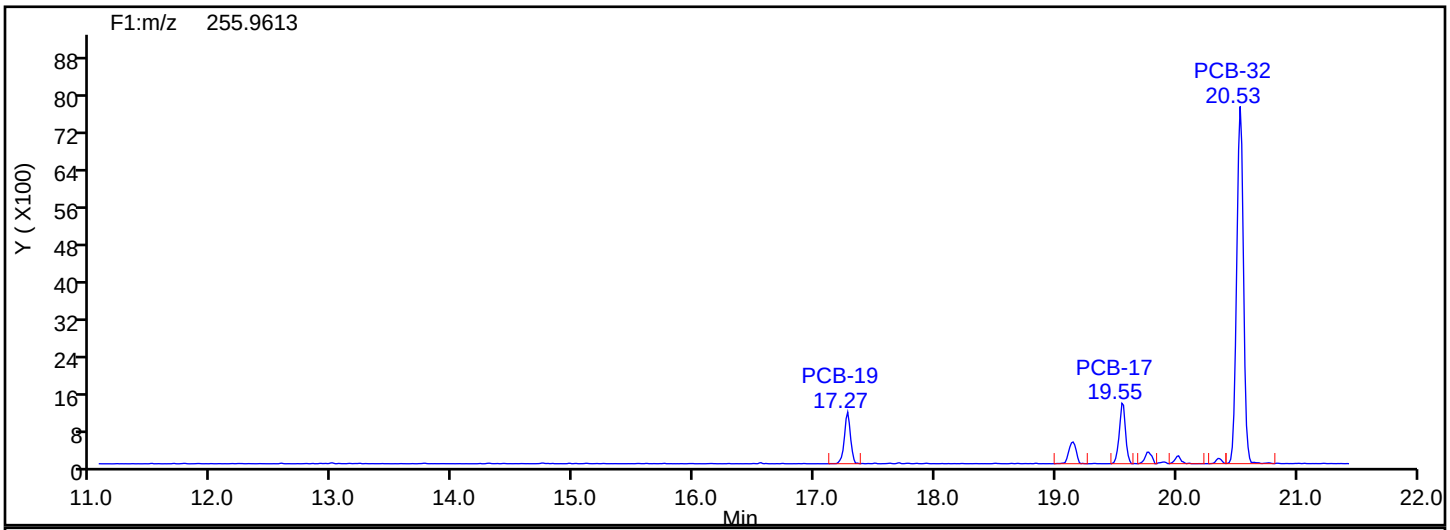

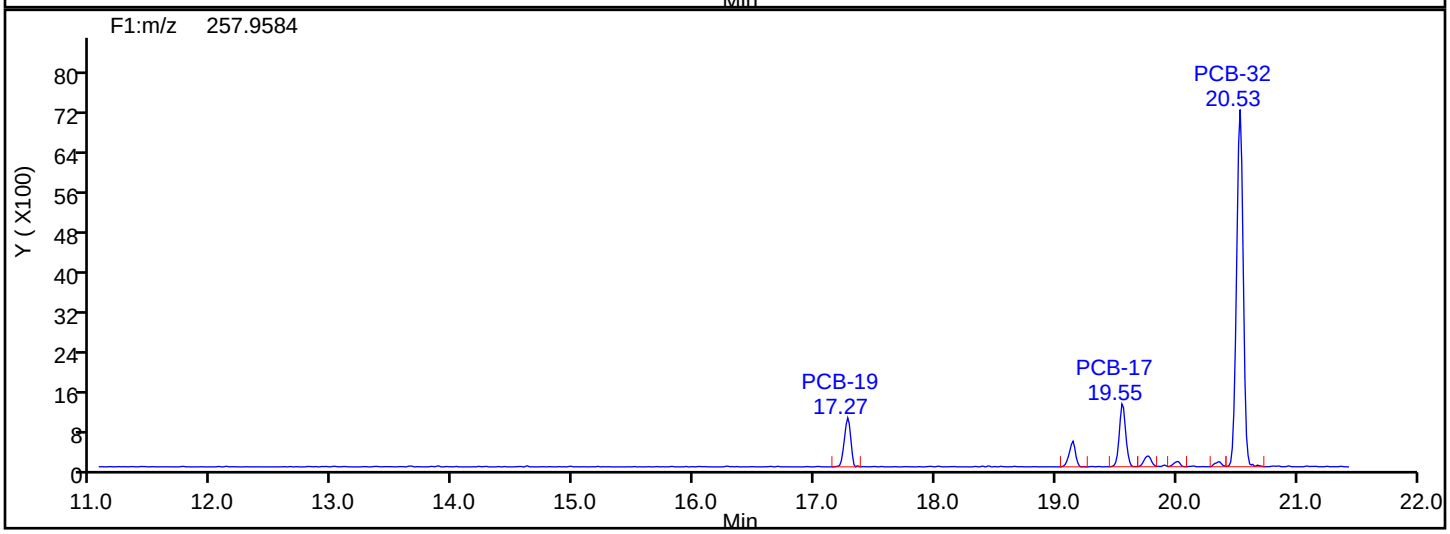

TriPCB F1 Lock Mass

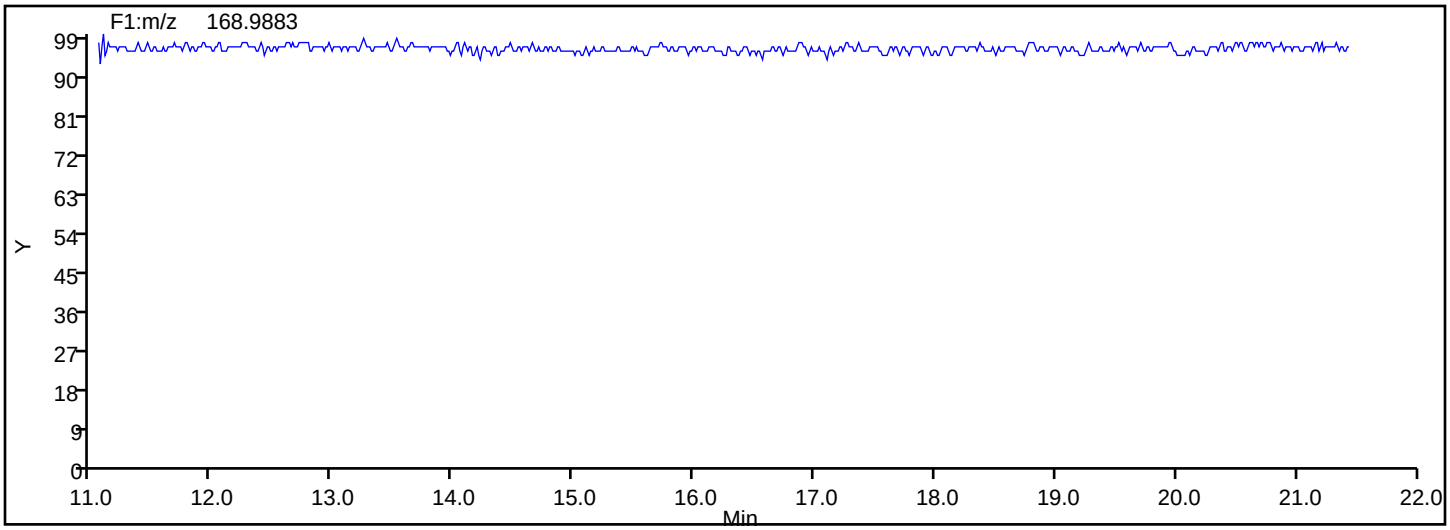

Eurofins TestAmerica, Knoxville

Data File:	\\chromna\Knoxville\ChromData\D3D\20190904-12947.b\580-88125-b-7-c_190904142732.d		
Injection Date:	04-Sep-2019 14:27:00	Injection Vol:	1.0 ul
Instrument ID:	D3D	Operator ID:	Xcalibur_System
Method:	PCBs_D3D	Limit Group:	HR - 1668A - ICAL
Client ID:	A7-0to26-100918		
Worklist#:	33248	Sample Line#:	9
Column Type:	SPB-Octyl	Column Dia:	0.25 mm

TriPCB F2

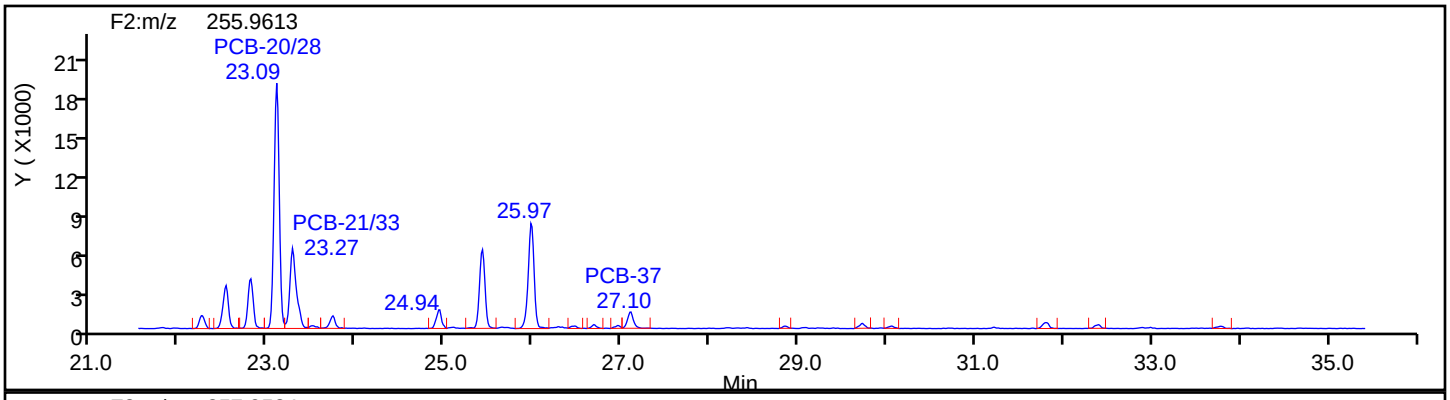

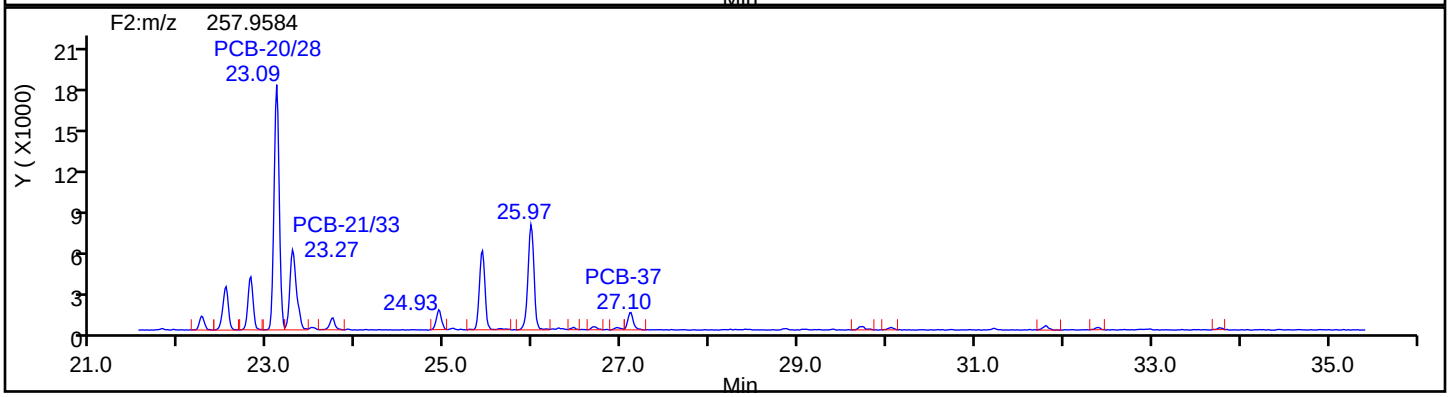

TriPCB F2 Standards

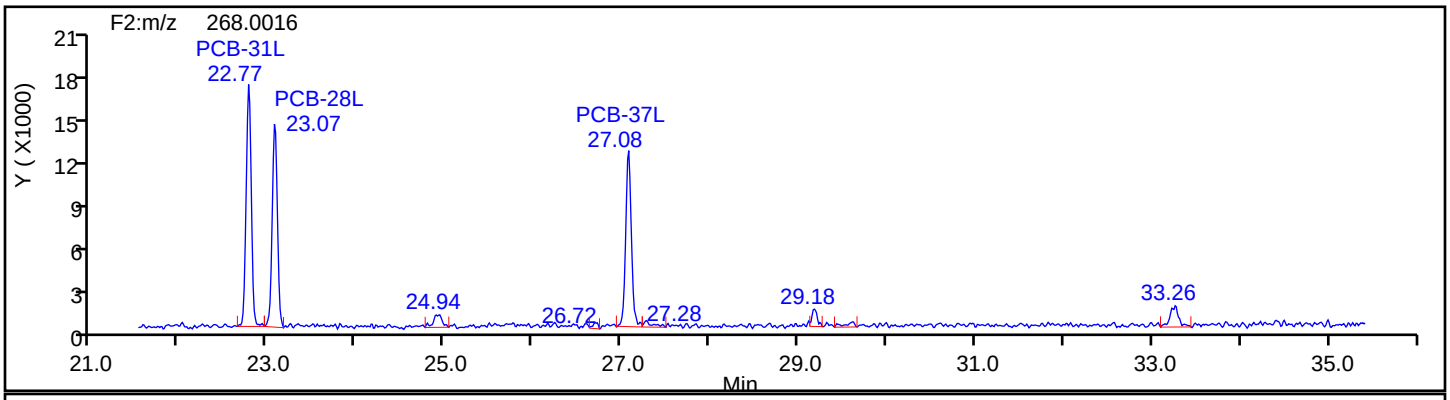

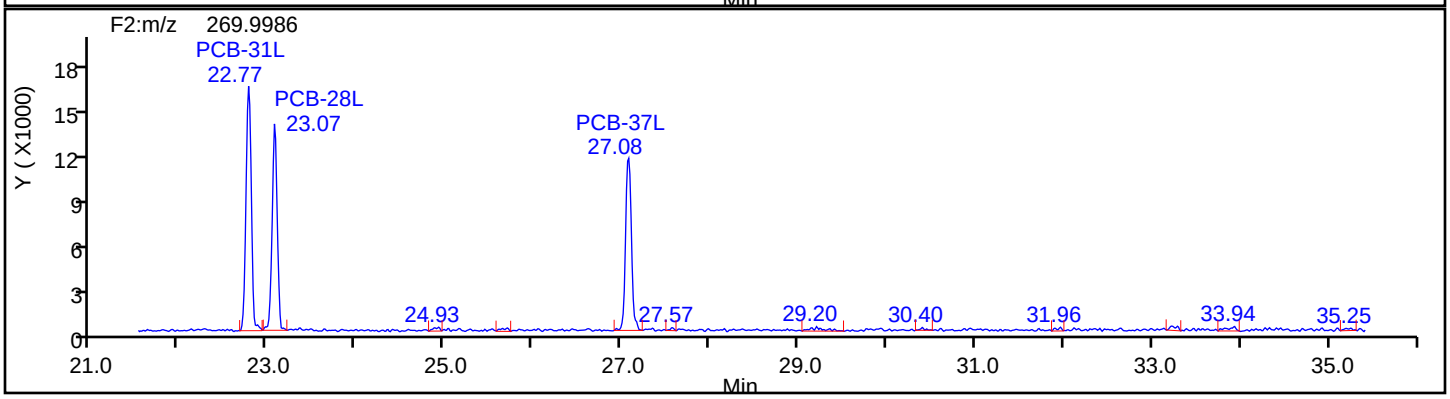

Eurofins TestAmerica, Knoxville

Data File:	\\chromna\Knoxville\ChromData\D3D\20190904-12947.b\580-88125-b-7-c_190904142732.d		
Injection Date:	04-Sep-2019 14:27:00	Injection Vol:	1.0 ul
Instrument ID:	D3D	Operator ID:	Xcalibur_System
Method:	PCBs_D3D	Limit Group:	HR - 1668A - ICAL
Client ID:	A7-0to26-100918		
Worklist#:	33248	Sample Line#:	9
Column Type:	SPB-Octyl	Column Dia:	0.25 mm

TriPCB F2

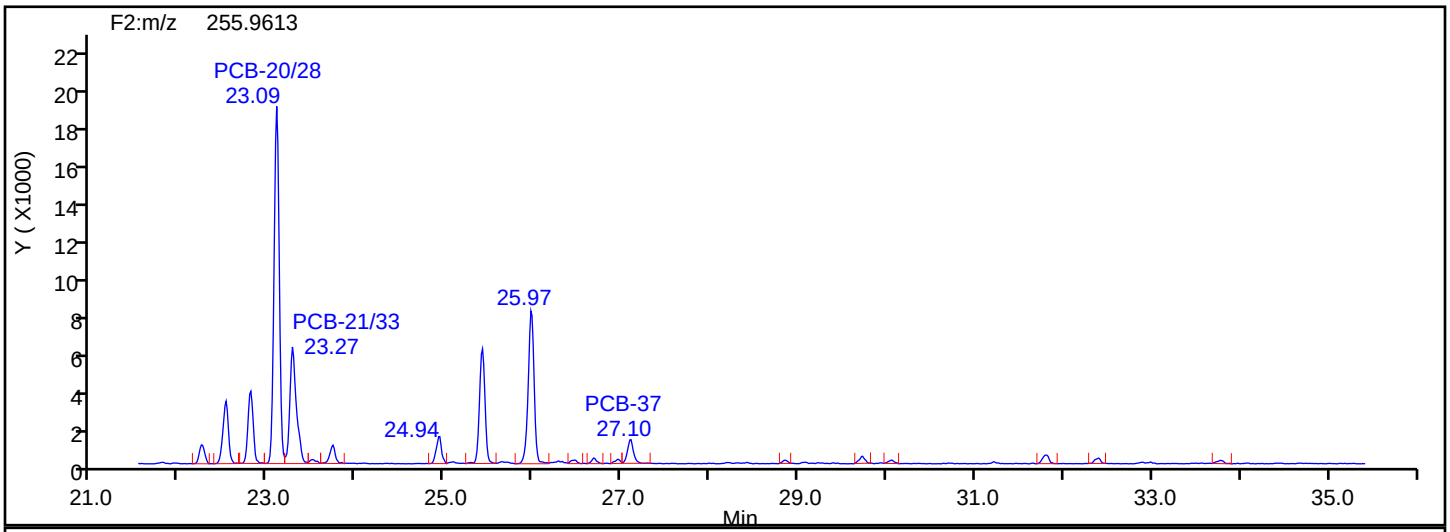

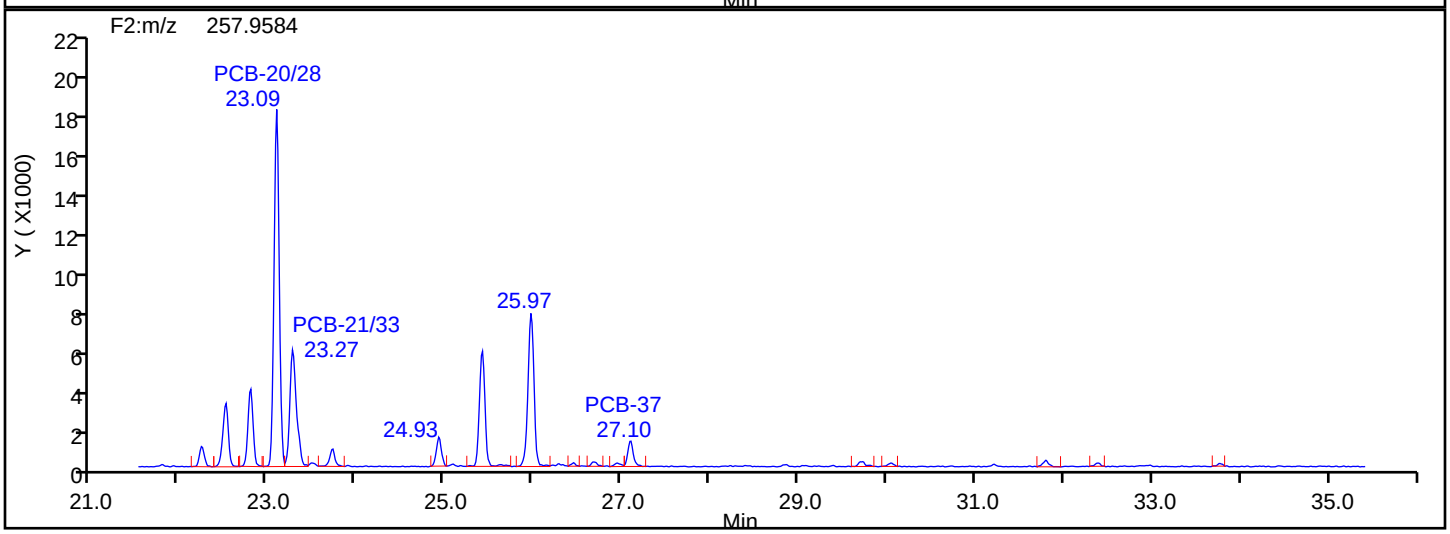

TriPCB F2 Lock Mass

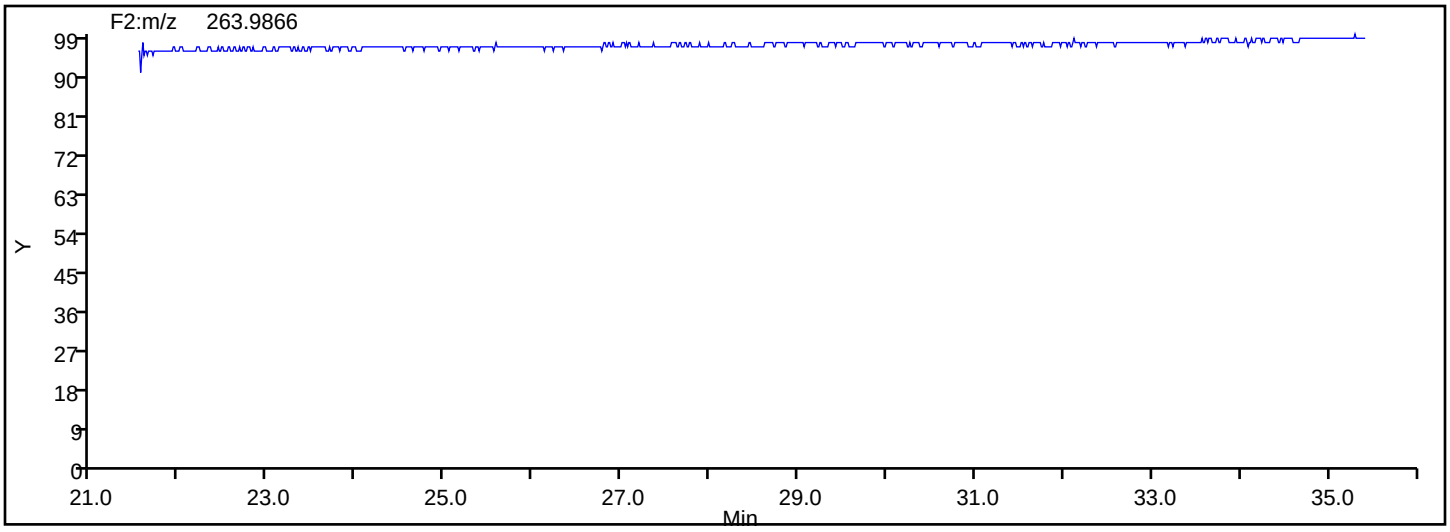

Eurofins TestAmerica, Knoxville

Data File:	\\chromna\Knoxville\ChromData\D3D\20190904-12947.b\580-88125-b-7-c_190904142732.d				
Injection Date:	04-Sep-2019 14:27:00	Instrument ID:	D3D		
Lims ID:	580-88125-B-7-C	Lab Sample ID:	140-88125-7		
Client ID:	A7-0to26-100918				
Operator ID:	Xcalibur_System	ALS Bottle#:	0	Worklist Smp#:	9
Injection Vol:	1.0 ul	Dil. Factor:	5.0000		
Method:	PCBs_D3D	Limit Group:	HR - 1668A - ICAL		
Column:	SPB-Octyl (0.25 mm)	Detector	F2(21.81 :35.54)		

PCB-26/29, CAS: STL01801

Signal: 2

Processing Integration Results

RT: 22.24
Area: 3939
Amount: 1.174177
Amount Units: pg/ul

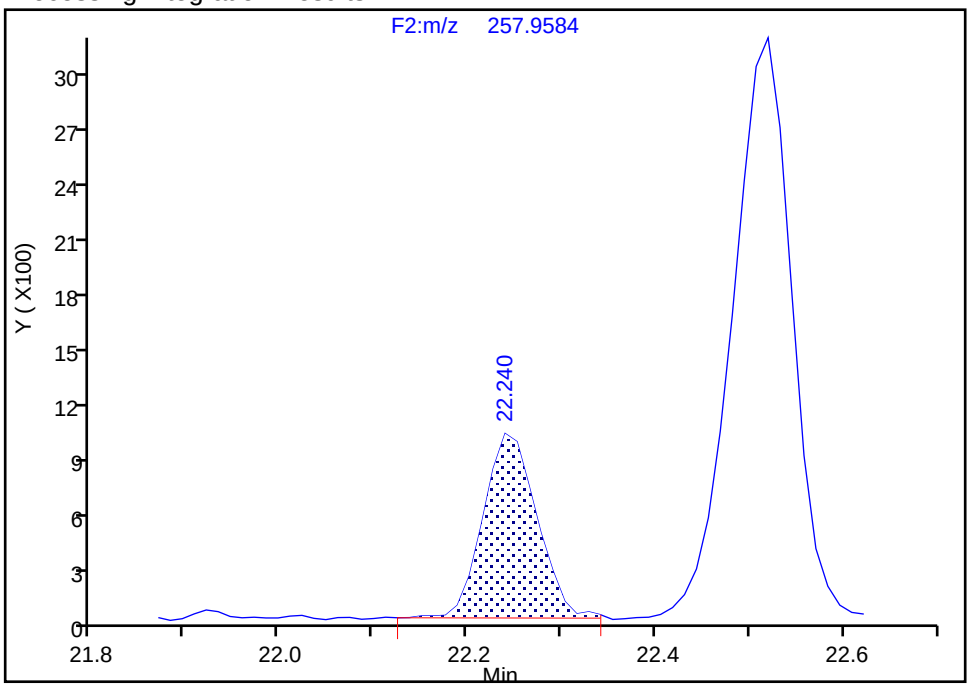

Manual Integration Results

RT: 22.24
Area: 4006
Amount: 1.183656
Amount Units: pg/ul

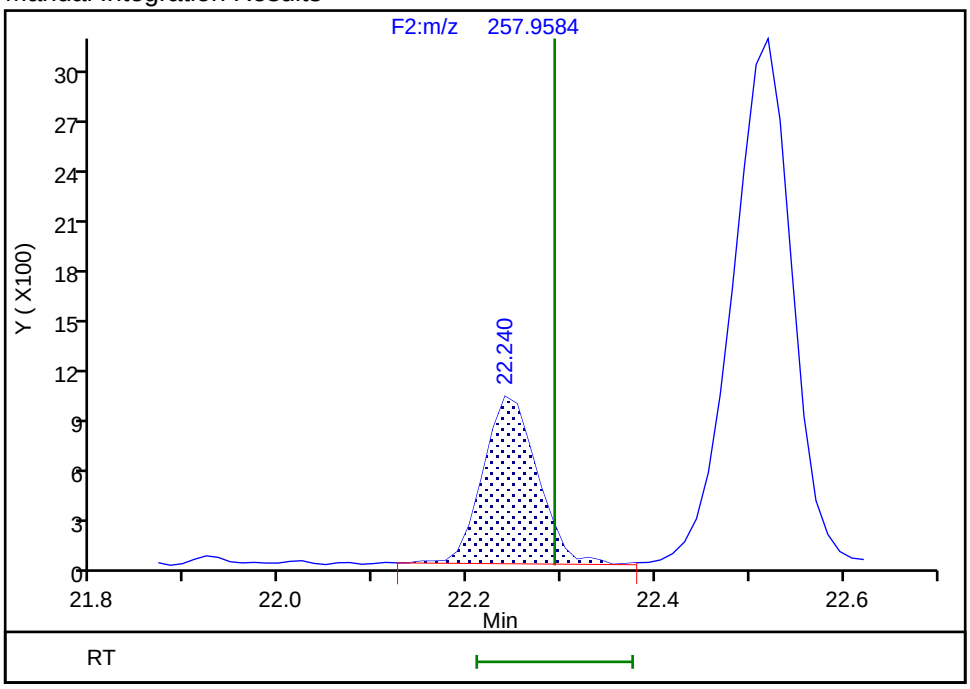

Reviewer: davidsonm, 04-Sep-2019 17:02:26
Audit Action: Manually Integrated Audit Reason: Incomplete Integration

Manual Integration/User Assign Peak Report

Eurofins TestAmerica, Knoxville

Data File:	\\chromna\Knoxville\ChromData\D3D\20190904-12947.b\580-88125-b-7-c_190904142732.d				
Injection Date:	04-Sep-2019 14:27:00	Instrument ID:	D3D		
Lims ID:	580-88125-B-7-C	Lab Sample ID:	140-88125-7		
Client ID:	A7-0to26-100918				
Operator ID:	Xcalibur_System	ALS Bottle#:	0	Worklist Smp#:	9
Injection Vol:	1.0 ul	Dil. Factor:	5.0000		
Method:	PCBs_D3D	Limit Group:	HR - 1668A - ICAL		
Column:	SPB-Octyl (0.25 mm)	Detector	F2(21.81 :35.54)		

PCB-25, CAS: 55712-37-3

Signal: 2

Processing Integration Results

RT: 22.51
Area: 8053
Amount: 3.125291
Amount Units: pg/ul

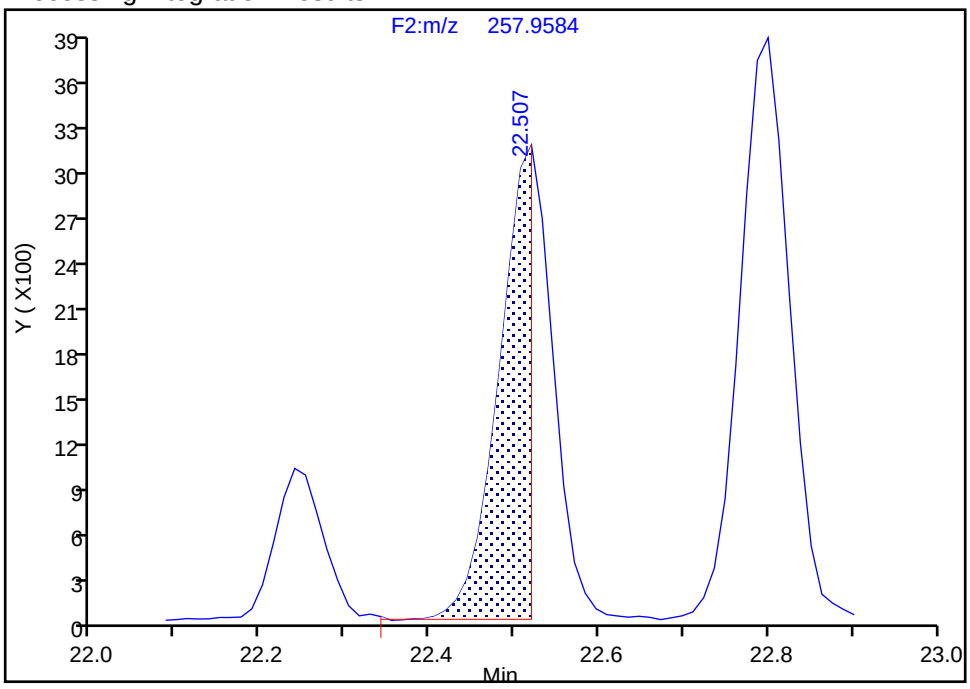

Manual Integration Results

RT: 22.52
Area: 13958
Amount: 3.940362
Amount Units: pg/ul

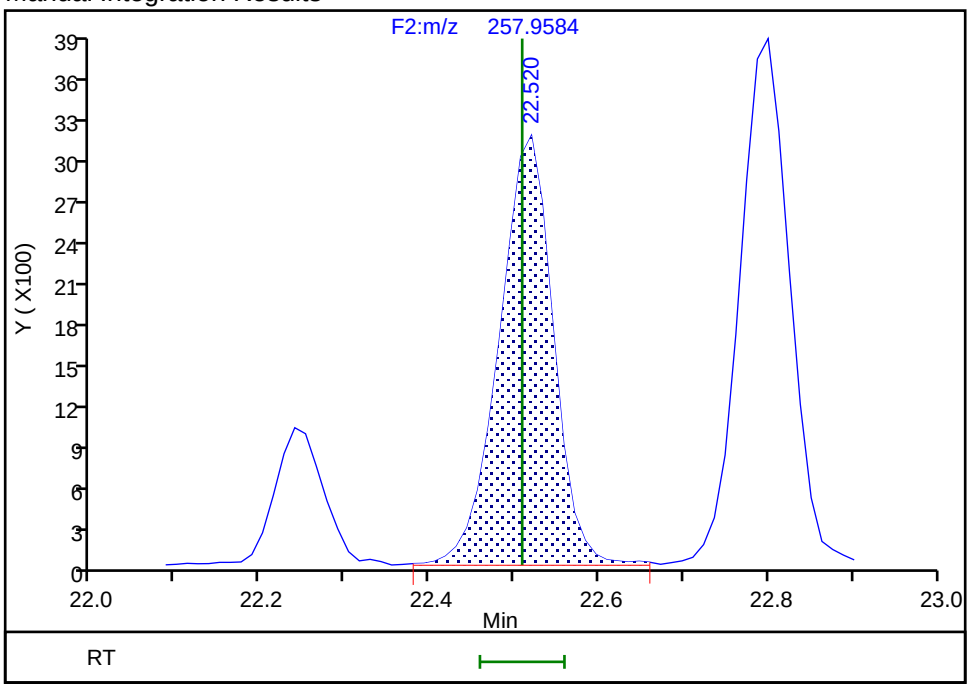

Reviewer: davidsonm, 04-Sep-2019 17:02:26

Audit Action: Manually Integrated Audit Reason: Incomplete Integration

Report Date: 04-Sep-2019 17:07:19 Chrom Revision: 2.3 22-Aug-2019 12:55:36

Eurofins TestAmerica, Knoxville

Data File:	\\chromna\Knoxville\ChromData\D3D\20190904-12947.b\580-88125-b-7-c_190904142732.d		
Injection Date:	04-Sep-2019 14:27:00	Injection Vol:	1.0 ul
Instrument ID:	D3D	Operator ID:	Xcalibur_System
Method:	PCBs_D3D	Limit Group:	HR - 1668A - ICAL
Client ID:	A7-0to26-100918		
Worklist#:	33248	Sample Line#:	9
Column Type:	SPB-Octyl	Column Dia:	0.25 mm

TePCB F1

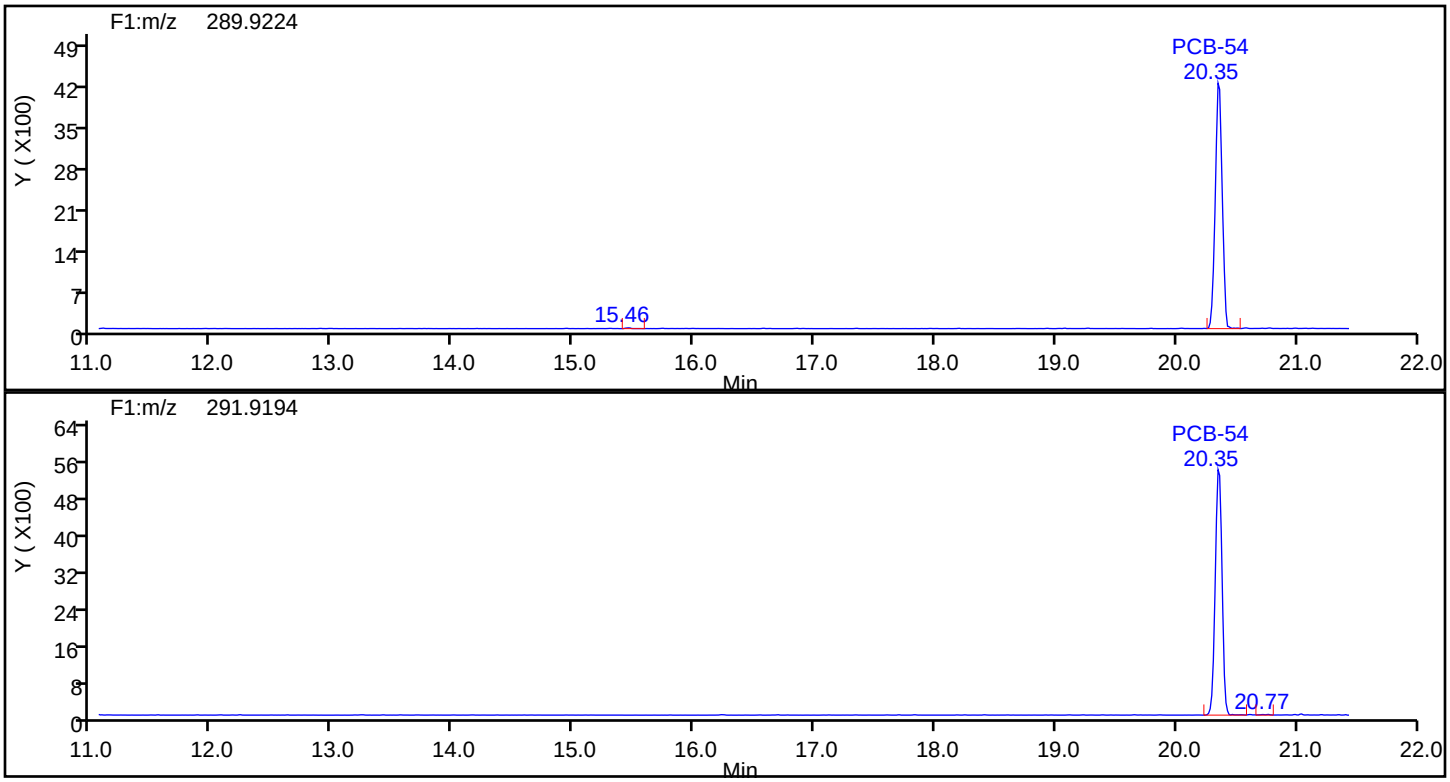

TePCB F1 Standards

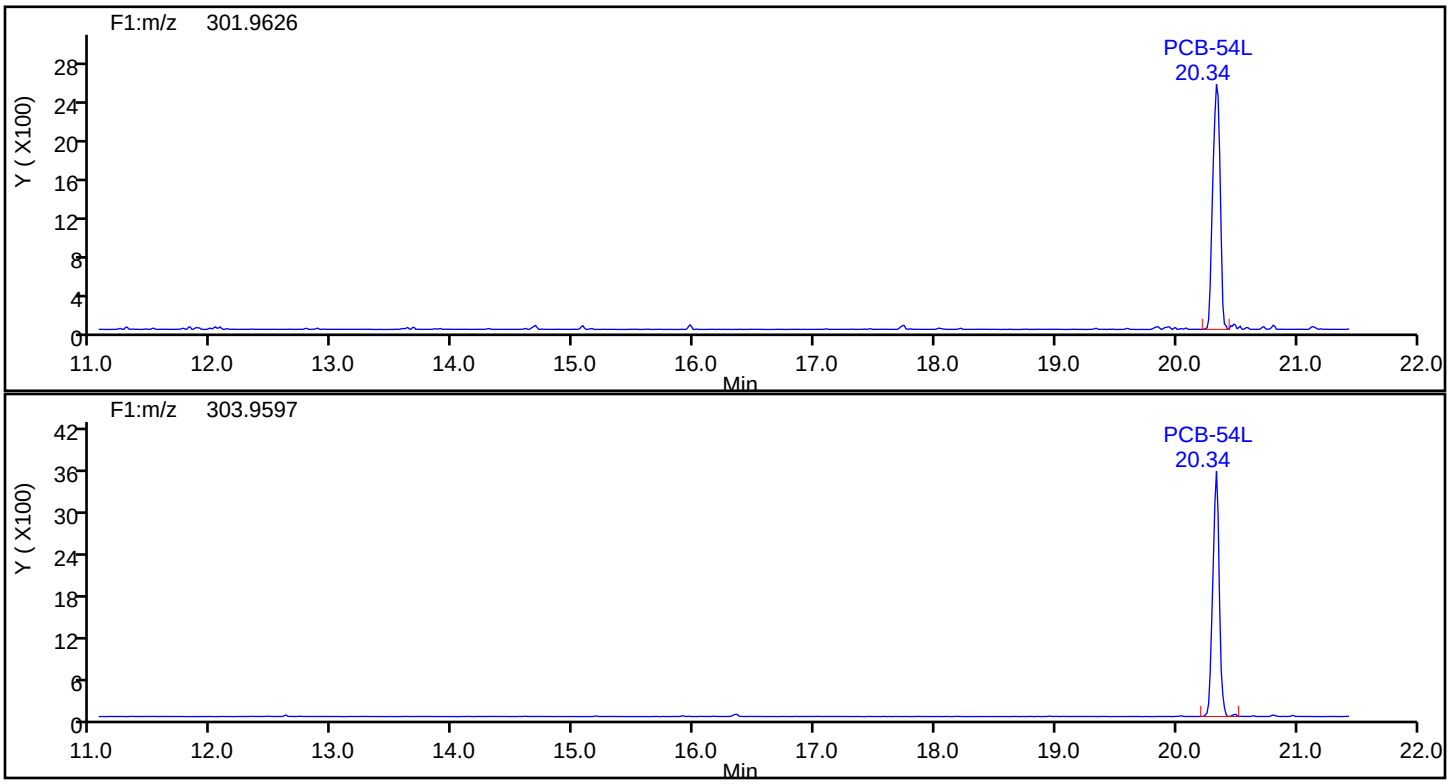

Eurofins TestAmerica, Knoxville

Data File:	\\chromna\Knoxville\ChromData\D3D\20190904-12947.b\580-88125-b-7-c_190904142732.d		
Injection Date:	04-Sep-2019 14:27:00	Injection Vol:	1.0 ul
Instrument ID:	D3D	Operator ID:	Xcalibur_System
Method:	PCBs_D3D	Limit Group:	HR - 1668A - ICAL
Client ID:	A7-0to26-100918		
Worklist#:	33248	Sample Line#:	9
Column Type:	SPB-Octyl	Column Dia:	0.25 mm

TePCB F1

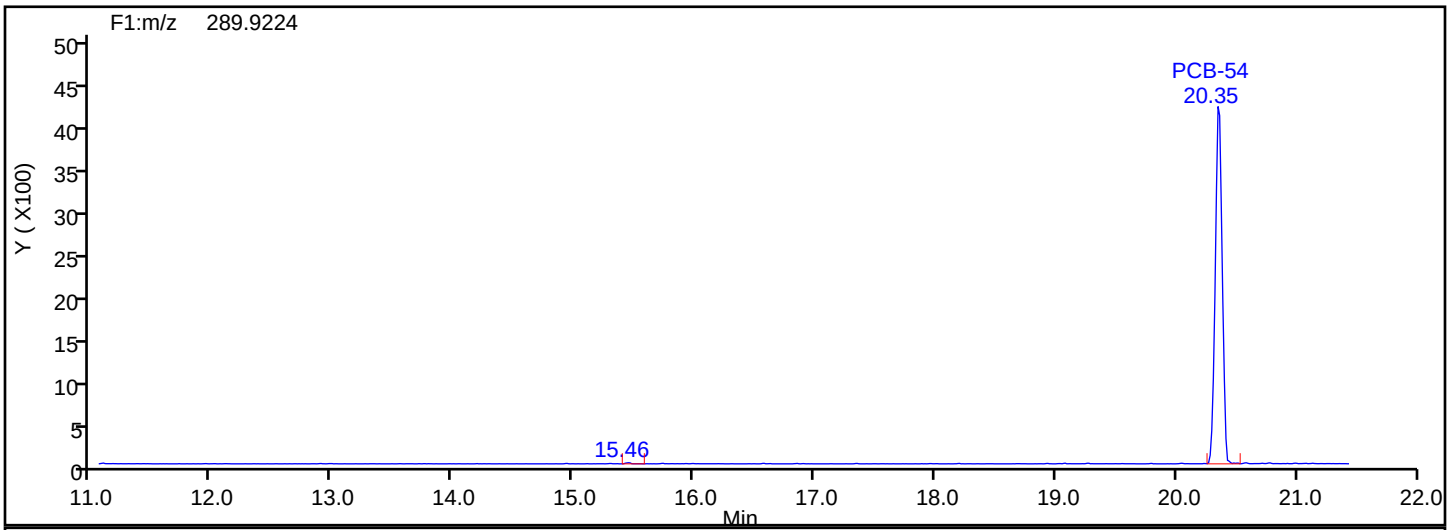

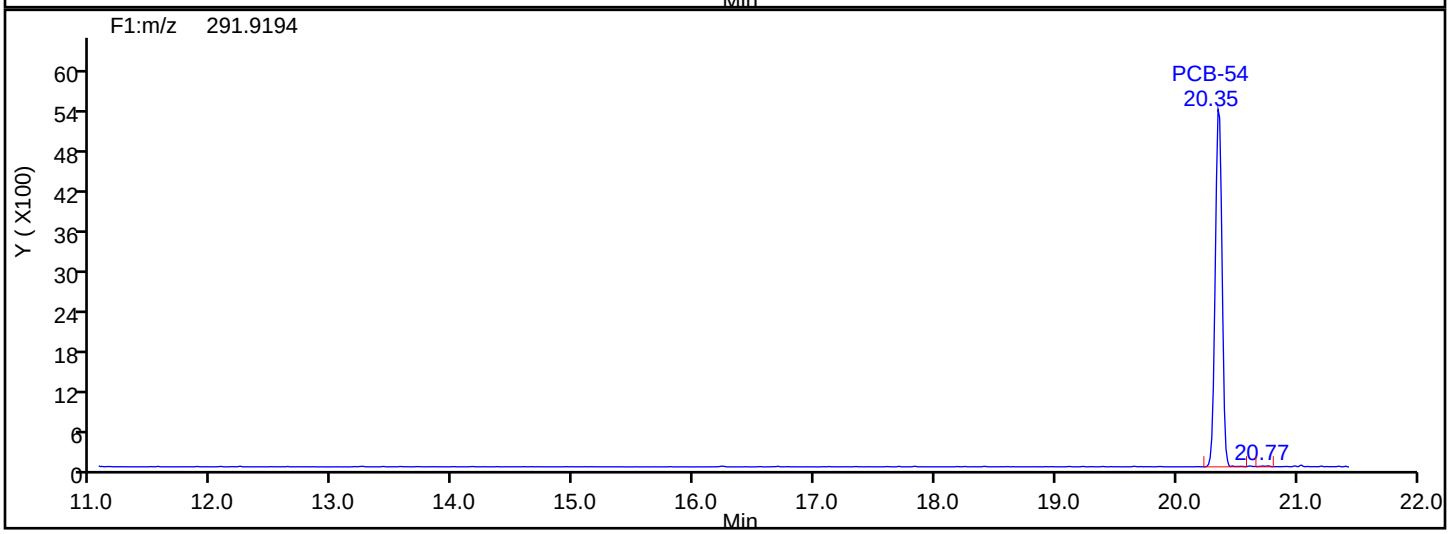

TePCB F1 Lock Mass

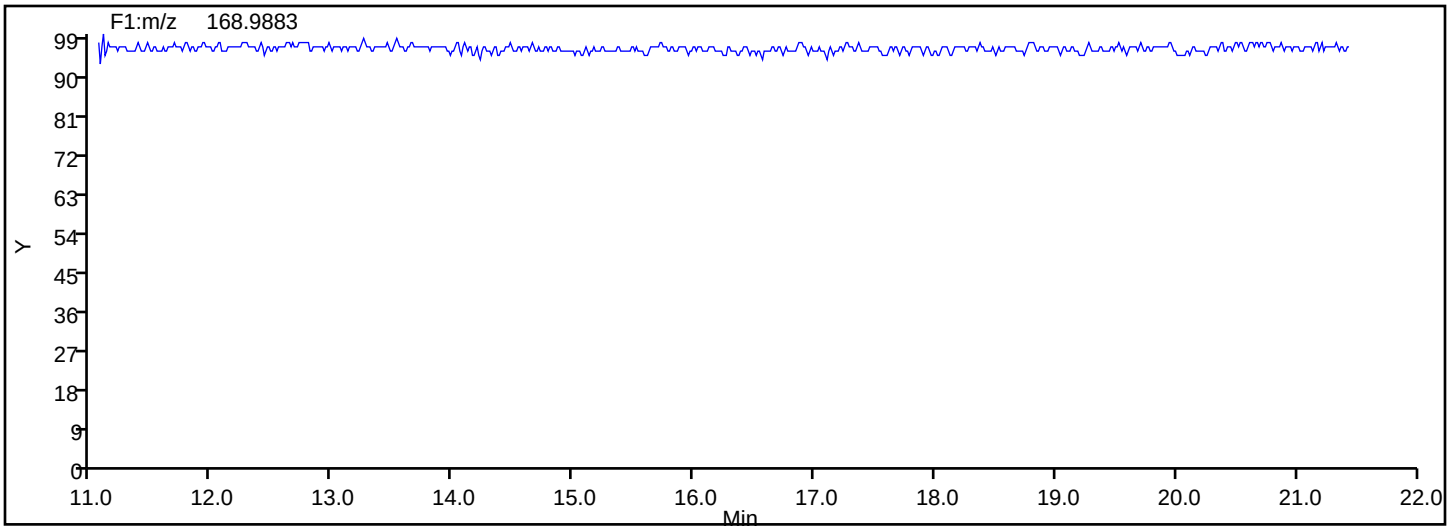

Eurofins TestAmerica, Knoxville

Data File:	\\chromna\Knoxville\ChromData\D3D\20190904-12947.b\580-88125-b-7-c_190904142732.d		
Injection Date:	04-Sep-2019 14:27:00	Injection Vol:	1.0 ul
Instrument ID:	D3D	Operator ID:	Xcalibur_System
Method:	PCBs_D3D	Limit Group:	HR - 1668A - ICAL
Client ID:	A7-0to26-100918		
Worklist#:	33248	Sample Line#:	9
Column Type:	SPB-Octyl	Column Dia:	0.25 mm

TePCB F2

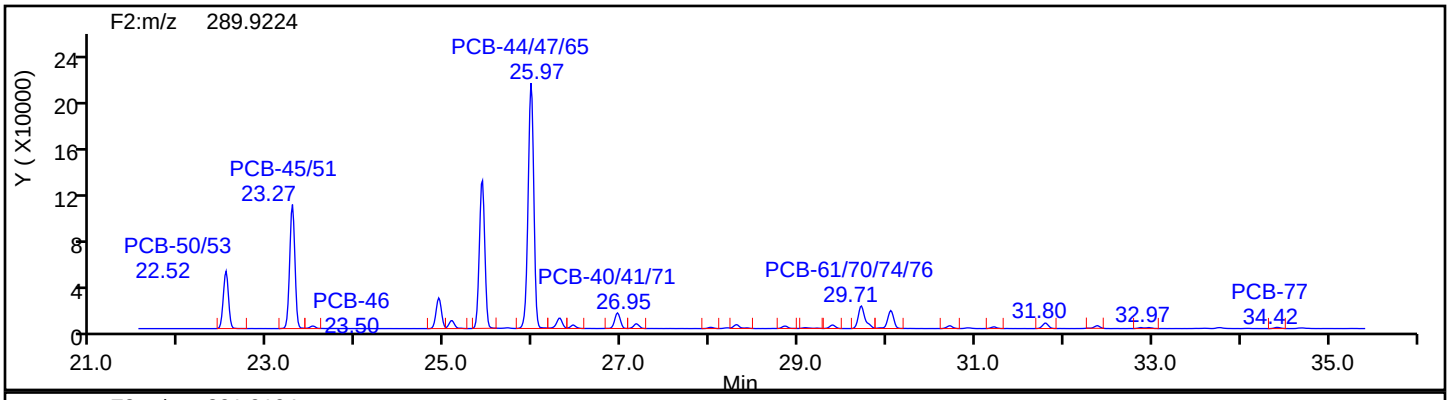

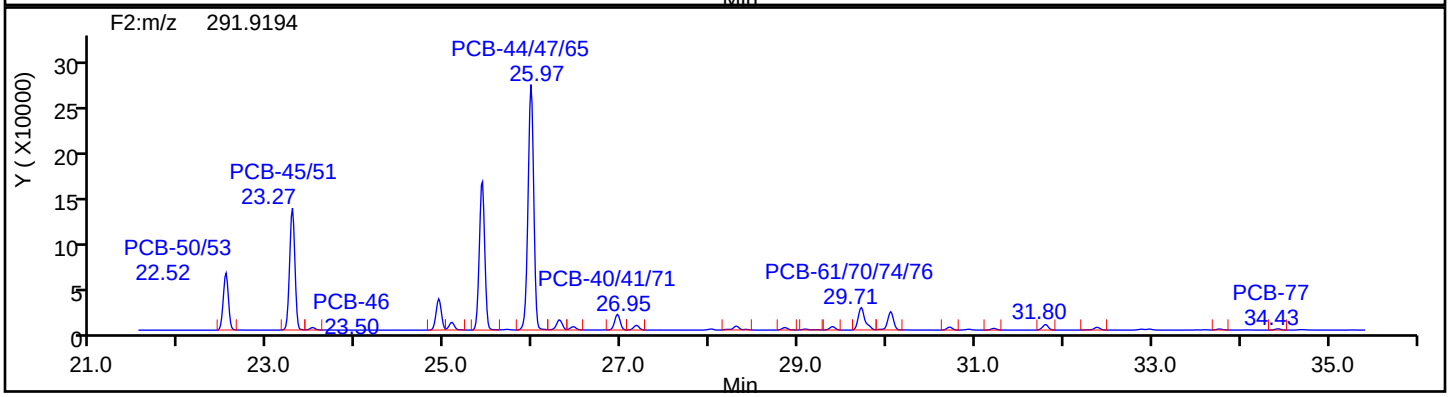

TePCB F2 Standards

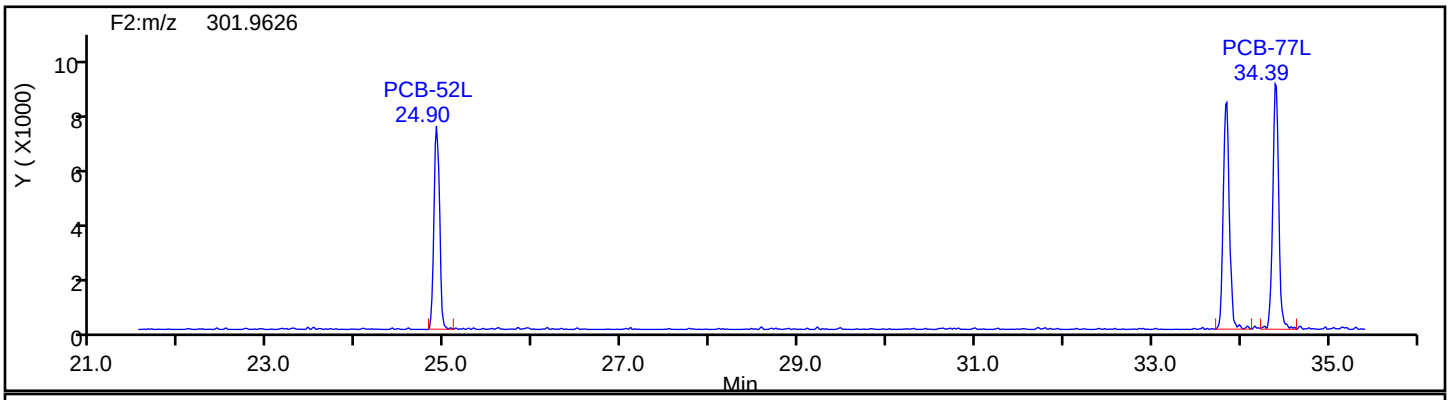

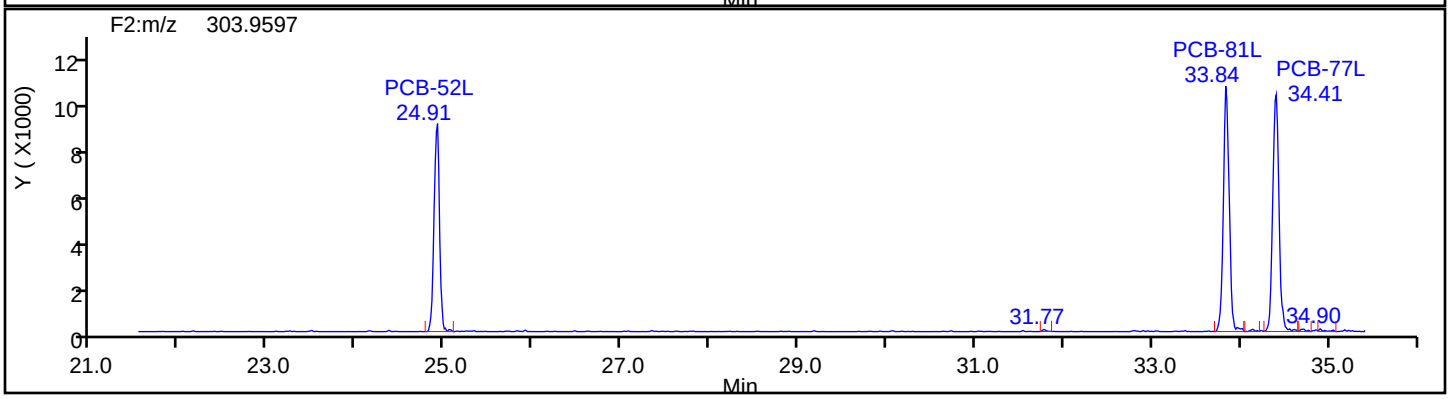

Eurofins TestAmerica, Knoxville

Data File:	\\chromna\Knoxville\ChromData\D3D\20190904-12947.b\580-88125-b-7-c_190904142732.d		
Injection Date:	04-Sep-2019 14:27:00	Injection Vol:	1.0 ul
Instrument ID:	D3D	Operator ID:	Xcalibur_System
Method:	PCBs_D3D	Limit Group:	HR - 1668A - ICAL
Client ID:	A7-0to26-100918		
Worklist#:	33248	Sample Line#:	9
Column Type:	SPB-Octyl	Column Dia:	0.25 mm

TePCB F2

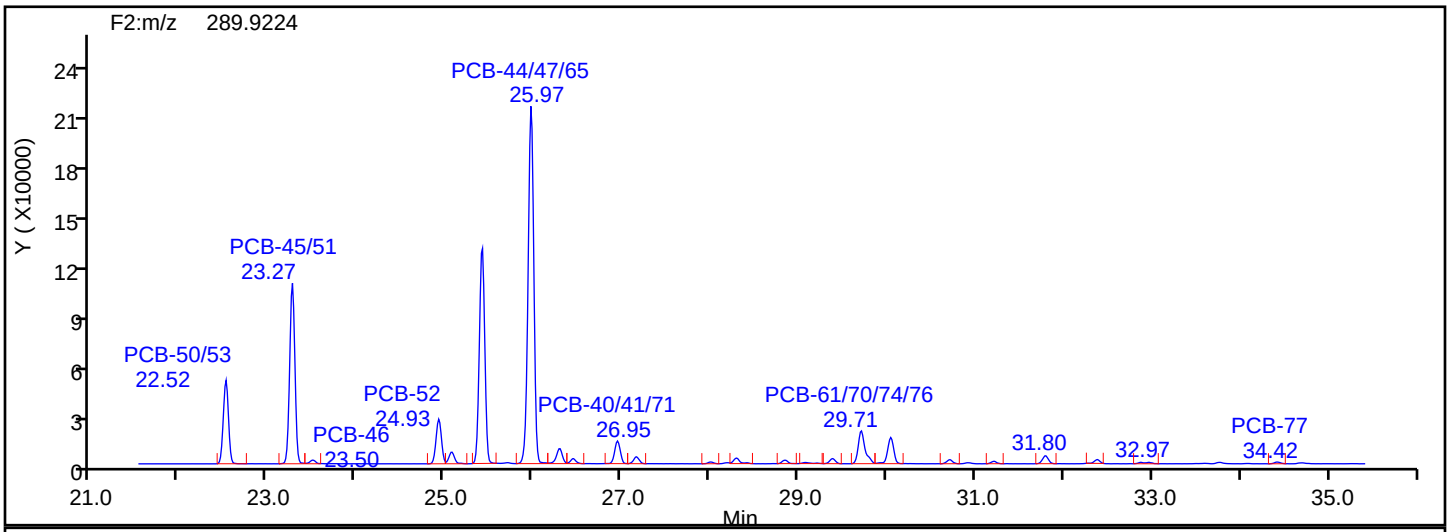

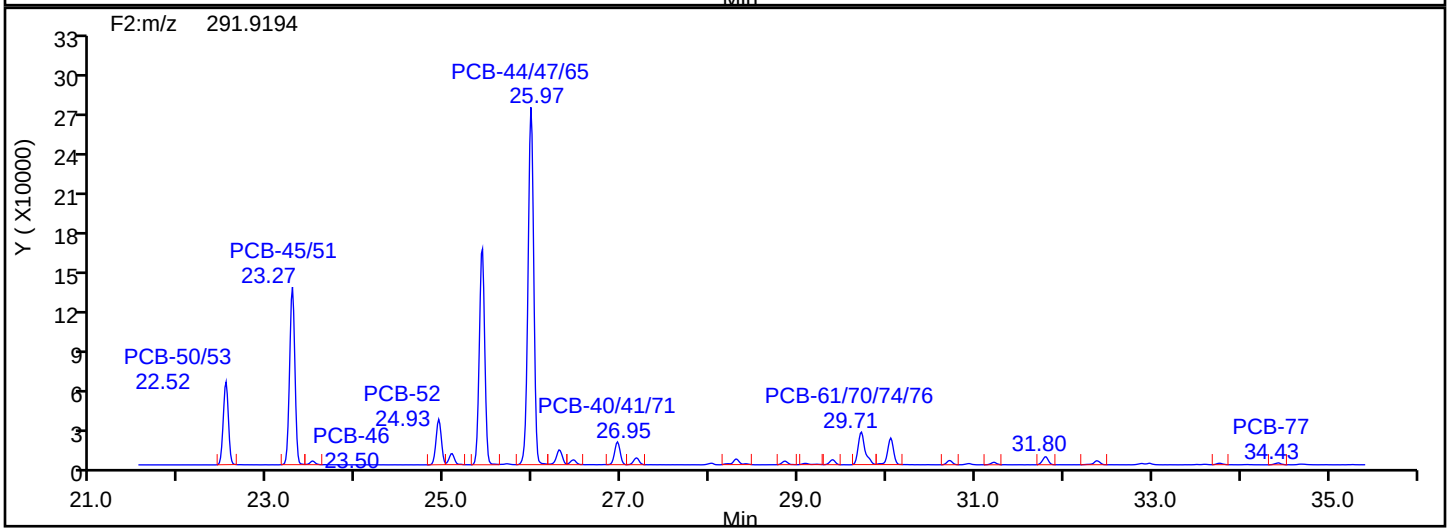

TePCB F2 Lock Mass

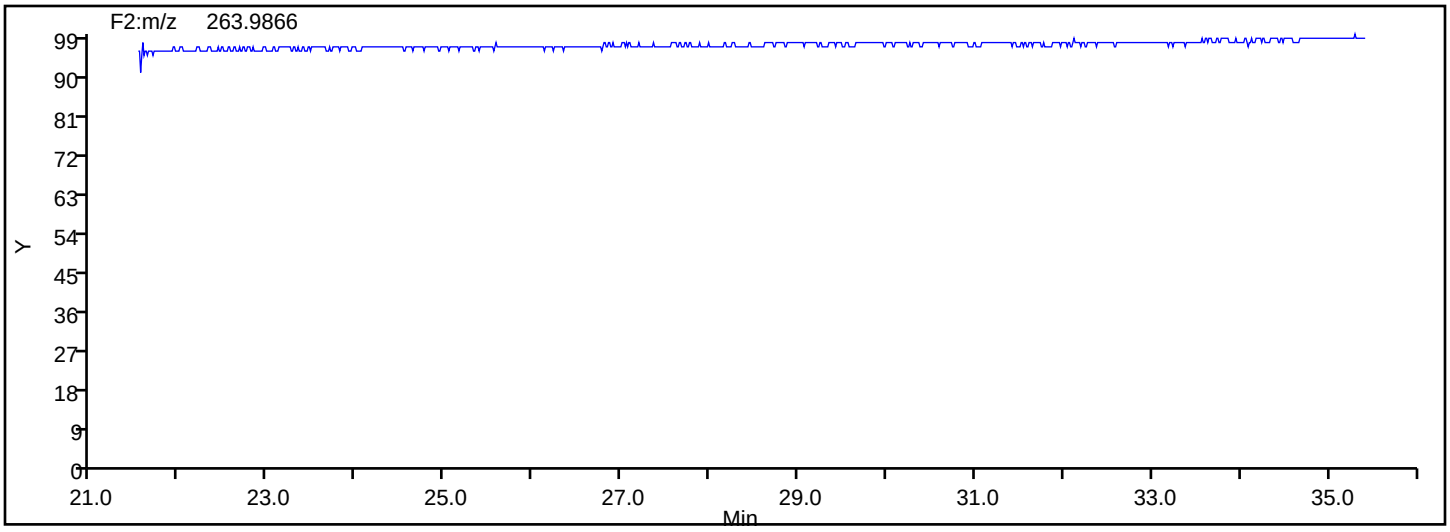

Manual Integration/User Assign Peak Report

Eurofins TestAmerica, Knoxville

Data File:	\\chromna\Knoxville\ChromData\D3D\20190904-12947.b\580-88125-b-7-c_190904142732.d				
Injection Date:	04-Sep-2019 14:27:00	Instrument ID:	D3D		
Lims ID:	580-88125-B-7-C	Lab Sample ID:	140-88125-7		
Client ID:	A7-0to26-100918				
Operator ID:	Xcalibur_System	ALS Bottle#:	0	Worklist Smp#:	9
Injection Vol:	1.0 ul	Dil. Factor:	5.0000		
Method:	PCBs_D3D	Limit Group:	HR - 1668A - ICAL		
Column:	SPB-Octyl (0.25 mm)	Detector	F2(21.81 :35.54)		

PCB-77, CAS: 32598-13-3

Signal: 1

Processing Integration Results

RT: 34.42
Area: 3982
Amount: 1.572193
Amount Units: pg/ul

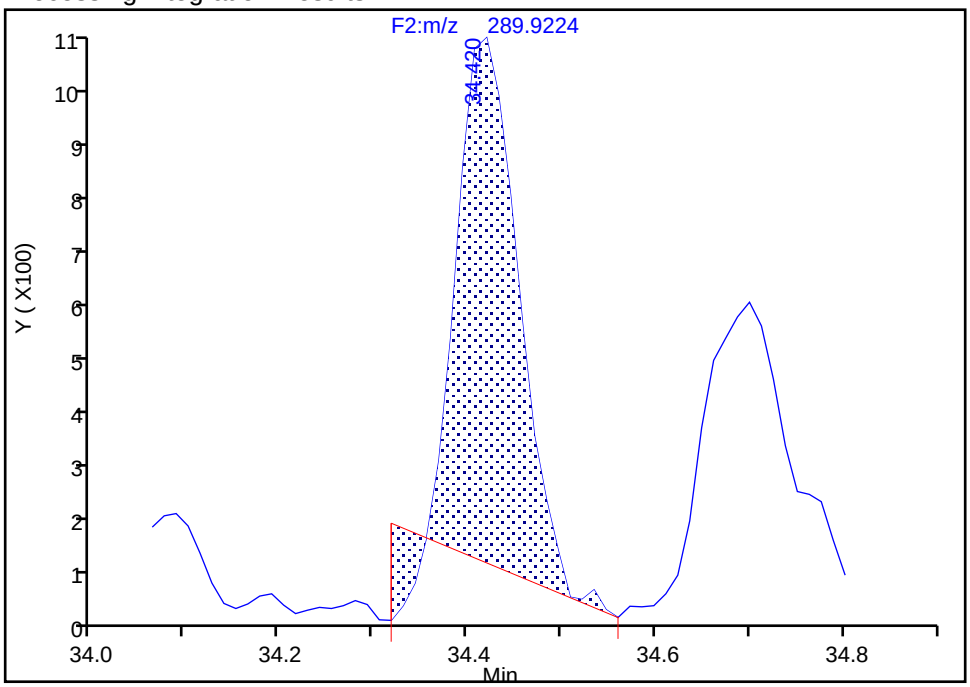

Manual Integration Results

RT: 34.42
Area: 4929
Amount: 1.899244
Amount Units: pg/ul

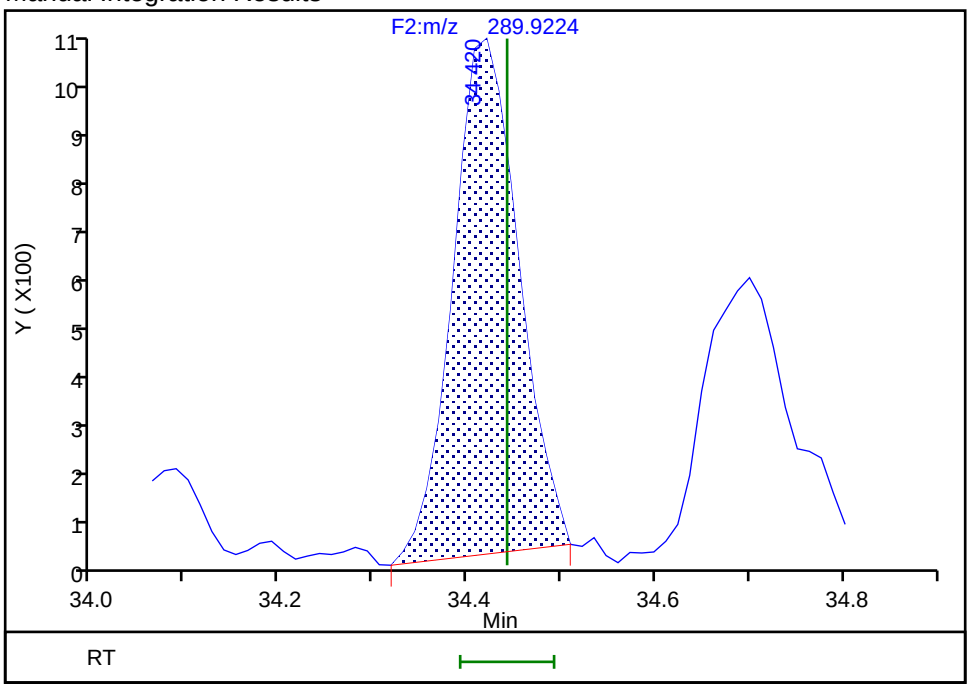

Reviewer: davidsonm, 04-Sep-2019 17:03:41

Audit Action: Manually Integrated Audit Reason: Baseline

Manual Integration/User Assign Peak Report

Eurofins TestAmerica, Knoxville

Data File:	\\chromna\Knoxville\ChromData\D3D\20190904-12947.b\580-88125-b-7-c_190904142732.d				
Injection Date:	04-Sep-2019 14:27:00	Instrument ID:	D3D		
Lims ID:	580-88125-B-7-C	Lab Sample ID:	140-88125-7		
Client ID:	A7-0to26-100918				
Operator ID:	Xcalibur_System	ALS Bottle#:	0	Worklist Smp#:	9
Injection Vol:	1.0 ul	Dil. Factor:	5.0000		
Method:	PCBs_D3D	Limit Group:	HR - 1668A - ICAL		
Column:	SPB-Octyl (0.25 mm)	Detector	F2(21.81 :35.54)		

PCB-77, CAS: 32598-13-3

Signal: 2

Processing Integration Results

RT: 34.43
Area: 5642
Amount: 1.572193
Amount Units: pg/ul

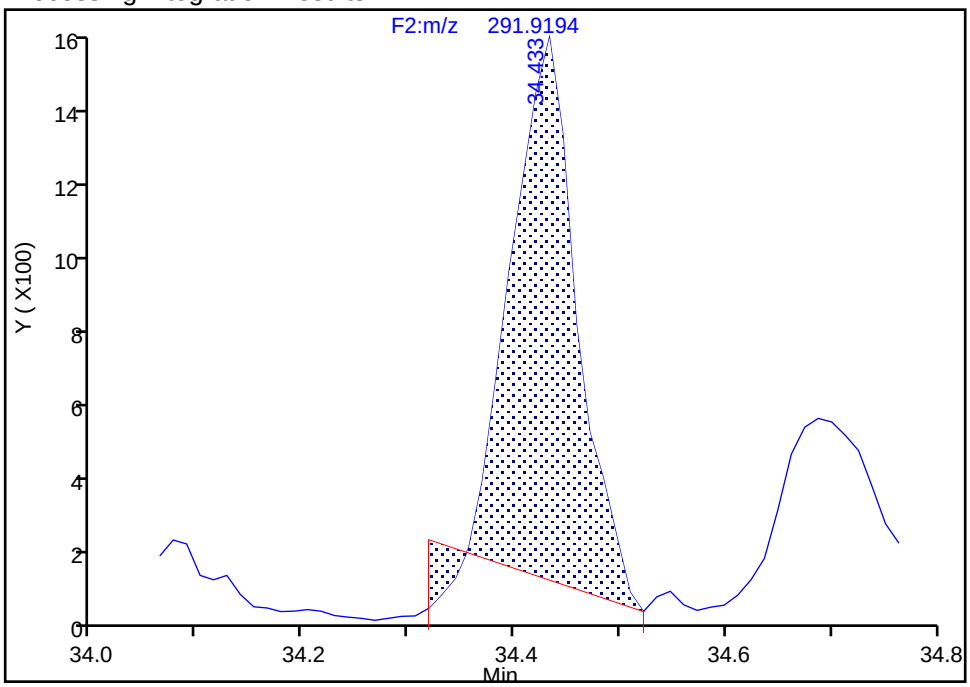

Manual Integration Results

RT: 34.43
Area: 6697
Amount: 1.899244
Amount Units: pg/ul

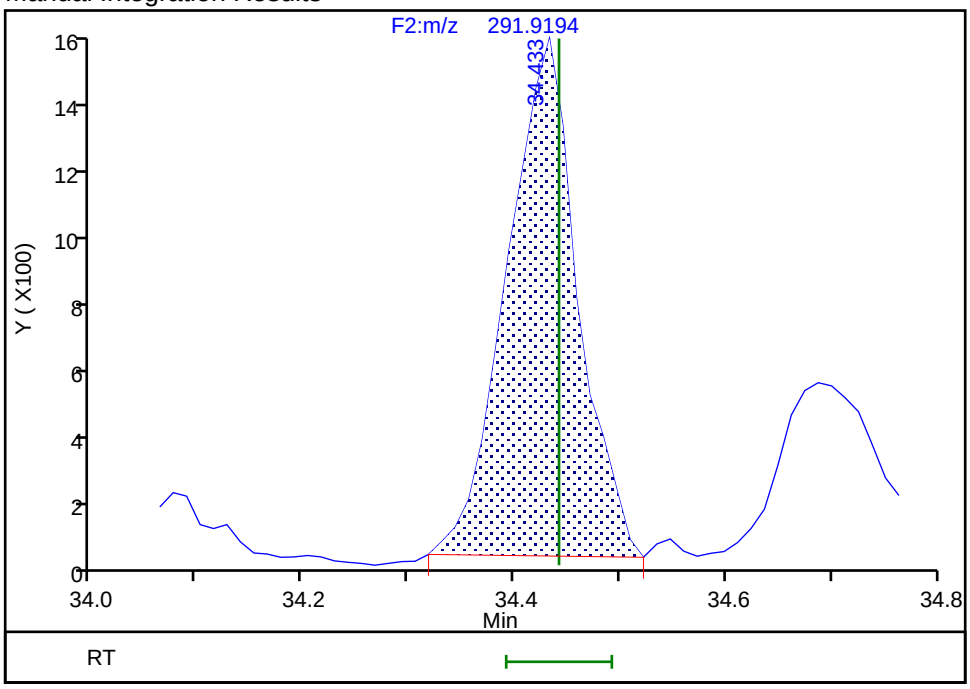

Reviewer: davidsonm, 04-Sep-2019 17:03:44

Audit Action: Manually Integrated Audit Reason: Baseline

Eurofins TestAmerica, Knoxville

Data File:	\\chromna\Knoxville\ChromData\D3D\20190904-12947.b\580-88125-b-7-c_190904142732.d		
Injection Date:	04-Sep-2019 14:27:00	Injection Vol:	1.0 ul
Instrument ID:	D3D	Operator ID:	Xcalibur_System
Method:	PCBs_D3D	Limit Group:	HR - 1668A - ICAL
Client ID:	A7-0to26-100918		
Worklist#:	33248	Sample Line#:	9
Column Type:	SPB-Octyl	Column Dia:	0.25 mm

PePCB F2

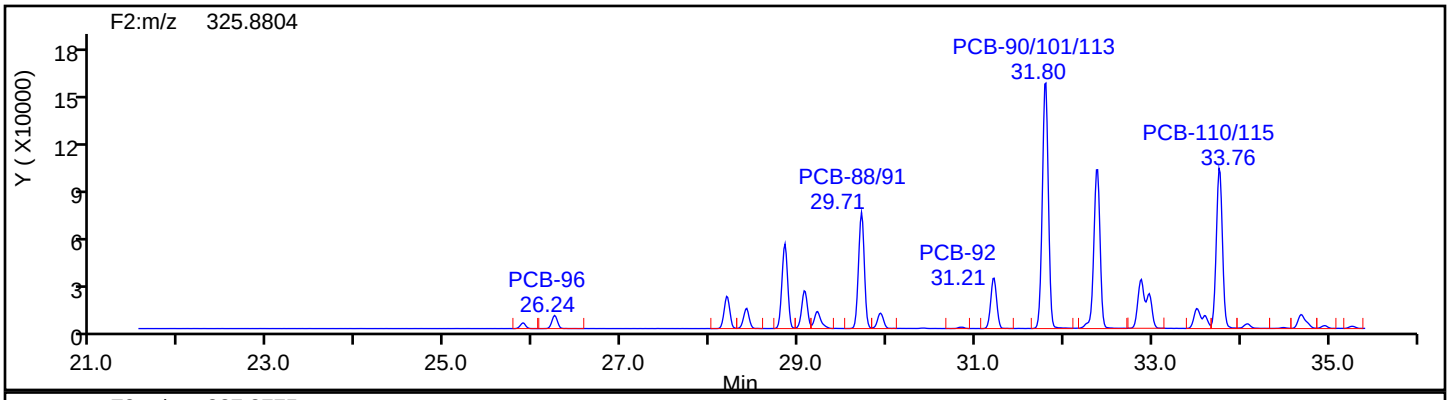

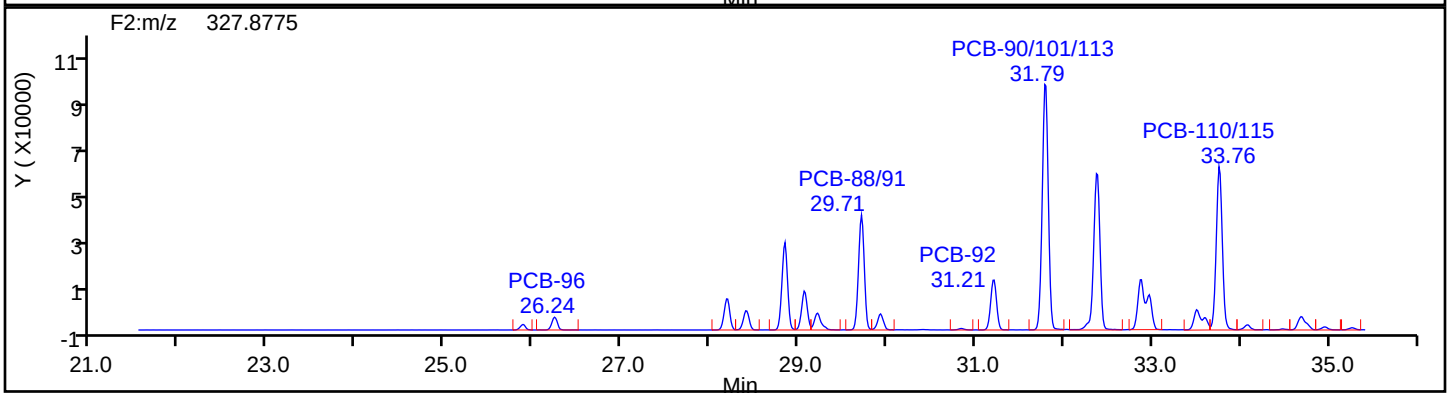

PePCB F2 Standards

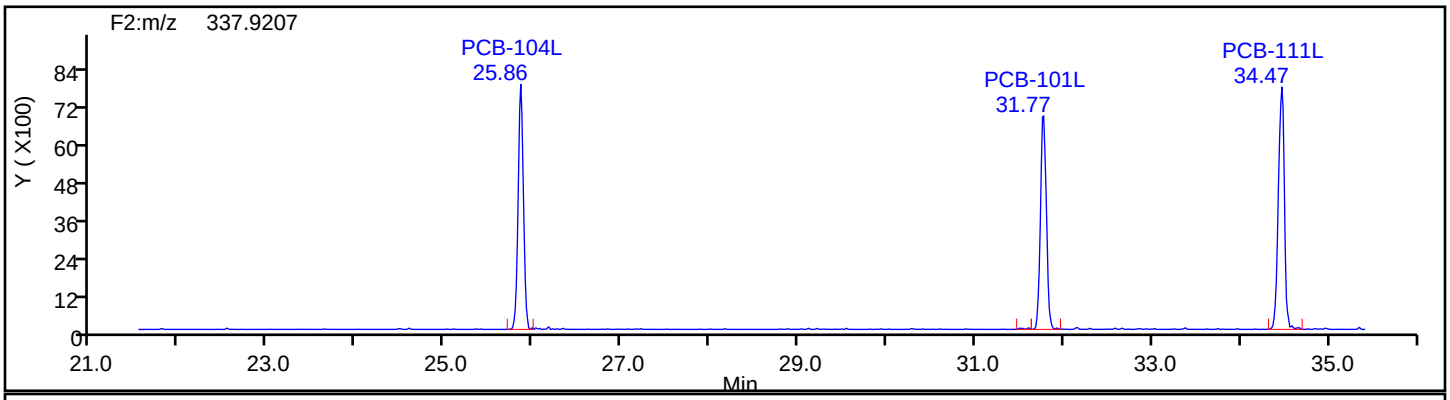

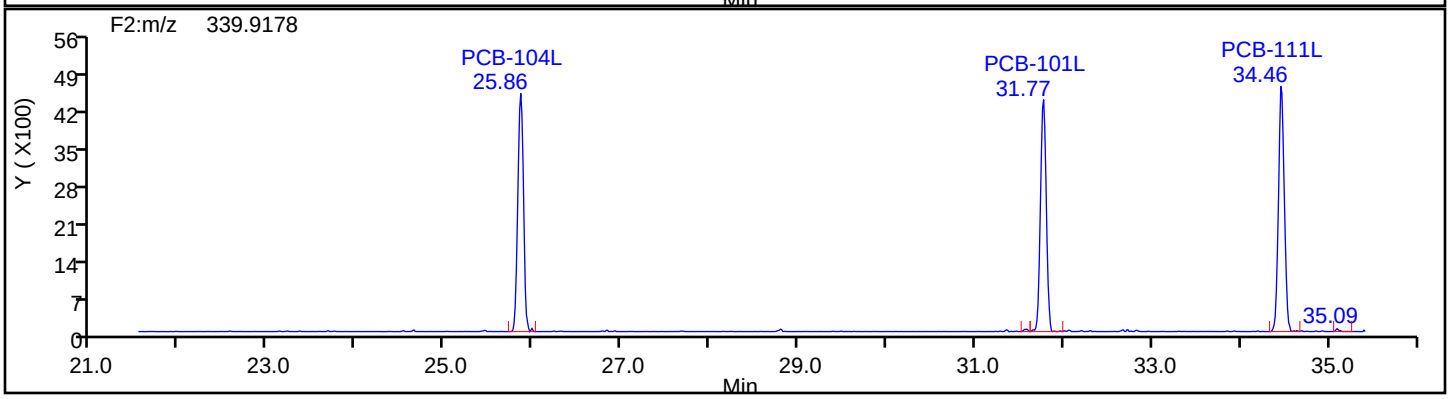

Eurofins TestAmerica, Knoxville

Data File:	\\chromna\Knoxville\ChromData\D3D\20190904-12947.b\580-88125-b-7-c_190904142732.d		
Injection Date:	04-Sep-2019 14:27:00	Injection Vol:	1.0 ul
Instrument ID:	D3D	Operator ID:	Xcalibur_System
Method:	PCBs_D3D	Limit Group:	HR - 1668A - ICAL
Client ID:	A7-0to26-100918		
Worklist#:	33248	Sample Line#:	9
Column Type:	SPB-Octyl	Column Dia:	0.25 mm

PePCB F2

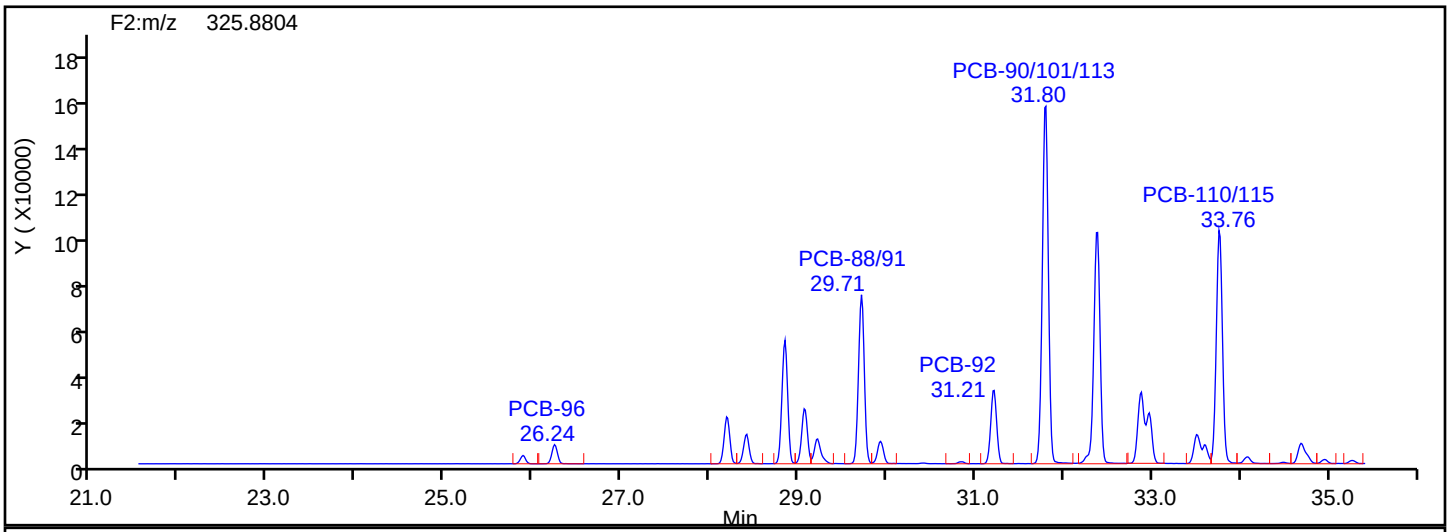

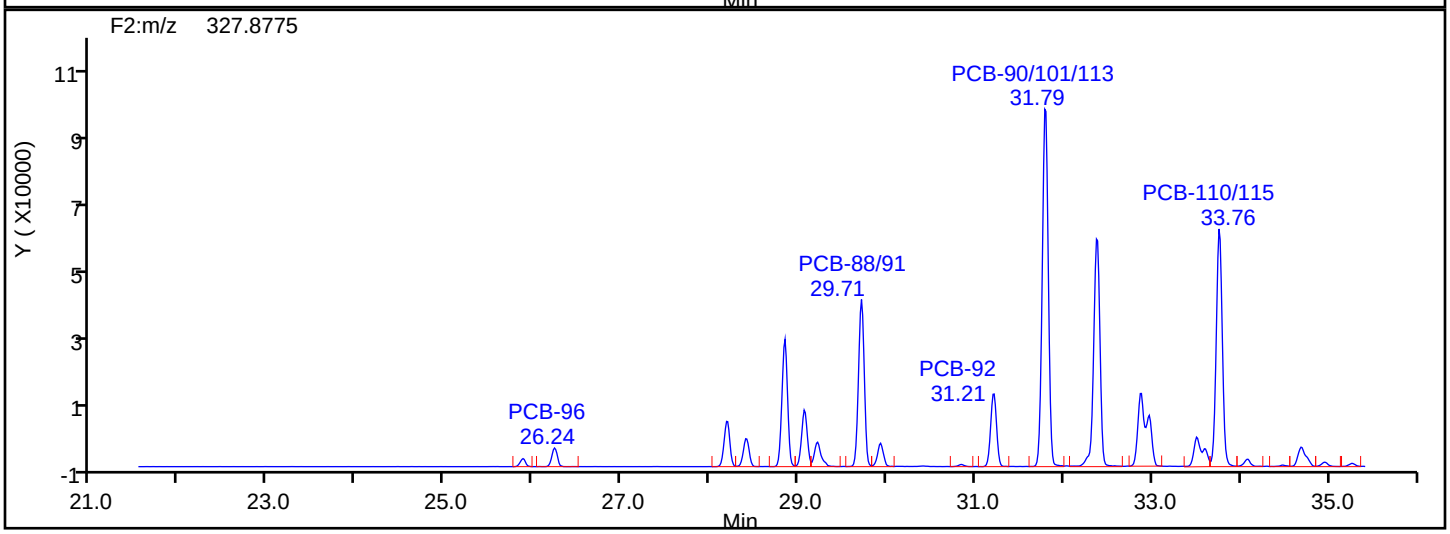

PePCB F2 Lock Mass

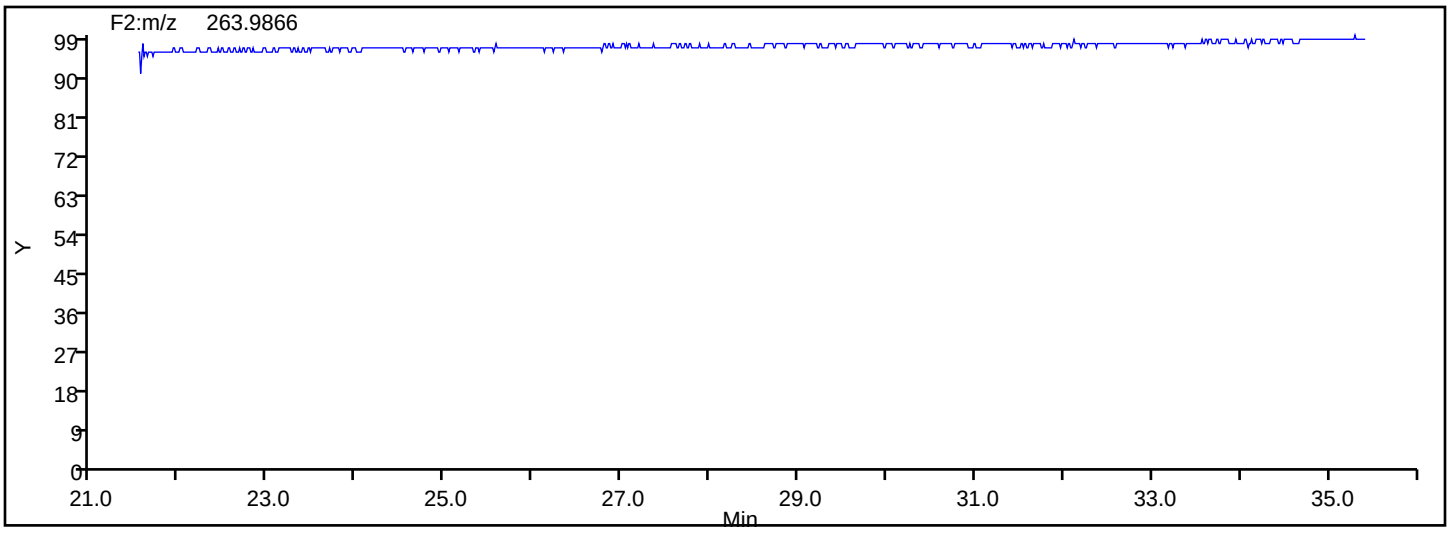

Manual Integration/User Assign Peak Report

Eurofins TestAmerica, Knoxville

Data File:	\\chromna\Knoxville\ChromData\D3D\20190904-12947.b\580-88125-b-7-c_190904142732.d				
Injection Date:	04-Sep-2019 14:27:00	Instrument ID:	D3D		
Lims ID:	580-88125-B-7-C	Lab Sample ID:	140-88125-7		
Client ID:	A7-0to26-100918				
Operator ID:	Xcalibur_System	ALS Bottle#:	0	Worklist Smp#:	9
Injection Vol:	1.0 ul	Dil. Factor:	5.0000		
Method:	PCBs_D3D	Limit Group:	HR - 1668A - ICAL		
Column:	SPB-Octyl (0.25 mm)	Detector	F2(21.81 :35.54)		

PCB-86/87/97/109/119/125, CAS: STL02295

Signal: 1

Processing Integration Results

RT: 32.88
Area: 152934
Amount: 78.576208
Amount Units: pg/ul

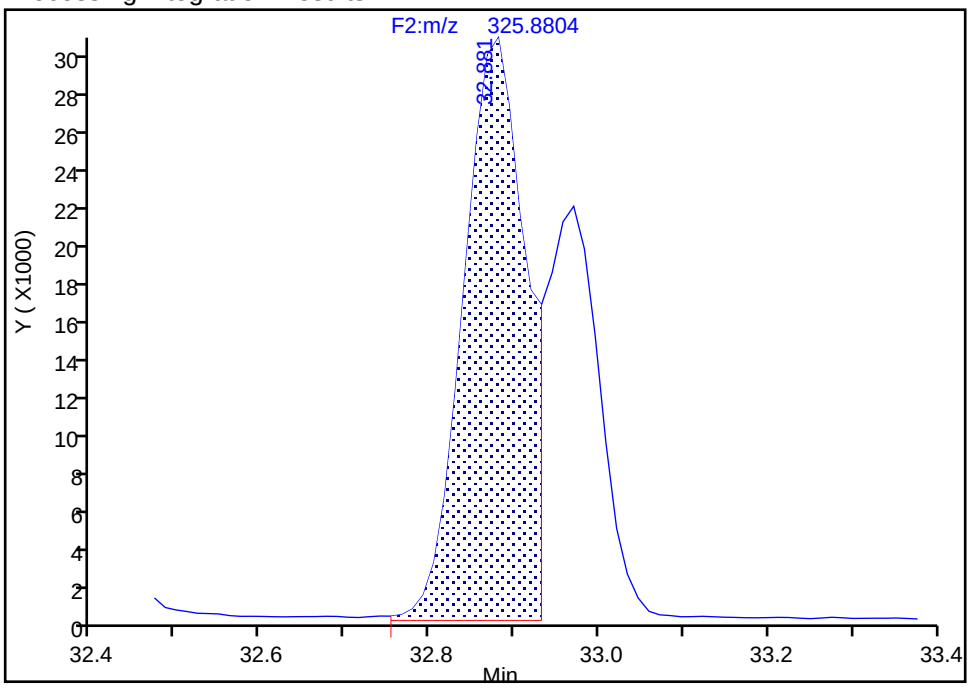

Manual Integration Results

RT: 32.88
Area: 241527
Amount: 123.7147
Amount Units: pg/ul

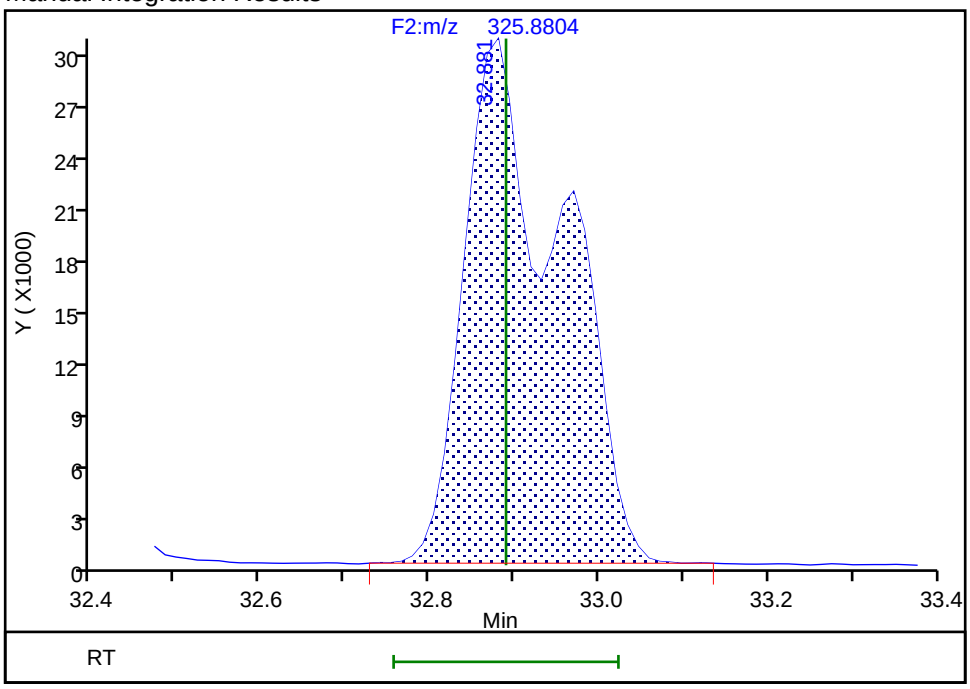

Reviewer: davidsonm, 04-Sep-2019 17:04:19

Audit Action: Manually Integrated Audit Reason: Incomplete Integration

Manual Integration/User Assign Peak Report

Eurofins TestAmerica, Knoxville

Data File:	\\chromna\Knoxville\ChromData\D3D\20190904-12947.b\580-88125-b-7-c_190904142732.d				
Injection Date:	04-Sep-2019 14:27:00	Instrument ID:	D3D		
Lims ID:	580-88125-B-7-C	Lab Sample ID:	140-88125-7		
Client ID:	A7-0to26-100918				
Operator ID:	Xcalibur_System	ALS Bottle#:	0	Worklist Smp#:	9
Injection Vol:	1.0 ul	Dil. Factor:	5.0000		
Method:	PCBs_D3D	Limit Group:	HR - 1668A - ICAL		
Column:	SPB-Octyl (0.25 mm)	Detector	F2(21.81 :35.54)		

PCB-86/87/97/109/119/125, CAS: STL02295

Signal: 2

Processing Integration Results

RT: 32.88
Area: 96976
Amount: 78.576208
Amount Units: pg/ul

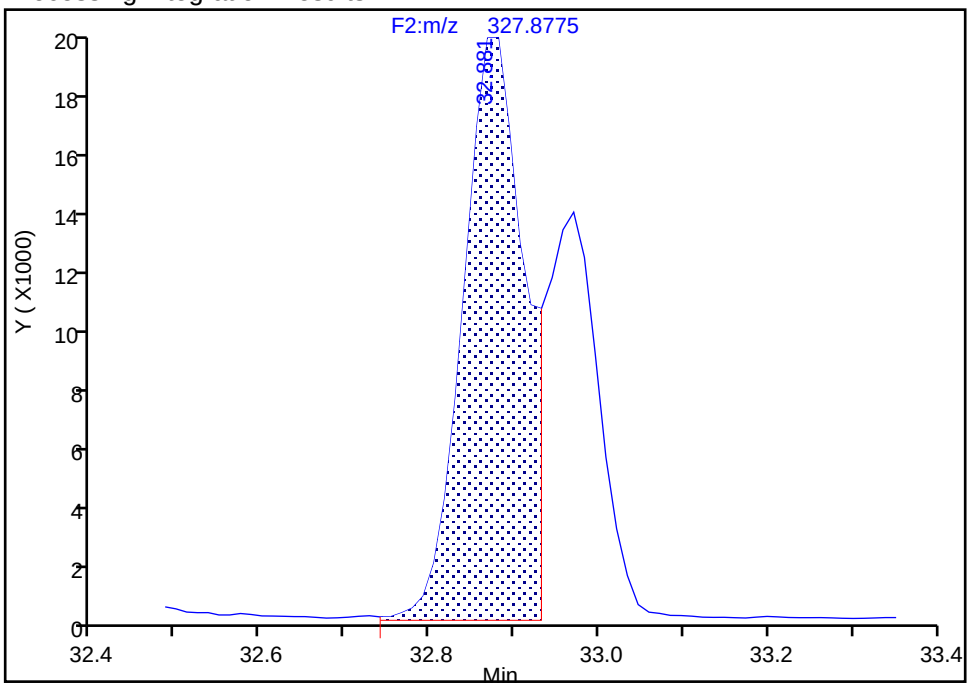

Manual Integration Results

RT: 32.88
Area: 151945
Amount: 123.7147
Amount Units: pg/ul

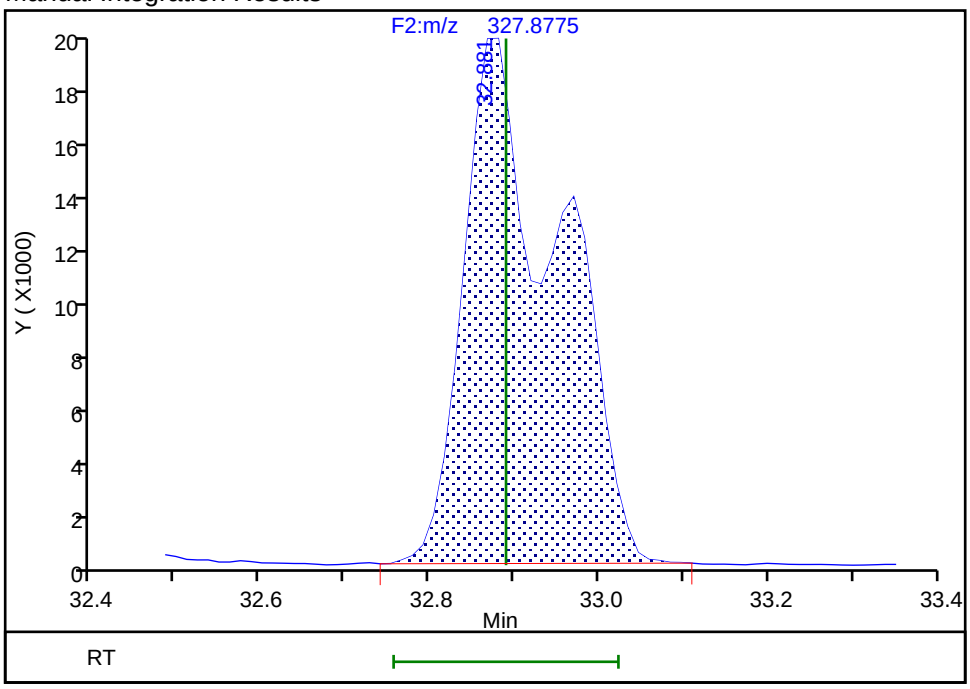

Reviewer: davidsonm, 04-Sep-2019 17:04:24

Audit Action: Manually Integrated Audit Reason: Incomplete Integration

Manual Integration/User Assign Peak Report

Eurofins TestAmerica, Knoxville

Data File:	\\chromna\Knoxville\ChromData\D3D\20190904-12947.b\580-88125-b-7-c_190904142732.d				
Injection Date:	04-Sep-2019 14:27:00	Instrument ID:	D3D		
Lims ID:	580-88125-B-7-C	Lab Sample ID:	140-88125-7		
Client ID:	A7-0to26-100918				
Operator ID:	Xcalibur_System	ALS Bottle#:	0	Worklist Smp#:	9
Injection Vol:	1.0 ul	Dil. Factor:	5.0000		
Method:	PCBs_D3D	Limit Group:	HR - 1668A - ICAL		
Column:	SPB-Octyl (0.25 mm)	Detector	F2(21.81 :35.54)		

PCB-85/116/117, CAS: STL01810

Signal: 1

Processing Integration Results

RT: 33.59
Area: 32997
Amount: 16.177282
Amount Units: pg/ul

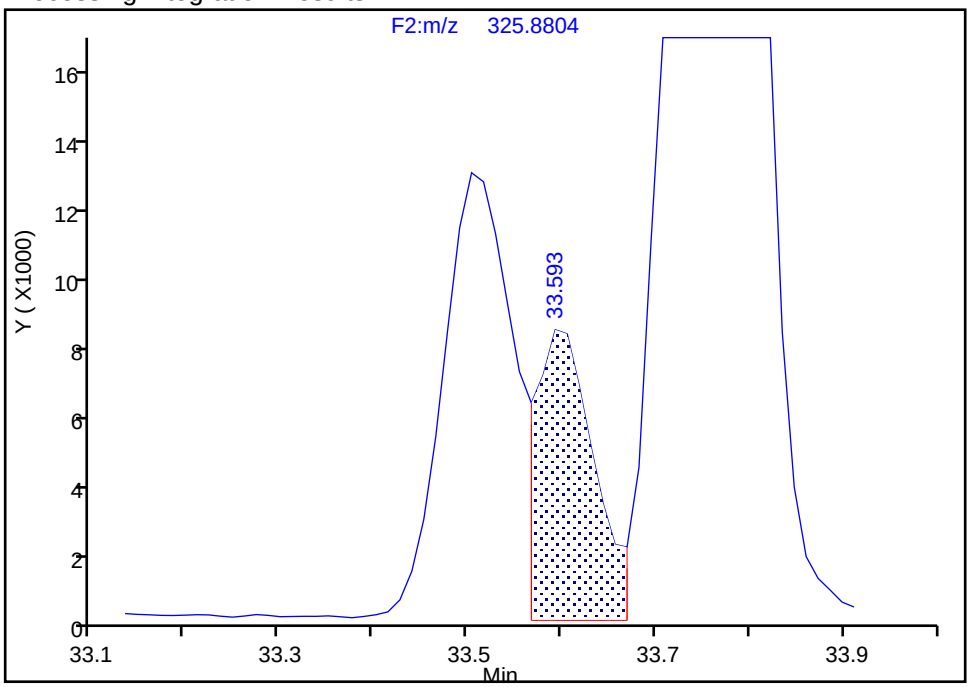

Manual Integration Results

RT: 33.50
Area: 94944
Amount: 47.581847
Amount Units: pg/ul

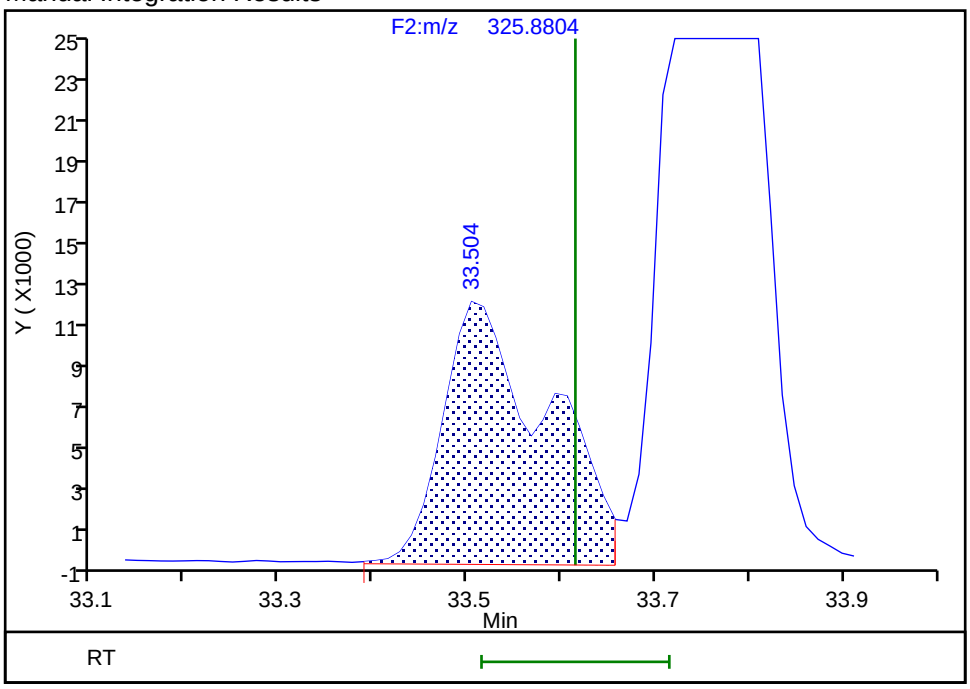

Reviewer: davidsonm, 04-Sep-2019 17:04:41

Audit Action: Manually Integrated Audit Reason: Incomplete Integration

Manual Integration/User Assign Peak Report

Eurofins TestAmerica, Knoxville

Data File:	\\chromna\Knoxville\ChromData\D3D\20190904-12947.b\580-88125-b-7-c_190904142732.d				
Injection Date:	04-Sep-2019 14:27:00	Instrument ID:	D3D		
Lims ID:	580-88125-B-7-C	Lab Sample ID:	140-88125-7		
Client ID:	A7-0to26-100918				
Operator ID:	Xcalibur_System	ALS Bottle#:	0	Worklist Smp#:	9
Injection Vol:	1.0 ul	Dil. Factor:	5.0000		
Method:	PCBs_D3D	Limit Group:	HR - 1668A - ICAL		
Column:	SPB-Octyl (0.25 mm)	Detector	F2(21.81 :35.54)		

PCB-85/116/117, CAS: STL01810

Signal: 2

Processing Integration Results

RT: 33.59
Area: 19179
Amount: 16.177282
Amount Units: pg/ul

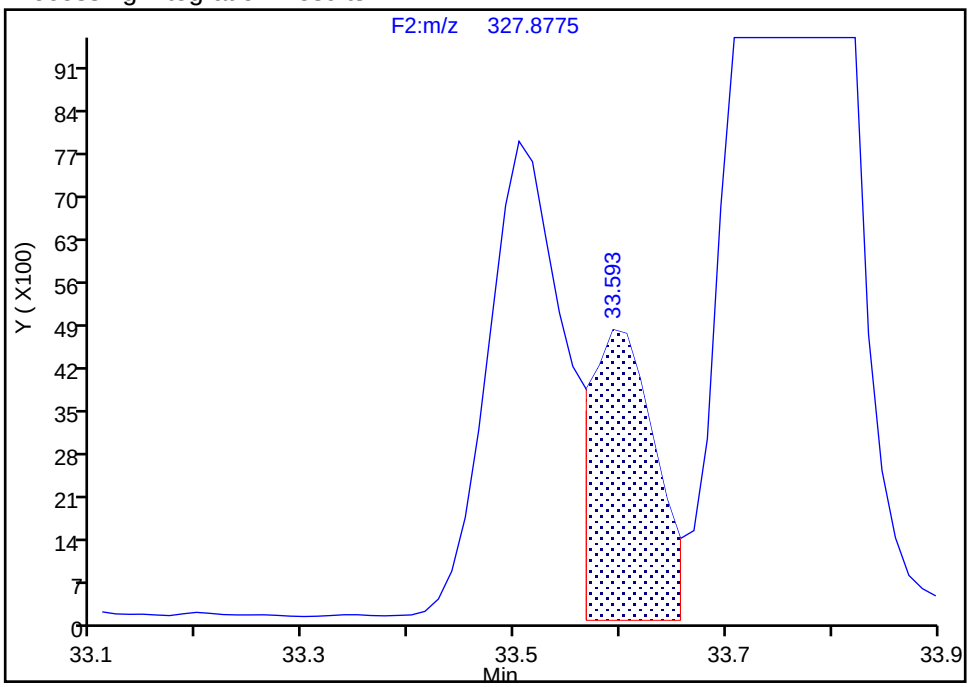

Manual Integration Results

RT: 33.50
Area: 58520
Amount: 47.581847
Amount Units: pg/ul

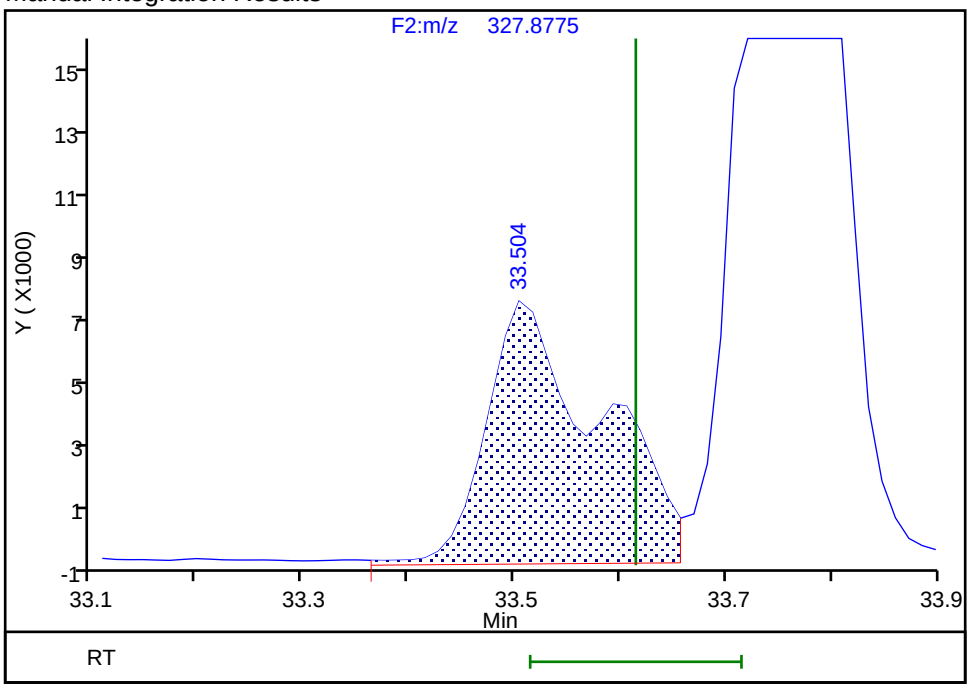

Reviewer: davidsonm, 04-Sep-2019 17:04:47

Audit Action: Manually Integrated Audit Reason: Incomplete Integration

Report Date: 04-Sep-2019 17:07:19 Chrom Revision: 2.3 22-Aug-2019 12:55:36

Eurofins TestAmerica, Knoxville

Data File:	\\chromna\Knoxville\ChromData\D3D\20190904-12947.b\580-88125-b-7-c_190904142732.d		
Injection Date:	04-Sep-2019 14:27:00	Injection Vol:	1.0 ul
Instrument ID:	D3D	Operator ID:	Xcalibur_System
Method:	PCBs_D3D	Limit Group:	HR - 1668A - ICAL
Client ID:	A7-0to26-100918		
Worklist#:	33248	Sample Line#:	9
Column Type:	SPB-Octyl	Column Dia:	0.25 mm

PePCB F3

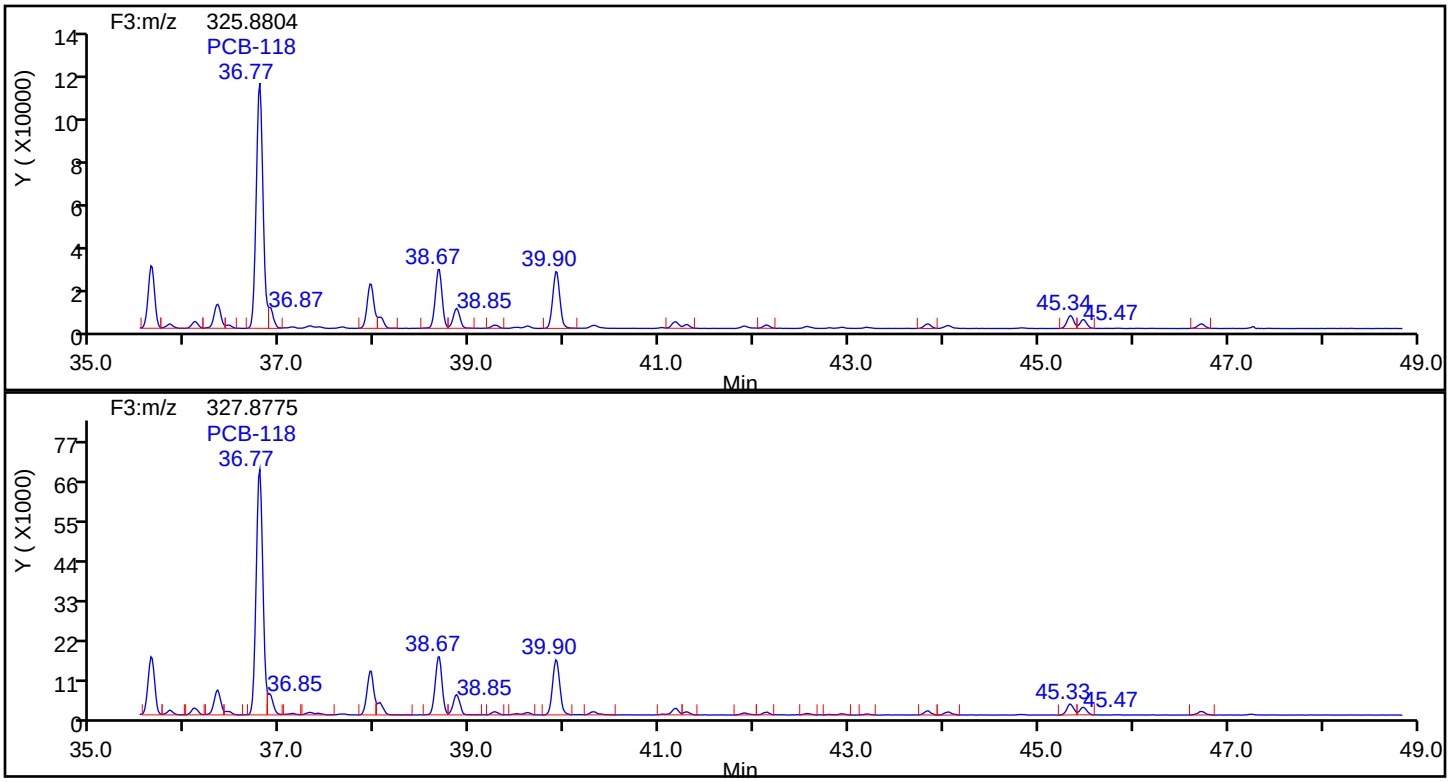

PePCB F3 Standards

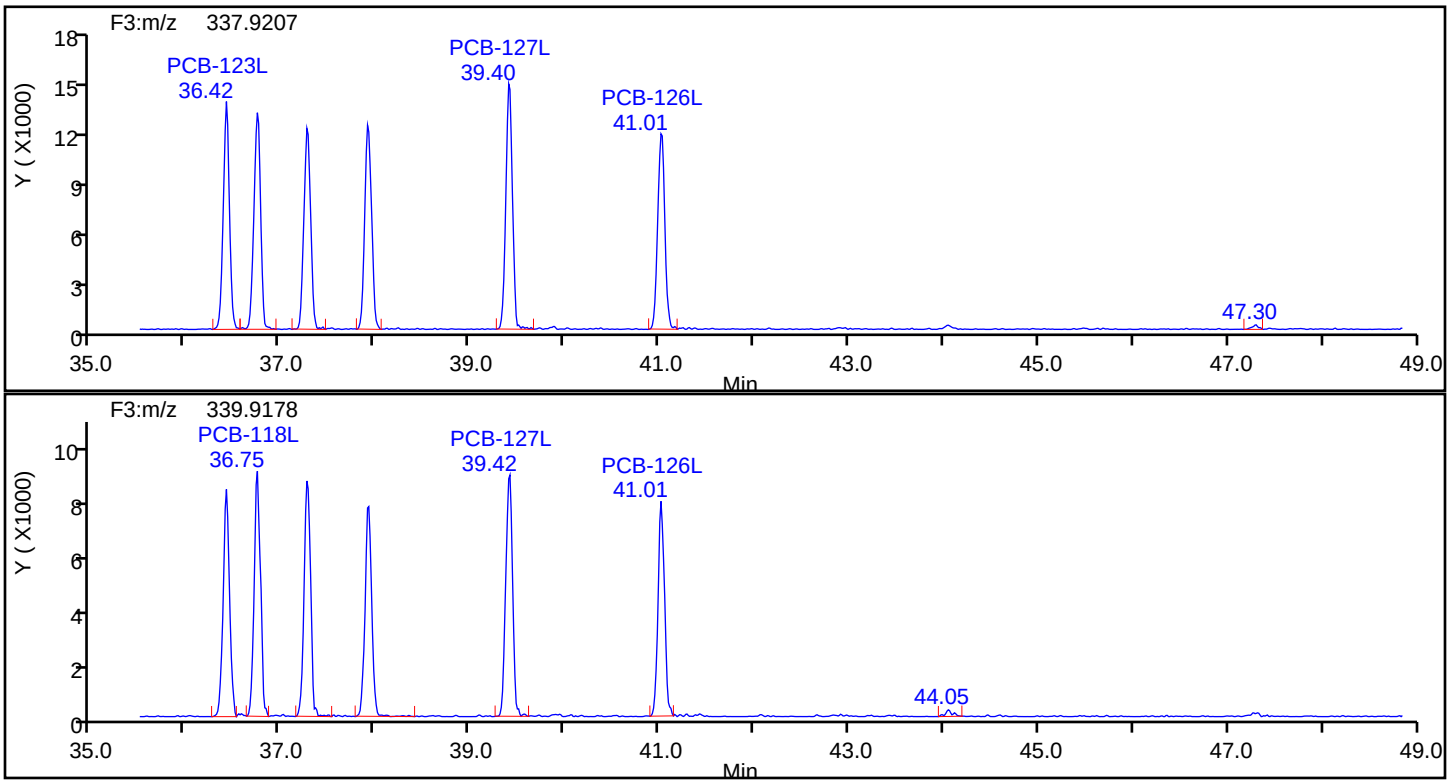

Eurofins TestAmerica, Knoxville

Data File:	\\chromna\Knoxville\ChromData\D3D\20190904-12947.b\580-88125-b-7-c_190904142732.d		
Injection Date:	04-Sep-2019 14:27:00	Injection Vol:	1.0 ul
Instrument ID:	D3D	Operator ID:	Xcalibur_System
Method:	PCBs_D3D	Limit Group:	HR - 1668A - ICAL
Client ID:	A7-0to26-100918		
Worklist#:	33248	Sample Line#:	9
Column Type:	SPB-Octyl	Column Dia:	0.25 mm

PePCB F3

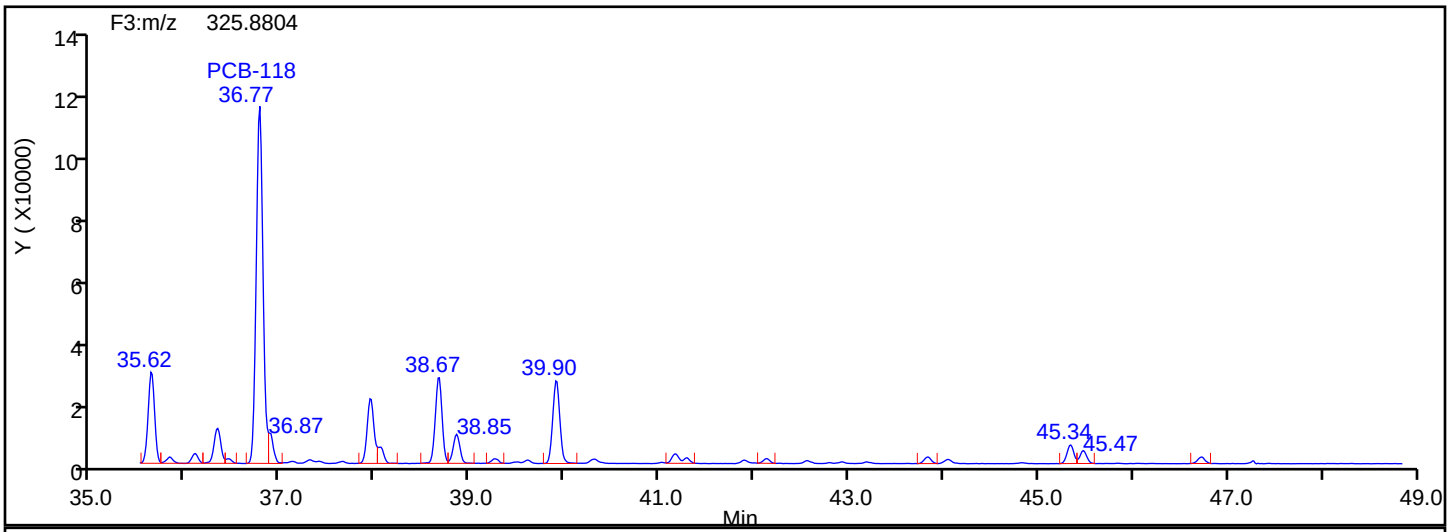

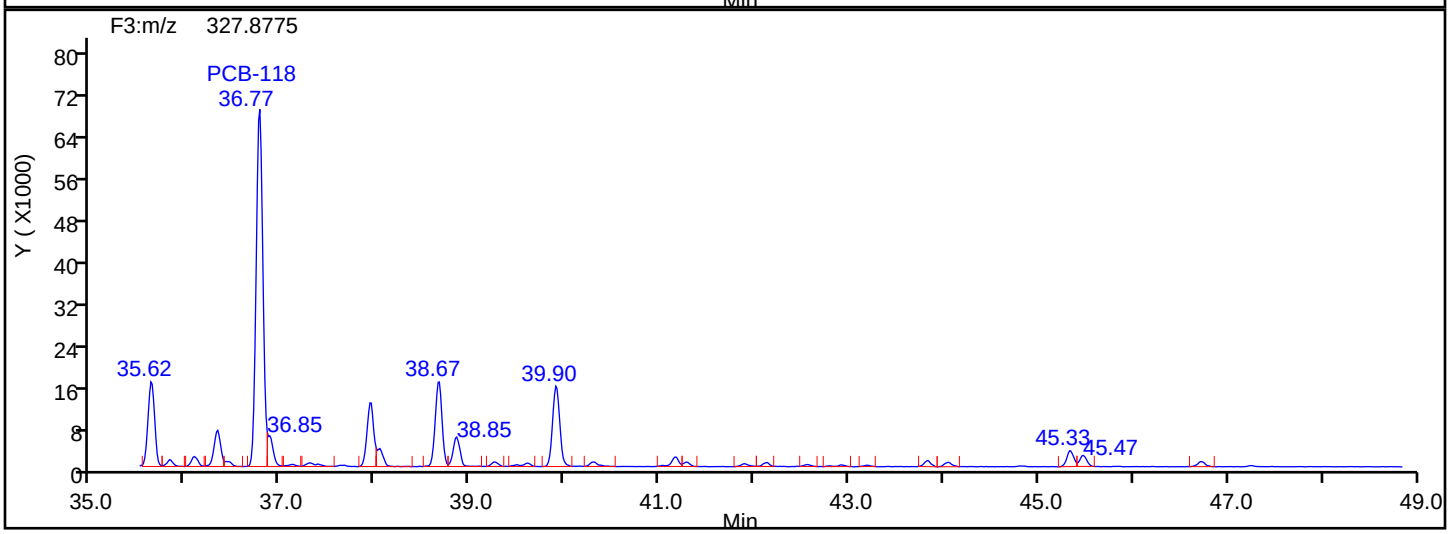

PePCB F3 Lock Mass

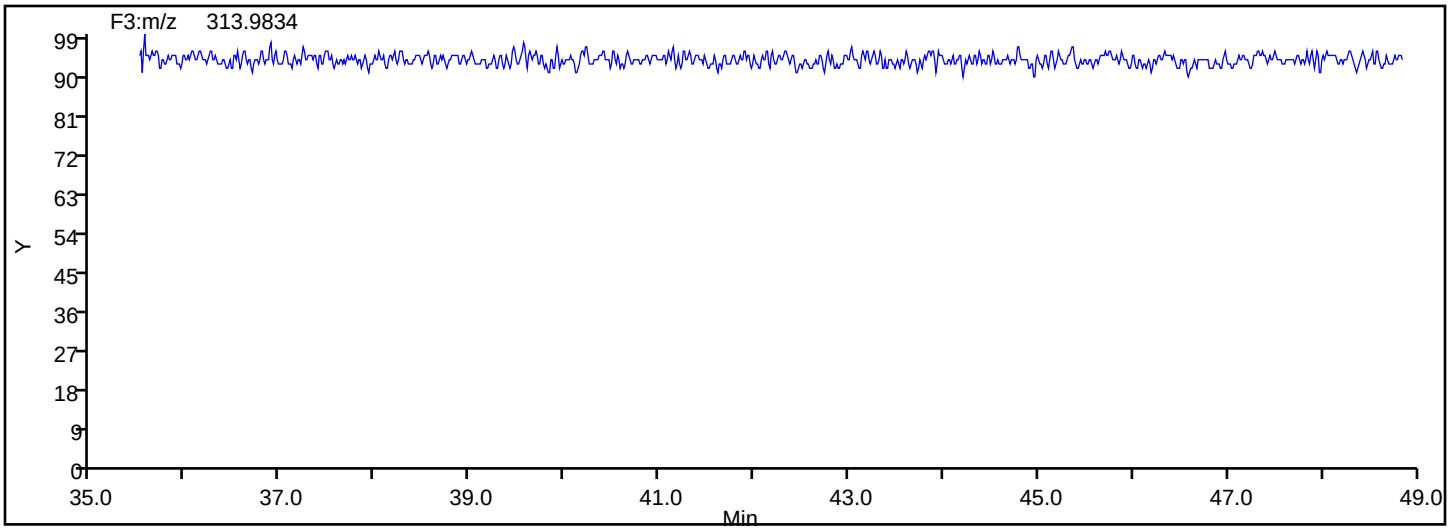

Manual Integration/User Assign Peak Report

Eurofins TestAmerica, Knoxville

Data File:	\\chromna\Knoxville\ChromData\D3D\20190904-12947.b\580-88125-b-7-c_190904142732.d		
Injection Date:	04-Sep-2019 14:27:00	Instrument ID:	D3D
Lims ID:	580-88125-B-7-C	Lab Sample ID:	140-88125-7
Client ID:	A7-0to26-100918		
Operator ID:	Xcalibur_System	ALS Bottle#:	0 Worklist Smp#: 9
Injection Vol:	1.0 ul	Dil. Factor:	5.0000
Method:	PCBs_D3D	Limit Group:	HR - 1668A - ICAL
Column:	SPB-Octyl (0.25 mm)	Detector	F3(35.64 :49.10)

PCB-107, CAS: 70424-68-9

Signal: 1

Processing Integration Results

RT: 36.33
Area: 60427
Amount: 14.947225
Amount Units: pg/ul

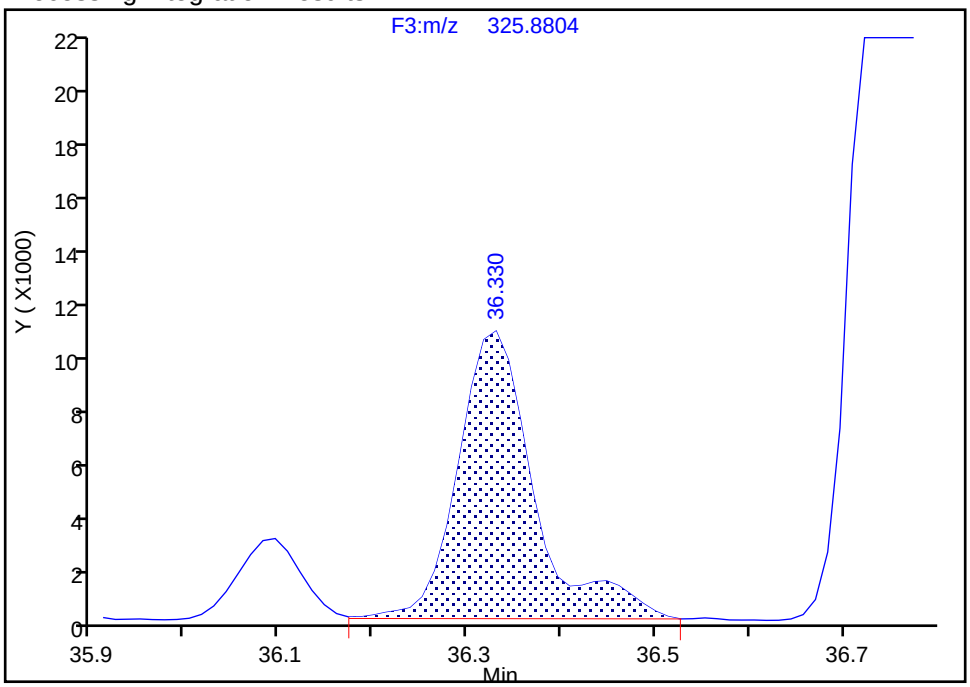

Manual Integration Results

RT: 36.33
Area: 54378
Amount: 13.259824
Amount Units: pg/ul

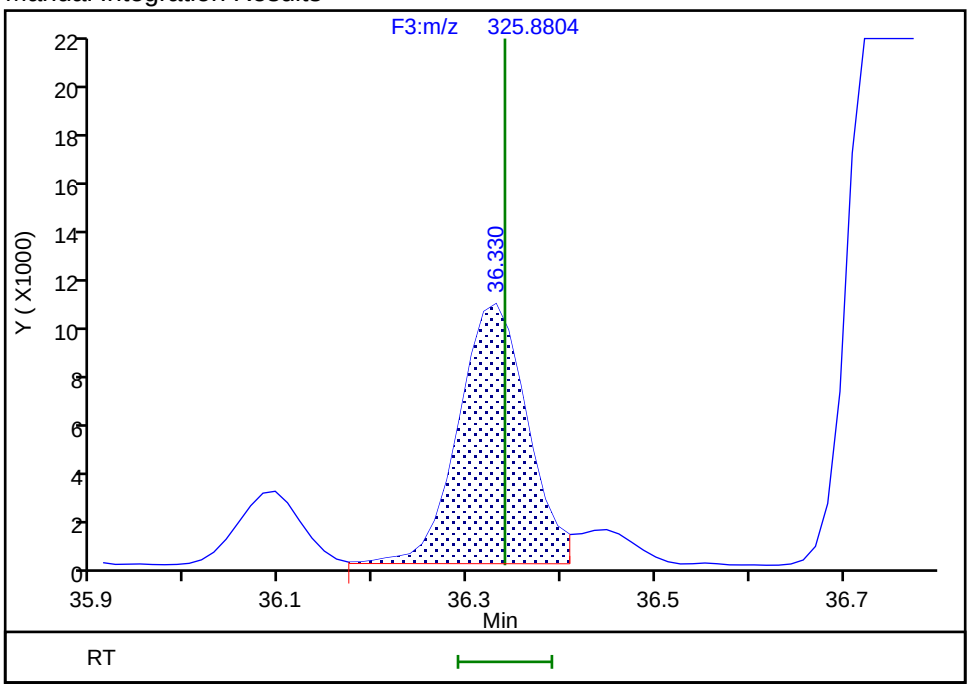

Reviewer: davidsonm, 04-Sep-2019 17:05:08

Audit Action: Split an Integrated Peak Audit Reason: Split Peak

Manual Integration/User Assign Peak Report

Eurofins TestAmerica, Knoxville

Data File:	\\chromna\Knoxville\ChromData\D3D\20190904-12947.b\580-88125-b-7-c_190904142732.d				
Injection Date:	04-Sep-2019 14:27:00	Instrument ID:	D3D		
Lims ID:	580-88125-B-7-C	Lab Sample ID:	140-88125-7		
Client ID:	A7-0to26-100918				
Operator ID:	Xcalibur_System	ALS Bottle#:	0	Worklist Smp#:	9
Injection Vol:	1.0 ul	Dil. Factor:	5.0000		
Method:	PCBs_D3D	Limit Group:	HR - 1668A - ICAL		
Column:	SPB-Octyl (0.25 mm)	Detector	F3(35.64 :49.10)		

PCB-107, CAS: 70424-68-9

Signal: 2

Processing Integration Results

RT: 36.33
Area: 39537
Amount: 14.947225
Amount Units: pg/ul

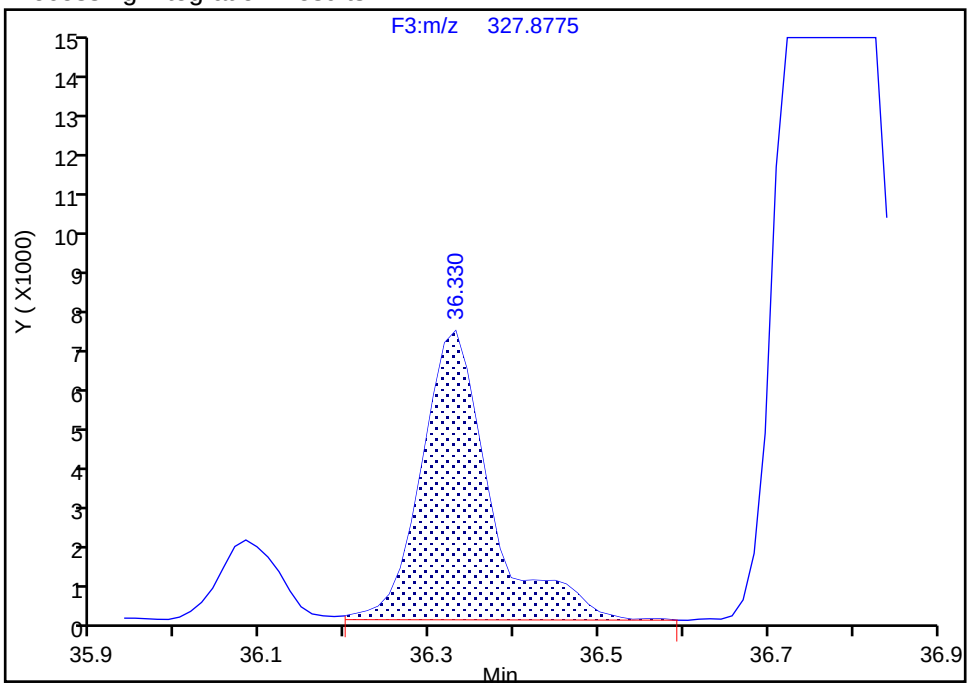

Manual Integration Results

RT: 36.33
Area: 34301
Amount: 13.259824
Amount Units: pg/ul

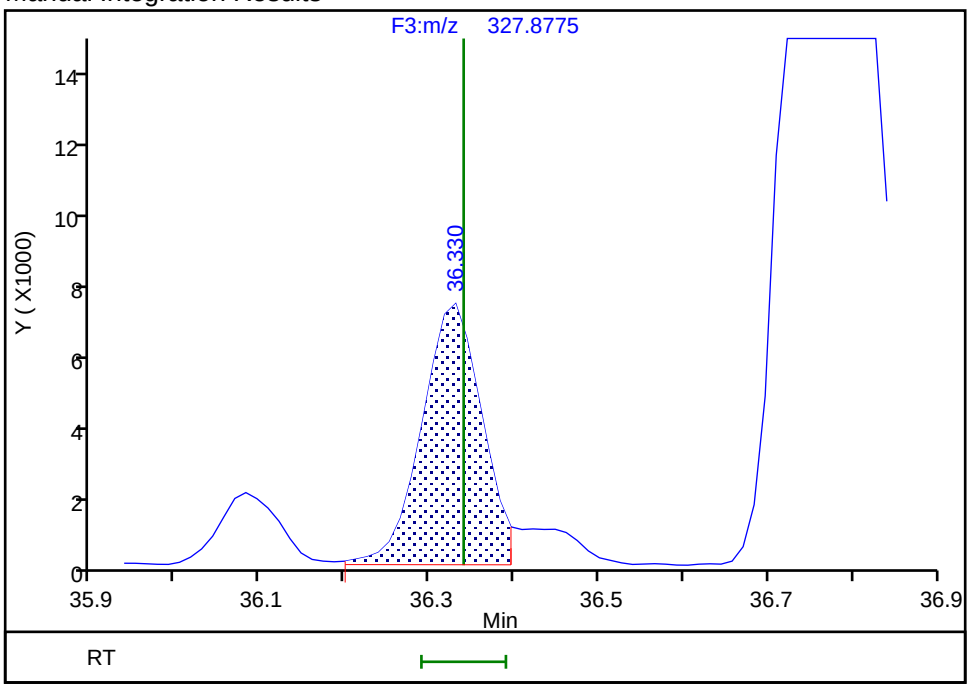

Reviewer: davidsonm, 04-Sep-2019 17:05:11

Audit Action: Split an Integrated Peak Audit Reason: Split Peak

Manual Integration/User Assign Peak Report

Eurofins TestAmerica, Knoxville

Data File:	\\chromna\Knoxville\ChromData\D3D\20190904-12947.b\580-88125-b-7-c_190904142732.d				
Injection Date:	04-Sep-2019 14:27:00	Instrument ID:	D3D		
Lims ID:	580-88125-B-7-C	Lab Sample ID:	140-88125-7		
Client ID:	A7-0to26-100918				
Operator ID:	Xcalibur_System	ALS Bottle#:	0	Worklist Smp#:	9
Injection Vol:	1.0 ul	Dil. Factor:	5.0000		
Method:	PCBs_D3D	Limit Group:	HR - 1668A - ICAL		
Column:	SPB-Octyl (0.25 mm)	Detector	F3(35.64 :49.10)		

PCB-123, CAS: 65510-44-3

Signal: 1

Not Detected
Expected RT: 36.46

Processing Integration Results

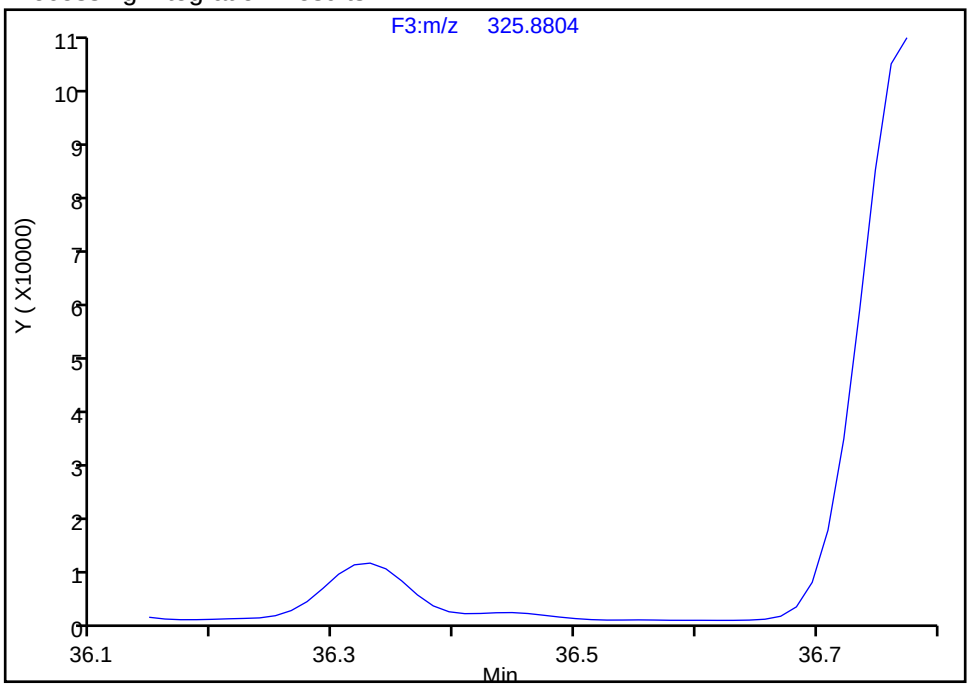

Manual Integration Results

RT: 36.45
Area: 6045
Amount: 1.720858
Amount Units: pg/ul

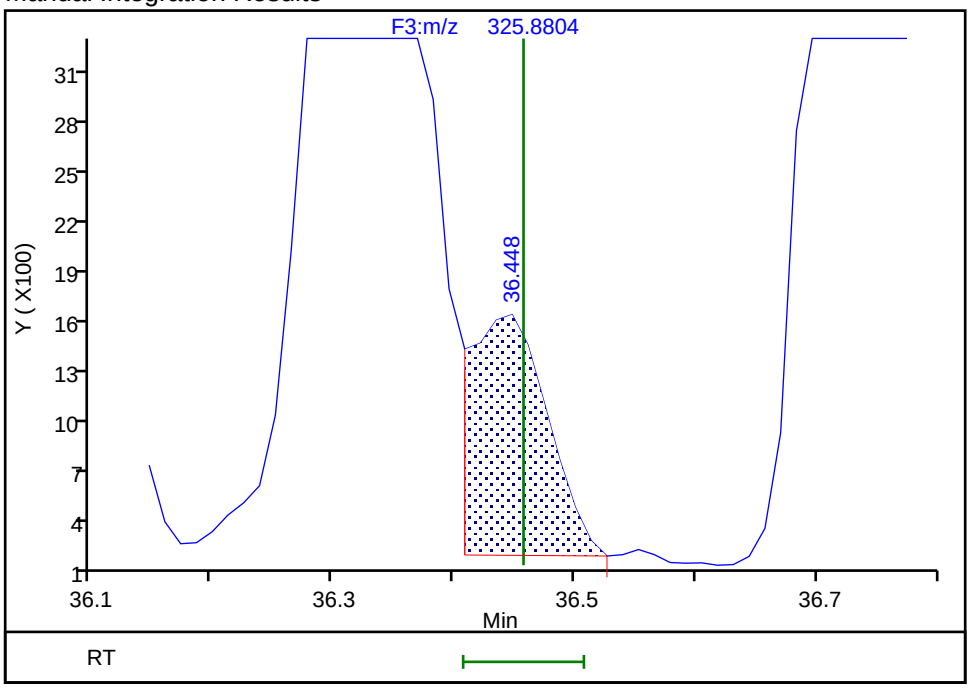

Reviewer: davidsonm, 04-Sep-2019 17:05:15
Audit Action: Manually Integrated/Assigned Compound ID Audit Reason: Split Peak

Manual Integration/User Assign Peak Report

Eurofins TestAmerica, Knoxville

Data File:	\\chromna\Knoxville\ChromData\D3D\20190904-12947.b\580-88125-b-7-c_190904142732.d				
Injection Date:	04-Sep-2019 14:27:00	Instrument ID:	D3D		
Lims ID:	580-88125-B-7-C	Lab Sample ID:	140-88125-7		
Client ID:	A7-0to26-100918				
Operator ID:	Xcalibur_System	ALS Bottle#:	0	Worklist Smp#:	9
Injection Vol:	1.0 ul	Dil. Factor:	5.0000		
Method:	PCBs_D3D	Limit Group:	HR - 1668A - ICAL		
Column:	SPB-Octyl (0.25 mm)	Detector	F3(35.64 :49.10)		

PCB-118, CAS: 31508-00-6

Signal: 2

Processing Integration Results

RT: 36.77
Area: 366779
Amount: 142.7012
Amount Units: pg/ul

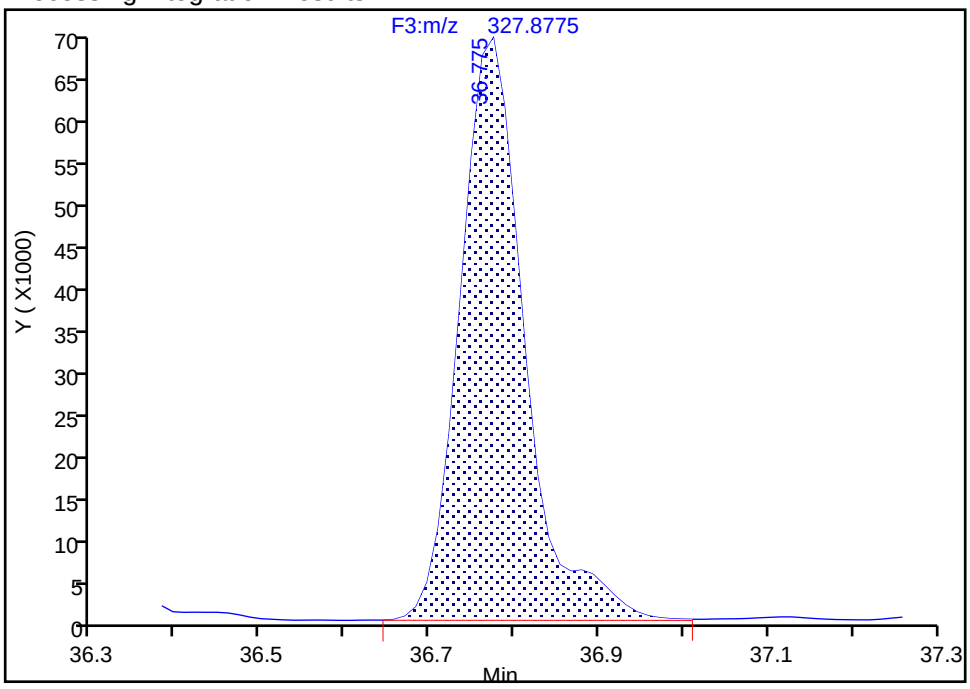

Manual Integration Results

RT: 36.77
Area: 341915
Amount: 134.0669
Amount Units: pg/ul

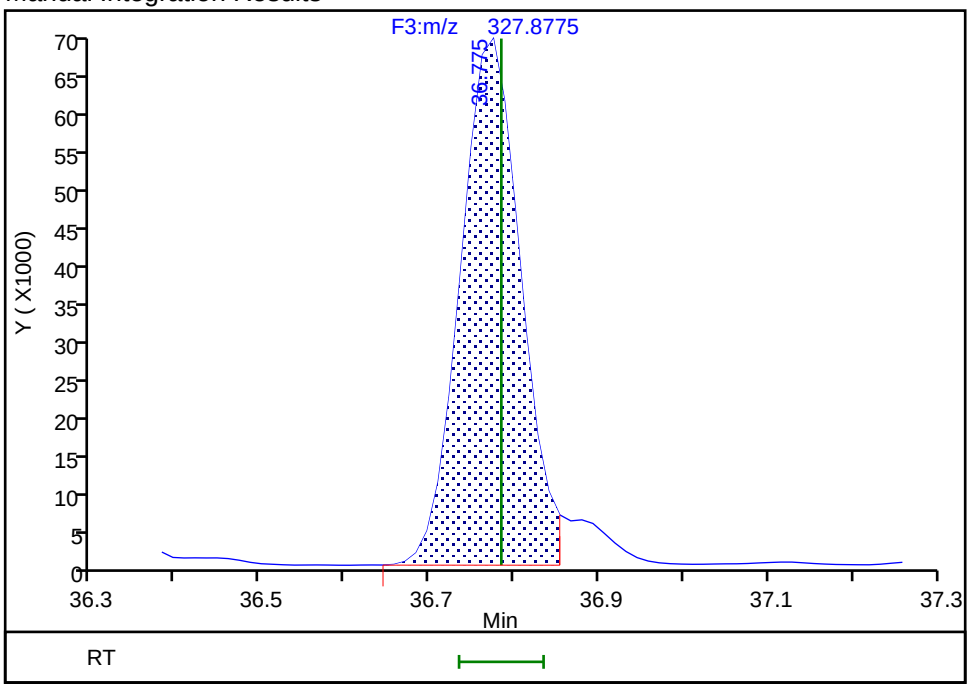

Reviewer: davidsonm, 04-Sep-2019 17:05:24

Audit Action: Split an Integrated Peak Audit Reason: Split Peak

Manual Integration/User Assign Peak Report

Eurofins TestAmerica, Knoxville

Data File:	\\chromna\Knoxville\ChromData\D3D\20190904-12947.b\580-88125-b-7-c_190904142732.d				
Injection Date:	04-Sep-2019 14:27:00	Instrument ID:	D3D		
Lims ID:	580-88125-B-7-C	Lab Sample ID:	140-88125-7		
Client ID:	A7-0to26-100918				
Operator ID:	Xcalibur_System	ALS Bottle#:	0	Worklist Smp#:	9
Injection Vol:	1.0 ul	Dil. Factor:	5.0000		
Method:	PCBs_D3D	Limit Group:	HR - 1668A - ICAL		
Column:	SPB-Octyl (0.25 mm)	Detector	F3(35.64 :49.10)		

PCB-118, CAS: 31508-00-6

Signal: 1

Processing Integration Results

RT: 36.77
Area: 578375
Amount: 142.7012
Amount Units: pg/ul

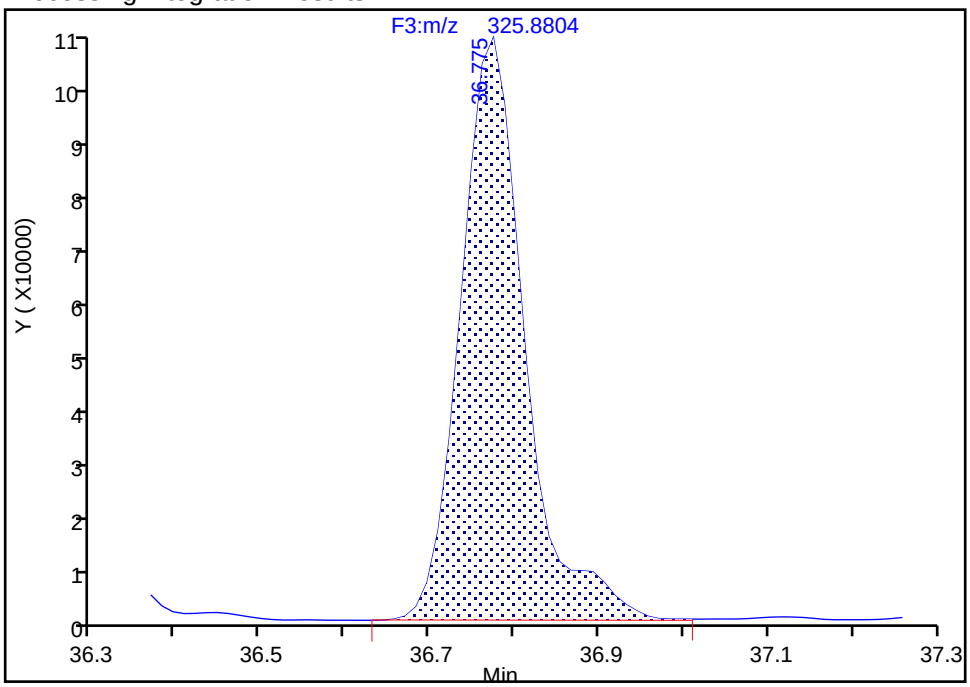

Manual Integration Results

RT: 36.77
Area: 546051
Amount: 134.0669
Amount Units: pg/ul

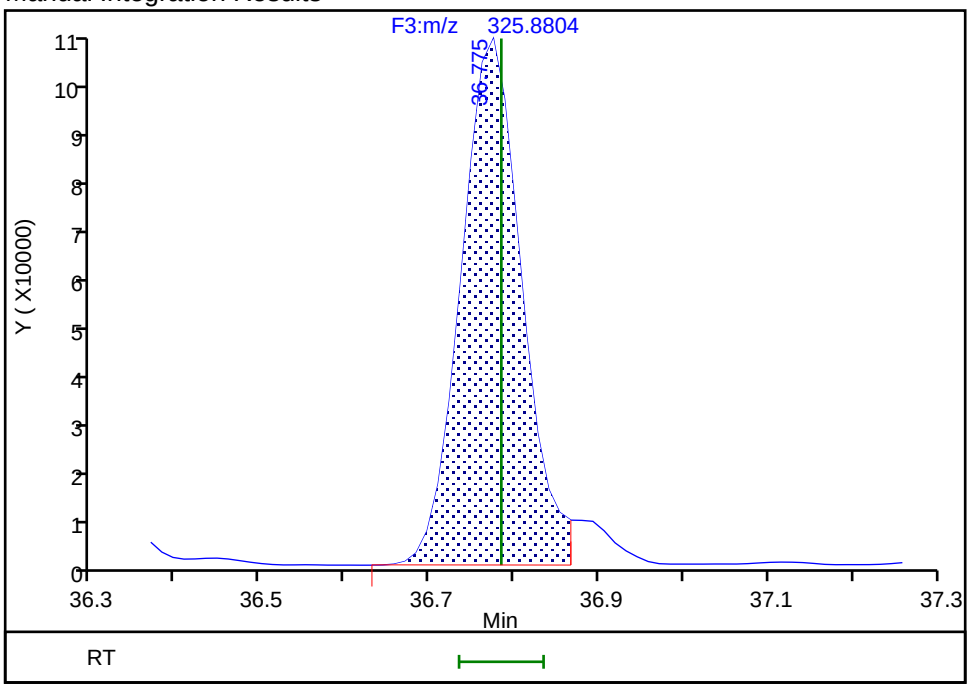

Reviewer: davidsonm, 04-Sep-2019 17:05:27

Audit Action: Split an Integrated Peak Audit Reason: Split Peak

Manual Integration/User Assign Peak Report

Eurofins TestAmerica, Knoxville

Data File:	\\chromna\Knoxville\ChromData\D3D\20190904-12947.b\580-88125-b-7-c_190904142732.d				
Injection Date:	04-Sep-2019 14:27:00	Instrument ID:	D3D		
Lims ID:	580-88125-B-7-C	Lab Sample ID:	140-88125-7		
Client ID:	A7-0to26-100918				
Operator ID:	Xcalibur_System	ALS Bottle#:	0	Worklist Smp#:	9
Injection Vol:	1.0 ul	Dil. Factor:	5.0000		
Method:	PCBs_D3D	Limit Group:	HR - 1668A - ICAL		
Column:	SPB-Octyl (0.25 mm)	Detector	F3(35.64 :49.10)		

PCB-105, CAS: 32598-14-4

Signal: 2

Processing Integration Results

RT: 37.94
Area: 77535
Amount: 32.040429
Amount Units: pg/ul

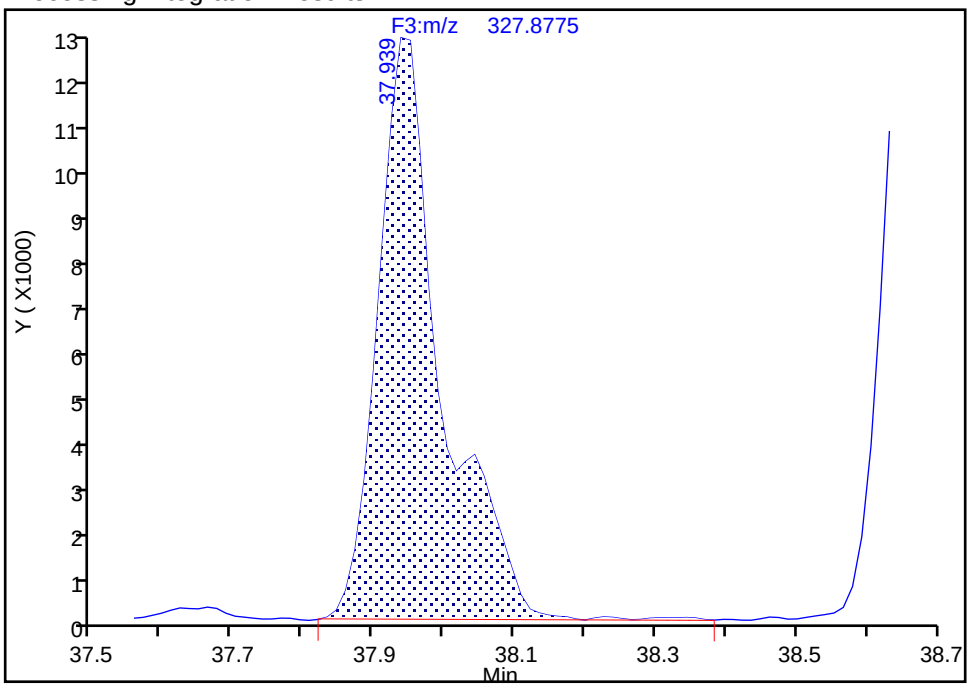

Manual Integration Results

RT: 37.94
Area: 60583
Amount: 25.814475
Amount Units: pg/ul

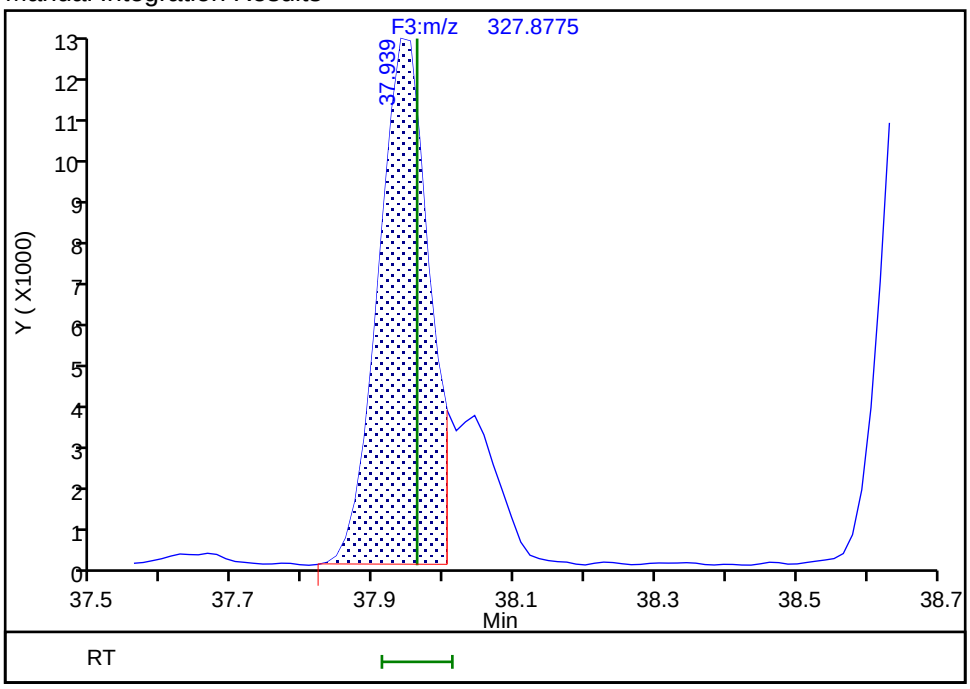

Reviewer: davidsonm, 04-Sep-2019 17:05:35

Audit Action: Split an Integrated Peak Audit Reason: Split Peak

Manual Integration/User Assign Peak Report

Eurofins TestAmerica, Knoxville

Data File:	\\chromna\Knoxville\ChromData\D3D\20190904-12947.b\580-88125-b-7-c_190904142732.d				
Injection Date:	04-Sep-2019 14:27:00	Instrument ID:	D3D		
Lims ID:	580-88125-B-7-C	Lab Sample ID:	140-88125-7		
Client ID:	A7-0to26-100918				
Operator ID:	Xcalibur_System	ALS Bottle#:	0	Worklist Smp#:	9
Injection Vol:	1.0 ul	Dil. Factor:	5.0000		
Method:	PCBs_D3D	Limit Group:	HR - 1668A - ICAL		
Column:	SPB-Octyl (0.25 mm)	Detector	F3(35.64 :49.10)		

PCB-105, CAS: 32598-14-4

Signal: 1

Processing Integration Results

RT: 37.94
Area: 122696
Amount: 32.040429
Amount Units: pg/ul

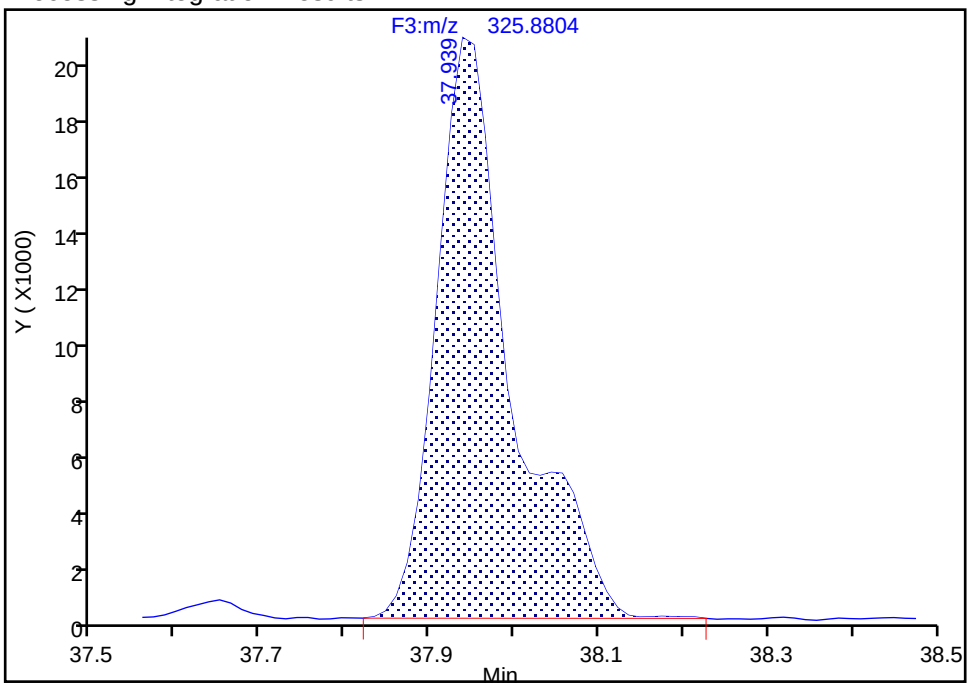

Manual Integration Results

RT: 37.94
Area: 100740
Amount: 25.814475
Amount Units: pg/ul

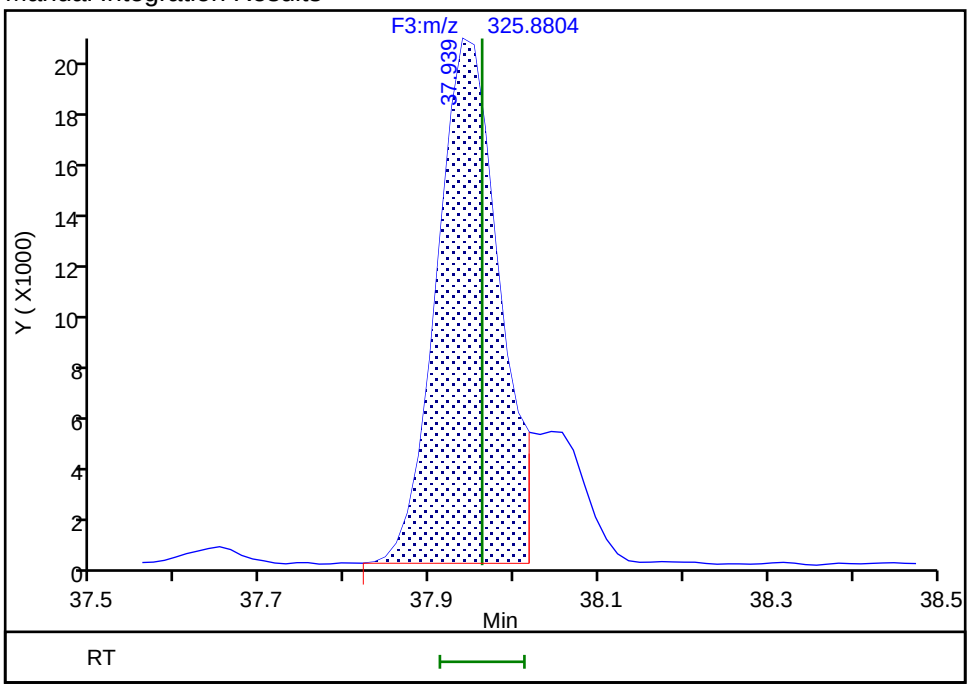

Reviewer: davidsonm, 04-Sep-2019 17:05:37

Audit Action: Split an Integrated Peak Audit Reason: Split Peak

Eurofins TestAmerica, Knoxville

Data File:	\\chromna\Knoxville\ChromData\D3D\20190904-12947.b\580-88125-b-7-c_190904142732.d		
Injection Date:	04-Sep-2019 14:27:00	Injection Vol:	1.0 ul
Instrument ID:	D3D	Operator ID:	Xcalibur_System
Method:	PCBs_D3D	Limit Group:	HR - 1668A - ICAL
Client ID:	A7-0to26-100918		
Worklist#:	33248	Sample Line#:	9
Column Type:	SPB-Octyl	Column Dia:	0.25 mm

HxPCB F2

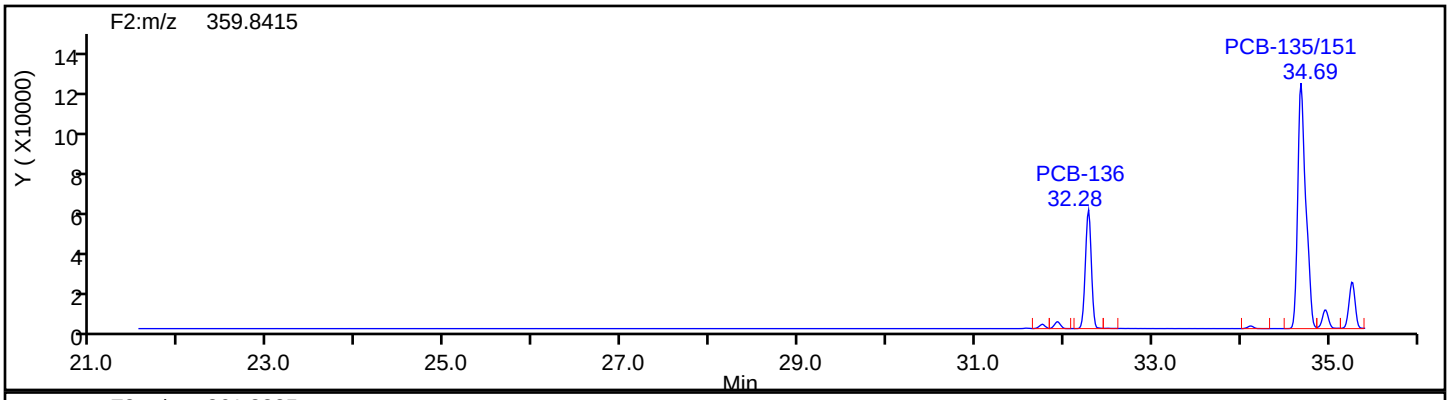

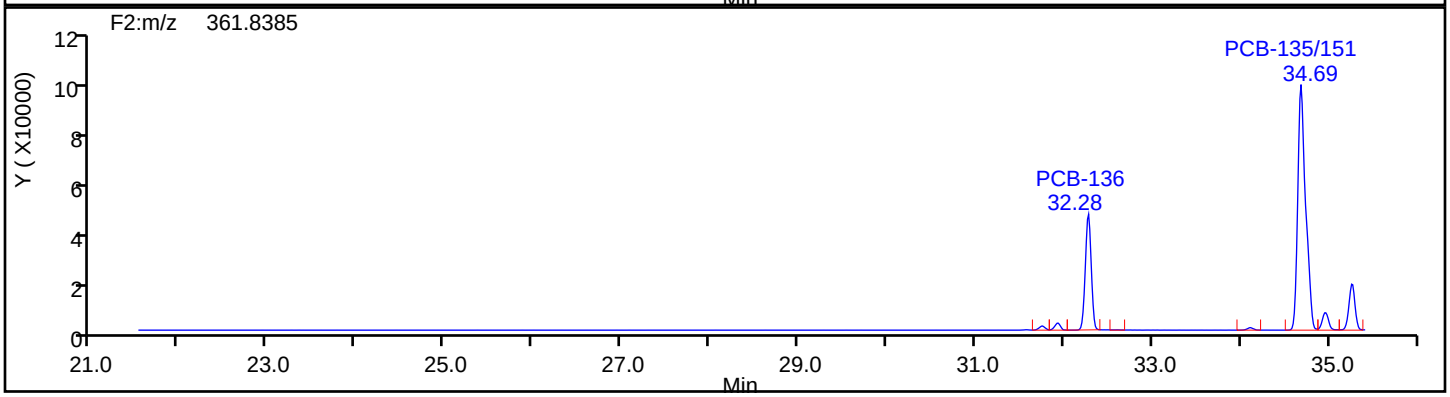

HxPCB F2 Standards

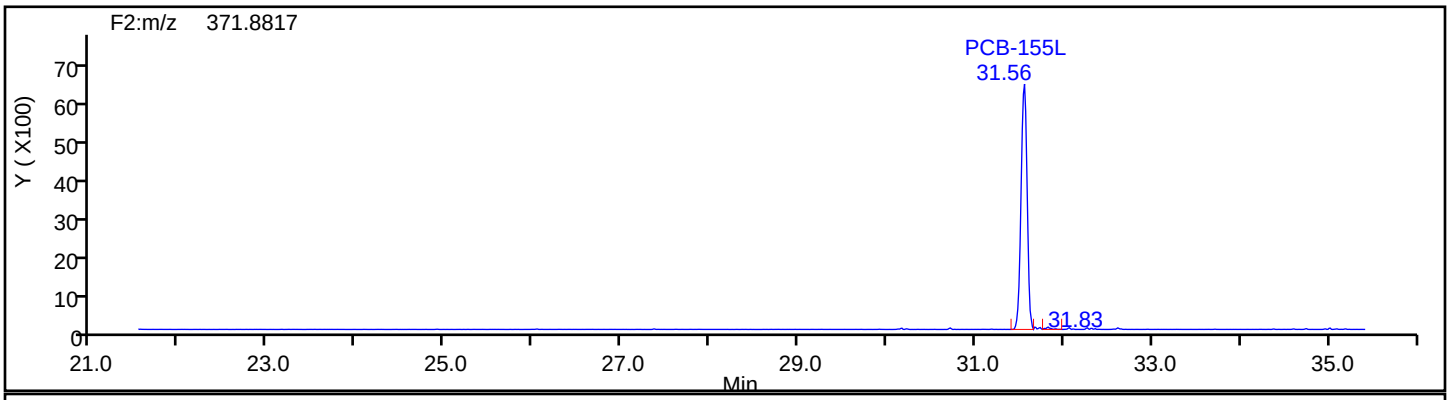

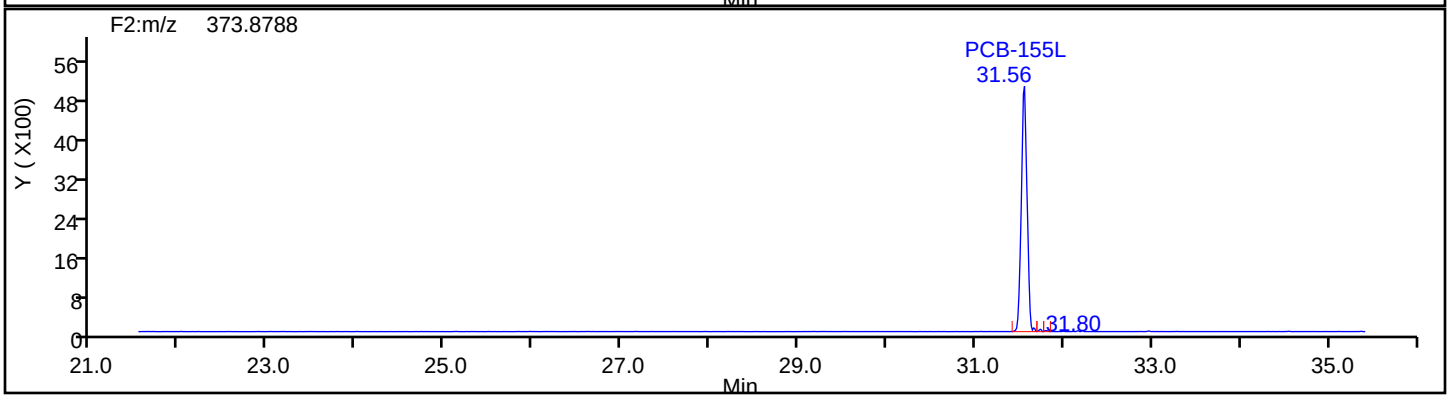

Eurofins TestAmerica, Knoxville

Data File:	\\chromna\Knoxville\ChromData\D3D\20190904-12947.b\580-88125-b-7-c_190904142732.d		
Injection Date:	04-Sep-2019 14:27:00	Injection Vol:	1.0 ul
Instrument ID:	D3D	Operator ID:	Xcalibur_System
Method:	PCBs_D3D	Limit Group:	HR - 1668A - ICAL
Client ID:	A7-0to26-100918		
Worklist#:	33248	Sample Line#:	9
Column Type:	SPB-Octyl	Column Dia:	0.25 mm

HxPCB F2

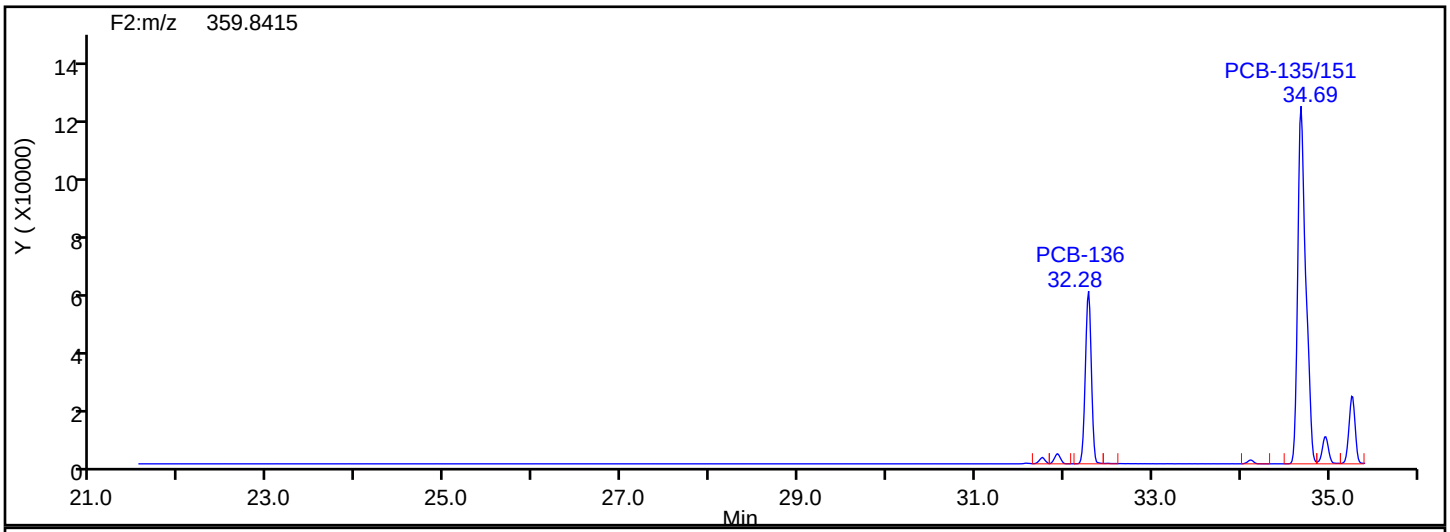

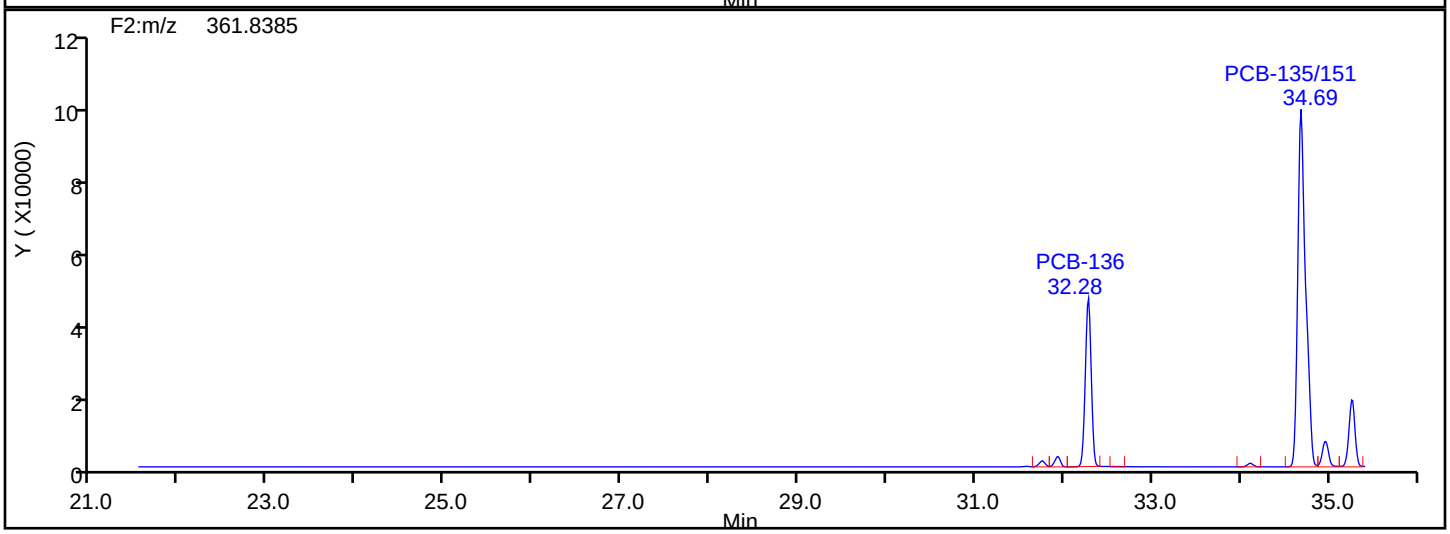

HxPCB F2 Lock Mass

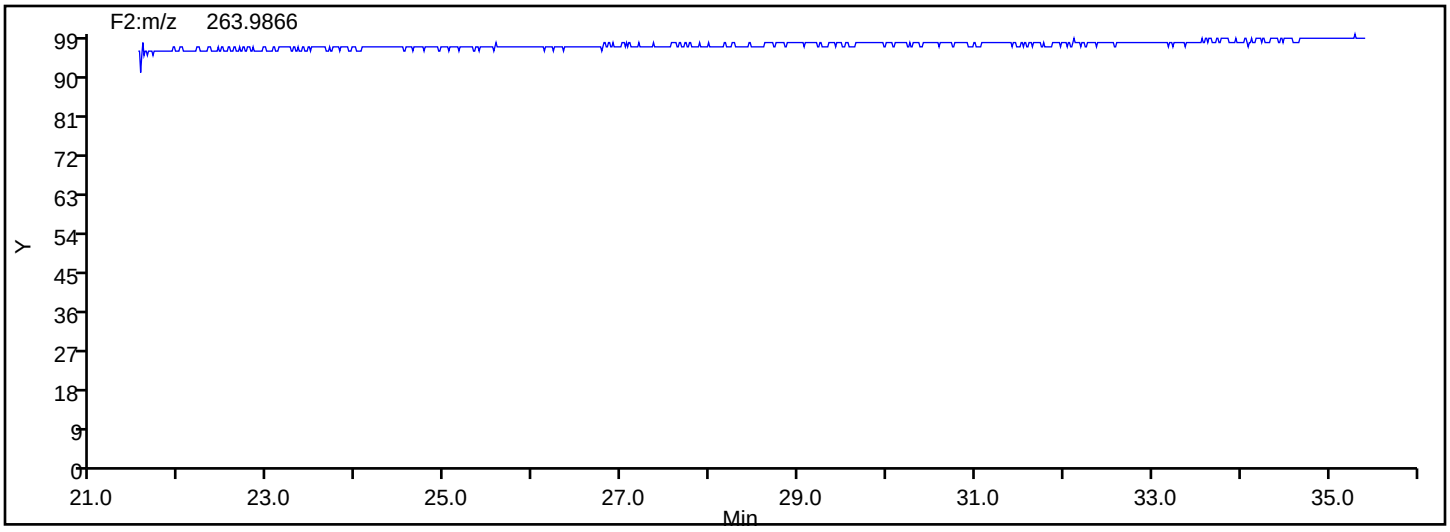

Eurofins TestAmerica, Knoxville

Data File:	\\chromna\Knoxville\ChromData\D3D\20190904-12947.b\580-88125-b-7-c_190904142732.d		
Injection Date:	04-Sep-2019 14:27:00	Injection Vol:	1.0 ul
Instrument ID:	D3D	Operator ID:	Xcalibur_System
Method:	PCBs_D3D	Limit Group:	HR - 1668A - ICAL
Client ID:	A7-0to26-100918		
Worklist#:	33248	Sample Line#:	9
Column Type:	SPB-Octyl	Column Dia:	0.25 mm

HxPCB F3

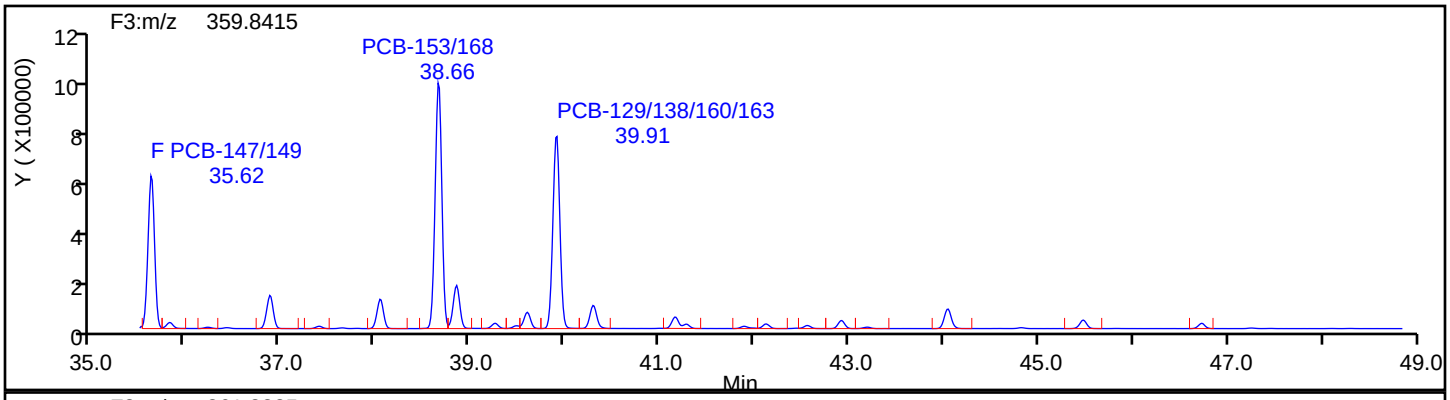

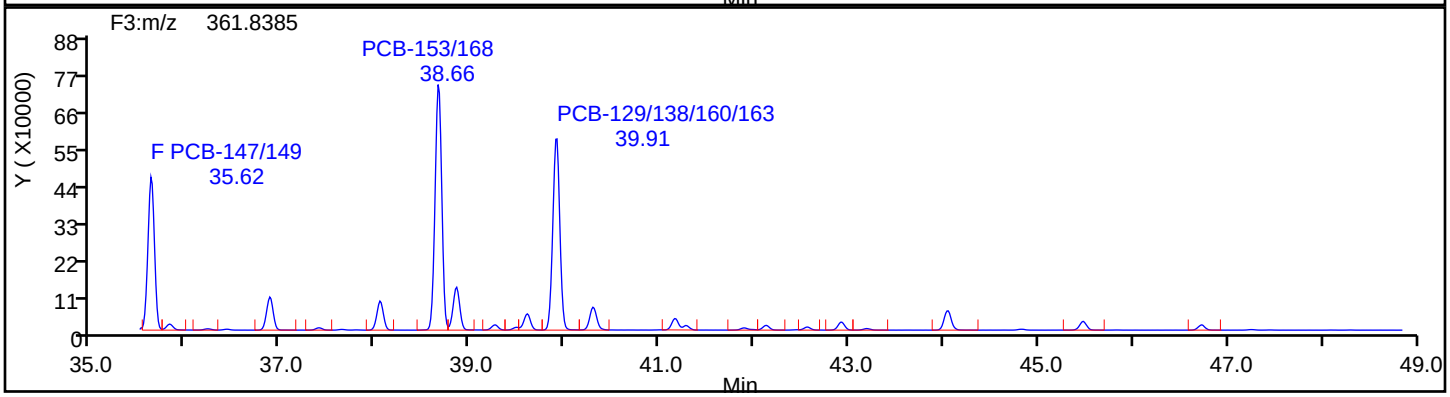

HxPCB F3 Standards

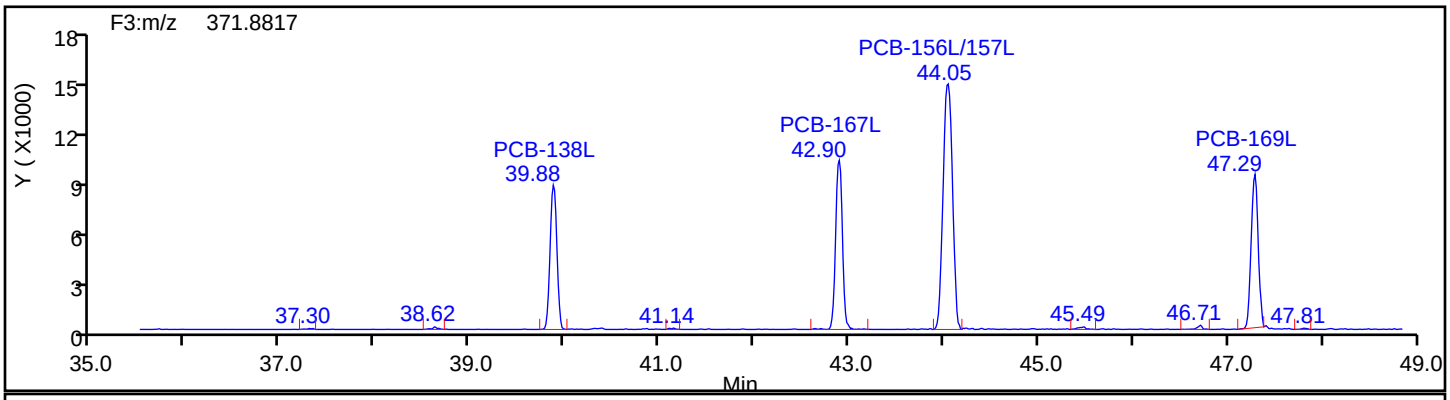

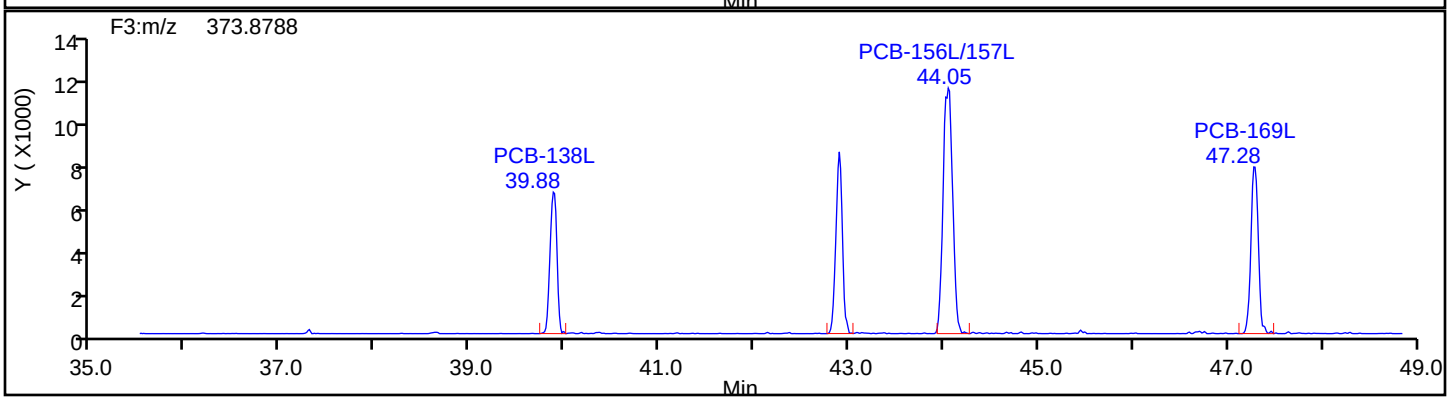

Eurofins TestAmerica, Knoxville

Data File:	\\chromna\Knoxville\ChromData\D3D\20190904-12947.b\580-88125-b-7-c_190904142732.d		
Injection Date:	04-Sep-2019 14:27:00	Injection Vol:	1.0 ul
Instrument ID:	D3D	Operator ID:	Xcalibur_System
Method:	PCBs_D3D	Limit Group:	HR - 1668A - ICAL
Client ID:	A7-0to26-100918		
Worklist#:	33248	Sample Line#:	9
Column Type:	SPB-Octyl	Column Dia:	0.25 mm

HxPCB F3

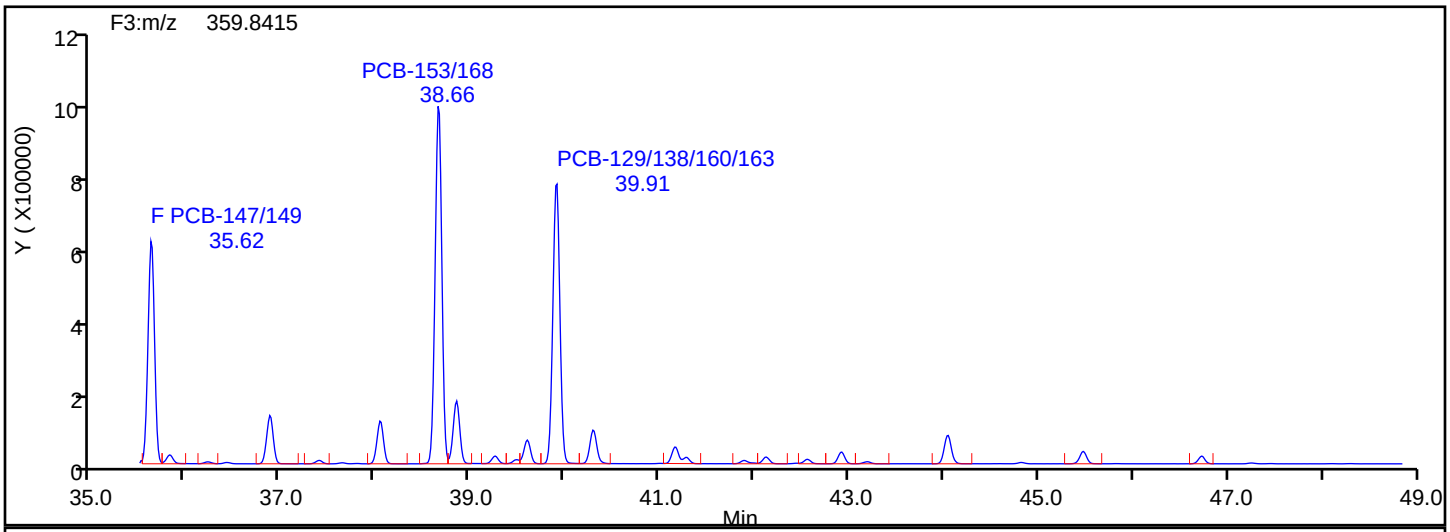

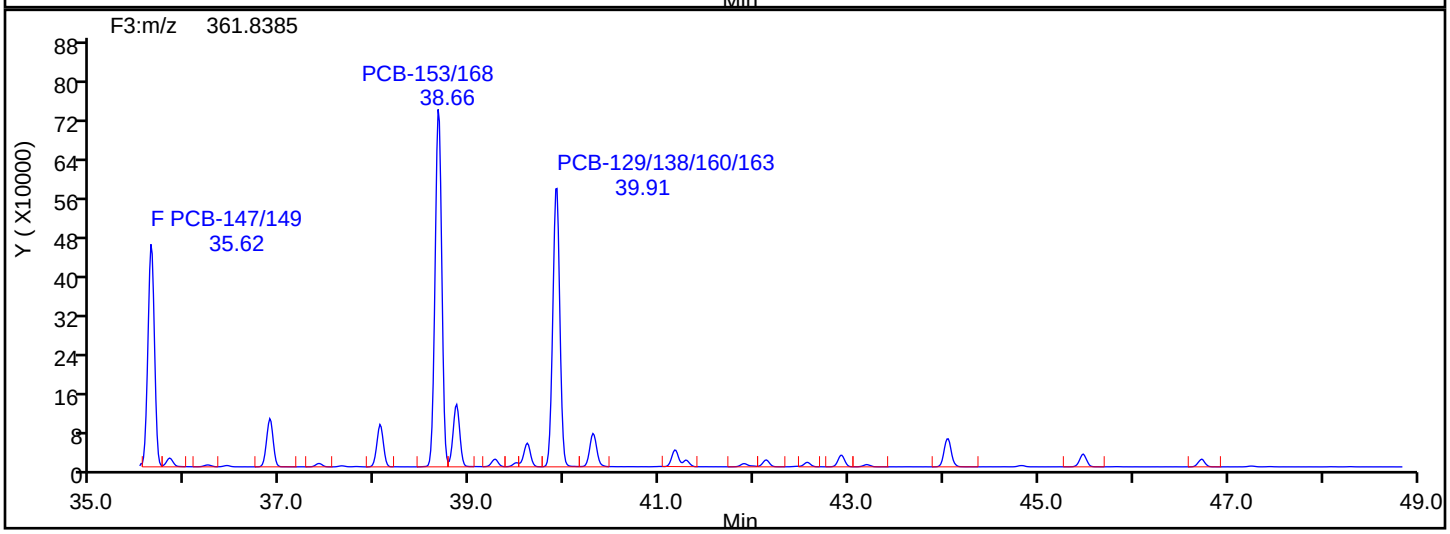

HxPCB F3 Lock Mass

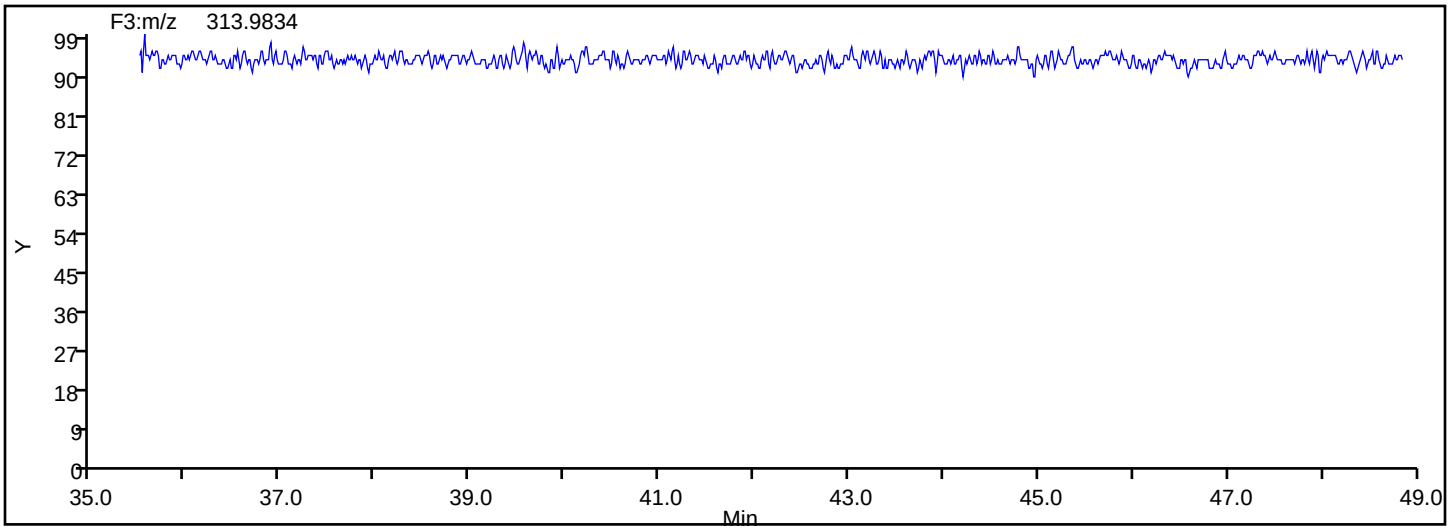

Manual Integration/User Assign Peak Report

Eurofins TestAmerica, Knoxville

Data File:	\\chromna\Knoxville\ChromData\D3D\20190904-12947.b\580-88125-b-7-c_190904142732.d				
Injection Date:	04-Sep-2019 14:27:00	Instrument ID:	D3D		
Lims ID:	580-88125-B-7-C	Lab Sample ID:	140-88125-7		
Client ID:	A7-0to26-100918				
Operator ID:	Xcalibur_System	ALS Bottle#:	0	Worklist Smp#:	9
Injection Vol:	1.0 ul	Dil. Factor:	5.0000		
Method:	PCBs_D3D	Limit Group:	HR - 1668A - ICAL		
Column:	SPB-Octyl (0.25 mm)	Detector	F3(35.64 :49.10)		

PCB-134/143, CAS: STL01818

Signal: 1

Not Detected
Expected RT: 35.95

Processing Integration Results

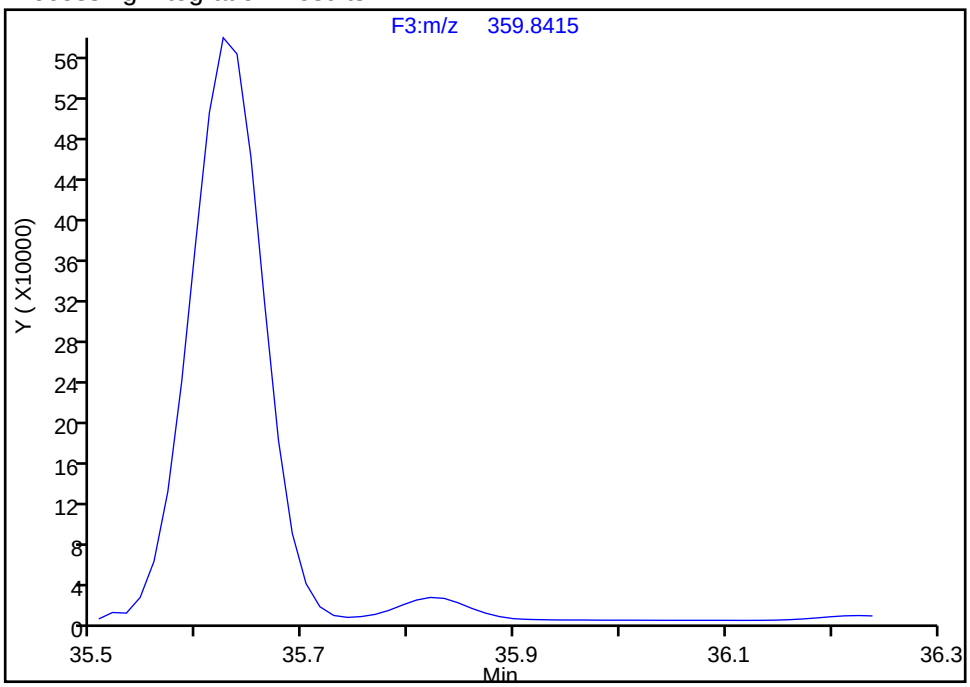

Manual Integration Results

RT: 35.82
Area: 117655
Amount: 54.833308
Amount Units: pg/ul

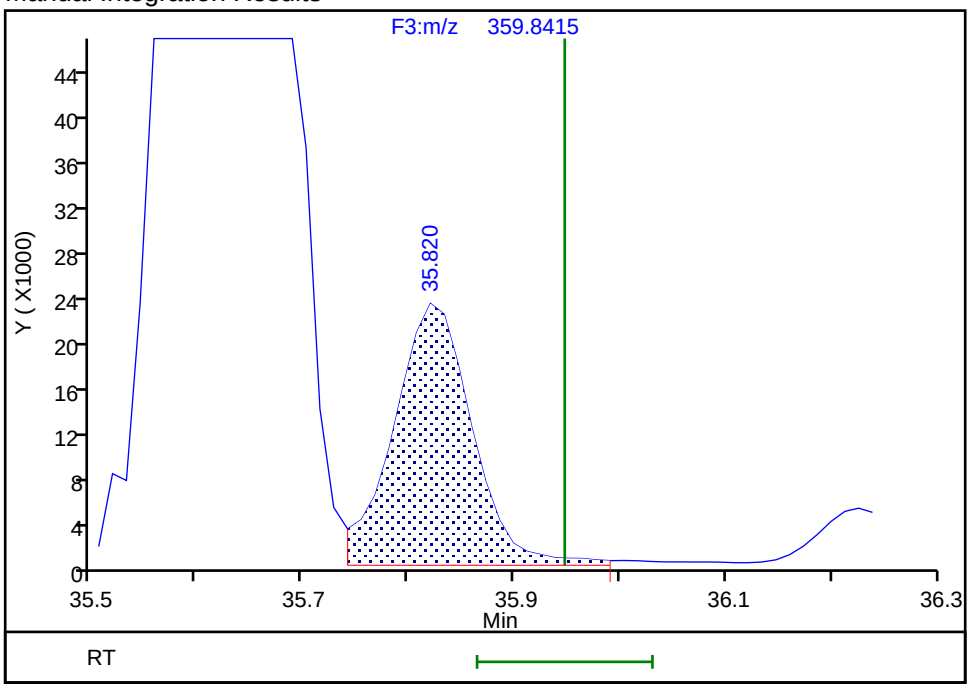

Reviewer: davidsonm, 04-Sep-2019 17:06:06
Audit Action: Assigned Compound ID Audit Reason: Split Peak

Manual Integration/User Assign Peak Report

Eurofins TestAmerica, Knoxville

Data File:	\\chromna\Knoxville\ChromData\D3D\20190904-12947.b\580-88125-b-7-c_190904142732.d				
Injection Date:	04-Sep-2019 14:27:00	Instrument ID:	D3D		
Lims ID:	580-88125-B-7-C	Lab Sample ID:	140-88125-7		
Client ID:	A7-0to26-100918				
Operator ID:	Xcalibur_System	ALS Bottle#:	0	Worklist Smp#:	9
Injection Vol:	1.0 ul	Dil. Factor:	5.0000		
Method:	PCBs_D3D	Limit Group:	HR - 1668A - ICAL		
Column:	SPB-Octyl (0.25 mm)	Detector	F3(35.64 :49.10)		

PCB-128/166, CAS: STL01816

Signal: 1

Processing Integration Results

RT: 41.16
Area: 226068
Amount: 80.649319
Amount Units: pg/ul

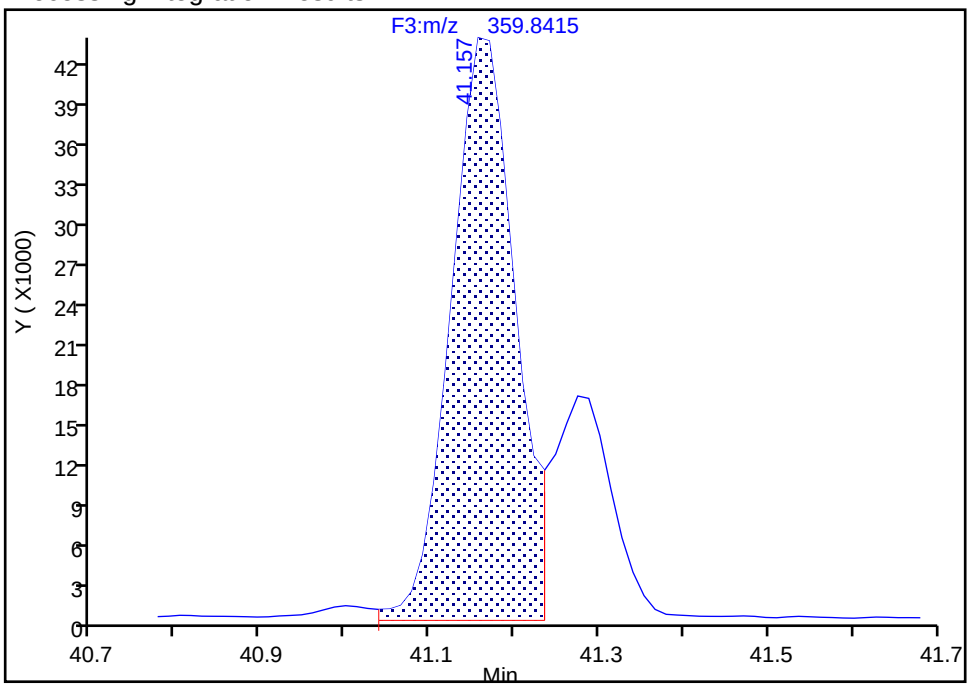

Manual Integration Results

RT: 41.16
Area: 293734
Amount: 104.7307
Amount Units: pg/ul

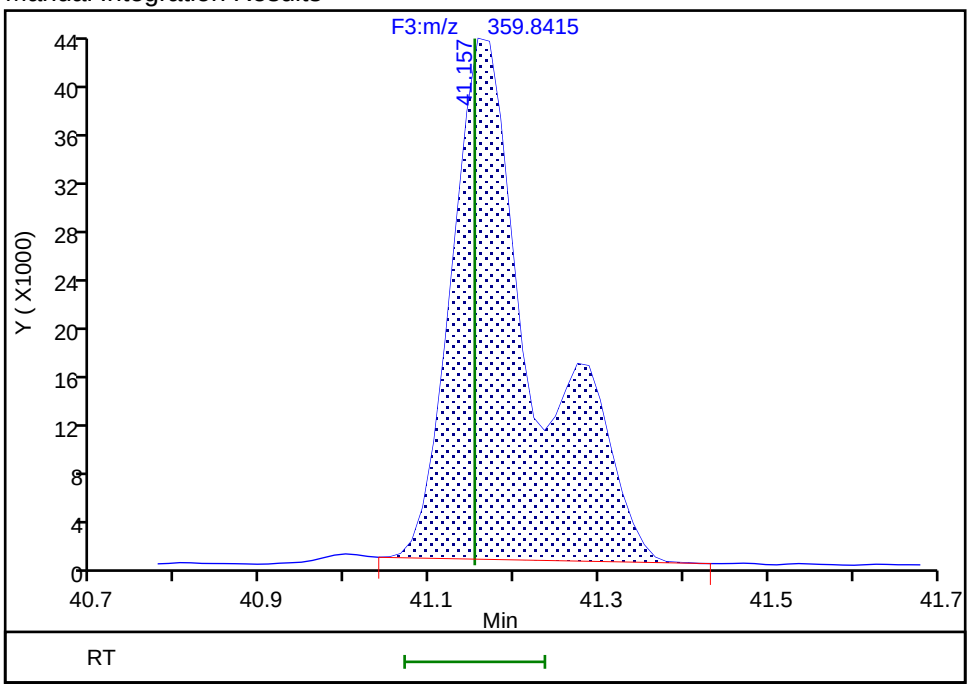

Reviewer: davidsonm, 04-Sep-2019 17:06:28

Audit Action: Manually Integrated Audit Reason: Incomplete Integration

Manual Integration/User Assign Peak Report

Eurofins TestAmerica, Knoxville

Data File:	\\chromna\Knoxville\ChromData\D3D\20190904-12947.b\580-88125-b-7-c_190904142732.d				
Injection Date:	04-Sep-2019 14:27:00	Instrument ID:	D3D		
Lims ID:	580-88125-B-7-C	Lab Sample ID:	140-88125-7		
Client ID:	A7-0to26-100918				
Operator ID:	Xcalibur_System	ALS Bottle#:	0	Worklist Smp#:	9
Injection Vol:	1.0 ul	Dil. Factor:	5.0000		
Method:	PCBs_D3D	Limit Group:	HR - 1668A - ICAL		
Column:	SPB-Octyl (0.25 mm)	Detector	F3(35.64 :49.10)		

PCB-128/166, CAS: STL01816

Signal: 2

Processing Integration Results

RT: 41.16
Area: 181091
Amount: 80.649319
Amount Units: pg/ul

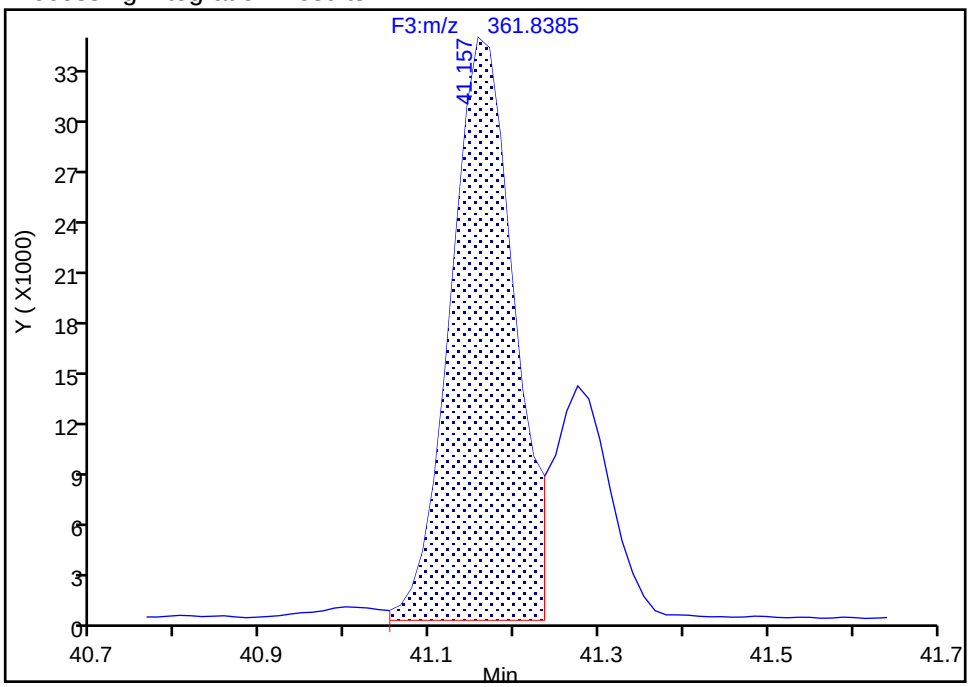

Manual Integration Results

RT: 41.16
Area: 235000
Amount: 104.7307
Amount Units: pg/ul

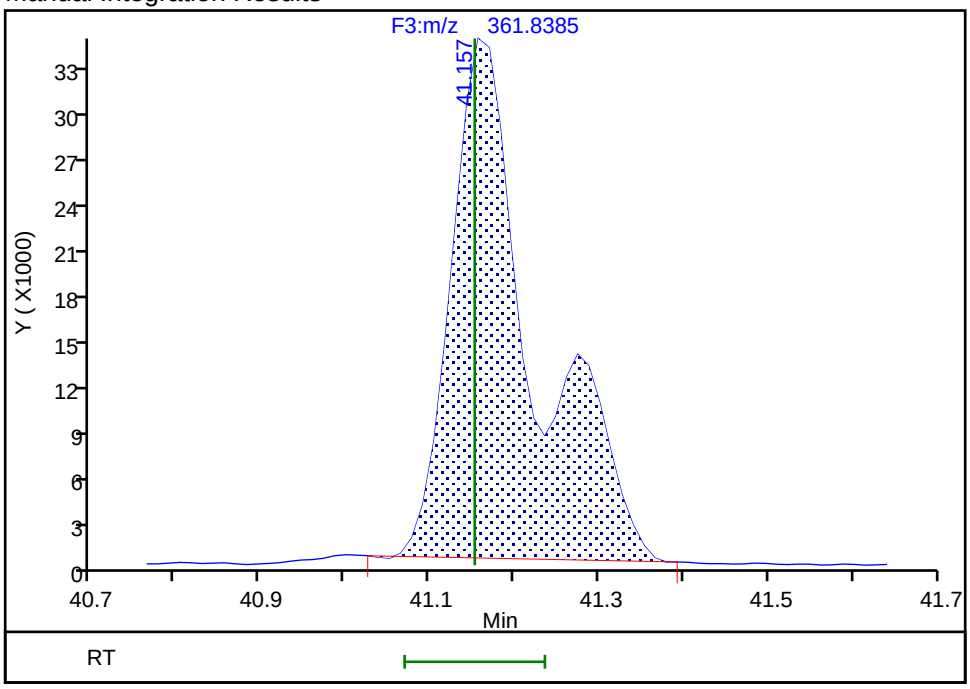

Reviewer: davidsonm, 04-Sep-2019 17:06:32

Audit Action: Manually Integrated Audit Reason: Incomplete Integration

Eurofins TestAmerica, Knoxville

Data File:	\\chromna\Knoxville\ChromData\D3D\20190904-12947.b\580-88125-b-7-c_190904142732.d		
Injection Date:	04-Sep-2019 14:27:00	Injection Vol:	1.0 ul
Instrument ID:	D3D	Operator ID:	Xcalibur_System
Method:	PCBs_D3D	Limit Group:	HR - 1668A - ICAL
Client ID:	A7-0to26-100918		
Worklist#:	33248	Sample Line#:	9
Column Type:	SPB-Octyl	Column Dia:	0.25 mm

HpPCB F3

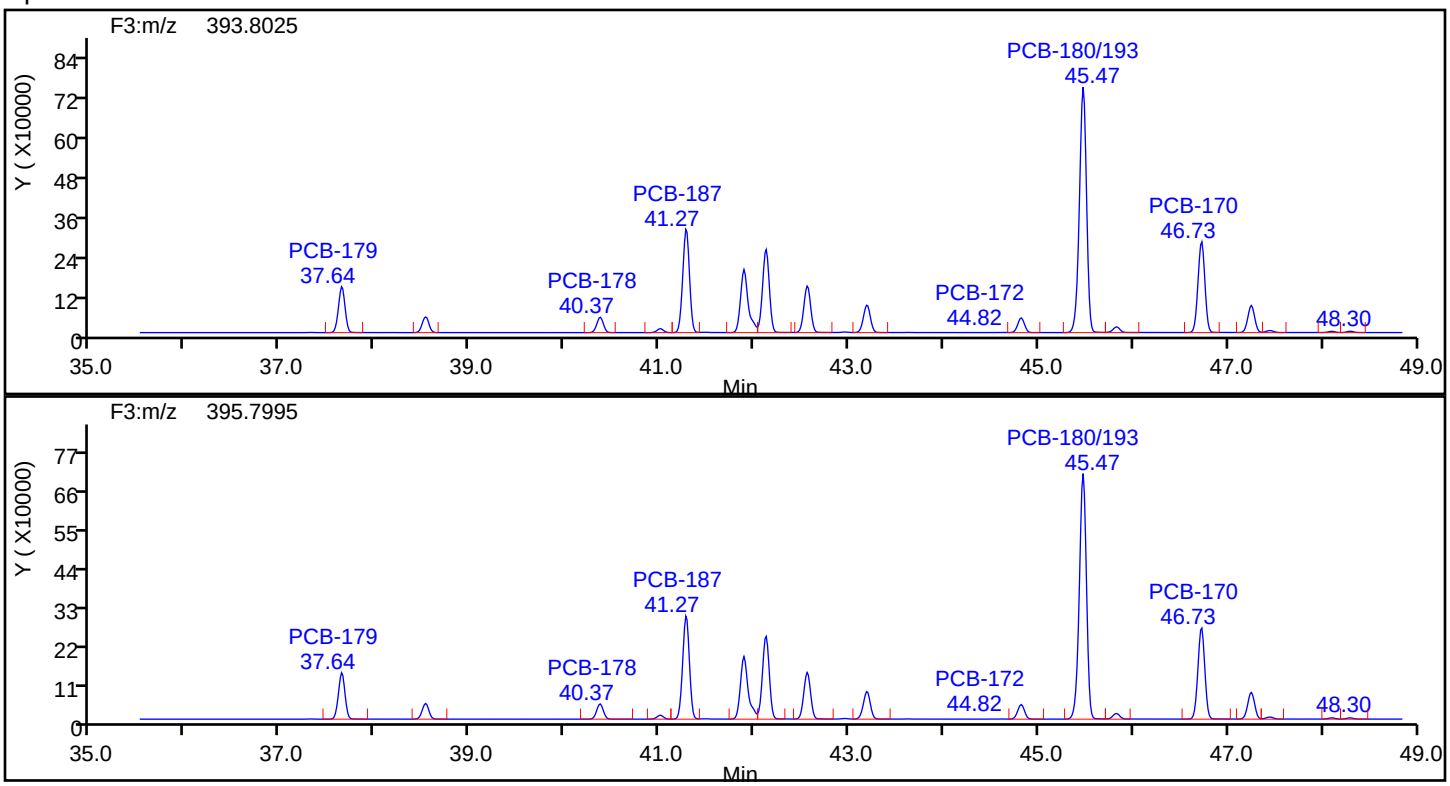

HpPCB F3 Standards

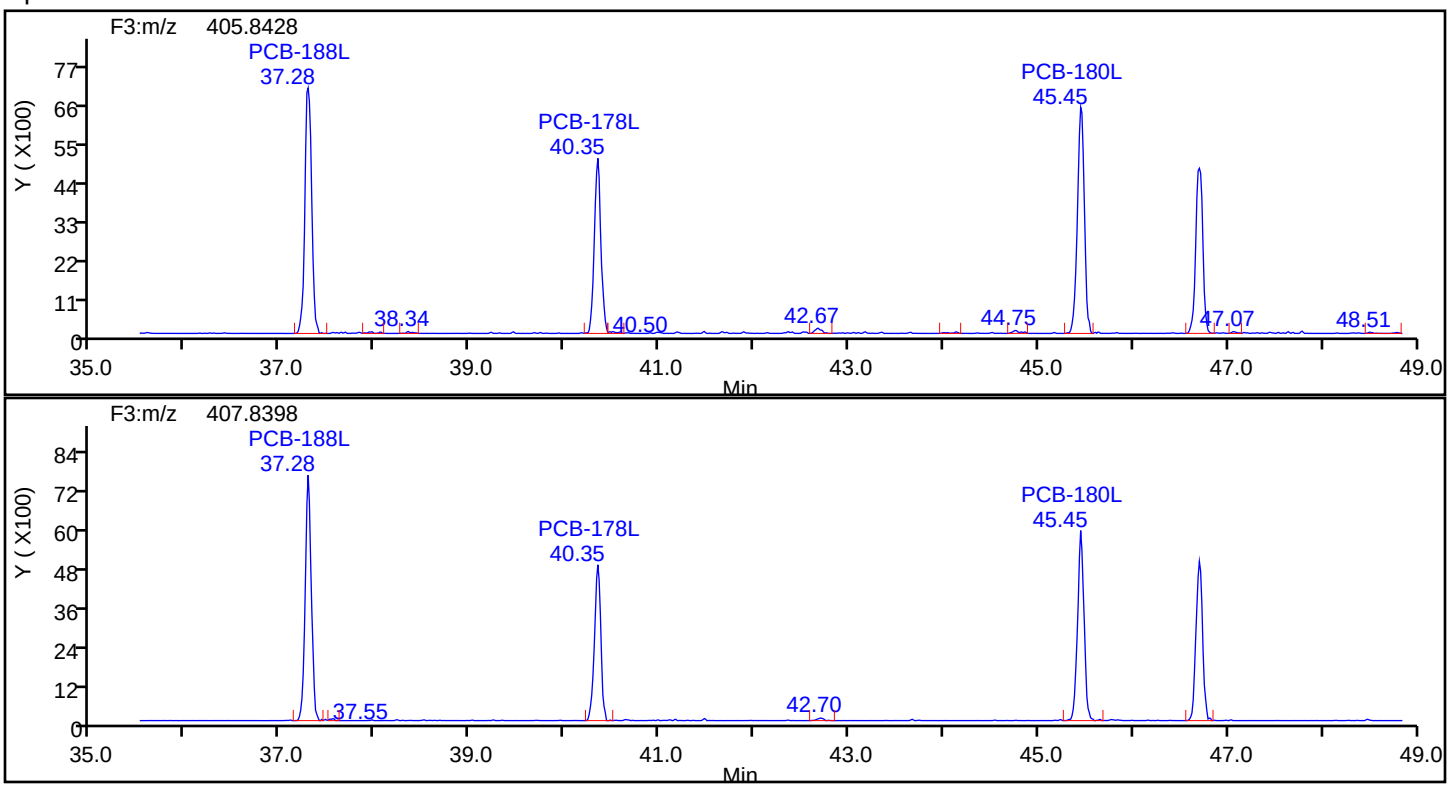

Eurofins TestAmerica, Knoxville

Data File:	\\chromna\Knoxville\ChromData\D3D\20190904-12947.b\580-88125-b-7-c_190904142732.d		
Injection Date:	04-Sep-2019 14:27:00	Injection Vol:	1.0 ul
Instrument ID:	D3D	Operator ID:	Xcalibur_System
Method:	PCBs_D3D	Limit Group:	HR - 1668A - ICAL
Client ID:	A7-0to26-100918		
Worklist#:	33248	Sample Line#:	9
Column Type:	SPB-Octyl	Column Dia:	0.25 mm

HpPCB F3

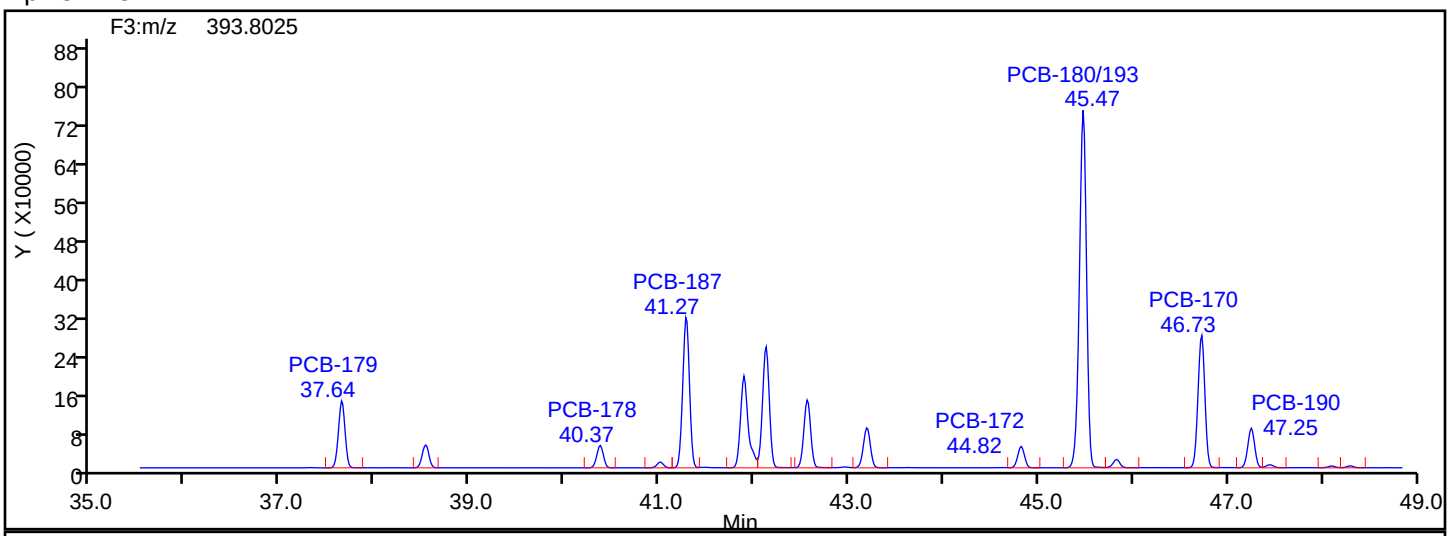

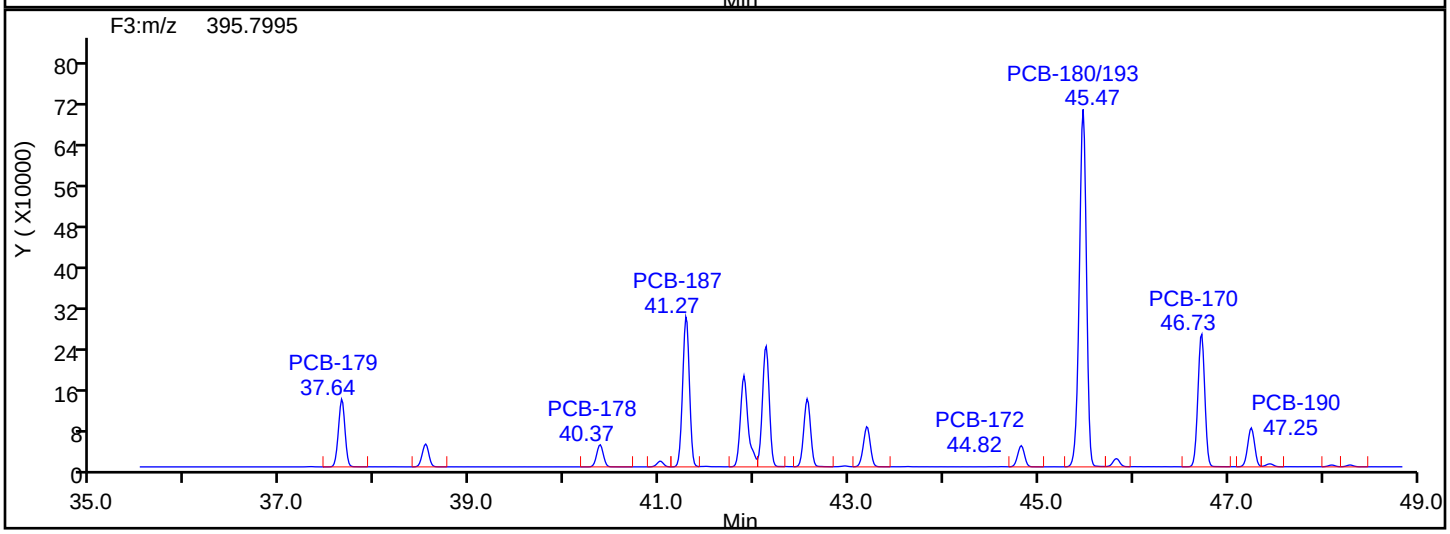

HpPCB F3 Lock Mass

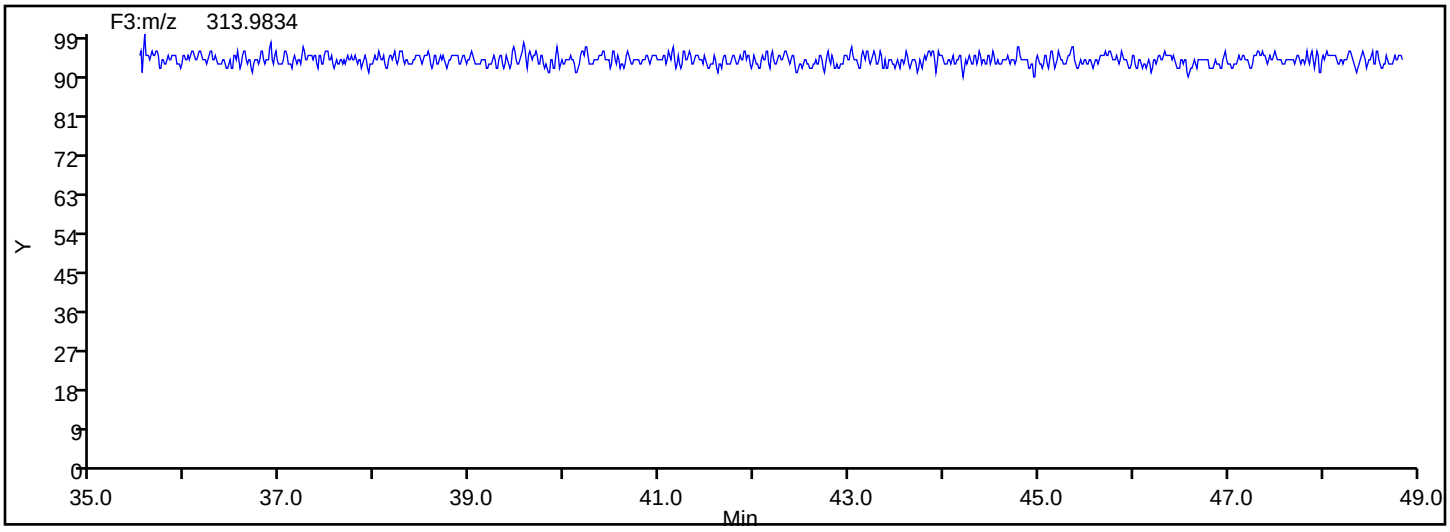

Eurofins TestAmerica, Knoxville

Data File:	\\chromna\Knoxville\ChromData\D3D\20190904-12947.b\580-88125-b-7-c_190904142732.d		
Injection Date:	04-Sep-2019 14:27:00	Injection Vol:	1.0 ul
Instrument ID:	D3D	Operator ID:	Xcalibur_System
Method:	PCBs_D3D	Limit Group:	HR - 1668A - ICAL
Client ID:	A7-0to26-100918		
Worklist#:	33248	Sample Line#:	9
Column Type:	SPB-Octyl	Column Dia:	0.25 mm

HpPCB F4

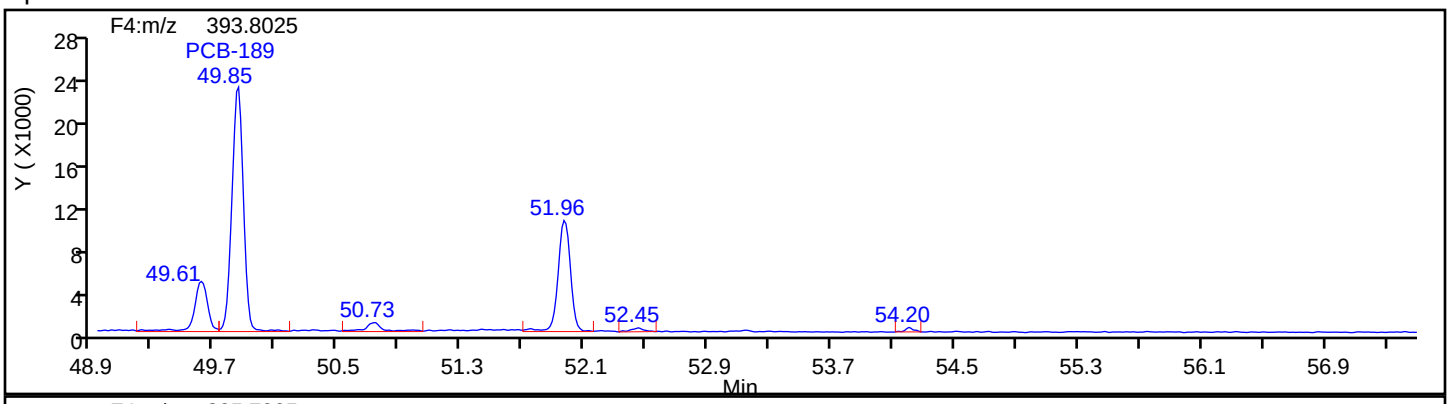

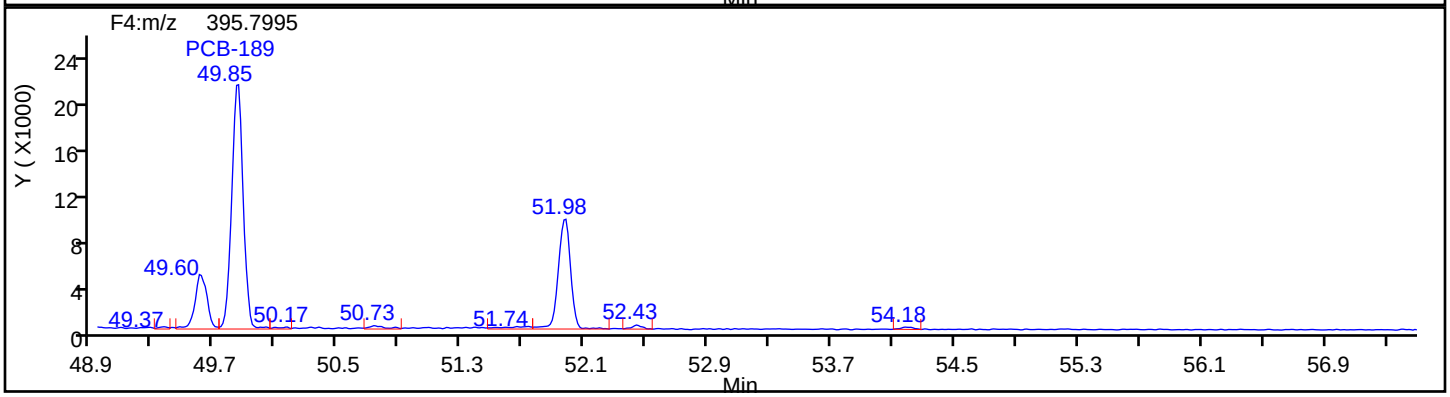

HpPCB F4 Standards

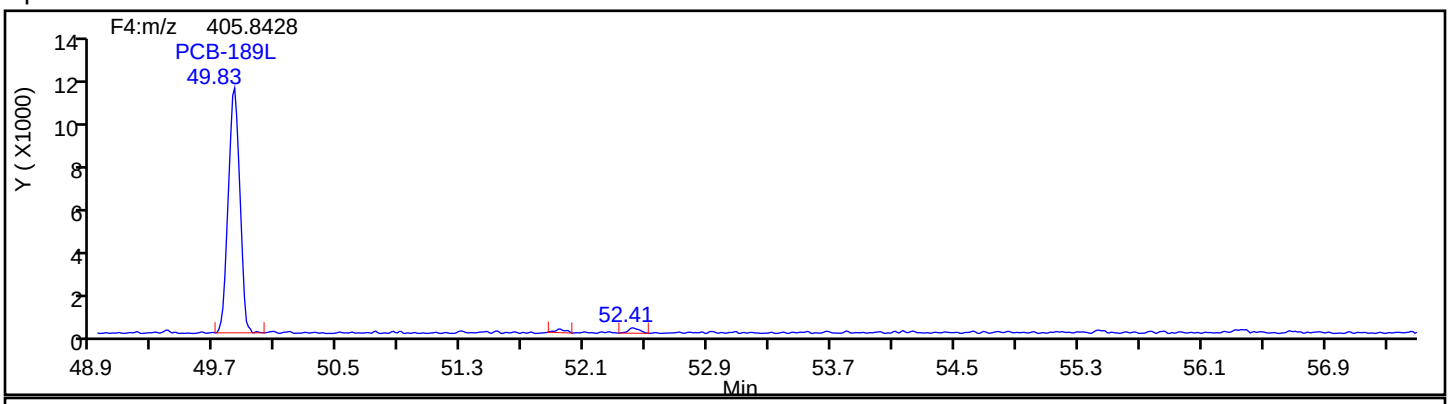

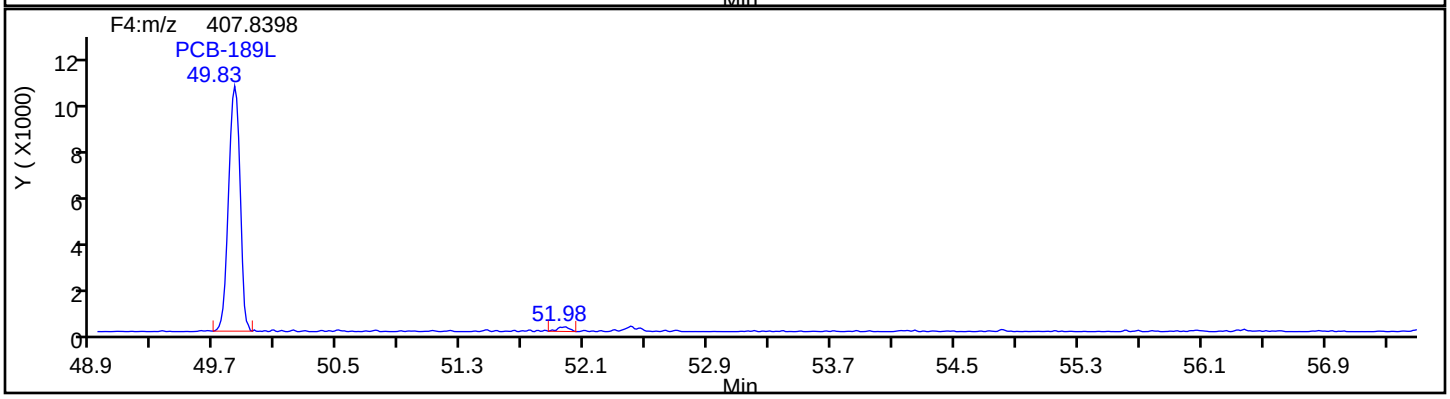

Eurofins TestAmerica, Knoxville

Data File:	\\chromna\Knoxville\ChromData\D3D\20190904-12947.b\580-88125-b-7-c_190904142732.d		
Injection Date:	04-Sep-2019 14:27:00	Injection Vol:	1.0 ul
Instrument ID:	D3D	Operator ID:	Xcalibur_System
Method:	PCBs_D3D	Limit Group:	HR - 1668A - ICAL
Client ID:	A7-0to26-100918		
Worklist#:	33248	Sample Line#:	9
Column Type:	SPB-Octyl	Column Dia:	0.25 mm

HpPCB F4

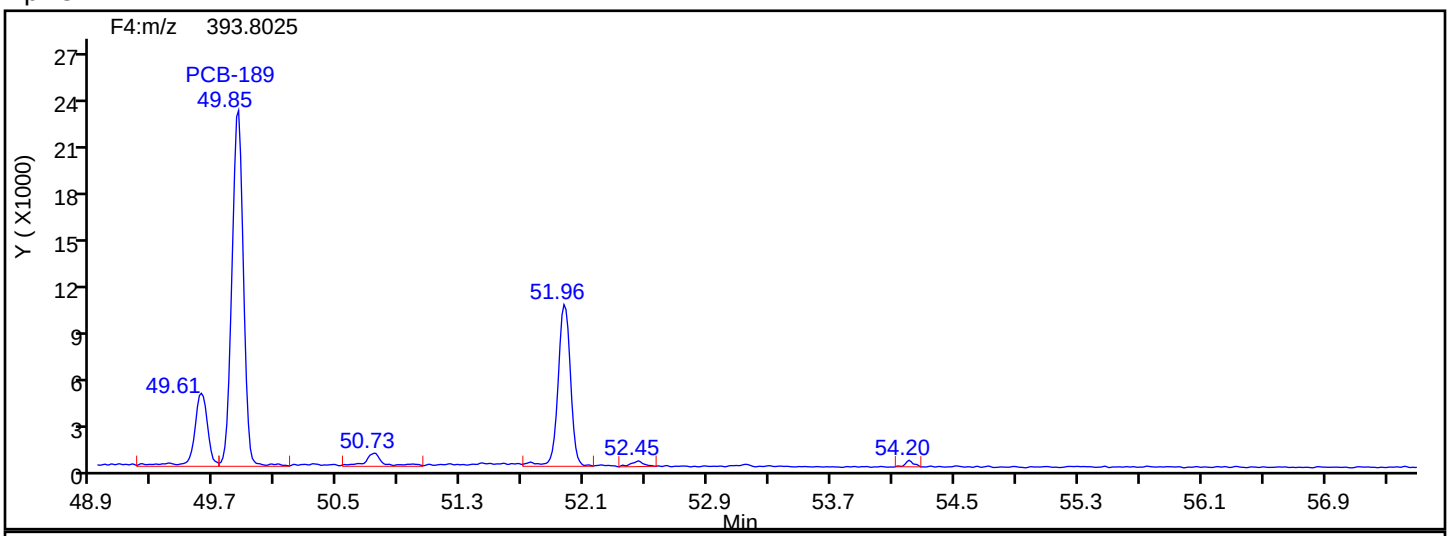

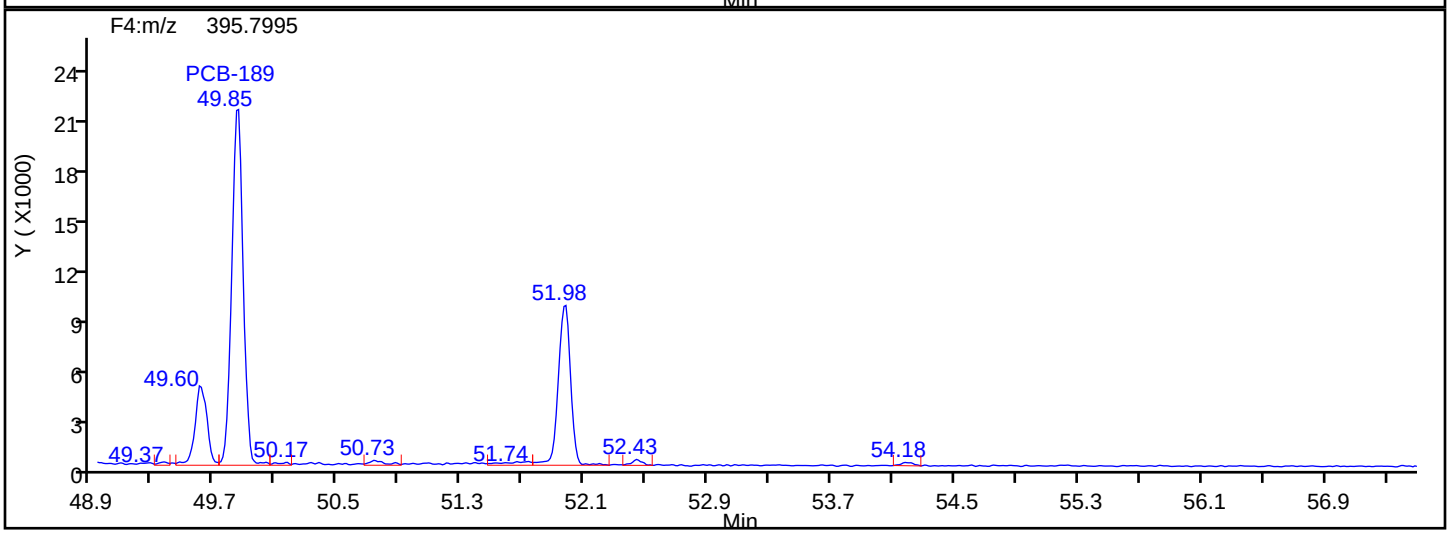

HpPCB F4 Lock Mass

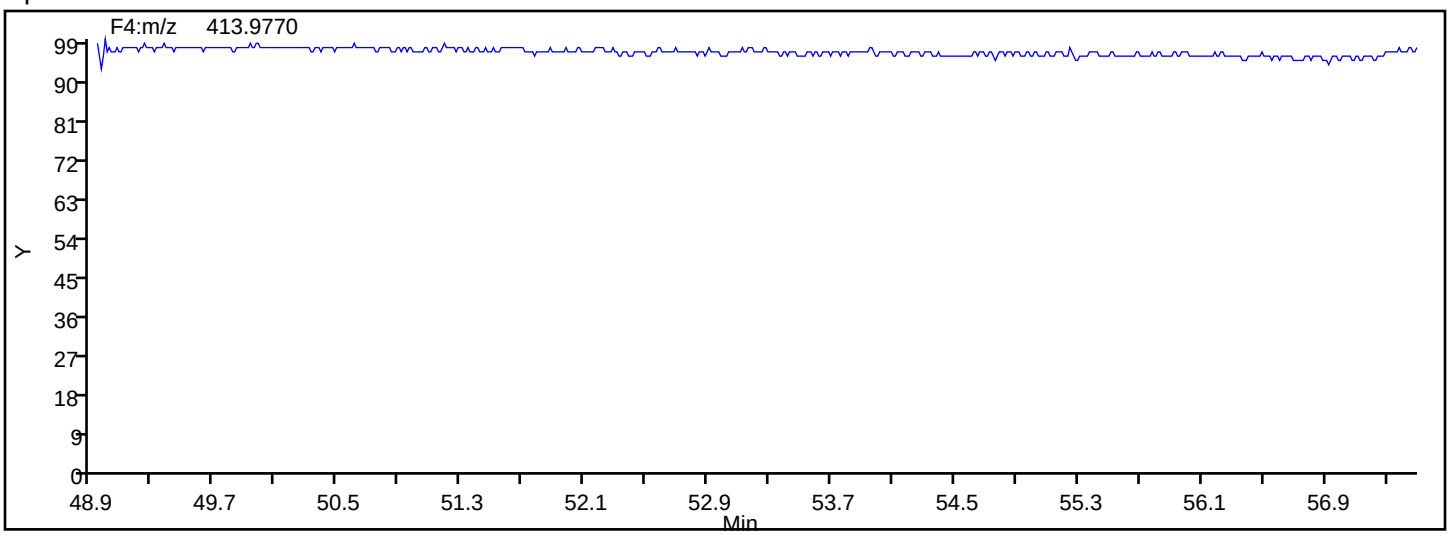

Eurofins TestAmerica, Knoxville

Data File:	\\chromna\Knoxville\ChromData\D3D\20190904-12947.b\580-88125-b-7-c_190904142732.d		
Injection Date:	04-Sep-2019 14:27:00	Injection Vol:	1.0 ul
Instrument ID:	D3D	Operator ID:	Xcalibur_System
Method:	PCBs_D3D	Limit Group:	HR - 1668A - ICAL
Client ID:	A7-0to26-100918		
Worklist#:	33248	Sample Line#:	9
Column Type:	SPB-Octyl	Column Dia:	0.25 mm

OcPCB F3

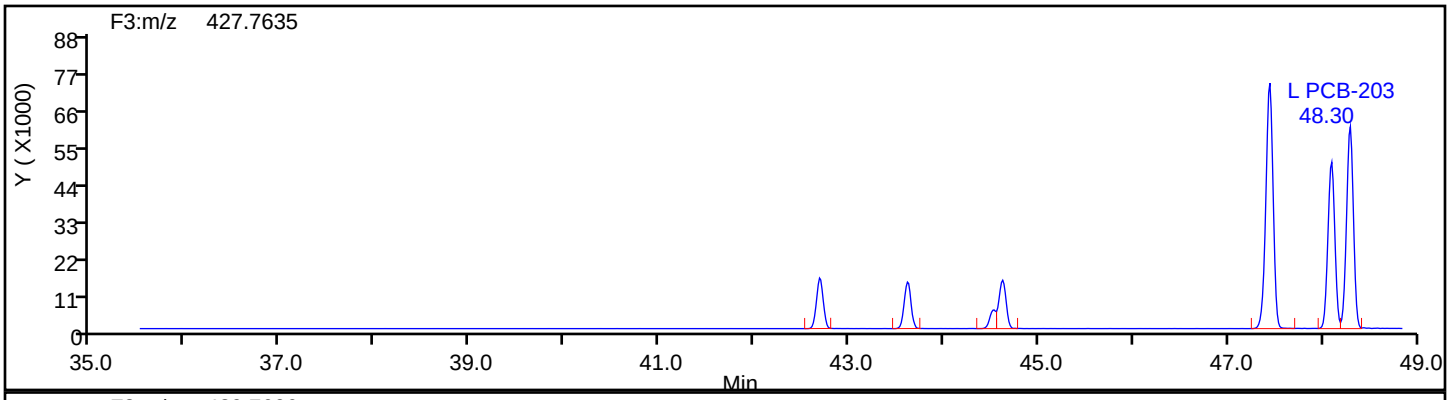

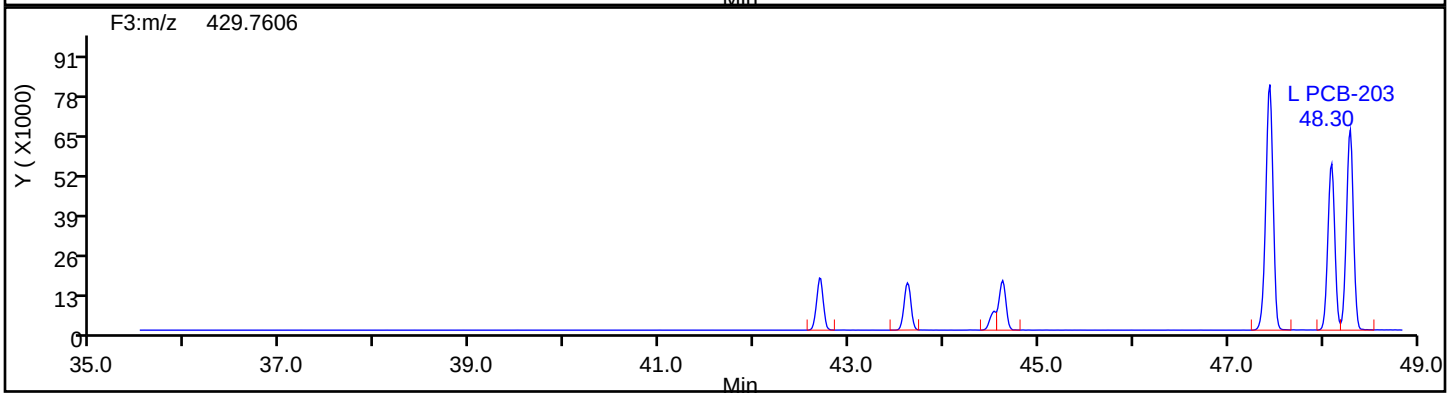

OcPCB F3 Standards

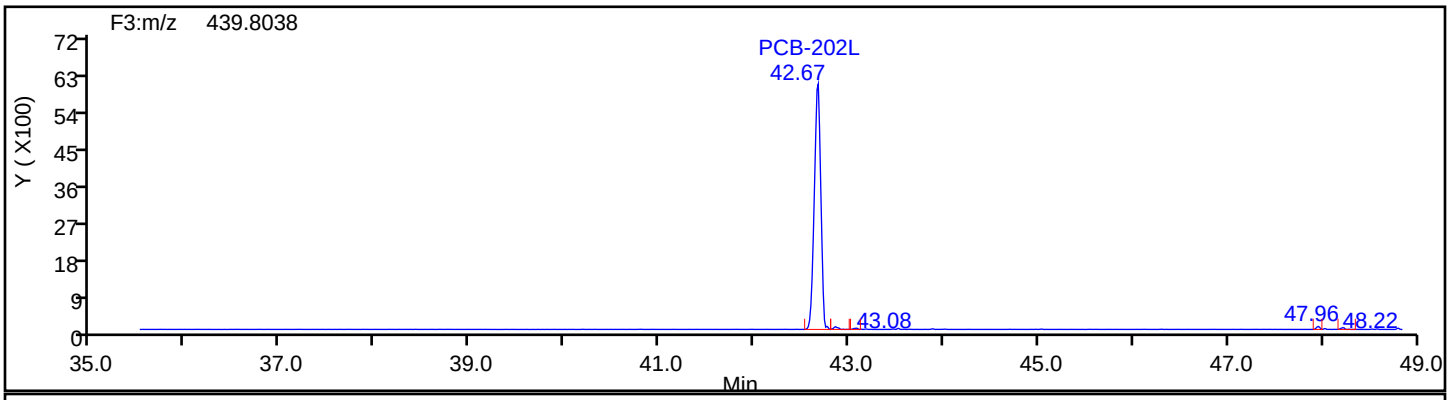

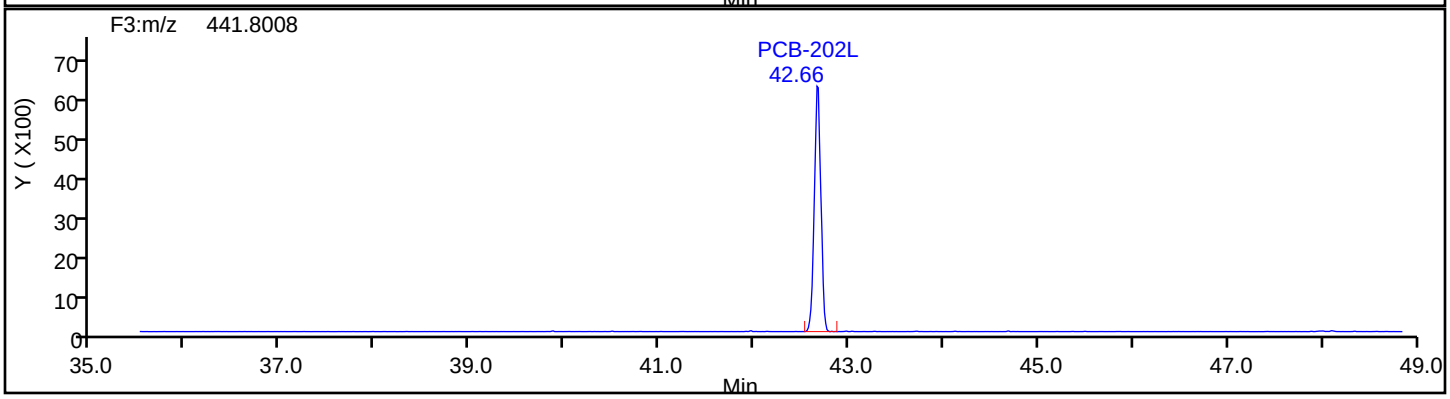

Eurofins TestAmerica, Knoxville

Data File:	\\chromna\Knoxville\ChromData\D3D\20190904-12947.b\580-88125-b-7-c_190904142732.d		
Injection Date:	04-Sep-2019 14:27:00	Injection Vol:	1.0 ul
Instrument ID:	D3D	Operator ID:	Xcalibur_System
Method:	PCBs_D3D	Limit Group:	HR - 1668A - ICAL
Client ID:	A7-0to26-100918		
Worklist#:	33248	Sample Line#:	9
Column Type:	SPB-Octyl	Column Dia:	0.25 mm

OcPCB F3

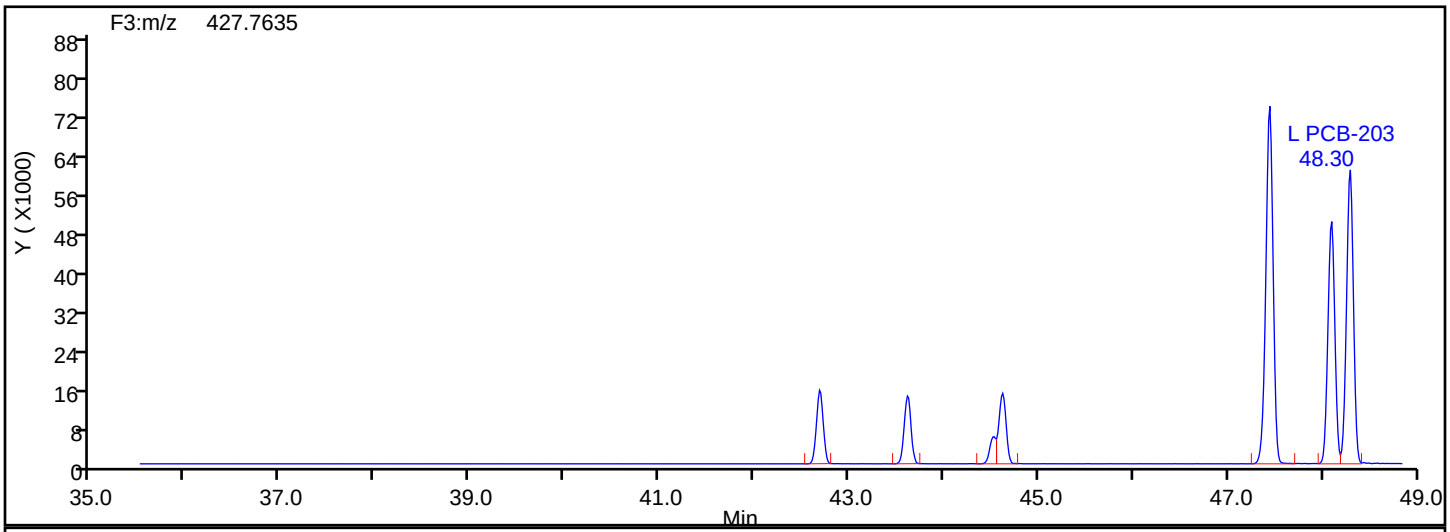

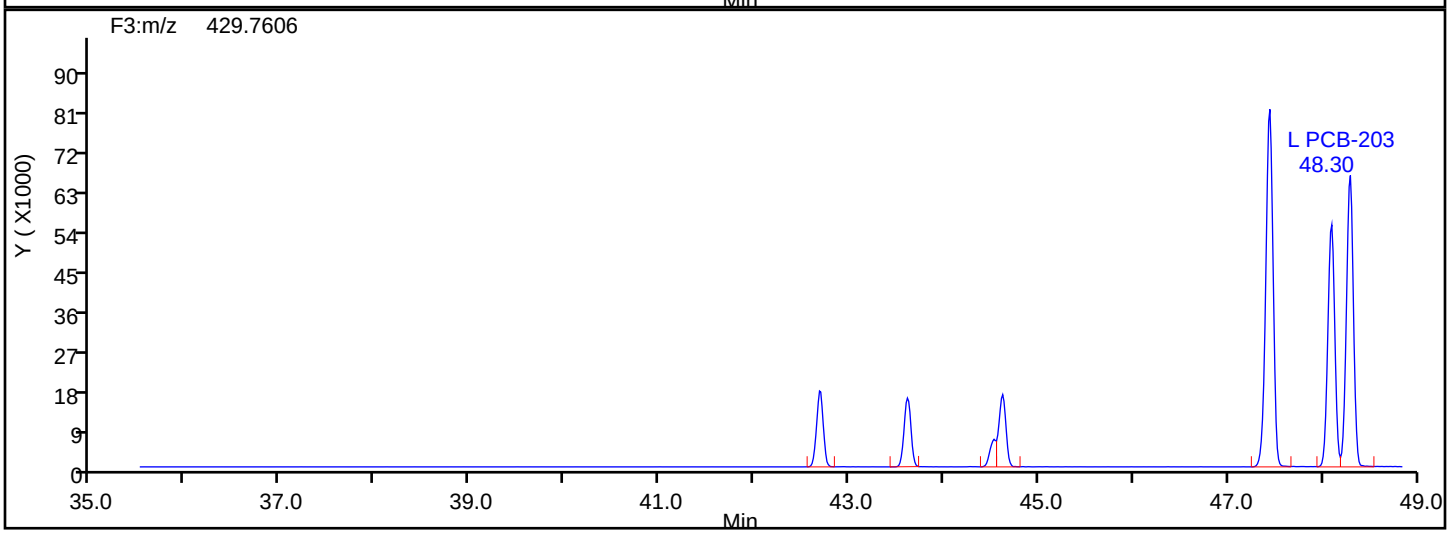

OcPCB F3 Lock Mass

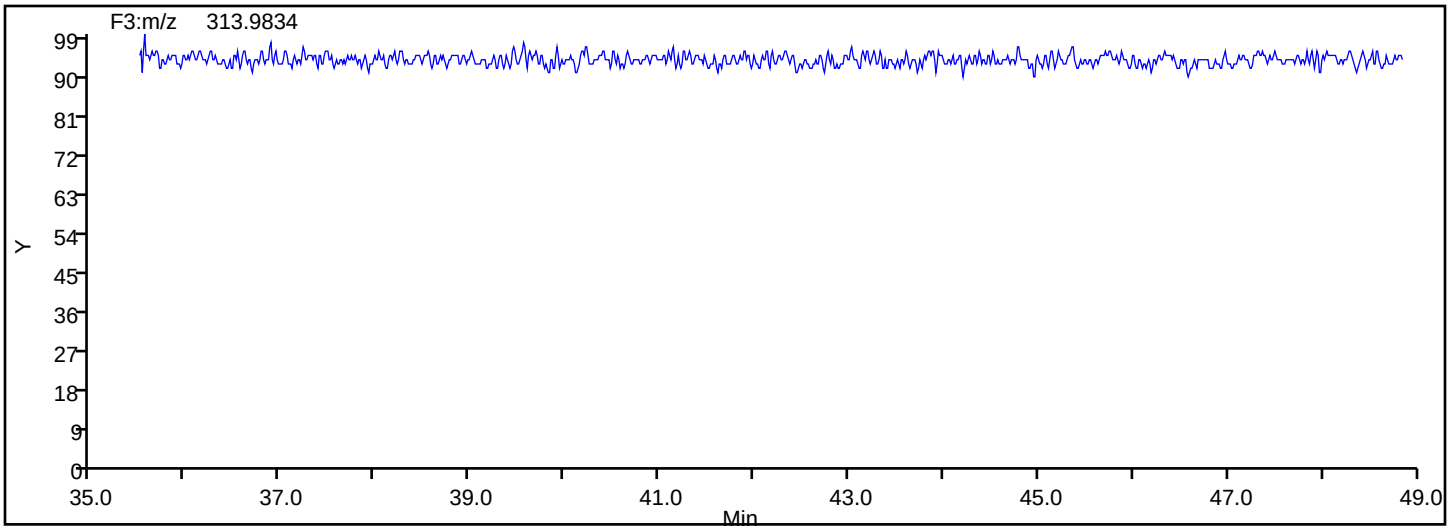

Eurofins TestAmerica, Knoxville

Data File:	\\chromna\Knoxville\ChromData\D3D\20190904-12947.b\580-88125-b-7-c_190904142732.d		
Injection Date:	04-Sep-2019 14:27:00	Injection Vol:	1.0 ul
Instrument ID:	D3D	Operator ID:	Xcalibur_System
Method:	PCBs_D3D	Limit Group:	HR - 1668A - ICAL
Client ID:	A7-0to26-100918		
Worklist#:	33248	Sample Line#:	9
Column Type:	SPB-Octyl	Column Dia:	0.25 mm

OcPCB F4

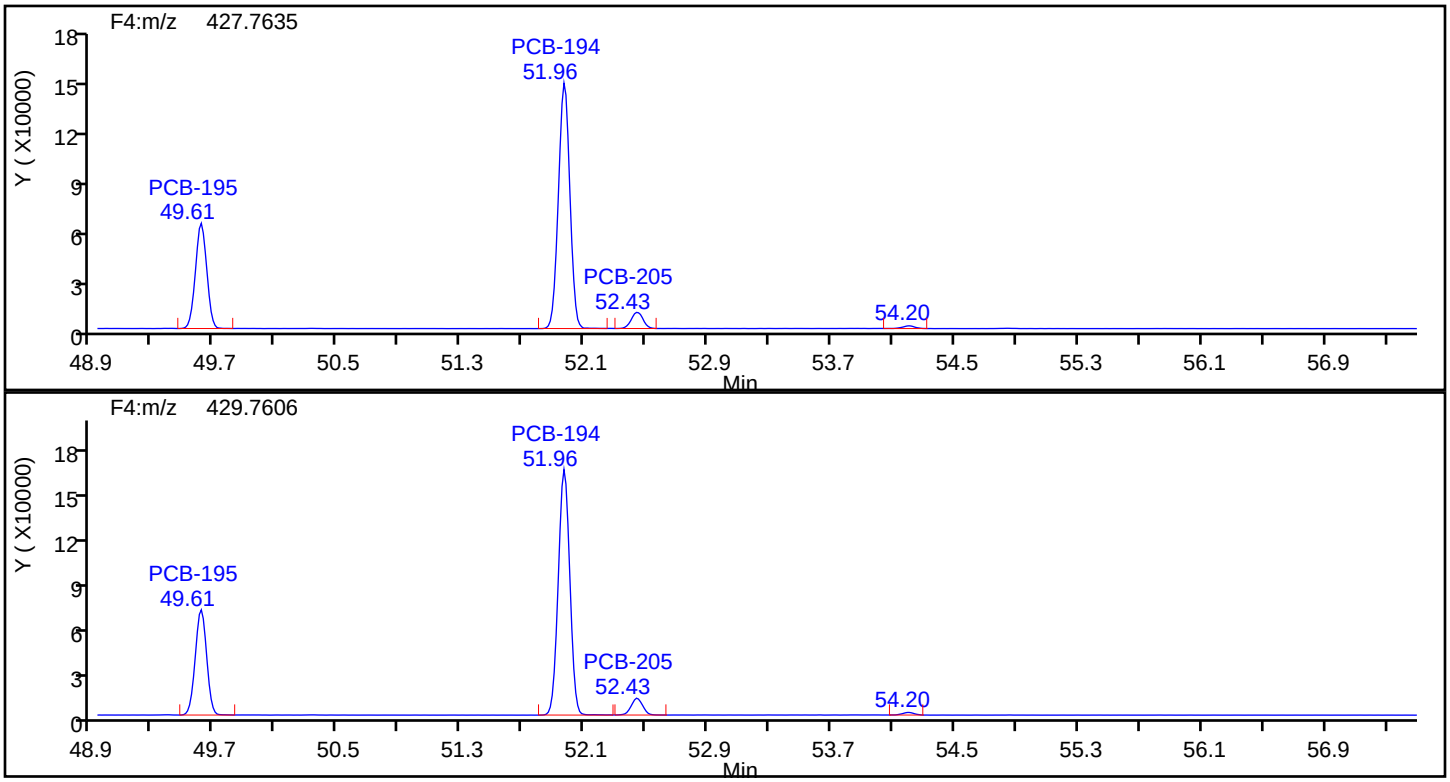

OcPCB F4 Standards

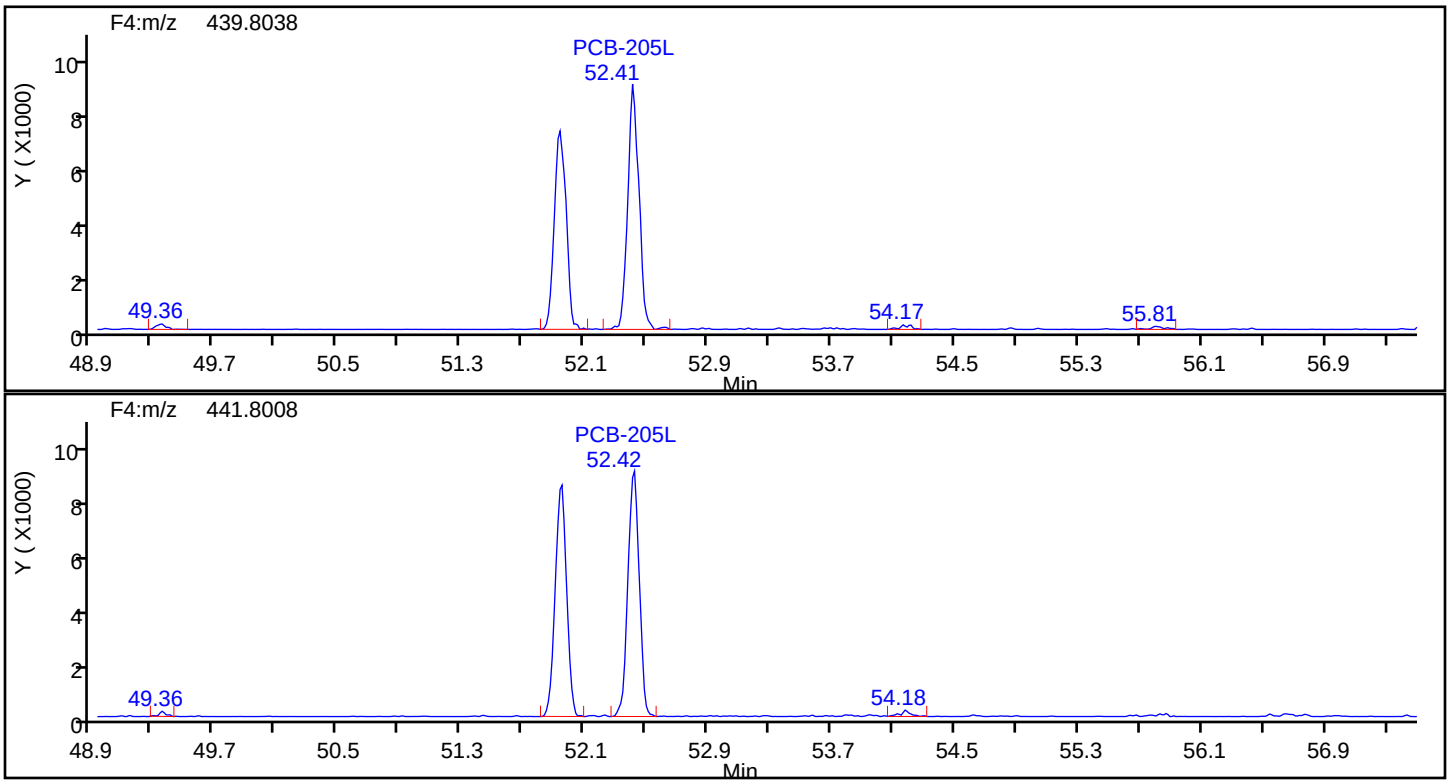

Eurofins TestAmerica, Knoxville

Data File:	\\chromna\Knoxville\ChromData\D3D\20190904-12947.b\580-88125-b-7-c_190904142732.d		
Injection Date:	04-Sep-2019 14:27:00	Injection Vol:	1.0 ul
Instrument ID:	D3D	Operator ID:	Xcalibur_System
Method:	PCBs_D3D	Limit Group:	HR - 1668A - ICAL
Client ID:	A7-0to26-100918		
Worklist#:	33248	Sample Line#:	9
Column Type:	SPB-Octyl	Column Dia:	0.25 mm

OcPCB F4

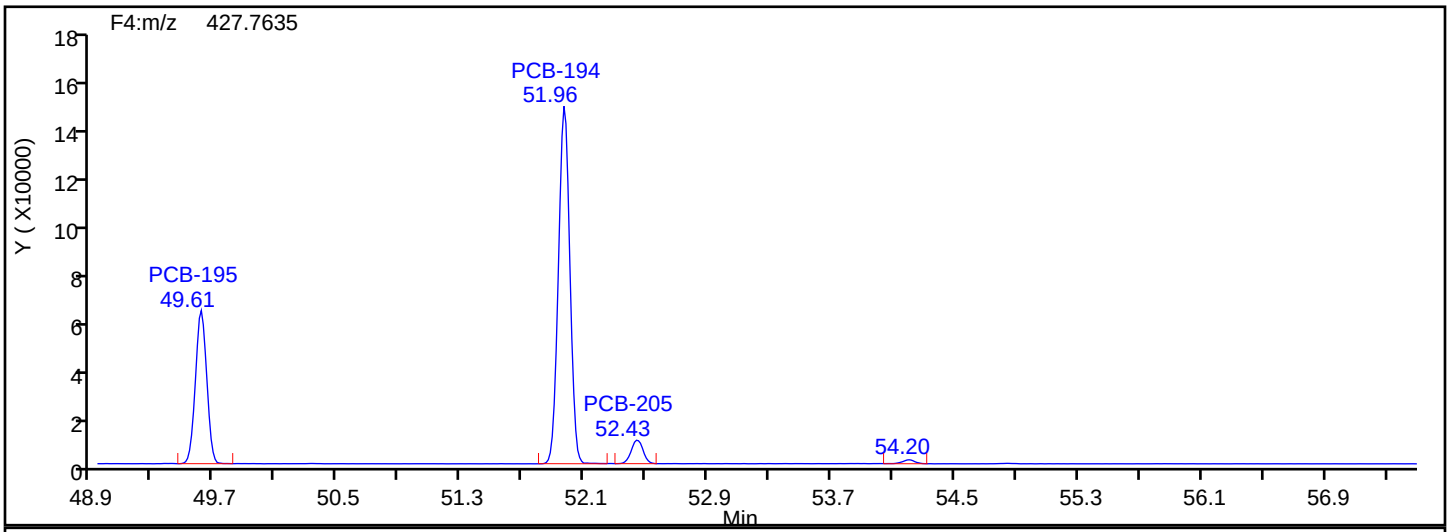

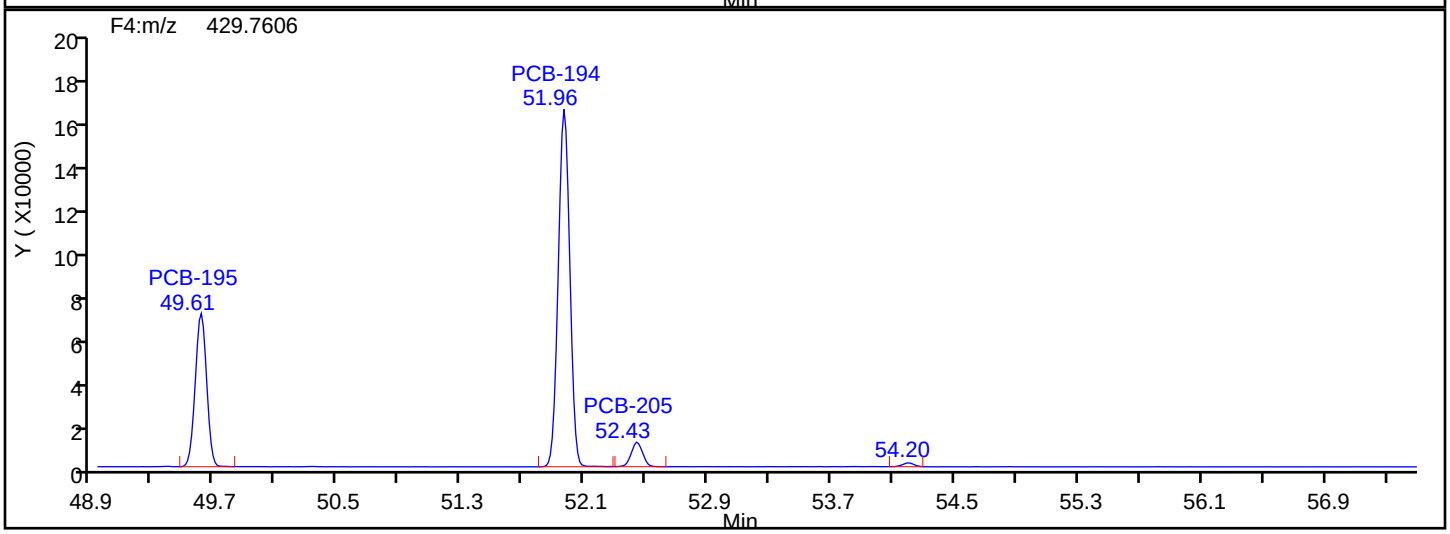

OcPCB F4 Lock Mass

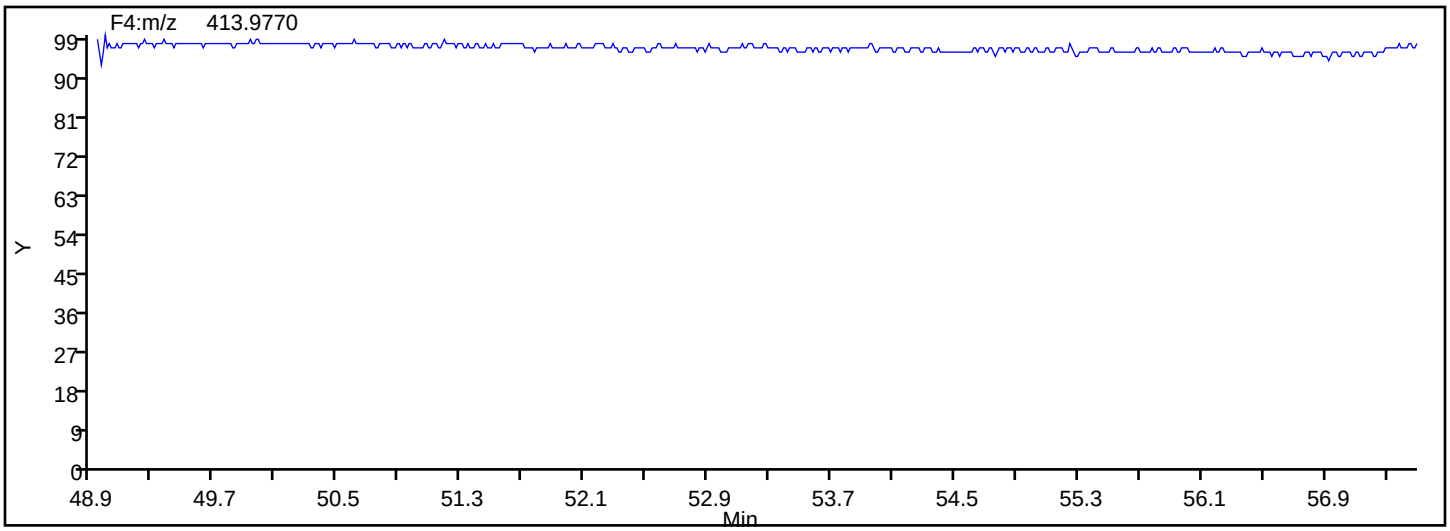

Eurofins TestAmerica, Knoxville

Data File:	\\chromna\Knoxville\ChromData\D3D\20190904-12947.b\580-88125-b-7-c_190904142732.d		
Injection Date:	04-Sep-2019 14:27:00	Injection Vol:	1.0 ul
Instrument ID:	D3D	Operator ID:	Xcalibur_System
Method:	PCBs_D3D	Limit Group:	HR - 1668A - ICAL
Client ID:	A7-0to26-100918		
Worklist#:	33248	Sample Line#:	9
Column Type:	SPB-Octyl	Column Dia:	0.25 mm

NoPCB F4

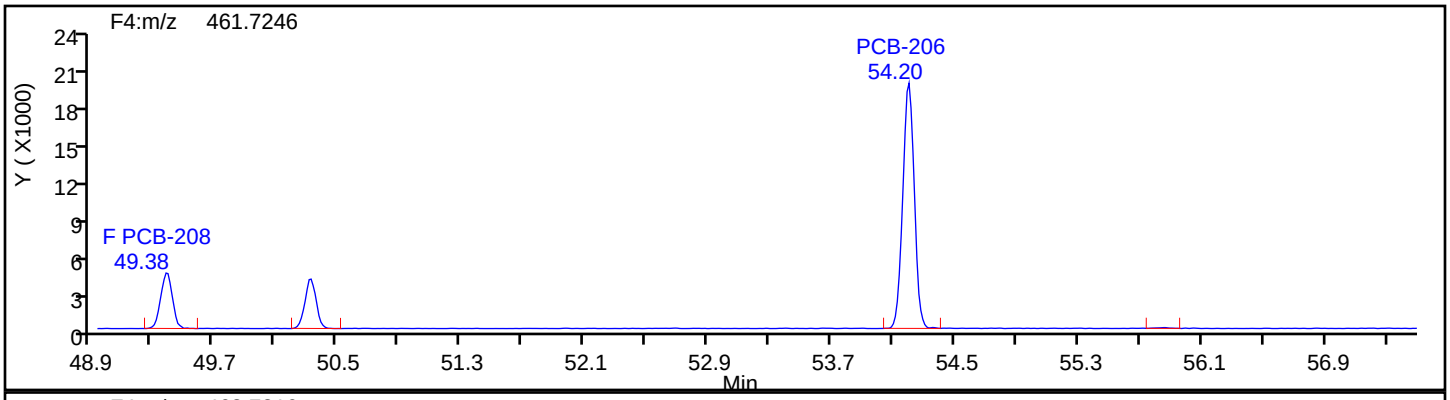

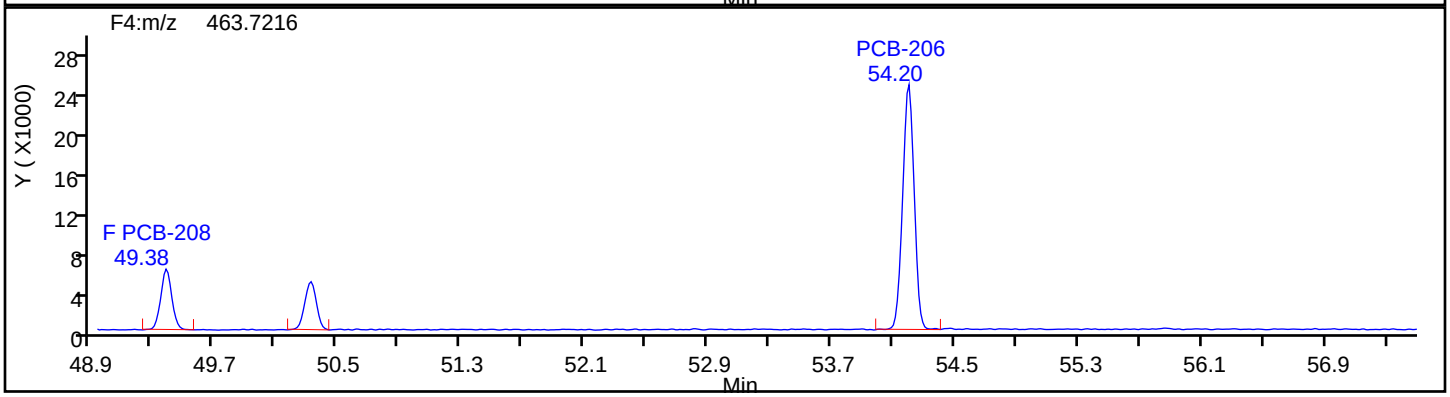

NoPCB F4 Standards

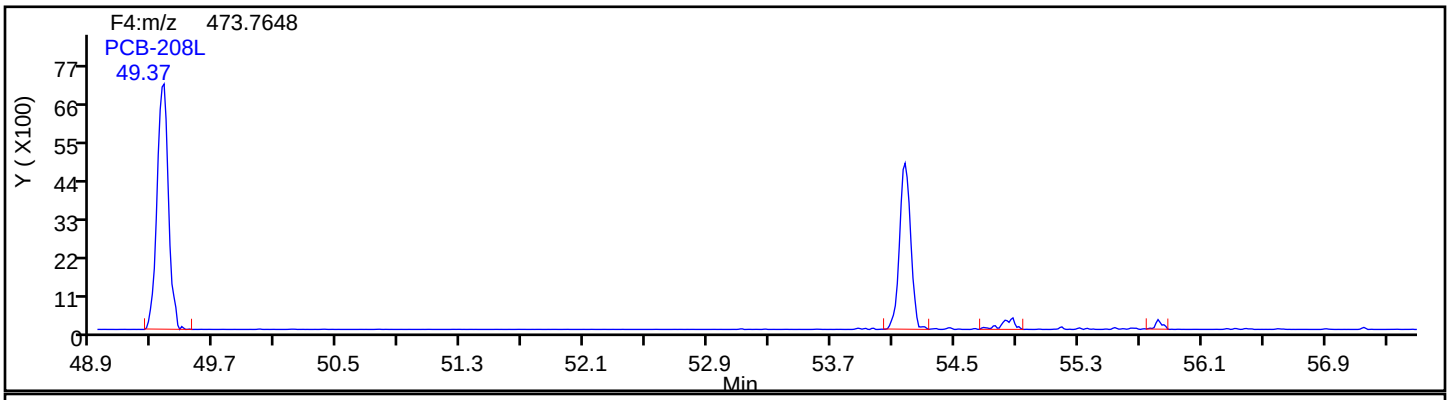

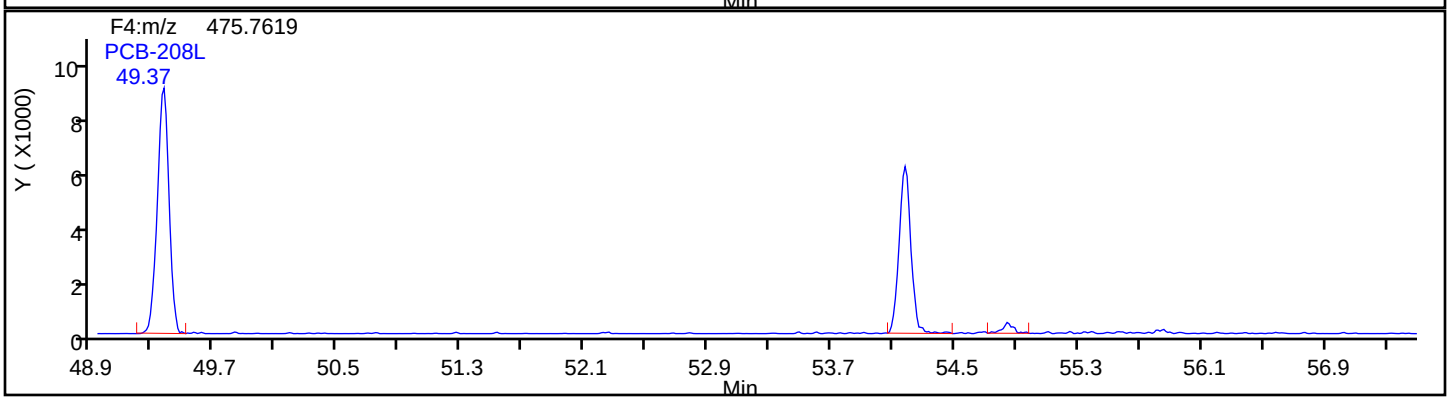

Eurofins TestAmerica, Knoxville

Data File:	\\chromna\Knoxville\ChromData\D3D\20190904-12947.b\580-88125-b-7-c_190904142732.d		
Injection Date:	04-Sep-2019 14:27:00	Injection Vol:	1.0 ul
Instrument ID:	D3D	Operator ID:	Xcalibur_System
Method:	PCBs_D3D	Limit Group:	HR - 1668A - ICAL
Client ID:	A7-0to26-100918		
Worklist#:	33248	Sample Line#:	9
Column Type:	SPB-Octyl	Column Dia:	0.25 mm

NoPCB F4

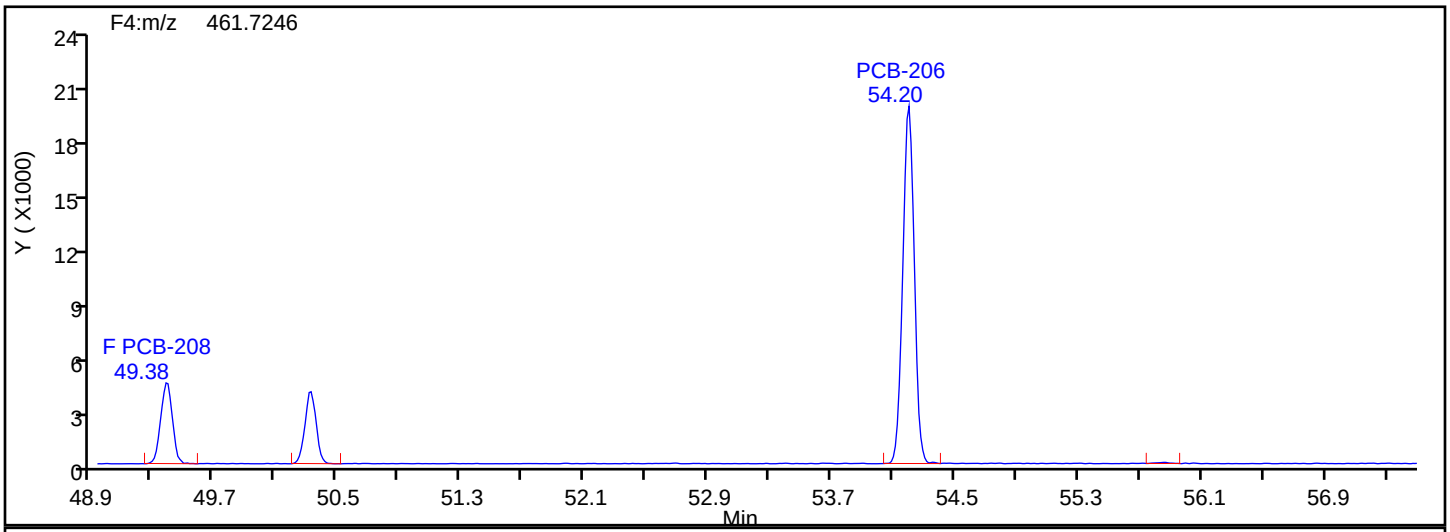

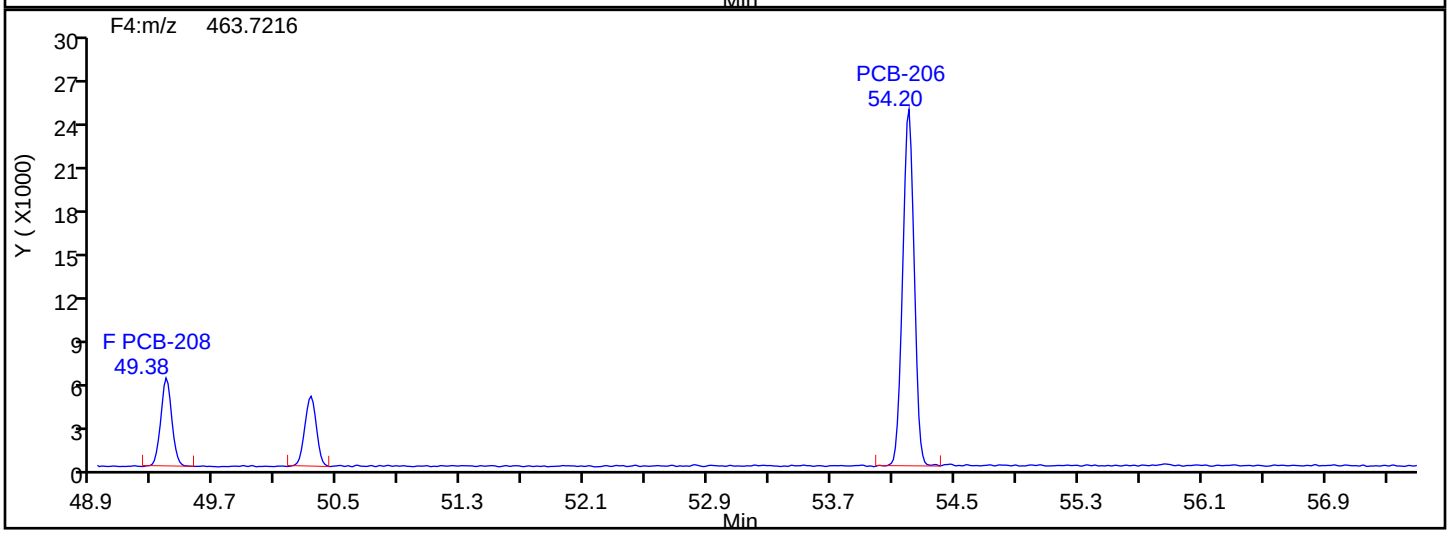

NoPCB F4 Lock Mass

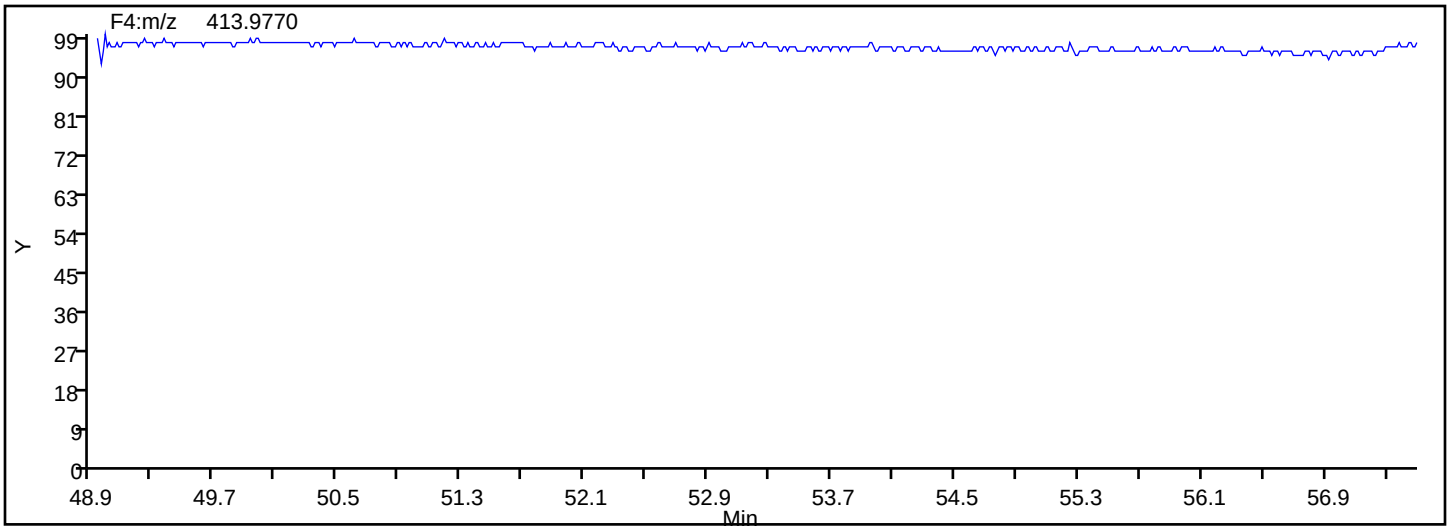

Eurofins TestAmerica, Knoxville

Data File:	\\chromna\Knoxville\ChromData\D3D\20190904-12947.b\580-88125-b-7-c_190904142732.d		
Injection Date:	04-Sep-2019 14:27:00	Injection Vol:	1.0 ul
Instrument ID:	D3D	Operator ID:	Xcalibur_System
Method:	PCBs_D3D	Limit Group:	HR - 1668A - ICAL
Client ID:	A7-0to26-100918		
Worklist#:	33248	Sample Line#:	9
Column Type:	SPB-Octyl	Column Dia:	0.25 mm

DePCB F4

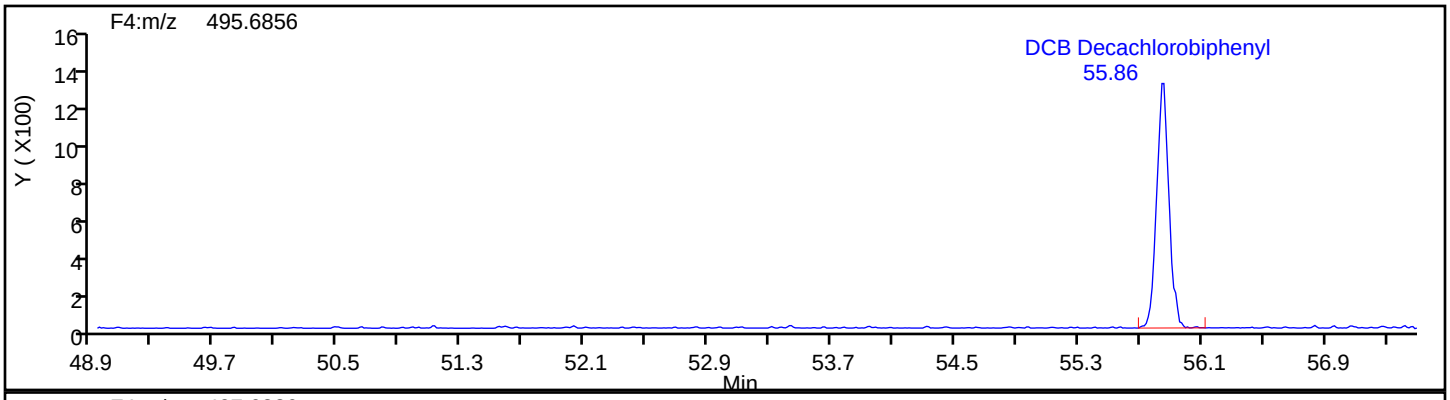

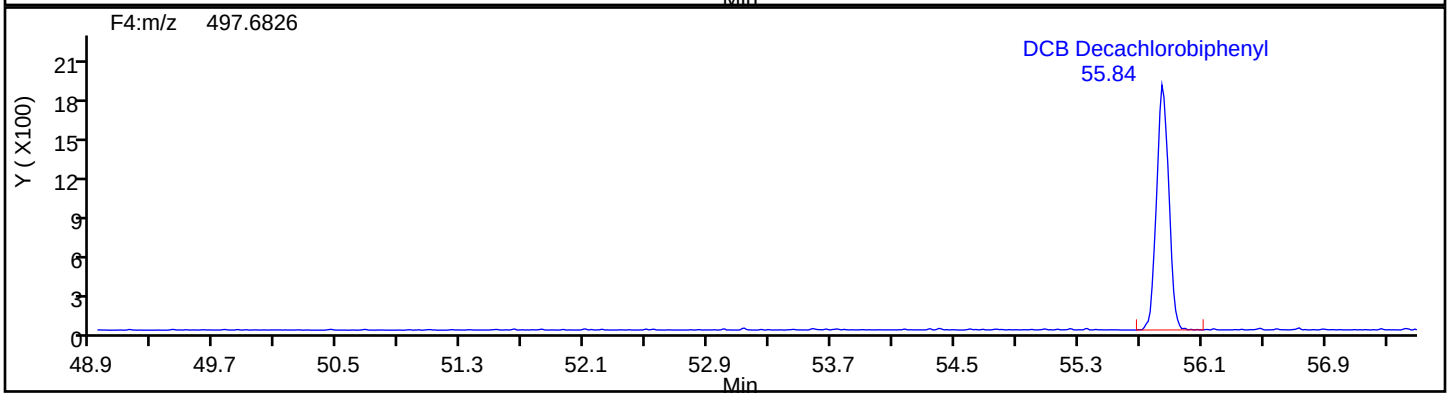

DePCB F4 Standards

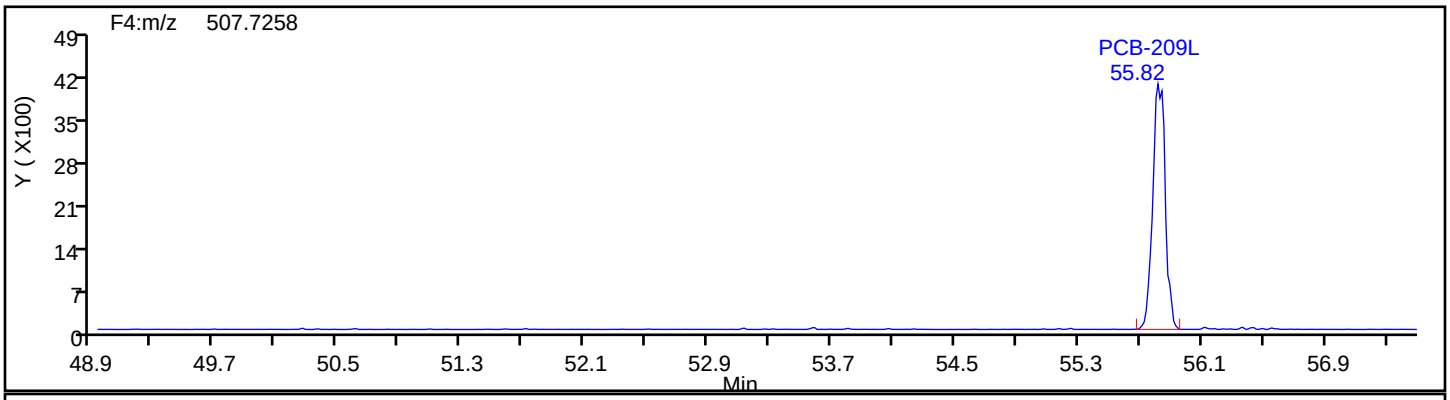

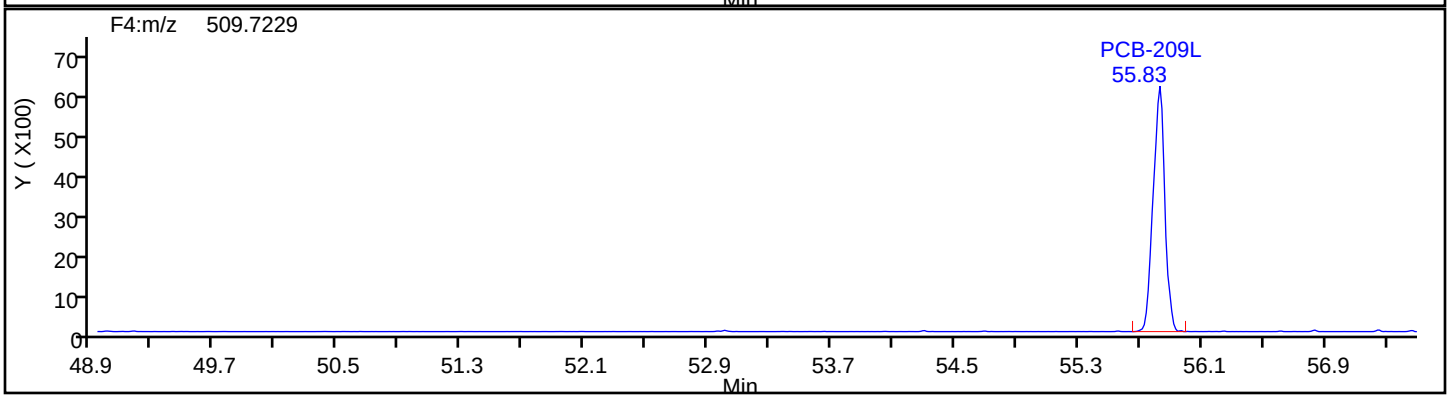

Eurofins TestAmerica, Knoxville

Data File:	\\chromna\Knoxville\ChromData\D3D\20190904-12947.b\580-88125-b-7-c_190904142732.d		
Injection Date:	04-Sep-2019 14:27:00	Injection Vol:	1.0 ul
Instrument ID:	D3D	Operator ID:	Xcalibur_System
Method:	PCBs_D3D	Limit Group:	HR - 1668A - ICAL
Client ID:	A7-0to26-100918		
Worklist#:	33248	Sample Line#:	9
Column Type:	SPB-Octyl	Column Dia:	0.25 mm

DePCB F4

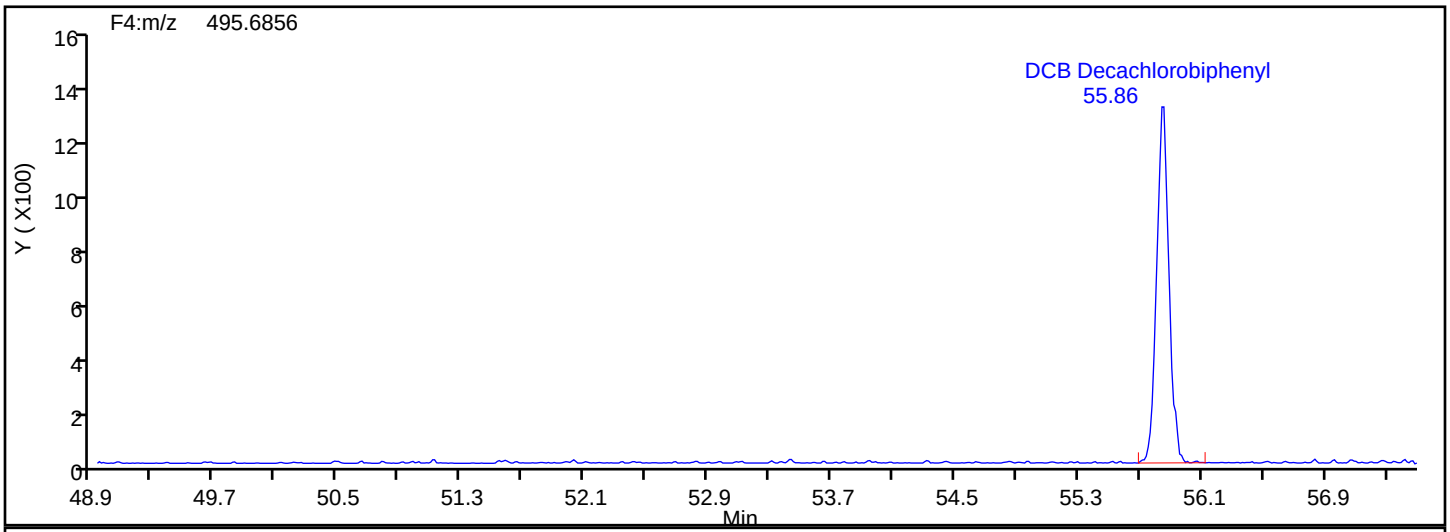

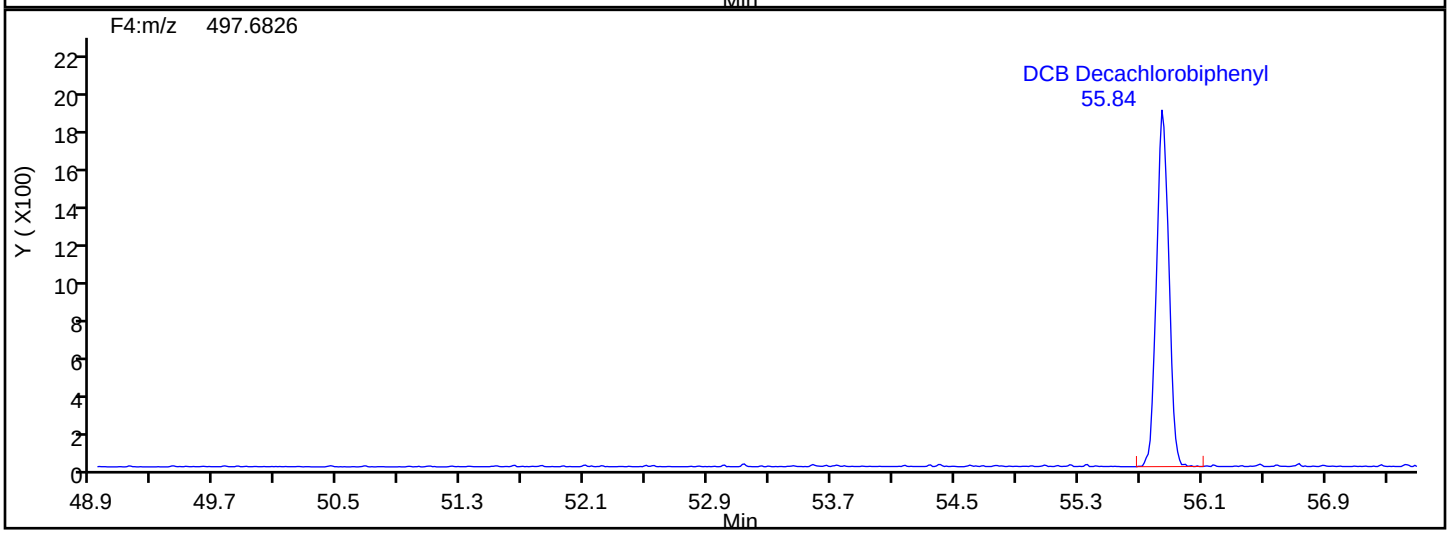

DePCB F4 Lock Mass

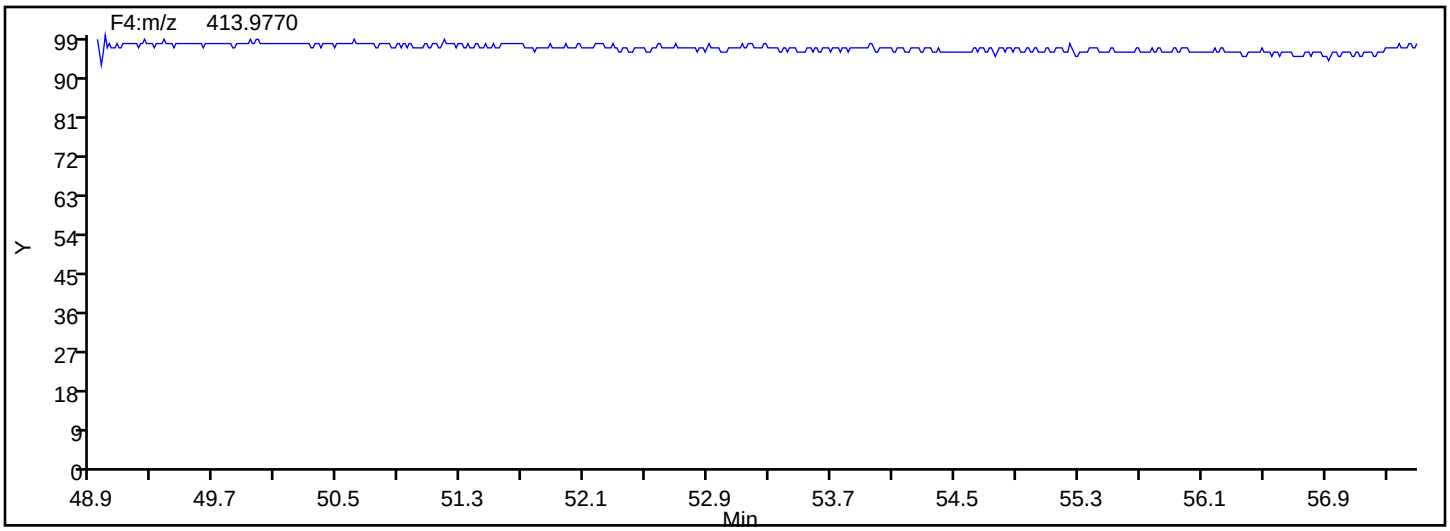

FORM I
HI-RES PCBS ORGANICS ANALYSIS DATA SHEET

Lab Name: Eurofins TestAmerica, Knoxville Job No.: 580-88125-2

SDG No.:

Client Sample ID: C4-0to27-100918 Lab Sample ID: 580-88125-8

Matrix: Solid Lab File ID: 580-88125-b-8-c.d

Analysis Method: 1668A Date Collected: 10/09/2018 08:28

Extract. Method: HRMS-Sox Date Extracted: 08/19/2019 08:06

Sample wt/vol: 20.32(g) Date Analyzed: 09/03/2019 18:02

Con. Extract Vol.: 20(mL) Dilution Factor: 1

Injection Volume: 1(uL) Level: (low/med) Low

% Moisture: 62.5 GPC Cleanup:(Y/N) N

Analysis Batch No.: 33205 Units: ng/g

CAS NO.	COMPOUND NAME	RESULT	Q	RL	EDL
2051-60-7	PCB-1	0.22	B	0.013	0.00060
2051-61-8	PCB-2	0.047	B	0.013	0.00063
2051-62-9	PCB-3	0.11	B	0.013	0.00065
13029-08-8	PCB-4	0.77		0.026	0.00092
16605-91-7	PCB-5	0.0066	J	0.013	0.00057
25569-80-6	PCB-6	0.067		0.013	0.00057
33284-50-3	PCB-7	0.016		0.013	0.00055
34883-43-7	PCB-8	0.21	B	0.026	0.00056
34883-39-1	PCB-9	0.022		0.013	0.00063
33146-45-1	PCB-10	0.036		0.013	0.00060
2050-67-1	PCB-11	0.075	B	0.026	0.00054
2974-92-7	PCB-12	0.040	C	0.026	0.00054
2974-90-5	PCB-13	0.040	C12	0.026	0.00054
34883-41-5	PCB-14	ND		0.013	0.00047
2050-68-2	PCB-15	0.17	B	0.013	0.00052
38444-78-9	PCB-16	0.12		0.013	0.00081
37680-66-3	PCB-17	1.3	B	0.013	0.00063
37680-65-2	PCB-18	0.33	C B	0.026	0.00055
38444-73-4	PCB-19	2.2		0.013	0.00076
38444-84-7	PCB-20	0.79	C B	0.026	0.0038
55702-46-0	PCB-21	0.30	C B	0.026	0.0036
38444-85-8	PCB-22	0.10	B	0.013	0.0040
55720-44-0	PCB-23	ND		0.013	0.0039
55702-45-9	PCB-24	ND		0.013	0.00047
55712-37-3	PCB-25	0.14		0.013	0.0036
38444-81-4	PCB-26	0.099	C B	0.026	0.0037
38444-76-7	PCB-27	0.30		0.013	0.00046
7012-37-5	PCB-28	0.79	B C20	0.026	0.0038
15862-07-4	PCB-29	0.099	C26 B	0.026	0.0037
35693-92-6	PCB-30	0.33	C18 B	0.026	0.00055
16606-02-3	PCB-31	0.38	B	0.026	0.0036
38444-77-8	PCB-32	0.85	B	0.013	0.00042
38444-86-9	PCB-33	0.30	B C21	0.026	0.0036
37680-68-5	PCB-34	0.0097	J	0.013	0.0040

FORM I
HI-RES PCBS ORGANICS ANALYSIS DATA SHEET

Lab Name: Eurofins TestAmerica, Knoxville Job No.: 580-88125-2

SDG No.:

Client Sample ID: C4-0to27-100918 Lab Sample ID: 580-88125-8

Matrix: Solid Lab File ID: 580-88125-b-8-c.d

Analysis Method: 1668A Date Collected: 10/09/2018 08:28

Extract. Method: HRMS-Sox Date Extracted: 08/19/2019 08:06

Sample wt/vol: 20.32(g) Date Analyzed: 09/03/2019 18:02

Con. Extract Vol.: 20(mL) Dilution Factor: 1

Injection Volume: 1(uL) Level: (low/med) Low

% Moisture: 62.5 GPC Cleanup:(Y/N) N

Analysis Batch No.: 33205 Units: ng/g

CAS NO.	COMPOUND NAME	RESULT	Q	RL	EDL
37680-69-6	PCB-35	0.014	B	0.013	0.0040
38444-87-0	PCB-36	ND		0.013	0.0037
38444-90-5	PCB-37	0.15	B	0.013	0.0038
53555-66-1	PCB-38	ND		0.013	0.0037
38444-88-1	PCB-39	0.0046	J q	0.013	0.0035
38444-93-8	PCB-40	1.5	C	0.039	0.0062
52663-59-9	PCB-41	1.5	C40	0.039	0.0062
36559-22-5	PCB-42	0.49		0.013	0.0065
70362-46-8	PCB-43	0.30	C	0.026	0.0056
41464-39-5	PCB-44	11	C B	0.039	0.0055
70362-45-7	PCB-45	4.8	C	0.026	0.0064
41464-47-5	PCB-46	0.20		0.013	0.0074
2437-79-8	PCB-47	11	B C44	0.039	0.0055
70362-47-9	PCB-48	0.20		0.013	0.0060
41464-40-8	PCB-49	4.6	C	0.026	0.0050
62796-65-0	PCB-50	2.4	C	0.026	0.0060
68194-04-7	PCB-51	4.8	C45	0.026	0.0064
35693-99-3	PCB-52	6.7	B	0.013	0.0063
41464-41-9	PCB-53	2.4	C50	0.026	0.0060
15968-05-5	PCB-54	0.82		0.013	0.00066
74338-24-2	PCB-55	ND		0.013	0.0044
41464-43-1	PCB-56	0.50		0.013	0.0045
70424-67-8	PCB-57	ND		0.013	0.0044
41464-49-7	PCB-58	0.016	q	0.013	0.0043
74472-33-6	PCB-59	0.33	C	0.039	0.0041
33025-41-1	PCB-60	0.14		0.013	0.0042
33284-53-6	PCB-61	4.2	C B	0.052	0.0042
54230-22-7	PCB-62	0.33	C59	0.039	0.0041
74472-34-7	PCB-63	0.12		0.013	0.0038
52663-58-8	PCB-64	0.63		0.013	0.0040
33284-54-7	PCB-65	11	B C44	0.039	0.0055
32598-10-0	PCB-66	2.0		0.013	0.0044
73575-53-8	PCB-67	0.073		0.013	0.0040
73575-52-7	PCB-68	0.17		0.013	0.0038

FORM I
HI-RES PCBS ORGANICS ANALYSIS DATA SHEET

Lab Name: Eurofins TestAmerica, Knoxville Job No.: 580-88125-2

SDG No.:

Client Sample ID: C4-0to27-100918 Lab Sample ID: 580-88125-8

Matrix: Solid Lab File ID: 580-88125-b-8-c.d

Analysis Method: 1668A Date Collected: 10/09/2018 08:28

Extract. Method: HRMS-Sox Date Extracted: 08/19/2019 08:06

Sample wt/vol: 20.32(g) Date Analyzed: 09/03/2019 18:02

Con. Extract Vol.: 20(mL) Dilution Factor: 1

Injection Volume: 1(uL) Level: (low/med) Low

% Moisture: 62.5 GPC Cleanup:(Y/N) N

Analysis Batch No.: 33205 Units: ng/g

CAS NO.	COMPOUND NAME	RESULT	Q	RL	EDL
60233-24-1	PCB-69	4.6	C49	0.026	0.0050
32598-11-1	PCB-70	4.2	C61 B	0.052	0.0042
41464-46-4	PCB-71	1.5	C40	0.039	0.0062
41464-42-0	PCB-72	0.11		0.013	0.0043
74338-23-1	PCB-73	0.30	C43	0.026	0.0056
32690-93-0	PCB-74	4.2	C61 B	0.052	0.0042
32598-12-2	PCB-75	0.33	C59	0.039	0.0041
70362-48-0	PCB-76	4.2	C61 B	0.052	0.0042
32598-13-3	PCB-77	0.19		0.013	0.0042
70362-49-1	PCB-78	ND		0.013	0.0043
41464-48-6	PCB-79	0.11		0.013	0.0037
33284-52-5	PCB-80	ND		0.013	0.0038
70362-50-4	PCB-81	0.0080	J	0.013	0.0043
52663-62-4	PCB-82	1.3		0.013	0.00089
60145-20-2	PCB-83	9.7	C B	0.026	0.00083
52663-60-2	PCB-84	3.4		0.013	0.00090
65510-45-4	PCB-85	2.0	C	0.039	0.00064
55312-69-1	PCB-86	8.7	C B	0.079	0.00065
38380-02-8	PCB-87	8.7	B C86	0.079	0.00065
55215-17-3	PCB-88	3.2	C	0.026	0.00077
73575-57-2	PCB-89	0.095	q	0.013	0.00087
68194-07-0	PCB-90	18	C B	0.039	0.00068
68194-05-8	PCB-91	3.2	C88	0.026	0.00077
52663-61-3	PCB-92	4.2		0.013	0.00081
73575-56-1	PCB-93	1.7	C	0.026	0.00079
73575-55-0	PCB-94	0.40		0.013	0.00086
38379-99-6	PCB-95	12	B	0.013	0.00081
73575-54-9	PCB-96	0.28		0.013	0.00063
41464-51-1	PCB-97	8.7	B C86	0.079	0.00065
60233-25-2	PCB-98	0.87	C	0.026	0.00079
38380-01-7	PCB-99	9.7	C83 B	0.026	0.00083
39485-83-1	PCB-100	1.7	C93	0.026	0.00079
37680-73-2	PCB-101	18	B C90	0.039	0.00068
68194-06-9	PCB-102	0.87	C98	0.026	0.00079

FORM I
HI-RES PCBS ORGANICS ANALYSIS DATA SHEET

Lab Name: Eurofins TestAmerica, Knoxville Job No.: 580-88125-2

SDG No.:

Client Sample ID: C4-0to27-100918 Lab Sample ID: 580-88125-8

Matrix: Solid Lab File ID: 580-88125-b-8-c.d

Analysis Method: 1668A Date Collected: 10/09/2018 08:28

Extract. Method: HRMS-Sox Date Extracted: 08/19/2019 08:06

Sample wt/vol: 20.32(g) Date Analyzed: 09/03/2019 18:02

Con. Extract Vol.: 20(mL) Dilution Factor: 1

Injection Volume: 1(uL) Level: (low/med) Low

% Moisture: 62.5 GPC Cleanup:(Y/N) N

Analysis Batch No.: 33205 Units: ng/g

CAS NO.	COMPOUND NAME	RESULT	Q	RL	EDL
60145-21-3	PCB-103	0.83		0.013	0.00075
56558-16-8	PCB-104	0.14		0.013	0.00056
32598-14-4	PCB-105	3.5	B	0.013	0.011
70424-69-0	PCB-106	ND		0.013	0.011
70424-68-9	PCB-107	1.1		0.013	0.010
70362-41-3	PCB-108	0.43	C	0.026	0.011
74472-35-8	PCB-109	8.7	B C86	0.079	0.00065
38380-03-9	PCB-110	15	C B	0.026	0.00057
39635-32-0	PCB-111	0.090		0.013	0.00054
74472-36-9	PCB-112	ND		0.013	0.00057
68194-10-5	PCB-113	18	B C90	0.039	0.00068
74472-37-0	PCB-114	0.19	B	0.013	0.0097
74472-38-1	PCB-115	15	B C110	0.026	0.00057
18259-05-7	PCB-116	2.0	C85	0.039	0.00064
68194-11-6	PCB-117	2.0	C85	0.039	0.00064
31508-00-6	PCB-118	11	B	0.013	0.010
56558-17-9	PCB-119	8.7	B C86	0.079	0.00065
68194-12-7	PCB-120	0.18		0.013	0.00052
56558-18-0	PCB-121	0.064		0.013	0.00056
76842-07-4	PCB-122	0.12		0.013	0.012
65510-44-3	PCB-123	0.13		0.013	0.010
70424-70-3	PCB-124	0.43	C108	0.026	0.011
74472-39-2	PCB-125	8.7	B C86	0.079	0.00065
57465-28-8	PCB-126	0.041	B	0.013	0.010
39635-33-1	PCB-127	0.021		0.013	0.011
38380-07-3	PCB-128	2.9	C	0.026	0.0036
55215-18-4	PCB-129	23	C B	0.052	0.0037
52663-66-8	PCB-130	2.1		0.013	0.0048
61798-70-7	PCB-131	0.28		0.013	0.0047
38380-05-1	PCB-132	7.1	B	0.013	0.0045
35694-04-3	PCB-133	0.95		0.013	0.0044
52704-70-8	PCB-134	1.4	C	0.026	0.0047
52744-13-5	PCB-135	10	C B	0.026	0.0010
38411-22-2	PCB-136	3.3	B	0.013	0.00078

FORM I
HI-RES PCBS ORGANICS ANALYSIS DATA SHEET

Lab Name: Eurofins TestAmerica, Knoxville Job No.: 580-88125-2

SDG No.:

Client Sample ID: C4-0to27-100918 Lab Sample ID: 580-88125-8

Matrix: Solid Lab File ID: 580-88125-b-8-c.d

Analysis Method: 1668A Date Collected: 10/09/2018 08:28

Extract. Method: HRMS-Sox Date Extracted: 08/19/2019 08:06

Sample wt/vol: 20.32(g) Date Analyzed: 09/03/2019 18:02

Con. Extract Vol.: 20(mL) Dilution Factor: 1

Injection Volume: 1(uL) Level: (low/med) Low

% Moisture: 62.5 GPC Cleanup:(Y/N) N

Analysis Batch No.: 33205 Units: ng/g

CAS NO.	COMPOUND NAME	RESULT	Q	RL	EDL
35694-06-5	PCB-137	0.74		0.013	0.0038
35065-28-2	PCB-138	23	B C129	0.052	0.0037
56030-56-9	PCB-139	0.47	C	0.026	0.0040
59291-64-4	PCB-140	0.47	C139	0.026	0.0040
52712-04-6	PCB-141	4.1		0.013	0.0042
41411-61-4	PCB-142	ND		0.013	0.0046
68194-15-0	PCB-143	1.4	C134	0.026	0.0047
68194-14-9	PCB-144	1.0		0.013	0.00099
74472-40-5	PCB-145	0.016		0.013	0.00076
51908-16-8	PCB-146	5.8	B	0.013	0.0040
68194-13-8	PCB-147	20	C B	0.026	0.0041
74472-41-6	PCB-148	0.22		0.013	0.0010
38380-04-0	PCB-149	20	B C147	0.026	0.0041
68194-08-1	PCB-150	0.16		0.013	0.00073
52663-63-5	PCB-151	10	C135 B	0.026	0.0010
68194-09-2	PCB-152	0.087		0.013	0.00072
35065-27-1	PCB-153	19	C B	0.026	0.0033
60145-22-4	PCB-154	0.82	B	0.013	0.00089
33979-03-2	PCB-155	0.018		0.013	0.00070
38380-08-4	PCB-156	2.4	C B	0.026	0.0036
69782-90-7	PCB-157	2.4	C156 B	0.026	0.0036
74472-42-7	PCB-158	2.1	B	0.013	0.0029
39635-35-3	PCB-159	0.22		0.013	0.0030
41411-62-5	PCB-160	23	B C129	0.052	0.0037
74472-43-8	PCB-161	ND		0.013	0.0030
39635-34-2	PCB-162	0.069		0.013	0.0029
74472-44-9	PCB-163	23	B C129	0.052	0.0037
74472-45-0	PCB-164	1.6		0.013	0.0032
74472-46-1	PCB-165	0.15		0.013	0.0036
41411-63-6	PCB-166	2.9	C128	0.026	0.0036
52663-72-6	PCB-167	0.77		0.013	0.0025

FORM I
HI-RES PCBS ORGANICS ANALYSIS DATA SHEET

Lab Name: Eurofins TestAmerica, Knoxville Job No.: 580-88125-2

SDG No.:

Client Sample ID: C4-0to27-100918 Lab Sample ID: 580-88125-8

Matrix: Solid Lab File ID: 580-88125-b-8-c.d

Analysis Method: 1668A Date Collected: 10/09/2018 08:28

Extract. Method: HRMS-Sox Date Extracted: 08/19/2019 08:06

Sample wt/vol: 20.32(g) Date Analyzed: 09/03/2019 18:02

Con. Extract Vol.: 20(mL) Dilution Factor: 1

Injection Volume: 1(uL) Level: (low/med) Low

% Moisture: 62.5 GPC Cleanup:(Y/N) N

Analysis Batch No.: 33205 Units: ng/g

CAS NO.	COMPOUND NAME	RESULT	Q	RL	EDL
59291-65-5	PCB-168	19	B C153	0.026	0.0033
32774-16-6	PCB-169	ND		0.013	0.0029
35065-30-6	PCB-170	7.0	B	0.013	0.0013
52663-71-5	PCB-171	2.4	C	0.026	0.0013
52663-74-8	PCB-172	1.3	B	0.013	0.0013
68194-16-1	PCB-173	2.4	C171	0.026	0.0013
38411-25-5	PCB-174	7.7	B	0.013	0.0013
40186-70-7	PCB-175	0.41		0.013	0.0012
52663-65-7	PCB-176	0.93	B	0.013	0.00083
52663-70-4	PCB-177	5.8	B	0.013	0.0013
52663-67-9	PCB-178	2.5		0.013	0.0012
52663-64-6	PCB-179	3.9	B	0.013	0.00089
35065-29-3	PCB-180	16	C B	0.026	0.0010
74472-47-2	PCB-181	0.072		0.013	0.0011
60145-23-5	PCB-182	0.096		0.013	0.0011
52663-69-1	PCB-183	5.0	C B	0.026	0.0011
74472-48-3	PCB-184	ND		0.013	0.00089
52712-05-7	PCB-185	5.0	B C183	0.026	0.0011
74472-49-4	PCB-186	ND		0.013	0.00088
52663-68-0	PCB-187	11		0.013	0.0011
74487-85-7	PCB-188	ND		0.013	0.00084
39635-31-9	PCB-189	0.27	B	0.013	0.0023
41411-64-7	PCB-190	1.4		0.013	0.00092
74472-50-7	PCB-191	0.35		0.013	0.00091
74472-51-8	PCB-192	ND		0.013	0.00098
69782-91-8	PCB-193	16	C180 B	0.026	0.0010
35694-08-7	PCB-194	3.9	B	0.013	0.012
52663-78-2	PCB-195	1.8	G	0.015	0.015
42740-50-1	PCB-196	1.8	B	0.013	0.0013
33091-17-7	PCB-197	0.13		0.013	0.00097
68194-17-2	PCB-198	3.5	C B	0.026	0.0014
52663-75-9	PCB-199	3.5	C198 B	0.026	0.0014

FORM I
HI-RES PCBS ORGANICS ANALYSIS DATA SHEET

Lab Name: Eurofins TestAmerica, Knoxville Job No.: 580-88125-2

SDG No.:

Client Sample ID: C4-0to27-100918 Lab Sample ID: 580-88125-8

Matrix: Solid Lab File ID: 580-88125-b-8-c.d

Analysis Method: 1668A Date Collected: 10/09/2018 08:28

Extract. Method: HRMS-Sox Date Extracted: 08/19/2019 08:06

Sample wt/vol: 20.32(g) Date Analyzed: 09/03/2019 18:02

Con. Extract Vol.: 20(mL) Dilution Factor: 1

Injection Volume: 1(uL) Level: (low/med) Low

% Moisture: 62.5 GPC Cleanup:(Y/N) N

Analysis Batch No.: 33205 Units: ng/g

CAS NO.	COMPOUND NAME	RESULT	Q	RL	EDL
52663-73-7	PCB-200	0.45		0.013	0.0010
40186-71-8	PCB-201	0.47		0.013	0.00099
2136-99-4	PCB-202	0.77		0.013	0.0011
52663-76-0	PCB-203	2.2		0.013	0.0013
74472-52-9	PCB-204	ND		0.013	0.0011
74472-53-0	PCB-205	0.20		0.013	0.0093
40186-72-9	PCB-206	2.8	q	0.013	0.0048
52663-79-3	PCB-207	0.15		0.013	0.0033
52663-77-1	PCB-208	0.28		0.013	0.0034
2051-24-3	PCB-209	0.63	B	0.013	0.00067
27323-18-8	Total Monochlorobiphenyls	0.38	B	0.013	0.00062
25512-42-9	Total Dichlorobiphenyls	1.4	B	0.026	0.00059
25323-68-6	Total Trichlorobiphenyls	7.1	B q	0.026	0.0027
26914-33-0	Total Tetrachlorobiphenyls	42	B q	0.052	0.0047
25429-29-2	Total Pentachlorobiphenyls	99	B q	0.079	0.0039
26601-64-9	Total Hexachlorobiphenyls	110	B	0.052	0.0029
28655-71-2	Total Heptachlorobiphenyls	66	B	0.026	0.0011
55722-26-4	Total Octachlorobiphenyls	15	B	0.026	0.0042
53742-07-7	Total Nonachlorobiphenyls	3.2	q	0.013	0.0038
1336-36-3	Polychlorinated biphenyls, Total	350	B q	0.079	0.0027

FORM I
HI-RES PCBS ORGANICS ANALYSIS DATA SHEET

Lab Name: Eurofins TestAmerica, Knoxville Job No.: 580-88125-2

SDG No.:

Client Sample ID: C4-0to27-100918 Lab Sample ID: 580-88125-8

Matrix: Solid Lab File ID: 580-88125-b-8-c.d

Analysis Method: 1668A Date Collected: 10/09/2018 08:28

Extract. Method: HRMS-Sox Date Extracted: 08/19/2019 08:06

Sample wt/vol: 20.32(g) Date Analyzed: 09/03/2019 18:02

Con. Extract Vol.: 20(mL) Dilution Factor: 1

Injection Volume: 1(uL) Level: (low/med) Low

% Moisture: 62.5 GPC Cleanup:(Y/N) N

Analysis Batch No.: 33205 Units: ng/g

CAS NO.	ISOTOPE DILUTION	%REC	Q	LIMITS
234432-85-0	PCB-1L	65		30-140
208263-77-8	PCB-3L	71		30-140
234432-86-1	PCB-4L	65		30-140
208263-67-6	PCB-15L	76		30-140
234432-87-2	PCB-19L	68		30-140
208263-79-0	PCB-37L	81		30-140
234432-88-3	PCB-54L	90		30-140
105600-23-5	PCB-77L	85		30-140
208461-24-9	PCB-81L	83		30-140
234432-89-4	PCB-104L	87		30-140
208263-62-1	PCB-105L	80		30-140
208263-63-2	PCB-114L	82		30-140
104130-40-7	PCB-118L	84		30-140
208263-64-3	PCB-123L	83		30-140
208263-65-4	PCB-126L	94		30-140
234432-90-7	PCB-155L	98		30-140
208263-68-7	PCB-156L	84	C	30-140
235416-30-5	PCB-157L	84	C156	30-140
208263-69-8	PCB-167L	85		30-140
208263-70-1	PCB-169L	88		30-140
160901-80-4	PCB-170L	82		30-140
234432-91-8	PCB-188L	80		30-140
208263-73-4	PCB-189L	98		30-140
105600-26-8	PCB-202L	83		30-140
234446-64-1	PCB-205L	78		30-140
208263-75-6	PCB-206L	67		30-140
234432-92-9	PCB-208L	77		30-140
105600-27-9	PCB-209L	59		30-140

CAS NO.	SURROGATE	%REC	Q	LIMITS
208263-76-7	PCB-28L	70		40-125
235416-29-2	PCB-111L	83		40-125
232919-67-4	PCB-178L	80		40-125

Eurofins TestAmerica, Knoxville
Target Compound Quantitation Report

Data File: \\chromna\Knoxville\ChromData\D3D\20190903-12925.b\580-88125-b-8-c.d
Lims ID: 580-88125-B-8-C
Client ID: C4-0to27-100918
Sample Type: Client
Inject. Date: 03-Sep-2019 18:02:00 ALS Bottle#: 0 Worklist Smp#: 12
Injection Vol: 1.0 ul Dil. Factor: 1.0000
Sample Info:
Misc. Info.: 140-0012925-012
Operator ID: Xcalibur_System Instrument ID: D3D

Method: \\chromna\Knoxville\ChromData\D3D\20190903-12925.b\PCBs_D3D.m
Limit Group: HR - 1668A - ICAL
Last Update: 03-Sep-2019 20:14:23 Calib Date: 21-Aug-2019 19:05:00
Integrator: Picker
Quant Method: Isotopic Dilution Quant By: Initial Calibration
Last ICal File: \\chromna\Knoxville\ChromData\D3D\20190813-12717.b\d4190821i6.d

Column 1 : SPB-Octyl (0.25 mm) Det: F1(11.07 :21.70)
Process Host: CTX0333

First Level Reviewer: mcwhirterl Date: 03-Sep-2019 20:14:23

Compound	RT (min.)	Area	Ratio	Ical RRF	Amount pg/ul	EMPC pg/ul	Noise EDL	Final EDL	%Rec	Flags
S Total Monochlorobipheny					29.1	29.1	0.0476	0.0476		
D PCB-1L	11:44	721520	3.10	1.3140	65.0	65.0	0.4671	0.4671	65.04	
D PCB-3L	13:54	815906	3.28	1.3615	71.0	71.0	0.4508	0.4508	70.98	
PCB-1	11:45	144818	3.16	1.1883	16.9	16.9	0.0454	0.0454		
PCB-2	13:44	32925	3.32	1.1911	3.596	3.596	0.0478	0.0478		
PCB-3	13:54	85493	3.19	1.2130	8.638	8.638	0.0496	0.0496		
S Total Dichlorobiphenyls					108.1	108.1	0.0448	0.0448		
D PCB-4L	14:09	326854	1.66	0.5996	64.6	64.6	0.1165	0.1165	64.57	
* PCB-9L	16:07	844219	1.63	4E+04	100.0	100.0				
D PCB-15L	20:03	659582	1.63	1.0280	76.0	76.0	0.0679	0.0679	76.00	
PCB-4	14:10	241691	1.58	1.2533	59.0	59.0	0.0699	0.0699		
PCB-10	14:20	20260	1.61	1.4828	2.770	2.770	0.0457	0.0457		
PCB-9	16:08	11919	1.49	1.4200	1.702	1.702	0.0477	0.0477		
PCB-7	16:18	10058	1.57	1.6244	1.255	1.255	0.0417	0.0417		
PCB-6	16:32	39031	1.57	1.5539	5.093	5.093	0.0436	0.0436		
PCB-5	16:50	3842	1.57	1.5606	0.4991	0.4991	0.0434	0.0434		
PCB-8	16:58	123255	1.60	1.5884	15.7	15.7	0.0427	0.0427		
PCB-14	18:35						0.0362	0.0362		
PCB-11	19:27	46040	1.57	1.6347	5.710	5.710	0.0415	0.0415		
PCB-12	19:44	24903	1.61	1.6410	3.077	3.077	0.0413	0.0413		
PCB-13 (C12)	19:44	24903	1.61	1.6410	3.077	3.077	0.0413	0.0413		
PCB-15	20:03	122366	1.61	1.4024	13.2	13.2	0.0394	0.0394		
S Total Trichlorobiphenyl					539.3	539.0	0.2020	0.2020		RQ
D PCB-19L	17:15	182706	1.10	0.6095	67.9	67.9	1.430	1.430	67.95	
* PCB-32L	20:31	441202	1.09	2.2E+04	100.0	100.0				
* PCB-31L	22:47	1714267	1.05	6.8E+04	100.0	100.0				
$ PCB-28L	23:05	1325053	1.07	1.0975	70.4	70.4	0.1799	0.1799	70.43	
D PCB-37L	27:05	1257724	1.07	0.9024	81.3	81.3	0.2187	0.2187	81.30	
PCB-19	17:16	391895	1.07	1.3047	164.4	164.4	0.0579	0.0579		
PCB-18	19:08	83603	1.09	1.8188	25.2	25.2	0.0415	0.0415		
PCB-30 (C18)	19:08	83603	1.09	1.8188	25.2	25.2	0.0415	0.0415		

Compound	RT (min.)	Area	Ratio	Ical RRF	Amount pg/ul	EMPC pg/ul	Noise EDL	Final EDL	%Rec	Flags
PCB-17	19:34	287621	1.11	1.5641	100.6	100.6	0.0483	0.0483		
PCB-27	19:46	89145	1.10	2.1680	22.5	22.5	0.0348	0.0348		Ma
PCB-24	19:53						0.0359	0.0359		
PCB-16	20:01	21256	1.08	1.2260	9.489	9.489	0.0616	0.0616		
PCB-32	20:32	276959	1.09	2.3416	64.7	64.7	0.0323	0.0323		
PCB-34	21:48	11282	1.02	1.2154	0.7380	0.7380	0.3083	0.3083		
PCB-23	21:56						0.2957	0.2957		
PCB-26	22:15	125071	1.08	1.3193	7.538	7.538	0.2841	0.2841		
PCB-29 (C26)	22:15	125071	1.08	1.3193	7.538	7.538	0.2841	0.2841		
PCB-25	22:30	182269	1.08	1.3523	10.7	10.7	0.2771	0.2771		
PCB-31	22:48	507205	1.07	1.3809	29.2	29.2	0.2714	0.2714		
PCB-20	23:06	983276	1.07	1.3057	59.9	59.9	0.2870	0.2870		
PCB-28 (C20)	23:06	983276	1.07	1.3057	59.9	59.9	0.2870	0.2870		
PCB-21	23:20	401373	1.05	1.3777	23.2	23.2	0.2720	0.2720		
PCB-33 (C21)	23:20	401373	1.05	1.3777	23.2	23.2	0.2720	0.2720		
PCB-22	23:44	119849	1.10	1.2430	7.666	7.666	0.3015	0.3015		
PCB-36	25:16						0.2783	0.2783		
PCB-39	25:40	6173	1.04	1.3970	0.5776	0.3513	0.2683	0.2683		RQ
PCB-38	26:12						0.2844	0.2844		
PCB-35	26:42	16275	1.03	1.2166	1.064	1.064	0.3080	0.3080		Ma
PCB-37	27:07	191040	1.06	1.2879	11.8	11.8	0.2910	0.2910		
S Total Tetrachlorobiphen					3171.7	3171.4	0.3580	0.3580		RQ
D PCB-54L	20:20	259716	0.76	0.6515	90.4	90.4	0.0753	0.0753	90.36	
* PCB-52L	24:55	892820	0.79	3.9E+04	100.0	100.0				
D PCB-81L	33:53	916184	0.78	1.2328	83.2	83.2	0.1232	0.1232	83.24	
D PCB-77L	34:26	952784	0.80	1.2523	85.2	85.2	0.1212	0.1212	85.22	
PCB-54	20:22	203709	0.79	1.2558	62.5	62.5	0.0503	0.0503		
PCB-50	22:31	1627162	0.79	0.9362	186.0	186.0	0.4595	0.4595		
PCB-53 (C50)	22:31	1627162	0.79	0.9362	186.0	186.0	0.4595	0.4595		
PCB-45	23:16	3051756	0.79	0.8850	369.0	369.0	0.4861	0.4861		
PCB-51 (C45)	23:16	3051756	0.79	0.8850	369.0	369.0	0.4861	0.4861		
PCB-46	23:30	106003	0.78	0.7591	14.9	14.9	0.5667	0.5667		
PCB-52	24:56	4291278	0.79	0.8992	510.7	510.7	0.4784	0.4784		
PCB-43	25:05	214586	0.79	0.9993	23.0	23.0	0.4305	0.4305		
PCB-73 (C43)	25:05	214586	0.79	0.9993	23.0	23.0	0.4305	0.4305		
PCB-49	25:26	3750335	0.80	1.1366	353.1	353.1	0.3785	0.3785		
PCB-69 (C49)	25:26	3750335	0.80	1.1366	353.1	353.1	0.3785	0.3785		
PCB-48	25:43	133986	0.79	0.9454	15.2	15.2	0.4550	0.4550		
PCB-44	25:59	7992595	0.79	1.0323	828.5	828.5	0.4167	0.4167		
PCB-47 (C44)	25:59	7992595	0.79	1.0323	828.5	828.5	0.4167	0.4167		
PCB-65 (C44)	25:59	7992595	0.79	1.0323	828.5	828.5	0.4167	0.4167		
PCB-59	26:19	318354	0.81	1.3609	25.0	25.0	0.3161	0.3161		
PCB-62 (C59)	26:19	318354	0.81	1.3609	25.0	25.0	0.3161	0.3161		
PCB-75 (C59)	26:19	318354	0.81	1.3609	25.0	25.0	0.3161	0.3161		
PCB-42	26:28	301947	0.79	0.8670	37.3	37.3	0.4962	0.4962		
PCB-40	26:58	957534	0.79	0.9179	111.6	111.6	0.4687	0.4687		
PCB-41 (C40)	26:58	957534	0.79	0.9179	111.6	111.6	0.4687	0.4687		
PCB-71 (C40)	26:58	957534	0.79	0.9179	111.6	111.6	0.4687	0.4687		
PCB-64	27:11	637150	0.80	1.4164	48.1	48.1	0.3037	0.3037		
PCB-72	28:02	105832	0.79	1.3157	8.607	8.607	0.3270	0.3270		
PCB-68	28:19	174158	0.74	1.4782	12.6	12.6	0.2910	0.2910		
PCB-57	28:41						0.3356	0.3356		
PCB-58	28:56	15505	0.77	1.3214	1.501	1.256	0.3256	0.3256		RQMa
PCB-67	29:07	72399	0.82	1.3944	5.556	5.556	0.3085	0.3085		M

Compound	RT (min.)	Area	Ratio	Ical RRF	Amount pg/ul	EMPC pg/ul	Noise EDL	Final EDL	%Rec	Flags
PCB-63	29:25	128680	0.78	1.4685	9.377	9.377	0.2930	0.2930		Ma
PCB-61	29:44	4097040	0.79	1.3565	323.2	323.2	0.3171	0.3171		
PCB-70 (C61)	29:44	4097040	0.79	1.3565	323.2	323.2	0.3171	0.3171		
PCB-74 (C61)	29:44	4097040	0.79	1.3565	323.2	323.2	0.3171	0.3171		
PCB-76 (C61)	29:44	4097040	0.79	1.3565	323.2	323.2	0.3171	0.3171		
PCB-66	30:04	1840701	0.79	1.2800	153.9	153.9	0.3361	0.3361		Ma
PCB-55	30:10						0.3322	0.3322		
PCB-56	30:44	452355	0.79	1.2671	38.2	38.2	0.3395	0.3395		
PCB-60	30:57	130310	0.82	1.3288	10.5	10.5	0.3237	0.3237		
PCB-80	31:19						0.2928	0.2928		
PCB-79	32:54	123732	0.75	1.5421	8.586	8.586	0.2790	0.2790		
PCB-78	33:24						0.3271	0.3271		
PCB-81	33:53	7387	0.89	1.3214	0.6102	0.6102	0.3279	0.3279		Ma
PCB-77	34:28	178967	0.77	1.3308	14.1	14.1	0.3209	0.3209		
S Total Pentachlorobiphen					7505.4	7504.7	0.2955	0.2955		RQ
D PCB-104L	25:52	564961	1.59	1.1164	87.4	87.4	0.0670	0.0670	87.40	
* PCB-101L	31:49	579004	1.59	3.4E+04	100.0	100.0				
$ PCB-111L	34:31	586313	1.62	1.2177	83.2	83.2	0.0615	0.0615	83.16	
D PCB-123L	36:29	1006853	1.62	0.9909	83.2	83.2	0.5056	0.5056	83.23	
D PCB-118L	36:48	1053749	1.59	1.0256	84.2	84.2	0.4885	0.4885	84.16	
D PCB-114L	37:20	998230	1.57	1.0030	81.5	81.5	0.4995	0.4995	81.52	
D PCB-105L	37:58	981551	1.61	1.0013	80.3	80.3	0.5004	0.5004	80.30	
* PCB-127L	39:28	1220823	1.59	4.9E+04	100.0	100.0				
D PCB-126L	41:05	1033104	1.60	0.9020	93.8	93.8	0.5554	0.5554	93.82	
PCB-104	25:54	85388	1.60	1.3926	10.9	10.9	0.0425	0.0425		
PCB-96	26:15	148168	1.60	1.2268	21.4	21.4	0.0482	0.0482		
PCB-103	28:13	367503	1.60	1.0331	63.0	63.0	0.0573	0.0573		
PCB-94	28:26	153899	1.62	0.9036	30.1	30.1	0.0655	0.0655		
PCB-95	28:52	5050330	1.60	0.9620	929.2	929.2	0.0615	0.0615		
PCB-93	29:05	725044	1.58	0.9806	130.9	130.9	0.0603	0.0603		
PCB-100 (C93)	29:05	725044	1.58	0.9806	130.9	130.9	0.0603	0.0603		
PCB-98	29:14	370704	1.60	0.9888	66.4	66.4	0.0598	0.0598		
PCB-102 (C98)	29:14	370704	1.60	0.9888	66.4	66.4	0.0598	0.0598		
PCB-88	29:44	1383672	1.59	1.0052	243.6	243.6	0.0589	0.0589		
PCB-91 (C88)	29:44	1383672	1.59	1.0052	243.6	243.6	0.0589	0.0589		
PCB-84	29:57	1274771	1.61	0.8601	262.3	262.3	0.0688	0.0688		
PCB-89	30:26	36462	1.55	0.8936	7.892	7.223	0.0662	0.0662		RQ
PCB-121	30:52	38293	1.59	1.3971	4.851	4.851	0.0423	0.0423		
PCB-92	31:14	1734052	1.61	0.9532	322.0	322.0	0.0621	0.0621		
PCB-90	31:50	8648031	1.59	1.1367	1346.7	1346.7	0.0520	0.0520		
PCB-101 (C90)	31:50	8648031	1.59	1.1367	1346.7	1346.7	0.0520	0.0520		
PCB-113 (C90)	31:50	8648031	1.59	1.1367	1346.7	1346.7	0.0520	0.0520		
PCB-83	32:25	3922162	1.62	0.9393	739.1	739.1	0.0630	0.0630		Ma
PCB-99 (C83)	32:25	3922162	1.62	0.9393	739.1	739.1	0.0630	0.0630		Ma
PCB-112	32:28						0.0433	0.0433		
PCB-86	33:00	4470349	1.59	1.1958	661.7	661.7	0.0495	0.0495		Ma
PCB-87 (C86)	33:00	4470349	1.59	1.1958	661.7	661.7	0.0495	0.0495		Ma
PCB-97 (C86)	33:00	4470349	1.59	1.1958	661.7	661.7	0.0495	0.0495		Ma
PCB-109 (C86)	33:00	4470349	1.59	1.1958	661.7	661.7	0.0495	0.0495		Ma
PCB-119 (C86)	33:00	4470349	1.59	1.1958	661.7	661.7	0.0495	0.0495		Ma
PCB-125 (C86)	33:00	4470349	1.59	1.1958	661.7	661.7	0.0495	0.0495		Ma
PCB-85	33:38	1037710	1.58	1.2126	151.5	151.5	0.0488	0.0488		
PCB-116 (C85)	33:38	1037710	1.58	1.2126	151.5	151.5	0.0488	0.0488		
PCB-117 (C85)	33:38	1037710	1.58	1.2126	151.5	151.5	0.0488	0.0488		

Compound	RT (min.)	Area	Ratio	Ical RRF	Amount pg/ul	EMPC pg/ul	Noise EDL	Final EDL	%Rec	Flags
PCB-110	33:48	8892556	1.60	1.3511	1165.0	1165.0	0.0438	0.0438		
PCB-115 (C110)	33:48	8892556	1.60	1.3511	1165.0	1165.0	0.0438	0.0438		
PCB-82	34:07	485180	1.57	0.8675	99.0	99.0	0.0682	0.0682		
PCB-111	34:32	55035	1.64	1.4262	6.830	6.830	0.0415	0.0415		
PCB-120	35:00	117818	1.53	1.4907	14.0	14.0	0.0397	0.0397		
PCB-108	36:08	416680	1.57	1.2547	32.7	32.7	0.8285	0.8285		
PCB-124 (C108)	36:08	416680	1.57	1.2547	32.7	32.7	0.8285	0.8285		
PCB-107	36:22	1120729	1.57	1.3580	81.3	81.3	0.7655	0.7655		Ma
PCB-123	36:29	129353	1.59	1.3407	9.583	9.583	0.7882	0.7882		Ma
PCB-106	36:32						0.8153	0.8153		
PCB-118	36:50	10960685	1.57	1.2892	806.8	806.8	0.7709	0.7709		
PCB-122	37:09	109932	1.57	1.1614	9.329	9.329	0.8950	0.8950		
PCB-114	37:21	206734	1.62	1.4051	14.7	14.7	0.7392	0.7392		Ma
PCB-105	38:00	3413949	1.58	1.2887	269.9	269.9	0.8321	0.8321		
PCB-127	39:32	20824	1.52	1.2841	1.598	1.598	0.8095	0.8095		Ma
PCB-126	41:06	43446	1.60	1.3416	3.135	3.135	0.7746	0.7746		
S Total Hexachlorobipheny					8452.8	8452.8	0.2228	0.2228		
D PCB-155L	31:35	536455	1.28	0.9499	97.5	97.5	0.1532	0.1532	97.54	
* PCB-138L	39:56	811943	1.25	3.6E+04	100.0	100.0				
D PCB-167L	42:58	860902	1.27	1.2544	84.5	84.5	0.2484	0.2484	84.52	
D PCB-156L	44:06	1673792	1.27	1.2289	167.7	167.7	0.2536	0.2536	83.87	
D PCB-157L (C156L)	44:06	1673792	1.27	1.2289	167.7	167.7	0.2536	0.2536	83.87	
D PCB-169L	47:21	774755	1.29	1.0883	87.7	87.7	0.2863	0.2863	87.67	
PCB-155	31:37	9531	1.37	1.3028	1.364	1.364	0.0531	0.0531		
PCB-152	31:47	44646	1.30	1.2556	6.628	6.628	0.0551	0.0551		
PCB-150	31:58	81502	1.23	1.2368	12.3	12.3	0.0559	0.0559		
PCB-136	32:19	1574124	1.27	1.1563	253.8	253.8	0.0598	0.0598		
PCB-145	32:35	7635	1.26	1.1910	1.195	1.195	0.0581	0.0581		
PCB-148	34:09	79407	1.24	0.8982	16.5	16.5	0.0770	0.0770		
PCB-135	34:44	3700311	1.27	0.8691	793.6	793.6	0.0796	0.0796		
PCB-151 (C135)	34:44	3700311	1.27	0.8691	793.6	793.6	0.0796	0.0796		
PCB-154	35:00	339602	1.25	1.0180	62.2	62.2	0.0679	0.0679		
PCB-144	35:18	381518	1.28	0.9185	77.4	77.4	0.0753	0.0753		
PCB-147	35:40	12140073	1.25	0.9747	1505.5	1505.5	0.3125	0.3125		
PCB-149 (C147)	35:40	12140073	1.25	0.9747	1505.5	1505.5	0.3125	0.3125		
PCB-134	35:52	769245	1.25	0.8518	109.1	109.1	0.3576	0.3576		a
PCB-143 (C134)	35:52	769245	1.25	0.8518	109.1	109.1	0.3576	0.3576		a
PCB-139	36:16	296289	1.28	0.9995	35.8	35.8	0.3047	0.3047		
PCB-140 (C139)	36:16	296289	1.28	0.9995	35.8	35.8	0.3047	0.3047		
PCB-131	36:28	152105	1.21	0.8584	21.4	21.4	0.3548	0.3548		
PCB-142	36:33						0.3543	0.3543		
PCB-132	36:55	3964513	1.26	0.8801	544.5	544.5	0.3461	0.3461		
PCB-133	37:27	540913	1.25	0.9064	72.1	72.1	0.3360	0.3360		
PCB-165	37:51	107781	1.23	1.1210	11.6	11.6	0.2717	0.2717		
PCB-146	38:06	3672994	1.26	1.0084	440.3	440.3	0.3020	0.3020		
PCB-161	38:09						0.2278	0.2278		
PCB-153	38:43	14756751	1.25	1.2207	1461.2	1461.2	0.2495	0.2495		
PCB-168 (C153)	38:43	14756751	1.25	1.2207	1461.2	1461.2	0.2495	0.2495		
PCB-141	38:54	2466268	1.28	0.9608	310.3	310.3	0.3170	0.3170		
PCB-130	39:19	1086172	1.26	0.8274	158.7	158.7	0.3681	0.3681		
PCB-137	39:32	494083	1.25	1.0582	56.4	56.4	0.2878	0.2878		
PCB-164	39:39	1282495	1.26	1.2527	123.7	123.7	0.2431	0.2431		
PCB-129	39:57	15514966	1.25	1.0840	1730.0	1730.0	0.2810	0.2810		
PCB-138 (C129)	39:57	15514966	1.25	1.0840	1730.0	1730.0	0.2810	0.2810		
PCB-160 (C129)	39:57	15514966	1.25	1.0840	1730.0	1730.0	0.2810	0.2810		
PCB-163 (C129)	39:57	15514966	1.25	1.0840	1730.0	1730.0	0.2810	0.2810		

Compound	RT (min.)	Area	Ratio	Ical RRF	Amount pg/ul	EMPC pg/ul	Noise EDL	Final EDL	%Rec	Flags
PCB-158	40:21	1844689	1.26	1.3862	160.8	160.8	0.2197	0.2197		
PCB-128	41:13	2062814	1.27	1.1165	223.3	223.3	0.2728	0.2728		Ma
PCB-166 (C128)	41:13	2062814	1.27	1.1165	223.3	223.3	0.2728	0.2728		Ma
PCB-159	42:11	184783	1.24	1.3178	16.9	16.9	0.2311	0.2311		a
PCB-162	42:30	59019	1.19	1.3623	5.236	5.236	0.2236	0.2236		Ma
PCB-167	42:59	674099	1.26	1.3357	58.6	58.6	0.1908	0.1908		
PCB-156	44:06	1946367	1.27	1.2759	182.3	182.3	0.2773	0.2773		
PCB-157 (C156)	44:06	1946367	1.27	1.2759	182.3	182.3	0.2773	0.2773		
PCB-169	47:16						0.2192	0.2192		
S Total Heptachlorobiphen					5002.3	5002.3	0.0868	0.0868		
D PCB-188L	37:20	653594	1.07	1.3162	79.8	79.8	0.1219	0.1219	79.80	
$ PCB-178L	40:24	461888	1.05	0.9222	80.5	80.5	0.1740	0.1740	80.49	
* PCB-180L	45:31	622281	1.06	3.2E+04	100.0	100.0				
D PCB-170L	46:45	426516	1.07	0.8357	82.0	82.0	0.1920	0.1920	82.01	
D PCB-189L	49:54	1078848	1.09	1.4666	97.9	97.9	0.7770	0.7770	97.87	
PCB-188	37:17						0.0637	0.0637		
PCB-179	37:41	2267520	1.06	1.4149	296.8	296.8	0.0682	0.0682		
PCB-184	38:09						0.0680	0.0680		
PCB-176	38:34	579632	1.07	1.5212	70.6	70.6	0.0634	0.0634		
PCB-186	38:57						0.0672	0.0672		
PCB-178	40:26	1034456	1.07	1.0228	187.3	187.3	0.0943	0.0943		
PCB-175	41:03	180204	1.08	1.0690	31.2	31.2	0.0902	0.0902		
PCB-187	41:20	4823662	1.06	1.1106	804.2	804.2	0.0868	0.0868		
PCB-182	41:32	45375	1.21	1.1484	7.316	7.316	0.0840	0.0840		
PCB-183	41:57	2353700	1.06	1.1368	383.4	383.4	0.0848	0.0848		
PCB-185 (C183)	41:57	2353700	1.06	1.1368	383.4	383.4	0.0848	0.0848		
PCB-174	42:11	3026683	1.05	0.9547	587.0	587.0	0.1010	0.1010		
PCB-177	42:37	2233550	1.07	0.9426	438.8	438.8	0.1023	0.1023		
PCB-181	43:01	32956	1.04	1.1075	5.510	5.510	0.0871	0.0871		
PCB-171	43:15	933557	1.05	0.9603	180.0	180.0	0.1004	0.1004		
PCB-173 (C171)	43:15	933557	1.05	0.9603	180.0	180.0	0.1004	0.1004		
PCB-172	44:52	515434	1.06	0.9918	96.2	96.2	0.0973	0.0973		
PCB-192	45:04						0.0747	0.0747		
PCB-180	45:32	8160532	1.06	1.2286	1229.9	1229.9	0.0785	0.0785		
PCB-193 (C180)	45:32	8160532	1.06	1.2286	1229.9	1229.9	0.0785	0.0785		
PCB-191	45:53	198357	1.02	1.3848	26.5	26.5	0.0696	0.0696		
PCB-170	46:47	2881000	1.06	1.2700	531.8	531.8	0.0963	0.0963		
PCB-190	47:18	780959	1.05	1.3774	105.0	105.0	0.0700	0.0700		
PCB-189	49:55	286764	1.06	1.2799	20.8	20.8	0.1754	0.1754		
S Total Octachlorobipheny					1156.4	1156.4	0.3163	0.3163		
D PCB-202L	42:43	521061	0.93	1.0055	83.3	83.3	0.3408	0.3408	83.27	
* PCB-194L	52:00	751632	0.92	3.5E+04	100.0	100.0				
D PCB-205L	52:29	757673	0.89	1.2867	78.3	78.3	0.6297	0.6297	78.34	
PCB-202	42:44	320084	0.91	1.0531	58.3	58.3	0.0846	0.0846		
PCB-201	43:40	220970	0.89	1.1860	35.8	35.8	0.0751	0.0751		
PCB-204	44:15						0.0810	0.0810		
PCB-197	44:34	61265	0.87	1.2053	9.755	9.755	0.0739	0.0739		
PCB-200	44:41	202950	0.90	1.1260	34.6	34.6	0.0791	0.0791		
PCB-198	47:30	1139287	0.90	0.8183	267.2	267.2	0.1089	0.1089		
PCB-199 (C198)	47:30	1139287	0.90	0.8183	267.2	267.2	0.1089	0.1089		
PCB-196	48:09	617489	0.90	0.8748	135.5	135.5	0.1019	0.1019		
PCB-203	48:21	795752	0.91	0.9219	165.7	165.7	0.0967	0.0967		
PCB-195	49:40	818806	0.90	0.7839	137.9	137.9	1.120	1.120		

Compound	RT (min.)	Area	Ratio	Ical RRF	Amount pg/ul	EMPC pg/ul	Noise EDL	Final EDL	%Rec	Flags
PCB-194	52:02	2085926	0.91	0.9282	296.6	296.6	0.9460	0.9460		
PCB-205	52:30	141649	0.92	1.2342	15.1	15.1	0.7114	0.7114		
S Total Nonachlorobipheny					378.2	246.9	0.2917	0.2917		RQ
D PCB-208L	49:25	657187	0.78	1.1383	76.8	76.8	0.6569	0.6569	76.81	
D PCB-206L	54:15	450010	0.79	0.8938	67.0	67.0	0.8365	0.8365	66.98	
PCB-208	49:26	160769	0.79	1.1567	21.1	21.1	0.2573	0.2573		
PCB-207	50:23	87671	0.77	1.3964	11.3	11.3	0.2531	0.2531		
PCB-206	54:13	1150609	0.77	1.1927	345.7	214.4	0.3647	0.3647		RQa
D PCB-209L	55:54	432441	0.75	0.9809	58.7	58.7	0.0916	0.0916	58.66	
DCB Decachlorobiphenyl	55:55	257553	0.71	1.2455	47.8	47.8	0.0511	0.0511		
S Polychlorinated bipheny					26362	47.8	0.2077	0.2077		RQ

QC Flag Legend

Processing Flags
- R - Failed Signal Ratio Test
- Q - EMPC-Estimated Max. Possible Conc.

Review Flags
- M - Manually Integrated
- a - User Assigned ID

Eurofins TestAmerica, Knoxville
Target Compound Quantitation Worksheet Report

Data File: \\chromna\Knoxville\ChromData\D3D\20190903-12925.b\580-88125-b-8-c.d
Lims ID: 580-88125-B-8-C
Client ID: C4-0to27-100918
Sample Type: Client
Inject. Date: 03-Sep-2019 18:02:00 ALS Bottle#: 0 Worklist Smp#: 12
Injection Vol: 1.0 ul Dil. Factor: 1.0000
Sample Info:
Misc. Info.: 140-0012925-012
Operator ID: Xcalibur_System Instrument ID: D3D

Method: \\chromna\Knoxville\ChromData\D3D\20190903-12925.b\PCBs_D3D.m
Limit Group: HR - 1668A - ICAL
Last Update: 03-Sep-2019 20:14:23 Calib Date: 21-Aug-2019 19:05:00
Integrator: Picker
Quant Method: Isotopic Dilution Quant By: Initial Calibration
Last ICal File: \\chromna\Knoxville\ChromData\D3D\20190813-12717.b\d4190821i6.d

Column 1 : SPB-Octyl (0.25 mm) Det: F1(11.07 :21.70)
Process Host: CTX0333

First Level Reviewer: mcwhirterl Date: 03-Sep-2019 20:14:23

Signal	RT (min.)	Adj RT (min.)	Sec.	REL RT	Area	Height	Avg Noise	EDL Height	S/N	Ratio(Limits)	Flags
PCB-1L											
200.0795	11:44	11:45	-1	0.728	545729	226007	186	465	1215		
202.0766	11:44	11:45	-1	0.728	175791	70360	447	1117	157	3.10(2.66-3.60)	
PCB-3L											
200.0795	13:54	13:55	-1	0.862	625115	204036	186	465	1097		
202.0766	13:54	13:55	-1	0.862	190791	61674	447	1117	138	3.28(2.66-3.60)	
PCB-1											
188.0393	11:45	11:44	0	1.001	110020	44829	45	112	996		
190.0363	11:45	11:44	0	1.001	34798	14186	19	47	747	3.16(2.66-3.60)	
PCB-2											
188.0393	13:44	13:44	0	0.989	25299	8821	45	112	196		
190.0363	13:44	13:44	0	0.989	7626	2563	19	47	135	3.32(2.66-3.60)	
PCB-3											
188.0393	13:54	13:54	0	1.001	65100	21345	45	112	474		
190.0363	13:54	13:54	0	1.001	20393	6817	19	47	359	3.19(2.66-3.60)	
PCB-4L											
234.0406	14:09	14:09	-1	0.877	203989	65575	55	137	1192		
236.0376	14:09	14:09	-1	0.877	122865	39369	17	42	2316	1.66(1.33-1.79)	
PCB-9L											
234.0406	16:07	16:07	0		523063	159515	55	137	2900		
236.0376	16:07	16:07	0		321156	98257	17	42	5780	1.63(1.33-1.79)	
PCB-15L											
234.0406	20:03	20:01	2	1.244	409155	102736	55	137	1868		
236.0376	20:03	20:01	2	1.244	250427	63767	17	42	3751	1.63(1.33-1.79)	
PCB-4											
222.0003	14:10	14:09	0	1.002	148055	48553	21	52	2312		
223.9974	14:10	14:09	0	1.002	93636	29790	16	40	1862	1.58(1.33-1.79)	

Signal	RT (min.)	Adj RT (min.)	Sec.	REL RT	Area	Height	Avg Noise	EDL Height	S/N	Ratio(Limits)	Flags
PCB-10											
222.0003	14:20	14:20	0	1.014	12502	4107	21	52	196		
223.9974	14:20	14:20	0	1.014	7758	2555	16	40	160	1.61(1.33-1.79)	
PCB-9											
222.0003	16:08	16:07	0	1.141	7129	2104	21	52	100		
223.9974	16:08	16:07	0	1.141	4790	1461	16	40	91	1.49(1.33-1.79)	
PCB-7											
222.0003	16:18	16:17	0	1.153	6138	1776	21	52	85		
223.9974	16:18	16:17	0	1.153	3920	1195	16	40	75	1.57(1.33-1.79)	
PCB-6											
222.0003	16:32	16:31	0	1.169	23853	7060	21	52	336		
223.9974	16:32	16:31	0	1.169	15178	4357	16	40	272	1.57(1.33-1.79)	
PCB-5											
222.0003	16:50	16:49	0	1.191	2346	683	21	52	33		
223.9974	16:50	16:49	0	1.191	1496	394	16	40	25	1.57(1.33-1.79)	
PCB-8											
222.0003	16:58	16:57	0	1.200	75937	21855	21	52	1041		
223.9974	16:58	16:57	0	1.200	47318	13817	16	40	864	1.60(1.33-1.79)	
PCB-14											
222.0003	18:37						21	52			
223.9974	18:37						16	40			
PCB-11											
222.0003	19:27	19:27	1	0.970	28108	7016	21	52	334		
223.9974	19:27	19:27	1	0.970	17932	4854	16	40	303	1.57(1.33-1.79)	
PCB-12											
222.0003	19:44	19:46	-1	0.984	15376	2778	21	52	132		
223.9974	19:44	19:46	-1	0.984	9527	1762	16	40	110	1.61(1.33-1.79)	
PCB-13 (C12)											
222.0003	19:44	19:46	-1	0.984	15376	2778	21	52	132		
223.9974	19:44	19:46	-1	0.984	9527	1762	16	40	110	1.61(1.33-1.79)	
PCB-15											
222.0003	20:03	20:04	1	1.001	75417	19340	21	52	921		
223.9974	20:03	20:04	1	1.001	46949	11765	16	40	735	1.61(1.33-1.79)	
PCB-19L											
268.0016	17:15	17:16	-1	0.841	95792	27258	291	727	94		
269.9986	17:15	17:16	-1	0.841	86914	25692	100	250	257	1.10(0.88-1.20)	
PCB-32L											
268.0016	20:31	20:30	1		229860	58242	291	727	200		
269.9986	20:31	20:30	1		211342	53857	100	250	539	1.09(0.88-1.20)	
PCB-31L											
268.0016	22:47	22:45	2		878306	211808	148	370	1431		
269.9986	22:47	22:45	2		835961	199543	177	442	1127	1.05(0.88-1.20)	
PCB-28L											
268.0016	23:05	23:05	2	1.013	685565	167741	148	370	1133		
269.9986	23:05	23:05	2	1.013	639488	154309	177	442	872	1.07(0.88-1.20)	

Signal	RT (min.)	Adj RT (min.)	Sec.	REL RT	Area	Height	Avg Noise	EDL Height	S/N	Ratio(Limits)	Flags
PCB-37L											
268.0016	27:05	27:06	2	1.189	649535	144413	148	370	976		
269.9986	27:05	27:06	2	1.189	608189	134963	177	442	763	1.07(0.88-1.20)	
PCB-19											
255.9613	17:16	17:15	0	1.002	202748	56582	7	17	8083		
257.9584	17:16	17:15	0	1.002	189147	52866	9	22	5874	1.07(0.88-1.20)	
PCB-18											
255.9613	19:08	19:06	2	1.110	43621	11575	7	17	1654		
257.9584	19:08	19:06	2	1.110	39982	10199	9	22	1133	1.09(0.88-1.20)	
PCB-30 (C18)											
255.9613	19:08	19:06	2	1.110	43621	11575	7	17	1654		
257.9584	19:08	19:06	2	1.110	39982	10199	9	22	1133	1.09(0.88-1.20)	
PCB-17											
255.9613	19:34	19:32	1	1.134	151007	39731	7	17	5676		
257.9584	19:34	19:32	1	1.134	136614	36196	9	22	4022	1.11(0.88-1.20)	
PCB-27											Ma
255.9613	19:46	19:46	0	1.146	46646	12256	7	17	1751		M
257.9584	19:46	19:46	0	1.146	42499	11237	9	22	1249	1.10(0.88-1.20)	
PCB-24											
255.9613	19:52						7	17			
257.9584	19:52						9	22			
PCB-16											
255.9613	20:01	19:59	1	1.161	11017	2815	7	17	402		
257.9584	20:01	19:59	1	1.161	10239	2529	9	22	281	1.08(0.88-1.20)	
PCB-32											
255.9613	20:32	20:31	0	1.190	144667	37502	7	17	5357		
257.9584	20:32	20:31	0	1.190	132292	33422	9	22	3714	1.09(0.88-1.20)	
PCB-34											
255.9613	21:48	21:46	1	1.264	5706	1464	189	472	8		
257.9584	21:48	21:46	2	1.265	5576	1422	230	575	6	1.02(0.88-1.20)	
PCB-23											
255.9613	21:55						189	472			
257.9584	21:55						230	575			
PCB-26											
255.9613	22:15	22:14	0	1.291	64830	15844	189	472	84		
257.9584	22:15	22:14	0	1.291	60241	15069	230	575	66	1.08(0.88-1.20)	
PCB-29 (C26)											
255.9613	22:15	22:14	0	1.291	64830	15844	189	472	84		
257.9584	22:15	22:14	0	1.291	60241	15069	230	575	66	1.08(0.88-1.20)	
PCB-25											
255.9613	22:30	22:30	2	0.831	94615	18991	189	472	100		
257.9584	22:30	22:30	2	0.831	87654	17681	230	575	77	1.08(0.88-1.20)	
PCB-31											
255.9613	22:48	22:49	1	0.842	262616	63226	189	472	335		
257.9584	22:48	22:49	1	0.842	244589	59144	230	575	257	1.07(0.88-1.20)	

Signal	RT (min.)	Adj RT (min.)	Sec.	REL RT	Area	Height	Avg Noise	EDL Height	S/N	Ratio(Limits)	Flags
PCB-20											
255.9613	23:06	23:07	1	0.853	508433	120091	189	472	635		
257.9584	23:06	23:07	1	0.853	474843	111706	230	575	486	1.07(0.88-1.20)	
PCB-28 (C20)											
255.9613	23:06	23:07	1	0.853	508433	120091	189	472	635		
257.9584	23:06	23:07	1	0.853	474843	111706	230	575	486	1.07(0.88-1.20)	
PCB-21											
255.9613	23:20	23:21	1	0.861	205392	32722	189	472	173		
257.9584	23:20	23:21	1	0.861	195981	31068	230	575	135	1.05(0.88-1.20)	
PCB-33 (C21)											
255.9613	23:20	23:21	1	0.861	205392	32722	189	472	173		
257.9584	23:20	23:21	1	0.861	195981	31068	230	575	135	1.05(0.88-1.20)	
PCB-22											
255.9613	23:44	23:44	1	0.876	62649	14663	189	472	78		
257.9584	23:44	23:44	1	0.876	57200	13734	230	575	60	1.10(0.88-1.20)	
PCB-36											
255.9613	25:18						189	472			
257.9584	25:18						230	575			
PCB-39											RQ
255.9613	25:40	25:39	3	0.947	7123	1180	189	472	6		
	Empc Correction				3147	1422	189	472	8		
257.9584	25:40	25:39	3	0.947	3026	1368	230	575	6	2.35(0.88-1.20)	
PCB-38											
255.9613	26:14						189	472			
257.9584	26:14						230	575			
PCB-35											Ma
255.9613	26:42	26:42	3	0.986	8244	1849	189	472	10		M
257.9584	26:42	26:42	2	0.985	8031	1709	230	575	7	1.03(0.88-1.20)	
PCB-37											
255.9613	27:07	27:06	3	1.001	98316	21553	189	472	114		
257.9584	27:07	27:06	3	1.001	92724	20055	230	575	87	1.06(0.88-1.20)	
PCB-54L											
301.9626	20:20	20:20	1	0.816	112162	27783	15	37	1852		
303.9597	20:20	20:20	1	0.816	147554	38673	7	17	5525	0.76(0.65-0.89)	
PCB-52L											
301.9626	24:55	24:54	1		393763	90410	49	122	1845		
303.9597	24:55	24:54	1		499057	111793	74	185	1511	0.79(0.65-0.89)	
PCB-81L											
301.9626	33:53	33:50	4	1.360	402494	81923	49	122	1672		
303.9597	33:53	33:50	4	1.360	513690	104323	74	185	1410	0.78(0.65-0.89)	
PCB-77L											
301.9626	34:26	34:24	4	1.382	423860	83211	49	122	1698		
303.9597	34:27	34:24	5	1.383	528924	105728	74	185	1429	0.80(0.65-0.89)	
PCB-54											
289.9224	20:22	20:20	1	1.000	89604	22785	7	17	3255		
291.9194	20:22	20:20	1	1.000	114105	29238	10	25	2924	0.79(0.65-0.89)	

Signal	RT (min.)	Adj RT (min.)	Sec.	REL RT	Area	Height	Avg Noise	EDL Height	S/N	Ratio(Limits)	Flags
PCB-50											
289.9224	22:31	22:33	0	1.108	719247	169014	162	405	1043		
291.9194	22:31	22:33	0	1.108	907915	215668	161	402	1340	0.79(0.65-0.89)	
PCB-53 (C50)											
289.9224	22:31	22:33	0	1.108	719247	169014	162	405	1043		
291.9194	22:31	22:33	0	1.108	907915	215668	161	402	1340	0.79(0.65-0.89)	
PCB-45											
289.9224	23:16	23:16	1	1.145	1342430	309791	162	405	1912		
291.9194	23:16	23:16	1	1.145	1709326	397535	161	402	2469	0.79(0.65-0.89)	
PCB-51 (C45)											
289.9224	23:16	23:16	1	1.145	1342430	309791	162	405	1912		
291.9194	23:16	23:16	1	1.145	1709326	397535	161	402	2469	0.79(0.65-0.89)	
PCB-46											
289.9224	23:30	23:30	1	1.156	46565	10252	162	405	63		
291.9194	23:30	23:30	1	1.156	59438	13657	161	402	85	0.78(0.65-0.89)	
PCB-52											
289.9224	24:56	24:56	2	1.227	1896360	434763	162	405	2684		
291.9194	24:56	24:56	2	1.227	2394918	551750	161	402	3427	0.79(0.65-0.89)	
PCB-43											
289.9224	25:05	25:05	2	1.234	94993	18041	162	405	111		
291.9194	25:05	25:05	2	1.234	119593	23496	161	402	146	0.79(0.65-0.89)	
PCB-73 (C43)											
289.9224	25:05	25:05	2	1.234	94993	18041	162	405	111		
291.9194	25:05	25:05	2	1.234	119593	23496	161	402	146	0.79(0.65-0.89)	
PCB-49											
289.9224	25:26	25:23	4	1.251	1661517	380567	162	405	2349		
291.9194	25:26	25:23	4	1.251	2088818	479444	161	402	2978	0.80(0.65-0.89)	
PCB-69 (C49)											
289.9224	25:26	25:23	4	1.251	1661517	380567	162	405	2349		
291.9194	25:26	25:23	4	1.251	2088818	479444	161	402	2978	0.80(0.65-0.89)	
PCB-48											
289.9224	25:43	25:42	2	1.265	59322	13092	162	405	81		
291.9194	25:43	25:42	2	1.265	74664	16361	161	402	102	0.79(0.65-0.89)	
PCB-44											
289.9224	25:59	25:57	4	1.278	3527245	682975	162	405	4216		
291.9194	25:59	25:57	4	1.278	4465350	866304	161	402	5381	0.79(0.65-0.89)	
PCB-47 (C44)											
289.9224	25:59	25:57	4	1.278	3527245	682975	162	405	4216		
291.9194	25:59	25:57	4	1.278	4465350	866304	161	402	5381	0.79(0.65-0.89)	
PCB-65 (C44)											
289.9224	25:59	25:57	4	1.278	3527245	682975	162	405	4216		
291.9194	25:59	25:57	4	1.278	4465350	866304	161	402	5381	0.79(0.65-0.89)	
PCB-59											
289.9224	26:19	26:14	6	1.294	142373	26291	162	405	162		
291.9194	26:19	26:14	6	1.294	175981	32906	161	402	204	0.81(0.65-0.89)	

Signal	RT (min.)	Adj RT (min.)	Sec.	REL RT	Area	Height	Avg Noise	EDL Height	S/N	Ratio(Limits)	Flags
PCB-62 (C59)											
289.9224	26:19	26:14	6	1.294	142373	26291	162	405	162		
291.9194	26:19	26:14	6	1.294	175981	32906	161	402	204	0.81(0.65-0.89)	
PCB-75 (C59)											
289.9224	26:19	26:14	6	1.294	142373	26291	162	405	162		
291.9194	26:19	26:14	6	1.294	175981	32906	161	402	204	0.81(0.65-0.89)	
PCB-42											
289.9224	26:28	26:27	2	1.302	133506	29696	162	405	183		
291.9194	26:28	26:27	2	1.302	168441	37511	161	402	233	0.79(0.65-0.89)	
PCB-40											
289.9224	26:58	26:57	2	1.326	423507	91976	162	405	568		
291.9194	26:58	26:57	2	1.326	534027	117211	161	402	728	0.79(0.65-0.89)	
PCB-41 (C40)											
289.9224	26:58	26:57	2	1.326	423507	91976	162	405	568		
291.9194	26:58	26:57	2	1.326	534027	117211	161	402	728	0.79(0.65-0.89)	
PCB-71 (C40)											
289.9224	26:58	26:57	2	1.326	423507	91976	162	405	568		
291.9194	26:58	26:57	2	1.326	534027	117211	161	402	728	0.79(0.65-0.89)	
PCB-64											
289.9224	27:11	27:10	2	1.337	282309	63168	162	405	390		
291.9194	27:11	27:10	2	1.337	354841	78014	161	402	485	0.80(0.65-0.89)	
PCB-72											
289.9224	28:02	28:02	3	0.827	46668	10250	162	405	63		
291.9194	28:02	28:02	3	0.827	59164	13175	161	402	82	0.79(0.65-0.89)	
PCB-68											
289.9224	28:19	28:20	3	0.836	74113	14883	162	405	92		
291.9194	28:19	28:20	3	0.836	100045	19111	161	402	119	0.74(0.65-0.89)	
PCB-57											
289.9224	28:44						162	405			
291.9194	28:44						161	402			
PCB-58											RQMa
289.9224	28:56	28:56	1	0.854	9778	3178	162	405	20		M
	Empc Correction				6745	1928	162	405	12		
291.9194	28:58	28:56	3	0.855	8760	2505	161	402	16	1.12(0.65-0.89)	
PCB-67											M
289.9224	29:07	29:09	1	0.859	32550	3690	162	405	23		M
291.9194	29:07	29:09	1	0.859	39849	4652	161	402	29	0.82(0.65-0.89)	
PCB-63											Ma
289.9224	29:25	29:25	4	0.868	56330	12066	162	405	74		M
291.9194	29:24	29:25	3	0.868	72350	15352	161	402	95	0.78(0.65-0.89)	
PCB-61											
289.9224	29:44	29:45	3	0.878	1810131	323016	162	405	1994		
291.9194	29:44	29:45	3	0.878	2286909	406112	161	402	2522	0.79(0.65-0.89)	
PCB-70 (C61)											
289.9224	29:44	29:45	3	0.878	1810131	323016	162	405	1994		
291.9194	29:44	29:45	3	0.878	2286909	406112	161	402	2522	0.79(0.65-0.89)	

Signal	RT (min.)	Adj RT (min.)	Sec.	REL RT	Area	Height	Avg Noise	EDL Height	S/N	Ratio(Limits)	Flags
PCB-74 (C61)											
289.9224	29:44	29:45	3	0.878	1810131	323016	162	405	1994		
291.9194	29:44	29:45	3	0.878	2286909	406112	161	402	2522	0.79(0.65-0.89)	
PCB-76 (C61)											
289.9224	29:44	29:45	3	0.878	1810131	323016	162	405	1994		
291.9194	29:44	29:45	3	0.878	2286909	406112	161	402	2522	0.79(0.65-0.89)	
PCB-66											Ma
289.9224	30:04	30:04	3	0.888	813852	166249	162	405	1026		M
291.9194	30:04	30:04	3	0.888	1026849	212431	161	402	1319	0.79(0.65-0.89)	
PCB-55											
289.9224	30:14						162	405			
291.9194	30:14						161	402			
PCB-56											
289.9224	30:44	30:44	3	0.907	199563	41632	162	405	257		
291.9194	30:44	30:44	3	0.907	252792	53780	161	402	334	0.79(0.65-0.89)	
PCB-60											
289.9224	30:57	30:57	3	0.914	58706	12369	162	405	76		
291.9194	30:57	30:57	3	0.914	71604	15572	161	402	97	0.82(0.65-0.89)	
PCB-80											
289.9224	31:23						162	405			
291.9194	31:23						161	402			
PCB-79											
289.9224	32:54	32:54	5	0.971	53084	10891	162	405	67		
291.9194	32:54	32:54	5	0.971	70648	14205	161	402	88	0.75(0.65-0.89)	
PCB-78											
289.9224	33:27						162	405			
291.9194	33:27						161	402			
PCB-81											Ma
289.9224	33:53	33:53	2	1.000	3479	1311	162	405	8		M
291.9194	33:53	33:53	2	1.000	3908	1678	161	402	10	0.89(0.65-0.89)	
PCB-77											
289.9224	34:28	34:28	4	1.001	77967	16031	162	405	99		
291.9194	34:28	34:28	4	1.001	101000	20672	161	402	128	0.77(0.65-0.89)	
PCB-104L											
337.9207	25:52	25:53	2	0.813	346991	78013	23	57	3392		
339.9178	25:52	25:53	2	0.813	217970	48760	13	32	3751	1.59(1.32-1.78)	
PCB-101L											
337.9207	31:49	31:45	4		355434	73891	23	57	3213		
339.9178	31:49	31:45	4		223570	46375	13	32	3567	1.59(1.32-1.78)	
PCB-111L											
337.9207	34:31	34:30	5	1.085	362207	74264	23	57	3229		
339.9178	34:31	34:30	5	1.085	224106	46469	13	32	3575	1.62(1.32-1.78)	
PCB-123L											
337.9207	36:29	36:28	5	1.147	622228	122388	262	655	467		
339.9178	36:29	36:28	5	1.147	384625	76533	221	552	346	1.62(1.32-1.78)	

Signal	RT (min.)	Adj RT (min.)	Sec.	REL RT	Area	Height	Avg Noise	EDL Height	S/N	Ratio(Limits)	Flags
PCB-118L											
337.9207	36:48	36:47	5	1.157	646655	129344	262	655	494		
339.9178	36:48	36:47	5	1.157	407094	82150	221	552	372	1.59(1.32-1.78)	
PCB-114L											
337.9207	37:20	37:19	5	1.173	610243	124865	262	655	477		
339.9178	37:20	37:19	5	1.173	387987	77520	221	552	351	1.57(1.32-1.78)	
PCB-105L											
337.9207	37:58	37:58	4	1.193	605658	121801	262	655	465		
339.9178	37:58	37:58	4	1.193	375893	74228	221	552	336	1.61(1.32-1.78)	
PCB-127L											
337.9207	39:28	39:22	6		749449	147876	262	655	564		
339.9178	39:28	39:22	6		471374	93030	221	552	421	1.59(1.32-1.78)	
PCB-126L											
337.9207	41:05	41:04	6	1.291	636015	124286	262	655	474		
339.9178	41:05	41:04	6	1.291	397089	77983	221	552	353	1.60(1.32-1.78)	
PCB-104											
325.8804	25:54	25:54	2	1.001	52555	11848	17	42	697		
327.8775	25:54	25:54	2	1.001	32833	7298	13	32	561	1.60(1.32-1.78)	
PCB-96											
325.8804	26:15	26:15	2	1.015	91172	20307	17	42	1195		
327.8775	26:15	26:15	2	1.015	56996	12805	13	32	985	1.60(1.32-1.78)	
PCB-103											
325.8804	28:13	28:12	3	1.091	226157	49480	17	42	2911		
327.8775	28:13	28:12	3	1.091	141346	30392	13	32	2338	1.60(1.32-1.78)	
PCB-94											
325.8804	28:26	28:26	2	1.099	95120	19969	17	42	1175		
327.8775	28:26	28:26	2	1.099	58779	12622	13	32	971	1.62(1.32-1.78)	
PCB-95											
325.8804	28:52	28:52	3	1.116	3109767	672252	17	42	39544		
327.8775	28:52	28:52	3	1.116	1940563	416107	13	32	32008	1.60(1.32-1.78)	
PCB-93											
325.8804	29:05	29:05	2	1.125	444163	93057	17	42	5474		
327.8775	29:05	29:05	2	1.125	280881	58830	13	32	4525	1.58(1.32-1.78)	
PCB-100 (C93)											
325.8804	29:05	29:05	2	1.125	444163	93057	17	42	5474		
327.8775	29:05	29:05	2	1.125	280881	58830	13	32	4525	1.58(1.32-1.78)	
PCB-98											
325.8804	29:14	29:14	3	1.130	228033	40133	17	42	2361		
327.8775	29:14	29:14	3	1.130	142671	25684	13	32	1976	1.60(1.32-1.78)	
PCB-102 (C98)											
325.8804	29:14	29:14	3	1.130	228033	40133	17	42	2361		
327.8775	29:14	29:14	3	1.130	142671	25684	13	32	1976	1.60(1.32-1.78)	
PCB-88											
325.8804	29:44	29:44	3	1.150	850187	182311	17	42	10724		
327.8775	29:44	29:44	3	1.150	533485	113853	13	32	8758	1.59(1.32-1.78)	

Signal	RT (min.)	Adj RT (min.)	Sec.	REL RT	Area	Height	Avg Noise	EDL Height	S/N	Ratio(Limits)	Flags
PCB-91 (C88)											
325.8804	29:44	29:44	3	1.150	850187	182311	17	42	10724		
327.8775	29:44	29:44	3	1.150	533485	113853	13	32	8758	1.59(1.32-1.78)	
PCB-84											
325.8804	29:57	29:57	3	1.158	785994	167262	17	42	9839		
327.8775	29:57	29:57	3	1.158	488777	104220	13	32	8017	1.61(1.32-1.78)	
PCB-89											RQ
325.8804	30:26	30:26	2	1.176	25544	4668	17	42	275		
	Empc Correction				22163	4211	17	42	248		
327.8775	30:26	30:26	2	1.176	14299	2717	13	32	209	1.79(1.32-1.78)	
PCB-121											
325.8804	30:52	30:51	4	1.193	23491	4683	17	42	275		
327.8775	30:52	30:51	4	1.193	14802	2881	13	32	222	1.59(1.32-1.78)	
PCB-92											
325.8804	31:14	31:15	4	0.856	1069498	230896	17	42	13582		
327.8775	31:14	31:15	4	0.856	664554	145971	13	32	11229	1.61(1.32-1.78)	
PCB-90											
325.8804	31:50	31:48	4	1.230	5306206	1086853	17	42	63933		
327.8775	31:50	31:48	4	1.230	3341825	685022	13	32	52694	1.59(1.32-1.78)	
PCB-101 (C90)											
325.8804	31:50	31:48	4	1.230	5306206	1086853	17	42	63933		
327.8775	31:50	31:48	4	1.230	3341825	685022	13	32	52694	1.59(1.32-1.78)	
PCB-113 (C90)											
325.8804	31:50	31:48	4	1.230	5306206	1086853	17	42	63933		
327.8775	31:50	31:48	4	1.230	3341825	685022	13	32	52694	1.59(1.32-1.78)	
PCB-83											Ma
325.8804	32:25	32:25	4	1.253	2422312	468507	17	42	27559		M
327.8775	32:25	32:25	4	1.253	1499850	290323	13	32	22333	1.62(1.32-1.78)	
PCB-99 (C83)											Ma
325.8804	32:25	32:25	4	1.253	2422312	468507	17	42	27559		M
327.8775	32:25	32:25	4	1.253	1499850	290323	13	32	22333	1.62(1.32-1.78)	
PCB-112											
325.8804	32:30						17	42			
327.8775	32:30						13	32			
PCB-86											Ma
325.8804	33:00	33:00	10	1.276	2746307	295916	17	42	17407		M
327.8775	33:00	33:00	10	1.276	1724042	185634	13	32	14280	1.59(1.32-1.78)	
PCB-87 (C86)											Ma
325.8804	33:00	33:00	10	1.276	2746307	295916	17	42	17407		M
327.8775	33:00	33:00	10	1.276	1724042	185634	13	32	14280	1.59(1.32-1.78)	
PCB-97 (C86)											Ma
325.8804	33:00	33:00	10	1.276	2746307	295916	17	42	17407		M
327.8775	33:00	33:00	10	1.276	1724042	185634	13	32	14280	1.59(1.32-1.78)	
PCB-109 (C86)											Ma
325.8804	33:00	33:00	10	1.276	2746307	295916	17	42	17407		M
327.8775	33:00	33:00	10	1.276	1724042	185634	13	32	14280	1.59(1.32-1.78)	

Signal	RT (min.)	Adj RT (min.)	Sec.	REL RT	Area	Height	Avg Noise	EDL Height	S/N	Ratio(Limits)	Flags
PCB-119 (C86)											Ma
325.8804	33:00	33:00	10	1.276	2746307	295916	17	42	17407		M
327.8775	33:00	33:00	10	1.276	1724042	185634	13	32	14280	1.59(1.32-1.78)	
PCB-125 (C86)											Ma
325.8804	33:00	33:00	10	1.276	2746307	295916	17	42	17407		M
327.8775	33:00	33:00	10	1.276	1724042	185634	13	32	14280	1.59(1.32-1.78)	
PCB-85											
325.8804	33:38	33:37	4	1.300	635767	95987	17	42	5646		
327.8775	33:38	33:37	4	1.300	401943	60883	13	32	4683	1.58(1.32-1.78)	
PCB-116 (C85)											
325.8804	33:38	33:37	4	1.300	635767	95987	17	42	5646		
327.8775	33:38	33:37	4	1.300	401943	60883	13	32	4683	1.58(1.32-1.78)	
PCB-117 (C85)											
325.8804	33:38	33:37	4	1.300	635767	95987	17	42	5646		
327.8775	33:38	33:37	4	1.300	401943	60883	13	32	4683	1.58(1.32-1.78)	
PCB-110											
325.8804	33:48	33:51	-1	1.307	5469919	1109184	17	42	65246		
327.8775	33:48	33:51	-1	1.307	3422637	695487	13	32	53499	1.60(1.32-1.78)	
PCB-115 (C110)											
325.8804	33:48	33:51	-1	1.307	5469919	1109184	17	42	65246		
327.8775	33:48	33:51	-1	1.307	3422637	695487	13	32	53499	1.60(1.32-1.78)	
PCB-82											
325.8804	34:07	34:06	4	1.319	296118	57351	17	42	3374		
327.8775	34:06	34:06	3	1.319	189062	35472	13	32	2729	1.57(1.32-1.78)	
PCB-111											
325.8804	34:32	34:30	5	1.335	34218	5464	17	42	321		
327.8775	34:32	34:30	5	1.335	20817	3748	13	32	288	1.64(1.32-1.78)	
PCB-120											
325.8804	35:00	34:58	5	1.353	71265	13042	17	42	767		
327.8775	35:00	34:58	5	1.353	46553	8314	13	32	640	1.53(1.32-1.78)	
PCB-108											
325.8804	36:08	36:06	5	1.397	254303	50741	514	1285	99		
327.8775	36:08	36:06	5	1.397	162377	33394	327	817	102	1.57(1.32-1.78)	
PCB-124 (C108)											
325.8804	36:08	36:06	5	1.397	254303	50741	514	1285	99		
327.8775	36:08	36:06	5	1.397	162377	33394	327	817	102	1.57(1.32-1.78)	
PCB-107											Ma
325.8804	36:22	36:22	5	1.406	685451	133552	514	1285	260		M
327.8775	36:22	36:22	5	1.406	435278	84428	327	817	258	1.57(1.32-1.78)	
PCB-123											Ma
325.8804	36:29	36:29	5	1.000	79474	19058	514	1285	37		M
327.8775	36:29	36:29	5	1.000	49879	12103	327	817	37	1.59(1.32-1.78)	
PCB-106											
325.8804	36:37						514	1285			
327.8775	36:37						327	817			

Signal	RT (min.)	Adj RT (min.)	Sec.	REL RT	Area	Height	Avg Noise	EDL Height	S/N	Ratio(Limits)	Flags
PCB-118											
325.8804	36:50	36:50	5	1.001	6697812	1312287	514	1285	2553		
327.8775	36:50	36:50	5	1.001	4262873	838364	327	817	2564	1.57(1.32-1.78)	
PCB-122											
325.8804	37:09	37:10	4	1.010	67092	12332	514	1285	24		
327.8775	37:10	37:10	5	1.010	42840	7688	327	817	24	1.57(1.32-1.78)	
PCB-114											Ma
325.8804	37:21	37:21	5	1.001	127747	24279	514	1285	47		M
327.8775	37:21	37:21	5	1.001	78987	14992	327	817	46	1.62(1.32-1.78)	
PCB-105											
325.8804	38:00	37:59	5	1.001	2093043	399222	514	1285	777		
327.8775	38:00	37:59	5	1.001	1320906	252058	327	817	771	1.58(1.32-1.78)	
PCB-127											Ma
325.8804	39:32	39:32	8	1.041	12549	2480	514	1285	5		M
327.8775	39:32	39:32	8	1.041	8275	1775	327	817	5	1.52(1.32-1.78)	
PCB-126											
325.8804	41:06	41:06	6	1.000	26767	5304	514	1285	10		
327.8775	41:06	41:06	6	1.000	16679	3332	327	817	10	1.60(1.32-1.78)	
PCB-155L											
371.8817	31:35	31:35	4	0.791	301672	61908	33	82	1876		
373.8788	31:35	31:35	4	0.791	234783	49445	37	92	1336	1.28(1.05-1.43)	
PCB-138L											
371.8817	39:56	39:51	5		451623	88315	92	230	960		
373.8788	39:56	39:51	5		360320	71167	107	267	665	1.25(1.05-1.43)	
PCB-167L											
371.8817	42:58	42:57	7	1.076	481464	91014	92	230	989		
373.8788	42:58	42:57	7	1.076	379438	73782	107	267	690	1.27(1.05-1.43)	
PCB-156L											
371.8817	44:06	44:06	6	1.104	935021	132880	92	230	1444		
373.8788	44:06	44:06	6	1.104	738771	104523	107	267	977	1.27(1.05-1.43)	
PCB-157L (C156L)											
371.8817	44:06	44:06	6	1.104	935021	132880	92	230	1444		
373.8788	44:06	44:06	6	1.104	738771	104523	107	267	977	1.27(1.05-1.43)	
PCB-169L											
371.8817	47:21	47:20	7	1.186	436088	82625	92	230	898		
373.8788	47:21	47:20	7	1.186	338667	66769	107	267	624	1.29(1.05-1.43)	
PCB-155											
359.8415	31:37	31:37	4	1.001	5516	1285	17	42	76		
361.8385	31:37	31:37	4	1.001	4015	848	14	35	61	1.37(1.05-1.43)	
PCB-152											
359.8415	31:47	31:48	3	1.006	25243	5127	17	42	302		
361.8385	31:47	31:48	3	1.006	19403	4014	14	35	287	1.30(1.05-1.43)	
PCB-150											
359.8415	31:58	31:58	4	1.012	44889	9233	17	42	543		
361.8385	31:57	31:58	3	1.012	36613	7401	14	35	529	1.23(1.05-1.43)	

Signal	RT (min.)	Adj RT (min.)	Sec.	REL RT	Area	Height	Avg Noise	EDL Height	S/N	Ratio(Limits)	Flags
PCB-136											
359.8415	32:19	32:19	3	1.023	881586	183154	17	42	10774		
361.8385	32:19	32:19	3	1.023	692538	144052	14	35	10289	1.27(1.05-1.43)	
PCB-145											
359.8415	32:35	32:38	1	1.032	4263	569	17	42	33		
361.8385	32:36	32:38	2	1.032	3372	433	14	35	31	1.26(1.05-1.43)	
PCB-148											
359.8415	34:09	34:09	5	1.081	43918	8691	17	42	511		
361.8385	34:09	34:09	4	1.081	35489	7170	14	35	512	1.24(1.05-1.43)	
PCB-135											
359.8415	34:44	34:44	4	1.100	2071016	283930	17	42	16702		
361.8385	34:44	34:44	4	1.100	1629295	222179	14	35	15870	1.27(1.05-1.43)	
PCB-151 (C135)											
359.8415	34:44	34:44	4	1.100	2071016	283930	17	42	16702		
361.8385	34:44	34:44	4	1.100	1629295	222179	14	35	15870	1.27(1.05-1.43)	
PCB-154											
359.8415	35:00	35:00	5	1.108	188512	37300	17	42	2194		
361.8385	35:00	35:00	5	1.108	151090	29829	14	35	2131	1.25(1.05-1.43)	
PCB-144											
359.8415	35:18	35:18	4	1.118	214186	43568	17	42	2563		
361.8385	35:18	35:18	4	1.118	167332	33646	14	35	2403	1.28(1.05-1.43)	
PCB-147											
359.8415	35:40	35:40	4	1.129	6753556	1351713	116	290	11653		
361.8385	35:40	35:40	4	1.129	5386517	1086528	52	130	20895	1.25(1.05-1.43)	
PCB-149 (C147)											
359.8415	35:40	35:40	4	1.129	6753556	1351713	116	290	11653		
361.8385	35:40	35:40	4	1.129	5386517	1086528	52	130	20895	1.25(1.05-1.43)	
PCB-134											a
359.8415	35:52	35:52	-2	1.135	427451	78781	116	290	679		a
361.8385	35:52	35:52	-2	1.135	341794	62348	52	130	1199	1.25(1.05-1.43)	
PCB-143 (C134)											a
359.8415	35:52	35:52	-2	1.135	427451	78781	116	290	679		a
361.8385	35:52	35:52	-2	1.135	341794	62348	52	130	1199	1.25(1.05-1.43)	
PCB-139											
359.8415	36:16	36:17	4	1.148	166358	30103	116	290	260		
361.8385	36:16	36:17	4	1.148	129931	22861	52	130	440	1.28(1.05-1.43)	
PCB-140 (C139)											
359.8415	36:16	36:17	4	1.148	166358	30103	116	290	260		
361.8385	36:16	36:17	4	1.148	129931	22861	52	130	440	1.28(1.05-1.43)	
PCB-131											
359.8415	36:28	36:28	4	1.155	83202	15850	116	290	137		
361.8385	36:28	36:28	4	1.155	68903	12652	52	130	243	1.21(1.05-1.43)	
PCB-142											
359.8415	36:37						116	290			
361.8385	36:37						52	130			

Signal	RT (min.)	Adj RT (min.)	Sec.	REL RT	Area	Height	Avg Noise	EDL Height	S/N	Ratio(Limits)	Flags
PCB-132											
359.8415	36:55	36:56	4	1.169	2214126	444224	116	290	3830		
361.8385	36:55	36:56	4	1.169	1750387	350814	52	130	6746	1.26(1.05-1.43)	
PCB-133											
359.8415	37:27	37:27	4	1.186	300183	59547	116	290	513		
361.8385	37:27	37:27	4	1.186	240730	47557	52	130	915	1.25(1.05-1.43)	
PCB-165											
359.8415	37:51	37:52	5	0.881	59425	11834	116	290	102		
361.8385	37:51	37:52	5	0.881	48356	9246	52	130	178	1.23(1.05-1.43)	
PCB-146											
359.8415	38:06	38:07	5	0.887	2048262	397308	116	290	3425		
361.8385	38:06	38:07	5	0.887	1624732	312889	52	130	6017	1.26(1.05-1.43)	
PCB-161											
359.8415	38:15						116	290			
361.8385	38:15						52	130			
PCB-153											
359.8415	38:43	38:45	4	0.901	8197930	1592248	116	290	13726		
361.8385	38:43	38:45	4	0.901	6558821	1288946	52	130	24787	1.25(1.05-1.43)	
PCB-168 (C153)											
359.8415	38:43	38:45	4	0.901	8197930	1592248	116	290	13726		
361.8385	38:43	38:45	4	0.901	6558821	1288946	52	130	24787	1.25(1.05-1.43)	
PCB-141											
359.8415	38:54	38:55	4	0.905	1382620	267260	116	290	2304		
361.8385	38:55	38:55	5	0.906	1083648	208268	52	130	4005	1.28(1.05-1.43)	
PCB-130											
359.8415	39:19	39:20	5	0.915	604917	116471	116	290	1004		
361.8385	39:19	39:20	5	0.915	481255	92233	52	130	1774	1.26(1.05-1.43)	
PCB-137											
359.8415	39:32	39:33	5	0.920	274264	58803	116	290	507		
361.8385	39:32	39:33	5	0.920	219819	46627	52	130	897	1.25(1.05-1.43)	
PCB-164											
359.8415	39:39	39:40	5	0.923	715258	137356	116	290	1184		
361.8385	39:39	39:40	5	0.923	567237	107819	52	130	2073	1.26(1.05-1.43)	
PCB-129											
359.8415	39:57	39:59	4	0.930	8625046	1577955	116	290	13603		
361.8385	39:57	39:59	4	0.930	6889920	1279659	52	130	24609	1.25(1.05-1.43)	
PCB-138 (C129)											
359.8415	39:57	39:59	4	0.930	8625046	1577955	116	290	13603		
361.8385	39:57	39:59	4	0.930	6889920	1279659	52	130	24609	1.25(1.05-1.43)	
PCB-160 (C129)											
359.8415	39:57	39:59	4	0.930	8625046	1577955	116	290	13603		
361.8385	39:57	39:59	4	0.930	6889920	1279659	52	130	24609	1.25(1.05-1.43)	
PCB-163 (C129)											
359.8415	39:57	39:59	4	0.930	8625046	1577955	116	290	13603		
361.8385	39:57	39:59	4	0.930	6889920	1279659	52	130	24609	1.25(1.05-1.43)	

Signal	RT (min.)	Adj RT (min.)	Sec.	REL RT	Area	Height	Avg Noise	EDL Height	S/N	Ratio(Limits)	Flags
PCB-158											
359.8415	40:21	40:22	5	0.939	1027067	192085	116	290	1656		
361.8385	40:21	40:22	5	0.939	817622	152412	52	130	2931	1.26(1.05-1.43)	
PCB-128											Ma
359.8415	41:13	41:13	6	0.959	1153025	205449	116	290	1771		M
361.8385	41:13	41:13	6	0.959	909789	162291	52	130	3121	1.27(1.05-1.43)	
PCB-166 (C128)											Ma
359.8415	41:13	41:13	6	0.959	1153025	205449	116	290	1771		M
361.8385	41:13	41:13	6	0.959	909789	162291	52	130	3121	1.27(1.05-1.43)	
PCB-159											a
359.8415	42:11	42:11	4	0.982	102338	18271	116	290	158		a
361.8385	42:11	42:11	4	0.982	82445	14422	52	130	277	1.24(1.05-1.43)	
PCB-162											Ma
359.8415	42:30	42:30	6	0.989	32049	6760	116	290	58		M
361.8385	42:30	42:30	6	0.989	26970	5269	52	130	101	1.19(1.05-1.43)	
PCB-167											
359.8415	42:59	42:59	7	1.001	375400	71312	116	290	615		
361.8385	42:59	42:59	7	1.001	298699	56037	52	130	1078	1.26(1.05-1.43)	
PCB-156											
359.8415	44:06	44:08	4	1.000	1089047	189100	116	290	1630		
361.8385	44:06	44:08	4	1.000	857320	148137	52	130	2849	1.27(1.05-1.43)	
PCB-157 (C156)											
359.8415	44:06	44:08	4	1.000	1089047	189100	116	290	1630		
361.8385	44:06	44:08	4	1.000	857320	148137	52	130	2849	1.27(1.05-1.43)	
PCB-169											
359.8415	47:22						116	290			
361.8385	47:22						52	130			
PCB-188L											
405.8428	37:20	37:21	5	0.820	338592	65519	40	100	1638		
407.8398	37:20	37:21	5	0.820	315002	62583	37	92	1691	1.07(0.89-1.21)	
PCB-178L											
405.8428	40:24	40:25	5	0.888	236431	47056	40	100	1176		
407.8398	40:24	40:25	5	0.888	225457	44675	37	92	1207	1.05(0.89-1.21)	
PCB-180L											
405.8428	45:31	45:24	7		320484	62418	40	100	1560		
407.8398	45:31	45:24	7		301797	57214	37	92	1546	1.06(0.89-1.21)	
PCB-170L											
405.8428	46:45	46:46	6	1.027	220697	43505	40	100	1088		
407.8398	46:45	46:46	6	1.027	205819	39894	37	92	1078	1.07(0.89-1.21)	
PCB-189L											
405.8428	49:54	49:54	7	1.096	561526	106789	317	792	337		
407.8398	49:54	49:54	7	1.096	517322	101300	317	792	320	1.09(0.89-1.21)	
PCB-188											
393.8025	37:21						18	45			
395.7995	37:21						23	57			

Signal	RT (min.)	Adj RT (min.)	Sec.	REL RT	Area	Height	Avg Noise	EDL Height	S/N	Ratio(Limits)	Flags
PCB-179											
393.8025	37:41	37:41	4	1.009	1167675	232201	18	45	12900		
395.7995	37:41	37:41	4	1.009	1099845	220231	23	57	9575	1.06(0.89-1.21)	
PCB-184											
393.8025	38:14						18	45			
395.7995	38:14						23	57			
PCB-176											
393.8025	38:34	38:34	4	1.033	299295	59023	18	45	3279		
395.7995	38:34	38:34	4	1.033	280337	55149	23	57	2398	1.07(0.89-1.21)	
PCB-186											
393.8025	39:02						18	45			
395.7995	39:02						23	57			
PCB-178											
393.8025	40:26	40:25	5	1.083	534388	104250	18	45	5792		
395.7995	40:26	40:25	5	1.083	500068	96916	23	57	4214	1.07(0.89-1.21)	
PCB-175											
393.8025	41:03	41:03	5	1.100	93462	17898	18	45	994		
395.7995	41:03	41:03	5	1.100	86742	17093	23	57	743	1.08(0.89-1.21)	
PCB-187											
393.8025	41:20	41:19	5	1.107	2483065	486192	18	45	27011		
395.7995	41:20	41:19	5	1.107	2340597	456852	23	57	19863	1.06(0.89-1.21)	
PCB-182											
393.8025	41:32	41:32	5	1.113	24807	3523	18	45	196		
395.7995	41:32	41:32	5	1.113	20568	3203	23	57	139	1.21(0.89-1.21)	
PCB-183											
393.8025	41:57	41:56	5	1.124	1208487	203240	18	45	11291		
395.7995	41:57	41:56	5	1.124	1145213	194328	23	57	8449	1.06(0.89-1.21)	
PCB-185 (C183)											
393.8025	41:57	41:56	5	1.124	1208487	203240	18	45	11291		
395.7995	41:57	41:56	5	1.124	1145213	194328	23	57	8449	1.06(0.89-1.21)	
PCB-174											
393.8025	42:11	42:11	5	1.130	1552901	286619	18	45	15923		
395.7995	42:10	42:11	4	1.130	1473782	273486	23	57	11891	1.05(0.89-1.21)	
PCB-177											
393.8025	42:37	42:37	5	1.142	1153791	222119	18	45	12340		
395.7995	42:37	42:37	5	1.142	1079759	209170	23	57	9094	1.07(0.89-1.21)	
PCB-181											
393.8025	43:01	43:00	6	1.152	16806	2952	18	45	164		
395.7995	43:01	43:00	6	1.152	16150	2690	23	57	117	1.04(0.89-1.21)	
PCB-171											
393.8025	43:15	43:14	7	1.159	478621	88529	18	45	4918		
395.7995	43:15	43:14	7	1.159	454936	83255	23	57	3620	1.05(0.89-1.21)	
PCB-173 (C171)											
393.8025	43:15	43:14	7	1.159	478621	88529	18	45	4918		
395.7995	43:15	43:14	7	1.159	454936	83255	23	57	3620	1.05(0.89-1.21)	

Signal	RT (min.)	Adj RT (min.)	Sec.	REL RT	Area	Height	Avg Noise	EDL Height	S/N	Ratio(Limits)	Flags
PCB-172											
393.8025	44:52	44:53	6	0.899	265627	51137	18	45	2841		
395.7995	44:52	44:53	6	0.899	249807	48146	23	57	2093	1.06(0.89-1.21)	
PCB-192											
393.8025	45:10						18	45			
395.7995	45:10						23	57			
PCB-180											
393.8025	45:32	45:29	9	0.912	4204983	772767	18	45	42932		
395.7995	45:32	45:29	9	0.912	3955549	726526	23	57	31588	1.06(0.89-1.21)	
PCB-193 (C180)											
393.8025	45:32	45:29	9	0.912	4204983	772767	18	45	42932		
395.7995	45:32	45:29	9	0.912	3955549	726526	23	57	31588	1.06(0.89-1.21)	
PCB-191											
393.8025	45:53	45:53	6	0.920	100258	18168	18	45	1009		
395.7995	45:53	45:53	6	0.920	98099	17411	23	57	757	1.02(0.89-1.21)	
PCB-170											
393.8025	46:47	46:48	6	0.938	1482754	287757	18	45	15987		
395.7995	46:47	46:48	6	0.938	1398246	271351	23	57	11798	1.06(0.89-1.21)	
PCB-190											
393.8025	47:18	47:19	6	0.948	399941	76235	18	45	4235		
395.7995	47:18	47:19	6	0.948	381018	72053	23	57	3133	1.05(0.89-1.21)	
PCB-189											
393.8025	49:55	49:55	7	1.001	147296	28486	102	255	279		
395.7995	49:54	49:55	6	1.000	139468	26688	85	212	314	1.06(0.89-1.21)	
PCB-202L											
439.8038	42:43	42:43	5	0.821	251350	49910	90	225	555		
441.8008	42:43	42:43	5	0.821	269711	51077	74	185	690	0.93(0.76-1.02)	
PCB-194L											
439.8038	52:00	51:53	7		360496	65371	194	485	337		
441.8008	52:00	51:53	7		391136	73725	257	642	287	0.92(0.76-1.02)	
PCB-205L											
439.8038	52:29	52:29	7	1.009	356537	67741	194	485	349		
441.8008	52:29	52:29	7	1.009	401136	75418	257	642	293	0.89(0.76-1.02)	
PCB-202											
427.7635	42:44	42:44	5	1.001	152694	29395	22	55	1336		
429.7606	42:44	42:44	5	1.001	167390	32406	14	35	2315	0.91(0.76-1.02)	
PCB-201											
427.7635	43:40	43:40	5	1.022	104230	20772	22	55	944		
429.7606	43:40	43:40	5	1.022	116740	22845	14	35	1632	0.89(0.76-1.02)	
PCB-204											
427.7635	44:20						22	55			
429.7606	44:20						14	35			
PCB-197											
427.7635	44:34	44:35	5	1.044	28454	7406	22	55	337		
429.7606	44:35	44:35	6	1.044	32811	8600	14	35	614	0.87(0.76-1.02)	

Signal	RT (min.)	Adj RT (min.)	Sec.	REL RT	Area	Height	Avg Noise	EDL Height	S/N	Ratio(Limits)	Flags
PCB-200											
427.7635	44:41	44:40	6	1.046	96012	16898	22	55	768		
429.7606	44:40	44:40	5	1.046	106938	18870	14	35	1348	0.90(0.76-1.02)	
PCB-198											
427.7635	47:30	47:28	7	1.112	540457	100760	22	55	4580		
429.7606	47:30	47:28	7	1.112	598830	111633	14	35	7974	0.90(0.76-1.02)	
PCB-199 (C198)											
427.7635	47:30	47:28	7	1.112	540457	100760	22	55	4580		
429.7606	47:30	47:28	7	1.112	598830	111633	14	35	7974	0.90(0.76-1.02)	
PCB-196											
427.7635	48:09	48:09	7	0.918	291904	56470	22	55	2567		
429.7606	48:09	48:09	7	0.918	325585	61523	14	35	4395	0.90(0.76-1.02)	
PCB-203											
427.7635	48:21	48:21	7	0.921	378083	71176	22	55	3235		
429.7606	48:21	48:21	7	0.921	417669	79903	14	35	5707	0.91(0.76-1.02)	
PCB-195											
427.7635	49:40	49:41	6	0.946	388395	74485	99	247	752		
429.7606	49:40	49:41	6	0.946	430411	82988	404	1010	205	0.90(0.76-1.02)	
PCB-194											
427.7635	52:02	52:02	7	0.992	992260	186168	99	247	1880		
429.7606	52:02	52:02	7	0.992	1093666	204986	404	1010	507	0.91(0.76-1.02)	
PCB-205											
427.7635	52:30	52:30	7	1.000	67851	12616	99	247	127		
429.7606	52:30	52:30	7	1.000	73798	14378	404	1010	36	0.92(0.76-1.02)	
PCB-208L											
473.7648	49:25	49:26	6	0.950	288503	54966	196	490	280		
475.7619	49:25	49:26	6	0.950	368684	70008	220	550	318	0.78(0.65-0.89)	
PCB-206L											
473.7648	54:15	54:15	8	1.043	198904	38715	196	490	198		
475.7619	54:15	54:15	8	1.043	251106	46809	220	550	213	0.79(0.65-0.89)	
PCB-208											
461.7246	49:26	49:27	6	1.000	71024	13904	96	240	145		
463.7216	49:26	49:27	6	1.000	89745	17409	53	132	328	0.79(0.65-0.89)	
PCB-207											
461.7246	50:23	50:23	6	1.019	38067	7642	96	240	80		
463.7216	50:22	50:23	6	1.019	49604	9688	53	132	183	0.77(0.65-0.89)	
PCB-206											RQa
461.7246	54:13	54:13	5	1.000	1205622	99716	96	240	1039		a
	Empc Correction				500547	53522	96	240	558		
463.7216	54:16	54:13	7	1.000	650062	69510	53	132	1312	1.85(0.65-0.89)	
PCB-209L											
507.7258	55:54	55:54	8	1.075	184966	30943	29	72	1067		
509.7229	55:53	55:54	7	1.075	247475	42891	21	52	2042	0.75(0.59-0.79)	
DCB Decachlorobiphenyl											
495.6856	55:55	55:56	7	1.000	106801	18661	9	22	2073		
497.6826	55:55	55:56	7	1.000	150752	25809	10	25	2581	0.71(0.59-0.79)	

QC Flag Legend

Processing Flags

R - Failed Signal Ratio Test

Q - EMPC-Estimated Max. Possible Conc.

Review Flags

M - Manually Integrated

a - User Assigned ID

Eurofins TestAmerica, Knoxville

Data File:	\\chromna\Knoxville\ChromData\D3D\20190903-12925.b\580-88125-b-8-c.d		
Injection Date:	03-Sep-2019 18:02:00	Injection Vol:	1.0 ul
Instrument ID:	D3D	Operator ID:	Xcalibur_System
Method:	PCBs_D3D	Limit Group:	HR - 1668A - ICAL
Client ID:	C4-0to27-100918		
Worklist#:	33205	Sample Line#:	12
Column Type:	SPB-Octyl	Column Dia:	0.25 mm

MoPCB F1

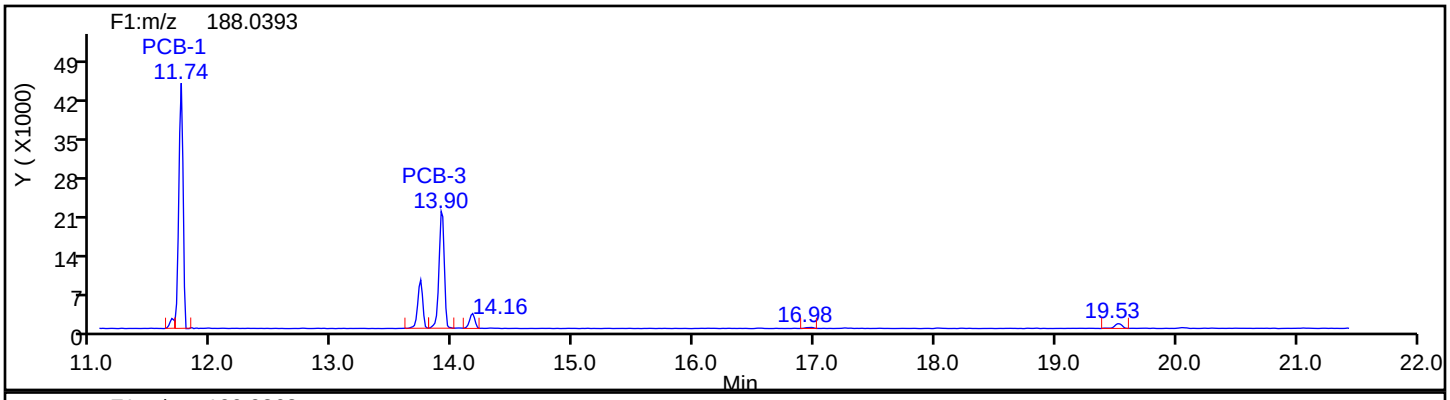

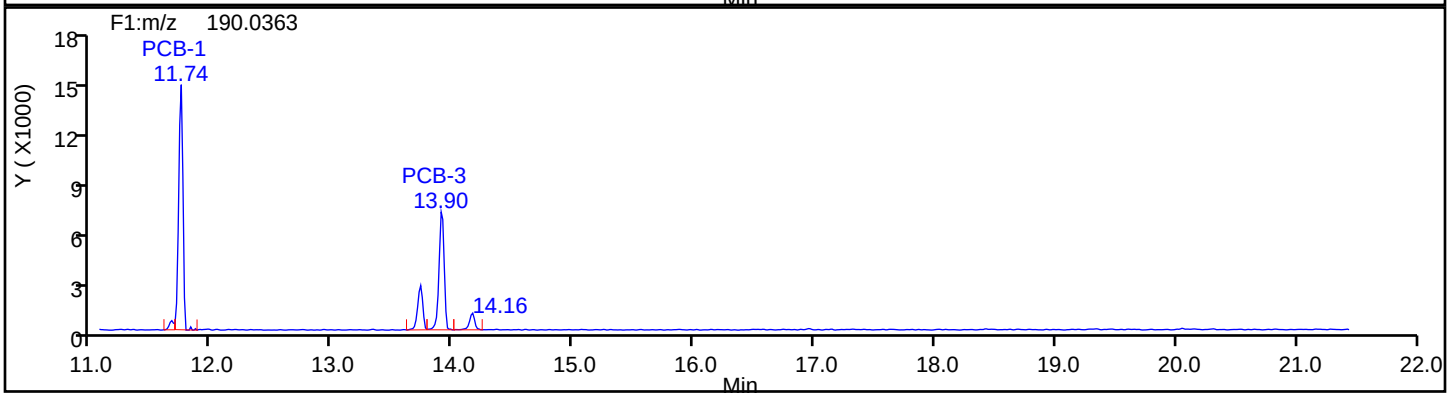

MoPCB F1 Standards

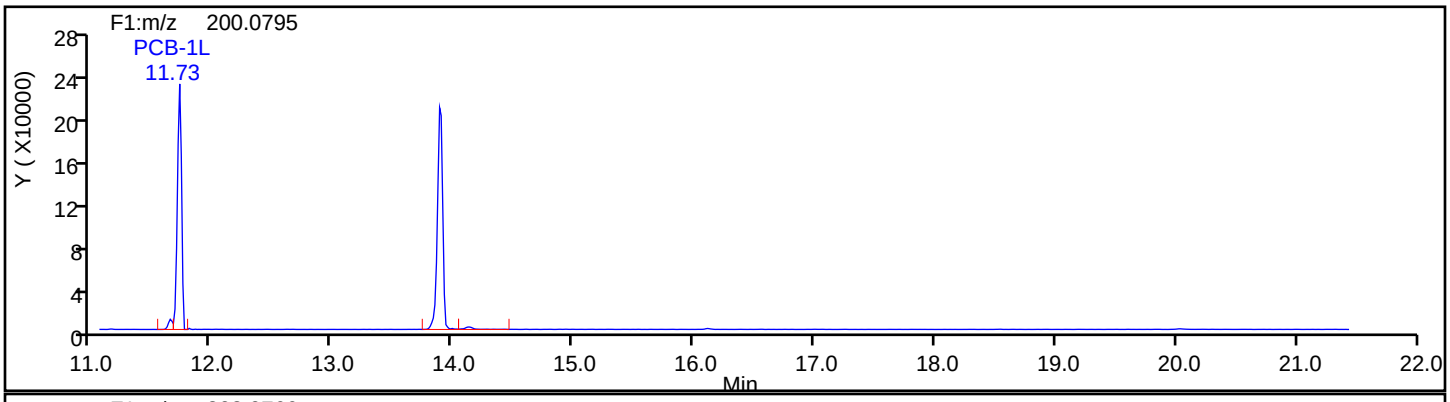

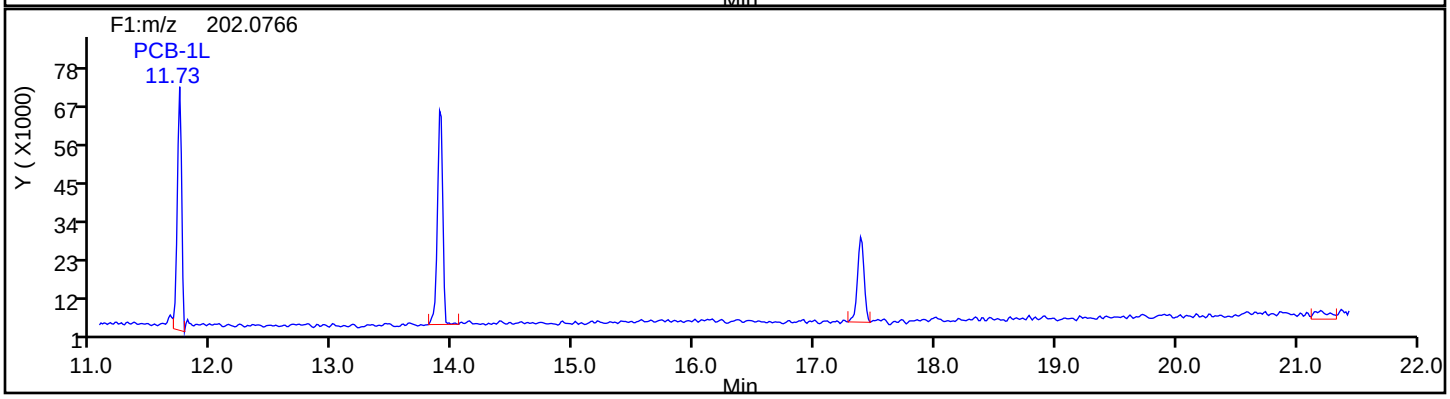

Eurofins TestAmerica, Knoxville

Data File:	\\chromna\Knoxville\ChromData\D3D\20190903-12925.b\580-88125-b-8-c.d		
Injection Date:	03-Sep-2019 18:02:00	Injection Vol:	1.0 ul
Instrument ID:	D3D	Operator ID:	Xcalibur_System
Method:	PCBs_D3D	Limit Group:	HR - 1668A - ICAL
Client ID:	C4-0to27-100918		
Worklist#:	33205	Sample Line#:	12
Column Type:	SPB-Octyl	Column Dia:	0.25 mm

MoPCB F1

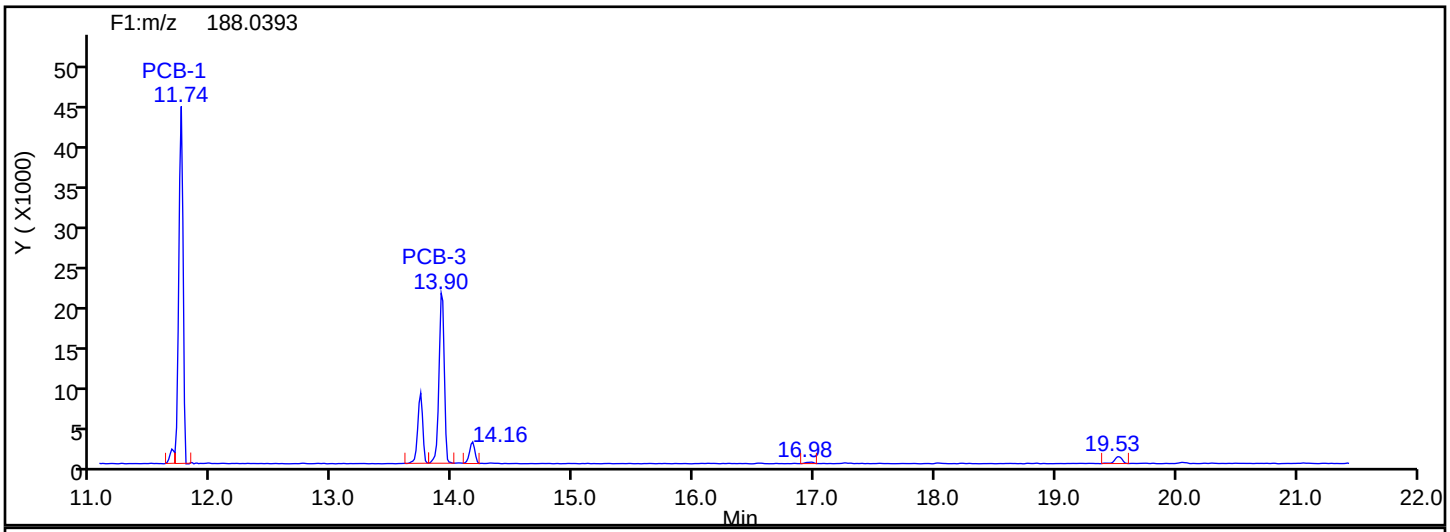

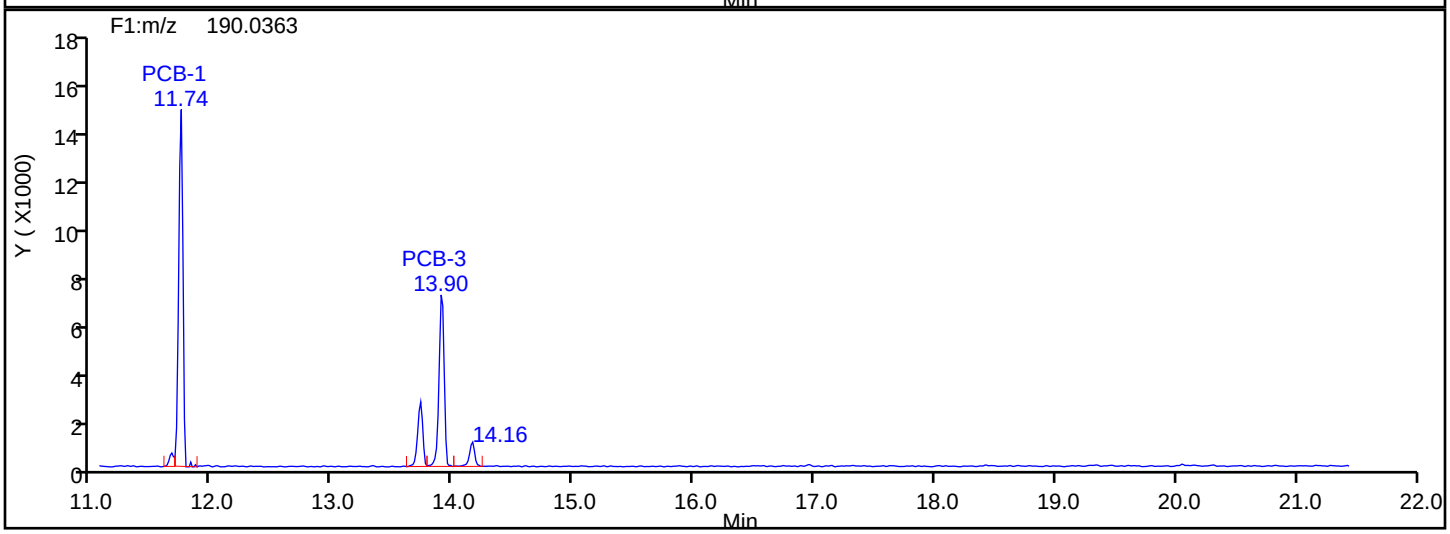

MoPCB F1 Lock Mass

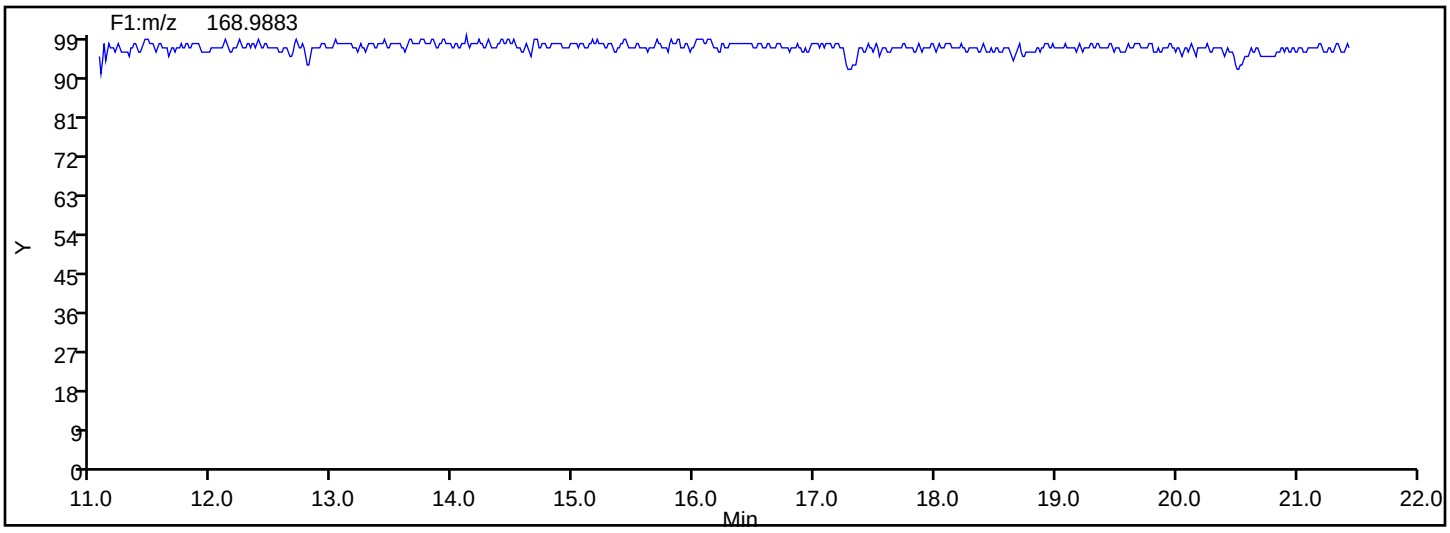

Eurofins TestAmerica, Knoxville

Data File:	\\chromna\Knoxville\ChromData\D3D\20190903-12925.b\580-88125-b-8-c.d		
Injection Date:	03-Sep-2019 18:02:00	Injection Vol:	1.0 ul
Instrument ID:	D3D	Operator ID:	Xcalibur_System
Method:	PCBs_D3D	Limit Group:	HR - 1668A - ICAL
Client ID:	C4-0to27-100918		
Worklist#:	33205	Sample Line#:	12
Column Type:	SPB-Octyl	Column Dia:	0.25 mm

DiPCB F1

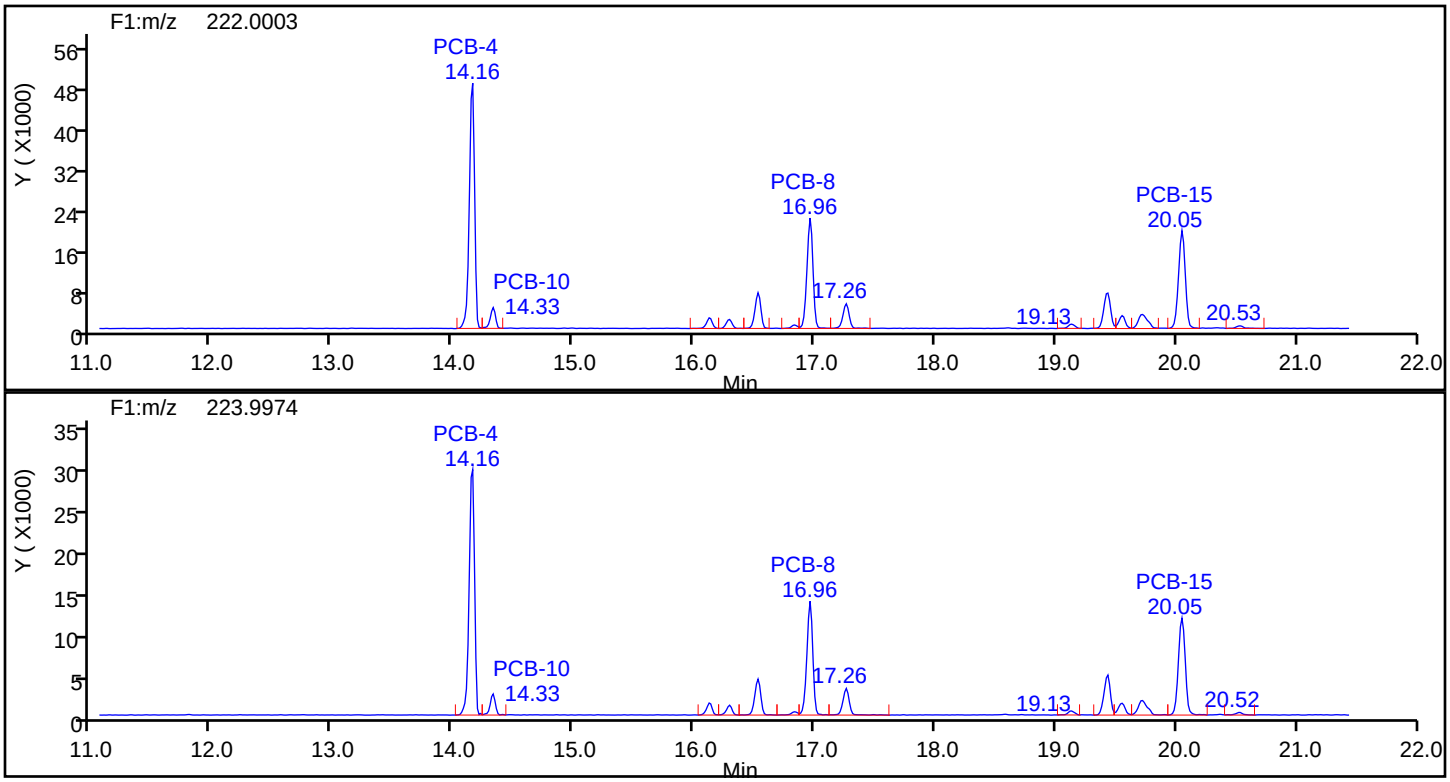

DiPCB F1 Standards

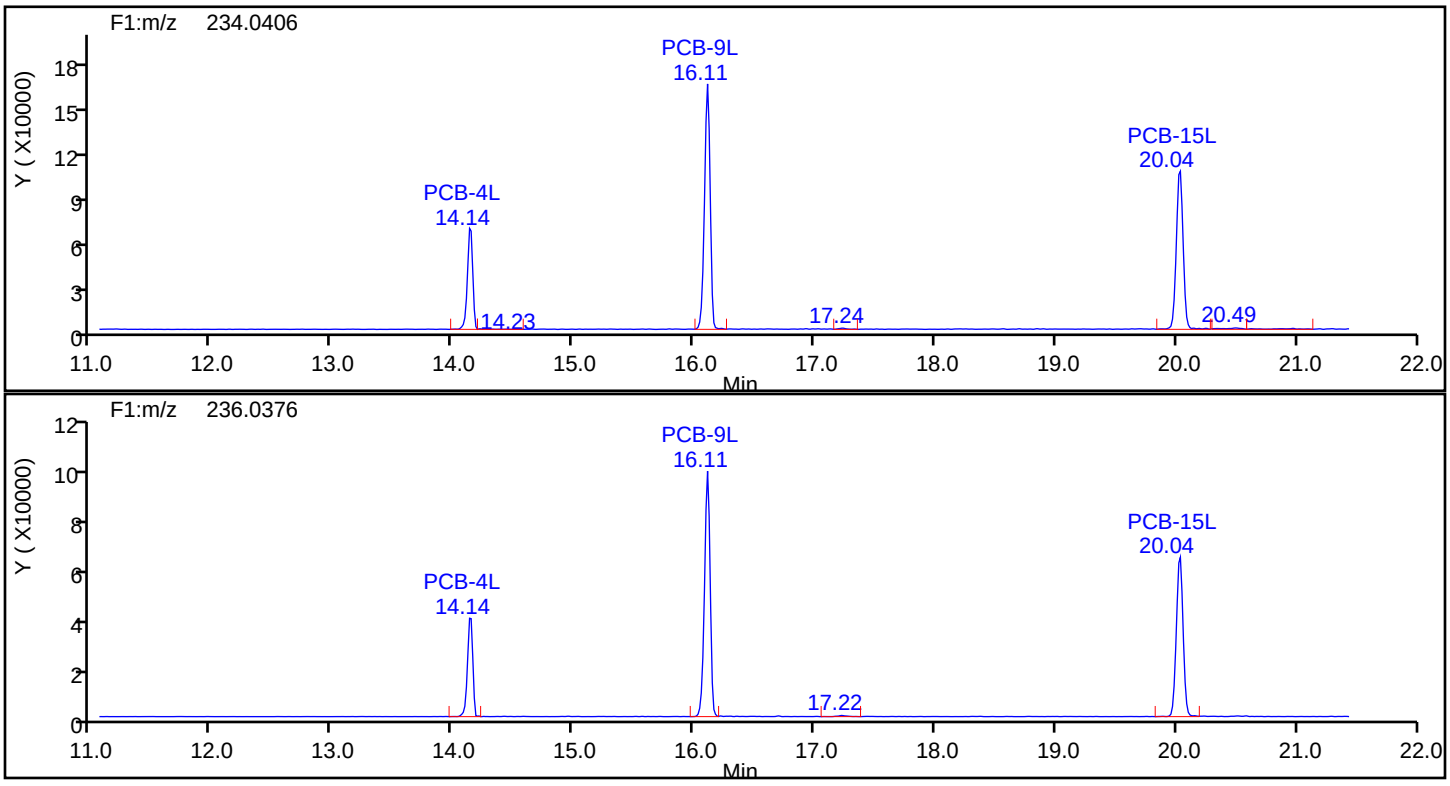

Eurofins TestAmerica, Knoxville

Data File:	\\chromna\Knoxville\ChromData\D3D\20190903-12925.b\580-88125-b-8-c.d		
Injection Date:	03-Sep-2019 18:02:00	Injection Vol:	1.0 ul
Instrument ID:	D3D	Operator ID:	Xcalibur_System
Method:	PCBs_D3D	Limit Group:	HR - 1668A - ICAL
Client ID:	C4-0to27-100918		
Worklist#:	33205	Sample Line#:	12
Column Type:	SPB-Octyl	Column Dia:	0.25 mm

DiPCB F1

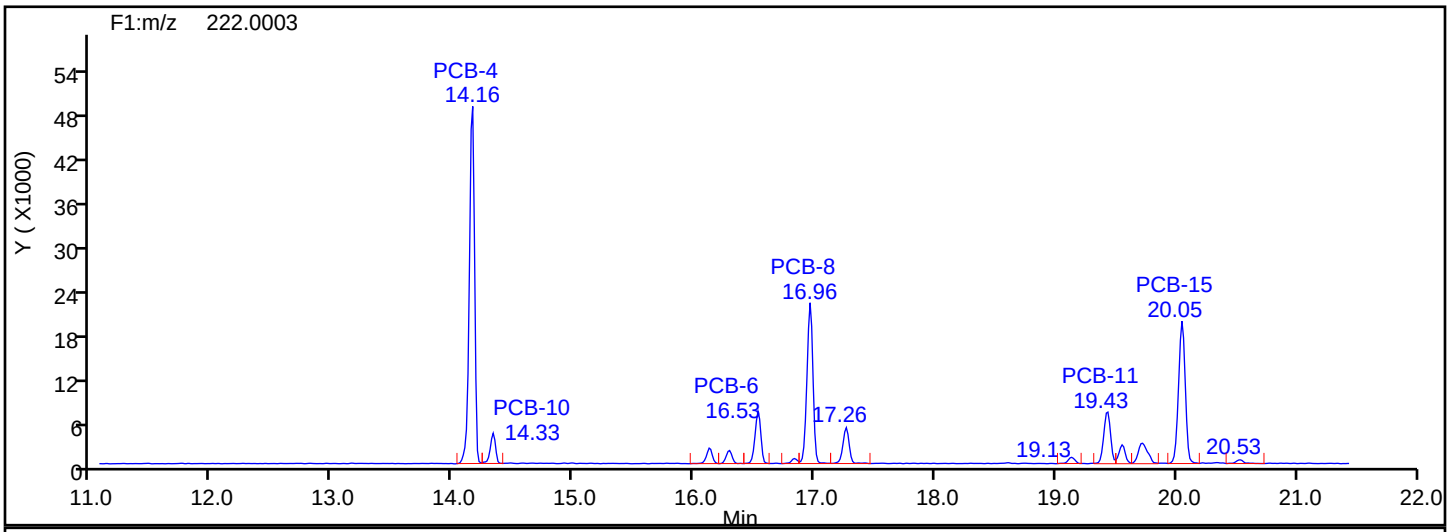

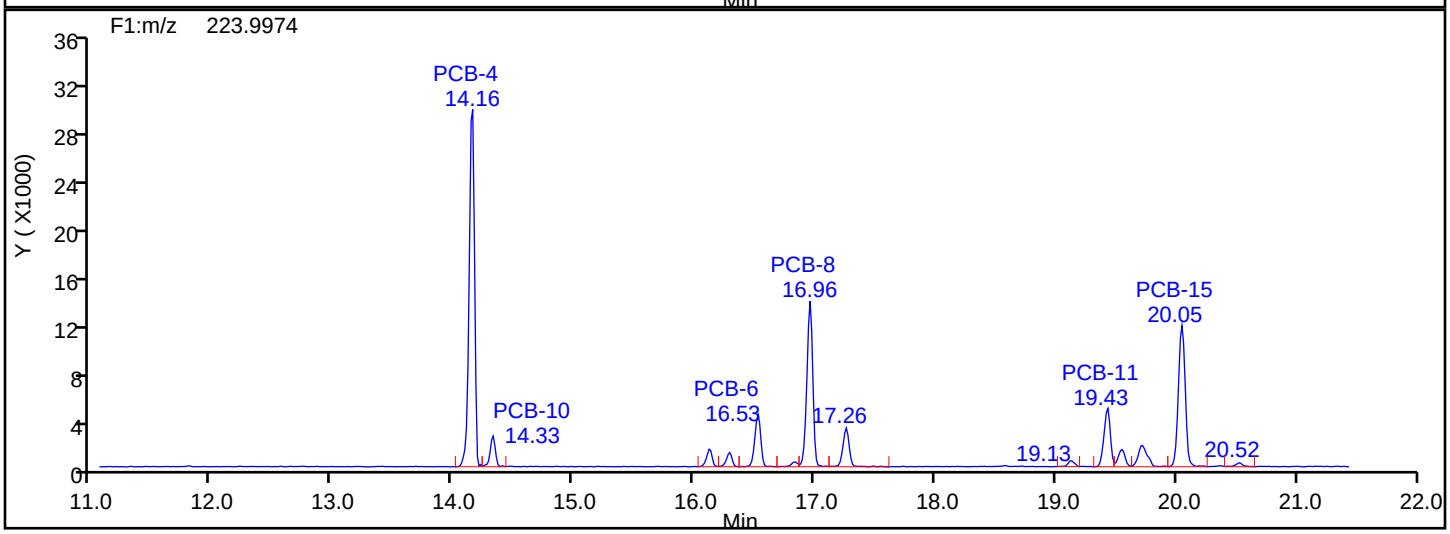

DiPCB F1 Lock Mass

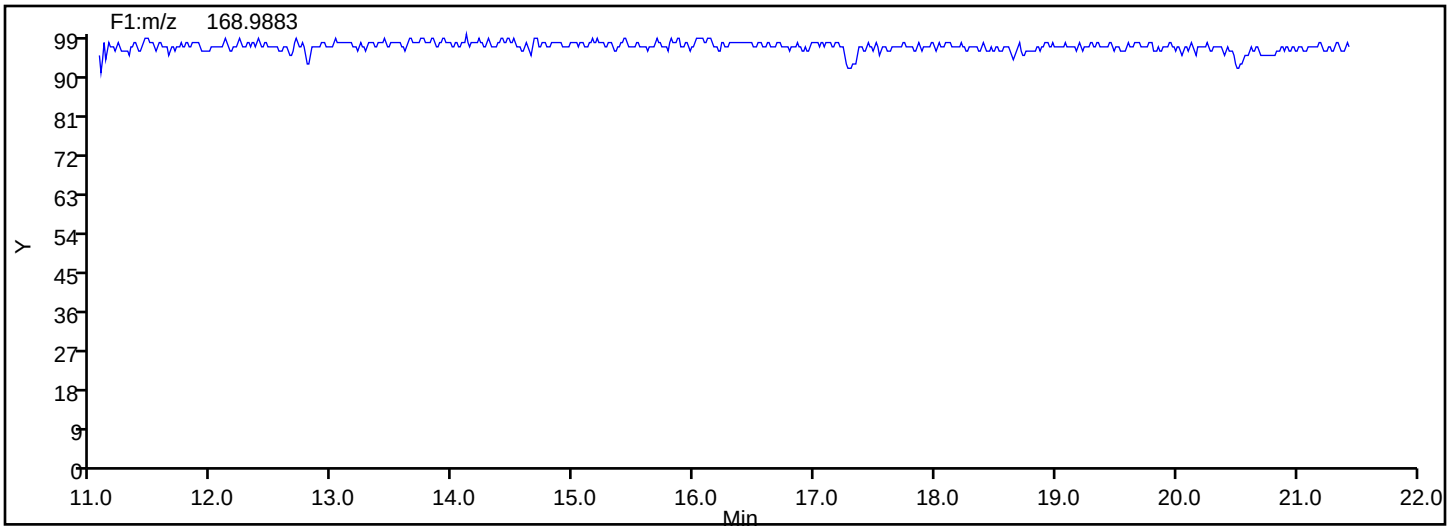

Eurofins TestAmerica, Knoxville

Data File:	\\chromna\Knoxville\ChromData\D3D\20190903-12925.b\580-88125-b-8-c.d		
Injection Date:	03-Sep-2019 18:02:00	Injection Vol:	1.0 ul
Instrument ID:	D3D	Operator ID:	Xcalibur_System
Method:	PCBs_D3D	Limit Group:	HR - 1668A - ICAL
Client ID:	C4-0to27-100918		
Worklist#:	33205	Sample Line#:	12
Column Type:	SPB-Octyl	Column Dia:	0.25 mm

TriPCB F1

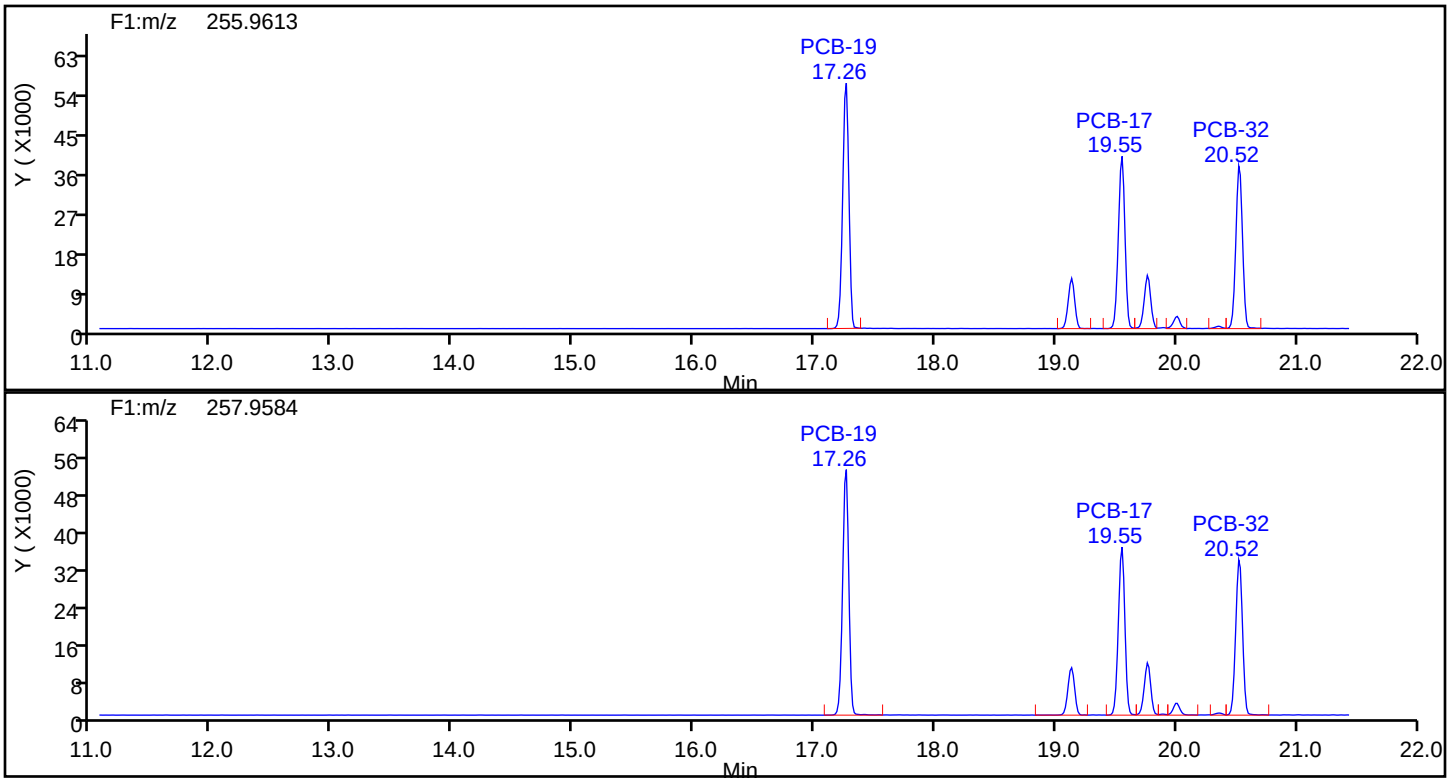

TriPCB F1 Standards

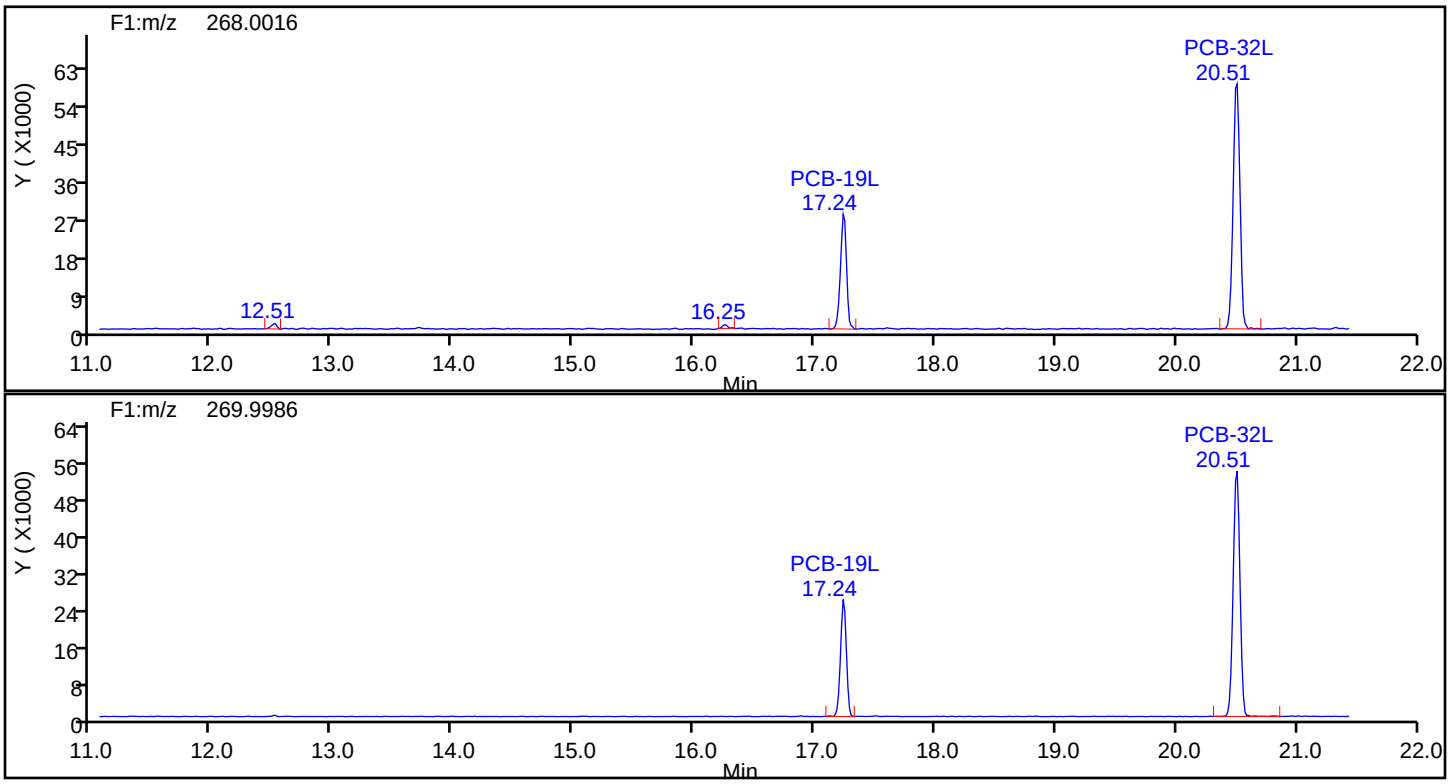

Eurofins TestAmerica, Knoxville

Data File:	\\chromna\Knoxville\ChromData\D3D\20190903-12925.b\580-88125-b-8-c.d		
Injection Date:	03-Sep-2019 18:02:00	Injection Vol:	1.0 ul
Instrument ID:	D3D	Operator ID:	Xcalibur_System
Method:	PCBs_D3D	Limit Group:	HR - 1668A - ICAL
Client ID:	C4-0to27-100918		
Worklist#:	33205	Sample Line#:	12
Column Type:	SPB-Octyl	Column Dia:	0.25 mm

TriPCB F1

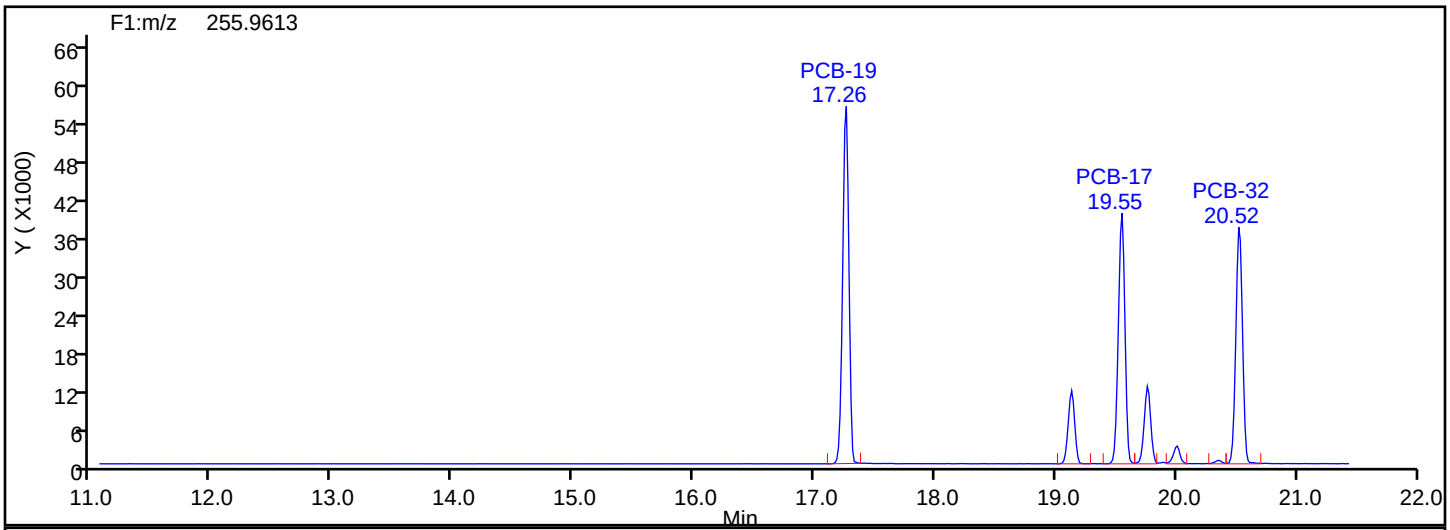

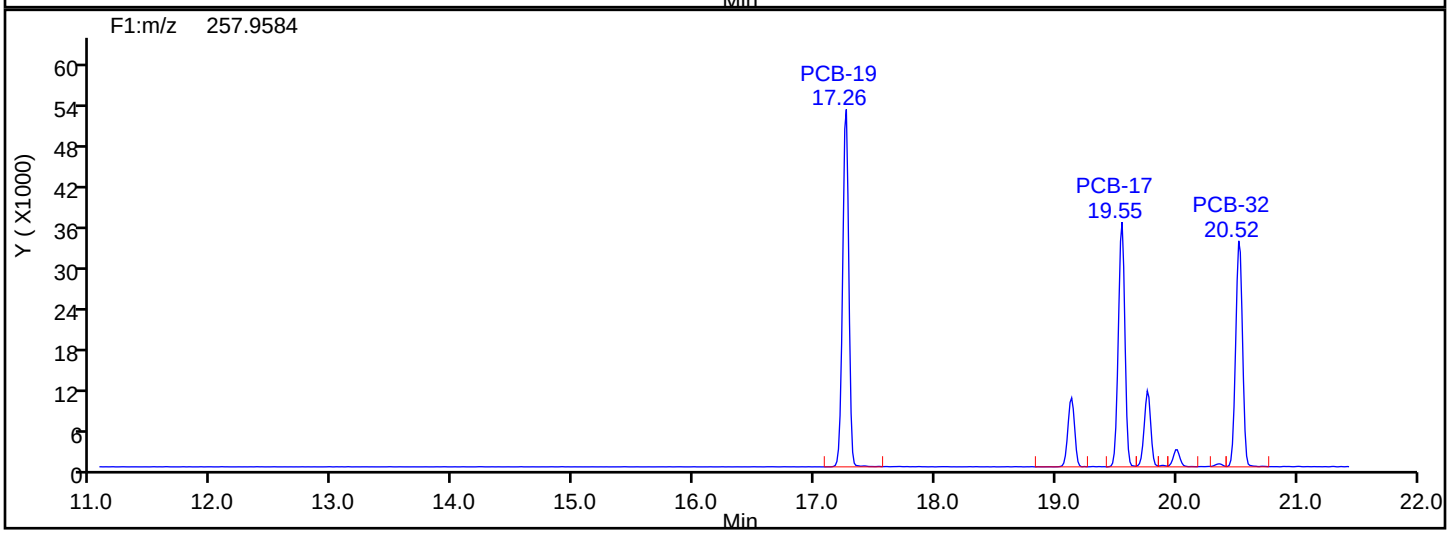

TriPCB F1 Lock Mass

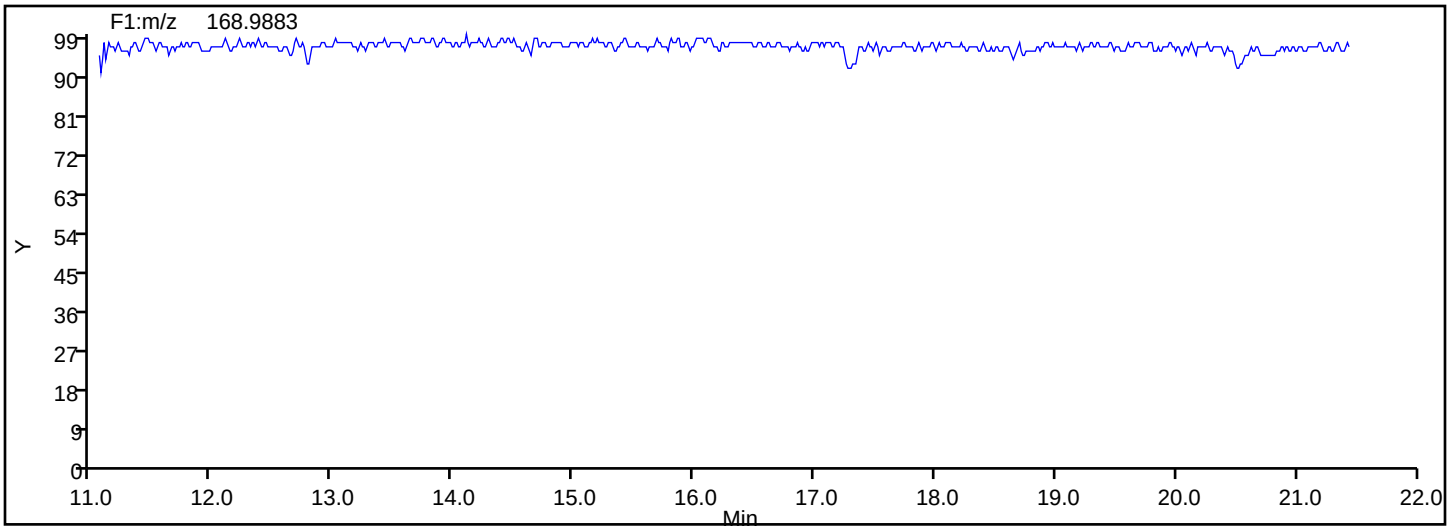

Manual Integration/User Assign Peak Report

Eurofins TestAmerica, Knoxville

Data File:	\\chromna\Knoxville\ChromData\D3D\20190903-12925.b\580-88125-b-8-c.d				
Injection Date:	03-Sep-2019 18:02:00	Instrument ID:	D3D		
Lims ID:	580-88125-B-8-C	Lab Sample ID:	140-88125-8		
Client ID:	C4-0to27-100918				
Operator ID:	Xcalibur_System	ALS Bottle#:	0	Worklist Smp#:	12
Injection Vol:	1.0 ul	Dil. Factor:	1.0000		
Method:	PCBs_D3D	Limit Group:	HR - 1668A - ICAL		
Column:	SPB-Octyl (0.25 mm)	Detector	F1(11.07 :21.70)		

PCB-27, CAS: 38444-76-7

Signal: 2

Processing Integration Results

RT: 19.76
Area: 43275
Amount: 22.700710
Amount Units: pg/ul

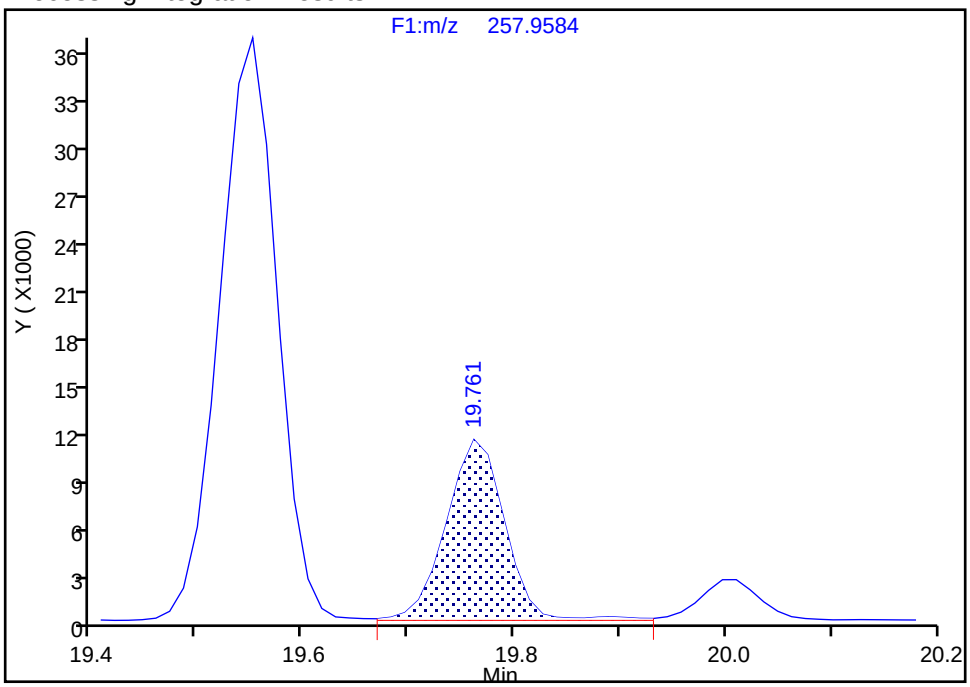

Manual Integration Results

RT: 19.76
Area: 42499
Amount: 22.504807
Amount Units: pg/ul

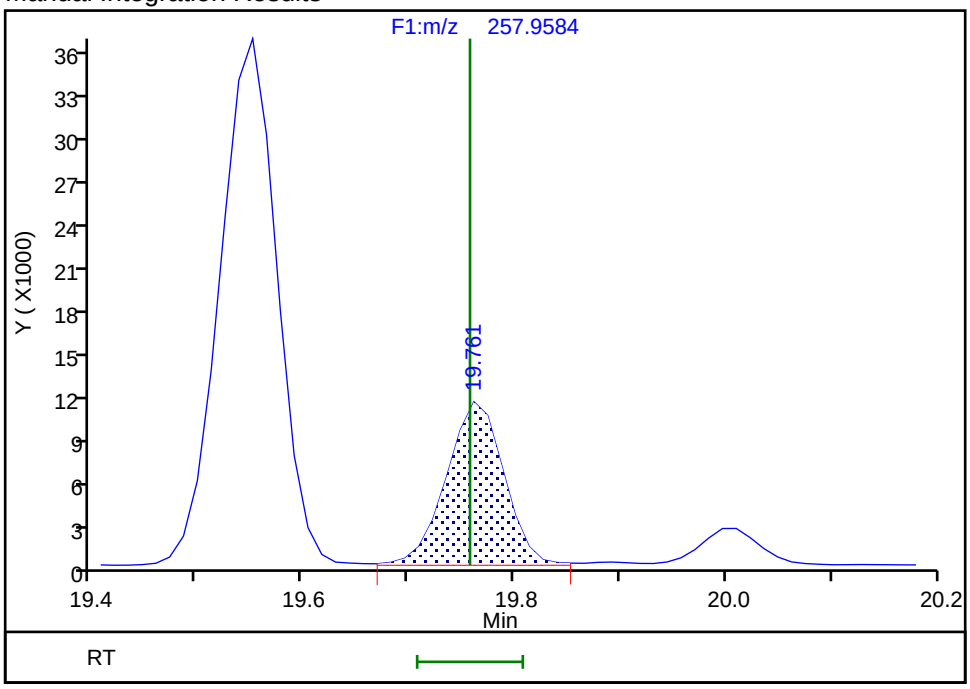

Reviewer: mcwhirterl, 03-Sep-2019 20:02:50

Audit Action: Marked Compound Undetected Audit Reason: Invalid Compound ID

Manual Integration/User Assign Peak Report

Eurofins TestAmerica, Knoxville

Data File:	\\chromna\Knoxville\ChromData\D3D\20190903-12925.b\580-88125-b-8-c.d				
Injection Date:	03-Sep-2019 18:02:00	Instrument ID:	D3D		
Lims ID:	580-88125-B-8-C	Lab Sample ID:	140-88125-8		
Client ID:	C4-0to27-100918				
Operator ID:	Xcalibur_System	ALS Bottle#:	0	Worklist Smp#:	12
Injection Vol:	1.0 ul	Dil. Factor:	1.0000		
Method:	PCBs_D3D	Limit Group:	HR - 1668A - ICAL		
Column:	SPB-Octyl (0.25 mm)	Detector	F1(11.07 :21.70)		

PCB-27, CAS: 38444-76-7

Signal: 3

Processing Integration Results

RT: 19.76
Area: 89921
Amount: 22.700710
Amount Units: pg/ul

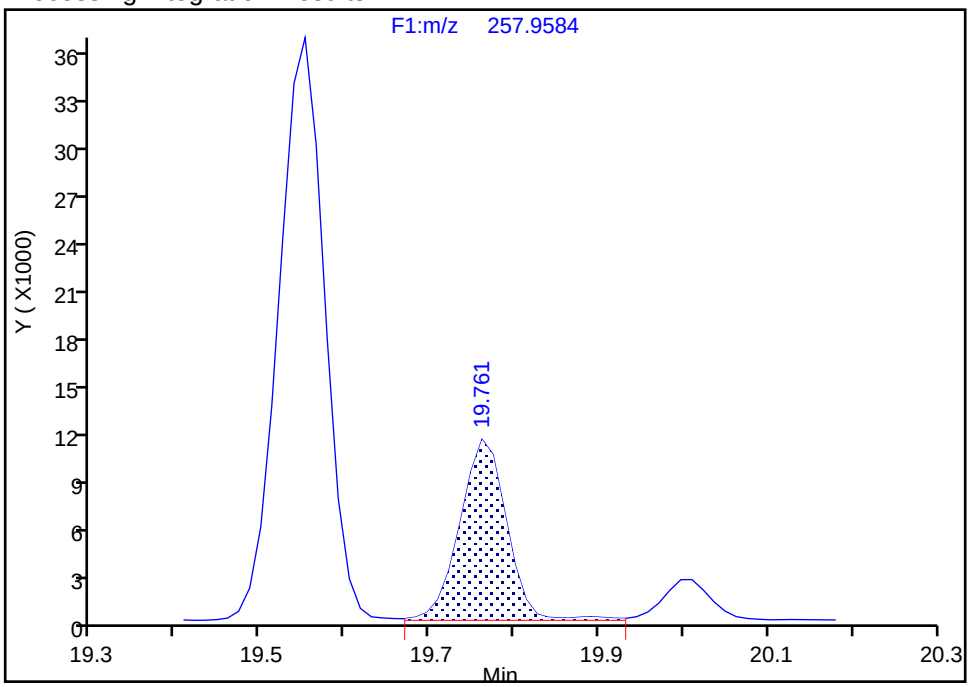

Manual Integration Results

RT: 19.76
Area: 89145
Amount: 22.504807
Amount Units: pg/ul
Reviewer: mcwhirterl, 03-Sep-2019 20:02:50
Audit Action: Marked Compound Undetected Audit Reason: Invalid Compound ID

Manual Integration/User Assign Peak Report

Eurofins TestAmerica, Knoxville

Data File:	\\chromna\Knoxville\ChromData\D3D\20190903-12925.b\580-88125-b-8-c.d				
Injection Date:	03-Sep-2019 18:02:00	Instrument ID:	D3D		
Lims ID:	580-88125-B-8-C	Lab Sample ID:	140-88125-8		
Client ID:	C4-0to27-100918				
Operator ID:	Xcalibur_System	ALS Bottle#:	0	Worklist Smp#:	12
Injection Vol:	1.0 ul	Dil. Factor:	1.0000		
Method:	PCBs_D3D	Limit Group:	HR - 1668A - ICAL		
Column:	SPB-Octyl (0.25 mm)	Detector	F1(11.07 :21.70)		

PCB-27, CAS: 38444-76-7

Signal: 1

Processing Integration Results

RT: 19.76
Area: 46646
Amount: 22.700710
Amount Units: pg/ul

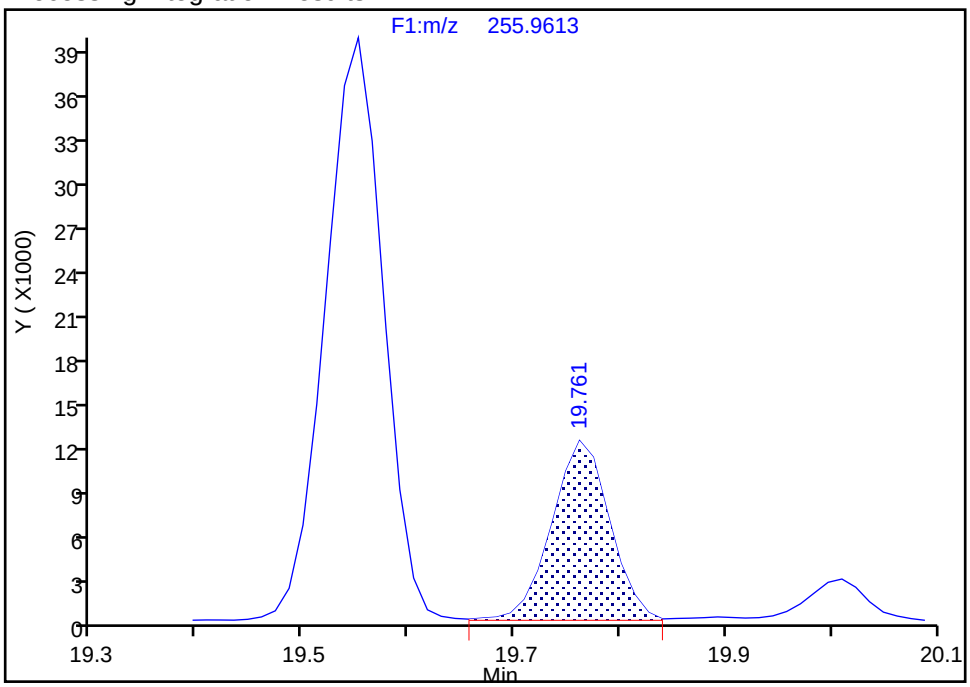

Manual Integration Results

RT: 19.76
Area: 46646
Amount: 22.504807
Amount Units: pg/ul

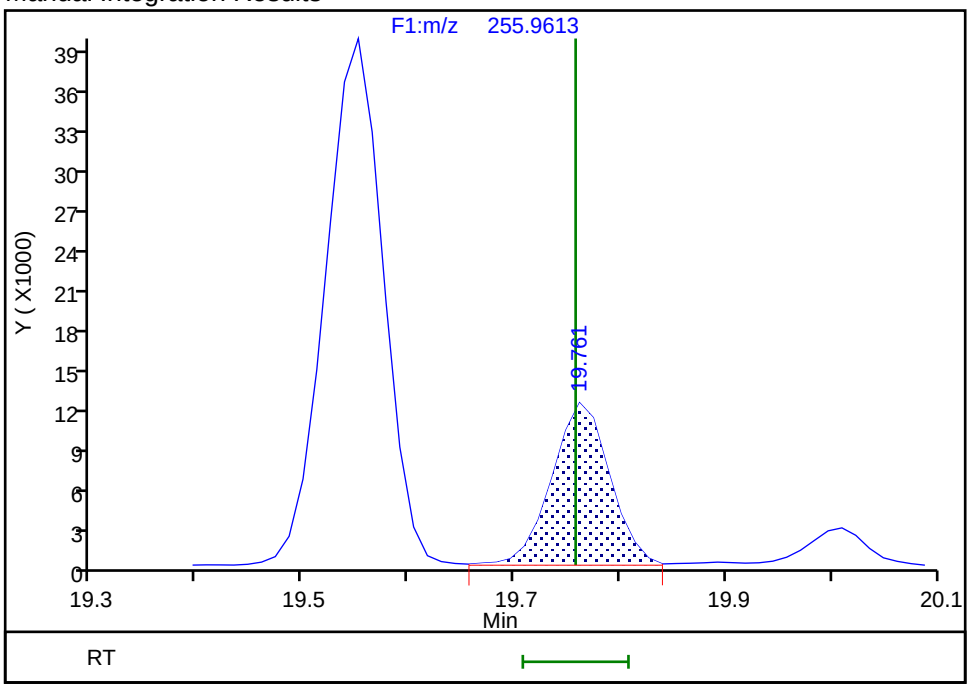

Reviewer: mcwhirterl, 03-Sep-2019 20:02:52

Audit Action: Manually Integrated/Assigned Compound ID Audit Reason: Split Peak

Eurofins TestAmerica, Knoxville

Data File:	\\chromna\Knoxville\ChromData\D3D\20190903-12925.b\580-88125-b-8-c.d		
Injection Date:	03-Sep-2019 18:02:00	Injection Vol:	1.0 ul
Instrument ID:	D3D	Operator ID:	Xcalibur_System
Method:	PCBs_D3D	Limit Group:	HR - 1668A - ICAL
Client ID:	C4-0to27-100918		
Worklist#:	33205	Sample Line#:	12
Column Type:	SPB-Octyl	Column Dia:	0.25 mm

TriPCB F2

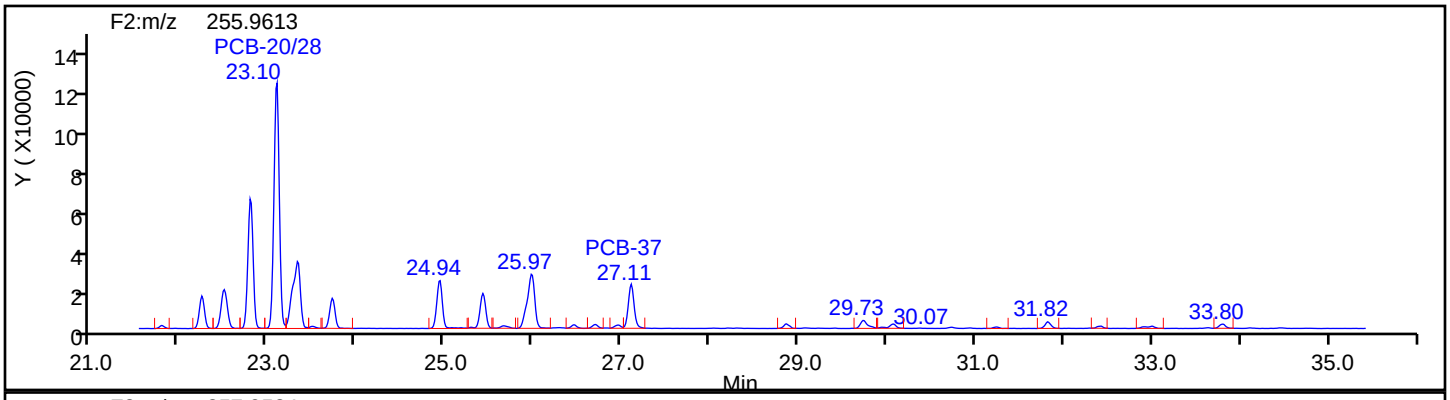

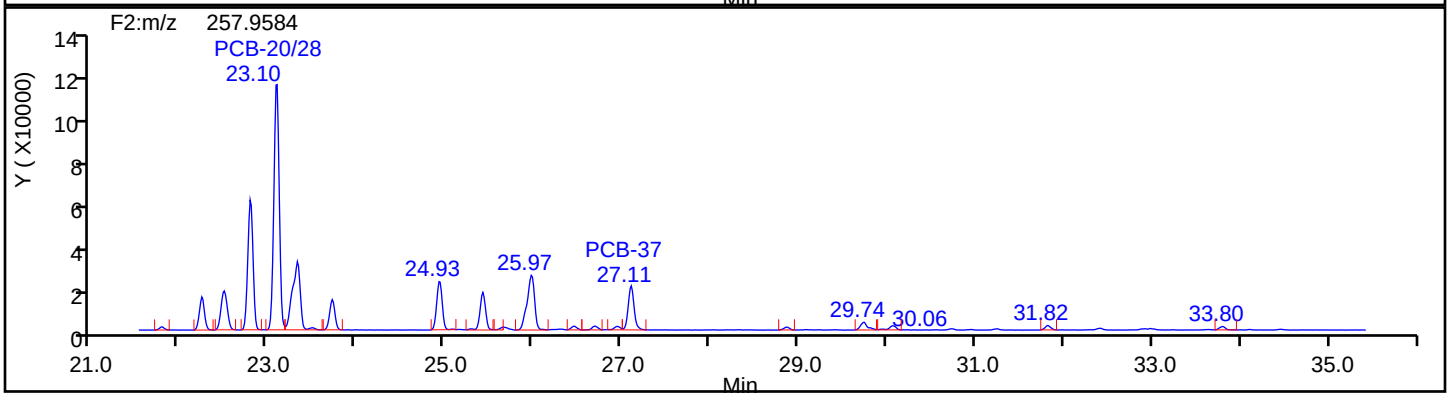

TriPCB F2 Standards

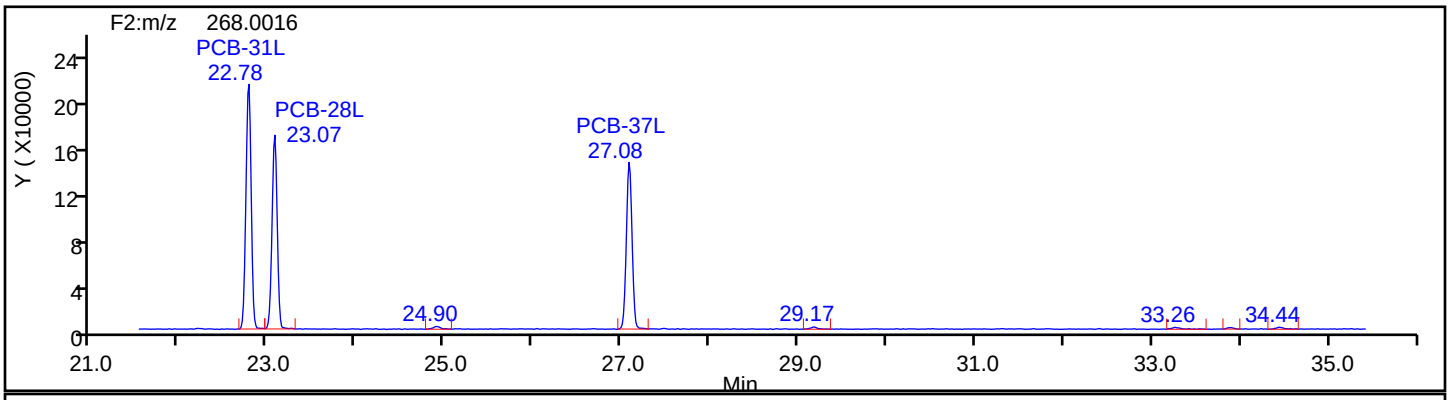

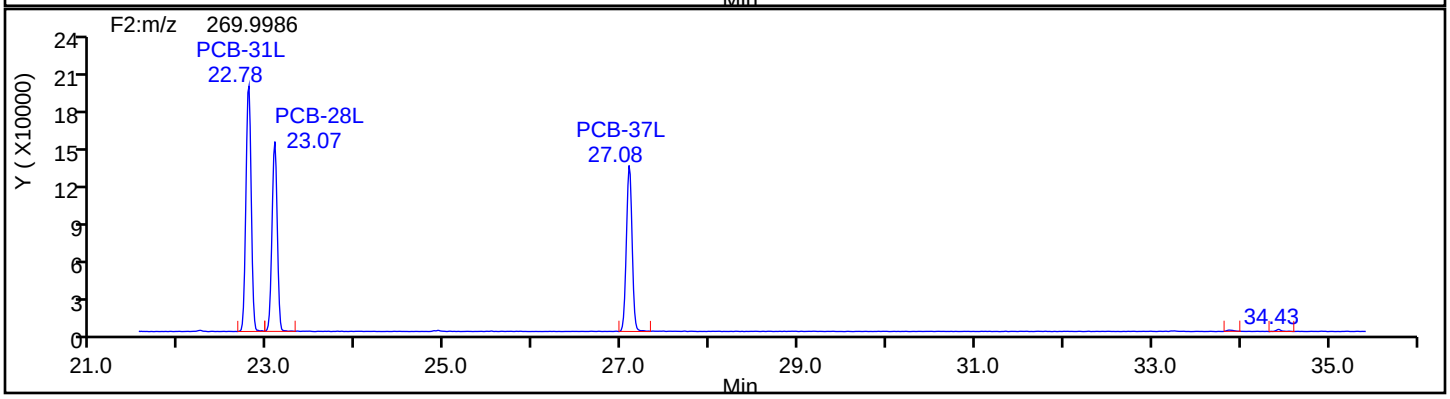

Eurofins TestAmerica, Knoxville

Data File:	\\chromna\Knoxville\ChromData\D3D\20190903-12925.b\580-88125-b-8-c.d		
Injection Date:	03-Sep-2019 18:02:00	Injection Vol:	1.0 ul
Instrument ID:	D3D	Operator ID:	Xcalibur_System
Method:	PCBs_D3D	Limit Group:	HR - 1668A - ICAL
Client ID:	C4-0to27-100918		
Worklist#:	33205	Sample Line#:	12
Column Type:	SPB-Octyl	Column Dia:	0.25 mm

TriPCB F2

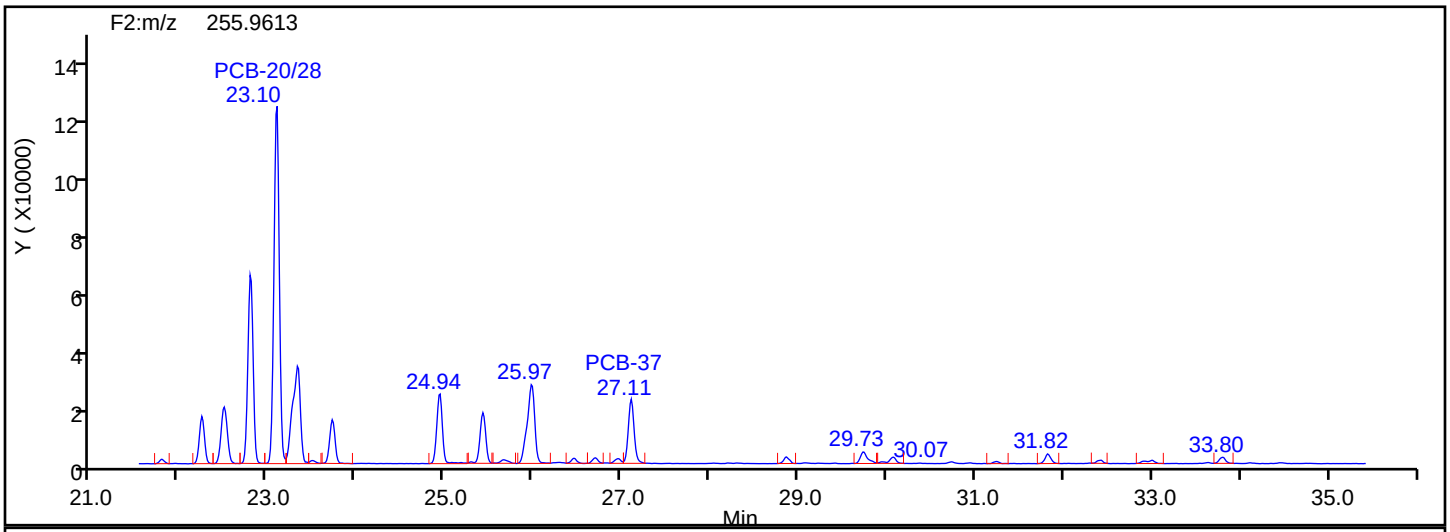

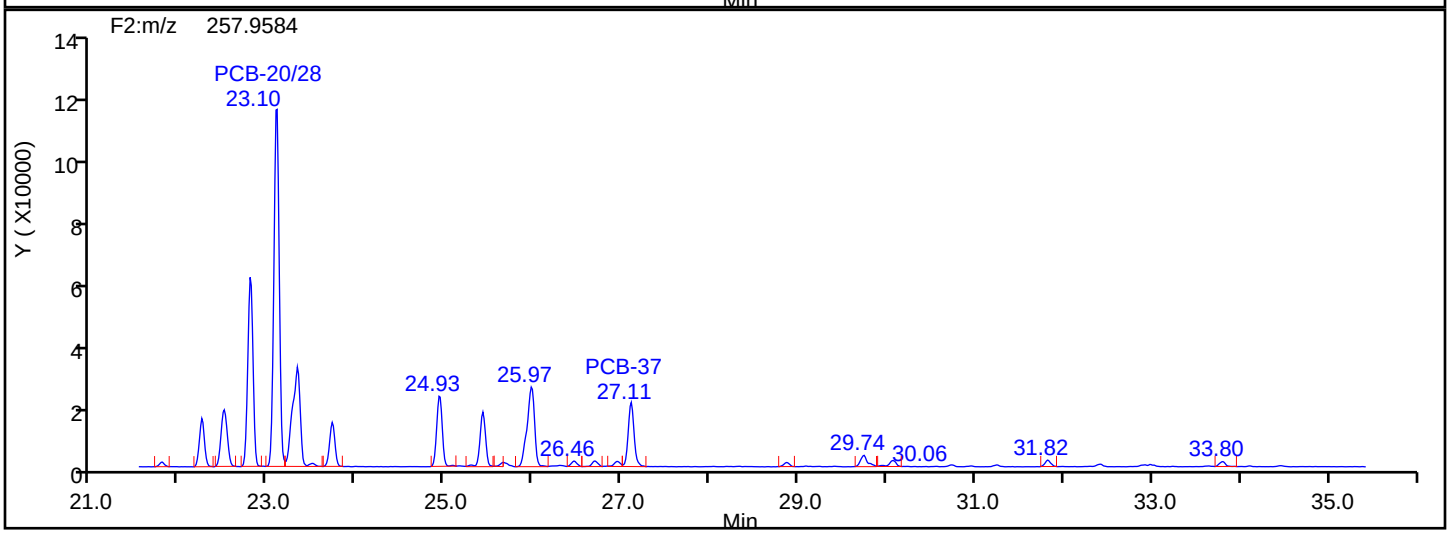

TriPCB F2 Lock Mass

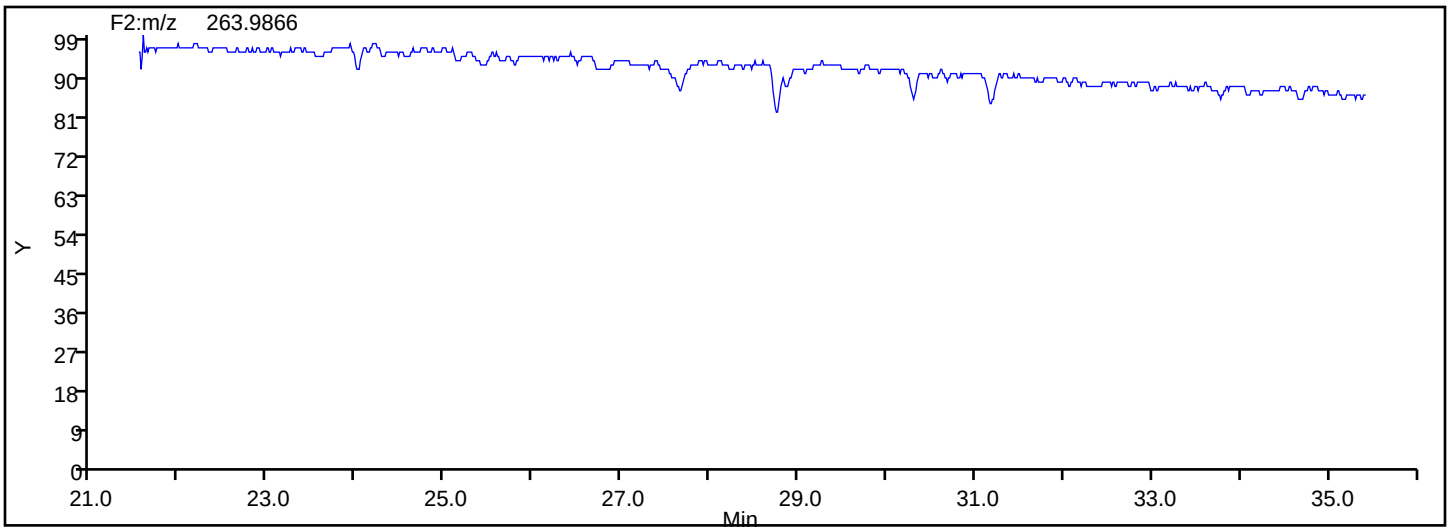

Manual Integration/User Assign Peak Report

Eurofins TestAmerica, Knoxville

Data File:	\\chromna\Knoxville\ChromData\D3D\20190903-12925.b\580-88125-b-8-c.d				
Injection Date:	03-Sep-2019 18:02:00	Instrument ID:	D3D		
Lims ID:	580-88125-B-8-C	Lab Sample ID:	140-88125-8		
Client ID:	C4-0to27-100918				
Operator ID:	Xcalibur_System	ALS Bottle#:	0	Worklist Smp#:	12
Injection Vol:	1.0 ul	Dil. Factor:	1.0000		
Method:	PCBs_D3D	Limit Group:	HR - 1668A - ICAL		
Column:	SPB-Octyl (0.25 mm)	Detector	F2(21.81 :35.54)		

PCB-35, CAS: 37680-69-6

Signal: 2

Processing Integration Results

RT: 26.69
Area: 8031
Amount: 1.530838
Amount Units: pg/ul

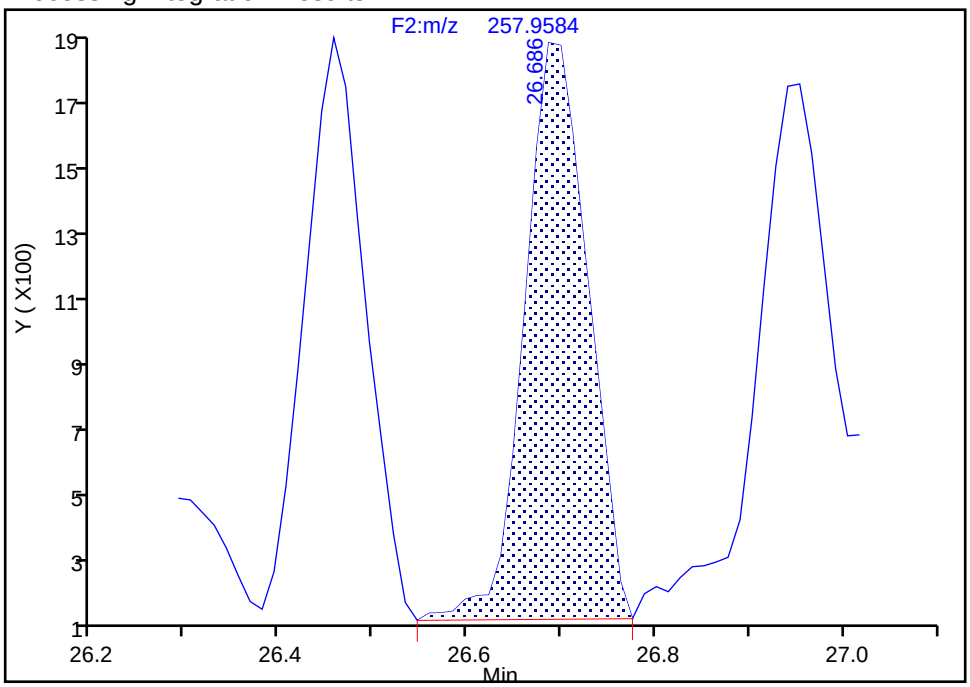

Manual Integration Results

RT: 26.69
Area: 8031
Amount: 1.063581
Amount Units: pg/ul

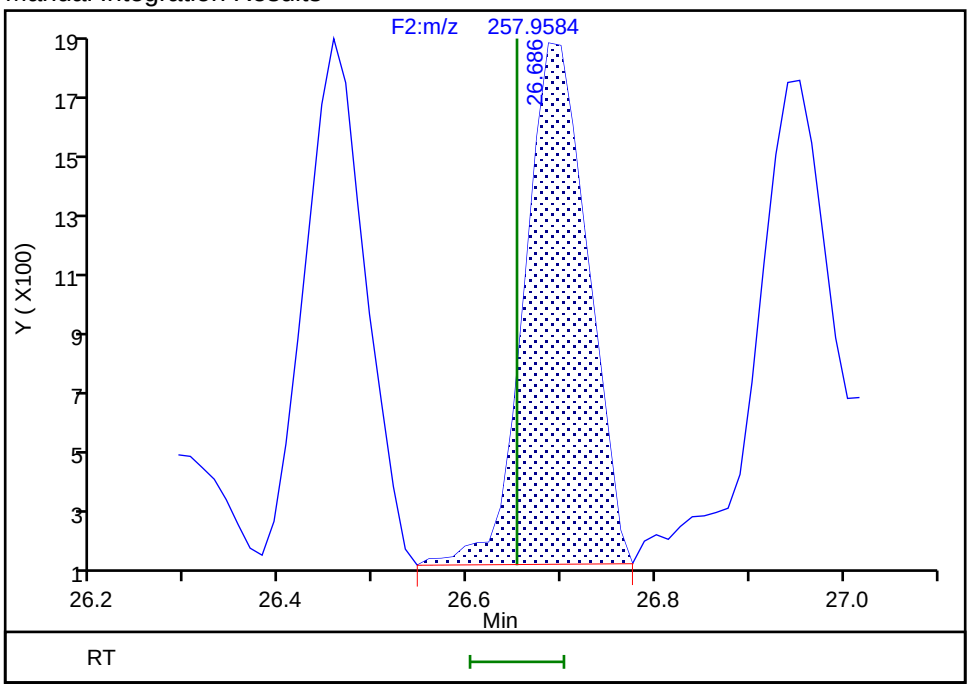

Reviewer: mcwhirterl, 03-Sep-2019 20:03:12

Audit Action: Marked Compound Undetected Audit Reason: Invalid Compound ID

Manual Integration/User Assign Peak Report

Eurofins TestAmerica, Knoxville

Data File:	\\chromna\Knoxville\ChromData\D3D\20190903-12925.b\580-88125-b-8-c.d				
Injection Date:	03-Sep-2019 18:02:00	Instrument ID:	D3D		
Lims ID:	580-88125-B-8-C	Lab Sample ID:	140-88125-8		
Client ID:	C4-0to27-100918				
Operator ID:	Xcalibur_System	ALS Bottle#:	0	Worklist Smp#:	12
Injection Vol:	1.0 ul	Dil. Factor:	1.0000		
Method:	PCBs_D3D	Limit Group:	HR - 1668A - ICAL		
Column:	SPB-Octyl (0.25 mm)	Detector	F2(21.81 :35.54)		

PCB-35, CAS: 37680-69-6

Signal: 3

Processing Integration Results

RT: 26.70
Area: 23425
Amount: 1.530838
Amount Units: pg/ul

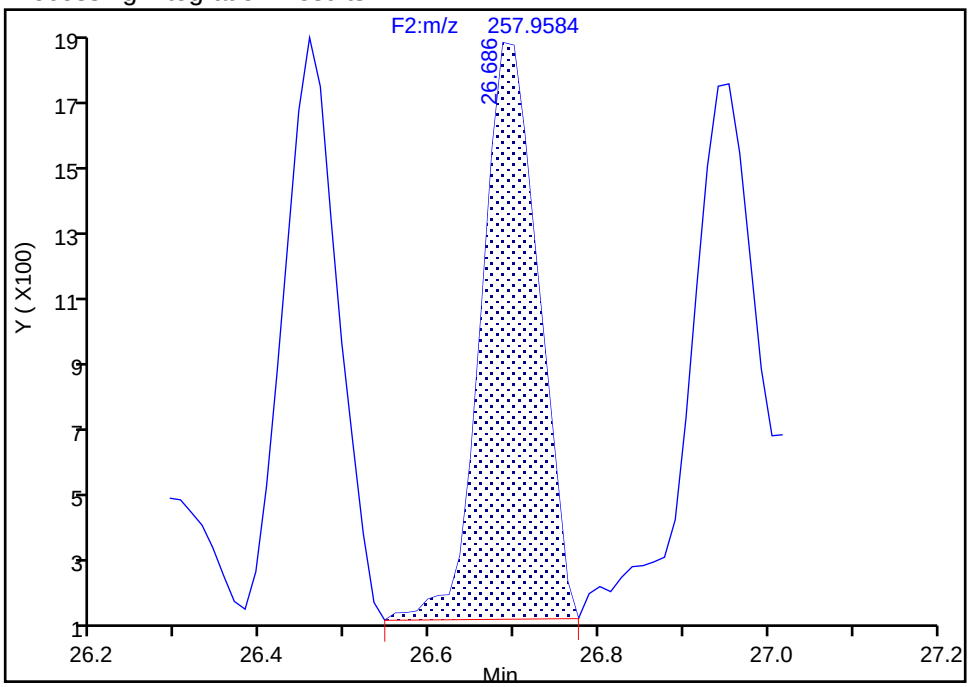

Manual Integration Results

RT: 26.70
Area: 16275
Amount: 1.063581
Amount Units: pg/ul
Reviewer: mcwhirterl, 03-Sep-2019 20:03:12
Audit Action: Marked Compound Undetected Audit Reason: Invalid Compound ID

Manual Integration/User Assign Peak Report

Eurofins TestAmerica, Knoxville

Data File:	\\chromna\Knoxville\ChromData\D3D\20190903-12925.b\580-88125-b-8-c.d				
Injection Date:	03-Sep-2019 18:02:00	Instrument ID:	D3D		
Lims ID:	580-88125-B-8-C	Lab Sample ID:	140-88125-8		
Client ID:	C4-0to27-100918				
Operator ID:	Xcalibur_System	ALS Bottle#:	0	Worklist Smp#:	12
Injection Vol:	1.0 ul	Dil. Factor:	1.0000		
Method:	PCBs_D3D	Limit Group:	HR - 1668A - ICAL		
Column:	SPB-Octyl (0.25 mm)	Detector	F2(21.81 :35.54)		

PCB-35, CAS: 37680-69-6

Signal: 1

Processing Integration Results

RT: 26.70
Area: 15394
Amount: 1.530838
Amount Units: pg/ul

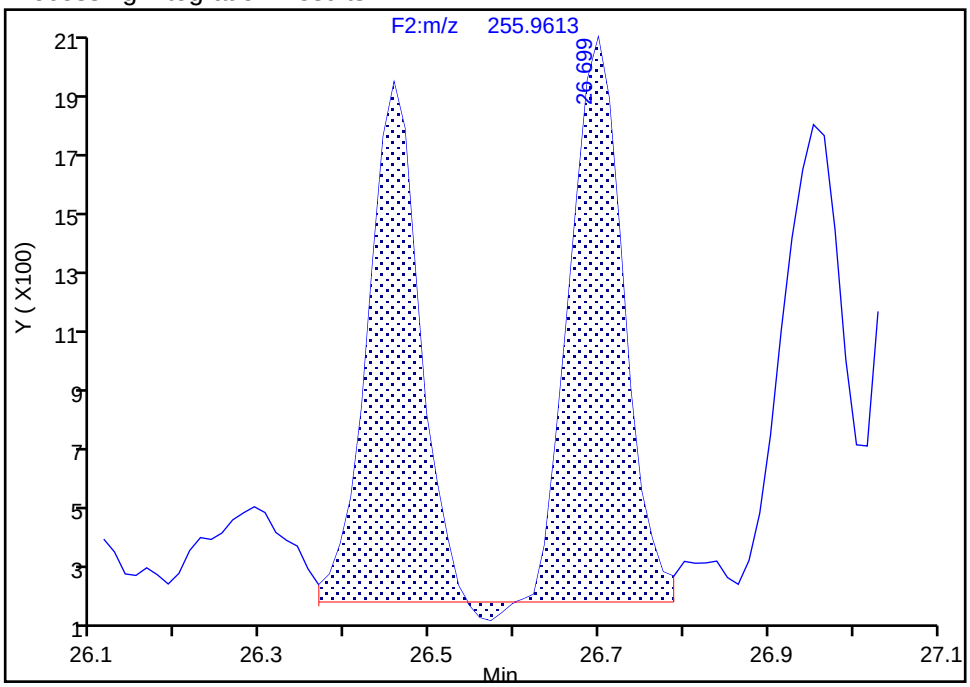

Manual Integration Results

RT: 26.70
Area: 8244
Amount: 1.063581
Amount Units: pg/ul

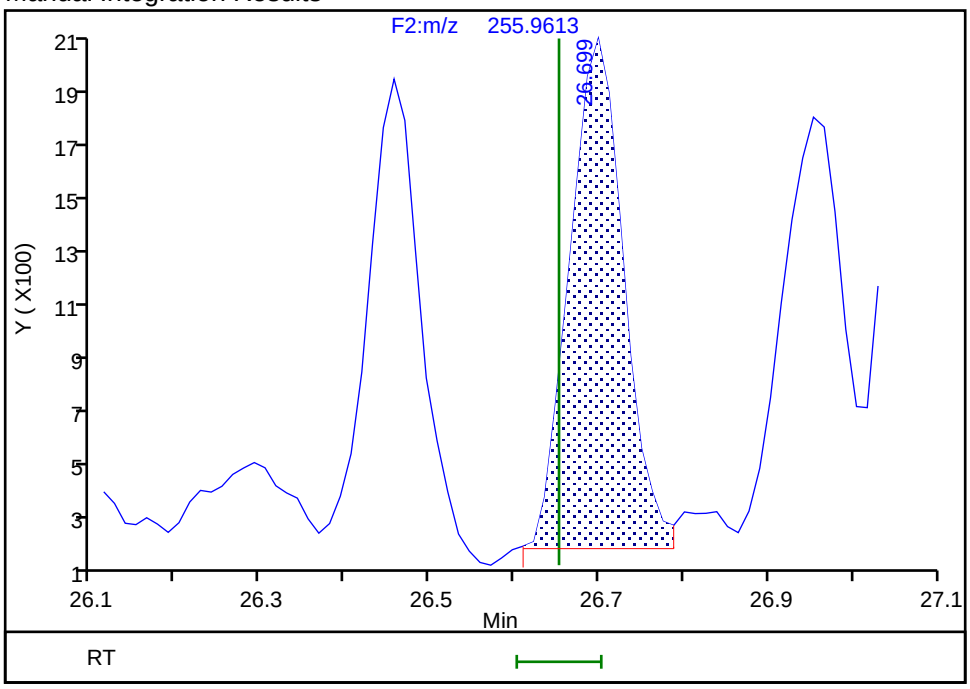

Reviewer: mcwhirterl, 03-Sep-2019 20:03:14

Audit Action: Manually Integrated/Assigned Compound ID Audit Reason: Split Peak

Eurofins TestAmerica, Knoxville

Data File:	\\chromna\Knoxville\ChromData\D3D\20190903-12925.b\580-88125-b-8-c.d		
Injection Date:	03-Sep-2019 18:02:00	Injection Vol:	1.0 ul
Instrument ID:	D3D	Operator ID:	Xcalibur_System
Method:	PCBs_D3D	Limit Group:	HR - 1668A - ICAL
Client ID:	C4-0to27-100918		
Worklist#:	33205	Sample Line#:	12
Column Type:	SPB-Octyl	Column Dia:	0.25 mm

TePCB F1

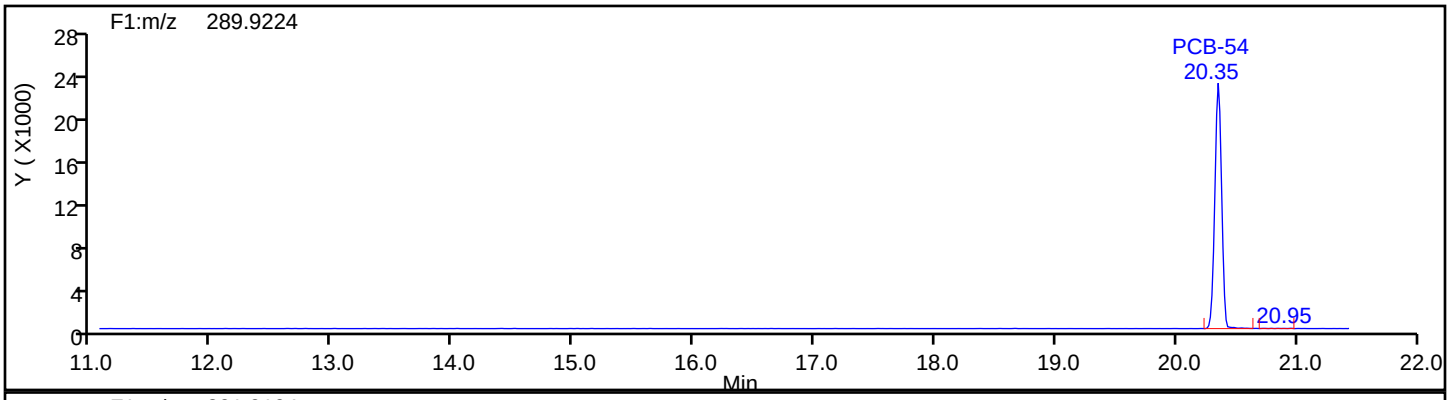

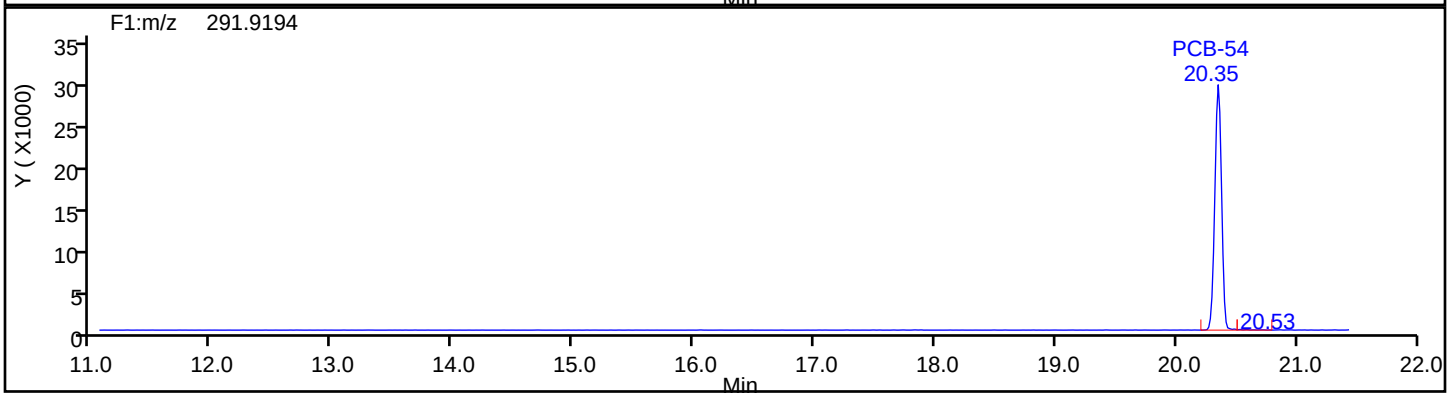

TePCB F1 Standards

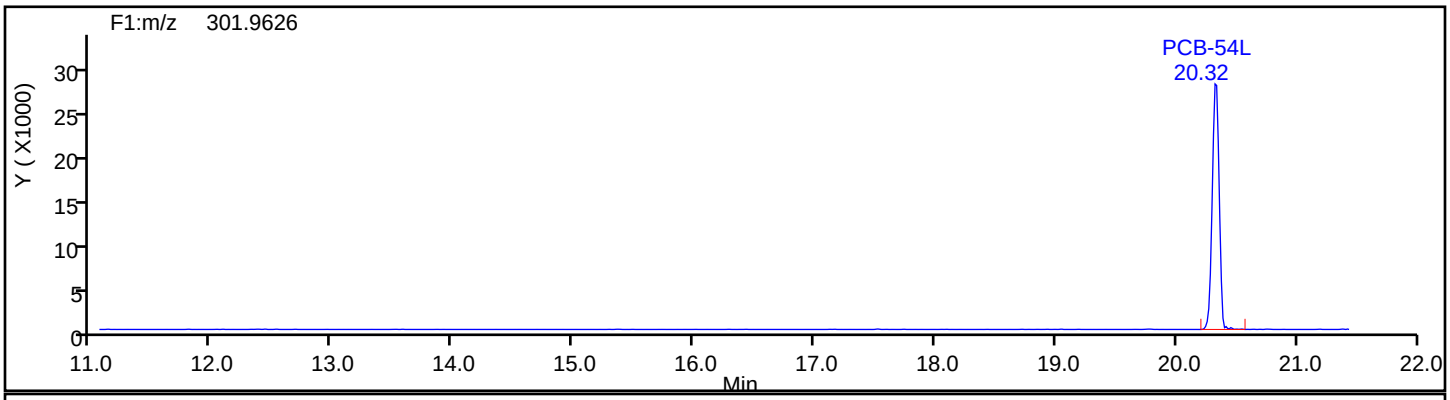

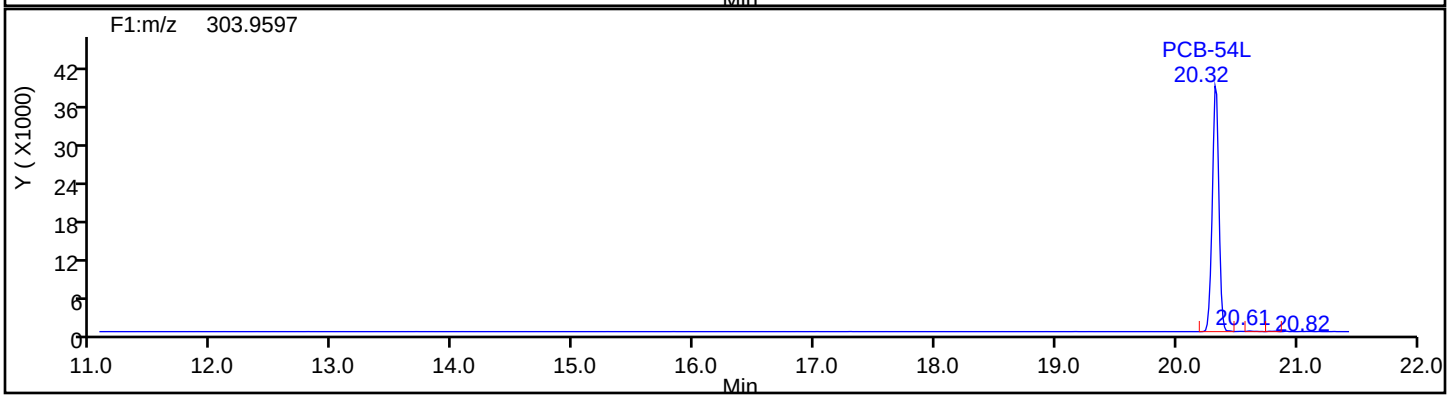

Eurofins TestAmerica, Knoxville

Data File:	\\chromna\Knoxville\ChromData\D3D\20190903-12925.b\580-88125-b-8-c.d		
Injection Date:	03-Sep-2019 18:02:00	Injection Vol:	1.0 ul
Instrument ID:	D3D	Operator ID:	Xcalibur_System
Method:	PCBs_D3D	Limit Group:	HR - 1668A - ICAL
Client ID:	C4-0to27-100918		
Worklist#:	33205	Sample Line#:	12
Column Type:	SPB-Octyl	Column Dia:	0.25 mm

TePCB F1

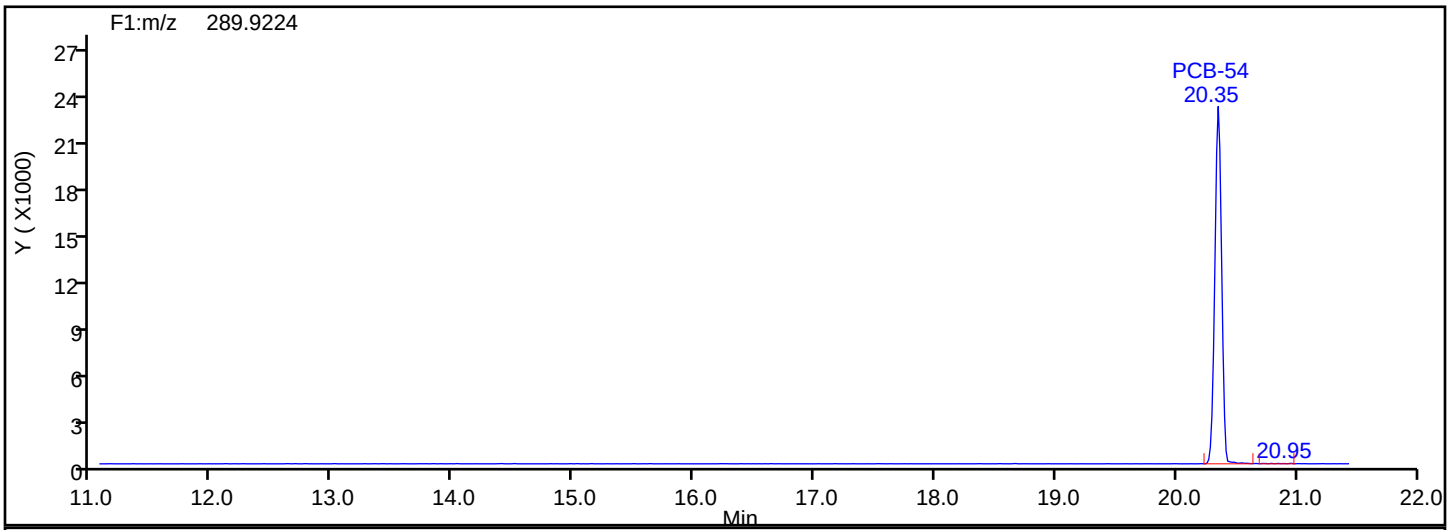

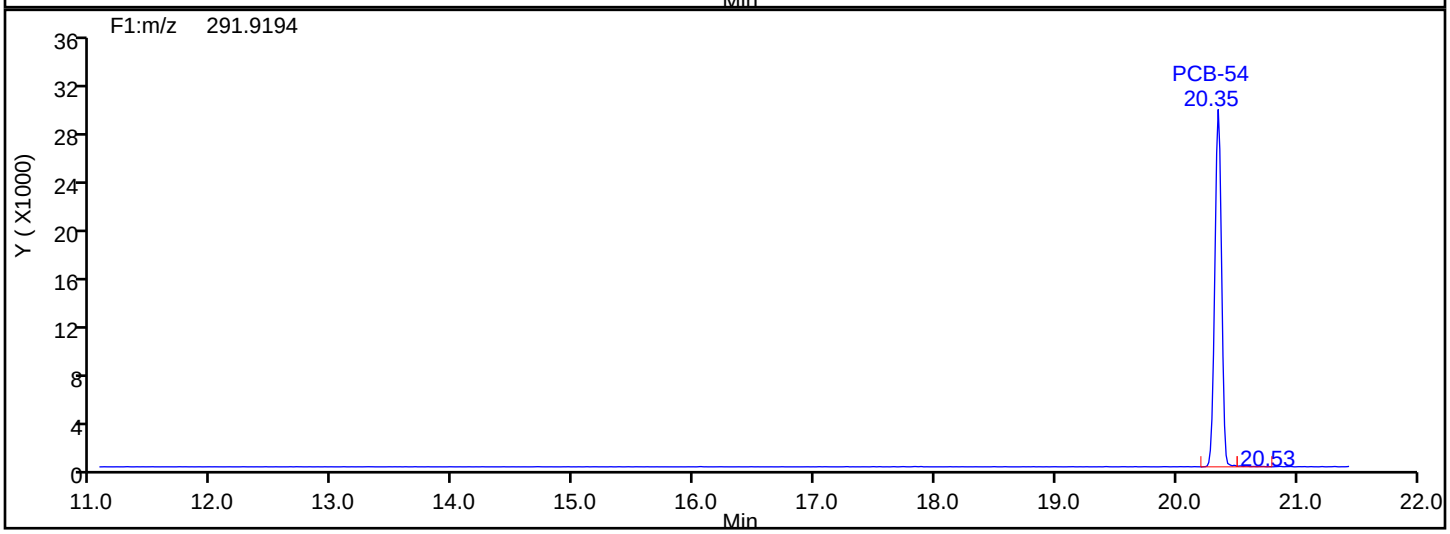

TePCB F1 Lock Mass

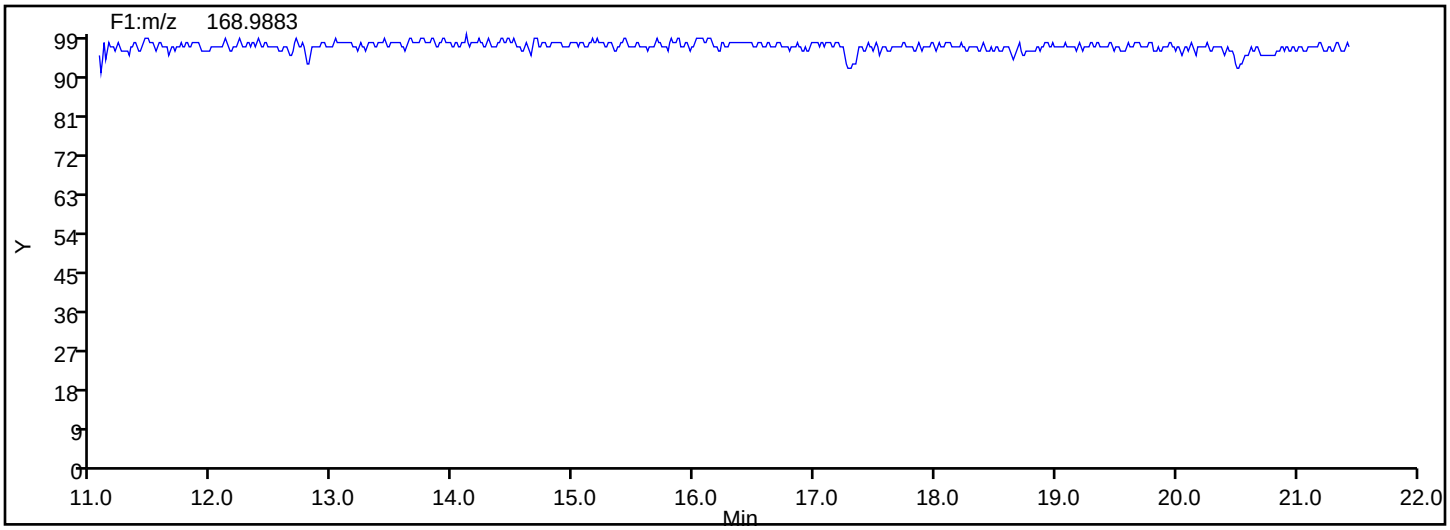

Eurofins TestAmerica, Knoxville

Data File:	\\chromna\Knoxville\ChromData\D3D\20190903-12925.b\580-88125-b-8-c.d		
Injection Date:	03-Sep-2019 18:02:00	Injection Vol:	1.0 ul
Instrument ID:	D3D	Operator ID:	Xcalibur_System
Method:	PCBs_D3D	Limit Group:	HR - 1668A - ICAL
Client ID:	C4-0to27-100918		
Worklist#:	33205	Sample Line#:	12
Column Type:	SPB-Octyl	Column Dia:	0.25 mm

TePCB F2

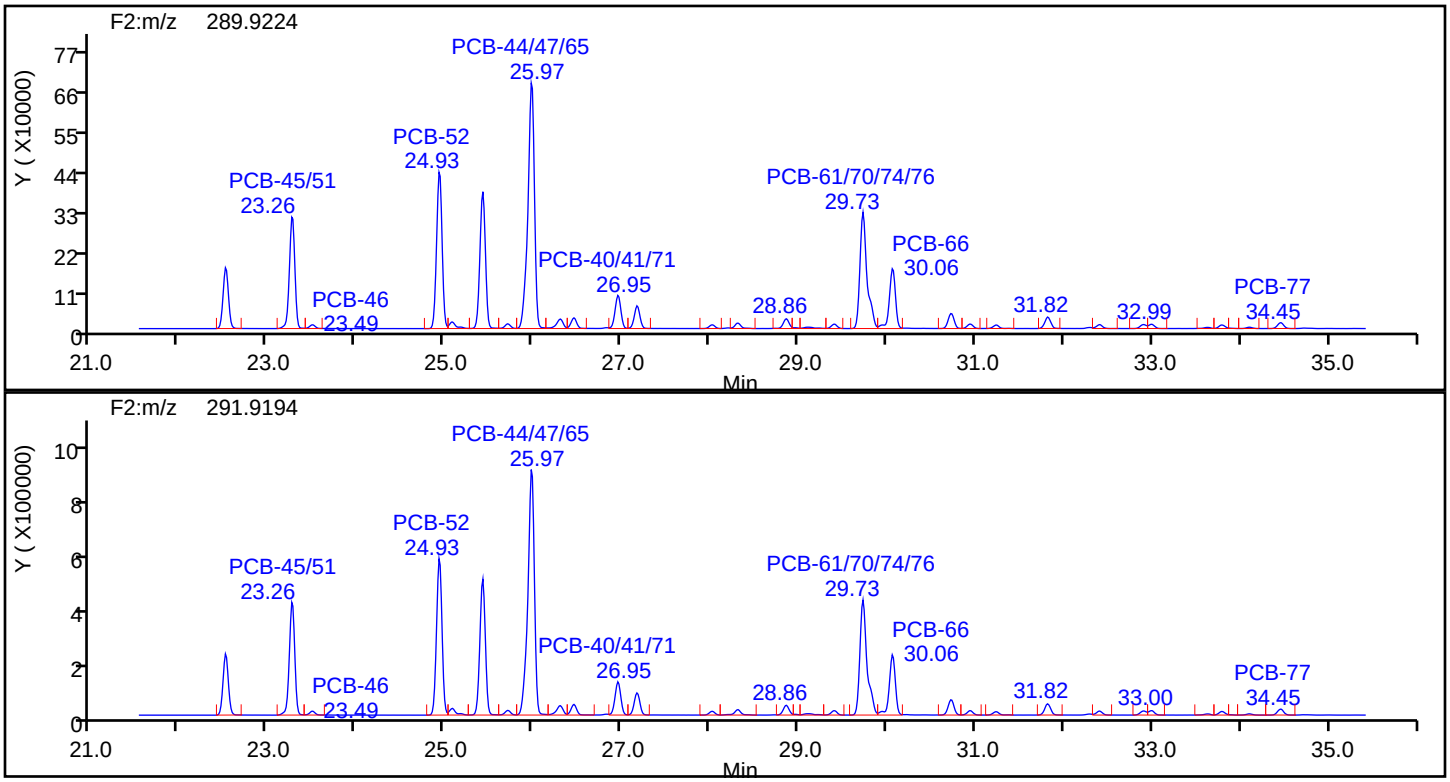

TePCB F2 Standards

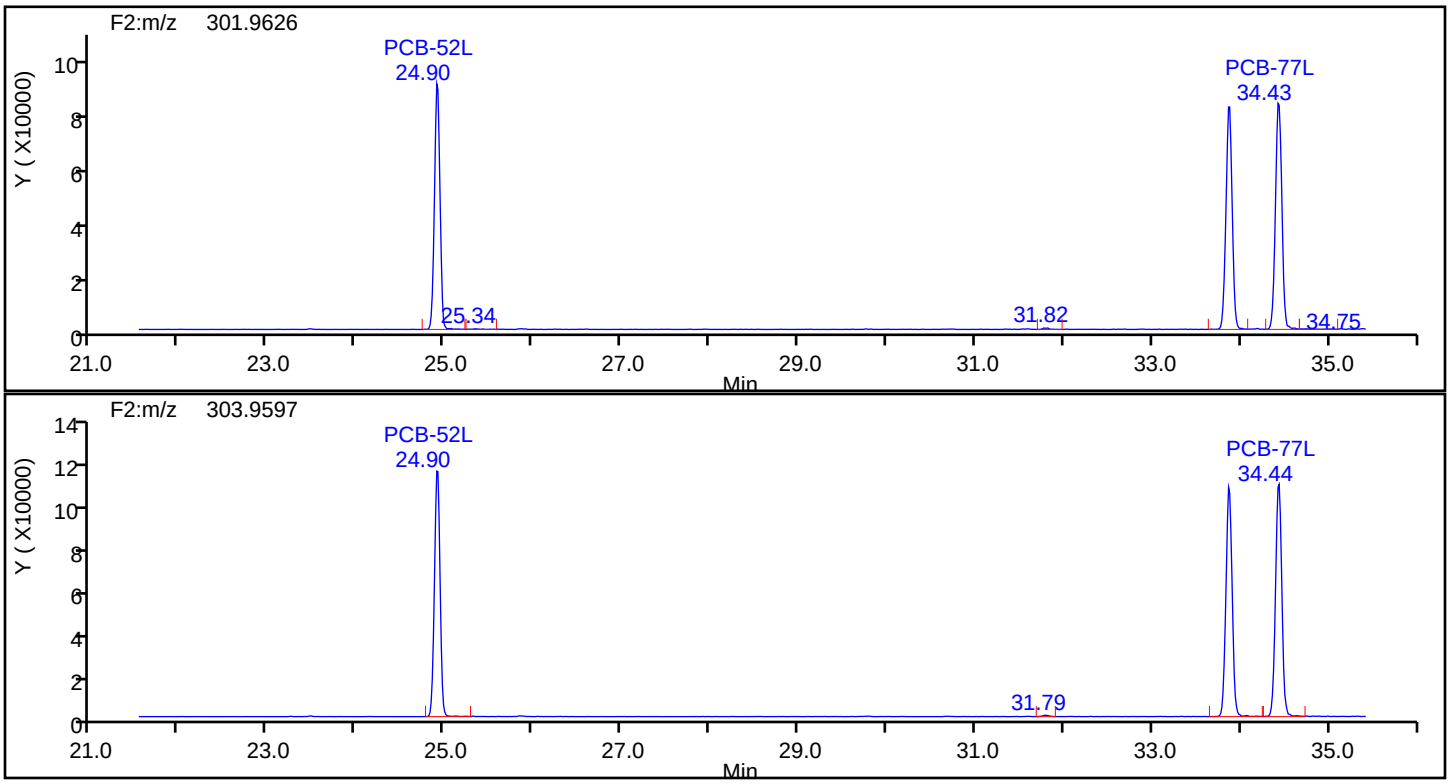

Eurofins TestAmerica, Knoxville

Data File:	\\chromna\Knoxville\ChromData\D3D\20190903-12925.b\580-88125-b-8-c.d		
Injection Date:	03-Sep-2019 18:02:00	Injection Vol:	1.0 ul
Instrument ID:	D3D	Operator ID:	Xcalibur_System
Method:	PCBs_D3D	Limit Group:	HR - 1668A - ICAL
Client ID:	C4-0to27-100918		
Worklist#:	33205	Sample Line#:	12
Column Type:	SPB-Octyl	Column Dia:	0.25 mm

TePCB F2

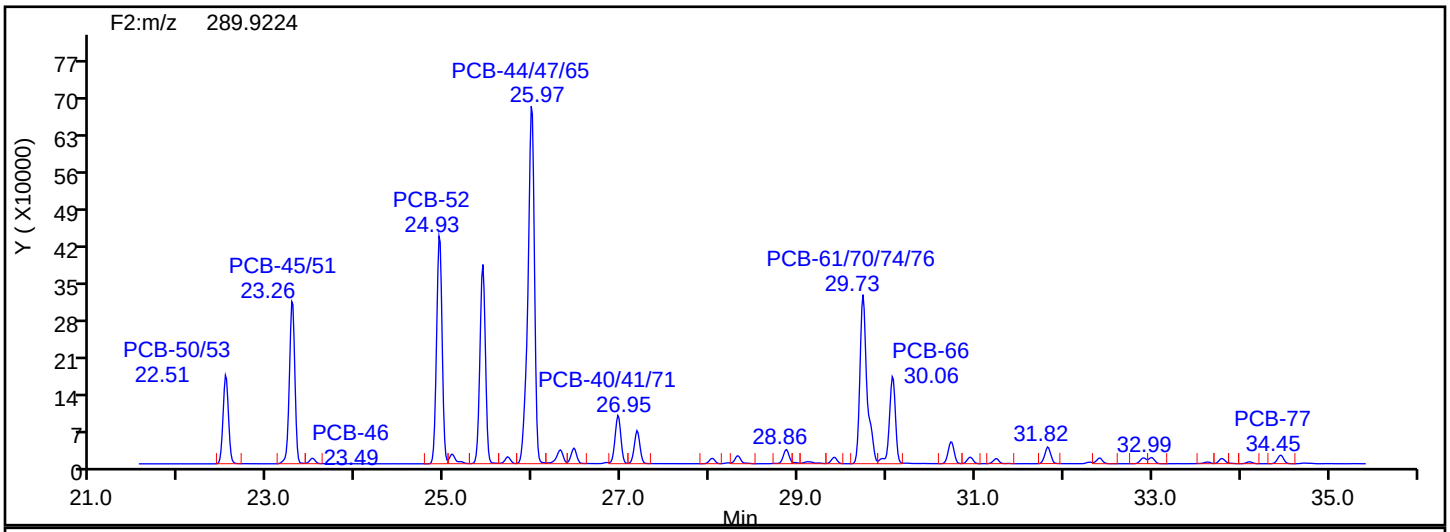

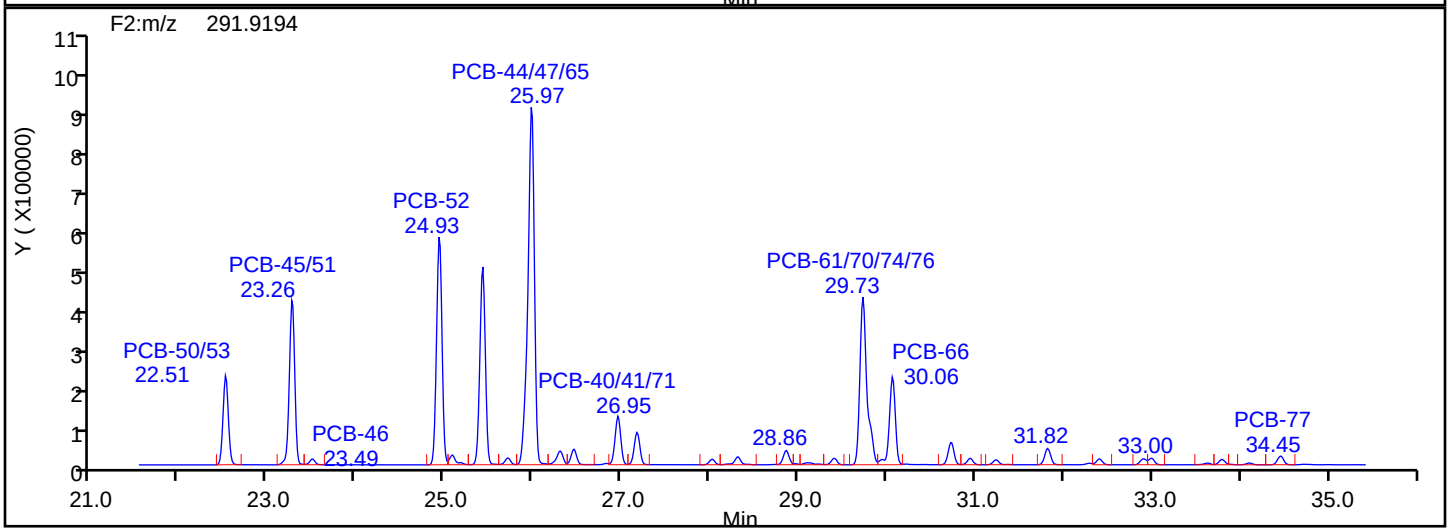

TePCB F2 Lock Mass

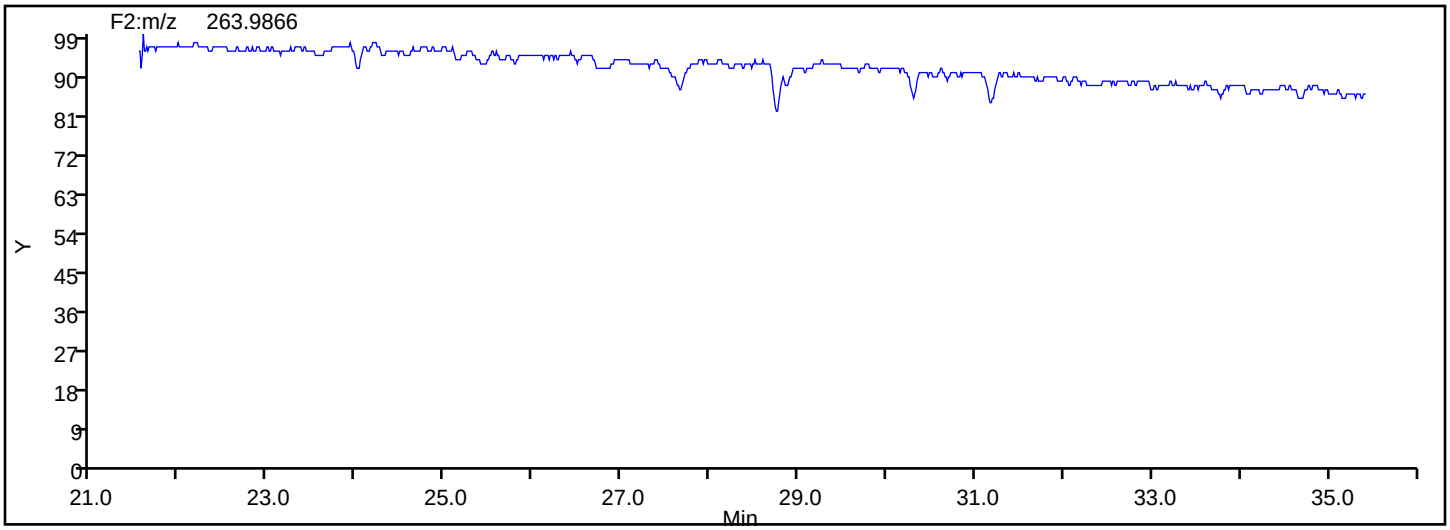

Manual Integration/User Assign Peak Report

Eurofins TestAmerica, Knoxville

Data File:	\\chromna\Knoxville\ChromData\D3D\20190903-12925.b\580-88125-b-8-c.d				
Injection Date:	03-Sep-2019 18:02:00	Instrument ID:	D3D		
Lims ID:	580-88125-B-8-C	Lab Sample ID:	140-88125-8		
Client ID:	C4-0to27-100918				
Operator ID:	Xcalibur_System	ALS Bottle#:	0	Worklist Smp#:	12
Injection Vol:	1.0 ul	Dil. Factor:	1.0000		
Method:	PCBs_D3D	Limit Group:	HR - 1668A - ICAL		
Column:	SPB-Octyl (0.25 mm)	Detector	F2(21.81 :35.54)		

PCB-58, CAS: 41464-49-7

Signal: 2

Not Detected
Expected RT: 28.92

Processing Integration Results

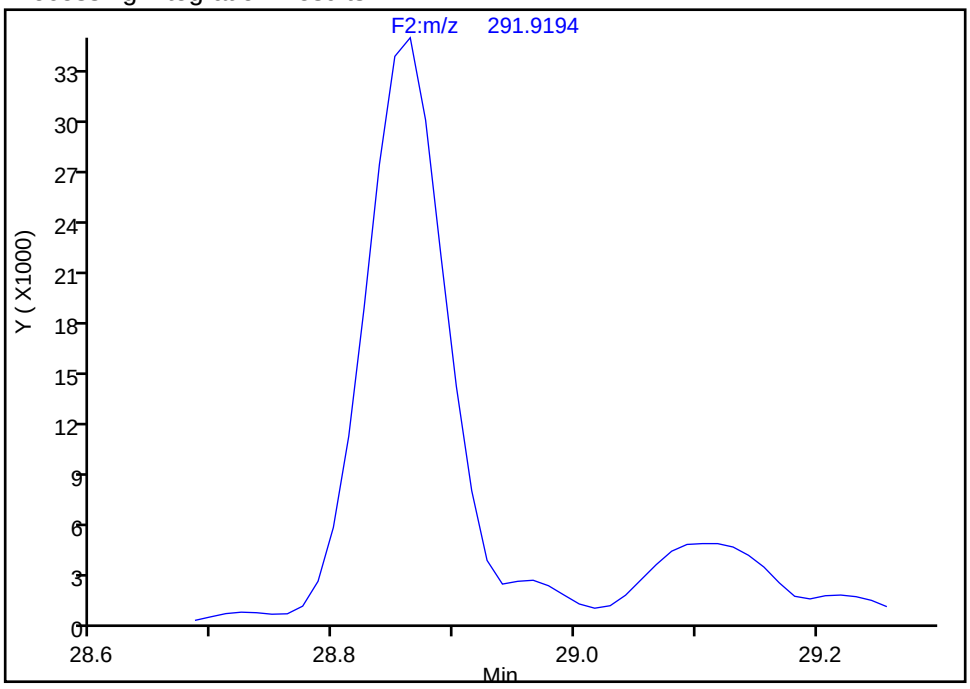

Manual Integration Results

RT: 28.97
Area: 8760
Amount: 1.501307
Amount Units: pg/ul

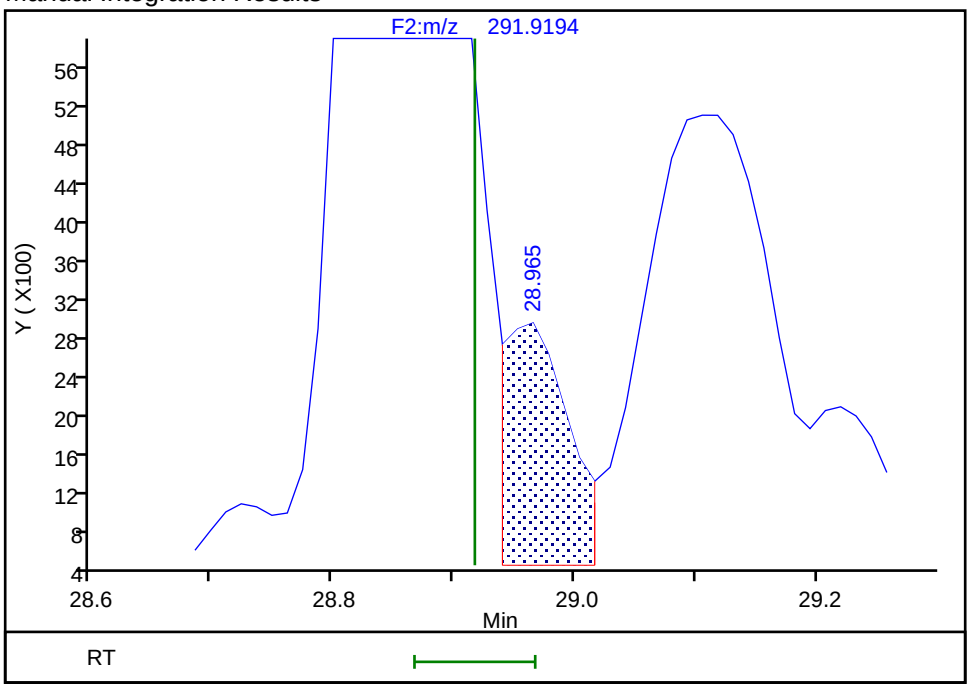

Reviewer: mcwhirterl, 03-Sep-2019 20:03:45
Audit Action: Split an Integrated Peak Audit Reason: Split Peak

Manual Integration/User Assign Peak Report

Eurofins TestAmerica, Knoxville

Data File:	\\chromna\Knoxville\ChromData\D3D\20190903-12925.b\580-88125-b-8-c.d				
Injection Date:	03-Sep-2019 18:02:00	Instrument ID:	D3D		
Lims ID:	580-88125-B-8-C	Lab Sample ID:	140-88125-8		
Client ID:	C4-0to27-100918				
Operator ID:	Xcalibur_System	ALS Bottle#:	0	Worklist Smp#:	12
Injection Vol:	1.0 ul	Dil. Factor:	1.0000		
Method:	PCBs_D3D	Limit Group:	HR - 1668A - ICAL		
Column:	SPB-Octyl (0.25 mm)	Detector	F2(21.81 :35.54)		

PCB-58, CAS: 41464-49-7

Signal: 1

Not Detected
Expected RT: 28.92

Processing Integration Results

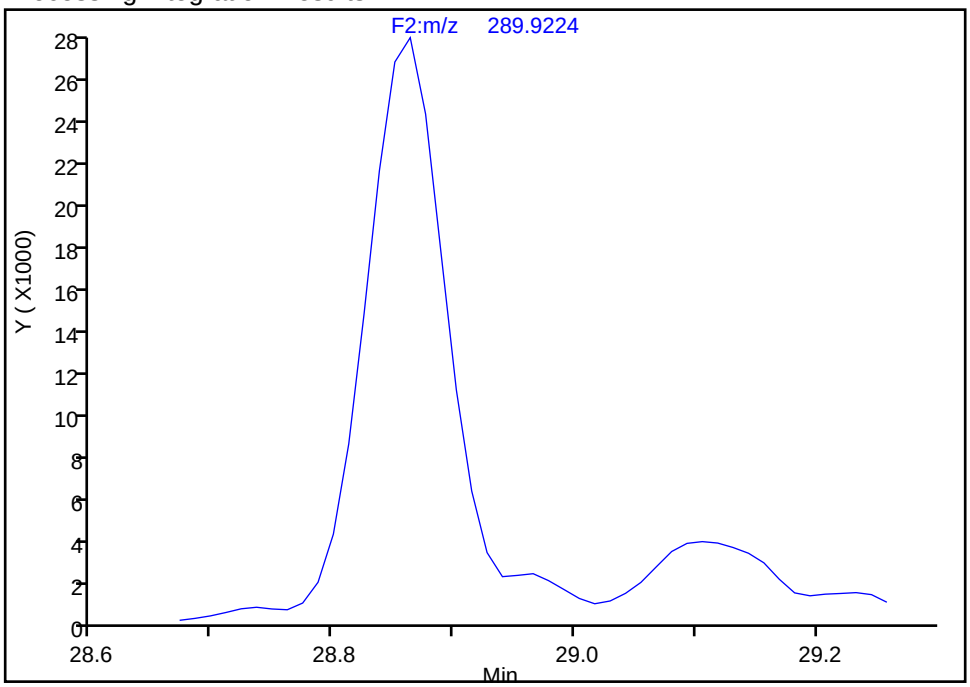

Manual Integration Results

RT: 28.93
Area: 9778
Amount: 1.501307
Amount Units: pg/ul

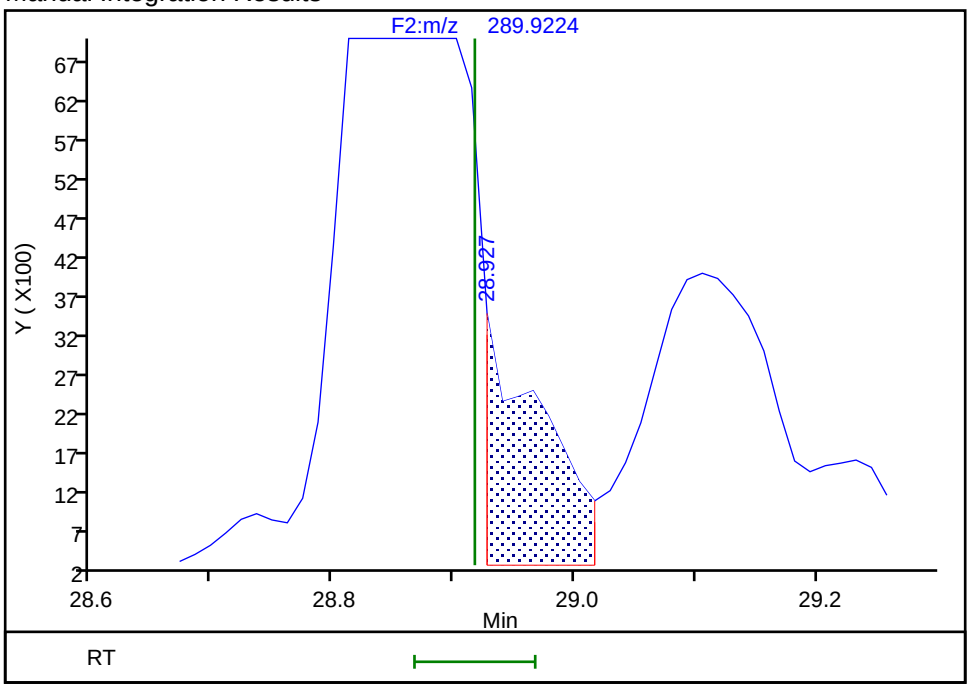

Reviewer: mcwhirterl, 03-Sep-2019 20:03:49
Audit Action: Manually Integrated/Assigned Compound ID Audit Reason: Split Peak

Manual Integration/User Assign Peak Report

Eurofins TestAmerica, Knoxville

Data File:	\\chromna\Knoxville\ChromData\D3D\20190903-12925.b\580-88125-b-8-c.d				
Injection Date:	03-Sep-2019 18:02:00	Instrument ID:	D3D		
Lims ID:	580-88125-B-8-C	Lab Sample ID:	140-88125-8		
Client ID:	C4-0to27-100918				
Operator ID:	Xcalibur_System	ALS Bottle#:	0	Worklist Smp#:	12
Injection Vol:	1.0 ul	Dil. Factor:	1.0000		
Method:	PCBs_D3D	Limit Group:	HR - 1668A - ICAL		
Column:	SPB-Octyl (0.25 mm)	Detector	F2(21.81 :35.54)		

PCB-67, CAS: 73575-53-8

Signal: 1

Processing Integration Results

RT: 29.11
Area: 32115
Amount: 5.522588
Amount Units: pg/ul

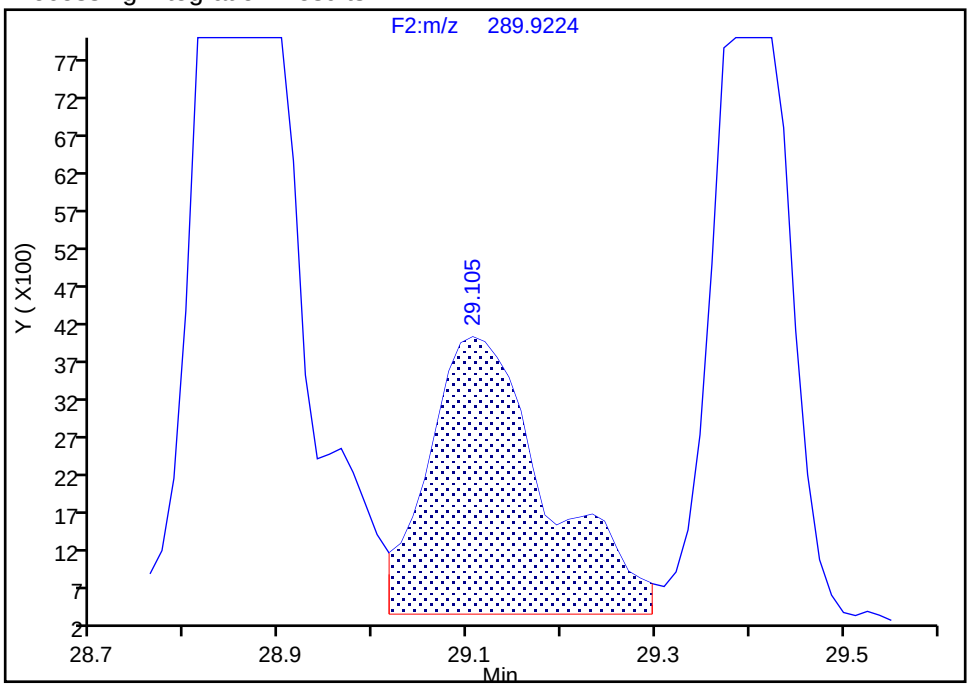

Manual Integration Results

RT: 29.11
Area: 32550
Amount: 5.555970
Amount Units: pg/ul

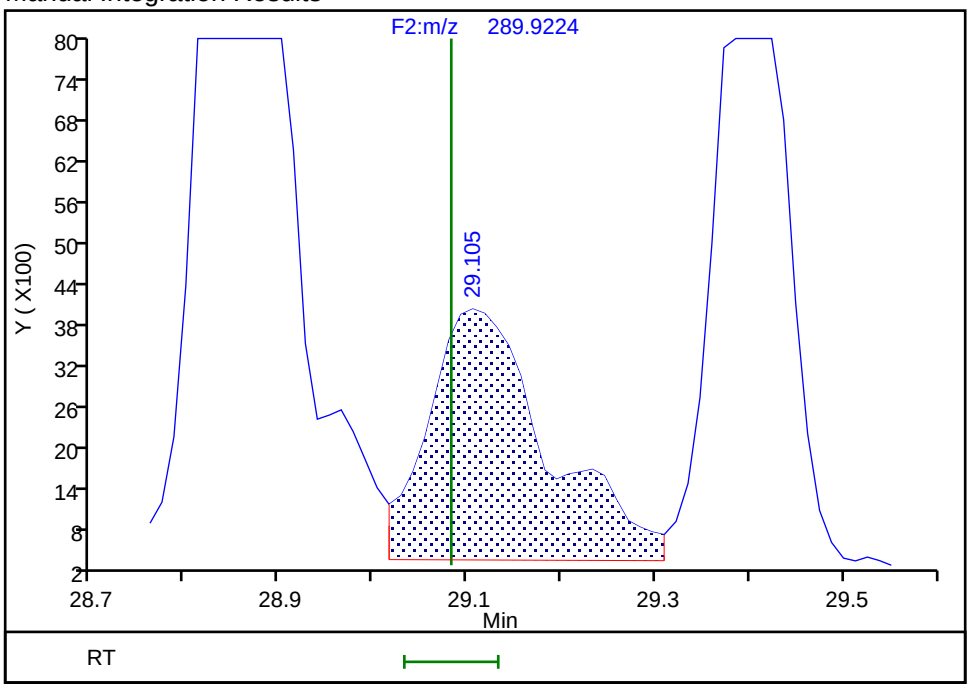

Reviewer: mcwhirterl, 03-Sep-2019 20:04:10

Audit Action: Manually Integrated Audit Reason: Incomplete Integration

Manual Integration/User Assign Peak Report

Eurofins TestAmerica, Knoxville

Data File:	\\chromna\Knoxville\ChromData\D3D\20190903-12925.b\580-88125-b-8-c.d				
Injection Date:	03-Sep-2019 18:02:00	Instrument ID:	D3D		
Lims ID:	580-88125-B-8-C	Lab Sample ID:	140-88125-8		
Client ID:	C4-0to27-100918				
Operator ID:	Xcalibur_System	ALS Bottle#:	0	Worklist Smp#:	12
Injection Vol:	1.0 ul	Dil. Factor:	1.0000		
Method:	PCBs_D3D	Limit Group:	HR - 1668A - ICAL		
Column:	SPB-Octyl (0.25 mm)	Detector	F2(21.81 :35.54)		

PCB-63, CAS: 74472-34-7

Signal: 2

Processing Integration Results

RT: 29.40
Area: 72350
Amount: 8.836305
Amount Units: pg/ul

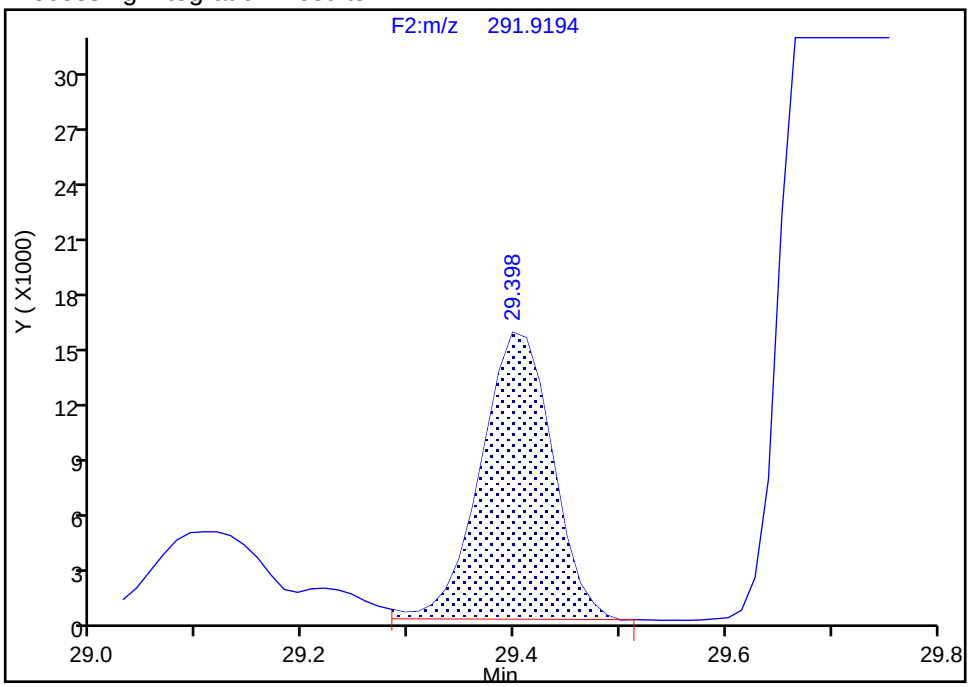

Manual Integration Results

RT: 29.40
Area: 72350
Amount: 9.377315
Amount Units: pg/ul

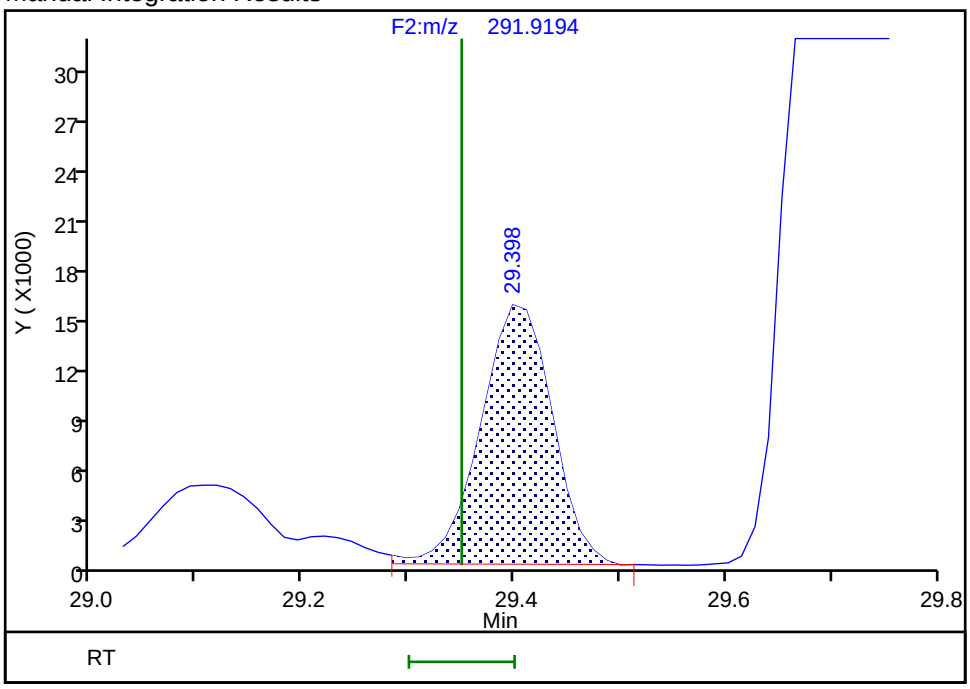

Reviewer: mcwhirterl, 03-Sep-2019 20:04:11
Audit Action: Marked Compound Undetected Audit Reason: Invalid Compound ID

Manual Integration/User Assign Peak Report

Eurofins TestAmerica, Knoxville

Data File:	\\chromna\Knoxville\ChromData\D3D\20190903-12925.b\580-88125-b-8-c.d				
Injection Date:	03-Sep-2019 18:02:00	Instrument ID:	D3D		
Lims ID:	580-88125-B-8-C	Lab Sample ID:	140-88125-8		
Client ID:	C4-0to27-100918				
Operator ID:	Xcalibur_System	ALS Bottle#:	0	Worklist Smp#:	12
Injection Vol:	1.0 ul	Dil. Factor:	1.0000		
Method:	PCBs_D3D	Limit Group:	HR - 1668A - ICAL		
Column:	SPB-Octyl (0.25 mm)	Detector	F2(21.81 :35.54)		

PCB-63, CAS: 74472-34-7

Signal: 3

Processing Integration Results

RT: 29.41
Area: 121256
Amount: 8.836305
Amount Units: pg/ul

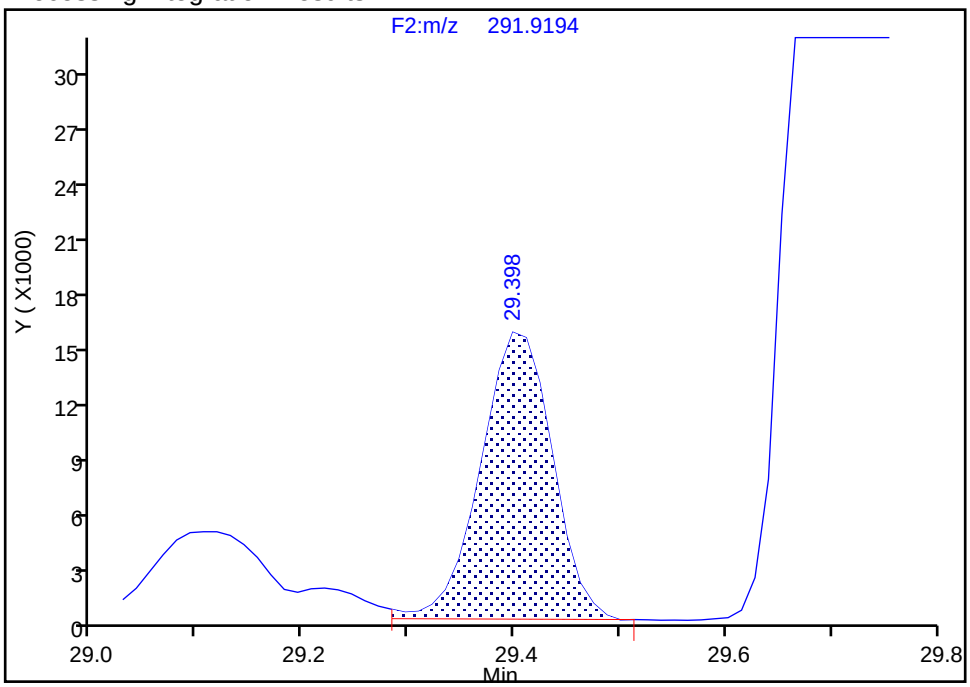

Manual Integration Results

RT: 29.41
Area: 128680
Amount: 9.377315
Amount Units: pg/ul
Reviewer: mcwhirterl, 03-Sep-2019 20:04:11
Audit Action: Marked Compound Undetected Audit Reason: Invalid Compound ID

Manual Integration/User Assign Peak Report

Eurofins TestAmerica, Knoxville

Data File:	\\chromna\Knoxville\ChromData\D3D\20190903-12925.b\580-88125-b-8-c.d				
Injection Date:	03-Sep-2019 18:02:00	Instrument ID:	D3D		
Lims ID:	580-88125-B-8-C	Lab Sample ID:	140-88125-8		
Client ID:	C4-0to27-100918				
Operator ID:	Xcalibur_System	ALS Bottle#:	0	Worklist Smp#:	12
Injection Vol:	1.0 ul	Dil. Factor:	1.0000		
Method:	PCBs_D3D	Limit Group:	HR - 1668A - ICAL		
Column:	SPB-Octyl (0.25 mm)	Detector	F2(21.81 :35.54)		

PCB-63, CAS: 74472-34-7

Signal: 1

Processing Integration Results

RT: 29.41
Area: 48906
Amount: 8.836305
Amount Units: pg/ul

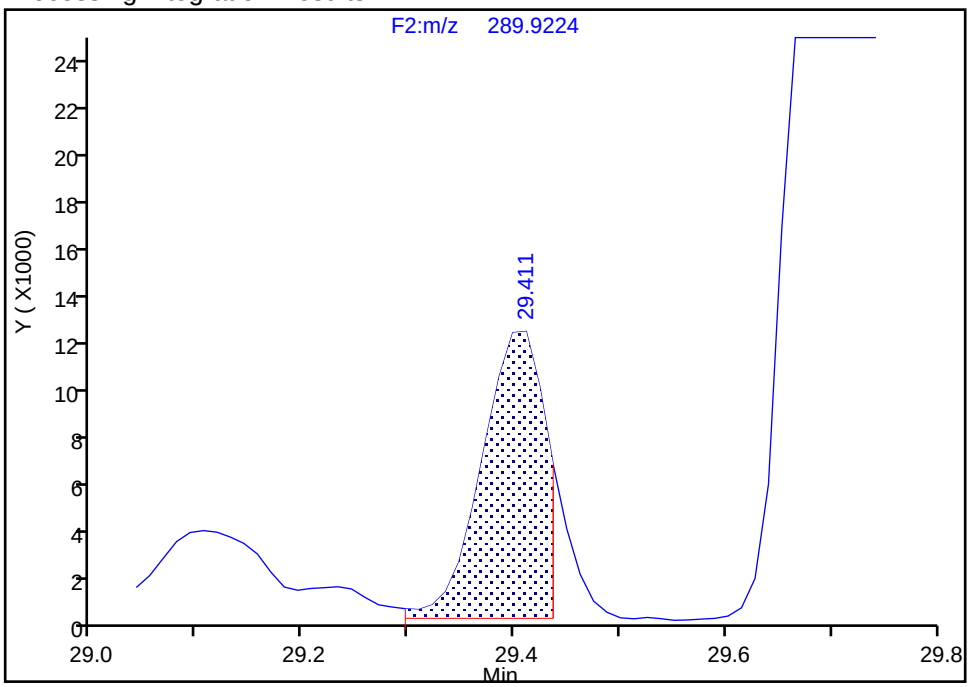

Manual Integration Results

RT: 29.41
Area: 56330
Amount: 9.377315
Amount Units: pg/ul

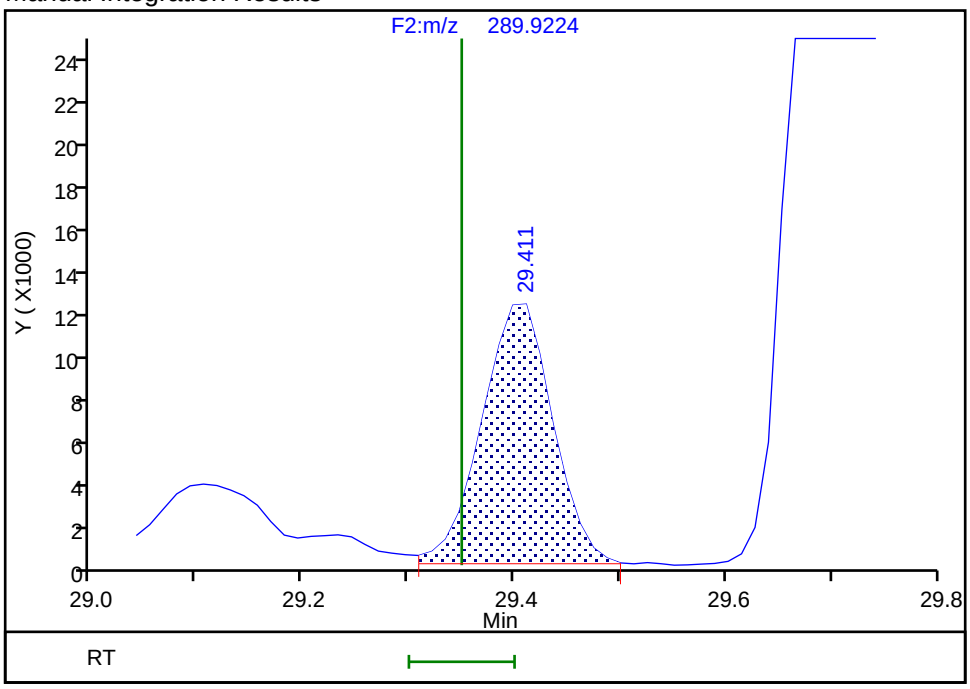

Reviewer: mcwhirterl, 03-Sep-2019 20:04:13

Audit Action: Manually Integrated/Assigned Compound ID Audit Reason: Incomplete Integration

Manual Integration/User Assign Peak Report

Eurofins TestAmerica, Knoxville

Data File:	\\chromna\Knoxville\ChromData\D3D\20190903-12925.b\580-88125-b-8-c.d				
Injection Date:	03-Sep-2019 18:02:00	Instrument ID:	D3D		
Lims ID:	580-88125-B-8-C	Lab Sample ID:	140-88125-8		
Client ID:	C4-0to27-100918				
Operator ID:	Xcalibur_System	ALS Bottle#:	0	Worklist Smp#:	12
Injection Vol:	1.0 ul	Dil. Factor:	1.0000		
Method:	PCBs_D3D	Limit Group:	HR - 1668A - ICAL		
Column:	SPB-Octyl (0.25 mm)	Detector	F2(21.81 :35.54)		

PCB-66, CAS: 32598-10-0

Signal: 2

Processing Integration Results

RT: 30.06
Area: 985447
Amount: 147.6986
Amount Units: pg/ul

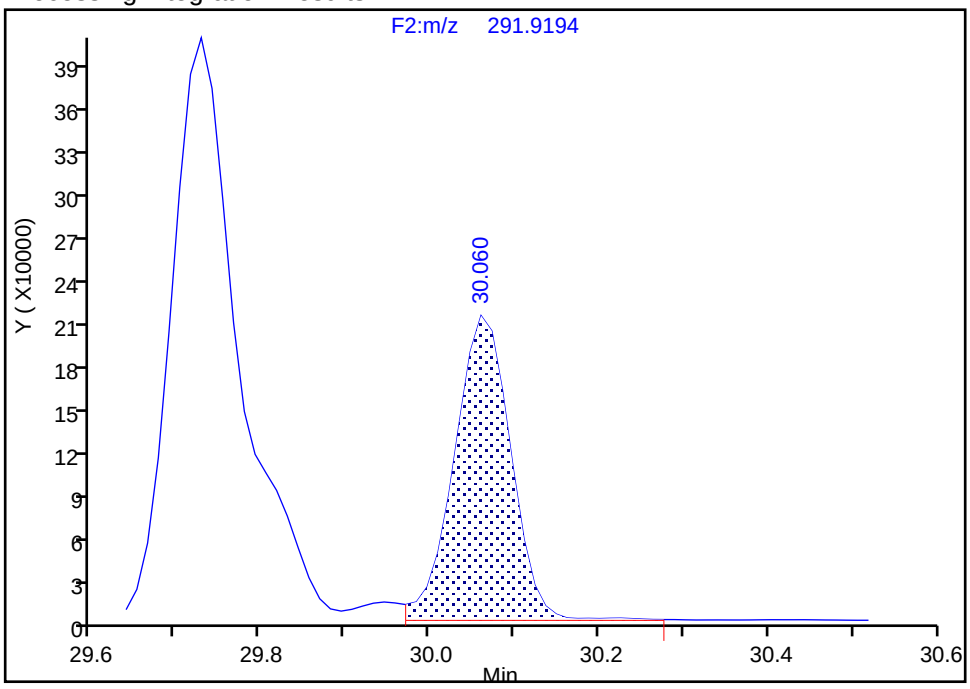

Manual Integration Results

RT: 30.06
Area: 1026849
Amount: 153.8888
Amount Units: pg/ul

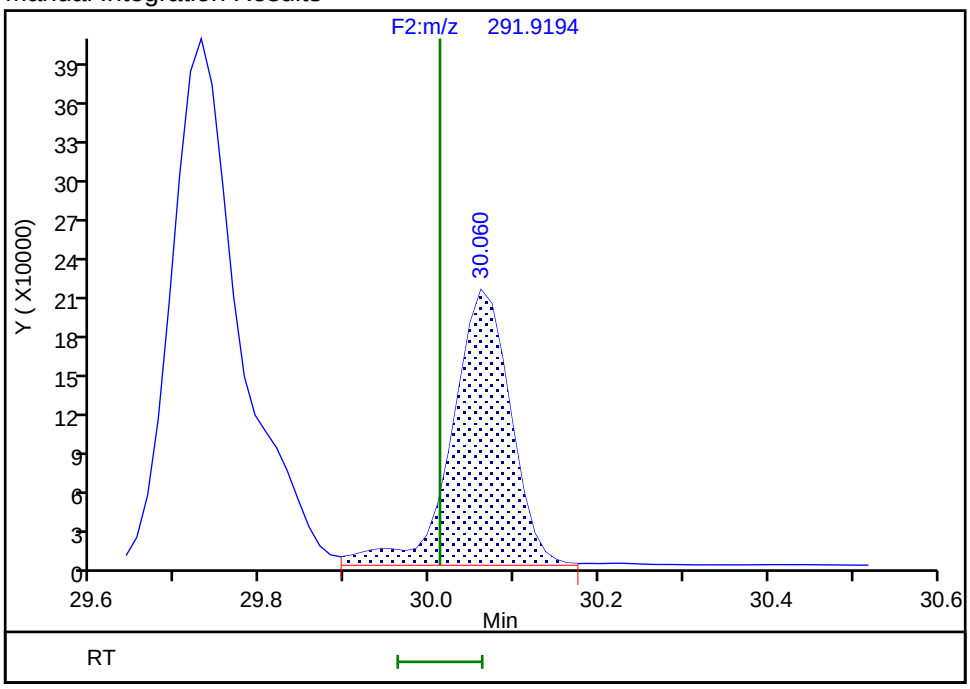

Reviewer: mcwhirterl, 03-Sep-2019 20:04:47

Audit Action: Marked Compound Undetected Audit Reason: Invalid Compound ID

Manual Integration/User Assign Peak Report

Eurofins TestAmerica, Knoxville

Data File:	\\chromna\Knoxville\ChromData\D3D\20190903-12925.b\580-88125-b-8-c.d				
Injection Date:	03-Sep-2019 18:02:00	Instrument ID:	D3D		
Lims ID:	580-88125-B-8-C	Lab Sample ID:	140-88125-8		
Client ID:	C4-0to27-100918				
Operator ID:	Xcalibur_System	ALS Bottle#:	0	Worklist Smp#:	12
Injection Vol:	1.0 ul	Dil. Factor:	1.0000		
Method:	PCBs_D3D	Limit Group:	HR - 1668A - ICAL		
Column:	SPB-Octyl (0.25 mm)	Detector	F2(21.81 :35.54)		

PCB-66, CAS: 32598-10-0

Signal: 3

Processing Integration Results

RT: 30.06
Area: 1766658
Amount: 147.6986
Amount Units: pg/ul

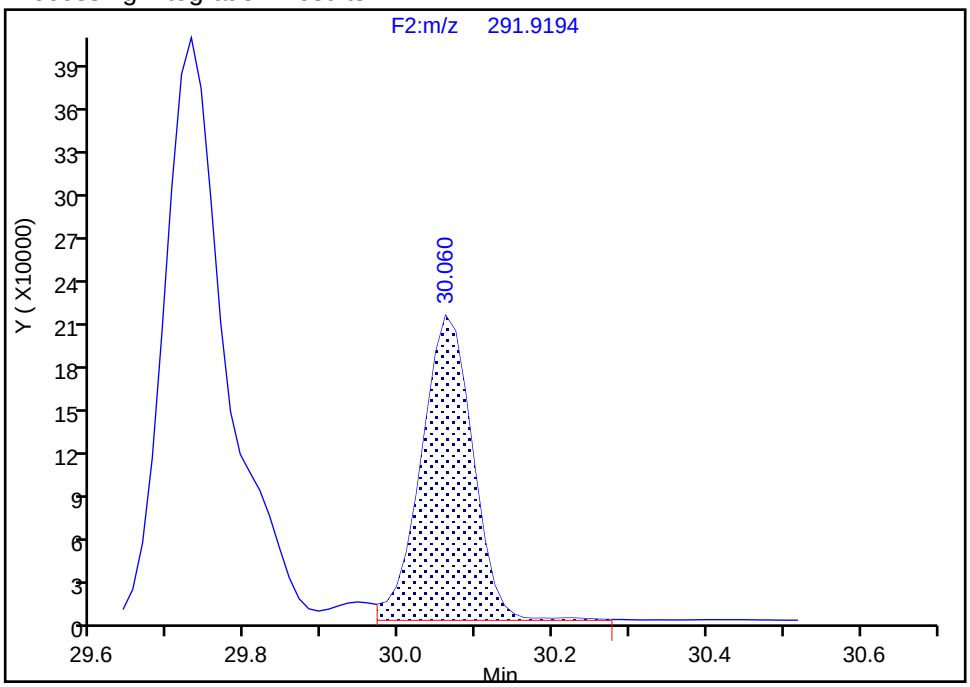

Manual Integration Results

RT: 30.06
Area: 1840701
Amount: 153.8888
Amount Units: pg/ul
Reviewer: mcwhirterl, 03-Sep-2019 20:04:47
Audit Action: Marked Compound Undetected Audit Reason: Invalid Compound ID

Manual Integration/User Assign Peak Report

Eurofins TestAmerica, Knoxville

Data File:	\\chromna\Knoxville\ChromData\D3D\20190903-12925.b\580-88125-b-8-c.d				
Injection Date:	03-Sep-2019 18:02:00	Instrument ID:	D3D		
Lims ID:	580-88125-B-8-C	Lab Sample ID:	140-88125-8		
Client ID:	C4-0to27-100918				
Operator ID:	Xcalibur_System	ALS Bottle#:	0	Worklist Smp#:	12
Injection Vol:	1.0 ul	Dil. Factor:	1.0000		
Method:	PCBs_D3D	Limit Group:	HR - 1668A - ICAL		
Column:	SPB-Octyl (0.25 mm)	Detector	F2(21.81 :35.54)		

PCB-66, CAS: 32598-10-0

Signal: 1

Processing Integration Results

RT: 30.06
Area: 781211
Amount: 147.6986
Amount Units: pg/ul

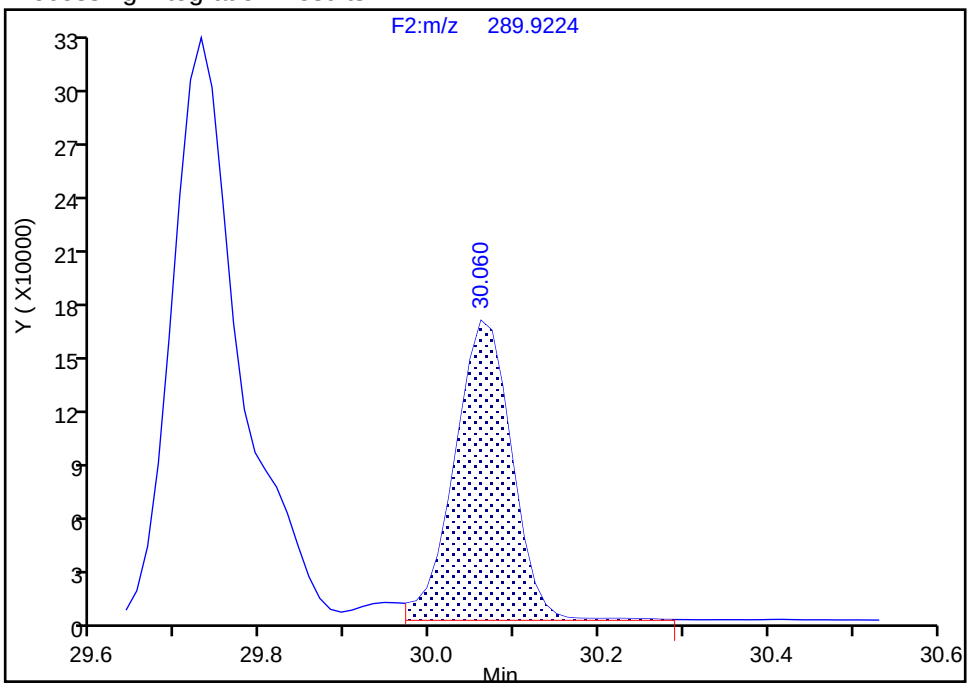

Manual Integration Results

RT: 30.06
Area: 813852
Amount: 153.8888
Amount Units: pg/ul

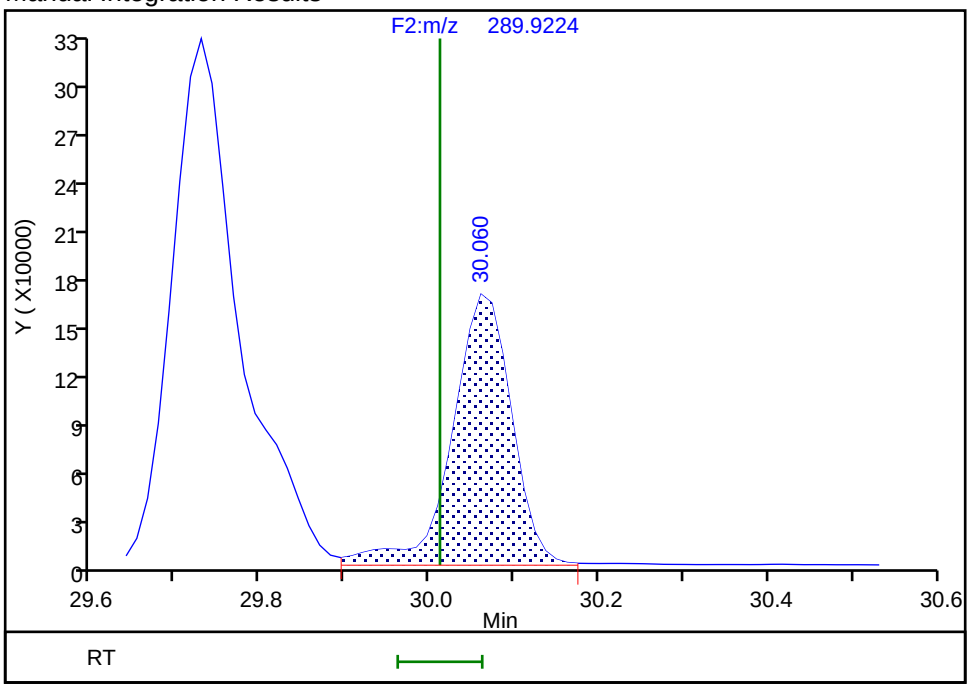

Reviewer: mcwhirterl, 03-Sep-2019 20:04:48

Audit Action: Manually Integrated/Assigned Compound ID Audit Reason: Incomplete Integration

Manual Integration/User Assign Peak Report

Eurofins TestAmerica, Knoxville

Data File:	\\chromna\Knoxville\ChromData\D3D\20190903-12925.b\580-88125-b-8-c.d				
Injection Date:	03-Sep-2019 18:02:00	Instrument ID:	D3D		
Lims ID:	580-88125-B-8-C	Lab Sample ID:	140-88125-8		
Client ID:	C4-0to27-100918				
Operator ID:	Xcalibur_System	ALS Bottle#:	0	Worklist Smp#:	12
Injection Vol:	1.0 ul	Dil. Factor:	1.0000		
Method:	PCBs_D3D	Limit Group:	HR - 1668A - ICAL		
Column:	SPB-Octyl (0.25 mm)	Detector	F2(21.81 :35.54)		

PCB-81, CAS: 70362-50-4

Signal: 2

Not Detected
Expected RT: 33.83

Processing Integration Results

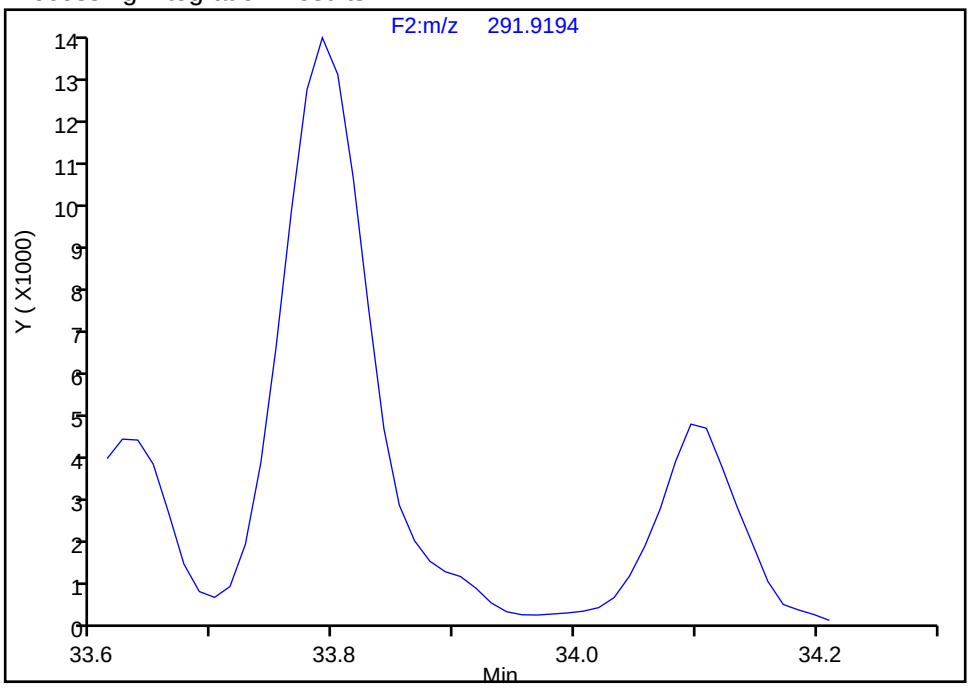

Manual Integration Results

RT: 33.87
Area: 3908
Amount: 0.610162
Amount Units: pg/ul

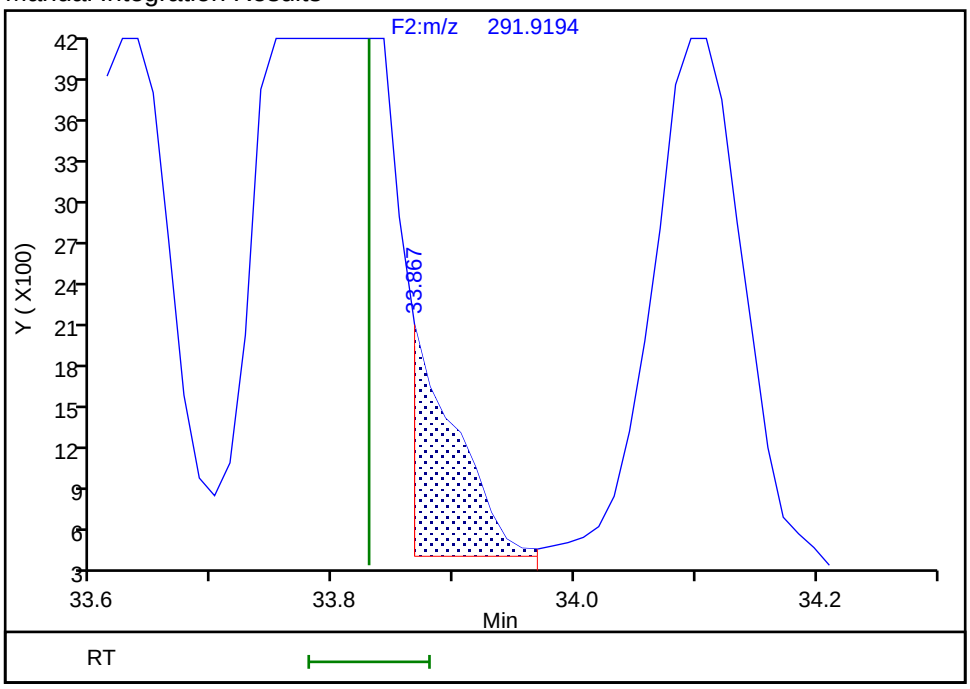

Reviewer: mcwhirterl, 03-Sep-2019 20:05:25
Audit Action: Split an Integrated Peak Audit Reason: Split Peak

Manual Integration/User Assign Peak Report

Eurofins TestAmerica, Knoxville

Data File:	\\chromna\Knoxville\ChromData\D3D\20190903-12925.b\580-88125-b-8-c.d				
Injection Date:	03-Sep-2019 18:02:00	Instrument ID:	D3D		
Lims ID:	580-88125-B-8-C	Lab Sample ID:	140-88125-8		
Client ID:	C4-0to27-100918				
Operator ID:	Xcalibur_System	ALS Bottle#:	0	Worklist Smp#:	12
Injection Vol:	1.0 ul	Dil. Factor:	1.0000		
Method:	PCBs_D3D	Limit Group:	HR - 1668A - ICAL		
Column:	SPB-Octyl (0.25 mm)	Detector	F2(21.81 :35.54)		

PCB-81, CAS: 70362-50-4

Signal: 1

Not Detected
Expected RT: 33.83

Processing Integration Results

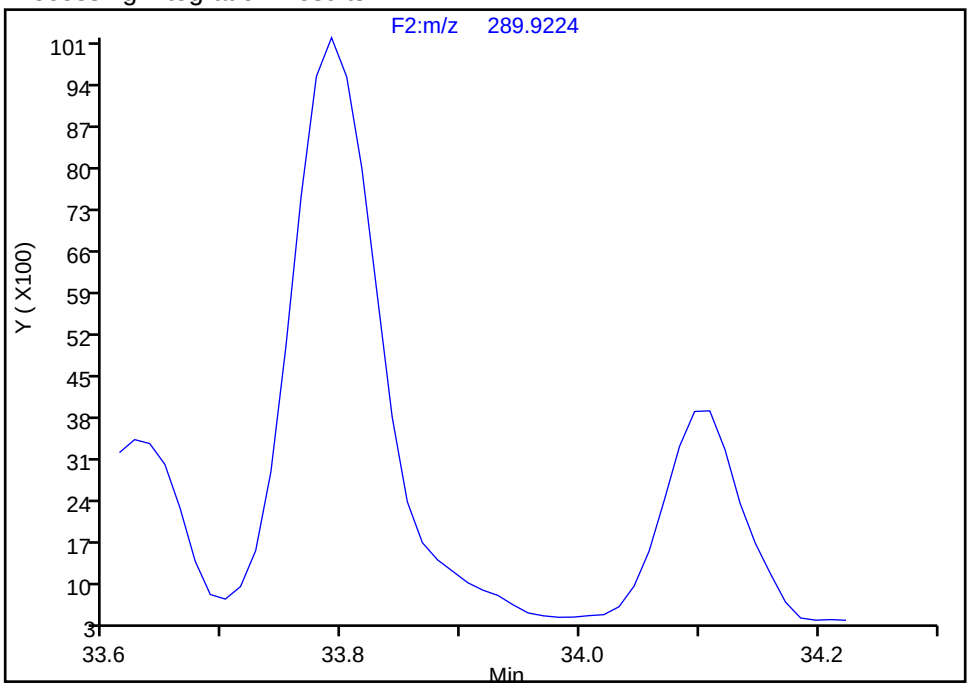

Manual Integration Results

RT: 33.87
Area: 3479
Amount: 0.610162
Amount Units: pg/ul

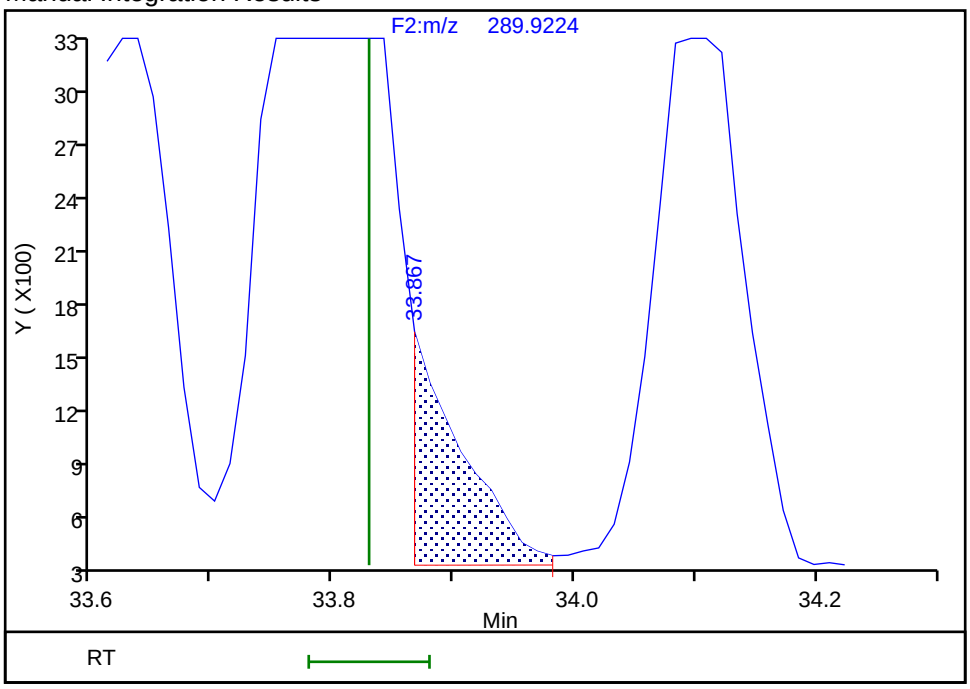

Reviewer: mcwhirterl, 03-Sep-2019 20:05:28
Audit Action: Manually Integrated/Assigned Compound ID Audit Reason: Split Peak

Eurofins TestAmerica, Knoxville

Data File:	\\chromna\Knoxville\ChromData\D3D\20190903-12925.b\580-88125-b-8-c.d		
Injection Date:	03-Sep-2019 18:02:00	Injection Vol:	1.0 ul
Instrument ID:	D3D	Operator ID:	Xcalibur_System
Method:	PCBs_D3D	Limit Group:	HR - 1668A - ICAL
Client ID:	C4-0to27-100918		
Worklist#:	33205	Sample Line#:	12
Column Type:	SPB-Octyl	Column Dia:	0.25 mm

PePCB F2

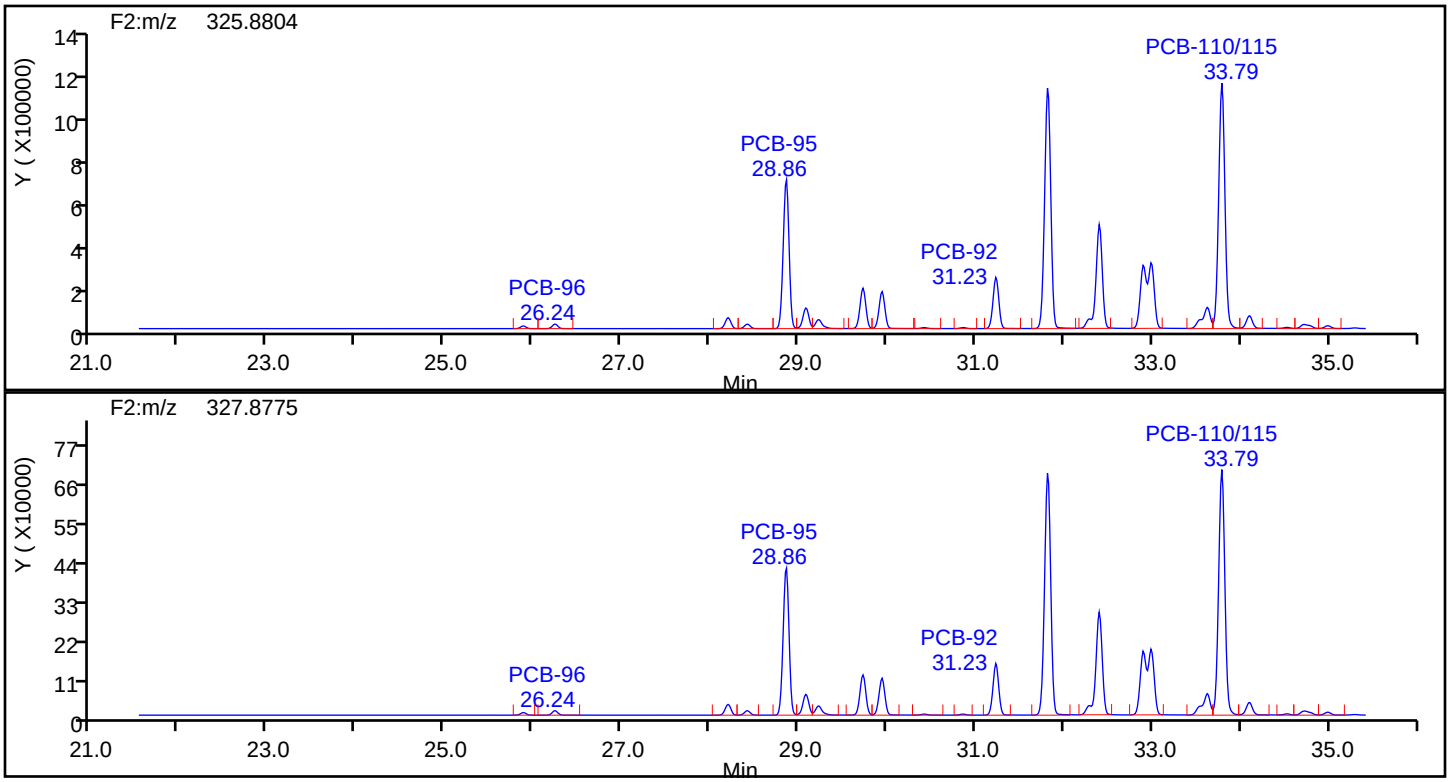

PePCB F2 Standards

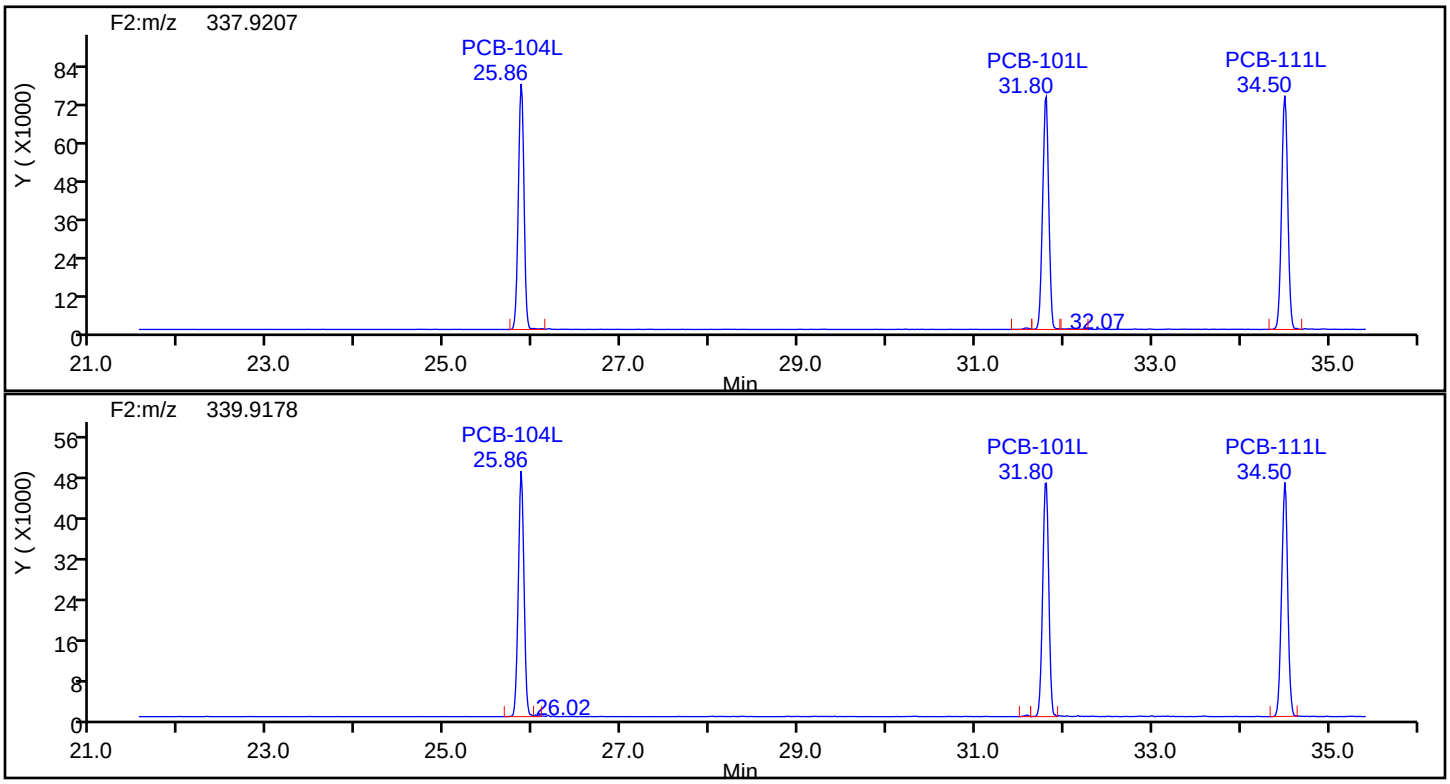

Eurofins TestAmerica, Knoxville

Data File:	\\chromna\Knoxville\ChromData\D3D\20190903-12925.b\580-88125-b-8-c.d		
Injection Date:	03-Sep-2019 18:02:00	Injection Vol:	1.0 ul
Instrument ID:	D3D	Operator ID:	Xcalibur_System
Method:	PCBs_D3D	Limit Group:	HR - 1668A - ICAL
Client ID:	C4-0to27-100918		
Worklist#:	33205	Sample Line#:	12
Column Type:	SPB-Octyl	Column Dia:	0.25 mm

PePCB F2

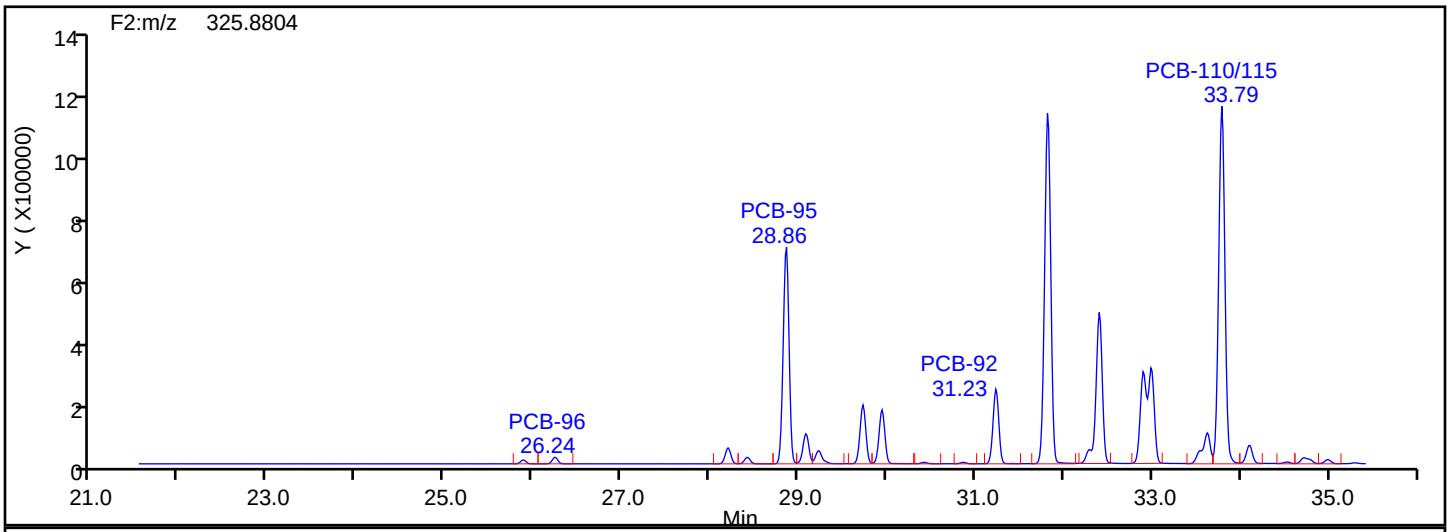

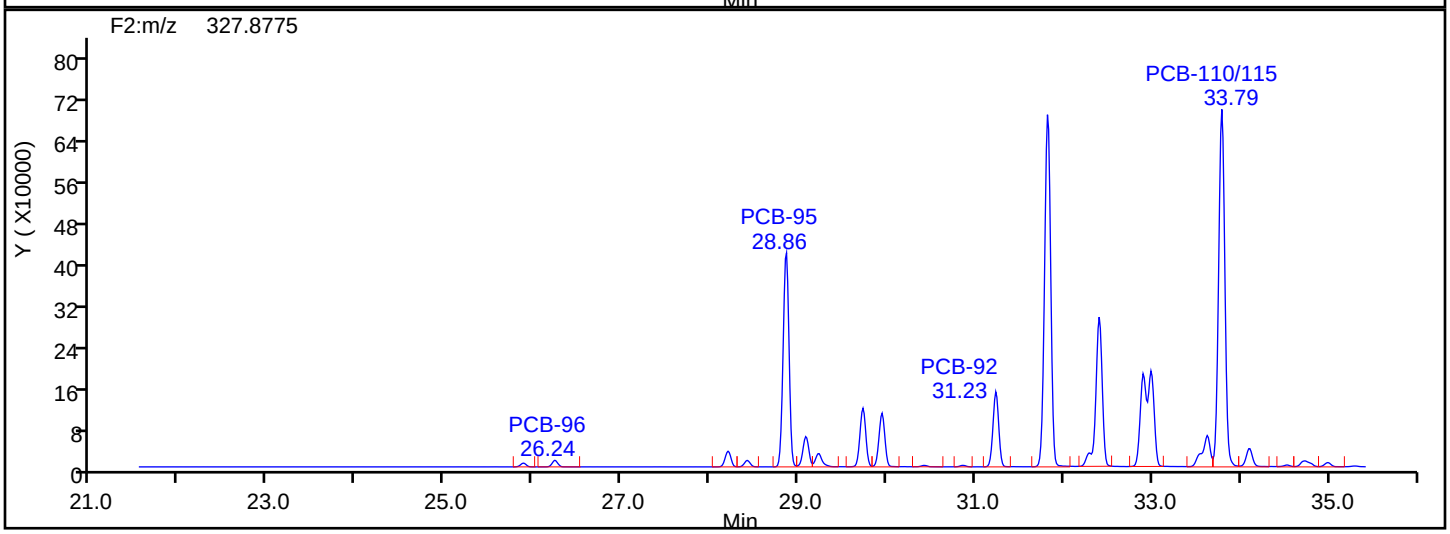

PePCB F2 Lock Mass

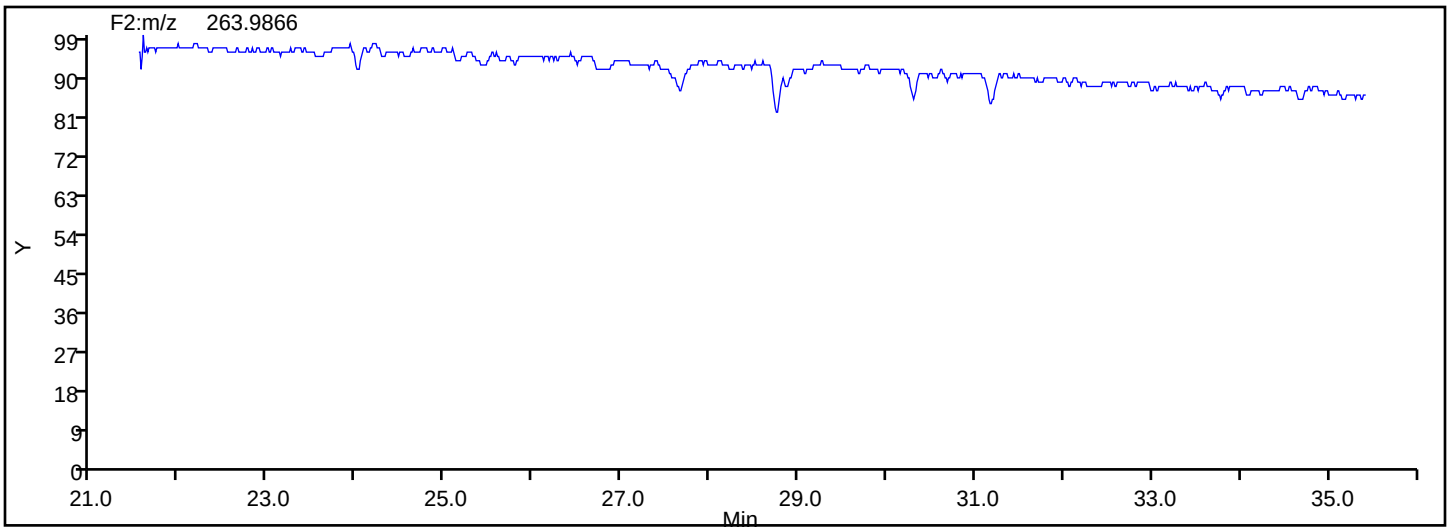

Manual Integration/User Assign Peak Report

Eurofins TestAmerica, Knoxville

Data File:	\\chromna\Knoxville\ChromData\D3D\20190903-12925.b\580-88125-b-8-c.d				
Injection Date:	03-Sep-2019 18:02:00	Instrument ID:	D3D		
Lims ID:	580-88125-B-8-C	Lab Sample ID:	140-88125-8		
Client ID:	C4-0to27-100918				
Operator ID:	Xcalibur_System	ALS Bottle#:	0	Worklist Smp#:	12
Injection Vol:	1.0 ul	Dil. Factor:	1.0000		
Method:	PCBs_D3D	Limit Group:	HR - 1668A - ICAL		
Column:	SPB-Octyl (0.25 mm)	Detector	F2(21.81 :35.54)		

PCB-83/99, CAS: STL01809

Signal: 2

Processing Integration Results

RT: 32.40
Area: 1423266
Amount: 698.8008
Amount Units: pg/ul

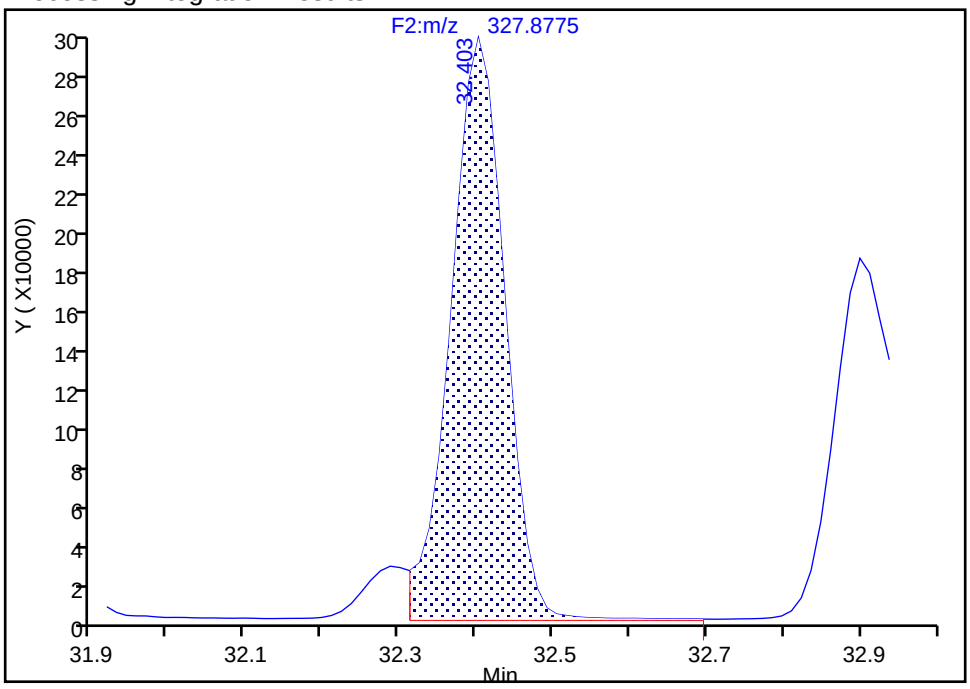

Manual Integration Results

RT: 32.40
Area: 1499850
Amount: 739.0813
Amount Units: pg/ul

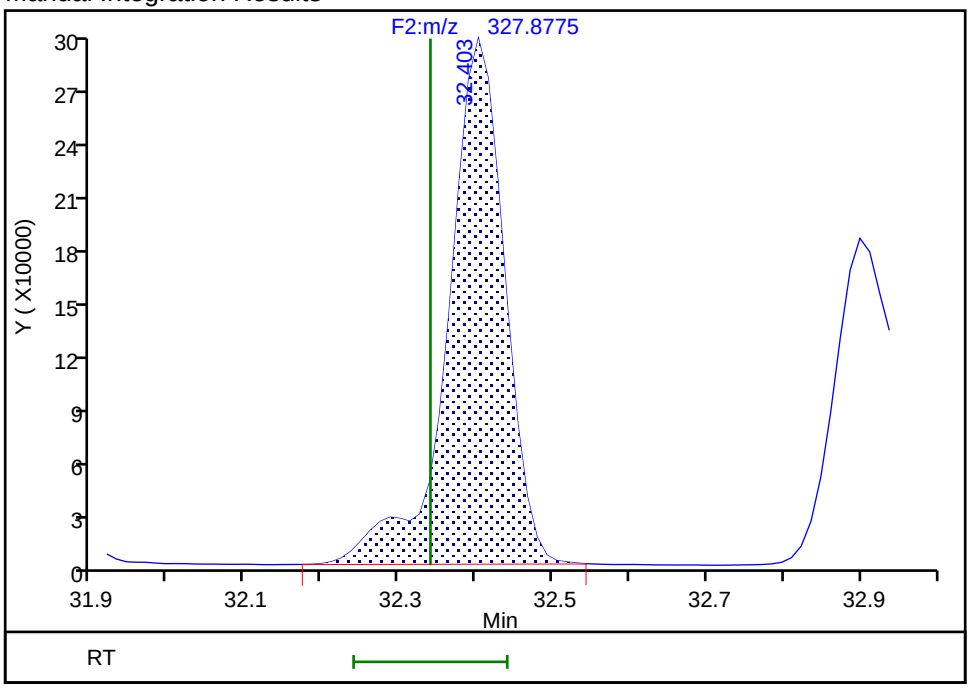

Reviewer: mcwhirterl, 03-Sep-2019 20:06:18

Audit Action: Marked Compound Undetected Audit Reason: Invalid Compound ID

Manual Integration/User Assign Peak Report

Eurofins TestAmerica, Knoxville

Data File:	\\chromna\Knoxville\ChromData\D3D\20190903-12925.b\580-88125-b-8-c.d				
Injection Date:	03-Sep-2019 18:02:00	Instrument ID:	D3D		
Lims ID:	580-88125-B-8-C	Lab Sample ID:	140-88125-8		
Client ID:	C4-0to27-100918				
Operator ID:	Xcalibur_System	ALS Bottle#:	0	Worklist Smp#:	12
Injection Vol:	1.0 ul	Dil. Factor:	1.0000		
Method:	PCBs_D3D	Limit Group:	HR - 1668A - ICAL		
Column:	SPB-Octyl (0.25 mm)	Detector	F2(21.81 :35.54)		

PCB-83/99, CAS: STL01809

Signal: 3

Processing Integration Results

RT: 32.40
Area: 3708401
Amount: 698.8008
Amount Units: pg/ul

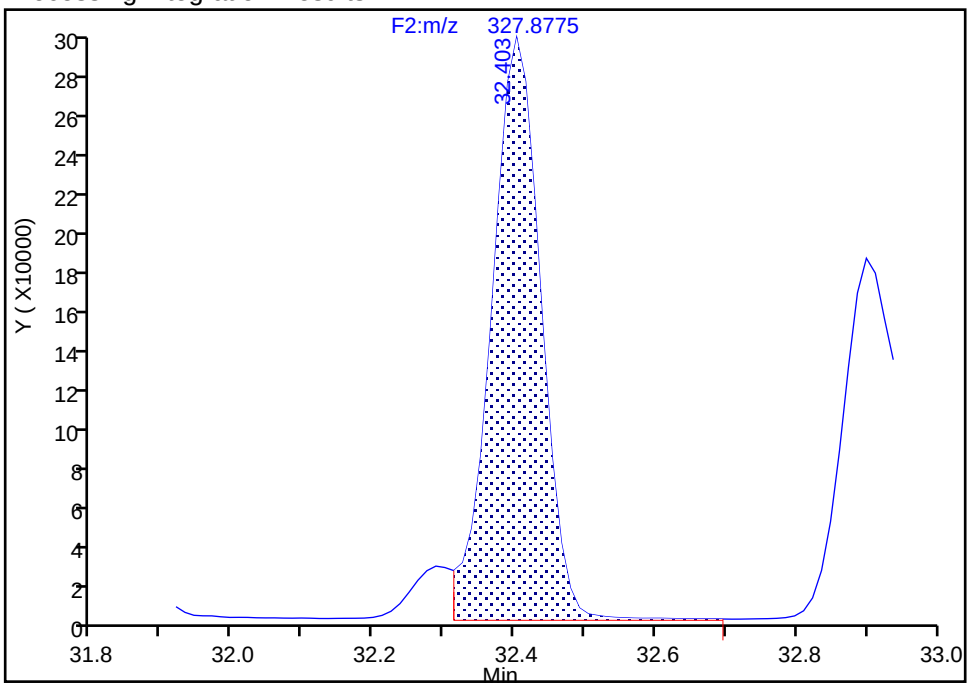

Manual Integration Results

RT: 32.40
Area: 3922162
Amount: 739.0813
Amount Units: pg/ul
Reviewer: mcwhirterl, 03-Sep-2019 20:06:18
Audit Action: Marked Compound Undetected Audit Reason: Invalid Compound ID

Manual Integration/User Assign Peak Report

Eurofins TestAmerica, Knoxville

Data File:	\\chromna\Knoxville\ChromData\D3D\20190903-12925.b\580-88125-b-8-c.d				
Injection Date:	03-Sep-2019 18:02:00	Instrument ID:	D3D		
Lims ID:	580-88125-B-8-C	Lab Sample ID:	140-88125-8		
Client ID:	C4-0to27-100918				
Operator ID:	Xcalibur_System	ALS Bottle#:	0	Worklist Smp#:	12
Injection Vol:	1.0 ul	Dil. Factor:	1.0000		
Method:	PCBs_D3D	Limit Group:	HR - 1668A - ICAL		
Column:	SPB-Octyl (0.25 mm)	Detector	F2(21.81 :35.54)		

PCB-83/99, CAS: STL01809

Signal: 1

Processing Integration Results

RT: 32.40
Area: 2285135
Amount: 698.8008
Amount Units: pg/ul

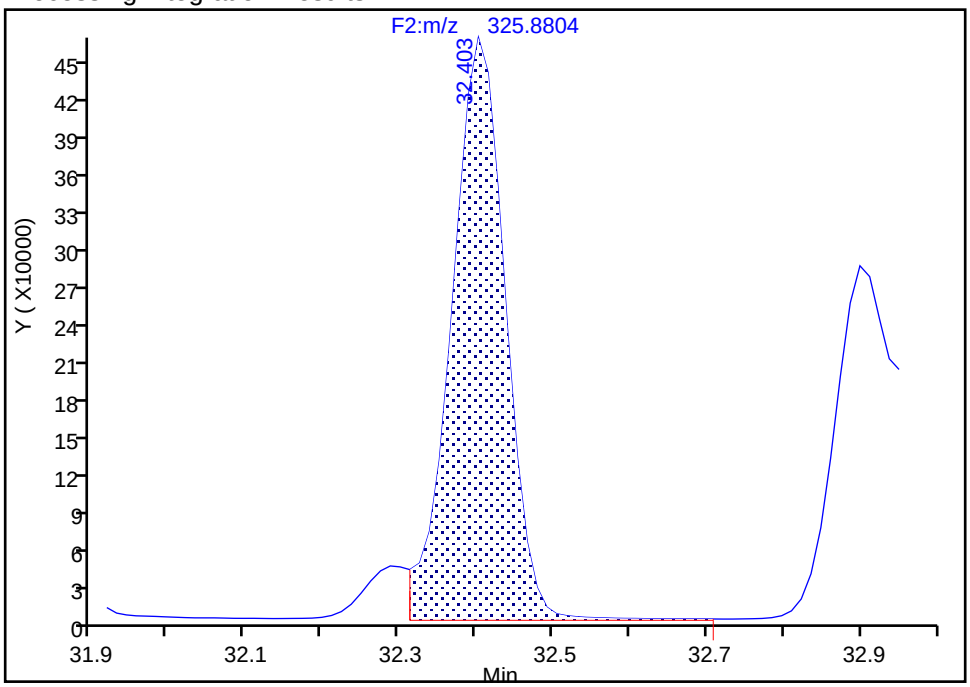

Manual Integration Results

RT: 32.40
Area: 2422312
Amount: 739.0813
Amount Units: pg/ul

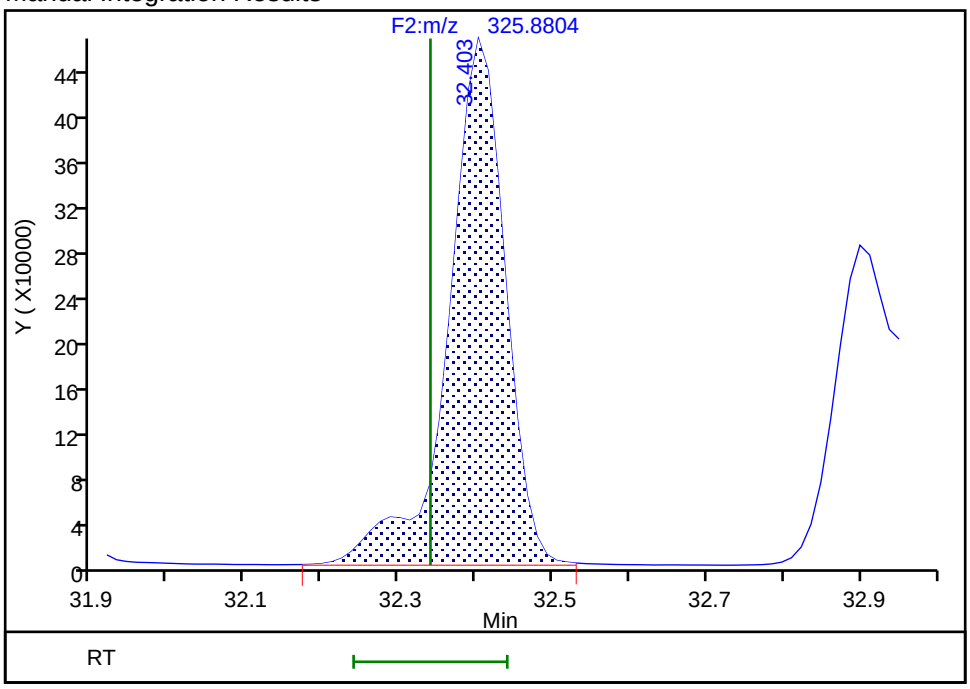

Reviewer: mcwhirterl, 03-Sep-2019 20:06:20

Audit Action: Manually Integrated/Assigned Compound ID Audit Reason: Incomplete Integration

Manual Integration/User Assign Peak Report

Eurofins TestAmerica, Knoxville

Data File:	\\chromna\Knoxville\ChromData\D3D\20190903-12925.b\580-88125-b-8-c.d				
Injection Date:	03-Sep-2019 18:02:00	Instrument ID:	D3D		
Lims ID:	580-88125-B-8-C	Lab Sample ID:	140-88125-8		
Client ID:	C4-0to27-100918				
Operator ID:	Xcalibur_System	ALS Bottle#:	0	Worklist Smp#:	12
Injection Vol:	1.0 ul	Dil. Factor:	1.0000		
Method:	PCBs_D3D	Limit Group:	HR - 1668A - ICAL		
Column:	SPB-Octyl (0.25 mm)	Detector	F2(21.81 :35.54)		

PCB-86/87/97/109/119/125, CAS: STL02295

Signal: 2

Processing Integration Results

RT: 32.90
Area: 895726
Amount: 341.5656
Amount Units: pg/ul

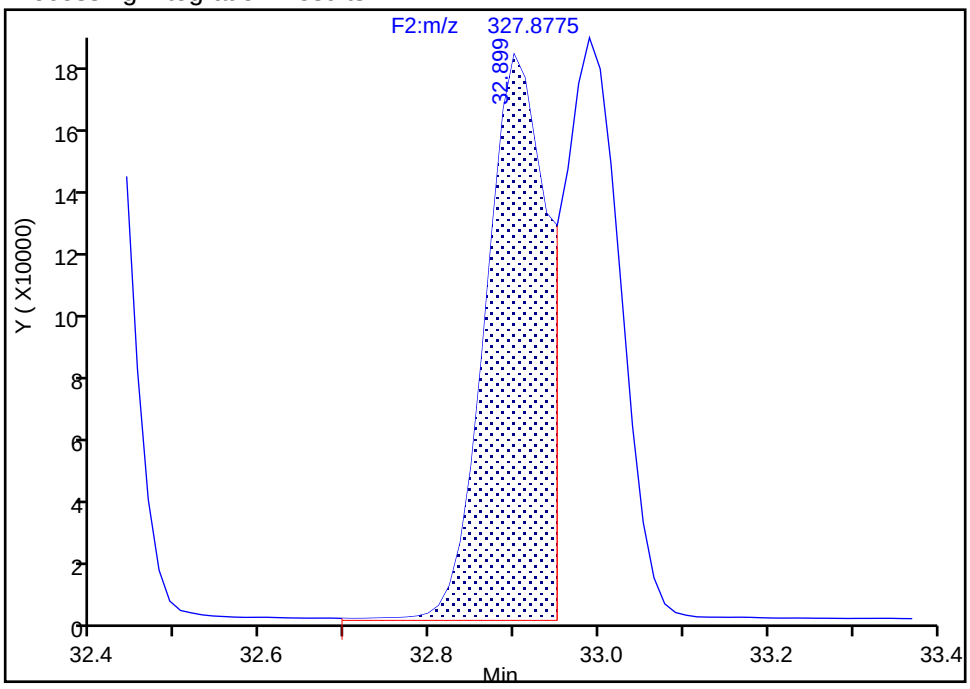

Manual Integration Results

RT: 32.99
Area: 1724042
Amount: 661.7154
Amount Units: pg/ul

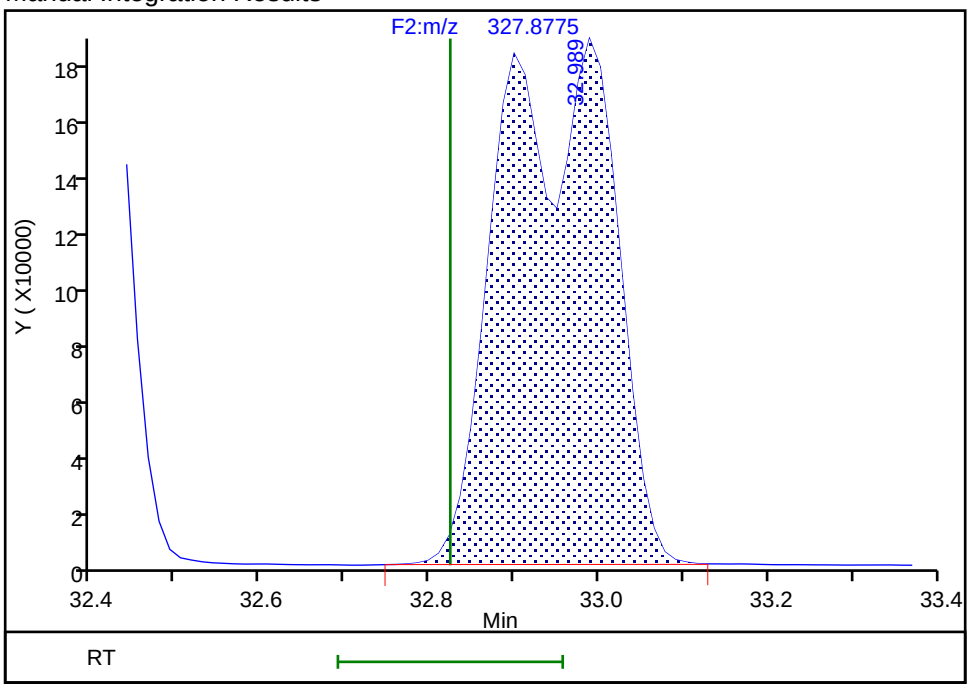

Reviewer: mcwhirterl, 03-Sep-2019 20:06:41
Audit Action: Marked Compound Undetected Audit Reason: Invalid Compound ID

Manual Integration/User Assign Peak Report

Eurofins TestAmerica, Knoxville

Data File:	\\chromna\Knoxville\ChromData\D3D\20190903-12925.b\580-88125-b-8-c.d				
Injection Date:	03-Sep-2019 18:02:00	Instrument ID:	D3D		
Lims ID:	580-88125-B-8-C	Lab Sample ID:	140-88125-8		
Client ID:	C4-0to27-100918				
Operator ID:	Xcalibur_System	ALS Bottle#:	0	Worklist Smp#:	12
Injection Vol:	1.0 ul	Dil. Factor:	1.0000		
Method:	PCBs_D3D	Limit Group:	HR - 1668A - ICAL		
Column:	SPB-Octyl (0.25 mm)	Detector	F2(21.81 :35.54)		

PCB-86/87/97/109/119/125, CAS: STL02295

Signal: 3

Processing Integration Results

RT: 32.90
Area: 2307514
Amount: 341.5656
Amount Units: pg/ul

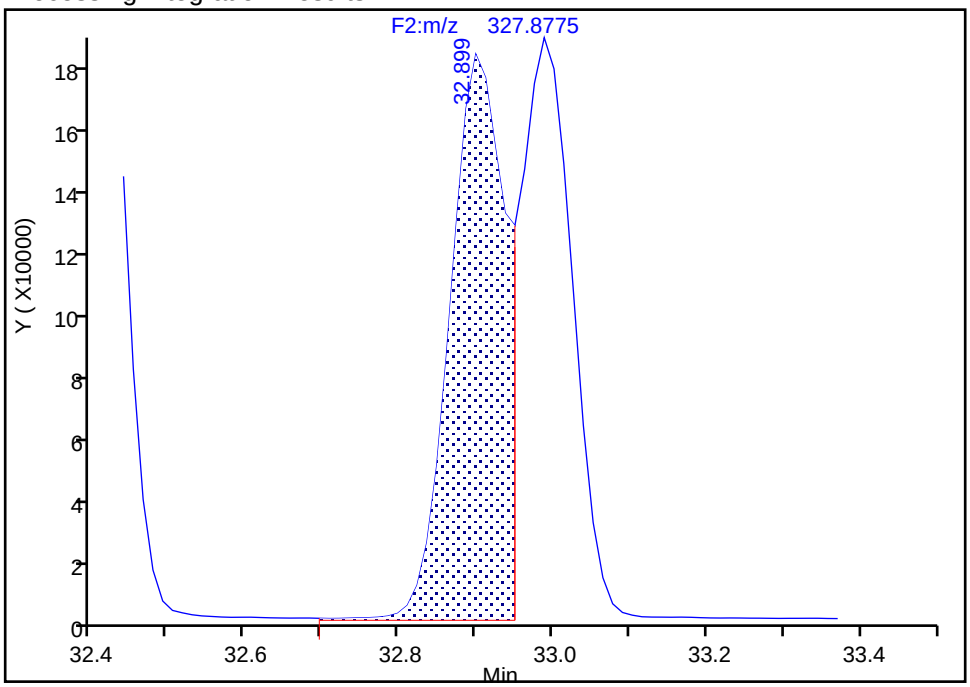

Manual Integration Results

RT: 32.99
Area: 4470349
Amount: 661.7154
Amount Units: pg/ul
Reviewer: mcwhirterl, 03-Sep-2019 20:06:41
Audit Action: Marked Compound Undetected Audit Reason: Invalid Compound ID

Manual Integration/User Assign Peak Report

Eurofins TestAmerica, Knoxville

Data File:	\\chromna\Knoxville\ChromData\D3D\20190903-12925.b\580-88125-b-8-c.d				
Injection Date:	03-Sep-2019 18:02:00	Instrument ID:	D3D		
Lims ID:	580-88125-B-8-C	Lab Sample ID:	140-88125-8		
Client ID:	C4-0to27-100918				
Operator ID:	Xcalibur_System	ALS Bottle#:	0	Worklist Smp#:	12
Injection Vol:	1.0 ul	Dil. Factor:	1.0000		
Method:	PCBs_D3D	Limit Group:	HR - 1668A - ICAL		
Column:	SPB-Octyl (0.25 mm)	Detector	F2(21.81 :35.54)		

PCB-86/87/97/109/119/125, CAS: STL02295

Signal: 1

Processing Integration Results

RT: 32.90
Area: 1411788
Amount: 341.5656
Amount Units: pg/ul

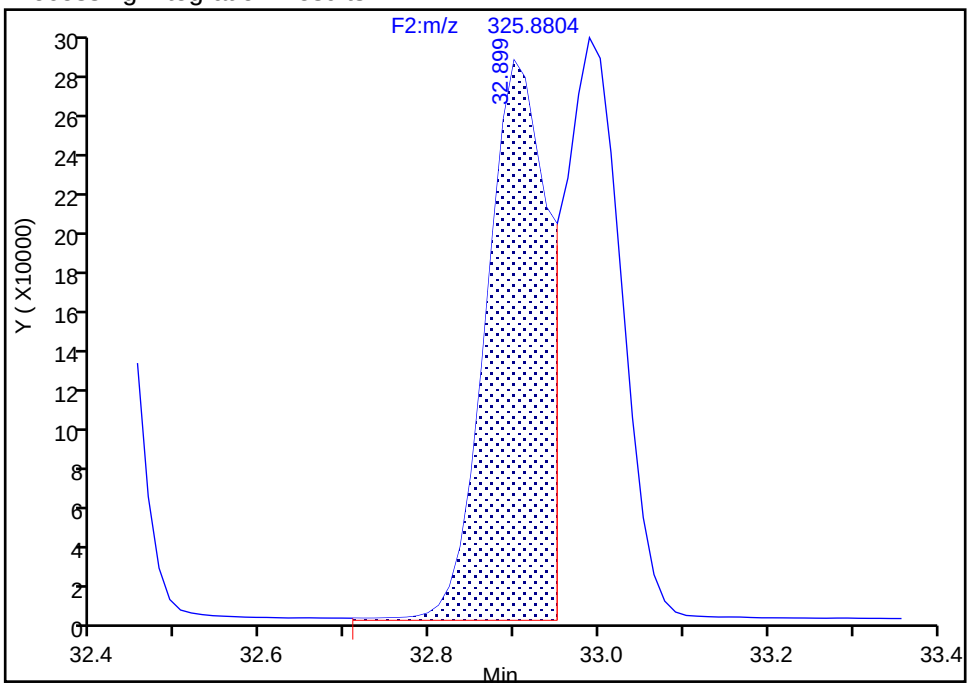

Manual Integration Results

RT: 32.99
Area: 2746307
Amount: 661.7154
Amount Units: pg/ul

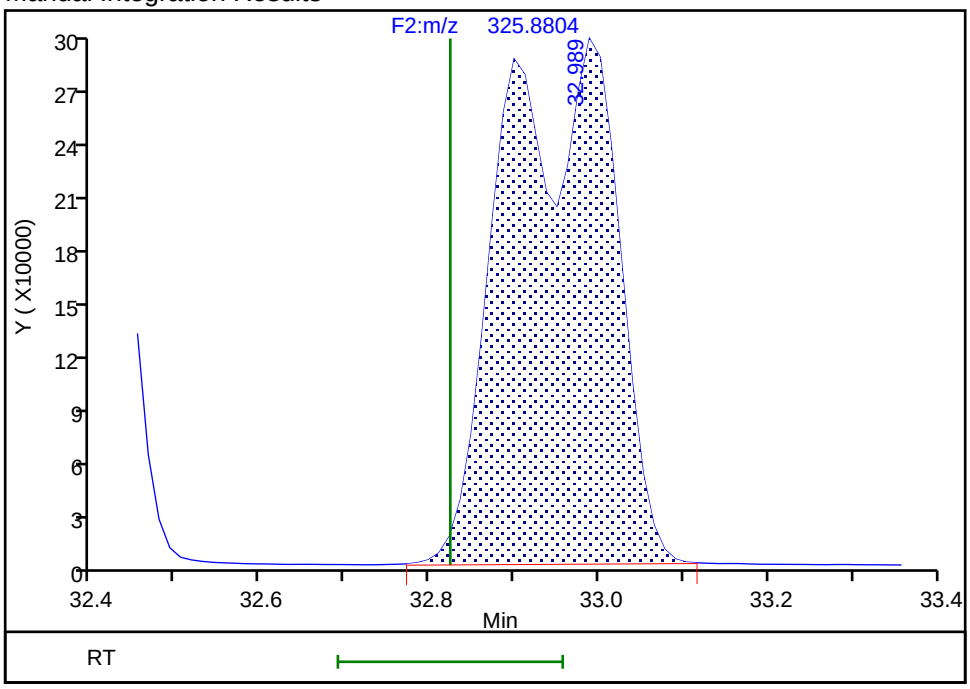

Reviewer: mcwhirterl, 03-Sep-2019 20:06:43

Audit Action: Manually Integrated/Assigned Compound ID Audit Reason: Incomplete Integration

Eurofins TestAmerica, Knoxville

Data File:	\\chromna\Knoxville\ChromData\D3D\20190903-12925.b\580-88125-b-8-c.d		
Injection Date:	03-Sep-2019 18:02:00	Injection Vol:	1.0 ul
Instrument ID:	D3D	Operator ID:	Xcalibur_System
Method:	PCBs_D3D	Limit Group:	HR - 1668A - ICAL
Client ID:	C4-0to27-100918		
Worklist#:	33205	Sample Line#:	12
Column Type:	SPB-Octyl	Column Dia:	0.25 mm

PePCB F3

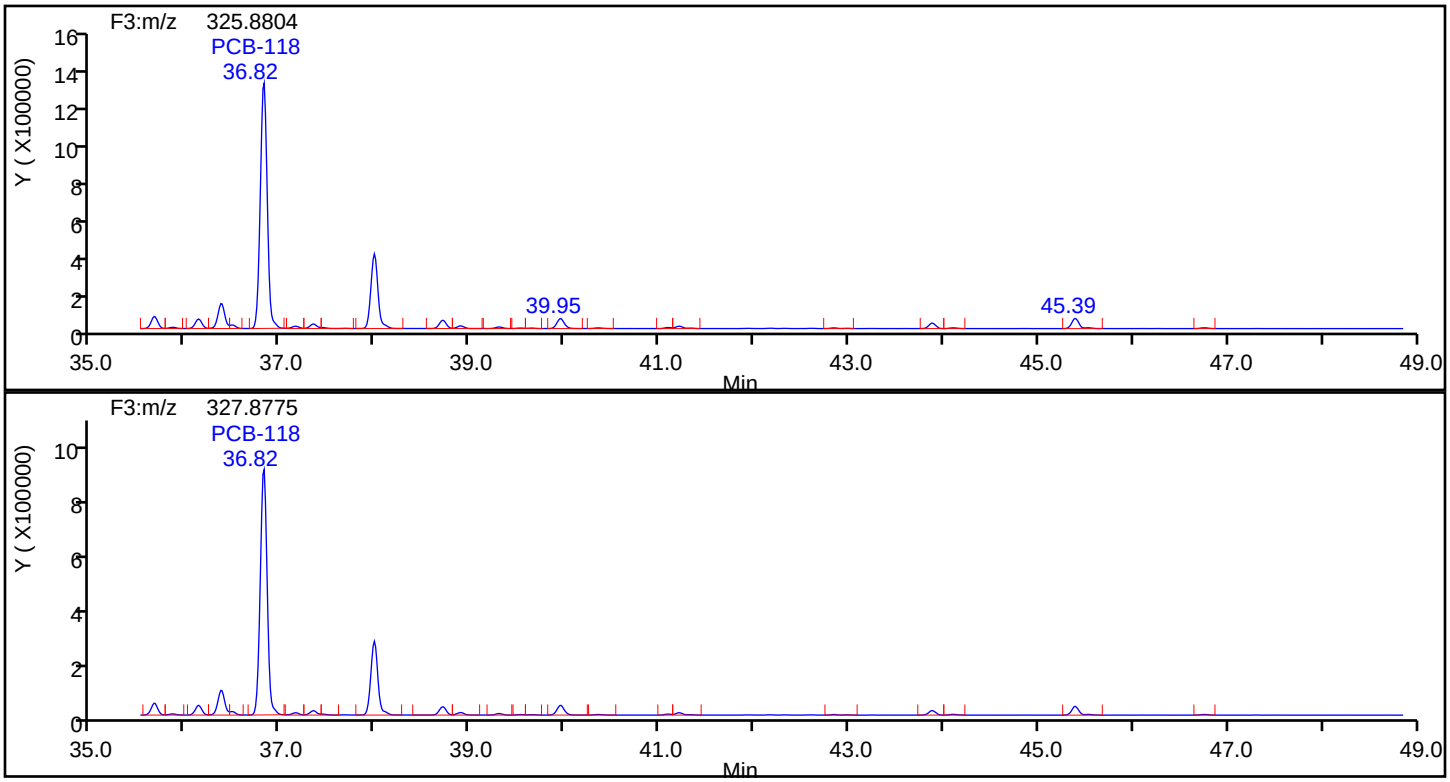

PePCB F3 Standards

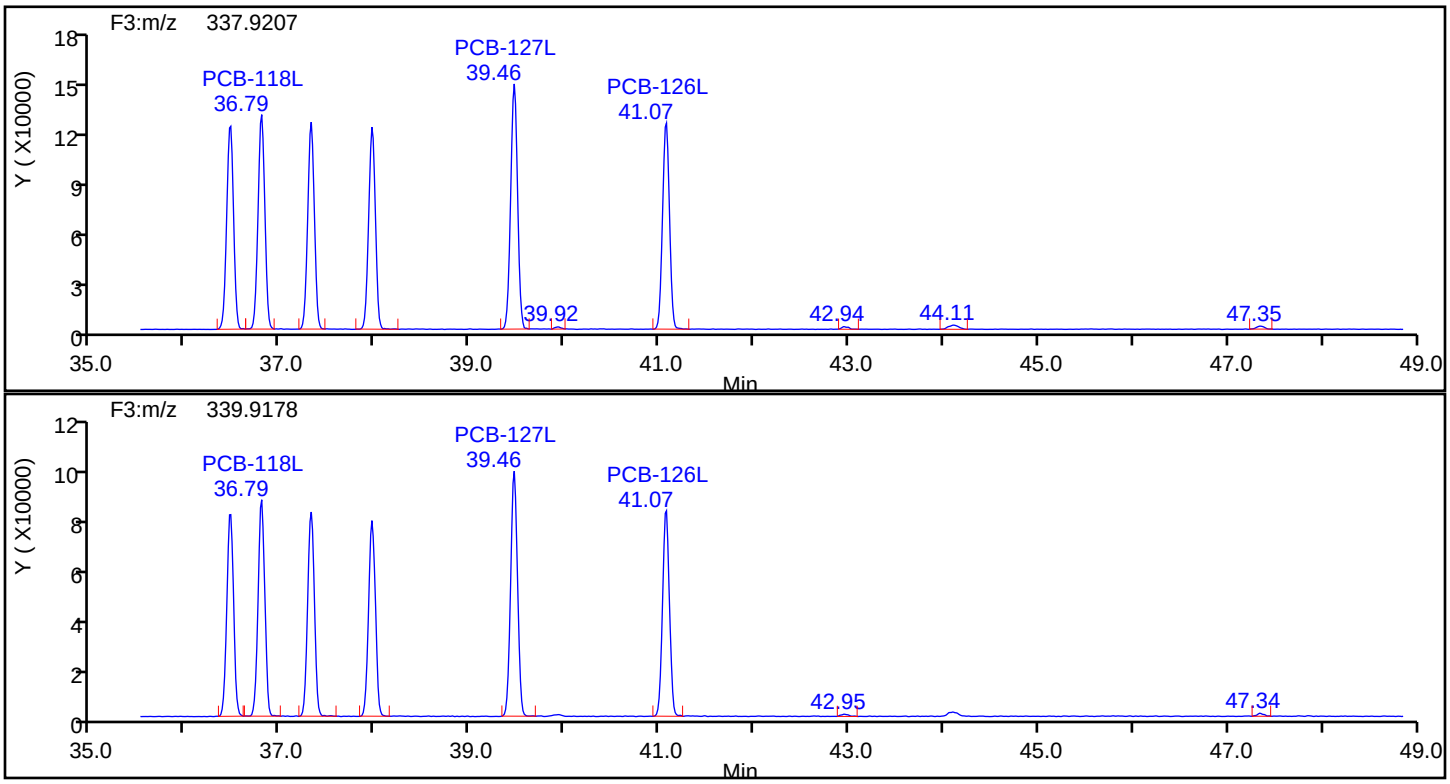

Eurofins TestAmerica, Knoxville

Data File:	\\chromna\Knoxville\ChromData\D3D\20190903-12925.b\580-88125-b-8-c.d		
Injection Date:	03-Sep-2019 18:02:00	Injection Vol:	1.0 ul
Instrument ID:	D3D	Operator ID:	Xcalibur_System
Method:	PCBs_D3D	Limit Group:	HR - 1668A - ICAL
Client ID:	C4-0to27-100918		
Worklist#:	33205	Sample Line#:	12
Column Type:	SPB-Octyl	Column Dia:	0.25 mm

PePCB F3

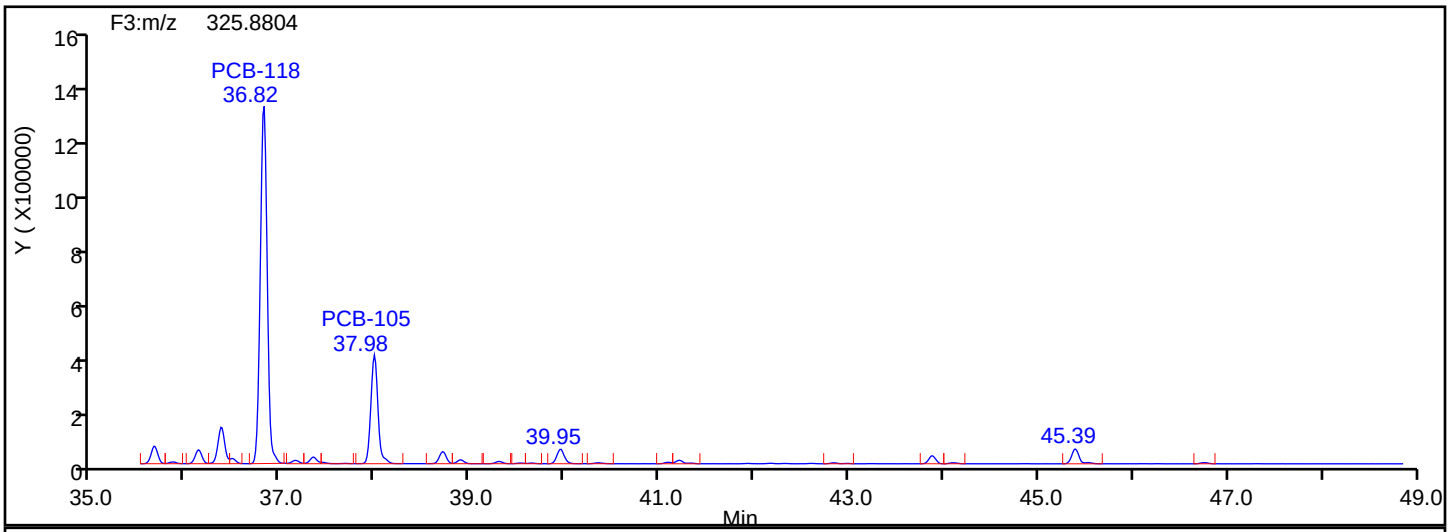

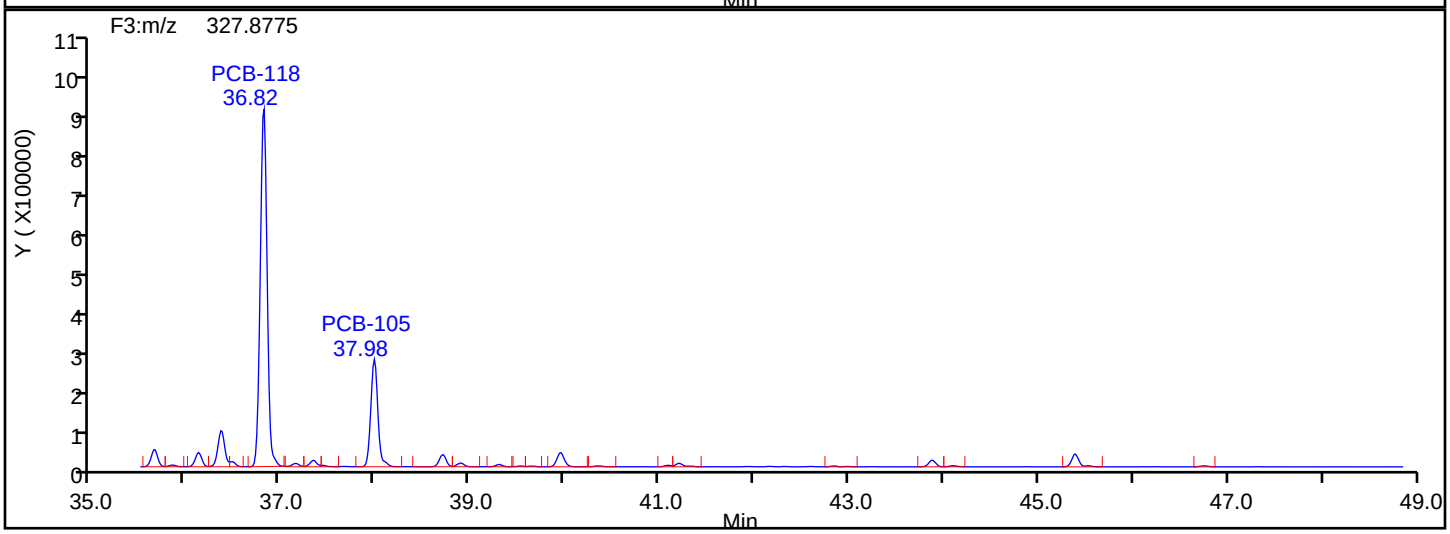

PePCB F3 Lock Mass

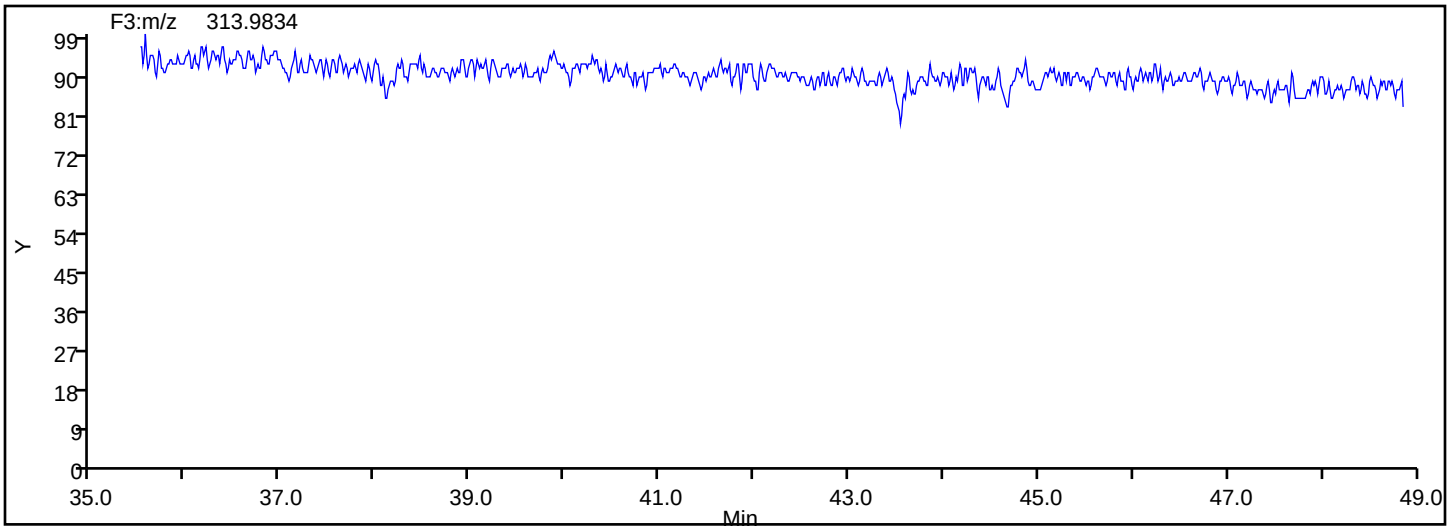

Manual Integration/User Assign Peak Report

Eurofins TestAmerica, Knoxville

Data File:	\\chromna\Knoxville\ChromData\D3D\20190903-12925.b\580-88125-b-8-c.d				
Injection Date:	03-Sep-2019 18:02:00	Instrument ID:	D3D		
Lims ID:	580-88125-B-8-C	Lab Sample ID:	140-88125-8		
Client ID:	C4-0to27-100918				
Operator ID:	Xcalibur_System	ALS Bottle#:	0	Worklist Smp#:	12
Injection Vol:	1.0 ul	Dil. Factor:	1.0000		
Method:	PCBs_D3D	Limit Group:	HR - 1668A - ICAL		
Column:	SPB-Octyl (0.25 mm)	Detector	F3(35.64 :49.10)		

PCB-107, CAS: 70424-68-9

Signal: 2

Processing Integration Results

RT: 36.36
Area: 480649
Amount: 89.918220
Amount Units: pg/ul

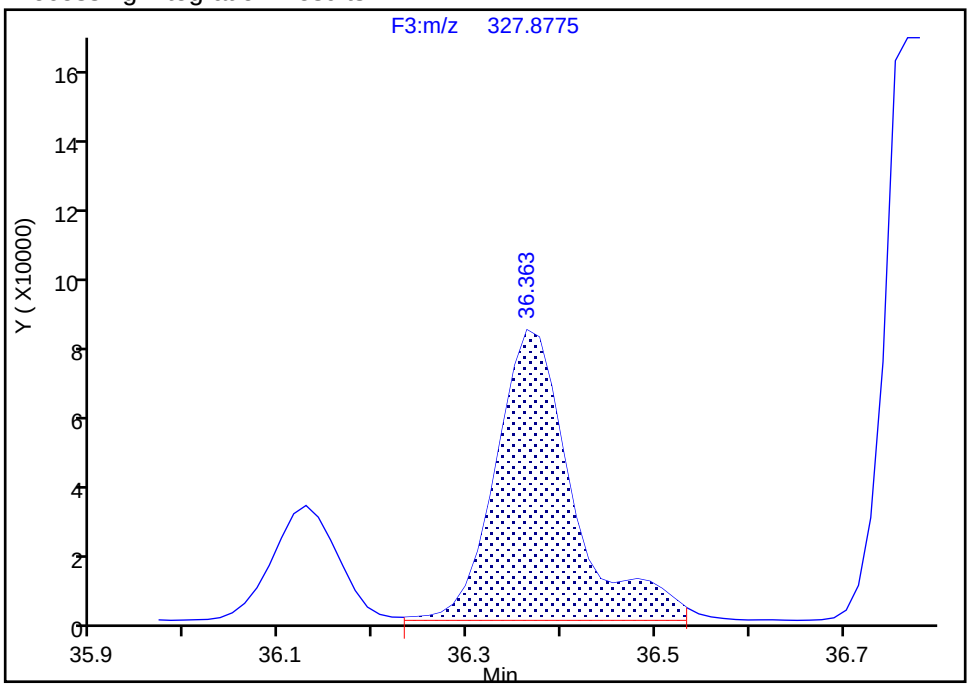

Manual Integration Results

RT: 36.36
Area: 435278
Amount: 81.334387
Amount Units: pg/ul

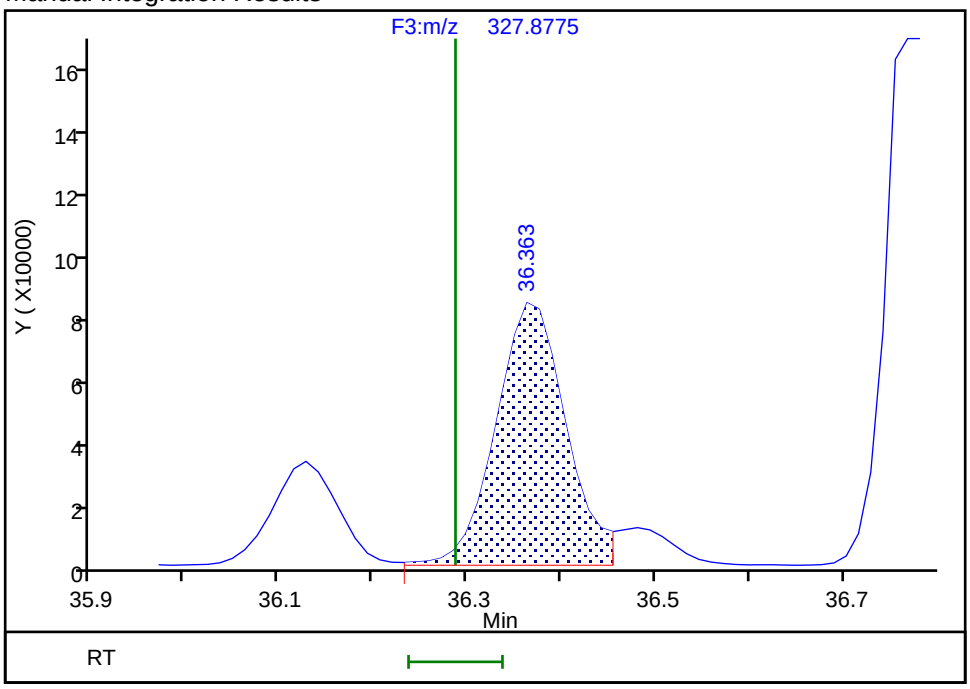

Reviewer: mcwhirterl, 03-Sep-2019 20:07:21

Audit Action: Marked Compound Undetected Audit Reason: Invalid Compound ID

Manual Integration/User Assign Peak Report

Eurofins TestAmerica, Knoxville

Data File:	\\chromna\Knoxville\ChromData\D3D\20190903-12925.b\580-88125-b-8-c.d				
Injection Date:	03-Sep-2019 18:02:00	Instrument ID:	D3D		
Lims ID:	580-88125-B-8-C	Lab Sample ID:	140-88125-8		
Client ID:	C4-0to27-100918				
Operator ID:	Xcalibur_System	ALS Bottle#:	0	Worklist Smp#:	12
Injection Vol:	1.0 ul	Dil. Factor:	1.0000		
Method:	PCBs_D3D	Limit Group:	HR - 1668A - ICAL		
Column:	SPB-Octyl (0.25 mm)	Detector	F3(35.64 :49.10)		

PCB-107, CAS: 70424-68-9

Signal: 3

Processing Integration Results

RT: 36.36
Area: 1239008
Amount: 89.918220
Amount Units: pg/ul

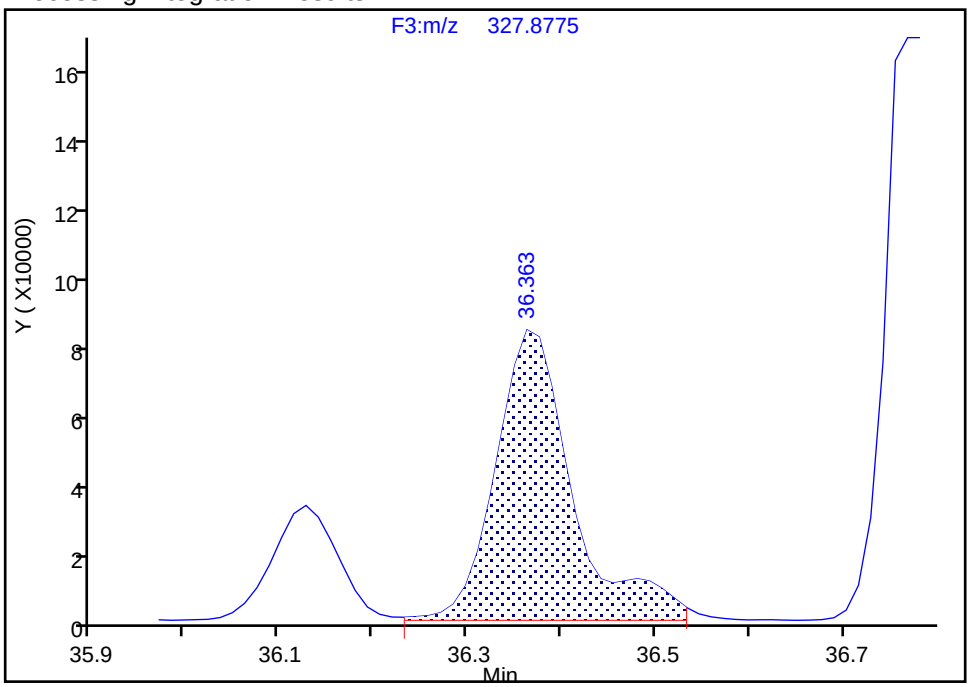

Manual Integration Results

RT: 36.36
Area: 1120729
Amount: 81.334387
Amount Units: pg/ul
Reviewer: mcwhirterl, 03-Sep-2019 20:07:21
Audit Action: Marked Compound Undetected Audit Reason: Invalid Compound ID

Manual Integration/User Assign Peak Report

Eurofins TestAmerica, Knoxville

Data File:	\\chromna\Knoxville\ChromData\D3D\20190903-12925.b\580-88125-b-8-c.d				
Injection Date:	03-Sep-2019 18:02:00	Instrument ID:	D3D		
Lims ID:	580-88125-B-8-C	Lab Sample ID:	140-88125-8		
Client ID:	C4-0to27-100918				
Operator ID:	Xcalibur_System	ALS Bottle#:	0	Worklist Smp#:	12
Injection Vol:	1.0 ul	Dil. Factor:	1.0000		
Method:	PCBs_D3D	Limit Group:	HR - 1668A - ICAL		
Column:	SPB-Octyl (0.25 mm)	Detector	F3(35.64 :49.10)		

PCB-107, CAS: 70424-68-9

Signal: 1

Processing Integration Results

RT: 36.36
Area: 758359
Amount: 89.918220
Amount Units: pg/ul

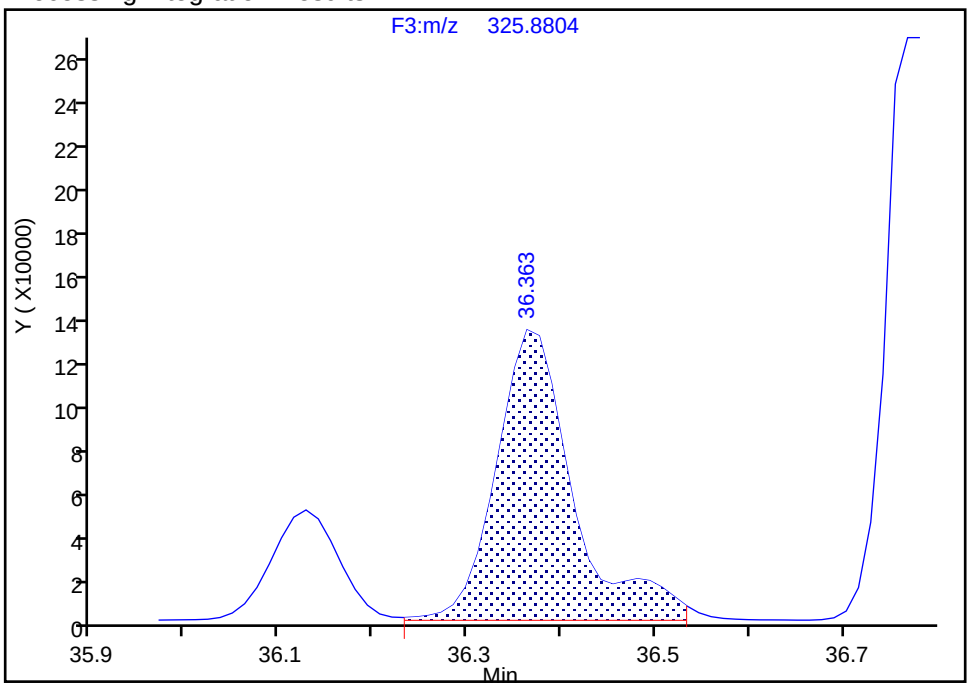

Manual Integration Results

RT: 36.36
Area: 685451
Amount: 81.334387
Amount Units: pg/ul

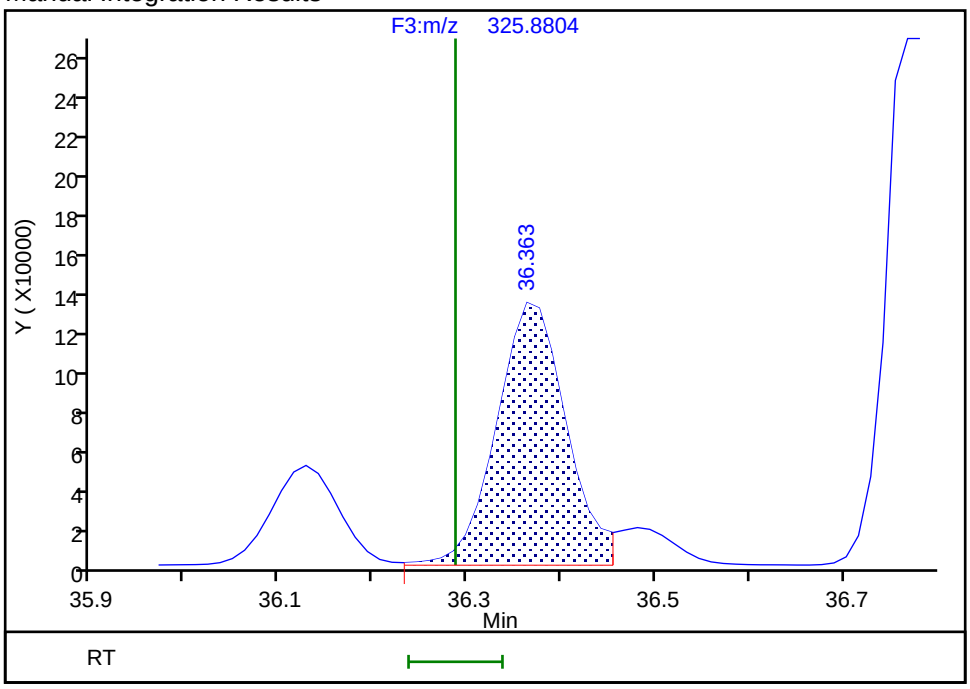

Reviewer: mcwhirterl, 03-Sep-2019 20:07:23

Audit Action: Manually Integrated/Assigned Compound ID Audit Reason: Split Peak

Manual Integration/User Assign Peak Report

Eurofins TestAmerica, Knoxville

Data File:	\\chromna\Knoxville\ChromData\D3D\20190903-12925.b\580-88125-b-8-c.d				
Injection Date:	03-Sep-2019 18:02:00	Instrument ID:	D3D		
Lims ID:	580-88125-B-8-C	Lab Sample ID:	140-88125-8		
Client ID:	C4-0to27-100918				
Operator ID:	Xcalibur_System	ALS Bottle#:	0	Worklist Smp#:	12
Injection Vol:	1.0 ul	Dil. Factor:	1.0000		
Method:	PCBs_D3D	Limit Group:	HR - 1668A - ICAL		
Column:	SPB-Octyl (0.25 mm)	Detector	F3(35.64 :49.10)		

PCB-123, CAS: 65510-44-3

Signal: 2

Not Detected
Expected RT: 36.40

Processing Integration Results

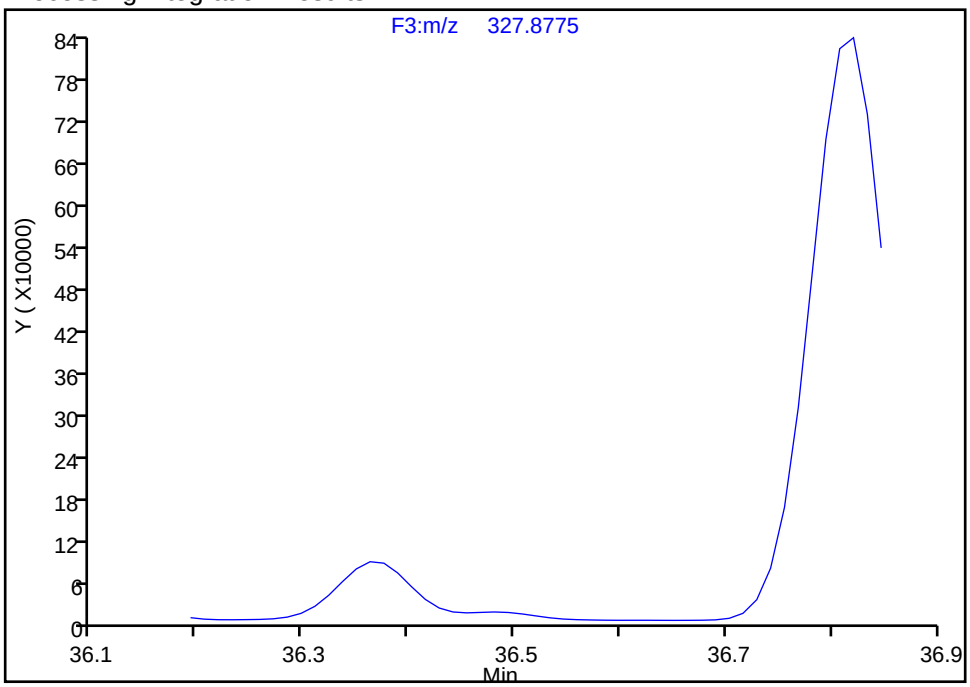

Manual Integration Results

RT: 36.48
Area: 49879
Amount: 9.582849
Amount Units: pg/ul

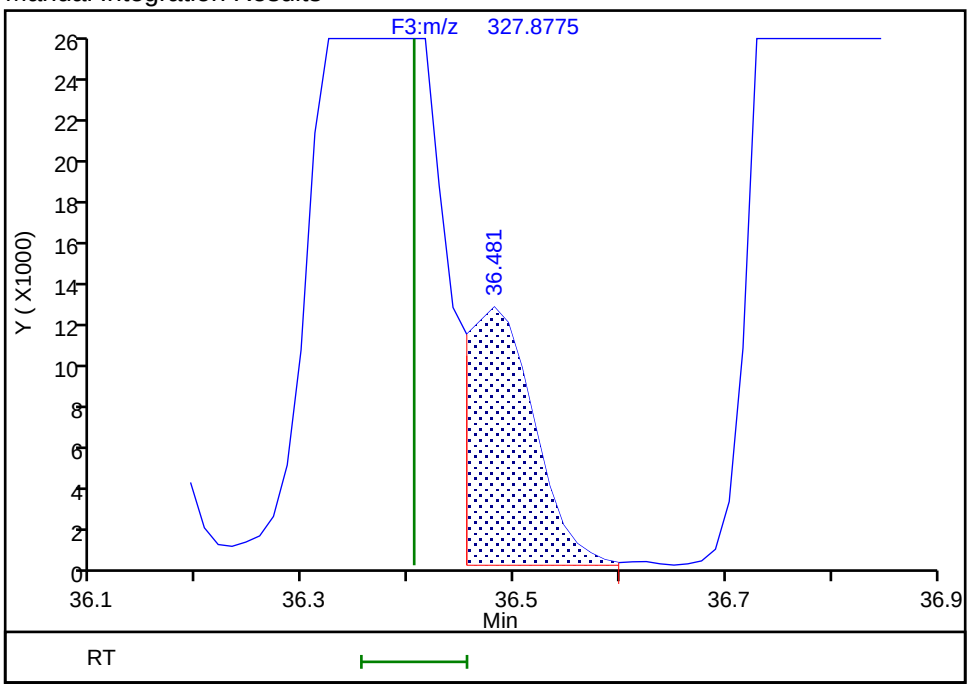

Reviewer: mcwhirterl, 03-Sep-2019 20:07:47
Audit Action: Manually Integrated Audit Reason: Incomplete Integration

Manual Integration/User Assign Peak Report

Eurofins TestAmerica, Knoxville

Data File:	\\chromna\Knoxville\ChromData\D3D\20190903-12925.b\580-88125-b-8-c.d				
Injection Date:	03-Sep-2019 18:02:00	Instrument ID:	D3D		
Lims ID:	580-88125-B-8-C	Lab Sample ID:	140-88125-8		
Client ID:	C4-0to27-100918				
Operator ID:	Xcalibur_System	ALS Bottle#:	0	Worklist Smp#:	12
Injection Vol:	1.0 ul	Dil. Factor:	1.0000		
Method:	PCBs_D3D	Limit Group:	HR - 1668A - ICAL		
Column:	SPB-Octyl (0.25 mm)	Detector	F3(35.64 :49.10)		

PCB-123, CAS: 65510-44-3

Signal: 1

Not Detected
Expected RT: 36.40

Processing Integration Results

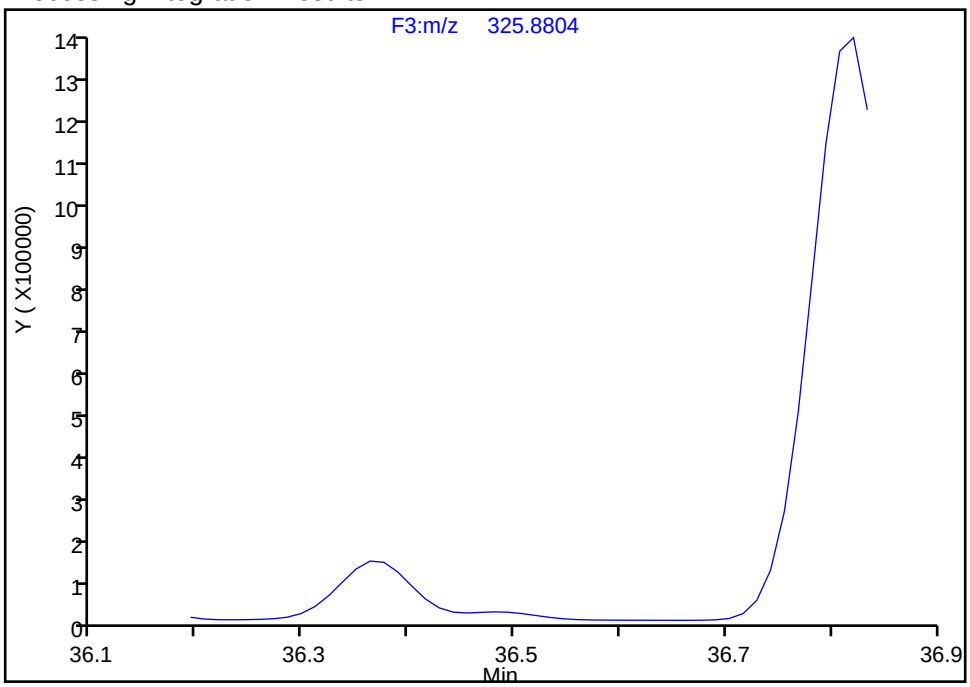

Manual Integration Results

RT: 36.48
Area: 79474
Amount: 9.582849
Amount Units: pg/ul

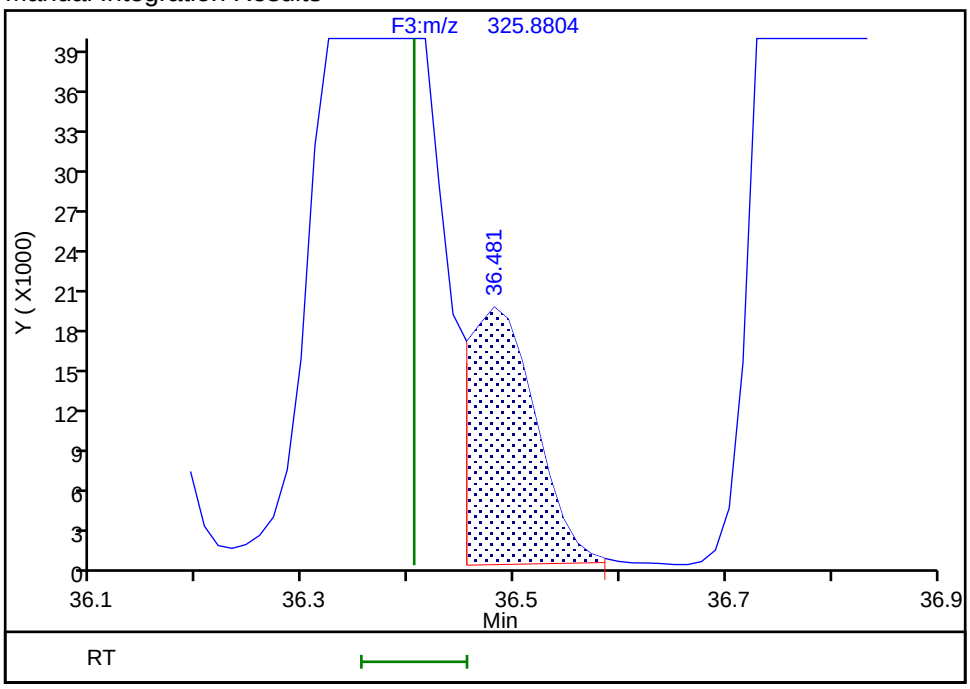

Reviewer: mcwhirterl, 03-Sep-2019 20:07:51
Audit Action: Manually Integrated/Assigned Compound ID Audit Reason: Incomplete Integration

Manual Integration/User Assign Peak Report

Eurofins TestAmerica, Knoxville

Data File:	\\chromna\Knoxville\ChromData\D3D\20190903-12925.b\580-88125-b-8-c.d				
Injection Date:	03-Sep-2019 18:02:00	Instrument ID:	D3D		
Lims ID:	580-88125-B-8-C	Lab Sample ID:	140-88125-8		
Client ID:	C4-0to27-100918				
Operator ID:	Xcalibur_System	ALS Bottle#:	0	Worklist Smp#:	12
Injection Vol:	1.0 ul	Dil. Factor:	1.0000		
Method:	PCBs_D3D	Limit Group:	HR - 1668A - ICAL		
Column:	SPB-Octyl (0.25 mm)	Detector	F3(35.64 :49.10)		

PCB-114, CAS: 74472-37-0

Signal: 2

Processing Integration Results

RT: 37.34
Area: 92023
Amount: 17.597494
Amount Units: pg/ul

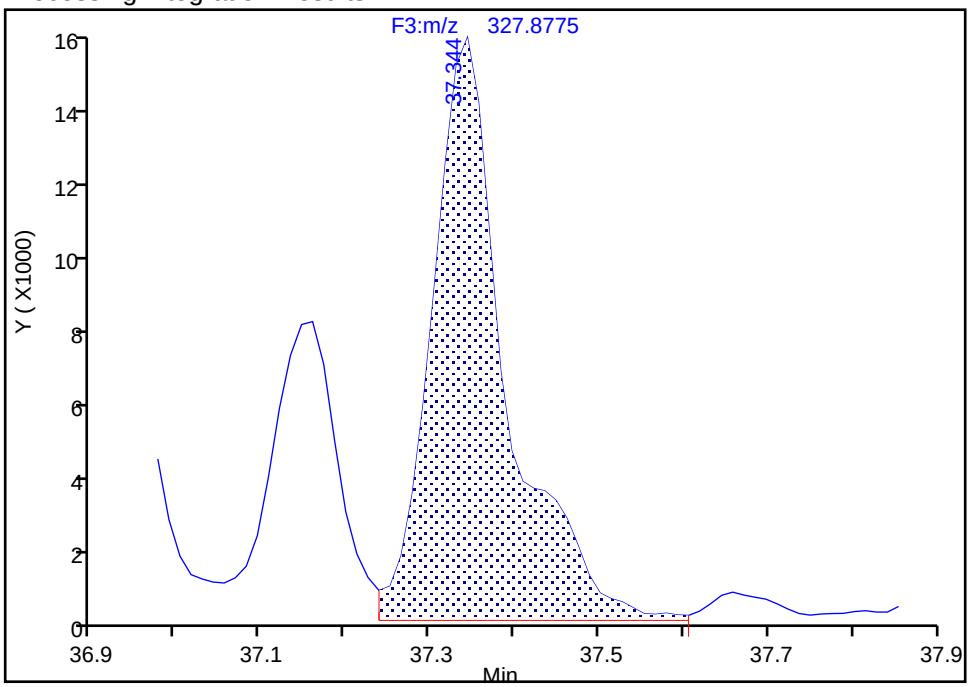

Manual Integration Results

RT: 37.34
Area: 78987
Amount: 14.739488
Amount Units: pg/ul

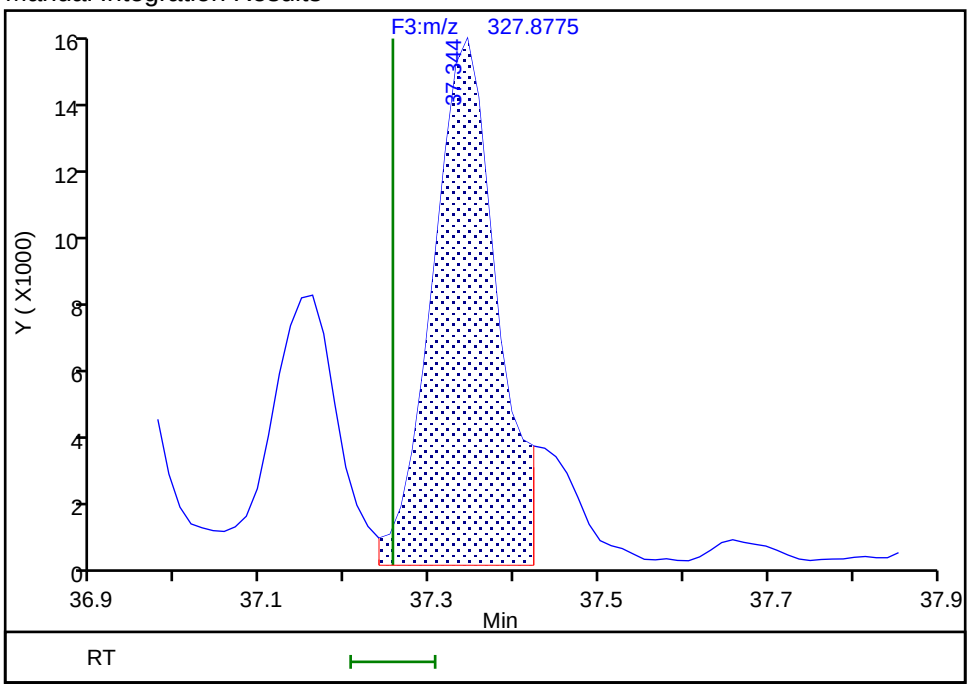

Reviewer: mcwhirterl, 03-Sep-2019 20:08:26

Audit Action: Marked Compound Undetected Audit Reason: Invalid Compound ID

Manual Integration/User Assign Peak Report

Eurofins TestAmerica, Knoxville

Data File:	\\chromna\Knoxville\ChromData\D3D\20190903-12925.b\580-88125-b-8-c.d				
Injection Date:	03-Sep-2019 18:02:00	Instrument ID:	D3D		
Lims ID:	580-88125-B-8-C	Lab Sample ID:	140-88125-8		
Client ID:	C4-0to27-100918				
Operator ID:	Xcalibur_System	ALS Bottle#:	0	Worklist Smp#:	12
Injection Vol:	1.0 ul	Dil. Factor:	1.0000		
Method:	PCBs_D3D	Limit Group:	HR - 1668A - ICAL		
Column:	SPB-Octyl (0.25 mm)	Detector	F3(35.64 :49.10)		

PCB-114, CAS: 74472-37-0

Signal: 3

Processing Integration Results

RT: 37.34
Area: 246820
Amount: 17.597494
Amount Units: pg/ul

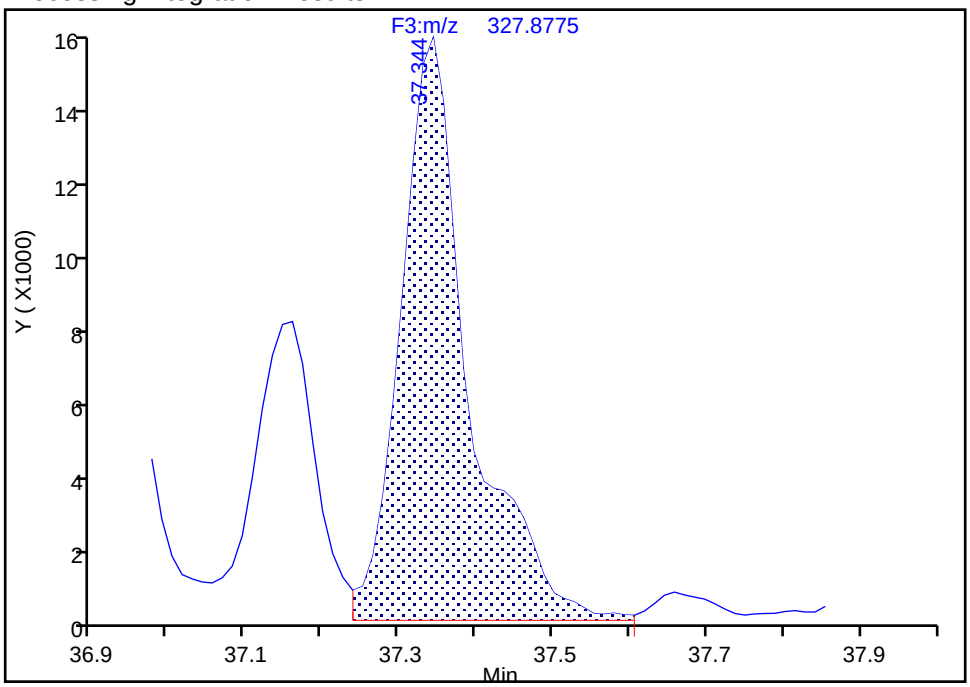

Manual Integration Results

RT: 37.34
Area: 206734
Amount: 14.739488
Amount Units: pg/ul
Reviewer: mcwhirterl, 03-Sep-2019 20:08:26
Audit Action: Marked Compound Undetected Audit Reason: Invalid Compound ID

Manual Integration/User Assign Peak Report

Eurofins TestAmerica, Knoxville

Data File:	\\chromna\Knoxville\ChromData\D3D\20190903-12925.b\580-88125-b-8-c.d				
Injection Date:	03-Sep-2019 18:02:00	Instrument ID:	D3D		
Lims ID:	580-88125-B-8-C	Lab Sample ID:	140-88125-8		
Client ID:	C4-0to27-100918				
Operator ID:	Xcalibur_System	ALS Bottle#:	0	Worklist Smp#:	12
Injection Vol:	1.0 ul	Dil. Factor:	1.0000		
Method:	PCBs_D3D	Limit Group:	HR - 1668A - ICAL		
Column:	SPB-Octyl (0.25 mm)	Detector	F3(35.64 :49.10)		

PCB-114, CAS: 74472-37-0

Signal: 1

Processing Integration Results

RT: 37.34
Area: 154797
Amount: 17.597494
Amount Units: pg/ul

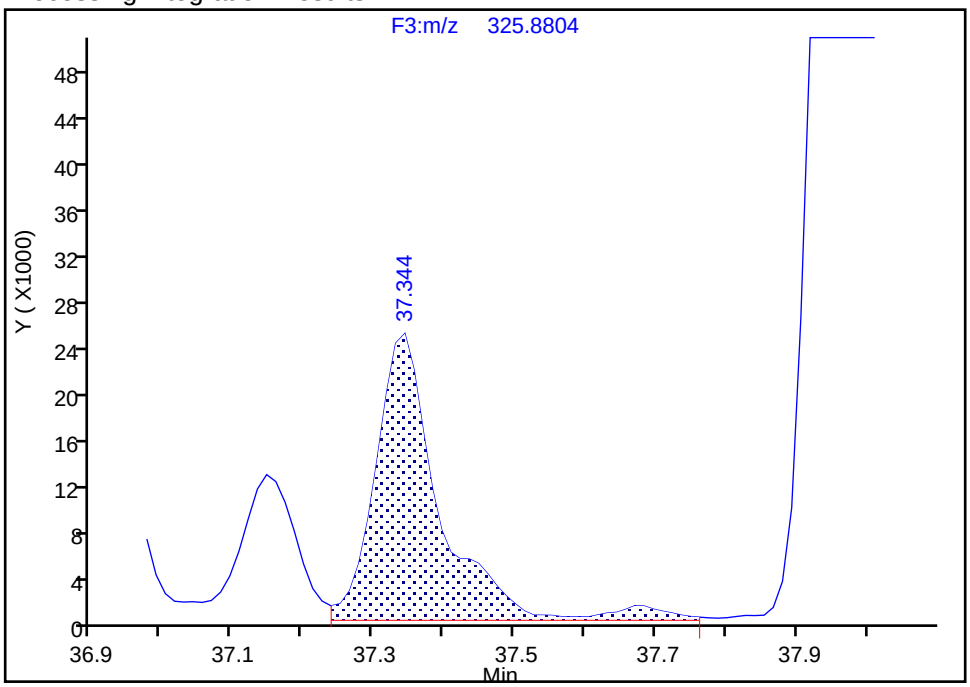

Manual Integration Results

RT: 37.34
Area: 127747
Amount: 14.739488
Amount Units: pg/ul

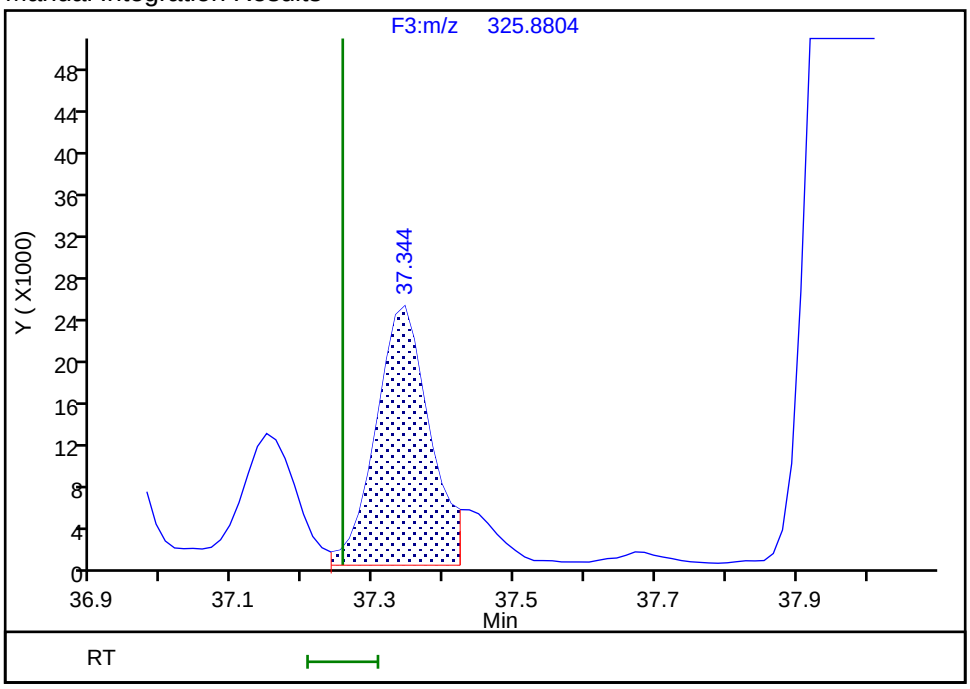

Reviewer: mcwhirterl, 03-Sep-2019 20:08:28

Audit Action: Manually Integrated/Assigned Compound ID Audit Reason: Split Peak

Manual Integration/User Assign Peak Report

Eurofins TestAmerica, Knoxville

Data File:	\\chromna\Knoxville\ChromData\D3D\20190903-12925.b\580-88125-b-8-c.d				
Injection Date:	03-Sep-2019 18:02:00	Instrument ID:	D3D		
Lims ID:	580-88125-B-8-C	Lab Sample ID:	140-88125-8		
Client ID:	C4-0to27-100918				
Operator ID:	Xcalibur_System	ALS Bottle#:	0	Worklist Smp#:	12
Injection Vol:	1.0 ul	Dil. Factor:	1.0000		
Method:	PCBs_D3D	Limit Group:	HR - 1668A - ICAL		
Column:	SPB-Octyl (0.25 mm)	Detector	F3(35.64 :49.10)		

PCB-127, CAS: 39635-33-1

Signal: 1

Not Detected
Expected RT: 39.39

Processing Integration Results

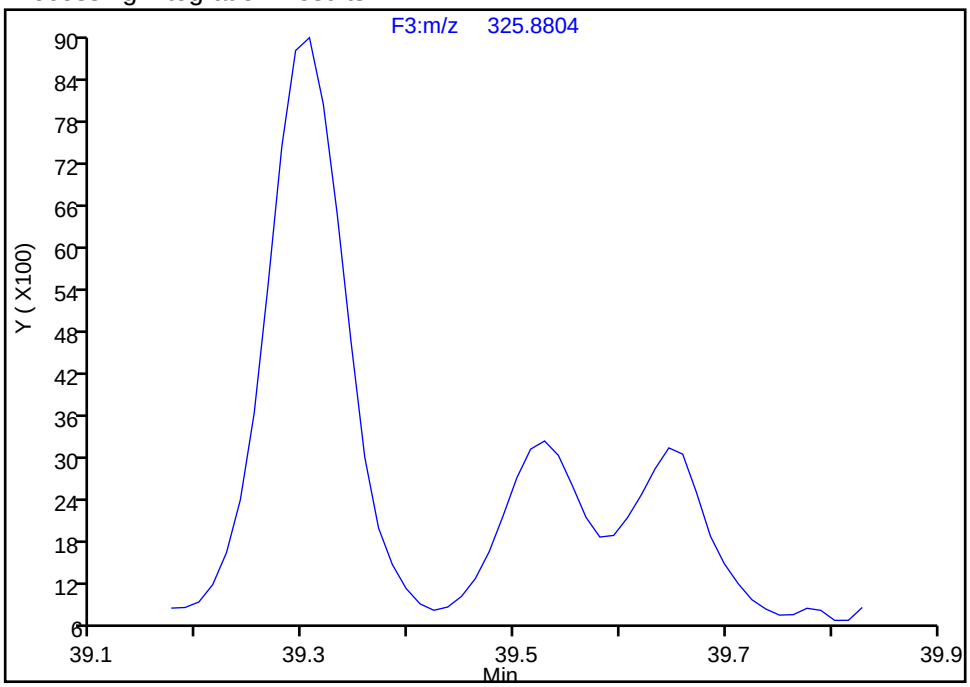

Manual Integration Results

RT: 39.53
Area: 12549
Amount: 1.598183
Amount Units: pg/ul

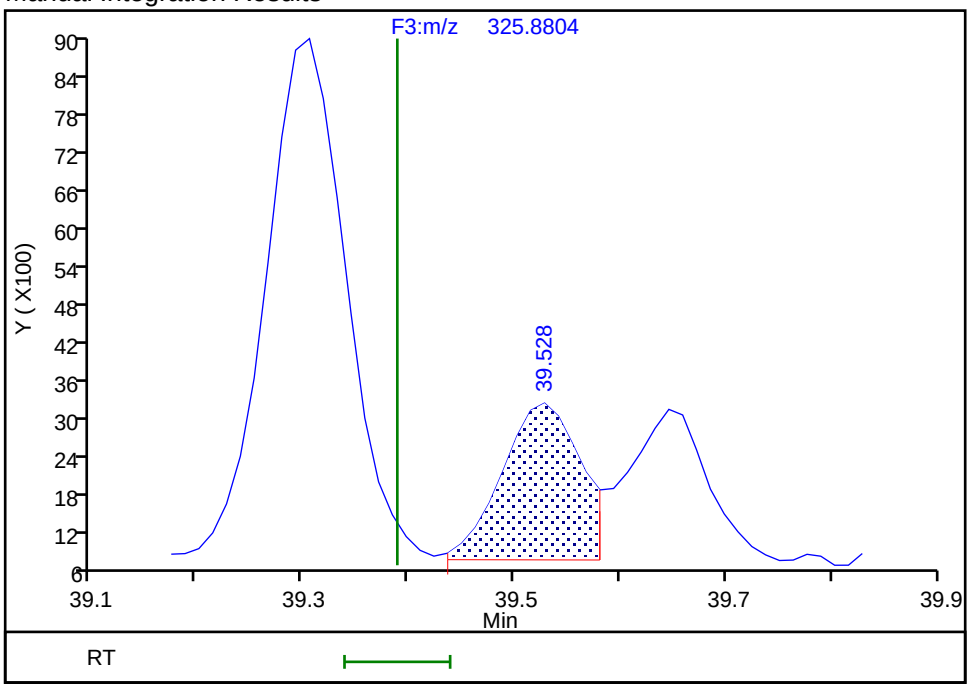

Reviewer: mcwhirterl, 03-Sep-2019 20:09:01
Audit Action: Manually Integrated/Assigned Compound ID Audit Reason: Split Peak

Eurofins TestAmerica, Knoxville

Data File:	\\chromna\Knoxville\ChromData\D3D\20190903-12925.b\580-88125-b-8-c.d		
Injection Date:	03-Sep-2019 18:02:00	Injection Vol:	1.0 ul
Instrument ID:	D3D	Operator ID:	Xcalibur_System
Method:	PCBs_D3D	Limit Group:	HR - 1668A - ICAL
Client ID:	C4-0to27-100918		
Worklist#:	33205	Sample Line#:	12
Column Type:	SPB-Octyl	Column Dia:	0.25 mm

HxPCB F2

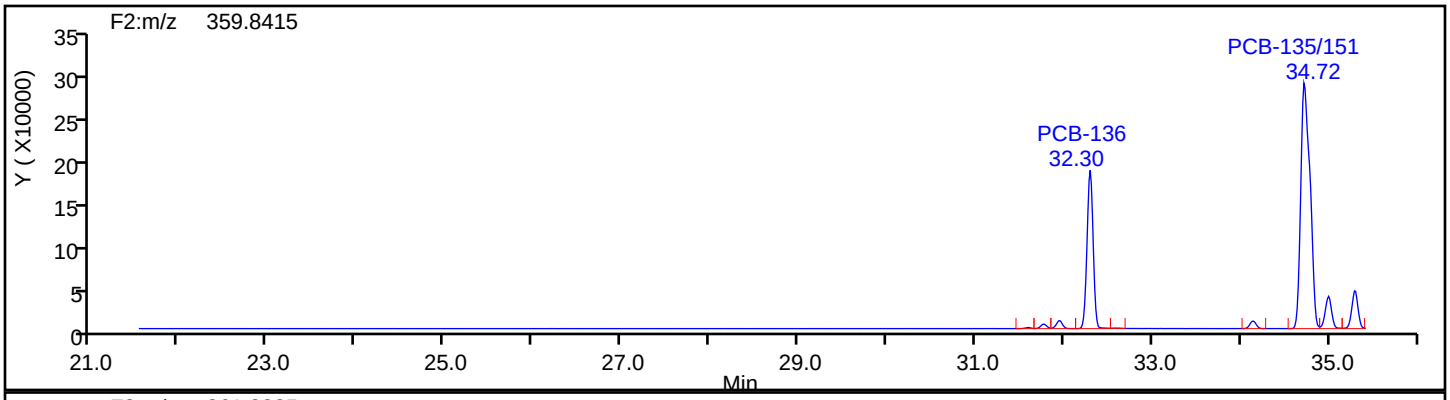

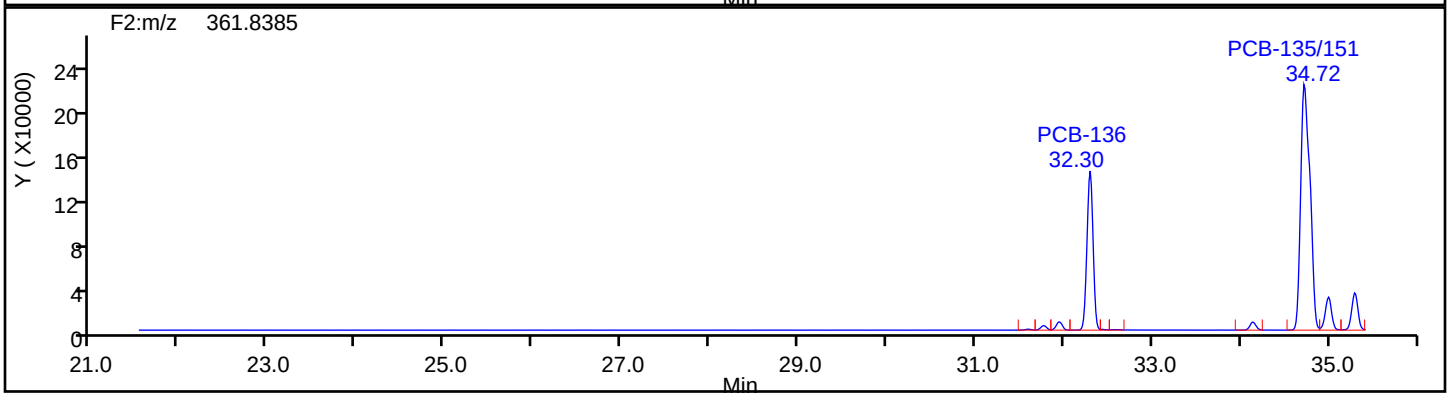

HxPCB F2 Standards

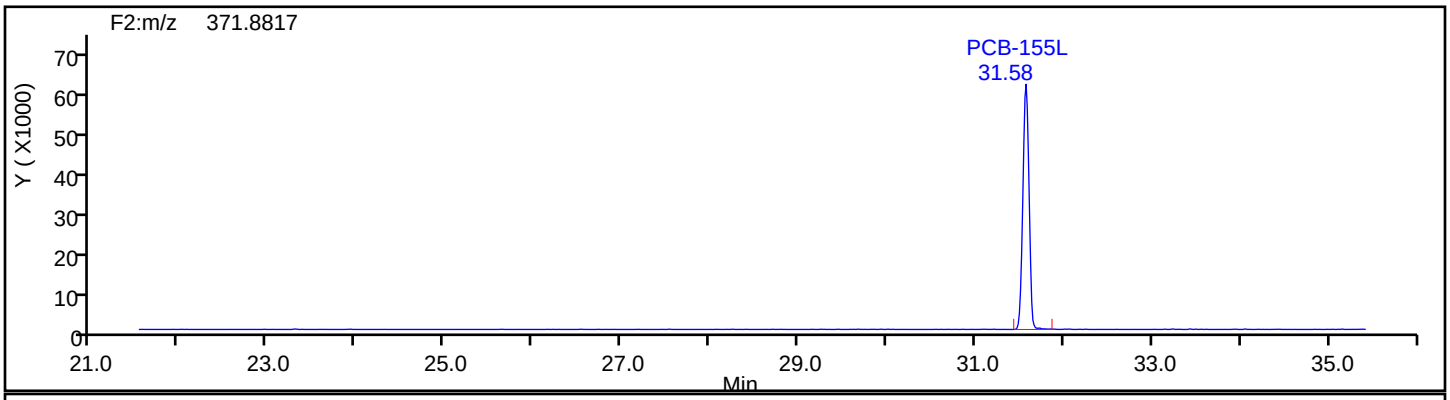

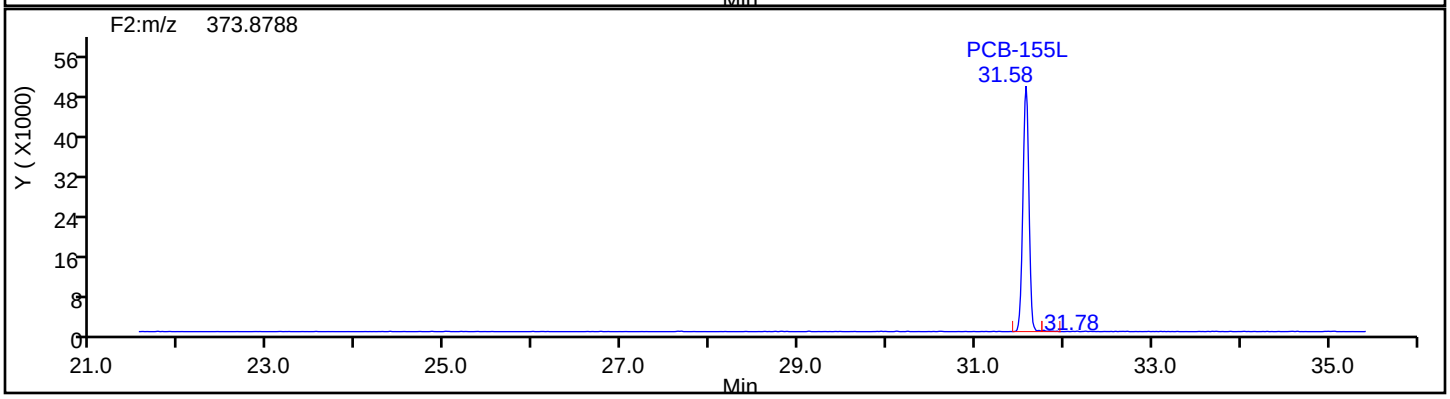

Eurofins TestAmerica, Knoxville

Data File:	\\chromna\Knoxville\ChromData\D3D\20190903-12925.b\580-88125-b-8-c.d		
Injection Date:	03-Sep-2019 18:02:00	Injection Vol:	1.0 ul
Instrument ID:	D3D	Operator ID:	Xcalibur_System
Method:	PCBs_D3D	Limit Group:	HR - 1668A - ICAL
Client ID:	C4-0to27-100918		
Worklist#:	33205	Sample Line#:	12
Column Type:	SPB-Octyl	Column Dia:	0.25 mm

HxPCB F2

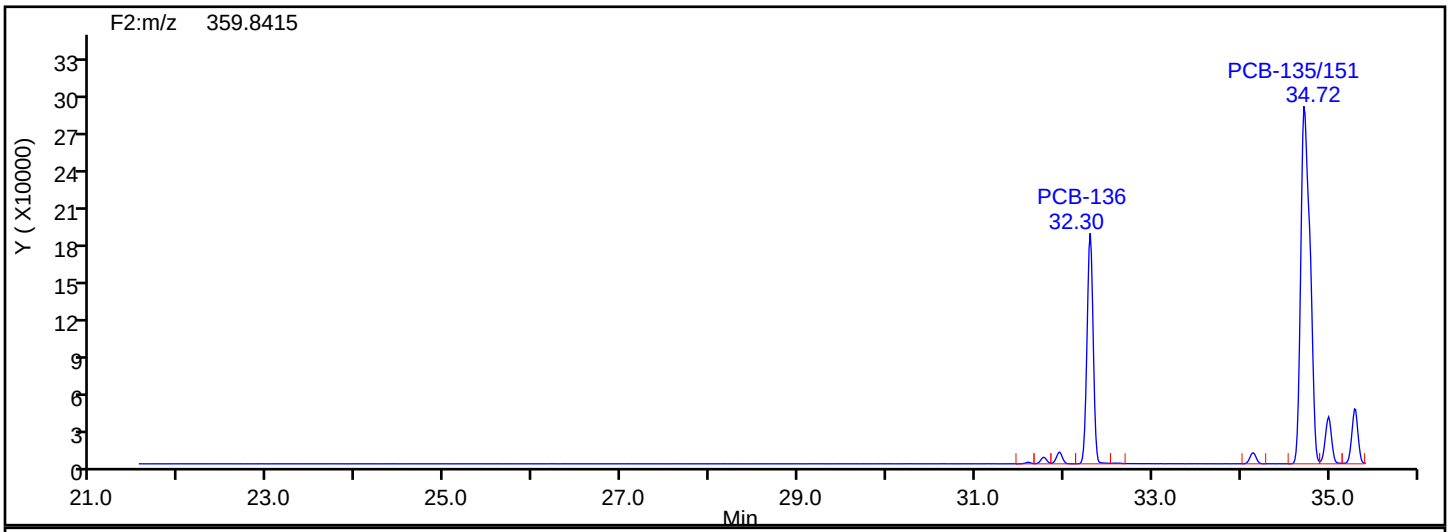

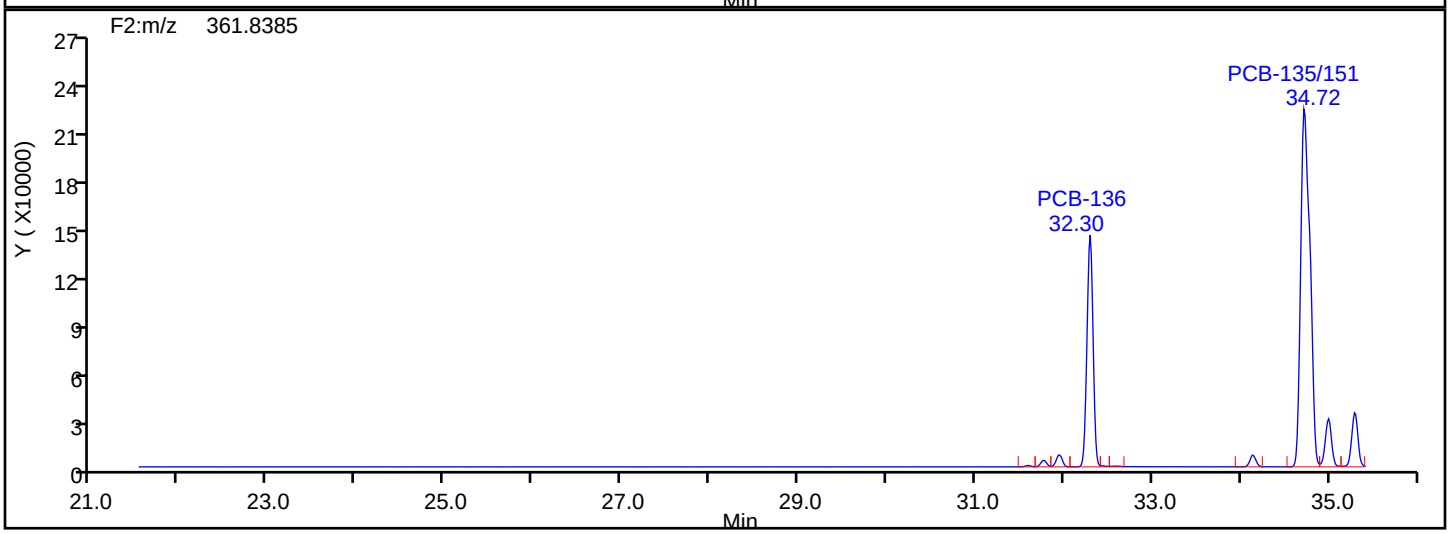

HxPCB F2 Lock Mass

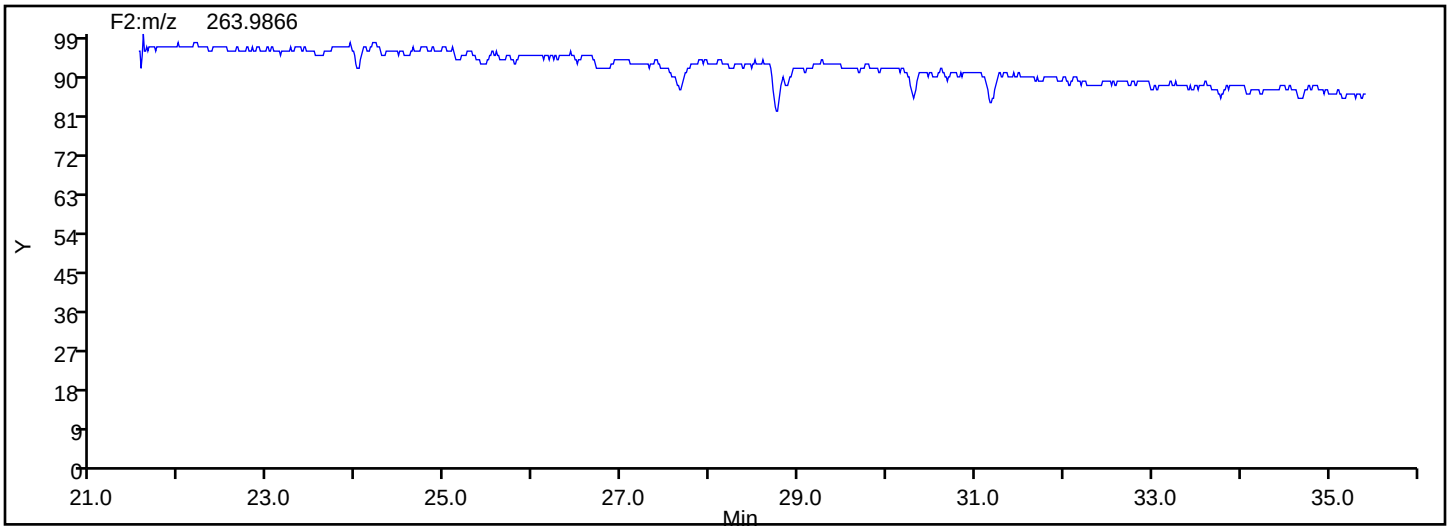

Eurofins TestAmerica, Knoxville

Data File:	\\chromna\Knoxville\ChromData\D3D\20190903-12925.b\580-88125-b-8-c.d		
Injection Date:	03-Sep-2019 18:02:00	Injection Vol:	1.0 ul
Instrument ID:	D3D	Operator ID:	Xcalibur_System
Method:	PCBs_D3D	Limit Group:	HR - 1668A - ICAL
Client ID:	C4-0to27-100918		
Worklist#:	33205	Sample Line#:	12
Column Type:	SPB-Octyl	Column Dia:	0.25 mm

HxPCB F3

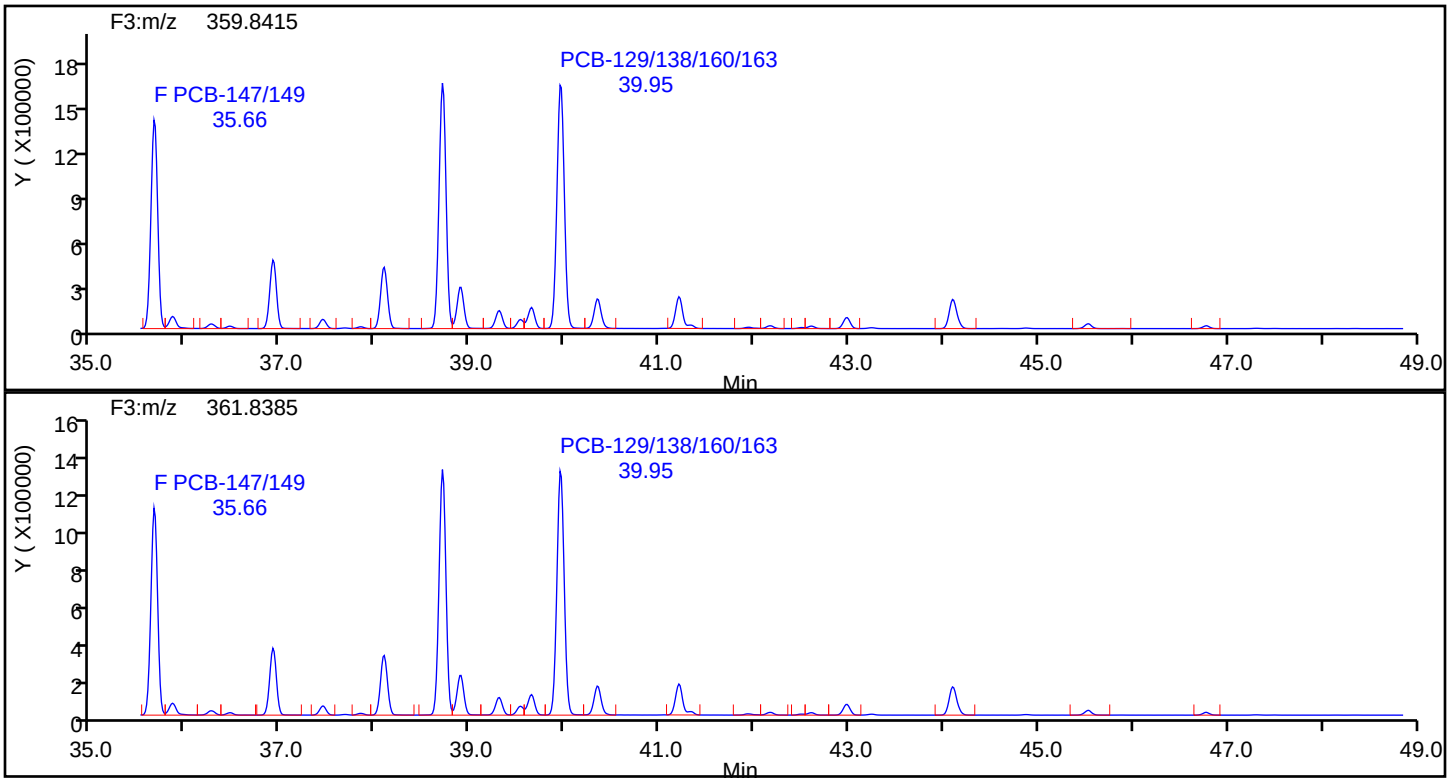

HxPCB F3 Standards

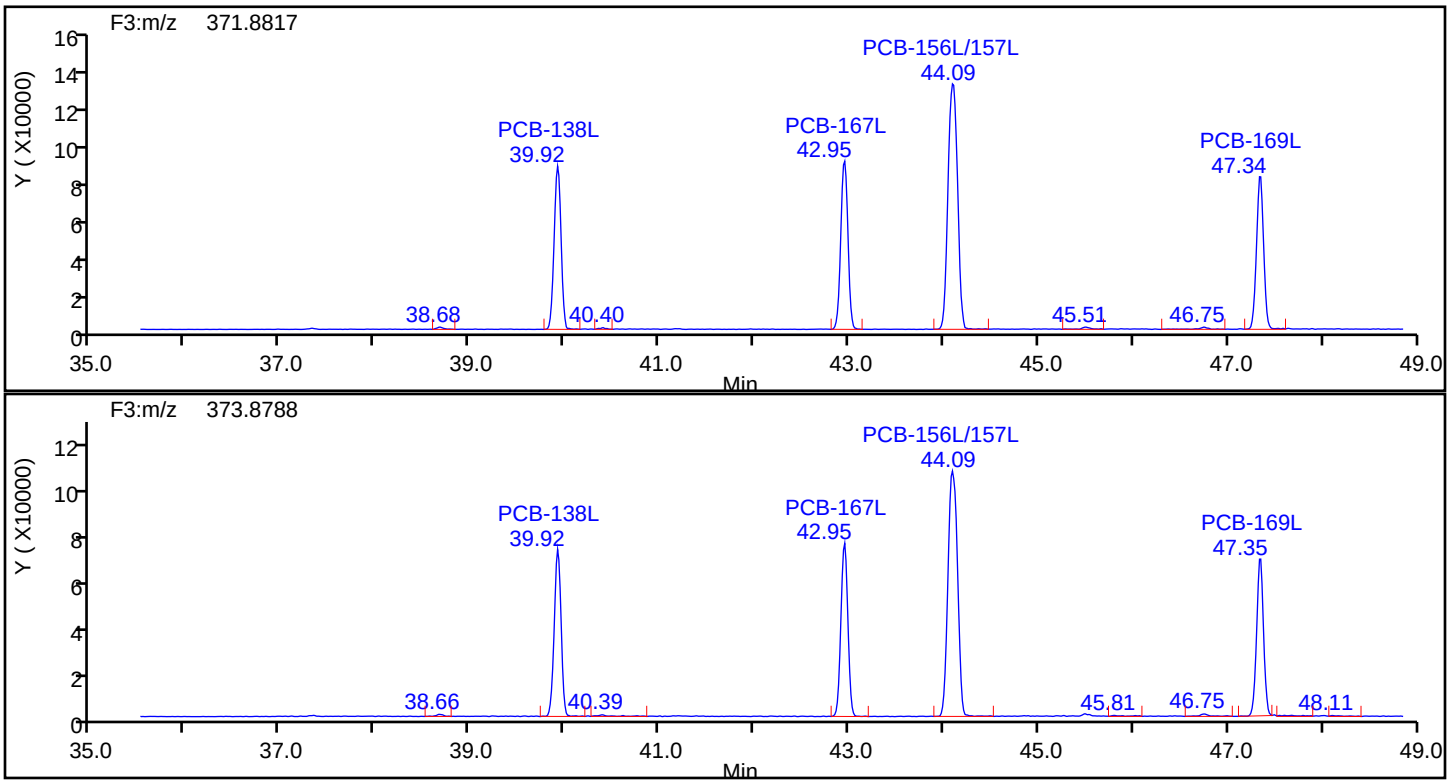

Eurofins TestAmerica, Knoxville

Data File:	\\chromna\Knoxville\ChromData\D3D\20190903-12925.b\580-88125-b-8-c.d		
Injection Date:	03-Sep-2019 18:02:00	Injection Vol:	1.0 ul
Instrument ID:	D3D	Operator ID:	Xcalibur_System
Method:	PCBs_D3D	Limit Group:	HR - 1668A - ICAL
Client ID:	C4-0to27-100918		
Worklist#:	33205	Sample Line#:	12
Column Type:	SPB-Octyl	Column Dia:	0.25 mm

HxPCB F3

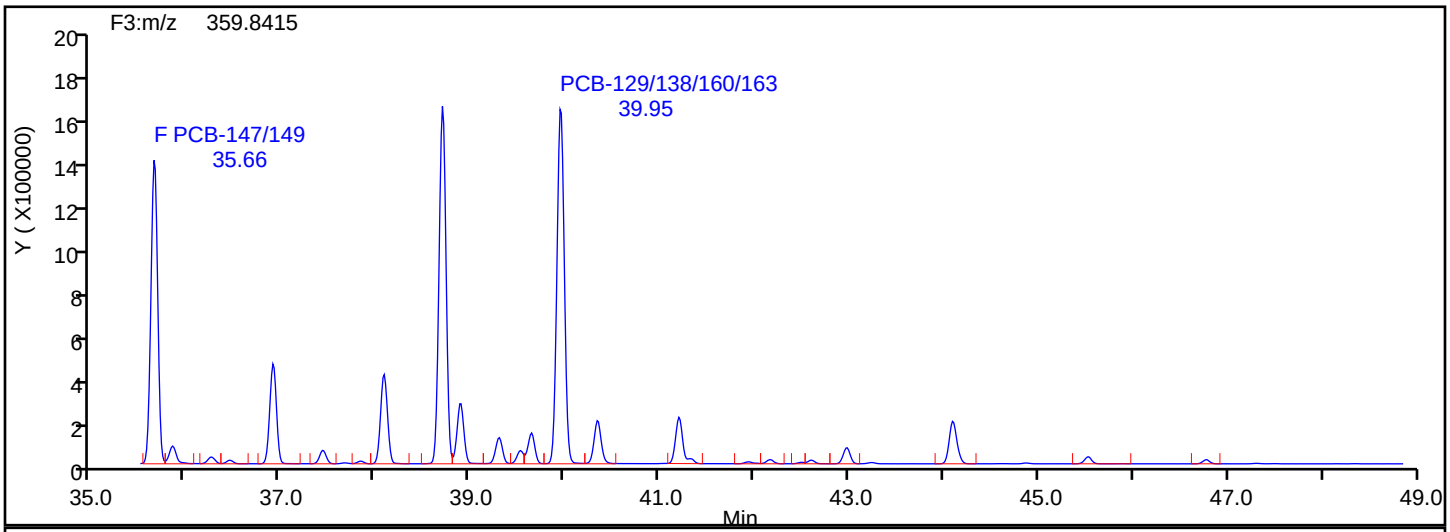

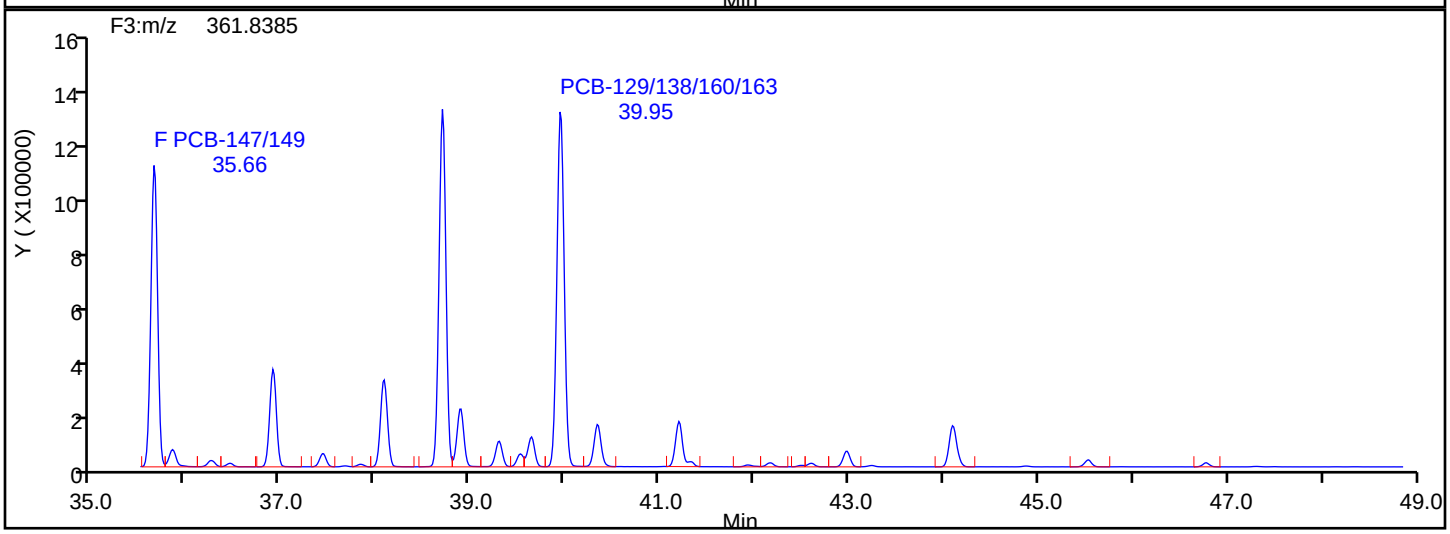

HxPCB F3 Lock Mass

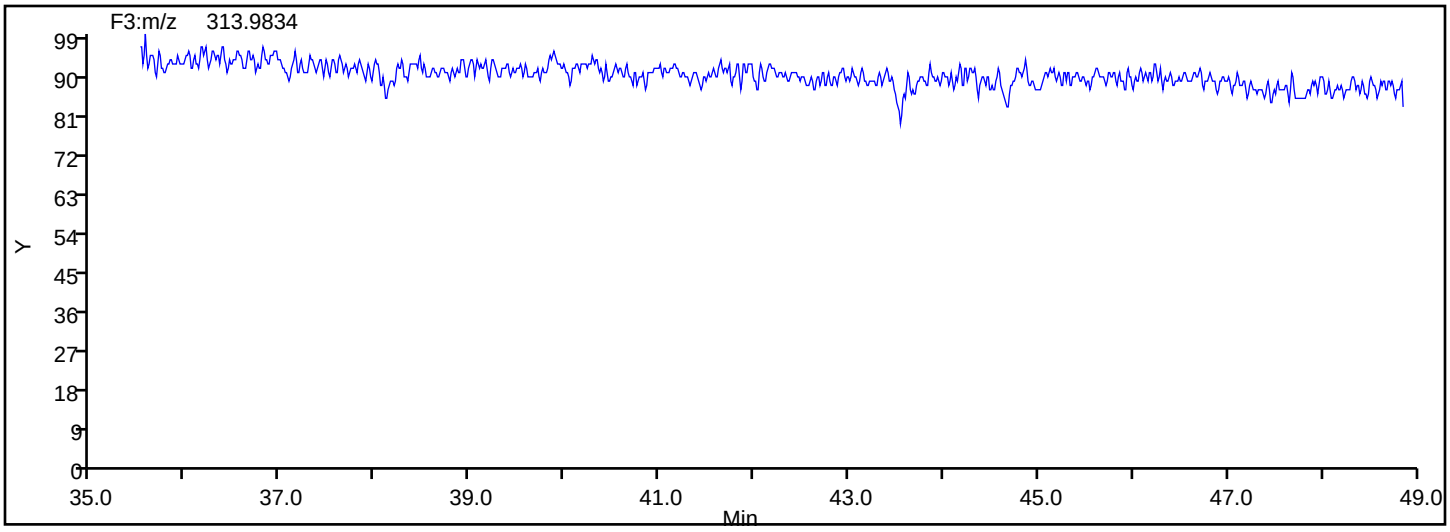

Manual Integration/User Assign Peak Report

Eurofins TestAmerica, Knoxville

Data File:	\\chromna\Knoxville\ChromData\D3D\20190903-12925.b\580-88125-b-8-c.d				
Injection Date:	03-Sep-2019 18:02:00	Instrument ID:	D3D		
Lims ID:	580-88125-B-8-C	Lab Sample ID:	140-88125-8		
Client ID:	C4-0to27-100918				
Operator ID:	Xcalibur_System	ALS Bottle#:	0	Worklist Smp#:	12
Injection Vol:	1.0 ul	Dil. Factor:	1.0000		
Method:	PCBs_D3D	Limit Group:	HR - 1668A - ICAL		
Column:	SPB-Octyl (0.25 mm)	Detector	F3(35.64 :49.10)		

PCB-134/143, CAS: STL01818

Signal: 1

Not Detected
Expected RT: 35.88

Processing Integration Results

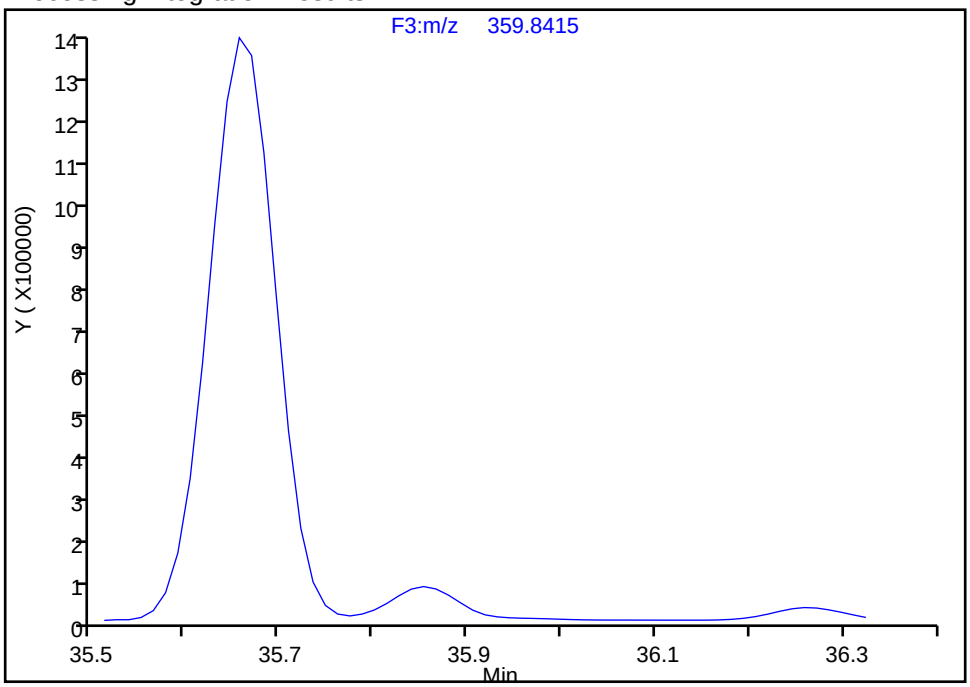

Manual Integration Results

RT: 35.85
Area: 427451
Amount: 109.1497
Amount Units: pg/ul

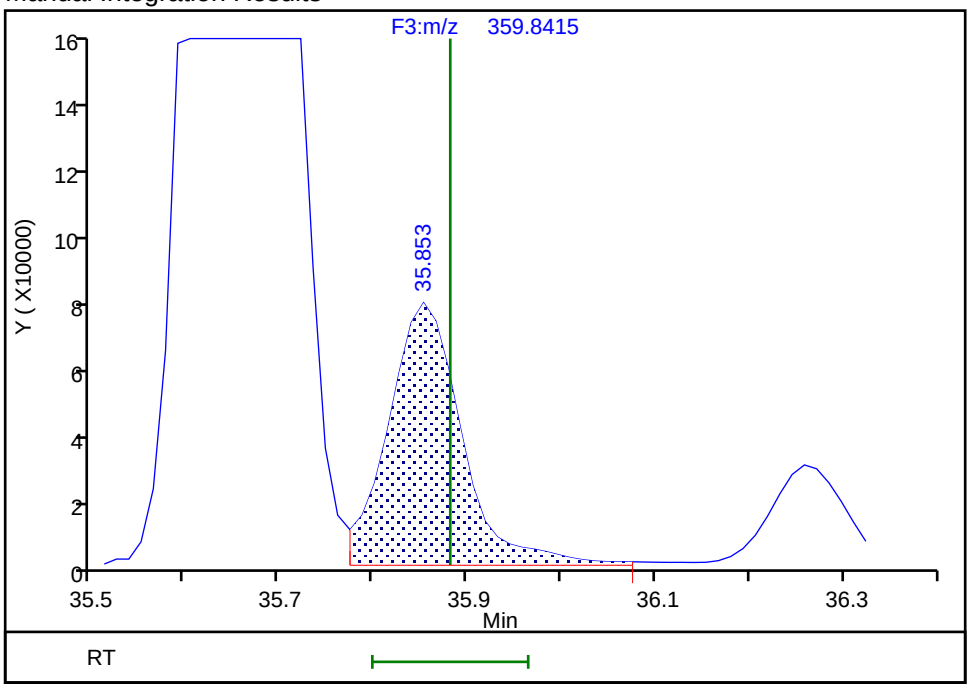

Reviewer: mcwhirterl, 03-Sep-2019 20:09:26
Audit Action: Assigned Compound ID Audit Reason: Split Peak

Manual Integration/User Assign Peak Report

Eurofins TestAmerica, Knoxville

Data File:	\\chromna\Knoxville\ChromData\D3D\20190903-12925.b\580-88125-b-8-c.d				
Injection Date:	03-Sep-2019 18:02:00	Instrument ID:	D3D		
Lims ID:	580-88125-B-8-C	Lab Sample ID:	140-88125-8		
Client ID:	C4-0to27-100918				
Operator ID:	Xcalibur_System	ALS Bottle#:	0	Worklist Smp#:	12
Injection Vol:	1.0 ul	Dil. Factor:	1.0000		
Method:	PCBs_D3D	Limit Group:	HR - 1668A - ICAL		
Column:	SPB-Octyl (0.25 mm)	Detector	F3(35.64 :49.10)		

PCB-128/166, CAS: STL01816

Signal: 2

Processing Integration Results

RT: 41.20
Area: 845382
Amount: 207.2891
Amount Units: pg/ul

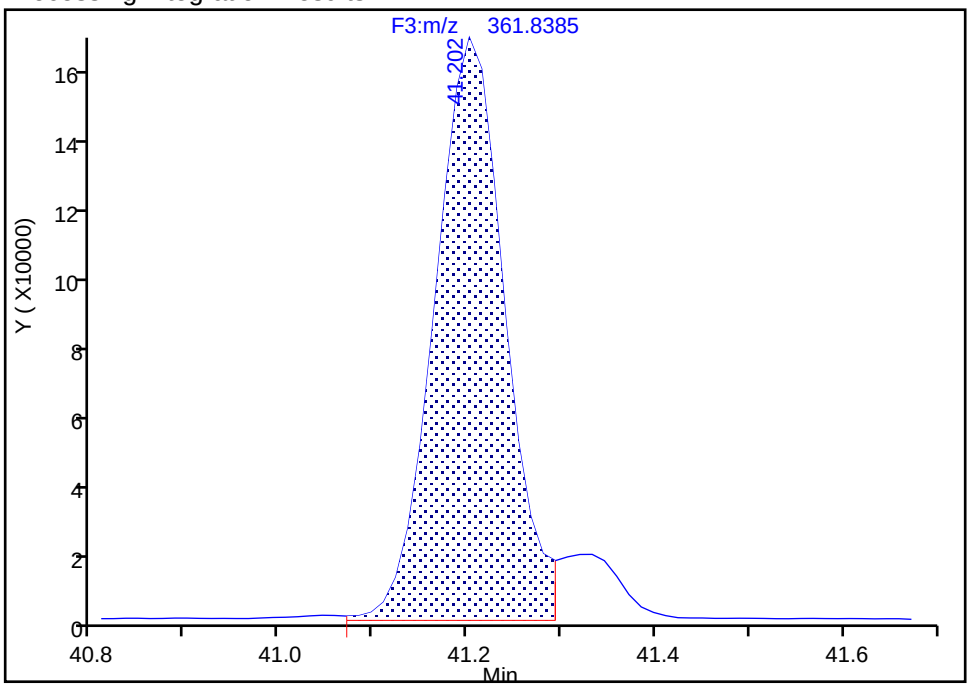

Manual Integration Results

RT: 41.20
Area: 909789
Amount: 223.3154
Amount Units: pg/ul

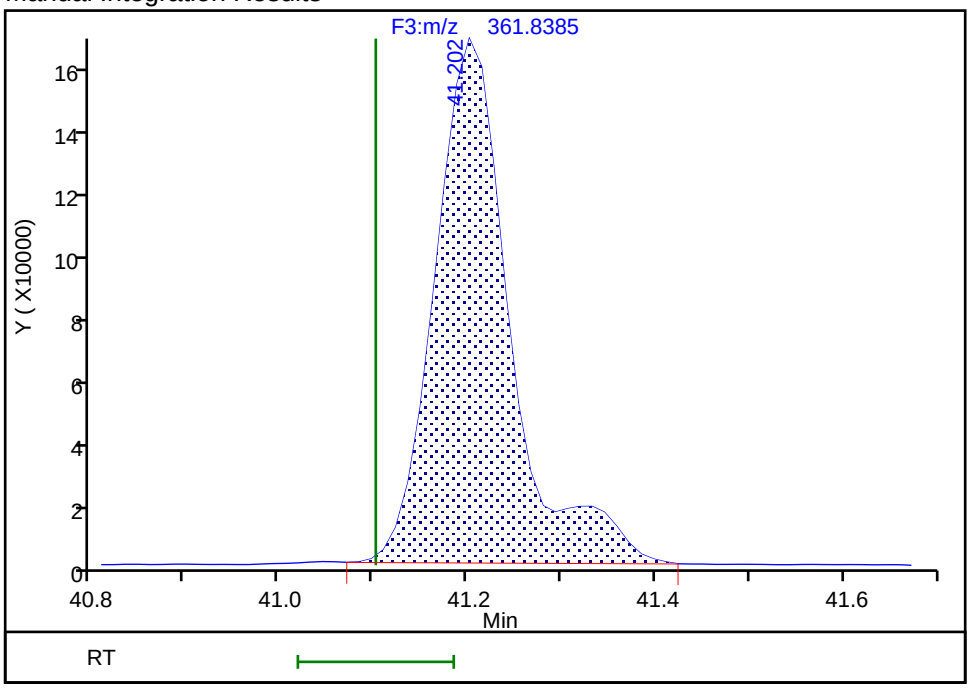

Reviewer: mcwhirterl, 03-Sep-2019 20:10:46

Audit Action: Marked Compound Undetected Audit Reason: Invalid Compound ID

Manual Integration/User Assign Peak Report

Eurofins TestAmerica, Knoxville

Data File:	\\chromna\Knoxville\ChromData\D3D\20190903-12925.b\580-88125-b-8-c.d				
Injection Date:	03-Sep-2019 18:02:00	Instrument ID:	D3D		
Lims ID:	580-88125-B-8-C	Lab Sample ID:	140-88125-8		
Client ID:	C4-0to27-100918				
Operator ID:	Xcalibur_System	ALS Bottle#:	0	Worklist Smp#:	12
Injection Vol:	1.0 ul	Dil. Factor:	1.0000		
Method:	PCBs_D3D	Limit Group:	HR - 1668A - ICAL		
Column:	SPB-Octyl (0.25 mm)	Detector	F3(35.64 :49.10)		

PCB-128/166, CAS: STL01816

Signal: 3

Processing Integration Results

RT: 41.20
Area: 1914776
Amount: 207.2891
Amount Units: pg/ul

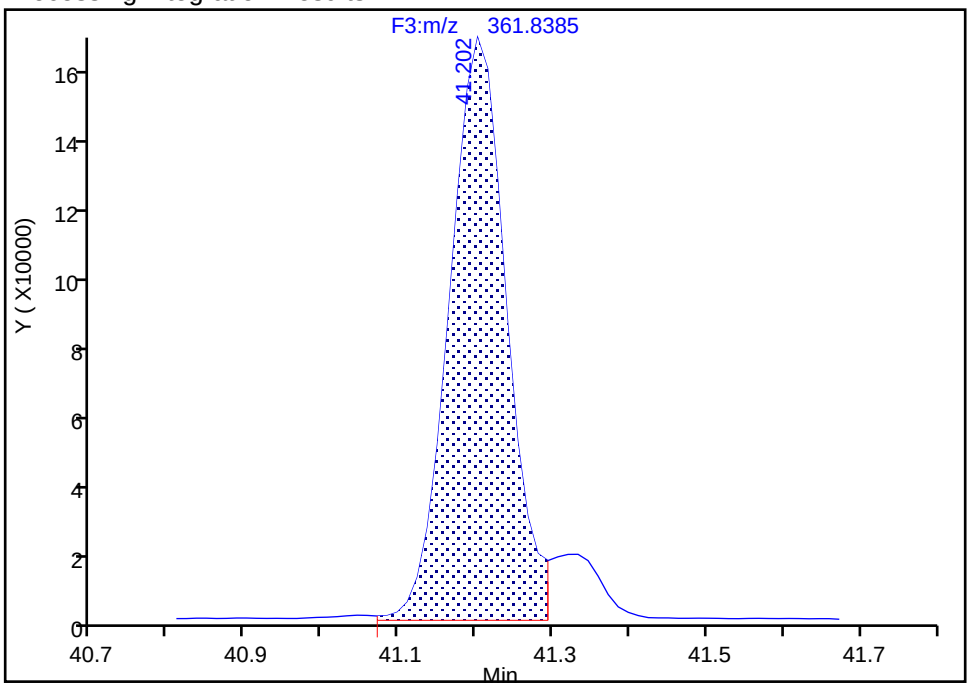

Manual Integration Results

RT: 41.20
Area: 2062814
Amount: 223.3154
Amount Units: pg/ul
Reviewer: mcwhirterl, 03-Sep-2019 20:10:46
Audit Action: Marked Compound Undetected Audit Reason: Invalid Compound ID

Manual Integration/User Assign Peak Report

Eurofins TestAmerica, Knoxville

Data File:	\\chromna\Knoxville\ChromData\D3D\20190903-12925.b\580-88125-b-8-c.d				
Injection Date:	03-Sep-2019 18:02:00	Instrument ID:	D3D		
Lims ID:	580-88125-B-8-C	Lab Sample ID:	140-88125-8		
Client ID:	C4-0to27-100918				
Operator ID:	Xcalibur_System	ALS Bottle#:	0	Worklist Smp#:	12
Injection Vol:	1.0 ul	Dil. Factor:	1.0000		
Method:	PCBs_D3D	Limit Group:	HR - 1668A - ICAL		
Column:	SPB-Octyl (0.25 mm)	Detector	F3(35.64 :49.10)		

PCB-128/166, CAS: STL01816

Signal: 1

Processing Integration Results

RT: 41.20
Area: 1069394
Amount: 207.2891
Amount Units: pg/ul

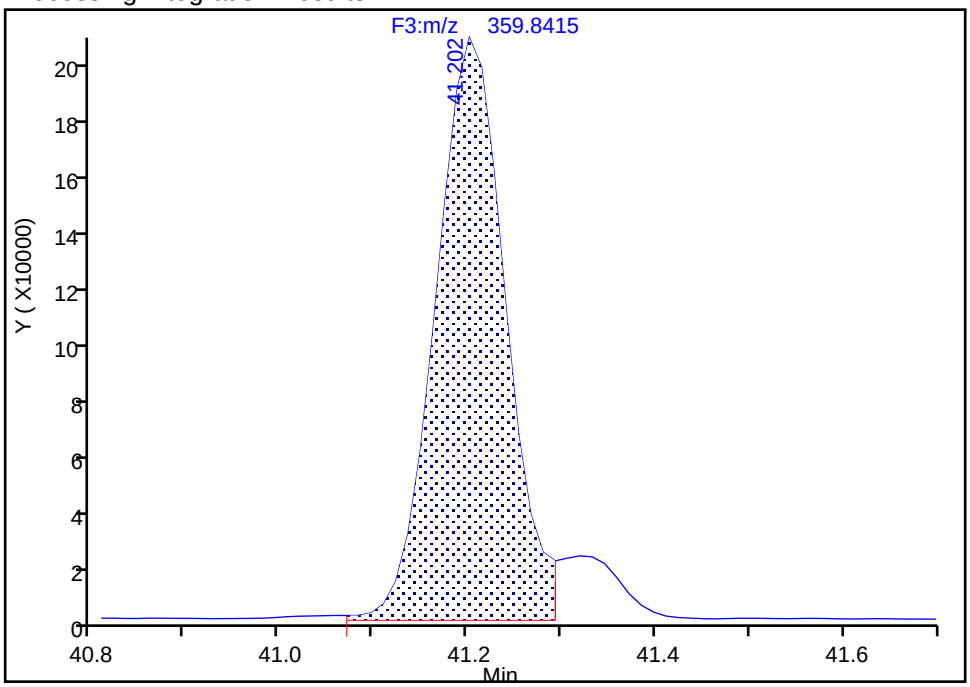

Manual Integration Results

RT: 41.20
Area: 1153025
Amount: 223.3154
Amount Units: pg/ul

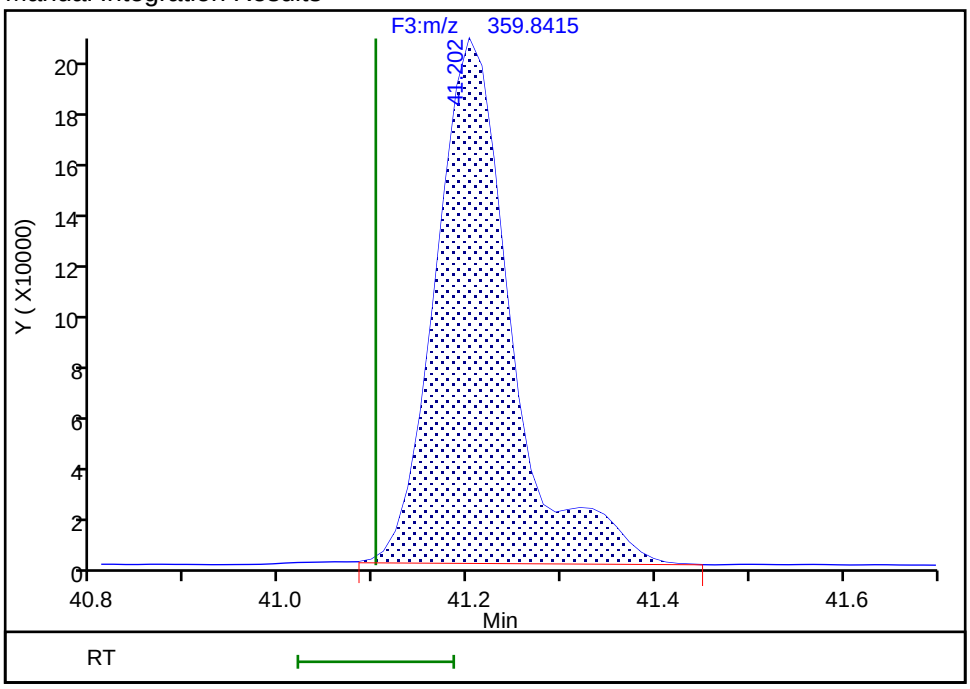

Reviewer: mcwhirterl, 03-Sep-2019 20:10:47

Audit Action: Manually Integrated/Assigned Compound ID Audit Reason: Incomplete Integration

Manual Integration/User Assign Peak Report

Eurofins TestAmerica, Knoxville

Data File:	\\chromna\Knoxville\ChromData\D3D\20190903-12925.b\580-88125-b-8-c.d				
Injection Date:	03-Sep-2019 18:02:00	Instrument ID:	D3D		
Lims ID:	580-88125-B-8-C	Lab Sample ID:	140-88125-8		
Client ID:	C4-0to27-100918				
Operator ID:	Xcalibur_System	ALS Bottle#:	0	Worklist Smp#:	12
Injection Vol:	1.0 ul	Dil. Factor:	1.0000		
Method:	PCBs_D3D	Limit Group:	HR - 1668A - ICAL		
Column:	SPB-Octyl (0.25 mm)	Detector	F3(35.64 :49.10)		

PCB-159, CAS: 39635-35-3

Signal: 1

Not Detected
Expected RT: 42.11

Processing Integration Results

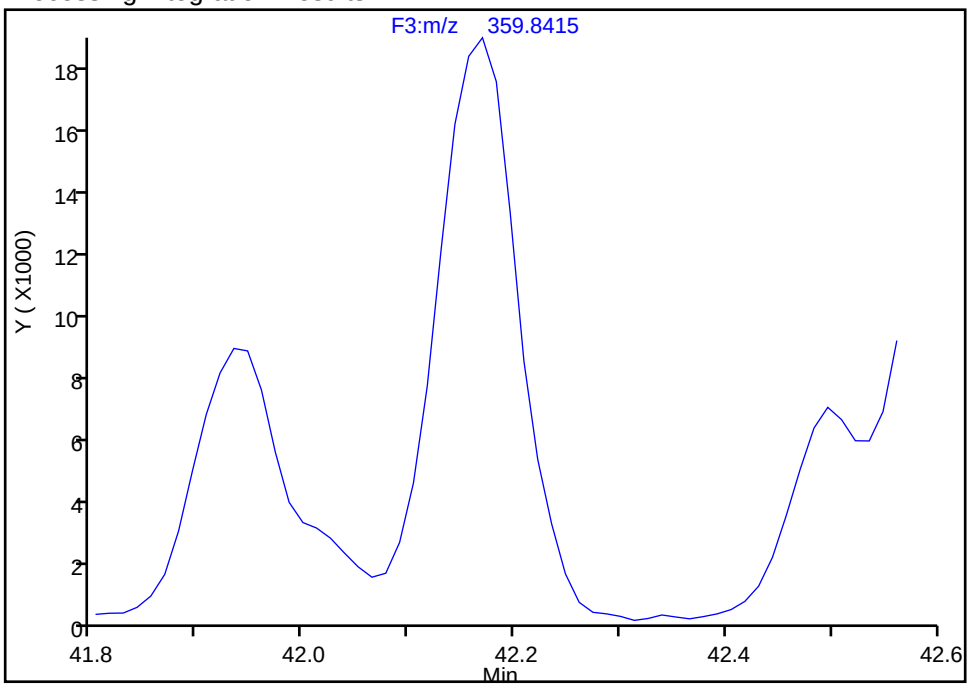

Manual Integration Results

RT: 42.17
Area: 102338
Amount: 16.947549
Amount Units: pg/ul

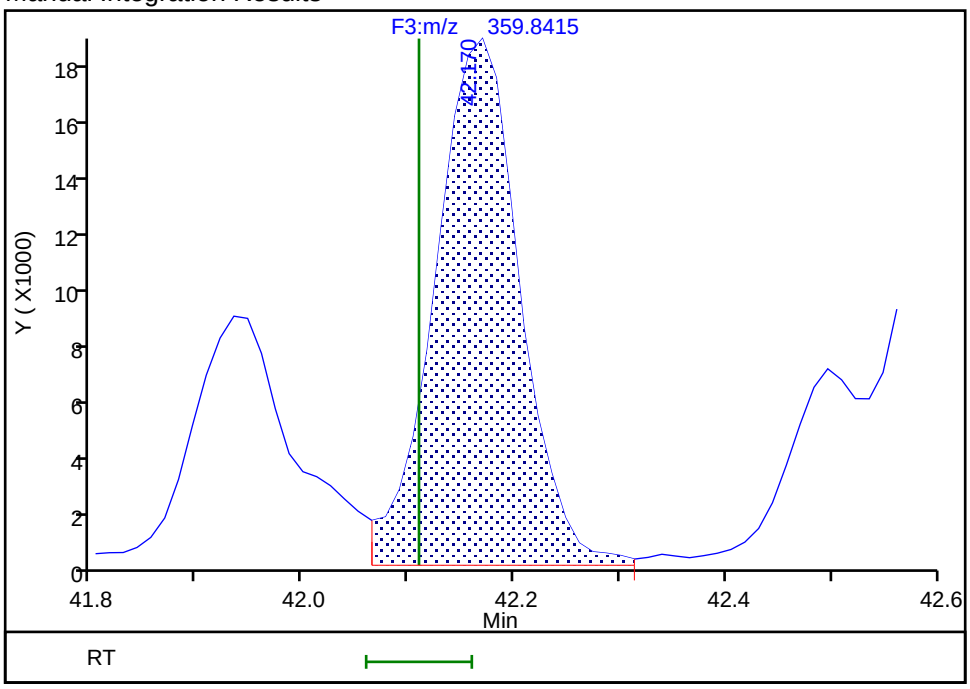

Reviewer: mcwhirterl, 03-Sep-2019 20:10:59
Audit Action: Assigned Compound ID Audit Reason: Incomplete Integration

Manual Integration/User Assign Peak Report

Eurofins TestAmerica, Knoxville

Data File:	\\chromna\Knoxville\ChromData\D3D\20190903-12925.b\580-88125-b-8-c.d				
Injection Date:	03-Sep-2019 18:02:00	Instrument ID:	D3D		
Lims ID:	580-88125-B-8-C	Lab Sample ID:	140-88125-8		
Client ID:	C4-0to27-100918				
Operator ID:	Xcalibur_System	ALS Bottle#:	0	Worklist Smp#:	12
Injection Vol:	1.0 ul	Dil. Factor:	1.0000		
Method:	PCBs_D3D	Limit Group:	HR - 1668A - ICAL		
Column:	SPB-Octyl (0.25 mm)	Detector	F3(35.64 :49.10)		

PCB-162, CAS: 39635-34-2

Signal: 2

Not Detected
Expected RT: 42.40

Processing Integration Results

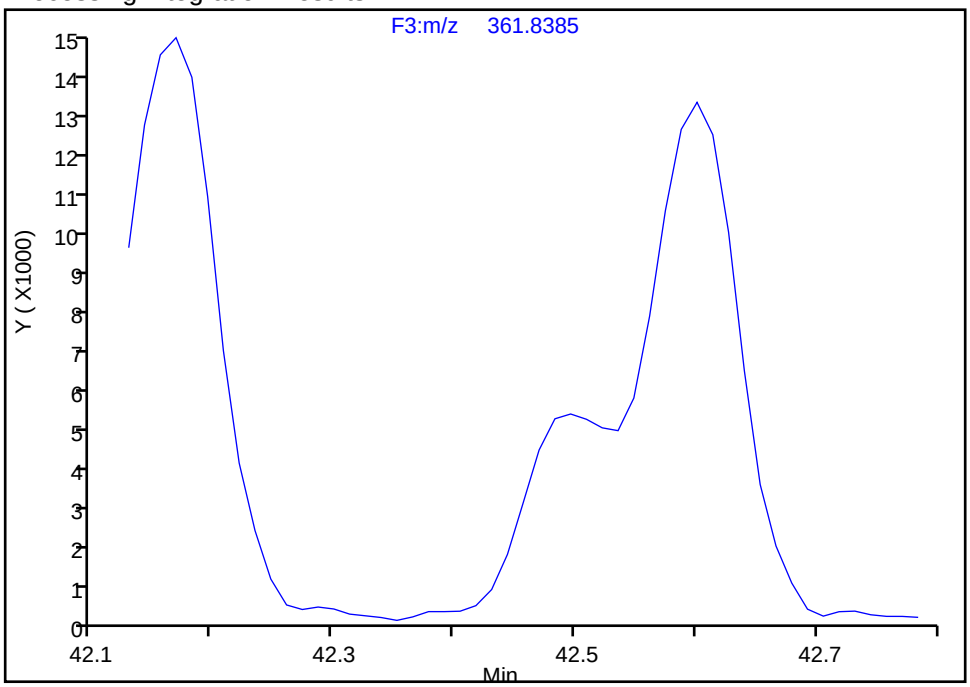

Manual Integration Results

RT: 42.50
Area: 26970
Amount: 5.236462
Amount Units: pg/ul

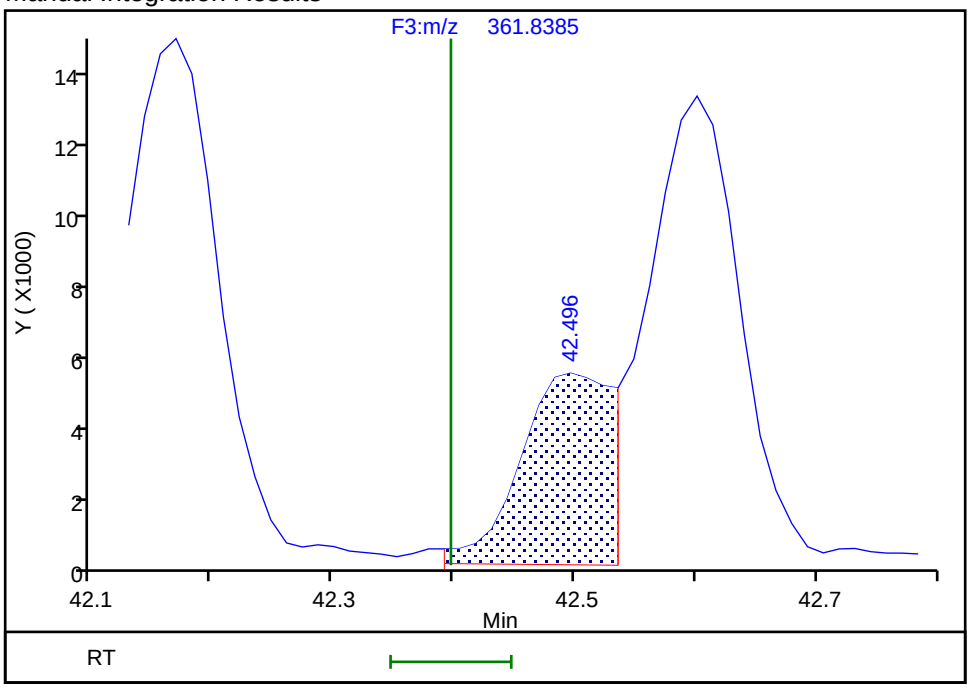

Reviewer: mcwhirterl, 03-Sep-2019 20:11:32
Audit Action: Manually Integrated Audit Reason: Incomplete Integration

Manual Integration/User Assign Peak Report

Eurofins TestAmerica, Knoxville

Data File:	\\chromna\Knoxville\ChromData\D3D\20190903-12925.b\580-88125-b-8-c.d				
Injection Date:	03-Sep-2019 18:02:00	Instrument ID:	D3D		
Lims ID:	580-88125-B-8-C	Lab Sample ID:	140-88125-8		
Client ID:	C4-0to27-100918				
Operator ID:	Xcalibur_System	ALS Bottle#:	0	Worklist Smp#:	12
Injection Vol:	1.0 ul	Dil. Factor:	1.0000		
Method:	PCBs_D3D	Limit Group:	HR - 1668A - ICAL		
Column:	SPB-Octyl (0.25 mm)	Detector	F3(35.64 :49.10)		

PCB-162, CAS: 39635-34-2

Signal: 1

Not Detected
Expected RT: 42.40

Processing Integration Results

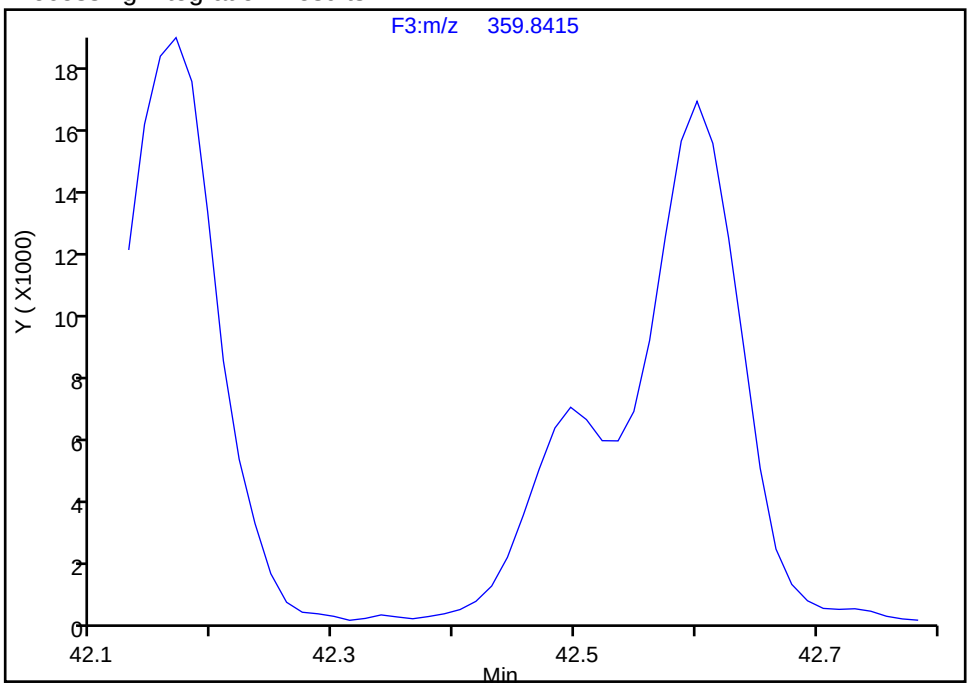

Manual Integration Results

RT: 42.50
Area: 32049
Amount: 5.236462
Amount Units: pg/ul

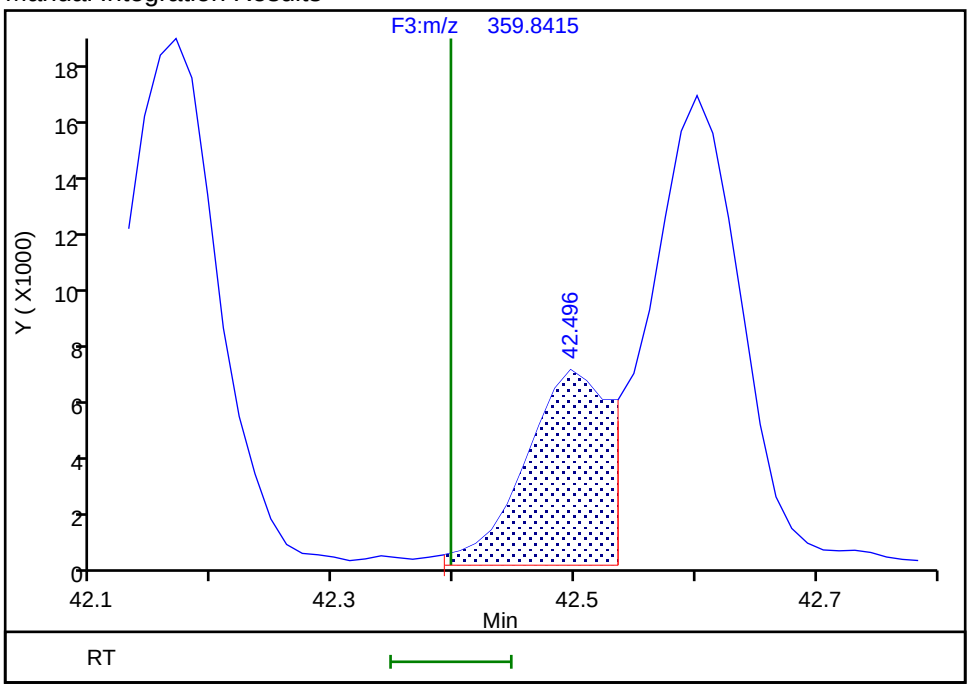

Reviewer: mcwhirterl, 03-Sep-2019 20:11:35
Audit Action: Manually Integrated/Assigned Compound ID Audit Reason: Incomplete Integration

Eurofins TestAmerica, Knoxville

Data File:	\\chromna\Knoxville\ChromData\D3D\20190903-12925.b\580-88125-b-8-c.d		
Injection Date:	03-Sep-2019 18:02:00	Injection Vol:	1.0 ul
Instrument ID:	D3D	Operator ID:	Xcalibur_System
Method:	PCBs_D3D	Limit Group:	HR - 1668A - ICAL
Client ID:	C4-0to27-100918		
Worklist#:	33205	Sample Line#:	12
Column Type:	SPB-Octyl	Column Dia:	0.25 mm

HpPCB F3

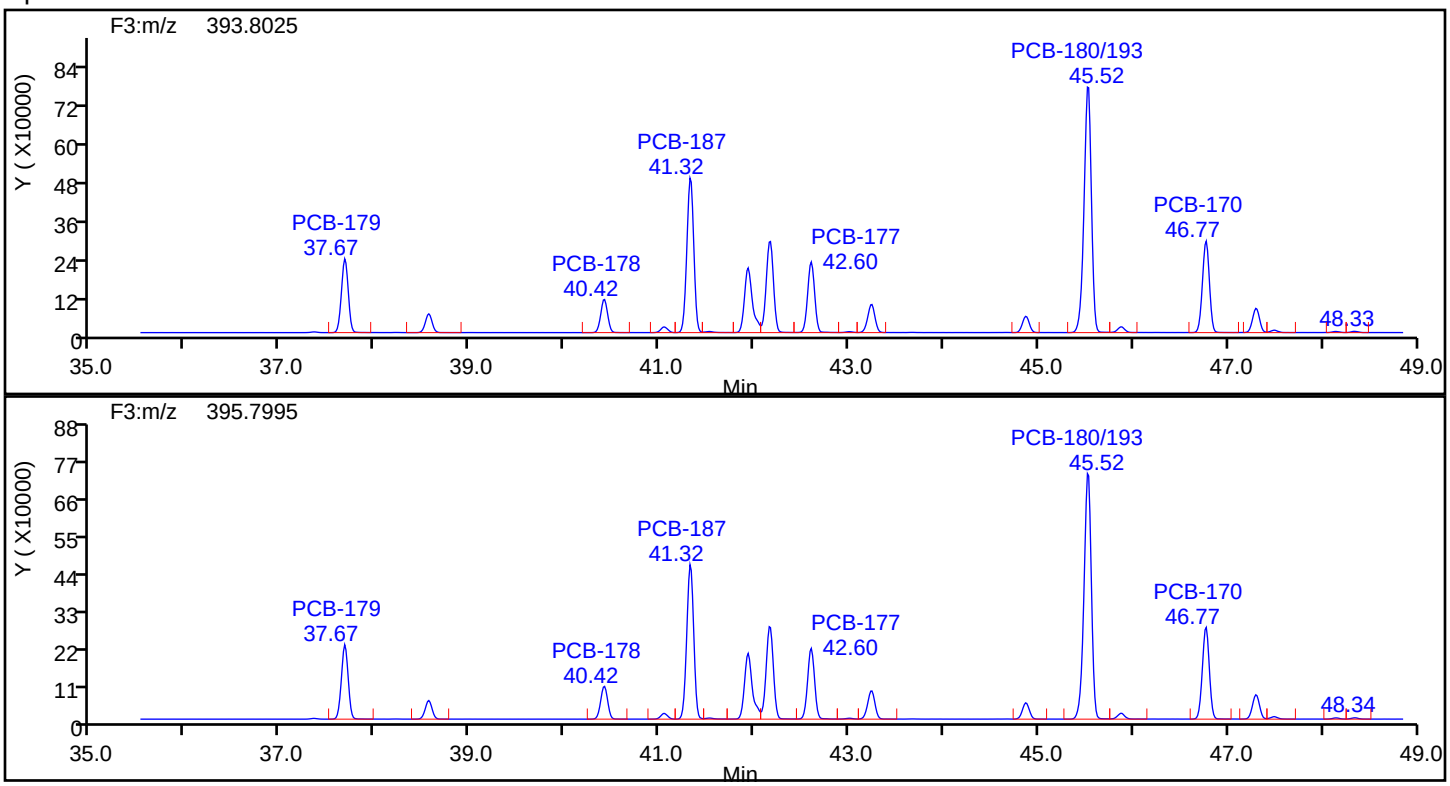

HpPCB F3 Standards

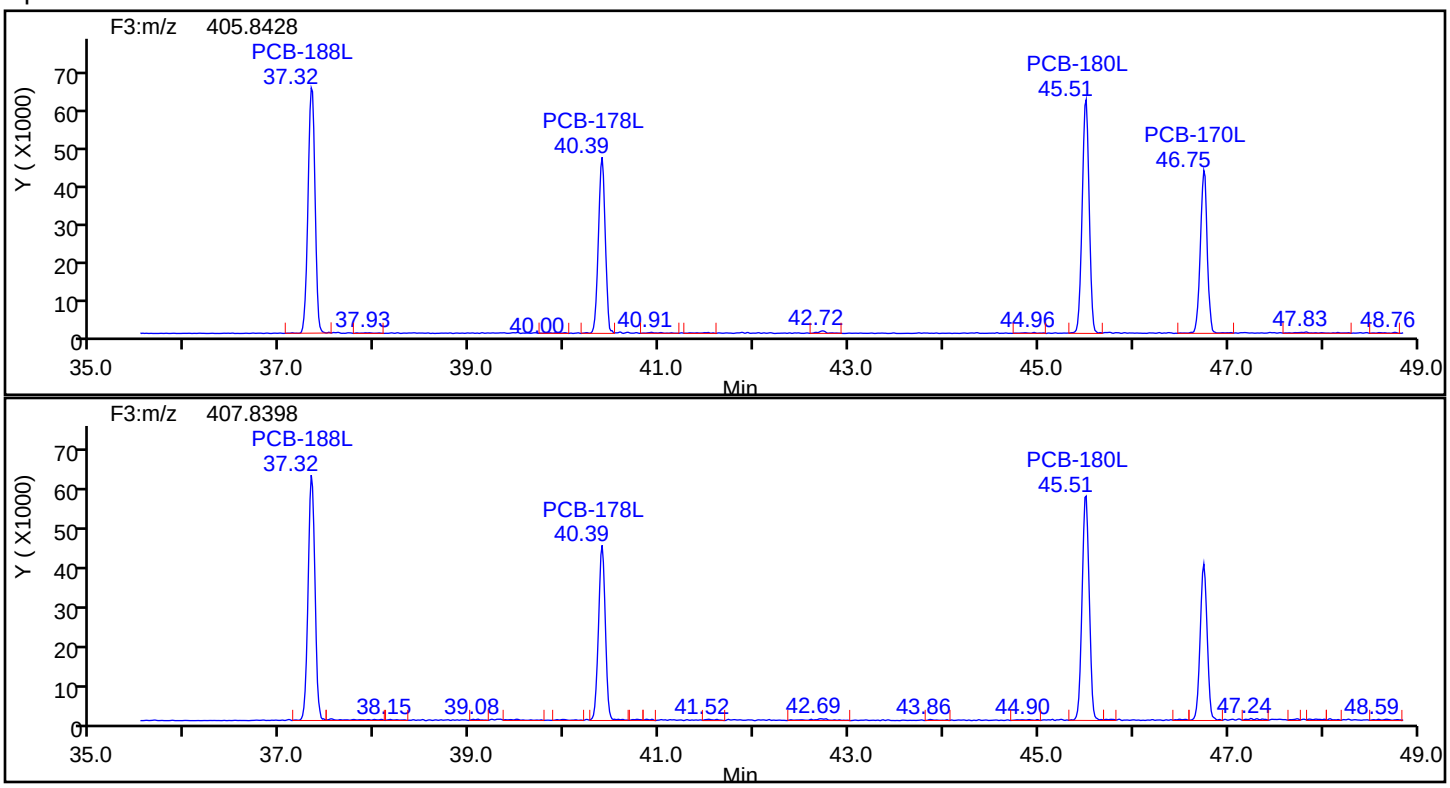

Eurofins TestAmerica, Knoxville

Data File:	\\chromna\Knoxville\ChromData\D3D\20190903-12925.b\580-88125-b-8-c.d		
Injection Date:	03-Sep-2019 18:02:00	Injection Vol:	1.0 ul
Instrument ID:	D3D	Operator ID:	Xcalibur_System
Method:	PCBs_D3D	Limit Group:	HR - 1668A - ICAL
Client ID:	C4-0to27-100918		
Worklist#:	33205	Sample Line#:	12
Column Type:	SPB-Octyl	Column Dia:	0.25 mm

HpPCB F3

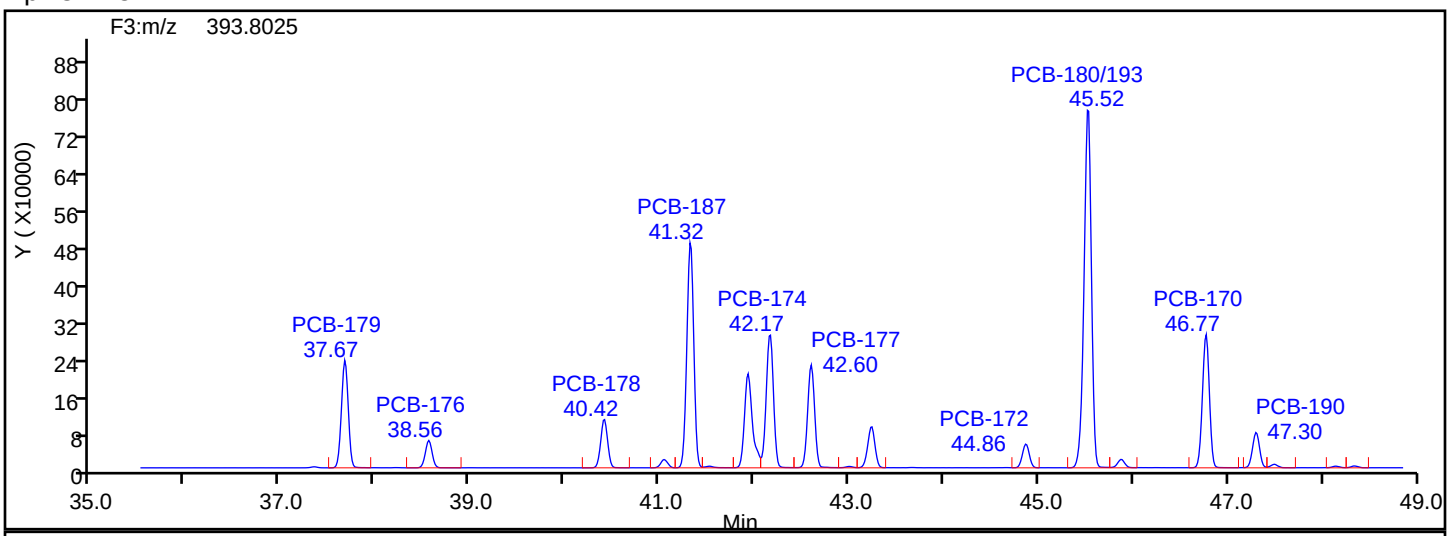

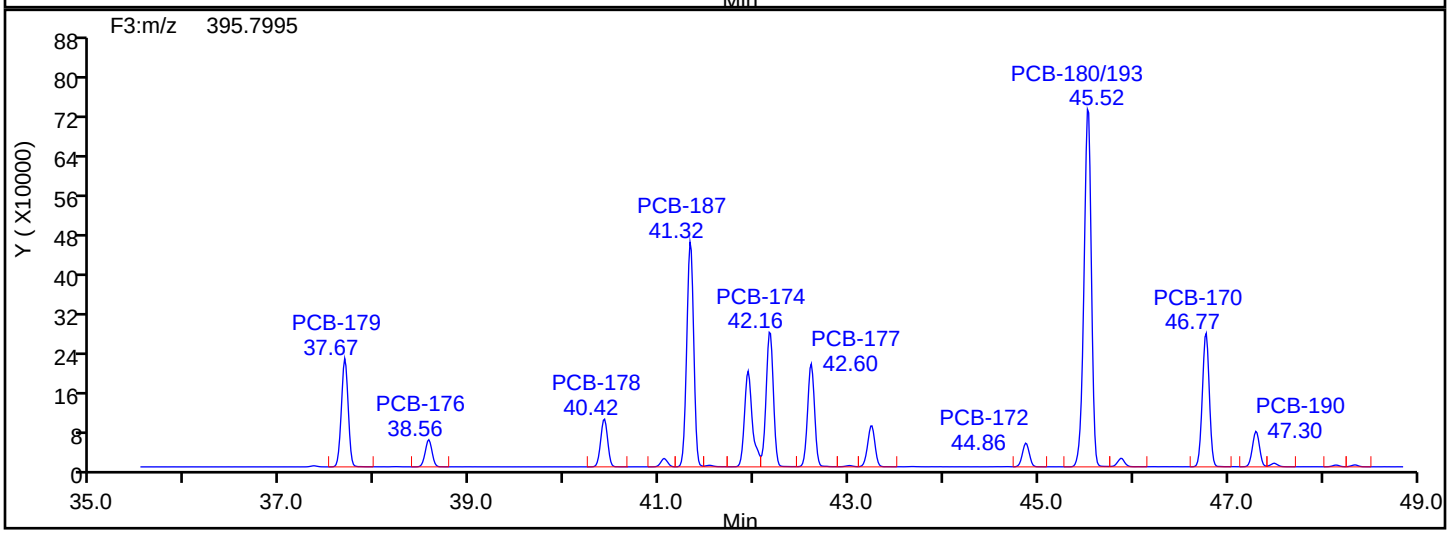

HpPCB F3 Lock Mass

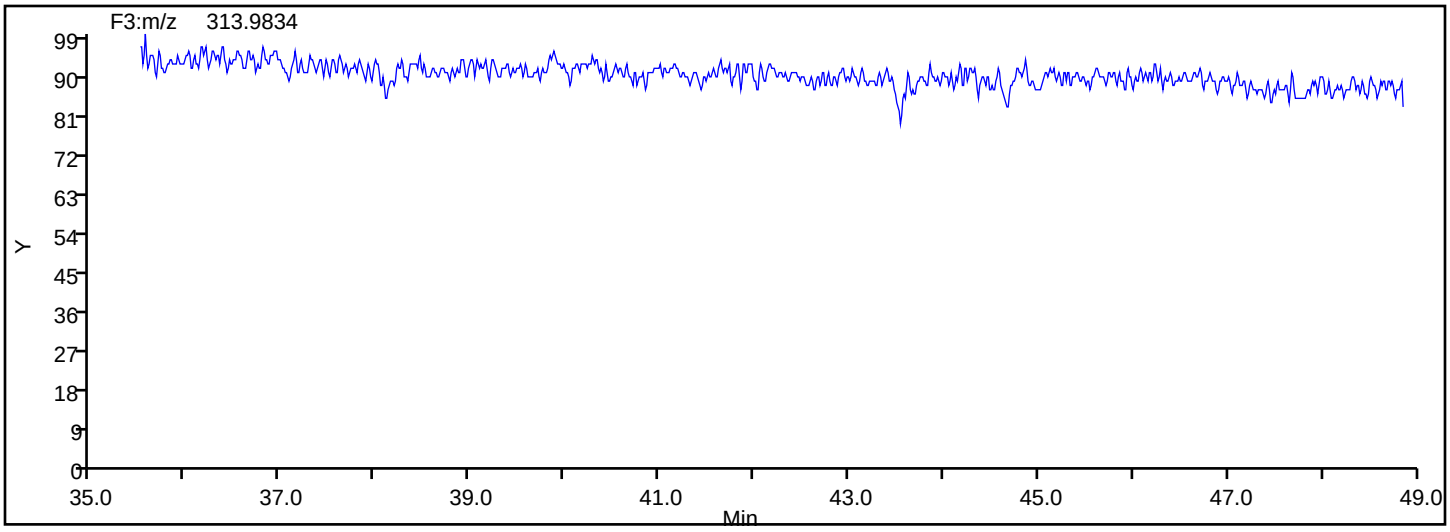

Eurofins TestAmerica, Knoxville

Data File:	\\chromna\Knoxville\ChromData\D3D\20190903-12925.b\580-88125-b-8-c.d		
Injection Date:	03-Sep-2019 18:02:00	Injection Vol:	1.0 ul
Instrument ID:	D3D	Operator ID:	Xcalibur_System
Method:	PCBs_D3D	Limit Group:	HR - 1668A - ICAL
Client ID:	C4-0to27-100918		
Worklist#:	33205	Sample Line#:	12
Column Type:	SPB-Octyl	Column Dia:	0.25 mm

HpPCB F4

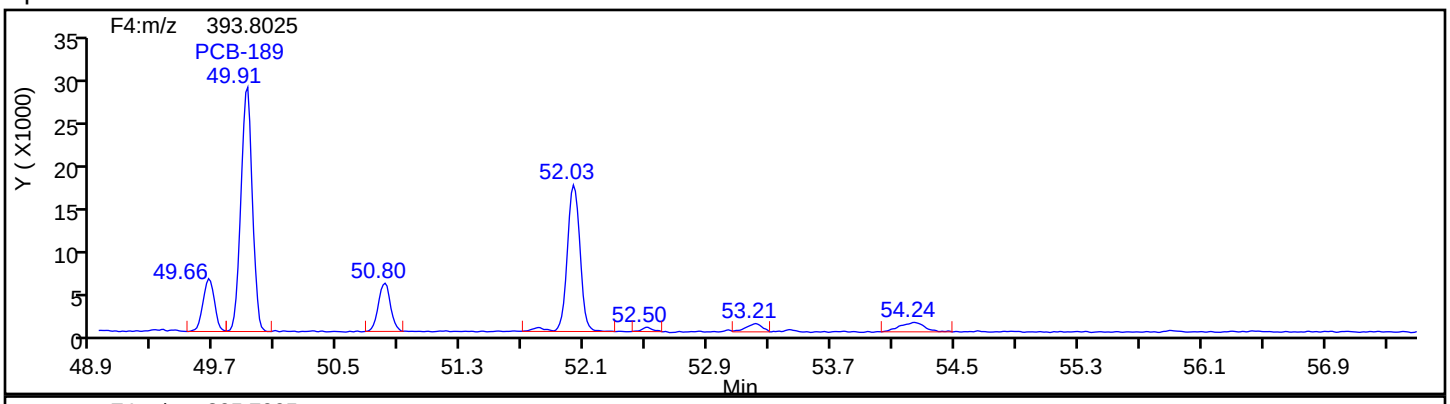

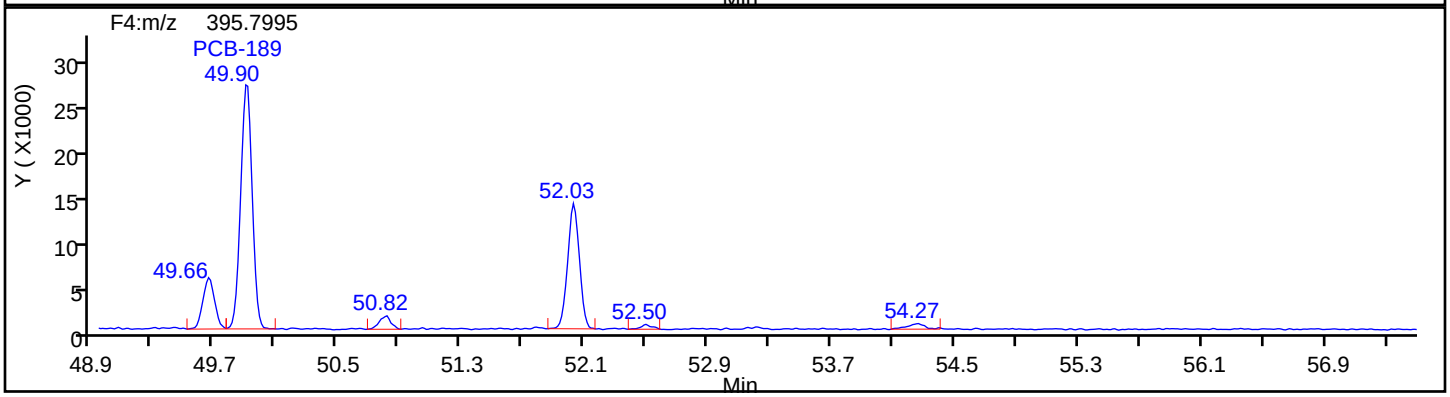

HpPCB F4 Standards

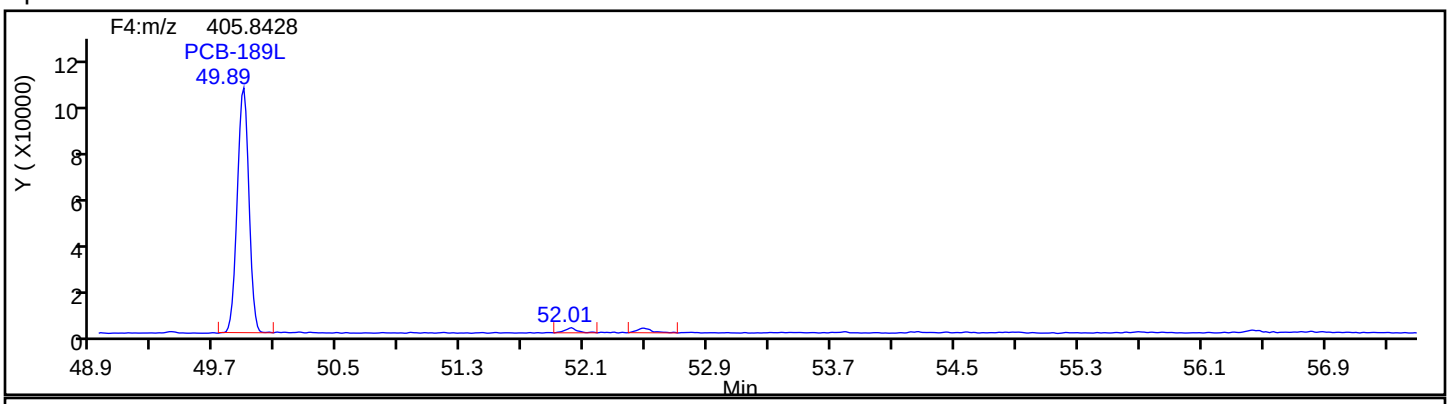

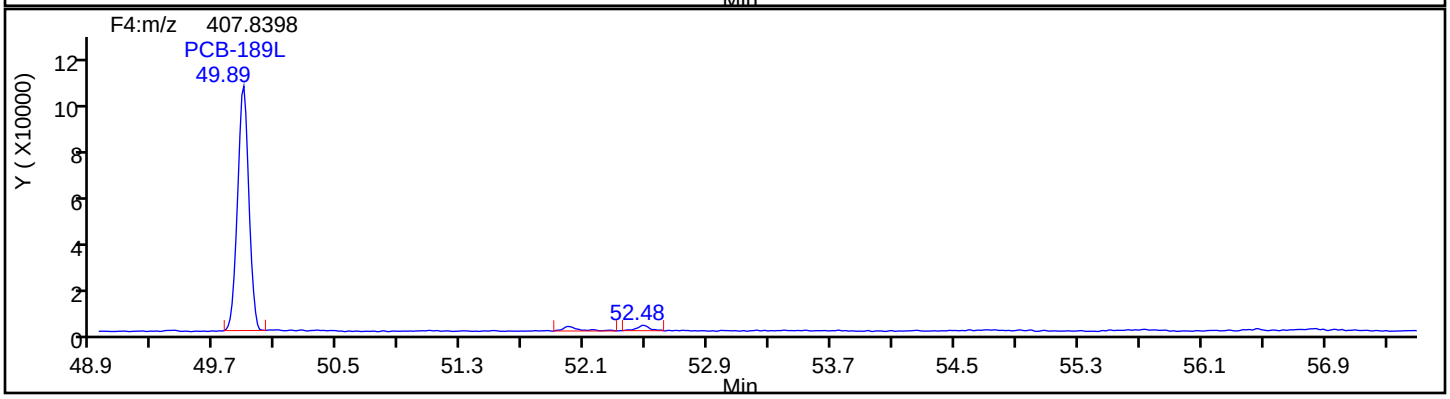

Eurofins TestAmerica, Knoxville

Data File:	\\chromna\Knoxville\ChromData\D3D\20190903-12925.b\580-88125-b-8-c.d		
Injection Date:	03-Sep-2019 18:02:00	Injection Vol:	1.0 ul
Instrument ID:	D3D	Operator ID:	Xcalibur_System
Method:	PCBs_D3D	Limit Group:	HR - 1668A - ICAL
Client ID:	C4-0to27-100918		
Worklist#:	33205	Sample Line#:	12
Column Type:	SPB-Octyl	Column Dia:	0.25 mm

HpPCB F4

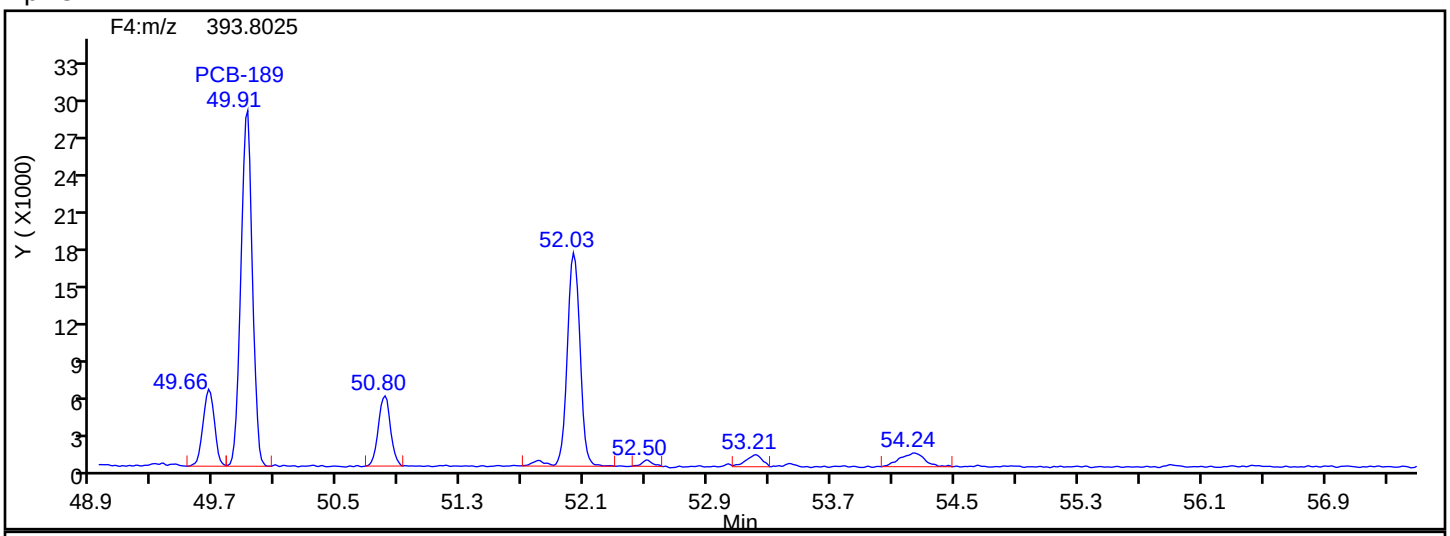

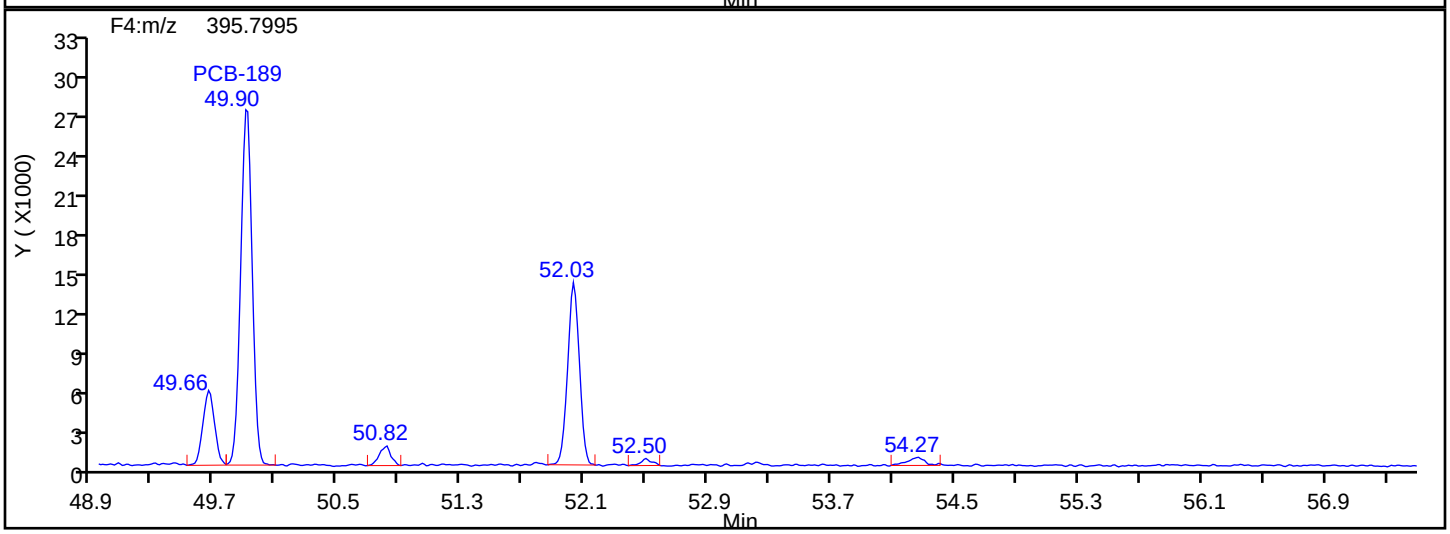

HpPCB F4 Lock Mass

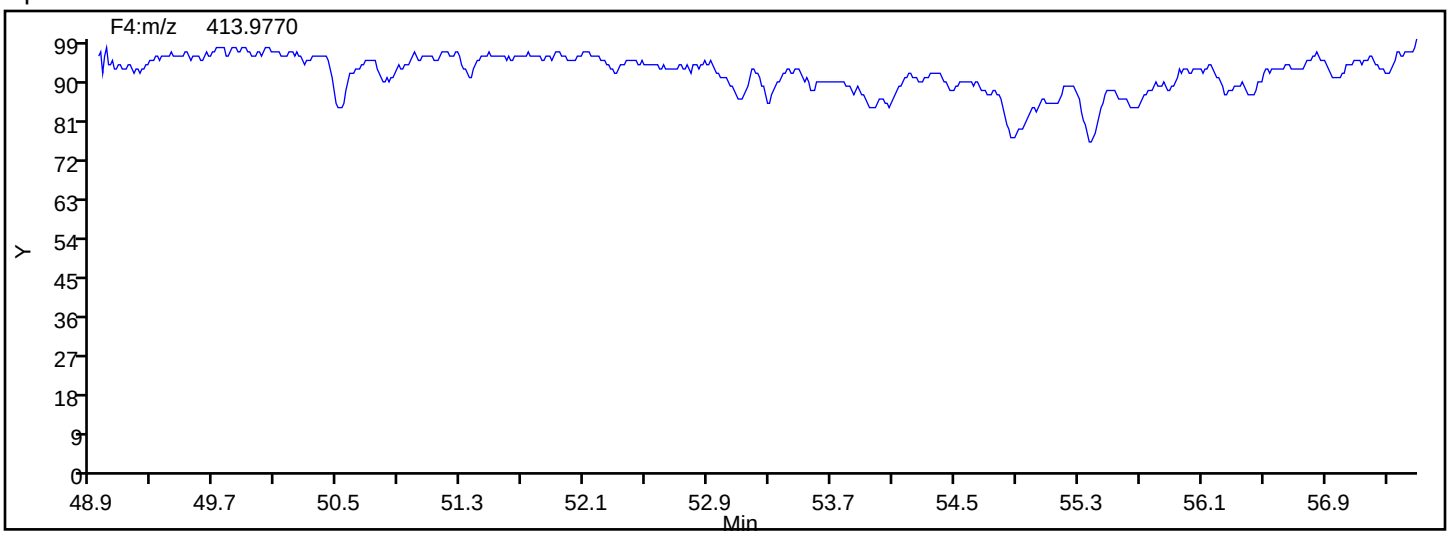

Eurofins TestAmerica, Knoxville

Data File:	\\chromna\Knoxville\ChromData\D3D\20190903-12925.b\580-88125-b-8-c.d		
Injection Date:	03-Sep-2019 18:02:00	Injection Vol:	1.0 ul
Instrument ID:	D3D	Operator ID:	Xcalibur_System
Method:	PCBs_D3D	Limit Group:	HR - 1668A - ICAL
Client ID:	C4-0to27-100918		
Worklist#:	33205	Sample Line#:	12
Column Type:	SPB-Octyl	Column Dia:	0.25 mm

OcPCB F3

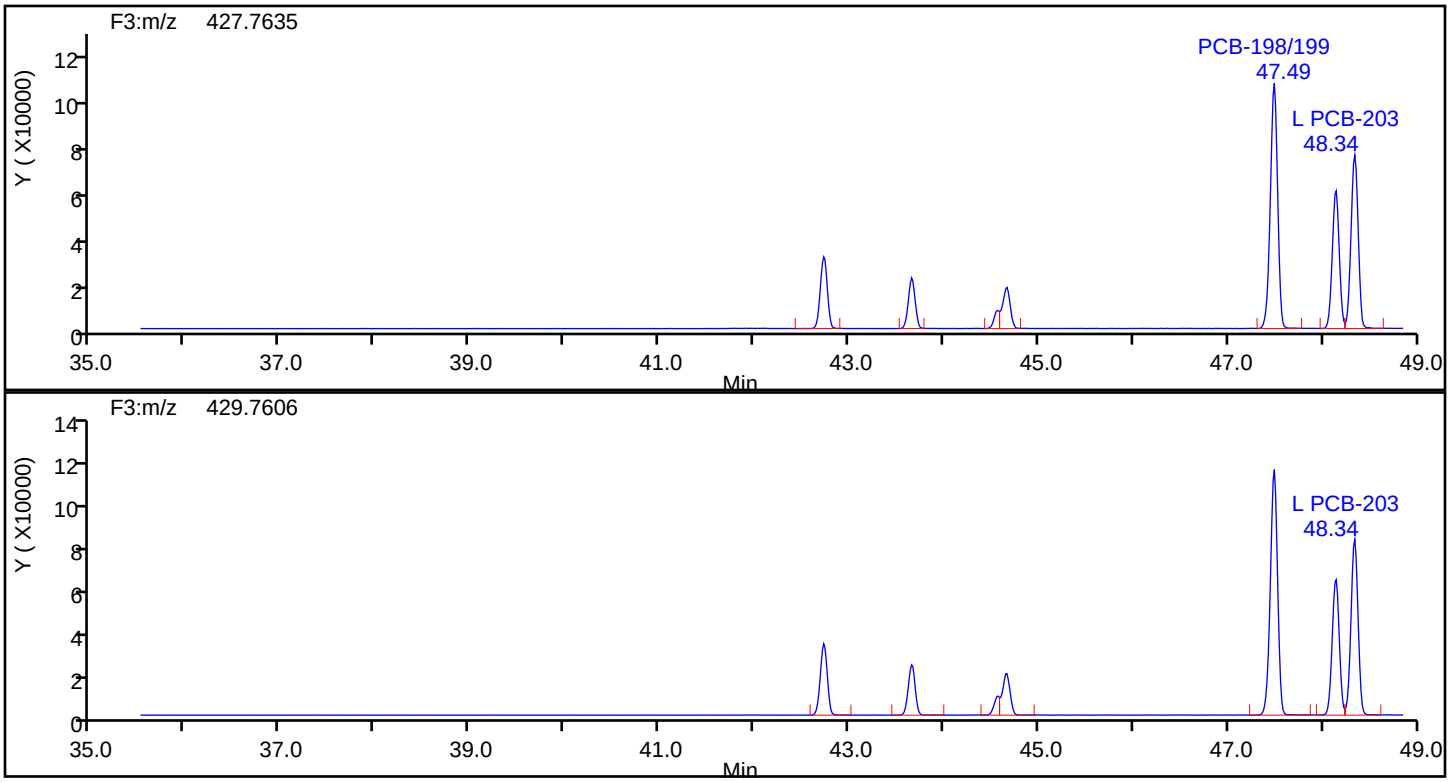

OcPCB F3 Standards

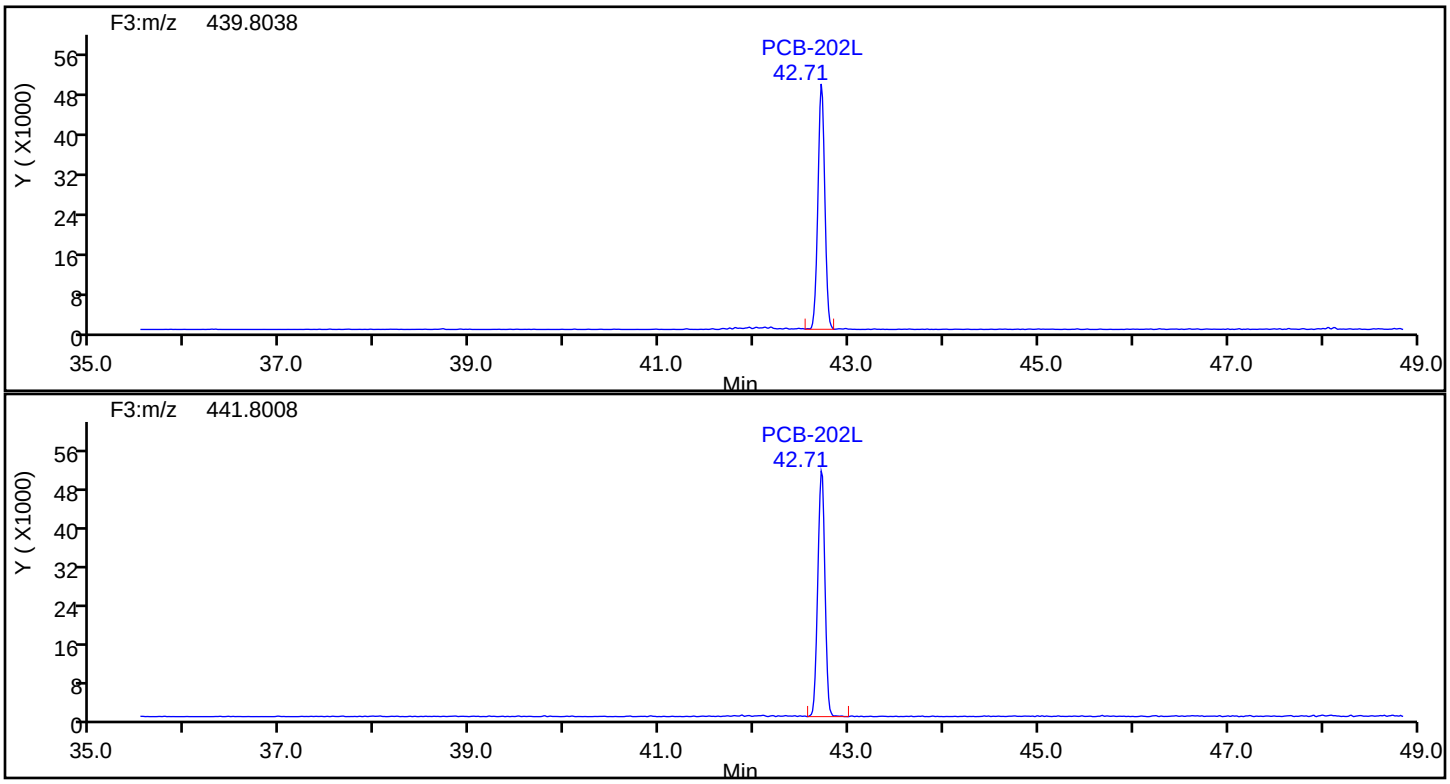

Eurofins TestAmerica, Knoxville

Data File:	\\chromna\Knoxville\ChromData\D3D\20190903-12925.b\580-88125-b-8-c.d		
Injection Date:	03-Sep-2019 18:02:00	Injection Vol:	1.0 ul
Instrument ID:	D3D	Operator ID:	Xcalibur_System
Method:	PCBs_D3D	Limit Group:	HR - 1668A - ICAL
Client ID:	C4-0to27-100918		
Worklist#:	33205	Sample Line#:	12
Column Type:	SPB-Octyl	Column Dia:	0.25 mm

OcPCB F3

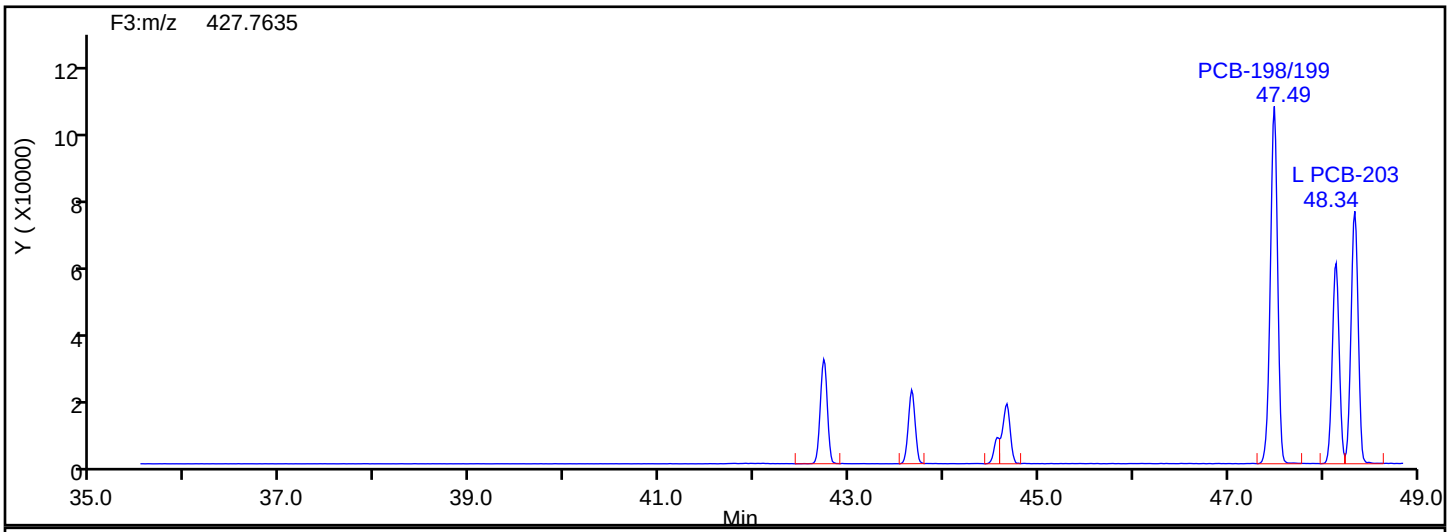

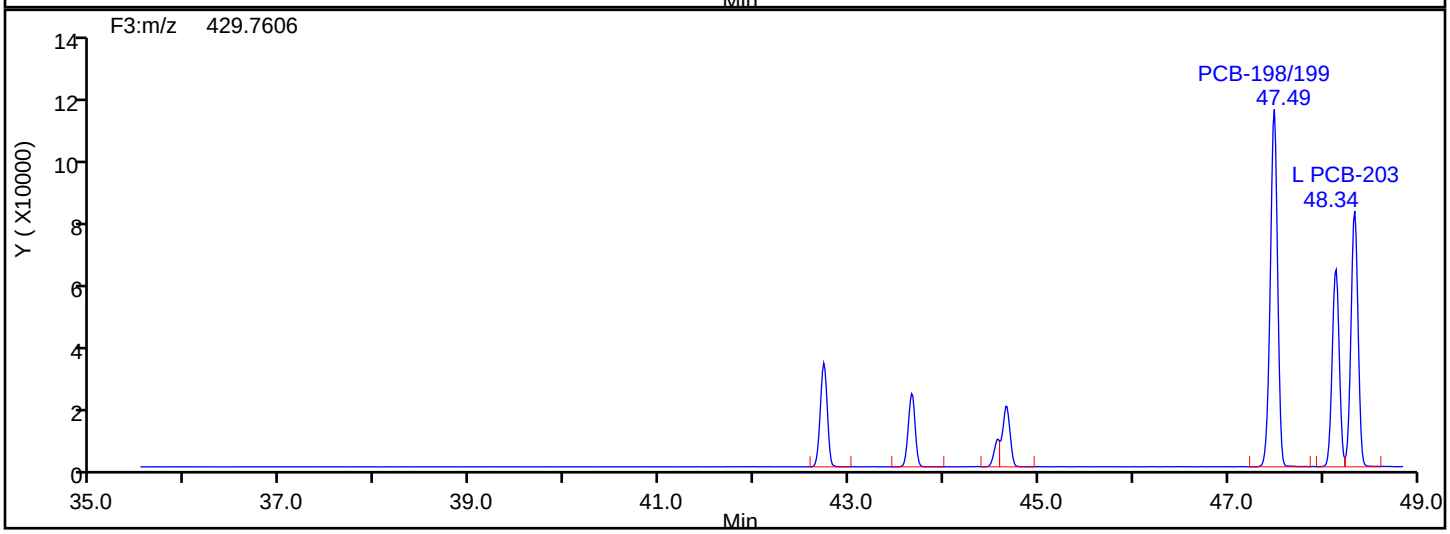

OcPCB F3 Lock Mass

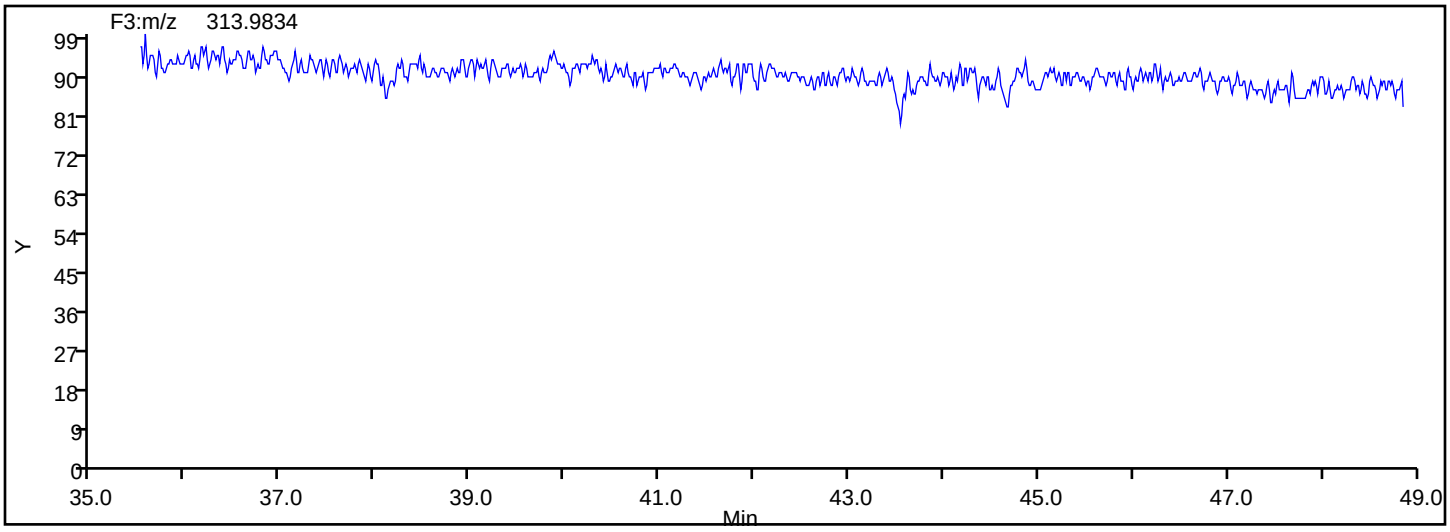

Eurofins TestAmerica, Knoxville

Data File:	\\chromna\Knoxville\ChromData\D3D\20190903-12925.b\580-88125-b-8-c.d		
Injection Date:	03-Sep-2019 18:02:00	Injection Vol:	1.0 ul
Instrument ID:	D3D	Operator ID:	Xcalibur_System
Method:	PCBs_D3D	Limit Group:	HR - 1668A - ICAL
Client ID:	C4-0to27-100918		
Worklist#:	33205	Sample Line#:	12
Column Type:	SPB-Octyl	Column Dia:	0.25 mm

OcPCB F4

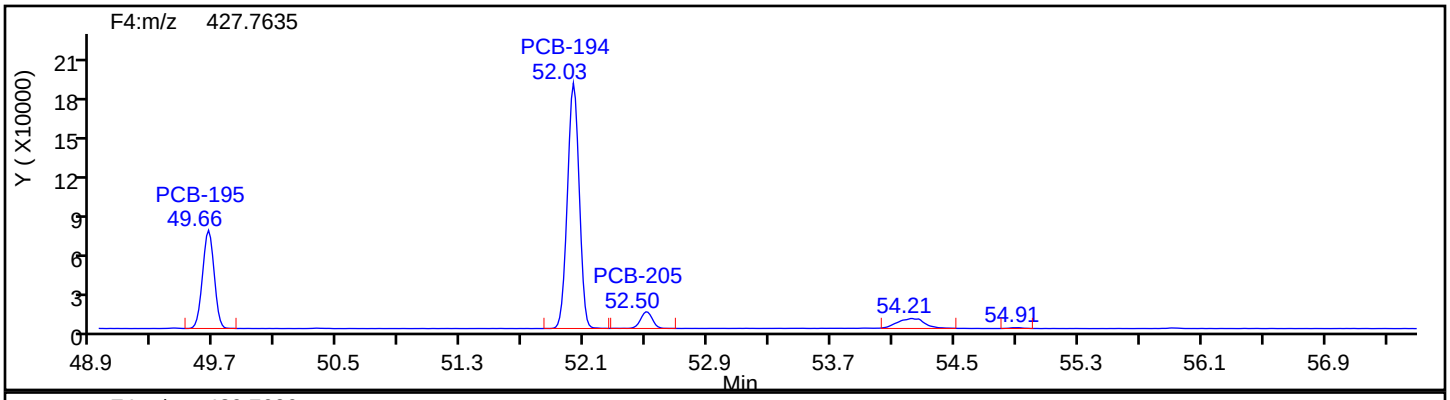

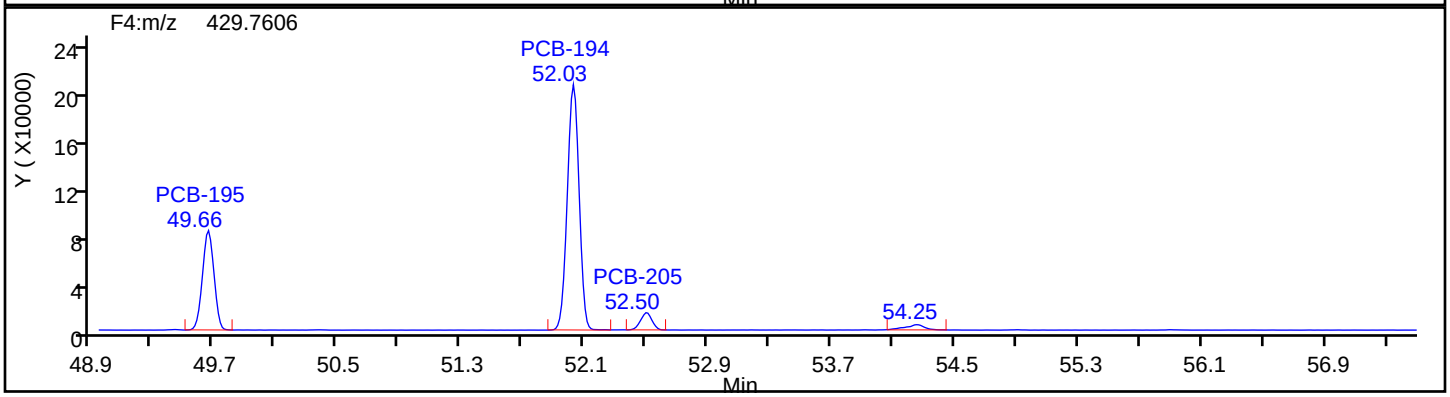

OcPCB F4 Standards

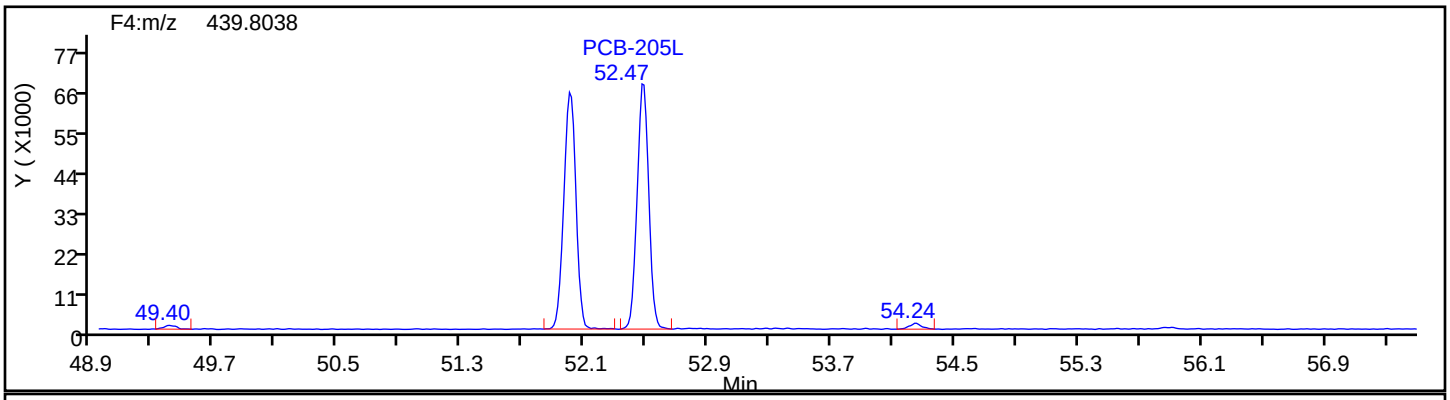

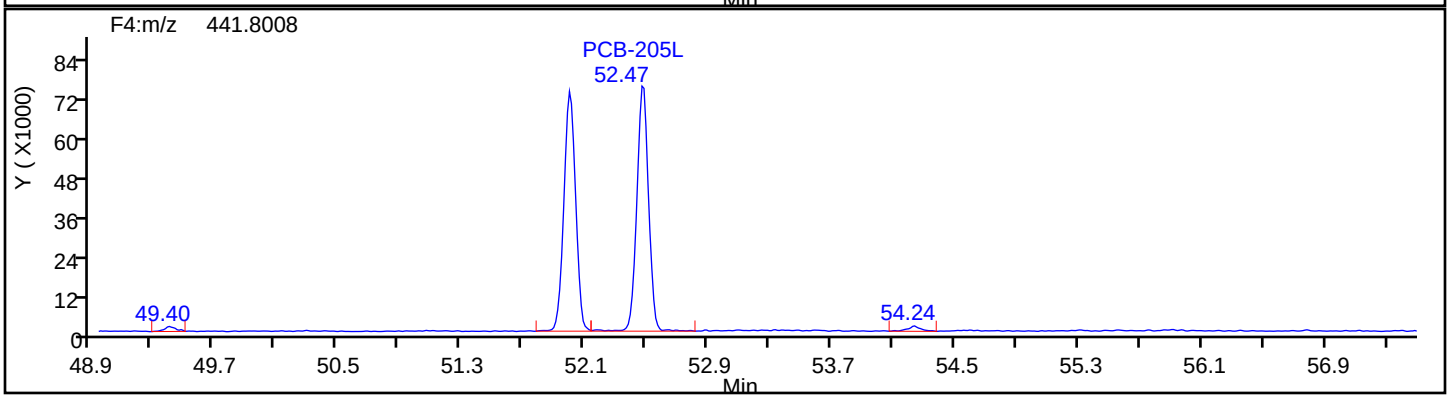

Eurofins TestAmerica, Knoxville

Data File:	\\chromna\Knoxville\ChromData\D3D\20190903-12925.b\580-88125-b-8-c.d		
Injection Date:	03-Sep-2019 18:02:00	Injection Vol:	1.0 ul
Instrument ID:	D3D	Operator ID:	Xcalibur_System
Method:	PCBs_D3D	Limit Group:	HR - 1668A - ICAL
Client ID:	C4-0to27-100918		
Worklist#:	33205	Sample Line#:	12
Column Type:	SPB-Octyl	Column Dia:	0.25 mm

OcPCB F4

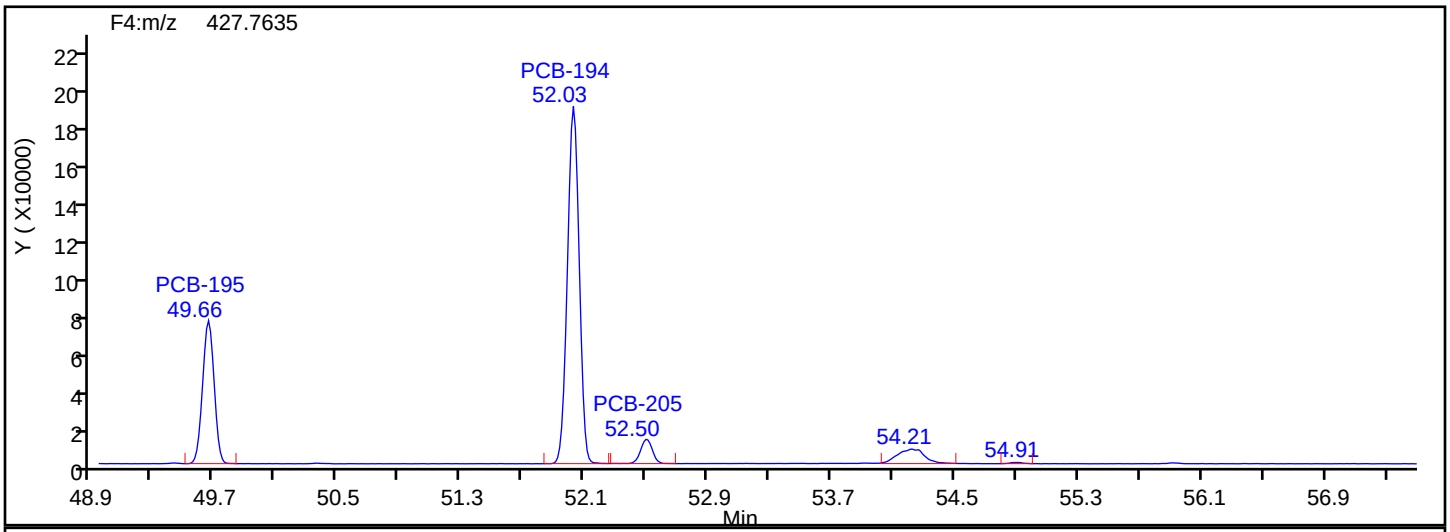

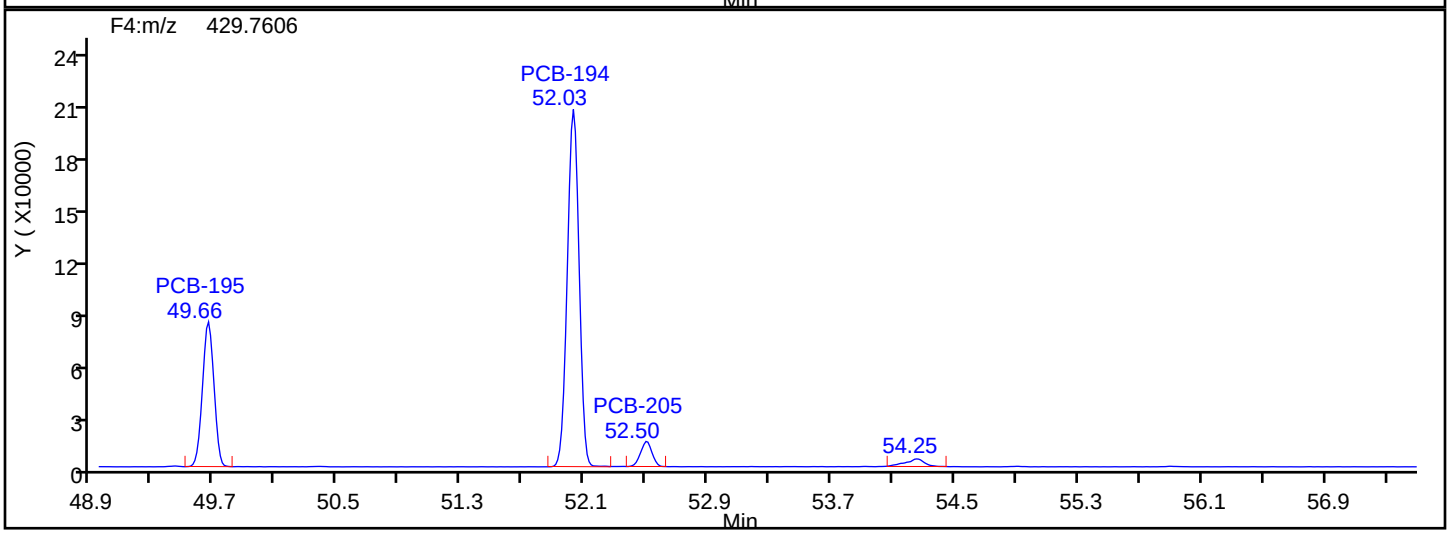

OcPCB F4 Lock Mass

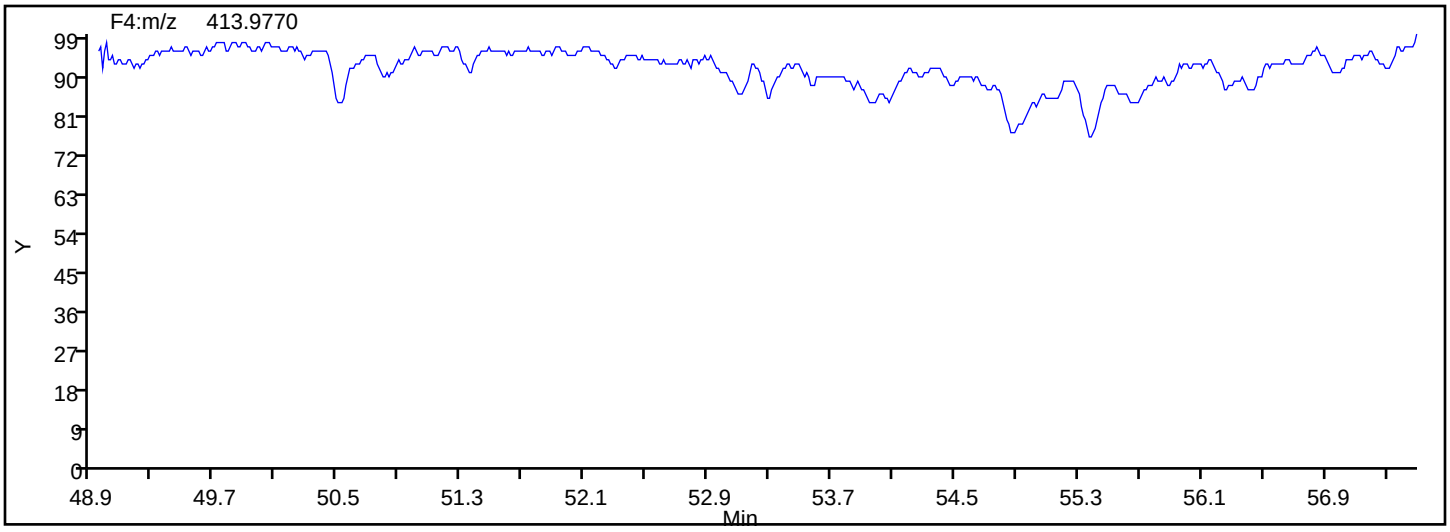

Eurofins TestAmerica, Knoxville

Data File:	\\chromna\Knoxville\ChromData\D3D\20190903-12925.b\580-88125-b-8-c.d		
Injection Date:	03-Sep-2019 18:02:00	Injection Vol:	1.0 ul
Instrument ID:	D3D	Operator ID:	Xcalibur_System
Method:	PCBs_D3D	Limit Group:	HR - 1668A - ICAL
Client ID:	C4-0to27-100918		
Worklist#:	33205	Sample Line#:	12
Column Type:	SPB-Octyl	Column Dia:	0.25 mm

NoPCB F4

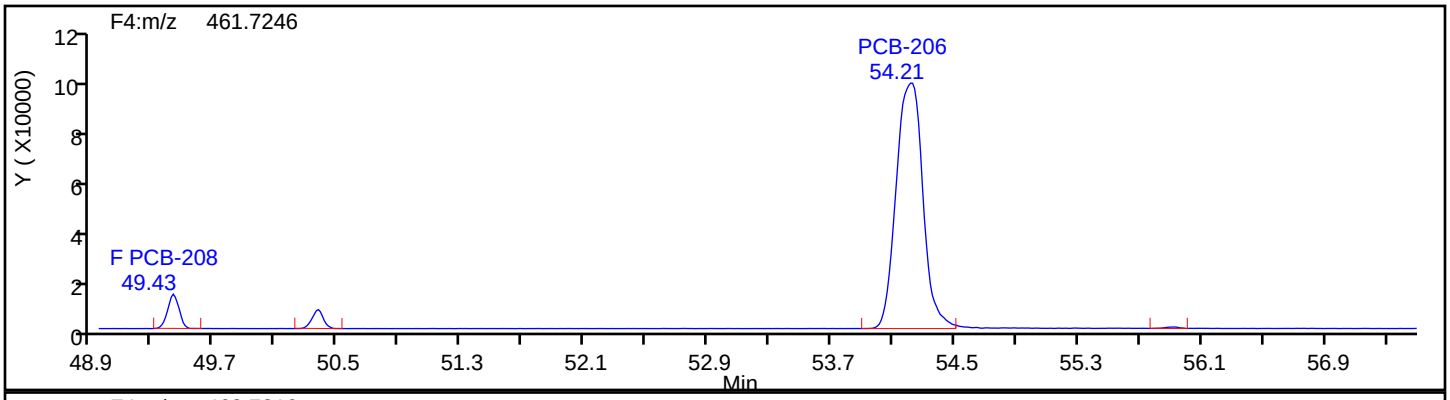

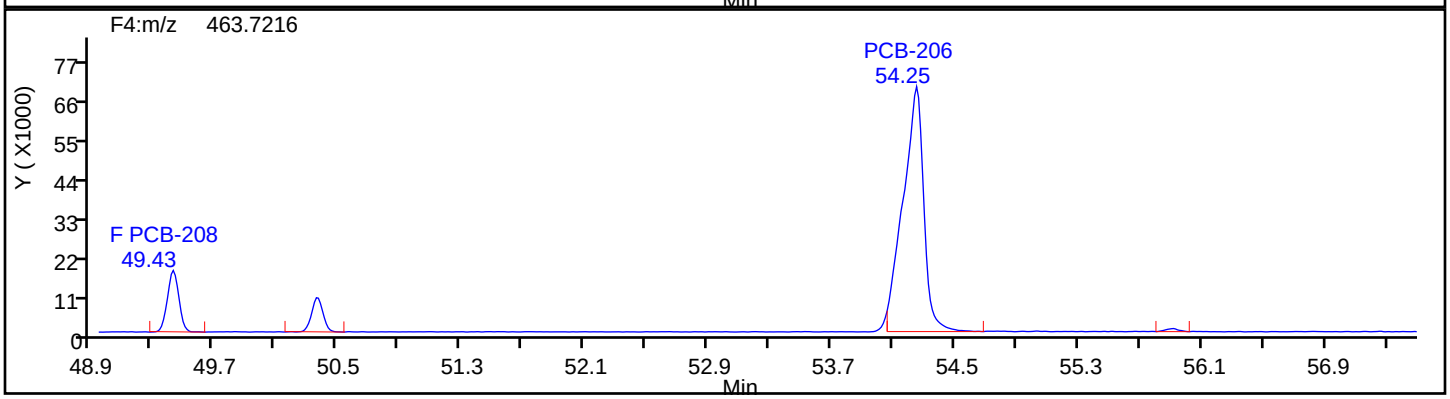

NoPCB F4 Standards

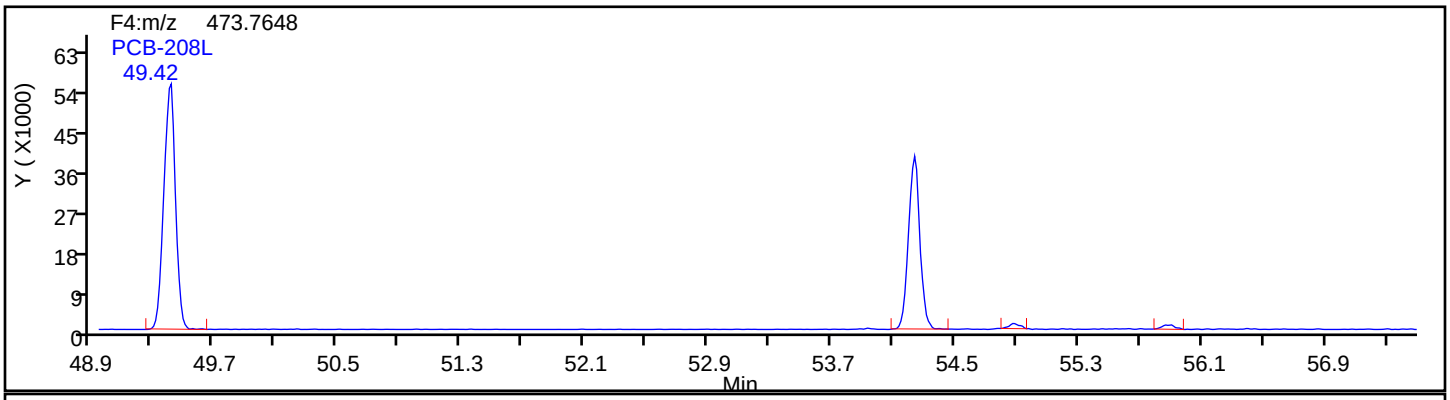

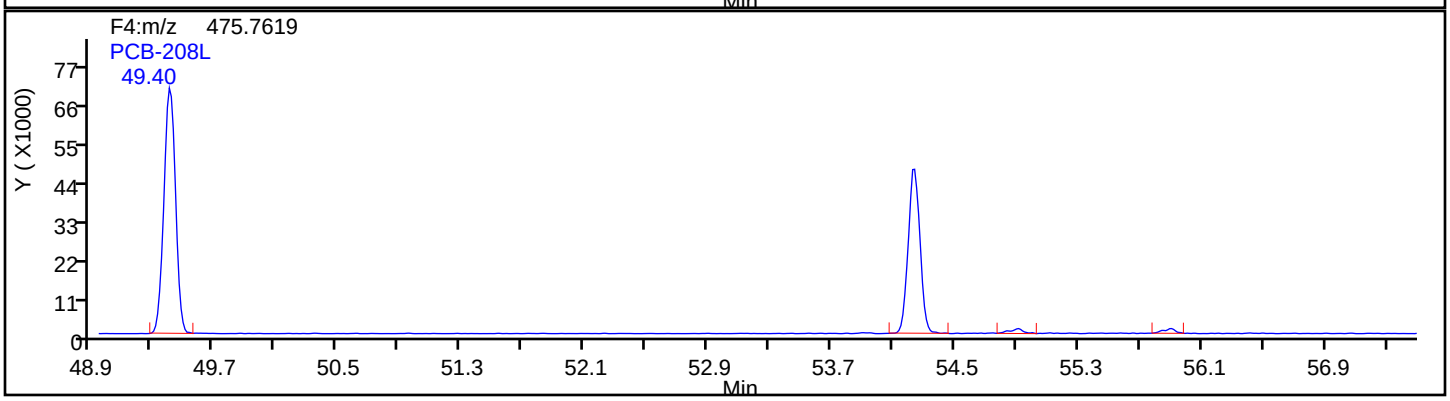

Eurofins TestAmerica, Knoxville

Data File:	\\chromna\Knoxville\ChromData\D3D\20190903-12925.b\580-88125-b-8-c.d		
Injection Date:	03-Sep-2019 18:02:00	Injection Vol:	1.0 ul
Instrument ID:	D3D	Operator ID:	Xcalibur_System
Method:	PCBs_D3D	Limit Group:	HR - 1668A - ICAL
Client ID:	C4-0to27-100918		
Worklist#:	33205	Sample Line#:	12
Column Type:	SPB-Octyl	Column Dia:	0.25 mm

NoPCB F4

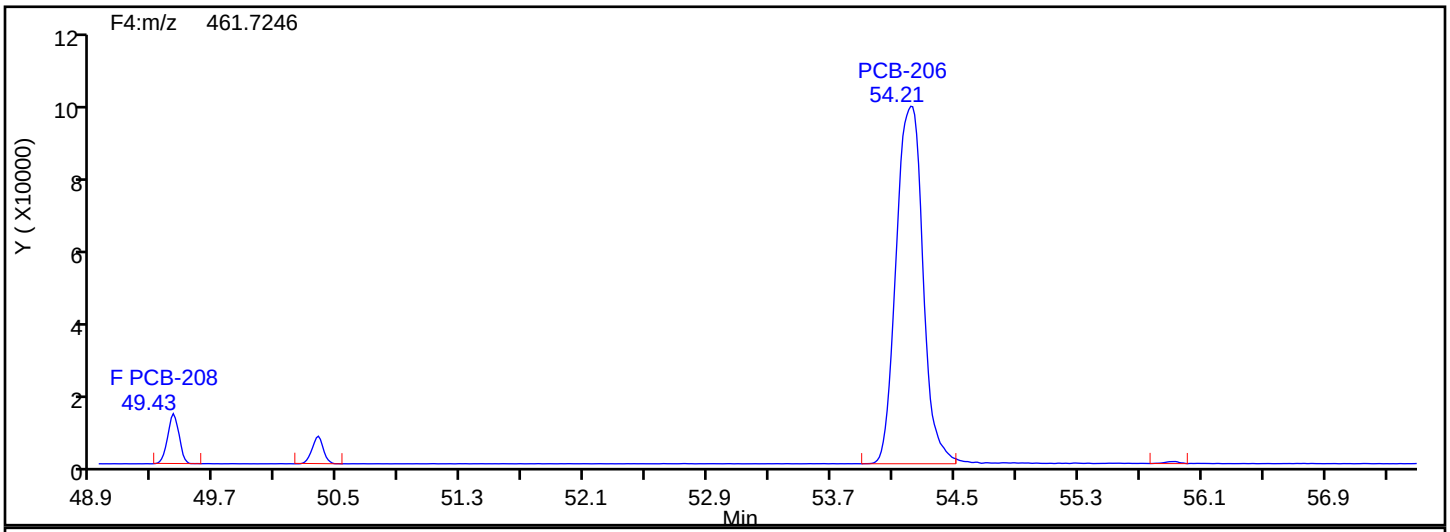

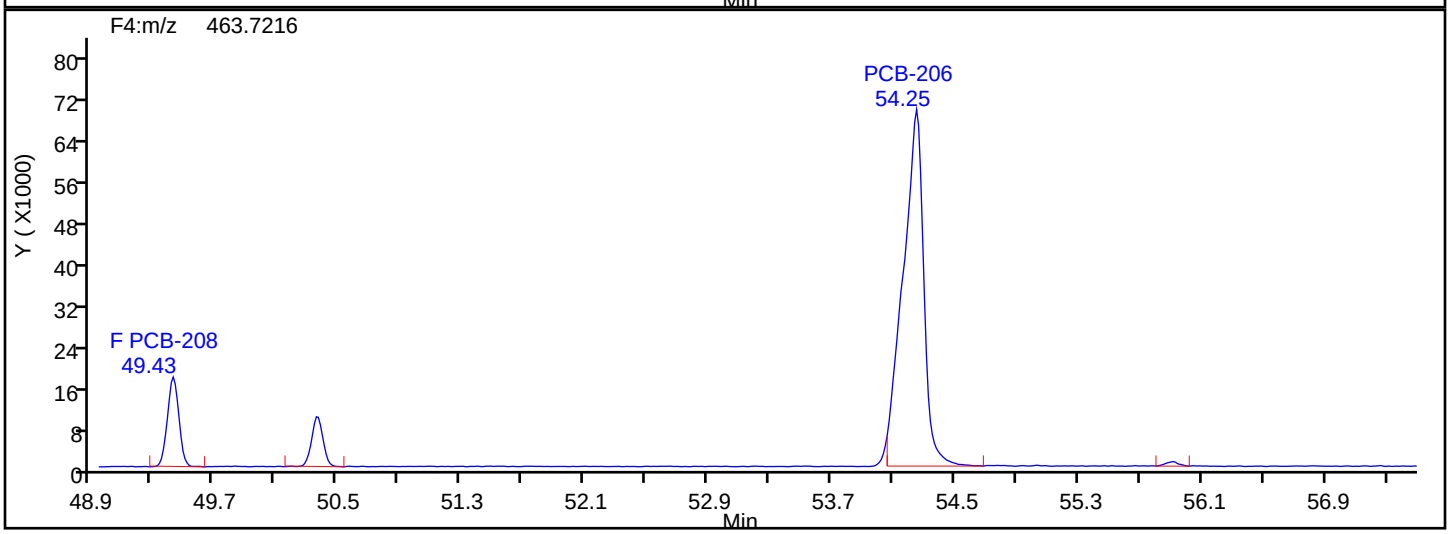

NoPCB F4 Lock Mass

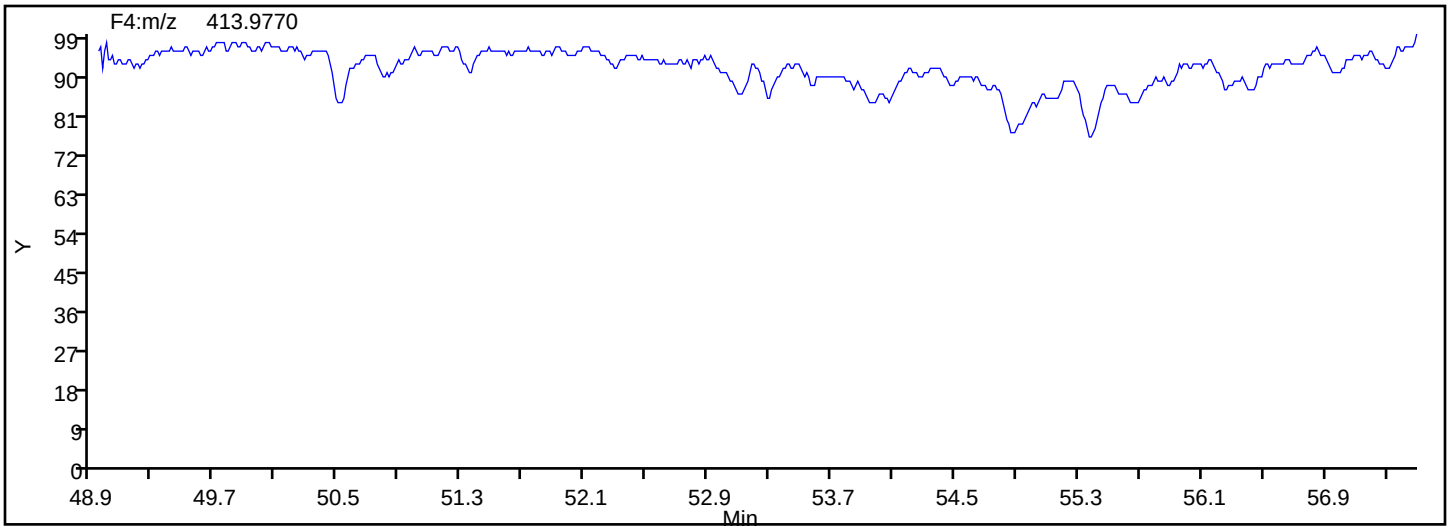

Manual Integration/User Assign Peak Report

Eurofins TestAmerica, Knoxville

Data File:	\\chromna\Knoxville\ChromData\D3D\20190903-12925.b\580-88125-b-8-c.d				
Injection Date:	03-Sep-2019 18:02:00	Instrument ID:	D3D		
Lims ID:	580-88125-B-8-C	Lab Sample ID:	140-88125-8		
Client ID:	C4-0to27-100918				
Operator ID:	Xcalibur_System	ALS Bottle#:	0	Worklist Smp#:	12
Injection Vol:	1.0 ul	Dil. Factor:	1.0000		
Method:	PCBs_D3D	Limit Group:	HR - 1668A - ICAL		
Column:	SPB-Octyl (0.25 mm)	Detector	F4(49.20 :57.50)		

PCB-206, CAS: 40186-72-9

Signal: 1

Not Detected
Expected RT: 54.14

Processing Integration Results

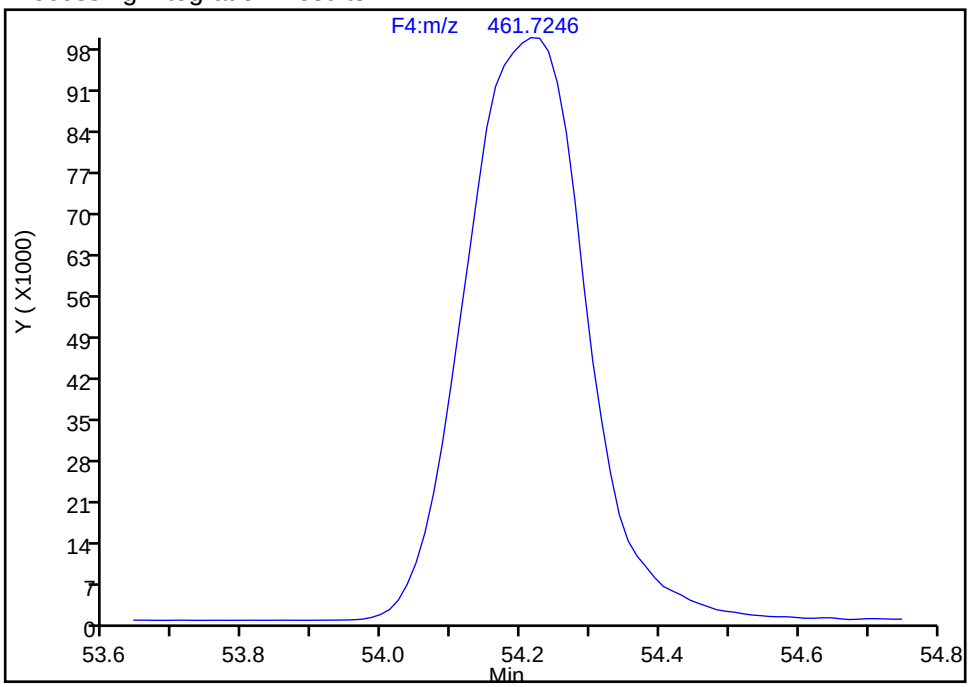

Manual Integration Results

RT: 54.21
Area: 1205622
Amount: 345.7419
Amount Units: pg/ul

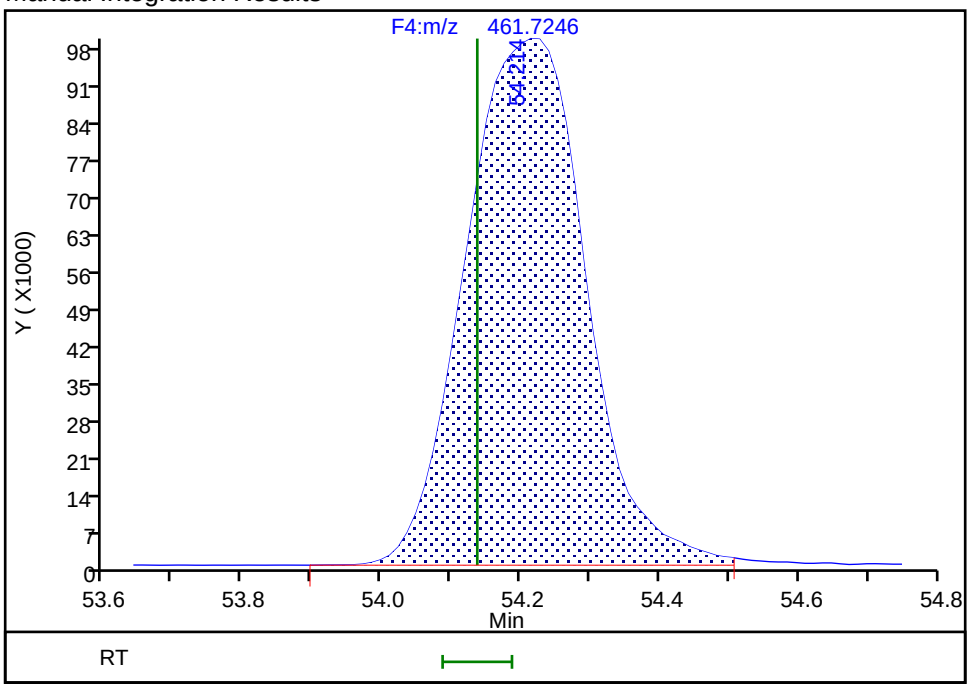

Reviewer: mcwhirterl, 03-Sep-2019 20:12:54
Audit Action: Assigned Compound ID Audit Reason: Incomplete Integration

Report Date: 03-Sep-2019 20:14:26 Chrom Revision: 2.3 22-Aug-2019 12:55:36

Eurofins TestAmerica, Knoxville

Data File:	\\chromna\Knoxville\ChromData\D3D\20190903-12925.b\580-88125-b-8-c.d		
Injection Date:	03-Sep-2019 18:02:00	Injection Vol:	1.0 ul
Instrument ID:	D3D	Operator ID:	Xcalibur_System
Method:	PCBs_D3D	Limit Group:	HR - 1668A - ICAL
Client ID:	C4-0to27-100918		
Worklist#:	33205	Sample Line#:	12
Column Type:	SPB-Octyl	Column Dia:	0.25 mm

DePCB F4

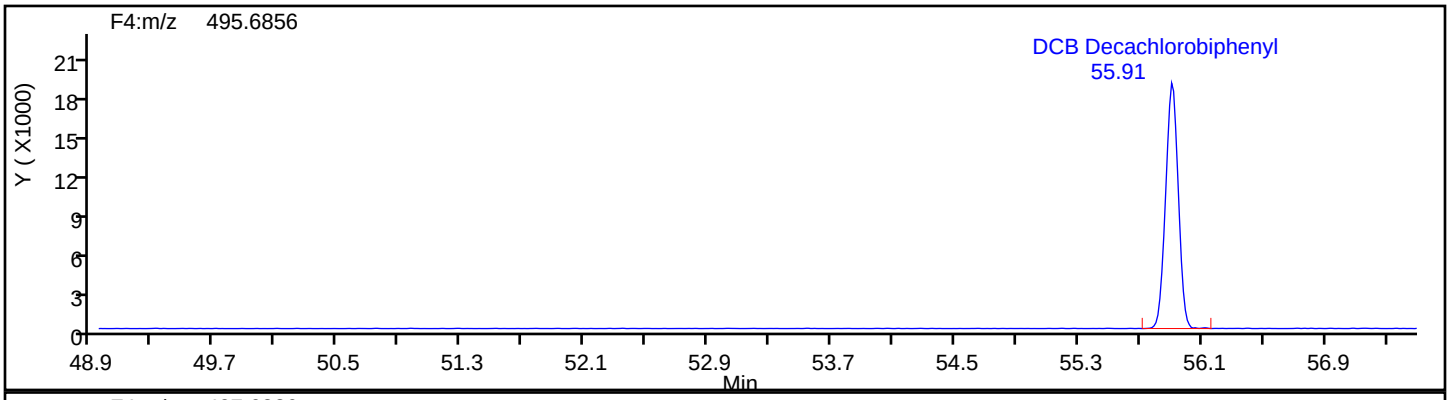

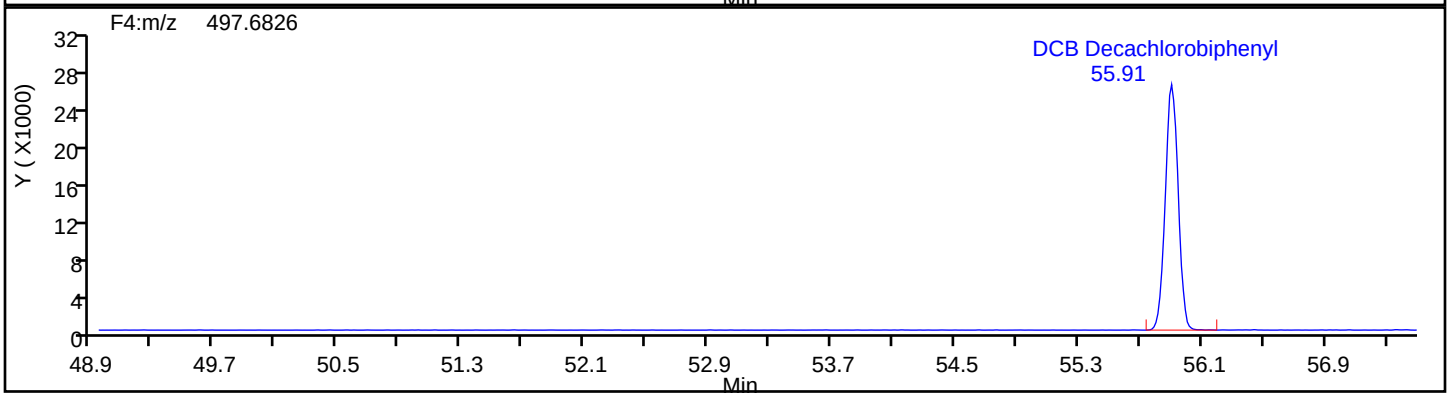

DePCB F4 Standards

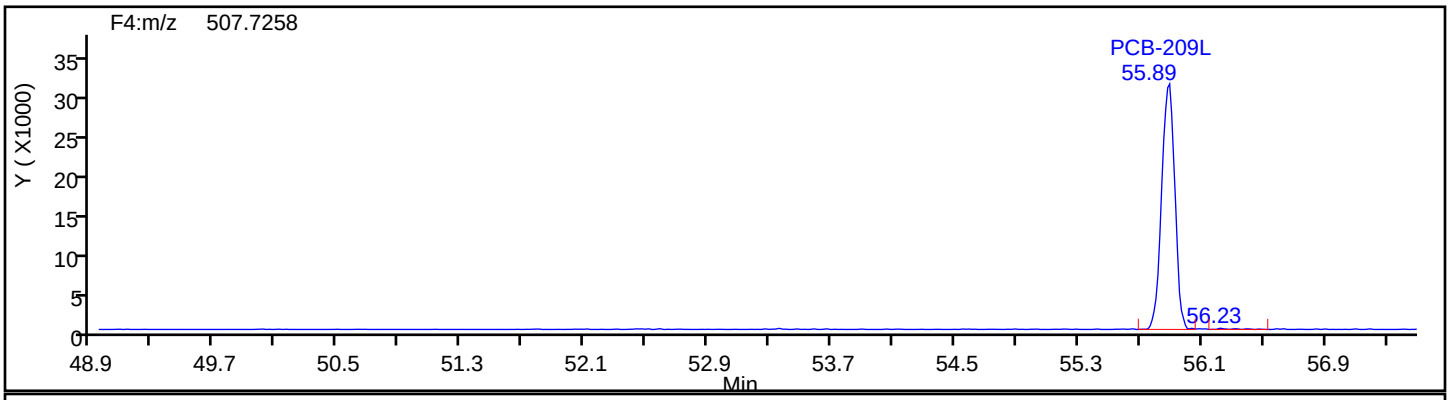

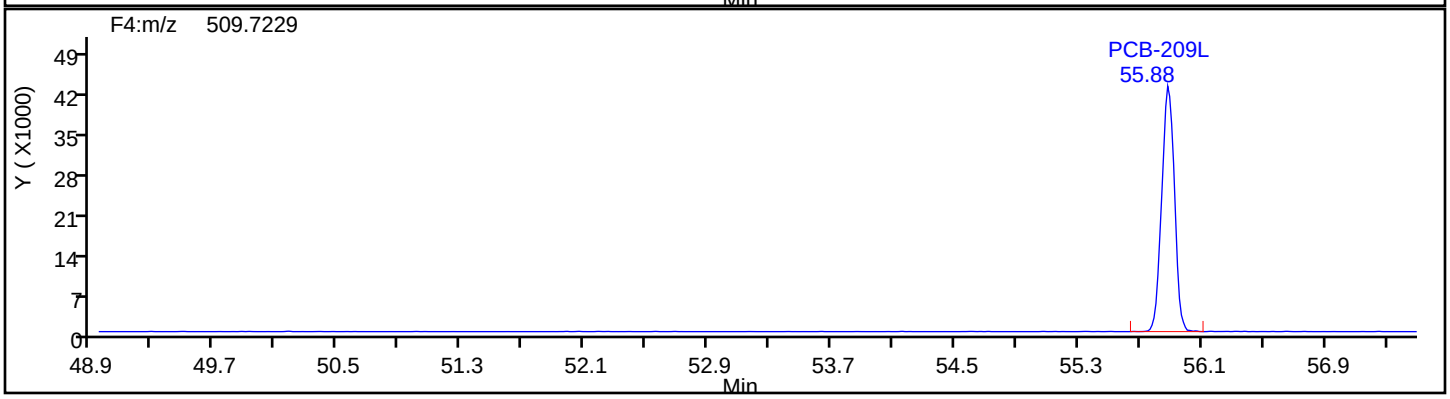

Report Date: 03-Sep-2019 20:14:26 Chrom Revision: 2.3 22-Aug-2019 12:55:36

Eurofins TestAmerica, Knoxville

Data File:	\\chromna\Knoxville\ChromData\D3D\20190903-12925.b\580-88125-b-8-c.d		
Injection Date:	03-Sep-2019 18:02:00	Injection Vol:	1.0 ul
Instrument ID:	D3D	Operator ID:	Xcalibur_System
Method:	PCBs_D3D	Limit Group:	HR - 1668A - ICAL
Client ID:	C4-0to27-100918		
Worklist#:	33205	Sample Line#:	12
Column Type:	SPB-Octyl	Column Dia:	0.25 mm

DePCB F4

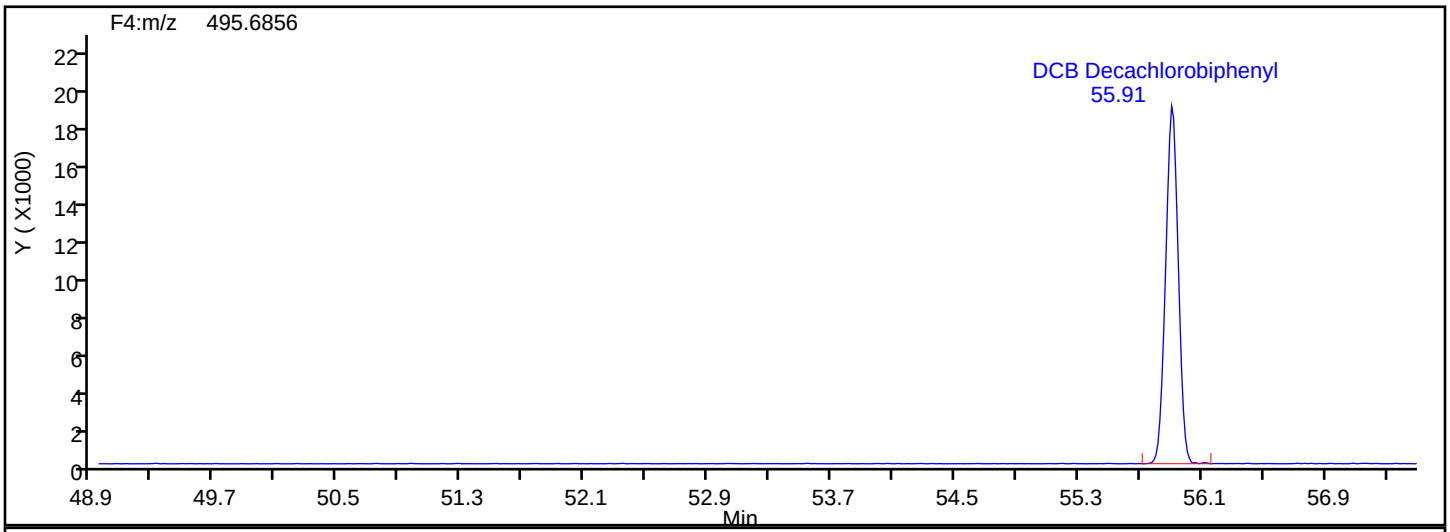

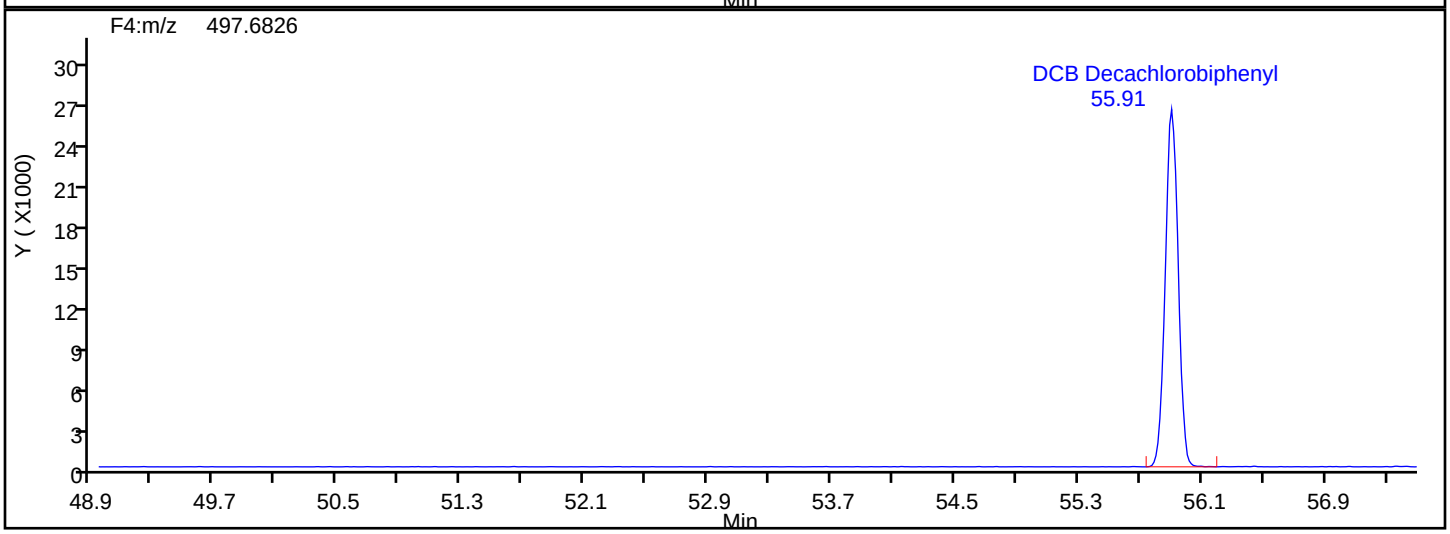

DePCB F4 Lock Mass

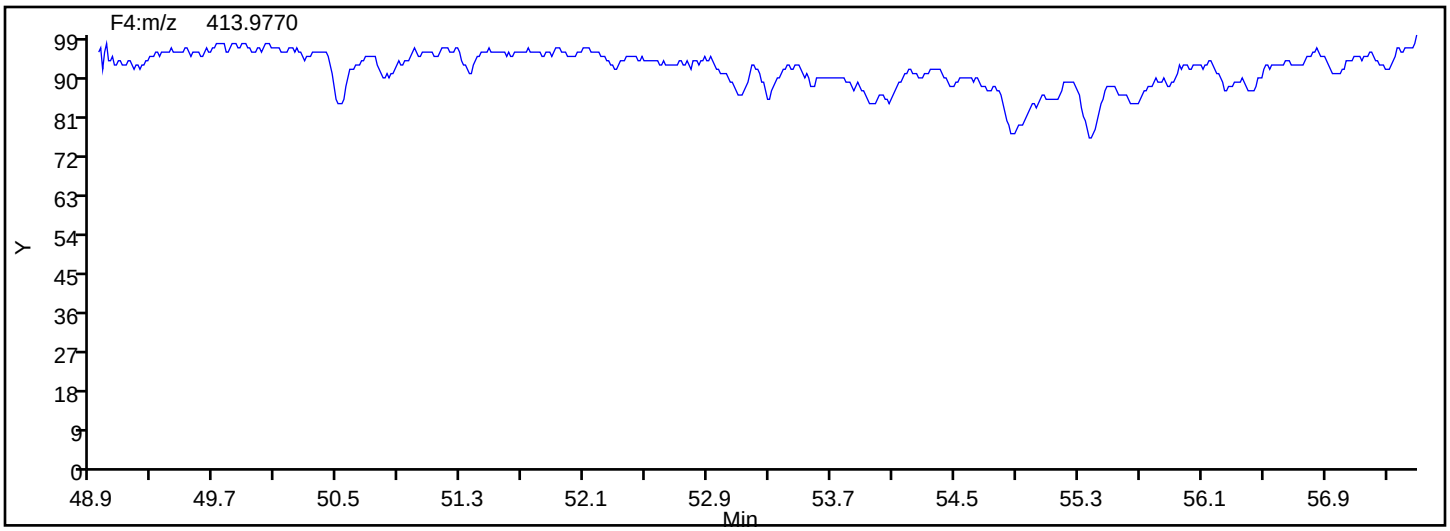

FORM I
HI-RES PCBS ORGANICS ANALYSIS DATA SHEET

Lab Name: Eurofins TestAmerica, Knoxville Job No.: 580-88125-2

SDG No.:

Client Sample ID: D2-0to19-101018 Lab Sample ID: 580-88125-9

Matrix: Solid Lab File ID: 580-88125-b-9-c.d

Analysis Method: 1668A Date Collected: 10/10/2018 15:21

Extract. Method: HRMS-Sox Date Extracted: 08/19/2019 08:06

Sample wt/vol: 3.01(g) Date Analyzed: 08/27/2019 22:35

Con. Extract Vol.: 10(mL) Dilution Factor: 1

Injection Volume: 1(uL) Level: (low/med) Low

% Moisture: 29.4 GPC Cleanup:(Y/N) N

Analysis Batch No.: 33063 Units: ng/g

CAS NO.	COMPOUND NAME	RESULT	Q	RL	EDL
2051-60-7	PCB-1	0.025	J B	0.047	0.00072
2051-61-8	PCB-2	0.0081	J q B	0.047	0.00074
2051-62-9	PCB-3	0.024	J B	0.047	0.00075
13029-08-8	PCB-4	0.029	J	0.094	0.0016
16605-91-7	PCB-5	ND		0.047	0.0010
25569-80-6	PCB-6	0.013	J q	0.047	0.0010
33284-50-3	PCB-7	0.0032	J q	0.047	0.0010
34883-43-7	PCB-8	0.031	J B	0.094	0.0010
34883-39-1	PCB-9	0.0032	J q	0.047	0.0011
33146-45-1	PCB-10	ND		0.047	0.0011
2050-67-1	PCB-11	0.020	J B	0.094	0.00099
2974-92-7	PCB-12	0.0098	J C	0.094	0.00099
2974-90-5	PCB-13	0.0098	J C12	0.094	0.00099
34883-41-5	PCB-14	ND		0.047	0.00087
2050-68-2	PCB-15	0.033	J B	0.047	0.00099
38444-78-9	PCB-16	0.016	J q	0.047	0.0020
37680-66-3	PCB-17	0.071	B	0.047	0.0016
37680-65-2	PCB-18	0.030	J C B	0.094	0.0014
38444-73-4	PCB-19	0.087		0.047	0.0019
38444-84-7	PCB-20	0.096	C B	0.094	0.00095
55702-46-0	PCB-21	0.033	J C B	0.094	0.00090
38444-85-8	PCB-22	0.015	J B	0.047	0.0010
55720-44-0	PCB-23	ND		0.047	0.00098
55702-45-9	PCB-24	ND		0.047	0.0012
55712-37-3	PCB-25	0.015	J	0.047	0.00092
38444-81-4	PCB-26	0.018	J C B	0.094	0.00094
38444-76-7	PCB-27	0.018	J	0.047	0.0011
7012-37-5	PCB-28	0.096	C20 B	0.094	0.00095
15862-07-4	PCB-29	0.018	J C26 B	0.094	0.00094
35693-92-6	PCB-30	0.030	J C18 B	0.094	0.0014
16606-02-3	PCB-31	0.052	J B	0.094	0.00090
38444-77-8	PCB-32	0.057	B	0.047	0.0011

FORM I
HI-RES PCBS ORGANICS ANALYSIS DATA SHEET

Lab Name: Eurofins TestAmerica, Knoxville Job No.: 580-88125-2

SDG No.:

Client Sample ID: D2-0to19-101018 Lab Sample ID: 580-88125-9

Matrix: Solid Lab File ID: 580-88125-b-9-c.d

Analysis Method: 1668A Date Collected: 10/10/2018 15:21

Extract. Method: HRMS-Sox Date Extracted: 08/19/2019 08:06

Sample wt/vol: 3.01(g) Date Analyzed: 08/27/2019 22:35

Con. Extract Vol.: 10(mL) Dilution Factor: 1

Injection Volume: 1(uL) Level: (low/med) Low

% Moisture: 29.4 GPC Cleanup:(Y/N) N

Analysis Batch No.: 33063 Units: ng/g

CAS NO.	COMPOUND NAME	RESULT	Q	RL	EDL
38444-86-9	PCB-33	0.033	J C21 B	0.094	0.00090
37680-68-5	PCB-34	ND		0.047	0.0010
37680-69-6	PCB-35	0.0028	J B	0.047	0.0010
38444-87-0	PCB-36	ND		0.047	0.00092
38444-90-5	PCB-37	0.031	J B	0.047	0.00097
53555-66-1	PCB-38	ND		0.047	0.00094
38444-88-1	PCB-39	ND		0.047	0.00089
38444-93-8	PCB-40	0.11	J C	0.14	0.0025
52663-59-9	PCB-41	0.11	J C40	0.14	0.0025
36559-22-5	PCB-42	0.043	J	0.047	0.0027
70362-46-8	PCB-43	0.018	J q C	0.094	0.0023
41464-39-5	PCB-44	0.67	C B	0.14	0.0022
70362-45-7	PCB-45	0.30	C	0.094	0.0026
41464-47-5	PCB-46	0.015	J q	0.047	0.0030
2437-79-8	PCB-47	0.67	C44 B	0.14	0.0022
70362-47-9	PCB-48	0.017	J	0.047	0.0024
41464-40-8	PCB-49	0.32	C	0.094	0.0020
62796-65-0	PCB-50	0.16	C	0.094	0.0025
68194-04-7	PCB-51	0.30	C45	0.094	0.0026
35693-99-3	PCB-52	0.49	B	0.047	0.0026
41464-41-9	PCB-53	0.16	C50	0.094	0.0025
15968-05-5	PCB-54	0.052		0.047	0.00095
74338-24-2	PCB-55	0.0020	J q	0.047	0.0018
41464-43-1	PCB-56	0.060		0.047	0.0018
70424-67-8	PCB-57	ND		0.047	0.0018
41464-49-7	PCB-58	ND		0.047	0.0017
74472-33-6	PCB-59	0.026	J C	0.14	0.0017
33025-41-1	PCB-60	0.017	J	0.047	0.0017
33284-53-6	PCB-61	0.39	C B	0.19	0.0017
54230-22-7	PCB-62	0.026	J C59	0.14	0.0017
74472-34-7	PCB-63	0.0096	J	0.047	0.0016
52663-58-8	PCB-64	0.062		0.047	0.0016
33284-54-7	PCB-65	0.67	C44 B	0.14	0.0022
32598-10-0	PCB-66	0.23		0.047	0.0018

FORM I
HI-RES PCBS ORGANICS ANALYSIS DATA SHEET

Lab Name: Eurofins TestAmerica, Knoxville Job No.: 580-88125-2

SDG No.:

Client Sample ID: D2-0to19-101018 Lab Sample ID: 580-88125-9

Matrix: Solid Lab File ID: 580-88125-b-9-c.d

Analysis Method: 1668A Date Collected: 10/10/2018 15:21

Extract. Method: HRMS-Sox Date Extracted: 08/19/2019 08:06

Sample wt/vol: 3.01(g) Date Analyzed: 08/27/2019 22:35

Con. Extract Vol.: 10(mL) Dilution Factor: 1

Injection Volume: 1(uL) Level: (low/med) Low

% Moisture: 29.4 GPC Cleanup:(Y/N) N

Analysis Batch No.: 33063 Units: ng/g

CAS NO.	COMPOUND NAME	RESULT	Q	RL	EDL
73575-53-8	PCB-67	0.0069	J	0.047	0.0017
73575-52-7	PCB-68	0.013	J	0.047	0.0016
60233-24-1	PCB-69	0.32	C49	0.094	0.0020
32598-11-1	PCB-70	0.39	C61 B	0.19	0.0017
41464-46-4	PCB-71	0.11	J C40	0.14	0.0025
41464-42-0	PCB-72	0.010	J	0.047	0.0018
74338-23-1	PCB-73	0.018	J q C43	0.094	0.0023
32690-93-0	PCB-74	0.39	C61 B	0.19	0.0017
32598-12-2	PCB-75	0.026	J C59	0.14	0.0017
70362-48-0	PCB-76	0.39	C61 B	0.19	0.0017
32598-13-3	PCB-77	0.022	J	0.047	0.0017
70362-49-1	PCB-78	ND		0.047	0.0018
41464-48-6	PCB-79	0.0085	J q	0.047	0.0015
33284-52-5	PCB-80	ND		0.047	0.0016
70362-50-4	PCB-81	ND		0.047	0.0018
52663-62-4	PCB-82	0.096		0.047	0.0019
60145-20-2	PCB-83	0.69	C B	0.094	0.0017
52663-60-2	PCB-84	0.24		0.047	0.0019
65510-45-4	PCB-85	0.14	C	0.14	0.0014
55312-69-1	PCB-86	0.59	C B	0.28	0.0014
38380-02-8	PCB-87	0.59	C86 B	0.28	0.0014
55215-17-3	PCB-88	0.22	C	0.094	0.0016
73575-57-2	PCB-89	ND		0.047	0.0018
68194-07-0	PCB-90	1.2	C B	0.14	0.0014
68194-05-8	PCB-91	0.22	C88	0.094	0.0016
52663-61-3	PCB-92	0.28		0.047	0.0017
73575-56-1	PCB-93	0.11	C	0.094	0.0017
73575-55-0	PCB-94	0.027	J	0.047	0.0018
38379-99-6	PCB-95	0.98	B	0.047	0.0017
73575-54-9	PCB-96	0.021	J	0.047	0.0013
41464-51-1	PCB-97	0.59	C86 B	0.28	0.0014
60233-25-2	PCB-98	0.059	J C	0.094	0.0017
38380-01-7	PCB-99	0.69	C83 B	0.094	0.0017
39485-83-1	PCB-100	0.11	C93	0.094	0.0017

FORM I
HI-RES PCBS ORGANICS ANALYSIS DATA SHEET

Lab Name: Eurofins TestAmerica, Knoxville Job No.: 580-88125-2

SDG No.:

Client Sample ID: D2-0to19-101018 Lab Sample ID: 580-88125-9

Matrix: Solid Lab File ID: 580-88125-b-9-c.d

Analysis Method: 1668A Date Collected: 10/10/2018 15:21

Extract. Method: HRMS-Sox Date Extracted: 08/19/2019 08:06

Sample wt/vol: 3.01(g) Date Analyzed: 08/27/2019 22:35

Con. Extract Vol.: 10(mL) Dilution Factor: 1

Injection Volume: 1(uL) Level: (low/med) Low

% Moisture: 29.4 GPC Cleanup:(Y/N) N

Analysis Batch No.: 33063 Units: ng/g

CAS NO.	COMPOUND NAME	RESULT	Q	RL	EDL
37680-73-2	PCB-101	1.2	C90 B	0.14	0.0014
68194-06-9	PCB-102	0.059	J C98	0.094	0.0017
60145-21-3	PCB-103	0.060		0.047	0.0016
56558-16-8	PCB-104	0.011	J	0.047	0.0012
32598-14-4	PCB-105	0.22	B	0.047	0.0018
70424-69-0	PCB-106	ND		0.047	0.0018
70424-68-9	PCB-107	0.062		0.047	0.0017
70362-41-3	PCB-108	0.025	J C	0.094	0.0019
74472-35-8	PCB-109	0.59	C86 B	0.28	0.0014
38380-03-9	PCB-110	1.2	C B	0.094	0.0012
39635-32-0	PCB-111	0.0065	J	0.047	0.0012
74472-36-9	PCB-112	ND		0.047	0.0012
68194-10-5	PCB-113	1.2	C90 B	0.14	0.0014
74472-37-0	PCB-114	0.014	J B	0.047	0.0017
74472-38-1	PCB-115	1.2	C110 B	0.094	0.0012
18259-05-7	PCB-116	0.14	C85	0.14	0.0014
68194-11-6	PCB-117	0.14	C85	0.14	0.0014
31508-00-6	PCB-118	0.72	B	0.047	0.0018
56558-17-9	PCB-119	0.59	C86 B	0.28	0.0014
68194-12-7	PCB-120	0.010	J q	0.047	0.0011
56558-18-0	PCB-121	0.0062	J	0.047	0.0012
76842-07-4	PCB-122	0.0073	J q	0.047	0.0020
65510-44-3	PCB-123	0.0094	J q	0.047	0.0018
70424-70-3	PCB-124	0.025	J C108	0.094	0.0019
74472-39-2	PCB-125	0.59	C86 B	0.28	0.0014
57465-28-8	PCB-126	0.0034	J B	0.047	0.0017
39635-33-1	PCB-127	ND		0.047	0.0018
38380-07-3	PCB-128	0.18	C	0.094	0.0015
55215-18-4	PCB-129	1.4	C B	0.19	0.0015
52663-66-8	PCB-130	0.092		0.047	0.0020
61798-70-7	PCB-131	0.016	J	0.047	0.0019
38380-05-1	PCB-132	0.46	B	0.047	0.0019
35694-04-3	PCB-133	0.037	J	0.047	0.0018

FORM I
HI-RES PCBS ORGANICS ANALYSIS DATA SHEET

Lab Name: Eurofins TestAmerica, Knoxville Job No.: 580-88125-2

SDG No.:

Client Sample ID: D2-0to19-101018 Lab Sample ID: 580-88125-9

Matrix: Solid Lab File ID: 580-88125-b-9-c.d

Analysis Method: 1668A Date Collected: 10/10/2018 15:21

Extract. Method: HRMS-Sox Date Extracted: 08/19/2019 08:06

Sample wt/vol: 3.01(g) Date Analyzed: 08/27/2019 22:35

Con. Extract Vol.: 10(mL) Dilution Factor: 1

Injection Volume: 1(uL) Level: (low/med) Low

% Moisture: 29.4 GPC Cleanup:(Y/N) N

Analysis Batch No.: 33063 Units: ng/g

CAS NO.	COMPOUND NAME	RESULT	Q	RL	EDL
52704-70-8	PCB-134	0.085	J C	0.094	0.0020
52744-13-5	PCB-135	0.70	C B	0.094	0.0016
38411-22-2	PCB-136	0.26	B	0.047	0.0012
35694-06-5	PCB-137	0.039	J	0.047	0.0016
35065-28-2	PCB-138	1.4	C129 B	0.19	0.0015
56030-56-9	PCB-139	0.027	J C	0.094	0.0017
59291-64-4	PCB-140	0.027	J C139	0.094	0.0017
52712-04-6	PCB-141	0.26		0.047	0.0017
41411-61-4	PCB-142	ND		0.047	0.0019
68194-15-0	PCB-143	0.085	J C134	0.094	0.0020
68194-14-9	PCB-144	0.079		0.047	0.0016
74472-40-5	PCB-145	ND		0.047	0.0012
51908-16-8	PCB-146	0.30	B	0.047	0.0017
68194-13-8	PCB-147	1.4	C B	0.094	0.0017
74472-41-6	PCB-148	0.014	J	0.047	0.0016
38380-04-0	PCB-149	1.4	C147 B	0.094	0.0017
68194-08-1	PCB-150	0.010	J q	0.047	0.0012
52663-63-5	PCB-151	0.70	C135 B	0.094	0.0016
68194-09-2	PCB-152	0.0051	J	0.047	0.0011
35065-27-1	PCB-153	1.3	C B	0.094	0.0014
60145-22-4	PCB-154	0.061	B	0.047	0.0014
33979-03-2	PCB-155	0.0019	J q	0.047	0.0011
38380-08-4	PCB-156	0.13	C B	0.094	0.0016
69782-90-7	PCB-157	0.13	C156 B	0.094	0.0016
74472-42-7	PCB-158	0.13	B	0.047	0.0012
39635-35-3	PCB-159	0.019	J	0.047	0.0013
41411-62-5	PCB-160	1.4	C129 B	0.19	0.0015
74472-43-8	PCB-161	ND		0.047	0.0012
39635-34-2	PCB-162	ND		0.047	0.0012

FORM I
HI-RES PCBS ORGANICS ANALYSIS DATA SHEET

Lab Name: Eurofins TestAmerica, Knoxville Job No.: 580-88125-2

SDG No.:

Client Sample ID: D2-0to19-101018 Lab Sample ID: 580-88125-9

Matrix: Solid Lab File ID: 580-88125-b-9-c.d

Analysis Method: 1668A Date Collected: 10/10/2018 15:21

Extract. Method: HRMS-Sox Date Extracted: 08/19/2019 08:06

Sample wt/vol: 3.01(g) Date Analyzed: 08/27/2019 22:35

Con. Extract Vol.: 10(mL) Dilution Factor: 1

Injection Volume: 1(uL) Level: (low/med) Low

% Moisture: 29.4 GPC Cleanup:(Y/N) N

Analysis Batch No.: 33063 Units: ng/g

CAS NO.	COMPOUND NAME	RESULT	Q	RL	EDL
74472-44-9	PCB-163	1.4	C129 B	0.19	0.0015
74472-45-0	PCB-164	0.11		0.047	0.0013
74472-46-1	PCB-165	ND		0.047	0.0015
41411-63-6	PCB-166	0.18	C128	0.094	0.0015
52663-72-6	PCB-167	0.047		0.047	0.0010
59291-65-5	PCB-168	1.3	C153 B	0.094	0.0014
32774-16-6	PCB-169	0.0037	J q	0.047	0.0011
35065-30-6	PCB-170	0.45	B	0.047	0.0012
52663-71-5	PCB-171	0.16	C	0.094	0.0012
52663-74-8	PCB-172	0.088	B	0.047	0.0011
68194-16-1	PCB-173	0.16	C171	0.094	0.0012
38411-25-5	PCB-174	0.52	B	0.047	0.0012
40186-70-7	PCB-175	0.025	J	0.047	0.0010
52663-65-7	PCB-176	0.065	B	0.047	0.00073
52663-70-4	PCB-177	0.33	B	0.047	0.0012
52663-67-9	PCB-178	0.12		0.047	0.0011
52663-64-6	PCB-179	0.23	B	0.047	0.00079
35065-29-3	PCB-180	1.1	C B	0.094	0.00091
74472-47-2	PCB-181	0.0054	J	0.047	0.0010
60145-23-5	PCB-182	0.0064	J q	0.047	0.00097
52663-69-1	PCB-183	0.36	C B	0.094	0.00098
74472-48-3	PCB-184	ND		0.047	0.00078
52712-05-7	PCB-185	0.36	C183 B	0.094	0.00098
74472-49-4	PCB-186	ND		0.047	0.00078
52663-68-0	PCB-187	0.72		0.047	0.0010
74487-85-7	PCB-188	0.0045	J	0.047	0.00072
39635-31-9	PCB-189	0.017	J B	0.047	0.00079
41411-64-7	PCB-190	0.096		0.047	0.00081
74472-50-7	PCB-191	0.021	J	0.047	0.00080
74472-51-8	PCB-192	ND		0.047	0.00086
69782-91-8	PCB-193	1.1	C180 B	0.094	0.00091
35694-08-7	PCB-194	0.24	B	0.047	0.0022

FORM I
HI-RES PCBS ORGANICS ANALYSIS DATA SHEET

Lab Name: Eurofins TestAmerica, Knoxville Job No.: 580-88125-2

SDG No.:

Client Sample ID: D2-0to19-101018 Lab Sample ID: 580-88125-9

Matrix: Solid Lab File ID: 580-88125-b-9-c.d

Analysis Method: 1668A Date Collected: 10/10/2018 15:21

Extract. Method: HRMS-Sox Date Extracted: 08/19/2019 08:06

Sample wt/vol: 3.01(g) Date Analyzed: 08/27/2019 22:35

Con. Extract Vol.: 10(mL) Dilution Factor: 1

Injection Volume: 1(uL) Level: (low/med) Low

% Moisture: 29.4 GPC Cleanup:(Y/N) N

Analysis Batch No.: 33063 Units: ng/g

CAS NO.	COMPOUND NAME	RESULT	Q	RL	EDL
52663-78-2	PCB-195	0.093		0.047	0.0026
42740-50-1	PCB-196	0.15	B	0.047	0.0016
33091-17-7	PCB-197	0.0091	J q	0.047	0.0012
68194-17-2	PCB-198	0.38	C B	0.094	0.0017
52663-75-9	PCB-199	0.38	C198 B	0.094	0.0017
52663-73-7	PCB-200	0.035	J	0.047	0.0012
40186-71-8	PCB-201	0.053		0.047	0.0012
2136-99-4	PCB-202	0.11		0.047	0.0013
52663-76-0	PCB-203	0.19		0.047	0.0015
74472-52-9	PCB-204	ND		0.047	0.0013
74472-53-0	PCB-205	0.011	J q	0.047	0.0017
40186-72-9	PCB-206	1.4	q	0.047	0.0047
52663-79-3	PCB-207	0.016	J	0.047	0.0032
52663-77-1	PCB-208	0.048		0.047	0.0033
2051-24-3	PCB-209	0.046	J B	0.047	0.00045
27323-18-8	Total Monochlorobiphenyls	0.057	q B	0.047	0.00074
25512-42-9	Total Dichlorobiphenyls	0.14	q B	0.094	0.0011
25323-68-6	Total Trichlorobiphenyls	0.54	q B	0.094	0.0011
26914-33-0	Total Tetrachlorobiphenyls	3.1	q B	0.19	0.0019
25429-29-2	Total Pentachlorobiphenyls	7.0	q B	0.28	0.0016
26601-64-9	Total Hexachlorobiphenyls	7.2	q B	0.19	0.0015
28655-71-2	Total Heptachlorobiphenyls	4.3	q B	0.094	0.00094
55722-26-4	Total Octachlorobiphenyls	1.3	q B	0.094	0.0016
53742-07-7	Total Nonachlorobiphenyls	1.5	q	0.047	0.0037
1336-36-3	Polychlorinated biphenyls, Total	25	q B	0.28	0.0016

FORM I
HI-RES PCBS ORGANICS ANALYSIS DATA SHEET

Lab Name: Eurofins TestAmerica, Knoxville Job No.: 580-88125-2

SDG No.:

Client Sample ID: D2-0to19-101018 Lab Sample ID: 580-88125-9

Matrix: Solid Lab File ID: 580-88125-b-9-c.d

Analysis Method: 1668A Date Collected: 10/10/2018 15:21

Extract. Method: HRMS-Sox Date Extracted: 08/19/2019 08:06

Sample wt/vol: 3.01(g) Date Analyzed: 08/27/2019 22:35

Con. Extract Vol.: 10(mL) Dilution Factor: 1

Injection Volume: 1(uL) Level: (low/med) Low

% Moisture: 29.4 GPC Cleanup:(Y/N) N

Analysis Batch No.: 33063 Units: ng/g

CAS NO.	ISOTOPE DILUTION	%REC	Q	LIMITS
234432-85-0	PCB-1L	73		30-140
208263-77-8	PCB-3L	75		30-140
234432-86-1	PCB-4L	72		30-140
208263-67-6	PCB-15L	82		30-140
234432-87-2	PCB-19L	74		30-140
208263-79-0	PCB-37L	88		30-140
234432-88-3	PCB-54L	82		30-140
105600-23-5	PCB-77L	94		30-140
208461-24-9	PCB-81L	91		30-140
234432-89-4	PCB-104L	86		30-140
208263-62-1	PCB-105L	85		30-140
208263-63-2	PCB-114L	84		30-140
104130-40-7	PCB-118L	84		30-140
208263-64-3	PCB-123L	83		30-140
208263-65-4	PCB-126L	95		30-140
234432-90-7	PCB-155L	91		30-140
208263-68-7	PCB-156L	90	C	30-140
235416-30-5	PCB-157L	90	C156	30-140
208263-69-8	PCB-167L	90		30-140
208263-70-1	PCB-169L	102		30-140
160901-80-4	PCB-170L	83		30-140
234432-91-8	PCB-188L	82		30-140
208263-73-4	PCB-189L	89		30-140
105600-26-8	PCB-202L	88		30-140
234446-64-1	PCB-205L	82		30-140
208263-75-6	PCB-206L	77		30-140
234432-92-9	PCB-208L	86		30-140
105600-27-9	PCB-209L	71		30-140

CAS NO.	SURROGATE	%REC	Q	LIMITS
208263-76-7	PCB-28L	79		40-125
235416-29-2	PCB-111L	95		40-125
232919-67-4	PCB-178L	93		40-125

Eurofins TestAmerica, Knoxville
Target Compound Quantitation Report

Data File: \\chromna\Knoxville\ChromData\D3D\20190827-12879.b\580-88125-b-9-c.d
Lims ID: 580-88125-B-9-C
Client ID: D2-0to19-101018
Sample Type: Client
Inject. Date: 27-Aug-2019 22:35:00 ALS Bottle#: 0 Worklist Smp#: 12
Injection Vol: 1.0 ul Dil. Factor: 1.0000
Sample Info:
Misc. Info.: 140-0012879-012
Operator ID: Xcalibur_System Instrument ID: D3D

Method: \\chromna\Knoxville\ChromData\D3D\20190827-12879.b\PCBs_D3D.m
Limit Group: HR - 1668A - ICAL
Last Update: 28-Aug-2019 02:38:58 Calib Date: 21-Aug-2019 19:05:00
Integrator: Picker
Quant Method: Isotopic Dilution Quant By: Initial Calibration
Last ICal File: \\chromna\Knoxville\ChromData\D3D\20190813-12717.b\d4190821i6.d

Column 1 : SPB-Octyl (0.25 mm) Det: F1(11.07 :21.70)
Process Host: CTX0328

First Level Reviewer: mcwhirterl Date: 28-Aug-2019 02:38:58

Compound	RT (min.)	Area	Ratio	Ical RRF	Amount pg/ul	EMPC pg/ul	Noise EDL	Final EDL	%Rec	Flags
S Total Monochlorobipheny					1.237	1.218	0.0157	0.0157		RQ
D PCB-1L	11:46	2250525	3.02	1.3140	73.1	73.1	0.3363	0.3363	73.05	
D PCB-3L	13:56	2397439	3.25	1.3615	75.1	75.1	0.3246	0.3246	75.11	
PCB-1	11:46	14092	3.58	1.1883	0.5270	0.5270	0.0153	0.0153		
PCB-2	13:46	4768	3.13	1.1911	0.1916	0.1722	0.0158	0.0158		RQ
PCB-3	13:57	15082	2.66	1.2130	0.5186	0.5186	0.0160	0.0160		
S Total Dichlorobiphenyls					3.088	3.020	0.0227	0.0227		RQ
D PCB-4L	14:11	1012531	1.61	0.5996	72.0	72.0	0.1677	0.1677	72.03	
* PCB-9L	16:08	2344449	1.63	4E+04	100.0	100.0				
D PCB-15L	20:03	1969229	1.68	1.0280	81.7	81.7	0.0978	0.0978	81.70	
PCB-4	14:12	7773	1.48	1.2533	0.6125	0.6125	0.0335	0.0335		
PCB-10	14:23						0.0233	0.0233		
PCB-9	16:09	1462	1.56	1.4200	0.0832	0.0691	0.0243	0.0243		RQ
PCB-7	16:19	1654	1.56	1.6244	0.0865	0.0683	0.0213	0.0213		RQ
PCB-6	16:34	6264	1.56	1.5539	0.3067	0.2704	0.0222	0.0222		RQ
PCB-5	16:53						0.0221	0.0221		
PCB-8	16:59	15501	1.47	1.5884	0.6546	0.6546	0.0218	0.0218		Ma
PCB-14	18:38						0.0184	0.0184		
PCB-11	19:28	10443	1.57	1.6347	0.4285	0.4285	0.0211	0.0211		Ma
PCB-12	19:46	5099	1.61	1.6410	0.2084	0.2084	0.0211	0.0211		Ma
PCB-13 (C12)	19:46	5099	1.61	1.6410	0.2084	0.2084	0.0211	0.0211		Ma
PCB-15	20:05	19547	1.54	1.4024	0.7078	0.7078	0.0209	0.0209		Ma
S Total Trichlorobiphenyl					11.6	11.5	0.0241	0.0241		RQ
D PCB-19L	17:17	600309	1.08	0.6095	73.5	73.5	0.5335	0.5335	73.55	
* PCB-32L	20:32	1339228	1.08	2.2E+04	100.0	100.0				
* PCB-31L	22:48	4787256	1.05	6.8E+04	100.0	100.0				
$ PCB-28L	23:06	4174681	1.07	1.0975	79.5	79.5	0.2481	0.2481	79.45	
D PCB-37L	27:06	3795945	1.08	0.9024	87.9	87.9	0.3018	0.3018	87.87	
PCB-19	17:18	14524	1.19	1.3047	1.854	1.854	0.0406	0.0406		
PCB-18	19:10	6877	1.01	1.8188	0.6299	0.6299	0.0291	0.0291		a
PCB-30 (C18)	19:10	6877	1.01	1.8188	0.6299	0.6299	0.0291	0.0291		a

Compound	RT (min.)	Area	Ratio	Ical RRF	Amount pg/ul	EMPC pg/ul	Noise EDL	Final EDL	%Rec	Flags
PCB-17	19:35	14108	1.00	1.5641	1.502	1.502	0.0339	0.0339		
PCB-27	19:47	5031	0.93	2.1680	0.3866	0.3866	0.0244	0.0244		
PCB-24	19:57						0.0252	0.0252		
PCB-16	20:01	2510	1.04	1.2260	0.3817	0.3410	0.0432	0.0432		RQ
PCB-32	20:34	17000	1.15	2.3416	1.209	1.209	0.0226	0.0226		
PCB-34	21:50						0.0217	0.0217		
PCB-23	21:59						0.0208	0.0208		
PCB-26	22:16	19463	1.00	1.3193	0.3886	0.3886	0.0200	0.0200		
PCB-29 (C26)	22:16	19463	1.00	1.3193	0.3886	0.3886	0.0200	0.0200		
PCB-25	22:31	16859	0.93	1.3523	0.3284	0.3284	0.0195	0.0195		
PCB-31	22:50	58377	1.04	1.3809	1.114	1.114	0.0191	0.0191		
PCB-20	23:07	101478	1.05	1.3057	2.047	2.047	0.0202	0.0202		
PCB-28 (C20)	23:07	101478	1.05	1.3057	2.047	2.047	0.0202	0.0202		
PCB-21	23:22	37002	0.94	1.3777	0.7076	0.7076	0.0192	0.0192		
PCB-33 (C21)	23:22	37002	0.94	1.3777	0.7076	0.7076	0.0192	0.0192		
PCB-22	23:45	14882	1.04	1.2430	0.3154	0.3154	0.0213	0.0213		
PCB-36	25:20						0.0196	0.0196		
PCB-39	25:42						0.0189	0.0189		
PCB-38	26:16						0.0201	0.0201		
PCB-35	26:43	2762	1.04	1.2166	0.0598	0.0598	0.0217	0.0217		Ma
PCB-37	27:07	32159	1.01	1.2879	0.6578	0.6578	0.0205	0.0205		Ma
S Total Tetrachlorobiphen					65.0	64.8	0.0414	0.0414		RQ
D PCB-54L	20:21	714636	0.78	0.6515	81.9	81.9	0.0668	0.0668	81.91	
* PCB-52L	24:56	2560385	0.78	3.9E+04	100.0	100.0				
D PCB-81L	33:52	2868453	0.82	1.2328	90.9	90.9	0.1660	0.1660	90.87	
D PCB-77L	34:25	3024113	0.82	1.2523	94.3	94.3	0.1634	0.1634	94.32	
PCB-54	20:23	9857	0.82	1.2558	1.098	1.098	0.0202	0.0202		
PCB-50	22:33	91199	0.78	0.9362	3.306	3.306	0.0525	0.0525		
PCB-53 (C50)	22:33	91199	0.78	0.9362	3.306	3.306	0.0525	0.0525		
PCB-45	23:18	166935	0.79	0.8850	6.402	6.402	0.0555	0.0555		
PCB-51 (C45)	23:18	166935	0.79	0.8850	6.402	6.402	0.0555	0.0555		
PCB-46	23:31	7058	0.77	0.7591	0.3407	0.3156	0.0647	0.0647		RQ
PCB-52	24:57	274822	0.80	0.8992	10.4	10.4	0.0547	0.0547		a
PCB-43	25:05	11096	0.77	0.9993	0.4151	0.3769	0.0492	0.0492		RQ
PCB-73 (C43)	25:05	11096	0.77	0.9993	0.4151	0.3769	0.0492	0.0492		RQ
PCB-49	25:27	230481	0.77	1.1366	6.883	6.883	0.0432	0.0432		
PCB-69 (C49)	25:27	230481	0.77	1.1366	6.883	6.883	0.0432	0.0432		
PCB-48	25:44	9941	0.85	0.9454	0.3569	0.3569	0.0520	0.0520		a
PCB-44	26:00	434435	0.80	1.0323	14.3	14.3	0.0476	0.0476		
PCB-47 (C44)	26:00	434435	0.80	1.0323	14.3	14.3	0.0476	0.0476		
PCB-65 (C44)	26:00	434435	0.80	1.0323	14.3	14.3	0.0476	0.0476		
PCB-59	26:19	22494	0.83	1.3609	0.5610	0.5610	0.0361	0.0361		a
PCB-62 (C59)	26:19	22494	0.83	1.3609	0.5610	0.5610	0.0361	0.0361		a
PCB-75 (C59)	26:19	22494	0.83	1.3609	0.5610	0.5610	0.0361	0.0361		a
PCB-42	26:29	23082	0.78	0.8670	0.9036	0.9036	0.0567	0.0567		a
PCB-40	26:58	64864	0.84	0.9179	2.398	2.398	0.0535	0.0535		
PCB-41 (C40)	26:58	64864	0.84	0.9179	2.398	2.398	0.0535	0.0535		
PCB-71 (C40)	26:58	64864	0.84	0.9179	2.398	2.398	0.0535	0.0535		
PCB-64	27:11	54741	0.68	1.4164	1.312	1.312	0.0347	0.0347		a
PCB-72	28:02	8222	0.80	1.3157	0.2121	0.2121	0.0374	0.0374		
PCB-68	28:19	11777	0.85	1.4782	0.2704	0.2704	0.0332	0.0332		
PCB-57	28:46						0.0383	0.0383		
PCB-58	29:00						0.0372	0.0372		
PCB-67	29:09	6057	0.72	1.3944	0.1474	0.1474	0.0352	0.0352		

Compound	RT (min.)	Area	Ratio	Ical RRF	Amount pg/ul	EMPC pg/ul	Noise EDL	Final EDL	%Rec	Flags
PCB-63	29:24	8840	0.77	1.4685	0.2043	0.2043	0.0335	0.0335		
PCB-61	29:44	327339	0.80	1.3565	8.190	8.190	0.0362	0.0362		
PCB-70 (C61)	29:44	327339	0.80	1.3565	8.190	8.190	0.0362	0.0362		
PCB-74 (C61)	29:44	327339	0.80	1.3565	8.190	8.190	0.0362	0.0362		
PCB-76 (C61)	29:44	327339	0.80	1.3565	8.190	8.190	0.0362	0.0362		
PCB-66	30:04	183832	0.81	1.2800	4.875	4.875	0.0384	0.0384		Ma
PCB-55	30:14	1615	0.77	1.2951	0.0484	0.0423	0.0379	0.0379		RQMa
PCB-56	30:45	47820	0.81	1.2671	1.281	1.281	0.0388	0.0388		
PCB-60	30:57	14382	0.71	1.3288	0.3673	0.3673	0.0370	0.0370		
PCB-80	31:23						0.0334	0.0334		
PCB-79	32:54	8241	0.77	1.5421	0.2250	0.1814	0.0319	0.0319		RQMa
PCB-78	33:28						0.0374	0.0374		
PCB-81	33:53	783	0.77	1.3214	0.0313	0.0207	0.0377	0.0377		RQMa
PCB-77	34:27	19134	0.87	1.3308	0.4754	0.4754	0.0364	0.0364		a
S Total Pentachlorobiphen					150.7	150.5	0.0341	0.0341		RQ
D PCB-104L	25:53	1857949	1.62	1.1164	85.7	85.7	0.0485	0.0485	85.74	
* PCB-101L	31:48	1941005	1.65	3.4E+04	100.0	100.0				
$ PCB-111L	34:30	2247877	1.58	1.2177	95.1	95.1	0.0445	0.0445	95.11	
D PCB-123L	36:27	2985314	1.57	0.9909	83.1	83.1	0.6781	0.6781	83.15	
D PCB-118L	36:47	3132664	1.60	1.0256	84.3	84.3	0.6552	0.6552	84.31	
D PCB-114L	37:18	3039863	1.62	1.0030	83.6	83.6	0.6700	0.6700	83.65	
D PCB-105L	37:56	3089706	1.58	1.0013	85.2	85.2	0.6711	0.6711	85.17	
* PCB-127L	39:26	3623185	1.61	4.9E+04	100.0	100.0				
D PCB-126L	41:02	3108238	1.60	0.9020	95.1	95.1	0.7450	0.7450	95.11	
PCB-104	25:54	5926	1.65	1.3926	0.2290	0.2290	0.0251	0.0251		
PCB-96	26:16	10246	1.63	1.2268	0.4495	0.4495	0.0284	0.0284		
PCB-103	28:12	24386	1.69	1.0331	1.270	1.270	0.0338	0.0338		
PCB-94	28:25	9741	1.77	0.9036	0.5802	0.5802	0.0386	0.0386		
PCB-95	28:52	371168	1.59	0.9620	20.8	20.8	0.0363	0.0363		
PCB-93	29:06	43713	1.61	0.9806	2.399	2.399	0.0356	0.0356		
PCB-100 (C93)	29:06	43713	1.61	0.9806	2.399	2.399	0.0356	0.0356		
PCB-98	29:14	22895	1.52	0.9888	1.246	1.246	0.0353	0.0353		
PCB-102 (C98)	29:14	22895	1.52	0.9888	1.246	1.246	0.0353	0.0353		
PCB-88	29:44	88723	1.63	1.0052	4.750	4.750	0.0347	0.0347		
PCB-91 (C88)	29:44	88723	1.63	1.0052	4.750	4.750	0.0347	0.0347		
PCB-84	29:57	83029	1.60	0.8601	5.196	5.196	0.0406	0.0406		a
PCB-89	30:27						0.0390	0.0390		
PCB-121	30:52	3398	1.39	1.3971	0.1309	0.1309	0.0250	0.0250		a
PCB-92	31:14	106339	1.58	0.9532	6.004	6.004	0.0366	0.0366		
PCB-90	31:49	554887	1.60	1.1367	26.3	26.3	0.0307	0.0307		
PCB-101 (C90)	31:49	554887	1.60	1.1367	26.3	26.3	0.0307	0.0307		
PCB-113 (C90)	31:49	554887	1.60	1.1367	26.3	26.3	0.0307	0.0307		
PCB-83	32:25	257827	1.57	0.9393	14.8	14.8	0.0371	0.0371		Ma
PCB-99 (C83)	32:25	257827	1.57	0.9393	14.8	14.8	0.0371	0.0371		Ma
PCB-112	32:32						0.0255	0.0255		MU
PCB-86	32:54	277115	1.60	1.1958	12.5	12.5	0.0292	0.0292		Ma
PCB-87 (C86)	32:54	277115	1.60	1.1958	12.5	12.5	0.0292	0.0292		Ma
PCB-97 (C86)	32:54	277115	1.60	1.1958	12.5	12.5	0.0292	0.0292		Ma
PCB-109 (C86)	32:54	277115	1.60	1.1958	12.5	12.5	0.0292	0.0292		Ma
PCB-119 (C86)	32:54	277115	1.60	1.1958	12.5	12.5	0.0292	0.0292		Ma
PCB-125 (C86)	32:54	277115	1.60	1.1958	12.5	12.5	0.0292	0.0292		Ma
PCB-85	33:38	68504	1.61	1.2126	3.041	3.041	0.0288	0.0288		Ma
PCB-116 (C85)	33:38	68504	1.61	1.2126	3.041	3.041	0.0288	0.0288		Ma
PCB-117 (C85)	33:38	68504	1.61	1.2126	3.041	3.041	0.0288	0.0288		Ma

Compound	RT (min.)	Area	Ratio	Ical RRF	Amount pg/ul	EMPC pg/ul	Noise EDL	Final EDL	%Rec	Flags
PCB-110	33:47	651743	1.59	1.3511	26.0	26.0	0.0258	0.0258		
PCB-115 (C110)	33:47	651743	1.59	1.3511	26.0	26.0	0.0258	0.0258		
PCB-82	34:06	32914	1.57	0.8675	2.042	2.042	0.0402	0.0402		a
PCB-111	34:31	3646	1.39	1.4262	0.1376	0.1376	0.0245	0.0245		a
PCB-120	34:58	6155	1.55	1.4907	0.2989	0.2222	0.0234	0.0234		RQa
PCB-108	36:07	20822	1.66	1.2547	0.5404	0.5404	0.0396	0.0396		a
PCB-124 (C108)	36:07	20822	1.66	1.2547	0.5404	0.5404	0.0396	0.0396		a
PCB-107	36:21	55043	1.58	1.3580	1.320	1.320	0.0366	0.0366		Ma
PCB-123	36:28	8011	1.55	1.3407	0.2173	0.2002	0.0375	0.0375		RQMa
PCB-106	36:36						0.0390	0.0390		
PCB-118	36:48	616424	1.56	1.2892	15.3	15.3	0.0374	0.0374		
PCB-122	37:09	5571	1.55	1.1614	0.1713	0.1562	0.0428	0.0428		RQ
PCB-114	37:20	12952	1.35	1.4051	0.3032	0.3032	0.0356	0.0356		
PCB-105	37:58	188799	1.59	1.2887	4.742	4.742	0.0389	0.0389		
PCB-127	39:28						0.0387	0.0387		
PCB-126	41:04	3002	1.32	1.3416	0.0720	0.0720	0.0372	0.0372		Ma
S Total Hexachlorobipheny					152.6	152.5	0.0318	0.0318		RQ
D PCB-155L	31:35	1672540	1.30	0.9499	90.7	90.7	0.0972	0.0972	90.72	
* PCB-138L	39:54	2557776	1.29	3.6E+04	100.0	100.0				
D PCB-167L	42:56	2881639	1.28	1.2544	89.8	89.8	0.2952	0.2952	89.81	
D PCB-156L	44:04	5671166	1.27	1.2289	180.4	180.4	0.3014	0.3014	90.21	
D PCB-157L (C156L)	44:04	5671166	1.27	1.2289	180.4	180.4	0.3014	0.3014	90.21	
D PCB-169L	47:18	2825822	1.26	1.0883	101.5	101.5	0.3403	0.3403	102	
PCB-155	31:36	885	1.24	1.3028	0.0478	0.0406	0.0233	0.0233		RQMa
PCB-152	31:47	2292	1.07	1.2556	0.1091	0.1091	0.0242	0.0242		
PCB-150	31:58	4547	1.24	1.2368	0.2453	0.2198	0.0246	0.0246		RQ
PCB-136	32:18	108768	1.30	1.1563	5.624	5.624	0.0263	0.0263		
PCB-145	32:38						0.0255	0.0255		
PCB-148	34:08	4319	1.42	0.8982	0.2875	0.2875	0.0338	0.0338		
PCB-135	34:43	216255	1.26	0.8691	14.9	14.9	0.0350	0.0350		
PCB-151 (C135)	34:43	216255	1.26	0.8691	14.9	14.9	0.0350	0.0350		
PCB-154	35:00	22090	1.19	1.0180	1.297	1.297	0.0299	0.0299		
PCB-144	35:18	25816	1.33	0.9185	1.681	1.681	0.0331	0.0331		a
PCB-147	35:39	817838	1.26	0.9747	29.5	29.5	0.0363	0.0363		Ma
PCB-149 (C147)	35:39	817838	1.26	0.9747	29.5	29.5	0.0363	0.0363		Ma
PCB-134	35:51	43890	1.24	0.8518	1.811	1.811	0.0416	0.0416		
PCB-143 (C134)	35:51	43890	1.24	0.8518	1.811	1.811	0.0416	0.0416		
PCB-139	36:15	16486	1.30	0.9995	0.5798	0.5798	0.0354	0.0354		
PCB-140 (C139)	36:15	16486	1.30	0.9995	0.5798	0.5798	0.0354	0.0354		
PCB-131	36:28	8372	1.21	0.8584	0.3429	0.3429	0.0412	0.0412		a
PCB-142	36:38						0.0412	0.0412		
PCB-132	36:54	244471	1.26	0.8801	9.765	9.765	0.0402	0.0402		
PCB-133	37:26	20047	1.19	0.9064	0.7775	0.7775	0.0391	0.0391		a
PCB-165	37:50						0.0316	0.0316		
PCB-146	38:04	184421	1.26	1.0084	6.429	6.429	0.0351	0.0351		
PCB-161	38:13						0.0265	0.0265		
PCB-153	38:41	972612	1.26	1.2207	28.0	28.0	0.0290	0.0290		
PCB-168 (C153)	38:41	972612	1.26	1.2207	28.0	28.0	0.0290	0.0290		
PCB-141	38:53	150778	1.28	0.9608	5.517	5.517	0.0368	0.0368		
PCB-130	39:17	46194	1.30	0.8274	1.963	1.963	0.0428	0.0428		
PCB-137	39:31	24850	1.25	1.0582	0.8255	0.8255	0.0335	0.0335		
PCB-164	39:38	85596	1.31	1.2527	2.402	2.402	0.0283	0.0283		
PCB-129	39:56	914828	1.28	1.0840	29.7	29.7	0.0327	0.0327		
PCB-138 (C129)	39:56	914828	1.28	1.0840	29.7	29.7	0.0327	0.0327		
PCB-160 (C129)	39:56	914828	1.28	1.0840	29.7	29.7	0.0327	0.0327		
PCB-163 (C129)	39:56	914828	1.28	1.0840	29.7	29.7	0.0327	0.0327		

Compound	RT (min.)	Area	Ratio	Ical RRF	Amount pg/ul	EMPC pg/ul	Noise EDL	Final EDL	%Rec	Flags
PCB-158	40:19	107275	1.27	1.3862	2.720	2.720	0.0255	0.0255		
PCB-128	41:11	120089	1.24	1.1165	3.781	3.781	0.0317	0.0317		
PCB-166 (C128)	41:11	120089	1.24	1.1165	3.781	3.781	0.0317	0.0317		
PCB-159	42:08	15449	1.37	1.3178	0.4121	0.4121	0.0269	0.0269		
PCB-162	42:29						0.0260	0.0260		
PCB-167	42:57	38376	1.20	1.3357	0.997	0.997	0.0223	0.0223		Ma
PCB-156	44:04	102016	1.27	1.2759	2.820	2.820	0.0331	0.0331		
PCB-157 (C156)	44:04	102016	1.27	1.2759	2.820	2.820	0.0331	0.0331		
PCB-169	47:20	2849	1.24	1.2825	0.0920	0.0786	0.0243	0.0243		RQMa
S Total Heptachlorobiphen					91.2	91.2	0.0201	0.0201		RQ
D PCB-188L	37:19	2326977	1.06	1.3162	81.5	81.5	0.0519	0.0519	81.52	
$ PCB-178L	40:22	1853570	1.05	0.9222	92.7	92.7	0.0741	0.0741	92.67	
* PCB-180L	45:29	2168911	1.09	3.2E+04	100.0	100.0				
D PCB-170L	46:43	1507693	1.05	0.8357	83.2	83.2	0.0818	0.0818	83.18	
D PCB-189L	49:51	3510680	1.06	1.4666	88.7	88.7	0.3924	0.3924	88.71	
PCB-188	37:20	2756	1.12	1.2502	0.0947	0.0947	0.0152	0.0152		
PCB-179	37:40	135482	1.05	1.4149	4.994	4.994	0.0167	0.0167		
PCB-184	38:13						0.0167	0.0167		
PCB-176	38:33	40157	1.06	1.5212	1.377	1.377	0.0155	0.0155		a
PCB-186	39:01						0.0165	0.0165		
PCB-178	40:24	50247	1.08	1.0228	2.562	2.562	0.0231	0.0231		a
PCB-175	41:02	11071	1.12	1.0690	0.5402	0.5402	0.0221	0.0221		a
PCB-187	41:18	326885	1.03	1.1106	15.4	15.4	0.0213	0.0213		a
PCB-182	41:31	2981	1.05	1.1484	0.1511	0.1354	0.0206	0.0206		RQa
PCB-183	41:55	165865	1.05	1.1368	7.609	7.609	0.0208	0.0208		a
PCB-185 (C183)	41:55	165865	1.05	1.1368	7.609	7.609	0.0208	0.0208		a
PCB-174	42:08	204027	1.04	0.9547	11.1	11.1	0.0248	0.0248		a
PCB-177	42:35	125088	1.07	0.9426	6.922	6.922	0.0251	0.0251		a
PCB-181	43:00	2422	1.01	1.1075	0.1141	0.1141	0.0214	0.0214		a
PCB-171	43:13	62631	1.10	0.9603	3.401	3.401	0.0246	0.0246		
PCB-173 (C171)	43:13	62631	1.10	0.9603	3.401	3.401	0.0246	0.0246		
PCB-172	44:51	35677	1.05	0.9918	1.876	1.876	0.0238	0.0238		
PCB-192	45:08						0.0183	0.0183		
PCB-180	45:30	532255	1.04	1.2286	22.6	22.6	0.0192	0.0192		Ma
PCB-193 (C180)	45:30	532255	1.04	1.2286	22.6	22.6	0.0192	0.0192		Ma
PCB-191	45:51	11937	1.03	1.3848	0.4496	0.4496	0.0171	0.0171		Ma
PCB-170	46:45	184971	1.05	1.2700	9.660	9.660	0.0246	0.0246		
PCB-190	47:16	53765	1.02	1.3774	2.036	2.036	0.0172	0.0172		
PCB-189	49:52	16172	1.04	1.2799	0.3599	0.3599	0.0169	0.0169		Ma
S Total Octachlorobipheny					26.9	26.8	0.0338	0.0338		RQ
D PCB-202L	42:41	1923737	0.90	1.0055	88.2	88.2	0.1518	0.1518	88.21	
* PCB-194L	51:58	2698384	0.90	3.5E+04	100.0	100.0				
D PCB-205L	52:26	2857739	0.91	1.2867	82.3	82.3	0.0772	0.0772	82.31	
PCB-202	42:44	45546	0.97	1.0531	2.248	2.248	0.0282	0.0282		
PCB-201	43:39	25826	0.83	1.1860	1.132	1.132	0.0250	0.0250		
PCB-204	44:20						0.0269	0.0269		
PCB-197	44:33	4492	0.89	1.2053	0.2536	0.1937	0.0246	0.0246		RQa
PCB-200	44:39	16326	0.83	1.1260	0.7537	0.7537	0.0263	0.0263		a
PCB-198	47:28	127082	0.93	0.8183	8.073	8.073	0.0362	0.0362		a
PCB-199 (C198)	47:28	127082	0.93	0.8183	8.073	8.073	0.0362	0.0362		a
PCB-196	48:07	52215	0.93	0.8748	3.103	3.103	0.0339	0.0339		
PCB-203	48:19	70797	0.89	0.9219	3.992	3.992	0.0322	0.0322		
PCB-195	49:38	44247	0.97	0.7839	1.975	1.975	0.0560	0.0560		a

Compound	RT (min.)	Area	Ratio	Ical RRF	Amount pg/ul	EMPC pg/ul	Noise EDL	Final EDL	%Rec	Flags
PCB-194	51:59	135593	0.91	0.9282	5.112	5.112	0.0473	0.0473		a
PCB-205	52:28	8605	0.89	1.2342	0.2879	0.2440	0.0356	0.0356		RQa
S Total Nonachlorobipheny					57.7	31.4	0.0796	0.0796		RQ
D PCB-208L	49:24	2646278	0.80	1.1383	86.2	86.2	0.6165	0.6165	86.16	
D PCB-206L	54:12	1858705	0.79	0.8938	77.1	77.1	0.7851	0.7851	77.06	
PCB-208	49:24	30935	0.82	1.1567	1.011	1.011	0.0702	0.0702		
PCB-207	50:21	10817	0.88	1.3964	0.3439	0.3439	0.0691	0.0691		
PCB-206	54:14	665849	0.77	1.1927	56.4	30.0	0.0996	0.0996		RQa
D PCB-209L	55:51	1878243	0.70	0.9809	71.0	71.0	0.1443	0.1443	70.97	
DCB Decachlorobiphenyl	55:52	22950	0.73	1.2455	0.9810	0.9810	0.009651	0.009651		a
S Polychlorinated bipheny					559.7	0.9810	0.0330	0.0330		RQ

QC Flag Legend

Processing Flags
- R - Failed Signal Ratio Test
- Q - EMPC-Estimated Max. Possible Conc.

Review Flags
- M - Manually Integrated
- U - Marked Undetected
- a - User Assigned ID

Eurofins TestAmerica, Knoxville
Target Compound Quantitation Worksheet Report

Data File: \\chromna\Knoxville\ChromData\D3D\20190827-12879.b\580-88125-b-9-c.d
Lims ID: 580-88125-B-9-C
Client ID: D2-0to19-101018
Sample Type: Client
Inject. Date: 27-Aug-2019 22:35:00 ALS Bottle#: 0 Worklist Smp#: 12
Injection Vol: 1.0 ul Dil. Factor: 1.0000
Sample Info:
Misc. Info.: 140-0012879-012
Operator ID: Xcalibur_System Instrument ID: D3D

Method: \\chromna\Knoxville\ChromData\D3D\20190827-12879.b\PCBs_D3D.m
Limit Group: HR - 1668A - ICAL
Last Update: 28-Aug-2019 02:38:58 Calib Date: 21-Aug-2019 19:05:00
Integrator: Picker
Quant Method: Isotopic Dilution Quant By: Initial Calibration
Last ICal File: \\chromna\Knoxville\ChromData\D3D\20190813-12717.b\d4190821i6.d

Column 1 : SPB-Octyl (0.25 mm) Det: F1(11.07 :21.70)
Process Host: CTX0328

First Level Reviewer: mcwhirterl Date: 28-Aug-2019 02:38:58

Signal	RT (min.)	Adj RT (min.)	Sec.	REL RT	Area	Height	Avg Noise	EDL Height	S/N	Ratio(Limits)	Flags
PCB-1L											
200.0795	11:46	11:46	-2	0.728	1690320	650927	361	902	1803		
202.0766	11:46	11:46	-2	0.728	560205	211434	914	2285	231	3.02(2.66-3.60)	
PCB-3L											
200.0795	13:56	13:56	-2	0.863	1833066	620868	361	902	1720		
202.0766	13:56	13:56	-2	0.863	564373	189707	914	2285	208	3.25(2.66-3.60)	
PCB-1											
188.0393	11:46	11:48	-2	1.001	11016	4160	38	95	109		
190.0363	11:46	11:48	-2	1.001	3076	1251	25	62	50	3.58(2.66-3.60)	
PCB-2											RQ
188.0393	13:46	13:43	-1	0.988	3614	1190	38	95	31		
190.0363	13:46	13:43	-1	0.988	1689	457	25	62	18	2.14(2.66-3.60)	
	Empc Correction				1154	380	25	62	15		
PCB-3											
188.0393	13:57	13:54	-1	1.001	10956	3593	38	95	95		
190.0363	13:57	13:54	-1	1.001	4126	1369	25	62	55	2.66(2.66-3.60)	
PCB-4L											
234.0406	14:11	14:12	-3	0.878	624292	211376	230	575	919		
236.0376	14:11	14:12	-3	0.878	388239	134223	60	150	2237	1.61(1.33-1.79)	
PCB-9L											
234.0406	16:08	16:10	-2		1453881	448480	230	575	1950		
236.0376	16:08	16:10	-2		890568	272673	60	150	4545	1.63(1.33-1.79)	
PCB-15L											
234.0406	20:03	20:04	-3	1.242	1235701	307748	230	575	1338		
236.0376	20:03	20:04	-3	1.242	733528	185795	60	150	3097	1.68(1.33-1.79)	

Signal	RT (min.)	Adj RT (min.)	Sec.	REL RT	Area	Height	Avg Noise	EDL Height	S/N	Ratio(Limits)	Flags
PCB-4											
222.0003	14:12	14:09	-2	1.001	4638	1650	38	95	43		
223.9974	14:12	14:09	-2	1.001	3135	982	20	50	49	1.48(1.33-1.79)	
PCB-10											
222.0003	14:21						38	95			
223.9974	14:21						20	50			
PCB-9											RQ
222.0003	16:09	16:06	-2	1.139	891	265	38	95	7		
223.9974	16:09	16:06	-2	1.139	871	202	20	50	10	1.02(1.33-1.79)	
	Empc Correction				571	169	20	50	8		
PCB-7											RQ
222.0003	16:19	16:16	-2	1.151	1008	266	38	95	7		
223.9974	16:19	16:16	-2	1.151	1087	291	20	50	15	0.93(1.33-1.79)	
	Empc Correction				646	170	20	50	9		
PCB-6											RQ
222.0003	16:34	16:30	-2	1.168	4658	1283	38	95	34		
	Empc Correction				3817	1113	38	95	29		
223.9974	16:34	16:30	-1	1.169	2447	714	20	50	36	1.90(1.33-1.79)	
PCB-5											
222.0003	16:50						38	95			
223.9974	16:50						20	50			
PCB-8											Ma
222.0003	16:59	16:59	-2	1.198	9220	2743	38	95	72		M
223.9974	16:59	16:59	-2	1.198	6281	1970	20	50	99	1.47(1.33-1.79)	
PCB-14											
222.0003	18:35						38	95			
223.9974	18:35						20	50			
PCB-11											Ma
222.0003	19:28	19:28	-1	0.971	6374	1521	38	95	40		M
223.9974	19:27	19:28	-2	0.970	4069	983	20	50	49	1.57(1.33-1.79)	
PCB-12											Ma
222.0003	19:46	19:46	-3	0.986	3147	535	38	95	14		M
223.9974	19:44	19:46	-4	0.984	1952	374	20	50	19	1.61(1.33-1.79)	
PCB-13 (C12)											Ma
222.0003	19:46	19:46	-3	0.986	3147	535	38	95	14		M
223.9974	19:44	19:46	-4	0.984	1952	374	20	50	19	1.61(1.33-1.79)	
PCB-15											Ma
222.0003	20:05	20:05	-1	1.001	11850	2889	38	95	76		M
223.9974	20:05	20:05	-1	1.001	7697	1980	20	50	99	1.54(1.33-1.79)	
PCB-19L											
268.0016	17:17	17:17	-3	0.841	311456	86550	296	740	292		
269.9986	17:17	17:17	-3	0.841	288853	83301	158	395	527	1.08(0.88-1.20)	
PCB-32L											
268.0016	20:32	20:34	-2		693819	181093	296	740	612		
269.9986	20:32	20:34	-2		645409	167944	158	395	1063	1.08(0.88-1.20)	

Signal	RT (min.)	Adj RT (min.)	Sec.	REL RT	Area	Height	Avg Noise	EDL Height	S/N	Ratio(Limits)	Flags
PCB-31L											
268.0016	22:48	22:49	-1		2454159	594159	820	2050	725		
269.9986	22:48	22:49	-1		2333097	563330	441	1102	1277	1.05(0.88-1.20)	
PCB-28L											
268.0016	23:06	23:04	-1	1.013	2155607	521498	820	2050	636		
269.9986	23:06	23:04	-1	1.013	2019074	485844	441	1102	1102	1.07(0.88-1.20)	
PCB-37L											
268.0016	27:06	27:07	-3	1.189	1967000	427427	820	2050	521		
269.9986	27:06	27:07	-3	1.189	1828945	405114	441	1102	919	1.08(0.88-1.20)	
PCB-19											
255.9613	17:18	17:15	-2	1.001	7890	2107	17	42	124		
257.9584	17:18	17:15	-2	1.001	6634	2057	19	47	108	1.19(0.88-1.20)	
PCB-18											a
255.9613	19:10	19:10	1	1.110	3451	803	17	42	47		a
257.9584	19:10	19:10	0	1.109	3426	921	19	47	48	1.01(0.88-1.20)	
PCB-30 (C18)											a
255.9613	19:10	19:10	1	1.110	3451	803	17	42	47		a
257.9584	19:10	19:10	0	1.109	3426	921	19	47	48	1.01(0.88-1.20)	
PCB-17											
255.9613	19:35	19:32	-2	1.133	7062	2047	17	42	120		
257.9584	19:35	19:32	-2	1.133	7046	1780	19	47	94	1.00(0.88-1.20)	
PCB-27											
255.9613	19:47	19:44	-2	1.145	2426	632	17	42	37		
257.9584	19:48	19:44	-1	1.146	2605	621	19	47	33	0.93(0.88-1.20)	
PCB-24											
255.9613	19:54						17	42			
257.9584	19:54						19	47			
PCB-16											RQ
255.9613	20:01	19:58	-3	1.158	1280	228	17	42	13		
257.9584	20:03	19:58	0	1.160	1529	269	19	47	14	0.84(0.88-1.20)	
	Empc Correction				1230	219	19	47	12		
PCB-32											
255.9613	20:34	20:32	-1	1.190	9088	2220	17	42	131		
257.9584	20:33	20:32	-2	1.189	7912	2108	19	47	111	1.15(0.88-1.20)	
PCB-34											
255.9613	21:47						46	115			
257.9584	21:47						42	105			
PCB-23											
255.9613	21:56						46	115			
257.9584	21:56						42	105			
PCB-26											
255.9613	22:16	22:13	-2	1.289	9743	2242	46	115	49		
257.9584	22:17	22:13	-2	1.289	9720	2327	42	105	55	1.00(0.88-1.20)	
PCB-29 (C26)											
255.9613	22:16	22:13	-2	1.289	9743	2242	46	115	49		
257.9584	22:17	22:13	-2	1.289	9720	2327	42	105	55	1.00(0.88-1.20)	

Signal	RT (min.)	Adj RT (min.)	Sec.	REL RT	Area	Height	Avg Noise	EDL Height	S/N	Ratio(Limits)	Flags
PCB-25											
255.9613	22:31	22:29	-1	0.831	8127	1710	46	115	37		
257.9584	22:31	22:29	-1	0.831	8732	1619	42	105	39	0.93(0.88-1.20)	
PCB-31											
255.9613	22:50	22:47	-1	0.842	29749	7062	46	115	154		
257.9584	22:49	22:47	-2	0.842	28628	7084	42	105	169	1.04(0.88-1.20)	
PCB-20											
255.9613	23:07	23:05	-2	0.853	51870	12111	46	115	263		
257.9584	23:07	23:05	-2	0.853	49608	11304	42	105	269	1.05(0.88-1.20)	
PCB-28 (C20)											
255.9613	23:07	23:05	-2	0.853	51870	12111	46	115	263		
257.9584	23:07	23:05	-2	0.853	49608	11304	42	105	269	1.05(0.88-1.20)	
PCB-21											
255.9613	23:22	23:21	-1	0.862	17966	3344	46	115	73		
257.9584	23:21	23:21	-2	0.861	19036	3344	42	105	80	0.94(0.88-1.20)	
PCB-33 (C21)											
255.9613	23:22	23:21	-1	0.862	17966	3344	46	115	73		
257.9584	23:21	23:21	-2	0.861	19036	3344	42	105	80	0.94(0.88-1.20)	
PCB-22											
255.9613	23:45	23:43	-2	0.876	7575	1811	46	115	39		
257.9584	23:45	23:43	-2	0.876	7307	1726	42	105	41	1.04(0.88-1.20)	
PCB-36											
255.9613	25:17						46	115			
257.9584	25:17						42	105			
PCB-39											
255.9613	25:39						46	115			
257.9584	25:39						42	105			
PCB-38											
255.9613	26:13						46	115			
257.9584	26:13						42	105			
PCB-35											Ma
255.9613	26:43	26:43	-1	0.986	1408	319	46	115	7		M
257.9584	26:42	26:43	-2	0.985	1354	403	42	105	10	1.04(0.88-1.20)	
PCB-37											Ma
255.9613	27:07	27:07	-1	1.000	16170	3605	46	115	78		M
257.9584	27:07	27:07	-1	1.000	15989	3347	42	105	80	1.01(0.88-1.20)	
PCB-54L											
301.9626	20:21	20:21	-3	0.816	313704	77537	52	130	1491		
303.9597	20:21	20:21	-3	0.816	400932	99816	9	22	11091	0.78(0.65-0.89)	
PCB-52L											
301.9626	24:56	24:57	-2		1121556	259150	242	605	1071		
303.9597	24:56	24:57	-2		1438829	328120	239	597	1373	0.78(0.65-0.89)	
PCB-81L											
301.9626	33:52	33:53	-4	1.359	1292148	270783	242	605	1119		
303.9597	33:52	33:53	-4	1.359	1576305	325155	239	597	1360	0.82(0.65-0.89)	

Signal	RT (min.)	Adj RT (min.)	Sec.	REL RT	Area	Height	Avg Noise	EDL Height	S/N	Ratio(Limits)	Flags
PCB-77L											
301.9626	34:25	34:26	-4	1.381	1358952	273075	242	605	1128		
303.9597	34:25	34:26	-4	1.381	1665161	339670	239	597	1421	0.82(0.65-0.89)	
PCB-54											
289.9224	20:23	20:22	-2	1.000	4437	1148	11	27	104		
291.9194	20:23	20:22	-2	1.000	5420	1308	7	17	187	0.82(0.65-0.89)	
PCB-50											
289.9224	22:33	22:31	-2	1.108	39997	9569	50	125	191		
291.9194	22:33	22:31	-2	1.108	51202	12415	69	172	180	0.78(0.65-0.89)	
PCB-53 (C50)											
289.9224	22:33	22:31	-2	1.108	39997	9569	50	125	191		
291.9194	22:33	22:31	-2	1.108	51202	12415	69	172	180	0.78(0.65-0.89)	
PCB-45											
289.9224	23:18	23:18	-1	1.145	73499	17497	50	125	350		
291.9194	23:18	23:18	-1	1.145	93436	21730	69	172	315	0.79(0.65-0.89)	
PCB-51 (C45)											
289.9224	23:18	23:18	-1	1.145	73499	17497	50	125	350		
291.9194	23:18	23:18	-1	1.145	93436	21730	69	172	315	0.79(0.65-0.89)	
PCB-46											RQ
289.9224	23:31	23:29	-2	1.155	3631	801	50	125	16		
	Empc Correction				3070	676	50	125	14		
291.9194	23:32	23:29	-1	1.157	3988	878	69	172	13	0.91(0.65-0.89)	
PCB-52											a
289.9224	24:57	24:57	-1	1.226	122243	29045	50	125	581		a
291.9194	24:57	24:57	-1	1.226	152579	35763	69	172	518	0.80(0.65-0.89)	
PCB-43											RQ
289.9224	25:05	25:05	-3	1.232	5954	1143	50	125	23		
	Empc Correction				4827	1023	50	125	20		
291.9194	25:05	25:05	-2	1.233	6269	1329	69	172	19	0.95(0.65-0.89)	
PCB-73 (C43)											RQ
289.9224	25:05	25:05	-3	1.232	5954	1143	50	125	23		
	Empc Correction				4827	1023	50	125	20		
291.9194	25:05	25:05	-2	1.233	6269	1329	69	172	19	0.95(0.65-0.89)	
PCB-49											
289.9224	25:27	25:21	0	1.250	100576	23172	50	125	463		
291.9194	25:26	25:21	0	1.250	129905	29052	69	172	421	0.77(0.65-0.89)	
PCB-69 (C49)											
289.9224	25:27	25:21	0	1.250	100576	23172	50	125	463		
291.9194	25:26	25:21	0	1.250	129905	29052	69	172	421	0.77(0.65-0.89)	
PCB-48											a
289.9224	25:44	25:44	-1	1.264	4560	849	50	125	17		a
291.9194	25:44	25:44	-1	1.264	5381	1248	69	172	18	0.85(0.65-0.89)	
PCB-44											
289.9224	26:00	25:55	0	1.277	193621	36392	50	125	728		
291.9194	26:00	25:55	0	1.277	240814	45946	69	172	666	0.80(0.65-0.89)	

Signal	RT (min.)	Adj RT (min.)	Sec.	REL RT	Area	Height	Avg Noise	EDL Height	S/N	Ratio(Limits)	Flags
PCB-47 (C44)											
289.9224	26:00	25:55	0	1.277	193621	36392	50	125	728		
291.9194	26:00	25:55	0	1.277	240814	45946	69	172	666	0.80(0.65-0.89)	
PCB-65 (C44)											
289.9224	26:00	25:55	0	1.277	193621	36392	50	125	728		
291.9194	26:00	25:55	0	1.277	240814	45946	69	172	666	0.80(0.65-0.89)	
PCB-59											a
289.9224	26:19	26:19	1	1.293	10205	1641	50	125	33		a
291.9194	26:19	26:19	2	1.294	12289	2097	69	172	30	0.83(0.65-0.89)	
PCB-62 (C59)											a
289.9224	26:19	26:19	1	1.293	10205	1641	50	125	33		a
291.9194	26:19	26:19	2	1.294	12289	2097	69	172	30	0.83(0.65-0.89)	
PCB-75 (C59)											a
289.9224	26:19	26:19	1	1.293	10205	1641	50	125	33		a
291.9194	26:19	26:19	2	1.294	12289	2097	69	172	30	0.83(0.65-0.89)	
PCB-42											a
289.9224	26:29	26:29	-1	1.301	10090	2397	50	125	48		a
291.9194	26:29	26:29	-1	1.301	12992	2881	69	172	42	0.78(0.65-0.89)	
PCB-40											
289.9224	26:58	26:58	-1	1.326	29520	6573	50	125	131		
291.9194	26:58	26:58	-1	1.326	35344	7586	69	172	110	0.84(0.65-0.89)	
PCB-41 (C40)											
289.9224	26:58	26:58	-1	1.326	29520	6573	50	125	131		
291.9194	26:58	26:58	-1	1.326	35344	7586	69	172	110	0.84(0.65-0.89)	
PCB-71 (C40)											
289.9224	26:58	26:58	-1	1.326	29520	6573	50	125	131		
291.9194	26:58	26:58	-1	1.326	35344	7586	69	172	110	0.84(0.65-0.89)	
PCB-64											a
289.9224	27:11	27:11	-1	1.336	22160	4591	50	125	92		a
291.9194	27:11	27:11	-1	1.336	32581	6921	69	172	100	0.68(0.65-0.89)	
PCB-72											
289.9224	28:02	28:00	-1	0.828	3666	793	50	125	16		
291.9194	28:02	28:00	-1	0.828	4556	991	69	172	14	0.80(0.65-0.89)	
PCB-68											
289.9224	28:19	28:17	-1	0.836	5398	1118	50	125	22		
291.9194	28:19	28:17	-1	0.836	6379	1446	69	172	21	0.85(0.65-0.89)	
PCB-57											
289.9224	28:42						50	125			
291.9194	28:42						69	172			
PCB-58											
289.9224	28:56						50	125			
291.9194	28:56						69	172			
PCB-67											
289.9224	29:09	29:07	-1	0.861	2534	462	50	125	9		
291.9194	29:09	29:07	-1	0.861	3523	595	69	172	9	0.72(0.65-0.89)	

Signal	RT (min.)	Adj RT (min.)	Sec.	REL RT	Area	Height	Avg Noise	EDL Height	S/N	Ratio(Limits)	Flags
PCB-63											
289.9224	29:24	29:22	-1	0.868	3836	810	50	125	16		
291.9194	29:25	29:22	0	0.869	5004	1068	69	172	15	0.77(0.65-0.89)	
PCB-61											
289.9224	29:44	29:43	-2	0.878	145253	25400	50	125	508		
291.9194	29:44	29:43	-2	0.878	182086	32117	69	172	465	0.80(0.65-0.89)	
PCB-70 (C61)											
289.9224	29:44	29:43	-2	0.878	145253	25400	50	125	508		
291.9194	29:44	29:43	-2	0.878	182086	32117	69	172	465	0.80(0.65-0.89)	
PCB-74 (C61)											
289.9224	29:44	29:43	-2	0.878	145253	25400	50	125	508		
291.9194	29:44	29:43	-2	0.878	182086	32117	69	172	465	0.80(0.65-0.89)	
PCB-76 (C61)											
289.9224	29:44	29:43	-2	0.878	145253	25400	50	125	508		
291.9194	29:44	29:43	-2	0.878	182086	32117	69	172	465	0.80(0.65-0.89)	
PCB-66											Ma
289.9224	30:04	30:04	-1	0.888	82151	16684	50	125	334		M
291.9194	30:04	30:04	-1	0.888	101681	21877	69	172	317	0.81(0.65-0.89)	
PCB-55											RQMa
289.9224	30:14	30:14	-1	0.893	703	157	50	125	3		M
291.9194	30:14	30:14	-1	0.893	1144	236	69	172	3	0.61(0.65-0.89)	
	Empc Correction				912	203	69	172	3		
PCB-56											
289.9224	30:45	30:42	-1	0.908	21434	4555	50	125	91		
291.9194	30:44	30:42	-2	0.908	26386	5400	69	172	78	0.81(0.65-0.89)	
PCB-60											
289.9224	30:57	30:55	-1	0.914	5993	1204	50	125	24		
291.9194	30:57	30:55	0	0.914	8389	1814	69	172	26	0.71(0.65-0.89)	
PCB-80											
289.9224	31:19						50	125			
291.9194	31:19						69	172			
PCB-79											RQMa
289.9224	32:54	32:54	-1	0.972	5566	1051	50	125	21		M
	Empc Correction				3585	754	50	125	15		
291.9194	32:54	32:54	-1	0.972	4656	980	69	172	14	1.20(0.65-0.89)	
PCB-78											
289.9224	33:23						50	125			
291.9194	33:23						69	172			
PCB-81											RQMa
289.9224	33:53	33:53	-1	1.001	341	154	50	125	3		M
291.9194	33:53	33:53	-1	1.001	847	246	69	172	4	0.40(0.65-0.89)	
	Empc Correction				442	200	69	172	3		
PCB-77											a
289.9224	34:27	34:27	-1	1.001	8888	1801	50	125	36		a
291.9194	34:27	34:27	-1	1.001	10246	2262	69	172	33	0.87(0.65-0.89)	

Signal	RT (min.)	Adj RT (min.)	Sec.	REL RT	Area	Height	Avg Noise	EDL Height	S/N	Ratio(Limits)	Flags
PCB-104L											
337.9207	25:53	25:55	-4	0.814	1149073	260109	46	115	5655		
339.9178	25:53	25:55	-4	0.814	708876	161212	45	112	3582	1.62(1.32-1.78)	
PCB-101L											
337.9207	31:48	31:49	-1		1208201	261790	46	115	5691		
339.9178	31:48	31:49	-1		732804	157542	45	112	3501	1.65(1.32-1.78)	
PCB-111L											
337.9207	34:30	34:29	-1	1.085	1376940	284767	46	115	6191		
339.9178	34:30	34:29	-1	1.085	870937	179710	45	112	3994	1.58(1.32-1.78)	
PCB-123L											
337.9207	36:27	36:28	-3	1.146	1824030	375048	1326	3315	283		
339.9178	36:27	36:28	-3	1.146	1161284	241960	634	1585	382	1.57(1.32-1.78)	
PCB-118L											
337.9207	36:47	36:48	-3	1.157	1928374	397302	1326	3315	300		
339.9178	36:47	36:48	-3	1.157	1204290	246187	634	1585	388	1.60(1.32-1.78)	
PCB-114L											
337.9207	37:18	37:20	-4	1.173	1880748	376097	1326	3315	284		
339.9178	37:18	37:20	-4	1.173	1159115	244373	634	1585	385	1.62(1.32-1.78)	
PCB-105L											
337.9207	37:56	37:59	-4	1.193	1889931	378518	1326	3315	285		
339.9178	37:56	37:59	-4	1.193	1199775	239064	634	1585	377	1.58(1.32-1.78)	
PCB-127L											
337.9207	39:26	39:26	-1		2236775	448461	1326	3315	338		
339.9178	39:26	39:26	-1		1386410	280717	634	1585	443	1.61(1.32-1.78)	
PCB-126L											
337.9207	41:02	41:03	-3	1.291	1911908	380668	1326	3315	287		
339.9178	41:02	41:03	-3	1.291	1196330	240496	634	1585	379	1.60(1.32-1.78)	
PCB-104											
325.8804	25:54	25:52	-1	1.001	3687	801	32	80	25		
327.8775	25:54	25:52	-2	1.000	2239	446	27	67	17	1.65(1.32-1.78)	
PCB-96											
325.8804	26:16	26:13	-2	1.015	6346	1479	32	80	46		
327.8775	26:16	26:13	-2	1.015	3900	943	27	67	35	1.63(1.32-1.78)	
PCB-103											
325.8804	28:12	28:14	-2	1.090	15310	3294	32	80	103		
327.8775	28:13	28:14	-1	1.091	9076	1993	27	67	74	1.69(1.32-1.78)	
PCB-94											
325.8804	28:25	28:24	-2	1.098	6221	1297	32	80	41		
327.8775	28:26	28:24	-1	1.099	3520	745	27	67	28	1.77(1.32-1.78)	
PCB-95											
325.8804	28:52	28:49	-1	1.116	227687	50170	32	80	1568		
327.8775	28:52	28:49	-1	1.116	143481	31365	27	67	1162	1.59(1.32-1.78)	
PCB-93											
325.8804	29:06	29:02	-1	1.124	26982	5509	32	80	172		
327.8775	29:05	29:02	-2	1.124	16731	3502	27	67	130	1.61(1.32-1.78)	

Signal	RT (min.)	Adj RT (min.)	Sec.	REL RT	Area	Height	Avg Noise	EDL Height	S/N	Ratio(Limits)	Flags
PCB-100 (C93)											
325.8804	29:06	29:02	-1	1.124	26982	5509	32	80	172		
327.8775	29:05	29:02	-2	1.124	16731	3502	27	67	130	1.61(1.32-1.78)	
PCB-98											
325.8804	29:14	29:13	-1	1.130	13818	2506	32	80	78		
327.8775	29:14	29:13	-1	1.130	9077	1657	27	67	61	1.52(1.32-1.78)	
PCB-102 (C98)											
325.8804	29:14	29:13	-1	1.130	13818	2506	32	80	78		
327.8775	29:14	29:13	-1	1.130	9077	1657	27	67	61	1.52(1.32-1.78)	
PCB-88											
325.8804	29:44	29:43	-1	1.149	55010	11405	32	80	356		
327.8775	29:44	29:43	-1	1.149	33713	7020	27	67	260	1.63(1.32-1.78)	
PCB-91 (C88)											
325.8804	29:44	29:43	-1	1.149	55010	11405	32	80	356		
327.8775	29:44	29:43	-1	1.149	33713	7020	27	67	260	1.63(1.32-1.78)	
PCB-84											a
325.8804	29:57	29:57	-1	1.157	51084	11168	32	80	349		a
327.8775	29:57	29:57	-1	1.157	31945	6712	27	67	249	1.60(1.32-1.78)	
PCB-89											
325.8804	30:27						32	80			
327.8775	30:27						27	67			
PCB-121											a
325.8804	30:52	30:52	-1	1.193	1974	318	32	80	10		a
327.8775	30:52	30:52	-1	1.193	1424	263	27	67	10	1.39(1.32-1.78)	
PCB-92											
325.8804	31:14	31:12	-1	0.857	65067	14440	32	80	451		
327.8775	31:14	31:12	-1	0.857	41272	8398	27	67	311	1.58(1.32-1.78)	
PCB-90											
325.8804	31:49	31:51	0	1.230	341441	72789	32	80	2275		
327.8775	31:49	31:51	0	1.230	213446	45045	27	67	1668	1.60(1.32-1.78)	
PCB-101 (C90)											
325.8804	31:49	31:51	0	1.230	341441	72789	32	80	2275		
327.8775	31:49	31:51	0	1.230	213446	45045	27	67	1668	1.60(1.32-1.78)	
PCB-113 (C90)											
325.8804	31:49	31:51	0	1.230	341441	72789	32	80	2275		
327.8775	31:49	31:51	0	1.230	213446	45045	27	67	1668	1.60(1.32-1.78)	
PCB-83											Ma
325.8804	32:25	32:25	-1	1.252	157379	30858	32	80	964		M
327.8775	32:25	32:25	-1	1.252	100448	19699	27	67	730	1.57(1.32-1.78)	
PCB-99 (C83)											Ma
325.8804	32:25	32:25	-1	1.252	157379	30858	32	80	964		M
327.8775	32:25	32:25	-1	1.252	100448	19699	27	67	730	1.57(1.32-1.78)	
PCB-112											MU
325.8804	32:25						32	80			
327.8775	32:25						27	67			

Signal	RT (min.)	Adj RT (min.)	Sec.	REL RT	Area	Height	Avg Noise	EDL Height	S/N	Ratio(Limits)	Flags
PCB-86											Ma
325.8804	32:54	32:54	-1	1.272	170611	18328	32	80	573		M
327.8775	32:54	32:54	-1	1.272	106504	12022	27	67	445	1.60(1.32-1.78)	
PCB-87 (C86)											Ma
325.8804	32:54	32:54	-1	1.272	170611	18328	32	80	573		M
327.8775	32:54	32:54	-1	1.272	106504	12022	27	67	445	1.60(1.32-1.78)	
PCB-97 (C86)											Ma
325.8804	32:54	32:54	-1	1.272	170611	18328	32	80	573		M
327.8775	32:54	32:54	-1	1.272	106504	12022	27	67	445	1.60(1.32-1.78)	
PCB-109 (C86)											Ma
325.8804	32:54	32:54	-1	1.272	170611	18328	32	80	573		M
327.8775	32:54	32:54	-1	1.272	106504	12022	27	67	445	1.60(1.32-1.78)	
PCB-119 (C86)											Ma
325.8804	32:54	32:54	-1	1.272	170611	18328	32	80	573		M
327.8775	32:54	32:54	-1	1.272	106504	12022	27	67	445	1.60(1.32-1.78)	
PCB-125 (C86)											Ma
325.8804	32:54	32:54	-1	1.272	170611	18328	32	80	573		M
327.8775	32:54	32:54	-1	1.272	106504	12022	27	67	445	1.60(1.32-1.78)	
PCB-85											Ma
325.8804	33:38	33:38	-1	1.300	42289	6568	32	80	205		M
327.8775	33:37	33:38	-1	1.299	26215	3958	27	67	147	1.61(1.32-1.78)	
PCB-116 (C85)											Ma
325.8804	33:38	33:38	-1	1.300	42289	6568	32	80	205		M
327.8775	33:37	33:38	-1	1.299	26215	3958	27	67	147	1.61(1.32-1.78)	
PCB-117 (C85)											Ma
325.8804	33:38	33:38	-1	1.300	42289	6568	32	80	205		M
327.8775	33:37	33:38	-1	1.299	26215	3958	27	67	147	1.61(1.32-1.78)	
PCB-110											
325.8804	33:47	33:47	-6	1.306	399881	81727	32	80	2554		
327.8775	33:47	33:47	-6	1.306	251862	52069	27	67	1928	1.59(1.32-1.78)	
PCB-115 (C110)											
325.8804	33:47	33:47	-6	1.306	399881	81727	32	80	2554		
327.8775	33:47	33:47	-6	1.306	251862	52069	27	67	1928	1.59(1.32-1.78)	
PCB-82											a
325.8804	34:06	34:06	-1	1.318	20111	4171	32	80	130		a
327.8775	34:06	34:06	-1	1.318	12803	2384	27	67	88	1.57(1.32-1.78)	
PCB-111											a
325.8804	34:31	34:31	-1	1.334	2123	360	32	80	11		a
327.8775	34:31	34:31	-1	1.334	1523	254	27	67	9	1.39(1.32-1.78)	
PCB-120											RQa
325.8804	34:58	34:58	-1	1.351	5864	989	32	80	31		a
	Empc Correction				3741	712	32	80	22		
327.8775	34:59	34:58	-1	1.352	2414	460	27	67	17	2.43(1.32-1.78)	
PCB-108											a
325.8804	36:07	36:07	0	1.396	12998	2627	81	202	32		a
327.8775	36:07	36:07	-1	1.395	7824	1676	43	107	39	1.66(1.32-1.78)	

Signal	RT (min.)	Adj RT (min.)	Sec.	REL RT	Area	Height	Avg Noise	EDL Height	S/N	Ratio(Limits)	Flags
PCB-124 (C108)											a
325.8804	36:07	36:07	0	1.396	12998	2627	81	202	32		a
327.8775	36:07	36:07	-1	1.395	7824	1676	43	107	39	1.66(1.32-1.78)	
PCB-107											Ma
325.8804	36:21	36:21	0	1.405	33702	6691	81	202	83		M
327.8775	36:21	36:21	-1	1.405	21341	4315	43	107	100	1.58(1.32-1.78)	
PCB-123											RQMa
325.8804	36:28	36:28	-1	1.000	4870	1222	81	202	15		M
327.8775	36:29	36:28	0	1.001	3826	751	43	107	17	1.27(1.32-1.78)	
	Empc Correction				3141	788	43	107	18		
PCB-106											
325.8804	36:33						81	202			
327.8775	36:33						43	107			
PCB-118											
325.8804	36:48	36:45	0	1.001	375693	75070	81	202	927		
327.8775	36:48	36:45	0	1.001	240731	47648	43	107	1108	1.56(1.32-1.78)	
PCB-122											RQ
325.8804	37:09	37:05	0	1.010	3924	769	81	202	9		
	Empc Correction				3386	854	81	202	11		
327.8775	37:08	37:05	-1	1.010	2185	551	43	107	13	1.80(1.32-1.78)	
PCB-114											
325.8804	37:20	37:17	-1	1.001	7433	1358	81	202	17		
327.8775	37:20	37:17	0	1.001	5519	842	43	107	20	1.35(1.32-1.78)	
PCB-105											
325.8804	37:58	37:56	-1	1.001	115853	21953	81	202	271		
327.8775	37:58	37:56	-1	1.001	72946	13684	43	107	318	1.59(1.32-1.78)	
PCB-127											
325.8804	39:24						81	202			
327.8775	39:24						43	107			
PCB-126											Ma
325.8804	41:04	41:04	-1	1.001	1710	397	81	202	5		M
327.8775	41:05	41:04	0	1.001	1292	331	43	107	8	1.32(1.32-1.78)	
PCB-155L											
371.8817	31:35	31:38	-4	0.791	944347	202732	71	177	2855		
373.8788	31:35	31:38	-4	0.791	728193	159156	84	210	1895	1.30(1.05-1.43)	
PCB-138L											
371.8817	39:54	39:55	-1		1441379	291132	330	825	882		
373.8788	39:54	39:55	-1		1116397	231364	444	1110	521	1.29(1.05-1.43)	
PCB-167L											
371.8817	42:56	42:58	-3	1.076	1617596	316454	330	825	959		
373.8788	42:56	42:58	-3	1.076	1264043	254599	444	1110	573	1.28(1.05-1.43)	
PCB-156L											
371.8817	44:04	44:07	-4	1.104	3173795	449453	330	825	1362		
373.8788	44:05	44:07	-3	1.105	2497371	354408	444	1110	798	1.27(1.05-1.43)	
PCB-157L (C156L)											
371.8817	44:04	44:07	-4	1.104	3173795	449453	330	825	1362		
373.8788	44:05	44:07	-3	1.105	2497371	354408	444	1110	798	1.27(1.05-1.43)	

Signal	RT (min.)	Adj RT (min.)	Sec.	REL RT	Area	Height	Avg Noise	EDL Height	S/N	Ratio(Limits)	Flags
PCB-169L											
371.8817	47:18	47:21	-3	1.186	1573814	301895	330	825	915		
373.8788	47:18	47:21	-3	1.186	1252008	243907	444	1110	549	1.26(1.05-1.43)	
PCB-155											RQMa
359.8415	31:36	31:36	-1	1.001	490	120	20	50	6		M
361.8385	31:36	31:36	-1	1.001	552	144	24	60	6	0.89(1.05-1.43)	
	Empc Correction				395	96	24	60	4		
PCB-152											
359.8415	31:47	31:45	-1	1.006	1187	255	20	50	13		
361.8385	31:47	31:45	-1	1.006	1105	322	24	60	13	1.07(1.05-1.43)	
PCB-150											RQ
359.8415	31:58	31:55	-1	1.012	3044	609	20	50	30		
	Empc Correction				2517	481	20	50	24		
361.8385	31:58	31:55	-1	1.012	2030	388	24	60	16	1.50(1.05-1.43)	
PCB-136											
359.8415	32:18	32:16	-1	1.023	61475	12546	20	50	627		
361.8385	32:18	32:16	-1	1.023	47293	9783	24	60	408	1.30(1.05-1.43)	
PCB-145											
359.8415	32:34						20	50			
361.8385	32:34						24	60			
PCB-148											
359.8415	34:08	34:06	-1	1.081	2534	523	20	50	26		
361.8385	34:09	34:06	-1	1.081	1785	372	24	60	16	1.42(1.05-1.43)	
PCB-135											
359.8415	34:43	34:44	-1	1.099	120451	17007	20	50	850		
361.8385	34:43	34:44	-1	1.099	95804	14049	24	60	585	1.26(1.05-1.43)	
PCB-151 (C135)											
359.8415	34:43	34:44	-1	1.099	120451	17007	20	50	850		
361.8385	34:43	34:44	-1	1.099	95804	14049	24	60	585	1.26(1.05-1.43)	
PCB-154											
359.8415	35:00	34:57	-1	1.108	12023	2393	20	50	120		
361.8385	35:00	34:57	-1	1.108	10067	2158	24	60	90	1.19(1.05-1.43)	
PCB-144											a
359.8415	35:18	35:18	-1	1.118	14716	3108	20	50	155		a
361.8385	35:17	35:18	-1	1.117	11100	2161	24	60	90	1.33(1.05-1.43)	
PCB-147											Ma
359.8415	35:39	35:39	-1	1.129	455433	92176	28	70	3292		M
361.8385	35:39	35:39	-1	1.129	362405	71699	40	100	1792	1.26(1.05-1.43)	
PCB-149 (C147)											Ma
359.8415	35:39	35:39	-1	1.129	455433	92176	28	70	3292		M
361.8385	35:39	35:39	-1	1.129	362405	71699	40	100	1792	1.26(1.05-1.43)	
PCB-134											
359.8415	35:51	35:54	-7	1.135	24317	4559	28	70	163		
361.8385	35:51	35:54	-7	1.135	19573	3631	40	100	91	1.24(1.05-1.43)	
PCB-143 (C134)											
359.8415	35:51	35:54	-7	1.135	24317	4559	28	70	163		
361.8385	35:51	35:54	-7	1.135	19573	3631	40	100	91	1.24(1.05-1.43)	

Signal	RT (min.)	Adj RT (min.)	Sec.	REL RT	Area	Height	Avg Noise	EDL Height	S/N	Ratio(Limits)	Flags
PCB-139											
359.8415	36:15	36:12	-1	1.148	9305	1753	28	70	63		
361.8385	36:15	36:12	-1	1.148	7181	1251	40	100	31	1.30(1.05-1.43)	
PCB-140 (C139)											
359.8415	36:15	36:12	-1	1.148	9305	1753	28	70	63		
361.8385	36:15	36:12	-1	1.148	7181	1251	40	100	31	1.30(1.05-1.43)	
PCB-131											a
359.8415	36:28	36:28	0	1.155	4585	763	28	70	27		a
361.8385	36:27	36:28	-1	1.154	3787	736	40	100	18	1.21(1.05-1.43)	
PCB-142											
359.8415	36:33						28	70			
361.8385	36:33						40	100			
PCB-132											
359.8415	36:54	36:53	-1	1.169	136468	27869	28	70	995		
361.8385	36:54	36:53	-1	1.169	108003	22783	40	100	570	1.26(1.05-1.43)	
PCB-133											a
359.8415	37:26	37:26	0	1.185	10904	2250	28	70	80		a
361.8385	37:25	37:26	-1	1.185	9143	1956	40	100	49	1.19(1.05-1.43)	
PCB-165											
359.8415	37:47						28	70			
361.8385	37:47						40	100			
PCB-146											
359.8415	38:04	38:03	-1	0.887	102858	21054	28	70	752		
361.8385	38:04	38:03	-1	0.887	81563	16903	40	100	423	1.26(1.05-1.43)	
PCB-161											
359.8415	38:11						28	70			
361.8385	38:11						40	100			
PCB-153											
359.8415	38:41	38:42	-3	0.901	542349	108193	28	70	3864		
361.8385	38:41	38:42	-3	0.901	430263	88499	40	100	2212	1.26(1.05-1.43)	
PCB-168 (C153)											
359.8415	38:41	38:42	-3	0.901	542349	108193	28	70	3864		
361.8385	38:41	38:42	-3	0.901	430263	88499	40	100	2212	1.26(1.05-1.43)	
PCB-141											
359.8415	38:53	38:51	-1	0.906	84621	16639	28	70	594		
361.8385	38:52	38:51	-1	0.905	66157	12540	40	100	314	1.28(1.05-1.43)	
PCB-130											
359.8415	39:17	39:16	-1	0.915	26087	5048	28	70	180		
361.8385	39:17	39:16	-1	0.915	20107	4263	40	100	107	1.30(1.05-1.43)	
PCB-137											
359.8415	39:31	39:29	-1	0.920	13782	2812	28	70	100		
361.8385	39:31	39:29	-1	0.920	11068	2250	40	100	56	1.25(1.05-1.43)	
PCB-164											
359.8415	39:38	39:36	-1	0.923	48616	9444	28	70	337		
361.8385	39:38	39:36	-1	0.923	36980	7185	40	100	180	1.31(1.05-1.43)	

Signal	RT (min.)	Adj RT (min.)	Sec.	REL RT	Area	Height	Avg Noise	EDL Height	S/N	Ratio(Limits)	Flags
PCB-129											
359.8415	39:56	39:56	-2	0.930	513202	96307	28	70	3440		
361.8385	39:56	39:56	-2	0.930	401626	76160	40	100	1904	1.28(1.05-1.43)	
PCB-138 (C129)											
359.8415	39:56	39:56	-2	0.930	513202	96307	28	70	3440		
361.8385	39:56	39:56	-2	0.930	401626	76160	40	100	1904	1.28(1.05-1.43)	
PCB-160 (C129)											
359.8415	39:56	39:56	-2	0.930	513202	96307	28	70	3440		
361.8385	39:56	39:56	-2	0.930	401626	76160	40	100	1904	1.28(1.05-1.43)	
PCB-163 (C129)											
359.8415	39:56	39:56	-2	0.930	513202	96307	28	70	3440		
361.8385	39:56	39:56	-2	0.930	401626	76160	40	100	1904	1.28(1.05-1.43)	
PCB-158											
359.8415	40:19	40:18	-1	0.939	60075	11141	28	70	398		
361.8385	40:19	40:18	-1	0.939	47200	8921	40	100	223	1.27(1.05-1.43)	
PCB-128											
359.8415	41:11	41:09	0	0.959	66586	11306	28	70	404		
361.8385	41:11	41:09	0	0.959	53503	9034	40	100	226	1.24(1.05-1.43)	
PCB-166 (C128)											
359.8415	41:11	41:09	0	0.959	66586	11306	28	70	404		
361.8385	41:11	41:09	0	0.959	53503	9034	40	100	226	1.24(1.05-1.43)	
PCB-159											
359.8415	42:08	42:11	-3	0.982	8943	1585	28	70	57		
361.8385	42:08	42:11	-3	0.982	6506	1248	40	100	31	1.37(1.05-1.43)	
PCB-162											
359.8415	42:26						28	70			
361.8385	42:26						40	100			
PCB-167											Ma
359.8415	42:57	42:57	-1	1.001	20903	4170	28	70	149		M
361.8385	42:56	42:57	-1	1.000	17473	3328	40	100	83	1.20(1.05-1.43)	
PCB-156											
359.8415	44:04	44:04	-2	1.000	57169	10147	28	70	362		
361.8385	44:04	44:04	-2	1.000	44847	8213	40	100	205	1.27(1.05-1.43)	
PCB-157 (C156)											
359.8415	44:04	44:04	-2	1.000	57169	10147	28	70	362		
361.8385	44:04	44:04	-2	1.000	44847	8213	40	100	205	1.27(1.05-1.43)	
PCB-169											RQMa
359.8415	47:20	47:20	-1	1.001	2062	321	28	70	11		M
	Empc Correction				1577	225	28	70	8		
361.8385	47:18	47:20	-3	1.000	1272	182	40	100	5	1.62(1.05-1.43)	
PCB-188L											
405.8428	37:19	37:23	-4	0.820	1196248	240625	66	165	3646		
407.8398	37:19	37:23	-4	0.820	1130729	231861	51	127	4546	1.06(0.89-1.21)	
PCB-178L											
405.8428	40:22	40:23	-1	0.888	950598	190553	66	165	2887		
407.8398	40:22	40:23	-1	0.888	902972	181083	51	127	3551	1.05(0.89-1.21)	

Signal	RT (min.)	Adj RT (min.)	Sec.	REL RT	Area	Height	Avg Noise	EDL Height	S/N	Ratio(Limits)	Flags
PCB-180L											
405.8428	45:29	45:29	-1		1130295	223479	66	165	3386		
407.8398	45:29	45:29	-1		1038616	203777	51	127	3996	1.09(0.89-1.21)	
PCB-170L											
405.8428	46:43	46:46	-3	1.027	773494	146843	66	165	2225		
407.8398	46:44	46:46	-3	1.028	734199	141776	51	127	2780	1.05(0.89-1.21)	
PCB-189L											
405.8428	49:51	49:54	-3	1.096	1806006	361225	319	797	1132		
407.8398	49:51	49:54	-3	1.096	1704674	332351	844	2110	394	1.06(0.89-1.21)	
PCB-188											
393.8025	37:20	37:20	-2	1.000	1457	264	13	32	20		
395.7995	37:20	37:20	-2	1.000	1299	225	23	57	10	1.12(0.89-1.21)	
PCB-179											
393.8025	37:40	37:38	-1	1.009	69512	14361	13	32	1105		
395.7995	37:40	37:38	-1	1.009	65970	13608	23	57	592	1.05(0.89-1.21)	
PCB-184											
393.8025	38:09						13	32			
395.7995	38:09						23	57			
PCB-176											a
393.8025	38:33	38:33	-1	1.033	20704	4034	13	32	310		a
395.7995	38:33	38:33	-1	1.033	19453	3697	23	57	161	1.06(0.89-1.21)	
PCB-186											
393.8025	38:57						13	32			
395.7995	38:57						23	57			
PCB-178											a
393.8025	40:24	40:24	-1	1.083	26042	5329	13	32	410		a
395.7995	40:24	40:24	-1	1.083	24205	4972	23	57	216	1.08(0.89-1.21)	
PCB-175											a
393.8025	41:02	41:02	-1	1.100	5861	1152	13	32	89		a
395.7995	41:02	41:02	-1	1.100	5210	913	23	57	40	1.12(0.89-1.21)	
PCB-187											a
393.8025	41:18	41:18	-1	1.107	166099	33048	13	32	2542		a
395.7995	41:18	41:18	-1	1.107	160786	32396	23	57	1409	1.03(0.89-1.21)	
PCB-182											RQa
393.8025	41:31	41:31	-1	1.113	1527	329	13	32	25		a
395.7995	41:30	41:31	-1	1.112	1799	376	23	57	16	0.85(0.89-1.21)	
	Empc Correction				1454	313	23	57	14		
PCB-183											a
393.8025	41:55	41:55	-1	1.123	85004	15389	13	32	1184		a
395.7995	41:54	41:55	-1	1.123	80861	13964	23	57	607	1.05(0.89-1.21)	
PCB-185 (C183)											a
393.8025	41:55	41:55	-1	1.123	85004	15389	13	32	1184		a
395.7995	41:54	41:55	-1	1.123	80861	13964	23	57	607	1.05(0.89-1.21)	
PCB-174											a
393.8025	42:08	42:08	-1	1.129	104188	20192	13	32	1553		a
395.7995	42:08	42:08	-1	1.129	99839	19263	23	57	838	1.04(0.89-1.21)	

Signal	RT (min.)	Adj RT (min.)	Sec.	REL RT	Area	Height	Avg Noise	EDL Height	S/N	Ratio(Limits)	Flags
PCB-177											a
393.8025	42:35	42:35	-1	1.141	64652	13067	13	32	1005		a
395.7995	42:35	42:35	-1	1.141	60436	11824	23	57	514	1.07(0.89-1.21)	
PCB-181											a
393.8025	43:00	43:00	0	1.153	1218	211	13	32	16		a
395.7995	43:01	43:00	1	1.153	1204	170	23	57	7	1.01(0.89-1.21)	
PCB-171											
393.8025	43:13	43:08	0	1.158	32815	6086	13	32	468		
395.7995	43:13	43:08	0	1.158	29816	5681	23	57	247	1.10(0.89-1.21)	
PCB-173 (C171)											
393.8025	43:13	43:08	0	1.158	32815	6086	13	32	468		
395.7995	43:13	43:08	0	1.158	29816	5681	23	57	247	1.10(0.89-1.21)	
PCB-172											
393.8025	44:51	44:49	-1	0.900	18265	3617	13	32	278		
395.7995	44:50	44:49	-1	0.899	17412	3500	23	57	152	1.05(0.89-1.21)	
PCB-192											
393.8025	45:05						13	32			
395.7995	45:05						23	57			
PCB-180											Ma
393.8025	45:30	45:30	3	0.913	271429	50207	13	32	3862		M
395.7995	45:30	45:30	3	0.913	260826	48833	23	57	2123	1.04(0.89-1.21)	M
PCB-193 (C180)											Ma
393.8025	45:30	45:30	3	0.913	271429	50207	13	32	3862		M
395.7995	45:30	45:30	3	0.913	260826	48833	23	57	2123	1.04(0.89-1.21)	M
PCB-191											Ma
393.8025	45:51	45:51	0	0.920	6061	1162	13	32	89		M
395.7995	45:51	45:51	0	0.920	5876	1005	23	57	44	1.03(0.89-1.21)	
PCB-170											
393.8025	46:45	46:43	-1	0.938	94897	18035	13	32	1387		
395.7995	46:45	46:43	-1	0.938	90074	18049	23	57	785	1.05(0.89-1.21)	
PCB-190											
393.8025	47:16	47:14	-1	0.948	27192	5353	13	32	412		
395.7995	47:16	47:14	-1	0.948	26573	5115	23	57	222	1.02(0.89-1.21)	
PCB-189											Ma
393.8025	49:52	49:52	-1	1.000	8251	1722	32	80	54		M
395.7995	49:53	49:52	0	1.001	7921	1489	28	70	53	1.04(0.89-1.21)	
PCB-202L											
439.8038	42:41	42:46	-4	0.821	910736	181187	186	465	974		
441.8008	42:41	42:46	-4	0.821	1013001	196426	75	187	2619	0.90(0.76-1.02)	
PCB-194L											
439.8038	51:58	51:58	0		1279795	236379	91	227	2598		
441.8008	51:58	51:58	0		1418589	268756	110	275	2443	0.90(0.76-1.02)	
PCB-205L											
439.8038	52:26	52:31	-4	1.009	1363885	259344	91	227	2850		
441.8008	52:27	52:31	-3	1.009	1493854	280690	110	275	2552	0.91(0.76-1.02)	

Signal	RT (min.)	Adj RT (min.)	Sec.	REL RT	Area	Height	Avg Noise	EDL Height	S/N	Ratio(Limits)	Flags
PCB-202											
427.7635	42:44	42:40	0	1.001	22464	4199	25	62	168		
429.7606	42:43	42:40	-1	1.001	23082	4980	20	50	249	0.97(0.76-1.02)	
PCB-201											
427.7635	43:39	43:36	-1	1.022	11685	2397	25	62	96		
429.7606	43:39	43:36	-1	1.022	14141	2861	20	50	143	0.83(0.76-1.02)	
PCB-204											
427.7635	44:16						25	62			
429.7606	44:16						20	50			
PCB-197											RQa
427.7635	44:33	44:33	-1	1.044	3504	681	25	62	27		a
	Empc Correction				2115	601	25	62	24		
429.7606	44:32	44:33	-1	1.043	2377	676	20	50	34	1.47(0.76-1.02)	
PCB-200											a
427.7635	44:39	44:39	-1	1.046	7410	1378	25	62	55		a
429.7606	44:39	44:39	-1	1.046	8916	1450	20	50	73	0.83(0.76-1.02)	
PCB-198											a
427.7635	47:28	47:28	1	1.112	61222	11139	25	62	446		a
429.7606	47:28	47:28	1	1.112	65860	12402	20	50	620	0.93(0.76-1.02)	
PCB-199 (C198)											a
427.7635	47:28	47:28	1	1.112	61222	11139	25	62	446		a
429.7606	47:28	47:28	1	1.112	65860	12402	20	50	620	0.93(0.76-1.02)	
PCB-196											
427.7635	48:07	48:09	0	0.918	25188	4903	25	62	196		
429.7606	48:08	48:09	0	0.918	27027	4985	20	50	249	0.93(0.76-1.02)	
PCB-203											
427.7635	48:19	48:21	-1	0.921	33266	6512	25	62	260		
429.7606	48:19	48:21	-1	0.921	37531	7289	20	50	364	0.89(0.76-1.02)	
PCB-195											a
427.7635	49:38	49:38	0	0.947	21797	4146	50	125	83		a
429.7606	49:38	49:38	0	0.947	22450	4406	45	112	98	0.97(0.76-1.02)	
PCB-194											a
427.7635	51:59	51:59	0	0.992	64590	11673	50	125	233		a
429.7606	51:59	51:59	0	0.992	71003	13662	45	112	304	0.91(0.76-1.02)	
PCB-205											RQa
427.7635	52:28	52:28	0	1.001	5603	893	50	125	18		a
	Empc Correction				4052	758	50	125	15		
429.7606	52:28	52:28	0	1.000	4553	852	45	112	19	1.23(0.76-1.02)	
PCB-208L											
473.7648	49:24	49:27	-3	0.950	1177213	226537	667	1667	340		
475.7619	49:24	49:27	-3	0.950	1469065	287199	751	1877	382	0.80(0.65-0.89)	
PCB-206L											
473.7648	54:12	54:16	-3	1.043	819307	153801	667	1667	231		
475.7619	54:12	54:16	-3	1.043	1039398	197353	751	1877	263	0.79(0.65-0.89)	
PCB-208											
461.7246	49:24	49:23	-1	1.000	13934	2774	83	207	33		
463.7216	49:25	49:23	0	1.001	17001	3618	84	210	43	0.82(0.65-0.89)	

Signal	RT (min.)	Adj RT (min.)	Sec.	REL RT	Area	Height	Avg Noise	EDL Height	S/N	Ratio(Limits)	Flags
PCB-207											
461.7246	50:21	50:23	0	1.019	5072	1099	83	207	13		
463.7216	50:21	50:23	0	1.019	5745	1417	84	210	17	0.88(0.65-0.89)	
PCB-206											RQa
461.7246	54:14	54:14	0	1.000	873076	77963	83	207	939		a
	Empc Correction				289663	28286	83	207	341		
463.7216	54:14	54:14	0	1.000	376186	36736	84	210	437	2.32(0.65-0.89)	
PCB-209L											
507.7258	55:51	55:56	-4	1.075	771744	140342	164	410	856		
509.7229	55:51	55:56	-4	1.075	1106499	192417	122	305	1577	0.70(0.59-0.79)	
DCB Decachlorobiphenyl											a
495.6856	55:52	55:52	0	1.000	9711	1558	8	20	195		a
497.6826	55:52	55:52	0	1.000	13239	2303	8	20	288	0.73(0.59-0.79)	

QC Flag Legend

Processing Flags

R - Failed Signal Ratio Test

Q - EMPC-Estimated Max. Possible Conc.

Review Flags

M - Manually Integrated

U - Marked Undetected

a - User Assigned ID

Eurofins TestAmerica, Knoxville

Data File:	\\chromna\Knoxville\ChromData\D3D\20190827-12879.b\580-88125-b-9-c.d		
Injection Date:	27-Aug-2019 22:35:00	Injection Vol:	1.0 ul
Instrument ID:	D3D	Operator ID:	Xcalibur_System
Method:	PCBs_D3D	Limit Group:	HR - 1668A - ICAL
Client ID:	D2-0to19-101018		
Worklist#:	33063	Sample Line#:	12
Column Type:	SPB-Octyl	Column Dia:	0.25 mm

MoPCB F1

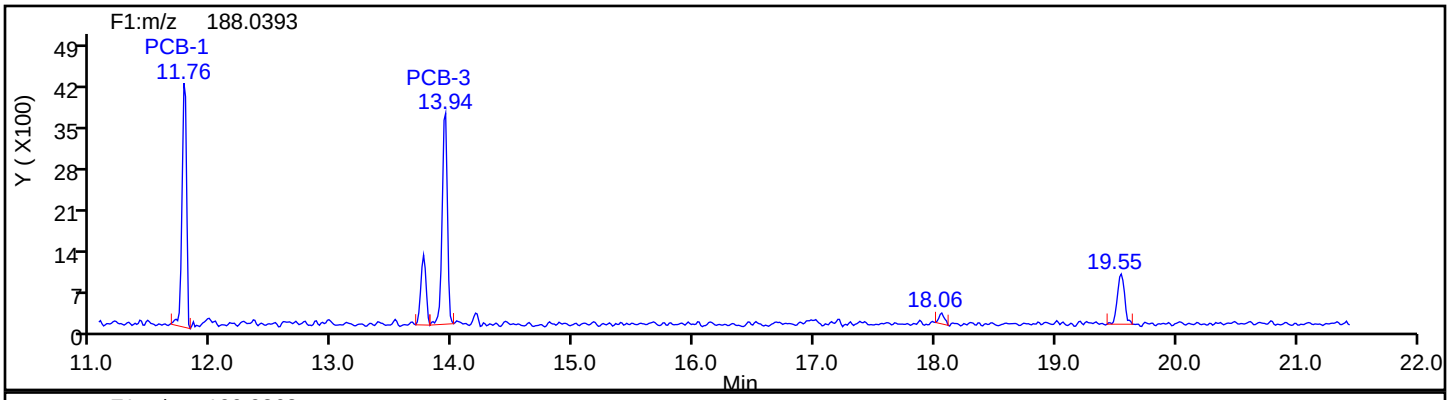

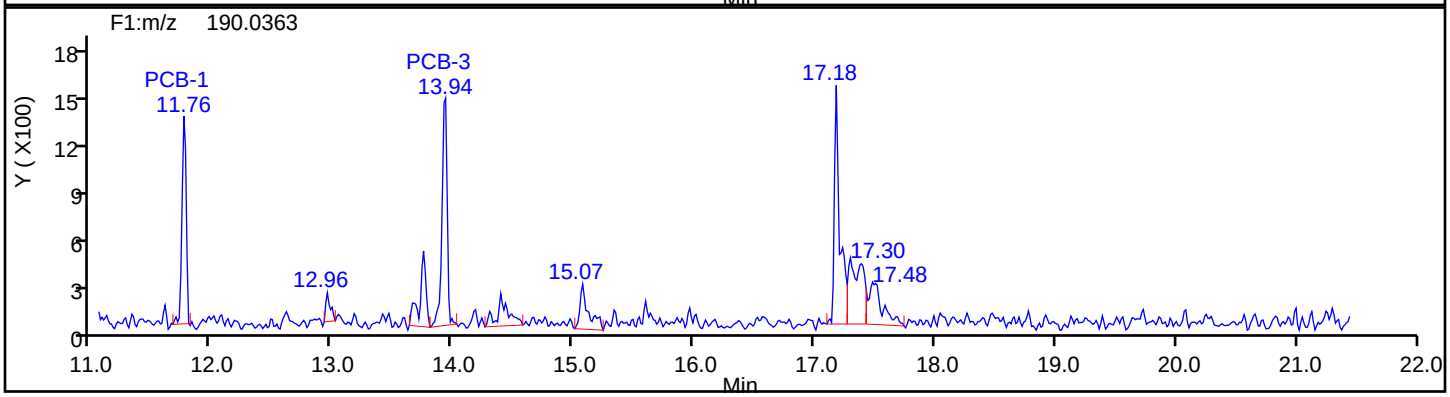

MoPCB F1 Standards

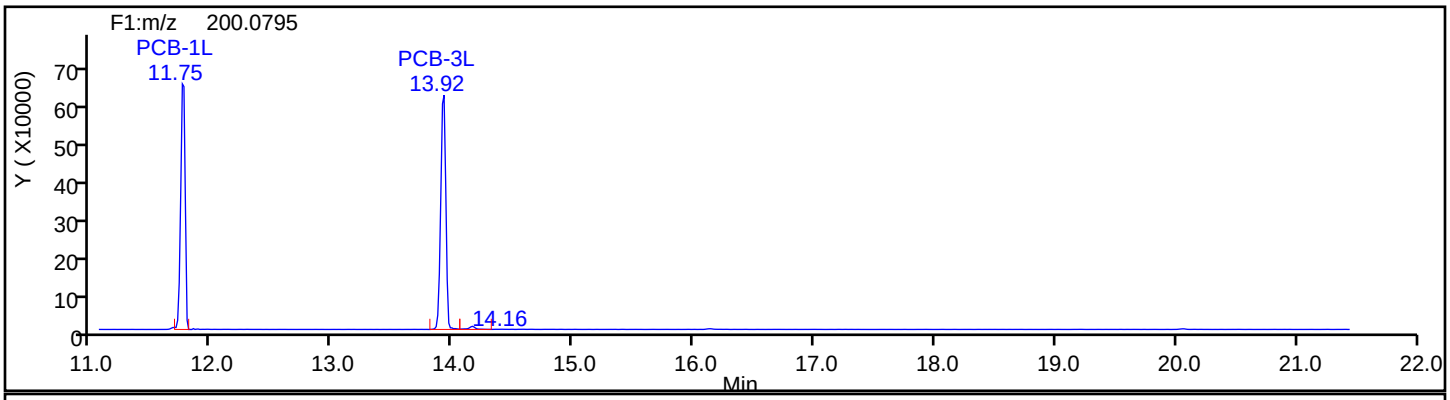

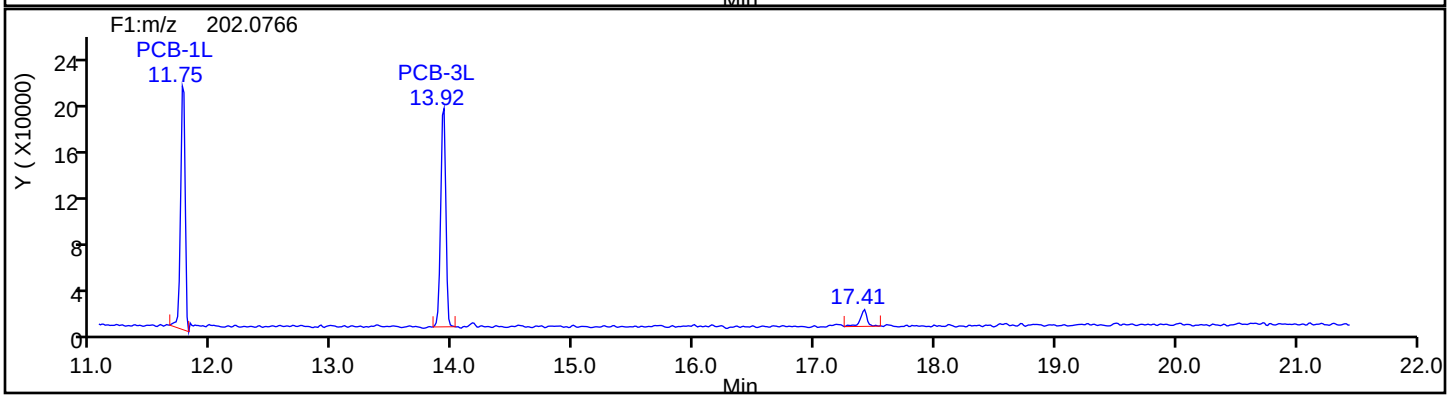

Eurofins TestAmerica, Knoxville

Data File:	\\chromna\Knoxville\ChromData\D3D\20190827-12879.b\580-88125-b-9-c.d		
Injection Date:	27-Aug-2019 22:35:00	Injection Vol:	1.0 ul
Instrument ID:	D3D	Operator ID:	Xcalibur_System
Method:	PCBs_D3D	Limit Group:	HR - 1668A - ICAL
Client ID:	D2-0to19-101018		
Worklist#:	33063	Sample Line#:	12
Column Type:	SPB-Octyl	Column Dia:	0.25 mm

MoPCB F1

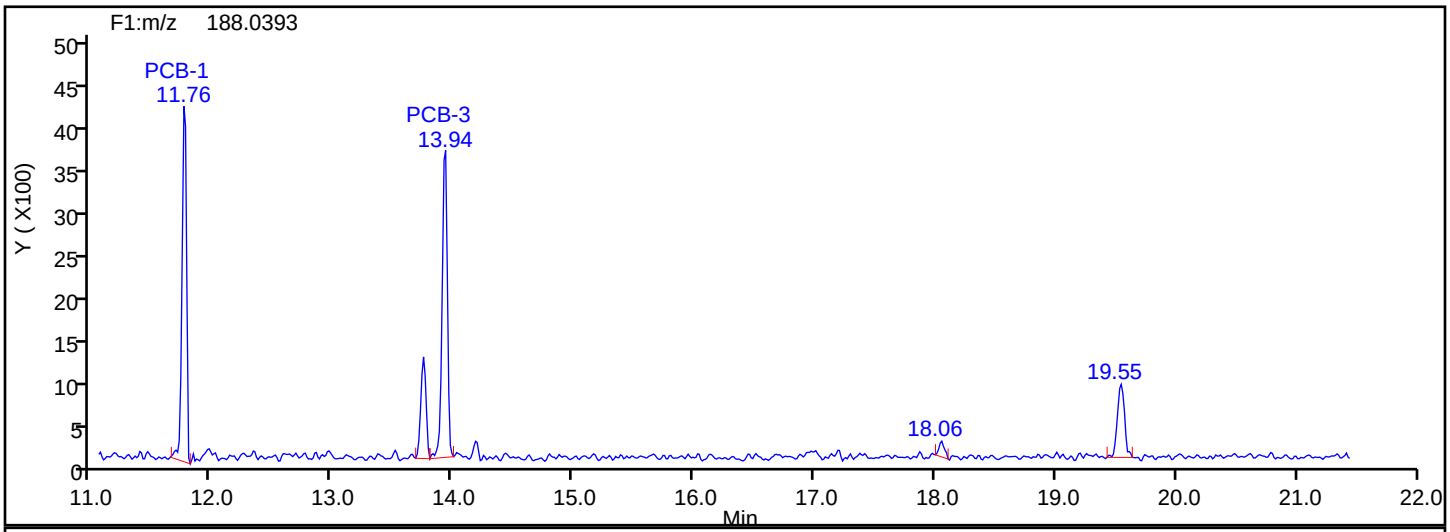

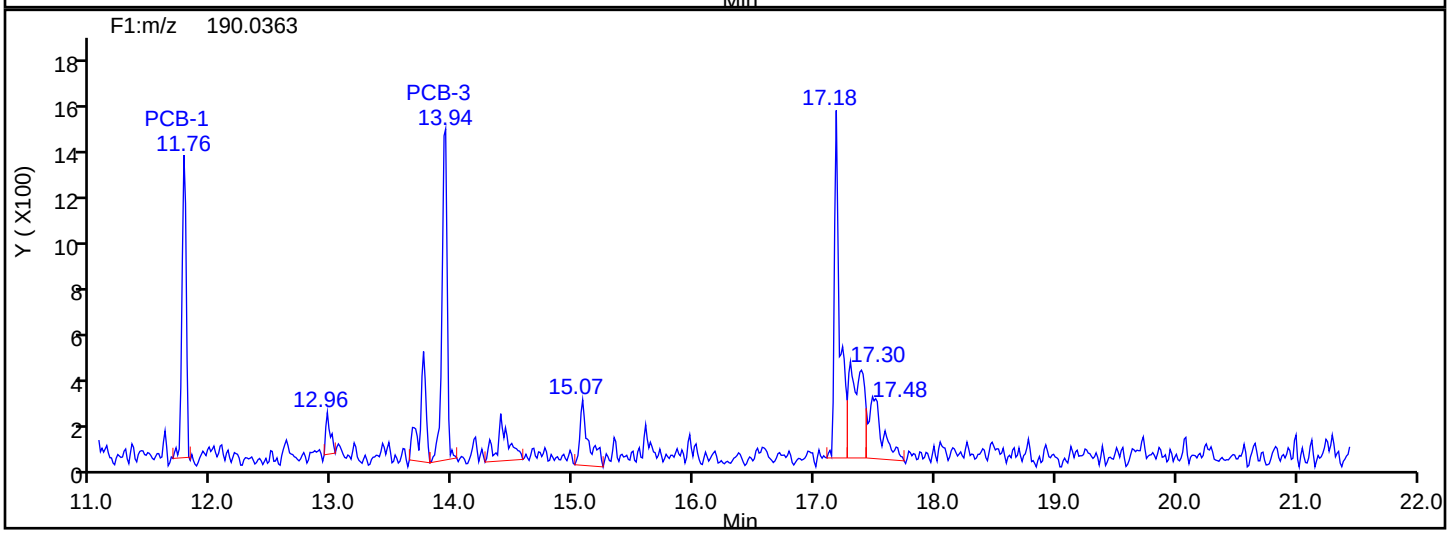

MoPCB F1 Lock Mass

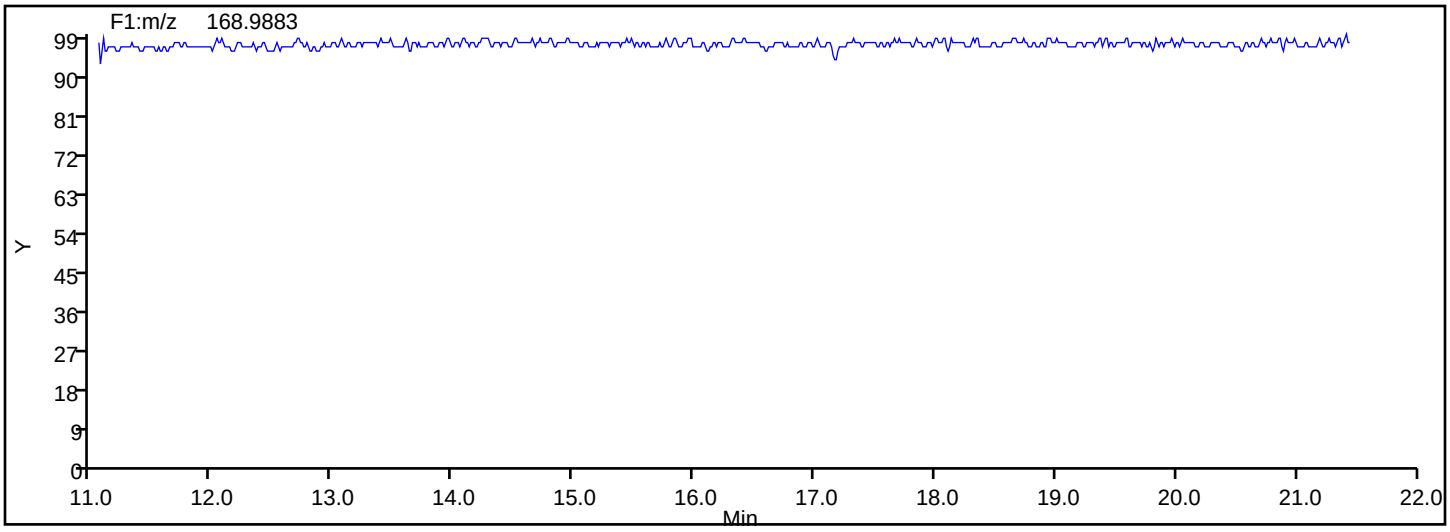

Eurofins TestAmerica, Knoxville

Data File:	\\chromna\Knoxville\ChromData\D3D\20190827-12879.b\580-88125-b-9-c.d		
Injection Date:	27-Aug-2019 22:35:00	Injection Vol:	1.0 ul
Instrument ID:	D3D	Operator ID:	Xcalibur_System
Method:	PCBs_D3D	Limit Group:	HR - 1668A - ICAL
Client ID:	D2-0to19-101018		
Worklist#:	33063	Sample Line#:	12
Column Type:	SPB-Octyl	Column Dia:	0.25 mm

DiPCB F1

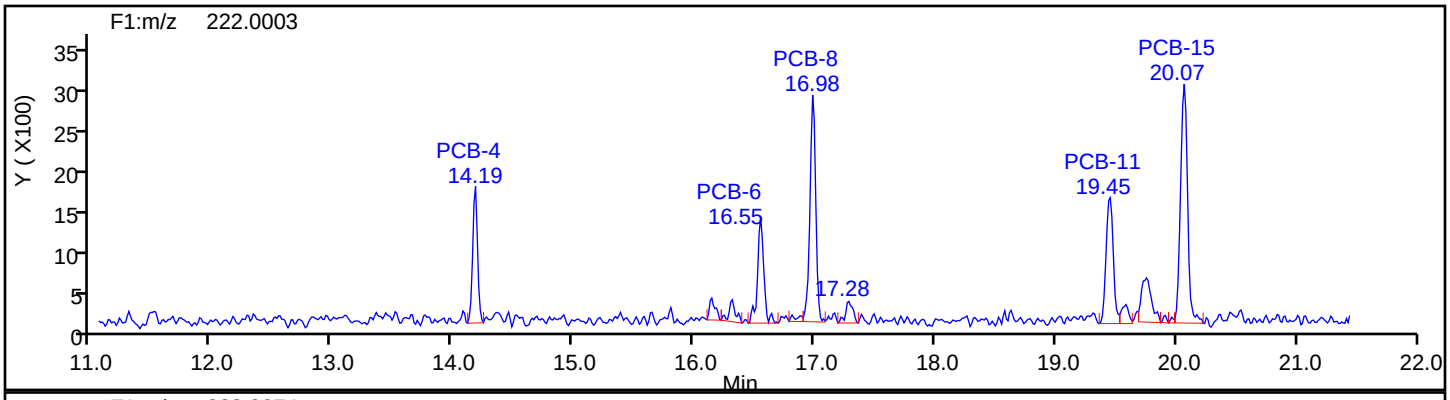

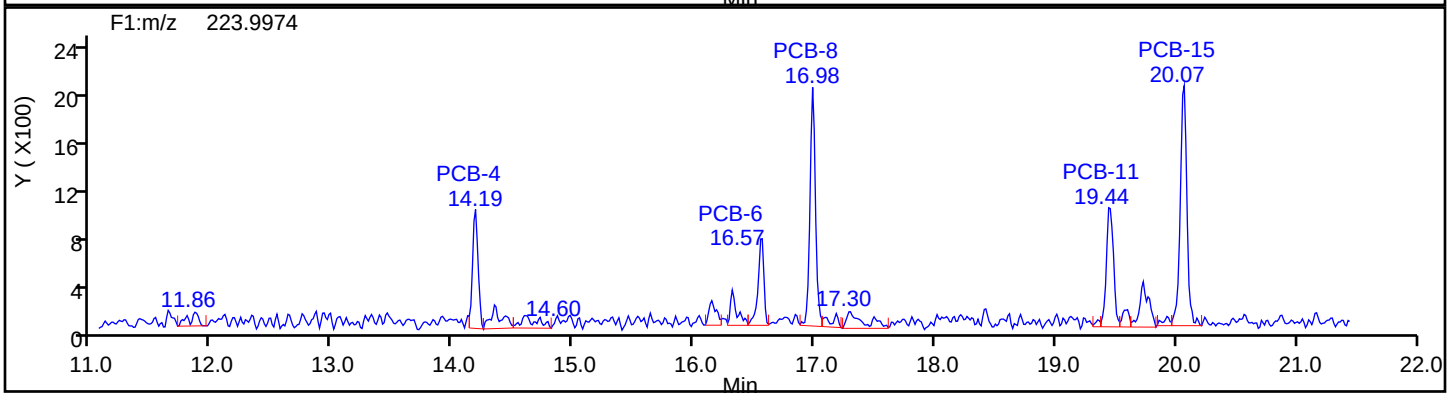

DiPCB F1 Standards

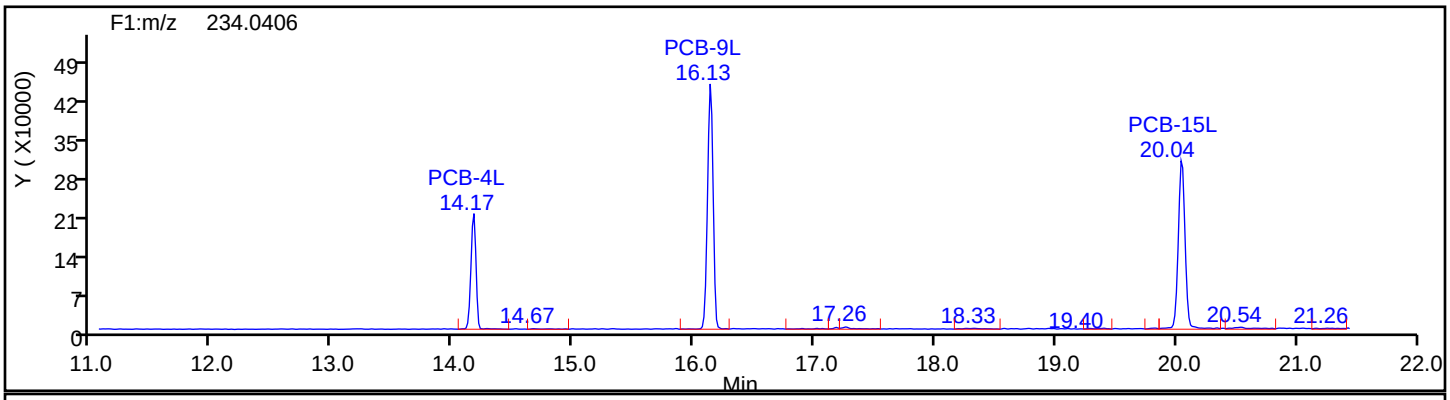

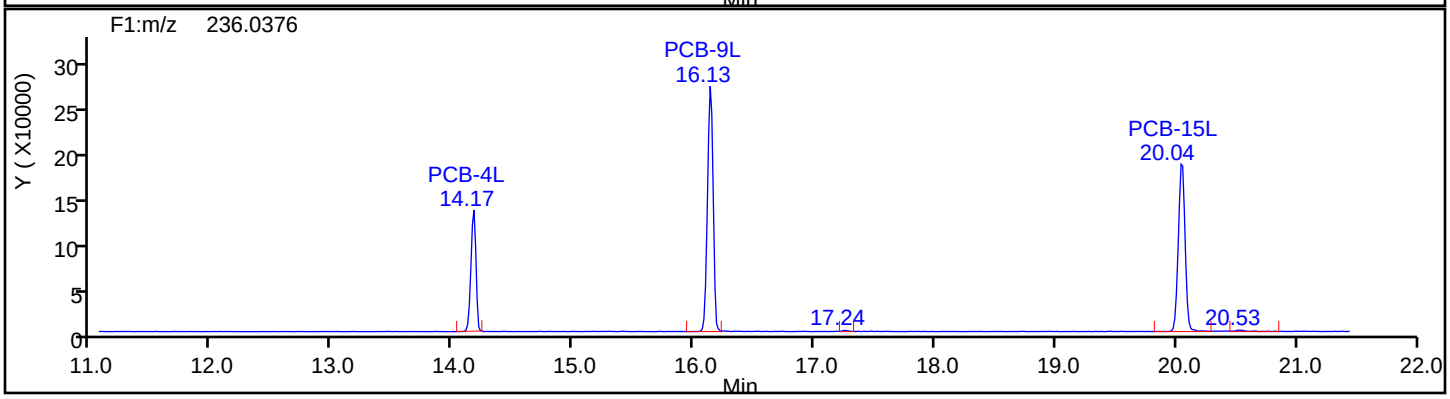

Eurofins TestAmerica, Knoxville

Data File:	\\chromna\Knoxville\ChromData\D3D\20190827-12879.b\580-88125-b-9-c.d		
Injection Date:	27-Aug-2019 22:35:00	Injection Vol:	1.0 ul
Instrument ID:	D3D	Operator ID:	Xcalibur_System
Method:	PCBs_D3D	Limit Group:	HR - 1668A - ICAL
Client ID:	D2-0to19-101018		
Worklist#:	33063	Sample Line#:	12
Column Type:	SPB-Octyl	Column Dia:	0.25 mm

DiPCB F1

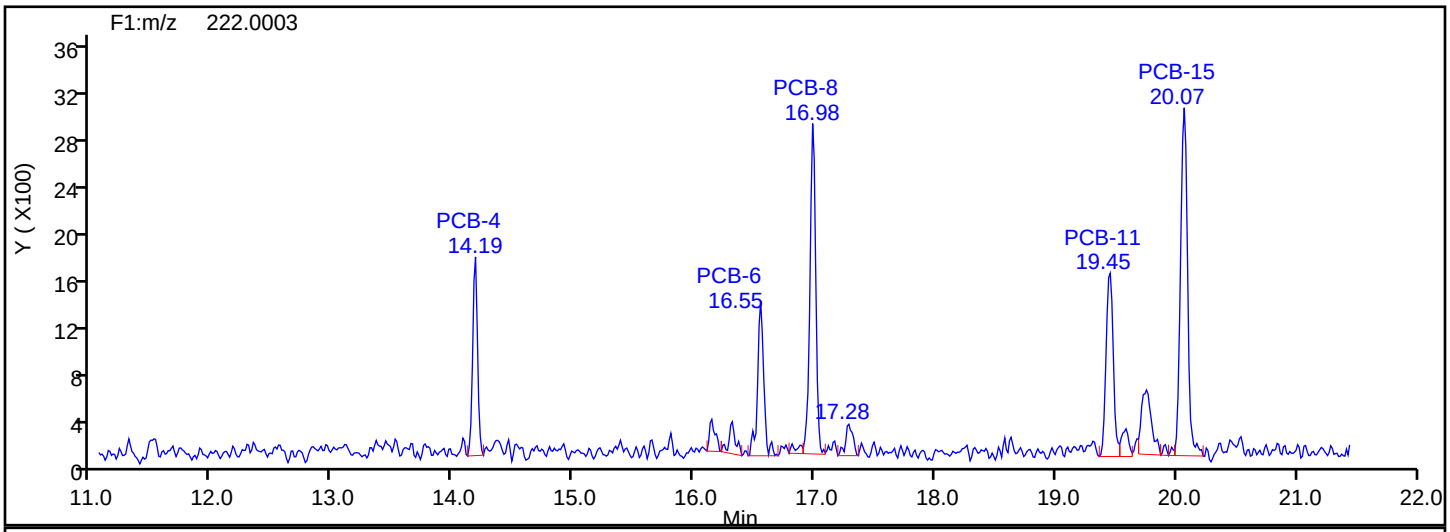

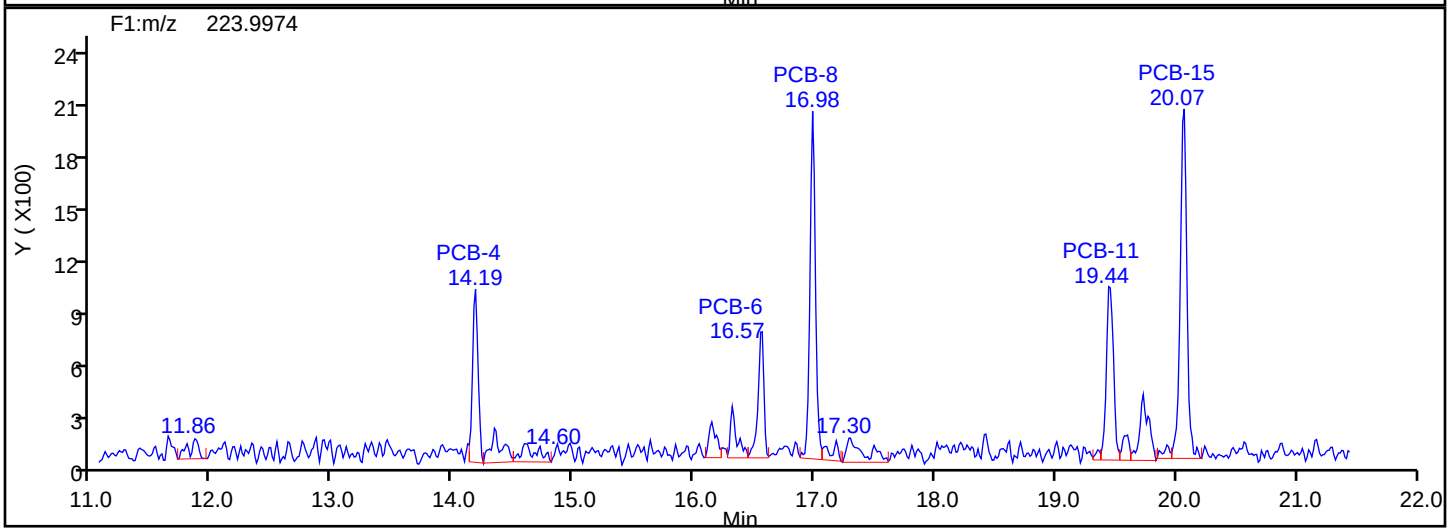

DiPCB F1 Lock Mass

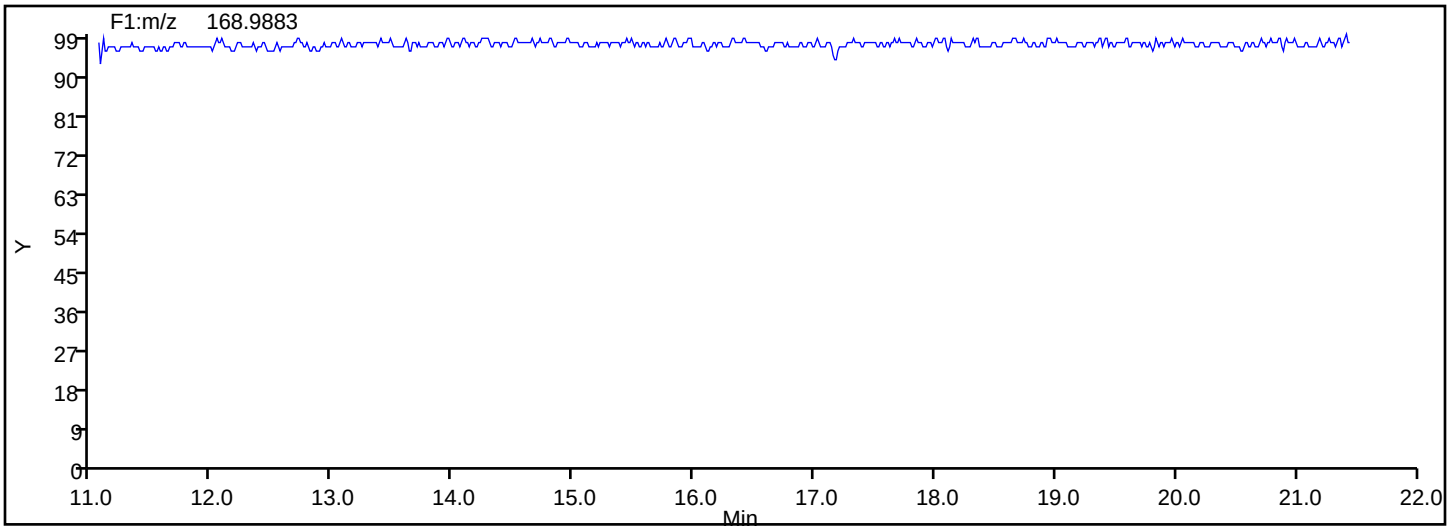

Manual Integration/User Assign Peak Report

Eurofins TestAmerica, Knoxville

Data File:	\\chromna\Knoxville\ChromData\D3D\20190827-12879.b\580-88125-b-9-c.d				
Injection Date:	27-Aug-2019 22:35:00	Instrument ID:	D3D		
Lims ID:	580-88125-B-9-C	Lab Sample ID:	140-88125-9		
Client ID:	D2-0to19-101018				
Operator ID:	Xcalibur_System	ALS Bottle#:	0	Worklist Smp#:	12
Injection Vol:	1.0 ul	Dil. Factor:	1.0000		
Method:	PCBs_D3D	Limit Group:	HR - 1668A - ICAL		
Column:	SPB-Octyl (0.25 mm)	Detector	F1(11.07 :21.70)		

PCB-8, CAS: 34883-43-7

Signal: 2

Processing Integration Results

RT: 16.98
Area: 6817
Amount: 0.691709
Amount Units: pg/ul

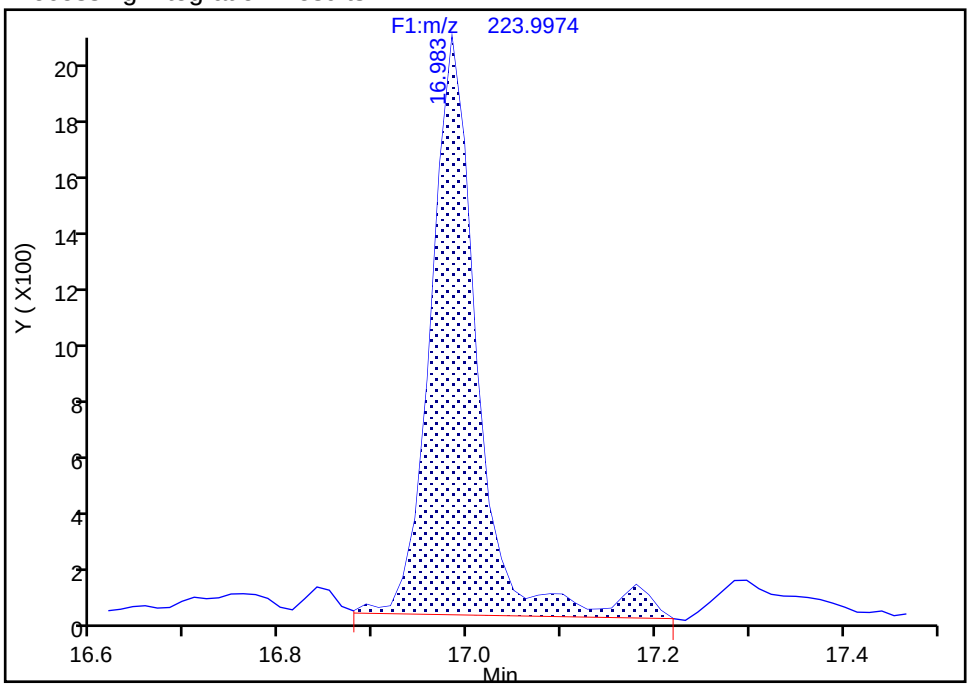

Manual Integration Results

RT: 16.98
Area: 6281
Amount: 0.654590
Amount Units: pg/ul

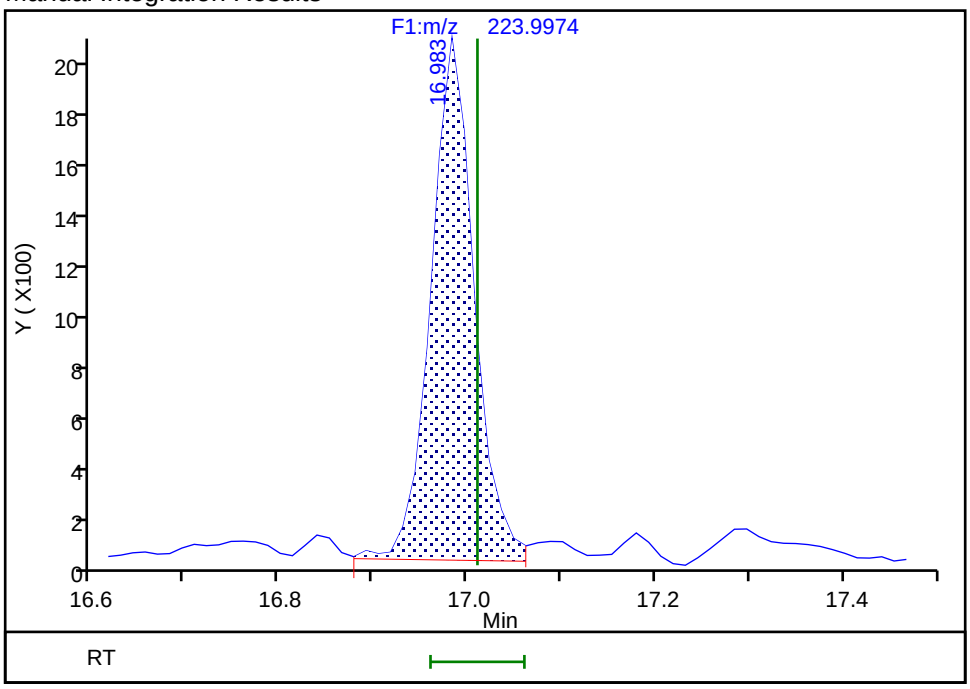

Reviewer: mcwhirterl, 28-Aug-2019 02:25:27

Audit Action: Marked Compound Undetected Audit Reason: Invalid Compound ID

Manual Integration/User Assign Peak Report

Eurofins TestAmerica, Knoxville

Data File:	\\chromna\Knoxville\ChromData\D3D\20190827-12879.b\580-88125-b-9-c.d				
Injection Date:	27-Aug-2019 22:35:00	Instrument ID:	D3D		
Lims ID:	580-88125-B-9-C	Lab Sample ID:	140-88125-9		
Client ID:	D2-0to19-101018				
Operator ID:	Xcalibur_System	ALS Bottle#:	0	Worklist Smp#:	12
Injection Vol:	1.0 ul	Dil. Factor:	1.0000		
Method:	PCBs_D3D	Limit Group:	HR - 1668A - ICAL		
Column:	SPB-Octyl (0.25 mm)	Detector	F1(11.07 :21.70)		

PCB-8, CAS: 34883-43-7

Signal: 3

Processing Integration Results

RT: 16.98
Area: 16380
Amount: 0.691709
Amount Units: pg/ul

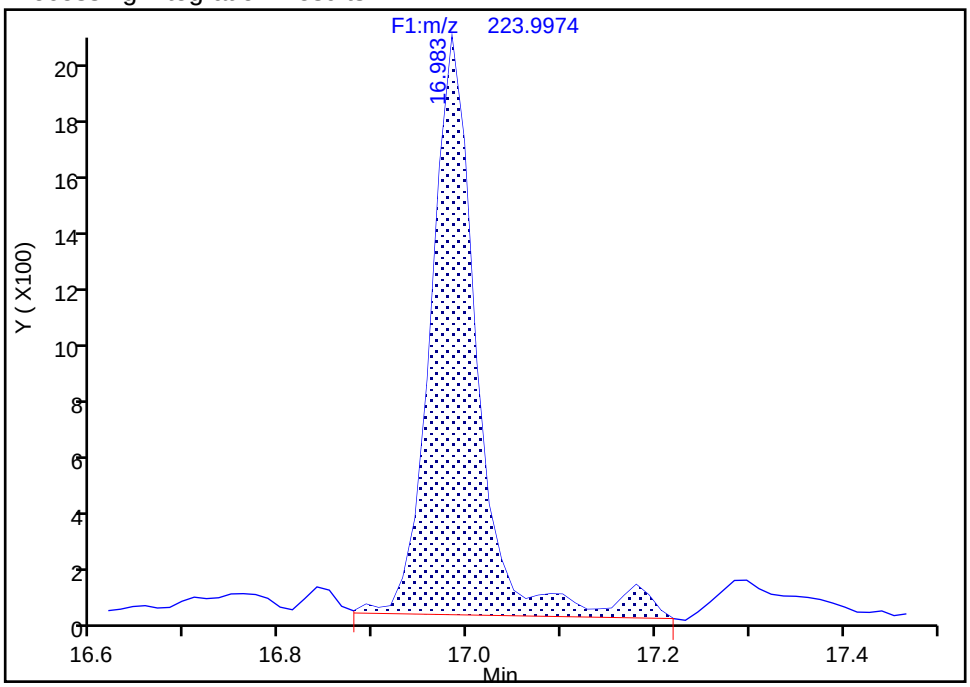

Manual Integration Results

RT: 16.98
Area: 15501
Amount: 0.654590
Amount Units: pg/ul
Reviewer: mcwhirterl, 28-Aug-2019 02:25:27
Audit Action: Marked Compound Undetected Audit Reason: Invalid Compound ID

Manual Integration/User Assign Peak Report

Eurofins TestAmerica, Knoxville

Data File:	\\chromna\Knoxville\ChromData\D3D\20190827-12879.b\580-88125-b-9-c.d				
Injection Date:	27-Aug-2019 22:35:00	Instrument ID:	D3D		
Lims ID:	580-88125-B-9-C	Lab Sample ID:	140-88125-9		
Client ID:	D2-0to19-101018				
Operator ID:	Xcalibur_System	ALS Bottle#:	0	Worklist Smp#:	12
Injection Vol:	1.0 ul	Dil. Factor:	1.0000		
Method:	PCBs_D3D	Limit Group:	HR - 1668A - ICAL		
Column:	SPB-Octyl (0.25 mm)	Detector	F1(11.07 :21.70)		

PCB-8, CAS: 34883-43-7

Signal: 1

Processing Integration Results

RT: 16.98
Area: 9563
Amount: 0.691709
Amount Units: pg/ul

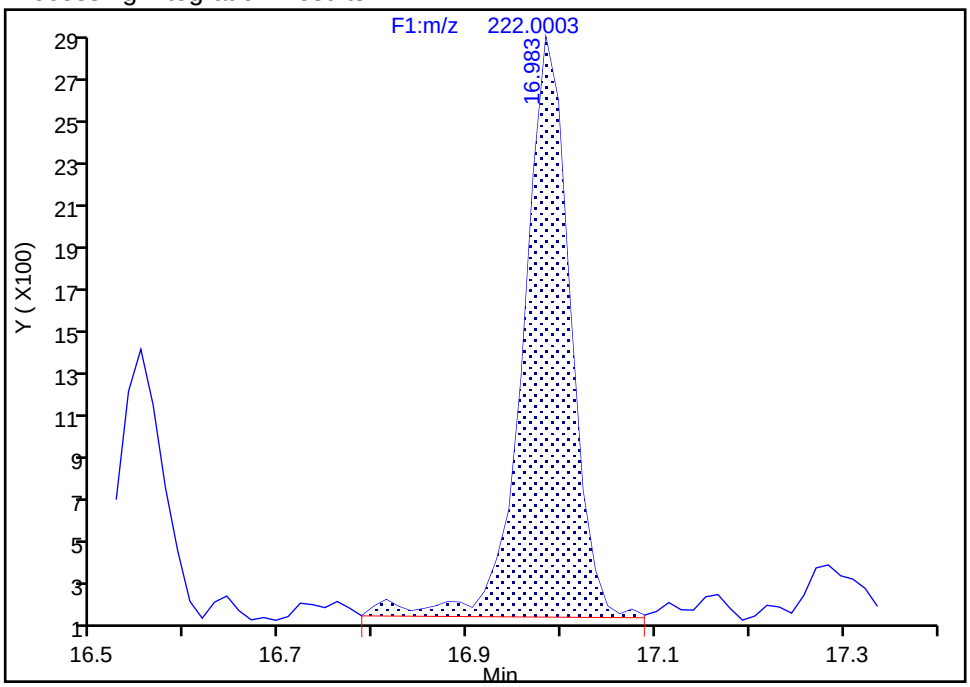

Manual Integration Results

RT: 16.98
Area: 9220
Amount: 0.654590
Amount Units: pg/ul

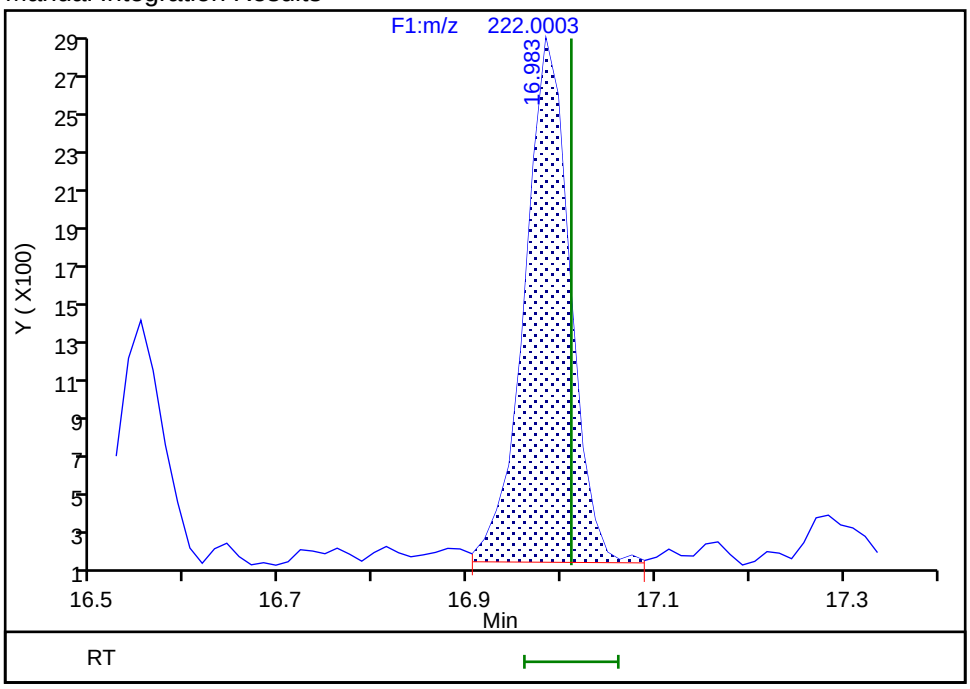

Reviewer: mcwhirterl, 28-Aug-2019 02:25:28

Audit Action: Manually Integrated/Assigned Compound ID Audit Reason: Split Peak

Manual Integration/User Assign Peak Report

Eurofins TestAmerica, Knoxville

Data File:	\\chromna\Knoxville\ChromData\D3D\20190827-12879.b\580-88125-b-9-c.d				
Injection Date:	27-Aug-2019 22:35:00	Instrument ID:	D3D		
Lims ID:	580-88125-B-9-C	Lab Sample ID:	140-88125-9		
Client ID:	D2-0to19-101018				
Operator ID:	Xcalibur_System	ALS Bottle#:	0	Worklist Smp#:	12
Injection Vol:	1.0 ul	Dil. Factor:	1.0000		
Method:	PCBs_D3D	Limit Group:	HR - 1668A - ICAL		
Column:	SPB-Octyl (0.25 mm)	Detector	F1(11.07 :21.70)		

PCB-11, CAS: 2050-67-1

Signal: 2

Processing Integration Results

RT: 19.44
Area: 4793
Amount: 0.496988
Amount Units: pg/ul

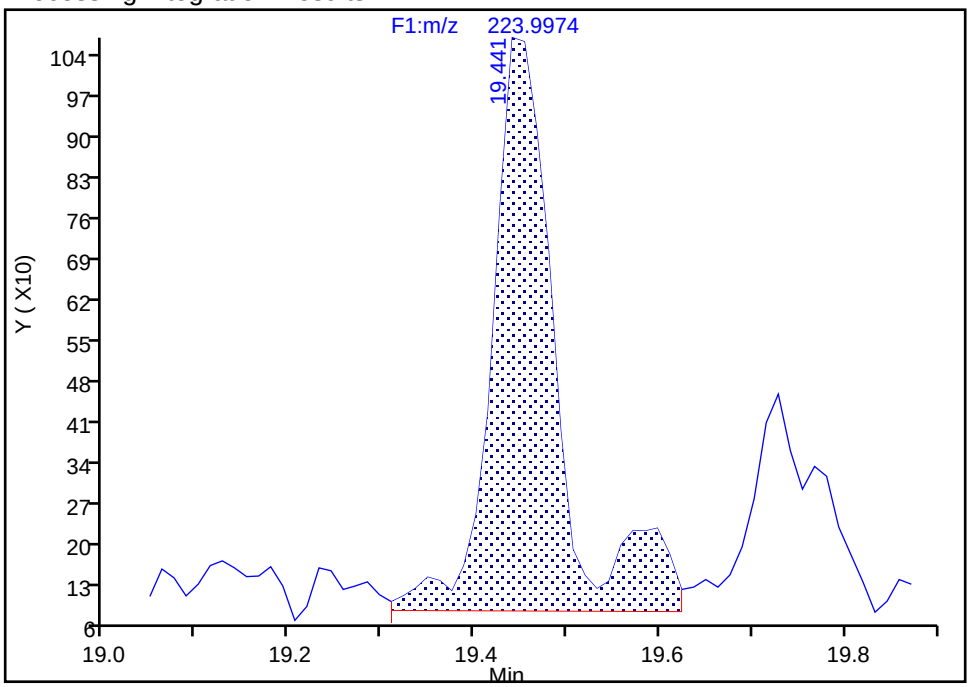

Manual Integration Results

RT: 19.44
Area: 4069
Amount: 0.428504
Amount Units: pg/ul

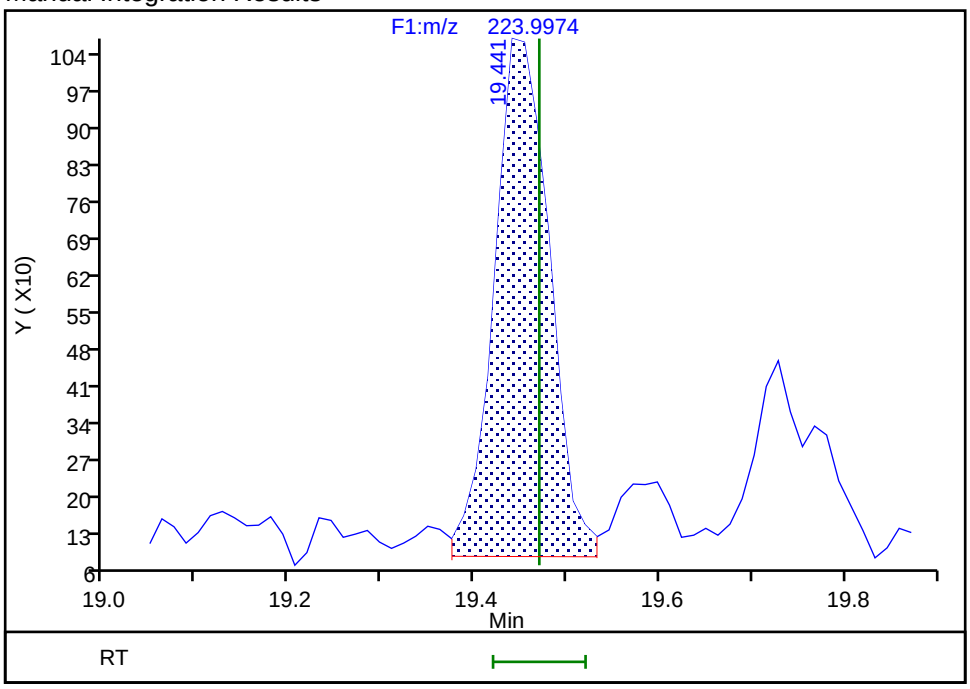

Reviewer: mcwhirterl, 28-Aug-2019 02:25:46

Audit Action: Marked Compound Undetected Audit Reason: Invalid Compound ID

Manual Integration/User Assign Peak Report

Eurofins TestAmerica, Knoxville

Data File:	\\chromna\Knoxville\ChromData\D3D\20190827-12879.b\580-88125-b-9-c.d				
Injection Date:	27-Aug-2019 22:35:00	Instrument ID:	D3D		
Lims ID:	580-88125-B-9-C	Lab Sample ID:	140-88125-9		
Client ID:	D2-0to19-101018				
Operator ID:	Xcalibur_System	ALS Bottle#:	0	Worklist Smp#:	12
Injection Vol:	1.0 ul	Dil. Factor:	1.0000		
Method:	PCBs_D3D	Limit Group:	HR - 1668A - ICAL		
Column:	SPB-Octyl (0.25 mm)	Detector	F1(11.07 :21.70)		

PCB-11, CAS: 2050-67-1

Signal: 3

Processing Integration Results

RT: 19.45
Area: 12112
Amount: 0.496988
Amount Units: pg/ul

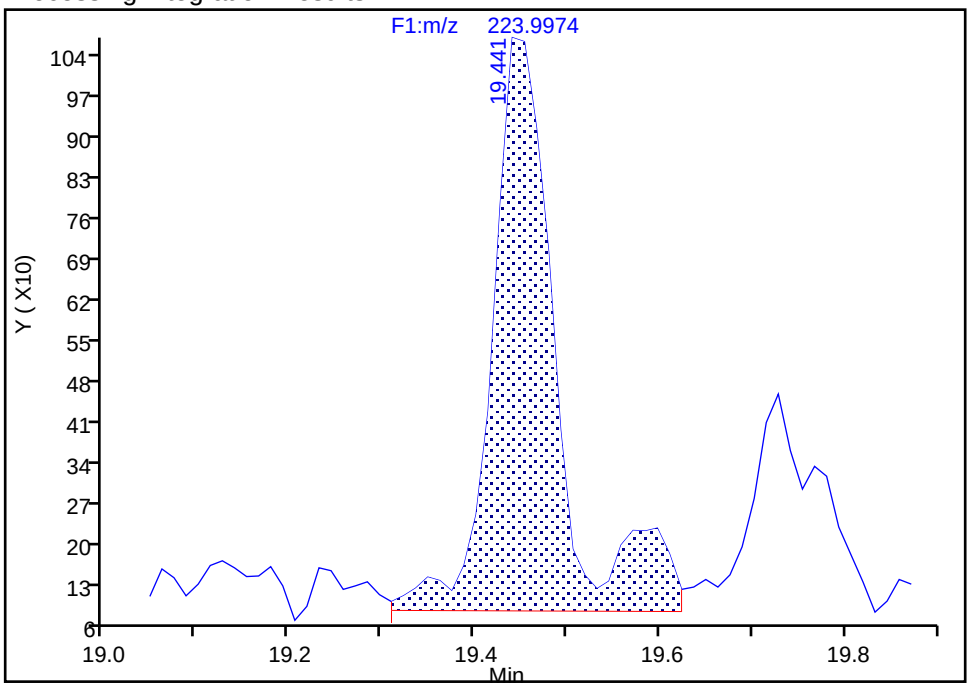

Manual Integration Results

RT: 19.45
Area: 10443
Amount: 0.428504
Amount Units: pg/ul
Reviewer: mcwhirterl, 28-Aug-2019 02:25:46
Audit Action: Marked Compound Undetected Audit Reason: Invalid Compound ID

Manual Integration/User Assign Peak Report

Eurofins TestAmerica, Knoxville

Data File:	\\chromna\Knoxville\ChromData\D3D\20190827-12879.b\580-88125-b-9-c.d				
Injection Date:	27-Aug-2019 22:35:00	Instrument ID:	D3D		
Lims ID:	580-88125-B-9-C	Lab Sample ID:	140-88125-9		
Client ID:	D2-0to19-101018				
Operator ID:	Xcalibur_System	ALS Bottle#:	0	Worklist Smp#:	12
Injection Vol:	1.0 ul	Dil. Factor:	1.0000		
Method:	PCBs_D3D	Limit Group:	HR - 1668A - ICAL		
Column:	SPB-Octyl (0.25 mm)	Detector	F1(11.07 :21.70)		

PCB-11, CAS: 2050-67-1

Signal: 1

Processing Integration Results

RT: 19.45
Area: 7319
Amount: 0.496988
Amount Units: pg/ul

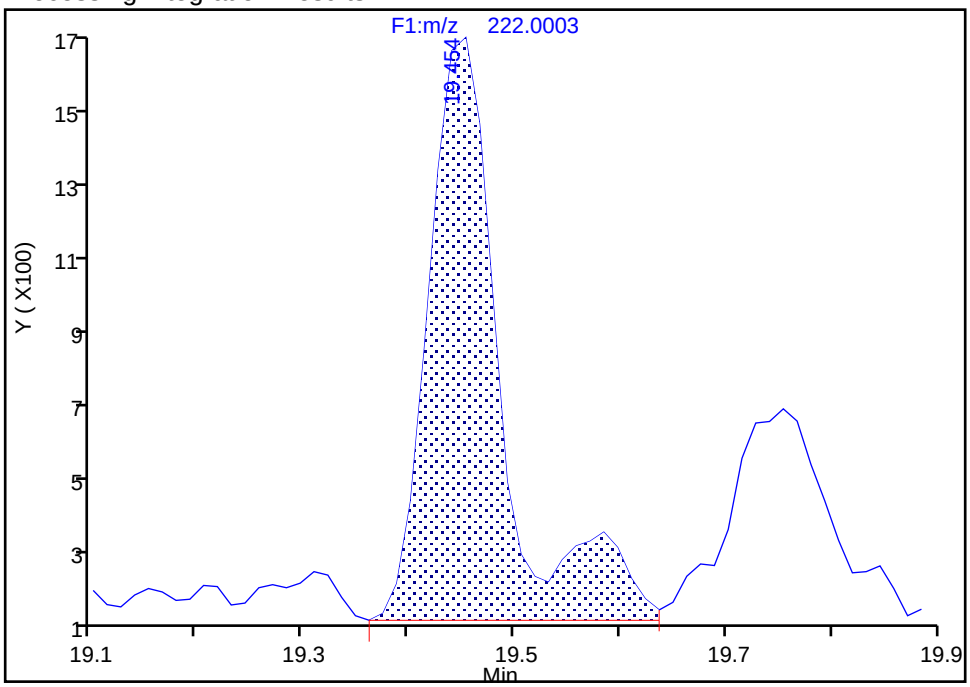

Manual Integration Results

RT: 19.45
Area: 6374
Amount: 0.428504
Amount Units: pg/ul

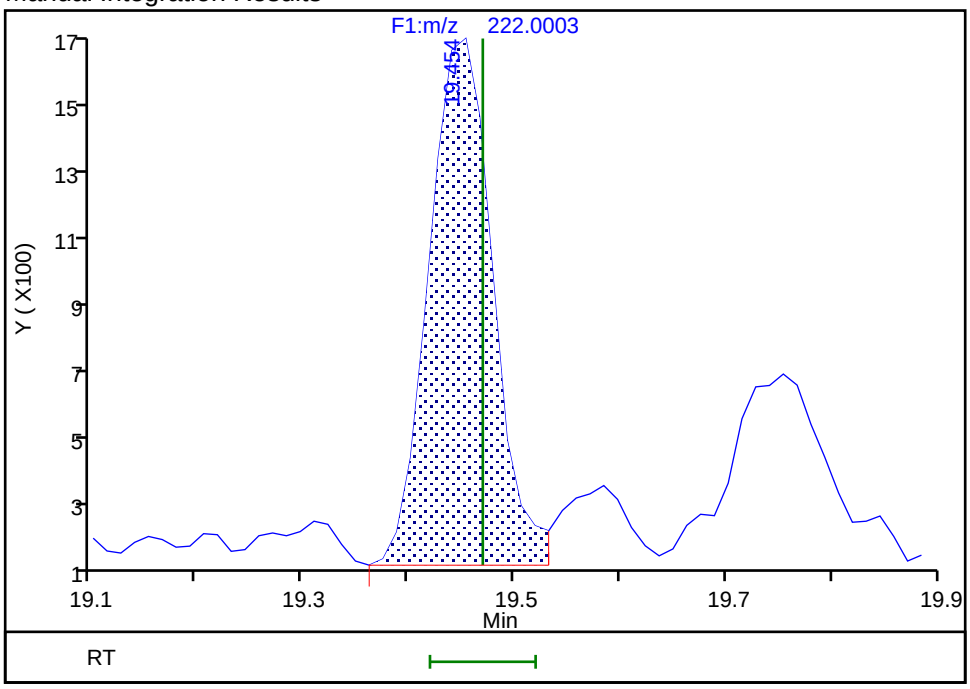

Reviewer: mcwhirterl, 28-Aug-2019 02:25:48

Audit Action: Manually Integrated/Assigned Compound ID Audit Reason: Split Peak

Manual Integration/User Assign Peak Report

Eurofins TestAmerica, Knoxville

Data File:	\\chromna\Knoxville\ChromData\D3D\20190827-12879.b\580-88125-b-9-c.d				
Injection Date:	27-Aug-2019 22:35:00	Instrument ID:	D3D		
Lims ID:	580-88125-B-9-C	Lab Sample ID:	140-88125-9		
Client ID:	D2-0to19-101018				
Operator ID:	Xcalibur_System	ALS Bottle#:	0	Worklist Smp#:	12
Injection Vol:	1.0 ul	Dil. Factor:	1.0000		
Method:	PCBs_D3D	Limit Group:	HR - 1668A - ICAL		
Column:	SPB-Octyl (0.25 mm)	Detector	F1(11.07 :21.70)		

PCB-12/13, CAS: STL01797

Signal: 2

Processing Integration Results

RT: 19.73
Area: 1952
Amount: 0.215770
Amount Units: pg/ul

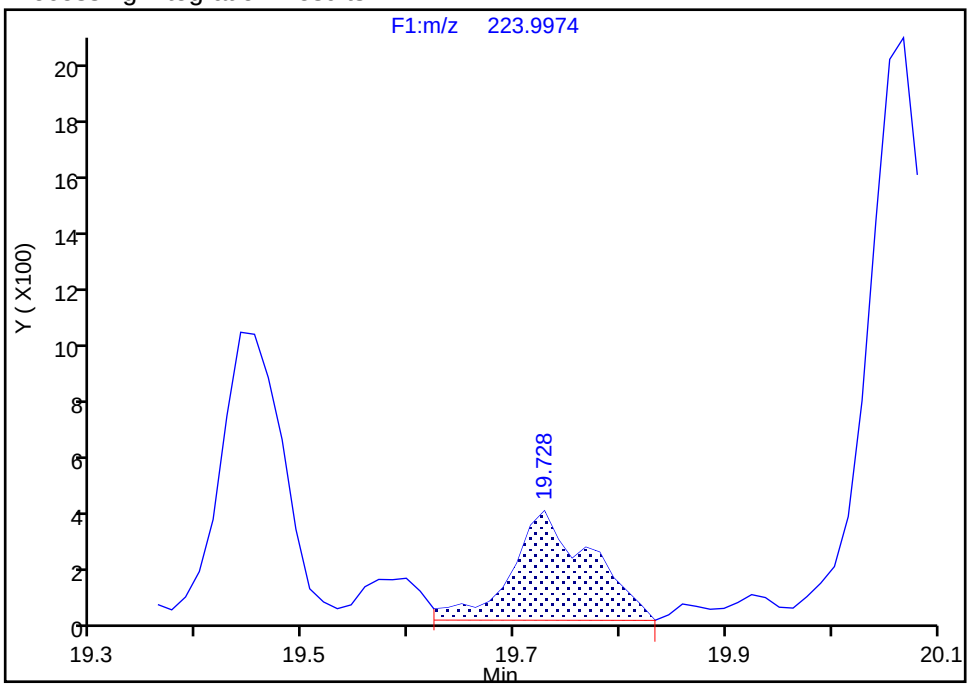

Manual Integration Results

RT: 19.73
Area: 1952
Amount: 0.208413
Amount Units: pg/ul

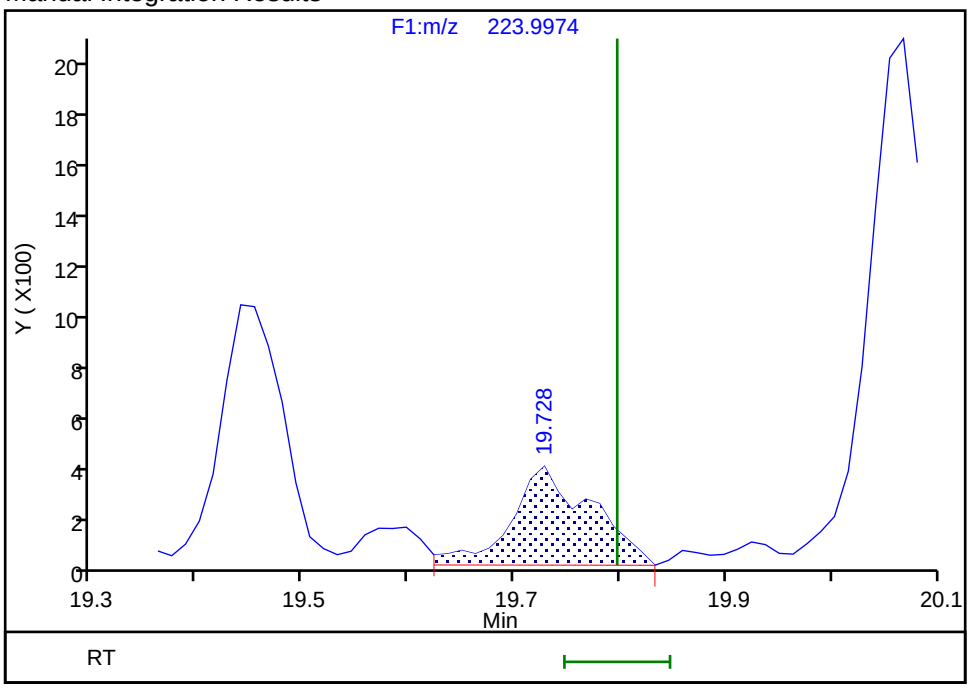

Reviewer: mcwhirterl, 28-Aug-2019 02:25:54

Audit Action: Marked Compound Undetected Audit Reason: Invalid Compound ID

Manual Integration/User Assign Peak Report

Eurofins TestAmerica, Knoxville

Data File:	\\chromna\Knoxville\ChromData\D3D\20190827-12879.b\580-88125-b-9-c.d				
Injection Date:	27-Aug-2019 22:35:00	Instrument ID:	D3D		
Lims ID:	580-88125-B-9-C	Lab Sample ID:	140-88125-9		
Client ID:	D2-0to19-101018				
Operator ID:	Xcalibur_System	ALS Bottle#:	0	Worklist Smp#:	12
Injection Vol:	1.0 ul	Dil. Factor:	1.0000		
Method:	PCBs_D3D	Limit Group:	HR - 1668A - ICAL		
Column:	SPB-Octyl (0.25 mm)	Detector	F1(11.07 :21.70)		

PCB-12/13, CAS: STL01797

Signal: 3

Processing Integration Results

RT: 19.75
Area: 5279
Amount: 0.215770
Amount Units: pg/ul

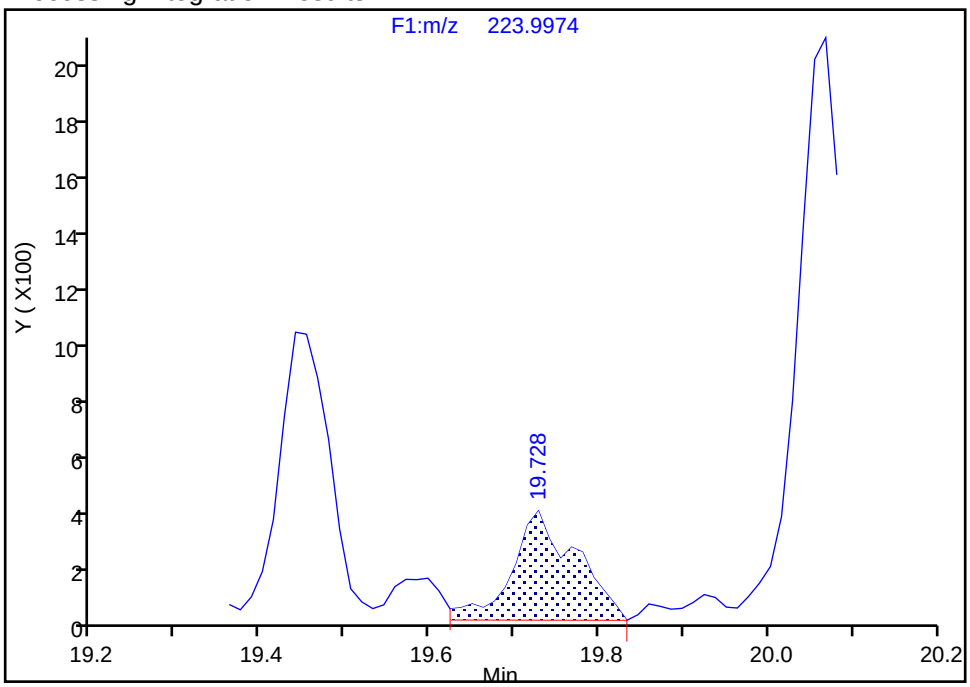

Manual Integration Results

RT: 19.75
Area: 5099
Amount: 0.208413
Amount Units: pg/ul
Reviewer: mcwhirterl, 28-Aug-2019 02:25:54
Audit Action: Marked Compound Undetected Audit Reason: Invalid Compound ID

Manual Integration/User Assign Peak Report

Eurofins TestAmerica, Knoxville

Data File:	\\chromna\Knoxville\ChromData\D3D\20190827-12879.b\580-88125-b-9-c.d				
Injection Date:	27-Aug-2019 22:35:00	Instrument ID:	D3D		
Lims ID:	580-88125-B-9-C	Lab Sample ID:	140-88125-9		
Client ID:	D2-0to19-101018				
Operator ID:	Xcalibur_System	ALS Bottle#:	0	Worklist Smp#:	12
Injection Vol:	1.0 ul	Dil. Factor:	1.0000		
Method:	PCBs_D3D	Limit Group:	HR - 1668A - ICAL		
Column:	SPB-Octyl (0.25 mm)	Detector	F1(11.07 :21.70)		

PCB-12/13, CAS: STL01797

Signal: 1

Processing Integration Results

RT: 19.75
Area: 3327
Amount: 0.215770
Amount Units: pg/ul

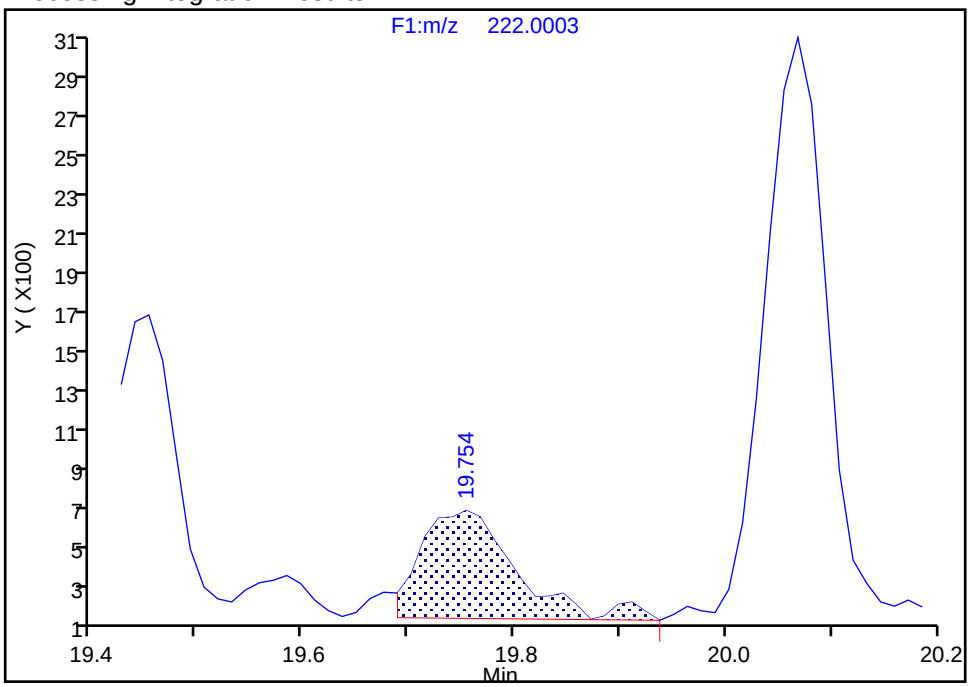

Manual Integration Results

RT: 19.75
Area: 3147
Amount: 0.208413
Amount Units: pg/ul

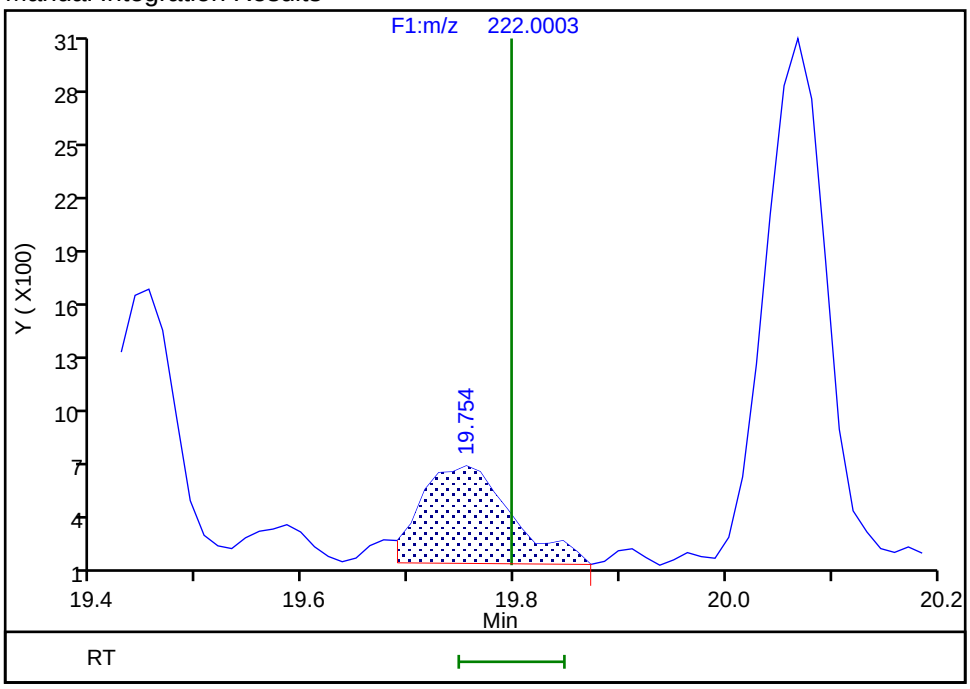

Reviewer: mcwhirterl, 28-Aug-2019 02:25:56

Audit Action: Manually Integrated/Assigned Compound ID Audit Reason: Split Peak

Manual Integration/User Assign Peak Report

Eurofins TestAmerica, Knoxville

Data File:	\\chromna\Knoxville\ChromData\D3D\20190827-12879.b\580-88125-b-9-c.d				
Injection Date:	27-Aug-2019 22:35:00	Instrument ID:	D3D		
Lims ID:	580-88125-B-9-C	Lab Sample ID:	140-88125-9		
Client ID:	D2-0to19-101018				
Operator ID:	Xcalibur_System	ALS Bottle#:	0	Worklist Smp#:	12
Injection Vol:	1.0 ul	Dil. Factor:	1.0000		
Method:	PCBs_D3D	Limit Group:	HR - 1668A - ICAL		
Column:	SPB-Octyl (0.25 mm)	Detector	F1(11.07 :21.70)		

PCB-15, CAS: 2050-68-2

Signal: 2

Processing Integration Results

RT: 20.07
Area: 7993
Amount: 0.723401
Amount Units: pg/ul

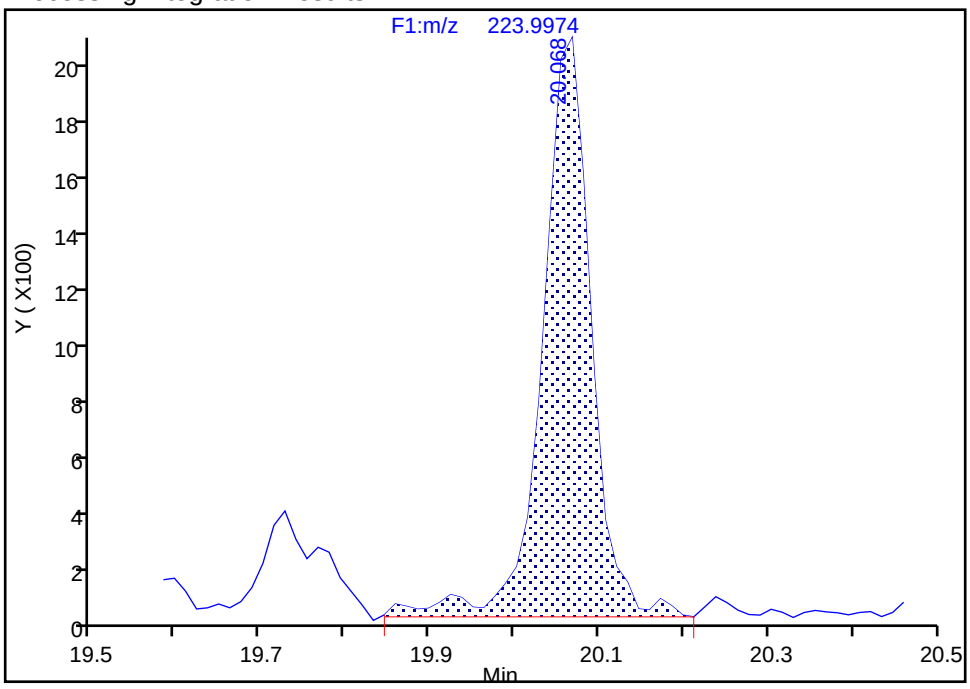

Manual Integration Results

RT: 20.07
Area: 7697
Amount: 0.707794
Amount Units: pg/ul

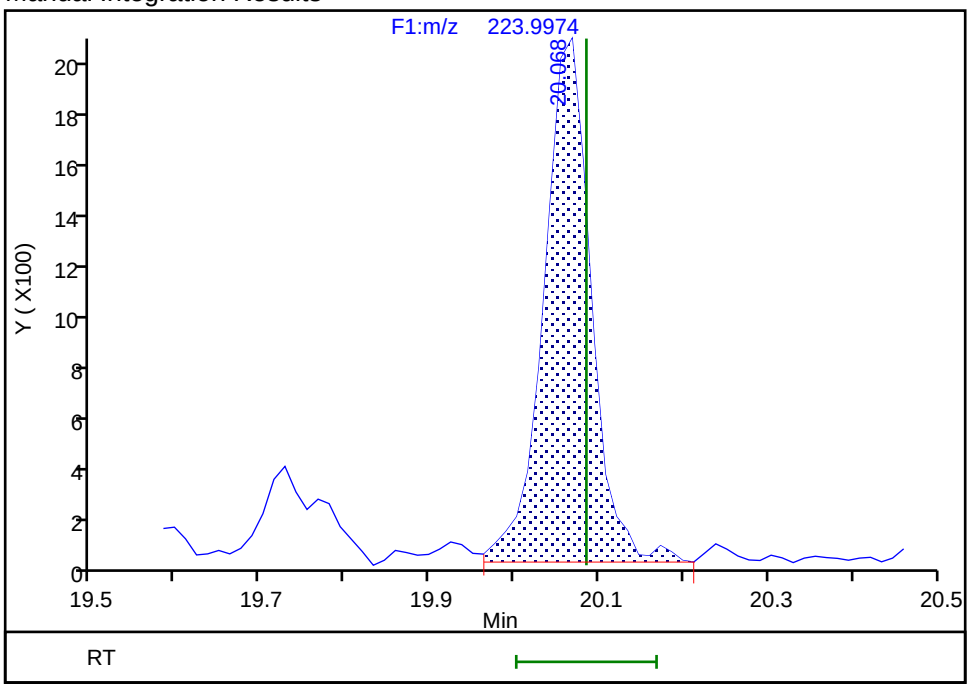

Reviewer: mcwhirterl, 28-Aug-2019 02:26:02

Audit Action: Marked Compound Undetected Audit Reason: Invalid Compound ID

Manual Integration/User Assign Peak Report

Eurofins TestAmerica, Knoxville

Data File:	\\chromna\Knoxville\ChromData\D3D\20190827-12879.b\580-88125-b-9-c.d				
Injection Date:	27-Aug-2019 22:35:00	Instrument ID:	D3D		
Lims ID:	580-88125-B-9-C	Lab Sample ID:	140-88125-9		
Client ID:	D2-0to19-101018				
Operator ID:	Xcalibur_System	ALS Bottle#:	0	Worklist Smp#:	12
Injection Vol:	1.0 ul	Dil. Factor:	1.0000		
Method:	PCBs_D3D	Limit Group:	HR - 1668A - ICAL		
Column:	SPB-Octyl (0.25 mm)	Detector	F1(11.07 :21.70)		

PCB-15, CAS: 2050-68-2

Signal: 3

Processing Integration Results

RT: 20.07
Area: 19978
Amount: 0.723401
Amount Units: pg/ul

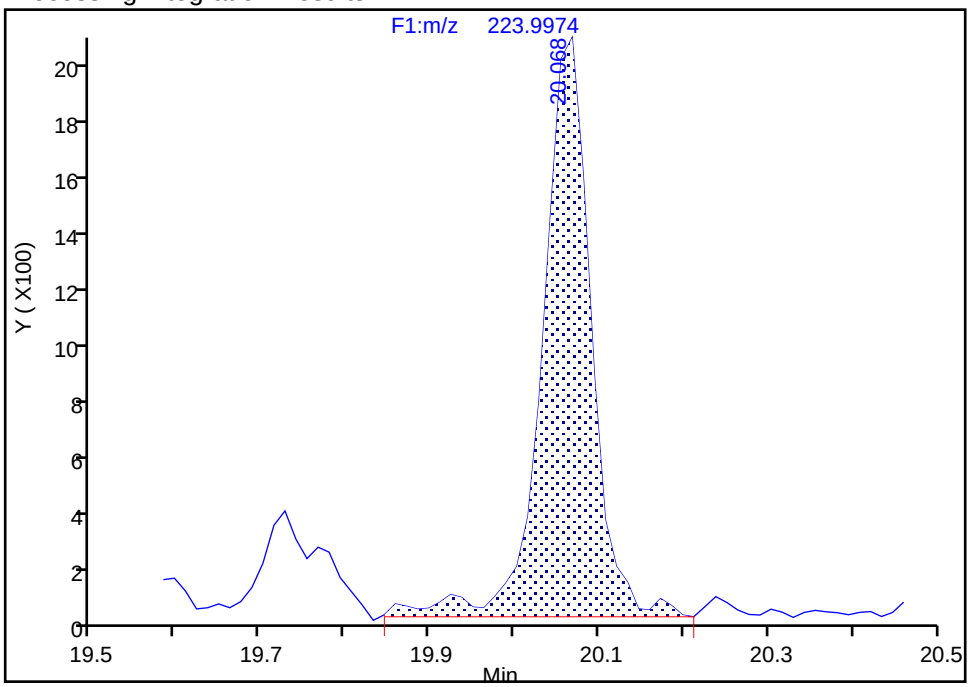

Manual Integration Results

RT: 20.07
Area: 19547
Amount: 0.707794
Amount Units: pg/ul

Reviewer: mcwhirterl, 28-Aug-2019 02:26:02
Audit Action: Marked Compound Undetected Audit Reason: Invalid Compound ID

Manual Integration/User Assign Peak Report

Eurofins TestAmerica, Knoxville

Data File:	\\chromna\Knoxville\ChromData\D3D\20190827-12879.b\580-88125-b-9-c.d				
Injection Date:	27-Aug-2019 22:35:00	Instrument ID:	D3D		
Lims ID:	580-88125-B-9-C	Lab Sample ID:	140-88125-9		
Client ID:	D2-0to19-101018				
Operator ID:	Xcalibur_System	ALS Bottle#:	0	Worklist Smp#:	12
Injection Vol:	1.0 ul	Dil. Factor:	1.0000		
Method:	PCBs_D3D	Limit Group:	HR - 1668A - ICAL		
Column:	SPB-Octyl (0.25 mm)	Detector	F1(11.07 :21.70)		

PCB-15, CAS: 2050-68-2

Signal: 1

Processing Integration Results

RT: 20.07
Area: 11985
Amount: 0.723401
Amount Units: pg/ul

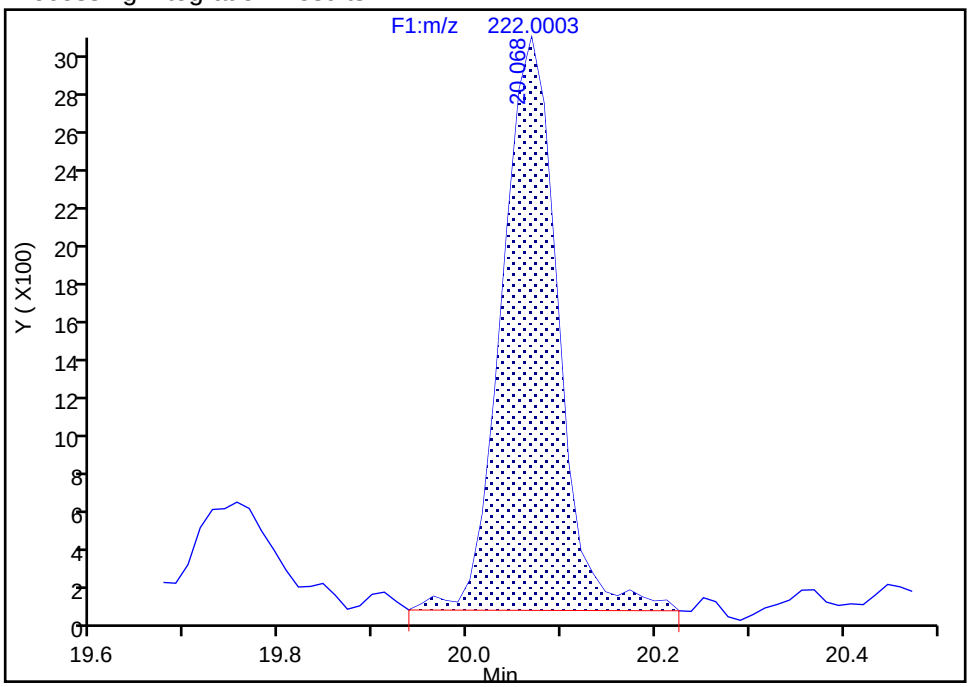

Manual Integration Results

RT: 20.07
Area: 11850
Amount: 0.707794
Amount Units: pg/ul

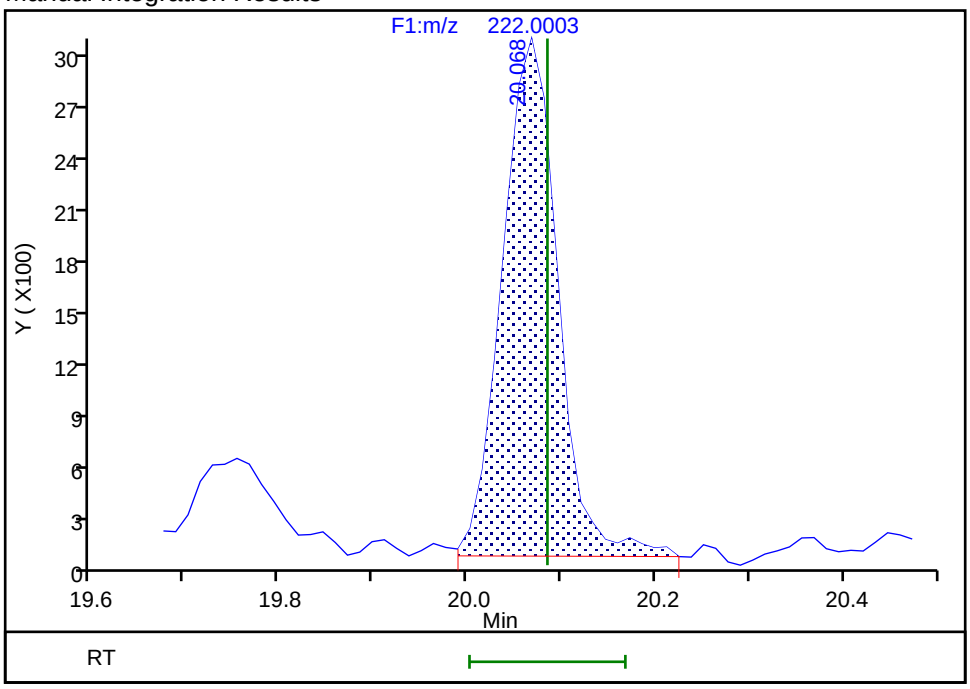

Reviewer: mcwhirterl, 28-Aug-2019 02:26:04

Audit Action: Manually Integrated/Assigned Compound ID Audit Reason: Split Peak

Eurofins TestAmerica, Knoxville

Data File:	\\chromna\Knoxville\ChromData\D3D\20190827-12879.b\580-88125-b-9-c.d		
Injection Date:	27-Aug-2019 22:35:00	Injection Vol:	1.0 ul
Instrument ID:	D3D	Operator ID:	Xcalibur_System
Method:	PCBs_D3D	Limit Group:	HR - 1668A - ICAL
Client ID:	D2-0to19-101018		
Worklist#:	33063	Sample Line#:	12
Column Type:	SPB-Octyl	Column Dia:	0.25 mm

TriPCB F1

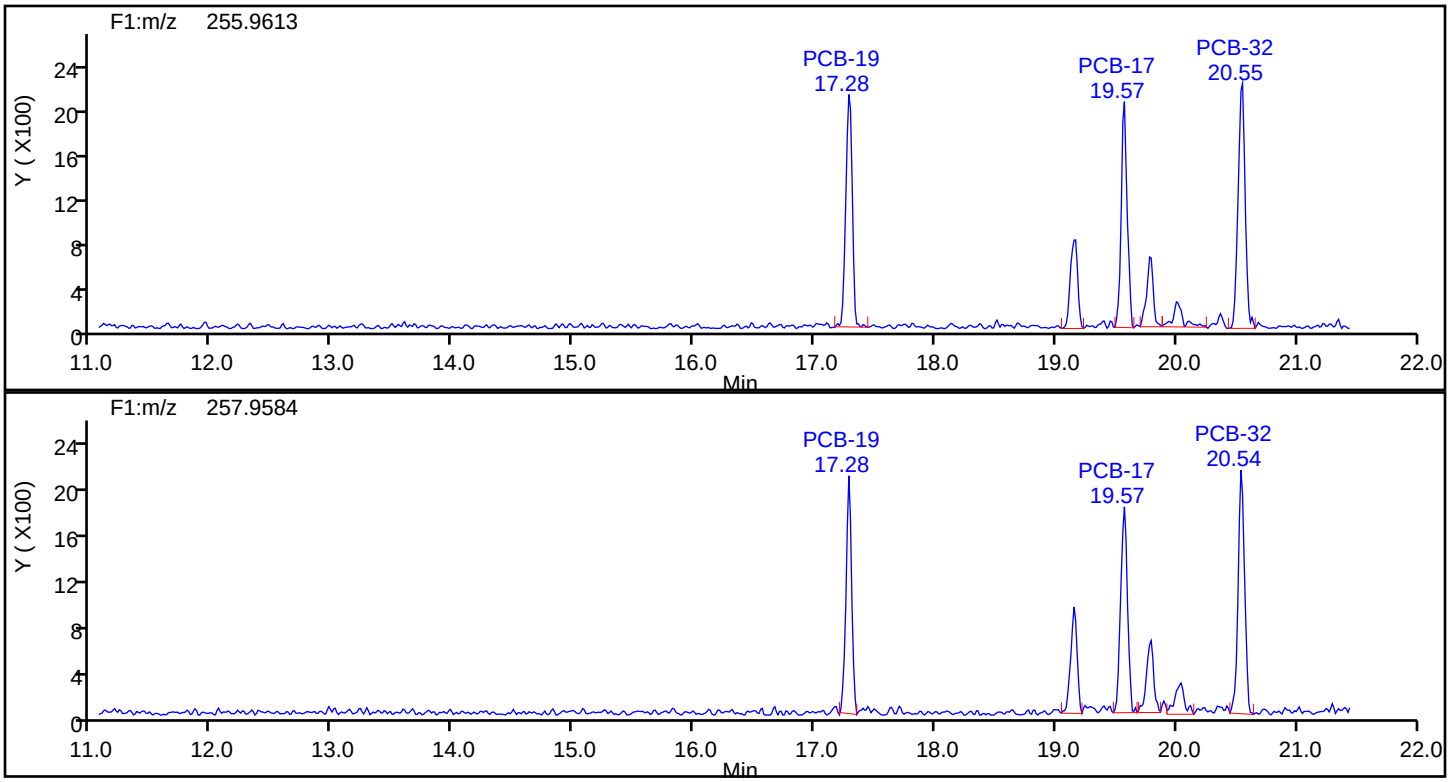

TriPCB F1 Standards

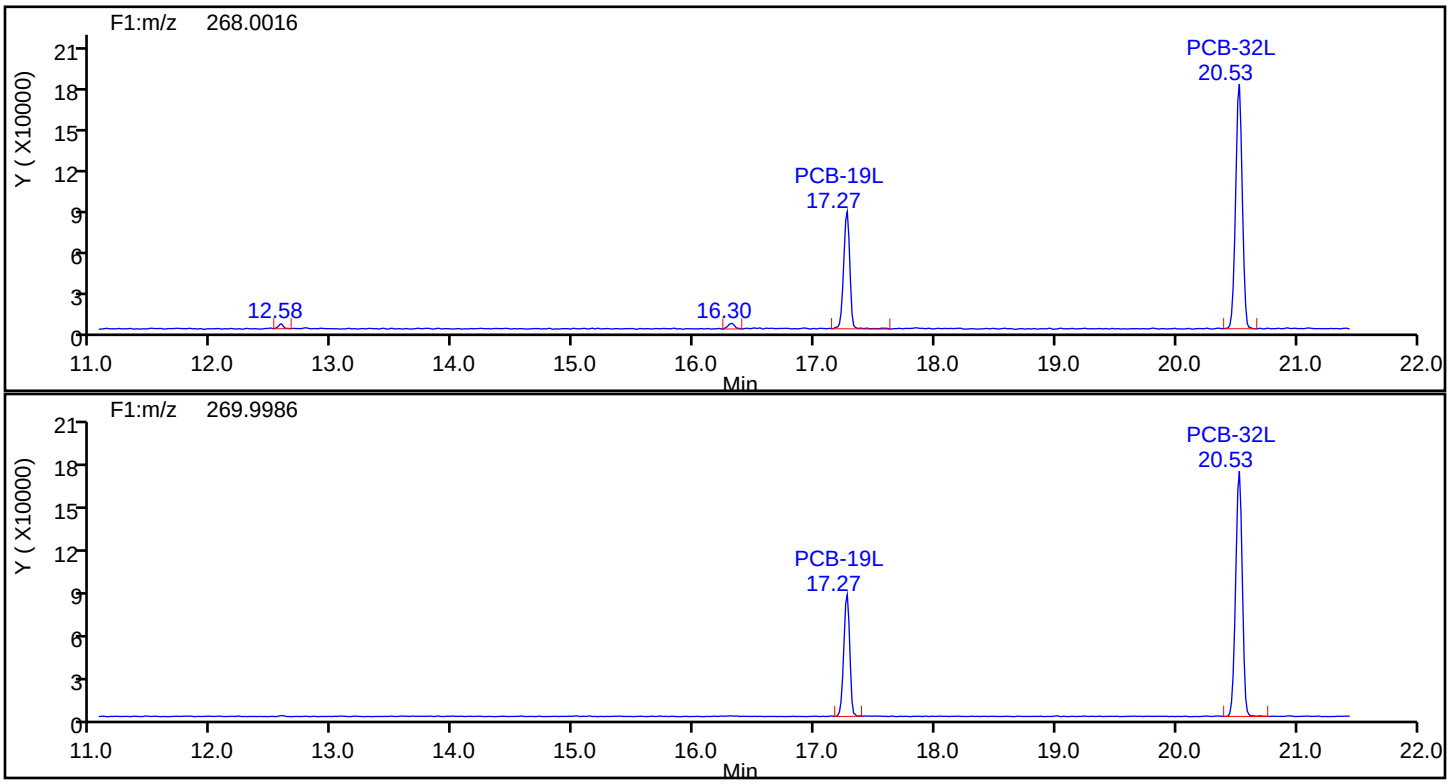

Eurofins TestAmerica, Knoxville

Data File:	\\chromna\Knoxville\ChromData\D3D\20190827-12879.b\580-88125-b-9-c.d		
Injection Date:	27-Aug-2019 22:35:00	Injection Vol:	1.0 ul
Instrument ID:	D3D	Operator ID:	Xcalibur_System
Method:	PCBs_D3D	Limit Group:	HR - 1668A - ICAL
Client ID:	D2-0to19-101018		
Worklist#:	33063	Sample Line#:	12
Column Type:	SPB-Octyl	Column Dia:	0.25 mm

TriPCB F1

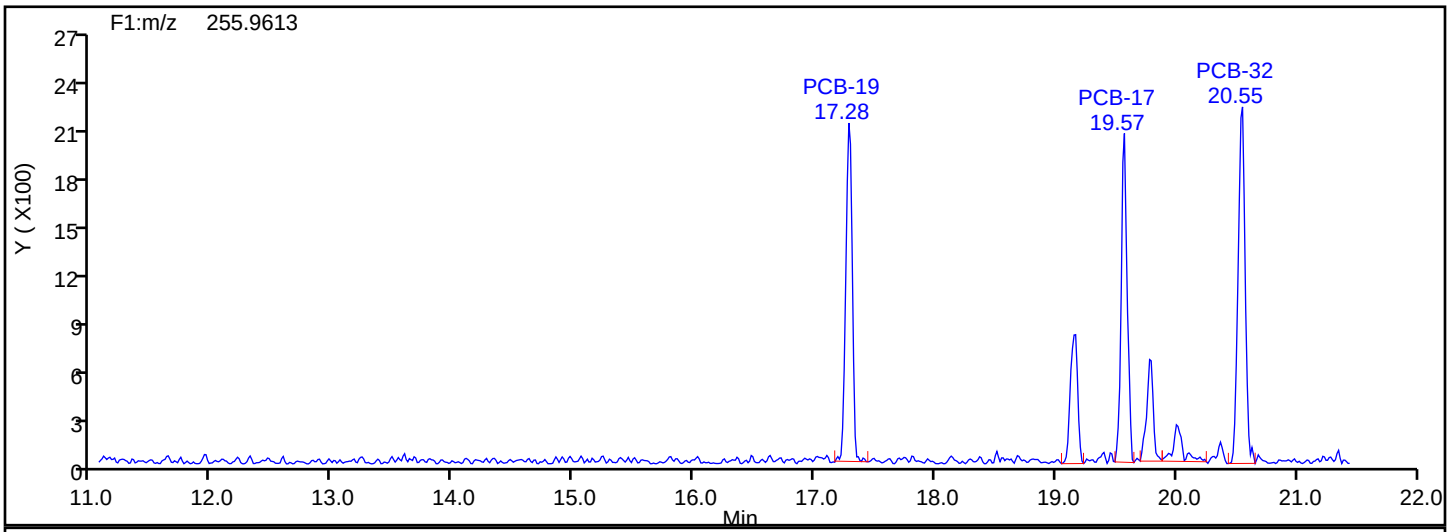

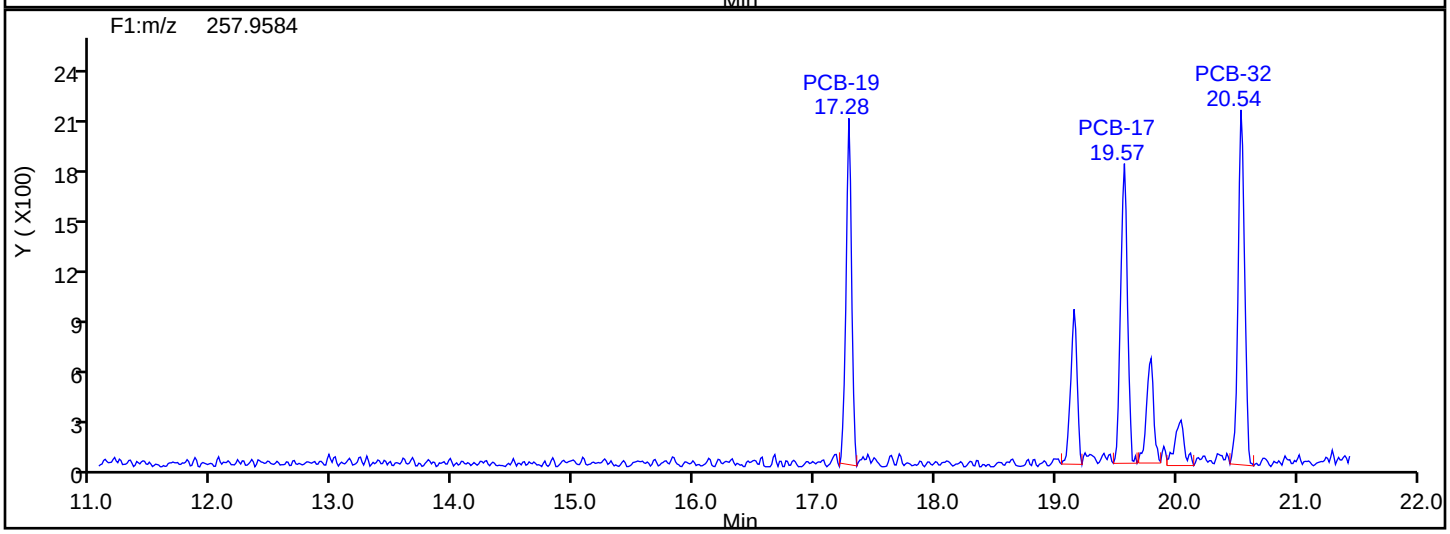

TriPCB F1 Lock Mass

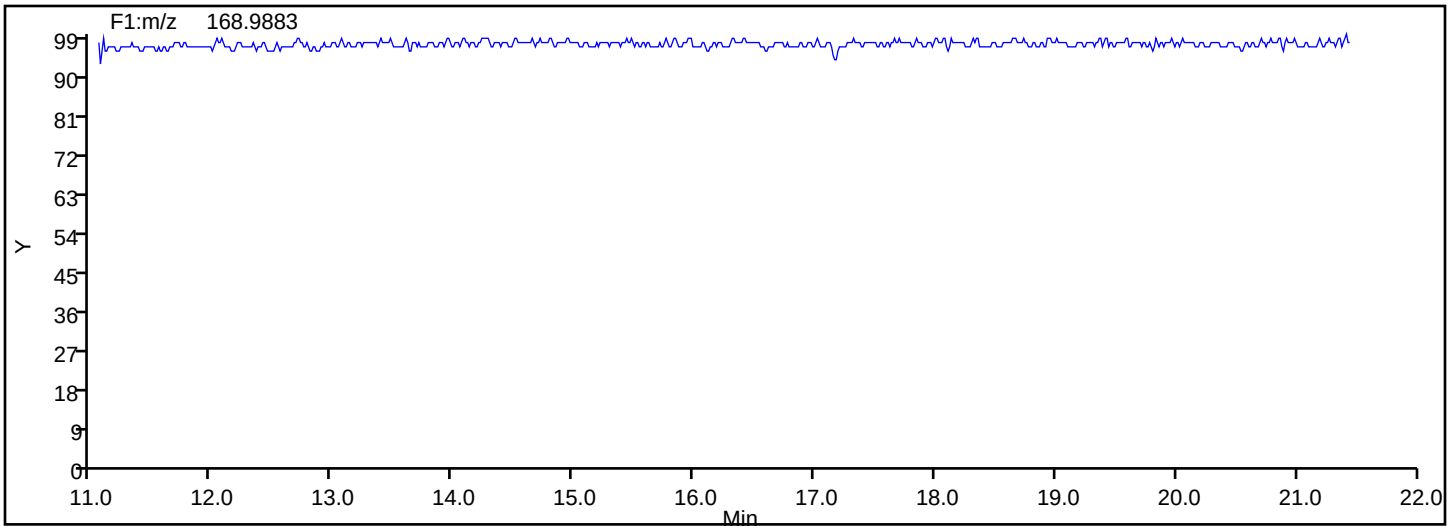

Manual Integration/User Assign Peak Report

Eurofins TestAmerica, Knoxville

Data File:	\\chromna\Knoxville\ChromData\D3D\20190827-12879.b\580-88125-b-9-c.d				
Injection Date:	27-Aug-2019 22:35:00	Instrument ID:	D3D		
Lims ID:	580-88125-B-9-C	Lab Sample ID:	140-88125-9		
Client ID:	D2-0to19-101018				
Operator ID:	Xcalibur_System	ALS Bottle#:	0	Worklist Smp#:	12
Injection Vol:	1.0 ul	Dil. Factor:	1.0000		
Method:	PCBs_D3D	Limit Group:	HR - 1668A - ICAL		
Column:	SPB-Octyl (0.25 mm)	Detector	F1(11.07 :21.70)		

PCB-18/30, CAS: STL01798

Signal: 1

Not Detected
Expected RT: 19.16

Processing Integration Results

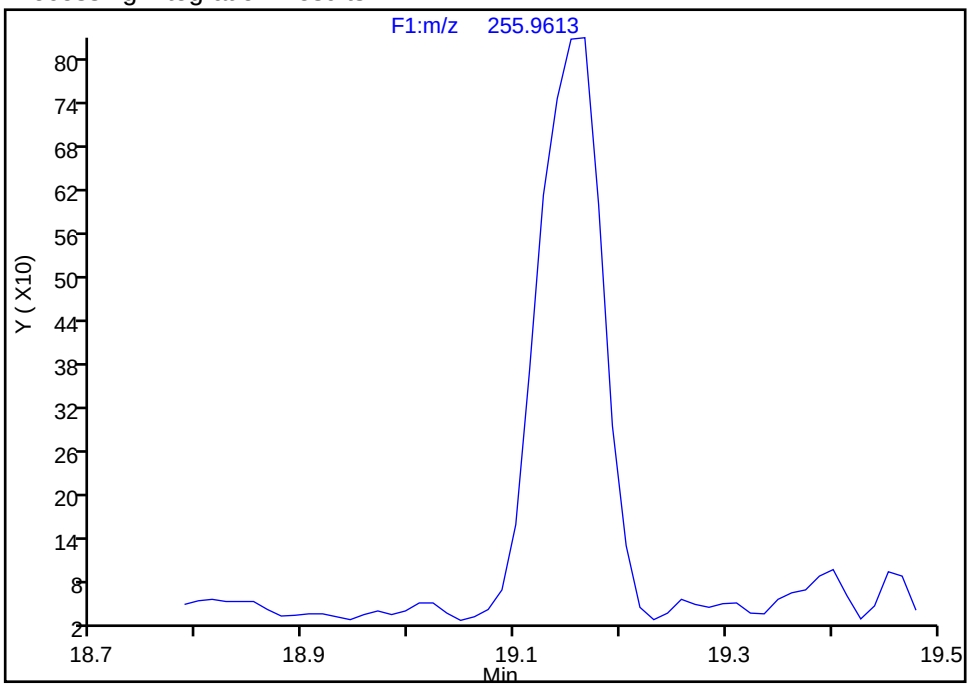

Manual Integration Results

RT: 19.17
Area: 3451
Amount: 0.629865
Amount Units: pg/ul

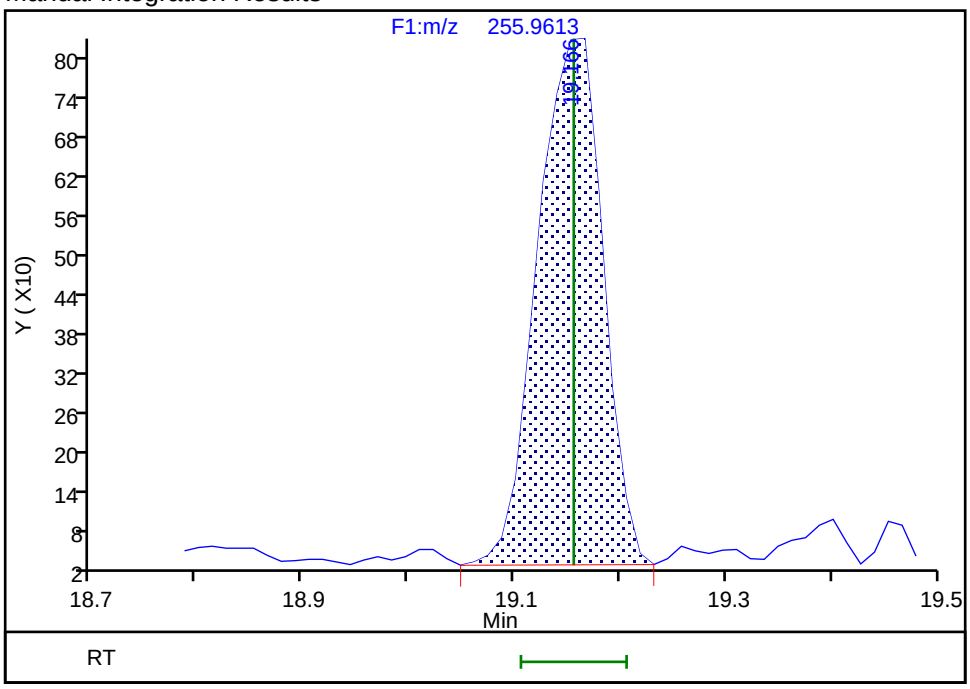

Reviewer: mcwhirterl, 28-Aug-2019 02:26:14
Audit Action: Assigned Compound ID Audit Reason: Split Peak

Eurofins TestAmerica, Knoxville

Data File:	\\chromna\Knoxville\ChromData\D3D\20190827-12879.b\580-88125-b-9-c.d		
Injection Date:	27-Aug-2019 22:35:00	Injection Vol:	1.0 ul
Instrument ID:	D3D	Operator ID:	Xcalibur_System
Method:	PCBs_D3D	Limit Group:	HR - 1668A - ICAL
Client ID:	D2-0to19-101018		
Worklist#:	33063	Sample Line#:	12
Column Type:	SPB-Octyl	Column Dia:	0.25 mm

TriPCB F2

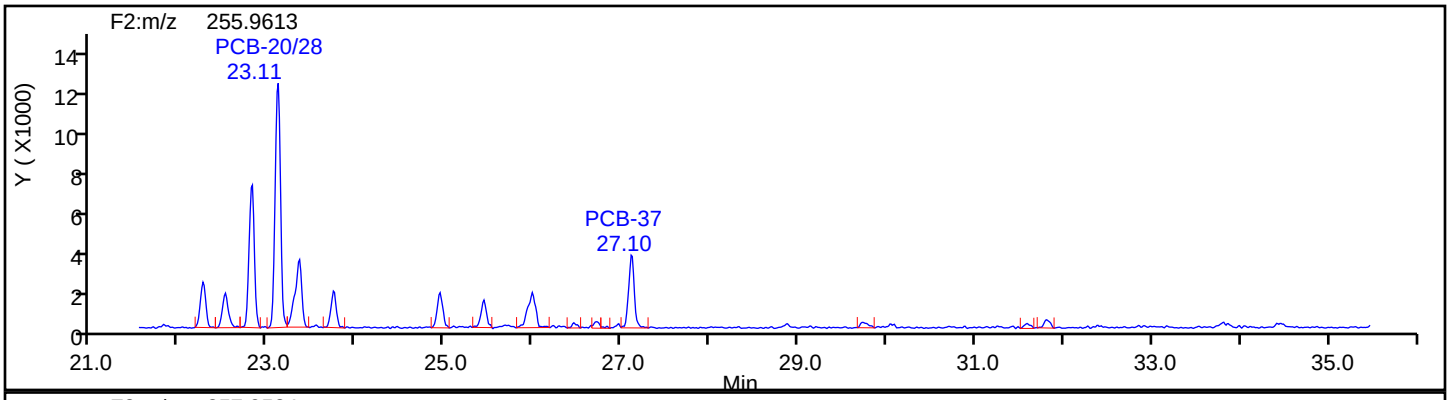

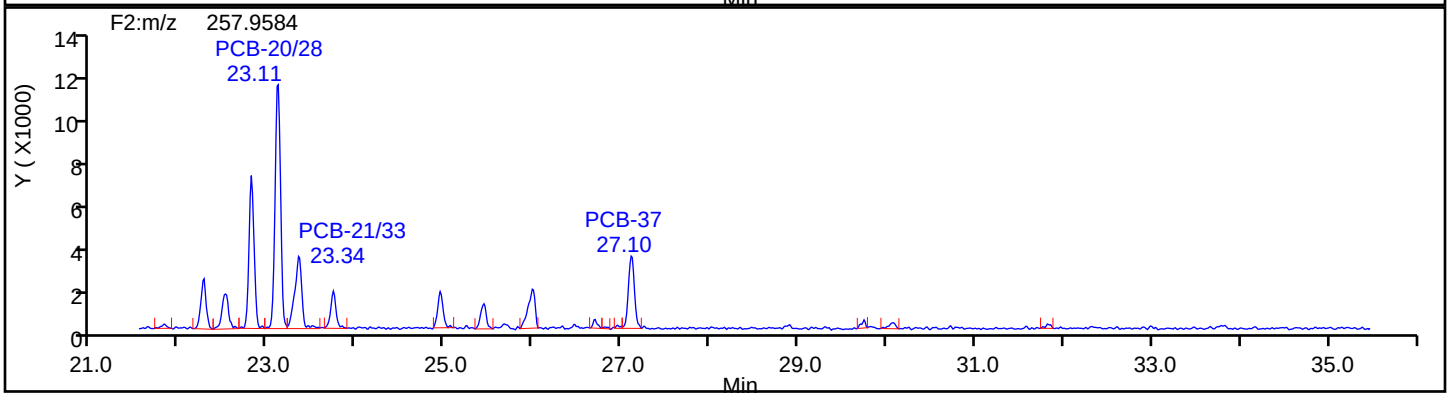

TriPCB F2 Standards

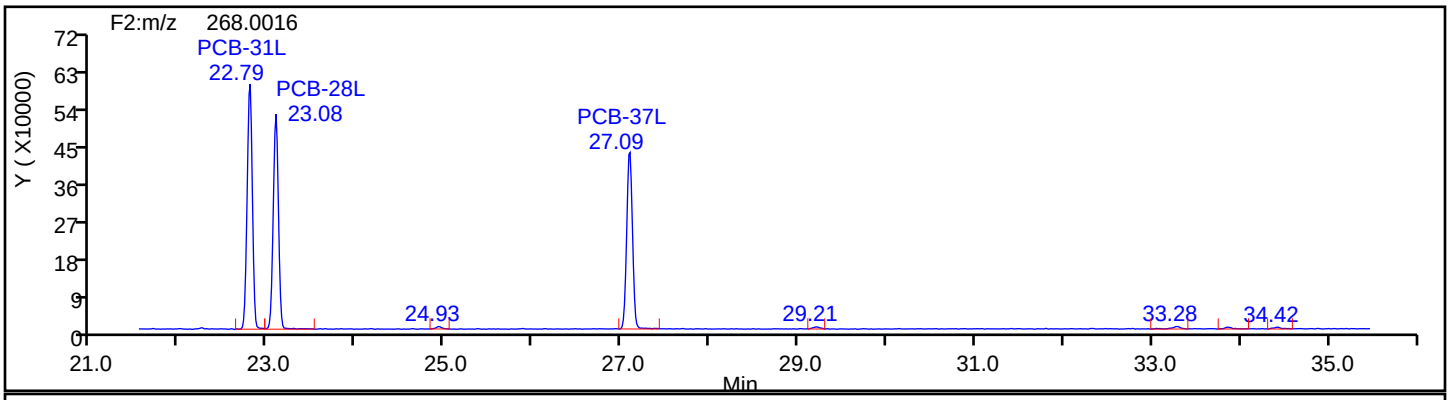

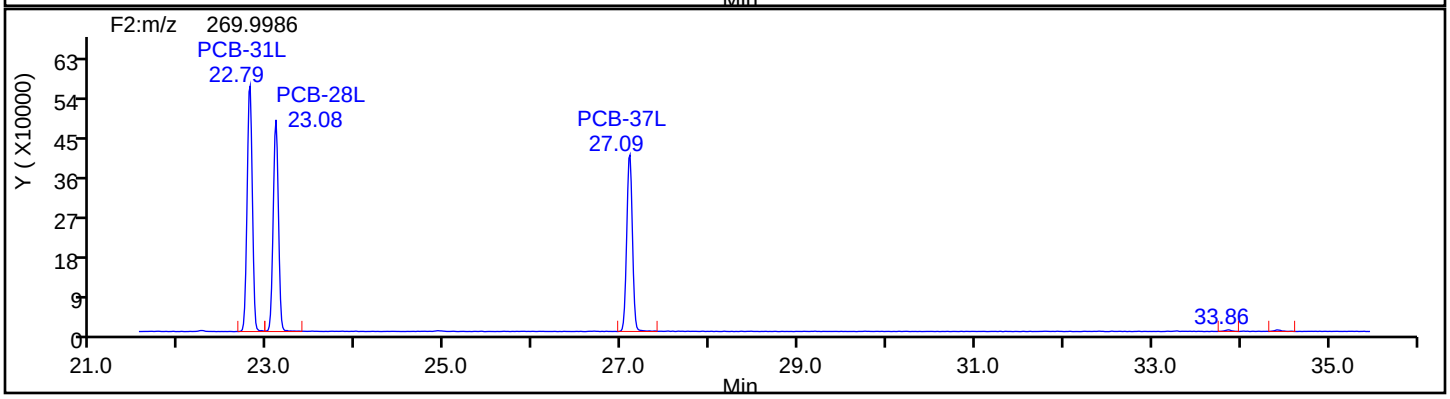

Eurofins TestAmerica, Knoxville

Data File:	\\chromna\Knoxville\ChromData\D3D\20190827-12879.b\580-88125-b-9-c.d		
Injection Date:	27-Aug-2019 22:35:00	Injection Vol:	1.0 ul
Instrument ID:	D3D	Operator ID:	Xcalibur_System
Method:	PCBs_D3D	Limit Group:	HR - 1668A - ICAL
Client ID:	D2-0to19-101018		
Worklist#:	33063	Sample Line#:	12
Column Type:	SPB-Octyl	Column Dia:	0.25 mm

TriPCB F2

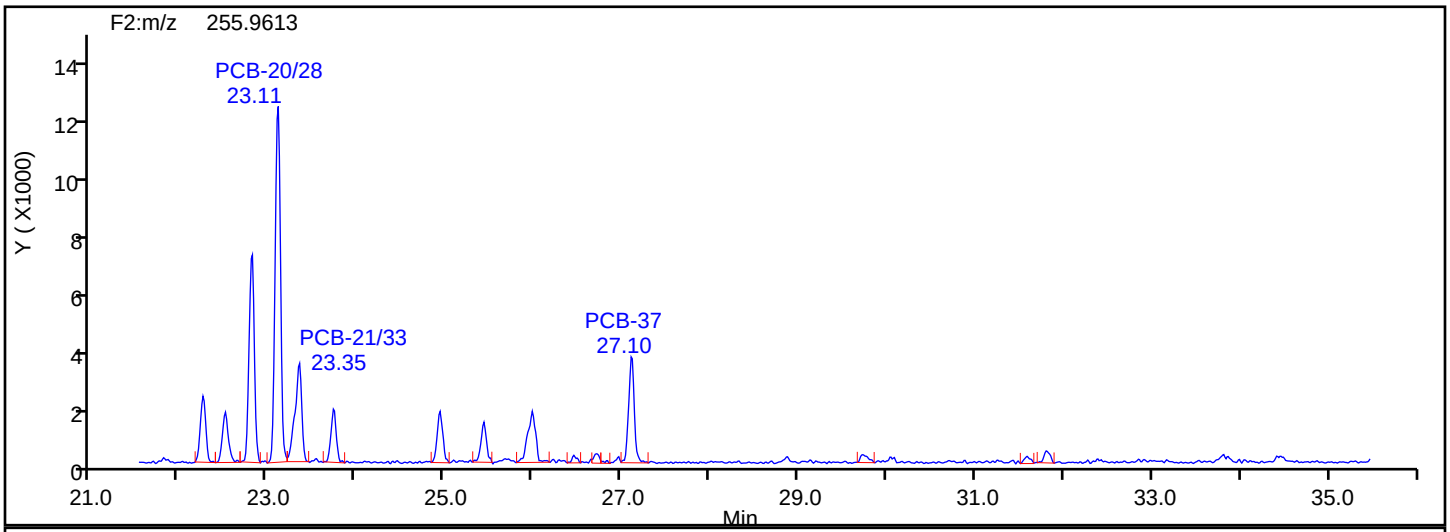

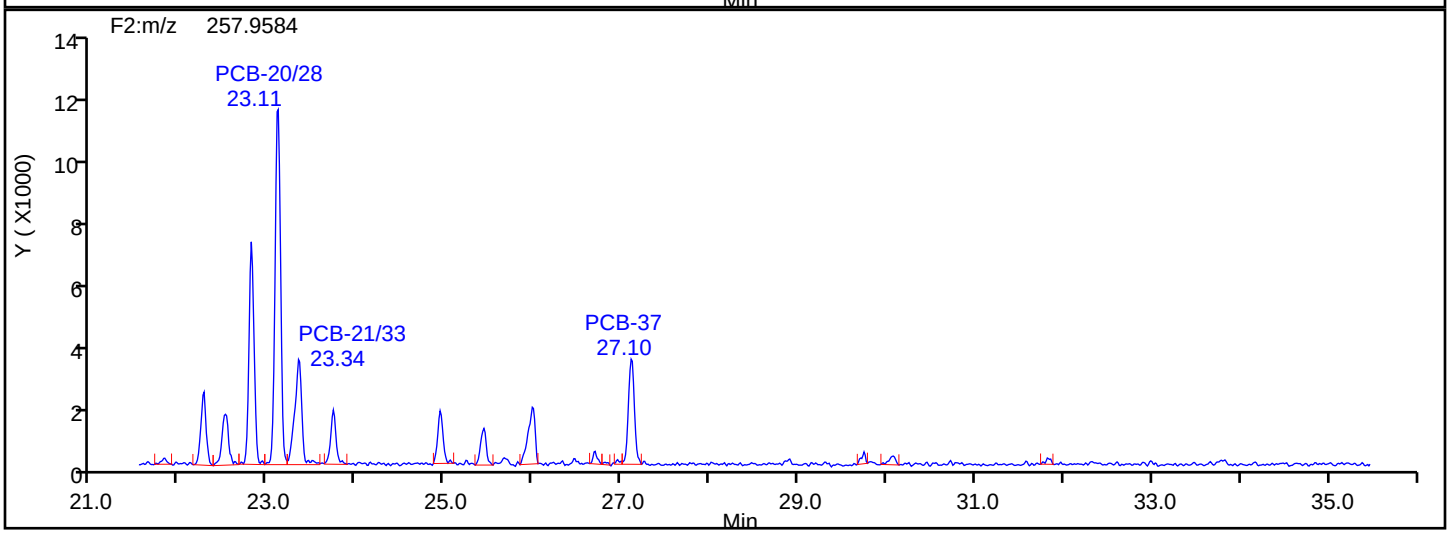

TriPCB F2 Lock Mass

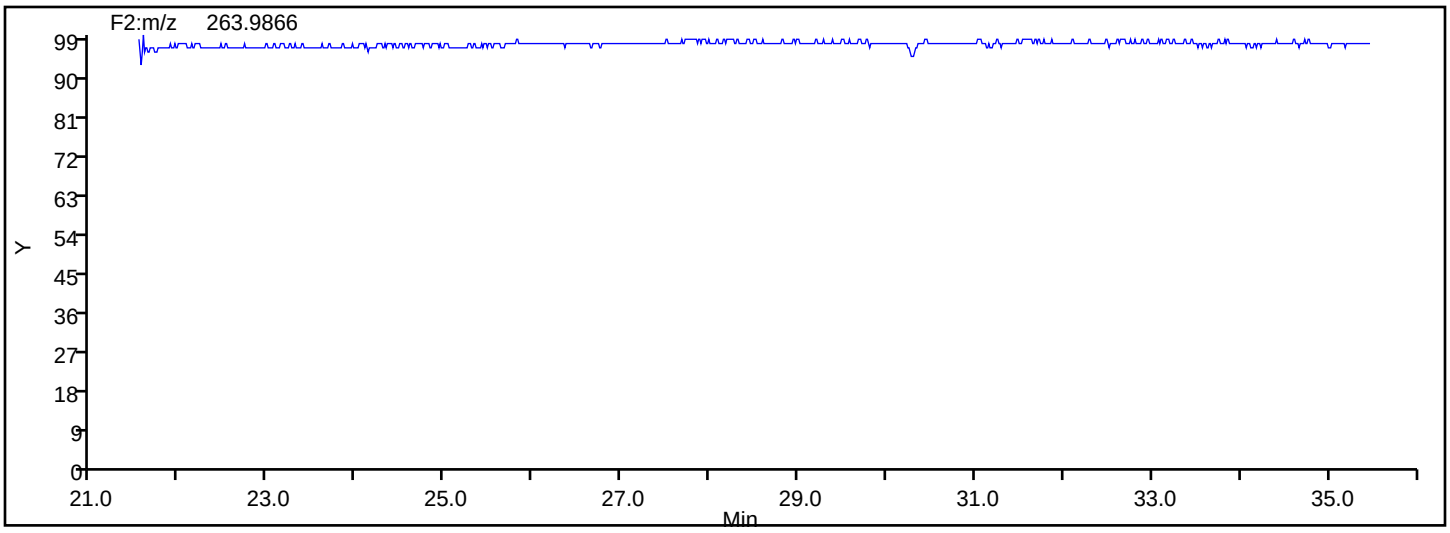

Manual Integration/User Assign Peak Report

Eurofins TestAmerica, Knoxville

Data File:	\\chromna\Knoxville\ChromData\D3D\20190827-12879.b\580-88125-b-9-c.d				
Injection Date:	27-Aug-2019 22:35:00	Instrument ID:	D3D		
Lims ID:	580-88125-B-9-C	Lab Sample ID:	140-88125-9		
Client ID:	D2-0to19-101018				
Operator ID:	Xcalibur_System	ALS Bottle#:	0	Worklist Smp#:	12
Injection Vol:	1.0 ul	Dil. Factor:	1.0000		
Method:	PCBs_D3D	Limit Group:	HR - 1668A - ICAL		
Column:	SPB-Octyl (0.25 mm)	Detector	F2(21.81 :35.54)		

PCB-35, CAS: 37680-69-6

Signal: 2

Processing Integration Results

RT: 26.70
Area: 1672
Amount: 0.073793
Amount Units: pg/ul

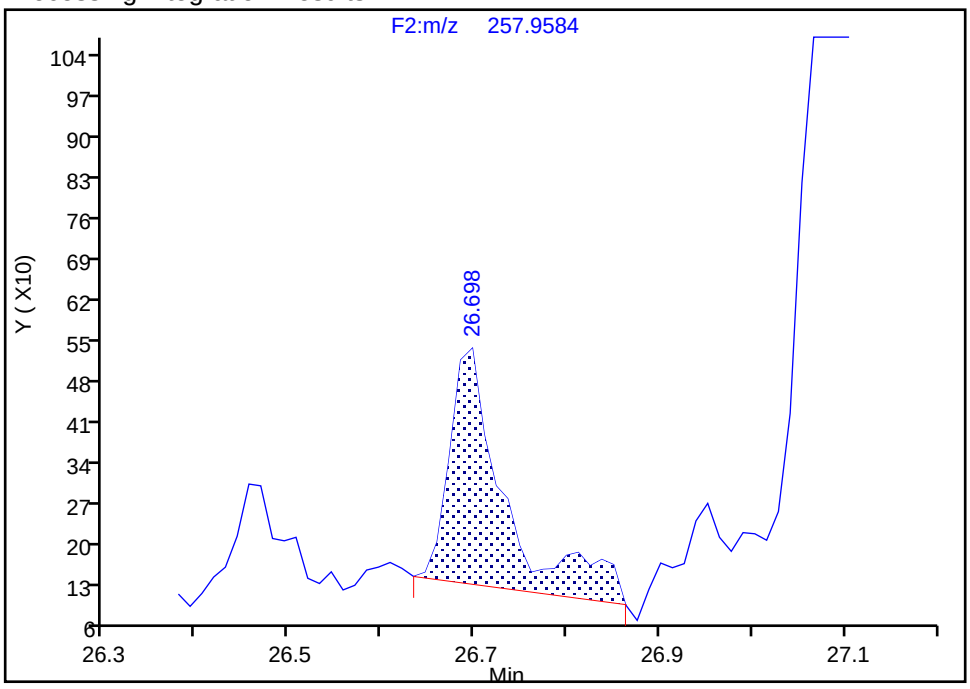

Manual Integration Results

RT: 26.70
Area: 1354
Amount: 0.059805
Amount Units: pg/ul

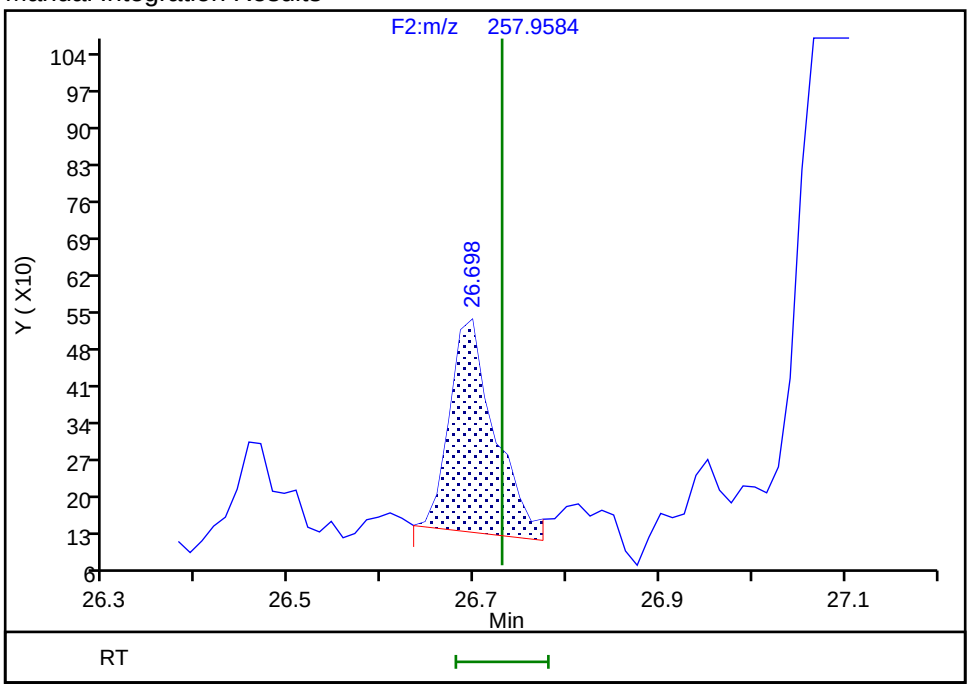

Reviewer: mcwhirterl, 28-Aug-2019 02:26:38
Audit Action: Marked Compound Undetected Audit Reason: Invalid Compound ID

Manual Integration/User Assign Peak Report

Eurofins TestAmerica, Knoxville

Data File:	\\chromna\Knoxville\ChromData\D3D\20190827-12879.b\580-88125-b-9-c.d				
Injection Date:	27-Aug-2019 22:35:00	Instrument ID:	D3D		
Lims ID:	580-88125-B-9-C	Lab Sample ID:	140-88125-9		
Client ID:	D2-0to19-101018				
Operator ID:	Xcalibur_System	ALS Bottle#:	0	Worklist Smp#:	12
Injection Vol:	1.0 ul	Dil. Factor:	1.0000		
Method:	PCBs_D3D	Limit Group:	HR - 1668A - ICAL		
Column:	SPB-Octyl (0.25 mm)	Detector	F2(21.81 :35.54)		

PCB-35, CAS: 37680-69-6

Signal: 3

Processing Integration Results

RT: 26.71
Area: 3408
Amount: 0.073793
Amount Units: pg/ul

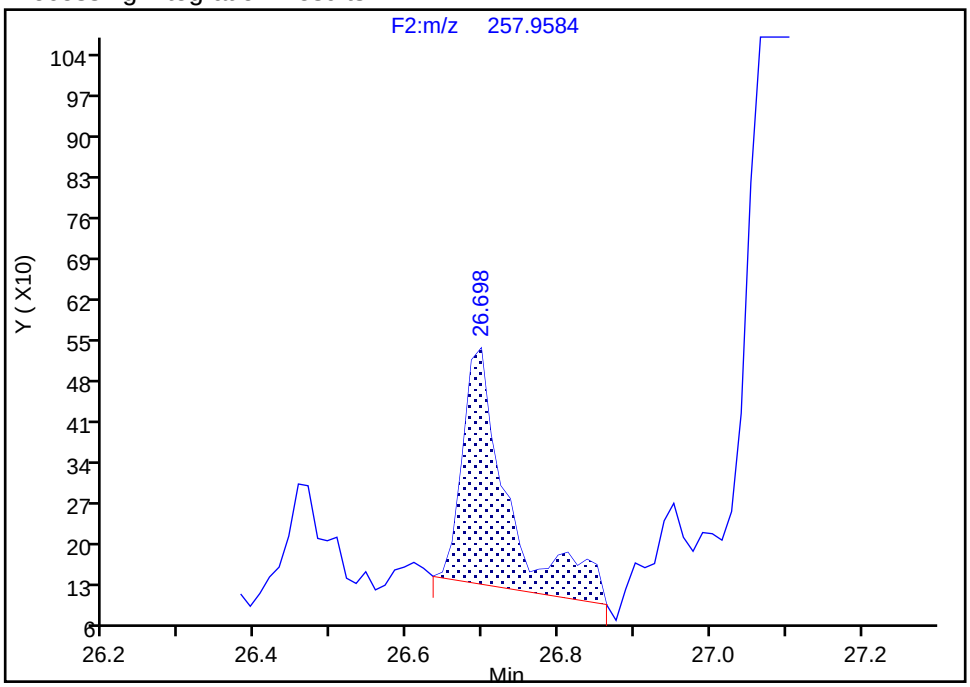

Manual Integration Results

RT: 26.71
Area: 2762
Amount: 0.059805
Amount Units: pg/ul
Reviewer: mcwhirterl, 28-Aug-2019 02:26:38
Audit Action: Marked Compound Undetected Audit Reason: Invalid Compound ID

Manual Integration/User Assign Peak Report

Eurofins TestAmerica, Knoxville

Data File:	\\chromna\Knoxville\ChromData\D3D\20190827-12879.b\580-88125-b-9-c.d				
Injection Date:	27-Aug-2019 22:35:00	Instrument ID:	D3D		
Lims ID:	580-88125-B-9-C	Lab Sample ID:	140-88125-9		
Client ID:	D2-0to19-101018				
Operator ID:	Xcalibur_System	ALS Bottle#:	0	Worklist Smp#:	12
Injection Vol:	1.0 ul	Dil. Factor:	1.0000		
Method:	PCBs_D3D	Limit Group:	HR - 1668A - ICAL		
Column:	SPB-Octyl (0.25 mm)	Detector	F2(21.81 :35.54)		

PCB-35, CAS: 37680-69-6

Signal: 1

Processing Integration Results

RT: 26.71
Area: 1736
Amount: 0.073793
Amount Units: pg/ul

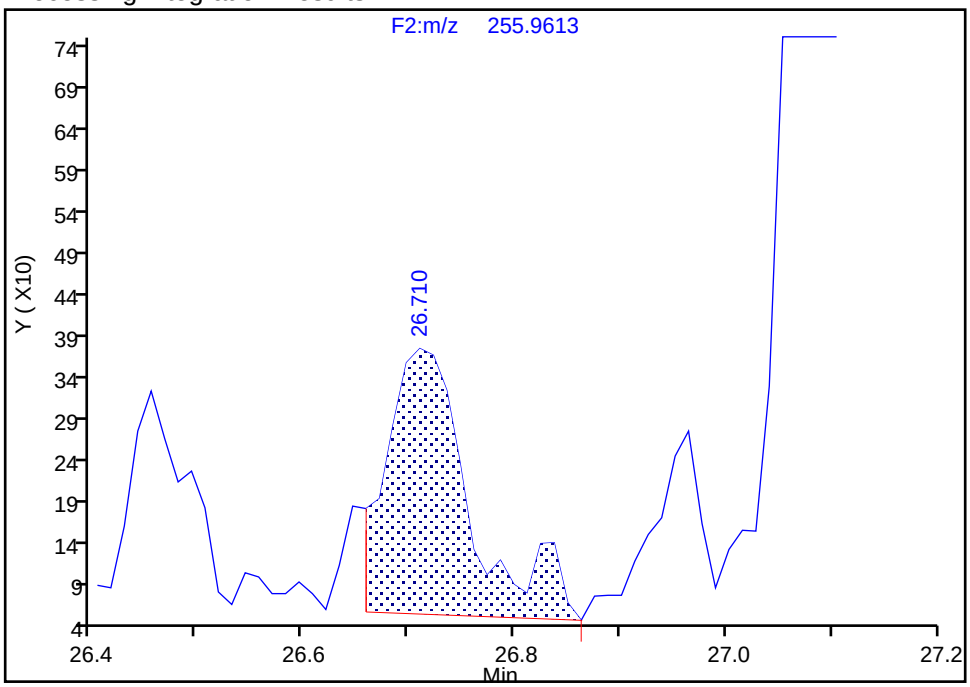

Manual Integration Results

RT: 26.71
Area: 1408
Amount: 0.059805
Amount Units: pg/ul

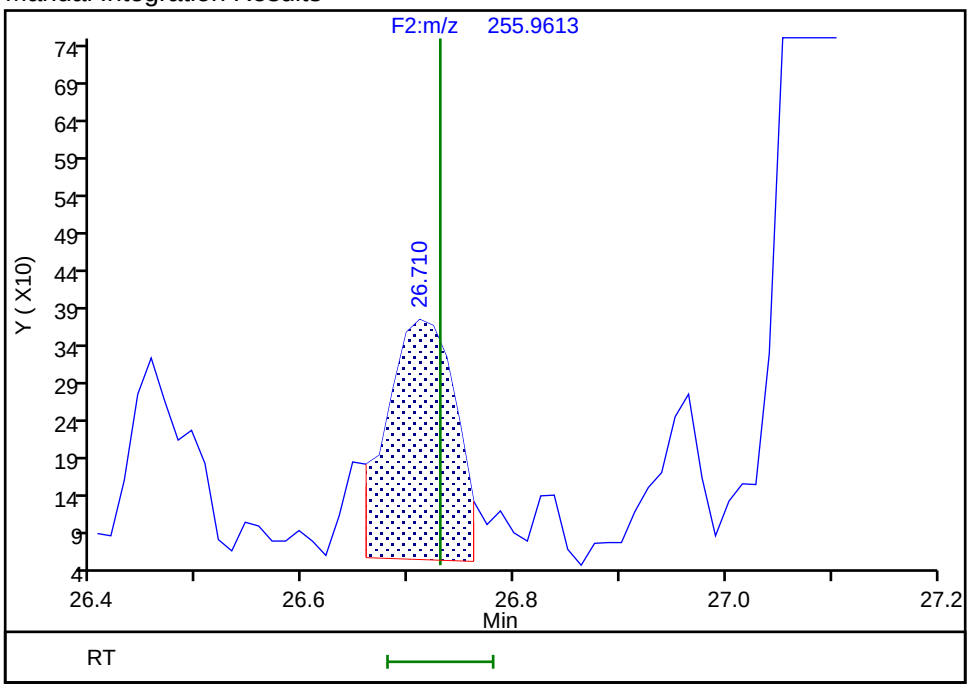

Reviewer: mcwhirterl, 28-Aug-2019 02:26:39

Audit Action: Manually Integrated/Assigned Compound ID Audit Reason: Split Peak

Manual Integration/User Assign Peak Report

Eurofins TestAmerica, Knoxville

Data File:	\\chromna\Knoxville\ChromData\D3D\20190827-12879.b\580-88125-b-9-c.d				
Injection Date:	27-Aug-2019 22:35:00	Instrument ID:	D3D		
Lims ID:	580-88125-B-9-C	Lab Sample ID:	140-88125-9		
Client ID:	D2-0to19-101018				
Operator ID:	Xcalibur_System	ALS Bottle#:	0	Worklist Smp#:	12
Injection Vol:	1.0 ul	Dil. Factor:	1.0000		
Method:	PCBs_D3D	Limit Group:	HR - 1668A - ICAL		
Column:	SPB-Octyl (0.25 mm)	Detector	F2(21.81 :35.54)		

PCB-37, CAS: 38444-90-5

Signal: 2

Processing Integration Results

RT: 27.10
Area: 16469
Amount: 0.667609
Amount Units: pg/ul

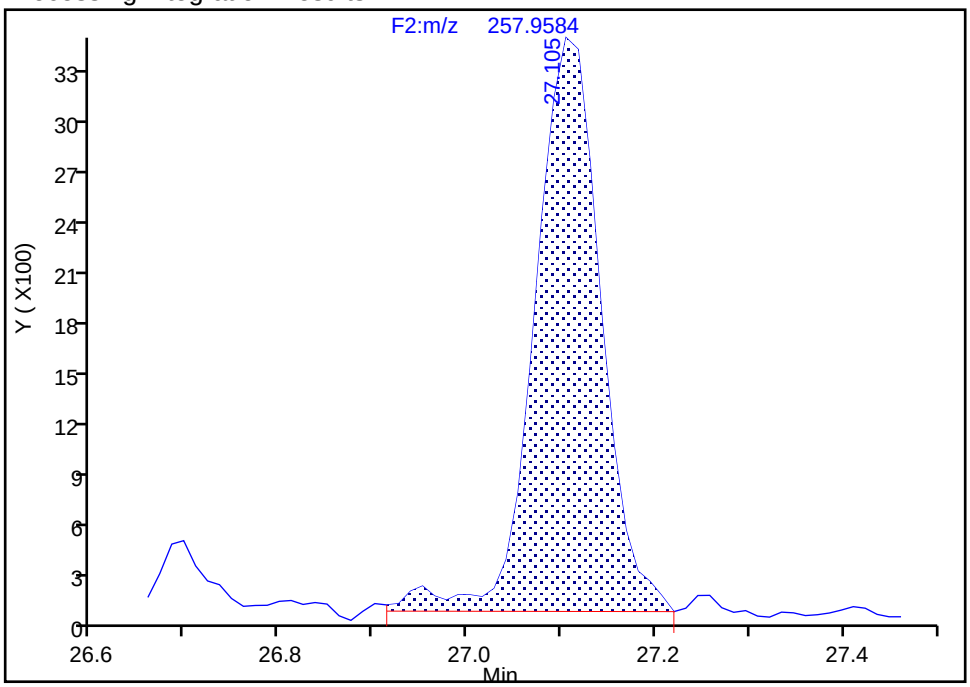

Manual Integration Results

RT: 27.10
Area: 15989
Amount: 0.657791
Amount Units: pg/ul

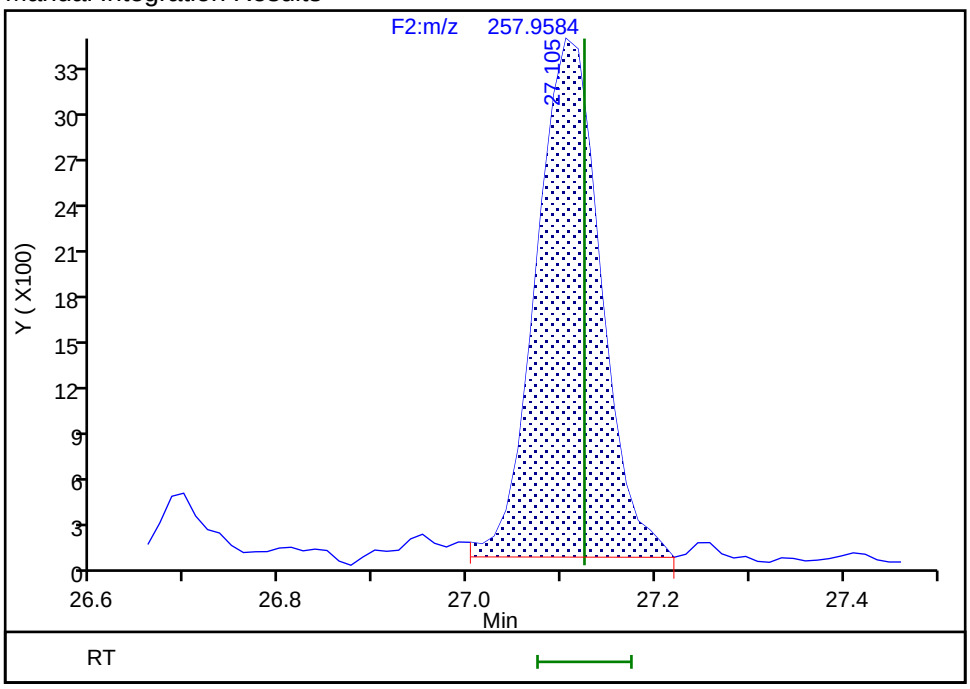

Reviewer: mcwhirterl, 28-Aug-2019 02:26:45

Audit Action: Marked Compound Undetected Audit Reason: Invalid Compound ID

Manual Integration/User Assign Peak Report

Eurofins TestAmerica, Knoxville

Data File:	\\chromna\Knoxville\ChromData\D3D\20190827-12879.b\580-88125-b-9-c.d				
Injection Date:	27-Aug-2019 22:35:00	Instrument ID:	D3D		
Lims ID:	580-88125-B-9-C	Lab Sample ID:	140-88125-9		
Client ID:	D2-0to19-101018				
Operator ID:	Xcalibur_System	ALS Bottle#:	0	Worklist Smp#:	12
Injection Vol:	1.0 ul	Dil. Factor:	1.0000		
Method:	PCBs_D3D	Limit Group:	HR - 1668A - ICAL		
Column:	SPB-Octyl (0.25 mm)	Detector	F2(21.81 :35.54)		

PCB-37, CAS: 38444-90-5

Signal: 3

Processing Integration Results

RT: 27.10
Area: 32639
Amount: 0.667609
Amount Units: pg/ul

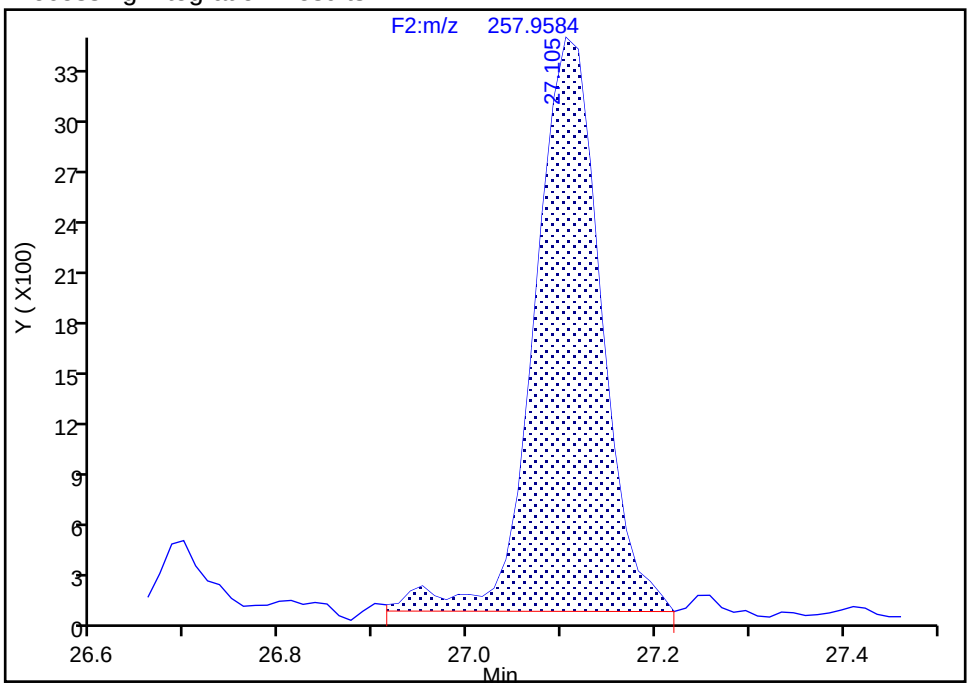

Manual Integration Results

RT: 27.10
Area: 32159
Amount: 0.657791
Amount Units: pg/ul
Reviewer: mcwhirterl, 28-Aug-2019 02:26:45
Audit Action: Marked Compound Undetected Audit Reason: Invalid Compound ID

Manual Integration/User Assign Peak Report

Eurofins TestAmerica, Knoxville

Data File:	\\chromna\Knoxville\ChromData\D3D\20190827-12879.b\580-88125-b-9-c.d				
Injection Date:	27-Aug-2019 22:35:00	Instrument ID:	D3D		
Lims ID:	580-88125-B-9-C	Lab Sample ID:	140-88125-9		
Client ID:	D2-0to19-101018				
Operator ID:	Xcalibur_System	ALS Bottle#:	0	Worklist Smp#:	12
Injection Vol:	1.0 ul	Dil. Factor:	1.0000		
Method:	PCBs_D3D	Limit Group:	HR - 1668A - ICAL		
Column:	SPB-Octyl (0.25 mm)	Detector	F2(21.81 :35.54)		

PCB-37, CAS: 38444-90-5

Signal: 1

Processing Integration Results

RT: 27.10
Area: 16170
Amount: 0.667609
Amount Units: pg/ul

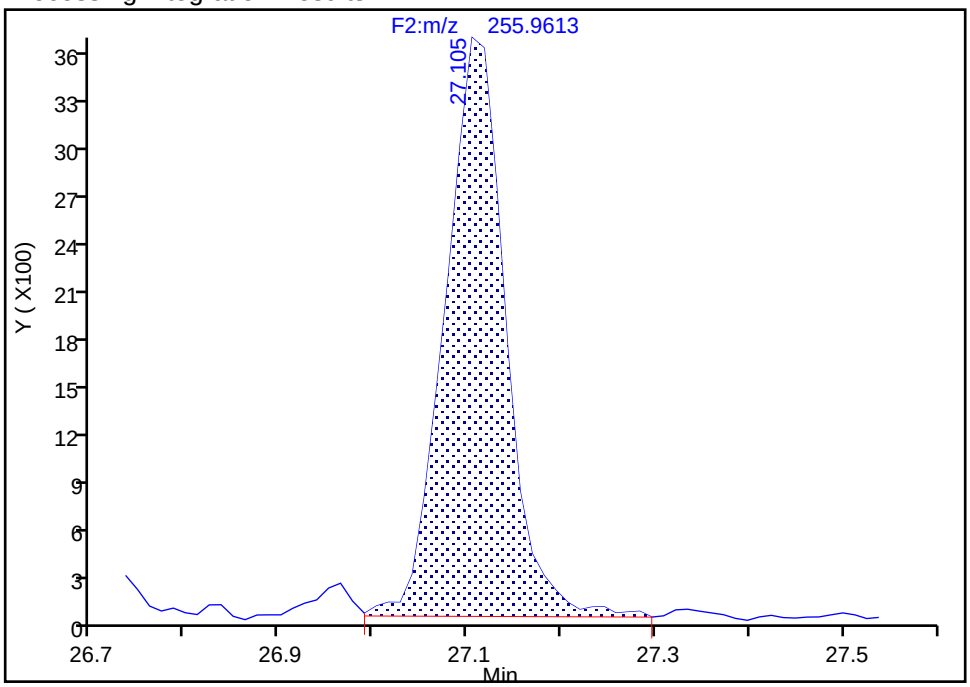

Manual Integration Results

RT: 27.10
Area: 16170
Amount: 0.657791
Amount Units: pg/ul

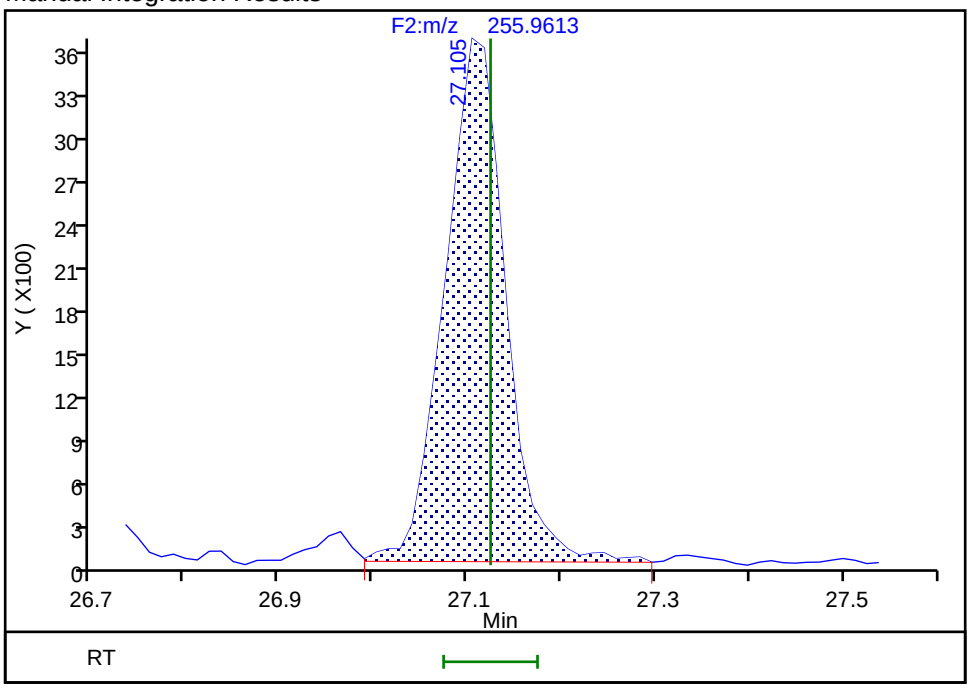

Reviewer: mcwhirterl, 28-Aug-2019 02:26:46

Audit Action: Manually Integrated/Assigned Compound ID Audit Reason: Split Peak

Eurofins TestAmerica, Knoxville

Data File:	\\chromna\Knoxville\ChromData\D3D\20190827-12879.b\580-88125-b-9-c.d		
Injection Date:	27-Aug-2019 22:35:00	Injection Vol:	1.0 ul
Instrument ID:	D3D	Operator ID:	Xcalibur_System
Method:	PCBs_D3D	Limit Group:	HR - 1668A - ICAL
Client ID:	D2-0to19-101018		
Worklist#:	33063	Sample Line#:	12
Column Type:	SPB-Octyl	Column Dia:	0.25 mm

TePCB F1

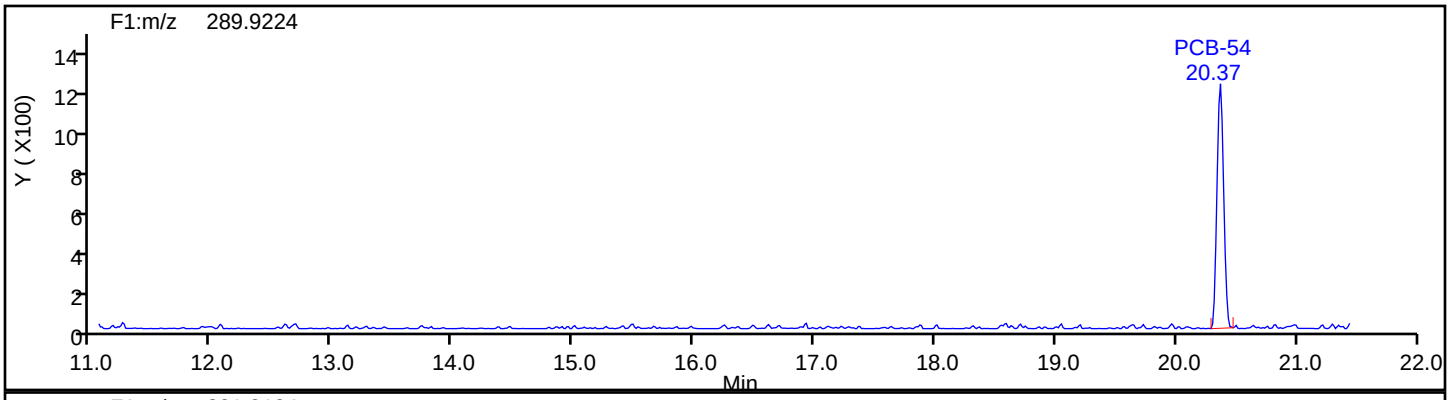

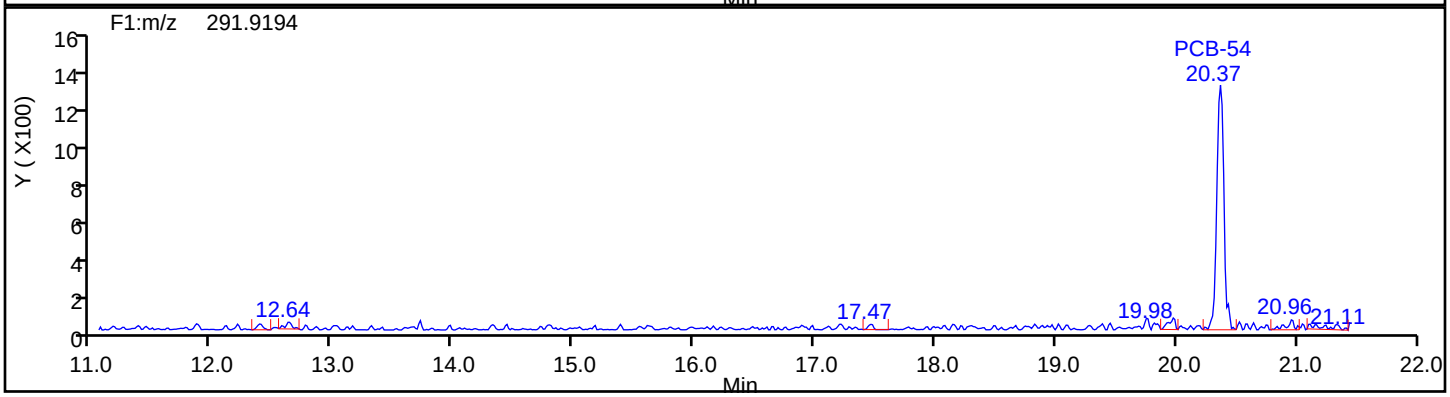

TePCB F1 Standards

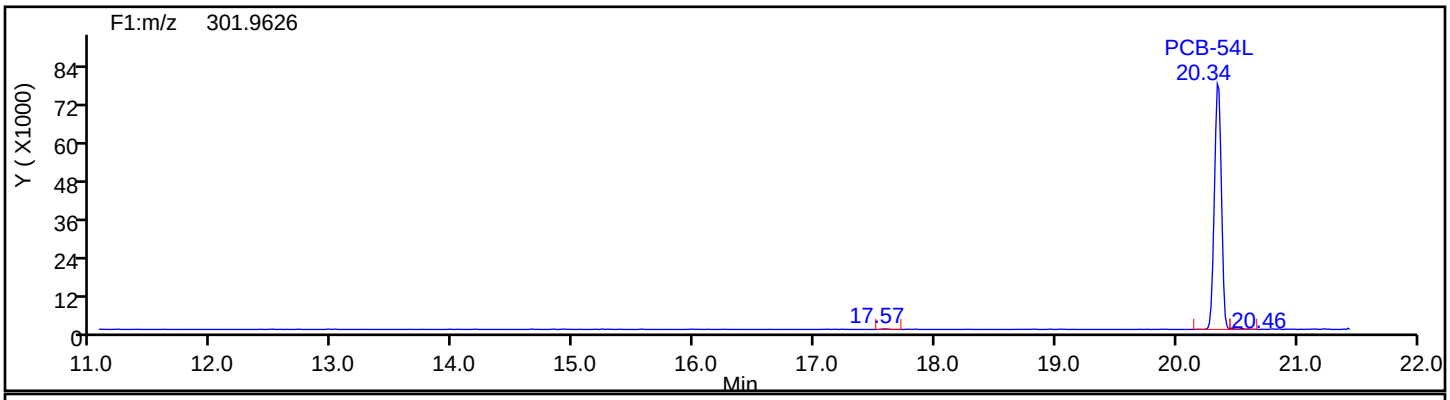

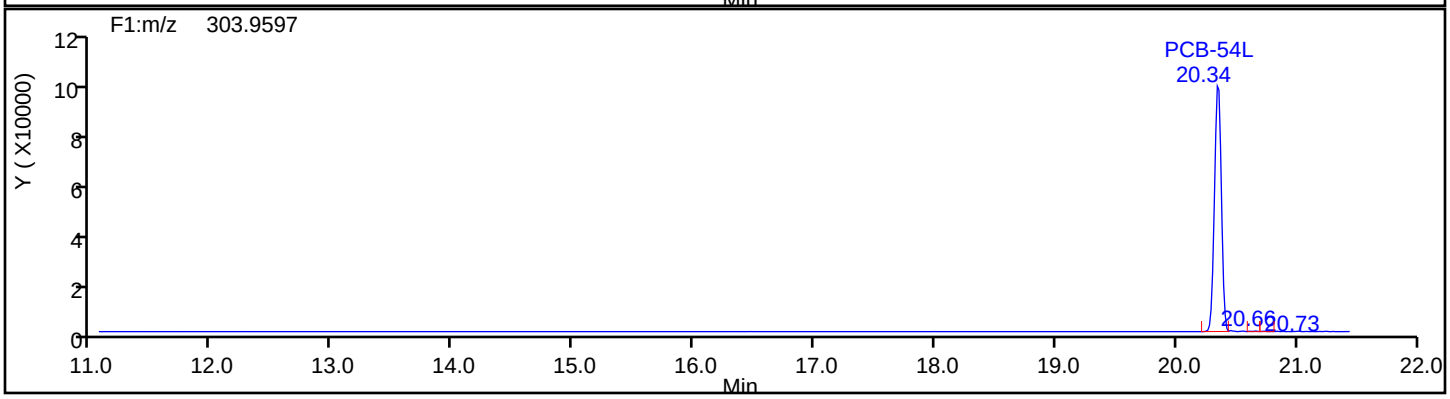

Eurofins TestAmerica, Knoxville

Data File:	\\chromna\Knoxville\ChromData\D3D\20190827-12879.b\580-88125-b-9-c.d		
Injection Date:	27-Aug-2019 22:35:00	Injection Vol:	1.0 ul
Instrument ID:	D3D	Operator ID:	Xcalibur_System
Method:	PCBs_D3D	Limit Group:	HR - 1668A - ICAL
Client ID:	D2-0to19-101018		
Worklist#:	33063	Sample Line#:	12
Column Type:	SPB-Octyl	Column Dia:	0.25 mm

TePCB F1

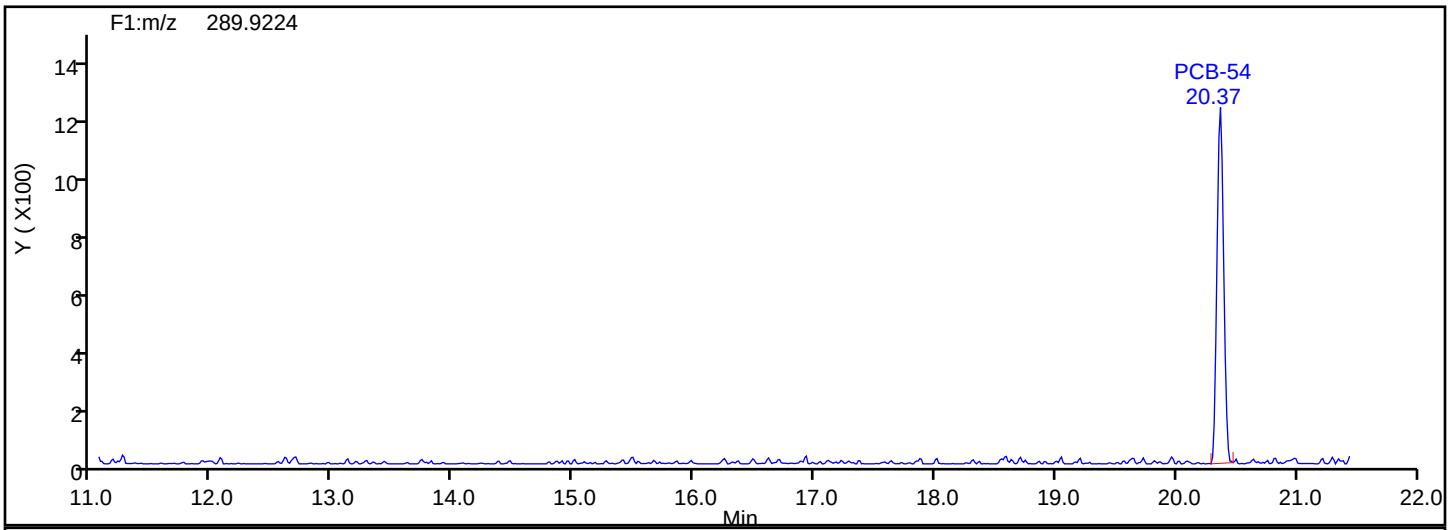

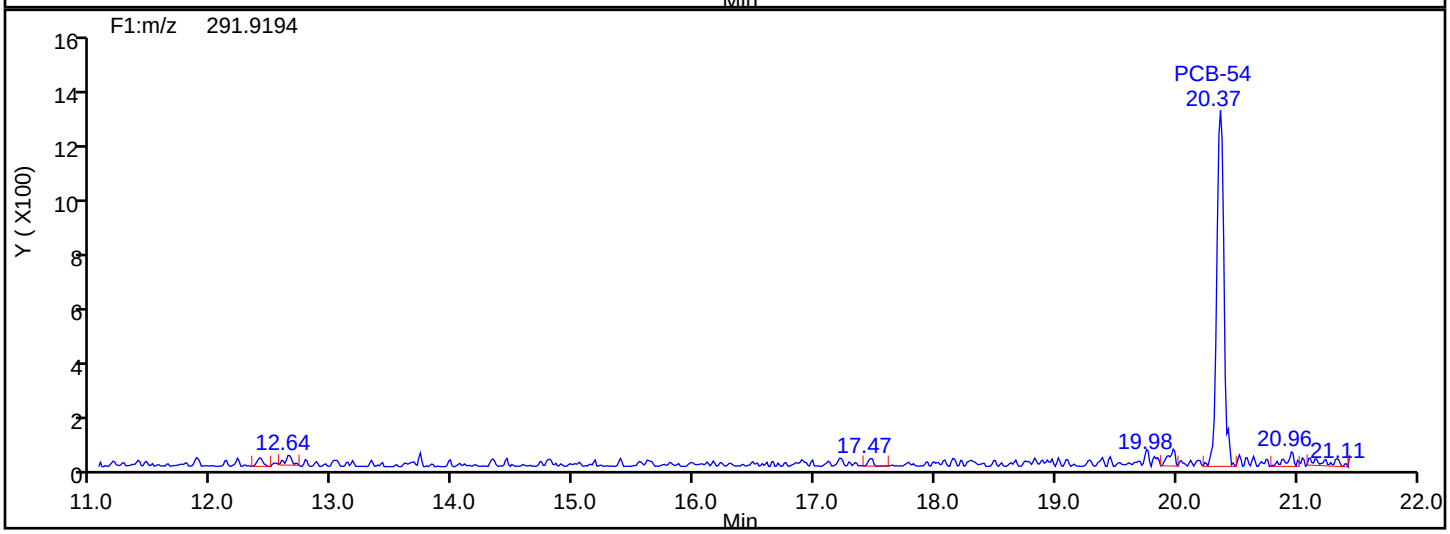

TePCB F1 Lock Mass

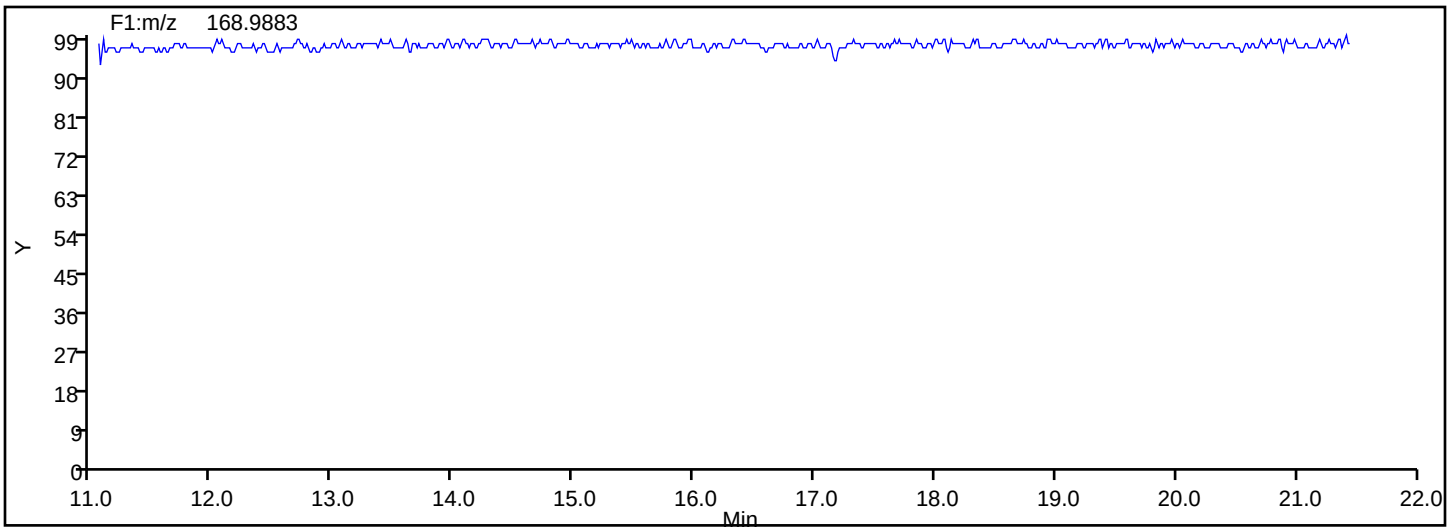

Eurofins TestAmerica, Knoxville

Data File:	\\chromna\Knoxville\ChromData\D3D\20190827-12879.b\580-88125-b-9-c.d		
Injection Date:	27-Aug-2019 22:35:00	Injection Vol:	1.0 ul
Instrument ID:	D3D	Operator ID:	Xcalibur_System
Method:	PCBs_D3D	Limit Group:	HR - 1668A - ICAL
Client ID:	D2-0to19-101018		
Worklist#:	33063	Sample Line#:	12
Column Type:	SPB-Octyl	Column Dia:	0.25 mm

TePCB F2

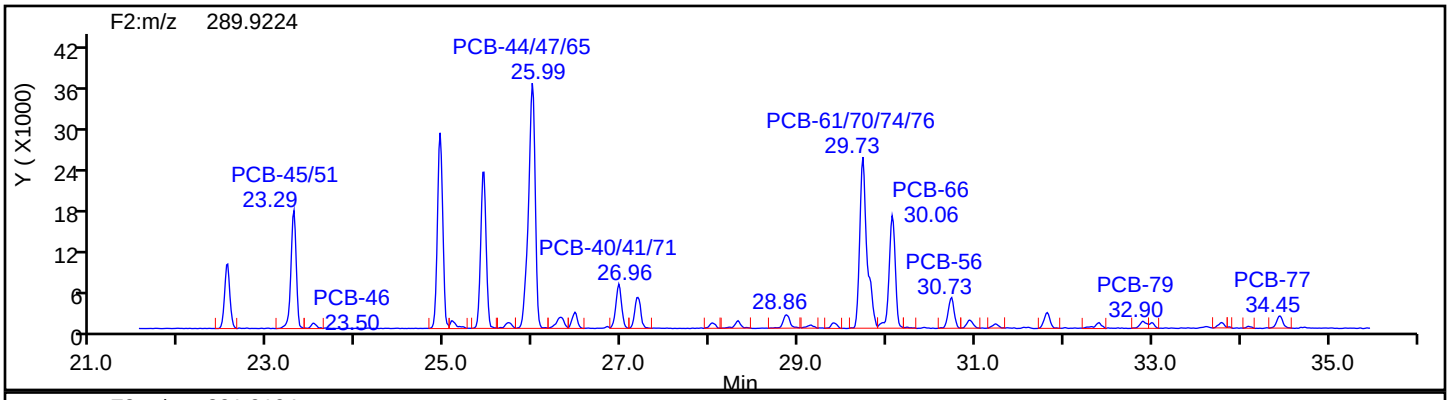

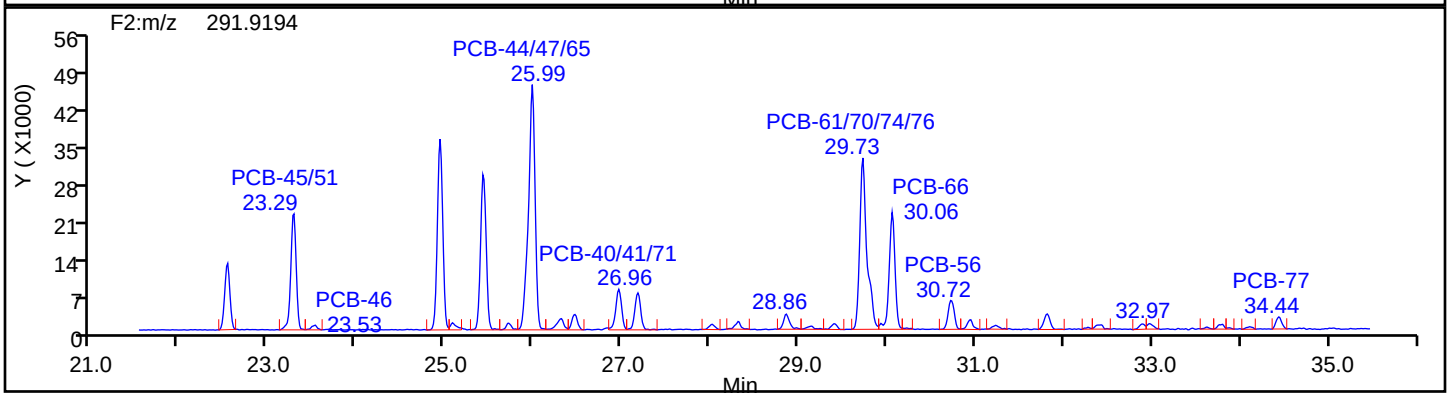

TePCB F2 Standards

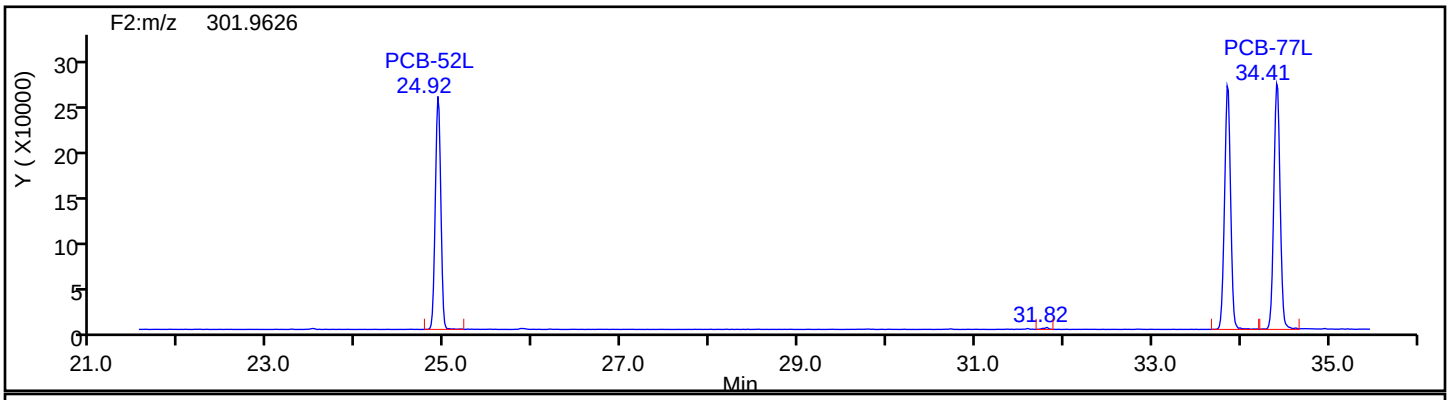

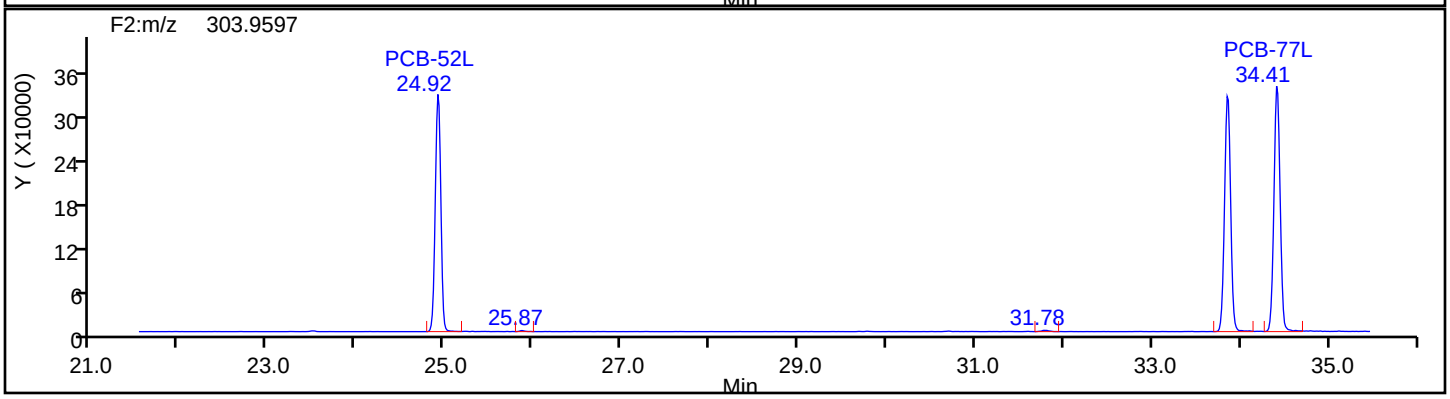

Eurofins TestAmerica, Knoxville

Data File:	\\chromna\Knoxville\ChromData\D3D\20190827-12879.b\580-88125-b-9-c.d		
Injection Date:	27-Aug-2019 22:35:00	Injection Vol:	1.0 ul
Instrument ID:	D3D	Operator ID:	Xcalibur_System
Method:	PCBs_D3D	Limit Group:	HR - 1668A - ICAL
Client ID:	D2-0to19-101018		
Worklist#:	33063	Sample Line#:	12
Column Type:	SPB-Octyl	Column Dia:	0.25 mm

TePCB F2

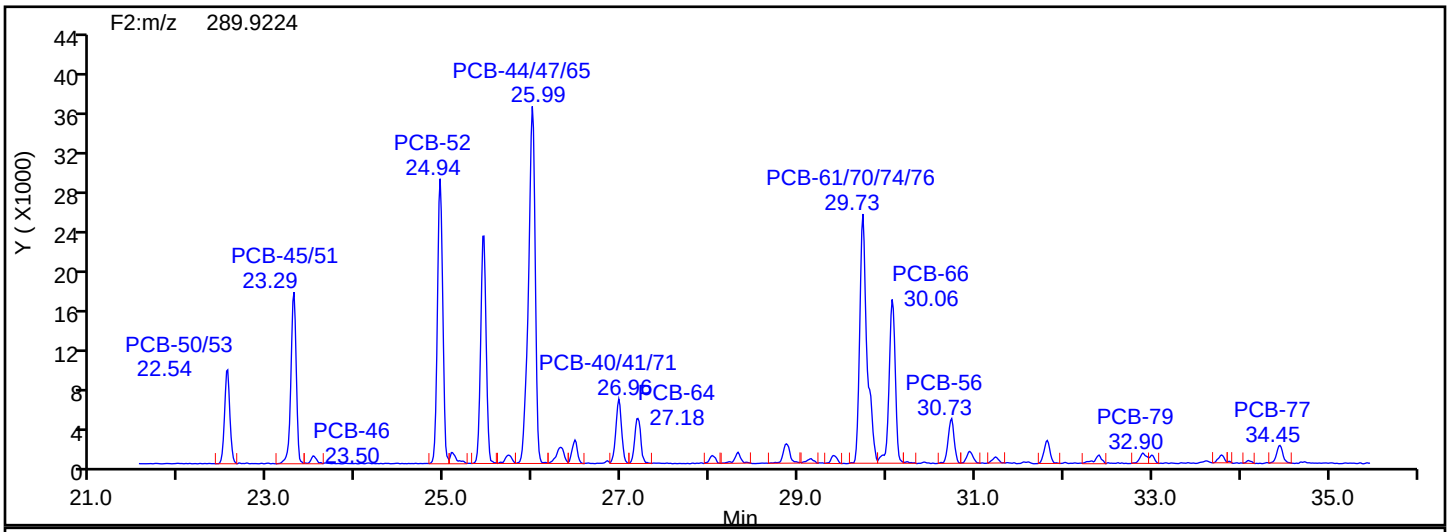

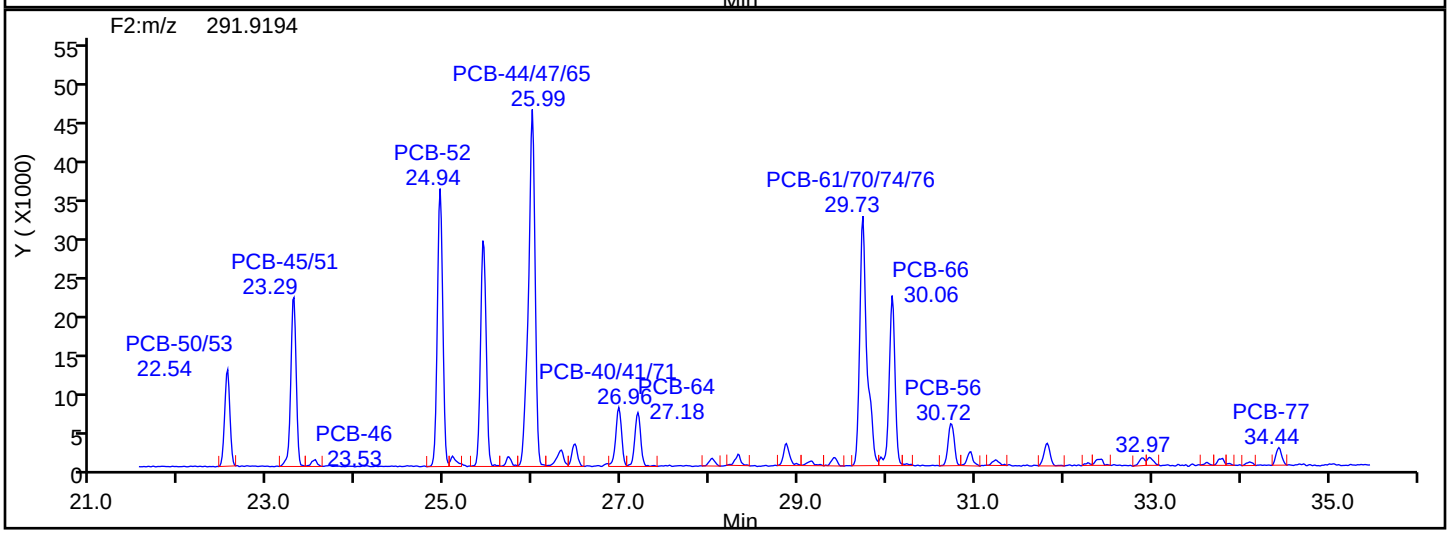

TePCB F2 Lock Mass

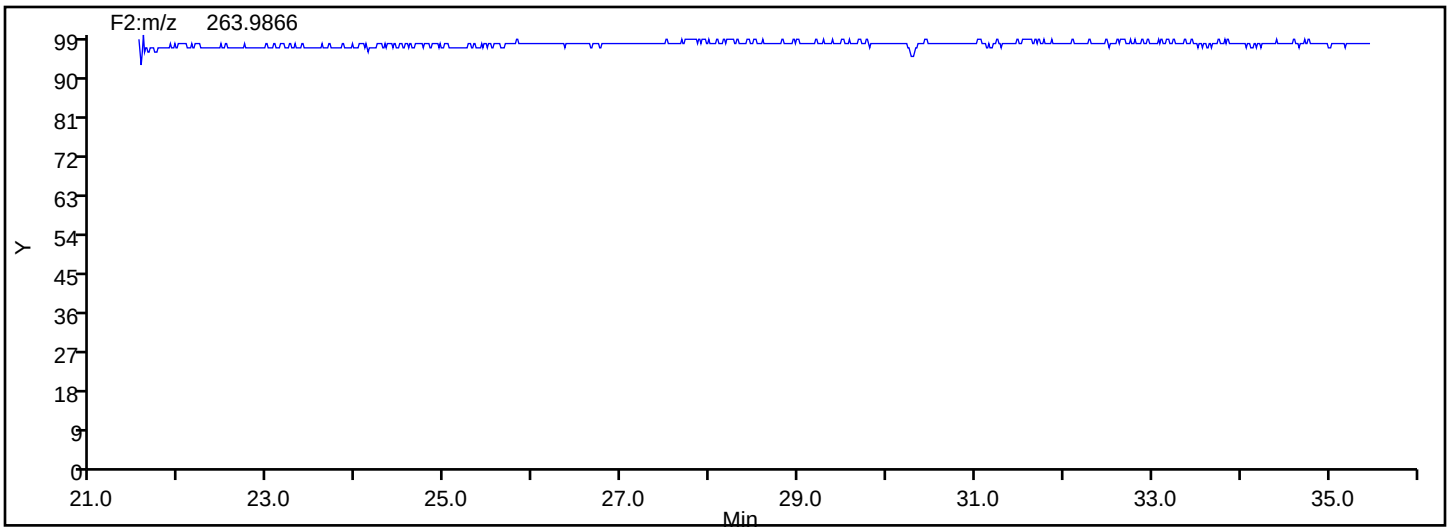

Manual Integration/User Assign Peak Report

Eurofins TestAmerica, Knoxville

Data File:	\\chromna\Knoxville\ChromData\D3D\20190827-12879.b\580-88125-b-9-c.d				
Injection Date:	27-Aug-2019 22:35:00	Instrument ID:	D3D		
Lims ID:	580-88125-B-9-C	Lab Sample ID:	140-88125-9		
Client ID:	D2-0to19-101018				
Operator ID:	Xcalibur_System	ALS Bottle#:	0	Worklist Smp#:	12
Injection Vol:	1.0 ul	Dil. Factor:	1.0000		
Method:	PCBs_D3D	Limit Group:	HR - 1668A - ICAL		
Column:	SPB-Octyl (0.25 mm)	Detector	F2(21.81 :35.54)		

PCB-52, CAS: 35693-99-3

Signal: 1

Not Detected
Expected RT: 24.96

Processing Integration Results

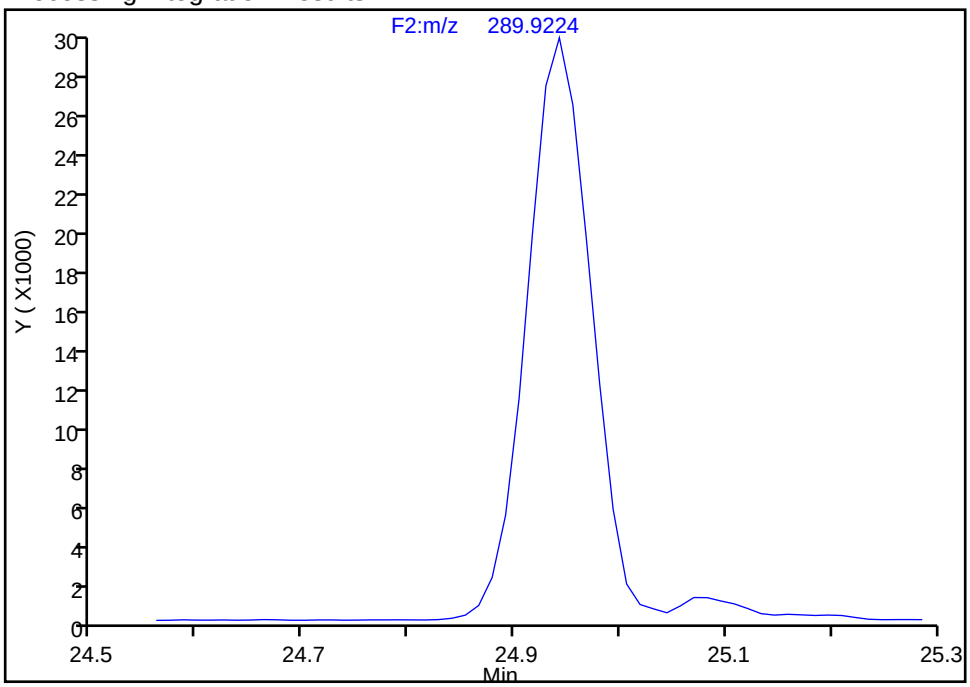

Manual Integration Results

RT: 24.94
Area: 122243
Amount: 10.372908
Amount Units: pg/ul

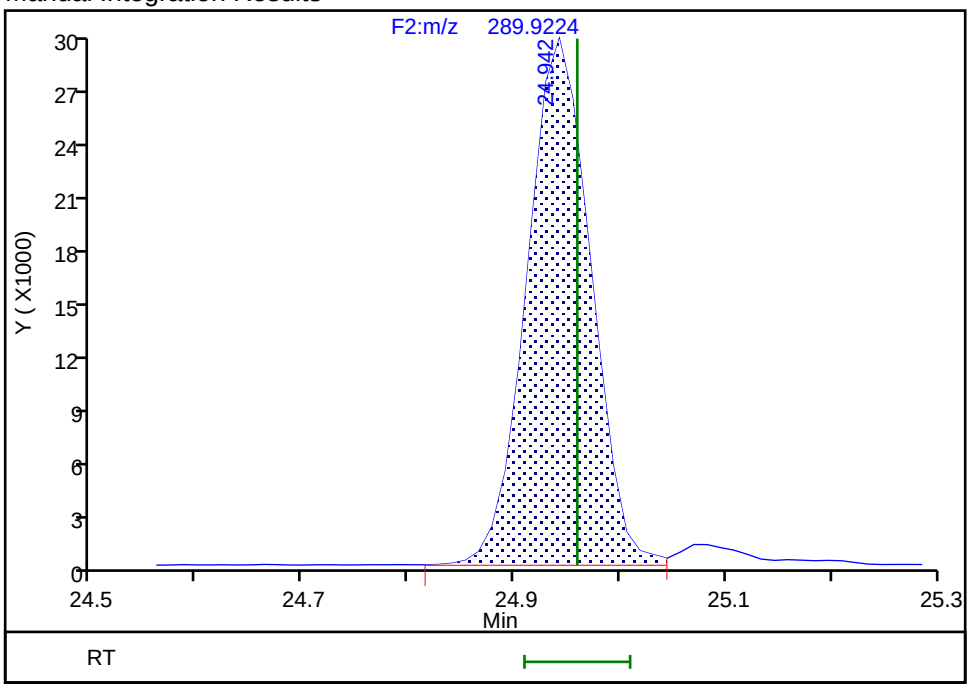

Reviewer: mcwhirterl, 28-Aug-2019 02:27:06
Audit Action: Assigned Compound ID Audit Reason: Split Peak

Manual Integration/User Assign Peak Report

Eurofins TestAmerica, Knoxville

Data File:	\\chromna\Knoxville\ChromData\D3D\20190827-12879.b\580-88125-b-9-c.d				
Injection Date:	27-Aug-2019 22:35:00	Instrument ID:	D3D		
Lims ID:	580-88125-B-9-C	Lab Sample ID:	140-88125-9		
Client ID:	D2-0to19-101018				
Operator ID:	Xcalibur_System	ALS Bottle#:	0	Worklist Smp#:	12
Injection Vol:	1.0 ul	Dil. Factor:	1.0000		
Method:	PCBs_D3D	Limit Group:	HR - 1668A - ICAL		
Column:	SPB-Octyl (0.25 mm)	Detector	F2(21.81 :35.54)		

PCB-48, CAS: 70362-47-9

Signal: 1

Not Detected
Expected RT: 25.74

Processing Integration Results

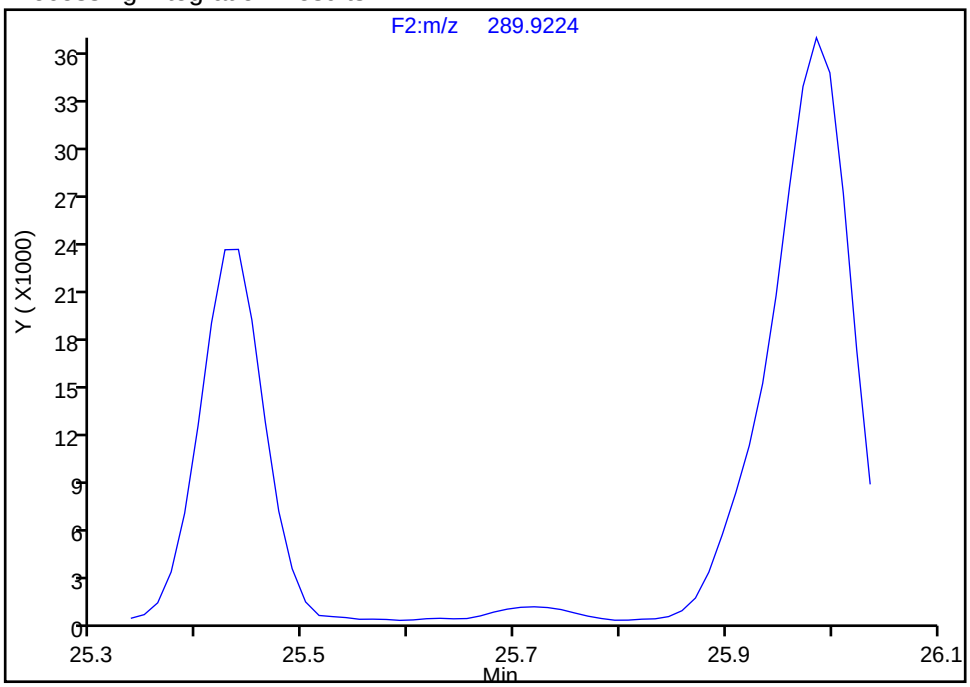

Manual Integration Results

RT: 25.72
Area: 4560
Amount: 0.356901
Amount Units: pg/ul

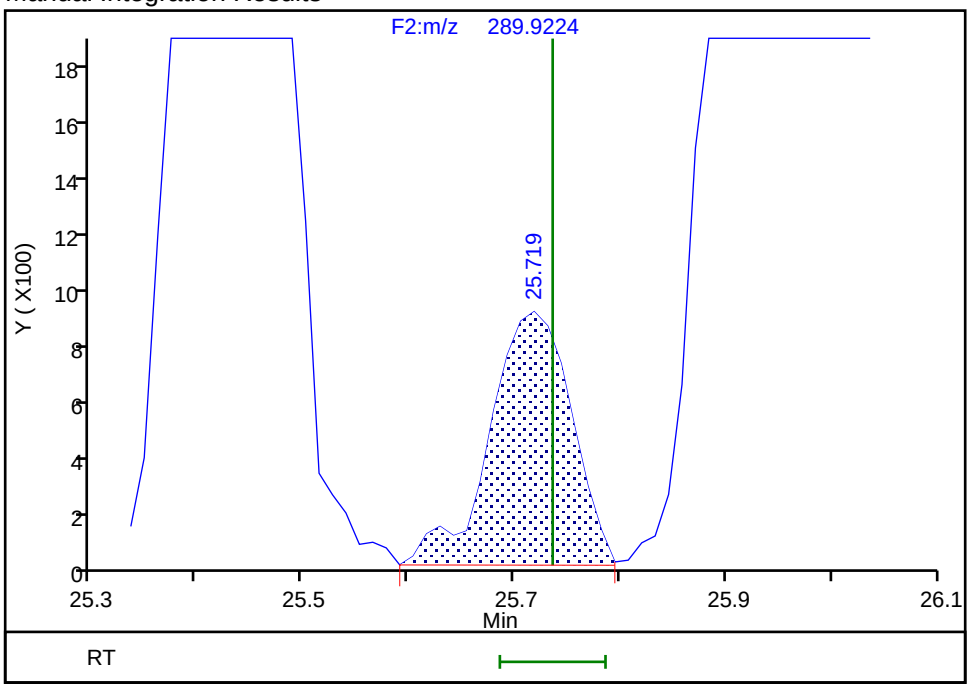

Reviewer: mcwhirterl, 28-Aug-2019 02:27:11
Audit Action: Assigned Compound ID Audit Reason: Split Peak

Manual Integration/User Assign Peak Report

Eurofins TestAmerica, Knoxville

Data File:	\\chromna\Knoxville\ChromData\D3D\20190827-12879.b\580-88125-b-9-c.d				
Injection Date:	27-Aug-2019 22:35:00	Instrument ID:	D3D		
Lims ID:	580-88125-B-9-C	Lab Sample ID:	140-88125-9		
Client ID:	D2-0to19-101018				
Operator ID:	Xcalibur_System	ALS Bottle#:	0	Worklist Smp#:	12
Injection Vol:	1.0 ul	Dil. Factor:	1.0000		
Method:	PCBs_D3D	Limit Group:	HR - 1668A - ICAL		
Column:	SPB-Octyl (0.25 mm)	Detector	F2(21.81 :35.54)		

PCB-59/62/75, CAS: STL01807

Signal: 1

Not Detected
Expected RT: 26.28

Processing Integration Results

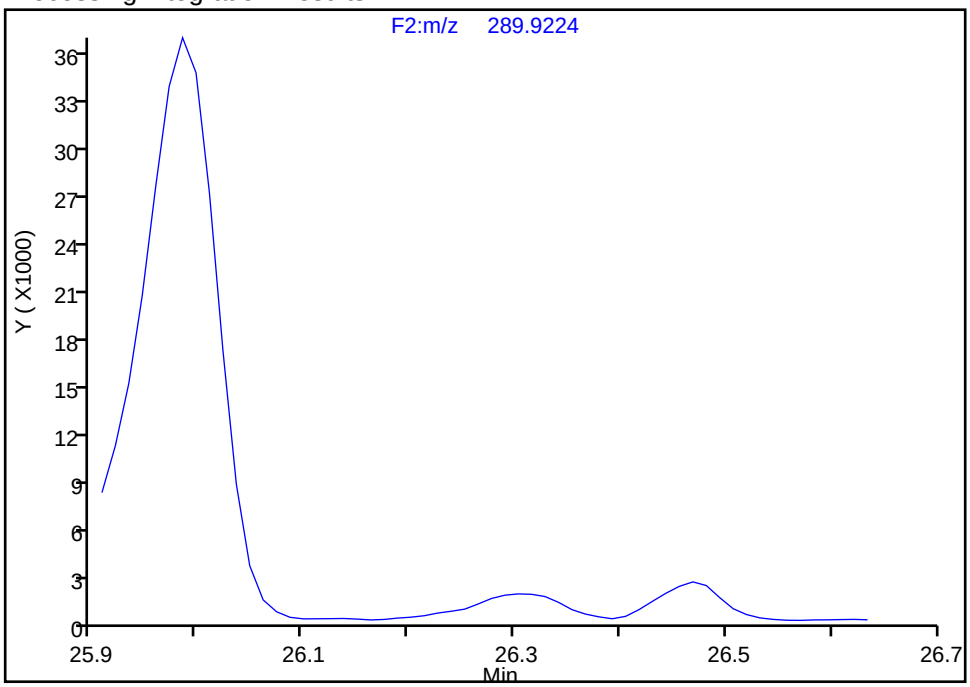

Manual Integration Results

RT: 26.30
Area: 10205
Amount: 0.560994
Amount Units: pg/ul

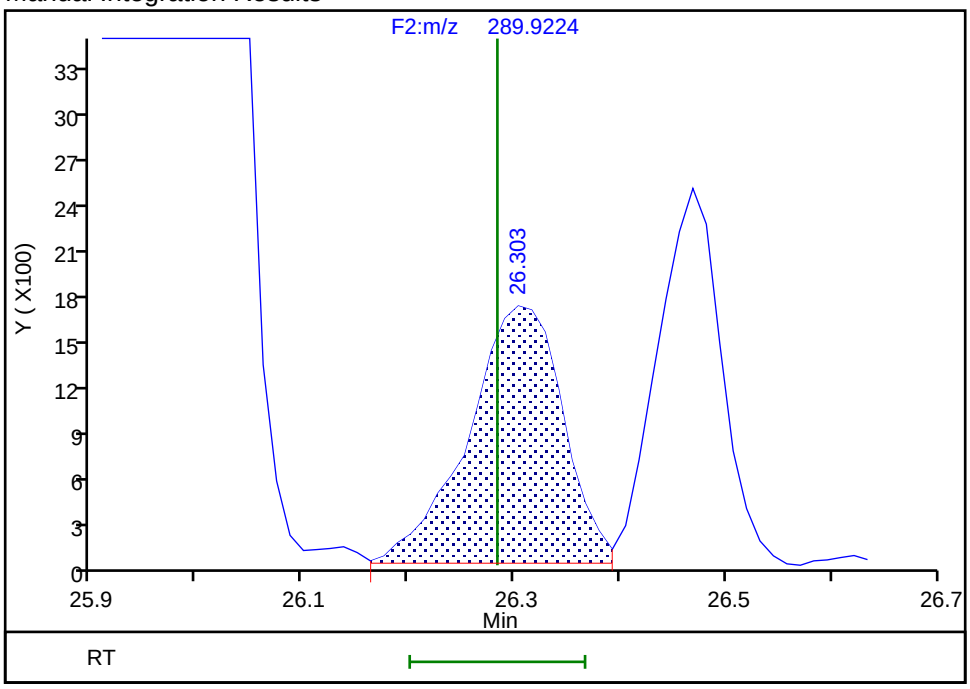

Reviewer: mcwhirterl, 28-Aug-2019 02:27:15
Audit Action: Assigned Compound ID Audit Reason: Split Peak

Manual Integration/User Assign Peak Report

Eurofins TestAmerica, Knoxville

Data File:	\\chromna\Knoxville\ChromData\D3D\20190827-12879.b\580-88125-b-9-c.d				
Injection Date:	27-Aug-2019 22:35:00	Instrument ID:	D3D		
Lims ID:	580-88125-B-9-C	Lab Sample ID:	140-88125-9		
Client ID:	D2-0to19-101018				
Operator ID:	Xcalibur_System	ALS Bottle#:	0	Worklist Smp#:	12
Injection Vol:	1.0 ul	Dil. Factor:	1.0000		
Method:	PCBs_D3D	Limit Group:	HR - 1668A - ICAL		
Column:	SPB-Octyl (0.25 mm)	Detector	F2(21.81 :35.54)		

PCB-42, CAS: 36559-22-5

Signal: 1

Not Detected
Expected RT: 26.49

Processing Integration Results

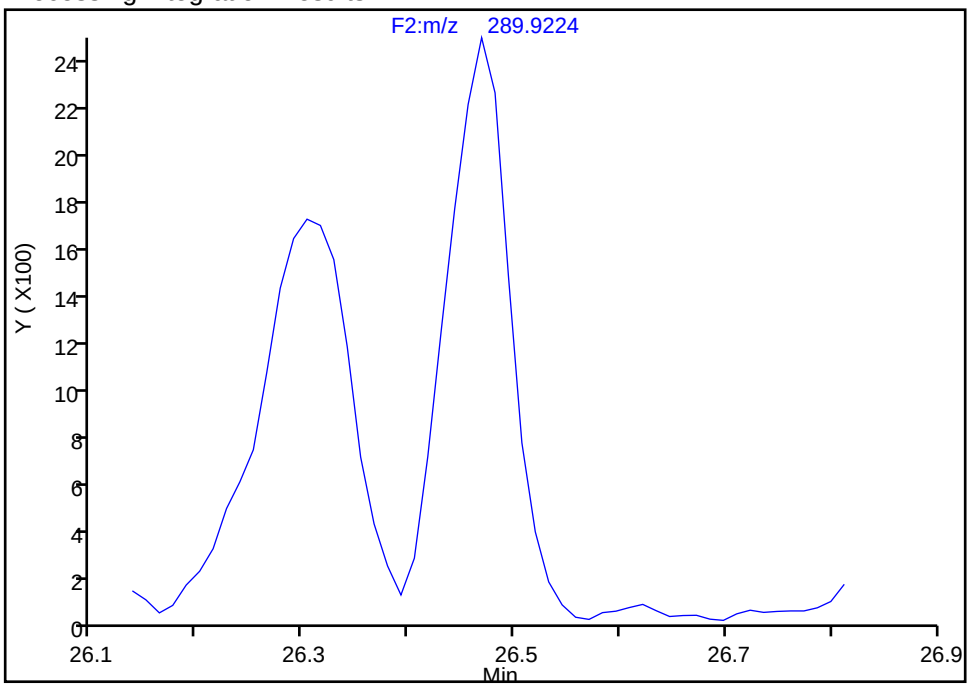

Manual Integration Results

RT: 26.47
Area: 10090
Amount: 0.903572
Amount Units: pg/ul

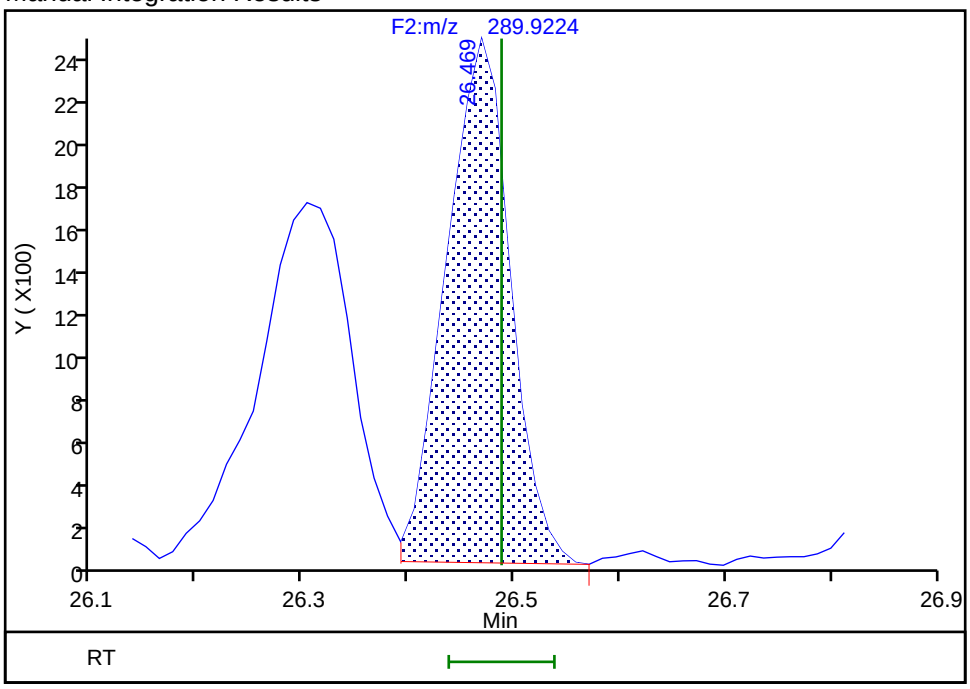

Reviewer: mcwhirterl, 28-Aug-2019 02:27:19
Audit Action: Assigned Compound ID Audit Reason: Split Peak

Manual Integration/User Assign Peak Report

Eurofins TestAmerica, Knoxville

Data File:	\\chromna\Knoxville\ChromData\D3D\20190827-12879.b\580-88125-b-9-c.d				
Injection Date:	27-Aug-2019 22:35:00	Instrument ID:	D3D		
Lims ID:	580-88125-B-9-C	Lab Sample ID:	140-88125-9		
Client ID:	D2-0to19-101018				
Operator ID:	Xcalibur_System	ALS Bottle#:	0	Worklist Smp#:	12
Injection Vol:	1.0 ul	Dil. Factor:	1.0000		
Method:	PCBs_D3D	Limit Group:	HR - 1668A - ICAL		
Column:	SPB-Octyl (0.25 mm)	Detector	F2(21.81 :35.54)		

PCB-64, CAS: 52663-58-8

Signal: 1

Not Detected
Expected RT: 27.20

Processing Integration Results

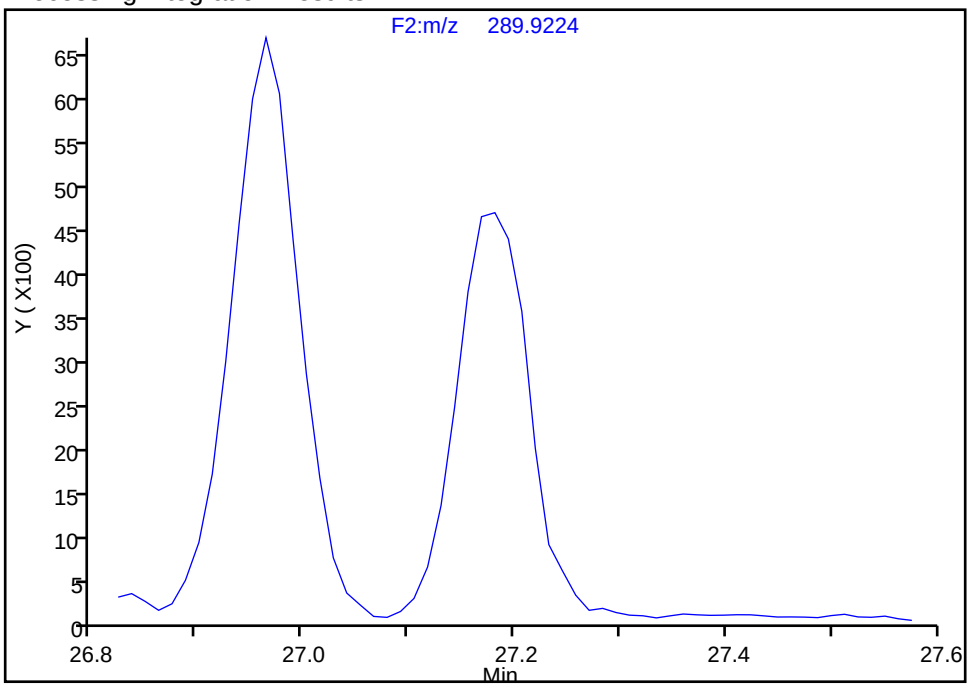

Manual Integration Results

RT: 27.18
Area: 22160
Amount: 1.311778
Amount Units: pg/ul

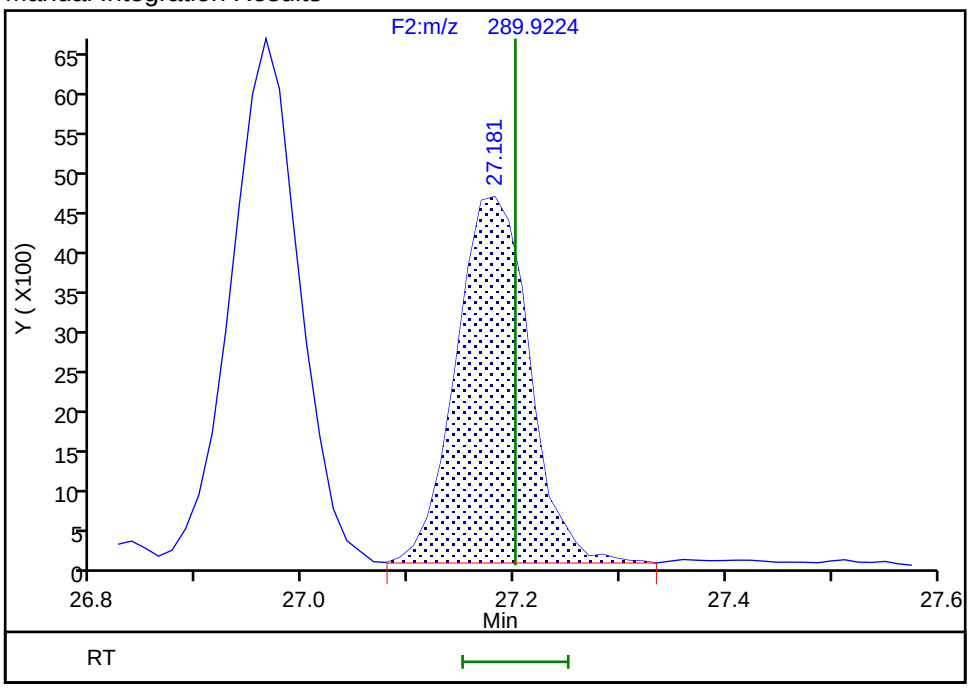

Reviewer: mcwhirterl, 28-Aug-2019 02:27:24
Audit Action: Assigned Compound ID Audit Reason: Split Peak

Manual Integration/User Assign Peak Report

Eurofins TestAmerica, Knoxville

Data File:	\\chromna\Knoxville\ChromData\D3D\20190827-12879.b\580-88125-b-9-c.d				
Injection Date:	27-Aug-2019 22:35:00	Instrument ID:	D3D		
Lims ID:	580-88125-B-9-C	Lab Sample ID:	140-88125-9		
Client ID:	D2-0to19-101018				
Operator ID:	Xcalibur_System	ALS Bottle#:	0	Worklist Smp#:	12
Injection Vol:	1.0 ul	Dil. Factor:	1.0000		
Method:	PCBs_D3D	Limit Group:	HR - 1668A - ICAL		
Column:	SPB-Octyl (0.25 mm)	Detector	F2(21.81 :35.54)		

PCB-66, CAS: 32598-10-0

Signal: 2

Processing Integration Results

RT: 30.06
Area: 100074
Amount: 4.775147
Amount Units: pg/ul

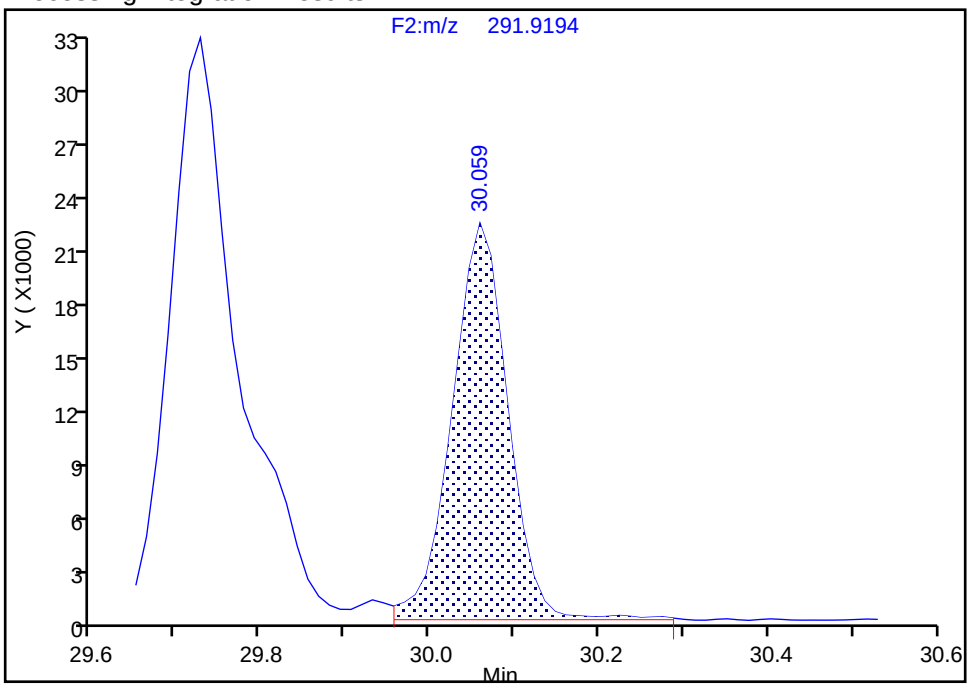

Manual Integration Results

RT: 30.06
Area: 101681
Amount: 4.874638
Amount Units: pg/ul

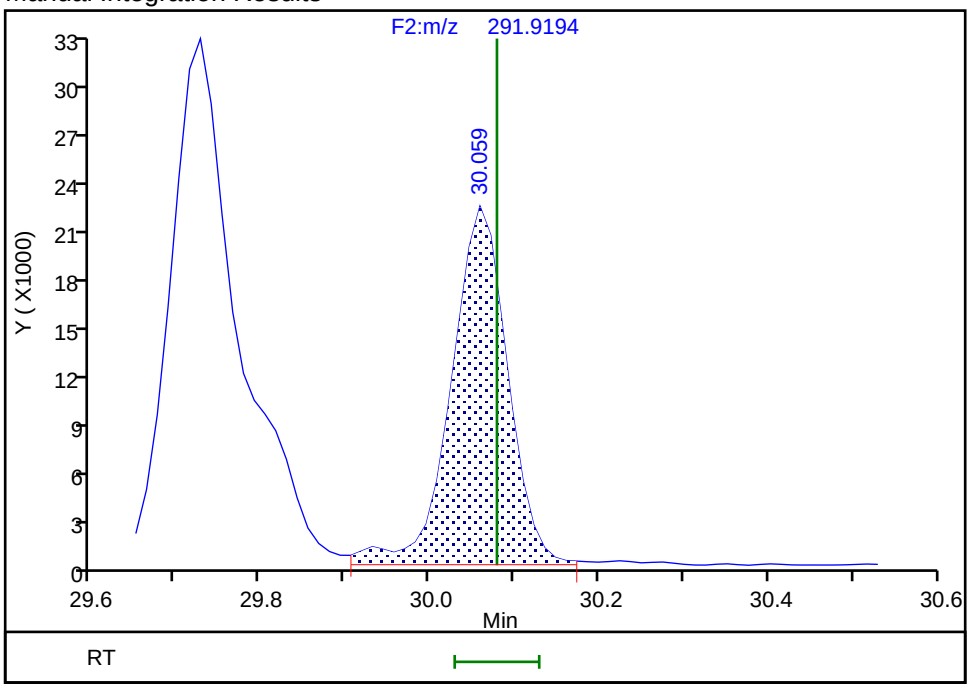

Reviewer: mcwhirterl, 28-Aug-2019 02:28:09
Audit Action: Marked Compound Undetected Audit Reason: Invalid Compound ID

Manual Integration/User Assign Peak Report

Eurofins TestAmerica, Knoxville

Data File:	\\chromna\Knoxville\ChromData\D3D\20190827-12879.b\580-88125-b-9-c.d				
Injection Date:	27-Aug-2019 22:35:00	Instrument ID:	D3D		
Lims ID:	580-88125-B-9-C	Lab Sample ID:	140-88125-9		
Client ID:	D2-0to19-101018				
Operator ID:	Xcalibur_System	ALS Bottle#:	0	Worklist Smp#:	12
Injection Vol:	1.0 ul	Dil. Factor:	1.0000		
Method:	PCBs_D3D	Limit Group:	HR - 1668A - ICAL		
Column:	SPB-Octyl (0.25 mm)	Detector	F2(21.81 :35.54)		

PCB-66, CAS: 32598-10-0

Signal: 3

Processing Integration Results

RT: 30.06
Area: 180080
Amount: 4.775147
Amount Units: pg/ul

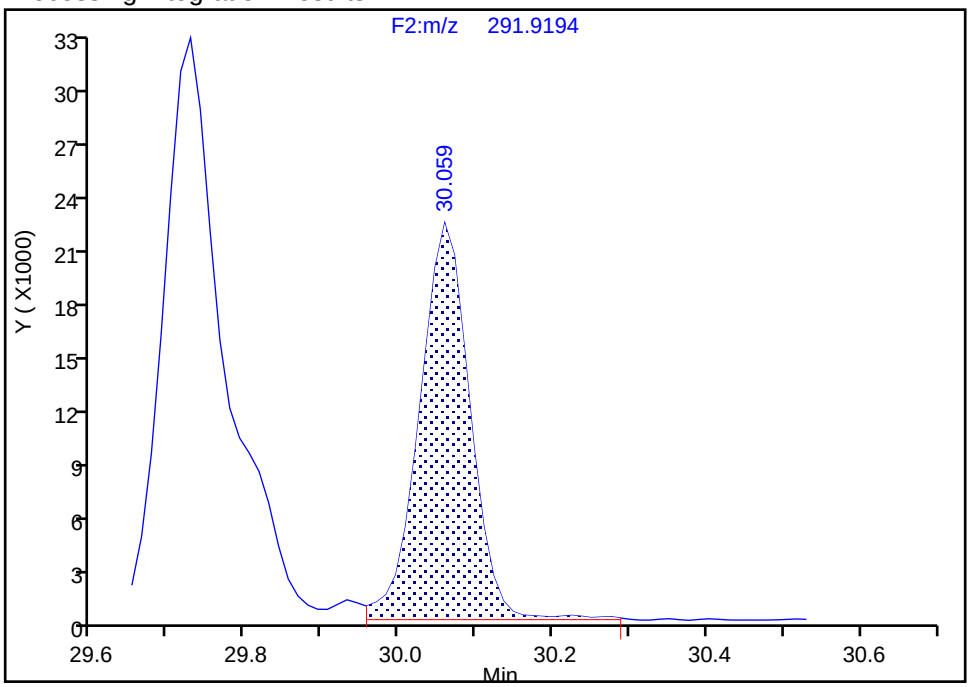

Manual Integration Results

RT: 30.06
Area: 183832
Amount: 4.874638
Amount Units: pg/ul
Reviewer: mcwhirterl, 28-Aug-2019 02:28:09
Audit Action: Marked Compound Undetected Audit Reason: Invalid Compound ID

Manual Integration/User Assign Peak Report

Eurofins TestAmerica, Knoxville

Data File:	\\chromna\Knoxville\ChromData\D3D\20190827-12879.b\580-88125-b-9-c.d				
Injection Date:	27-Aug-2019 22:35:00	Instrument ID:	D3D		
Lims ID:	580-88125-B-9-C	Lab Sample ID:	140-88125-9		
Client ID:	D2-0to19-101018				
Operator ID:	Xcalibur_System	ALS Bottle#:	0	Worklist Smp#:	12
Injection Vol:	1.0 ul	Dil. Factor:	1.0000		
Method:	PCBs_D3D	Limit Group:	HR - 1668A - ICAL		
Column:	SPB-Octyl (0.25 mm)	Detector	F2(21.81 :35.54)		

PCB-66, CAS: 32598-10-0

Signal: 1

Processing Integration Results

RT: 30.06
Area: 80006
Amount: 4.775147
Amount Units: pg/ul

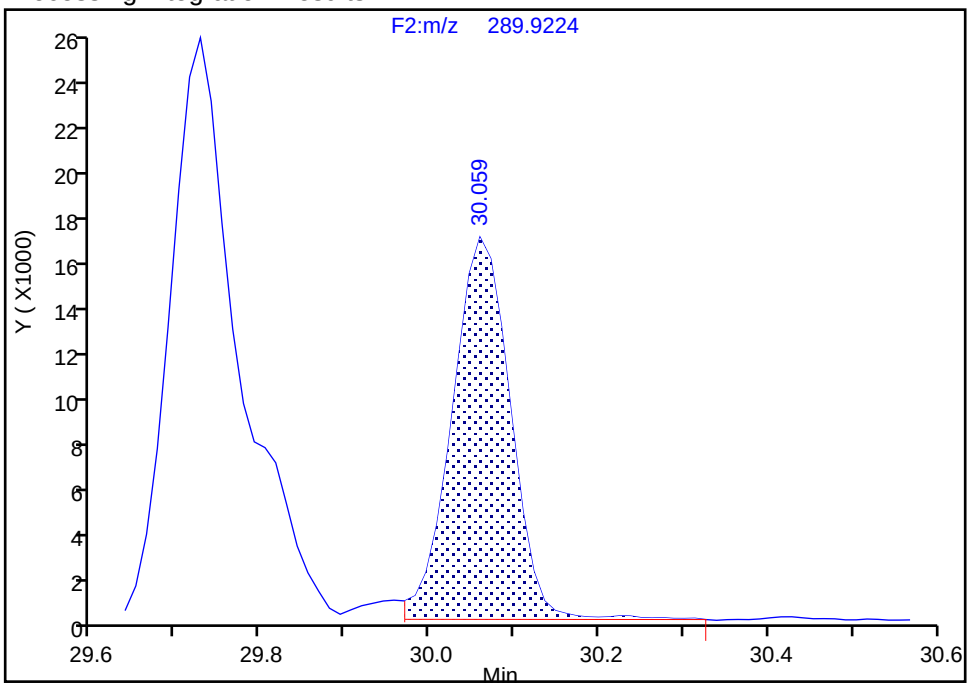

Manual Integration Results

RT: 30.06
Area: 82151
Amount: 4.874638
Amount Units: pg/ul

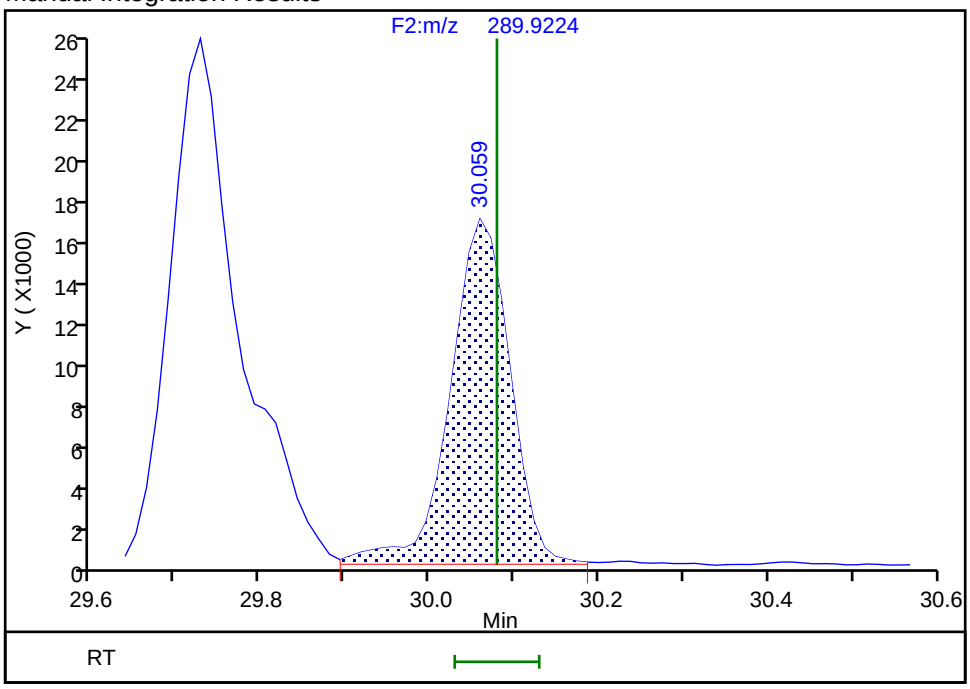

Reviewer: mcwhirterl, 28-Aug-2019 02:28:10

Audit Action: Manually Integrated/Assigned Compound ID Audit Reason: Incomplete Integration

Manual Integration/User Assign Peak Report

Eurofins TestAmerica, Knoxville

Data File:	\\chromna\Knoxville\ChromData\D3D\20190827-12879.b\580-88125-b-9-c.d				
Injection Date:	27-Aug-2019 22:35:00	Instrument ID:	D3D		
Lims ID:	580-88125-B-9-C	Lab Sample ID:	140-88125-9		
Client ID:	D2-0to19-101018				
Operator ID:	Xcalibur_System	ALS Bottle#:	0	Worklist Smp#:	12
Injection Vol:	1.0 ul	Dil. Factor:	1.0000		
Method:	PCBs_D3D	Limit Group:	HR - 1668A - ICAL		
Column:	SPB-Octyl (0.25 mm)	Detector	F2(21.81 :35.54)		

PCB-55, CAS: 74338-24-2

Signal: 1

Not Detected
Expected RT: 30.24

Processing Integration Results

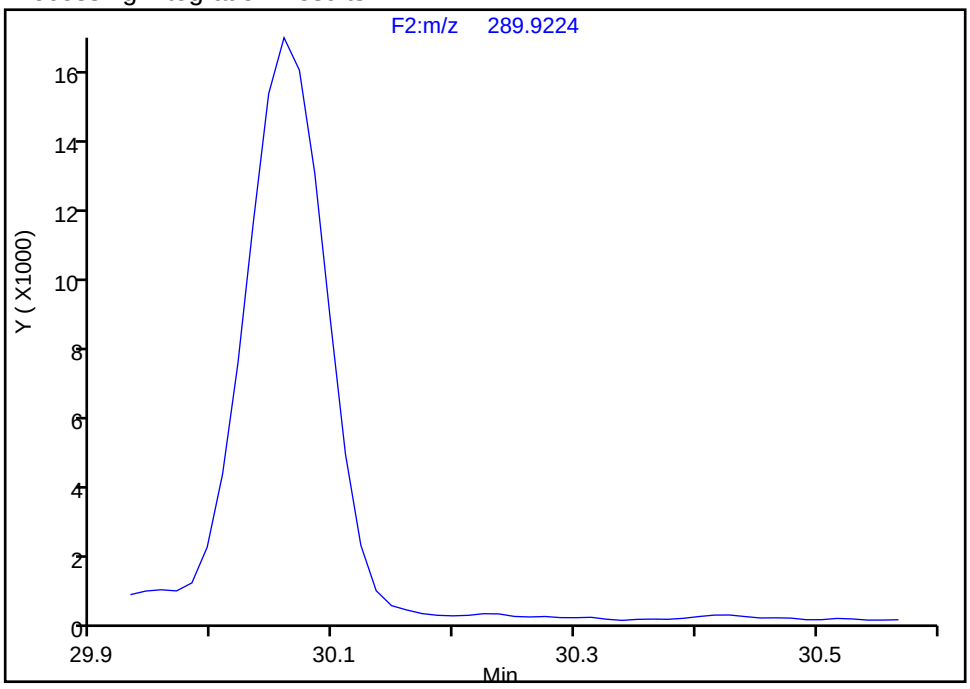

Manual Integration Results

RT: 30.22
Area: 703
Amount: 0.048404
Amount Units: pg/ul

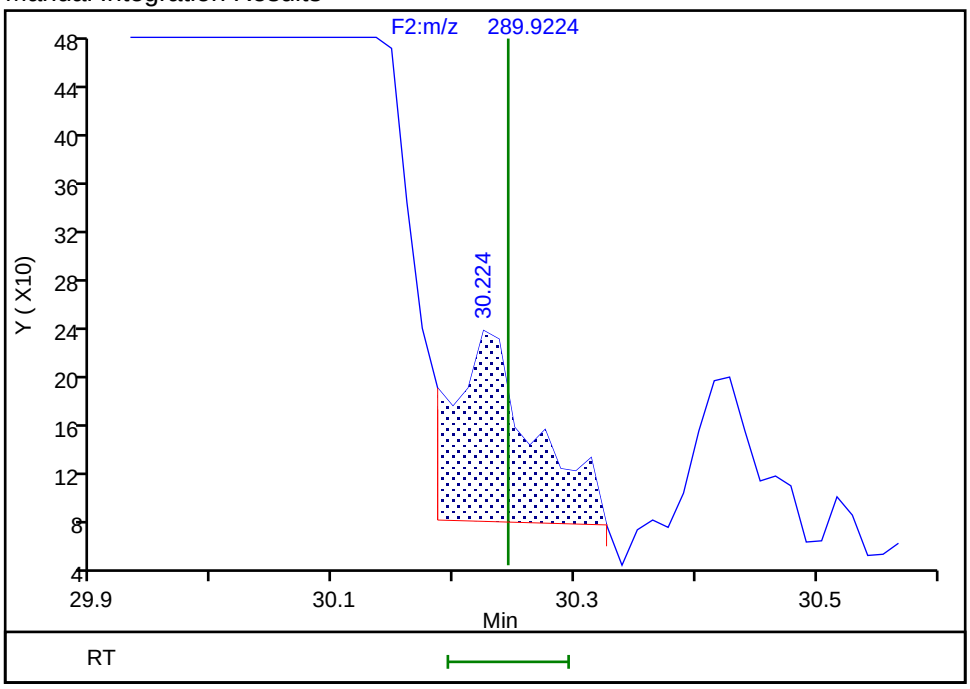

Reviewer: mcwhirterl, 28-Aug-2019 02:28:14
Audit Action: Manually Integrated/Assigned Compound ID Audit Reason: Incomplete Integration

Manual Integration/User Assign Peak Report

Eurofins TestAmerica, Knoxville

Data File:	\\chromna\Knoxville\ChromData\D3D\20190827-12879.b\580-88125-b-9-c.d				
Injection Date:	27-Aug-2019 22:35:00	Instrument ID:	D3D		
Lims ID:	580-88125-B-9-C	Lab Sample ID:	140-88125-9		
Client ID:	D2-0to19-101018				
Operator ID:	Xcalibur_System	ALS Bottle#:	0	Worklist Smp#:	12
Injection Vol:	1.0 ul	Dil. Factor:	1.0000		
Method:	PCBs_D3D	Limit Group:	HR - 1668A - ICAL		
Column:	SPB-Octyl (0.25 mm)	Detector	F2(21.81 :35.54)		

PCB-79, CAS: 41464-48-6

Signal: 1

Not Detected
Expected RT: 32.91

Processing Integration Results

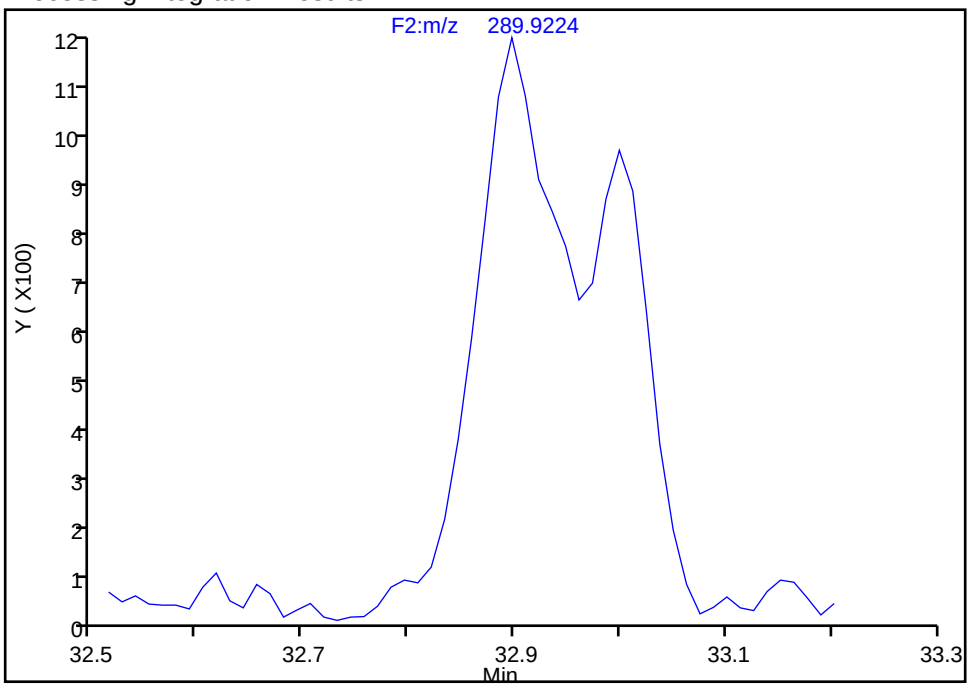

Manual Integration Results

RT: 32.90
Area: 5566
Amount: 0.224985
Amount Units: pg/ul

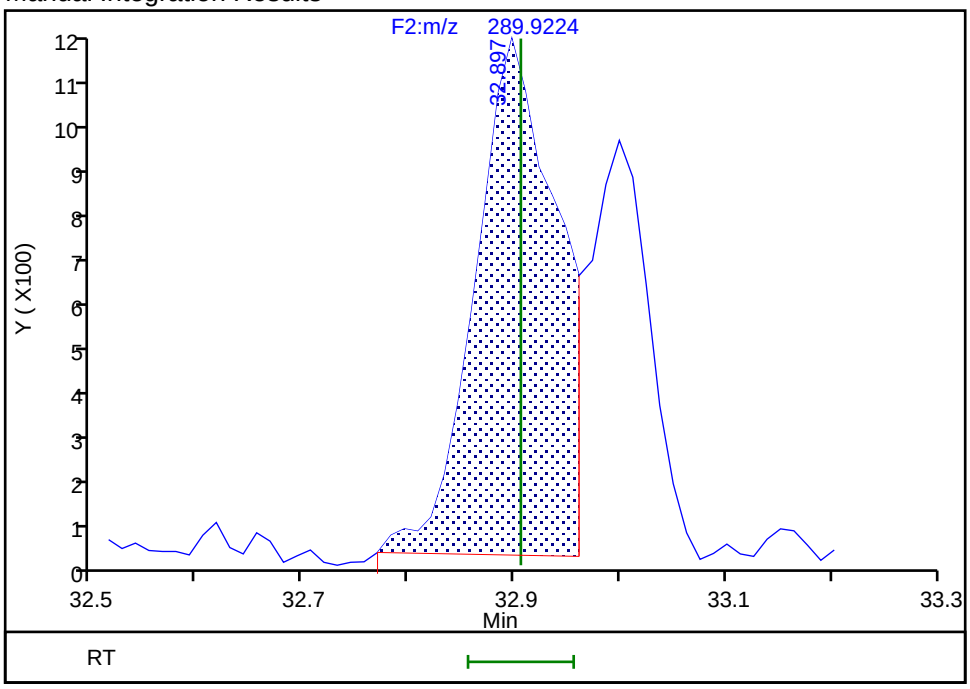

Reviewer: mcwhirterl, 28-Aug-2019 02:28:38
Audit Action: Manually Integrated/Assigned Compound ID Audit Reason: Split Peak

Manual Integration/User Assign Peak Report

Eurofins TestAmerica, Knoxville

Data File:	\\chromna\Knoxville\ChromData\D3D\20190827-12879.b\580-88125-b-9-c.d				
Injection Date:	27-Aug-2019 22:35:00	Instrument ID:	D3D		
Lims ID:	580-88125-B-9-C	Lab Sample ID:	140-88125-9		
Client ID:	D2-0to19-101018				
Operator ID:	Xcalibur_System	ALS Bottle#:	0	Worklist Smp#:	12
Injection Vol:	1.0 ul	Dil. Factor:	1.0000		
Method:	PCBs_D3D	Limit Group:	HR - 1668A - ICAL		
Column:	SPB-Octyl (0.25 mm)	Detector	F2(21.81 :35.54)		

PCB-81, CAS: 70362-50-4

Signal: 2

Processing Integration Results

RT: 33.80
Area: 5221
Amount: 0.244669
Amount Units: pg/ul

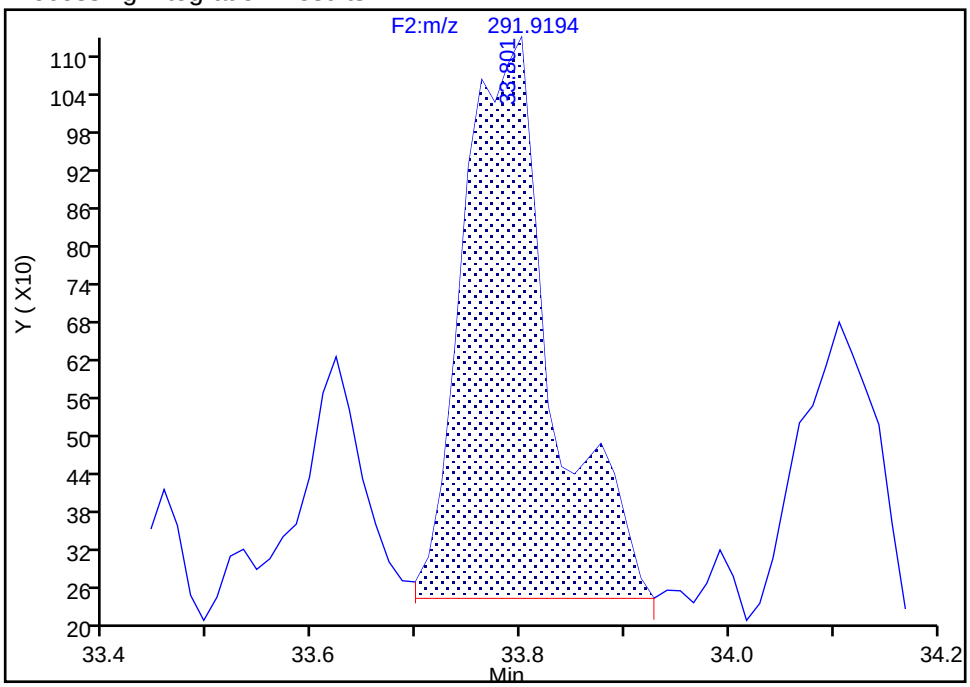

Manual Integration Results

RT: 33.88
Area: 847
Amount: 0.031342
Amount Units: pg/ul

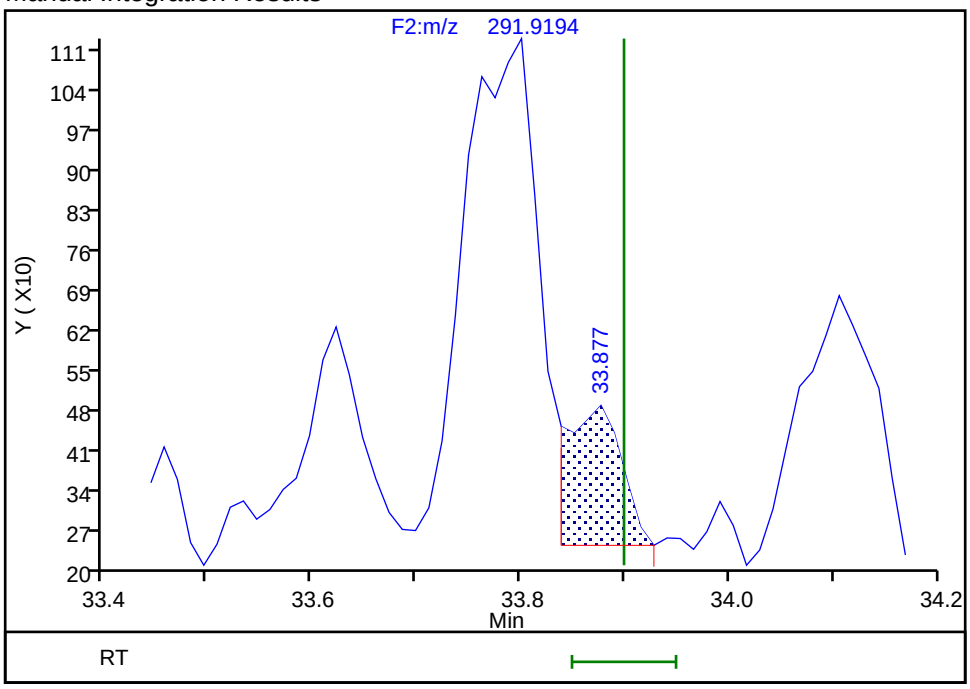

Reviewer: mcwhirterl, 28-Aug-2019 02:28:51

Audit Action: Marked Compound Undetected Audit Reason: Invalid Compound ID

Manual Integration/User Assign Peak Report

Eurofins TestAmerica, Knoxville

Data File:	\\chromna\Knoxville\ChromData\D3D\20190827-12879.b\580-88125-b-9-c.d				
Injection Date:	27-Aug-2019 22:35:00	Instrument ID:	D3D		
Lims ID:	580-88125-B-9-C	Lab Sample ID:	140-88125-9		
Client ID:	D2-0to19-101018				
Operator ID:	Xcalibur_System	ALS Bottle#:	0	Worklist Smp#:	12
Injection Vol:	1.0 ul	Dil. Factor:	1.0000		
Method:	PCBs_D3D	Limit Group:	HR - 1668A - ICAL		
Column:	SPB-Octyl (0.25 mm)	Detector	F2(21.81 :35.54)		

PCB-81, CAS: 70362-50-4

Signal: 3

Processing Integration Results

RT: 33.79
Area: 9274
Amount: 0.244669
Amount Units: pg/ul

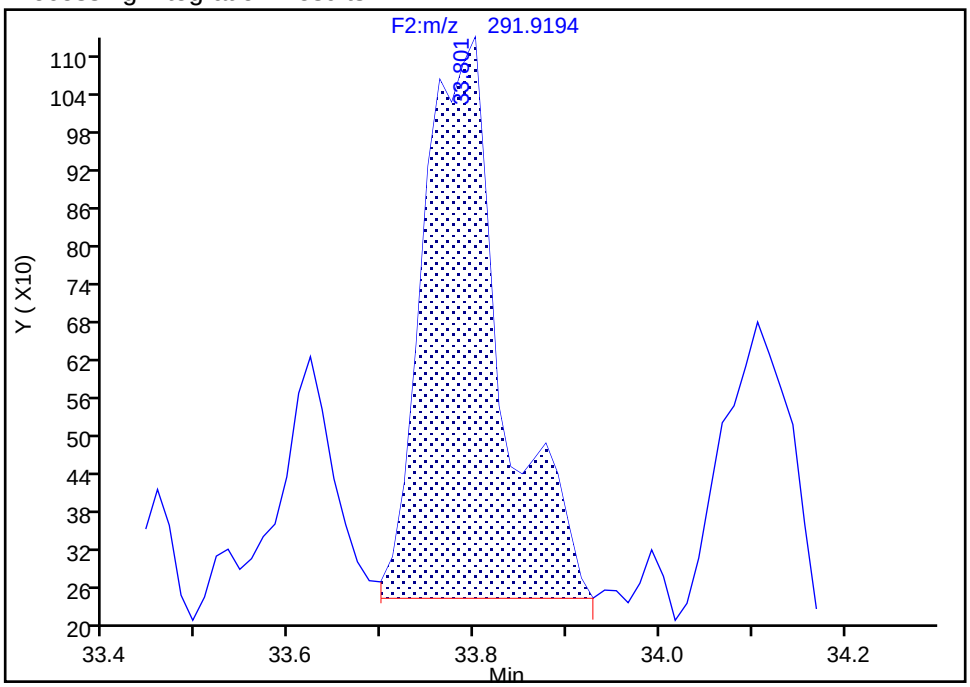

Manual Integration Results

RT: 33.88
Area: 1188
Amount: 0.031342
Amount Units: pg/ul
Reviewer: mcwhirterl, 28-Aug-2019 02:28:51
Audit Action: Marked Compound Undetected Audit Reason: Invalid Compound ID

Manual Integration/User Assign Peak Report

Eurofins TestAmerica, Knoxville

Data File:	\\chromna\Knoxville\ChromData\D3D\20190827-12879.b\580-88125-b-9-c.d				
Injection Date:	27-Aug-2019 22:35:00	Instrument ID:	D3D		
Lims ID:	580-88125-B-9-C	Lab Sample ID:	140-88125-9		
Client ID:	D2-0to19-101018				
Operator ID:	Xcalibur_System	ALS Bottle#:	0	Worklist Smp#:	12
Injection Vol:	1.0 ul	Dil. Factor:	1.0000		
Method:	PCBs_D3D	Limit Group:	HR - 1668A - ICAL		
Column:	SPB-Octyl (0.25 mm)	Detector	F2(21.81 :35.54)		

PCB-81, CAS: 70362-50-4

Signal: 1

Processing Integration Results

RT: 33.79
Area: 4053
Amount: 0.244669
Amount Units: pg/ul

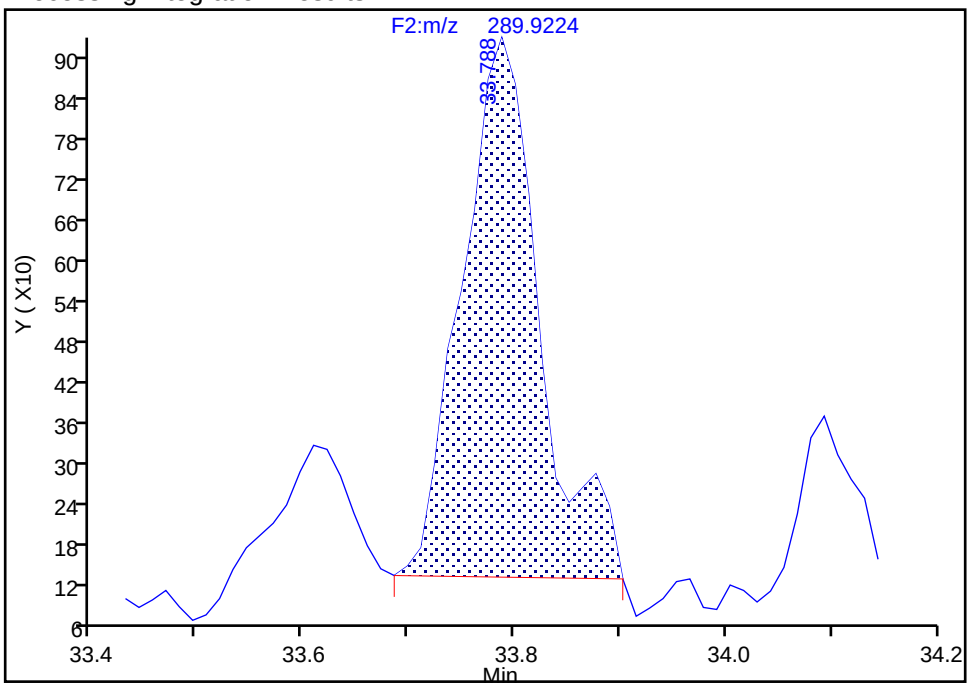

Manual Integration Results

RT: 33.88
Area: 341
Amount: 0.031342
Amount Units: pg/ul

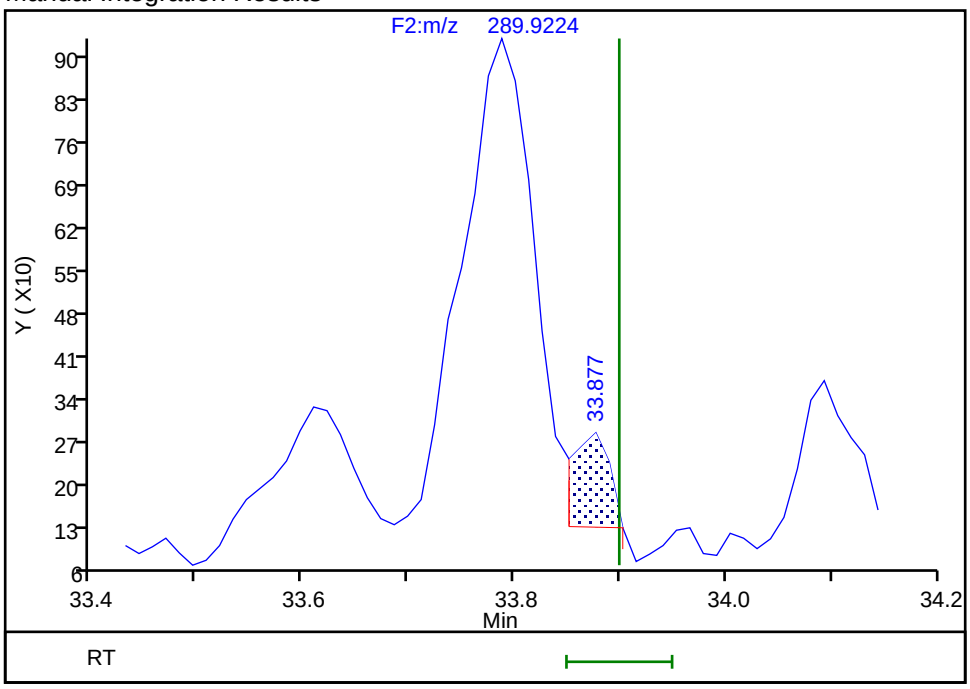

Reviewer: mcwhirterl, 28-Aug-2019 02:28:54

Audit Action: Manually Integrated/Assigned Compound ID Audit Reason: Split Peak

Manual Integration/User Assign Peak Report

Eurofins TestAmerica, Knoxville

Data File:	\\chromna\Knoxville\ChromData\D3D\20190827-12879.b\580-88125-b-9-c.d				
Injection Date:	27-Aug-2019 22:35:00	Instrument ID:	D3D		
Lims ID:	580-88125-B-9-C	Lab Sample ID:	140-88125-9		
Client ID:	D2-0to19-101018				
Operator ID:	Xcalibur_System	ALS Bottle#:	0	Worklist Smp#:	12
Injection Vol:	1.0 ul	Dil. Factor:	1.0000		
Method:	PCBs_D3D	Limit Group:	HR - 1668A - ICAL		
Column:	SPB-Octyl (0.25 mm)	Detector	F2(21.81 :35.54)		

PCB-77, CAS: 32598-13-3

Signal: 1

Not Detected
Expected RT: 34.46

Processing Integration Results

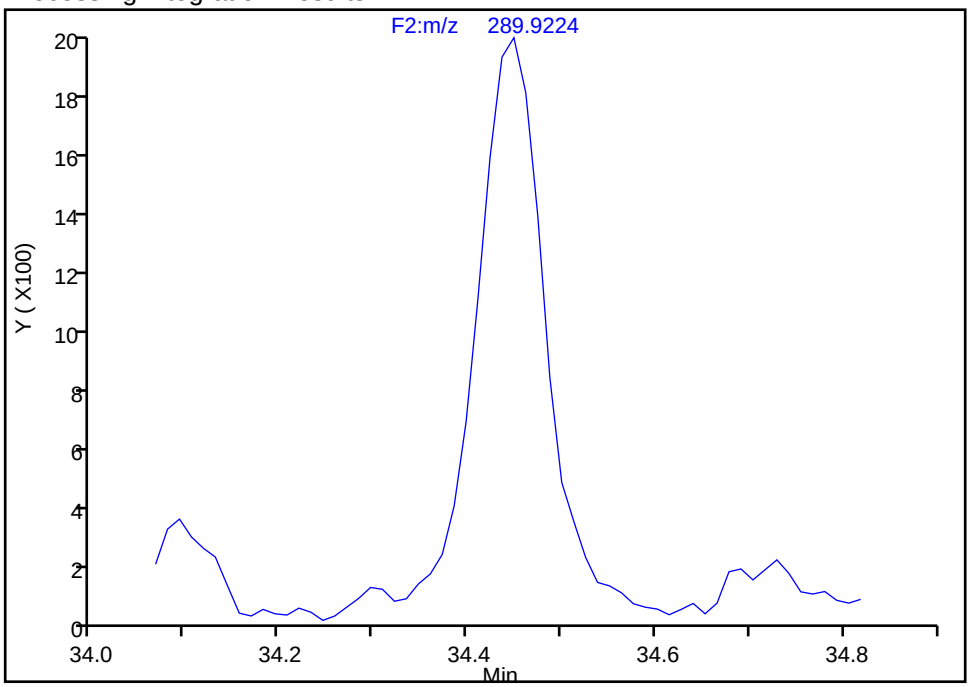

Manual Integration Results

RT: 34.45
Area: 8888
Amount: 0.475436
Amount Units: pg/ul

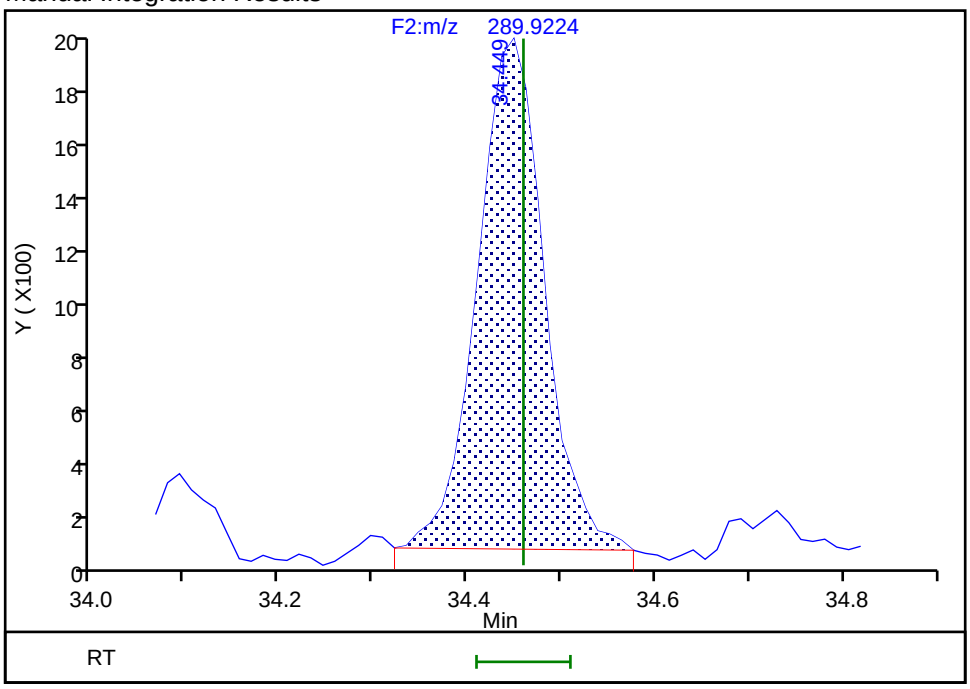

Reviewer: mcwhirterl, 28-Aug-2019 02:29:01
Audit Action: Assigned Compound ID Audit Reason: Split Peak

Eurofins TestAmerica, Knoxville

Data File:	\\chromna\Knoxville\ChromData\D3D\20190827-12879.b\580-88125-b-9-c.d		
Injection Date:	27-Aug-2019 22:35:00	Injection Vol:	1.0 ul
Instrument ID:	D3D	Operator ID:	Xcalibur_System
Method:	PCBs_D3D	Limit Group:	HR - 1668A - ICAL
Client ID:	D2-0to19-101018		
Worklist#:	33063	Sample Line#:	12
Column Type:	SPB-Octyl	Column Dia:	0.25 mm

PePCB F2

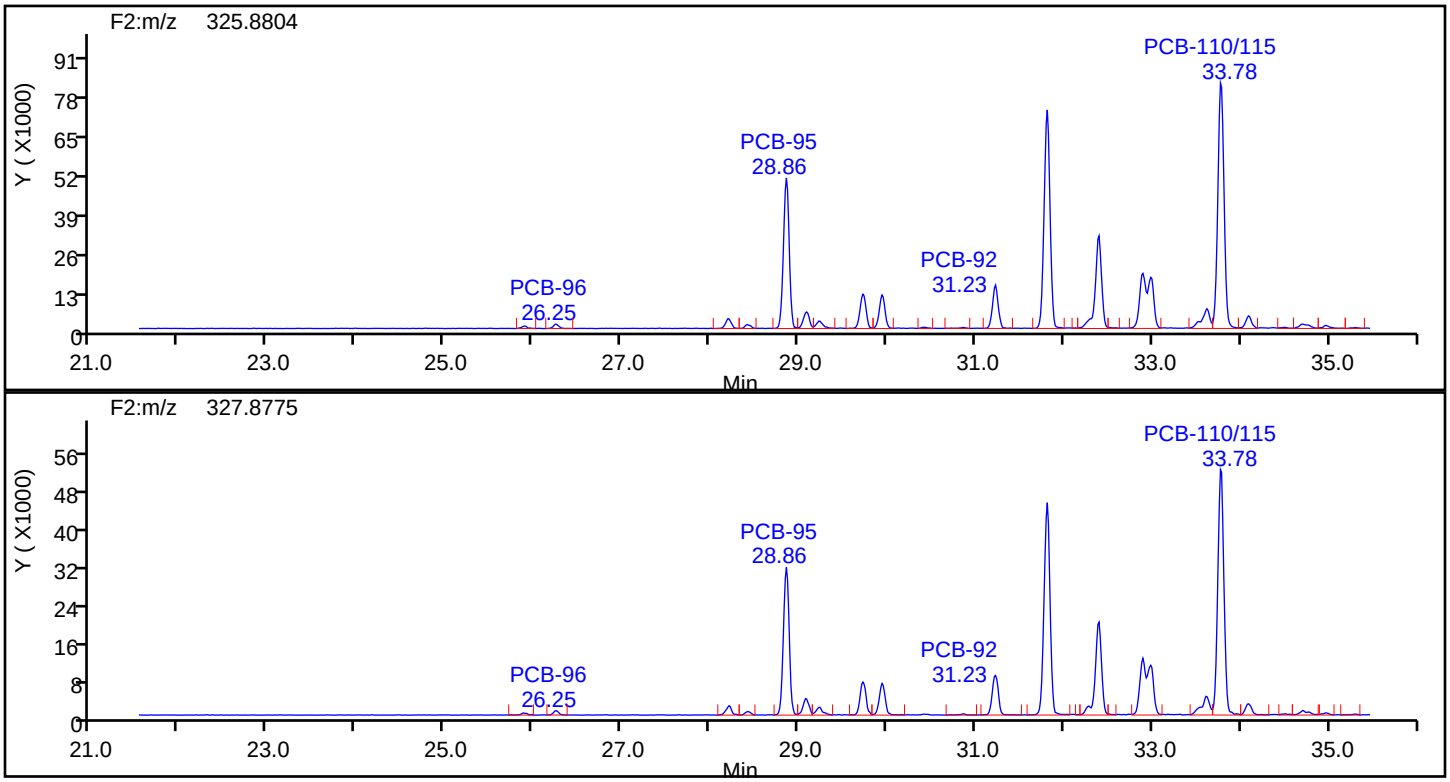

PePCB F2 Standards

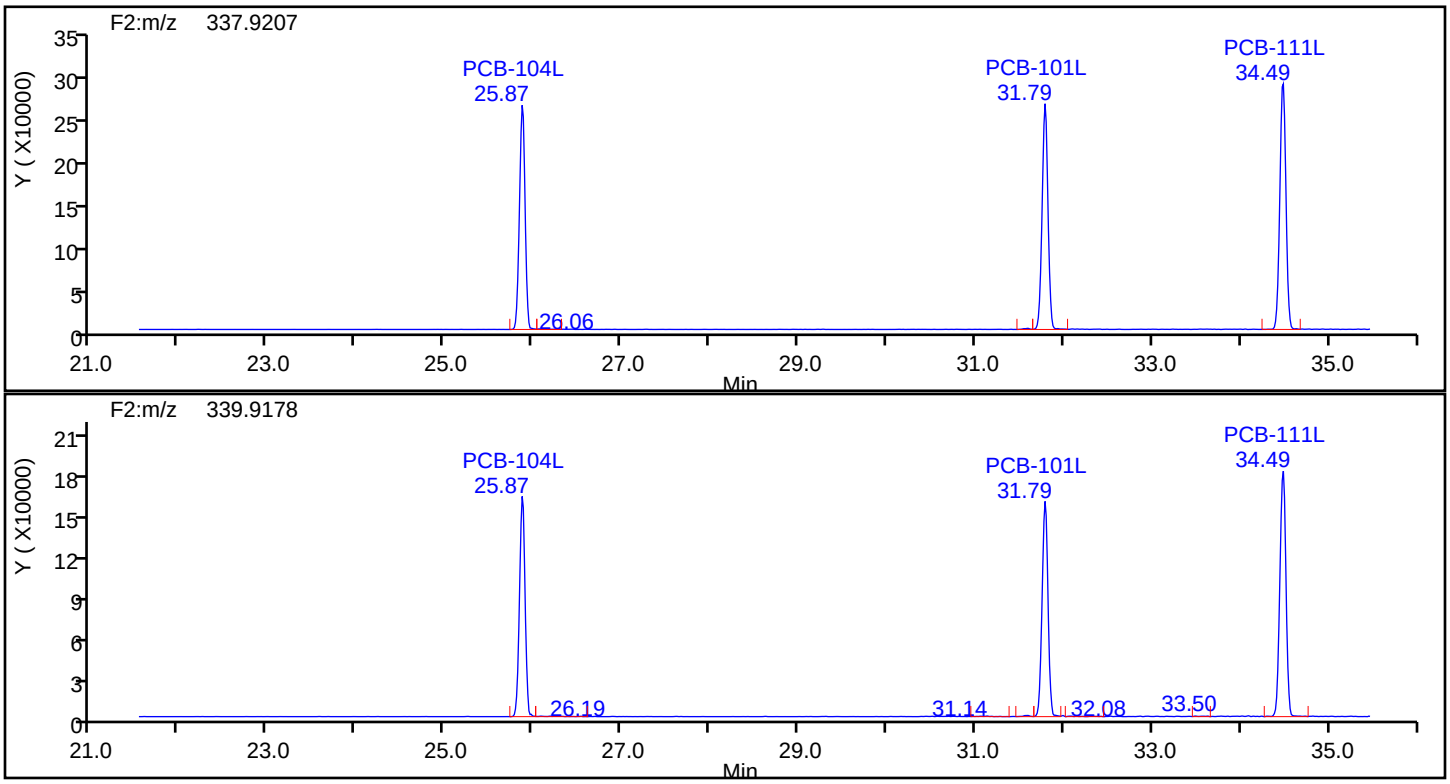

Eurofins TestAmerica, Knoxville

Data File:	\\chromna\Knoxville\ChromData\D3D\20190827-12879.b\580-88125-b-9-c.d		
Injection Date:	27-Aug-2019 22:35:00	Injection Vol:	1.0 ul
Instrument ID:	D3D	Operator ID:	Xcalibur_System
Method:	PCBs_D3D	Limit Group:	HR - 1668A - ICAL
Client ID:	D2-0to19-101018		
Worklist#:	33063	Sample Line#:	12
Column Type:	SPB-Octyl	Column Dia:	0.25 mm

PePCB F2

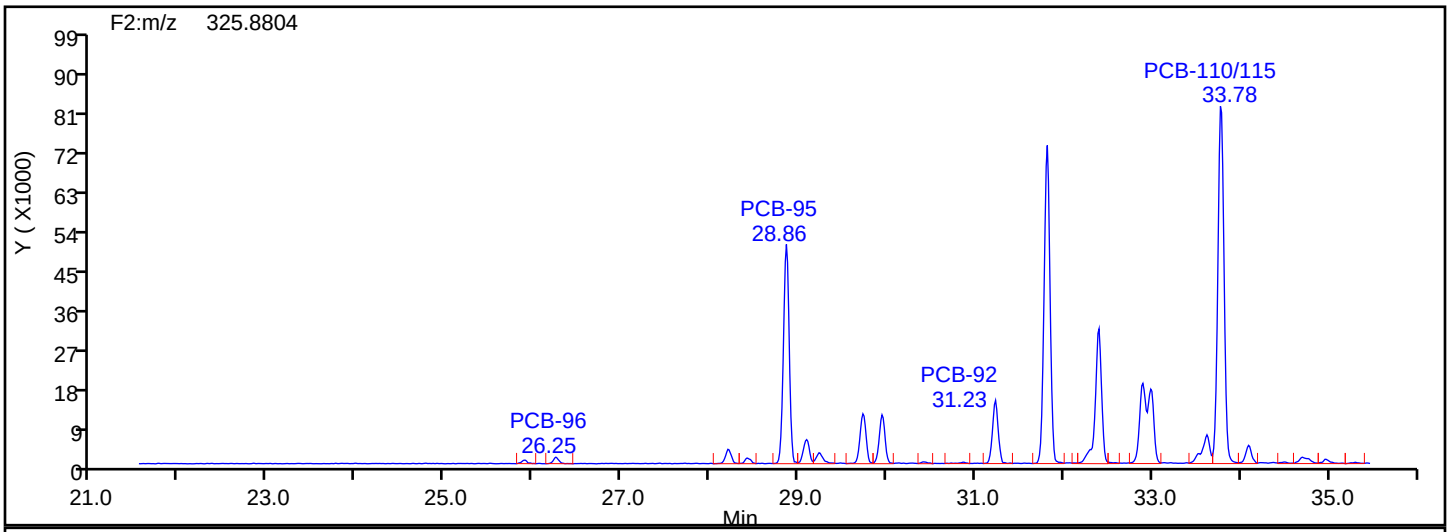

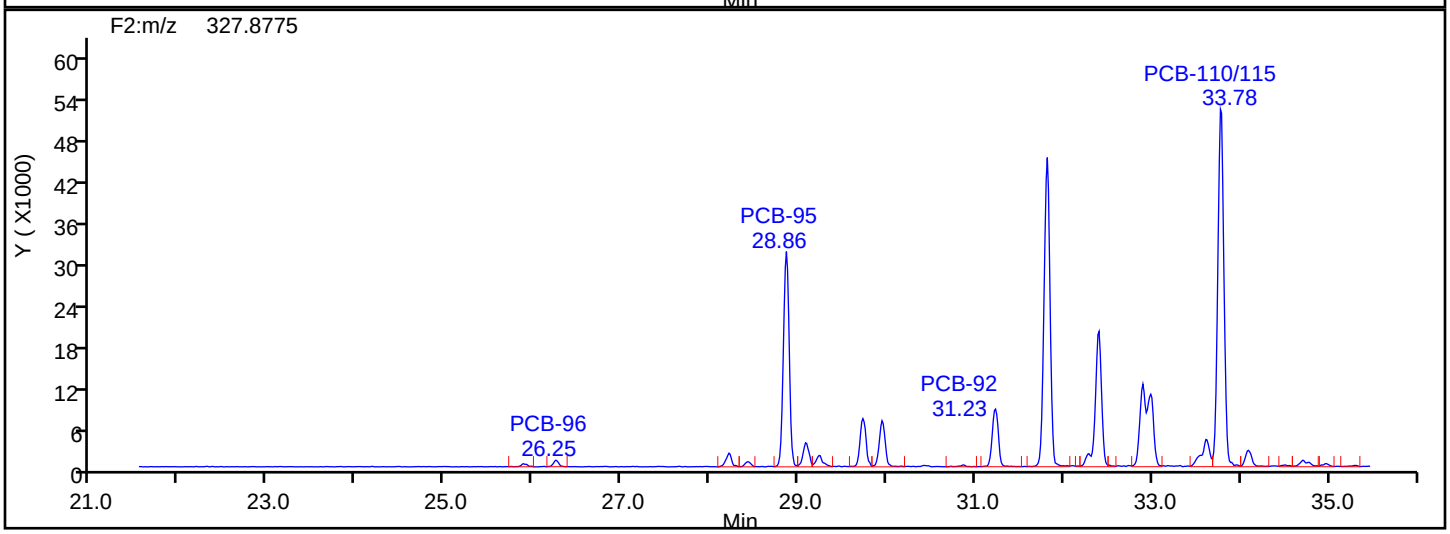

PePCB F2 Lock Mass

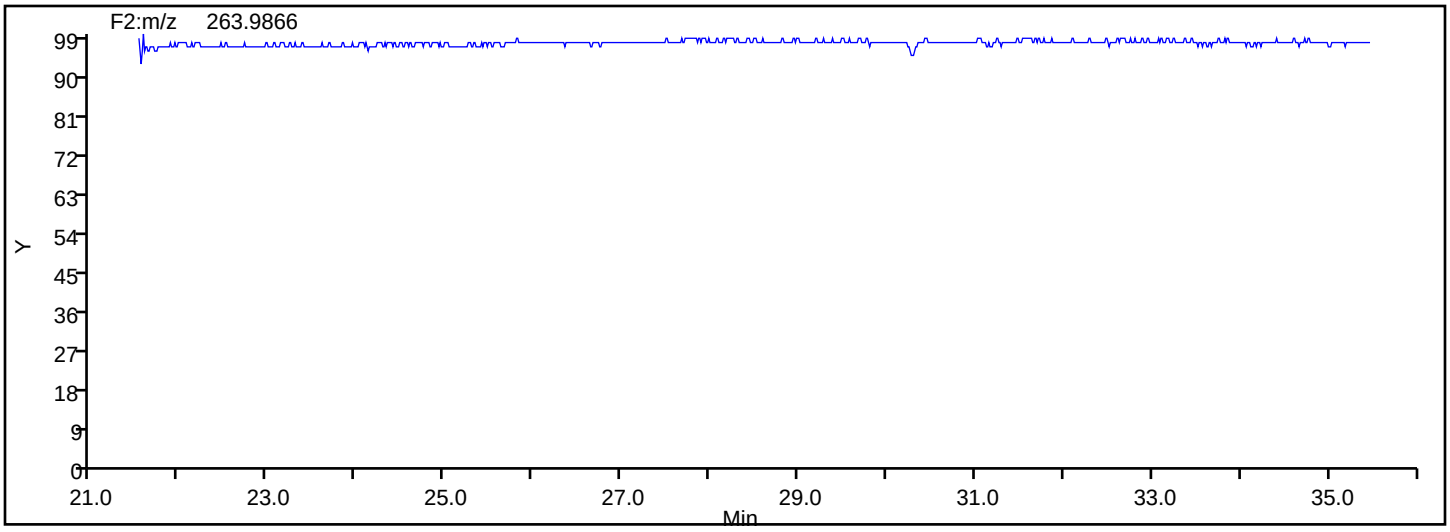

Manual Integration/User Assign Peak Report

Eurofins TestAmerica, Knoxville

Data File:	\\chromna\Knoxville\ChromData\D3D\20190827-12879.b\580-88125-b-9-c.d				
Injection Date:	27-Aug-2019 22:35:00	Instrument ID:	D3D		
Lims ID:	580-88125-B-9-C	Lab Sample ID:	140-88125-9		
Client ID:	D2-0to19-101018				
Operator ID:	Xcalibur_System	ALS Bottle#:	0	Worklist Smp#:	12
Injection Vol:	1.0 ul	Dil. Factor:	1.0000		
Method:	PCBs_D3D	Limit Group:	HR - 1668A - ICAL		
Column:	SPB-Octyl (0.25 mm)	Detector	F2(21.81 :35.54)		

PCB-84, CAS: 52663-60-2

Signal: 1

Not Detected
Expected RT: 29.96

Processing Integration Results

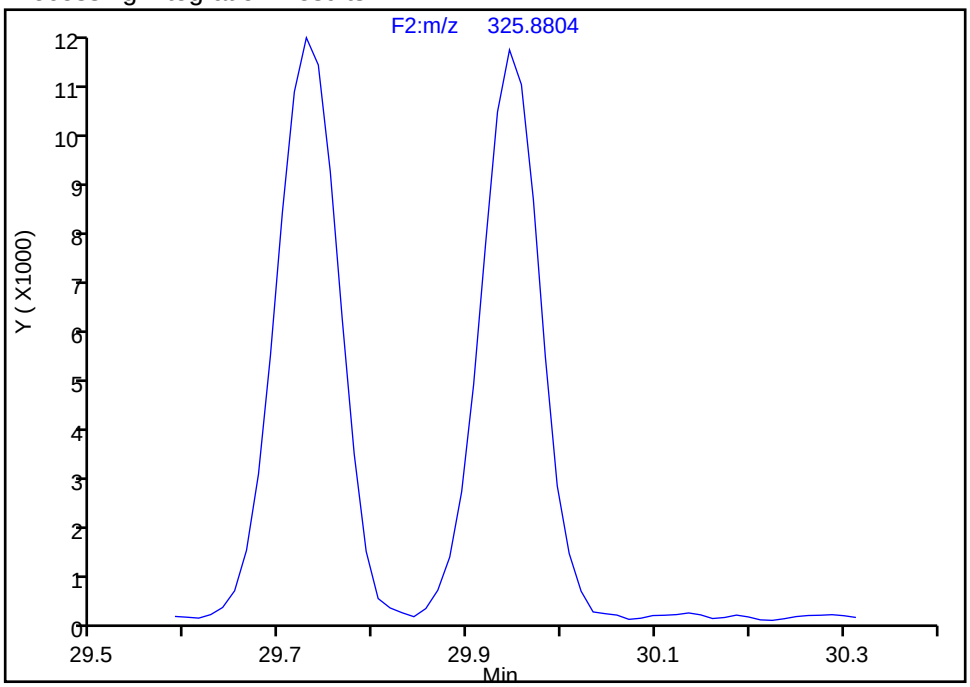

Manual Integration Results

RT: 29.94
Area: 51084
Amount: 5.195565
Amount Units: pg/ul

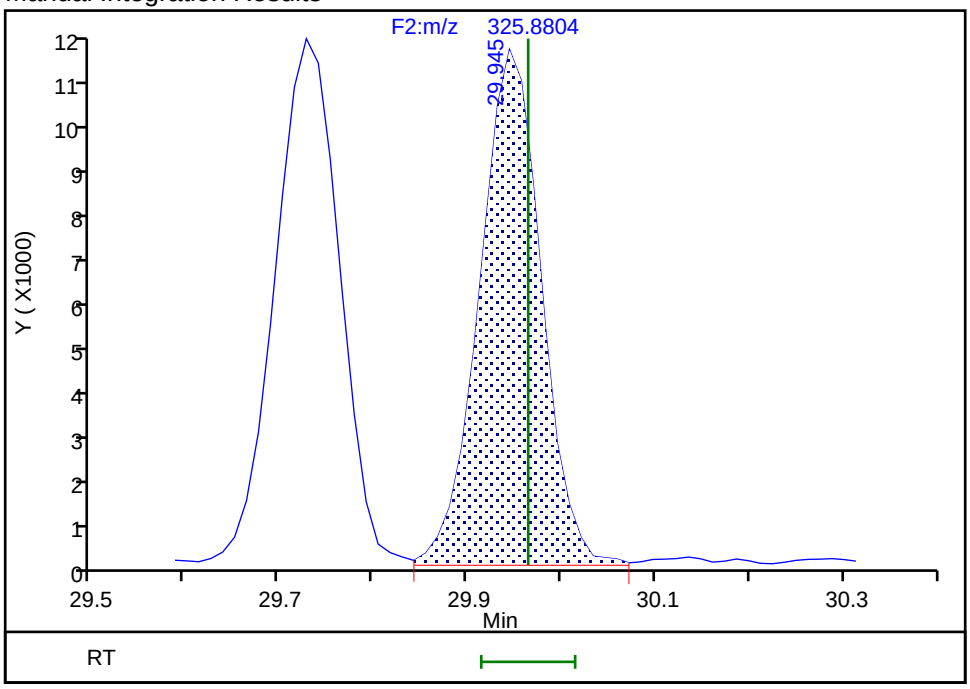

Reviewer: mcwhirterl, 28-Aug-2019 02:29:23
Audit Action: Assigned Compound ID Audit Reason: Split Peak

Manual Integration/User Assign Peak Report

Eurofins TestAmerica, Knoxville

Data File:	\\chromna\Knoxville\ChromData\D3D\20190827-12879.b\580-88125-b-9-c.d				
Injection Date:	27-Aug-2019 22:35:00	Instrument ID:	D3D		
Lims ID:	580-88125-B-9-C	Lab Sample ID:	140-88125-9		
Client ID:	D2-0to19-101018				
Operator ID:	Xcalibur_System	ALS Bottle#:	0	Worklist Smp#:	12
Injection Vol:	1.0 ul	Dil. Factor:	1.0000		
Method:	PCBs_D3D	Limit Group:	HR - 1668A - ICAL		
Column:	SPB-Octyl (0.25 mm)	Detector	F2(21.81 :35.54)		

PCB-121, CAS: 56558-18-0

Signal: 1

Not Detected
Expected RT: 30.88

Processing Integration Results

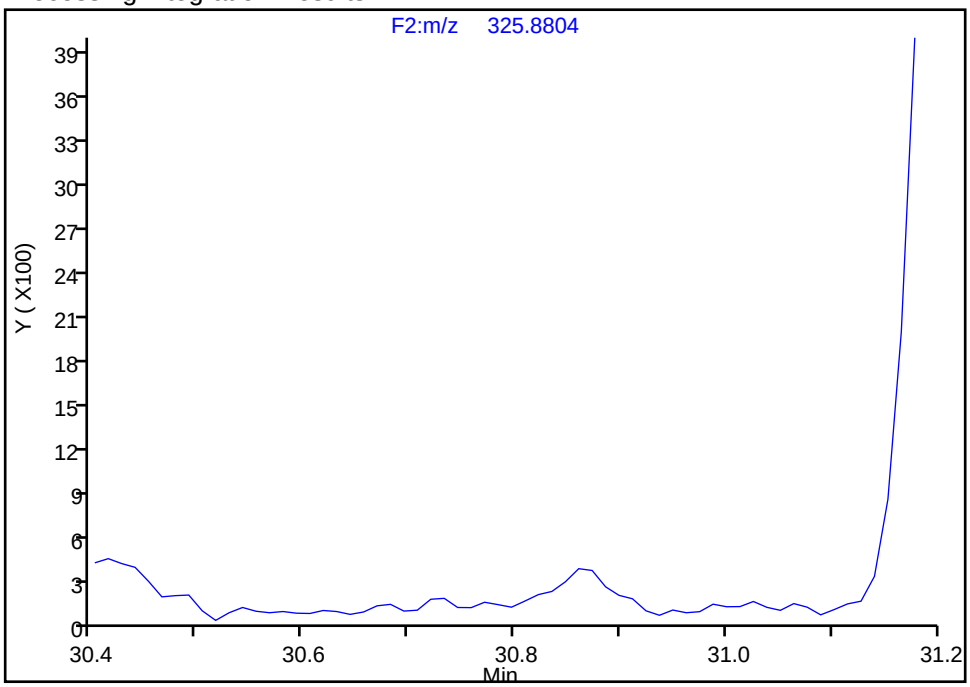

Manual Integration Results

RT: 30.86
Area: 1974
Amount: 0.130905
Amount Units: pg/ul

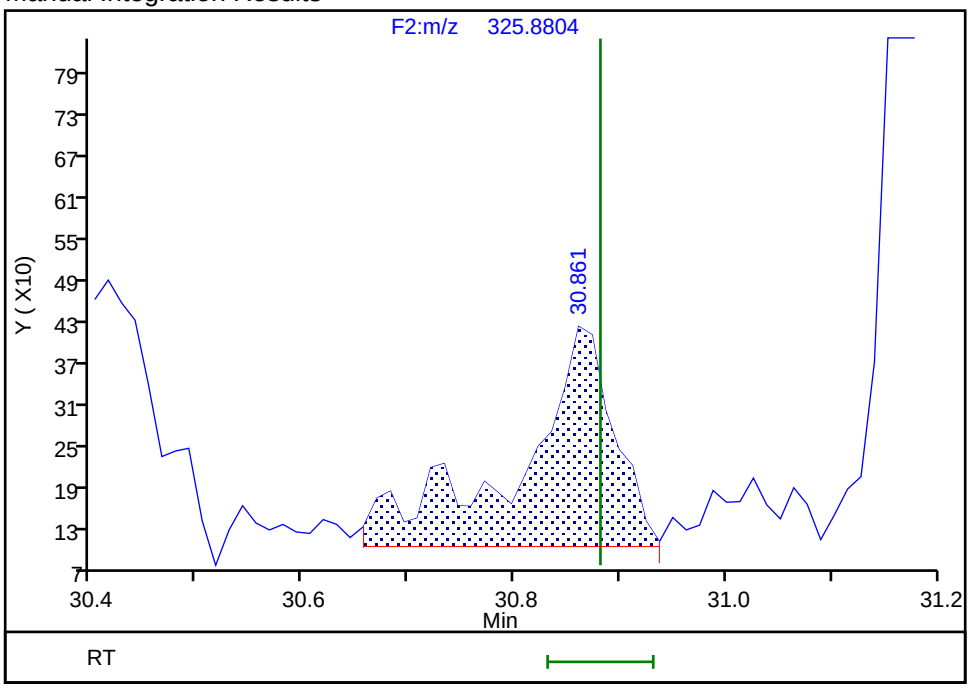

Reviewer: mcwhirterl, 28-Aug-2019 02:29:30
Audit Action: Assigned Compound ID Audit Reason: Split Peak

Manual Integration/User Assign Peak Report

Eurofins TestAmerica, Knoxville

Data File:	\\chromna\Knoxville\ChromData\D3D\20190827-12879.b\580-88125-b-9-c.d				
Injection Date:	27-Aug-2019 22:35:00	Instrument ID:	D3D		
Lims ID:	580-88125-B-9-C	Lab Sample ID:	140-88125-9		
Client ID:	D2-0to19-101018				
Operator ID:	Xcalibur_System	ALS Bottle#:	0	Worklist Smp#:	12
Injection Vol:	1.0 ul	Dil. Factor:	1.0000		
Method:	PCBs_D3D	Limit Group:	HR - 1668A - ICAL		
Column:	SPB-Octyl (0.25 mm)	Detector	F2(21.81 :35.54)		

PCB-83/99, CAS: STL01809

Signal: 2

Processing Integration Results

RT: 32.29
Area: 8063
Amount: 1.237728
Amount Units: pg/ul

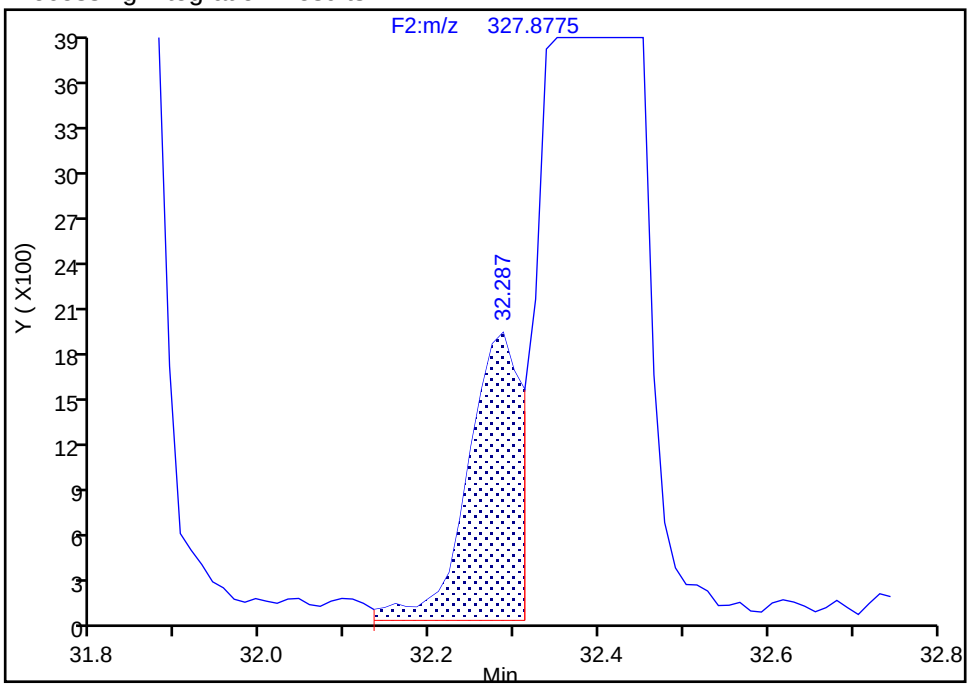

Manual Integration Results

RT: 32.40
Area: 100448
Amount: 14.773376
Amount Units: pg/ul

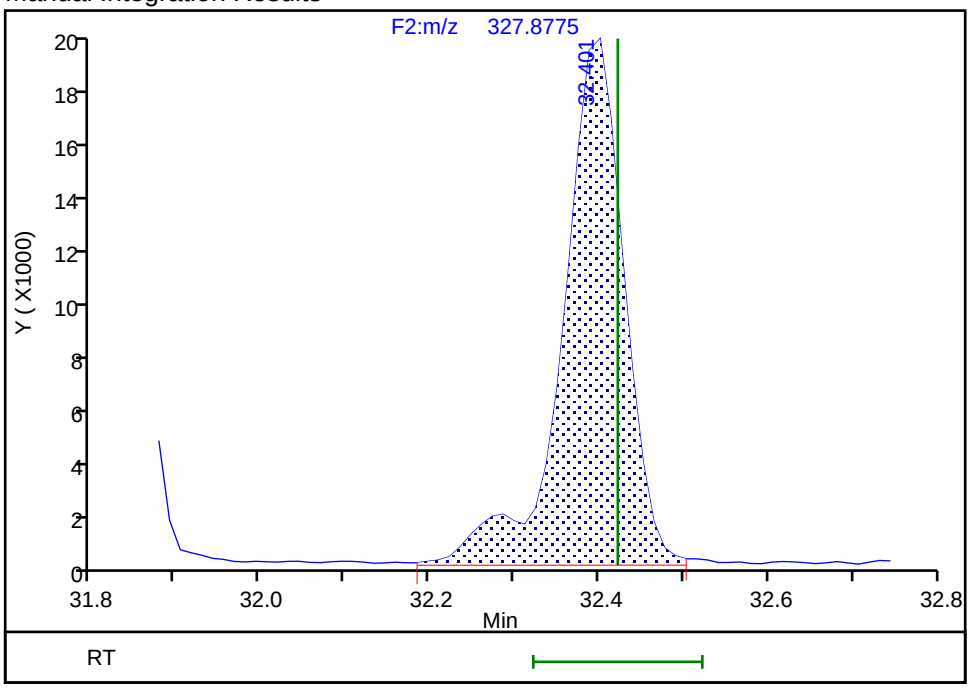

Reviewer: mcwhirterl, 28-Aug-2019 02:30:18

Audit Action: Marked Compound Undetected Audit Reason: Invalid Compound ID

Manual Integration/User Assign Peak Report

Eurofins TestAmerica, Knoxville

Data File:	\\chromna\Knoxville\ChromData\D3D\20190827-12879.b\580-88125-b-9-c.d				
Injection Date:	27-Aug-2019 22:35:00	Instrument ID:	D3D		
Lims ID:	580-88125-B-9-C	Lab Sample ID:	140-88125-9		
Client ID:	D2-0to19-101018				
Operator ID:	Xcalibur_System	ALS Bottle#:	0	Worklist Smp#:	12
Injection Vol:	1.0 ul	Dil. Factor:	1.0000		
Method:	PCBs_D3D	Limit Group:	HR - 1668A - ICAL		
Column:	SPB-Octyl (0.25 mm)	Detector	F2(21.81 :35.54)		

PCB-83/99, CAS: STL01809

Signal: 3

Processing Integration Results

RT: 32.30
Area: 21601
Amount: 1.237728
Amount Units: pg/ul

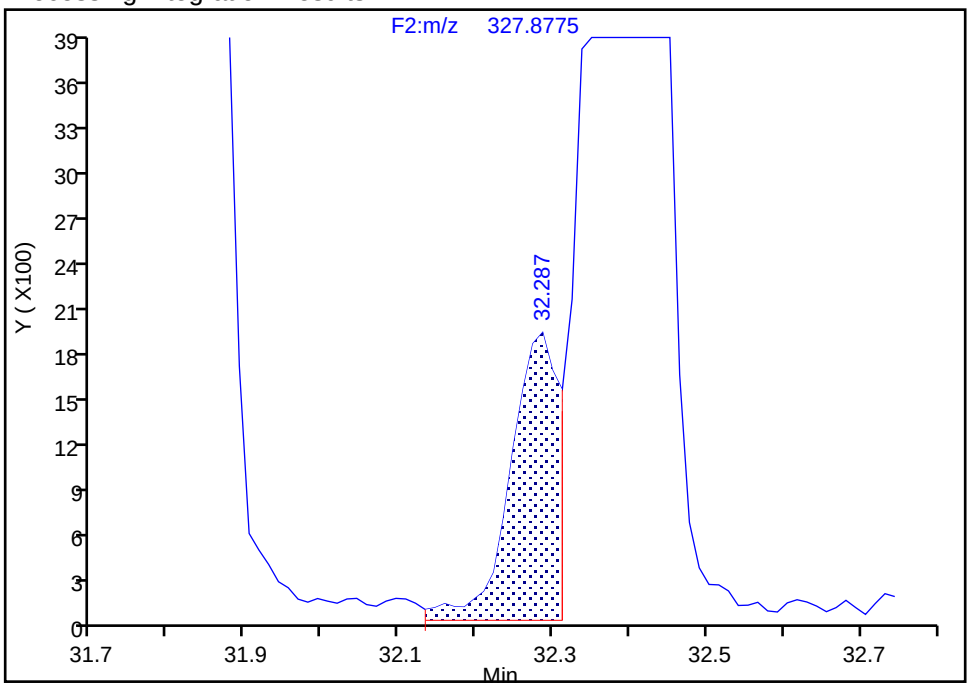

Manual Integration Results

RT: 32.40
Area: 257827
Amount: 14.773376
Amount Units: pg/ul
Reviewer: mcwhirterl, 28-Aug-2019 02:30:18
Audit Action: Marked Compound Undetected Audit Reason: Invalid Compound ID

Manual Integration/User Assign Peak Report

Eurofins TestAmerica, Knoxville

Data File:	\\chromna\Knoxville\ChromData\D3D\20190827-12879.b\580-88125-b-9-c.d				
Injection Date:	27-Aug-2019 22:35:00	Instrument ID:	D3D		
Lims ID:	580-88125-B-9-C	Lab Sample ID:	140-88125-9		
Client ID:	D2-0to19-101018				
Operator ID:	Xcalibur_System	ALS Bottle#:	0	Worklist Smp#:	12
Injection Vol:	1.0 ul	Dil. Factor:	1.0000		
Method:	PCBs_D3D	Limit Group:	HR - 1668A - ICAL		
Column:	SPB-Octyl (0.25 mm)	Detector	F2(21.81 :35.54)		

PCB-83/99, CAS: STL01809

Signal: 1

Processing Integration Results

RT: 32.30
Area: 13538
Amount: 1.237728
Amount Units: pg/ul

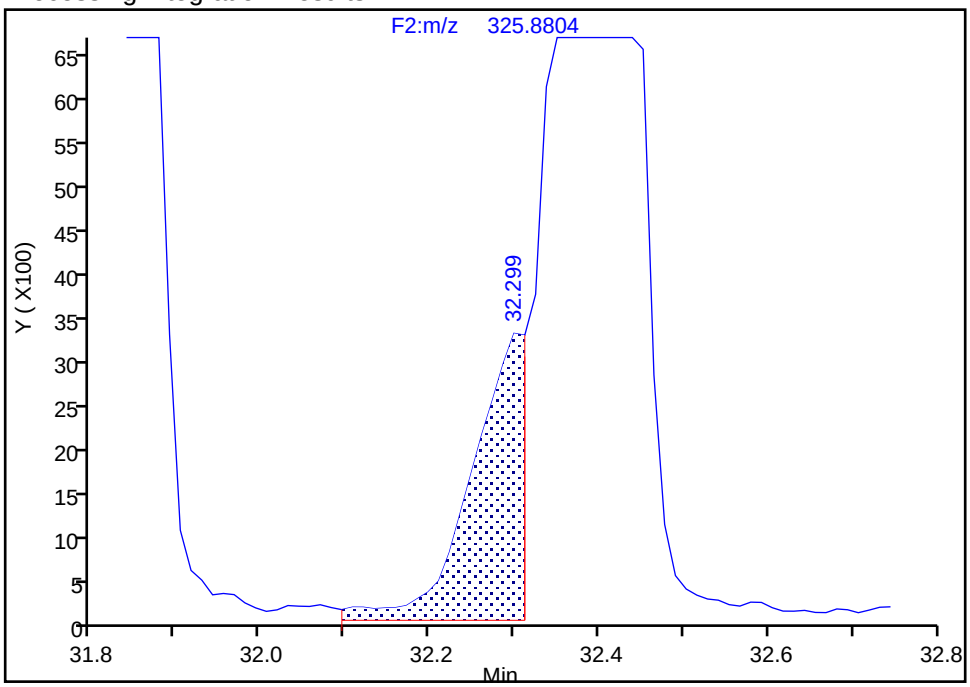

Manual Integration Results

RT: 32.40
Area: 157379
Amount: 14.773376
Amount Units: pg/ul

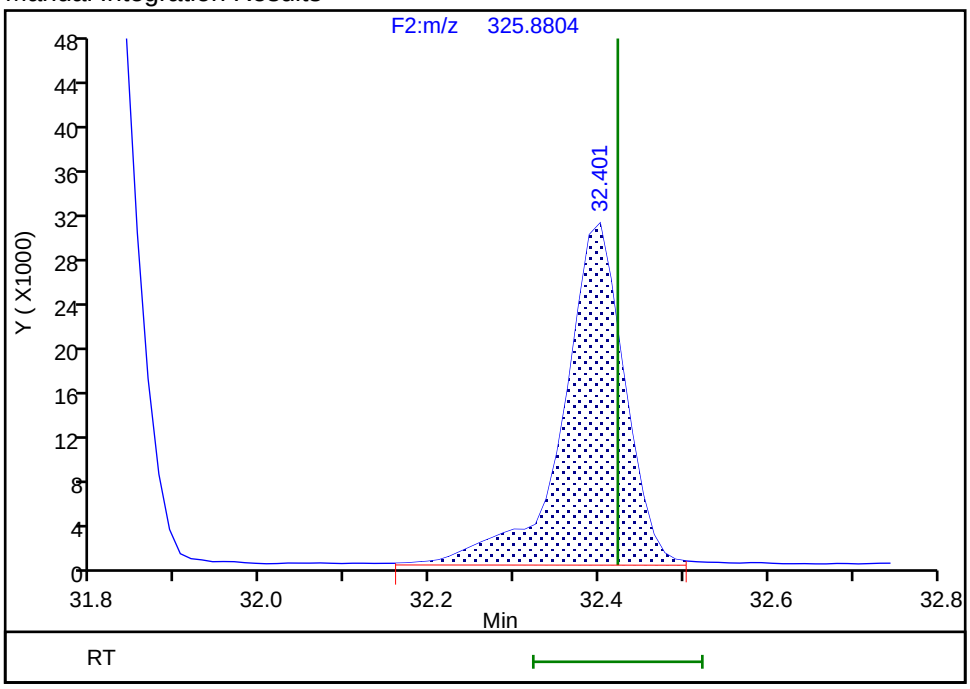

Reviewer: mcwhirterl, 28-Aug-2019 02:30:19

Audit Action: Manually Integrated/Assigned Compound ID Audit Reason: Incomplete Integration

Manual Integration/User Assign Peak Report

Eurofins TestAmerica, Knoxville

Data File:	\\chromna\Knoxville\ChromData\D3D\20190827-12879.b\580-88125-b-9-c.d				
Injection Date:	27-Aug-2019 22:35:00	Instrument ID:	D3D		
Lims ID:	580-88125-B-9-C	Lab Sample ID:	140-88125-9		
Client ID:	D2-0to19-101018				
Operator ID:	Xcalibur_System	ALS Bottle#:	0	Worklist Smp#:	12
Injection Vol:	1.0 ul	Dil. Factor:	1.0000		
Method:	PCBs_D3D	Limit Group:	HR - 1668A - ICAL		
Column:	SPB-Octyl (0.25 mm)	Detector	F2(21.81 :35.54)		

PCB-86/87/97/109/119/125, CAS: STL02295

Signal: 2

Processing Integration Results

RT: 32.90
Area: 52889
Amount: 6.634512
Amount Units: pg/ul

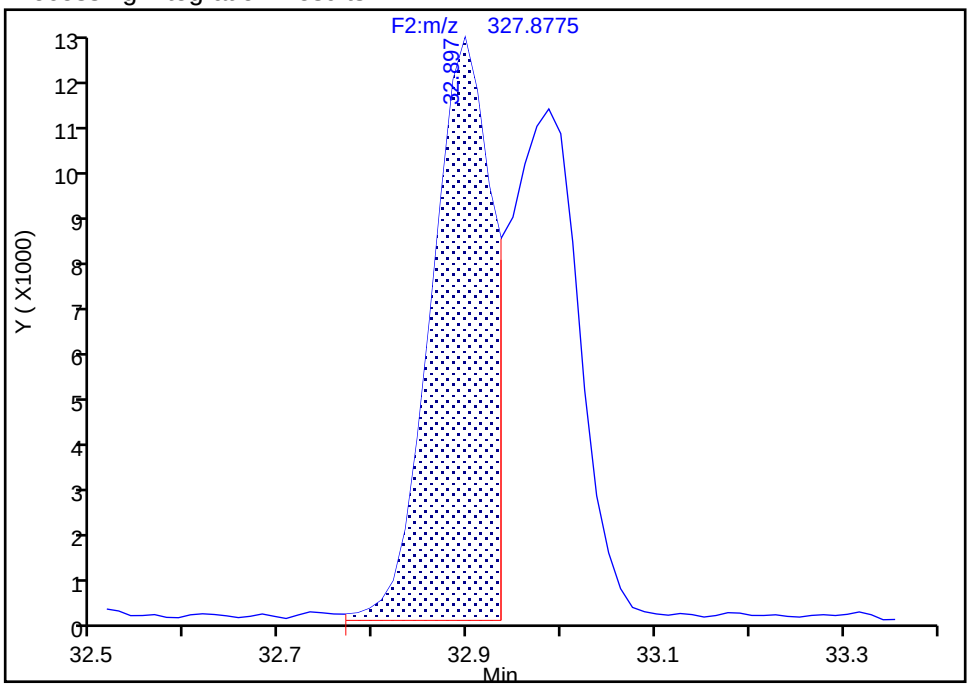

Manual Integration Results

RT: 32.90
Area: 106504
Amount: 12.473103
Amount Units: pg/ul

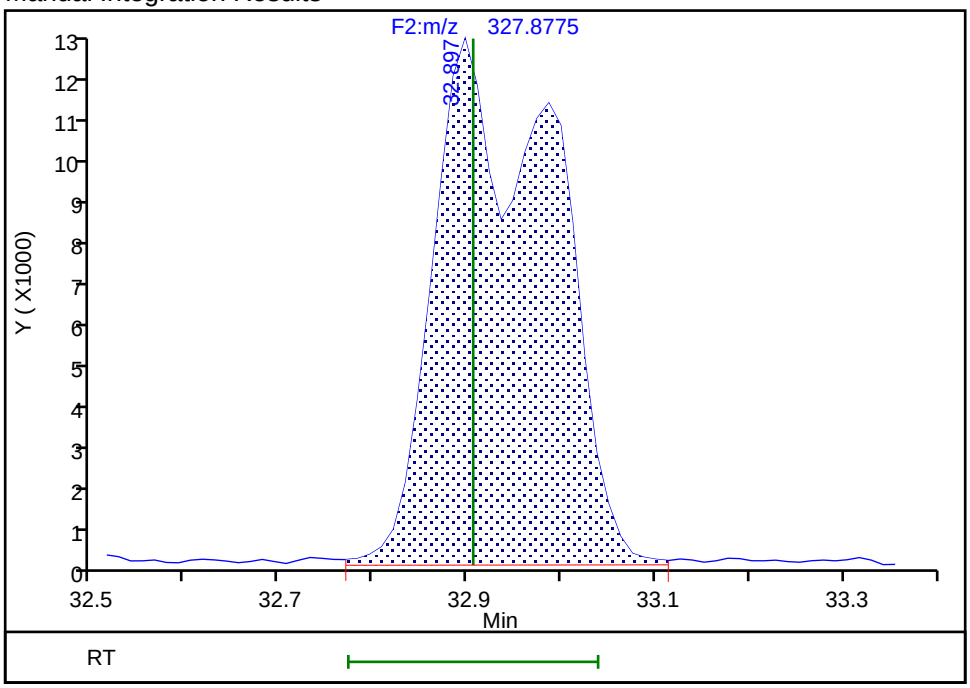

Reviewer: mcwhirterl, 28-Aug-2019 02:31:02

Audit Action: Marked Compound Undetected Audit Reason: Invalid Compound ID

Manual Integration/User Assign Peak Report

Eurofins TestAmerica, Knoxville

Data File:	\\chromna\Knoxville\ChromData\D3D\20190827-12879.b\580-88125-b-9-c.d				
Injection Date:	27-Aug-2019 22:35:00	Instrument ID:	D3D		
Lims ID:	580-88125-B-9-C	Lab Sample ID:	140-88125-9		
Client ID:	D2-0to19-101018				
Operator ID:	Xcalibur_System	ALS Bottle#:	0	Worklist Smp#:	12
Injection Vol:	1.0 ul	Dil. Factor:	1.0000		
Method:	PCBs_D3D	Limit Group:	HR - 1668A - ICAL		
Column:	SPB-Octyl (0.25 mm)	Detector	F2(21.81 :35.54)		

PCB-86/87/97/109/119/125, CAS: STL02295

Signal: 3

Processing Integration Results

RT: 32.90
Area: 147399
Amount: 6.634512
Amount Units: pg/ul

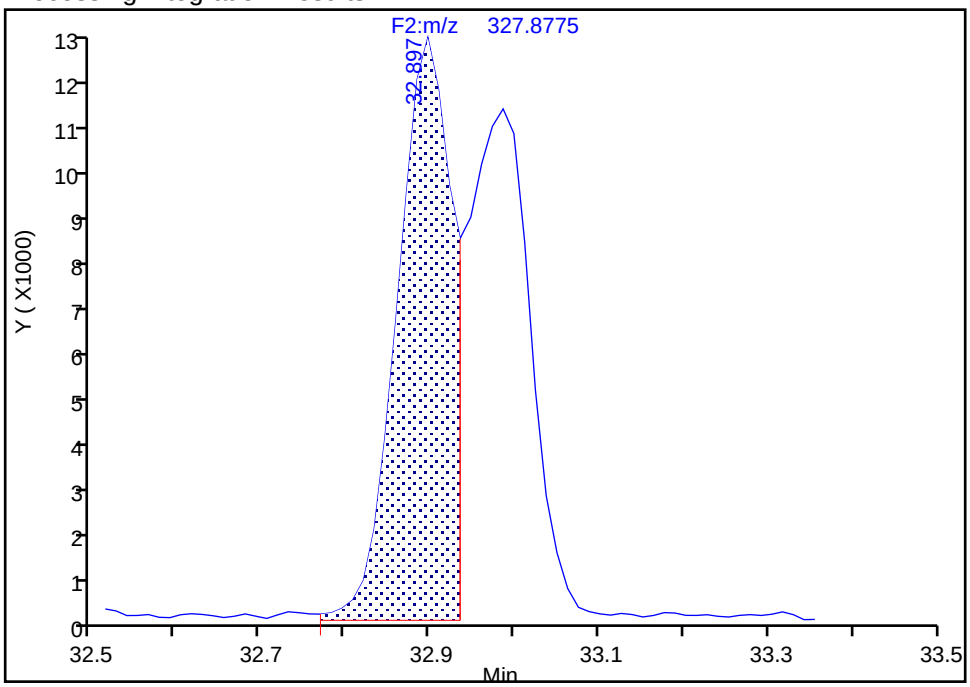

Manual Integration Results

RT: 32.90
Area: 277115
Amount: 12.473103
Amount Units: pg/ul
Reviewer: mcwhirterl, 28-Aug-2019 02:31:02
Audit Action: Marked Compound Undetected Audit Reason: Invalid Compound ID

Manual Integration/User Assign Peak Report

Eurofins TestAmerica, Knoxville

Data File:	\\chromna\Knoxville\ChromData\D3D\20190827-12879.b\580-88125-b-9-c.d				
Injection Date:	27-Aug-2019 22:35:00	Instrument ID:	D3D		
Lims ID:	580-88125-B-9-C	Lab Sample ID:	140-88125-9		
Client ID:	D2-0to19-101018				
Operator ID:	Xcalibur_System	ALS Bottle#:	0	Worklist Smp#:	12
Injection Vol:	1.0 ul	Dil. Factor:	1.0000		
Method:	PCBs_D3D	Limit Group:	HR - 1668A - ICAL		
Column:	SPB-Octyl (0.25 mm)	Detector	F2(21.81 :35.54)		

PCB-86/87/97/109/119/125, CAS: STL02295

Signal: 1

Processing Integration Results

RT: 32.90
Area: 94510
Amount: 6.634512
Amount Units: pg/ul

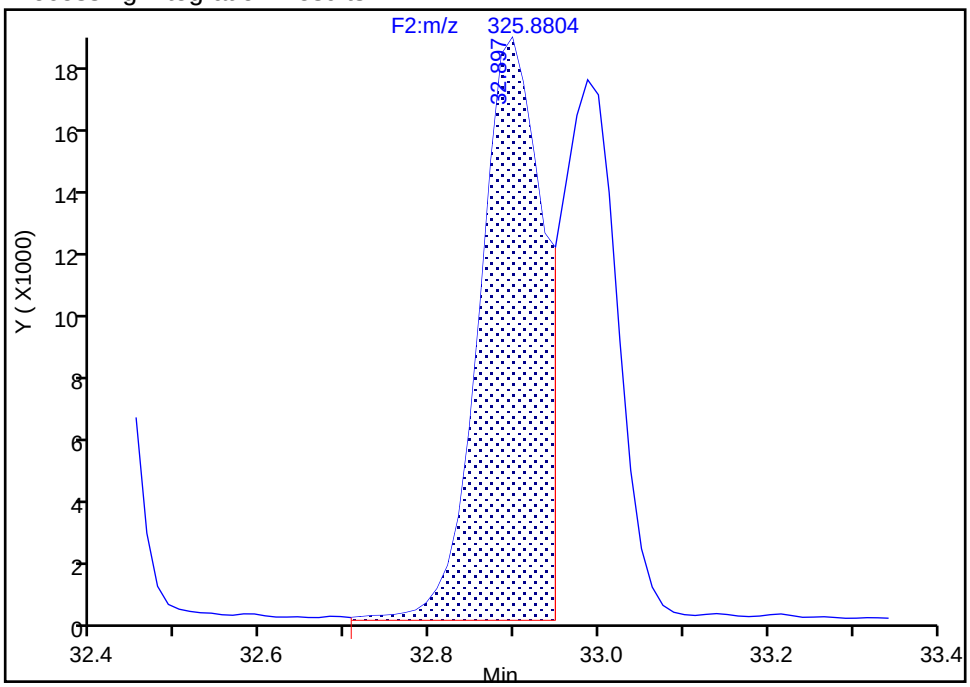

Manual Integration Results

RT: 32.90
Area: 170611
Amount: 12.473103
Amount Units: pg/ul

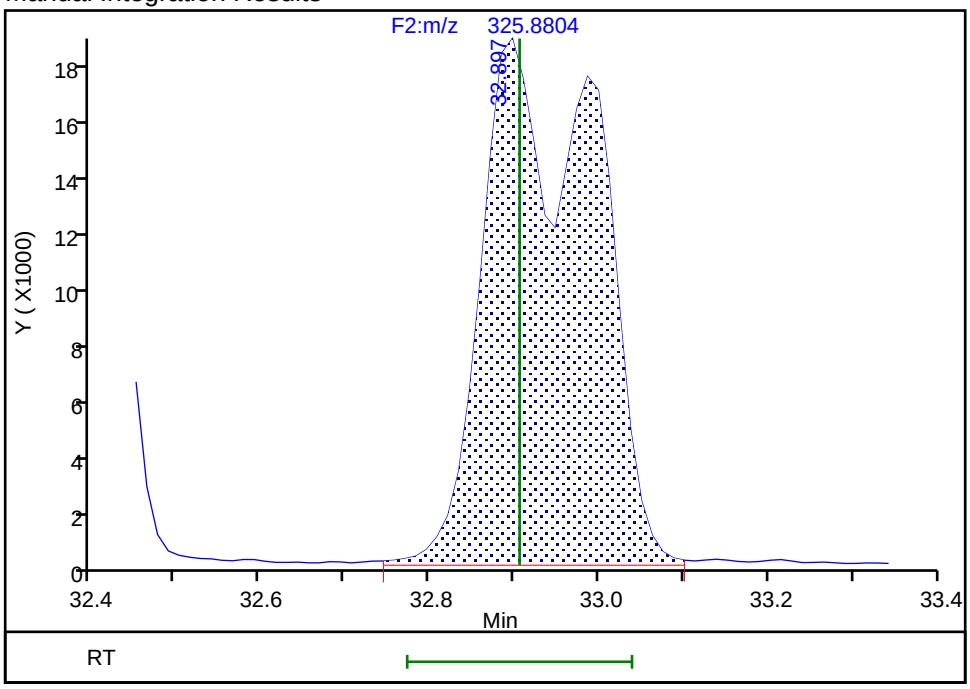

Reviewer: mcwhirterl, 28-Aug-2019 02:31:03

Audit Action: Manually Integrated/Assigned Compound ID Audit Reason: Incomplete Integration

Manual Integration/User Assign Peak Report

Eurofins TestAmerica, Knoxville

Data File:	\\chromna\Knoxville\ChromData\D3D\20190827-12879.b\580-88125-b-9-c.d				
Injection Date:	27-Aug-2019 22:35:00	Instrument ID:	D3D		
Lims ID:	580-88125-B-9-C	Lab Sample ID:	140-88125-9		
Client ID:	D2-0to19-101018				
Operator ID:	Xcalibur_System	ALS Bottle#:	0	Worklist Smp#:	12
Injection Vol:	1.0 ul	Dil. Factor:	1.0000		
Method:	PCBs_D3D	Limit Group:	HR - 1668A - ICAL		
Column:	SPB-Octyl (0.25 mm)	Detector	F2(21.81 :35.54)		

PCB-85/116/117, CAS: STL01810

Signal: 2

Processing Integration Results

RT: 33.55
Area: 7129
Amount: 0.700804
Amount Units: pg/ul

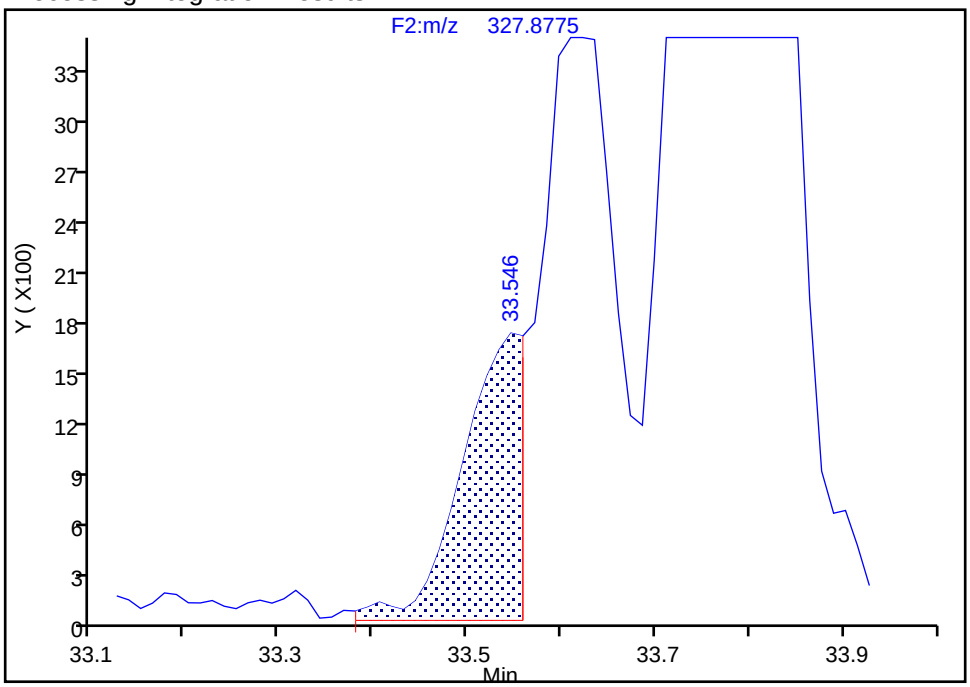

Manual Integration Results

RT: 33.61
Area: 26215
Amount: 3.040589
Amount Units: pg/ul

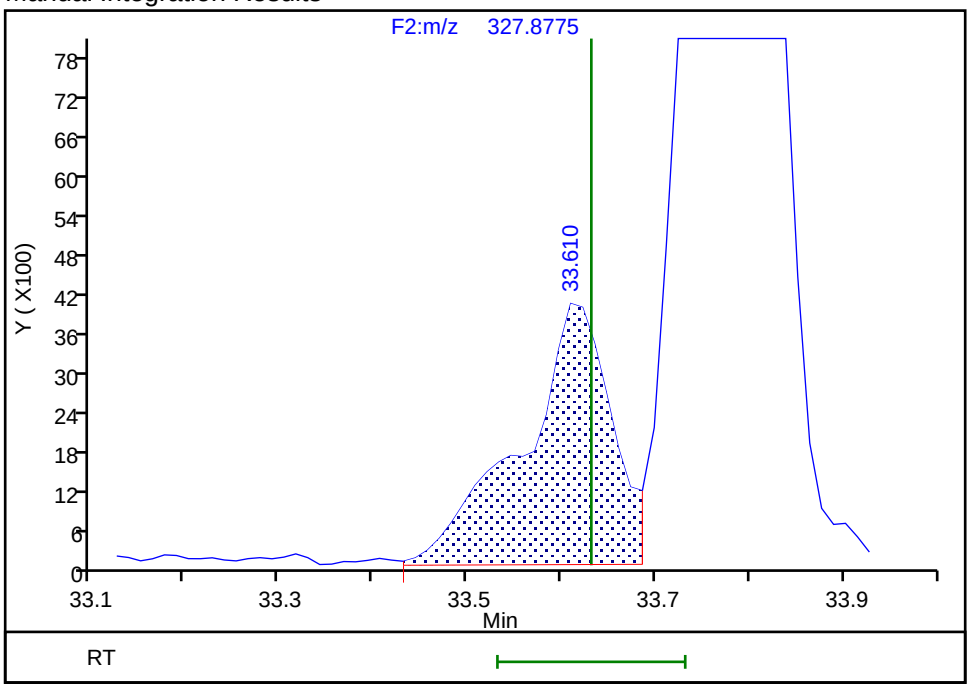

Reviewer: mcwhirterl, 28-Aug-2019 02:31:31

Audit Action: Marked Compound Undetected Audit Reason: Invalid Compound ID

Manual Integration/User Assign Peak Report

Eurofins TestAmerica, Knoxville

Data File:	\\chromna\Knoxville\ChromData\D3D\20190827-12879.b\580-88125-b-9-c.d				
Injection Date:	27-Aug-2019 22:35:00	Instrument ID:	D3D		
Lims ID:	580-88125-B-9-C	Lab Sample ID:	140-88125-9		
Client ID:	D2-0to19-101018				
Operator ID:	Xcalibur_System	ALS Bottle#:	0	Worklist Smp#:	12
Injection Vol:	1.0 ul	Dil. Factor:	1.0000		
Method:	PCBs_D3D	Limit Group:	HR - 1668A - ICAL		
Column:	SPB-Octyl (0.25 mm)	Detector	F2(21.81 :35.54)		

PCB-85/116/117, CAS: STL01810

Signal: 3

Processing Integration Results

RT: 33.53
Area: 15789
Amount: 0.700804
Amount Units: pg/ul

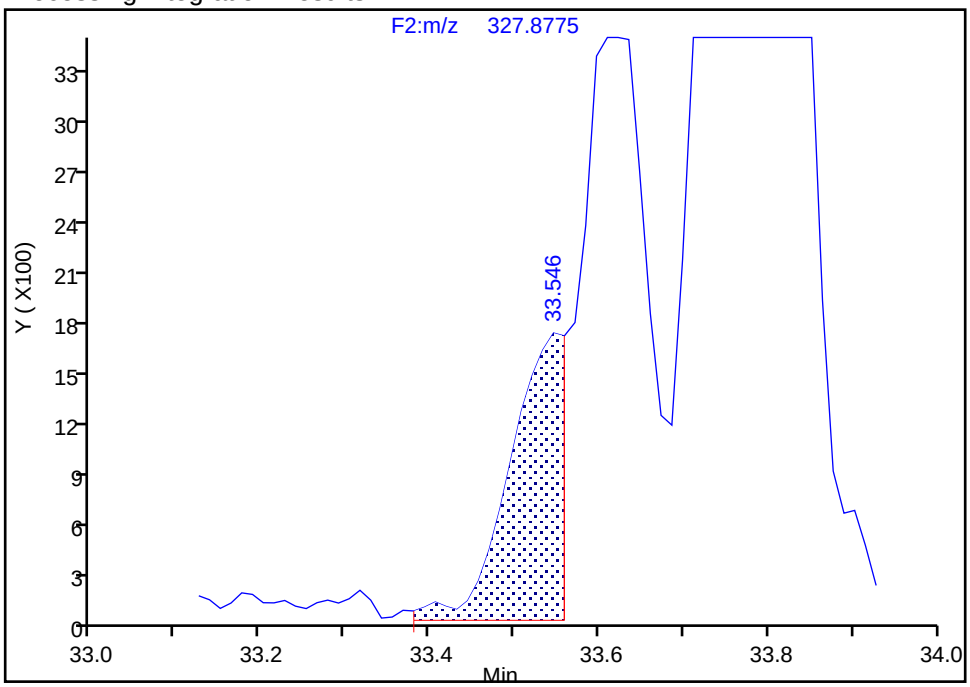

Manual Integration Results

RT: 33.62
Area: 68504
Amount: 3.040589
Amount Units: pg/ul
Reviewer: mcwhirterl, 28-Aug-2019 02:31:31
Audit Action: Marked Compound Undetected Audit Reason: Invalid Compound ID

Manual Integration/User Assign Peak Report

Eurofins TestAmerica, Knoxville

Data File:	\\chromna\Knoxville\ChromData\D3D\20190827-12879.b\580-88125-b-9-c.d				
Injection Date:	27-Aug-2019 22:35:00	Instrument ID:	D3D		
Lims ID:	580-88125-B-9-C	Lab Sample ID:	140-88125-9		
Client ID:	D2-0to19-101018				
Operator ID:	Xcalibur_System	ALS Bottle#:	0	Worklist Smp#:	12
Injection Vol:	1.0 ul	Dil. Factor:	1.0000		
Method:	PCBs_D3D	Limit Group:	HR - 1668A - ICAL		
Column:	SPB-Octyl (0.25 mm)	Detector	F2(21.81 :35.54)		

PCB-85/116/117, CAS: STL01810

Signal: 1

Processing Integration Results

RT: 33.53
Area: 8660
Amount: 0.700804
Amount Units: pg/ul

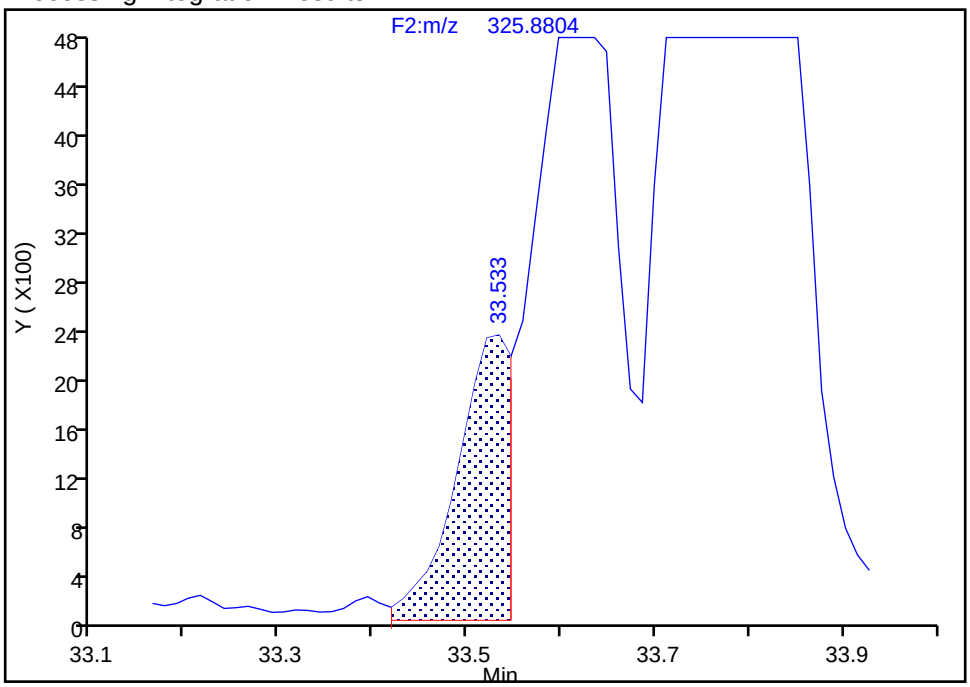

Manual Integration Results

RT: 33.62
Area: 42289
Amount: 3.040589
Amount Units: pg/ul

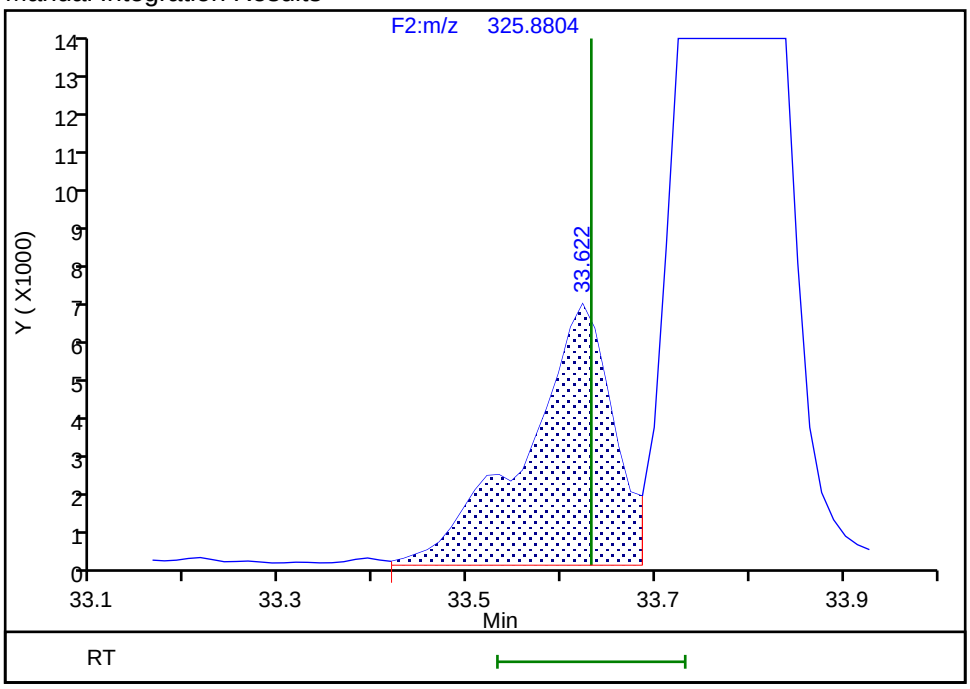

Reviewer: mcwhirterl, 28-Aug-2019 02:31:32

Audit Action: Manually Integrated/Assigned Compound ID Audit Reason: Incomplete Integration

Manual Integration/User Assign Peak Report

Eurofins TestAmerica, Knoxville

Data File:	\\chromna\Knoxville\ChromData\D3D\20190827-12879.b\580-88125-b-9-c.d				
Injection Date:	27-Aug-2019 22:35:00	Instrument ID:	D3D		
Lims ID:	580-88125-B-9-C	Lab Sample ID:	140-88125-9		
Client ID:	D2-0to19-101018				
Operator ID:	Xcalibur_System	ALS Bottle#:	0	Worklist Smp#:	12
Injection Vol:	1.0 ul	Dil. Factor:	1.0000		
Method:	PCBs_D3D	Limit Group:	HR - 1668A - ICAL		
Column:	SPB-Octyl (0.25 mm)	Detector	F2(21.81 :35.54)		

PCB-82, CAS: 52663-62-4

Signal: 1

Not Detected
Expected RT: 34.12

Processing Integration Results

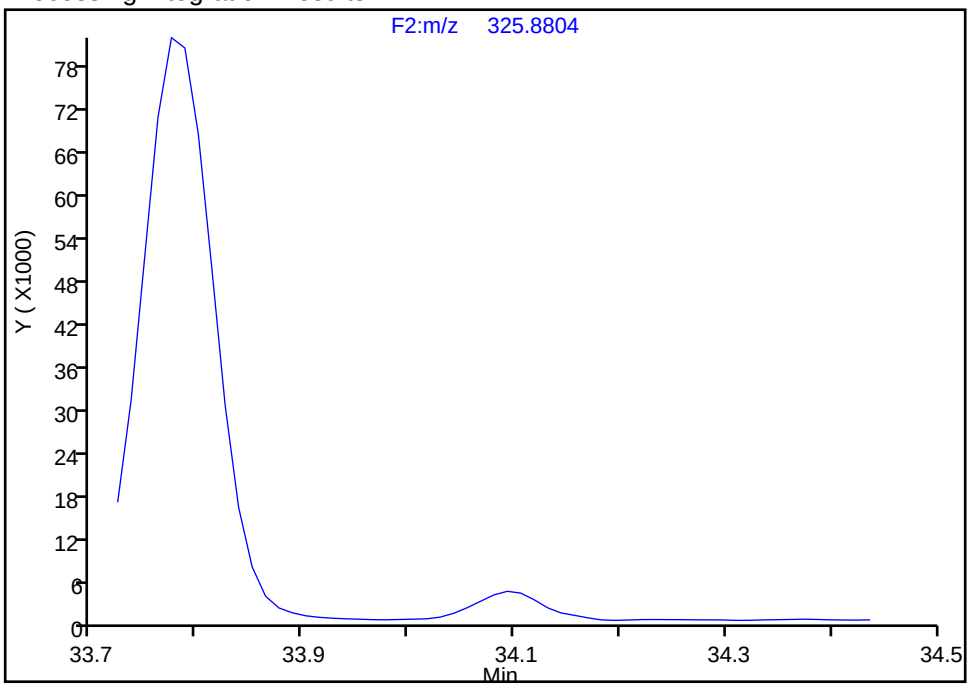

Manual Integration Results

RT: 34.09
Area: 20111
Amount: 2.042096
Amount Units: pg/ul

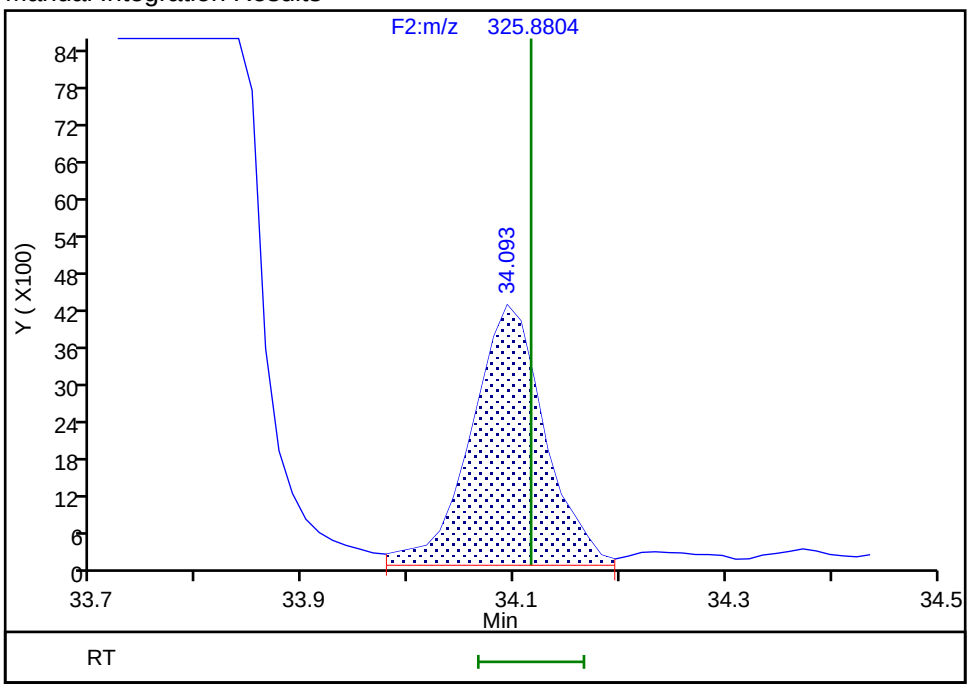

Reviewer: mcwhirterl, 28-Aug-2019 02:31:45
Audit Action: Assigned Compound ID Audit Reason: Incomplete Integration

Manual Integration/User Assign Peak Report

Eurofins TestAmerica, Knoxville

Data File:	\\chromna\Knoxville\ChromData\D3D\20190827-12879.b\580-88125-b-9-c.d				
Injection Date:	27-Aug-2019 22:35:00	Instrument ID:	D3D		
Lims ID:	580-88125-B-9-C	Lab Sample ID:	140-88125-9		
Client ID:	D2-0to19-101018				
Operator ID:	Xcalibur_System	ALS Bottle#:	0	Worklist Smp#:	12
Injection Vol:	1.0 ul	Dil. Factor:	1.0000		
Method:	PCBs_D3D	Limit Group:	HR - 1668A - ICAL		
Column:	SPB-Octyl (0.25 mm)	Detector	F2(21.81 :35.54)		

PCB-111, CAS: 39635-32-0

Signal: 1

Not Detected
Expected RT: 34.52

Processing Integration Results

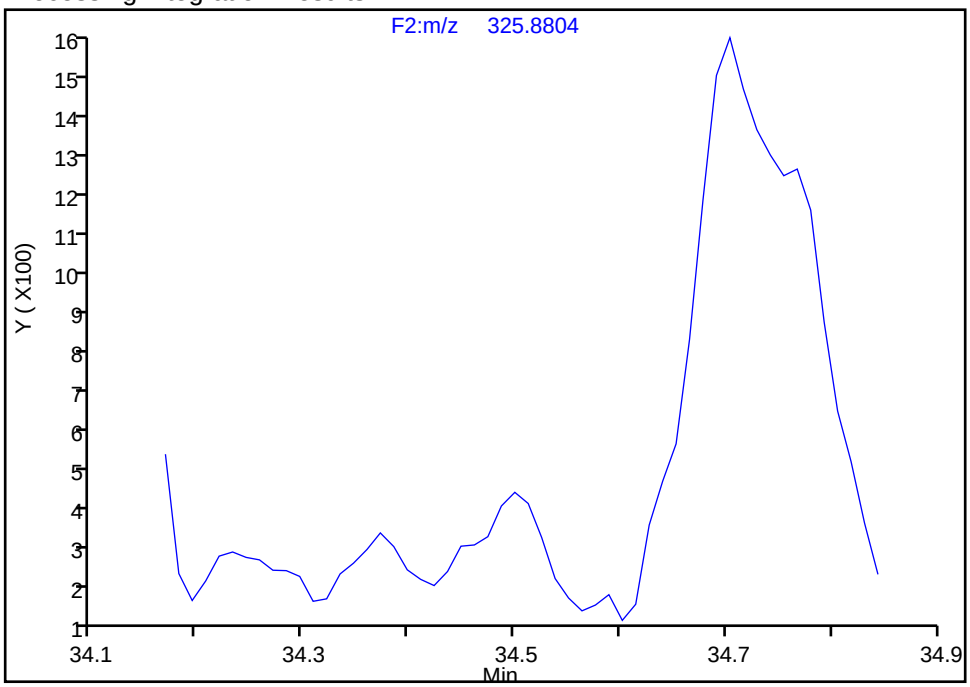

Manual Integration Results

RT: 34.50
Area: 2123
Amount: 0.137598
Amount Units: pg/ul

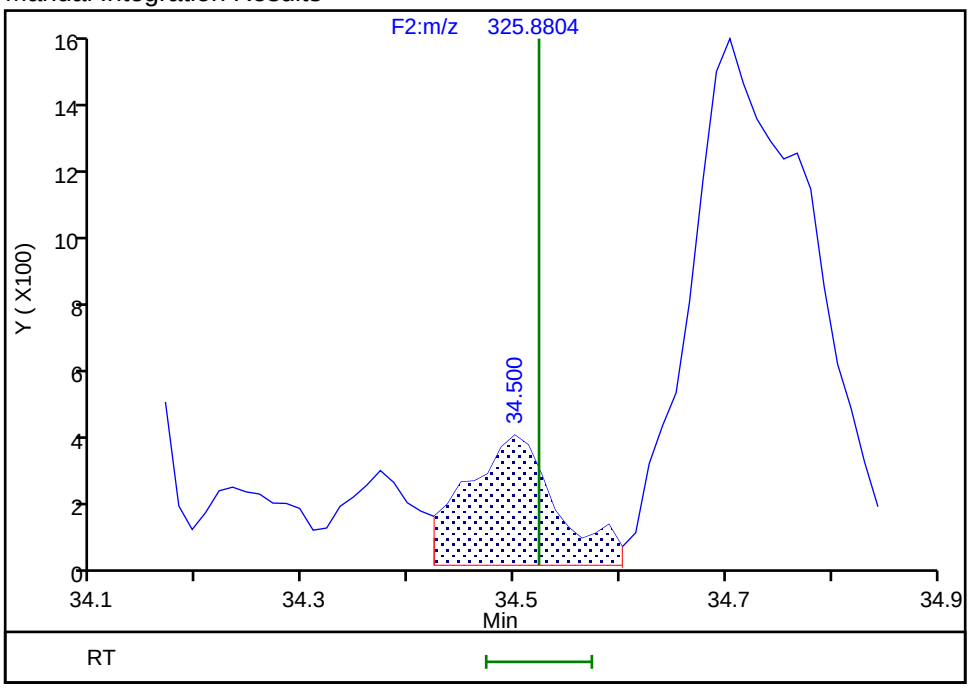

Reviewer: mcwhirterl, 28-Aug-2019 02:31:55
Audit Action: Assigned Compound ID Audit Reason: Incomplete Integration

Manual Integration/User Assign Peak Report

Eurofins TestAmerica, Knoxville

Data File:	\\chromna\Knoxville\ChromData\D3D\20190827-12879.b\580-88125-b-9-c.d				
Injection Date:	27-Aug-2019 22:35:00	Instrument ID:	D3D		
Lims ID:	580-88125-B-9-C	Lab Sample ID:	140-88125-9		
Client ID:	D2-0to19-101018				
Operator ID:	Xcalibur_System	ALS Bottle#:	0	Worklist Smp#:	12
Injection Vol:	1.0 ul	Dil. Factor:	1.0000		
Method:	PCBs_D3D	Limit Group:	HR - 1668A - ICAL		
Column:	SPB-Octyl (0.25 mm)	Detector	F2(21.81 :35.54)		

PCB-120, CAS: 68194-12-7

Signal: 1

Not Detected
Expected RT: 34.98

Processing Integration Results

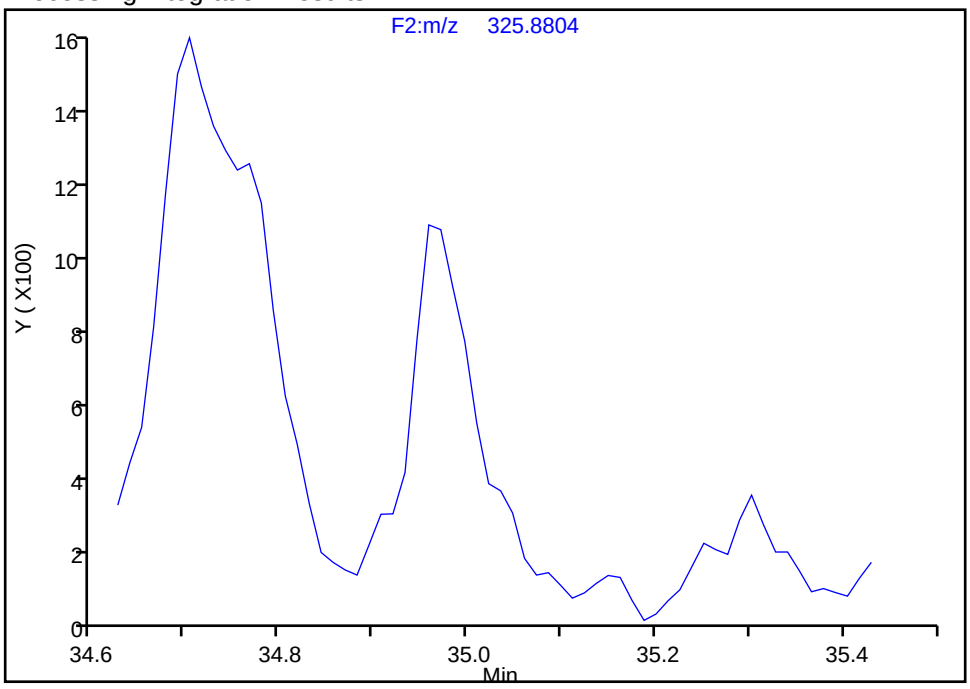

Manual Integration Results

RT: 34.96
Area: 5864
Amount: 0.298873
Amount Units: pg/ul

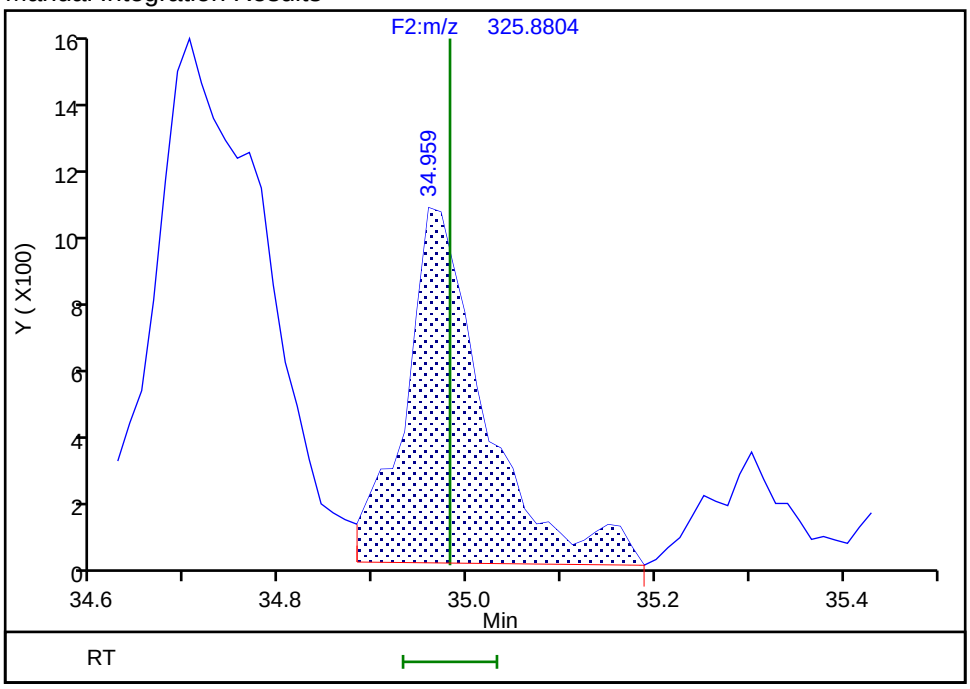

Reviewer: mcwhirterl, 28-Aug-2019 02:32:00
Audit Action: Assigned Compound ID Audit Reason: Incomplete Integration

Eurofins TestAmerica, Knoxville

Data File:	\\chromna\Knoxville\ChromData\D3D\20190827-12879.b\580-88125-b-9-c.d		
Injection Date:	27-Aug-2019 22:35:00	Injection Vol:	1.0 ul
Instrument ID:	D3D	Operator ID:	Xcalibur_System
Method:	PCBs_D3D	Limit Group:	HR - 1668A - ICAL
Client ID:	D2-0to19-101018		
Worklist#:	33063	Sample Line#:	12
Column Type:	SPB-Octyl	Column Dia:	0.25 mm

PePCB F3

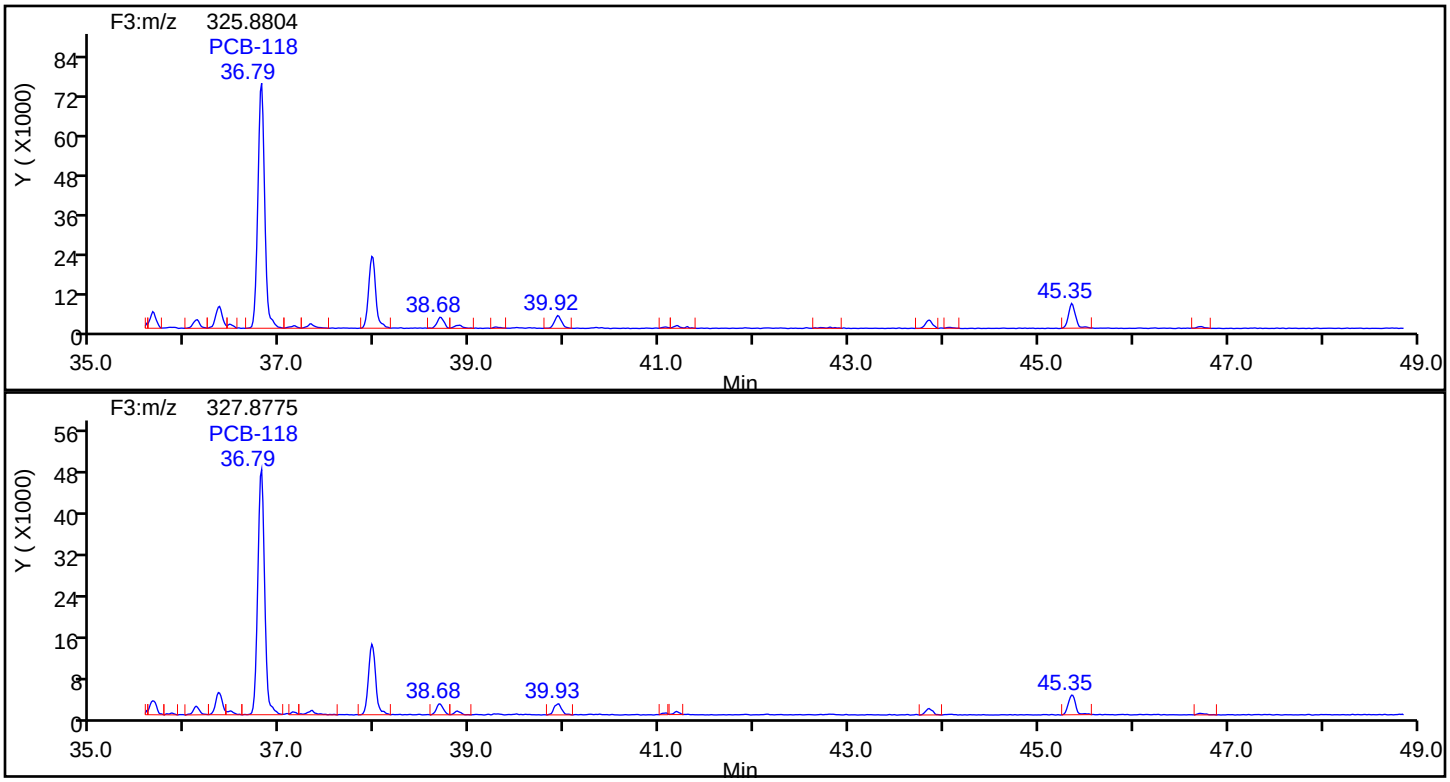

PePCB F3 Standards

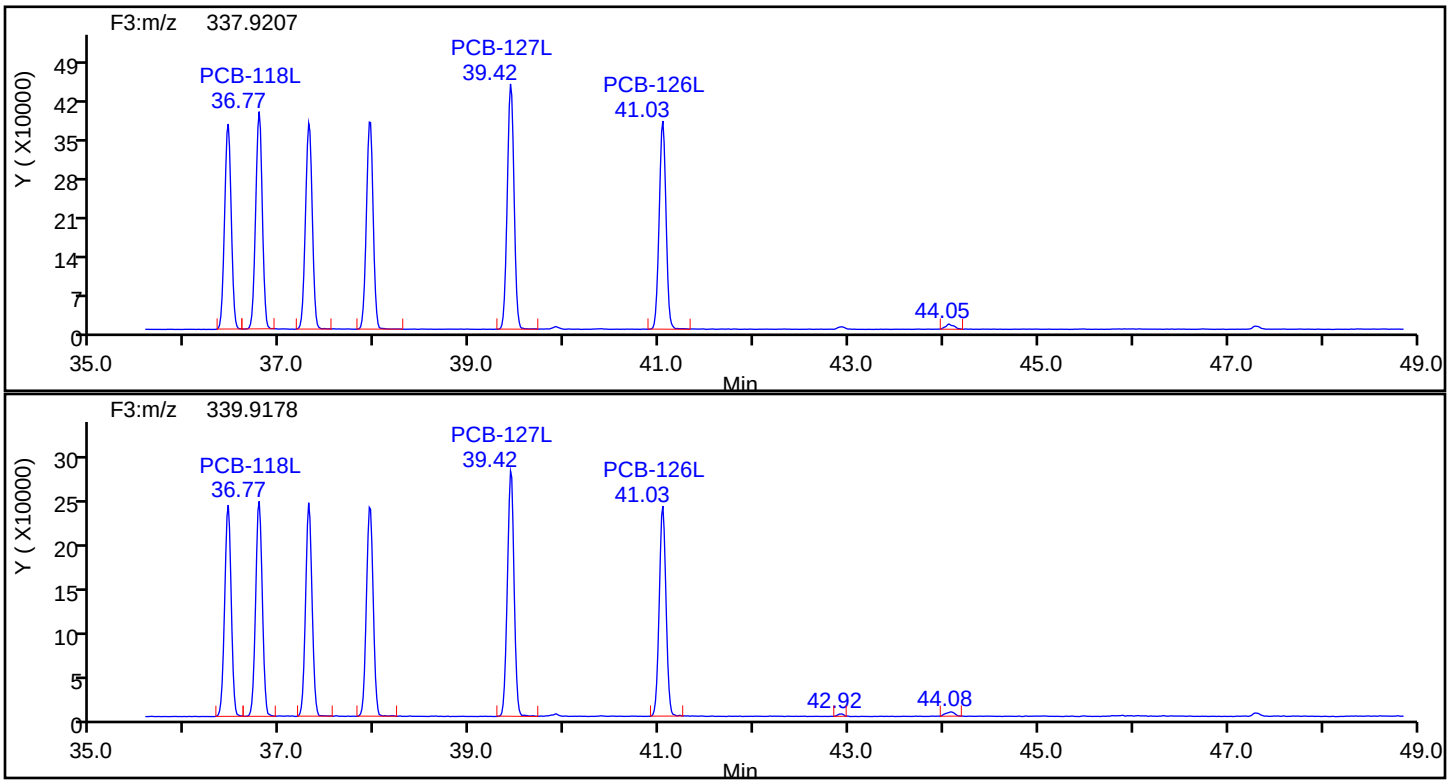

Eurofins TestAmerica, Knoxville

Data File:	\\chromna\Knoxville\ChromData\D3D\20190827-12879.b\580-88125-b-9-c.d		
Injection Date:	27-Aug-2019 22:35:00	Injection Vol:	1.0 ul
Instrument ID:	D3D	Operator ID:	Xcalibur_System
Method:	PCBs_D3D	Limit Group:	HR - 1668A - ICAL
Client ID:	D2-0to19-101018		
Worklist#:	33063	Sample Line#:	12
Column Type:	SPB-Octyl	Column Dia:	0.25 mm

PePCB F3

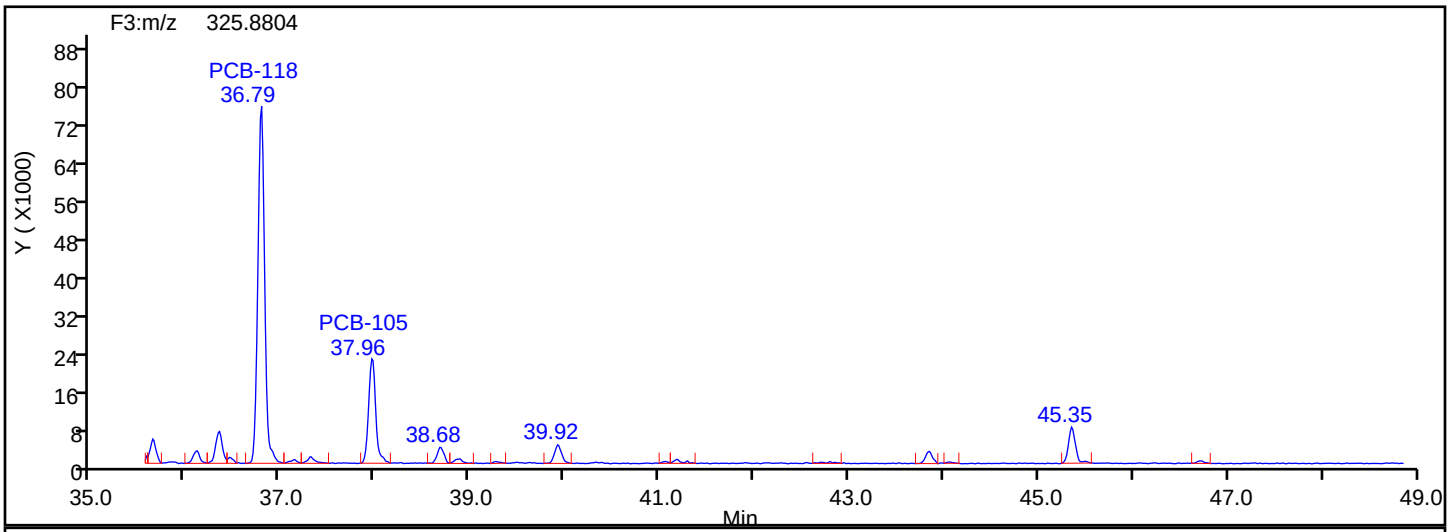

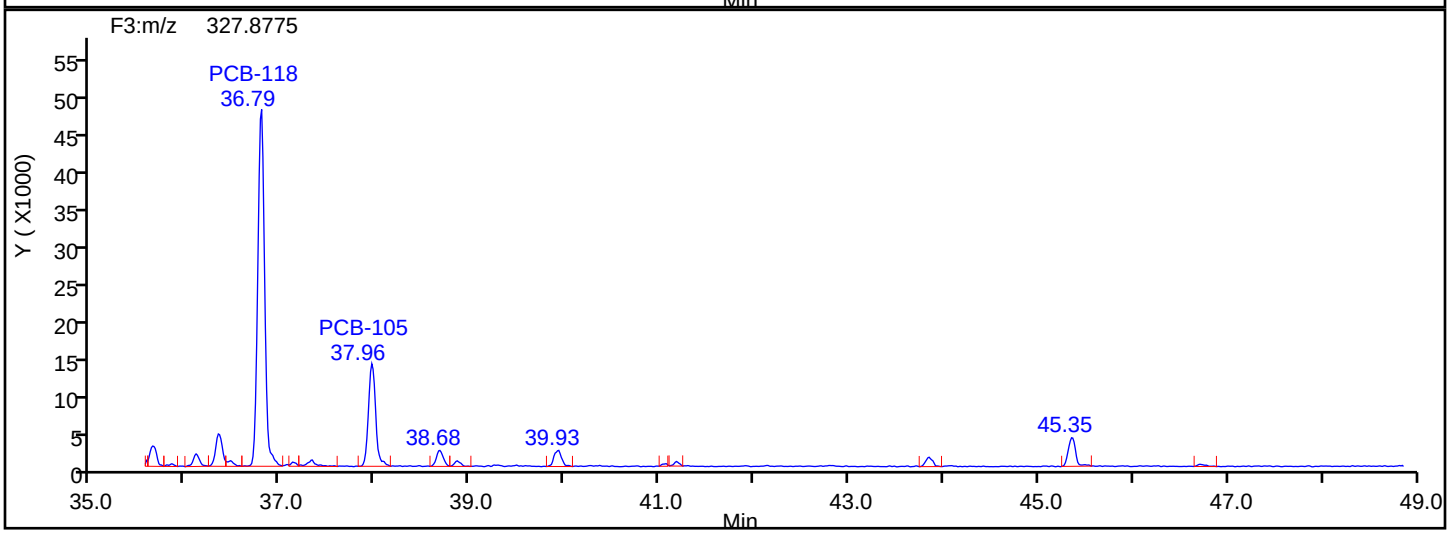

PePCB F3 Lock Mass

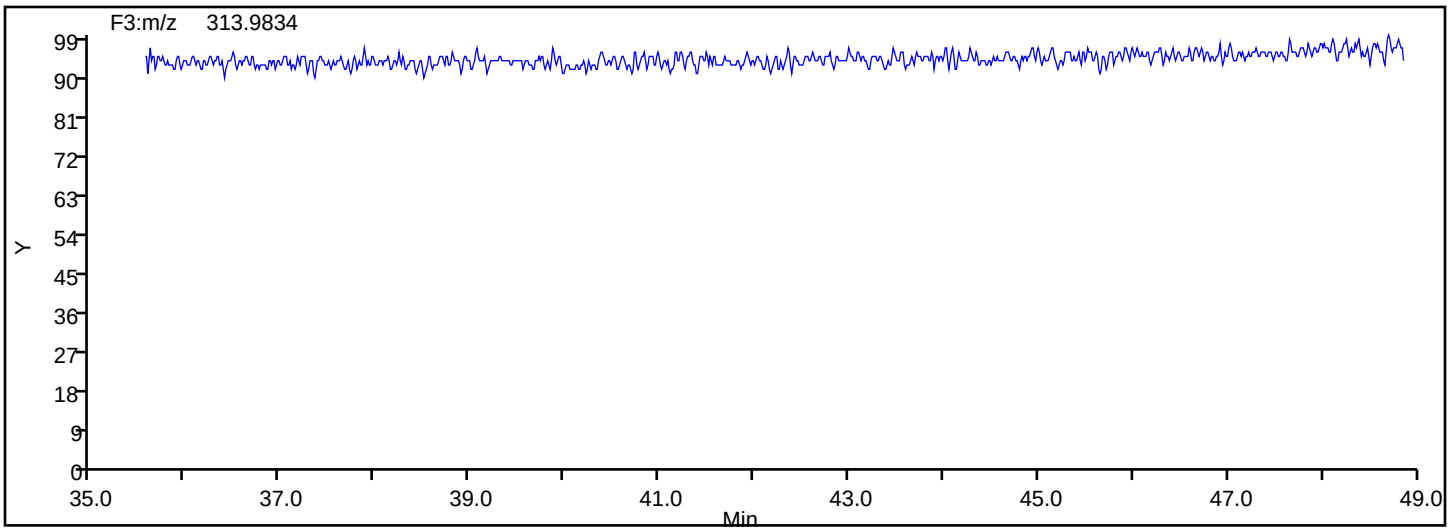

Manual Integration/User Assign Peak Report

Eurofins TestAmerica, Knoxville

Data File:	\\chromna\Knoxville\ChromData\D3D\20190827-12879.b\580-88125-b-9-c.d				
Injection Date:	27-Aug-2019 22:35:00	Instrument ID:	D3D		
Lims ID:	580-88125-B-9-C	Lab Sample ID:	140-88125-9		
Client ID:	D2-0to19-101018				
Operator ID:	Xcalibur_System	ALS Bottle#:	0	Worklist Smp#:	12
Injection Vol:	1.0 ul	Dil. Factor:	1.0000		
Method:	PCBs_D3D	Limit Group:	HR - 1668A - ICAL		
Column:	SPB-Octyl (0.25 mm)	Detector	F3(35.64 :49.10)		

PCB-108/124, CAS: STL02294

Signal: 1

Not Detected
Expected RT: 36.12

Processing Integration Results

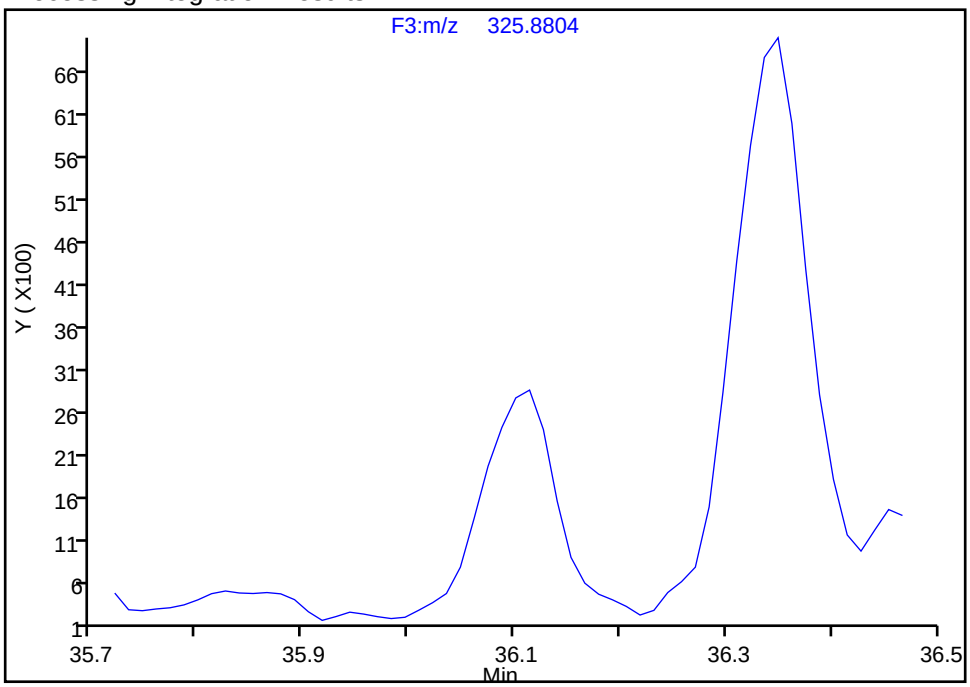

Manual Integration Results

RT: 36.11
Area: 12998
Amount: 0.540368
Amount Units: pg/ul

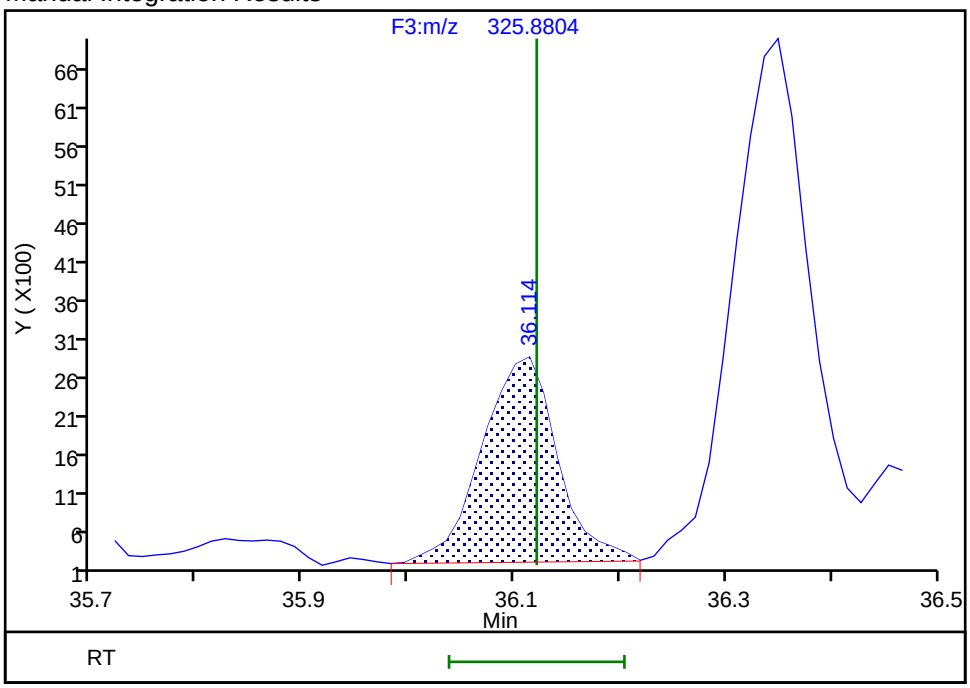

Reviewer: mcwhirterl, 28-Aug-2019 02:32:11
Audit Action: Assigned Compound ID Audit Reason: Incomplete Integration

Manual Integration/User Assign Peak Report

Eurofins TestAmerica, Knoxville

Data File:	\\chromna\Knoxville\ChromData\D3D\20190827-12879.b\580-88125-b-9-c.d				
Injection Date:	27-Aug-2019 22:35:00	Instrument ID:	D3D		
Lims ID:	580-88125-B-9-C	Lab Sample ID:	140-88125-9		
Client ID:	D2-0to19-101018				
Operator ID:	Xcalibur_System	ALS Bottle#:	0	Worklist Smp#:	12
Injection Vol:	1.0 ul	Dil. Factor:	1.0000		
Method:	PCBs_D3D	Limit Group:	HR - 1668A - ICAL		
Column:	SPB-Octyl (0.25 mm)	Detector	F3(35.64 :49.10)		

PCB-107, CAS: 70424-68-9

Signal: 1

Not Detected
Expected RT: 36.36

Processing Integration Results

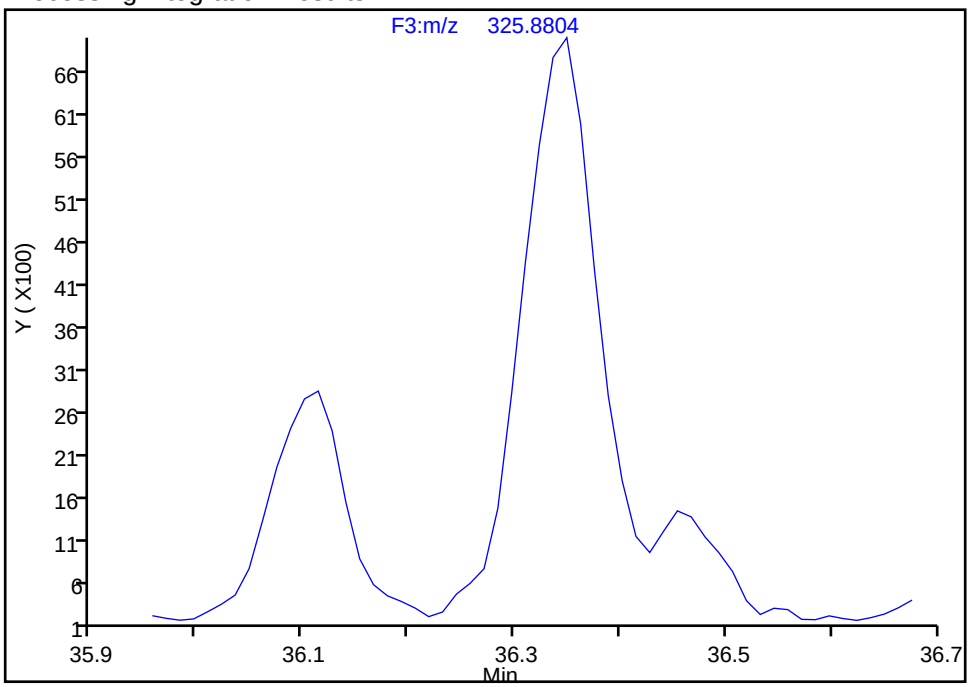

Manual Integration Results

RT: 36.35
Area: 33702
Amount: 1.319806
Amount Units: pg/ul

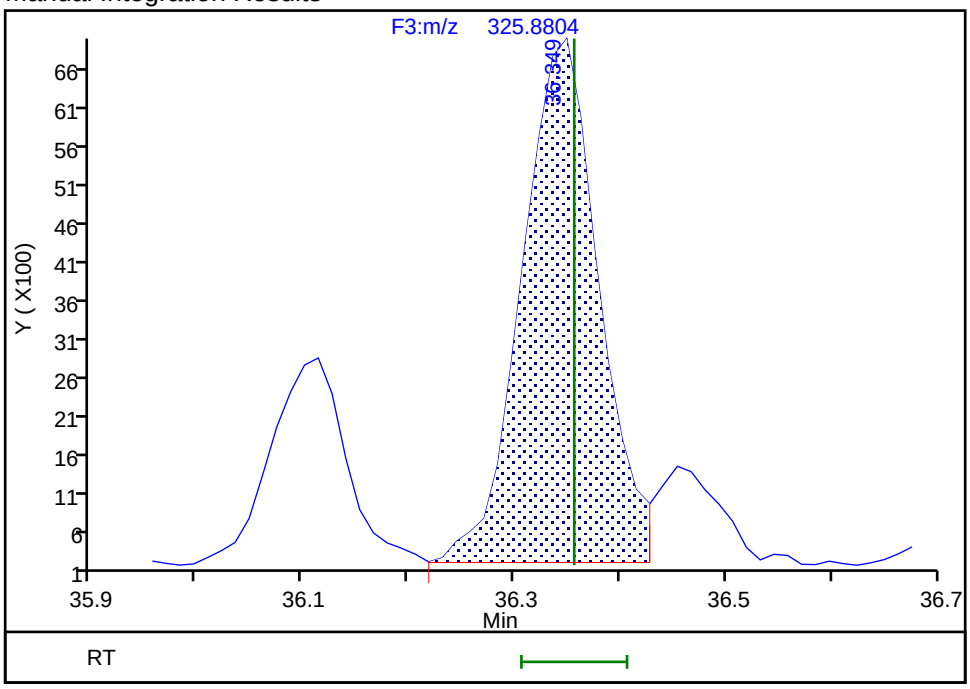

Reviewer: mcwhirterl, 28-Aug-2019 02:32:25
Audit Action: Manually Integrated/Assigned Compound ID Audit Reason: Split Peak

Manual Integration/User Assign Peak Report

Eurofins TestAmerica, Knoxville

Data File:	\\chromna\Knoxville\ChromData\D3D\20190827-12879.b\580-88125-b-9-c.d				
Injection Date:	27-Aug-2019 22:35:00	Instrument ID:	D3D		
Lims ID:	580-88125-B-9-C	Lab Sample ID:	140-88125-9		
Client ID:	D2-0to19-101018				
Operator ID:	Xcalibur_System	ALS Bottle#:	0	Worklist Smp#:	12
Injection Vol:	1.0 ul	Dil. Factor:	1.0000		
Method:	PCBs_D3D	Limit Group:	HR - 1668A - ICAL		
Column:	SPB-Octyl (0.25 mm)	Detector	F3(35.64 :49.10)		

PCB-123, CAS: 65510-44-3

Signal: 1

Not Detected
Expected RT: 36.47

Processing Integration Results

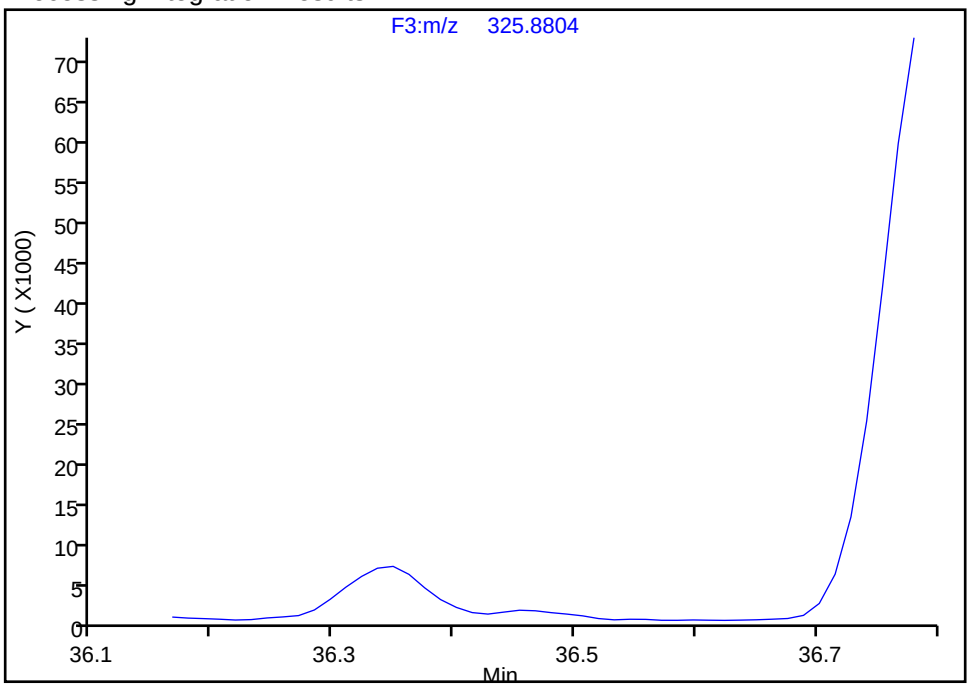

Manual Integration Results

RT: 36.45
Area: 4870
Amount: 0.217277
Amount Units: pg/ul

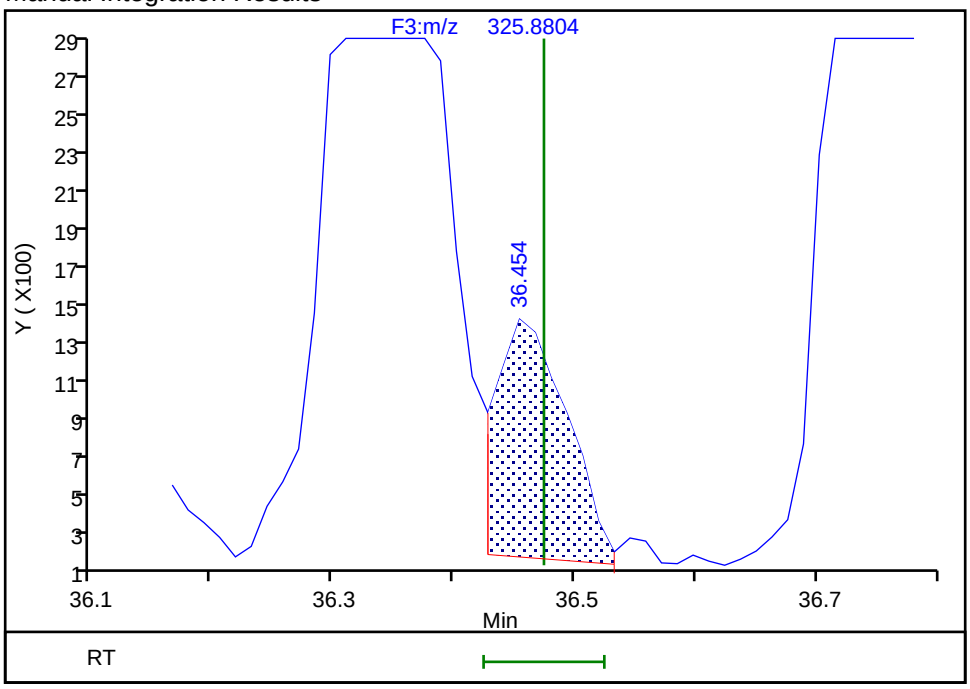

Reviewer: mcwhirterl, 28-Aug-2019 02:32:44
Audit Action: Manually Integrated/Assigned Compound ID Audit Reason: Incomplete Integration

Manual Integration/User Assign Peak Report

Eurofins TestAmerica, Knoxville

Data File:	\\chromna\Knoxville\ChromData\D3D\20190827-12879.b\580-88125-b-9-c.d				
Injection Date:	27-Aug-2019 22:35:00	Instrument ID:	D3D		
Lims ID:	580-88125-B-9-C	Lab Sample ID:	140-88125-9		
Client ID:	D2-0to19-101018				
Operator ID:	Xcalibur_System	ALS Bottle#:	0	Worklist Smp#:	12
Injection Vol:	1.0 ul	Dil. Factor:	1.0000		
Method:	PCBs_D3D	Limit Group:	HR - 1668A - ICAL		
Column:	SPB-Octyl (0.25 mm)	Detector	F3(35.64 :49.10)		

PCB-126, CAS: 57465-28-8

Signal: 2

Processing Integration Results

RT: 41.07
Area: 1292
Amount: 0.053645
Amount Units: pg/ul

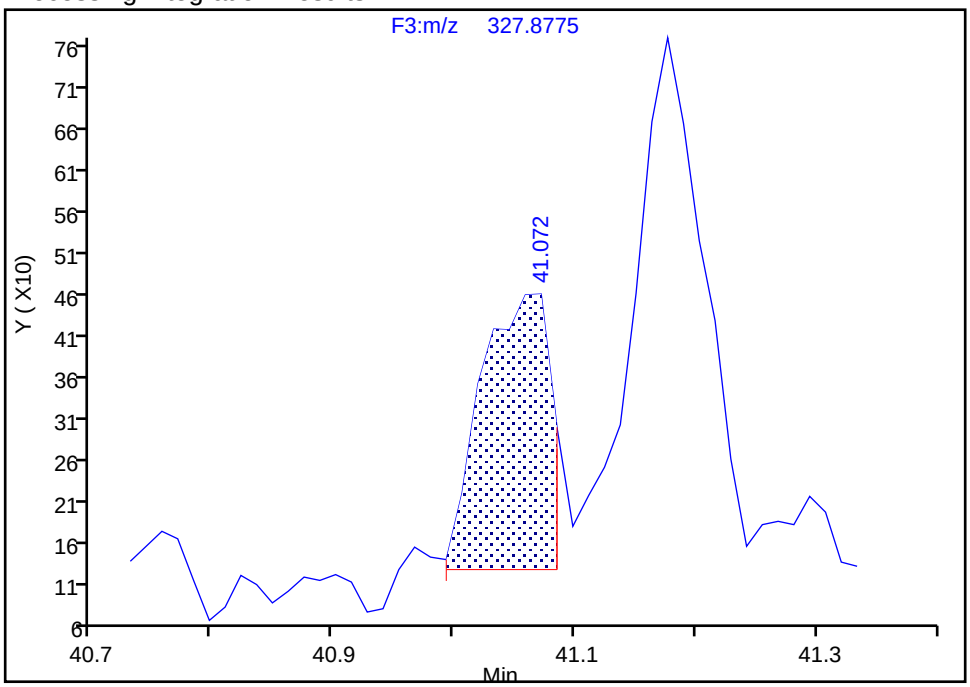

Manual Integration Results

RT: 41.07
Area: 1292
Amount: 0.071991
Amount Units: pg/ul

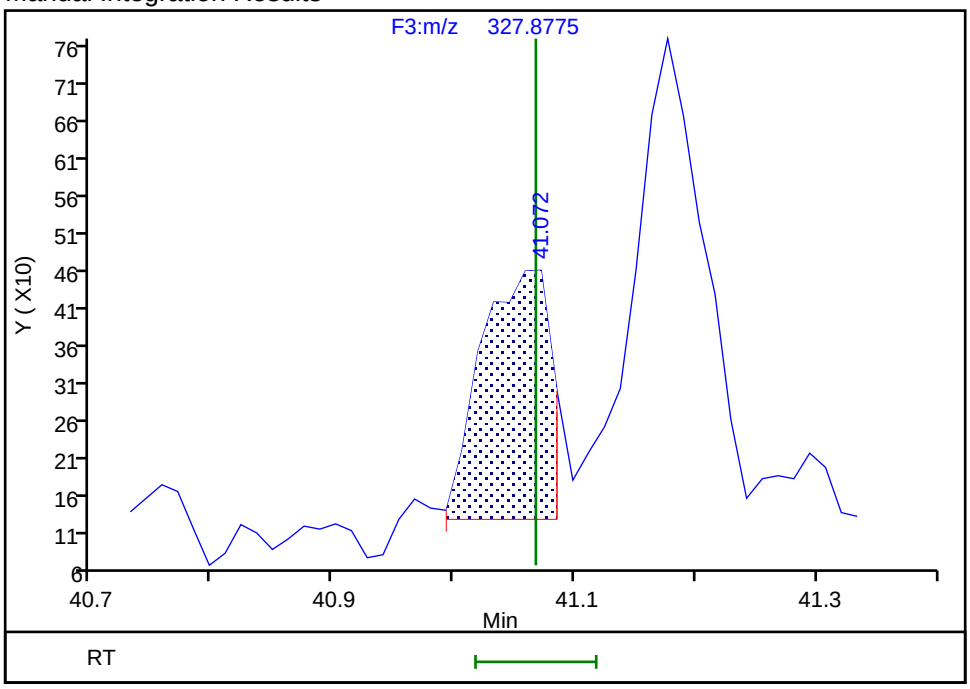

Reviewer: mcwhirterl, 28-Aug-2019 02:33:20

Audit Action: Marked Compound Undetected Audit Reason: Invalid Compound ID

Manual Integration/User Assign Peak Report

Eurofins TestAmerica, Knoxville

Data File:	\\chromna\Knoxville\ChromData\D3D\20190827-12879.b\580-88125-b-9-c.d				
Injection Date:	27-Aug-2019 22:35:00	Instrument ID:	D3D		
Lims ID:	580-88125-B-9-C	Lab Sample ID:	140-88125-9		
Client ID:	D2-0to19-101018				
Operator ID:	Xcalibur_System	ALS Bottle#:	0	Worklist Smp#:	12
Injection Vol:	1.0 ul	Dil. Factor:	1.0000		
Method:	PCBs_D3D	Limit Group:	HR - 1668A - ICAL		
Column:	SPB-Octyl (0.25 mm)	Detector	F3(35.64 :49.10)		

PCB-126, CAS: 57465-28-8

Signal: 3

Processing Integration Results

RT: 41.06
Area: 2237
Amount: 0.053645
Amount Units: pg/ul

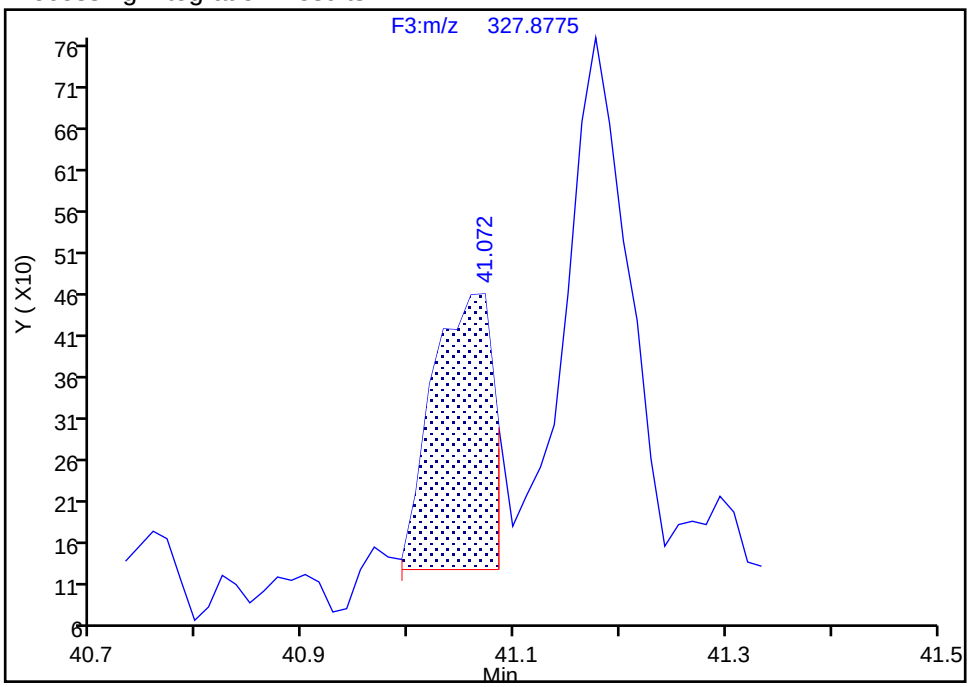

Manual Integration Results

RT: 41.06
Area: 3002
Amount: 0.071991
Amount Units: pg/ul
Reviewer: mcwhirterl, 28-Aug-2019 02:33:20
Audit Action: Marked Compound Undetected Audit Reason: Invalid Compound ID

Manual Integration/User Assign Peak Report

Eurofins TestAmerica, Knoxville

Data File:	\\chromna\Knoxville\ChromData\D3D\20190827-12879.b\580-88125-b-9-c.d				
Injection Date:	27-Aug-2019 22:35:00	Instrument ID:	D3D		
Lims ID:	580-88125-B-9-C	Lab Sample ID:	140-88125-9		
Client ID:	D2-0to19-101018				
Operator ID:	Xcalibur_System	ALS Bottle#:	0	Worklist Smp#:	12
Injection Vol:	1.0 ul	Dil. Factor:	1.0000		
Method:	PCBs_D3D	Limit Group:	HR - 1668A - ICAL		
Column:	SPB-Octyl (0.25 mm)	Detector	F3(35.64 :49.10)		

PCB-126, CAS: 57465-28-8

Signal: 1

Processing Integration Results

RT: 41.06
Area: 945
Amount: 0.053645
Amount Units: pg/ul

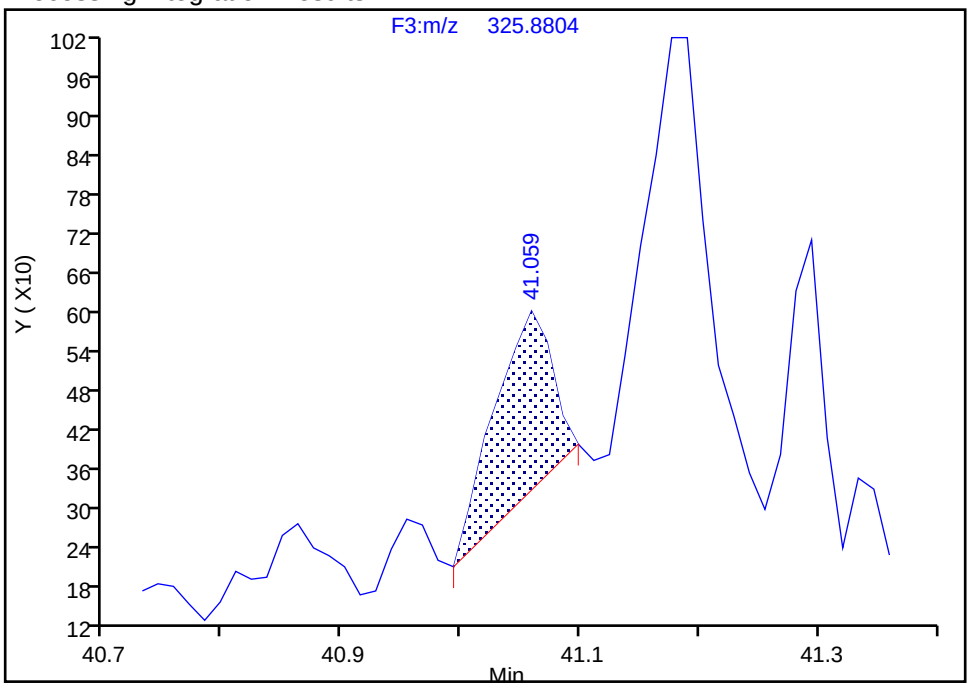

Manual Integration Results

RT: 41.06
Area: 1710
Amount: 0.071991
Amount Units: pg/ul

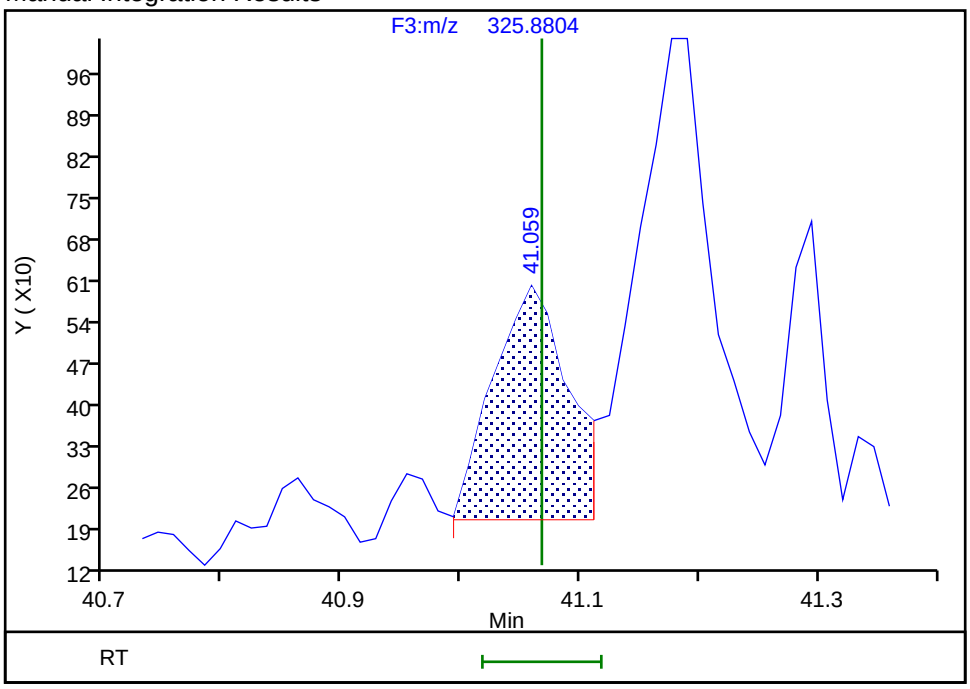

Reviewer: mcwhirterl, 28-Aug-2019 02:33:21
Audit Action: Manually Integrated/Assigned Compound ID Audit Reason: Incomplete Integration

Eurofins TestAmerica, Knoxville

Data File:	\\chromna\Knoxville\ChromData\D3D\20190827-12879.b\580-88125-b-9-c.d		
Injection Date:	27-Aug-2019 22:35:00	Injection Vol:	1.0 ul
Instrument ID:	D3D	Operator ID:	Xcalibur_System
Method:	PCBs_D3D	Limit Group:	HR - 1668A - ICAL
Client ID:	D2-0to19-101018		
Worklist#:	33063	Sample Line#:	12
Column Type:	SPB-Octyl	Column Dia:	0.25 mm

HxPCB F2

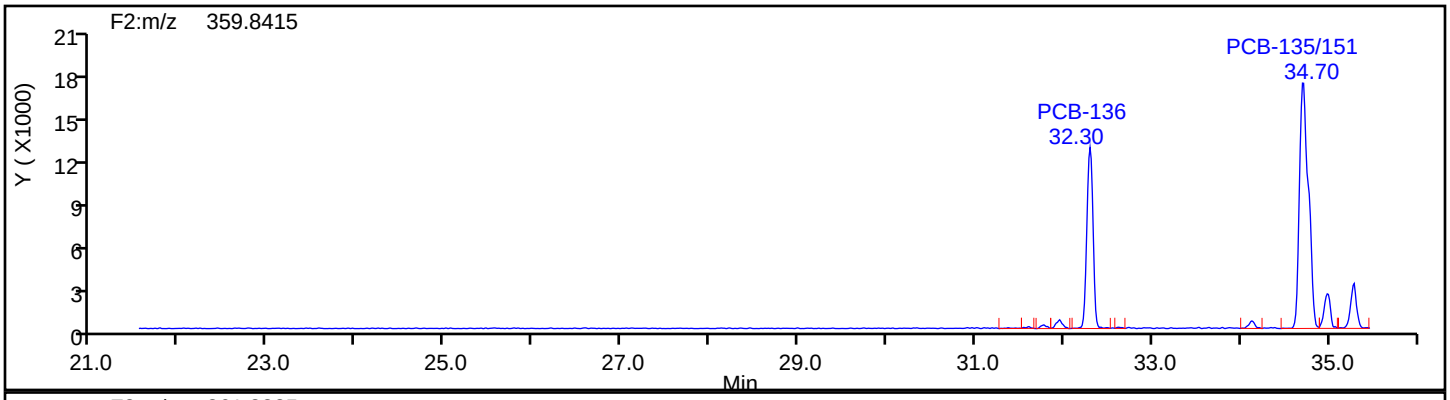

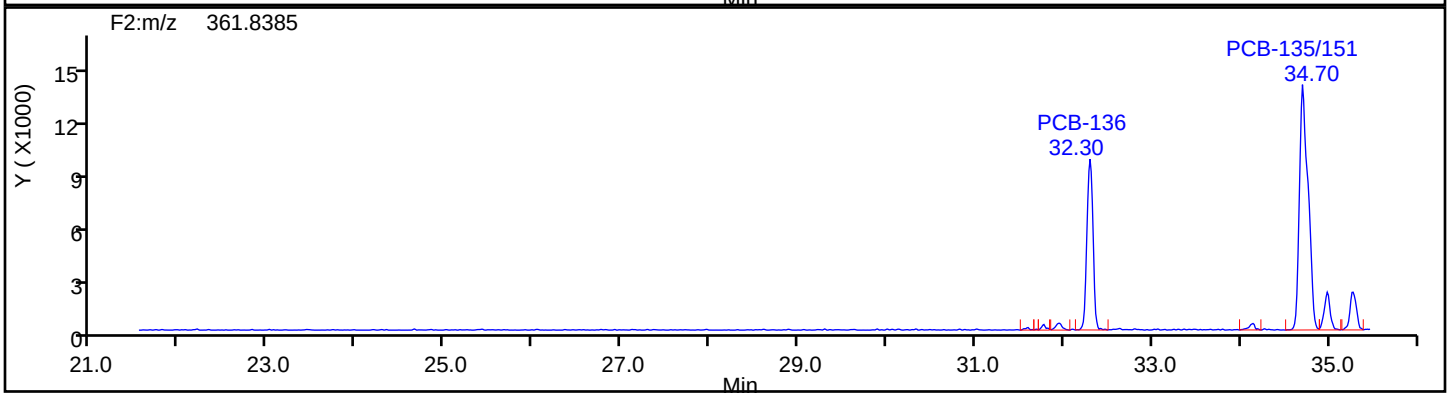

HxPCB F2 Standards

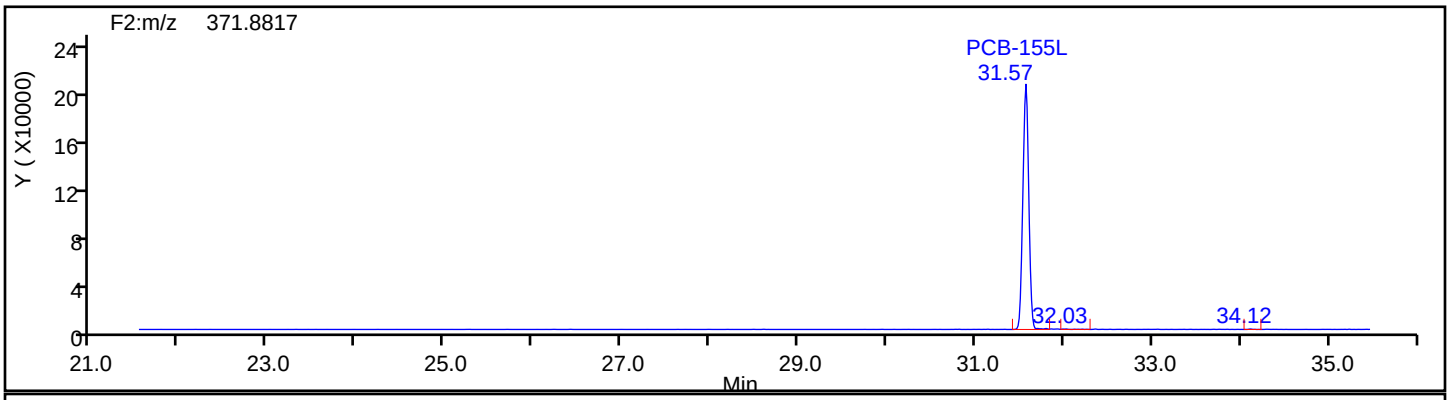

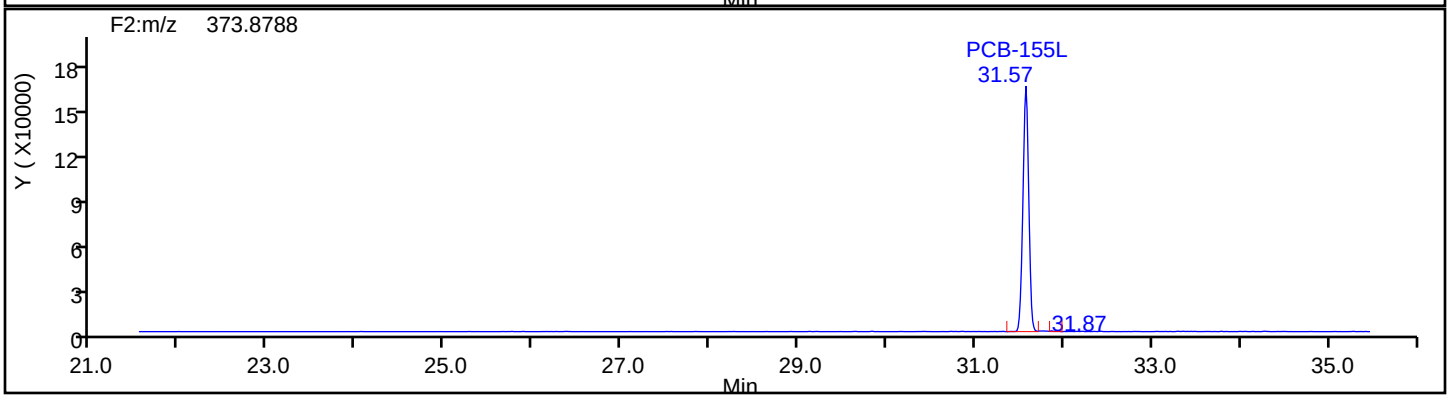

Eurofins TestAmerica, Knoxville

Data File:	\\chromna\Knoxville\ChromData\D3D\20190827-12879.b\580-88125-b-9-c.d		
Injection Date:	27-Aug-2019 22:35:00	Injection Vol:	1.0 ul
Instrument ID:	D3D	Operator ID:	Xcalibur_System
Method:	PCBs_D3D	Limit Group:	HR - 1668A - ICAL
Client ID:	D2-0to19-101018		
Worklist#:	33063	Sample Line#:	12
Column Type:	SPB-Octyl	Column Dia:	0.25 mm

HxPCB F2

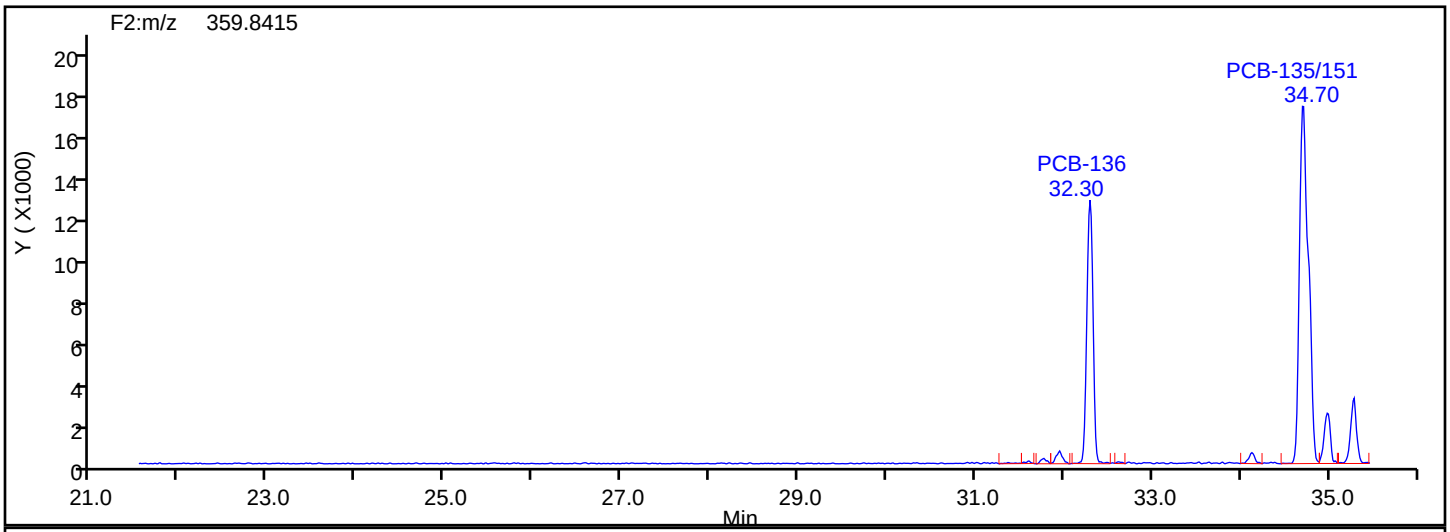

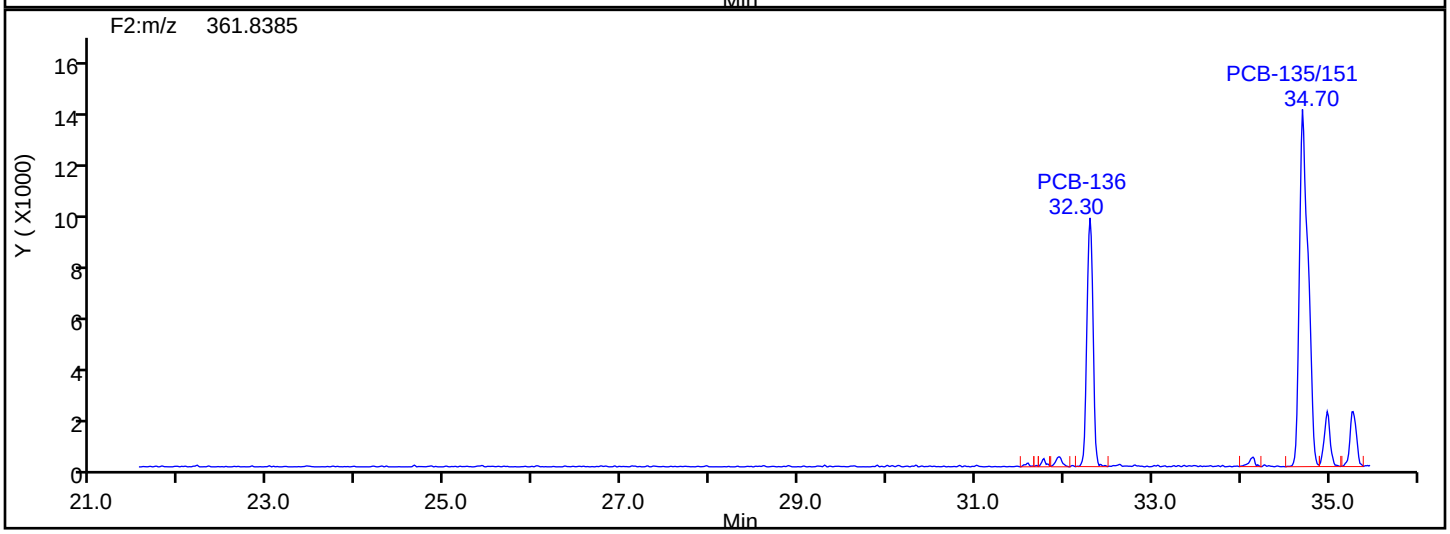

HxPCB F2 Lock Mass

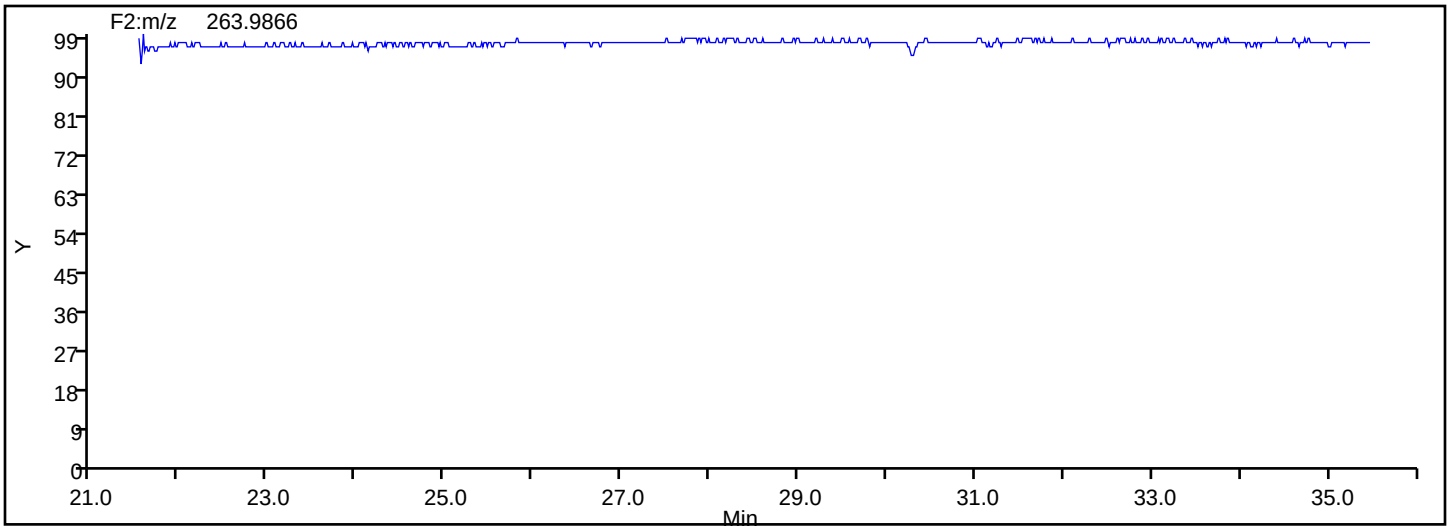

Manual Integration/User Assign Peak Report

Eurofins TestAmerica, Knoxville

Data File:	\\chromna\Knoxville\ChromData\D3D\20190827-12879.b\580-88125-b-9-c.d				
Injection Date:	27-Aug-2019 22:35:00	Instrument ID:	D3D		
Lims ID:	580-88125-B-9-C	Lab Sample ID:	140-88125-9		
Client ID:	D2-0to19-101018				
Operator ID:	Xcalibur_System	ALS Bottle#:	0	Worklist Smp#:	12
Injection Vol:	1.0 ul	Dil. Factor:	1.0000		
Method:	PCBs_D3D	Limit Group:	HR - 1668A - ICAL		
Column:	SPB-Octyl (0.25 mm)	Detector	F2(21.81 :35.54)		

PCB-155, CAS: 33979-03-2

Signal: 2

Processing Integration Results

RT: 31.60
Area: 657
Amount: 0.067691
Amount Units: pg/ul

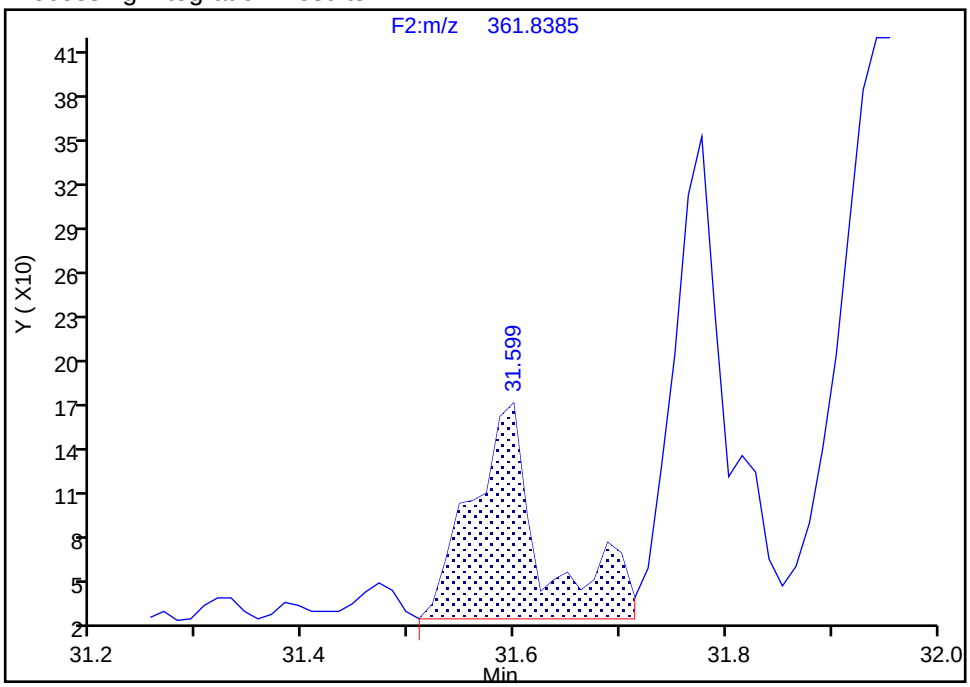

Manual Integration Results

RT: 31.60
Area: 552
Amount: 0.047819
Amount Units: pg/ul

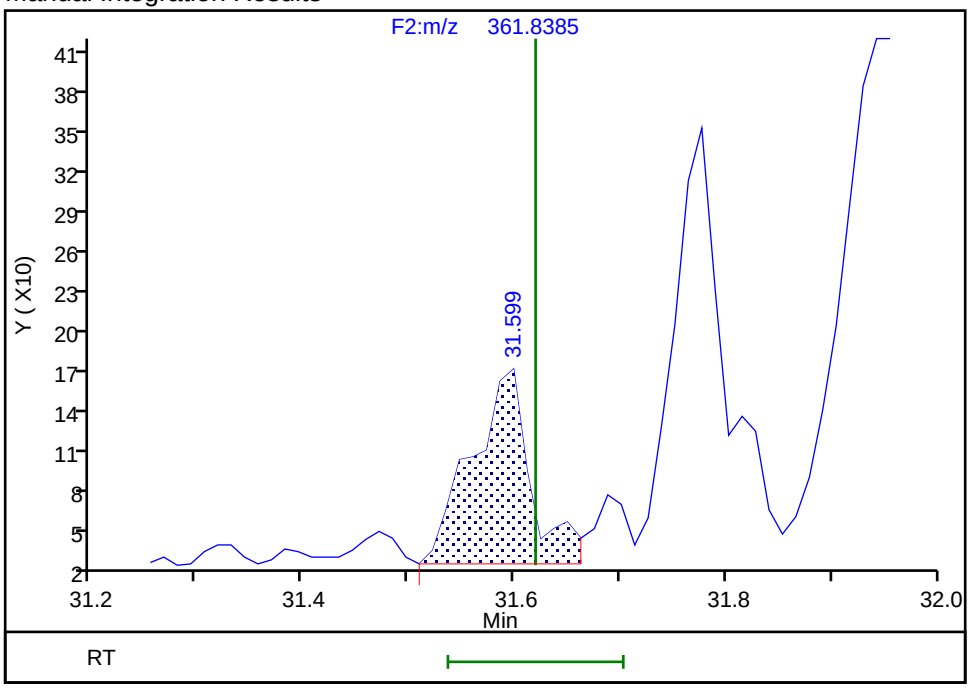

Reviewer: mcwhirterl, 28-Aug-2019 02:33:56
Audit Action: Marked Compound Undetected Audit Reason: Invalid Compound ID

Manual Integration/User Assign Peak Report

Eurofins TestAmerica, Knoxville

Data File:	\\chromna\Knoxville\ChromData\D3D\20190827-12879.b\580-88125-b-9-c.d				
Injection Date:	27-Aug-2019 22:35:00	Instrument ID:	D3D		
Lims ID:	580-88125-B-9-C	Lab Sample ID:	140-88125-9		
Client ID:	D2-0to19-101018				
Operator ID:	Xcalibur_System	ALS Bottle#:	0	Worklist Smp#:	12
Injection Vol:	1.0 ul	Dil. Factor:	1.0000		
Method:	PCBs_D3D	Limit Group:	HR - 1668A - ICAL		
Column:	SPB-Octyl (0.25 mm)	Detector	F2(21.81 :35.54)		

PCB-155, CAS: 33979-03-2

Signal: 3

Processing Integration Results

RT: 31.60
Area: 1475
Amount: 0.067691
Amount Units: pg/ul

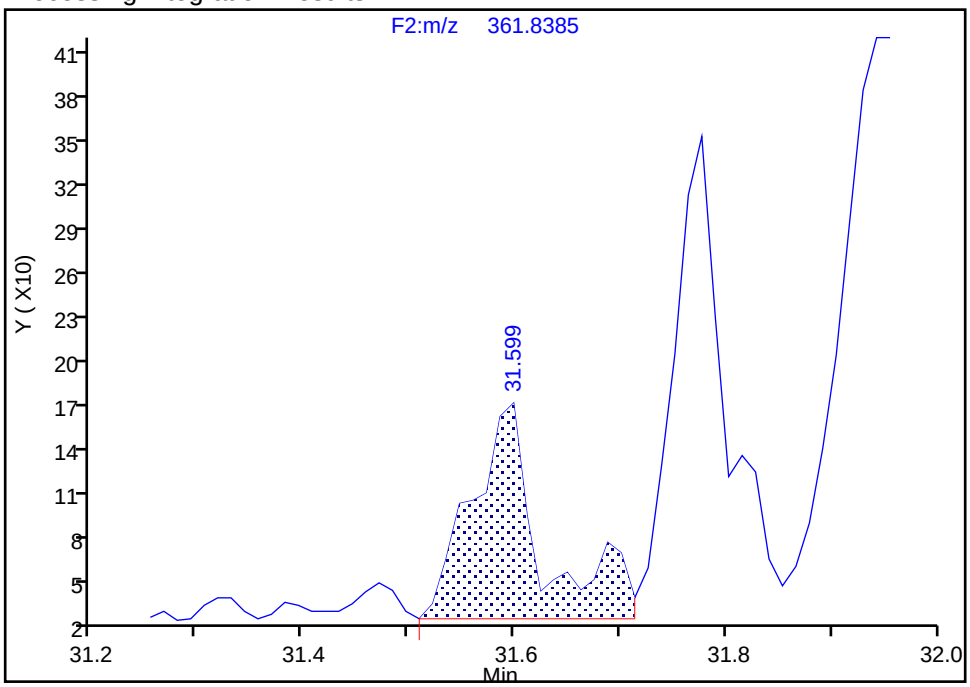

Manual Integration Results

RT: 31.60
Area: 1042
Amount: 0.047819
Amount Units: pg/ul
Reviewer: mcwhirterl, 28-Aug-2019 02:33:56
Audit Action: Marked Compound Undetected Audit Reason: Invalid Compound ID

Manual Integration/User Assign Peak Report

Eurofins TestAmerica, Knoxville

Data File:	\\chromna\Knoxville\ChromData\D3D\20190827-12879.b\580-88125-b-9-c.d				
Injection Date:	27-Aug-2019 22:35:00	Instrument ID:	D3D		
Lims ID:	580-88125-B-9-C	Lab Sample ID:	140-88125-9		
Client ID:	D2-0to19-101018				
Operator ID:	Xcalibur_System	ALS Bottle#:	0	Worklist Smp#:	12
Injection Vol:	1.0 ul	Dil. Factor:	1.0000		
Method:	PCBs_D3D	Limit Group:	HR - 1668A - ICAL		
Column:	SPB-Octyl (0.25 mm)	Detector	F2(21.81 :35.54)		

PCB-155, CAS: 33979-03-2

Signal: 1

Processing Integration Results

RT: 31.60
Area: 818
Amount: 0.067691
Amount Units: pg/ul

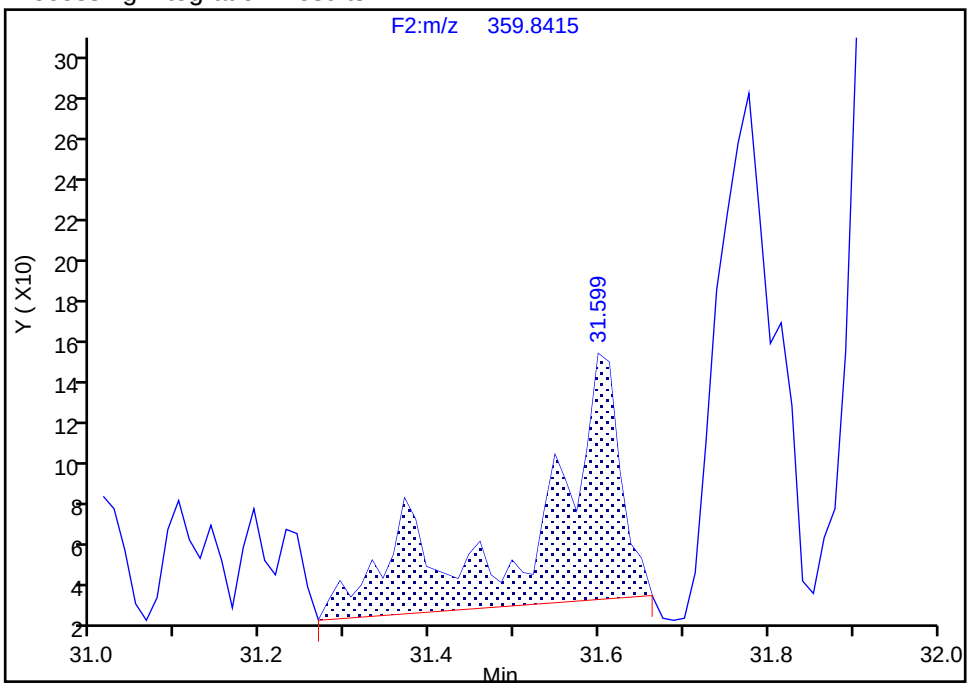

Manual Integration Results

RT: 31.60
Area: 490
Amount: 0.047819
Amount Units: pg/ul

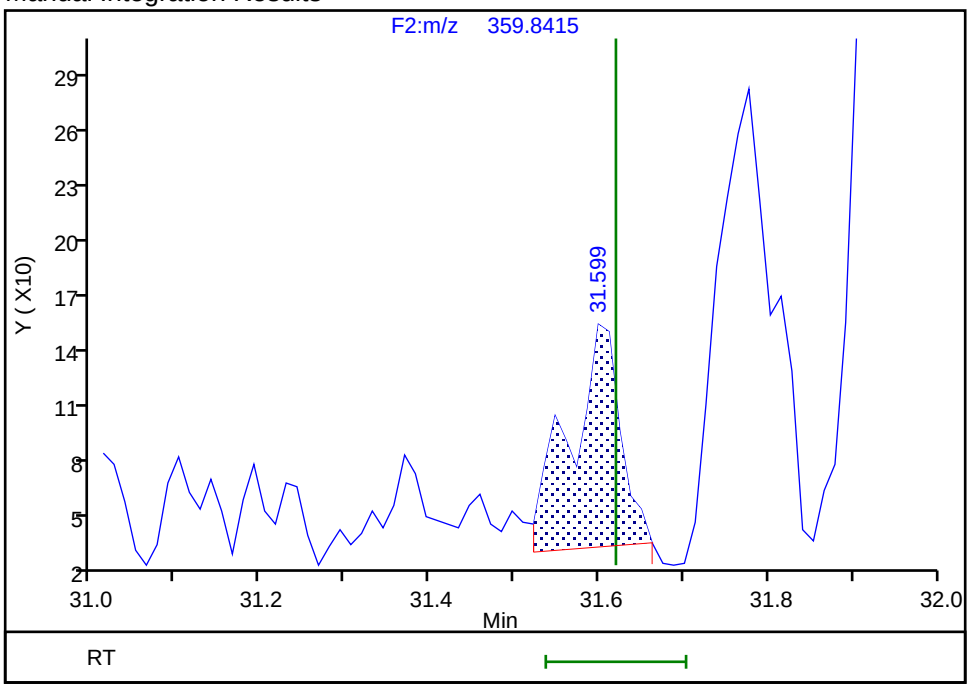

Reviewer: mcwhirterl, 28-Aug-2019 02:33:58
Audit Action: Manually Integrated/Assigned Compound ID Audit Reason: Split Peak

Manual Integration/User Assign Peak Report

Eurofins TestAmerica, Knoxville

Data File:	\\chromna\Knoxville\ChromData\D3D\20190827-12879.b\580-88125-b-9-c.d				
Injection Date:	27-Aug-2019 22:35:00	Instrument ID:	D3D		
Lims ID:	580-88125-B-9-C	Lab Sample ID:	140-88125-9		
Client ID:	D2-0to19-101018				
Operator ID:	Xcalibur_System	ALS Bottle#:	0	Worklist Smp#:	12
Injection Vol:	1.0 ul	Dil. Factor:	1.0000		
Method:	PCBs_D3D	Limit Group:	HR - 1668A - ICAL		
Column:	SPB-Octyl (0.25 mm)	Detector	F2(21.81 :35.54)		

PCB-144, CAS: 68194-14-9

Signal: 1

Not Detected
Expected RT: 35.30

Processing Integration Results

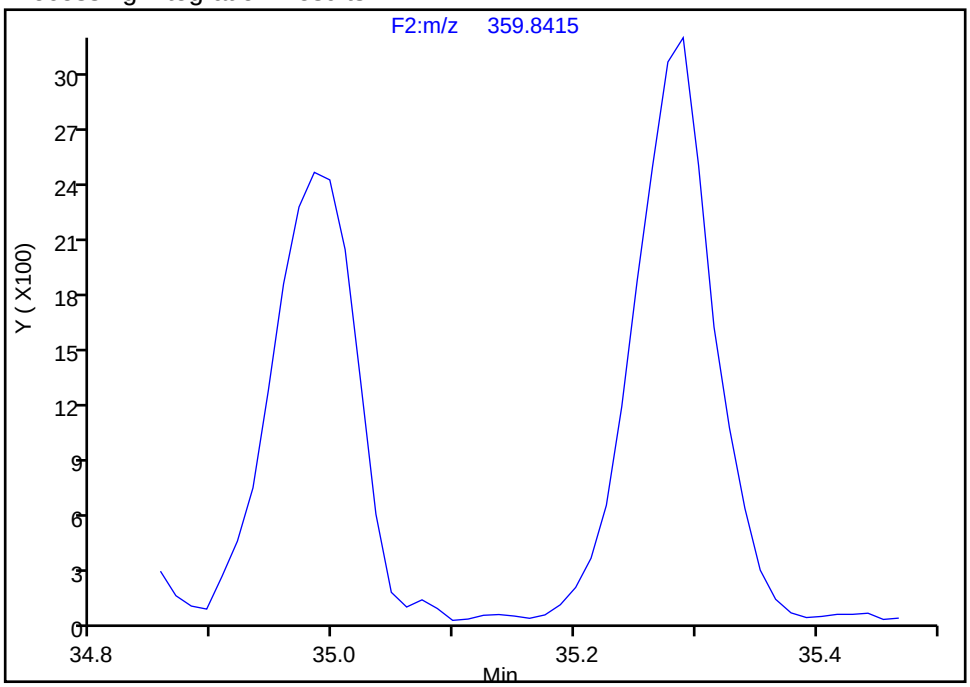

Manual Integration Results

RT: 35.29
Area: 14716
Amount: 1.680511
Amount Units: pg/ul

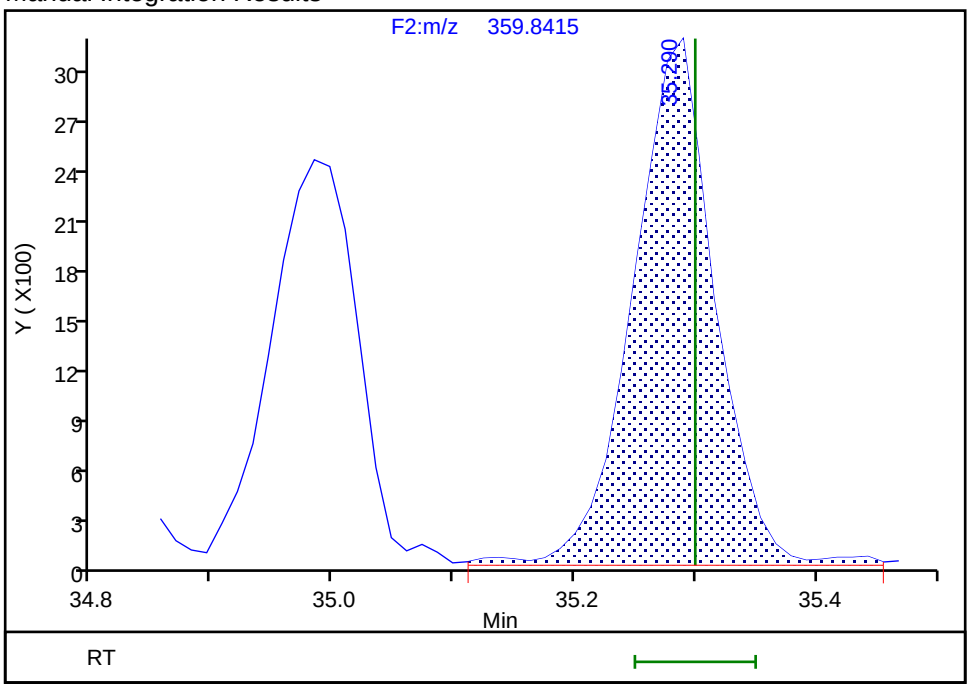

Reviewer: mcwhirterl, 28-Aug-2019 02:34:08
Audit Action: Assigned Compound ID Audit Reason: Split Peak

Eurofins TestAmerica, Knoxville

Data File:	\\chromna\Knoxville\ChromData\D3D\20190827-12879.b\580-88125-b-9-c.d		
Injection Date:	27-Aug-2019 22:35:00	Injection Vol:	1.0 ul
Instrument ID:	D3D	Operator ID:	Xcalibur_System
Method:	PCBs_D3D	Limit Group:	HR - 1668A - ICAL
Client ID:	D2-0to19-101018		
Worklist#:	33063	Sample Line#:	12
Column Type:	SPB-Octyl	Column Dia:	0.25 mm

HxPCB F3

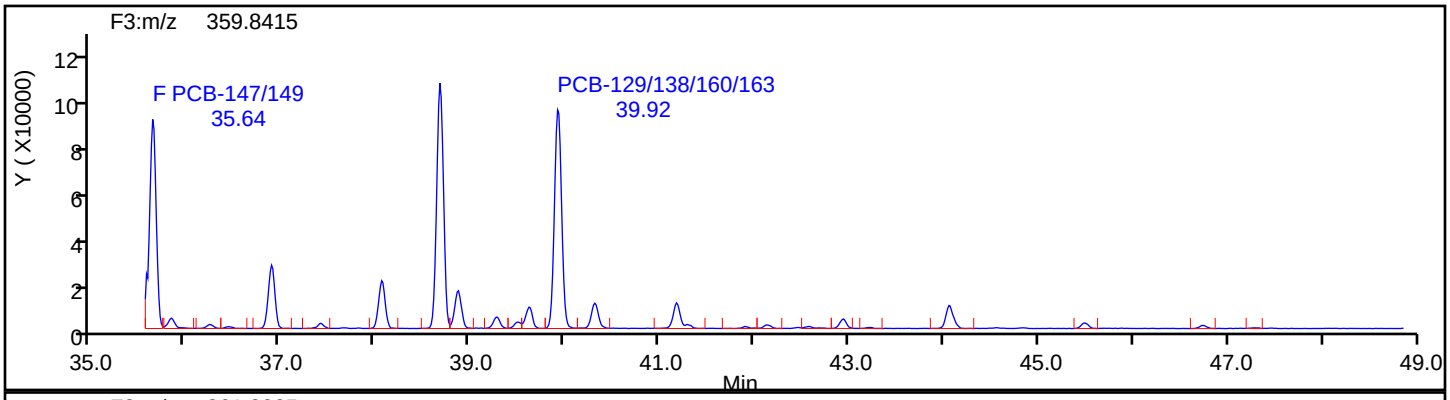

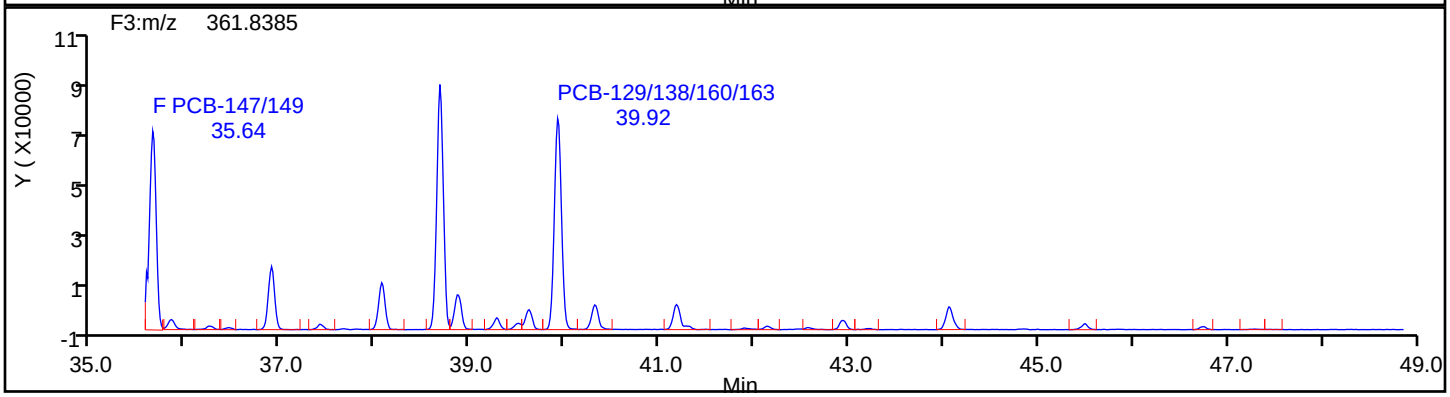

HxPCB F3 Standards

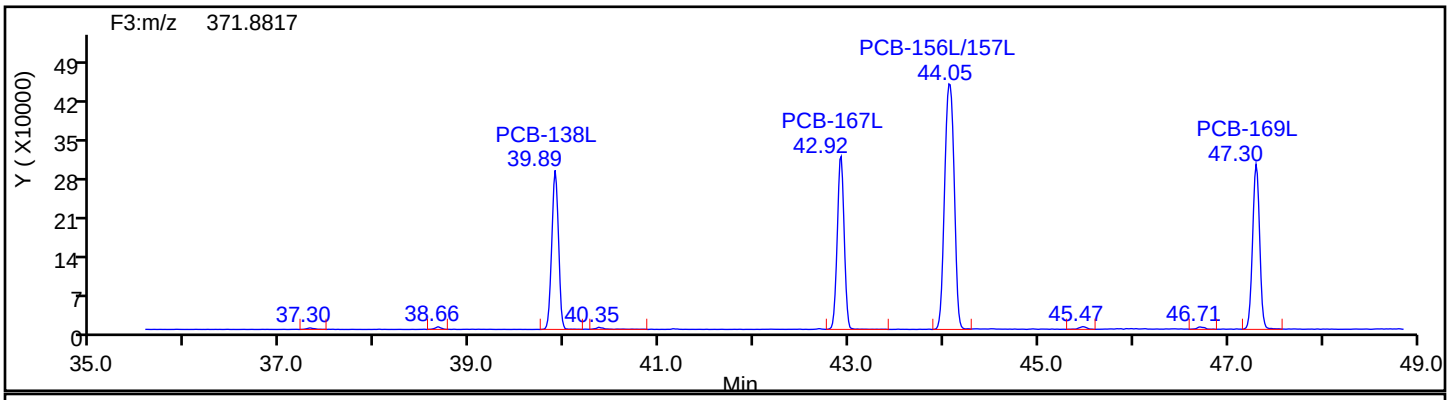

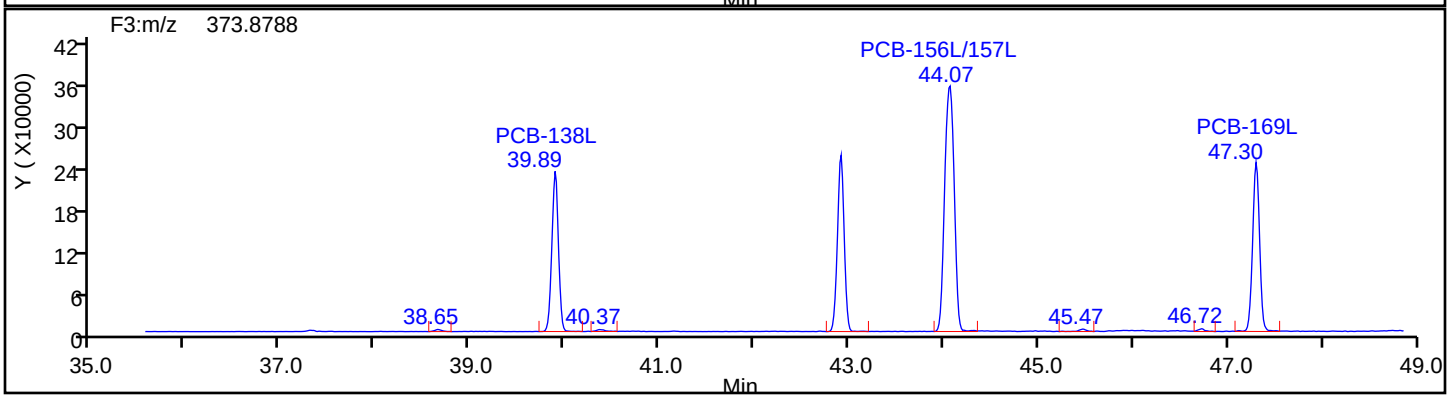

Eurofins TestAmerica, Knoxville

Data File:	\\chromna\Knoxville\ChromData\D3D\20190827-12879.b\580-88125-b-9-c.d		
Injection Date:	27-Aug-2019 22:35:00	Injection Vol:	1.0 ul
Instrument ID:	D3D	Operator ID:	Xcalibur_System
Method:	PCBs_D3D	Limit Group:	HR - 1668A - ICAL
Client ID:	D2-0to19-101018		
Worklist#:	33063	Sample Line#:	12
Column Type:	SPB-Octyl	Column Dia:	0.25 mm

HxPCB F3

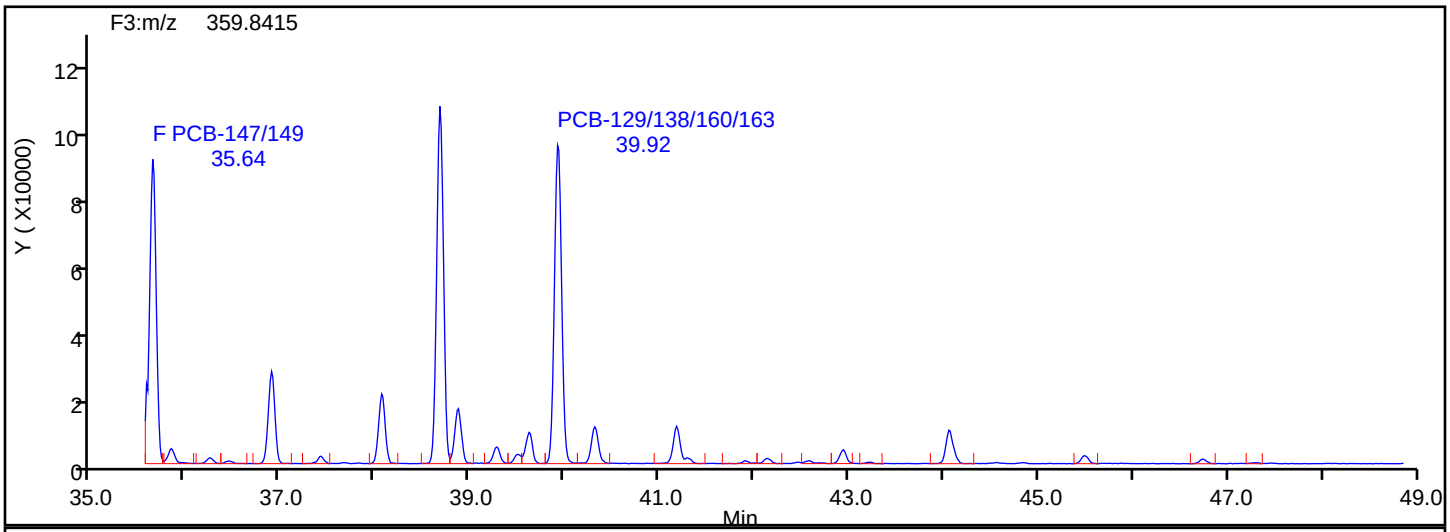

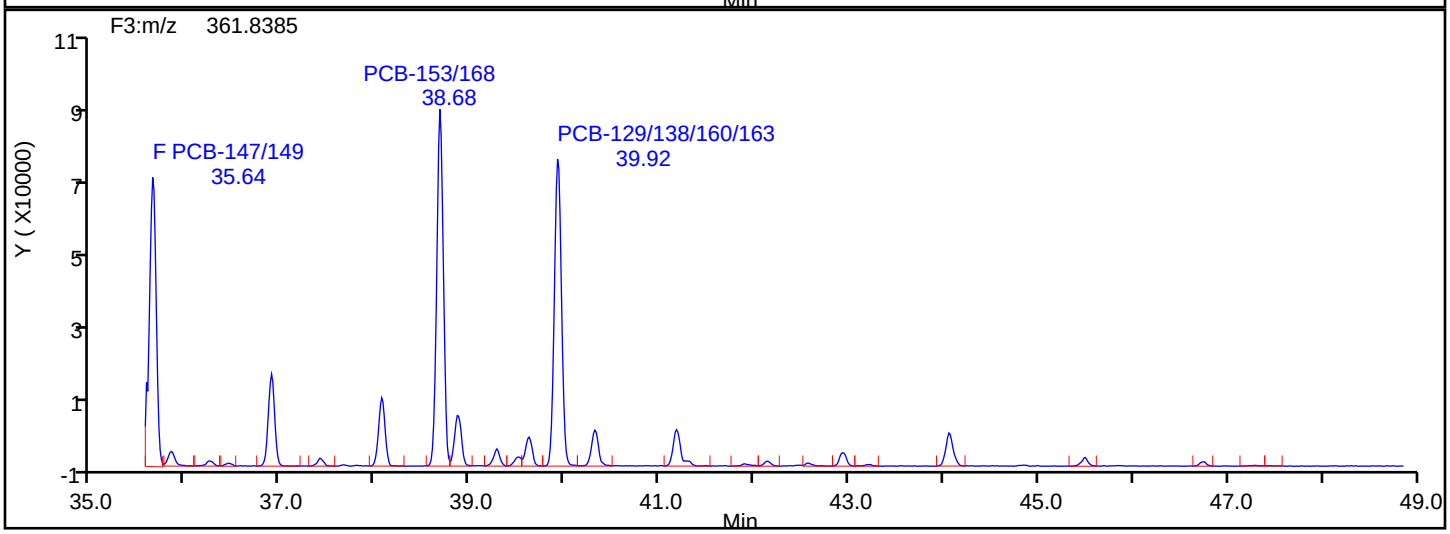

HxPCB F3 Lock Mass

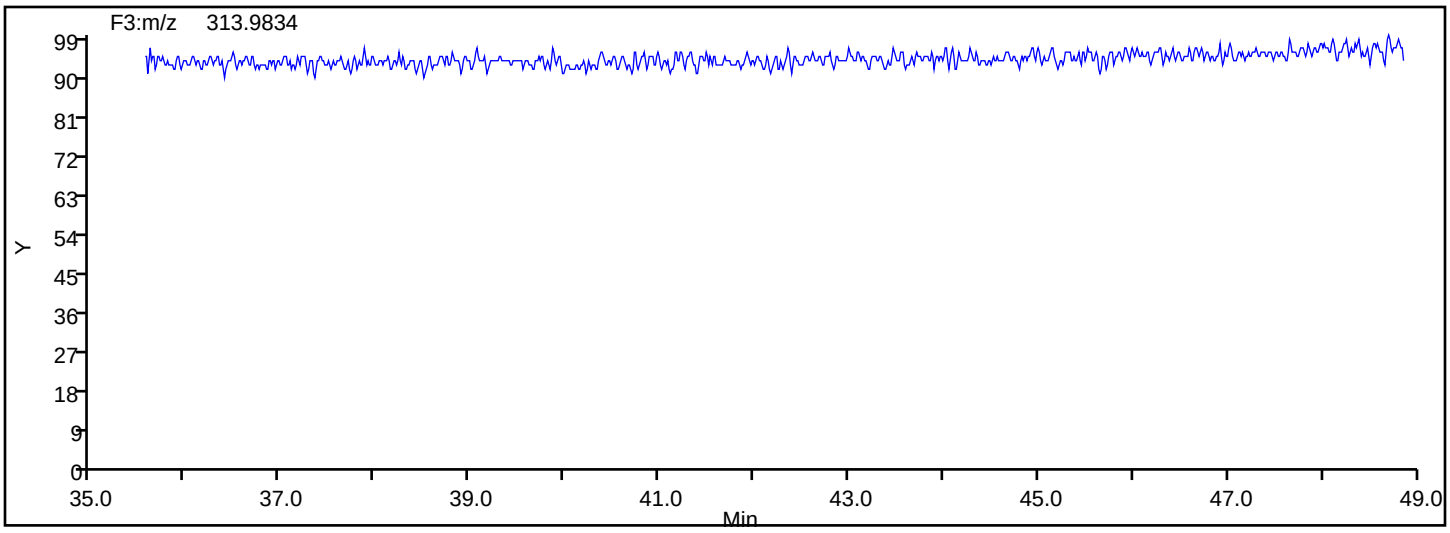

Manual Integration/User Assign Peak Report

Eurofins TestAmerica, Knoxville

Data File:	\\chromna\Knoxville\ChromData\D3D\20190827-12879.b\580-88125-b-9-c.d				
Injection Date:	27-Aug-2019 22:35:00	Instrument ID:	D3D		
Lims ID:	580-88125-B-9-C	Lab Sample ID:	140-88125-9		
Client ID:	D2-0to19-101018				
Operator ID:	Xcalibur_System	ALS Bottle#:	0	Worklist Smp#:	12
Injection Vol:	1.0 ul	Dil. Factor:	1.0000		
Method:	PCBs_D3D	Limit Group:	HR - 1668A - ICAL		
Column:	SPB-Octyl (0.25 mm)	Detector	F3(35.64 :49.10)		

PCB-147/149, CAS: STL01821

Signal: 2

Processing Integration Results

RT: 35.58
Area: 27339
Amount: 2.160020
Amount Units: pg/ul

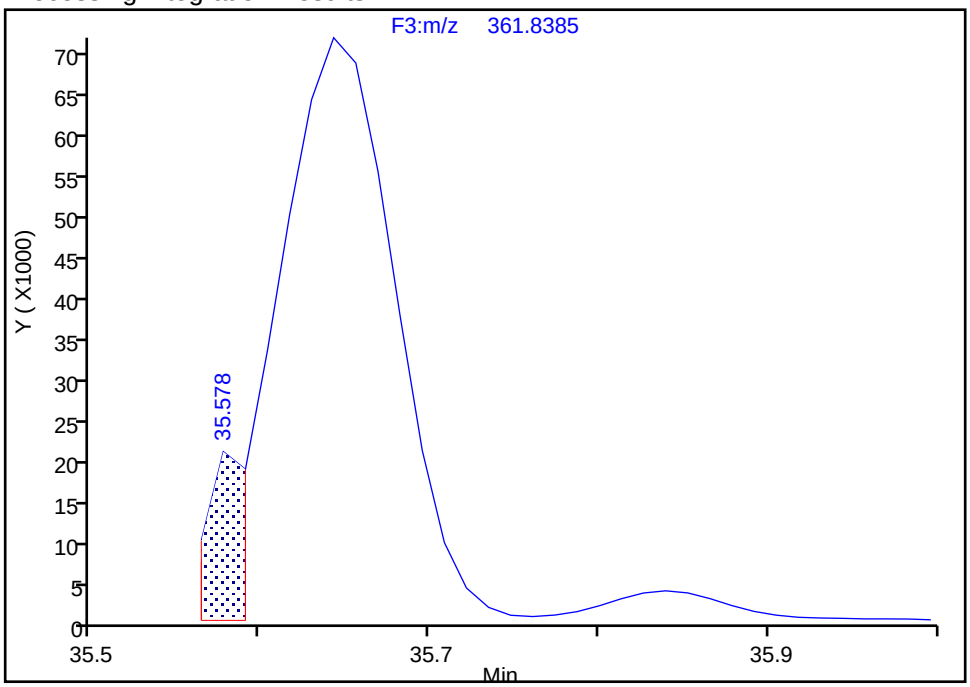

Manual Integration Results

RT: 35.64
Area: 362405
Amount: 29.497014
Amount Units: pg/ul

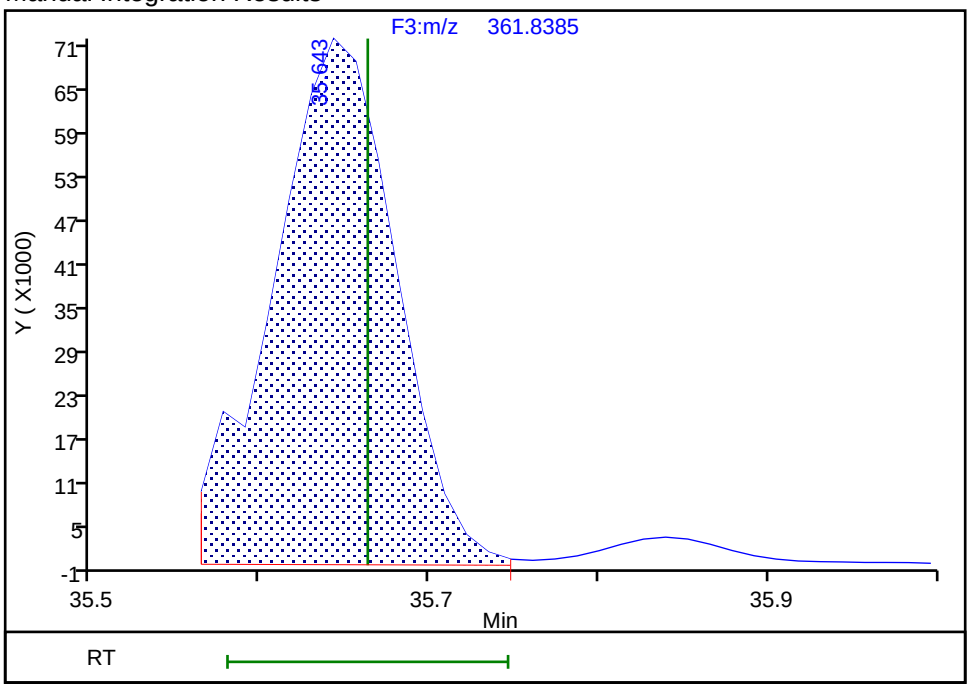

Reviewer: mcwhirterl, 28-Aug-2019 02:34:30

Audit Action: Marked Compound Undetected Audit Reason: Invalid Compound ID

Manual Integration/User Assign Peak Report

Eurofins TestAmerica, Knoxville

Data File:	\\chromna\Knoxville\ChromData\D3D\20190827-12879.b\580-88125-b-9-c.d				
Injection Date:	27-Aug-2019 22:35:00	Instrument ID:	D3D		
Lims ID:	580-88125-B-9-C	Lab Sample ID:	140-88125-9		
Client ID:	D2-0to19-101018				
Operator ID:	Xcalibur_System	ALS Bottle#:	0	Worklist Smp#:	12
Injection Vol:	1.0 ul	Dil. Factor:	1.0000		
Method:	PCBs_D3D	Limit Group:	HR - 1668A - ICAL		
Column:	SPB-Octyl (0.25 mm)	Detector	F3(35.64 :49.10)		

PCB-147/149, CAS: STL01821

Signal: 3

Processing Integration Results

RT: 35.58
Area: 59889
Amount: 2.160020
Amount Units: pg/ul

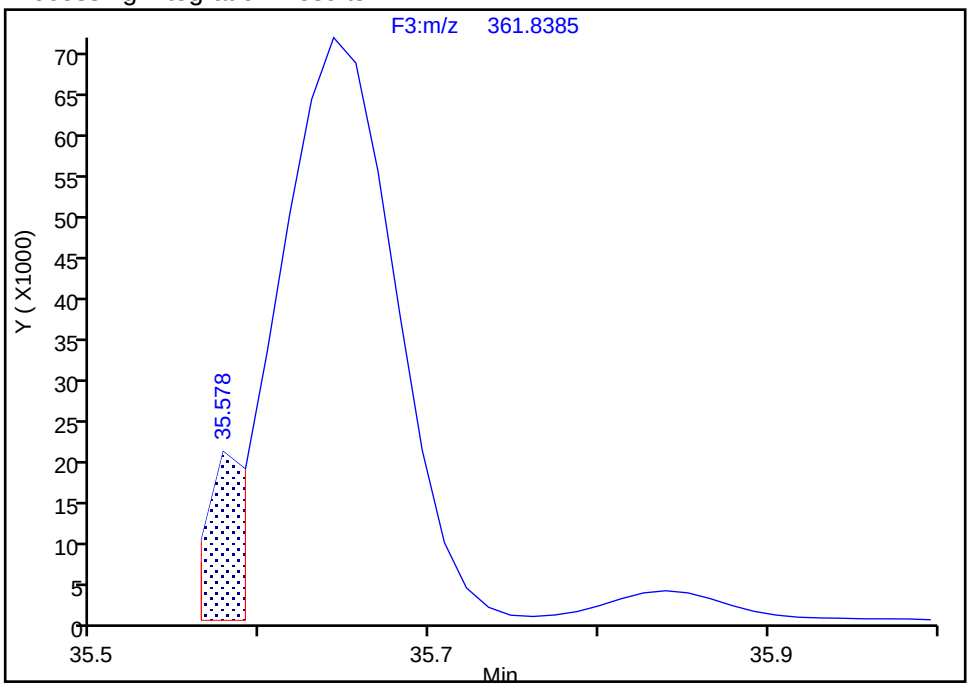

Manual Integration Results

RT: 35.64
Area: 817838
Amount: 29.497014
Amount Units: pg/ul
Reviewer: mcwhirterl, 28-Aug-2019 02:34:30
Audit Action: Marked Compound Undetected Audit Reason: Invalid Compound ID

Manual Integration/User Assign Peak Report

Eurofins TestAmerica, Knoxville

Data File:	\\chromna\Knoxville\ChromData\D3D\20190827-12879.b\580-88125-b-9-c.d				
Injection Date:	27-Aug-2019 22:35:00	Instrument ID:	D3D		
Lims ID:	580-88125-B-9-C	Lab Sample ID:	140-88125-9		
Client ID:	D2-0to19-101018				
Operator ID:	Xcalibur_System	ALS Bottle#:	0	Worklist Smp#:	12
Injection Vol:	1.0 ul	Dil. Factor:	1.0000		
Method:	PCBs_D3D	Limit Group:	HR - 1668A - ICAL		
Column:	SPB-Octyl (0.25 mm)	Detector	F3(35.64 :49.10)		

PCB-147/149, CAS: STL01821

Signal: 1

Processing Integration Results

RT: 35.58
Area: 32550
Amount: 2.160020
Amount Units: pg/ul

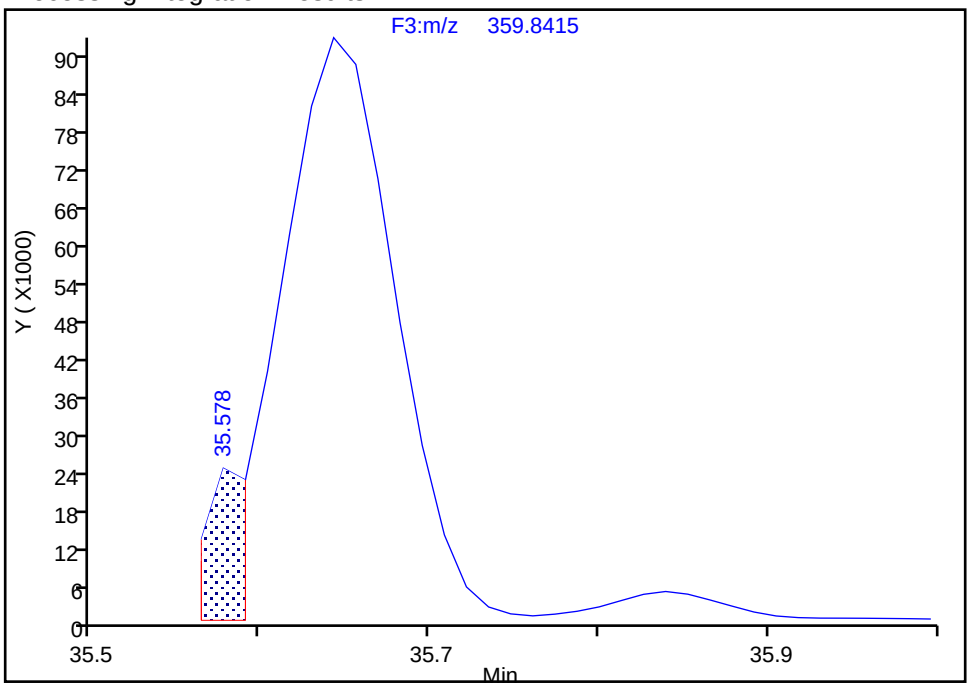

Manual Integration Results

RT: 35.64
Area: 455433
Amount: 29.497014
Amount Units: pg/ul

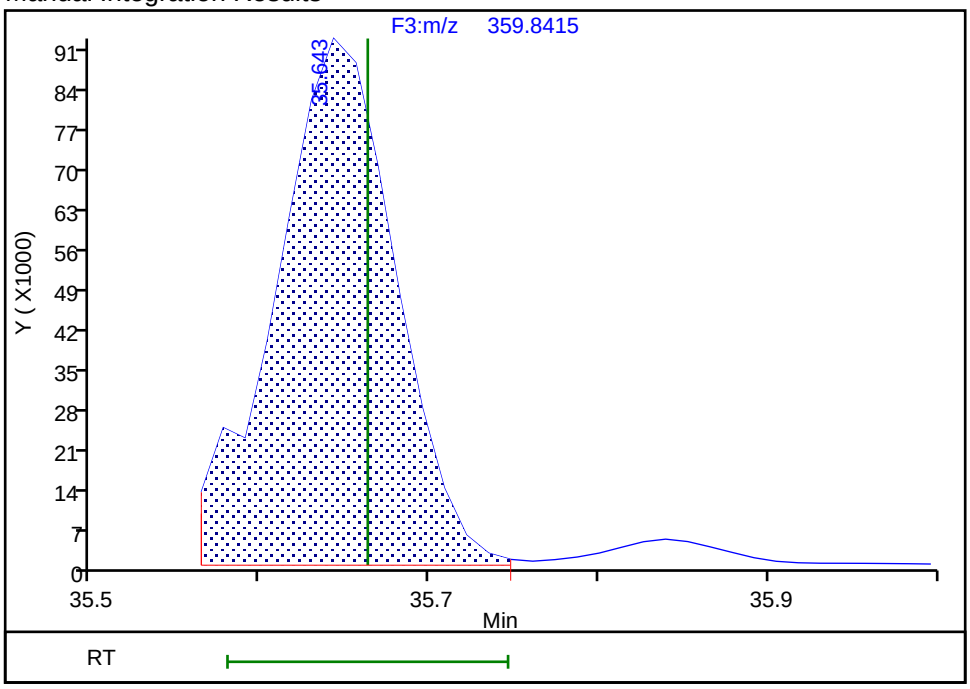

Reviewer: mcwhirterl, 28-Aug-2019 02:34:31
Audit Action: Manually Integrated/Assigned Compound ID Audit Reason: Incomplete Integration

Manual Integration/User Assign Peak Report

Eurofins TestAmerica, Knoxville

Data File:	\\chromna\Knoxville\ChromData\D3D\20190827-12879.b\580-88125-b-9-c.d				
Injection Date:	27-Aug-2019 22:35:00	Instrument ID:	D3D		
Lims ID:	580-88125-B-9-C	Lab Sample ID:	140-88125-9		
Client ID:	D2-0to19-101018				
Operator ID:	Xcalibur_System	ALS Bottle#:	0	Worklist Smp#:	12
Injection Vol:	1.0 ul	Dil. Factor:	1.0000		
Method:	PCBs_D3D	Limit Group:	HR - 1668A - ICAL		
Column:	SPB-Octyl (0.25 mm)	Detector	F3(35.64 :49.10)		

PCB-131, CAS: 61798-70-7

Signal: 1

Not Detected
Expected RT: 36.46

Processing Integration Results

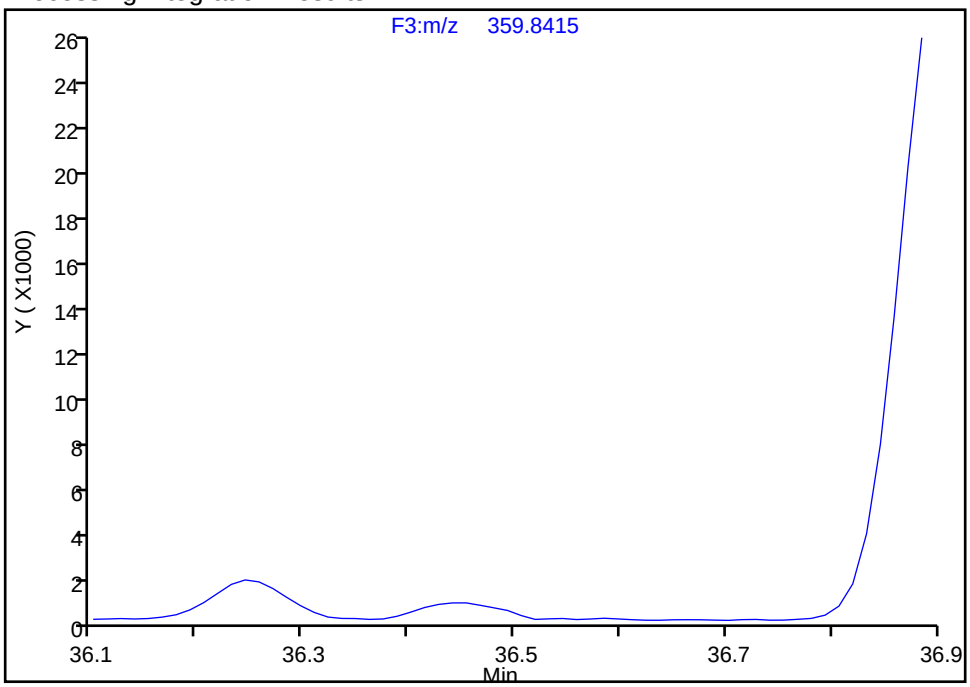

Manual Integration Results

RT: 36.45
Area: 4585
Amount: 0.342851
Amount Units: pg/ul

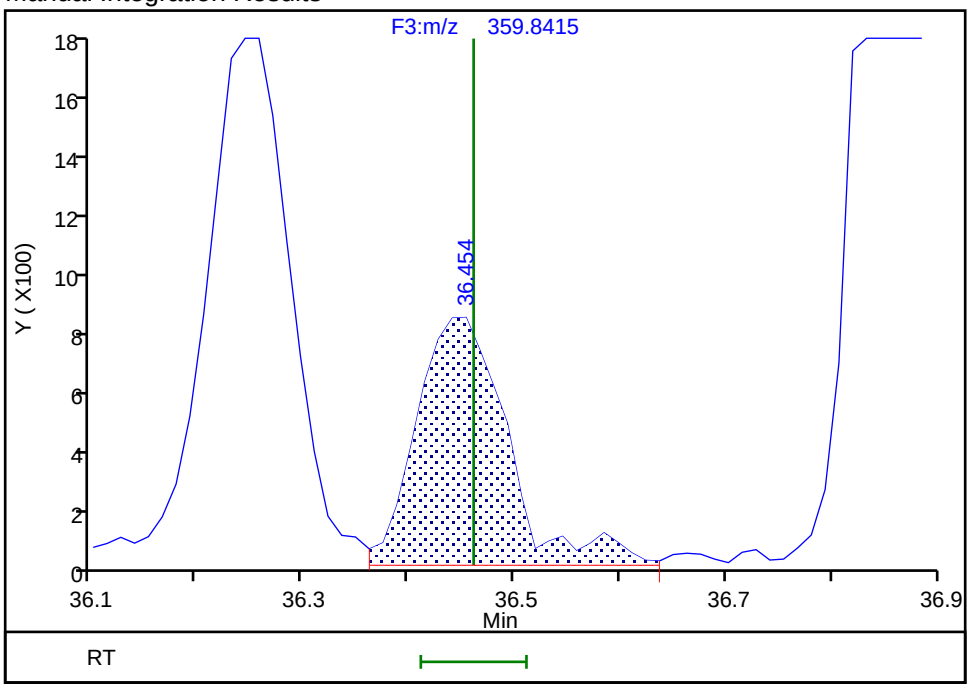

Reviewer: mcwhirterl, 28-Aug-2019 02:34:43
Audit Action: Assigned Compound ID Audit Reason: Incomplete Integration

Manual Integration/User Assign Peak Report

Eurofins TestAmerica, Knoxville

Data File:	\\chromna\Knoxville\ChromData\D3D\20190827-12879.b\580-88125-b-9-c.d				
Injection Date:	27-Aug-2019 22:35:00	Instrument ID:	D3D		
Lims ID:	580-88125-B-9-C	Lab Sample ID:	140-88125-9		
Client ID:	D2-0to19-101018				
Operator ID:	Xcalibur_System	ALS Bottle#:	0	Worklist Smp#:	12
Injection Vol:	1.0 ul	Dil. Factor:	1.0000		
Method:	PCBs_D3D	Limit Group:	HR - 1668A - ICAL		
Column:	SPB-Octyl (0.25 mm)	Detector	F3(35.64 :49.10)		

PCB-133, CAS: 35694-04-3

Signal: 1

Not Detected
Expected RT: 37.43

Processing Integration Results

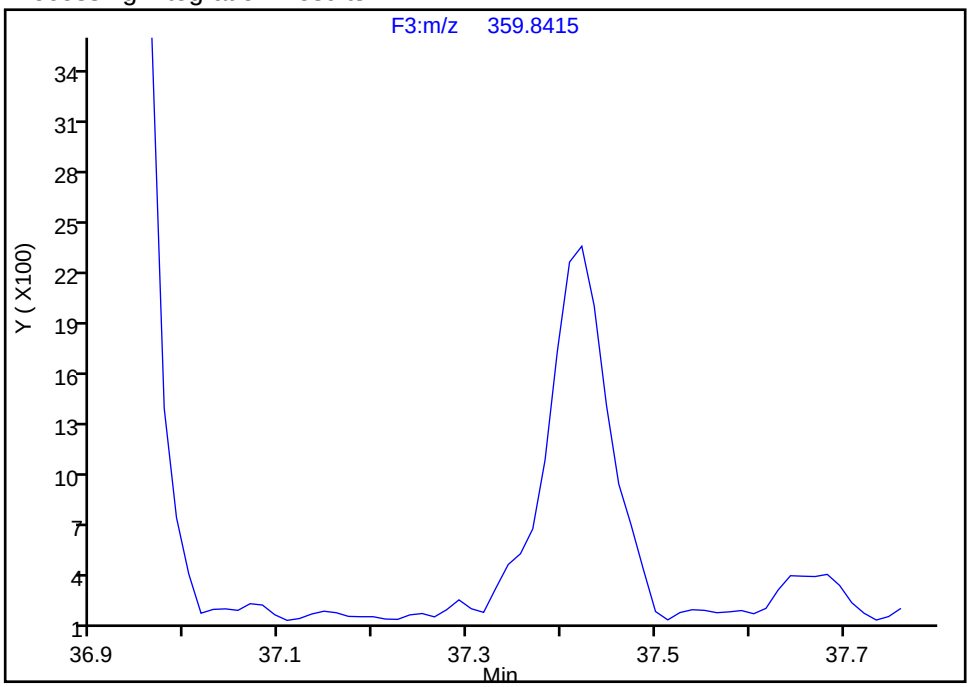

Manual Integration Results

RT: 37.42
Area: 10904
Amount: 0.777496
Amount Units: pg/ul

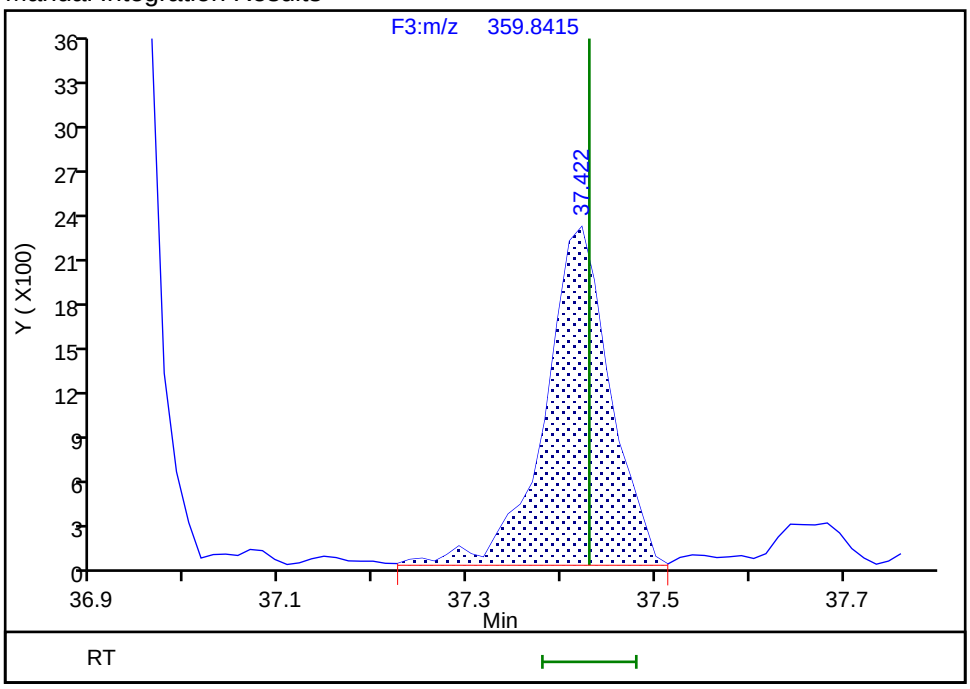

Reviewer: mcwhirterl, 28-Aug-2019 02:34:52
Audit Action: Assigned Compound ID Audit Reason: Incomplete Integration

Manual Integration/User Assign Peak Report

Eurofins TestAmerica, Knoxville

Data File:	\\chromna\Knoxville\ChromData\D3D\20190827-12879.b\580-88125-b-9-c.d				
Injection Date:	27-Aug-2019 22:35:00	Instrument ID:	D3D		
Lims ID:	580-88125-B-9-C	Lab Sample ID:	140-88125-9		
Client ID:	D2-0to19-101018				
Operator ID:	Xcalibur_System	ALS Bottle#:	0	Worklist Smp#:	12
Injection Vol:	1.0 ul	Dil. Factor:	1.0000		
Method:	PCBs_D3D	Limit Group:	HR - 1668A - ICAL		
Column:	SPB-Octyl (0.25 mm)	Detector	F3(35.64 :49.10)		

PCB-167, CAS: 52663-72-6

Signal: 2

Processing Integration Results

RT: 42.92
Area: 7821
Amount: 0.523866
Amount Units: pg/ul

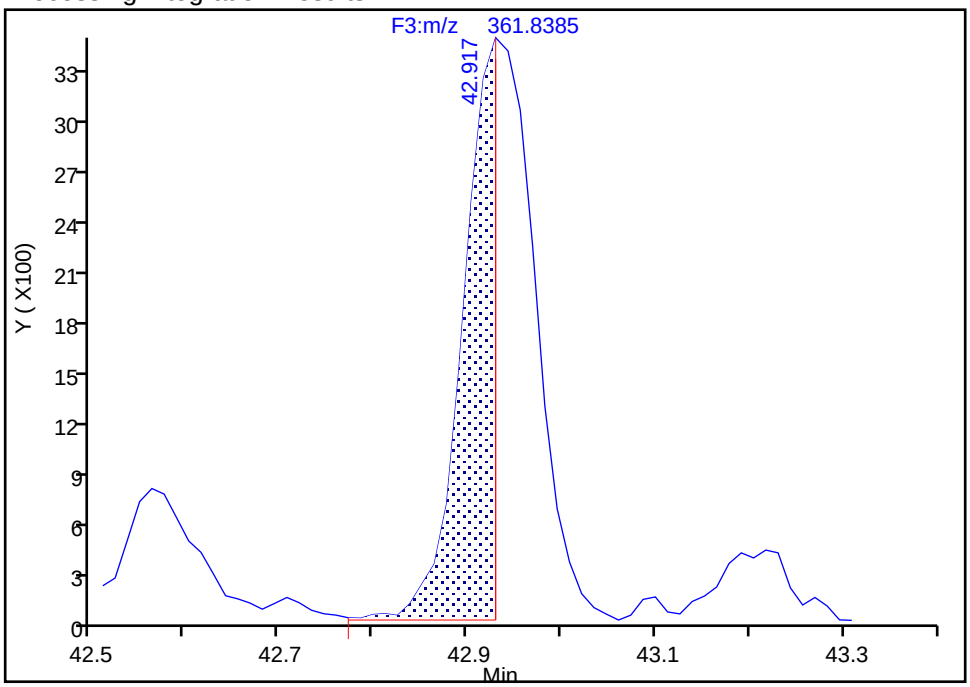

Manual Integration Results

RT: 42.93
Area: 17473
Amount: 0.997069
Amount Units: pg/ul

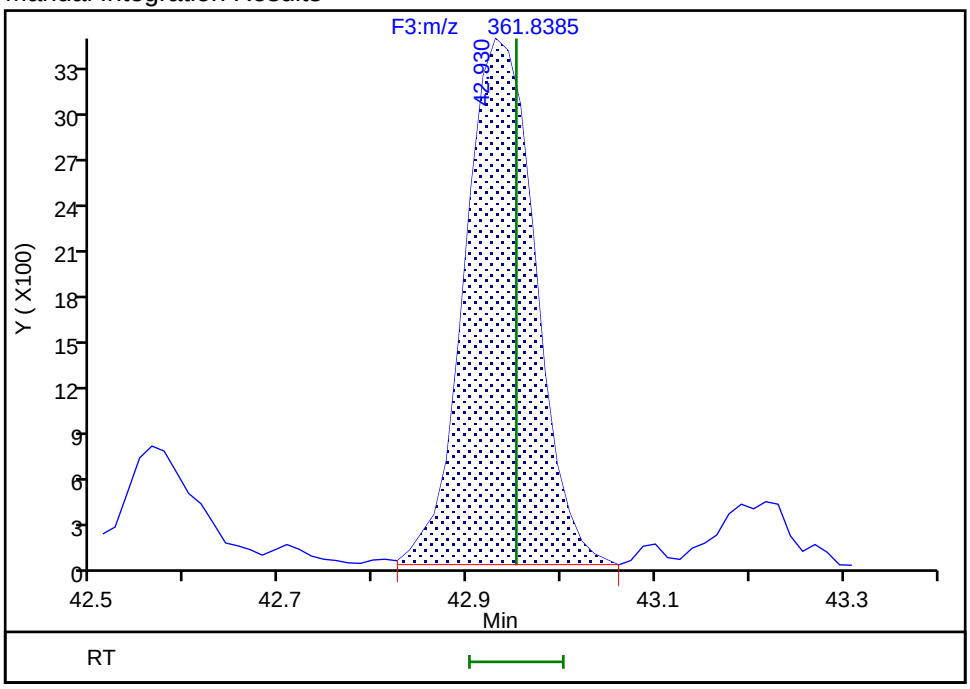

Reviewer: mcwhirterl, 28-Aug-2019 02:35:23

Audit Action: Marked Compound Undetected Audit Reason: Invalid Compound ID

Manual Integration/User Assign Peak Report

Eurofins TestAmerica, Knoxville

Data File:	\\chromna\Knoxville\ChromData\D3D\20190827-12879.b\580-88125-b-9-c.d				
Injection Date:	27-Aug-2019 22:35:00	Instrument ID:	D3D		
Lims ID:	580-88125-B-9-C	Lab Sample ID:	140-88125-9		
Client ID:	D2-0to19-101018				
Operator ID:	Xcalibur_System	ALS Bottle#:	0	Worklist Smp#:	12
Injection Vol:	1.0 ul	Dil. Factor:	1.0000		
Method:	PCBs_D3D	Limit Group:	HR - 1668A - ICAL		
Column:	SPB-Octyl (0.25 mm)	Detector	F3(35.64 :49.10)		

PCB-167, CAS: 52663-72-6

Signal: 3

Processing Integration Results

RT: 42.93
Area: 20163
Amount: 0.523866
Amount Units: pg/ul

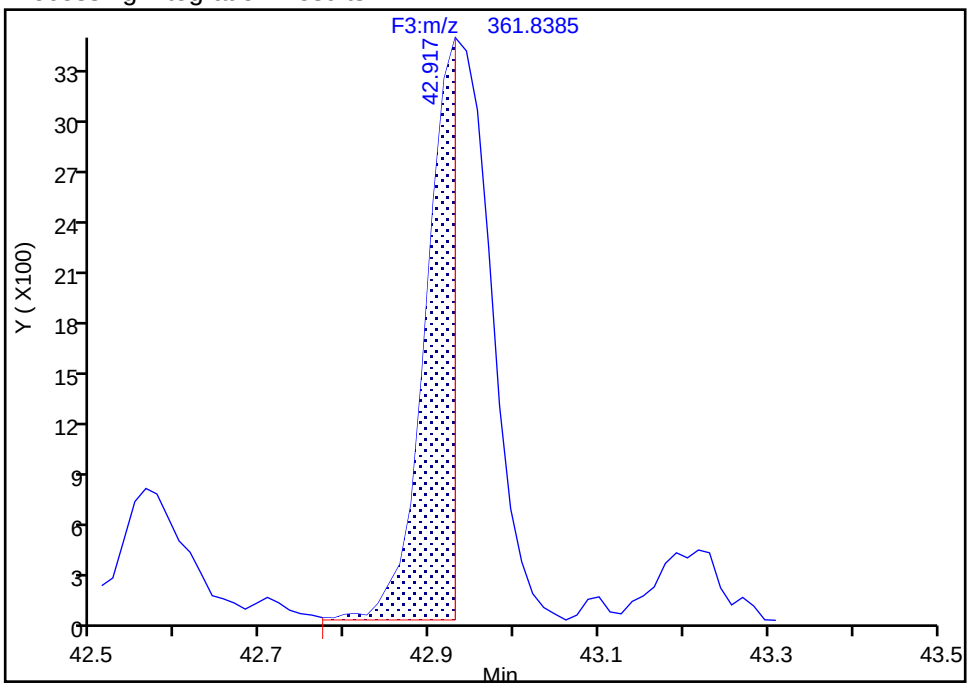

Manual Integration Results

RT: 42.94
Area: 38376
Amount: 0.997069
Amount Units: pg/ul
Reviewer: mcwhirterl, 28-Aug-2019 02:35:23
Audit Action: Marked Compound Undetected Audit Reason: Invalid Compound ID

Manual Integration/User Assign Peak Report

Eurofins TestAmerica, Knoxville

Data File:	\\chromna\Knoxville\ChromData\D3D\20190827-12879.b\580-88125-b-9-c.d				
Injection Date:	27-Aug-2019 22:35:00	Instrument ID:	D3D		
Lims ID:	580-88125-B-9-C	Lab Sample ID:	140-88125-9		
Client ID:	D2-0to19-101018				
Operator ID:	Xcalibur_System	ALS Bottle#:	0	Worklist Smp#:	12
Injection Vol:	1.0 ul	Dil. Factor:	1.0000		
Method:	PCBs_D3D	Limit Group:	HR - 1668A - ICAL		
Column:	SPB-Octyl (0.25 mm)	Detector	F3(35.64 :49.10)		

PCB-167, CAS: 52663-72-6

Signal: 1

Processing Integration Results

RT: 42.93
Area: 12342
Amount: 0.523866
Amount Units: pg/ul

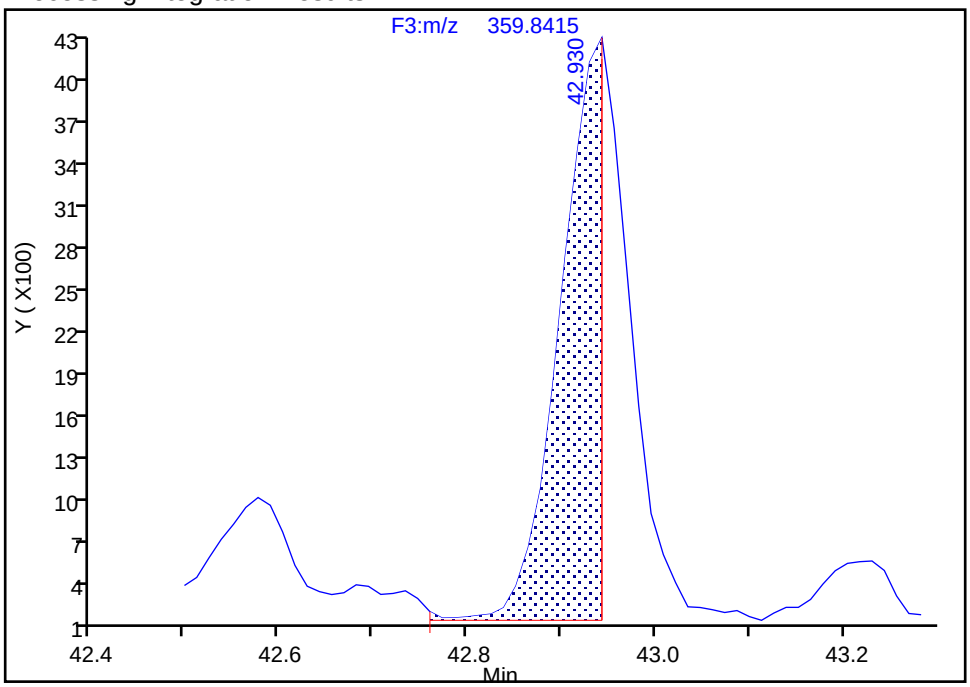

Manual Integration Results

RT: 42.94
Area: 20903
Amount: 0.997069
Amount Units: pg/ul

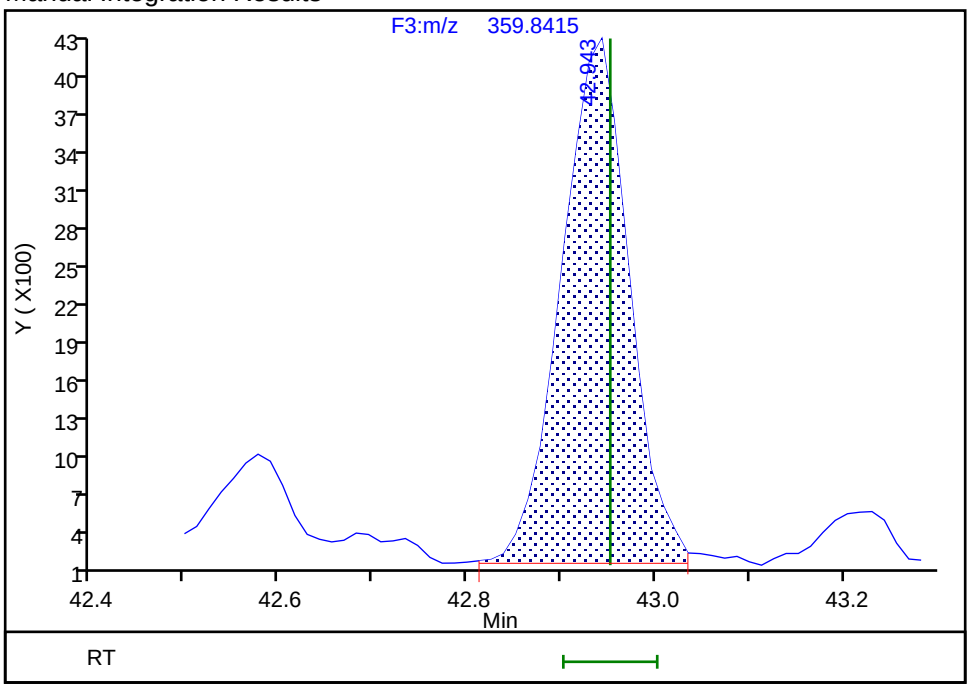

Reviewer: mcwhirterl, 28-Aug-2019 02:35:25

Audit Action: Manually Integrated/Assigned Compound ID Audit Reason: Incomplete Integration

Manual Integration/User Assign Peak Report

Eurofins TestAmerica, Knoxville

Data File:	\\chromna\Knoxville\ChromData\D3D\20190827-12879.b\580-88125-b-9-c.d				
Injection Date:	27-Aug-2019 22:35:00	Instrument ID:	D3D		
Lims ID:	580-88125-B-9-C	Lab Sample ID:	140-88125-9		
Client ID:	D2-0to19-101018				
Operator ID:	Xcalibur_System	ALS Bottle#:	0	Worklist Smp#:	12
Injection Vol:	1.0 ul	Dil. Factor:	1.0000		
Method:	PCBs_D3D	Limit Group:	HR - 1668A - ICAL		
Column:	SPB-Octyl (0.25 mm)	Detector	F3(35.64 :49.10)		

PCB-169, CAS: 32774-16-6

Signal: 2

Processing Integration Results

RT: 47.29
Area: 1890
Amount: 0.109046
Amount Units: pg/ul

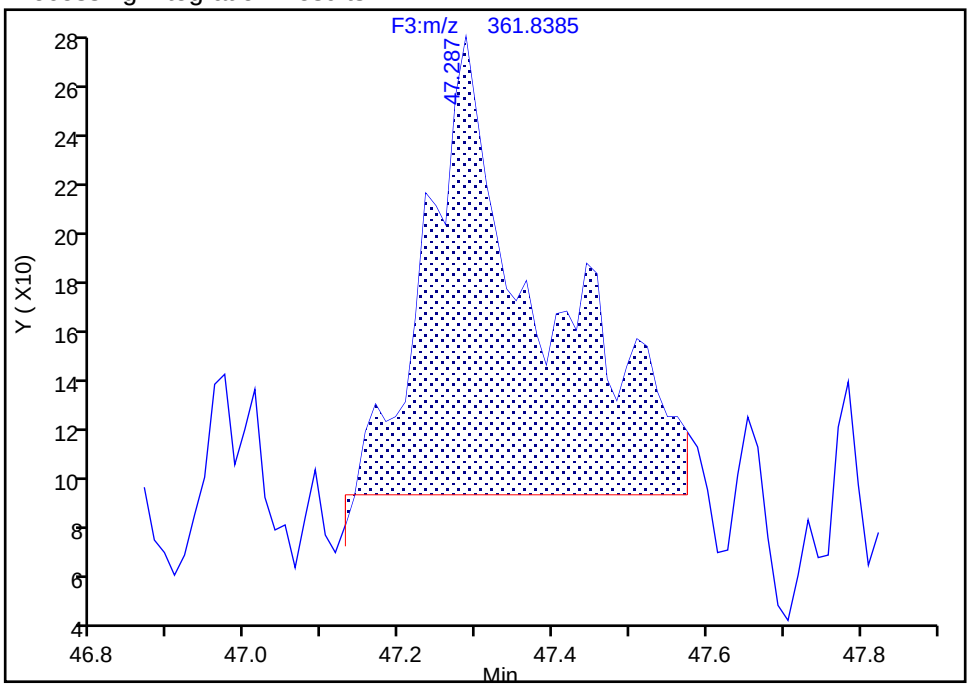

Manual Integration Results

RT: 47.29
Area: 1272
Amount: 0.091994
Amount Units: pg/ul

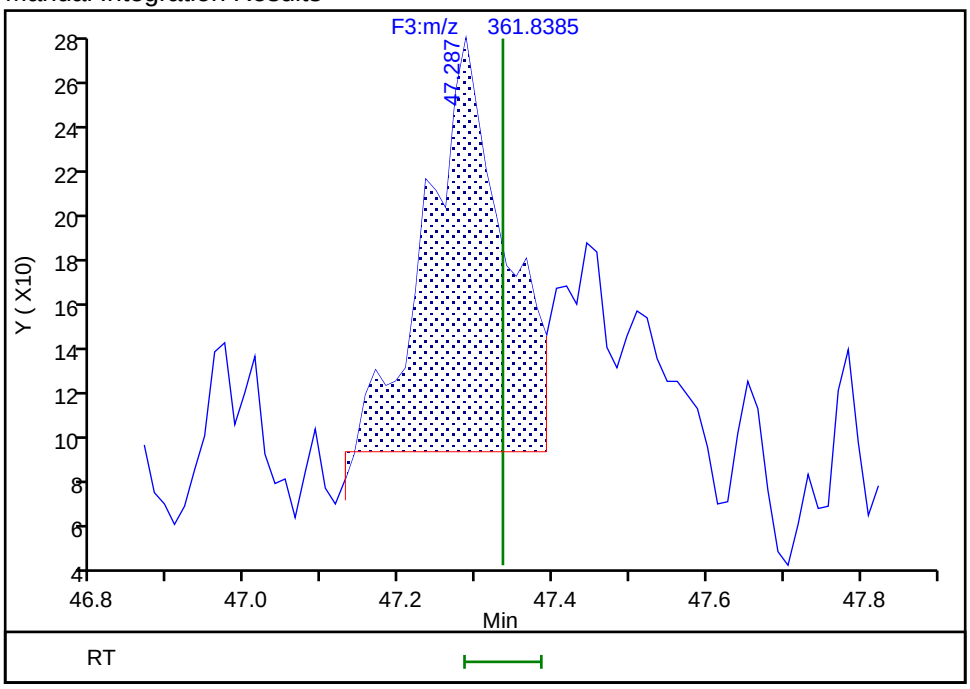

Reviewer: mcwhirterl, 28-Aug-2019 02:35:48
Audit Action: Marked Compound Undetected Audit Reason: Invalid Compound ID

Manual Integration/User Assign Peak Report

Eurofins TestAmerica, Knoxville

Data File: \\chromna\Knoxville\ChromData\D3D\20190827-12879.b\580-88125-b-9-c.d

Injection Date:	27-Aug-2019 22:35:00	Instrument ID:	D3D		
Lims ID:	580-88125-B-9-C	Lab Sample ID:	140-88125-9		
Client ID:	D2-0to19-101018				
Operator ID:	Xcalibur_System	ALS Bottle#:	0	Worklist Smp#:	12
Injection Vol:	1.0 ul	Dil. Factor:	1.0000		
Method:	PCBs_D3D	Limit Group:	HR - 1668A - ICAL		
Column:	SPB-Octyl (0.25 mm)	Detector	F3(35.64 :49.10)		

PCB-169, CAS: 32774-16-6

Signal: 3

Processing Integration Results

RT: 47.33
Area: 3952
Amount: 0.109046
Amount Units: pg/ul

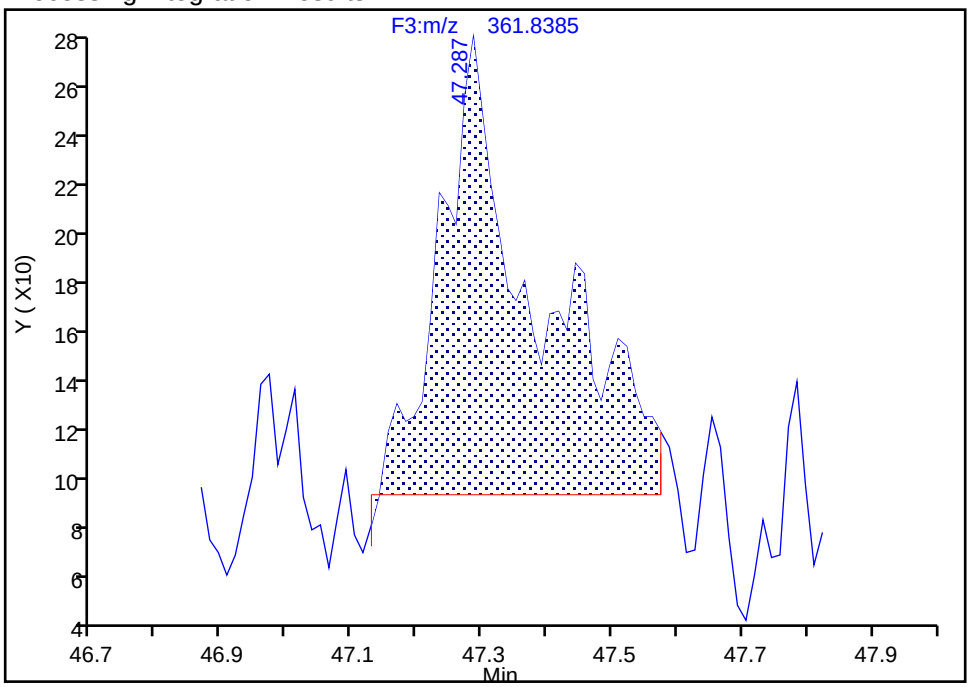

Manual Integration Results

RT: 47.33
Area: 3334
Amount: 0.091994
Amount Units: pg/ul
Reviewer: mcwhirterl, 28-Aug-2019 02:35:48
Audit Action: Marked Compound Undetected Audit Reason: Invalid Compound ID

Manual Integration/User Assign Peak Report

Eurofins TestAmerica, Knoxville

Data File:	\\chromna\Knoxville\ChromData\D3D\20190827-12879.b\580-88125-b-9-c.d				
Injection Date:	27-Aug-2019 22:35:00	Instrument ID:	D3D		
Lims ID:	580-88125-B-9-C	Lab Sample ID:	140-88125-9		
Client ID:	D2-0to19-101018				
Operator ID:	Xcalibur_System	ALS Bottle#:	0	Worklist Smp#:	12
Injection Vol:	1.0 ul	Dil. Factor:	1.0000		
Method:	PCBs_D3D	Limit Group:	HR - 1668A - ICAL		
Column:	SPB-Octyl (0.25 mm)	Detector	F3(35.64 :49.10)		

PCB-169, CAS: 32774-16-6

Signal: 1

Processing Integration Results

RT: 47.33
Area: 2062
Amount: 0.109046
Amount Units: pg/ul

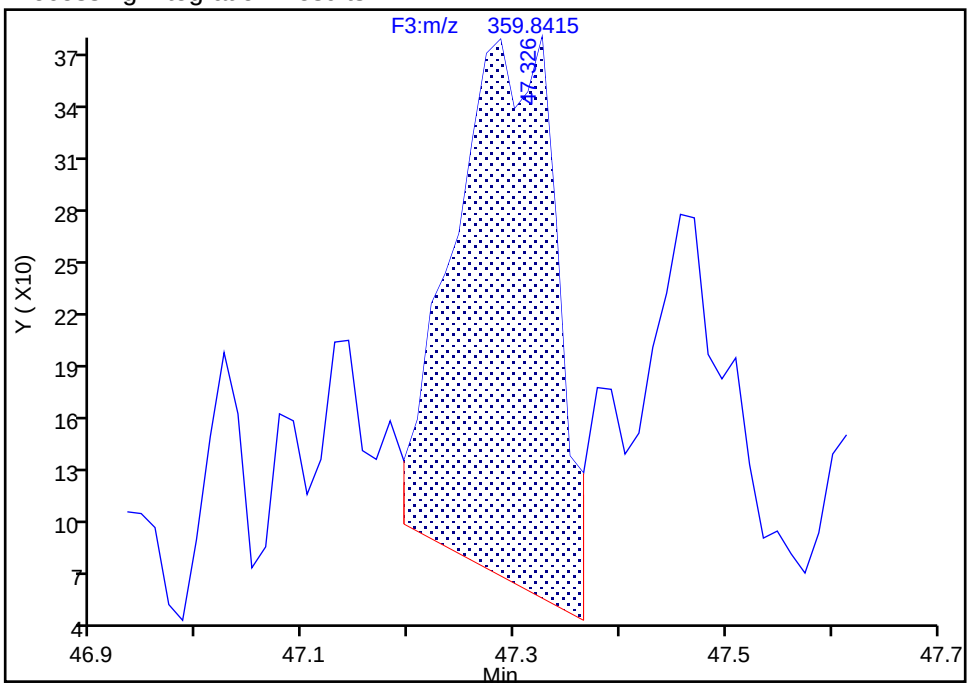

Manual Integration Results

RT: 47.33
Area: 2062
Amount: 0.091994
Amount Units: pg/ul

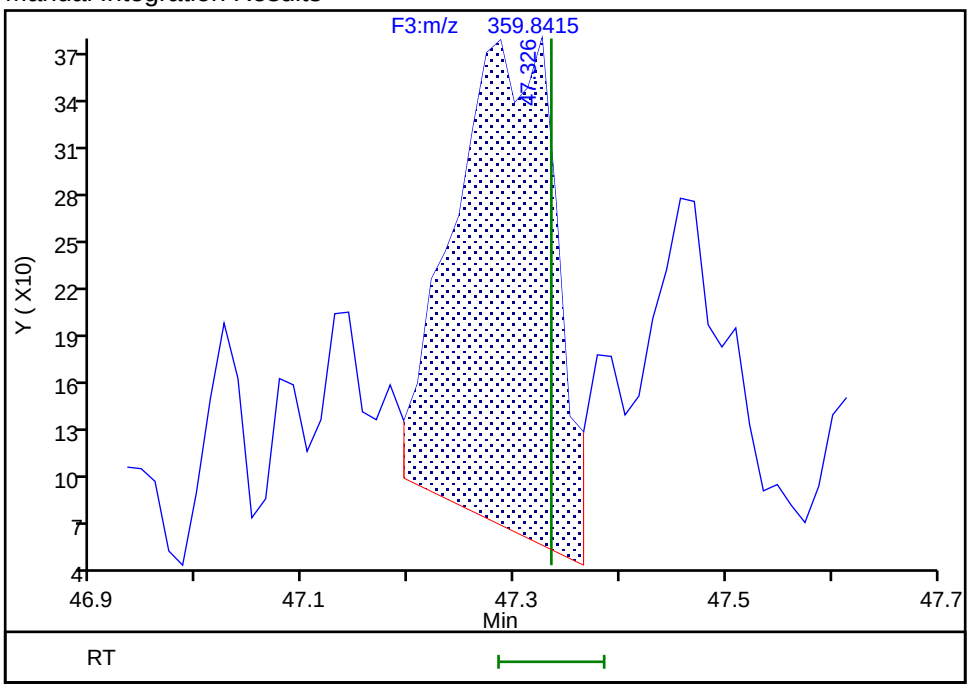

Reviewer: mcwhirterl, 28-Aug-2019 02:35:49

Audit Action: Manually Integrated/Assigned Compound ID Audit Reason: Split Peak

Eurofins TestAmerica, Knoxville

Data File:	\\chromna\Knoxville\ChromData\D3D\20190827-12879.b\580-88125-b-9-c.d		
Injection Date:	27-Aug-2019 22:35:00	Injection Vol:	1.0 ul
Instrument ID:	D3D	Operator ID:	Xcalibur_System
Method:	PCBs_D3D	Limit Group:	HR - 1668A - ICAL
Client ID:	D2-0to19-101018		
Worklist#:	33063	Sample Line#:	12
Column Type:	SPB-Octyl	Column Dia:	0.25 mm

HpPCB F3

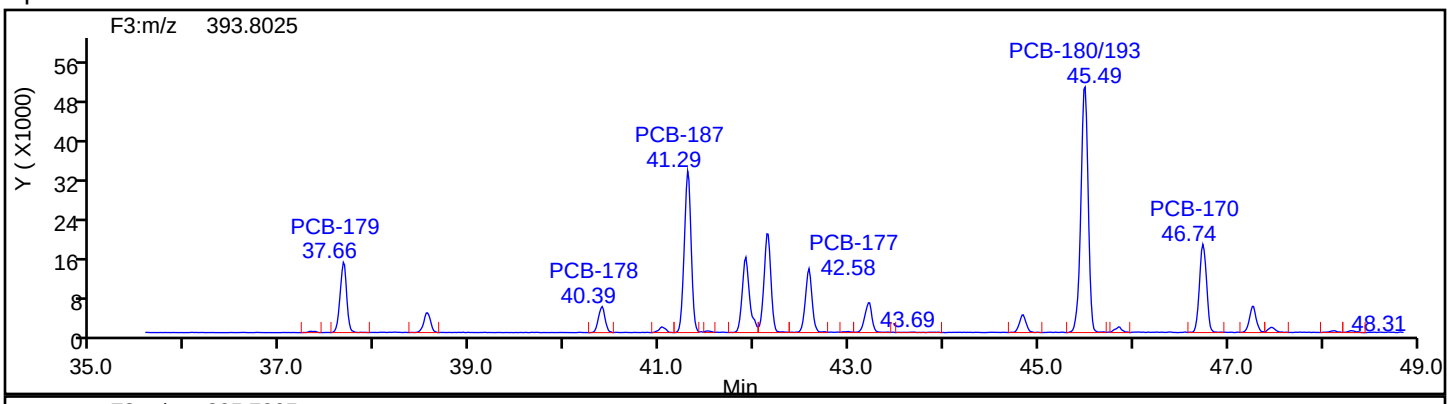

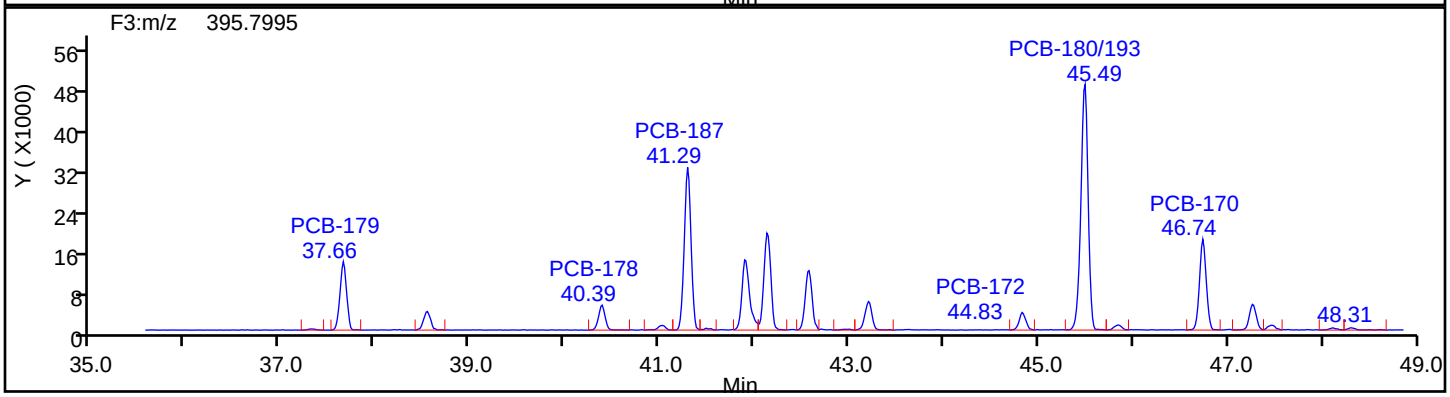

HpPCB F3 Standards

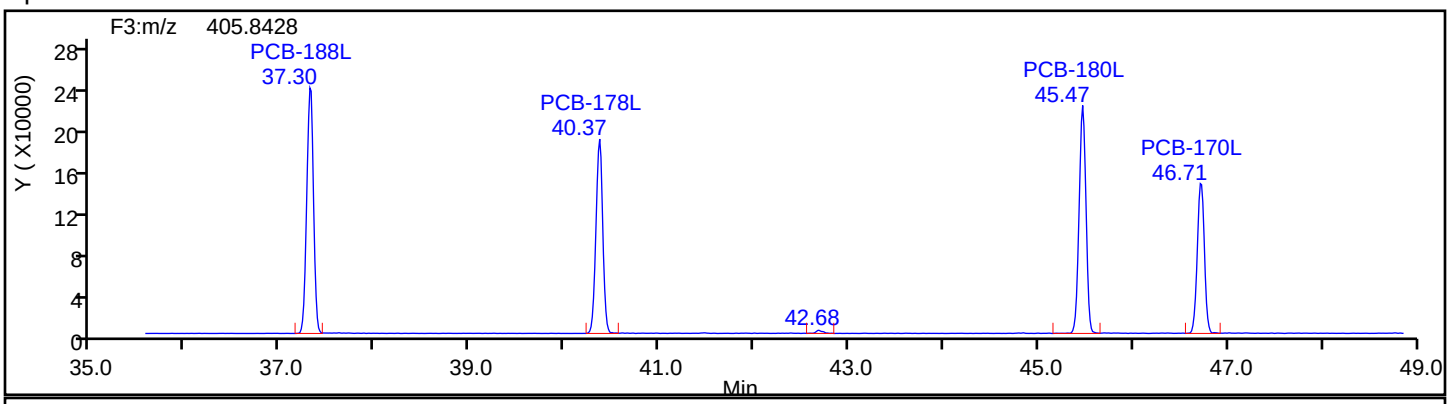

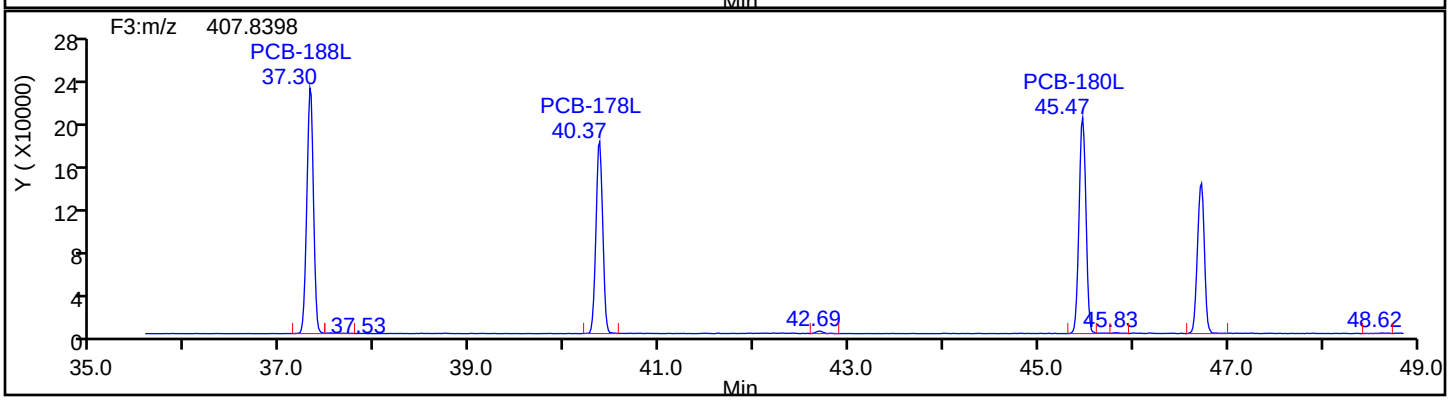

Eurofins TestAmerica, Knoxville

Data File:	\\chromna\Knoxville\ChromData\D3D\20190827-12879.b\580-88125-b-9-c.d		
Injection Date:	27-Aug-2019 22:35:00	Injection Vol:	1.0 ul
Instrument ID:	D3D	Operator ID:	Xcalibur_System
Method:	PCBs_D3D	Limit Group:	HR - 1668A - ICAL
Client ID:	D2-0to19-101018		
Worklist#:	33063	Sample Line#:	12
Column Type:	SPB-Octyl	Column Dia:	0.25 mm

HpPCB F3

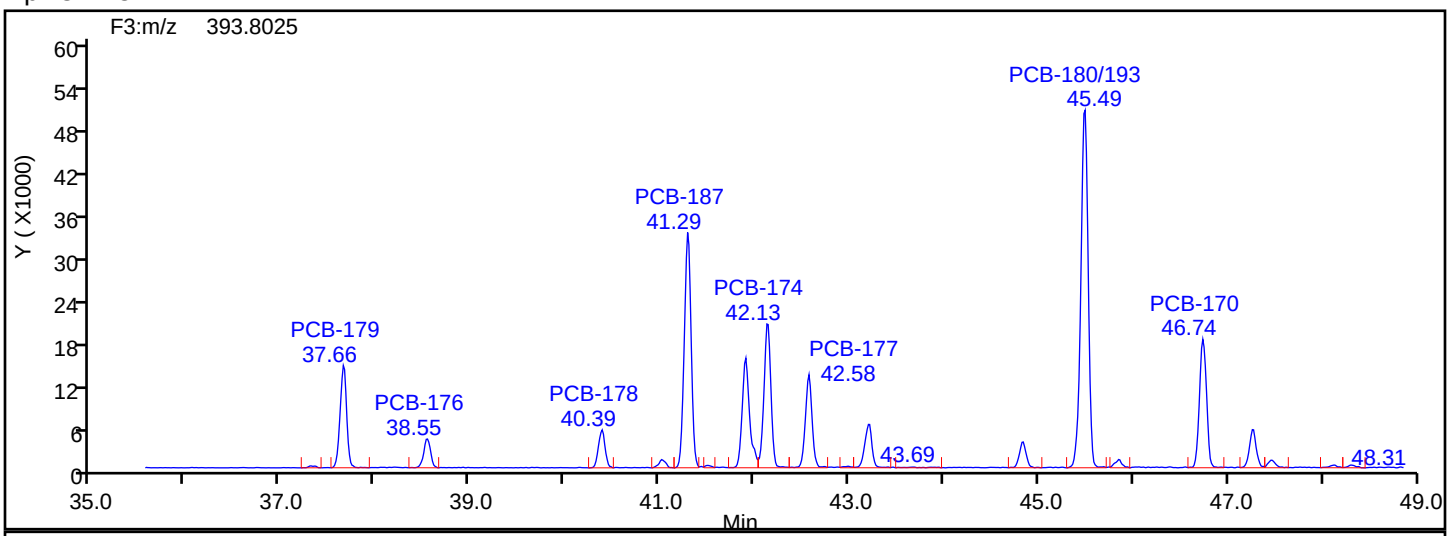

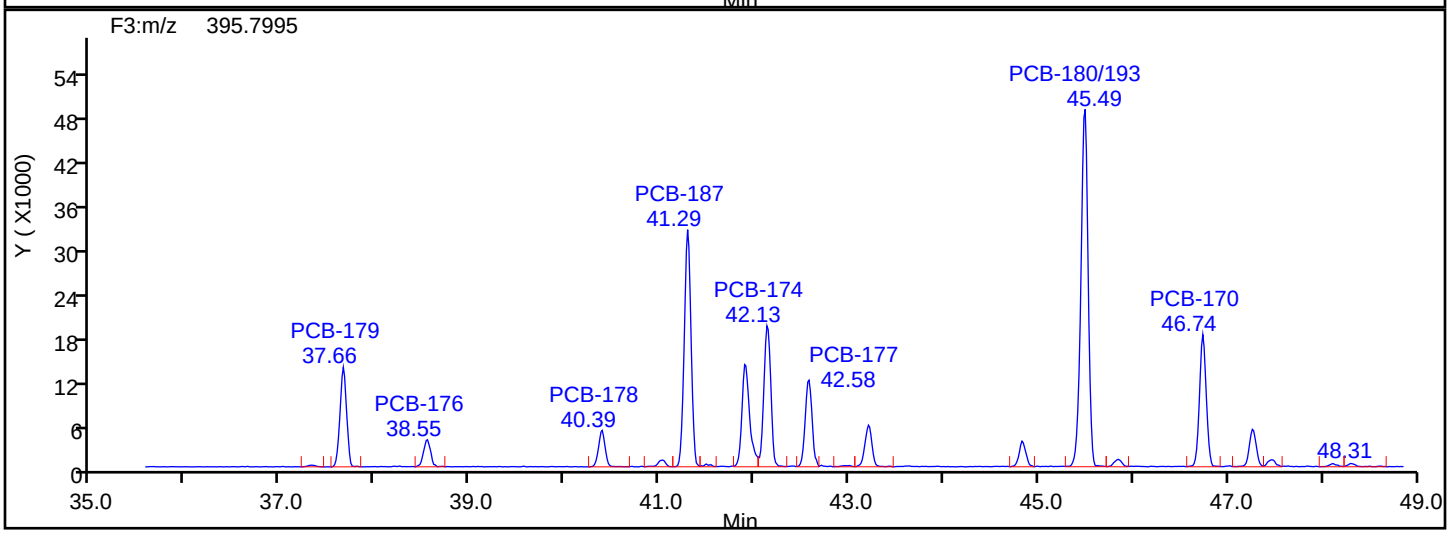

HpPCB F3 Lock Mass

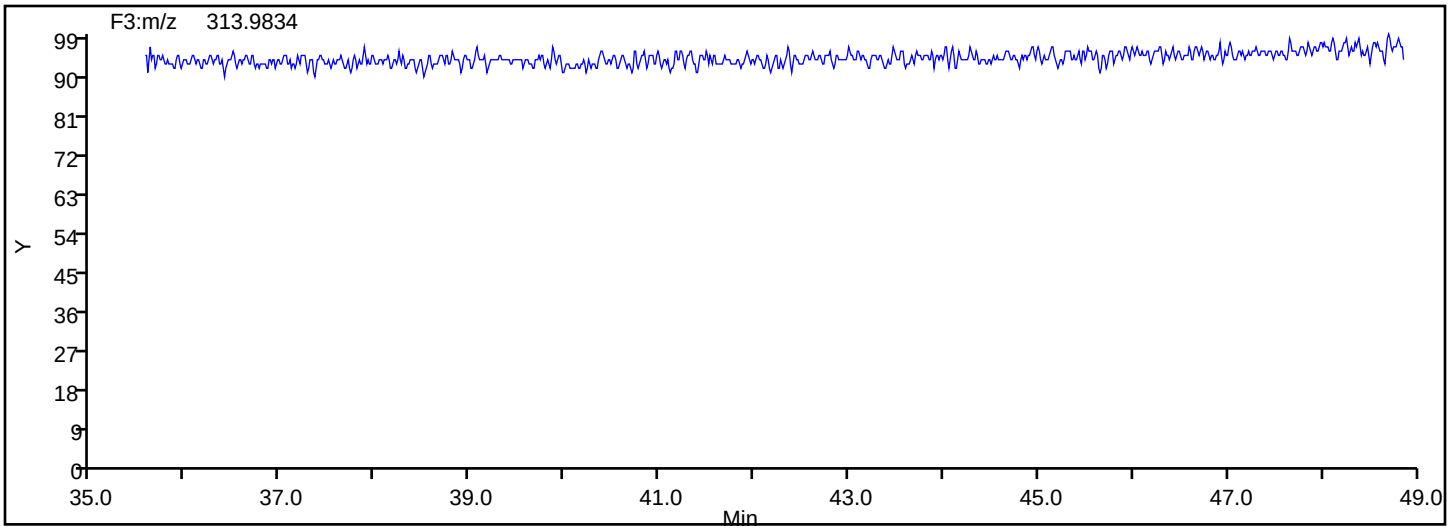

Manual Integration/User Assign Peak Report

Eurofins TestAmerica, Knoxville

Data File:	\\chromna\Knoxville\ChromData\D3D\20190827-12879.b\580-88125-b-9-c.d				
Injection Date:	27-Aug-2019 22:35:00	Instrument ID:	D3D		
Lims ID:	580-88125-B-9-C	Lab Sample ID:	140-88125-9		
Client ID:	D2-0to19-101018				
Operator ID:	Xcalibur_System	ALS Bottle#:	0	Worklist Smp#:	12
Injection Vol:	1.0 ul	Dil. Factor:	1.0000		
Method:	PCBs_D3D	Limit Group:	HR - 1668A - ICAL		
Column:	SPB-Octyl (0.25 mm)	Detector	F3(35.64 :49.10)		

PCB-176, CAS: 52663-65-7

Signal: 1

Not Detected
Expected RT: 38.56

Processing Integration Results

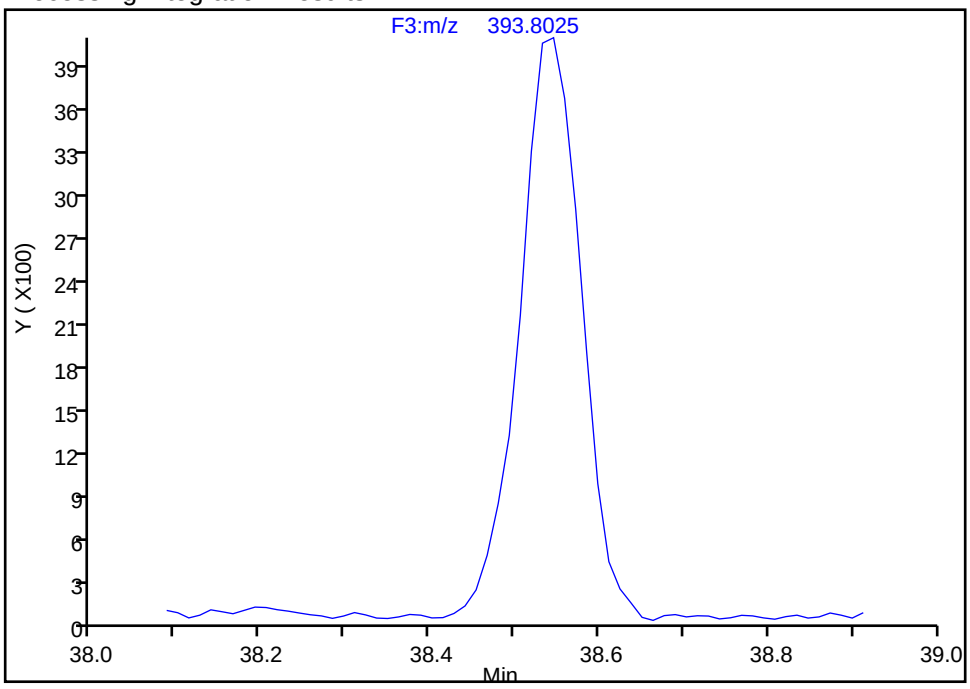

Manual Integration Results

RT: 38.55
Area: 20704
Amount: 1.376849
Amount Units: pg/ul

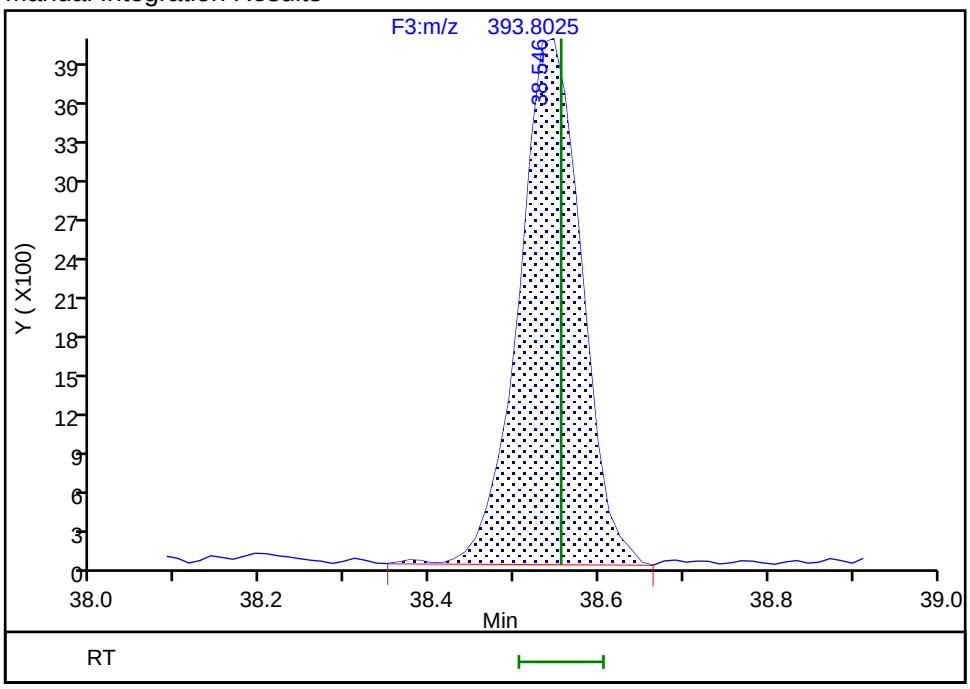

Reviewer: mcwhirterl, 28-Aug-2019 02:36:08
Audit Action: Assigned Compound ID Audit Reason: Split Peak

Manual Integration/User Assign Peak Report

Eurofins TestAmerica, Knoxville

Data File:	\\chromna\Knoxville\ChromData\D3D\20190827-12879.b\580-88125-b-9-c.d				
Injection Date:	27-Aug-2019 22:35:00	Instrument ID:	D3D		
Lims ID:	580-88125-B-9-C	Lab Sample ID:	140-88125-9		
Client ID:	D2-0to19-101018				
Operator ID:	Xcalibur_System	ALS Bottle#:	0	Worklist Smp#:	12
Injection Vol:	1.0 ul	Dil. Factor:	1.0000		
Method:	PCBs_D3D	Limit Group:	HR - 1668A - ICAL		
Column:	SPB-Octyl (0.25 mm)	Detector	F3(35.64 :49.10)		

PCB-178, CAS: 52663-67-9

Signal: 1

Not Detected
Expected RT: 40.40

Processing Integration Results

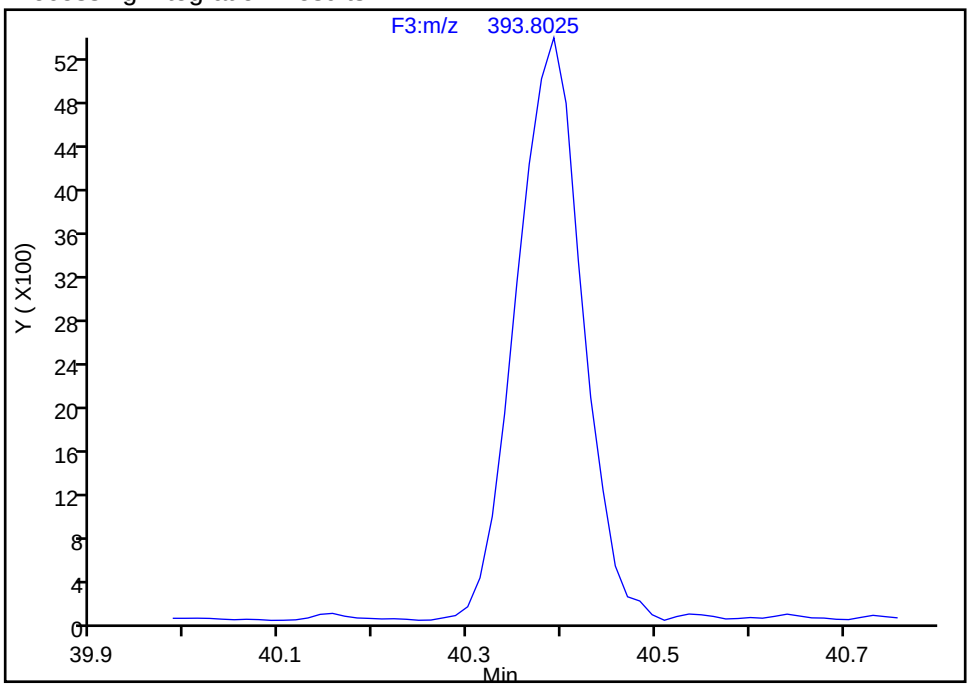

Manual Integration Results

RT: 40.39
Area: 26042
Amount: 2.562289
Amount Units: pg/ul

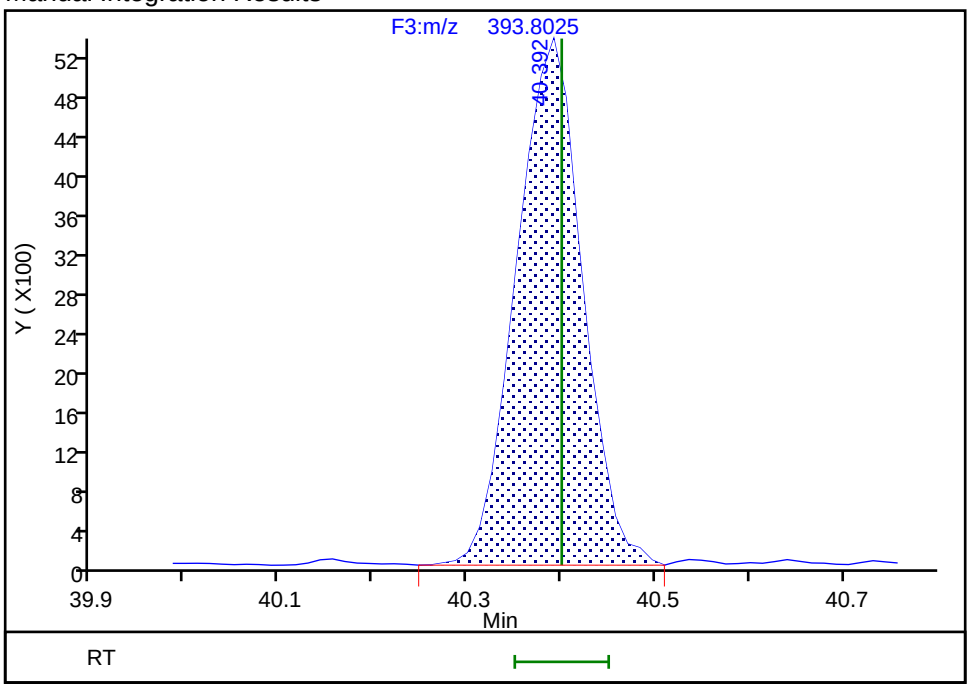

Reviewer: mcwhirterl, 28-Aug-2019 02:36:12
Audit Action: Assigned Compound ID Audit Reason: Split Peak

Manual Integration/User Assign Peak Report

Eurofins TestAmerica, Knoxville

Data File:	\\chromna\Knoxville\ChromData\D3D\20190827-12879.b\580-88125-b-9-c.d				
Injection Date:	27-Aug-2019 22:35:00	Instrument ID:	D3D		
Lims ID:	580-88125-B-9-C	Lab Sample ID:	140-88125-9		
Client ID:	D2-0to19-101018				
Operator ID:	Xcalibur_System	ALS Bottle#:	0	Worklist Smp#:	12
Injection Vol:	1.0 ul	Dil. Factor:	1.0000		
Method:	PCBs_D3D	Limit Group:	HR - 1668A - ICAL		
Column:	SPB-Octyl (0.25 mm)	Detector	F3(35.64 :49.10)		

PCB-175, CAS: 40186-70-7

Signal: 1

Not Detected
Expected RT: 41.04

Processing Integration Results

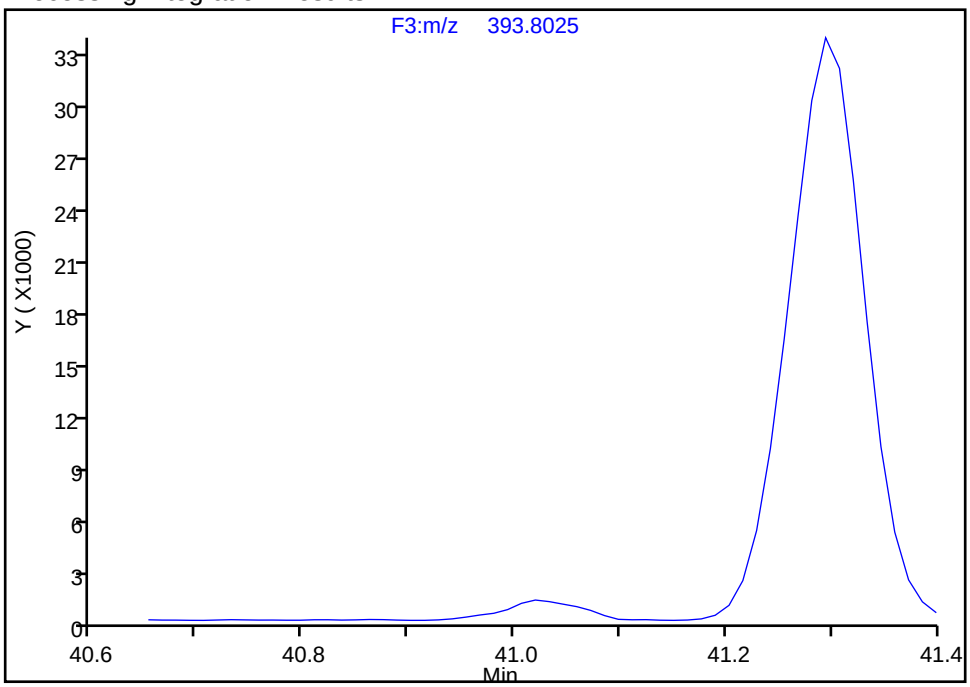

Manual Integration Results

RT: 41.02
Area: 5861
Amount: 0.540156
Amount Units: pg/ul

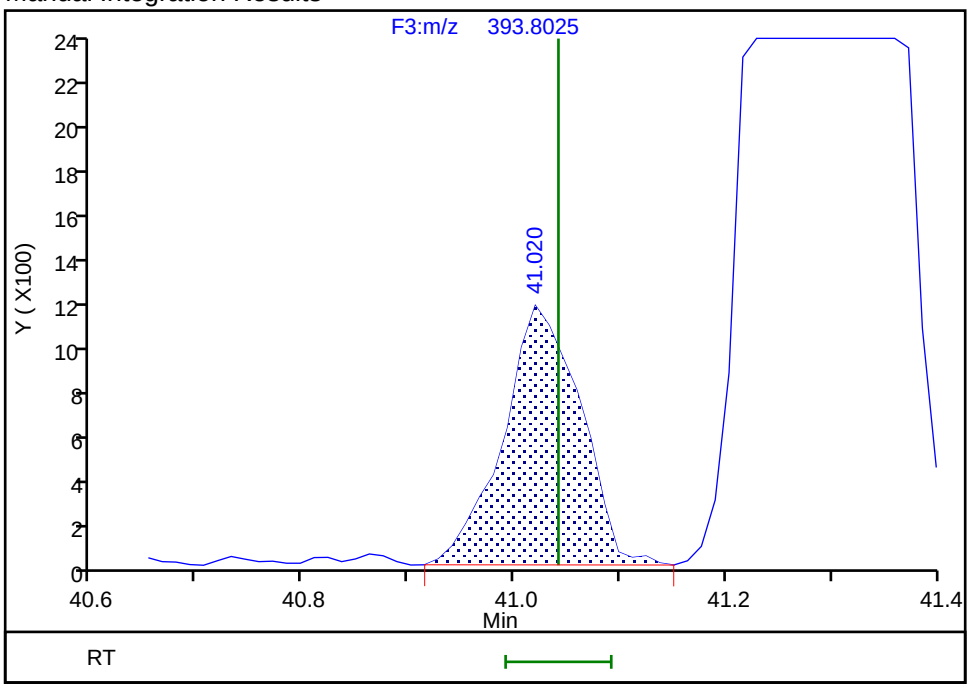

Reviewer: mcwhirterl, 28-Aug-2019 02:36:16
Audit Action: Assigned Compound ID Audit Reason: Split Peak

Manual Integration/User Assign Peak Report

Eurofins TestAmerica, Knoxville

Data File:	\\chromna\Knoxville\ChromData\D3D\20190827-12879.b\580-88125-b-9-c.d				
Injection Date:	27-Aug-2019 22:35:00	Instrument ID:	D3D		
Lims ID:	580-88125-B-9-C	Lab Sample ID:	140-88125-9		
Client ID:	D2-0to19-101018				
Operator ID:	Xcalibur_System	ALS Bottle#:	0	Worklist Smp#:	12
Injection Vol:	1.0 ul	Dil. Factor:	1.0000		
Method:	PCBs_D3D	Limit Group:	HR - 1668A - ICAL		
Column:	SPB-Octyl (0.25 mm)	Detector	F3(35.64 :49.10)		

PCB-187, CAS: 52663-68-0

Signal: 1

Not Detected
Expected RT: 41.30

Processing Integration Results

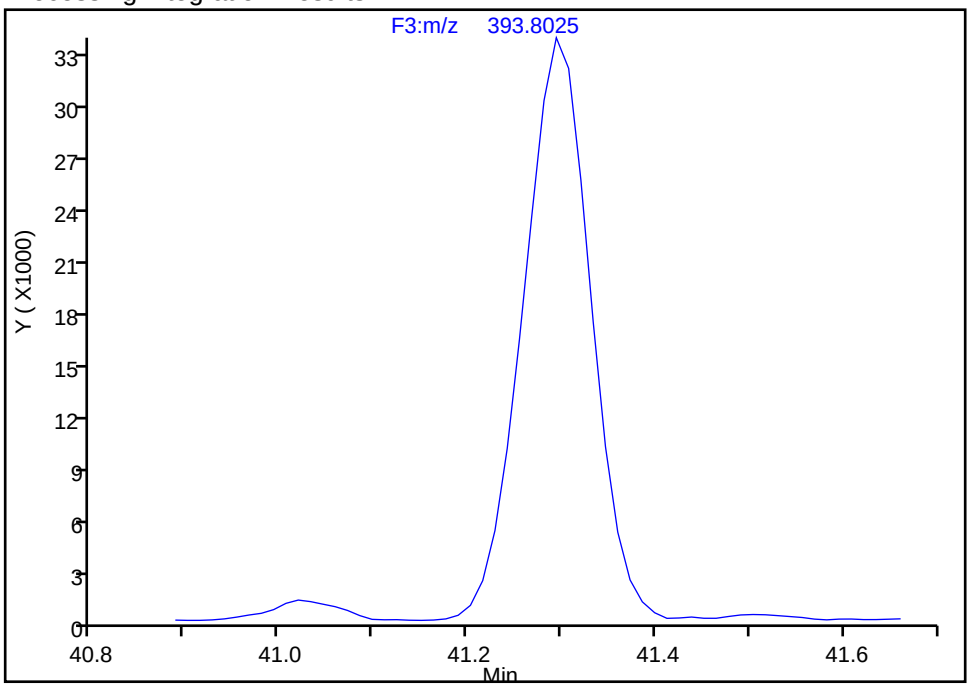

Manual Integration Results

RT: 41.29
Area: 166099
Amount: 15.351315
Amount Units: pg/ul

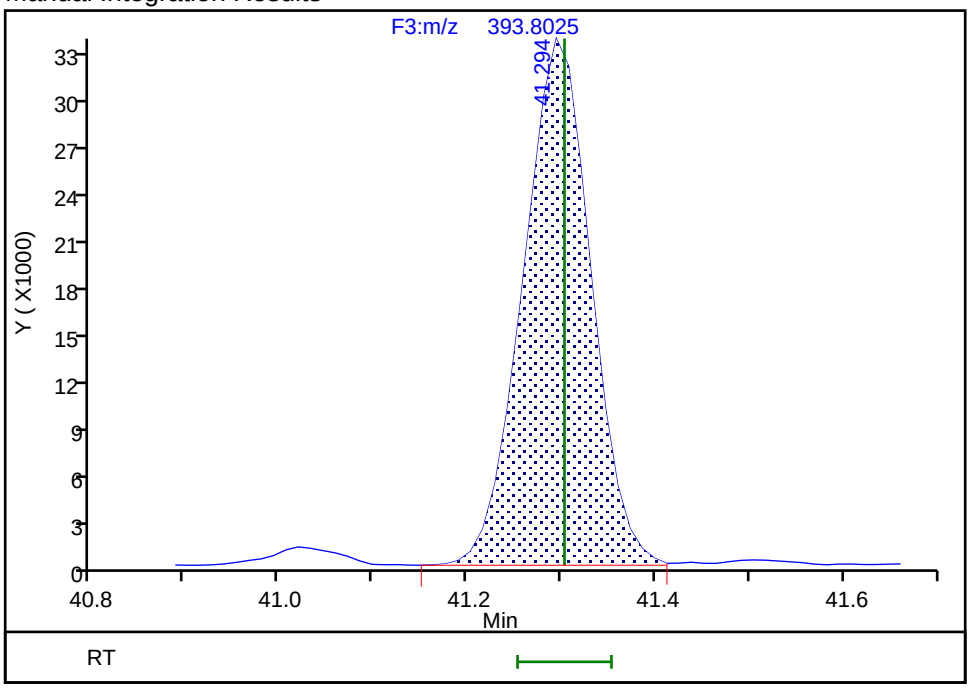

Reviewer: mcwhirterl, 28-Aug-2019 02:36:19
Audit Action: Assigned Compound ID Audit Reason: Split Peak

Manual Integration/User Assign Peak Report

Eurofins TestAmerica, Knoxville

Data File:	\\chromna\Knoxville\ChromData\D3D\20190827-12879.b\580-88125-b-9-c.d				
Injection Date:	27-Aug-2019 22:35:00	Instrument ID:	D3D		
Lims ID:	580-88125-B-9-C	Lab Sample ID:	140-88125-9		
Client ID:	D2-0to19-101018				
Operator ID:	Xcalibur_System	ALS Bottle#:	0	Worklist Smp#:	12
Injection Vol:	1.0 ul	Dil. Factor:	1.0000		
Method:	PCBs_D3D	Limit Group:	HR - 1668A - ICAL		
Column:	SPB-Octyl (0.25 mm)	Detector	F3(35.64 :49.10)		

PCB-182, CAS: 60145-23-5

Signal: 1

Not Detected
Expected RT: 41.51

Processing Integration Results

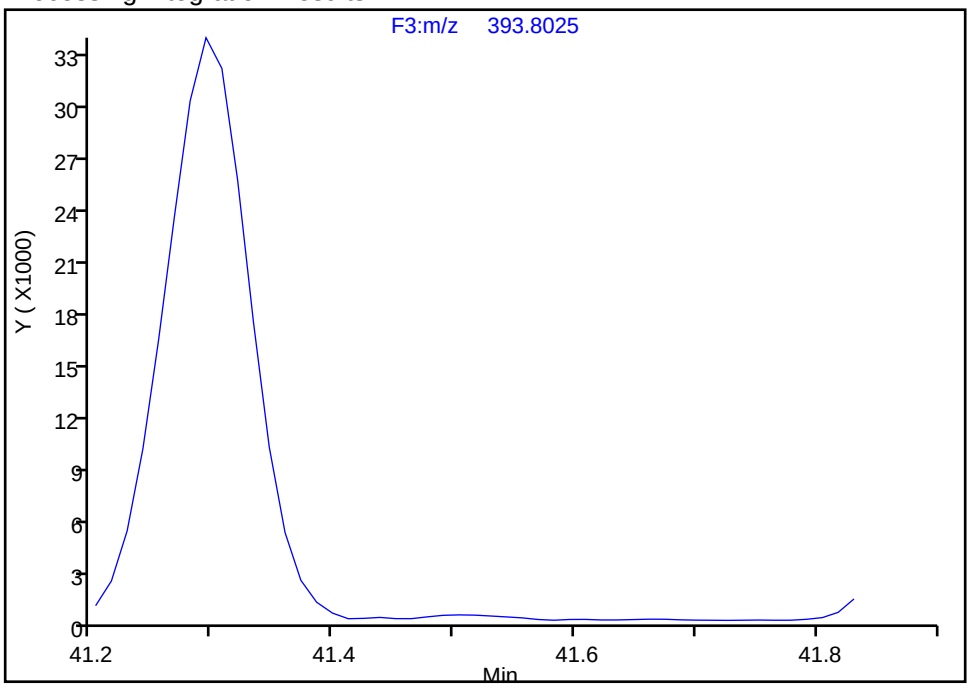

Manual Integration Results

RT: 41.50
Area: 1527
Amount: 0.151059
Amount Units: pg/ul

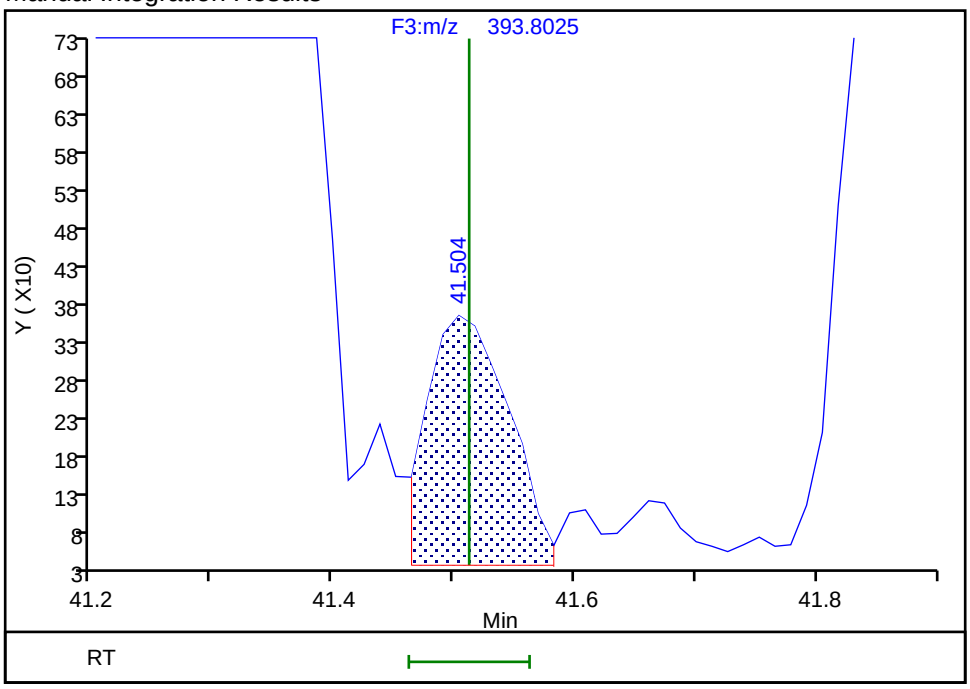

Reviewer: mcwhirterl, 28-Aug-2019 02:36:23
Audit Action: Assigned Compound ID Audit Reason: Split Peak

Manual Integration/User Assign Peak Report

Eurofins TestAmerica, Knoxville

Data File:	\\chromna\Knoxville\ChromData\D3D\20190827-12879.b\580-88125-b-9-c.d				
Injection Date:	27-Aug-2019 22:35:00	Instrument ID:	D3D		
Lims ID:	580-88125-B-9-C	Lab Sample ID:	140-88125-9		
Client ID:	D2-0to19-101018				
Operator ID:	Xcalibur_System	ALS Bottle#:	0	Worklist Smp#:	12
Injection Vol:	1.0 ul	Dil. Factor:	1.0000		
Method:	PCBs_D3D	Limit Group:	HR - 1668A - ICAL		
Column:	SPB-Octyl (0.25 mm)	Detector	F3(35.64 :49.10)		

PCB-183/185, CAS: STL02297

Signal: 1

Not Detected
Expected RT: 41.92

Processing Integration Results

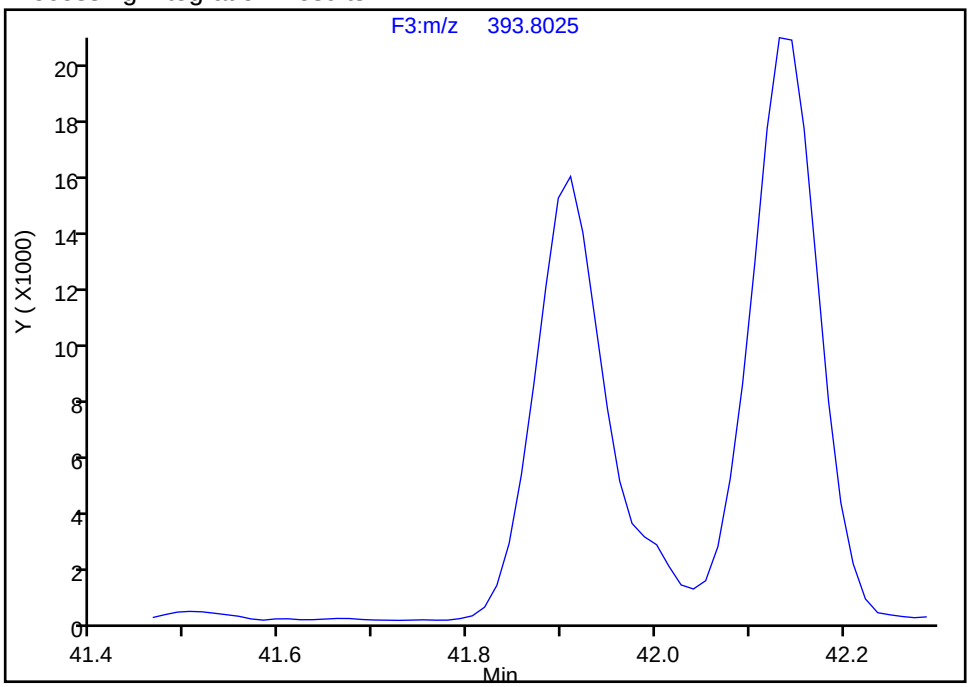

Manual Integration Results

RT: 41.91
Area: 85004
Amount: 7.609485
Amount Units: pg/ul

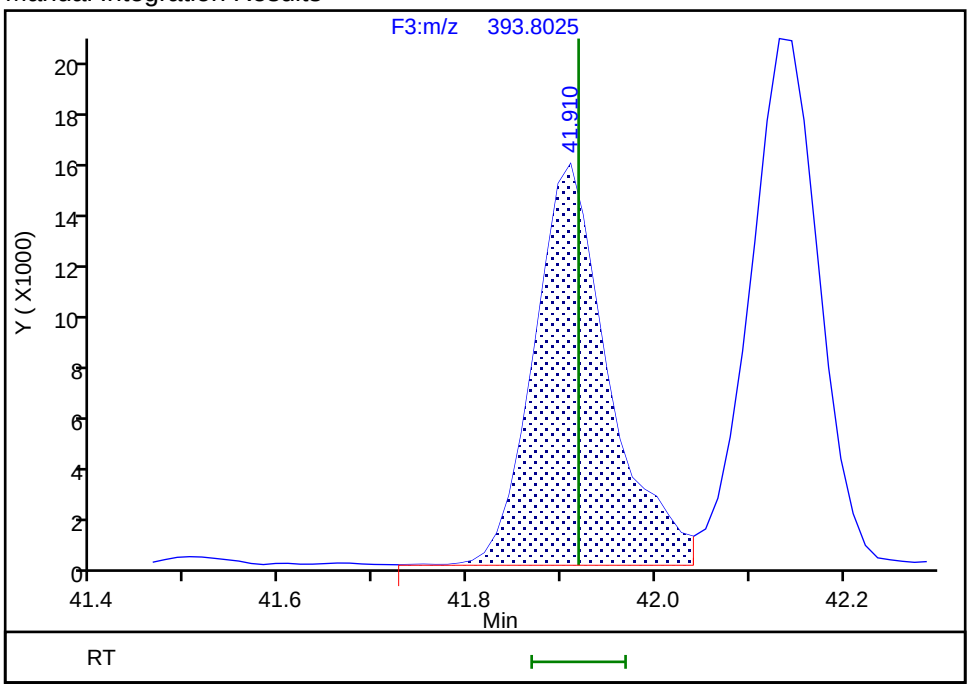

Reviewer: mcwhirterl, 28-Aug-2019 02:36:28
Audit Action: Assigned Compound ID Audit Reason: Split Peak

Manual Integration/User Assign Peak Report

Eurofins TestAmerica, Knoxville

Data File:	\\chromna\Knoxville\ChromData\D3D\20190827-12879.b\580-88125-b-9-c.d				
Injection Date:	27-Aug-2019 22:35:00	Instrument ID:	D3D		
Lims ID:	580-88125-B-9-C	Lab Sample ID:	140-88125-9		
Client ID:	D2-0to19-101018				
Operator ID:	Xcalibur_System	ALS Bottle#:	0	Worklist Smp#:	12
Injection Vol:	1.0 ul	Dil. Factor:	1.0000		
Method:	PCBs_D3D	Limit Group:	HR - 1668A - ICAL		
Column:	SPB-Octyl (0.25 mm)	Detector	F3(35.64 :49.10)		

PCB-174, CAS: 38411-25-5

Signal: 1

Not Detected
Expected RT: 42.15

Processing Integration Results

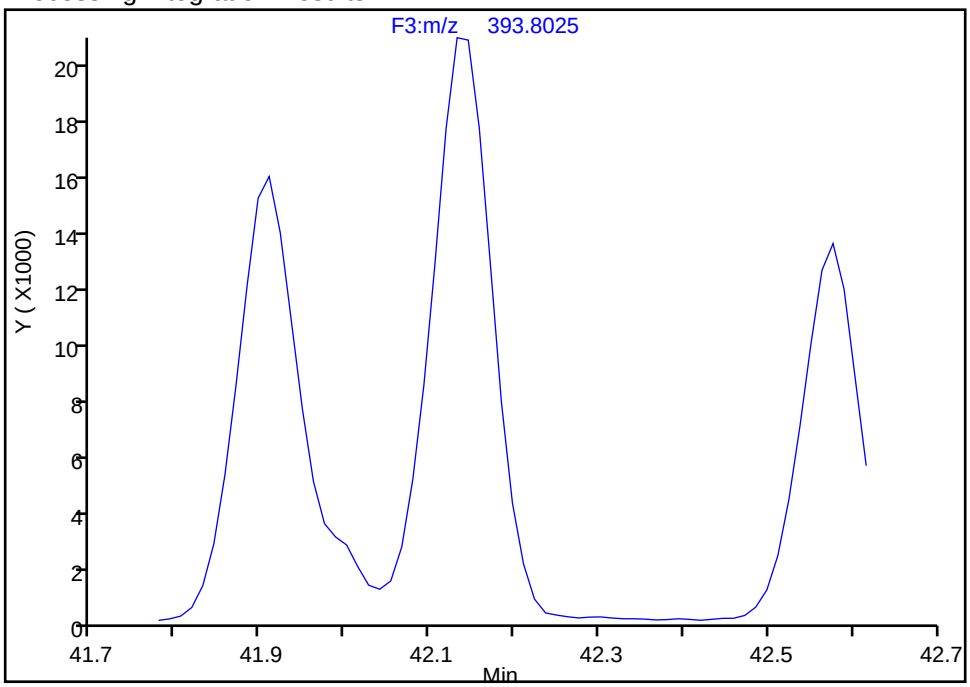

Manual Integration Results

RT: 42.13
Area: 104188
Amount: 11.146151
Amount Units: pg/ul

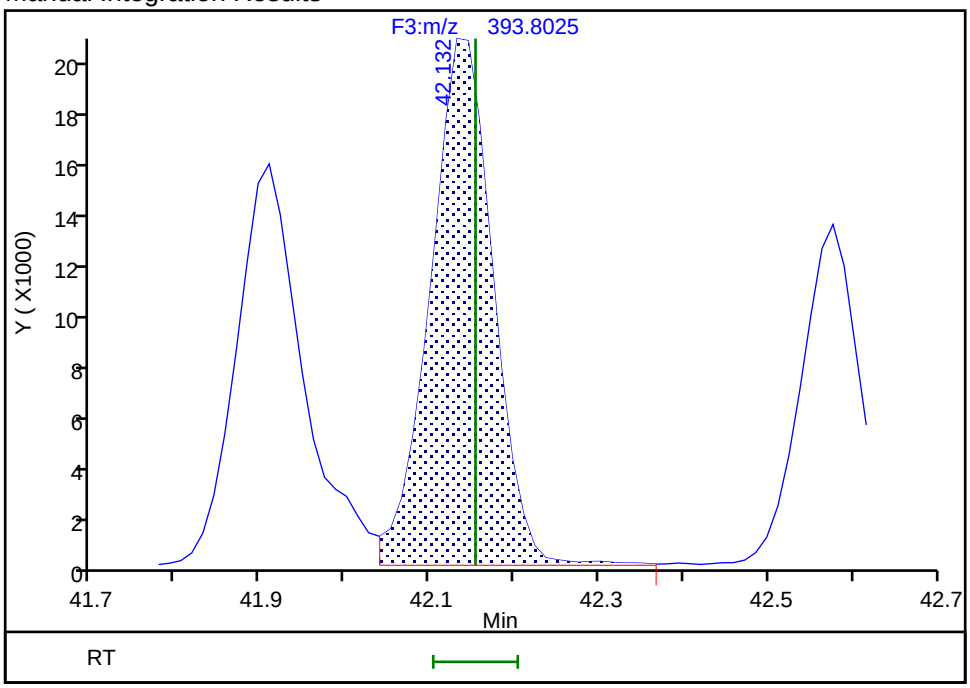

Reviewer: mcwhirterl, 28-Aug-2019 02:36:32
Audit Action: Assigned Compound ID Audit Reason: Split Peak

Manual Integration/User Assign Peak Report

Eurofins TestAmerica, Knoxville

Data File:	\\chromna\Knoxville\ChromData\D3D\20190827-12879.b\580-88125-b-9-c.d				
Injection Date:	27-Aug-2019 22:35:00	Instrument ID:	D3D		
Lims ID:	580-88125-B-9-C	Lab Sample ID:	140-88125-9		
Client ID:	D2-0to19-101018				
Operator ID:	Xcalibur_System	ALS Bottle#:	0	Worklist Smp#:	12
Injection Vol:	1.0 ul	Dil. Factor:	1.0000		
Method:	PCBs_D3D	Limit Group:	HR - 1668A - ICAL		
Column:	SPB-Octyl (0.25 mm)	Detector	F3(35.64 :49.10)		

PCB-177, CAS: 52663-70-4

Signal: 1

Not Detected
Expected RT: 42.59

Processing Integration Results

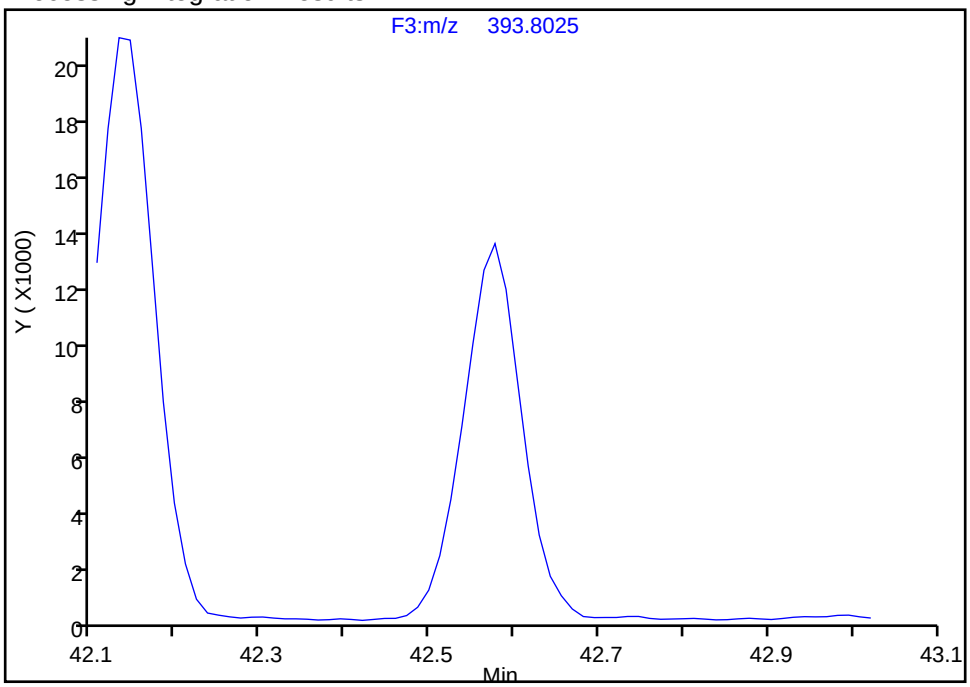

Manual Integration Results

RT: 42.58
Area: 64652
Amount: 6.921645
Amount Units: pg/ul

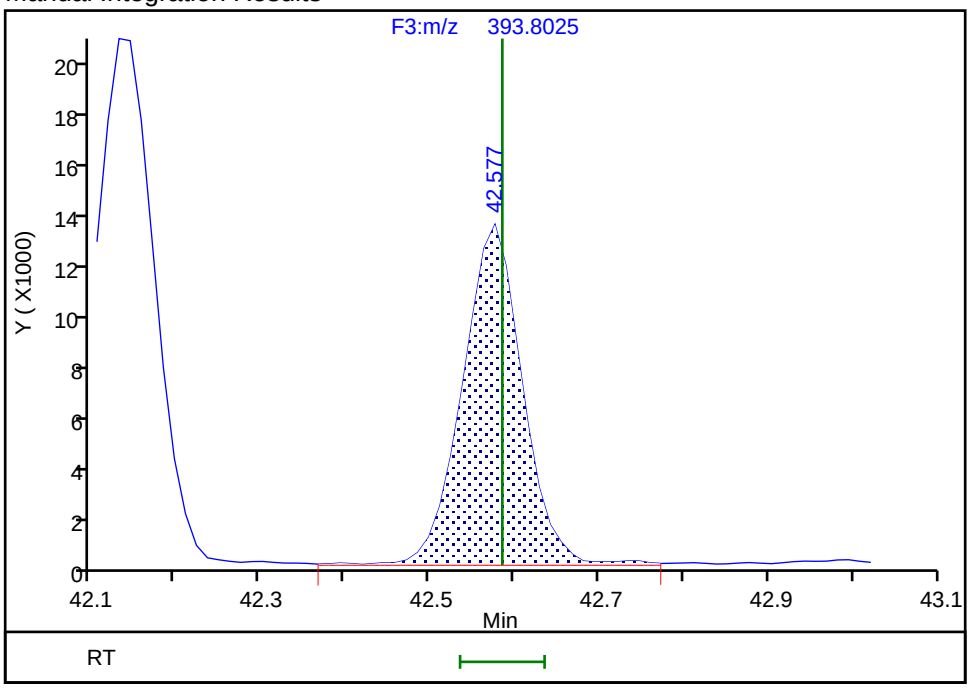

Reviewer: mcwhirterl, 28-Aug-2019 02:36:36
Audit Action: Assigned Compound ID Audit Reason: Split Peak

Manual Integration/User Assign Peak Report

Eurofins TestAmerica, Knoxville

Data File:	\\chromna\Knoxville\ChromData\D3D\20190827-12879.b\580-88125-b-9-c.d				
Injection Date:	27-Aug-2019 22:35:00	Instrument ID:	D3D		
Lims ID:	580-88125-B-9-C	Lab Sample ID:	140-88125-9		
Client ID:	D2-0to19-101018				
Operator ID:	Xcalibur_System	ALS Bottle#:	0	Worklist Smp#:	12
Injection Vol:	1.0 ul	Dil. Factor:	1.0000		
Method:	PCBs_D3D	Limit Group:	HR - 1668A - ICAL		
Column:	SPB-Octyl (0.25 mm)	Detector	F3(35.64 :49.10)		

PCB-181, CAS: 74472-47-2

Signal: 1

Not Detected
Expected RT: 42.99

Processing Integration Results

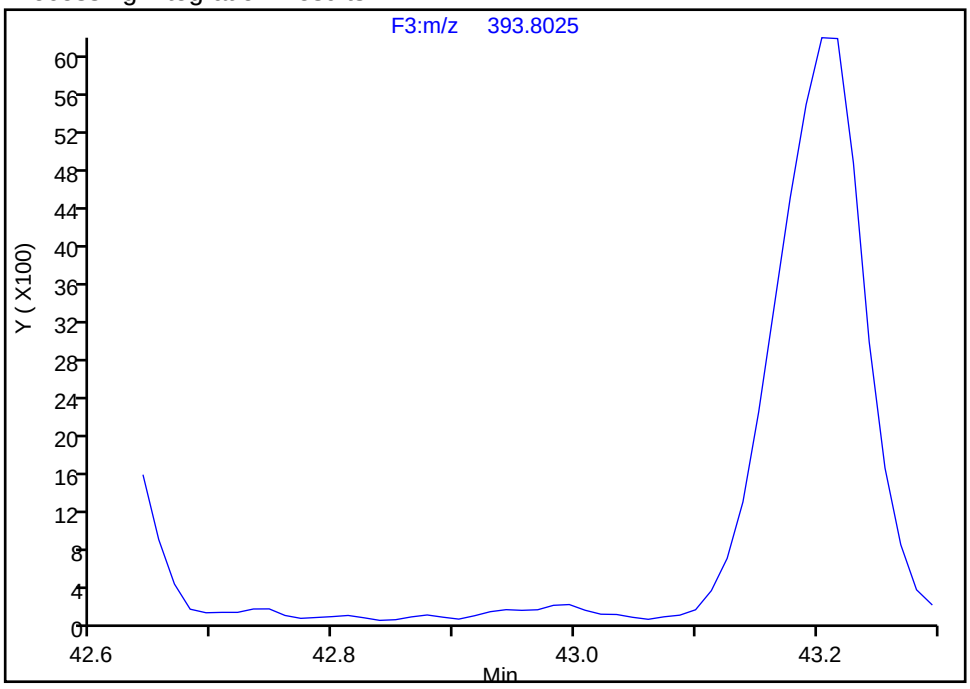

Manual Integration Results

RT: 43.00
Area: 1218
Amount: 0.114062
Amount Units: pg/ul

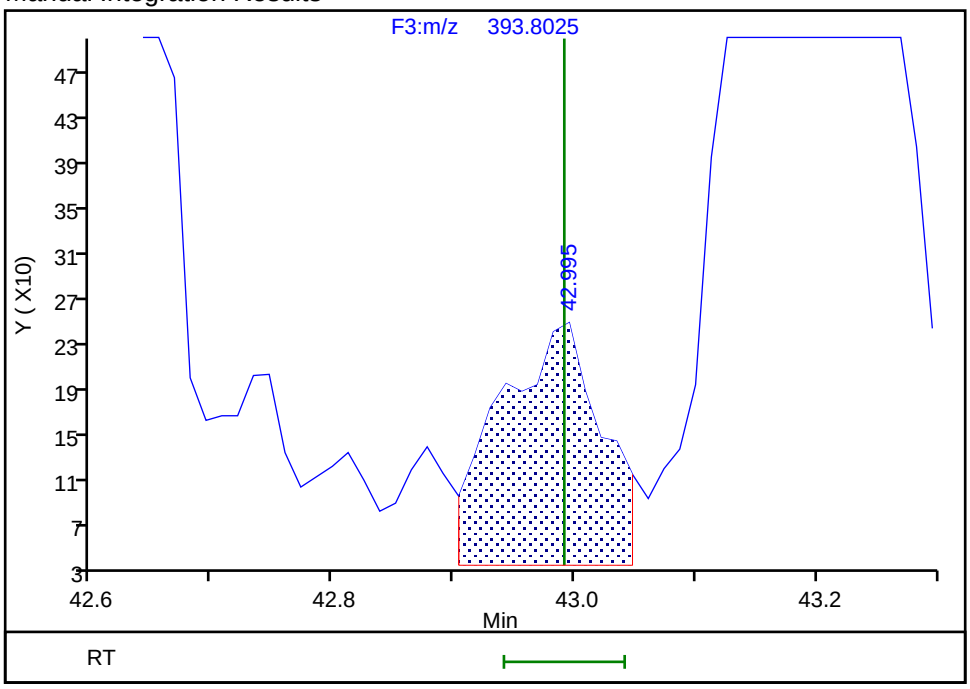

Reviewer: mcwhirterl, 28-Aug-2019 02:36:40
Audit Action: Assigned Compound ID Audit Reason: Split Peak

Manual Integration/User Assign Peak Report

Eurofins TestAmerica, Knoxville

Data File:	\\chromna\Knoxville\ChromData\D3D\20190827-12879.b\580-88125-b-9-c.d				
Injection Date:	27-Aug-2019 22:35:00	Instrument ID:	D3D		
Lims ID:	580-88125-B-9-C	Lab Sample ID:	140-88125-9		
Client ID:	D2-0to19-101018				
Operator ID:	Xcalibur_System	ALS Bottle#:	0	Worklist Smp#:	12
Injection Vol:	1.0 ul	Dil. Factor:	1.0000		
Method:	PCBs_D3D	Limit Group:	HR - 1668A - ICAL		
Column:	SPB-Octyl (0.25 mm)	Detector	F3(35.64 :49.10)		

PCB-180/193, CAS: STL01824

Signal: 1

Not Detected
Expected RT: 45.45

Processing Integration Results

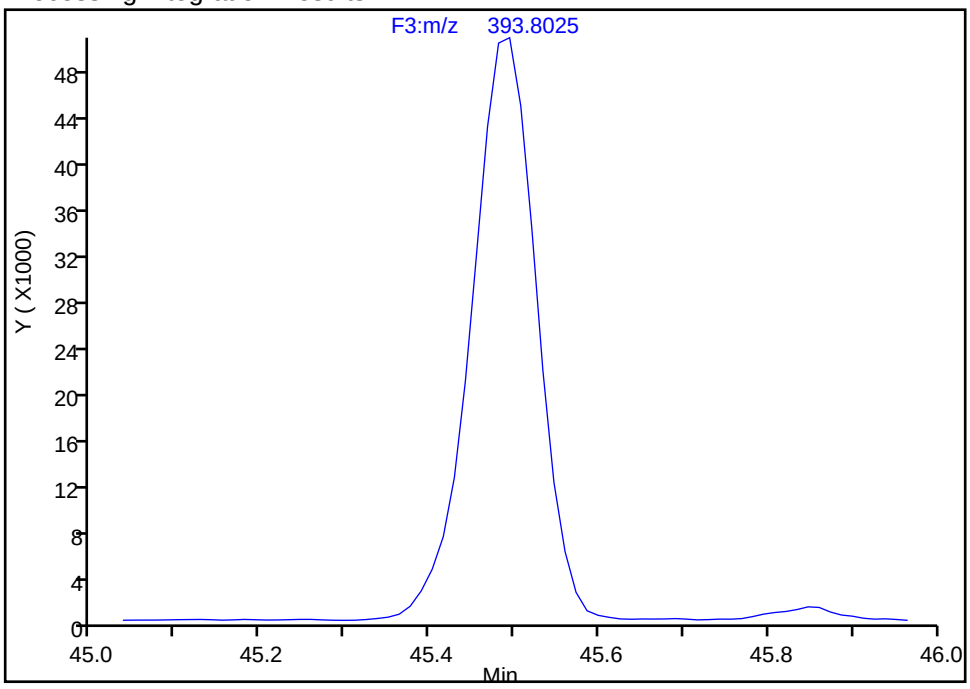

Manual Integration Results

RT: 45.49
Area: 271429
Amount: 22.594894
Amount Units: pg/ul

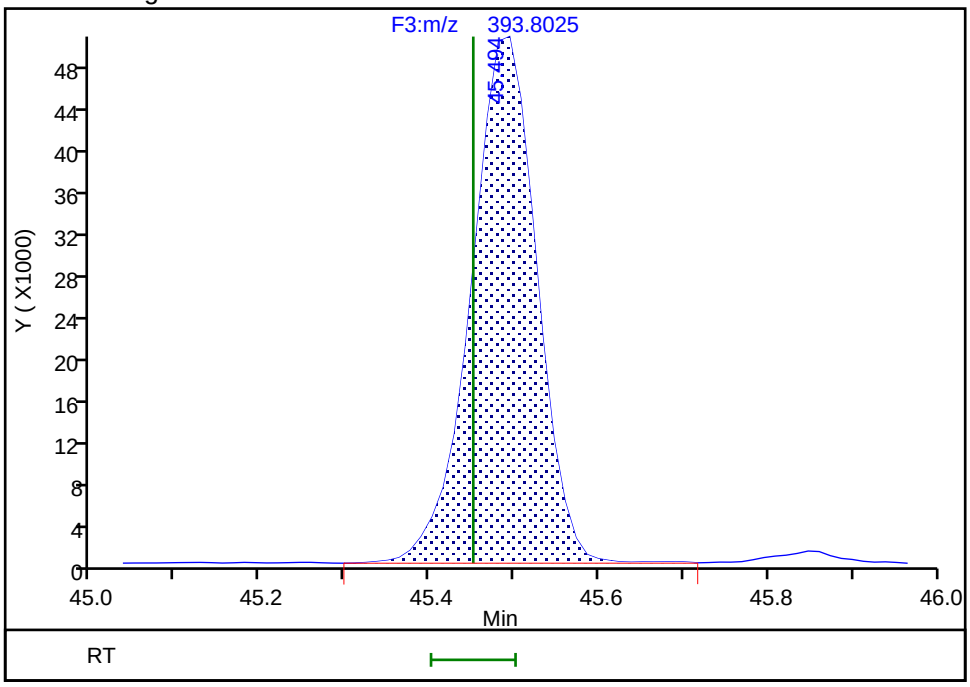

Reviewer: mcwhirterl, 28-Aug-2019 02:36:46
Audit Action: Assigned Compound ID Audit Reason: Split Peak

Manual Integration/User Assign Peak Report

Eurofins TestAmerica, Knoxville

Data File:	\\chromna\Knoxville\ChromData\D3D\20190827-12879.b\580-88125-b-9-c.d				
Injection Date:	27-Aug-2019 22:35:00	Instrument ID:	D3D		
Lims ID:	580-88125-B-9-C	Lab Sample ID:	140-88125-9		
Client ID:	D2-0to19-101018				
Operator ID:	Xcalibur_System	ALS Bottle#:	0	Worklist Smp#:	12
Injection Vol:	1.0 ul	Dil. Factor:	1.0000		
Method:	PCBs_D3D	Limit Group:	HR - 1668A - ICAL		
Column:	SPB-Octyl (0.25 mm)	Detector	F3(35.64 :49.10)		

PCB-180/193, CAS: STL01824

Signal: 2

Not Detected
Expected RT: 45.45

Processing Integration Results

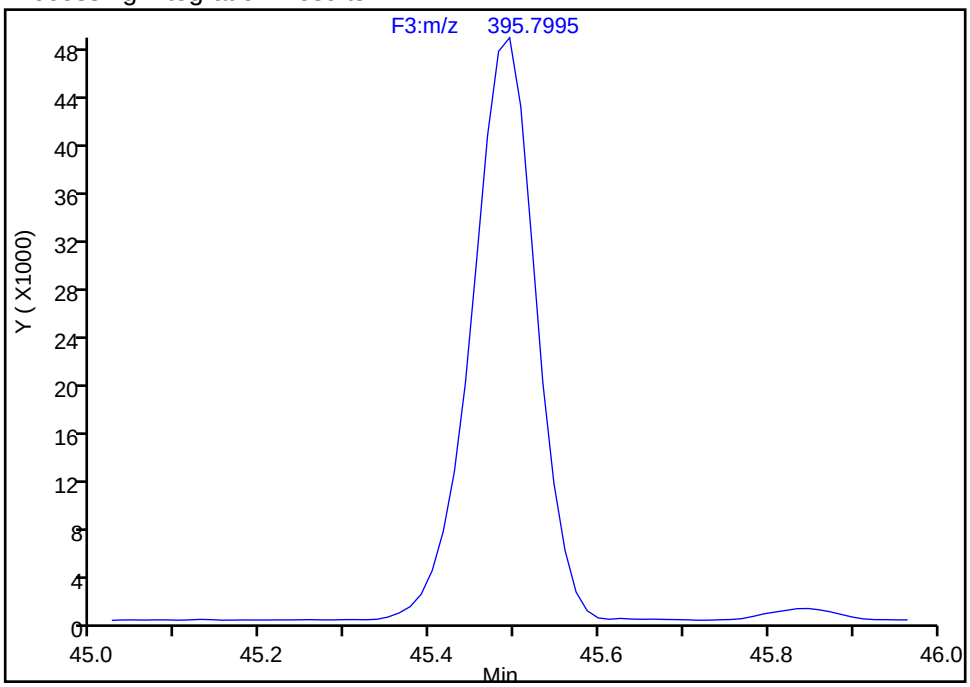

Manual Integration Results

RT: 45.49
Area: 260826
Amount: 22.594894
Amount Units: pg/ul

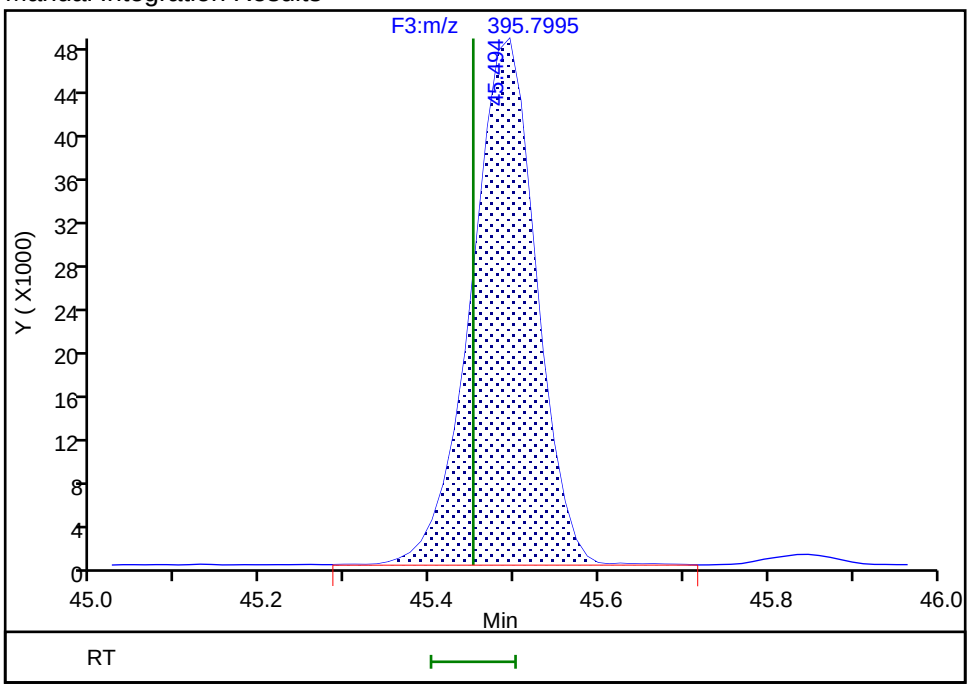

Reviewer: mcwhirterl, 28-Aug-2019 02:37:01
Audit Action: Manually Integrated Audit Reason: Incomplete Integration

Manual Integration/User Assign Peak Report

Eurofins TestAmerica, Knoxville

Data File:	\\chromna\Knoxville\ChromData\D3D\20190827-12879.b\580-88125-b-9-c.d				
Injection Date:	27-Aug-2019 22:35:00	Instrument ID:	D3D		
Lims ID:	580-88125-B-9-C	Lab Sample ID:	140-88125-9		
Client ID:	D2-0to19-101018				
Operator ID:	Xcalibur_System	ALS Bottle#:	0	Worklist Smp#:	12
Injection Vol:	1.0 ul	Dil. Factor:	1.0000		
Method:	PCBs_D3D	Limit Group:	HR - 1668A - ICAL		
Column:	SPB-Octyl (0.25 mm)	Detector	F3(35.64 :49.10)		

PCB-191, CAS: 74472-50-7

Signal: 2

Processing Integration Results

RT: 45.83
Area: 3384
Amount: 0.355715
Amount Units: pg/ul

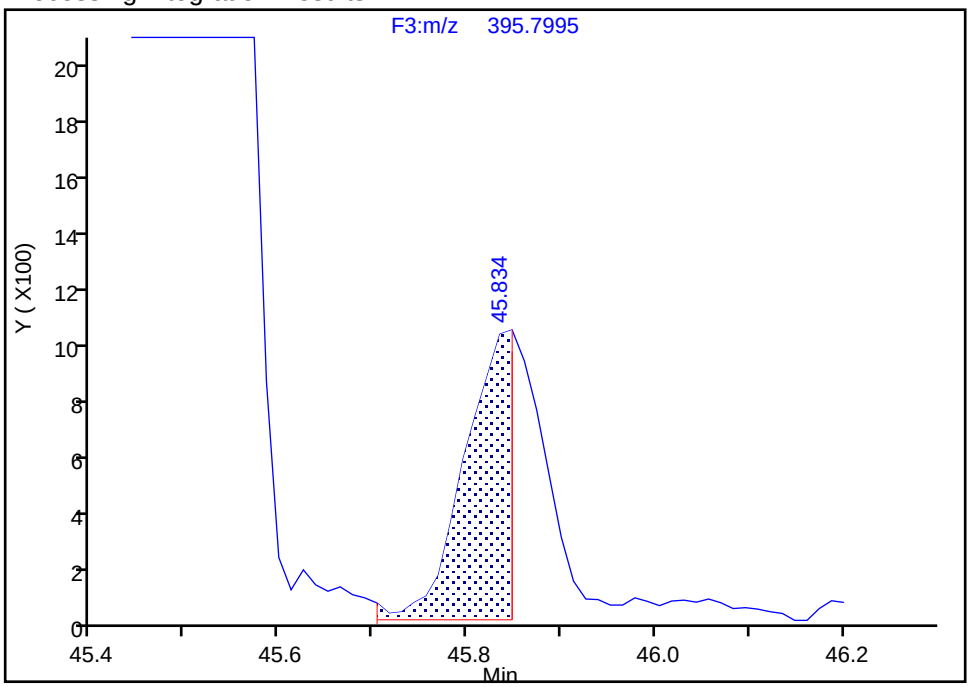

Manual Integration Results

RT: 45.85
Area: 5876
Amount: 0.449568
Amount Units: pg/ul

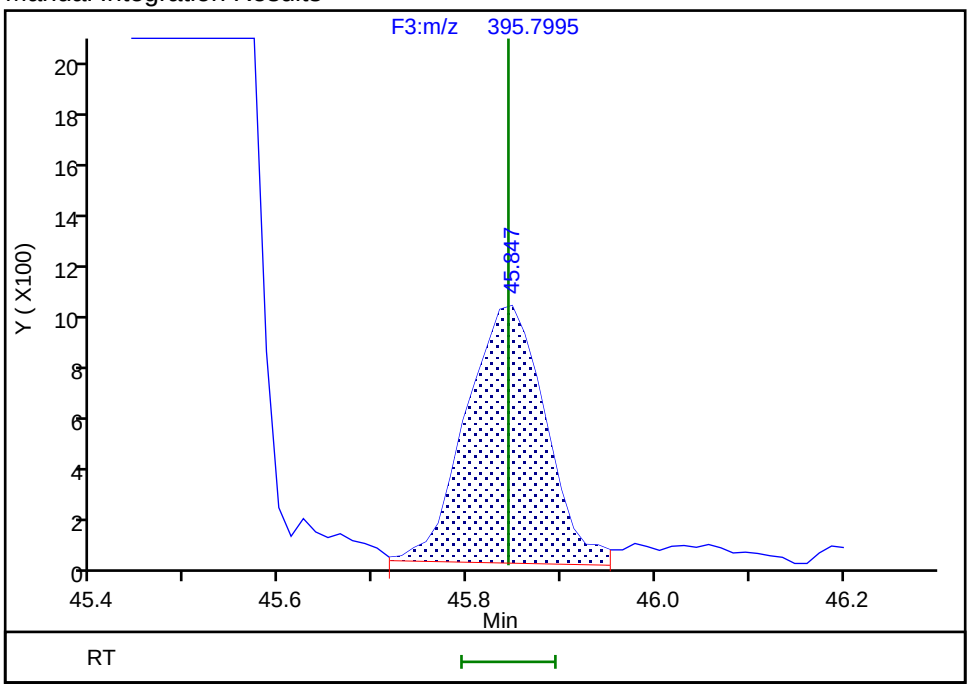

Reviewer: mcwhirterl, 28-Aug-2019 02:37:03

Audit Action: Marked Compound Undetected Audit Reason: Invalid Compound ID

Manual Integration/User Assign Peak Report

Eurofins TestAmerica, Knoxville

Data File:	\\chromna\Knoxville\ChromData\D3D\20190827-12879.b\580-88125-b-9-c.d				
Injection Date:	27-Aug-2019 22:35:00	Instrument ID:	D3D		
Lims ID:	580-88125-B-9-C	Lab Sample ID:	140-88125-9		
Client ID:	D2-0to19-101018				
Operator ID:	Xcalibur_System	ALS Bottle#:	0	Worklist Smp#:	12
Injection Vol:	1.0 ul	Dil. Factor:	1.0000		
Method:	PCBs_D3D	Limit Group:	HR - 1668A - ICAL		
Column:	SPB-Octyl (0.25 mm)	Detector	F3(35.64 :49.10)		

PCB-191, CAS: 74472-50-7

Signal: 3

Processing Integration Results

RT: 45.85
Area: 9445
Amount: 0.355715
Amount Units: pg/ul

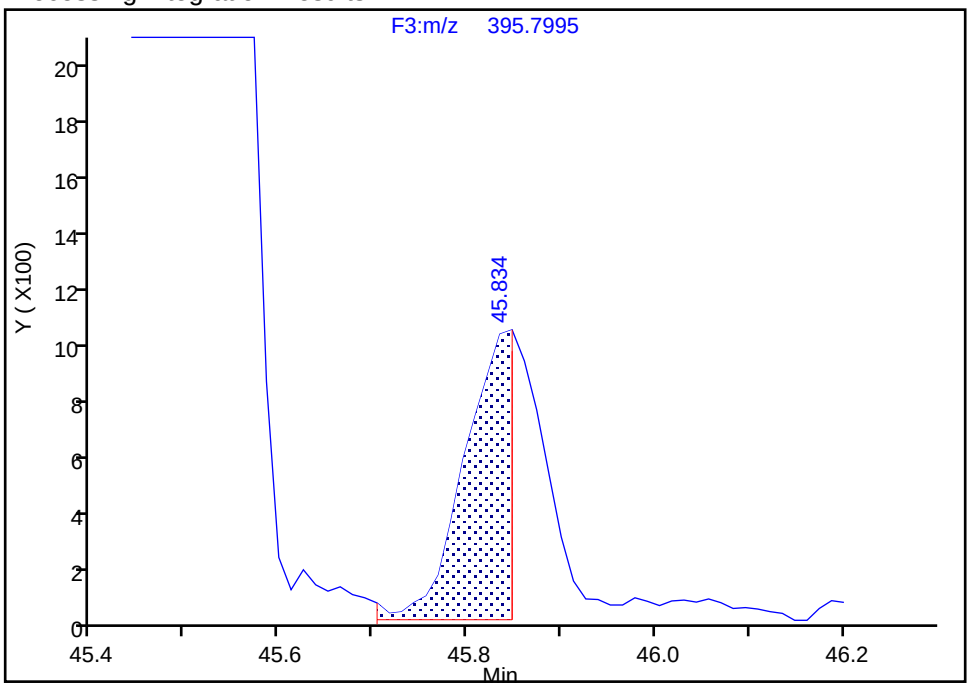

Manual Integration Results

RT: 45.85
Area: 11937
Amount: 0.449568
Amount Units: pg/ul
Reviewer: mcwhirterl, 28-Aug-2019 02:37:03
Audit Action: Marked Compound Undetected Audit Reason: Invalid Compound ID

Manual Integration/User Assign Peak Report

Eurofins TestAmerica, Knoxville

Data File:	\\chromna\Knoxville\ChromData\D3D\20190827-12879.b\580-88125-b-9-c.d				
Injection Date:	27-Aug-2019 22:35:00	Instrument ID:	D3D		
Lims ID:	580-88125-B-9-C	Lab Sample ID:	140-88125-9		
Client ID:	D2-0to19-101018				
Operator ID:	Xcalibur_System	ALS Bottle#:	0	Worklist Smp#:	12
Injection Vol:	1.0 ul	Dil. Factor:	1.0000		
Method:	PCBs_D3D	Limit Group:	HR - 1668A - ICAL		
Column:	SPB-Octyl (0.25 mm)	Detector	F3(35.64 :49.10)		

PCB-191, CAS: 74472-50-7

Signal: 1

Processing Integration Results

RT: 45.85
Area: 6061
Amount: 0.355715
Amount Units: pg/ul

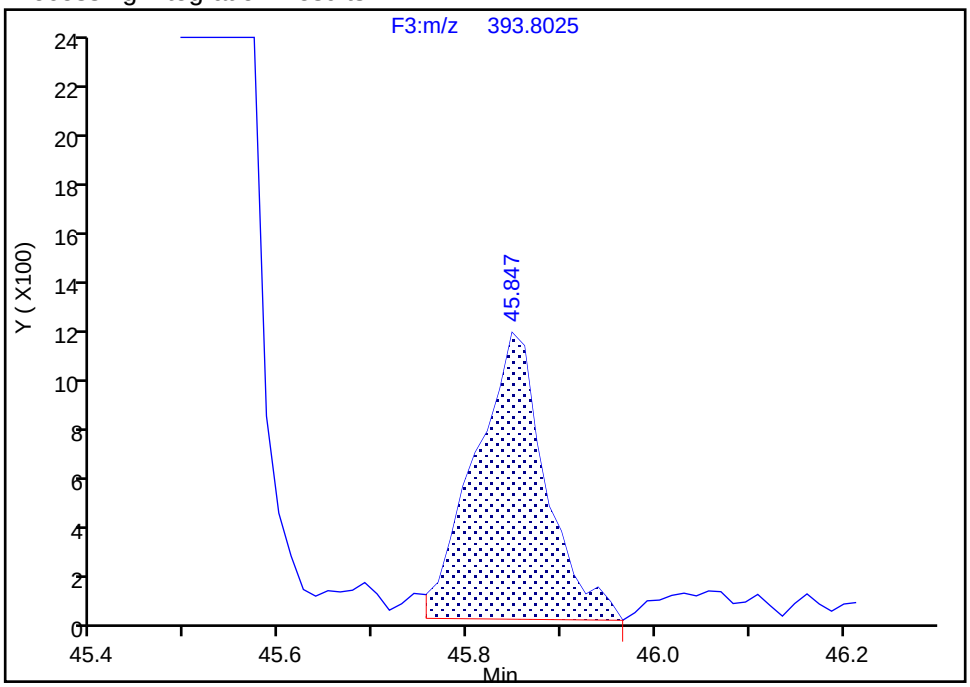

Manual Integration Results

RT: 45.85
Area: 6061
Amount: 0.449568
Amount Units: pg/ul

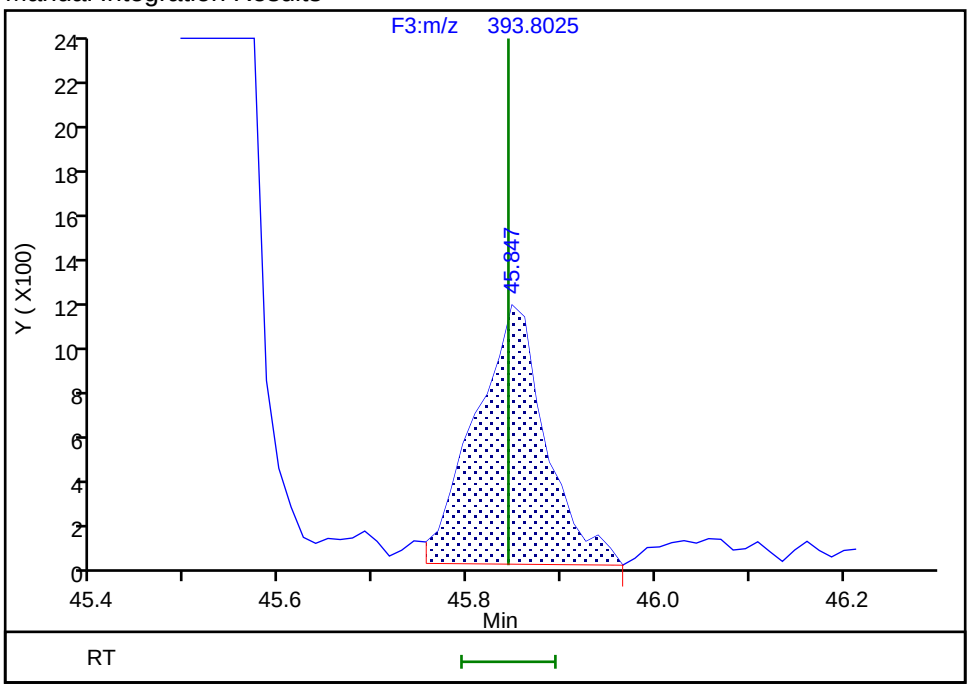

Reviewer: mcwhirterl, 28-Aug-2019 02:37:04

Audit Action: Manually Integrated/Assigned Compound ID Audit Reason: Incomplete Integration

Eurofins TestAmerica, Knoxville

Data File:	\\chromna\Knoxville\ChromData\D3D\20190827-12879.b\580-88125-b-9-c.d		
Injection Date:	27-Aug-2019 22:35:00	Injection Vol:	1.0 ul
Instrument ID:	D3D	Operator ID:	Xcalibur_System
Method:	PCBs_D3D	Limit Group:	HR - 1668A - ICAL
Client ID:	D2-0to19-101018		
Worklist#:	33063	Sample Line#:	12
Column Type:	SPB-Octyl	Column Dia:	0.25 mm

HpPCB F4

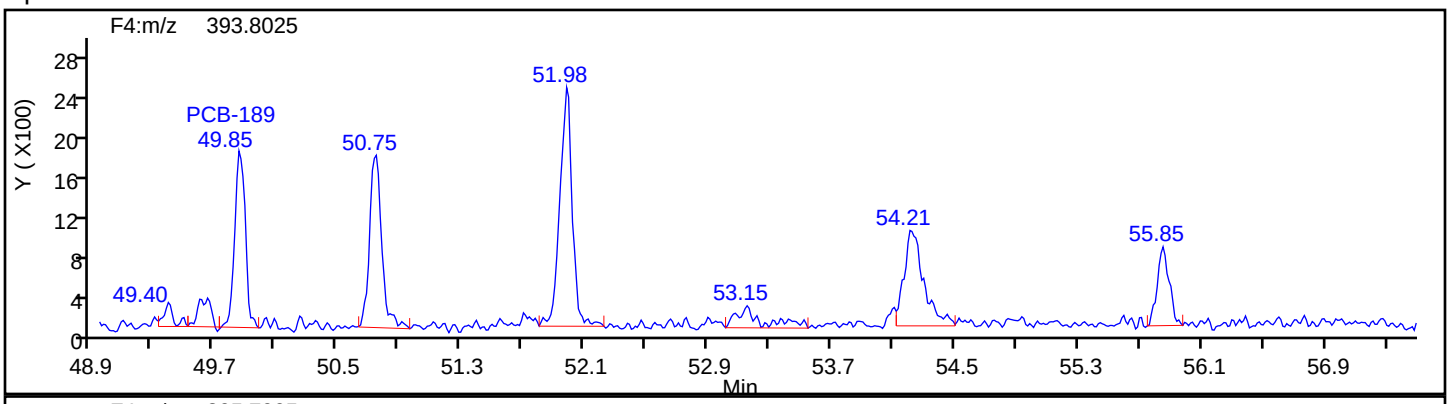

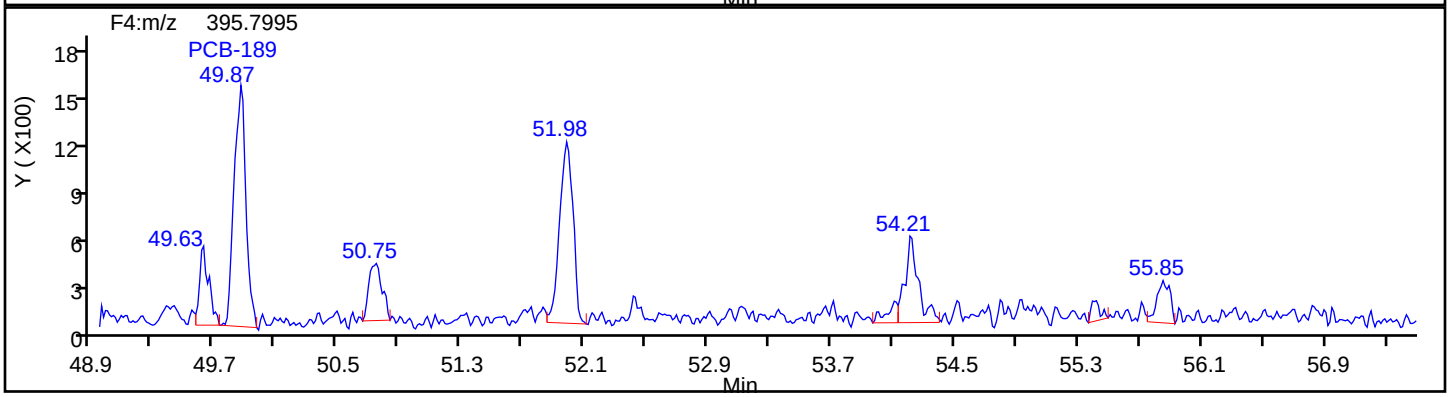

HpPCB F4 Standards

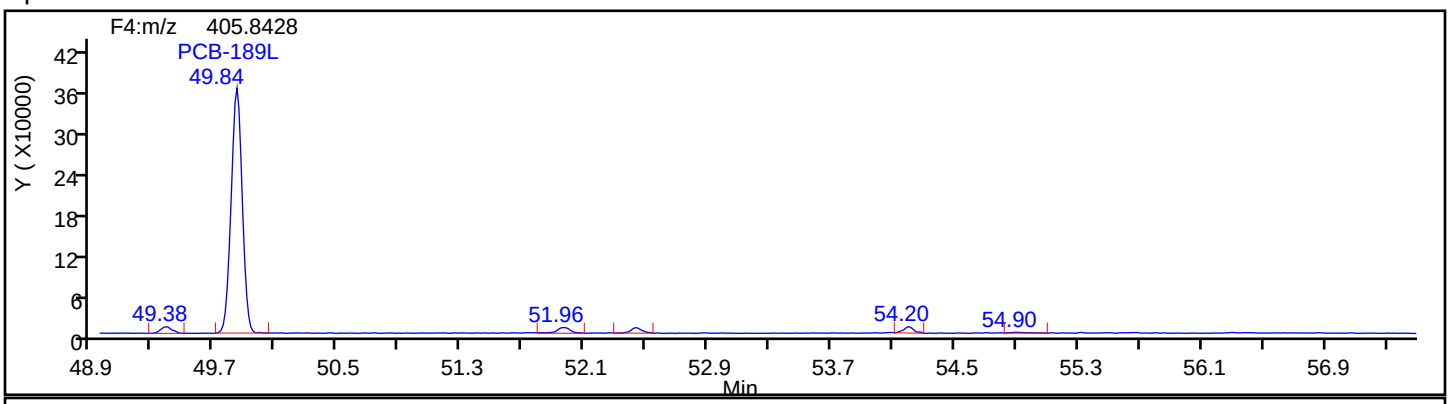

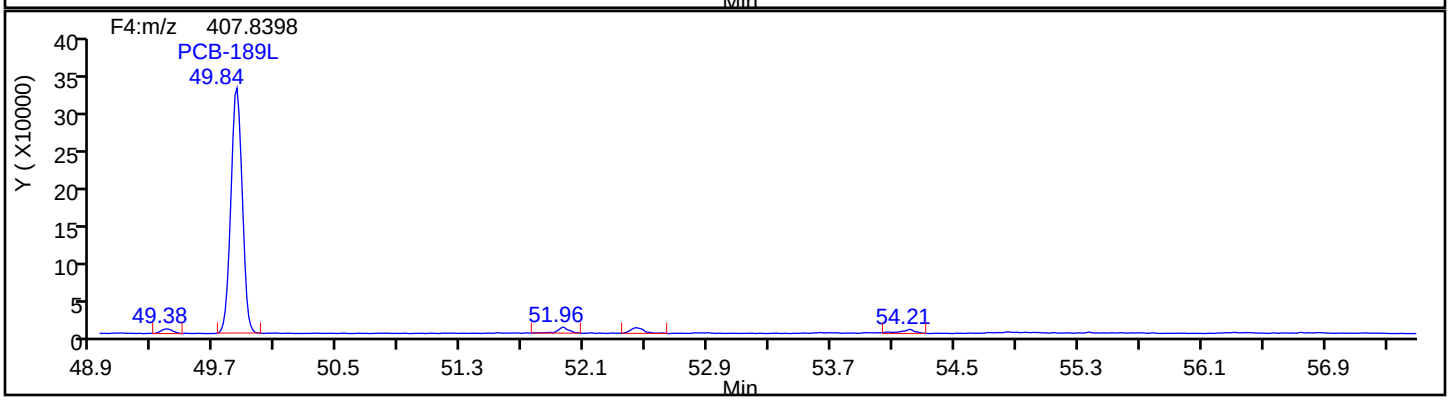

Eurofins TestAmerica, Knoxville

Data File:	\\chromna\Knoxville\ChromData\D3D\20190827-12879.b\580-88125-b-9-c.d		
Injection Date:	27-Aug-2019 22:35:00	Injection Vol:	1.0 ul
Instrument ID:	D3D	Operator ID:	Xcalibur_System
Method:	PCBs_D3D	Limit Group:	HR - 1668A - ICAL
Client ID:	D2-0to19-101018		
Worklist#:	33063	Sample Line#:	12
Column Type:	SPB-Octyl	Column Dia:	0.25 mm

HpPCB F4

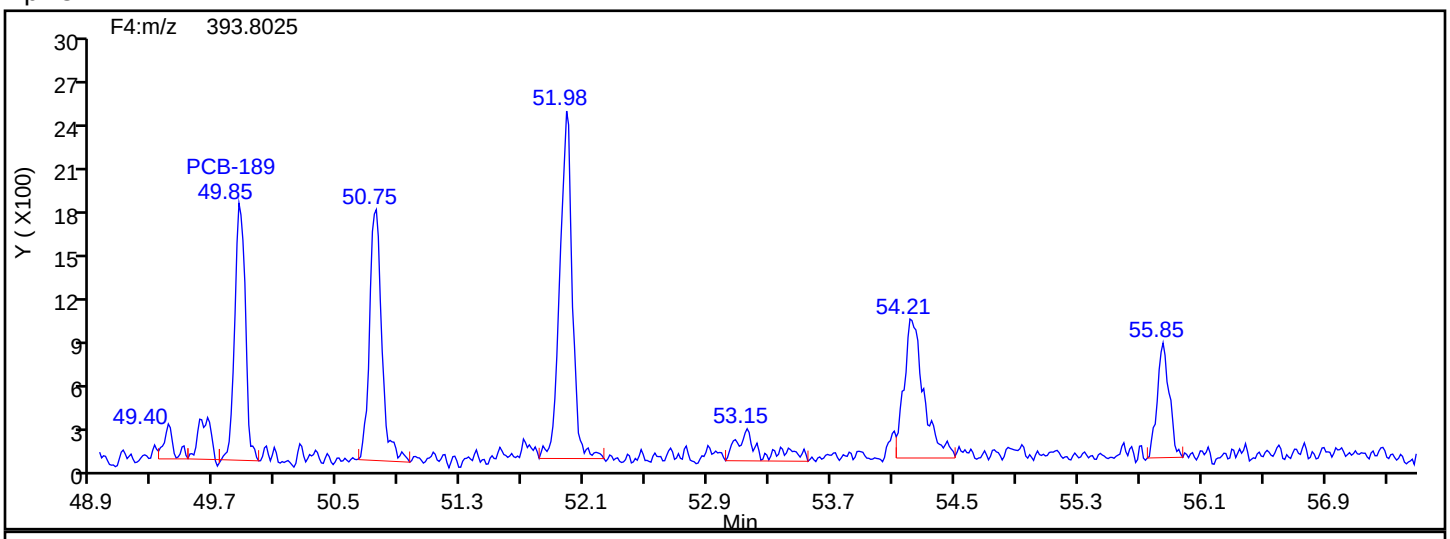

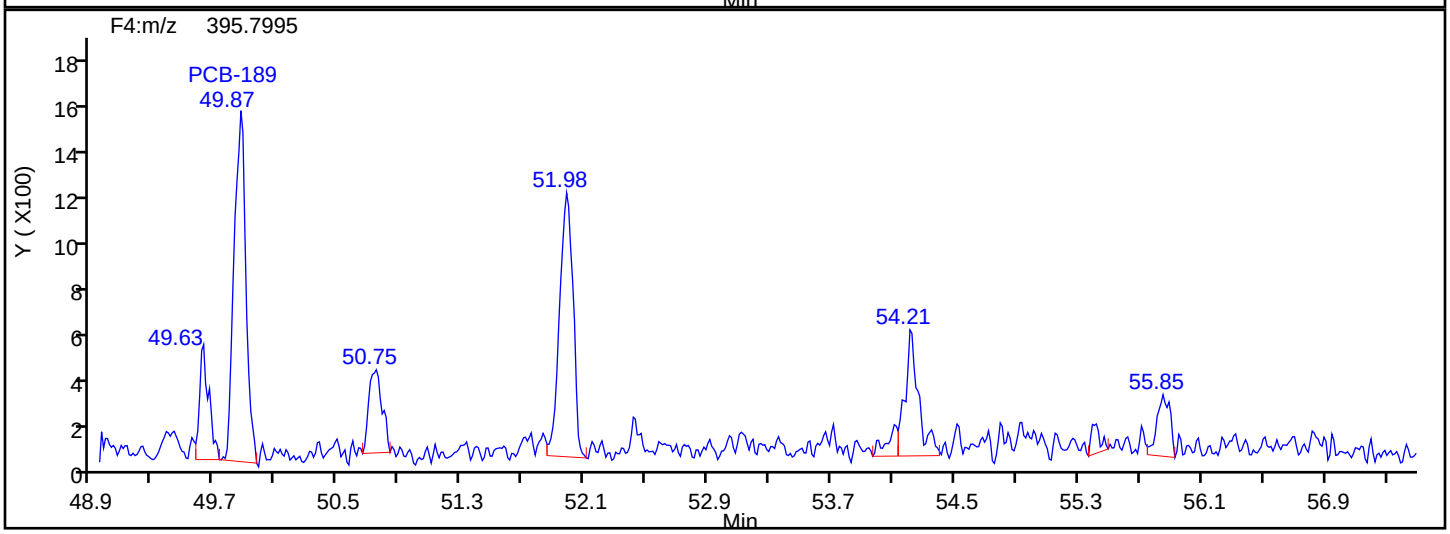

HpPCB F4 Lock Mass

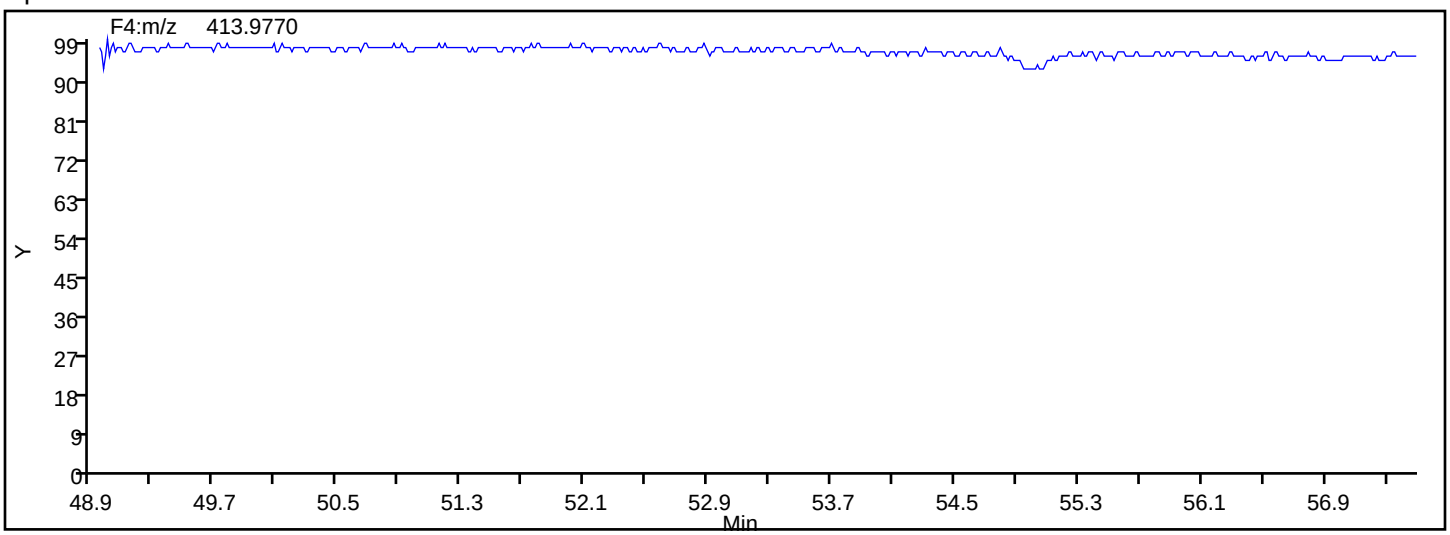

Manual Integration/User Assign Peak Report

Eurofins TestAmerica, Knoxville

Data File:	\\chromna\Knoxville\ChromData\D3D\20190827-12879.b\580-88125-b-9-c.d				
Injection Date:	27-Aug-2019 22:35:00	Instrument ID:	D3D		
Lims ID:	580-88125-B-9-C	Lab Sample ID:	140-88125-9		
Client ID:	D2-0to19-101018				
Operator ID:	Xcalibur_System	ALS Bottle#:	0	Worklist Smp#:	12
Injection Vol:	1.0 ul	Dil. Factor:	1.0000		
Method:	PCBs_D3D	Limit Group:	HR - 1668A - ICAL		
Column:	SPB-Octyl (0.25 mm)	Detector	F4(49.20 :57.50)		

PCB-189, CAS: 39635-31-9

Signal: 2

Processing Integration Results

RT: 49.87
Area: 7921
Amount: 0.395022
Amount Units: pg/ul

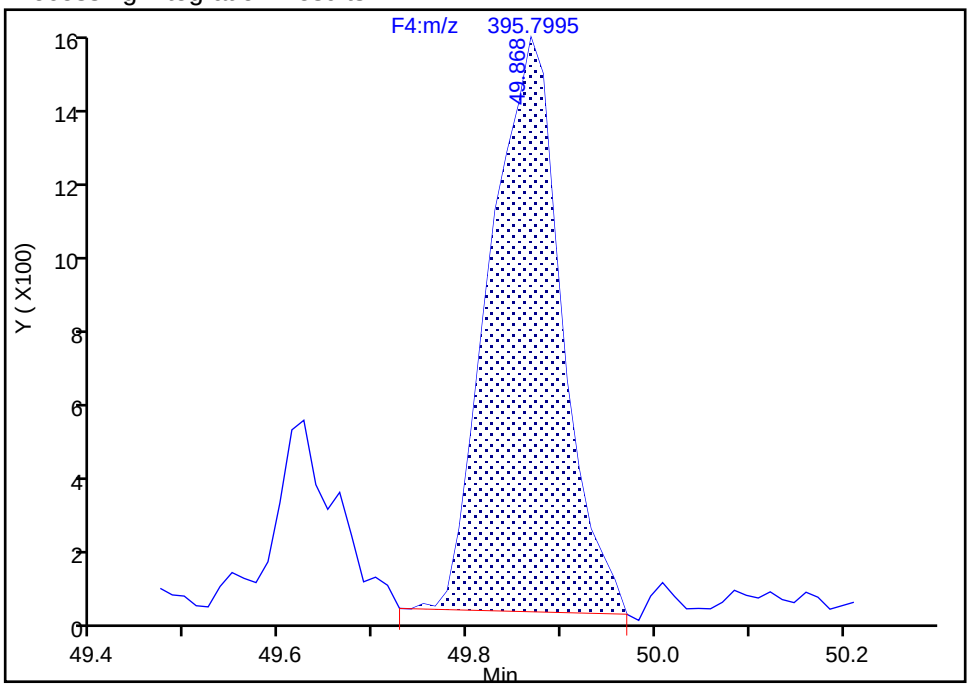

Manual Integration Results

RT: 49.87
Area: 7921
Amount: 0.359924
Amount Units: pg/ul

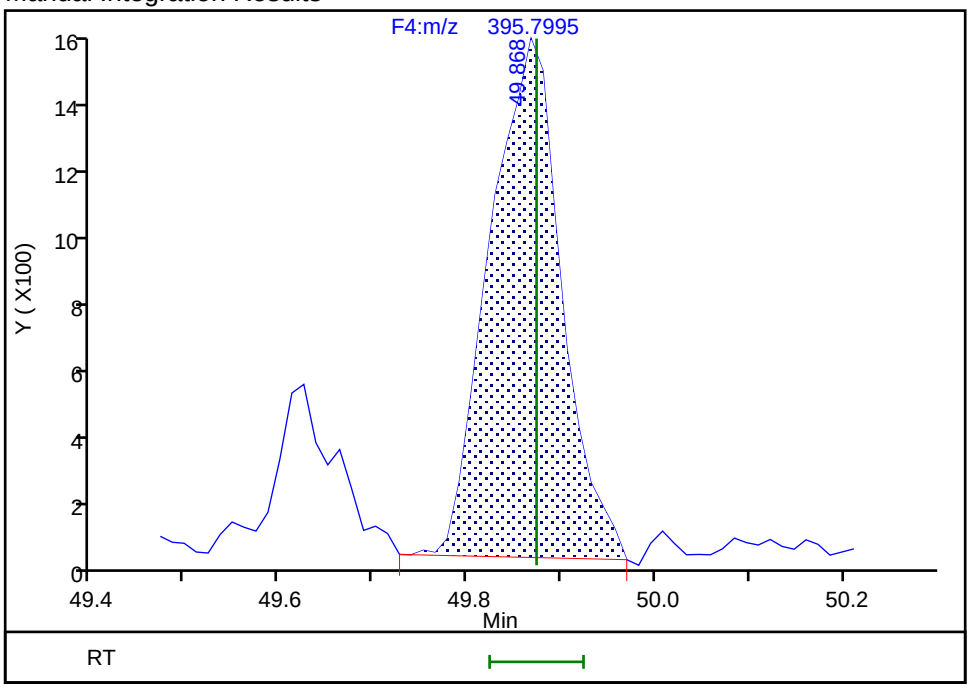

Reviewer: mcwhirterl, 28-Aug-2019 02:37:17

Audit Action: Marked Compound Undetected Audit Reason: Invalid Compound ID

Manual Integration/User Assign Peak Report

Eurofins TestAmerica, Knoxville

Data File:	\\chromna\Knoxville\ChromData\D3D\20190827-12879.b\580-88125-b-9-c.d				
Injection Date:	27-Aug-2019 22:35:00	Instrument ID:	D3D		
Lims ID:	580-88125-B-9-C	Lab Sample ID:	140-88125-9		
Client ID:	D2-0to19-101018				
Operator ID:	Xcalibur_System	ALS Bottle#:	0	Worklist Smp#:	12
Injection Vol:	1.0 ul	Dil. Factor:	1.0000		
Method:	PCBs_D3D	Limit Group:	HR - 1668A - ICAL		
Column:	SPB-Octyl (0.25 mm)	Detector	F4(49.20 :57.50)		

PCB-189, CAS: 39635-31-9

Signal: 3

Processing Integration Results

RT: 49.85
Area: 17749
Amount: 0.395022
Amount Units: pg/ul

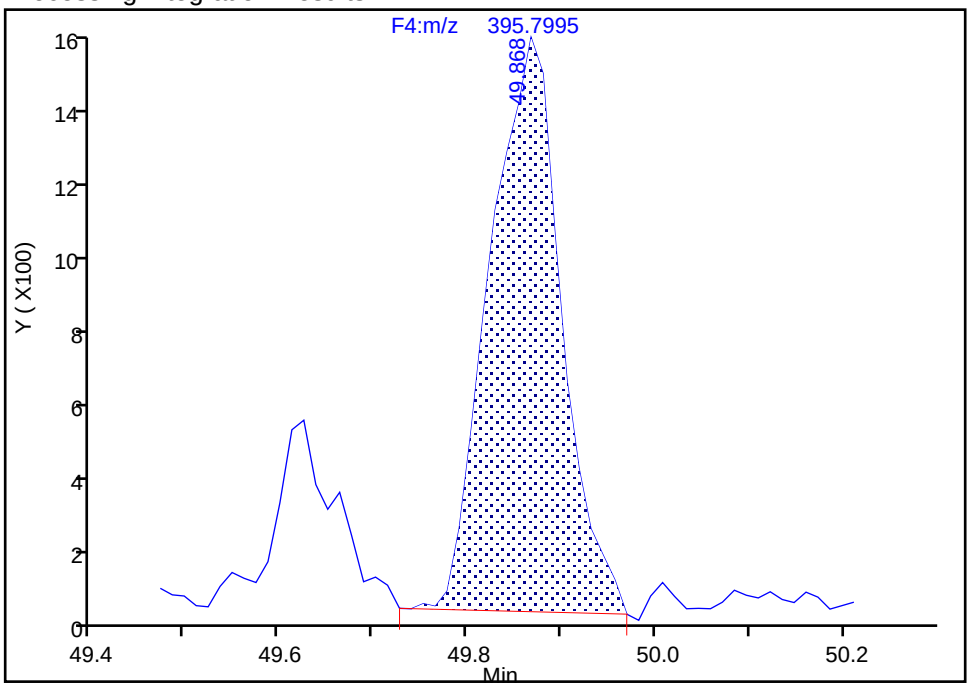

Manual Integration Results

RT: 49.85
Area: 16172
Amount: 0.359924
Amount Units: pg/ul
Reviewer: mcwhirterl, 28-Aug-2019 02:37:17
Audit Action: Marked Compound Undetected Audit Reason: Invalid Compound ID

Manual Integration/User Assign Peak Report

Eurofins TestAmerica, Knoxville

Data File:	\\chromna\Knoxville\ChromData\D3D\20190827-12879.b\580-88125-b-9-c.d				
Injection Date:	27-Aug-2019 22:35:00	Instrument ID:	D3D		
Lims ID:	580-88125-B-9-C	Lab Sample ID:	140-88125-9		
Client ID:	D2-0to19-101018				
Operator ID:	Xcalibur_System	ALS Bottle#:	0	Worklist Smp#:	12
Injection Vol:	1.0 ul	Dil. Factor:	1.0000		
Method:	PCBs_D3D	Limit Group:	HR - 1668A - ICAL		
Column:	SPB-Octyl (0.25 mm)	Detector	F4(49.20 :57.50)		

PCB-189, CAS: 39635-31-9

Signal: 1

Processing Integration Results

RT: 49.85
Area: 9828
Amount: 0.395022
Amount Units: pg/ul

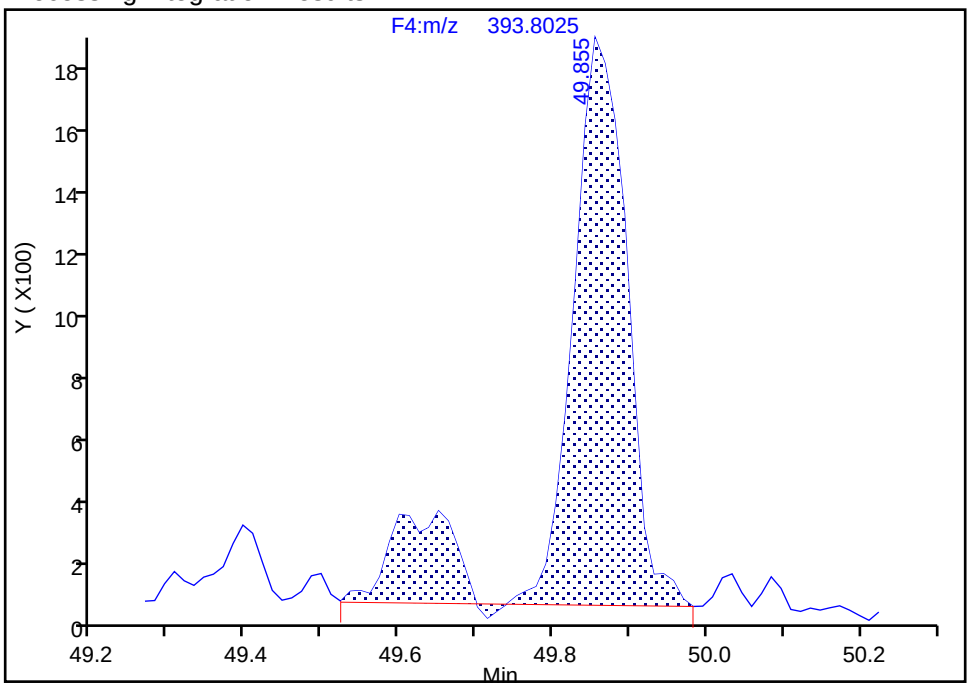

Manual Integration Results

RT: 49.85
Area: 8251
Amount: 0.359924
Amount Units: pg/ul

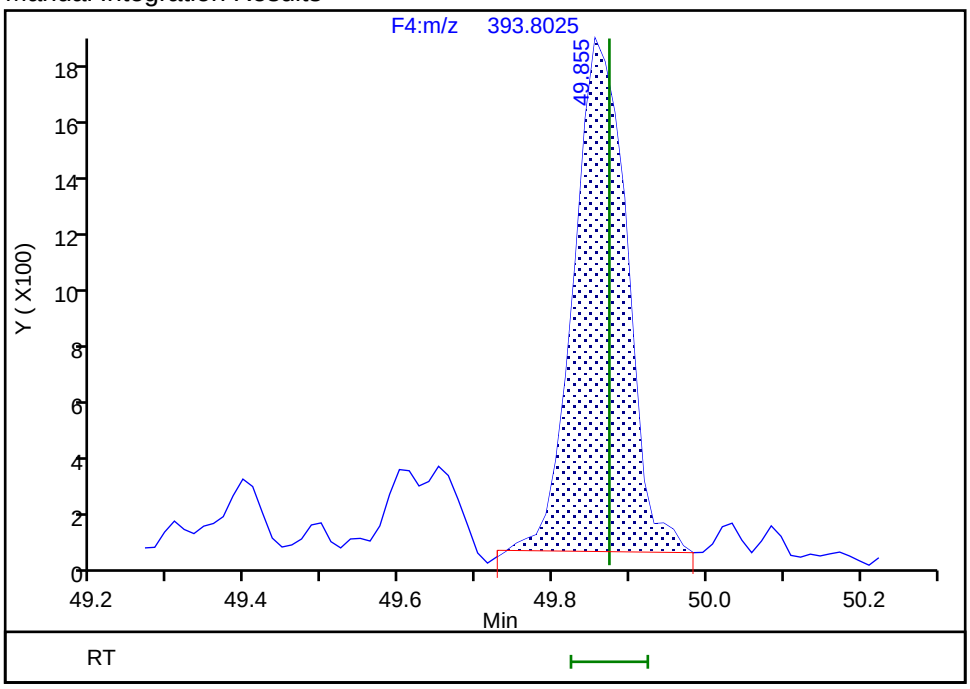

Reviewer: mcwhirterl, 28-Aug-2019 02:37:19

Audit Action: Manually Integrated/Assigned Compound ID Audit Reason: Split Peak

Eurofins TestAmerica, Knoxville

Data File:	\\chromna\Knoxville\ChromData\D3D\20190827-12879.b\580-88125-b-9-c.d		
Injection Date:	27-Aug-2019 22:35:00	Injection Vol:	1.0 ul
Instrument ID:	D3D	Operator ID:	Xcalibur_System
Method:	PCBs_D3D	Limit Group:	HR - 1668A - ICAL
Client ID:	D2-0to19-101018		
Worklist#:	33063	Sample Line#:	12
Column Type:	SPB-Octyl	Column Dia:	0.25 mm

OcPCB F3

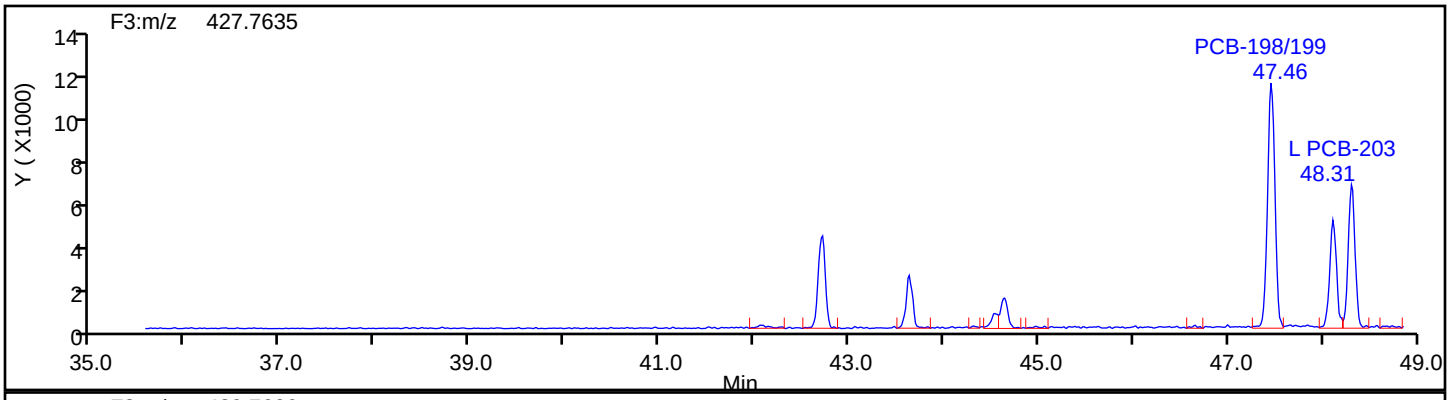

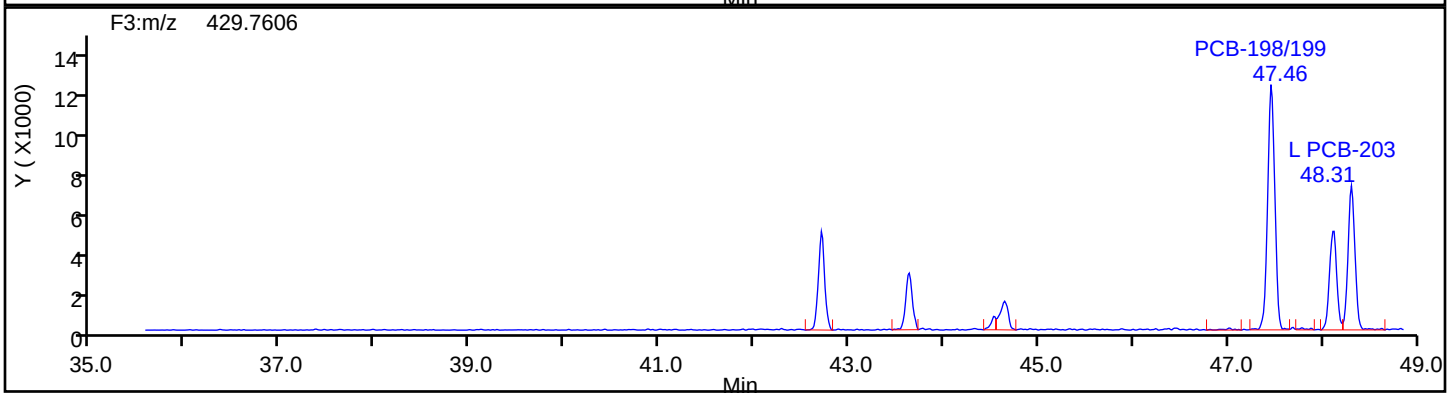

OcPCB F3 Standards

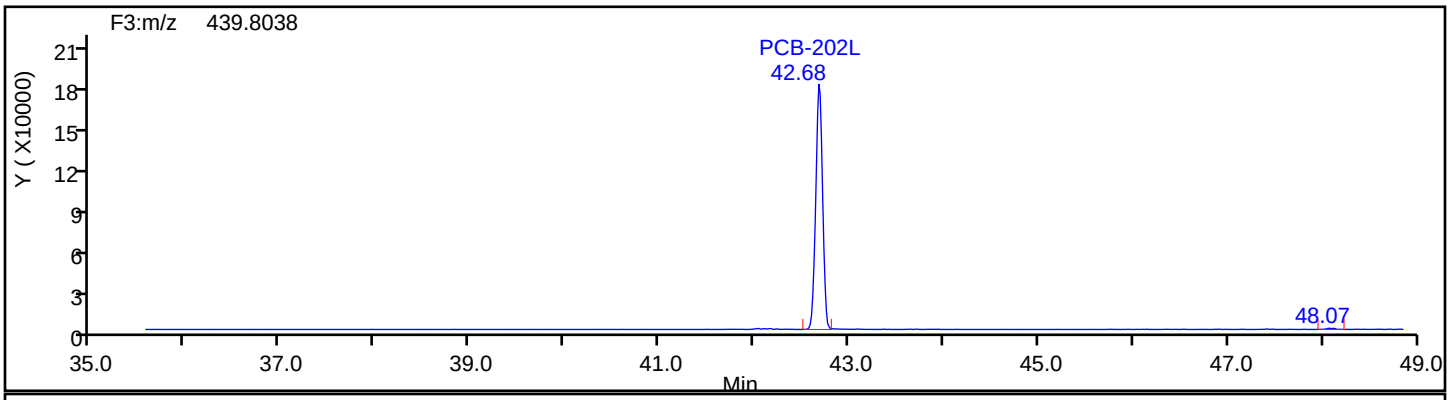

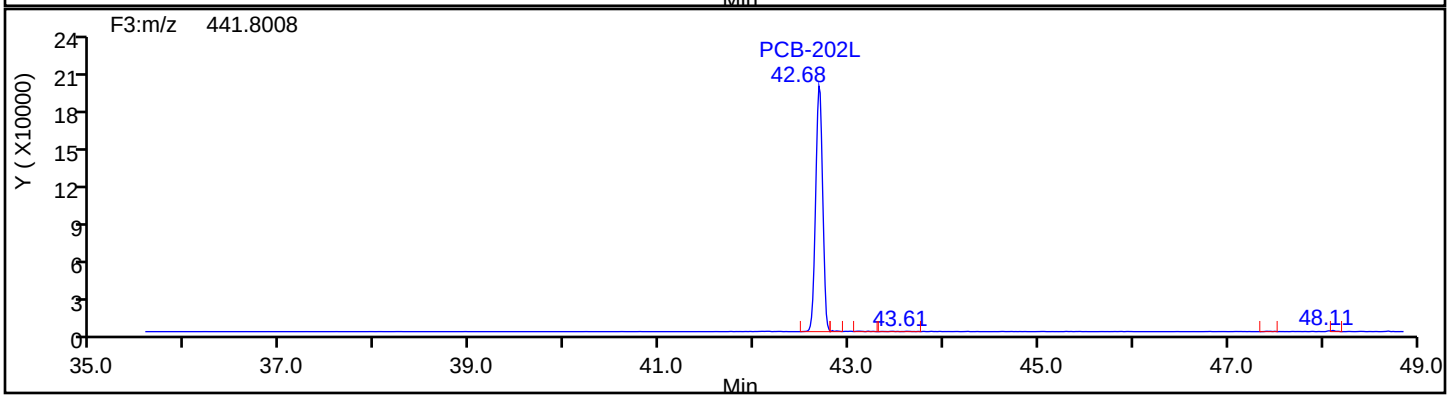

Eurofins TestAmerica, Knoxville

Data File:	\\chromna\Knoxville\ChromData\D3D\20190827-12879.b\580-88125-b-9-c.d		
Injection Date:	27-Aug-2019 22:35:00	Injection Vol:	1.0 ul
Instrument ID:	D3D	Operator ID:	Xcalibur_System
Method:	PCBs_D3D	Limit Group:	HR - 1668A - ICAL
Client ID:	D2-0to19-101018		
Worklist#:	33063	Sample Line#:	12
Column Type:	SPB-Octyl	Column Dia:	0.25 mm

OcPCB F3

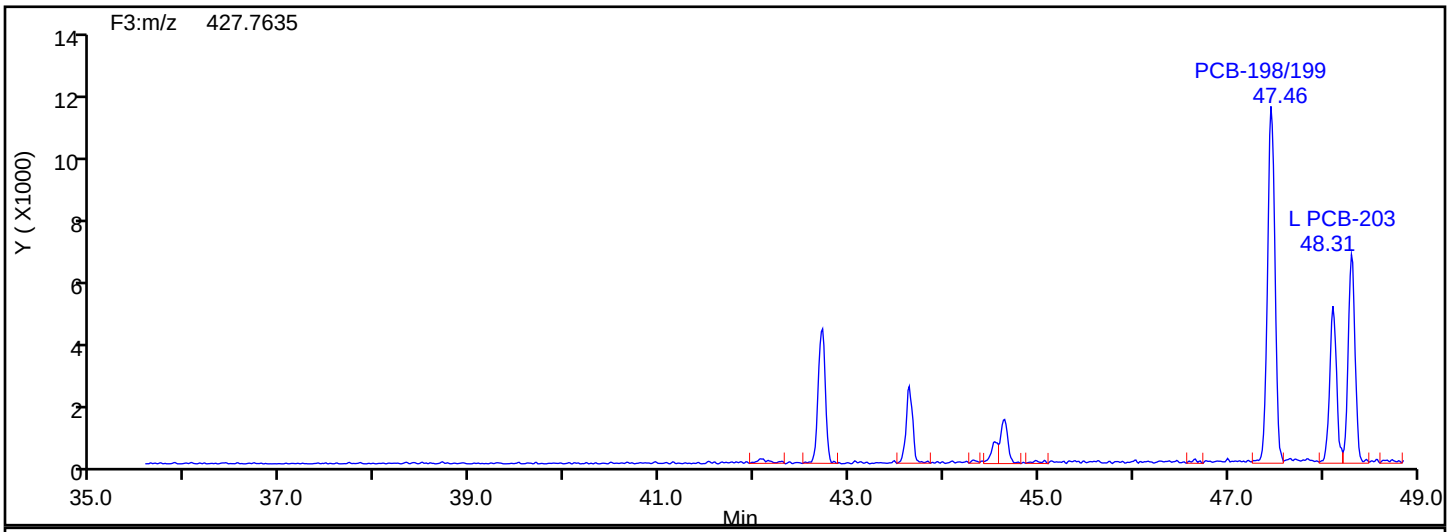

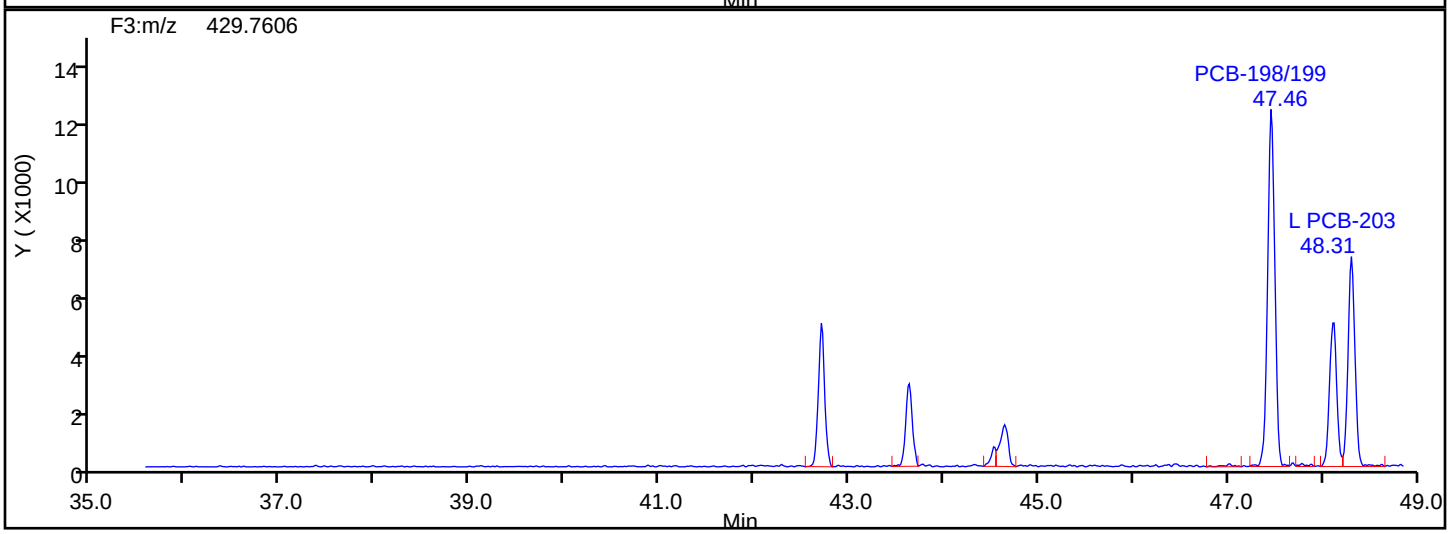

OcPCB F3 Lock Mass

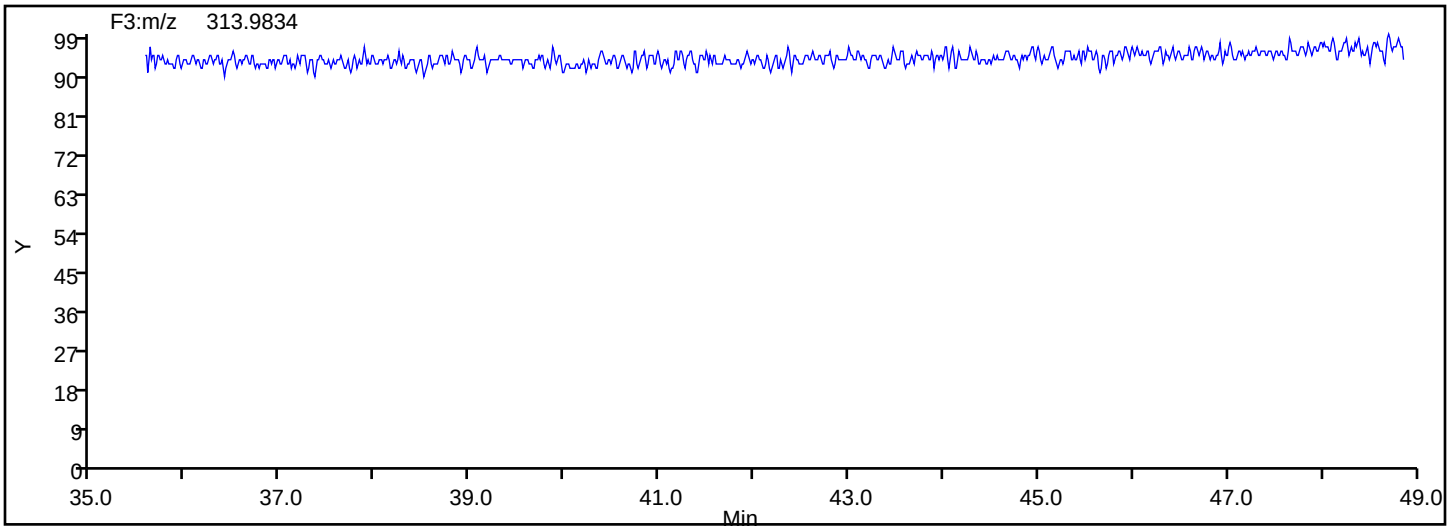

Manual Integration/User Assign Peak Report

Eurofins TestAmerica, Knoxville

Data File:	\\chromna\Knoxville\ChromData\D3D\20190827-12879.b\580-88125-b-9-c.d				
Injection Date:	27-Aug-2019 22:35:00	Instrument ID:	D3D		
Lims ID:	580-88125-B-9-C	Lab Sample ID:	140-88125-9		
Client ID:	D2-0to19-101018				
Operator ID:	Xcalibur_System	ALS Bottle#:	0	Worklist Smp#:	12
Injection Vol:	1.0 ul	Dil. Factor:	1.0000		
Method:	PCBs_D3D	Limit Group:	HR - 1668A - ICAL		
Column:	SPB-Octyl (0.25 mm)	Detector	F3(35.64 :49.10)		

PCB-197, CAS: 33091-17-7

Signal: 1

Not Detected
Expected RT: 44.55

Processing Integration Results

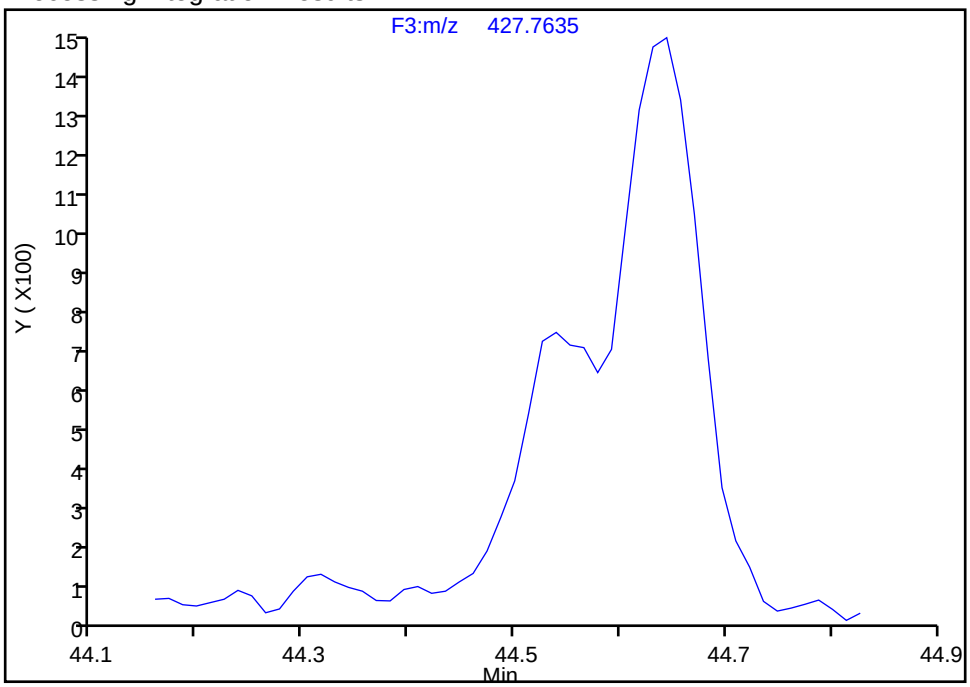

Manual Integration Results

RT: 44.54
Area: 3504
Amount: 0.253640
Amount Units: pg/ul

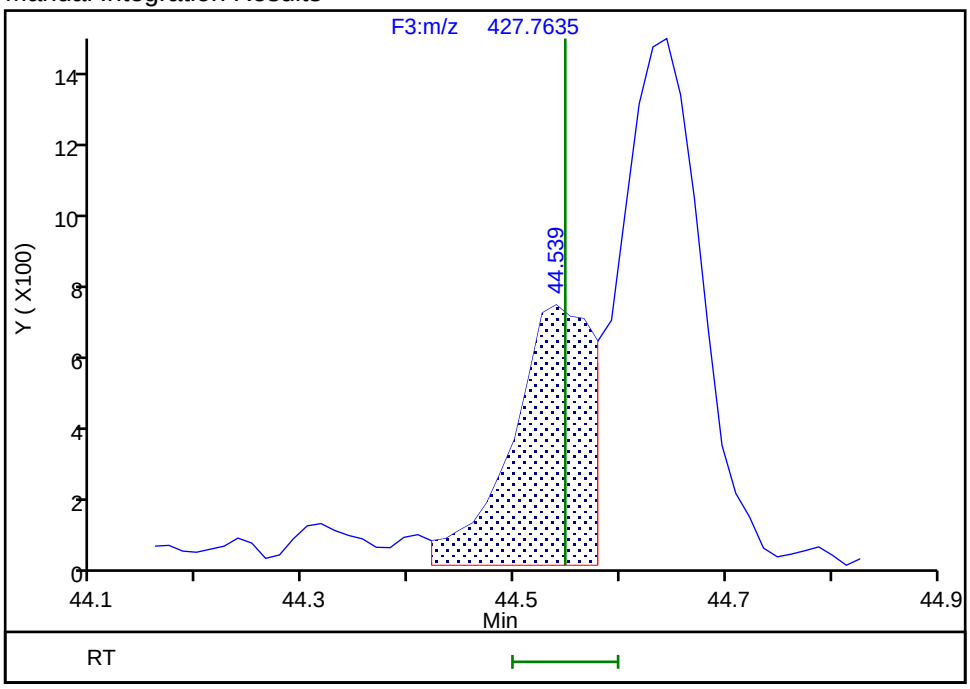

Reviewer: mcwhirterl, 28-Aug-2019 02:37:38
Audit Action: Assigned Compound ID Audit Reason: Split Peak

Manual Integration/User Assign Peak Report

Eurofins TestAmerica, Knoxville

Data File:	\\chromna\Knoxville\ChromData\D3D\20190827-12879.b\580-88125-b-9-c.d				
Injection Date:	27-Aug-2019 22:35:00	Instrument ID:	D3D		
Lims ID:	580-88125-B-9-C	Lab Sample ID:	140-88125-9		
Client ID:	D2-0to19-101018				
Operator ID:	Xcalibur_System	ALS Bottle#:	0	Worklist Smp#:	12
Injection Vol:	1.0 ul	Dil. Factor:	1.0000		
Method:	PCBs_D3D	Limit Group:	HR - 1668A - ICAL		
Column:	SPB-Octyl (0.25 mm)	Detector	F3(35.64 :49.10)		

PCB-200, CAS: 52663-73-7

Signal: 1

Processing Integration Results

RT: 44.54
Area: 3504
Amount: 0.271489
Amount Units: pg/ul

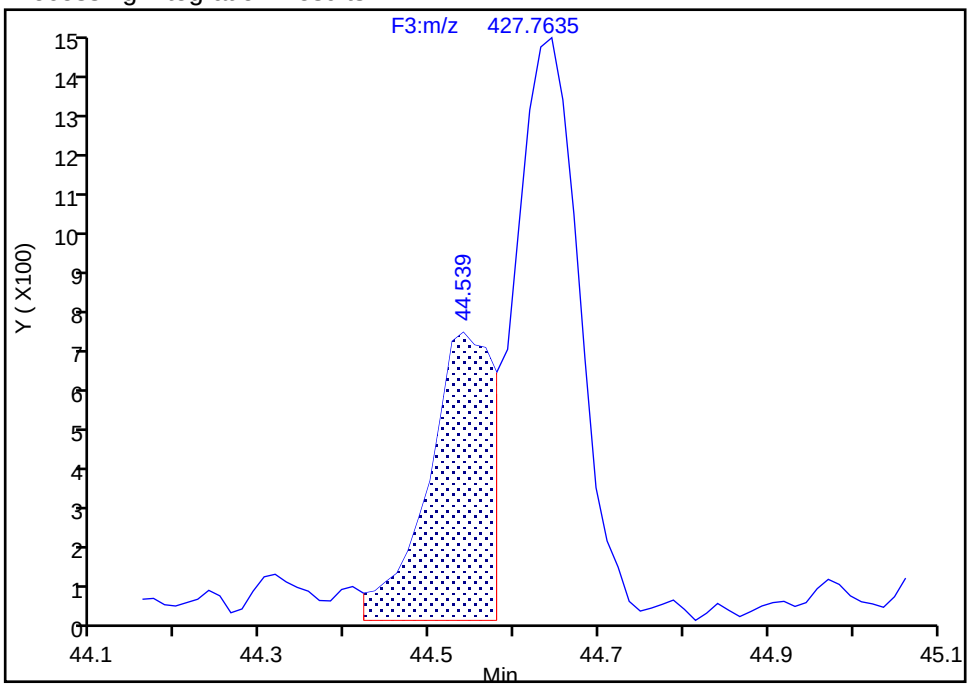

Manual Integration Results

RT: 44.64
Area: 7410
Amount: 0.753668
Amount Units: pg/ul

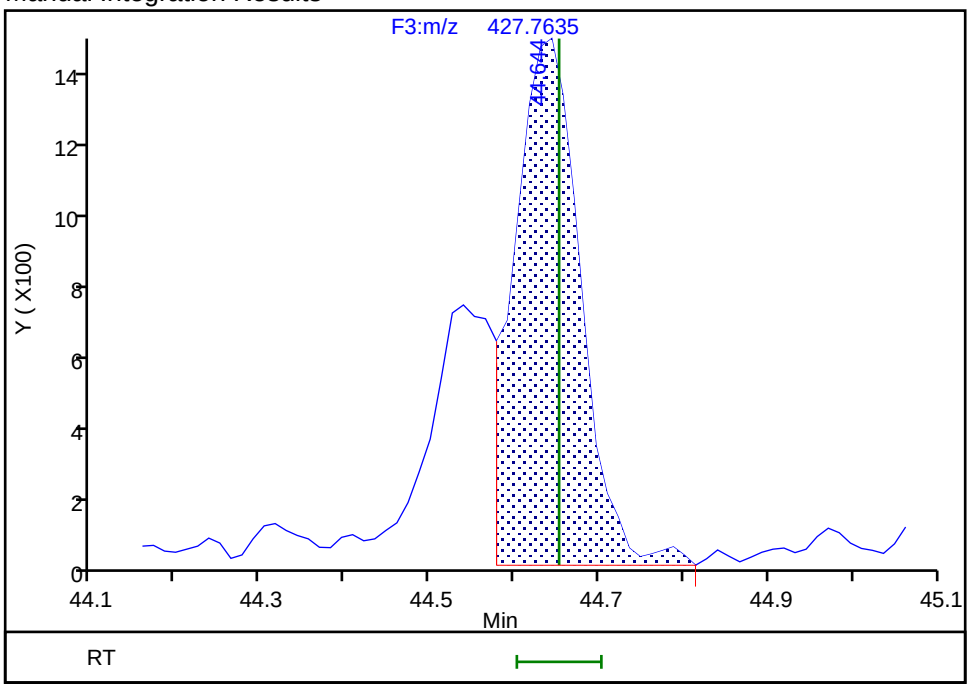

Reviewer: mcwhirterl, 28-Aug-2019 02:37:34

Audit Action: Assigned Compound ID Audit Reason: Split Peak

Manual Integration/User Assign Peak Report

Eurofins TestAmerica, Knoxville

Data File:	\\chromna\Knoxville\ChromData\D3D\20190827-12879.b\580-88125-b-9-c.d				
Injection Date:	27-Aug-2019 22:35:00	Instrument ID:	D3D		
Lims ID:	580-88125-B-9-C	Lab Sample ID:	140-88125-9		
Client ID:	D2-0to19-101018				
Operator ID:	Xcalibur_System	ALS Bottle#:	0	Worklist Smp#:	12
Injection Vol:	1.0 ul	Dil. Factor:	1.0000		
Method:	PCBs_D3D	Limit Group:	HR - 1668A - ICAL		
Column:	SPB-Octyl (0.25 mm)	Detector	F3(35.64 :49.10)		

PCB-198/199, CAS: STL01825

Signal: 1

Not Detected
Expected RT: 47.44

Processing Integration Results

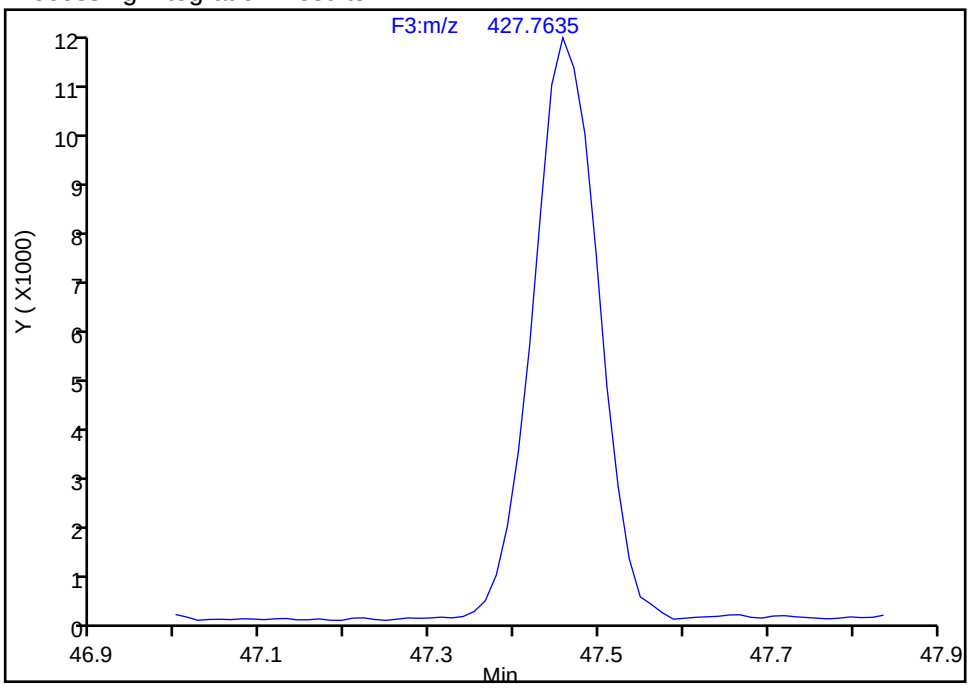

Manual Integration Results

RT: 47.46
Area: 61222
Amount: 8.073165
Amount Units: pg/ul

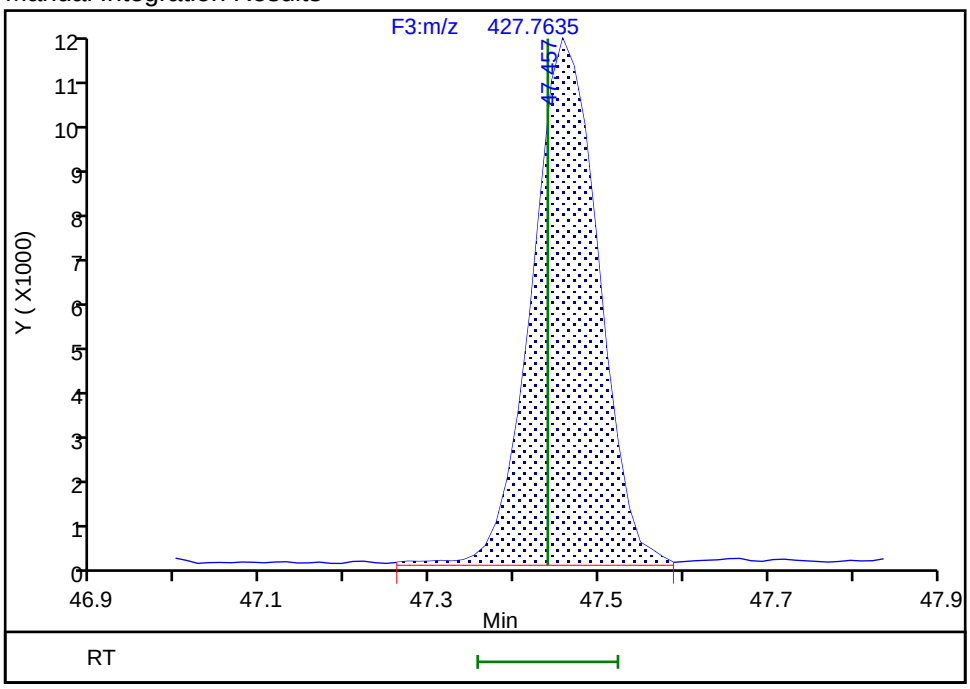

Reviewer: mcwhirterl, 28-Aug-2019 02:37:43
Audit Action: Assigned Compound ID Audit Reason: Split Peak

Eurofins TestAmerica, Knoxville

Data File:	\\chromna\Knoxville\ChromData\D3D\20190827-12879.b\580-88125-b-9-c.d		
Injection Date:	27-Aug-2019 22:35:00	Injection Vol:	1.0 ul
Instrument ID:	D3D	Operator ID:	Xcalibur_System
Method:	PCBs_D3D	Limit Group:	HR - 1668A - ICAL
Client ID:	D2-0to19-101018		
Worklist#:	33063	Sample Line#:	12
Column Type:	SPB-Octyl	Column Dia:	0.25 mm

OcPCB F4

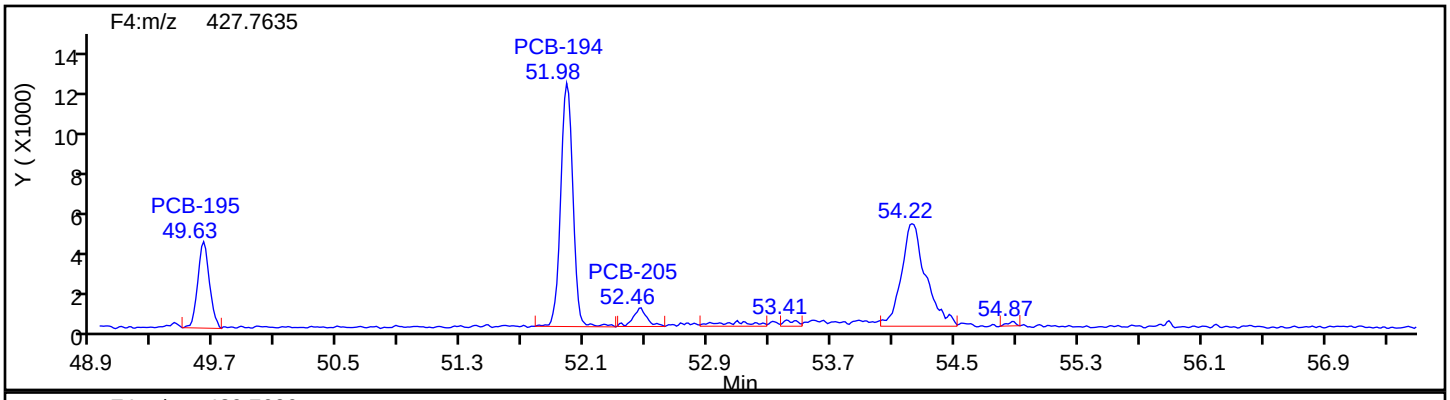

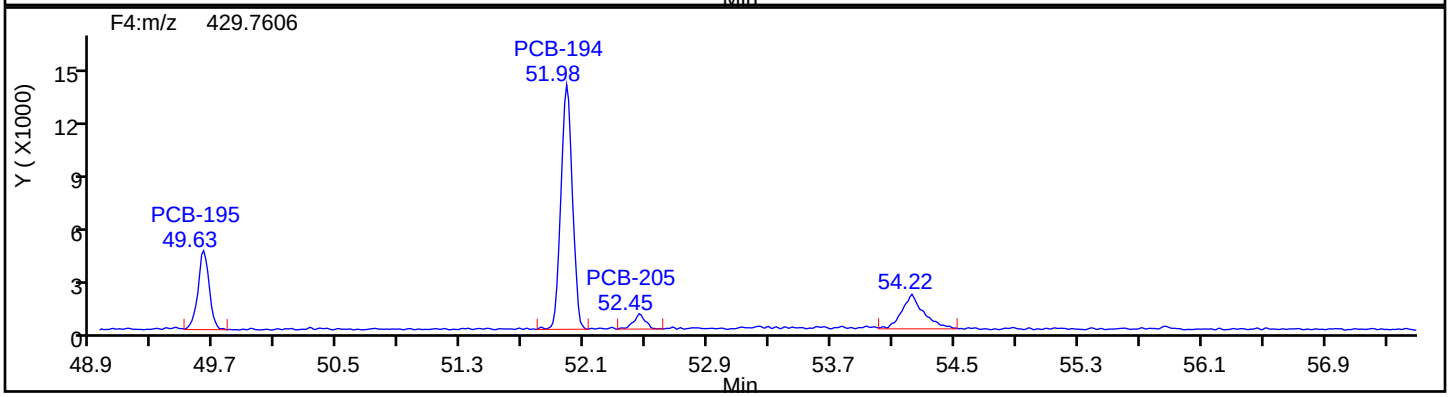

OcPCB F4 Standards

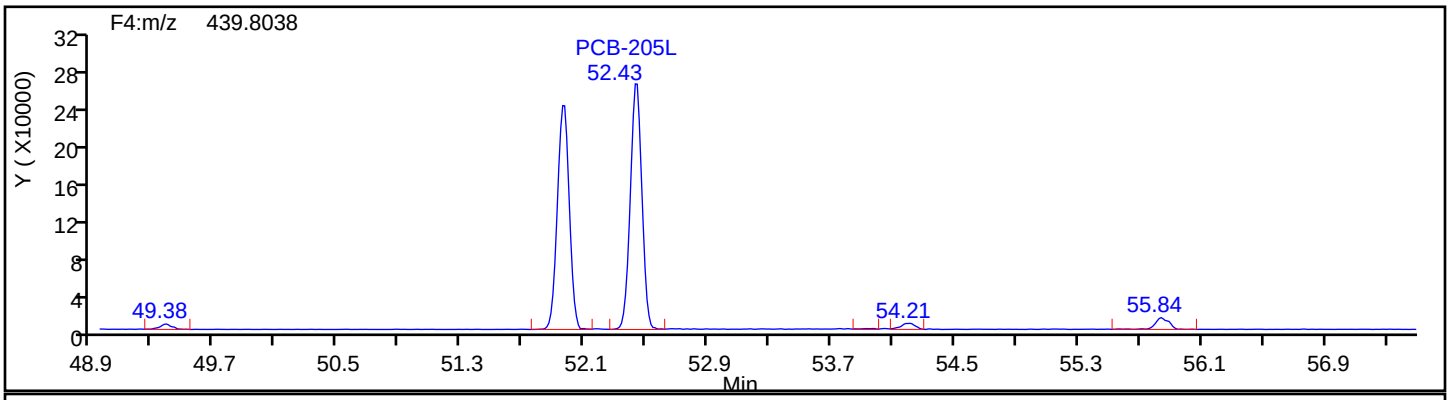

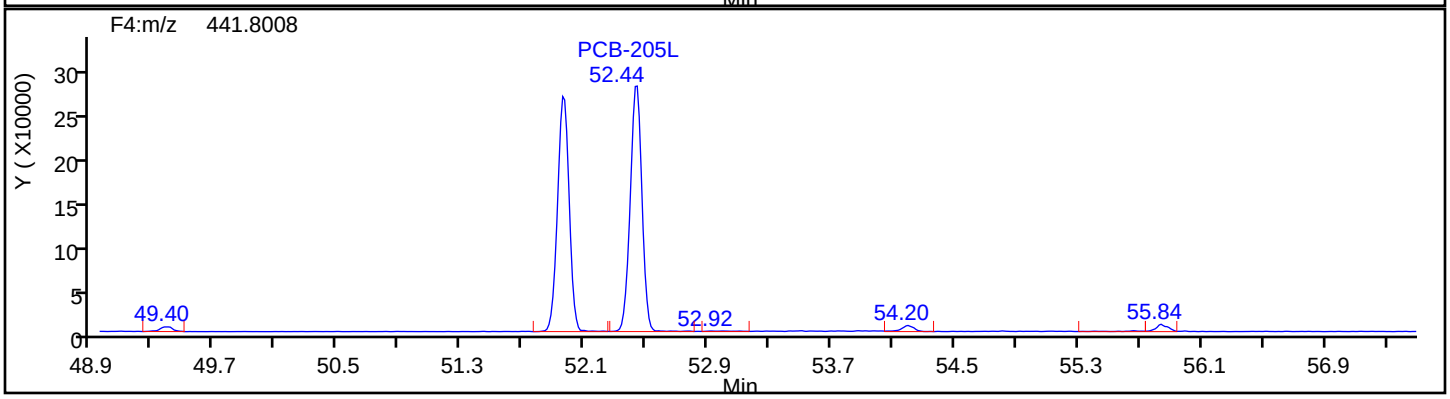

Eurofins TestAmerica, Knoxville

Data File:	\\chromna\Knoxville\ChromData\D3D\20190827-12879.b\580-88125-b-9-c.d		
Injection Date:	27-Aug-2019 22:35:00	Injection Vol:	1.0 ul
Instrument ID:	D3D	Operator ID:	Xcalibur_System
Method:	PCBs_D3D	Limit Group:	HR - 1668A - ICAL
Client ID:	D2-0to19-101018		
Worklist#:	33063	Sample Line#:	12
Column Type:	SPB-Octyl	Column Dia:	0.25 mm

OcPCB F4

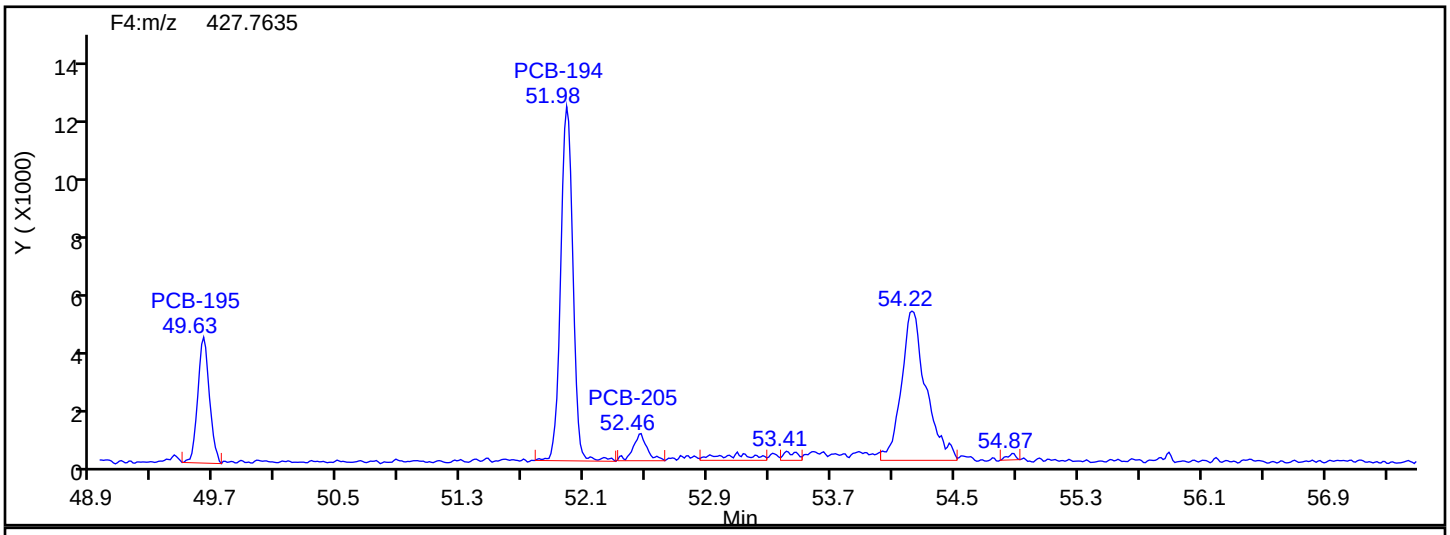

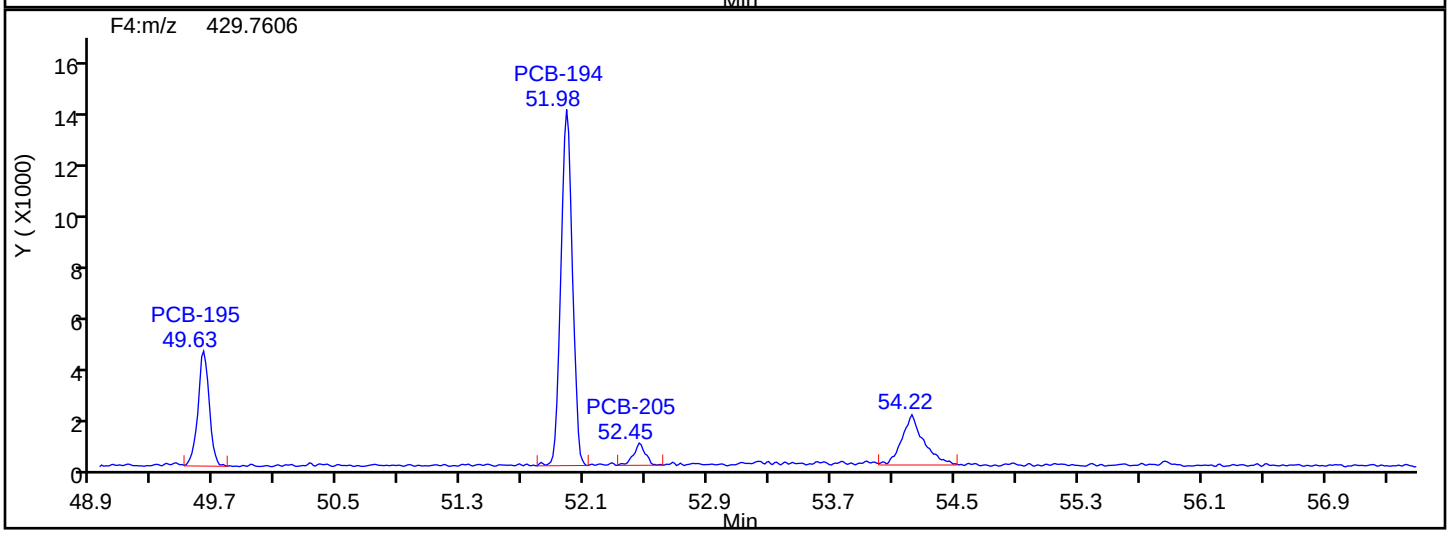

OcPCB F4 Lock Mass

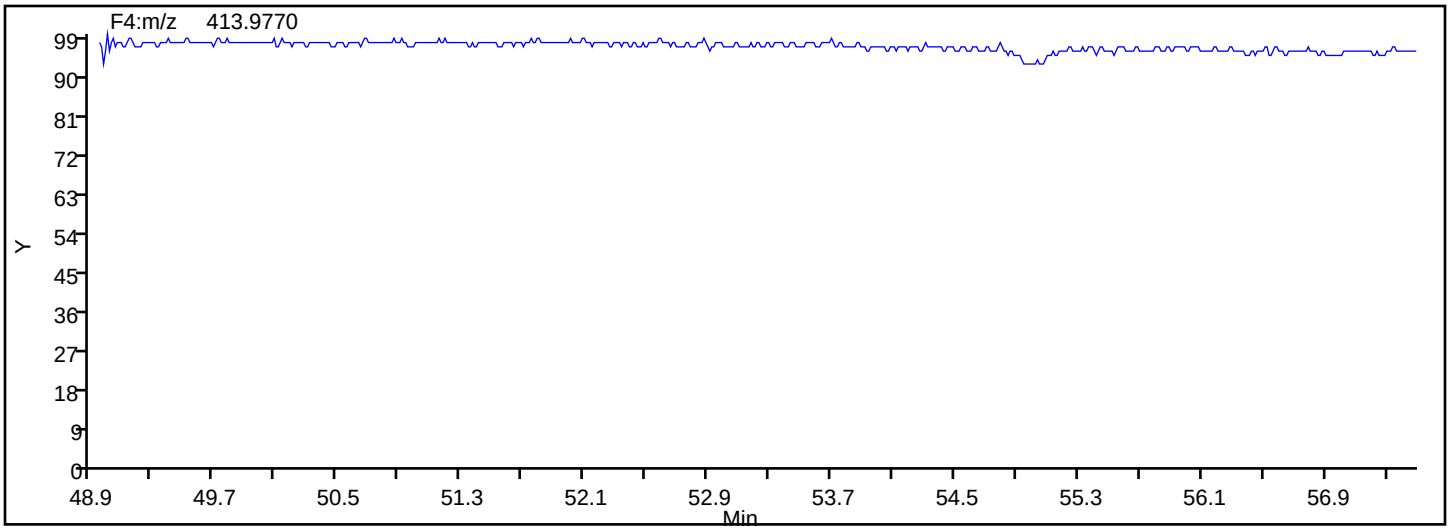

Manual Integration/User Assign Peak Report

Eurofins TestAmerica, Knoxville

Data File:	\\chromna\Knoxville\ChromData\D3D\20190827-12879.b\580-88125-b-9-c.d				
Injection Date:	27-Aug-2019 22:35:00	Instrument ID:	D3D		
Lims ID:	580-88125-B-9-C	Lab Sample ID:	140-88125-9		
Client ID:	D2-0to19-101018				
Operator ID:	Xcalibur_System	ALS Bottle#:	0	Worklist Smp#:	12
Injection Vol:	1.0 ul	Dil. Factor:	1.0000		
Method:	PCBs_D3D	Limit Group:	HR - 1668A - ICAL		
Column:	SPB-Octyl (0.25 mm)	Detector	F4(49.20 :57.50)		

PCB-195, CAS: 52663-78-2

Signal: 1

Not Detected
Expected RT: 49.63

Processing Integration Results

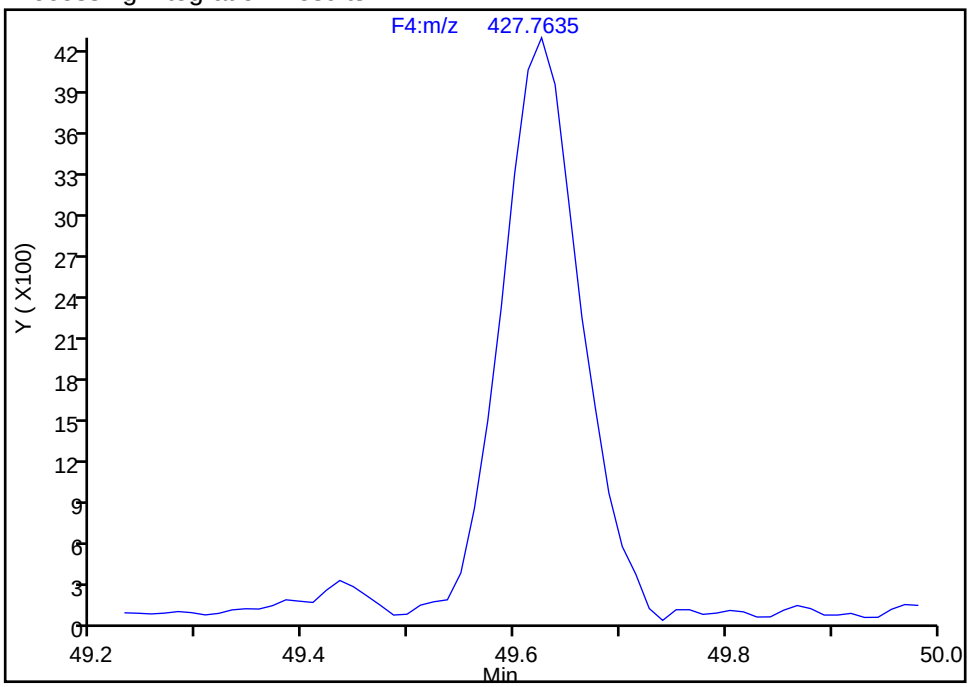

Manual Integration Results

RT: 49.63
Area: 21797
Amount: 1.975203
Amount Units: pg/ul

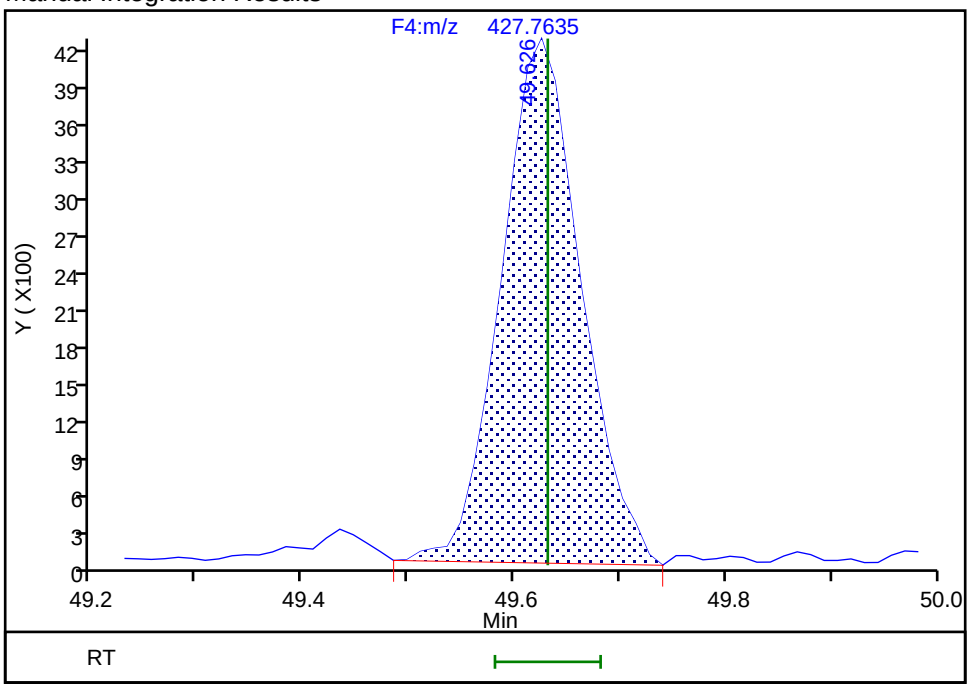

Reviewer: mcwhirterl, 28-Aug-2019 02:37:50
Audit Action: Assigned Compound ID Audit Reason: Split Peak

Manual Integration/User Assign Peak Report

Eurofins TestAmerica, Knoxville

Data File:	\\chromna\Knoxville\ChromData\D3D\20190827-12879.b\580-88125-b-9-c.d				
Injection Date:	27-Aug-2019 22:35:00	Instrument ID:	D3D		
Lims ID:	580-88125-B-9-C	Lab Sample ID:	140-88125-9		
Client ID:	D2-0to19-101018				
Operator ID:	Xcalibur_System	ALS Bottle#:	0	Worklist Smp#:	12
Injection Vol:	1.0 ul	Dil. Factor:	1.0000		
Method:	PCBs_D3D	Limit Group:	HR - 1668A - ICAL		
Column:	SPB-Octyl (0.25 mm)	Detector	F4(49.20 :57.50)		

PCB-194, CAS: 35694-08-7

Signal: 1

Not Detected
Expected RT: 51.99

Processing Integration Results

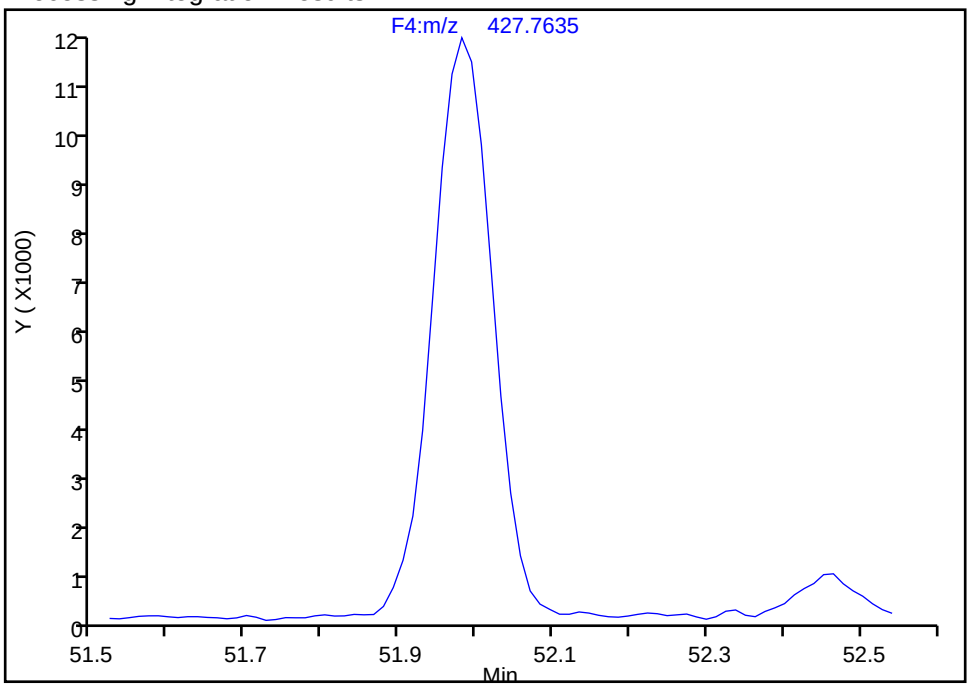

Manual Integration Results

RT: 51.98
Area: 64590
Amount: 5.112010
Amount Units: pg/ul

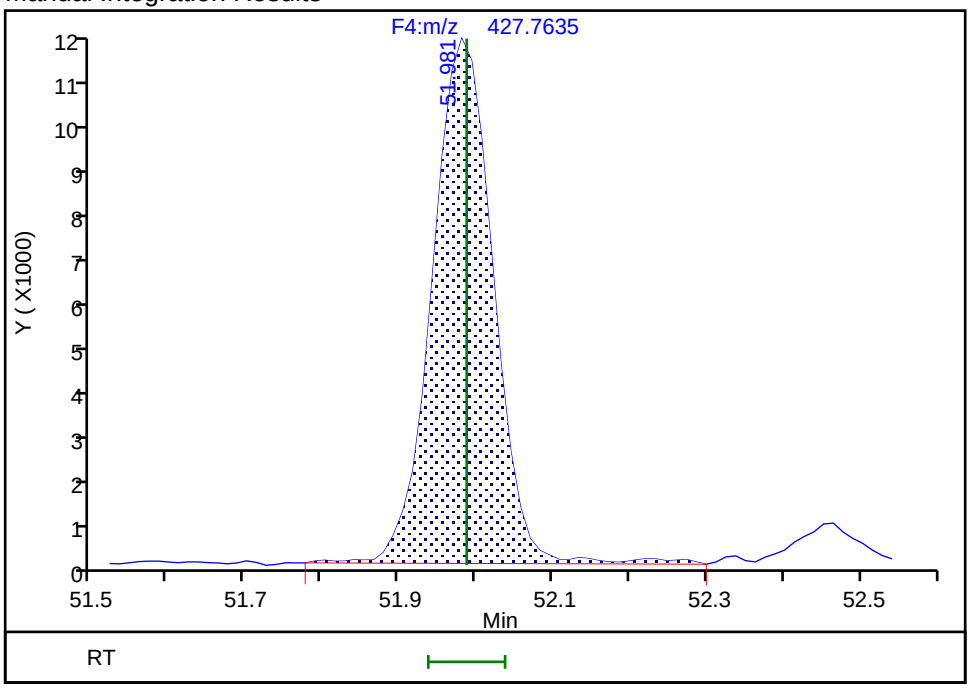

Reviewer: mcwhirterl, 28-Aug-2019 02:37:54
Audit Action: Assigned Compound ID Audit Reason: Split Peak

Manual Integration/User Assign Peak Report

Eurofins TestAmerica, Knoxville

Data File:	\\chromna\Knoxville\ChromData\D3D\20190827-12879.b\580-88125-b-9-c.d				
Injection Date:	27-Aug-2019 22:35:00	Instrument ID:	D3D		
Lims ID:	580-88125-B-9-C	Lab Sample ID:	140-88125-9		
Client ID:	D2-0to19-101018				
Operator ID:	Xcalibur_System	ALS Bottle#:	0	Worklist Smp#:	12
Injection Vol:	1.0 ul	Dil. Factor:	1.0000		
Method:	PCBs_D3D	Limit Group:	HR - 1668A - ICAL		
Column:	SPB-Octyl (0.25 mm)	Detector	F4(49.20 :57.50)		

PCB-205, CAS: 74472-53-0

Signal: 1

Not Detected
Expected RT: 52.46

Processing Integration Results

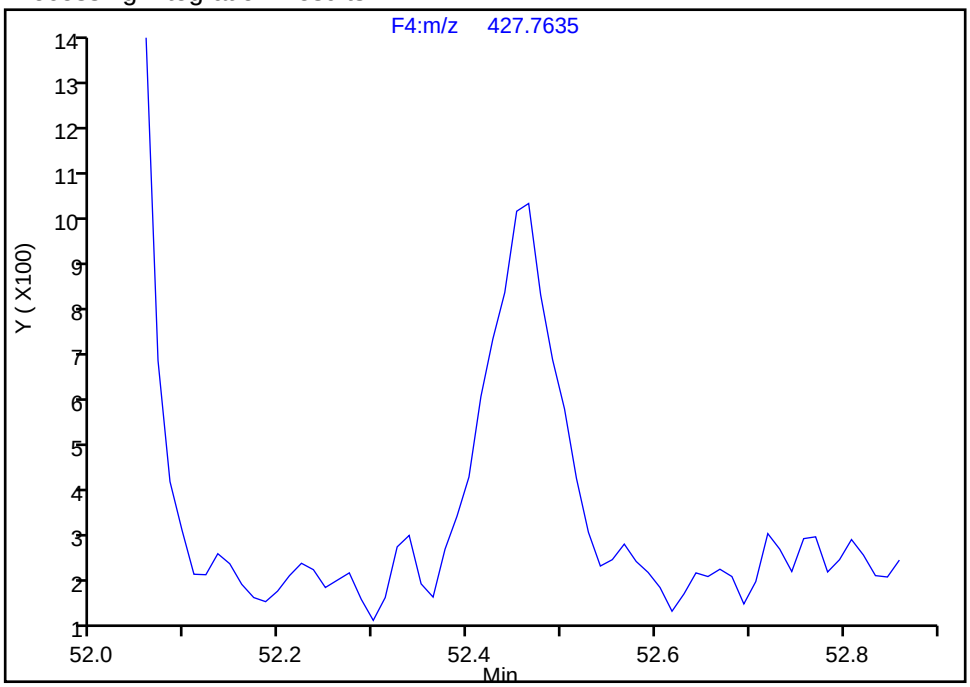

Manual Integration Results

RT: 52.46
Area: 5603
Amount: 0.287945
Amount Units: pg/ul

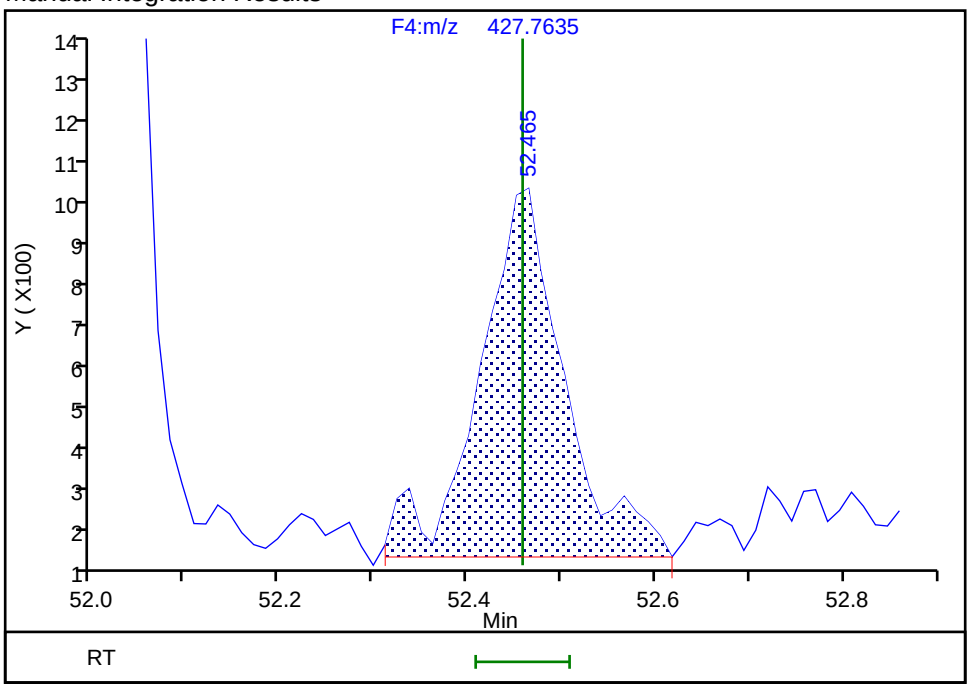

Reviewer: mcwhirterl, 28-Aug-2019 02:37:58
Audit Action: Assigned Compound ID Audit Reason: Split Peak

Eurofins TestAmerica, Knoxville

Data File:	\\chromna\Knoxville\ChromData\D3D\20190827-12879.b\580-88125-b-9-c.d		
Injection Date:	27-Aug-2019 22:35:00	Injection Vol:	1.0 ul
Instrument ID:	D3D	Operator ID:	Xcalibur_System
Method:	PCBs_D3D	Limit Group:	HR - 1668A - ICAL
Client ID:	D2-0to19-101018		
Worklist#:	33063	Sample Line#:	12
Column Type:	SPB-Octyl	Column Dia:	0.25 mm

NoPCB F4

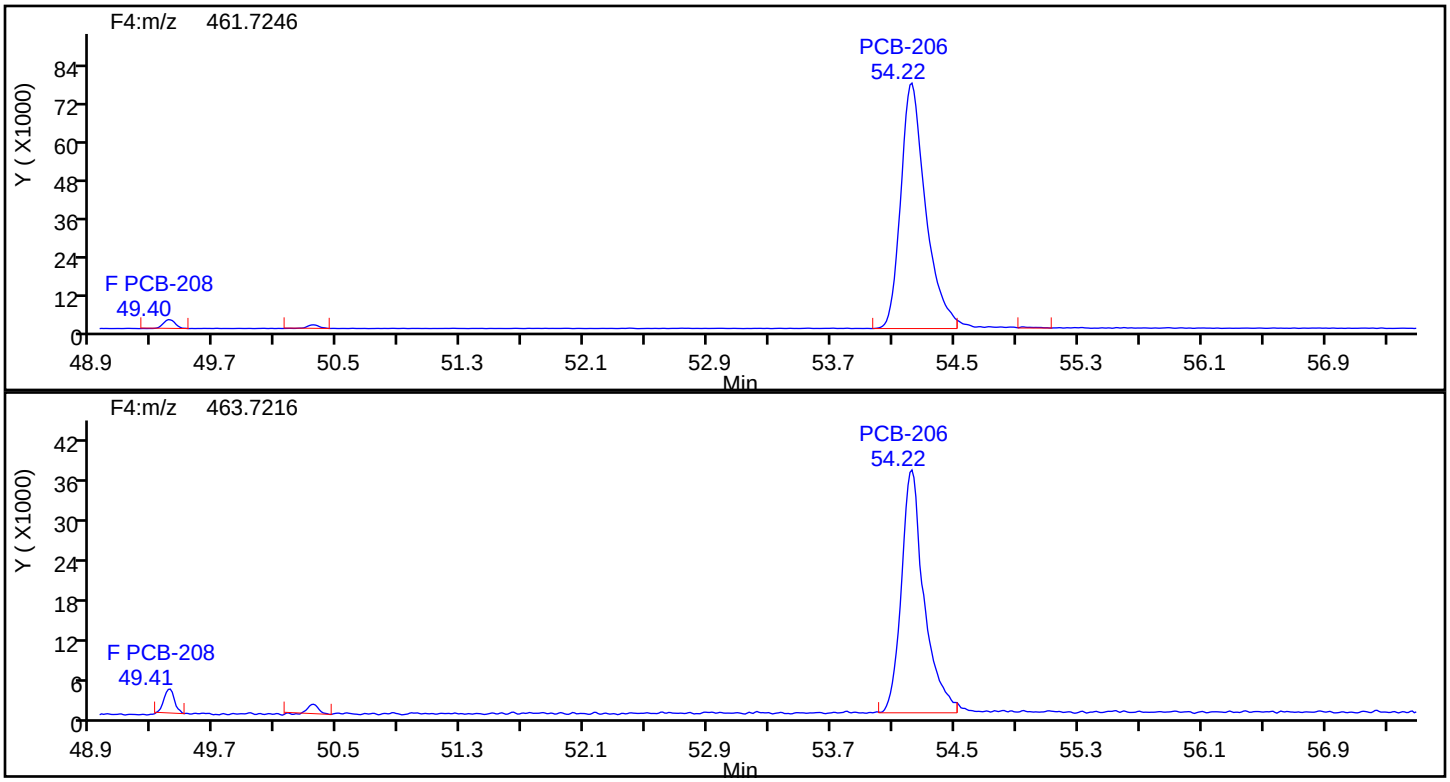

NoPCB F4 Standards

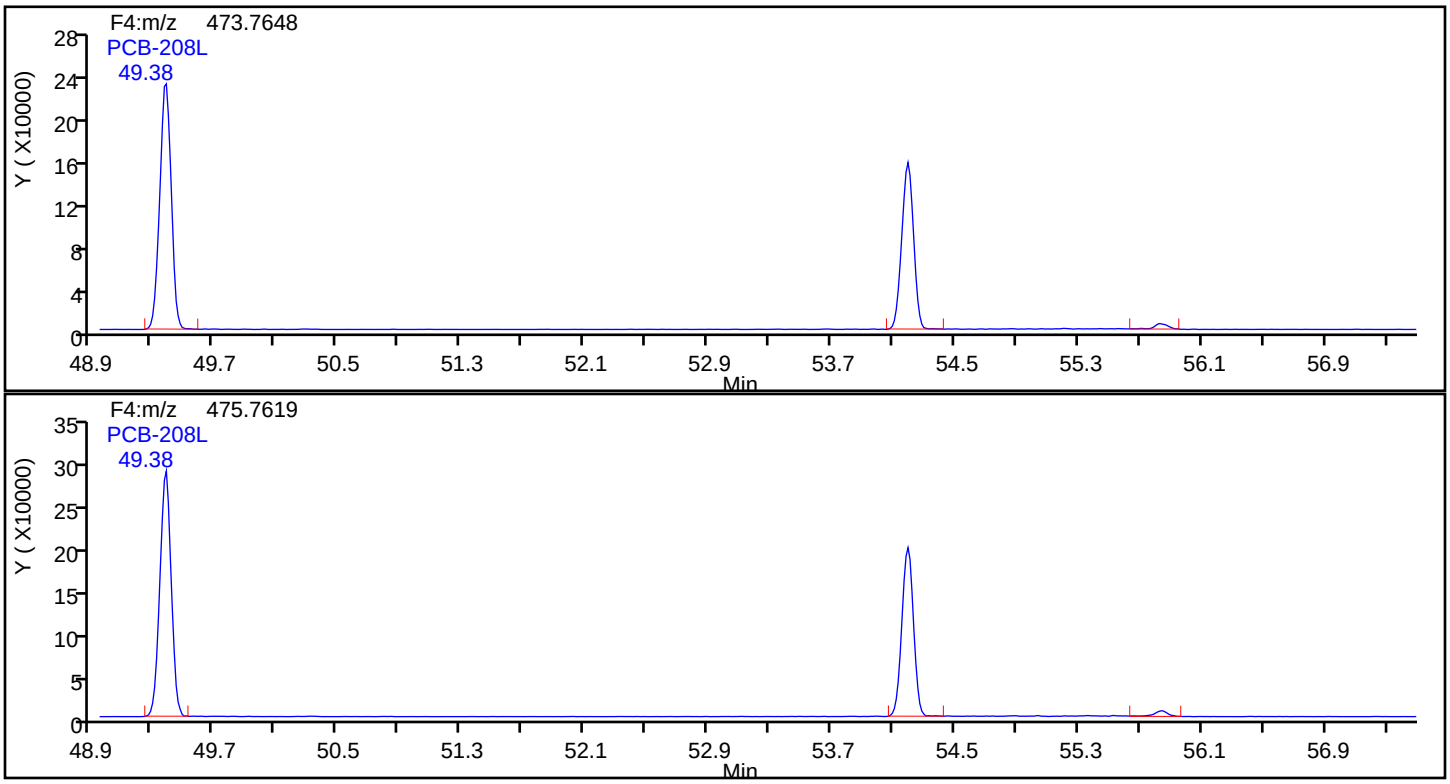

Eurofins TestAmerica, Knoxville

Data File:	\\chromna\Knoxville\ChromData\D3D\20190827-12879.b\580-88125-b-9-c.d		
Injection Date:	27-Aug-2019 22:35:00	Injection Vol:	1.0 ul
Instrument ID:	D3D	Operator ID:	Xcalibur_System
Method:	PCBs_D3D	Limit Group:	HR - 1668A - ICAL
Client ID:	D2-0to19-101018		
Worklist#:	33063	Sample Line#:	12
Column Type:	SPB-Octyl	Column Dia:	0.25 mm

NoPCB F4

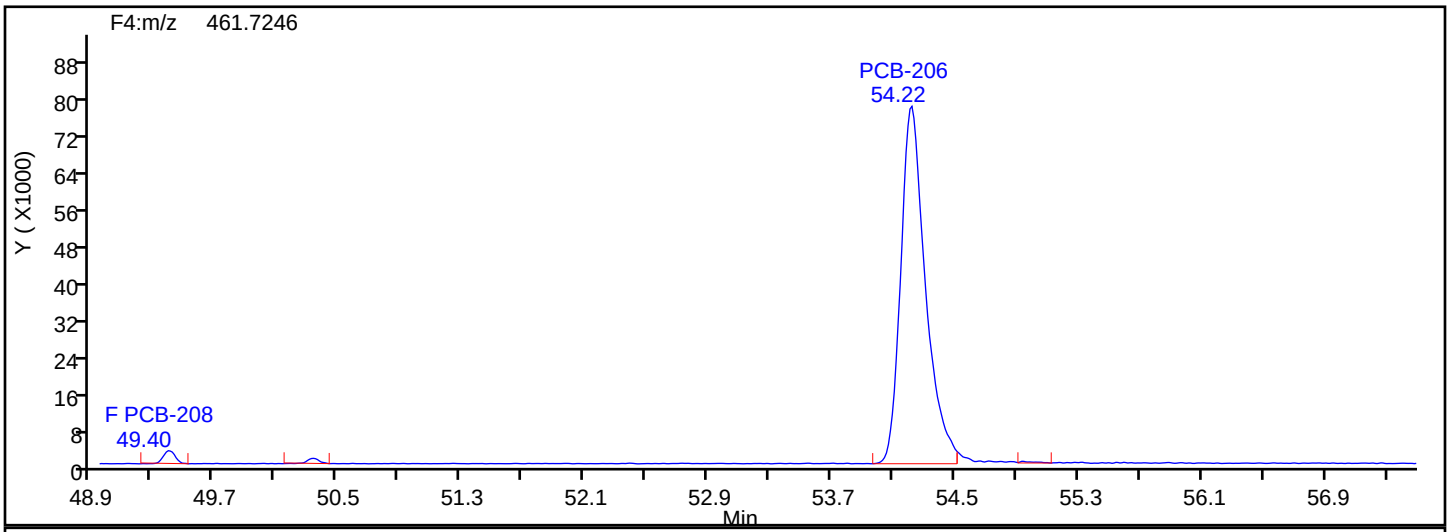

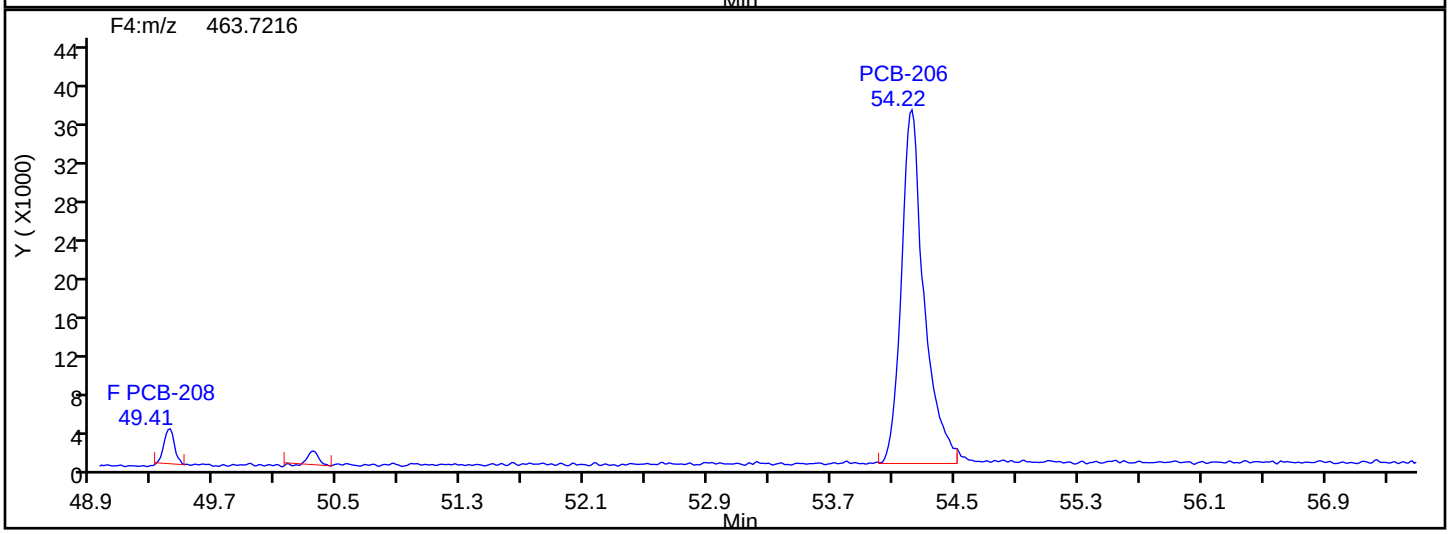

NoPCB F4 Lock Mass

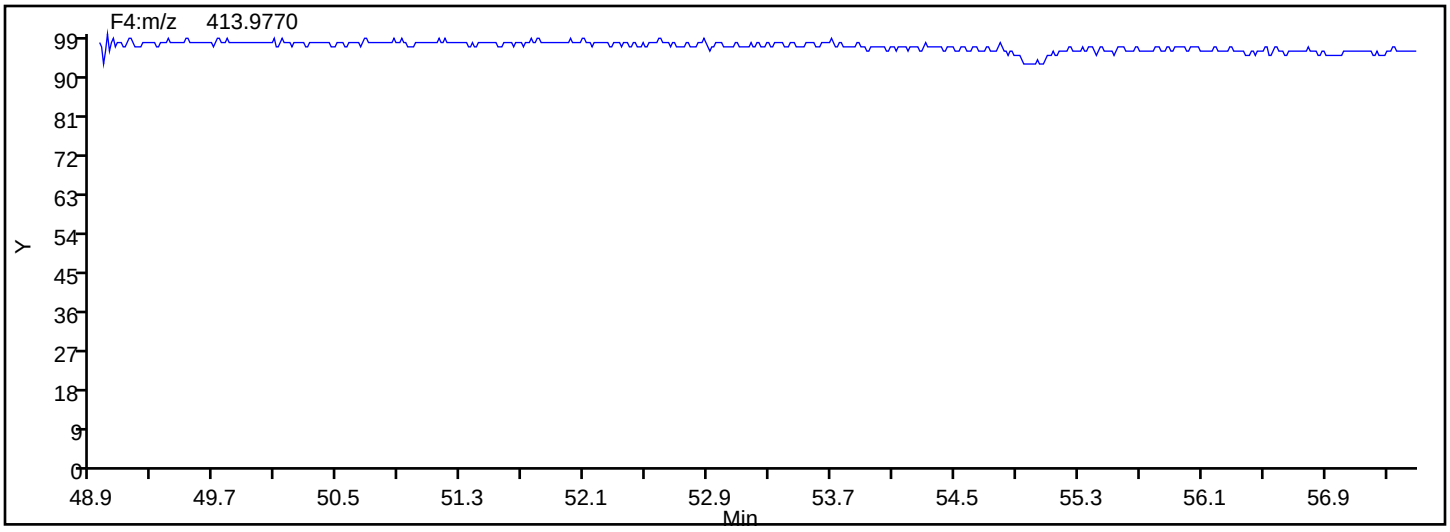

Manual Integration/User Assign Peak Report

Eurofins TestAmerica, Knoxville

Data File:	\\chromna\Knoxville\ChromData\D3D\20190827-12879.b\580-88125-b-9-c.d				
Injection Date:	27-Aug-2019 22:35:00	Instrument ID:	D3D		
Lims ID:	580-88125-B-9-C	Lab Sample ID:	140-88125-9		
Client ID:	D2-0to19-101018				
Operator ID:	Xcalibur_System	ALS Bottle#:	0	Worklist Smp#:	12
Injection Vol:	1.0 ul	Dil. Factor:	1.0000		
Method:	PCBs_D3D	Limit Group:	HR - 1668A - ICAL		
Column:	SPB-Octyl (0.25 mm)	Detector	F4(49.20 :57.50)		

PCB-206, CAS: 40186-72-9

Signal: 1

Not Detected
Expected RT: 54.22

Processing Integration Results

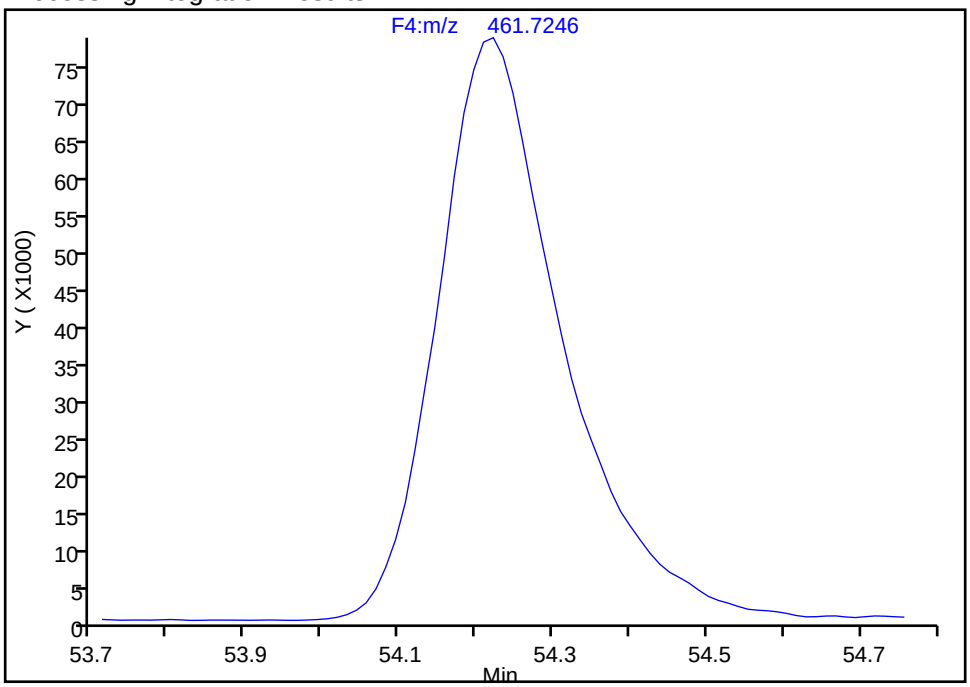

Manual Integration Results

RT: 54.22
Area: 873076
Amount: 56.352509
Amount Units: pg/ul

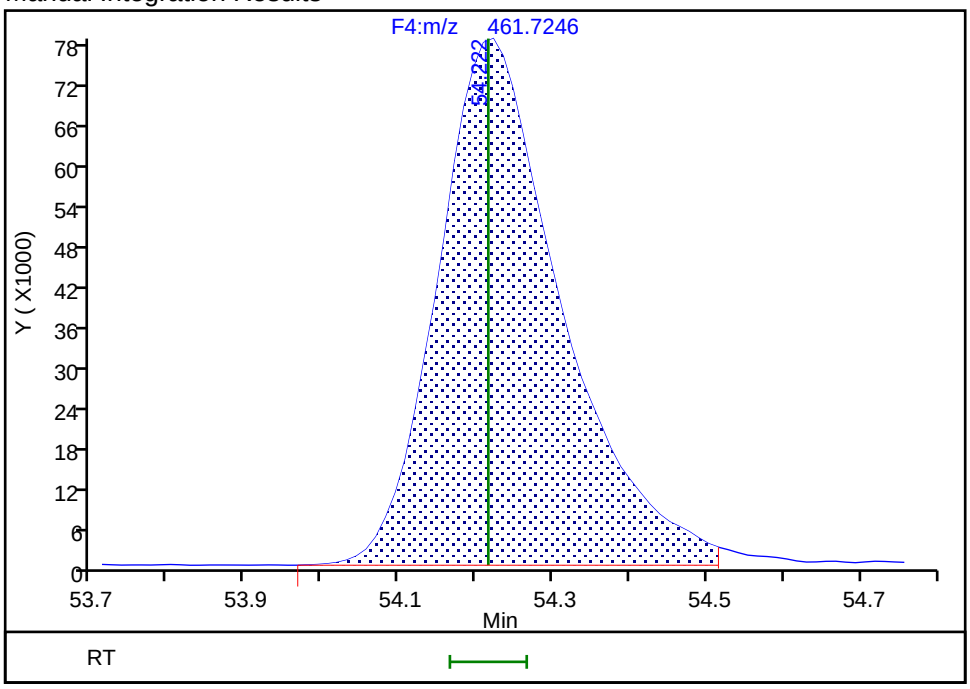

Reviewer: mcwhirterl, 28-Aug-2019 02:38:17
Audit Action: Assigned Compound ID Audit Reason: Split Peak

Eurofins TestAmerica, Knoxville

Data File:	\\chromna\Knoxville\ChromData\D3D\20190827-12879.b\580-88125-b-9-c.d		
Injection Date:	27-Aug-2019 22:35:00	Injection Vol:	1.0 ul
Instrument ID:	D3D	Operator ID:	Xcalibur_System
Method:	PCBs_D3D	Limit Group:	HR - 1668A - ICAL
Client ID:	D2-0to19-101018		
Worklist#:	33063	Sample Line#:	12
Column Type:	SPB-Octyl	Column Dia:	0.25 mm

DePCB F4

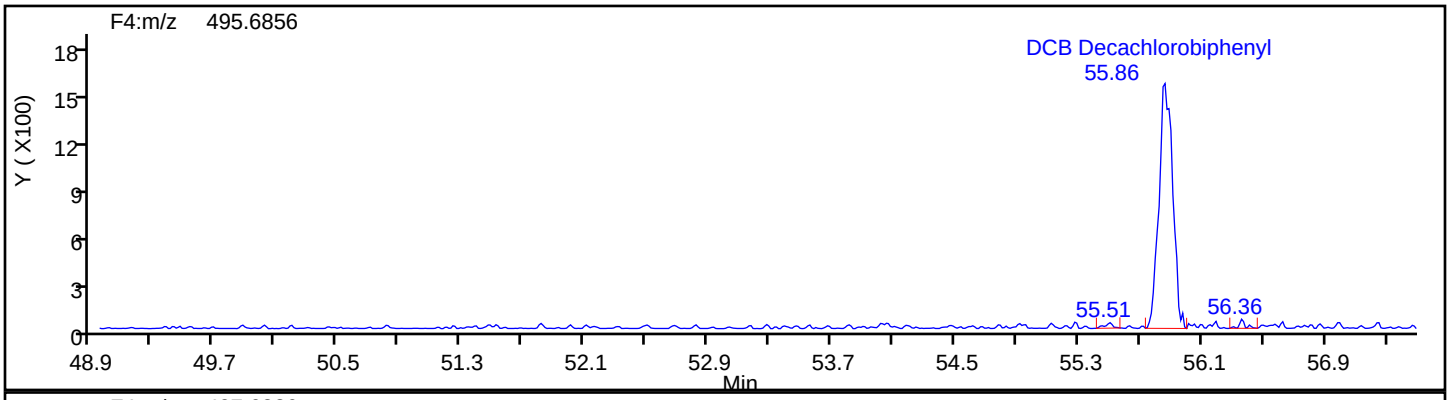

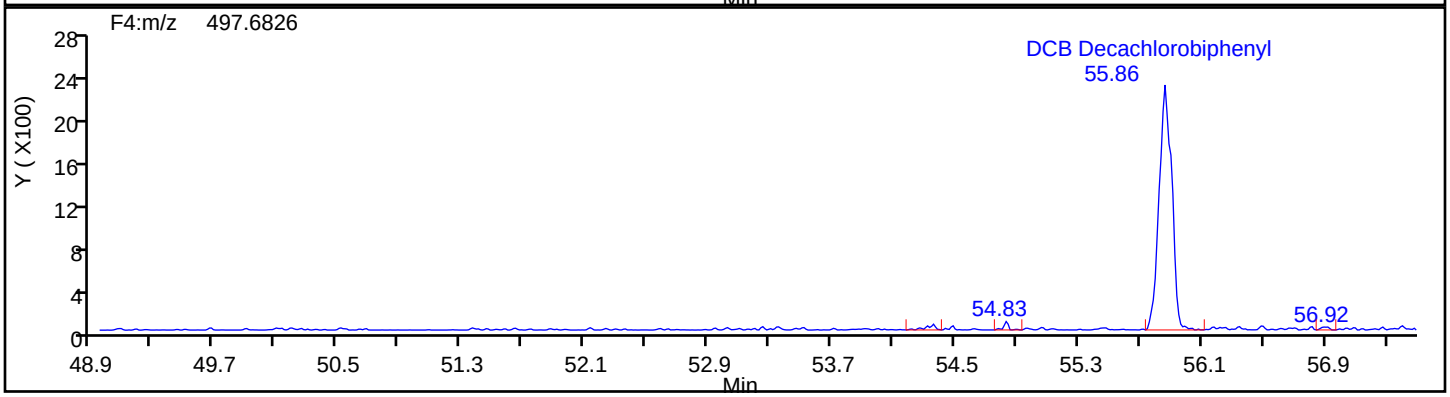

DePCB F4 Standards

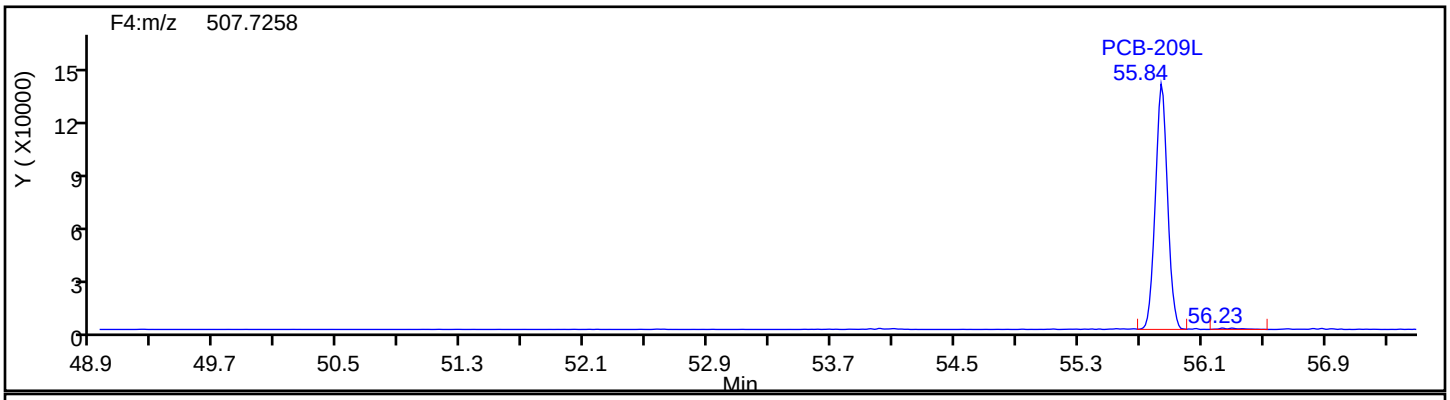

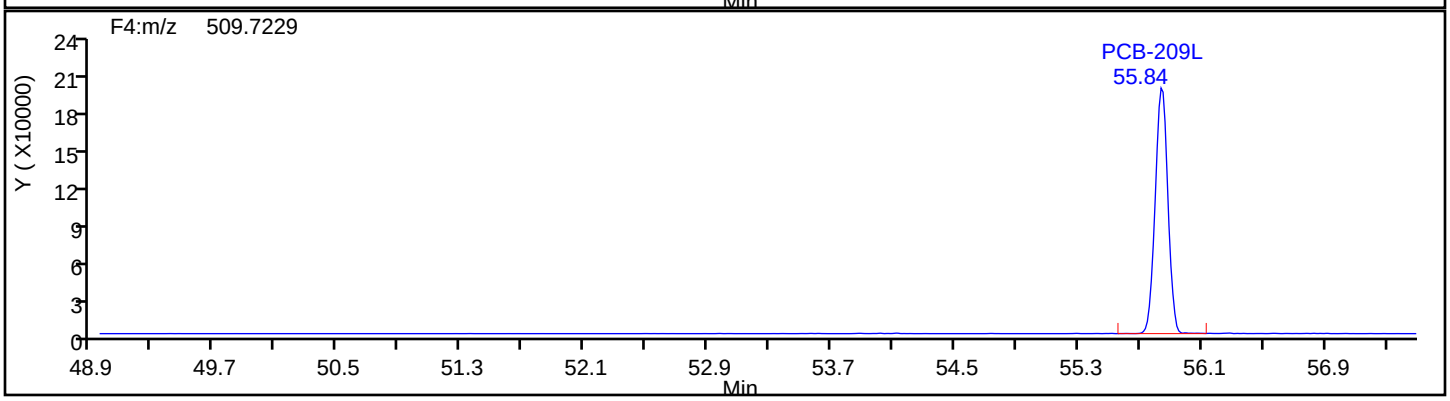

Eurofins TestAmerica, Knoxville

Data File:	\\chromna\Knoxville\ChromData\D3D\20190827-12879.b\580-88125-b-9-c.d		
Injection Date:	27-Aug-2019 22:35:00	Injection Vol:	1.0 ul
Instrument ID:	D3D	Operator ID:	Xcalibur_System
Method:	PCBs_D3D	Limit Group:	HR - 1668A - ICAL
Client ID:	D2-0to19-101018		
Worklist#:	33063	Sample Line#:	12
Column Type:	SPB-Octyl	Column Dia:	0.25 mm

DePCB F4

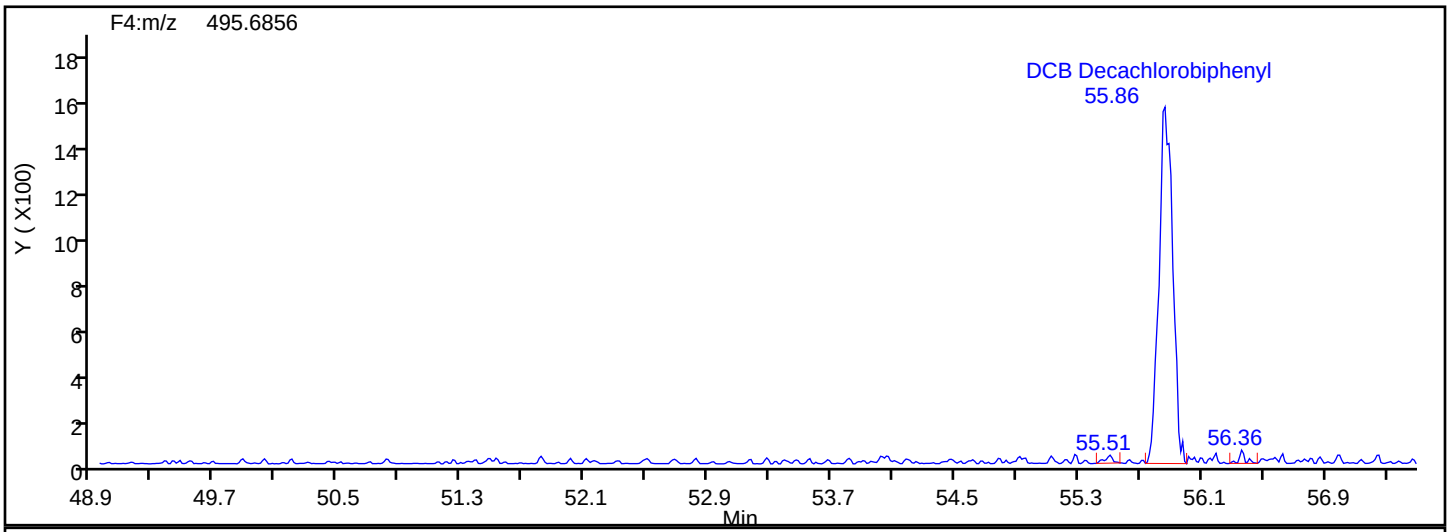

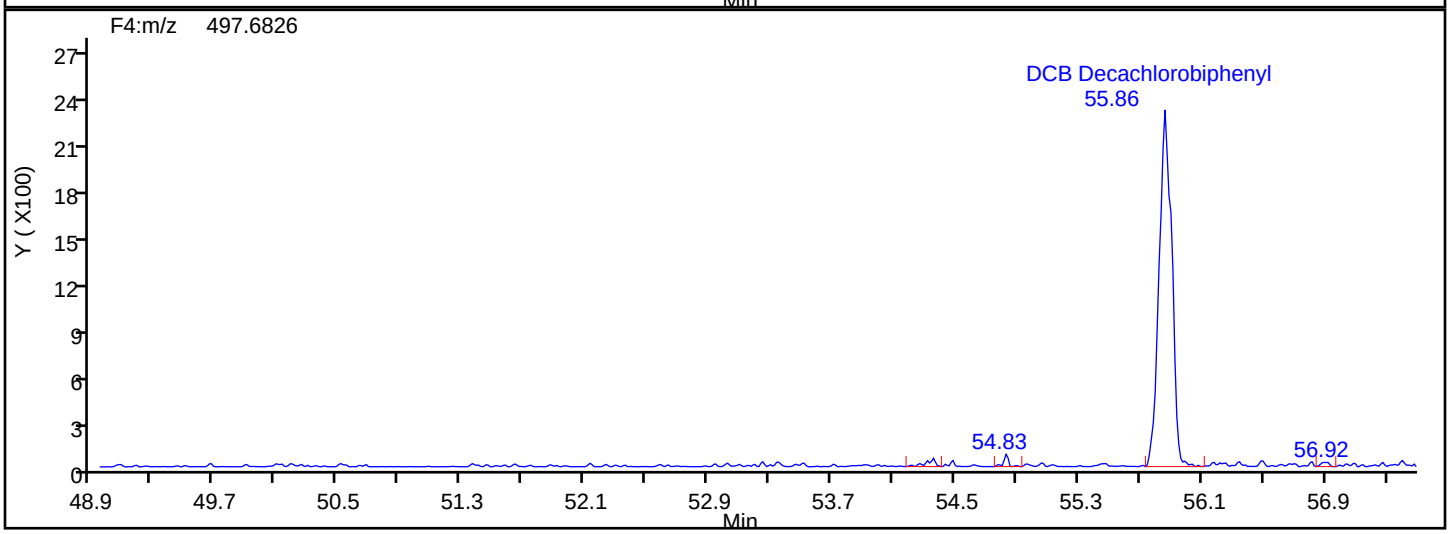

DePCB F4 Lock Mass

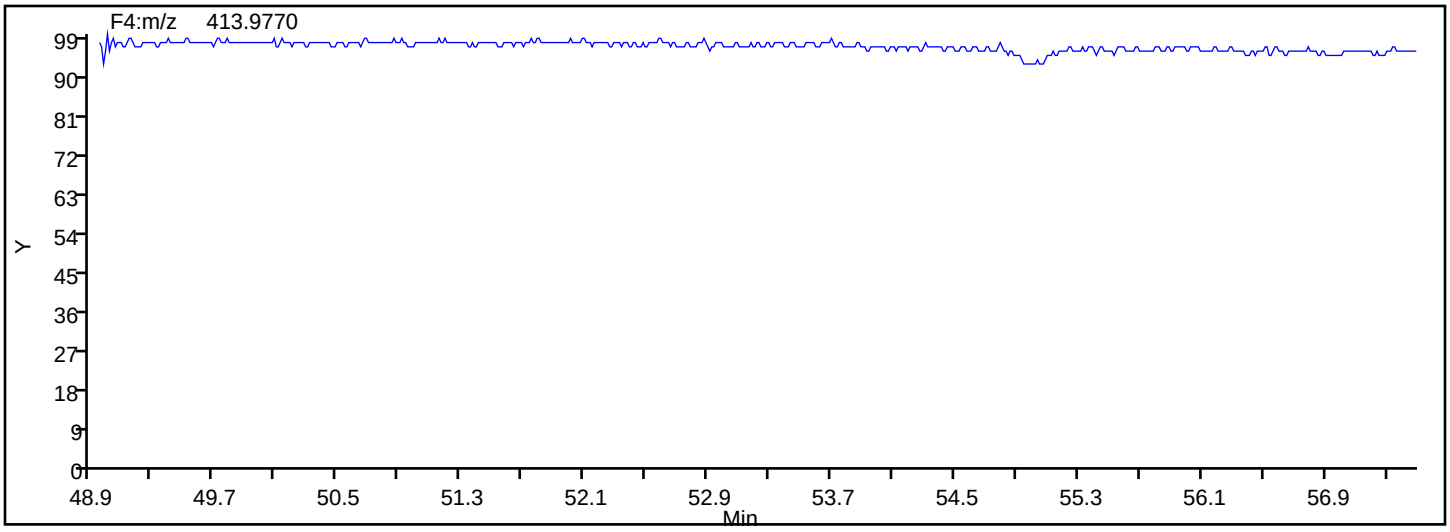

Manual Integration/User Assign Peak Report

Eurofins TestAmerica, Knoxville

Data File:	\\chromna\Knoxville\ChromData\D3D\20190827-12879.b\580-88125-b-9-c.d				
Injection Date:	27-Aug-2019 22:35:00	Instrument ID:	D3D		
Lims ID:	580-88125-B-9-C	Lab Sample ID:	140-88125-9		
Client ID:	D2-0to19-101018				
Operator ID:	Xcalibur_System	ALS Bottle#:	0	Worklist Smp#:	12
Injection Vol:	1.0 ul	Dil. Factor:	1.0000		
Method:	PCBs_D3D	Limit Group:	HR - 1668A - ICAL		
Column:	SPB-Octyl (0.25 mm)	Detector	F4(49.20 :57.50)		

DCB Decachlorobiphenyl, CAS: 2051-24-3

Signal: 1

Not Detected
Expected RT: 55.87

Processing Integration Results

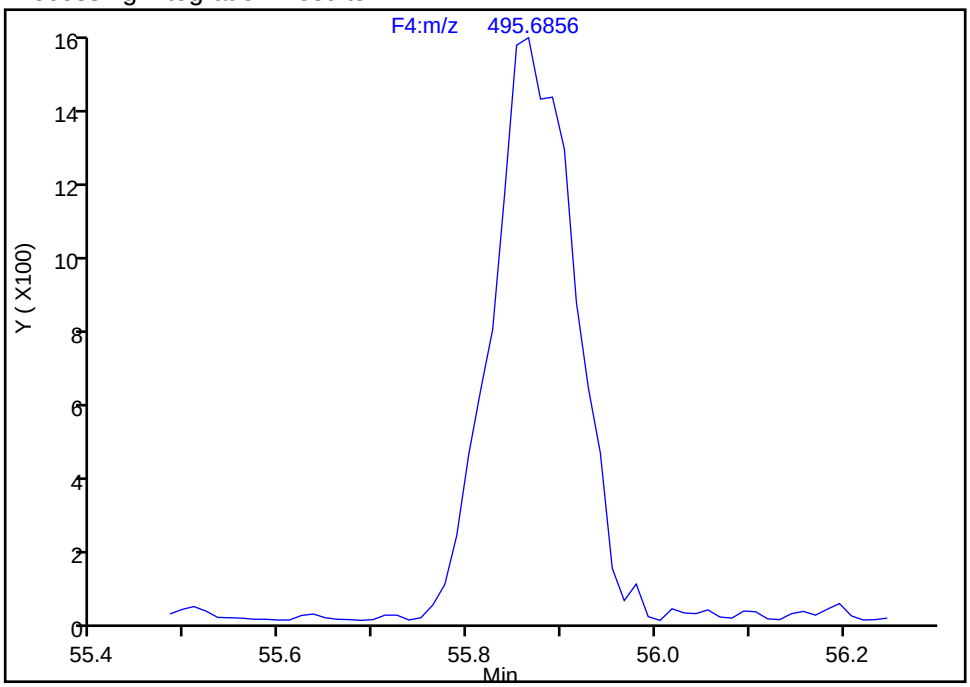

Manual Integration Results

RT: 55.86
Area: 9711
Amount: 0.981018
Amount Units: pg/ul

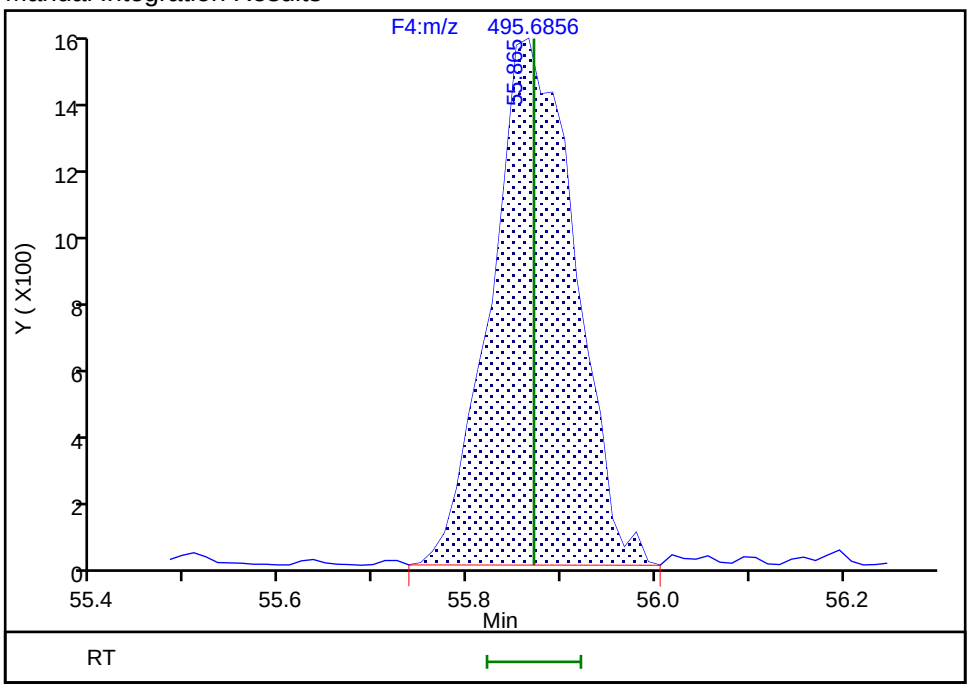

Reviewer: mcwhirterl, 28-Aug-2019 02:38:24
Audit Action: Assigned Compound ID Audit Reason: Split Peak

FORM I
HI-RES PCBS ORGANICS ANALYSIS DATA SHEET

Lab Name: Eurofins TestAmerica, Knoxville Job No.: 580-88125-2

SDG No.:

Client Sample ID: F2-0to19-101018 Lab Sample ID: 580-88125-10

Matrix: Solid Lab File ID: 580-88125-b-10-c.d

Analysis Method: 1668A Date Collected: 10/10/2018 16:36

Extract. Method: HRMS-Sox Date Extracted: 08/19/2019 08:06

Sample wt/vol: 14.85(g) Date Analyzed: 09/04/2019 05:18

Con. Extract Vol.: 20(mL) Dilution Factor: 1

Injection Volume: 1(uL) Level: (low/med) Low

% Moisture: 30.7 GPC Cleanup:(Y/N) N

Analysis Batch No.: 33231 Units: ng/g

CAS NO.	COMPOUND NAME	RESULT	Q	RL	EDL
2051-60-7	PCB-1	0.014	B	0.0097	0.00028
2051-61-8	PCB-2	0.0042	J q B	0.0097	0.00029
2051-62-9	PCB-3	0.0094	J B	0.0097	0.00029
13029-08-8	PCB-4	0.043		0.019	0.00080
16605-91-7	PCB-5	0.0011	J q	0.0097	0.00050
25569-80-6	PCB-6	0.013		0.0097	0.00050
33284-50-3	PCB-7	0.0033	J	0.0097	0.00048
34883-43-7	PCB-8	0.043	B	0.019	0.00049
34883-39-1	PCB-9	0.0045	J	0.0097	0.00055
33146-45-1	PCB-10	0.0021	J	0.0097	0.00052
2050-67-1	PCB-11	0.018	J B	0.019	0.00047
2974-92-7	PCB-12	0.0071	J q C	0.019	0.00047
2974-90-5	PCB-13	0.0071	J q C12	0.019	0.00047
34883-41-5	PCB-14	ND		0.0097	0.00041
2050-68-2	PCB-15	0.027	B	0.0097	0.00045
38444-78-9	PCB-16	0.076		0.0097	0.00071
37680-66-3	PCB-17	0.13	B	0.0097	0.00056
37680-65-2	PCB-18	0.17	C B	0.019	0.00048
38444-73-4	PCB-19	0.072		0.0097	0.00067
38444-84-7	PCB-20	0.24	C B	0.019	0.0012
55702-46-0	PCB-21	0.090	C B	0.019	0.0011
38444-85-8	PCB-22	0.046	B	0.0097	0.0013
55720-44-0	PCB-23	ND		0.0097	0.0012
55702-45-9	PCB-24	0.0030	J q	0.0097	0.00042
55712-37-3	PCB-25	0.029		0.0097	0.0012
38444-81-4	PCB-26	0.053	C B	0.019	0.0012
38444-76-7	PCB-27	0.022		0.0097	0.00040
7012-37-5	PCB-28	0.24	C20 B	0.019	0.0012
15862-07-4	PCB-29	0.053	C26 B	0.019	0.0012
35693-92-6	PCB-30	0.17	C18 B	0.019	0.00048
16606-02-3	PCB-31	0.15	B	0.019	0.0011
38444-77-8	PCB-32	0.11	B	0.0097	0.00037
38444-86-9	PCB-33	0.090	C21 B	0.019	0.0011
37680-68-5	PCB-34	0.0024	J	0.0097	0.0013

FORM I
HI-RES PCBS ORGANICS ANALYSIS DATA SHEET

Lab Name: Eurofins TestAmerica, Knoxville Job No.: 580-88125-2

SDG No.:

Client Sample ID: F2-0to19-101018 Lab Sample ID: 580-88125-10

Matrix: Solid Lab File ID: 580-88125-b-10-c.d

Analysis Method: 1668A Date Collected: 10/10/2018 16:36

Extract. Method: HRMS-Sox Date Extracted: 08/19/2019 08:06

Sample wt/vol: 14.85(g) Date Analyzed: 09/04/2019 05:18

Con. Extract Vol.: 20(mL) Dilution Factor: 1

Injection Volume: 1(uL) Level: (low/med) Low

% Moisture: 30.7 GPC Cleanup:(Y/N) N

Analysis Batch No.: 33231 Units: ng/g

CAS NO.	COMPOUND NAME	RESULT	Q	RL	EDL
37680-69-6	PCB-35	0.0046	J B	0.0097	0.0013
38444-87-0	PCB-36	ND		0.0097	0.0012
38444-90-5	PCB-37	0.048	B	0.0097	0.0012
53555-66-1	PCB-38	ND		0.0097	0.0012
38444-88-1	PCB-39	0.0052	J	0.0097	0.0011
38444-93-8	PCB-40	0.27	C	0.029	0.00090
52663-59-9	PCB-41	0.27	C40	0.029	0.00090
36559-22-5	PCB-42	0.16		0.0097	0.00095
70362-46-8	PCB-43	0.024	C	0.019	0.00083
41464-39-5	PCB-44	1.4	C B	0.029	0.00080
70362-45-7	PCB-45	0.45	C	0.019	0.00093
41464-47-5	PCB-46	0.034		0.0097	0.0011
2437-79-8	PCB-47	1.4	C44 B	0.029	0.00080
70362-47-9	PCB-48	0.057		0.0097	0.00087
41464-40-8	PCB-49	0.90	C	0.019	0.00073
62796-65-0	PCB-50	0.22	C	0.019	0.00088
68194-04-7	PCB-51	0.45	C45	0.019	0.00093
35693-99-3	PCB-52	2.0	B	0.0097	0.00092
41464-41-9	PCB-53	0.22	C50	0.019	0.00088
15968-05-5	PCB-54	0.055		0.0097	0.00027
74338-24-2	PCB-55	0.0042	J q	0.0097	0.00064
41464-43-1	PCB-56	0.16		0.0097	0.00065
70424-67-8	PCB-57	ND		0.0097	0.00064
41464-49-7	PCB-58	0.0079	J	0.0097	0.00062
74472-33-6	PCB-59	0.061	C	0.029	0.00061
33025-41-1	PCB-60	0.040		0.0097	0.00062
33284-53-6	PCB-61	1.2	C B	0.039	0.00061
54230-22-7	PCB-62	0.061	C59	0.029	0.00061
74472-34-7	PCB-63	0.030		0.0097	0.00056
52663-58-8	PCB-64	0.27		0.0097	0.00058
33284-54-7	PCB-65	1.4	C44 B	0.029	0.00080
32598-10-0	PCB-66	0.58		0.0097	0.00064
73575-53-8	PCB-67	0.017		0.0097	0.00059
73575-52-7	PCB-68	0.024		0.0097	0.00056

FORM I
HI-RES PCBS ORGANICS ANALYSIS DATA SHEET

Lab Name: Eurofins TestAmerica, Knoxville Job No.: 580-88125-2

SDG No.:

Client Sample ID: F2-0to19-101018 Lab Sample ID: 580-88125-10

Matrix: Solid Lab File ID: 580-88125-b-10-c.d

Analysis Method: 1668A Date Collected: 10/10/2018 16:36

Extract. Method: HRMS-Sox Date Extracted: 08/19/2019 08:06

Sample wt/vol: 14.85(g) Date Analyzed: 09/04/2019 05:18

Con. Extract Vol.: 20(mL) Dilution Factor: 1

Injection Volume: 1(uL) Level: (low/med) Low

% Moisture: 30.7 GPC Cleanup:(Y/N) N

Analysis Batch No.: 33231 Units: ng/g

CAS NO.	COMPOUND NAME	RESULT	Q	RL	EDL
60233-24-1	PCB-69	0.90	C49	0.019	0.00073
32598-11-1	PCB-70	1.2	C61 B	0.039	0.00061
41464-46-4	PCB-71	0.27	C40	0.029	0.00090
41464-42-0	PCB-72	0.039		0.0097	0.00063
74338-23-1	PCB-73	0.024	C43	0.019	0.00083
32690-93-0	PCB-74	1.2	C61 B	0.039	0.00061
32598-12-2	PCB-75	0.061	C59	0.029	0.00061
70362-48-0	PCB-76	1.2	C61 B	0.039	0.00061
32598-13-3	PCB-77	0.043		0.0097	0.00061
70362-49-1	PCB-78	ND		0.0097	0.00063
41464-48-6	PCB-79	0.019		0.0097	0.00053
33284-52-5	PCB-80	ND		0.0097	0.00056
70362-50-4	PCB-81	0.0014	J	0.0097	0.00063
52663-62-4	PCB-82	0.21		0.0097	0.00058
60145-20-2	PCB-83	1.3	C B	0.019	0.00053
52663-60-2	PCB-84	0.72		0.0097	0.00058
65510-45-4	PCB-85	0.29	C	0.029	0.00041
55312-69-1	PCB-86	1.3	C B	0.058	0.00042
38380-02-8	PCB-87	1.3	C86 B	0.058	0.00042
55215-17-3	PCB-88	0.41	C	0.019	0.00050
73575-57-2	PCB-89	0.019	q	0.0097	0.00056
68194-07-0	PCB-90	2.6	C B	0.029	0.00044
68194-05-8	PCB-91	0.41	C88	0.019	0.00050
52663-61-3	PCB-92	0.55		0.0097	0.00053
73575-56-1	PCB-93	0.14	C	0.019	0.00051
73575-55-0	PCB-94	0.036		0.0097	0.00056
38379-99-6	PCB-95	2.5	B	0.0097	0.00052
73575-54-9	PCB-96	0.031		0.0097	0.00041
41464-51-1	PCB-97	1.3	C86 B	0.058	0.00042
60233-25-2	PCB-98	0.11	C	0.019	0.00051
38380-01-7	PCB-99	1.3	C83 B	0.019	0.00053
39485-83-1	PCB-100	0.14	C93	0.019	0.00051
37680-73-2	PCB-101	2.6	C90 B	0.029	0.00044
68194-06-9	PCB-102	0.11	C98	0.019	0.00051

FORM I
HI-RES PCBS ORGANICS ANALYSIS DATA SHEET

Lab Name: Eurofins TestAmerica, Knoxville Job No.: 580-88125-2

SDG No.:

Client Sample ID: F2-0to19-101018 Lab Sample ID: 580-88125-10

Matrix: Solid Lab File ID: 580-88125-b-10-c.d

Analysis Method: 1668A Date Collected: 10/10/2018 16:36

Extract. Method: HRMS-Sox Date Extracted: 08/19/2019 08:06

Sample wt/vol: 14.85(g) Date Analyzed: 09/04/2019 05:18

Con. Extract Vol.: 20(mL) Dilution Factor: 1

Injection Volume: 1(uL) Level: (low/med) Low

% Moisture: 30.7 GPC Cleanup:(Y/N) N

Analysis Batch No.: 33231 Units: ng/g

CAS NO.	COMPOUND NAME	RESULT	Q	RL	EDL
60145-21-3	PCB-103	0.091		0.0097	0.00049
56558-16-8	PCB-104	0.013		0.0097	0.00036
32598-14-4	PCB-105	0.37	B	0.0097	0.0011
70424-69-0	PCB-106	ND		0.0097	0.0011
70424-68-9	PCB-107	0.11		0.0097	0.0010
70362-41-3	PCB-108	0.044	C	0.019	0.0011
74472-35-8	PCB-109	1.3	C86 B	0.058	0.00042
38380-03-9	PCB-110	2.6	C B	0.019	0.00037
39635-32-0	PCB-111	ND		0.0097	0.00035
74472-36-9	PCB-112	ND		0.0097	0.00037
68194-10-5	PCB-113	2.6	C90 B	0.029	0.00044
74472-37-0	PCB-114	0.021	B	0.0097	0.00097
74472-38-1	PCB-115	2.6	C110 B	0.019	0.00037
18259-05-7	PCB-116	0.29	C85	0.029	0.00041
68194-11-6	PCB-117	0.29	C85	0.029	0.00041
31508-00-6	PCB-118	1.3	B	0.0097	0.0010
56558-17-9	PCB-119	1.3	C86 B	0.058	0.00042
68194-12-7	PCB-120	0.020		0.0097	0.00034
56558-18-0	PCB-121	ND		0.0097	0.00036
76842-07-4	PCB-122	0.014		0.0097	0.0012
65510-44-3	PCB-123	0.016		0.0097	0.0010
70424-70-3	PCB-124	0.044	C108	0.019	0.0011
74472-39-2	PCB-125	1.3	C86 B	0.058	0.00042
57465-28-8	PCB-126	0.0042	J B	0.0097	0.0010
39635-33-1	PCB-127	ND		0.0097	0.0011
38380-07-3	PCB-128	0.24	C	0.019	0.00073
55215-18-4	PCB-129	2.0	C B	0.039	0.00075
52663-66-8	PCB-130	0.12		0.0097	0.00099
61798-70-7	PCB-131	0.026		0.0097	0.00095
38380-05-1	PCB-132	0.72	B	0.0097	0.00093
35694-04-3	PCB-133	0.045		0.0097	0.00090
52704-70-8	PCB-134	0.13	C	0.019	0.00096
52744-13-5	PCB-135	1.0	C B	0.019	0.00043
38411-22-2	PCB-136	0.38	B	0.0097	0.00032

FORM I
HI-RES PCBS ORGANICS ANALYSIS DATA SHEET

Lab Name: Eurofins TestAmerica, Knoxville Job No.: 580-88125-2

SDG No.:

Client Sample ID: F2-0to19-101018 Lab Sample ID: 580-88125-10

Matrix: Solid Lab File ID: 580-88125-b-10-c.d

Analysis Method: 1668A Date Collected: 10/10/2018 16:36

Extract. Method: HRMS-Sox Date Extracted: 08/19/2019 08:06

Sample wt/vol: 14.85(g) Date Analyzed: 09/04/2019 05:18

Con. Extract Vol.: 20(mL) Dilution Factor: 1

Injection Volume: 1(uL) Level: (low/med) Low

% Moisture: 30.7 GPC Cleanup:(Y/N) N

Analysis Batch No.: 33231 Units: ng/g

CAS NO.	COMPOUND NAME	RESULT	Q	RL	EDL
35694-06-5	PCB-137	0.052		0.0097	0.00077
35065-28-2	PCB-138	2.0	C129 B	0.039	0.00075
56030-56-9	PCB-139	0.036	C	0.019	0.00082
59291-64-4	PCB-140	0.036	C139	0.019	0.00082
52712-04-6	PCB-141	0.39		0.0097	0.00085
41411-61-4	PCB-142	ND		0.0097	0.00095
68194-15-0	PCB-143	0.13	C134	0.019	0.00096
68194-14-9	PCB-144	0.13		0.0097	0.00040
74472-40-5	PCB-145	0.0018	J q	0.0097	0.00031
51908-16-8	PCB-146	0.38	B	0.0097	0.00081
68194-13-8	PCB-147	2.0	C B	0.019	0.00084
74472-41-6	PCB-148	0.011	q	0.0097	0.00041
38380-04-0	PCB-149	2.0	C147 B	0.019	0.00084
68194-08-1	PCB-150	0.011		0.0097	0.00030
52663-63-5	PCB-151	1.0	C135 B	0.019	0.00043
68194-09-2	PCB-152	0.0056	J	0.0097	0.00030
35065-27-1	PCB-153	1.8	C B	0.019	0.00067
60145-22-4	PCB-154	0.067	B	0.0097	0.00036
33979-03-2	PCB-155	0.0014	J	0.0097	0.00028
38380-08-4	PCB-156	0.18	C B	0.019	0.00076
69782-90-7	PCB-157	0.18	C156 B	0.019	0.00076
74472-42-7	PCB-158	0.19	B	0.0097	0.00059
39635-35-3	PCB-159	0.021		0.0097	0.00062
41411-62-5	PCB-160	2.0	C129 B	0.039	0.00075
74472-43-8	PCB-161	ND		0.0097	0.00061
39635-34-2	PCB-162	ND		0.0097	0.00060
74472-44-9	PCB-163	2.0	C129 B	0.039	0.00075
74472-45-0	PCB-164	0.15		0.0097	0.00065
74472-46-1	PCB-165	ND		0.0097	0.00073
41411-63-6	PCB-166	0.24	C128	0.019	0.00073
52663-72-6	PCB-167	0.064		0.0097	0.00053

FORM I
HI-RES PCBS ORGANICS ANALYSIS DATA SHEET

Lab Name: Eurofins TestAmerica, Knoxville Job No.: 580-88125-2

SDG No.:

Client Sample ID: F2-0to19-101018 Lab Sample ID: 580-88125-10

Matrix: Solid Lab File ID: 580-88125-b-10-c.d

Analysis Method: 1668A Date Collected: 10/10/2018 16:36

Extract. Method: HRMS-Sox Date Extracted: 08/19/2019 08:06

Sample wt/vol: 14.85(g) Date Analyzed: 09/04/2019 05:18

Con. Extract Vol.: 20(mL) Dilution Factor: 1

Injection Volume: 1(uL) Level: (low/med) Low

% Moisture: 30.7 GPC Cleanup:(Y/N) N

Analysis Batch No.: 33231 Units: ng/g

CAS NO.	COMPOUND NAME	RESULT	Q	RL	EDL
59291-65-5	PCB-168	1.8	C153 B	0.019	0.00067
32774-16-6	PCB-169	ND		0.0097	0.00055
35065-30-6	PCB-170	0.66	B	0.0097	0.00060
52663-71-5	PCB-171	0.24	C	0.019	0.00060
52663-74-8	PCB-172	0.12	B	0.0097	0.00058
68194-16-1	PCB-173	0.24	C171	0.019	0.00060
38411-25-5	PCB-174	0.76	B	0.0097	0.00060
40186-70-7	PCB-175	0.037		0.0097	0.00054
52663-65-7	PCB-176	0.097	B	0.0097	0.00038
52663-70-4	PCB-177	0.43	B	0.0097	0.00061
52663-67-9	PCB-178	0.16		0.0097	0.00056
52663-64-6	PCB-179	0.33	B	0.0097	0.00041
35065-29-3	PCB-180	1.6	C B	0.019	0.00047
74472-47-2	PCB-181	0.0072	J	0.0097	0.00052
60145-23-5	PCB-182	0.0074	J	0.0097	0.00050
52663-69-1	PCB-183	0.53	C B	0.019	0.00050
74472-48-3	PCB-184	ND		0.0097	0.00040
52712-05-7	PCB-185	0.53	C183 B	0.019	0.00050
74472-49-4	PCB-186	ND		0.0097	0.00040
52663-68-0	PCB-187	0.91		0.0097	0.00052
74487-85-7	PCB-188	ND		0.0097	0.00037
39635-31-9	PCB-189	0.023	B	0.0097	0.00045
41411-64-7	PCB-190	0.15		0.0097	0.00042
74472-50-7	PCB-191	0.037		0.0097	0.00041
74472-51-8	PCB-192	ND		0.0097	0.00044
69782-91-8	PCB-193	1.6	C180 B	0.019	0.00047
35694-08-7	PCB-194	0.31	B	0.0097	0.0026
52663-78-2	PCB-195	0.15		0.0097	0.0031
42740-50-1	PCB-196	0.19	B	0.0097	0.00053
33091-17-7	PCB-197	0.015		0.0097	0.00038
68194-17-2	PCB-198	0.38	C B	0.019	0.00056
52663-75-9	PCB-199	0.38	C198 B	0.019	0.00056

FORM I
HI-RES PCBS ORGANICS ANALYSIS DATA SHEET

Lab Name: Eurofins TestAmerica, Knoxville Job No.: 580-88125-2

SDG No.:

Client Sample ID: F2-0to19-101018 Lab Sample ID: 580-88125-10

Matrix: Solid Lab File ID: 580-88125-b-10-c.d

Analysis Method: 1668A Date Collected: 10/10/2018 16:36

Extract. Method: HRMS-Sox Date Extracted: 08/19/2019 08:06

Sample wt/vol: 14.85(g) Date Analyzed: 09/04/2019 05:18

Con. Extract Vol.: 20(mL) Dilution Factor: 1

Injection Volume: 1(uL) Level: (low/med) Low

% Moisture: 30.7 GPC Cleanup:(Y/N) N

Analysis Batch No.: 33231 Units: ng/g

CAS NO.	COMPOUND NAME	RESULT	Q	RL	EDL
52663-73-7	PCB-200	0.047		0.0097	0.00041
40186-71-8	PCB-201	0.049		0.0097	0.00039
2136-99-4	PCB-202	0.072		0.0097	0.00044
52663-76-0	PCB-203	0.25		0.0097	0.00050
74472-52-9	PCB-204	ND		0.0097	0.00042
74472-53-0	PCB-205	0.017		0.0097	0.0020
40186-72-9	PCB-206	0.21		0.0097	0.0018
52663-79-3	PCB-207	0.020		0.0097	0.0012
52663-77-1	PCB-208	0.061		0.0097	0.0012
2051-24-3	PCB-209	0.12	B	0.0097	0.00036
27323-18-8	Total Monochlorobiphenyls	0.028	q B	0.0097	0.00029
25512-42-9	Total Dichlorobiphenyls	0.16	q B	0.019	0.00051
25323-68-6	Total Trichlorobiphenyls	1.3	q B	0.019	0.00096
26914-33-0	Total Tetrachlorobiphenyls	8.1	q B	0.039	0.00069
25429-29-2	Total Pentachlorobiphenyls	15	q B	0.058	0.00065
26601-64-9	Total Hexachlorobiphenyls	10	q B	0.039	0.00065
28655-71-2	Total Heptachlorobiphenyls	6.1	B	0.019	0.00049
55722-26-4	Total Octachlorobiphenyls	1.5	B	0.019	0.0010
53742-07-7	Total Nonachlorobiphenyls	0.29		0.0097	0.0014
1336-36-3	Polychlorinated biphenyls, Total	42	q B	0.058	0.00075

FORM I
HI-RES PCBS ORGANICS ANALYSIS DATA SHEET

Lab Name: Eurofins TestAmerica, Knoxville Job No.: 580-88125-2

SDG No.:

Client Sample ID: F2-0to19-101018 Lab Sample ID: 580-88125-10

Matrix: Solid Lab File ID: 580-88125-b-10-c.d

Analysis Method: 1668A Date Collected: 10/10/2018 16:36

Extract. Method: HRMS-Sox Date Extracted: 08/19/2019 08:06

Sample wt/vol: 14.85(g) Date Analyzed: 09/04/2019 05:18

Con. Extract Vol.: 20(mL) Dilution Factor: 1

Injection Volume: 1(uL) Level: (low/med) Low

% Moisture: 30.7 GPC Cleanup:(Y/N) N

Analysis Batch No.: 33231 Units: ng/g

CAS NO.	ISOTOPE DILUTION	%REC	Q	LIMITS
234432-85-0	PCB-1L	79		30-140
208263-77-8	PCB-3L	82		30-140
234432-86-1	PCB-4L	68		30-140
208263-67-6	PCB-15L	80		30-140
234432-87-2	PCB-19L	73		30-140
208263-79-0	PCB-37L	84		30-140
234432-88-3	PCB-54L	109		30-140
105600-23-5	PCB-77L	91		30-140
208461-24-9	PCB-81L	89		30-140
234432-89-4	PCB-104L	81		30-140
208263-62-1	PCB-105L	79		30-140
208263-63-2	PCB-114L	79		30-140
104130-40-7	PCB-118L	80		30-140
208263-64-3	PCB-123L	80		30-140
208263-65-4	PCB-126L	89		30-140
234432-90-7	PCB-155L	87		30-140
208263-68-7	PCB-156L	83	C	30-140
235416-30-5	PCB-157L	83	C156	30-140
208263-69-8	PCB-167L	82		30-140
208263-70-1	PCB-169L	97		30-140
160901-80-4	PCB-170L	75		30-140
234432-91-8	PCB-188L	77		30-140
208263-73-4	PCB-189L	89		30-140
105600-26-8	PCB-202L	75		30-140
234446-64-1	PCB-205L	77		30-140
208263-75-6	PCB-206L	67		30-140
234432-92-9	PCB-208L	79		30-140
105600-27-9	PCB-209L	57		30-140

CAS NO.	SURROGATE	%REC	Q	LIMITS
208263-76-7	PCB-28L	82		40-125
235416-29-2	PCB-111L	96		40-125
232919-67-4	PCB-178L	90		40-125

Eurofins TestAmerica, Knoxville
Target Compound Quantitation Report

Data File: \\chromna\Knoxville\ChromData\D3D\20190903-12939.b\580-88125-b-10-c.d
Lims ID: 580-88125-B-10-C
Client ID: F2-0to19-101018
Sample Type: Client
Inject. Date: 04-Sep-2019 05:18:00 ALS Bottle#: 0 Worklist Smp#: 11
Injection Vol: 1.0 ul Dil. Factor: 1.0000
Sample Info:
Misc. Info.: 140-0012939-011
Operator ID: Xcalibur_System Instrument ID: D3D

Method: \\chromna\Knoxville\ChromData\D3D\20190903-12939.b\PCBs_D3D.m
Limit Group: HR - 1668A - ICAL
Last Update: 04-Sep-2019 14:50:18 Calib Date: 21-Aug-2019 19:05:00
Integrator: Picker
Quant Method: Isotopic Dilution Quant By: Initial Calibration
Last ICal File: \\chromna\Knoxville\ChromData\D3D\20190813-12717.b\d4190821i6.d

Column 1 : SPB-Octyl (0.25 mm) Det: F1(11.07 :21.70)
Process Host: CTX1028

First Level Reviewer: layk Date: 04-Sep-2019 10:20:57

Compound	RT (min.)	Area	Ratio	Ical RRF	Amount pg/ul	EMPC pg/ul	Noise EDL	Final EDL	%Rec	Flags
S Total Monochlorobipheny					2.923	2.872	0.0294	0.0294		RQ
D PCB-1L	11:43	787316	2.88	1.3140	78.8	78.8	0.8796	0.8796	78.81	
D PCB-3L	13:53	853665	3.13	1.3615	82.5	82.5	0.8489	0.8489	82.47	
PCB-1	11:44	13746	3.13	1.1883	1.469	1.469	0.0286	0.0286		
PCB-2	13:43	4263	3.13	1.1911	0.4874	0.4362	0.0296	0.0296		RQ
PCB-3	13:54	10005	3.37	1.2130	0.9662	0.9662	0.0301	0.0301		
S Total Dichlorobiphenyls					16.8	16.7	0.0528	0.0528		RQ
D PCB-4L	14:08	309799	1.58	0.5996	68.0	68.0	0.1843	0.1843	67.96	
* PCB-9L	16:06	760252	1.64	4E+04	100.0	100.0				
D PCB-15L	20:01	621396	1.65	1.0280	79.5	79.5	0.1075	0.1075	79.51	
PCB-4	14:09	17337	1.67	1.2533	4.465	4.465	0.0823	0.0823		
PCB-10	14:18	1498	1.61	1.4828	0.2170	0.2170	0.0538	0.0538		
PCB-9	16:07	3057	1.65	1.4200	0.4624	0.4624	0.0562	0.0562		
PCB-7	16:17	2540	1.45	1.6244	0.3358	0.3358	0.0491	0.0491		
PCB-6	16:31	9551	1.73	1.5539	1.320	1.320	0.0514	0.0514		
PCB-5	16:50	786	1.56	1.5606	0.1394	0.1082	0.0511	0.0511		RQMa
PCB-8	16:57	33075	1.61	1.5884	4.472	4.472	0.0502	0.0502		M
PCB-14	18:37						0.0426	0.0426		
PCB-11	19:25	13726	1.65	1.6347	1.803	1.803	0.0488	0.0488		
PCB-12	19:42	5570	1.56	1.6410	0.7976	0.7290	0.0486	0.0486		RQMa
PCB-13 (C12)	19:42	5570	1.56	1.6410	0.7976	0.7290	0.0486	0.0486		RQMa
PCB-15	20:02	24138	1.75	1.4024	2.770	2.770	0.0464	0.0464		M
S Total Trichlorobiphenyl					128.9	128.9	0.0991	0.0991		RQ
D PCB-19L	17:14	158388	1.07	0.6095	73.0	73.0	1.123	1.123	72.96	
* PCB-32L	20:30	356186	1.08	2.2E+04	100.0	100.0				
* PCB-31L	22:46	1738825	1.04	6.8E+04	100.0	100.0				
$ PCB-28L	23:03	1559898	1.04	1.0975	81.7	81.7	0.1954	0.1954	81.74	
D PCB-37L	27:04	1316130	1.06	0.9024	83.9	83.9	0.2377	0.2377	83.87	
PCB-19	17:15	15418	1.05	1.3047	7.461	7.461	0.0689	0.0689		
PCB-18	19:07	50163	1.10	1.8188	17.4	17.4	0.0494	0.0494		
PCB-30 (C18)	19:07	50163	1.10	1.8188	17.4	17.4	0.0494	0.0494		

Compound	RT (min.)	Area	Ratio	Ical RRF	Amount pg/ul	EMPC pg/ul	Noise EDL	Final EDL	%Rec	Flags
PCB-17	19:32	33009	1.06	1.5641	13.3	13.3	0.0575	0.0575		
PCB-27	19:45	7935	0.93	2.1680	2.311	2.311	0.0415	0.0415		
PCB-24	19:53	1013	1.04	2.1018	0.3331	0.3043	0.0428	0.0428		RQ
PCB-16	20:00	15135	1.11	1.2260	7.794	7.794	0.0734	0.0734		
PCB-32	20:30	43881	1.08	2.3416	11.8	11.8	0.0384	0.0384		
PCB-34	21:46	3891	1.03	1.2154	0.2432	0.2432	0.1332	0.1332		
PCB-23	21:58						0.1277	0.1277		
PCB-26	22:14	94268	1.10	1.3193	5.429	5.429	0.1227	0.1227		
PCB-29 (C26)	22:14	94268	1.10	1.3193	5.429	5.429	0.1227	0.1227		
PCB-25	22:28	52797	1.04	1.3523	2.966	2.966	0.1197	0.1197		
PCB-31	22:47	278418	1.07	1.3809	15.3	15.3	0.1172	0.1172		
PCB-20	23:04	421424	1.07	1.3057	24.5	24.5	0.1240	0.1240		
PCB-28 (C20)	23:04	421424	1.07	1.3057	24.5	24.5	0.1240	0.1240		
PCB-21	23:19	168243	1.07	1.3777	9.279	9.279	0.1175	0.1175		
PCB-33 (C21)	23:19	168243	1.07	1.3777	9.279	9.279	0.1175	0.1175		
PCB-22	23:42	77885	1.10	1.2430	4.761	4.761	0.1302	0.1302		
PCB-36	25:16						0.1202	0.1202		nMUa
PCB-39	25:38	9817	1.05	1.3970	0.5339	0.5339	0.1159	0.1159		
PCB-38	26:13						0.1228	0.1228		
PCB-35	26:41	7553	1.01	1.2166	0.4717	0.4717	0.1330	0.1330		
PCB-37	27:05	83364	1.10	1.2879	4.918	4.918	0.1257	0.1257		
S Total Tetrachlorobiphen					834.7	834.6	0.0713	0.0713		RQ
D PCB-54L	20:19	253563	0.79	0.6515	109.3	109.3	0.0910	0.0910	109	
* PCB-52L	24:54	875562	0.81	3.9E+04	100.0	100.0				
D PCB-81L	33:50	958742	0.80	1.2328	88.8	88.8	0.1272	0.1272	88.82	
D PCB-77L	34:24	1001189	0.82	1.2523	91.3	91.3	0.1252	0.1252	91.31	
PCB-54	20:20	18097	0.79	1.2558	5.683	5.683	0.0273	0.0273		
PCB-50	22:30	211408	0.80	0.9362	23.0	23.0	0.0907	0.0907		
PCB-53 (C50)	22:30	211408	0.80	0.9362	23.0	23.0	0.0907	0.0907		
PCB-45	23:15	400025	0.79	0.8850	46.1	46.1	0.0959	0.0959		
PCB-51 (C45)	23:15	400025	0.79	0.8850	46.1	46.1	0.0959	0.0959		
PCB-46	23:29	26293	0.66	0.7591	3.535	3.535	0.1119	0.1119		
PCB-52	24:55	1803048	0.79	0.8992	204.6	204.6	0.0944	0.0944		
PCB-43	25:04	24473	0.71	0.9993	2.499	2.499	0.0850	0.0850		
PCB-73 (C43)	25:04	24473	0.71	0.9993	2.499	2.499	0.0850	0.0850		
PCB-49	25:25	1028702	0.79	1.1366	92.4	92.4	0.0747	0.0747		
PCB-69 (C49)	25:25	1028702	0.79	1.1366	92.4	92.4	0.0747	0.0747		
PCB-48	25:41	54419	0.69	0.9454	5.874	5.874	0.0898	0.0898		
PCB-44	25:57	1507413	0.78	1.0323	149.0	149.0	0.0823	0.0823		
PCB-47 (C44)	25:57	1507413	0.78	1.0323	149.0	149.0	0.0823	0.0823		
PCB-65 (C44)	25:57	1507413	0.78	1.0323	149.0	149.0	0.0823	0.0823		
PCB-59	26:17	84062	0.75	1.3609	6.303	6.303	0.0624	0.0624		
PCB-62 (C59)	26:17	84062	0.75	1.3609	6.303	6.303	0.0624	0.0624		
PCB-75 (C59)	26:17	84062	0.75	1.3609	6.303	6.303	0.0624	0.0624		
PCB-42	26:27	142319	0.77	0.8670	16.8	16.8	0.0979	0.0979		
PCB-40	26:56	250223	0.77	0.9179	27.8	27.8	0.0925	0.0925		
PCB-41 (C40)	26:56	250223	0.77	0.9179	27.8	27.8	0.0925	0.0925		
PCB-71 (C40)	26:56	250223	0.77	0.9179	27.8	27.8	0.0925	0.0925		
PCB-64	27:09	382397	0.78	1.4164	27.6	27.6	0.0599	0.0599		
PCB-72	28:00	52300	0.73	1.3157	4.056	4.056	0.0645	0.0645		
PCB-68	28:17	35237	0.76	1.4782	2.432	2.432	0.0574	0.0574		
PCB-57	28:42						0.0662	0.0662		
PCB-58	28:57	10579	0.69	1.3214	0.8170	0.8170	0.0643	0.0643		Ma
PCB-67	29:07	23996	0.67	1.3944	1.756	1.756	0.0609	0.0609		

Compound	RT (min.)	Area	Ratio	Ical RRF	Amount pg/ul	EMPC pg/ul	Noise EDL	Final EDL	%Rec	Flags
PCB-63	29:23	44336	0.75	1.4685	3.081	3.081	0.0578	0.0578		
PCB-61	29:43	1647906	0.78	1.3565	124.0	124.0	0.0626	0.0626		
PCB-70 (C61)	29:43	1647906	0.78	1.3565	124.0	124.0	0.0626	0.0626		
PCB-74 (C61)	29:43	1647906	0.78	1.3565	124.0	124.0	0.0626	0.0626		
PCB-76 (C61)	29:43	1647906	0.78	1.3565	124.0	124.0	0.0626	0.0626		
PCB-66	30:03	749042	0.79	1.2800	59.7	59.7	0.0663	0.0663		Ma
PCB-55	30:09	5516	0.77	1.2951	0.5792	0.4346	0.0656	0.0656		RQMa
PCB-56	30:42	205791	0.80	1.2671	16.6	16.6	0.0670	0.0670		
PCB-60	30:55	53126	0.79	1.3288	4.080	4.080	0.0639	0.0639		
PCB-80	31:19						0.0578	0.0578		
PCB-79	32:52	29849	0.74	1.5421	1.975	1.975	0.0551	0.0551		
PCB-78	33:24						0.0646	0.0646		
PCB-81	33:51	1771	0.65	1.3214	0.1398	0.1398	0.0649	0.0649		Ma
PCB-77	34:25	58374	0.78	1.3308	4.381	4.381	0.0631	0.0631		
S Total Pentachlorobiphen					1532.2	1532.0	0.0672	0.0672		RQ
D PCB-104L	25:51	538318	1.65	1.1164	81.1	81.1	0.0576	0.0576	81.09	
* PCB-101L	31:46	594666	1.63	3.4E+04	100.0	100.0				
$ PCB-111L	34:28	692138	1.60	1.2177	95.6	95.6	0.0528	0.0528	95.58	
D PCB-123L	36:25	1036739	1.58	0.9909	79.5	79.5	0.6083	0.6083	79.52	
D PCB-118L	36:45	1080521	1.63	1.0256	80.1	80.1	0.5878	0.5878	80.08	
D PCB-114L	37:16	1043995	1.58	1.0030	79.1	79.1	0.6010	0.6010	79.11	
D PCB-105L	37:56	1046956	1.61	1.0013	79.5	79.5	0.6020	0.6020	79.47	
* PCB-127L	39:25	1315731	1.59	4.9E+04	100.0	100.0				
D PCB-126L	41:01	1061889	1.62	0.9020	89.5	89.5	0.6683	0.6683	89.47	
PCB-104	25:52	10255	1.67	1.3926	1.368	1.368	0.0371	0.0371		
PCB-96	26:14	21278	1.64	1.2268	3.222	3.222	0.0421	0.0421		
PCB-103	28:11	52003	1.60	1.0331	9.351	9.351	0.0500	0.0500		
PCB-94	28:24	17904	1.58	0.9036	3.681	3.681	0.0571	0.0571		
PCB-95	28:50	1343420	1.62	0.9620	259.4	259.4	0.0537	0.0537		
PCB-93	29:04	78299	1.63	0.9806	14.8	14.8	0.0527	0.0527		
PCB-100 (C93)	29:04	78299	1.63	0.9806	14.8	14.8	0.0527	0.0527		
PCB-98	29:12	61167	1.71	0.9888	11.5	11.5	0.0522	0.0522		
PCB-102 (C98)	29:12	61167	1.71	0.9888	11.5	11.5	0.0522	0.0522		
PCB-88	29:43	230606	1.61	1.0052	42.6	42.6	0.0514	0.0514		
PCB-91 (C88)	29:43	230606	1.61	1.0052	42.6	42.6	0.0514	0.0514		
PCB-84	29:56	344050	1.67	0.8601	74.3	74.3	0.0600	0.0600		
PCB-89	30:24	9626	1.55	0.8936	2.186	2.001	0.0578	0.0578		RQ
PCB-121	30:50						0.0370	0.0370		
PCB-92	31:13	291695	1.63	0.9532	56.8	56.8	0.0542	0.0542		
PCB-90	31:47	1652316	1.60	1.1367	270.0	270.0	0.0454	0.0454		
PCB-101 (C90)	31:47	1652316	1.60	1.1367	270.0	270.0	0.0454	0.0454		
PCB-113 (C90)	31:47	1652316	1.60	1.1367	270.0	270.0	0.0454	0.0454		
PCB-83	32:22	702346	1.60	0.9393	138.9	138.9	0.0550	0.0550		M
PCB-99 (C83)	32:22	702346	1.60	0.9393	138.9	138.9	0.0550	0.0550		M
PCB-112	32:28						0.0378	0.0378		
PCB-86	32:52	853319	1.62	1.1958	132.6	132.6	0.0432	0.0432		M
PCB-87 (C86)	32:52	853319	1.62	1.1958	132.6	132.6	0.0432	0.0432		M
PCB-97 (C86)	32:52	853319	1.62	1.1958	132.6	132.6	0.0432	0.0432		M
PCB-109 (C86)	32:52	853319	1.62	1.1958	132.6	132.6	0.0432	0.0432		M
PCB-119 (C86)	32:52	853319	1.62	1.1958	132.6	132.6	0.0432	0.0432		M
PCB-125 (C86)	32:52	853319	1.62	1.1958	132.6	132.6	0.0432	0.0432		M
PCB-85	33:36	195338	1.58	1.2126	29.9	29.9	0.0426	0.0426		
PCB-116 (C85)	33:36	195338	1.58	1.2126	29.9	29.9	0.0426	0.0426		
PCB-117 (C85)	33:36	195338	1.58	1.2126	29.9	29.9	0.0426	0.0426		

Compound	RT (min.)	Area	Ratio	Ical RRF	Amount pg/ul	EMPC pg/ul	Noise EDL	Final EDL	%Rec	Flags
PCB-110	33:46	1956172	1.61	1.3511	269.0	269.0	0.0382	0.0382		
PCB-115 (C110)	33:46	1956172	1.61	1.3511	269.0	269.0	0.0382	0.0382		
PCB-82	34:04	99831	1.54	0.8675	21.4	21.4	0.0595	0.0595		
PCB-111	34:28						0.0362	0.0362		
PCB-120	34:57	16754	1.69	1.4907	2.088	2.088	0.0346	0.0346		a
PCB-108	36:06	59783	1.60	1.2547	4.521	4.521	0.1121	0.1121		
PCB-124 (C108)	36:06	59783	1.60	1.2547	4.521	4.521	0.1121	0.1121		
PCB-107	36:20	162035	1.56	1.3580	11.3	11.3	0.1036	0.1036		Ma
PCB-123	36:27	22214	1.57	1.3407	1.598	1.598	0.1057	0.1057		Ma
PCB-106	36:32						0.1103	0.1103		
PCB-118	36:47	1805083	1.58	1.2892	129.6	129.6	0.1060	0.1060		
PCB-122	37:07	17393	1.48	1.1614	1.421	1.421	0.1211	0.1211		
PCB-114	37:18	31768	1.65	1.4051	2.166	2.166	0.0998	0.0998		
PCB-105	37:56	512770	1.59	1.2887	38.0	38.0	0.1117	0.1117		
PCB-127	39:24						0.1095	0.1095		
PCB-126	41:02	6105	1.62	1.3416	0.4285	0.4285	0.1051	0.1051		Ma
S Total Hexachlorobipheny					1036.5	1036.2	0.0665	0.0665		RQ
D PCB-155L	31:33	493936	1.28	0.9499	87.4	87.4	0.0906	0.0906	87.44	
* PCB-138L	39:52	856164	1.27	3.6E+04	100.0	100.0				
D PCB-167L	42:54	876673	1.29	1.2544	81.6	81.6	0.3112	0.3112	81.63	
D PCB-156L	44:03	1752268	1.28	1.2289	166.5	166.5	0.3176	0.3176	83.27	
D PCB-157L (C156L)	44:03	1752268	1.28	1.2289	166.5	166.5	0.3176	0.3176	83.27	
D PCB-169L	47:17	901212	1.28	1.0883	96.7	96.7	0.3586	0.3586	96.72	
PCB-155	31:34	925	1.20	1.3028	0.1437	0.1437	0.0293	0.0293		
PCB-152	31:45	3582	1.22	1.2556	0.5775	0.5775	0.0304	0.0304		
PCB-150	31:55	7183	1.11	1.2368	1.176	1.176	0.0309	0.0309		
PCB-136	32:16	221621	1.29	1.1563	38.8	38.8	0.0330	0.0330		
PCB-145	32:34	1096	1.24	1.1910	0.2019	0.1863	0.0320	0.0320		RQ
PCB-148	34:05	4898	1.24	0.8982	1.317	1.104	0.0425	0.0425		RQ
PCB-135	34:41	442564	1.27	0.8691	103.1	103.1	0.0439	0.0439		
PCB-151 (C135)	34:41	442564	1.27	0.8691	103.1	103.1	0.0439	0.0439		
PCB-154	34:58	34798	1.24	1.0180	6.920	6.920	0.0375	0.0375		
PCB-144	35:16	58568	1.26	0.9185	12.9	12.9	0.0416	0.0416		
PCB-147	35:37	1741333	1.27	0.9747	202.4	202.4	0.0863	0.0863		
PCB-149 (C147)	35:37	1741333	1.27	0.9747	202.4	202.4	0.0863	0.0863		
PCB-134	35:49	100302	1.27	0.8518	13.3	13.3	0.0988	0.0988		a
PCB-143 (C134)	35:49	100302	1.27	0.8518	13.3	13.3	0.0988	0.0988		a
PCB-139	36:14	33064	1.26	0.9995	3.748	3.748	0.0842	0.0842		
PCB-140 (C139)	36:14	33064	1.26	0.9995	3.748	3.748	0.0842	0.0842		
PCB-131	36:25	20614	1.25	0.8584	2.721	2.721	0.0980	0.0980		
PCB-142	36:33						0.0978	0.0978		
PCB-132	36:53	572903	1.24	0.8801	73.8	73.8	0.0956	0.0956		
PCB-133	37:24	36872	1.23	0.9064	4.609	4.609	0.0928	0.0928		
PCB-165	37:46						0.0750	0.0750		
PCB-146	38:03	349961	1.27	1.0084	39.3	39.3	0.0834	0.0834		
PCB-161	38:09						0.0629	0.0629		
PCB-153	38:39	1987395	1.26	1.2207	184.5	184.5	0.0689	0.0689		
PCB-168 (C153)	38:39	1987395	1.26	1.2207	184.5	184.5	0.0689	0.0689		
PCB-141	38:51	340383	1.27	0.9608	40.1	40.1	0.0876	0.0876		
PCB-130	39:16	92311	1.25	0.8274	12.6	12.6	0.1017	0.1017		
PCB-137	39:29	49608	1.18	1.0582	5.312	5.312	0.0795	0.0795		
PCB-164	39:36	173354	1.24	1.2527	15.7	15.7	0.0672	0.0672		
PCB-129	39:54	1928145	1.26	1.0840	201.6	201.6	0.0776	0.0776		
PCB-138 (C129)	39:54	1928145	1.26	1.0840	201.6	201.6	0.0776	0.0776		
PCB-160 (C129)	39:54	1928145	1.26	1.0840	201.6	201.6	0.0776	0.0776		
PCB-163 (C129)	39:54	1928145	1.26	1.0840	201.6	201.6	0.0776	0.0776		

Compound	RT (min.)	Area	Ratio	Ical RRF	Amount pg/ul	EMPC pg/ul	Noise EDL	Final EDL	%Rec	Flags
PCB-158	40:17	237635	1.26	1.3862	19.4	19.4	0.0607	0.0607		
PCB-128	41:09	242514	1.26	1.1165	24.6	24.6	0.0753	0.0753		M
PCB-166 (C128)	41:09	242514	1.26	1.1165	24.6	24.6	0.0753	0.0753		M
PCB-159	42:07	25645	1.23	1.3178	2.205	2.205	0.0638	0.0638		M
PCB-162	42:24						0.0618	0.0618		
PCB-167	42:55	76889	1.27	1.3357	6.566	6.566	0.0544	0.0544		
PCB-156	44:03	209638	1.29	1.2759	18.8	18.8	0.0782	0.0782		
PCB-157 (C156)	44:03	209638	1.29	1.2759	18.8	18.8	0.0782	0.0782		
PCB-169	47:15						0.0568	0.0568		
S Total Heptachlorobiphen					623.2	623.2	0.0503	0.0503		
D PCB-188L	37:17	658801	1.05	1.3162	76.8	76.8	0.1225	0.1225	76.79	
$ PCB-178L	40:21	538765	1.06	0.9222	89.6	89.6	0.1749	0.1749	89.62	
* PCB-180L	45:27	651834	1.06	3.2E+04	100.0	100.0				
D PCB-170L	46:42	406677	1.12	0.8357	74.7	74.7	0.1930	0.1930	74.65	
D PCB-189L	49:50	1119884	1.05	1.4666	88.5	88.5	0.9082	0.9082	88.53	
PCB-188	37:17						0.0379	0.0379		
PCB-179	37:38	259218	1.06	1.4149	34.4	34.4	0.0417	0.0417		
PCB-184	38:09						0.0416	0.0416		
PCB-176	38:31	81016	1.09	1.5212	10.0	10.0	0.0388	0.0388		
PCB-186	38:57						0.0411	0.0411		
PCB-178	40:22	89525	1.08	1.0228	16.4	16.4	0.0577	0.0577		
PCB-175	41:00	21767	1.11	1.0690	3.822	3.822	0.0552	0.0552		
PCB-187	41:16	556929	1.06	1.1106	94.1	94.1	0.0532	0.0532		
PCB-182	41:29	4690	1.17	1.1484	0.7666	0.7666	0.0514	0.0514		
PCB-183	41:53	330999	1.05	1.1368	54.7	54.7	0.0519	0.0519		
PCB-185 (C183)	41:53	330999	1.05	1.1368	54.7	54.7	0.0519	0.0519		
PCB-174	42:07	395291	1.05	0.9547	77.7	77.7	0.0618	0.0618		
PCB-177	42:33	220548	1.07	0.9426	43.9	43.9	0.0626	0.0626		
PCB-181	42:57	4373	0.95	1.1075	0.7412	0.7412	0.0533	0.0533		
PCB-171	43:11	126073	1.05	0.9603	24.6	24.6	0.0615	0.0615		
PCB-173 (C171)	43:11	126073	1.05	0.9603	24.6	24.6	0.0615	0.0615		
PCB-172	44:49	65541	1.05	0.9918	12.4	12.4	0.0595	0.0595		
PCB-192	45:03						0.0457	0.0457		
PCB-180	45:28	1048844	1.06	1.2286	160.2	160.2	0.0480	0.0480		
PCB-193 (C180)	45:28	1048844	1.06	1.2286	160.2	160.2	0.0480	0.0480		
PCB-191	45:50	28426	1.04	1.3848	3.853	3.853	0.0426	0.0426		
PCB-170	46:43	348831	1.06	1.2700	67.5	67.5	0.0617	0.0617		
PCB-190	47:15	113957	1.05	1.3774	15.5	15.5	0.0429	0.0429		
PCB-189	49:51	34392	1.08	1.2799	2.400	2.400	0.0459	0.0459		M
S Total Octachlorobipheny					152.4	152.4	0.1055	0.1055		
D PCB-202L	42:40	491817	0.91	1.0055	75.0	75.0	0.1826	0.1826	75.04	
* PCB-194L	51:56	862565	0.90	3.5E+04	100.0	100.0				
D PCB-205L	52:25	852491	0.91	1.2867	76.8	76.8	0.4862	0.4862	76.81	
PCB-202	42:41	38597	0.91	1.0531	7.452	7.452	0.0452	0.0452		
PCB-201	43:37	29400	0.88	1.1860	5.040	5.040	0.0401	0.0401		
PCB-204	44:15						0.0432	0.0432		
PCB-197	44:32	9315	0.88	1.2053	1.571	1.571	0.0395	0.0395		
PCB-200	44:37	26651	0.89	1.1260	4.812	4.812	0.0422	0.0422		
PCB-198	47:27	156994	0.90	0.8183	39.0	39.0	0.0581	0.0581		
PCB-199 (C198)	47:27	156994	0.90	0.8183	39.0	39.0	0.0581	0.0581		
PCB-196	48:05	85039	0.92	0.8748	19.8	19.8	0.0544	0.0544		
PCB-203	48:18	114361	0.93	0.9219	25.2	25.2	0.0516	0.0516		
PCB-195	49:36	102954	0.92	0.7839	15.4	15.4	0.3171	0.3171		

Compound	RT (min.)	Area	Ratio	Ical RRF	Amount pg/ul	EMPC pg/ul	Noise EDL	Final EDL	%Rec	Flags
PCB-194	51:58	255759	0.90	0.9282	32.3	32.3	0.2678	0.2678		
PCB-205	52:26	18658	0.83	1.2342	1.773	1.773	0.2014	0.2014		
S Total Nonachlorobipheny					30.2	30.2	0.1430	0.1430		
D PCB-208L	49:21	772414	0.79	1.1383	78.7	78.7	0.5675	0.5675	78.67	
D PCB-206L	54:11	513467	0.82	0.8938	66.6	66.6	0.7227	0.7227	66.60	
PCB-208	49:22	55633	0.78	1.1567	6.227	6.227	0.1205	0.1205		
PCB-207	50:18	18034	0.79	1.3964	2.009	2.009	0.1226	0.1226		
PCB-206	54:12	134485	0.85	1.1927	22.0	22.0	0.1860	0.1860		
D PCB-209L	55:49	484152	0.73	0.9809	57.2	57.2	0.0909	0.0909	57.23	
DCB Decachlorobiphenyl	55:51	71838	0.69	1.2455	11.9	11.9	0.0376	0.0376		
S Polychlorinated bipheny					4366.7	11.9	0.0770	0.0770		RQ

QC Flag Legend

Processing Flags
- R - Failed Signal Ratio Test
- Q - EMPC-Estimated Max. Possible Conc.

Review Flags
- M - Manually Integrated
- U - Marked Undetected
- a - User Assigned ID

Eurofins TestAmerica, Knoxville
Target Compound Quantitation Worksheet Report

Data File: \\chromna\Knoxville\ChromData\D3D\20190903-12939.b\580-88125-b-10-c.d
Lims ID: 580-88125-B-10-C
Client ID: F2-0to19-101018
Sample Type: Client
Inject. Date: 04-Sep-2019 05:18:00 ALS Bottle#: 0 Worklist Smp#: 11
Injection Vol: 1.0 ul Dil. Factor: 1.0000
Sample Info:
Misc. Info.: 140-0012939-011
Operator ID: Xcalibur_System Instrument ID: D3D

Method: \\chromna\Knoxville\ChromData\D3D\20190903-12939.b\PCBs_D3D.m
Limit Group: HR - 1668A - ICAL
Last Update: 04-Sep-2019 14:50:18 Calib Date: 21-Aug-2019 19:05:00
Integrator: Picker
Quant Method: Isotopic Dilution Quant By: Initial Calibration
Last ICal File: \\chromna\Knoxville\ChromData\D3D\20190813-12717.b\d4190821i6.d

Column 1 : SPB-Octyl (0.25 mm) Det: F1(11.07 :21.70)
Process Host: CTX1028

First Level Reviewer: layk Date: 04-Sep-2019 10:20:57

Signal	RT (min.)	Adj RT (min.)	Sec.	REL RT	Area	Height	Avg Noise	EDL Height	S/N	Ratio(Limits)	Flags
PCB-1L											
200.0795	11:43	11:44	-3	0.728	584418	238464	245	612	973		
202.0766	11:43	11:44	-3	0.728	202898	76044	801	2002	95	2.88(2.66-3.60)	
PCB-3L											
200.0795	13:53	13:53	-3	0.863	647067	222451	245	612	908		
202.0766	13:53	13:53	-3	0.863	206598	70521	801	2002	88	3.13(2.66-3.60)	
PCB-1											
188.0393	11:44	11:45	-3	1.001	10419	4223	29	72	146		
190.0363	11:44	11:45	-3	1.001	3327	1384	14	35	99	3.13(2.66-3.60)	
PCB-2											RQ
188.0393	13:43	13:45	-3	0.988	3231	1114	29	72	38		
190.0363	13:43	13:45	-3	0.988	1532	410	14	35	29	2.11(2.66-3.60)	
	Empc Correction				1032	355	14	35	25		
PCB-3											
188.0393	13:54	13:56	-3	1.001	7718	2600	29	72	90		
190.0363	13:54	13:56	-3	1.001	2287	853	14	35	61	3.37(2.66-3.60)	
PCB-4L											
234.0406	14:08	14:09	-3	0.878	189562	62275	70	175	890		
236.0376	14:08	14:09	-3	0.878	120237	39565	30	75	1319	1.58(1.33-1.79)	
PCB-9L											
234.0406	16:06	16:09	-3		471876	139817	70	175	1997		
236.0376	16:06	16:09	-3		288376	86423	30	75	2881	1.64(1.33-1.79)	
PCB-15L											
234.0406	20:01	19:59	-2	1.244	387140	101067	70	175	1444		
236.0376	20:01	19:59	-2	1.244	234256	60251	30	75	2008	1.65(1.33-1.79)	

Signal	RT (min.)	Adj RT (min.)	Sec.	REL RT	Area	Height	Avg Noise	EDL Height	S/N	Ratio(Limits)	Flags
PCB-4											
222.0003	14:09	14:10	-3	1.001	10853	3670	26	65	141		
223.9974	14:09	14:10	-3	1.001	6484	2094	16	40	131	1.67(1.33-1.79)	
PCB-10											
222.0003	14:18	14:20	-4	1.012	924	261	26	65	10		
223.9974	14:19	14:20	-3	1.013	574	172	16	40	11	1.61(1.33-1.79)	
PCB-9											
222.0003	16:07	16:07	-3	1.141	1904	565	26	65	22		
223.9974	16:07	16:07	-3	1.141	1153	344	16	40	22	1.65(1.33-1.79)	
PCB-7											
222.0003	16:17	16:17	-3	1.152	1502	475	26	65	18		
223.9974	16:17	16:17	-3	1.152	1038	318	16	40	20	1.45(1.33-1.79)	
PCB-6											
222.0003	16:31	16:31	-3	1.168	6058	1686	26	65	65		
223.9974	16:31	16:31	-3	1.168	3493	1034	16	40	65	1.73(1.33-1.79)	
PCB-5											RQMa
222.0003	16:50	16:49	-3	1.191	479	138	26	65	5		M
223.9974	16:50	16:49	-3	1.191	534	146	16	40	9	0.90(1.33-1.79)	
	Empc Correction				307	88	16	40	6		
PCB-8											M
222.0003	16:57	16:57	-3	1.199	20383	5989	26	65	230		
223.9974	16:57	16:57	-3	1.199	12692	3683	16	40	230	1.61(1.33-1.79)	M
PCB-14											
222.0003	18:36						26	65			
223.9974	18:36						16	40			
PCB-11											
222.0003	19:25	19:25	-2	0.970	8549	2380	26	65	92		
223.9974	19:25	19:25	-2	0.970	5177	1427	16	40	89	1.65(1.33-1.79)	
PCB-12											RQMa
222.0003	19:42	19:42	-4	0.984	3918	634	26	65	24		M
	Empc Correction				3394	675	26	65	26		
223.9974	19:42	19:42	-4	0.984	2176	433	16	40	27	1.80(1.33-1.79)	
PCB-13 (C12)											RQMa
222.0003	19:42	19:42	-4	0.984	3918	634	26	65	24		M
	Empc Correction				3394	675	26	65	26		
223.9974	19:42	19:42	-4	0.984	2176	433	16	40	27	1.80(1.33-1.79)	
PCB-15											M
222.0003	20:02	20:02	-2	1.001	15352	3655	26	65	141		
223.9974	20:02	20:02	-2	1.001	8786	2281	16	40	143	1.75(1.33-1.79)	M
PCB-19L											
268.0016	17:14	17:15	-3	0.841	81824	23031	212	530	109		
269.9986	17:14	17:15	-3	0.841	76564	21449	42	105	511	1.07(0.88-1.20)	
PCB-32L											
268.0016	20:30	20:31	-2		185198	48437	212	530	228		
269.9986	20:29	20:31	-3		170988	44360	42	105	1056	1.08(0.88-1.20)	

Signal	RT (min.)	Adj RT (min.)	Sec.	REL RT	Area	Height	Avg Noise	EDL Height	S/N	Ratio(Limits)	Flags
PCB-31L											
268.0016	22:46	22:47	-1		885955	219339	151	377	1453		
269.9986	22:46	22:47	-1		852870	211919	219	547	968	1.04(0.88-1.20)	
PCB-28L											
268.0016	23:03	23:03	-1	1.013	793706	194473	151	377	1288		
269.9986	23:03	23:03	-1	1.013	766192	182356	219	547	833	1.04(0.88-1.20)	
PCB-37L											
268.0016	27:04	27:02	0	1.189	676583	154750	151	377	1025		
269.9986	27:04	27:02	0	1.189	639547	143035	219	547	653	1.06(0.88-1.20)	
PCB-19											
255.9613	17:15	17:16	-3	1.001	7886	2146	7	17	307		
257.9584	17:15	17:16	-3	1.001	7532	2055	9	22	228	1.05(0.88-1.20)	
PCB-18											
255.9613	19:07	19:08	-2	1.109	26254	7179	7	17	1026		
257.9584	19:07	19:08	-2	1.109	23909	6461	9	22	718	1.10(0.88-1.20)	
PCB-30 (C18)											
255.9613	19:07	19:08	-2	1.109	26254	7179	7	17	1026		
257.9584	19:07	19:08	-2	1.109	23909	6461	9	22	718	1.10(0.88-1.20)	
PCB-17											
255.9613	19:32	19:31	-3	1.134	16992	4442	7	17	635		
257.9584	19:32	19:31	-3	1.134	16017	4303	9	22	478	1.06(0.88-1.20)	
PCB-27											
255.9613	19:45	19:45	-3	1.146	3820	939	7	17	134		
257.9584	19:45	19:45	-3	1.146	4115	1086	9	22	121	0.93(0.88-1.20)	
PCB-24											RQ
255.9613	19:53	19:53	-2	1.154	612	134	7	17	19		
	Empc Correction				516	121	7	17	17		
257.9584	19:53	19:53	-2	1.154	497	117	9	22	13	1.23(0.88-1.20)	
PCB-16											
255.9613	20:00	20:00	-3	1.160	7953	1899	7	17	271		
257.9584	20:00	20:00	-3	1.160	7182	1760	9	22	196	1.11(0.88-1.20)	
PCB-32											
255.9613	20:30	20:32	-3	1.190	22764	5619	7	17	803		
257.9584	20:30	20:32	-3	1.190	21117	5402	9	22	600	1.08(0.88-1.20)	
PCB-34											
255.9613	21:46	21:46	-2	1.263	1977	518	110	275	5		
257.9584	21:47	21:46	-1	1.264	1914	594	83	207	7	1.03(0.88-1.20)	
PCB-23											
255.9613	21:54						110	275			
257.9584	21:54						83	207			
PCB-26											
255.9613	22:14	22:13	-3	1.290	49452	12190	110	275	111		
257.9584	22:14	22:13	-3	1.290	44816	10903	83	207	131	1.10(0.88-1.20)	
PCB-29 (C26)											
255.9613	22:14	22:13	-3	1.290	49452	12190	110	275	111		
257.9584	22:14	22:13	-3	1.290	44816	10903	83	207	131	1.10(0.88-1.20)	

Signal	RT (min.)	Adj RT (min.)	Δ Sec.	REL RT	Area	Height	Avg Noise	EDL Height	S/N	Ratio(Limits)	Flags
PCB-25											
255.9613	22:28	22:29	-1	0.830	26942	5816	110	275	53		
257.9584	22:29	22:29	-1	0.831	25855	5340	83	207	64	1.04(0.88-1.20)	
PCB-31											
255.9613	22:47	22:47	-1	0.841	143785	35148	110	275	320		
257.9584	22:47	22:47	-1	0.841	134633	32888	83	207	396	1.07(0.88-1.20)	
PCB-20											
255.9613	23:04	23:05	-2	0.852	218202	51252	110	275	466		
257.9584	23:04	23:05	-2	0.852	203222	47588	83	207	573	1.07(0.88-1.20)	
PCB-28 (C20)											
255.9613	23:04	23:05	-2	0.852	218202	51252	110	275	466		
257.9584	23:04	23:05	-2	0.852	203222	47588	83	207	573	1.07(0.88-1.20)	
PCB-21											
255.9613	23:19	23:19	-1	0.861	87143	18254	110	275	166		
257.9584	23:19	23:19	-1	0.861	81100	16779	83	207	202	1.07(0.88-1.20)	
PCB-33 (C21)											
255.9613	23:19	23:19	-1	0.861	87143	18254	110	275	166		
257.9584	23:19	23:19	-1	0.861	81100	16779	83	207	202	1.07(0.88-1.20)	
PCB-22											
255.9613	23:42	23:43	-1	0.876	40836	9317	110	275	85		
257.9584	23:42	23:43	-1	0.876	37049	8736	83	207	105	1.10(0.88-1.20)	
PCB-36											nMUa
255.9613	25:16						110	275			
257.9584	25:16						83	207			
PCB-39											
255.9613	25:38	25:38	-1	0.947	5017	954	110	275	9		
257.9584	25:38	25:38	-1	0.947	4800	884	83	207	11	1.05(0.88-1.20)	
PCB-38											
255.9613	26:13						110	275			
257.9584	26:13						83	207			
PCB-35											
255.9613	26:41	26:39	0	0.986	3793	812	110	275	7		
257.9584	26:41	26:39	0	0.986	3760	876	83	207	11	1.01(0.88-1.20)	
PCB-37											
255.9613	27:05	27:05	0	1.001	43631	9629	110	275	88		
257.9584	27:05	27:05	0	1.001	39733	8497	83	207	102	1.10(0.88-1.20)	
PCB-54L											
301.9626	20:19	20:20	-2	0.816	111793	27450	17	42	1615		
303.9597	20:19	20:20	-2	0.816	141770	36694	5	12	7339	0.79(0.65-0.89)	
PCB-52L											
301.9626	24:54	24:55	-1		390875	88269	48	120	1839		
303.9597	24:54	24:55	-1		484687	107557	75	187	1434	0.81(0.65-0.89)	
PCB-81L											
301.9626	33:50	33:47	1	1.359	425017	86421	48	120	1800		
303.9597	33:50	33:47	1	1.359	533725	111669	75	187	1489	0.80(0.65-0.89)	

Signal	RT (min.)	Adj RT (min.)	Sec.	REL RT	Area	Height	Avg Noise	EDL Height	S/N	Ratio(Limits)	Flags
PCB-77L											
301.9626	34:24	34:21	1	1.381	451719	92709	48	120	1931		
303.9597	34:24	34:21	1	1.381	549470	109636	75	187	1462	0.82(0.65-0.89)	
PCB-54											
289.9224	20:20	20:23	-3	1.000	7966	2000	4	10	500		
291.9194	20:20	20:23	-3	1.000	10131	2495	5	12	499	0.79(0.65-0.89)	
PCB-50											
289.9224	22:30	22:31	-3	1.107	93819	22387	32	80	700		
291.9194	22:30	22:31	-3	1.107	117589	27928	36	90	776	0.80(0.65-0.89)	
PCB-53 (C50)											
289.9224	22:30	22:31	-3	1.107	93819	22387	32	80	700		
291.9194	22:30	22:31	-3	1.107	117589	27928	36	90	776	0.80(0.65-0.89)	
PCB-45											
289.9224	23:15	23:15	-2	1.144	176123	38480	32	80	1203		
291.9194	23:15	23:15	-2	1.144	223902	48026	36	90	1334	0.79(0.65-0.89)	
PCB-51 (C45)											
289.9224	23:15	23:15	-2	1.144	176123	38480	32	80	1203		
291.9194	23:15	23:15	-2	1.144	223902	48026	36	90	1334	0.79(0.65-0.89)	
PCB-46											
289.9224	23:29	23:28	-2	1.155	10446	2430	32	80	76		
291.9194	23:29	23:28	-2	1.155	15847	3337	36	90	93	0.66(0.65-0.89)	
PCB-52											
289.9224	24:55	24:53	-1	1.226	795479	182811	32	80	5713		
291.9194	24:55	24:53	-1	1.226	1007569	230215	36	90	6395	0.79(0.65-0.89)	
PCB-43											
289.9224	25:04	25:02	-1	1.234	10145	2168	32	80	68		
291.9194	25:03	25:02	-1	1.233	14328	2994	36	90	83	0.71(0.65-0.89)	
PCB-73 (C43)											
289.9224	25:04	25:02	-1	1.234	10145	2168	32	80	68		
291.9194	25:03	25:02	-1	1.233	14328	2994	36	90	83	0.71(0.65-0.89)	
PCB-49											
289.9224	25:25	25:21	1	1.251	454831	104734	32	80	3273		
291.9194	25:24	25:21	0	1.250	573871	129114	36	90	3587	0.79(0.65-0.89)	
PCB-69 (C49)											
289.9224	25:25	25:21	1	1.251	454831	104734	32	80	3273		
291.9194	25:24	25:21	0	1.250	573871	129114	36	90	3587	0.79(0.65-0.89)	
PCB-48											
289.9224	25:41	25:40	-1	1.264	22216	4988	32	80	156		
291.9194	25:41	25:40	-1	1.264	32203	6757	36	90	188	0.69(0.65-0.89)	
PCB-44											
289.9224	25:57	25:55	-1	1.277	661239	94610	32	80	2957		
291.9194	25:57	25:55	-1	1.277	846174	119807	36	90	3328	0.78(0.65-0.89)	
PCB-47 (C44)											
289.9224	25:57	25:55	-1	1.277	661239	94610	32	80	2957		
291.9194	25:57	25:55	-1	1.277	846174	119807	36	90	3328	0.78(0.65-0.89)	

Signal	RT (min.)	Adj RT (min.)	Sec.	REL RT	Area	Height	Avg Noise	EDL Height	S/N	Ratio(Limits)	Flags
PCB-65 (C44)											
289.9224	25:57	25:55	-1	1.277	661239	94610	32	80	2957		
291.9194	25:57	25:55	-1	1.277	846174	119807	36	90	3328	0.78(0.65-0.89)	
PCB-59											
289.9224	26:17	26:12	2	1.293	35929	5757	32	80	180		
291.9194	26:17	26:12	3	1.294	48133	7551	36	90	210	0.75(0.65-0.89)	
PCB-62 (C59)											
289.9224	26:17	26:12	2	1.293	35929	5757	32	80	180		
291.9194	26:17	26:12	3	1.294	48133	7551	36	90	210	0.75(0.65-0.89)	
PCB-75 (C59)											
289.9224	26:17	26:12	2	1.293	35929	5757	32	80	180		
291.9194	26:17	26:12	3	1.294	48133	7551	36	90	210	0.75(0.65-0.89)	
PCB-42											
289.9224	26:27	26:25	-1	1.301	61866	13797	32	80	431		
291.9194	26:27	26:25	-1	1.301	80453	17778	36	90	494	0.77(0.65-0.89)	
PCB-40											
289.9224	26:56	26:54	-1	1.326	108845	23654	32	80	739		
291.9194	26:56	26:54	-1	1.326	141378	29542	36	90	821	0.77(0.65-0.89)	
PCB-41 (C40)											
289.9224	26:56	26:54	-1	1.326	108845	23654	32	80	739		
291.9194	26:56	26:54	-1	1.326	141378	29542	36	90	821	0.77(0.65-0.89)	
PCB-71 (C40)											
289.9224	26:56	26:54	-1	1.326	108845	23654	32	80	739		
291.9194	26:56	26:54	-1	1.326	141378	29542	36	90	821	0.77(0.65-0.89)	
PCB-64											
289.9224	27:09	27:07	-1	1.336	167477	37975	32	80	1187		
291.9194	27:09	27:07	-1	1.336	214920	47537	36	90	1320	0.78(0.65-0.89)	
PCB-72											
289.9224	28:00	28:00	0	0.828	22093	4966	32	80	155		
291.9194	28:00	28:00	-1	0.827	30207	6413	36	90	178	0.73(0.65-0.89)	
PCB-68											
289.9224	28:17	28:17	0	0.836	15250	2939	32	80	92		
291.9194	28:18	28:17	1	0.836	19987	3951	36	90	110	0.76(0.65-0.89)	
PCB-57											
289.9224	28:43						32	80			
291.9194	28:43						36	90			
PCB-58											Ma
289.9224	28:57	28:57	0	0.856	4322	1030	32	80	32		M
291.9194	28:57	28:57	0	0.856	6257	1490	36	90	41	0.69(0.65-0.89)	M
PCB-67											
289.9224	29:07	29:07	0	0.860	9613	1521	32	80	48		
291.9194	29:07	29:07	0	0.860	14383	2208	36	90	61	0.67(0.65-0.89)	
PCB-63											
289.9224	29:23	29:22	0	0.868	19062	4089	32	80	128		
291.9194	29:23	29:22	0	0.868	25274	5276	36	90	147	0.75(0.65-0.89)	

Signal	RT (min.)	Adj RT (min.)	Sec.	REL RT	Area	Height	Avg Noise	EDL Height	S/N	Ratio(Limits)	Flags
PCB-61											
289.9224	29:43	29:44	0	0.878	724289	125479	32	80	3921		
291.9194	29:43	29:44	0	0.878	923617	158269	36	90	4396	0.78(0.65-0.89)	
PCB-70 (C61)											
289.9224	29:43	29:44	0	0.878	724289	125479	32	80	3921		
291.9194	29:43	29:44	0	0.878	923617	158269	36	90	4396	0.78(0.65-0.89)	
PCB-74 (C61)											
289.9224	29:43	29:44	0	0.878	724289	125479	32	80	3921		
291.9194	29:43	29:44	0	0.878	923617	158269	36	90	4396	0.78(0.65-0.89)	
PCB-76 (C61)											
289.9224	29:43	29:44	0	0.878	724289	125479	32	80	3921		
291.9194	29:43	29:44	0	0.878	923617	158269	36	90	4396	0.78(0.65-0.89)	
PCB-66											Ma
289.9224	30:03	30:02	1	0.888	331056	71987	32	80	2250		M
291.9194	30:03	30:02	1	0.888	417986	89068	36	90	2474	0.79(0.65-0.89)	
PCB-55											RQMa
289.9224	30:09	30:12	-3	0.891	2400	524	32	80	16		M
291.9194	30:11	30:12	0	0.892	4951	835	36	90	23	0.48(0.65-0.89)	
	Empc Correction				3116	680	36	90	19		
PCB-56											
289.9224	30:42	30:44	0	0.907	91201	19029	32	80	595		
291.9194	30:42	30:44	0	0.907	114590	24182	36	90	672	0.80(0.65-0.89)	
PCB-60											
289.9224	30:55	30:55	0	0.913	23527	5039	32	80	157		
291.9194	30:55	30:55	0	0.913	29599	5972	36	90	166	0.79(0.65-0.89)	
PCB-80											
289.9224	31:21						32	80			
291.9194	31:21						36	90			
PCB-79											
289.9224	32:52	32:51	2	0.971	12662	2436	32	80	76		
291.9194	32:52	32:51	2	0.971	17187	3481	36	90	97	0.74(0.65-0.89)	
PCB-78											
289.9224	33:25						32	80			
291.9194	33:25						36	90			
PCB-81											Ma
289.9224	33:51	33:51	0	1.000	698	215	32	80	7		M
291.9194	33:51	33:51	0	1.000	1073	394	36	90	11	0.65(0.65-0.89)	
PCB-77											
289.9224	34:25	34:26	1	1.001	25659	5088	32	80	159		
291.9194	34:25	34:26	1	1.001	32715	6797	36	90	189	0.78(0.65-0.89)	
PCB-104L											
337.9207	25:51	25:53	-1	0.814	334856	74841	19	47	3939		
339.9178	25:51	25:53	-1	0.814	203462	45242	13	32	3480	1.65(1.32-1.78)	
PCB-101L											
337.9207	31:46	31:45	0		368587	77163	19	47	4061		
339.9178	31:46	31:45	0		226079	47174	13	32	3629	1.63(1.32-1.78)	

Signal	RT (min.)	Adj RT (min.)	Sec.	REL RT	Area	Height	Avg Noise	EDL Height	S/N	Ratio(Limits)	Flags
PCB-111L											
337.9207	34:28	34:27	2	1.085	426212	85079	19	47	4478		
339.9178	34:28	34:27	1	1.085	265926	53821	13	32	4140	1.60(1.32-1.78)	
PCB-123L											
337.9207	36:25	36:24	2	1.147	634232	130973	314	785	417		
339.9178	36:25	36:24	2	1.147	402507	80686	319	797	253	1.58(1.32-1.78)	
PCB-118L											
337.9207	36:45	36:44	2	1.157	669076	136229	314	785	434		
339.9178	36:45	36:44	2	1.157	411445	83286	319	797	261	1.63(1.32-1.78)	
PCB-114L											
337.9207	37:16	37:15	2	1.173	639150	130426	314	785	415		
339.9178	37:16	37:15	2	1.173	404845	83546	319	797	262	1.58(1.32-1.78)	
PCB-105L											
337.9207	37:56	37:55	2	1.194	645483	127072	314	785	405		
339.9178	37:55	37:55	1	1.194	401473	81273	319	797	255	1.61(1.32-1.78)	
PCB-127L											
337.9207	39:25	39:22	3		807206	161241	314	785	514		
339.9178	39:25	39:22	3		508525	101203	319	797	317	1.59(1.32-1.78)	
PCB-126L											
337.9207	41:01	41:00	3	1.292	657295	131523	314	785	419		
339.9178	41:01	41:00	3	1.292	404594	81326	319	797	255	1.62(1.32-1.78)	
PCB-104											
325.8804	25:52	25:51	-1	1.001	6415	1382	17	42	81		
327.8775	25:52	25:51	-1	1.001	3840	899	8	20	112	1.67(1.32-1.78)	
PCB-96											
325.8804	26:14	26:13	-1	1.015	13221	3028	17	42	178		
327.8775	26:13	26:13	-2	1.014	8057	1944	8	20	243	1.64(1.32-1.78)	
PCB-103											
325.8804	28:11	28:09	0	1.091	31978	6921	17	42	407		
327.8775	28:11	28:09	0	1.091	20025	4380	8	20	548	1.60(1.32-1.78)	
PCB-94											
325.8804	28:24	28:22	0	1.099	10957	2262	17	42	133		
327.8775	28:24	28:22	0	1.099	6947	1482	8	20	185	1.58(1.32-1.78)	
PCB-95											
325.8804	28:50	28:51	0	1.116	830840	176510	17	42	10383		
327.8775	28:50	28:51	0	1.116	512580	109022	8	20	13628	1.62(1.32-1.78)	
PCB-93											
325.8804	29:04	29:02	-1	1.125	48472	10009	17	42	589		
327.8775	29:04	29:02	-1	1.125	29827	5799	8	20	725	1.63(1.32-1.78)	
PCB-100 (C93)											
325.8804	29:04	29:02	-1	1.125	48472	10009	17	42	589		
327.8775	29:04	29:02	-1	1.125	29827	5799	8	20	725	1.63(1.32-1.78)	
PCB-98											
325.8804	29:12	29:11	-1	1.130	38590	7168	17	42	422		
327.8775	29:12	29:11	-1	1.130	22577	3915	8	20	489	1.71(1.32-1.78)	

Signal	RT (min.)	Adj RT (min.)	Sec.	REL RT	Area	Height	Avg Noise	EDL Height	S/N	Ratio(Limits)	Flags
PCB-102 (C98)											
325.8804	29:12	29:11	-1	1.130	38590	7168	17	42	422		
327.8775	29:12	29:11	-1	1.130	22577	3915	8	20	489	1.71(1.32-1.78)	
PCB-88											
325.8804	29:43	29:40	0	1.150	142220	29430	17	42	1731		
327.8775	29:42	29:40	0	1.149	88386	18351	8	20	2294	1.61(1.32-1.78)	
PCB-91 (C88)											
325.8804	29:43	29:40	0	1.150	142220	29430	17	42	1731		
327.8775	29:42	29:40	0	1.149	88386	18351	8	20	2294	1.61(1.32-1.78)	
PCB-84											
325.8804	29:56	29:53	0	1.158	215071	45425	17	42	2672		
327.8775	29:55	29:53	0	1.158	128979	27203	8	20	3400	1.67(1.32-1.78)	
PCB-89											RQ
325.8804	30:24	30:21	0	1.176	6740	1118	17	42	66		
	Empc Correction				5851	1024	17	42	60		
327.8775	30:24	30:21	0	1.176	3775	661	8	20	83	1.79(1.32-1.78)	
PCB-121											
325.8804	30:48						17	42			
327.8775	30:48						8	20			
PCB-92											
325.8804	31:13	31:12	1	0.857	180983	41591	17	42	2447		
327.8775	31:13	31:12	1	0.857	110712	25551	8	20	3194	1.63(1.32-1.78)	
PCB-90											
325.8804	31:47	31:46	1	1.230	1017535	209982	17	42	12352		
327.8775	31:47	31:46	1	1.230	634781	130723	8	20	16340	1.60(1.32-1.78)	
PCB-101 (C90)											
325.8804	31:47	31:46	1	1.230	1017535	209982	17	42	12352		
327.8775	31:47	31:46	1	1.230	634781	130723	8	20	16340	1.60(1.32-1.78)	
PCB-113 (C90)											
325.8804	31:47	31:46	1	1.230	1017535	209982	17	42	12352		
327.8775	31:47	31:46	1	1.230	634781	130723	8	20	16340	1.60(1.32-1.78)	
PCB-83											M
325.8804	32:22	32:22	1	1.253	432593	83508	17	42	4912		M
327.8775	32:22	32:22	1	1.253	269753	52824	8	20	6603	1.60(1.32-1.78)	M
PCB-99 (C83)											M
325.8804	32:22	32:22	1	1.253	432593	83508	17	42	4912		M
327.8775	32:22	32:22	1	1.253	269753	52824	8	20	6603	1.60(1.32-1.78)	M
PCB-112											
325.8804	32:26						17	42			
327.8775	32:26						8	20			
PCB-86											M
325.8804	32:52	32:48	1	1.272	527009	56836	17	42	3343		M
327.8775	32:52	32:48	1	1.272	326310	35516	8	20	4440	1.62(1.32-1.78)	M
PCB-87 (C86)											M
325.8804	32:52	32:48	1	1.272	527009	56836	17	42	3343		M
327.8775	32:52	32:48	1	1.272	326310	35516	8	20	4440	1.62(1.32-1.78)	M

Signal	RT (min.)	Adj RT (min.)	Sec.	REL RT	Area	Height	Avg Noise	EDL Height	S/N	Ratio(Limits)	Flags
PCB-97 (C86)											M
325.8804	32:52	32:48	1	1.272	527009	56836	17	42	3343		M
327.8775	32:52	32:48	1	1.272	326310	35516	8	20	4440	1.62(1.32-1.78)	M
PCB-109 (C86)											M
325.8804	32:52	32:48	1	1.272	527009	56836	17	42	3343		M
327.8775	32:52	32:48	1	1.272	326310	35516	8	20	4440	1.62(1.32-1.78)	M
PCB-119 (C86)											M
325.8804	32:52	32:48	1	1.272	527009	56836	17	42	3343		M
327.8775	32:52	32:48	1	1.272	326310	35516	8	20	4440	1.62(1.32-1.78)	M
PCB-125 (C86)											M
325.8804	32:52	32:48	1	1.272	527009	56836	17	42	3343		M
327.8775	32:52	32:48	1	1.272	326310	35516	8	20	4440	1.62(1.32-1.78)	M
PCB-85											
325.8804	33:36	33:29	1	1.300	119608	18769	17	42	1104		
327.8775	33:36	33:29	1	1.300	75730	11741	8	20	1468	1.58(1.32-1.78)	
PCB-116 (C85)											
325.8804	33:36	33:29	1	1.300	119608	18769	17	42	1104		
327.8775	33:36	33:29	1	1.300	75730	11741	8	20	1468	1.58(1.32-1.78)	
PCB-117 (C85)											
325.8804	33:36	33:29	1	1.300	119608	18769	17	42	1104		
327.8775	33:36	33:29	1	1.300	75730	11741	8	20	1468	1.58(1.32-1.78)	
PCB-110											
325.8804	33:46	33:44	-3	1.306	1206419	247552	17	42	14562		
327.8775	33:46	33:44	-3	1.306	749753	154238	8	20	19280	1.61(1.32-1.78)	
PCB-115 (C110)											
325.8804	33:46	33:44	-3	1.306	1206419	247552	17	42	14562		
327.8775	33:46	33:44	-3	1.306	749753	154238	8	20	19280	1.61(1.32-1.78)	
PCB-82											
325.8804	34:04	34:03	0	1.318	60553	11639	17	42	685		
327.8775	34:04	34:03	0	1.318	39278	7420	8	20	928	1.54(1.32-1.78)	
PCB-111											
325.8804	34:26						17	42			
327.8775	34:26						8	20			
PCB-120											a
325.8804	34:57	34:57	2	1.353	10532	1872	17	42	110		a
327.8775	34:59	34:57	3	1.354	6222	1074	8	20	134	1.69(1.32-1.78)	
PCB-108											
325.8804	36:06	36:03	3	1.397	36755	7392	71	177	104		
327.8775	36:06	36:03	3	1.397	23028	4652	49	122	95	1.60(1.32-1.78)	
PCB-124 (C108)											
325.8804	36:06	36:03	3	1.397	36755	7392	71	177	104		
327.8775	36:06	36:03	3	1.397	23028	4652	49	122	95	1.60(1.32-1.78)	
PCB-107											Ma
325.8804	36:20	36:15	2	1.406	98738	19803	71	177	279		a
327.8775	36:20	36:15	2	1.406	63297	12752	49	122	260	1.56(1.32-1.78)	M

Signal	RT (min.)	Adj RT (min.)	Sec.	REL RT	Area	Height	Avg Noise	EDL Height	S/N	Ratio(Limits)	Flags
PCB-123											Ma
325.8804	36:27	36:27	2	1.001	13570	2865	71	177	40		M
327.8775	36:27	36:27	2	1.001	8644	1956	49	122	40	1.57(1.32-1.78)	
PCB-106											
325.8804	36:34						71	177			
327.8775	36:34						49	122			
PCB-118											
325.8804	36:47	36:48	2	1.001	1104411	222123	71	177	3128		
327.8775	36:47	36:48	2	1.001	700672	140044	49	122	2858	1.58(1.32-1.78)	
PCB-122											
325.8804	37:07	37:05	2	1.010	10367	1927	71	177	27		
327.8775	37:07	37:05	2	1.010	7026	1279	49	122	26	1.48(1.32-1.78)	
PCB-114											
325.8804	37:18	37:16	2	1.001	19784	3453	71	177	49		
327.8775	37:18	37:16	2	1.001	11984	2198	49	122	45	1.65(1.32-1.78)	
PCB-105											
325.8804	37:56	37:58	1	1.000	314935	61982	71	177	873		
327.8775	37:56	37:58	1	1.000	197835	39152	49	122	799	1.59(1.32-1.78)	
PCB-127											
325.8804	39:26						71	177			
327.8775	39:26						49	122			
PCB-126											Ma
325.8804	41:02	41:02	2	1.000	3777	763	71	177	11		M
327.8775	41:03	41:02	3	1.001	2328	457	49	122	9	1.62(1.32-1.78)	
PCB-155L											
371.8817	31:33	31:35	0	0.791	277655	58097	14	35	4150		
373.8788	31:33	31:35	0	0.791	216281	46697	29	72	1610	1.28(1.05-1.43)	
PCB-138L											
371.8817	39:52	39:50	2		478245	94722	171	427	554		
373.8788	39:52	39:50	2		377919	74364	93	232	800	1.27(1.05-1.43)	
PCB-167L											
371.8817	42:54	42:54	3	1.076	493479	97318	171	427	569		
373.8788	42:54	42:54	3	1.076	383194	77591	93	232	834	1.29(1.05-1.43)	
PCB-156L											
371.8817	44:03	44:04	3	1.105	983125	144145	171	427	843		
373.8788	44:03	44:04	3	1.105	769143	110549	93	232	1189	1.28(1.05-1.43)	
PCB-157L (C156L)											
371.8817	44:03	44:04	3	1.105	983125	144145	171	427	843		
373.8788	44:03	44:04	3	1.105	769143	110549	93	232	1189	1.28(1.05-1.43)	
PCB-169L											
371.8817	47:17	47:18	3	1.186	506640	100262	171	427	586		
373.8788	47:17	47:18	3	1.186	394572	74040	93	232	796	1.28(1.05-1.43)	
PCB-155											
359.8415	31:34	31:33	0	1.001	504	101	9	22	11		
361.8385	31:34	31:33	0	1.001	421	102	7	17	15	1.20(1.05-1.43)	

Signal	RT (min.)	Adj RT (min.)	Sec.	REL RT	Area	Height	Avg Noise	EDL Height	S/N	Ratio(Limits)	Flags
PCB-152											
359.8415	31:45	31:43	0	1.006	1970	416	9	22	46		
361.8385	31:44	31:43	0	1.006	1612	328	7	17	47	1.22(1.05-1.43)	
PCB-150											
359.8415	31:55	31:53	0	1.012	3784	850	9	22	94		
361.8385	31:56	31:53	1	1.012	3399	712	7	17	102	1.11(1.05-1.43)	
PCB-136											
359.8415	32:16	32:17	0	1.023	124985	26135	9	22	2904		
361.8385	32:16	32:17	0	1.023	96636	19945	7	17	2849	1.29(1.05-1.43)	
PCB-145											RQ
359.8415	32:34	32:33	0	1.032	607	83	9	22	9		
361.8385	32:32	32:33	-3	1.031	581	83	7	17	12	1.04(1.05-1.43)	
	Empc Correction				489	66	7	17	9		
PCB-148											RQ
359.8415	34:05	34:05	0	1.081	3656	738	9	22	82		
	Empc Correction				2711	544	9	22	60		
361.8385	34:07	34:05	1	1.081	2187	439	7	17	63	1.67(1.05-1.43)	
PCB-135											
359.8415	34:41	34:41	1	1.100	247446	34480	9	22	3831		
361.8385	34:41	34:41	1	1.100	195118	27947	7	17	3992	1.27(1.05-1.43)	
PCB-151 (C135)											
359.8415	34:41	34:41	1	1.100	247446	34480	9	22	3831		
361.8385	34:41	34:41	1	1.100	195118	27947	7	17	3992	1.27(1.05-1.43)	
PCB-154											
359.8415	34:58	34:55	2	1.108	19292	3716	9	22	413		
361.8385	34:58	34:55	2	1.108	15506	2921	7	17	417	1.24(1.05-1.43)	
PCB-144											
359.8415	35:16	35:13	1	1.118	32615	6685	9	22	743		
361.8385	35:16	35:13	1	1.118	25953	5310	7	17	759	1.26(1.05-1.43)	
PCB-147											
359.8415	35:37	35:35	1	1.129	974022	201840	33	82	6116		
361.8385	35:37	35:35	1	1.129	767311	158179	18	45	8788	1.27(1.05-1.43)	
PCB-149 (C147)											
359.8415	35:37	35:35	1	1.129	974022	201840	33	82	6116		
361.8385	35:37	35:35	1	1.129	767311	158179	18	45	8788	1.27(1.05-1.43)	
PCB-134											a
359.8415	35:49	35:49	-5	1.136	56110	10490	33	82	318		a
361.8385	35:49	35:49	-5	1.136	44192	7926	18	45	440	1.27(1.05-1.43)	
PCB-143 (C134)											a
359.8415	35:49	35:49	-5	1.136	56110	10490	33	82	318		a
361.8385	35:49	35:49	-5	1.136	44192	7926	18	45	440	1.27(1.05-1.43)	
PCB-139											
359.8415	36:14	36:11	1	1.148	18419	3367	33	82	102		
361.8385	36:14	36:11	1	1.148	14645	2631	18	45	146	1.26(1.05-1.43)	
PCB-140 (C139)											
359.8415	36:14	36:11	1	1.148	18419	3367	33	82	102		
361.8385	36:14	36:11	1	1.148	14645	2631	18	45	146	1.26(1.05-1.43)	

Signal	RT (min.)	Adj RT (min.)	Sec.	REL RT	Area	Height	Avg Noise	EDL Height	S/N	Ratio(Limits)	Flags
PCB-131											
359.8415	36:25	36:23	1	1.155	11454	2350	33	82	71		
361.8385	36:25	36:23	1	1.155	9160	1746	18	45	97	1.25(1.05-1.43)	
PCB-142											
359.8415	36:33						33	82			
361.8385	36:33						18	45			
PCB-132											
359.8415	36:53	36:50	1	1.169	316972	64571	33	82	1957		
361.8385	36:53	36:50	1	1.169	255931	52075	18	45	2893	1.24(1.05-1.43)	
PCB-133											
359.8415	37:24	37:21	2	1.186	20322	4154	33	82	126		
361.8385	37:24	37:21	2	1.186	16550	3441	18	45	191	1.23(1.05-1.43)	
PCB-165											
359.8415	37:48						33	82			
361.8385	37:48						18	45			
PCB-146											
359.8415	38:03	38:00	2	0.887	196119	39055	33	82	1183		
361.8385	38:03	38:00	2	0.887	153842	31233	18	45	1735	1.27(1.05-1.43)	
PCB-161											
359.8415	38:12						33	82			
361.8385	38:12						18	45			
PCB-153											
359.8415	38:39	38:44	0	0.901	1107342	223030	33	82	6758		
361.8385	38:39	38:44	0	0.901	880053	176299	18	45	9794	1.26(1.05-1.43)	
PCB-168 (C153)											
359.8415	38:39	38:44	0	0.901	1107342	223030	33	82	6758		
361.8385	38:39	38:44	0	0.901	880053	176299	18	45	9794	1.26(1.05-1.43)	
PCB-141											
359.8415	38:51	38:49	2	0.906	190599	37150	33	82	1126		
361.8385	38:51	38:49	2	0.906	149784	29668	18	45	1648	1.27(1.05-1.43)	
PCB-130											
359.8415	39:16	39:13	2	0.915	51280	10123	33	82	307		
361.8385	39:16	39:13	2	0.915	41031	7840	18	45	436	1.25(1.05-1.43)	
PCB-137											
359.8415	39:29	39:27	2	0.920	26890	5961	33	82	181		
361.8385	39:29	39:27	2	0.920	22718	5114	18	45	284	1.18(1.05-1.43)	
PCB-164											
359.8415	39:36	39:34	2	0.923	95917	19299	33	82	585		
361.8385	39:36	39:34	2	0.923	77437	15563	18	45	865	1.24(1.05-1.43)	
PCB-129											
359.8415	39:54	39:57	1	0.930	1075854	200118	33	82	6064		
361.8385	39:54	39:57	1	0.930	852291	160017	18	45	8890	1.26(1.05-1.43)	
PCB-138 (C129)											
359.8415	39:54	39:57	1	0.930	1075854	200118	33	82	6064		
361.8385	39:54	39:57	1	0.930	852291	160017	18	45	8890	1.26(1.05-1.43)	

Signal	RT (min.)	Adj RT (min.)	Sec.	REL RT	Area	Height	Avg Noise	EDL Height	S/N	Ratio(Limits)	Flags
PCB-160 (C129)											
359.8415	39:54	39:57	1	0.930	1075854	200118	33	82	6064		
361.8385	39:54	39:57	1	0.930	852291	160017	18	45	8890	1.26(1.05-1.43)	
PCB-163 (C129)											
359.8415	39:54	39:57	1	0.930	1075854	200118	33	82	6064		
361.8385	39:54	39:57	1	0.930	852291	160017	18	45	8890	1.26(1.05-1.43)	
PCB-158											
359.8415	40:17	40:15	2	0.939	132363	24343	33	82	738		
361.8385	40:17	40:15	2	0.939	105272	19552	18	45	1086	1.26(1.05-1.43)	
PCB-128											M
359.8415	41:09	41:06	3	0.959	135323	23964	33	82	726		M
361.8385	41:09	41:06	3	0.959	107191	18335	18	45	1019	1.26(1.05-1.43)	M
PCB-166 (C128)											M
359.8415	41:09	41:06	3	0.959	135323	23964	33	82	726		M
361.8385	41:09	41:06	3	0.959	107191	18335	18	45	1019	1.26(1.05-1.43)	M
PCB-159											M
359.8415	42:07	42:07	0	0.982	14123	2723	33	82	83		M
361.8385	42:07	42:07	0	0.982	11522	2216	18	45	123	1.23(1.05-1.43)	M
PCB-162											
359.8415	42:27						33	82			
361.8385	42:27						18	45			
PCB-167											
359.8415	42:55	42:57	3	1.001	43058	8378	33	82	254		
361.8385	42:55	42:57	3	1.001	33831	6628	18	45	368	1.27(1.05-1.43)	
PCB-156											
359.8415	44:03	44:07	1	1.000	118174	20047	33	82	607		
361.8385	44:03	44:07	1	1.000	91464	15453	18	45	859	1.29(1.05-1.43)	
PCB-157 (C156)											
359.8415	44:03	44:07	1	1.000	118174	20047	33	82	607		
361.8385	44:03	44:07	1	1.000	91464	15453	18	45	859	1.29(1.05-1.43)	
PCB-169											
359.8415	47:18						33	82			
361.8385	47:18						18	45			
PCB-188L											
405.8428	37:17	37:20	1	0.820	337342	66089	40	100	1652		
407.8398	37:17	37:20	1	0.820	321459	64896	41	102	1583	1.05(0.89-1.21)	
PCB-178L											
405.8428	40:21	40:23	2	0.888	277554	55029	40	100	1376		
407.8398	40:21	40:23	2	0.888	261211	51487	41	102	1256	1.06(0.89-1.21)	
PCB-180L											
405.8428	45:27	45:24	2		335903	63884	40	100	1597		
407.8398	45:27	45:24	2		315931	61384	41	102	1497	1.06(0.89-1.21)	
PCB-170L											
405.8428	46:42	46:44	3	1.028	214458	42737	40	100	1068		
407.8398	46:41	46:44	2	1.027	192219	36329	41	102	886	1.12(0.89-1.21)	

Signal	RT (min.)	Adj RT (min.)	Sec.	REL RT	Area	Height	Avg Noise	EDL Height	S/N	Ratio(Limits)	Flags
PCB-189L											
405.8428	49:50	49:51	4	1.096	572450	109498	506	1265	216		
407.8398	49:50	49:51	4	1.096	547434	106873	360	900	297	1.05(0.89-1.21)	
PCB-188											
393.8025	37:18						8	20			
395.7995	37:18						17	42			
PCB-179											
393.8025	37:38	37:36	1	1.009	133247	26044	8	20	3256		
395.7995	37:37	37:36	0	1.009	125971	24452	17	42	1438	1.06(0.89-1.21)	
PCB-184											
393.8025	38:10						8	20			
395.7995	38:10						17	42			
PCB-176											
393.8025	38:31	38:29	1	1.033	42235	8548	8	20	1069		
395.7995	38:31	38:29	1	1.033	38781	7704	17	42	453	1.09(0.89-1.21)	
PCB-186											
393.8025	38:58						8	20			
395.7995	38:58						17	42			
PCB-178											
393.8025	40:22	40:19	2	1.083	46390	9220	8	20	1153		
395.7995	40:22	40:19	2	1.083	43135	8811	17	42	518	1.08(0.89-1.21)	
PCB-175											
393.8025	41:00	40:57	2	1.100	11434	2366	8	20	296		
395.7995	41:00	40:57	2	1.100	10333	2043	17	42	120	1.11(0.89-1.21)	
PCB-187											
393.8025	41:16	41:16	2	1.107	286588	56388	8	20	7049		
395.7995	41:16	41:16	2	1.107	270341	53513	17	42	3148	1.06(0.89-1.21)	
PCB-182											
393.8025	41:29	41:26	2	1.113	2525	395	8	20	49		
395.7995	41:29	41:26	2	1.113	2165	386	17	42	23	1.17(0.89-1.21)	
PCB-183											
393.8025	41:53	41:50	2	1.123	169609	28681	8	20	3585		
395.7995	41:53	41:50	2	1.123	161390	27585	17	42	1623	1.05(0.89-1.21)	
PCB-185 (C183)											
393.8025	41:53	41:50	2	1.123	169609	28681	8	20	3585		
395.7995	41:53	41:50	2	1.123	161390	27585	17	42	1623	1.05(0.89-1.21)	
PCB-174											
393.8025	42:07	42:04	2	1.130	202353	38090	8	20	4761		
395.7995	42:07	42:04	1	1.129	192938	36856	17	42	2168	1.05(0.89-1.21)	
PCB-177											
393.8025	42:33	42:30	2	1.141	113761	22319	8	20	2790		
395.7995	42:33	42:30	2	1.141	106787	20955	17	42	1233	1.07(0.89-1.21)	
PCB-181											
393.8025	42:57	42:53	2	1.152	2128	347	8	20	43		
395.7995	42:57	42:53	2	1.152	2245	408	17	42	24	0.95(0.89-1.21)	

Signal	RT (min.)	Adj RT (min.)	Sec.	REL RT	Area	Height	Avg Noise	EDL Height	S/N	Ratio(Limits)	Flags
PCB-171											
393.8025	43:11	43:10	3	1.158	64656	12393	8	20	1549		
395.7995	43:11	43:10	3	1.158	61417	11495	17	42	676	1.05(0.89-1.21)	
PCB-173 (C171)											
393.8025	43:11	43:10	3	1.158	64656	12393	8	20	1549		
395.7995	43:11	43:10	3	1.158	61417	11495	17	42	676	1.05(0.89-1.21)	
PCB-172											
393.8025	44:49	44:47	3	0.899	33531	6436	8	20	805		
395.7995	44:49	44:47	3	0.899	32010	6328	17	42	372	1.05(0.89-1.21)	
PCB-192											
393.8025	45:07						8	20			
395.7995	45:07						17	42			
PCB-180											
393.8025	45:28	45:29	5	0.913	539691	98739	8	20	12342		
395.7995	45:28	45:29	5	0.913	509153	93637	17	42	5508	1.06(0.89-1.21)	
PCB-193 (C180)											
393.8025	45:28	45:29	5	0.913	539691	98739	8	20	12342		
395.7995	45:28	45:29	5	0.913	509153	93637	17	42	5508	1.06(0.89-1.21)	
PCB-191											
393.8025	45:50	45:53	4	0.920	14488	2577	8	20	322		
395.7995	45:49	45:53	3	0.920	13938	2259	17	42	133	1.04(0.89-1.21)	
PCB-170											
393.8025	46:43	46:41	2	0.937	179300	33854	8	20	4232		
395.7995	46:43	46:41	2	0.937	169531	32435	17	42	1908	1.06(0.89-1.21)	
PCB-190											
393.8025	47:15	47:19	3	0.948	58325	11374	8	20	1422		
395.7995	47:15	47:19	3	0.948	55632	11026	17	42	649	1.05(0.89-1.21)	
PCB-189											M
393.8025	49:51	49:55	4	1.001	17897	3476	27	67	129		
395.7995	49:50	49:55	3	1.000	16495	3091	24	60	129	1.08(0.89-1.21)	M
PCB-202L											
439.8038	42:40	42:43	2	0.821	234023	44547	60	150	742		
441.8008	42:40	42:43	2	0.821	257794	50085	32	80	1565	0.91(0.76-1.02)	
PCB-194L											
439.8038	51:56	51:53	3		407895	77186	198	495	390		
441.8008	51:56	51:53	3		454670	85363	209	522	408	0.90(0.76-1.02)	
PCB-205L											
439.8038	52:25	52:29	4	1.009	407301	78356	198	495	396		
441.8008	52:25	52:29	4	1.009	445190	82581	209	522	395	0.91(0.76-1.02)	
PCB-202											
427.7635	42:41	42:39	2	1.001	18439	3644	11	27	331		
429.7606	42:41	42:39	2	1.001	20158	3990	7	17	570	0.91(0.76-1.02)	
PCB-201											
427.7635	43:37	43:34	2	1.022	13789	2641	11	27	240		
429.7606	43:37	43:34	2	1.022	15611	2948	7	17	421	0.88(0.76-1.02)	

Signal	RT (min.)	Adj RT (min.)	Δ Sec.	REL RT	Area	Height	Avg Noise	EDL Height	S/N	Ratio(Limits)	Flags
PCB-204											
427.7635	44:18						11	27			
429.7606	44:18						7	17			
PCB-197											
427.7635	44:32	44:29	3	1.044	4369	1110	11	27	101		
429.7606	44:32	44:29	3	1.044	4946	1143	7	17	163	0.88(0.76-1.02)	
PCB-200											
427.7635	44:37	44:35	2	1.046	12526	2514	11	27	229		
429.7606	44:37	44:35	2	1.046	14125	2735	7	17	391	0.89(0.76-1.02)	
PCB-198											
427.7635	47:27	47:21	5	1.112	74331	13826	11	27	1257		
429.7606	47:27	47:21	5	1.112	82663	14916	7	17	2131	0.90(0.76-1.02)	
PCB-199 (C198)											
427.7635	47:27	47:21	5	1.112	74331	13826	11	27	1257		
429.7606	47:27	47:21	5	1.112	82663	14916	7	17	2131	0.90(0.76-1.02)	
PCB-196											
427.7635	48:05	48:10	2	0.917	40657	7718	11	27	702		
429.7606	48:05	48:10	2	0.917	44382	8367	7	17	1195	0.92(0.76-1.02)	
PCB-203											
427.7635	48:18	48:22	3	0.921	55063	10538	11	27	958		
429.7606	48:18	48:22	3	0.921	59298	11370	7	17	1624	0.93(0.76-1.02)	
PCB-195											
427.7635	49:36	49:34	2	0.946	49363	9584	126	315	76		
429.7606	49:36	49:34	2	0.946	53591	10256	34	85	302	0.92(0.76-1.02)	
PCB-194											
427.7635	51:58	52:03	3	0.991	120843	23099	126	315	183		
429.7606	51:58	52:03	3	0.991	134916	25800	34	85	759	0.90(0.76-1.02)	
PCB-205											
427.7635	52:26	52:31	3	1.000	8452	1654	126	315	13		
429.7606	52:26	52:31	3	1.000	10206	2026	34	85	60	0.83(0.76-1.02)	
PCB-208L											
473.7648	49:21	49:25	3	0.950	340010	64683	173	432	374		
475.7619	49:21	49:25	3	0.950	432404	83831	247	617	339	0.79(0.65-0.89)	
PCB-206L											
473.7648	54:11	54:14	4	1.043	230818	40791	173	432	236		
475.7619	54:11	54:14	4	1.043	282649	52516	247	617	213	0.82(0.65-0.89)	
PCB-208											
461.7246	49:22	49:20	2	1.000	24450	4587	30	75	153		
463.7216	49:22	49:20	2	1.000	31183	5731	53	132	108	0.78(0.65-0.89)	
PCB-207											
461.7246	50:18	50:16	1	1.019	7965	1560	30	75	52		
463.7216	50:19	50:16	2	1.019	10069	2054	53	132	39	0.79(0.65-0.89)	
PCB-206											
461.7246	54:12	54:15	4	1.000	61605	10524	30	75	351		
463.7216	54:12	54:15	4	1.000	72880	12645	53	132	239	0.85(0.65-0.89)	

Signal	RT (min.)	Adj RT (min.)	Sec.	REL RT	Area	Height	Avg Noise	EDL Height	S/N	Ratio(Limits)	Flags
PCB-209L											
507.7258	55:49	55:53	4	1.075	203593	37530	26	65	1443		
509.7229	55:49	55:53	4	1.075	280559	47971	32	80	1499	0.73(0.59-0.79)	
DCB Decachlorobiphenyl											
495.6856	55:51	55:56	3	1.000	29448	5257	6	15	876		
497.6826	55:51	55:56	3	1.000	42390	7541	10	25	754	0.69(0.59-0.79)	

QC Flag Legend

Processing Flags

R - Failed Signal Ratio Test

Q - EMPC-Estimated Max. Possible Conc.

Review Flags

M - Manually Integrated

U - Marked Undetected

a - User Assigned ID

Eurofins TestAmerica, Knoxville

Data File:	\\chromna\Knoxville\ChromData\D3D\20190903-12939.b\580-88125-b-10-c.d		
Injection Date:	04-Sep-2019 05:18:00	Injection Vol:	1.0 ul
Instrument ID:	D3D	Operator ID:	Xcalibur_System
Method:	PCBs_D3D	Limit Group:	HR - 1668A - ICAL
Client ID:	F2-0to19-101018		
Worklist#:	33231	Sample Line#:	11
Column Type:	SPB-Octyl	Column Dia:	0.25 mm

MoPCB F1

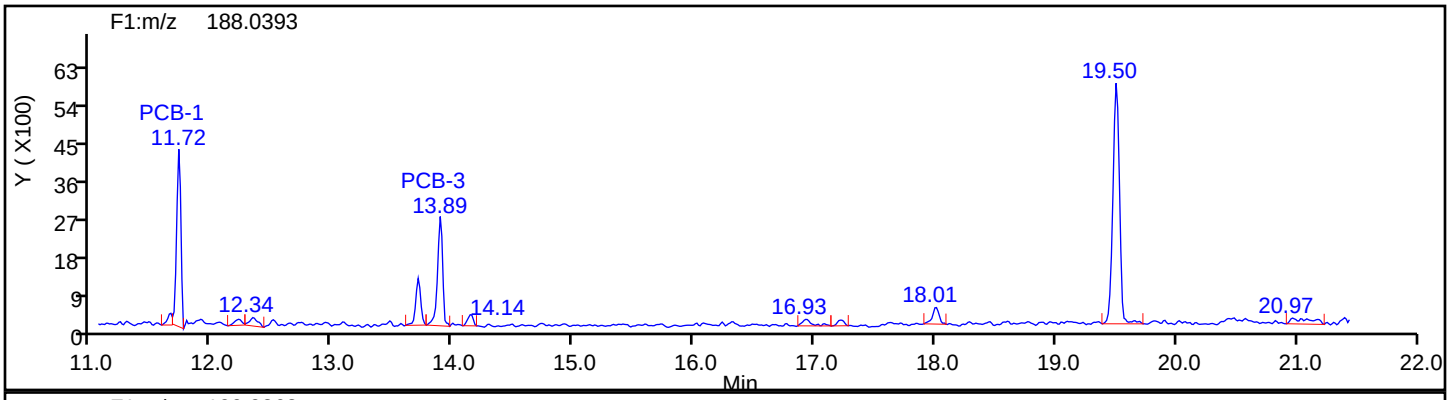

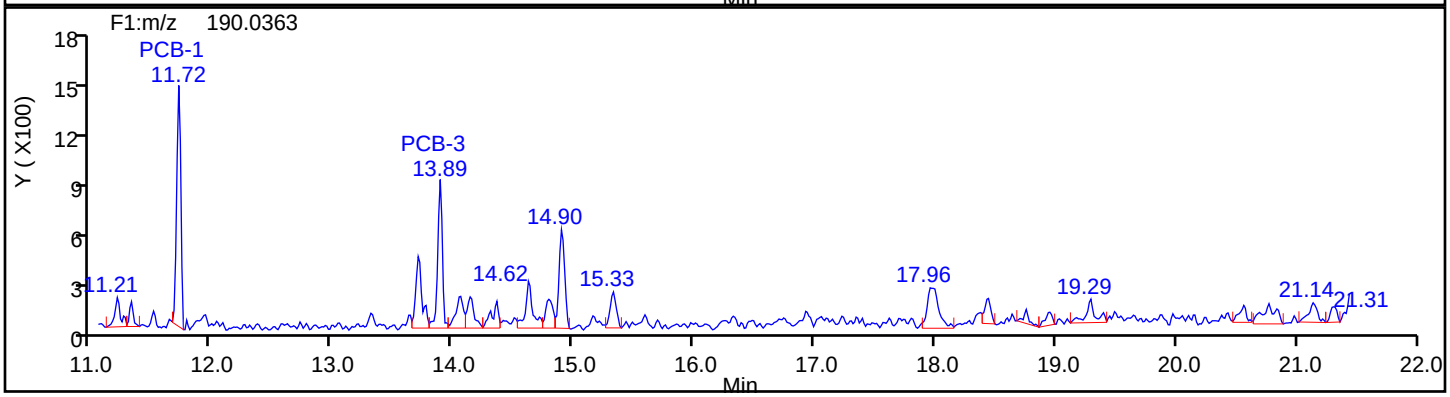

MoPCB F1 Standards

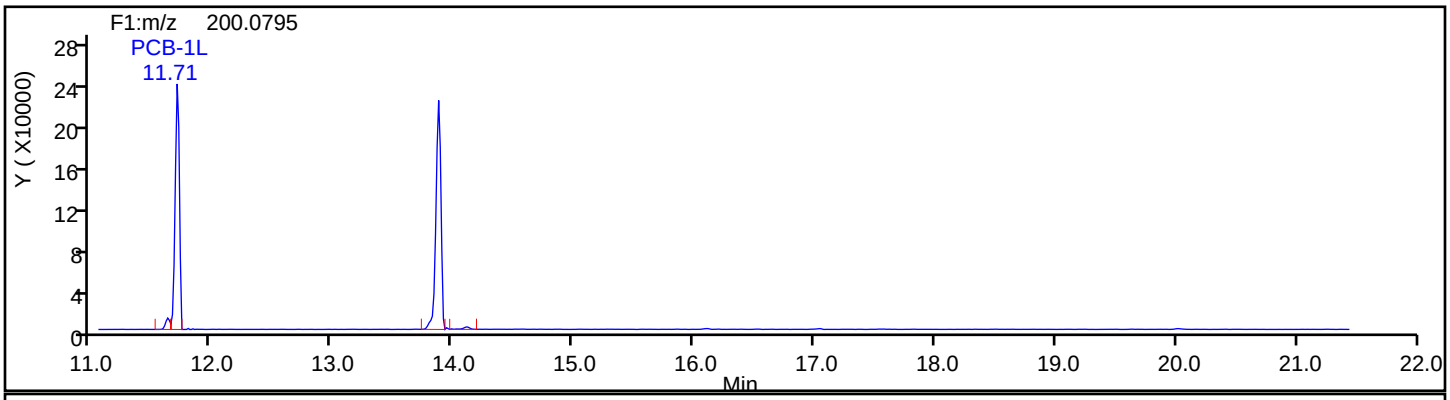

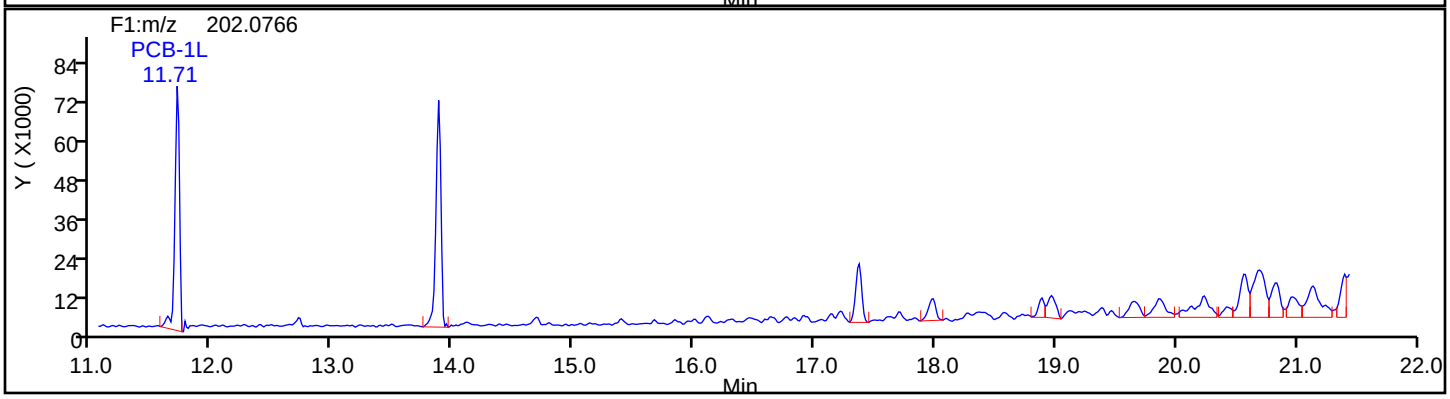

Eurofins TestAmerica, Knoxville

Data File:	\\chromna\Knoxville\ChromData\D3D\20190903-12939.b\580-88125-b-10-c.d		
Injection Date:	04-Sep-2019 05:18:00	Injection Vol:	1.0 ul
Instrument ID:	D3D	Operator ID:	Xcalibur_System
Method:	PCBs_D3D	Limit Group:	HR - 1668A - ICAL
Client ID:	F2-0to19-101018		
Worklist#:	33231	Sample Line#:	11
Column Type:	SPB-Octyl	Column Dia:	0.25 mm

MoPCB F1

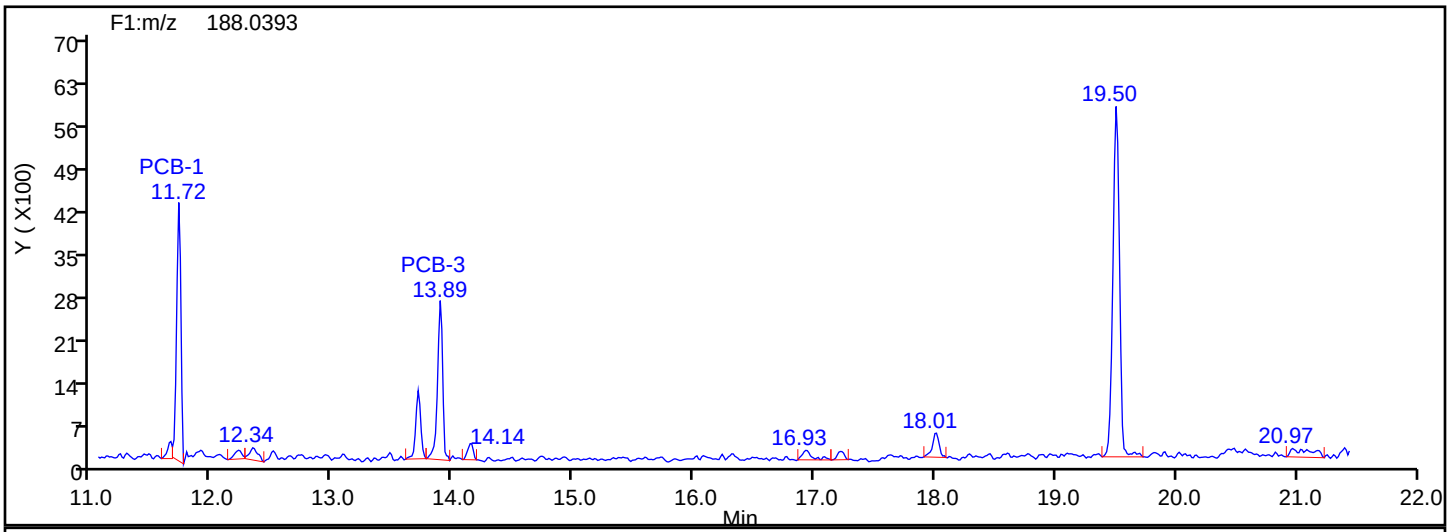

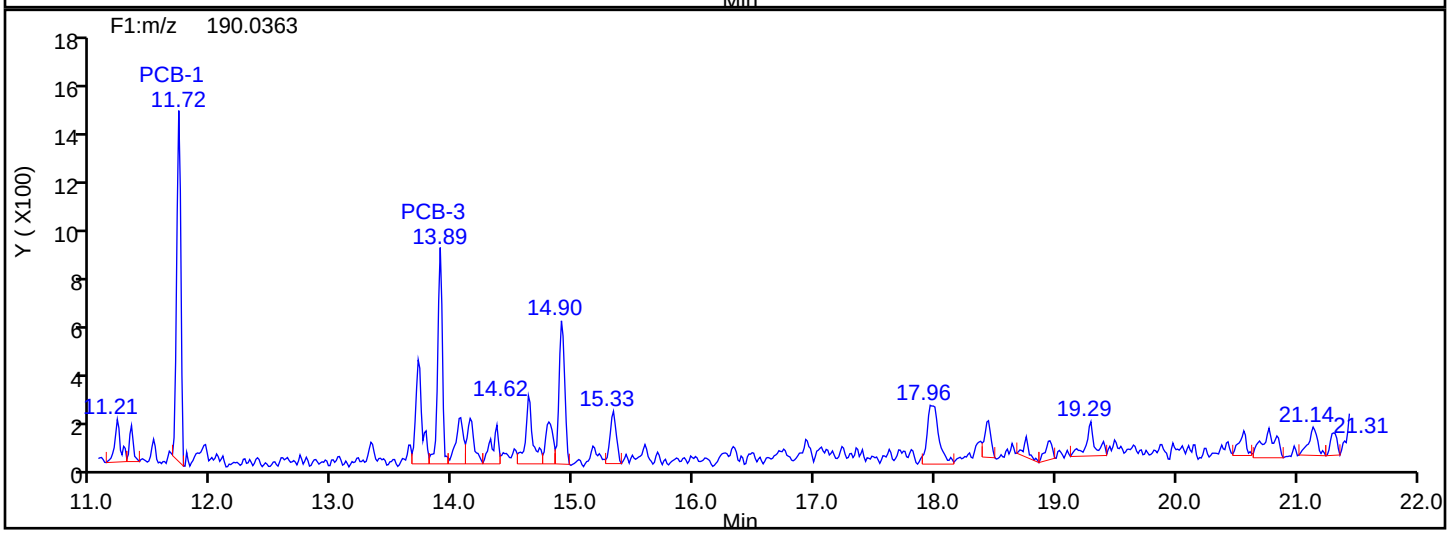

MoPCB F1 Lock Mass

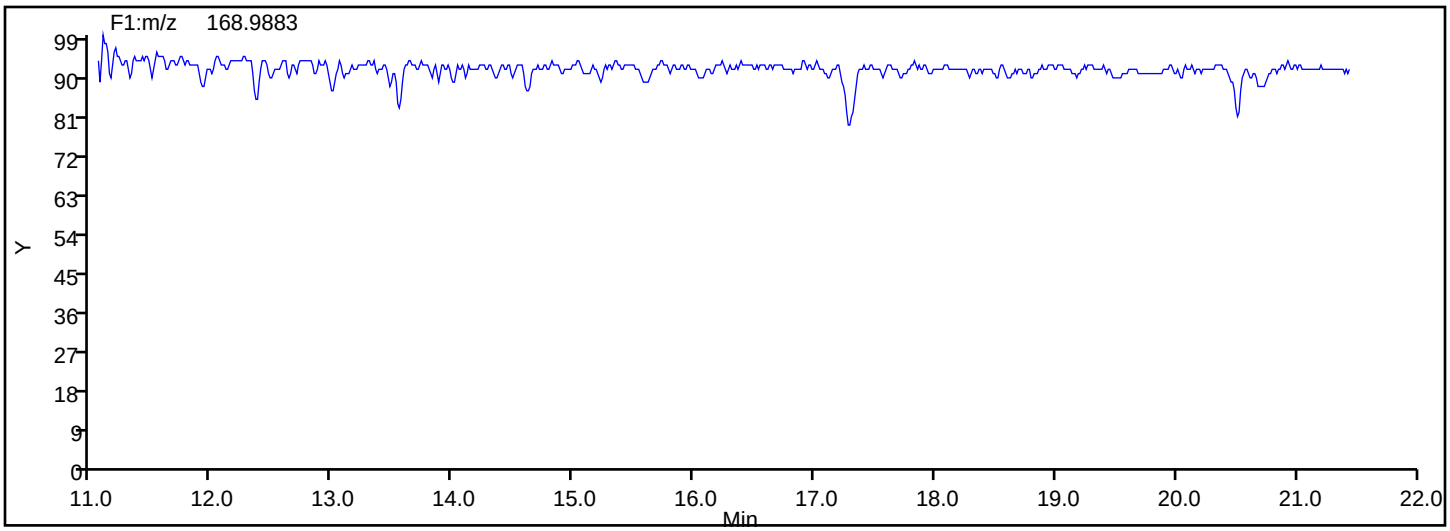

Eurofins TestAmerica, Knoxville

Data File:	\\chromna\Knoxville\ChromData\D3D\20190903-12939.b\580-88125-b-10-c.d		
Injection Date:	04-Sep-2019 05:18:00	Injection Vol:	1.0 ul
Instrument ID:	D3D	Operator ID:	Xcalibur_System
Method:	PCBs_D3D	Limit Group:	HR - 1668A - ICAL
Client ID:	F2-0to19-101018		
Worklist#:	33231	Sample Line#:	11
Column Type:	SPB-Octyl	Column Dia:	0.25 mm

DiPCB F1

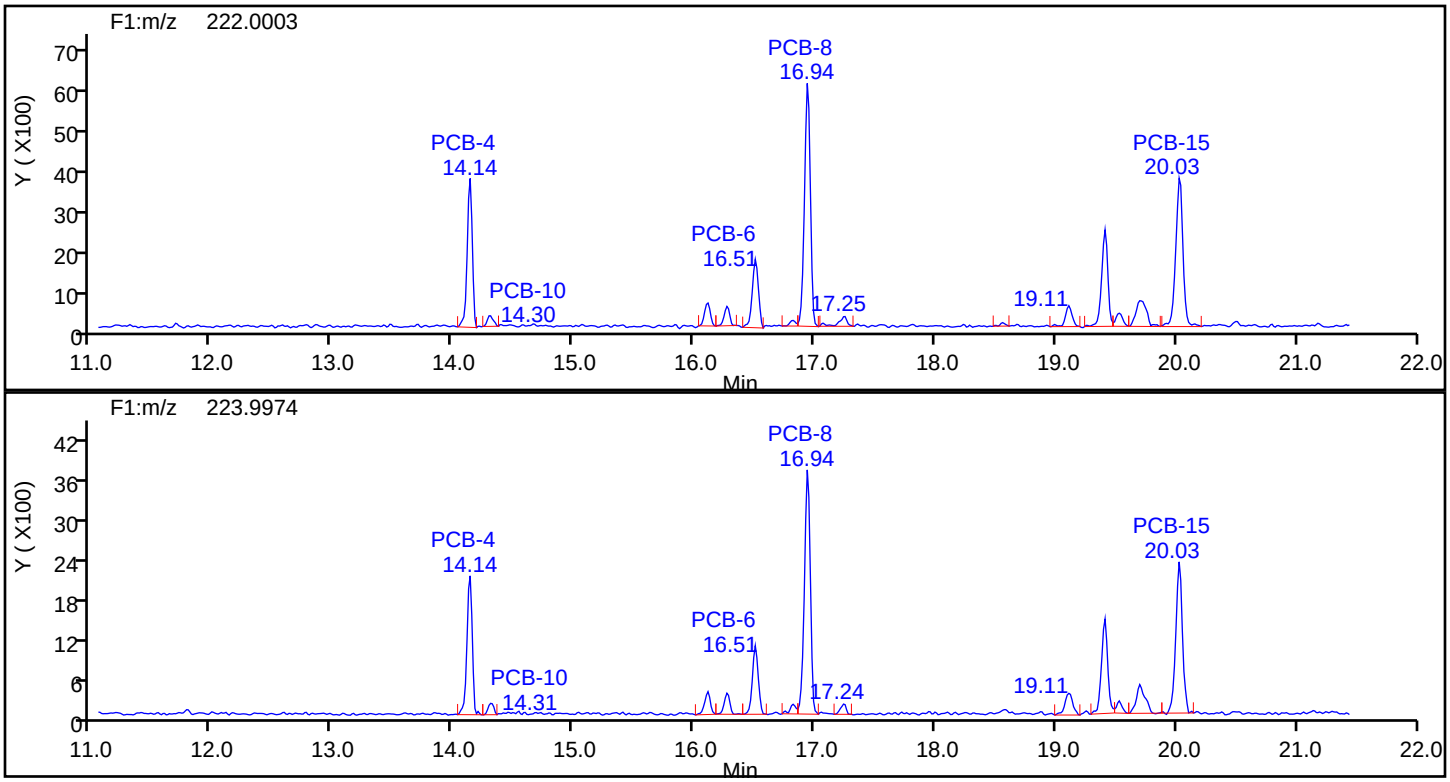

DiPCB F1 Standards

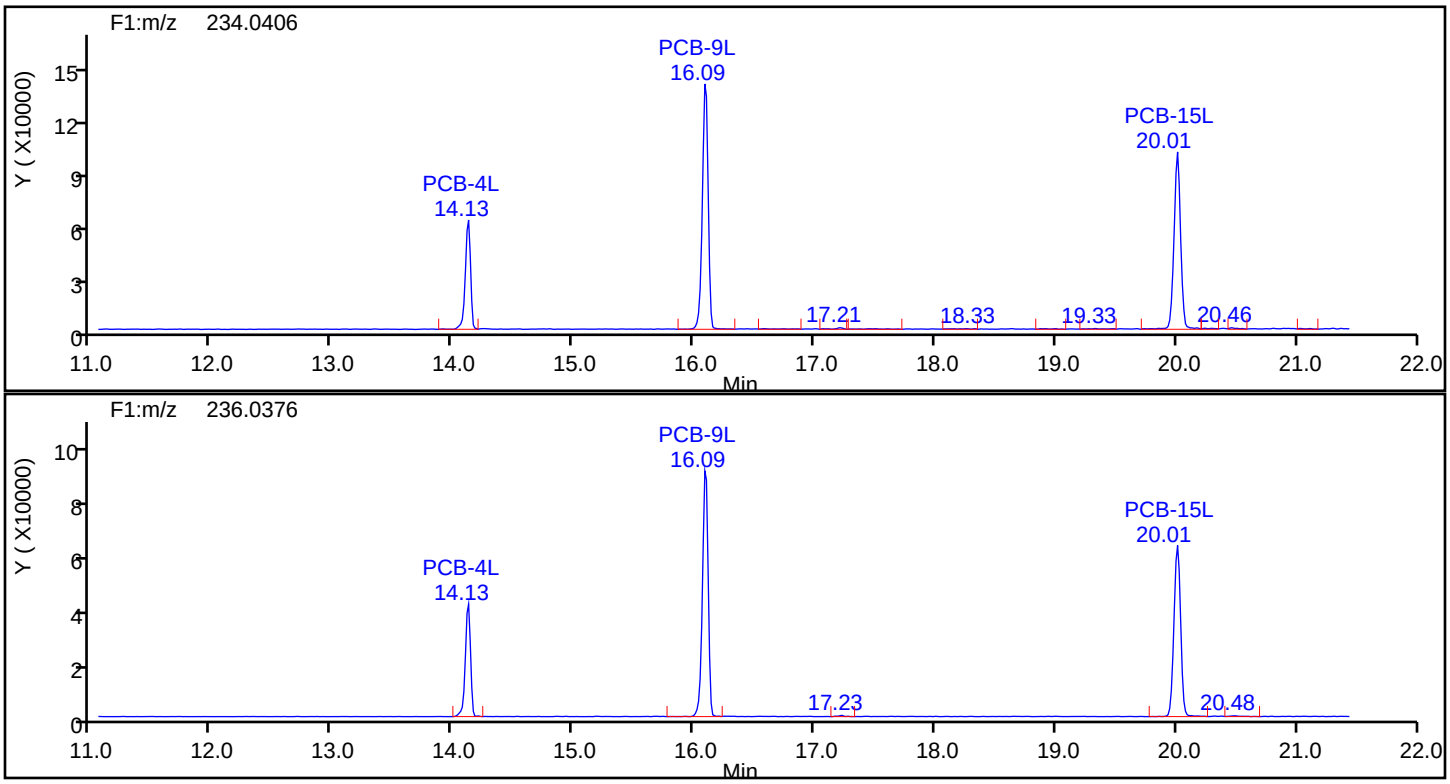

Eurofins TestAmerica, Knoxville

Data File:	\\chromna\Knoxville\ChromData\D3D\20190903-12939.b\580-88125-b-10-c.d		
Injection Date:	04-Sep-2019 05:18:00	Injection Vol:	1.0 ul
Instrument ID:	D3D	Operator ID:	Xcalibur_System
Method:	PCBs_D3D	Limit Group:	HR - 1668A - ICAL
Client ID:	F2-0to19-101018		
Worklist#:	33231	Sample Line#:	11
Column Type:	SPB-Octyl	Column Dia:	0.25 mm

DiPCB F1

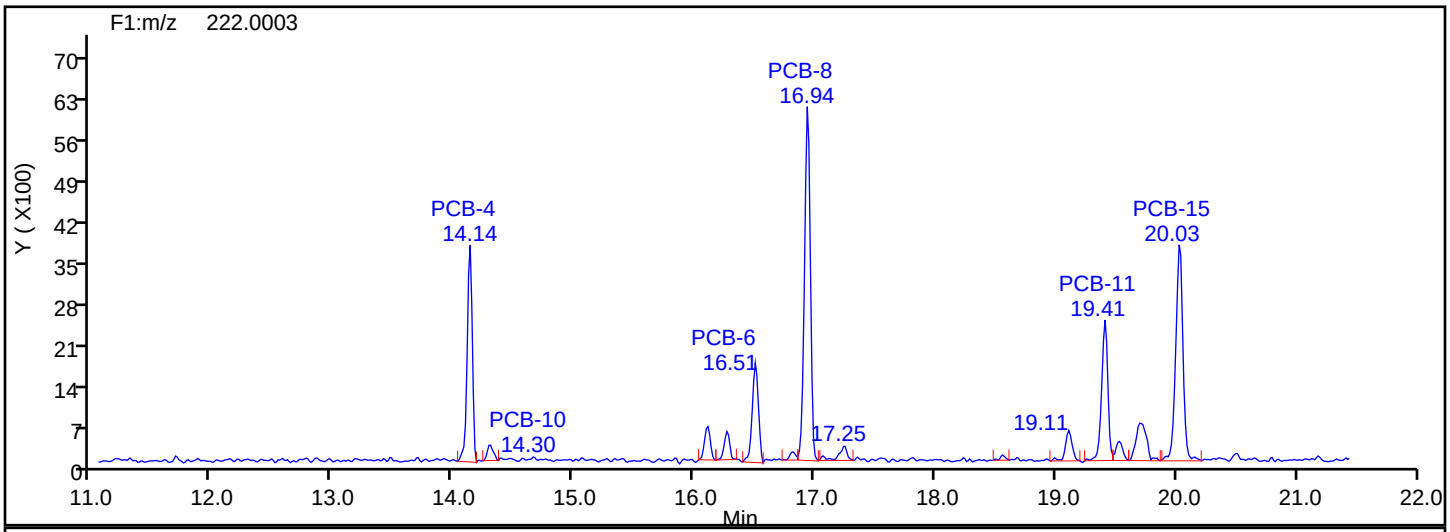

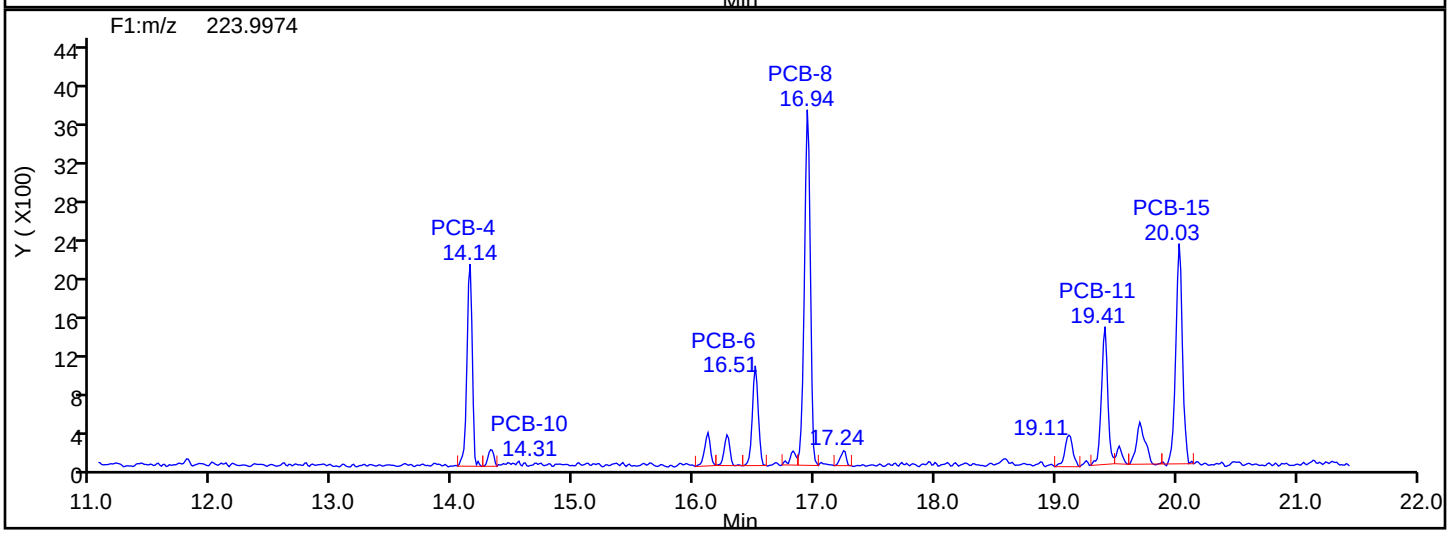

DiPCB F1 Lock Mass

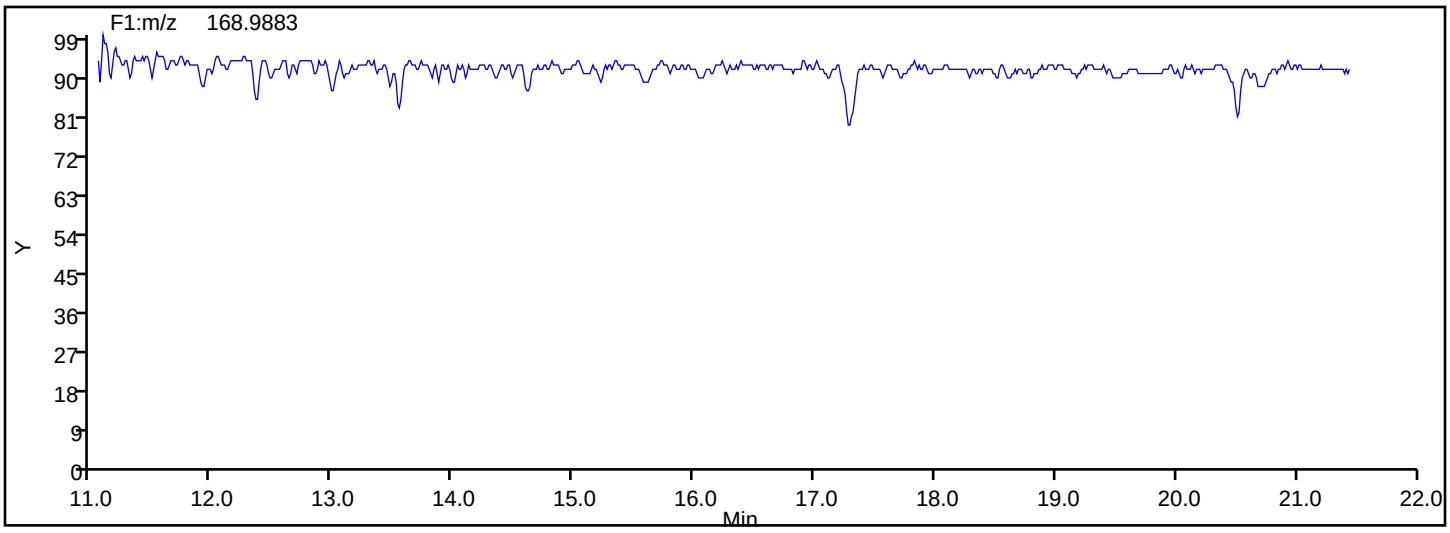

Manual Integration/User Assign Peak Report

Eurofins TestAmerica, Knoxville

Data File:	\\chromna\Knoxville\ChromData\D3D\20190903-12939.b\580-88125-b-10-c.d				
Injection Date:	04-Sep-2019 05:18:00	Instrument ID:	D3D		
Lims ID:	580-88125-B-10-C	Lab Sample ID:	140-88125-10		
Client ID:	F2-0to19-101018				
Operator ID:	Xcalibur_System	ALS Bottle#:	0	Worklist Smp#:	11
Injection Vol:	1.0 ul	Dil. Factor:	1.0000		
Method:	PCBs_D3D	Limit Group:	HR - 1668A - ICAL		
Column:	SPB-Octyl (0.25 mm)	Detector	F1(11.07 :21.70)		

PCB-5, CAS: 16605-91-7

Signal: 1

Not Detected
Expected RT: 16.86

Processing Integration Results

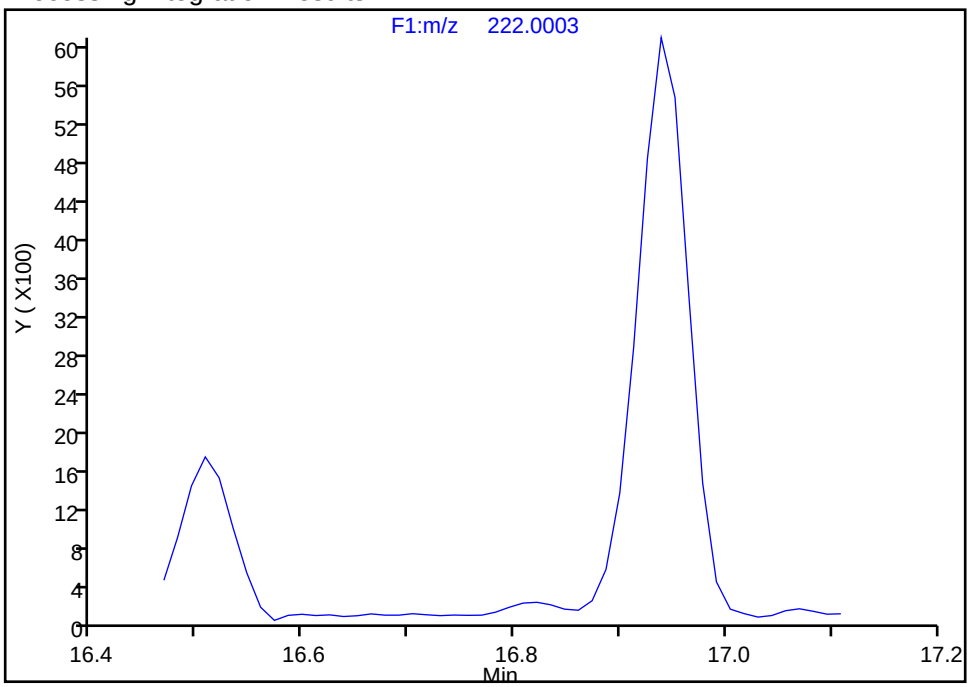

Manual Integration Results

RT: 16.82
Area: 479
Amount: 0.139410
Amount Units: pg/ul

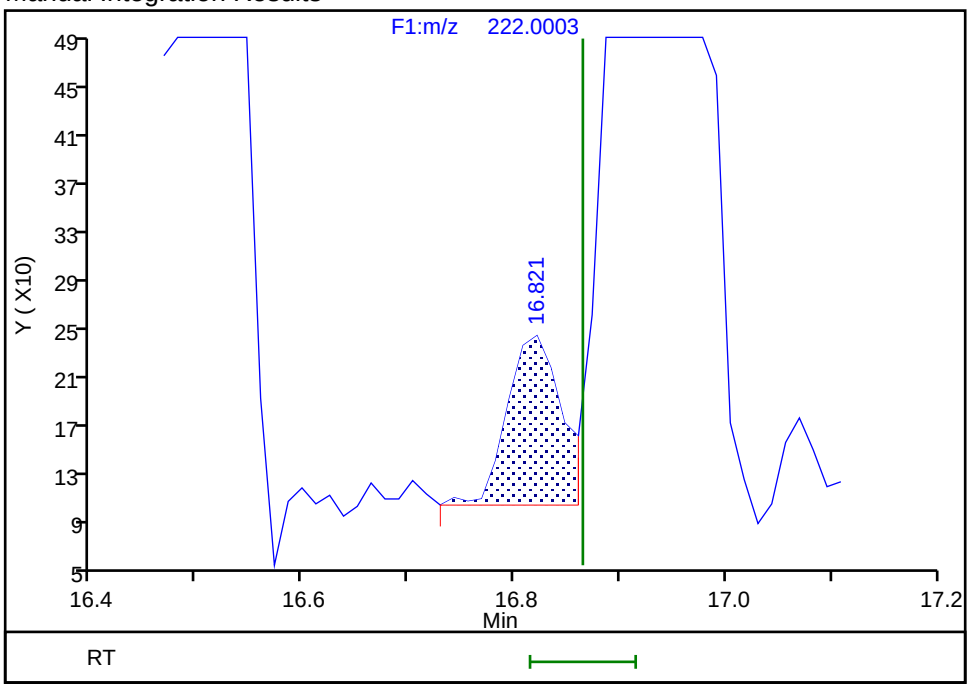

Reviewer: layk, 04-Sep-2019 10:03:21
Audit Action: Manually Integrated/Assigned Compound ID Audit Reason: Split Peak

Manual Integration/User Assign Peak Report

Eurofins TestAmerica, Knoxville

Data File:	\\chromna\Knoxville\ChromData\D3D\20190903-12939.b\580-88125-b-10-c.d				
Injection Date:	04-Sep-2019 05:18:00	Instrument ID:	D3D		
Lims ID:	580-88125-B-10-C	Lab Sample ID:	140-88125-10		
Client ID:	F2-0to19-101018				
Operator ID:	Xcalibur_System	ALS Bottle#:	0	Worklist Smp#:	11
Injection Vol:	1.0 ul	Dil. Factor:	1.0000		
Method:	PCBs_D3D	Limit Group:	HR - 1668A - ICAL		
Column:	SPB-Octyl (0.25 mm)	Detector	F1(11.07 :21.70)		

PCB-8, CAS: 34883-43-7

Signal: 2

Processing Integration Results

RT: 16.94
Area: 13227
Amount: 4.544759
Amount Units: pg/ul

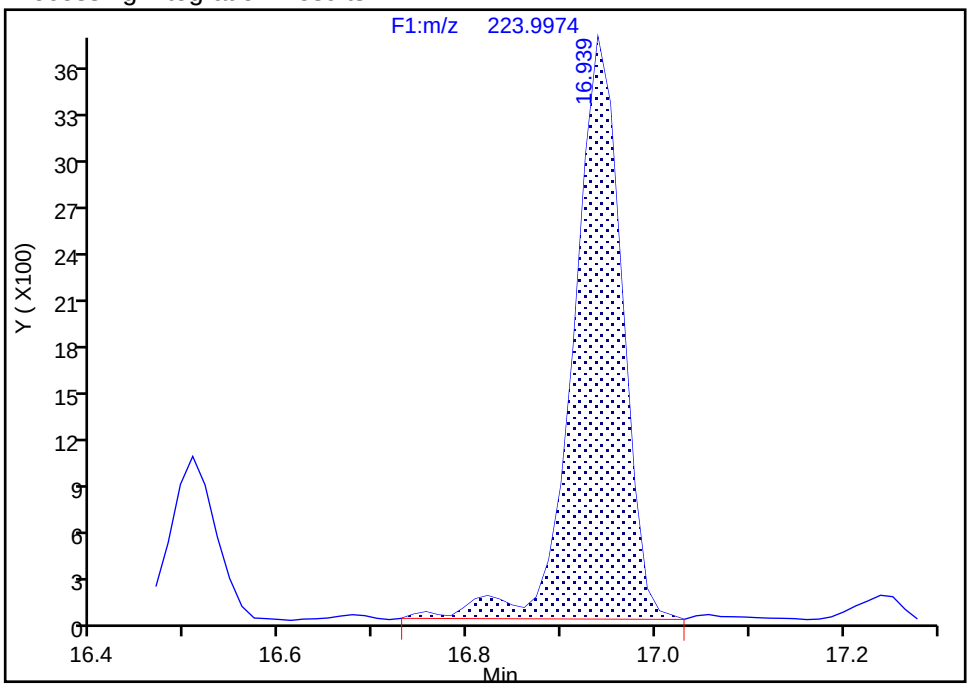

Manual Integration Results

RT: 16.94
Area: 12692
Amount: 4.472416
Amount Units: pg/ul

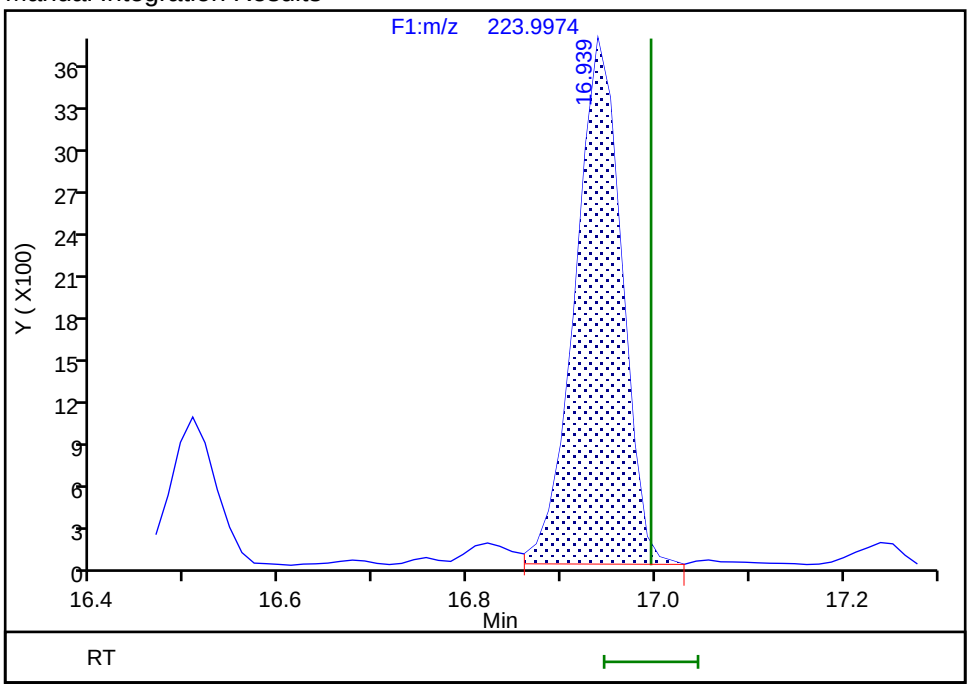

Reviewer: layk, 04-Sep-2019 10:03:13
Audit Action: Split an Integrated Peak Audit Reason: Split Peak

Manual Integration/User Assign Peak Report

Eurofins TestAmerica, Knoxville

Data File:	\\chromna\Knoxville\ChromData\D3D\20190903-12939.b\580-88125-b-10-c.d				
Injection Date:	04-Sep-2019 05:18:00	Instrument ID:	D3D		
Lims ID:	580-88125-B-10-C	Lab Sample ID:	140-88125-10		
Client ID:	F2-0to19-101018				
Operator ID:	Xcalibur_System	ALS Bottle#:	0	Worklist Smp#:	11
Injection Vol:	1.0 ul	Dil. Factor:	1.0000		
Method:	PCBs_D3D	Limit Group:	HR - 1668A - ICAL		
Column:	SPB-Octyl (0.25 mm)	Detector	F1(11.07 :21.70)		

PCB-12/13, CAS: STL01797

Signal: 2

Not Detected
Expected RT: 19.77

Processing Integration Results

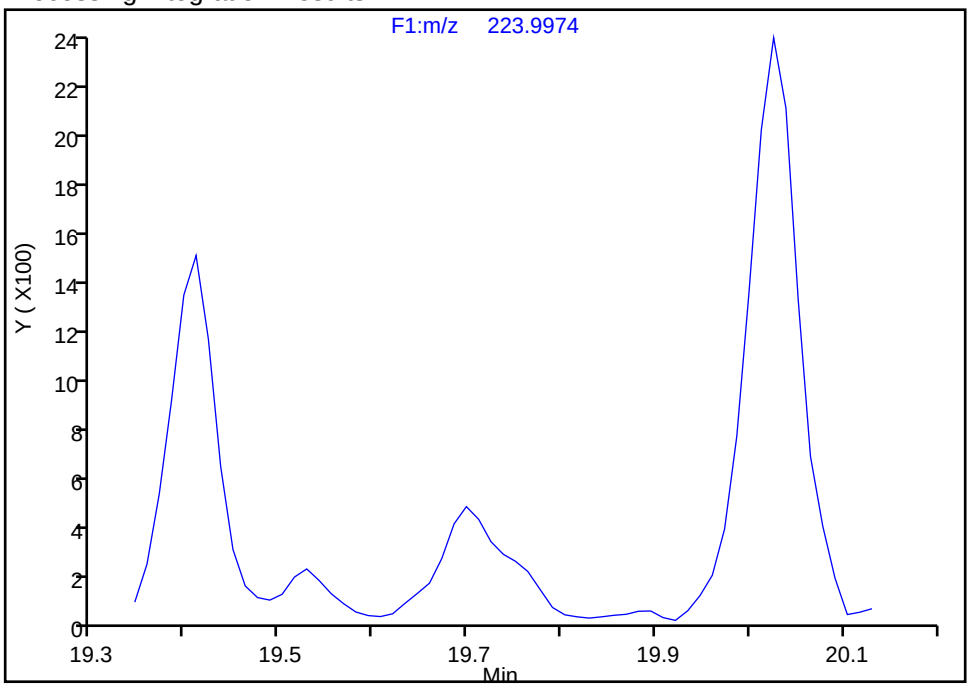

Manual Integration Results

RT: 19.70
Area: 2176
Amount: 0.797579
Amount Units: pg/ul

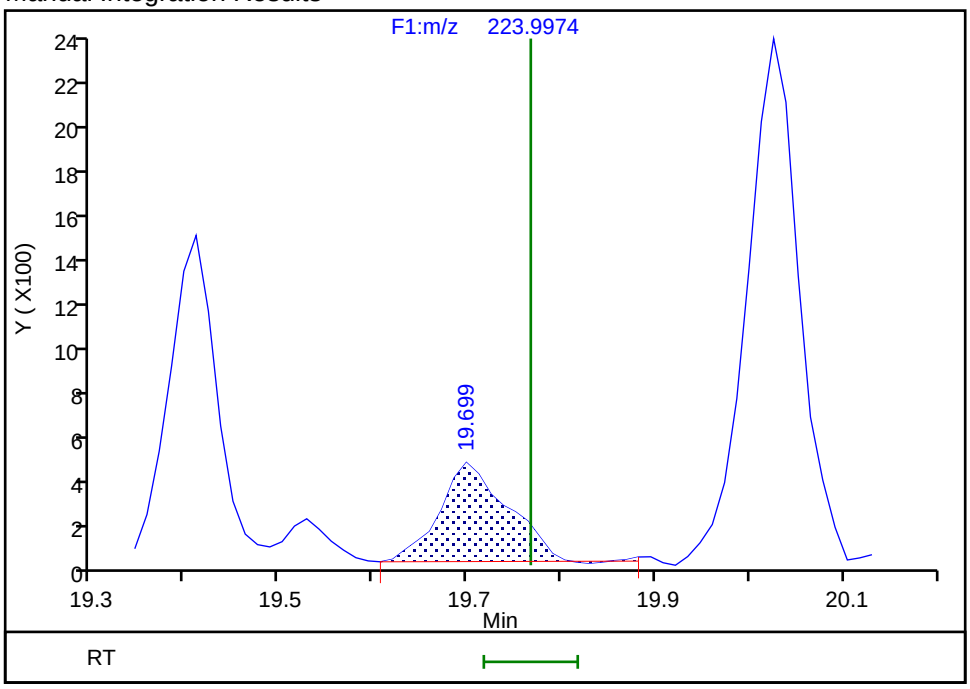

Reviewer: layk, 04-Sep-2019 10:03:49
Audit Action: Split an Integrated Peak Audit Reason: Split Peak

Manual Integration/User Assign Peak Report

Eurofins TestAmerica, Knoxville

Data File:	\\chromna\Knoxville\ChromData\D3D\20190903-12939.b\580-88125-b-10-c.d				
Injection Date:	04-Sep-2019 05:18:00	Instrument ID:	D3D		
Lims ID:	580-88125-B-10-C	Lab Sample ID:	140-88125-10		
Client ID:	F2-0to19-101018				
Operator ID:	Xcalibur_System	ALS Bottle#:	0	Worklist Smp#:	11
Injection Vol:	1.0 ul	Dil. Factor:	1.0000		
Method:	PCBs_D3D	Limit Group:	HR - 1668A - ICAL		
Column:	SPB-Octyl (0.25 mm)	Detector	F1(11.07 :21.70)		

PCB-12/13, CAS: STL01797

Signal: 1

Not Detected
Expected RT: 19.77

Processing Integration Results

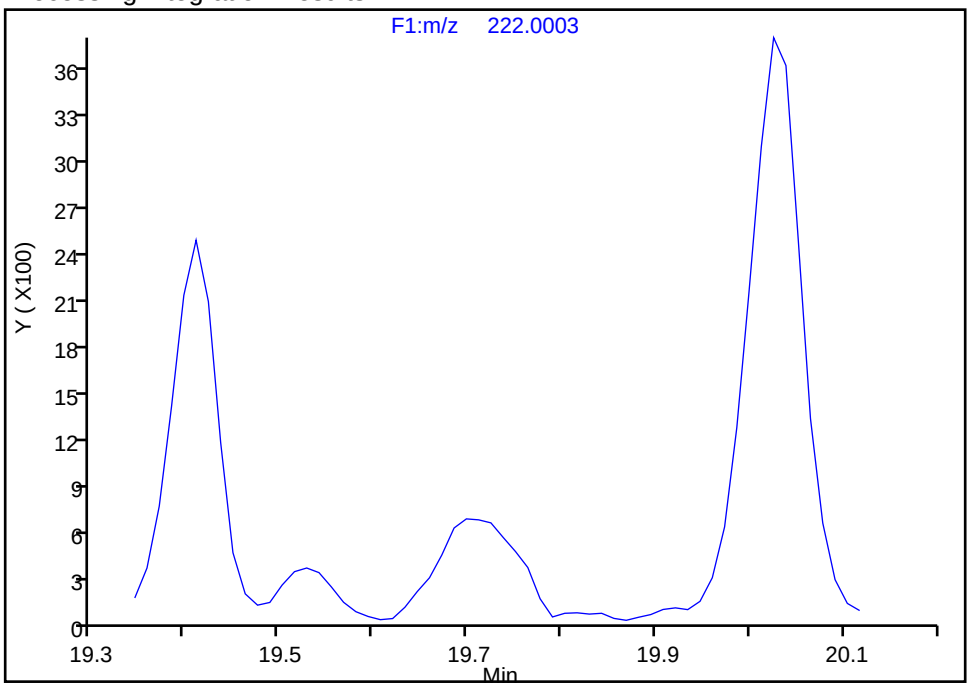

Manual Integration Results

RT: 19.70
Area: 3918
Amount: 0.797579
Amount Units: pg/ul

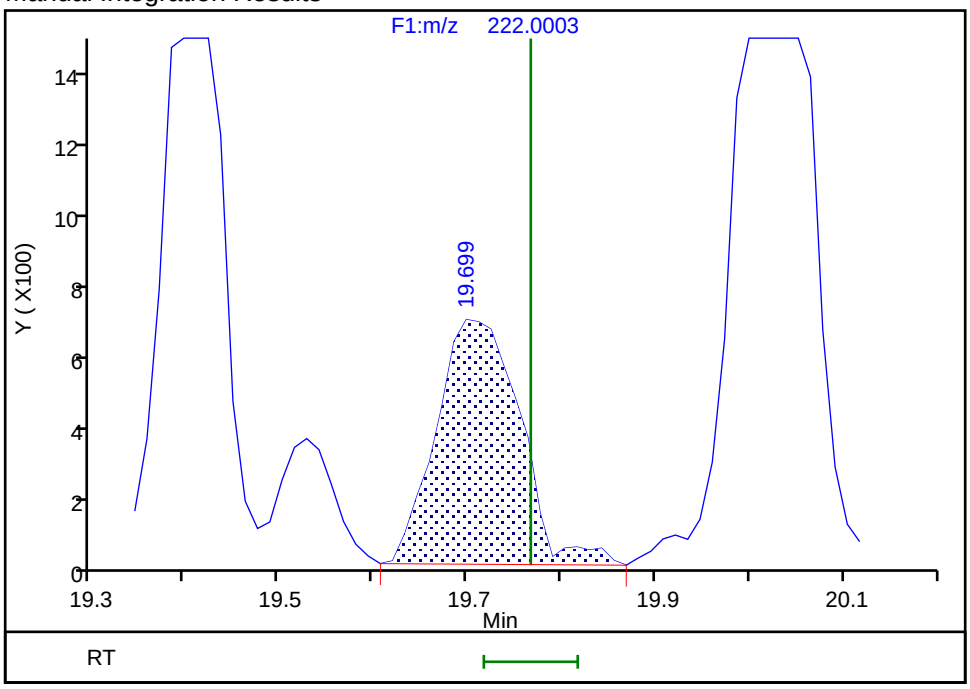

Reviewer: layk, 04-Sep-2019 10:03:57
Audit Action: Manually Integrated/Assigned Compound ID Audit Reason: Split Peak

Manual Integration/User Assign Peak Report

Eurofins TestAmerica, Knoxville

Data File:	\\chromna\Knoxville\ChromData\D3D\20190903-12939.b\580-88125-b-10-c.d				
Injection Date:	04-Sep-2019 05:18:00	Instrument ID:	D3D		
Lims ID:	580-88125-B-10-C	Lab Sample ID:	140-88125-10		
Client ID:	F2-0to19-101018				
Operator ID:	Xcalibur_System	ALS Bottle#:	0	Worklist Smp#:	11
Injection Vol:	1.0 ul	Dil. Factor:	1.0000		
Method:	PCBs_D3D	Limit Group:	HR - 1668A - ICAL		
Column:	SPB-Octyl (0.25 mm)	Detector	F1(11.07 :21.70)		

PCB-15, CAS: 2050-68-2

Signal: 2

Processing Integration Results

RT: 20.03
Area: 10961
Amount: 3.019430
Amount Units: pg/ul

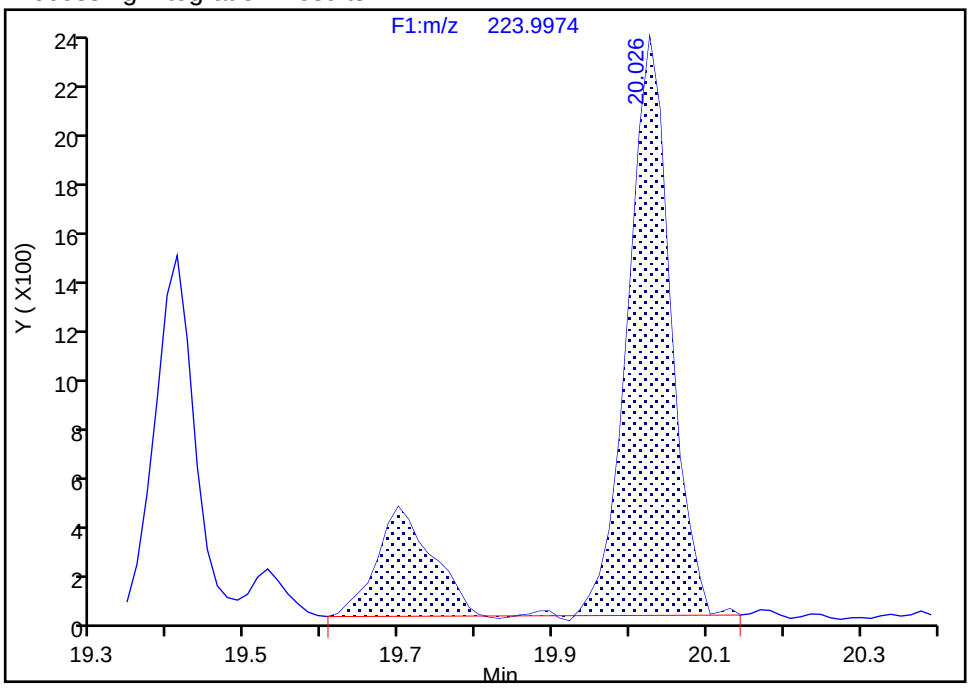

Manual Integration Results

RT: 20.03
Area: 8786
Amount: 2.769848
Amount Units: pg/ul

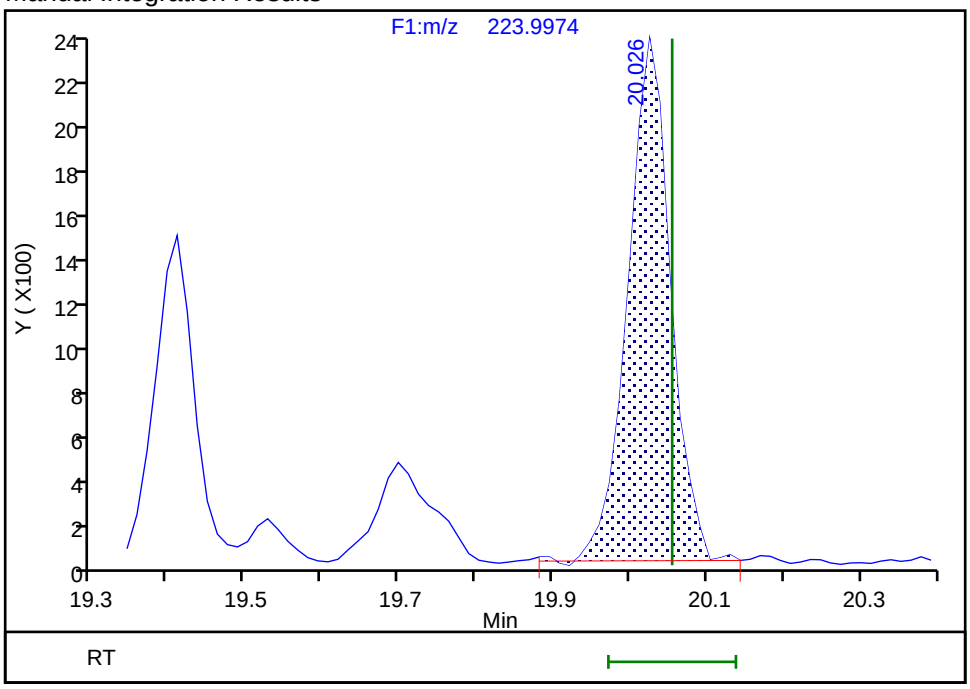

Reviewer: layk, 04-Sep-2019 10:03:49
Audit Action: Split an Integrated Peak Audit Reason: Split Peak

Eurofins TestAmerica, Knoxville

Data File:	\\chromna\Knoxville\ChromData\D3D\20190903-12939.b\580-88125-b-10-c.d		
Injection Date:	04-Sep-2019 05:18:00	Injection Vol:	1.0 ul
Instrument ID:	D3D	Operator ID:	Xcalibur_System
Method:	PCBs_D3D	Limit Group:	HR - 1668A - ICAL
Client ID:	F2-0to19-101018		
Worklist#:	33231	Sample Line#:	11
Column Type:	SPB-Octyl	Column Dia:	0.25 mm

TriPCB F1

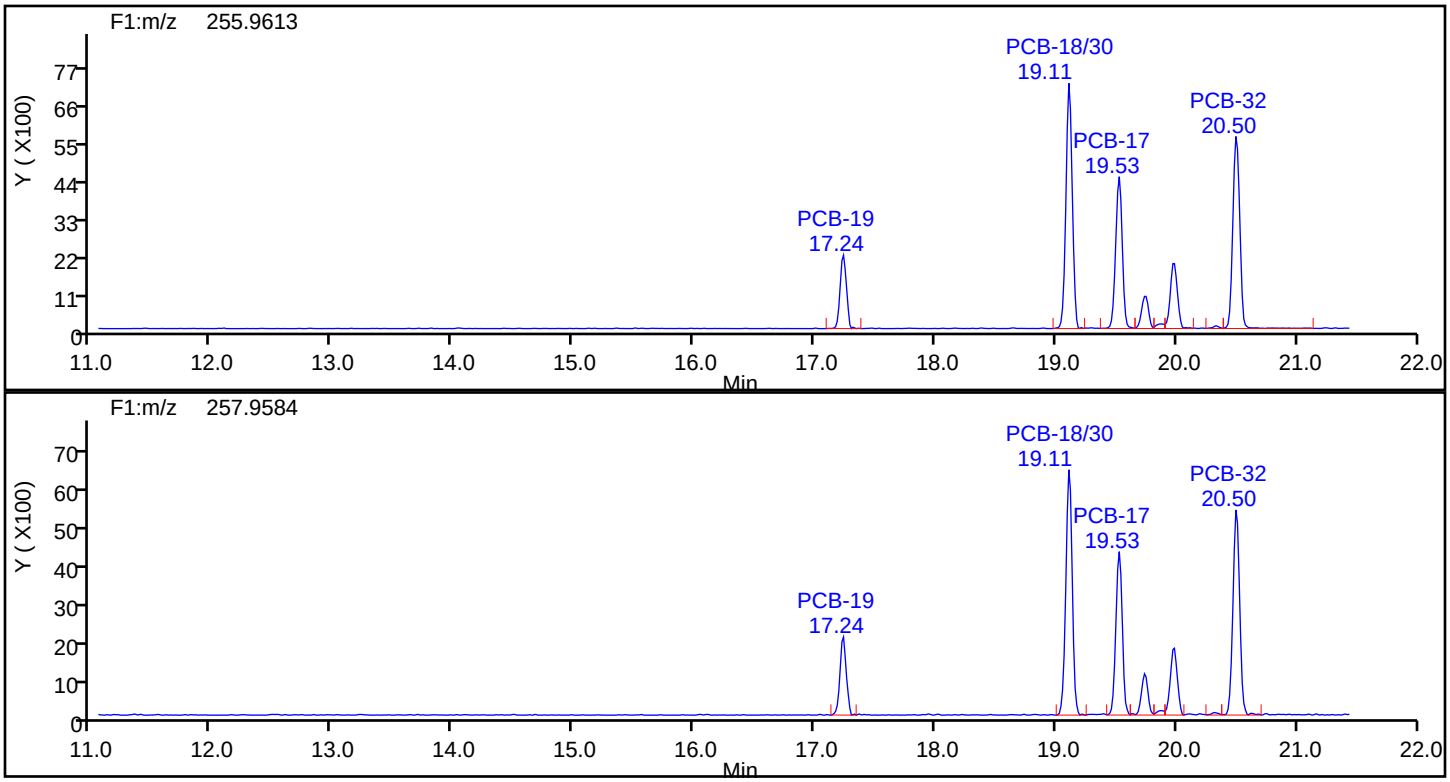

TriPCB F1 Standards

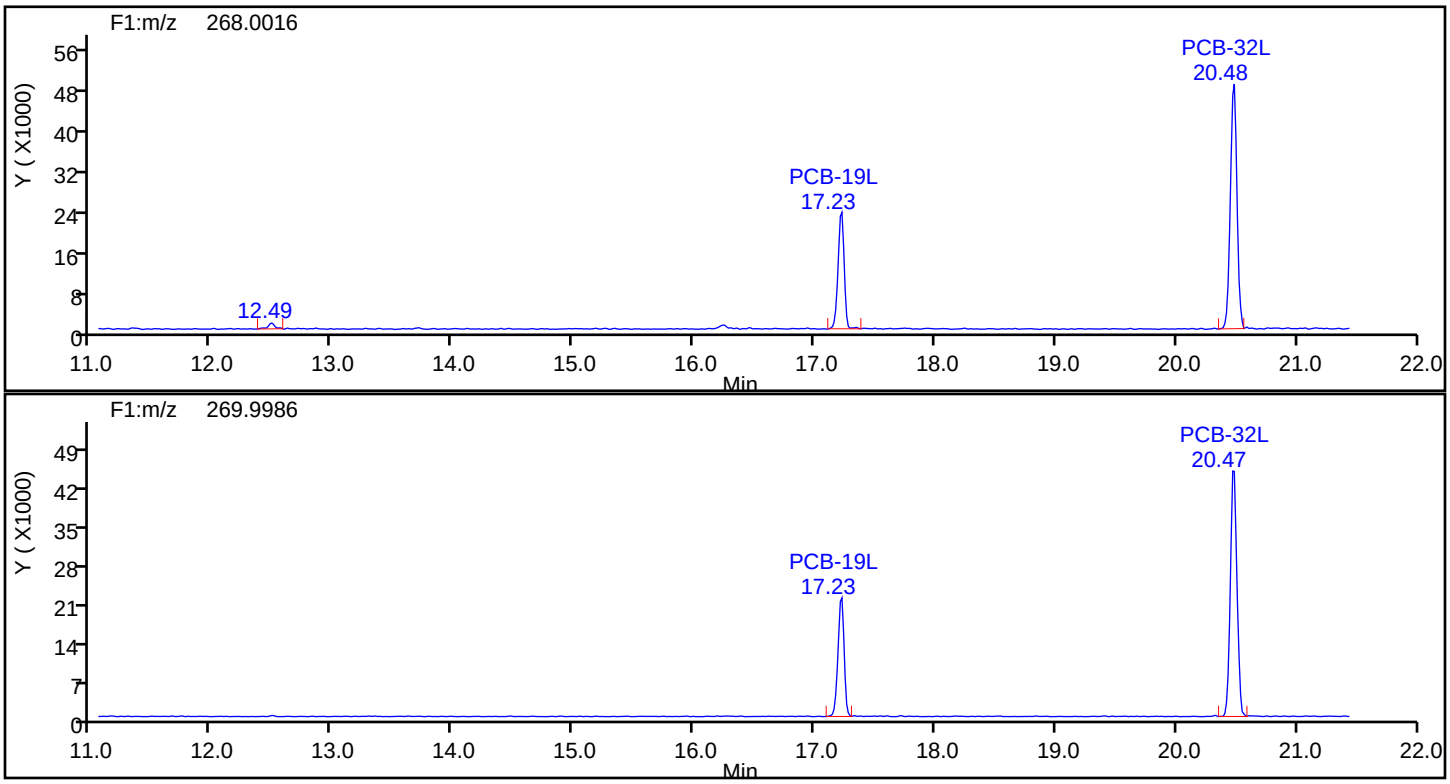

Eurofins TestAmerica, Knoxville

Data File:	\\chromna\Knoxville\ChromData\D3D\20190903-12939.b\580-88125-b-10-c.d		
Injection Date:	04-Sep-2019 05:18:00	Injection Vol:	1.0 ul
Instrument ID:	D3D	Operator ID:	Xcalibur_System
Method:	PCBs_D3D	Limit Group:	HR - 1668A - ICAL
Client ID:	F2-0to19-101018		
Worklist#:	33231	Sample Line#:	11
Column Type:	SPB-Octyl	Column Dia:	0.25 mm

TriPCB F1

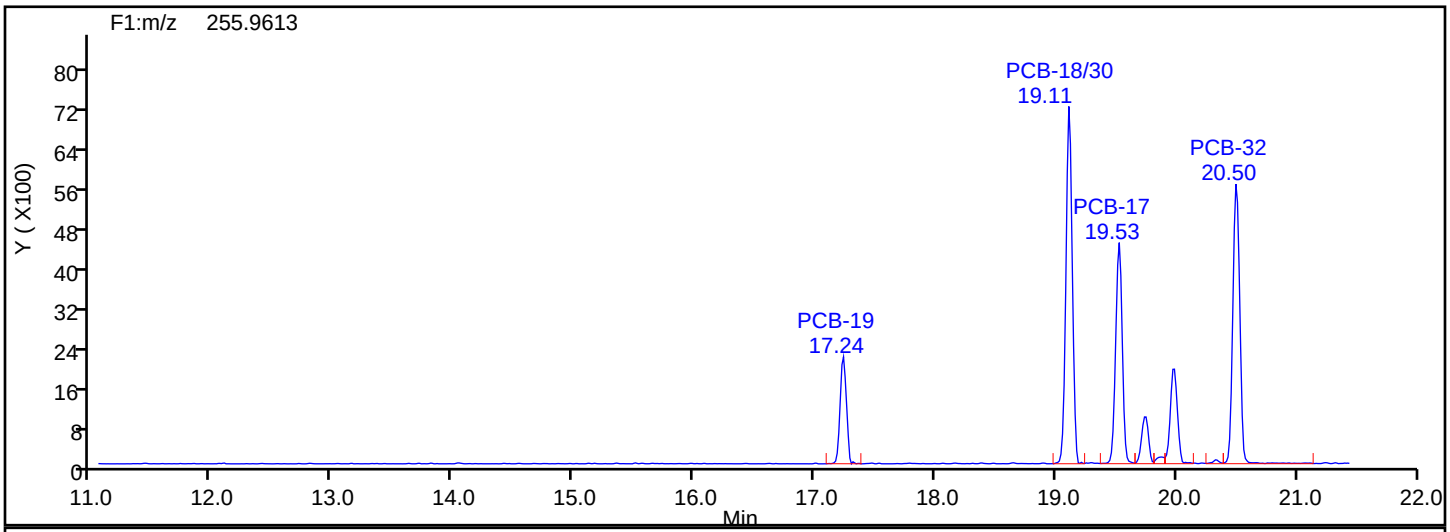

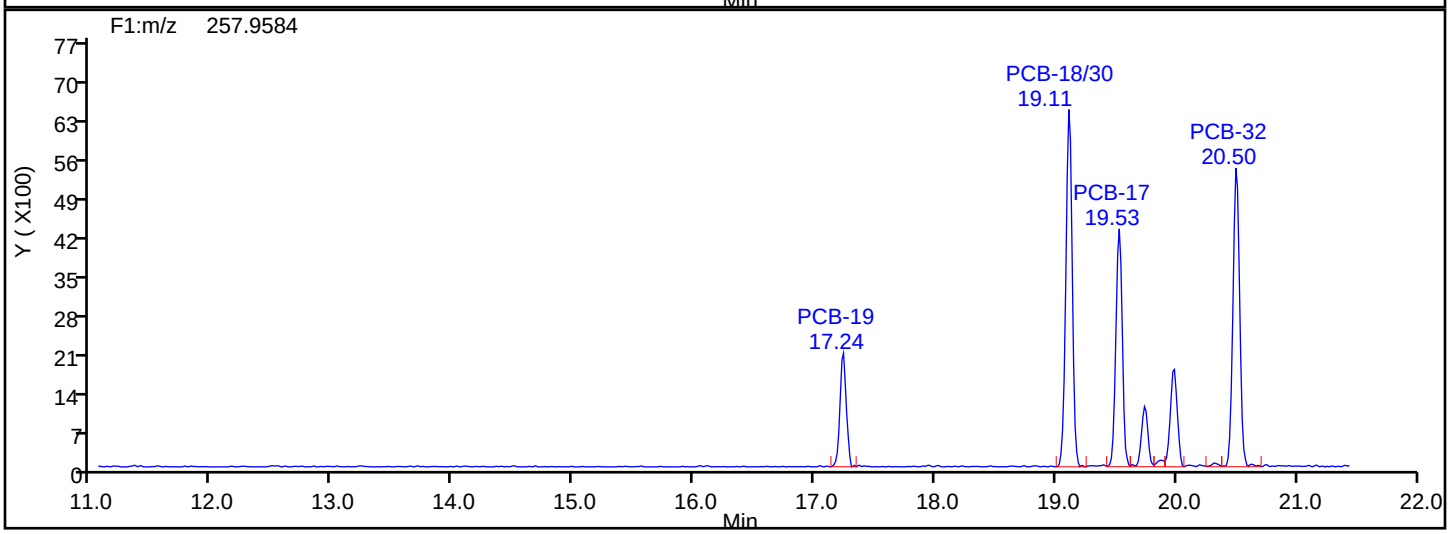

TriPCB F1 Lock Mass

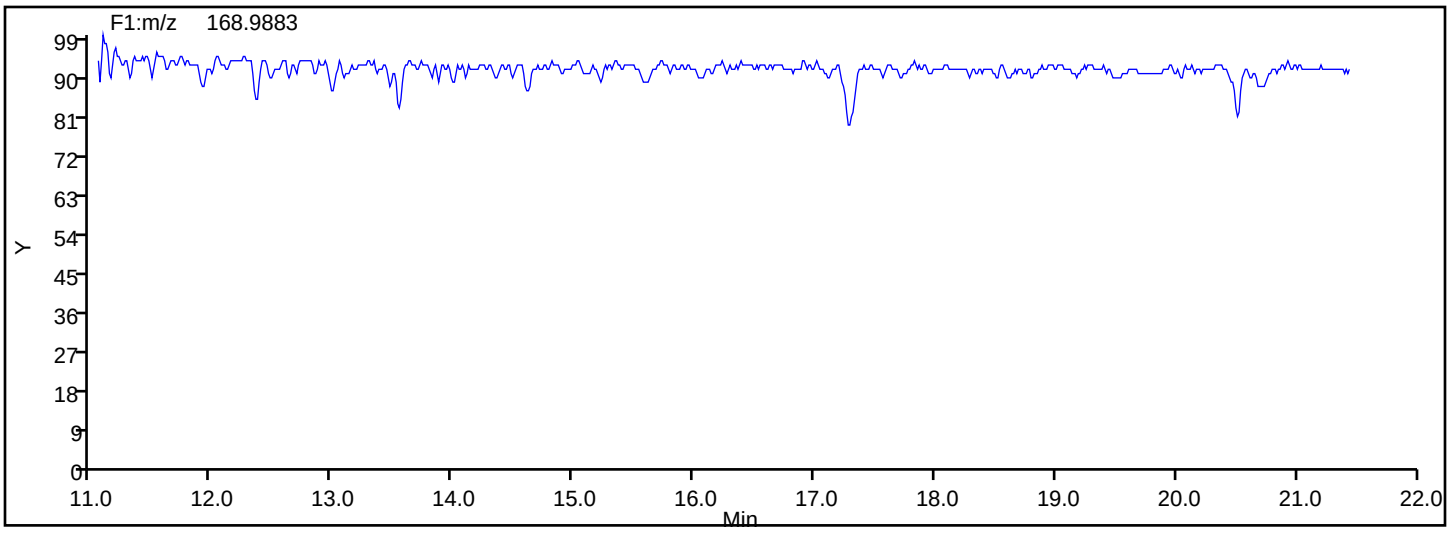

Eurofins TestAmerica, Knoxville

Data File:	\\chromna\Knoxville\ChromData\D3D\20190903-12939.b\580-88125-b-10-c.d		
Injection Date:	04-Sep-2019 05:18:00	Injection Vol:	1.0 ul
Instrument ID:	D3D	Operator ID:	Xcalibur_System
Method:	PCBs_D3D	Limit Group:	HR - 1668A - ICAL
Client ID:	F2-0to19-101018		
Worklist#:	33231	Sample Line#:	11
Column Type:	SPB-Octyl	Column Dia:	0.25 mm

TriPCB F2

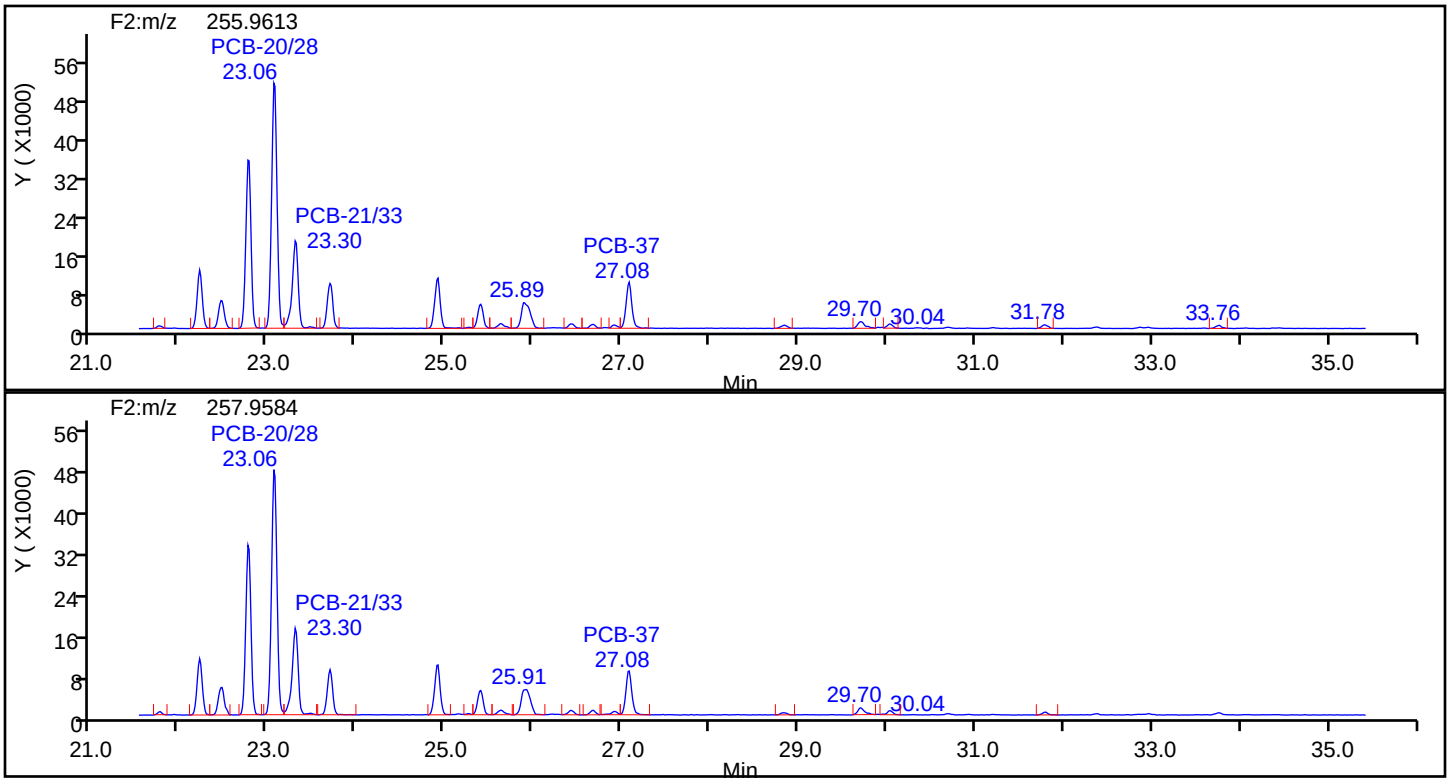

TriPCB F2 Standards

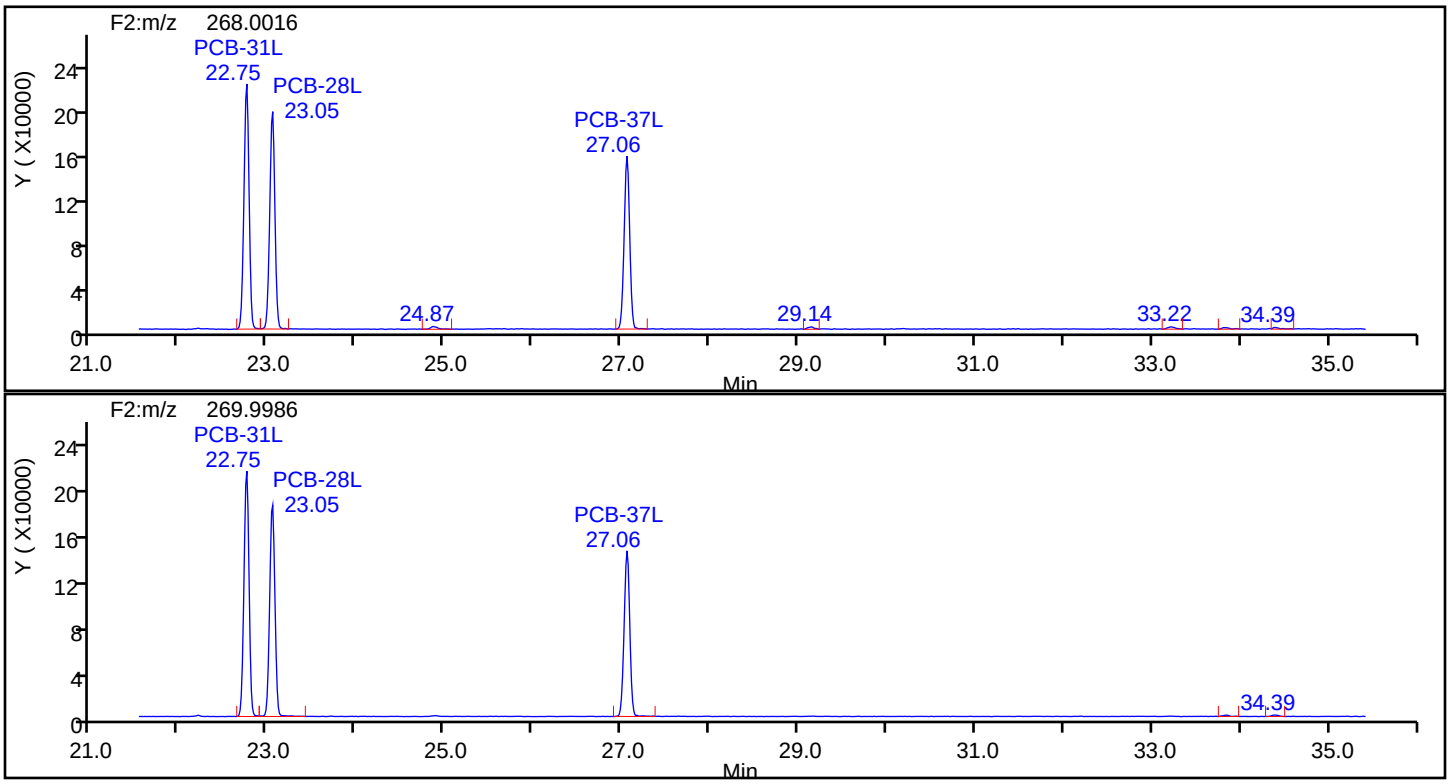

Eurofins TestAmerica, Knoxville

Data File:	\\chromna\Knoxville\ChromData\D3D\20190903-12939.b\580-88125-b-10-c.d		
Injection Date:	04-Sep-2019 05:18:00	Injection Vol:	1.0 ul
Instrument ID:	D3D	Operator ID:	Xcalibur_System
Method:	PCBs_D3D	Limit Group:	HR - 1668A - ICAL
Client ID:	F2-0to19-101018		
Worklist#:	33231	Sample Line#:	11
Column Type:	SPB-Octyl	Column Dia:	0.25 mm

TriPCB F2

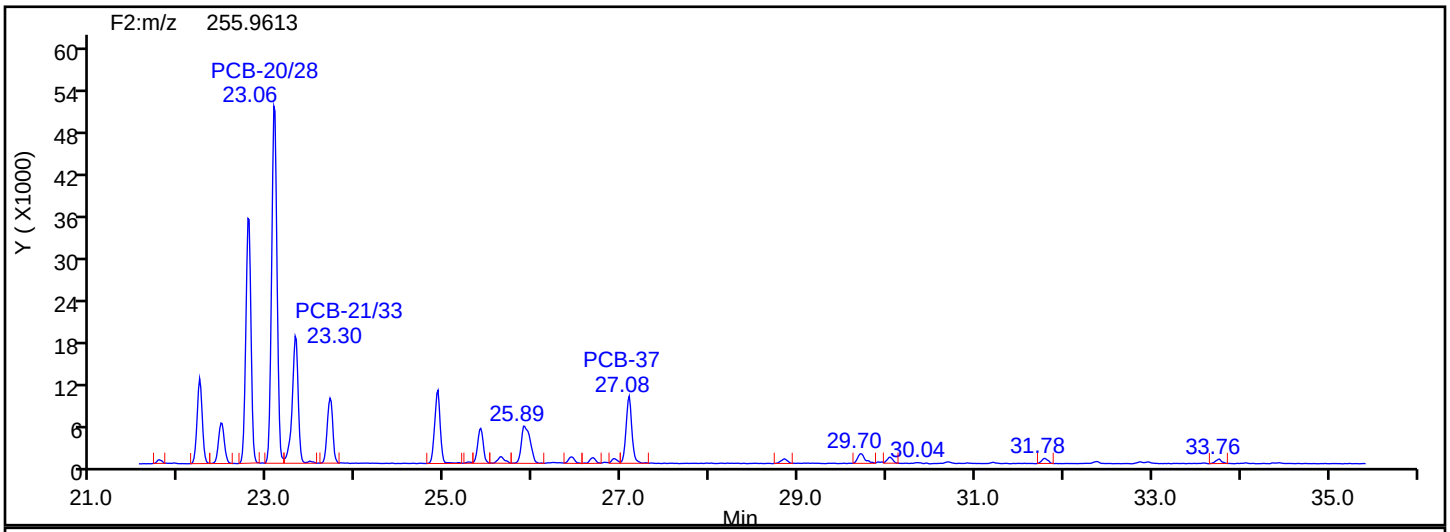

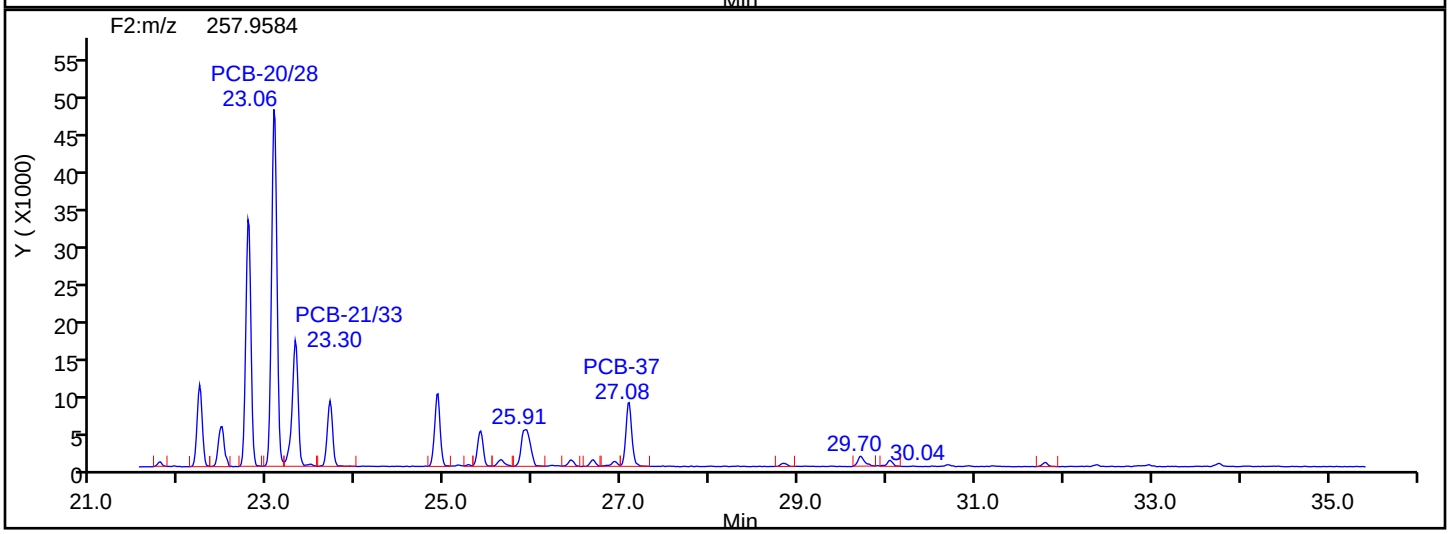

TriPCB F2 Lock Mass

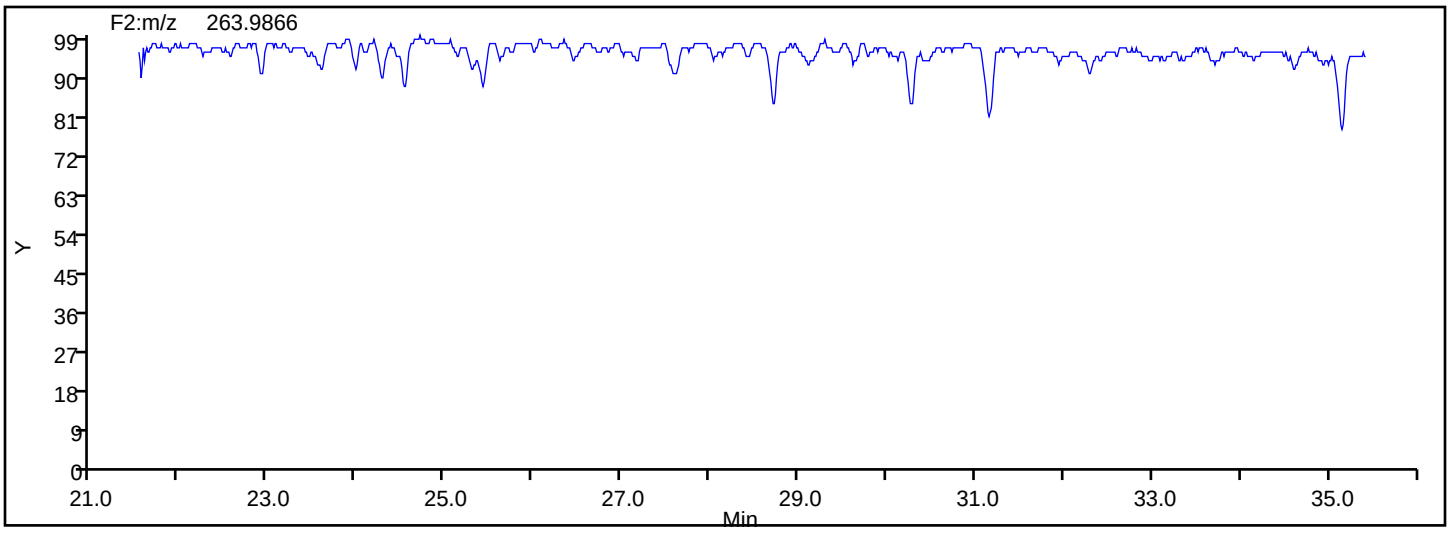

Report Date: 04-Sep-2019 14:50:22 Chrom Revision: 2.3 22-Aug-2019 12:55:36

Eurofins TestAmerica, Knoxville

Data File:	\\chromna\Knoxville\ChromData\D3D\20190903-12939.b\580-88125-b-10-c.d		
Injection Date:	04-Sep-2019 05:18:00	Injection Vol:	1.0 ul
Instrument ID:	D3D	Operator ID:	Xcalibur_System
Method:	PCBs_D3D	Limit Group:	HR - 1668A - ICAL
Client ID:	F2-0to19-101018		
Worklist#:	33231	Sample Line#:	11
Column Type:	SPB-Octyl	Column Dia:	0.25 mm

TePCB F1

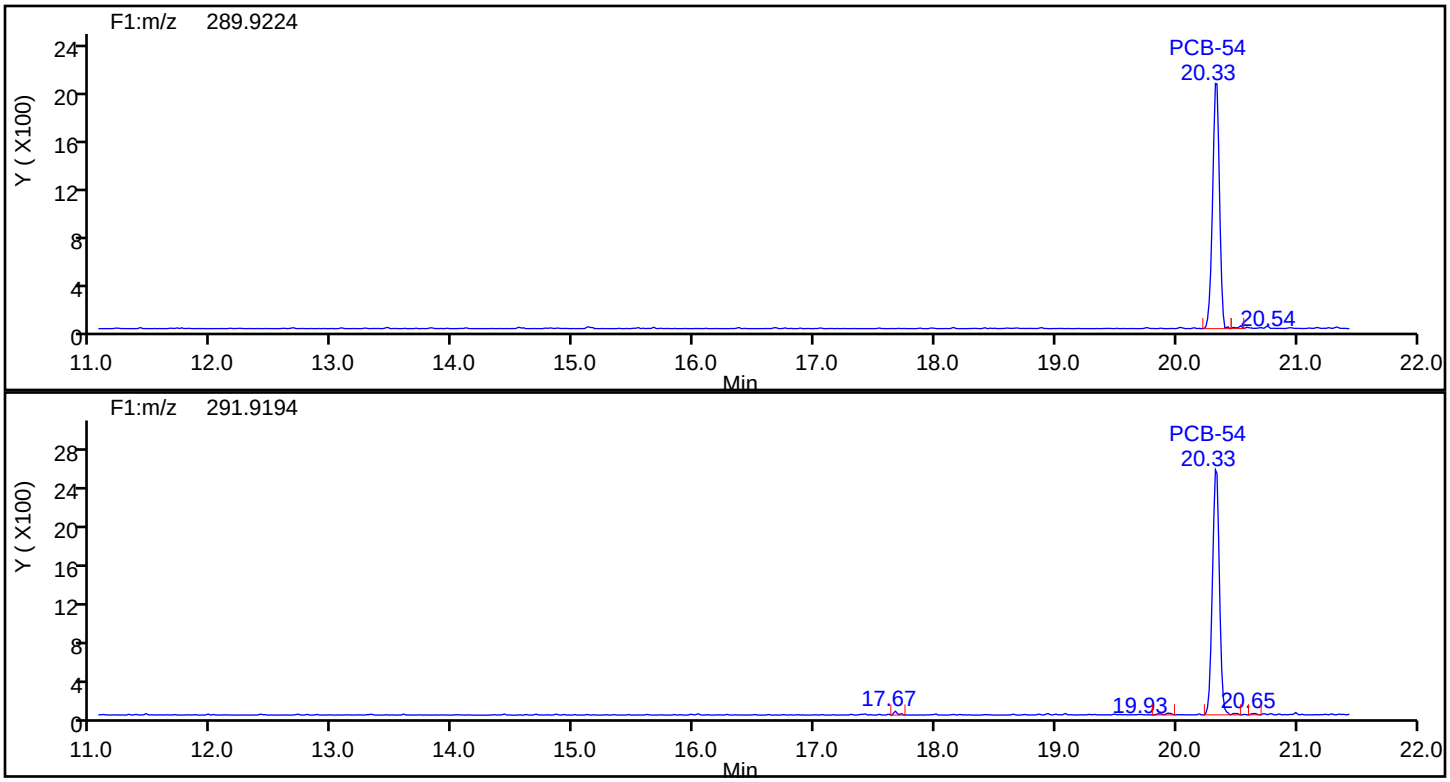

TePCB F1 Standards

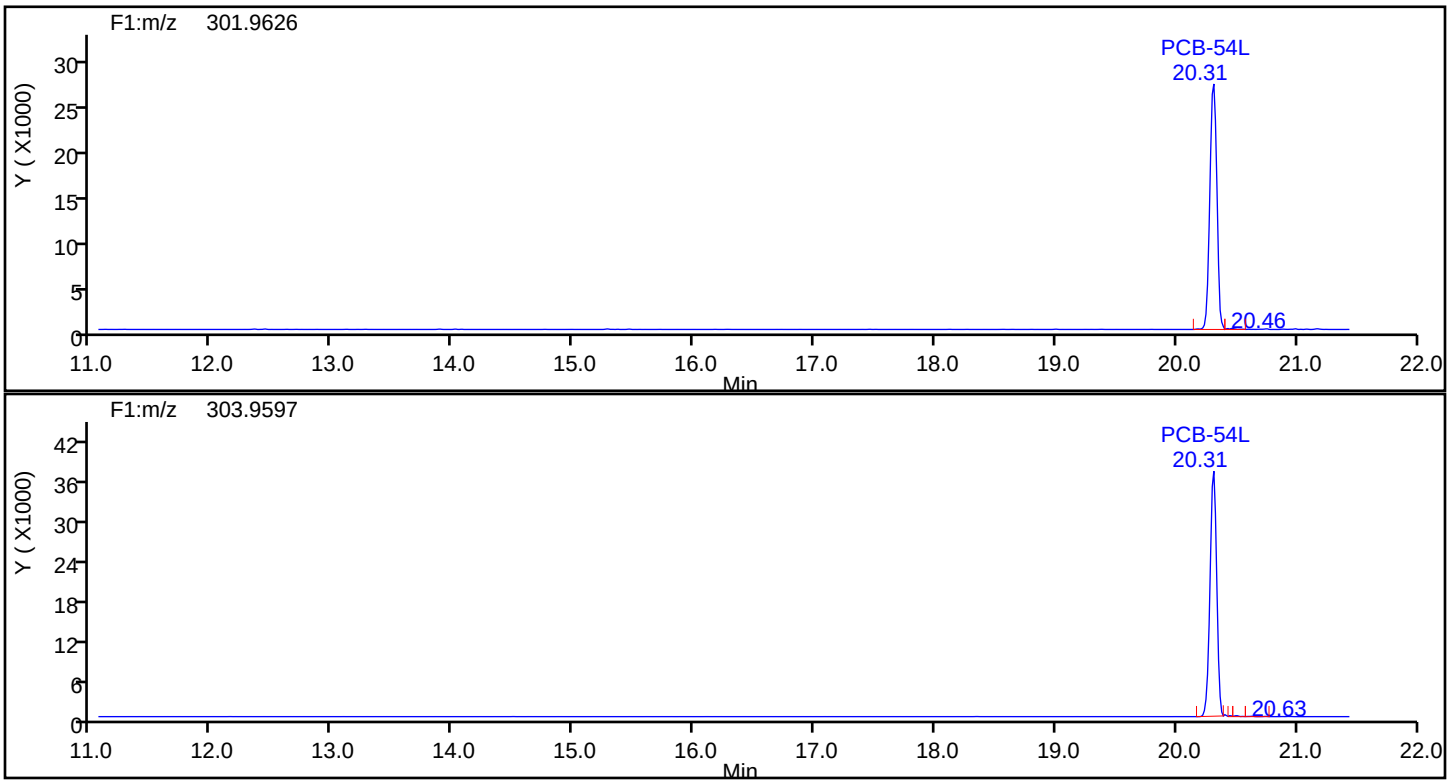

Eurofins TestAmerica, Knoxville

Data File:	\\chromna\Knoxville\ChromData\D3D\20190903-12939.b\580-88125-b-10-c.d		
Injection Date:	04-Sep-2019 05:18:00	Injection Vol:	1.0 ul
Instrument ID:	D3D	Operator ID:	Xcalibur_System
Method:	PCBs_D3D	Limit Group:	HR - 1668A - ICAL
Client ID:	F2-0to19-101018		
Worklist#:	33231	Sample Line#:	11
Column Type:	SPB-Octyl	Column Dia:	0.25 mm

TePCB F1

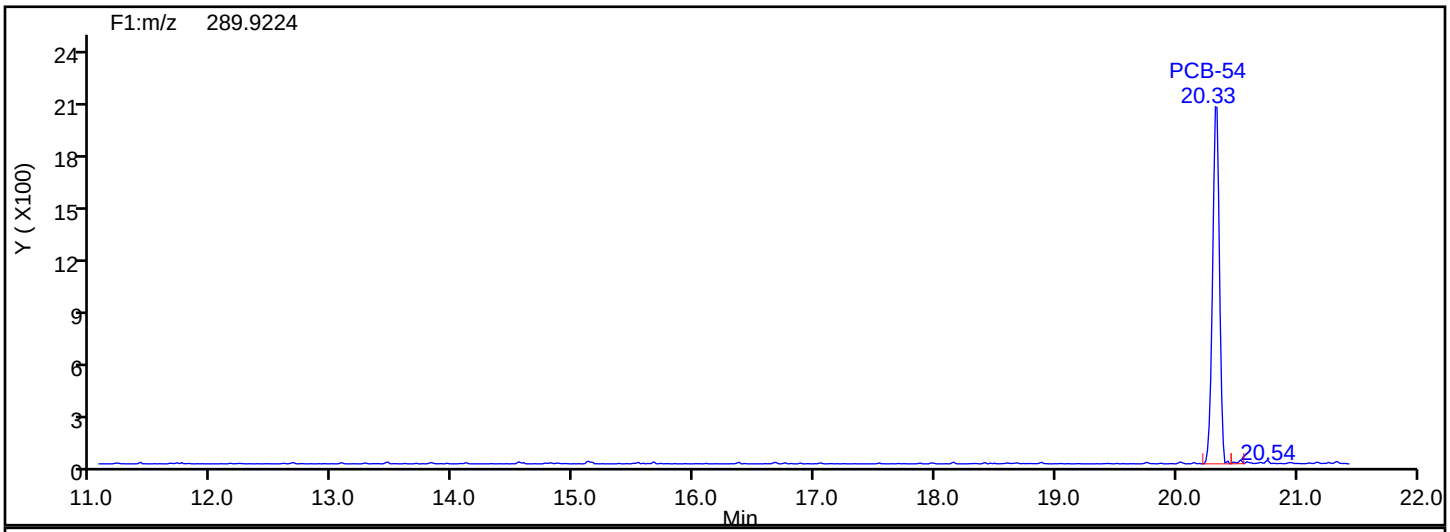

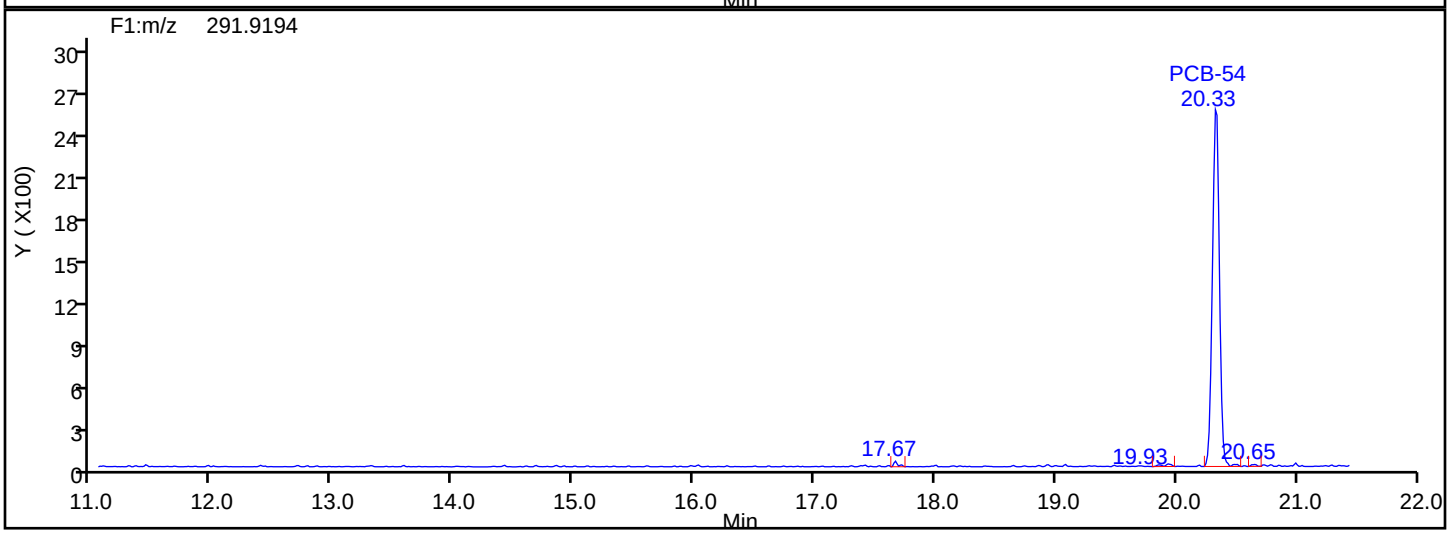

TePCB F1 Lock Mass

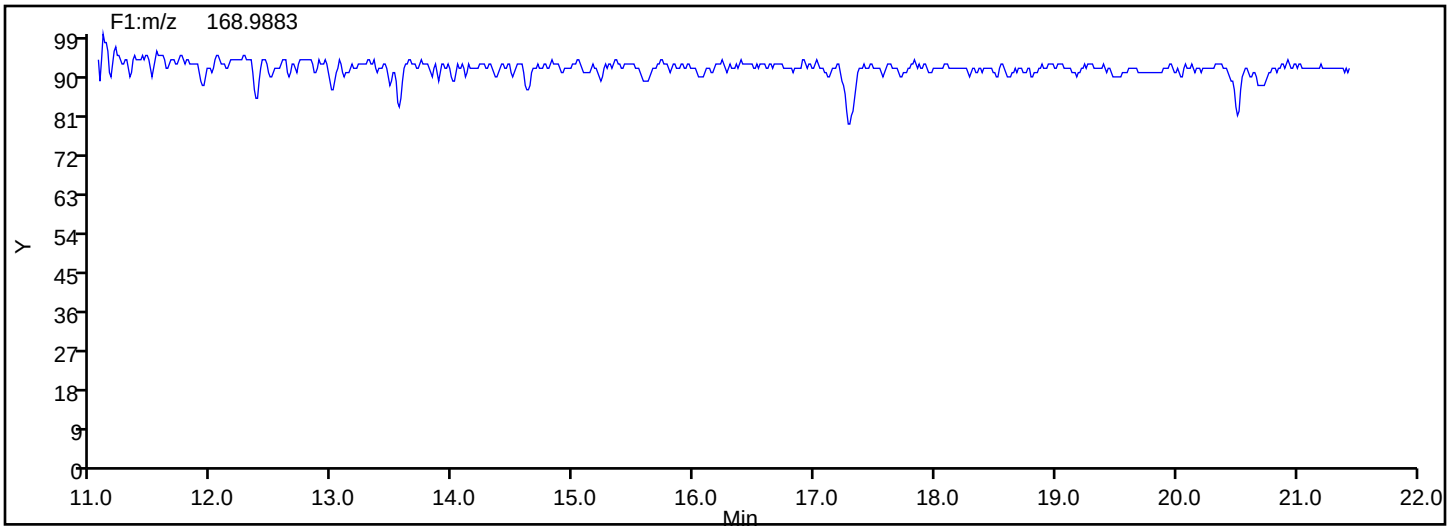

Eurofins TestAmerica, Knoxville

Data File:	\\chromna\Knoxville\ChromData\D3D\20190903-12939.b\580-88125-b-10-c.d		
Injection Date:	04-Sep-2019 05:18:00	Injection Vol:	1.0 ul
Instrument ID:	D3D	Operator ID:	Xcalibur_System
Method:	PCBs_D3D	Limit Group:	HR - 1668A - ICAL
Client ID:	F2-0to19-101018		
Worklist#:	33231	Sample Line#:	11
Column Type:	SPB-Octyl	Column Dia:	0.25 mm

TePCB F2

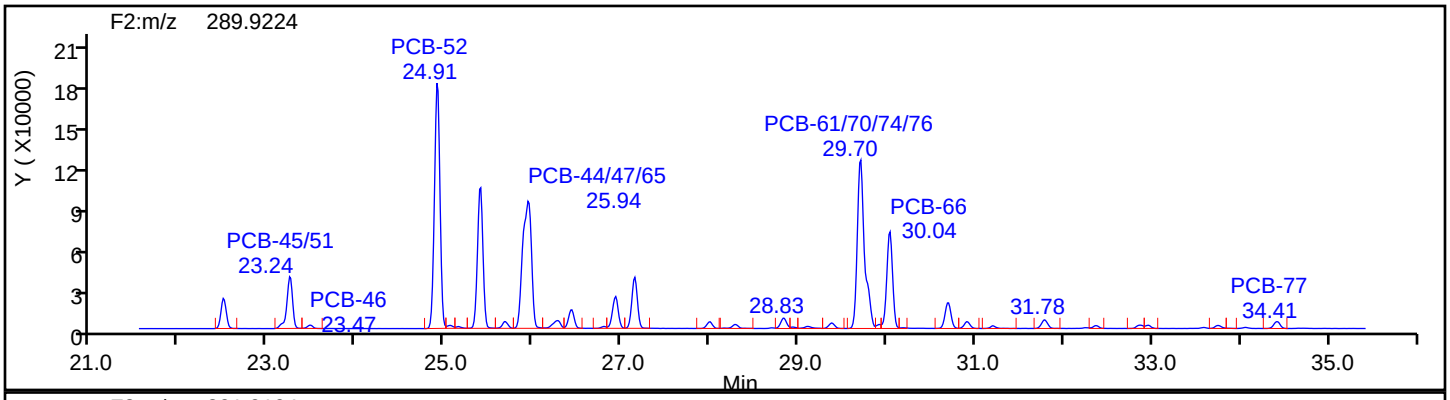

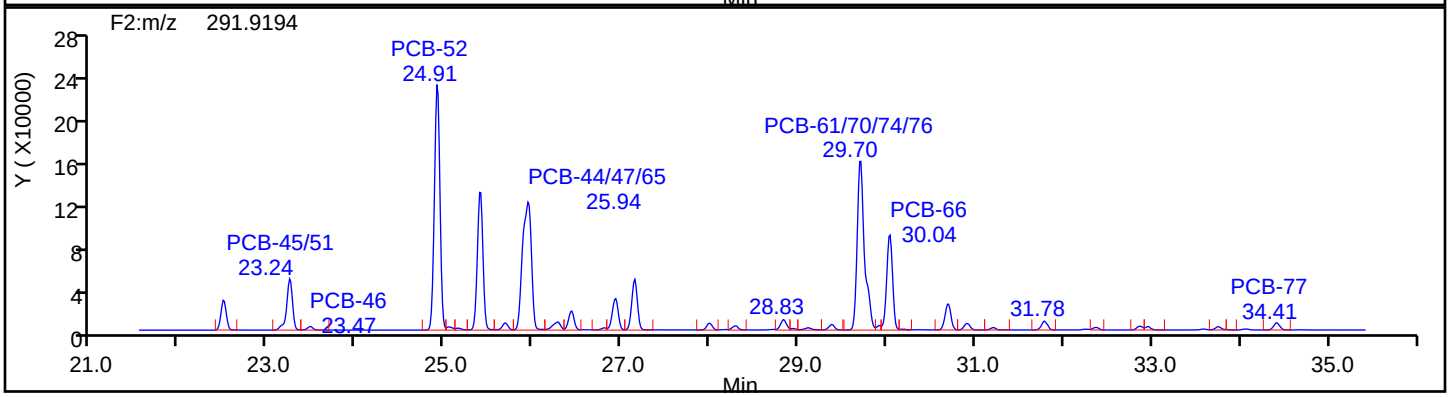

TePCB F2 Standards

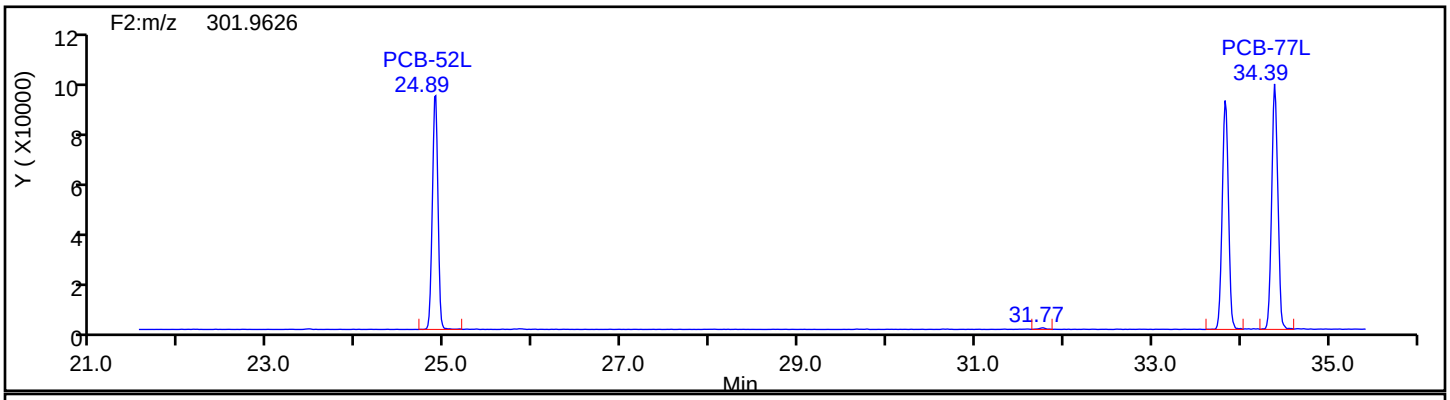

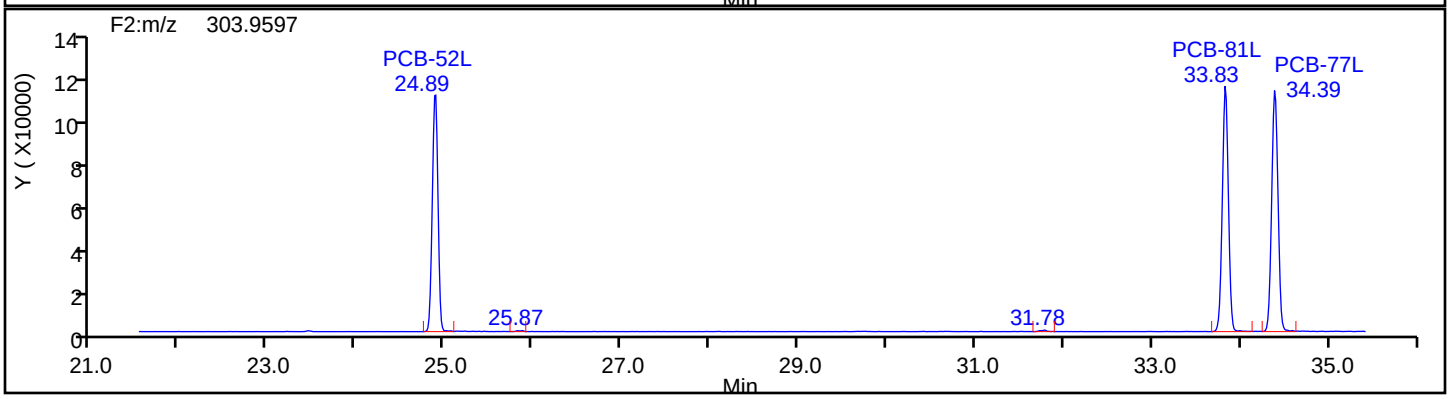

Eurofins TestAmerica, Knoxville

Data File:	\\chromna\Knoxville\ChromData\D3D\20190903-12939.b\580-88125-b-10-c.d		
Injection Date:	04-Sep-2019 05:18:00	Injection Vol:	1.0 ul
Instrument ID:	D3D	Operator ID:	Xcalibur_System
Method:	PCBs_D3D	Limit Group:	HR - 1668A - ICAL
Client ID:	F2-0to19-101018		
Worklist#:	33231	Sample Line#:	11
Column Type:	SPB-Octyl	Column Dia:	0.25 mm

TePCB F2

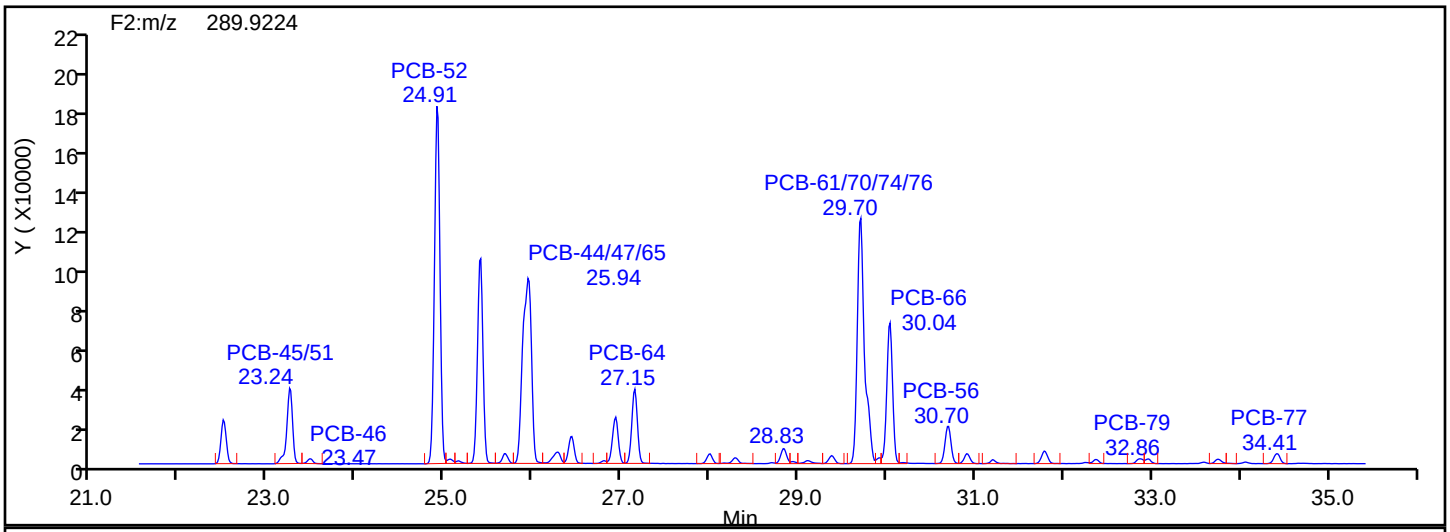

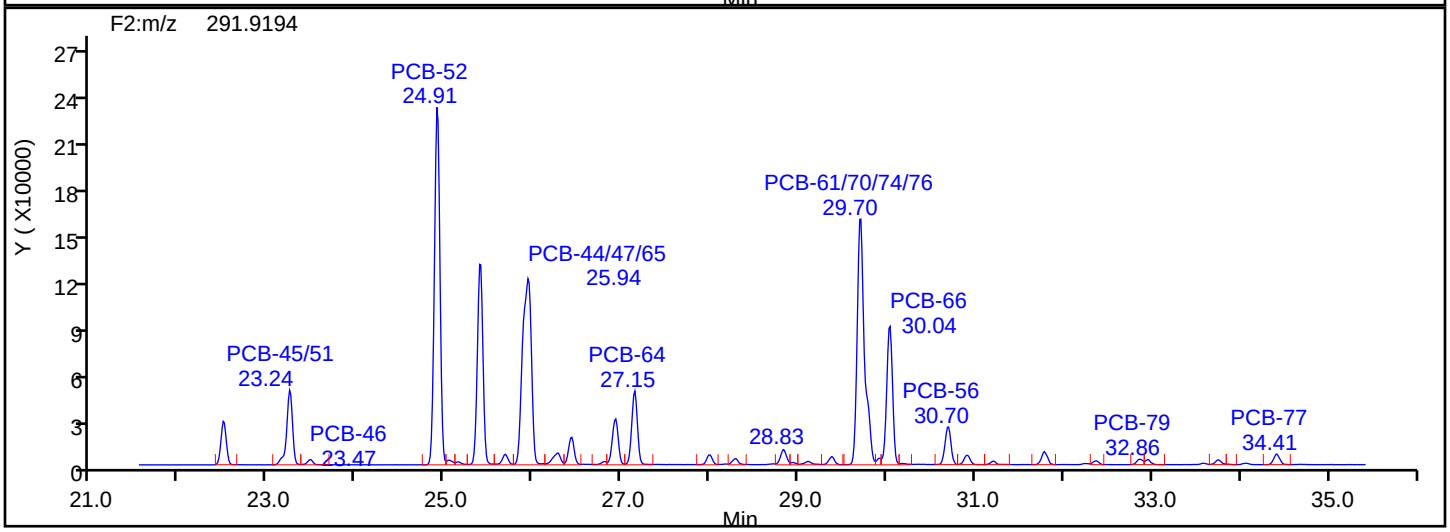

TePCB F2 Lock Mass

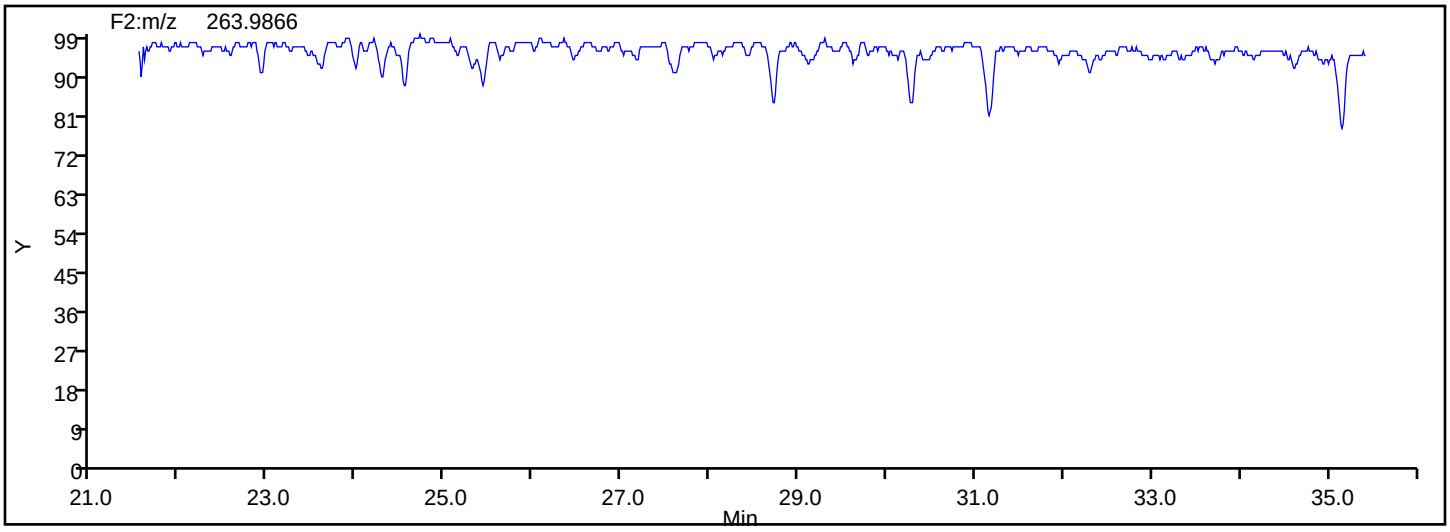

Manual Integration/User Assign Peak Report

Eurofins TestAmerica, Knoxville

Data File:	\\chromna\Knoxville\ChromData\D3D\20190903-12939.b\580-88125-b-10-c.d				
Injection Date:	04-Sep-2019 05:18:00	Instrument ID:	D3D		
Lims ID:	580-88125-B-10-C	Lab Sample ID:	140-88125-10		
Client ID:	F2-0to19-101018				
Operator ID:	Xcalibur_System	ALS Bottle#:	0	Worklist Smp#:	11
Injection Vol:	1.0 ul	Dil. Factor:	1.0000		
Method:	PCBs_D3D	Limit Group:	HR - 1668A - ICAL		
Column:	SPB-Octyl (0.25 mm)	Detector	F2(21.81 :35.54)		

PCB-58, CAS: 41464-49-7

Signal: 1

Not Detected
Expected RT: 28.94

Processing Integration Results

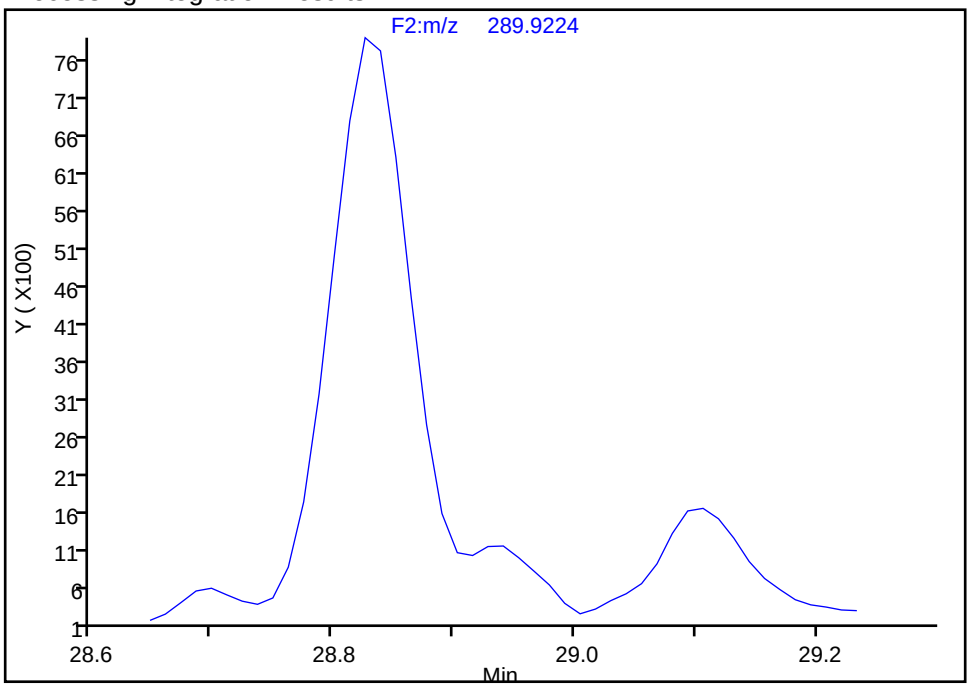

Manual Integration Results

RT: 28.94
Area: 4322
Amount: 0.816982
Amount Units: pg/ul

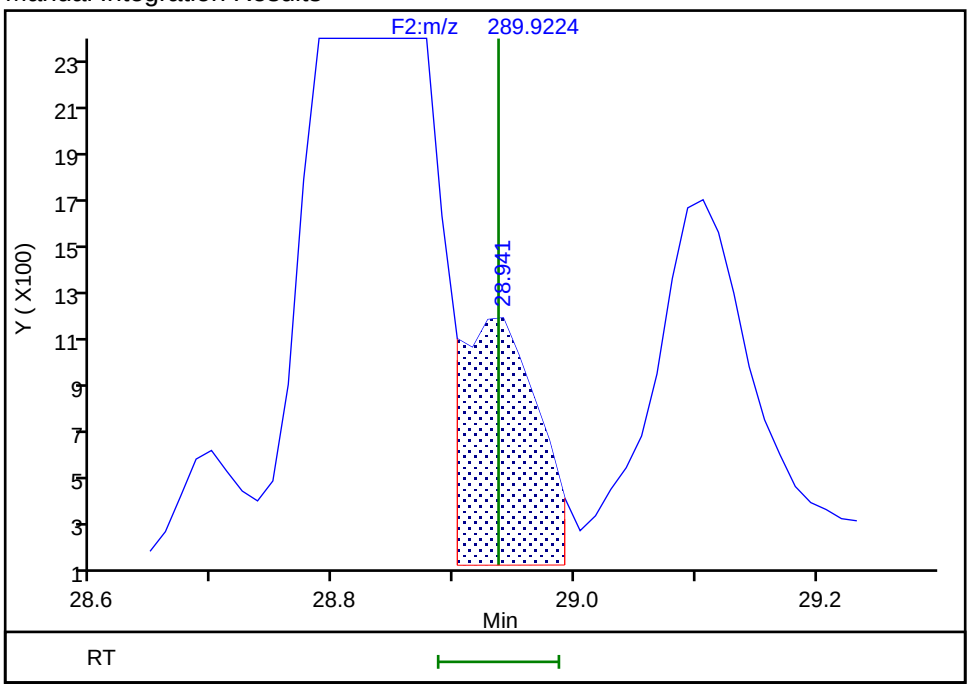

Reviewer: layk, 04-Sep-2019 10:06:28
Audit Action: Split an Integrated Peak Audit Reason: Split Peak

Manual Integration/User Assign Peak Report

Eurofins TestAmerica, Knoxville

Data File:	\\chromna\Knoxville\ChromData\D3D\20190903-12939.b\580-88125-b-10-c.d				
Injection Date:	04-Sep-2019 05:18:00	Instrument ID:	D3D		
Lims ID:	580-88125-B-10-C	Lab Sample ID:	140-88125-10		
Client ID:	F2-0to19-101018				
Operator ID:	Xcalibur_System	ALS Bottle#:	0	Worklist Smp#:	11
Injection Vol:	1.0 ul	Dil. Factor:	1.0000		
Method:	PCBs_D3D	Limit Group:	HR - 1668A - ICAL		
Column:	SPB-Octyl (0.25 mm)	Detector	F2(21.81 :35.54)		

PCB-58, CAS: 41464-49-7

Signal: 2

Not Detected
Expected RT: 28.94

Processing Integration Results

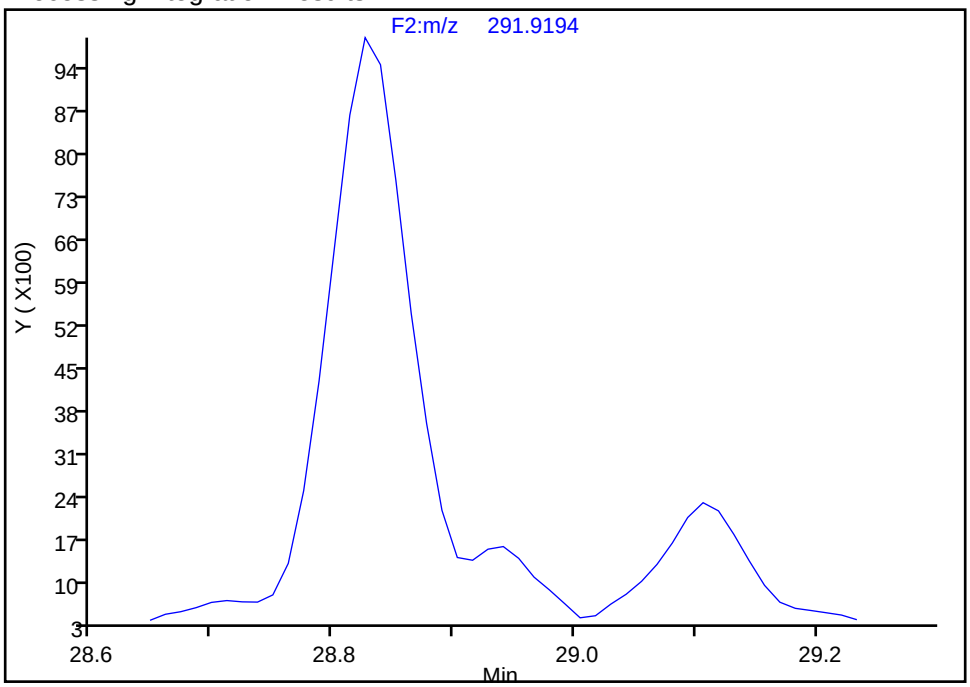

Manual Integration Results

RT: 28.94
Area: 6257
Amount: 0.816982
Amount Units: pg/ul

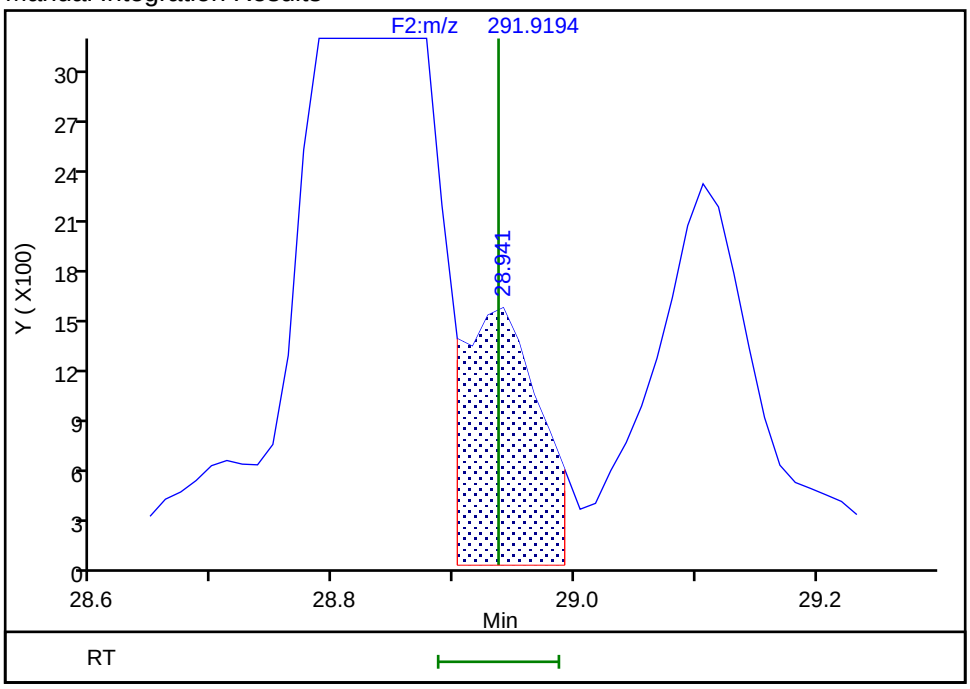

Reviewer: layk, 04-Sep-2019 10:06:31
Audit Action: Split an Integrated Peak Audit Reason: Split Peak

Eurofins TestAmerica, Knoxville

Data File:	\\chromna\Knoxville\ChromData\D3D\20190903-12939.b\580-88125-b-10-c.d				
Injection Date:	04-Sep-2019 05:18:00	Instrument ID:	D3D		
Lims ID:	580-88125-B-10-C	Lab Sample ID:	140-88125-10		
Client ID:	F2-0to19-101018				
Operator ID:	Xcalibur_System	ALS Bottle#:	0	Worklist Smp#:	11
Injection Vol:	1.0 ul	Dil. Factor:	1.0000		
Method:	PCBs_D3D	Limit Group:	HR - 1668A - ICAL		
Column:	SPB-Octyl (0.25 mm)	Detector	F2(21.81 :35.54)		

PCB-66, CAS: 32598-10-0

Signal: 2

Processing Integration Results

RT: 30.04
Area: 422938
Amount: 60.301815
Amount Units: pg/ul

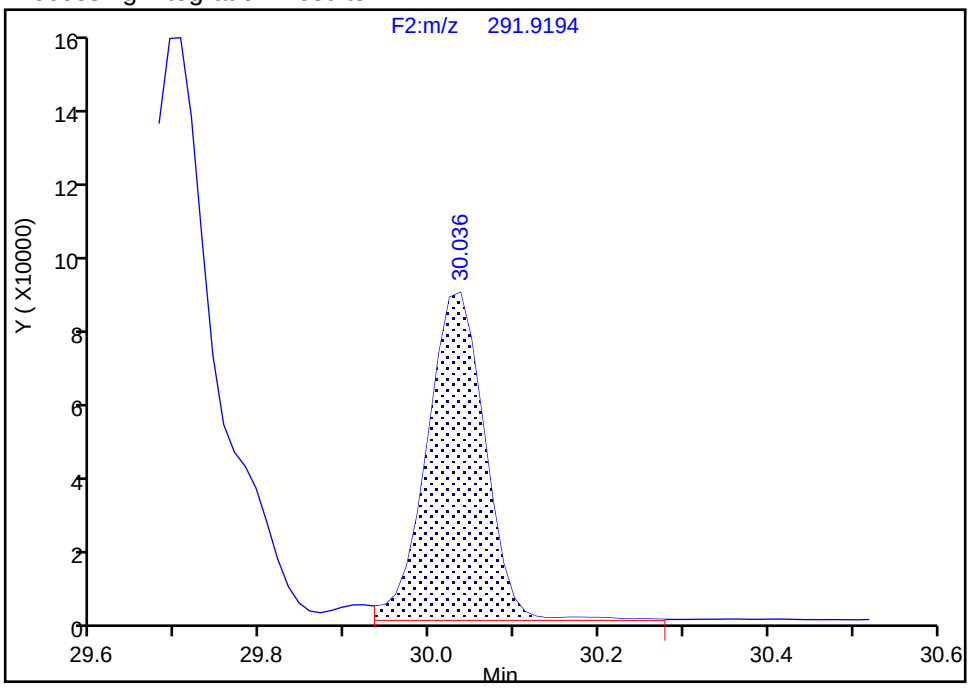

Manual Integration Results

RT: 30.04
Area: 417986
Amount: 59.716088
Amount Units: pg/ul

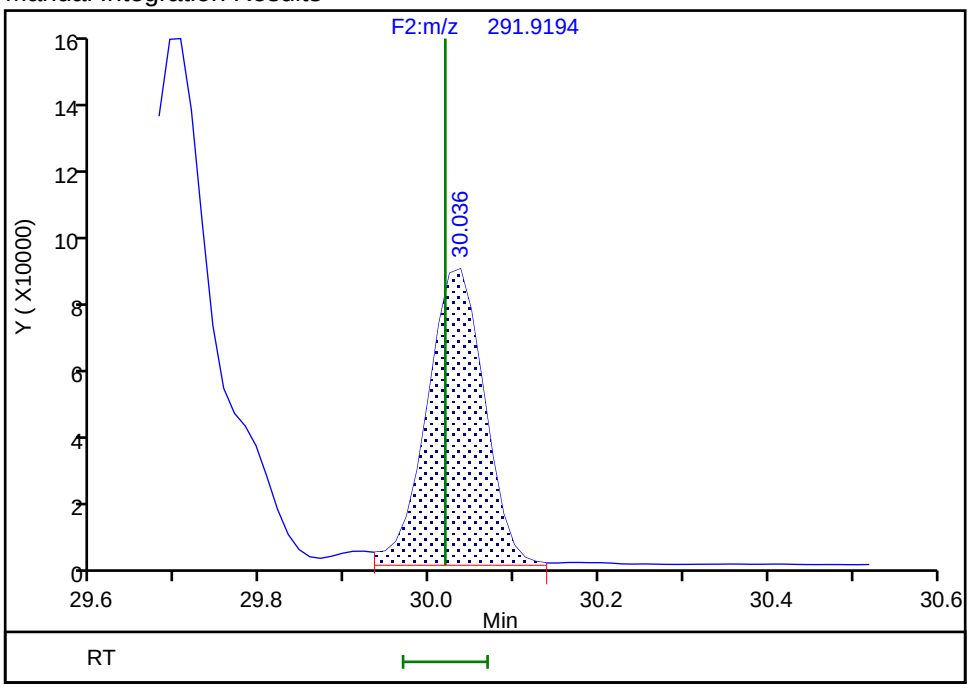

Reviewer: layk, 04-Sep-2019 10:07:47
Audit Action: Marked Compound Undetected Audit Reason: Invalid Compound ID

Manual Integration/User Assign Peak Report

Eurofins TestAmerica, Knoxville

Data File:	\\chromna\Knoxville\ChromData\D3D\20190903-12939.b\580-88125-b-10-c.d				
Injection Date:	04-Sep-2019 05:18:00	Instrument ID:	D3D		
Lims ID:	580-88125-B-10-C	Lab Sample ID:	140-88125-10		
Client ID:	F2-0to19-101018				
Operator ID:	Xcalibur_System	ALS Bottle#:	0	Worklist Smp#:	11
Injection Vol:	1.0 ul	Dil. Factor:	1.0000		
Method:	PCBs_D3D	Limit Group:	HR - 1668A - ICAL		
Column:	SPB-Octyl (0.25 mm)	Detector	F2(21.81 :35.54)		

PCB-66, CAS: 32598-10-0

Signal: 3

Processing Integration Results

RT: 30.04
Area: 756389
Amount: 60.301815
Amount Units: pg/ul

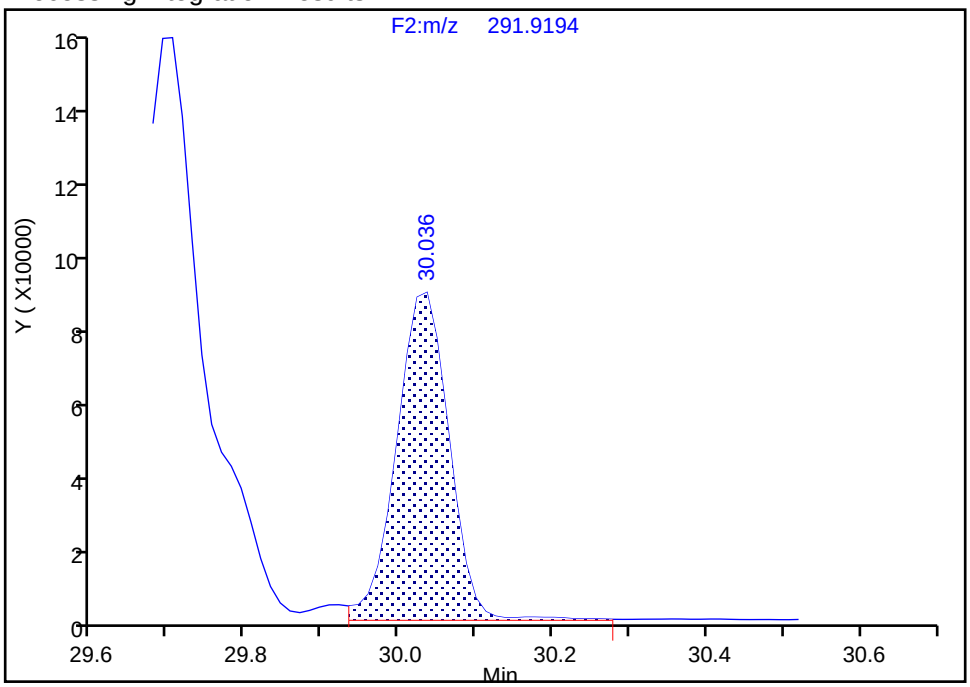

Manual Integration Results

RT: 30.04
Area: 749042
Amount: 59.716088
Amount Units: pg/ul
Reviewer: layk, 04-Sep-2019 10:07:47
Audit Action: Marked Compound Undetected Audit Reason: Invalid Compound ID

Manual Integration/User Assign Peak Report

Eurofins TestAmerica, Knoxville

Data File:	\\chromna\Knoxville\ChromData\D3D\20190903-12939.b\580-88125-b-10-c.d				
Injection Date:	04-Sep-2019 05:18:00	Instrument ID:	D3D		
Lims ID:	580-88125-B-10-C	Lab Sample ID:	140-88125-10		
Client ID:	F2-0to19-101018				
Operator ID:	Xcalibur_System	ALS Bottle#:	0	Worklist Smp#:	11
Injection Vol:	1.0 ul	Dil. Factor:	1.0000		
Method:	PCBs_D3D	Limit Group:	HR - 1668A - ICAL		
Column:	SPB-Octyl (0.25 mm)	Detector	F2(21.81 :35.54)		

PCB-66, CAS: 32598-10-0

Signal: 1

Processing Integration Results

RT: 30.04
Area: 333451
Amount: 60.301815
Amount Units: pg/ul

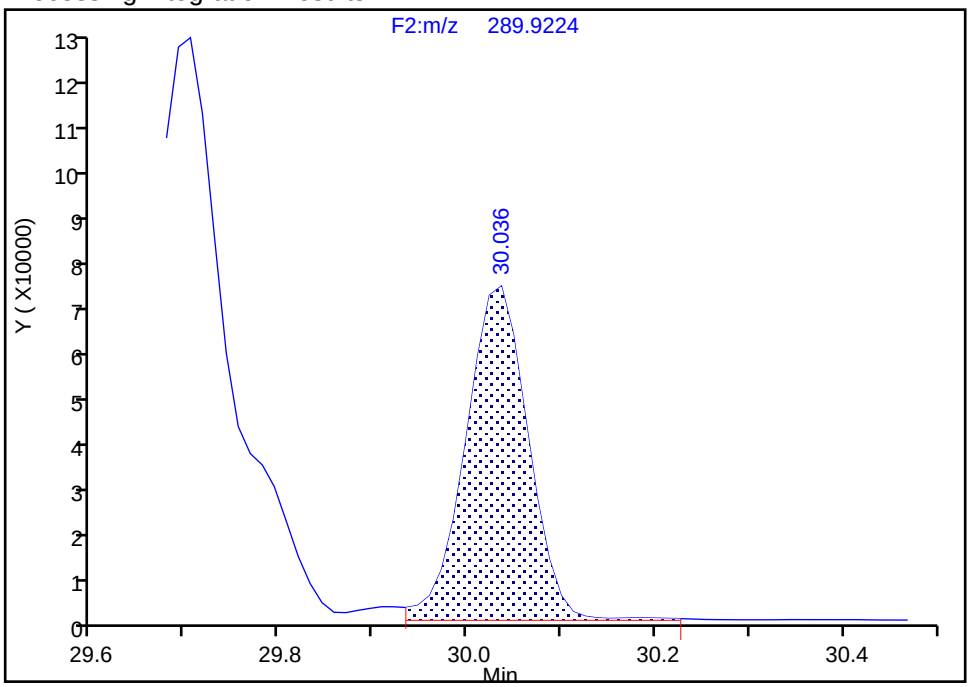

Manual Integration Results

RT: 30.04
Area: 331056
Amount: 59.716088
Amount Units: pg/ul

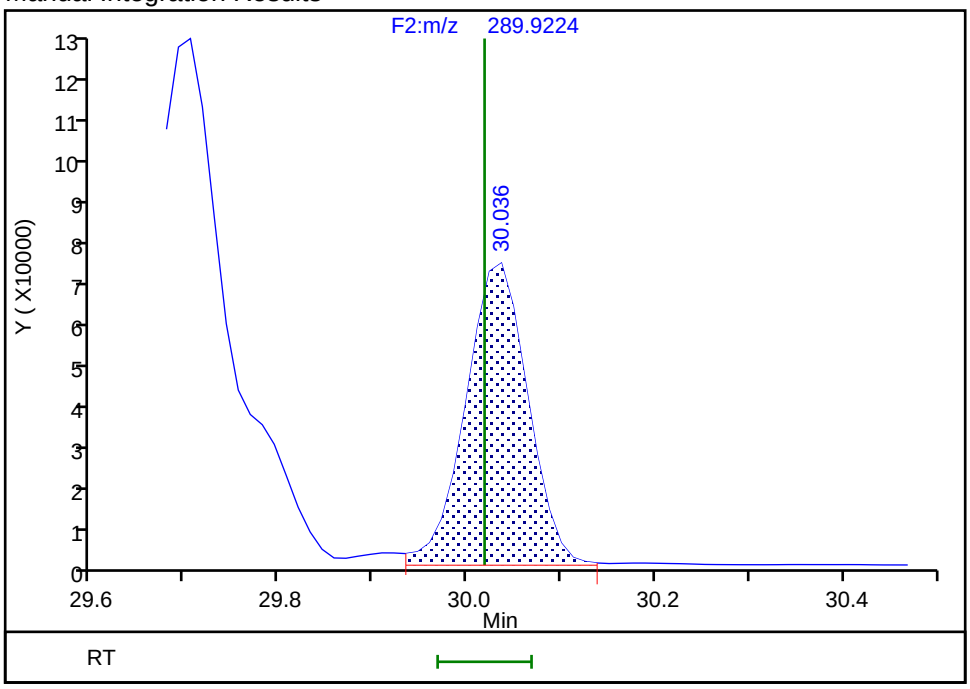

Reviewer: layk, 04-Sep-2019 10:07:49

Audit Action: Manually Integrated/Assigned Compound ID Audit Reason: Split Peak

Manual Integration/User Assign Peak Report

Eurofins TestAmerica, Knoxville

Data File:	\\chromna\Knoxville\ChromData\D3D\20190903-12939.b\580-88125-b-10-c.d				
Injection Date:	04-Sep-2019 05:18:00	Instrument ID:	D3D		
Lims ID:	580-88125-B-10-C	Lab Sample ID:	140-88125-10		
Client ID:	F2-0to19-101018				
Operator ID:	Xcalibur_System	ALS Bottle#:	0	Worklist Smp#:	11
Injection Vol:	1.0 ul	Dil. Factor:	1.0000		
Method:	PCBs_D3D	Limit Group:	HR - 1668A - ICAL		
Column:	SPB-Octyl (0.25 mm)	Detector	F2(21.81 :35.54)		

PCB-55, CAS: 74338-24-2

Signal: 1

Not Detected
Expected RT: 30.18

Processing Integration Results

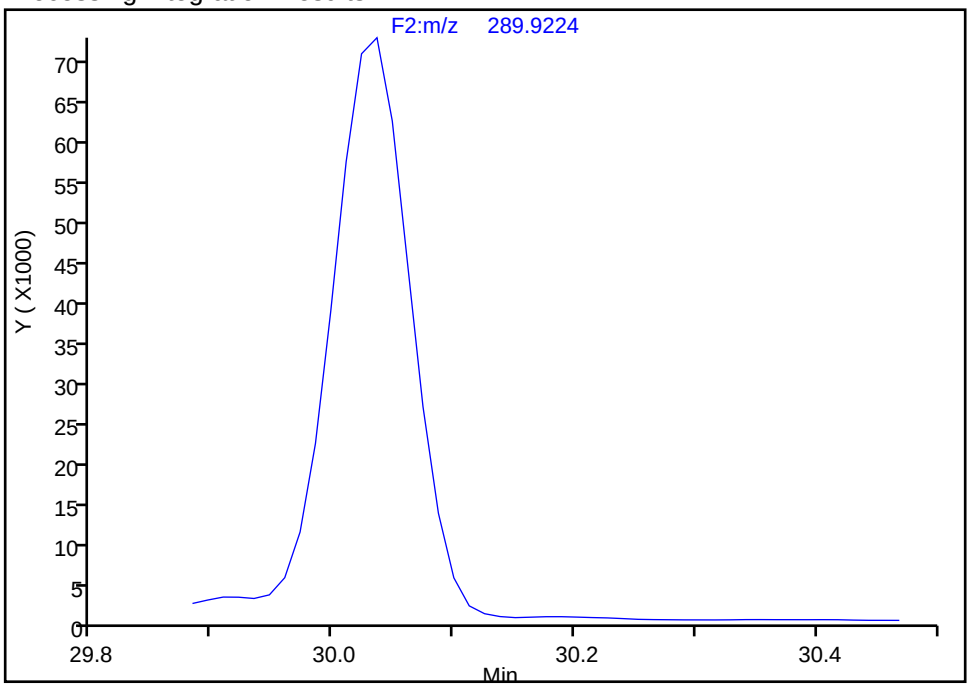

Manual Integration Results

RT: 30.14
Area: 2400
Amount: 0.579191
Amount Units: pg/ul

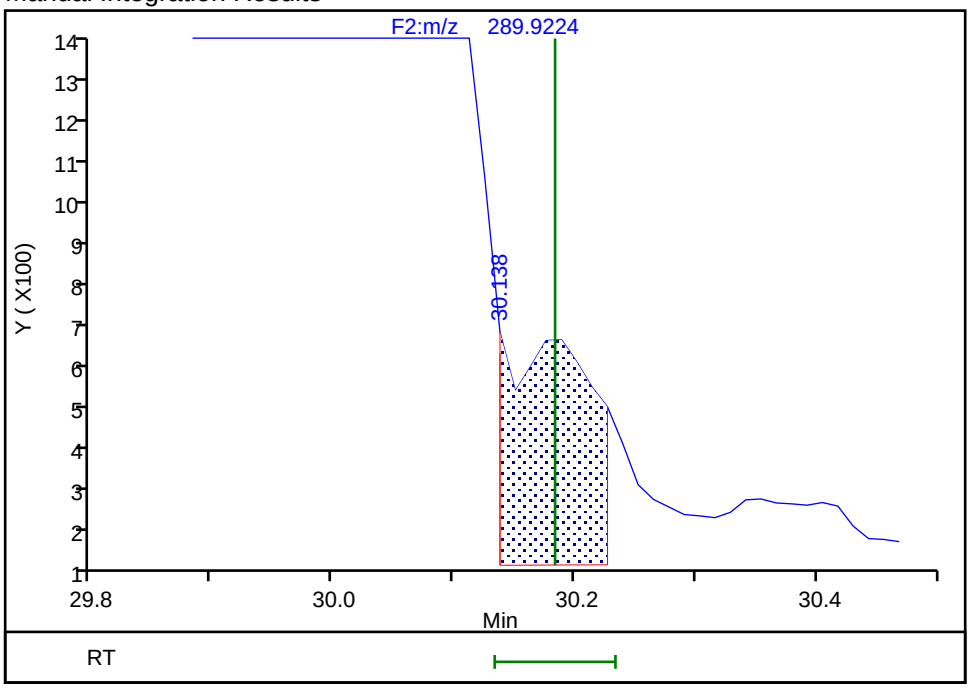

Reviewer: layk, 04-Sep-2019 10:07:57
Audit Action: Manually Integrated/Assigned Compound ID Audit Reason: Split Peak

Manual Integration/User Assign Peak Report

Eurofins TestAmerica, Knoxville

Data File:	\\chromna\Knoxville\ChromData\D3D\20190903-12939.b\580-88125-b-10-c.d				
Injection Date:	04-Sep-2019 05:18:00	Instrument ID:	D3D		
Lims ID:	580-88125-B-10-C	Lab Sample ID:	140-88125-10		
Client ID:	F2-0to19-101018				
Operator ID:	Xcalibur_System	ALS Bottle#:	0	Worklist Smp#:	11
Injection Vol:	1.0 ul	Dil. Factor:	1.0000		
Method:	PCBs_D3D	Limit Group:	HR - 1668A - ICAL		
Column:	SPB-Octyl (0.25 mm)	Detector	F2(21.81 :35.54)		

PCB-81, CAS: 70362-50-4

Signal: 2

Not Detected
Expected RT: 33.83

Processing Integration Results

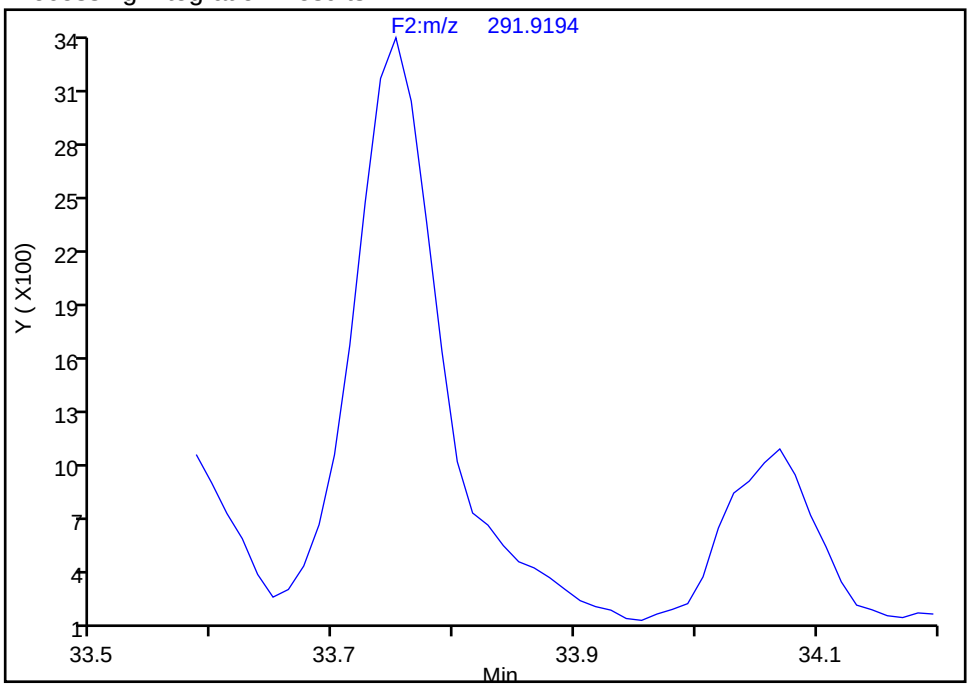

Manual Integration Results

RT: 33.84
Area: 1073
Amount: 0.139790
Amount Units: pg/ul

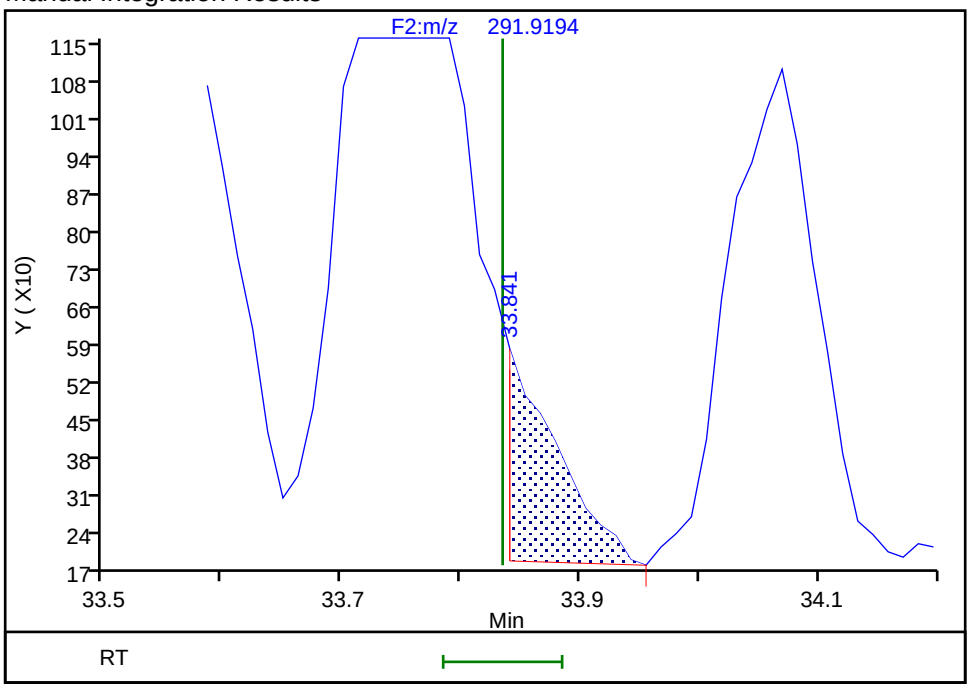

Reviewer: layk, 04-Sep-2019 10:10:29
Audit Action: Split an Integrated Peak Audit Reason: Split Peak

Manual Integration/User Assign Peak Report

Eurofins TestAmerica, Knoxville

Data File:	\\chromna\Knoxville\ChromData\D3D\20190903-12939.b\580-88125-b-10-c.d				
Injection Date:	04-Sep-2019 05:18:00	Instrument ID:	D3D		
Lims ID:	580-88125-B-10-C	Lab Sample ID:	140-88125-10		
Client ID:	F2-0to19-101018				
Operator ID:	Xcalibur_System	ALS Bottle#:	0	Worklist Smp#:	11
Injection Vol:	1.0 ul	Dil. Factor:	1.0000		
Method:	PCBs_D3D	Limit Group:	HR - 1668A - ICAL		
Column:	SPB-Octyl (0.25 mm)	Detector	F2(21.81 :35.54)		

PCB-81, CAS: 70362-50-4

Signal: 1

Not Detected
Expected RT: 33.83

Processing Integration Results

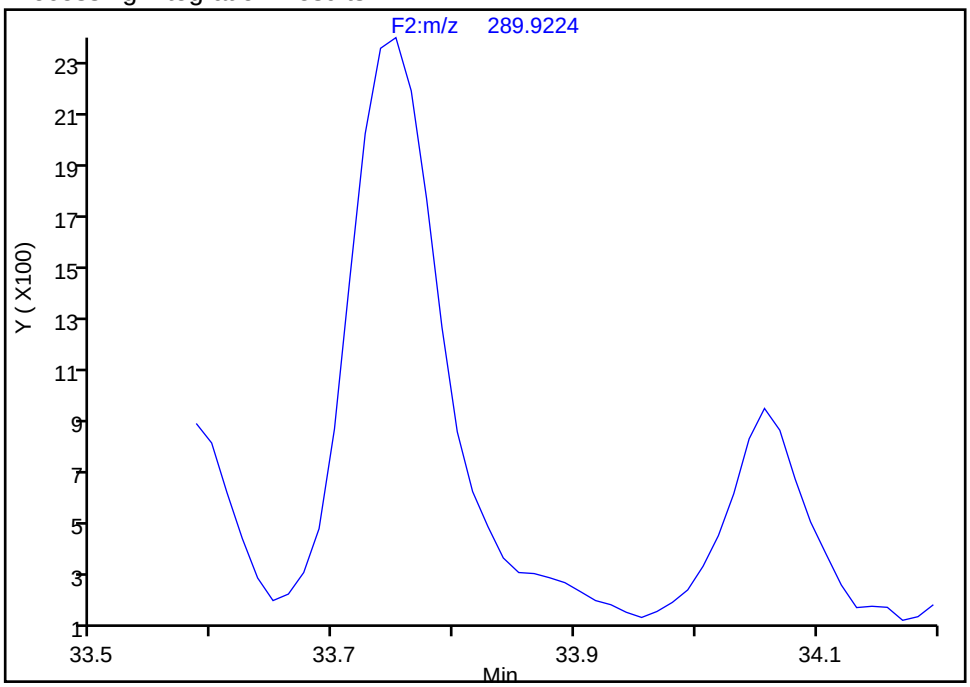

Manual Integration Results

RT: 33.84
Area: 698
Amount: 0.139790
Amount Units: pg/ul

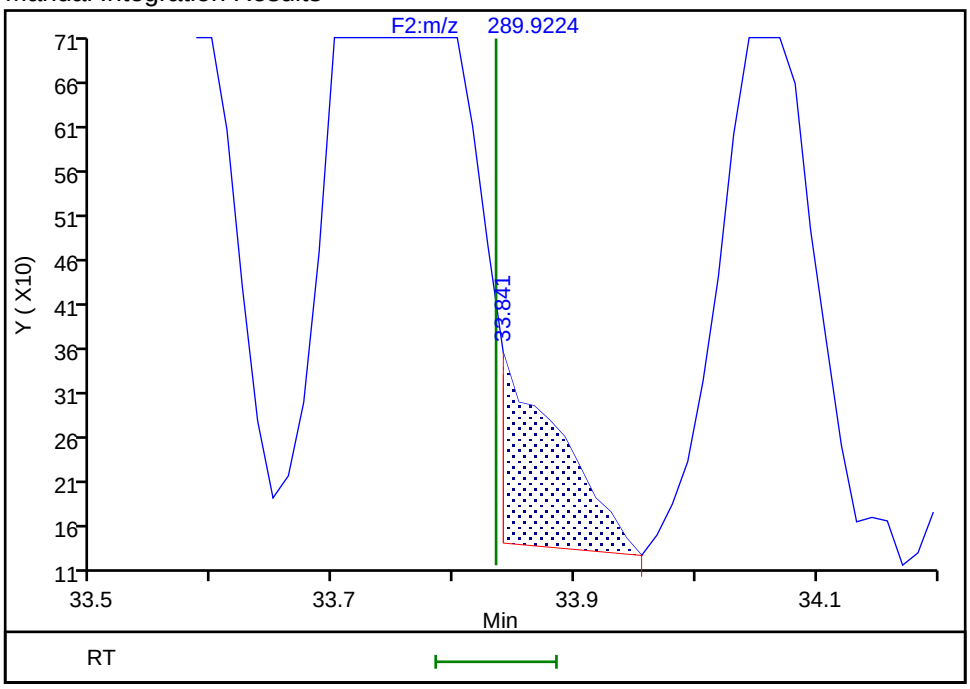

Reviewer: layk, 04-Sep-2019 10:10:50
Audit Action: Manually Integrated/Assigned Compound ID Audit Reason: Split Peak

Eurofins TestAmerica, Knoxville

Data File:	\\chromna\Knoxville\ChromData\D3D\20190903-12939.b\580-88125-b-10-c.d		
Injection Date:	04-Sep-2019 05:18:00	Injection Vol:	1.0 ul
Instrument ID:	D3D	Operator ID:	Xcalibur_System
Method:	PCBs_D3D	Limit Group:	HR - 1668A - ICAL
Client ID:	F2-0to19-101018		
Worklist#:	33231	Sample Line#:	11
Column Type:	SPB-Octyl	Column Dia:	0.25 mm

PePCB F2

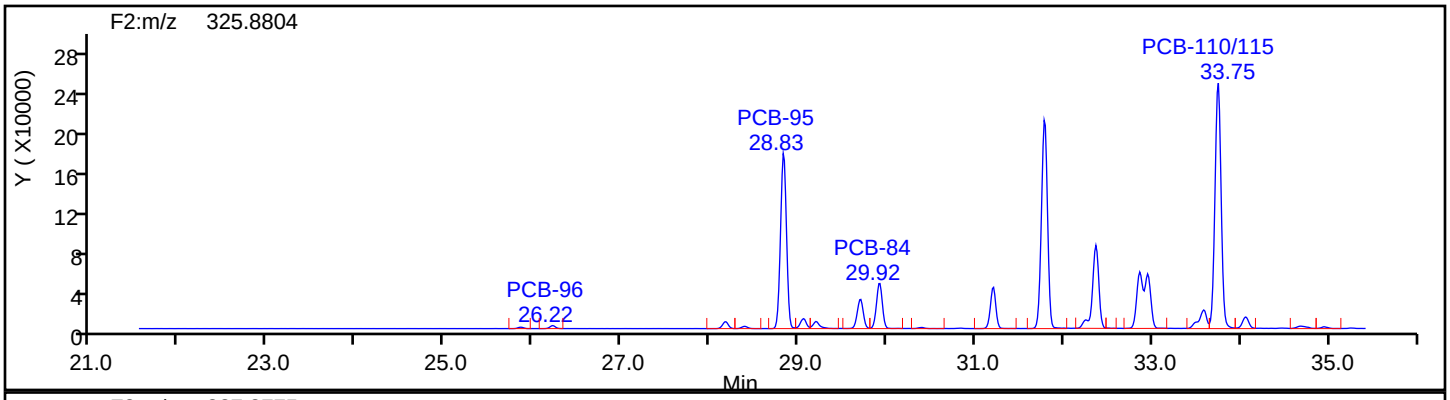

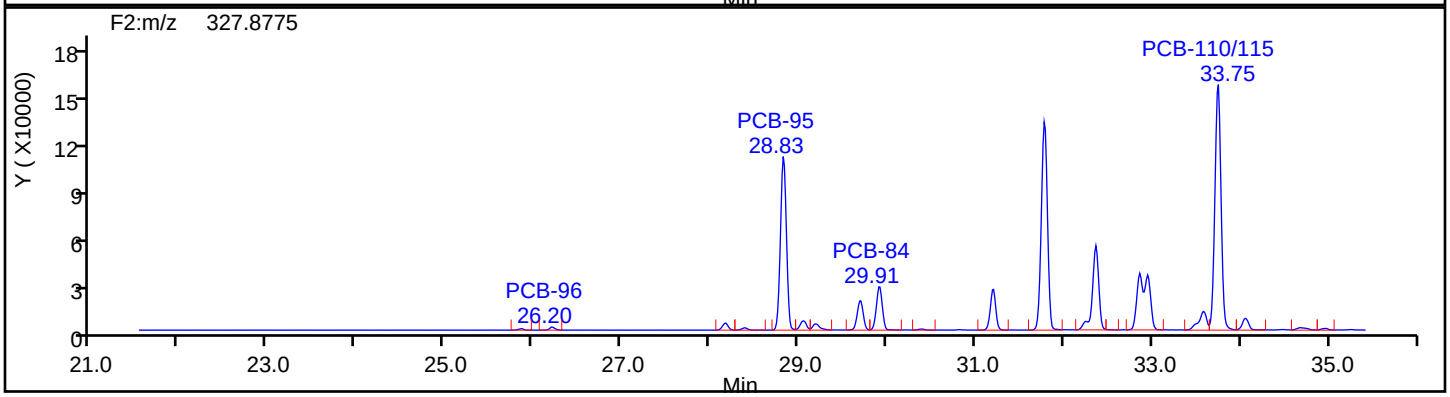

PePCB F2 Standards

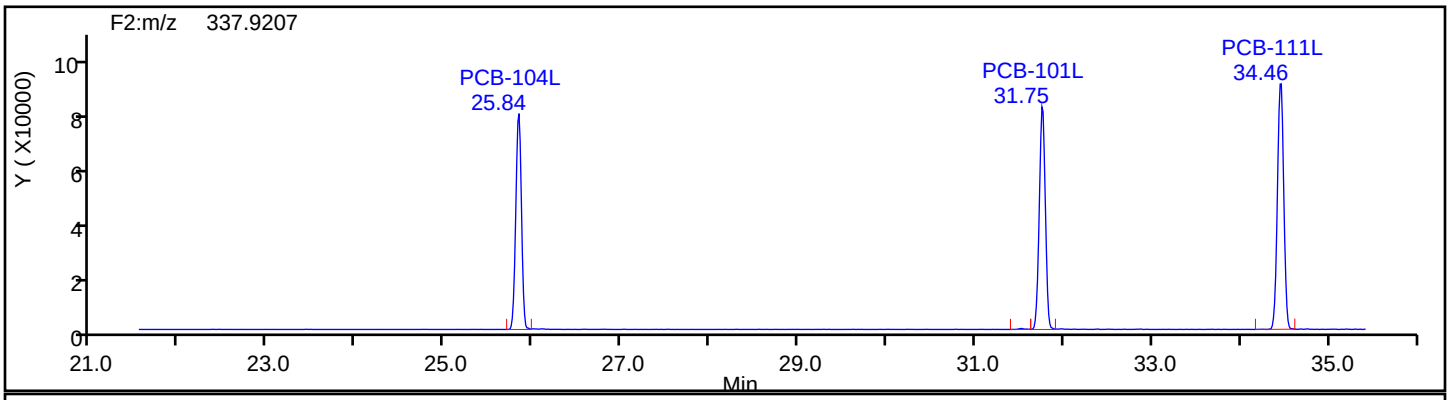

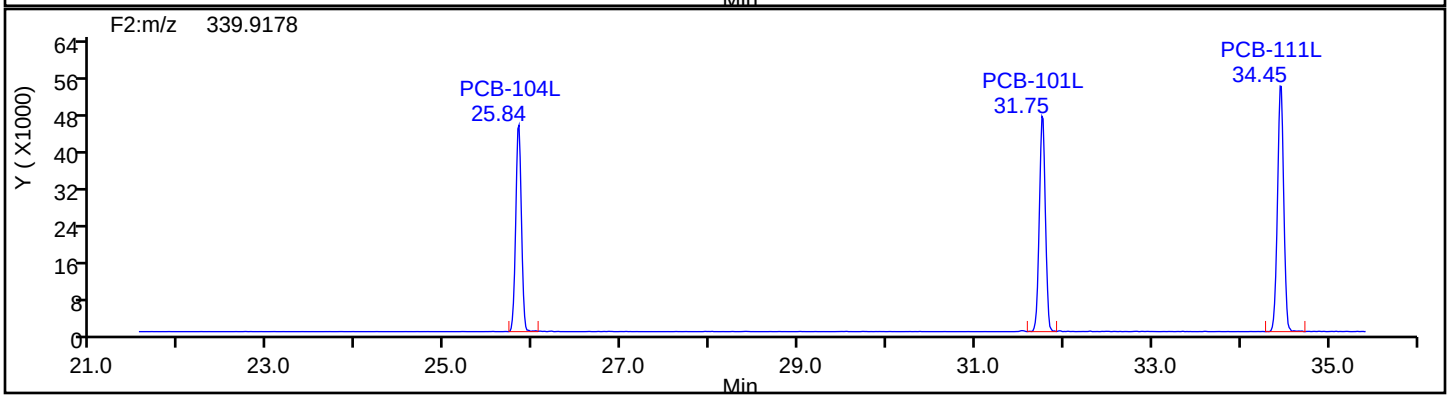

Eurofins TestAmerica, Knoxville

Data File:	\\chromna\Knoxville\ChromData\D3D\20190903-12939.b\580-88125-b-10-c.d		
Injection Date:	04-Sep-2019 05:18:00	Injection Vol:	1.0 ul
Instrument ID:	D3D	Operator ID:	Xcalibur_System
Method:	PCBs_D3D	Limit Group:	HR - 1668A - ICAL
Client ID:	F2-0to19-101018		
Worklist#:	33231	Sample Line#:	11
Column Type:	SPB-Octyl	Column Dia:	0.25 mm

PePCB F2

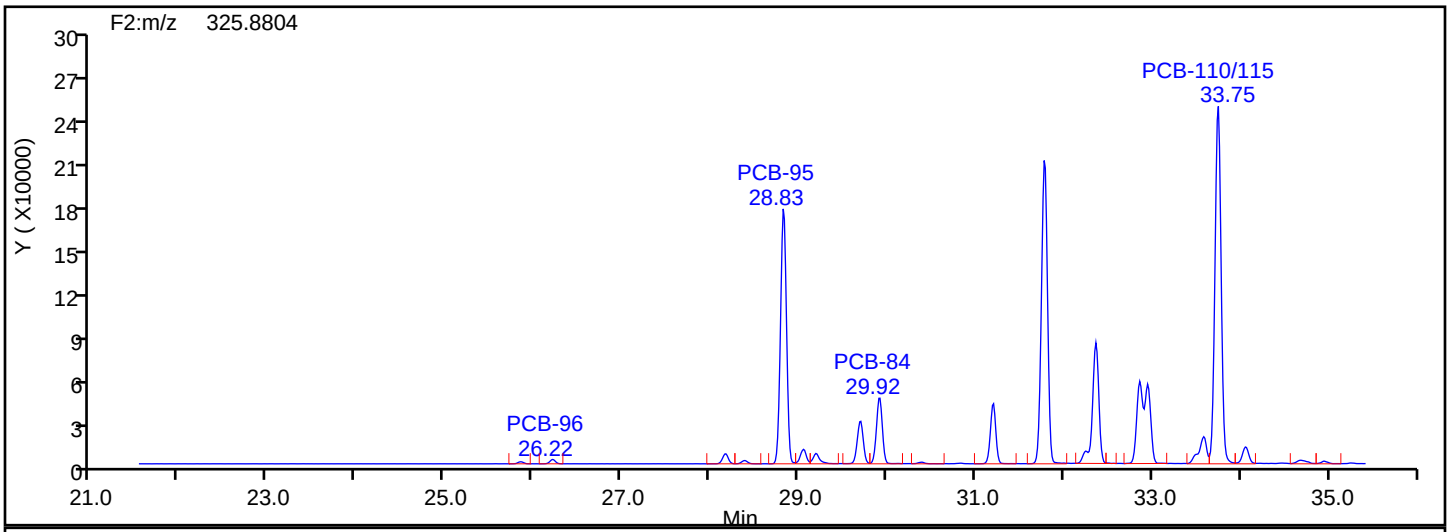

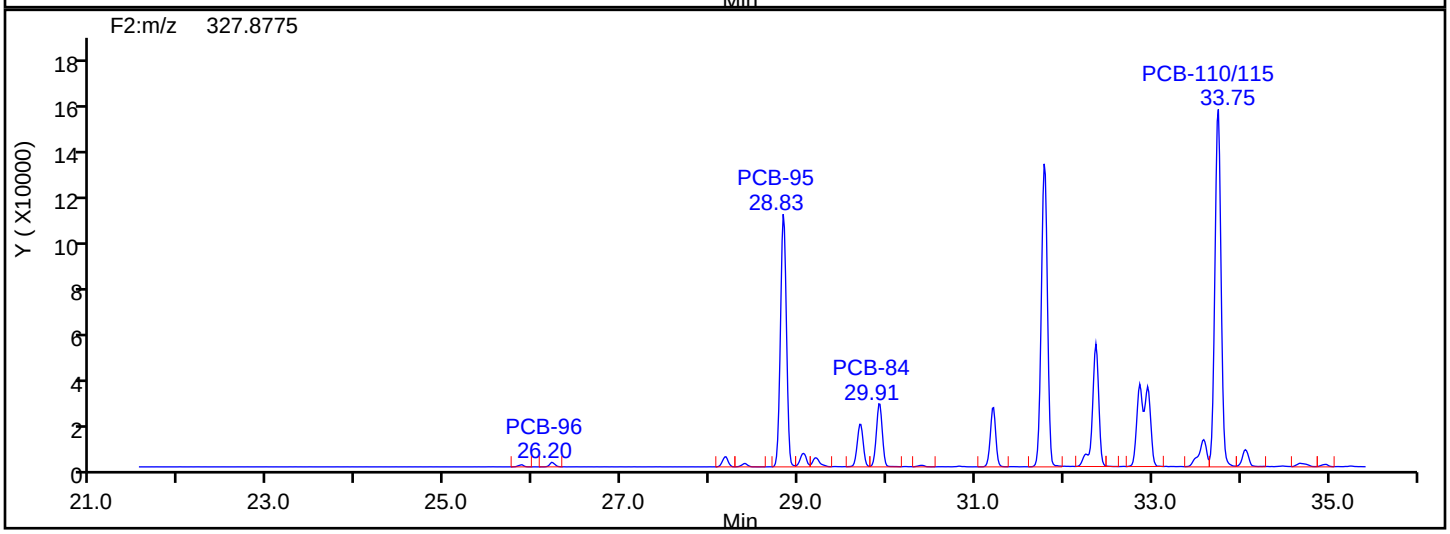

PePCB F2 Lock Mass

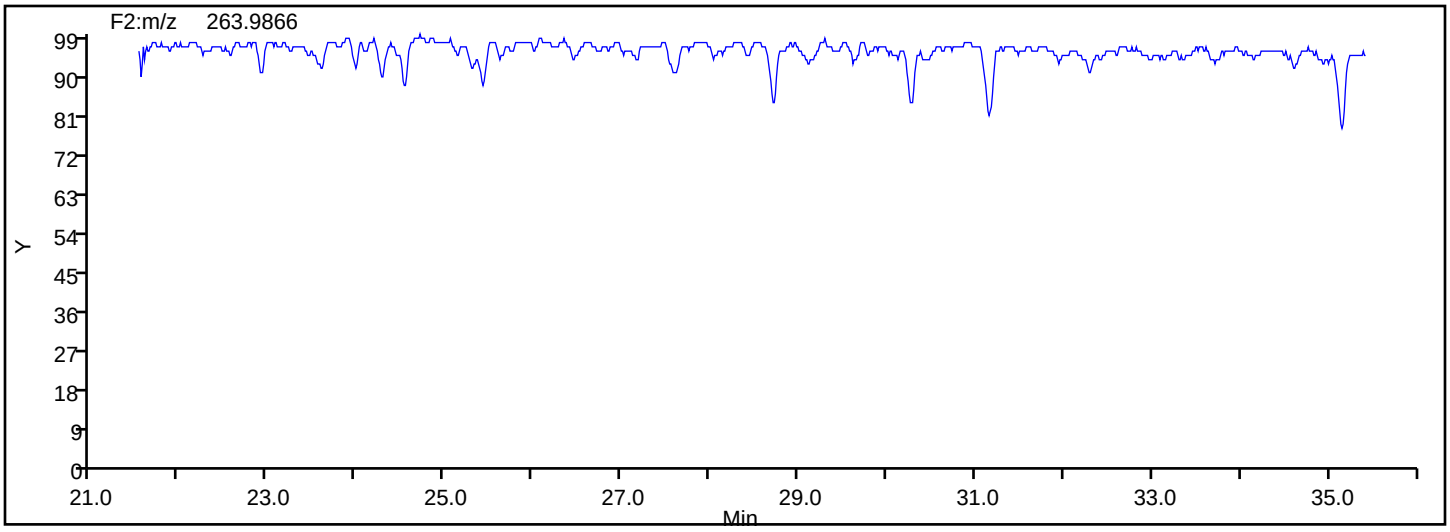

Manual Integration/User Assign Peak Report

Eurofins TestAmerica, Knoxville

Data File:	\\chromna\Knoxville\ChromData\D3D\20190903-12939.b\580-88125-b-10-c.d				
Injection Date:	04-Sep-2019 05:18:00	Instrument ID:	D3D		
Lims ID:	580-88125-B-10-C	Lab Sample ID:	140-88125-10		
Client ID:	F2-0to19-101018				
Operator ID:	Xcalibur_System	ALS Bottle#:	0	Worklist Smp#:	11
Injection Vol:	1.0 ul	Dil. Factor:	1.0000		
Method:	PCBs_D3D	Limit Group:	HR - 1668A - ICAL		
Column:	SPB-Octyl (0.25 mm)	Detector	F2(21.81 :35.54)		

PCB-83/99, CAS: STL01809

Signal: 1

Processing Integration Results

RT: 32.37
Area: 405399
Amount: 130.0853
Amount Units: pg/ul

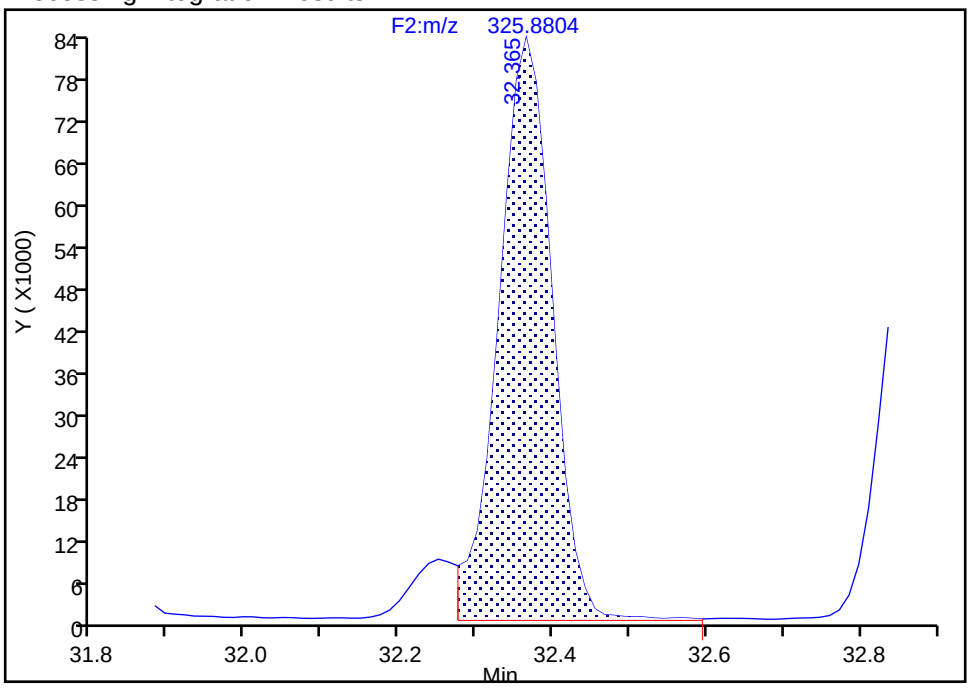

Manual Integration Results

RT: 32.37
Area: 432593
Amount: 138.8984
Amount Units: pg/ul

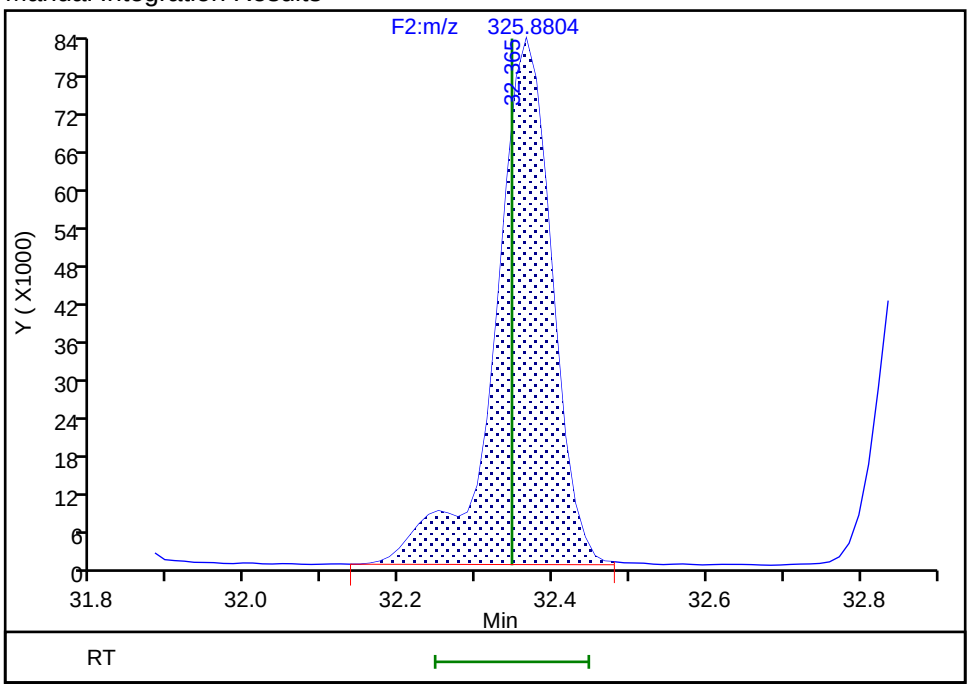

Reviewer: layk, 04-Sep-2019 10:13:54
Audit Action: Split an Integrated Peak Audit Reason: Split Peak

Manual Integration/User Assign Peak Report

Eurofins TestAmerica, Knoxville

Data File:	\\chromna\Knoxville\ChromData\D3D\20190903-12939.b\580-88125-b-10-c.d				
Injection Date:	04-Sep-2019 05:18:00	Instrument ID:	D3D		
Lims ID:	580-88125-B-10-C	Lab Sample ID:	140-88125-10		
Client ID:	F2-0to19-101018				
Operator ID:	Xcalibur_System	ALS Bottle#:	0	Worklist Smp#:	11
Injection Vol:	1.0 ul	Dil. Factor:	1.0000		
Method:	PCBs_D3D	Limit Group:	HR - 1668A - ICAL		
Column:	SPB-Octyl (0.25 mm)	Detector	F2(21.81 :35.54)		

PCB-83/99, CAS: STL01809

Signal: 2

Processing Integration Results

RT: 32.37
Area: 252383
Amount: 130.0853
Amount Units: pg/ul

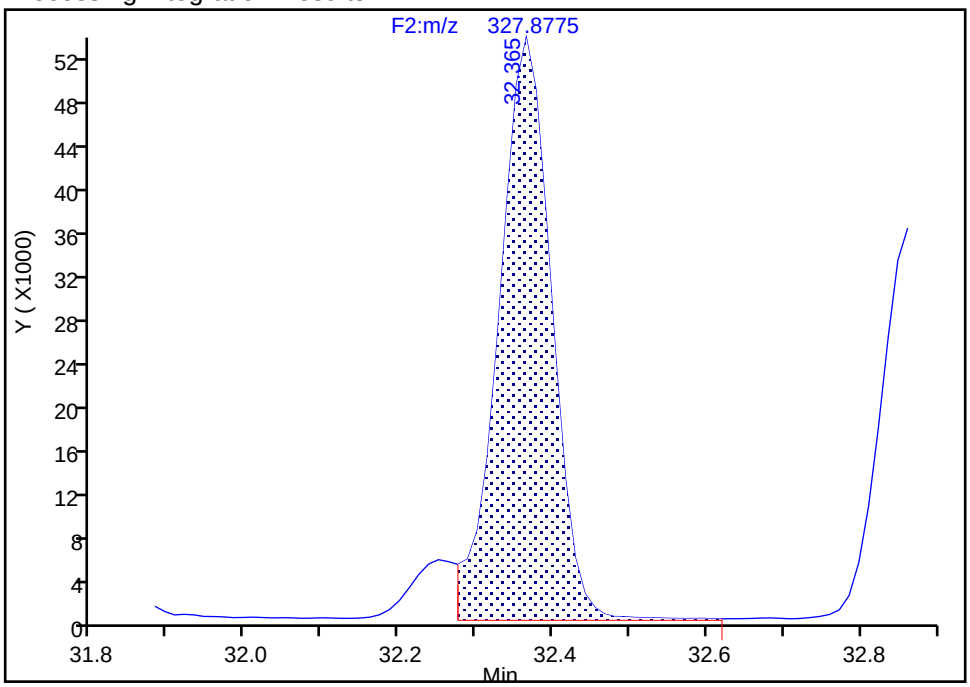

Manual Integration Results

RT: 32.37
Area: 269753
Amount: 138.8984
Amount Units: pg/ul

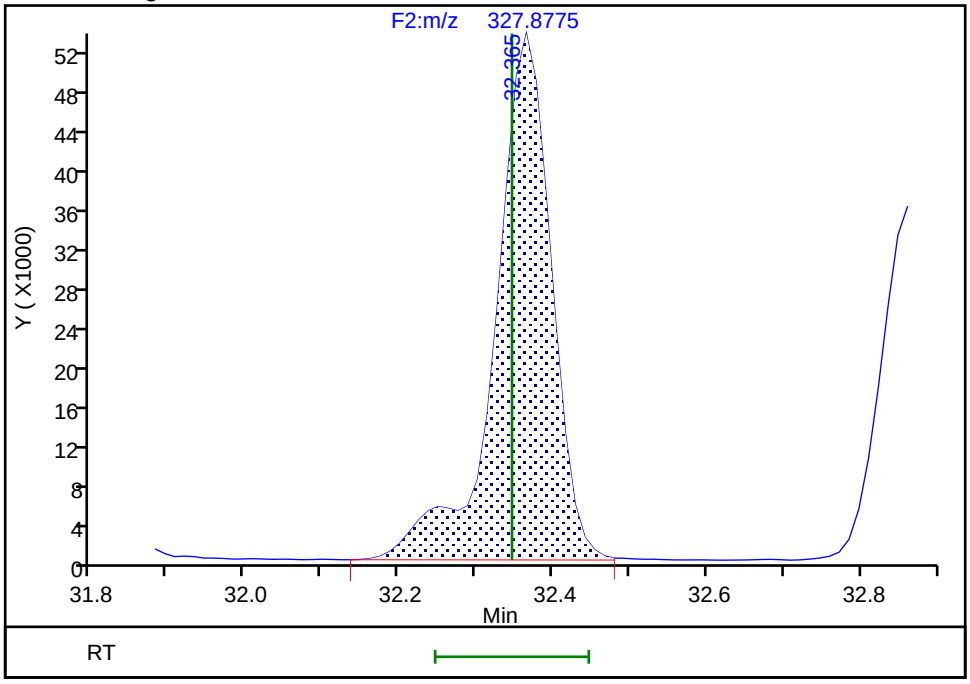

Reviewer: layk, 04-Sep-2019 10:14:00
Audit Action: Split an Integrated Peak Audit Reason: Split Peak

Manual Integration/User Assign Peak Report

Eurofins TestAmerica, Knoxville

Data File:	\\chromna\Knoxville\ChromData\D3D\20190903-12939.b\580-88125-b-10-c.d				
Injection Date:	04-Sep-2019 05:18:00	Instrument ID:	D3D		
Lims ID:	580-88125-B-10-C	Lab Sample ID:	140-88125-10		
Client ID:	F2-0to19-101018				
Operator ID:	Xcalibur_System	ALS Bottle#:	0	Worklist Smp#:	11
Injection Vol:	1.0 ul	Dil. Factor:	1.0000		
Method:	PCBs_D3D	Limit Group:	HR - 1668A - ICAL		
Column:	SPB-Octyl (0.25 mm)	Detector	F2(21.81 :35.54)		

PCB-86/87/97/109/119/125, CAS: STL02295

Signal: 2

Processing Integration Results

RT: 32.86
Area: 156236
Amount: 68.076712
Amount Units: pg/ul

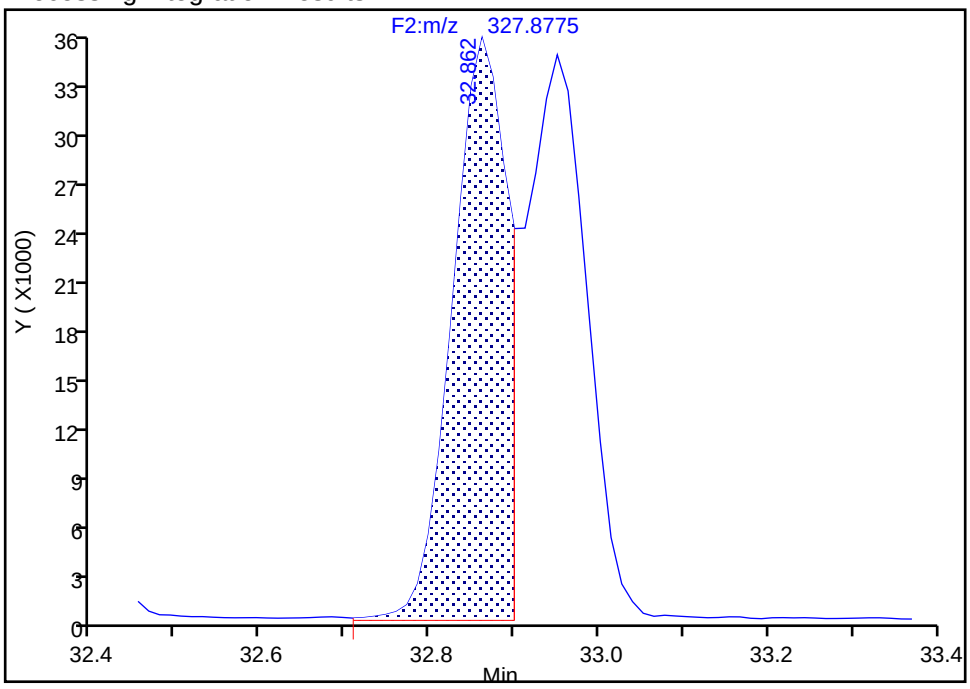

Manual Integration Results

RT: 32.86
Area: 326310
Amount: 132.5625
Amount Units: pg/ul

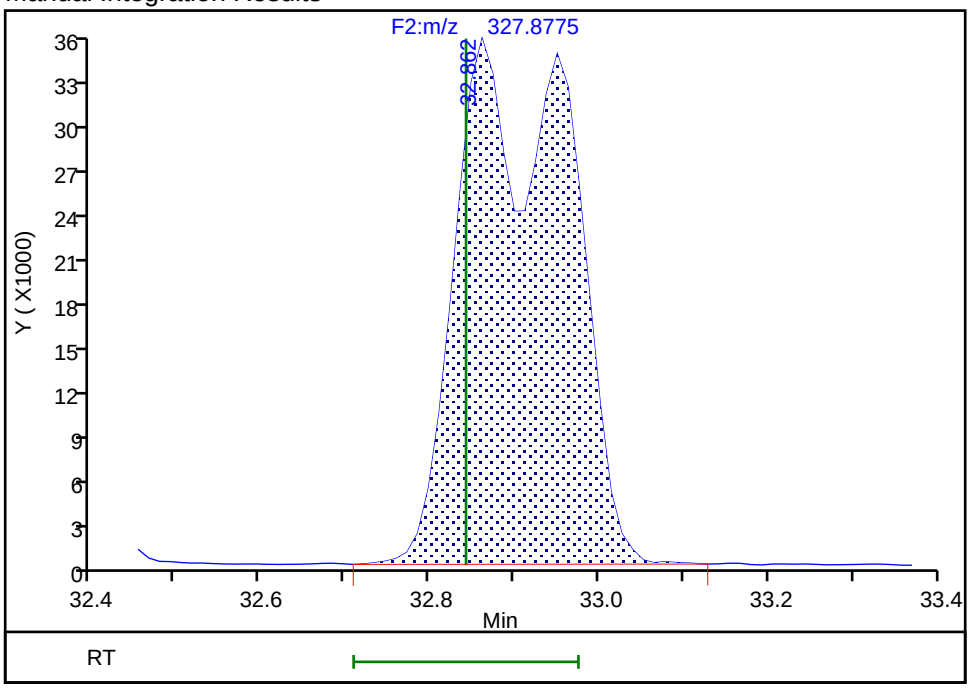

Reviewer: layk, 04-Sep-2019 10:14:31

Audit Action: Manually Integrated Audit Reason: Baseline

Manual Integration/User Assign Peak Report

Eurofins TestAmerica, Knoxville

Data File:	\\chromna\Knoxville\ChromData\D3D\20190903-12939.b\580-88125-b-10-c.d				
Injection Date:	04-Sep-2019 05:18:00	Instrument ID:	D3D		
Lims ID:	580-88125-B-10-C	Lab Sample ID:	140-88125-10		
Client ID:	F2-0to19-101018				
Operator ID:	Xcalibur_System	ALS Bottle#:	0	Worklist Smp#:	11
Injection Vol:	1.0 ul	Dil. Factor:	1.0000		
Method:	PCBs_D3D	Limit Group:	HR - 1668A - ICAL		
Column:	SPB-Octyl (0.25 mm)	Detector	F2(21.81 :35.54)		

PCB-86/87/97/109/119/125, CAS: STL02295

Signal: 1

Processing Integration Results

RT: 32.86
Area: 281981
Amount: 68.076712
Amount Units: pg/ul

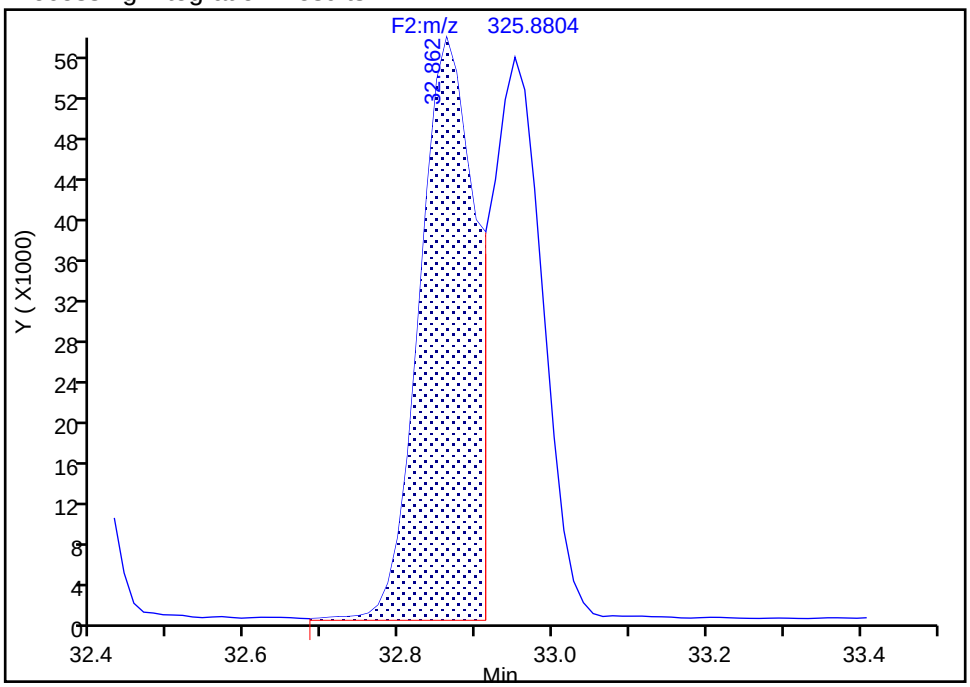

Manual Integration Results

RT: 32.86
Area: 527009
Amount: 132.5625
Amount Units: pg/ul

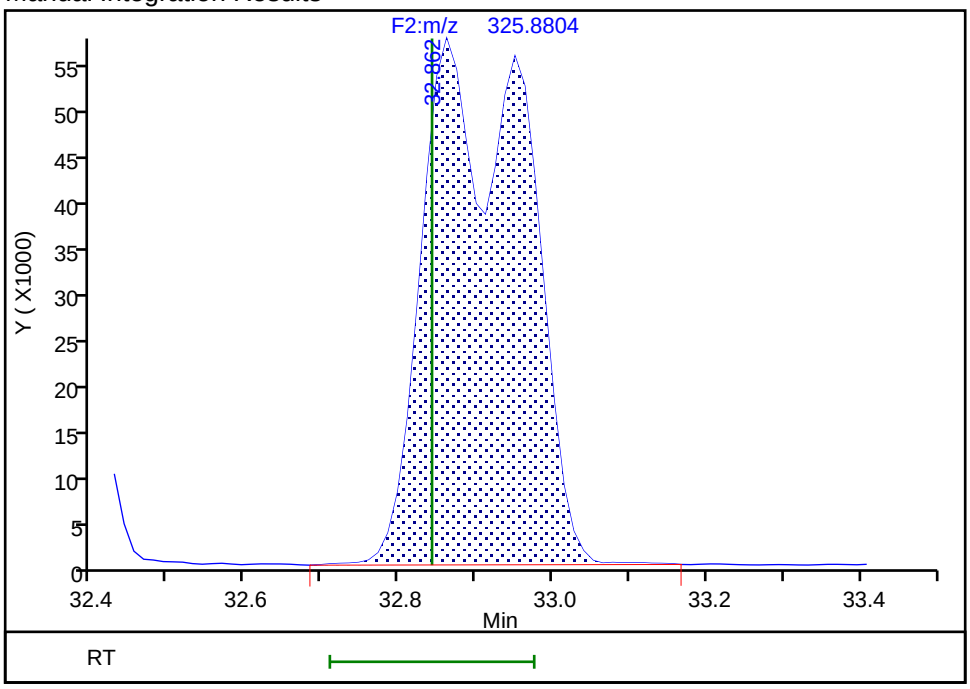

Reviewer: layk, 04-Sep-2019 10:14:38
Audit Action: Manually Integrated Audit Reason: Baseline

Manual Integration/User Assign Peak Report

Eurofins TestAmerica, Knoxville

Data File:	\\chromna\Knoxville\ChromData\D3D\20190903-12939.b\580-88125-b-10-c.d				
Injection Date:	04-Sep-2019 05:18:00	Instrument ID:	D3D		
Lims ID:	580-88125-B-10-C	Lab Sample ID:	140-88125-10		
Client ID:	F2-0to19-101018				
Operator ID:	Xcalibur_System	ALS Bottle#:	0	Worklist Smp#:	11
Injection Vol:	1.0 ul	Dil. Factor:	1.0000		
Method:	PCBs_D3D	Limit Group:	HR - 1668A - ICAL		
Column:	SPB-Octyl (0.25 mm)	Detector	F2(21.81 :35.54)		

PCB-120, CAS: 68194-12-7

Signal: 1

Not Detected
Expected RT: 34.92

Processing Integration Results

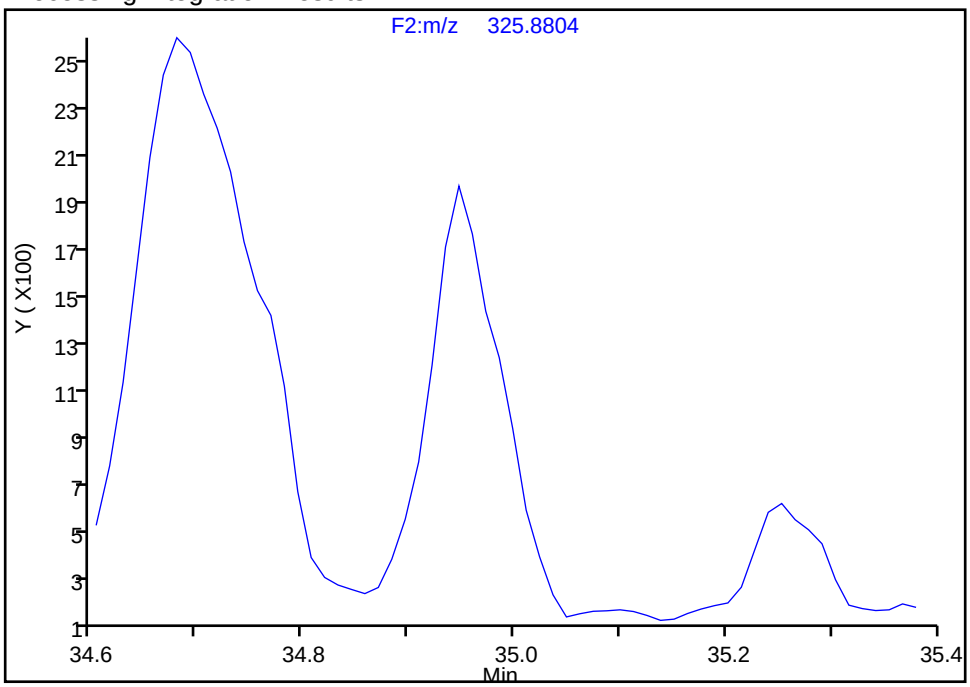

Manual Integration Results

RT: 34.95
Area: 10532
Amount: 2.087733
Amount Units: pg/ul

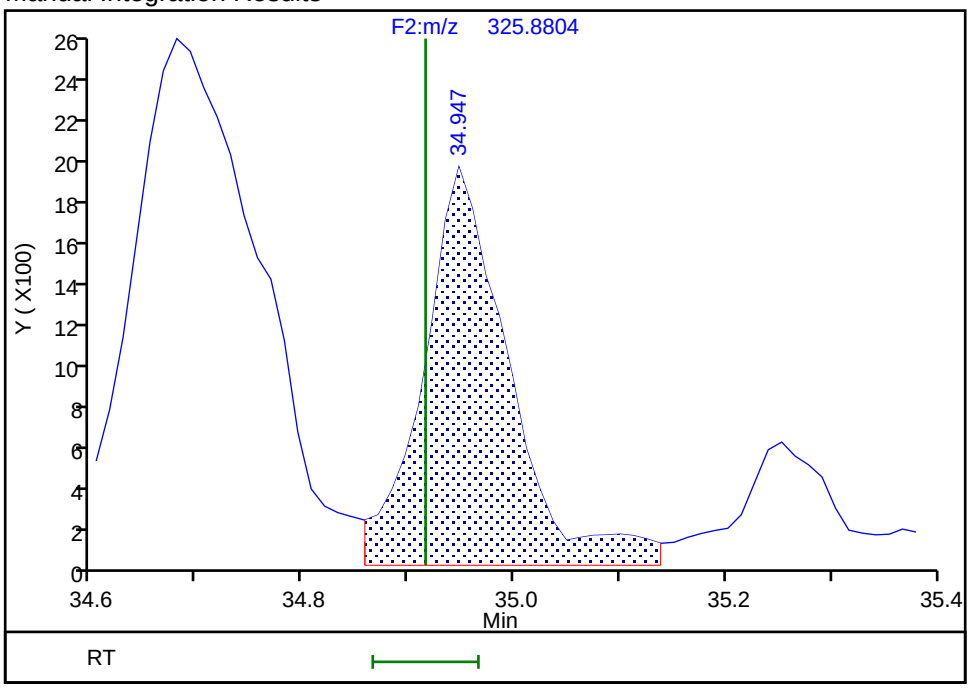

Reviewer: davidsonm, 04-Sep-2019 14:47:16
Audit Action: Assigned Compound ID Audit Reason: Peak assignment corrected

Eurofins TestAmerica, Knoxville

Data File:	\\chromna\Knoxville\ChromData\D3D\20190903-12939.b\580-88125-b-10-c.d		
Injection Date:	04-Sep-2019 05:18:00	Injection Vol:	1.0 ul
Instrument ID:	D3D	Operator ID:	Xcalibur_System
Method:	PCBs_D3D	Limit Group:	HR - 1668A - ICAL
Client ID:	F2-0to19-101018		
Worklist#:	33231	Sample Line#:	11
Column Type:	SPB-Octyl	Column Dia:	0.25 mm

PePCB F3

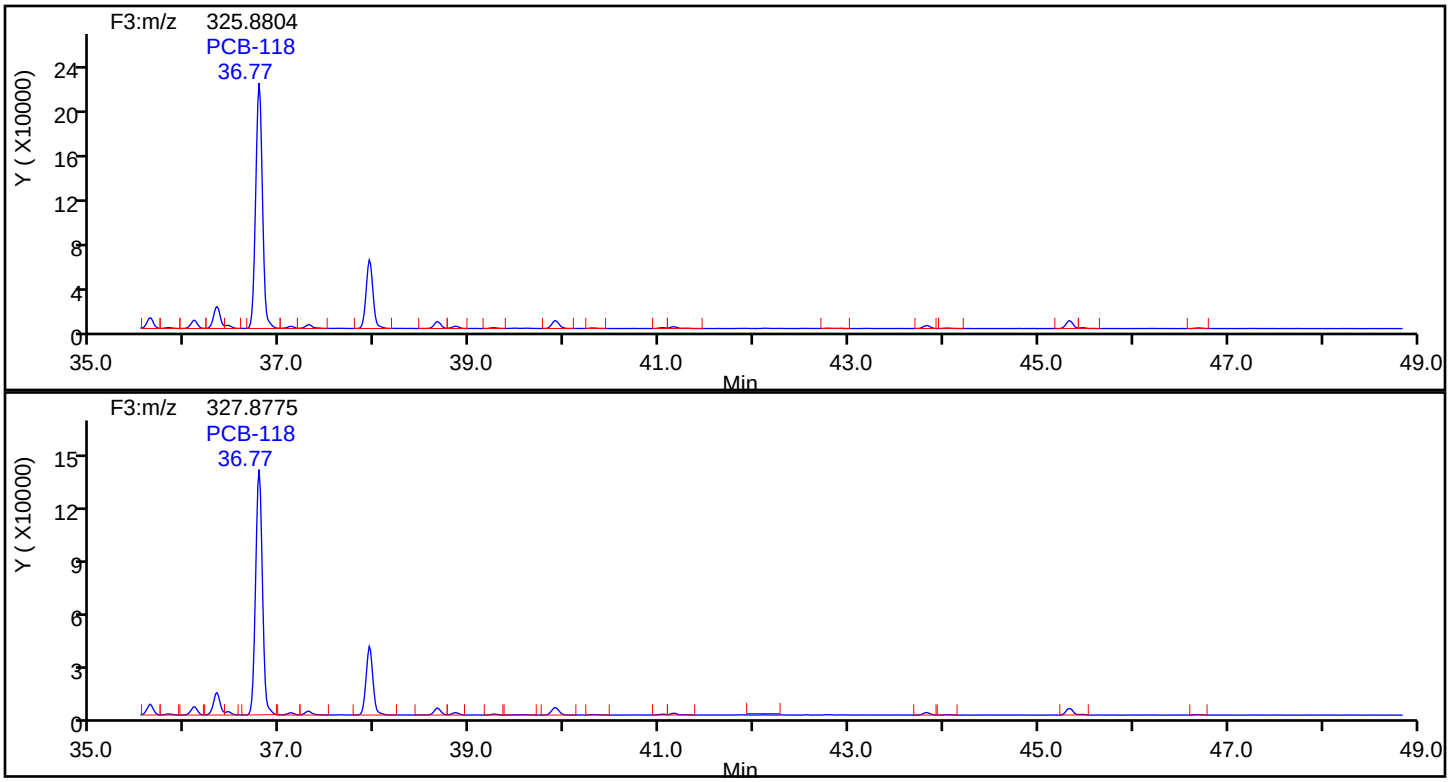

PePCB F3 Standards

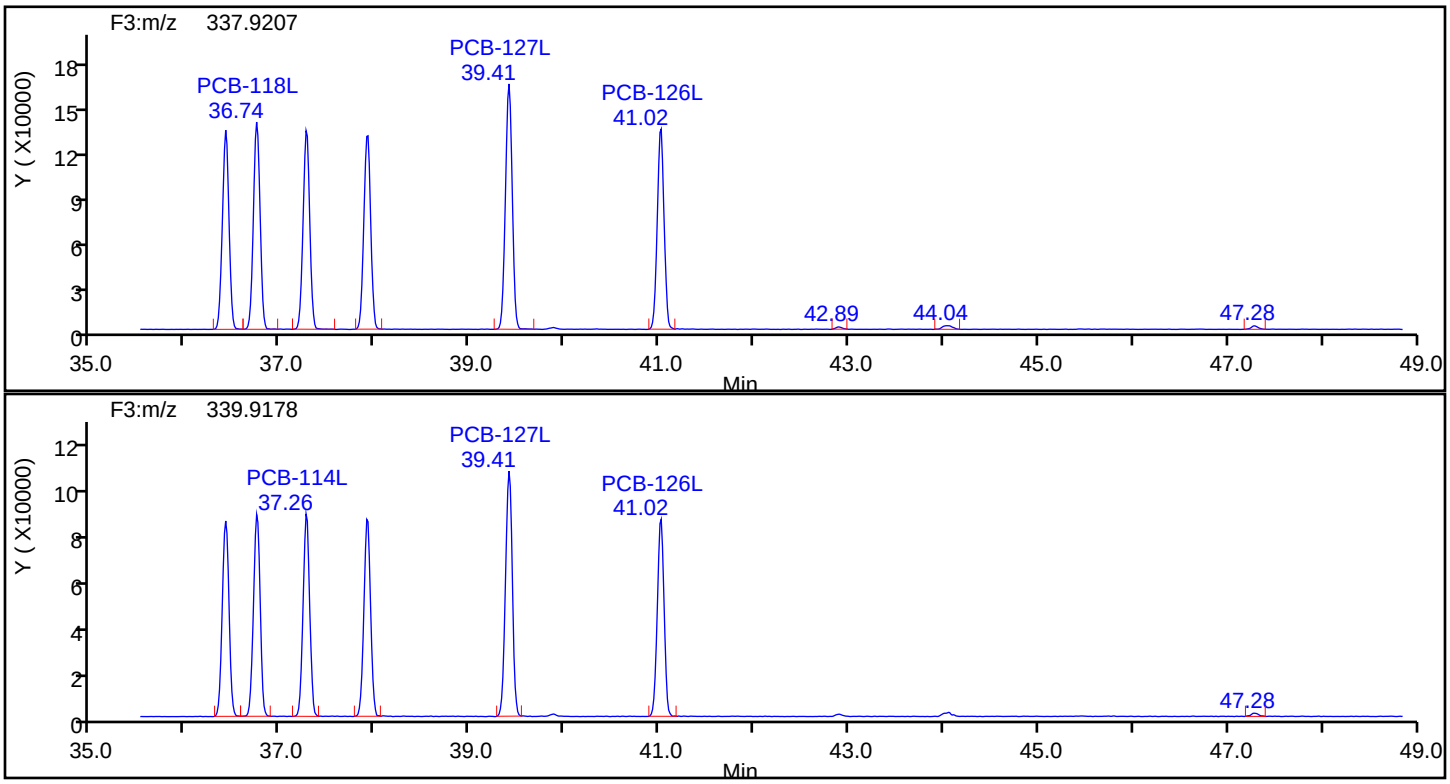

Eurofins TestAmerica, Knoxville

Data File:	\\chromna\Knoxville\ChromData\D3D\20190903-12939.b\580-88125-b-10-c.d		
Injection Date:	04-Sep-2019 05:18:00	Injection Vol:	1.0 ul
Instrument ID:	D3D	Operator ID:	Xcalibur_System
Method:	PCBs_D3D	Limit Group:	HR - 1668A - ICAL
Client ID:	F2-0to19-101018		
Worklist#:	33231	Sample Line#:	11
Column Type:	SPB-Octyl	Column Dia:	0.25 mm

PePCB F3

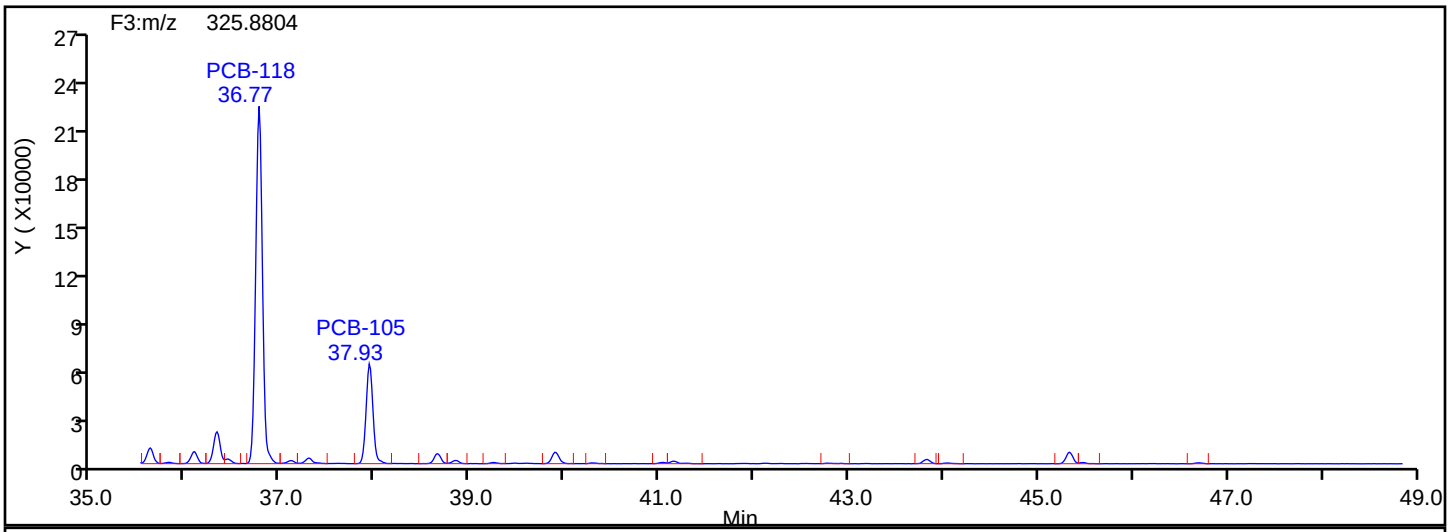

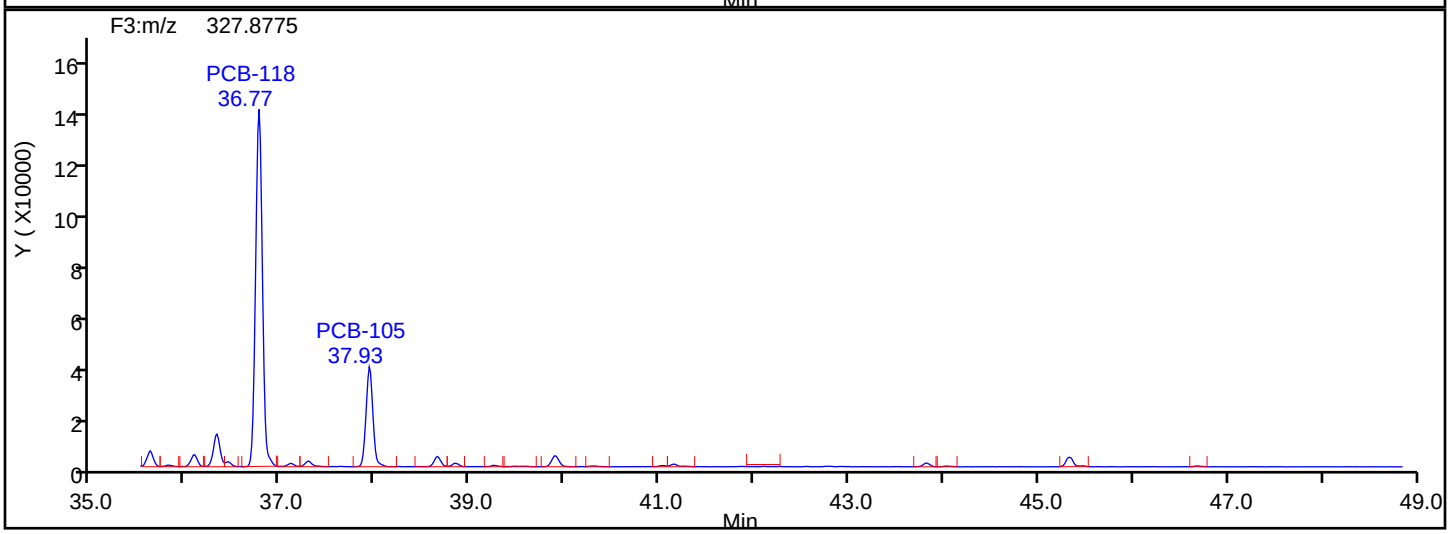

PePCB F3 Lock Mass

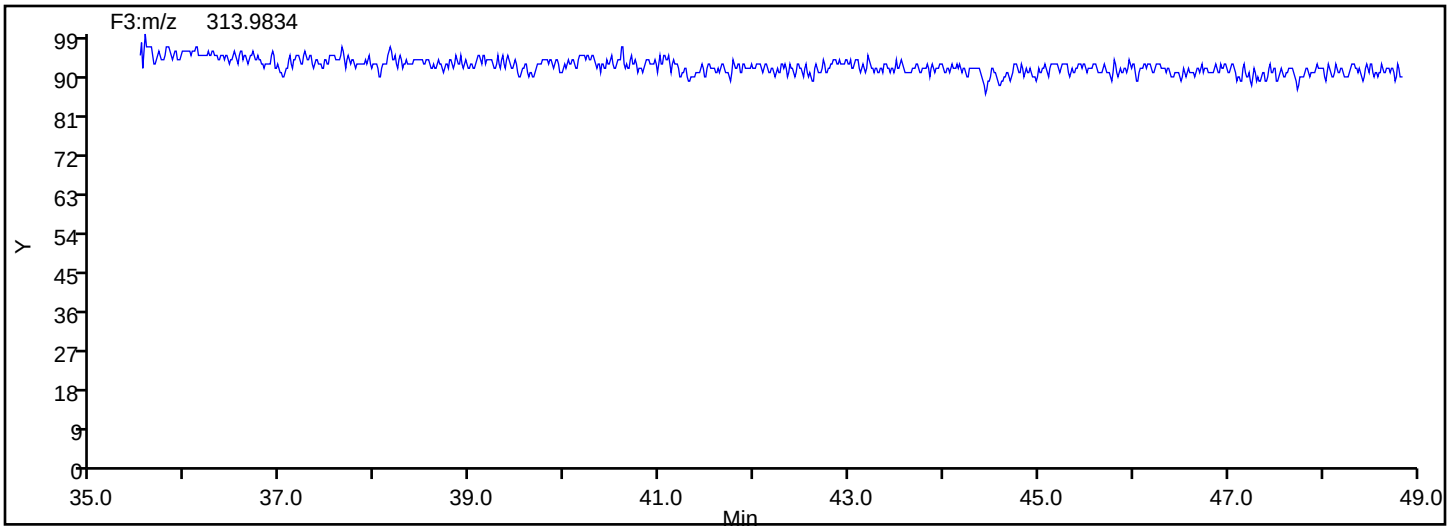

Manual Integration/User Assign Peak Report

Eurofins TestAmerica, Knoxville

Data File:	\\chromna\Knoxville\ChromData\D3D\20190903-12939.b\580-88125-b-10-c.d				
Injection Date:	04-Sep-2019 05:18:00	Instrument ID:	D3D		
Lims ID:	580-88125-B-10-C	Lab Sample ID:	140-88125-10		
Client ID:	F2-0to19-101018				
Operator ID:	Xcalibur_System	ALS Bottle#:	0	Worklist Smp#:	11
Injection Vol:	1.0 ul	Dil. Factor:	1.0000		
Method:	PCBs_D3D	Limit Group:	HR - 1668A - ICAL		
Column:	SPB-Octyl (0.25 mm)	Detector	F3(35.64 :49.10)		

PCB-107, CAS: 70424-68-9

Signal: 1

Not Detected
Expected RT: 36.29

Processing Integration Results

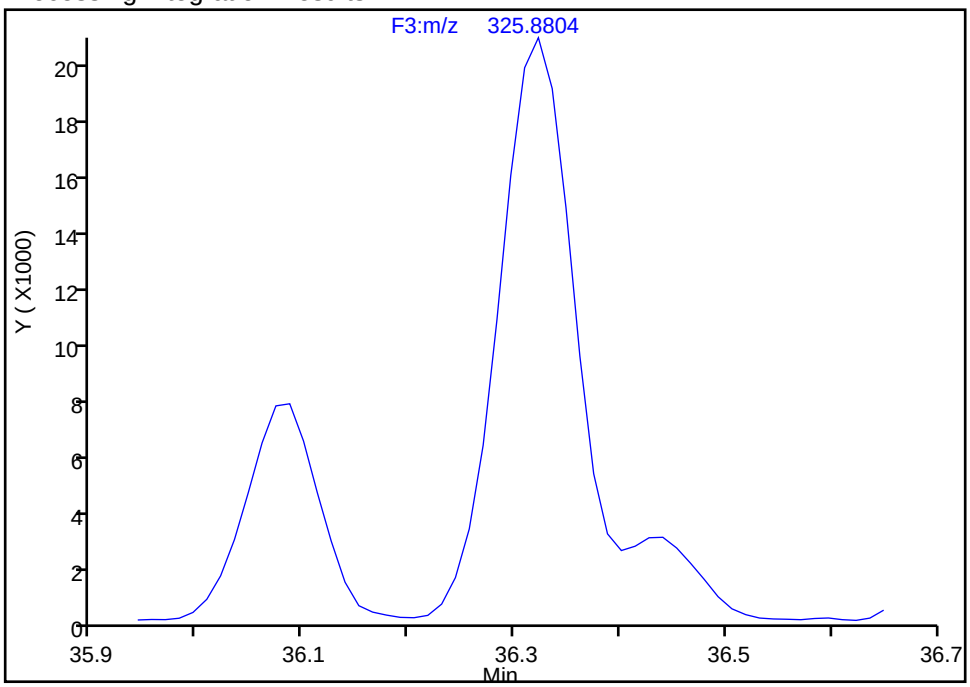

Manual Integration Results

RT: 36.32
Area: 98738
Amount: 11.320613
Amount Units: pg/ul

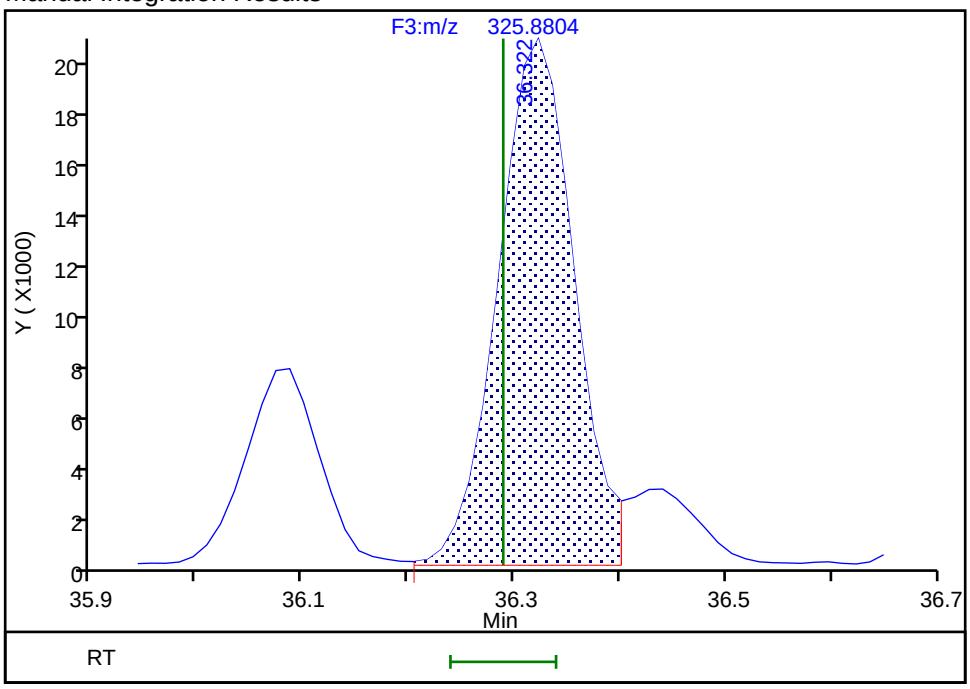

Reviewer: layk, 04-Sep-2019 10:15:30
Audit Action: Assigned Compound ID Audit Reason: Baseline

Manual Integration/User Assign Peak Report

Eurofins TestAmerica, Knoxville

Data File:	\\chromna\Knoxville\ChromData\D3D\20190903-12939.b\580-88125-b-10-c.d				
Injection Date:	04-Sep-2019 05:18:00	Instrument ID:	D3D		
Lims ID:	580-88125-B-10-C	Lab Sample ID:	140-88125-10		
Client ID:	F2-0to19-101018				
Operator ID:	Xcalibur_System	ALS Bottle#:	0	Worklist Smp#:	11
Injection Vol:	1.0 ul	Dil. Factor:	1.0000		
Method:	PCBs_D3D	Limit Group:	HR - 1668A - ICAL		
Column:	SPB-Octyl (0.25 mm)	Detector	F3(35.64 :49.10)		

PCB-107, CAS: 70424-68-9

Signal: 2

Not Detected
Expected RT: 36.29

Processing Integration Results

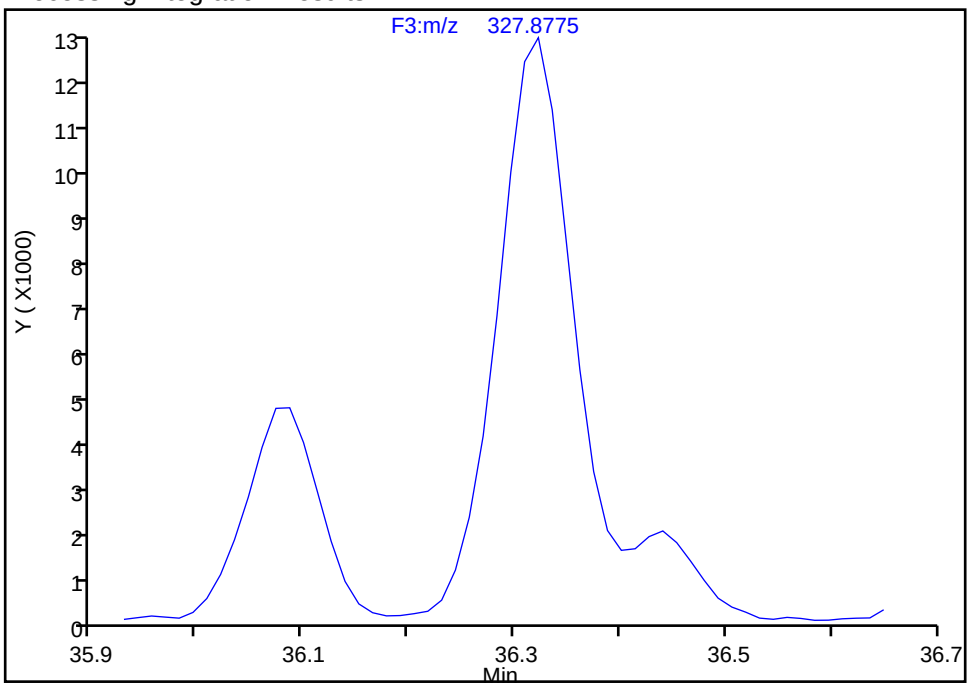

Manual Integration Results

RT: 36.32
Area: 63297
Amount: 11.320613
Amount Units: pg/ul

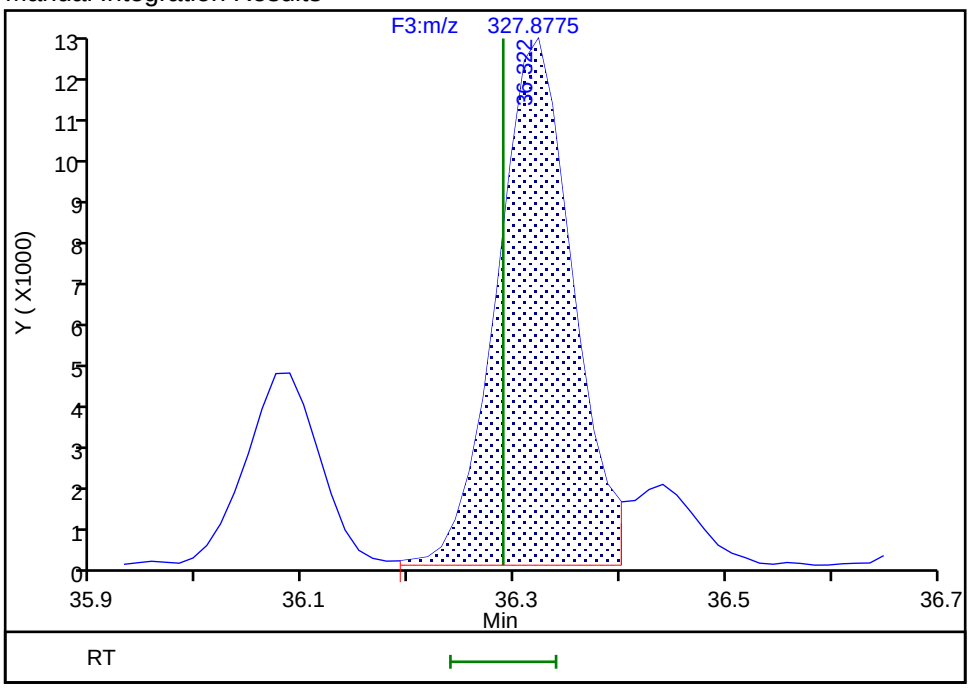

Reviewer: layk, 04-Sep-2019 10:15:51
Audit Action: Split an Integrated Peak Audit Reason: Split Peak

Manual Integration/User Assign Peak Report

Eurofins TestAmerica, Knoxville

Data File:	\\chromna\Knoxville\ChromData\D3D\20190903-12939.b\580-88125-b-10-c.d				
Injection Date:	04-Sep-2019 05:18:00	Instrument ID:	D3D		
Lims ID:	580-88125-B-10-C	Lab Sample ID:	140-88125-10		
Client ID:	F2-0to19-101018				
Operator ID:	Xcalibur_System	ALS Bottle#:	0	Worklist Smp#:	11
Injection Vol:	1.0 ul	Dil. Factor:	1.0000		
Method:	PCBs_D3D	Limit Group:	HR - 1668A - ICAL		
Column:	SPB-Octyl (0.25 mm)	Detector	F3(35.64 :49.10)		

PCB-123, CAS: 65510-44-3

Signal: 1

Not Detected
Expected RT: 36.41

Processing Integration Results

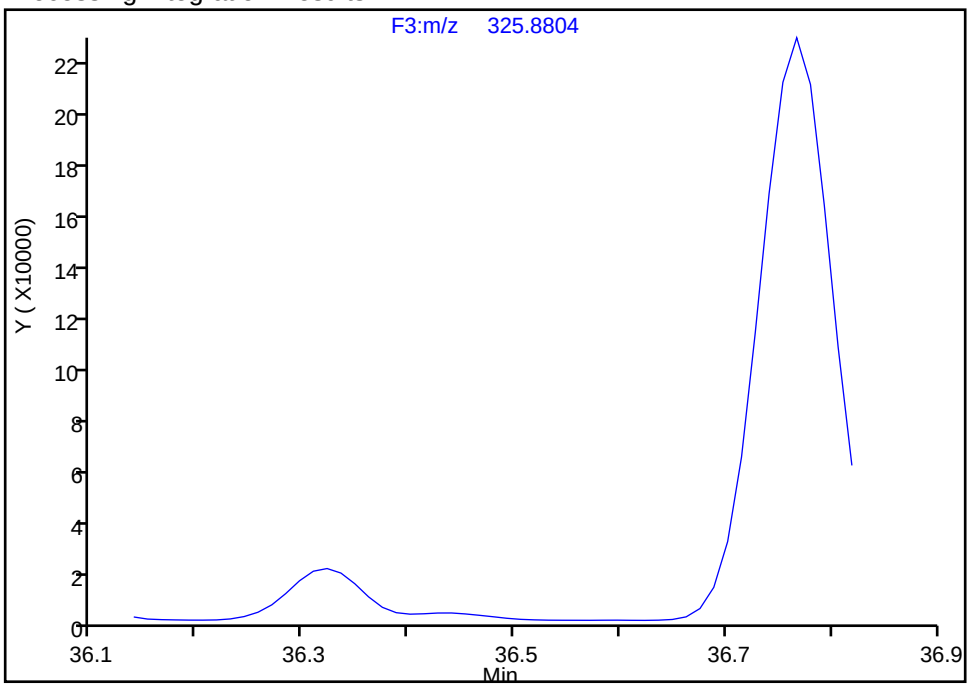

Manual Integration Results

RT: 36.44
Area: 13570
Amount: 1.598238
Amount Units: pg/ul

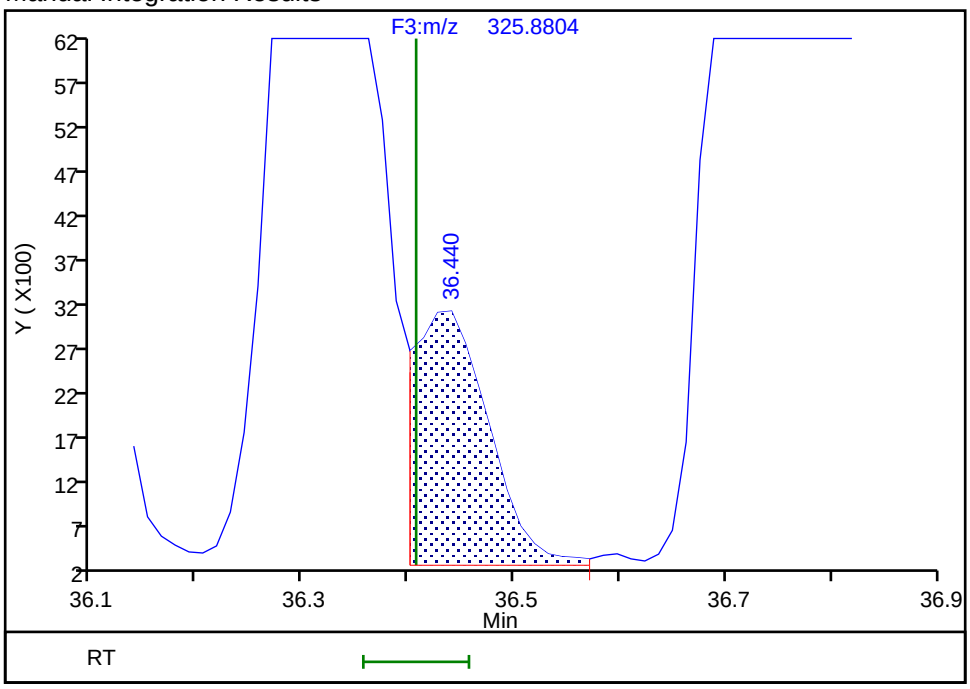

Reviewer: layk, 04-Sep-2019 10:16:04
Audit Action: Manually Integrated/Assigned Compound ID Audit Reason: Split Peak

Manual Integration/User Assign Peak Report

Eurofins TestAmerica, Knoxville

Data File:	\\chromna\Knoxville\ChromData\D3D\20190903-12939.b\580-88125-b-10-c.d				
Injection Date:	04-Sep-2019 05:18:00	Instrument ID:	D3D		
Lims ID:	580-88125-B-10-C	Lab Sample ID:	140-88125-10		
Client ID:	F2-0to19-101018				
Operator ID:	Xcalibur_System	ALS Bottle#:	0	Worklist Smp#:	11
Injection Vol:	1.0 ul	Dil. Factor:	1.0000		
Method:	PCBs_D3D	Limit Group:	HR - 1668A - ICAL		
Column:	SPB-Octyl (0.25 mm)	Detector	F3(35.64 :49.10)		

PCB-126, CAS: 57465-28-8

Signal: 2

Processing Integration Results

RT: 41.04
Area: 854
Amount: 0.325069
Amount Units: pg/ul

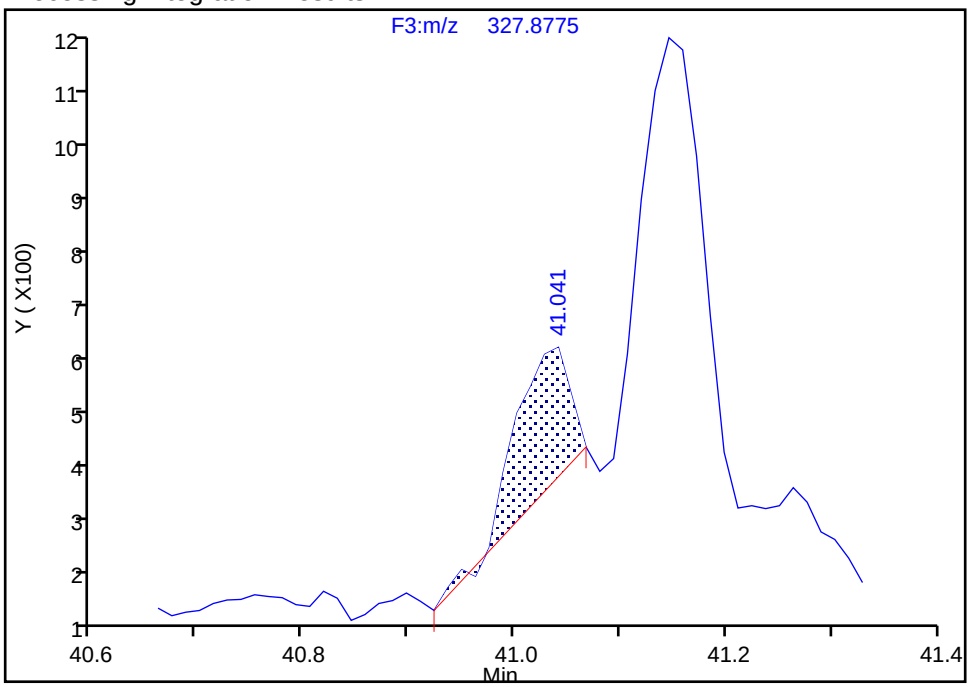

Manual Integration Results

RT: 41.04
Area: 2328
Amount: 0.428535
Amount Units: pg/ul

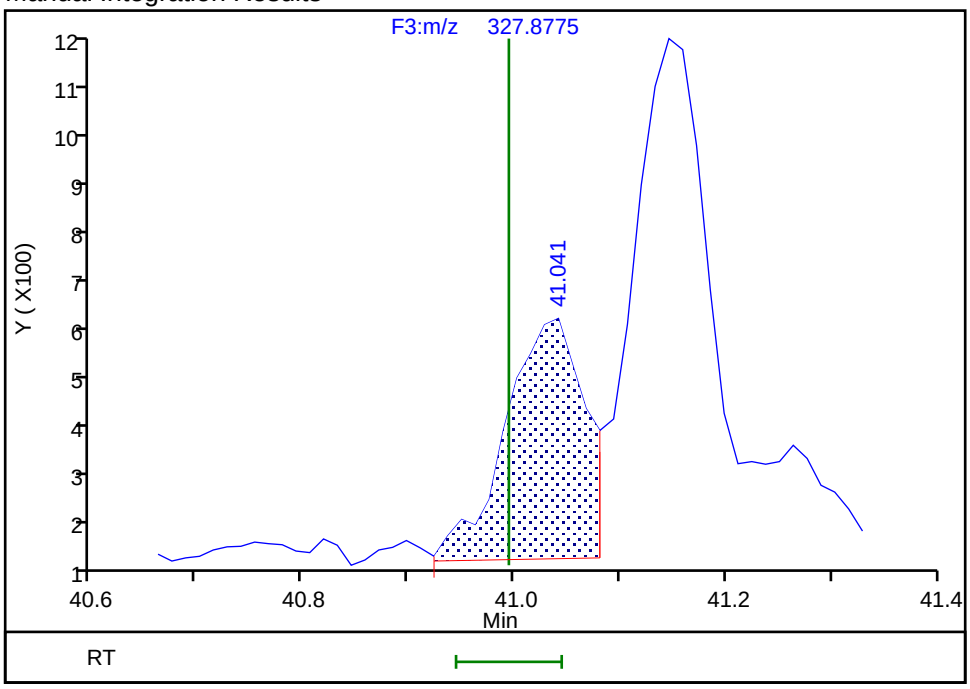

Reviewer: davidsonm, 04-Sep-2019 14:48:34

Audit Action: Marked Compound Undetected Audit Reason: Invalid Compound ID

Manual Integration/User Assign Peak Report

Eurofins TestAmerica, Knoxville

Data File:	\\chromna\Knoxville\ChromData\D3D\20190903-12939.b\580-88125-b-10-c.d				
Injection Date:	04-Sep-2019 05:18:00	Instrument ID:	D3D		
Lims ID:	580-88125-B-10-C	Lab Sample ID:	140-88125-10		
Client ID:	F2-0to19-101018				
Operator ID:	Xcalibur_System	ALS Bottle#:	0	Worklist Smp#:	11
Injection Vol:	1.0 ul	Dil. Factor:	1.0000		
Method:	PCBs_D3D	Limit Group:	HR - 1668A - ICAL		
Column:	SPB-Octyl (0.25 mm)	Detector	F3(35.64 :49.10)		

PCB-126, CAS: 57465-28-8

Signal: 3

Processing Integration Results

RT: 41.03
Area: 4631
Amount: 0.325069
Amount Units: pg/ul

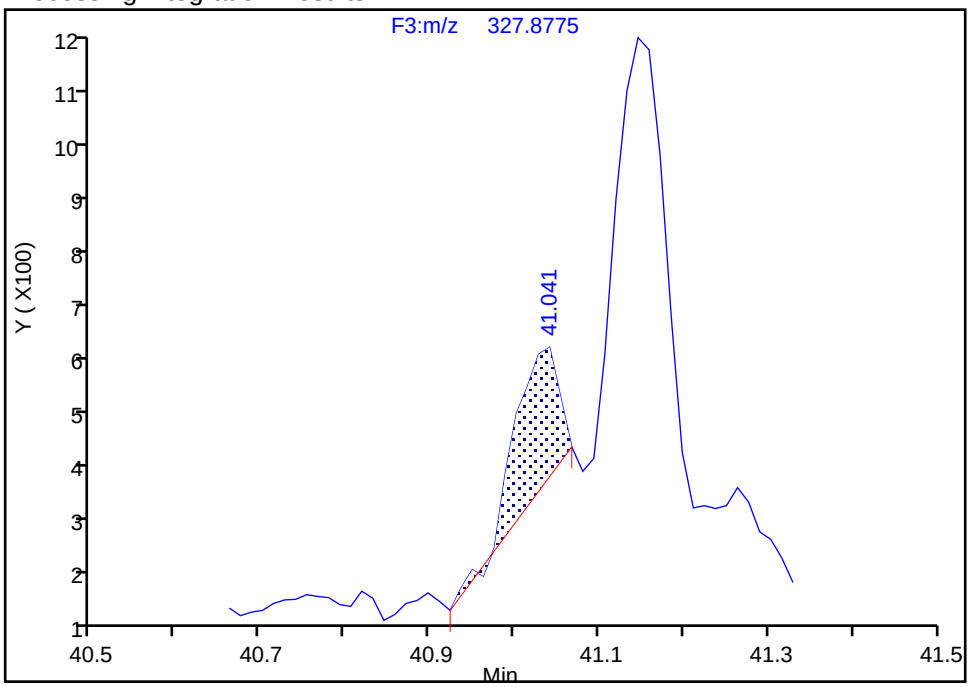

Manual Integration Results

RT: 41.03
Area: 6105
Amount: 0.428535
Amount Units: pg/ul
Reviewer: davidsonm, 04-Sep-2019 14:48:34
Audit Action: Marked Compound Undetected Audit Reason: Invalid Compound ID

Manual Integration/User Assign Peak Report

Eurofins TestAmerica, Knoxville

Data File:	\\chromna\Knoxville\ChromData\D3D\20190903-12939.b\580-88125-b-10-c.d				
Injection Date:	04-Sep-2019 05:18:00	Instrument ID:	D3D		
Lims ID:	580-88125-B-10-C	Lab Sample ID:	140-88125-10		
Client ID:	F2-0to19-101018				
Operator ID:	Xcalibur_System	ALS Bottle#:	0	Worklist Smp#:	11
Injection Vol:	1.0 ul	Dil. Factor:	1.0000		
Method:	PCBs_D3D	Limit Group:	HR - 1668A - ICAL		
Column:	SPB-Octyl (0.25 mm)	Detector	F3(35.64 :49.10)		

PCB-126, CAS: 57465-28-8

Signal: 1

Processing Integration Results

RT: 41.03
Area: 3777
Amount: 0.325069
Amount Units: pg/ul

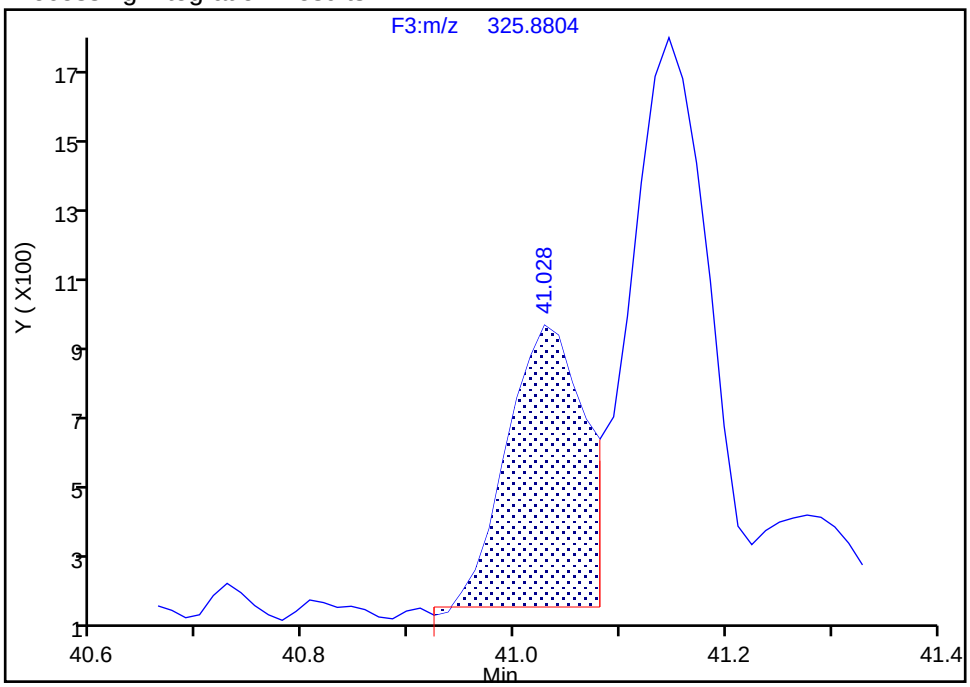

Manual Integration Results

RT: 41.03
Area: 3777
Amount: 0.428535
Amount Units: pg/ul

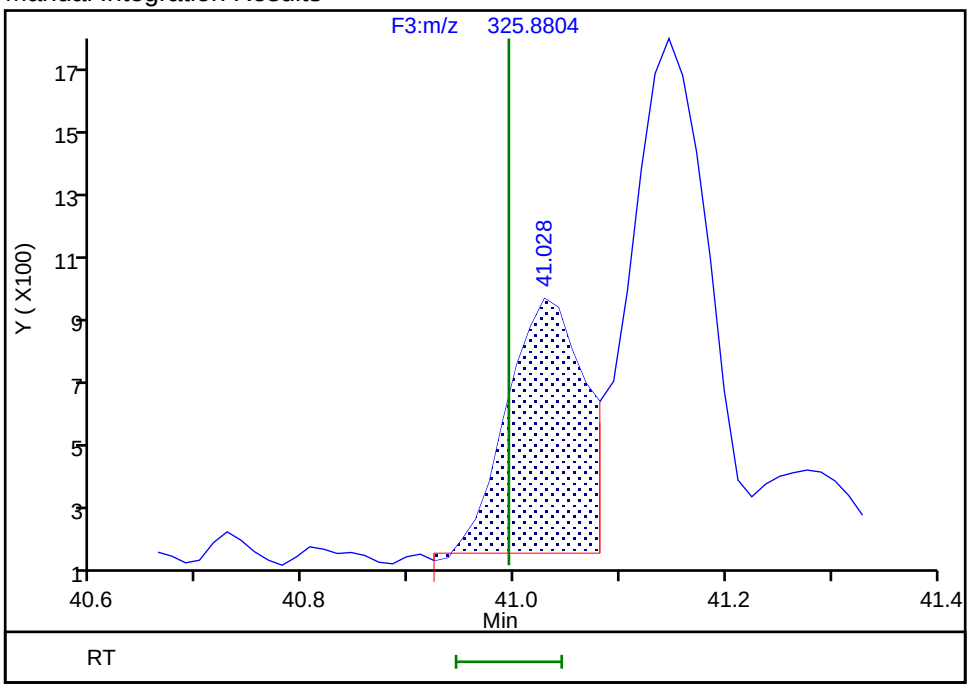

Reviewer: davidsonm, 04-Sep-2019 14:48:37

Audit Action: Manually Integrated/Assigned Compound ID Audit Reason: Baseline

Report Date: 04-Sep-2019 14:50:23 Chrom Revision: 2.3 22-Aug-2019 12:55:36

Eurofins TestAmerica, Knoxville

Data File:	\\chromna\Knoxville\ChromData\D3D\20190903-12939.b\580-88125-b-10-c.d		
Injection Date:	04-Sep-2019 05:18:00	Injection Vol:	1.0 ul
Instrument ID:	D3D	Operator ID:	Xcalibur_System
Method:	PCBs_D3D	Limit Group:	HR - 1668A - ICAL
Client ID:	F2-0to19-101018		
Worklist#:	33231	Sample Line#:	11
Column Type:	SPB-Octyl	Column Dia:	0.25 mm

HxPCB F2

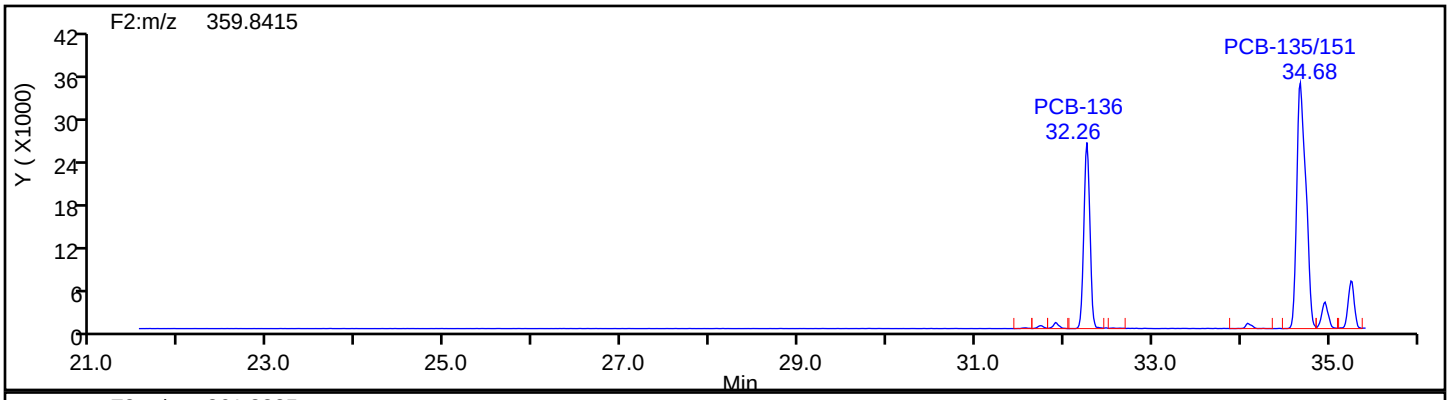

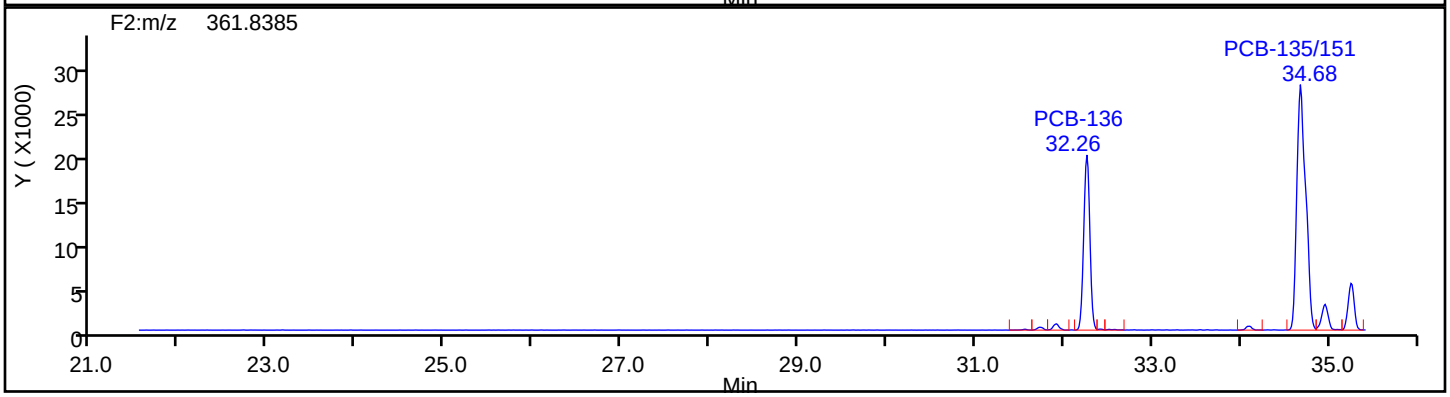

HxPCB F2 Standards

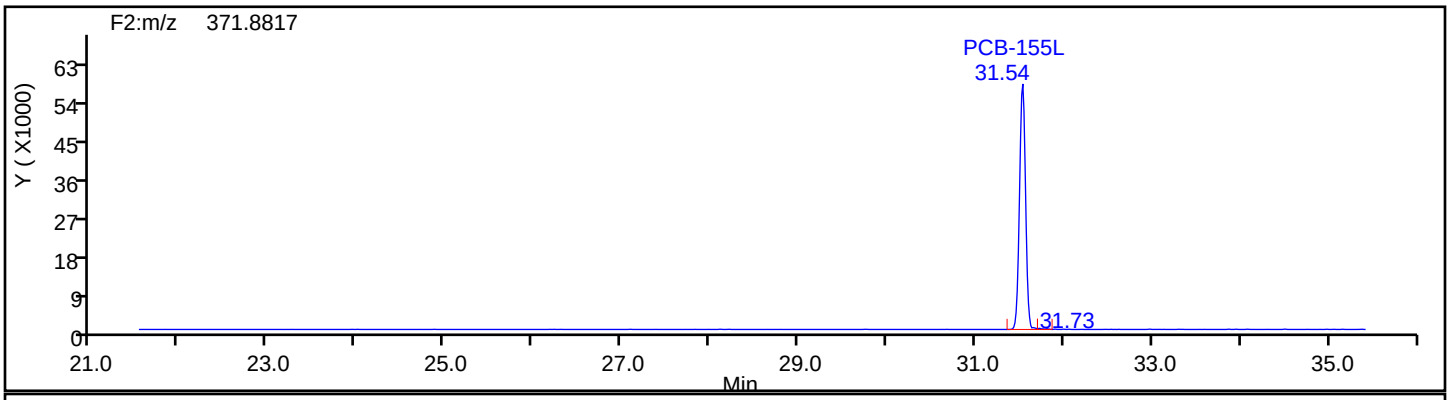

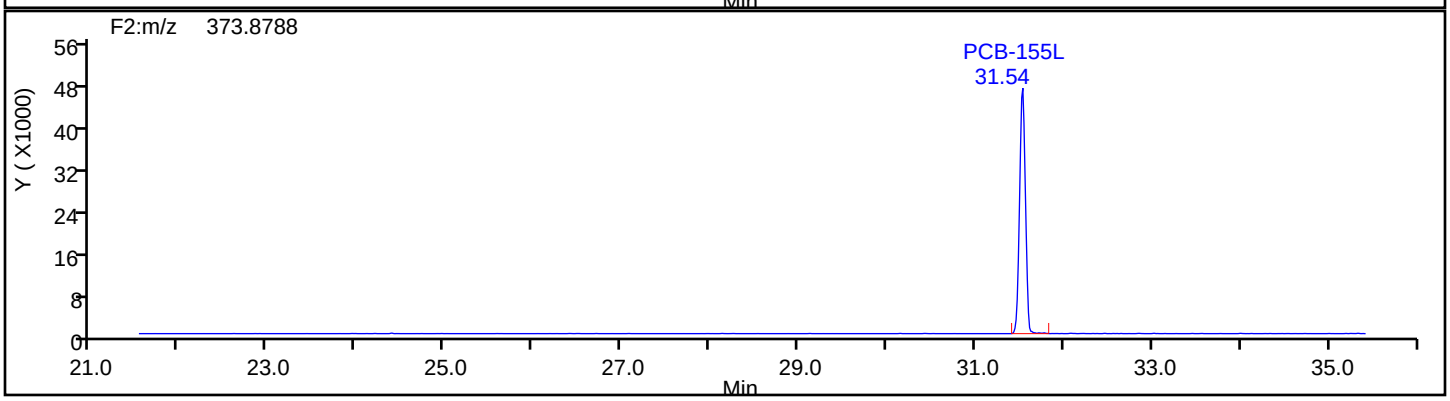

Eurofins TestAmerica, Knoxville

Data File:	\\chromna\Knoxville\ChromData\D3D\20190903-12939.b\580-88125-b-10-c.d		
Injection Date:	04-Sep-2019 05:18:00	Injection Vol:	1.0 ul
Instrument ID:	D3D	Operator ID:	Xcalibur_System
Method:	PCBs_D3D	Limit Group:	HR - 1668A - ICAL
Client ID:	F2-0to19-101018		
Worklist#:	33231	Sample Line#:	11
Column Type:	SPB-Octyl	Column Dia:	0.25 mm

HxPCB F2

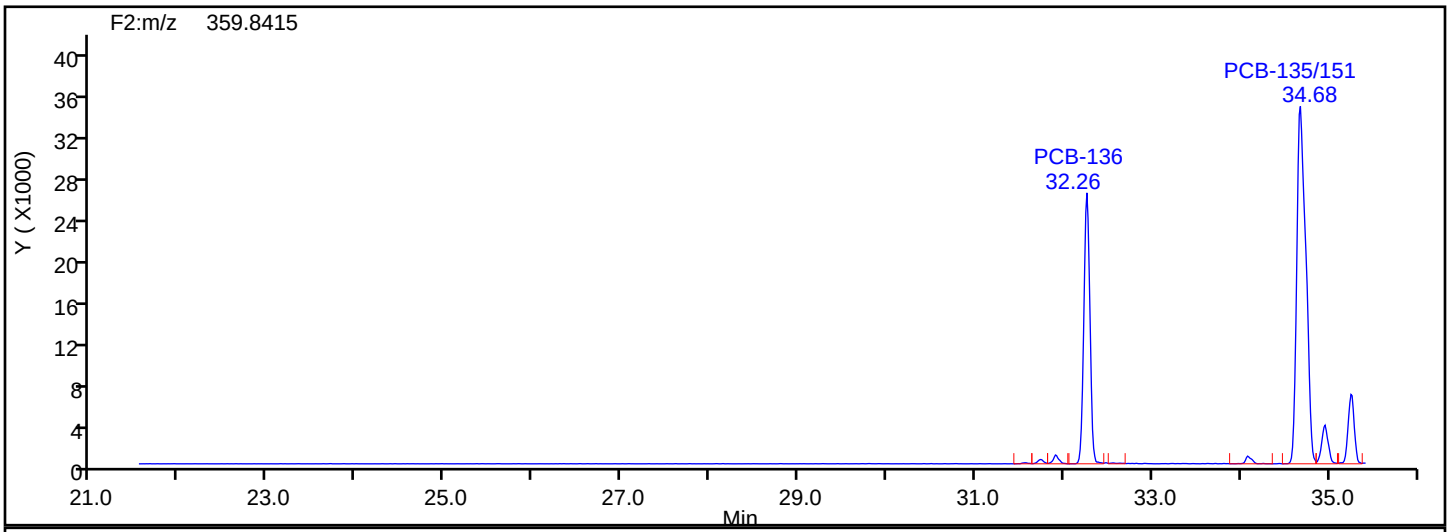

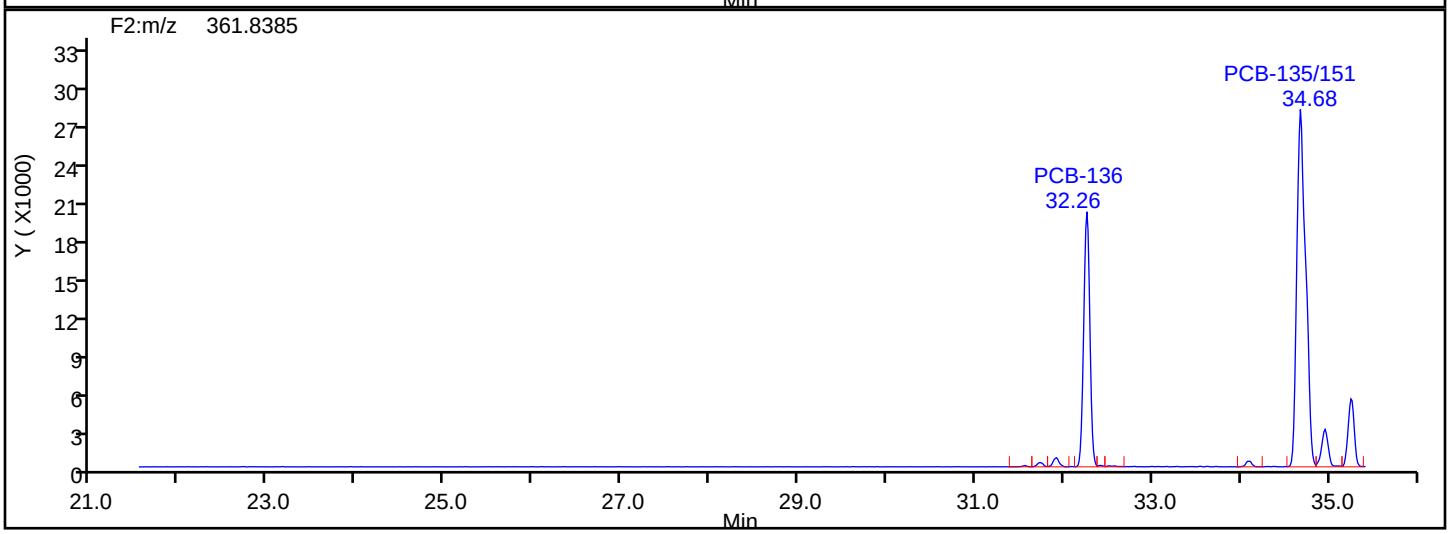

HxPCB F2 Lock Mass

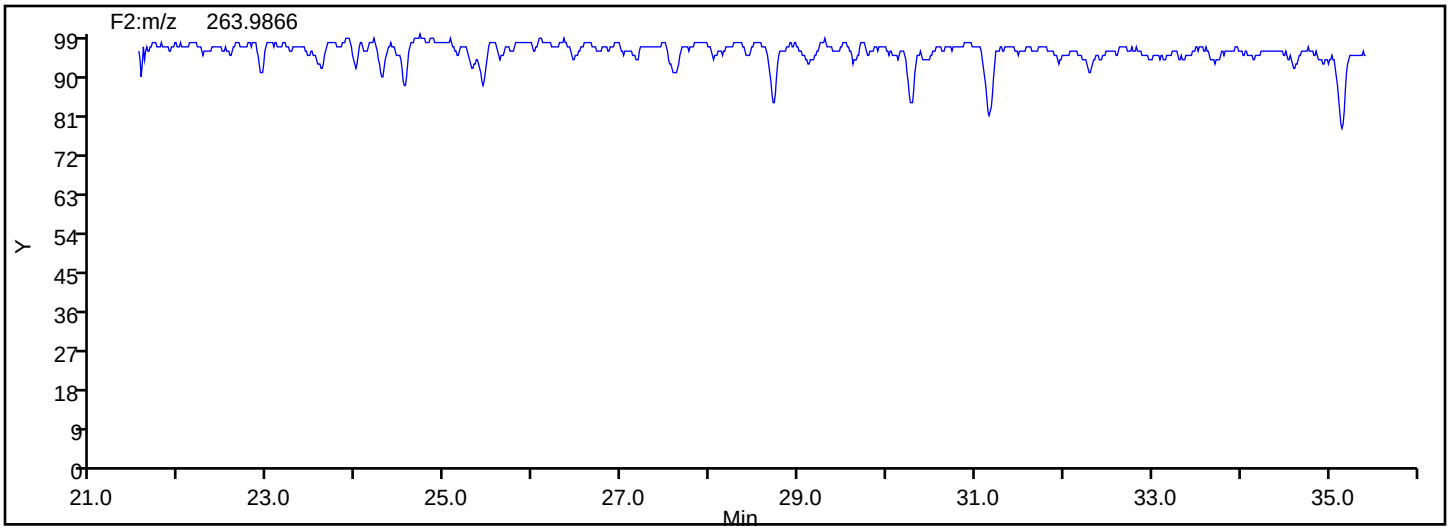

Eurofins TestAmerica, Knoxville

Data File:	\\chromna\Knoxville\ChromData\D3D\20190903-12939.b\580-88125-b-10-c.d		
Injection Date:	04-Sep-2019 05:18:00	Injection Vol:	1.0 ul
Instrument ID:	D3D	Operator ID:	Xcalibur_System
Method:	PCBs_D3D	Limit Group:	HR - 1668A - ICAL
Client ID:	F2-0to19-101018		
Worklist#:	33231	Sample Line#:	11
Column Type:	SPB-Octyl	Column Dia:	0.25 mm

HxPCB F3

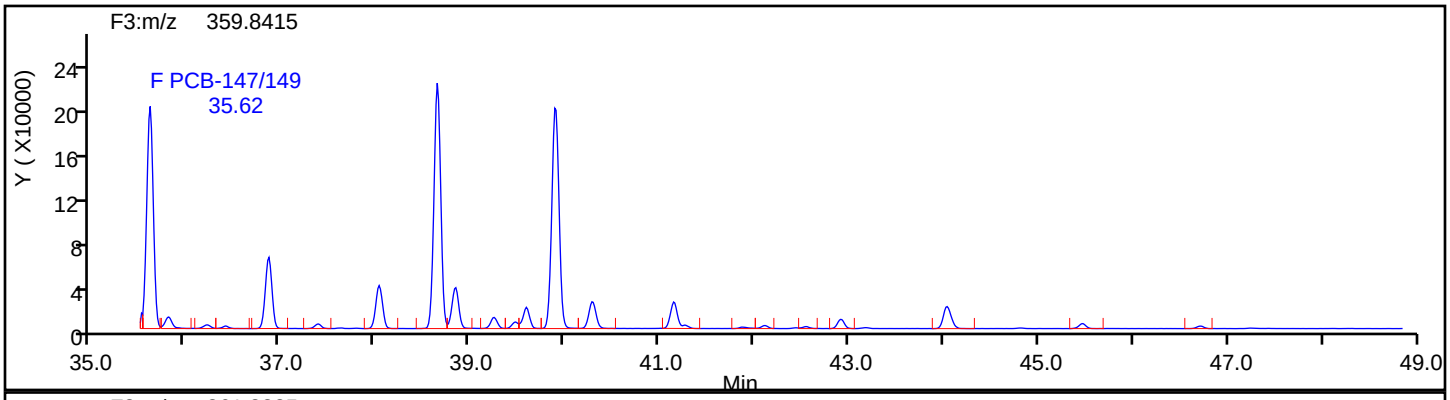

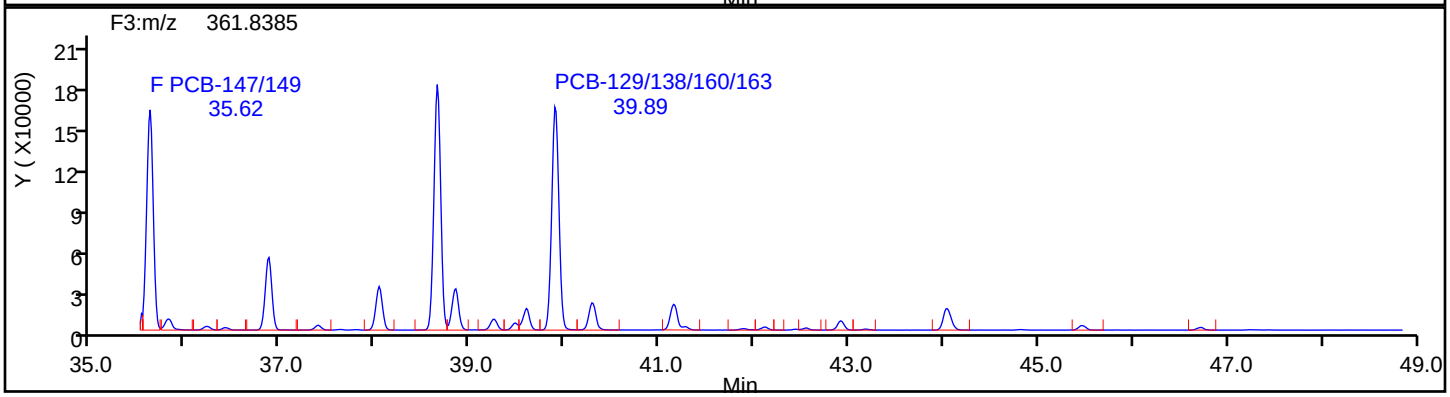

HxPCB F3 Standards

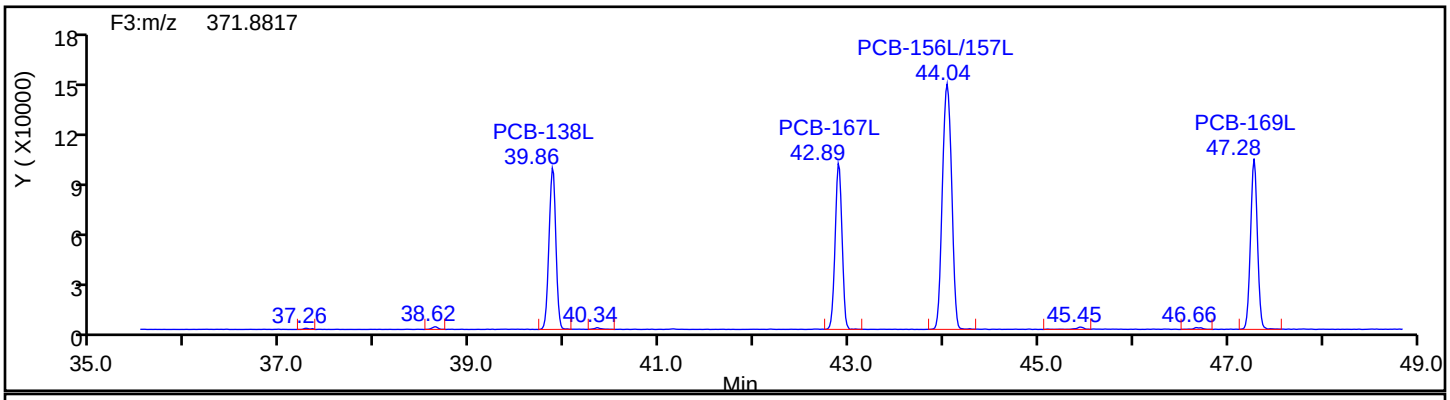

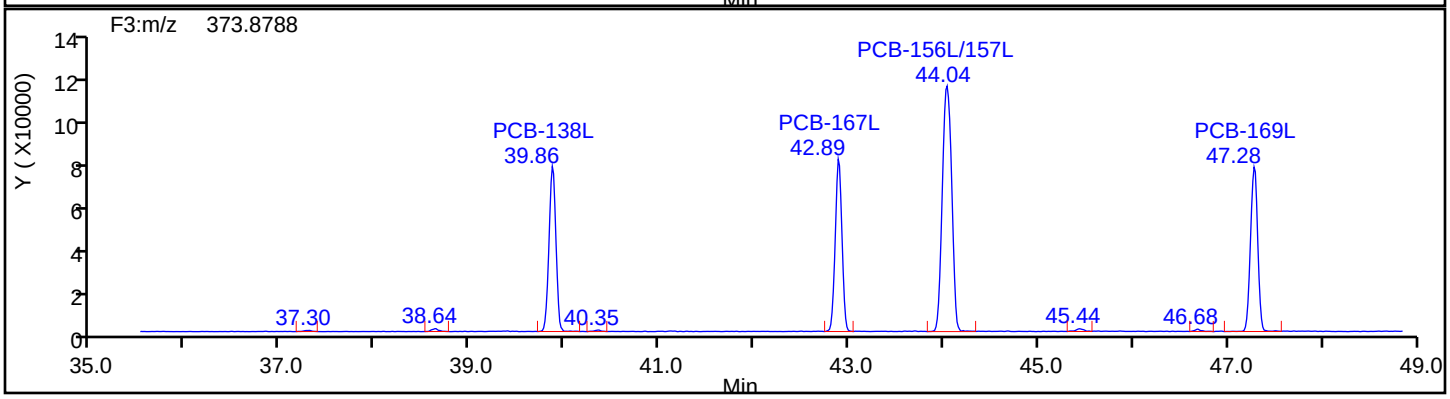

Eurofins TestAmerica, Knoxville

Data File:	\\chromna\Knoxville\ChromData\D3D\20190903-12939.b\580-88125-b-10-c.d		
Injection Date:	04-Sep-2019 05:18:00	Injection Vol:	1.0 ul
Instrument ID:	D3D	Operator ID:	Xcalibur_System
Method:	PCBs_D3D	Limit Group:	HR - 1668A - ICAL
Client ID:	F2-0to19-101018		
Worklist#:	33231	Sample Line#:	11
Column Type:	SPB-Octyl	Column Dia:	0.25 mm

HxPCB F3

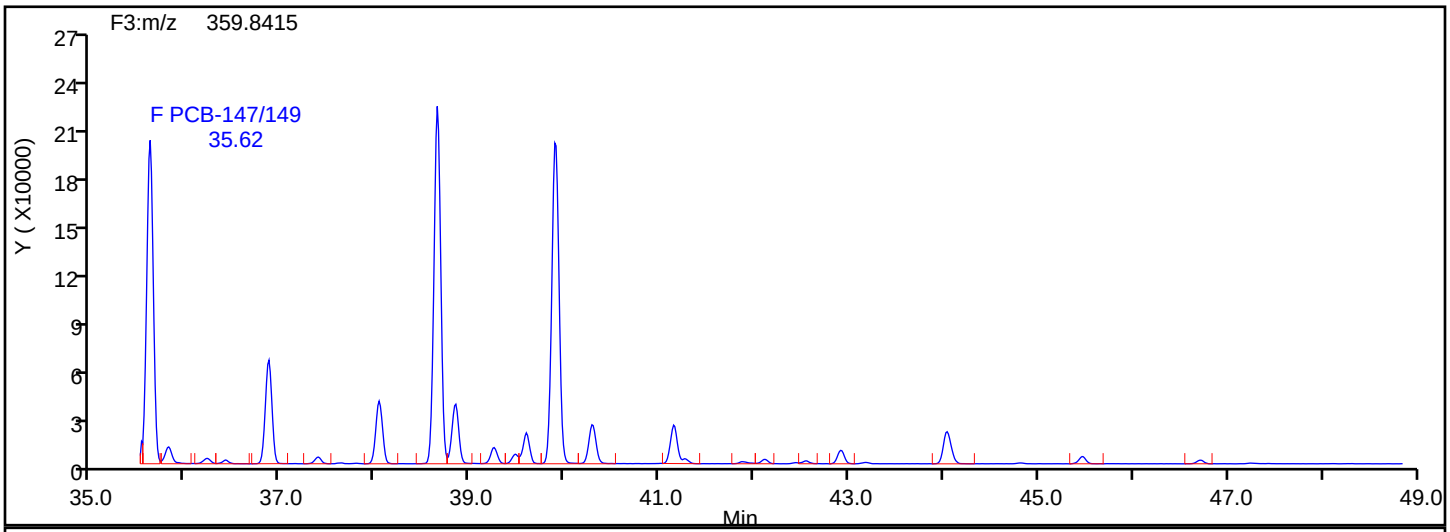

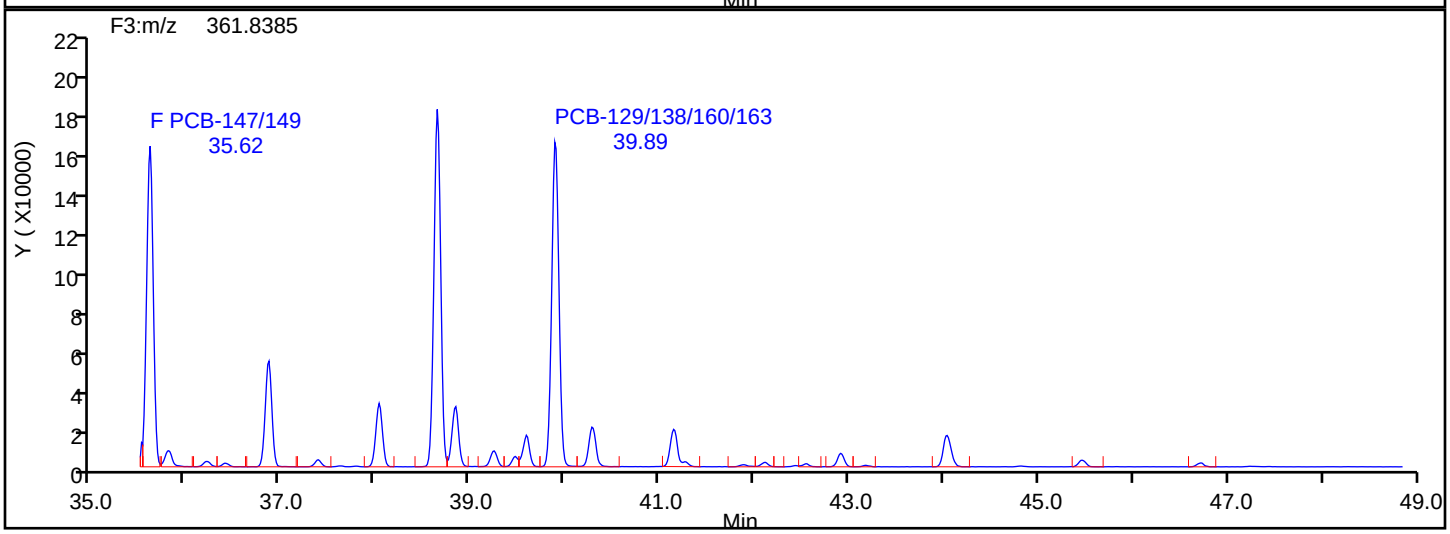

HxPCB F3 Lock Mass

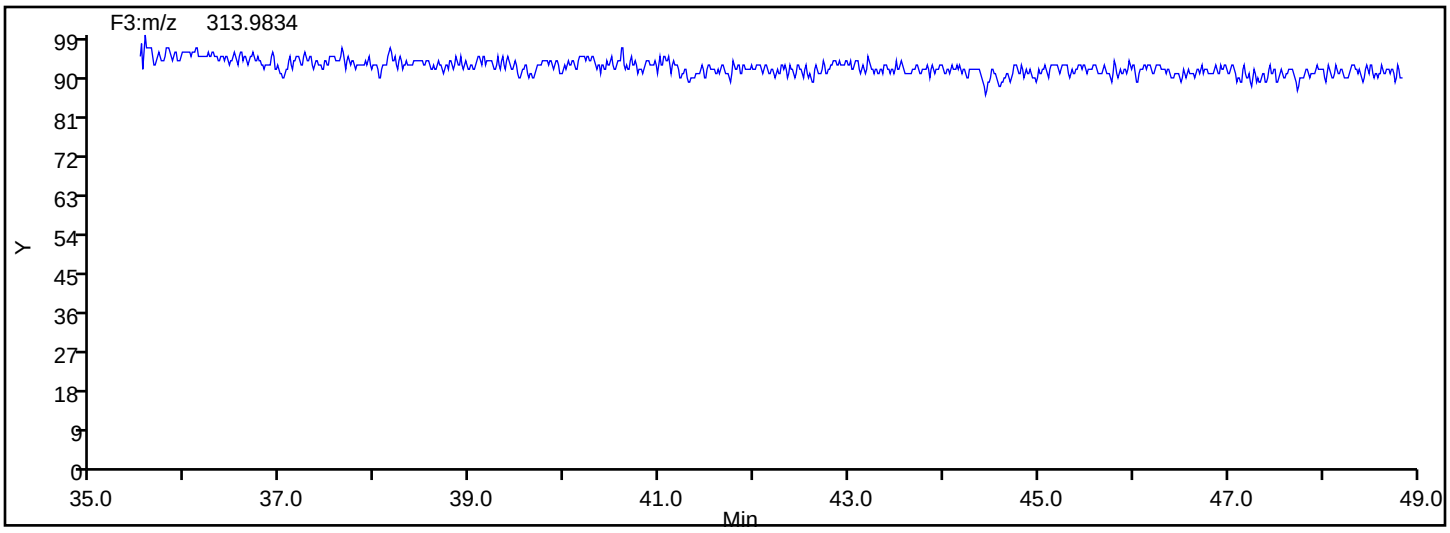

Manual Integration/User Assign Peak Report

Eurofins TestAmerica, Knoxville

Data File:	\\chromna\Knoxville\ChromData\D3D\20190903-12939.b\580-88125-b-10-c.d				
Injection Date:	04-Sep-2019 05:18:00	Instrument ID:	D3D		
Lims ID:	580-88125-B-10-C	Lab Sample ID:	140-88125-10		
Client ID:	F2-0to19-101018				
Operator ID:	Xcalibur_System	ALS Bottle#:	0	Worklist Smp#:	11
Injection Vol:	1.0 ul	Dil. Factor:	1.0000		
Method:	PCBs_D3D	Limit Group:	HR - 1668A - ICAL		
Column:	SPB-Octyl (0.25 mm)	Detector	F3(35.64 :49.10)		

PCB-134/143, CAS: STL01818

Signal: 1

Not Detected
Expected RT: 35.90

Processing Integration Results

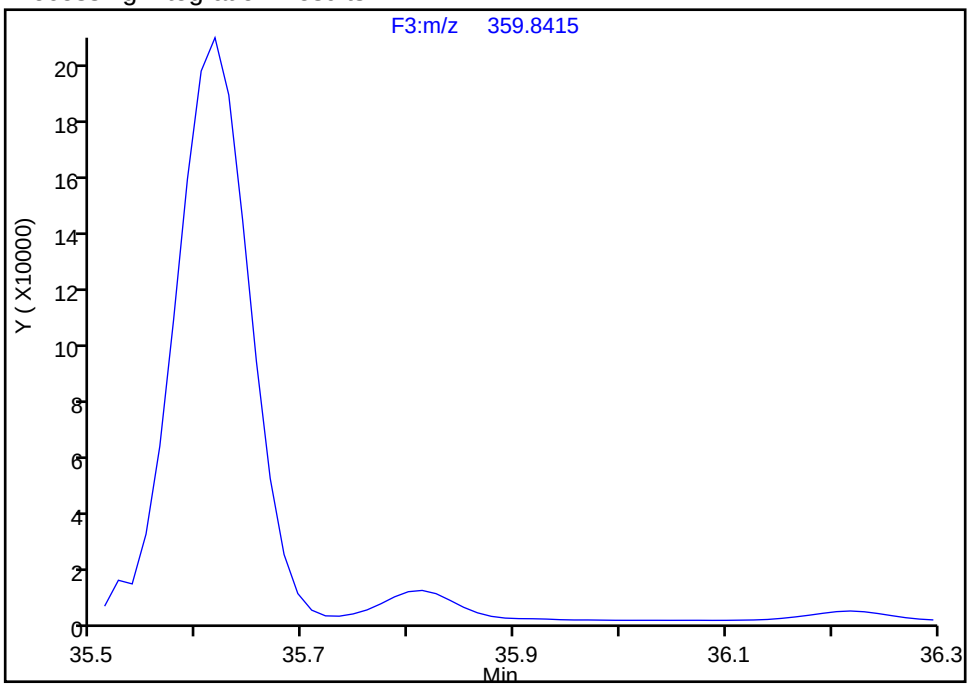

Manual Integration Results

RT: 35.81
Area: 56110
Amount: 13.342272
Amount Units: pg/ul

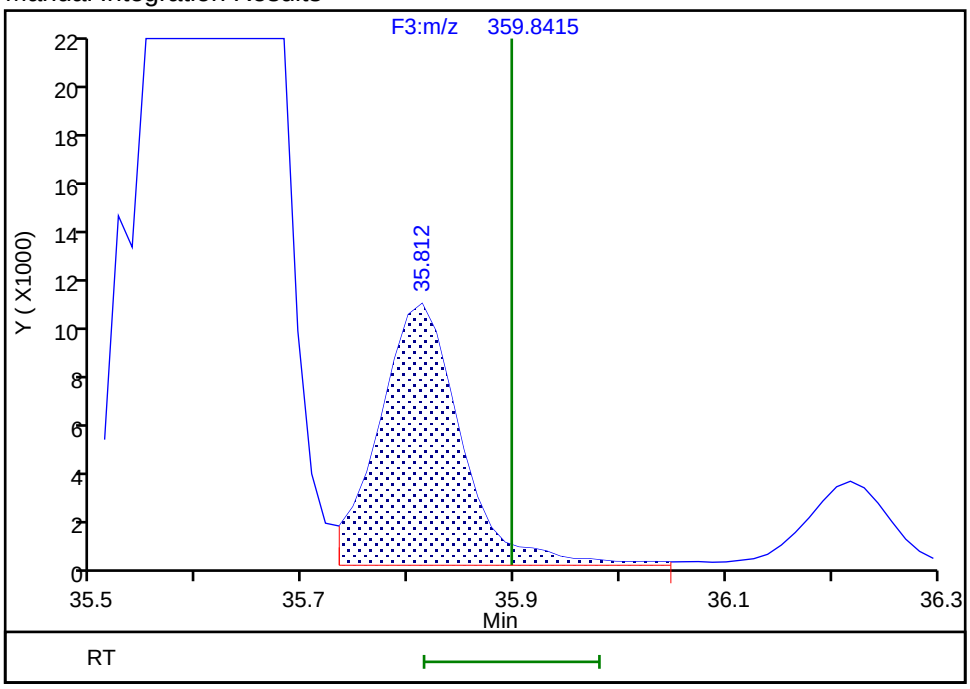

Reviewer: davidsonm, 04-Sep-2019 14:49:17
Audit Action: Assigned Compound ID Audit Reason: Baseline

Eurofins TestAmerica, Knoxville

Data File:	\\chromna\Knoxville\ChromData\D3D\20190903-12939.b\580-88125-b-10-c.d				
Injection Date:	04-Sep-2019 05:18:00	Instrument ID:	D3D		
Lims ID:	580-88125-B-10-C	Lab Sample ID:	140-88125-10		
Client ID:	F2-0to19-101018				
Operator ID:	Xcalibur_System	ALS Bottle#:	0	Worklist Smp#:	11
Injection Vol:	1.0 ul	Dil. Factor:	1.0000		
Method:	PCBs_D3D	Limit Group:	HR - 1668A - ICAL		
Column:	SPB-Octyl (0.25 mm)	Detector	F3(35.64 :49.10)		

PCB-128/166, CAS: STL01816

Signal: 1

Processing Integration Results

RT: 41.15
Area: 124435
Amount: 22.702978
Amount Units: pg/ul

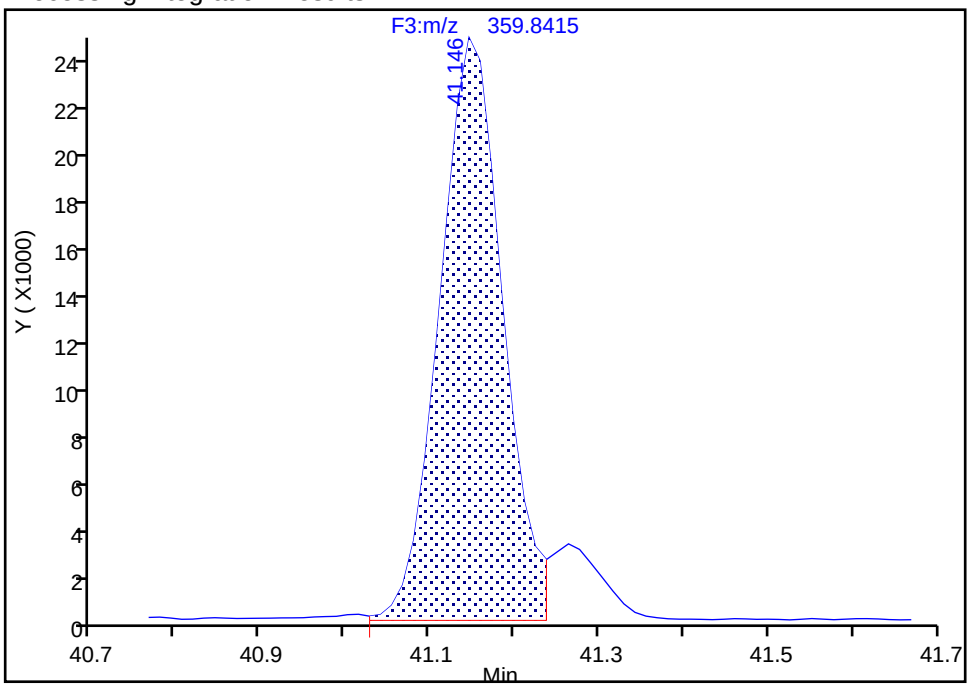

Manual Integration Results

RT: 41.15
Area: 135323
Amount: 24.612603
Amount Units: pg/ul

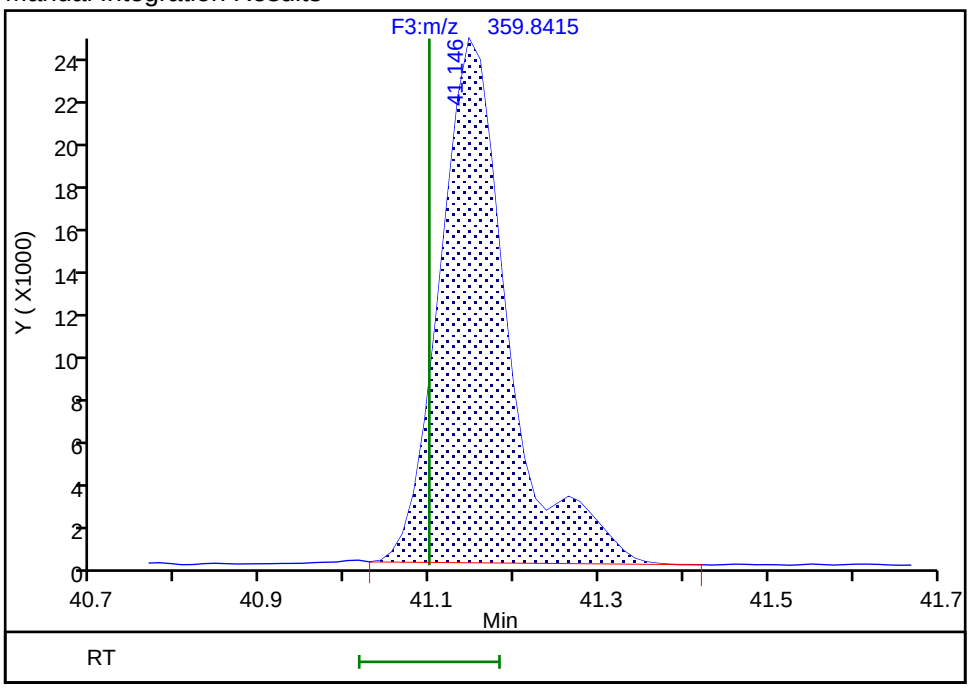

Reviewer: layk, 04-Sep-2019 10:17:52
Audit Action: Manually Integrated Audit Reason: Incomplete Integration

Manual Integration/User Assign Peak Report

Eurofins TestAmerica, Knoxville

Data File:	\\chromna\Knoxville\ChromData\D3D\20190903-12939.b\580-88125-b-10-c.d				
Injection Date:	04-Sep-2019 05:18:00	Instrument ID:	D3D		
Lims ID:	580-88125-B-10-C	Lab Sample ID:	140-88125-10		
Client ID:	F2-0to19-101018				
Operator ID:	Xcalibur_System	ALS Bottle#:	0	Worklist Smp#:	11
Injection Vol:	1.0 ul	Dil. Factor:	1.0000		
Method:	PCBs_D3D	Limit Group:	HR - 1668A - ICAL		
Column:	SPB-Octyl (0.25 mm)	Detector	F3(35.64 :49.10)		

PCB-128/166, CAS: STL01816

Signal: 2

Processing Integration Results

RT: 41.15
Area: 99263
Amount: 22.702978
Amount Units: pg/ul

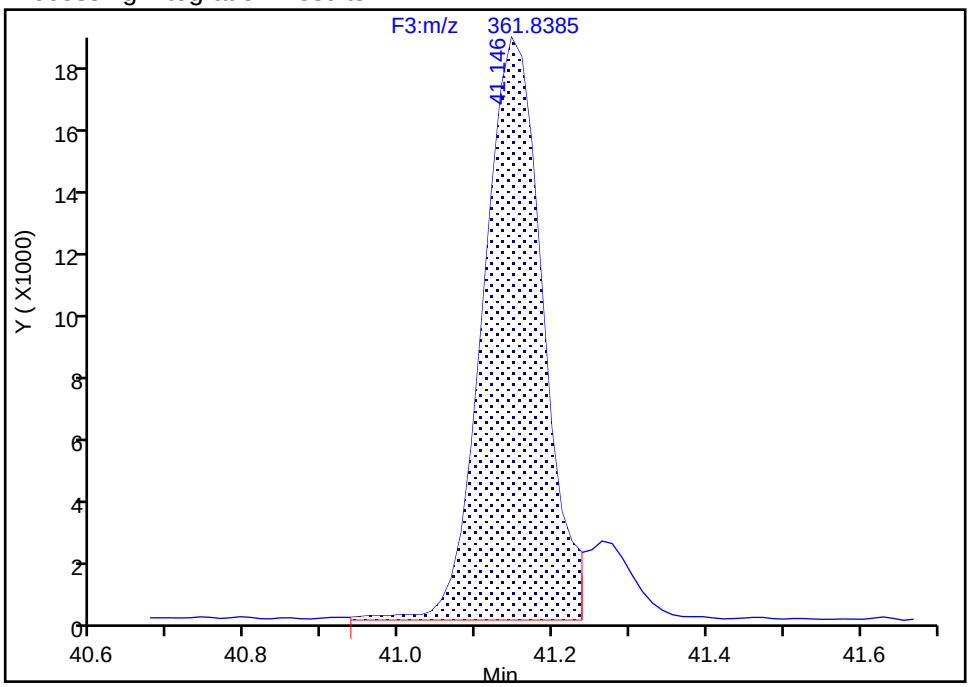

Manual Integration Results

RT: 41.15
Area: 107191
Amount: 24.612603
Amount Units: pg/ul

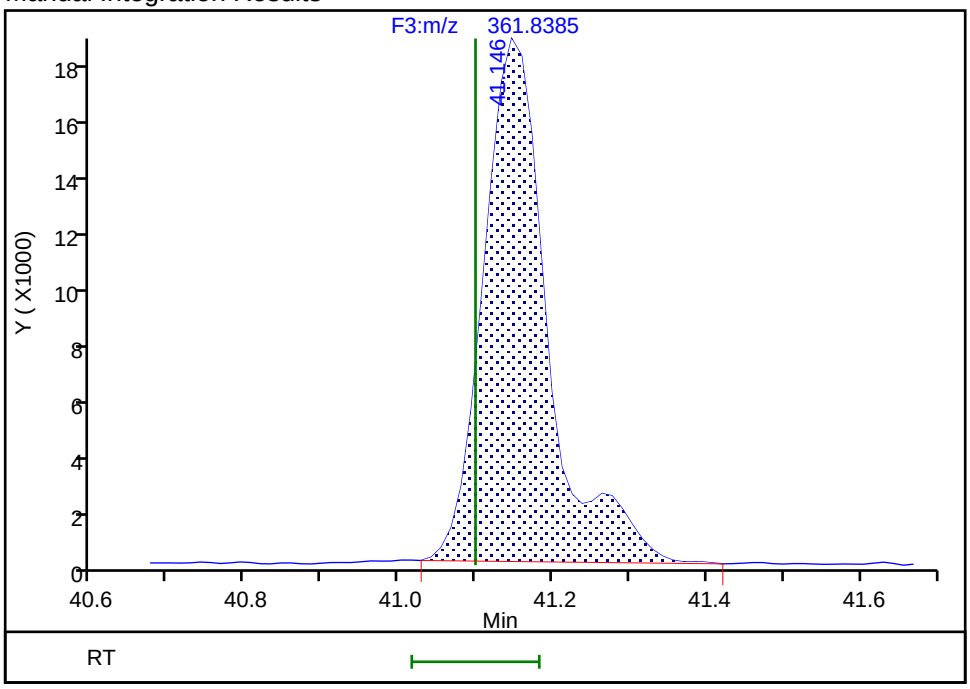

Reviewer: layk, 04-Sep-2019 10:18:01

Audit Action: Manually Integrated Audit Reason: Incomplete Integration

Manual Integration/User Assign Peak Report

Eurofins TestAmerica, Knoxville

Data File:	\\chromna\Knoxville\ChromData\D3D\20190903-12939.b\580-88125-b-10-c.d				
Injection Date:	04-Sep-2019 05:18:00	Instrument ID:	D3D		
Lims ID:	580-88125-B-10-C	Lab Sample ID:	140-88125-10		
Client ID:	F2-0to19-101018				
Operator ID:	Xcalibur_System	ALS Bottle#:	0	Worklist Smp#:	11
Injection Vol:	1.0 ul	Dil. Factor:	1.0000		
Method:	PCBs_D3D	Limit Group:	HR - 1668A - ICAL		
Column:	SPB-Octyl (0.25 mm)	Detector	F3(35.64 :49.10)		

PCB-159, CAS: 39635-35-3

Signal: 1

Processing Integration Results

RT: 42.11
Area: 22957
Amount: 3.562660
Amount Units: pg/ul

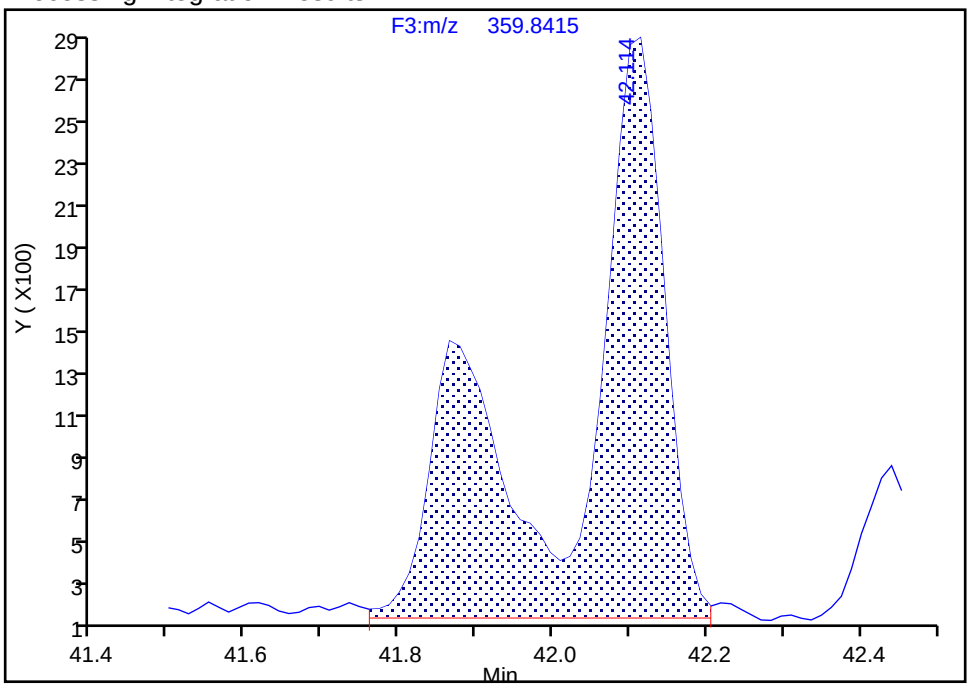

Manual Integration Results

RT: 42.11
Area: 14123
Amount: 2.205006
Amount Units: pg/ul

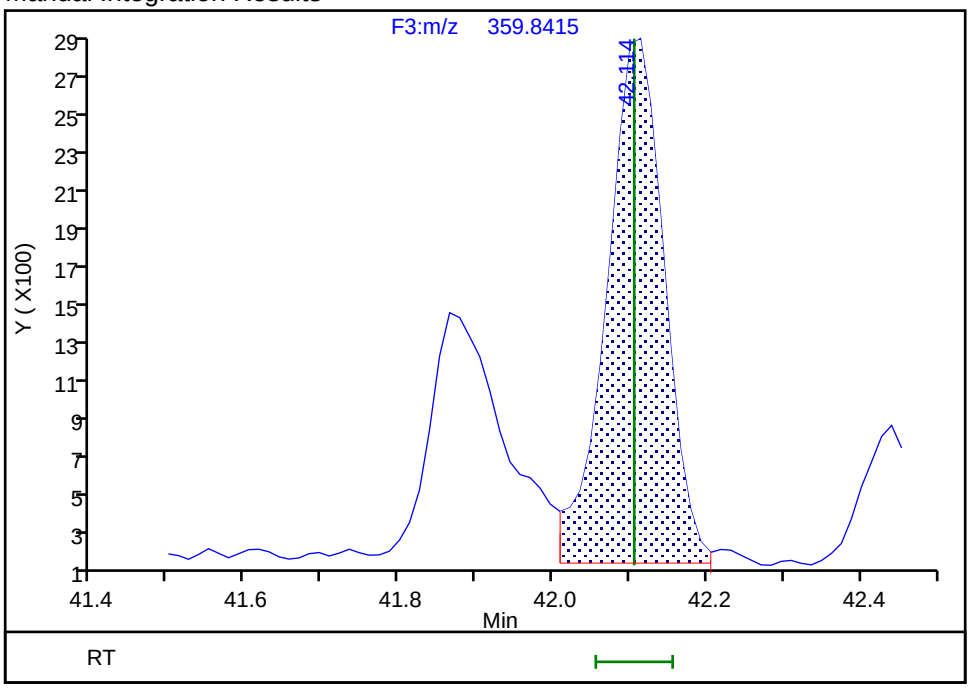

Reviewer: layk, 04-Sep-2019 10:18:36

Audit Action: Split an Integrated Peak Audit Reason: Split Peak

Manual Integration/User Assign Peak Report

Eurofins TestAmerica, Knoxville

Data File:	\\chromna\Knoxville\ChromData\D3D\20190903-12939.b\580-88125-b-10-c.d				
Injection Date:	04-Sep-2019 05:18:00	Instrument ID:	D3D		
Lims ID:	580-88125-B-10-C	Lab Sample ID:	140-88125-10		
Client ID:	F2-0to19-101018				
Operator ID:	Xcalibur_System	ALS Bottle#:	0	Worklist Smp#:	11
Injection Vol:	1.0 ul	Dil. Factor:	1.0000		
Method:	PCBs_D3D	Limit Group:	HR - 1668A - ICAL		
Column:	SPB-Octyl (0.25 mm)	Detector	F3(35.64 :49.10)		

PCB-159, CAS: 39635-35-3

Signal: 2

Processing Integration Results

RT: 42.11
Area: 18478
Amount: 3.562660
Amount Units: pg/ul

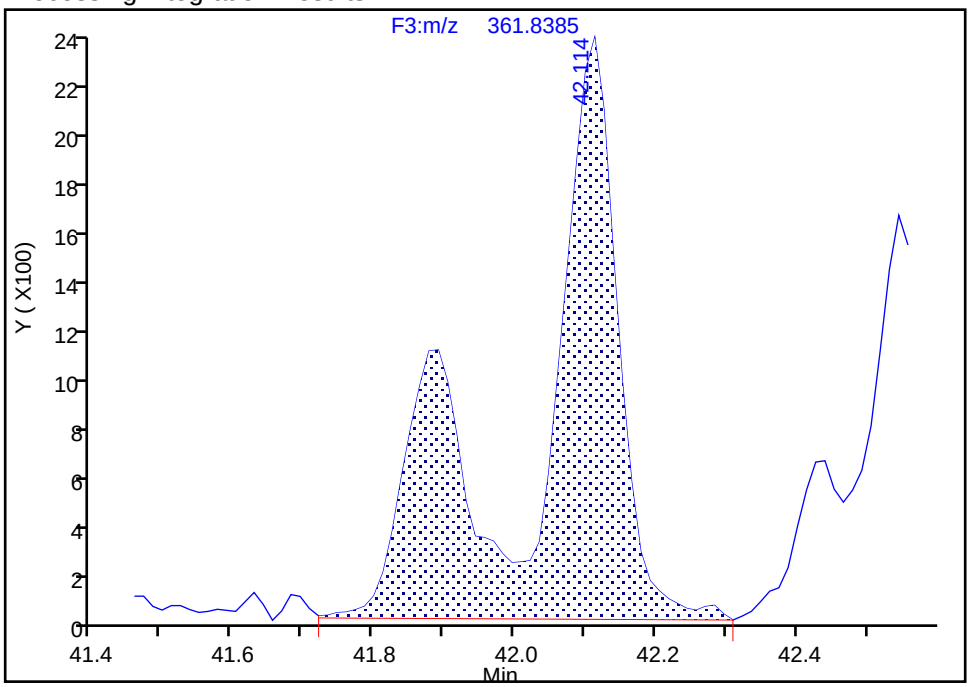

Manual Integration Results

RT: 42.11
Area: 11522
Amount: 2.205006
Amount Units: pg/ul

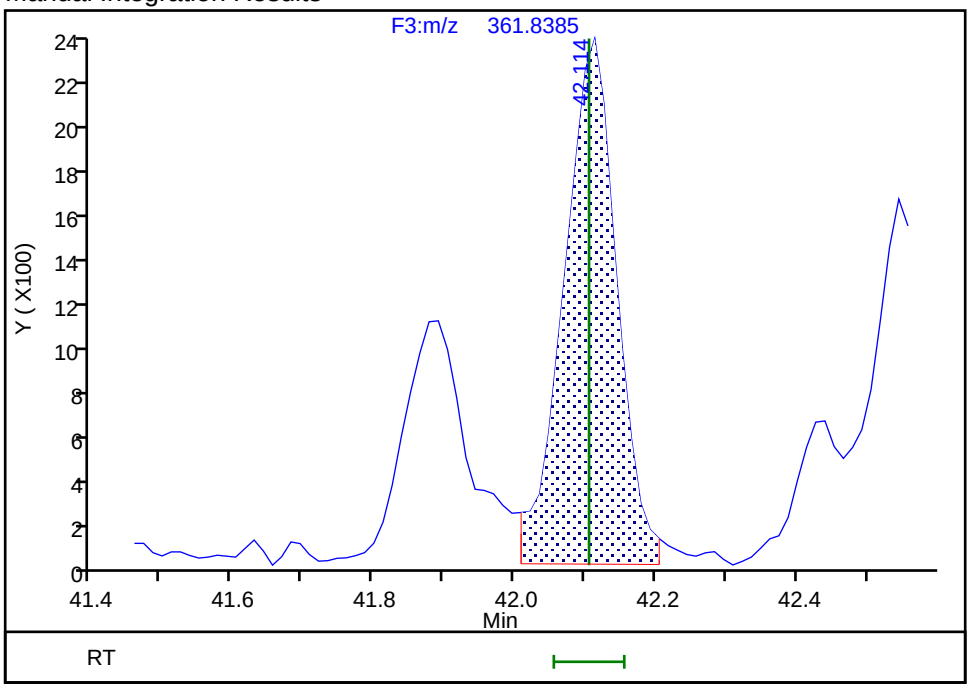

Reviewer: layk, 04-Sep-2019 10:18:45
Audit Action: Split an Integrated Peak Audit Reason: Split Peak

Eurofins TestAmerica, Knoxville

Data File:	\\chromna\Knoxville\ChromData\D3D\20190903-12939.b\580-88125-b-10-c.d		
Injection Date:	04-Sep-2019 05:18:00	Injection Vol:	1.0 ul
Instrument ID:	D3D	Operator ID:	Xcalibur_System
Method:	PCBs_D3D	Limit Group:	HR - 1668A - ICAL
Client ID:	F2-0to19-101018		
Worklist#:	33231	Sample Line#:	11
Column Type:	SPB-Octyl	Column Dia:	0.25 mm

HpPCB F3

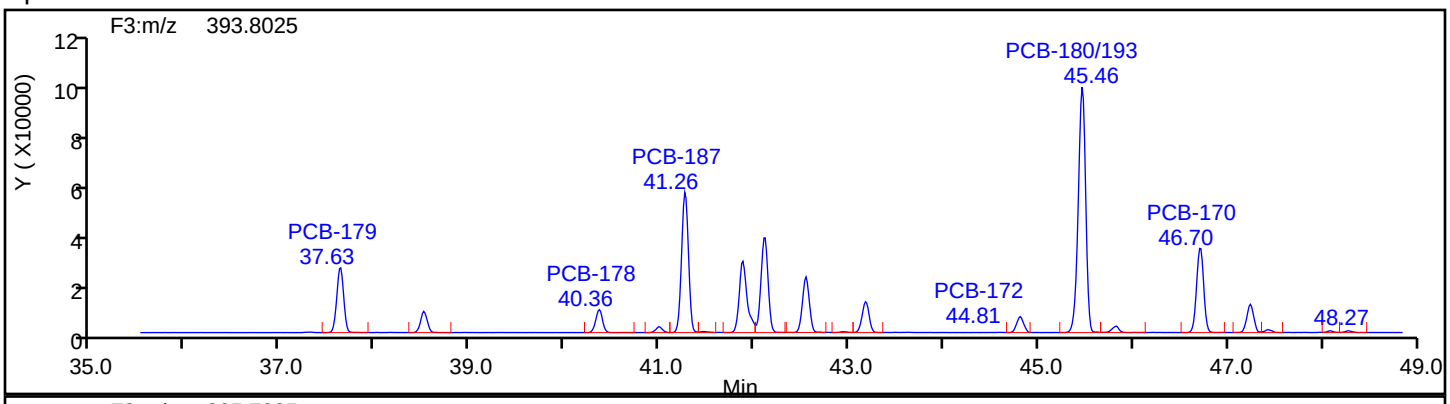

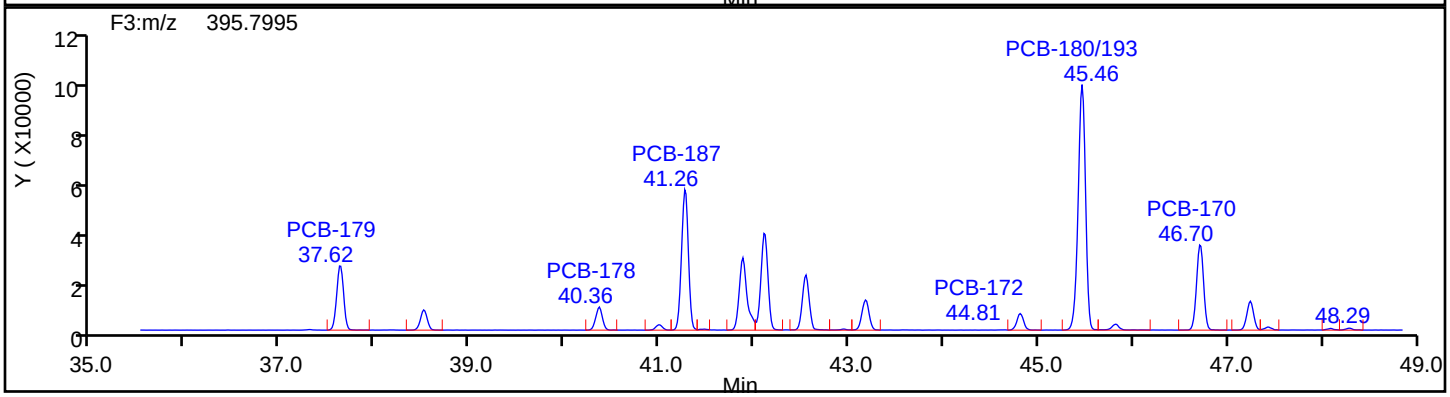

HpPCB F3 Standards

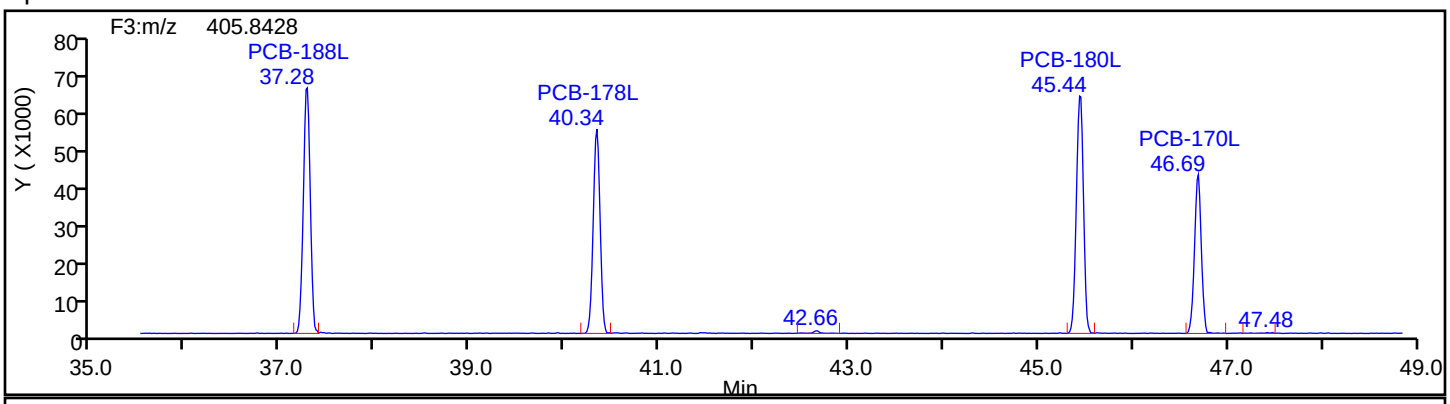

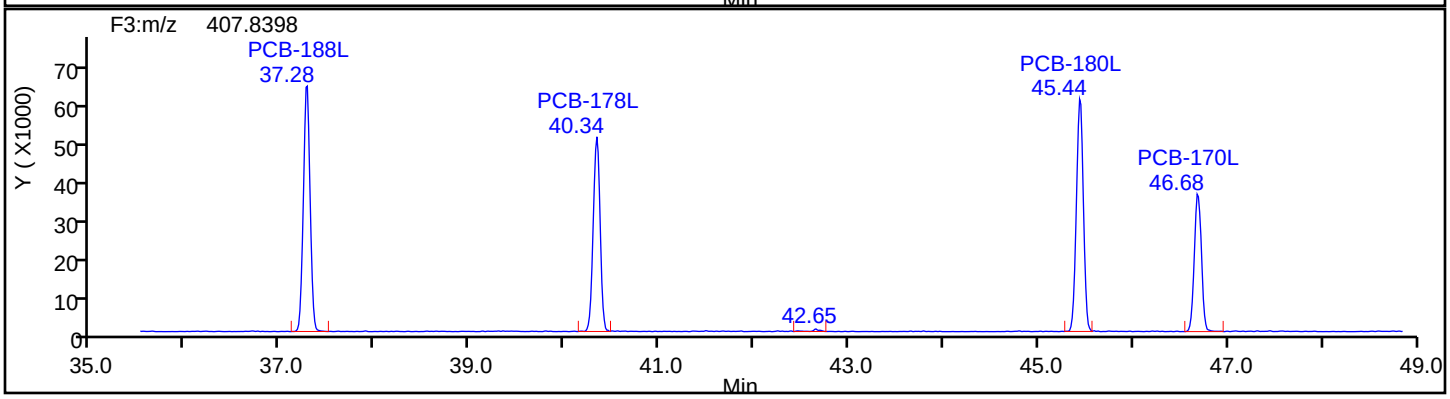

Eurofins TestAmerica, Knoxville

Data File:	\\chromna\Knoxville\ChromData\D3D\20190903-12939.b\580-88125-b-10-c.d		
Injection Date:	04-Sep-2019 05:18:00	Injection Vol:	1.0 ul
Instrument ID:	D3D	Operator ID:	Xcalibur_System
Method:	PCBs_D3D	Limit Group:	HR - 1668A - ICAL
Client ID:	F2-0to19-101018		
Worklist#:	33231	Sample Line#:	11
Column Type:	SPB-Octyl	Column Dia:	0.25 mm

HpPCB F3

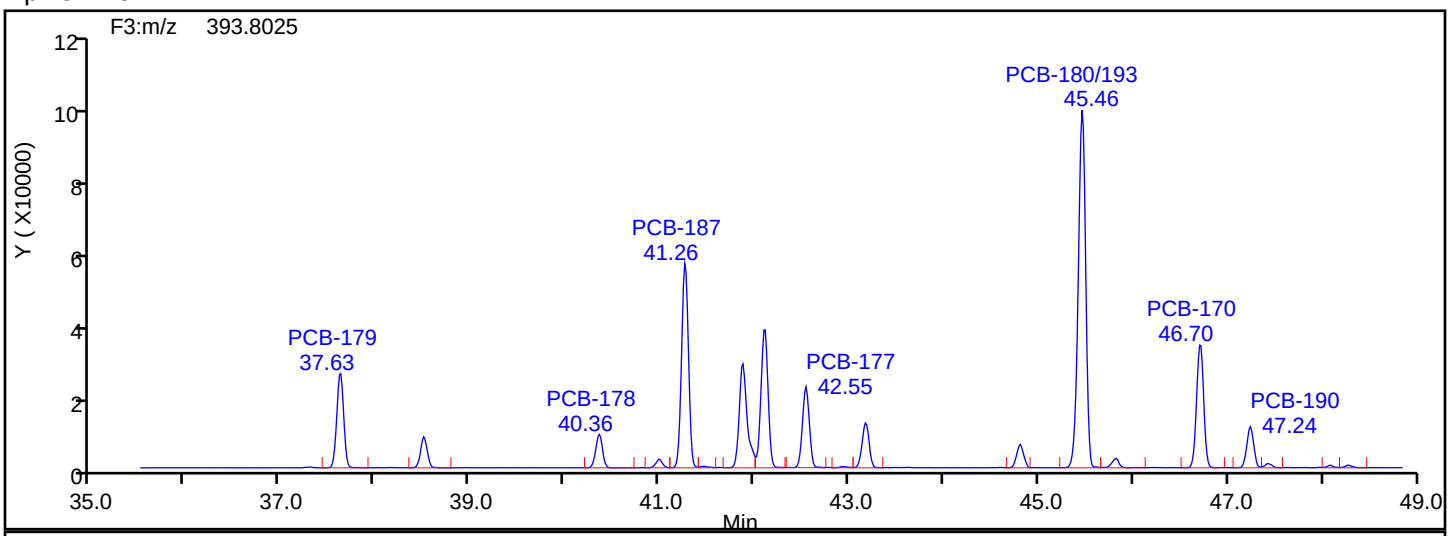

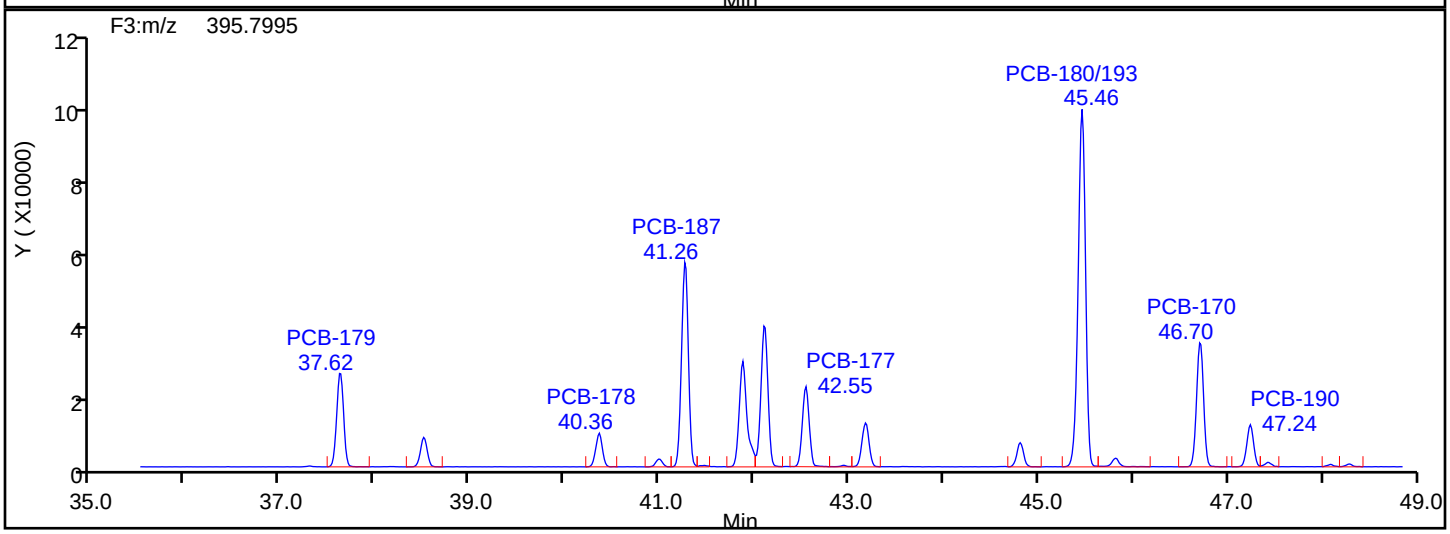

HpPCB F3 Lock Mass

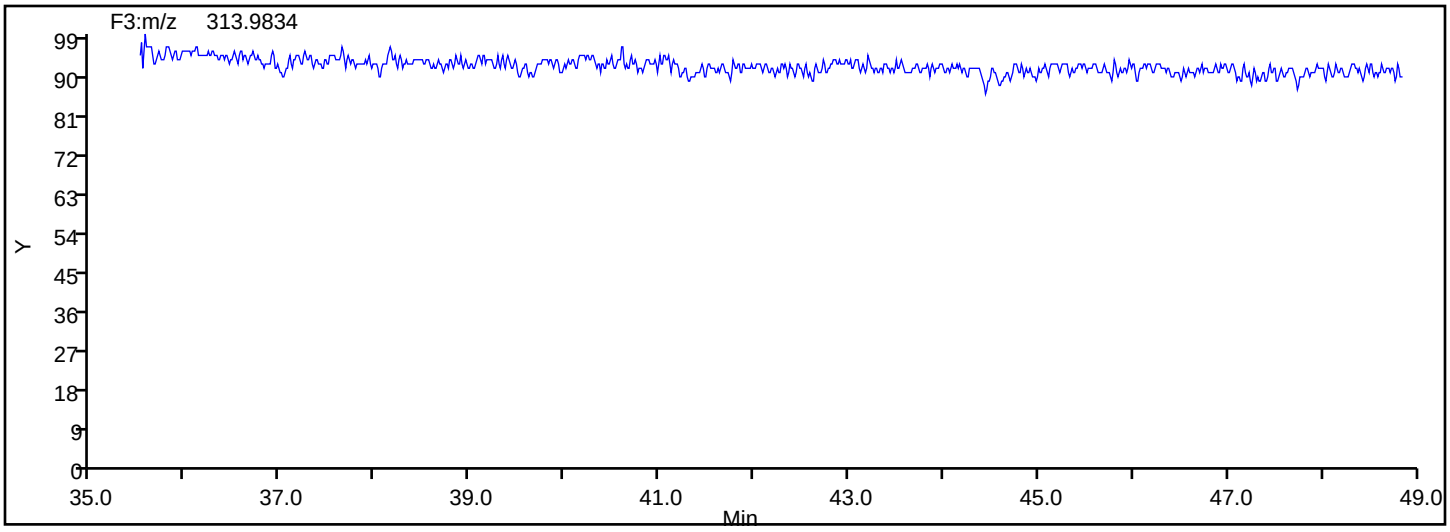

Eurofins TestAmerica, Knoxville

Data File:	\\chromna\Knoxville\ChromData\D3D\20190903-12939.b\580-88125-b-10-c.d		
Injection Date:	04-Sep-2019 05:18:00	Injection Vol:	1.0 ul
Instrument ID:	D3D	Operator ID:	Xcalibur_System
Method:	PCBs_D3D	Limit Group:	HR - 1668A - ICAL
Client ID:	F2-0to19-101018		
Worklist#:	33231	Sample Line#:	11
Column Type:	SPB-Octyl	Column Dia:	0.25 mm

HpPCB F4

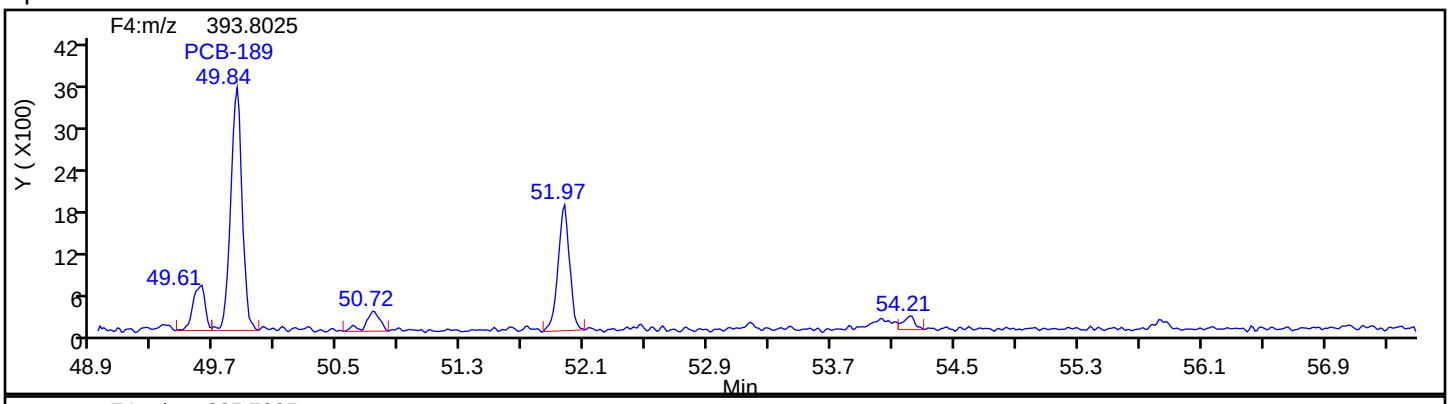

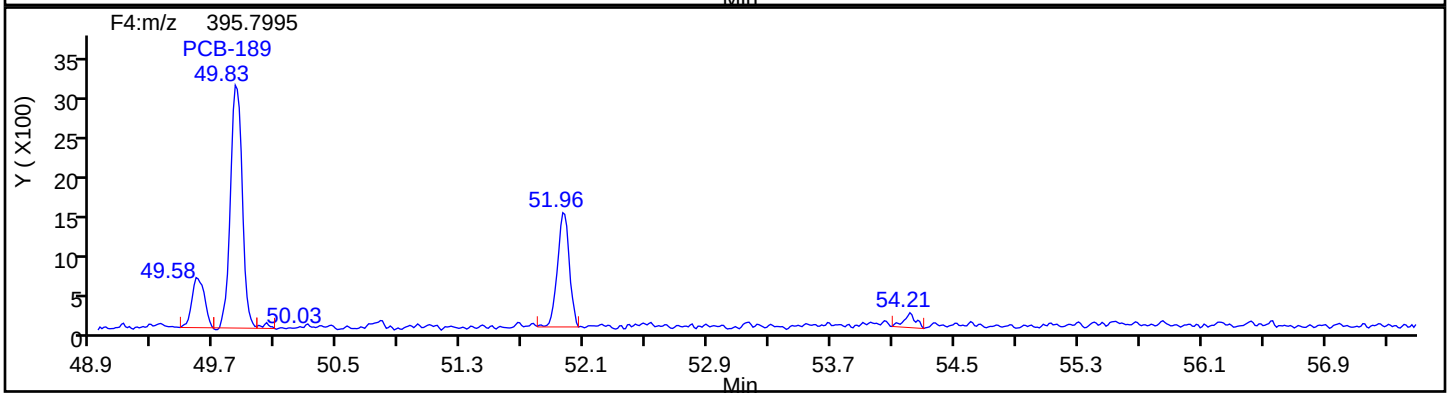

HpPCB F4 Standards

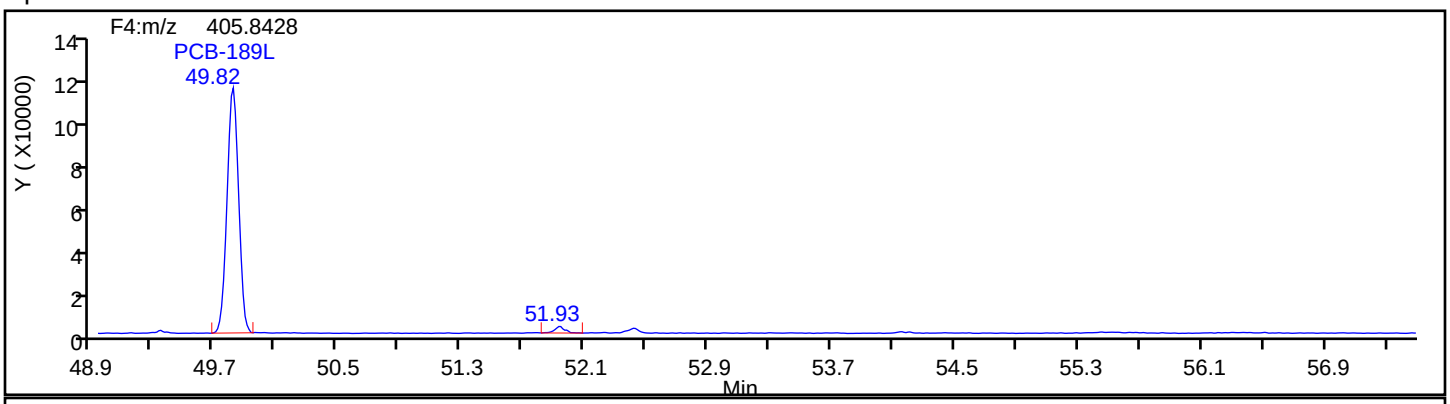

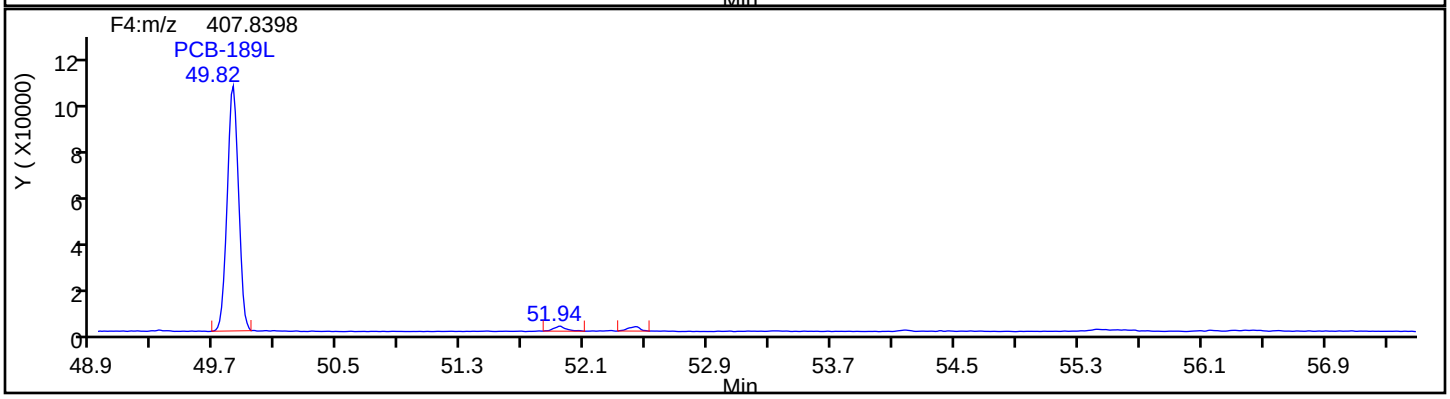

Eurofins TestAmerica, Knoxville

Data File:	\\chromna\Knoxville\ChromData\D3D\20190903-12939.b\580-88125-b-10-c.d		
Injection Date:	04-Sep-2019 05:18:00	Injection Vol:	1.0 ul
Instrument ID:	D3D	Operator ID:	Xcalibur_System
Method:	PCBs_D3D	Limit Group:	HR - 1668A - ICAL
Client ID:	F2-0to19-101018		
Worklist#:	33231	Sample Line#:	11
Column Type:	SPB-Octyl	Column Dia:	0.25 mm

HpPCB F4

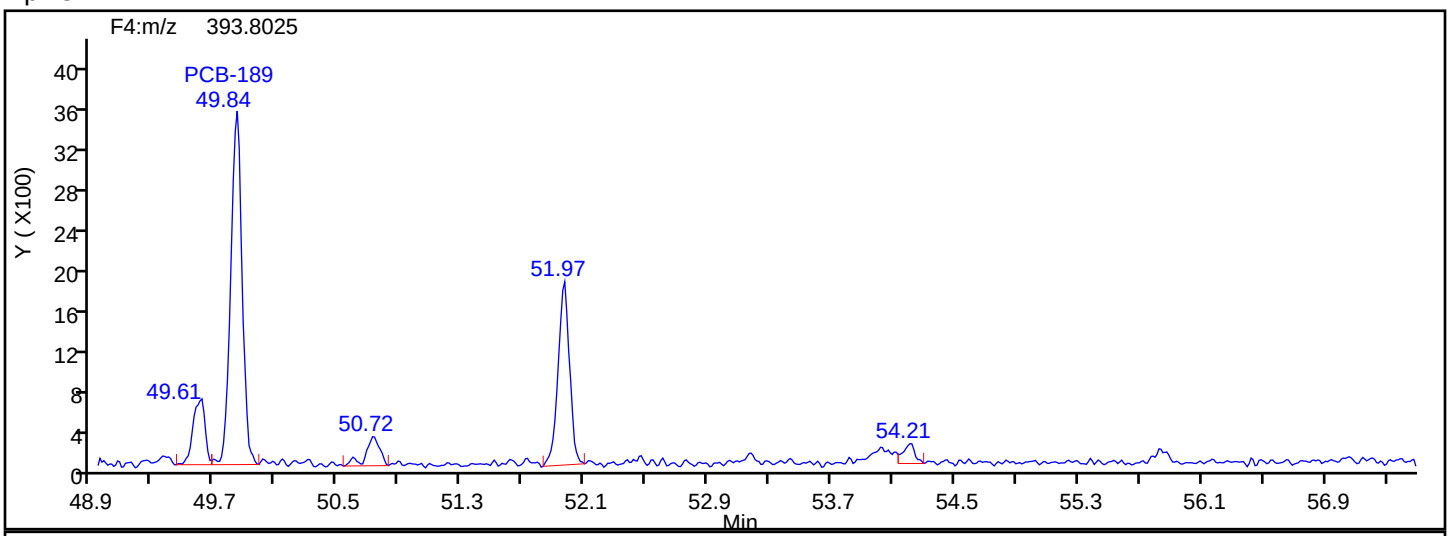

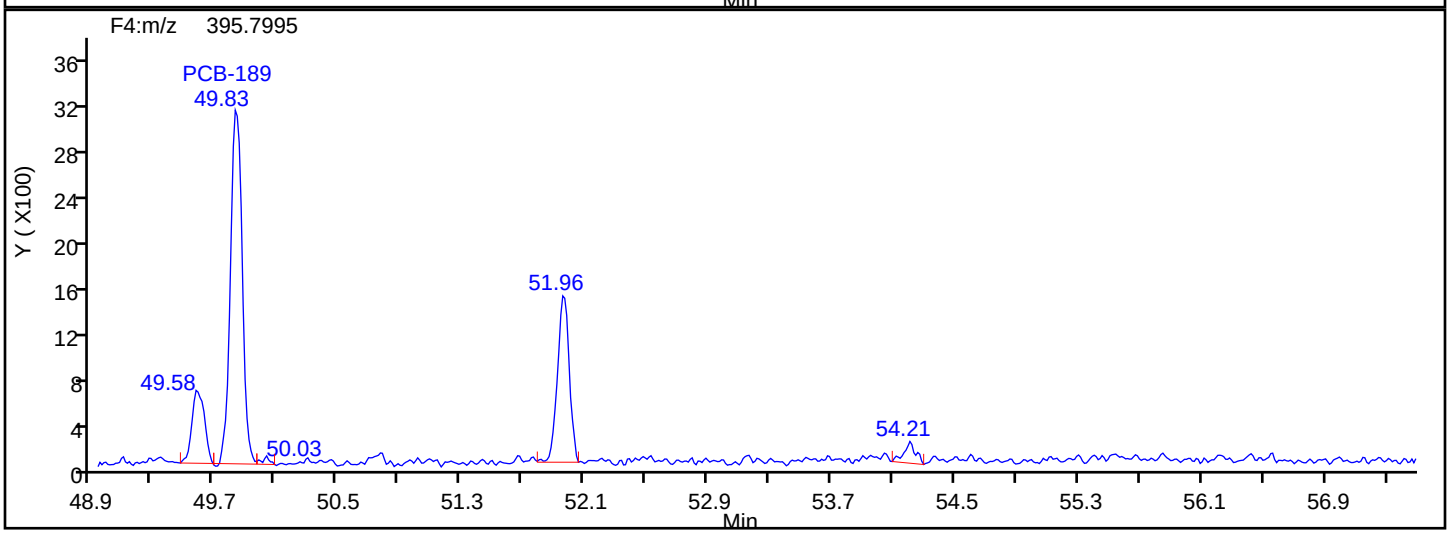

HpPCB F4 Lock Mass

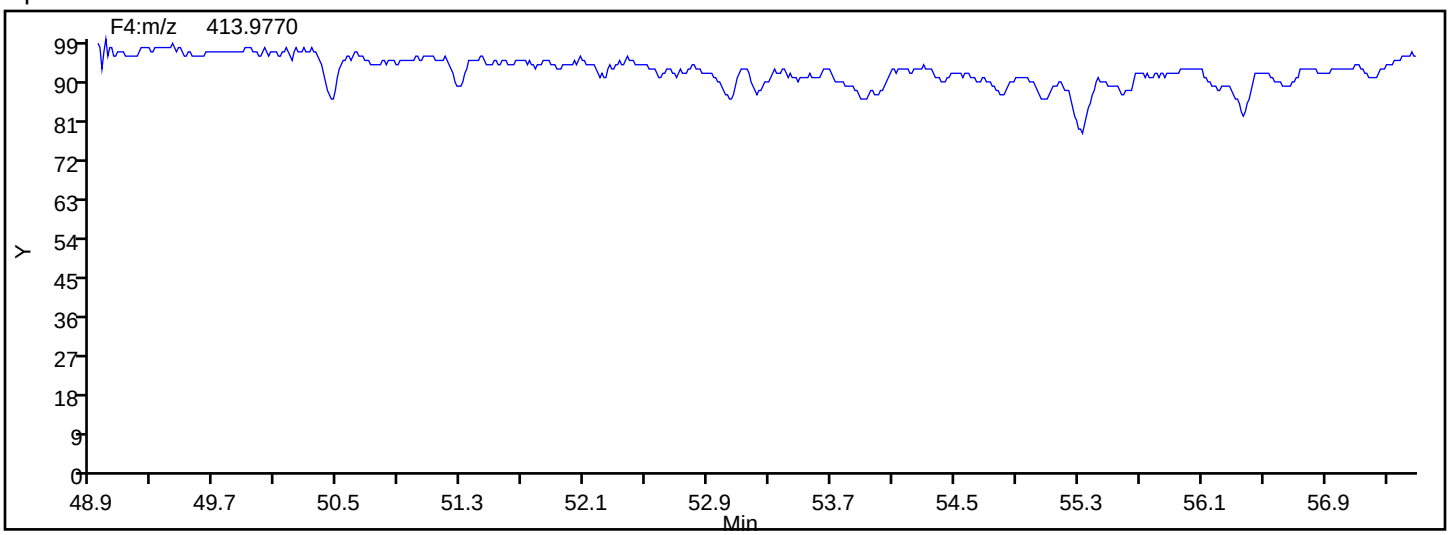

Manual Integration/User Assign Peak Report

Eurofins TestAmerica, Knoxville

Data File:	\\chromna\Knoxville\ChromData\D3D\20190903-12939.b\580-88125-b-10-c.d				
Injection Date:	04-Sep-2019 05:18:00	Instrument ID:	D3D		
Lims ID:	580-88125-B-10-C	Lab Sample ID:	140-88125-10		
Client ID:	F2-0to19-101018				
Operator ID:	Xcalibur_System	ALS Bottle#:	0	Worklist Smp#:	11
Injection Vol:	1.0 ul	Dil. Factor:	1.0000		
Method:	PCBs_D3D	Limit Group:	HR - 1668A - ICAL		
Column:	SPB-Octyl (0.25 mm)	Detector	F4(49.20 :57.50)		

PCB-189, CAS: 39635-31-9

Signal: 2

Processing Integration Results

RT: 49.83
Area: 20361
Amount: 2.669241
Amount Units: pg/ul

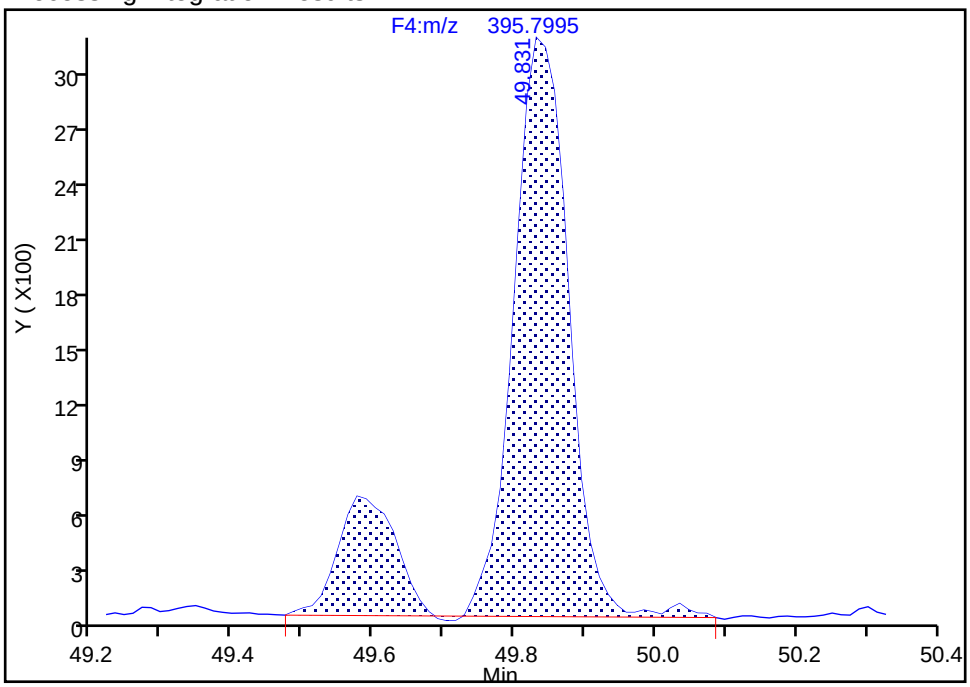

Manual Integration Results

RT: 49.83
Area: 16495
Amount: 2.399512
Amount Units: pg/ul

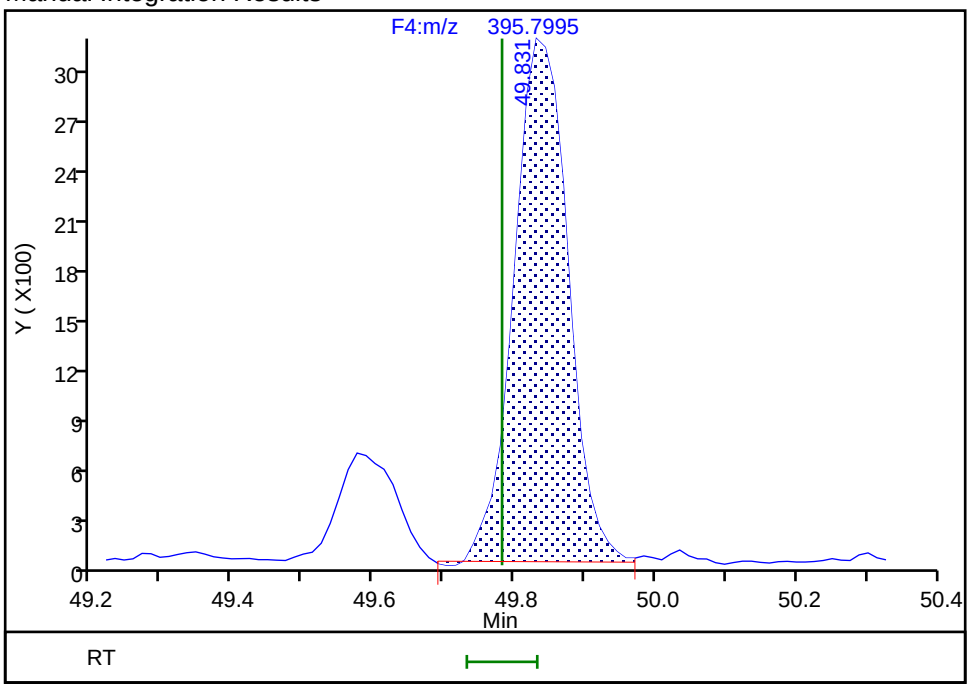

Reviewer: layk, 04-Sep-2019 10:20:21

Audit Action: Split an Integrated Peak Audit Reason: Split Peak

Eurofins TestAmerica, Knoxville

Data File:	\\chromna\Knoxville\ChromData\D3D\20190903-12939.b\580-88125-b-10-c.d		
Injection Date:	04-Sep-2019 05:18:00	Injection Vol:	1.0 ul
Instrument ID:	D3D	Operator ID:	Xcalibur_System
Method:	PCBs_D3D	Limit Group:	HR - 1668A - ICAL
Client ID:	F2-0to19-101018		
Worklist#:	33231	Sample Line#:	11
Column Type:	SPB-Octyl	Column Dia:	0.25 mm

OcPCB F3

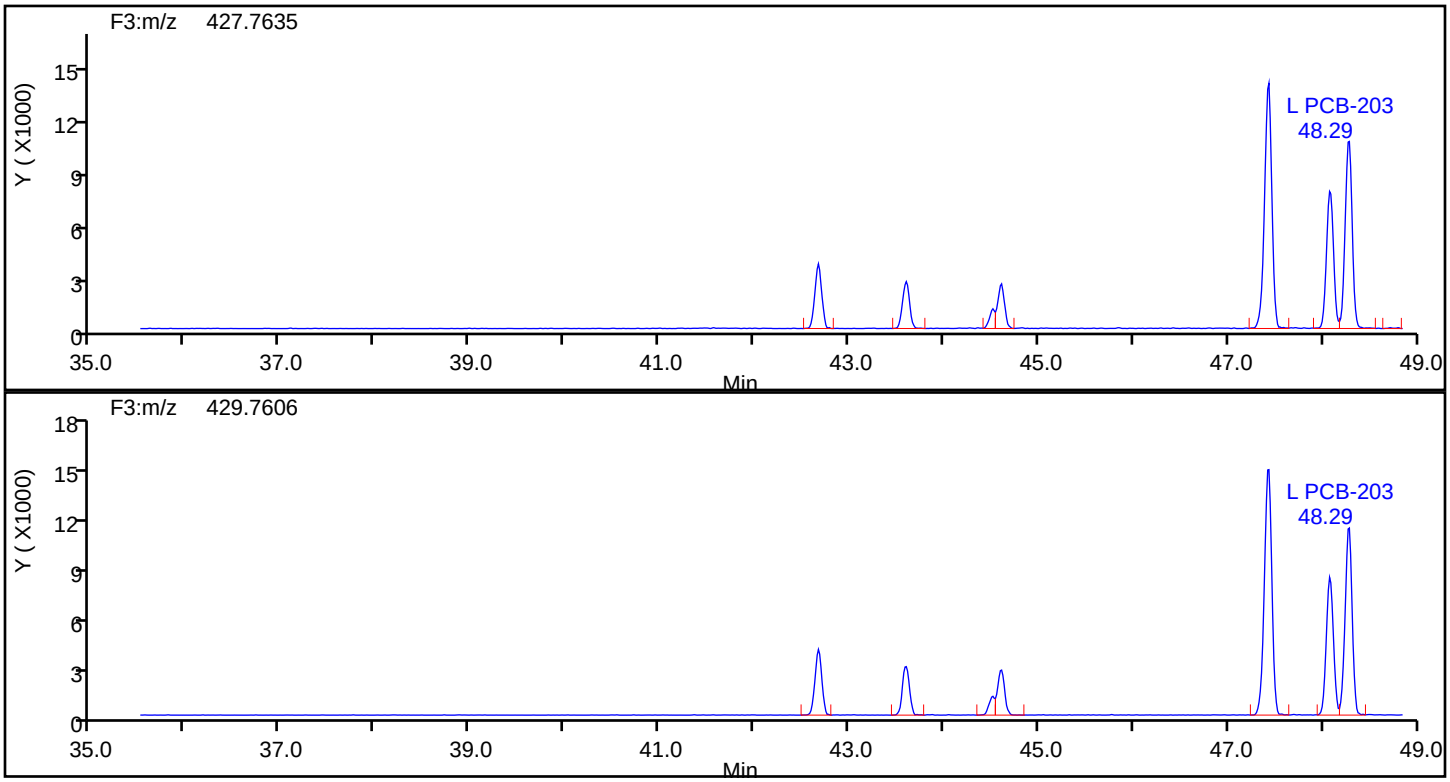

OcPCB F3 Standards

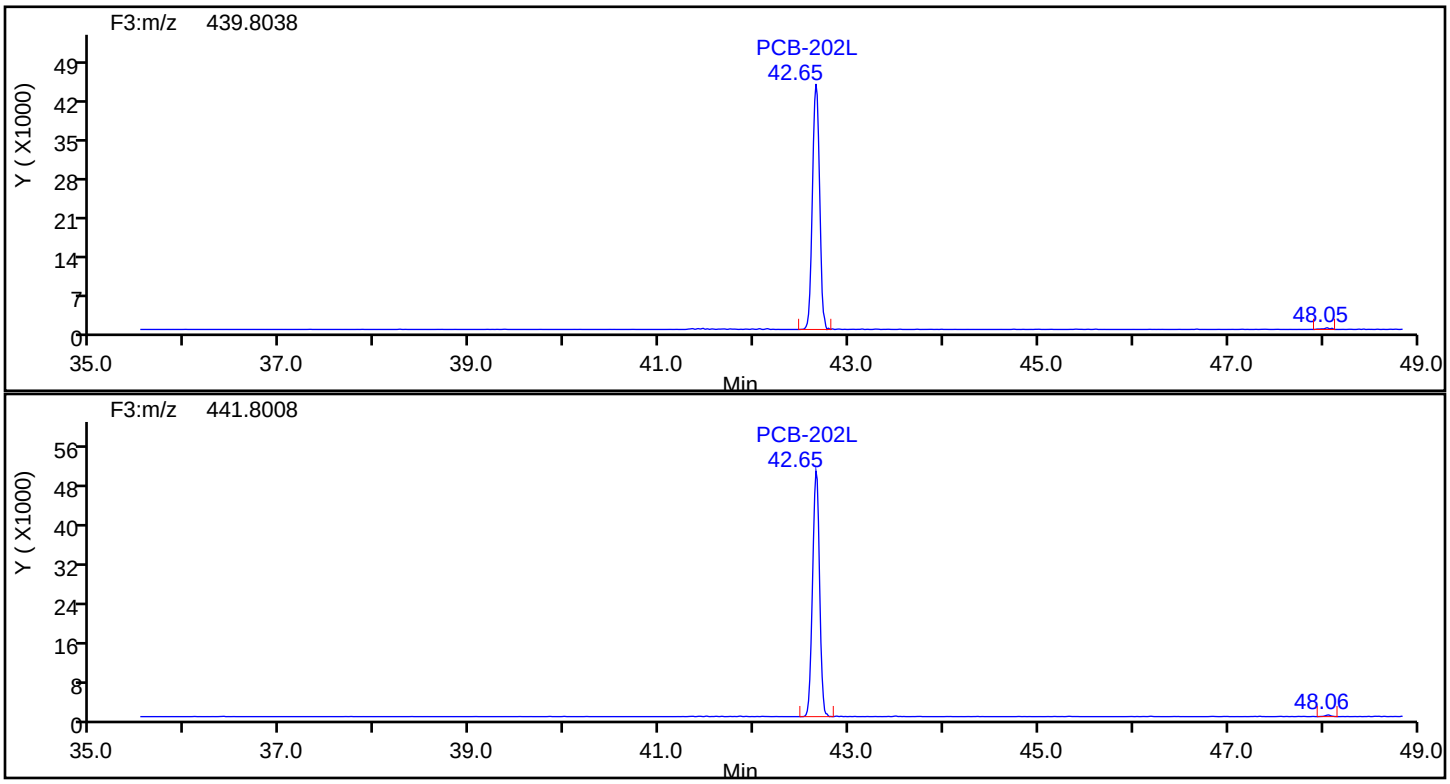

Eurofins TestAmerica, Knoxville

Data File:	\\chromna\Knoxville\ChromData\D3D\20190903-12939.b\580-88125-b-10-c.d		
Injection Date:	04-Sep-2019 05:18:00	Injection Vol:	1.0 ul
Instrument ID:	D3D	Operator ID:	Xcalibur_System
Method:	PCBs_D3D	Limit Group:	HR - 1668A - ICAL
Client ID:	F2-0to19-101018		
Worklist#:	33231	Sample Line#:	11
Column Type:	SPB-Octyl	Column Dia:	0.25 mm

OcPCB F3

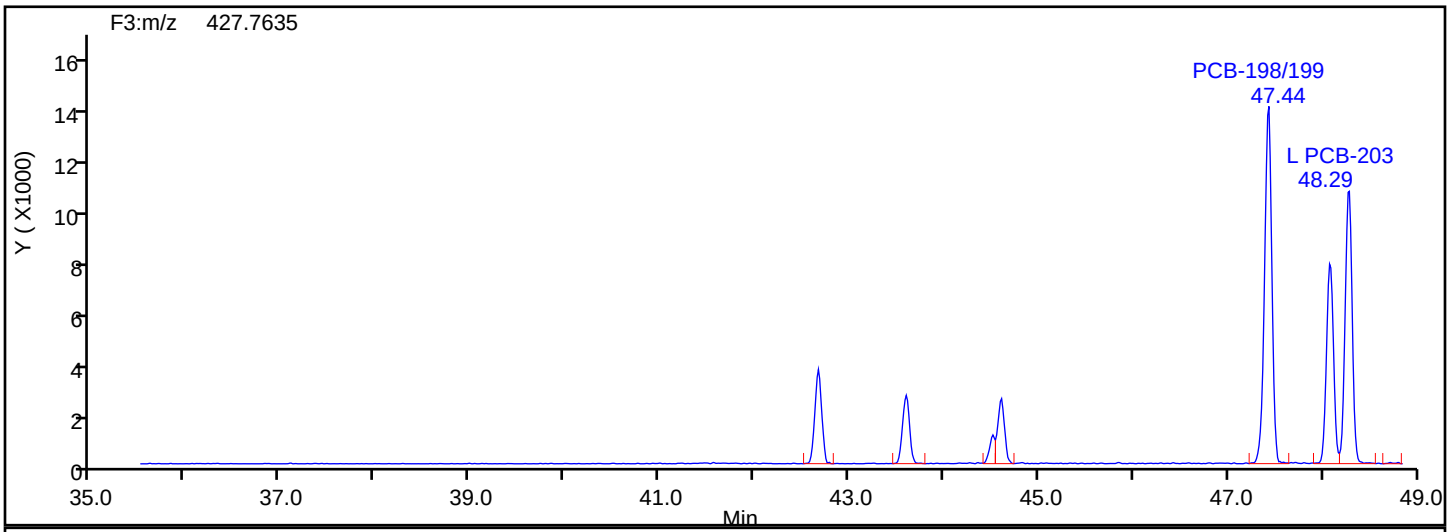

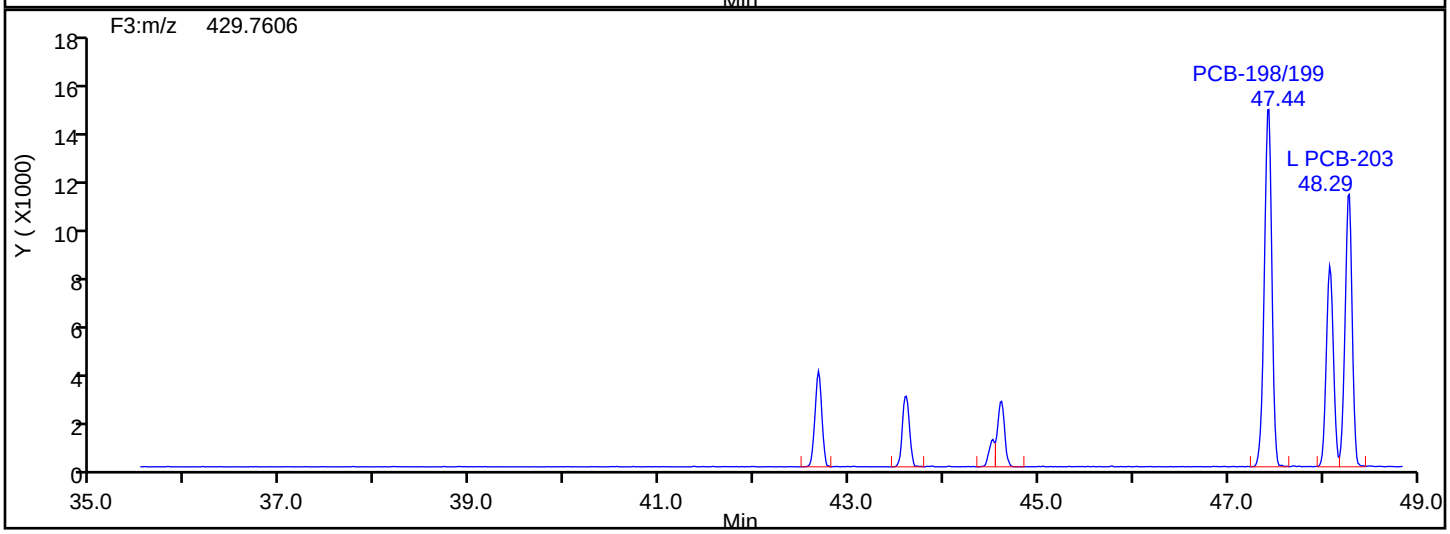

OcPCB F3 Lock Mass

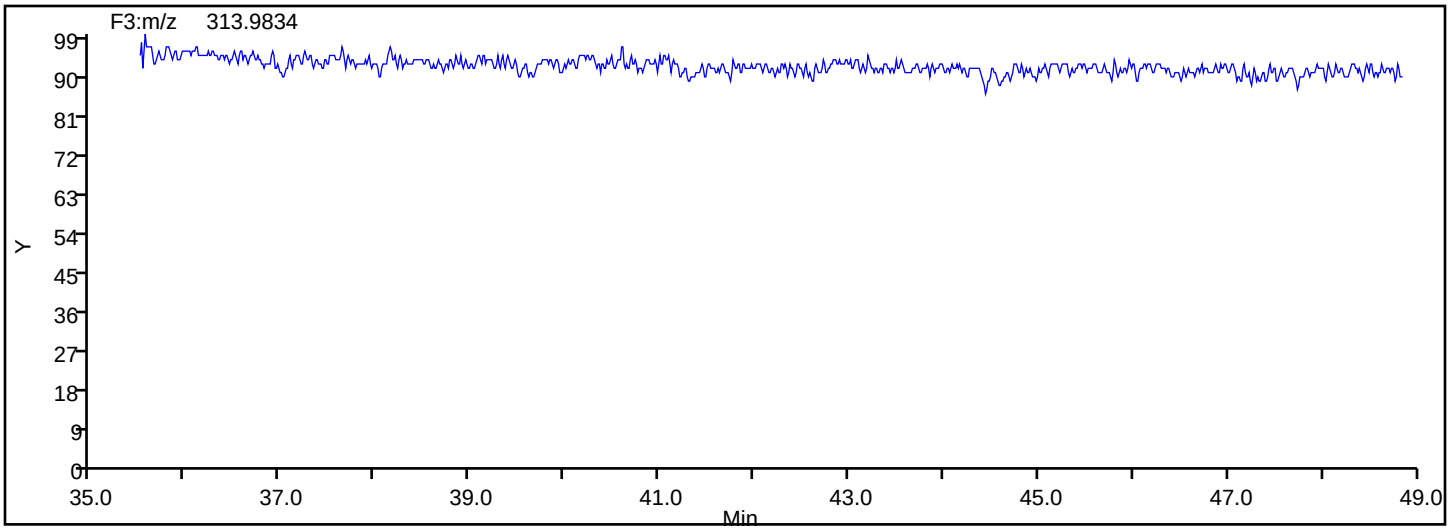

Eurofins TestAmerica, Knoxville

Data File:	\\chromna\Knoxville\ChromData\D3D\20190903-12939.b\580-88125-b-10-c.d		
Injection Date:	04-Sep-2019 05:18:00	Injection Vol:	1.0 ul
Instrument ID:	D3D	Operator ID:	Xcalibur_System
Method:	PCBs_D3D	Limit Group:	HR - 1668A - ICAL
Client ID:	F2-0to19-101018		
Worklist#:	33231	Sample Line#:	11
Column Type:	SPB-Octyl	Column Dia:	0.25 mm

OcPCB F4

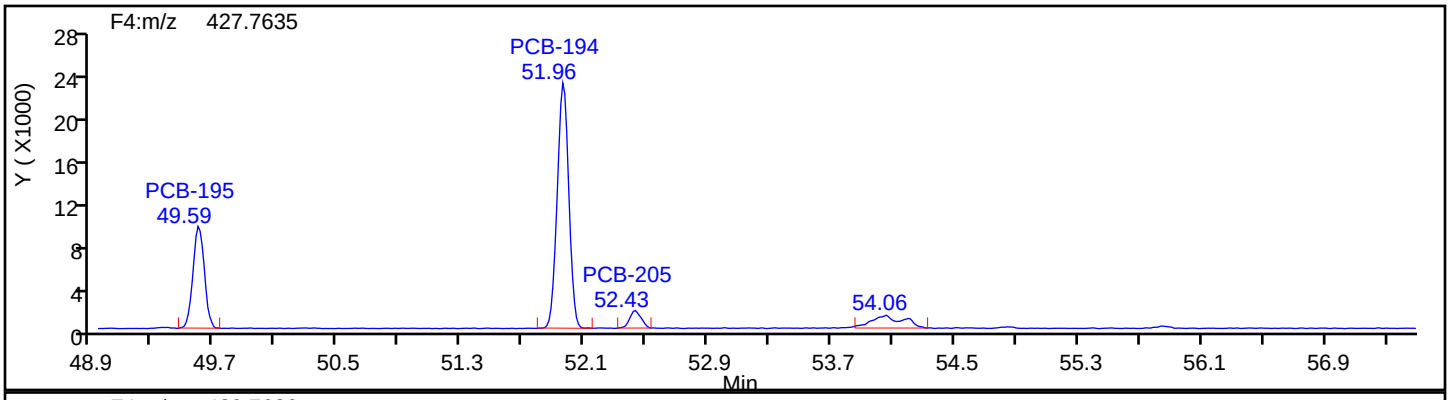

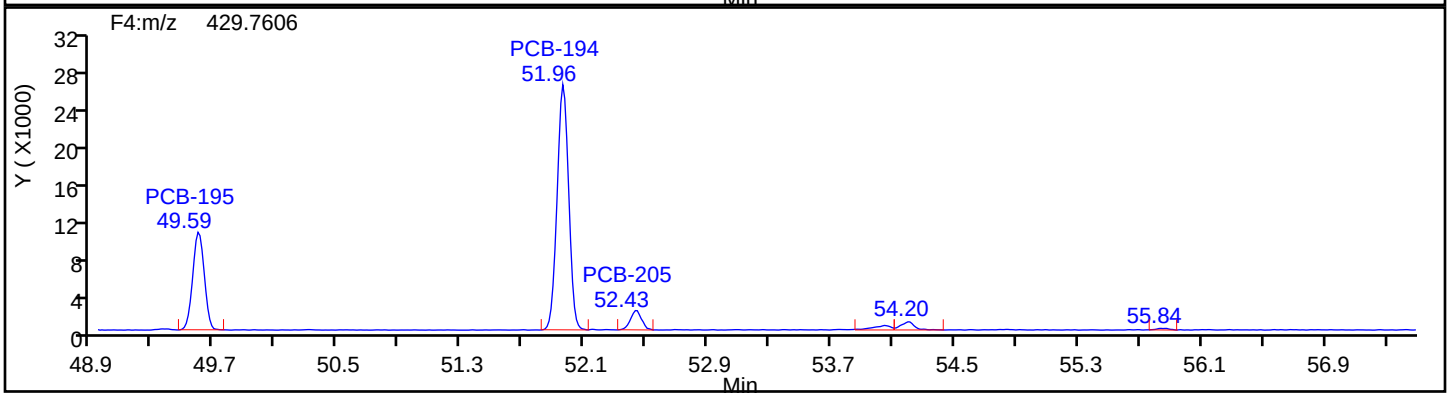

OcPCB F4 Standards

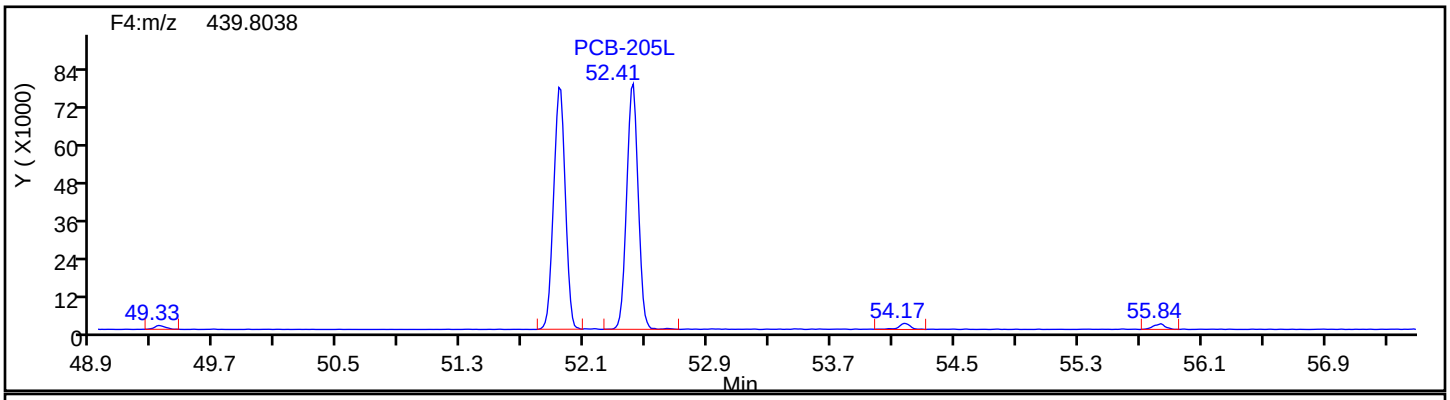

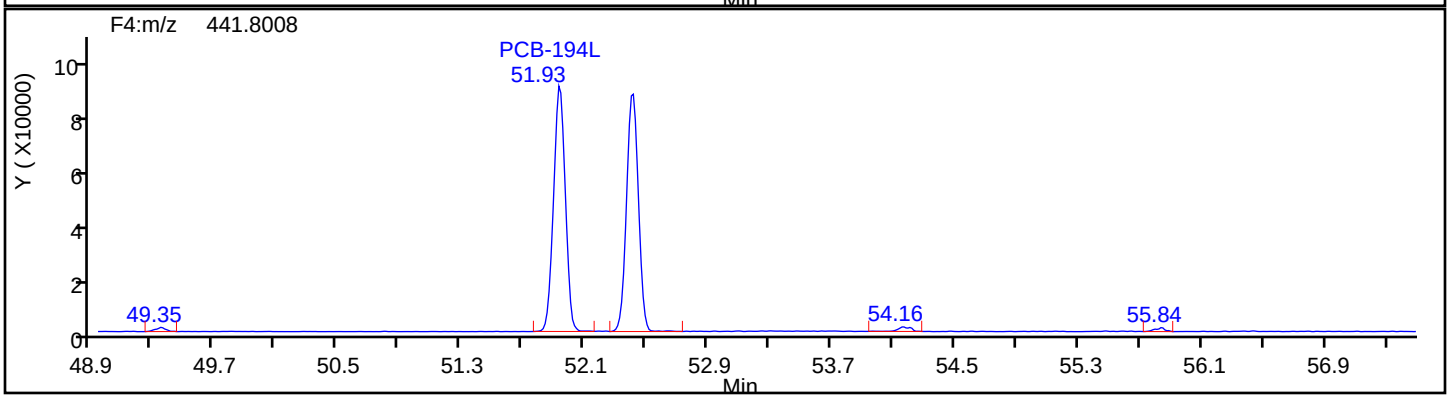

Eurofins TestAmerica, Knoxville

Data File:	\\chromna\Knoxville\ChromData\D3D\20190903-12939.b\580-88125-b-10-c.d		
Injection Date:	04-Sep-2019 05:18:00	Injection Vol:	1.0 ul
Instrument ID:	D3D	Operator ID:	Xcalibur_System
Method:	PCBs_D3D	Limit Group:	HR - 1668A - ICAL
Client ID:	F2-0to19-101018		
Worklist#:	33231	Sample Line#:	11
Column Type:	SPB-Octyl	Column Dia:	0.25 mm

OcPCB F4

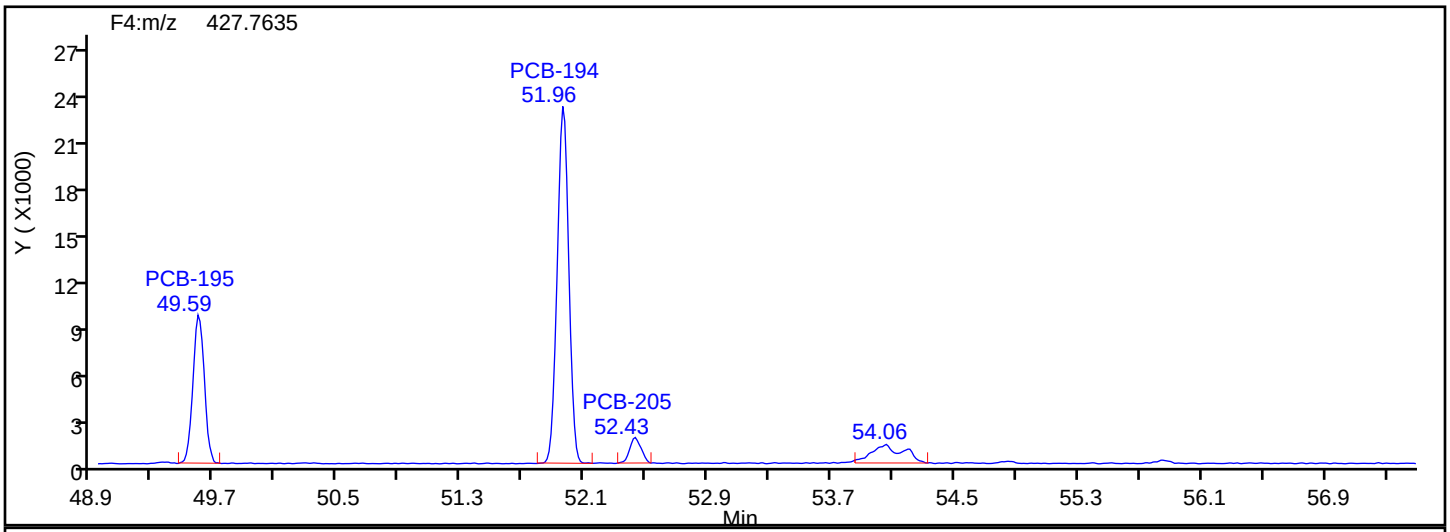

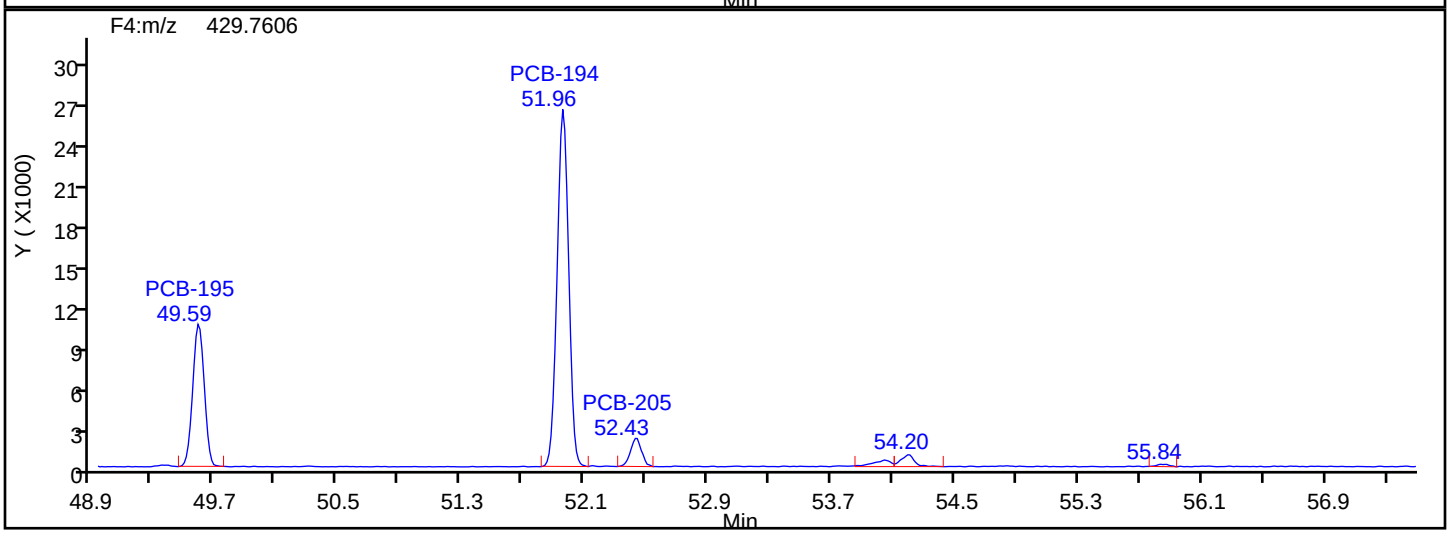

OcPCB F4 Lock Mass

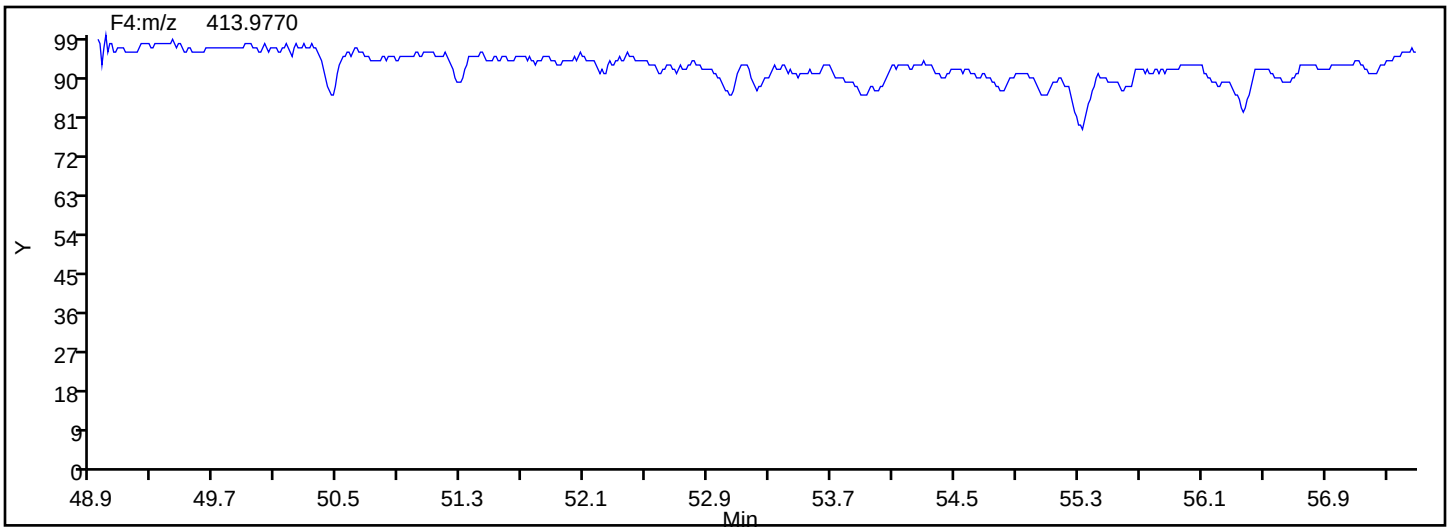

Eurofins TestAmerica, Knoxville

Data File:	\\chromna\Knoxville\ChromData\D3D\20190903-12939.b\580-88125-b-10-c.d		
Injection Date:	04-Sep-2019 05:18:00	Injection Vol:	1.0 ul
Instrument ID:	D3D	Operator ID:	Xcalibur_System
Method:	PCBs_D3D	Limit Group:	HR - 1668A - ICAL
Client ID:	F2-0to19-101018		
Worklist#:	33231	Sample Line#:	11
Column Type:	SPB-Octyl	Column Dia:	0.25 mm

NoPCB F4

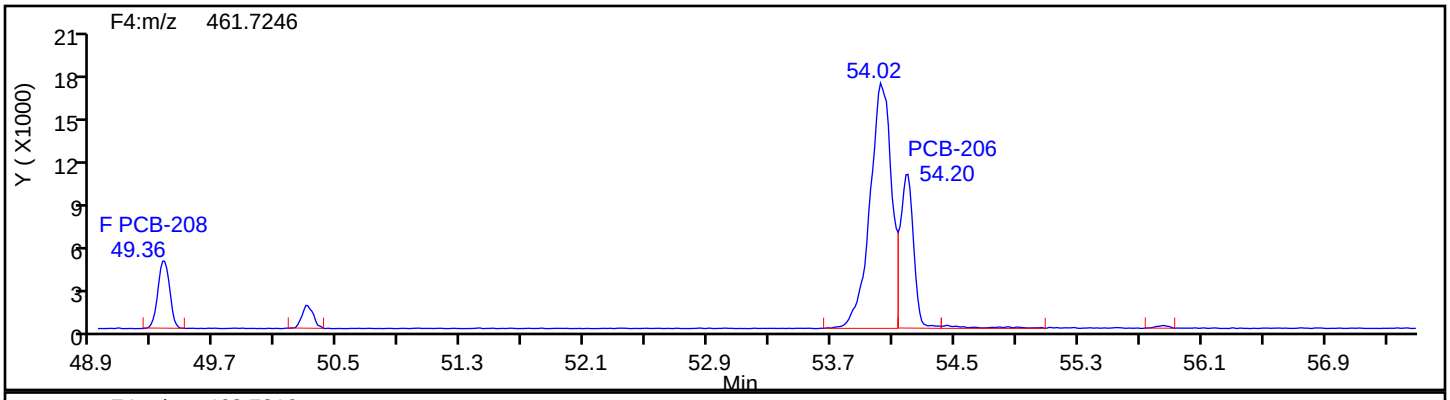

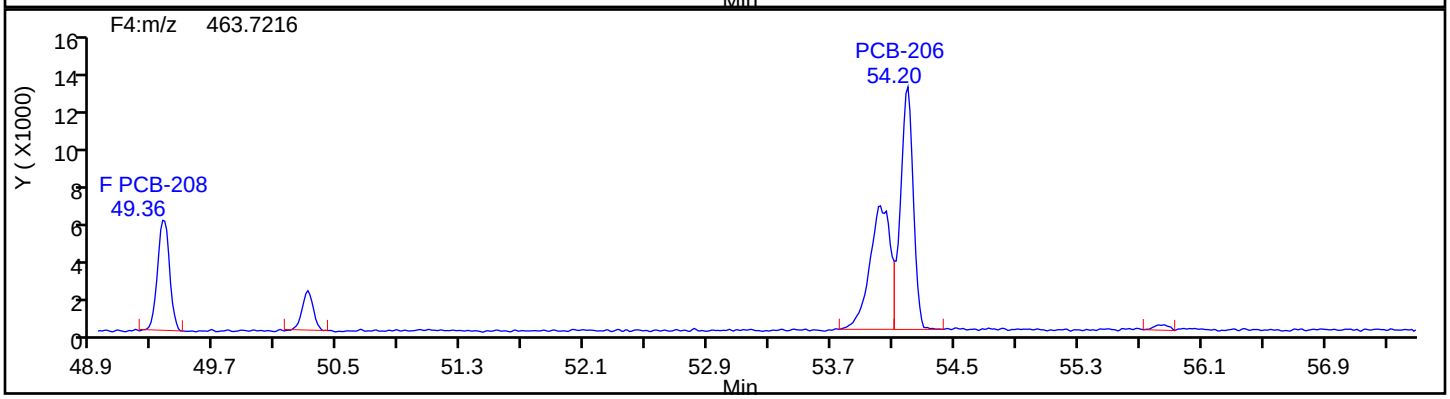

NoPCB F4 Standards

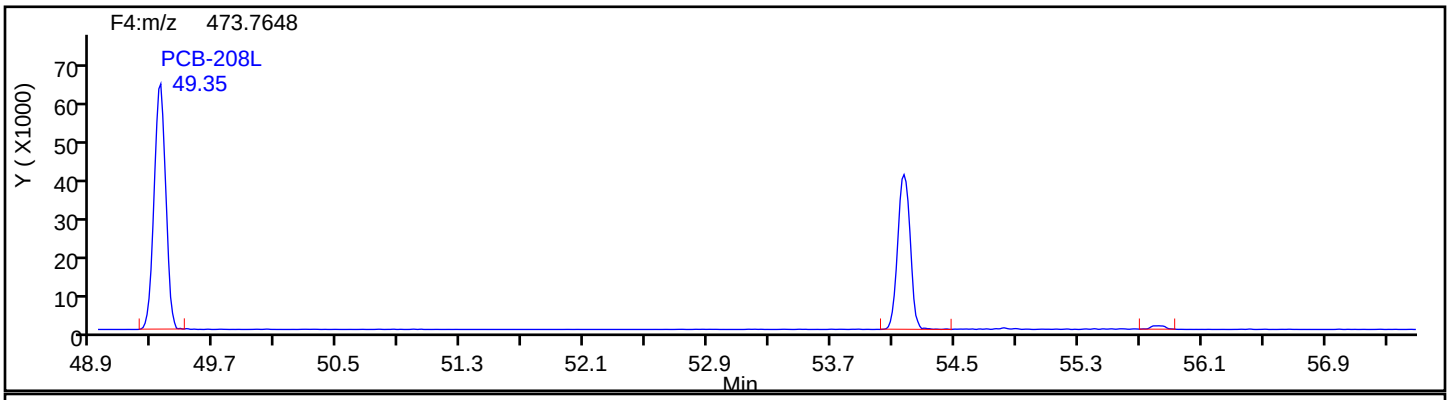

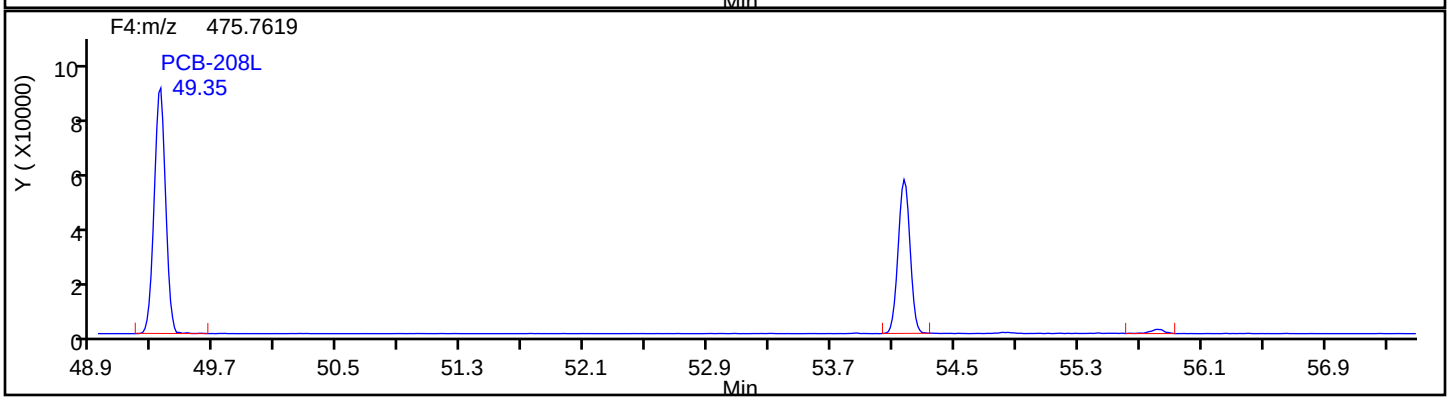

Eurofins TestAmerica, Knoxville

Data File:	\\chromna\Knoxville\ChromData\D3D\20190903-12939.b\580-88125-b-10-c.d		
Injection Date:	04-Sep-2019 05:18:00	Injection Vol:	1.0 ul
Instrument ID:	D3D	Operator ID:	Xcalibur_System
Method:	PCBs_D3D	Limit Group:	HR - 1668A - ICAL
Client ID:	F2-0to19-101018		
Worklist#:	33231	Sample Line#:	11
Column Type:	SPB-Octyl	Column Dia:	0.25 mm

NoPCB F4

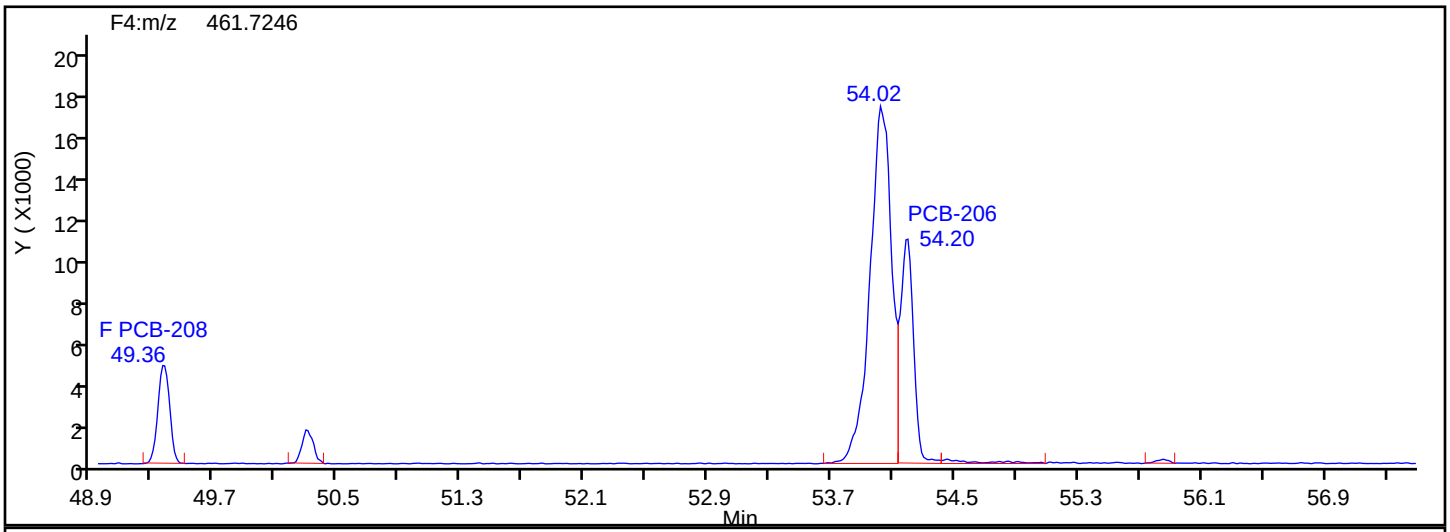

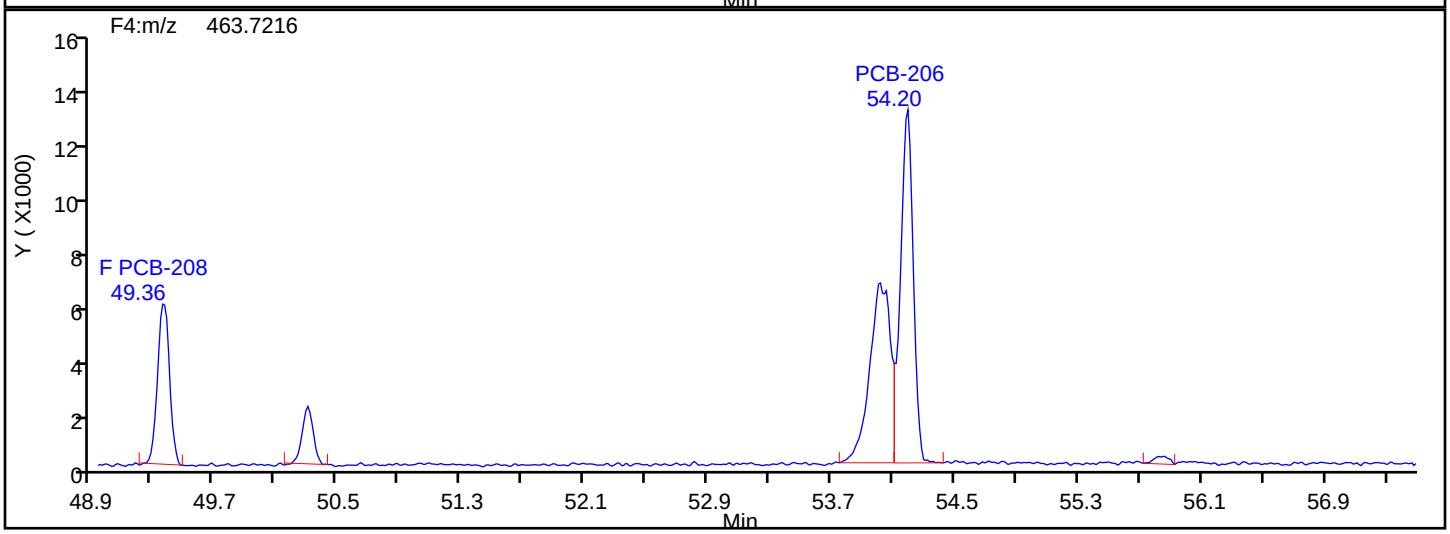

NoPCB F4 Lock Mass

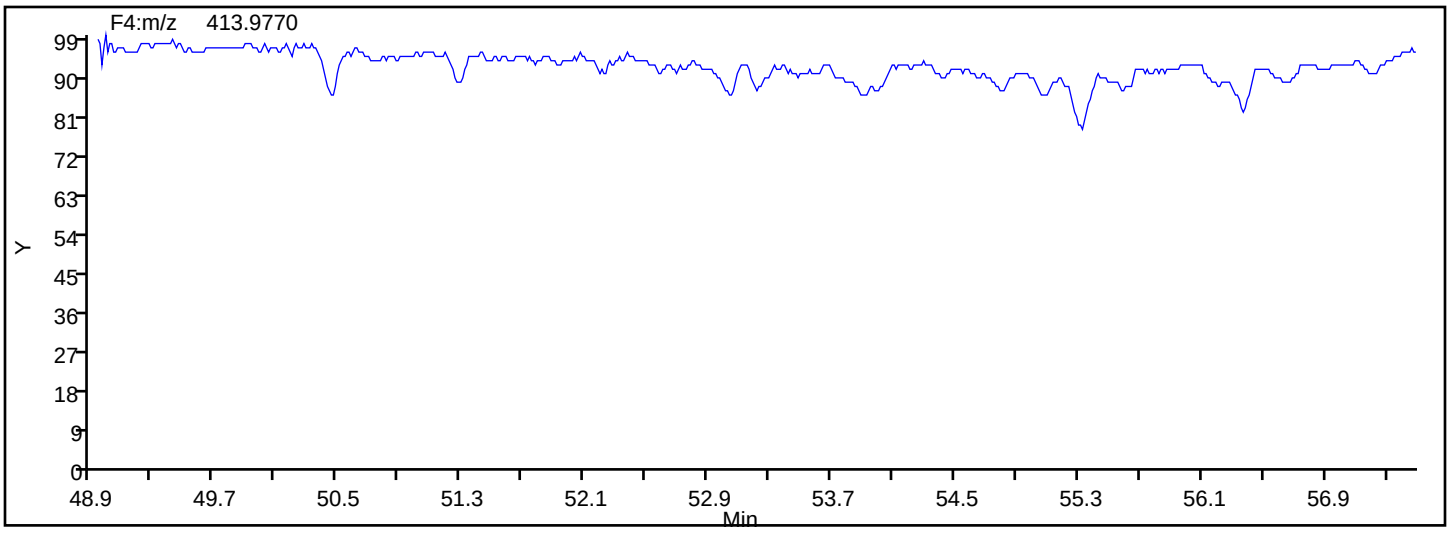

Report Date: 04-Sep-2019 14:50:25 Chrom Revision: 2.3 22-Aug-2019 12:55:36

Eurofins TestAmerica, Knoxville

Data File:	\\chromna\Knoxville\ChromData\D3D\20190903-12939.b\580-88125-b-10-c.d		
Injection Date:	04-Sep-2019 05:18:00	Injection Vol:	1.0 ul
Instrument ID:	D3D	Operator ID:	Xcalibur_System
Method:	PCBs_D3D	Limit Group:	HR - 1668A - ICAL
Client ID:	F2-0to19-101018		
Worklist#:	33231	Sample Line#:	11
Column Type:	SPB-Octyl	Column Dia:	0.25 mm

DePCB F4

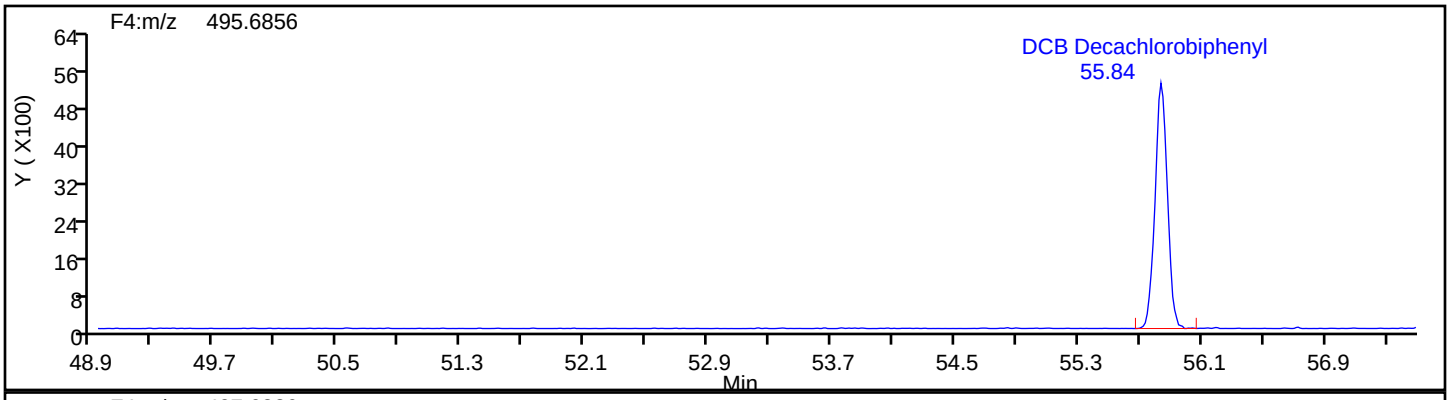

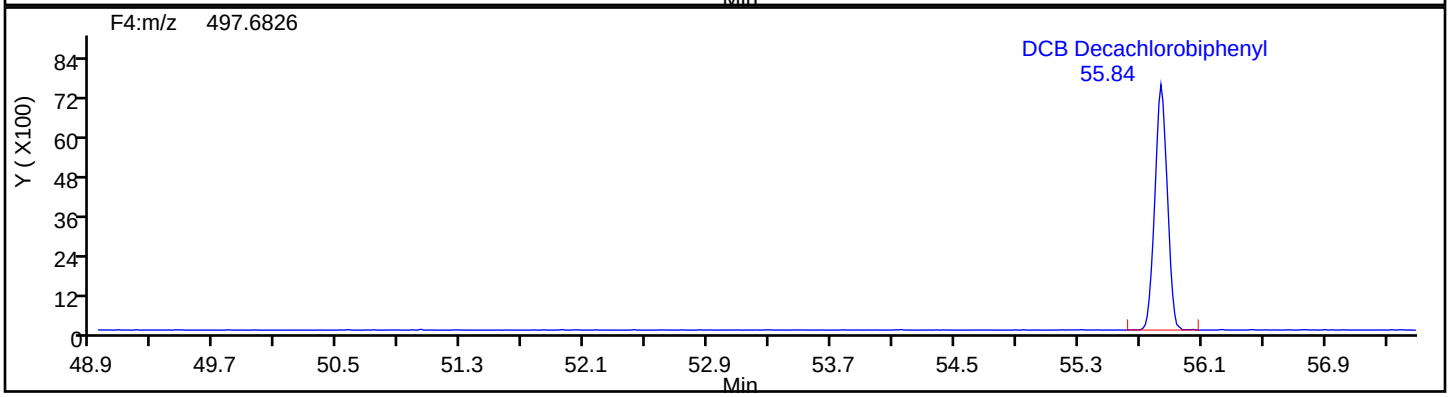

DePCB F4 Standards

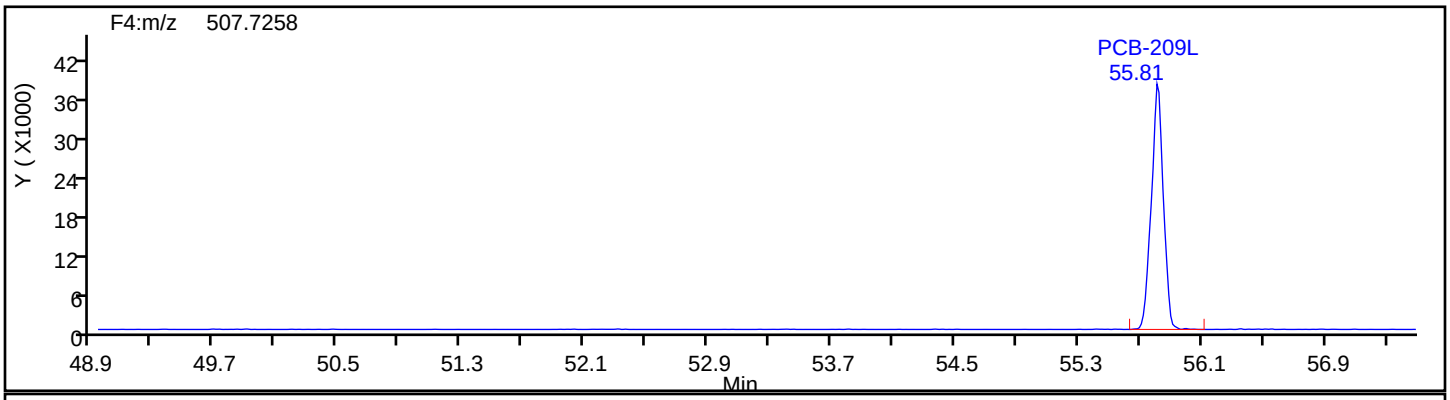

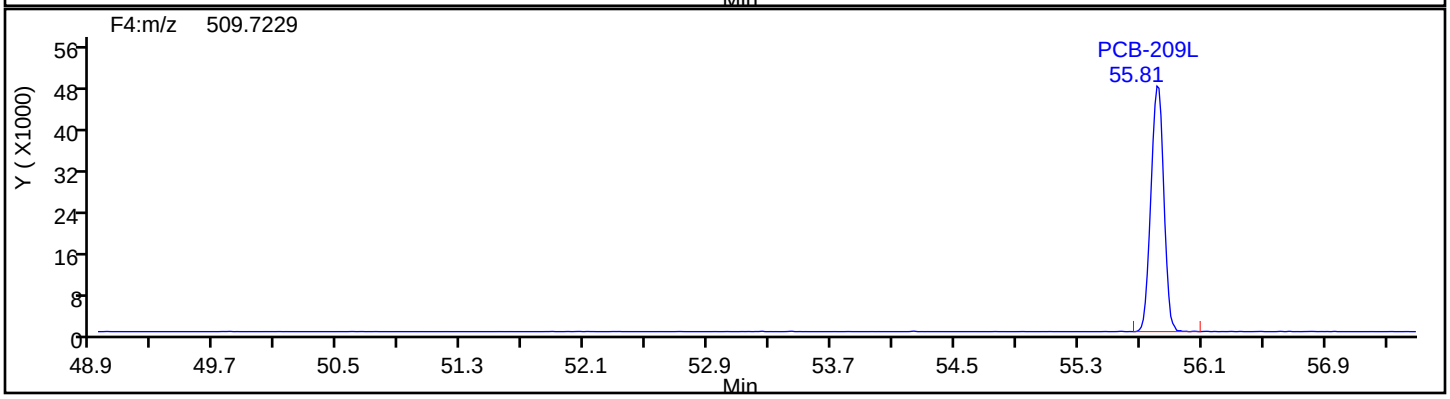

Eurofins TestAmerica, Knoxville

Data File:	\\chromna\Knoxville\ChromData\D3D\20190903-12939.b\580-88125-b-10-c.d		
Injection Date:	04-Sep-2019 05:18:00	Injection Vol:	1.0 ul
Instrument ID:	D3D	Operator ID:	Xcalibur_System
Method:	PCBs_D3D	Limit Group:	HR - 1668A - ICAL
Client ID:	F2-0to19-101018		
Worklist#:	33231	Sample Line#:	11
Column Type:	SPB-Octyl	Column Dia:	0.25 mm

DePCB F4

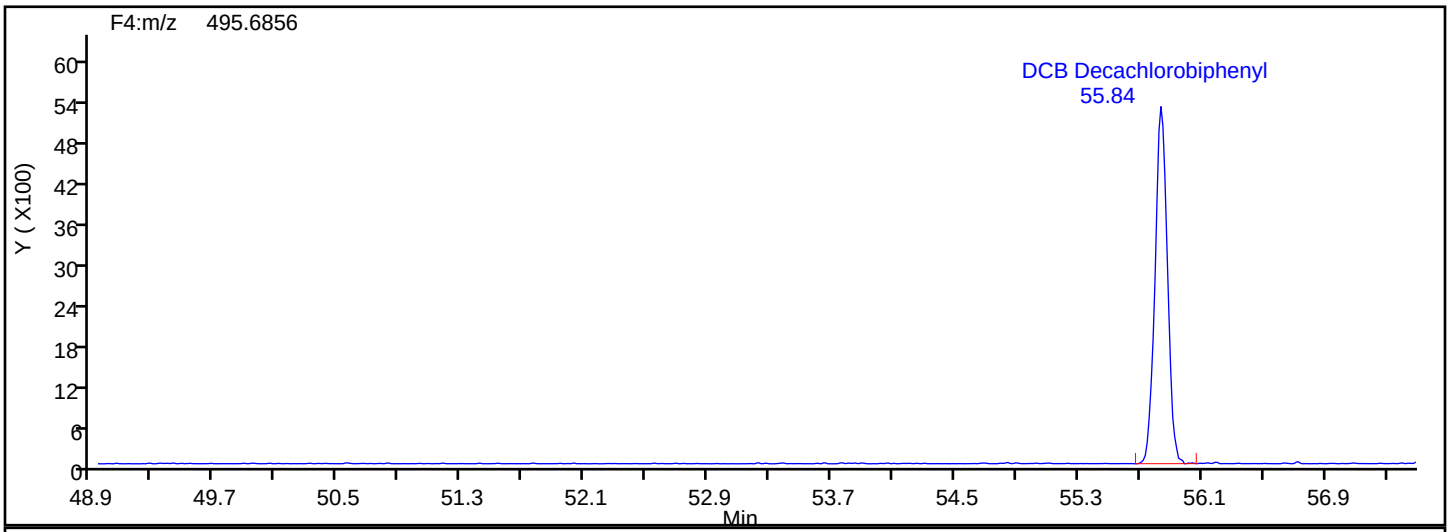

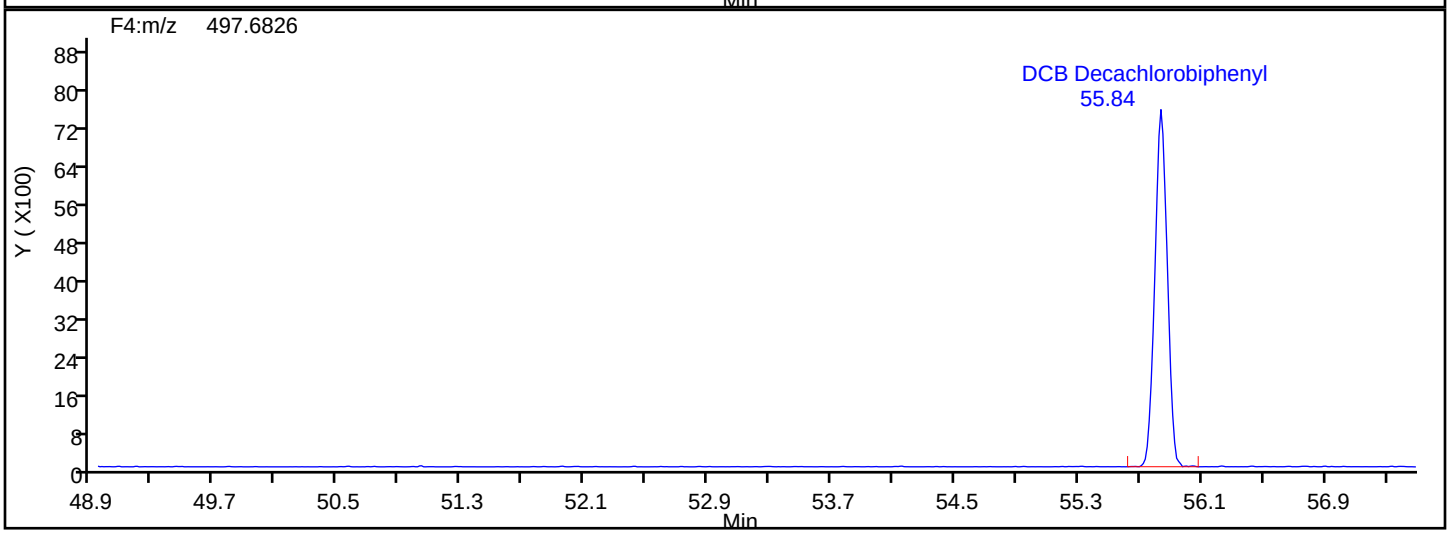

DePCB F4 Lock Mass

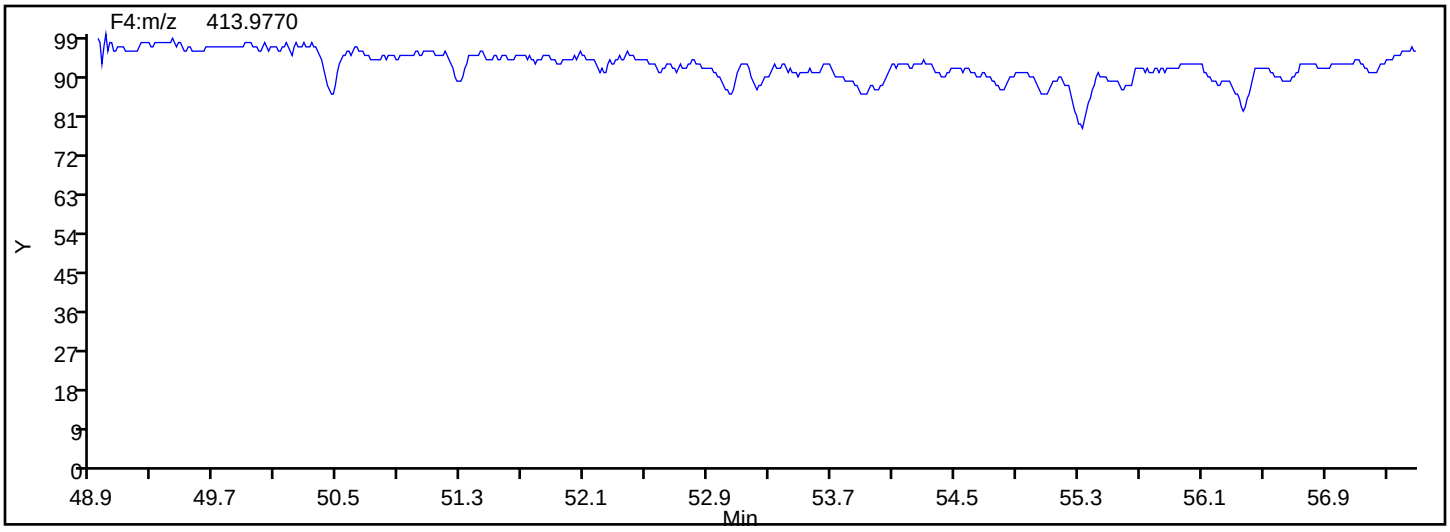

FORM I
HI-RES PCBS ORGANICS ANALYSIS DATA SHEET

Lab Name: Eurofins TestAmerica, Knoxville Job No.: 580-88125-2

SDG No.:

Client Sample ID: G6-0to27-101818 Lab Sample ID: 580-88125-11

Matrix: Solid Lab File ID: 580-88125-b-11-c.d

Analysis Method: 1668A Date Collected: 10/18/2018 14:12

Extract. Method: HRMS-Sox Date Extracted: 08/19/2019 08:06

Sample wt/vol: 20.62(g) Date Analyzed: 09/04/2019 06:20

Con. Extract Vol.: 20(mL) Dilution Factor: 1

Injection Volume: 1(uL) Level: (low/med) Low

% Moisture: 67.3 GPC Cleanup:(Y/N) N

Analysis Batch No.: 33231 Units: ng/g

CAS NO.	COMPOUND NAME	RESULT	Q	RL	EDL
2051-60-7	PCB-1	0.89	B	0.015	0.0018
2051-61-8	PCB-2	0.11	B	0.015	0.0018
2051-62-9	PCB-3	0.40	B	0.015	0.0018
13029-08-8	PCB-4	1.3		0.030	0.0016
16605-91-7	PCB-5	0.030		0.015	0.00099
25569-80-6	PCB-6	0.20		0.015	0.00099
33284-50-3	PCB-7	0.058		0.015	0.00095
34883-43-7	PCB-8	0.65	B	0.030	0.00097
34883-39-1	PCB-9	0.078		0.015	0.0011
33146-45-1	PCB-10	0.058		0.015	0.0010
2050-67-1	PCB-11	0.13	B	0.030	0.00094
2974-92-7	PCB-12	0.11	C	0.030	0.00094
2974-90-5	PCB-13	0.11	C12	0.030	0.00094
34883-41-5	PCB-14	ND		0.015	0.00082
2050-68-2	PCB-15	0.38	B	0.015	0.00091
38444-78-9	PCB-16	0.20		0.015	0.0015
37680-66-3	PCB-17	3.2	B	0.015	0.0012
37680-65-2	PCB-18	0.57	C B	0.030	0.0010
38444-73-4	PCB-19	3.9		0.015	0.0014
38444-84-7	PCB-20	1.8	C B	0.030	0.010
55702-46-0	PCB-21	0.79	C B	0.030	0.0098
38444-85-8	PCB-22	0.17	B	0.015	0.011
55720-44-0	PCB-23	ND		0.015	0.011
55702-45-9	PCB-24	0.0098	J q	0.015	0.00088
55712-37-3	PCB-25	0.43		0.015	0.0099
38444-81-4	PCB-26	0.18	C B	0.030	0.010
38444-76-7	PCB-27	0.65		0.015	0.00086
7012-37-5	PCB-28	1.8	C20 B	0.030	0.010
15862-07-4	PCB-29	0.18	C26 B	0.030	0.010
35693-92-6	PCB-30	0.57	C18 B	0.030	0.0010
16606-02-3	PCB-31	0.68	B	0.030	0.0097
38444-77-8	PCB-32	3.3	B	0.015	0.00079
38444-86-9	PCB-33	0.79	C21 B	0.030	0.0098
37680-68-5	PCB-34	0.016		0.015	0.011

FORM I
HI-RES PCBS ORGANICS ANALYSIS DATA SHEET

Lab Name: Eurofins TestAmerica, Knoxville Job No.: 580-88125-2

SDG No.:

Client Sample ID: G6-0to27-101818 Lab Sample ID: 580-88125-11

Matrix: Solid Lab File ID: 580-88125-b-11-c.d

Analysis Method: 1668A Date Collected: 10/18/2018 14:12

Extract. Method: HRMS-Sox Date Extracted: 08/19/2019 08:06

Sample wt/vol: 20.62(g) Date Analyzed: 09/04/2019 06:20

Con. Extract Vol.: 20(mL) Dilution Factor: 1

Injection Volume: 1(uL) Level: (low/med) Low

% Moisture: 67.3 GPC Cleanup:(Y/N) N

Analysis Batch No.: 33231 Units: ng/g

CAS NO.	COMPOUND NAME	RESULT	Q	RL	EDL
37680-69-6	PCB-35	0.021	B	0.015	0.011
38444-87-0	PCB-36	ND		0.015	0.010
38444-90-5	PCB-37	0.24	B	0.015	0.010
53555-66-1	PCB-38	ND		0.015	0.010
38444-88-1	PCB-39	0.022		0.015	0.0096
38444-93-8	PCB-40	3.9	G C	0.10	0.10
52663-59-9	PCB-41	3.9	G C40	0.10	0.10
36559-22-5	PCB-42	0.85	G	0.11	0.11
70362-46-8	PCB-43	0.90	G C	0.096	0.096
41464-39-5	PCB-44	32	G C B	0.093	0.093
70362-45-7	PCB-45	19	G C	0.11	0.11
41464-47-5	PCB-46	0.58	G	0.13	0.13
2437-79-8	PCB-47	32	G C44 B	0.093	0.093
70362-47-9	PCB-48	0.18	G q	0.10	0.10
41464-40-8	PCB-49	13	G C	0.084	0.084
62796-65-0	PCB-50	9.4	G C	0.10	0.10
68194-04-7	PCB-51	19	G C45	0.11	0.11
35693-99-3	PCB-52	11	G B	0.11	0.11
41464-41-9	PCB-53	9.4	G C50	0.10	0.10
15968-05-5	PCB-54	2.8		0.015	0.00068
74338-24-2	PCB-55	ND	G	0.074	0.074
41464-43-1	PCB-56	0.64	G	0.075	0.075
70424-67-8	PCB-57	ND	G	0.075	0.075
41464-49-7	PCB-58	ND	G	0.072	0.072
74472-33-6	PCB-59	0.95	G C	0.070	0.070
33025-41-1	PCB-60	ND	G	0.072	0.072
33284-53-6	PCB-61	5.3	G C B	0.070	0.070
54230-22-7	PCB-62	0.95	G C59	0.070	0.070
74472-34-7	PCB-63	0.21	G	0.065	0.065
52663-58-8	PCB-64	0.86	G	0.068	0.068
33284-54-7	PCB-65	32	G C44 B	0.093	0.093
32598-10-0	PCB-66	3.1	G	0.075	0.075
73575-53-8	PCB-67	ND	G	0.069	0.069

FORM I
HI-RES PCBS ORGANICS ANALYSIS DATA SHEET

Lab Name: Eurofins TestAmerica, Knoxville Job No.: 580-88125-2

SDG No.:

Client Sample ID: G6-0to27-101818 Lab Sample ID: 580-88125-11

Matrix: Solid Lab File ID: 580-88125-b-11-c.d

Analysis Method: 1668A Date Collected: 10/18/2018 14:12

Extract. Method: HRMS-Sox Date Extracted: 08/19/2019 08:06

Sample wt/vol: 20.62(g) Date Analyzed: 09/04/2019 06:20

Con. Extract Vol.: 20(mL) Dilution Factor: 1

Injection Volume: 1(uL) Level: (low/med) Low

% Moisture: 67.3 GPC Cleanup:(Y/N) N

Analysis Batch No.: 33231 Units: ng/g

CAS NO.	COMPOUND NAME	RESULT	Q	RL	EDL
73575-52-7	PCB-68	0.39	G	0.065	0.065
60233-24-1	PCB-69	13	G C49	0.084	0.084
32598-11-1	PCB-70	5.3	G C61 B	0.070	0.070
41464-46-4	PCB-71	3.9	G C40	0.10	0.10
41464-42-0	PCB-72	0.23	G	0.073	0.073
74338-23-1	PCB-73	0.90	G C43	0.096	0.096
32690-93-0	PCB-74	5.3	G C61 B	0.070	0.070
32598-12-2	PCB-75	0.95	G C59	0.070	0.070
70362-48-0	PCB-76	5.3	G C61 B	0.070	0.070
32598-13-3	PCB-77	0.23	G	0.071	0.071
70362-49-1	PCB-78	ND	G	0.073	0.073
41464-48-6	PCB-79	0.15	G	0.062	0.062
33284-52-5	PCB-80	ND	G	0.065	0.065
70362-50-4	PCB-81	ND	G	0.073	0.073
52663-62-4	PCB-82	1.4		0.015	0.0025
60145-20-2	PCB-83	14	C B	0.030	0.0023
52663-60-2	PCB-84	4.6		0.015	0.0025
65510-45-4	PCB-85	2.4	q C	0.045	0.0018
55312-69-1	PCB-86	11	C B	0.089	0.0018
38380-02-8	PCB-87	11	C86 B	0.089	0.0018
55215-17-3	PCB-88	7.4	C	0.030	0.0021
73575-57-2	PCB-89	0.14		0.015	0.0024
68194-07-0	PCB-90	26	C B	0.045	0.0019
68194-05-8	PCB-91	7.4	C88	0.030	0.0021
52663-61-3	PCB-92	6.1		0.015	0.0022
73575-56-1	PCB-93	4.9	C	0.030	0.0022
73575-55-0	PCB-94	1.3		0.015	0.0024
38379-99-6	PCB-95	18	B	0.015	0.0022
73575-54-9	PCB-96	1.0		0.015	0.0017
41464-51-1	PCB-97	11	C86 B	0.089	0.0018
60233-25-2	PCB-98	2.0	C	0.030	0.0022
38380-01-7	PCB-99	14	C83 B	0.030	0.0023

FORM I
HI-RES PCBS ORGANICS ANALYSIS DATA SHEET

Lab Name: Eurofins TestAmerica, Knoxville Job No.: 580-88125-2

SDG No.:

Client Sample ID: G6-0to27-101818 Lab Sample ID: 580-88125-11

Matrix: Solid Lab File ID: 580-88125-b-11-c.d

Analysis Method: 1668A Date Collected: 10/18/2018 14:12

Extract. Method: HRMS-Sox Date Extracted: 08/19/2019 08:06

Sample wt/vol: 20.62(g) Date Analyzed: 09/04/2019 06:20

Con. Extract Vol.: 20(mL) Dilution Factor: 1

Injection Volume: 1(uL) Level: (low/med) Low

% Moisture: 67.3 GPC Cleanup:(Y/N) N

Analysis Batch No.: 33231 Units: ng/g

CAS NO.	COMPOUND NAME	RESULT	Q	RL	EDL
39485-83-1	PCB-100	4.9	C93	0.030	0.0022
37680-73-2	PCB-101	26	C90 B	0.045	0.0019
68194-06-9	PCB-102	2.0	C98	0.030	0.0022
60145-21-3	PCB-103	2.1		0.015	0.0021
56558-16-8	PCB-104	0.47		0.015	0.0015
32598-14-4	PCB-105	3.0	B	0.015	0.014
70424-69-0	PCB-106	ND		0.015	0.014
70424-68-9	PCB-107	1.1		0.015	0.013
70362-41-3	PCB-108	0.40	C	0.030	0.014
74472-35-8	PCB-109	11	C86 B	0.089	0.0018
38380-03-9	PCB-110	20	C B	0.030	0.0016
39635-32-0	PCB-111	0.12		0.015	0.0015
74472-36-9	PCB-112	ND		0.015	0.0016
68194-10-5	PCB-113	26	C90 B	0.045	0.0019
74472-37-0	PCB-114	0.18	B	0.015	0.013
74472-38-1	PCB-115	20	C110 B	0.030	0.0016
18259-05-7	PCB-116	2.4	q C85	0.045	0.0018
68194-11-6	PCB-117	2.4	q C85	0.045	0.0018
31508-00-6	PCB-118	11	B	0.015	0.013
56558-17-9	PCB-119	11	C86 B	0.089	0.0018
68194-12-7	PCB-120	0.26		0.015	0.0014
56558-18-0	PCB-121	0.13		0.015	0.0015
76842-07-4	PCB-122	0.12		0.015	0.015
65510-44-3	PCB-123	0.13		0.015	0.013
70424-70-3	PCB-124	0.40	C108	0.030	0.014
74472-39-2	PCB-125	11	C86 B	0.089	0.0018
57465-28-8	PCB-126	0.031	B	0.015	0.013
39635-33-1	PCB-127	ND		0.015	0.014
38380-07-3	PCB-128	2.9	C	0.030	0.0054
55215-18-4	PCB-129	25	C B	0.059	0.0056
52663-66-8	PCB-130	1.5		0.015	0.0073
61798-70-7	PCB-131	0.28		0.015	0.0070
38380-05-1	PCB-132	8.5	B	0.015	0.0068
35694-04-3	PCB-133	0.91		0.015	0.0067

FORM I
HI-RES PCBS ORGANICS ANALYSIS DATA SHEET

Lab Name: Eurofins TestAmerica, Knoxville Job No.: 580-88125-2

SDG No.:

Client Sample ID: G6-0to27-101818 Lab Sample ID: 580-88125-11

Matrix: Solid Lab File ID: 580-88125-b-11-c.d

Analysis Method: 1668A Date Collected: 10/18/2018 14:12

Extract. Method: HRMS-Sox Date Extracted: 08/19/2019 08:06

Sample wt/vol: 20.62(g) Date Analyzed: 09/04/2019 06:20

Con. Extract Vol.: 20(mL) Dilution Factor: 1

Injection Volume: 1(uL) Level: (low/med) Low

% Moisture: 67.3 GPC Cleanup:(Y/N) N

Analysis Batch No.: 33231 Units: ng/g

CAS NO.	COMPOUND NAME	RESULT	Q	RL	EDL
52704-70-8	PCB-134	1.7	C	0.030	0.0071
52744-13-5	PCB-135	12	C B	0.030	0.0010
38411-22-2	PCB-136	4.9	B	0.015	0.00076
35694-06-5	PCB-137	0.67		0.015	0.0057
35065-28-2	PCB-138	25	C129 B	0.059	0.0056
56030-56-9	PCB-139	0.58	C	0.030	0.0060
59291-64-4	PCB-140	0.58	C139	0.030	0.0060
52712-04-6	PCB-141	4.3		0.015	0.0063
41411-61-4	PCB-142	ND		0.015	0.0070
68194-15-0	PCB-143	1.7	C134	0.030	0.0071
68194-14-9	PCB-144	1.1		0.015	0.00095
74472-40-5	PCB-145	0.021		0.015	0.00073
51908-16-8	PCB-146	5.9	B	0.015	0.0060
68194-13-8	PCB-147	28	C B	0.030	0.0062
74472-41-6	PCB-148	0.32		0.015	0.00097
38380-04-0	PCB-149	28	C147 B	0.030	0.0062
68194-08-1	PCB-150	0.39		0.015	0.00071
52663-63-5	PCB-151	12	C135 B	0.030	0.0010
68194-09-2	PCB-152	0.26		0.015	0.00070
35065-27-1	PCB-153	24	C B	0.030	0.0049
60145-22-4	PCB-154	1.6	B	0.015	0.00086
33979-03-2	PCB-155	0.040		0.015	0.00067
38380-08-4	PCB-156	2.1	C B	0.030	0.0055
69782-90-7	PCB-157	2.1	C156 B	0.030	0.0055
74472-42-7	PCB-158	2.1	B	0.015	0.0043
39635-35-3	PCB-159	0.26		0.015	0.0046
41411-62-5	PCB-160	25	C129 B	0.059	0.0056
74472-43-8	PCB-161	ND		0.015	0.0045
39635-34-2	PCB-162	ND		0.015	0.0044
74472-44-9	PCB-163	25	C129 B	0.059	0.0056
74472-45-0	PCB-164	1.9		0.015	0.0048

FORM I
HI-RES PCBS ORGANICS ANALYSIS DATA SHEET

Lab Name: Eurofins TestAmerica, Knoxville Job No.: 580-88125-2

SDG No.:

Client Sample ID: G6-0to27-101818 Lab Sample ID: 580-88125-11

Matrix: Solid Lab File ID: 580-88125-b-11-c.d

Analysis Method: 1668A Date Collected: 10/18/2018 14:12

Extract. Method: HRMS-Sox Date Extracted: 08/19/2019 08:06

Sample wt/vol: 20.62(g) Date Analyzed: 09/04/2019 06:20

Con. Extract Vol.: 20(mL) Dilution Factor: 1

Injection Volume: 1(uL) Level: (low/med) Low

% Moisture: 67.3 GPC Cleanup:(Y/N) N

Analysis Batch No.: 33231 Units: ng/g

CAS NO.	COMPOUND NAME	RESULT	Q	RL	EDL
74472-46-1	PCB-165	ND		0.015	0.0054
41411-63-6	PCB-166	2.9	C128	0.030	0.0054
52663-72-6	PCB-167	0.74		0.015	0.0039
59291-65-5	PCB-168	24	C153 B	0.030	0.0049
32774-16-6	PCB-169	ND		0.015	0.0042
35065-30-6	PCB-170	8.1	B	0.015	0.00076
52663-71-5	PCB-171	2.7	C	0.030	0.00077
52663-74-8	PCB-172	1.3	B	0.015	0.00075
68194-16-1	PCB-173	2.7	C171	0.030	0.00077
38411-25-5	PCB-174	8.7	B	0.015	0.00078
40186-70-7	PCB-175	0.36		0.015	0.00069
52663-65-7	PCB-176	1.1	B	0.015	0.00049
52663-70-4	PCB-177	5.6	B	0.015	0.00079
52663-67-9	PCB-178	2.2		0.015	0.00072
52663-64-6	PCB-179	4.3	B	0.015	0.00052
35065-29-3	PCB-180	18	C B	0.030	0.00060
74472-47-2	PCB-181	0.078		0.015	0.00067
60145-23-5	PCB-182	0.14		0.015	0.00065
52663-69-1	PCB-183	5.7	C B	0.030	0.00065
74472-48-3	PCB-184	ND		0.015	0.00052
52712-05-7	PCB-185	5.7	C183 B	0.030	0.00065
74472-49-4	PCB-186	ND		0.015	0.00052
52663-68-0	PCB-187	11		0.015	0.00067
74487-85-7	PCB-188	0.078		0.015	0.00048
39635-31-9	PCB-189	0.29	B	0.015	0.0022
41411-64-7	PCB-190	1.6		0.015	0.00054
74472-50-7	PCB-191	0.38		0.015	0.00054
74472-51-8	PCB-192	ND		0.015	0.00057
69782-91-8	PCB-193	18	C180 B	0.030	0.00060
35694-08-7	PCB-194	3.6	B	0.015	0.0072
52663-78-2	PCB-195	1.7		0.015	0.0086
42740-50-1	PCB-196	1.8	B	0.015	0.0013

FORM I
HI-RES PCBS ORGANICS ANALYSIS DATA SHEET

Lab Name: Eurofins TestAmerica, Knoxville Job No.: 580-88125-2

SDG No.:

Client Sample ID: G6-0to27-101818 Lab Sample ID: 580-88125-11

Matrix: Solid Lab File ID: 580-88125-b-11-c.d

Analysis Method: 1668A Date Collected: 10/18/2018 14:12

Extract. Method: HRMS-Sox Date Extracted: 08/19/2019 08:06

Sample wt/vol: 20.62(g) Date Analyzed: 09/04/2019 06:20

Con. Extract Vol.: 20(mL) Dilution Factor: 1

Injection Volume: 1(uL) Level: (low/med) Low

% Moisture: 67.3 GPC Cleanup:(Y/N) N

Analysis Batch No.: 33231 Units: ng/g

CAS NO.	COMPOUND NAME	RESULT	Q	RL	EDL
33091-17-7	PCB-197	0.13		0.015	0.00094
68194-17-2	PCB-198	3.5	C B	0.030	0.0014
52663-75-9	PCB-199	3.5	C198 B	0.030	0.0014
52663-73-7	PCB-200	0.45		0.015	0.0010
40186-71-8	PCB-201	0.46		0.015	0.00096
2136-99-4	PCB-202	0.73		0.015	0.0011
52663-76-0	PCB-203	2.2		0.015	0.0012
74472-52-9	PCB-204	ND		0.015	0.0010
74472-53-0	PCB-205	0.18		0.015	0.0054
40186-72-9	PCB-206	1.7	q	0.015	0.0046
52663-79-3	PCB-207	0.15		0.015	0.0033
52663-77-1	PCB-208	0.36		0.015	0.0034
2051-24-3	PCB-209	0.46	B	0.015	0.00068
27323-18-8	Total Monochlorobiphenyls	1.4	B	0.015	0.0018
25512-42-9	Total Dichlorobiphenyls	3.0	B	0.030	0.0010
25323-68-6	Total Trichlorobiphenyls	16	q B	0.030	0.0071
26914-33-0	Total Tetrachlorobiphenyls	110	G q B	0.079	0.079
25429-29-2	Total Pentachlorobiphenyls	140	q B	0.089	0.0057
26601-64-9	Total Hexachlorobiphenyls	130	B	0.059	0.0043
28655-71-2	Total Heptachlorobiphenyls	72	B	0.030	0.00071
55722-26-4	Total Octachlorobiphenyls	15	B	0.030	0.0027
53742-07-7	Total Nonachlorobiphenyls	2.2	q	0.015	0.0038
1336-36-3	Polychlorinated biphenyls, Total	490	q B	0.089	0.012

FORM I
HI-RES PCBS ORGANICS ANALYSIS DATA SHEET

Lab Name: Eurofins TestAmerica, Knoxville Job No.: 580-88125-2

SDG No.:

Client Sample ID: G6-0to27-101818 Lab Sample ID: 580-88125-11

Matrix: Solid Lab File ID: 580-88125-b-11-c.d

Analysis Method: 1668A Date Collected: 10/18/2018 14:12

Extract. Method: HRMS-Sox Date Extracted: 08/19/2019 08:06

Sample wt/vol: 20.62(g) Date Analyzed: 09/04/2019 06:20

Con. Extract Vol.: 20(mL) Dilution Factor: 1

Injection Volume: 1(uL) Level: (low/med) Low

% Moisture: 67.3 GPC Cleanup:(Y/N) N

Analysis Batch No.: 33231 Units: ng/g

CAS NO.	ISOTOPE DILUTION	%REC	Q	LIMITS
234432-85-0	PCB-1L	84		30-140
208263-77-8	PCB-3L	83		30-140
234432-86-1	PCB-4L	72		30-140
208263-67-6	PCB-15L	85		30-140
234432-87-2	PCB-19L	73		30-140
208263-79-0	PCB-37L	88		30-140
234432-88-3	PCB-54L	104		30-140
105600-23-5	PCB-77L	91		30-140
208461-24-9	PCB-81L	88		30-140
234432-89-4	PCB-104L	87		30-140
208263-62-1	PCB-105L	82		30-140
208263-63-2	PCB-114L	81		30-140
104130-40-7	PCB-118L	82		30-140
208263-64-3	PCB-123L	83		30-140
208263-65-4	PCB-126L	91		30-140
234432-90-7	PCB-155L	94		30-140
208263-68-7	PCB-156L	82	C	30-140
235416-30-5	PCB-157L	82	C156	30-140
208263-69-8	PCB-167L	81		30-140
208263-70-1	PCB-169L	93		30-140
160901-80-4	PCB-170L	82		30-140
234432-91-8	PCB-188L	83		30-140
208263-73-4	PCB-189L	89		30-140
105600-26-8	PCB-202L	79		30-140
234446-64-1	PCB-205L	78		30-140
208263-75-6	PCB-206L	71		30-140
234432-92-9	PCB-208L	74		30-140
105600-27-9	PCB-209L	59		30-140

CAS NO.	SURROGATE	%REC	Q	LIMITS
208263-76-7	PCB-28L	80		40-125
235416-29-2	PCB-111L	95		40-125
232919-67-4	PCB-178L	96		40-125

Eurofins TestAmerica, Knoxville
Target Compound Quantitation Report

Data File: \\chromna\Knoxville\ChromData\D3D\20190903-12939.b\580-88125-b-11-c.d
Lims ID: 580-88125-B-11-C
Client ID: G6-0to27-101818
Sample Type: Client
Inject. Date: 04-Sep-2019 06:20:00 ALS Bottle#: 0 Worklist Smp#: 12
Injection Vol: 1.0 ul Dil. Factor: 1.0000
Sample Info:
Misc. Info.: 140-0012939-012
Operator ID: Xcalibur_System Instrument ID: D3D

Method: \\chromna\Knoxville\ChromData\D3D\20190903-12939.b\PCBs_D3D.m
Limit Group: HR - 1668A - ICAL
Last Update: 04-Sep-2019 14:55:28 Calib Date: 21-Aug-2019 19:05:00
Integrator: Picker
Quant Method: Isotopic Dilution Quant By: Initial Calibration
Last ICal File: \\chromna\Knoxville\ChromData\D3D\20190813-12717.b\d4190821i6.d

Column 1 : SPB-Octyl (0.25 mm) Det: F1(11.07 :21.70)
Process Host: CTX1028

First Level Reviewer: layk Date: 04-Sep-2019 10:53:25

Compound	RT (min.)	Area	Ratio	Ical RRF	Amount pg/ul	EMPC pg/ul	Noise EDL	Final EDL	%Rec	Flags
S Total Monochlorobipheny					93.9	93.9	0.1211	0.1211		
D PCB-1L	11:42	526105	3.04	1.3140	84.3	84.3	0.8011	0.8011	84.26	
D PCB-3L	13:52	534637	3.23	1.3615	82.6	82.6	0.7731	0.7731	82.64	
PCB-1	11:42	373461	3.15	1.1883	59.7	59.7	0.1188	0.1188		
PCB-2	13:41	46216	3.27	1.1911	7.316	7.316	0.1217	0.1217		
PCB-3	13:52	174364	3.22	1.2130	26.9	26.9	0.1228	0.1228		
S Total Dichlorobiphenyls					200.9	200.9	0.0688	0.0688		
D PCB-4L	14:07	205517	1.55	0.5996	72.1	72.1	0.3709	0.3709	72.14	
* PCB-9L	16:04	475168	1.65	4E+04	100.0	100.0				
D PCB-15L	20:00	413192	1.68	1.0280	84.6	84.6	0.2163	0.2163	84.59	
PCB-4	14:07	223373	1.64	1.2533	86.7	86.7	0.1060	0.1060		
PCB-10	14:18	17864	1.75	1.4828	3.894	3.894	0.0702	0.0702		
PCB-9	16:06	23181	1.65	1.4200	5.277	5.277	0.0733	0.0733		
PCB-7	16:15	19642	1.72	1.6244	3.909	3.909	0.0641	0.0641		
PCB-6	16:30	65250	1.67	1.5539	13.6	13.6	0.0670	0.0670		
PCB-5	16:48	9812	1.62	1.5606	2.032	2.032	0.0667	0.0667		
PCB-8	16:56	215999	1.65	1.5884	44.0	44.0	0.0655	0.0655		
PCB-14	18:37						0.0556	0.0556		
PCB-11	19:24	42946	1.63	1.6347	8.493	8.493	0.0637	0.0637		
PCB-12	19:41	37486	1.71	1.6410	7.384	7.384	0.0634	0.0634		
PCB-13 (C12)	19:41	37486	1.71	1.6410	7.384	7.384	0.0634	0.0634		
PCB-15	20:01	148401	1.63	1.4024	25.6	25.6	0.0610	0.0610		
S Total Trichlorobiphenyl					1089.7	1089.5	0.4767	0.4767		RQ
D PCB-19L	17:13	113772	1.07	0.6095	73.1	73.1	2.186	2.186	73.14	
* PCB-32L	20:28	255223	1.08	2.2E+04	100.0	100.0				
* PCB-31L	22:44	1094378	1.06	6.8E+04	100.0	100.0				
$ PCB-28L	23:02	965697	1.05	1.0975	80.4	80.4	0.2073	0.2073	80.40	
D PCB-37L	27:02	870168	1.07	0.9024	88.1	88.1	0.2522	0.2522	88.11	
PCB-19	17:13	392531	1.09	1.3047	264.4	264.4	0.0960	0.0960		
PCB-18	19:06	78884	1.09	1.8188	38.1	38.1	0.0689	0.0689		
PCB-30 (C18)	19:06	78884	1.09	1.8188	38.1	38.1	0.0689	0.0689		

Compound	RT (min.)	Area	Ratio	Ical RRF	Amount pg/ul	EMPC pg/ul	Noise EDL	Final EDL	%Rec	Flags
PCB-17	19:31	384659	1.08	1.5641	216.2	216.2	0.0801	0.0801		
PCB-27	19:44	107501	1.07	2.1680	43.6	43.6	0.0578	0.0578		M
PCB-24	19:49	1574	1.04	2.1018	0.8795	0.6582	0.0596	0.0596		RQMa
PCB-16	19:58	18565	1.14	1.2260	13.3	13.3	0.1022	0.1022		M
PCB-32	20:30	584710	1.08	2.3416	219.5	219.5	0.0535	0.0535		
PCB-34	21:45	11244	1.02	1.2154	1.063	1.063	0.7458	0.7458		
PCB-23	21:58						0.7152	0.7152		
PCB-26	22:13	140721	1.06	1.3193	12.3	12.3	0.6871	0.6871		
PCB-29 (C26)	22:13	140721	1.06	1.3193	12.3	12.3	0.6871	0.6871		
PCB-25	22:28	339630	1.08	1.3523	28.9	28.9	0.6703	0.6703		
PCB-31	22:46	553732	1.07	1.3809	46.1	46.1	0.6565	0.6565		
PCB-20	23:03	1382896	1.08	1.3057	121.7	121.7	0.6943	0.6943		
PCB-28 (C20)	23:03	1382896	1.08	1.3057	121.7	121.7	0.6943	0.6943		
PCB-21	23:14	639693	1.07	1.3777	53.4	53.4	0.6580	0.6580		
PCB-33 (C21)	23:14	639693	1.07	1.3777	53.4	53.4	0.6580	0.6580		
PCB-22	23:41	120894	1.10	1.2430	11.2	11.2	0.7293	0.7293		Ma
PCB-36	25:18						0.6731	0.6731		nMUa
PCB-39	25:37	17759	0.91	1.3970	1.461	1.461	0.6489	0.6489		
PCB-38	26:13						0.6880	0.6880		
PCB-35	26:39	15238	1.14	1.2166	1.439	1.439	0.7451	0.7451		
PCB-37	27:04	182630	1.11	1.2879	16.3	16.3	0.7038	0.7038		
S Total Tetrachlorobiphen					7101.3	7099.1	5.339	5.339		RQ
D PCB-54L	20:18	172199	0.78	0.6515	103.6	103.6	0.2080	0.2080	104	M
* PCB-52L	24:53	581694	0.80	3.9E+04	100.0	100.0				
D PCB-81L	33:50	632361	0.80	1.2328	88.2	88.2	0.1544	0.1544	88.18	
D PCB-77L	34:23	663730	0.83	1.2523	91.1	91.1	0.1520	0.1520	91.12	
PCB-54	20:19	404123	0.77	1.2558	186.9	186.9	0.0460	0.0460		
PCB-50	22:29	3825864	0.79	0.9362	630.6	630.6	6.884	6.884		
PCB-53 (C50)	22:29	3825864	0.79	0.9362	630.6	630.6	6.884	6.884		
PCB-45	23:14	7252706	0.79	0.8850	1264.6	1264.6	7.281	7.281		
PCB-51 (C45)	23:14	7252706	0.79	0.8850	1264.6	1264.6	7.281	7.281		
PCB-46	23:28	193270	0.73	0.7591	39.3	39.3	8.489	8.489		
PCB-52	24:54	4129784	0.79	0.8992	708.7	708.7	7.166	7.166		
PCB-43	25:02	393136	0.73	0.9993	60.7	60.7	6.448	6.448		
PCB-73 (C43)	25:02	393136	0.73	0.9993	60.7	60.7	6.448	6.448		
PCB-49	25:23	6644219	0.79	1.1366	902.1	902.1	5.670	5.670		
PCB-69 (C49)	25:23	6644219	0.79	1.1366	902.1	902.1	5.670	5.670		
PCB-48	25:41	72293	0.77	0.9454	13.4	11.8	6.817	6.817		RQ
PCB-44	25:57	14449861	0.80	1.0323	2160.0	2160.0	6.243	6.243		
PCB-47 (C44)	25:57	14449861	0.80	1.0323	2160.0	2160.0	6.243	6.243		
PCB-65 (C44)	25:57	14449861	0.80	1.0323	2160.0	2160.0	6.243	6.243		
PCB-59	26:16	566013	0.79	1.3609	64.2	64.2	4.735	4.735		a
PCB-62 (C59)	26:16	566013	0.79	1.3609	64.2	64.2	4.735	4.735		a
PCB-75 (C59)	26:16	566013	0.79	1.3609	64.2	64.2	4.735	4.735		a
PCB-42	26:25	322311	0.81	0.8670	57.4	57.4	7.432	7.432		
PCB-40	26:55	1549341	0.79	0.9179	260.5	260.5	7.021	7.021		
PCB-41 (C40)	26:55	1549341	0.79	0.9179	260.5	260.5	7.021	7.021		
PCB-71 (C40)	26:55	1549341	0.79	0.9179	260.5	260.5	7.021	7.021		
PCB-64	27:08	532302	0.80	1.4164	58.0	58.0	4.550	4.550		
PCB-72	27:59	132056	0.79	1.3157	15.5	15.5	4.898	4.898		
PCB-68	28:16	248990	0.71	1.4782	26.0	26.0	4.359	4.359		
PCB-57	28:42						5.028	5.028		
PCB-58	28:53	12440	0.77	1.3214	2.138	1.453	4.877	4.877		RnQMa
PCB-67	29:07						4.621	4.621		

Compound	RT (min.)	Area	Ratio	Ical RRF	Amount pg/ul	EMPC pg/ul	Noise EDL	Final EDL	%Rec	Flags
PCB-63	29:21	136691	0.78	1.4685	14.4	14.4	4.388	4.388		
PCB-61	29:41	3146067	0.79	1.3565	357.9	357.9	4.751	4.751		
PCB-70 (C61)	29:41	3146067	0.79	1.3565	357.9	357.9	4.751	4.751		
PCB-74 (C61)	29:41	3146067	0.79	1.3565	357.9	357.9	4.751	4.751		
PCB-76 (C61)	29:41	3146067	0.79	1.3565	357.9	357.9	4.751	4.751		
PCB-66	30:01	1743289	0.80	1.2800	210.2	210.2	5.035	5.035		
PCB-55	30:12						4.976	4.976		
PCB-56	30:41	356477	0.78	1.2671	43.4	43.4	5.086	5.086		
PCB-60	30:54						4.850	4.850		
PCB-80	31:19						4.386	4.386		
PCB-79	32:51	102953	0.81	1.5421	10.3	10.3	4.179	4.179		M
PCB-78	33:24						4.901	4.901		
PCB-81	33:51						4.942	4.942		
PCB-77	34:24	136489	0.79	1.3308	15.5	15.5	4.779	4.779		M
S Total Pentachlorobiphen					9404.0	9385.3	0.3846	0.3846		RQ
D PCB-104L	25:49	375015	1.65	1.1164	86.6	86.6	0.1168	0.1168	86.61	
* PCB-101L	31:45	387832	1.65	3.4E+04	100.0	100.0				
$ PCB-111L	34:27	447963	1.64	1.2177	94.9	94.9	0.1070	0.1070	94.85	
D PCB-123L	36:25	682832	1.56	0.9909	83.1	83.1	0.6238	0.6238	83.05	
D PCB-118L	36:44	701239	1.59	1.0256	82.4	82.4	0.6027	0.6027	82.41	
D PCB-114L	37:16	676407	1.58	1.0030	81.3	81.3	0.6163	0.6163	81.28	
D PCB-105L	37:54	681511	1.61	1.0013	82.0	82.0	0.6173	0.6173	82.03	
* PCB-127L	39:24	829707	1.62	4.9E+04	100.0	100.0				
D PCB-126L	41:01	679855	1.63	0.9020	90.8	90.8	0.6852	0.6852	90.84	
PCB-104	25:51	165469	1.58	1.3926	31.7	31.7	0.1033	0.1033		
PCB-96	26:12	308677	1.62	1.2268	67.1	67.1	0.1172	0.1172		
PCB-103	28:10	558194	1.60	1.0331	144.1	144.1	0.1392	0.1392		
PCB-94	28:23	306972	1.63	0.9036	90.6	90.6	0.1591	0.1591		
PCB-95	28:49	4459351	1.62	0.9620	1236.0	1236.0	0.1495	0.1495		
PCB-93	29:02	1218435	1.61	0.9806	331.3	331.3	0.1466	0.1466		
PCB-100 (C93)	29:02	1218435	1.61	0.9806	331.3	331.3	0.1466	0.1466		
PCB-98	29:11	490987	1.60	0.9888	132.4	132.4	0.1454	0.1454		
PCB-102 (C98)	29:11	490987	1.60	0.9888	132.4	132.4	0.1454	0.1454		
PCB-88	29:41	1882335	1.61	1.0052	499.3	499.3	0.1430	0.1430		
PCB-91 (C88)	29:41	1882335	1.61	1.0052	499.3	499.3	0.1430	0.1430		
PCB-84	29:54	1001036	1.60	0.8601	310.3	310.3	0.1672	0.1672		
PCB-89	30:23	32658	1.53	0.8936	9.746	9.746	0.1609	0.1609		
PCB-121	30:49	46518	1.65	1.3971	8.878	8.878	0.1029	0.1029		a
PCB-92	31:11	1462068	1.62	0.9532	409.0	409.0	0.1508	0.1508		
PCB-90	31:47	7334539	1.60	1.1367	1720.6	1720.6	0.1265	0.1265		
PCB-101 (C90)	31:47	7334539	1.60	1.1367	1720.6	1720.6	0.1265	0.1265		
PCB-113 (C90)	31:47	7334539	1.60	1.1367	1720.6	1720.6	0.1265	0.1265		
PCB-83	32:22	3415090	1.61	0.9393	969.5	969.5	0.1531	0.1531		M
PCB-99 (C83)	32:22	3415090	1.61	0.9393	969.5	969.5	0.1531	0.1531		M
PCB-112	32:28						0.1052	0.1052		MU
PCB-86	32:51	3334165	1.60	1.1958	743.5	743.5	0.1202	0.1202		M
PCB-87 (C86)	32:51	3334165	1.60	1.1958	743.5	743.5	0.1202	0.1202		M
PCB-97 (C86)	32:51	3334165	1.60	1.1958	743.5	743.5	0.1202	0.1202		M
PCB-109 (C86)	32:51	3334165	1.60	1.1958	743.5	743.5	0.1202	0.1202		M
PCB-119 (C86)	32:51	3334165	1.60	1.1958	743.5	743.5	0.1202	0.1202		M
PCB-125 (C86)	32:51	3334165	1.60	1.1958	743.5	743.5	0.1202	0.1202		M
PCB-85	33:35	726464	1.55	1.2126	178.4	159.8	0.1186	0.1186		RQM
PCB-116 (C85)	33:35	726464	1.55	1.2126	178.4	159.8	0.1186	0.1186		RQM
PCB-117 (C85)	33:35	726464	1.55	1.2126	178.4	159.8	0.1186	0.1186		RQM

Compound	RT (min.)	Area	Ratio	Ical RRF	Amount pg/ul	EMPC pg/ul	Noise EDL	Final EDL	%Rec	Flags
PCB-110	33:44	6796700	1.61	1.3511	1341.4	1341.4	0.1064	0.1064		
PCB-115 (C110)	33:44	6796700	1.61	1.3511	1341.4	1341.4	0.1064	0.1064		
PCB-82	34:03	316537	1.60	0.8675	97.3	97.3	0.1658	0.1658		a
PCB-111	34:28	41933	1.44	1.4262	7.840	7.840	0.1008	0.1008		a
PCB-120	34:56	97113	1.63	1.4907	17.4	17.4	0.0965	0.0965		a
PCB-108	36:04	230625	1.59	1.2547	26.9	26.9	0.9451	0.9451		a
PCB-124 (C108)	36:04	230625	1.59	1.2547	26.9	26.9	0.9451	0.9451		a
PCB-107	36:19	694185	1.56	1.3580	74.7	74.7	0.8732	0.8732		Ma
PCB-123	36:25	81938	1.59	1.3407	8.951	8.951	0.8795	0.8795		Ma
PCB-106	36:32						0.9301	0.9301		
PCB-118	36:46	6555599	1.58	1.2892	725.2	725.2	0.8936	0.8936		
PCB-122	37:06	62248	1.62	1.1614	7.832	7.832	1.021	1.021		
PCB-114	37:17	116855	1.52	1.4051	12.3	12.3	0.8468	0.8468		
PCB-105	37:56	1753753	1.57	1.2887	199.7	199.7	0.9319	0.9319		
PCB-127	39:24						0.9234	0.9234		
PCB-126	41:02	19046	1.60	1.3416	2.088	2.088	0.9008	0.9008		
S Total Hexachlorobipheny					8856.2	8856.2	0.2884	0.2884		
D PCB-155L	31:32	346491	1.23	0.9499	94.1	94.1	0.1503	0.1503	94.05	
* PCB-138L	39:52	549680	1.27	3.6E+04	100.0	100.0				
D PCB-167L	42:53	557633	1.30	1.2544	80.9	80.9	0.3683	0.3683	80.87	
D PCB-156L	44:02	1108848	1.26	1.2289	164.1	164.1	0.3760	0.3760	82.07	
D PCB-157L (C156L)	44:02	1108848	1.26	1.2289	164.1	164.1	0.3760	0.3760	82.07	
D PCB-169L	47:17	555128	1.25	1.0883	92.8	92.8	0.4246	0.4246	92.79	
PCB-155	31:34	12261	1.34	1.3028	2.716	2.716	0.0452	0.0452		
PCB-152	31:43	76916	1.30	1.2556	17.7	17.7	0.0469	0.0469		
PCB-150	31:54	112377	1.27	1.2368	26.2	26.2	0.0476	0.0476		
PCB-136	32:16	1315037	1.27	1.1563	328.2	328.2	0.0509	0.0509		
PCB-145	32:33	5712	1.21	1.1910	1.384	1.384	0.0494	0.0494		
PCB-148	34:06	67334	1.21	0.8982	21.6	21.6	0.0655	0.0655		
PCB-135	34:40	2499591	1.27	0.8691	830.0	830.0	0.0677	0.0677		
PCB-151 (C135)	34:40	2499591	1.27	0.8691	830.0	830.0	0.0677	0.0677		
PCB-154	34:57	371642	1.27	1.0180	105.4	105.4	0.0578	0.0578		
PCB-144	35:15	239715	1.29	0.9185	75.3	75.3	0.0641	0.0641		
PCB-147	35:37	10097740	1.26	0.9747	1865.3	1865.3	0.4168	0.4168		
PCB-149 (C147)	35:37	10097740	1.26	0.9747	1865.3	1865.3	0.4168	0.4168		
PCB-134	35:49	548844	1.24	0.8518	116.0	116.0	0.4769	0.4769		a
PCB-143 (C134)	35:49	548844	1.24	0.8518	116.0	116.0	0.4769	0.4769		a
PCB-139	36:13	218668	1.22	0.9995	39.4	39.4	0.4065	0.4065		
PCB-140 (C139)	36:13	218668	1.22	0.9995	39.4	39.4	0.4065	0.4065		
PCB-131	36:25	91252	1.26	0.8584	19.1	19.1	0.4733	0.4733		
PCB-142	36:33						0.4726	0.4726		
PCB-132	36:52	2783847	1.26	0.8801	569.5	569.5	0.4616	0.4616		
PCB-133	37:24	310150	1.27	0.9064	61.6	61.6	0.4482	0.4482		
PCB-165	37:46						0.3624	0.3624		
PCB-146	38:02	2244003	1.27	1.0084	400.7	400.7	0.4029	0.4029		
PCB-161	38:09						0.3039	0.3039		
PCB-153	38:39	10914026	1.26	1.2207	1609.8	1609.8	0.3328	0.3328		
PCB-168 (C153)	38:39	10914026	1.26	1.2207	1609.8	1609.8	0.3328	0.3328		
PCB-141	38:51	1539486	1.26	0.9608	288.5	288.5	0.4229	0.4229		
PCB-130	39:15	478390	1.24	0.8274	104.1	104.1	0.4910	0.4910		
PCB-137	39:28	266859	1.26	1.0582	45.4	45.4	0.3839	0.3839		
PCB-164	39:35	906193	1.26	1.2527	130.2	130.2	0.3243	0.3243		
PCB-129	39:54	9958751	1.25	1.0840	1654.2	1654.2	0.3748	0.3748		
PCB-138 (C129)	39:54	9958751	1.25	1.0840	1654.2	1654.2	0.3748	0.3748		
PCB-160 (C129)	39:54	9958751	1.25	1.0840	1654.2	1654.2	0.3748	0.3748		
PCB-163 (C129)	39:54	9958751	1.25	1.0840	1654.2	1654.2	0.3748	0.3748		

Compound	RT (min.)	Area	Ratio	Ical RRF	Amount pg/ul	EMPC pg/ul	Noise EDL	Final EDL	%Rec	Flags
PCB-158	40:17	1075006	1.25	1.3862	139.6	139.6	0.2931	0.2931		
PCB-128	41:09	1203727	1.26	1.1165	194.1	194.1	0.3639	0.3639		M
PCB-166 (C128)	41:09	1203727	1.26	1.1165	194.1	194.1	0.3639	0.3639		M
PCB-159	42:06	130697	1.27	1.3178	17.9	17.9	0.3083	0.3083		a
PCB-162	42:24						0.2982	0.2982		
PCB-167	42:55	372162	1.24	1.3357	50.0	50.0	0.2619	0.2619		
PCB-156	44:02	1005033	1.26	1.2759	142.1	142.1	0.3720	0.3720		
PCB-157 (C156)	44:02	1005033	1.26	1.2759	142.1	142.1	0.3720	0.3720		
PCB-169	47:15						0.2811	0.2811		
S Total Heptachlorobiphen					4823.8	4823.8	0.0478	0.0478		
D PCB-188L	37:16	438774	1.04	1.3162	83.0	83.0	0.2016	0.2016	82.98	
$ PCB-178L	40:20	355872	1.05	0.9222	96.0	96.0	0.2877	0.2877	96.05	
* PCB-180L	45:26	401771	1.06	3.2E+04	100.0	100.0				
D PCB-170L	46:41	276152	1.02	0.8357	82.2	82.2	0.3175	0.3175	82.24	
D PCB-189L	49:49	691341	1.05	1.4666	89.4	89.4	0.7915	0.7915	89.41	
PCB-188	37:18	28682	1.05	1.2502	5.229	5.229	0.0324	0.0324		
PCB-179	37:37	1459804	1.06	1.4149	288.6	288.6	0.0353	0.0353		
PCB-184	38:09						0.0352	0.0352		
PCB-176	38:30	410041	1.05	1.5212	75.4	75.4	0.0328	0.0328		
PCB-186	38:57						0.0348	0.0348		
PCB-178	40:22	531179	1.04	1.0228	145.3	145.3	0.0489	0.0489		
PCB-175	40:59	93624	1.08	1.0690	24.5	24.5	0.0467	0.0467		
PCB-187	41:16	2997278	1.05	1.1106	755.0	755.0	0.0450	0.0450		
PCB-182	41:28	37714	1.13	1.1484	9.187	9.187	0.0435	0.0435		
PCB-183	41:53	1555714	1.06	1.1368	382.8	382.8	0.0439	0.0439		
PCB-185 (C183)	41:53	1555714	1.06	1.1368	382.8	382.8	0.0439	0.0439		
PCB-174	42:06	2009085	1.06	0.9547	588.7	588.7	0.0523	0.0523		
PCB-177	42:33	1271218	1.06	0.9426	377.3	377.3	0.0530	0.0530		
PCB-181	42:56	20842	1.05	1.1075	5.265	5.265	0.0451	0.0451		
PCB-171	43:10	631109	1.07	0.9603	183.8	183.8	0.0520	0.0520		
PCB-173 (C171)	43:10	631109	1.07	0.9603	183.8	183.8	0.0520	0.0520		
PCB-172	44:48	319474	1.07	0.9918	90.1	90.1	0.0504	0.0504		
PCB-192	45:03						0.0387	0.0387		
PCB-180	45:28	5241901	1.06	1.2286	1193.6	1193.6	0.0407	0.0407		
PCB-193 (C180)	45:28	5241901	1.06	1.2286	1193.6	1193.6	0.0407	0.0407		
PCB-191	45:49	126950	1.07	1.3848	25.6	25.6	0.0361	0.0361		
PCB-170	46:42	1908066	1.06	1.2700	544.0	544.0	0.0514	0.0514		
PCB-190	47:14	539719	1.05	1.3774	109.6	109.6	0.0363	0.0363		
PCB-189	49:51	173822	1.06	1.2799	19.6	19.6	0.1493	0.1493		
S Total Octachlorobipheny					987.8	987.8	0.1848	0.1848		
D PCB-202L	42:39	320063	0.90	1.0055	79.2	79.2	0.3204	0.3204	79.22	
* PCB-194L	51:56	527222	0.94	3.5E+04	100.0	100.0				
D PCB-205L	52:24	528760	0.91	1.2867	77.9	77.9	0.4566	0.4566	77.94	
PCB-202	42:41	165734	0.90	1.0531	49.2	49.2	0.0728	0.0728		
PCB-201	43:36	118853	0.90	1.1860	31.3	31.3	0.0646	0.0646		
PCB-204	44:15						0.0696	0.0696		
PCB-197	44:30	34921	0.89	1.2053	9.052	9.052	0.0636	0.0636		
PCB-200	44:37	108583	0.89	1.1260	30.1	30.1	0.0680	0.0680		
PCB-198	47:25	612172	0.91	0.8183	233.7	233.7	0.0936	0.0936		
PCB-199 (C198)	47:25	612172	0.91	0.8183	233.7	233.7	0.0936	0.0936		
PCB-196	48:05	331171	0.91	0.8748	118.3	118.3	0.0876	0.0876		
PCB-203	48:17	436367	0.89	0.9219	147.9	147.9	0.0831	0.0831		
PCB-195	49:35	482545	0.88	0.7839	116.4	116.4	0.5766	0.5766		

Compound	RT (min.)	Area	Ratio	Ical RRF	Amount pg/ul	EMPC pg/ul	Noise EDL	Final EDL	%Rec	Flags
PCB-194	51:57	1176490	0.89	0.9282	239.7	239.7	0.4870	0.4870		
PCB-205	52:26	78860	0.89	1.2342	12.1	12.1	0.3662	0.3662		
S Total Nonachlorobipheny					175.0	146.4	0.2548	0.2548		RQ
D PCB-208L	49:21	446542	0.81	1.1383	74.4	74.4	0.9001	0.9001	74.41	
D PCB-206L	54:10	332429	0.81	0.8938	70.5	70.5	1.146	1.146	70.54	
PCB-208	49:22	126246	0.78	1.1567	24.4	24.4	0.2310	0.2310		
PCB-207	50:18	55869	0.76	1.3964	10.3	10.3	0.2224	0.2224		
PCB-206	54:11	442970	0.77	1.1927	140.2	111.7	0.3108	0.3108		RQ
D PCB-209L	55:49	304548	0.72	0.9809	58.9	58.9	0.1822	0.1822	58.89	
DCB Decachlorobiphenyl	55:50	118246	0.71	1.2455	31.2	31.2	0.0455	0.0455		
S Polychlorinated bipheny					32670	31.2	0.7878	0.7878		RQ

QC Flag Legend

Processing Flags
- R - Failed Signal Ratio Test
- n - Failed Sig-To-Noise Test
- Q - EMPC-Estimated Max. Possible Conc.

Review Flags
- M - Manually Integrated
- U - Marked Undetected
- a - User Assigned ID

Eurofins TestAmerica, Knoxville
Target Compound Quantitation Worksheet Report

Data File: \\chromna\Knoxville\ChromData\D3D\20190903-12939.b\580-88125-b-11-c.d
Lims ID: 580-88125-B-11-C
Client ID: G6-0to27-101818
Sample Type: Client
Inject. Date: 04-Sep-2019 06:20:00 ALS Bottle#: 0 Worklist Smp#: 12
Injection Vol: 1.0 ul Dil. Factor: 1.0000
Sample Info:
Misc. Info.: 140-0012939-012
Operator ID: Xcalibur_System Instrument ID: D3D

Method: \\chromna\Knoxville\ChromData\D3D\20190903-12939.b\PCBs_D3D.m
Limit Group: HR - 1668A - ICAL
Last Update: 04-Sep-2019 14:55:28 Calib Date: 21-Aug-2019 19:05:00
Integrator: Picker
Quant Method: Isotopic Dilution Quant By: Initial Calibration
Last ICal File: \\chromna\Knoxville\ChromData\D3D\20190813-12717.b\d4190821i6.d

Column 1 : SPB-Octyl (0.25 mm) Det: F1(11.07 :21.70)
Process Host: CTX1028

First Level Reviewer: layk Date: 04-Sep-2019 10:53:25

Signal	RT (min.)	Adj RT (min.)	Δ Sec.	REL RT	Area	Height	Avg Noise	EDL Height	S/N	Ratio(Limits)	Flags
PCB-1L											
200.0795	11:42	11:44	-4	0.728	395887	146214	101	252	1448		
202.0766	11:42	11:44	-4	0.728	130218	46478	490	1225	95	3.04(2.66-3.60)	
PCB-3L											
200.0795	13:52	13:53	-4	0.862	408346	138992	101	252	1376		
202.0766	13:52	13:53	-4	0.862	126291	43561	490	1225	89	3.23(2.66-3.60)	
PCB-1											
188.0393	11:42	11:45	-5	1.000	283456	106600	81	202	1316		
190.0363	11:42	11:45	-5	1.000	90005	34291	28	70	1225	3.15(2.66-3.60)	
PCB-2											
188.0393	13:41	13:45	-5	0.988	35388	11931	81	202	147		
190.0363	13:41	13:45	-5	0.988	10828	3725	28	70	133	3.27(2.66-3.60)	
PCB-3											
188.0393	13:52	13:56	-4	1.001	133060	44919	81	202	555		
190.0363	13:52	13:56	-4	1.001	41304	13808	28	70	493	3.22(2.66-3.60)	
PCB-4L											
234.0406	14:07	14:09	-5	0.878	124860	41330	91	227	454		
236.0376	14:07	14:09	-5	0.878	80657	26398	34	85	776	1.55(1.33-1.79)	
PCB-9L											
234.0406	16:04	16:09	-5		295834	86193	91	227	947		
236.0376	16:04	16:09	-5		179334	54126	34	85	1592	1.65(1.33-1.79)	
PCB-15L											
234.0406	20:00	19:59	-3	1.244	259248	65281	91	227	717		
236.0376	20:00	19:59	-3	1.244	153944	39911	34	85	1174	1.68(1.33-1.79)	
PCB-4											
222.0003	14:07	14:10	-5	1.001	138695	45505	21	52	2167		
223.9974	14:07	14:10	-5	1.001	84678	28494	15	37	1900	1.64(1.33-1.79)	

Signal	RT (min.)	Adj RT (min.)	Sec.	REL RT	Area	Height	Avg Noise	EDL Height	S/N	Ratio(Limits)	Flags
PCB-10											
222.0003	14:18	14:20	-5	1.013	11374	3393	21	52	162		
223.9974	14:18	14:20	-5	1.013	6490	2051	15	37	137	1.75(1.33-1.79)	
PCB-9											
222.0003	16:06	16:07	-4	1.141	14435	4154	21	52	198		
223.9974	16:06	16:07	-4	1.141	8746	2675	15	37	178	1.65(1.33-1.79)	
PCB-7											
222.0003	16:15	16:17	-5	1.152	12421	3368	21	52	160		
223.9974	16:15	16:17	-5	1.152	7221	1987	15	37	132	1.72(1.33-1.79)	
PCB-6											
222.0003	16:30	16:31	-4	1.170	40848	11555	21	52	550		
223.9974	16:30	16:31	-4	1.170	24402	6938	15	37	463	1.67(1.33-1.79)	
PCB-5											
222.0003	16:48	16:49	-4	1.191	6061	1668	21	52	79		
223.9974	16:48	16:49	-4	1.191	3751	1013	15	37	68	1.62(1.33-1.79)	
PCB-8											
222.0003	16:56	16:57	-4	1.200	134457	37829	21	52	1801		
223.9974	16:55	16:57	-5	1.199	81542	22508	15	37	1501	1.65(1.33-1.79)	
PCB-14											
222.0003	18:34						21	52			
223.9974	18:34						15	37			
PCB-11											
222.0003	19:24	19:25	-3	0.970	26622	6981	21	52	332		
223.9974	19:24	19:25	-3	0.970	16324	4112	15	37	274	1.63(1.33-1.79)	
PCB-12											
222.0003	19:41	19:42	-6	0.984	23629	4303	21	52	205		
223.9974	19:41	19:42	-6	0.984	13857	2654	15	37	177	1.71(1.33-1.79)	
PCB-13 (C12)											
222.0003	19:41	19:42	-6	0.984	23629	4303	21	52	205		
223.9974	19:41	19:42	-6	0.984	13857	2654	15	37	177	1.71(1.33-1.79)	
PCB-15											
222.0003	20:01	20:02	-3	1.001	92028	23093	21	52	1100		
223.9974	20:01	20:02	-3	1.001	56373	14167	15	37	944	1.63(1.33-1.79)	
PCB-19L											
268.0016	17:13	17:15	-4	0.841	58690	17720	299	747	59		
269.9986	17:13	17:15	-4	0.841	55082	15805	55	137	287	1.07(0.88-1.20)	
PCB-32L											
268.0016	20:28	20:31	-3		132779	34967	299	747	117		
269.9986	20:28	20:31	-3		122444	31455	55	137	572	1.08(0.88-1.20)	
PCB-31L											
268.0016	22:44	22:47	-3		562716	137665	164	410	839		
269.9986	22:44	22:47	-3		531662	129062	79	197	1634	1.06(0.88-1.20)	
PCB-28L											
268.0016	23:02	23:03	-3	1.013	494547	121122	164	410	739		
269.9986	23:02	23:03	-3	1.013	471150	113506	79	197	1437	1.05(0.88-1.20)	

Signal	RT (min.)	Adj RT (min.)	Δ Sec.	REL RT	Area	Height	Avg Noise	EDL Height	S/N	Ratio(Limits)	Flags
PCB-37L											
268.0016	27:02	27:02	-2	1.189	449948	99789	164	410	608		
269.9986	27:02	27:02	-2	1.189	420220	91274	79	197	1155	1.07(0.88-1.20)	
PCB-19											
255.9613	17:13	17:16	-5	1.001	204612	56573	8	20	7072		
257.9584	17:13	17:16	-5	1.001	187919	53095	9	22	5899	1.09(0.88-1.20)	
PCB-18											
255.9613	19:06	19:08	-3	1.109	41157	10879	8	20	1360		
257.9584	19:06	19:08	-3	1.109	37727	9725	9	22	1081	1.09(0.88-1.20)	
PCB-30 (C18)											
255.9613	19:06	19:08	-3	1.109	41157	10879	8	20	1360		
257.9584	19:06	19:08	-3	1.109	37727	9725	9	22	1081	1.09(0.88-1.20)	
PCB-17											
255.9613	19:31	19:31	-4	1.134	200085	52631	8	20	6579		
257.9584	19:31	19:31	-4	1.134	184574	48835	9	22	5426	1.08(0.88-1.20)	
PCB-27											M
255.9613	19:44	19:45	-3	1.147	55686	14103	8	20	1763		M
257.9584	19:43	19:45	-4	1.146	51815	13125	9	22	1458	1.07(0.88-1.20)	
PCB-24											RQMa
255.9613	19:49	19:53	-6	1.151	1331	284	8	20	36		M
	Empc Correction				802	211	8	20	26		
257.9584	19:52	19:53	-3	1.154	772	203	9	22	23	1.72(0.88-1.20)	M
PCB-16											M
255.9613	19:58	20:00	-4	1.160	9871	2426	8	20	303		M
257.9584	19:58	20:00	-4	1.160	8694	2218	9	22	246	1.14(0.88-1.20)	M
PCB-32											
255.9613	20:30	20:32	-3	1.191	304073	77757	8	20	9720		
257.9584	20:30	20:32	-3	1.191	280637	71982	9	22	7998	1.08(0.88-1.20)	
PCB-34											
255.9613	21:45	21:46	-3	1.264	5687	1453	350	875	4		
257.9584	21:45	21:46	-3	1.264	5557	1364	343	857	4	1.02(0.88-1.20)	
PCB-23											
255.9613	21:52						350	875			
257.9584	21:52						343	857			
PCB-26											
255.9613	22:13	22:13	-4	1.291	72515	17992	350	875	51		
257.9584	22:12	22:13	-5	1.290	68206	16525	343	857	48	1.06(0.88-1.20)	
PCB-29 (C26)											
255.9613	22:13	22:13	-4	1.291	72515	17992	350	875	51		
257.9584	22:12	22:13	-5	1.290	68206	16525	343	857	48	1.06(0.88-1.20)	
PCB-25											
255.9613	22:28	22:29	-1	0.831	176120	34732	350	875	99		
257.9584	22:28	22:29	-1	0.831	163510	32082	343	857	94	1.08(0.88-1.20)	
PCB-31											
255.9613	22:46	22:47	-2	0.842	285915	70033	350	875	200		
257.9584	22:46	22:47	-2	0.842	267817	65427	343	857	191	1.07(0.88-1.20)	

Signal	RT (min.)	Adj RT (min.)	Sec.	REL RT	Area	Height	Avg Noise	EDL Height	S/N	Ratio(Limits)	Flags
PCB-20											
255.9613	23:03	23:05	-3	0.853	717061	174936	350	875	500		
257.9584	23:03	23:05	-3	0.853	665835	161076	343	857	470	1.08(0.88-1.20)	
PCB-28 (C20)											
255.9613	23:03	23:05	-3	0.853	717061	174936	350	875	500		
257.9584	23:03	23:05	-3	0.853	665835	161076	343	857	470	1.08(0.88-1.20)	
PCB-21											
255.9613	23:14	23:19	-6	0.859	329963	50942	350	875	146		
257.9584	23:14	23:19	-6	0.859	309730	46923	343	857	137	1.07(0.88-1.20)	
PCB-33 (C21)											
255.9613	23:14	23:19	-6	0.859	329963	50942	350	875	146		
257.9584	23:14	23:19	-6	0.859	309730	46923	343	857	137	1.07(0.88-1.20)	
PCB-22											Ma
255.9613	23:41	23:43	-3	0.876	63335	14734	350	875	42		M
257.9584	23:41	23:43	-2	0.876	57559	13441	343	857	39	1.10(0.88-1.20)	
PCB-36											nMUa
255.9613	25:16						350	875			
257.9584	25:16						343	857			
PCB-39											
255.9613	25:37	25:38	-2	0.947	8479	2004	350	875	6		
257.9584	25:37	25:38	-2	0.947	9280	1842	343	857	5	0.91(0.88-1.20)	
PCB-38											
255.9613	26:11						350	875			
257.9584	26:11						343	857			
PCB-35											
255.9613	26:39	26:39	-1	0.986	8121	1916	350	875	5		
257.9584	26:39	26:39	-1	0.986	7117	1723	343	857	5	1.14(0.88-1.20)	
PCB-37											
255.9613	27:04	27:05	-1	1.001	95965	20901	350	875	60		
257.9584	27:04	27:05	-1	1.001	86665	19137	343	857	56	1.11(0.88-1.20)	
PCB-54L											M
301.9626	20:18	20:20	-3	0.816	75472	19060	19	47	1003		M
303.9597	20:18	20:20	-3	0.816	96727	24241	17	42	1426	0.78(0.65-0.89)	
PCB-52L											
301.9626	24:53	24:55	-2		258765	59565	57	142	1045		
303.9597	24:53	24:55	-2		322929	74371	45	112	1653	0.80(0.65-0.89)	
PCB-81L											
301.9626	33:50	33:47	0	1.360	281033	59893	57	142	1051		
303.9597	33:50	33:47	0	1.360	351328	72101	45	112	1602	0.80(0.65-0.89)	
PCB-77L											
301.9626	34:23	34:21	0	1.382	301405	61834	57	142	1085		
303.9597	34:23	34:21	0	1.382	362325	73699	45	112	1638	0.83(0.65-0.89)	
PCB-54											
289.9224	20:19	20:23	-4	1.000	175667	43591	4	10	10898		
291.9194	20:19	20:23	-4	1.000	228456	57276	6	15	9546	0.77(0.65-0.89)	

Signal	RT (min.)	Adj RT (min.)	Sec.	REL RT	Area	Height	Avg Noise	EDL Height	S/N	Ratio(Limits)	Flags
PCB-50											
289.9224	22:29	22:31	-4	1.108	1688582	404407	1552	3880	261		
291.9194	22:29	22:31	-4	1.108	2137282	511542	1896	4740	270	0.79(0.65-0.89)	
PCB-53 (C50)											
289.9224	22:29	22:31	-4	1.108	1688582	404407	1552	3880	261		
291.9194	22:29	22:31	-4	1.108	2137282	511542	1896	4740	270	0.79(0.65-0.89)	
PCB-45											
289.9224	23:14	23:15	-3	1.145	3207399	769645	1552	3880	496		
291.9194	23:14	23:15	-3	1.145	4045307	961405	1896	4740	507	0.79(0.65-0.89)	
PCB-51 (C45)											
289.9224	23:14	23:15	-3	1.145	3207399	769645	1552	3880	496		
291.9194	23:14	23:15	-3	1.145	4045307	961405	1896	4740	507	0.79(0.65-0.89)	
PCB-46											
289.9224	23:28	23:28	-3	1.156	81281	18790	1552	3880	12		
291.9194	23:28	23:28	-3	1.156	111989	24307	1896	4740	13	0.73(0.65-0.89)	
PCB-52											
289.9224	24:54	24:53	-2	1.227	1821158	422046	1552	3880	272		
291.9194	24:54	24:53	-2	1.227	2308626	529271	1896	4740	279	0.79(0.65-0.89)	
PCB-43											
289.9224	25:02	25:02	-2	1.234	166069	35672	1552	3880	23		
291.9194	25:02	25:02	-2	1.234	227067	46261	1896	4740	24	0.73(0.65-0.89)	
PCB-73 (C43)											
289.9224	25:02	25:02	-2	1.234	166069	35672	1552	3880	23		
291.9194	25:02	25:02	-2	1.234	227067	46261	1896	4740	24	0.73(0.65-0.89)	
PCB-49											
289.9224	25:23	25:21	-1	1.251	2936113	681525	1552	3880	439		
291.9194	25:23	25:21	-1	1.251	3708106	862230	1896	4740	455	0.79(0.65-0.89)	
PCB-69 (C49)											
289.9224	25:23	25:21	-1	1.251	2936113	681525	1552	3880	439		
291.9194	25:23	25:21	-1	1.251	3708106	862230	1896	4740	455	0.79(0.65-0.89)	
PCB-48											RQ
289.9224	25:41	25:40	-1	1.265	40960	8730	1552	3880	6		
	Empc Correction				31449	7576	1552	3880	5		
291.9194	25:40	25:40	-2	1.265	40844	9839	1896	4740	5	1.00(0.65-0.89)	
PCB-44											
289.9224	25:57	25:55	-1	1.278	6420685	1366586	1552	3880	881		
291.9194	25:57	25:55	-1	1.278	8029176	1712841	1896	4740	903	0.80(0.65-0.89)	
PCB-47 (C44)											
289.9224	25:57	25:55	-1	1.278	6420685	1366586	1552	3880	881		
291.9194	25:57	25:55	-1	1.278	8029176	1712841	1896	4740	903	0.80(0.65-0.89)	
PCB-65 (C44)											
289.9224	25:57	25:55	-1	1.278	6420685	1366586	1552	3880	881		
291.9194	25:57	25:55	-1	1.278	8029176	1712841	1896	4740	903	0.80(0.65-0.89)	
PCB-59											a
289.9224	26:16	26:12	2	1.294	249732	51176	1552	3880	33		a
291.9194	26:16	26:12	2	1.294	316281	65276	1896	4740	34	0.79(0.65-0.89)	

Signal	RT (min.)	Adj RT (min.)	Sec.	REL RT	Area	Height	Avg Noise	EDL Height	S/N	Ratio(Limits)	Flags
PCB-62 (C59)											a
289.9224	26:16	26:12	2	1.294	249732	51176	1552	3880	33		a
291.9194	26:16	26:12	2	1.294	316281	65276	1896	4740	34	0.79(0.65-0.89)	
PCB-75 (C59)											a
289.9224	26:16	26:12	2	1.294	249732	51176	1552	3880	33		a
291.9194	26:16	26:12	2	1.294	316281	65276	1896	4740	34	0.79(0.65-0.89)	
PCB-42											
289.9224	26:25	26:25	-2	1.302	143973	31756	1552	3880	20		
291.9194	26:25	26:25	-2	1.302	178338	40044	1896	4740	21	0.81(0.65-0.89)	
PCB-40											
289.9224	26:55	26:54	-2	1.326	685473	151266	1552	3880	97		
291.9194	26:55	26:54	-2	1.326	863868	191917	1896	4740	101	0.79(0.65-0.89)	
PCB-41 (C40)											
289.9224	26:55	26:54	-2	1.326	685473	151266	1552	3880	97		
291.9194	26:55	26:54	-2	1.326	863868	191917	1896	4740	101	0.79(0.65-0.89)	
PCB-71 (C40)											
289.9224	26:55	26:54	-2	1.326	685473	151266	1552	3880	97		
291.9194	26:55	26:54	-2	1.326	863868	191917	1896	4740	101	0.79(0.65-0.89)	
PCB-64											
289.9224	27:08	27:07	-2	1.337	236895	53642	1552	3880	35		
291.9194	27:08	27:07	-2	1.337	295407	66722	1896	4740	35	0.80(0.65-0.89)	
PCB-72											
289.9224	27:59	28:00	-1	0.827	58322	13270	1552	3880	9		
291.9194	27:59	28:00	-1	0.827	73734	16388	1896	4740	9	0.79(0.65-0.89)	
PCB-68											
289.9224	28:16	28:17	-1	0.836	102970	20703	1552	3880	13		
291.9194	28:16	28:17	-1	0.836	146020	27095	1896	4740	14	0.71(0.65-0.89)	
PCB-57											
289.9224	28:43						1552	3880			
291.9194	28:43						1896	4740			
PCB-58											RnQMa
289.9224	28:53	28:57	-4	0.854	5412	1668	1552	3880	1		M
291.9194	28:52	28:57	-4	0.854	12898	5012	1896	4740	3	0.42(0.65-0.89)	M
	Empc Correction				7028	2166	1896	4740	1		
PCB-67											
289.9224	29:07						1552	3880			
291.9194	29:07						1896	4740			
PCB-63											
289.9224	29:21	29:22	-1	0.868	59996	13836	1552	3880	9		
291.9194	29:21	29:22	-1	0.868	76695	17231	1896	4740	9	0.78(0.65-0.89)	
PCB-61											
289.9224	29:41	29:44	-1	0.878	1387461	256052	1552	3880	165		
291.9194	29:41	29:44	-1	0.878	1758606	322111	1896	4740	170	0.79(0.65-0.89)	
PCB-70 (C61)											
289.9224	29:41	29:44	-1	0.878	1387461	256052	1552	3880	165		
291.9194	29:41	29:44	-1	0.878	1758606	322111	1896	4740	170	0.79(0.65-0.89)	

Signal	RT (min.)	Adj RT (min.)	Sec.	REL RT	Area	Height	Avg Noise	EDL Height	S/N	Ratio(Limits)	Flags
PCB-74 (C61)											
289.9224	29:41	29:44	-1	0.878	1387461	256052	1552	3880	165		
291.9194	29:41	29:44	-1	0.878	1758606	322111	1896	4740	170	0.79(0.65-0.89)	
PCB-76 (C61)											
289.9224	29:41	29:44	-1	0.878	1387461	256052	1552	3880	165		
291.9194	29:41	29:44	-1	0.878	1758606	322111	1896	4740	170	0.79(0.65-0.89)	
PCB-66											
289.9224	30:01	30:02	0	0.887	773618	164253	1552	3880	106		
291.9194	30:01	30:02	0	0.887	969671	207970	1896	4740	110	0.80(0.65-0.89)	
PCB-55											
289.9224	30:12						1552	3880			
291.9194	30:12						1896	4740			
PCB-56											
289.9224	30:41	30:44	-1	0.907	155694	33293	1552	3880	21		
291.9194	30:41	30:44	-1	0.907	200783	43339	1896	4740	23	0.78(0.65-0.89)	
PCB-60											
289.9224	30:55						1552	3880			
291.9194	30:55						1896	4740			
PCB-80											
289.9224	31:20						1552	3880			
291.9194	31:20						1896	4740			
PCB-79											M
289.9224	32:51	32:51	1	0.971	46041	10455	1552	3880	7		M
291.9194	32:51	32:51	1	0.971	56912	12635	1896	4740	7	0.81(0.65-0.89)	M
PCB-78											
289.9224	33:24						1552	3880			
291.9194	33:24						1896	4740			
PCB-81											
289.9224	33:51						1552	3880			
291.9194	33:51						1896	4740			
PCB-77											M
289.9224	34:24	34:26	0	1.000	60198	12468	1552	3880	8		M
291.9194	34:25	34:26	1	1.001	76291	15871	1896	4740	8	0.79(0.65-0.89)	M
PCB-104L											
337.9207	25:49	25:53	-3	0.813	233261	51788	28	70	1850		
339.9178	25:49	25:53	-3	0.813	141754	31667	14	35	2262	1.65(1.32-1.78)	
PCB-101L											
337.9207	31:45	31:45	0		241274	50139	28	70	1791		
339.9178	31:45	31:45	0		146558	30413	14	35	2172	1.65(1.32-1.78)	
PCB-111L											
337.9207	34:27	34:27	1	1.085	278155	58984	28	70	2107		
339.9178	34:27	34:27	1	1.085	169808	34835	14	35	2488	1.64(1.32-1.78)	
PCB-123L											
337.9207	36:25	36:24	1	1.147	416497	83215	230	575	362		
339.9178	36:25	36:24	1	1.147	266335	55019	185	462	297	1.56(1.32-1.78)	

Signal	RT (min.)	Adj RT (min.)	Δ Sec.	REL RT	Area	Height	Avg Noise	EDL Height	S/N	Ratio(Limits)	Flags
PCB-118L											
337.9207	36:44	36:44	1	1.157	430740	87299	230	575	380		
339.9178	36:44	36:44	1	1.157	270499	54198	185	462	293	1.59(1.32-1.78)	
PCB-114L											
337.9207	37:16	37:15	1	1.174	414088	83943	230	575	365		
339.9178	37:16	37:15	1	1.174	262319	53050	185	462	287	1.58(1.32-1.78)	
PCB-105L											
337.9207	37:54	37:55	1	1.194	420368	84827	230	575	369		
339.9178	37:55	37:55	1	1.194	261143	50902	185	462	275	1.61(1.32-1.78)	
PCB-127L											
337.9207	39:24	39:22	2		512948	103063	230	575	448		
339.9178	39:24	39:22	2		316759	64708	185	462	350	1.62(1.32-1.78)	
PCB-126L											
337.9207	41:01	41:00	2	1.292	420876	82380	230	575	358		
339.9178	41:00	41:00	2	1.291	258979	52494	185	462	284	1.63(1.32-1.78)	
PCB-104											
325.8804	25:51	25:51	-2	1.001	101287	22854	18	45	1270		
327.8775	25:51	25:51	-2	1.001	64182	14958	30	75	499	1.58(1.32-1.78)	
PCB-96											
325.8804	26:12	26:13	-3	1.015	191059	41868	18	45	2326		
327.8775	26:12	26:13	-3	1.015	117618	25571	30	75	852	1.62(1.32-1.78)	
PCB-103											
325.8804	28:10	28:09	-1	1.091	343879	76165	18	45	4231		
327.8775	28:10	28:09	-1	1.091	214315	48110	30	75	1604	1.60(1.32-1.78)	
PCB-94											
325.8804	28:23	28:22	-1	1.099	190275	40269	18	45	2237		
327.8775	28:23	28:22	-1	1.099	116697	25458	30	75	849	1.63(1.32-1.78)	
PCB-95											
325.8804	28:49	28:51	-1	1.116	2755817	591207	18	45	32845		
327.8775	28:49	28:51	-1	1.116	1703534	364091	30	75	12136	1.62(1.32-1.78)	
PCB-93											
325.8804	29:02	29:02	-2	1.125	751929	163591	18	45	9088		
327.8775	29:02	29:02	-2	1.125	466506	99515	30	75	3317	1.61(1.32-1.78)	
PCB-100 (C93)											
325.8804	29:02	29:02	-2	1.125	751929	163591	18	45	9088		
327.8775	29:02	29:02	-2	1.125	466506	99515	30	75	3317	1.61(1.32-1.78)	
PCB-98											
325.8804	29:11	29:11	-2	1.130	301949	54620	18	45	3034		
327.8775	29:11	29:11	-2	1.130	189038	34578	30	75	1153	1.60(1.32-1.78)	
PCB-102 (C98)											
325.8804	29:11	29:11	-2	1.130	301949	54620	18	45	3034		
327.8775	29:11	29:11	-2	1.130	189038	34578	30	75	1153	1.60(1.32-1.78)	
PCB-88											
325.8804	29:41	29:40	-1	1.150	1160414	250956	18	45	13942		
327.8775	29:41	29:40	-1	1.150	721921	155639	30	75	5188	1.61(1.32-1.78)	

Signal	RT (min.)	Adj RT (min.)	Sec.	REL RT	Area	Height	Avg Noise	EDL Height	S/N	Ratio(Limits)	Flags
PCB-91 (C88)											
325.8804	29:41	29:40	-1	1.150	1160414	250956	18	45	13942		
327.8775	29:41	29:40	-1	1.150	721921	155639	30	75	5188	1.61(1.32-1.78)	
PCB-84											
325.8804	29:54	29:53	-1	1.158	616400	130868	18	45	7270		
327.8775	29:54	29:53	-1	1.158	384636	82507	30	75	2750	1.60(1.32-1.78)	
PCB-89											
325.8804	30:23	30:21	-1	1.177	19760	3187	18	45	177		
327.8775	30:23	30:21	-1	1.177	12898	2137	30	75	71	1.53(1.32-1.78)	
PCB-121											a
325.8804	30:49	30:48	0	1.194	28938	5842	18	45	325		a
327.8775	30:49	30:48	0	1.194	17580	3562	30	75	119	1.65(1.32-1.78)	
PCB-92											
325.8804	31:11	31:12	0	0.857	903975	193785	18	45	10766		
327.8775	31:11	31:12	0	0.857	558093	119047	30	75	3968	1.62(1.32-1.78)	
PCB-90											
325.8804	31:47	31:46	0	1.231	4516507	933574	18	45	51865		
327.8775	31:47	31:46	0	1.231	2818032	584296	30	75	19477	1.60(1.32-1.78)	
PCB-101 (C90)											
325.8804	31:47	31:46	0	1.231	4516507	933574	18	45	51865		
327.8775	31:47	31:46	0	1.231	2818032	584296	30	75	19477	1.60(1.32-1.78)	
PCB-113 (C90)											
325.8804	31:47	31:46	0	1.231	4516507	933574	18	45	51865		
327.8775	31:47	31:46	0	1.231	2818032	584296	30	75	19477	1.60(1.32-1.78)	
PCB-83											M
325.8804	32:22	32:22	0	1.254	2105379	409718	18	45	22762		M
327.8775	32:22	32:22	0	1.254	1309711	254069	30	75	8469	1.61(1.32-1.78)	M
PCB-99 (C83)											M
325.8804	32:22	32:22	0	1.254	2105379	409718	18	45	22762		M
327.8775	32:22	32:22	0	1.254	1309711	254069	30	75	8469	1.61(1.32-1.78)	M
PCB-112											MU
325.8804	32:26						18	45			
327.8775	32:26						30	75			
PCB-86											M
325.8804	32:51	32:48	0	1.273	2051687	244345	18	45	13575		M
327.8775	32:51	32:48	0	1.273	1282478	151048	30	75	5035	1.60(1.32-1.78)	M
PCB-87 (C86)											M
325.8804	32:51	32:48	0	1.273	2051687	244345	18	45	13575		M
327.8775	32:51	32:48	0	1.273	1282478	151048	30	75	5035	1.60(1.32-1.78)	M
PCB-97 (C86)											M
325.8804	32:51	32:48	0	1.273	2051687	244345	18	45	13575		M
327.8775	32:51	32:48	0	1.273	1282478	151048	30	75	5035	1.60(1.32-1.78)	M
PCB-109 (C86)											M
325.8804	32:51	32:48	0	1.273	2051687	244345	18	45	13575		M
327.8775	32:51	32:48	0	1.273	1282478	151048	30	75	5035	1.60(1.32-1.78)	M

Signal	RT (min.)	Adj RT (min.)	Sec.	REL RT	Area	Height	Avg Noise	EDL Height	S/N	Ratio(Limits)	Flags
PCB-119 (C86)											M
325.8804	32:51	32:48	0	1.273	2051687	244345	18	45	13575		M
327.8775	32:51	32:48	0	1.273	1282478	151048	30	75	5035	1.60(1.32-1.78)	M
PCB-125 (C86)											M
325.8804	32:51	32:48	0	1.273	2051687	244345	18	45	13575		M
327.8775	32:51	32:48	0	1.273	1282478	151048	30	75	5035	1.60(1.32-1.78)	M
PCB-85											RQM
325.8804	33:35	33:29	0	1.301	526572	65664	18	45	3648		M
	Empc Correction				441576	59498	18	45	3305		
327.8775	33:34	33:29	0	1.300	284888	38386	30	75	1280	1.85(1.32-1.78)	M
PCB-116 (C85)											RQM
325.8804	33:35	33:29	0	1.301	526572	65664	18	45	3648		M
	Empc Correction				441576	59498	18	45	3305		
327.8775	33:34	33:29	0	1.300	284888	38386	30	75	1280	1.85(1.32-1.78)	M
PCB-117 (C85)											RQM
325.8804	33:35	33:29	0	1.301	526572	65664	18	45	3648		M
	Empc Correction				441576	59498	18	45	3305		
327.8775	33:34	33:29	0	1.300	284888	38386	30	75	1280	1.85(1.32-1.78)	M
PCB-110											
325.8804	33:44	33:44	-5	1.307	4187895	843359	18	45	46853		
327.8775	33:44	33:44	-5	1.307	2608805	524200	30	75	17473	1.61(1.32-1.78)	
PCB-115 (C110)											
325.8804	33:44	33:44	-5	1.307	4187895	843359	18	45	46853		
327.8775	33:44	33:44	-5	1.307	2608805	524200	30	75	17473	1.61(1.32-1.78)	
PCB-82											a
325.8804	34:03	34:03	0	1.319	194666	37475	18	45	2082		a
327.8775	34:03	34:03	0	1.319	121871	23274	30	75	776	1.60(1.32-1.78)	
PCB-111											a
325.8804	34:28	34:26	1	1.335	24781	4049	18	45	225		a
327.8775	34:28	34:26	1	1.335	17152	2590	30	75	86	1.44(1.32-1.78)	
PCB-120											a
325.8804	34:56	34:56	1	1.353	60203	11239	18	45	624		a
327.8775	34:57	34:56	1	1.354	36910	6806	30	75	227	1.63(1.32-1.78)	
PCB-108											a
325.8804	36:04	36:03	1	1.397	141592	28671	443	1107	65		a
327.8775	36:04	36:03	1	1.397	89033	18190	209	522	87	1.59(1.32-1.78)	
PCB-124 (C108)											a
325.8804	36:04	36:03	1	1.397	141592	28671	443	1107	65		a
327.8775	36:04	36:03	1	1.397	89033	18190	209	522	87	1.59(1.32-1.78)	
PCB-107											Ma
325.8804	36:19	36:15	1	1.407	423431	84131	443	1107	190		M
327.8775	36:19	36:15	1	1.407	270754	53559	209	522	256	1.56(1.32-1.78)	
PCB-123											Ma
325.8804	36:25	36:27	1	1.000	50357	11496	443	1107	26		M
327.8775	36:26	36:27	1	1.001	31581	7220	209	522	35	1.59(1.32-1.78)	

Signal	RT (min.)	Adj RT (min.)	Sec.	REL RT	Area	Height	Avg Noise	EDL Height	S/N	Ratio(Limits)	Flags
PCB-106											
325.8804	36:33						443	1107			
327.8775	36:33						209	522			
PCB-118											
325.8804	36:46	36:48	1	1.001	4014411	800174	443	1107	1806		
327.8775	36:46	36:48	1	1.001	2541188	508286	209	522	2432	1.58(1.32-1.78)	
PCB-122											
325.8804	37:06	37:05	1	1.010	38532	7137	443	1107	16		
327.8775	37:06	37:05	1	1.010	23716	4409	209	522	21	1.62(1.32-1.78)	
PCB-114											
325.8804	37:17	37:16	1	1.001	70401	11196	443	1107	25		
327.8775	37:17	37:16	1	1.001	46454	7074	209	522	34	1.52(1.32-1.78)	
PCB-105											
325.8804	37:56	37:58	1	1.001	1072465	203450	443	1107	459		
327.8775	37:56	37:58	1	1.001	681288	129058	209	522	618	1.57(1.32-1.78)	
PCB-127											
325.8804	39:24						443	1107			
327.8775	39:24						209	522			
PCB-126											
325.8804	41:02	41:02	1	1.000	11728	2800	443	1107	6		
327.8775	41:02	41:02	1	1.000	7318	1618	209	522	8	1.60(1.32-1.78)	
PCB-155L											
371.8817	31:32	31:35	0	0.791	190946	39273	25	62	1571		
373.8788	31:31	31:35	-1	0.791	155545	32090	21	52	1528	1.23(1.05-1.43)	
PCB-138L											
371.8817	39:52	39:50	1		307263	60041	91	227	660		
373.8788	39:52	39:50	1		242417	47086	107	267	440	1.27(1.05-1.43)	
PCB-167L											
371.8817	42:53	42:54	2	1.076	315110	61507	91	227	676		
373.8788	42:53	42:54	2	1.076	242523	47118	107	267	440	1.30(1.05-1.43)	
PCB-156L											
371.8817	44:02	44:04	2	1.105	618727	89695	91	227	986		
373.8788	44:02	44:04	2	1.105	490121	70420	107	267	658	1.26(1.05-1.43)	
PCB-157L (C156L)											
371.8817	44:02	44:04	2	1.105	618727	89695	91	227	986		
373.8788	44:02	44:04	2	1.105	490121	70420	107	267	658	1.26(1.05-1.43)	
PCB-169L											
371.8817	47:17	47:18	2	1.186	307863	59052	91	227	649		
373.8788	47:17	47:18	2	1.186	247265	46342	107	267	433	1.25(1.05-1.43)	
PCB-155											
359.8415	31:34	31:33	0	1.001	7026	1498	8	20	187		
361.8385	31:33	31:33	-1	1.000	5235	1185	9	22	132	1.34(1.05-1.43)	
PCB-152											
359.8415	31:43	31:43	-1	1.006	43468	9299	8	20	1162		
361.8385	31:44	31:43	0	1.006	33448	6995	9	22	777	1.30(1.05-1.43)	

Signal	RT (min.)	Adj RT (min.)	Sec.	REL RT	Area	Height	Avg Noise	EDL Height	S/N	Ratio(Limits)	Flags
PCB-150											
359.8415	31:54	31:53	0	1.012	62857	13092	8	20	1637		
361.8385	31:54	31:53	0	1.012	49520	10386	9	22	1154	1.27(1.05-1.43)	
PCB-136											
359.8415	32:16	32:17	0	1.023	734879	151327	8	20	18916		
361.8385	32:16	32:17	0	1.023	580158	120299	9	22	13367	1.27(1.05-1.43)	
PCB-145											
359.8415	32:33	32:33	-1	1.032	3127	459	8	20	57		
361.8385	32:32	32:33	-3	1.032	2585	347	9	22	39	1.21(1.05-1.43)	
PCB-148											
359.8415	34:06	34:05	0	1.081	36817	7761	8	20	970		
361.8385	34:06	34:05	0	1.081	30517	6475	9	22	719	1.21(1.05-1.43)	
PCB-135											
359.8415	34:40	34:41	0	1.099	1397437	198318	8	20	24790		
361.8385	34:40	34:41	0	1.099	1102154	158374	9	22	17597	1.27(1.05-1.43)	
PCB-151 (C135)											
359.8415	34:40	34:41	0	1.099	1397437	198318	8	20	24790		
361.8385	34:40	34:41	0	1.099	1102154	158374	9	22	17597	1.27(1.05-1.43)	
PCB-154											
359.8415	34:57	34:55	1	1.108	207883	41847	8	20	5231		
361.8385	34:57	34:55	1	1.108	163759	33056	9	22	3673	1.27(1.05-1.43)	
PCB-144											
359.8415	35:15	35:13	1	1.118	134838	26859	8	20	3357		
361.8385	35:15	35:13	1	1.118	104877	21258	9	22	2362	1.29(1.05-1.43)	
PCB-147											
359.8415	35:37	35:35	1	1.129	5623873	1104329	90	225	12270		
361.8385	35:37	35:35	1	1.129	4473867	881555	62	155	14219	1.26(1.05-1.43)	
PCB-149 (C147)											
359.8415	35:37	35:35	1	1.129	5623873	1104329	90	225	12270		
361.8385	35:37	35:35	1	1.129	4473867	881555	62	155	14219	1.26(1.05-1.43)	
PCB-134											a
359.8415	35:49	35:49	-6	1.136	304135	55536	90	225	617		a
361.8385	35:48	35:49	-6	1.135	244709	44680	62	155	721	1.24(1.05-1.43)	
PCB-143 (C134)											a
359.8415	35:49	35:49	-6	1.136	304135	55536	90	225	617		a
361.8385	35:48	35:49	-6	1.135	244709	44680	62	155	721	1.24(1.05-1.43)	
PCB-139											
359.8415	36:13	36:11	1	1.149	120155	21859	90	225	243		
361.8385	36:13	36:11	1	1.149	98513	17307	62	155	279	1.22(1.05-1.43)	
PCB-140 (C139)											
359.8415	36:13	36:11	1	1.149	120155	21859	90	225	243		
361.8385	36:13	36:11	1	1.149	98513	17307	62	155	279	1.22(1.05-1.43)	
PCB-131											
359.8415	36:25	36:23	1	1.155	50887	9056	90	225	101		
361.8385	36:25	36:23	1	1.155	40365	7510	62	155	121	1.26(1.05-1.43)	

Signal	RT (min.)	Adj RT (min.)	Sec.	REL RT	Area	Height	Avg Noise	EDL Height	S/N	Ratio(Limits)	Flags
PCB-142											
359.8415	36:32						90	225			
361.8385	36:32						62	155			
PCB-132											
359.8415	36:52	36:50	1	1.169	1551708	312140	90	225	3468		
361.8385	36:52	36:50	1	1.169	1232139	246592	62	155	3977	1.26(1.05-1.43)	
PCB-133											
359.8415	37:24	37:21	1	1.186	173293	34330	90	225	381		
361.8385	37:24	37:21	1	1.186	136857	26970	62	155	435	1.27(1.05-1.43)	
PCB-165											
359.8415	37:48						90	225			
361.8385	37:48						62	155			
PCB-146											
359.8415	38:02	38:00	1	0.887	1255137	248550	90	225	2762		
361.8385	38:02	38:00	1	0.887	988866	196689	62	155	3172	1.27(1.05-1.43)	
PCB-161											
359.8415	38:11						90	225			
361.8385	38:11						62	155			
PCB-153											
359.8415	38:39	38:44	-1	0.901	6076898	1208304	90	225	13426		
361.8385	38:39	38:44	-1	0.901	4837128	966979	62	155	15596	1.26(1.05-1.43)	
PCB-168 (C153)											
359.8415	38:39	38:44	-1	0.901	6076898	1208304	90	225	13426		
361.8385	38:39	38:44	-1	0.901	4837128	966979	62	155	15596	1.26(1.05-1.43)	
PCB-141											
359.8415	38:51	38:49	1	0.906	858051	163329	90	225	1815		
361.8385	38:50	38:49	1	0.905	681435	129351	62	155	2086	1.26(1.05-1.43)	
PCB-130											
359.8415	39:15	39:13	1	0.915	264920	51914	90	225	577		
361.8385	39:15	39:13	1	0.915	213470	41416	62	155	668	1.24(1.05-1.43)	
PCB-137											
359.8415	39:28	39:27	1	0.920	148756	31815	90	225	354		
361.8385	39:28	39:27	1	0.920	118103	25259	62	155	407	1.26(1.05-1.43)	
PCB-164											
359.8415	39:35	39:34	1	0.923	504967	98527	90	225	1095		
361.8385	39:35	39:34	1	0.923	401226	78593	62	155	1268	1.26(1.05-1.43)	
PCB-129											
359.8415	39:54	39:57	1	0.930	5541677	1033739	90	225	11486		
361.8385	39:53	39:57	1	0.930	4417074	827352	62	155	13344	1.25(1.05-1.43)	
PCB-138 (C129)											
359.8415	39:54	39:57	1	0.930	5541677	1033739	90	225	11486		
361.8385	39:53	39:57	1	0.930	4417074	827352	62	155	13344	1.25(1.05-1.43)	
PCB-160 (C129)											
359.8415	39:54	39:57	1	0.930	5541677	1033739	90	225	11486		
361.8385	39:53	39:57	1	0.930	4417074	827352	62	155	13344	1.25(1.05-1.43)	

Signal	RT (min.)	Adj RT (min.)	Sec.	REL RT	Area	Height	Avg Noise	EDL Height	S/N	Ratio(Limits)	Flags
PCB-163 (C129)											
359.8415	39:54	39:57	1	0.930	5541677	1033739	90	225	11486		
361.8385	39:53	39:57	1	0.930	4417074	827352	62	155	13344	1.25(1.05-1.43)	
PCB-158											
359.8415	40:17	40:15	1	0.939	596561	112912	90	225	1255		
361.8385	40:17	40:15	1	0.939	478445	91345	62	155	1473	1.25(1.05-1.43)	
PCB-128											M
359.8415	41:09	41:06	2	0.959	670791	119069	90	225	1323		M
361.8385	41:09	41:06	2	0.959	532936	92997	62	155	1500	1.26(1.05-1.43)	M
PCB-166 (C128)											M
359.8415	41:09	41:06	2	0.959	670791	119069	90	225	1323		M
361.8385	41:09	41:06	2	0.959	532936	92997	62	155	1500	1.26(1.05-1.43)	M
PCB-159											a
359.8415	42:06	42:07	-1	0.982	73090	13535	90	225	150		a
361.8385	42:06	42:07	-1	0.982	57607	10477	62	155	169	1.27(1.05-1.43)	
PCB-162											
359.8415	42:26						90	225			
361.8385	42:26						62	155			
PCB-167											
359.8415	42:55	42:57	2	1.001	206027	39581	90	225	440		
361.8385	42:55	42:57	2	1.001	166135	31954	62	155	515	1.24(1.05-1.43)	
PCB-156											
359.8415	44:02	44:07	1	1.000	561177	98282	90	225	1092		
361.8385	44:02	44:07	1	1.000	443856	77353	62	155	1248	1.26(1.05-1.43)	
PCB-157 (C156)											
359.8415	44:02	44:07	1	1.000	561177	98282	90	225	1092		
361.8385	44:02	44:07	1	1.000	443856	77353	62	155	1248	1.26(1.05-1.43)	
PCB-169											
359.8415	47:18						90	225			
361.8385	47:18						62	155			
PCB-188L											
405.8428	37:16	37:20	0	0.820	224096	42557	39	97	1091		
407.8398	37:16	37:20	1	0.820	214678	43926	45	112	976	1.04(0.89-1.21)	
PCB-178L											
405.8428	40:20	40:23	1	0.888	181855	35967	39	97	922		
407.8398	40:20	40:23	1	0.888	174017	36181	45	112	804	1.05(0.89-1.21)	
PCB-180L											
405.8428	45:26	45:24	2		206634	39881	39	97	1023		
407.8398	45:26	45:24	2		195137	39264	45	112	873	1.06(0.89-1.21)	
PCB-170L											
405.8428	46:41	46:44	2	1.028	139264	27911	39	97	716		
407.8398	46:41	46:44	2	1.028	136888	25707	45	112	571	1.02(0.89-1.21)	
PCB-189L											
405.8428	49:49	49:51	3	1.096	353758	68164	291	727	234		
407.8398	49:49	49:51	3	1.096	337583	66313	169	422	392	1.05(0.89-1.21)	

Signal	RT (min.)	Adj RT (min.)	Sec.	REL RT	Area	Height	Avg Noise	EDL Height	S/N	Ratio(Limits)	Flags
PCB-188											
393.8025	37:18	37:18	1	1.001	14685	2813	8	20	352		
395.7995	37:17	37:18	1	1.001	13997	2824	6	15	471	1.05(0.89-1.21)	
PCB-179											
393.8025	37:37	37:36	0	1.009	750618	147836	8	20	18480		
395.7995	37:37	37:36	0	1.009	709186	139729	6	15	23288	1.06(0.89-1.21)	
PCB-184											
393.8025	38:09						8	20			
395.7995	38:09						6	15			
PCB-176											
393.8025	38:30	38:29	1	1.033	210386	42593	8	20	5324		
395.7995	38:30	38:29	1	1.033	199655	39590	6	15	6598	1.05(0.89-1.21)	
PCB-186											
393.8025	38:57						8	20			
395.7995	38:57						6	15			
PCB-178											
393.8025	40:22	40:19	1	1.083	271136	53283	8	20	6660		
395.7995	40:22	40:19	1	1.083	260043	50977	6	15	8496	1.04(0.89-1.21)	
PCB-175											
393.8025	40:59	40:57	2	1.100	48560	9563	8	20	1195		
395.7995	40:59	40:57	2	1.100	45064	8800	6	15	1467	1.08(0.89-1.21)	
PCB-187											
393.8025	41:16	41:16	2	1.107	1536467	300952	8	20	37619		
395.7995	41:16	41:16	2	1.107	1460811	284947	6	15	47491	1.05(0.89-1.21)	
PCB-182											
393.8025	41:28	41:26	2	1.113	20009	3266	8	20	408		
395.7995	41:28	41:26	2	1.113	17705	3013	6	15	502	1.13(0.89-1.21)	
PCB-183											
393.8025	41:53	41:50	2	1.124	802297	137148	8	20	17144		
395.7995	41:53	41:50	2	1.124	753417	128480	6	15	21413	1.06(0.89-1.21)	
PCB-185 (C183)											
393.8025	41:53	41:50	2	1.124	802297	137148	8	20	17144		
395.7995	41:53	41:50	2	1.124	753417	128480	6	15	21413	1.06(0.89-1.21)	
PCB-174											
393.8025	42:06	42:04	1	1.130	1031733	197457	8	20	24682		
395.7995	42:06	42:04	1	1.130	977352	187252	6	15	31209	1.06(0.89-1.21)	
PCB-177											
393.8025	42:33	42:30	2	1.142	654743	127878	8	20	15985		
395.7995	42:33	42:30	2	1.142	616475	121596	6	15	20266	1.06(0.89-1.21)	
PCB-181											
393.8025	42:56	42:53	2	1.152	10683	1834	8	20	229		
395.7995	42:57	42:53	2	1.153	10159	1716	6	15	286	1.05(0.89-1.21)	
PCB-171											
393.8025	43:10	43:10	2	1.159	325748	62942	8	20	7868		
395.7995	43:10	43:10	2	1.159	305361	58692	6	15	9782	1.07(0.89-1.21)	

Signal	RT (min.)	Adj RT (min.)	Sec.	REL RT	Area	Height	Avg Noise	EDL Height	S/N	Ratio(Limits)	Flags
PCB-173 (C171)											
393.8025	43:10	43:10	2	1.159	325748	62942	8	20	7868		
395.7995	43:10	43:10	2	1.159	305361	58692	6	15	9782	1.07(0.89-1.21)	
PCB-172											
393.8025	44:48	44:47	2	0.899	165385	32062	8	20	4008		
395.7995	44:48	44:47	2	0.899	154089	29535	6	15	4923	1.07(0.89-1.21)	
PCB-192											
393.8025	45:06						8	20			
395.7995	45:06						6	15			
PCB-180											
393.8025	45:28	45:29	5	0.913	2693812	499896	8	20	62487		
395.7995	45:28	45:29	5	0.913	2548089	471498	6	15	78583	1.06(0.89-1.21)	
PCB-193 (C180)											
393.8025	45:28	45:29	5	0.913	2693812	499896	8	20	62487		
395.7995	45:28	45:29	5	0.913	2548089	471498	6	15	78583	1.06(0.89-1.21)	
PCB-191											
393.8025	45:49	45:53	2	0.920	65496	11692	8	20	1462		
395.7995	45:49	45:53	2	0.920	61454	10662	6	15	1777	1.07(0.89-1.21)	
PCB-170											
393.8025	46:42	46:41	2	0.937	982804	189043	8	20	23630		
395.7995	46:42	46:41	2	0.937	925262	178972	6	15	29829	1.06(0.89-1.21)	
PCB-190											
393.8025	47:14	47:19	2	0.948	276342	54419	8	20	6802		
395.7995	47:14	47:19	2	0.948	263377	50919	6	15	8487	1.05(0.89-1.21)	
PCB-189											
393.8025	49:51	49:55	3	1.001	89287	17041	47	117	363		
395.7995	49:51	49:55	3	1.001	84535	15858	56	140	283	1.06(0.89-1.21)	
PCB-202L											
439.8038	42:39	42:43	2	0.821	151476	28411	53	132	536		
441.8008	42:39	42:43	2	0.821	168587	32931	49	122	672	0.90(0.76-1.02)	
PCB-194L											
439.8038	51:56	51:53	2		254774	47809	139	347	344		
441.8008	51:56	51:53	2		272448	51256	94	235	545	0.94(0.76-1.02)	
PCB-205L											
439.8038	52:24	52:29	2	1.009	251441	47404	139	347	341		
441.8008	52:25	52:29	3	1.009	277319	52594	94	235	560	0.91(0.76-1.02)	
PCB-202											
427.7635	42:41	42:39	2	1.001	78471	15515	11	27	1410		
429.7606	42:41	42:39	2	1.001	87263	17138	8	20	2142	0.90(0.76-1.02)	
PCB-201											
427.7635	43:36	43:34	2	1.022	56291	10986	11	27	999		
429.7606	43:36	43:34	2	1.022	62562	12241	8	20	1530	0.90(0.76-1.02)	
PCB-204											
427.7635	44:17						11	27			
429.7606	44:17						8	20			

Signal	RT (min.)	Adj RT (min.)	Sec.	REL RT	Area	Height	Avg Noise	EDL Height	S/N	Ratio(Limits)	Flags
PCB-197											
427.7635	44:30	44:29	2	1.044	16463	4024	11	27	366		
429.7606	44:30	44:29	2	1.044	18458	4387	8	20	548	0.89(0.76-1.02)	
PCB-200											
427.7635	44:37	44:35	2	1.046	51140	9079	11	27	825		
429.7606	44:36	44:35	1	1.046	57443	10742	8	20	1343	0.89(0.76-1.02)	
PCB-198											
427.7635	47:25	47:21	4	1.112	291534	54244	11	27	4931		
429.7606	47:25	47:21	4	1.112	320638	59390	8	20	7424	0.91(0.76-1.02)	
PCB-199 (C198)											
427.7635	47:25	47:21	4	1.112	291534	54244	11	27	4931		
429.7606	47:25	47:21	4	1.112	320638	59390	8	20	7424	0.91(0.76-1.02)	
PCB-196											
427.7635	48:05	48:10	2	0.917	157884	29905	11	27	2719		
429.7606	48:05	48:10	2	0.917	173287	33668	8	20	4209	0.91(0.76-1.02)	
PCB-203											
427.7635	48:17	48:22	2	0.921	205269	39287	11	27	3572		
429.7606	48:17	48:22	2	0.921	231098	44157	8	20	5520	0.89(0.76-1.02)	
PCB-195											
427.7635	49:35	49:34	2	0.946	226379	43339	113	282	384		
429.7606	49:35	49:34	2	0.946	256166	48822	68	170	718	0.88(0.76-1.02)	
PCB-194											
427.7635	51:57	52:03	2	0.992	555296	107051	113	282	947		
429.7606	51:57	52:03	2	0.992	621194	119412	68	170	1756	0.89(0.76-1.02)	
PCB-205											
427.7635	52:26	52:31	2	1.000	37219	7353	113	282	65		
429.7606	52:26	52:31	2	1.000	41641	7849	68	170	115	0.89(0.76-1.02)	
PCB-208L											
473.7648	49:21	49:25	2	0.950	199200	39214	184	460	213		
475.7619	49:21	49:25	2	0.950	247342	47595	222	555	214	0.81(0.65-0.89)	
PCB-206L											
473.7648	54:10	54:14	3	1.043	148614	27506	184	460	149		
475.7619	54:10	54:14	3	1.043	183815	35080	222	555	158	0.81(0.65-0.89)	
PCB-208											
461.7246	49:22	49:20	2	1.001	55433	10465	41	102	255		
463.7216	49:22	49:20	2	1.000	70813	13406	52	130	258	0.78(0.65-0.89)	
PCB-207											
461.7246	50:18	50:16	2	1.019	24197	4680	41	102	114		
463.7216	50:18	50:16	2	1.019	31672	6112	52	130	118	0.76(0.65-0.89)	
PCB-206											RQ
461.7246	54:11	54:15	2	1.000	305803	38973	41	102	951		
	Empc Correction				192704	30220	41	102	737		
463.7216	54:12	54:15	3	1.000	250266	39247	52	130	755	1.22(0.65-0.89)	
PCB-209L											
507.7258	55:49	55:53	3	1.075	127631	22516	42	105	536		
509.7229	55:49	55:53	3	1.075	176917	30425	29	72	1049	0.72(0.59-0.79)	

Signal	RT (min.)	Adj RT (min.)	Sec.	REL RT	Area	Height	Avg Noise	EDL Height	S/N	Ratio(Limits)	Flags
DCB Decachlorobiphenyl											
495.6856	55:50	55:56	3	1.000	49289	8896	6	15	1483		
497.6826	55:50	55:56	3	1.000	68957	11874	6	15	1979	0.71(0.59-0.79)	

QC Flag Legend

Processing Flags

R - Failed Signal Ratio Test

n - Failed Sig-To-Noise Test

Q - EMPC-Estimated Max. Possible Conc.

Review Flags

M - Manually Integrated

U - Marked Undetected

a - User Assigned ID

Eurofins TestAmerica, Knoxville

Data File:	\\chromna\Knoxville\ChromData\D3D\20190903-12939.b\580-88125-b-11-c.d		
Injection Date:	04-Sep-2019 06:20:00	Injection Vol:	1.0 ul
Instrument ID:	D3D	Operator ID:	Xcalibur_System
Method:	PCBs_D3D	Limit Group:	HR - 1668A - ICAL
Client ID:	G6-0to27-101818		
Worklist#:	33231	Sample Line#:	12
Column Type:	SPB-Octyl	Column Dia:	0.25 mm

MoPCB F1

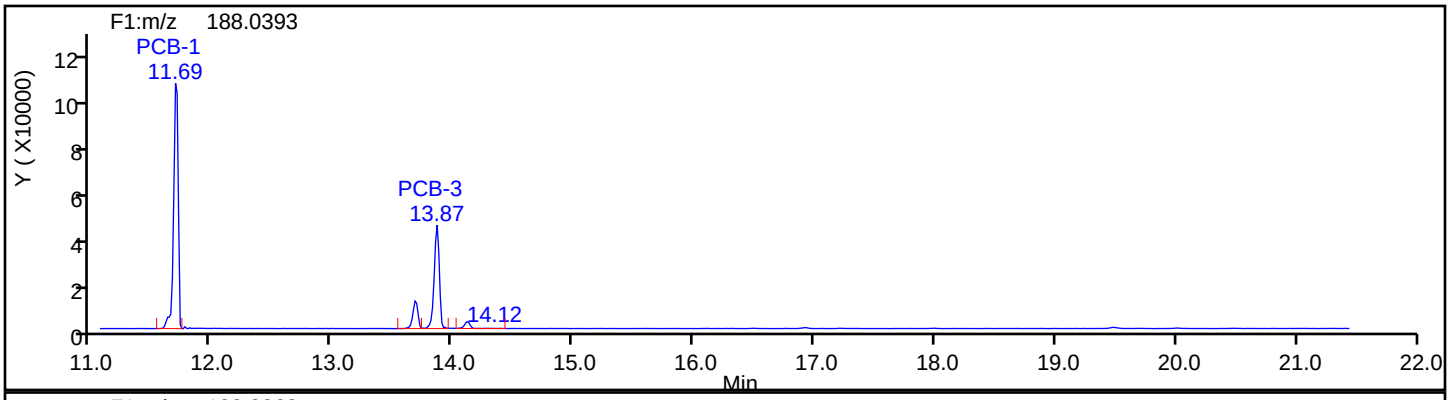

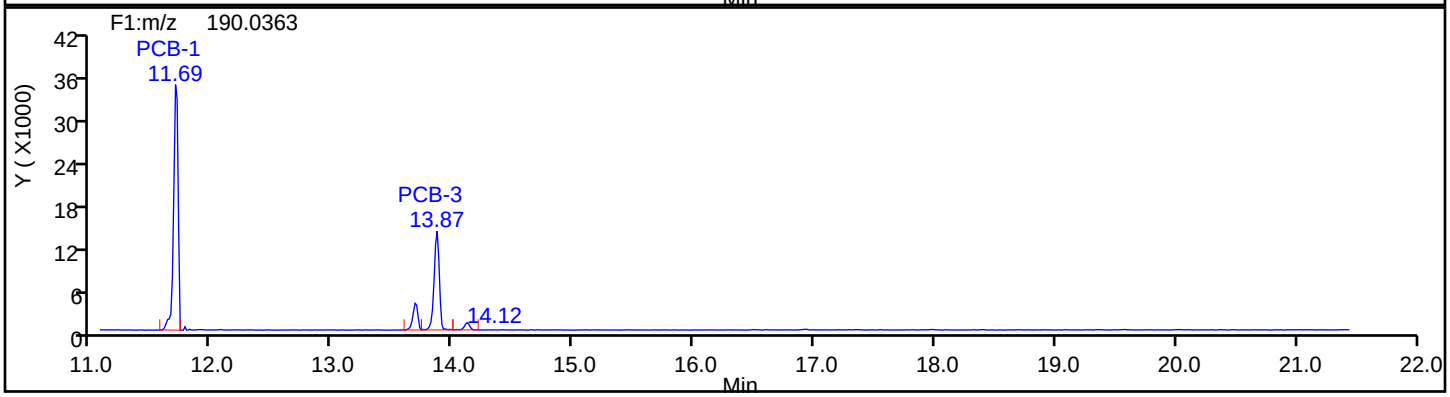

MoPCB F1 Standards

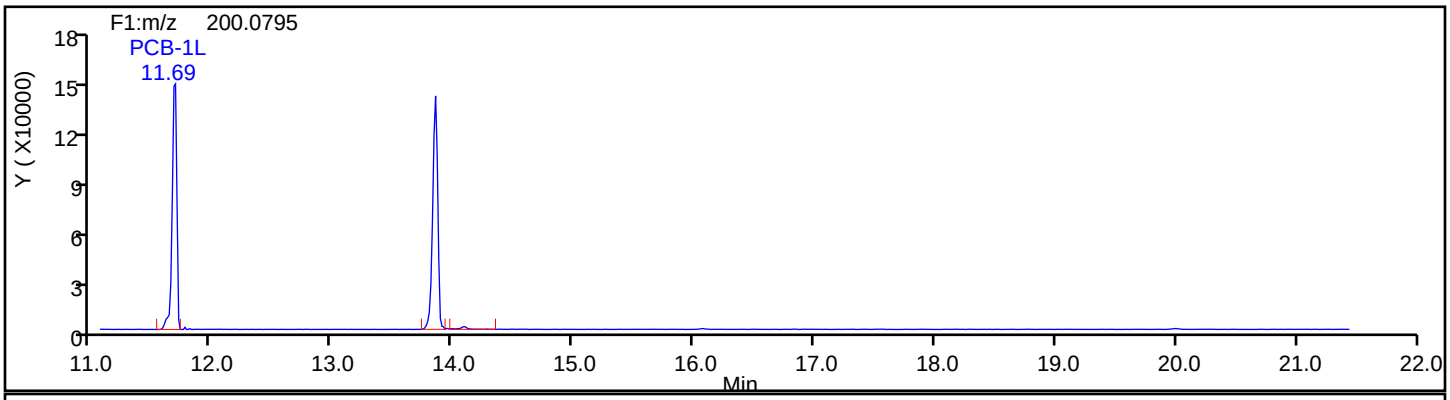

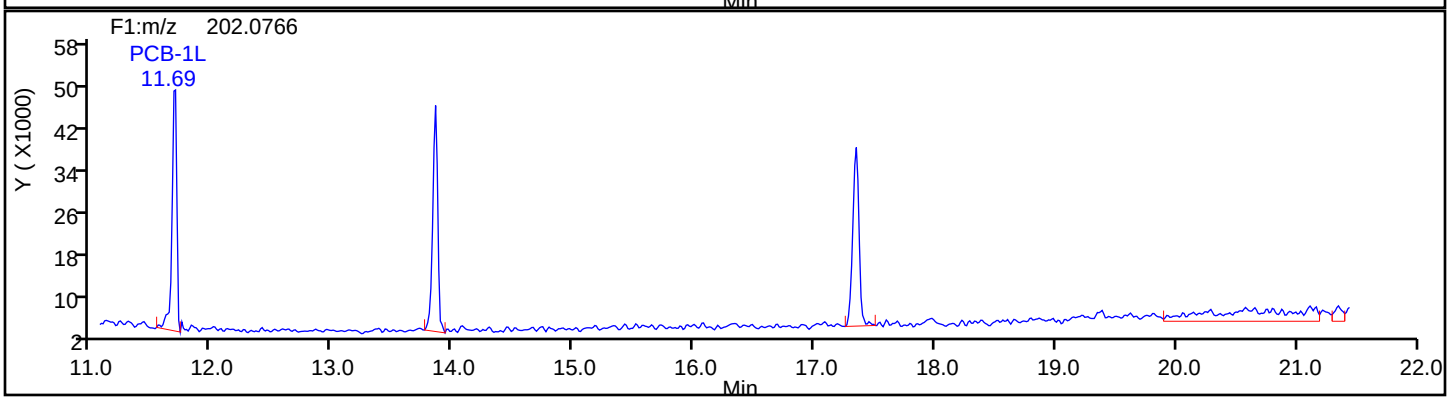

Eurofins TestAmerica, Knoxville

Data File:	\\chromna\Knoxville\ChromData\D3D\20190903-12939.b\580-88125-b-11-c.d		
Injection Date:	04-Sep-2019 06:20:00	Injection Vol:	1.0 ul
Instrument ID:	D3D	Operator ID:	Xcalibur_System
Method:	PCBs_D3D	Limit Group:	HR - 1668A - ICAL
Client ID:	G6-0to27-101818		
Worklist#:	33231	Sample Line#:	12
Column Type:	SPB-Octyl	Column Dia:	0.25 mm

MoPCB F1

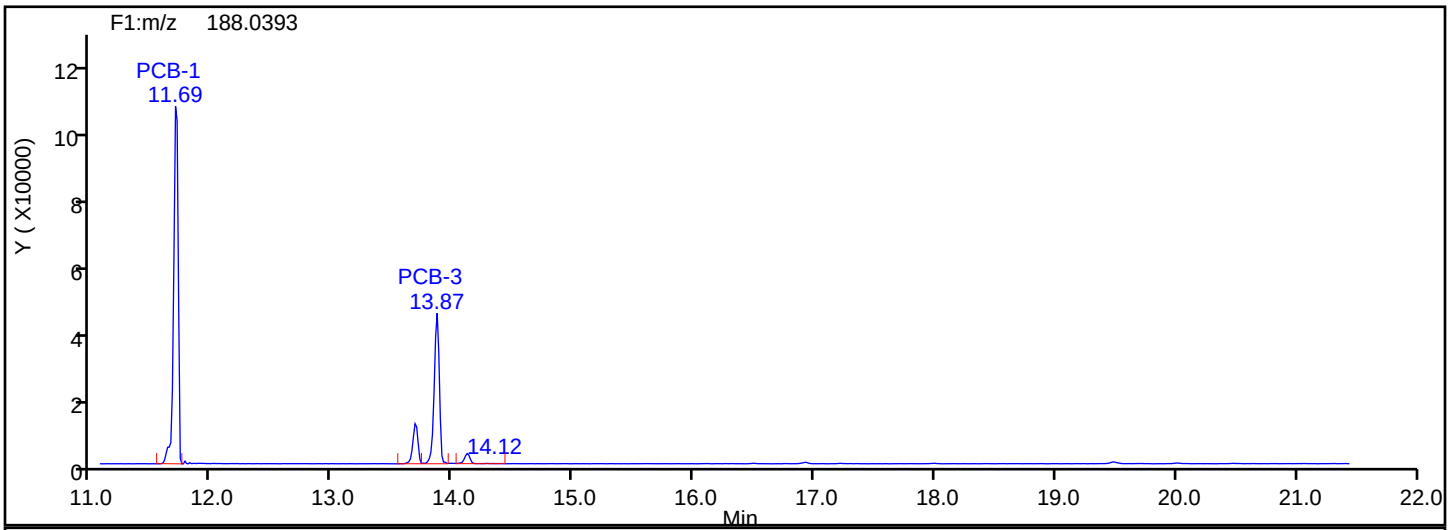

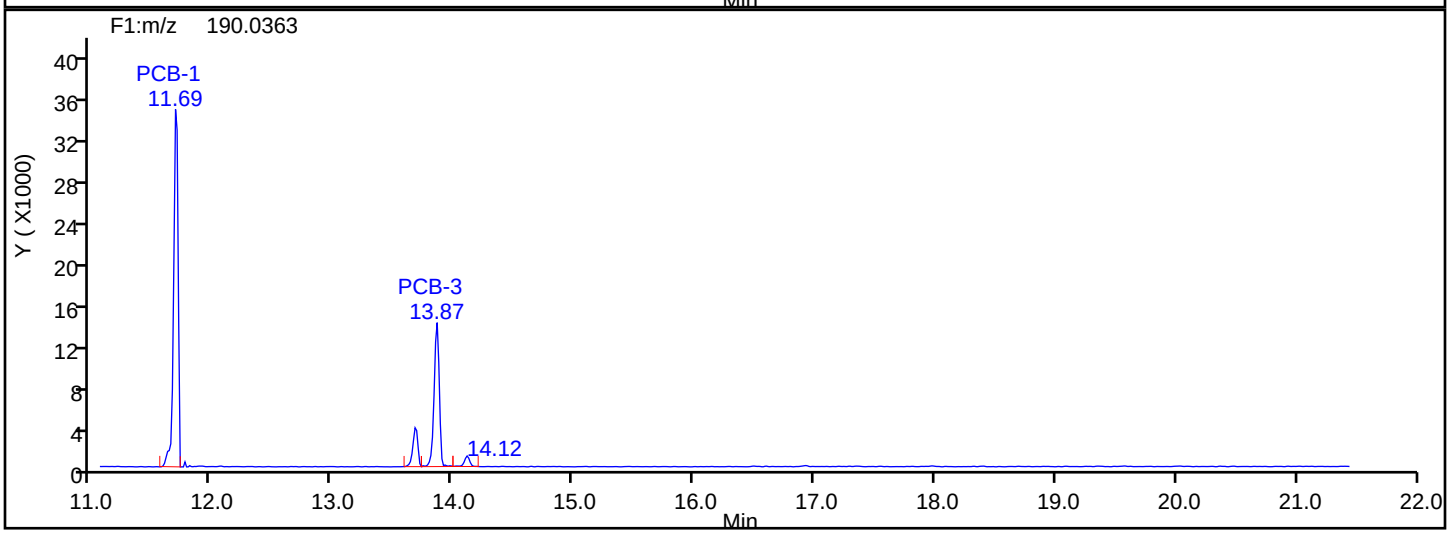

MoPCB F1 Lock Mass

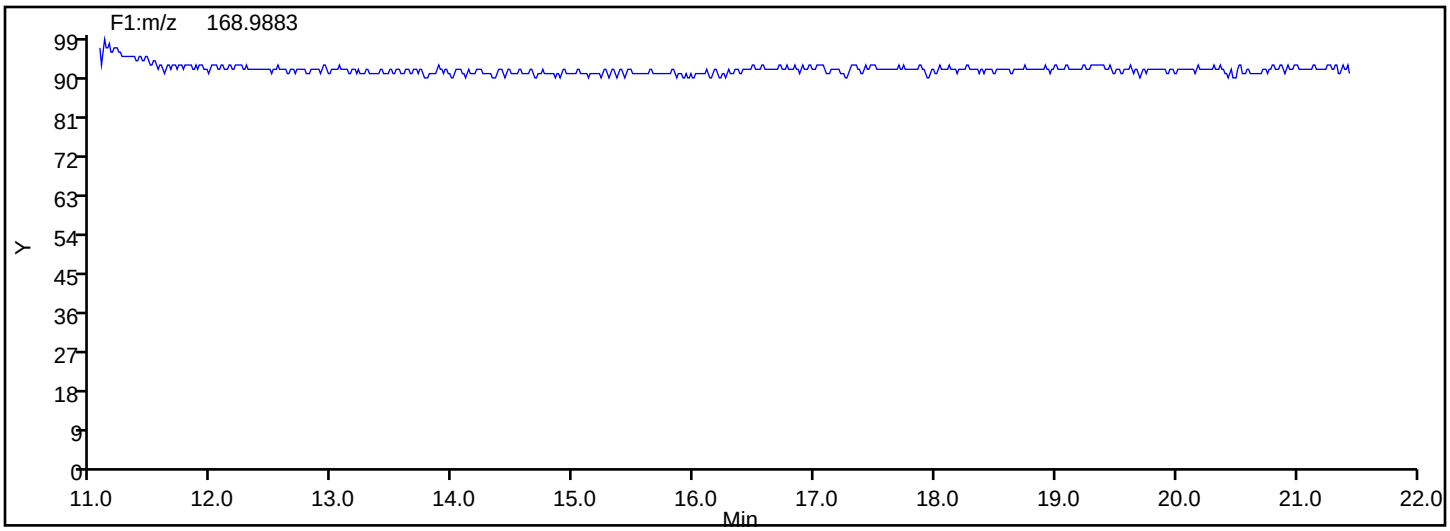

Eurofins TestAmerica, Knoxville

Data File:	\\chromna\Knoxville\ChromData\D3D\20190903-12939.b\580-88125-b-11-c.d		
Injection Date:	04-Sep-2019 06:20:00	Injection Vol:	1.0 ul
Instrument ID:	D3D	Operator ID:	Xcalibur_System
Method:	PCBs_D3D	Limit Group:	HR - 1668A - ICAL
Client ID:	G6-0to27-101818		
Worklist#:	33231	Sample Line#:	12
Column Type:	SPB-Octyl	Column Dia:	0.25 mm

DiPCB F1

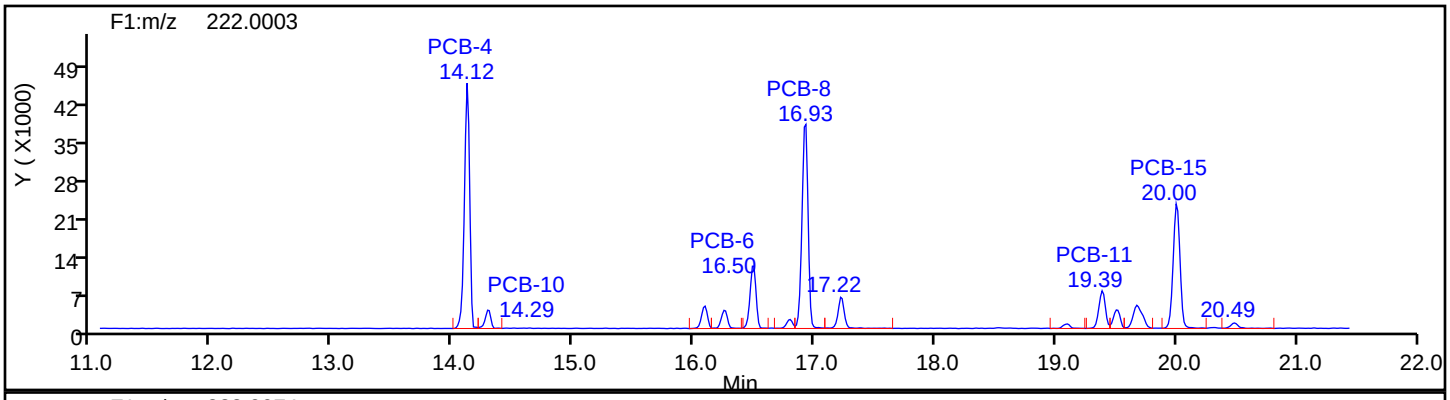

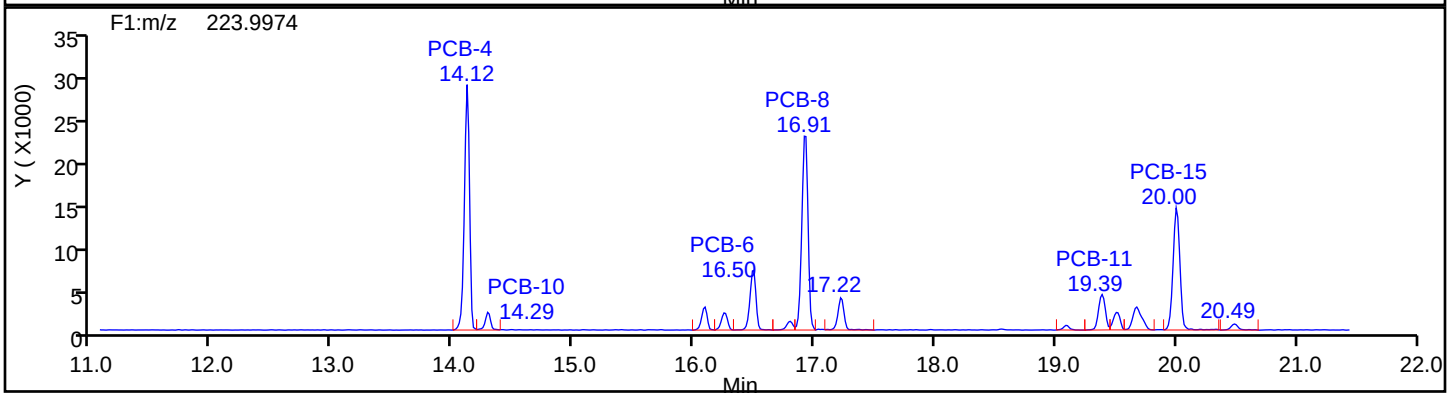

DiPCB F1 Standards

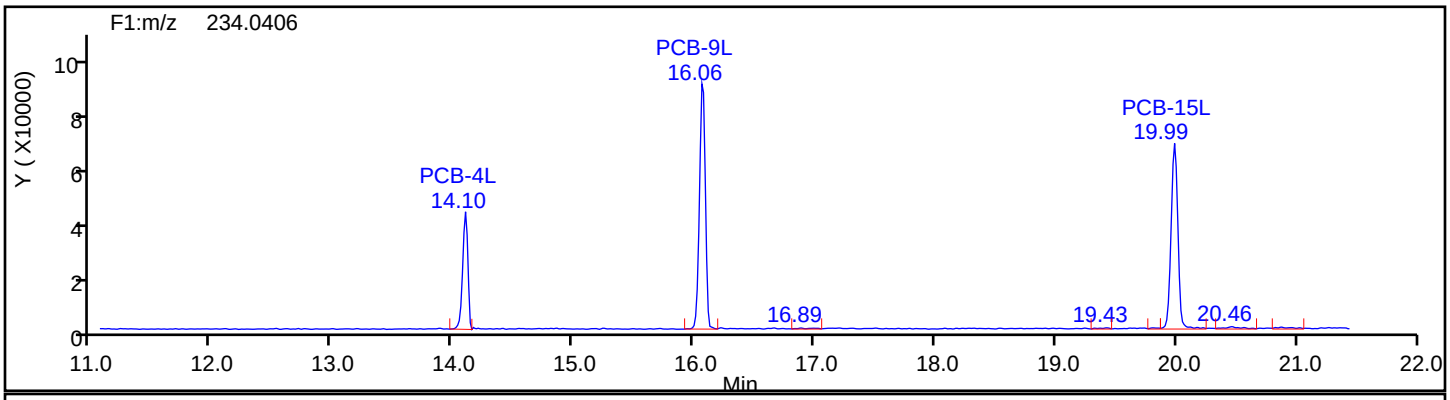

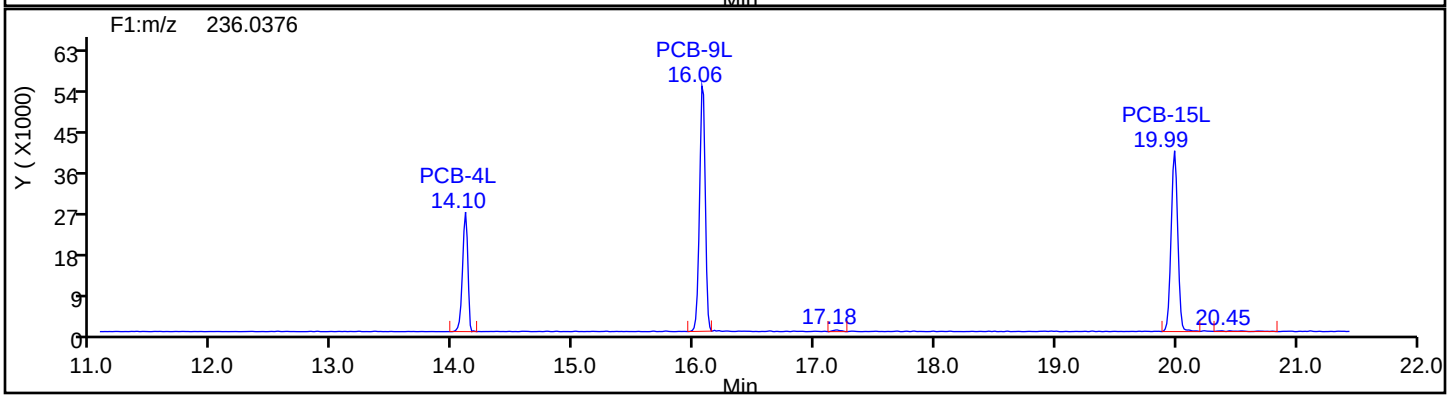

Eurofins TestAmerica, Knoxville

Data File:	\\chromna\Knoxville\ChromData\D3D\20190903-12939.b\580-88125-b-11-c.d		
Injection Date:	04-Sep-2019 06:20:00	Injection Vol:	1.0 ul
Instrument ID:	D3D	Operator ID:	Xcalibur_System
Method:	PCBs_D3D	Limit Group:	HR - 1668A - ICAL
Client ID:	G6-0to27-101818		
Worklist#:	33231	Sample Line#:	12
Column Type:	SPB-Octyl	Column Dia:	0.25 mm

DiPCB F1

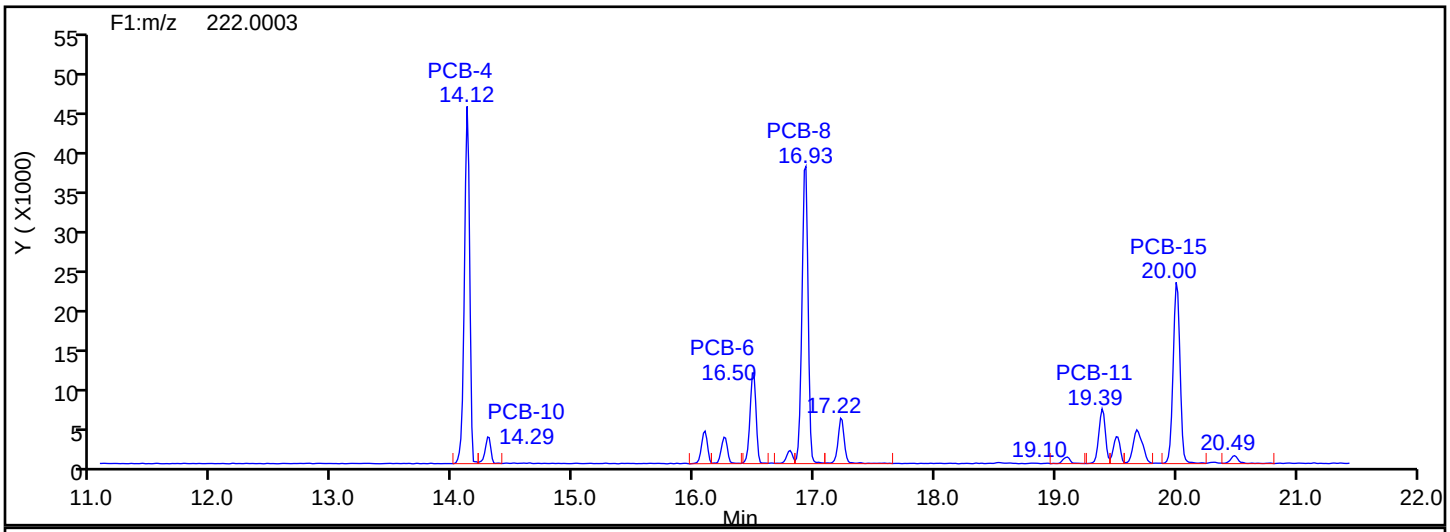

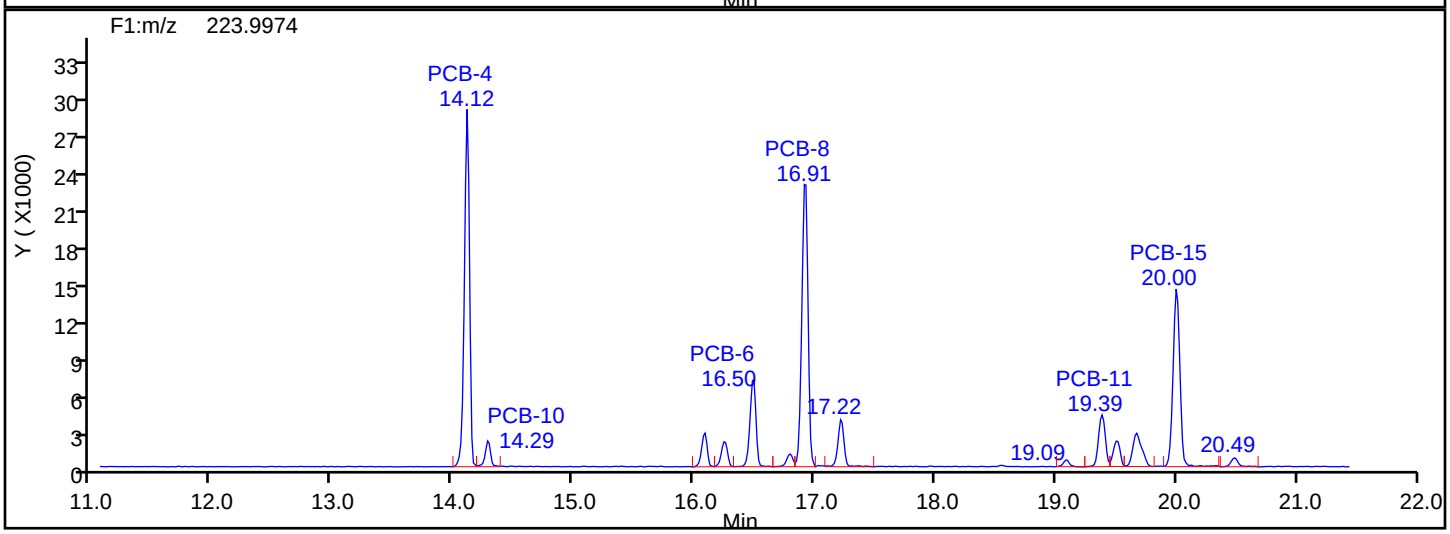

DiPCB F1 Lock Mass

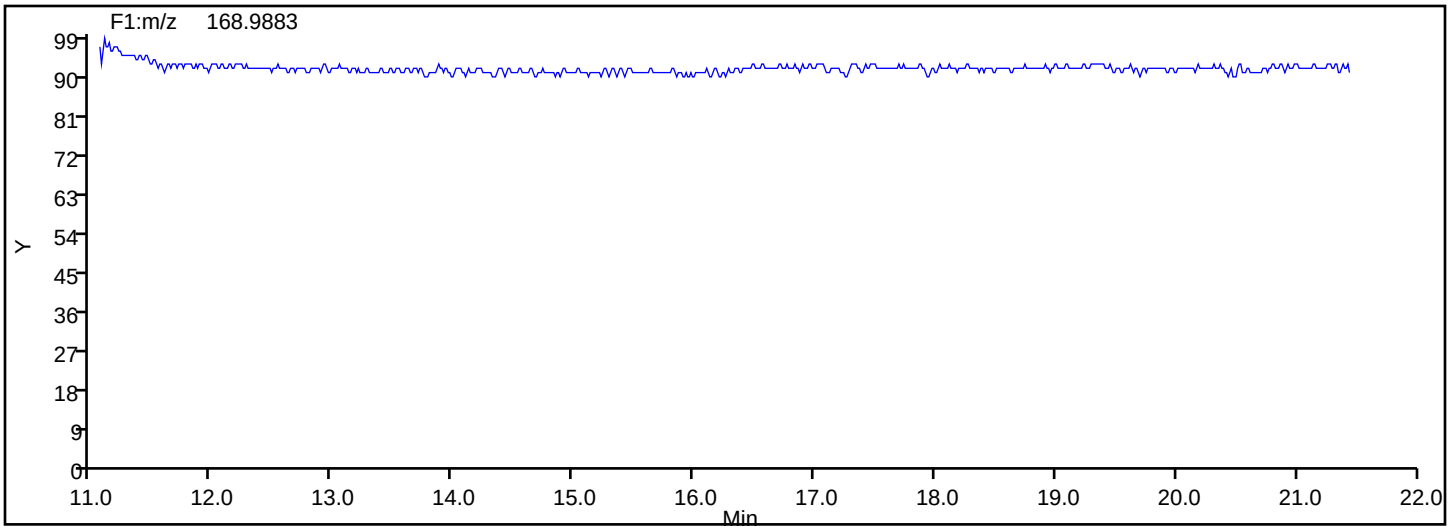

Eurofins TestAmerica, Knoxville

Data File:	\\chromna\Knoxville\ChromData\D3D\20190903-12939.b\580-88125-b-11-c.d		
Injection Date:	04-Sep-2019 06:20:00	Injection Vol:	1.0 ul
Instrument ID:	D3D	Operator ID:	Xcalibur_System
Method:	PCBs_D3D	Limit Group:	HR - 1668A - ICAL
Client ID:	G6-0to27-101818		
Worklist#:	33231	Sample Line#:	12
Column Type:	SPB-Octyl	Column Dia:	0.25 mm

TriPCB F1

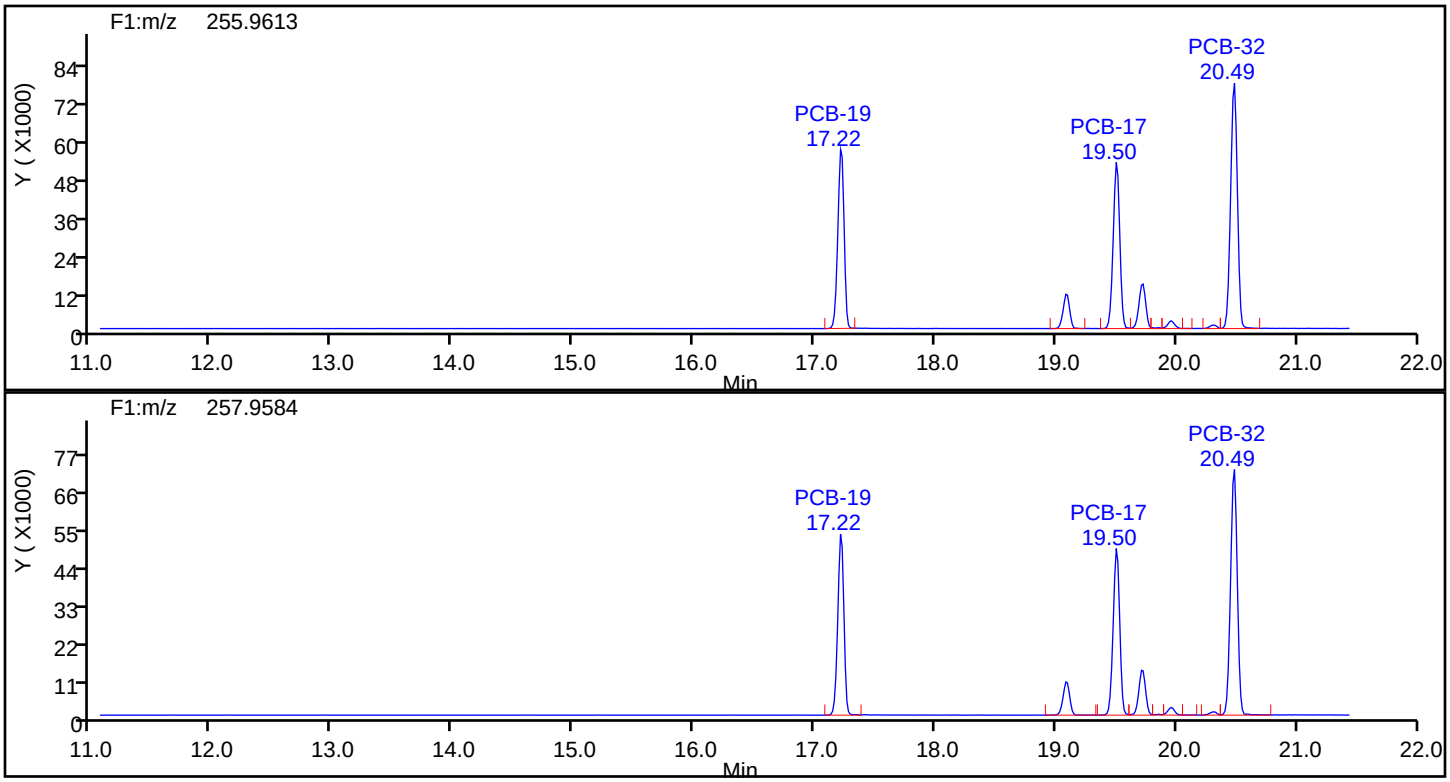

TriPCB F1 Standards

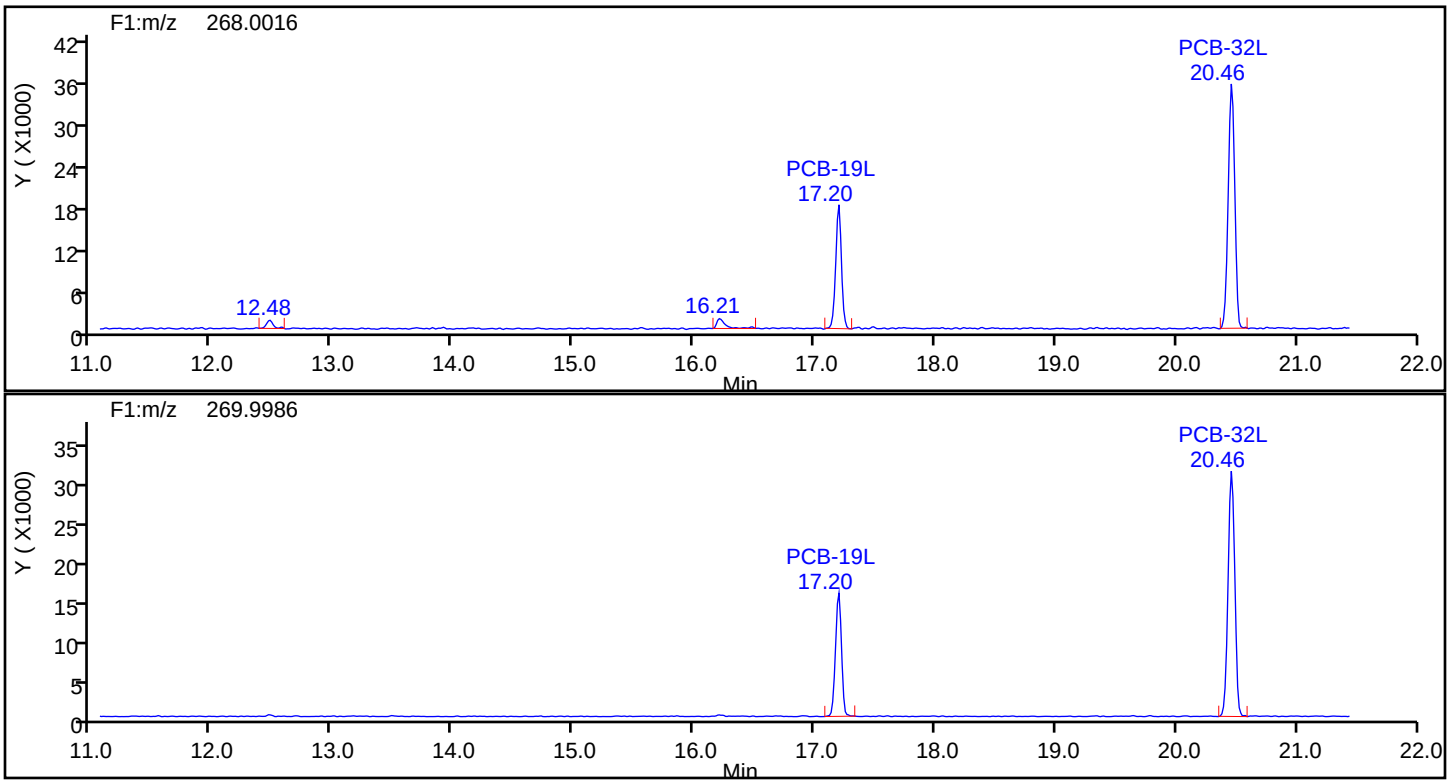

Eurofins TestAmerica, Knoxville

Data File:	\\chromna\Knoxville\ChromData\D3D\20190903-12939.b\580-88125-b-11-c.d		
Injection Date:	04-Sep-2019 06:20:00	Injection Vol:	1.0 ul
Instrument ID:	D3D	Operator ID:	Xcalibur_System
Method:	PCBs_D3D	Limit Group:	HR - 1668A - ICAL
Client ID:	G6-0to27-101818		
Worklist#:	33231	Sample Line#:	12
Column Type:	SPB-Octyl	Column Dia:	0.25 mm

TriPCB F1

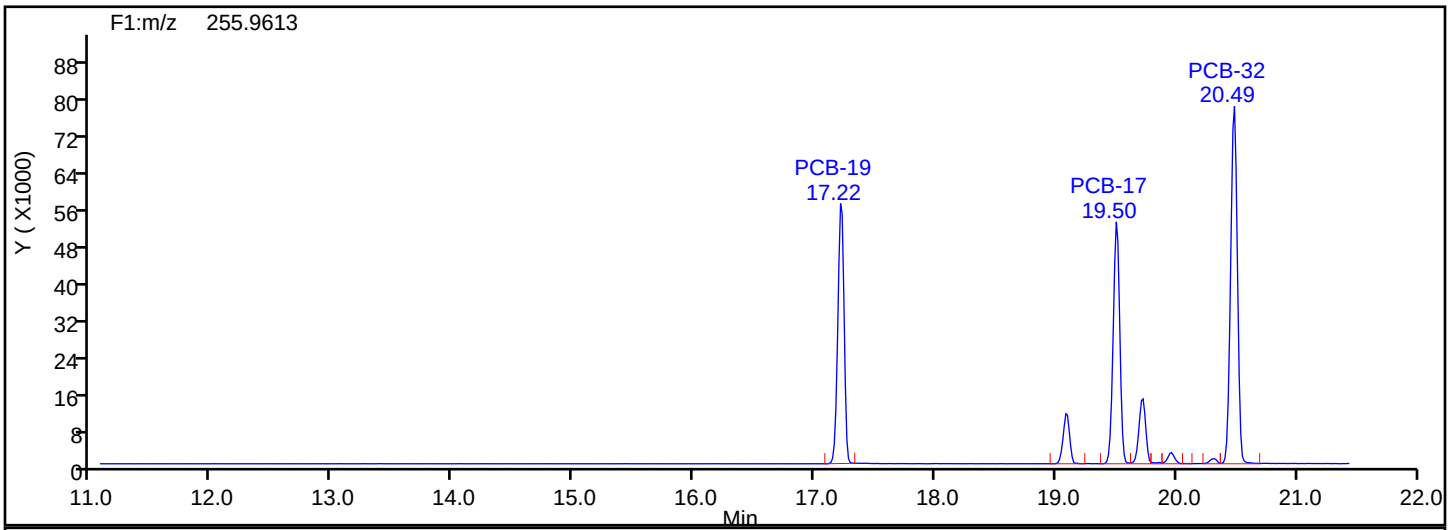

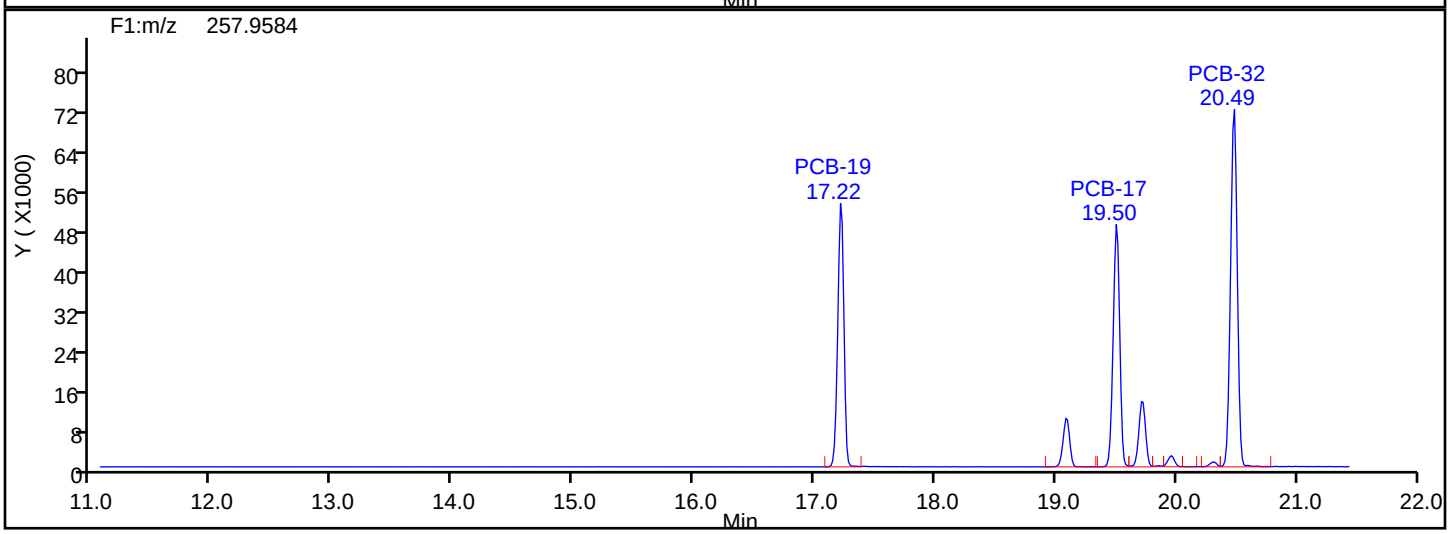

TriPCB F1 Lock Mass

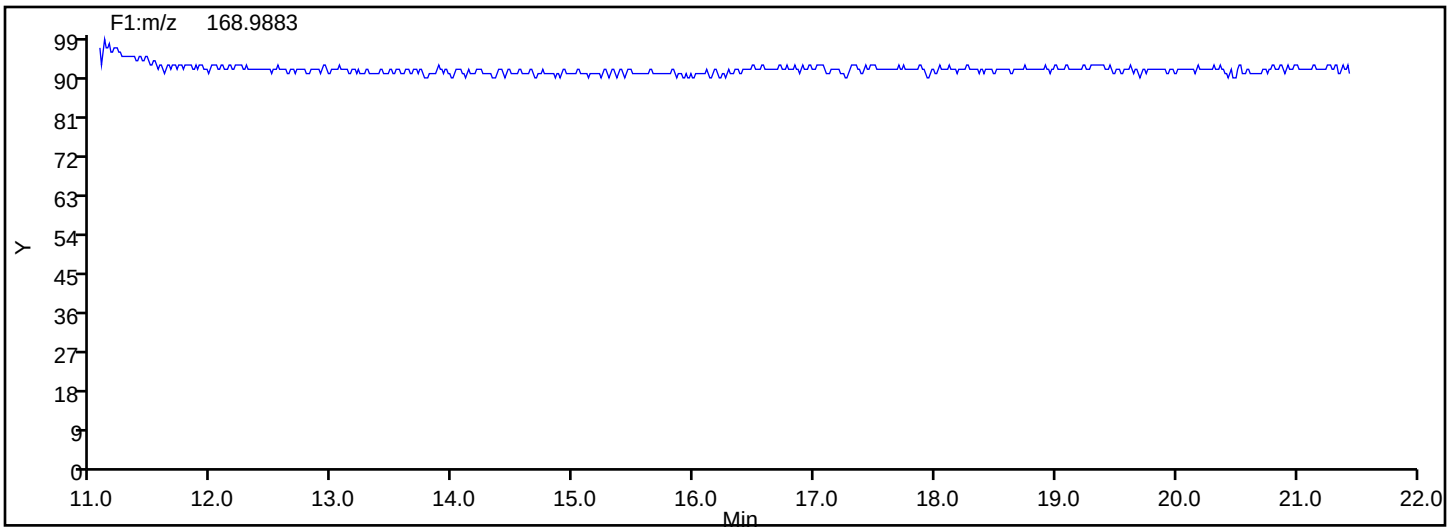

Manual Integration/User Assign Peak Report

Eurofins TestAmerica, Knoxville

Data File:	\\chromna\Knoxville\ChromData\D3D\20190903-12939.b\580-88125-b-11-c.d				
Injection Date:	04-Sep-2019 06:20:00	Instrument ID:	D3D		
Lims ID:	580-88125-B-11-C	Lab Sample ID:	140-88125-11		
Client ID:	G6-0to27-101818				
Operator ID:	Xcalibur_System	ALS Bottle#:	0	Worklist Smp#:	12
Injection Vol:	1.0 ul	Dil. Factor:	1.0000		
Method:	PCBs_D3D	Limit Group:	HR - 1668A - ICAL		
Column:	SPB-Octyl (0.25 mm)	Detector	F1(11.07 :21.70)		

PCB-27, CAS: 38444-76-7

Signal: 1

Processing Integration Results

RT: 19.73
Area: 56224
Amount: 43.800219
Amount Units: pg/ul

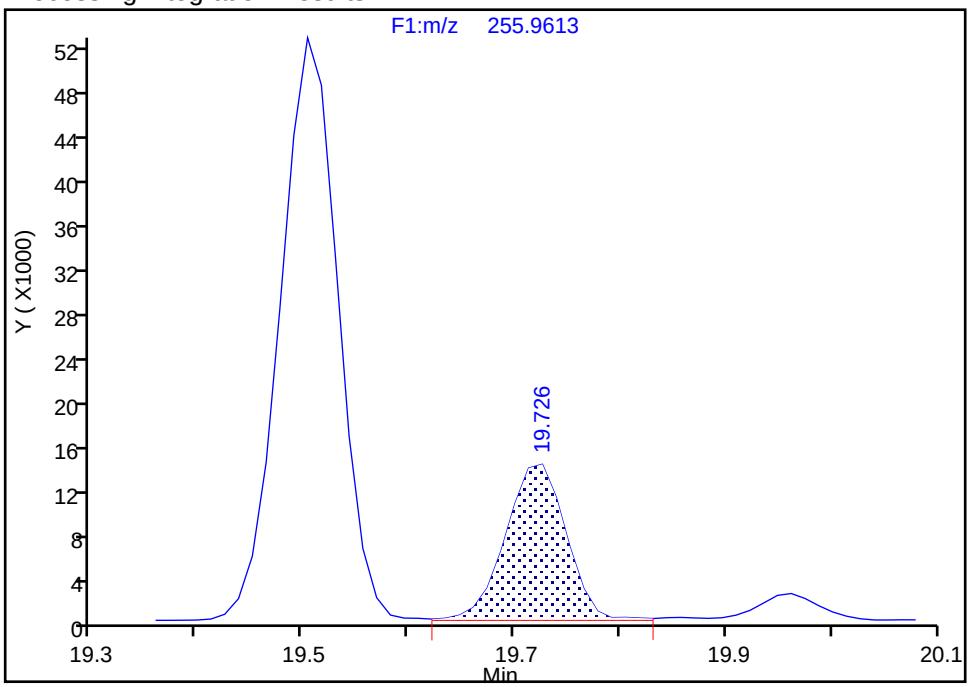

Manual Integration Results

RT: 19.73
Area: 55686
Amount: 43.582108
Amount Units: pg/ul

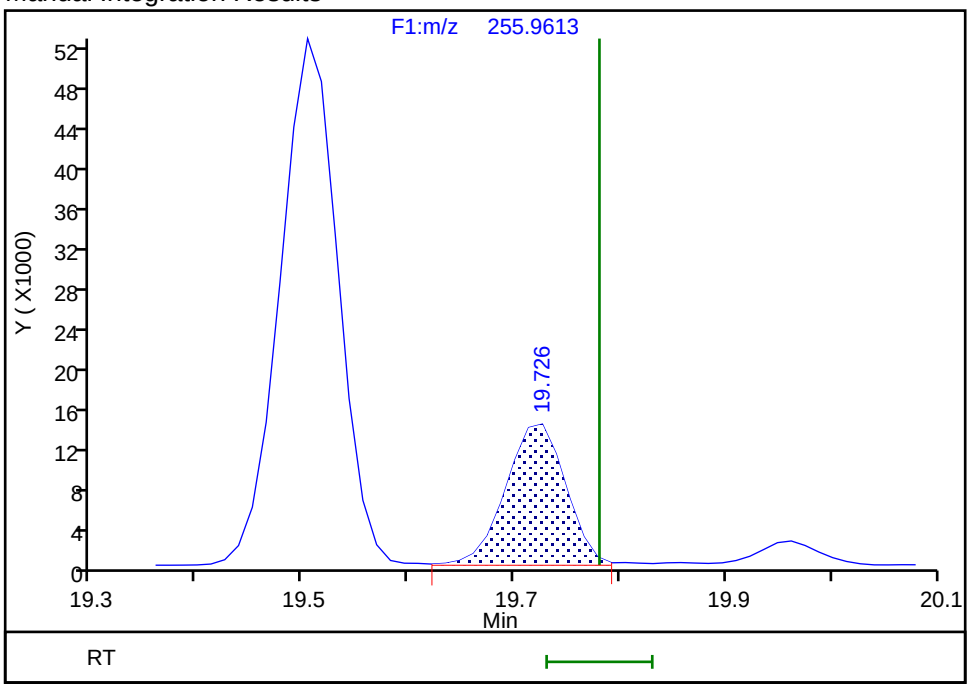

Reviewer: layk, 04-Sep-2019 10:38:00
Audit Action: Split an Integrated Peak Audit Reason: Split Peak

Manual Integration/User Assign Peak Report

Eurofins TestAmerica, Knoxville

Data File:	\\chromna\Knoxville\ChromData\D3D\20190903-12939.b\580-88125-b-11-c.d				
Injection Date:	04-Sep-2019 06:20:00	Instrument ID:	D3D		
Lims ID:	580-88125-B-11-C	Lab Sample ID:	140-88125-11		
Client ID:	G6-0to27-101818				
Operator ID:	Xcalibur_System	ALS Bottle#:	0	Worklist Smp#:	12
Injection Vol:	1.0 ul	Dil. Factor:	1.0000		
Method:	PCBs_D3D	Limit Group:	HR - 1668A - ICAL		
Column:	SPB-Octyl (0.25 mm)	Detector	F1(11.07 :21.70)		

PCB-24, CAS: 55702-45-9

Signal: 2

Not Detected
Expected RT: 19.91

Processing Integration Results

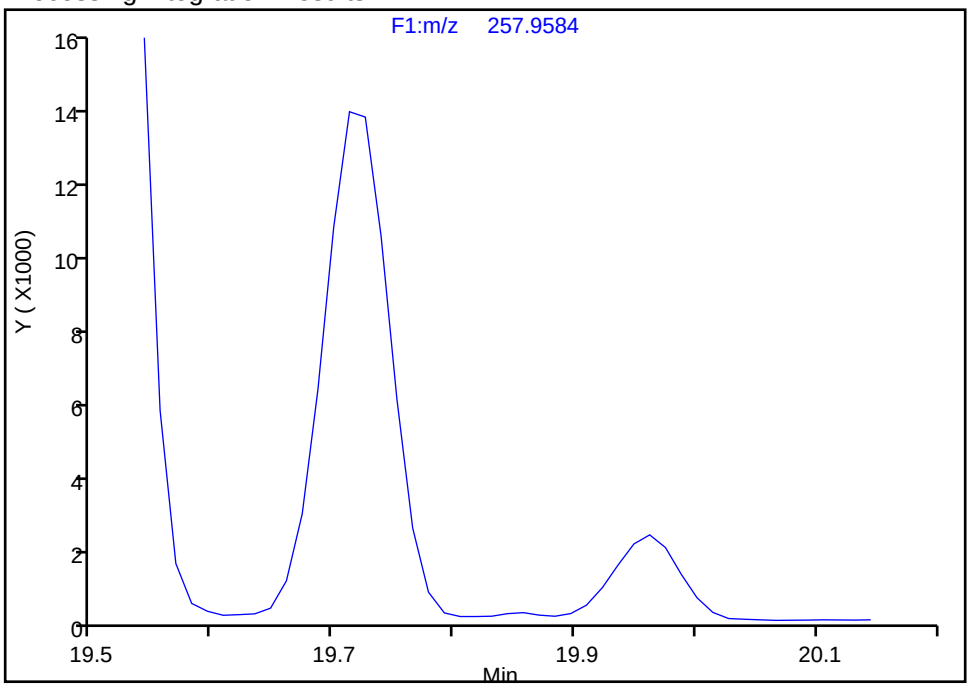

Manual Integration Results

RT: 19.86
Area: 772
Amount: 0.879454
Amount Units: pg/ul

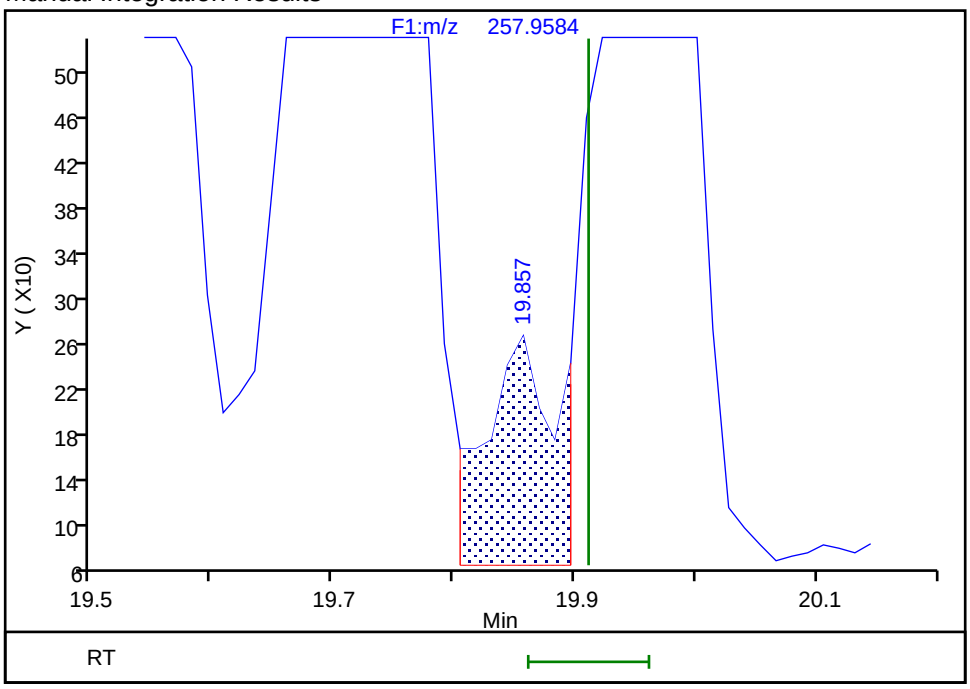

Reviewer: layk, 04-Sep-2019 10:38:49
Audit Action: Manually Integrated Audit Reason: Incomplete Integration

Manual Integration/User Assign Peak Report

Eurofins TestAmerica, Knoxville

Data File:	\\chromna\Knoxville\ChromData\D3D\20190903-12939.b\580-88125-b-11-c.d				
Injection Date:	04-Sep-2019 06:20:00	Instrument ID:	D3D		
Lims ID:	580-88125-B-11-C	Lab Sample ID:	140-88125-11		
Client ID:	G6-0to27-101818				
Operator ID:	Xcalibur_System	ALS Bottle#:	0	Worklist Smp#:	12
Injection Vol:	1.0 ul	Dil. Factor:	1.0000		
Method:	PCBs_D3D	Limit Group:	HR - 1668A - ICAL		
Column:	SPB-Octyl (0.25 mm)	Detector	F1(11.07 :21.70)		

PCB-24, CAS: 55702-45-9

Signal: 1

Not Detected
Expected RT: 19.91

Processing Integration Results

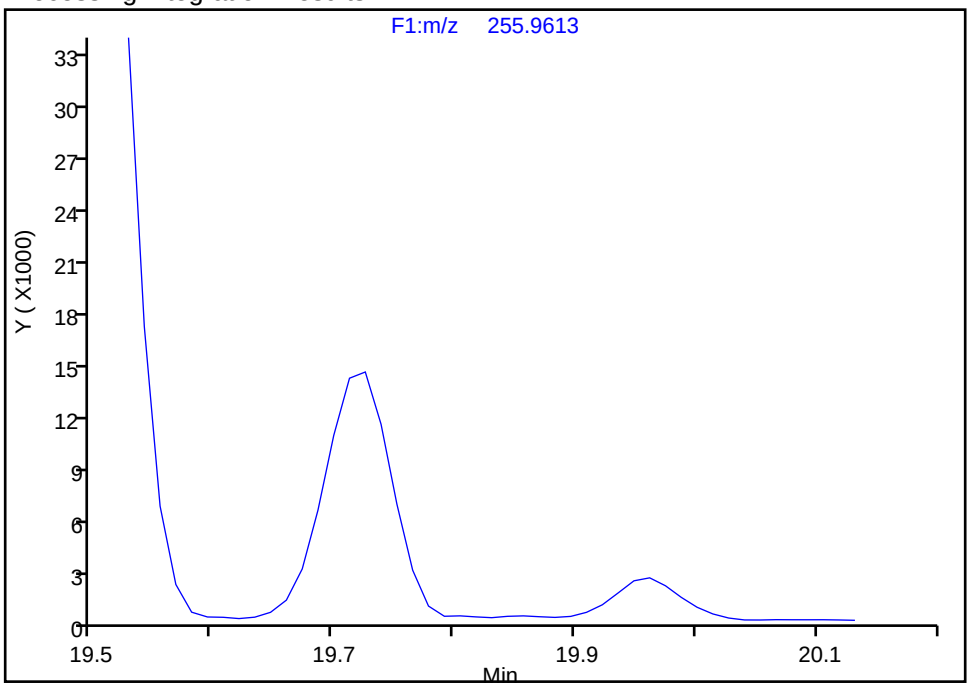

Manual Integration Results

RT: 19.80
Area: 1331
Amount: 0.879454
Amount Units: pg/ul

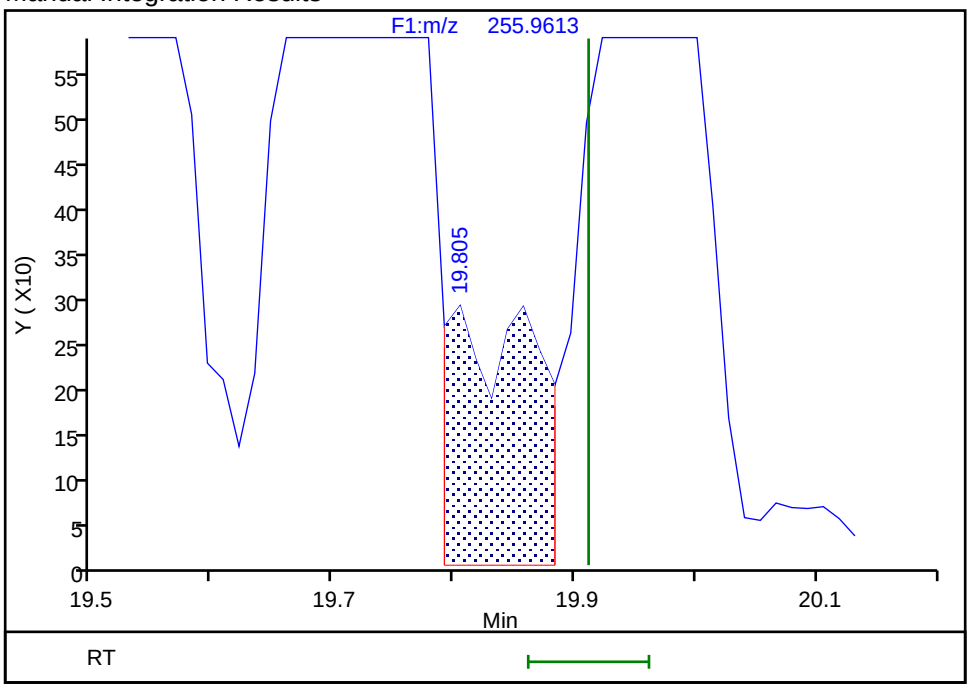

Reviewer: layk, 04-Sep-2019 10:39:06
Audit Action: Manually Integrated Audit Reason: Incomplete Integration

Manual Integration/User Assign Peak Report

Eurofins TestAmerica, Knoxville

Data File:	\\chromna\Knoxville\ChromData\D3D\20190903-12939.b\580-88125-b-11-c.d				
Injection Date:	04-Sep-2019 06:20:00	Instrument ID:	D3D		
Lims ID:	580-88125-B-11-C	Lab Sample ID:	140-88125-11		
Client ID:	G6-0to27-101818				
Operator ID:	Xcalibur_System	ALS Bottle#:	0	Worklist Smp#:	12
Injection Vol:	1.0 ul	Dil. Factor:	1.0000		
Method:	PCBs_D3D	Limit Group:	HR - 1668A - ICAL		
Column:	SPB-Octyl (0.25 mm)	Detector	F1(11.07 :21.70)		

PCB-16, CAS: 38444-78-9

Signal: 1

Processing Integration Results

RT: 19.96
Area: 10073
Amount: 14.388570
Amount Units: pg/ul

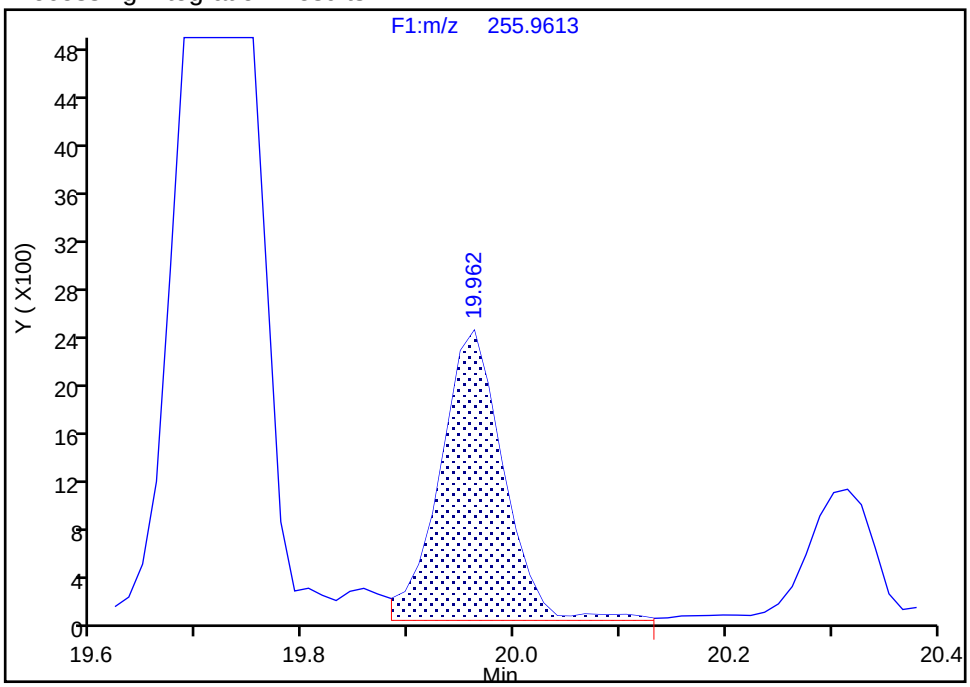

Manual Integration Results

RT: 19.96
Area: 9871
Amount: 13.309606
Amount Units: pg/ul

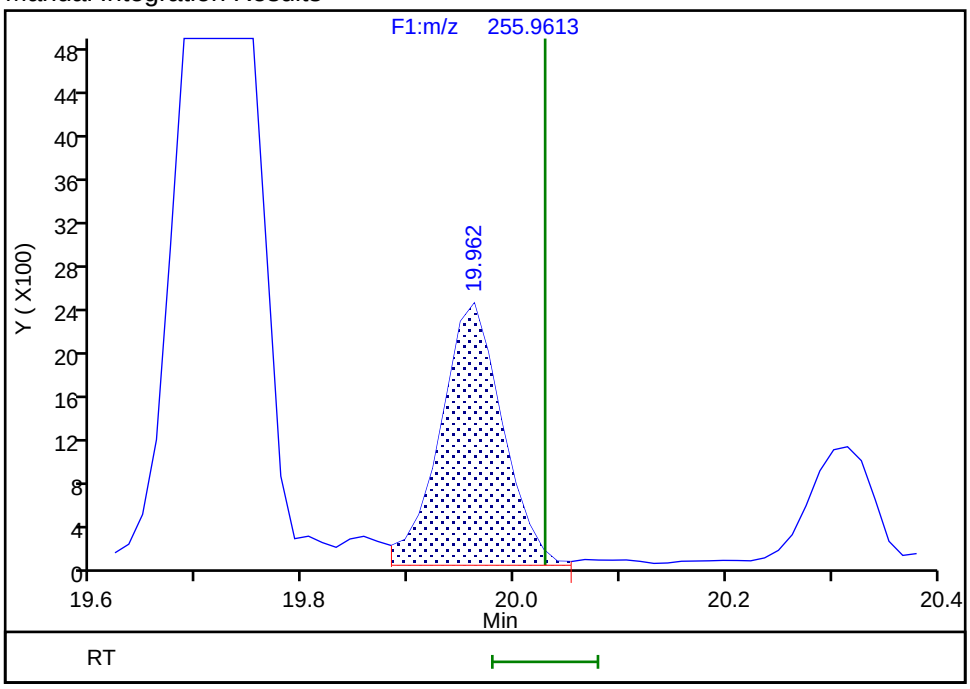

Reviewer: layk, 04-Sep-2019 10:36:19
Audit Action: Split an Integrated Peak Audit Reason: Split Peak

Manual Integration/User Assign Peak Report

Eurofins TestAmerica, Knoxville

Data File:	\\chromna\Knoxville\ChromData\D3D\20190903-12939.b\580-88125-b-11-c.d				
Injection Date:	04-Sep-2019 06:20:00	Instrument ID:	D3D		
Lims ID:	580-88125-B-11-C	Lab Sample ID:	140-88125-11		
Client ID:	G6-0to27-101818				
Operator ID:	Xcalibur_System	ALS Bottle#:	0	Worklist Smp#:	12
Injection Vol:	1.0 ul	Dil. Factor:	1.0000		
Method:	PCBs_D3D	Limit Group:	HR - 1668A - ICAL		
Column:	SPB-Octyl (0.25 mm)	Detector	F1(11.07 :21.70)		

PCB-16, CAS: 38444-78-9

Signal: 2

Processing Integration Results

RT: 19.96
Area: 9997
Amount: 14.388570
Amount Units: pg/ul

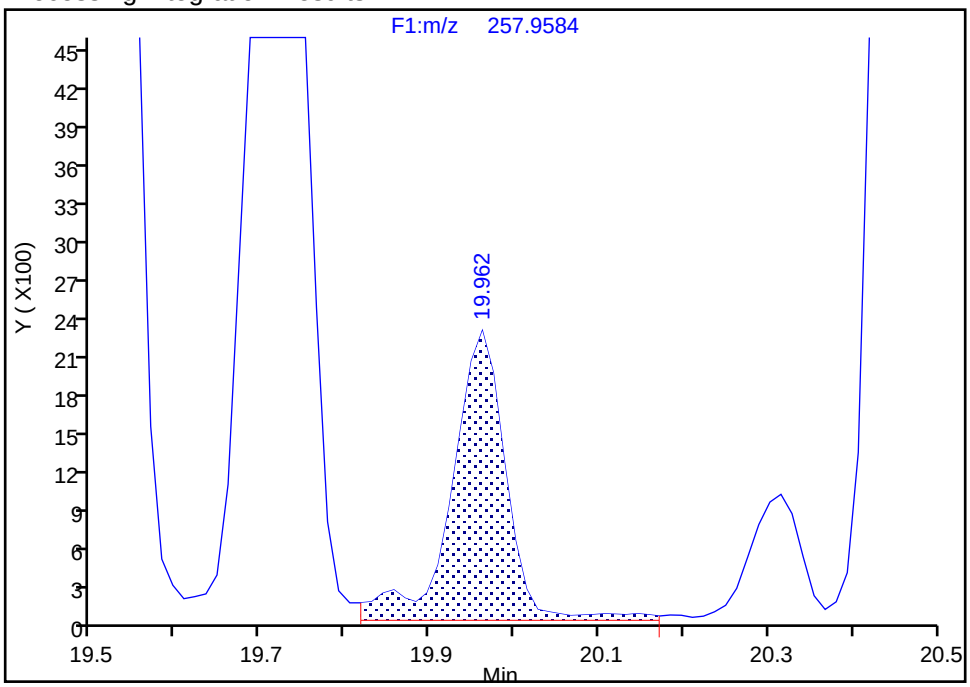

Manual Integration Results

RT: 19.96
Area: 8694
Amount: 13.309606
Amount Units: pg/ul

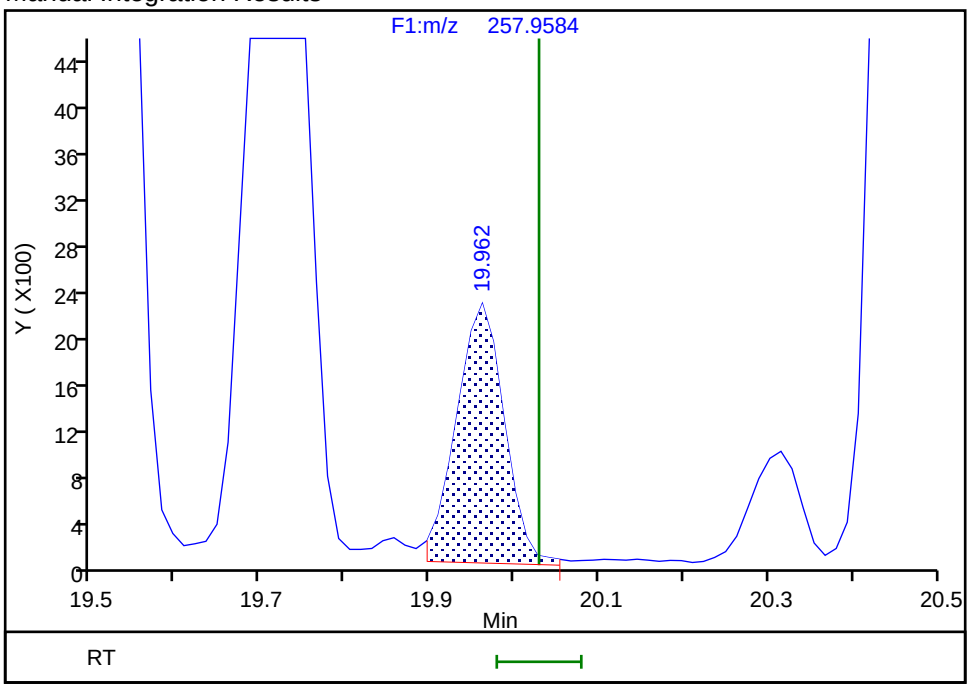

Reviewer: layk, 04-Sep-2019 10:38:49
Audit Action: Manually Integrated Audit Reason: Incomplete Integration

Report Date: 04-Sep-2019 14:55:30 Chrom Revision: 2.3 22-Aug-2019 12:55:36

Eurofins TestAmerica, Knoxville

Data File:	\\chromna\Knoxville\ChromData\D3D\20190903-12939.b\580-88125-b-11-c.d		
Injection Date:	04-Sep-2019 06:20:00	Injection Vol:	1.0 ul
Instrument ID:	D3D	Operator ID:	Xcalibur_System
Method:	PCBs_D3D	Limit Group:	HR - 1668A - ICAL
Client ID:	G6-0to27-101818		
Worklist#:	33231	Sample Line#:	12
Column Type:	SPB-Octyl	Column Dia:	0.25 mm

TriPCB F2

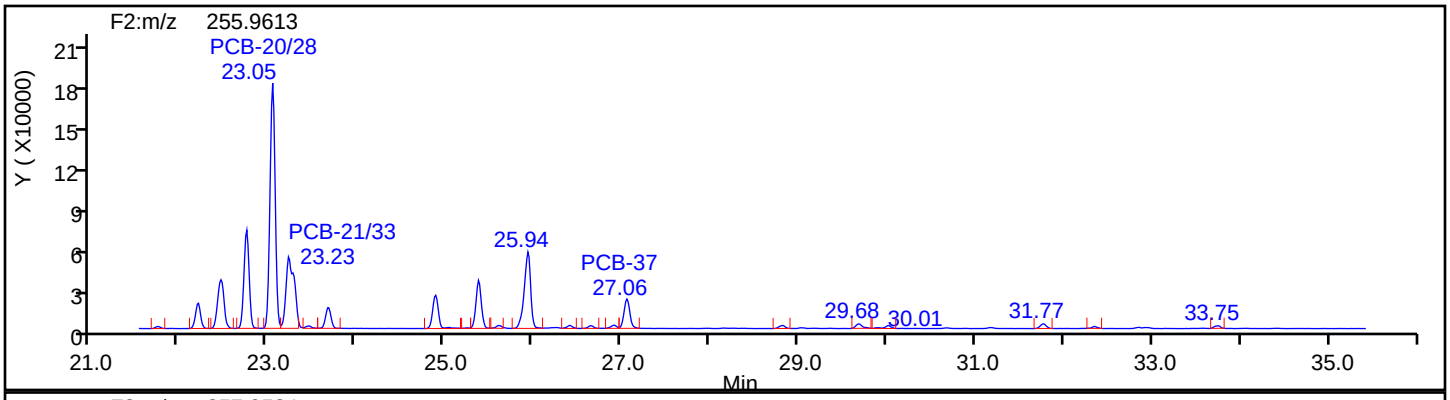

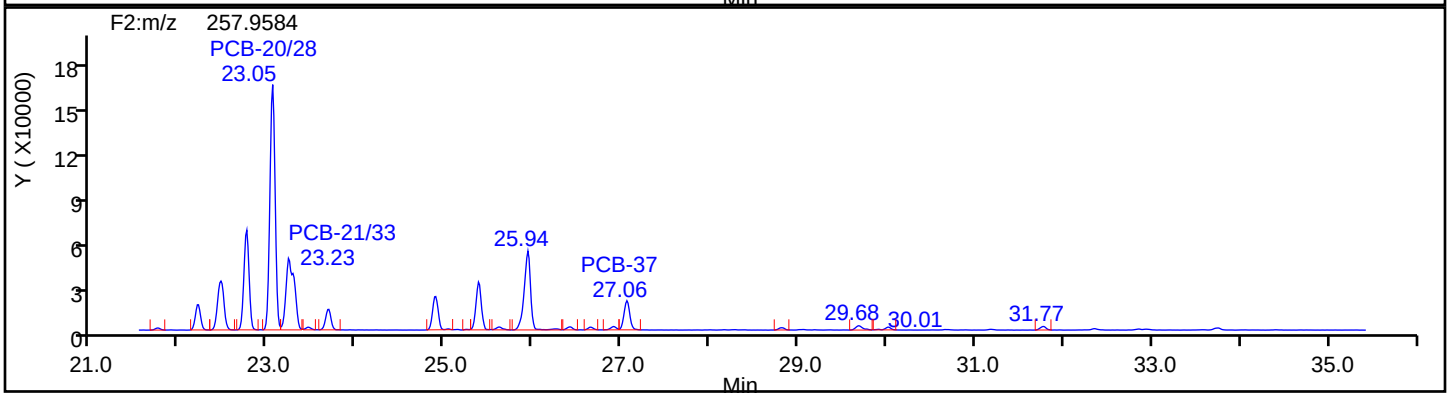

TriPCB F2 Standards

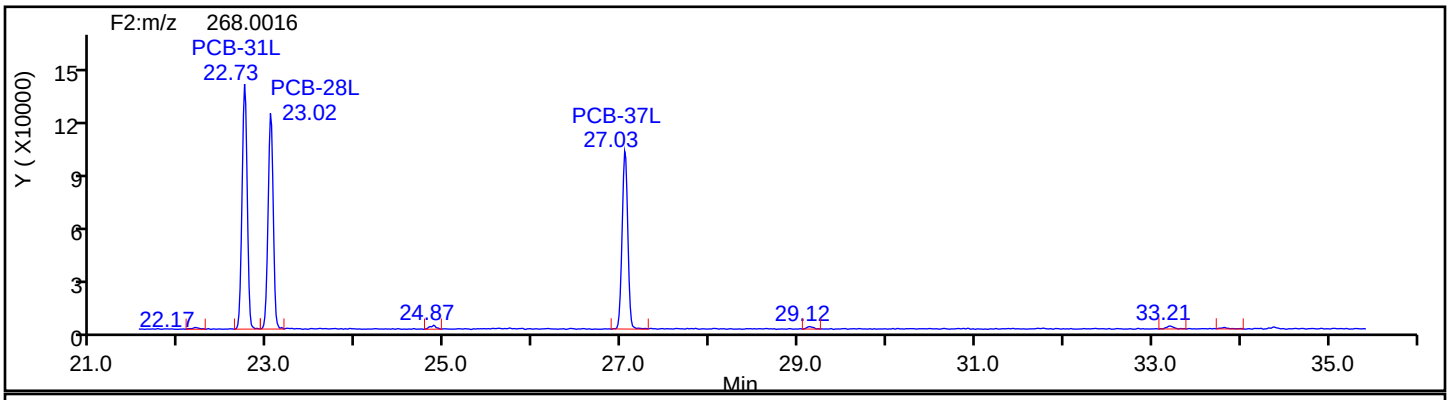

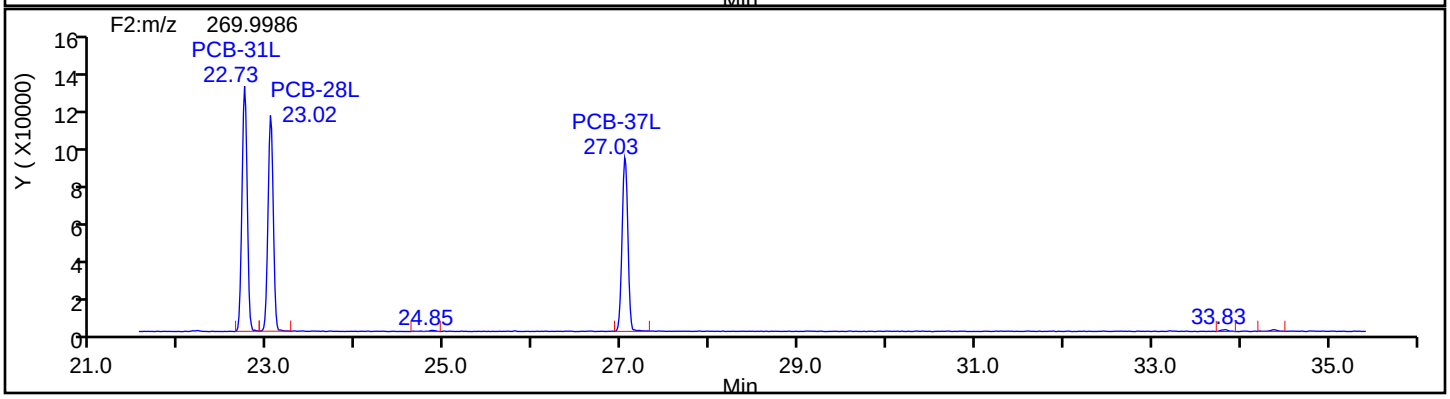

Eurofins TestAmerica, Knoxville

Data File:	\\chromna\Knoxville\ChromData\D3D\20190903-12939.b\580-88125-b-11-c.d		
Injection Date:	04-Sep-2019 06:20:00	Injection Vol:	1.0 ul
Instrument ID:	D3D	Operator ID:	Xcalibur_System
Method:	PCBs_D3D	Limit Group:	HR - 1668A - ICAL
Client ID:	G6-0to27-101818		
Worklist#:	33231	Sample Line#:	12
Column Type:	SPB-Octyl	Column Dia:	0.25 mm

TriPCB F2

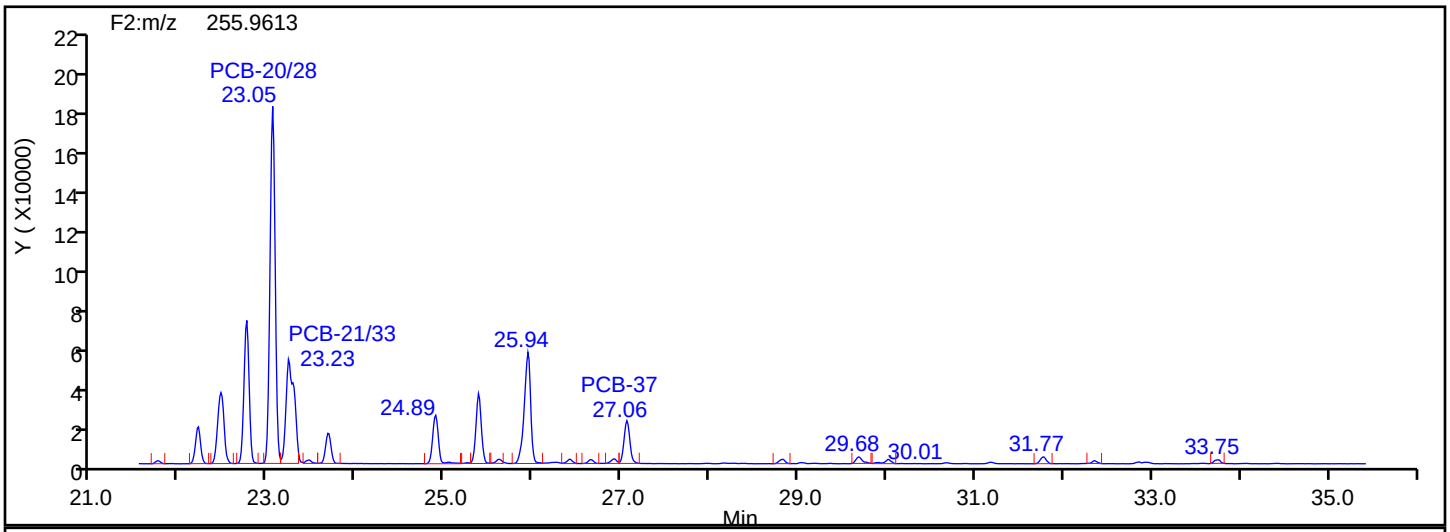

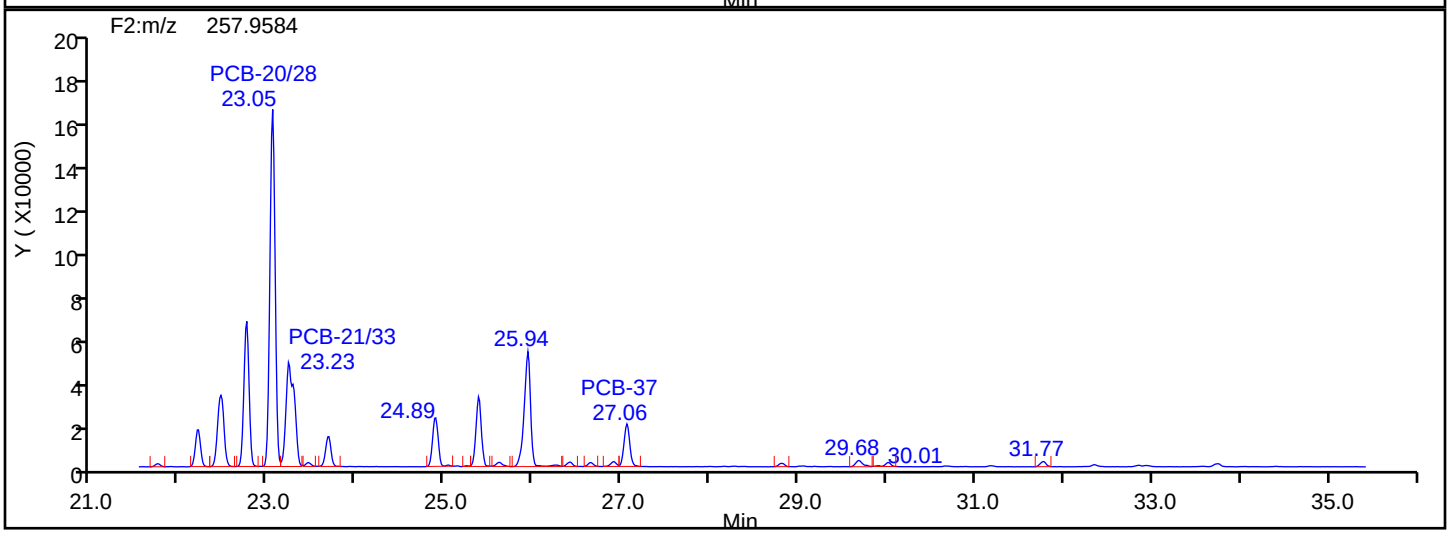

TriPCB F2 Lock Mass

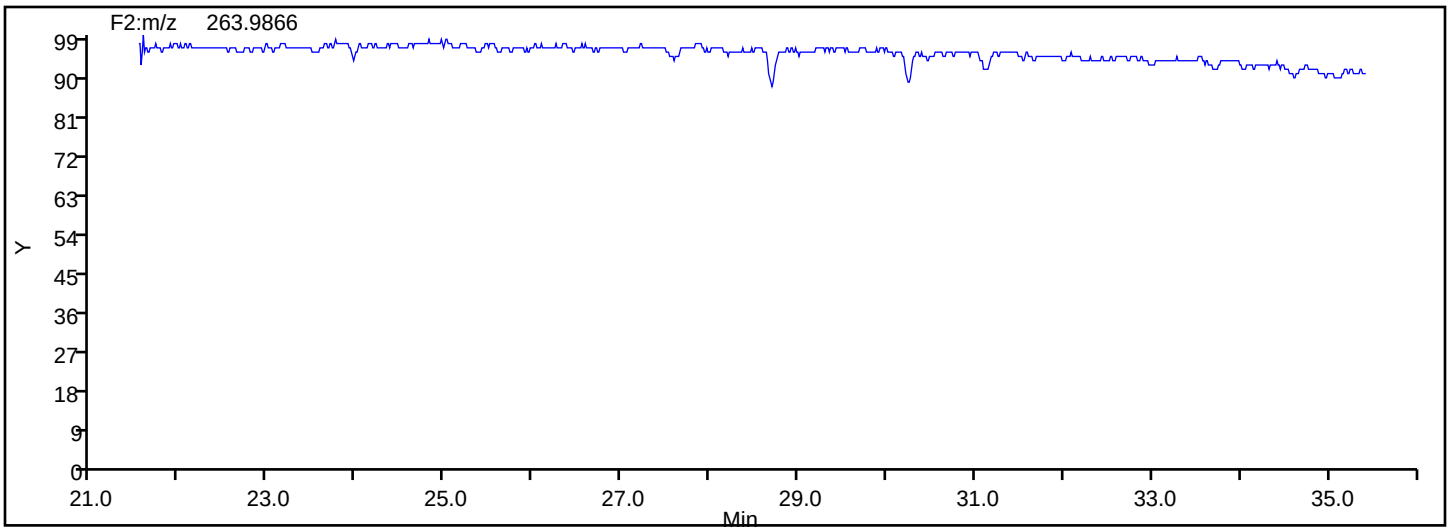

Manual Integration/User Assign Peak Report

Eurofins TestAmerica, Knoxville

Data File:	\\chromna\Knoxville\ChromData\D3D\20190903-12939.b\580-88125-b-11-c.d				
Injection Date:	04-Sep-2019 06:20:00	Instrument ID:	D3D		
Lims ID:	580-88125-B-11-C	Lab Sample ID:	140-88125-11		
Client ID:	G6-0to27-101818				
Operator ID:	Xcalibur_System	ALS Bottle#:	0	Worklist Smp#:	12
Injection Vol:	1.0 ul	Dil. Factor:	1.0000		
Method:	PCBs_D3D	Limit Group:	HR - 1668A - ICAL		
Column:	SPB-Octyl (0.25 mm)	Detector	F2(21.81 :35.54)		

PCB-22, CAS: 38444-85-8

Signal: 1

Not Detected
Expected RT: 23.72

Processing Integration Results

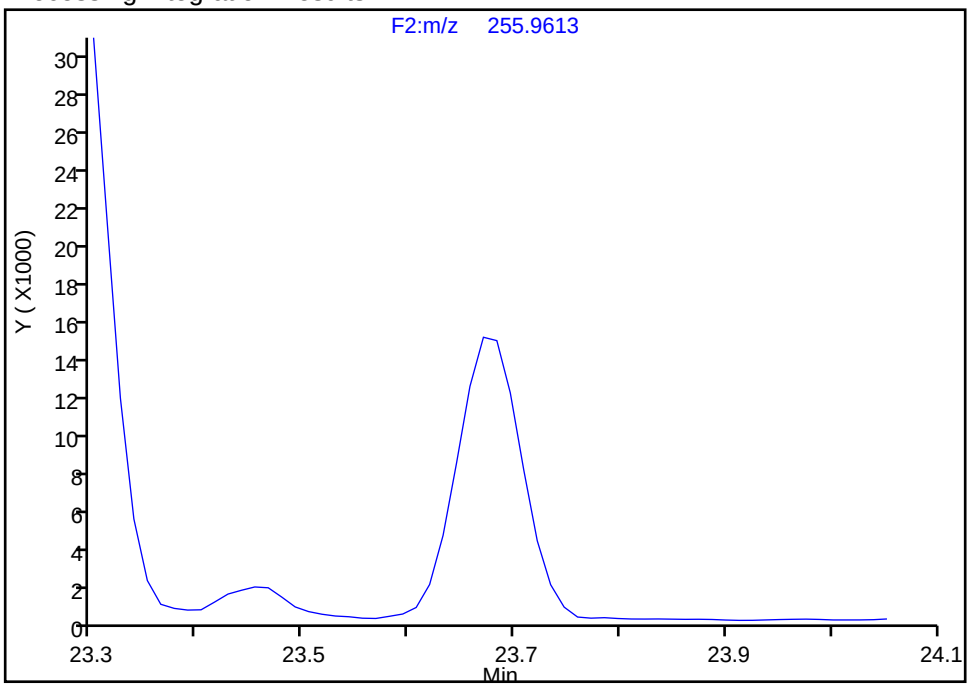

Manual Integration Results

RT: 23.67
Area: 63335
Amount: 11.177297
Amount Units: pg/ul

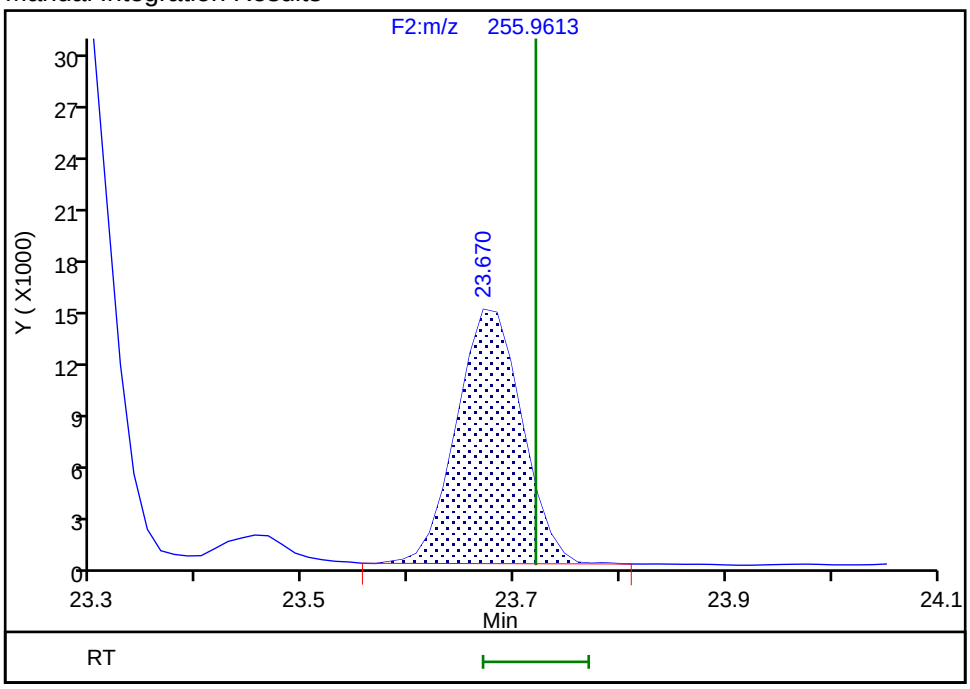

Reviewer: layk, 04-Sep-2019 10:39:49
Audit Action: Manually Integrated Audit Reason: Incomplete Integration

Report Date: 04-Sep-2019 14:55:30 Chrom Revision: 2.3 22-Aug-2019 12:55:36

Eurofins TestAmerica, Knoxville

Data File:	\\chromna\Knoxville\ChromData\D3D\20190903-12939.b\580-88125-b-11-c.d		
Injection Date:	04-Sep-2019 06:20:00	Injection Vol:	1.0 ul
Instrument ID:	D3D	Operator ID:	Xcalibur_System
Method:	PCBs_D3D	Limit Group:	HR - 1668A - ICAL
Client ID:	G6-0to27-101818		
Worklist#:	33231	Sample Line#:	12
Column Type:	SPB-Octyl	Column Dia:	0.25 mm

TePCB F1

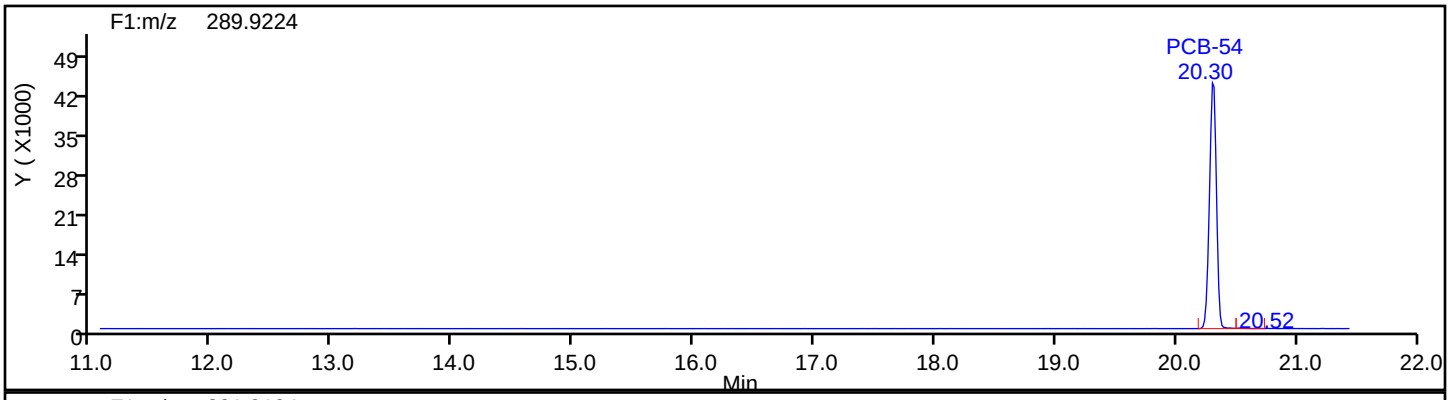

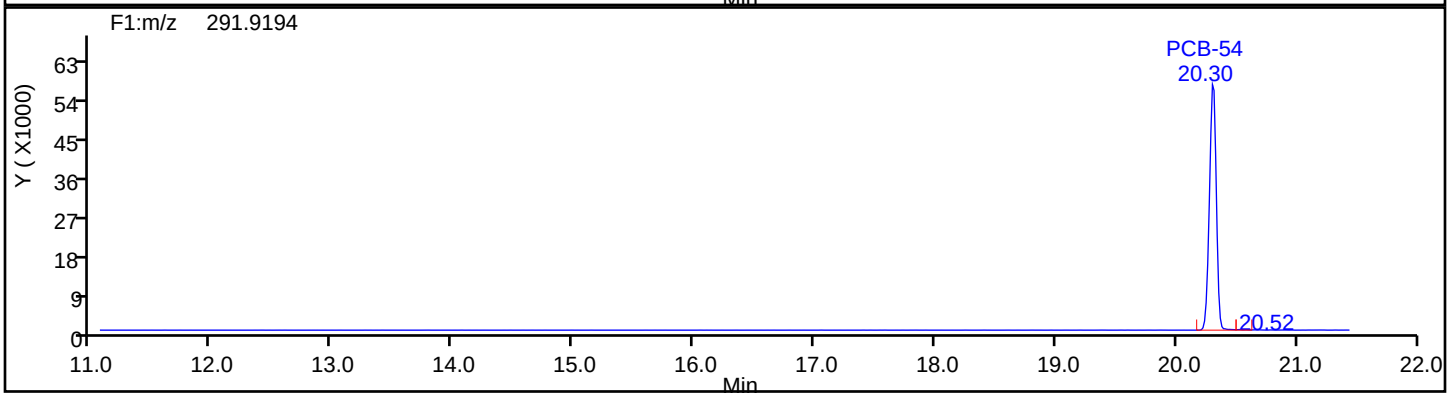

TePCB F1 Standards

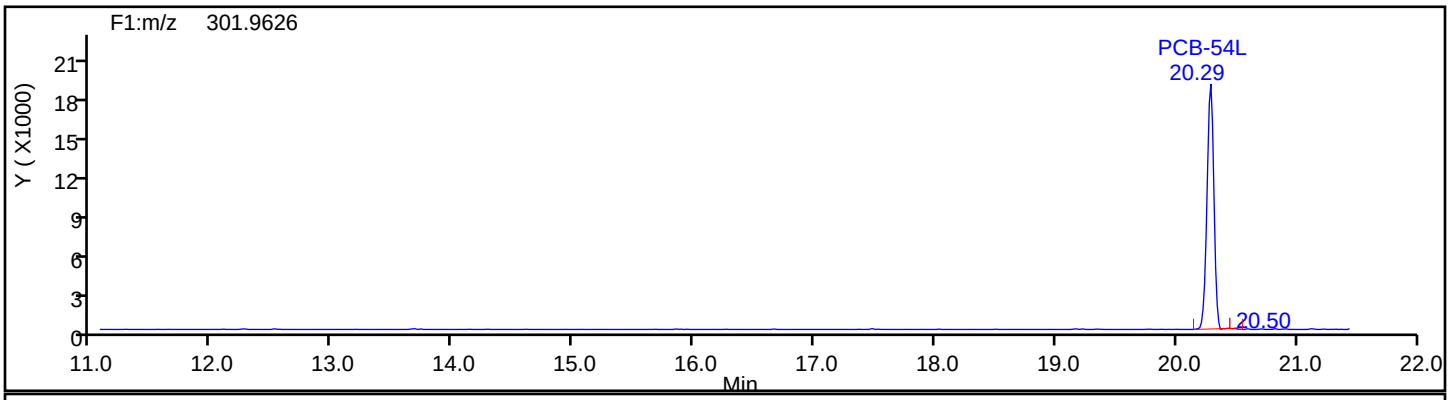

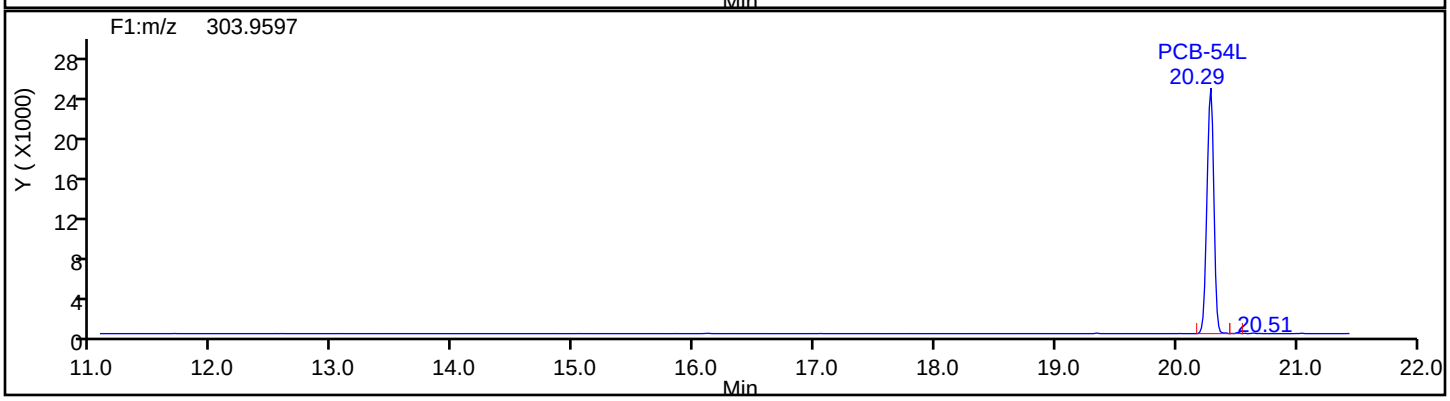

Eurofins TestAmerica, Knoxville

Data File:	\\chromna\Knoxville\ChromData\D3D\20190903-12939.b\580-88125-b-11-c.d		
Injection Date:	04-Sep-2019 06:20:00	Injection Vol:	1.0 ul
Instrument ID:	D3D	Operator ID:	Xcalibur_System
Method:	PCBs_D3D	Limit Group:	HR - 1668A - ICAL
Client ID:	G6-0to27-101818		
Worklist#:	33231	Sample Line#:	12
Column Type:	SPB-Octyl	Column Dia:	0.25 mm

TePCB F1

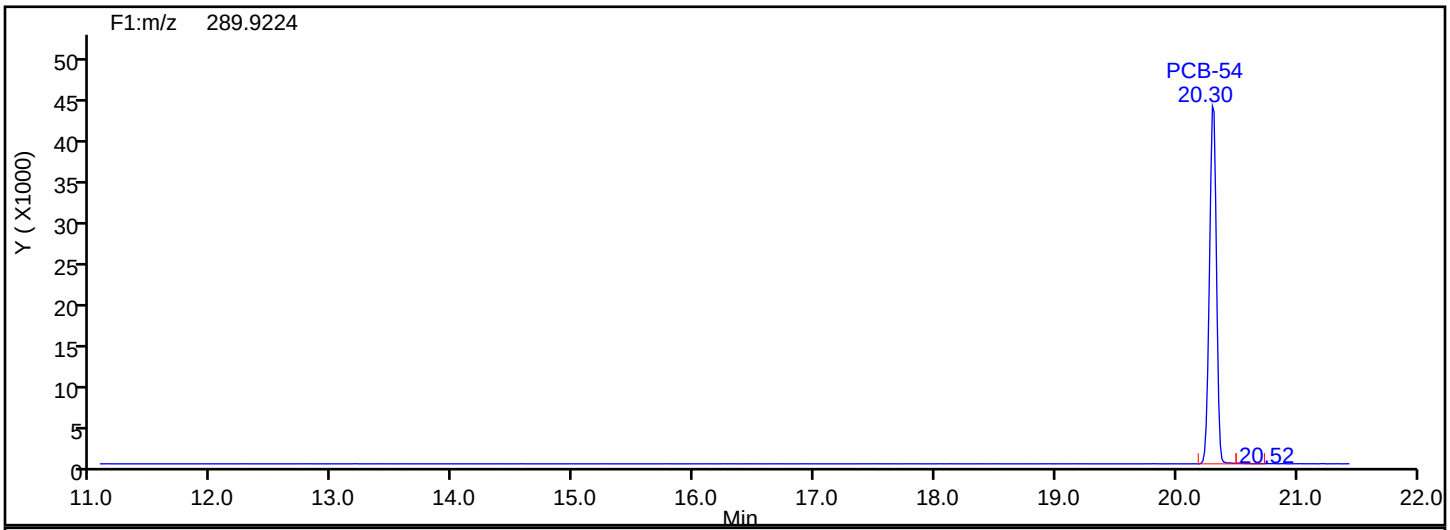

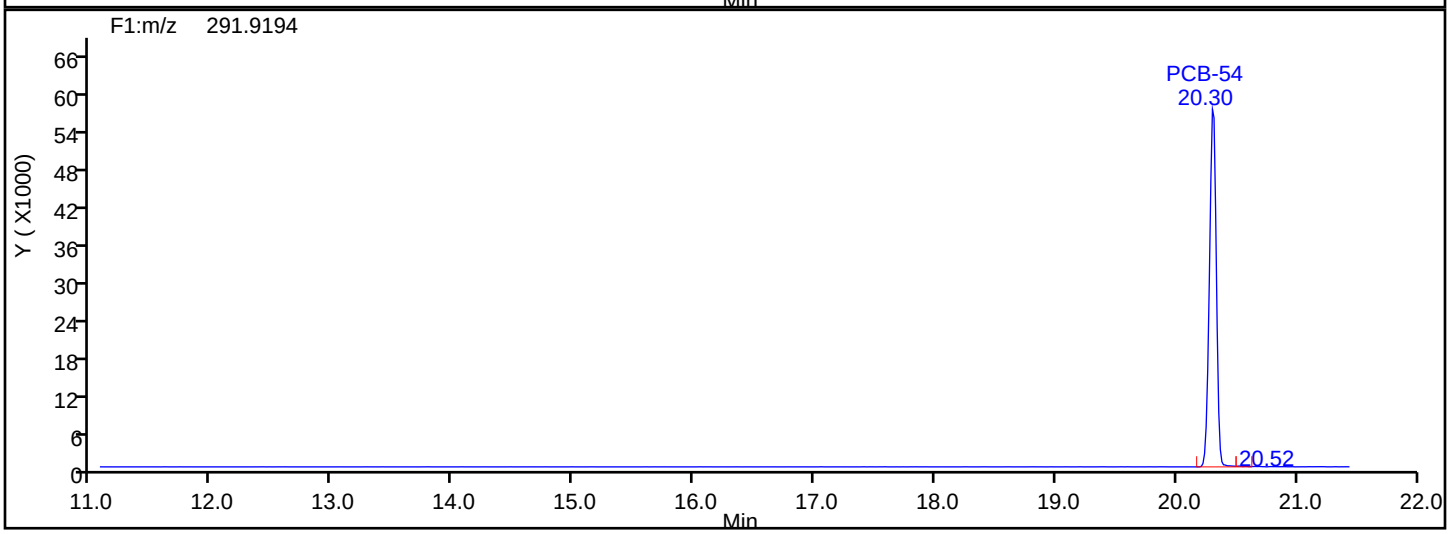

TePCB F1 Lock Mass

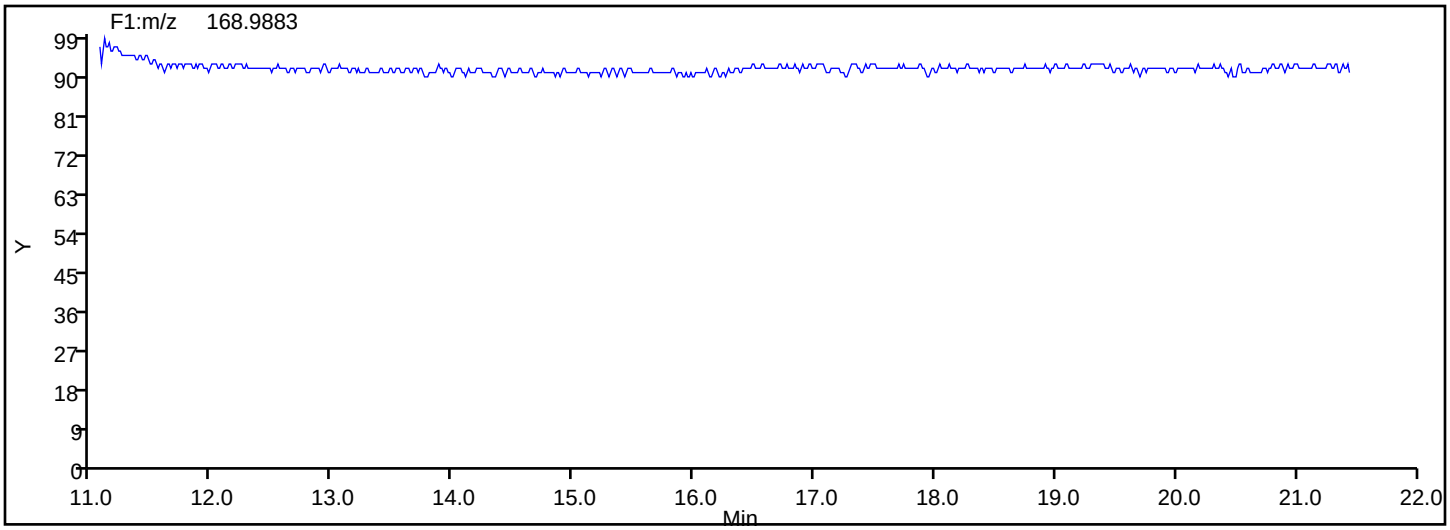

Manual Integration/User Assign Peak Report

Eurofins TestAmerica, Knoxville

Data File:	\\chromna\Knoxville\ChromData\D3D\20190903-12939.b\580-88125-b-11-c.d				
Injection Date:	04-Sep-2019 06:20:00	Instrument ID:	D3D		
Lims ID:	580-88125-B-11-C	Lab Sample ID:	140-88125-11		
Client ID:	G6-0to27-101818				
Operator ID:	Xcalibur_System	ALS Bottle#:	0	Worklist Smp#:	12
Injection Vol:	1.0 ul	Dil. Factor:	1.0000		
Method:	PCBs_D3D	Limit Group:	HR - 1668A - ICAL		
Column:	SPB-Octyl (0.25 mm)	Detector	F1(11.07 :21.70)		

PCB-54L, CAS: 234432-88-3

Signal: 1

Processing Integration Results

RT: 20.29
Area: 71939
Amount: 101.4403
Amount Units: pg/ul

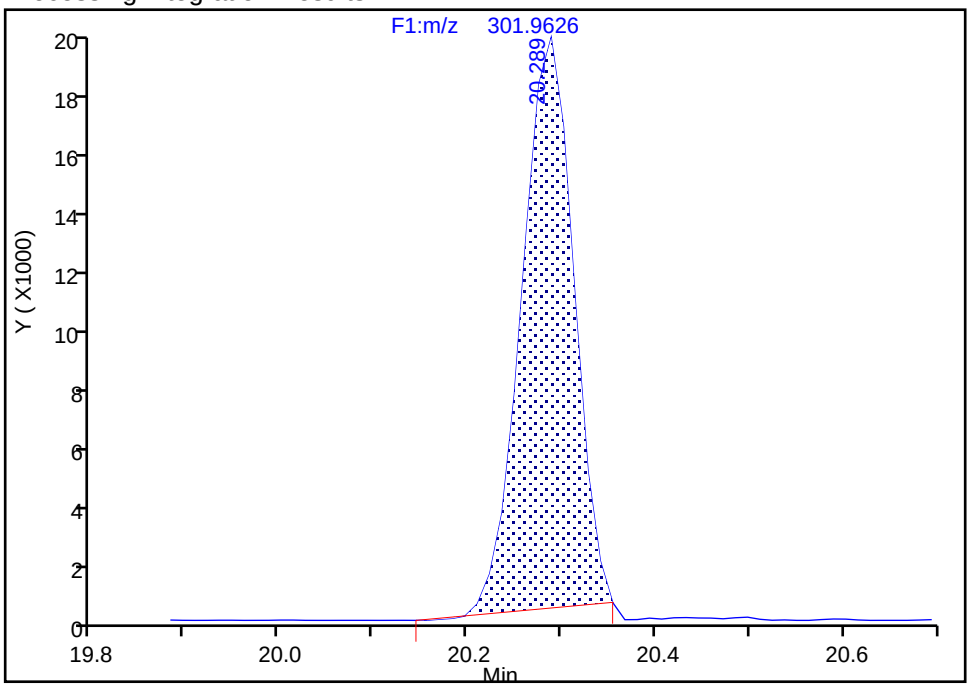

Manual Integration Results

RT: 20.29
Area: 75472
Amount: 103.5652
Amount Units: pg/ul

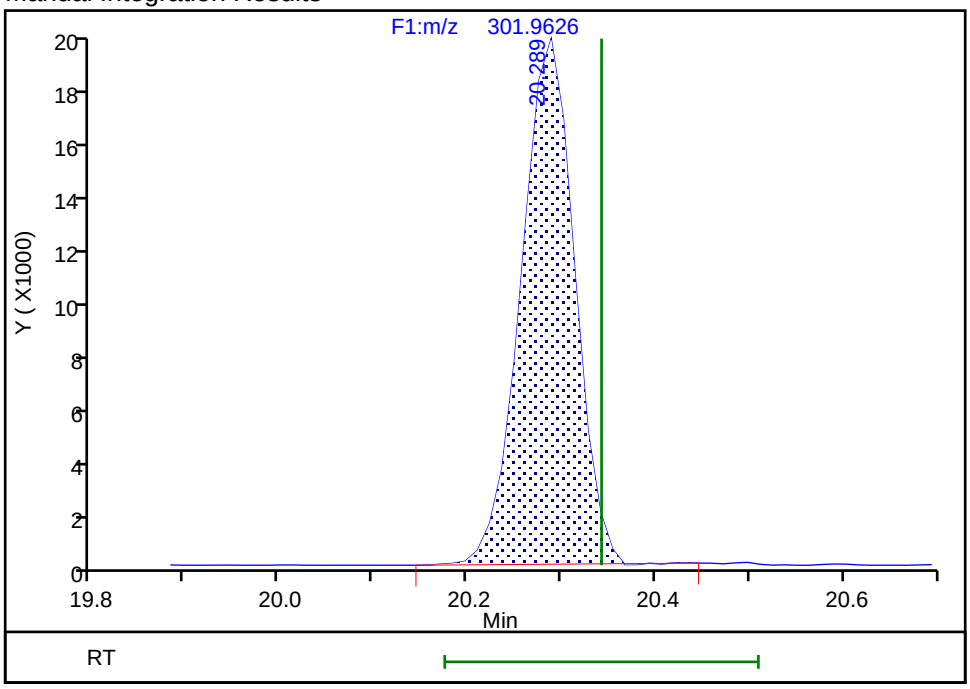

Reviewer: layk, 04-Sep-2019 10:41:43

Audit Action: Manually Integrated Audit Reason: Baseline

Eurofins TestAmerica, Knoxville

Data File:	\\chromna\Knoxville\ChromData\D3D\20190903-12939.b\580-88125-b-11-c.d		
Injection Date:	04-Sep-2019 06:20:00	Injection Vol:	1.0 ul
Instrument ID:	D3D	Operator ID:	Xcalibur_System
Method:	PCBs_D3D	Limit Group:	HR - 1668A - ICAL
Client ID:	G6-0to27-101818		
Worklist#:	33231	Sample Line#:	12
Column Type:	SPB-Octyl	Column Dia:	0.25 mm

TePCB F2

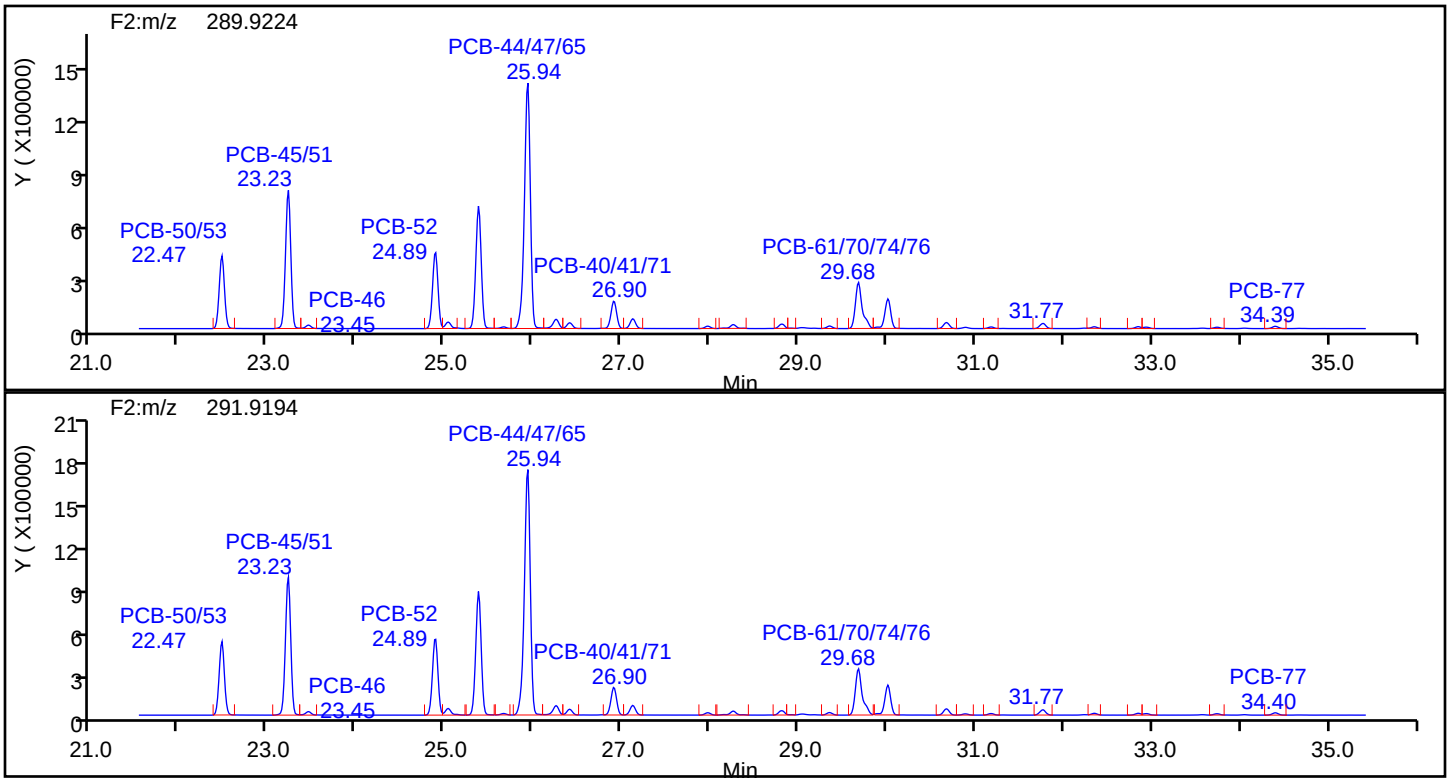

TePCB F2 Standards

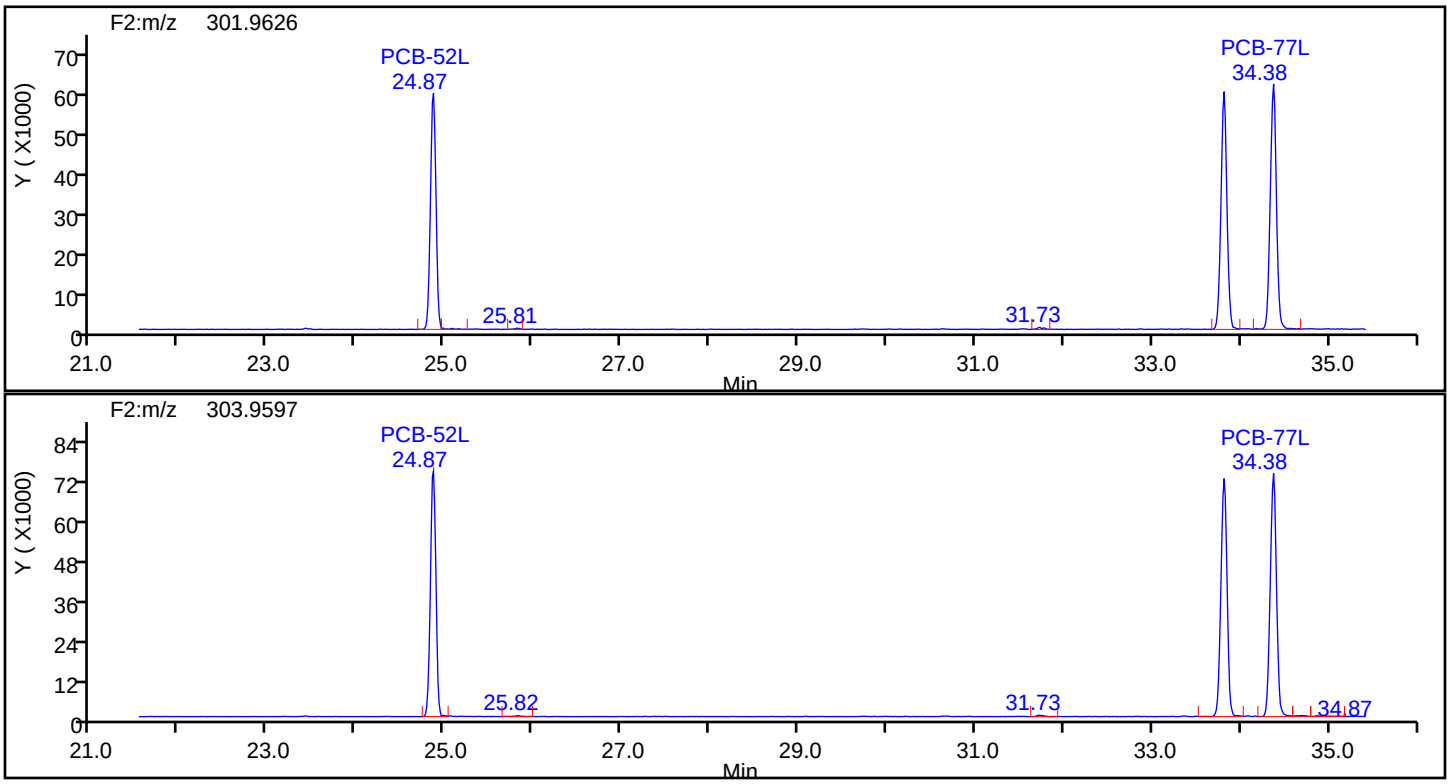

Eurofins TestAmerica, Knoxville

Data File:	\\chromna\Knoxville\ChromData\D3D\20190903-12939.b\580-88125-b-11-c.d		
Injection Date:	04-Sep-2019 06:20:00	Injection Vol:	1.0 ul
Instrument ID:	D3D	Operator ID:	Xcalibur_System
Method:	PCBs_D3D	Limit Group:	HR - 1668A - ICAL
Client ID:	G6-0to27-101818		
Worklist#:	33231	Sample Line#:	12
Column Type:	SPB-Octyl	Column Dia:	0.25 mm

TePCB F2

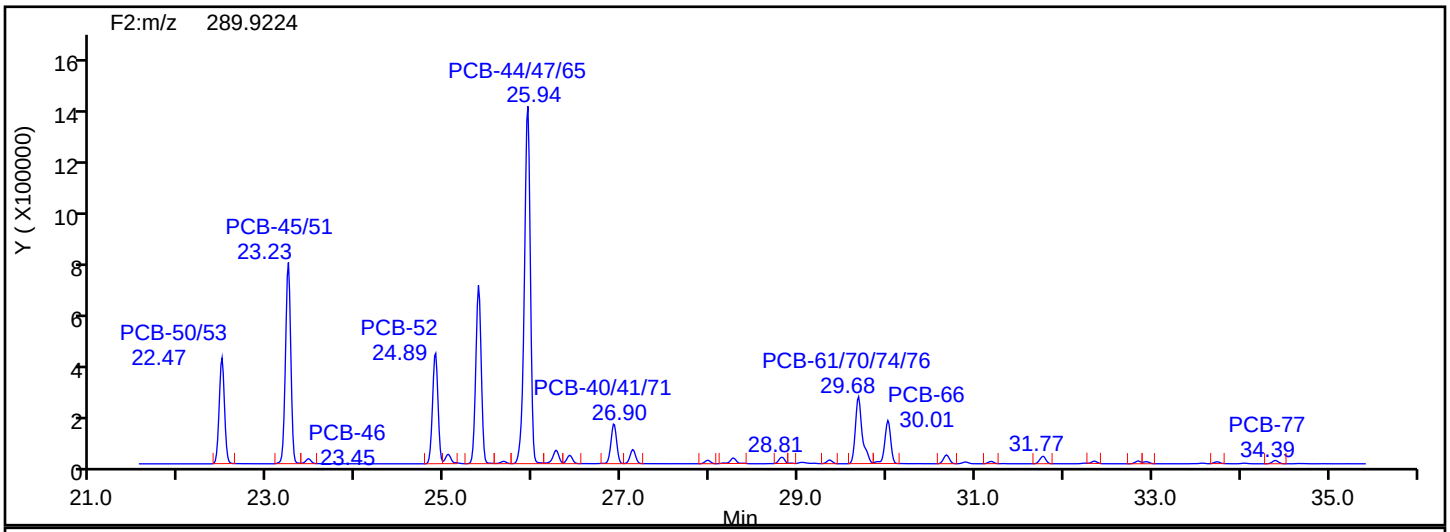

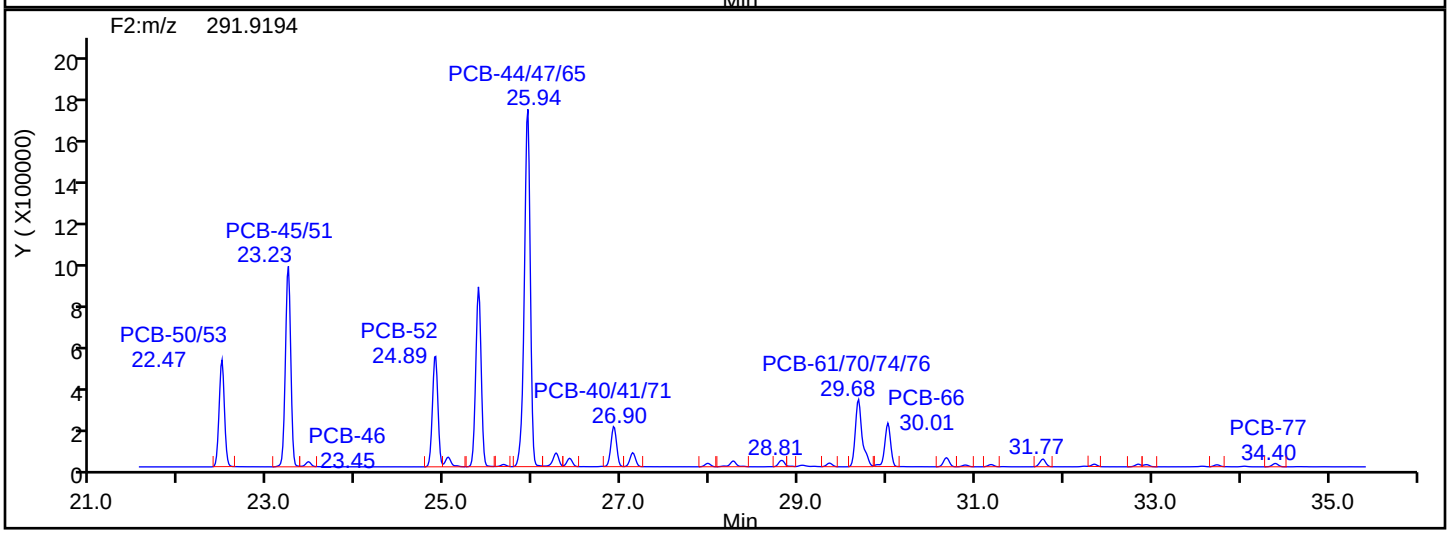

TePCB F2 Lock Mass

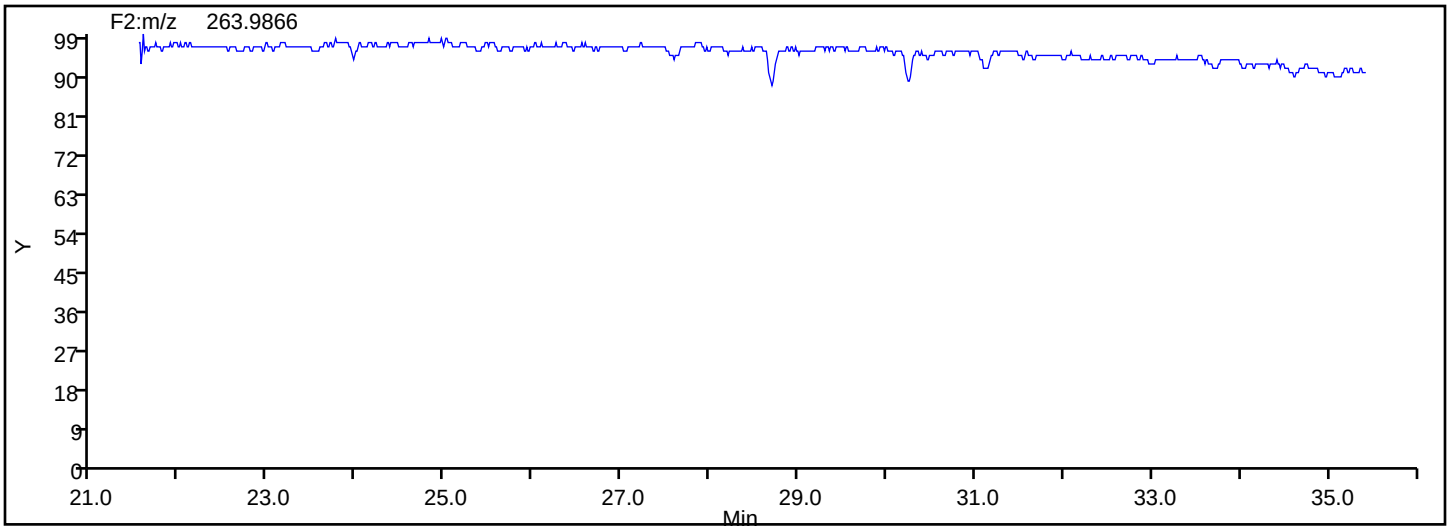

Manual Integration/User Assign Peak Report

Eurofins TestAmerica, Knoxville

Data File:	\\chromna\Knoxville\ChromData\D3D\20190903-12939.b\580-88125-b-11-c.d				
Injection Date:	04-Sep-2019 06:20:00	Instrument ID:	D3D		
Lims ID:	580-88125-B-11-C	Lab Sample ID:	140-88125-11		
Client ID:	G6-0to27-101818				
Operator ID:	Xcalibur_System	ALS Bottle#:	0	Worklist Smp#:	12
Injection Vol:	1.0 ul	Dil. Factor:	1.0000		
Method:	PCBs_D3D	Limit Group:	HR - 1668A - ICAL		
Column:	SPB-Octyl (0.25 mm)	Detector	F2(21.81 :35.54)		

PCB-59/62/75, CAS: STL01807

Signal: 1

Not Detected
Expected RT: 26.23

Processing Integration Results

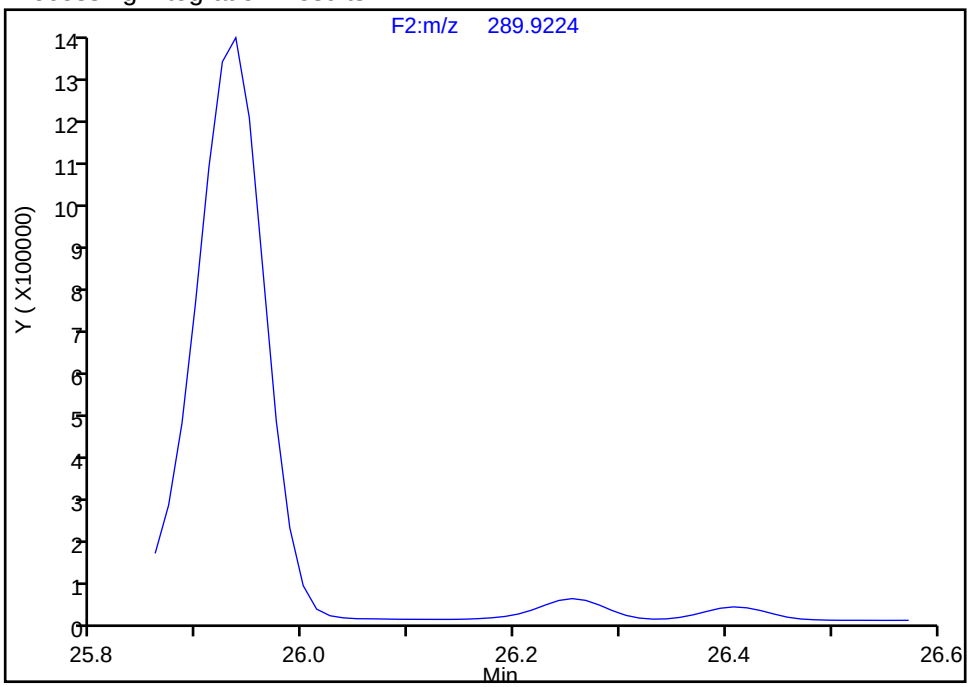

Manual Integration Results

RT: 26.25
Area: 249732
Amount: 64.178203
Amount Units: pg/ul

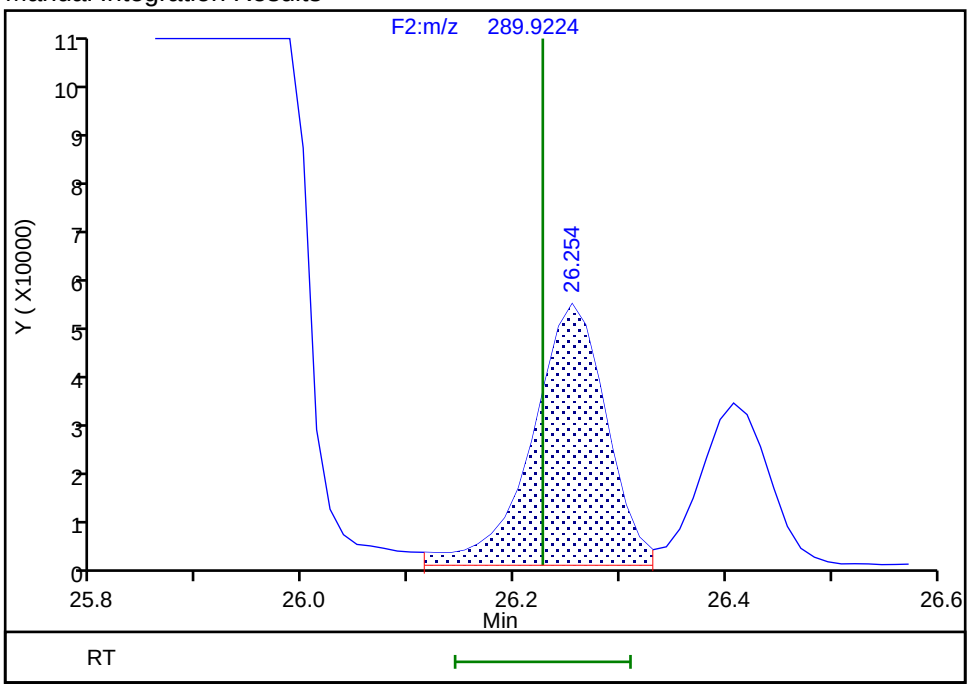

Reviewer: layk, 04-Sep-2019 10:42:11
Audit Action: Assigned Compound ID Audit Reason: Baseline

Manual Integration/User Assign Peak Report

Eurofins TestAmerica, Knoxville

Data File:	\\chromna\Knoxville\ChromData\D3D\20190903-12939.b\580-88125-b-11-c.d				
Injection Date:	04-Sep-2019 06:20:00	Instrument ID:	D3D		
Lims ID:	580-88125-B-11-C	Lab Sample ID:	140-88125-11		
Client ID:	G6-0to27-101818				
Operator ID:	Xcalibur_System	ALS Bottle#:	0	Worklist Smp#:	12
Injection Vol:	1.0 ul	Dil. Factor:	1.0000		
Method:	PCBs_D3D	Limit Group:	HR - 1668A - ICAL		
Column:	SPB-Octyl (0.25 mm)	Detector	F2(21.81 :35.54)		

PCB-58, CAS: 41464-49-7

Signal: 1

Not Detected
Expected RT: 28.94

Processing Integration Results

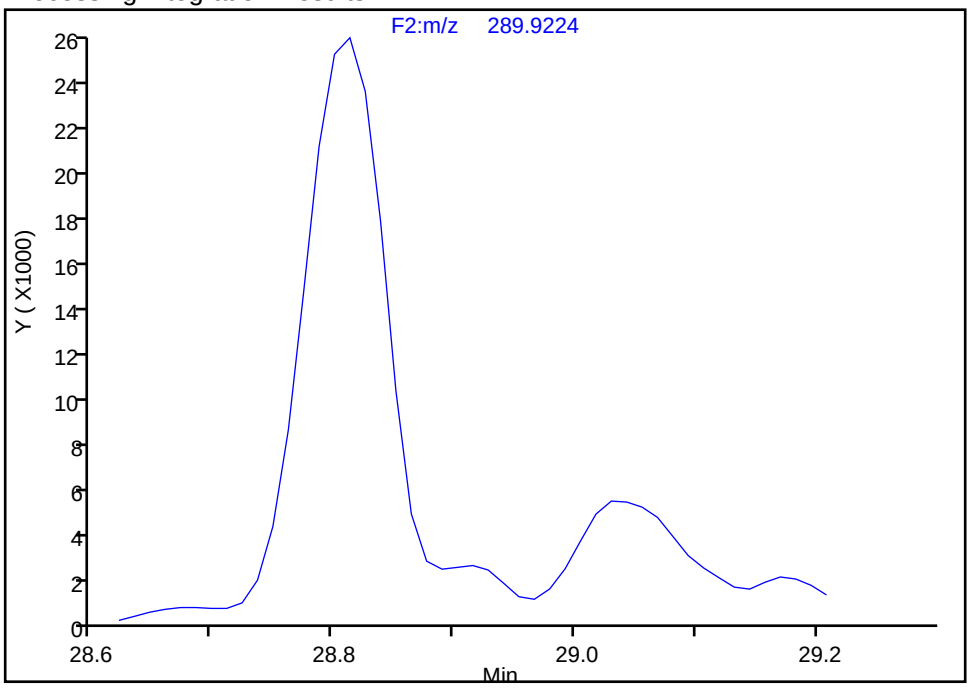

Manual Integration Results

RT: 28.88
Area: 5412
Amount: 2.138266
Amount Units: pg/ul

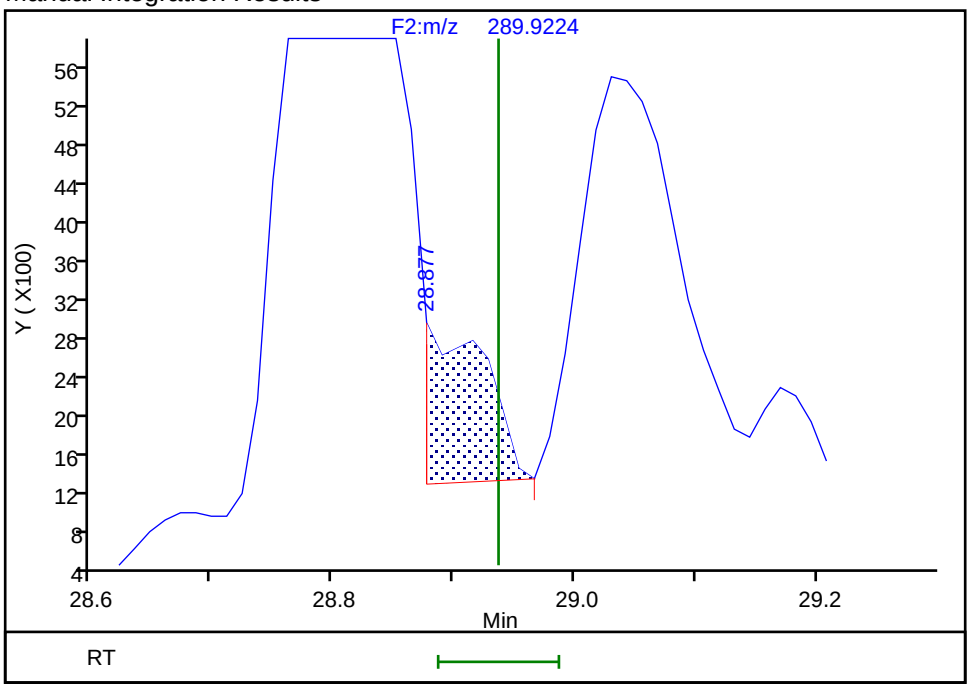

Reviewer: layk, 04-Sep-2019 10:43:11
Audit Action: Split an Integrated Peak Audit Reason: Split Peak

Manual Integration/User Assign Peak Report

Eurofins TestAmerica, Knoxville

Data File:	\\chromna\Knoxville\ChromData\D3D\20190903-12939.b\580-88125-b-11-c.d				
Injection Date:	04-Sep-2019 06:20:00	Instrument ID:	D3D		
Lims ID:	580-88125-B-11-C	Lab Sample ID:	140-88125-11		
Client ID:	G6-0to27-101818				
Operator ID:	Xcalibur_System	ALS Bottle#:	0	Worklist Smp#:	12
Injection Vol:	1.0 ul	Dil. Factor:	1.0000		
Method:	PCBs_D3D	Limit Group:	HR - 1668A - ICAL		
Column:	SPB-Octyl (0.25 mm)	Detector	F2(21.81 :35.54)		

PCB-58, CAS: 41464-49-7

Signal: 2

Not Detected
Expected RT: 28.94

Processing Integration Results

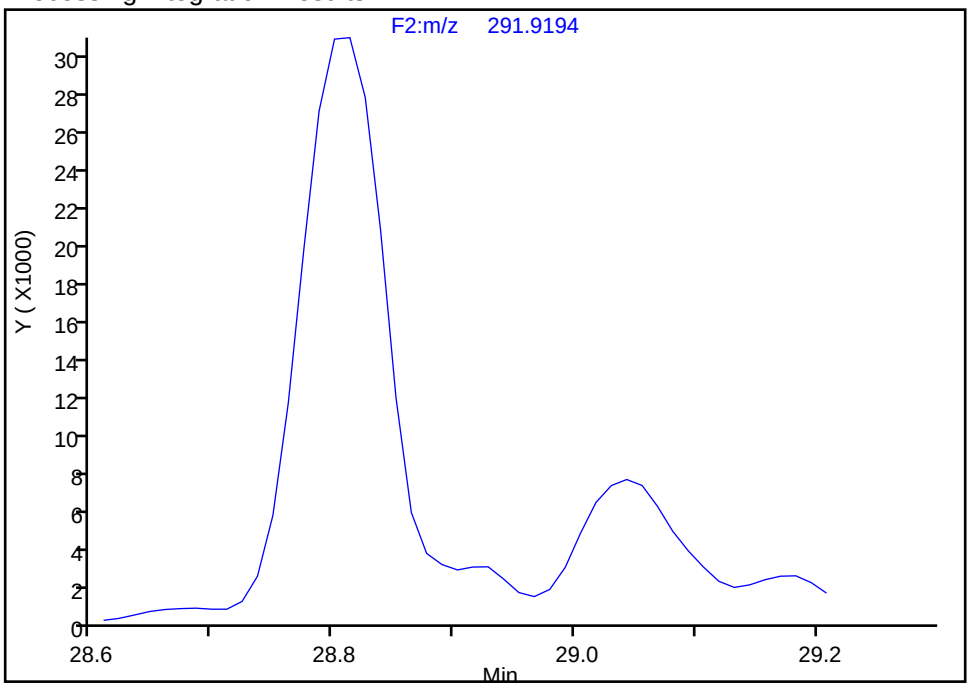

Manual Integration Results

RT: 28.86
Area: 12898
Amount: 2.138266
Amount Units: pg/ul

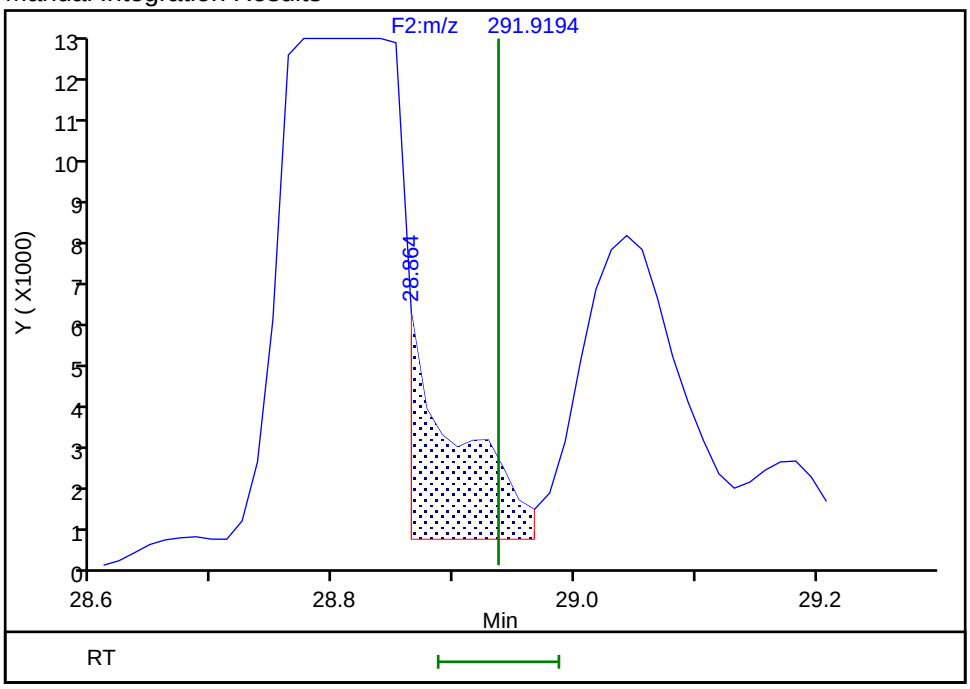

Reviewer: layk, 04-Sep-2019 10:43:16
Audit Action: Split an Integrated Peak Audit Reason: Split Peak

Manual Integration/User Assign Peak Report

Eurofins TestAmerica, Knoxville

Data File:	\\chromna\Knoxville\ChromData\D3D\20190903-12939.b\580-88125-b-11-c.d				
Injection Date:	04-Sep-2019 06:20:00	Instrument ID:	D3D		
Lims ID:	580-88125-B-11-C	Lab Sample ID:	140-88125-11		
Client ID:	G6-0to27-101818				
Operator ID:	Xcalibur_System	ALS Bottle#:	0	Worklist Smp#:	12
Injection Vol:	1.0 ul	Dil. Factor:	1.0000		
Method:	PCBs_D3D	Limit Group:	HR - 1668A - ICAL		
Column:	SPB-Octyl (0.25 mm)	Detector	F2(21.81 :35.54)		

PCB-79, CAS: 41464-48-6

Signal: 2

Processing Integration Results

RT: 32.85
Area: 90066
Amount: 15.519433
Amount Units: pg/ul

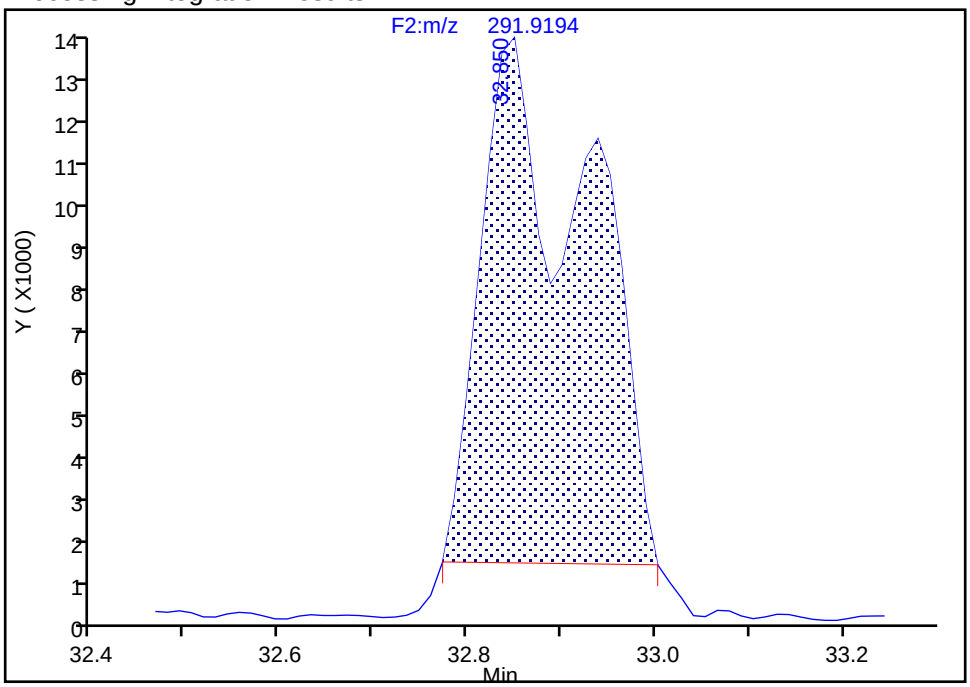

Manual Integration Results

RT: 32.85
Area: 56912
Amount: 10.302093
Amount Units: pg/ul

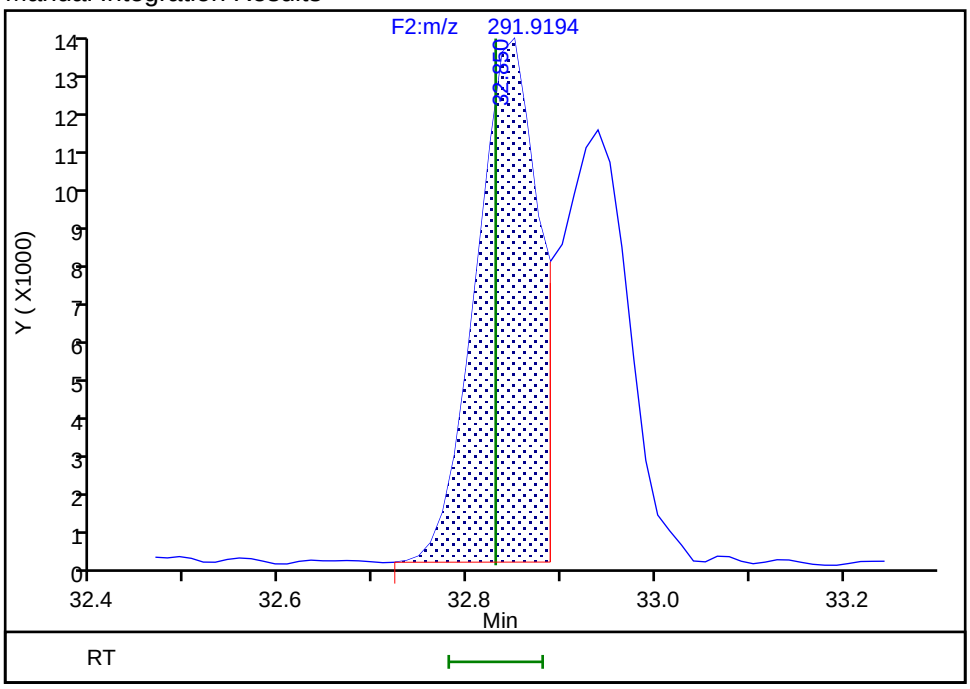

Reviewer: davidsonm, 04-Sep-2019 14:52:26

Audit Action: Split an Integrated Peak Audit Reason: Split Peak

Manual Integration/User Assign Peak Report

Eurofins TestAmerica, Knoxville

Data File:	\\chromna\Knoxville\ChromData\D3D\20190903-12939.b\580-88125-b-11-c.d				
Injection Date:	04-Sep-2019 06:20:00	Instrument ID:	D3D		
Lims ID:	580-88125-B-11-C	Lab Sample ID:	140-88125-11		
Client ID:	G6-0to27-101818				
Operator ID:	Xcalibur_System	ALS Bottle#:	0	Worklist Smp#:	12
Injection Vol:	1.0 ul	Dil. Factor:	1.0000		
Method:	PCBs_D3D	Limit Group:	HR - 1668A - ICAL		
Column:	SPB-Octyl (0.25 mm)	Detector	F2(21.81 :35.54)		

PCB-79, CAS: 41464-48-6

Signal: 1

Processing Integration Results

RT: 32.85
Area: 65026
Amount: 15.519433
Amount Units: pg/ul

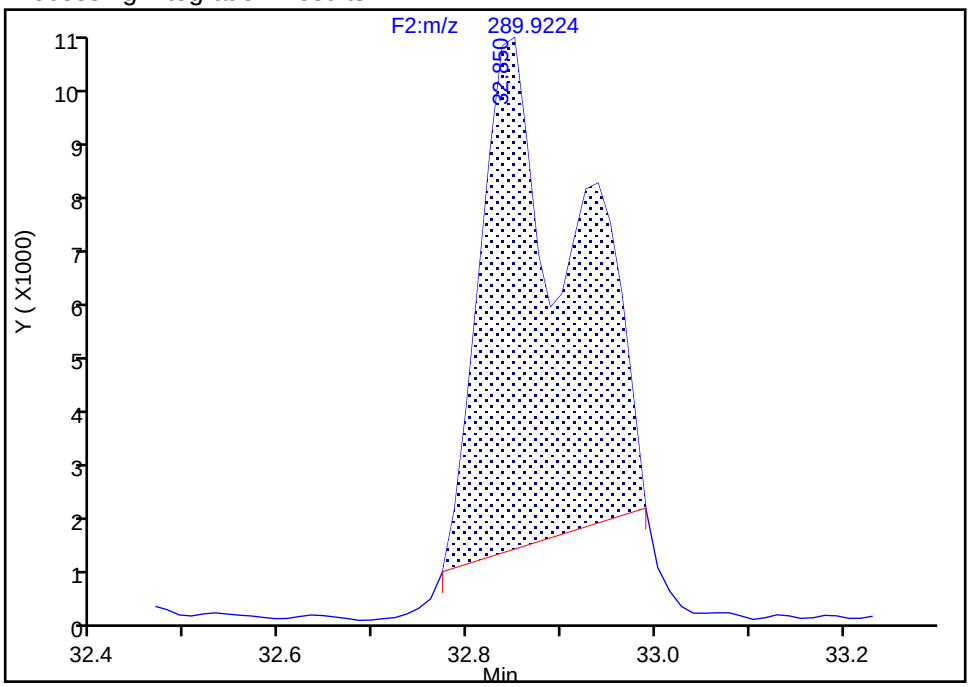

Manual Integration Results

RT: 32.85
Area: 46041
Amount: 10.302093
Amount Units: pg/ul

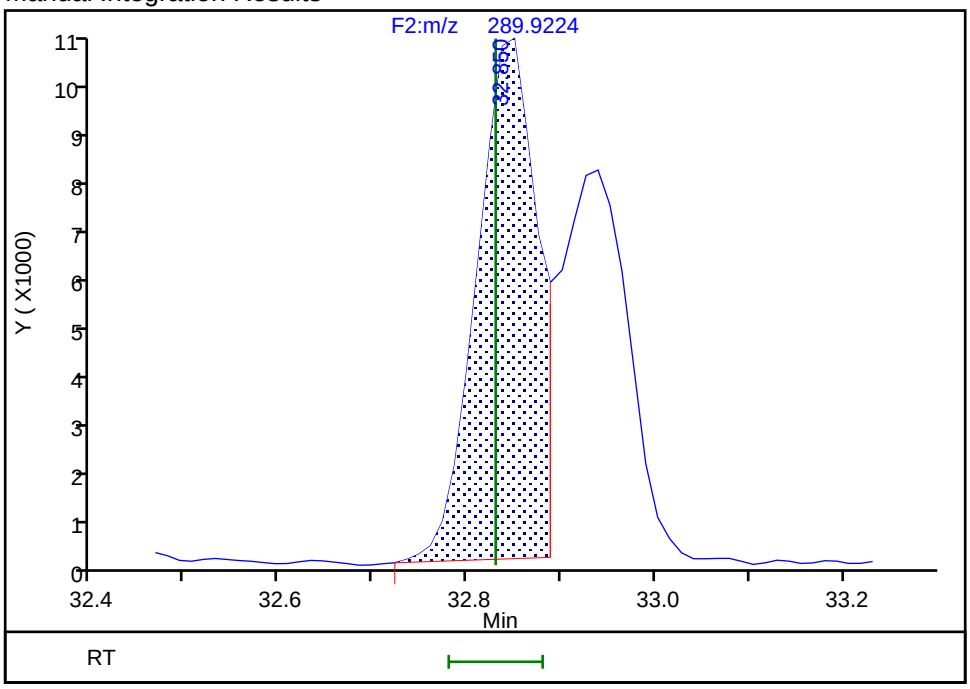

Reviewer: davidsonm, 04-Sep-2019 14:52:28

Audit Action: Split an Integrated Peak Audit Reason: Split Peak

Manual Integration/User Assign Peak Report

Eurofins TestAmerica, Knoxville

Data File:	\\chromna\Knoxville\ChromData\D3D\20190903-12939.b\580-88125-b-11-c.d				
Injection Date:	04-Sep-2019 06:20:00	Instrument ID:	D3D		
Lims ID:	580-88125-B-11-C	Lab Sample ID:	140-88125-11		
Client ID:	G6-0to27-101818				
Operator ID:	Xcalibur_System	ALS Bottle#:	0	Worklist Smp#:	12
Injection Vol:	1.0 ul	Dil. Factor:	1.0000		
Method:	PCBs_D3D	Limit Group:	HR - 1668A - ICAL		
Column:	SPB-Octyl (0.25 mm)	Detector	F2(21.81 :35.54)		

PCB-77, CAS: 32598-13-3

Signal: 1

Processing Integration Results

RT: 34.39
Area: 52564
Amount: 13.515835
Amount Units: pg/ul

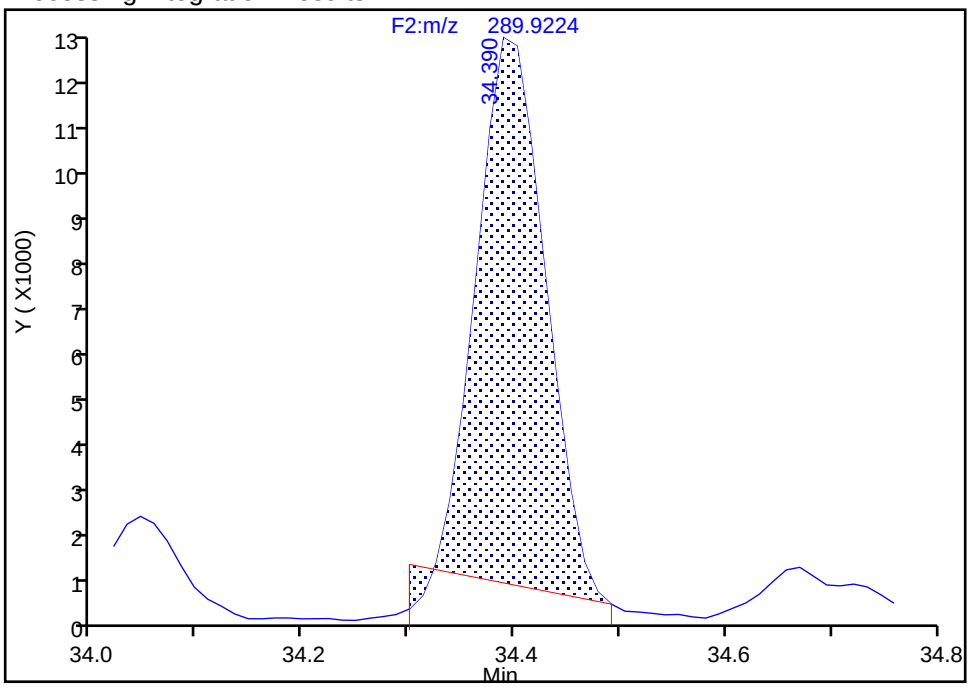

Manual Integration Results

RT: 34.39
Area: 60198
Amount: 15.452216
Amount Units: pg/ul

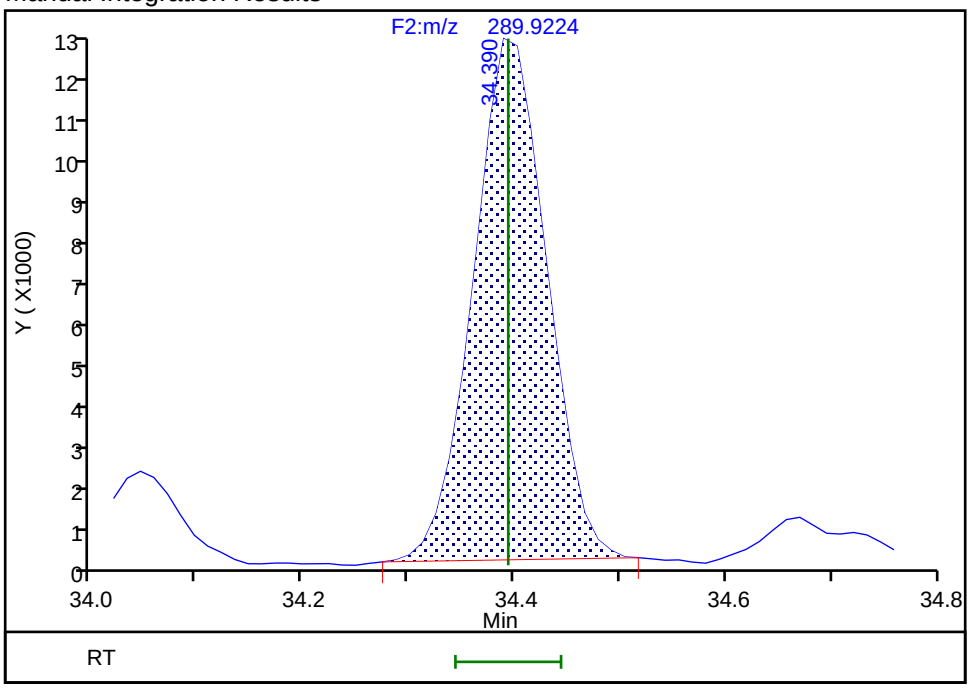

Reviewer: davidsonm, 04-Sep-2019 14:52:53

Audit Action: Manually Integrated Audit Reason: Baseline

Manual Integration/User Assign Peak Report

Eurofins TestAmerica, Knoxville

Data File:	\\chromna\Knoxville\ChromData\D3D\20190903-12939.b\580-88125-b-11-c.d				
Injection Date:	04-Sep-2019 06:20:00	Instrument ID:	D3D		
Lims ID:	580-88125-B-11-C	Lab Sample ID:	140-88125-11		
Client ID:	G6-0to27-101818				
Operator ID:	Xcalibur_System	ALS Bottle#:	0	Worklist Smp#:	12
Injection Vol:	1.0 ul	Dil. Factor:	1.0000		
Method:	PCBs_D3D	Limit Group:	HR - 1668A - ICAL		
Column:	SPB-Octyl (0.25 mm)	Detector	F2(21.81 :35.54)		

PCB-77, CAS: 32598-13-3

Signal: 2

Processing Integration Results

RT: 34.40
Area: 66821
Amount: 13.515835
Amount Units: pg/ul

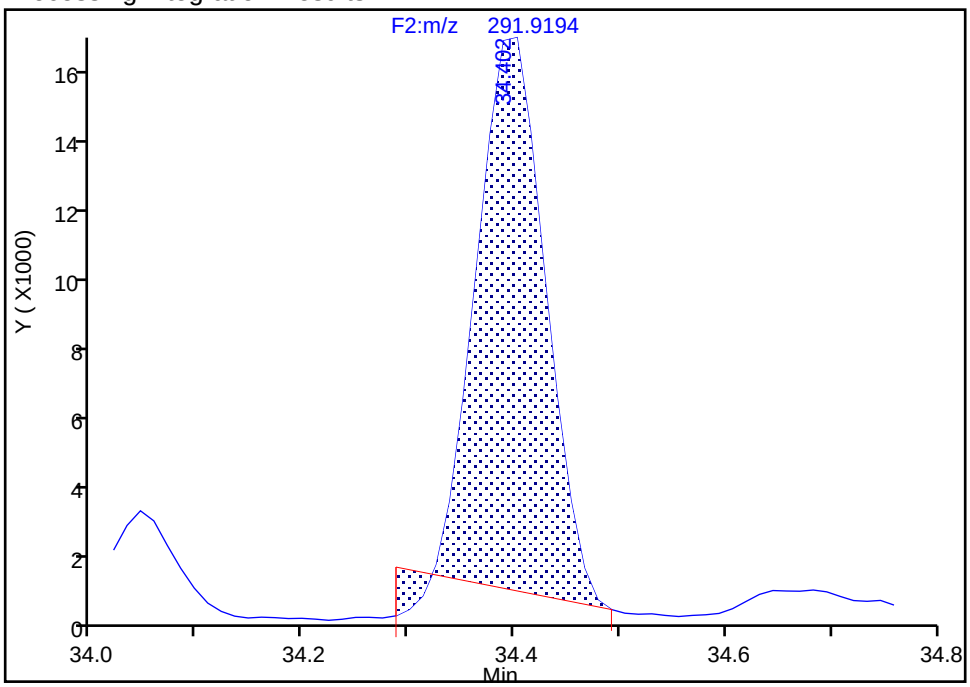

Manual Integration Results

RT: 34.40
Area: 76291
Amount: 15.452216
Amount Units: pg/ul

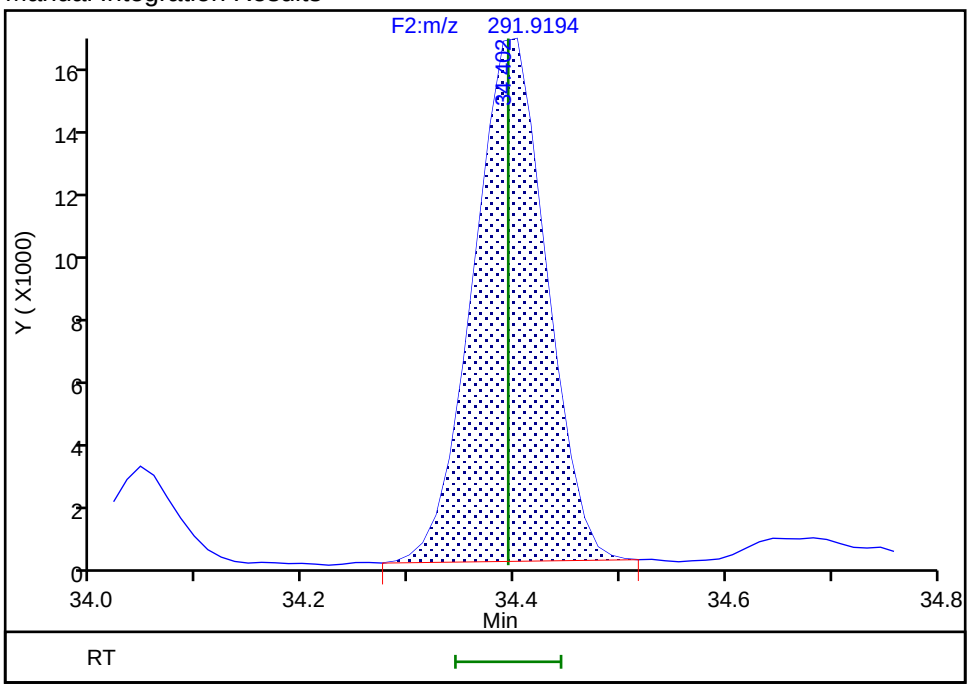

Reviewer: davidsonm, 04-Sep-2019 14:52:59

Audit Action: Manually Integrated Audit Reason: Baseline

Eurofins TestAmerica, Knoxville

Data File:	\\chromna\Knoxville\ChromData\D3D\20190903-12939.b\580-88125-b-11-c.d		
Injection Date:	04-Sep-2019 06:20:00	Injection Vol:	1.0 ul
Instrument ID:	D3D	Operator ID:	Xcalibur_System
Method:	PCBs_D3D	Limit Group:	HR - 1668A - ICAL
Client ID:	G6-0to27-101818		
Worklist#:	33231	Sample Line#:	12
Column Type:	SPB-Octyl	Column Dia:	0.25 mm

PePCB F2

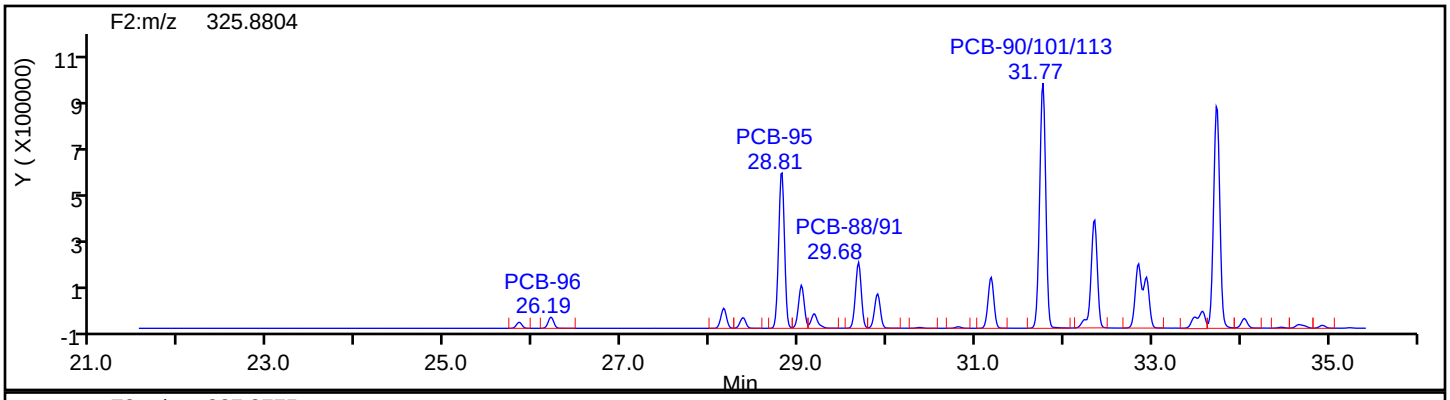

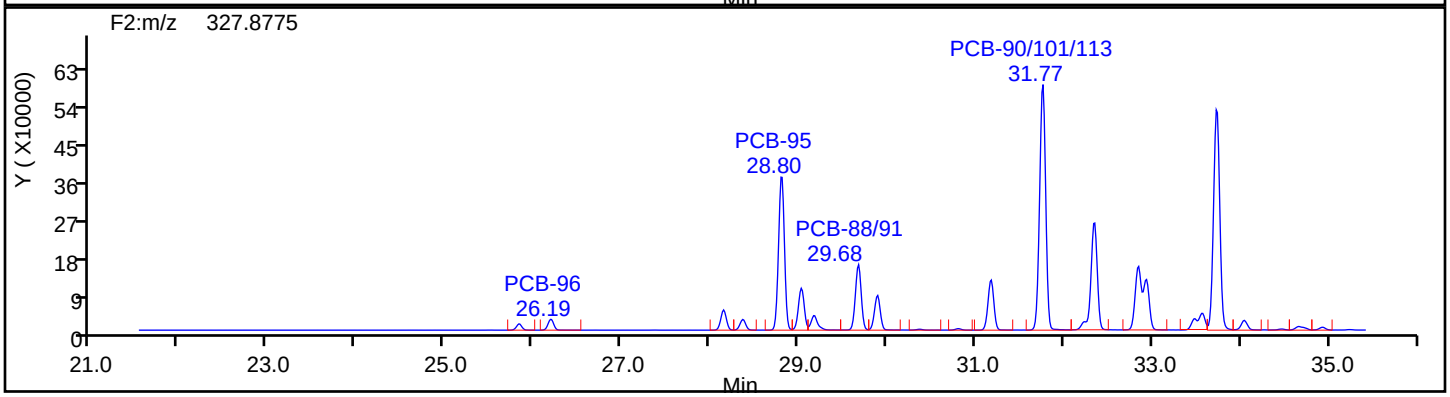

PePCB F2 Standards

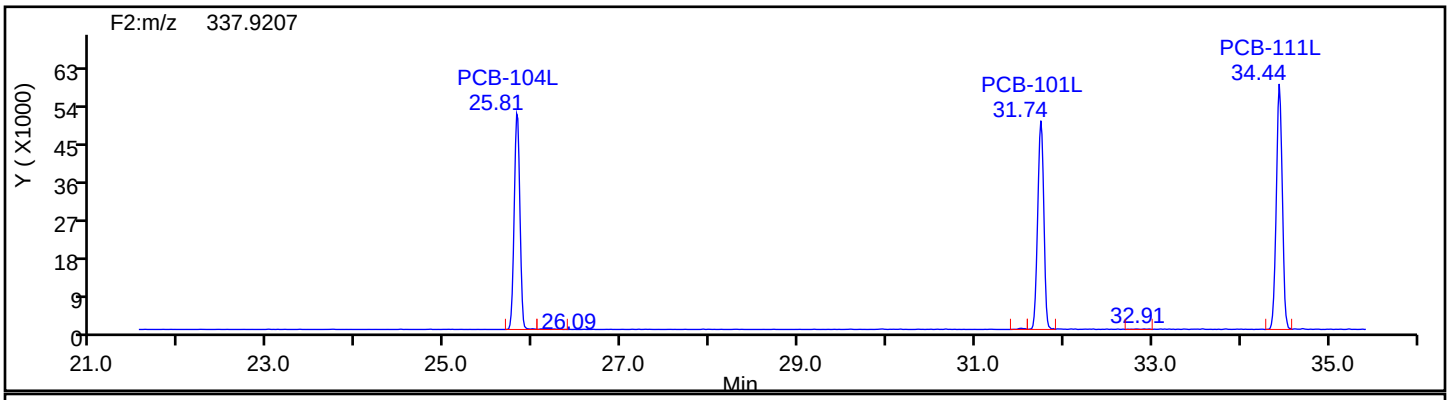

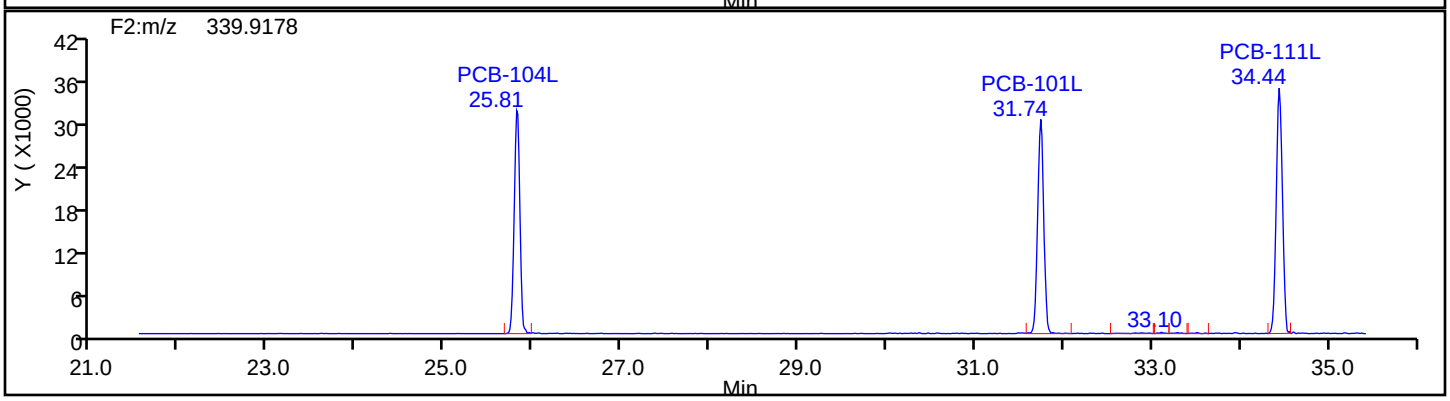

Eurofins TestAmerica, Knoxville

Data File:	\\chromna\Knoxville\ChromData\D3D\20190903-12939.b\580-88125-b-11-c.d		
Injection Date:	04-Sep-2019 06:20:00	Injection Vol:	1.0 ul
Instrument ID:	D3D	Operator ID:	Xcalibur_System
Method:	PCBs_D3D	Limit Group:	HR - 1668A - ICAL
Client ID:	G6-0to27-101818		
Worklist#:	33231	Sample Line#:	12
Column Type:	SPB-Octyl	Column Dia:	0.25 mm

PePCB F2

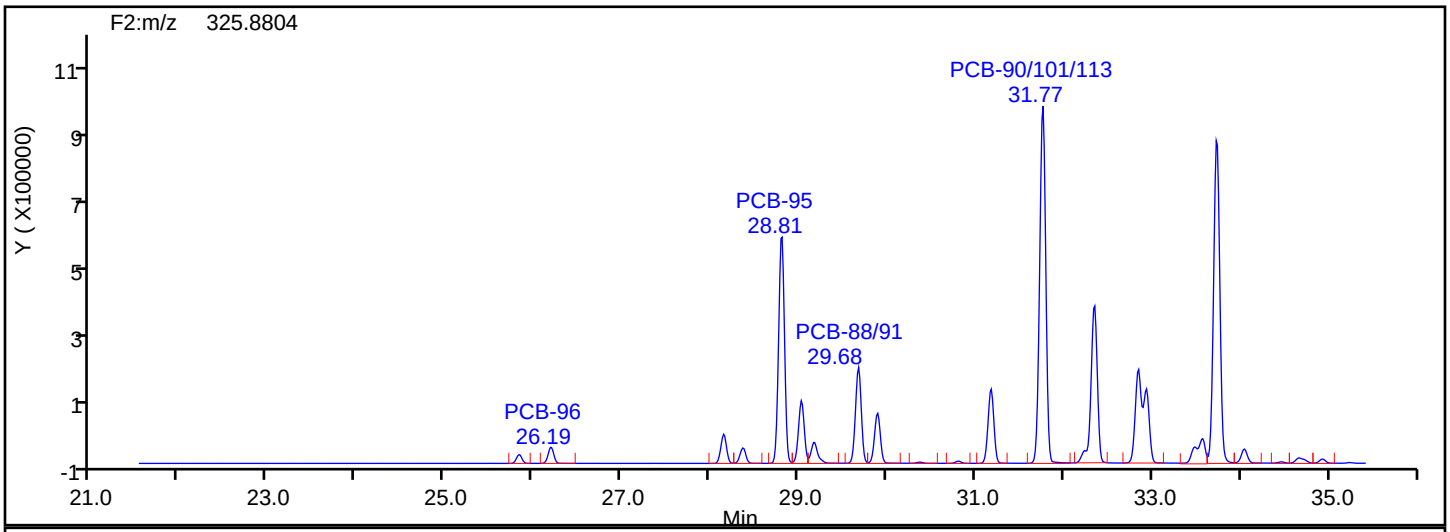

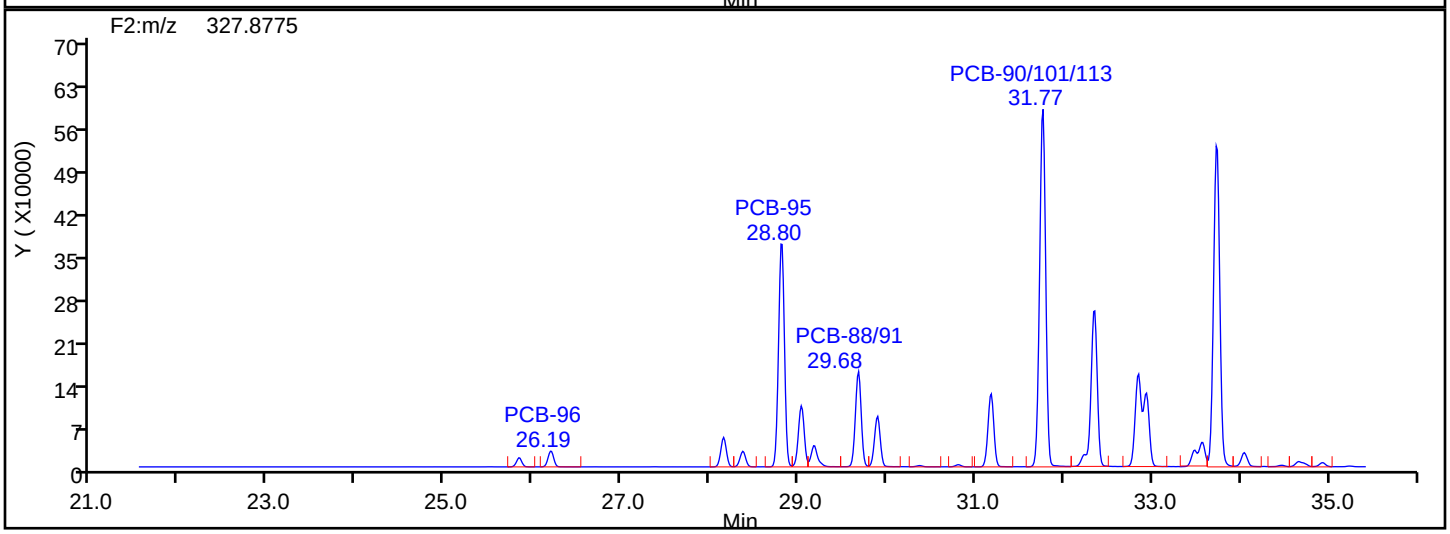

PePCB F2 Lock Mass

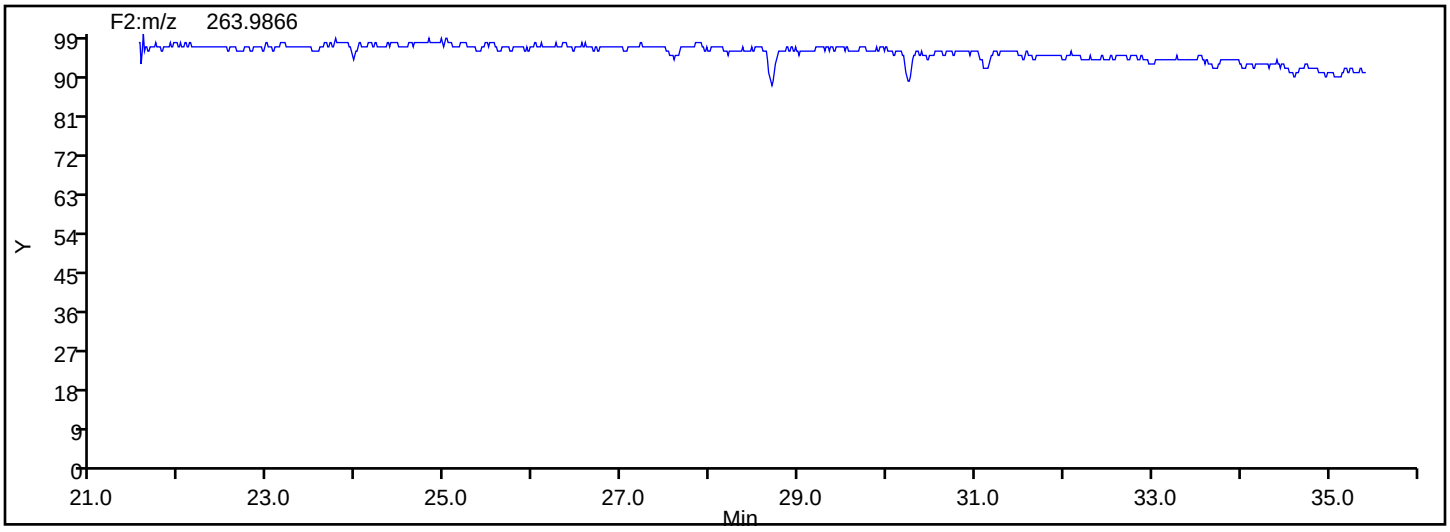

Manual Integration/User Assign Peak Report

Eurofins TestAmerica, Knoxville

Data File:	\\chromna\Knoxville\ChromData\D3D\20190903-12939.b\580-88125-b-11-c.d				
Injection Date:	04-Sep-2019 06:20:00	Instrument ID:	D3D		
Lims ID:	580-88125-B-11-C	Lab Sample ID:	140-88125-11		
Client ID:	G6-0to27-101818				
Operator ID:	Xcalibur_System	ALS Bottle#:	0	Worklist Smp#:	12
Injection Vol:	1.0 ul	Dil. Factor:	1.0000		
Method:	PCBs_D3D	Limit Group:	HR - 1668A - ICAL		
Column:	SPB-Octyl (0.25 mm)	Detector	F2(21.81 :35.54)		

PCB-121, CAS: 56558-18-0

Signal: 1

Not Detected
Expected RT: 30.82

Processing Integration Results

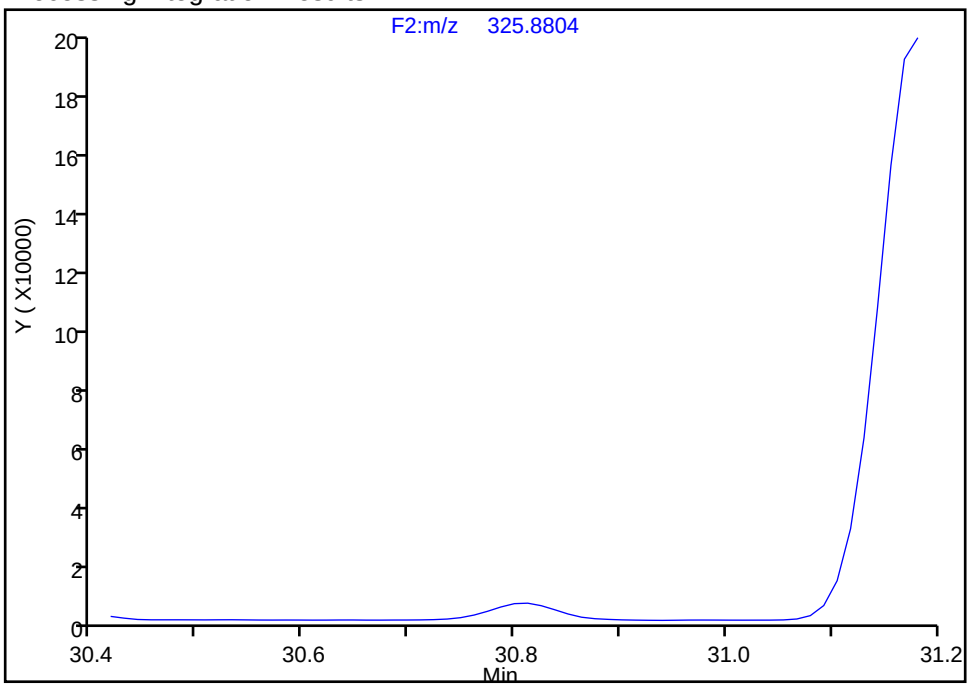

Manual Integration Results

RT: 30.81
Area: 28938
Amount: 8.878484
Amount Units: pg/ul

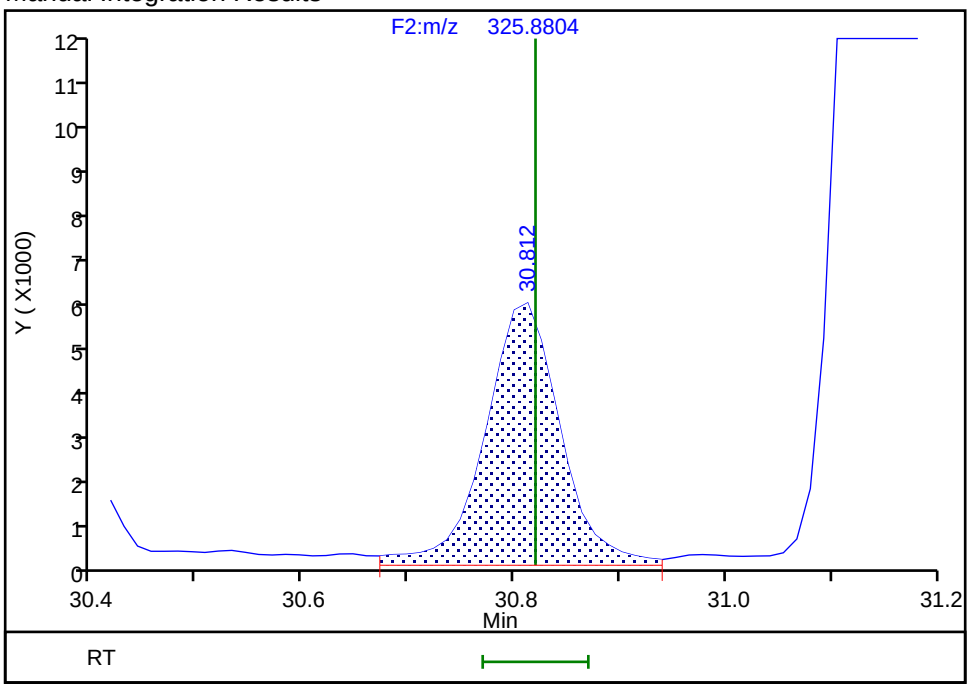

Reviewer: layk, 04-Sep-2019 10:44:44
Audit Action: Assigned Compound ID Audit Reason: Split Peak

Manual Integration/User Assign Peak Report

Eurofins TestAmerica, Knoxville

Data File:	\\chromna\Knoxville\ChromData\D3D\20190903-12939.b\580-88125-b-11-c.d				
Injection Date:	04-Sep-2019 06:20:00	Instrument ID:	D3D		
Lims ID:	580-88125-B-11-C	Lab Sample ID:	140-88125-11		
Client ID:	G6-0to27-101818				
Operator ID:	Xcalibur_System	ALS Bottle#:	0	Worklist Smp#:	12
Injection Vol:	1.0 ul	Dil. Factor:	1.0000		
Method:	PCBs_D3D	Limit Group:	HR - 1668A - ICAL		
Column:	SPB-Octyl (0.25 mm)	Detector	F2(21.81 :35.54)		

PCB-83/99, CAS: STL01809

Signal: 1

Processing Integration Results

RT: 32.24
Area: 119990
Amount: 55.137094
Amount Units: pg/ul

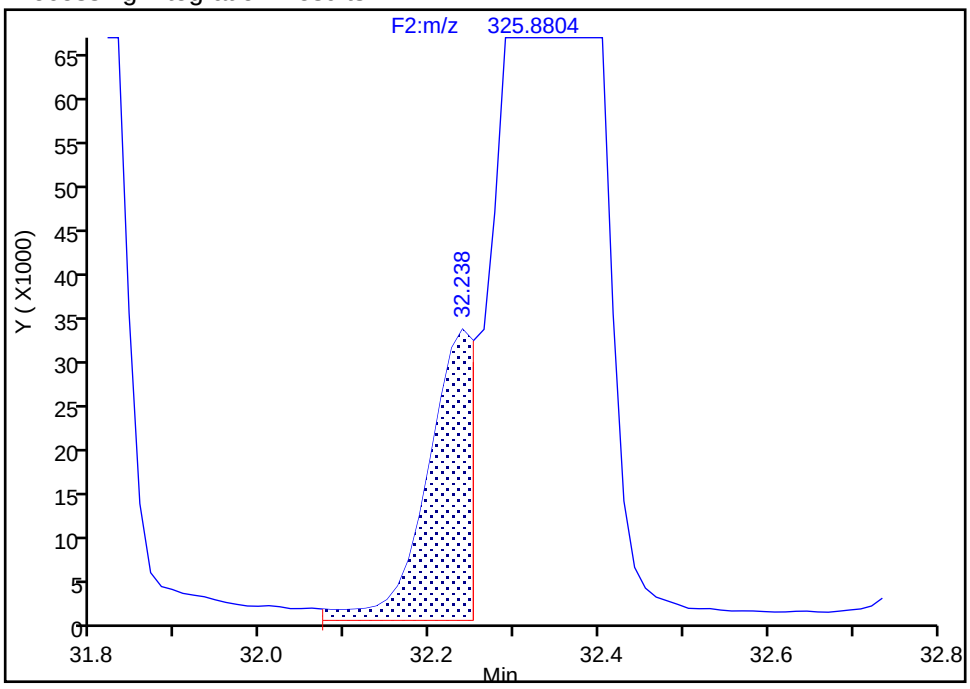

Manual Integration Results

RT: 32.35
Area: 2105379
Amount: 969.4796
Amount Units: pg/ul

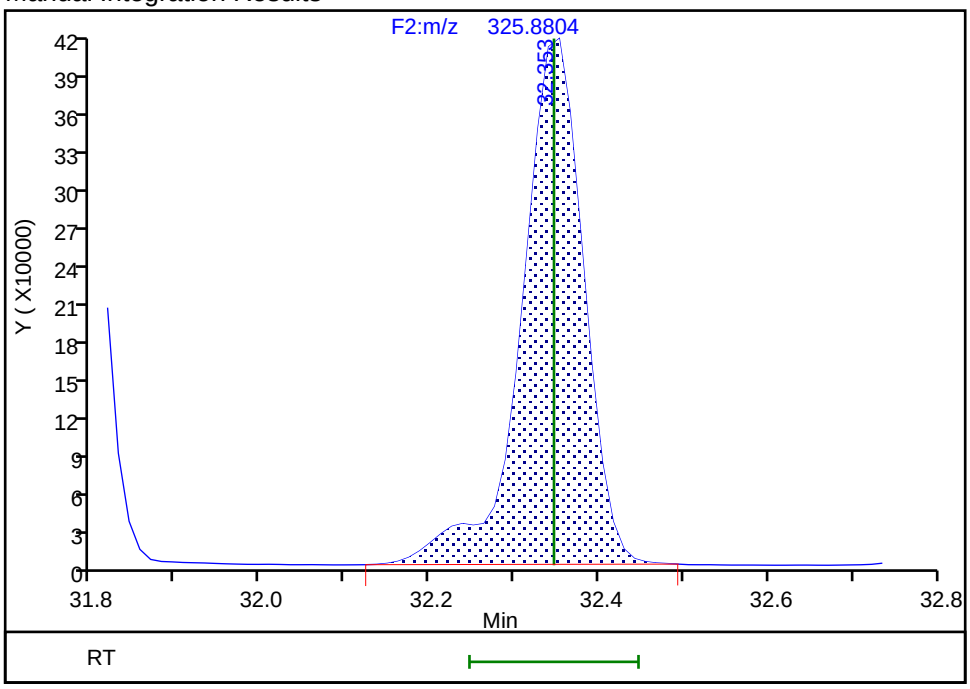

Reviewer: davidsonm, 04-Sep-2019 14:53:43

Audit Action: Manually Integrated Audit Reason: Incomplete Integration

Manual Integration/User Assign Peak Report

Eurofins TestAmerica, Knoxville

Data File:	\\chromna\Knoxville\ChromData\D3D\20190903-12939.b\580-88125-b-11-c.d				
Injection Date:	04-Sep-2019 06:20:00	Instrument ID:	D3D		
Lims ID:	580-88125-B-11-C	Lab Sample ID:	140-88125-11		
Client ID:	G6-0to27-101818				
Operator ID:	Xcalibur_System	ALS Bottle#:	0	Worklist Smp#:	12
Injection Vol:	1.0 ul	Dil. Factor:	1.0000		
Method:	PCBs_D3D	Limit Group:	HR - 1668A - ICAL		
Column:	SPB-Octyl (0.25 mm)	Detector	F2(21.81 :35.54)		

PCB-83/99, CAS: STL01809

Signal: 2

Processing Integration Results

RT: 32.24
Area: 74236
Amount: 55.137094
Amount Units: pg/ul

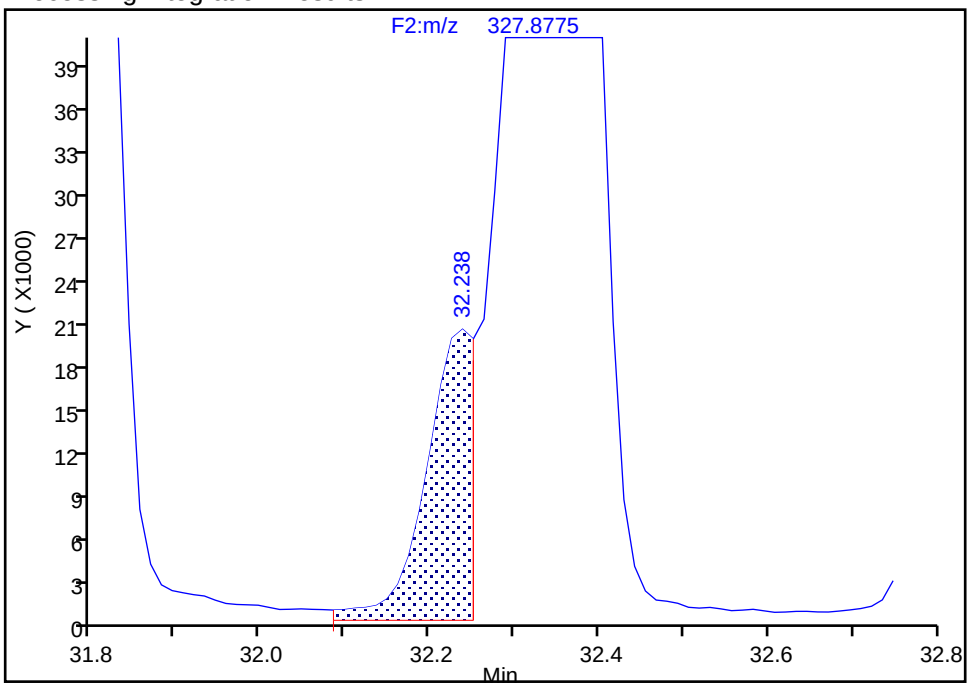

Manual Integration Results

RT: 32.35
Area: 1309711
Amount: 969.4796
Amount Units: pg/ul

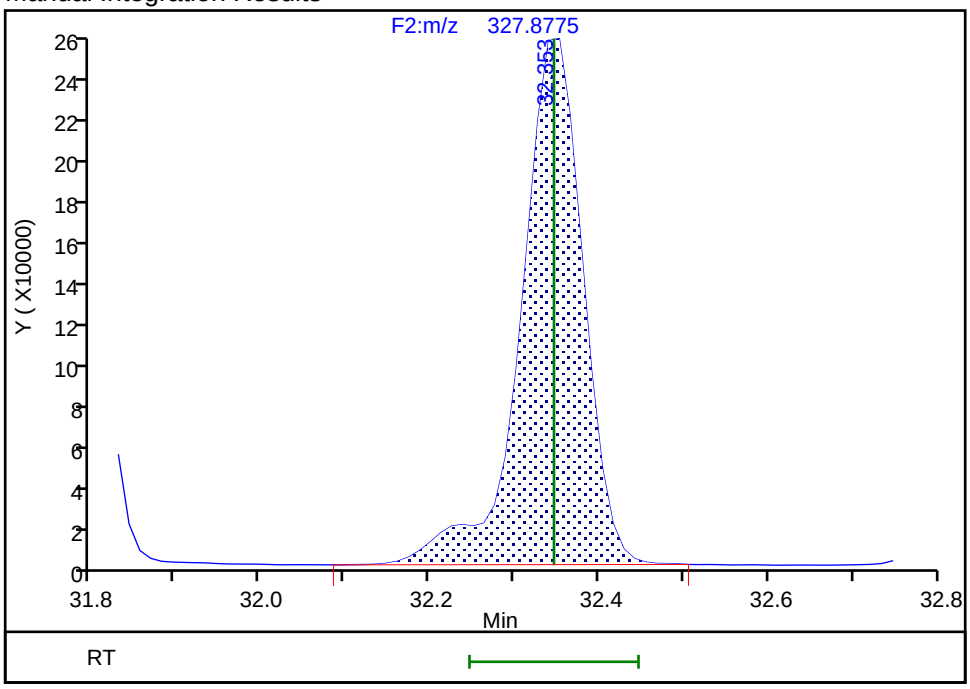

Reviewer: davidsonm, 04-Sep-2019 14:53:47

Audit Action: Manually Integrated Audit Reason: Incomplete Integration

Manual Integration/User Assign Peak Report

Eurofins TestAmerica, Knoxville

Data File:	\\chromna\Knoxville\ChromData\D3D\20190903-12939.b\580-88125-b-11-c.d				
Injection Date:	04-Sep-2019 06:20:00	Instrument ID:	D3D		
Lims ID:	580-88125-B-11-C	Lab Sample ID:	140-88125-11		
Client ID:	G6-0to27-101818				
Operator ID:	Xcalibur_System	ALS Bottle#:	0	Worklist Smp#:	12
Injection Vol:	1.0 ul	Dil. Factor:	1.0000		
Method:	PCBs_D3D	Limit Group:	HR - 1668A - ICAL		
Column:	SPB-Octyl (0.25 mm)	Detector	F2(21.81 :35.54)		

PCB-86/87/97/109/119/125, CAS: STL02295

Signal: 1

Processing Integration Results

RT: 32.85
Area: 1233978
Amount: 431.8960
Amount Units: pg/ul

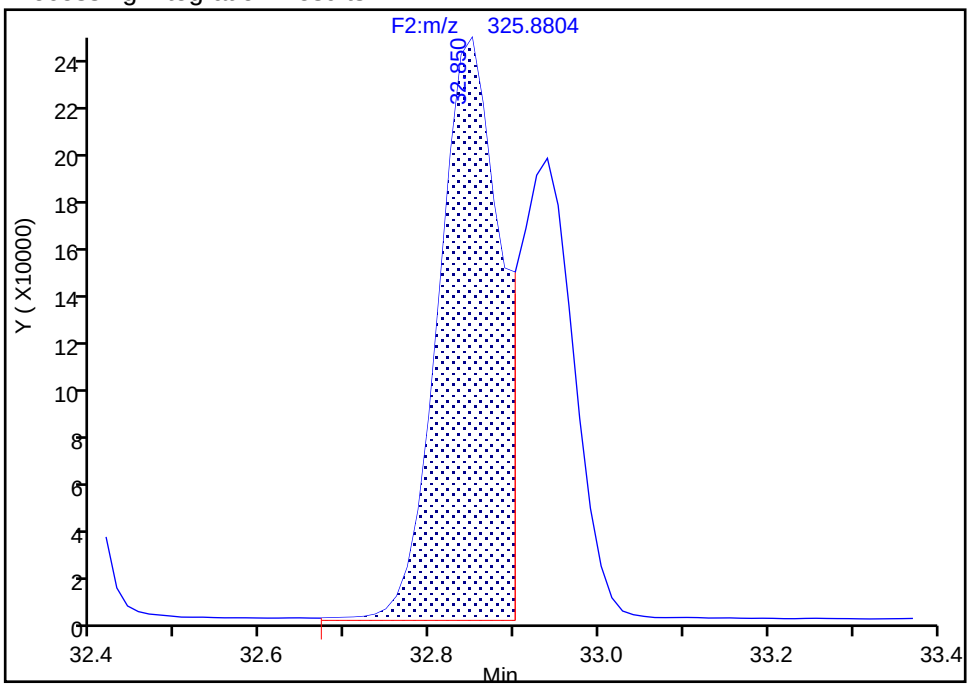

Manual Integration Results

RT: 32.85
Area: 2051687
Amount: 743.5098
Amount Units: pg/ul

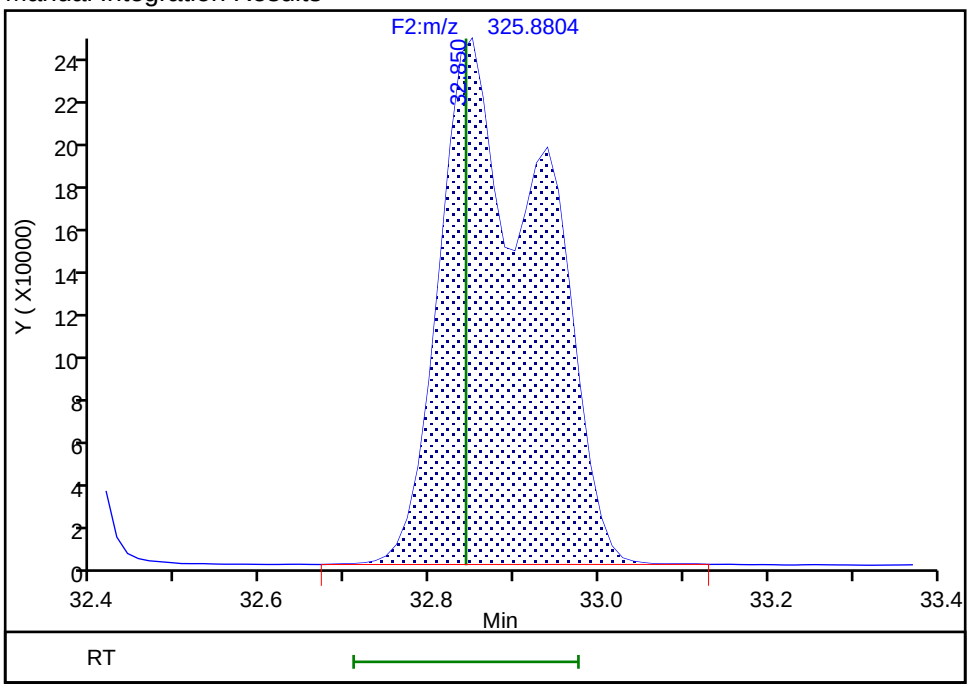

Reviewer: layk, 04-Sep-2019 10:45:08
Audit Action: Manually Integrated Audit Reason: Incomplete Integration

Manual Integration/User Assign Peak Report

Eurofins TestAmerica, Knoxville

Data File:	\\chromna\Knoxville\ChromData\D3D\20190903-12939.b\580-88125-b-11-c.d				
Injection Date:	04-Sep-2019 06:20:00	Instrument ID:	D3D		
Lims ID:	580-88125-B-11-C	Lab Sample ID:	140-88125-11		
Client ID:	G6-0to27-101818				
Operator ID:	Xcalibur_System	ALS Bottle#:	0	Worklist Smp#:	12
Injection Vol:	1.0 ul	Dil. Factor:	1.0000		
Method:	PCBs_D3D	Limit Group:	HR - 1668A - ICAL		
Column:	SPB-Octyl (0.25 mm)	Detector	F2(21.81 :35.54)		

PCB-86/87/97/109/119/125, CAS: STL02295

Signal: 2

Processing Integration Results

RT: 32.85
Area: 702799
Amount: 431.8960
Amount Units: pg/ul

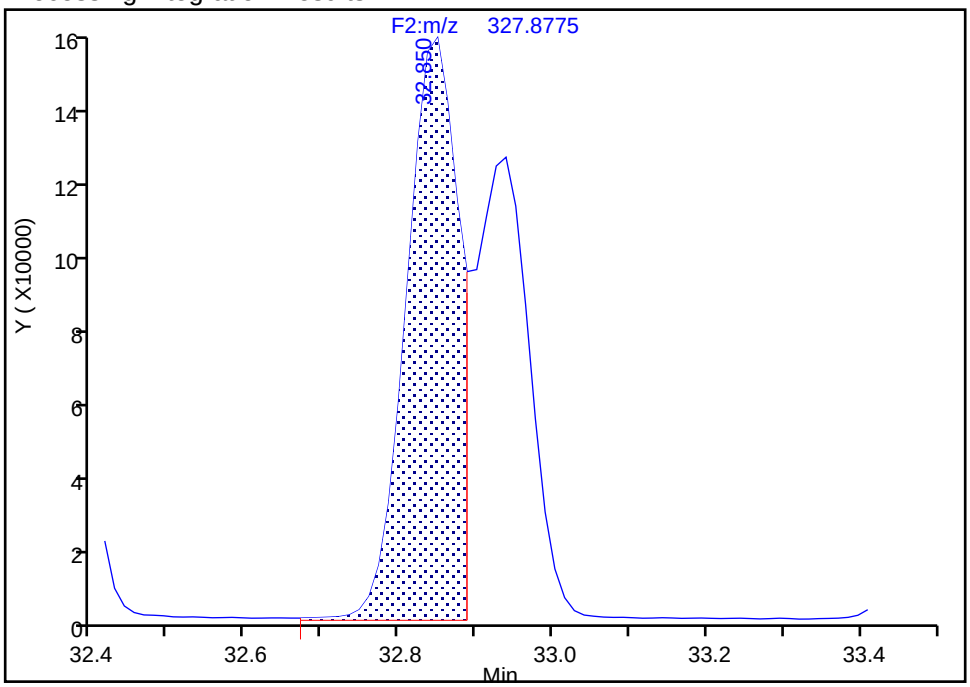

Manual Integration Results

RT: 32.85
Area: 1282478
Amount: 743.5098
Amount Units: pg/ul

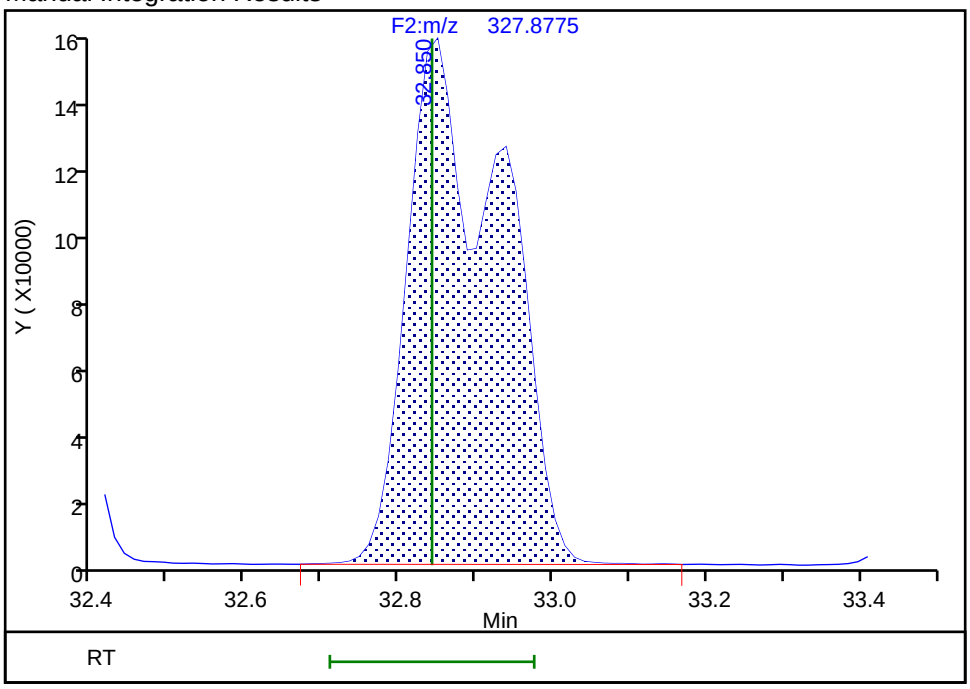

Reviewer: layk, 04-Sep-2019 10:45:13

Audit Action: Manually Integrated Audit Reason: Incomplete Integration

Manual Integration/User Assign Peak Report

Eurofins TestAmerica, Knoxville

Data File:	\\chromna\Knoxville\ChromData\D3D\20190903-12939.b\580-88125-b-11-c.d				
Injection Date:	04-Sep-2019 06:20:00	Instrument ID:	D3D		
Lims ID:	580-88125-B-11-C	Lab Sample ID:	140-88125-11		
Client ID:	G6-0to27-101818				
Operator ID:	Xcalibur_System	ALS Bottle#:	0	Worklist Smp#:	12
Injection Vol:	1.0 ul	Dil. Factor:	1.0000		
Method:	PCBs_D3D	Limit Group:	HR - 1668A - ICAL		
Column:	SPB-Octyl (0.25 mm)	Detector	F2(21.81 :35.54)		

PCB-85/116/117, CAS: STL01810

Signal: 1

Processing Integration Results

RT: 33.49
Area: 185009
Amount: 66.021720
Amount Units: pg/ul

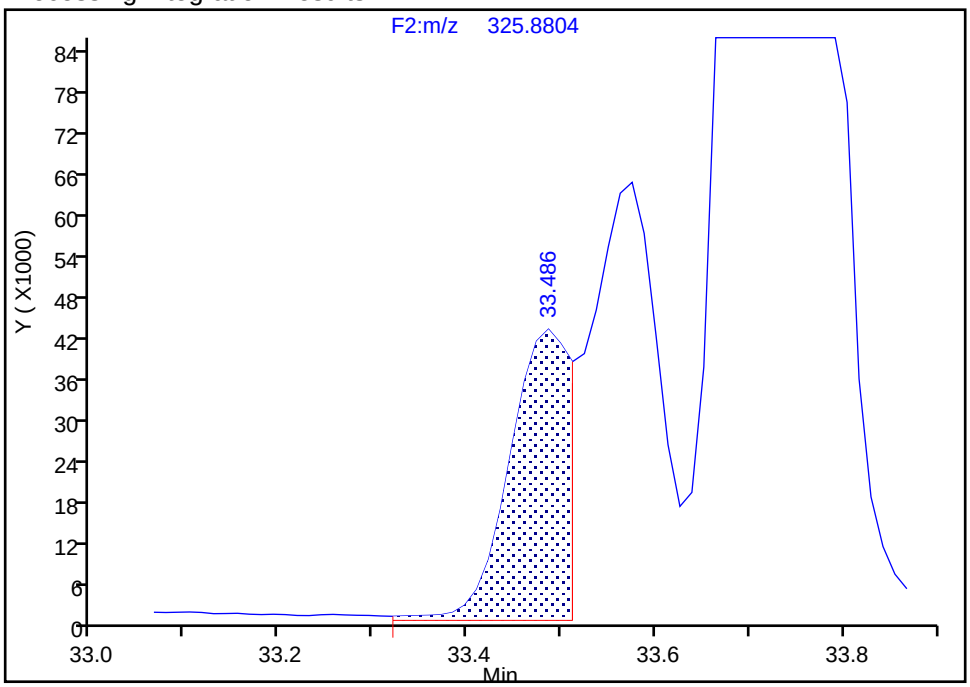

Manual Integration Results

RT: 33.58
Area: 526572
Amount: 178.4408
Amount Units: pg/ul

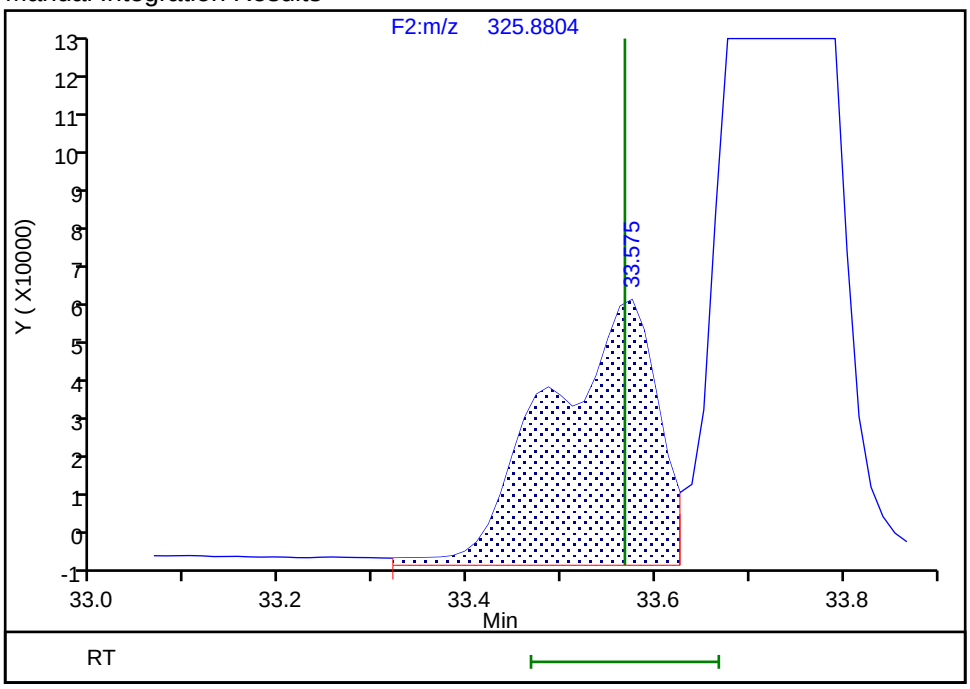

Reviewer: layk, 04-Sep-2019 10:45:44

Audit Action: Manually Integrated Audit Reason: Incomplete Integration

Manual Integration/User Assign Peak Report

Eurofins TestAmerica, Knoxville

Data File:	\\chromna\Knoxville\ChromData\D3D\20190903-12939.b\580-88125-b-11-c.d				
Injection Date:	04-Sep-2019 06:20:00	Instrument ID:	D3D		
Lims ID:	580-88125-B-11-C	Lab Sample ID:	140-88125-11		
Client ID:	G6-0to27-101818				
Operator ID:	Xcalibur_System	ALS Bottle#:	0	Worklist Smp#:	12
Injection Vol:	1.0 ul	Dil. Factor:	1.0000		
Method:	PCBs_D3D	Limit Group:	HR - 1668A - ICAL		
Column:	SPB-Octyl (0.25 mm)	Detector	F2(21.81 :35.54)		

PCB-85/116/117, CAS: STL01810

Signal: 2

Processing Integration Results

RT: 33.49
Area: 115225
Amount: 66.021720
Amount Units: pg/ul

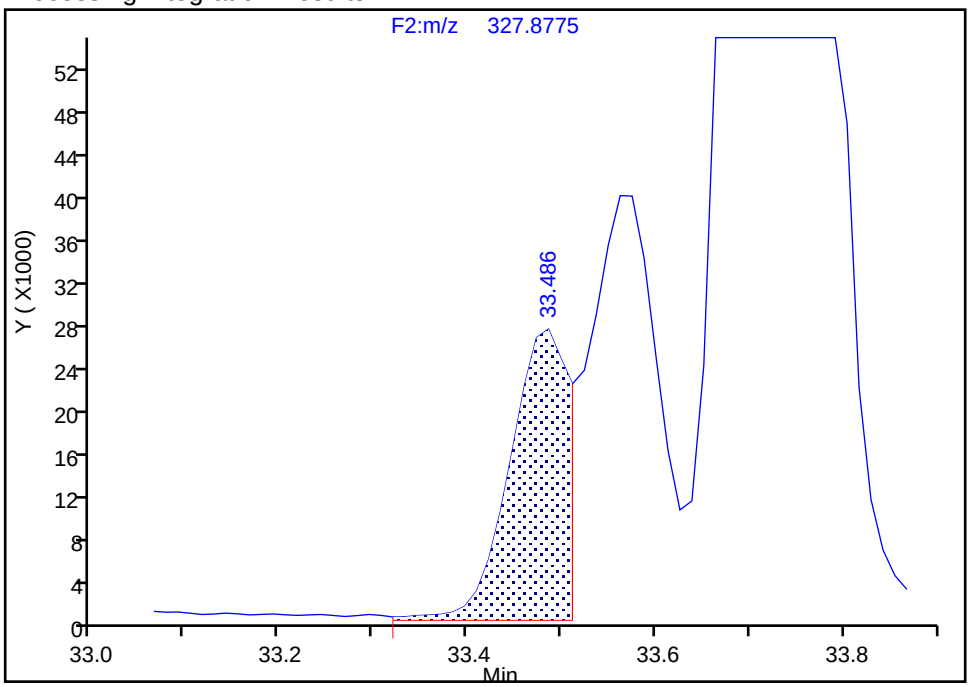

Manual Integration Results

RT: 33.56
Area: 284888
Amount: 178.4408
Amount Units: pg/ul

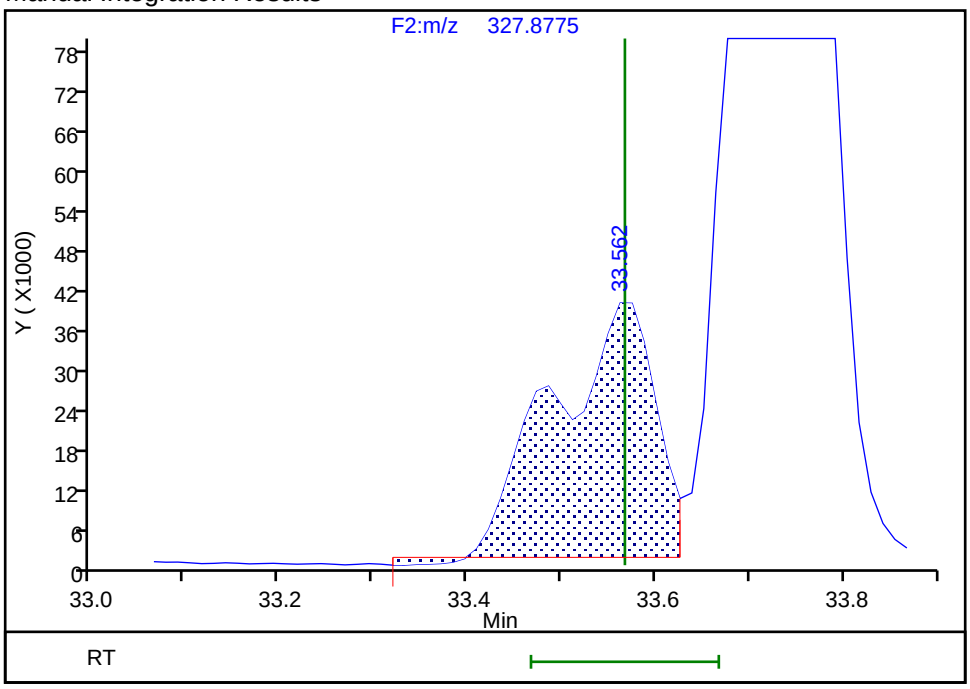

Reviewer: layk, 04-Sep-2019 10:45:55
Audit Action: Manually Integrated Audit Reason: Incomplete Integration

Manual Integration/User Assign Peak Report

Eurofins TestAmerica, Knoxville

Data File:	\\chromna\Knoxville\ChromData\D3D\20190903-12939.b\580-88125-b-11-c.d				
Injection Date:	04-Sep-2019 06:20:00	Instrument ID:	D3D		
Lims ID:	580-88125-B-11-C	Lab Sample ID:	140-88125-11		
Client ID:	G6-0to27-101818				
Operator ID:	Xcalibur_System	ALS Bottle#:	0	Worklist Smp#:	12
Injection Vol:	1.0 ul	Dil. Factor:	1.0000		
Method:	PCBs_D3D	Limit Group:	HR - 1668A - ICAL		
Column:	SPB-Octyl (0.25 mm)	Detector	F2(21.81 :35.54)		

PCB-82, CAS: 52663-62-4

Signal: 1

Not Detected
Expected RT: 34.05

Processing Integration Results

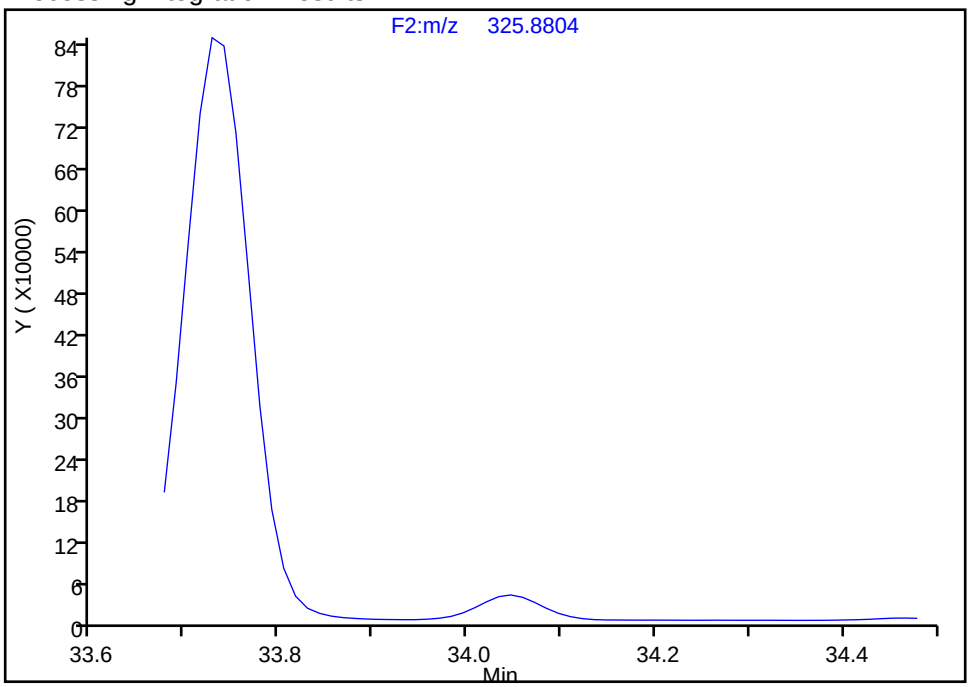

Manual Integration Results

RT: 34.05
Area: 194666
Amount: 97.298274
Amount Units: pg/ul

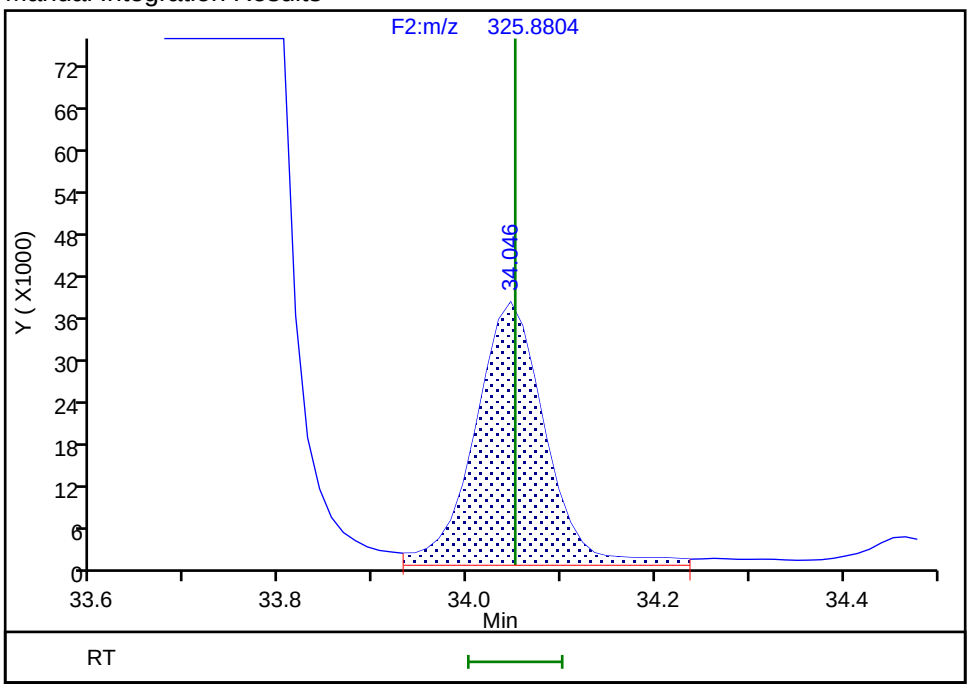

Reviewer: layk, 04-Sep-2019 10:46:05
Audit Action: Assigned Compound ID Audit Reason: Incomplete Integration

Manual Integration/User Assign Peak Report

Eurofins TestAmerica, Knoxville

Data File:	\\chromna\Knoxville\ChromData\D3D\20190903-12939.b\580-88125-b-11-c.d				
Injection Date:	04-Sep-2019 06:20:00	Instrument ID:	D3D		
Lims ID:	580-88125-B-11-C	Lab Sample ID:	140-88125-11		
Client ID:	G6-0to27-101818				
Operator ID:	Xcalibur_System	ALS Bottle#:	0	Worklist Smp#:	12
Injection Vol:	1.0 ul	Dil. Factor:	1.0000		
Method:	PCBs_D3D	Limit Group:	HR - 1668A - ICAL		
Column:	SPB-Octyl (0.25 mm)	Detector	F2(21.81 :35.54)		

PCB-111, CAS: 39635-32-0

Signal: 1

Not Detected
Expected RT: 34.46

Processing Integration Results

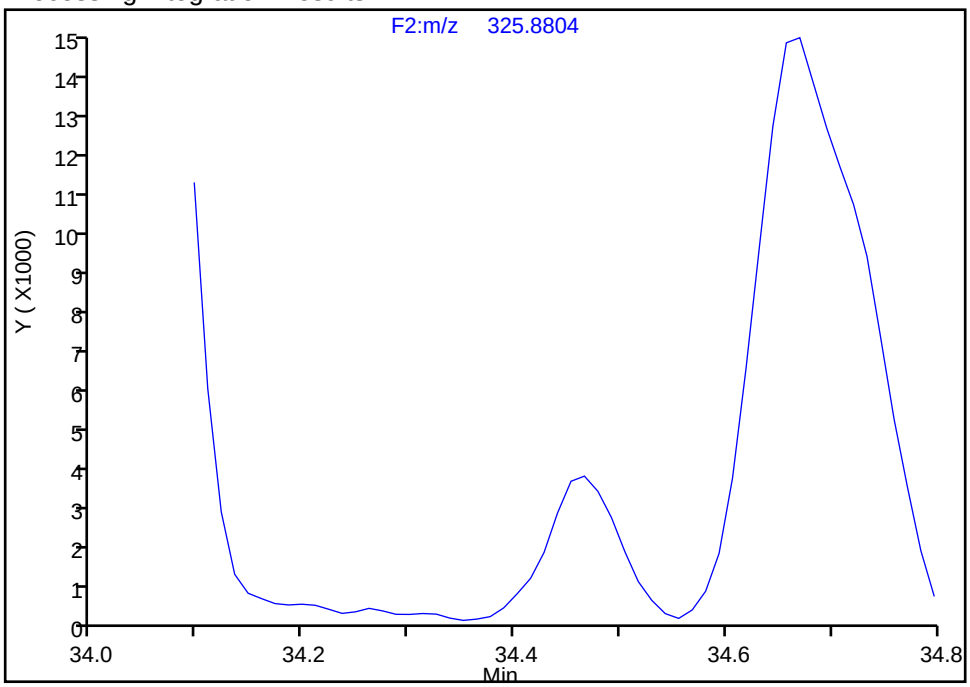

Manual Integration Results

RT: 34.47
Area: 24781
Amount: 7.840393
Amount Units: pg/ul

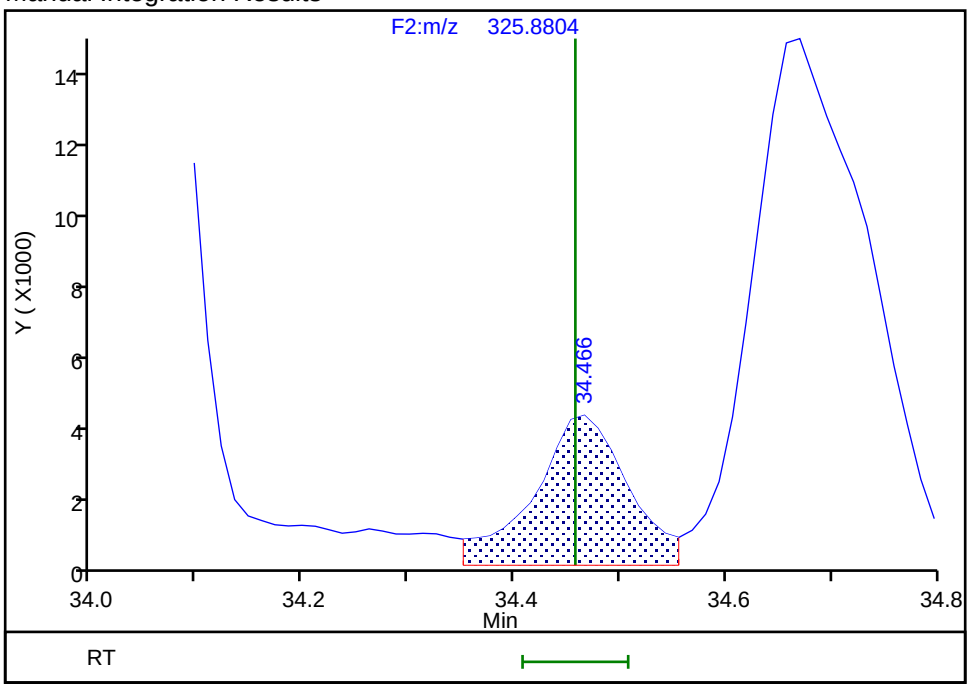

Reviewer: layk, 04-Sep-2019 10:46:23
Audit Action: Assigned Compound ID Audit Reason: Incomplete Integration

Manual Integration/User Assign Peak Report

Eurofins TestAmerica, Knoxville

Data File:	\\chromna\Knoxville\ChromData\D3D\20190903-12939.b\580-88125-b-11-c.d				
Injection Date:	04-Sep-2019 06:20:00	Instrument ID:	D3D		
Lims ID:	580-88125-B-11-C	Lab Sample ID:	140-88125-11		
Client ID:	G6-0to27-101818				
Operator ID:	Xcalibur_System	ALS Bottle#:	0	Worklist Smp#:	12
Injection Vol:	1.0 ul	Dil. Factor:	1.0000		
Method:	PCBs_D3D	Limit Group:	HR - 1668A - ICAL		
Column:	SPB-Octyl (0.25 mm)	Detector	F2(21.81 :35.54)		

PCB-120, CAS: 68194-12-7

Signal: 1

Not Detected
Expected RT: 34.92

Processing Integration Results

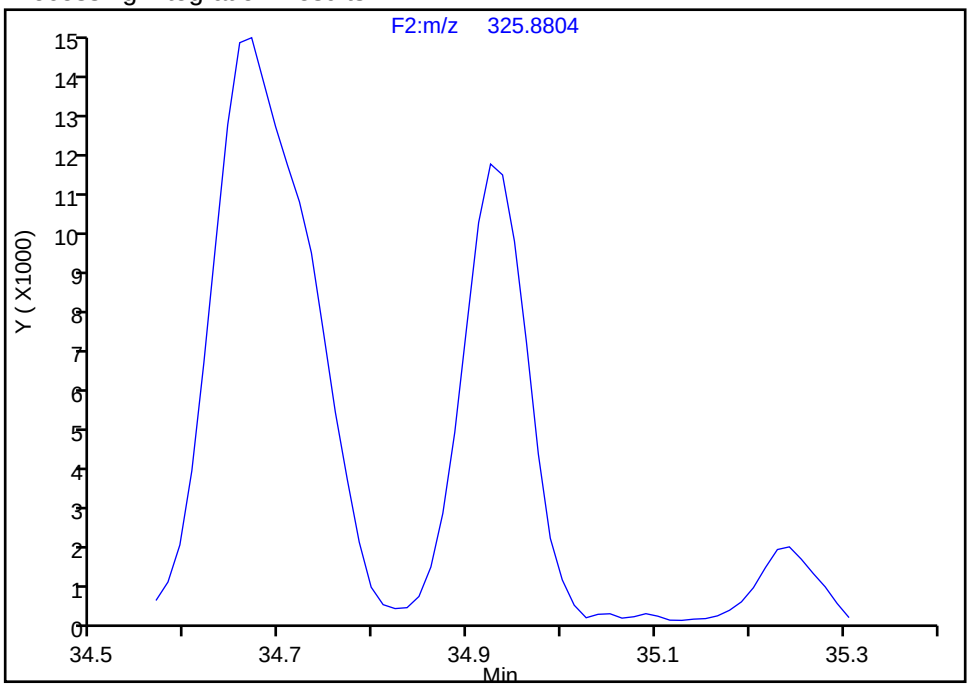

Manual Integration Results

RT: 34.92
Area: 60203
Amount: 17.370973
Amount Units: pg/ul

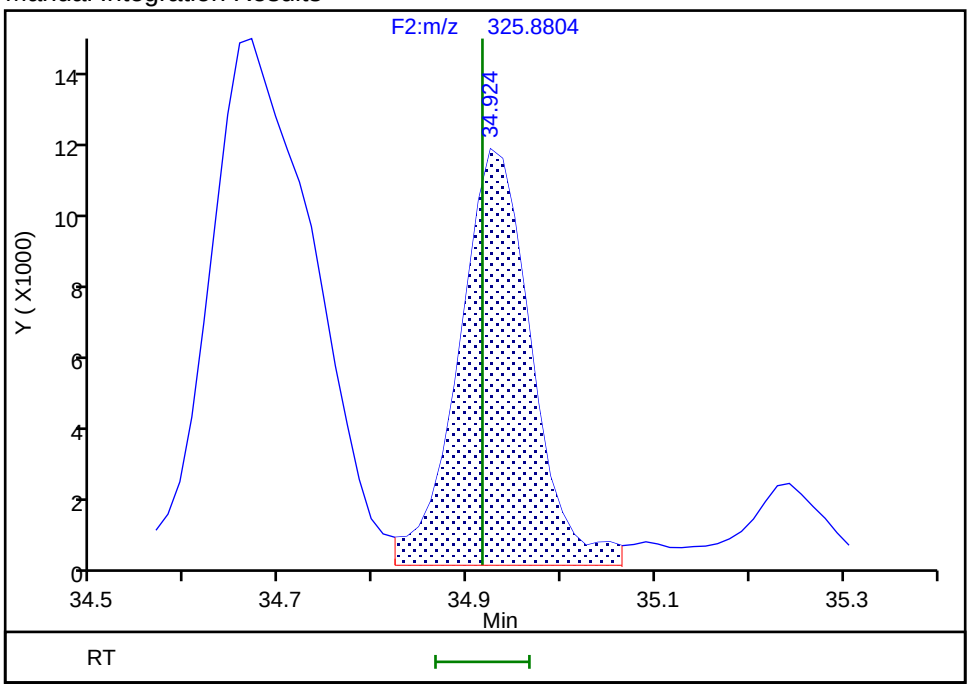

Reviewer: davidsonm, 04-Sep-2019 14:54:09
Audit Action: Assigned Compound ID Audit Reason: Incomplete Integration

Eurofins TestAmerica, Knoxville

Data File:	\\chromna\Knoxville\ChromData\D3D\20190903-12939.b\580-88125-b-11-c.d		
Injection Date:	04-Sep-2019 06:20:00	Injection Vol:	1.0 ul
Instrument ID:	D3D	Operator ID:	Xcalibur_System
Method:	PCBs_D3D	Limit Group:	HR - 1668A - ICAL
Client ID:	G6-0to27-101818		
Worklist#:	33231	Sample Line#:	12
Column Type:	SPB-Octyl	Column Dia:	0.25 mm

PePCB F3

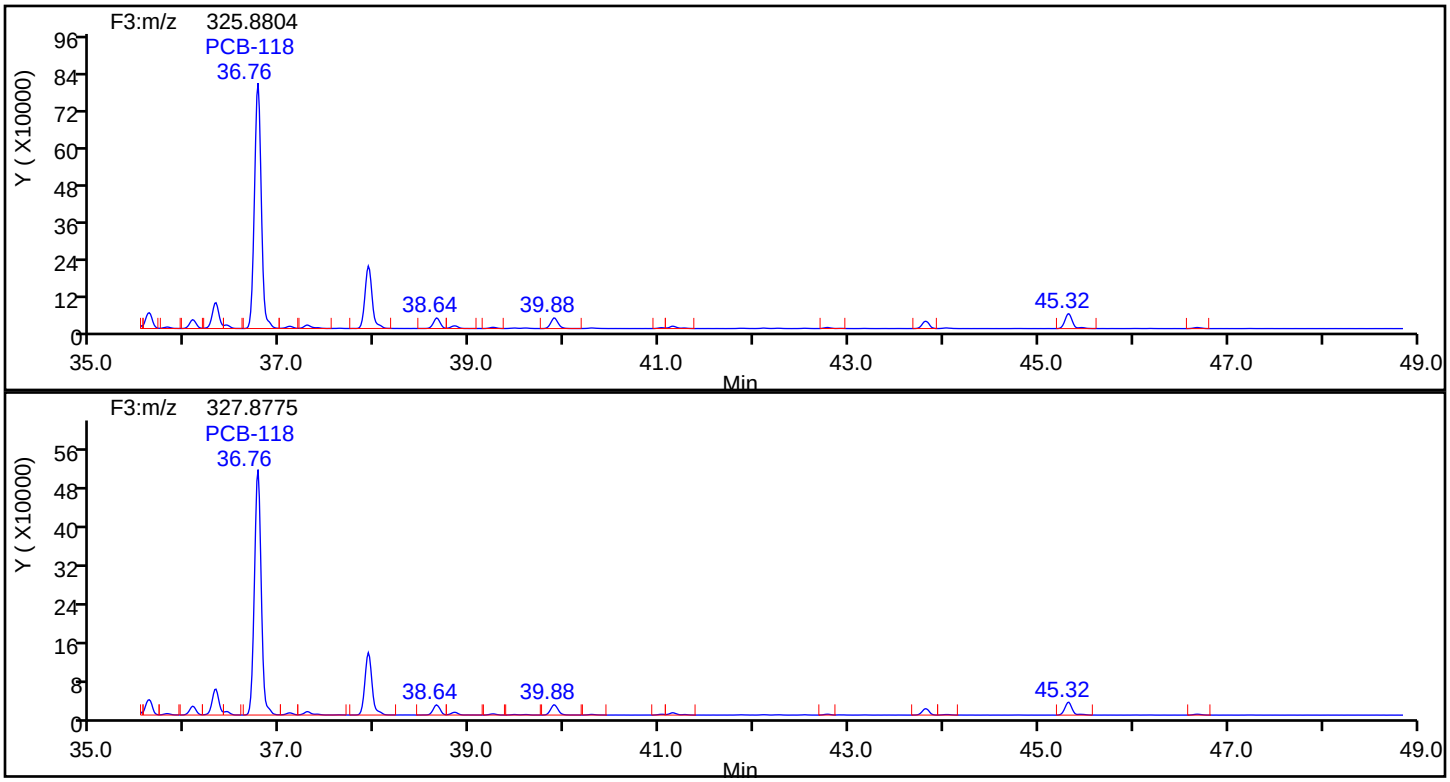

PePCB F3 Standards

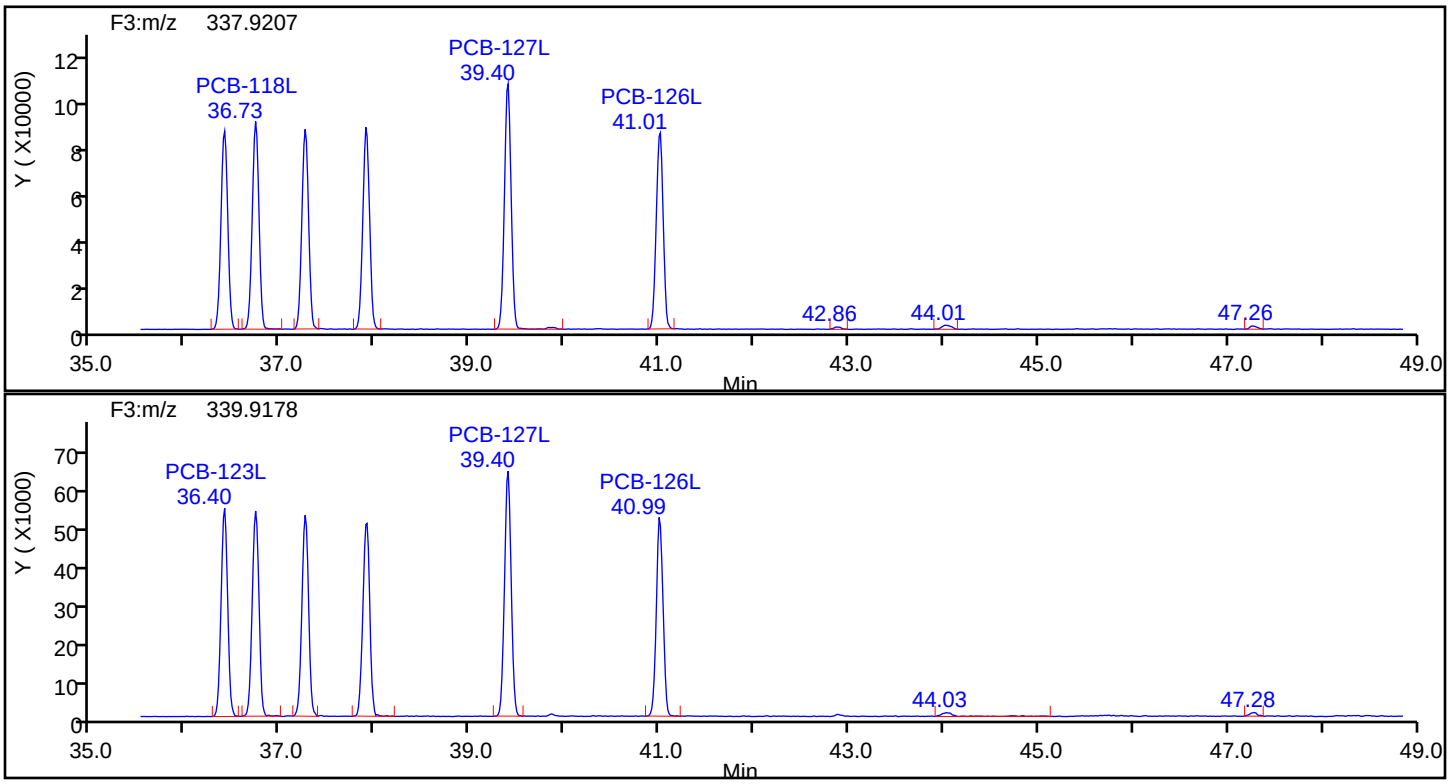

Eurofins TestAmerica, Knoxville

Data File:	\\chromna\Knoxville\ChromData\D3D\20190903-12939.b\580-88125-b-11-c.d		
Injection Date:	04-Sep-2019 06:20:00	Injection Vol:	1.0 ul
Instrument ID:	D3D	Operator ID:	Xcalibur_System
Method:	PCBs_D3D	Limit Group:	HR - 1668A - ICAL
Client ID:	G6-0to27-101818		
Worklist#:	33231	Sample Line#:	12
Column Type:	SPB-Octyl	Column Dia:	0.25 mm

PePCB F3

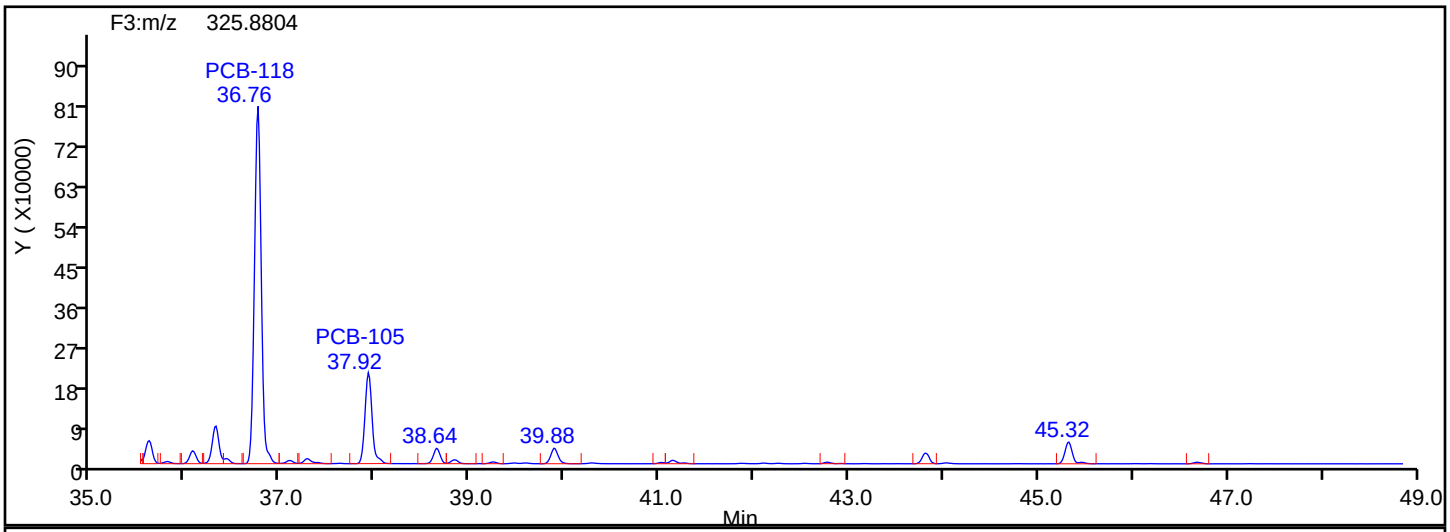

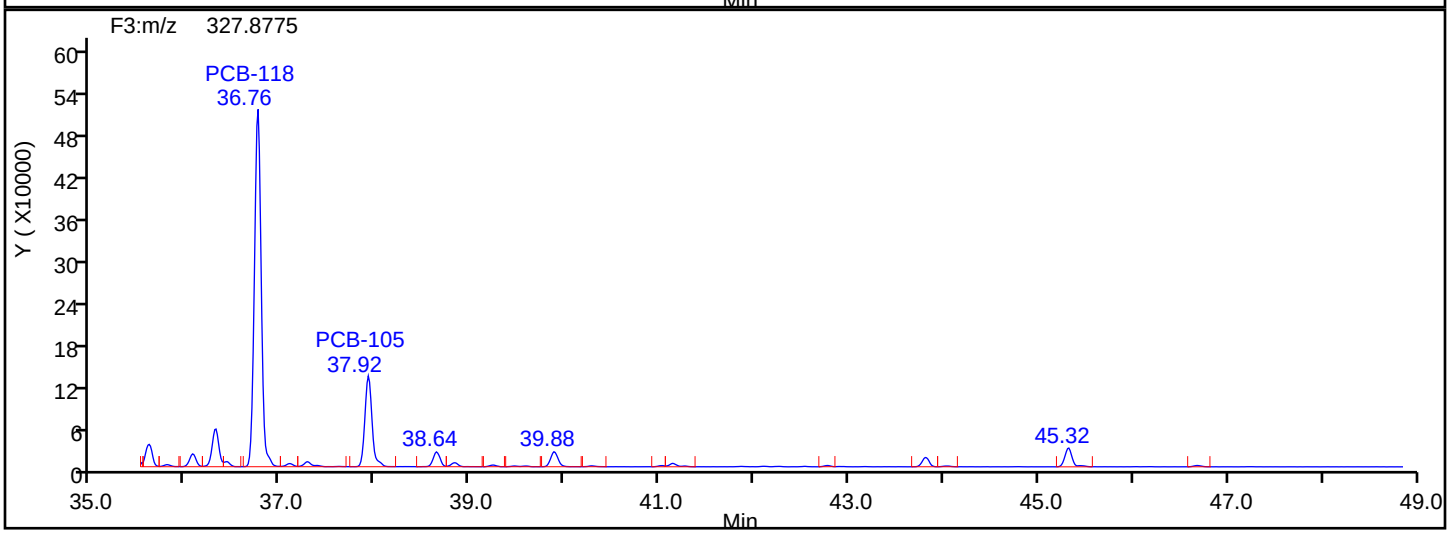

PePCB F3 Lock Mass

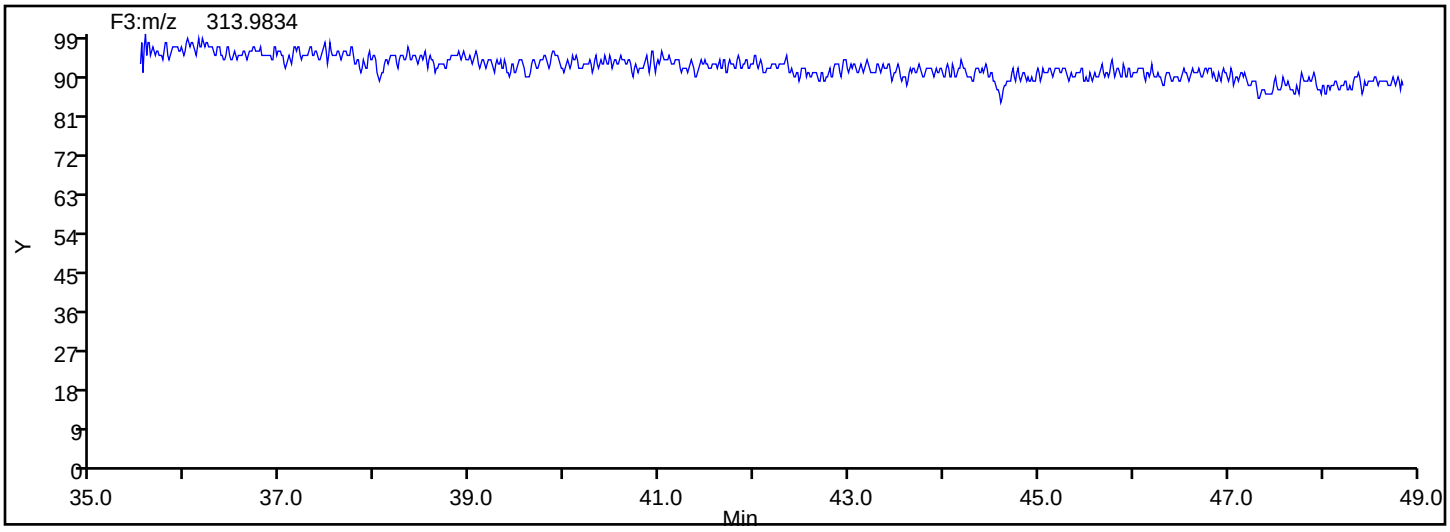

Manual Integration/User Assign Peak Report

Eurofins TestAmerica, Knoxville

Data File:	\\chromna\Knoxville\ChromData\D3D\20190903-12939.b\580-88125-b-11-c.d				
Injection Date:	04-Sep-2019 06:20:00	Instrument ID:	D3D		
Lims ID:	580-88125-B-11-C	Lab Sample ID:	140-88125-11		
Client ID:	G6-0to27-101818				
Operator ID:	Xcalibur_System	ALS Bottle#:	0	Worklist Smp#:	12
Injection Vol:	1.0 ul	Dil. Factor:	1.0000		
Method:	PCBs_D3D	Limit Group:	HR - 1668A - ICAL		
Column:	SPB-Octyl (0.25 mm)	Detector	F3(35.64 :49.10)		

PCB-108/124, CAS: STL02294

Signal: 1

Not Detected
Expected RT: 36.04

Processing Integration Results

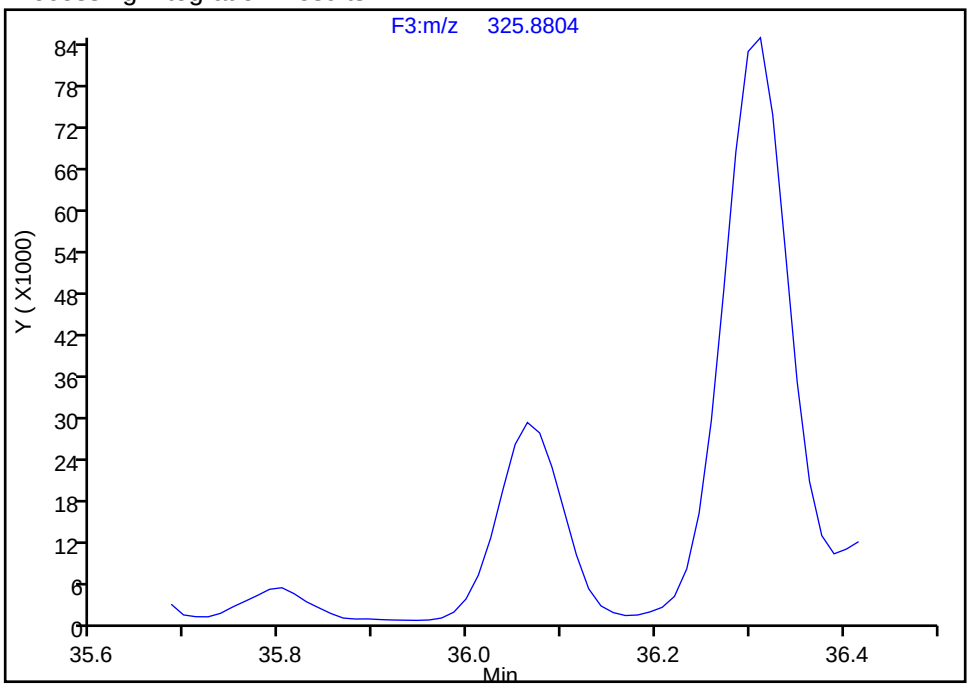

Manual Integration Results

RT: 36.06
Area: 141592
Amount: 26.858740
Amount Units: pg/ul

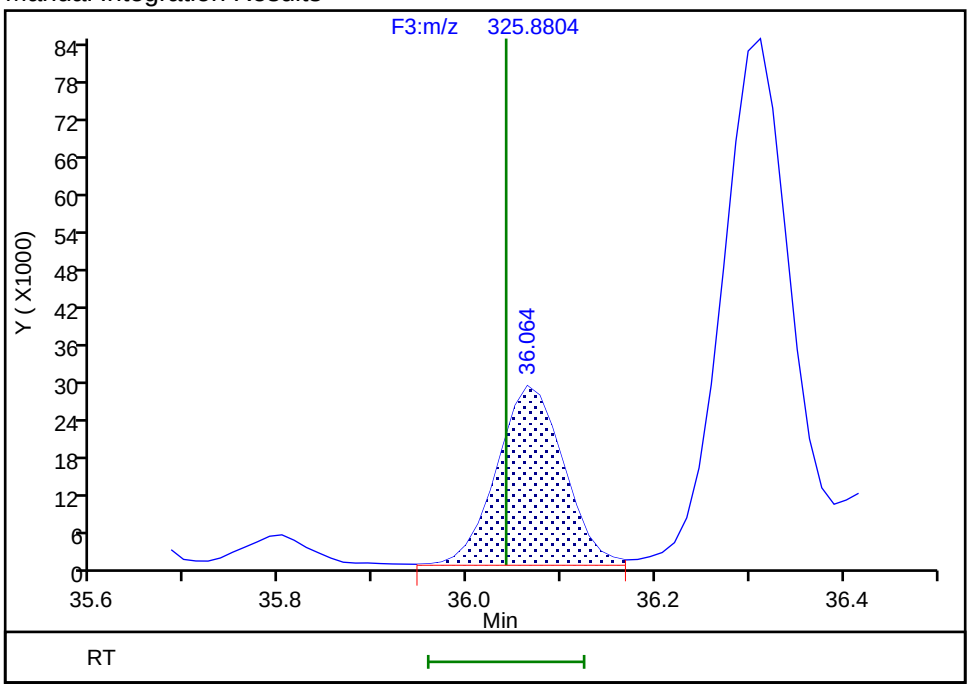

Reviewer: layk, 04-Sep-2019 10:46:37
Audit Action: Assigned Compound ID Audit Reason: Incomplete Integration

Manual Integration/User Assign Peak Report

Eurofins TestAmerica, Knoxville

Data File:	\\chromna\Knoxville\ChromData\D3D\20190903-12939.b\580-88125-b-11-c.d				
Injection Date:	04-Sep-2019 06:20:00	Instrument ID:	D3D		
Lims ID:	580-88125-B-11-C	Lab Sample ID:	140-88125-11		
Client ID:	G6-0to27-101818				
Operator ID:	Xcalibur_System	ALS Bottle#:	0	Worklist Smp#:	12
Injection Vol:	1.0 ul	Dil. Factor:	1.0000		
Method:	PCBs_D3D	Limit Group:	HR - 1668A - ICAL		
Column:	SPB-Octyl (0.25 mm)	Detector	F3(35.64 :49.10)		

PCB-107, CAS: 70424-68-9

Signal: 1

Not Detected
Expected RT: 36.29

Processing Integration Results

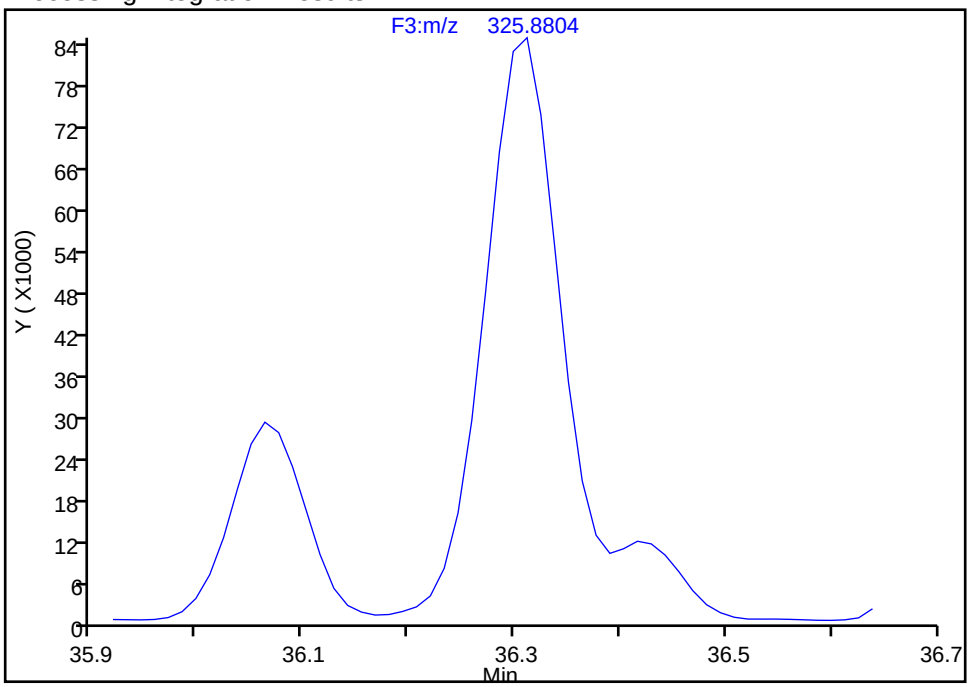

Manual Integration Results

RT: 36.31
Area: 423431
Amount: 74.695682
Amount Units: pg/ul

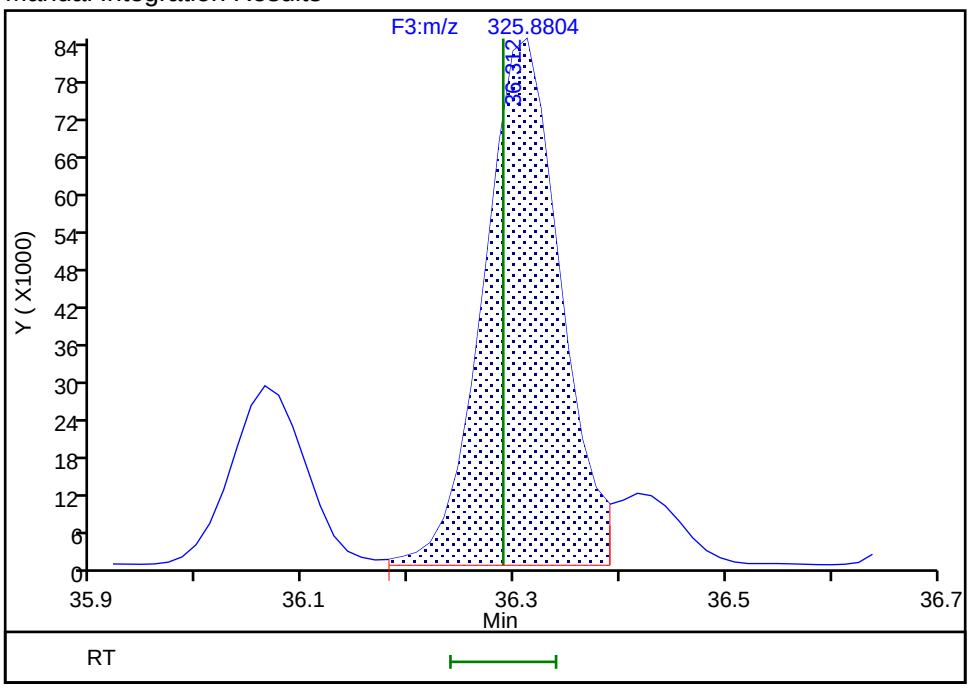

Reviewer: layk, 04-Sep-2019 10:47:32
Audit Action: Split an Integrated Peak Audit Reason: Split Peak

Manual Integration/User Assign Peak Report

Eurofins TestAmerica, Knoxville

Data File:	\\chromna\Knoxville\ChromData\D3D\20190903-12939.b\580-88125-b-11-c.d				
Injection Date:	04-Sep-2019 06:20:00	Instrument ID:	D3D		
Lims ID:	580-88125-B-11-C	Lab Sample ID:	140-88125-11		
Client ID:	G6-0to27-101818				
Operator ID:	Xcalibur_System	ALS Bottle#:	0	Worklist Smp#:	12
Injection Vol:	1.0 ul	Dil. Factor:	1.0000		
Method:	PCBs_D3D	Limit Group:	HR - 1668A - ICAL		
Column:	SPB-Octyl (0.25 mm)	Detector	F3(35.64 :49.10)		

PCB-123, CAS: 65510-44-3

Signal: 1

Not Detected
Expected RT: 36.41

Processing Integration Results

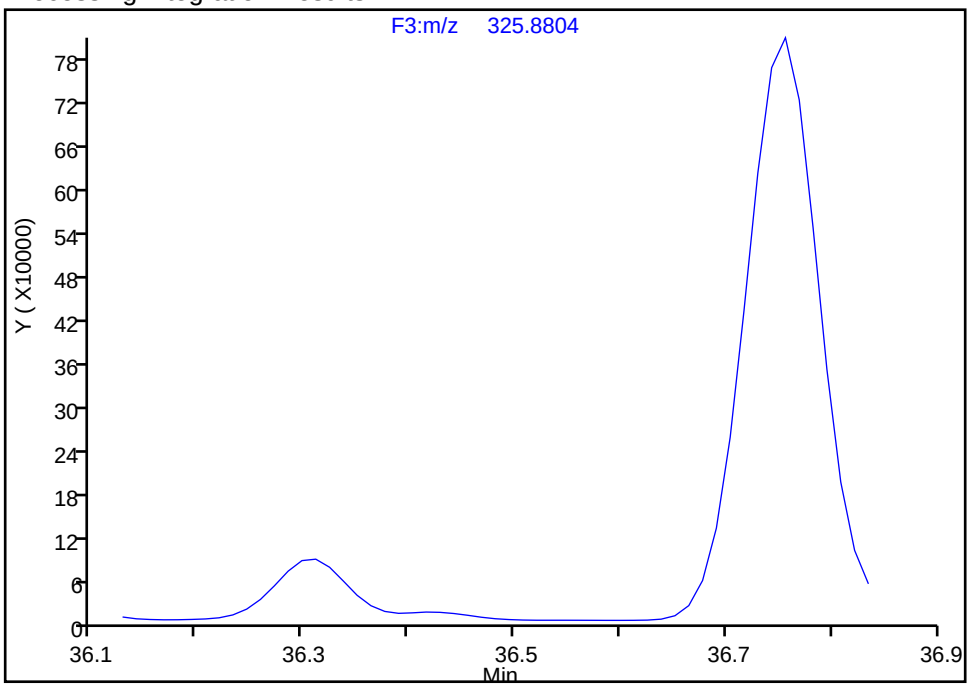

Manual Integration Results

RT: 36.42
Area: 50357
Amount: 8.950673
Amount Units: pg/ul

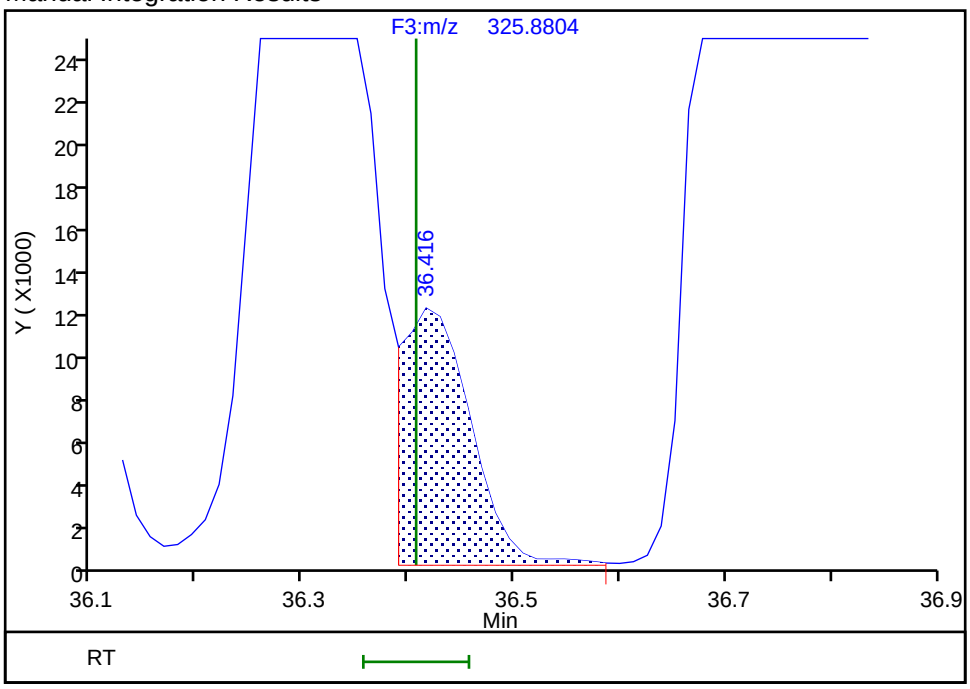

Reviewer: layk, 04-Sep-2019 10:47:40
Audit Action: Manually Integrated/Assigned Compound ID Audit Reason: Split Peak

Eurofins TestAmerica, Knoxville

Data File:	\\chromna\Knoxville\ChromData\D3D\20190903-12939.b\580-88125-b-11-c.d		
Injection Date:	04-Sep-2019 06:20:00	Injection Vol:	1.0 ul
Instrument ID:	D3D	Operator ID:	Xcalibur_System
Method:	PCBs_D3D	Limit Group:	HR - 1668A - ICAL
Client ID:	G6-0to27-101818		
Worklist#:	33231	Sample Line#:	12
Column Type:	SPB-Octyl	Column Dia:	0.25 mm

HxPCB F2

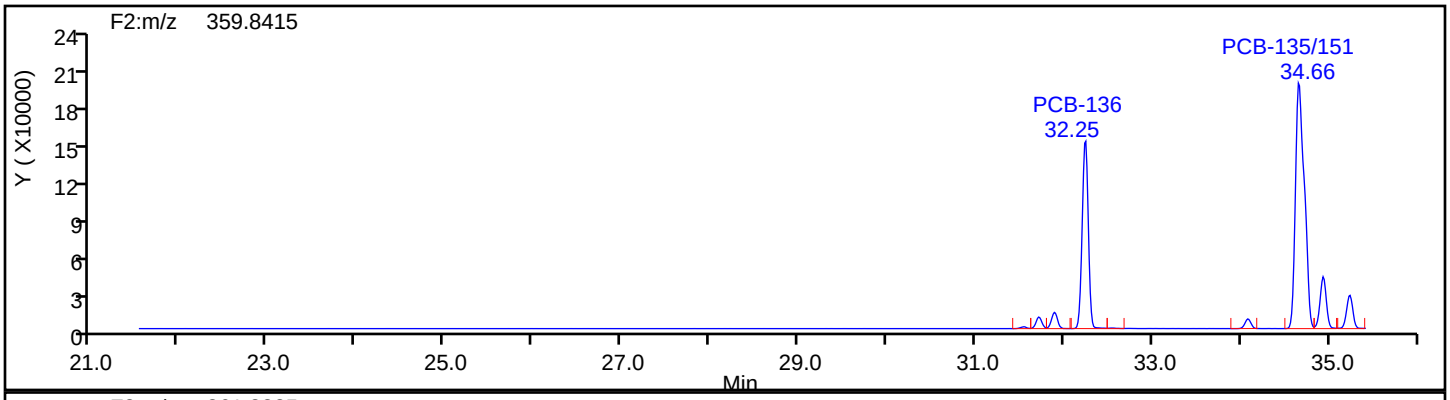

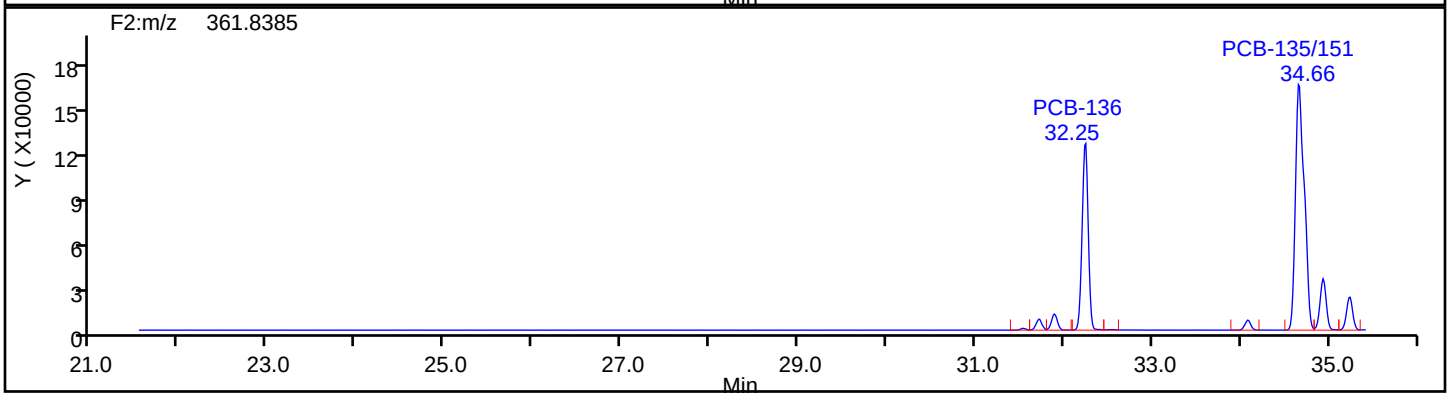

HxPCB F2 Standards

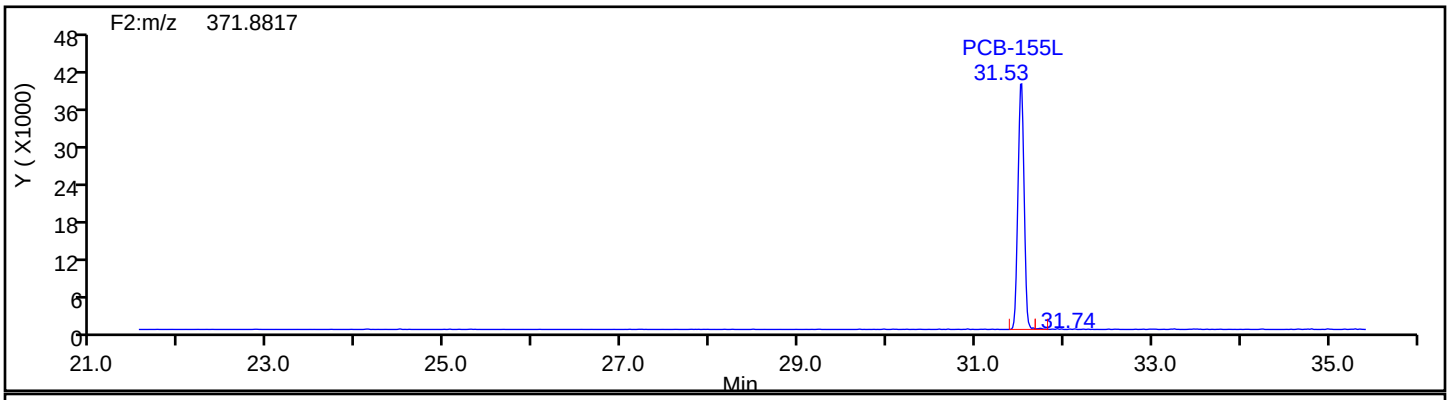

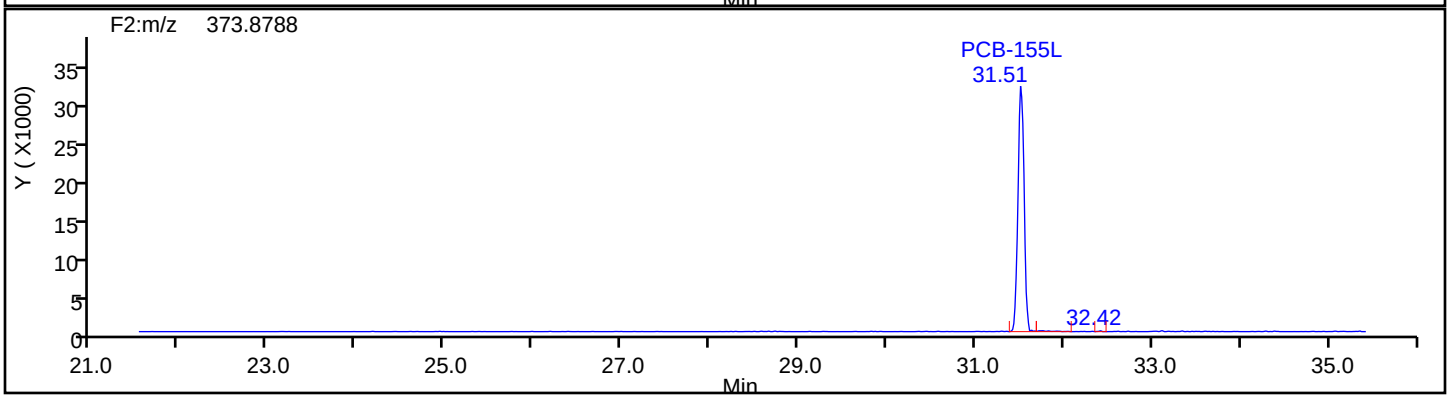

Eurofins TestAmerica, Knoxville

Data File:	\\chromna\Knoxville\ChromData\D3D\20190903-12939.b\580-88125-b-11-c.d		
Injection Date:	04-Sep-2019 06:20:00	Injection Vol:	1.0 ul
Instrument ID:	D3D	Operator ID:	Xcalibur_System
Method:	PCBs_D3D	Limit Group:	HR - 1668A - ICAL
Client ID:	G6-0to27-101818		
Worklist#:	33231	Sample Line#:	12
Column Type:	SPB-Octyl	Column Dia:	0.25 mm

HxPCB F2

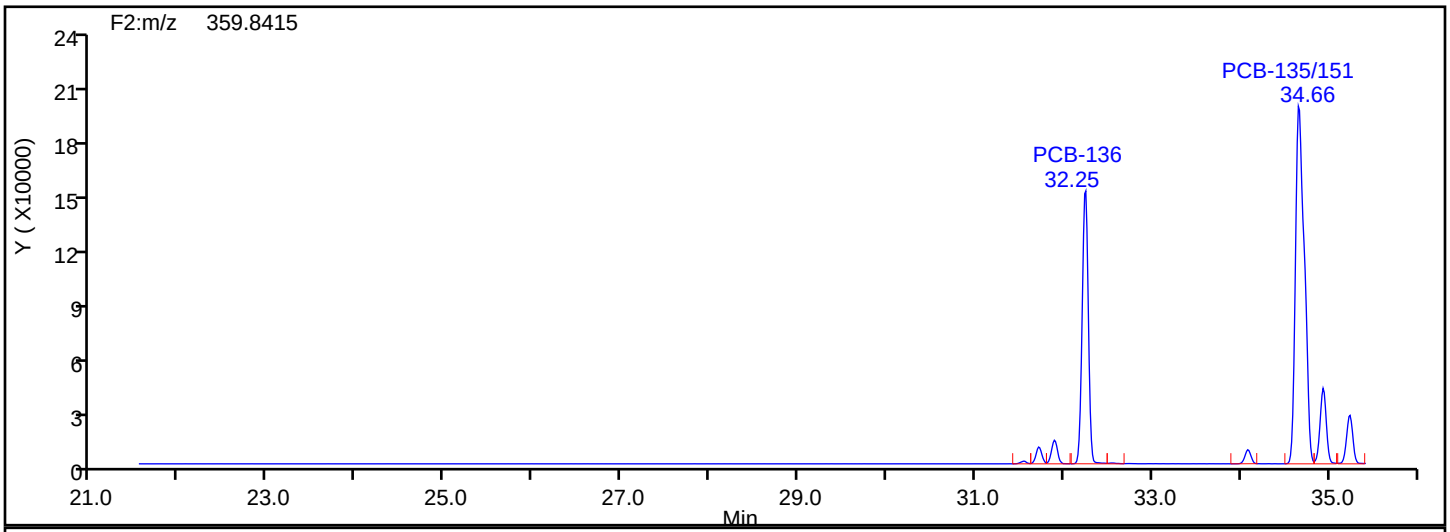

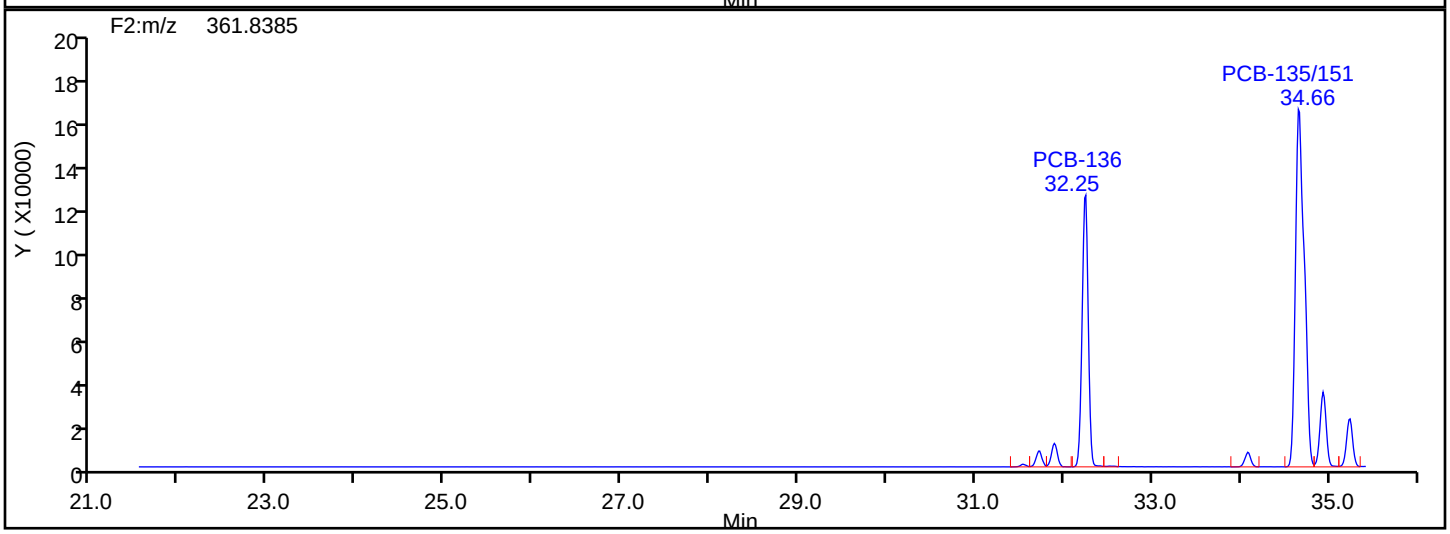

HxPCB F2 Lock Mass

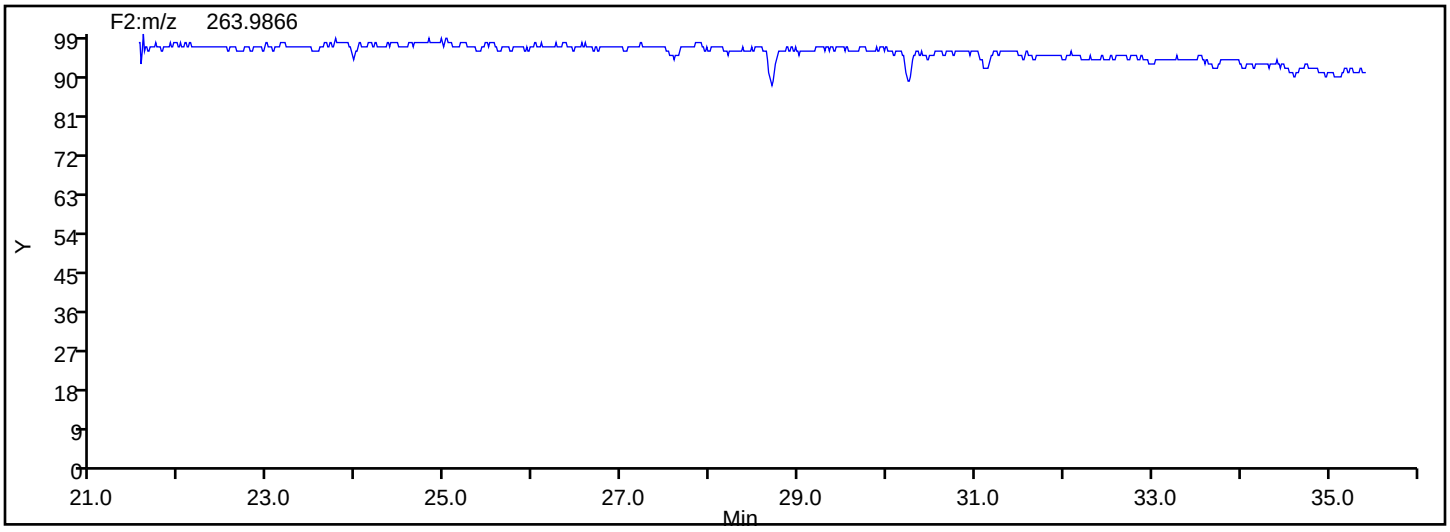

Eurofins TestAmerica, Knoxville

Data File:	\\chromna\Knoxville\ChromData\D3D\20190903-12939.b\580-88125-b-11-c.d		
Injection Date:	04-Sep-2019 06:20:00	Injection Vol:	1.0 ul
Instrument ID:	D3D	Operator ID:	Xcalibur_System
Method:	PCBs_D3D	Limit Group:	HR - 1668A - ICAL
Client ID:	G6-0to27-101818		
Worklist#:	33231	Sample Line#:	12
Column Type:	SPB-Octyl	Column Dia:	0.25 mm

HxPCB F3

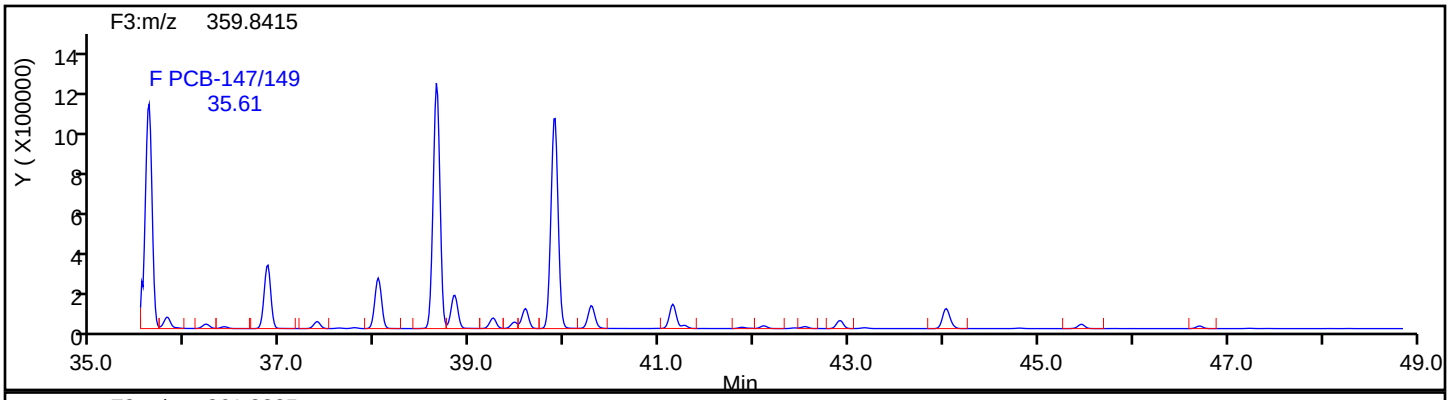

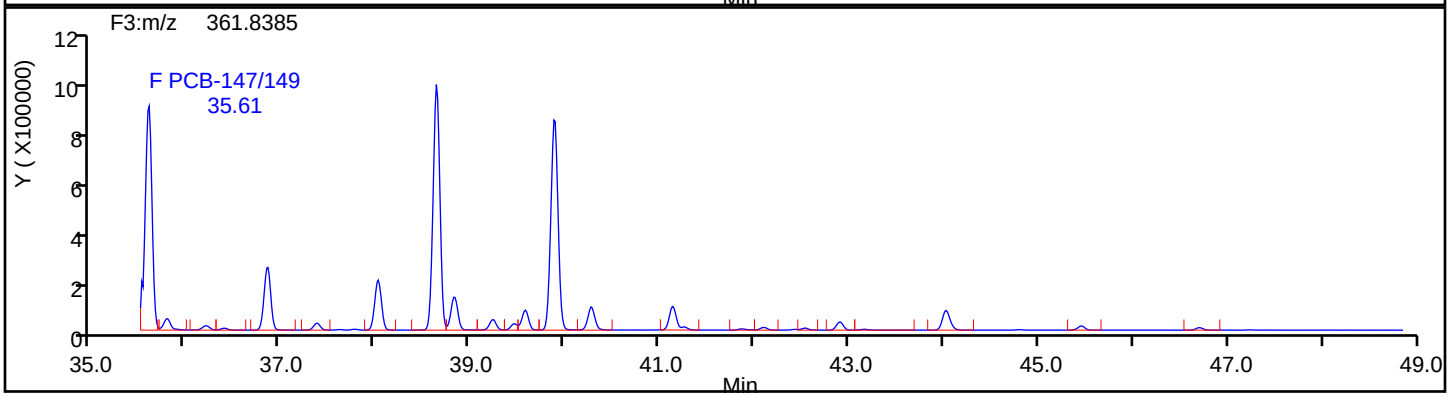

HxPCB F3 Standards

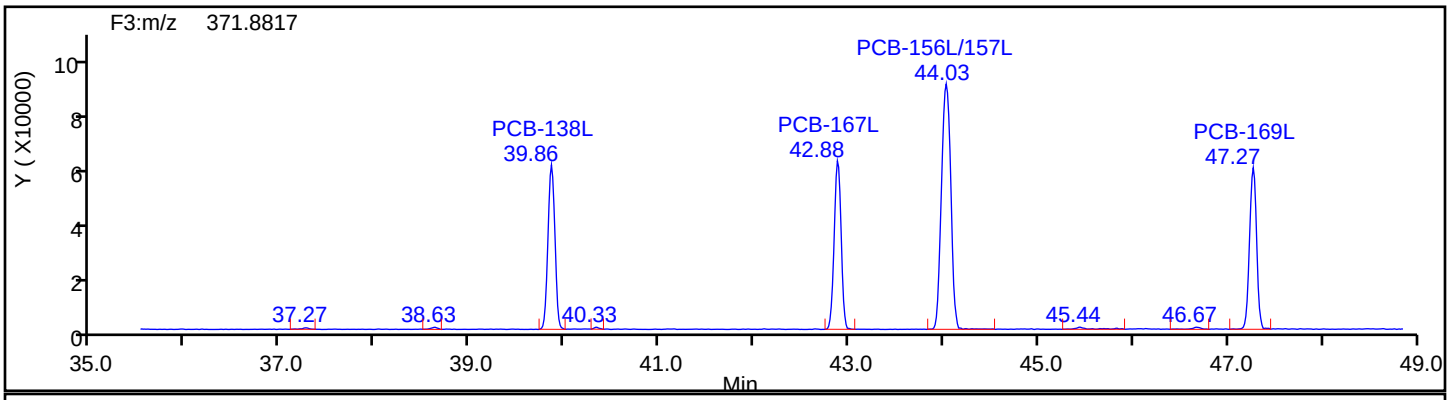

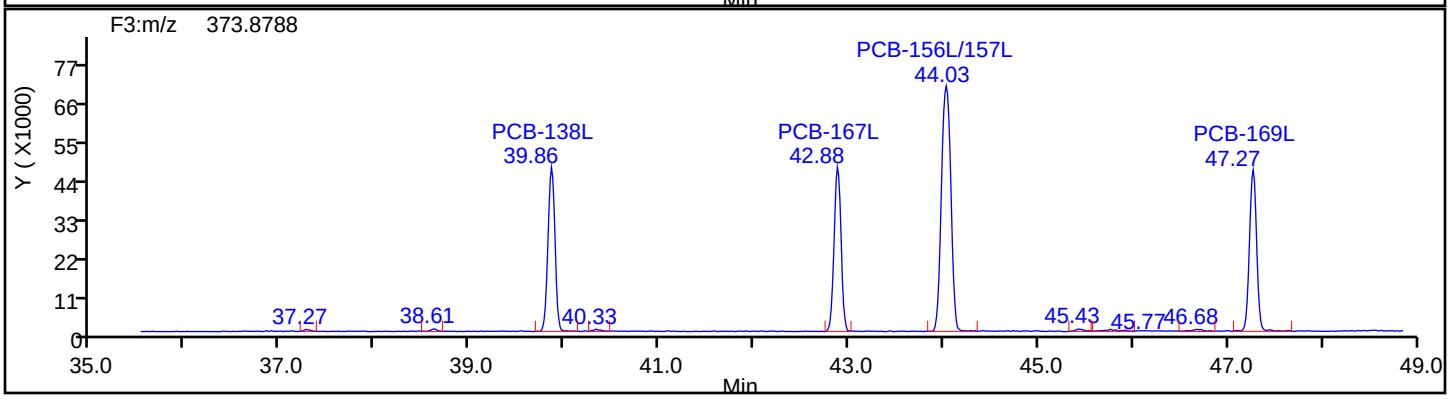

Eurofins TestAmerica, Knoxville

Data File:	\\chromna\Knoxville\ChromData\D3D\20190903-12939.b\580-88125-b-11-c.d		
Injection Date:	04-Sep-2019 06:20:00	Injection Vol:	1.0 ul
Instrument ID:	D3D	Operator ID:	Xcalibur_System
Method:	PCBs_D3D	Limit Group:	HR - 1668A - ICAL
Client ID:	G6-0to27-101818		
Worklist#:	33231	Sample Line#:	12
Column Type:	SPB-Octyl	Column Dia:	0.25 mm

HxPCB F3

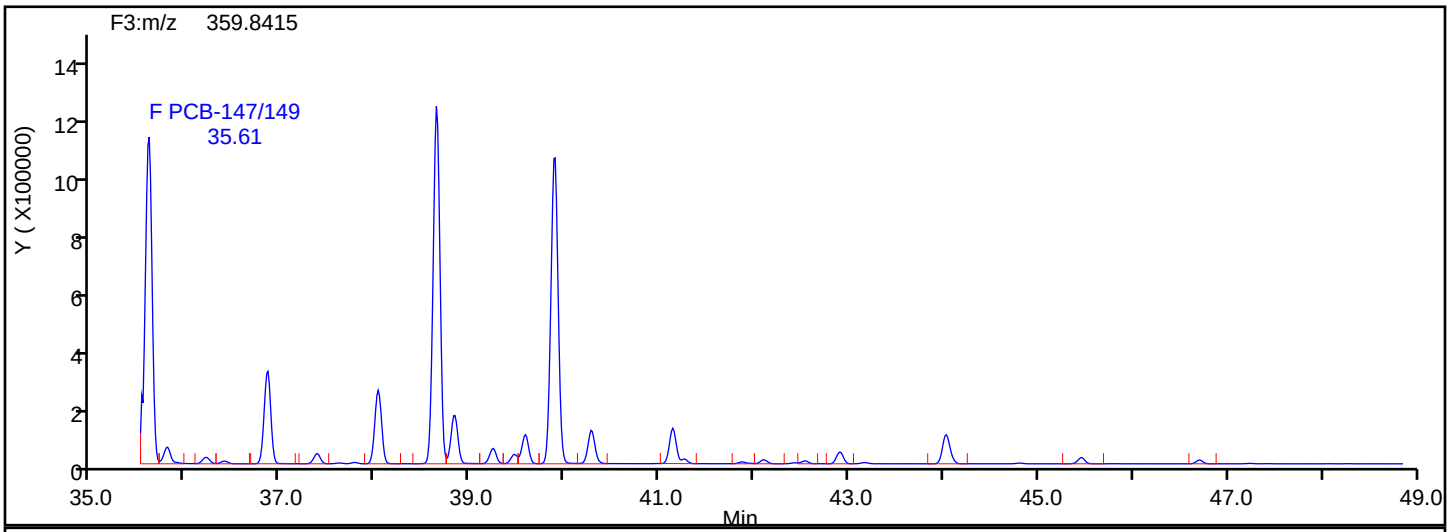

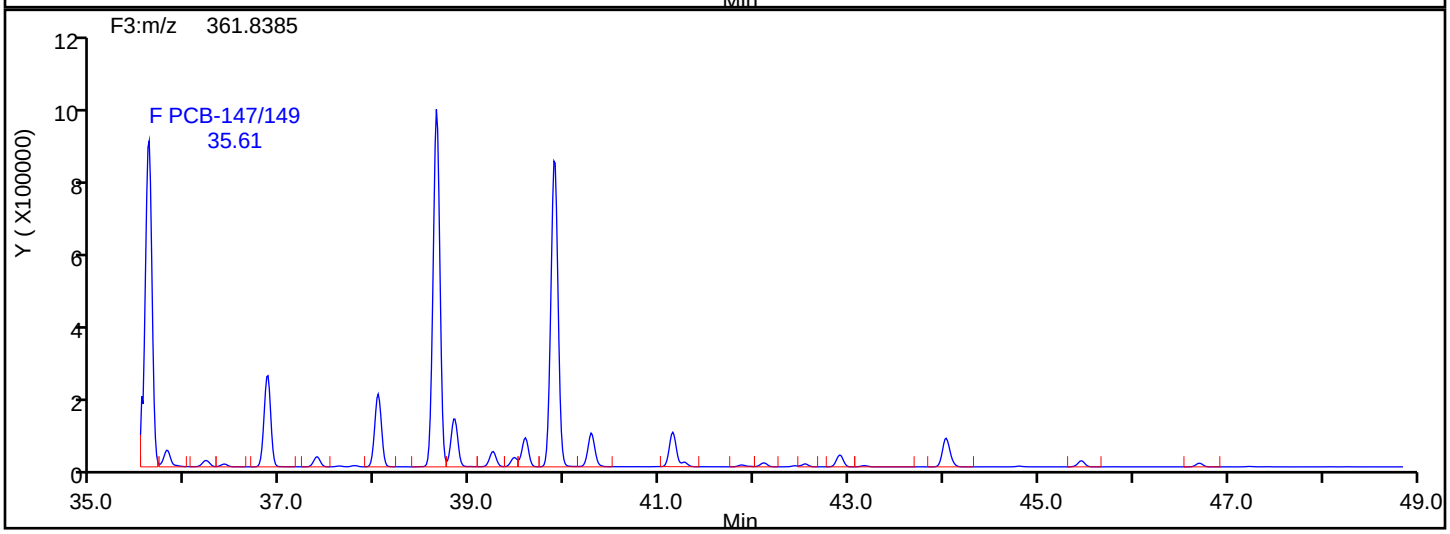

HxPCB F3 Lock Mass

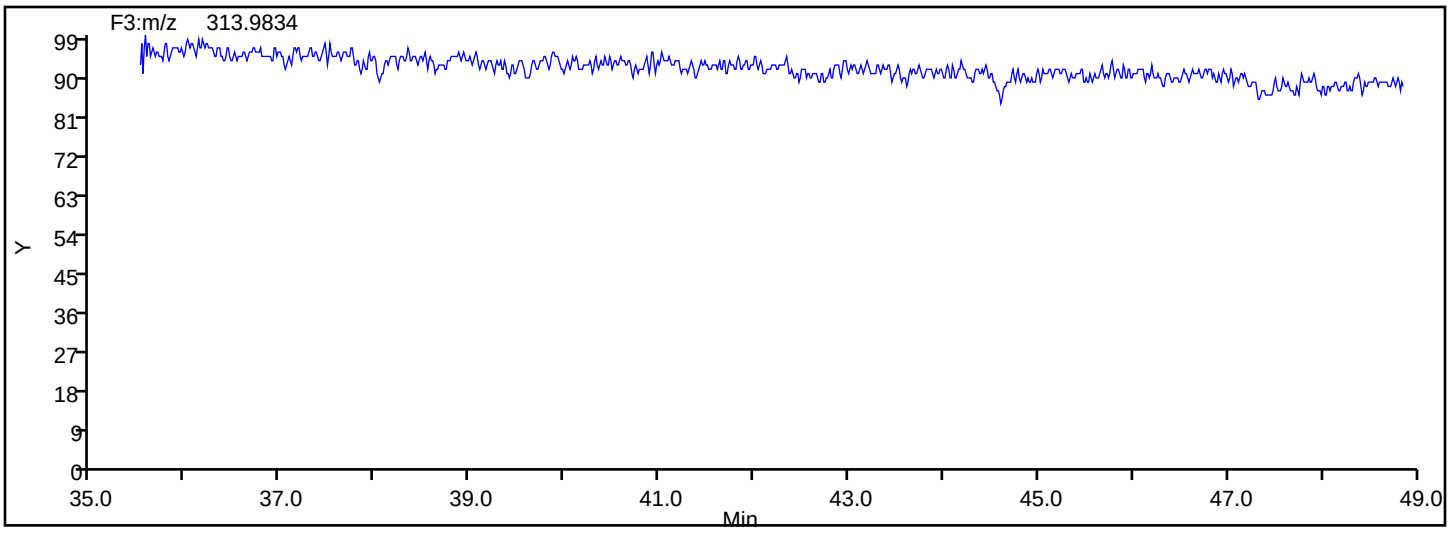

Manual Integration/User Assign Peak Report

Eurofins TestAmerica, Knoxville

Data File:	\\chromna\Knoxville\ChromData\D3D\20190903-12939.b\580-88125-b-11-c.d				
Injection Date:	04-Sep-2019 06:20:00	Instrument ID:	D3D		
Lims ID:	580-88125-B-11-C	Lab Sample ID:	140-88125-11		
Client ID:	G6-0to27-101818				
Operator ID:	Xcalibur_System	ALS Bottle#:	0	Worklist Smp#:	12
Injection Vol:	1.0 ul	Dil. Factor:	1.0000		
Method:	PCBs_D3D	Limit Group:	HR - 1668A - ICAL		
Column:	SPB-Octyl (0.25 mm)	Detector	F3(35.64 :49.10)		

PCB-134/143, CAS: STL01818

Signal: 1

Not Detected
Expected RT: 35.90

Processing Integration Results

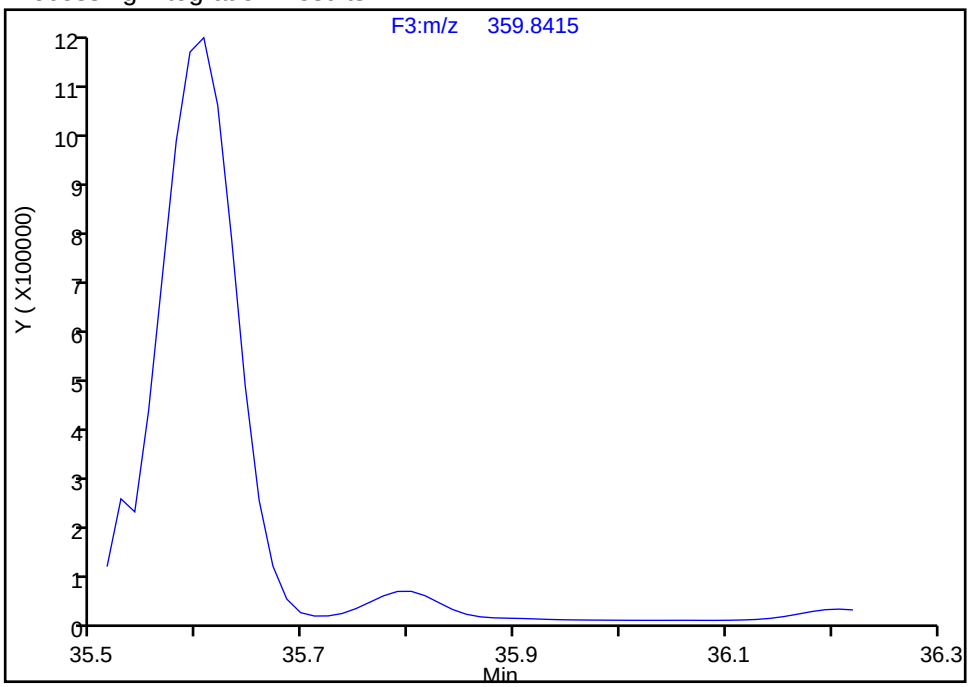

Manual Integration Results

RT: 35.80
Area: 304135
Amount: 116.0099
Amount Units: pg/ul

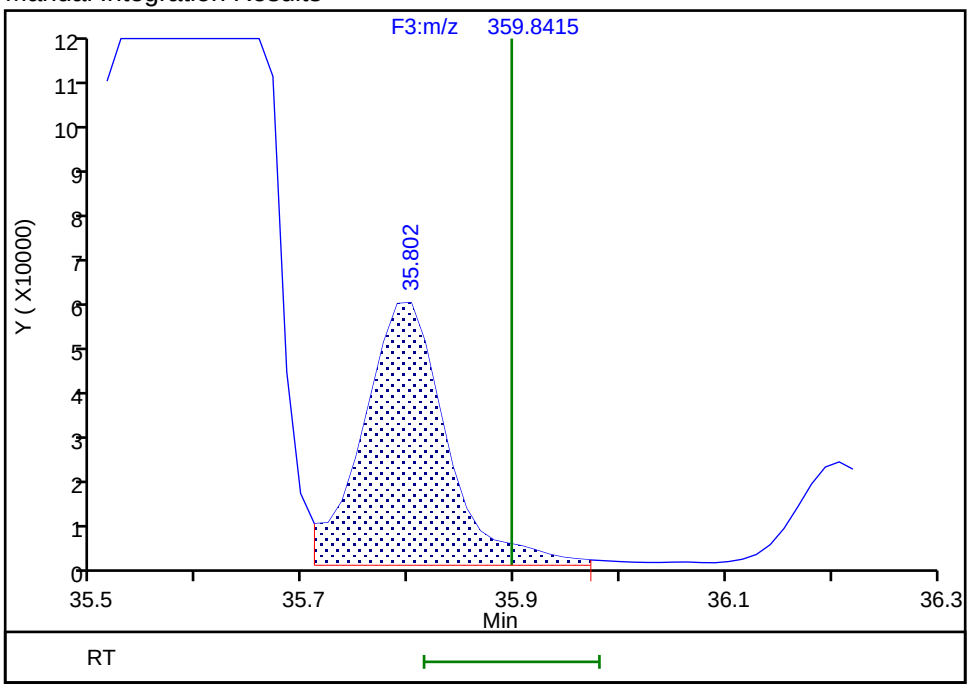

Reviewer: layk, 04-Sep-2019 10:49:41
Audit Action: Assigned Compound ID Audit Reason: Split Peak

Manual Integration/User Assign Peak Report

Eurofins TestAmerica, Knoxville

Data File:	\\chromna\Knoxville\ChromData\D3D\20190903-12939.b\580-88125-b-11-c.d				
Injection Date:	04-Sep-2019 06:20:00	Instrument ID:	D3D		
Lims ID:	580-88125-B-11-C	Lab Sample ID:	140-88125-11		
Client ID:	G6-0to27-101818				
Operator ID:	Xcalibur_System	ALS Bottle#:	0	Worklist Smp#:	12
Injection Vol:	1.0 ul	Dil. Factor:	1.0000		
Method:	PCBs_D3D	Limit Group:	HR - 1668A - ICAL		
Column:	SPB-Octyl (0.25 mm)	Detector	F3(35.64 :49.10)		

PCB-128/166, CAS: STL01816

Signal: 1

Processing Integration Results

RT: 41.14
Area: 616420
Amount: 178.3453
Amount Units: pg/ul

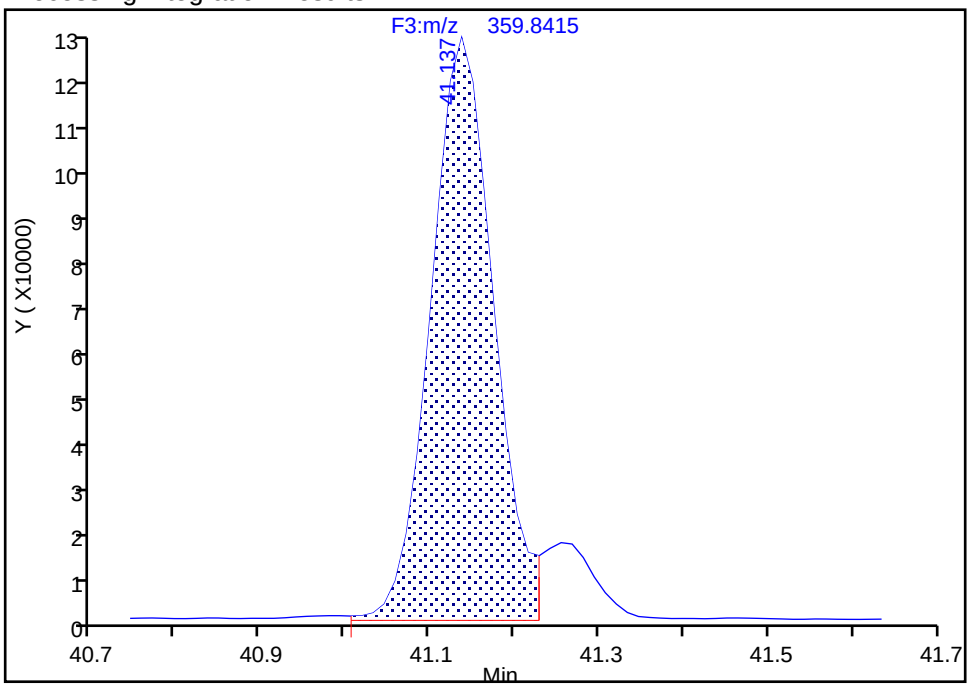

Manual Integration Results

RT: 41.14
Area: 670791
Amount: 194.1219
Amount Units: pg/ul

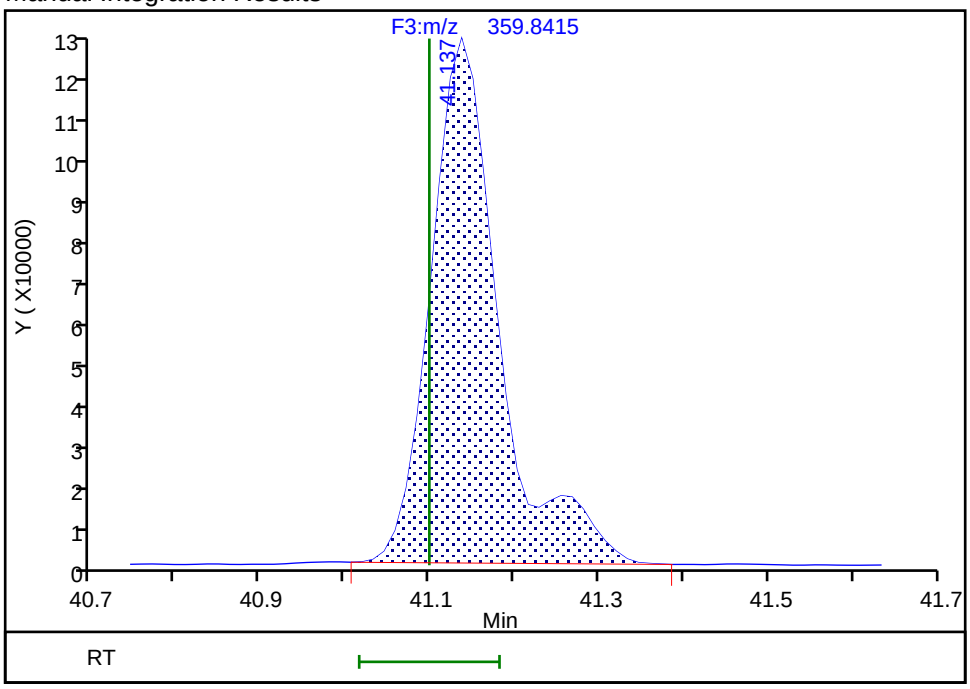

Reviewer: layk, 04-Sep-2019 10:51:06

Audit Action: Manually Integrated Audit Reason: Baseline

Manual Integration/User Assign Peak Report

Eurofins TestAmerica, Knoxville

Data File:	\\chromna\Knoxville\ChromData\D3D\20190903-12939.b\580-88125-b-11-c.d				
Injection Date:	04-Sep-2019 06:20:00	Instrument ID:	D3D		
Lims ID:	580-88125-B-11-C	Lab Sample ID:	140-88125-11		
Client ID:	G6-0to27-101818				
Operator ID:	Xcalibur_System	ALS Bottle#:	0	Worklist Smp#:	12
Injection Vol:	1.0 ul	Dil. Factor:	1.0000		
Method:	PCBs_D3D	Limit Group:	HR - 1668A - ICAL		
Column:	SPB-Octyl (0.25 mm)	Detector	F3(35.64 :49.10)		

PCB-128/166, CAS: STL01816

Signal: 2

Processing Integration Results

RT: 41.14
Area: 489478
Amount: 178.3453
Amount Units: pg/ul

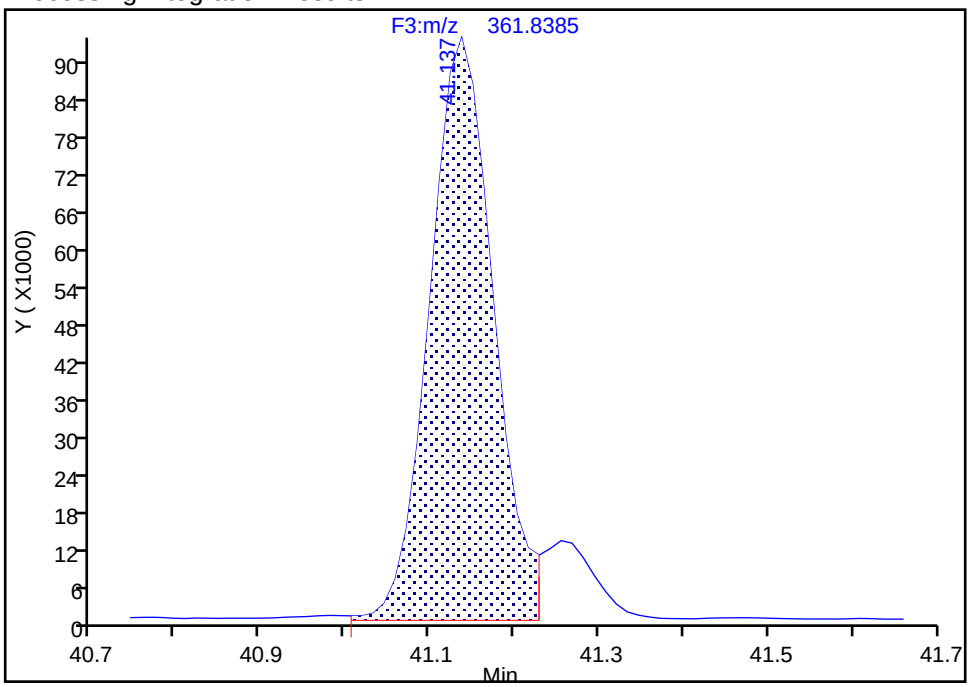

Manual Integration Results

RT: 41.14
Area: 532936
Amount: 194.1219
Amount Units: pg/ul

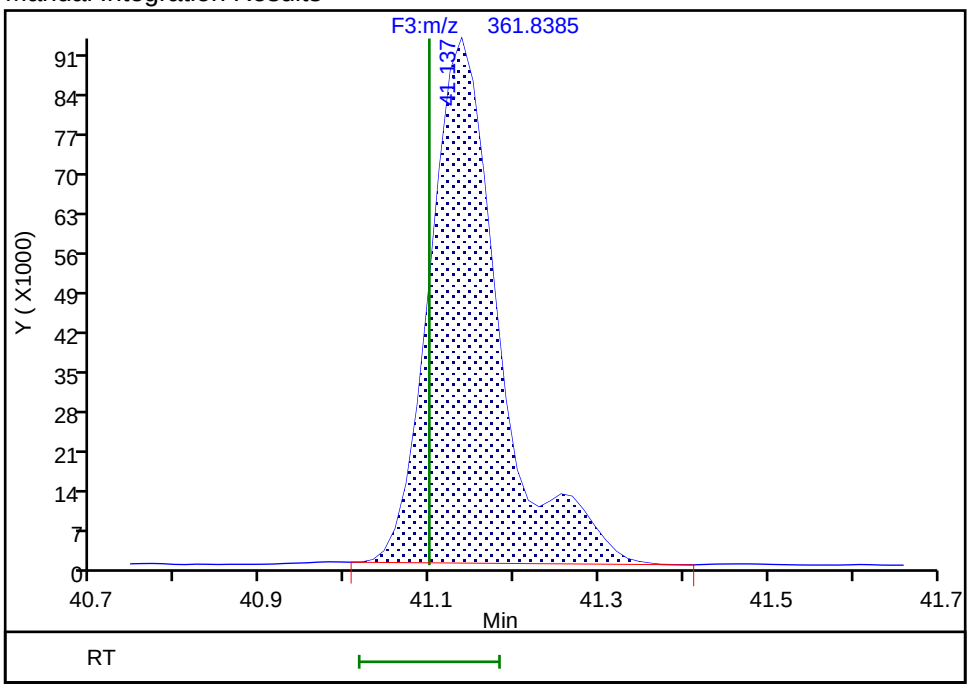

Reviewer: layk, 04-Sep-2019 10:51:11

Audit Action: Manually Integrated Audit Reason: Baseline

Manual Integration/User Assign Peak Report

Eurofins TestAmerica, Knoxville

Data File:	\\chromna\Knoxville\ChromData\D3D\20190903-12939.b\580-88125-b-11-c.d				
Injection Date:	04-Sep-2019 06:20:00	Instrument ID:	D3D		
Lims ID:	580-88125-B-11-C	Lab Sample ID:	140-88125-11		
Client ID:	G6-0to27-101818				
Operator ID:	Xcalibur_System	ALS Bottle#:	0	Worklist Smp#:	12
Injection Vol:	1.0 ul	Dil. Factor:	1.0000		
Method:	PCBs_D3D	Limit Group:	HR - 1668A - ICAL		
Column:	SPB-Octyl (0.25 mm)	Detector	F3(35.64 :49.10)		

PCB-159, CAS: 39635-35-3

Signal: 1

Not Detected
Expected RT: 42.11

Processing Integration Results

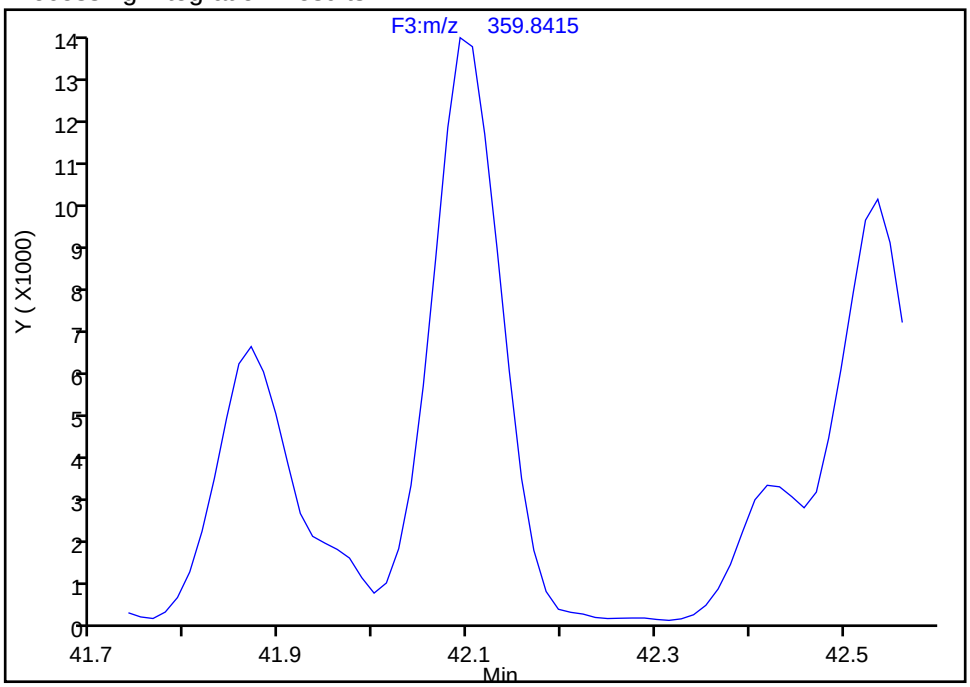

Manual Integration Results

RT: 42.09
Area: 73090
Amount: 17.856589
Amount Units: pg/ul

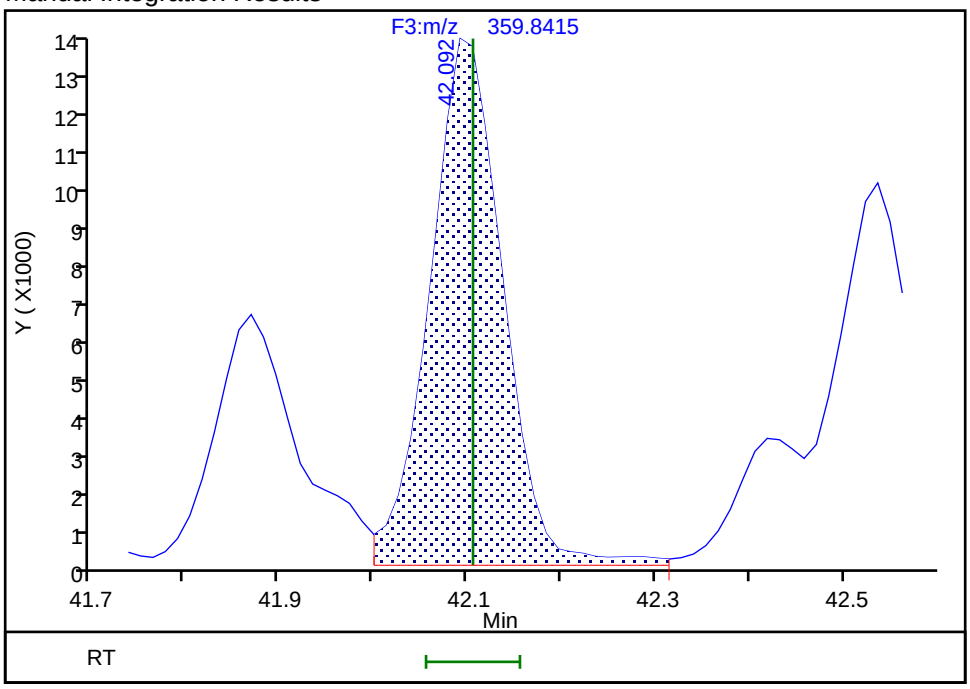

Reviewer: layk, 04-Sep-2019 10:51:25
Audit Action: Assigned Compound ID Audit Reason: Baseline

Eurofins TestAmerica, Knoxville

Data File:	\\chromna\Knoxville\ChromData\D3D\20190903-12939.b\580-88125-b-11-c.d		
Injection Date:	04-Sep-2019 06:20:00	Injection Vol:	1.0 ul
Instrument ID:	D3D	Operator ID:	Xcalibur_System
Method:	PCBs_D3D	Limit Group:	HR - 1668A - ICAL
Client ID:	G6-0to27-101818		
Worklist#:	33231	Sample Line#:	12
Column Type:	SPB-Octyl	Column Dia:	0.25 mm

HpPCB F3

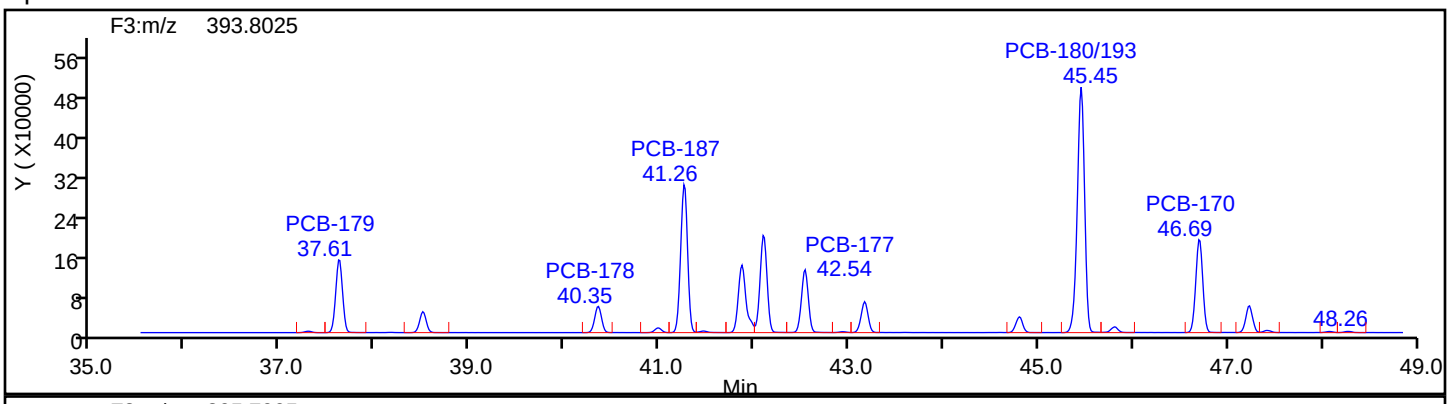

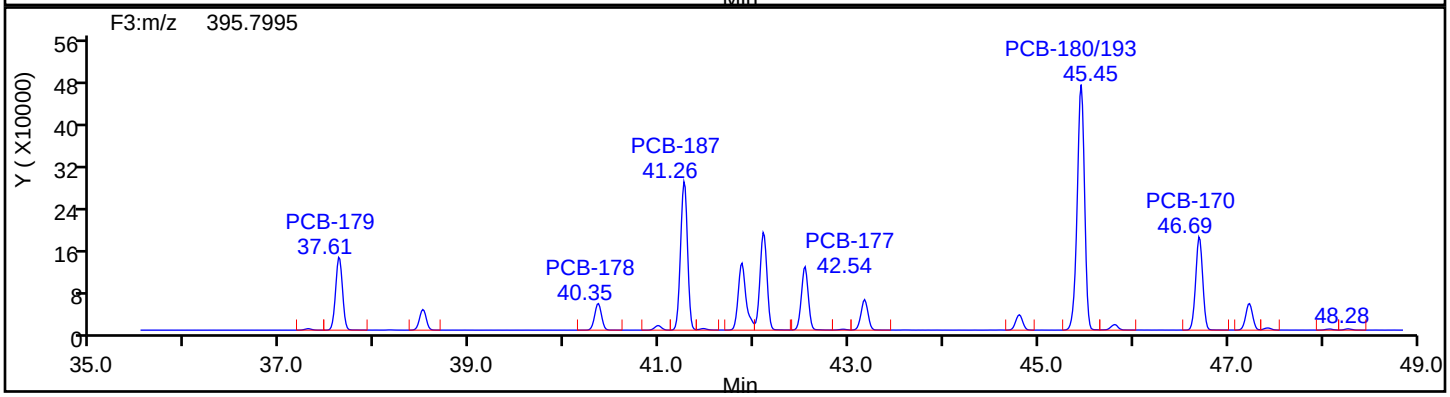

HpPCB F3 Standards

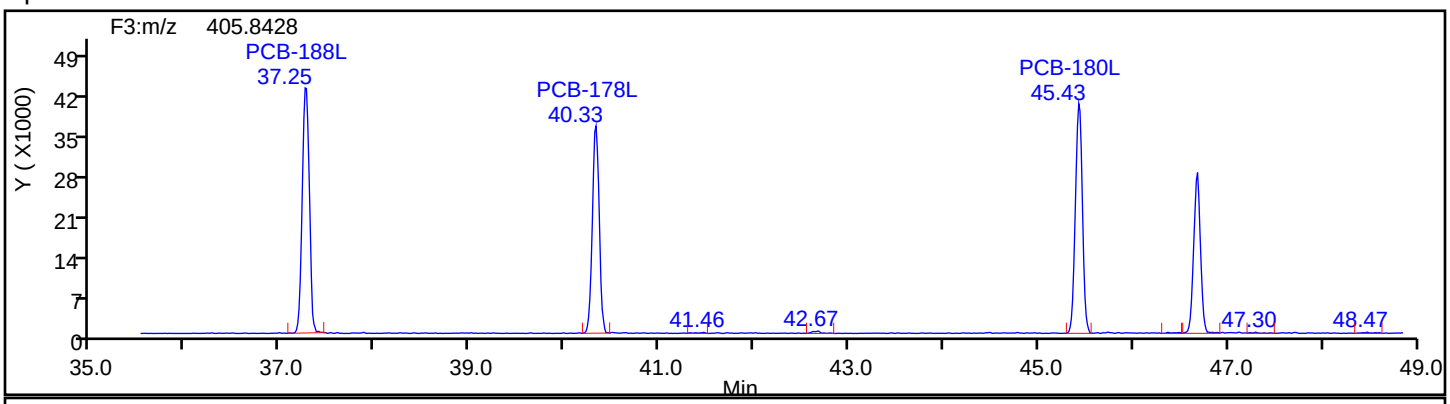

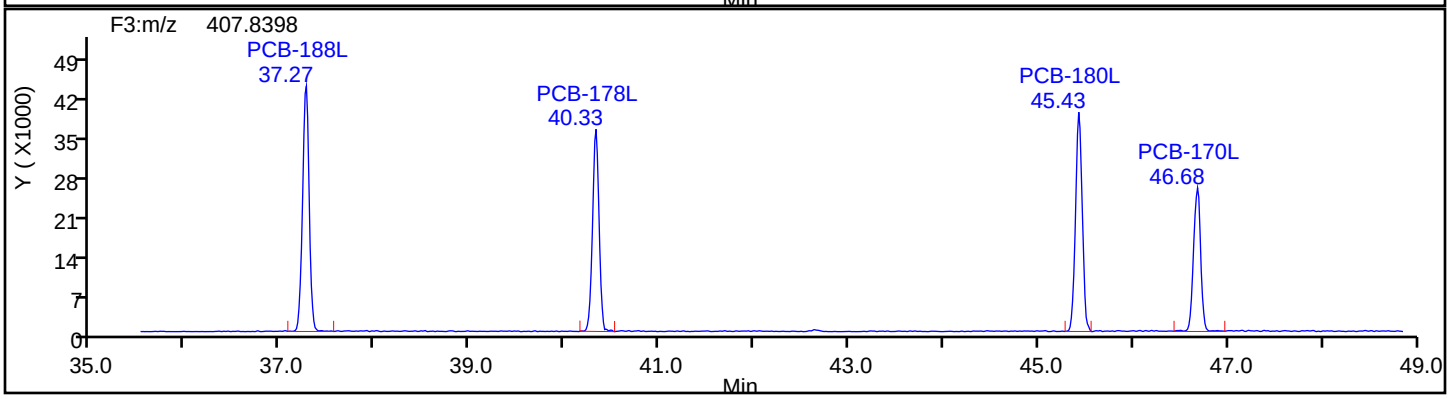

Eurofins TestAmerica, Knoxville

Data File:	\\chromna\Knoxville\ChromData\D3D\20190903-12939.b\580-88125-b-11-c.d		
Injection Date:	04-Sep-2019 06:20:00	Injection Vol:	1.0 ul
Instrument ID:	D3D	Operator ID:	Xcalibur_System
Method:	PCBs_D3D	Limit Group:	HR - 1668A - ICAL
Client ID:	G6-0to27-101818		
Worklist#:	33231	Sample Line#:	12
Column Type:	SPB-Octyl	Column Dia:	0.25 mm

HpPCB F3

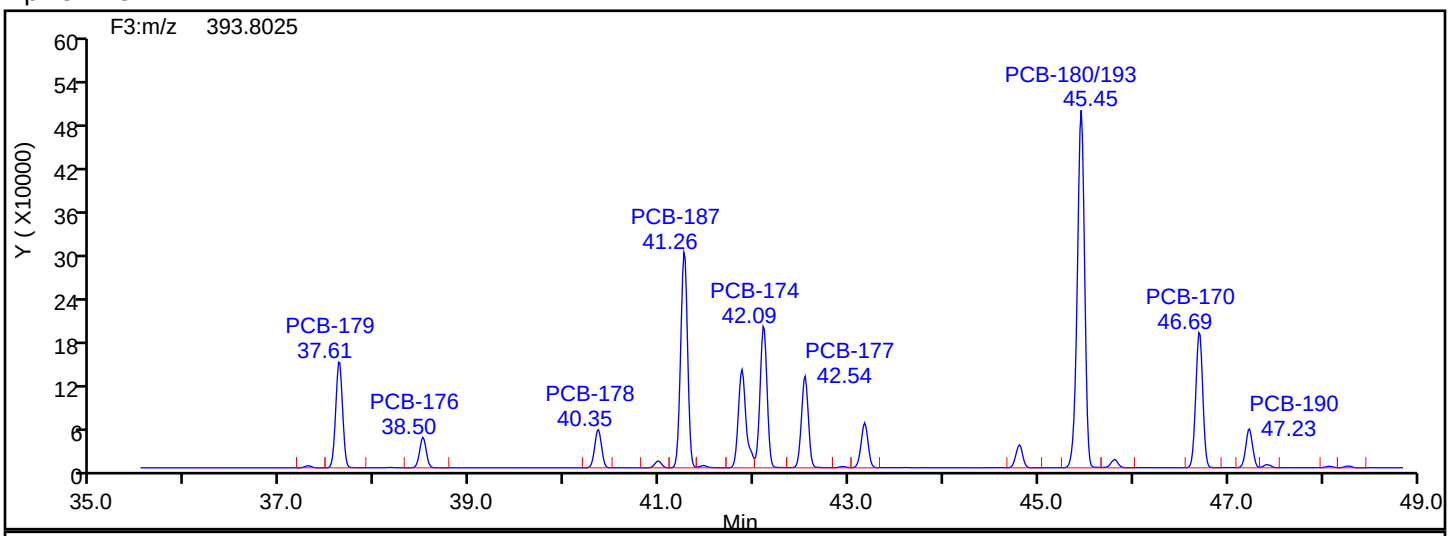

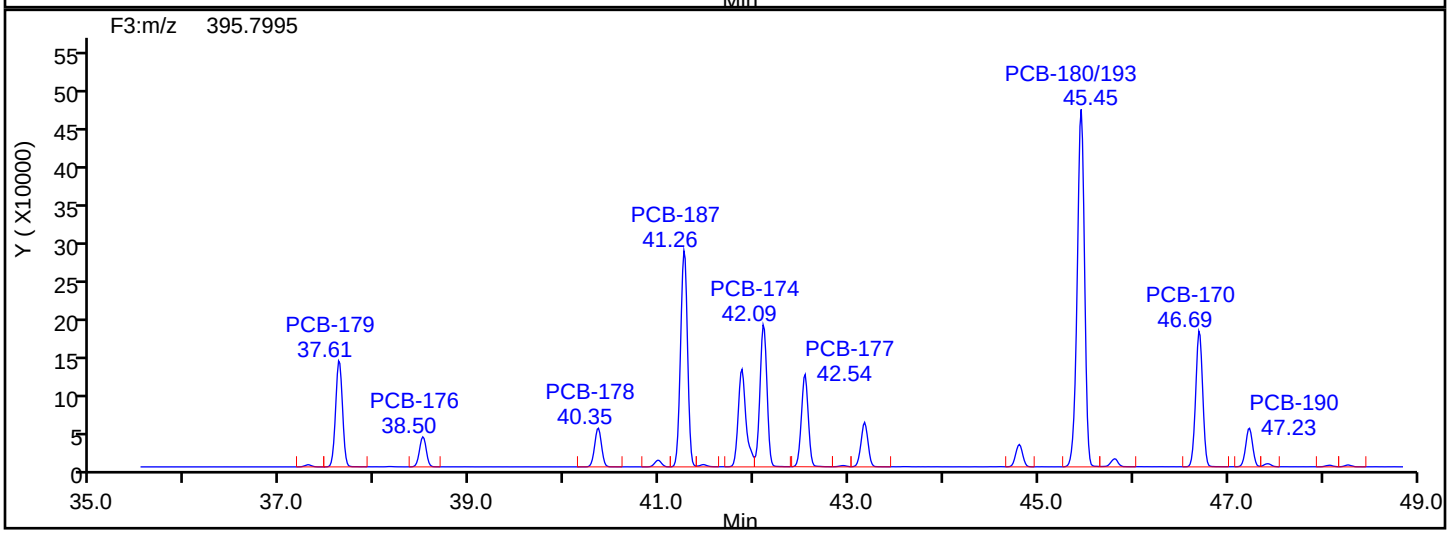

HpPCB F3 Lock Mass

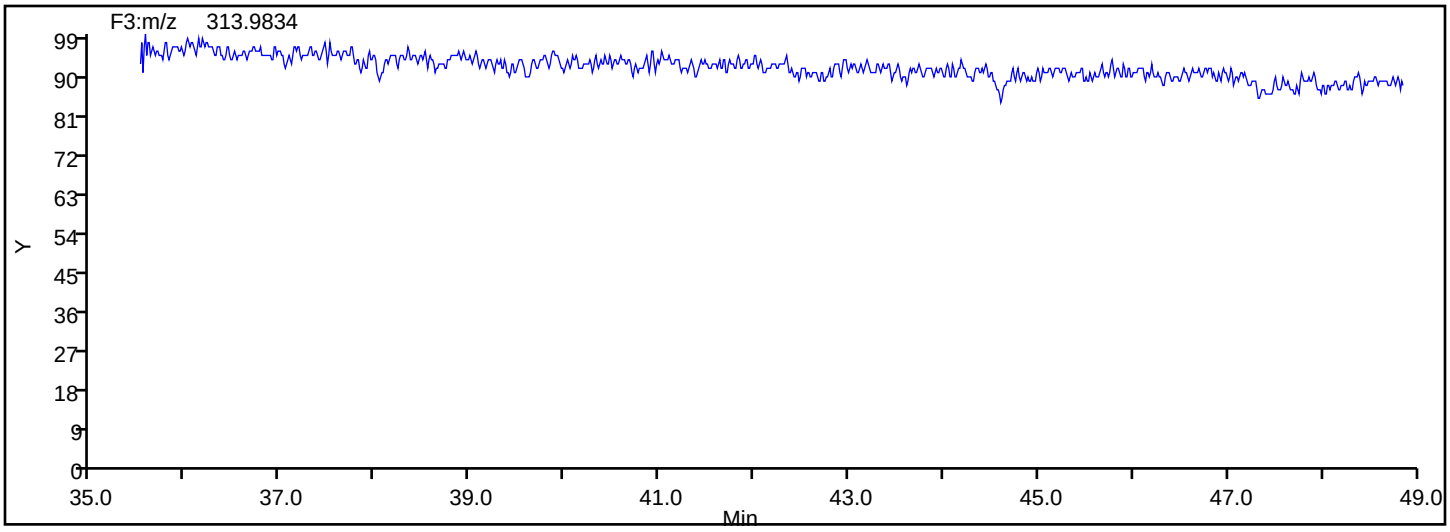

Eurofins TestAmerica, Knoxville

Data File:	\\chromna\Knoxville\ChromData\D3D\20190903-12939.b\580-88125-b-11-c.d		
Injection Date:	04-Sep-2019 06:20:00	Injection Vol:	1.0 ul
Instrument ID:	D3D	Operator ID:	Xcalibur_System
Method:	PCBs_D3D	Limit Group:	HR - 1668A - ICAL
Client ID:	G6-0to27-101818		
Worklist#:	33231	Sample Line#:	12
Column Type:	SPB-Octyl	Column Dia:	0.25 mm

HpPCB F4

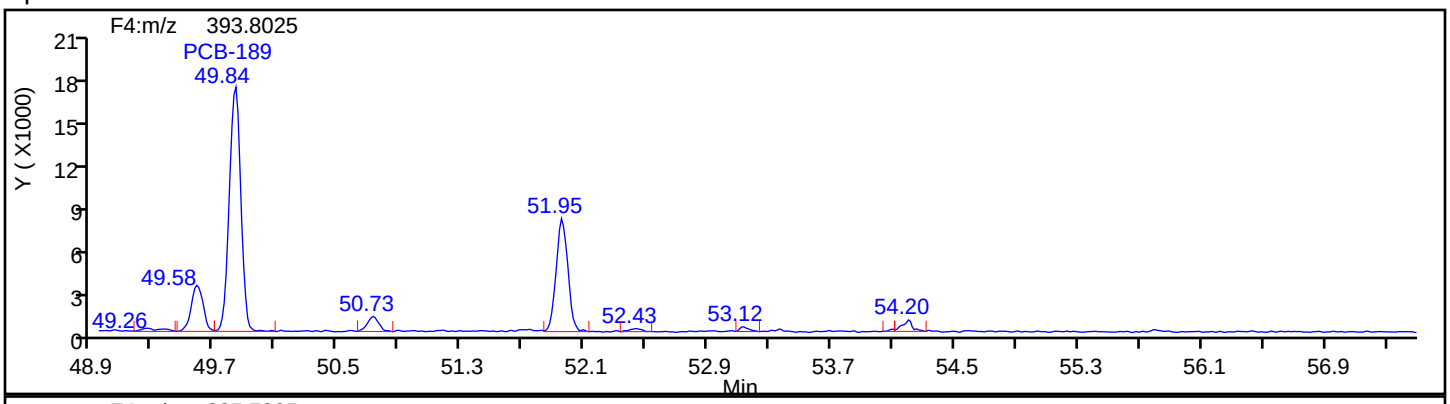

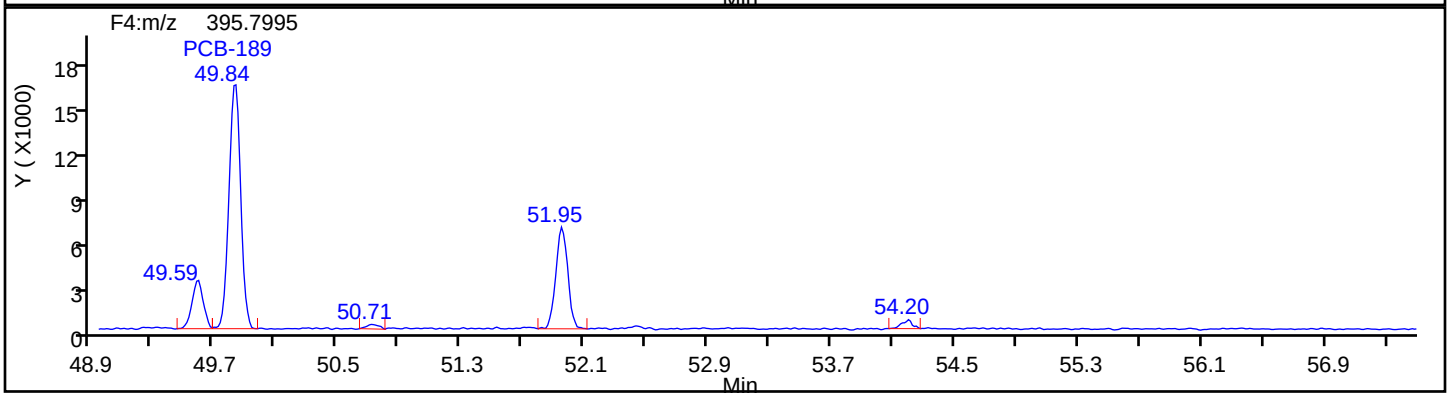

HpPCB F4 Standards

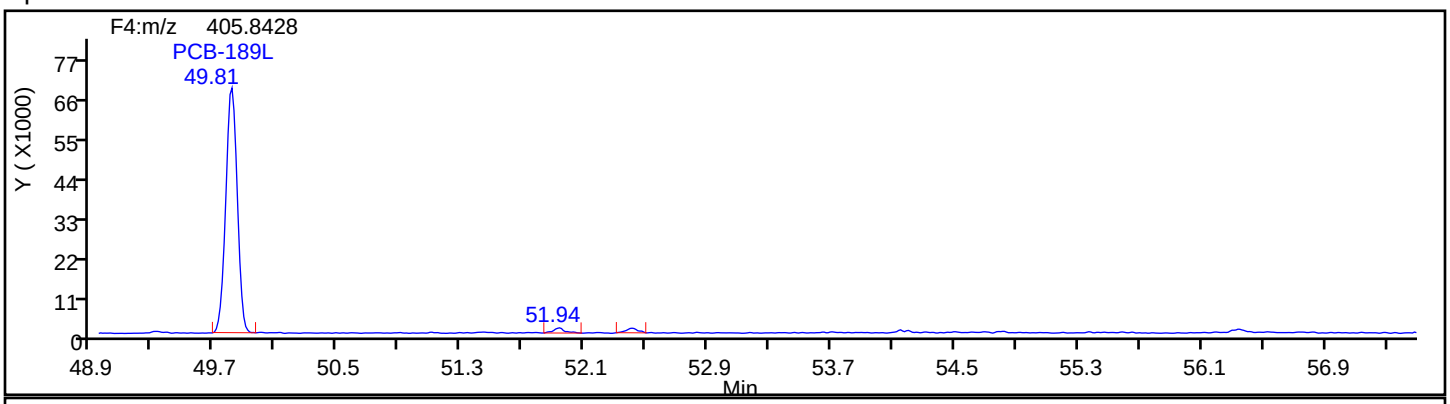

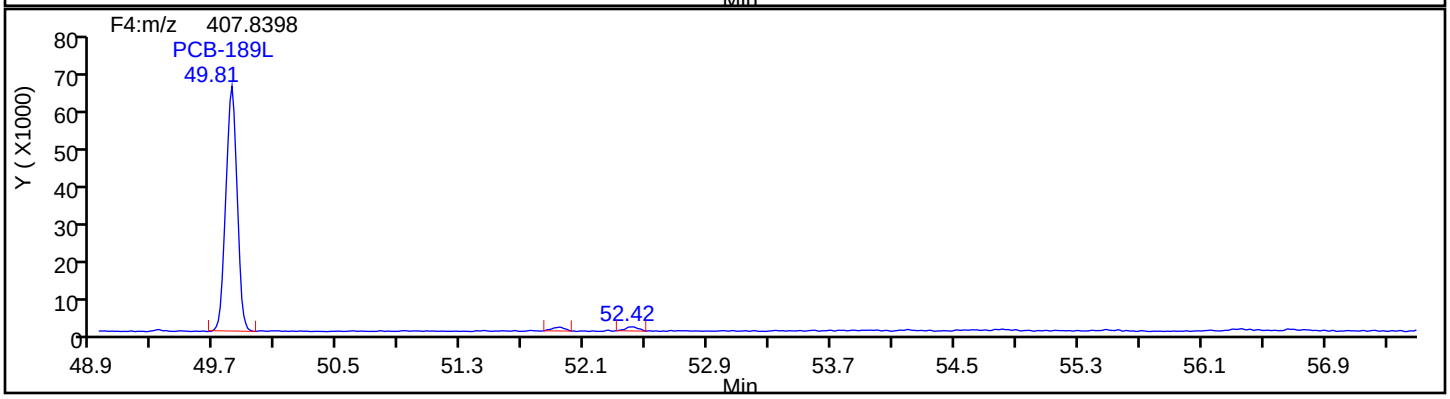

Eurofins TestAmerica, Knoxville

Data File:	\\chromna\Knoxville\ChromData\D3D\20190903-12939.b\580-88125-b-11-c.d		
Injection Date:	04-Sep-2019 06:20:00	Injection Vol:	1.0 ul
Instrument ID:	D3D	Operator ID:	Xcalibur_System
Method:	PCBs_D3D	Limit Group:	HR - 1668A - ICAL
Client ID:	G6-0to27-101818		
Worklist#:	33231	Sample Line#:	12
Column Type:	SPB-Octyl	Column Dia:	0.25 mm

HpPCB F4

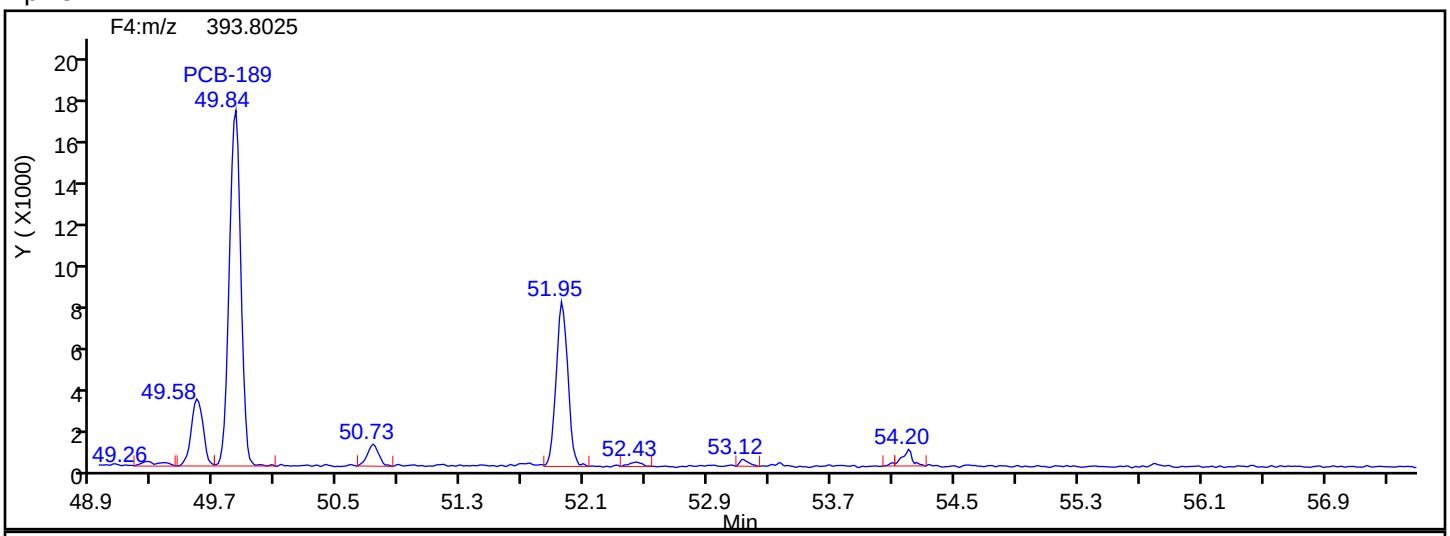

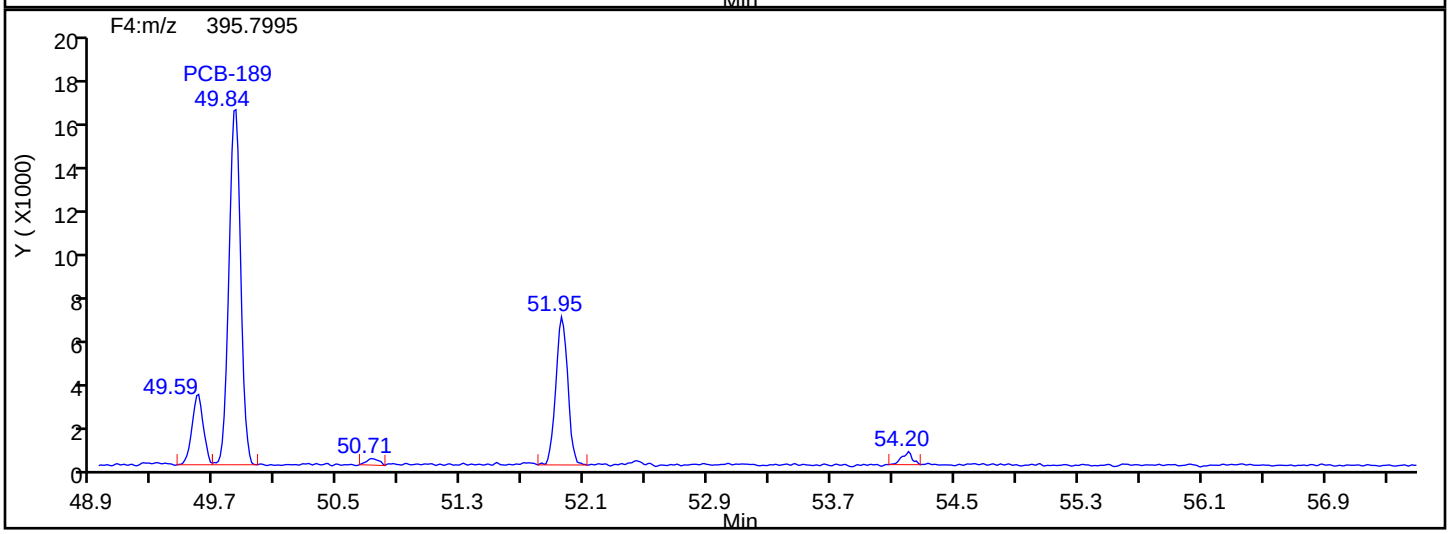

HpPCB F4 Lock Mass

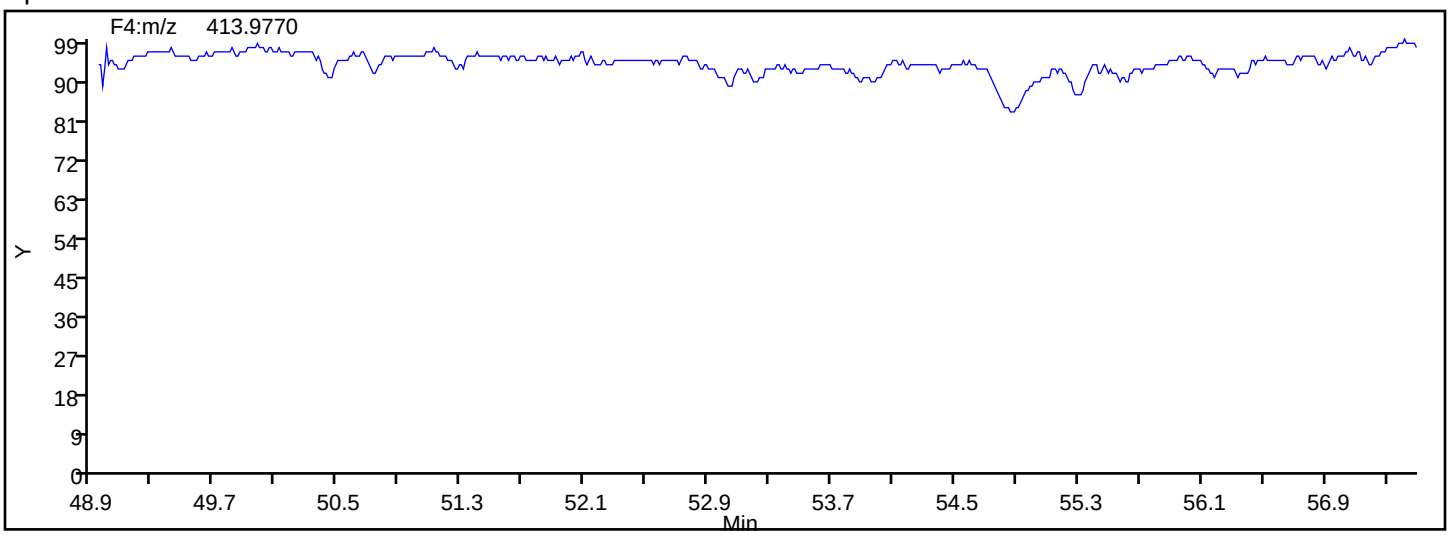

Eurofins TestAmerica, Knoxville

Data File:	\\chromna\Knoxville\ChromData\D3D\20190903-12939.b\580-88125-b-11-c.d		
Injection Date:	04-Sep-2019 06:20:00	Injection Vol:	1.0 ul
Instrument ID:	D3D	Operator ID:	Xcalibur_System
Method:	PCBs_D3D	Limit Group:	HR - 1668A - ICAL
Client ID:	G6-0to27-101818		
Worklist#:	33231	Sample Line#:	12
Column Type:	SPB-Octyl	Column Dia:	0.25 mm

OcPCB F3

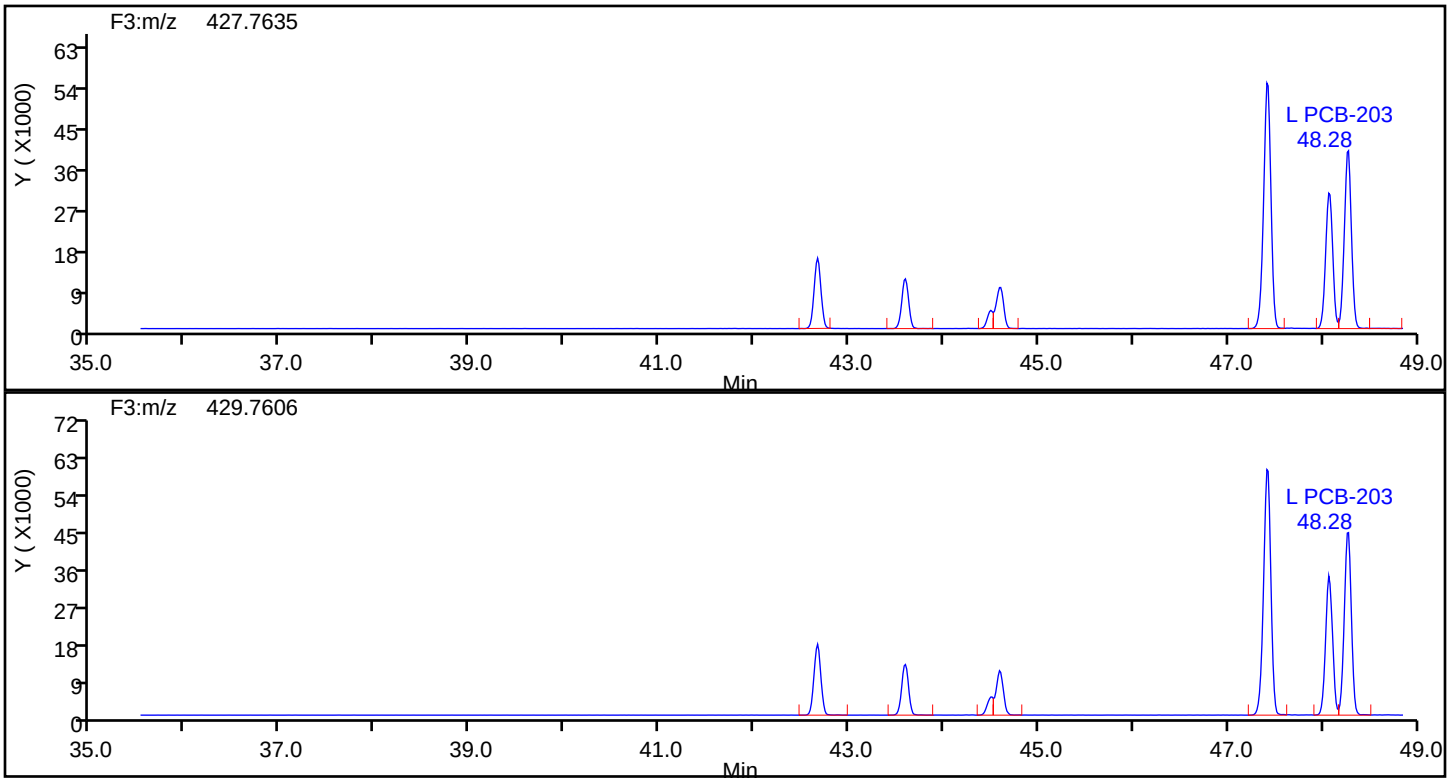

OcPCB F3 Standards

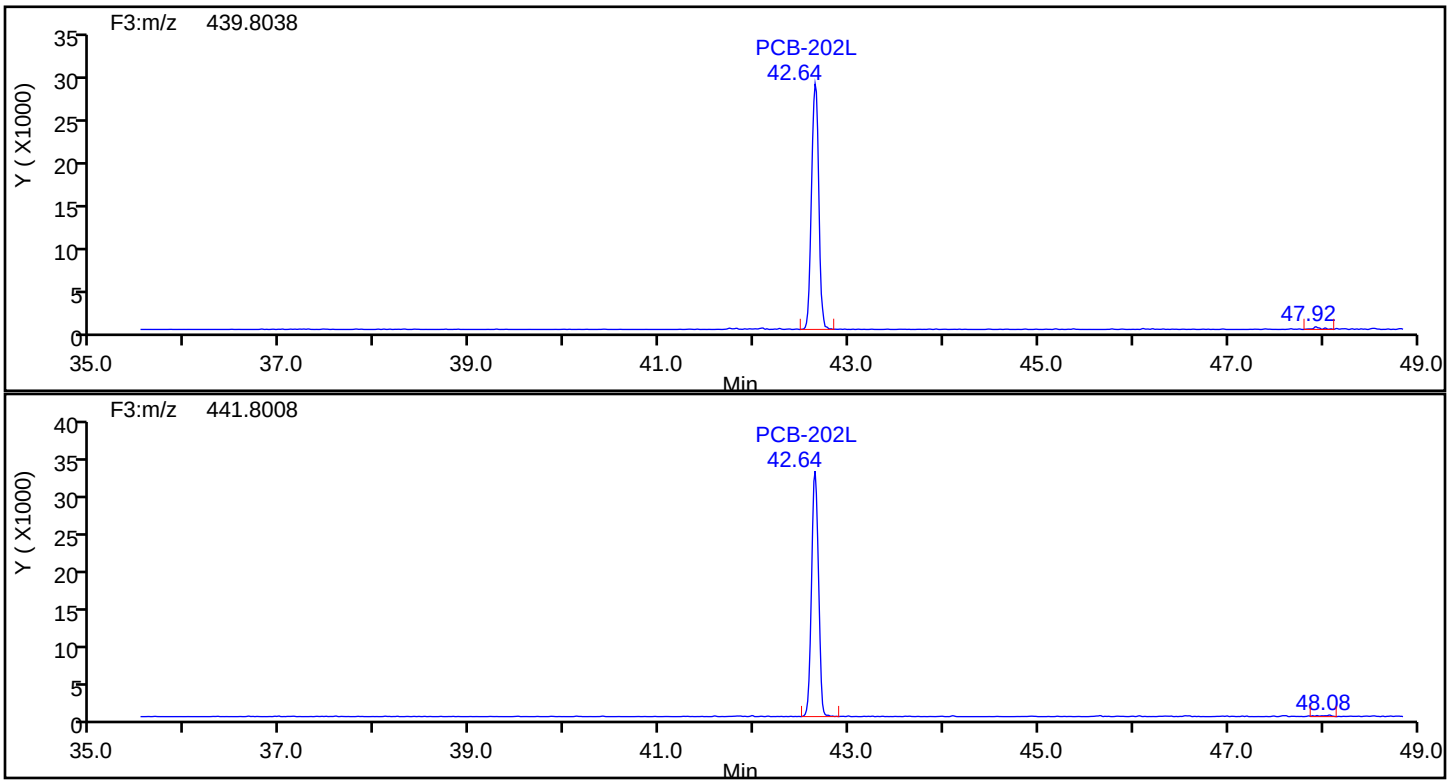

Eurofins TestAmerica, Knoxville

Data File:	\\chromna\Knoxville\ChromData\D3D\20190903-12939.b\580-88125-b-11-c.d		
Injection Date:	04-Sep-2019 06:20:00	Injection Vol:	1.0 ul
Instrument ID:	D3D	Operator ID:	Xcalibur_System
Method:	PCBs_D3D	Limit Group:	HR - 1668A - ICAL
Client ID:	G6-0to27-101818		
Worklist#:	33231	Sample Line#:	12
Column Type:	SPB-Octyl	Column Dia:	0.25 mm

OcPCB F3

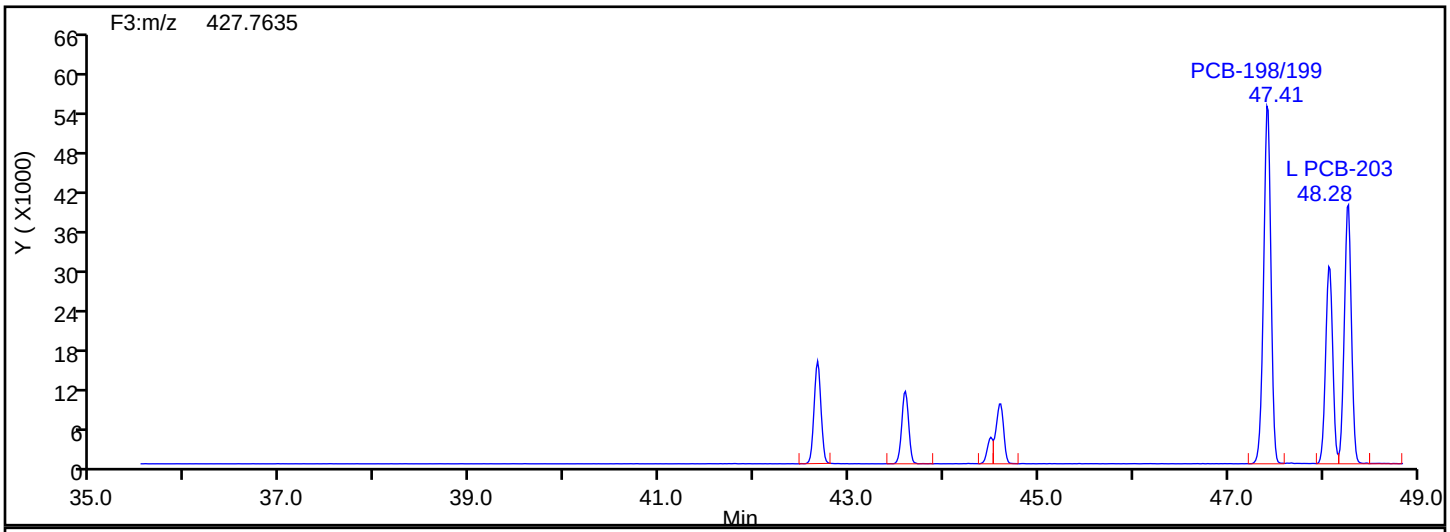

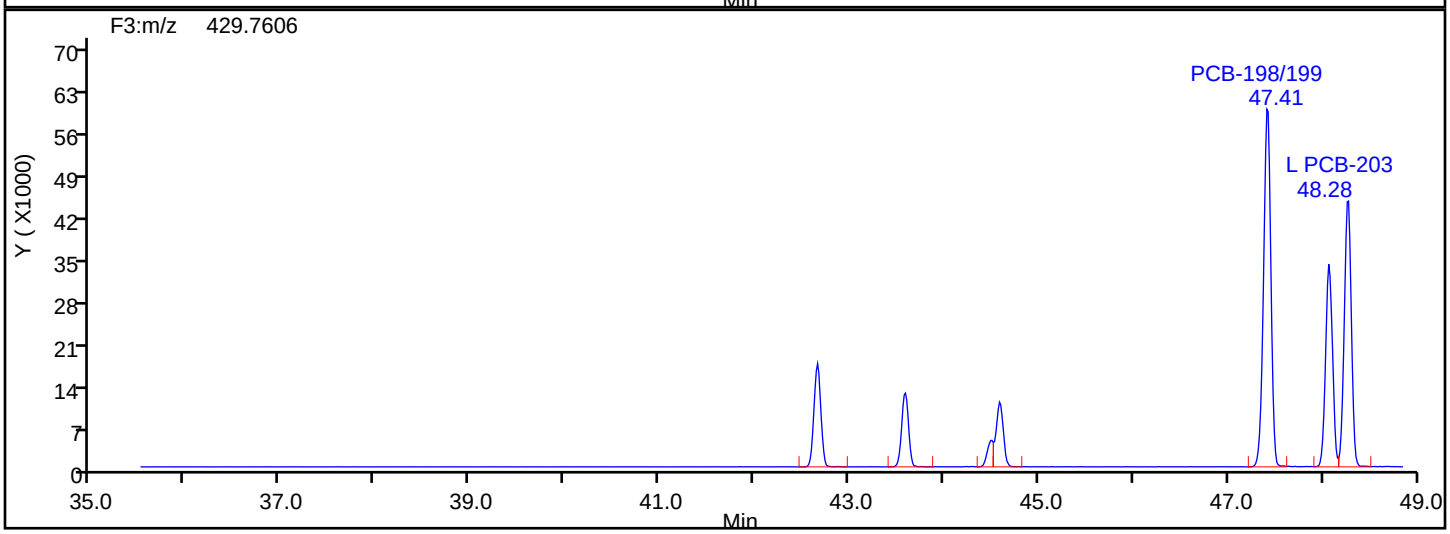

OcPCB F3 Lock Mass

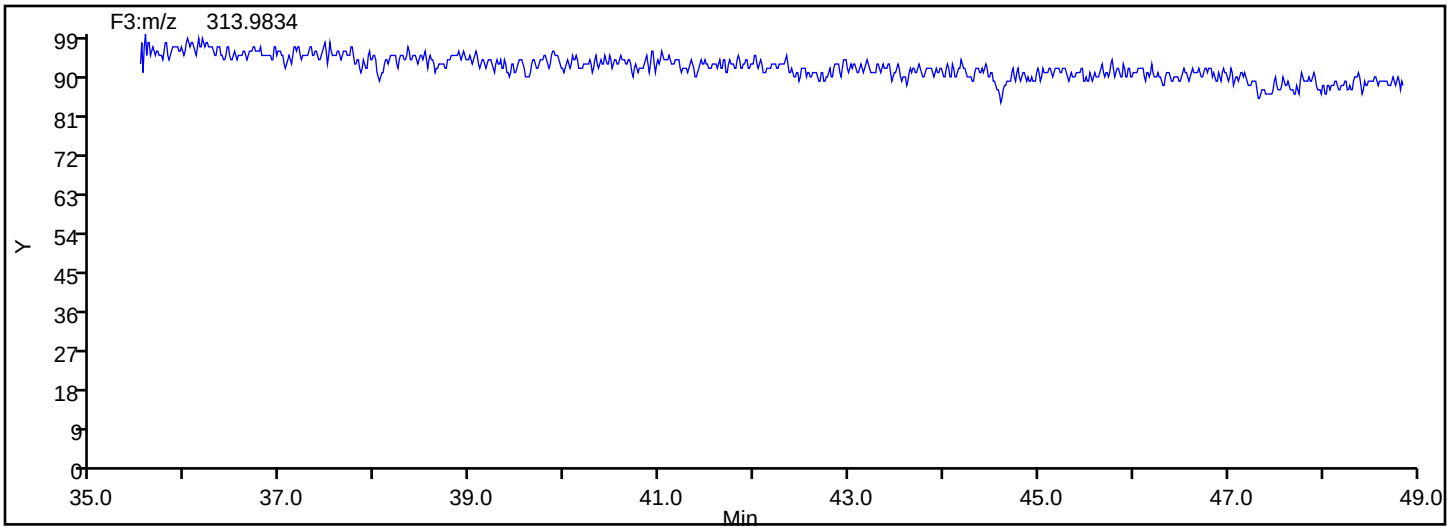

Eurofins TestAmerica, Knoxville

Data File:	\\chromna\Knoxville\ChromData\D3D\20190903-12939.b\580-88125-b-11-c.d		
Injection Date:	04-Sep-2019 06:20:00	Injection Vol:	1.0 ul
Instrument ID:	D3D	Operator ID:	Xcalibur_System
Method:	PCBs_D3D	Limit Group:	HR - 1668A - ICAL
Client ID:	G6-0to27-101818		
Worklist#:	33231	Sample Line#:	12
Column Type:	SPB-Octyl	Column Dia:	0.25 mm

OcPCB F4

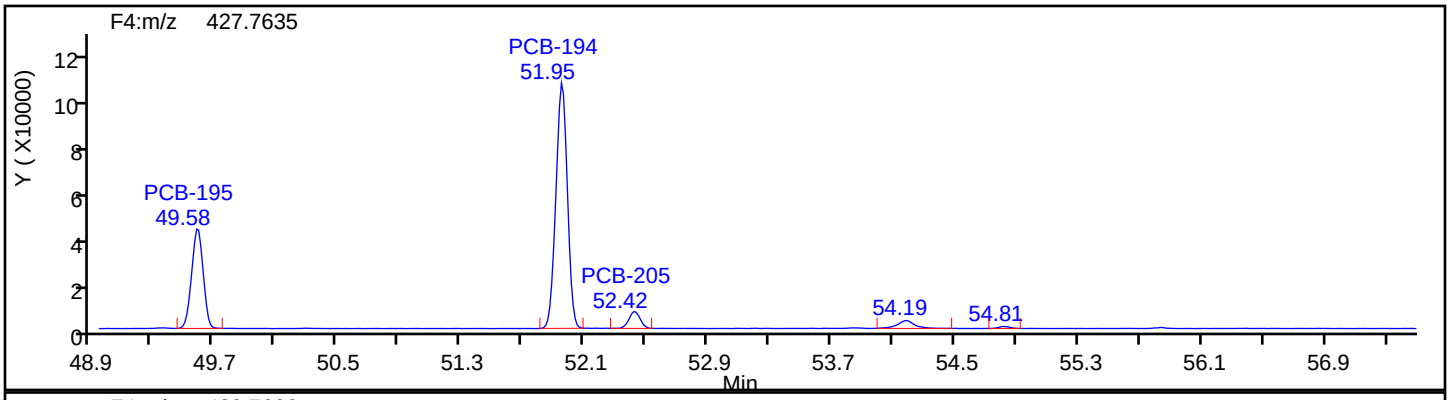

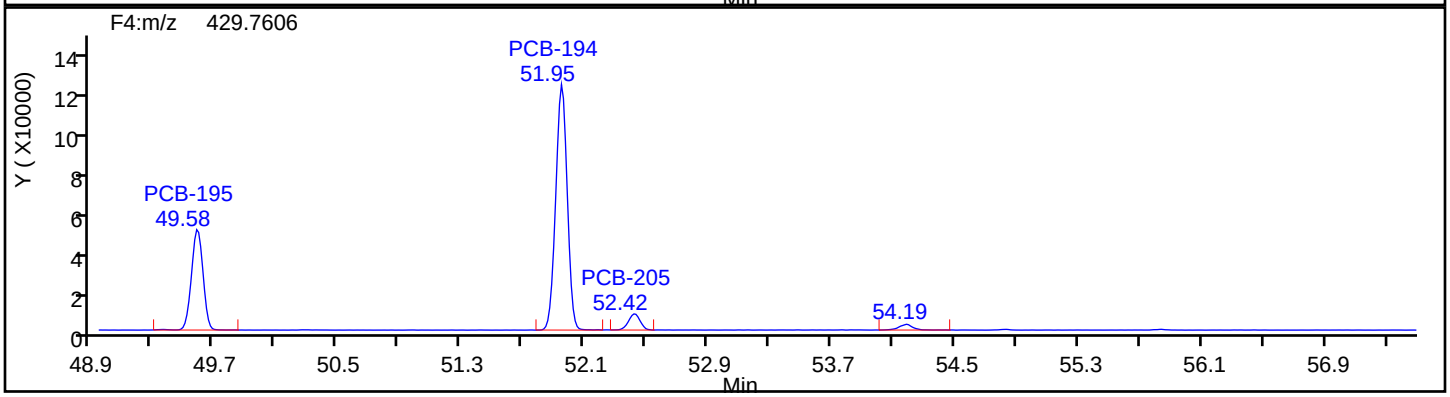

OcPCB F4 Standards

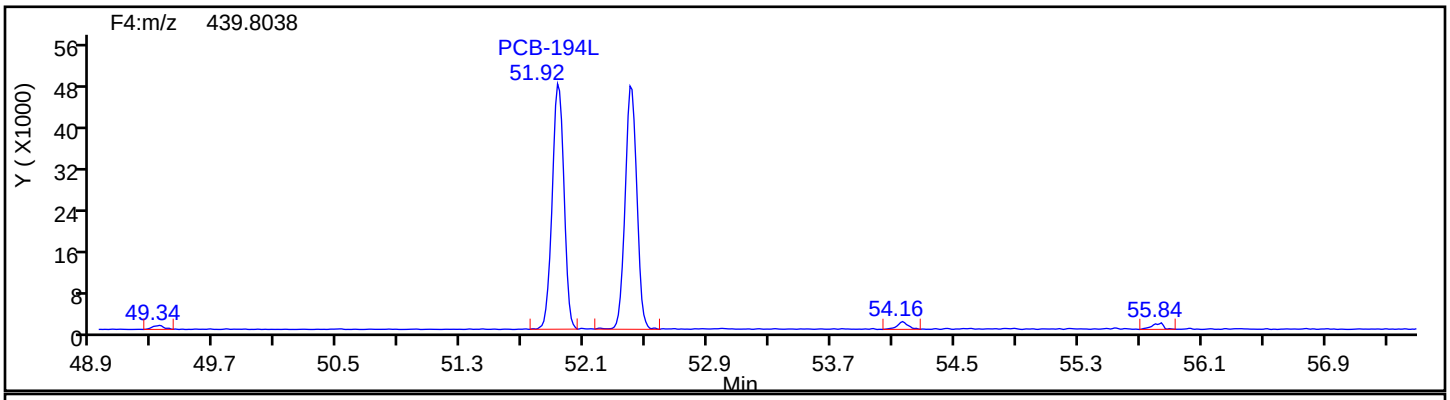

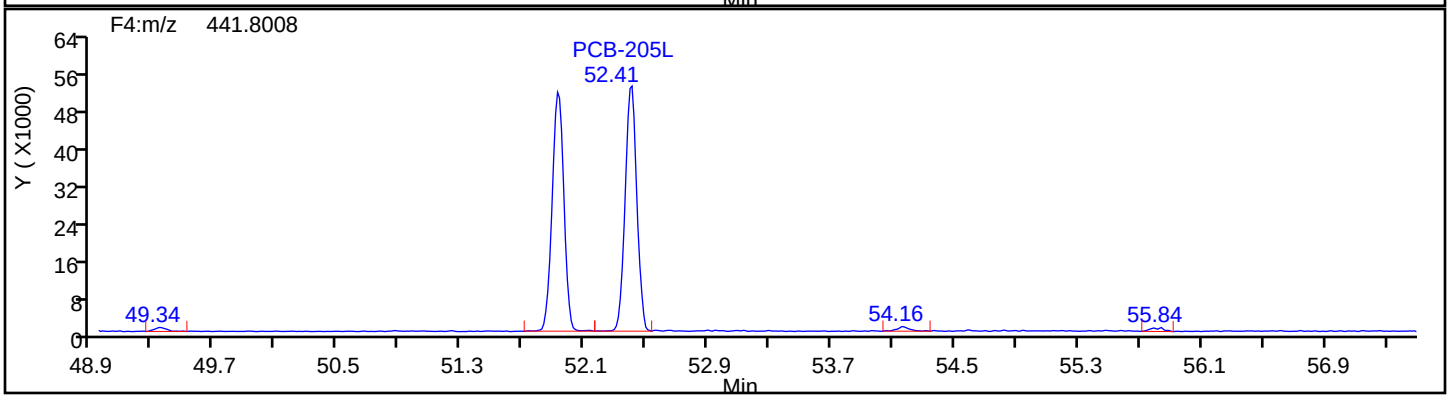

Eurofins TestAmerica, Knoxville

Data File:	\\chromna\Knoxville\ChromData\D3D\20190903-12939.b\580-88125-b-11-c.d		
Injection Date:	04-Sep-2019 06:20:00	Injection Vol:	1.0 ul
Instrument ID:	D3D	Operator ID:	Xcalibur_System
Method:	PCBs_D3D	Limit Group:	HR - 1668A - ICAL
Client ID:	G6-0to27-101818		
Worklist#:	33231	Sample Line#:	12
Column Type:	SPB-Octyl	Column Dia:	0.25 mm

OcPCB F4

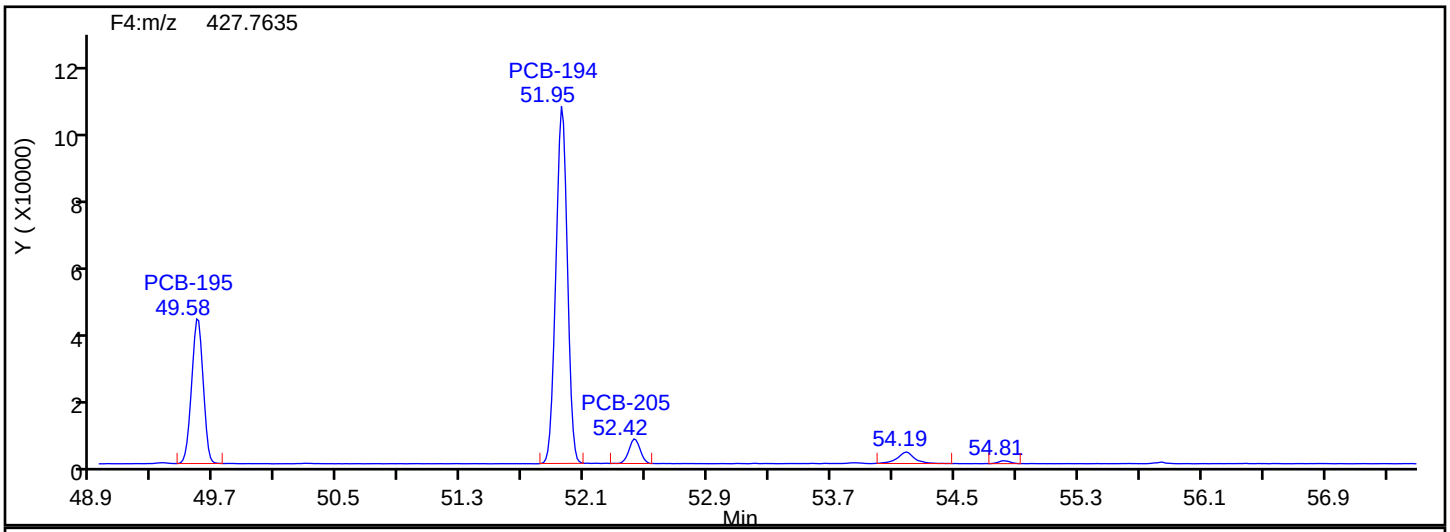

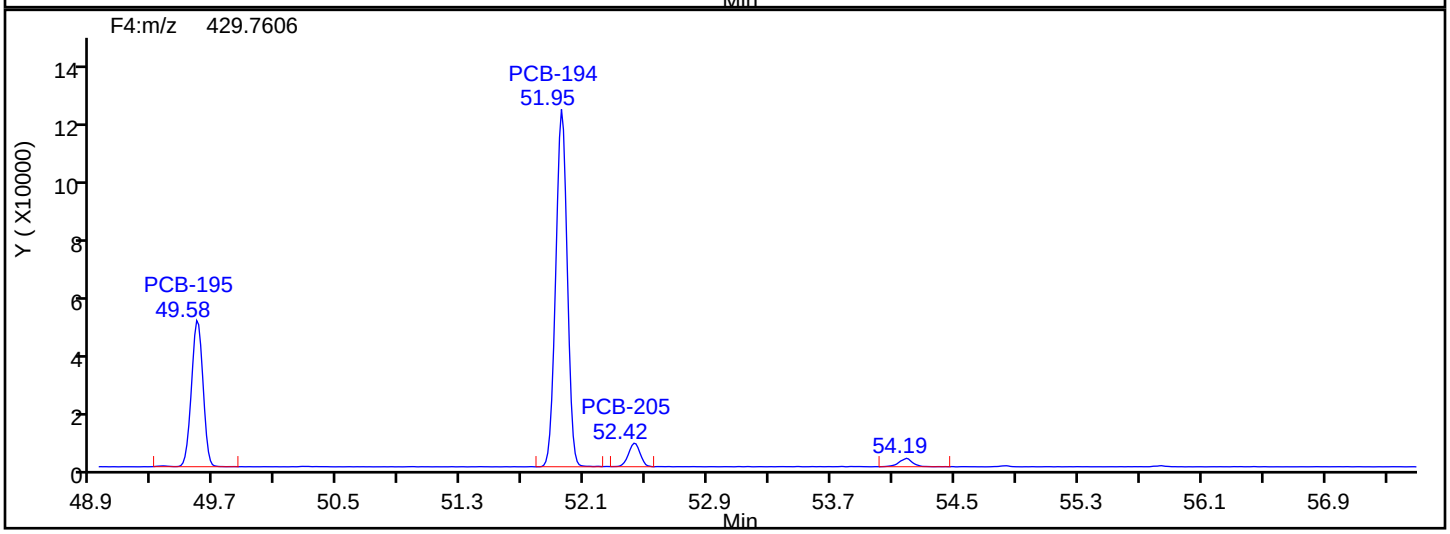

OcPCB F4 Lock Mass

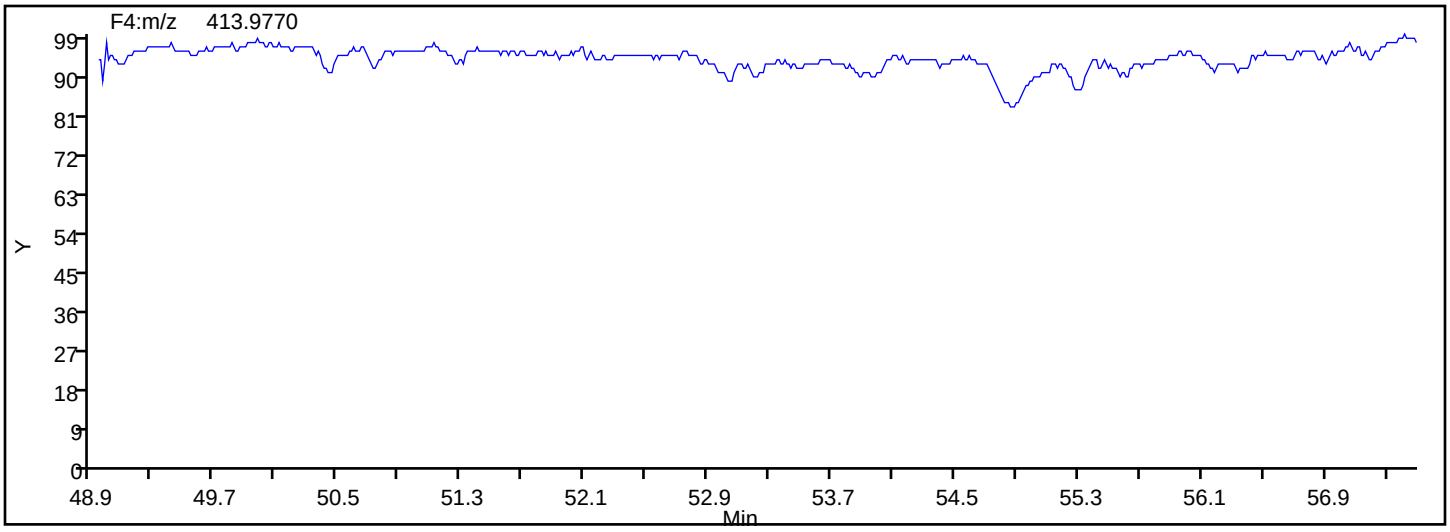

Eurofins TestAmerica, Knoxville

Data File:	\\chromna\Knoxville\ChromData\D3D\20190903-12939.b\580-88125-b-11-c.d		
Injection Date:	04-Sep-2019 06:20:00	Injection Vol:	1.0 ul
Instrument ID:	D3D	Operator ID:	Xcalibur_System
Method:	PCBs_D3D	Limit Group:	HR - 1668A - ICAL
Client ID:	G6-0to27-101818		
Worklist#:	33231	Sample Line#:	12
Column Type:	SPB-Octyl	Column Dia:	0.25 mm

NoPCB F4

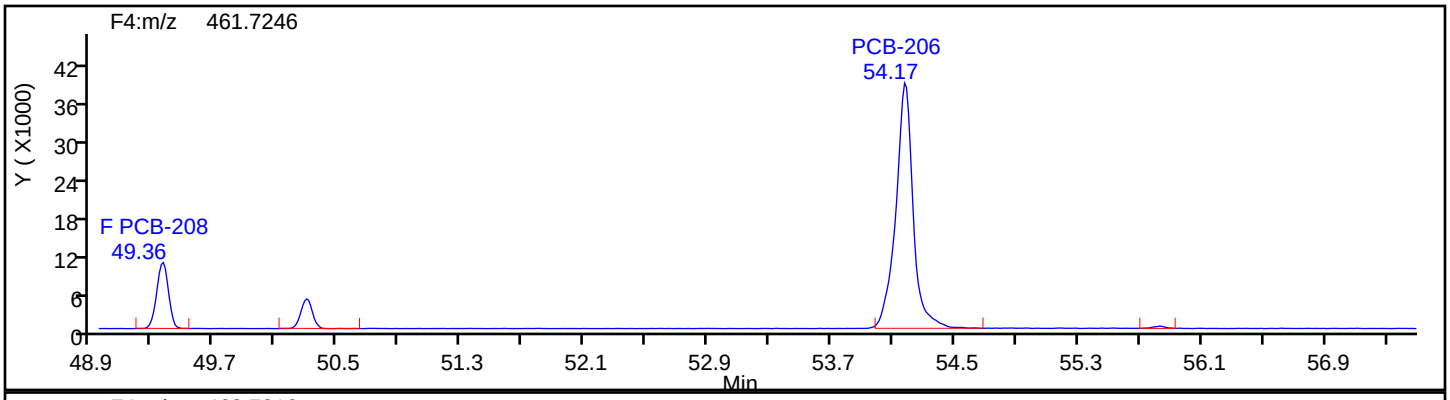

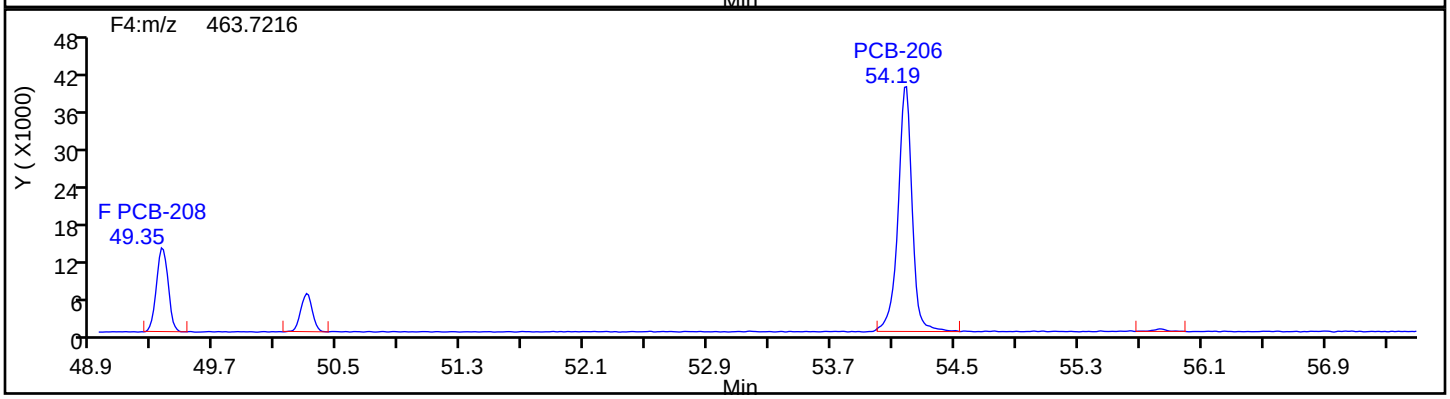

NoPCB F4 Standards

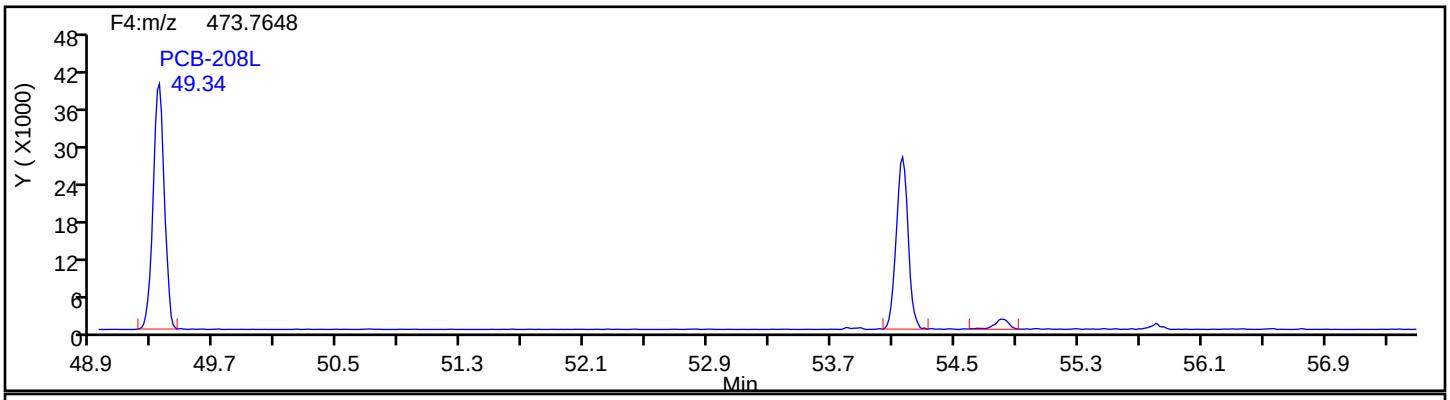

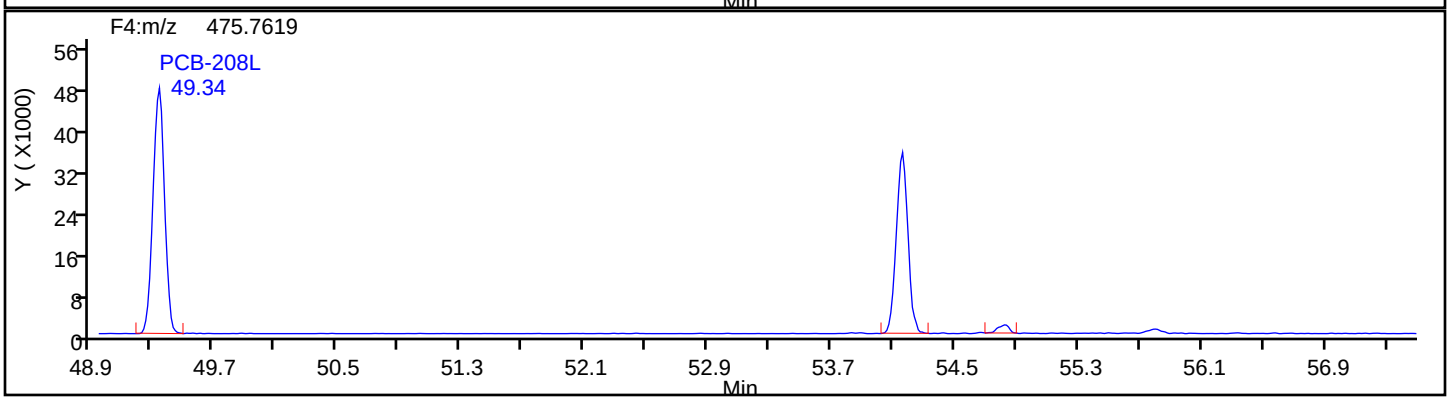

Eurofins TestAmerica, Knoxville

Data File:	\\chromna\Knoxville\ChromData\D3D\20190903-12939.b\580-88125-b-11-c.d		
Injection Date:	04-Sep-2019 06:20:00	Injection Vol:	1.0 ul
Instrument ID:	D3D	Operator ID:	Xcalibur_System
Method:	PCBs_D3D	Limit Group:	HR - 1668A - ICAL
Client ID:	G6-0to27-101818		
Worklist#:	33231	Sample Line#:	12
Column Type:	SPB-Octyl	Column Dia:	0.25 mm

NoPCB F4

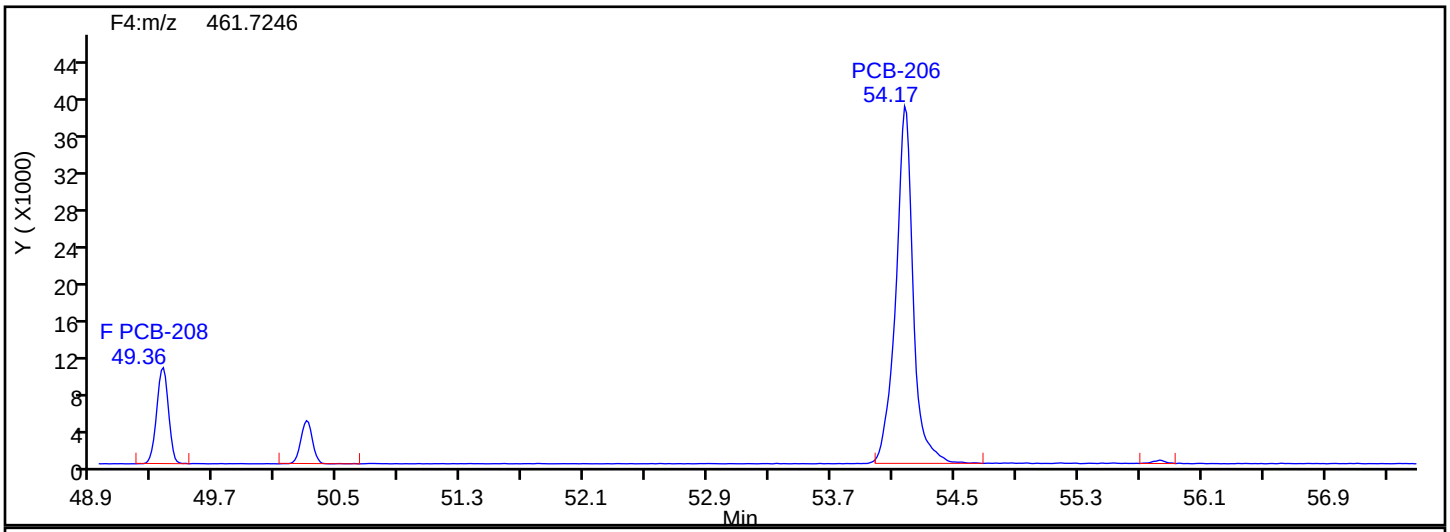

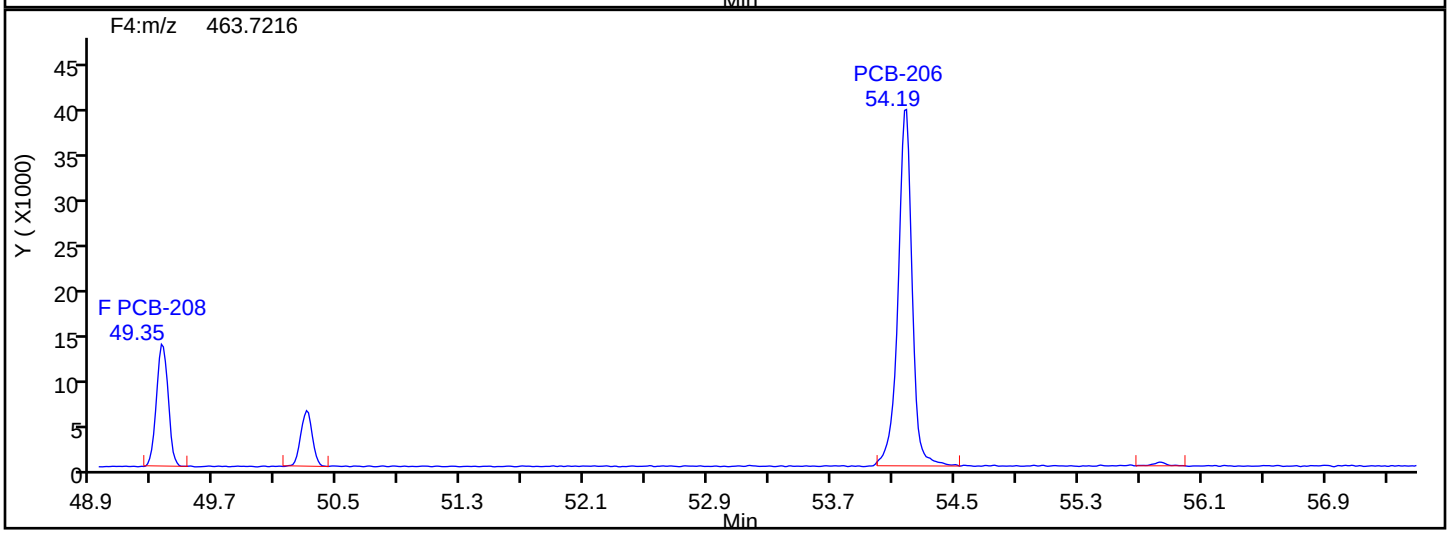

NoPCB F4 Lock Mass

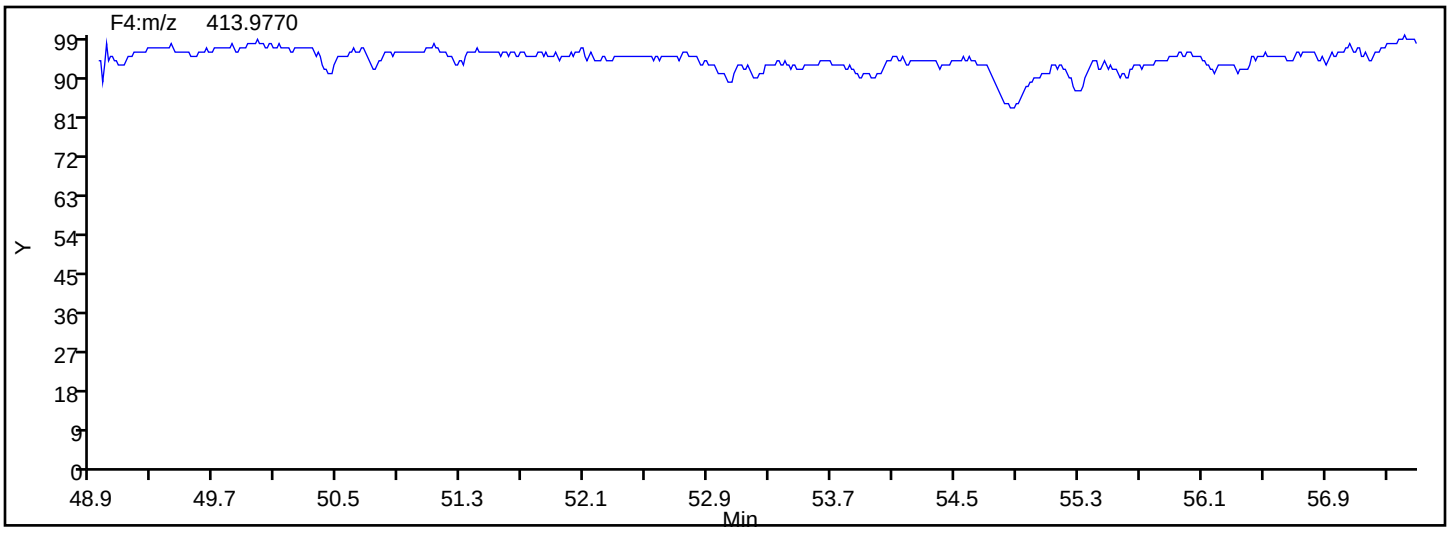

Eurofins TestAmerica, Knoxville

Data File:	\\chromna\Knoxville\ChromData\D3D\20190903-12939.b\580-88125-b-11-c.d		
Injection Date:	04-Sep-2019 06:20:00	Injection Vol:	1.0 ul
Instrument ID:	D3D	Operator ID:	Xcalibur_System
Method:	PCBs_D3D	Limit Group:	HR - 1668A - ICAL
Client ID:	G6-0to27-101818		
Worklist#:	33231	Sample Line#:	12
Column Type:	SPB-Octyl	Column Dia:	0.25 mm

DePCB F4

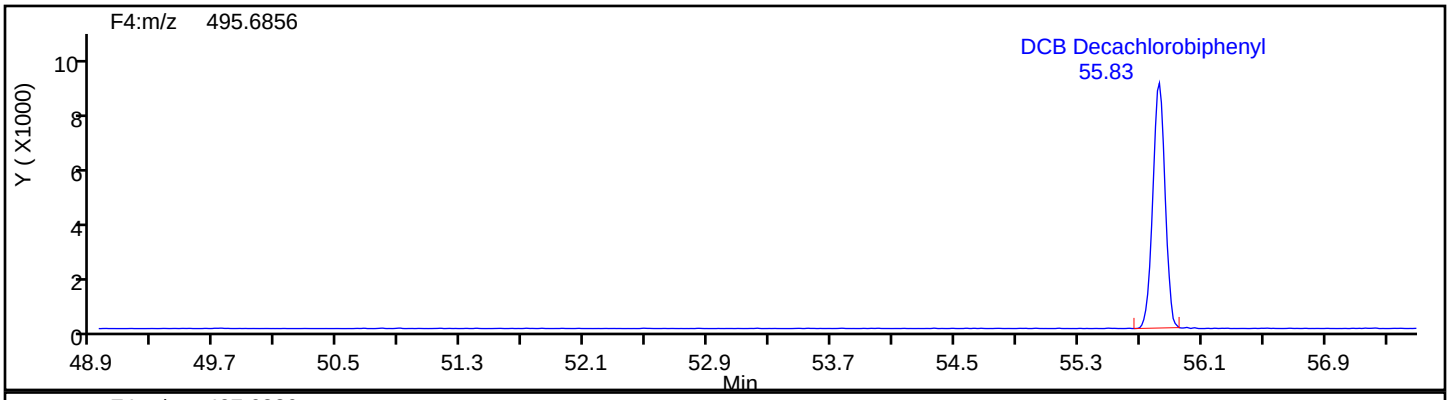

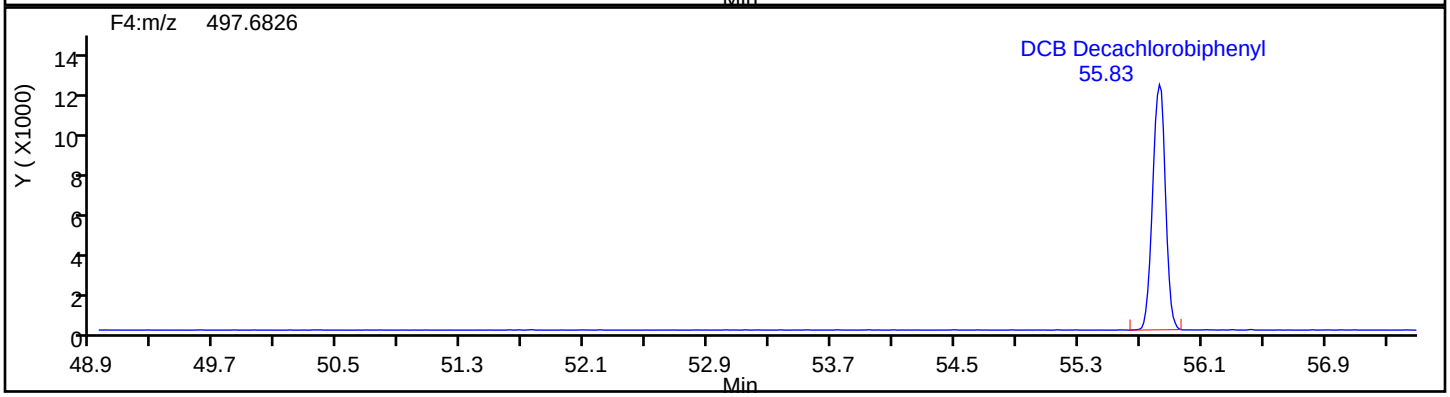

DePCB F4 Standards

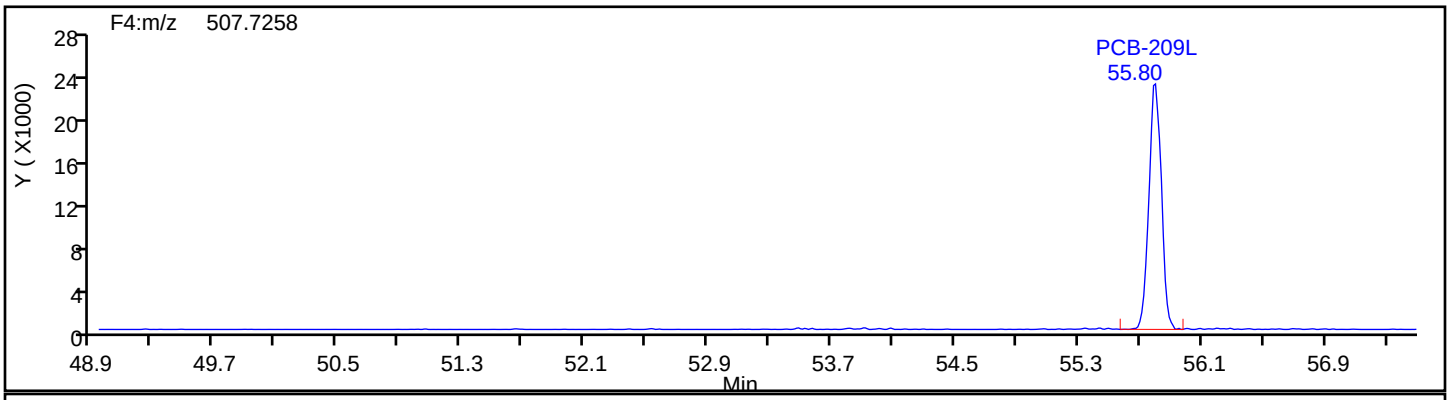

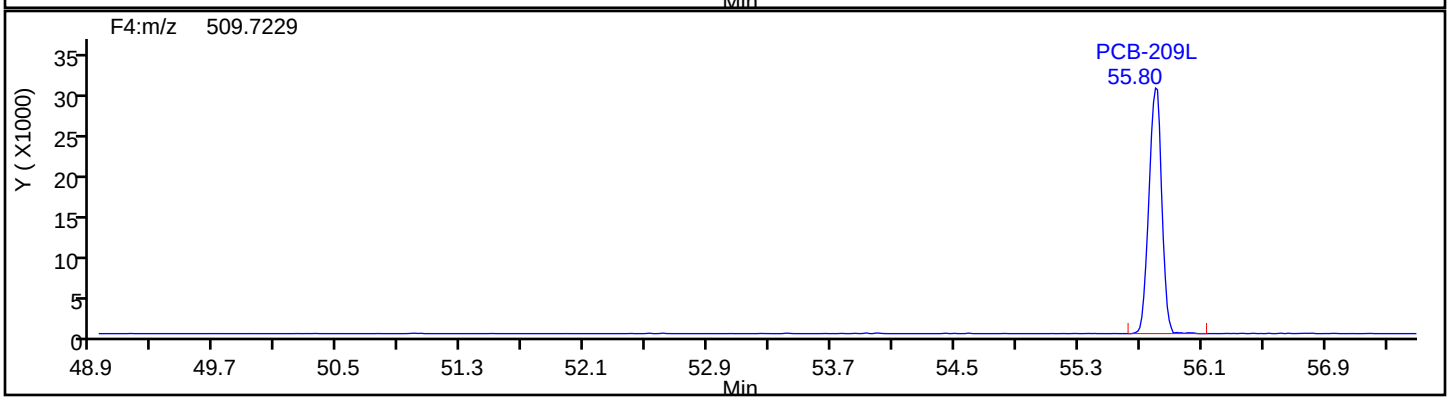

Report Date: 04-Sep-2019 14:55:33 Chrom Revision: 2.3 22-Aug-2019 12:55:36

Eurofins TestAmerica, Knoxville

Data File:	\\chromna\Knoxville\ChromData\D3D\20190903-12939.b\580-88125-b-11-c.d		
Injection Date:	04-Sep-2019 06:20:00	Injection Vol:	1.0 ul
Instrument ID:	D3D	Operator ID:	Xcalibur_System
Method:	PCBs_D3D	Limit Group:	HR - 1668A - ICAL
Client ID:	G6-0to27-101818		
Worklist#:	33231	Sample Line#:	12
Column Type:	SPB-Octyl	Column Dia:	0.25 mm

DePCB F4

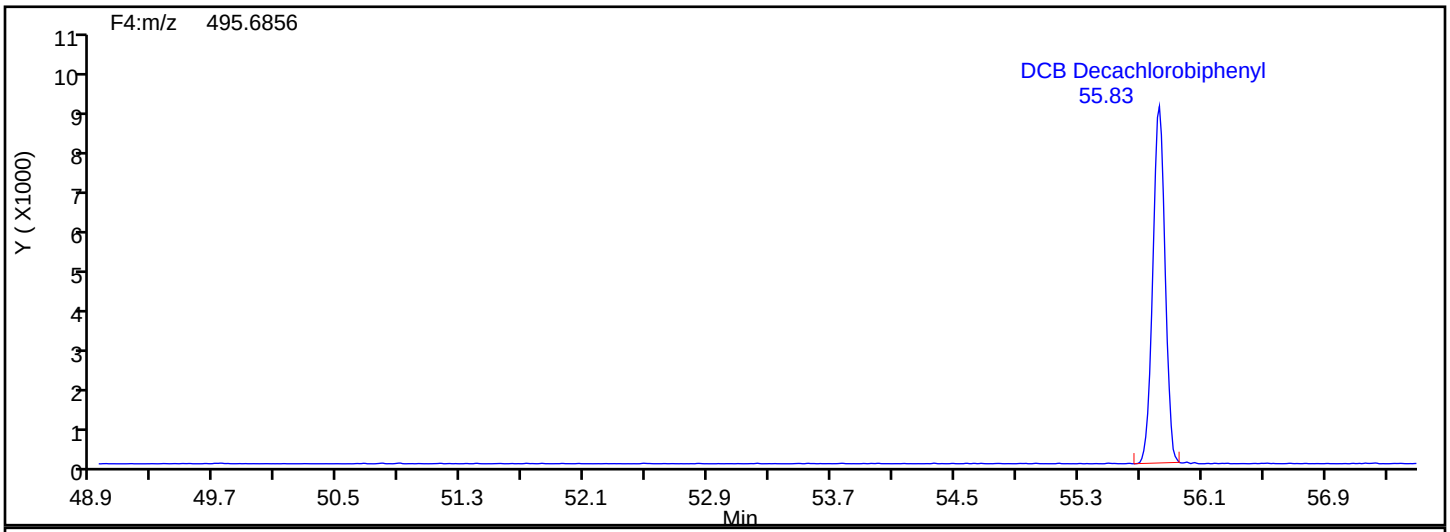

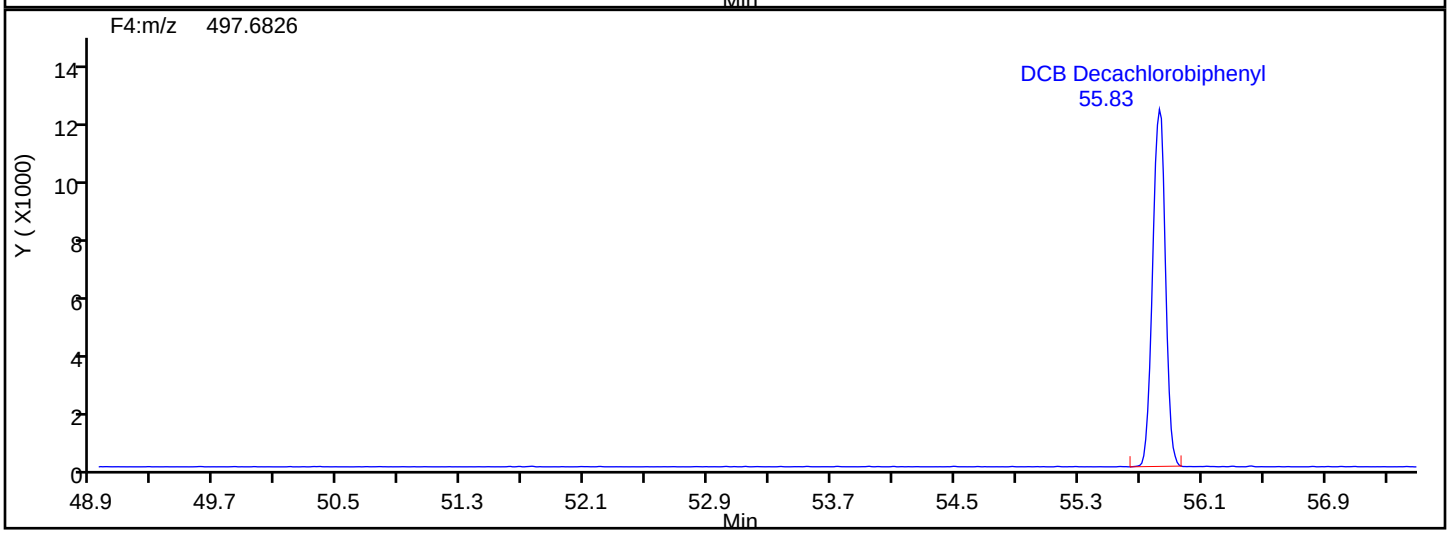

DePCB F4 Lock Mass

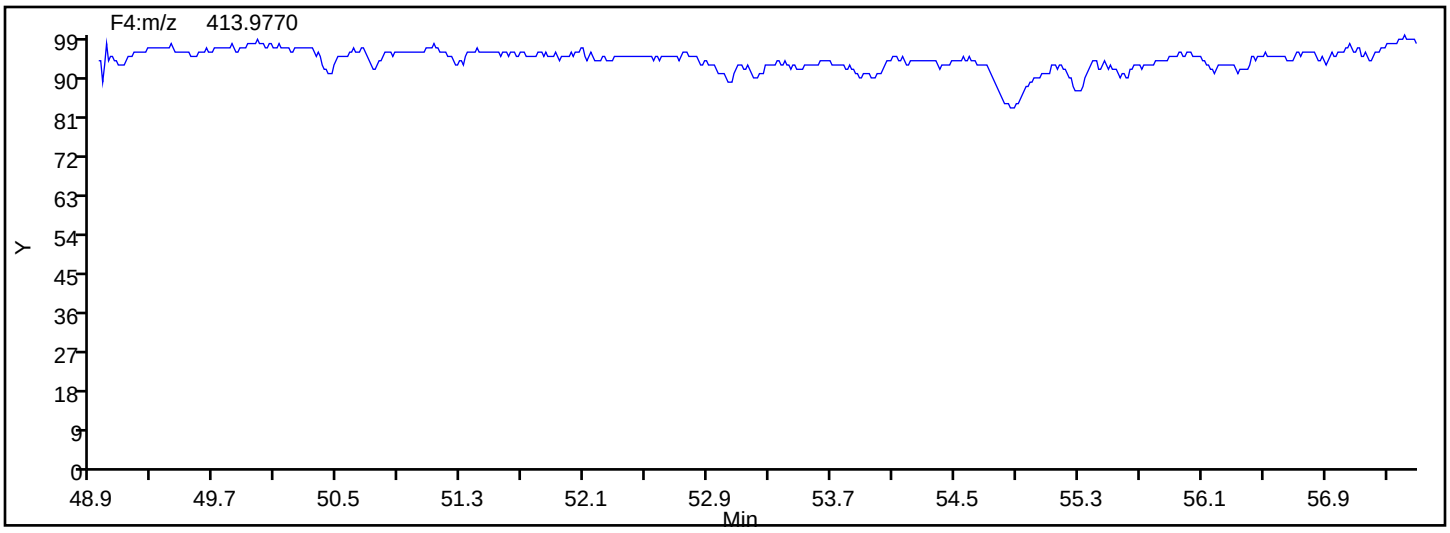

FORM I
HI-RES PCBS ORGANICS ANALYSIS DATA SHEET

Lab Name: Eurofins TestAmerica, Knoxville Job No.: 580-88125-2

SDG No.:

Client Sample ID: H2-0to30-101218 Lab Sample ID: 580-88125-12

Matrix: Solid Lab File ID: 580-88125-b-12-c.d

Analysis Method: 1668A Date Collected: 10/12/2018 10:28

Extract. Method: HRMS-Sox Date Extracted: 08/19/2019 08:06

Sample wt/vol: 4.03(g) Date Analyzed: 08/27/2019 23:37

Con. Extract Vol.: 10(mL) Dilution Factor: 1

Injection Volume: 1(uL) Level: (low/med) Low

% Moisture: 57.9 GPC Cleanup:(Y/N) N

Analysis Batch No.: 33063 Units: ng/g

CAS NO.	COMPOUND NAME	RESULT	Q	RL	EDL
2051-60-7	PCB-1	0.097	B	0.059	0.0011
2051-61-8	PCB-2	0.052	J B	0.059	0.0012
2051-62-9	PCB-3	0.068	B	0.059	0.0012
13029-08-8	PCB-4	0.19		0.12	0.0029
16605-91-7	PCB-5	0.0053	J q	0.059	0.0019
25569-80-6	PCB-6	0.033	J	0.059	0.0019
33284-50-3	PCB-7	0.011	J q	0.059	0.0018
34883-43-7	PCB-8	0.12	B	0.12	0.0019
34883-39-1	PCB-9	0.013	J	0.059	0.0021
33146-45-1	PCB-10	0.0078	J q	0.059	0.0020
2050-67-1	PCB-11	0.12	B	0.12	0.0018
2974-92-7	PCB-12	0.025	J q C	0.12	0.0018
2974-90-5	PCB-13	0.025	J q C12	0.12	0.0018
34883-41-5	PCB-14	ND		0.059	0.0016
2050-68-2	PCB-15	0.098	B	0.059	0.0018
38444-78-9	PCB-16	ND		0.059	0.0031
37680-66-3	PCB-17	0.50	B	0.059	0.0025
37680-65-2	PCB-18	0.13	C B	0.12	0.0021
38444-73-4	PCB-19	0.62		0.059	0.0029
38444-84-7	PCB-20	0.45	C B	0.12	0.0025
55702-46-0	PCB-21	0.21	C B	0.12	0.0023
38444-85-8	PCB-22	0.054	J B	0.059	0.0026
55720-44-0	PCB-23	ND		0.059	0.0025
55702-45-9	PCB-24	ND		0.059	0.0018
55712-37-3	PCB-25	0.088		0.059	0.0024
38444-81-4	PCB-26	0.050	J C B	0.12	0.0024
38444-76-7	PCB-27	0.11		0.059	0.0018
7012-37-5	PCB-28	0.45	C20 B	0.12	0.0025
15862-07-4	PCB-29	0.050	J C26 B	0.12	0.0024
35693-92-6	PCB-30	0.13	C18 B	0.12	0.0021
16606-02-3	PCB-31	0.18	B	0.12	0.0023
38444-77-8	PCB-32	0.51	B	0.059	0.0016
38444-86-9	PCB-33	0.21	C21 B	0.12	0.0023

FORM I
HI-RES PCBS ORGANICS ANALYSIS DATA SHEET

Lab Name: Eurofins TestAmerica, Knoxville Job No.: 580-88125-2

SDG No.:

Client Sample ID: H2-0to30-101218 Lab Sample ID: 580-88125-12

Matrix: Solid Lab File ID: 580-88125-b-12-c.d

Analysis Method: 1668A Date Collected: 10/12/2018 10:28

Extract. Method: HRMS-Sox Date Extracted: 08/19/2019 08:06

Sample wt/vol: 4.03(g) Date Analyzed: 08/27/2019 23:37

Con. Extract Vol.: 10(mL) Dilution Factor: 1

Injection Volume: 1(uL) Level: (low/med) Low

% Moisture: 57.9 GPC Cleanup:(Y/N) N

Analysis Batch No.: 33063 Units: ng/g

CAS NO.	COMPOUND NAME	RESULT	Q	RL	EDL
37680-68-5	PCB-34	0.0053	J	0.059	0.0026
37680-69-6	PCB-35	0.012	J B	0.059	0.0026
38444-87-0	PCB-36	ND		0.059	0.0024
38444-90-5	PCB-37	0.10	B	0.059	0.0025
53555-66-1	PCB-38	ND		0.059	0.0024
38444-88-1	PCB-39	0.0067	J	0.059	0.0023
38444-93-8	PCB-40	1.1	C	0.18	0.0067
52663-59-9	PCB-41	1.1	C40	0.18	0.0067
36559-22-5	PCB-42	0.21		0.059	0.0071
70362-46-8	PCB-43	0.22	C	0.12	0.0062
41464-39-5	PCB-44	7.5	C B	0.18	0.0060
70362-45-7	PCB-45	3.6	C	0.12	0.0070
41464-47-5	PCB-46	0.098		0.059	0.0081
2437-79-8	PCB-47	7.5	C44 B	0.18	0.0060
70362-47-9	PCB-48	0.070		0.059	0.0065
41464-40-8	PCB-49	2.8	C	0.12	0.0054
62796-65-0	PCB-50	1.6	C	0.12	0.0066
68194-04-7	PCB-51	3.6	C45	0.12	0.0070
35693-99-3	PCB-52	2.5	B	0.059	0.0069
41464-41-9	PCB-53	1.6	C50	0.12	0.0066
15968-05-5	PCB-54	0.55		0.059	0.0016
74338-24-2	PCB-55	ND		0.059	0.0048
41464-43-1	PCB-56	0.23		0.059	0.0049
70424-67-8	PCB-57	ND		0.059	0.0048
41464-49-7	PCB-58	ND		0.059	0.0047
74472-33-6	PCB-59	0.21	C	0.18	0.0045
33025-41-1	PCB-60	0.059		0.059	0.0046
33284-53-6	PCB-61	1.6	C B	0.24	0.0045
54230-22-7	PCB-62	0.21	C59	0.18	0.0045
74472-34-7	PCB-63	0.064		0.059	0.0042
52663-58-8	PCB-64	0.26		0.059	0.0043
33284-54-7	PCB-65	7.5	C44 B	0.18	0.0060
32598-10-0	PCB-66	0.98		0.059	0.0048
73575-53-8	PCB-67	0.055	J q	0.059	0.0044

FORM I
HI-RES PCBS ORGANICS ANALYSIS DATA SHEET

Lab Name: Eurofins TestAmerica, Knoxville Job No.: 580-88125-2

SDG No.:

Client Sample ID: H2-0to30-101218 Lab Sample ID: 580-88125-12

Matrix: Solid Lab File ID: 580-88125-b-12-c.d

Analysis Method: 1668A Date Collected: 10/12/2018 10:28

Extract. Method: HRMS-Sox Date Extracted: 08/19/2019 08:06

Sample wt/vol: 4.03(g) Date Analyzed: 08/27/2019 23:37

Con. Extract Vol.: 10(mL) Dilution Factor: 1

Injection Volume: 1(uL) Level: (low/med) Low

% Moisture: 57.9 GPC Cleanup:(Y/N) N

Analysis Batch No.: 33063 Units: ng/g

CAS NO.	COMPOUND NAME	RESULT	Q	RL	EDL
73575-52-7	PCB-68	0.11		0.059	0.0042
60233-24-1	PCB-69	2.8	C49	0.12	0.0054
32598-11-1	PCB-70	1.6	C61 B	0.24	0.0045
41464-46-4	PCB-71	1.1	C40	0.18	0.0067
41464-42-0	PCB-72	0.11		0.059	0.0047
74338-23-1	PCB-73	0.22	C43	0.12	0.0062
32690-93-0	PCB-74	1.6	C61 B	0.24	0.0045
32598-12-2	PCB-75	0.21	C59	0.18	0.0045
70362-48-0	PCB-76	1.6	C61 B	0.24	0.0045
32598-13-3	PCB-77	0.090		0.059	0.0045
70362-49-1	PCB-78	ND		0.059	0.0047
41464-48-6	PCB-79	0.065		0.059	0.0040
33284-52-5	PCB-80	ND		0.059	0.0042
70362-50-4	PCB-81	ND		0.059	0.0048
52663-62-4	PCB-82	0.51		0.059	0.0022
60145-20-2	PCB-83	6.5	C B	0.12	0.0021
52663-60-2	PCB-84	1.3		0.059	0.0022
65510-45-4	PCB-85	0.89	C	0.18	0.0016
55312-69-1	PCB-86	4.0	C B	0.35	0.0016
38380-02-8	PCB-87	4.0	C86 B	0.35	0.0016
55215-17-3	PCB-88	2.3	C	0.12	0.0019
73575-57-2	PCB-89	ND		0.059	0.0022
68194-07-0	PCB-90	10	C B	0.18	0.0017
68194-05-8	PCB-91	2.3	C88	0.12	0.0019
52663-61-3	PCB-92	2.7		0.059	0.0020
73575-56-1	PCB-93	1.7	C	0.12	0.0020
73575-55-0	PCB-94	0.45		0.059	0.0021
38379-99-6	PCB-95	6.6	B	0.059	0.0020
73575-54-9	PCB-96	0.26		0.059	0.0016
41464-51-1	PCB-97	4.0	C86 B	0.35	0.0016
60233-25-2	PCB-98	0.79	C	0.12	0.0020
38380-01-7	PCB-99	6.5	C83 B	0.12	0.0021
39485-83-1	PCB-100	1.7	C93	0.12	0.0020
37680-73-2	PCB-101	10	C90 B	0.18	0.0017

FORM I
HI-RES PCBS ORGANICS ANALYSIS DATA SHEET

Lab Name: Eurofins TestAmerica, Knoxville Job No.: 580-88125-2

SDG No.:

Client Sample ID: H2-0to30-101218 Lab Sample ID: 580-88125-12

Matrix: Solid Lab File ID: 580-88125-b-12-c.d

Analysis Method: 1668A Date Collected: 10/12/2018 10:28

Extract. Method: HRMS-Sox Date Extracted: 08/19/2019 08:06

Sample wt/vol: 4.03(g) Date Analyzed: 08/27/2019 23:37

Con. Extract Vol.: 10(mL) Dilution Factor: 1

Injection Volume: 1(uL) Level: (low/med) Low

% Moisture: 57.9 GPC Cleanup:(Y/N) N

Analysis Batch No.: 33063 Units: ng/g

CAS NO.	COMPOUND NAME	RESULT	Q	RL	EDL
68194-06-9	PCB-102	0.79	C98	0.12	0.0020
60145-21-3	PCB-103	0.80		0.059	0.0019
56558-16-8	PCB-104	0.13		0.059	0.0014
32598-14-4	PCB-105	1.2	B	0.059	0.014
70424-69-0	PCB-106	ND		0.059	0.014
70424-68-9	PCB-107	0.51		0.059	0.013
70362-41-3	PCB-108	0.14	C	0.12	0.014
74472-35-8	PCB-109	4.0	C86 B	0.35	0.0016
38380-03-9	PCB-110	7.2	C B	0.12	0.0014
39635-32-0	PCB-111	0.061		0.059	0.0014
74472-36-9	PCB-112	ND		0.059	0.0014
68194-10-5	PCB-113	10	C90 B	0.18	0.0017
74472-37-0	PCB-114	0.056	J B	0.059	0.013
74472-38-1	PCB-115	7.2	C110 B	0.12	0.0014
18259-05-7	PCB-116	0.89	C85	0.18	0.0016
68194-11-6	PCB-117	0.89	C85	0.18	0.0016
31508-00-6	PCB-118	4.1	B	0.059	0.014
56558-17-9	PCB-119	4.0	C86 B	0.35	0.0016
68194-12-7	PCB-120	0.19		0.059	0.0013
56558-18-0	PCB-121	0.052	J	0.059	0.0014
76842-07-4	PCB-122	0.041	J q	0.059	0.015
65510-44-3	PCB-123	0.044	J q	0.059	0.014
70424-70-3	PCB-124	0.14	C108	0.12	0.014
74472-39-2	PCB-125	4.0	C86 B	0.35	0.0016
57465-28-8	PCB-126	0.017	J B	0.059	0.014
39635-33-1	PCB-127	ND		0.059	0.014
38380-07-3	PCB-128	1.8	C	0.12	0.0099
55215-18-4	PCB-129	16	C B	0.24	0.010
52663-66-8	PCB-130	0.96		0.059	0.013
61798-70-7	PCB-131	0.11		0.059	0.013
38380-05-1	PCB-132	4.3	B	0.059	0.013
35694-04-3	PCB-133	0.55		0.059	0.012
52704-70-8	PCB-134	0.81	C	0.12	0.013
52744-13-5	PCB-135	8.2	C B	0.12	0.0015

FORM I
HI-RES PCBS ORGANICS ANALYSIS DATA SHEET

Lab Name: Eurofins TestAmerica, Knoxville Job No.: 580-88125-2

SDG No.:

Client Sample ID: H2-0to30-101218 Lab Sample ID: 580-88125-12

Matrix: Solid Lab File ID: 580-88125-b-12-c.d

Analysis Method: 1668A Date Collected: 10/12/2018 10:28

Extract. Method: HRMS-Sox Date Extracted: 08/19/2019 08:06

Sample wt/vol: 4.03(g) Date Analyzed: 08/27/2019 23:37

Con. Extract Vol.: 10(mL) Dilution Factor: 1

Injection Volume: 1(uL) Level: (low/med) Low

% Moisture: 57.9 GPC Cleanup:(Y/N) N

Analysis Batch No.: 33063 Units: ng/g

CAS NO.	COMPOUND NAME	RESULT	Q	RL	EDL
38411-22-2	PCB-136	2.6	B	0.059	0.0011
35694-06-5	PCB-137	0.28		0.059	0.010
35065-28-2	PCB-138	16	C129 B	0.24	0.010
56030-56-9	PCB-139	0.39	C	0.12	0.011
59291-64-4	PCB-140	0.39	C139	0.12	0.011
52712-04-6	PCB-141	2.9		0.059	0.012
41411-61-4	PCB-142	ND		0.059	0.013
68194-15-0	PCB-143	0.81	C134	0.12	0.013
68194-14-9	PCB-144	0.73		0.059	0.0014
74472-40-5	PCB-145	ND		0.059	0.0011
51908-16-8	PCB-146	4.8	B	0.059	0.011
68194-13-8	PCB-147	15	C B	0.12	0.011
74472-41-6	PCB-148	0.21		0.059	0.0014
38380-04-0	PCB-149	15	C147 B	0.12	0.011
68194-08-1	PCB-150	0.18		0.059	0.0010
52663-63-5	PCB-151	8.2	C135 B	0.12	0.0015
68194-09-2	PCB-152	0.088		0.059	0.0010
35065-27-1	PCB-153	18	C B	0.12	0.0091
60145-22-4	PCB-154	1.2	B	0.059	0.0013
33979-03-2	PCB-155	0.018	J	0.059	0.00098
38380-08-4	PCB-156	1.6	C B	0.12	0.010
69782-90-7	PCB-157	1.6	C156 B	0.12	0.010
74472-42-7	PCB-158	1.4	B	0.059	0.0080
39635-35-3	PCB-159	0.36		0.059	0.0084
41411-62-5	PCB-160	16	C129 B	0.24	0.010
74472-43-8	PCB-161	ND		0.059	0.0083
39635-34-2	PCB-162	ND		0.059	0.0082
74472-44-9	PCB-163	16	C129 B	0.24	0.010
74472-45-0	PCB-164	1.2		0.059	0.0089
74472-46-1	PCB-165	ND		0.059	0.0099
41411-63-6	PCB-166	1.8	C128	0.12	0.0099

FORM I
HI-RES PCBS ORGANICS ANALYSIS DATA SHEET

Lab Name: Eurofins TestAmerica, Knoxville Job No.: 580-88125-2

SDG No.:

Client Sample ID: H2-0to30-101218 Lab Sample ID: 580-88125-12

Matrix: Solid Lab File ID: 580-88125-b-12-c.d

Analysis Method: 1668A Date Collected: 10/12/2018 10:28

Extract. Method: HRMS-Sox Date Extracted: 08/19/2019 08:06

Sample wt/vol: 4.03(g) Date Analyzed: 08/27/2019 23:37

Con. Extract Vol.: 10(mL) Dilution Factor: 1

Injection Volume: 1(uL) Level: (low/med) Low

% Moisture: 57.9 GPC Cleanup:(Y/N) N

Analysis Batch No.: 33063 Units: ng/g

CAS NO.	COMPOUND NAME	RESULT	Q	RL	EDL
52663-72-6	PCB-167	0.60		0.059	0.0070
59291-65-5	PCB-168	18	C153 B	0.12	0.0091
32774-16-6	PCB-169	ND		0.059	0.0076
35065-30-6	PCB-170	13	B	0.059	0.0012
52663-71-5	PCB-171	3.9	C	0.12	0.0012
52663-74-8	PCB-172	2.1	B	0.059	0.0011
68194-16-1	PCB-173	3.9	C171	0.12	0.0012
38411-25-5	PCB-174	12	B	0.059	0.0012
40186-70-7	PCB-175	0.48		0.059	0.0011
52663-65-7	PCB-176	1.3	B	0.059	0.00074
52663-70-4	PCB-177	7.5	B	0.059	0.0012
52663-67-9	PCB-178	2.3		0.059	0.0011
52663-64-6	PCB-179	4.3	B	0.059	0.00080
35065-29-3	PCB-180	29	C B	0.12	0.00092
74472-47-2	PCB-181	ND		0.059	0.0010
60145-23-5	PCB-182	0.14		0.059	0.00099
52663-69-1	PCB-183	8.3	C B	0.12	0.0010
74472-48-3	PCB-184	ND		0.059	0.00080
52712-05-7	PCB-185	8.3	C183 B	0.12	0.0010
74472-49-4	PCB-186	ND		0.059	0.00079
52663-68-0	PCB-187	14		0.059	0.0010
74487-85-7	PCB-188	ND		0.059	0.00074
39635-31-9	PCB-189	0.52	B	0.059	0.0040
41411-64-7	PCB-190	2.8		0.059	0.00082
74472-50-7	PCB-191	0.61		0.059	0.00082
74472-51-8	PCB-192	ND		0.059	0.00088
69782-91-8	PCB-193	29	C180 B	0.12	0.00092
35694-08-7	PCB-194	7.6	B	0.059	0.036
52663-78-2	PCB-195	3.6		0.059	0.043
42740-50-1	PCB-196	3.7	B	0.059	0.0015
33091-17-7	PCB-197	0.25		0.059	0.0011
68194-17-2	PCB-198	6.6	C B	0.12	0.0016

FORM I
HI-RES PCBS ORGANICS ANALYSIS DATA SHEET

Lab Name: Eurofins TestAmerica, Knoxville Job No.: 580-88125-2

SDG No.:

Client Sample ID: H2-0to30-101218 Lab Sample ID: 580-88125-12

Matrix: Solid Lab File ID: 580-88125-b-12-c.d

Analysis Method: 1668A Date Collected: 10/12/2018 10:28

Extract. Method: HRMS-Sox Date Extracted: 08/19/2019 08:06

Sample wt/vol: 4.03(g) Date Analyzed: 08/27/2019 23:37

Con. Extract Vol.: 10(mL) Dilution Factor: 1

Injection Volume: 1(uL) Level: (low/med) Low

% Moisture: 57.9 GPC Cleanup:(Y/N) N

Analysis Batch No.: 33063 Units: ng/g

CAS NO.	COMPOUND NAME	RESULT	Q	RL	EDL
52663-75-9	PCB-199	6.6	C198 B	0.12	0.0016
52663-73-7	PCB-200	0.86		0.059	0.0011
40186-71-8	PCB-201	0.82		0.059	0.0011
2136-99-4	PCB-202	1.1		0.059	0.0012
52663-76-0	PCB-203	4.4		0.059	0.0014
74472-52-9	PCB-204	ND		0.059	0.0012
74472-53-0	PCB-205	0.38		0.059	0.027
40186-72-9	PCB-206	2.1	q	0.059	0.0072
52663-79-3	PCB-207	0.23		0.059	0.0051
52663-77-1	PCB-208	0.37		0.059	0.0053
2051-24-3	PCB-209	0.35	B	0.059	0.0012
27323-18-8	Total Monochlorobiphenyls	0.22	B	0.059	0.0012
25512-42-9	Total Dichlorobiphenyls	0.62	q B	0.12	0.0019
25323-68-6	Total Trichlorobiphenyls	3.0	B	0.12	0.0024
26914-33-0	Total Tetrachlorobiphenyls	24	q B	0.24	0.0052
25429-29-2	Total Pentachlorobiphenyls	53	q B	0.35	0.0057
26601-64-9	Total Hexachlorobiphenyls	84	B	0.24	0.0078
28655-71-2	Total Heptachlorobiphenyls	100	B	0.12	0.0011
55722-26-4	Total Octachlorobiphenyls	29	B	0.12	0.011
53742-07-7	Total Nonachlorobiphenyls	2.7	q	0.059	0.0059
1336-36-3	Polychlorinated biphenyls, Total	300	q B	0.35	0.0046

FORM I
HI-RES PCBS ORGANICS ANALYSIS DATA SHEET

Lab Name: Eurofins TestAmerica, Knoxville Job No.: 580-88125-2

SDG No.:

Client Sample ID: H2-0to30-101218 Lab Sample ID: 580-88125-12

Matrix: Solid Lab File ID: 580-88125-b-12-c.d

Analysis Method: 1668A Date Collected: 10/12/2018 10:28

Extract. Method: HRMS-Sox Date Extracted: 08/19/2019 08:06

Sample wt/vol: 4.03(g) Date Analyzed: 08/27/2019 23:37

Con. Extract Vol.: 10(mL) Dilution Factor: 1

Injection Volume: 1(uL) Level: (low/med) Low

% Moisture: 57.9 GPC Cleanup:(Y/N) N

Analysis Batch No.: 33063 Units: ng/g

CAS NO.	ISOTOPE DILUTION	%REC	Q	LIMITS
234432-85-0	PCB-1L	73		30-140
208263-77-8	PCB-3L	75		30-140
234432-86-1	PCB-4L	71		30-140
208263-67-6	PCB-15L	82		30-140
234432-87-2	PCB-19L	70		30-140
208263-79-0	PCB-37L	88		30-140
234432-88-3	PCB-54L	81		30-140
105600-23-5	PCB-77L	97		30-140
208461-24-9	PCB-81L	95		30-140
234432-89-4	PCB-104L	83		30-140
208263-62-1	PCB-105L	83		30-140
208263-63-2	PCB-114L	82		30-140
104130-40-7	PCB-118L	83		30-140
208263-64-3	PCB-123L	82		30-140
208263-65-4	PCB-126L	94		30-140
234432-90-7	PCB-155L	90		30-140
208263-68-7	PCB-156L	86	C	30-140
235416-30-5	PCB-157L	86	C156	30-140
208263-69-8	PCB-167L	86		30-140
208263-70-1	PCB-169L	98		30-140
160901-80-4	PCB-170L	81		30-140
234432-91-8	PCB-188L	80		30-140
208263-73-4	PCB-189L	87		30-140
105600-26-8	PCB-202L	85		30-140
234446-64-1	PCB-205L	78		30-140
208263-75-6	PCB-206L	74		30-140
234432-92-9	PCB-208L	82		30-140
105600-27-9	PCB-209L	68		30-140

CAS NO.	SURROGATE	%REC	Q	LIMITS
208263-76-7	PCB-28L	79		40-125
235416-29-2	PCB-111L	97		40-125
232919-67-4	PCB-178L	91		40-125

Eurofins TestAmerica, Knoxville
Target Compound Quantitation Report

Data File: \\chromna\Knoxville\ChromData\D3D\20190827-12879.b\580-88125-b-12-c.d
Lims ID: 580-88125-B-12-C
Client ID: H2-0to30-101218
Sample Type: Client
Inject. Date: 27-Aug-2019 23:37:00 ALS Bottle#: 0 Worklist Smp#: 13
Injection Vol: 1.0 ul Dil. Factor: 1.0000
Sample Info:
Misc. Info.: 140-0012879-013
Operator ID: Xcalibur_System Instrument ID: D3D

Method: \\chromna\Knoxville\ChromData\D3D\20190827-12879.b\PCBs_D3D.m
Limit Group: HR - 1668A - ICAL
Last Update: 28-Aug-2019 02:51:52 Calib Date: 21-Aug-2019 19:05:00
Integrator: Picker
Quant Method: Isotopic Dilution Quant By: Initial Calibration
Last ICal File: \\chromna\Knoxville\ChromData\D3D\20190813-12717.b\d4190821i6.d

Column 1 : SPB-Octyl (0.25 mm) Det: F1(11.07 :21.70)
Process Host: CTX0328

First Level Reviewer: mcwhirterl Date: 28-Aug-2019 02:51:52

Compound	RT (min.)	Area	Ratio	Ical RRF	Amount pg/ul	EMPC pg/ul	Noise EDL	Final EDL	%Rec	Flags
S Total Monochlorobipheny					3.679	3.679	0.0199	0.0199		
D PCB-1L	11:45	2177405	3.00	1.3140	72.6	72.6	0.3183	0.3183	72.59	
D PCB-3L	13:54	2344987	3.23	1.3615	75.5	75.5	0.3072	0.3072	75.45	
PCB-1	11:46	42523	3.07	1.1883	1.644	1.644	0.0195	0.0195		
PCB-2	13:45	23883	3.46	1.1911	0.8868	0.8868	0.0200	0.0200		
PCB-3	13:55	32679	3.37	1.2130	1.149	1.149	0.0202	0.0202		
S Total Dichlorobiphenyls					10.6	10.4	0.0331	0.0331		RQ
D PCB-4L	14:09	977601	1.61	0.5996	71.4	71.4	0.2039	0.2039	71.43	
* PCB-9L	16:08	2282614	1.61	4E+04	100.0	100.0				
D PCB-15L	20:02	1924237	1.67	1.0280	82.0	82.0	0.1189	0.1189	82.00	
PCB-4	14:10	39263	1.58	1.2533	3.205	3.205	0.0496	0.0496		
PCB-10	14:21	2858	1.56	1.4828	0.1720	0.1328	0.0338	0.0338		RQ
PCB-9	16:09	4557	1.78	1.4200	0.2212	0.2212	0.0353	0.0353		
PCB-7	16:19	4355	1.56	1.6244	0.2071	0.1848	0.0309	0.0309		RQ
PCB-6	16:33	12703	1.49	1.5539	0.5634	0.5634	0.0323	0.0323		
PCB-5	16:51	2022	1.56	1.5606	0.1063	0.0893	0.0321	0.0321		RQ
PCB-8	16:59	45325	1.63	1.5884	1.967	1.967	0.0316	0.0316		
PCB-14	18:38						0.0268	0.0268		
PCB-11	19:26	47068	1.60	1.6347	1.985	1.985	0.0307	0.0307		
PCB-12	19:44	10106	1.56	1.6410	0.4763	0.4244	0.0306	0.0306		RQMa
PCB-13 (C12)	19:44	10106	1.56	1.6410	0.4763	0.4244	0.0306	0.0306		RQMa
PCB-15	20:03	44907	1.70	1.4024	1.664	1.664	0.0300	0.0300		Ma
S Total Trichlorobiphenyl					51.6	51.6	0.0406	0.0406		
D PCB-19L	17:15	553947	1.05	0.6095	69.7	69.7	0.5160	0.5160	69.73	
* PCB-32L	20:31	1303378	1.07	2.2E+04	100.0	100.0				
* PCB-31L	22:47	4741477	1.06	6.8E+04	100.0	100.0				
$ PCB-28L	23:04	4096343	1.05	1.0975	78.7	78.7	0.2191	0.2191	78.72	
D PCB-37L	27:05	3773700	1.08	0.9024	88.2	88.2	0.2664	0.2664	88.19	
PCB-19	17:17	76268	1.11	1.3047	10.6	10.6	0.0501	0.0501		
PCB-18	19:09	22973	1.18	1.8188	2.280	2.280	0.0359	0.0359		a
PCB-30 (C18)	19:09	22973	1.18	1.8188	2.280	2.280	0.0359	0.0359		a

Compound	RT (min.)	Area	Ratio	Ical RRF	Amount pg/ul	EMPC pg/ul	Noise EDL	Final EDL	%Rec	Flags
PCB-17	19:34	73819	1.07	1.5641	8.520	8.520	0.0418	0.0418		
PCB-27	19:47	22185	1.06	2.1680	1.847	1.847	0.0301	0.0301		Ma
PCB-24	19:57						0.0311	0.0311		
PCB-16	20:03						0.0533	0.0533		
PCB-32	20:32	113325	1.10	2.3416	8.737	8.737	0.0279	0.0279		Ma
PCB-34	21:49	4091	1.04	1.2154	0.0892	0.0892	0.0448	0.0448		a
PCB-23	21:59						0.0430	0.0430		
PCB-26	22:16	42453	1.16	1.3193	0.8527	0.8527	0.0413	0.0413		
PCB-29 (C26)	22:16	42453	1.16	1.3193	0.8527	0.8527	0.0413	0.0413		
PCB-25	22:31	76298	1.03	1.3523	1.495	1.495	0.0403	0.0403		
PCB-31	22:48	157099	1.04	1.3809	3.015	3.015	0.0394	0.0394		
PCB-20	23:06	378364	1.06	1.3057	7.679	7.679	0.0417	0.0417		
PCB-28 (C20)	23:06	378364	1.06	1.3057	7.679	7.679	0.0417	0.0417		
PCB-21	23:17	183146	1.06	1.3777	3.523	3.523	0.0395	0.0395		
PCB-33 (C21)	23:17	183146	1.06	1.3777	3.523	3.523	0.0395	0.0395		
PCB-22	23:43	43347	1.06	1.2430	0.9241	0.9241	0.0438	0.0438		
PCB-36	25:20						0.0404	0.0404		
PCB-39	25:39	6027	1.03	1.3970	0.1143	0.1143	0.0390	0.0390		
PCB-38	26:16						0.0413	0.0413		
PCB-35	26:42	9098	1.02	1.2166	0.1982	0.1982	0.0448	0.0448		
PCB-37	27:06	85583	1.07	1.2879	1.761	1.761	0.0423	0.0423		
S Total Tetrachlorobiphen					409.7	409.6	0.0876	0.0876		RQ
D PCB-54L	20:20	689958	0.84	0.6515	81.3	81.3	0.0684	0.0684	81.26	
* PCB-52L	24:55	2545255	0.79	3.9E+04	100.0	100.0				
D PCB-81L	33:52	2987482	0.79	1.2328	95.2	95.2	0.0796	0.0796	95.21	
D PCB-77L	34:26	3102990	0.81	1.2523	97.4	97.4	0.0784	0.0784	97.35	
PCB-54	20:21	80340	0.78	1.2558	9.272	9.272	0.0272	0.0272		
PCB-50	22:32	787282	0.79	0.9362	27.6	27.6	0.1117	0.1117		
PCB-53 (C50)	22:32	787282	0.79	0.9362	27.6	27.6	0.1117	0.1117		
PCB-45	23:17	1644166	0.79	0.8850	61.0	61.0	0.1182	0.1182		
PCB-51 (C45)	23:17	1644166	0.79	0.8850	61.0	61.0	0.1182	0.1182		
PCB-46	23:30	38589	0.77	0.7591	1.669	1.669	0.1378	0.1378		
PCB-52	24:57	1183127	0.79	0.8992	43.2	43.2	0.1163	0.1163		a
PCB-43	25:05	111208	0.76	0.9993	3.654	3.654	0.1047	0.1047		
PCB-73 (C43)	25:05	111208	0.76	0.9993	3.654	3.654	0.1047	0.1047		
PCB-49	25:26	1672772	0.78	1.1366	48.3	48.3	0.0920	0.0920		
PCB-69 (C49)	25:26	1672772	0.78	1.1366	48.3	48.3	0.0920	0.0920		
PCB-48	25:43	34432	0.75	0.9454	1.196	1.196	0.1106	0.1106		Ma
PCB-44	25:59	3986223	0.79	1.0323	126.8	126.8	0.1013	0.1013		Ma
PCB-47 (C44)	25:59	3986223	0.79	1.0323	126.8	126.8	0.1013	0.1013		Ma
PCB-65 (C44)	25:59	3986223	0.79	1.0323	126.8	126.8	0.1013	0.1013		Ma
PCB-59	26:18	145073	0.77	1.3609	3.501	3.501	0.0769	0.0769		a
PCB-62 (C59)	26:18	145073	0.77	1.3609	3.501	3.501	0.0769	0.0769		a
PCB-75 (C59)	26:18	145073	0.77	1.3609	3.501	3.501	0.0769	0.0769		a
PCB-42	26:28	94000	0.81	0.8670	3.560	3.560	0.1206	0.1206		a
PCB-40	26:58	524988	0.80	0.9179	18.8	18.8	0.1140	0.1140		
PCB-41 (C40)	26:58	524988	0.80	0.9179	18.8	18.8	0.1140	0.1140		
PCB-71 (C40)	26:58	524988	0.80	0.9179	18.8	18.8	0.1140	0.1140		
PCB-64	27:10	189794	0.80	1.4164	4.400	4.400	0.0738	0.0738		a
PCB-72	28:01	71495	0.80	1.3157	1.784	1.784	0.0795	0.0795		
PCB-68	28:18	84524	0.76	1.4782	1.878	1.878	0.0708	0.0708		Ma
PCB-57	28:46						0.0816	0.0816		
PCB-58	29:00						0.0792	0.0792		
PCB-67	29:06	39434	0.77	1.3944	1.066	0.9286	0.0750	0.0750		RQ

Compound	RT (min.)	Area	Ratio	Ical RRF	Amount pg/ul	EMPC pg/ul	Noise EDL	Final EDL	%Rec	Flags
PCB-63	29:24	48735	0.71	1.4685	1.090	1.090	0.0712	0.0712		
PCB-61	29:44	1105386	0.78	1.3565	26.8	26.8	0.0771	0.0771		
PCB-70 (C61)	29:44	1105386	0.78	1.3565	26.8	26.8	0.0771	0.0771		
PCB-74 (C61)	29:44	1105386	0.78	1.3565	26.8	26.8	0.0771	0.0771		
PCB-76 (C61)	29:44	1105386	0.78	1.3565	26.8	26.8	0.0771	0.0771		
PCB-66	30:04	646333	0.78	1.2800	16.6	16.6	0.0817	0.0817		Ma
PCB-55	30:15						0.0808	0.0808		
PCB-56	30:43	151746	0.76	1.2671	3.933	3.933	0.0825	0.0825		
PCB-60	30:56	40260	0.78	1.3288	0.995	0.995	0.0787	0.0787		
PCB-80	31:23						0.0712	0.0712		
PCB-79	32:54	51935	0.70	1.5421	1.106	1.106	0.0678	0.0678		Ma
PCB-78	33:28						0.0795	0.0795		
PCB-81	33:54						0.0808	0.0808		
PCB-77	34:26	63305	0.77	1.3308	1.533	1.533	0.0770	0.0770		
S Total Pentachlorobiphen					896.3	896.2	0.0964	0.0964		RQ
D PCB-104L	25:52	1807278	1.69	1.1164	83.4	83.4	0.0533	0.0533	83.44	
* PCB-101L	31:48	1940214	1.58	3.4E+04	100.0	100.0				
$ PCB-111L	34:30	2290186	1.58	1.2177	96.9	96.9	0.0489	0.0489	96.94	
D PCB-123L	36:27	3107185	1.58	0.9909	82.0	82.0	0.5586	0.5586	82.04	
D PCB-118L	36:46	3264132	1.58	1.0256	83.3	83.3	0.5397	0.5397	83.28	
D PCB-114L	37:18	3141739	1.62	1.0030	82.0	82.0	0.5518	0.5518	81.96	
D PCB-105L	37:57	3187637	1.58	1.0013	83.3	83.3	0.5528	0.5528	83.30	
* PCB-127L	39:26	3821829	1.58	4.9E+04	100.0	100.0				
D PCB-126L	41:03	3229249	1.59	0.9020	93.7	93.7	0.6136	0.6136	93.67	
PCB-104	25:54	55774	1.54	1.3926	2.216	2.216	0.0236	0.0236		
PCB-96	26:15	98725	1.67	1.2268	4.453	4.453	0.0268	0.0268		
PCB-103	28:12	254948	1.58	1.0331	13.7	13.7	0.0318	0.0318		
PCB-94	28:25	124110	1.63	0.9036	7.600	7.600	0.0363	0.0363		
PCB-95	28:52	1950304	1.60	0.9620	112.2	112.2	0.0341	0.0341		
PCB-93	29:06	512271	1.60	0.9806	28.9	28.9	0.0335	0.0335		
PCB-100 (C93)	29:06	512271	1.60	0.9806	28.9	28.9	0.0335	0.0335		
PCB-98	29:14	240931	1.59	0.9888	13.5	13.5	0.0332	0.0332		
PCB-102 (C98)	29:14	240931	1.59	0.9888	13.5	13.5	0.0332	0.0332		
PCB-88	29:44	723196	1.60	1.0052	39.8	39.8	0.0327	0.0327		
PCB-91 (C88)	29:44	723196	1.60	1.0052	39.8	39.8	0.0327	0.0327		
PCB-84	29:57	345582	1.61	0.8601	22.2	22.2	0.0382	0.0382		a
PCB-89	30:27						0.0367	0.0367		
PCB-121	30:51	22286	1.62	1.3971	0.8826	0.8826	0.0235	0.0235		
PCB-92	31:14	798040	1.59	0.9532	46.3	46.3	0.0344	0.0344		
PCB-90	31:49	3538848	1.60	1.1367	172.3	172.3	0.0289	0.0289		
PCB-101 (C90)	31:49	3538848	1.60	1.1367	172.3	172.3	0.0289	0.0289		
PCB-113 (C90)	31:49	3538848	1.60	1.1367	172.3	172.3	0.0289	0.0289		
PCB-83	32:24	1881911	1.59	0.9393	110.9	110.9	0.0349	0.0349		Ma
PCB-99 (C83)	32:24	1881911	1.59	0.9393	110.9	110.9	0.0349	0.0349		Ma
PCB-112	32:32						0.0240	0.0240		MU
PCB-86	32:54	1454847	1.61	1.1958	67.3	67.3	0.0275	0.0275		Ma
PCB-87 (C86)	32:54	1454847	1.61	1.1958	67.3	67.3	0.0275	0.0275		Ma
PCB-97 (C86)	32:54	1454847	1.61	1.1958	67.3	67.3	0.0275	0.0275		Ma
PCB-109 (C86)	32:54	1454847	1.61	1.1958	67.3	67.3	0.0275	0.0275		Ma
PCB-119 (C86)	32:54	1454847	1.61	1.1958	67.3	67.3	0.0275	0.0275		Ma
PCB-125 (C86)	32:54	1454847	1.61	1.1958	67.3	67.3	0.0275	0.0275		Ma
PCB-85	33:38	331873	1.57	1.2126	15.1	15.1	0.0271	0.0271		Ma
PCB-116 (C85)	33:38	331873	1.57	1.2126	15.1	15.1	0.0271	0.0271		Ma
PCB-117 (C85)	33:38	331873	1.57	1.2126	15.1	15.1	0.0271	0.0271		Ma

Compound	RT (min.)	Area	Ratio	Ical RRF	Amount pg/ul	EMPC pg/ul	Noise EDL	Final EDL	%Rec	Flags
PCB-110	33:48	2968462	1.59	1.3511	121.6	121.6	0.0243	0.0243		a
PCB-115 (C110)	33:48	2968462	1.59	1.3511	121.6	121.6	0.0243	0.0243		a
PCB-82	34:06	136490	1.67	0.8675	8.706	8.706	0.0378	0.0378		a
PCB-111	34:31	26680	1.73	1.4262	1.035	1.035	0.0230	0.0230		a
PCB-120	34:59	88370	1.71	1.4907	3.280	3.280	0.0220	0.0220		a
PCB-108	36:07	92073	1.57	1.2547	2.303	2.303	0.2434	0.2434		a
PCB-124 (C108)	36:07	92073	1.57	1.2547	2.303	2.303	0.2434	0.2434		a
PCB-107	36:21	376454	1.61	1.3580	8.701	8.701	0.2248	0.2248		Ma
PCB-123	36:28	30799	1.55	1.3407	0.8119	0.7394	0.2312	0.2312		RQMa
PCB-106	36:36						0.2395	0.2395		
PCB-118	36:48	2927287	1.57	1.2892	69.6	69.6	0.2309	0.2309		
PCB-122	37:08	25562	1.55	1.1614	0.7445	0.6908	0.2629	0.2629		RQ
PCB-114	37:19	41770	1.34	1.4051	0.9462	0.9462	0.2195	0.2195		Ma
PCB-105	37:58	864699	1.55	1.2887	21.0	21.0	0.2344	0.2344		
PCB-127	39:28						0.2378	0.2378		
PCB-126	41:05	12750	1.54	1.3416	0.2943	0.2943	0.2302	0.2302		Ma
S Total Hexachlorobipheny					1435.3	1435.3	0.1324	0.1324		
D PCB-155L	31:35	1657403	1.29	0.9499	89.9	89.9	0.1324	0.1324	89.93	
* PCB-138L	39:55	2676350	1.28	3.6E+04	100.0	100.0				
D PCB-167L	42:56	2877375	1.25	1.2544	85.7	85.7	0.2932	0.2932	85.70	
D PCB-156L	44:05	5660250	1.27	1.2289	172.1	172.1	0.2993	0.2993	86.05	
D PCB-157L (C156L)	44:05	5660250	1.27	1.2289	172.1	172.1	0.2993	0.2993	86.05	
D PCB-169L	47:20	2850904	1.26	1.0883	97.9	97.9	0.3380	0.3380	97.88	
PCB-155	31:38	6668	1.28	1.3028	0.3088	0.3088	0.0167	0.0167		
PCB-152	31:47	31220	1.22	1.2556	1.500	1.500	0.0173	0.0173		
PCB-150	31:58	64315	1.30	1.2368	3.137	3.137	0.0176	0.0176		
PCB-136	32:18	842692	1.27	1.1563	44.0	44.0	0.0188	0.0188		
PCB-145	32:35						0.0183	0.0183		RQU
PCB-148	34:08	53003	1.27	0.8982	3.560	3.560	0.0242	0.0242		
PCB-135	34:43	2010957	1.28	0.8691	139.6	139.6	0.0250	0.0250		
PCB-151 (C135)	34:43	2010957	1.28	0.8691	139.6	139.6	0.0250	0.0250		
PCB-154	34:59	346317	1.27	1.0180	20.5	20.5	0.0214	0.0214		
PCB-144	35:18	188730	1.25	0.9185	12.4	12.4	0.0237	0.0237		a
PCB-147	35:40	7124400	1.26	0.9747	256.7	256.7	0.1934	0.1934		Ma
PCB-149 (C147)	35:40	7124400	1.26	0.9747	256.7	256.7	0.1934	0.1934		Ma
PCB-134	35:51	335281	1.25	0.8518	13.8	13.8	0.2213	0.2213		
PCB-143 (C134)	35:51	335281	1.25	0.8518	13.8	13.8	0.2213	0.2213		
PCB-139	36:16	186527	1.32	0.9995	6.555	6.555	0.1886	0.1886		
PCB-140 (C139)	36:16	186527	1.32	0.9995	6.555	6.555	0.1886	0.1886		
PCB-131	36:27	45288	1.37	0.8584	1.853	1.853	0.2196	0.2196		a
PCB-142	36:38						0.2193	0.2193		
PCB-132	36:54	1830665	1.27	0.8801	73.1	73.1	0.2142	0.2142		
PCB-133	37:25	241549	1.25	0.9064	9.360	9.360	0.2080	0.2080		a
PCB-165	37:50						0.1682	0.1682		
PCB-146	38:05	2326363	1.26	1.0084	81.0	81.0	0.1870	0.1870		
PCB-161	38:13						0.1410	0.1410		
PCB-153	38:42	10694602	1.26	1.2207	307.7	307.7	0.1545	0.1545		
PCB-168 (C153)	38:42	10694602	1.26	1.2207	307.7	307.7	0.1545	0.1545		
PCB-141	38:53	1354960	1.26	0.9608	49.5	49.5	0.1962	0.1962		
PCB-130	39:17	384917	1.25	0.8274	16.3	16.3	0.2279	0.2279		
PCB-137	39:31	145022	1.22	1.0582	4.813	4.813	0.1782	0.1782		
PCB-164	39:37	749589	1.26	1.2527	21.0	21.0	0.1505	0.1505		
PCB-129	39:56	8361425	1.26	1.0840	270.9	270.9	0.1739	0.1739		
PCB-138 (C129)	39:56	8361425	1.26	1.0840	270.9	270.9	0.1739	0.1739		
PCB-160 (C129)	39:56	8361425	1.26	1.0840	270.9	270.9	0.1739	0.1739		
PCB-163 (C129)	39:56	8361425	1.26	1.0840	270.9	270.9	0.1739	0.1739		

Compound	RT (min.)	Area	Ratio	Ical RRF	Amount pg/ul	EMPC pg/ul	Noise EDL	Final EDL	%Rec	Flags
PCB-158	40:20	924269	1.24	1.3862	23.4	23.4	0.1360	0.1360		
PCB-128	41:12	961668	1.27	1.1165	30.3	30.3	0.1689	0.1689		Ma
PCB-166 (C128)	41:12	961668	1.27	1.1165	30.3	30.3	0.1689	0.1689		Ma
PCB-159	42:09	232362	1.29	1.3178	6.193	6.193	0.1431	0.1431		
PCB-162	42:29						0.1384	0.1384		
PCB-167	42:58	388618	1.24	1.3357	10.1	10.1	0.1189	0.1189		Ma
PCB-156	44:04	995114	1.22	1.2759	27.6	27.6	0.1765	0.1765		
PCB-157 (C156)	44:04	995114	1.22	1.2759	27.6	27.6	0.1765	0.1765		
PCB-169	47:21						0.1291	0.1291		
S Total Heptachlorobiphen					1734.6	1734.6	0.0189	0.0189		
D PCB-188L	37:19	2321938	1.09	1.3162	80.3	80.3	0.0943	0.0943	80.34	
$ PCB-178L	40:23	1846173	1.05	0.9222	91.2	91.2	0.1346	0.1346	91.16	
* PCB-180L	45:29	2196023	1.09	3.2E+04	100.0	100.0				
D PCB-170L	46:44	1484878	1.06	0.8357	80.9	80.9	0.1485	0.1485	80.91	
D PCB-189L	49:52	3423309	1.05	1.4666	87.5	87.5	0.3564	0.3564	87.45	
PCB-188	37:22						0.0125	0.0125		
PCB-179	37:40	1979015	1.06	1.4149	73.5	73.5	0.0136	0.0136		
PCB-184	38:13						0.0135	0.0135		
PCB-176	38:33	653584	1.06	1.5212	22.6	22.6	0.0126	0.0126		
PCB-186	39:01						0.0134	0.0134		
PCB-178	40:24	768689	1.05	1.0228	39.5	39.5	0.0188	0.0188		a
PCB-175	41:02	166599	1.02	1.0690	8.188	8.188	0.0180	0.0180		a
PCB-187	41:19	5109966	1.06	1.1106	241.7	241.7	0.0173	0.0173		a
PCB-182	41:31	50965	1.06	1.1484	2.332	2.332	0.0167	0.0167		a
PCB-183	41:56	3036901	1.06	1.1368	140.3	140.3	0.0169	0.0169		a
PCB-185 (C183)	41:56	3036901	1.06	1.1368	140.3	140.3	0.0169	0.0169		a
PCB-174	42:09	3559804	1.05	0.9547	195.9	195.9	0.0201	0.0201		a
PCB-177	42:36	2275301	1.05	0.9426	126.8	126.8	0.0204	0.0204		a
PCB-181	43:00						0.0174	0.0174		
PCB-171	43:13	1218102	1.06	0.9603	66.6	66.6	0.0200	0.0200		
PCB-173 (C171)	43:13	1218102	1.06	0.9603	66.6	66.6	0.0200	0.0200		
PCB-172	44:51	684114	1.05	0.9918	36.2	36.2	0.0194	0.0194		
PCB-192	45:08						0.0149	0.0149		
PCB-180	45:31	11571566	1.05	1.2286	494.8	494.8	0.0156	0.0156		a
PCB-193 (C180)	45:31	11571566	1.05	1.2286	494.8	494.8	0.0156	0.0156		a
PCB-191	45:52	271594	1.04	1.3848	10.3	10.3	0.0139	0.0139		
PCB-170	46:45	4144855	1.05	1.2700	219.8	219.8	0.0197	0.0197		
PCB-190	47:17	1234887	1.05	1.3774	47.1	47.1	0.0140	0.0140		a
PCB-189	49:53	387989	1.08	1.2799	8.855	8.855	0.0676	0.0676		
S Total Octachlorobipheny					497.8	497.8	0.1800	0.1800		
D PCB-202L	42:42	1882491	0.91	1.0055	85.3	85.3	0.0969	0.0969	85.25	
* PCB-194L	51:59	2669056	0.90	3.5E+04	100.0	100.0				
D PCB-205L	52:28	2687979	0.91	1.2867	78.3	78.3	0.2167	0.2167	78.27	
PCB-202	42:43	360095	0.91	1.0531	18.2	18.2	0.0206	0.0206		
PCB-201	43:39	312545	0.90	1.1860	14.0	14.0	0.0183	0.0183		
PCB-204	44:20						0.0197	0.0197		
PCB-197	44:33	96977	0.89	1.2053	4.274	4.274	0.0180	0.0180		a
PCB-200	44:40	309166	0.92	1.1260	14.6	14.6	0.0193	0.0193		a
PCB-198	47:28	1735641	0.90	0.8183	112.7	112.7	0.0265	0.0265		a
PCB-199 (C198)	47:28	1735641	0.90	0.8183	112.7	112.7	0.0265	0.0265		a
PCB-196	48:08	1045929	0.91	0.8748	63.5	63.5	0.0248	0.0248		
PCB-203	48:20	1294815	0.92	0.9219	74.6	74.6	0.0235	0.0235		
PCB-195	49:39	1276858	0.90	0.7839	60.6	60.6	0.7296	0.7296		

Compound	RT (min.)	Area	Ratio	Ical RRF	Amount pg/ul	EMPC pg/ul	Noise EDL	Final EDL	%Rec	Flags
PCB-194	52:00	3217314	0.89	0.9282	129.0	129.0	0.6162	0.6162		
PCB-205	52:29	213747	0.90	1.2342	6.443	6.443	0.4634	0.4634		a
S Total Nonachlorobipheny					49.9	45.5	0.0995	0.0995		RQ
D PCB-208L	49:24	2476199	0.81	1.1383	81.5	81.5	0.7549	0.7549	81.50	
D PCB-206L	54:13	1768509	0.80	0.8938	74.1	74.1	0.9613	0.9613	74.13	
PCB-208	49:26	178192	0.84	1.1567	6.221	6.221	0.0895	0.0895		
PCB-207	50:21	113726	0.79	1.3964	3.837	3.837	0.0867	0.0867		
PCB-206	54:14	747623	0.77	1.1927	39.9	35.4	0.1224	0.1224		RQa
D PCB-209L	55:52	1786716	0.72	0.9809	68.2	68.2	0.0883	0.0883	68.25	
DCB Decachlorobiphenyl	55:53	133219	0.73	1.2455	5.986	5.986	0.0210	0.0210		
S Polychlorinated bipheny					5091.8	5.986	0.0788	0.0788		RQ

QC Flag Legend

Processing Flags
- R - Failed Signal Ratio Test
- Q - EMPC-Estimated Max. Possible Conc.

Review Flags
- M - Manually Integrated
- U - Marked Undetected
- a - User Assigned ID

Eurofins TestAmerica, Knoxville
Target Compound Quantitation Worksheet Report

Data File: \\chromna\Knoxville\ChromData\D3D\20190827-12879.b\580-88125-b-12-c.d
Lims ID: 580-88125-B-12-C
Client ID: H2-0to30-101218
Sample Type: Client
Inject. Date: 27-Aug-2019 23:37:00 ALS Bottle#: 0 Worklist Smp#: 13
Injection Vol: 1.0 ul Dil. Factor: 1.0000
Sample Info:
Misc. Info.: 140-0012879-013
Operator ID: Xcalibur_System Instrument ID: D3D

Method: \\chromna\Knoxville\ChromData\D3D\20190827-12879.b\PCBs_D3D.m
Limit Group: HR - 1668A - ICAL
Last Update: 28-Aug-2019 02:51:52 Calib Date: 21-Aug-2019 19:05:00
Integrator: Picker
Quant Method: Isotopic Dilution Quant By: Initial Calibration
Last ICal File: \\chromna\Knoxville\ChromData\D3D\20190813-12717.b\d4190821i6.d

Column 1 : SPB-Octyl (0.25 mm) Det: F1(11.07 :21.70)
Process Host: CTX0328

First Level Reviewer: mcwhirterl Date: 28-Aug-2019 02:51:52

Signal	RT (min.)	Adj RT (min.)	Sec.	REL RT	Area	Height	Avg Noise	EDL Height	S/N	Ratio(Limits)	Flags
PCB-1L											
200.0795	11:45	11:46	-3	0.728	1633290	658094	421	1052	1563		
202.0766	11:45	11:46	-3	0.728	544115	212668	731	1827	291	3.00(2.66-3.60)	
PCB-3L											
200.0795	13:54	13:56	-4	0.862	1789972	628041	421	1052	1492		
202.0766	13:54	13:56	-4	0.862	555015	197908	731	1827	271	3.23(2.66-3.60)	
PCB-1											
188.0393	11:46	11:48	-2	1.001	32077	12940	45	112	288		
190.0363	11:46	11:48	-2	1.001	10446	4016	36	90	112	3.07(2.66-3.60)	
PCB-2											
188.0393	13:45	13:43	-2	0.989	18523	6337	45	112	141		
190.0363	13:44	13:43	-2	0.988	5360	1690	36	90	47	3.46(2.66-3.60)	
PCB-3											
188.0393	13:55	13:54	-2	1.001	25196	8042	45	112	179		
190.0363	13:55	13:54	-2	1.001	7483	2565	36	90	71	3.37(2.66-3.60)	
PCB-4L											
234.0406	14:09	14:12	-4	0.878	603396	204670	260	650	787		
236.0376	14:09	14:12	-4	0.878	374205	128574	77	192	1670	1.61(1.33-1.79)	
PCB-9L											
234.0406	16:08	16:10	-2		1406484	423977	260	650	1631		
236.0376	16:08	16:10	-2		876130	264662	77	192	3437	1.61(1.33-1.79)	
PCB-15L											
234.0406	20:02	20:04	-4	1.243	1202497	304432	260	650	1171		
236.0376	20:02	20:04	-4	1.243	721740	187656	77	192	2437	1.67(1.33-1.79)	
PCB-4											
222.0003	14:10	14:09	-3	1.001	24051	7598	44	110	173		
223.9974	14:10	14:09	-3	1.001	15212	4946	39	97	127	1.58(1.33-1.79)	

Signal	RT (min.)	Adj RT (min.)	Sec.	REL RT	Area	Height	Avg Noise	EDL Height	S/N	Ratio(Limits)	Flags
PCB-10											RQ
222.0003	14:21	14:21	-2	1.014	1742	530	44	110	12		
223.9974	14:20	14:21	-3	1.013	1959	427	39	97	11	0.89(1.33-1.79)	
	Empc Correction				1116	339	39	97	9		
PCB-9											
222.0003	16:09	16:06	-2	1.141	2915	834	44	110	19		
223.9974	16:09	16:06	-2	1.141	1642	504	39	97	13	1.78(1.33-1.79)	
PCB-7											RQ
222.0003	16:19	16:16	-2	1.153	2654	669	44	110	15		
223.9974	16:19	16:16	-2	1.153	2227	444	39	97	11	1.19(1.33-1.79)	
	Empc Correction				1701	428	39	97	11		
PCB-6											
222.0003	16:33	16:30	-2	1.169	7595	2197	44	110	50		
223.9974	16:33	16:30	-2	1.169	5108	1371	39	97	35	1.49(1.33-1.79)	
PCB-5											RQ
222.0003	16:51	16:50	-2	1.190	1617	367	44	110	8		
	Empc Correction				1232	357	44	110	8		
223.9974	16:52	16:50	-2	1.191	790	229	39	97	6	2.05(1.33-1.79)	
PCB-8											
222.0003	16:59	16:59	-2	1.200	28100	8037	44	110	183		
223.9974	16:59	16:59	-2	1.200	17225	4997	39	97	128	1.63(1.33-1.79)	
PCB-14											
222.0003	18:35						44	110			
223.9974	18:35						39	97			
PCB-11											
222.0003	19:26	19:28	-2	0.970	28944	7752	44	110	176		
223.9974	19:26	19:28	-2	0.970	18124	5114	39	97	131	1.60(1.33-1.79)	
PCB-12											RQMa
222.0003	19:44	19:44	-5	0.984	7393	1423	44	110	32		M
	Empc Correction				6158	1093	44	110	25		
223.9974	19:44	19:44	-5	0.984	3948	701	39	97	18	1.87(1.33-1.79)	
PCB-13 (C12)											RQMa
222.0003	19:44	19:44	-5	0.984	7393	1423	44	110	32		M
	Empc Correction				6158	1093	44	110	25		
223.9974	19:44	19:44	-5	0.984	3948	701	39	97	18	1.87(1.33-1.79)	
PCB-15											Ma
222.0003	20:03	20:03	-2	1.001	28255	7160	44	110	163		M
223.9974	20:03	20:03	-2	1.001	16652	4217	39	97	108	1.70(1.33-1.79)	
PCB-19L											
268.0016	17:15	17:17	-4	0.841	283482	82031	230	575	357		
269.9986	17:15	17:17	-4	0.841	270465	78746	185	462	426	1.05(0.88-1.20)	
PCB-32L											
268.0016	20:31	20:34	-3		674746	171187	230	575	744		
269.9986	20:31	20:34	-3		628632	158580	185	462	857	1.07(0.88-1.20)	
PCB-31L											
268.0016	22:47	22:49	-2		2440862	602202	594	1485	1014		
269.9986	22:47	22:49	-2		2300615	567348	531	1327	1068	1.06(0.88-1.20)	

Signal	RT (min.)	Adj RT (min.)	Sec.	REL RT	Area	Height	Avg Noise	EDL Height	S/N	Ratio(Limits)	Flags
PCB-28L											
268.0016	23:04	23:04	-2	1.013	2096236	503310	594	1485	847		
269.9986	23:04	23:04	-2	1.013	2000107	473498	531	1327	892	1.05(0.88-1.20)	
PCB-37L											
268.0016	27:05	27:07	-4	1.189	1958109	430485	594	1485	725		
269.9986	27:05	27:07	-4	1.189	1815591	395816	531	1327	745	1.08(0.88-1.20)	
PCB-19											
255.9613	17:17	17:15	-2	1.002	40196	11544	20	50	577		
257.9584	17:17	17:15	-2	1.002	36072	10123	22	55	460	1.11(0.88-1.20)	
PCB-18											a
255.9613	19:09	19:09	-1	1.110	12412	3344	20	50	167		a
257.9584	19:09	19:09	-1	1.110	10561	2876	22	55	131	1.18(0.88-1.20)	
PCB-30 (C18)											a
255.9613	19:09	19:09	-1	1.110	12412	3344	20	50	167		a
257.9584	19:09	19:09	-1	1.110	10561	2876	22	55	131	1.18(0.88-1.20)	
PCB-17											
255.9613	19:34	19:32	-2	1.134	38131	9861	20	50	493		
257.9584	19:34	19:32	-2	1.134	35688	9228	22	55	419	1.07(0.88-1.20)	
PCB-27											Ma
255.9613	19:47	19:47	-2	1.146	11408	3094	20	50	155		M
257.9584	19:47	19:47	-2	1.146	10777	2956	22	55	134	1.06(0.88-1.20)	
PCB-24											
255.9613	19:52						20	50			
257.9584	19:52						22	55			
PCB-16											
255.9613	19:58						20	50			
257.9584	19:58						22	55			
PCB-32											Ma
255.9613	20:32	20:32	-2	1.190	59481	16109	20	50	805		M
257.9584	20:32	20:32	-2	1.190	53844	14513	22	55	660	1.10(0.88-1.20)	
PCB-34											a
255.9613	21:49	21:49	-1	1.264	2090	546	92	230	6		a
257.9584	21:48	21:49	-2	1.264	2001	508	88	220	6	1.04(0.88-1.20)	
PCB-23											
255.9613	21:54						92	230			
257.9584	21:54						88	220			
PCB-26											
255.9613	22:16	22:13	-3	1.290	22771	5285	92	230	57		
257.9584	22:16	22:13	-3	1.290	19682	4997	88	220	57	1.16(0.88-1.20)	
PCB-29 (C26)											
255.9613	22:16	22:13	-3	1.290	22771	5285	92	230	57		
257.9584	22:16	22:13	-3	1.290	19682	4997	88	220	57	1.16(0.88-1.20)	
PCB-25											
255.9613	22:31	22:29	-1	0.831	38625	7483	92	230	81		
257.9584	22:31	22:29	-1	0.831	37673	7279	88	220	83	1.03(0.88-1.20)	

Signal	RT (min.)	Adj RT (min.)	Sec.	REL RT	Area	Height	Avg Noise	EDL Height	S/N	Ratio(Limits)	Flags
PCB-31											
255.9613	22:48	22:47	-2	0.842	80256	19749	92	230	215		
257.9584	22:48	22:47	-2	0.842	76843	18887	88	220	215	1.04(0.88-1.20)	
PCB-20											
255.9613	23:06	23:05	-3	0.853	194576	47385	92	230	515		
257.9584	23:06	23:05	-3	0.853	183788	44821	88	220	509	1.06(0.88-1.20)	
PCB-28 (C20)											
255.9613	23:06	23:05	-3	0.853	194576	47385	92	230	515		
257.9584	23:06	23:05	-3	0.853	183788	44821	88	220	509	1.06(0.88-1.20)	
PCB-21											
255.9613	23:17	23:21	-5	0.860	94170	12525	92	230	136		
257.9584	23:17	23:21	-5	0.860	88976	11958	88	220	136	1.06(0.88-1.20)	
PCB-33 (C21)											
255.9613	23:17	23:21	-5	0.860	94170	12525	92	230	136		
257.9584	23:17	23:21	-5	0.860	88976	11958	88	220	136	1.06(0.88-1.20)	
PCB-22											
255.9613	23:43	23:43	-3	0.876	22278	5231	92	230	57		
257.9584	23:43	23:43	-3	0.876	21069	5006	88	220	57	1.06(0.88-1.20)	
PCB-36											
255.9613	25:16						92	230			
257.9584	25:16						88	220			
PCB-39											
255.9613	25:39	25:39	-3	0.947	3052	474	92	230	5		
257.9584	25:39	25:39	-2	0.947	2975	409	88	220	5	1.03(0.88-1.20)	
PCB-38											
255.9613	26:12						92	230			
257.9584	26:12						88	220			
PCB-35											
255.9613	26:42	26:43	-2	0.986	4592	959	92	230	10		
257.9584	26:42	26:43	-2	0.986	4506	1015	88	220	12	1.02(0.88-1.20)	
PCB-37											
255.9613	27:06	27:07	-1	1.001	44285	9570	92	230	104		
257.9584	27:06	27:07	-1	1.001	41298	8983	88	220	102	1.07(0.88-1.20)	
PCB-54L											
301.9626	20:20	20:21	-4	0.816	314840	78955	48	120	1645		
303.9597	20:20	20:21	-4	0.816	375118	96501	11	27	8773	0.84(0.65-0.89)	
PCB-52L											
301.9626	24:55	24:57	-2		1124076	264073	93	232	2839		
303.9597	24:55	24:57	-2		1421179	331835	141	352	2353	0.79(0.65-0.89)	
PCB-81L											
301.9626	33:52	33:53	-4	1.359	1316901	270483	93	232	2908		
303.9597	33:52	33:53	-4	1.359	1670581	344952	141	352	2446	0.79(0.65-0.89)	
PCB-77L											
301.9626	34:26	34:26	-4	1.382	1385337	288297	93	232	3100		
303.9597	34:25	34:26	-4	1.381	1717653	352549	141	352	2500	0.81(0.65-0.89)	

Signal	RT (min.)	Adj RT (min.)	Sec.	REL RT	Area	Height	Avg Noise	EDL Height	S/N	Ratio(Limits)	Flags
PCB-54											
289.9224	20:21	20:22	-3	1.000	35094	8885	10	25	889		
291.9194	20:22	20:22	-2	1.001	45246	11268	14	35	805	0.78(0.65-0.89)	
PCB-50											
289.9224	22:32	22:31	-4	1.108	347288	84123	121	302	695		
291.9194	22:32	22:31	-4	1.108	439994	106116	142	355	747	0.79(0.65-0.89)	
PCB-53 (C50)											
289.9224	22:32	22:31	-4	1.108	347288	84123	121	302	695		
291.9194	22:32	22:31	-4	1.108	439994	106116	142	355	747	0.79(0.65-0.89)	
PCB-45											
289.9224	23:17	23:18	-2	1.144	725815	174489	121	302	1442		
291.9194	23:17	23:18	-2	1.144	918351	221010	142	355	1556	0.79(0.65-0.89)	
PCB-51 (C45)											
289.9224	23:17	23:18	-2	1.144	725815	174489	121	302	1442		
291.9194	23:17	23:18	-2	1.144	918351	221010	142	355	1556	0.79(0.65-0.89)	
PCB-46											
289.9224	23:30	23:29	-3	1.156	16761	3987	121	302	33		
291.9194	23:30	23:29	-3	1.156	21828	5181	142	355	36	0.77(0.65-0.89)	
PCB-52											a
289.9224	24:57	24:57	-1	1.226	522801	119901	121	302	991		a
291.9194	24:57	24:57	-1	1.226	660326	151142	142	355	1064	0.79(0.65-0.89)	
PCB-43											
289.9224	25:05	25:05	-2	1.233	47847	10101	121	302	83		
291.9194	25:05	25:05	-2	1.233	63361	13034	142	355	92	0.76(0.65-0.89)	
PCB-73 (C43)											
289.9224	25:05	25:05	-2	1.233	47847	10101	121	302	83		
291.9194	25:05	25:05	-2	1.233	63361	13034	142	355	92	0.76(0.65-0.89)	
PCB-49											
289.9224	25:26	25:21	-1	1.250	732975	170156	121	302	1406		
291.9194	25:26	25:21	-1	1.250	939797	217058	142	355	1529	0.78(0.65-0.89)	
PCB-69 (C49)											
289.9224	25:26	25:21	-1	1.250	732975	170156	121	302	1406		
291.9194	25:26	25:21	-1	1.250	939797	217058	142	355	1529	0.78(0.65-0.89)	
PCB-48											Ma
289.9224	25:43	25:43	-1	1.265	14752	3331	121	302	28		M
291.9194	25:42	25:43	-2	1.264	19680	4443	142	355	31	0.75(0.65-0.89)	
PCB-44											Ma
289.9224	25:59	25:59	-1	1.278	1764878	377738	121	302	3122		M
291.9194	25:59	25:59	-1	1.278	2221345	469468	142	355	3306	0.79(0.65-0.89)	
PCB-47 (C44)											Ma
289.9224	25:59	25:59	-1	1.278	1764878	377738	121	302	3122		M
291.9194	25:59	25:59	-1	1.278	2221345	469468	142	355	3306	0.79(0.65-0.89)	
PCB-65 (C44)											Ma
289.9224	25:59	25:59	-1	1.278	1764878	377738	121	302	3122		M
291.9194	25:59	25:59	-1	1.278	2221345	469468	142	355	3306	0.79(0.65-0.89)	

Signal	RT (min.)	Adj RT (min.)	Sec.	REL RT	Area	Height	Avg Noise	EDL Height	S/N	Ratio(Limits)	Flags
PCB-59											a
289.9224	26:18	26:18	1	1.293	63157	12869	121	302	106		a
291.9194	26:18	26:18	1	1.293	81916	16213	142	355	114	0.77(0.65-0.89)	
PCB-62 (C59)											a
289.9224	26:18	26:18	1	1.293	63157	12869	121	302	106		a
291.9194	26:18	26:18	1	1.293	81916	16213	142	355	114	0.77(0.65-0.89)	
PCB-75 (C59)											a
289.9224	26:18	26:18	1	1.293	63157	12869	121	302	106		a
291.9194	26:18	26:18	1	1.293	81916	16213	142	355	114	0.77(0.65-0.89)	
PCB-42											a
289.9224	26:28	26:28	-2	1.301	41924	9169	121	302	76		a
291.9194	26:28	26:28	-2	1.301	52076	11930	142	355	84	0.81(0.65-0.89)	
PCB-40											
289.9224	26:58	26:58	-1	1.326	233282	50746	121	302	419		
291.9194	26:58	26:58	-1	1.326	291706	64256	142	355	453	0.80(0.65-0.89)	
PCB-41 (C40)											
289.9224	26:58	26:58	-1	1.326	233282	50746	121	302	419		
291.9194	26:58	26:58	-1	1.326	291706	64256	142	355	453	0.80(0.65-0.89)	
PCB-71 (C40)											
289.9224	26:58	26:58	-1	1.326	233282	50746	121	302	419		
291.9194	26:58	26:58	-1	1.326	291706	64256	142	355	453	0.80(0.65-0.89)	
PCB-64											a
289.9224	27:10	27:10	-2	1.336	84389	19258	121	302	159		a
291.9194	27:11	27:10	-1	1.337	105405	23848	142	355	168	0.80(0.65-0.89)	
PCB-72											
289.9224	28:01	28:00	-2	0.827	31683	7057	121	302	58		
291.9194	28:01	28:00	-2	0.827	39812	8941	142	355	63	0.80(0.65-0.89)	
PCB-68											Ma
289.9224	28:18	28:18	-2	0.836	36580	7942	121	302	66		M
291.9194	28:19	28:18	-2	0.836	47944	10323	142	355	73	0.76(0.65-0.89)	
PCB-57											
289.9224	28:43						121	302			
291.9194	28:43						142	355			
PCB-58											
289.9224	28:56						121	302			
291.9194	28:56						142	355			
PCB-67											RQ
289.9224	29:06	29:07	-5	0.859	17155	2427	121	302	20		
291.9194	29:06	29:07	-5	0.859	28107	3556	142	355	25	0.61(0.65-0.89)	
	Empc Correction				22279	3151	142	355	22		
PCB-63											
289.9224	29:24	29:22	-2	0.868	20243	4295	121	302	35		
291.9194	29:24	29:22	-2	0.868	28492	6173	142	355	43	0.71(0.65-0.89)	
PCB-61											
289.9224	29:44	29:43	-2	0.878	484928	85647	121	302	708		
291.9194	29:44	29:43	-2	0.878	620458	110423	142	355	778	0.78(0.65-0.89)	

Signal	RT (min.)	Adj RT (min.)	Sec.	REL RT	Area	Height	Avg Noise	EDL Height	S/N	Ratio(Limits)	Flags
PCB-70 (C61)											
289.9224	29:44	29:43	-2	0.878	484928	85647	121	302	708		
291.9194	29:44	29:43	-2	0.878	620458	110423	142	355	778	0.78(0.65-0.89)	
PCB-74 (C61)											
289.9224	29:44	29:43	-2	0.878	484928	85647	121	302	708		
291.9194	29:44	29:43	-2	0.878	620458	110423	142	355	778	0.78(0.65-0.89)	
PCB-76 (C61)											
289.9224	29:44	29:43	-2	0.878	484928	85647	121	302	708		
291.9194	29:44	29:43	-2	0.878	620458	110423	142	355	778	0.78(0.65-0.89)	
PCB-66											Ma
289.9224	30:04	30:04	-2	0.888	284089	60206	121	302	498		M
291.9194	30:04	30:04	-2	0.888	362244	74726	142	355	526	0.78(0.65-0.89)	
PCB-55											
289.9224	30:12						121	302			
291.9194	30:12						142	355			
PCB-56											
289.9224	30:43	30:42	-2	0.907	65736	14802	121	302	122		
291.9194	30:43	30:42	-2	0.907	86010	18577	142	355	131	0.76(0.65-0.89)	
PCB-60											
289.9224	30:56	30:55	-2	0.914	17693	3864	121	302	32		
291.9194	30:56	30:55	-2	0.914	22567	4654	142	355	33	0.78(0.65-0.89)	
PCB-80											
289.9224	31:20						121	302			
291.9194	31:20						142	355			
PCB-79											Ma
289.9224	32:54	32:54	-1	0.971	21443	4791	121	302	40		M
291.9194	32:53	32:54	-2	0.971	30492	6287	142	355	44	0.70(0.65-0.89)	
PCB-78											
289.9224	33:24						121	302			
291.9194	33:24						142	355			
PCB-81											
289.9224	33:51						121	302			
291.9194	33:51						142	355			
PCB-77											
289.9224	34:26	34:27	-2	1.000	27565	5773	121	302	48		
291.9194	34:26	34:27	-2	1.000	35740	7777	142	355	55	0.77(0.65-0.89)	
PCB-104L											
337.9207	25:52	25:55	-4	0.814	1134876	252227	49	122	5147		
339.9178	25:52	25:55	-4	0.814	672402	149892	50	125	2998	1.69(1.32-1.78)	
PCB-101L											
337.9207	31:48	31:49	-2		1189517	252751	49	122	5158		
339.9178	31:48	31:49	-2		750697	162242	50	125	3245	1.58(1.32-1.78)	
PCB-111L											
337.9207	34:30	34:29	-1	1.085	1402923	290057	49	122	5920		
339.9178	34:30	34:29	-1	1.085	887263	185201	50	125	3704	1.58(1.32-1.78)	

Signal	RT (min.)	Adj RT (min.)	Δ Sec.	REL RT	Area	Height	Avg Noise	EDL Height	S/N	Ratio(Limits)	Flags
PCB-123L											
337.9207	36:27	36:28	-4	1.146	1901607	387253	989	2472	392		
339.9178	36:27	36:28	-4	1.146	1205578	246576	710	1775	347	1.58(1.32-1.78)	
PCB-118L											
337.9207	36:46	36:48	-4	1.157	2000203	405895	989	2472	410		
339.9178	36:47	36:48	-3	1.157	1263929	254313	710	1775	358	1.58(1.32-1.78)	
PCB-114L											
337.9207	37:18	37:20	-4	1.173	1942053	394026	989	2472	398		
339.9178	37:18	37:20	-4	1.173	1199686	243080	710	1775	342	1.62(1.32-1.78)	
PCB-105L											
337.9207	37:57	37:59	-4	1.194	1951658	397004	989	2472	401		
339.9178	37:57	37:59	-4	1.194	1235979	253508	710	1775	357	1.58(1.32-1.78)	
PCB-127L											
337.9207	39:26	39:26	0		2341269	474385	989	2472	480		
339.9178	39:26	39:26	0		1480560	292922	710	1775	413	1.58(1.32-1.78)	
PCB-126L											
337.9207	41:03	41:03	-2	1.291	1981531	388461	989	2472	393		
339.9178	41:03	41:03	-2	1.291	1247718	247745	710	1775	349	1.59(1.32-1.78)	
PCB-104											
325.8804	25:54	25:52	-1	1.001	33817	7866	33	82	238		
327.8775	25:54	25:52	-1	1.001	21957	4897	20	50	245	1.54(1.32-1.78)	
PCB-96											
325.8804	26:15	26:13	-2	1.015	61757	13474	33	82	408		
327.8775	26:15	26:13	-2	1.015	36968	8346	20	50	417	1.67(1.32-1.78)	
PCB-103											
325.8804	28:12	28:14	-2	1.090	156262	35153	33	82	1065		
327.8775	28:12	28:14	-2	1.090	98686	21943	20	50	1097	1.58(1.32-1.78)	
PCB-94											
325.8804	28:25	28:24	-2	1.098	76981	16418	33	82	498		
327.8775	28:26	28:24	-2	1.099	47129	10256	20	50	513	1.63(1.32-1.78)	
PCB-95											
325.8804	28:52	28:49	-2	1.116	1200826	265340	33	82	8041		
327.8775	28:52	28:49	-2	1.116	749478	164254	20	50	8213	1.60(1.32-1.78)	
PCB-93											
325.8804	29:06	29:02	-2	1.124	314995	67391	33	82	2042		
327.8775	29:05	29:02	-2	1.124	197276	42022	20	50	2101	1.60(1.32-1.78)	
PCB-100 (C93)											
325.8804	29:06	29:02	-2	1.124	314995	67391	33	82	2042		
327.8775	29:05	29:02	-2	1.124	197276	42022	20	50	2101	1.60(1.32-1.78)	
PCB-98											
325.8804	29:14	29:13	-2	1.130	147796	28580	33	82	866		
327.8775	29:14	29:13	-2	1.130	93135	17620	20	50	881	1.59(1.32-1.78)	
PCB-102 (C98)											
325.8804	29:14	29:13	-2	1.130	147796	28580	33	82	866		
327.8775	29:14	29:13	-2	1.130	93135	17620	20	50	881	1.59(1.32-1.78)	

Signal	RT (min.)	Adj RT (min.)	Sec.	REL RT	Area	Height	Avg Noise	EDL Height	S/N	Ratio(Limits)	Flags
PCB-88											
325.8804	29:44	29:43	-2	1.149	444810	95254	33	82	2886		
327.8775	29:44	29:43	-2	1.149	278386	60646	20	50	3032	1.60(1.32-1.78)	
PCB-91 (C88)											
325.8804	29:44	29:43	-2	1.149	444810	95254	33	82	2886		
327.8775	29:44	29:43	-2	1.149	278386	60646	20	50	3032	1.60(1.32-1.78)	
PCB-84											a
325.8804	29:57	29:57	-2	1.157	213067	45306	33	82	1373		a
327.8775	29:57	29:57	-2	1.157	132515	28630	20	50	1432	1.61(1.32-1.78)	
PCB-89											
325.8804	30:22						33	82			
327.8775	30:22						20	50			
PCB-121											
325.8804	30:51	30:52	-2	1.192	13796	2595	33	82	79		
327.8775	30:52	30:52	-2	1.193	8490	1812	20	50	91	1.62(1.32-1.78)	
PCB-92											
325.8804	31:14	31:12	-2	0.857	489792	106360	33	82	3223		
327.8775	31:14	31:12	-2	0.857	308248	66875	20	50	3344	1.59(1.32-1.78)	
PCB-90											
325.8804	31:49	31:51	-1	1.230	2177182	452672	33	82	13717		
327.8775	31:49	31:51	-1	1.230	1361666	285866	20	50	14293	1.60(1.32-1.78)	
PCB-101 (C90)											
325.8804	31:49	31:51	-1	1.230	2177182	452672	33	82	13717		
327.8775	31:49	31:51	-1	1.230	1361666	285866	20	50	14293	1.60(1.32-1.78)	
PCB-113 (C90)											
325.8804	31:49	31:51	-1	1.230	2177182	452672	33	82	13717		
327.8775	31:49	31:51	-1	1.230	1361666	285866	20	50	14293	1.60(1.32-1.78)	
PCB-83											Ma
325.8804	32:24	32:24	-2	1.252	1156451	231014	33	82	7000		M
327.8775	32:24	32:24	-2	1.252	725460	143419	20	50	7171	1.59(1.32-1.78)	
PCB-99 (C83)											Ma
325.8804	32:24	32:24	-2	1.252	1156451	231014	33	82	7000		M
327.8775	32:24	32:24	-2	1.252	725460	143419	20	50	7171	1.59(1.32-1.78)	
PCB-112											MU
325.8804	32:25						33	82			
327.8775	32:25						20	50			
PCB-86											Ma
325.8804	32:54	32:54	-1	1.272	897518	107890	33	82	3269		M
327.8775	32:54	32:54	-1	1.272	557329	67490	20	50	3375	1.61(1.32-1.78)	
PCB-87 (C86)											Ma
325.8804	32:54	32:54	-1	1.272	897518	107890	33	82	3269		M
327.8775	32:54	32:54	-1	1.272	557329	67490	20	50	3375	1.61(1.32-1.78)	
PCB-97 (C86)											Ma
325.8804	32:54	32:54	-1	1.272	897518	107890	33	82	3269		M
327.8775	32:54	32:54	-1	1.272	557329	67490	20	50	3375	1.61(1.32-1.78)	

Signal	RT (min.)	Adj RT (min.)	Sec.	REL RT	Area	Height	Avg Noise	EDL Height	S/N	Ratio(Limits)	Flags
PCB-109 (C86)											Ma
325.8804	32:54	32:54	-1	1.272	897518	107890	33	82	3269		M
327.8775	32:54	32:54	-1	1.272	557329	67490	20	50	3375	1.61(1.32-1.78)	
PCB-119 (C86)											Ma
325.8804	32:54	32:54	-1	1.272	897518	107890	33	82	3269		M
327.8775	32:54	32:54	-1	1.272	557329	67490	20	50	3375	1.61(1.32-1.78)	
PCB-125 (C86)											Ma
325.8804	32:54	32:54	-1	1.272	897518	107890	33	82	3269		M
327.8775	32:54	32:54	-1	1.272	557329	67490	20	50	3375	1.61(1.32-1.78)	
PCB-85											Ma
325.8804	33:38	33:38	-1	1.300	202792	26325	33	82	798		M
327.8775	33:38	33:38	-1	1.300	129081	17116	20	50	856	1.57(1.32-1.78)	
PCB-116 (C85)											Ma
325.8804	33:38	33:38	-1	1.300	202792	26325	33	82	798		M
327.8775	33:38	33:38	-1	1.300	129081	17116	20	50	856	1.57(1.32-1.78)	
PCB-117 (C85)											Ma
325.8804	33:38	33:38	-1	1.300	202792	26325	33	82	798		M
327.8775	33:38	33:38	-1	1.300	129081	17116	20	50	856	1.57(1.32-1.78)	
PCB-110											a
325.8804	33:48	33:48	-5	1.306	1821154	374099	33	82	11336		a
327.8775	33:47	33:48	-6	1.306	1147308	236828	20	50	11841	1.59(1.32-1.78)	
PCB-115 (C110)											a
325.8804	33:48	33:48	-5	1.306	1821154	374099	33	82	11336		a
327.8775	33:47	33:48	-6	1.306	1147308	236828	20	50	11841	1.59(1.32-1.78)	
PCB-82											a
325.8804	34:06	34:06	-2	1.318	85435	16453	33	82	499		a
327.8775	34:06	34:06	-2	1.318	51055	9852	20	50	493	1.67(1.32-1.78)	
PCB-111											a
325.8804	34:31	34:31	-1	1.334	16897	3133	33	82	95		a
327.8775	34:30	34:31	-2	1.334	9783	1799	20	50	90	1.73(1.32-1.78)	
PCB-120											a
325.8804	34:59	34:59	-1	1.352	55745	10569	33	82	320		a
327.8775	34:59	34:59	-1	1.352	32625	6353	20	50	318	1.71(1.32-1.78)	
PCB-108											a
325.8804	36:07	36:07	-1	1.396	56198	11633	538	1345	22		a
327.8775	36:07	36:07	-1	1.396	35875	7063	248	620	28	1.57(1.32-1.78)	
PCB-124 (C108)											a
325.8804	36:07	36:07	-1	1.396	56198	11633	538	1345	22		a
327.8775	36:07	36:07	-1	1.396	35875	7063	248	620	28	1.57(1.32-1.78)	
PCB-107											Ma
325.8804	36:21	36:21	-1	1.405	232256	45733	538	1345	85		M
327.8775	36:21	36:21	-1	1.405	144198	29737	248	620	120	1.61(1.32-1.78)	
PCB-123											RQMa
325.8804	36:28	36:28	-1	1.001	18721	5178	538	1345	10		M
327.8775	36:27	36:28	-2	1.000	15100	3138	248	620	13	1.24(1.32-1.78)	
	Empc Correction				12078	3340	248	620	13		

Signal	RT (min.)	Adj RT (min.)	Sec.	REL RT	Area	Height	Avg Noise	EDL Height	S/N	Ratio(Limits)	Flags
PCB-106											
325.8804	36:32						538	1345			
327.8775	36:32						248	620			
PCB-118											
325.8804	36:48	36:45	-1	1.001	1787573	349976	538	1345	651		
327.8775	36:48	36:45	-1	1.001	1139714	222926	248	620	899	1.57(1.32-1.78)	
PCB-122											RQ
325.8804	37:08	37:05	-1	1.010	15538	2782	538	1345	5		
327.8775	37:08	37:05	-1	1.010	12009	2070	248	620	8	1.29(1.32-1.78)	
	Empc Correction				10024	1794	248	620	7		
PCB-114											Ma
325.8804	37:19	37:19	-2	1.000	23917	4903	538	1345	9		M
327.8775	37:20	37:19	-1	1.001	17853	3568	248	620	14	1.34(1.32-1.78)	
PCB-105											
325.8804	37:58	37:56	-1	1.001	525053	92787	538	1345	172		
327.8775	37:58	37:56	-1	1.001	339646	59126	248	620	238	1.55(1.32-1.78)	
PCB-127											
325.8804	39:24						538	1345			
327.8775	39:24						248	620			
PCB-126											Ma
325.8804	41:05	41:05	0	1.001	7737	1675	538	1345	3		M
327.8775	41:04	41:05	-1	1.000	5013	1140	248	620	5	1.54(1.32-1.78)	
PCB-155L											
371.8817	31:35	31:38	-4	0.791	933776	198059	100	250	1981		
373.8788	31:35	31:38	-4	0.791	723627	156134	109	272	1432	1.29(1.05-1.43)	
PCB-138L											
371.8817	39:55	39:55	0		1501189	306011	431	1077	710		
373.8788	39:55	39:55	0		1175161	236388	367	917	644	1.28(1.05-1.43)	
PCB-167L											
371.8817	42:56	42:58	-2	1.076	1596098	319847	431	1077	742		
373.8788	42:56	42:58	-2	1.076	1281277	254250	367	917	693	1.25(1.05-1.43)	
PCB-156L											
371.8817	44:05	44:07	-2	1.105	3161248	452810	431	1077	1051		
373.8788	44:05	44:07	-2	1.105	2499002	357265	367	917	973	1.27(1.05-1.43)	
PCB-157L (C156L)											
371.8817	44:05	44:07	-2	1.105	3161248	452810	431	1077	1051		
373.8788	44:05	44:07	-2	1.105	2499002	357265	367	917	973	1.27(1.05-1.43)	
PCB-169L											
371.8817	47:20	47:21	-2	1.186	1589964	308428	431	1077	716		
373.8788	47:19	47:21	-3	1.186	1260940	242199	367	917	660	1.26(1.05-1.43)	
PCB-155											
359.8415	31:38	31:36	0	1.002	3743	667	16	40	42		
361.8385	31:35	31:36	-2	1.000	2925	665	15	37	44	1.28(1.05-1.43)	
PCB-152											
359.8415	31:47	31:45	-2	1.006	17128	3808	16	40	238		
361.8385	31:47	31:45	-2	1.006	14092	2805	15	37	187	1.22(1.05-1.43)	

Signal	RT (min.)	Adj RT (min.)	Sec.	REL RT	Area	Height	Avg Noise	EDL Height	S/N	Ratio(Limits)	Flags
PCB-150											
359.8415	31:58	31:55	-2	1.012	36373	7972	16	40	498		
361.8385	31:57	31:55	-2	1.012	27942	5630	15	37	375	1.30(1.05-1.43)	
PCB-136											
359.8415	32:18	32:16	-2	1.023	470962	99526	16	40	6220		
361.8385	32:18	32:16	-2	1.023	371730	77112	15	37	5141	1.27(1.05-1.43)	
PCB-145											RQU
359.8415	32:34						16	40			
361.8385	32:34						15	37			
PCB-148											
359.8415	34:08	34:06	-2	1.081	29675	6441	16	40	403		
361.8385	34:08	34:06	-2	1.081	23328	4753	15	37	317	1.27(1.05-1.43)	
PCB-135											
359.8415	34:43	34:44	-2	1.099	1128168	158054	16	40	9878		
361.8385	34:43	34:44	-2	1.099	882789	126458	15	37	8431	1.28(1.05-1.43)	
PCB-151 (C135)											
359.8415	34:43	34:44	-2	1.099	1128168	158054	16	40	9878		
361.8385	34:43	34:44	-2	1.099	882789	126458	15	37	8431	1.28(1.05-1.43)	
PCB-154											
359.8415	34:59	34:57	-2	1.108	193620	38959	16	40	2435		
361.8385	34:59	34:57	-2	1.108	152697	31613	15	37	2108	1.27(1.05-1.43)	
PCB-144											a
359.8415	35:18	35:18	-1	1.118	104797	21480	16	40	1343		a
361.8385	35:18	35:18	-1	1.118	83933	17072	15	37	1138	1.25(1.05-1.43)	
PCB-147											Ma
359.8415	35:40	35:40	-1	1.129	3972593	787654	214	535	3681		M
361.8385	35:40	35:40	-1	1.129	3151807	620549	151	377	4110	1.26(1.05-1.43)	
PCB-149 (C147)											Ma
359.8415	35:40	35:40	-1	1.129	3972593	787654	214	535	3681		M
361.8385	35:40	35:40	-1	1.129	3151807	620549	151	377	4110	1.26(1.05-1.43)	
PCB-134											
359.8415	35:51	35:54	-7	1.136	186062	34788	214	535	163		
361.8385	35:51	35:54	-7	1.136	149219	28012	151	377	186	1.25(1.05-1.43)	
PCB-143 (C134)											
359.8415	35:51	35:54	-7	1.136	186062	34788	214	535	163		
361.8385	35:51	35:54	-7	1.136	149219	28012	151	377	186	1.25(1.05-1.43)	
PCB-139											
359.8415	36:16	36:12	-1	1.148	106171	20730	214	535	97		
361.8385	36:16	36:12	-1	1.148	80356	15654	151	377	104	1.32(1.05-1.43)	
PCB-140 (C139)											
359.8415	36:16	36:12	-1	1.148	106171	20730	214	535	97		
361.8385	36:16	36:12	-1	1.148	80356	15654	151	377	104	1.32(1.05-1.43)	
PCB-131											a
359.8415	36:27	36:27	-1	1.155	26212	5098	214	535	24		a
361.8385	36:27	36:27	-2	1.154	19076	4138	151	377	27	1.37(1.05-1.43)	

Signal	RT (min.)	Adj RT (min.)	Sec.	REL RT	Area	Height	Avg Noise	EDL Height	S/N	Ratio(Limits)	Flags
PCB-142											
359.8415	36:33						214	535			
361.8385	36:33						151	377			
PCB-132											
359.8415	36:54	36:53	-2	1.169	1025139	208198	214	535	973		
361.8385	36:54	36:53	-2	1.169	805526	163136	151	377	1080	1.27(1.05-1.43)	
PCB-133											a
359.8415	37:25	37:25	-1	1.185	134003	27795	214	535	130		a
361.8385	37:25	37:25	-1	1.185	107546	22574	151	377	149	1.25(1.05-1.43)	
PCB-165											
359.8415	37:48						214	535			
361.8385	37:48						151	377			
PCB-146											
359.8415	38:05	38:03	-1	0.887	1296716	262330	214	535	1226		
361.8385	38:05	38:03	-1	0.887	1029647	208924	151	377	1384	1.26(1.05-1.43)	
PCB-161											
359.8415	38:11						214	535			
361.8385	38:11						151	377			
PCB-153											
359.8415	38:42	38:42	-2	0.901	5955428	1199006	214	535	5603		
361.8385	38:42	38:42	-2	0.901	4739174	948580	151	377	6282	1.26(1.05-1.43)	
PCB-168 (C153)											
359.8415	38:42	38:42	-2	0.901	5955428	1199006	214	535	5603		
361.8385	38:42	38:42	-2	0.901	4739174	948580	151	377	6282	1.26(1.05-1.43)	
PCB-141											
359.8415	38:53	38:51	-1	0.906	756063	148201	214	535	693		
361.8385	38:53	38:51	-1	0.906	598897	119248	151	377	790	1.26(1.05-1.43)	
PCB-130											
359.8415	39:17	39:16	-1	0.915	213948	41669	214	535	195		
361.8385	39:17	39:16	-1	0.915	170969	33746	151	377	223	1.25(1.05-1.43)	
PCB-137											
359.8415	39:31	39:29	0	0.920	79784	18163	214	535	85		
361.8385	39:31	39:29	0	0.920	65238	15212	151	377	101	1.22(1.05-1.43)	
PCB-164											
359.8415	39:37	39:36	-1	0.923	418315	80990	214	535	378		
361.8385	39:38	39:36	0	0.923	331274	63041	151	377	417	1.26(1.05-1.43)	
PCB-129											
359.8415	39:56	39:56	-2	0.930	4661450	888901	214	535	4154		
361.8385	39:56	39:56	-2	0.930	3699975	706371	151	377	4678	1.26(1.05-1.43)	
PCB-138 (C129)											
359.8415	39:56	39:56	-2	0.930	4661450	888901	214	535	4154		
361.8385	39:56	39:56	-2	0.930	3699975	706371	151	377	4678	1.26(1.05-1.43)	
PCB-160 (C129)											
359.8415	39:56	39:56	-2	0.930	4661450	888901	214	535	4154		
361.8385	39:56	39:56	-2	0.930	3699975	706371	151	377	4678	1.26(1.05-1.43)	

Signal	RT (min.)	Adj RT (min.)	Δ Sec.	REL RT	Area	Height	Avg Noise	EDL Height	S/N	Ratio(Limits)	Flags
PCB-163 (C129)											
359.8415	39:56	39:56	-2	0.930	4661450	888901	214	535	4154		
361.8385	39:56	39:56	-2	0.930	3699975	706371	151	377	4678	1.26(1.05-1.43)	
PCB-158											
359.8415	40:20	40:18	-1	0.939	512037	94003	214	535	439		
361.8385	40:20	40:18	-1	0.939	412232	76103	151	377	504	1.24(1.05-1.43)	
PCB-128											Ma
359.8415	41:12	41:12	1	0.959	537488	79424	214	535	371		M
361.8385	41:12	41:12	1	0.959	424180	62358	151	377	413	1.27(1.05-1.43)	
PCB-166 (C128)											Ma
359.8415	41:12	41:12	1	0.959	537488	79424	214	535	371		M
361.8385	41:12	41:12	1	0.959	424180	62358	151	377	413	1.27(1.05-1.43)	
PCB-159											
359.8415	42:09	42:11	-2	0.982	131109	25310	214	535	118		
361.8385	42:09	42:11	-2	0.982	101253	19768	151	377	131	1.29(1.05-1.43)	
PCB-162											
359.8415	42:26						214	535			
361.8385	42:26						151	377			
PCB-167											Ma
359.8415	42:58	42:58	0	1.001	215448	42732	214	535	200		M
361.8385	42:58	42:58	0	1.001	173170	34427	151	377	228	1.24(1.05-1.43)	
PCB-156											
359.8415	44:04	44:04	-2	1.000	546339	98667	214	535	461		
361.8385	44:04	44:04	-2	1.000	448775	80900	151	377	536	1.22(1.05-1.43)	
PCB-157 (C156)											
359.8415	44:04	44:04	-2	1.000	546339	98667	214	535	461		
361.8385	44:04	44:04	-2	1.000	448775	80900	151	377	536	1.22(1.05-1.43)	
PCB-169											
359.8415	47:19						214	535			
361.8385	47:19						151	377			
PCB-188L											
405.8428	37:19	37:23	-4	0.820	1212872	241647	109	272	2217		
407.8398	37:19	37:23	-4	0.820	1109066	219764	105	262	2093	1.09(0.89-1.21)	
PCB-178L											
405.8428	40:23	40:23	0	0.888	946929	183862	109	272	1687		
407.8398	40:23	40:23	0	0.888	899244	176688	105	262	1683	1.05(0.89-1.21)	
PCB-180L											
405.8428	45:29	45:29	0		1143526	223228	109	272	2048		
407.8398	45:29	45:29	0		1052497	207876	105	262	1980	1.09(0.89-1.21)	
PCB-170L											
405.8428	46:44	46:46	-3	1.027	763125	147394	109	272	1352		
407.8398	46:44	46:46	-3	1.027	721753	140190	105	262	1335	1.06(0.89-1.21)	
PCB-189L											
405.8428	49:52	49:54	-2	1.096	1754828	339909	381	952	892		
407.8398	49:52	49:54	-2	1.096	1668481	326718	669	1672	488	1.05(0.89-1.21)	

Signal	RT (min.)	Adj RT (min.)	Δ Sec.	REL RT	Area	Height	Avg Noise	EDL Height	S/N	Ratio(Limits)	Flags
PCB-188											
393.8025	37:18						13	32			
395.7995	37:18						16	40			
PCB-179											
393.8025	37:40	37:38	-2	1.009	1018515	200440	13	32	15418		
395.7995	37:40	37:38	-2	1.009	960500	191065	16	40	11942	1.06(0.89-1.21)	
PCB-184											
393.8025	38:10						13	32			
395.7995	38:10						16	40			
PCB-176											
393.8025	38:33	38:33	-1	1.033	337076	67661	13	32	5205		
395.7995	38:33	38:33	-1	1.033	316508	61764	16	40	3860	1.06(0.89-1.21)	
PCB-186											
393.8025	38:58						13	32			
395.7995	38:58						16	40			
PCB-178											a
393.8025	40:24	40:24	-1	1.082	393496	77415	13	32	5955		a
395.7995	40:24	40:24	-1	1.082	375193	73742	16	40	4609	1.05(0.89-1.21)	
PCB-175											a
393.8025	41:02	41:02	-1	1.100	84047	16490	13	32	1268		a
395.7995	41:02	41:02	-1	1.100	82552	16706	16	40	1044	1.02(0.89-1.21)	
PCB-187											a
393.8025	41:19	41:19	0	1.107	2626090	523662	13	32	40282		a
395.7995	41:19	41:19	0	1.107	2483876	490842	16	40	30678	1.06(0.89-1.21)	
PCB-182											a
393.8025	41:31	41:31	0	1.113	26197	4420	13	32	340		a
395.7995	41:30	41:31	-1	1.112	24768	3793	16	40	237	1.06(0.89-1.21)	
PCB-183											a
393.8025	41:56	41:56	0	1.123	1561247	268190	13	32	20630		a
395.7995	41:56	41:56	0	1.123	1475654	253875	16	40	15867	1.06(0.89-1.21)	
PCB-185 (C183)											a
393.8025	41:56	41:56	0	1.123	1561247	268190	13	32	20630		a
395.7995	41:56	41:56	0	1.123	1475654	253875	16	40	15867	1.06(0.89-1.21)	
PCB-174											a
393.8025	42:09	42:09	-1	1.129	1826298	357318	13	32	27486		a
395.7995	42:09	42:09	-1	1.129	1733506	338943	16	40	21184	1.05(0.89-1.21)	
PCB-177											a
393.8025	42:36	42:36	0	1.141	1165261	225438	13	32	17341		a
395.7995	42:36	42:36	0	1.141	1110040	211110	16	40	13194	1.05(0.89-1.21)	
PCB-181											
393.8025	42:56						13	32			
395.7995	42:56						16	40			
PCB-171											
393.8025	43:13	43:08	1	1.158	626028	120613	13	32	9278		
395.7995	43:13	43:08	1	1.158	592074	112485	16	40	7030	1.06(0.89-1.21)	

Signal	RT (min.)	Adj RT (min.)	Sec.	REL RT	Area	Height	Avg Noise	EDL Height	S/N	Ratio(Limits)	Flags
PCB-173 (C171)											
393.8025	43:13	43:08	1	1.158	626028	120613	13	32	9278		
395.7995	43:13	43:08	1	1.158	592074	112485	16	40	7030	1.06(0.89-1.21)	
PCB-172											
393.8025	44:51	44:49	0	0.900	351170	69000	13	32	5308		
395.7995	44:51	44:49	0	0.900	332944	64709	16	40	4044	1.05(0.89-1.21)	
PCB-192											
393.8025	45:06						13	32			
395.7995	45:06						16	40			
PCB-180											a
393.8025	45:31	45:31	3	0.913	5934263	1109625	13	32	85356		a
395.7995	45:31	45:31	3	0.913	5637303	1053661	16	40	65854	1.05(0.89-1.21)	
PCB-193 (C180)											a
393.8025	45:31	45:31	3	0.913	5934263	1109625	13	32	85356		a
395.7995	45:31	45:31	3	0.913	5637303	1053661	16	40	65854	1.05(0.89-1.21)	
PCB-191											
393.8025	45:52	45:51	1	0.920	138310	25519	13	32	1963		
395.7995	45:52	45:51	1	0.920	133284	23775	16	40	1486	1.04(0.89-1.21)	
PCB-170											
393.8025	46:45	46:43	0	0.938	2124144	411773	13	32	31675		
395.7995	46:45	46:43	0	0.938	2020711	394208	16	40	24638	1.05(0.89-1.21)	
PCB-190											a
393.8025	47:17	47:17	1	0.948	633912	122232	13	32	9402		a
395.7995	47:17	47:17	1	0.948	600975	115795	16	40	7237	1.05(0.89-1.21)	
PCB-189											
393.8025	49:53	49:52	0	1.001	201519	38734	111	277	349		
395.7995	49:53	49:52	0	1.001	186470	34846	120	300	290	1.08(0.89-1.21)	
PCB-202L											
439.8038	42:42	42:46	-3	0.821	897040	174448	91	227	1917		
441.8008	42:42	42:46	-3	0.821	985451	194286	77	192	2523	0.91(0.76-1.02)	
PCB-194L											
439.8038	51:59	51:58	1		1263182	244731	440	1100	556		
441.8008	51:59	51:58	1		1405874	257425	120	300	2145	0.90(0.76-1.02)	
PCB-205L											
439.8038	52:28	52:31	-2	1.009	1280020	243904	440	1100	554		
441.8008	52:28	52:31	-2	1.009	1407959	268741	120	300	2240	0.91(0.76-1.02)	
PCB-202											
427.7635	42:43	42:40	0	1.001	171977	34140	17	42	2008		
429.7606	42:43	42:40	0	1.001	188118	37724	15	37	2515	0.91(0.76-1.02)	
PCB-201											
427.7635	43:39	43:36	0	1.022	148293	28740	17	42	1691		
429.7606	43:39	43:36	0	1.022	164252	32483	15	37	2166	0.90(0.76-1.02)	
PCB-204											
427.7635	44:17						17	42			
429.7606	44:17						15	37			

Signal	RT (min.)	Adj RT (min.)	Sec.	REL RT	Area	Height	Avg Noise	EDL Height	S/N	Ratio(Limits)	Flags
PCB-197											a
427.7635	44:33	44:33	0	1.044	45584	11283	17	42	664		a
429.7606	44:34	44:33	1	1.044	51393	12639	15	37	843	0.89(0.76-1.02)	
PCB-200											a
427.7635	44:40	44:40	0	1.046	148270	27275	17	42	1604		a
429.7606	44:39	44:40	-1	1.046	160896	29405	15	37	1960	0.92(0.76-1.02)	
PCB-198											a
427.7635	47:28	47:28	2	1.112	823066	150393	17	42	8847		a
429.7606	47:28	47:28	2	1.112	912575	167411	15	37	11161	0.90(0.76-1.02)	
PCB-199 (C198)											a
427.7635	47:28	47:28	2	1.112	823066	150393	17	42	8847		a
429.7606	47:28	47:28	2	1.112	912575	167411	15	37	11161	0.90(0.76-1.02)	
PCB-196											
427.7635	48:08	48:09	0	0.917	497525	95429	17	42	5613		
429.7606	48:08	48:09	0	0.917	548404	104254	15	37	6950	0.91(0.76-1.02)	
PCB-203											
427.7635	48:20	48:21	0	0.921	619947	118484	17	42	6970		
429.7606	48:20	48:21	0	0.921	674868	128624	15	37	8575	0.92(0.76-1.02)	
PCB-195											
427.7635	49:39	49:38	0	0.946	605881	114691	666	1665	172		
429.7606	49:39	49:38	0	0.946	670977	127583	507	1267	252	0.90(0.76-1.02)	
PCB-194											
427.7635	52:00	51:59	0	0.991	1518736	286946	666	1665	431		
429.7606	52:00	51:59	0	0.991	1698578	320352	507	1267	632	0.89(0.76-1.02)	
PCB-205											a
427.7635	52:29	52:29	1	1.000	101360	19845	666	1665	30		a
429.7606	52:28	52:29	0	1.000	112387	20886	507	1267	41	0.90(0.76-1.02)	
PCB-208L											
473.7648	49:24	49:27	-2	0.950	1106373	206360	752	1880	274		
475.7619	49:24	49:27	-2	0.950	1369826	259229	974	2435	266	0.81(0.65-0.89)	
PCB-206L											
473.7648	54:13	54:16	-2	1.043	785828	144688	752	1880	192		
475.7619	54:13	54:16	-2	1.043	982681	185548	974	2435	191	0.80(0.65-0.89)	
PCB-208											
461.7246	49:26	49:23	0	1.001	81101	15441	80	200	193		
463.7216	49:26	49:23	0	1.001	97091	18377	113	282	163	0.84(0.65-0.89)	
PCB-207											
461.7246	50:21	50:23	0	1.019	50243	10292	80	200	129		
463.7216	50:21	50:23	0	1.019	63483	12178	113	282	108	0.79(0.65-0.89)	
PCB-206											RQa
461.7246	54:14	54:14	1	1.000	418430	61255	80	200	766		a
	Empc Correction				325237	55565	80	200	695		
463.7216	54:14	54:14	1	1.000	422386	72163	113	282	639	0.99(0.65-0.89)	
PCB-209L											
507.7258	55:52	55:56	-2	1.075	745300	132321	85	212	1557		
509.7229	55:52	55:56	-3	1.074	1041416	180574	89	222	2029	0.72(0.59-0.79)	

Signal	RT (min.)	Adj RT (min.)	Sec.	REL RT	Area	Height	Avg Noise	EDL Height	S/N	Ratio(Limits)	Flags
DCB Decachlorobiphenyl											
495.6856	55:53	55:52	0	1.000	56041	9869	17	42	581		
497.6826	55:54	55:52	1	1.000	77178	13411	16	40	838	0.73(0.59-0.79)	

QC Flag Legend

Processing Flags

R - Failed Signal Ratio Test

Q - EMPC-Estimated Max. Possible Conc.

Review Flags

M - Manually Integrated

U - Marked Undetected

a - User Assigned ID

Eurofins TestAmerica, Knoxville

Data File:	\\chromna\Knoxville\ChromData\D3D\20190827-12879.b\580-88125-b-12-c.d		
Injection Date:	27-Aug-2019 23:37:00	Injection Vol:	1.0 ul
Instrument ID:	D3D	Operator ID:	Xcalibur_System
Method:	PCBs_D3D	Limit Group:	HR - 1668A - ICAL
Client ID:	H2-0to30-101218		
Worklist#:	33063	Sample Line#:	13
Column Type:	SPB-Octyl	Column Dia:	0.25 mm

MoPCB F1

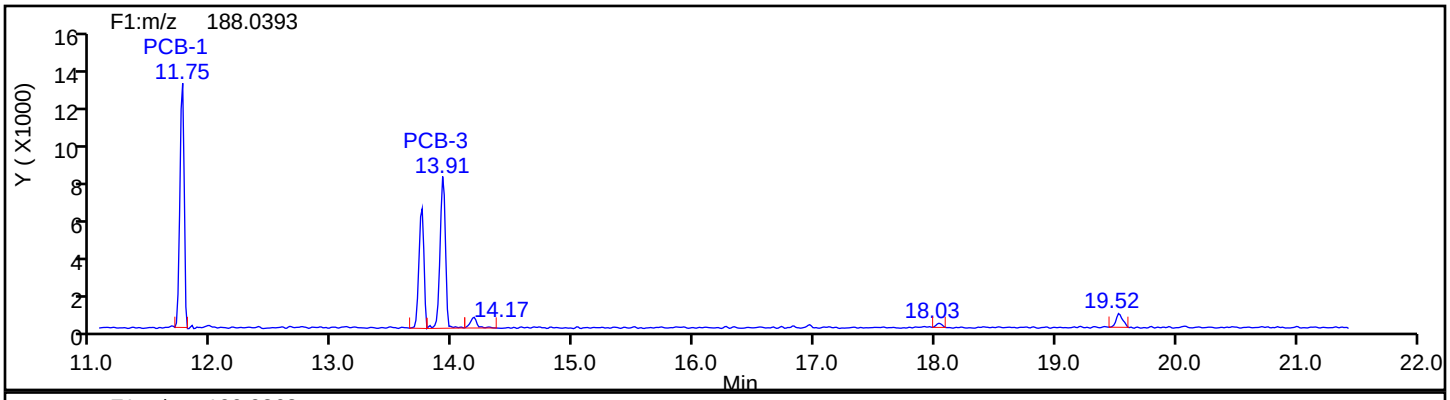

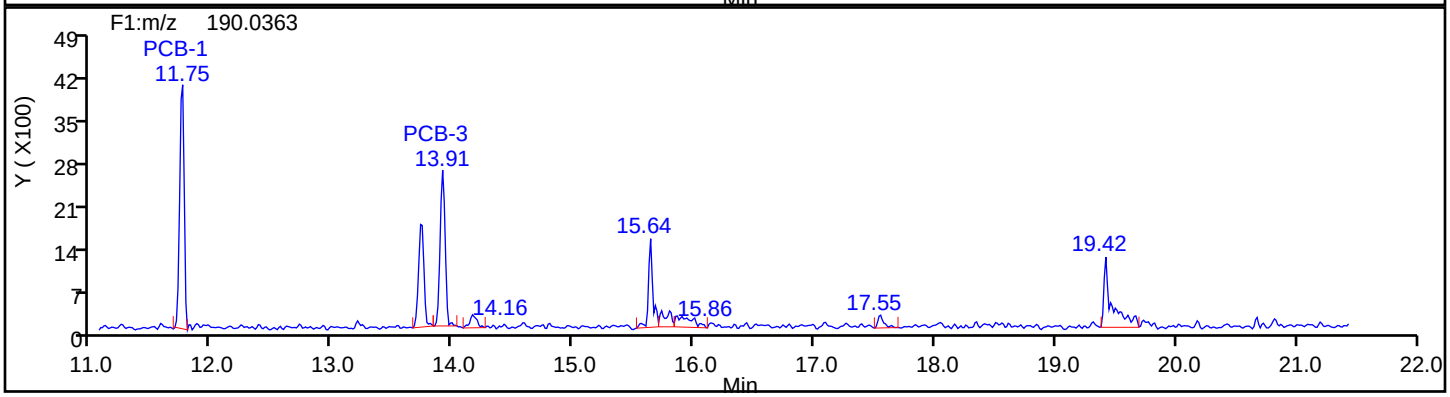

MoPCB F1 Standards

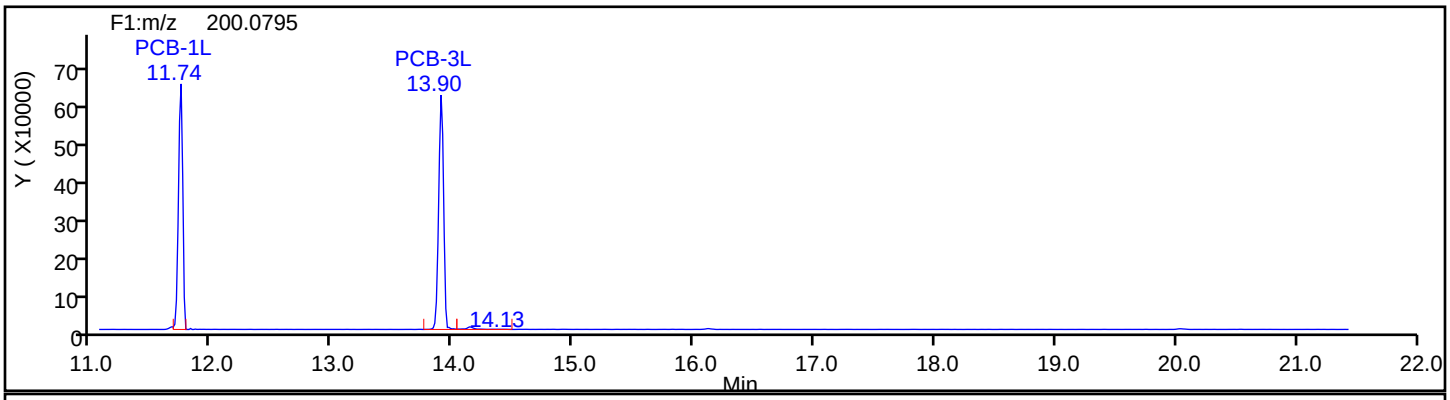

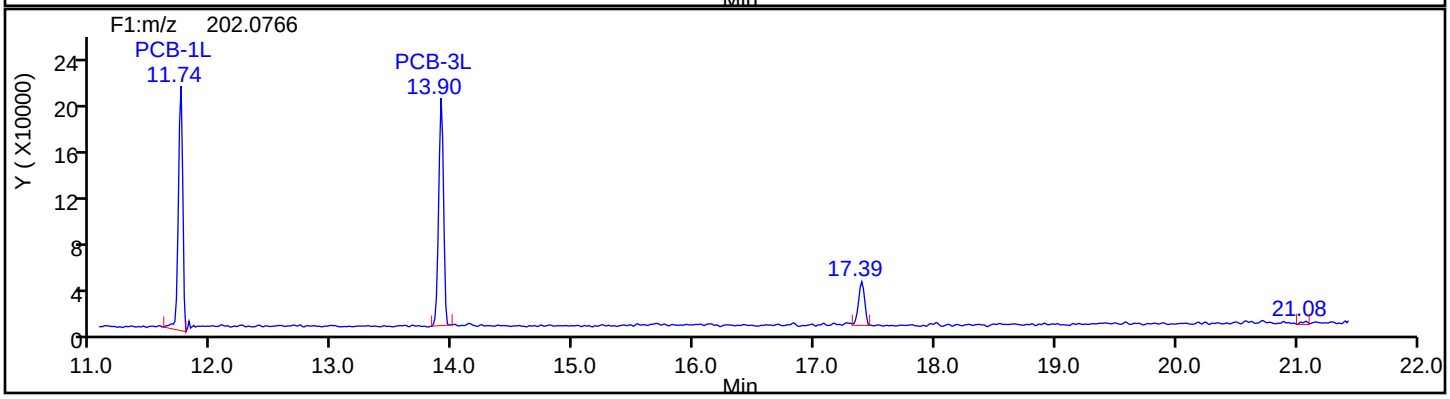

Eurofins TestAmerica, Knoxville

Data File:	\\chromna\Knoxville\ChromData\D3D\20190827-12879.b\580-88125-b-12-c.d		
Injection Date:	27-Aug-2019 23:37:00	Injection Vol:	1.0 ul
Instrument ID:	D3D	Operator ID:	Xcalibur_System
Method:	PCBs_D3D	Limit Group:	HR - 1668A - ICAL
Client ID:	H2-0to30-101218		
Worklist#:	33063	Sample Line#:	13
Column Type:	SPB-Octyl	Column Dia:	0.25 mm

MoPCB F1

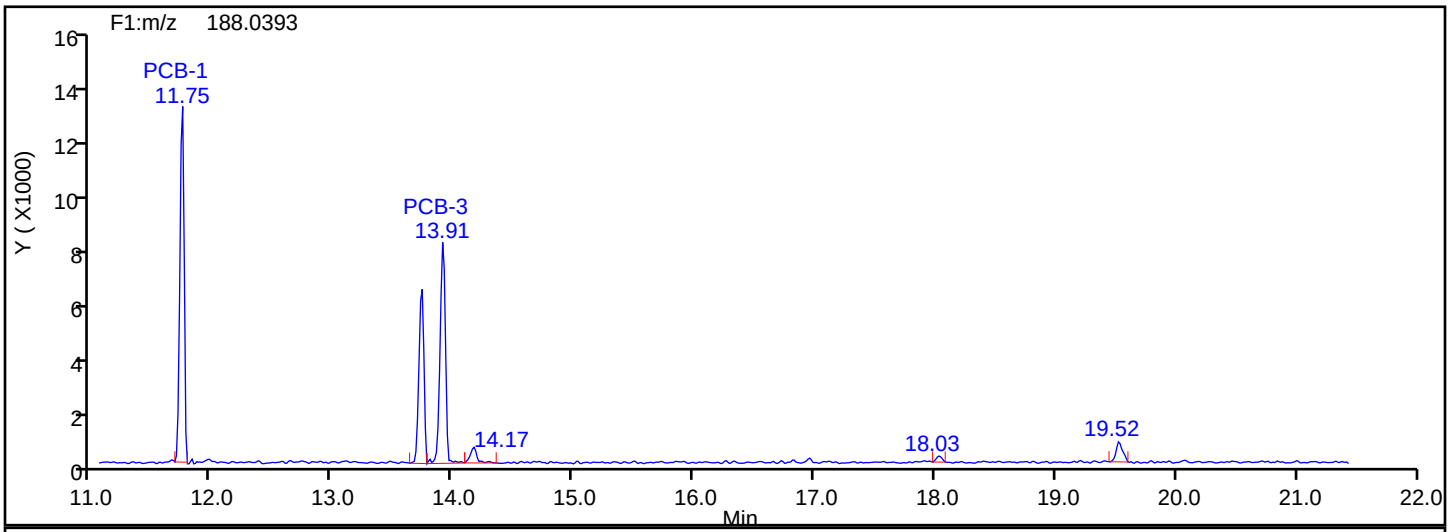

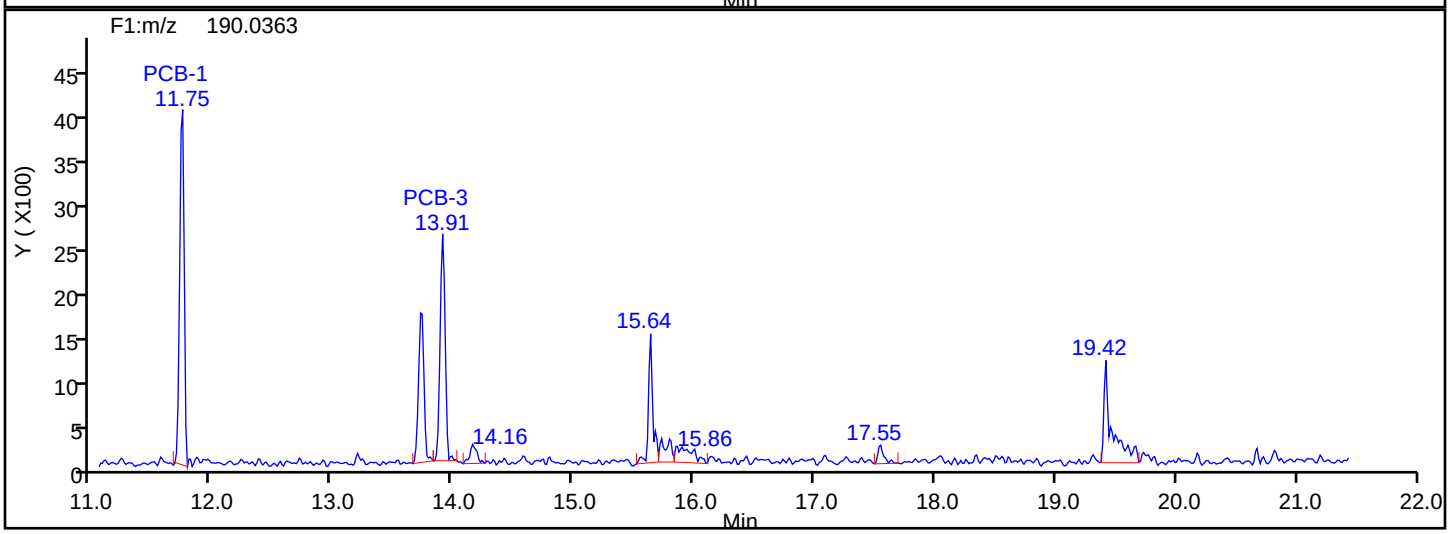

MoPCB F1 Lock Mass

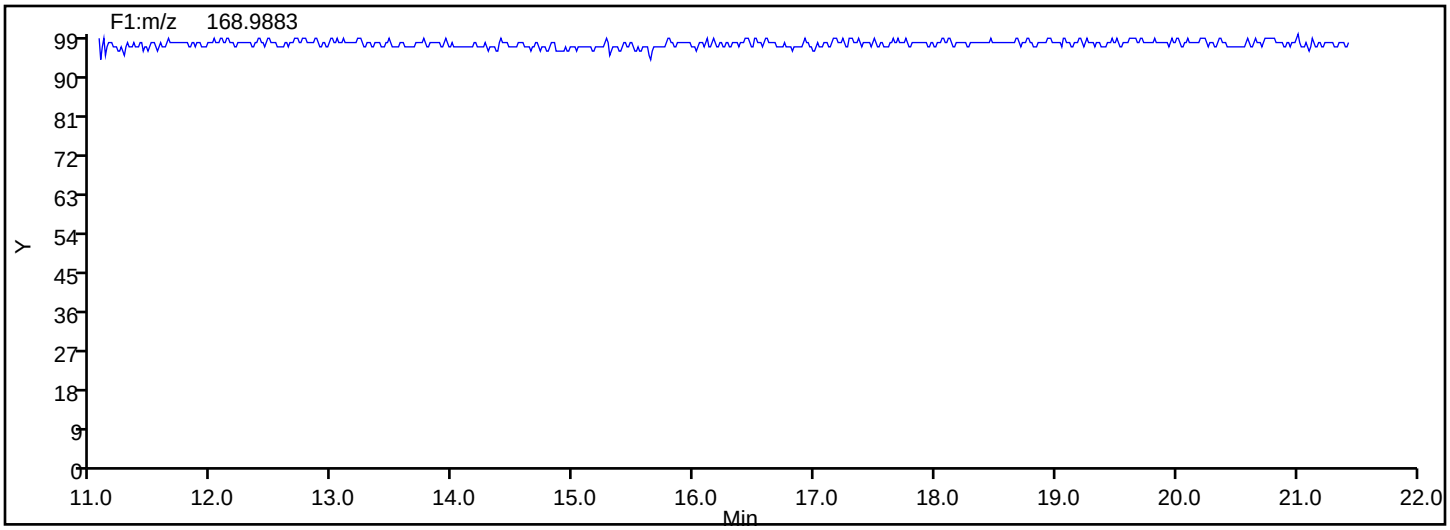

Eurofins TestAmerica, Knoxville

Data File:	\\chromna\Knoxville\ChromData\D3D\20190827-12879.b\580-88125-b-12-c.d		
Injection Date:	27-Aug-2019 23:37:00	Injection Vol:	1.0 ul
Instrument ID:	D3D	Operator ID:	Xcalibur_System
Method:	PCBs_D3D	Limit Group:	HR - 1668A - ICAL
Client ID:	H2-0to30-101218		
Worklist#:	33063	Sample Line#:	13
Column Type:	SPB-Octyl	Column Dia:	0.25 mm

DiPCB F1

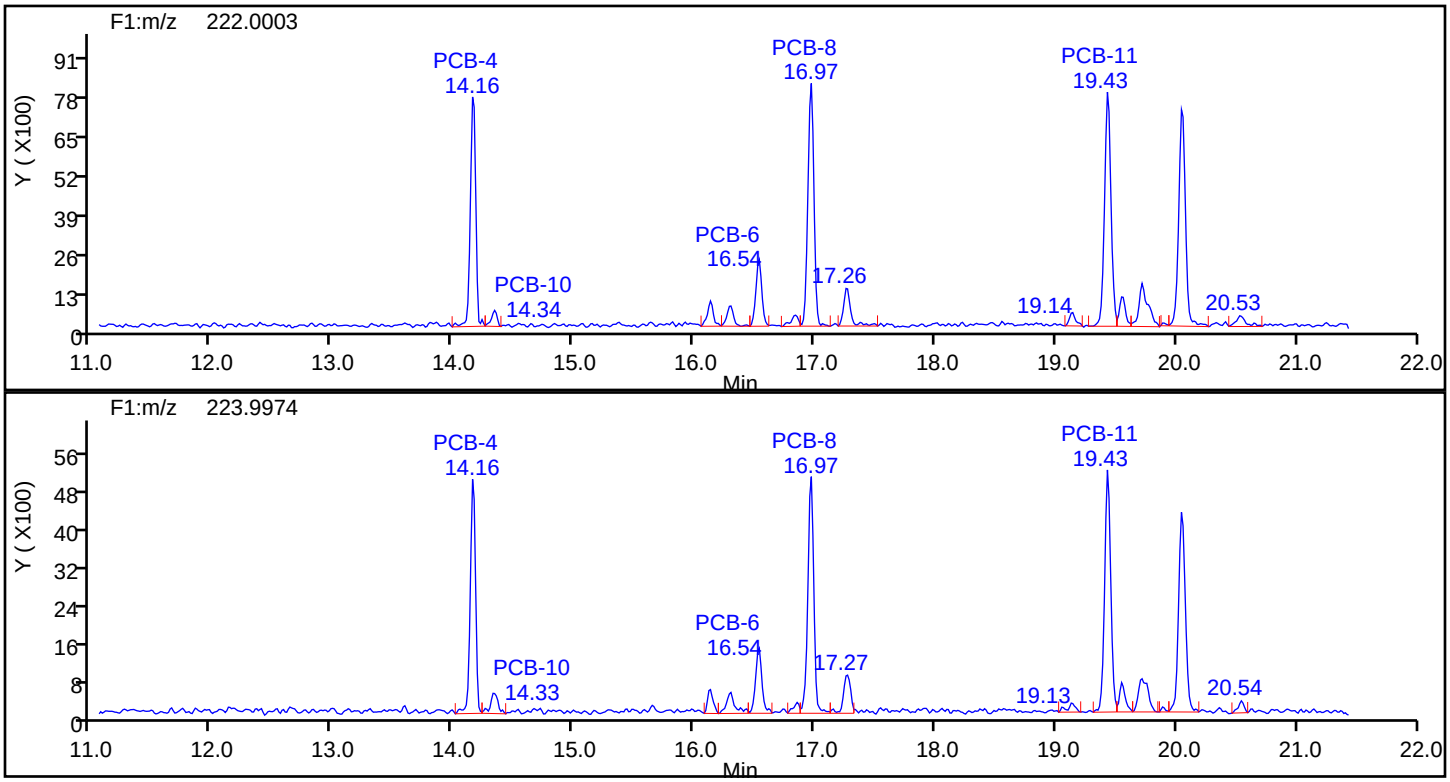

DiPCB F1 Standards

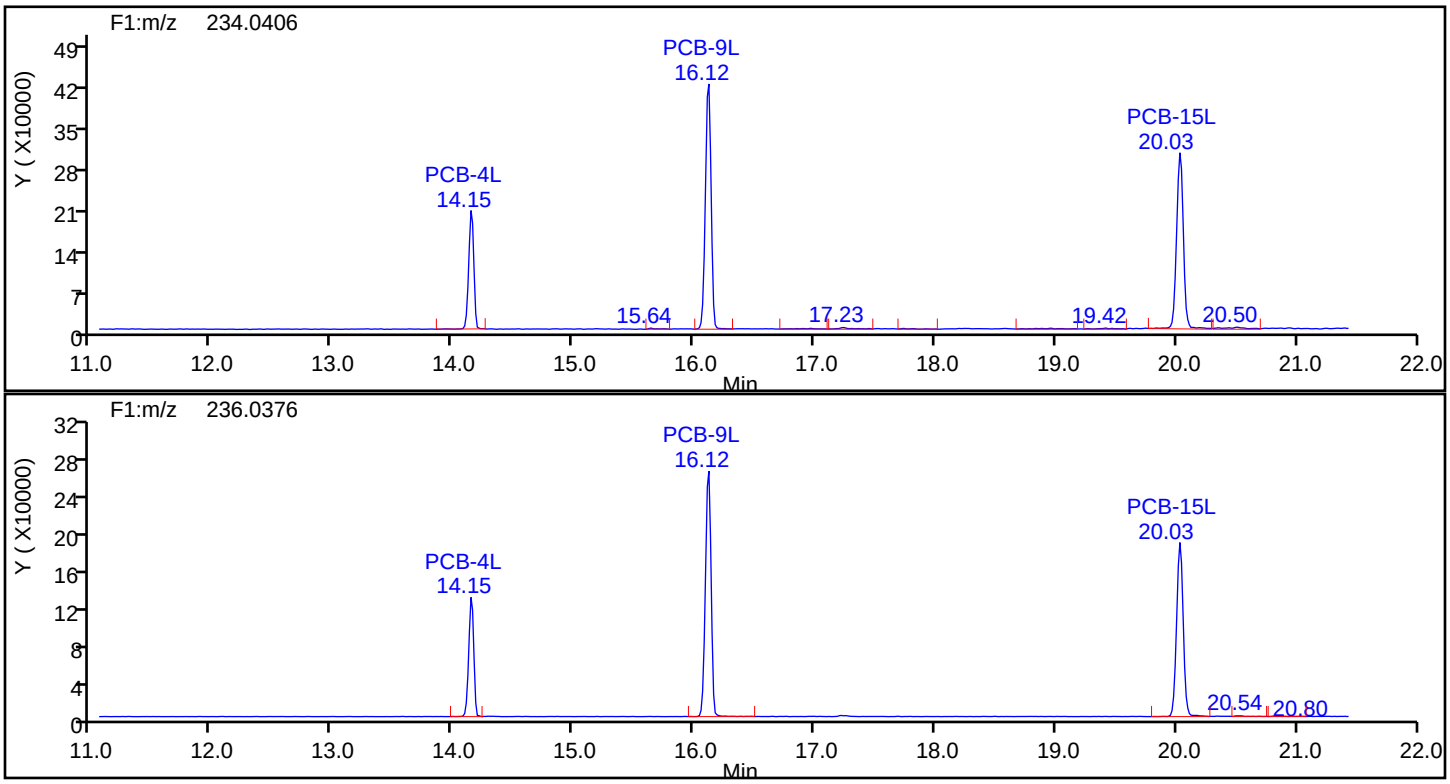

Eurofins TestAmerica, Knoxville

Data File:	\\chromna\Knoxville\ChromData\D3D\20190827-12879.b\580-88125-b-12-c.d		
Injection Date:	27-Aug-2019 23:37:00	Injection Vol:	1.0 ul
Instrument ID:	D3D	Operator ID:	Xcalibur_System
Method:	PCBs_D3D	Limit Group:	HR - 1668A - ICAL
Client ID:	H2-0to30-101218		
Worklist#:	33063	Sample Line#:	13
Column Type:	SPB-Octyl	Column Dia:	0.25 mm

DiPCB F1

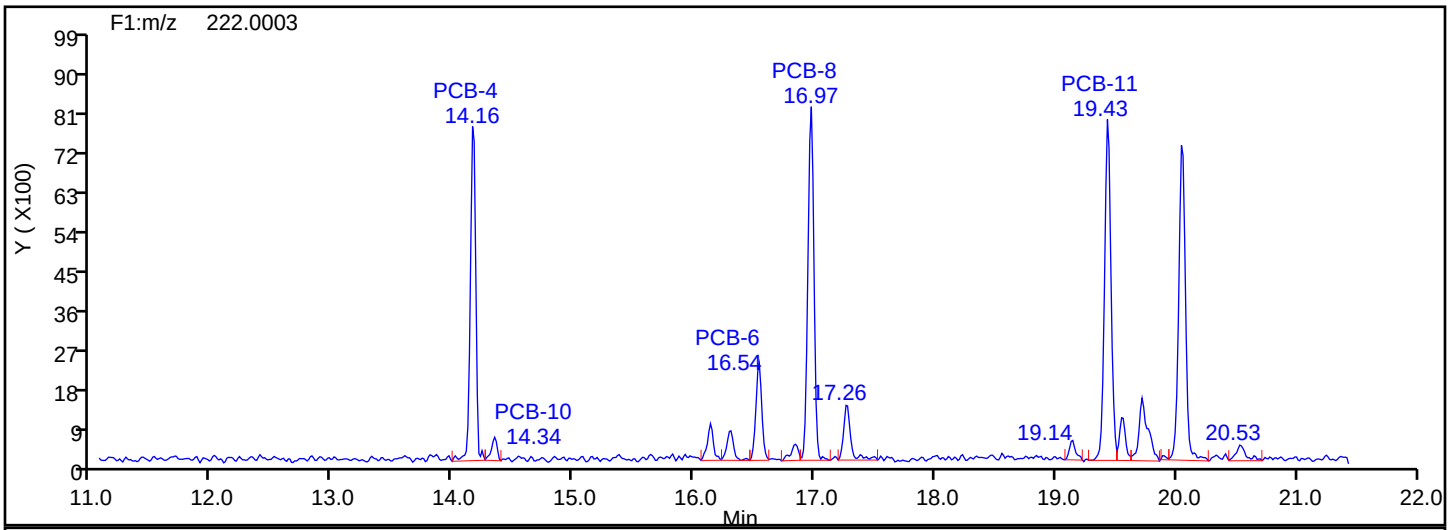

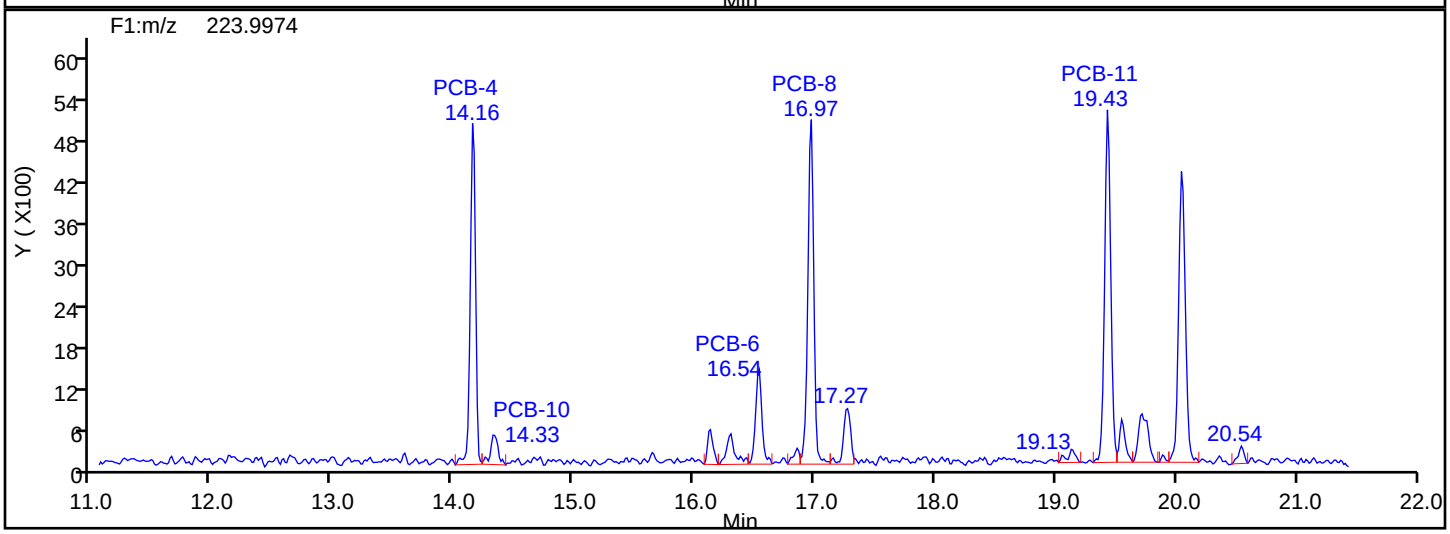

DiPCB F1 Lock Mass

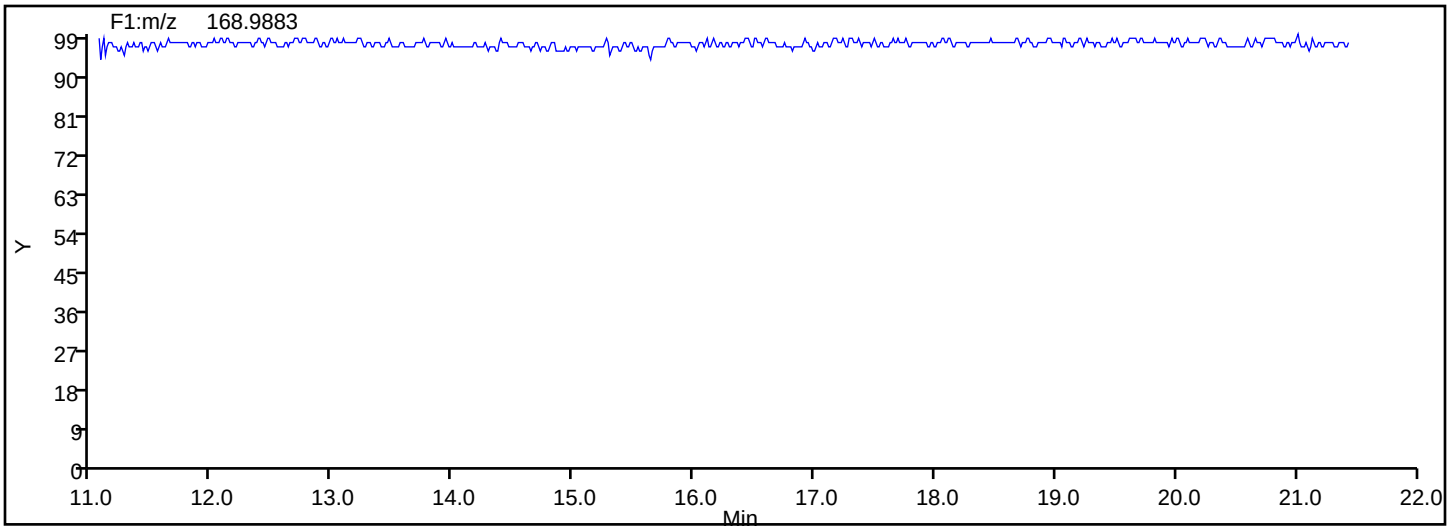

Manual Integration/User Assign Peak Report

Eurofins TestAmerica, Knoxville

Data File:	\\chromna\Knoxville\ChromData\D3D\20190827-12879.b\580-88125-b-12-c.d				
Injection Date:	27-Aug-2019 23:37:00	Instrument ID:	D3D		
Lims ID:	580-88125-B-12-C	Lab Sample ID:	140-88125-12		
Client ID:	H2-0to30-101218				
Operator ID:	Xcalibur_System	ALS Bottle#:	0	Worklist Smp#:	13
Injection Vol:	1.0 ul	Dil. Factor:	1.0000		
Method:	PCBs_D3D	Limit Group:	HR - 1668A - ICAL		
Column:	SPB-Octyl (0.25 mm)	Detector	F1(11.07 :21.70)		

PCB-12/13, CAS: STL01797

Signal: 2

Processing Integration Results

RT: 19.72
Area: 3948
Amount: 0.622382
Amount Units: pg/ul

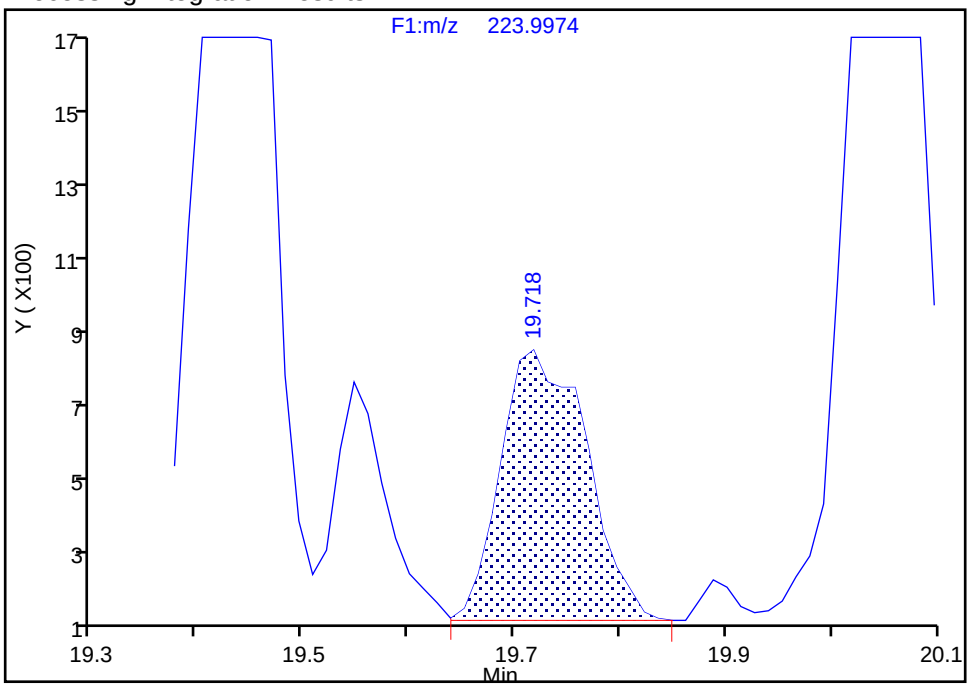

Manual Integration Results

RT: 19.72
Area: 3948
Amount: 0.476310
Amount Units: pg/ul

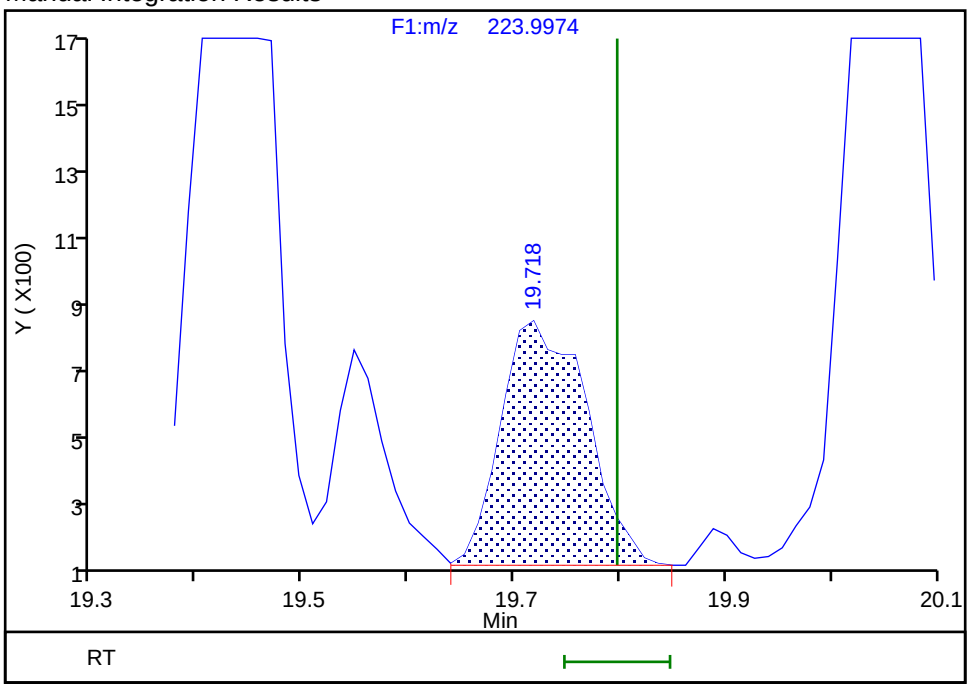

Reviewer: mcwhirterl, 28-Aug-2019 02:39:44
Audit Action: Marked Compound Undetected Audit Reason: Invalid Compound ID

Manual Integration/User Assign Peak Report

Eurofins TestAmerica, Knoxville

Data File:	\\chromna\Knoxville\ChromData\D3D\20190827-12879.b\580-88125-b-12-c.d				
Injection Date:	27-Aug-2019 23:37:00	Instrument ID:	D3D		
Lims ID:	580-88125-B-12-C	Lab Sample ID:	140-88125-12		
Client ID:	H2-0to30-101218				
Operator ID:	Xcalibur_System	ALS Bottle#:	0	Worklist Smp#:	13
Injection Vol:	1.0 ul	Dil. Factor:	1.0000		
Method:	PCBs_D3D	Limit Group:	HR - 1668A - ICAL		
Column:	SPB-Octyl (0.25 mm)	Detector	F1(11.07 :21.70)		

PCB-12/13, CAS: STL01797

Signal: 3

Processing Integration Results

RT: 19.72
Area: 14819
Amount: 0.622382
Amount Units: pg/ul

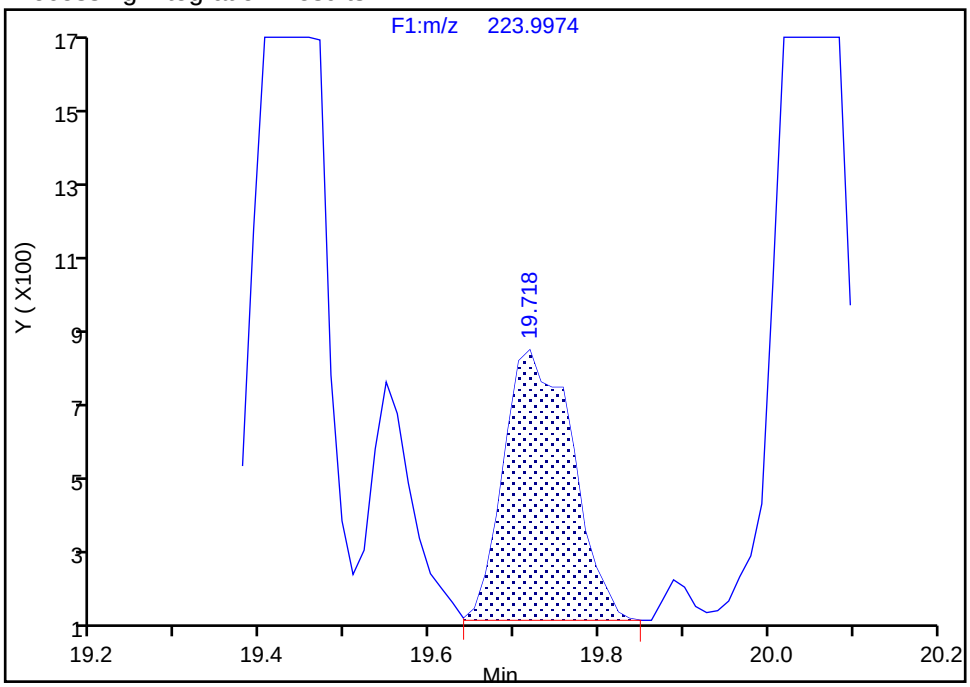

Manual Integration Results

RT: 19.72
Area: 11341
Amount: 0.476310
Amount Units: pg/ul
Reviewer: mcwhirterl, 28-Aug-2019 02:39:44
Audit Action: Marked Compound Undetected Audit Reason: Invalid Compound ID

Manual Integration/User Assign Peak Report

Eurofins TestAmerica, Knoxville

Data File:	\\chromna\Knoxville\ChromData\D3D\20190827-12879.b\580-88125-b-12-c.d				
Injection Date:	27-Aug-2019 23:37:00	Instrument ID:	D3D		
Lims ID:	580-88125-B-12-C	Lab Sample ID:	140-88125-12		
Client ID:	H2-0to30-101218				
Operator ID:	Xcalibur_System	ALS Bottle#:	0	Worklist Smp#:	13
Injection Vol:	1.0 ul	Dil. Factor:	1.0000		
Method:	PCBs_D3D	Limit Group:	HR - 1668A - ICAL		
Column:	SPB-Octyl (0.25 mm)	Detector	F1(11.07 :21.70)		

PCB-12/13, CAS: STL01797

Signal: 1

Processing Integration Results

RT: 19.72
Area: 10871
Amount: 0.622382
Amount Units: pg/ul

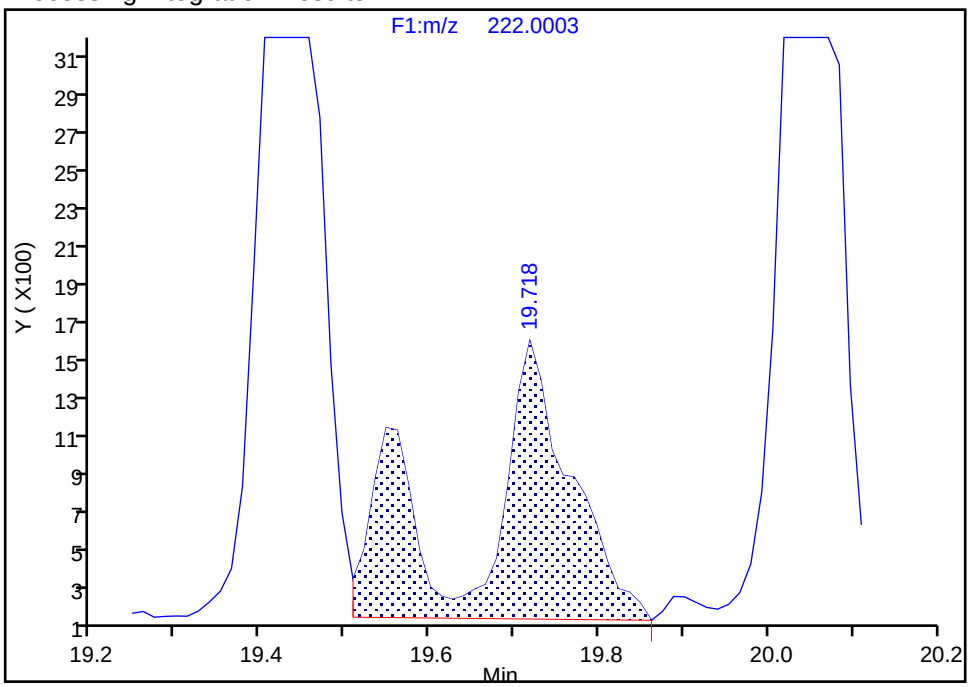

Manual Integration Results

RT: 19.72
Area: 7393
Amount: 0.476310
Amount Units: pg/ul

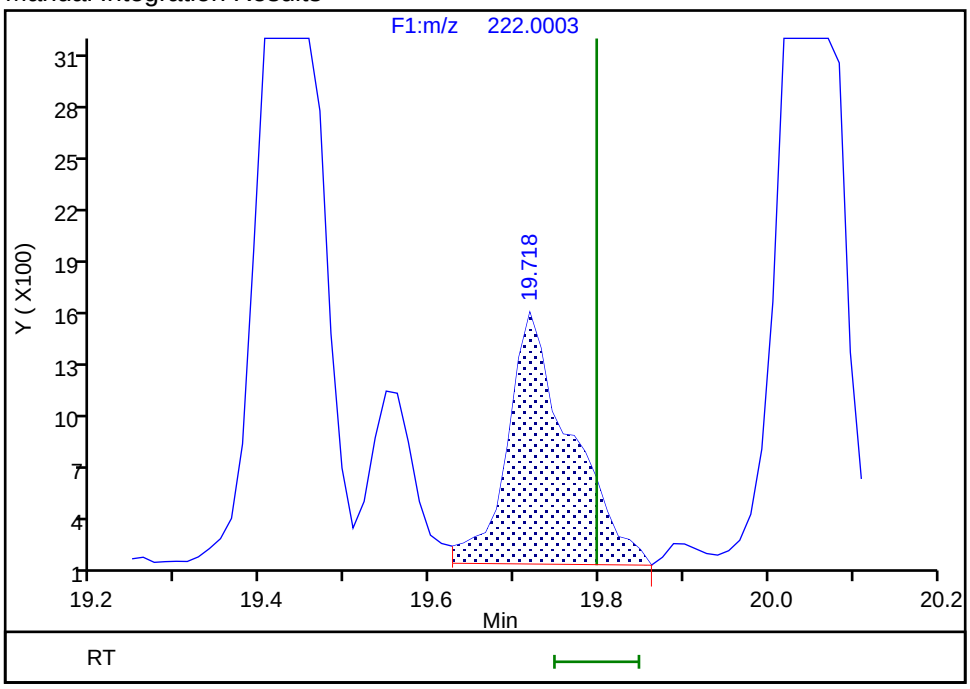

Reviewer: mcwhirterl, 28-Aug-2019 02:39:46
Audit Action: Manually Integrated/Assigned Compound ID Audit Reason: Split Peak

Manual Integration/User Assign Peak Report

Eurofins TestAmerica, Knoxville

Data File:	\\chromna\Knoxville\ChromData\D3D\20190827-12879.b\580-88125-b-12-c.d				
Injection Date:	27-Aug-2019 23:37:00	Instrument ID:	D3D		
Lims ID:	580-88125-B-12-C	Lab Sample ID:	140-88125-12		
Client ID:	H2-0to30-101218				
Operator ID:	Xcalibur_System	ALS Bottle#:	0	Worklist Smp#:	13
Injection Vol:	1.0 ul	Dil. Factor:	1.0000		
Method:	PCBs_D3D	Limit Group:	HR - 1668A - ICAL		
Column:	SPB-Octyl (0.25 mm)	Detector	F1(11.07 :21.70)		

PCB-15, CAS: 2050-68-2

Signal: 2

Processing Integration Results

RT: 20.04
Area: 16901
Amount: 1.682365
Amount Units: pg/ul

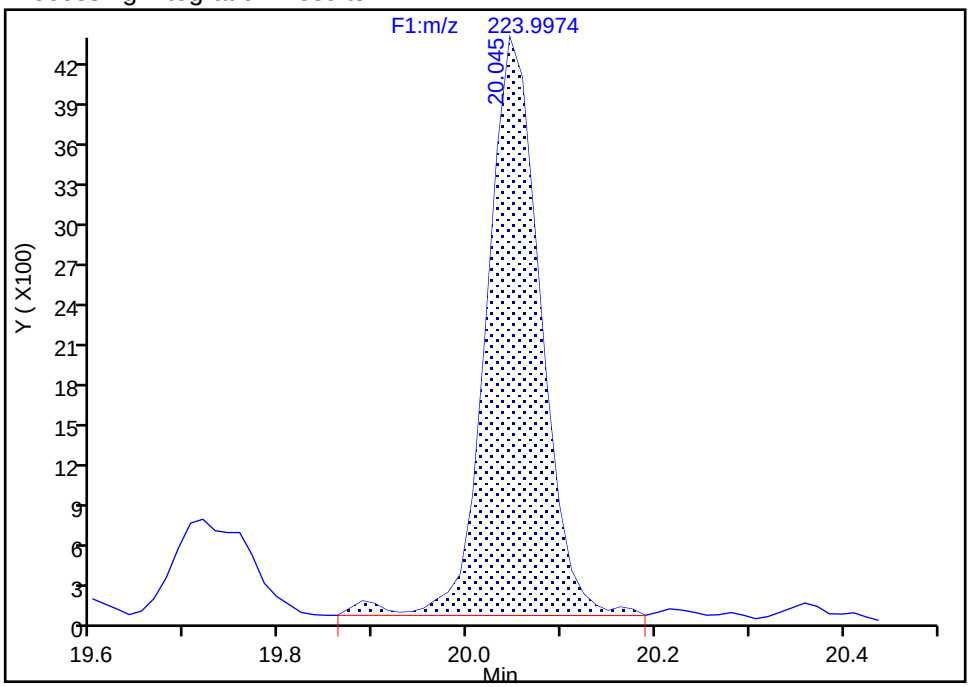

Manual Integration Results

RT: 20.04
Area: 16652
Amount: 1.664097
Amount Units: pg/ul

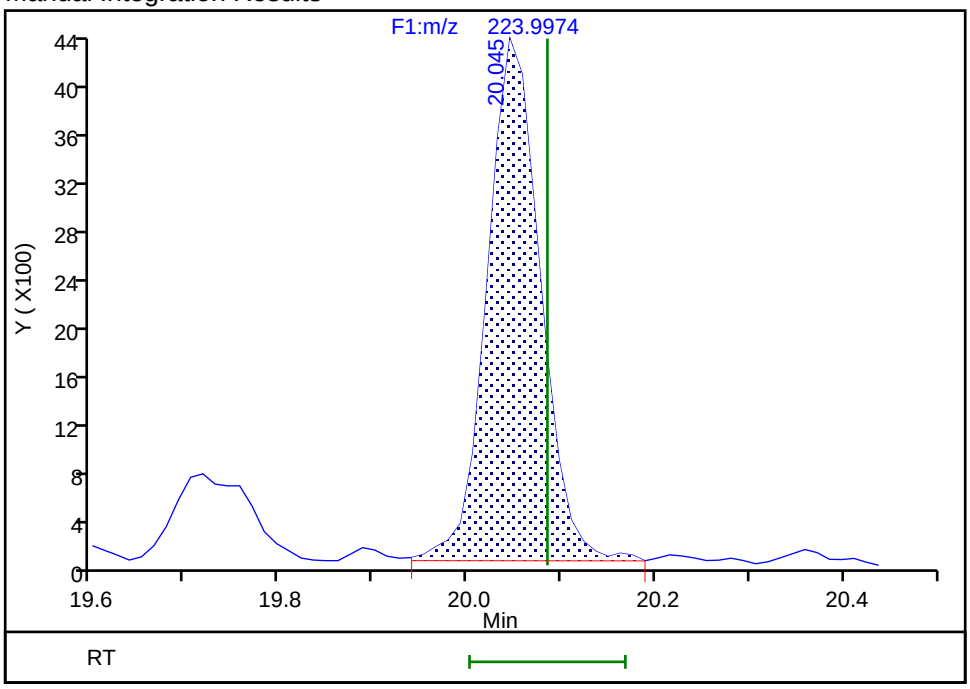

Reviewer: mcwhirterl, 28-Aug-2019 02:39:53

Audit Action: Marked Compound Undetected Audit Reason: Invalid Compound ID

Manual Integration/User Assign Peak Report

Eurofins TestAmerica, Knoxville

Data File:	\\chromna\Knoxville\ChromData\D3D\20190827-12879.b\580-88125-b-12-c.d				
Injection Date:	27-Aug-2019 23:37:00	Instrument ID:	D3D		
Lims ID:	580-88125-B-12-C	Lab Sample ID:	140-88125-12		
Client ID:	H2-0to30-101218				
Operator ID:	Xcalibur_System	ALS Bottle#:	0	Worklist Smp#:	13
Injection Vol:	1.0 ul	Dil. Factor:	1.0000		
Method:	PCBs_D3D	Limit Group:	HR - 1668A - ICAL		
Column:	SPB-Octyl (0.25 mm)	Detector	F1(11.07 :21.70)		

PCB-15, CAS: 2050-68-2

Signal: 3

Processing Integration Results

RT: 20.04
Area: 45400
Amount: 1.682365
Amount Units: pg/ul

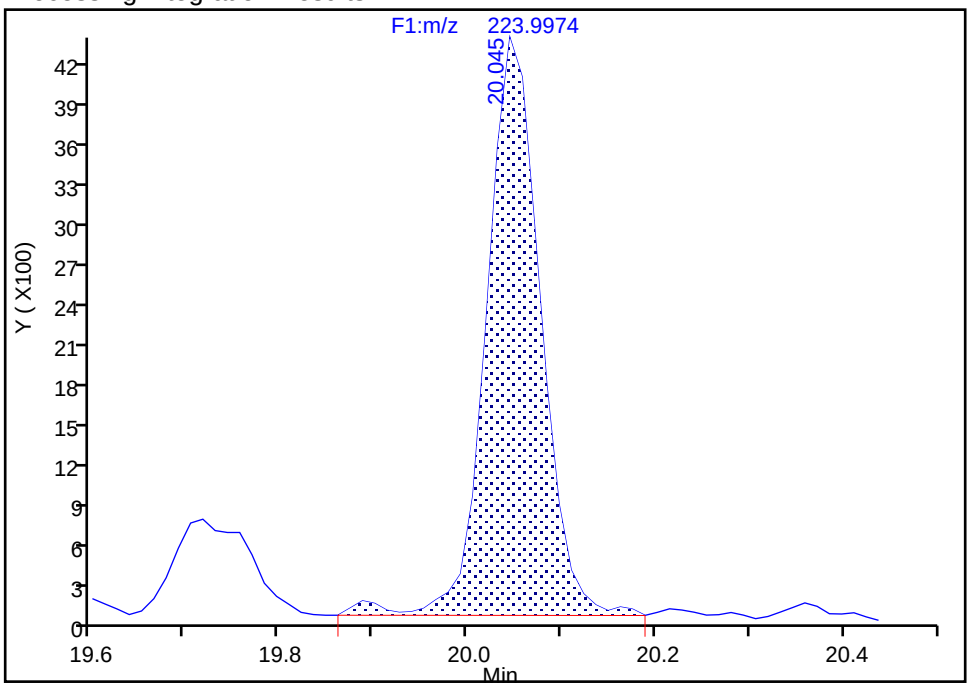

Manual Integration Results

RT: 20.04
Area: 44907
Amount: 1.664097
Amount Units: pg/ul
Reviewer: mcwhirterl, 28-Aug-2019 02:39:53
Audit Action: Marked Compound Undetected Audit Reason: Invalid Compound ID

Manual Integration/User Assign Peak Report

Eurofins TestAmerica, Knoxville

Data File:	\\chromna\Knoxville\ChromData\D3D\20190827-12879.b\580-88125-b-12-c.d				
Injection Date:	27-Aug-2019 23:37:00	Instrument ID:	D3D		
Lims ID:	580-88125-B-12-C	Lab Sample ID:	140-88125-12		
Client ID:	H2-0to30-101218				
Operator ID:	Xcalibur_System	ALS Bottle#:	0	Worklist Smp#:	13
Injection Vol:	1.0 ul	Dil. Factor:	1.0000		
Method:	PCBs_D3D	Limit Group:	HR - 1668A - ICAL		
Column:	SPB-Octyl (0.25 mm)	Detector	F1(11.07 :21.70)		

PCB-15, CAS: 2050-68-2

Signal: 1

Processing Integration Results

RT: 20.04
Area: 28499
Amount: 1.682365
Amount Units: pg/ul

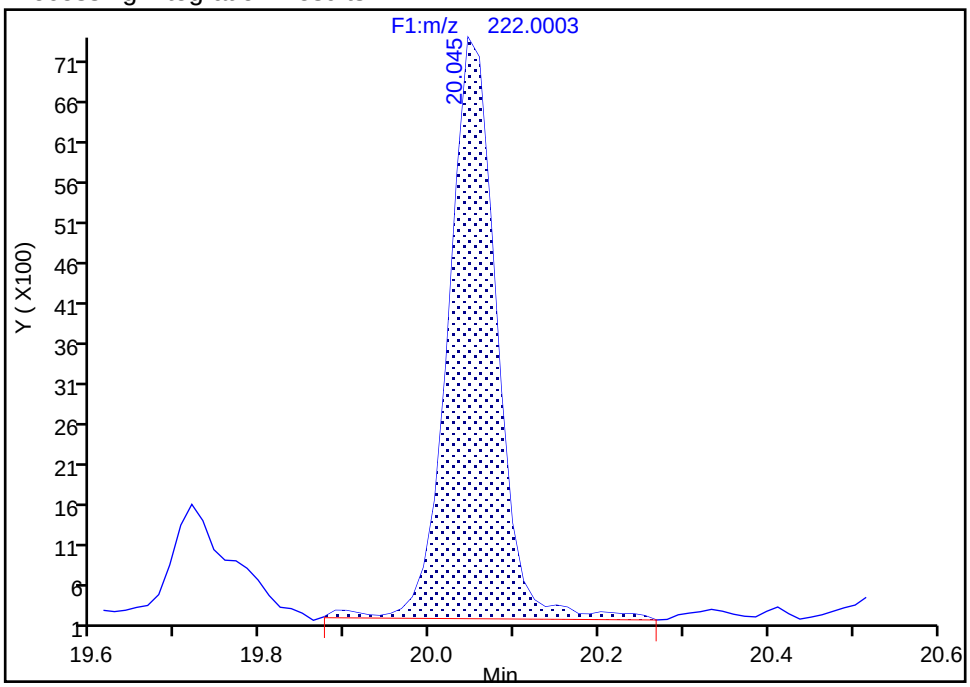

Manual Integration Results

RT: 20.04
Area: 28255
Amount: 1.664097
Amount Units: pg/ul

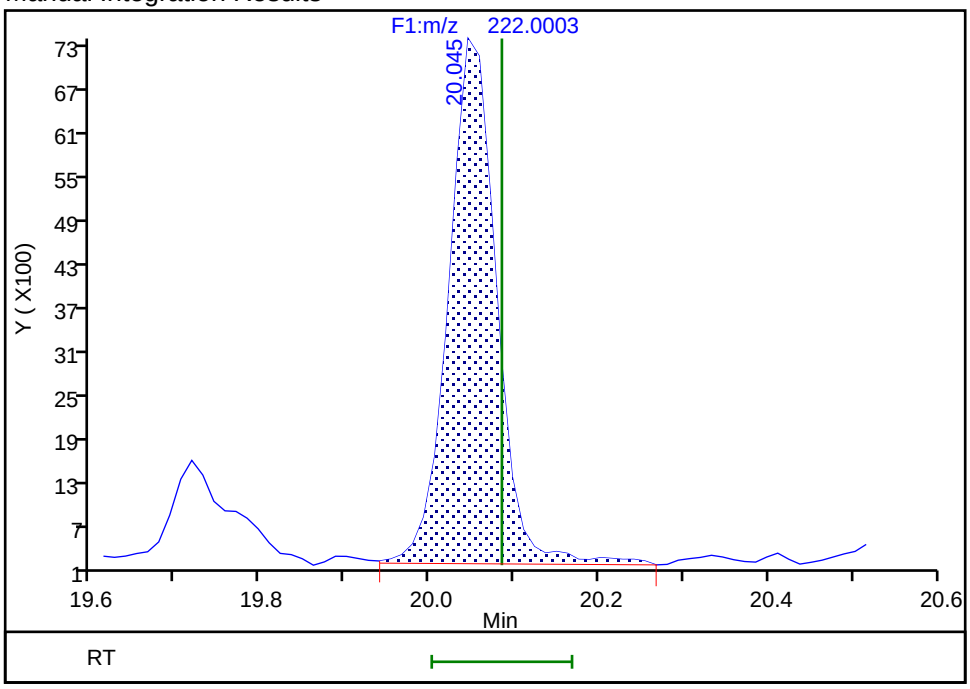

Reviewer: mcwhirterl, 28-Aug-2019 02:39:55

Audit Action: Manually Integrated/Assigned Compound ID Audit Reason: Split Peak

Eurofins TestAmerica, Knoxville

Data File:	\\chromna\Knoxville\ChromData\D3D\20190827-12879.b\580-88125-b-12-c.d		
Injection Date:	27-Aug-2019 23:37:00	Injection Vol:	1.0 ul
Instrument ID:	D3D	Operator ID:	Xcalibur_System
Method:	PCBs_D3D	Limit Group:	HR - 1668A - ICAL
Client ID:	H2-0to30-101218		
Worklist#:	33063	Sample Line#:	13
Column Type:	SPB-Octyl	Column Dia:	0.25 mm

TriPCB F1

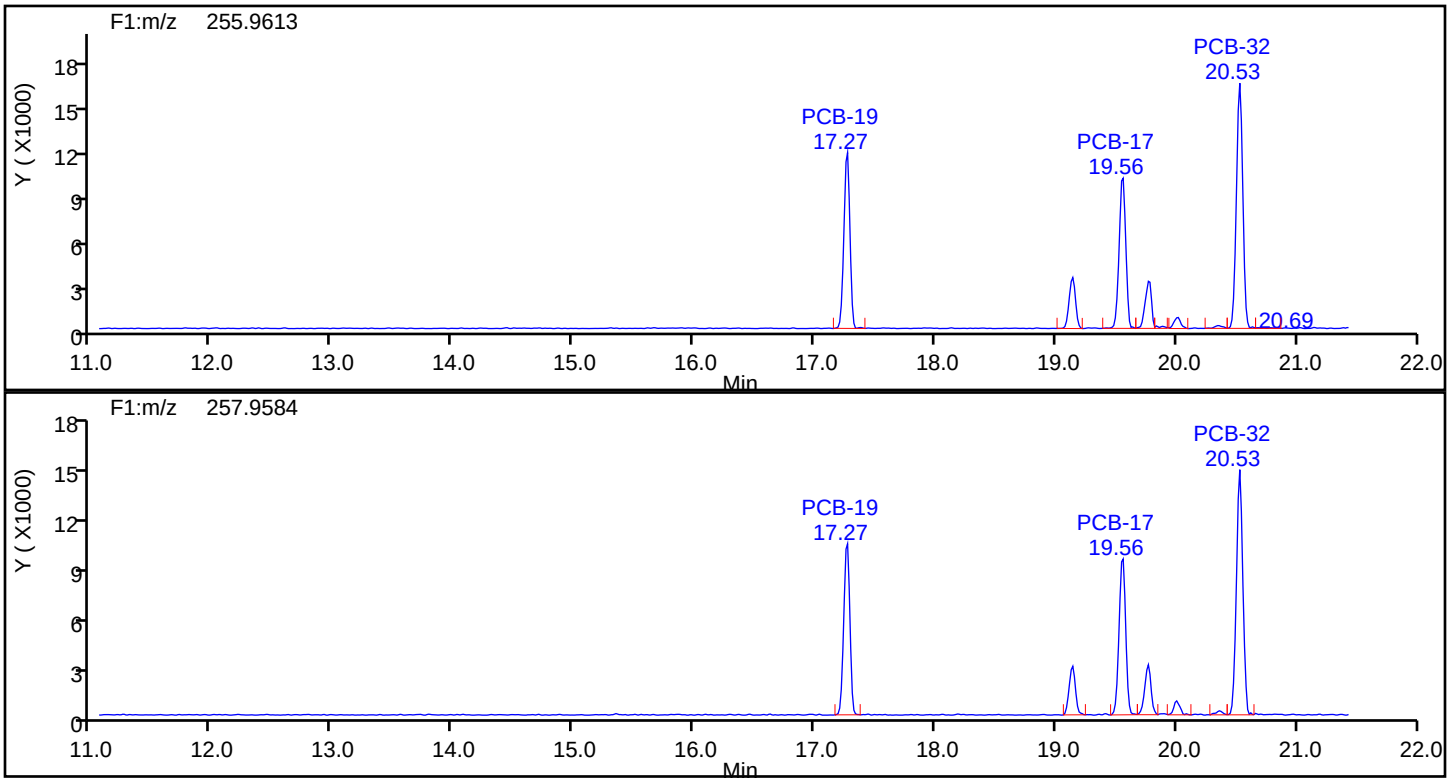

TriPCB F1 Standards

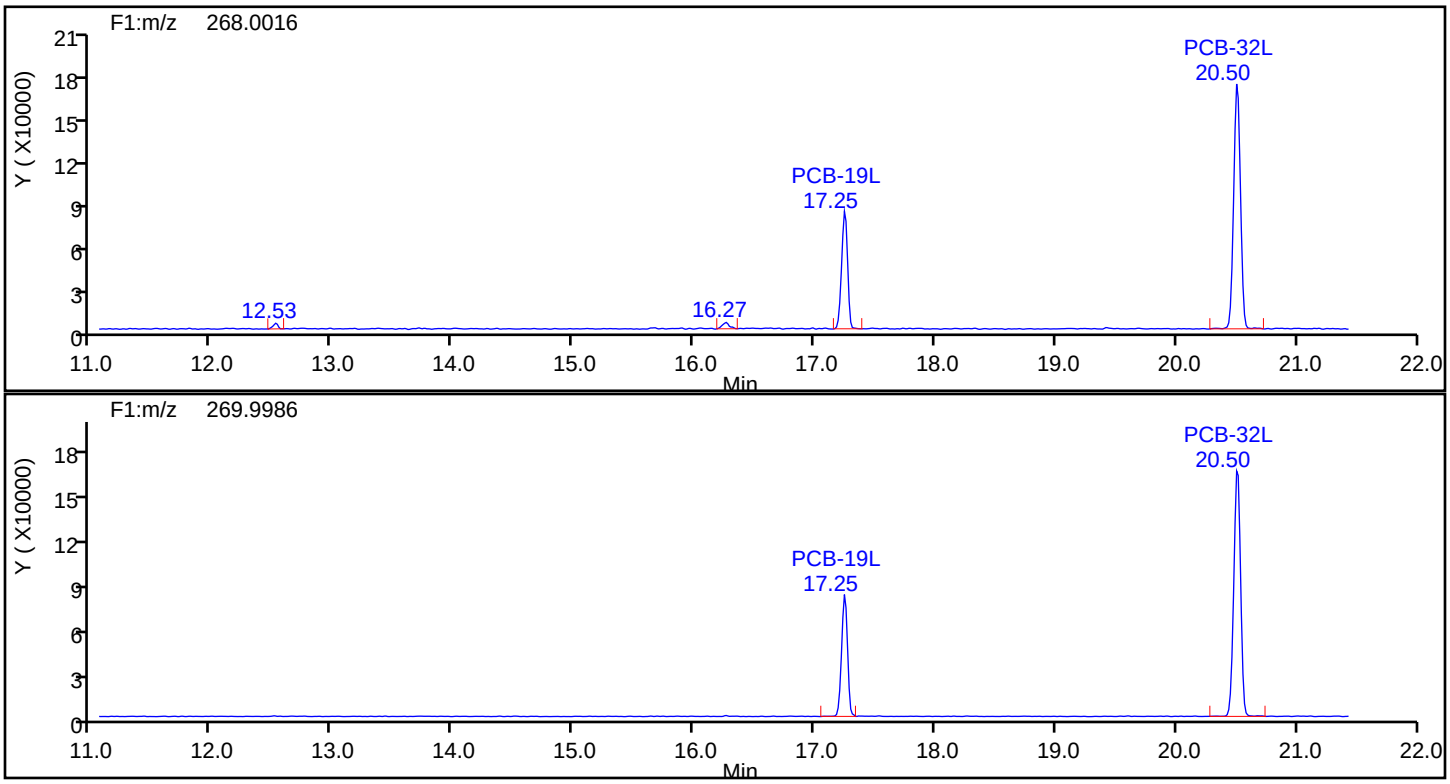

Eurofins TestAmerica, Knoxville

Data File:	\\chromna\Knoxville\ChromData\D3D\20190827-12879.b\580-88125-b-12-c.d		
Injection Date:	27-Aug-2019 23:37:00	Injection Vol:	1.0 ul
Instrument ID:	D3D	Operator ID:	Xcalibur_System
Method:	PCBs_D3D	Limit Group:	HR - 1668A - ICAL
Client ID:	H2-0to30-101218		
Worklist#:	33063	Sample Line#:	13
Column Type:	SPB-Octyl	Column Dia:	0.25 mm

TriPCB F1

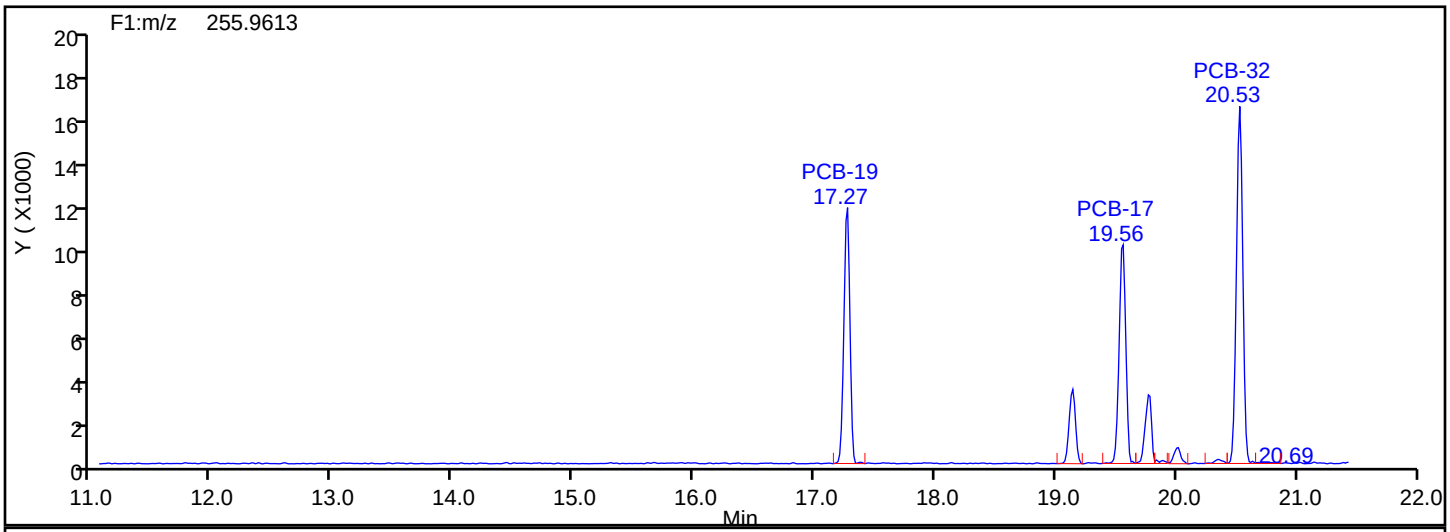

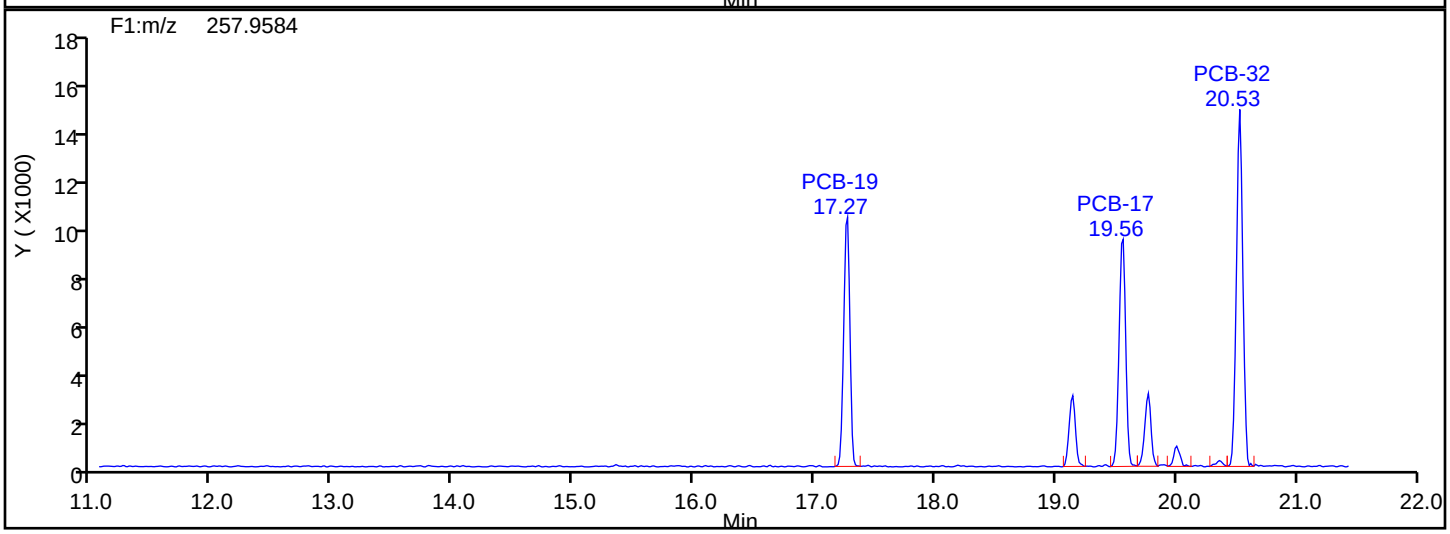

TriPCB F1 Lock Mass

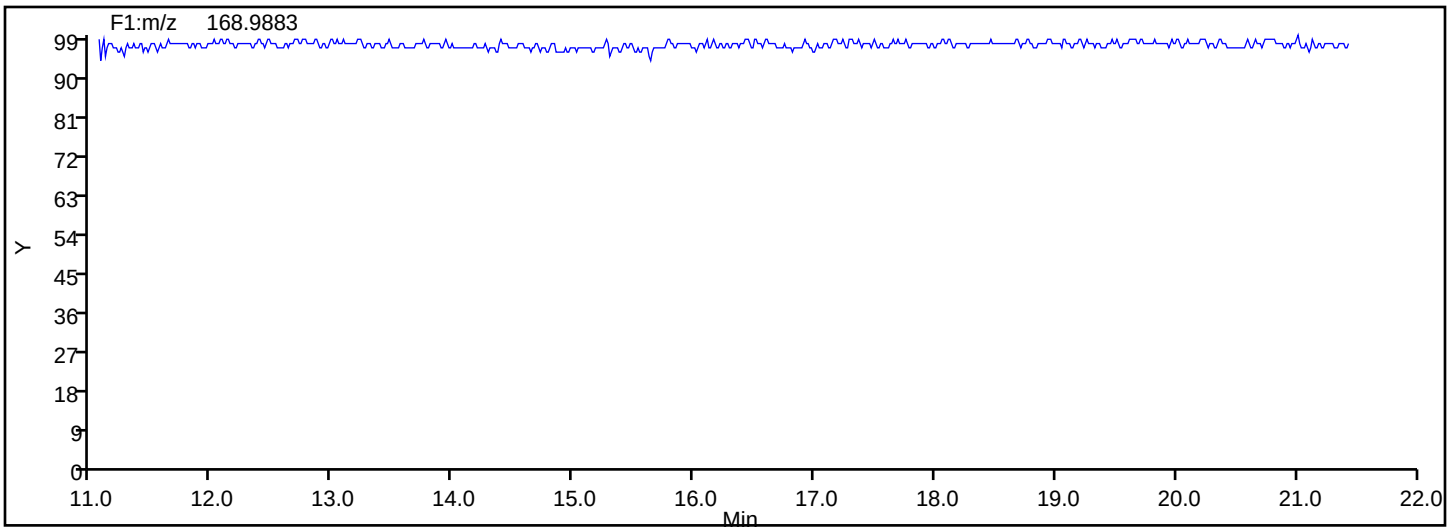

Manual Integration/User Assign Peak Report

Eurofins TestAmerica, Knoxville

Data File:	\\chromna\Knoxville\ChromData\D3D\20190827-12879.b\580-88125-b-12-c.d				
Injection Date:	27-Aug-2019 23:37:00	Instrument ID:	D3D		
Lims ID:	580-88125-B-12-C	Lab Sample ID:	140-88125-12		
Client ID:	H2-0to30-101218				
Operator ID:	Xcalibur_System	ALS Bottle#:	0	Worklist Smp#:	13
Injection Vol:	1.0 ul	Dil. Factor:	1.0000		
Method:	PCBs_D3D	Limit Group:	HR - 1668A - ICAL		
Column:	SPB-Octyl (0.25 mm)	Detector	F1(11.07 :21.70)		

PCB-18/30, CAS: STL01798

Signal: 1

Not Detected
Expected RT: 19.16

Processing Integration Results

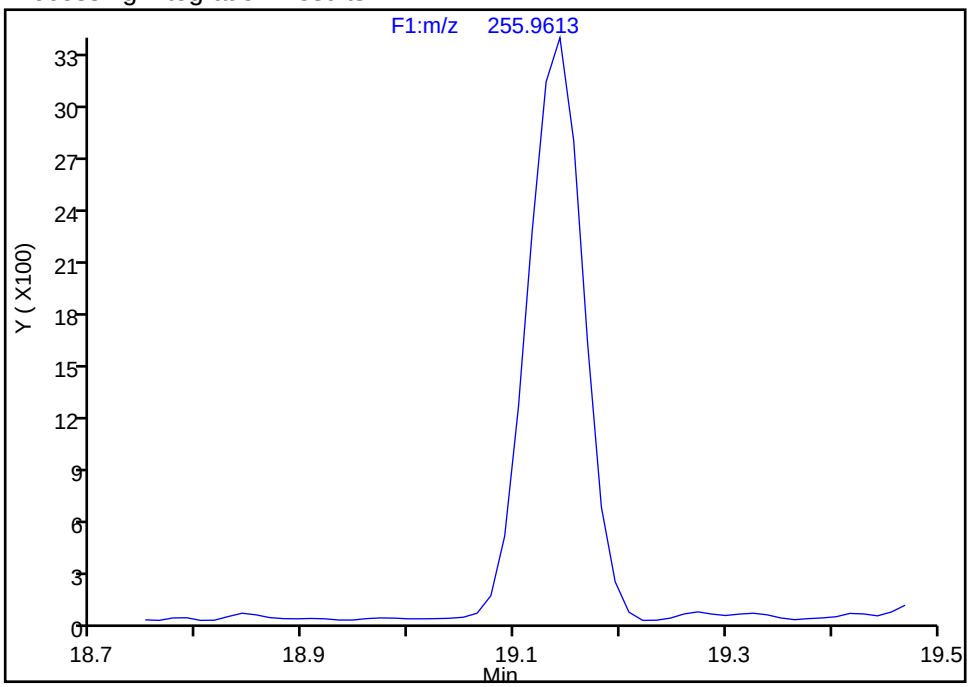

Manual Integration Results

RT: 19.14
Area: 12412
Amount: 2.280199
Amount Units: pg/ul

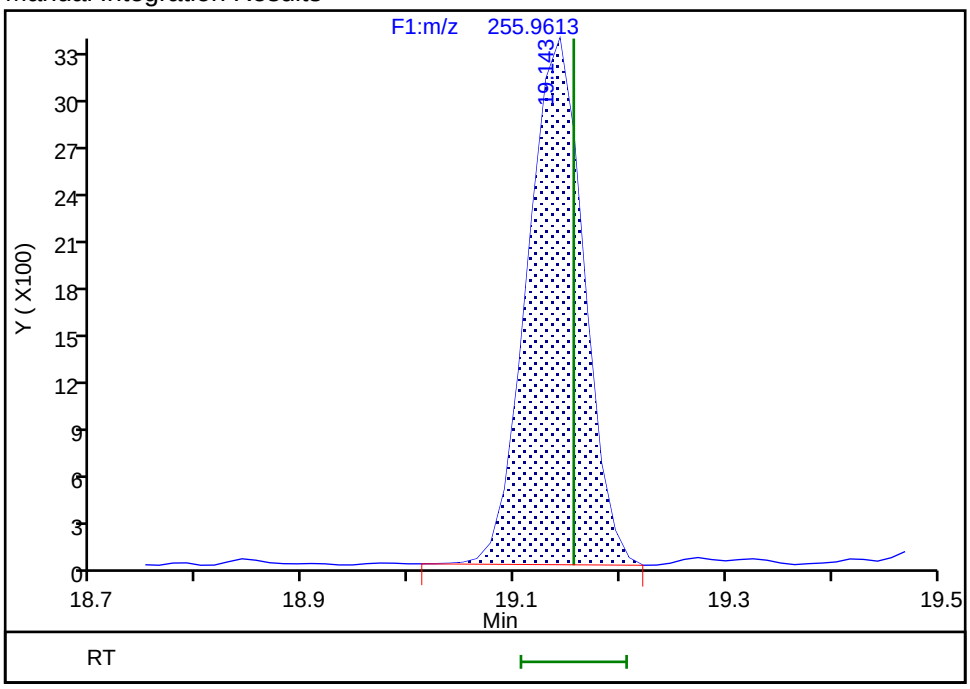

Reviewer: mcwhirterl, 28-Aug-2019 02:40:02
Audit Action: Assigned Compound ID Audit Reason: Split Peak

Manual Integration/User Assign Peak Report

Eurofins TestAmerica, Knoxville

Data File:	\\chromna\Knoxville\ChromData\D3D\20190827-12879.b\580-88125-b-12-c.d				
Injection Date:	27-Aug-2019 23:37:00	Instrument ID:	D3D		
Lims ID:	580-88125-B-12-C	Lab Sample ID:	140-88125-12		
Client ID:	H2-0to30-101218				
Operator ID:	Xcalibur_System	ALS Bottle#:	0	Worklist Smp#:	13
Injection Vol:	1.0 ul	Dil. Factor:	1.0000		
Method:	PCBs_D3D	Limit Group:	HR - 1668A - ICAL		
Column:	SPB-Octyl (0.25 mm)	Detector	F1(11.07 :21.70)		

PCB-27, CAS: 38444-76-7

Signal: 2

Processing Integration Results

RT: 19.77
Area: 10777
Amount: 1.900026
Amount Units: pg/ul

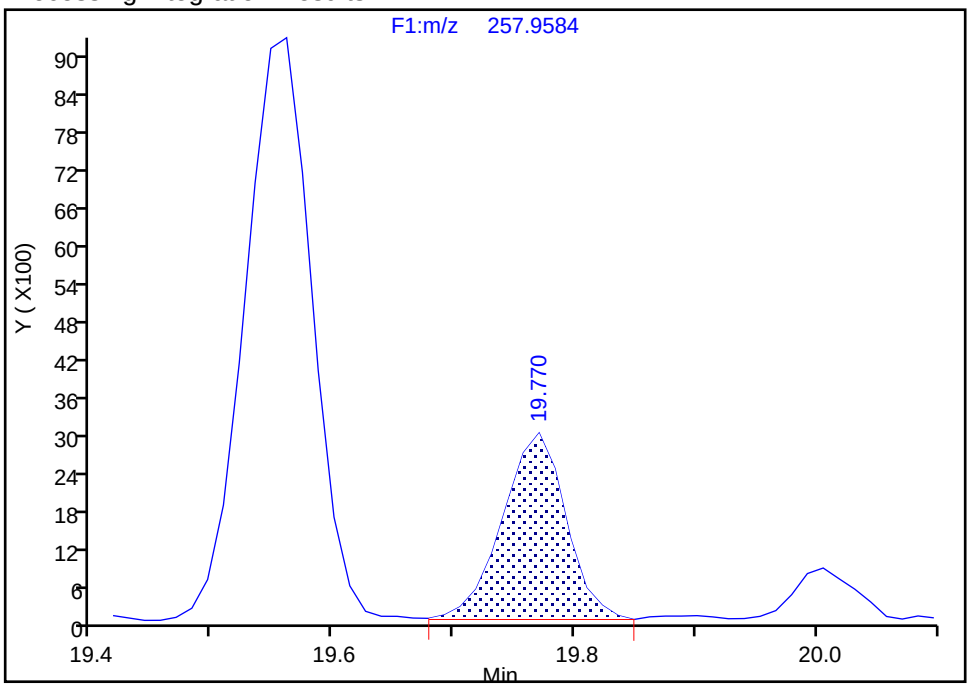

Manual Integration Results

RT: 19.77
Area: 10777
Amount: 1.847236
Amount Units: pg/ul

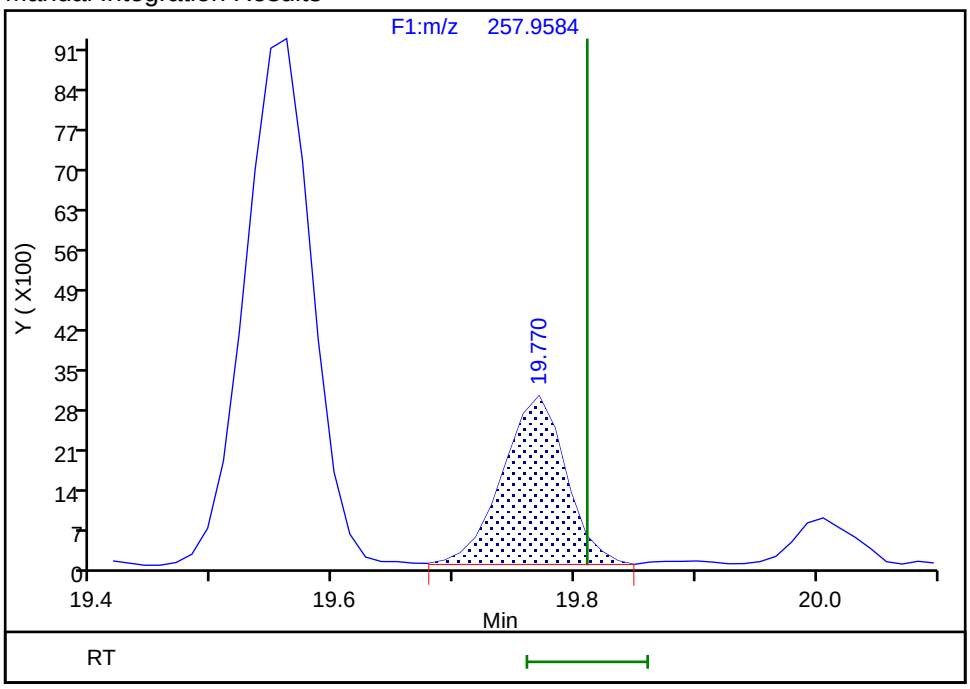

Reviewer: mcwhirterl, 28-Aug-2019 02:40:17

Audit Action: Marked Compound Undetected Audit Reason: Invalid Compound ID

Manual Integration/User Assign Peak Report

Eurofins TestAmerica, Knoxville

Data File:	\\chromna\Knoxville\ChromData\D3D\20190827-12879.b\580-88125-b-12-c.d				
Injection Date:	27-Aug-2019 23:37:00	Instrument ID:	D3D		
Lims ID:	580-88125-B-12-C	Lab Sample ID:	140-88125-12		
Client ID:	H2-0to30-101218				
Operator ID:	Xcalibur_System	ALS Bottle#:	0	Worklist Smp#:	13
Injection Vol:	1.0 ul	Dil. Factor:	1.0000		
Method:	PCBs_D3D	Limit Group:	HR - 1668A - ICAL		
Column:	SPB-Octyl (0.25 mm)	Detector	F1(11.07 :21.70)		

PCB-27, CAS: 38444-76-7

Signal: 3

Processing Integration Results

RT: 19.77
Area: 22819
Amount: 1.900026
Amount Units: pg/ul

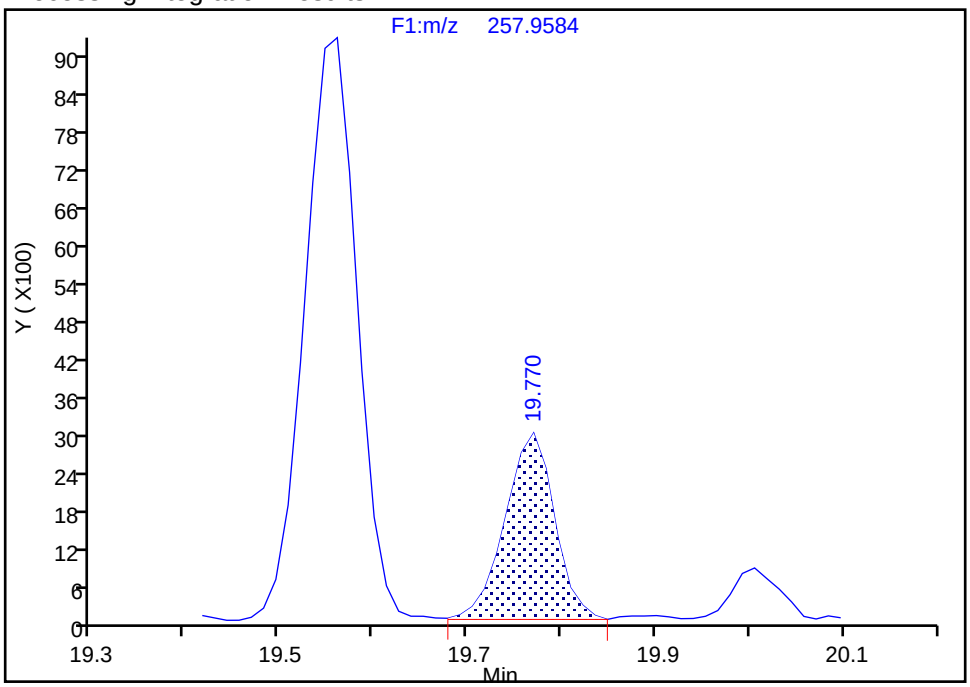

Manual Integration Results

RT: 19.77
Area: 22185
Amount: 1.847236
Amount Units: pg/ul
Reviewer: mcwhirterl, 28-Aug-2019 02:40:17
Audit Action: Marked Compound Undetected Audit Reason: Invalid Compound ID

Manual Integration/User Assign Peak Report

Eurofins TestAmerica, Knoxville

Data File:	\\chromna\Knoxville\ChromData\D3D\20190827-12879.b\580-88125-b-12-c.d				
Injection Date:	27-Aug-2019 23:37:00	Instrument ID:	D3D		
Lims ID:	580-88125-B-12-C	Lab Sample ID:	140-88125-12		
Client ID:	H2-0to30-101218				
Operator ID:	Xcalibur_System	ALS Bottle#:	0	Worklist Smp#:	13
Injection Vol:	1.0 ul	Dil. Factor:	1.0000		
Method:	PCBs_D3D	Limit Group:	HR - 1668A - ICAL		
Column:	SPB-Octyl (0.25 mm)	Detector	F1(11.07 :21.70)		

PCB-27, CAS: 38444-76-7

Signal: 1

Processing Integration Results

RT: 19.77
Area: 12042
Amount: 1.900026
Amount Units: pg/ul

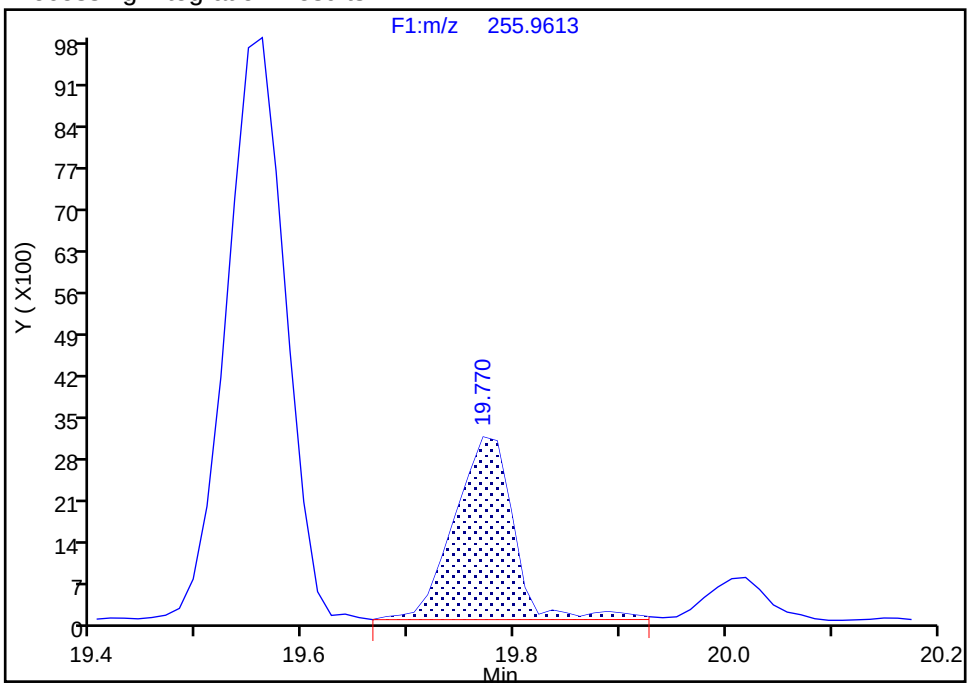

Manual Integration Results

RT: 19.77
Area: 11408
Amount: 1.847236
Amount Units: pg/ul

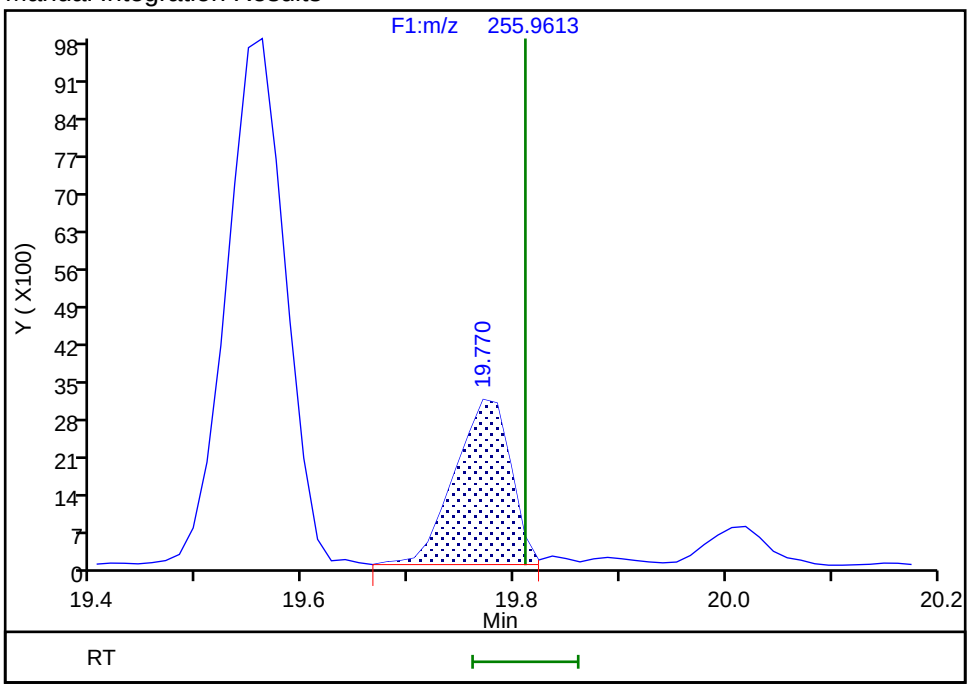

Reviewer: mcwhirterl, 28-Aug-2019 02:40:19

Audit Action: Manually Integrated/Assigned Compound ID Audit Reason: Split Peak

Manual Integration/User Assign Peak Report

Eurofins TestAmerica, Knoxville

Data File:	\\chromna\Knoxville\ChromData\D3D\20190827-12879.b\580-88125-b-12-c.d				
Injection Date:	27-Aug-2019 23:37:00	Instrument ID:	D3D		
Lims ID:	580-88125-B-12-C	Lab Sample ID:	140-88125-12		
Client ID:	H2-0to30-101218				
Operator ID:	Xcalibur_System	ALS Bottle#:	0	Worklist Smp#:	13
Injection Vol:	1.0 ul	Dil. Factor:	1.0000		
Method:	PCBs_D3D	Limit Group:	HR - 1668A - ICAL		
Column:	SPB-Octyl (0.25 mm)	Detector	F1(11.07 :21.70)		

PCB-32, CAS: 38444-77-8

Signal: 2

Processing Integration Results

RT: 20.53
Area: 53844
Amount: 8.762956
Amount Units: pg/ul

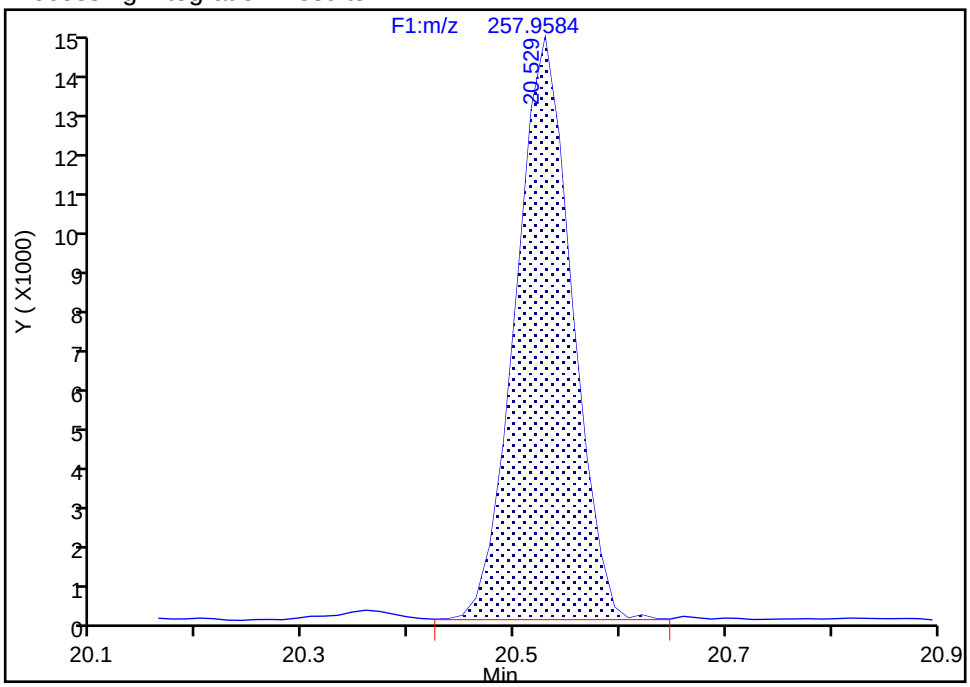

Manual Integration Results

RT: 20.53
Area: 53844
Amount: 8.736744
Amount Units: pg/ul

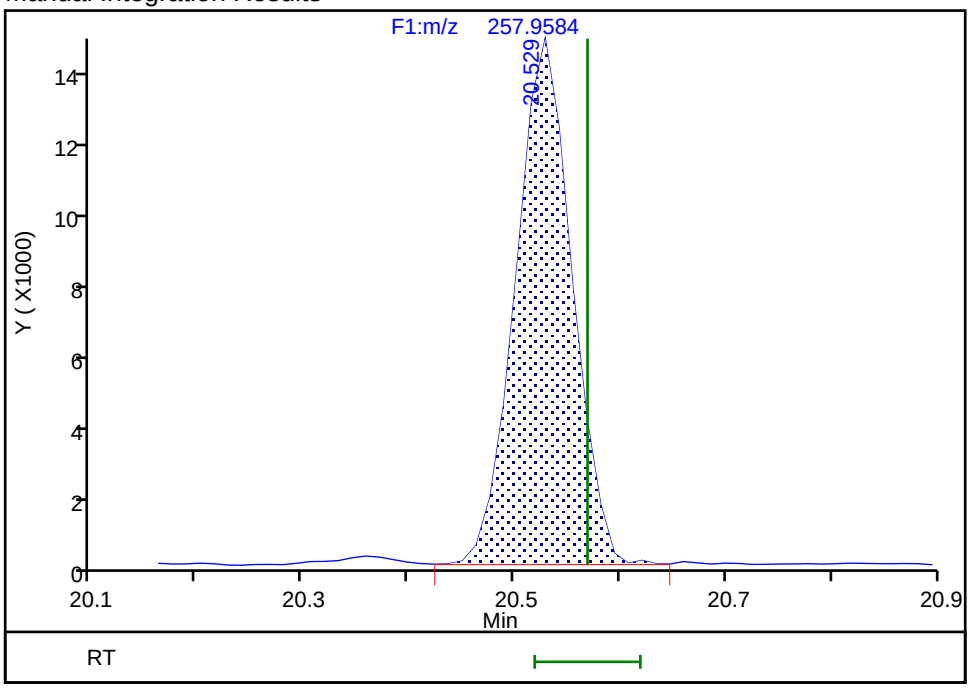

Reviewer: mcwhirterl, 28-Aug-2019 02:40:33

Audit Action: Marked Compound Undetected Audit Reason: Invalid Compound ID

Manual Integration/User Assign Peak Report

Eurofins TestAmerica, Knoxville

Data File:	\\chromna\Knoxville\ChromData\D3D\20190827-12879.b\580-88125-b-12-c.d				
Injection Date:	27-Aug-2019 23:37:00	Instrument ID:	D3D		
Lims ID:	580-88125-B-12-C	Lab Sample ID:	140-88125-12		
Client ID:	H2-0to30-101218				
Operator ID:	Xcalibur_System	ALS Bottle#:	0	Worklist Smp#:	13
Injection Vol:	1.0 ul	Dil. Factor:	1.0000		
Method:	PCBs_D3D	Limit Group:	HR - 1668A - ICAL		
Column:	SPB-Octyl (0.25 mm)	Detector	F1(11.07 :21.70)		

PCB-32, CAS: 38444-77-8

Signal: 3

Processing Integration Results

RT: 20.53
Area: 113665
Amount: 8.762956
Amount Units: pg/ul

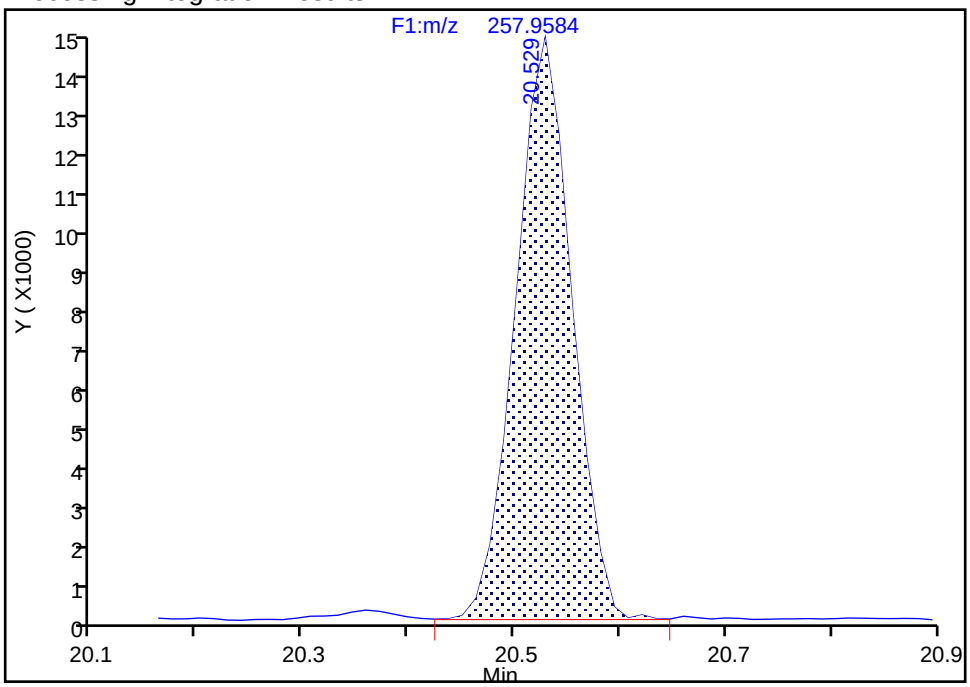

Manual Integration Results

RT: 20.53
Area: 113325
Amount: 8.736744
Amount Units: pg/ul
Reviewer: mcwhirterl, 28-Aug-2019 02:40:33
Audit Action: Marked Compound Undetected Audit Reason: Invalid Compound ID

Manual Integration/User Assign Peak Report

Eurofins TestAmerica, Knoxville

Data File:	\\chromna\Knoxville\ChromData\D3D\20190827-12879.b\580-88125-b-12-c.d				
Injection Date:	27-Aug-2019 23:37:00	Instrument ID:	D3D		
Lims ID:	580-88125-B-12-C	Lab Sample ID:	140-88125-12		
Client ID:	H2-0to30-101218				
Operator ID:	Xcalibur_System	ALS Bottle#:	0	Worklist Smp#:	13
Injection Vol:	1.0 ul	Dil. Factor:	1.0000		
Method:	PCBs_D3D	Limit Group:	HR - 1668A - ICAL		
Column:	SPB-Octyl (0.25 mm)	Detector	F1(11.07 :21.70)		

PCB-32, CAS: 38444-77-8

Signal: 1

Processing Integration Results

RT: 20.53
Area: 59821
Amount: 8.762956
Amount Units: pg/ul

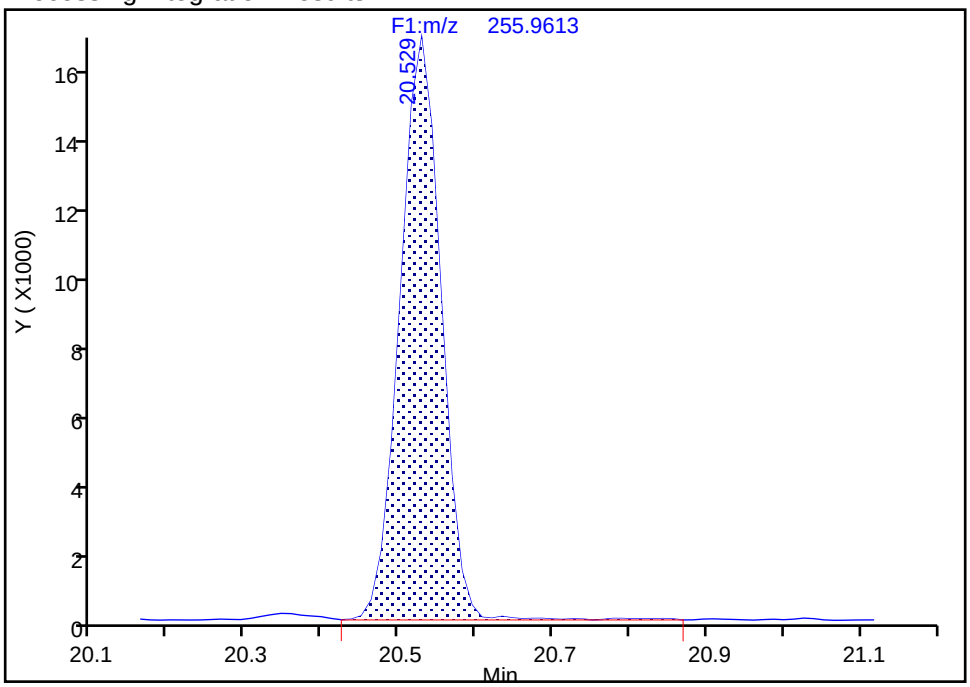

Manual Integration Results

RT: 20.53
Area: 59481
Amount: 8.736744
Amount Units: pg/ul

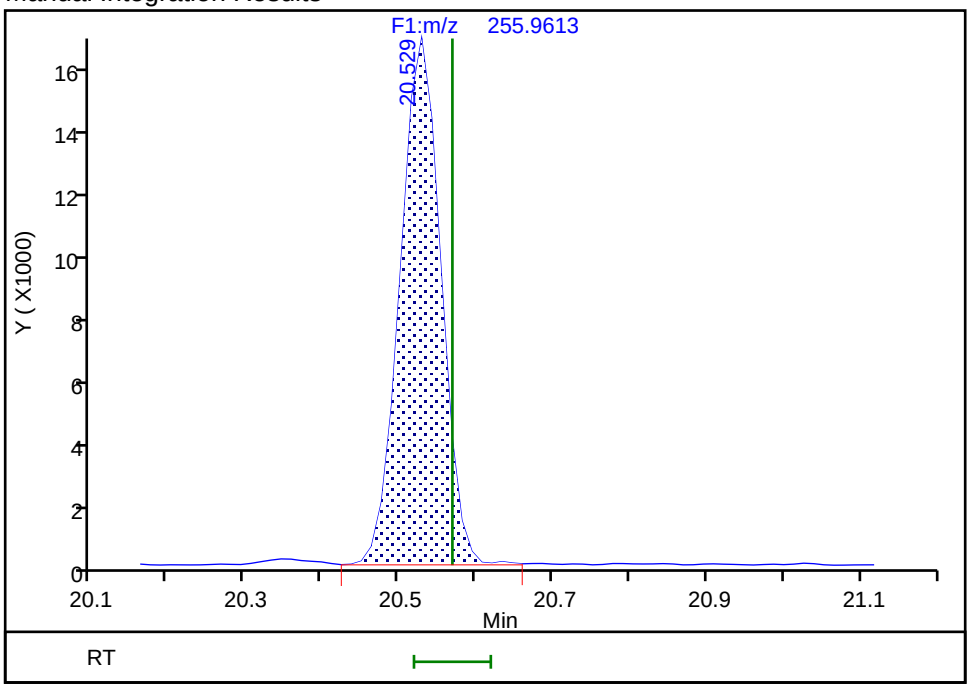

Reviewer: mcwhirterl, 28-Aug-2019 02:40:35

Audit Action: Manually Integrated/Assigned Compound ID Audit Reason: Split Peak

Eurofins TestAmerica, Knoxville

Data File:	\\chromna\Knoxville\ChromData\D3D\20190827-12879.b\580-88125-b-12-c.d		
Injection Date:	27-Aug-2019 23:37:00	Injection Vol:	1.0 ul
Instrument ID:	D3D	Operator ID:	Xcalibur_System
Method:	PCBs_D3D	Limit Group:	HR - 1668A - ICAL
Client ID:	H2-0to30-101218		
Worklist#:	33063	Sample Line#:	13
Column Type:	SPB-Octyl	Column Dia:	0.25 mm

TriPCB F2

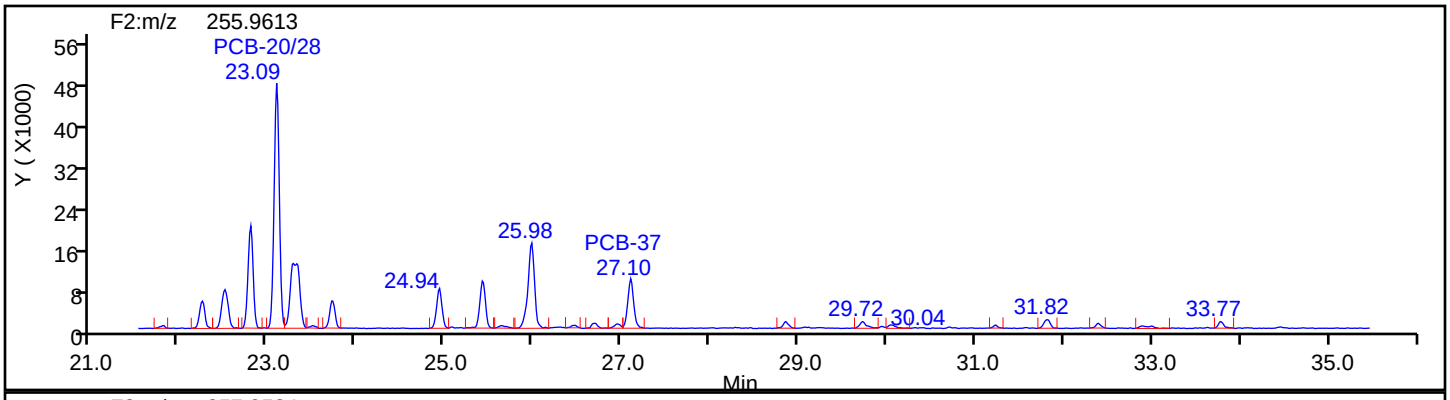

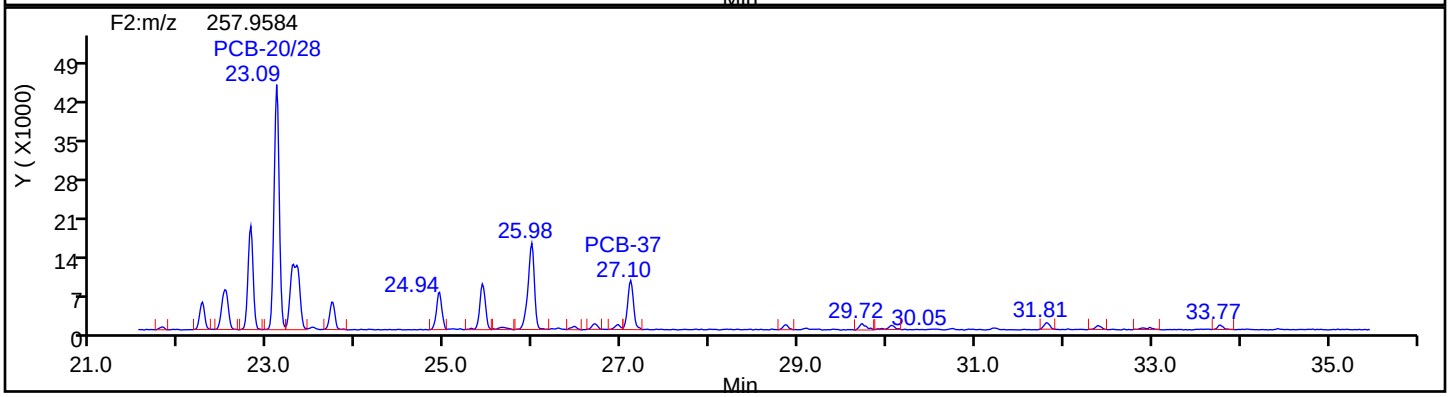

TriPCB F2 Standards

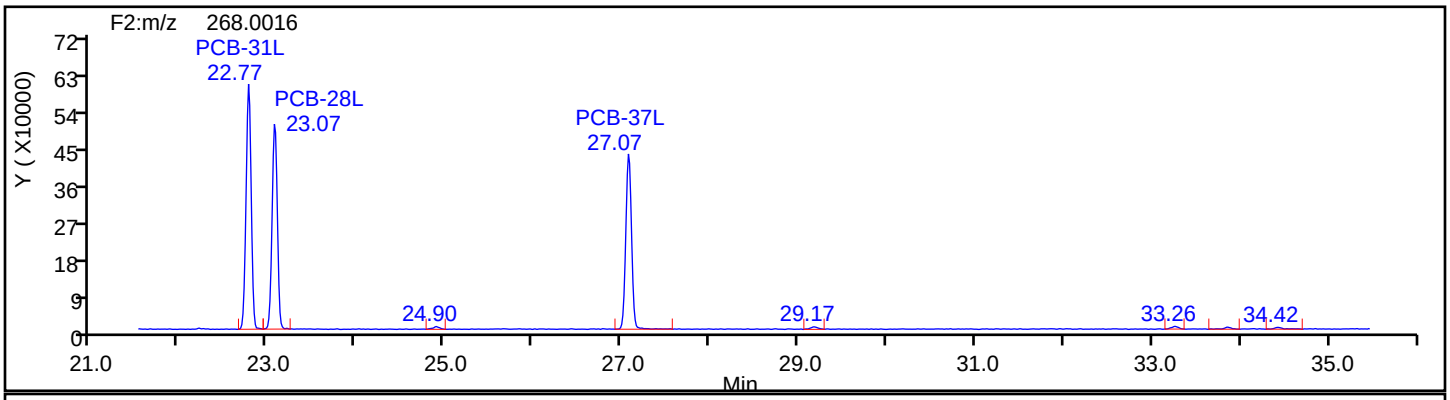

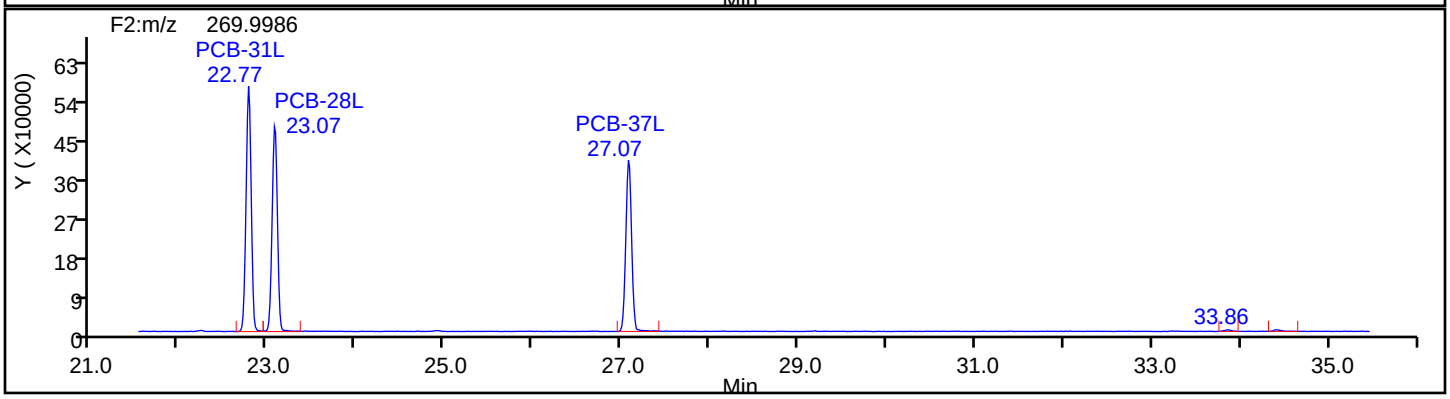

Eurofins TestAmerica, Knoxville

Data File:	\\chromna\Knoxville\ChromData\D3D\20190827-12879.b\580-88125-b-12-c.d		
Injection Date:	27-Aug-2019 23:37:00	Injection Vol:	1.0 ul
Instrument ID:	D3D	Operator ID:	Xcalibur_System
Method:	PCBs_D3D	Limit Group:	HR - 1668A - ICAL
Client ID:	H2-0to30-101218		
Worklist#:	33063	Sample Line#:	13
Column Type:	SPB-Octyl	Column Dia:	0.25 mm

TriPCB F2

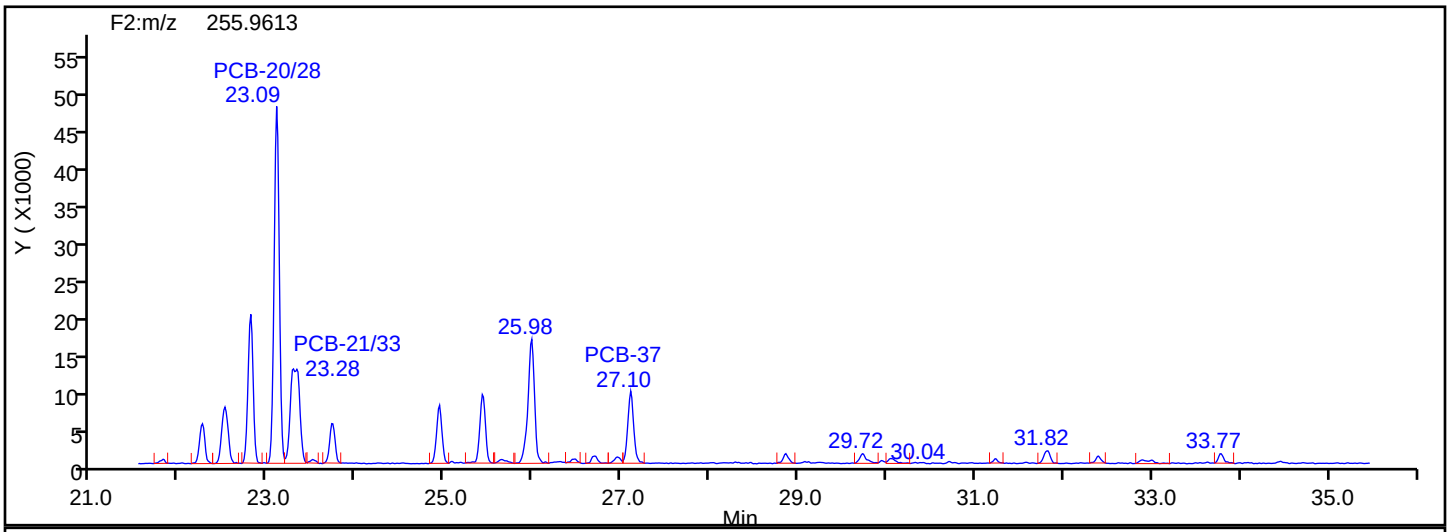

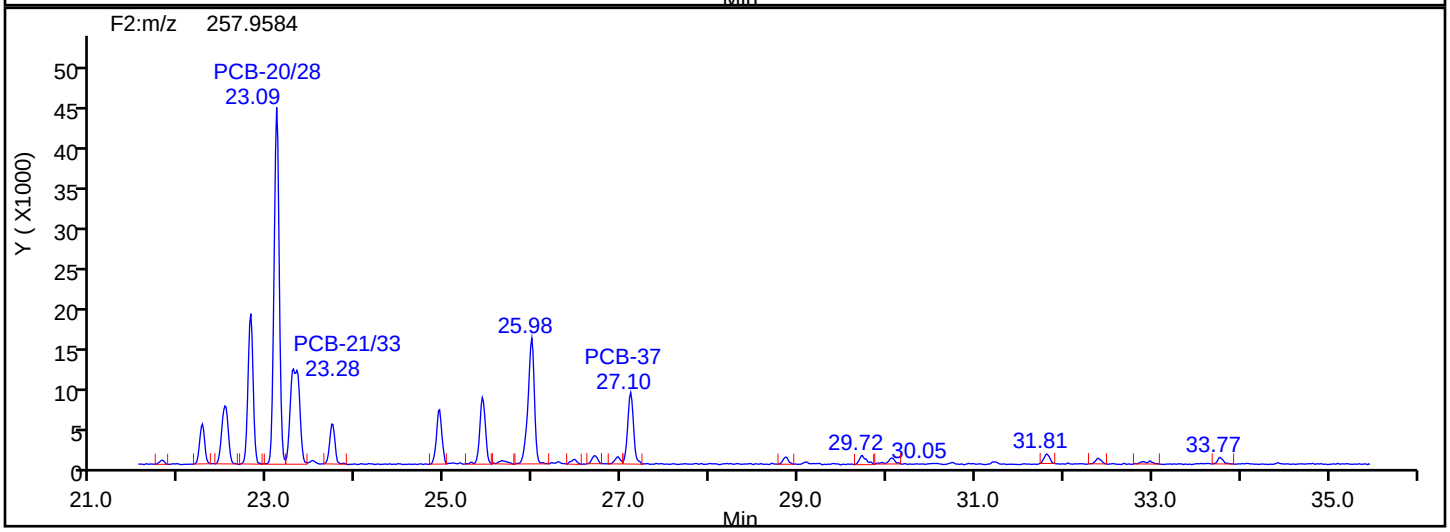

TriPCB F2 Lock Mass

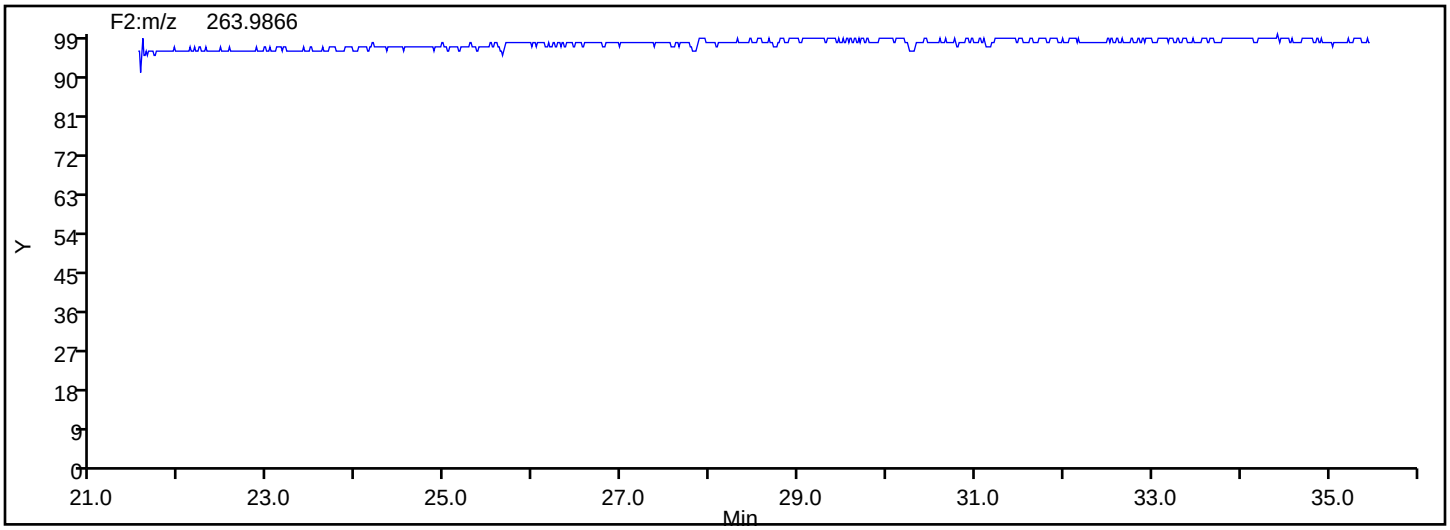

Manual Integration/User Assign Peak Report

Eurofins TestAmerica, Knoxville

Data File:	\\chromna\Knoxville\ChromData\D3D\20190827-12879.b\580-88125-b-12-c.d				
Injection Date:	27-Aug-2019 23:37:00	Instrument ID:	D3D		
Lims ID:	580-88125-B-12-C	Lab Sample ID:	140-88125-12		
Client ID:	H2-0to30-101218				
Operator ID:	Xcalibur_System	ALS Bottle#:	0	Worklist Smp#:	13
Injection Vol:	1.0 ul	Dil. Factor:	1.0000		
Method:	PCBs_D3D	Limit Group:	HR - 1668A - ICAL		
Column:	SPB-Octyl (0.25 mm)	Detector	F2(21.81 :35.54)		

PCB-34, CAS: 37680-68-5

Signal: 1

Not Detected
Expected RT: 21.83

Processing Integration Results

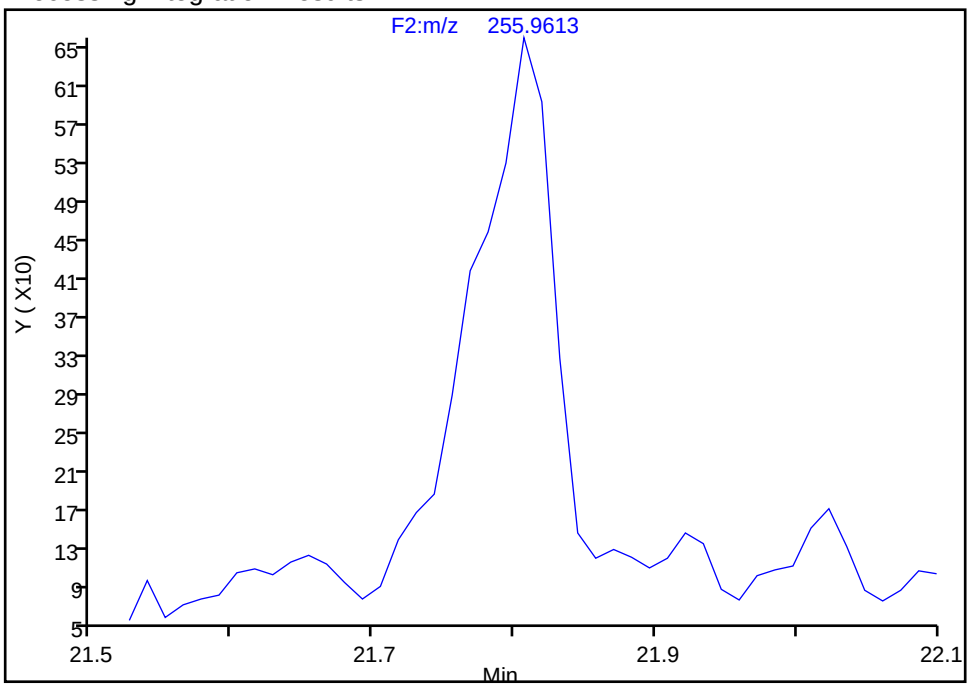

Manual Integration Results

RT: 21.81
Area: 2090
Amount: 0.089195
Amount Units: pg/ul

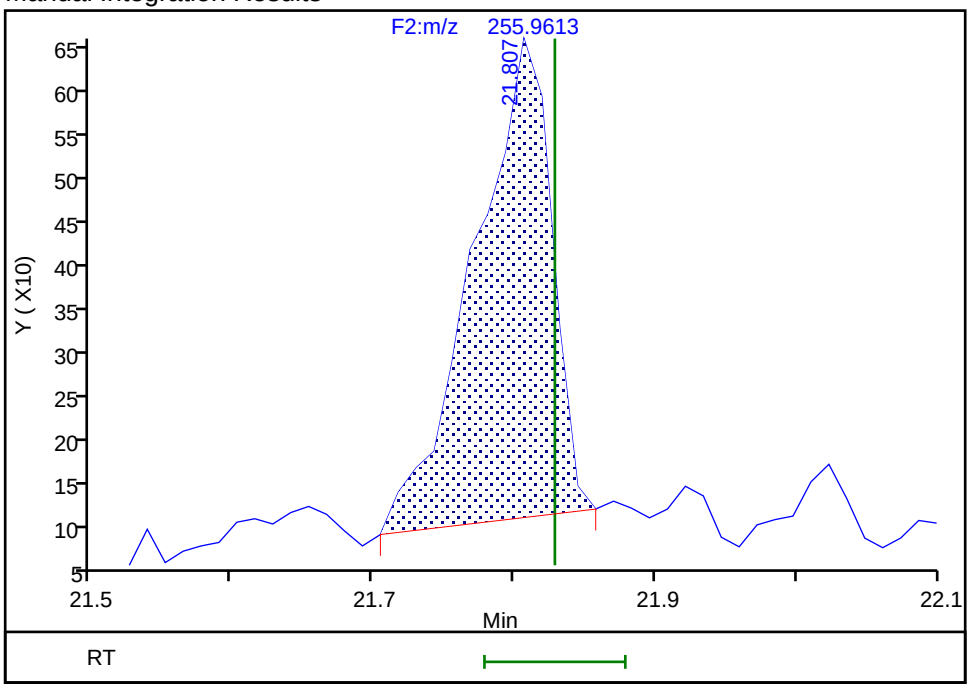

Reviewer: mcwhirterl, 28-Aug-2019 02:40:47
Audit Action: Assigned Compound ID Audit Reason: Split Peak

Report Date: 28-Aug-2019 02:51:53 Chrom Revision: 2.3 22-Aug-2019 12:55:36

Eurofins TestAmerica, Knoxville

Data File:	\\chromna\Knoxville\ChromData\D3D\20190827-12879.b\580-88125-b-12-c.d		
Injection Date:	27-Aug-2019 23:37:00	Injection Vol:	1.0 ul
Instrument ID:	D3D	Operator ID:	Xcalibur_System
Method:	PCBs_D3D	Limit Group:	HR - 1668A - ICAL
Client ID:	H2-0to30-101218		
Worklist#:	33063	Sample Line#:	13
Column Type:	SPB-Octyl	Column Dia:	0.25 mm

TePCB F1

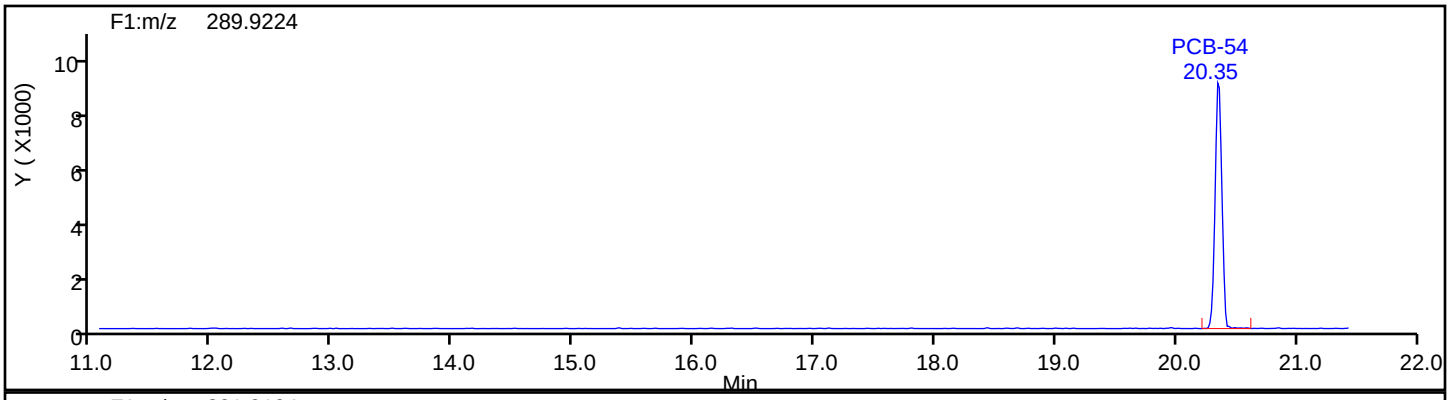

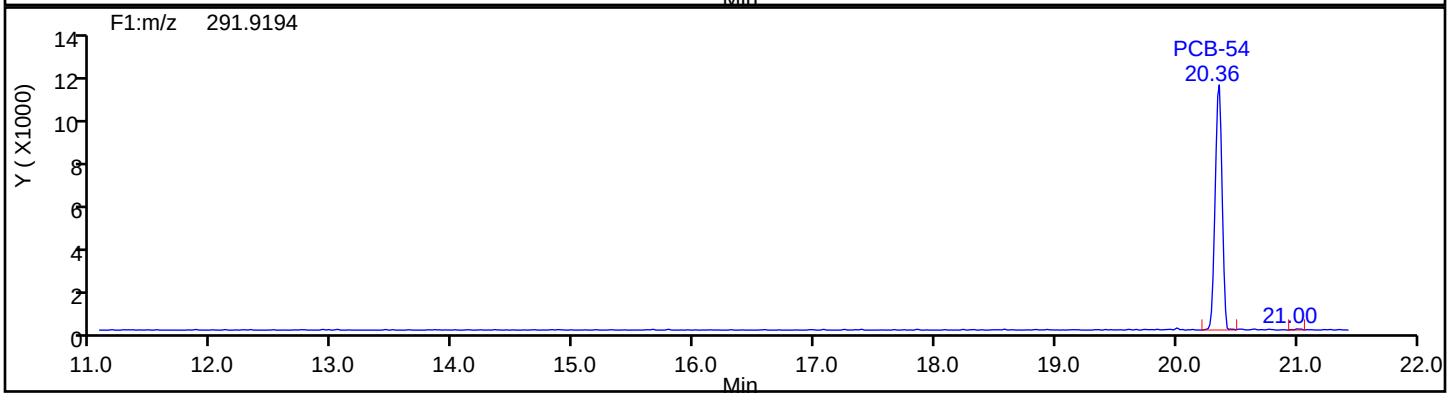

TePCB F1 Standards

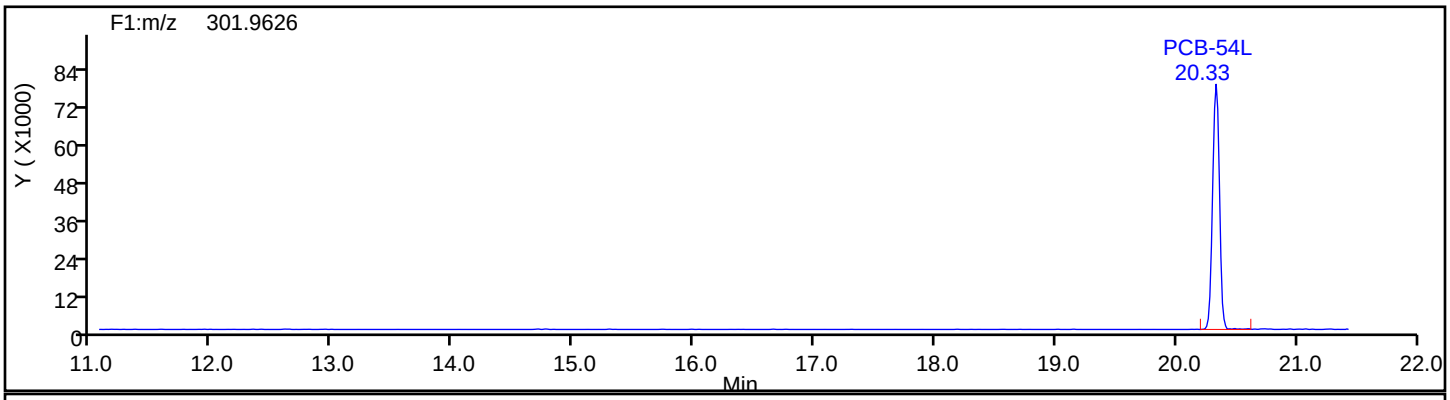

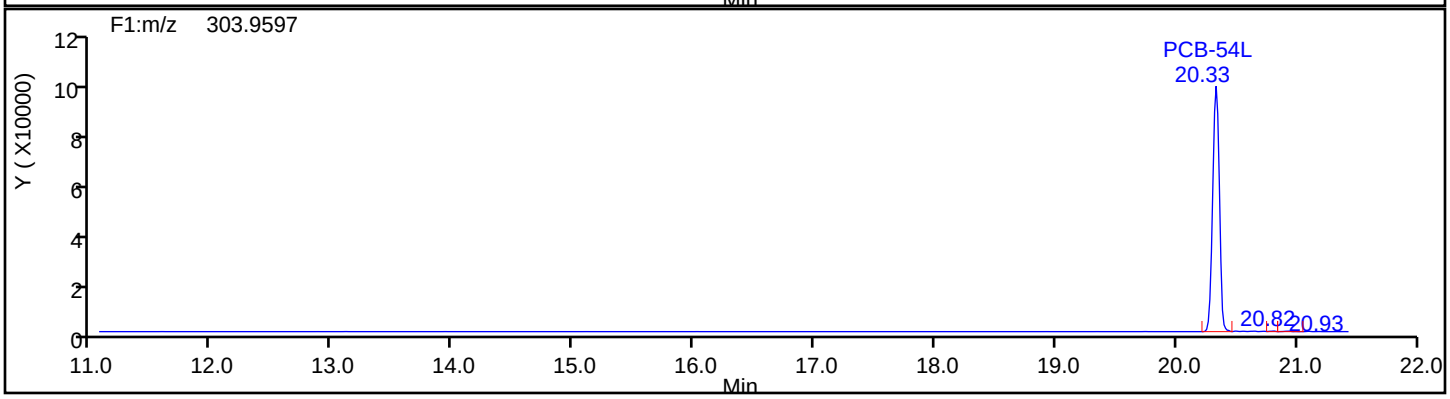

Eurofins TestAmerica, Knoxville

Data File:	\\chromna\Knoxville\ChromData\D3D\20190827-12879.b\580-88125-b-12-c.d		
Injection Date:	27-Aug-2019 23:37:00	Injection Vol:	1.0 ul
Instrument ID:	D3D	Operator ID:	Xcalibur_System
Method:	PCBs_D3D	Limit Group:	HR - 1668A - ICAL
Client ID:	H2-0to30-101218		
Worklist#:	33063	Sample Line#:	13
Column Type:	SPB-Octyl	Column Dia:	0.25 mm

TePCB F1

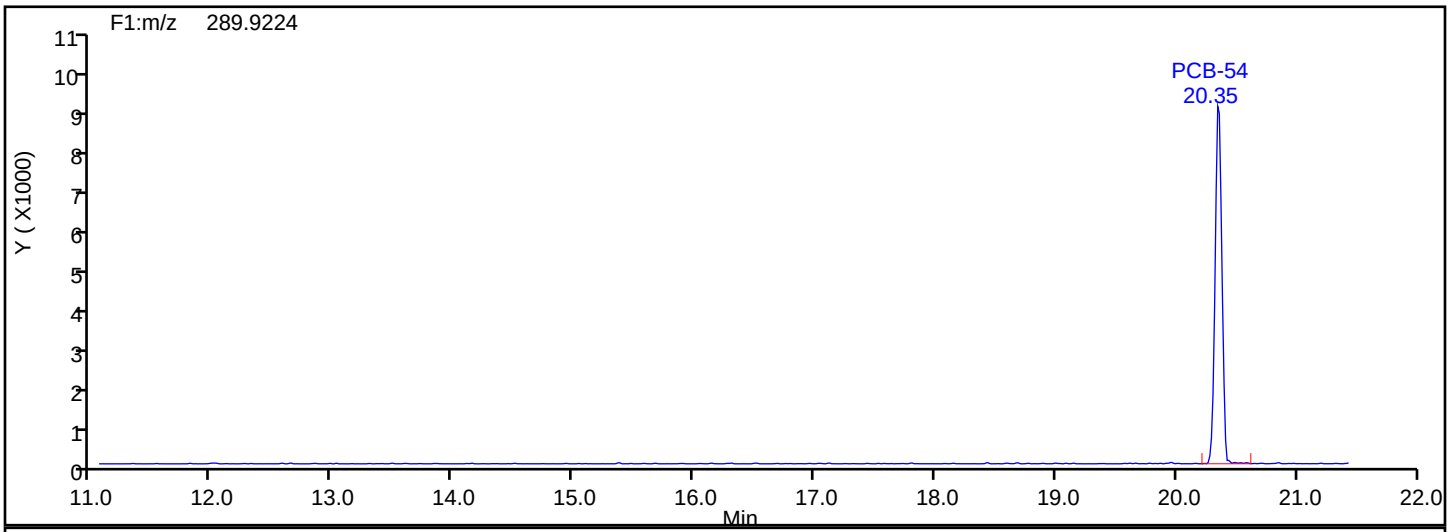

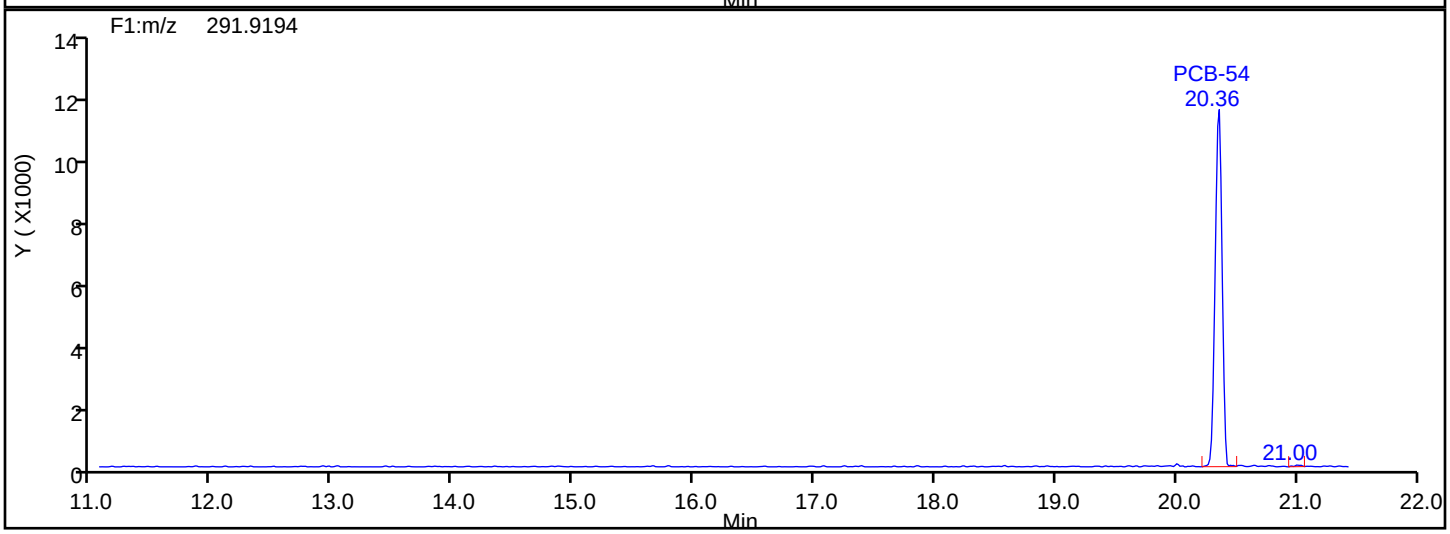

TePCB F1 Lock Mass

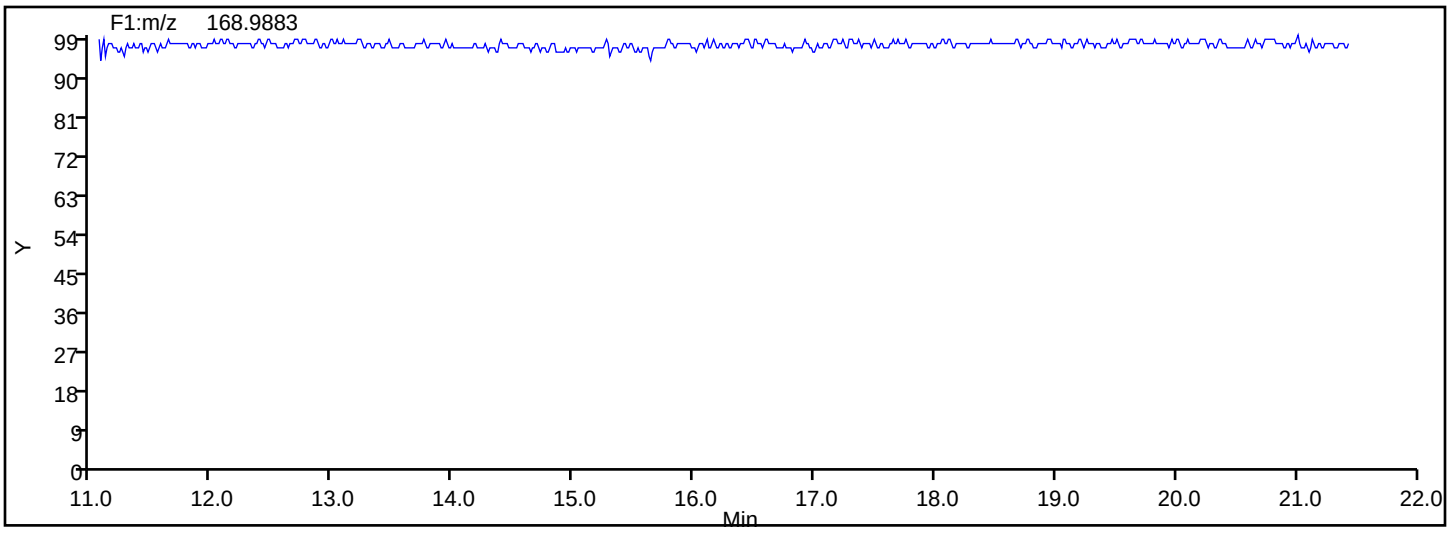

Eurofins TestAmerica, Knoxville

Data File:	\\chromna\Knoxville\ChromData\D3D\20190827-12879.b\580-88125-b-12-c.d		
Injection Date:	27-Aug-2019 23:37:00	Injection Vol:	1.0 ul
Instrument ID:	D3D	Operator ID:	Xcalibur_System
Method:	PCBs_D3D	Limit Group:	HR - 1668A - ICAL
Client ID:	H2-0to30-101218		
Worklist#:	33063	Sample Line#:	13
Column Type:	SPB-Octyl	Column Dia:	0.25 mm

TePCB F2

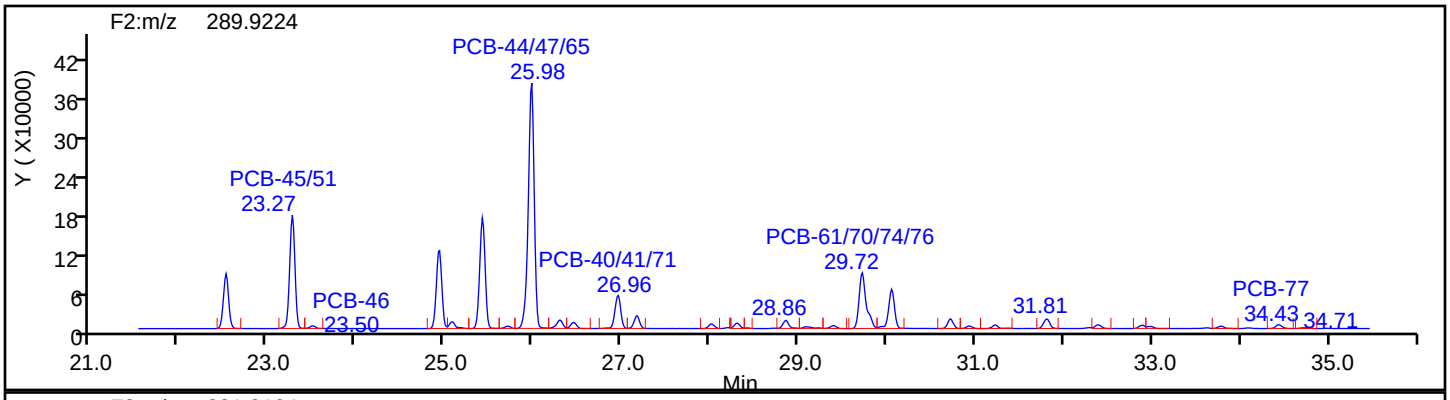

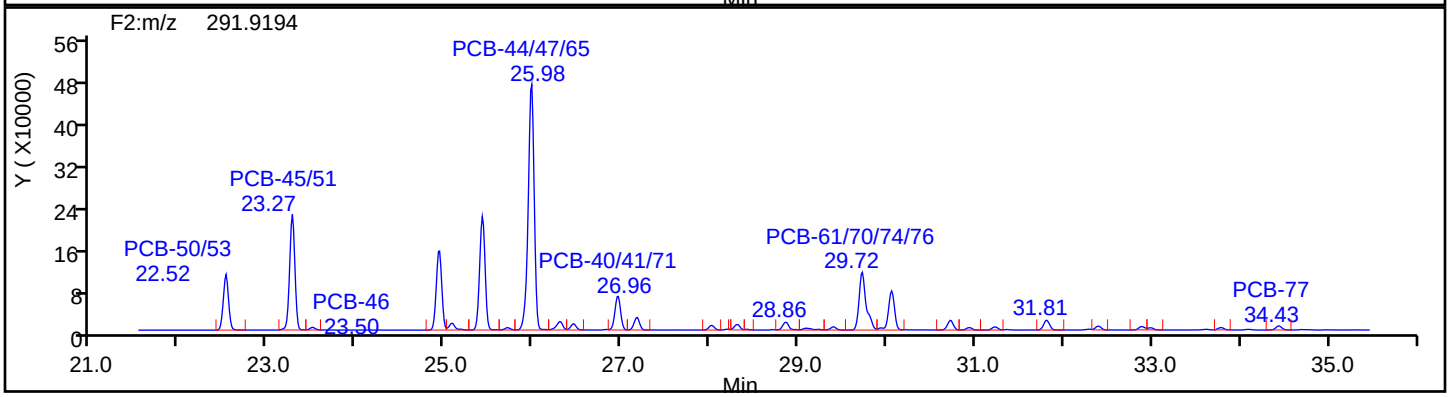

TePCB F2 Standards

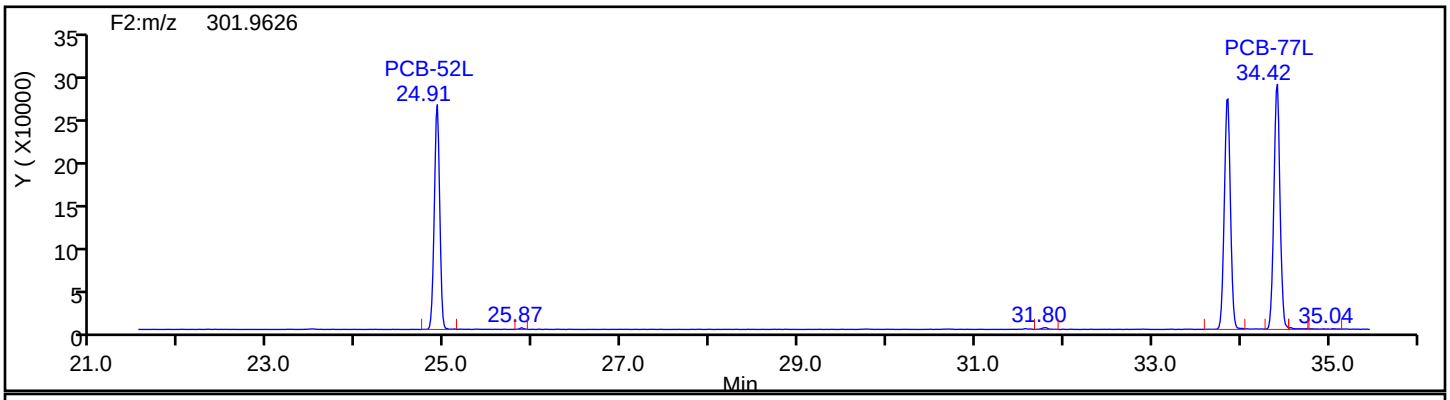

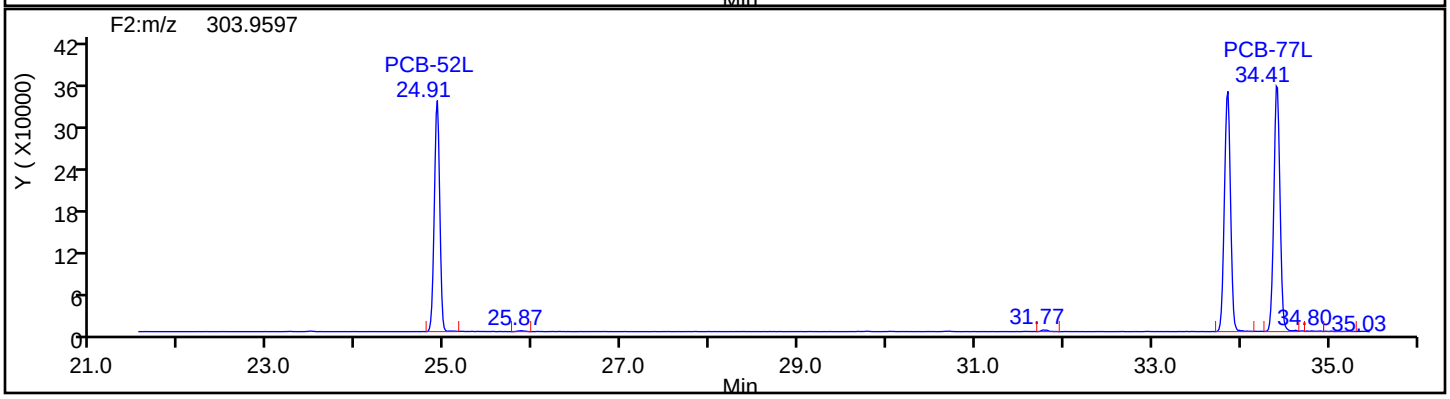

Eurofins TestAmerica, Knoxville

Data File:	\\chromna\Knoxville\ChromData\D3D\20190827-12879.b\580-88125-b-12-c.d		
Injection Date:	27-Aug-2019 23:37:00	Injection Vol:	1.0 ul
Instrument ID:	D3D	Operator ID:	Xcalibur_System
Method:	PCBs_D3D	Limit Group:	HR - 1668A - ICAL
Client ID:	H2-0to30-101218		
Worklist#:	33063	Sample Line#:	13
Column Type:	SPB-Octyl	Column Dia:	0.25 mm

TePCB F2

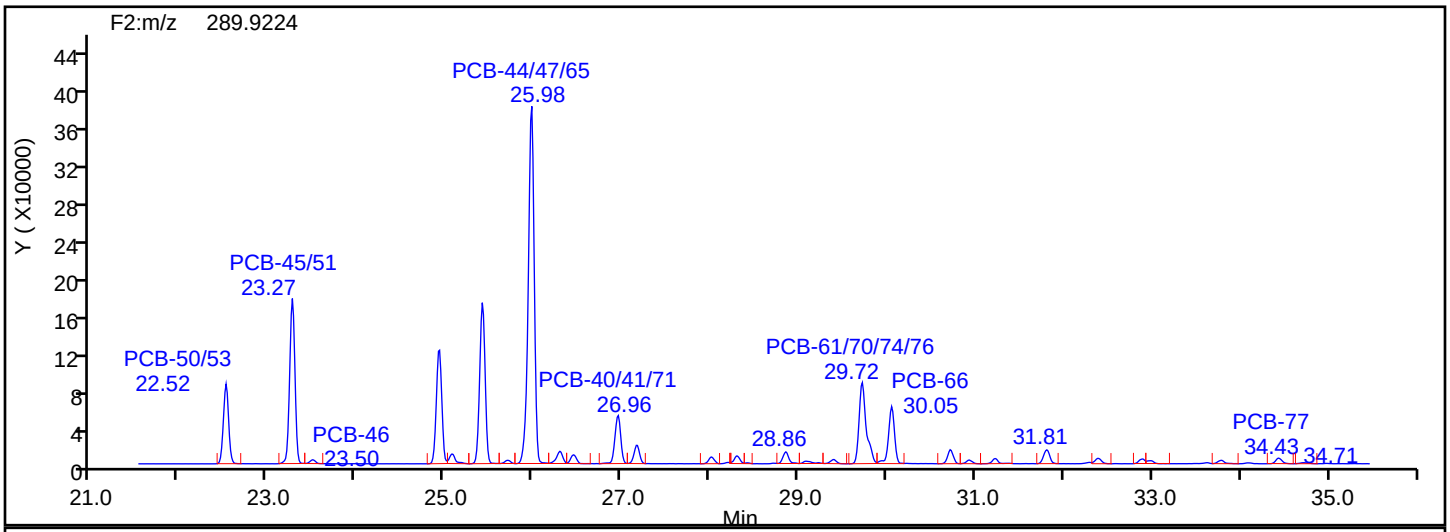

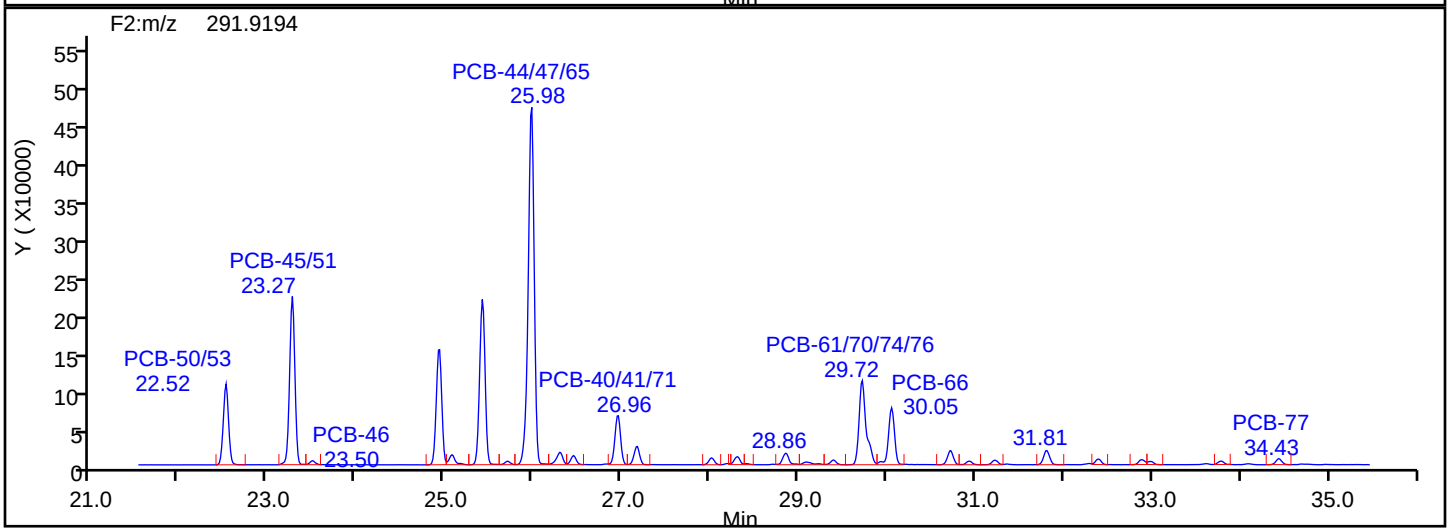

TePCB F2 Lock Mass

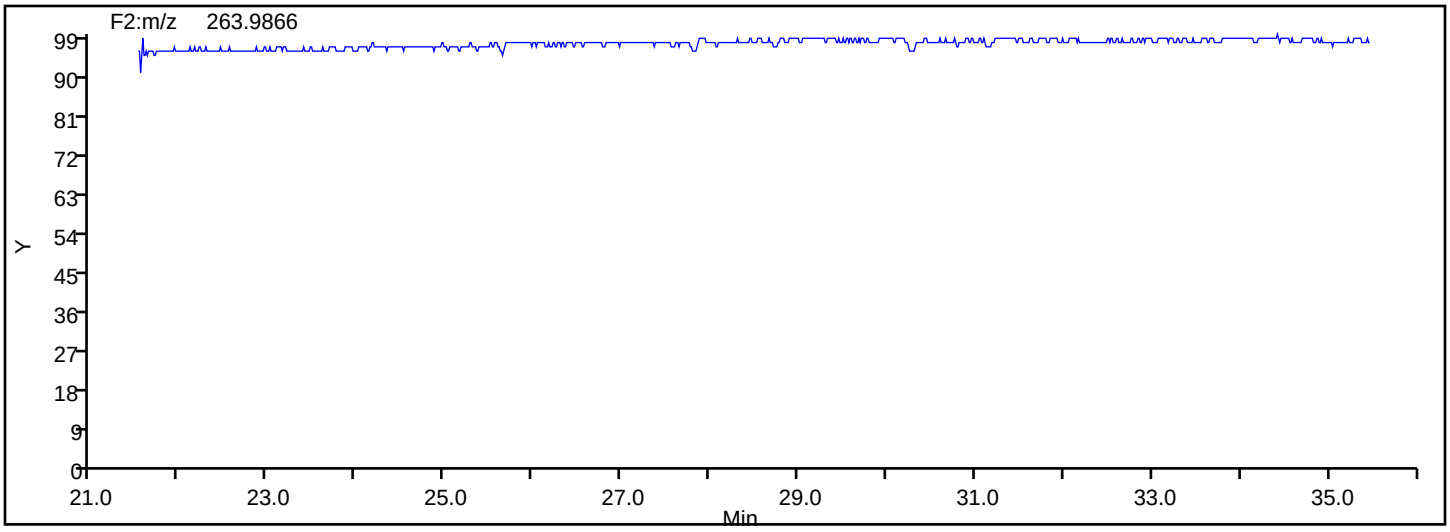

Manual Integration/User Assign Peak Report

Eurofins TestAmerica, Knoxville

Data File:	\\chromna\Knoxville\ChromData\D3D\20190827-12879.b\580-88125-b-12-c.d				
Injection Date:	27-Aug-2019 23:37:00	Instrument ID:	D3D		
Lims ID:	580-88125-B-12-C	Lab Sample ID:	140-88125-12		
Client ID:	H2-0to30-101218				
Operator ID:	Xcalibur_System	ALS Bottle#:	0	Worklist Smp#:	13
Injection Vol:	1.0 ul	Dil. Factor:	1.0000		
Method:	PCBs_D3D	Limit Group:	HR - 1668A - ICAL		
Column:	SPB-Octyl (0.25 mm)	Detector	F2(21.81 :35.54)		

PCB-52, CAS: 35693-99-3

Signal: 1

Not Detected
Expected RT: 24.96

Processing Integration Results

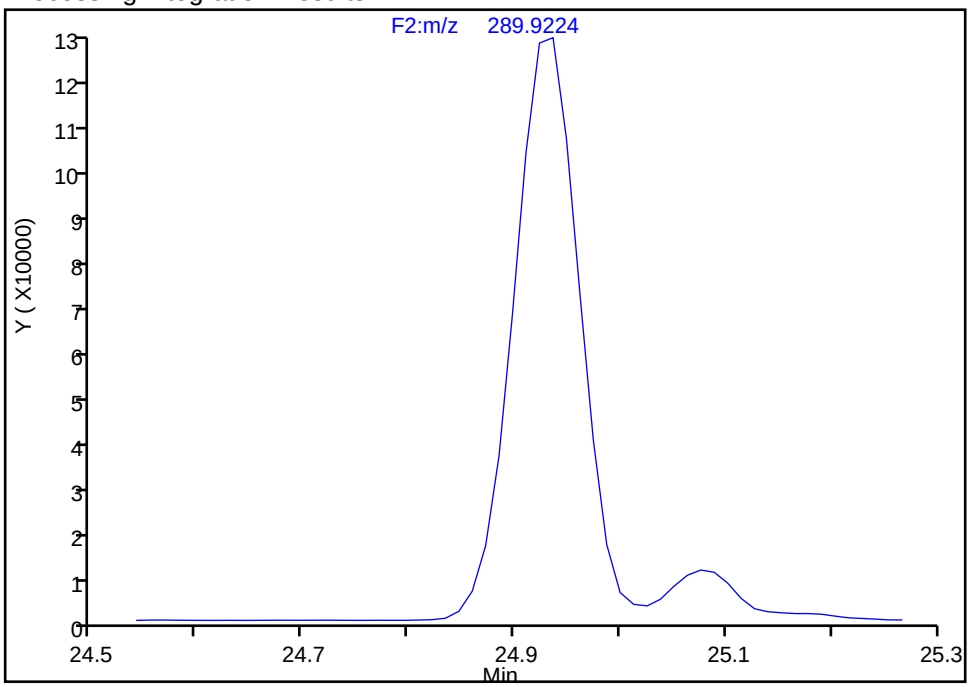

Manual Integration Results

RT: 24.94
Area: 522801
Amount: 43.204989
Amount Units: pg/ul

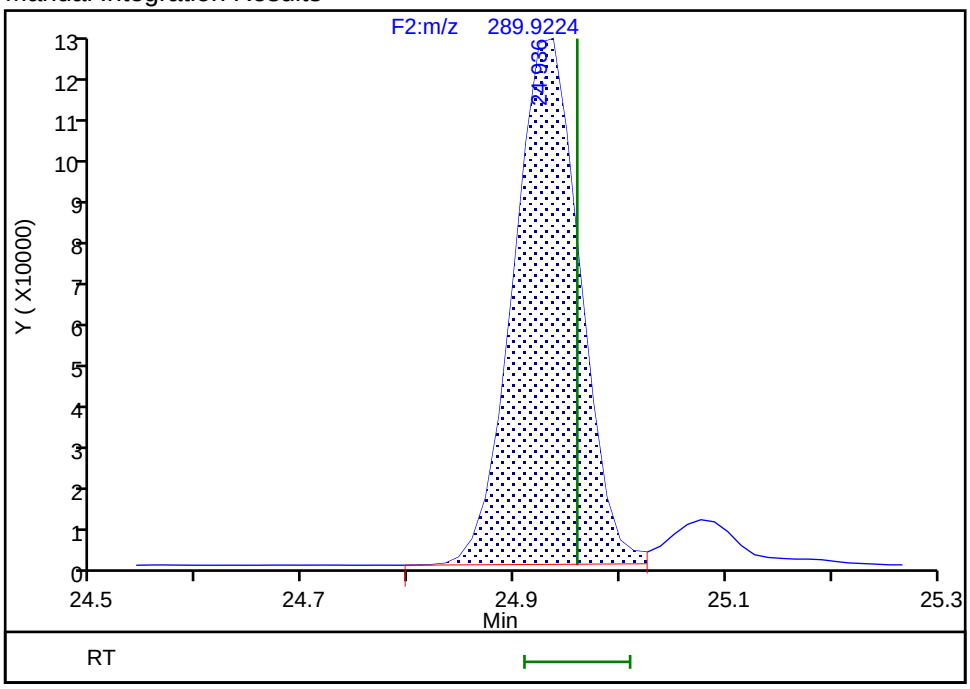

Reviewer: mcwhirterl, 28-Aug-2019 02:41:16
Audit Action: Assigned Compound ID Audit Reason: Split Peak

Manual Integration/User Assign Peak Report

Eurofins TestAmerica, Knoxville

Data File:	\\chromna\Knoxville\ChromData\D3D\20190827-12879.b\580-88125-b-12-c.d				
Injection Date:	27-Aug-2019 23:37:00	Instrument ID:	D3D		
Lims ID:	580-88125-B-12-C	Lab Sample ID:	140-88125-12		
Client ID:	H2-0to30-101218				
Operator ID:	Xcalibur_System	ALS Bottle#:	0	Worklist Smp#:	13
Injection Vol:	1.0 ul	Dil. Factor:	1.0000		
Method:	PCBs_D3D	Limit Group:	HR - 1668A - ICAL		
Column:	SPB-Octyl (0.25 mm)	Detector	F2(21.81 :35.54)		

PCB-48, CAS: 70362-47-9

Signal: 1

Not Detected
Expected RT: 25.74

Processing Integration Results

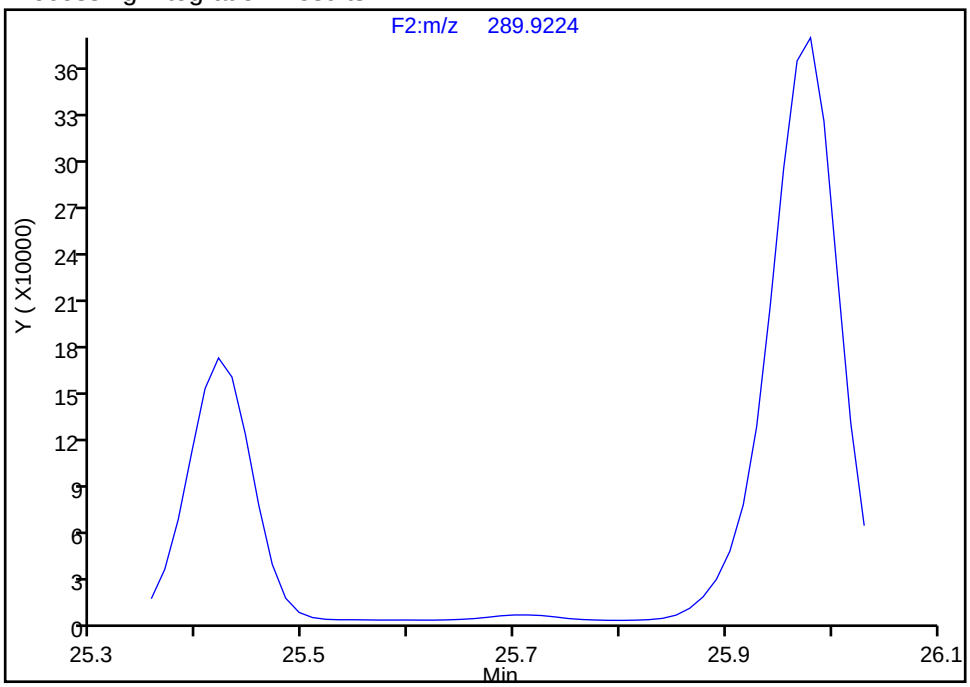

Manual Integration Results

RT: 25.71
Area: 14752
Amount: 1.196008
Amount Units: pg/ul

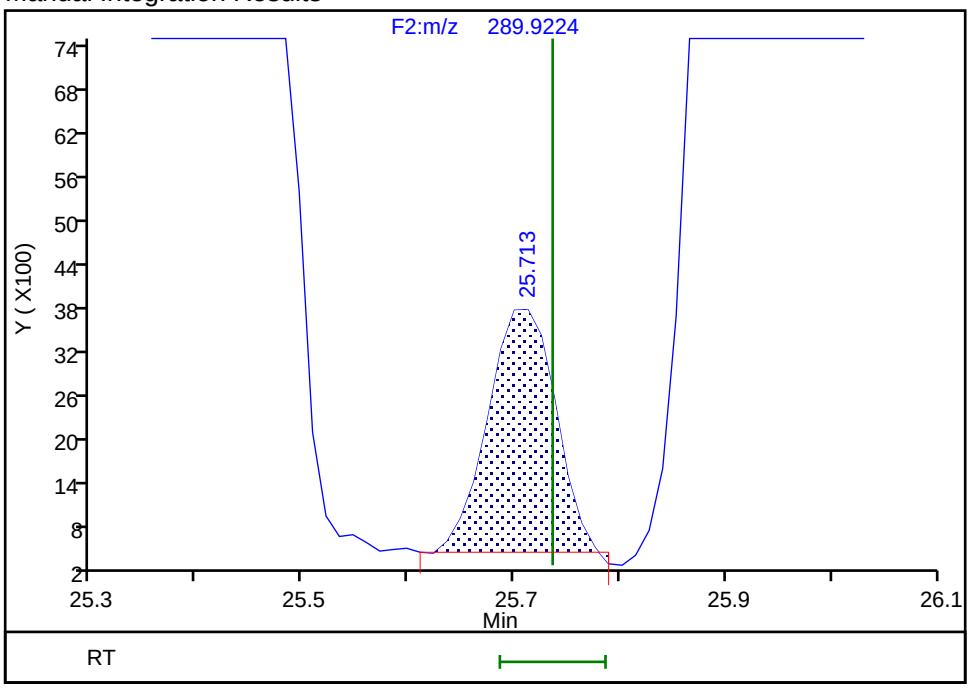

Reviewer: mcwhirterl, 28-Aug-2019 02:41:30
Audit Action: Manually Integrated/Assigned Compound ID Audit Reason: Split Peak

Manual Integration/User Assign Peak Report

Eurofins TestAmerica, Knoxville

Data File:	\\chromna\Knoxville\ChromData\D3D\20190827-12879.b\580-88125-b-12-c.d				
Injection Date:	27-Aug-2019 23:37:00	Instrument ID:	D3D		
Lims ID:	580-88125-B-12-C	Lab Sample ID:	140-88125-12		
Client ID:	H2-0to30-101218				
Operator ID:	Xcalibur_System	ALS Bottle#:	0	Worklist Smp#:	13
Injection Vol:	1.0 ul	Dil. Factor:	1.0000		
Method:	PCBs_D3D	Limit Group:	HR - 1668A - ICAL		
Column:	SPB-Octyl (0.25 mm)	Detector	F2(21.81 :35.54)		

PCB-44/47/65, CAS: STL01803

Signal: 2

Processing Integration Results

RT: 25.98
Area: 2221345
Amount: 127.2736
Amount Units: pg/ul

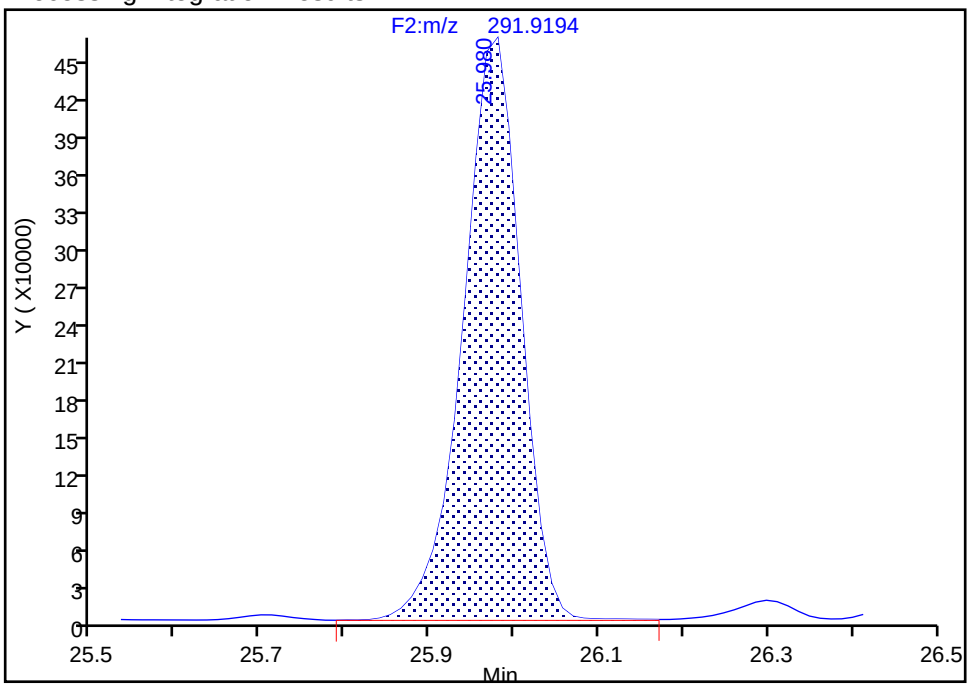

Manual Integration Results

RT: 25.98
Area: 2221345
Amount: 126.8045
Amount Units: pg/ul

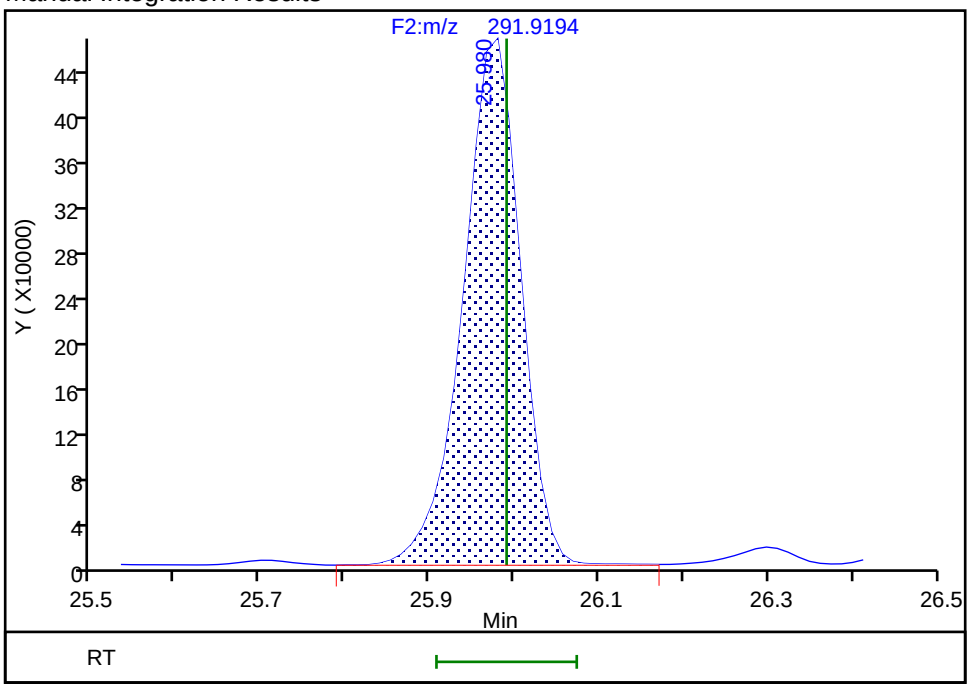

Reviewer: mcwhirterl, 28-Aug-2019 02:41:33

Audit Action: Marked Compound Undetected Audit Reason: Invalid Compound ID

Manual Integration/User Assign Peak Report

Eurofins TestAmerica, Knoxville

Data File:	\\chromna\Knoxville\ChromData\D3D\20190827-12879.b\580-88125-b-12-c.d				
Injection Date:	27-Aug-2019 23:37:00	Instrument ID:	D3D		
Lims ID:	580-88125-B-12-C	Lab Sample ID:	140-88125-12		
Client ID:	H2-0to30-101218				
Operator ID:	Xcalibur_System	ALS Bottle#:	0	Worklist Smp#:	13
Injection Vol:	1.0 ul	Dil. Factor:	1.0000		
Method:	PCBs_D3D	Limit Group:	HR - 1668A - ICAL		
Column:	SPB-Octyl (0.25 mm)	Detector	F2(21.81 :35.54)		

PCB-44/47/65, CAS: STL01803

Signal: 3

Processing Integration Results

RT: 25.98
Area: 4000970
Amount: 127.2736
Amount Units: pg/ul

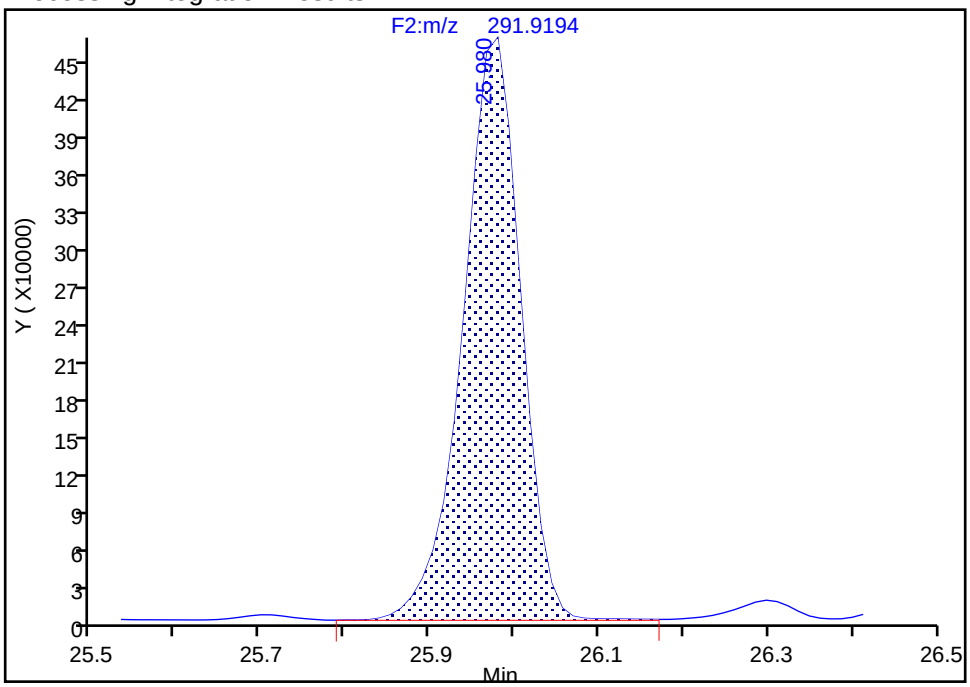

Manual Integration Results

RT: 25.98
Area: 3986223
Amount: 126.8045
Amount Units: pg/ul
Reviewer: mcwhirterl, 28-Aug-2019 02:41:33
Audit Action: Marked Compound Undetected Audit Reason: Invalid Compound ID

Manual Integration/User Assign Peak Report

Eurofins TestAmerica, Knoxville

Data File:	\\chromna\Knoxville\ChromData\D3D\20190827-12879.b\580-88125-b-12-c.d				
Injection Date:	27-Aug-2019 23:37:00	Instrument ID:	D3D		
Lims ID:	580-88125-B-12-C	Lab Sample ID:	140-88125-12		
Client ID:	H2-0to30-101218				
Operator ID:	Xcalibur_System	ALS Bottle#:	0	Worklist Smp#:	13
Injection Vol:	1.0 ul	Dil. Factor:	1.0000		
Method:	PCBs_D3D	Limit Group:	HR - 1668A - ICAL		
Column:	SPB-Octyl (0.25 mm)	Detector	F2(21.81 :35.54)		

PCB-44/47/65, CAS: STL01803

Signal: 1

Processing Integration Results

RT: 25.98
Area: 1779625
Amount: 127.2736
Amount Units: pg/ul

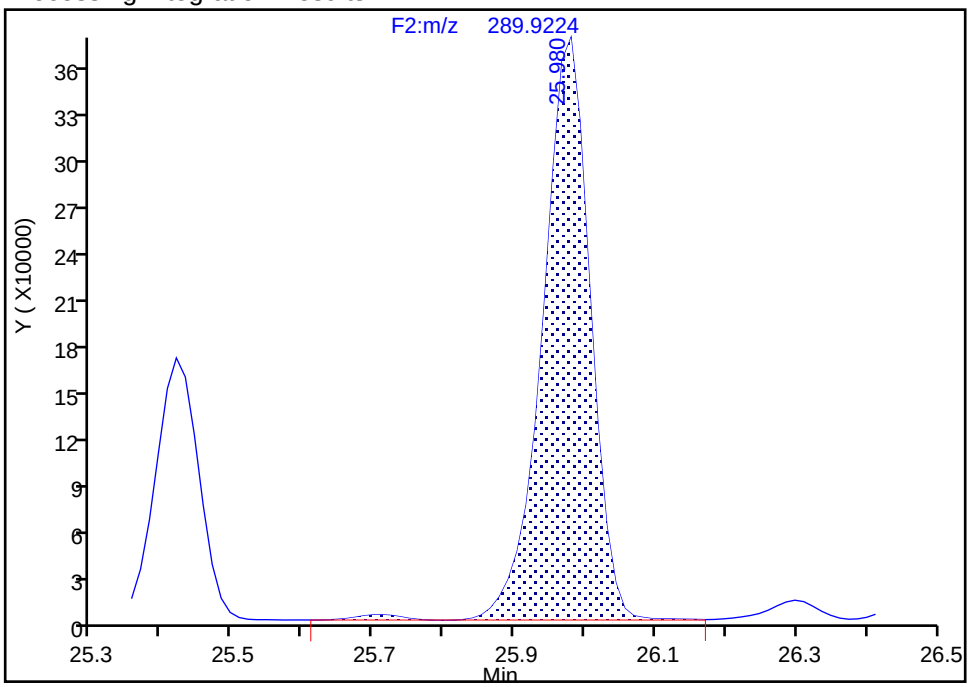

Manual Integration Results

RT: 25.98
Area: 1764878
Amount: 126.8045
Amount Units: pg/ul

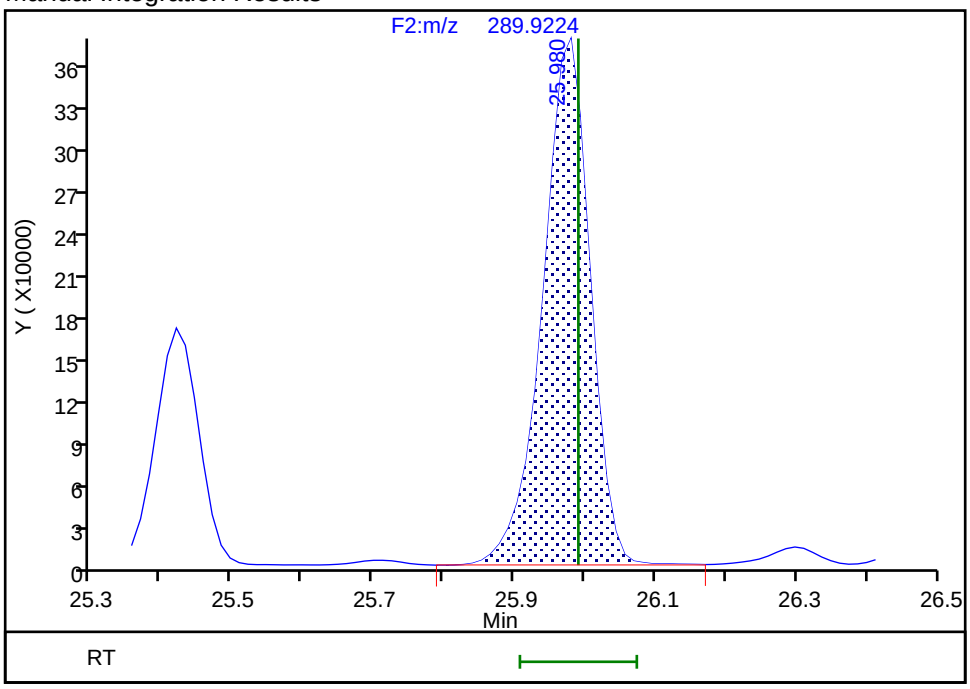

Reviewer: mcwhirterl, 28-Aug-2019 02:41:35

Audit Action: Manually Integrated/Assigned Compound ID Audit Reason: Split Peak

Manual Integration/User Assign Peak Report

Eurofins TestAmerica, Knoxville

Data File:	\\chromna\Knoxville\ChromData\D3D\20190827-12879.b\580-88125-b-12-c.d				
Injection Date:	27-Aug-2019 23:37:00	Instrument ID:	D3D		
Lims ID:	580-88125-B-12-C	Lab Sample ID:	140-88125-12		
Client ID:	H2-0to30-101218				
Operator ID:	Xcalibur_System	ALS Bottle#:	0	Worklist Smp#:	13
Injection Vol:	1.0 ul	Dil. Factor:	1.0000		
Method:	PCBs_D3D	Limit Group:	HR - 1668A - ICAL		
Column:	SPB-Octyl (0.25 mm)	Detector	F2(21.81 :35.54)		

PCB-59/62/75, CAS: STL01807

Signal: 1

Not Detected
Expected RT: 26.28

Processing Integration Results

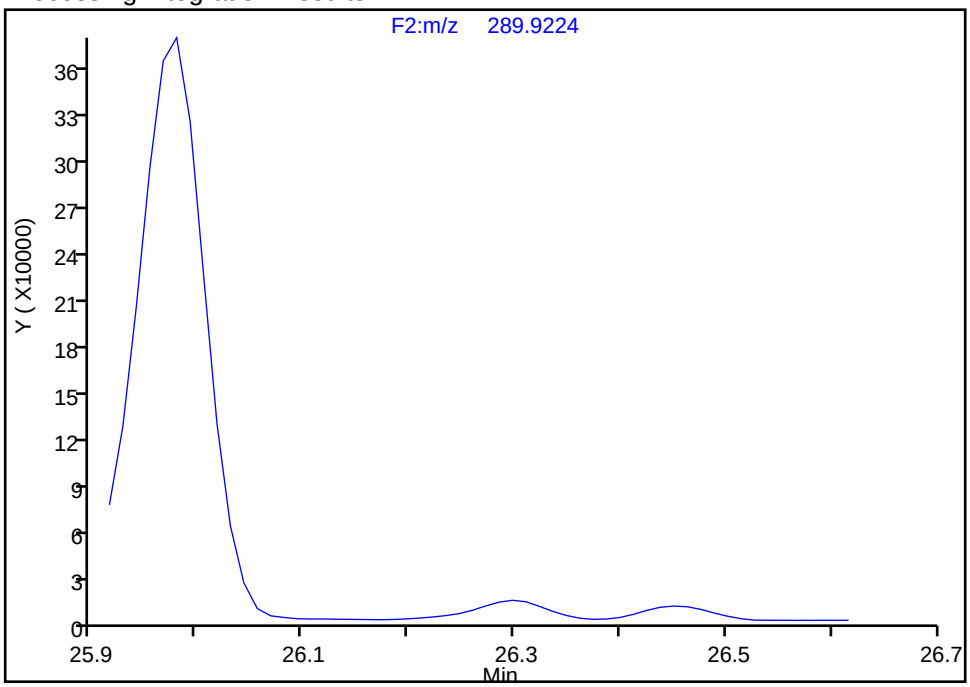

Manual Integration Results

RT: 26.30
Area: 63157
Amount: 3.500515
Amount Units: pg/ul

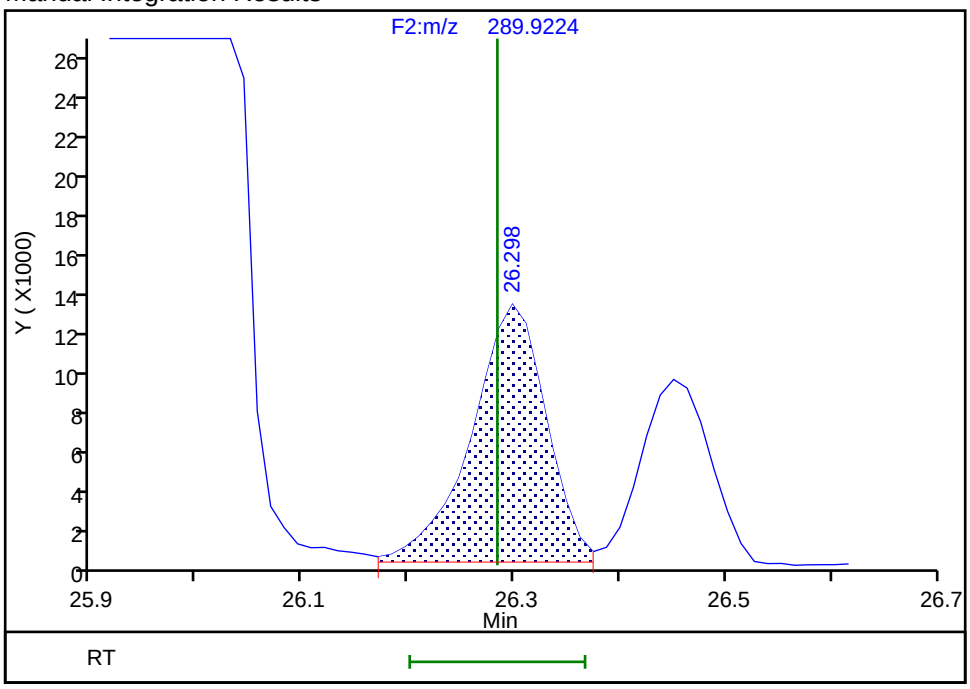

Reviewer: mcwhirterl, 28-Aug-2019 02:41:39
Audit Action: Assigned Compound ID Audit Reason: Split Peak

Manual Integration/User Assign Peak Report

Eurofins TestAmerica, Knoxville

Data File:	\\chromna\Knoxville\ChromData\D3D\20190827-12879.b\580-88125-b-12-c.d				
Injection Date:	27-Aug-2019 23:37:00	Instrument ID:	D3D		
Lims ID:	580-88125-B-12-C	Lab Sample ID:	140-88125-12		
Client ID:	H2-0to30-101218				
Operator ID:	Xcalibur_System	ALS Bottle#:	0	Worklist Smp#:	13
Injection Vol:	1.0 ul	Dil. Factor:	1.0000		
Method:	PCBs_D3D	Limit Group:	HR - 1668A - ICAL		
Column:	SPB-Octyl (0.25 mm)	Detector	F2(21.81 :35.54)		

PCB-42, CAS: 36559-22-5

Signal: 1

Not Detected
Expected RT: 26.49

Processing Integration Results

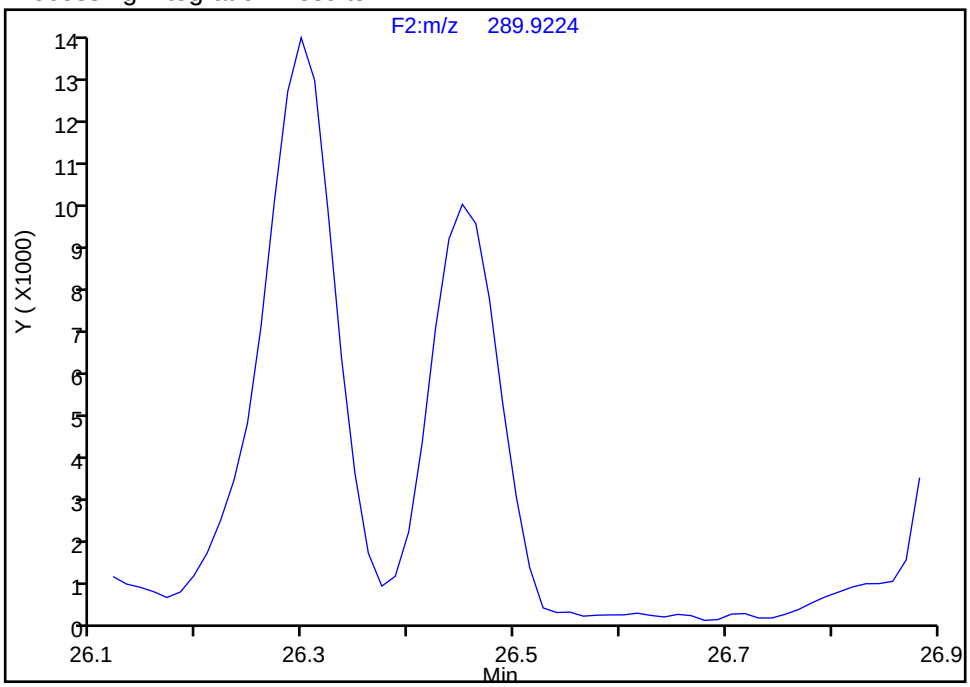

Manual Integration Results

RT: 26.45
Area: 41924
Amount: 3.560168
Amount Units: pg/ul

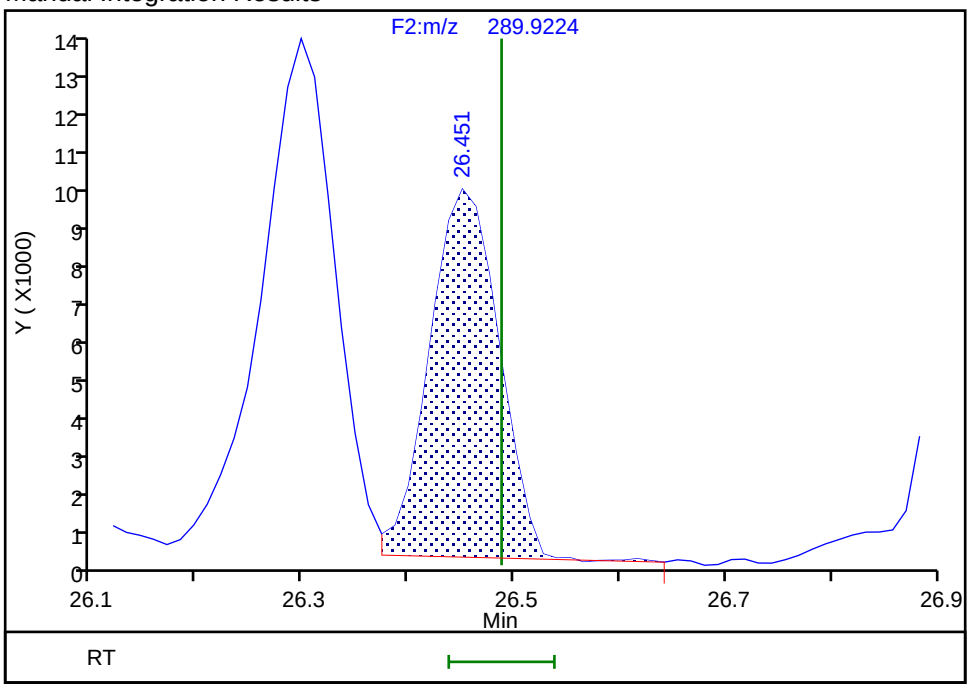

Reviewer: mcwhirterl, 28-Aug-2019 02:41:43
Audit Action: Assigned Compound ID Audit Reason: Split Peak

Manual Integration/User Assign Peak Report

Eurofins TestAmerica, Knoxville

Data File:	\\chromna\Knoxville\ChromData\D3D\20190827-12879.b\580-88125-b-12-c.d				
Injection Date:	27-Aug-2019 23:37:00	Instrument ID:	D3D		
Lims ID:	580-88125-B-12-C	Lab Sample ID:	140-88125-12		
Client ID:	H2-0to30-101218				
Operator ID:	Xcalibur_System	ALS Bottle#:	0	Worklist Smp#:	13
Injection Vol:	1.0 ul	Dil. Factor:	1.0000		
Method:	PCBs_D3D	Limit Group:	HR - 1668A - ICAL		
Column:	SPB-Octyl (0.25 mm)	Detector	F2(21.81 :35.54)		

PCB-64, CAS: 52663-58-8

Signal: 1

Not Detected
Expected RT: 27.20

Processing Integration Results

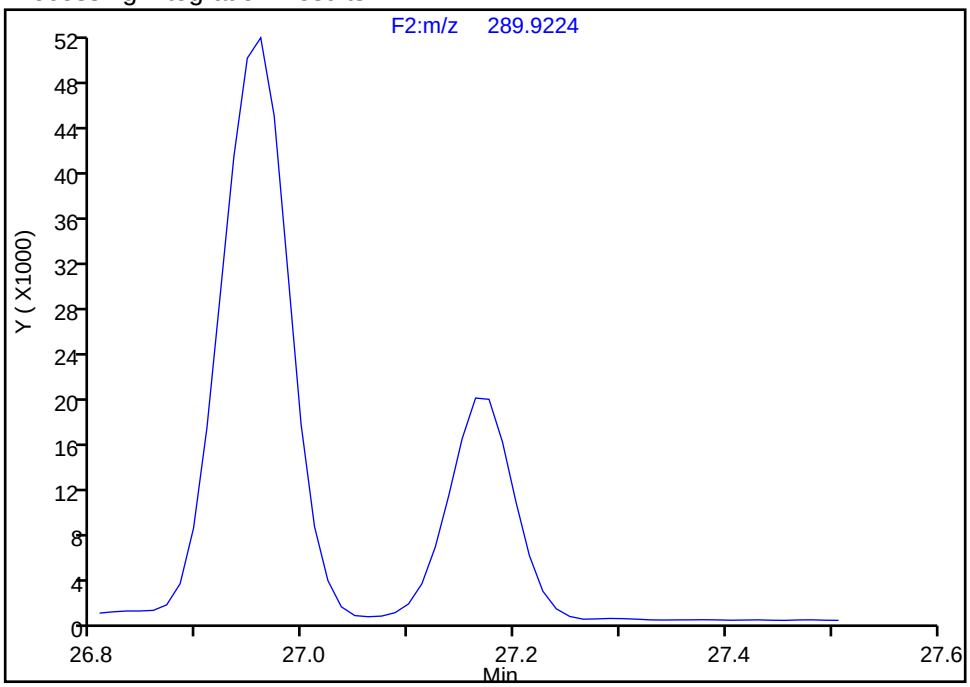

Manual Integration Results

RT: 27.16
Area: 84389
Amount: 4.400314
Amount Units: pg/ul

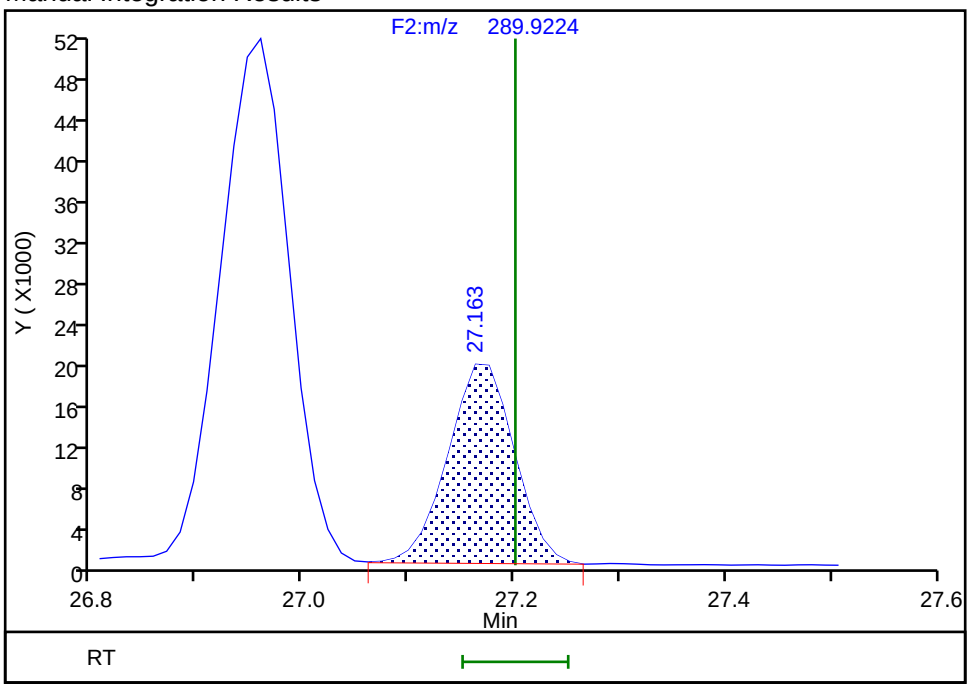

Reviewer: mcwhirterl, 28-Aug-2019 02:41:49
Audit Action: Assigned Compound ID Audit Reason: Split Peak

Manual Integration/User Assign Peak Report

Eurofins TestAmerica, Knoxville

Data File:	\\chromna\Knoxville\ChromData\D3D\20190827-12879.b\580-88125-b-12-c.d				
Injection Date:	27-Aug-2019 23:37:00	Instrument ID:	D3D		
Lims ID:	580-88125-B-12-C	Lab Sample ID:	140-88125-12		
Client ID:	H2-0to30-101218				
Operator ID:	Xcalibur_System	ALS Bottle#:	0	Worklist Smp#:	13
Injection Vol:	1.0 ul	Dil. Factor:	1.0000		
Method:	PCBs_D3D	Limit Group:	HR - 1668A - ICAL		
Column:	SPB-Octyl (0.25 mm)	Detector	F2(21.81 :35.54)		

PCB-68, CAS: 73575-52-7

Signal: 2

Processing Integration Results

RT: 28.31
Area: 54208
Amount: 2.102087
Amount Units: pg/ul

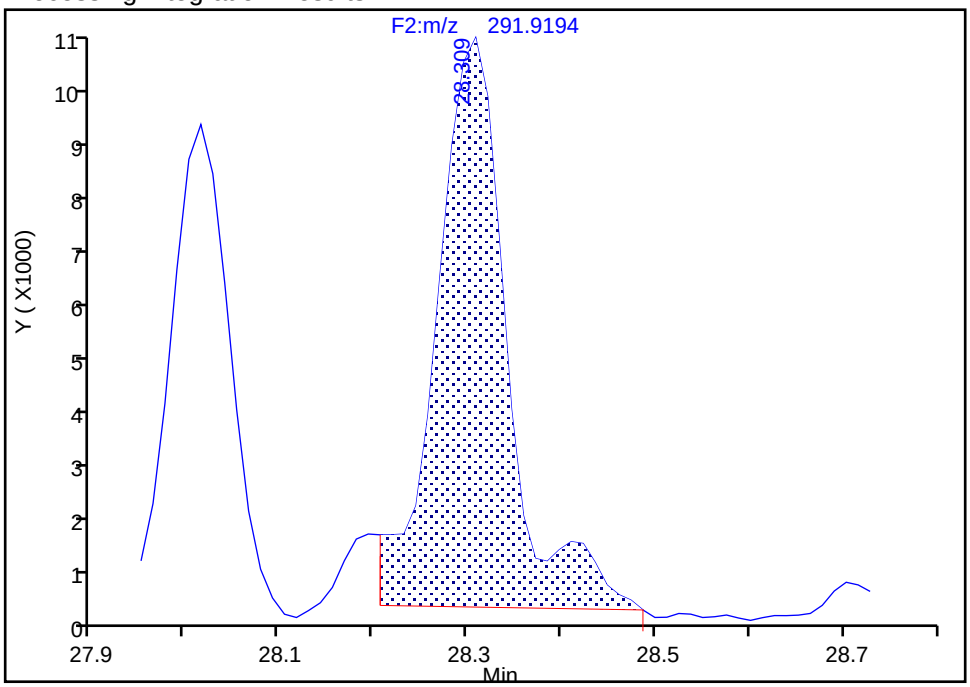

Manual Integration Results

RT: 28.31
Area: 47944
Amount: 1.877654
Amount Units: pg/ul

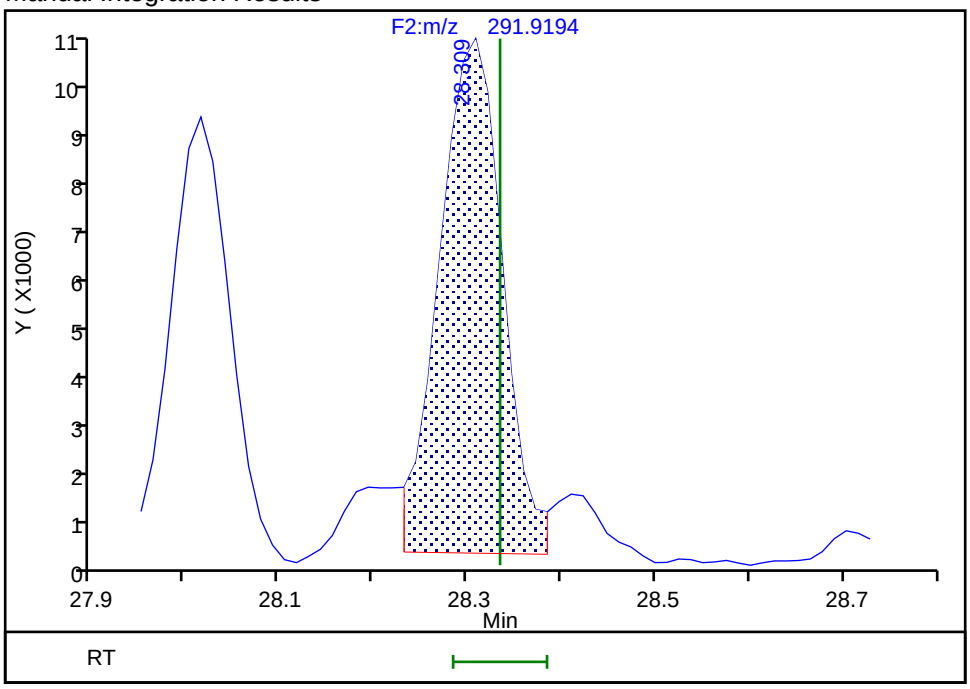

Reviewer: mcwhirterl, 28-Aug-2019 02:42:08

Audit Action: Marked Compound Undetected Audit Reason: Invalid Compound ID

Manual Integration/User Assign Peak Report

Eurofins TestAmerica, Knoxville

Data File:	\\chromna\Knoxville\ChromData\D3D\20190827-12879.b\580-88125-b-12-c.d				
Injection Date:	27-Aug-2019 23:37:00	Instrument ID:	D3D		
Lims ID:	580-88125-B-12-C	Lab Sample ID:	140-88125-12		
Client ID:	H2-0to30-101218				
Operator ID:	Xcalibur_System	ALS Bottle#:	0	Worklist Smp#:	13
Injection Vol:	1.0 ul	Dil. Factor:	1.0000		
Method:	PCBs_D3D	Limit Group:	HR - 1668A - ICAL		
Column:	SPB-Octyl (0.25 mm)	Detector	F2(21.81 :35.54)		

PCB-68, CAS: 73575-52-7

Signal: 3

Processing Integration Results

RT: 28.30
Area: 94627
Amount: 2.102087
Amount Units: pg/ul

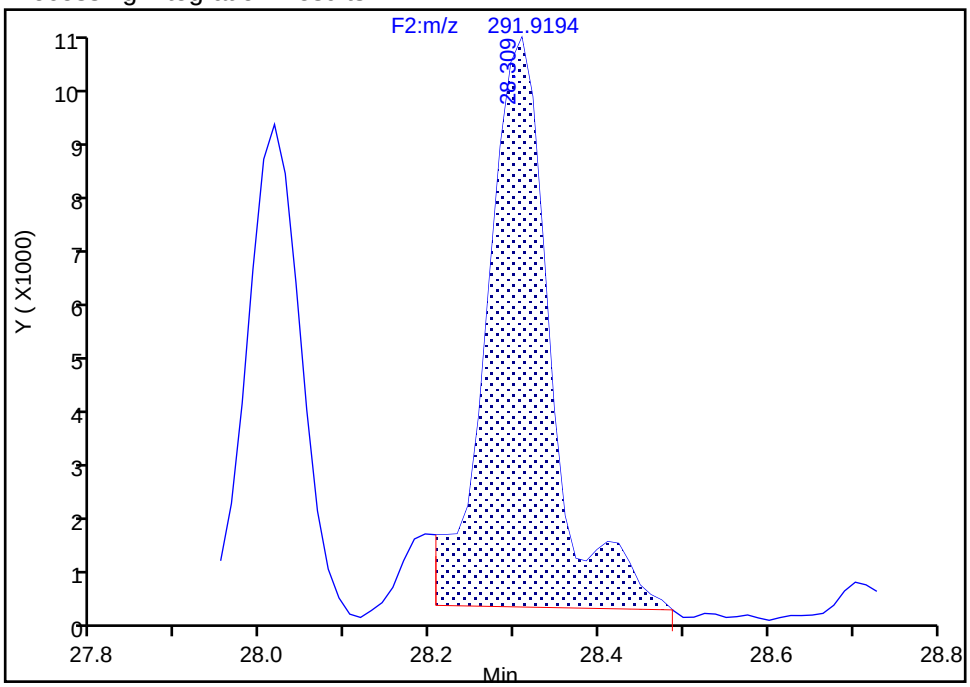

Manual Integration Results

RT: 28.30
Area: 84524
Amount: 1.877654
Amount Units: pg/ul
Reviewer: mcwhirterl, 28-Aug-2019 02:42:08
Audit Action: Marked Compound Undetected Audit Reason: Invalid Compound ID

Manual Integration/User Assign Peak Report

Eurofins TestAmerica, Knoxville

Data File:	\\chromna\Knoxville\ChromData\D3D\20190827-12879.b\580-88125-b-12-c.d				
Injection Date:	27-Aug-2019 23:37:00	Instrument ID:	D3D		
Lims ID:	580-88125-B-12-C	Lab Sample ID:	140-88125-12		
Client ID:	H2-0to30-101218				
Operator ID:	Xcalibur_System	ALS Bottle#:	0	Worklist Smp#:	13
Injection Vol:	1.0 ul	Dil. Factor:	1.0000		
Method:	PCBs_D3D	Limit Group:	HR - 1668A - ICAL		
Column:	SPB-Octyl (0.25 mm)	Detector	F2(21.81 :35.54)		

PCB-68, CAS: 73575-52-7

Signal: 1

Processing Integration Results

RT: 28.30
Area: 40419
Amount: 2.102087
Amount Units: pg/ul

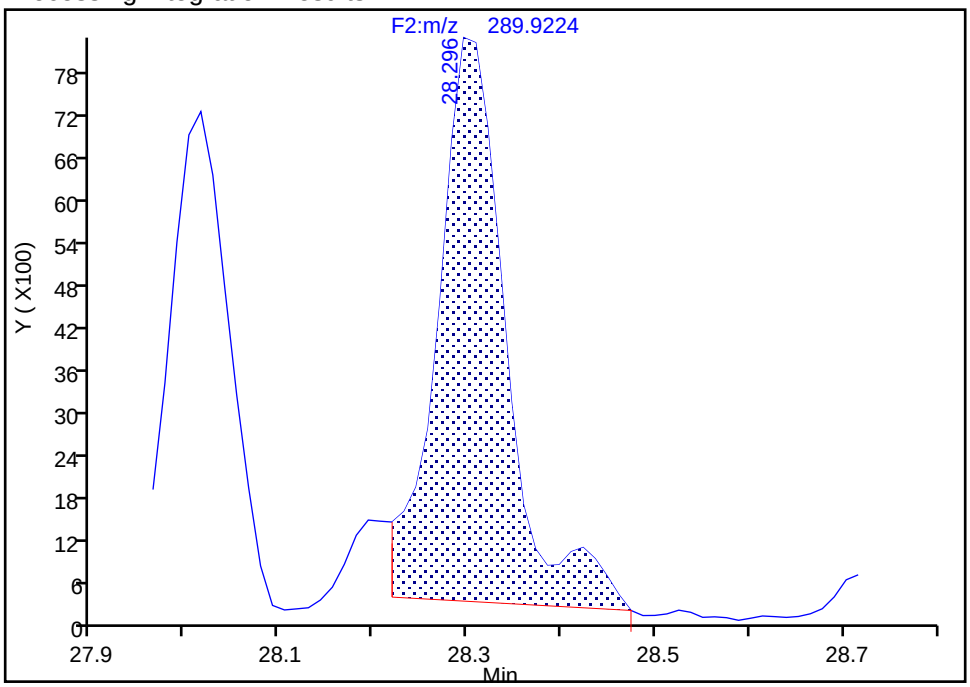

Manual Integration Results

RT: 28.30
Area: 36580
Amount: 1.877654
Amount Units: pg/ul

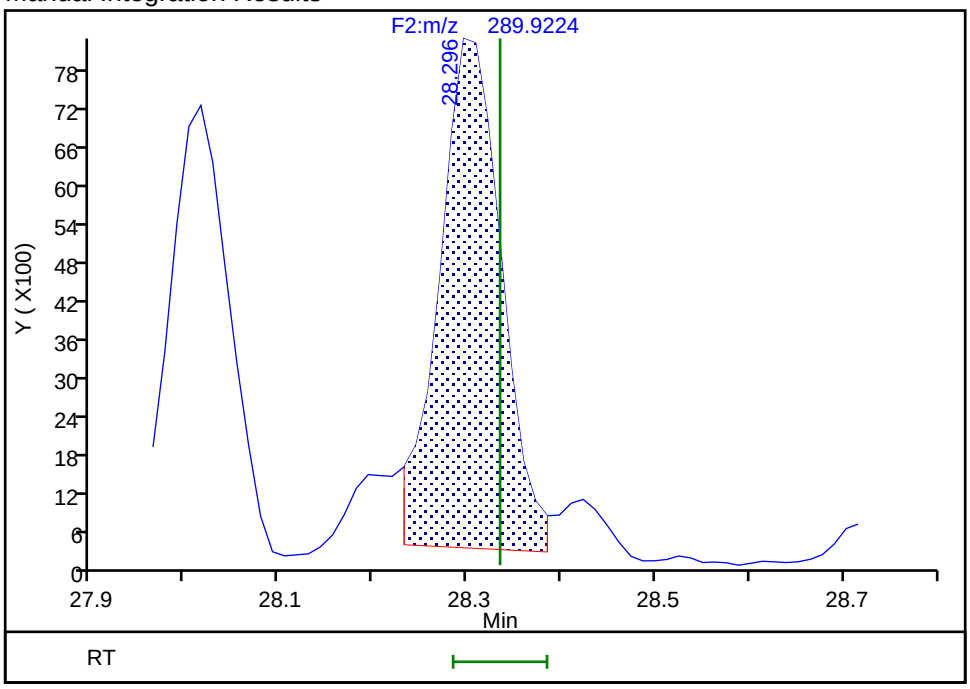

Reviewer: mcwhirterl, 28-Aug-2019 02:42:09

Audit Action: Manually Integrated/Assigned Compound ID Audit Reason: Split Peak

Manual Integration/User Assign Peak Report

Eurofins TestAmerica, Knoxville

Data File:	\\chromna\Knoxville\ChromData\D3D\20190827-12879.b\580-88125-b-12-c.d				
Injection Date:	27-Aug-2019 23:37:00	Instrument ID:	D3D		
Lims ID:	580-88125-B-12-C	Lab Sample ID:	140-88125-12		
Client ID:	H2-0to30-101218				
Operator ID:	Xcalibur_System	ALS Bottle#:	0	Worklist Smp#:	13
Injection Vol:	1.0 ul	Dil. Factor:	1.0000		
Method:	PCBs_D3D	Limit Group:	HR - 1668A - ICAL		
Column:	SPB-Octyl (0.25 mm)	Detector	F2(21.81 :35.54)		

PCB-66, CAS: 32598-10-0

Signal: 2

Processing Integration Results

RT: 30.05
Area: 348780
Amount: 15.918747
Amount Units: pg/ul

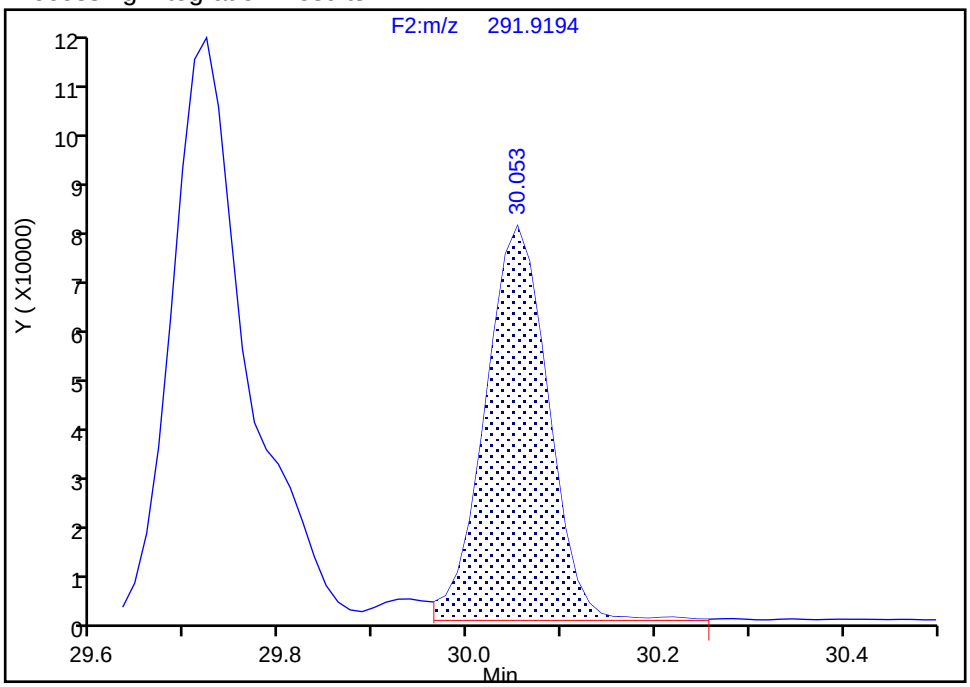

Manual Integration Results

RT: 30.05
Area: 362244
Amount: 16.581779
Amount Units: pg/ul

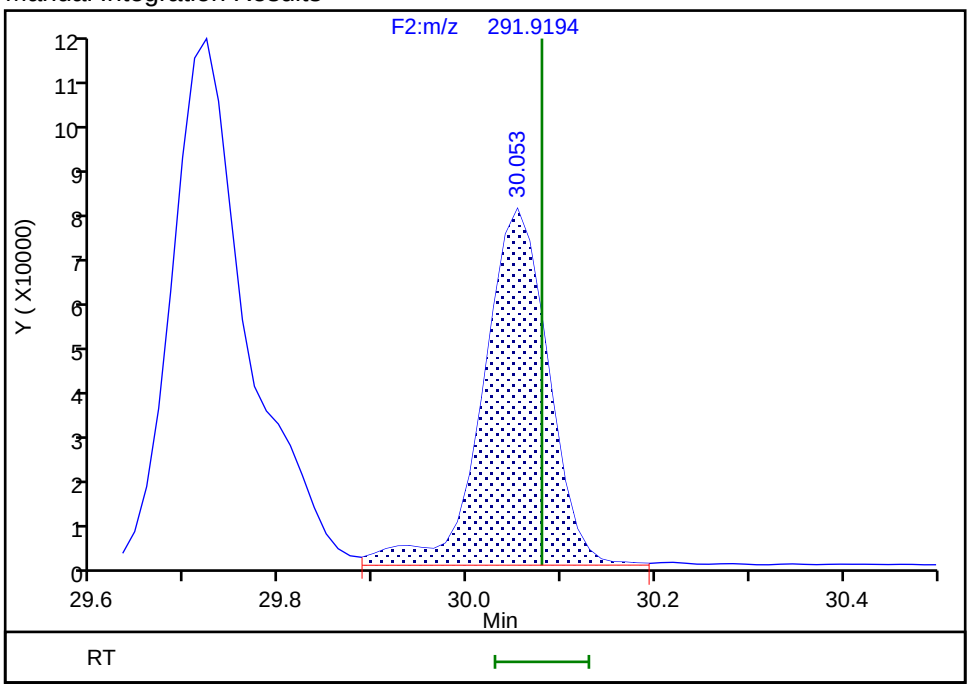

Reviewer: mcwhirterl, 28-Aug-2019 02:43:00

Audit Action: Marked Compound Undetected Audit Reason: Invalid Compound ID

Manual Integration/User Assign Peak Report

Eurofins TestAmerica, Knoxville

Data File:	\\chromna\Knoxville\ChromData\D3D\20190827-12879.b\580-88125-b-12-c.d				
Injection Date:	27-Aug-2019 23:37:00	Instrument ID:	D3D		
Lims ID:	580-88125-B-12-C	Lab Sample ID:	140-88125-12		
Client ID:	H2-0to30-101218				
Operator ID:	Xcalibur_System	ALS Bottle#:	0	Worklist Smp#:	13
Injection Vol:	1.0 ul	Dil. Factor:	1.0000		
Method:	PCBs_D3D	Limit Group:	HR - 1668A - ICAL		
Column:	SPB-Octyl (0.25 mm)	Detector	F2(21.81 :35.54)		

PCB-66, CAS: 32598-10-0

Signal: 3

Processing Integration Results

RT: 30.05
Area: 620489
Amount: 15.918747
Amount Units: pg/ul

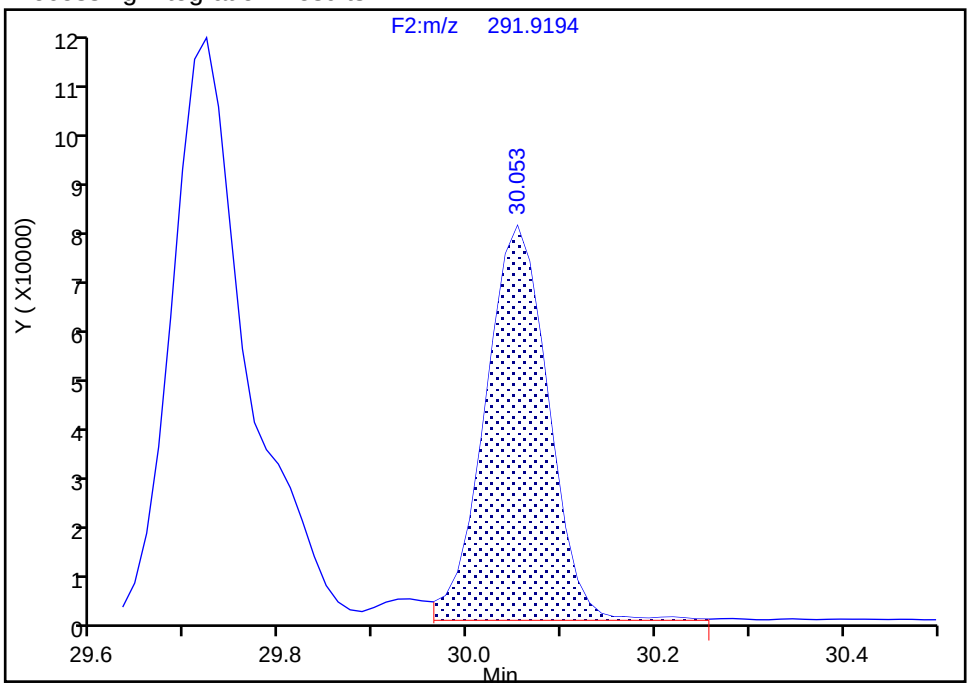

Manual Integration Results

RT: 30.05
Area: 646333
Amount: 16.581779
Amount Units: pg/ul
Reviewer: mcwhirterl, 28-Aug-2019 02:43:00
Audit Action: Marked Compound Undetected Audit Reason: Invalid Compound ID

Manual Integration/User Assign Peak Report

Eurofins TestAmerica, Knoxville

Data File:	\\chromna\Knoxville\ChromData\D3D\20190827-12879.b\580-88125-b-12-c.d				
Injection Date:	27-Aug-2019 23:37:00	Instrument ID:	D3D		
Lims ID:	580-88125-B-12-C	Lab Sample ID:	140-88125-12		
Client ID:	H2-0to30-101218				
Operator ID:	Xcalibur_System	ALS Bottle#:	0	Worklist Smp#:	13
Injection Vol:	1.0 ul	Dil. Factor:	1.0000		
Method:	PCBs_D3D	Limit Group:	HR - 1668A - ICAL		
Column:	SPB-Octyl (0.25 mm)	Detector	F2(21.81 :35.54)		

PCB-66, CAS: 32598-10-0

Signal: 1

Processing Integration Results

RT: 30.05
Area: 271709
Amount: 15.918747
Amount Units: pg/ul

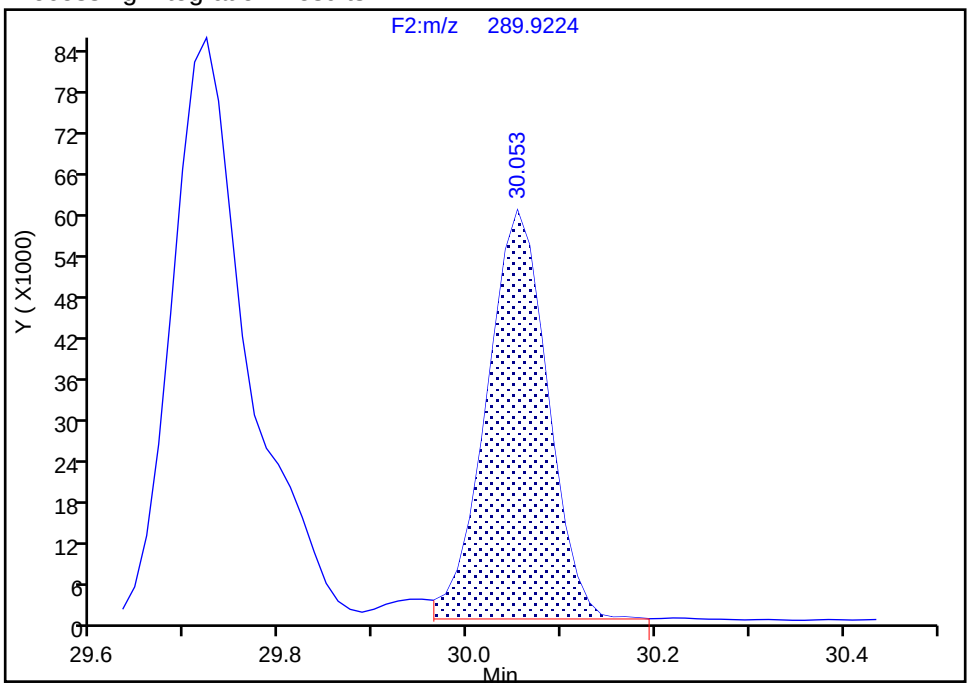

Manual Integration Results

RT: 30.05
Area: 284089
Amount: 16.581779
Amount Units: pg/ul

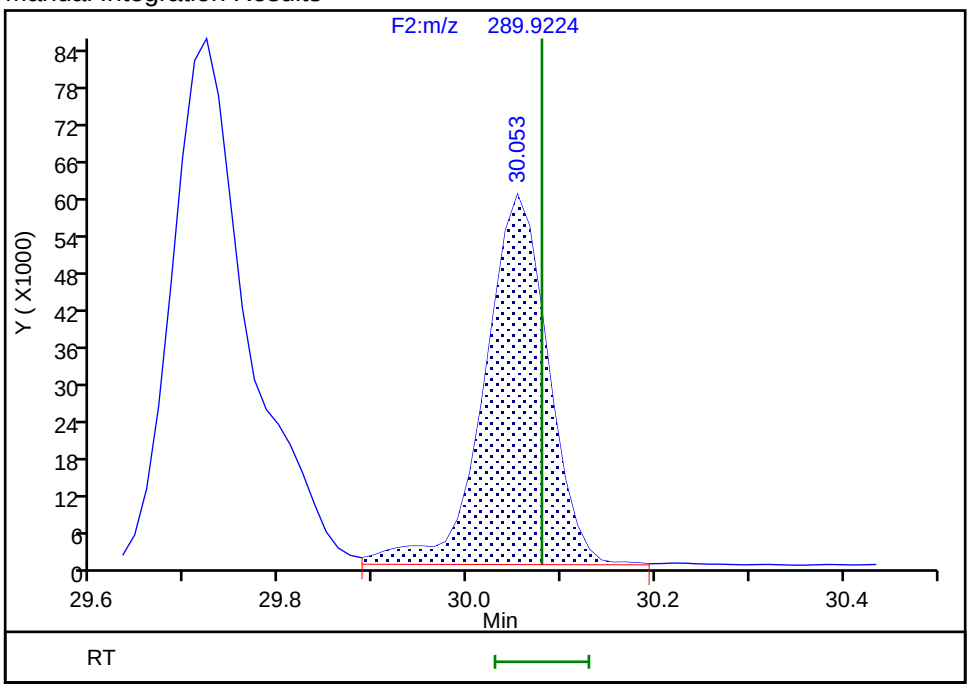

Reviewer: mcwhirterl, 28-Aug-2019 02:43:01

Audit Action: Manually Integrated/Assigned Compound ID Audit Reason: Incomplete Integration

Manual Integration/User Assign Peak Report

Eurofins TestAmerica, Knoxville

Data File:	\\chromna\Knoxville\ChromData\D3D\20190827-12879.b\580-88125-b-12-c.d				
Injection Date:	27-Aug-2019 23:37:00	Instrument ID:	D3D		
Lims ID:	580-88125-B-12-C	Lab Sample ID:	140-88125-12		
Client ID:	H2-0to30-101218				
Operator ID:	Xcalibur_System	ALS Bottle#:	0	Worklist Smp#:	13
Injection Vol:	1.0 ul	Dil. Factor:	1.0000		
Method:	PCBs_D3D	Limit Group:	HR - 1668A - ICAL		
Column:	SPB-Octyl (0.25 mm)	Detector	F2(21.81 :35.54)		

PCB-79, CAS: 41464-48-6

Signal: 2

Processing Integration Results

RT: 32.88
Area: 30492
Amount: 1.411452
Amount Units: pg/ul

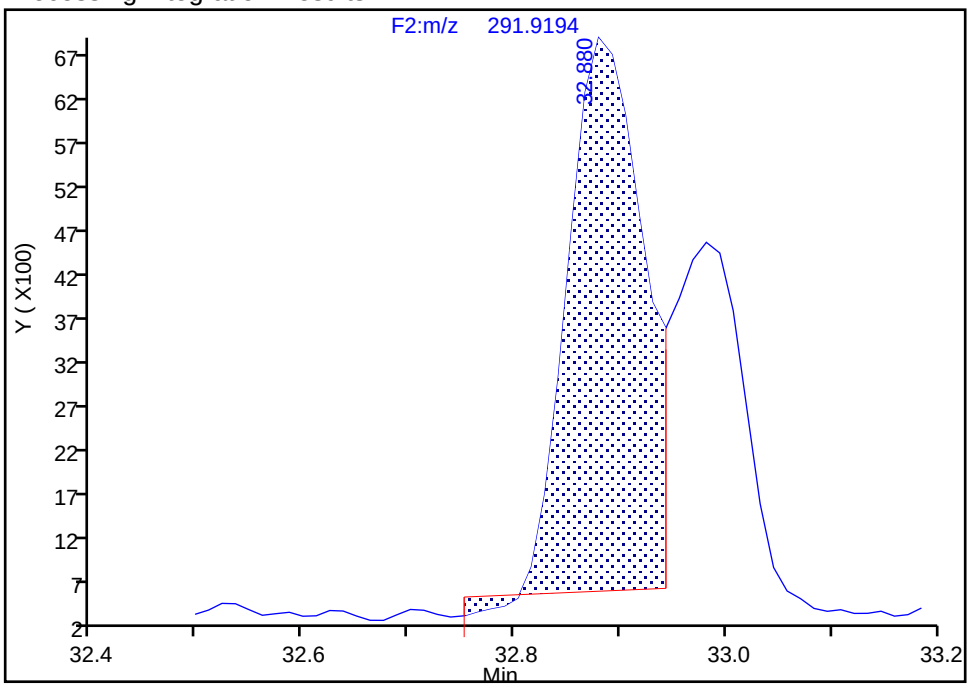

Manual Integration Results

RT: 32.88
Area: 30492
Amount: 1.105938
Amount Units: pg/ul

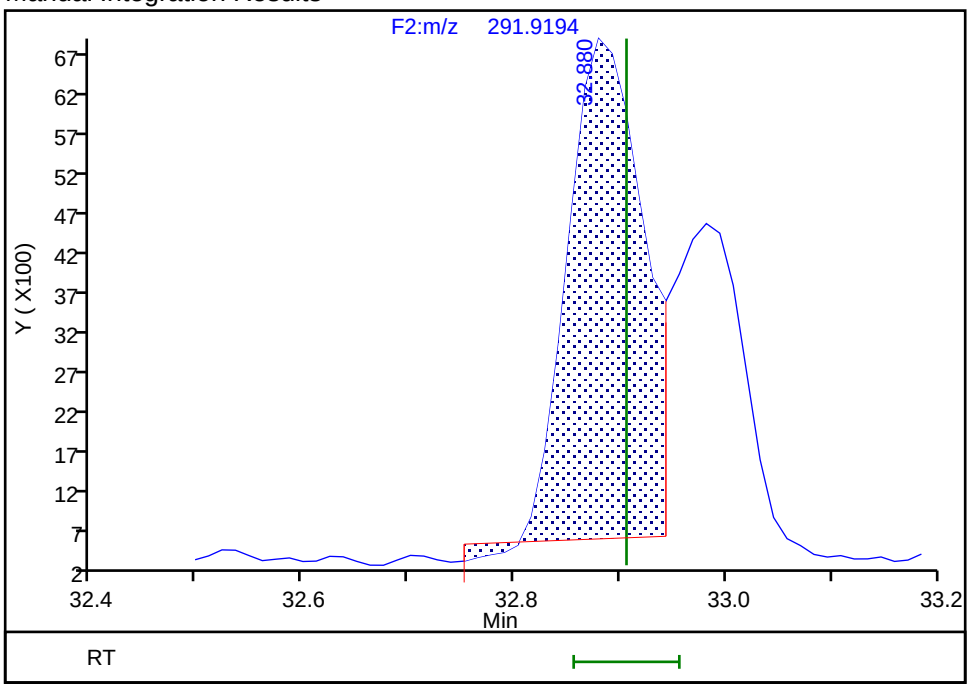

Reviewer: mcwhirterl, 28-Aug-2019 02:43:31

Audit Action: Marked Compound Undetected Audit Reason: Invalid Compound ID

Manual Integration/User Assign Peak Report

Eurofins TestAmerica, Knoxville

Data File:	\\chromna\Knoxville\ChromData\D3D\20190827-12879.b\580-88125-b-12-c.d				
Injection Date:	27-Aug-2019 23:37:00	Instrument ID:	D3D		
Lims ID:	580-88125-B-12-C	Lab Sample ID:	140-88125-12		
Client ID:	H2-0to30-101218				
Operator ID:	Xcalibur_System	ALS Bottle#:	0	Worklist Smp#:	13
Injection Vol:	1.0 ul	Dil. Factor:	1.0000		
Method:	PCBs_D3D	Limit Group:	HR - 1668A - ICAL		
Column:	SPB-Octyl (0.25 mm)	Detector	F2(21.81 :35.54)		

PCB-79, CAS: 41464-48-6

Signal: 3

Processing Integration Results

RT: 32.89
Area: 66282
Amount: 1.411452
Amount Units: pg/ul

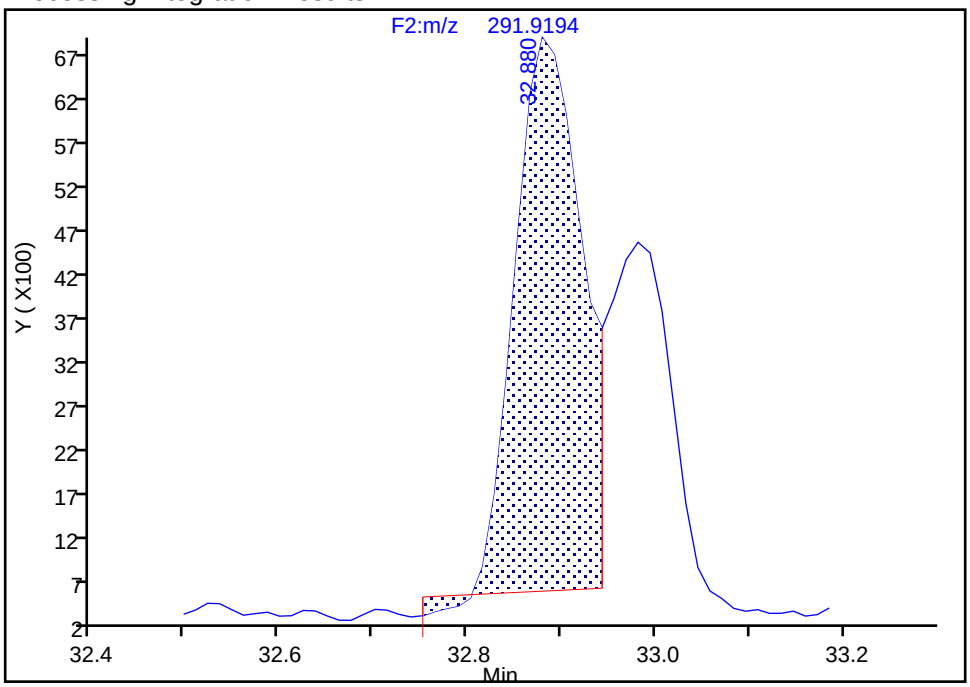

Manual Integration Results

RT: 32.89
Area: 51935
Amount: 1.105938
Amount Units: pg/ul
Reviewer: mcwhirterl, 28-Aug-2019 02:43:31
Audit Action: Marked Compound Undetected Audit Reason: Invalid Compound ID

Manual Integration/User Assign Peak Report

Eurofins TestAmerica, Knoxville

Data File:	\\chromna\Knoxville\ChromData\D3D\20190827-12879.b\580-88125-b-12-c.d				
Injection Date:	27-Aug-2019 23:37:00	Instrument ID:	D3D		
Lims ID:	580-88125-B-12-C	Lab Sample ID:	140-88125-12		
Client ID:	H2-0to30-101218				
Operator ID:	Xcalibur_System	ALS Bottle#:	0	Worklist Smp#:	13
Injection Vol:	1.0 ul	Dil. Factor:	1.0000		
Method:	PCBs_D3D	Limit Group:	HR - 1668A - ICAL		
Column:	SPB-Octyl (0.25 mm)	Detector	F2(21.81 :35.54)		

PCB-79, CAS: 41464-48-6

Signal: 1

Processing Integration Results

RT: 32.89
Area: 35790
Amount: 1.411452
Amount Units: pg/ul

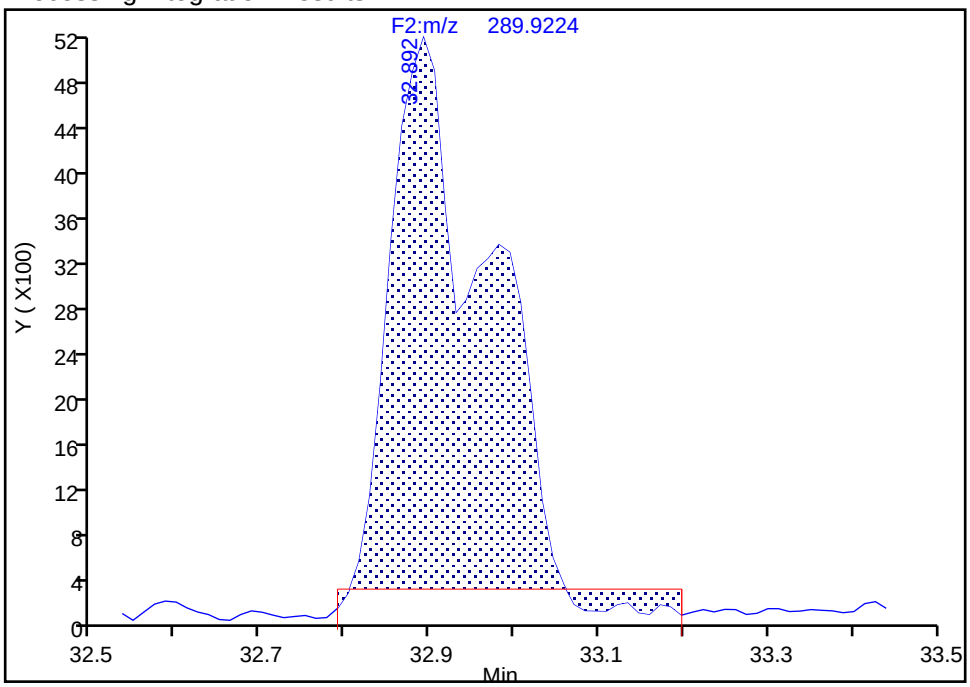

Manual Integration Results

RT: 32.89
Area: 21443
Amount: 1.105938
Amount Units: pg/ul

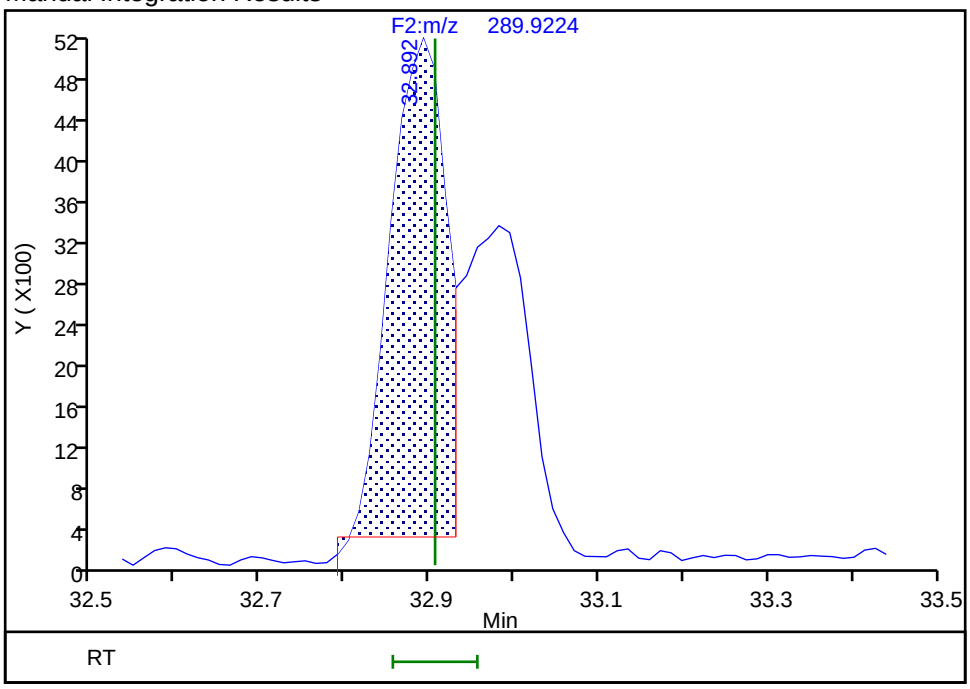

Reviewer: mcwhirterl, 28-Aug-2019 02:43:33

Audit Action: Manually Integrated/Assigned Compound ID Audit Reason: Split Peak

Eurofins TestAmerica, Knoxville

Data File:	\\chromna\Knoxville\ChromData\D3D\20190827-12879.b\580-88125-b-12-c.d		
Injection Date:	27-Aug-2019 23:37:00	Injection Vol:	1.0 ul
Instrument ID:	D3D	Operator ID:	Xcalibur_System
Method:	PCBs_D3D	Limit Group:	HR - 1668A - ICAL
Client ID:	H2-0to30-101218		
Worklist#:	33063	Sample Line#:	13
Column Type:	SPB-Octyl	Column Dia:	0.25 mm

PePCB F2

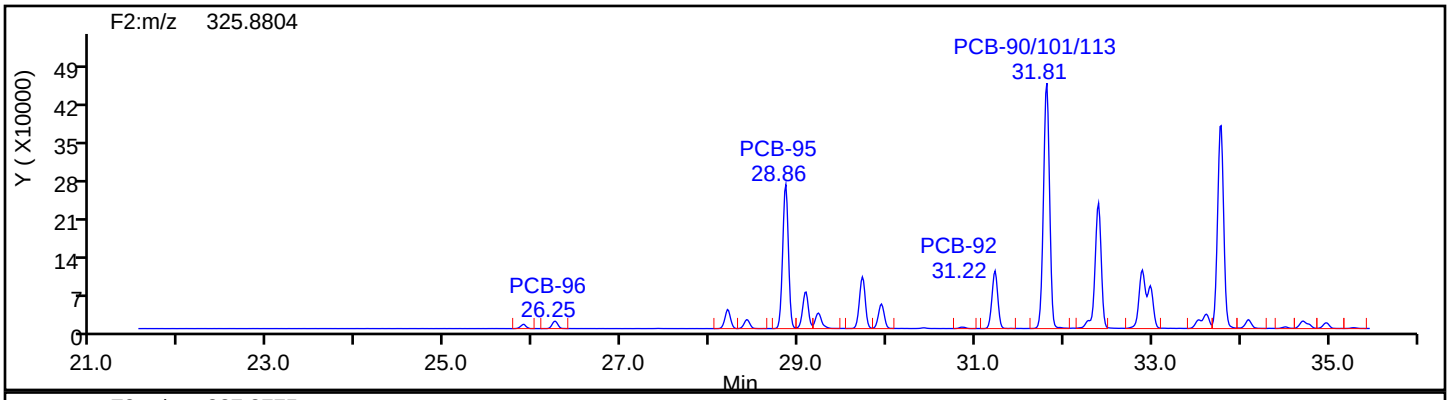

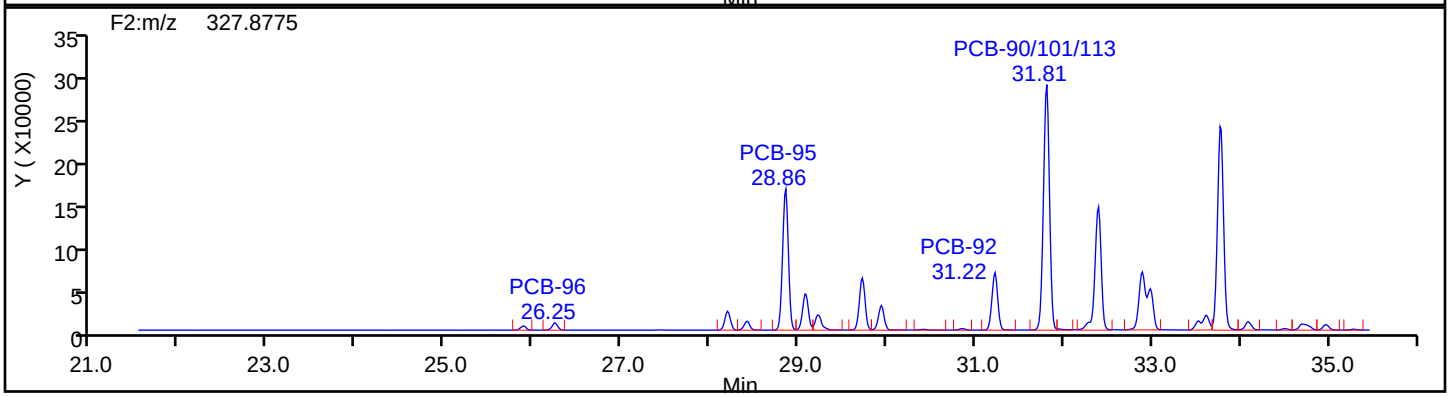

PePCB F2 Standards

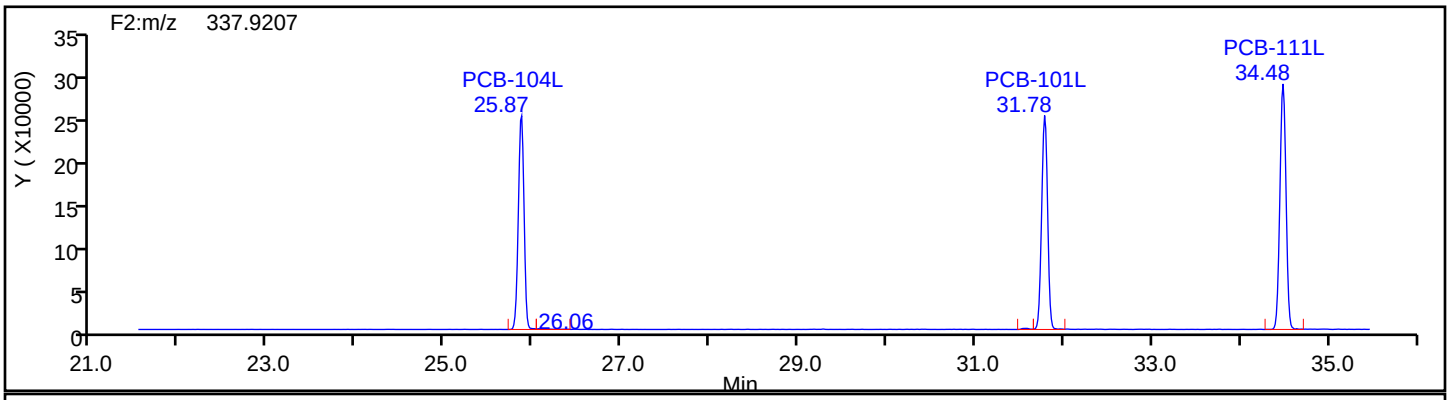

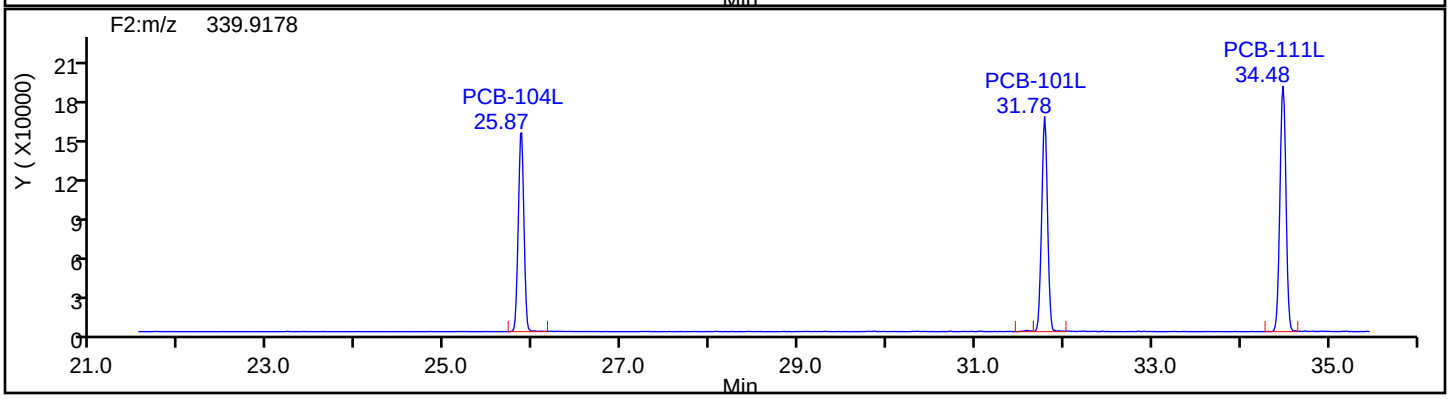

Eurofins TestAmerica, Knoxville

Data File:	\\chromna\Knoxville\ChromData\D3D\20190827-12879.b\580-88125-b-12-c.d		
Injection Date:	27-Aug-2019 23:37:00	Injection Vol:	1.0 ul
Instrument ID:	D3D	Operator ID:	Xcalibur_System
Method:	PCBs_D3D	Limit Group:	HR - 1668A - ICAL
Client ID:	H2-0to30-101218		
Worklist#:	33063	Sample Line#:	13
Column Type:	SPB-Octyl	Column Dia:	0.25 mm

PePCB F2

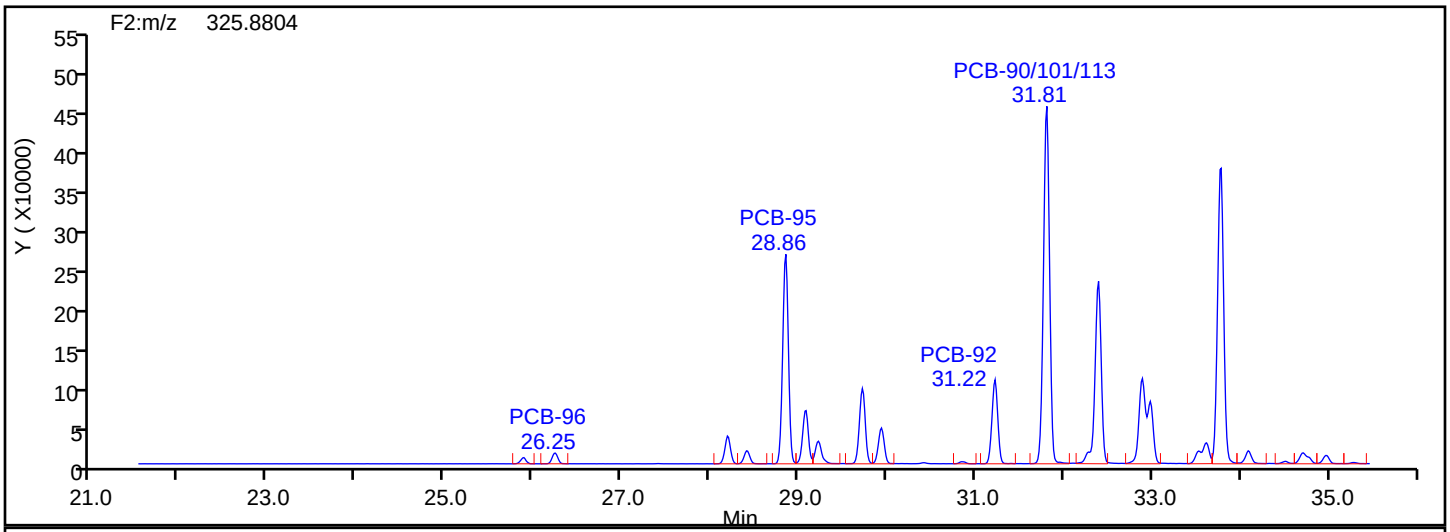

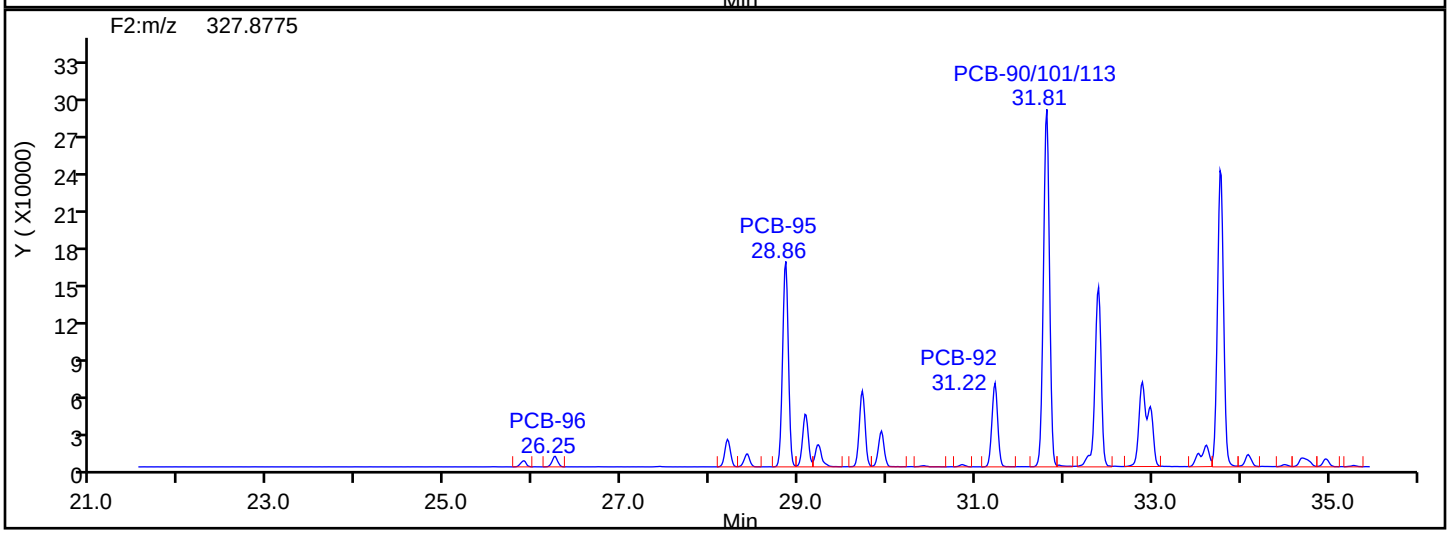

PePCB F2 Lock Mass

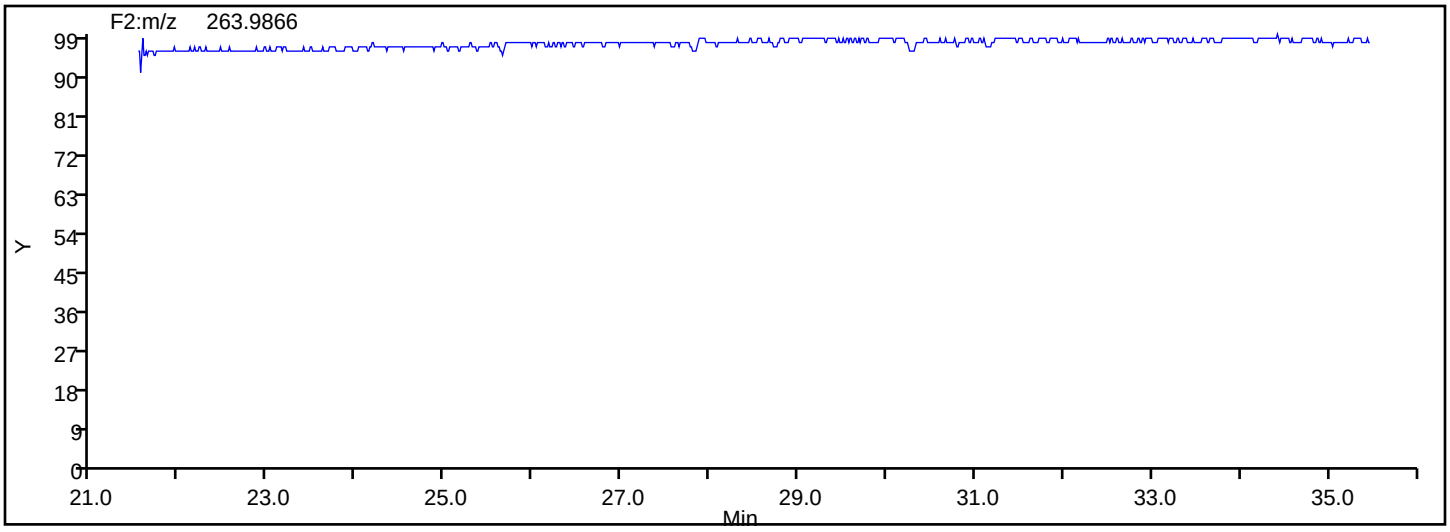

Manual Integration/User Assign Peak Report

Eurofins TestAmerica, Knoxville

Data File:	\\chromna\Knoxville\ChromData\D3D\20190827-12879.b\580-88125-b-12-c.d				
Injection Date:	27-Aug-2019 23:37:00	Instrument ID:	D3D		
Lims ID:	580-88125-B-12-C	Lab Sample ID:	140-88125-12		
Client ID:	H2-0to30-101218				
Operator ID:	Xcalibur_System	ALS Bottle#:	0	Worklist Smp#:	13
Injection Vol:	1.0 ul	Dil. Factor:	1.0000		
Method:	PCBs_D3D	Limit Group:	HR - 1668A - ICAL		
Column:	SPB-Octyl (0.25 mm)	Detector	F2(21.81 :35.54)		

PCB-84, CAS: 52663-60-2

Signal: 1

Not Detected
Expected RT: 29.96

Processing Integration Results

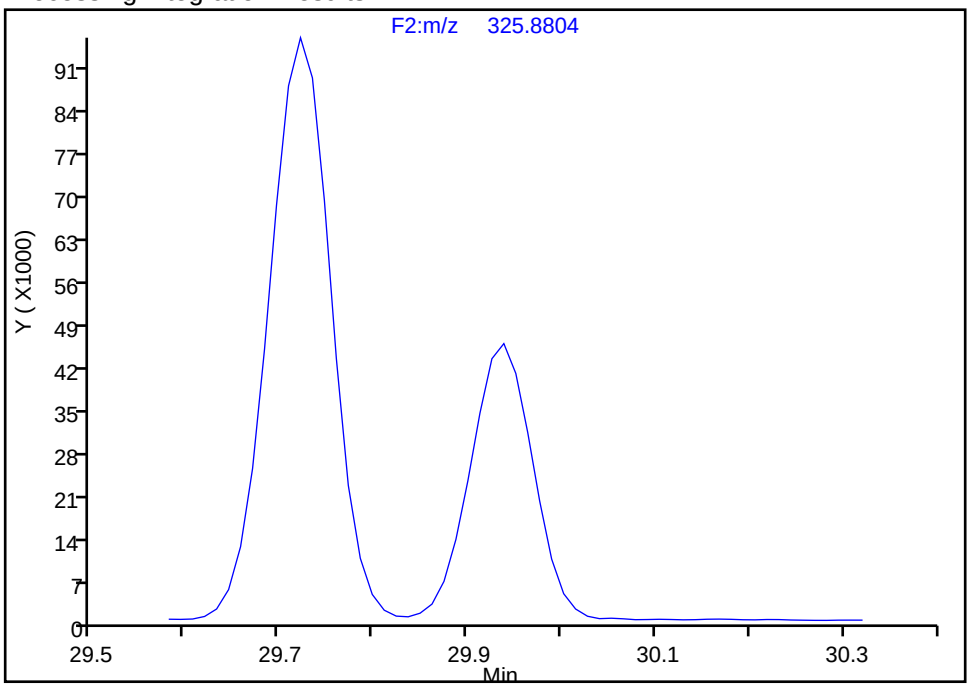

Manual Integration Results

RT: 29.94
Area: 213067
Amount: 22.231200
Amount Units: pg/ul

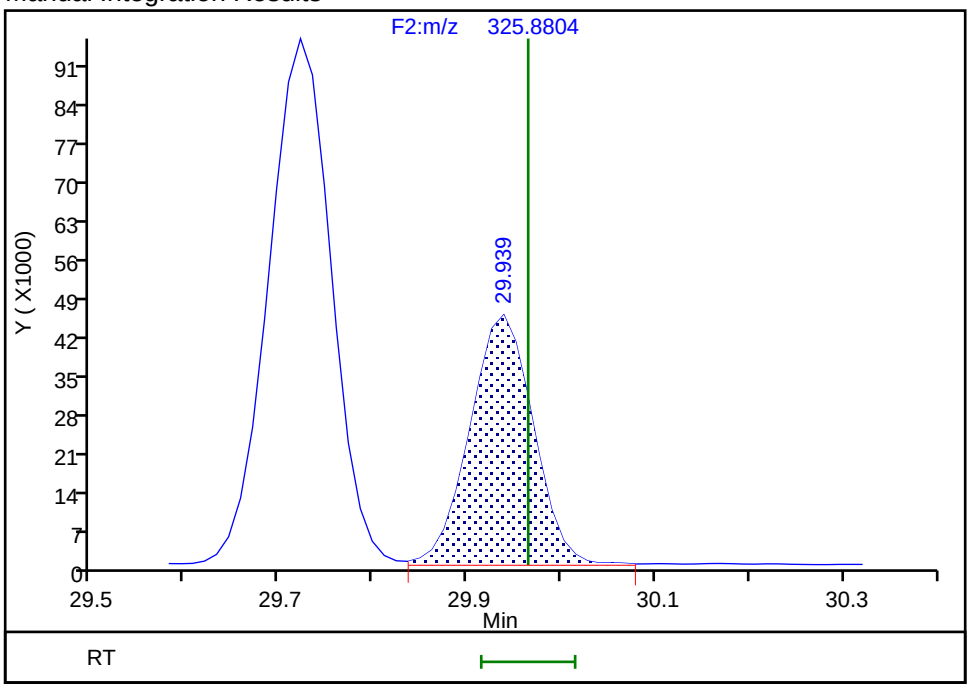

Reviewer: mcwhirterl, 28-Aug-2019 02:43:59
Audit Action: Assigned Compound ID Audit Reason: Split Peak

Eurofins TestAmerica, Knoxville

Data File:	\\chromna\Knoxville\ChromData\D3D\20190827-12879.b\580-88125-b-12-c.d				
Injection Date:	27-Aug-2019 23:37:00	Instrument ID:	D3D		
Lims ID:	580-88125-B-12-C	Lab Sample ID:	140-88125-12		
Client ID:	H2-0to30-101218				
Operator ID:	Xcalibur_System	ALS Bottle#:	0	Worklist Smp#:	13
Injection Vol:	1.0 ul	Dil. Factor:	1.0000		
Method:	PCBs_D3D	Limit Group:	HR - 1668A - ICAL		
Column:	SPB-Octyl (0.25 mm)	Detector	F2(21.81 :35.54)		

PCB-83/99, CAS: STL01809

Signal: 2

Processing Integration Results

RT: 32.28
Area: 32630
Amount: 5.099029
Amount Units: pg/ul

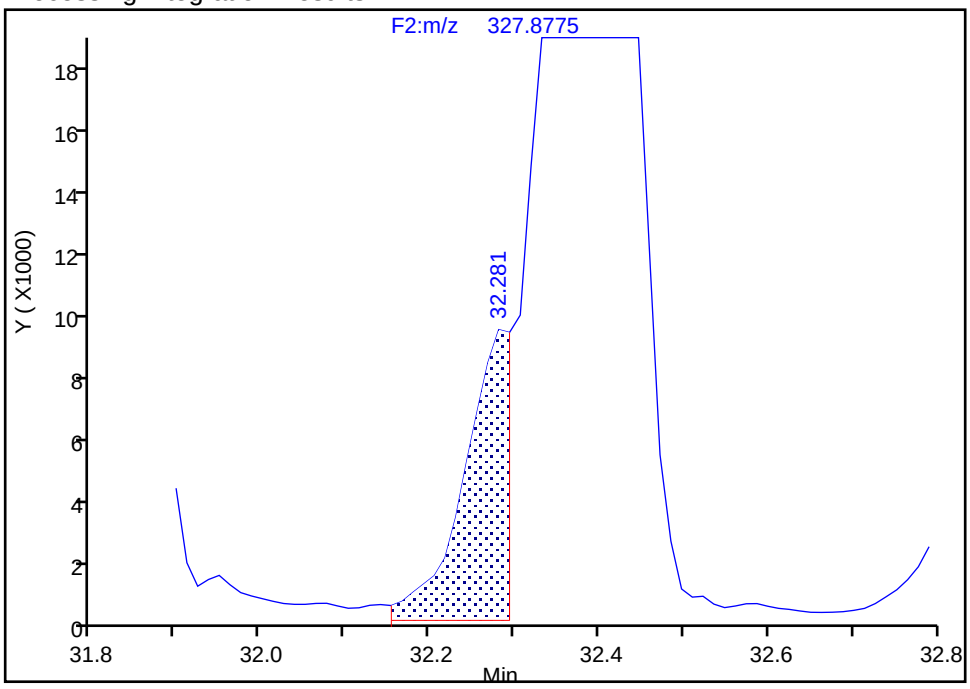

Manual Integration Results

RT: 32.40
Area: 725460
Amount: 110.8560
Amount Units: pg/ul

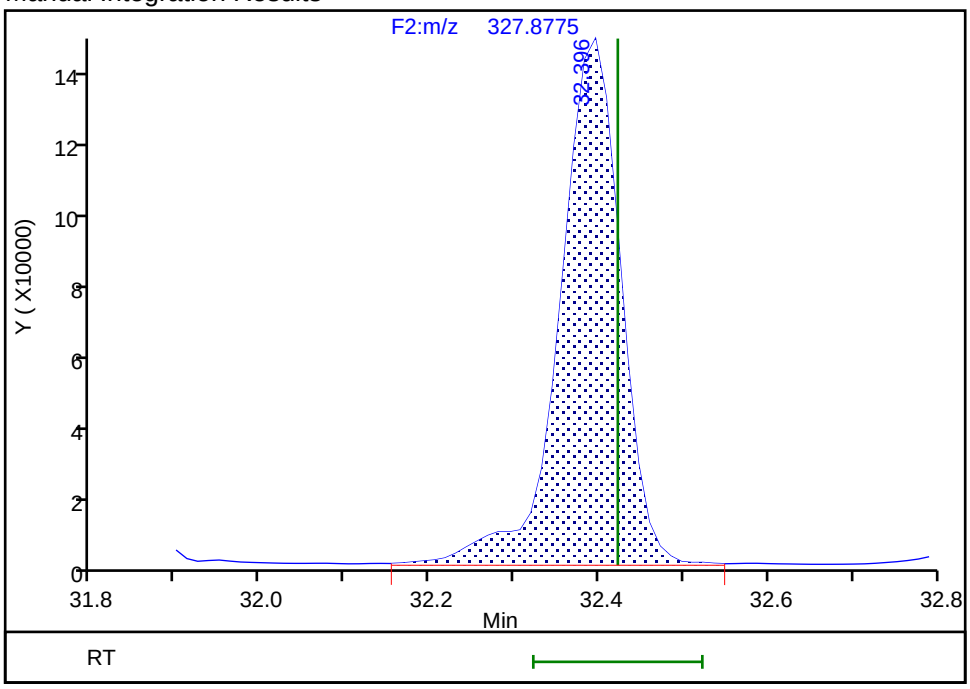

Reviewer: mcwhirterl, 28-Aug-2019 02:44:33
Audit Action: Marked Compound Undetected Audit Reason: Invalid Compound ID

Manual Integration/User Assign Peak Report

Eurofins TestAmerica, Knoxville

Data File:	\\chromna\Knoxville\ChromData\D3D\20190827-12879.b\580-88125-b-12-c.d				
Injection Date:	27-Aug-2019 23:37:00	Instrument ID:	D3D		
Lims ID:	580-88125-B-12-C	Lab Sample ID:	140-88125-12		
Client ID:	H2-0to30-101218				
Operator ID:	Xcalibur_System	ALS Bottle#:	0	Worklist Smp#:	13
Injection Vol:	1.0 ul	Dil. Factor:	1.0000		
Method:	PCBs_D3D	Limit Group:	HR - 1668A - ICAL		
Column:	SPB-Octyl (0.25 mm)	Detector	F2(21.81 :35.54)		

PCB-83/99, CAS: STL01809

Signal: 3

Processing Integration Results

RT: 32.28
Area: 86562
Amount: 5.099029
Amount Units: pg/ul

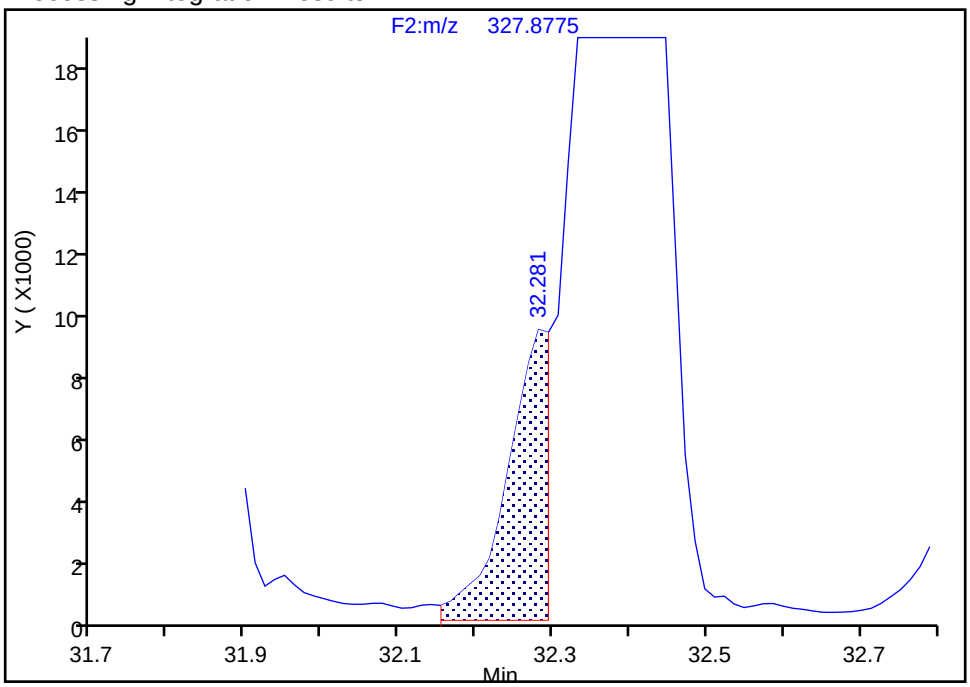

Manual Integration Results

RT: 32.40
Area: 1881911
Amount: 110.8560
Amount Units: pg/ul
Reviewer: mcwhirterl, 28-Aug-2019 02:44:33
Audit Action: Marked Compound Undetected Audit Reason: Invalid Compound ID

Manual Integration/User Assign Peak Report

Eurofins TestAmerica, Knoxville

Data File:	\\chromna\Knoxville\ChromData\D3D\20190827-12879.b\580-88125-b-12-c.d				
Injection Date:	27-Aug-2019 23:37:00	Instrument ID:	D3D		
Lims ID:	580-88125-B-12-C	Lab Sample ID:	140-88125-12		
Client ID:	H2-0to30-101218				
Operator ID:	Xcalibur_System	ALS Bottle#:	0	Worklist Smp#:	13
Injection Vol:	1.0 ul	Dil. Factor:	1.0000		
Method:	PCBs_D3D	Limit Group:	HR - 1668A - ICAL		
Column:	SPB-Octyl (0.25 mm)	Detector	F2(21.81 :35.54)		

PCB-83/99, CAS: STL01809

Signal: 1

Processing Integration Results

RT: 32.28
Area: 53932
Amount: 5.099029
Amount Units: pg/ul

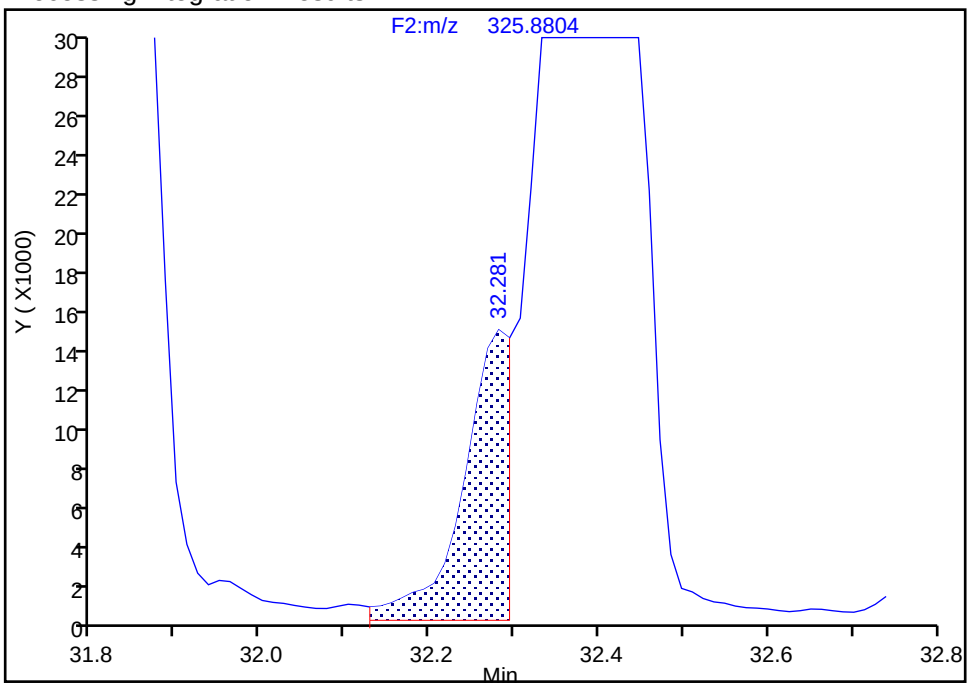

Manual Integration Results

RT: 32.40
Area: 1156451
Amount: 110.8560
Amount Units: pg/ul

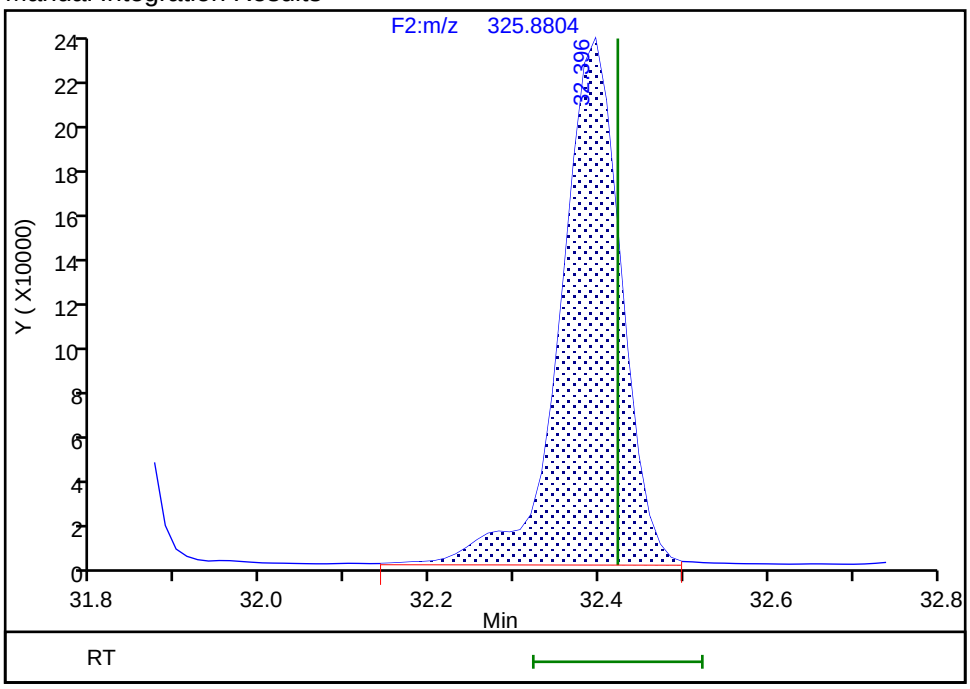

Reviewer: mcwhirterl, 28-Aug-2019 02:44:35

Audit Action: Manually Integrated/Assigned Compound ID Audit Reason: Incomplete Integration

Manual Integration/User Assign Peak Report

Eurofins TestAmerica, Knoxville

Data File:	\\chromna\Knoxville\ChromData\D3D\20190827-12879.b\580-88125-b-12-c.d				
Injection Date:	27-Aug-2019 23:37:00	Instrument ID:	D3D		
Lims ID:	580-88125-B-12-C	Lab Sample ID:	140-88125-12		
Client ID:	H2-0to30-101218				
Operator ID:	Xcalibur_System	ALS Bottle#:	0	Worklist Smp#:	13
Injection Vol:	1.0 ul	Dil. Factor:	1.0000		
Method:	PCBs_D3D	Limit Group:	HR - 1668A - ICAL		
Column:	SPB-Octyl (0.25 mm)	Detector	F2(21.81 :35.54)		

PCB-86/87/97/109/119/125, CAS: STL02295

Signal: 2

Processing Integration Results

RT: 32.89
Area: 348895
Amount: 41.653379
Amount Units: pg/ul

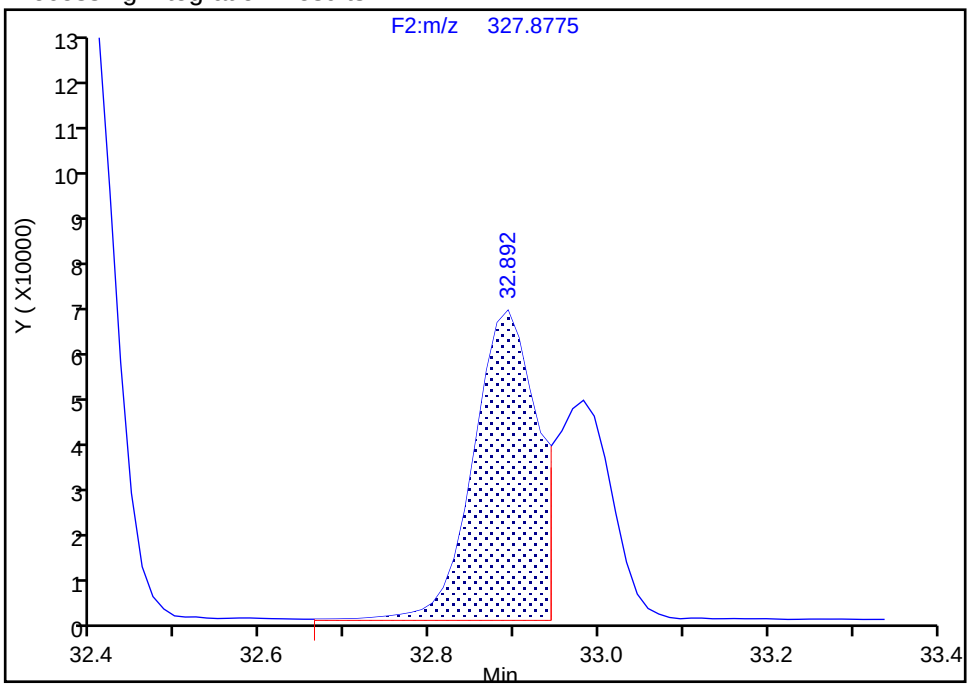

Manual Integration Results

RT: 32.89
Area: 557329
Amount: 67.319458
Amount Units: pg/ul

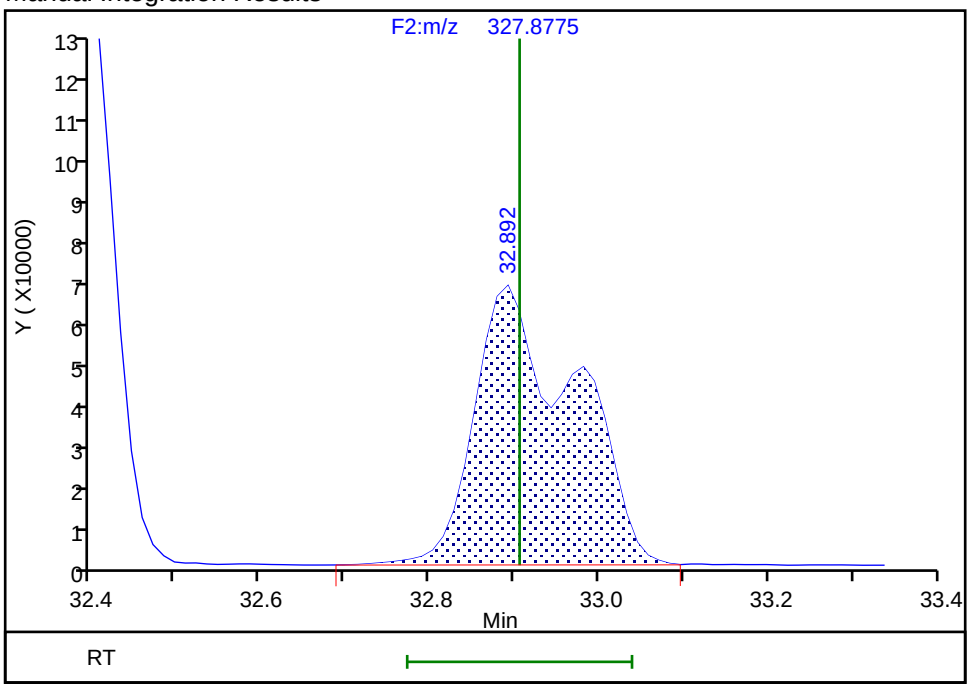

Reviewer: mcwhirterl, 28-Aug-2019 02:44:59
Audit Action: Marked Compound Undetected Audit Reason: Invalid Compound ID

Manual Integration/User Assign Peak Report

Eurofins TestAmerica, Knoxville

Data File:	\\chromna\Knoxville\ChromData\D3D\20190827-12879.b\580-88125-b-12-c.d				
Injection Date:	27-Aug-2019 23:37:00	Instrument ID:	D3D		
Lims ID:	580-88125-B-12-C	Lab Sample ID:	140-88125-12		
Client ID:	H2-0to30-101218				
Operator ID:	Xcalibur_System	ALS Bottle#:	0	Worklist Smp#:	13
Injection Vol:	1.0 ul	Dil. Factor:	1.0000		
Method:	PCBs_D3D	Limit Group:	HR - 1668A - ICAL		
Column:	SPB-Octyl (0.25 mm)	Detector	F2(21.81 :35.54)		

PCB-86/87/97/109/119/125, CAS: STL02295

Signal: 3

Processing Integration Results

RT: 32.89
Area: 900175
Amount: 41.653379
Amount Units: pg/ul

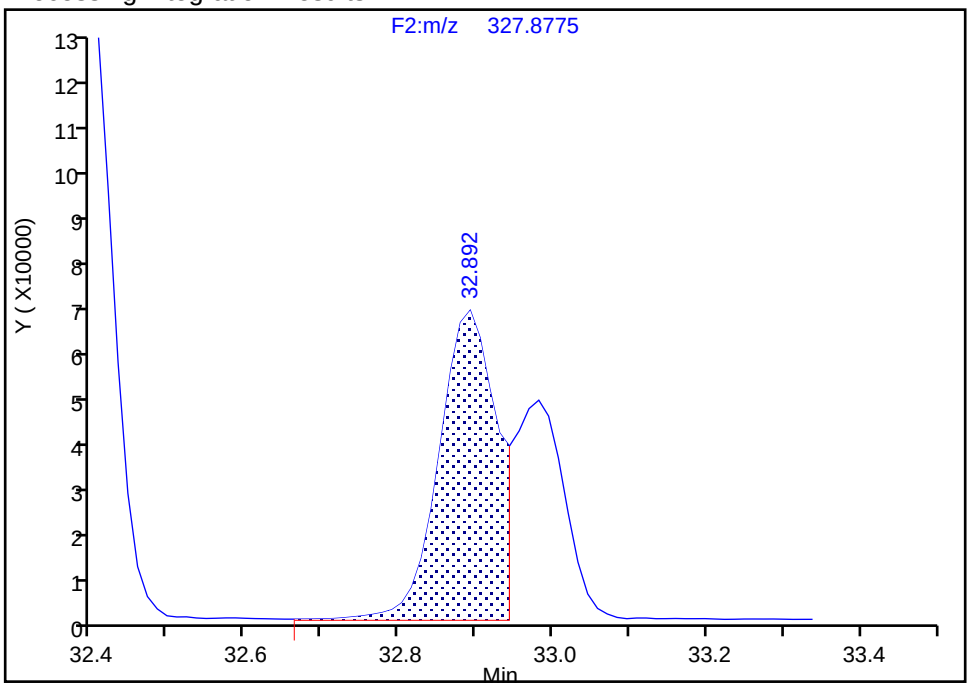

Manual Integration Results

RT: 32.89
Area: 1454847
Amount: 67.319458
Amount Units: pg/ul
Reviewer: mcwhirterl, 28-Aug-2019 02:44:59
Audit Action: Marked Compound Undetected Audit Reason: Invalid Compound ID

Manual Integration/User Assign Peak Report

Eurofins TestAmerica, Knoxville

Data File:	\\chromna\Knoxville\ChromData\D3D\20190827-12879.b\580-88125-b-12-c.d				
Injection Date:	27-Aug-2019 23:37:00	Instrument ID:	D3D		
Lims ID:	580-88125-B-12-C	Lab Sample ID:	140-88125-12		
Client ID:	H2-0to30-101218				
Operator ID:	Xcalibur_System	ALS Bottle#:	0	Worklist Smp#:	13
Injection Vol:	1.0 ul	Dil. Factor:	1.0000		
Method:	PCBs_D3D	Limit Group:	HR - 1668A - ICAL		
Column:	SPB-Octyl (0.25 mm)	Detector	F2(21.81 :35.54)		

PCB-86/87/97/109/119/125, CAS: STL02295

Signal: 1

Processing Integration Results

RT: 32.89
Area: 551280
Amount: 41.653379
Amount Units: pg/ul

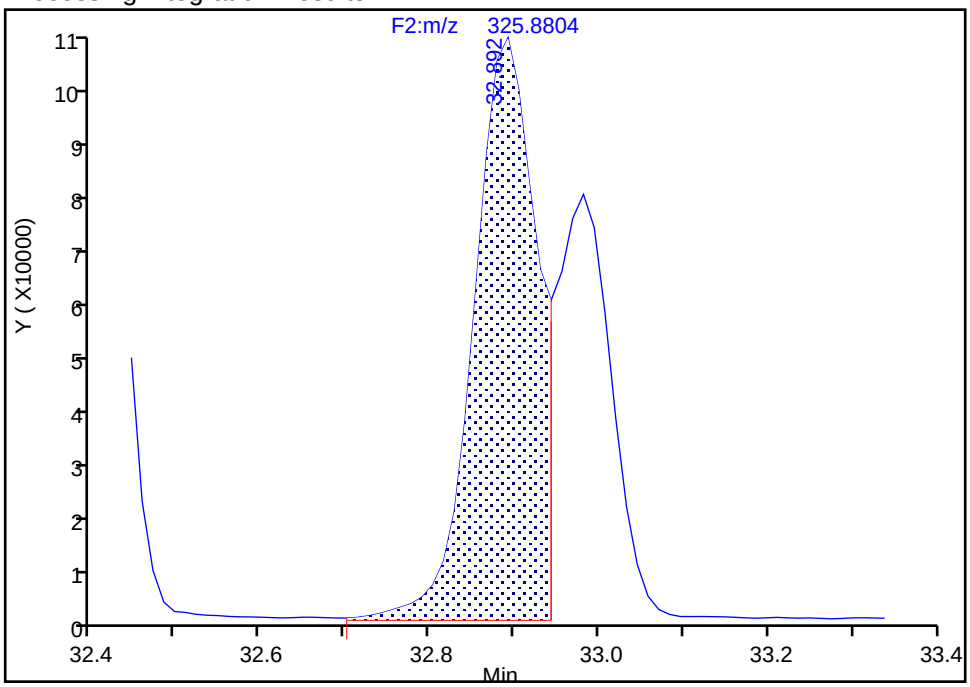

Manual Integration Results

RT: 32.89
Area: 897518
Amount: 67.319458
Amount Units: pg/ul

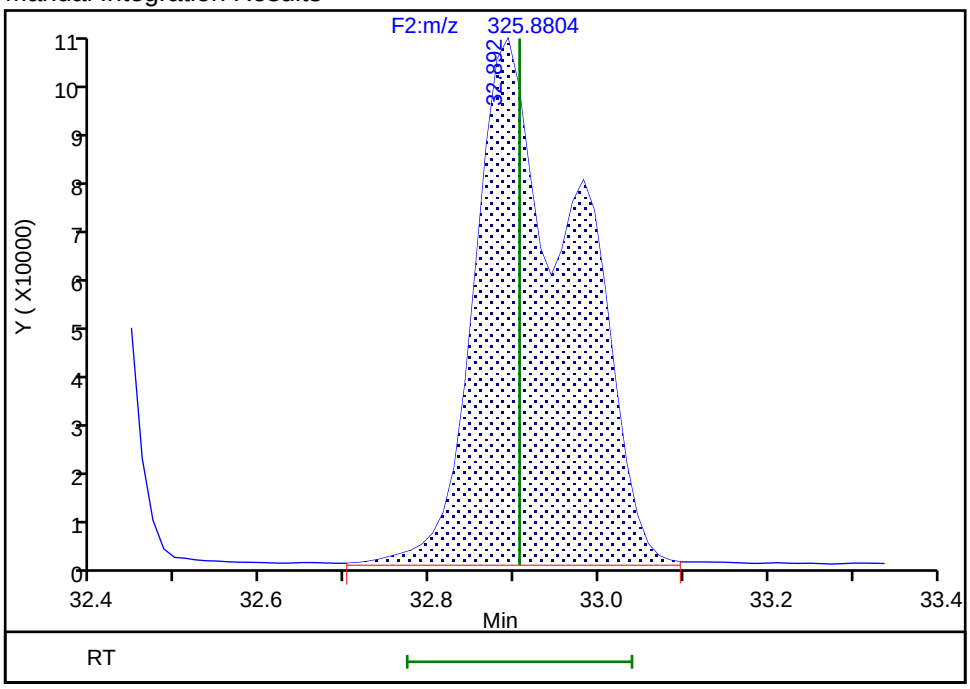

Reviewer: mcwhirterl, 28-Aug-2019 02:45:00

Audit Action: Manually Integrated/Assigned Compound ID Audit Reason: Incomplete Integration

Manual Integration/User Assign Peak Report

Eurofins TestAmerica, Knoxville

Data File:	\\chromna\Knoxville\ChromData\D3D\20190827-12879.b\580-88125-b-12-c.d				
Injection Date:	27-Aug-2019 23:37:00	Instrument ID:	D3D		
Lims ID:	580-88125-B-12-C	Lab Sample ID:	140-88125-12		
Client ID:	H2-0to30-101218				
Operator ID:	Xcalibur_System	ALS Bottle#:	0	Worklist Smp#:	13
Injection Vol:	1.0 ul	Dil. Factor:	1.0000		
Method:	PCBs_D3D	Limit Group:	HR - 1668A - ICAL		
Column:	SPB-Octyl (0.25 mm)	Detector	F2(21.81 :35.54)		

PCB-85/116/117, CAS: STL01810

Signal: 2

Processing Integration Results

RT: 33.53
Area: 44017
Amount: 5.067077
Amount Units: pg/ul

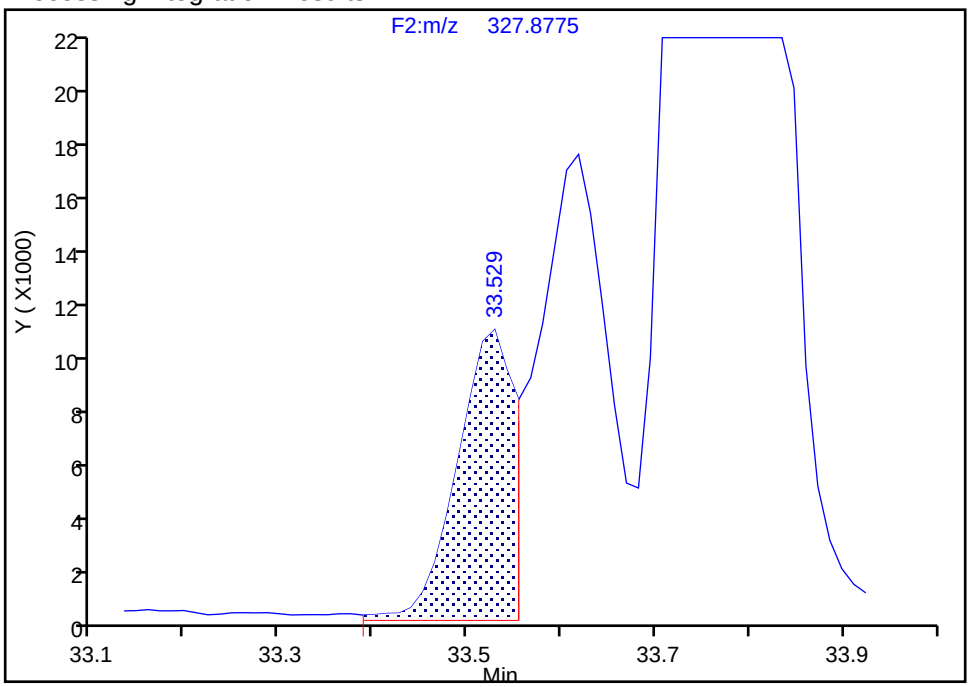

Manual Integration Results

RT: 33.62
Area: 129081
Amount: 15.143371
Amount Units: pg/ul

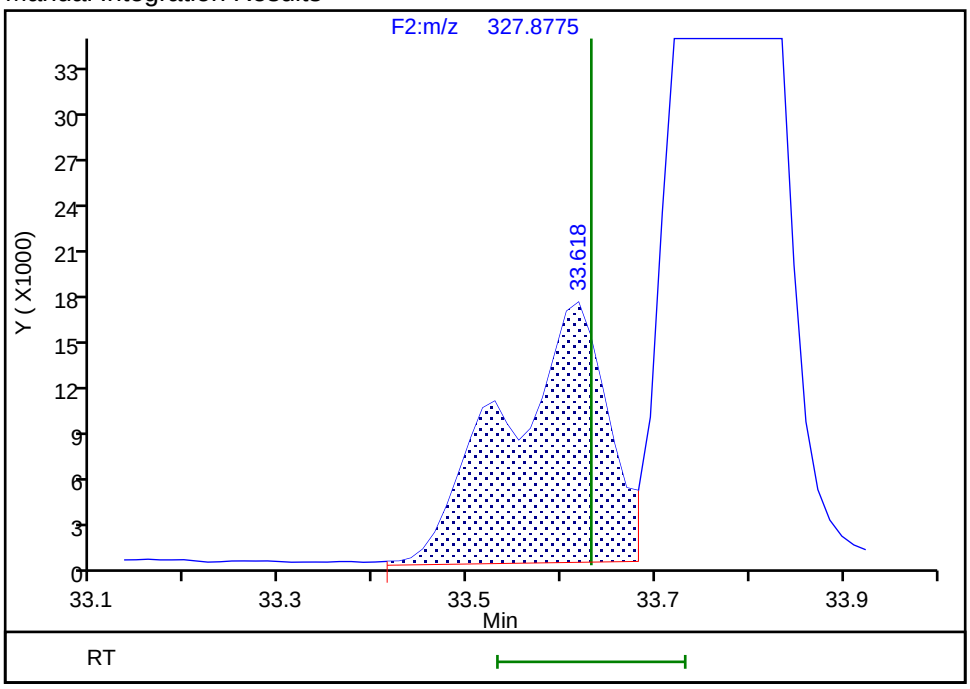

Reviewer: mcwhirterl, 28-Aug-2019 02:45:30

Audit Action: Marked Compound Undetected Audit Reason: Invalid Compound ID

Manual Integration/User Assign Peak Report

Eurofins TestAmerica, Knoxville

Data File:	\\chromna\Knoxville\ChromData\D3D\20190827-12879.b\580-88125-b-12-c.d				
Injection Date:	27-Aug-2019 23:37:00	Instrument ID:	D3D		
Lims ID:	580-88125-B-12-C	Lab Sample ID:	140-88125-12		
Client ID:	H2-0to30-101218				
Operator ID:	Xcalibur_System	ALS Bottle#:	0	Worklist Smp#:	13
Injection Vol:	1.0 ul	Dil. Factor:	1.0000		
Method:	PCBs_D3D	Limit Group:	HR - 1668A - ICAL		
Column:	SPB-Octyl (0.25 mm)	Detector	F2(21.81 :35.54)		

PCB-85/116/117, CAS: STL01810

Signal: 3

Processing Integration Results

RT: 33.53
Area: 111047
Amount: 5.067077
Amount Units: pg/ul

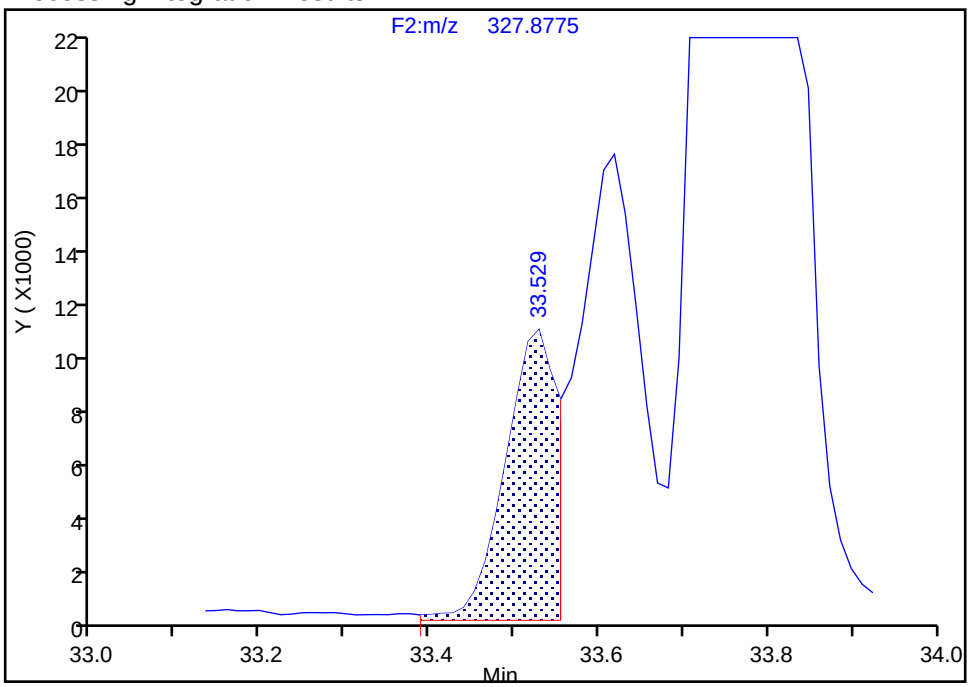

Manual Integration Results

RT: 33.62
Area: 331873
Amount: 15.143371
Amount Units: pg/ul
Reviewer: mcwhirterl, 28-Aug-2019 02:45:30
Audit Action: Marked Compound Undetected Audit Reason: Invalid Compound ID

Manual Integration/User Assign Peak Report

Eurofins TestAmerica, Knoxville

Data File:	\\chromna\Knoxville\ChromData\D3D\20190827-12879.b\580-88125-b-12-c.d				
Injection Date:	27-Aug-2019 23:37:00	Instrument ID:	D3D		
Lims ID:	580-88125-B-12-C	Lab Sample ID:	140-88125-12		
Client ID:	H2-0to30-101218				
Operator ID:	Xcalibur_System	ALS Bottle#:	0	Worklist Smp#:	13
Injection Vol:	1.0 ul	Dil. Factor:	1.0000		
Method:	PCBs_D3D	Limit Group:	HR - 1668A - ICAL		
Column:	SPB-Octyl (0.25 mm)	Detector	F2(21.81 :35.54)		

PCB-85/116/117, CAS: STL01810

Signal: 1

Processing Integration Results

RT: 33.53
Area: 67030
Amount: 5.067077
Amount Units: pg/ul

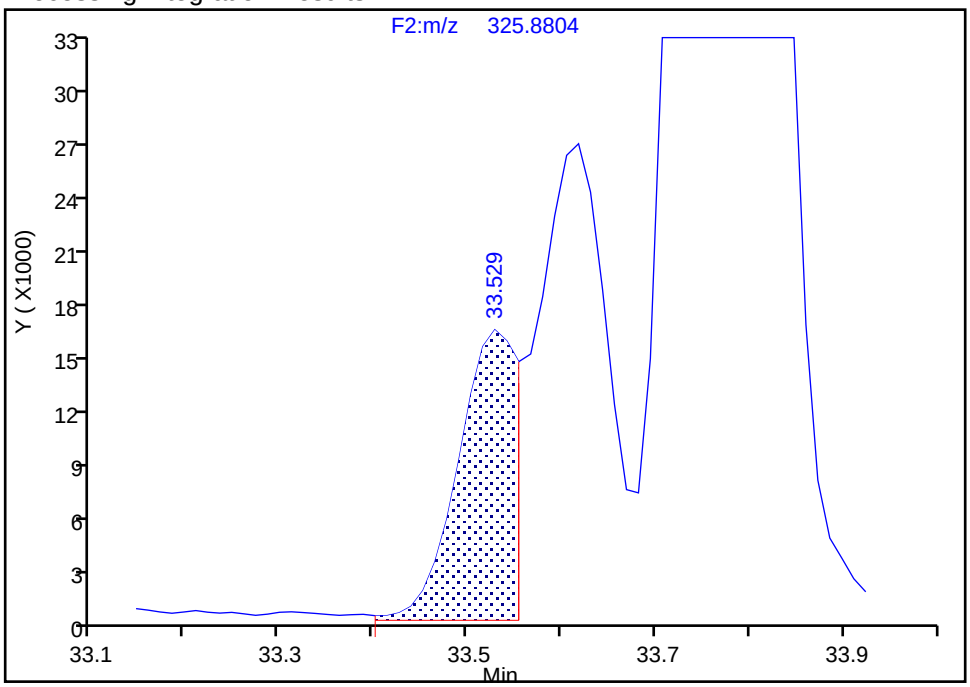

Manual Integration Results

RT: 33.62
Area: 202792
Amount: 15.143371
Amount Units: pg/ul

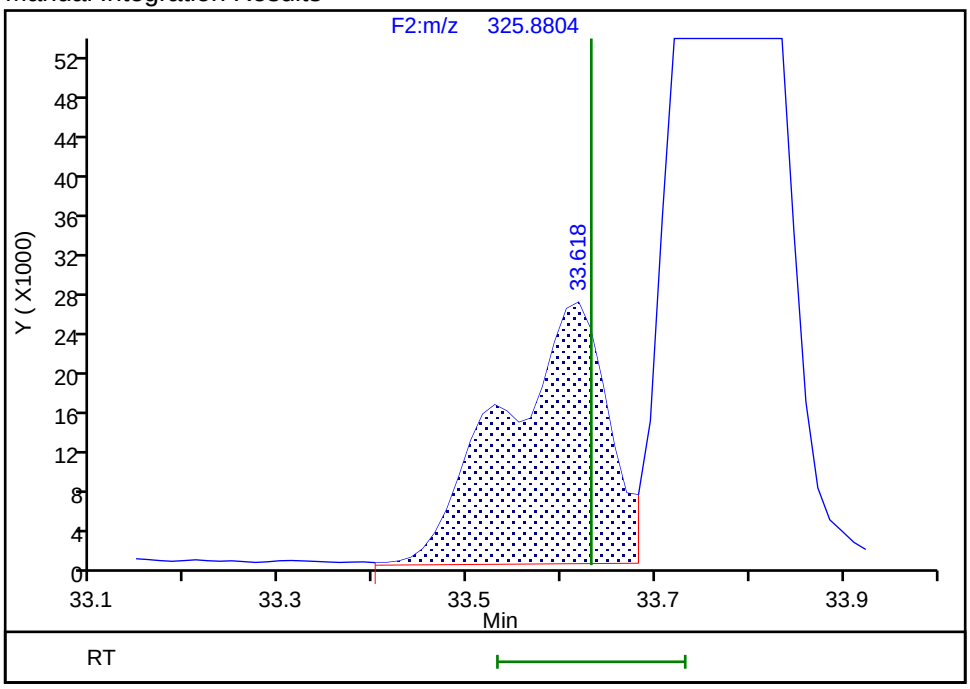

Reviewer: mcwhirterl, 28-Aug-2019 02:45:31

Audit Action: Manually Integrated/Assigned Compound ID Audit Reason: Incomplete Integration

Manual Integration/User Assign Peak Report

Eurofins TestAmerica, Knoxville

Data File:	\\chromna\Knoxville\ChromData\D3D\20190827-12879.b\580-88125-b-12-c.d				
Injection Date:	27-Aug-2019 23:37:00	Instrument ID:	D3D		
Lims ID:	580-88125-B-12-C	Lab Sample ID:	140-88125-12		
Client ID:	H2-0to30-101218				
Operator ID:	Xcalibur_System	ALS Bottle#:	0	Worklist Smp#:	13
Injection Vol:	1.0 ul	Dil. Factor:	1.0000		
Method:	PCBs_D3D	Limit Group:	HR - 1668A - ICAL		
Column:	SPB-Octyl (0.25 mm)	Detector	F2(21.81 :35.54)		

PCB-110/115, CAS: STL01826

Signal: 2

Processing Integration Results

RT: 33.77
Area: 1147308
Amount: 121.5685
Amount Units: pg/ul

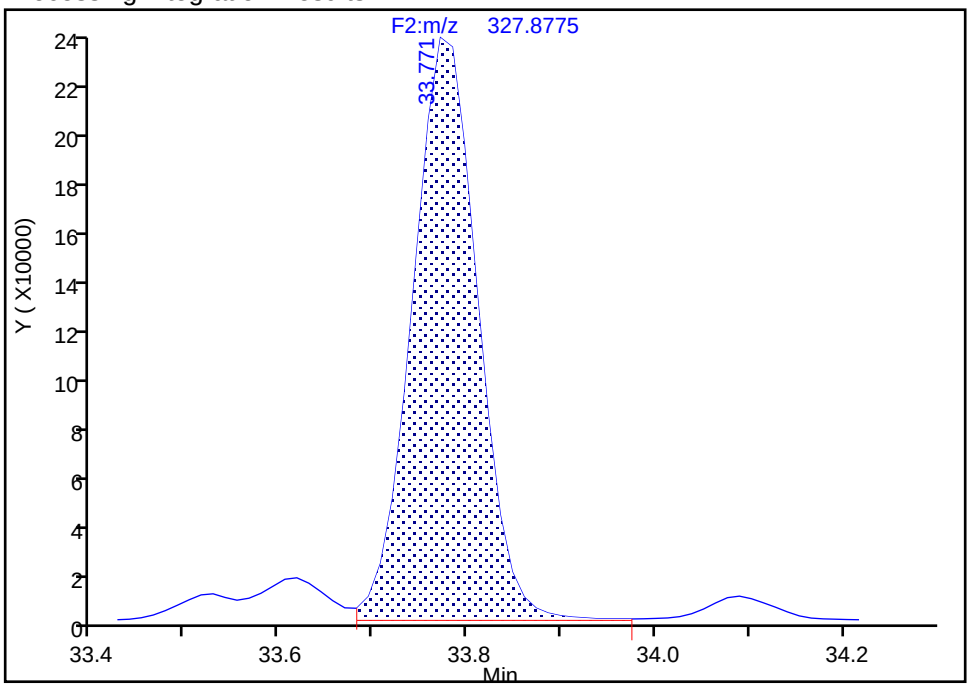

Manual Integration Results

RT: 33.77
Area: 1147308
Amount: 121.5685
Amount Units: pg/ul

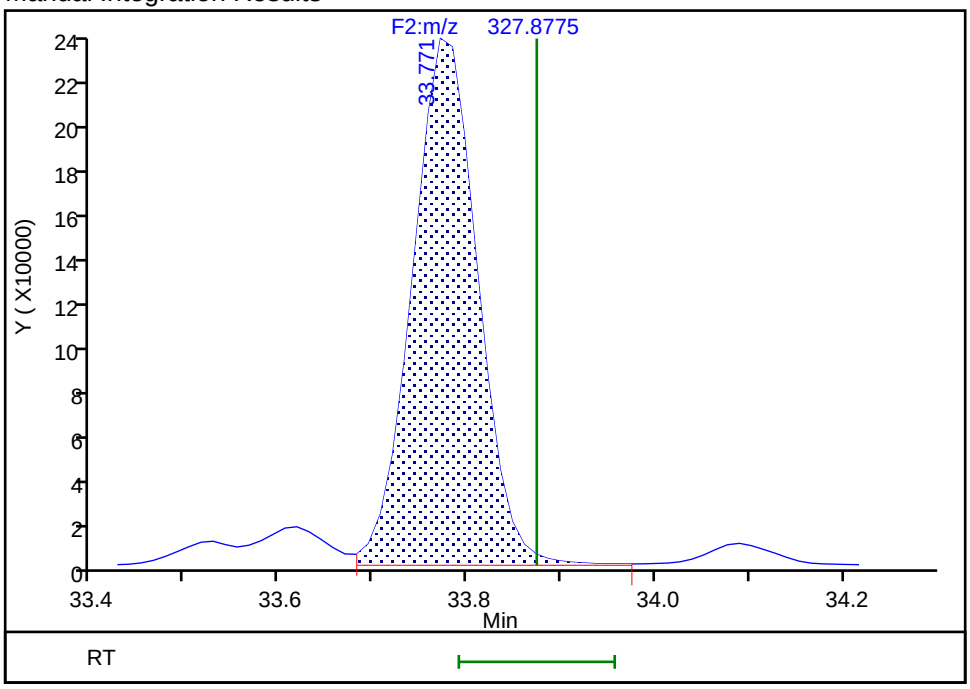

Reviewer: mcwhirterl, 28-Aug-2019 02:45:33

Audit Action: Marked Compound Undetected Audit Reason: Invalid Compound ID

Manual Integration/User Assign Peak Report

Eurofins TestAmerica, Knoxville

Data File:	\\chromna\Knoxville\ChromData\D3D\20190827-12879.b\580-88125-b-12-c.d				
Injection Date:	27-Aug-2019 23:37:00	Instrument ID:	D3D		
Lims ID:	580-88125-B-12-C	Lab Sample ID:	140-88125-12		
Client ID:	H2-0to30-101218				
Operator ID:	Xcalibur_System	ALS Bottle#:	0	Worklist Smp#:	13
Injection Vol:	1.0 ul	Dil. Factor:	1.0000		
Method:	PCBs_D3D	Limit Group:	HR - 1668A - ICAL		
Column:	SPB-Octyl (0.25 mm)	Detector	F2(21.81 :35.54)		

PCB-110/115, CAS: STL01826

Signal: 3

Processing Integration Results

RT: 33.78
Area: 2968462
Amount: 121.5685
Amount Units: pg/ul

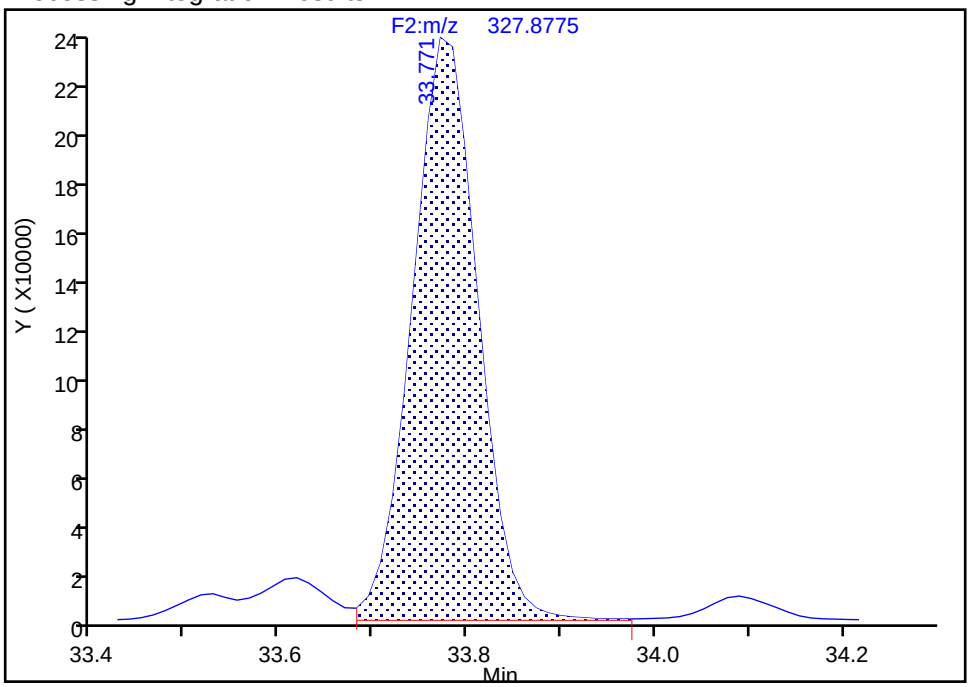

Manual Integration Results

RT: 33.78
Area: 2968462
Amount: 121.5685
Amount Units: pg/ul
Reviewer: mcwhirterl, 28-Aug-2019 02:45:33
Audit Action: Marked Compound Undetected Audit Reason: Invalid Compound ID

Manual Integration/User Assign Peak Report

Eurofins TestAmerica, Knoxville

Data File:	\\chromna\Knoxville\ChromData\D3D\20190827-12879.b\580-88125-b-12-c.d				
Injection Date:	27-Aug-2019 23:37:00	Instrument ID:	D3D		
Lims ID:	580-88125-B-12-C	Lab Sample ID:	140-88125-12		
Client ID:	H2-0to30-101218				
Operator ID:	Xcalibur_System	ALS Bottle#:	0	Worklist Smp#:	13
Injection Vol:	1.0 ul	Dil. Factor:	1.0000		
Method:	PCBs_D3D	Limit Group:	HR - 1668A - ICAL		
Column:	SPB-Octyl (0.25 mm)	Detector	F2(21.81 :35.54)		

PCB-110/115, CAS: STL01826

Signal: 1

Processing Integration Results

RT: 33.78
Area: 1821154
Amount: 121.5685
Amount Units: pg/ul

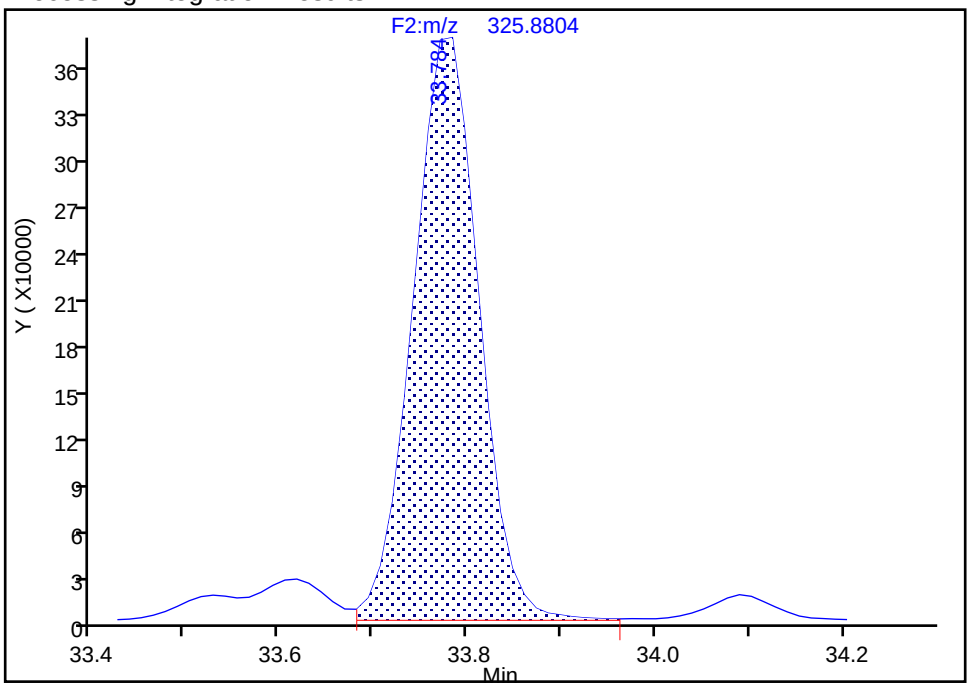

Manual Integration Results

RT: 33.78
Area: 1821154
Amount: 121.5685
Amount Units: pg/ul

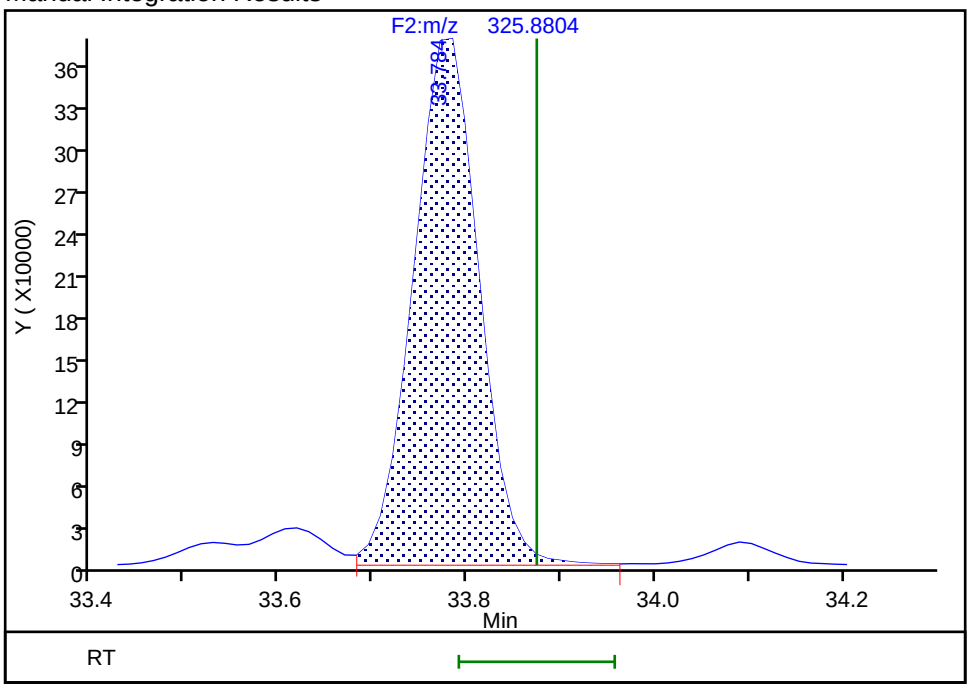

Reviewer: mcwhirterl, 28-Aug-2019 02:45:35

Audit Action: Assigned Compound ID Audit Reason: Incomplete Integration

Manual Integration/User Assign Peak Report

Eurofins TestAmerica, Knoxville

Data File:	\\chromna\Knoxville\ChromData\D3D\20190827-12879.b\580-88125-b-12-c.d				
Injection Date:	27-Aug-2019 23:37:00	Instrument ID:	D3D		
Lims ID:	580-88125-B-12-C	Lab Sample ID:	140-88125-12		
Client ID:	H2-0to30-101218				
Operator ID:	Xcalibur_System	ALS Bottle#:	0	Worklist Smp#:	13
Injection Vol:	1.0 ul	Dil. Factor:	1.0000		
Method:	PCBs_D3D	Limit Group:	HR - 1668A - ICAL		
Column:	SPB-Octyl (0.25 mm)	Detector	F2(21.81 :35.54)		

PCB-82, CAS: 52663-62-4

Signal: 1

Not Detected
Expected RT: 34.12

Processing Integration Results

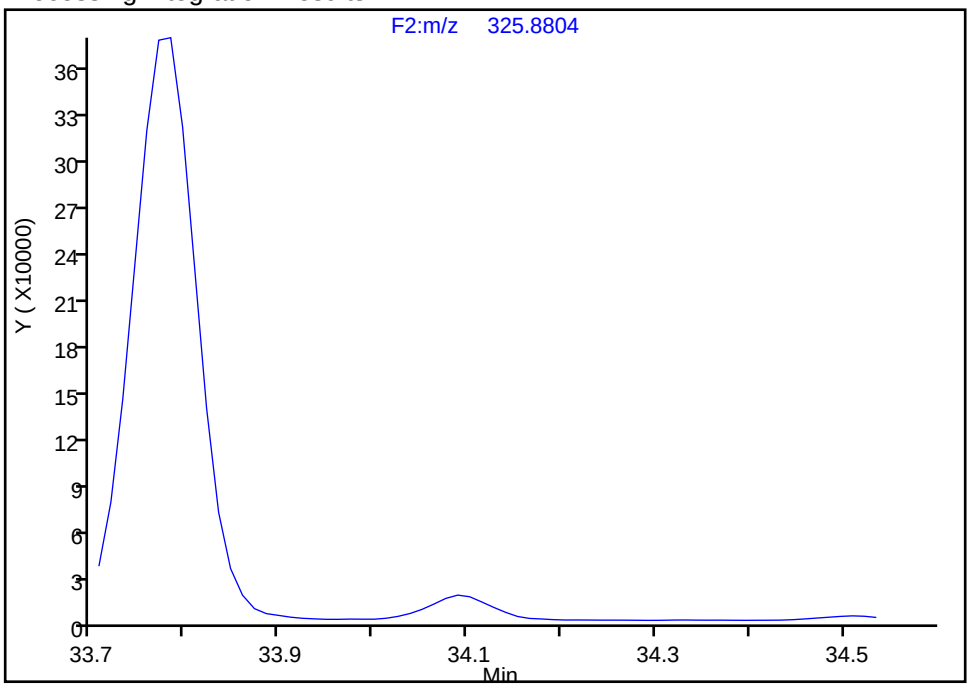

Manual Integration Results

RT: 34.09
Area: 85435
Amount: 8.705729
Amount Units: pg/ul

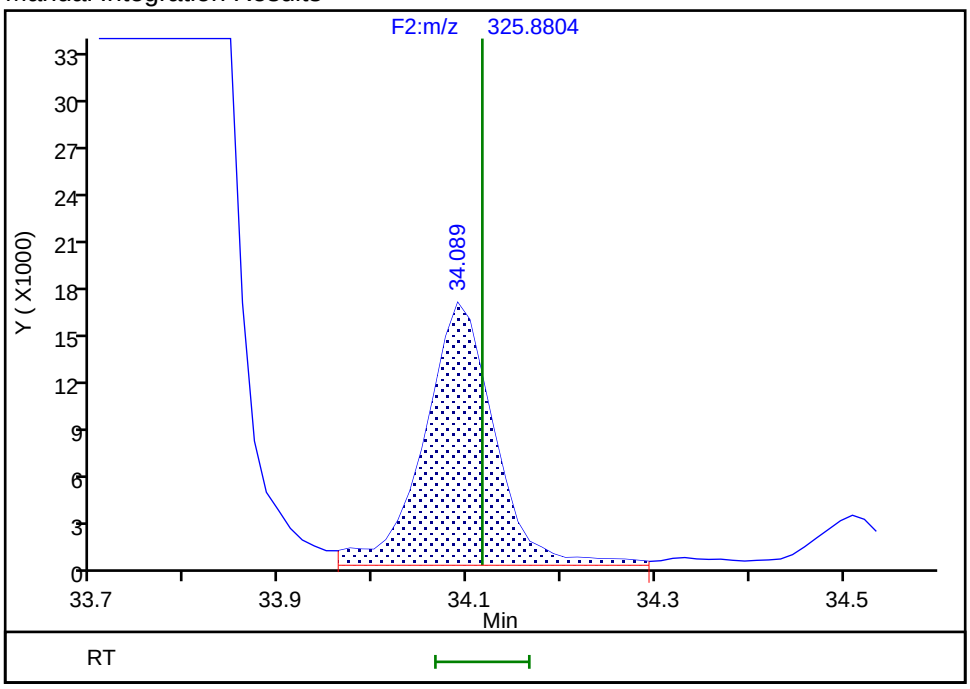

Reviewer: mcwhirterl, 28-Aug-2019 02:45:38
Audit Action: Assigned Compound ID Audit Reason: Incomplete Integration

Manual Integration/User Assign Peak Report

Eurofins TestAmerica, Knoxville

Data File:	\\chromna\Knoxville\ChromData\D3D\20190827-12879.b\580-88125-b-12-c.d				
Injection Date:	27-Aug-2019 23:37:00	Instrument ID:	D3D		
Lims ID:	580-88125-B-12-C	Lab Sample ID:	140-88125-12		
Client ID:	H2-0to30-101218				
Operator ID:	Xcalibur_System	ALS Bottle#:	0	Worklist Smp#:	13
Injection Vol:	1.0 ul	Dil. Factor:	1.0000		
Method:	PCBs_D3D	Limit Group:	HR - 1668A - ICAL		
Column:	SPB-Octyl (0.25 mm)	Detector	F2(21.81 :35.54)		

PCB-111, CAS: 39635-32-0

Signal: 1

Not Detected
Expected RT: 34.52

Processing Integration Results

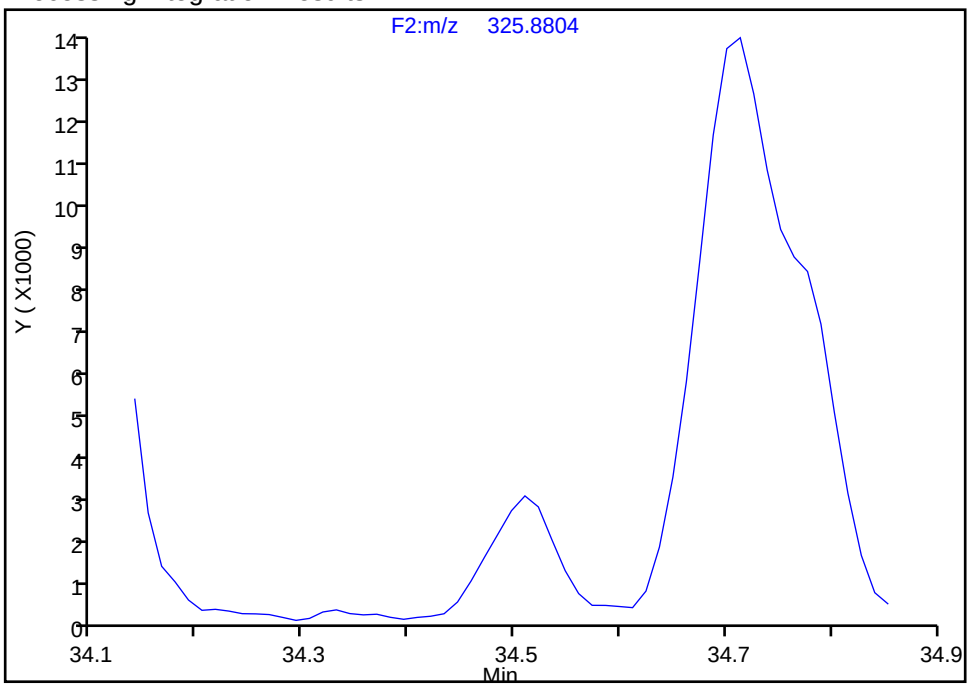

Manual Integration Results

RT: 34.51
Area: 16897
Amount: 1.035122
Amount Units: pg/ul

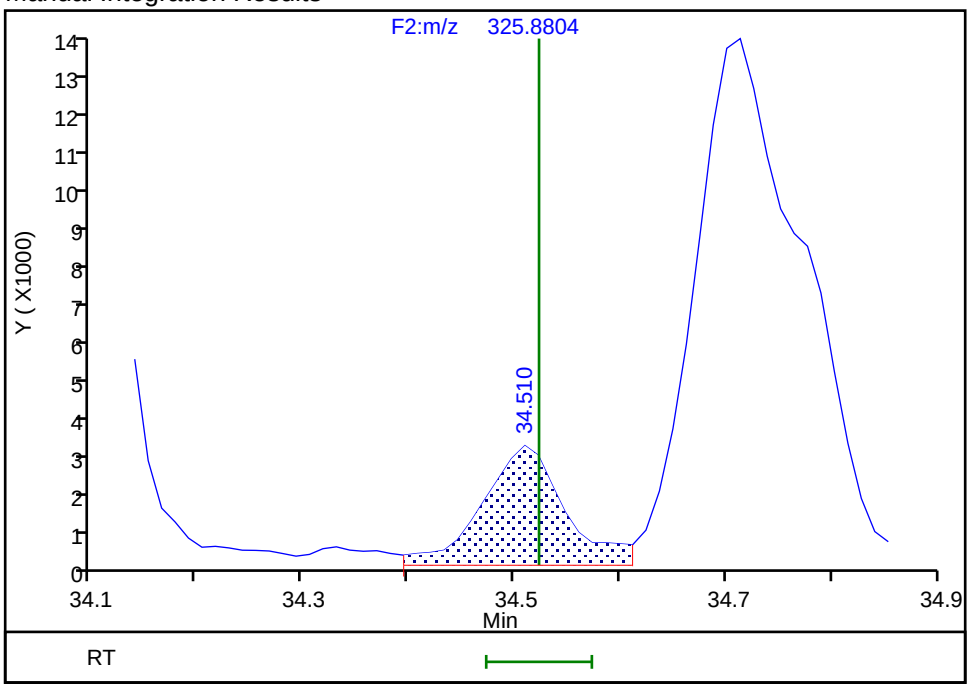

Reviewer: mcwhirterl, 28-Aug-2019 02:45:42
Audit Action: Assigned Compound ID Audit Reason: Incomplete Integration

Manual Integration/User Assign Peak Report

Eurofins TestAmerica, Knoxville

Data File:	\\chromna\Knoxville\ChromData\D3D\20190827-12879.b\580-88125-b-12-c.d				
Injection Date:	27-Aug-2019 23:37:00	Instrument ID:	D3D		
Lims ID:	580-88125-B-12-C	Lab Sample ID:	140-88125-12		
Client ID:	H2-0to30-101218				
Operator ID:	Xcalibur_System	ALS Bottle#:	0	Worklist Smp#:	13
Injection Vol:	1.0 ul	Dil. Factor:	1.0000		
Method:	PCBs_D3D	Limit Group:	HR - 1668A - ICAL		
Column:	SPB-Octyl (0.25 mm)	Detector	F2(21.81 :35.54)		

PCB-120, CAS: 68194-12-7

Signal: 1

Not Detected
Expected RT: 34.98

Processing Integration Results

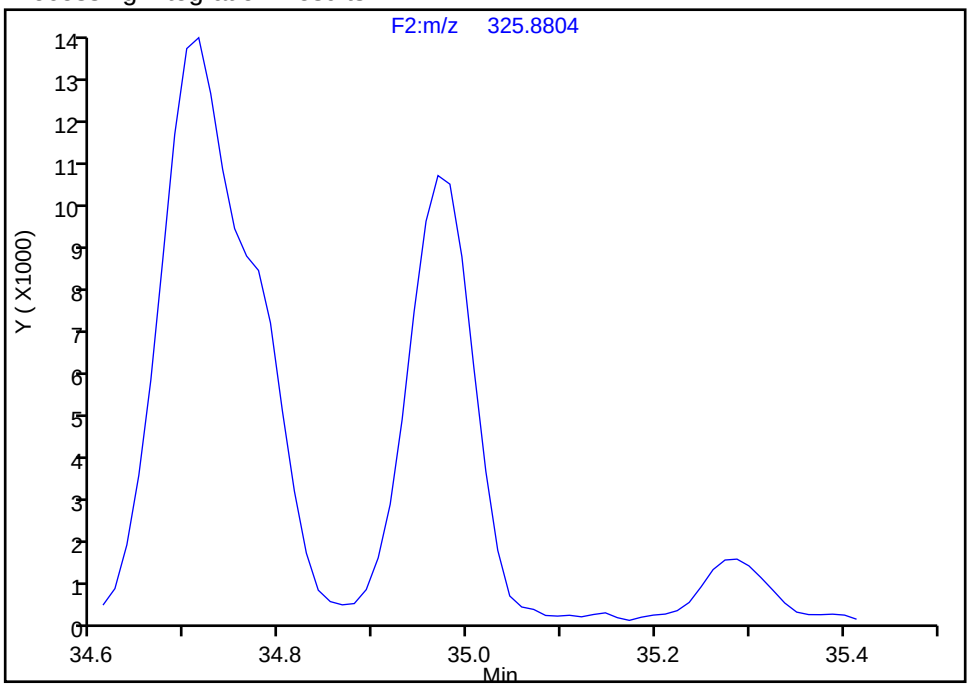

Manual Integration Results

RT: 34.97
Area: 55745
Amount: 3.280011
Amount Units: pg/ul

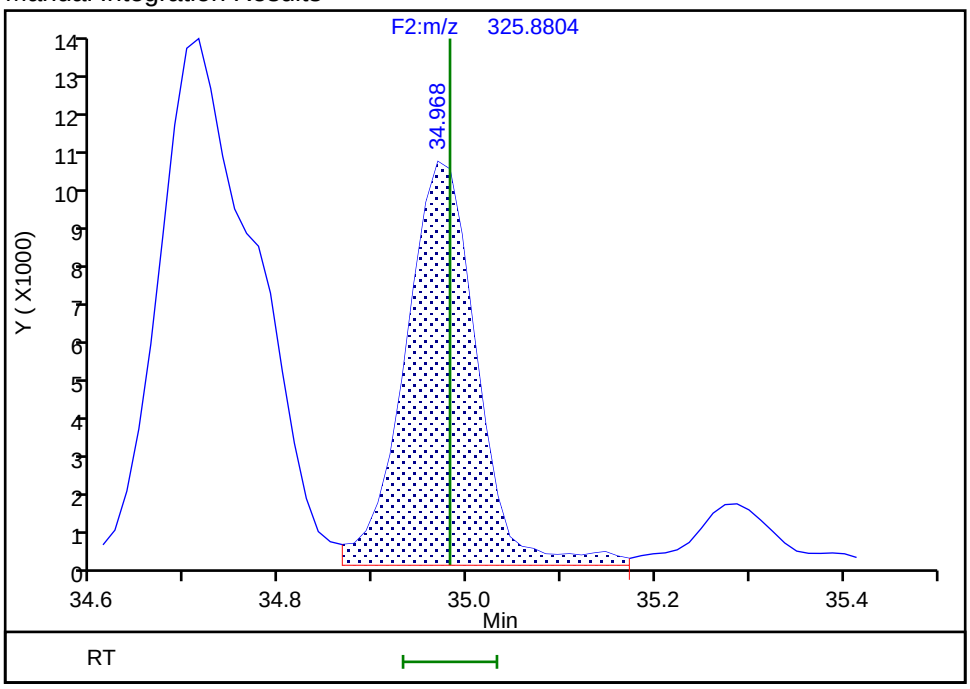

Reviewer: mcwhirterl, 28-Aug-2019 02:45:47
Audit Action: Assigned Compound ID Audit Reason: Incomplete Integration

Eurofins TestAmerica, Knoxville

Data File:	\\chromna\Knoxville\ChromData\D3D\20190827-12879.b\580-88125-b-12-c.d		
Injection Date:	27-Aug-2019 23:37:00	Injection Vol:	1.0 ul
Instrument ID:	D3D	Operator ID:	Xcalibur_System
Method:	PCBs_D3D	Limit Group:	HR - 1668A - ICAL
Client ID:	H2-0to30-101218		
Worklist#:	33063	Sample Line#:	13
Column Type:	SPB-Octyl	Column Dia:	0.25 mm

PePCB F3

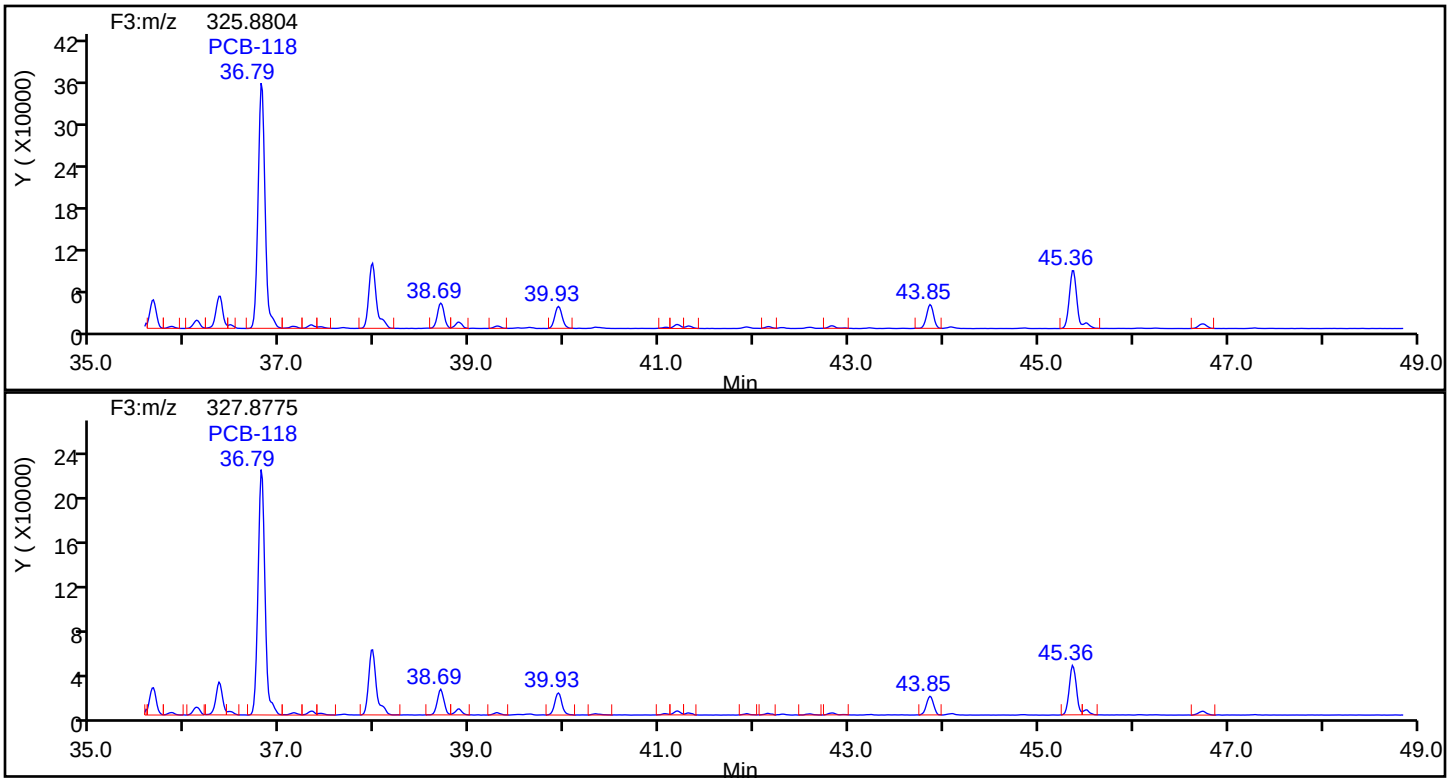

PePCB F3 Standards

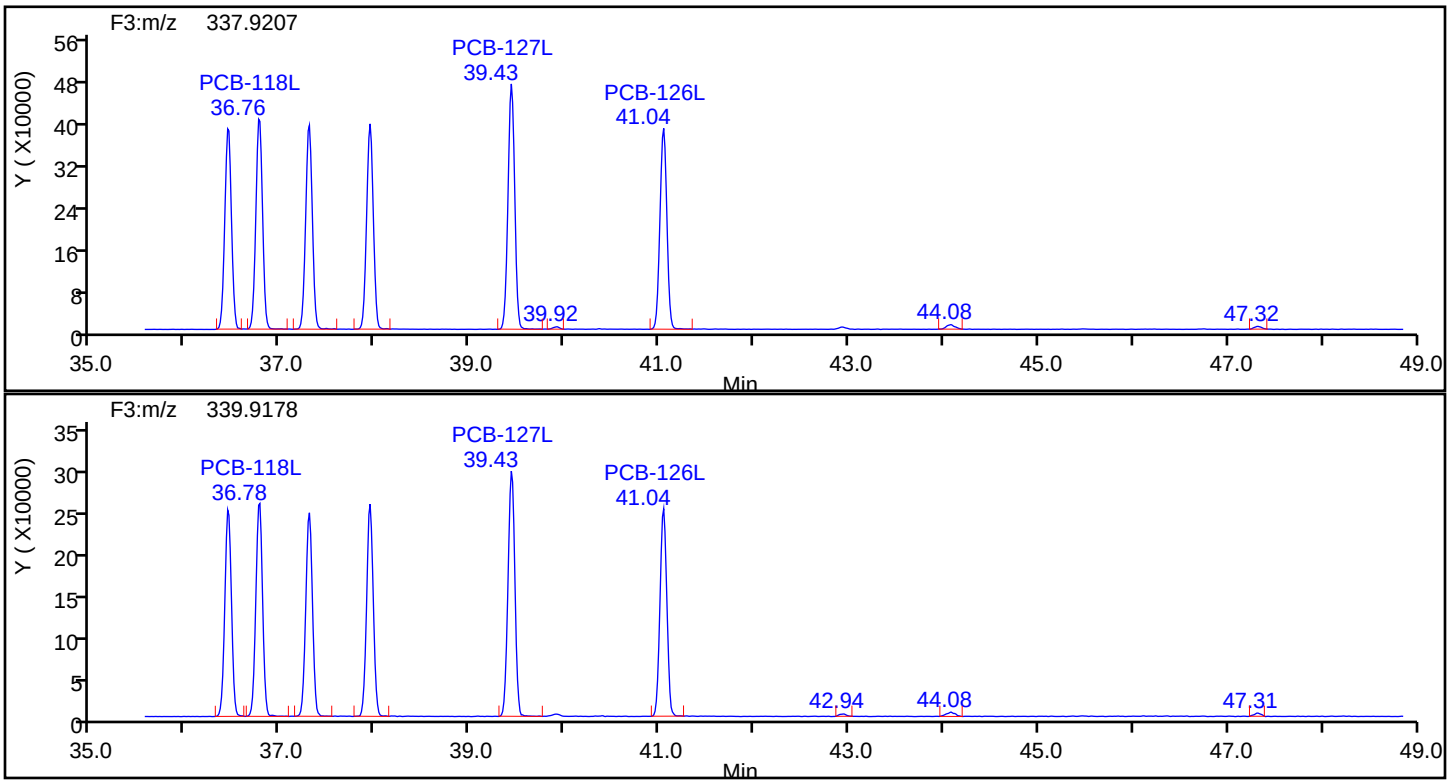

Eurofins TestAmerica, Knoxville

Data File:	\\chromna\Knoxville\ChromData\D3D\20190827-12879.b\580-88125-b-12-c.d		
Injection Date:	27-Aug-2019 23:37:00	Injection Vol:	1.0 ul
Instrument ID:	D3D	Operator ID:	Xcalibur_System
Method:	PCBs_D3D	Limit Group:	HR - 1668A - ICAL
Client ID:	H2-0to30-101218		
Worklist#:	33063	Sample Line#:	13
Column Type:	SPB-Octyl	Column Dia:	0.25 mm

PePCB F3

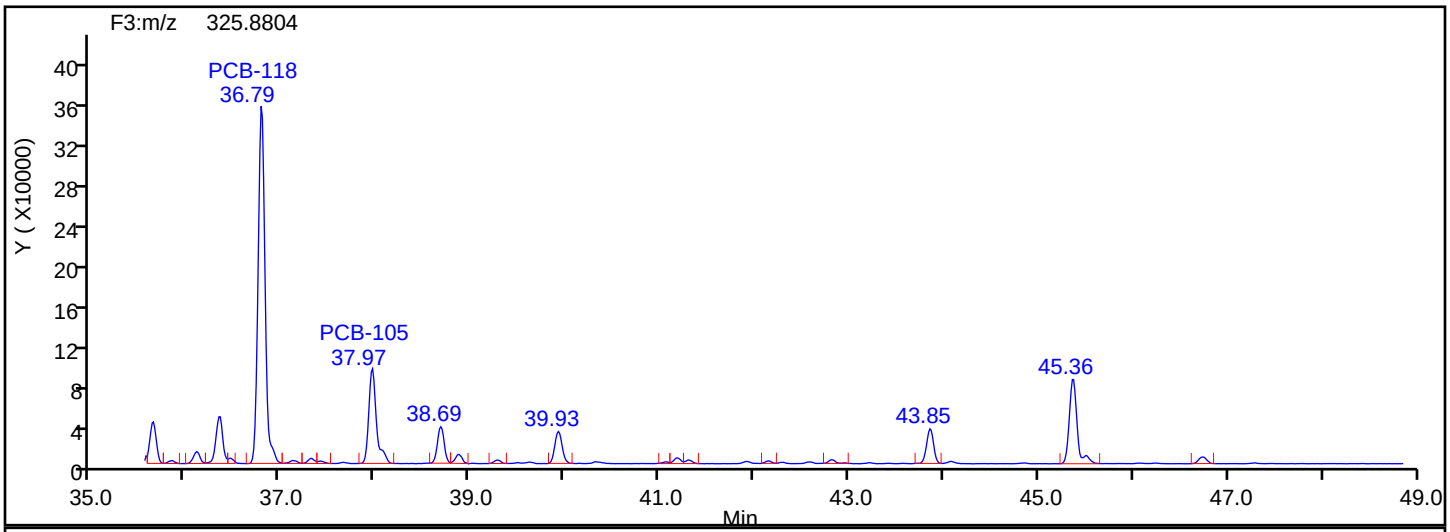

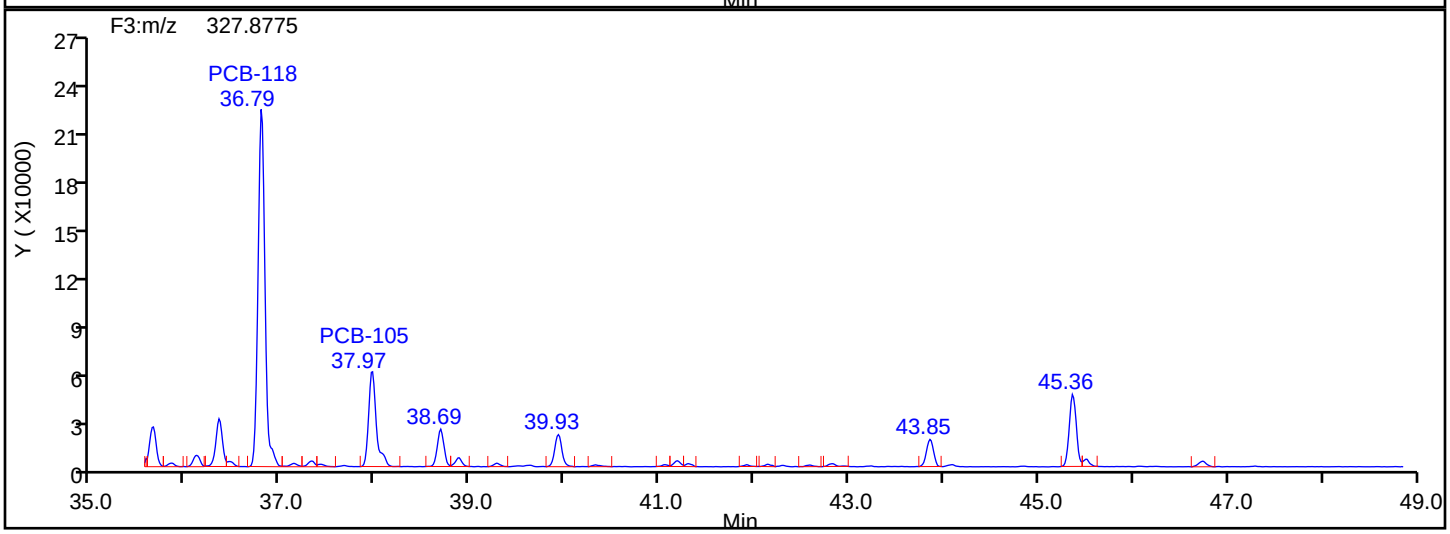

PePCB F3 Lock Mass

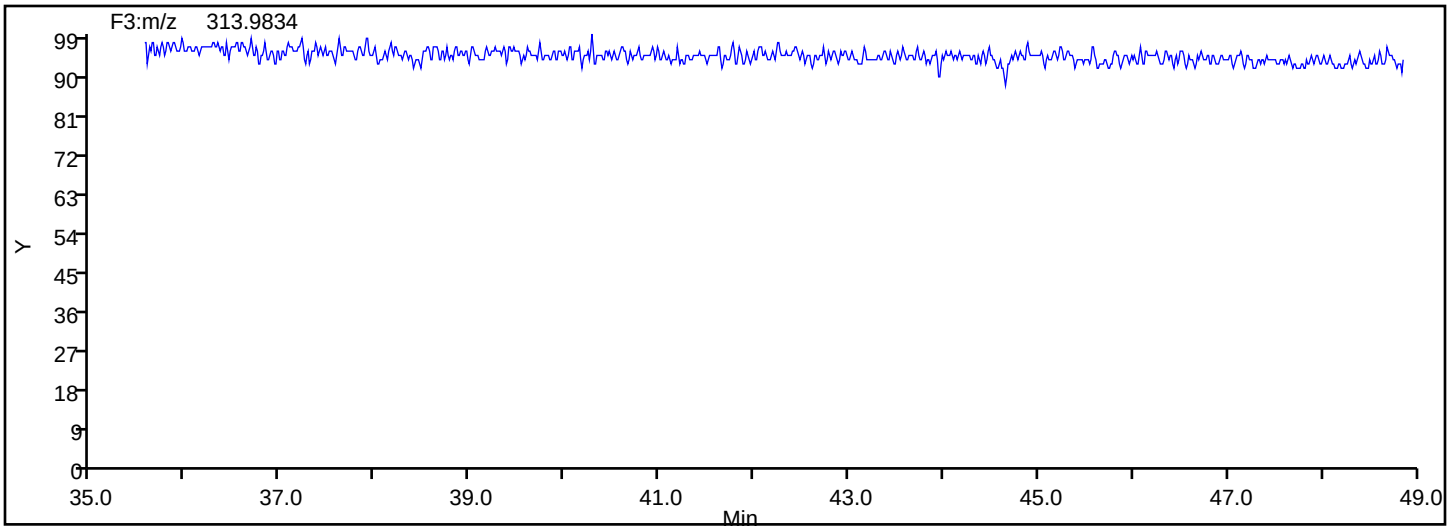

Manual Integration/User Assign Peak Report

Eurofins TestAmerica, Knoxville

Data File:	\\chromna\Knoxville\ChromData\D3D\20190827-12879.b\580-88125-b-12-c.d				
Injection Date:	27-Aug-2019 23:37:00	Instrument ID:	D3D		
Lims ID:	580-88125-B-12-C	Lab Sample ID:	140-88125-12		
Client ID:	H2-0to30-101218				
Operator ID:	Xcalibur_System	ALS Bottle#:	0	Worklist Smp#:	13
Injection Vol:	1.0 ul	Dil. Factor:	1.0000		
Method:	PCBs_D3D	Limit Group:	HR - 1668A - ICAL		
Column:	SPB-Octyl (0.25 mm)	Detector	F3(35.64 :49.10)		

PCB-108/124, CAS: STL02294

Signal: 1

Not Detected
Expected RT: 36.12

Processing Integration Results

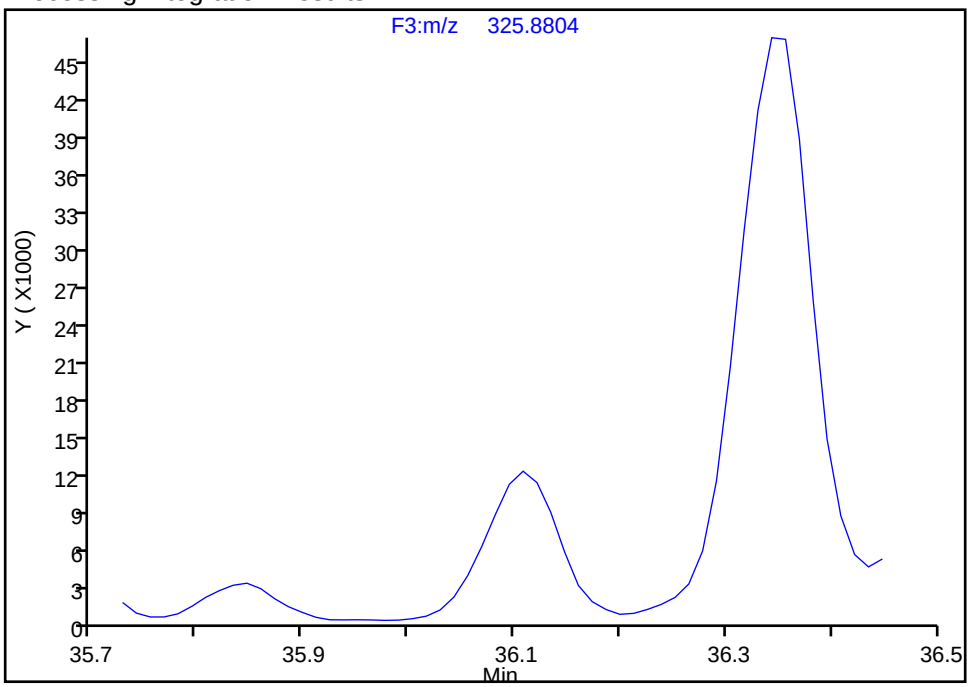

Manual Integration Results

RT: 36.11
Area: 56198
Amount: 2.303335
Amount Units: pg/ul

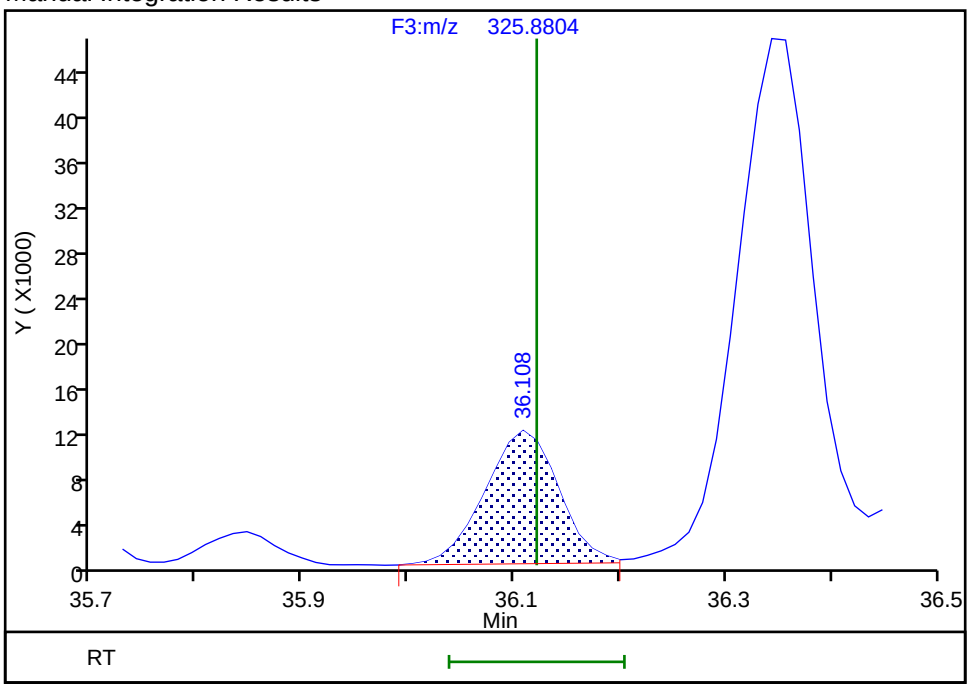

Reviewer: mcwhirterl, 28-Aug-2019 02:45:58
Audit Action: Assigned Compound ID Audit Reason: Incomplete Integration

Manual Integration/User Assign Peak Report

Eurofins TestAmerica, Knoxville

Data File:	\\chromna\Knoxville\ChromData\D3D\20190827-12879.b\580-88125-b-12-c.d				
Injection Date:	27-Aug-2019 23:37:00	Instrument ID:	D3D		
Lims ID:	580-88125-B-12-C	Lab Sample ID:	140-88125-12		
Client ID:	H2-0to30-101218				
Operator ID:	Xcalibur_System	ALS Bottle#:	0	Worklist Smp#:	13
Injection Vol:	1.0 ul	Dil. Factor:	1.0000		
Method:	PCBs_D3D	Limit Group:	HR - 1668A - ICAL		
Column:	SPB-Octyl (0.25 mm)	Detector	F3(35.64 :49.10)		

PCB-107, CAS: 70424-68-9

Signal: 1

Not Detected
Expected RT: 36.36

Processing Integration Results

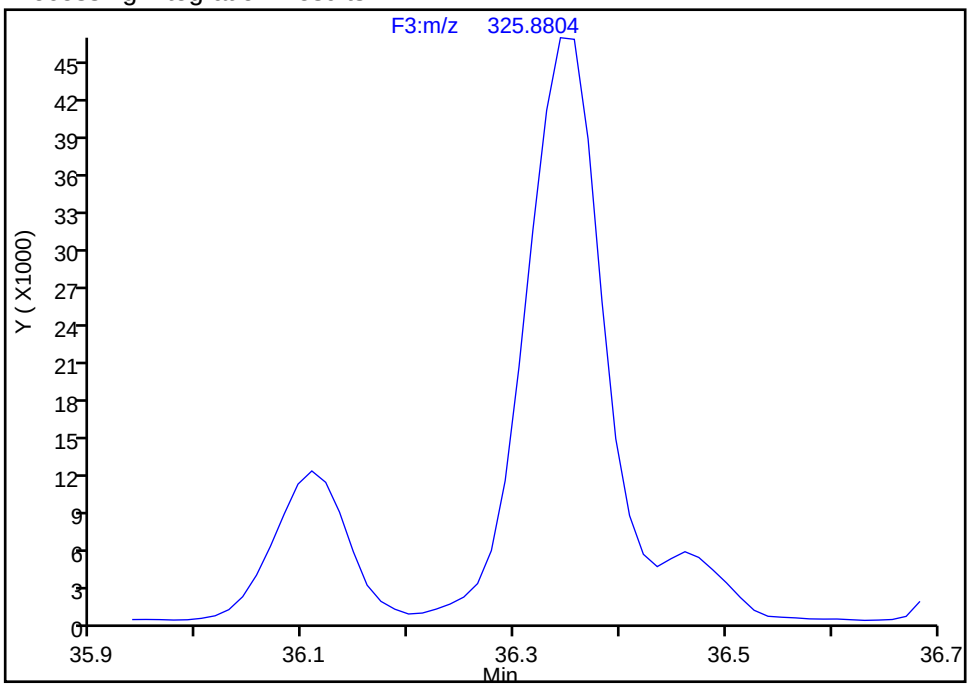

Manual Integration Results

RT: 36.34
Area: 232256
Amount: 8.701172
Amount Units: pg/ul

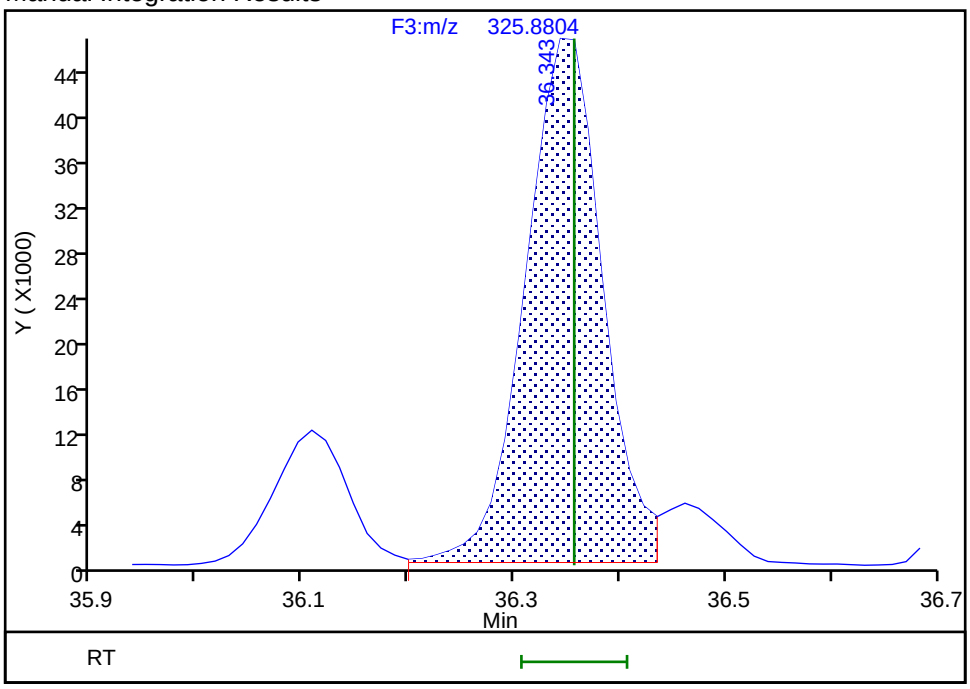

Reviewer: mcwhirterl, 28-Aug-2019 02:46:13
Audit Action: Manually Integrated/Assigned Compound ID Audit Reason: Split Peak

Manual Integration/User Assign Peak Report

Eurofins TestAmerica, Knoxville

Data File:	\\chromna\Knoxville\ChromData\D3D\20190827-12879.b\580-88125-b-12-c.d				
Injection Date:	27-Aug-2019 23:37:00	Instrument ID:	D3D		
Lims ID:	580-88125-B-12-C	Lab Sample ID:	140-88125-12		
Client ID:	H2-0to30-101218				
Operator ID:	Xcalibur_System	ALS Bottle#:	0	Worklist Smp#:	13
Injection Vol:	1.0 ul	Dil. Factor:	1.0000		
Method:	PCBs_D3D	Limit Group:	HR - 1668A - ICAL		
Column:	SPB-Octyl (0.25 mm)	Detector	F3(35.64 :49.10)		

PCB-123, CAS: 65510-44-3

Signal: 1

Not Detected
Expected RT: 36.47

Processing Integration Results

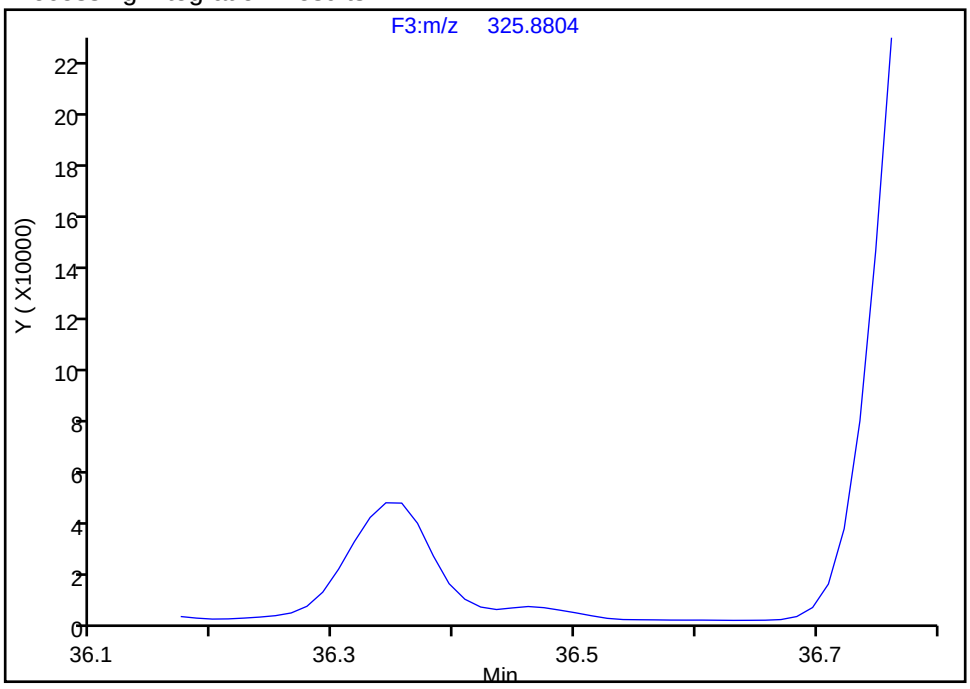

Manual Integration Results

RT: 36.46
Area: 18721
Amount: 0.811902
Amount Units: pg/ul

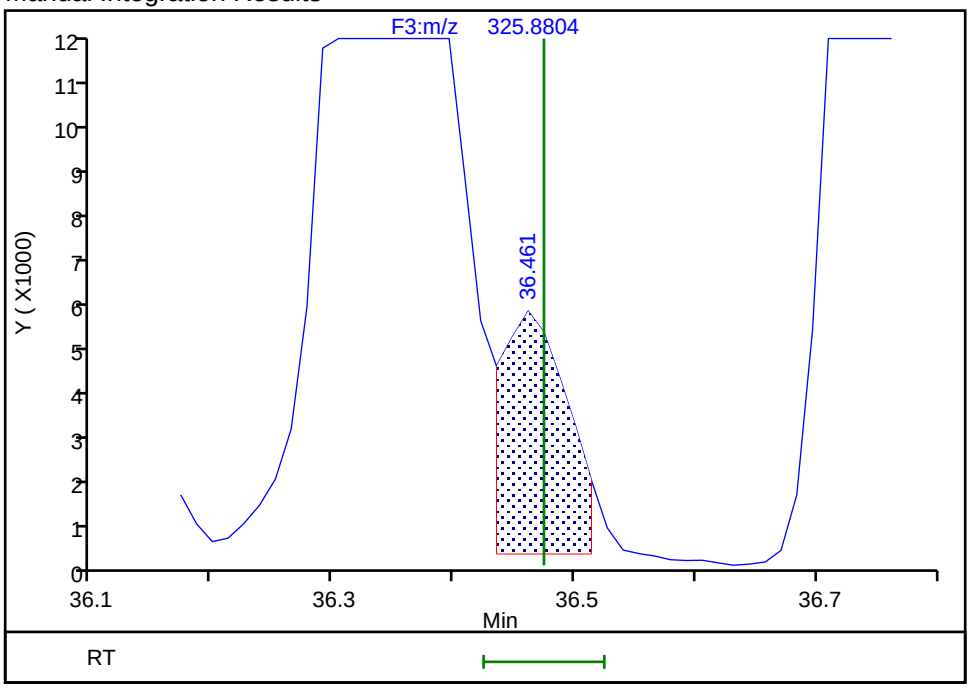

Reviewer: mcwhirterl, 28-Aug-2019 02:46:18
Audit Action: Manually Integrated/Assigned Compound ID Audit Reason: Split Peak

Manual Integration/User Assign Peak Report

Eurofins TestAmerica, Knoxville

Data File:	\\chromna\Knoxville\ChromData\D3D\20190827-12879.b\580-88125-b-12-c.d				
Injection Date:	27-Aug-2019 23:37:00	Instrument ID:	D3D		
Lims ID:	580-88125-B-12-C	Lab Sample ID:	140-88125-12		
Client ID:	H2-0to30-101218				
Operator ID:	Xcalibur_System	ALS Bottle#:	0	Worklist Smp#:	13
Injection Vol:	1.0 ul	Dil. Factor:	1.0000		
Method:	PCBs_D3D	Limit Group:	HR - 1668A - ICAL		
Column:	SPB-Octyl (0.25 mm)	Detector	F3(35.64 :49.10)		

PCB-114, CAS: 74472-37-0

Signal: 2

Processing Integration Results

RT: 37.32
Area: 26042
Amount: 1.389031
Amount Units: pg/ul

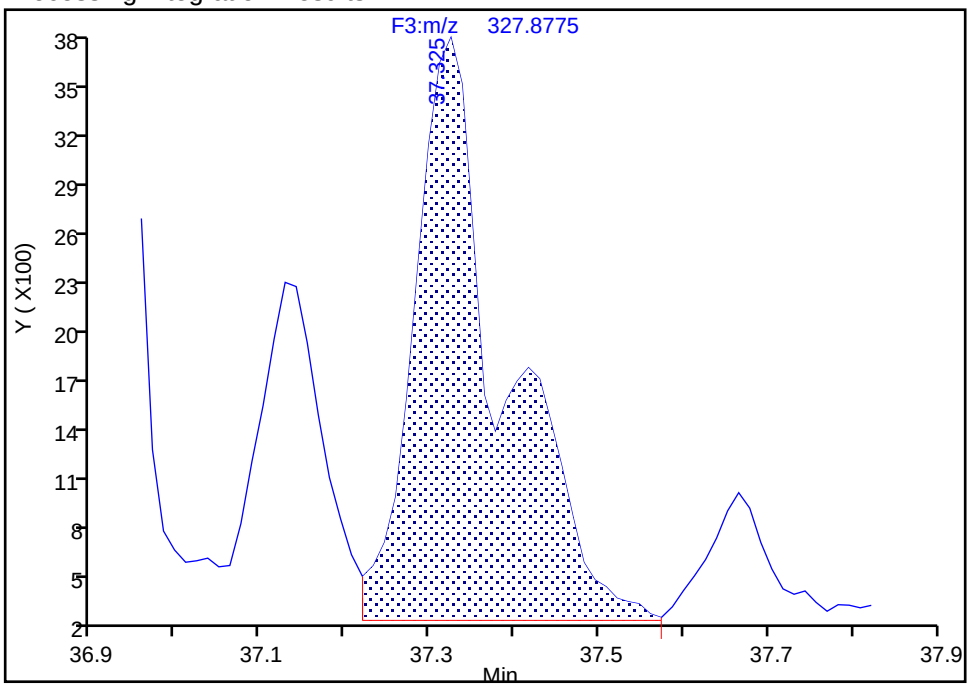

Manual Integration Results

RT: 37.32
Area: 17853
Amount: 0.946227
Amount Units: pg/ul

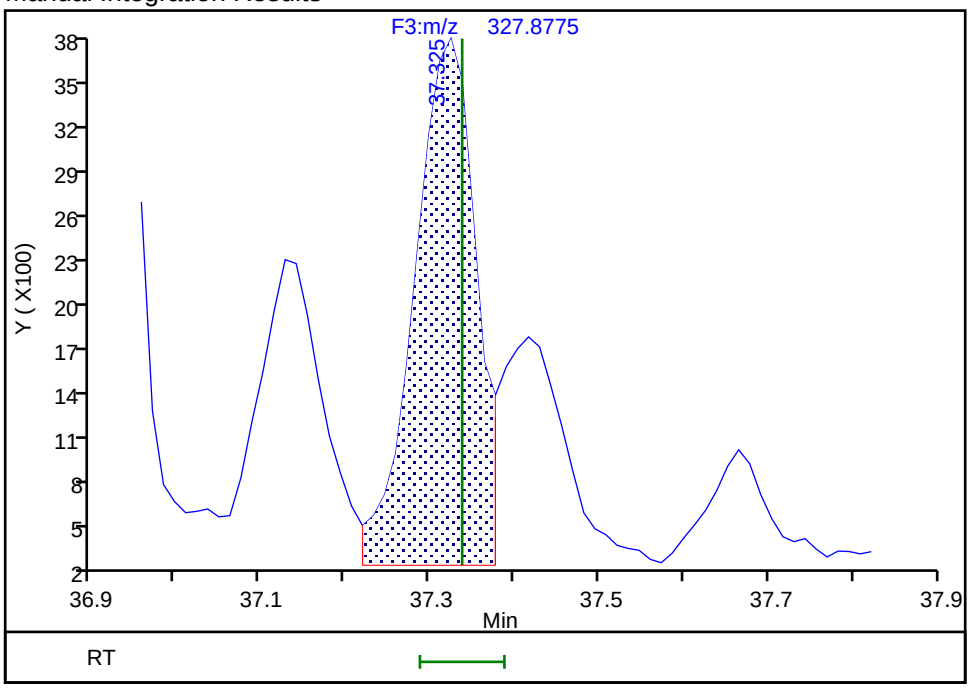

Reviewer: mcwhirterl, 28-Aug-2019 02:46:33

Audit Action: Marked Compound Undetected Audit Reason: Invalid Compound ID

Manual Integration/User Assign Peak Report

Eurofins TestAmerica, Knoxville

Data File:	\\chromna\Knoxville\ChromData\D3D\20190827-12879.b\580-88125-b-12-c.d				
Injection Date:	27-Aug-2019 23:37:00	Instrument ID:	D3D		
Lims ID:	580-88125-B-12-C	Lab Sample ID:	140-88125-12		
Client ID:	H2-0to30-101218				
Operator ID:	Xcalibur_System	ALS Bottle#:	0	Worklist Smp#:	13
Injection Vol:	1.0 ul	Dil. Factor:	1.0000		
Method:	PCBs_D3D	Limit Group:	HR - 1668A - ICAL		
Column:	SPB-Octyl (0.25 mm)	Detector	F3(35.64 :49.10)		

PCB-114, CAS: 74472-37-0

Signal: 3

Processing Integration Results

RT: 37.31
Area: 61317
Amount: 1.389031
Amount Units: pg/ul

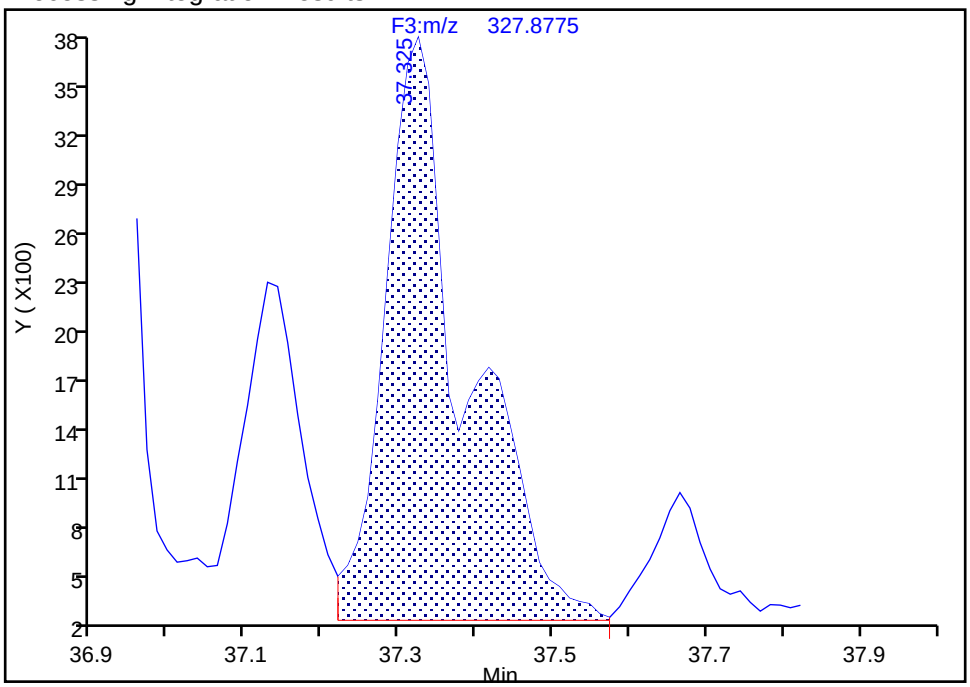

Manual Integration Results

RT: 37.31
Area: 41770
Amount: 0.946227
Amount Units: pg/ul
Reviewer: mcwhirterl, 28-Aug-2019 02:46:33
Audit Action: Marked Compound Undetected Audit Reason: Invalid Compound ID

Manual Integration/User Assign Peak Report

Eurofins TestAmerica, Knoxville

Data File:	\\chromna\Knoxville\ChromData\D3D\20190827-12879.b\580-88125-b-12-c.d				
Injection Date:	27-Aug-2019 23:37:00	Instrument ID:	D3D		
Lims ID:	580-88125-B-12-C	Lab Sample ID:	140-88125-12		
Client ID:	H2-0to30-101218				
Operator ID:	Xcalibur_System	ALS Bottle#:	0	Worklist Smp#:	13
Injection Vol:	1.0 ul	Dil. Factor:	1.0000		
Method:	PCBs_D3D	Limit Group:	HR - 1668A - ICAL		
Column:	SPB-Octyl (0.25 mm)	Detector	F3(35.64 :49.10)		

PCB-114, CAS: 74472-37-0

Signal: 1

Processing Integration Results

RT: 37.31
Area: 35275
Amount: 1.389031
Amount Units: pg/ul

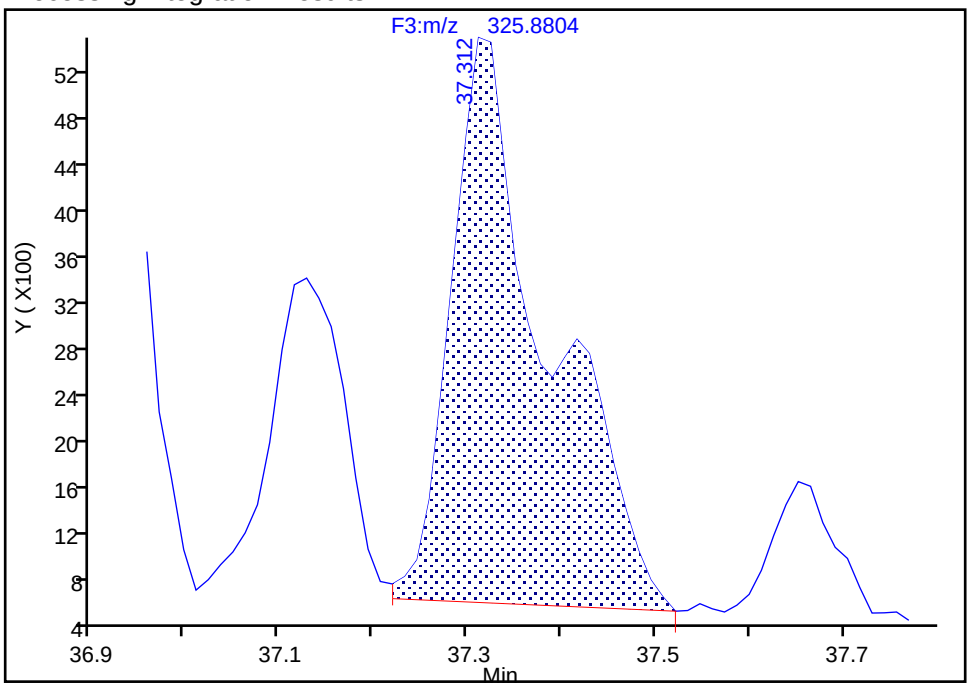

Manual Integration Results

RT: 37.31
Area: 23917
Amount: 0.946227
Amount Units: pg/ul

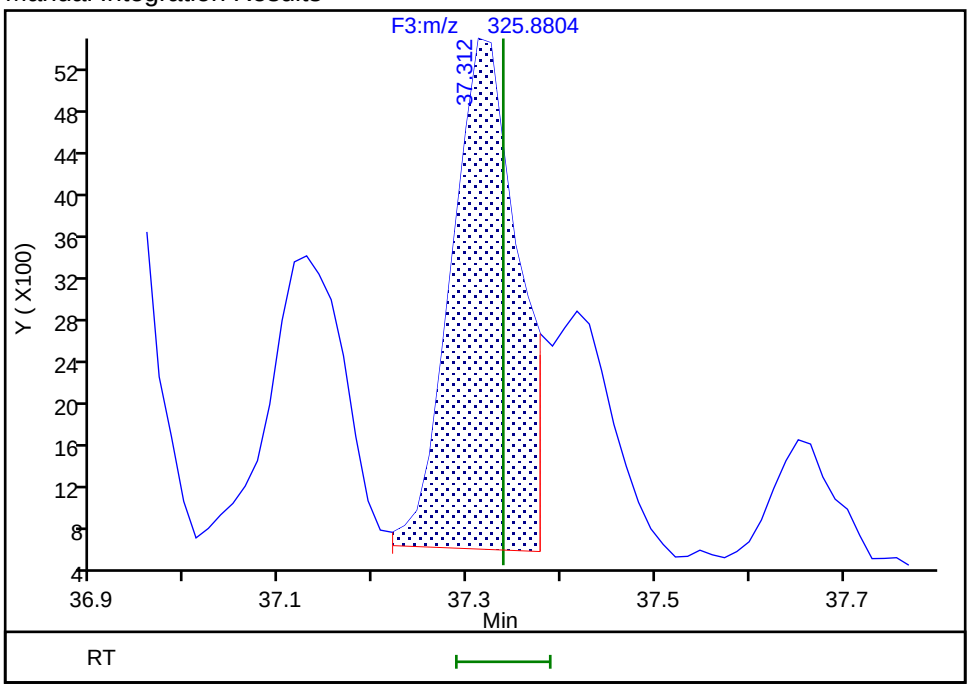

Reviewer: mcwhirterl, 28-Aug-2019 02:46:35

Audit Action: Manually Integrated/Assigned Compound ID Audit Reason: Split Peak

Manual Integration/User Assign Peak Report

Eurofins TestAmerica, Knoxville

Data File:	\\chromna\Knoxville\ChromData\D3D\20190827-12879.b\580-88125-b-12-c.d				
Injection Date:	27-Aug-2019 23:37:00	Instrument ID:	D3D		
Lims ID:	580-88125-B-12-C	Lab Sample ID:	140-88125-12		
Client ID:	H2-0to30-101218				
Operator ID:	Xcalibur_System	ALS Bottle#:	0	Worklist Smp#:	13
Injection Vol:	1.0 ul	Dil. Factor:	1.0000		
Method:	PCBs_D3D	Limit Group:	HR - 1668A - ICAL		
Column:	SPB-Octyl (0.25 mm)	Detector	F3(35.64 :49.10)		

PCB-126, CAS: 57465-28-8

Signal: 1

Not Detected
Expected RT: 41.07

Processing Integration Results

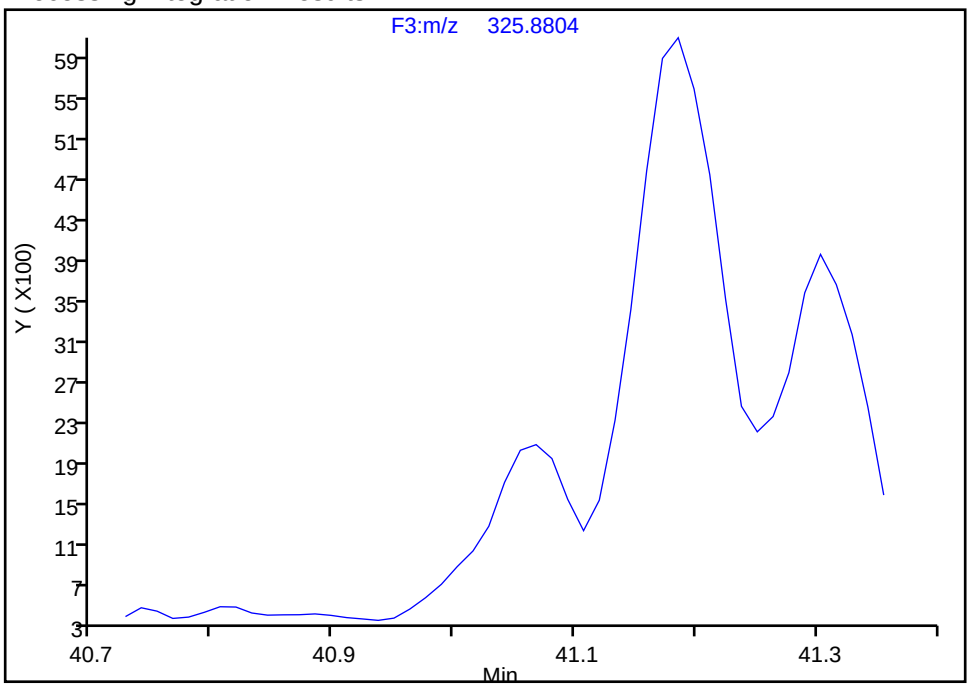

Manual Integration Results

RT: 41.07
Area: 7737
Amount: 0.294299
Amount Units: pg/ul

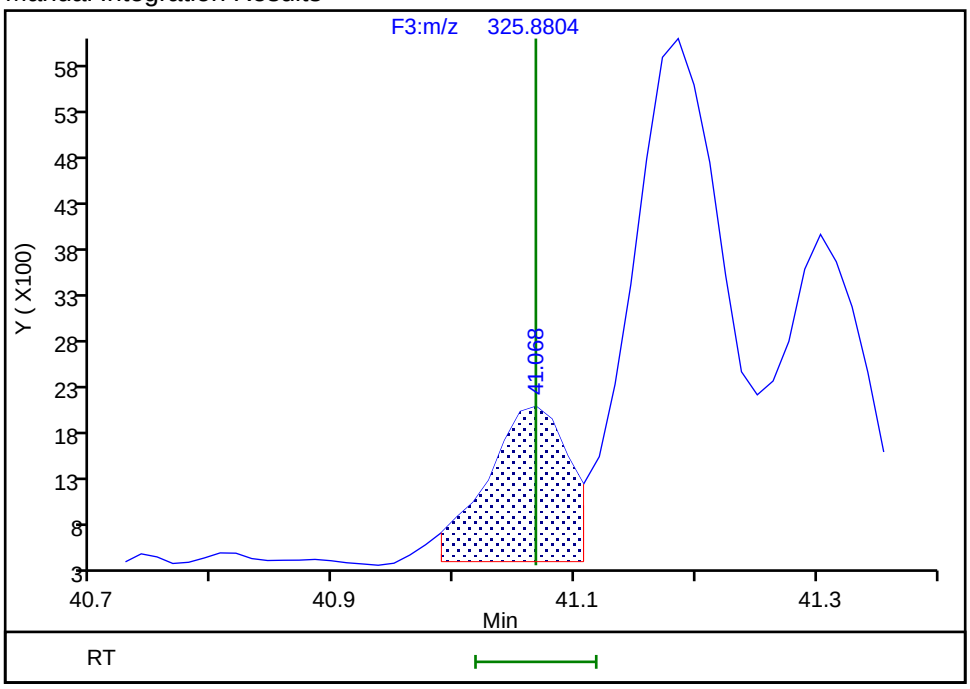

Reviewer: mcwhirterl, 28-Aug-2019 02:46:54
Audit Action: Manually Integrated/Assigned Compound ID Audit Reason: Split Peak

Report Date: 28-Aug-2019 02:51:55 Chrom Revision: 2.3 22-Aug-2019 12:55:36

Eurofins TestAmerica, Knoxville

Data File:	\\chromna\Knoxville\ChromData\D3D\20190827-12879.b\580-88125-b-12-c.d		
Injection Date:	27-Aug-2019 23:37:00	Injection Vol:	1.0 ul
Instrument ID:	D3D	Operator ID:	Xcalibur_System
Method:	PCBs_D3D	Limit Group:	HR - 1668A - ICAL
Client ID:	H2-0to30-101218		
Worklist#:	33063	Sample Line#:	13
Column Type:	SPB-Octyl	Column Dia:	0.25 mm

HxPCB F2

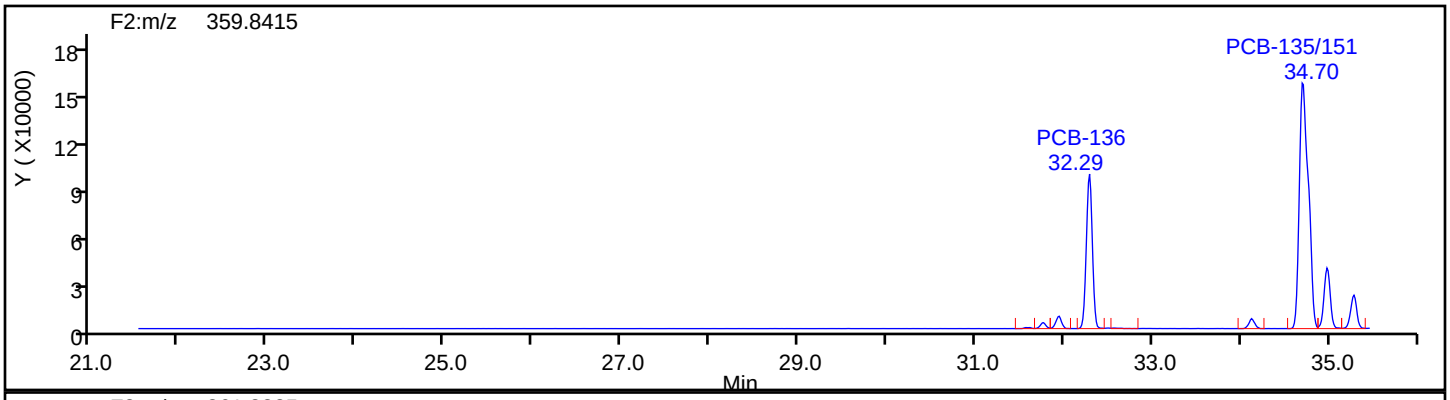

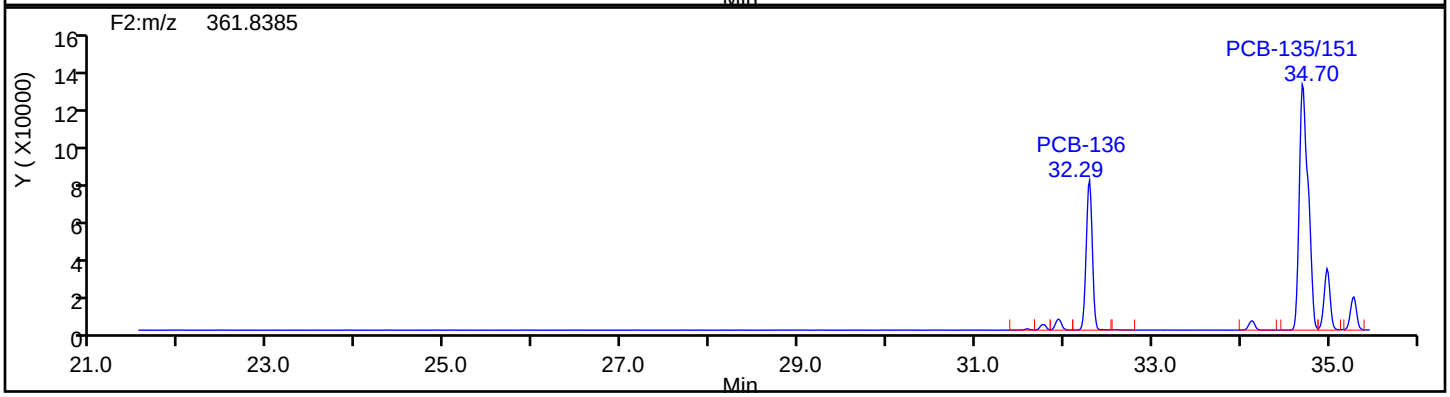

HxPCB F2 Standards

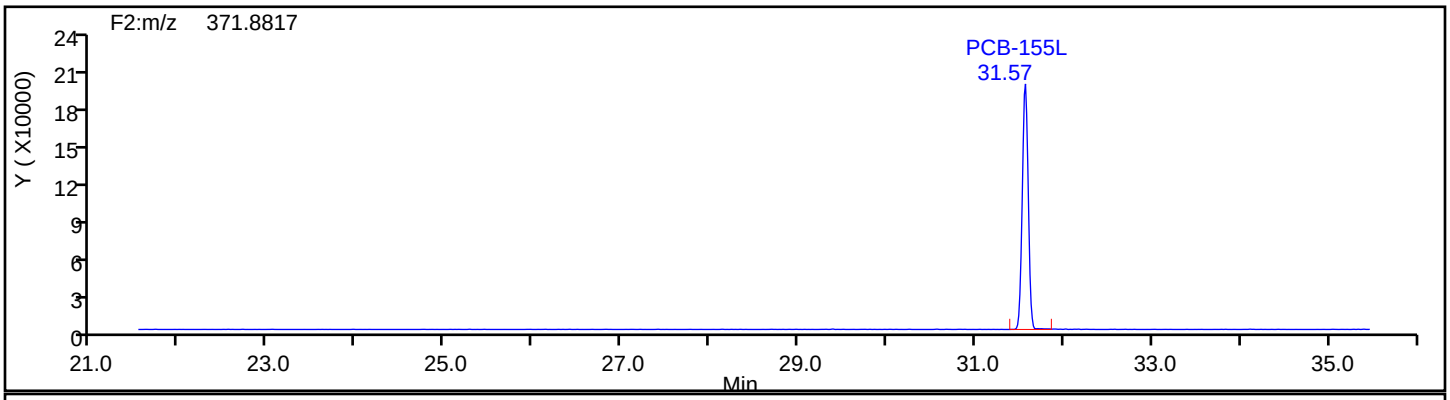

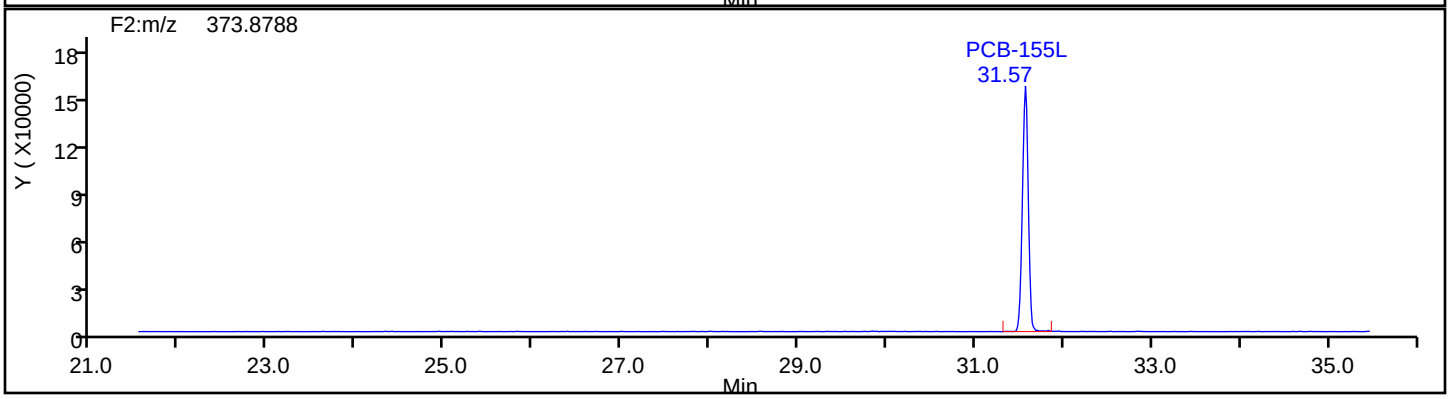

Eurofins TestAmerica, Knoxville

Data File:	\\chromna\Knoxville\ChromData\D3D\20190827-12879.b\580-88125-b-12-c.d		
Injection Date:	27-Aug-2019 23:37:00	Injection Vol:	1.0 ul
Instrument ID:	D3D	Operator ID:	Xcalibur_System
Method:	PCBs_D3D	Limit Group:	HR - 1668A - ICAL
Client ID:	H2-0to30-101218		
Worklist#:	33063	Sample Line#:	13
Column Type:	SPB-Octyl	Column Dia:	0.25 mm

HxPCB F2

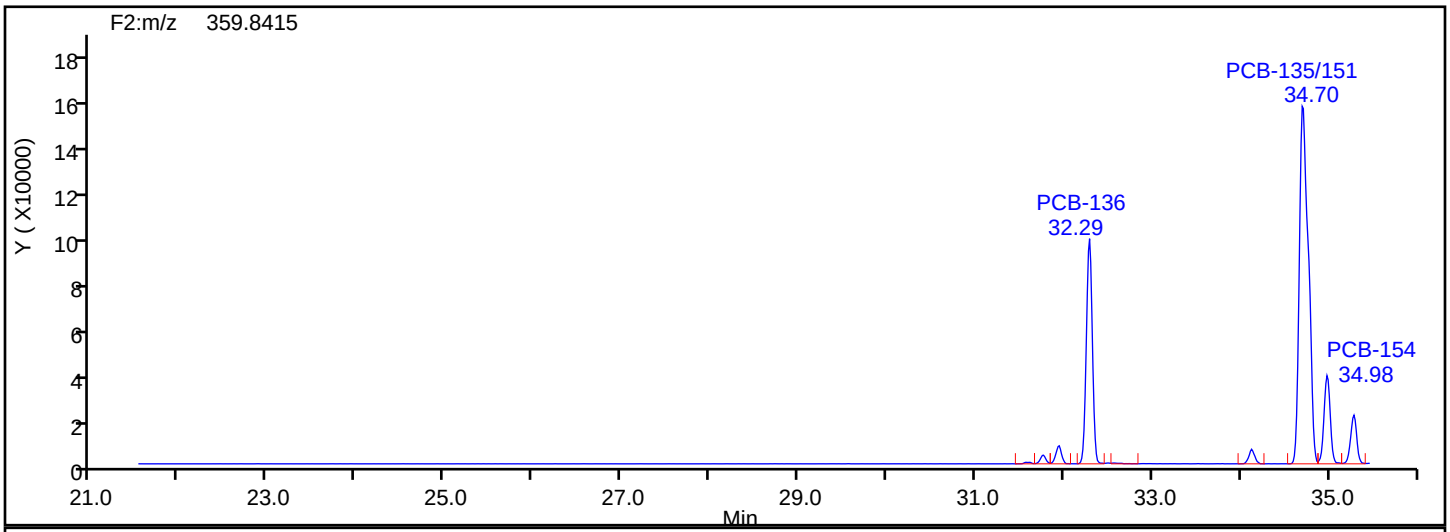

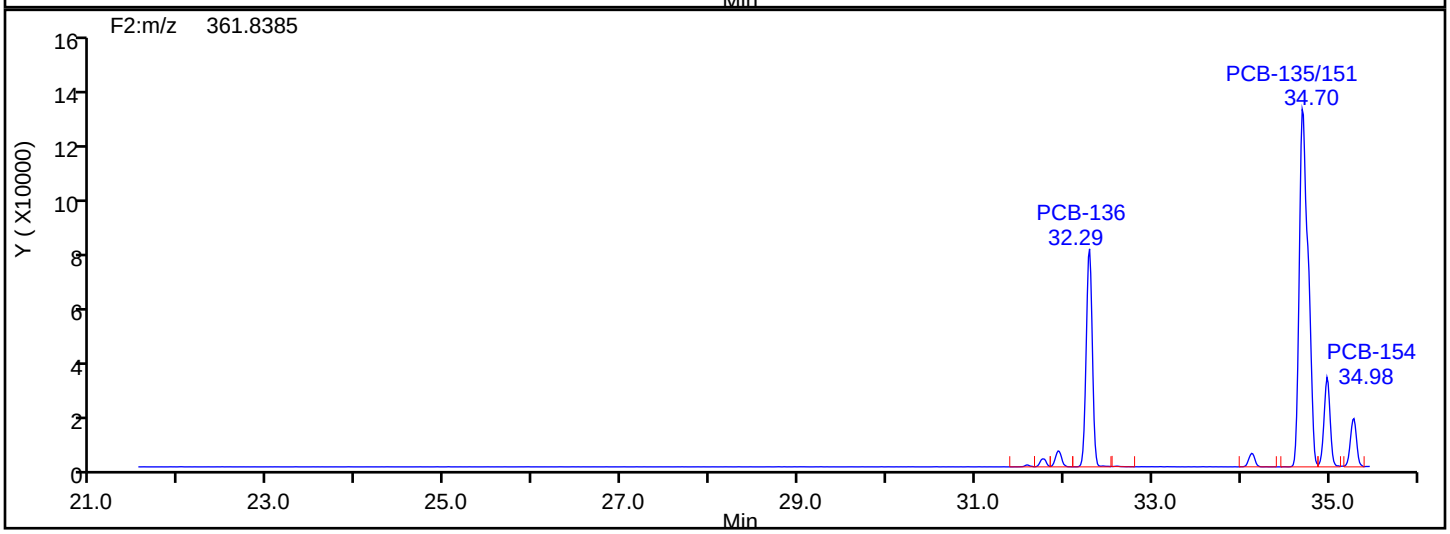

HxPCB F2 Lock Mass

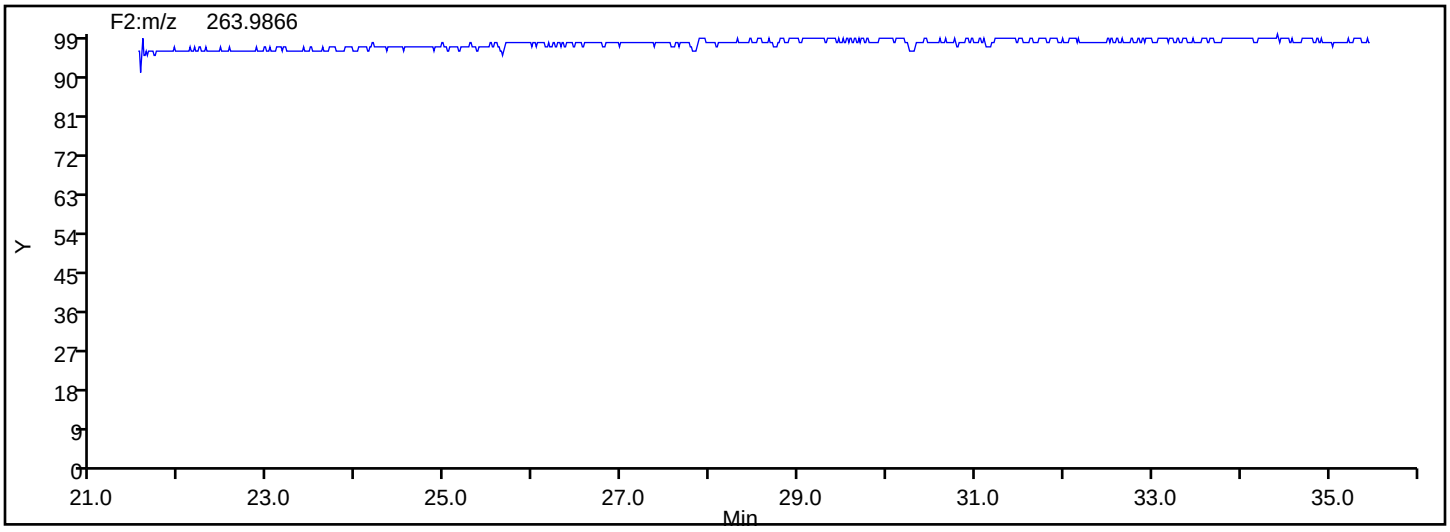

Manual Integration/User Assign Peak Report

Eurofins TestAmerica, Knoxville

Data File:	\\chromna\Knoxville\ChromData\D3D\20190827-12879.b\580-88125-b-12-c.d				
Injection Date:	27-Aug-2019 23:37:00	Instrument ID:	D3D		
Lims ID:	580-88125-B-12-C	Lab Sample ID:	140-88125-12		
Client ID:	H2-0to30-101218				
Operator ID:	Xcalibur_System	ALS Bottle#:	0	Worklist Smp#:	13
Injection Vol:	1.0 ul	Dil. Factor:	1.0000		
Method:	PCBs_D3D	Limit Group:	HR - 1668A - ICAL		
Column:	SPB-Octyl (0.25 mm)	Detector	F2(21.81 :35.54)		

PCB-144, CAS: 68194-14-9

Signal: 1

Not Detected
Expected RT: 35.30

Processing Integration Results

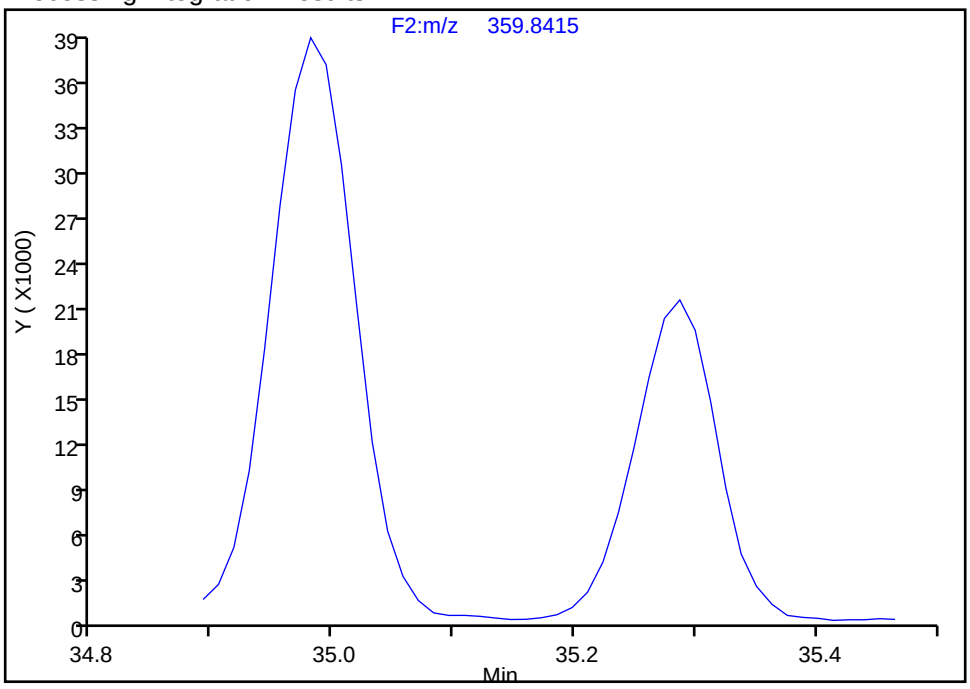

Manual Integration Results

RT: 35.29
Area: 104797
Amount: 12.397717
Amount Units: pg/ul

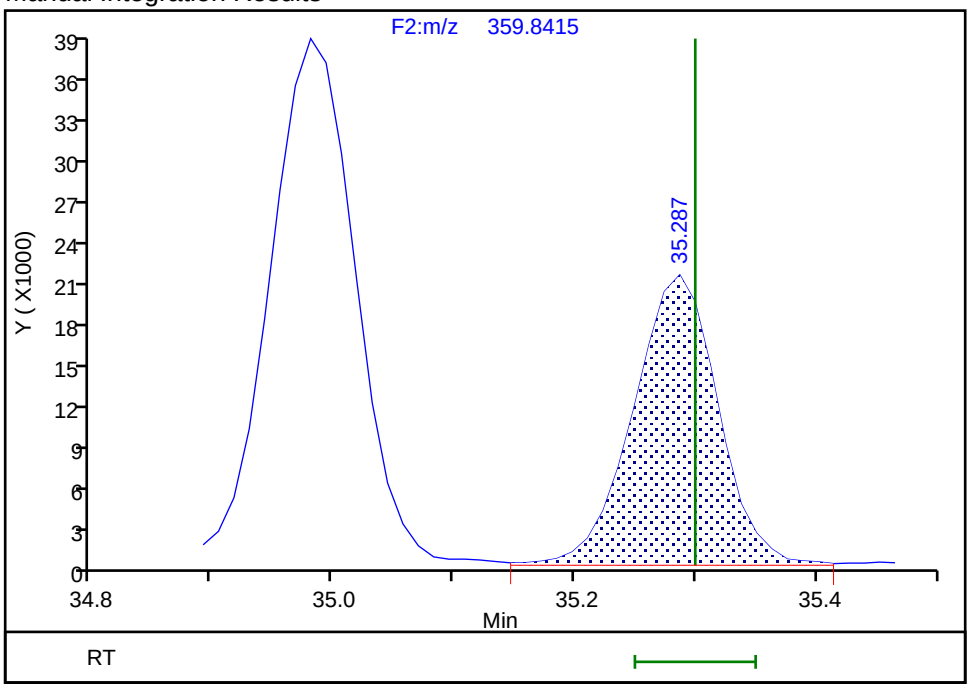

Reviewer: mcwhirterl, 28-Aug-2019 02:47:45
Audit Action: Assigned Compound ID Audit Reason: Split Peak

Report Date: 28-Aug-2019 02:51:55 Chrom Revision: 2.3 22-Aug-2019 12:55:36

Eurofins TestAmerica, Knoxville

Data File:	\\chromna\Knoxville\ChromData\D3D\20190827-12879.b\580-88125-b-12-c.d		
Injection Date:	27-Aug-2019 23:37:00	Injection Vol:	1.0 ul
Instrument ID:	D3D	Operator ID:	Xcalibur_System
Method:	PCBs_D3D	Limit Group:	HR - 1668A - ICAL
Client ID:	H2-0to30-101218		
Worklist#:	33063	Sample Line#:	13
Column Type:	SPB-Octyl	Column Dia:	0.25 mm

HxPCB F3

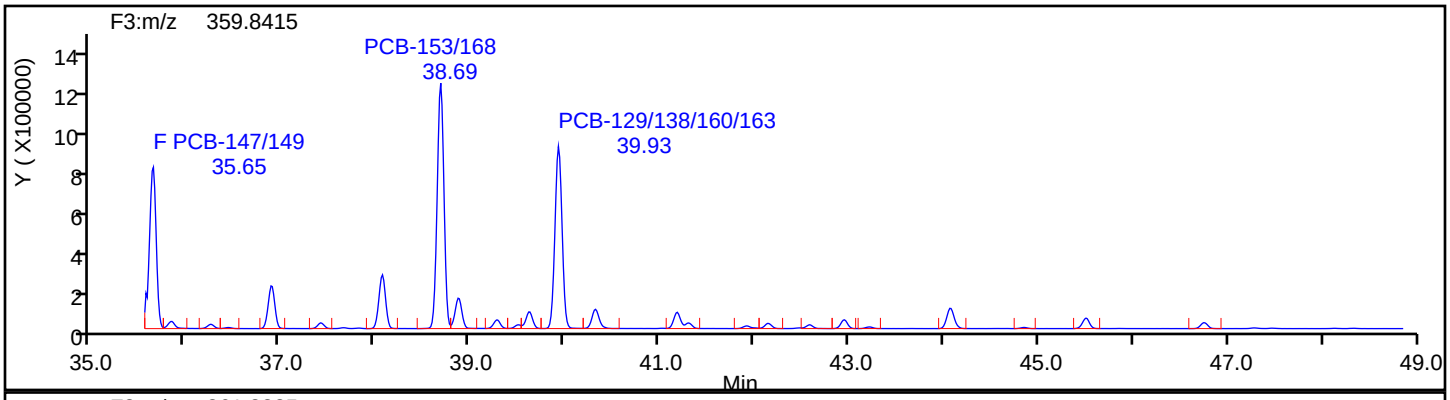

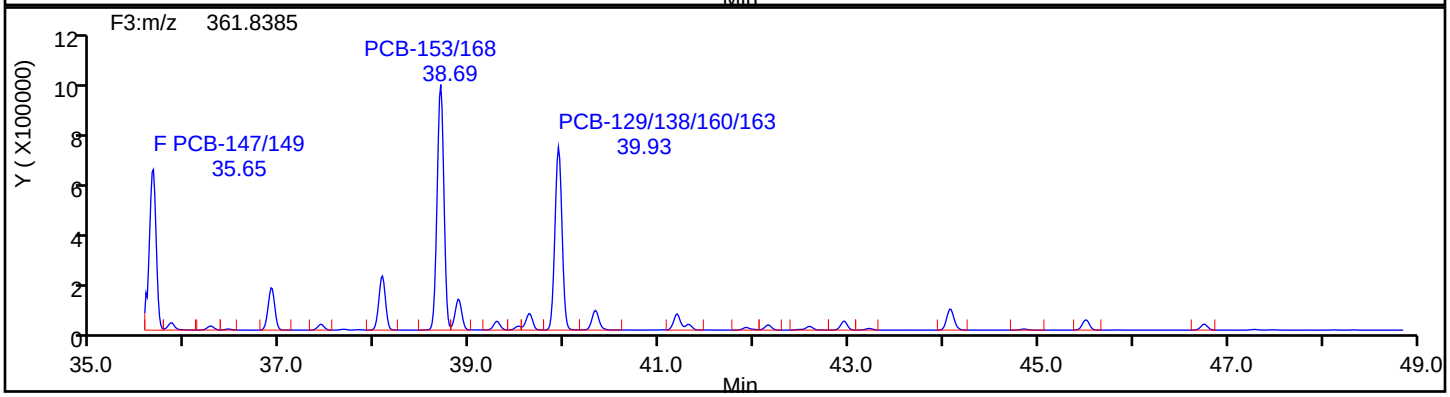

HxPCB F3 Standards

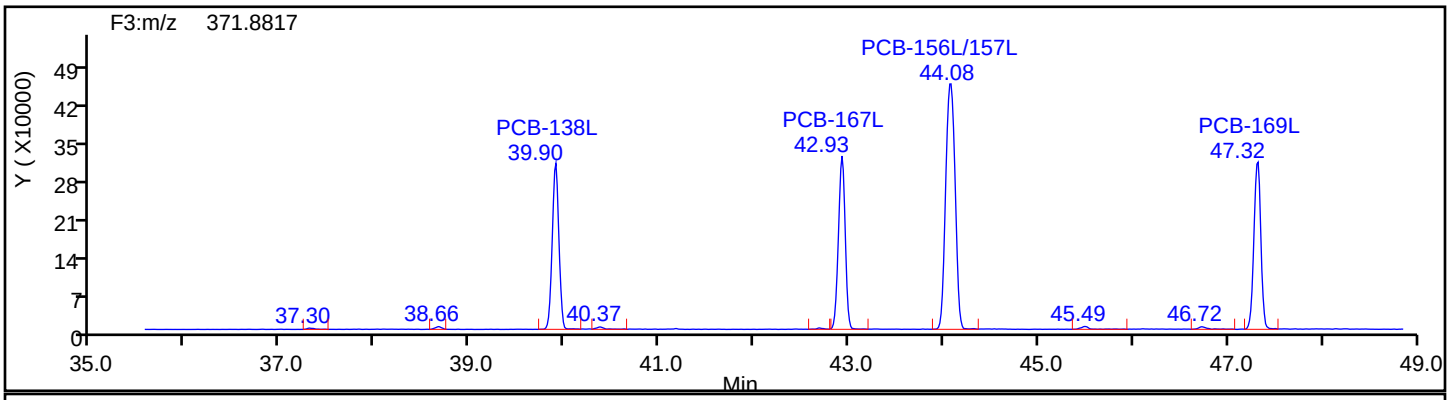

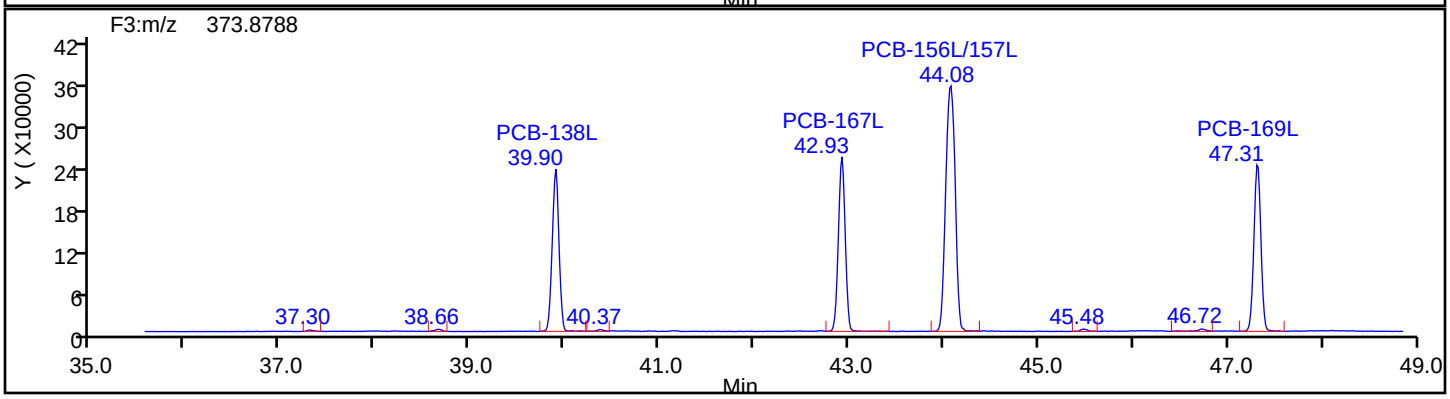

Eurofins TestAmerica, Knoxville

Data File:	\\chromna\Knoxville\ChromData\D3D\20190827-12879.b\580-88125-b-12-c.d		
Injection Date:	27-Aug-2019 23:37:00	Injection Vol:	1.0 ul
Instrument ID:	D3D	Operator ID:	Xcalibur_System
Method:	PCBs_D3D	Limit Group:	HR - 1668A - ICAL
Client ID:	H2-0to30-101218		
Worklist#:	33063	Sample Line#:	13
Column Type:	SPB-Octyl	Column Dia:	0.25 mm

HxPCB F3

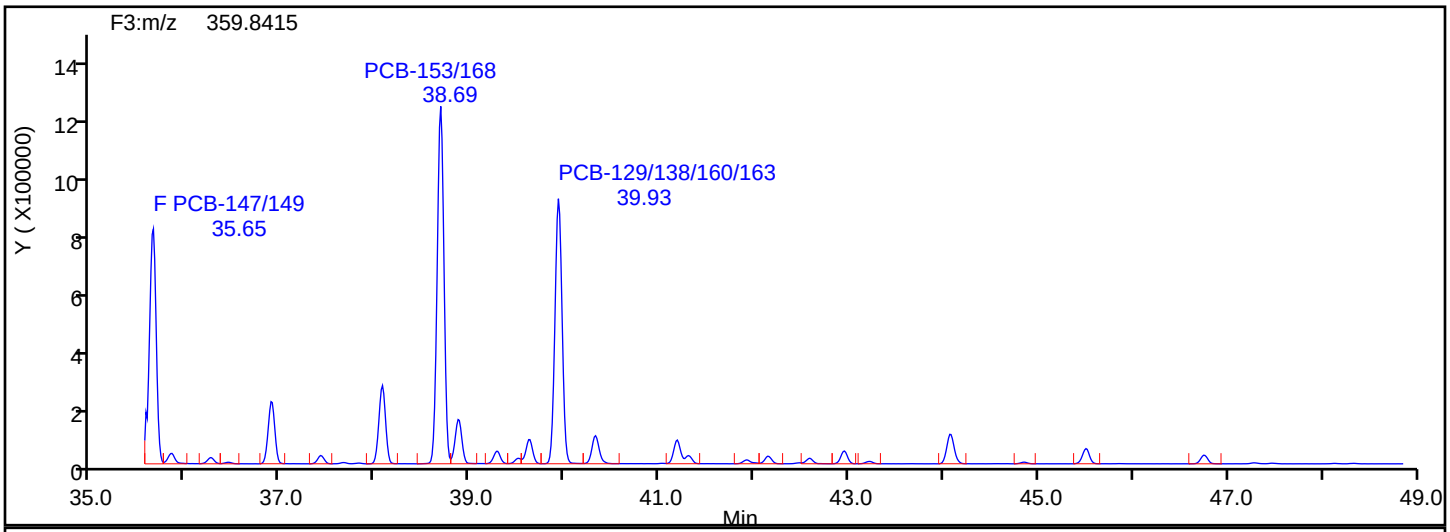

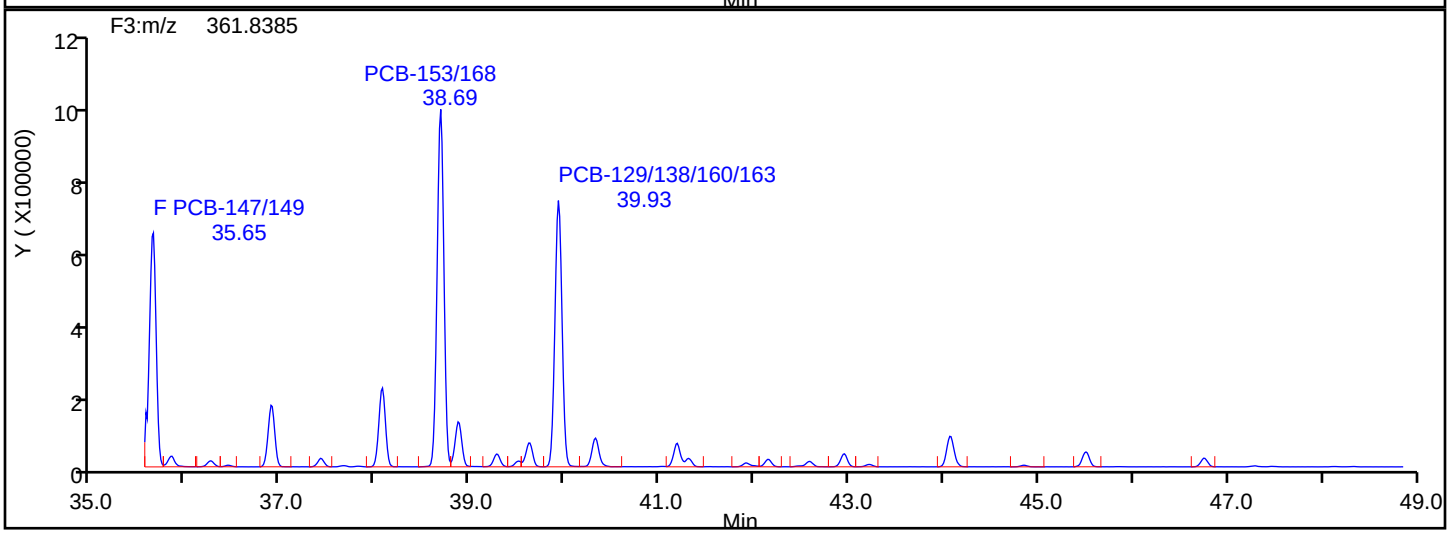

HxPCB F3 Lock Mass

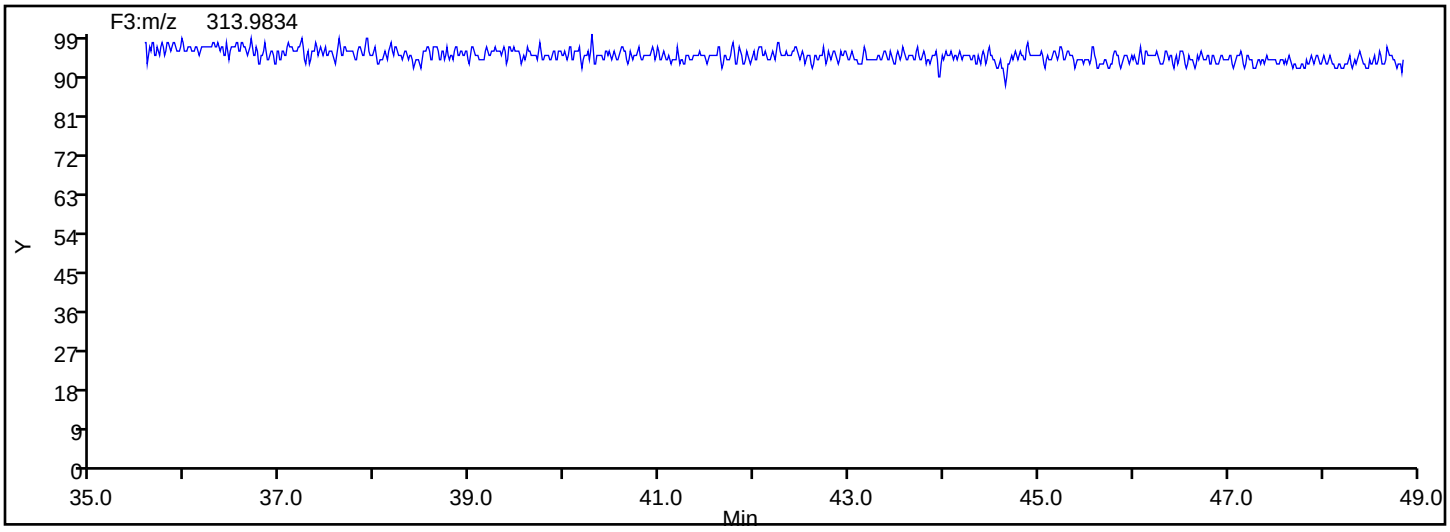

Manual Integration/User Assign Peak Report

Eurofins TestAmerica, Knoxville

Data File:	\\chromna\Knoxville\ChromData\D3D\20190827-12879.b\580-88125-b-12-c.d				
Injection Date:	27-Aug-2019 23:37:00	Instrument ID:	D3D		
Lims ID:	580-88125-B-12-C	Lab Sample ID:	140-88125-12		
Client ID:	H2-0to30-101218				
Operator ID:	Xcalibur_System	ALS Bottle#:	0	Worklist Smp#:	13
Injection Vol:	1.0 ul	Dil. Factor:	1.0000		
Method:	PCBs_D3D	Limit Group:	HR - 1668A - ICAL		
Column:	SPB-Octyl (0.25 mm)	Detector	F3(35.64 :49.10)		

PCB-147/149, CAS: STL01821

Signal: 2

Processing Integration Results

RT: 35.57
Area: 188456
Amount: 14.922635
Amount Units: pg/ul

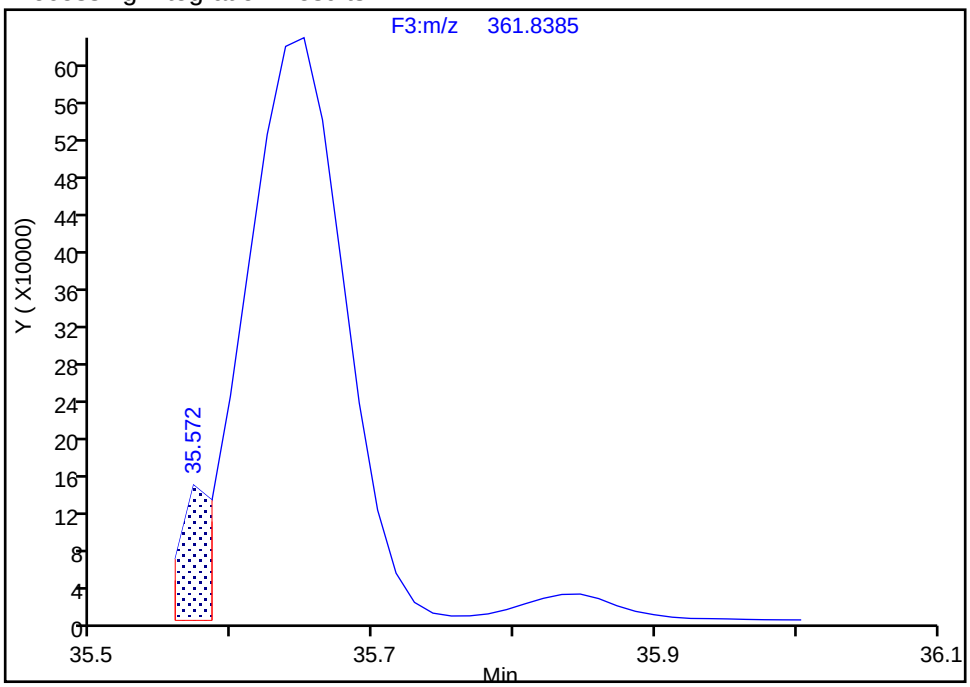

Manual Integration Results

RT: 35.65
Area: 3151807
Amount: 256.7327
Amount Units: pg/ul

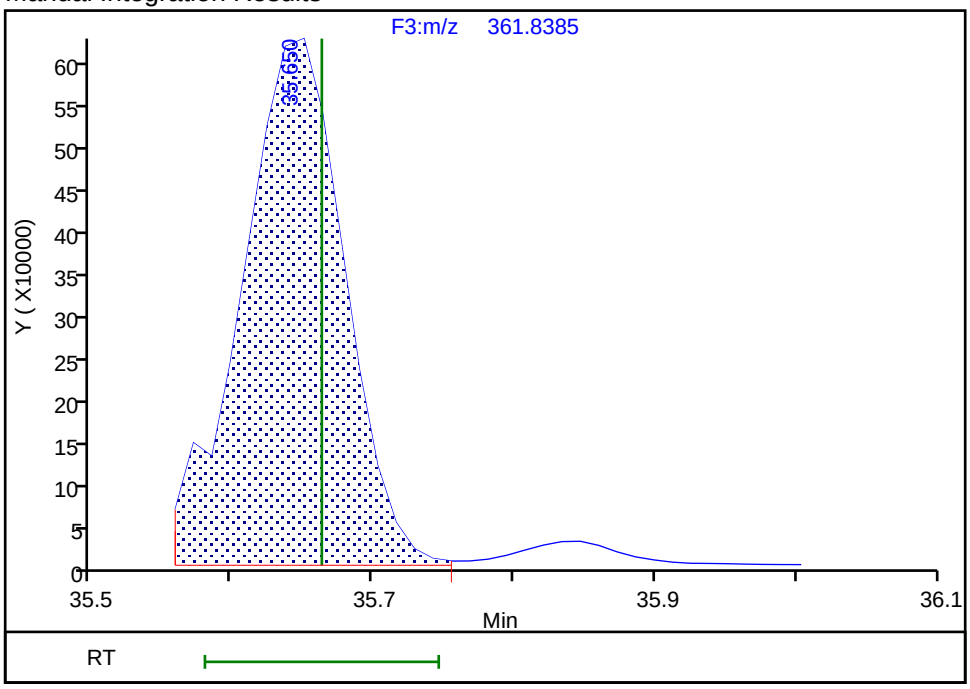

Reviewer: mcwhirterl, 28-Aug-2019 02:48:29

Audit Action: Marked Compound Undetected Audit Reason: Invalid Compound ID

Manual Integration/User Assign Peak Report

Eurofins TestAmerica, Knoxville

Data File:	\\chromna\Knoxville\ChromData\D3D\20190827-12879.b\580-88125-b-12-c.d				
Injection Date:	27-Aug-2019 23:37:00	Instrument ID:	D3D		
Lims ID:	580-88125-B-12-C	Lab Sample ID:	140-88125-12		
Client ID:	H2-0to30-101218				
Operator ID:	Xcalibur_System	ALS Bottle#:	0	Worklist Smp#:	13
Injection Vol:	1.0 ul	Dil. Factor:	1.0000		
Method:	PCBs_D3D	Limit Group:	HR - 1668A - ICAL		
Column:	SPB-Octyl (0.25 mm)	Detector	F3(35.64 :49.10)		

PCB-147/149, CAS: STL01821

Signal: 3

Processing Integration Results

RT: 35.57
Area: 414107
Amount: 14.922635
Amount Units: pg/ul

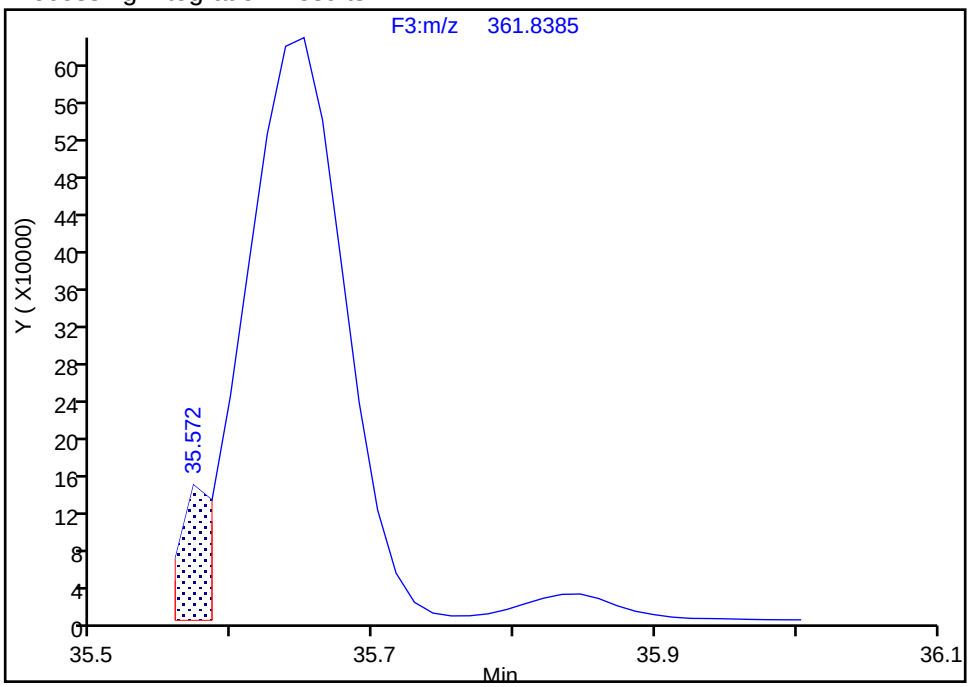

Manual Integration Results

RT: 35.65
Area: 7124400
Amount: 256.7327
Amount Units: pg/ul
Reviewer: mcwhirterl, 28-Aug-2019 02:48:29
Audit Action: Marked Compound Undetected Audit Reason: Invalid Compound ID

Manual Integration/User Assign Peak Report

Eurofins TestAmerica, Knoxville

Data File:	\\chromna\Knoxville\ChromData\D3D\20190827-12879.b\580-88125-b-12-c.d				
Injection Date:	27-Aug-2019 23:37:00	Instrument ID:	D3D		
Lims ID:	580-88125-B-12-C	Lab Sample ID:	140-88125-12		
Client ID:	H2-0to30-101218				
Operator ID:	Xcalibur_System	ALS Bottle#:	0	Worklist Smp#:	13
Injection Vol:	1.0 ul	Dil. Factor:	1.0000		
Method:	PCBs_D3D	Limit Group:	HR - 1668A - ICAL		
Column:	SPB-Octyl (0.25 mm)	Detector	F3(35.64 :49.10)		

PCB-147/149, CAS: STL01821

Signal: 1

Processing Integration Results

RT: 35.57
Area: 225651
Amount: 14.922635
Amount Units: pg/ul

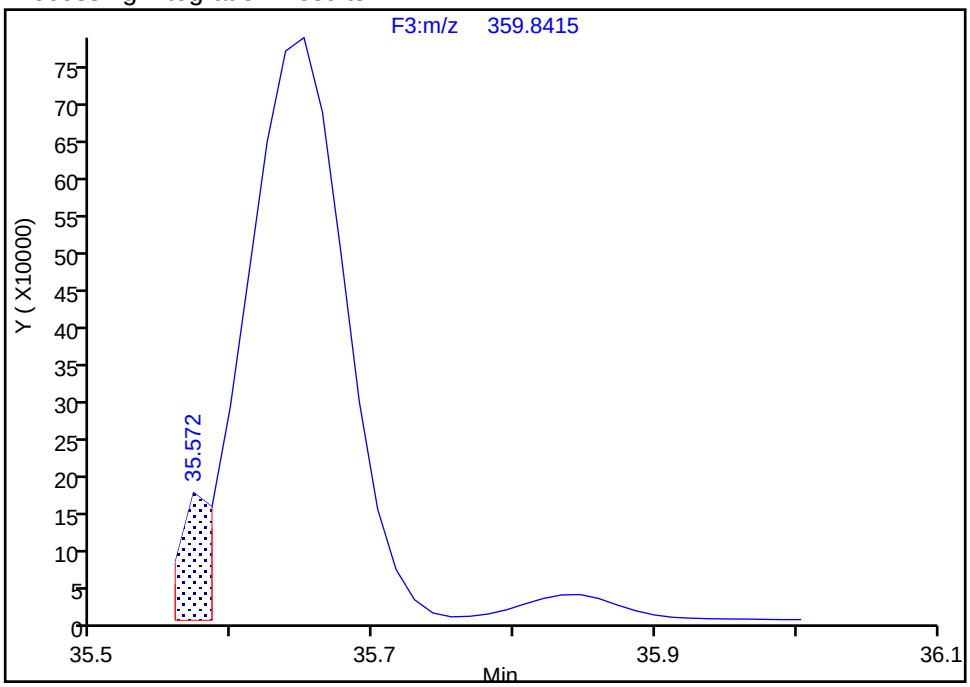

Manual Integration Results

RT: 35.65
Area: 3972593
Amount: 256.7327
Amount Units: pg/ul

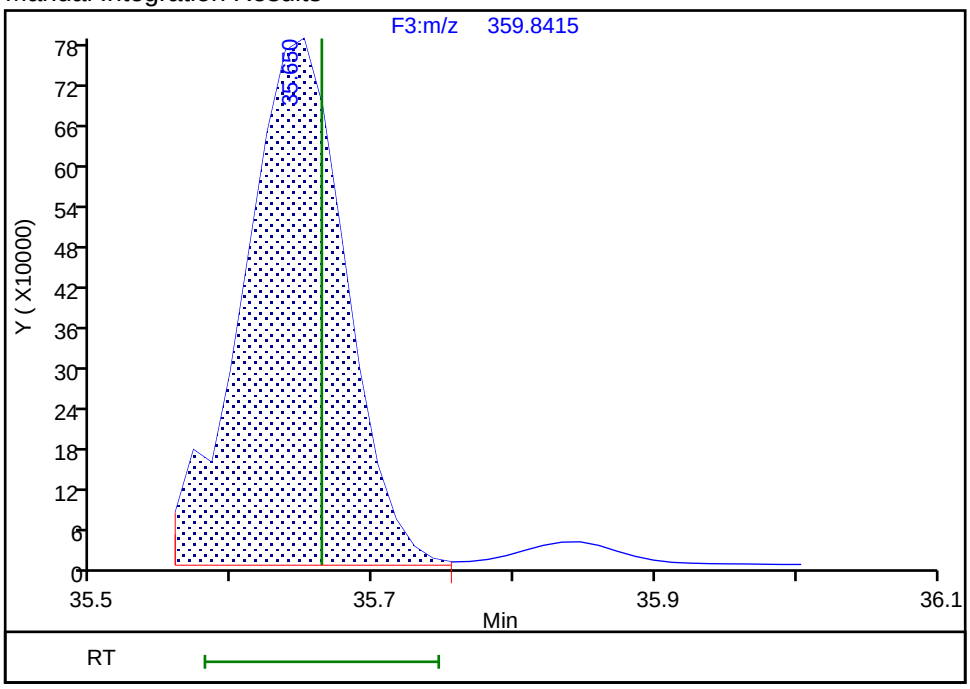

Reviewer: mcwhirterl, 28-Aug-2019 02:48:30

Audit Action: Manually Integrated/Assigned Compound ID Audit Reason: Incomplete Integration

Manual Integration/User Assign Peak Report

Eurofins TestAmerica, Knoxville

Data File:	\\chromna\Knoxville\ChromData\D3D\20190827-12879.b\580-88125-b-12-c.d				
Injection Date:	27-Aug-2019 23:37:00	Instrument ID:	D3D		
Lims ID:	580-88125-B-12-C	Lab Sample ID:	140-88125-12		
Client ID:	H2-0to30-101218				
Operator ID:	Xcalibur_System	ALS Bottle#:	0	Worklist Smp#:	13
Injection Vol:	1.0 ul	Dil. Factor:	1.0000		
Method:	PCBs_D3D	Limit Group:	HR - 1668A - ICAL		
Column:	SPB-Octyl (0.25 mm)	Detector	F3(35.64 :49.10)		

PCB-131, CAS: 61798-70-7

Signal: 1

Not Detected
Expected RT: 36.46

Processing Integration Results

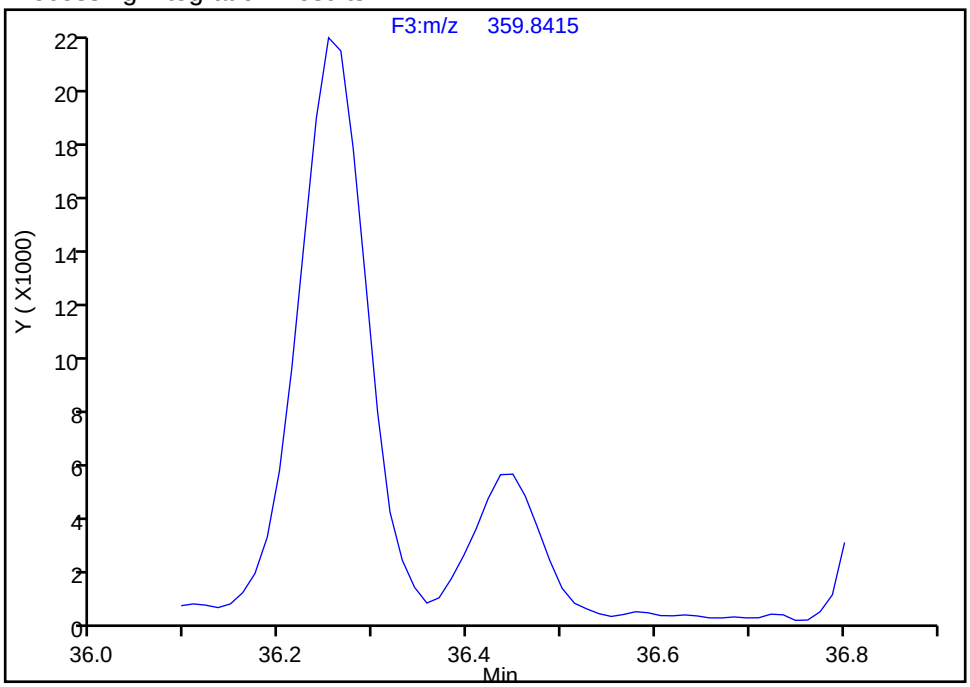

Manual Integration Results

RT: 36.45
Area: 26212
Amount: 1.853028
Amount Units: pg/ul

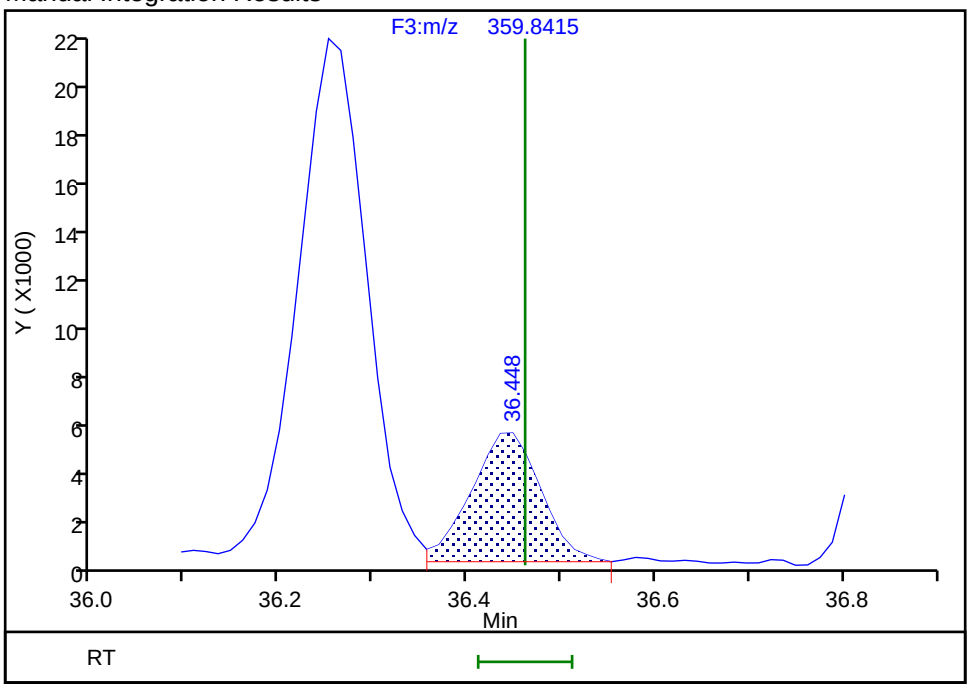

Reviewer: mcwhirterl, 28-Aug-2019 02:48:44
Audit Action: Assigned Compound ID Audit Reason: Incomplete Integration

Manual Integration/User Assign Peak Report

Eurofins TestAmerica, Knoxville

Data File:	\\chromna\Knoxville\ChromData\D3D\20190827-12879.b\580-88125-b-12-c.d				
Injection Date:	27-Aug-2019 23:37:00	Instrument ID:	D3D		
Lims ID:	580-88125-B-12-C	Lab Sample ID:	140-88125-12		
Client ID:	H2-0to30-101218				
Operator ID:	Xcalibur_System	ALS Bottle#:	0	Worklist Smp#:	13
Injection Vol:	1.0 ul	Dil. Factor:	1.0000		
Method:	PCBs_D3D	Limit Group:	HR - 1668A - ICAL		
Column:	SPB-Octyl (0.25 mm)	Detector	F3(35.64 :49.10)		

PCB-133, CAS: 35694-04-3

Signal: 1

Not Detected
Expected RT: 37.43

Processing Integration Results

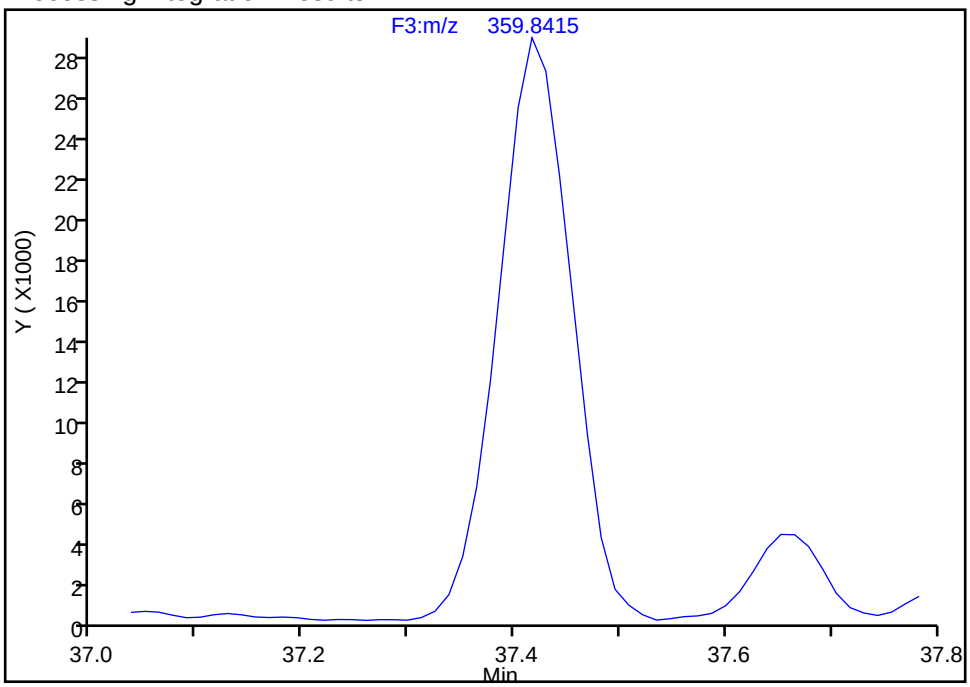

Manual Integration Results

RT: 37.42
Area: 134003
Amount: 9.360006
Amount Units: pg/ul

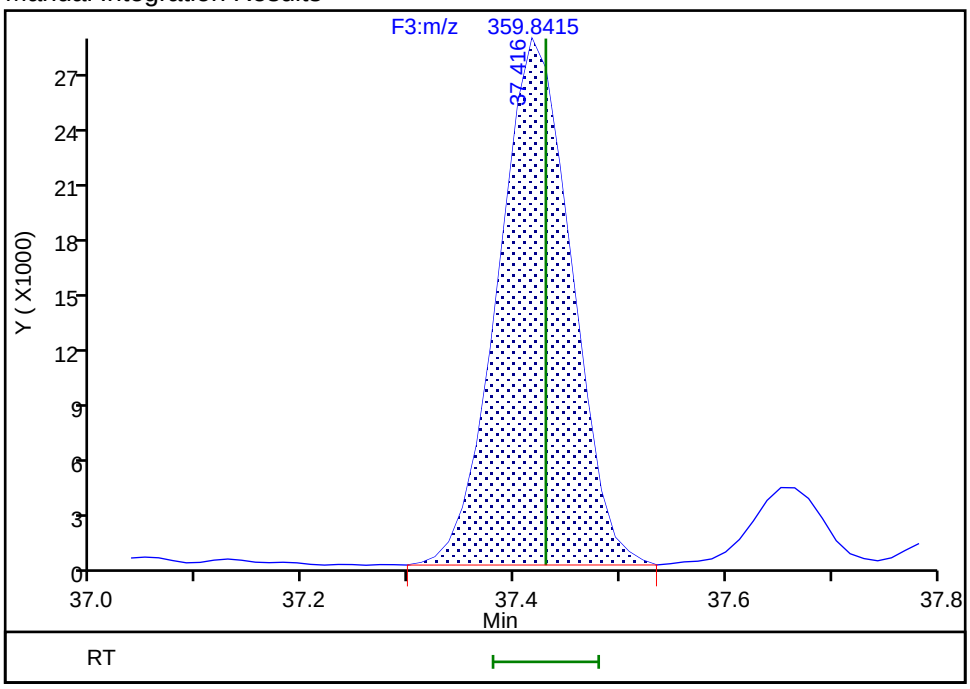

Reviewer: mcwhirterl, 28-Aug-2019 02:48:51
Audit Action: Assigned Compound ID Audit Reason: Incomplete Integration

Manual Integration/User Assign Peak Report

Eurofins TestAmerica, Knoxville

Data File:	\\chromna\Knoxville\ChromData\D3D\20190827-12879.b\580-88125-b-12-c.d				
Injection Date:	27-Aug-2019 23:37:00	Instrument ID:	D3D		
Lims ID:	580-88125-B-12-C	Lab Sample ID:	140-88125-12		
Client ID:	H2-0to30-101218				
Operator ID:	Xcalibur_System	ALS Bottle#:	0	Worklist Smp#:	13
Injection Vol:	1.0 ul	Dil. Factor:	1.0000		
Method:	PCBs_D3D	Limit Group:	HR - 1668A - ICAL		
Column:	SPB-Octyl (0.25 mm)	Detector	F3(35.64 :49.10)		

PCB-128/166, CAS: STL01816

Signal: 2

Processing Integration Results

RT: 41.19
Area: 321790
Amount: 23.101965
Amount Units: pg/ul

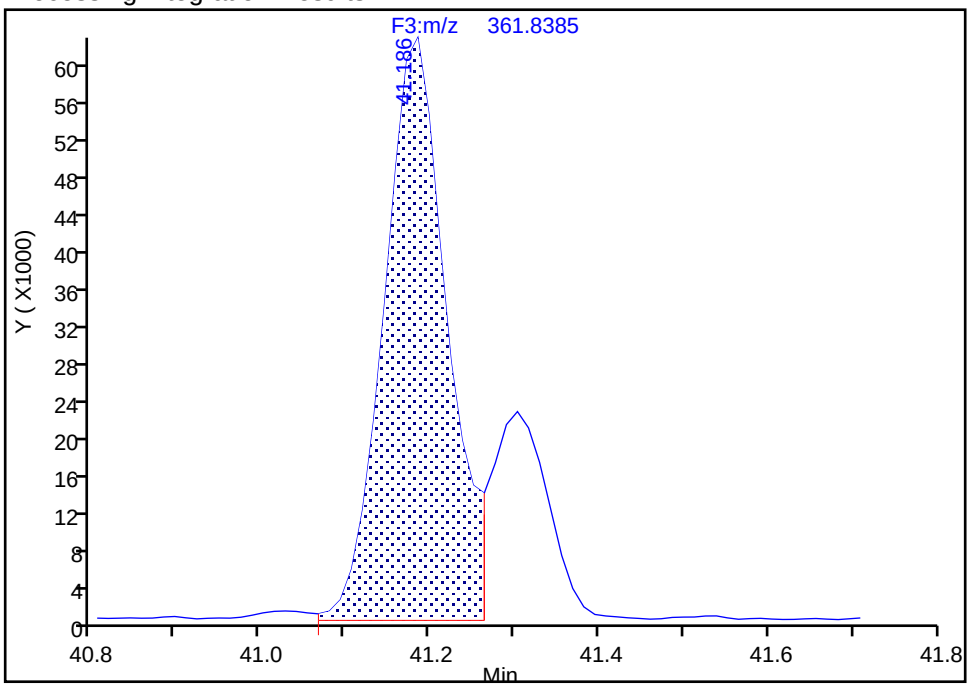

Manual Integration Results

RT: 41.19
Area: 424180
Amount: 30.253218
Amount Units: pg/ul

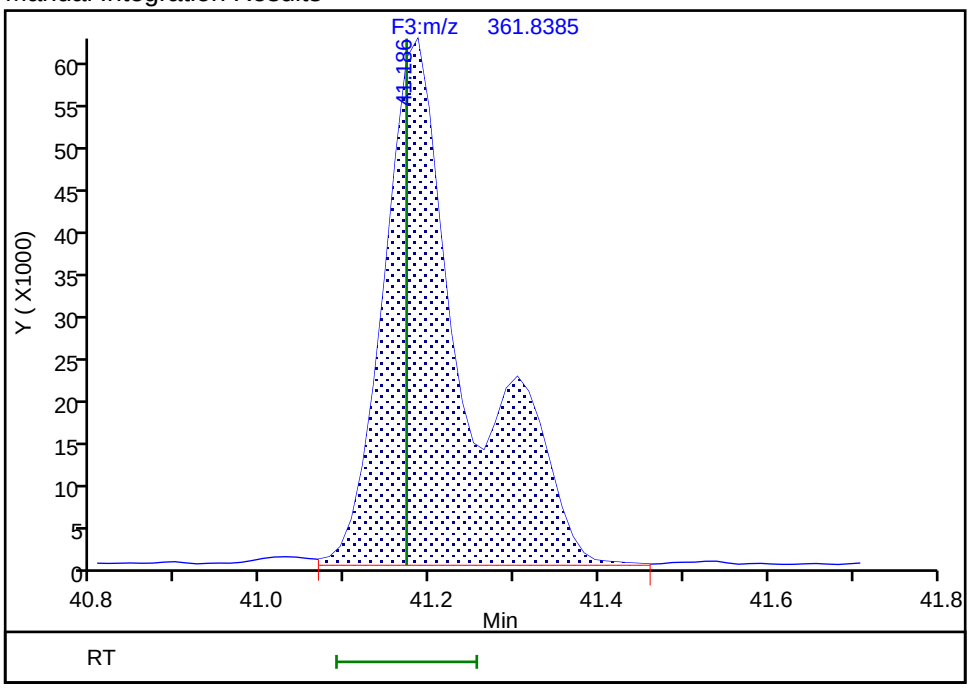

Reviewer: mcwhirterl, 28-Aug-2019 02:49:28

Audit Action: Marked Compound Undetected Audit Reason: Invalid Compound ID

Manual Integration/User Assign Peak Report

Eurofins TestAmerica, Knoxville

Data File:	\\chromna\Knoxville\ChromData\D3D\20190827-12879.b\580-88125-b-12-c.d				
Injection Date:	27-Aug-2019 23:37:00	Instrument ID:	D3D		
Lims ID:	580-88125-B-12-C	Lab Sample ID:	140-88125-12		
Client ID:	H2-0to30-101218				
Operator ID:	Xcalibur_System	ALS Bottle#:	0	Worklist Smp#:	13
Injection Vol:	1.0 ul	Dil. Factor:	1.0000		
Method:	PCBs_D3D	Limit Group:	HR - 1668A - ICAL		
Column:	SPB-Octyl (0.25 mm)	Detector	F3(35.64 :49.10)		

PCB-128/166, CAS: STL01816

Signal: 3

Processing Integration Results

RT: 41.19
Area: 734349
Amount: 23.101965
Amount Units: pg/ul

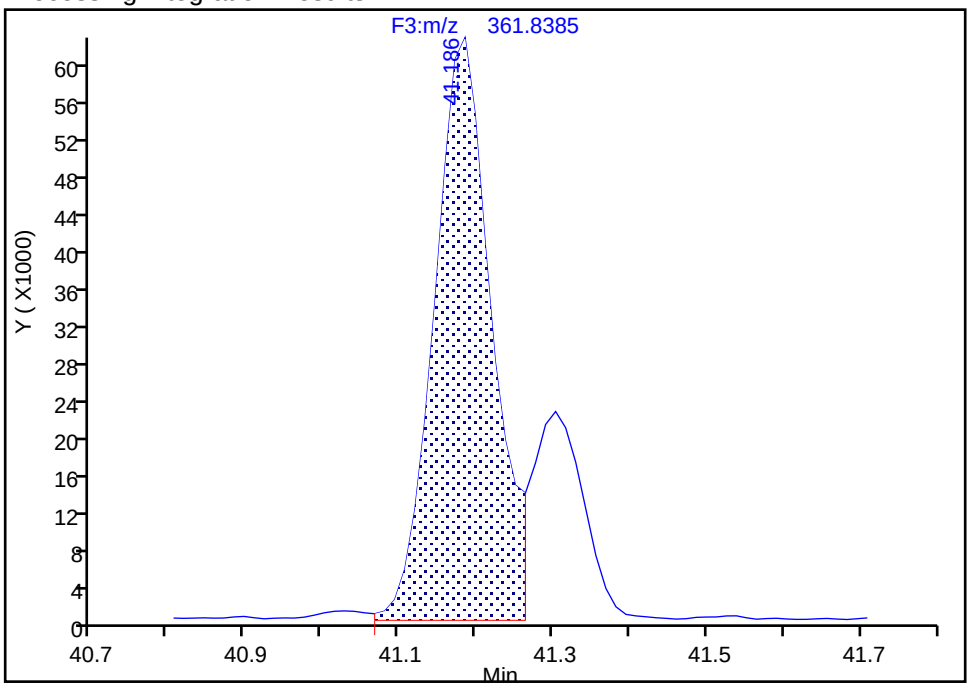

Manual Integration Results

RT: 41.19
Area: 961668
Amount: 30.253218
Amount Units: pg/ul
Reviewer: mcwhirterl, 28-Aug-2019 02:49:28
Audit Action: Marked Compound Undetected Audit Reason: Invalid Compound ID

Manual Integration/User Assign Peak Report

Eurofins TestAmerica, Knoxville

Data File:	\\chromna\Knoxville\ChromData\D3D\20190827-12879.b\580-88125-b-12-c.d				
Injection Date:	27-Aug-2019 23:37:00	Instrument ID:	D3D		
Lims ID:	580-88125-B-12-C	Lab Sample ID:	140-88125-12		
Client ID:	H2-0to30-101218				
Operator ID:	Xcalibur_System	ALS Bottle#:	0	Worklist Smp#:	13
Injection Vol:	1.0 ul	Dil. Factor:	1.0000		
Method:	PCBs_D3D	Limit Group:	HR - 1668A - ICAL		
Column:	SPB-Octyl (0.25 mm)	Detector	F3(35.64 :49.10)		

PCB-128/166, CAS: STL01816

Signal: 1

Processing Integration Results

RT: 41.19
Area: 412559
Amount: 23.101965
Amount Units: pg/ul

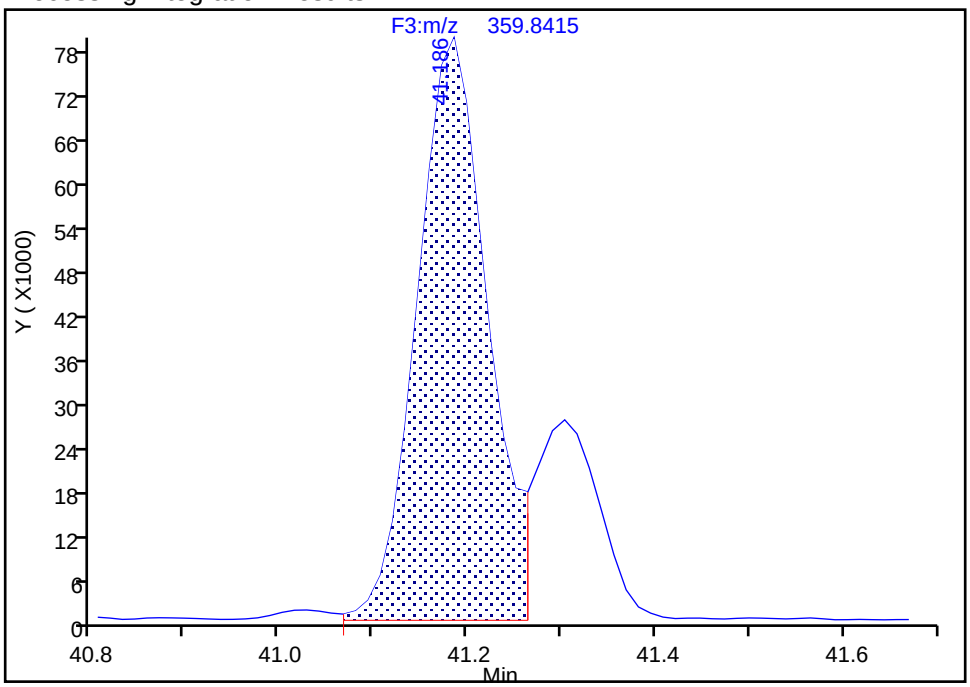

Manual Integration Results

RT: 41.19
Area: 537488
Amount: 30.253218
Amount Units: pg/ul

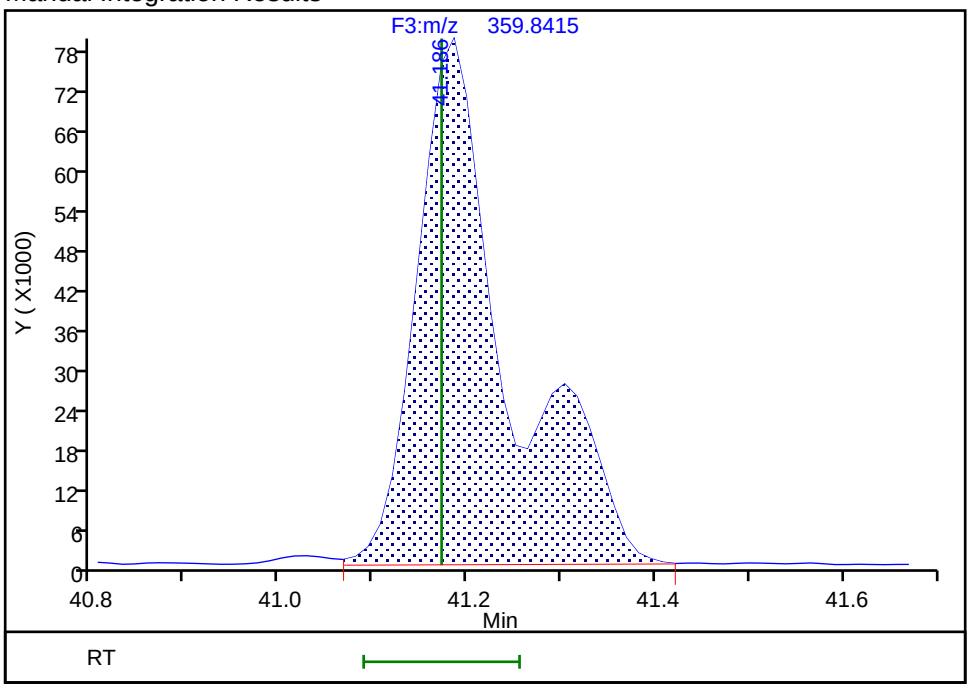

Reviewer: mcwhirterl, 28-Aug-2019 02:49:30

Audit Action: Manually Integrated/Assigned Compound ID Audit Reason: Incomplete Integration

Manual Integration/User Assign Peak Report

Eurofins TestAmerica, Knoxville

Data File:	\\chromna\Knoxville\ChromData\D3D\20190827-12879.b\580-88125-b-12-c.d				
Injection Date:	27-Aug-2019 23:37:00	Instrument ID:	D3D		
Lims ID:	580-88125-B-12-C	Lab Sample ID:	140-88125-12		
Client ID:	H2-0to30-101218				
Operator ID:	Xcalibur_System	ALS Bottle#:	0	Worklist Smp#:	13
Injection Vol:	1.0 ul	Dil. Factor:	1.0000		
Method:	PCBs_D3D	Limit Group:	HR - 1668A - ICAL		
Column:	SPB-Octyl (0.25 mm)	Detector	F3(35.64 :49.10)		

PCB-167, CAS: 52663-72-6

Signal: 2

Processing Integration Results

RT: 42.95
Area: 173170
Amount: 7.545325
Amount Units: pg/ul

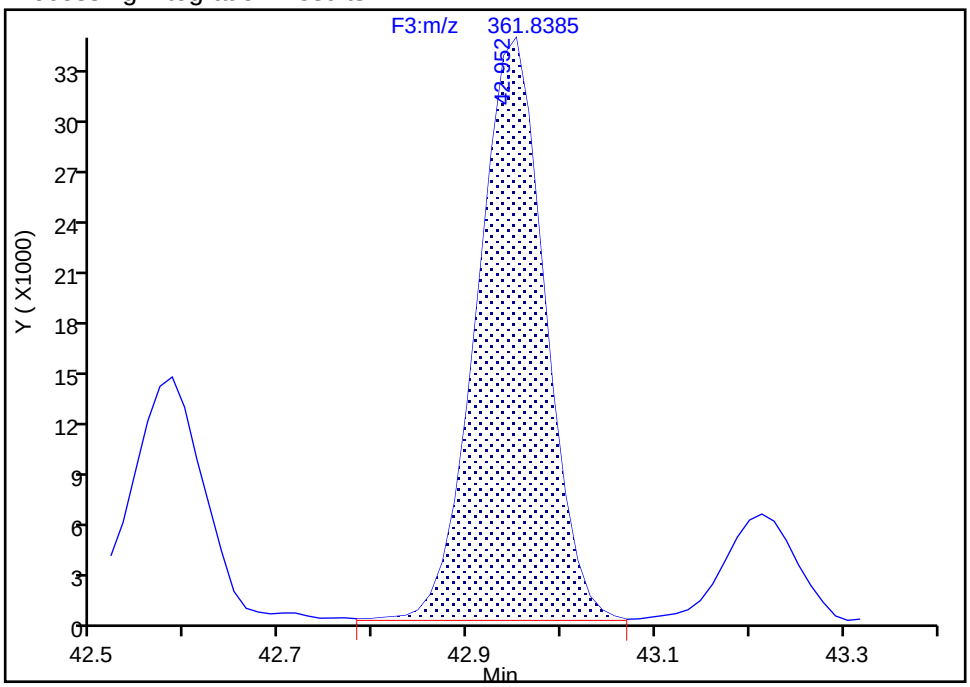

Manual Integration Results

RT: 42.95
Area: 173170
Amount: 10.111867
Amount Units: pg/ul

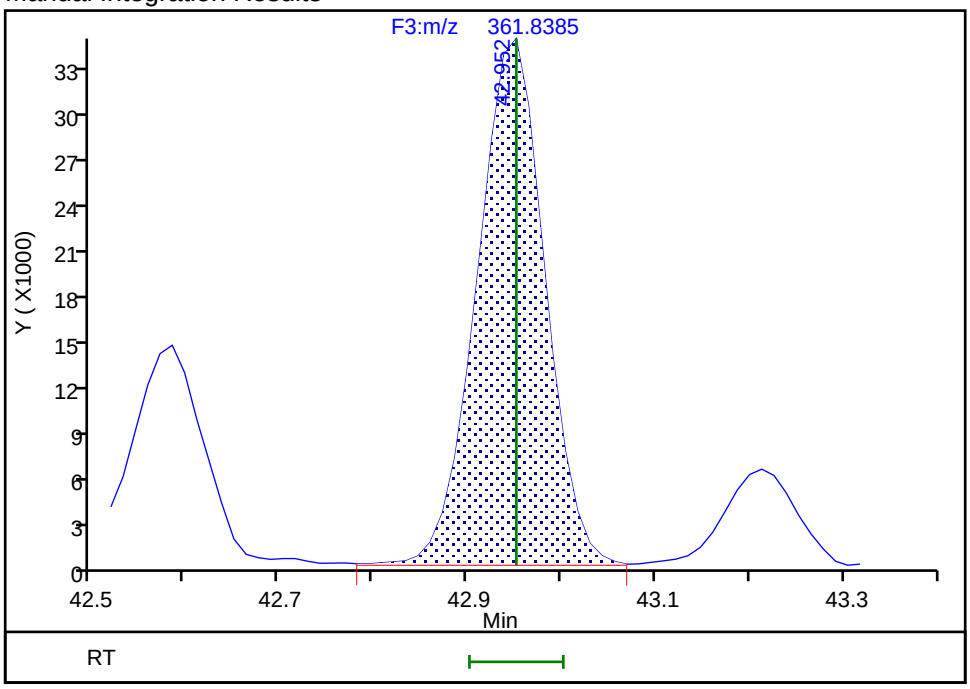

Reviewer: mcwhirterl, 28-Aug-2019 02:49:55

Audit Action: Marked Compound Undetected Audit Reason: Invalid Compound ID

Manual Integration/User Assign Peak Report

Eurofins TestAmerica, Knoxville

Data File:	\\chromna\Knoxville\ChromData\D3D\20190827-12879.b\580-88125-b-12-c.d				
Injection Date:	27-Aug-2019 23:37:00	Instrument ID:	D3D		
Lims ID:	580-88125-B-12-C	Lab Sample ID:	140-88125-12		
Client ID:	H2-0to30-101218				
Operator ID:	Xcalibur_System	ALS Bottle#:	0	Worklist Smp#:	13
Injection Vol:	1.0 ul	Dil. Factor:	1.0000		
Method:	PCBs_D3D	Limit Group:	HR - 1668A - ICAL		
Column:	SPB-Octyl (0.25 mm)	Detector	F3(35.64 :49.10)		

PCB-167, CAS: 52663-72-6

Signal: 3

Processing Integration Results

RT: 42.94
Area: 289981
Amount: 7.545325
Amount Units: pg/ul

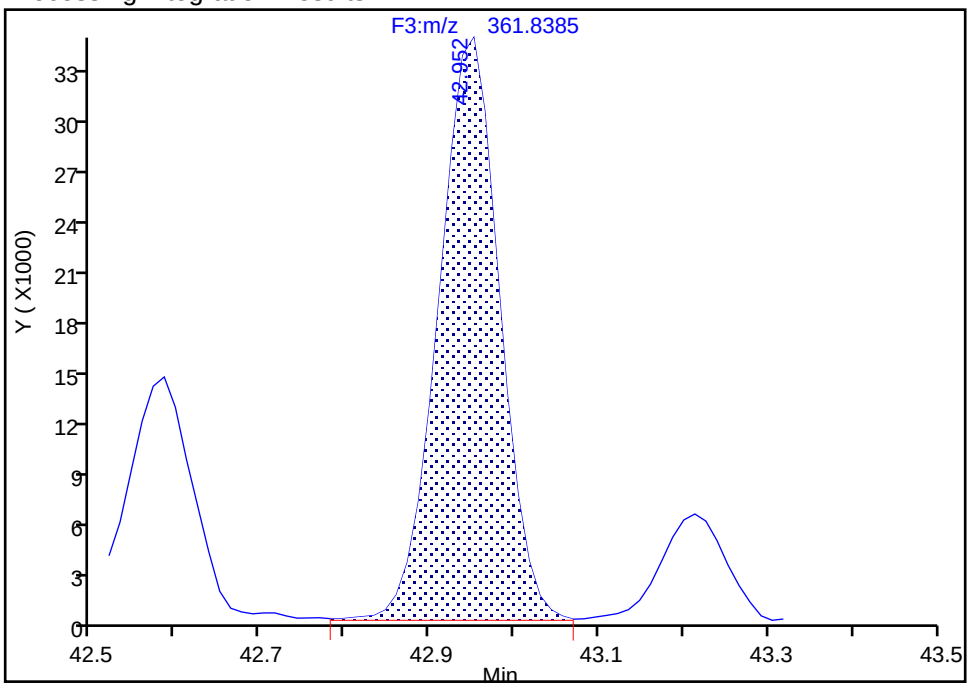

Manual Integration Results

RT: 42.95
Area: 388618
Amount: 10.111867
Amount Units: pg/ul
Reviewer: mcwhirterl, 28-Aug-2019 02:49:55
Audit Action: Marked Compound Undetected Audit Reason: Invalid Compound ID

Manual Integration/User Assign Peak Report

Eurofins TestAmerica, Knoxville

Data File:	\\chromna\Knoxville\ChromData\D3D\20190827-12879.b\580-88125-b-12-c.d				
Injection Date:	27-Aug-2019 23:37:00	Instrument ID:	D3D		
Lims ID:	580-88125-B-12-C	Lab Sample ID:	140-88125-12		
Client ID:	H2-0to30-101218				
Operator ID:	Xcalibur_System	ALS Bottle#:	0	Worklist Smp#:	13
Injection Vol:	1.0 ul	Dil. Factor:	1.0000		
Method:	PCBs_D3D	Limit Group:	HR - 1668A - ICAL		
Column:	SPB-Octyl (0.25 mm)	Detector	F3(35.64 :49.10)		

PCB-167, CAS: 52663-72-6

Signal: 1

Processing Integration Results

RT: 42.94
Area: 116811
Amount: 7.545325
Amount Units: pg/ul

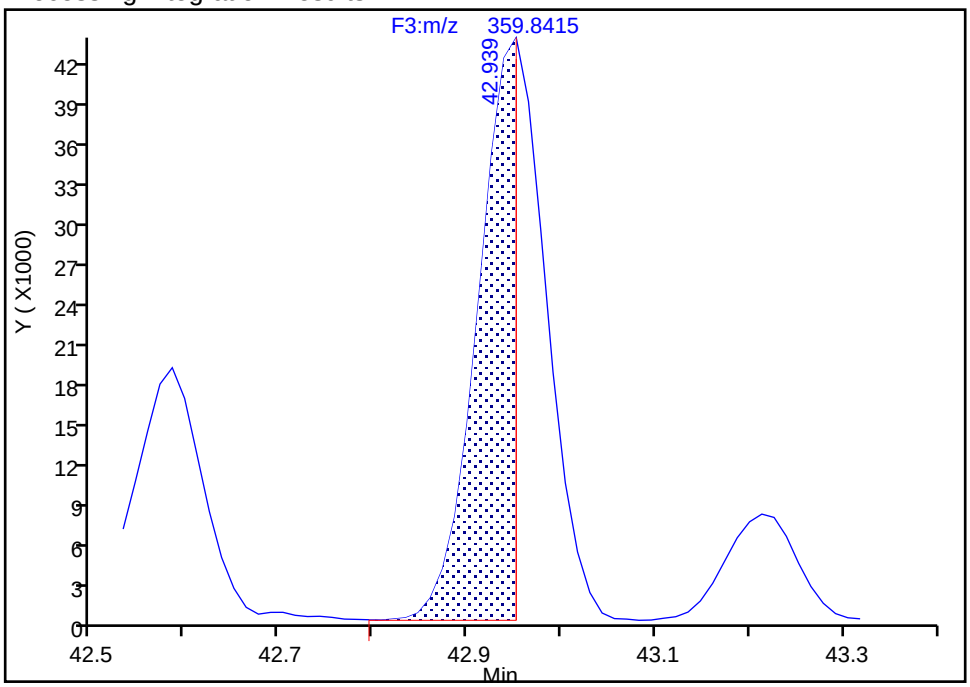

Manual Integration Results

RT: 42.95
Area: 215448
Amount: 10.111867
Amount Units: pg/ul

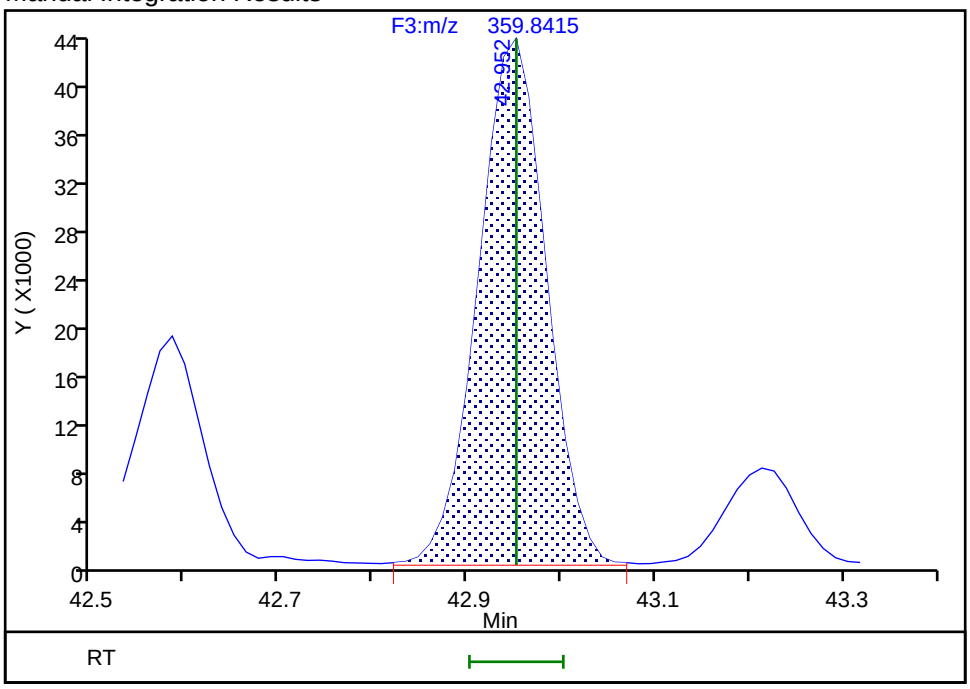

Reviewer: mcwhirterl, 28-Aug-2019 02:49:56

Audit Action: Manually Integrated/Assigned Compound ID Audit Reason: Incomplete Integration

Eurofins TestAmerica, Knoxville

Data File:	\\chromna\Knoxville\ChromData\D3D\20190827-12879.b\580-88125-b-12-c.d		
Injection Date:	27-Aug-2019 23:37:00	Injection Vol:	1.0 ul
Instrument ID:	D3D	Operator ID:	Xcalibur_System
Method:	PCBs_D3D	Limit Group:	HR - 1668A - ICAL
Client ID:	H2-0to30-101218		
Worklist#:	33063	Sample Line#:	13
Column Type:	SPB-Octyl	Column Dia:	0.25 mm

HpPCB F3

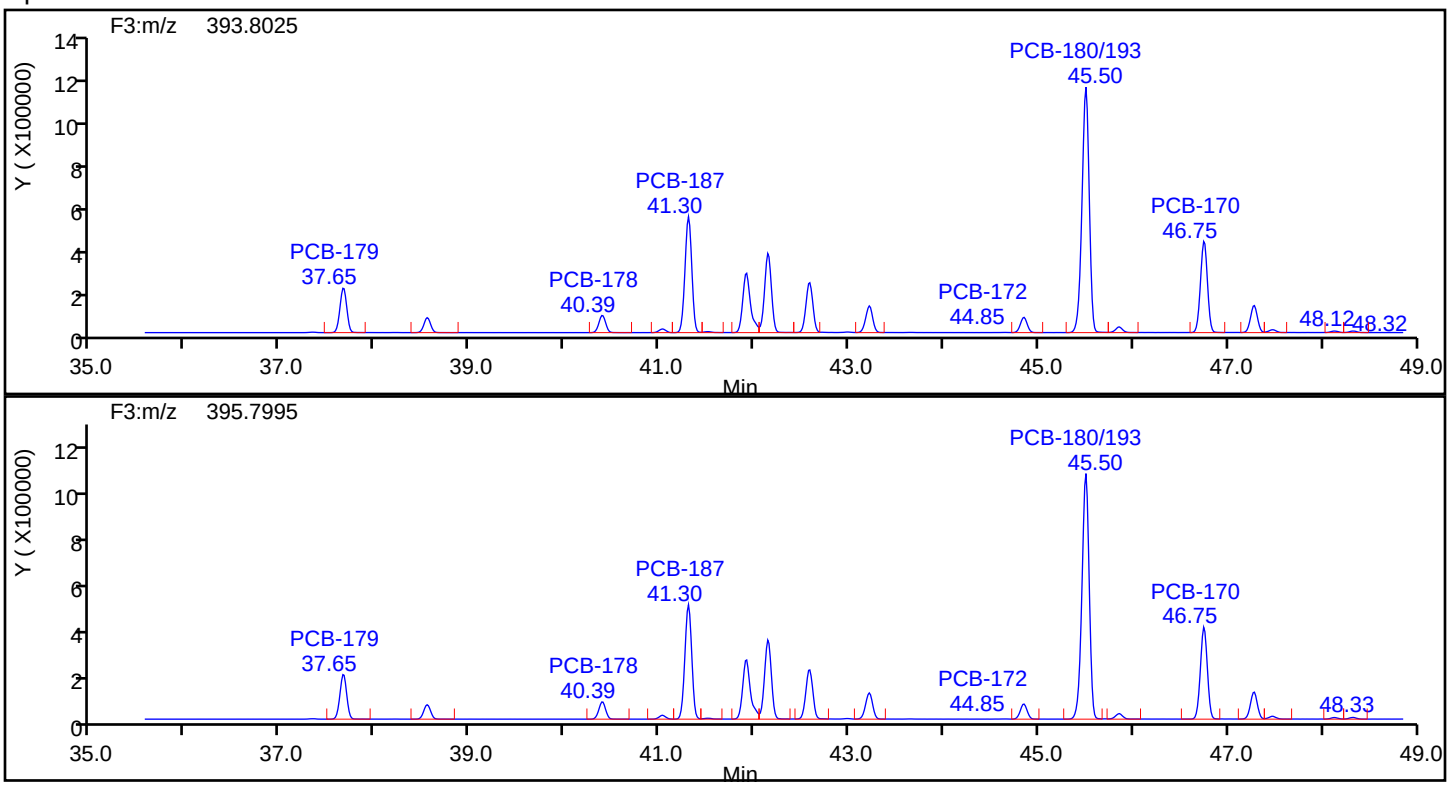

HpPCB F3 Standards

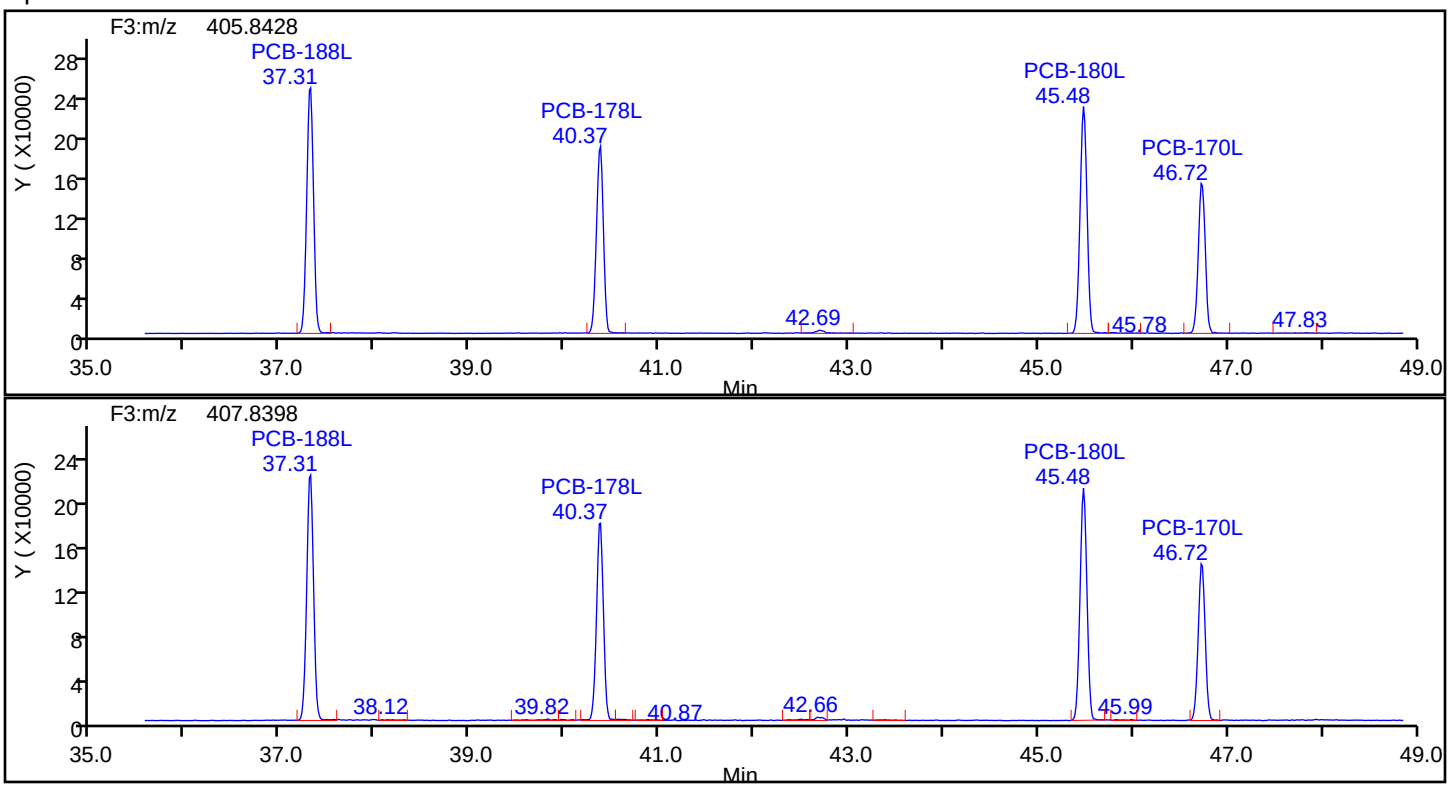

Eurofins TestAmerica, Knoxville

Data File:	\\chromna\Knoxville\ChromData\D3D\20190827-12879.b\580-88125-b-12-c.d		
Injection Date:	27-Aug-2019 23:37:00	Injection Vol:	1.0 ul
Instrument ID:	D3D	Operator ID:	Xcalibur_System
Method:	PCBs_D3D	Limit Group:	HR - 1668A - ICAL
Client ID:	H2-0to30-101218		
Worklist#:	33063	Sample Line#:	13
Column Type:	SPB-Octyl	Column Dia:	0.25 mm

HpPCB F3

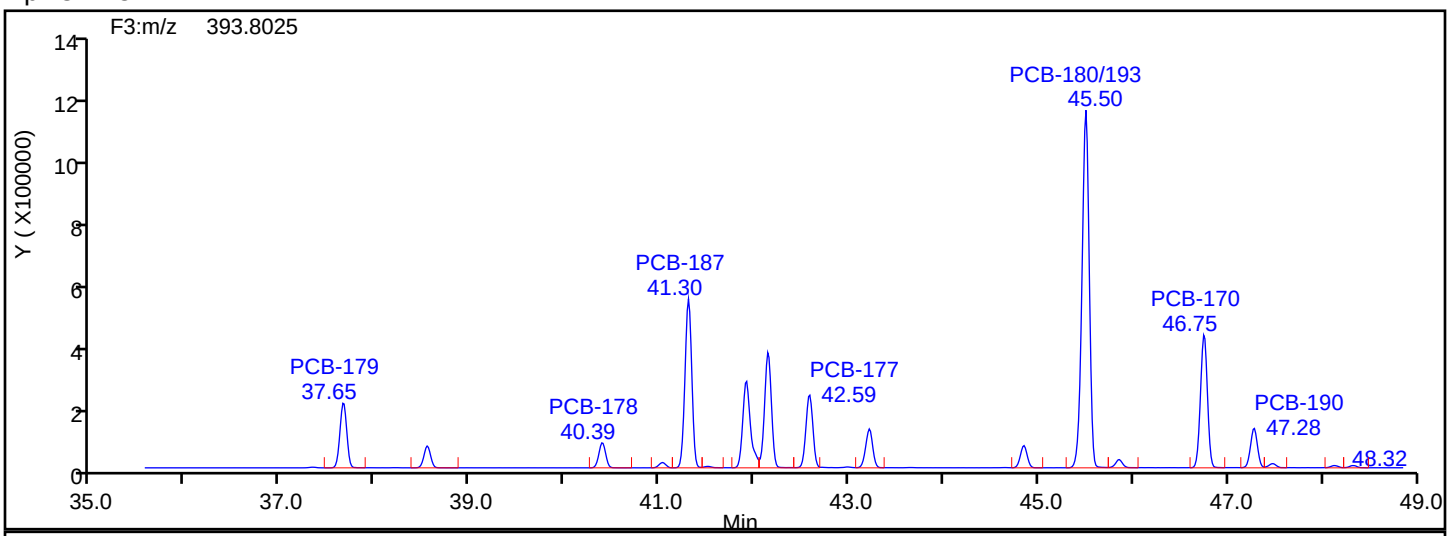

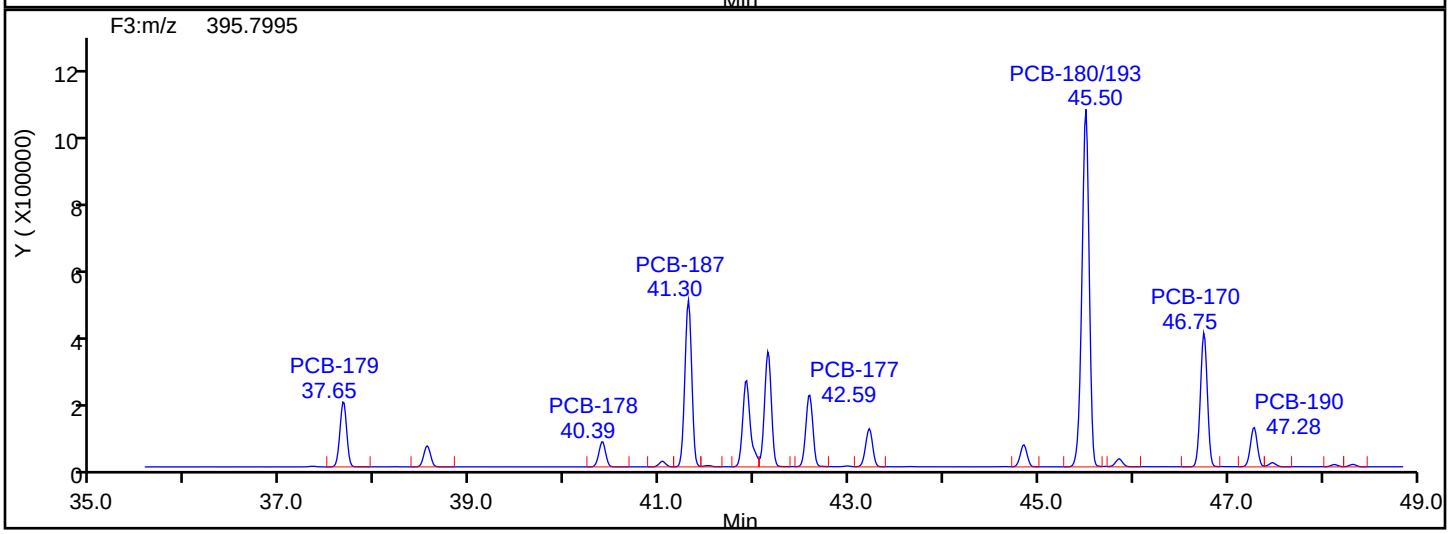

HpPCB F3 Lock Mass

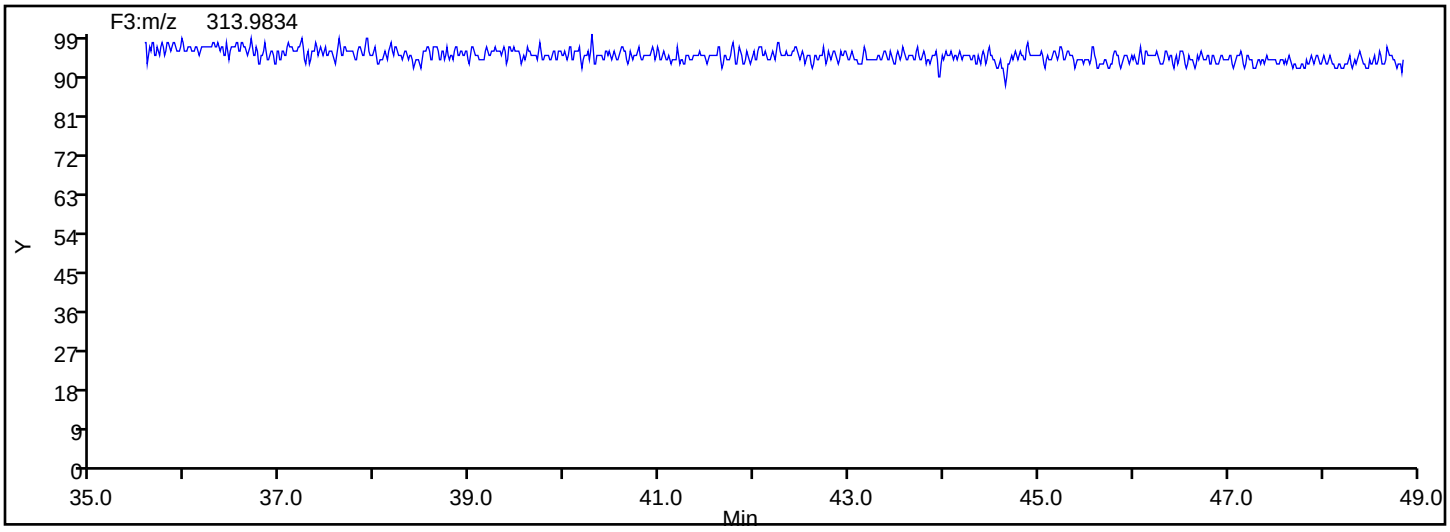

Manual Integration/User Assign Peak Report

Eurofins TestAmerica, Knoxville

Data File:	\\chromna\Knoxville\ChromData\D3D\20190827-12879.b\580-88125-b-12-c.d				
Injection Date:	27-Aug-2019 23:37:00	Instrument ID:	D3D		
Lims ID:	580-88125-B-12-C	Lab Sample ID:	140-88125-12		
Client ID:	H2-0to30-101218				
Operator ID:	Xcalibur_System	ALS Bottle#:	0	Worklist Smp#:	13
Injection Vol:	1.0 ul	Dil. Factor:	1.0000		
Method:	PCBs_D3D	Limit Group:	HR - 1668A - ICAL		
Column:	SPB-Octyl (0.25 mm)	Detector	F3(35.64 :49.10)		

PCB-178, CAS: 52663-67-9

Signal: 1

Not Detected
Expected RT: 40.40

Processing Integration Results

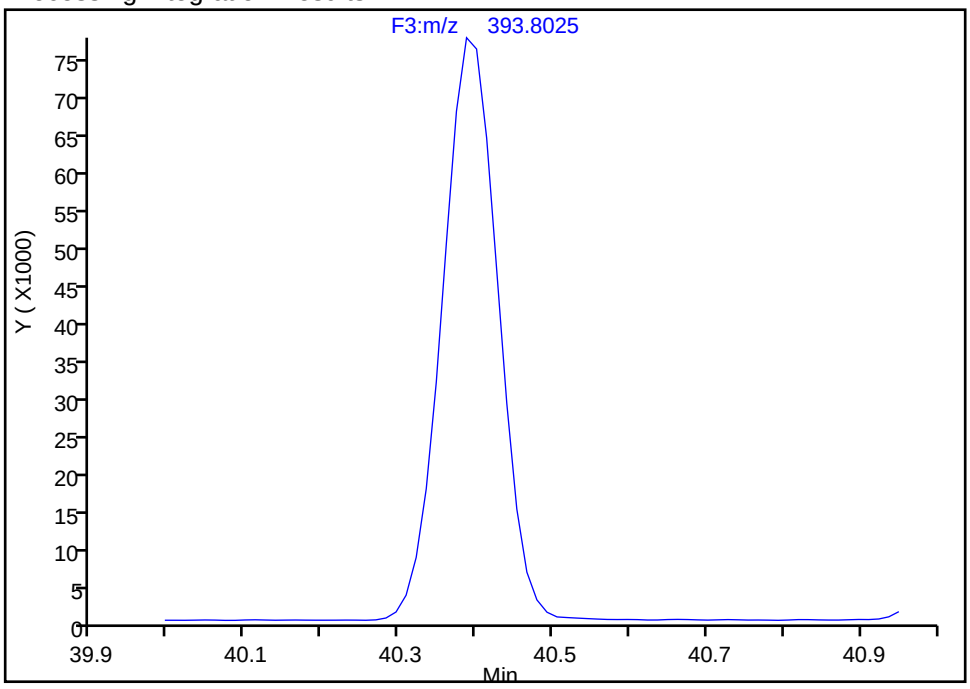

Manual Integration Results

RT: 40.39
Area: 393496
Amount: 39.485233
Amount Units: pg/ul

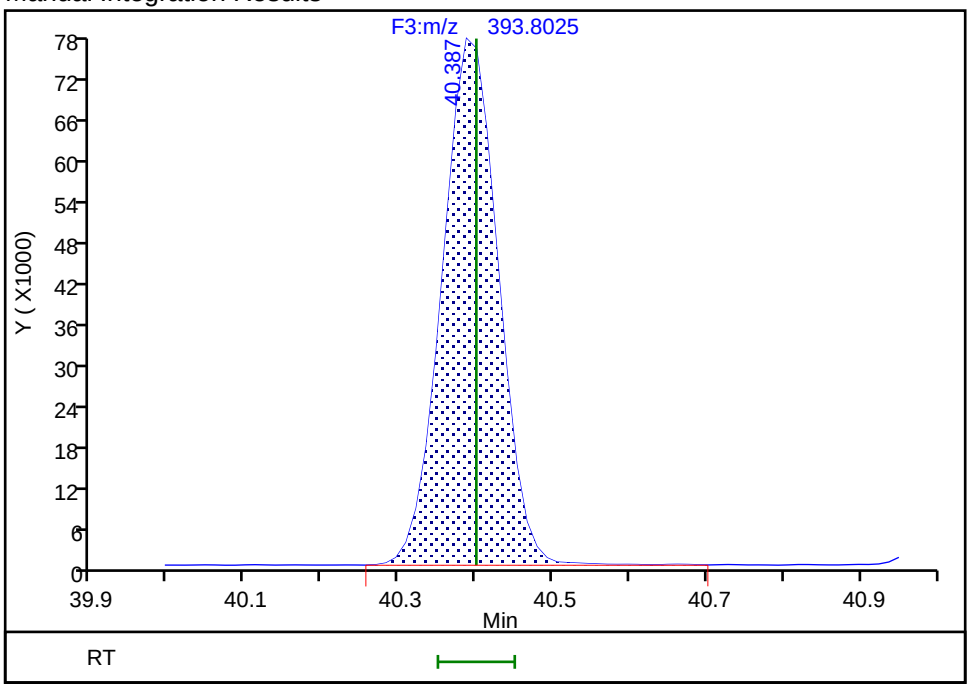

Reviewer: mcwhirterl, 28-Aug-2019 02:50:10
Audit Action: Assigned Compound ID Audit Reason: Incomplete Integration

Manual Integration/User Assign Peak Report

Eurofins TestAmerica, Knoxville

Data File:	\\chromna\Knoxville\ChromData\D3D\20190827-12879.b\580-88125-b-12-c.d				
Injection Date:	27-Aug-2019 23:37:00	Instrument ID:	D3D		
Lims ID:	580-88125-B-12-C	Lab Sample ID:	140-88125-12		
Client ID:	H2-0to30-101218				
Operator ID:	Xcalibur_System	ALS Bottle#:	0	Worklist Smp#:	13
Injection Vol:	1.0 ul	Dil. Factor:	1.0000		
Method:	PCBs_D3D	Limit Group:	HR - 1668A - ICAL		
Column:	SPB-Octyl (0.25 mm)	Detector	F3(35.64 :49.10)		

PCB-175, CAS: 40186-70-7

Signal: 1

Not Detected
Expected RT: 41.04

Processing Integration Results

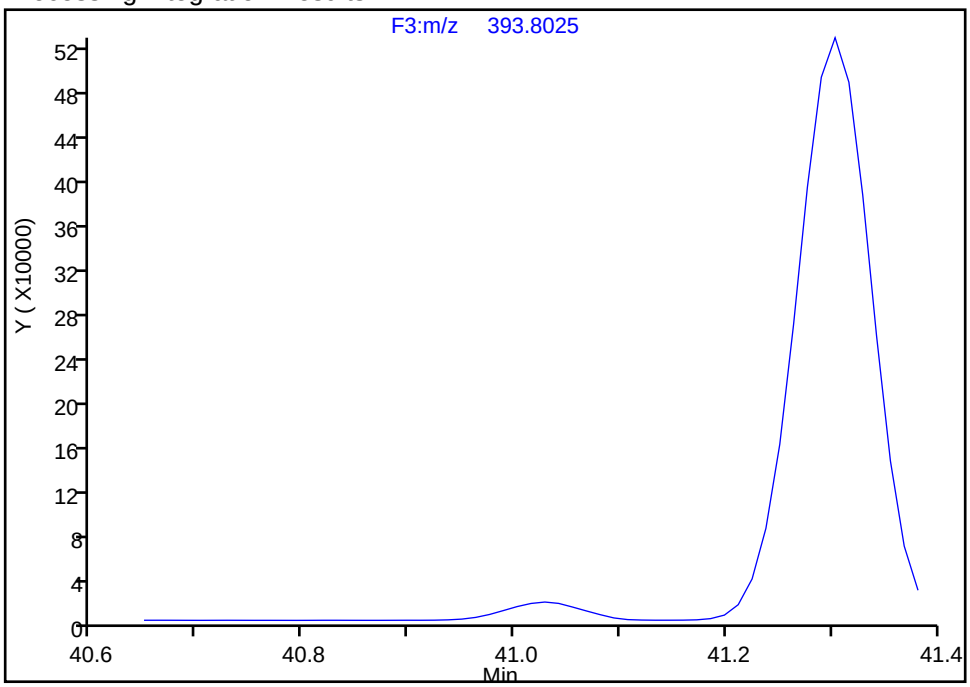

Manual Integration Results

RT: 41.03
Area: 84047
Amount: 8.187870
Amount Units: pg/ul

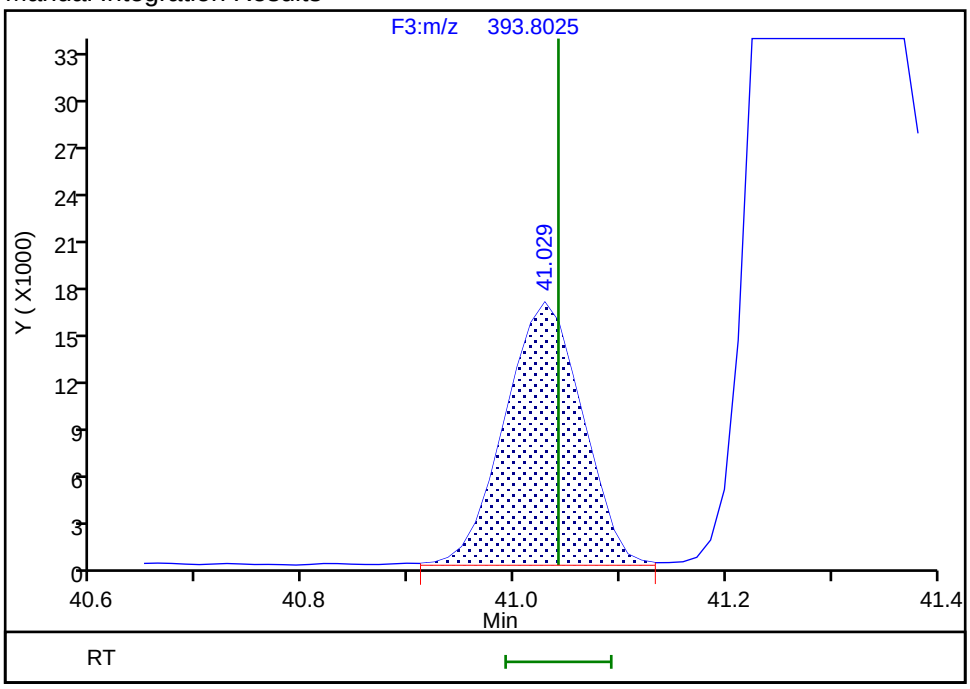

Reviewer: mcwhirterl, 28-Aug-2019 02:50:19
Audit Action: Assigned Compound ID Audit Reason: Incomplete Integration

Manual Integration/User Assign Peak Report

Eurofins TestAmerica, Knoxville

Data File:	\\chromna\Knoxville\ChromData\D3D\20190827-12879.b\580-88125-b-12-c.d				
Injection Date:	27-Aug-2019 23:37:00	Instrument ID:	D3D		
Lims ID:	580-88125-B-12-C	Lab Sample ID:	140-88125-12		
Client ID:	H2-0to30-101218				
Operator ID:	Xcalibur_System	ALS Bottle#:	0	Worklist Smp#:	13
Injection Vol:	1.0 ul	Dil. Factor:	1.0000		
Method:	PCBs_D3D	Limit Group:	HR - 1668A - ICAL		
Column:	SPB-Octyl (0.25 mm)	Detector	F3(35.64 :49.10)		

PCB-187, CAS: 52663-68-0

Signal: 1

Not Detected
Expected RT: 41.30

Processing Integration Results

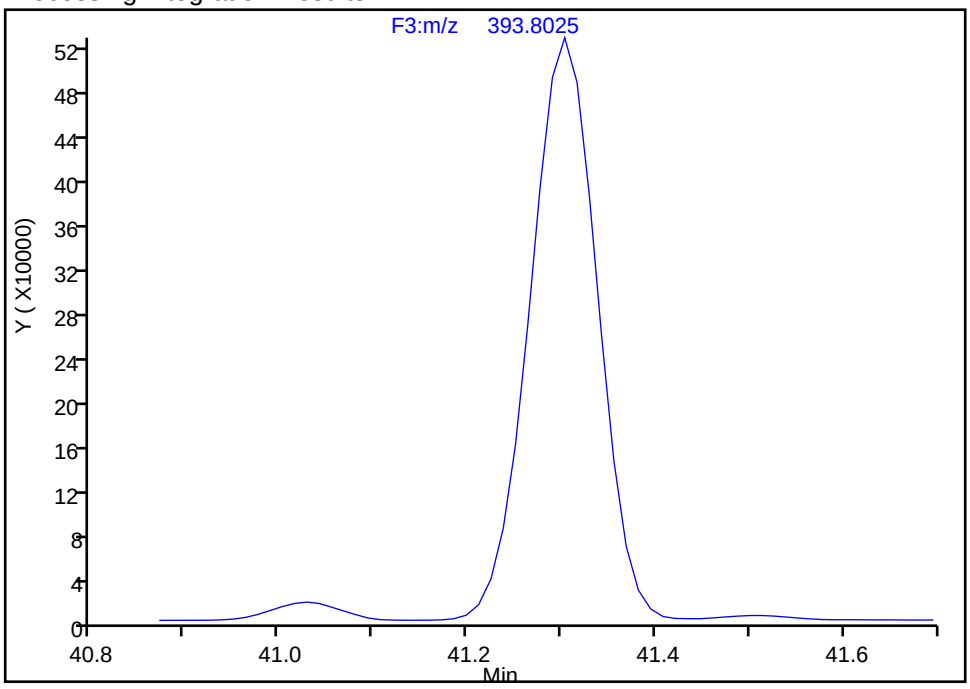

Manual Integration Results

RT: 41.30
Area: 2626090
Amount: 241.7323
Amount Units: pg/ul

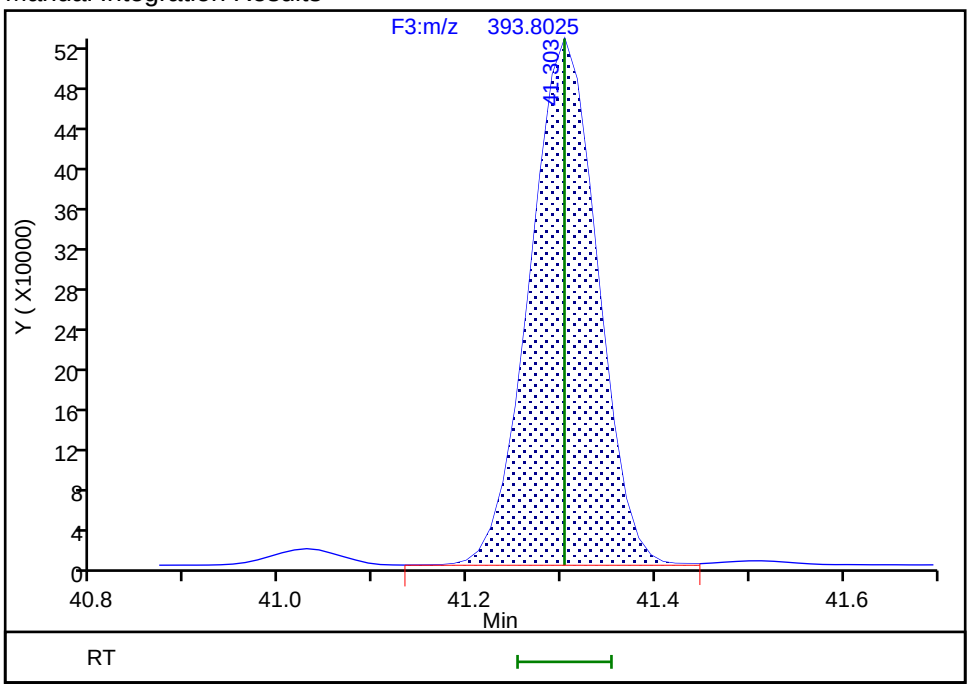

Reviewer: mcwhirterl, 28-Aug-2019 02:50:23
Audit Action: Assigned Compound ID Audit Reason: Incomplete Integration

Manual Integration/User Assign Peak Report

Eurofins TestAmerica, Knoxville

Data File:	\\chromna\Knoxville\ChromData\D3D\20190827-12879.b\580-88125-b-12-c.d				
Injection Date:	27-Aug-2019 23:37:00	Instrument ID:	D3D		
Lims ID:	580-88125-B-12-C	Lab Sample ID:	140-88125-12		
Client ID:	H2-0to30-101218				
Operator ID:	Xcalibur_System	ALS Bottle#:	0	Worklist Smp#:	13
Injection Vol:	1.0 ul	Dil. Factor:	1.0000		
Method:	PCBs_D3D	Limit Group:	HR - 1668A - ICAL		
Column:	SPB-Octyl (0.25 mm)	Detector	F3(35.64 :49.10)		

PCB-182, CAS: 60145-23-5

Signal: 1

Not Detected
Expected RT: 41.51

Processing Integration Results

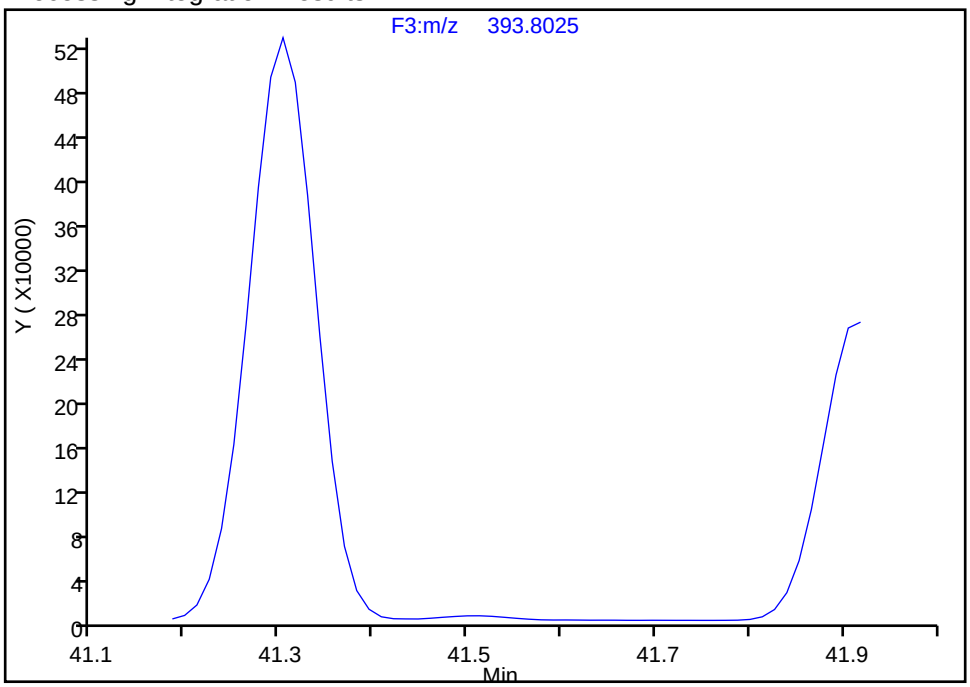

Manual Integration Results

RT: 41.51
Area: 26197
Amount: 2.331649
Amount Units: pg/ul

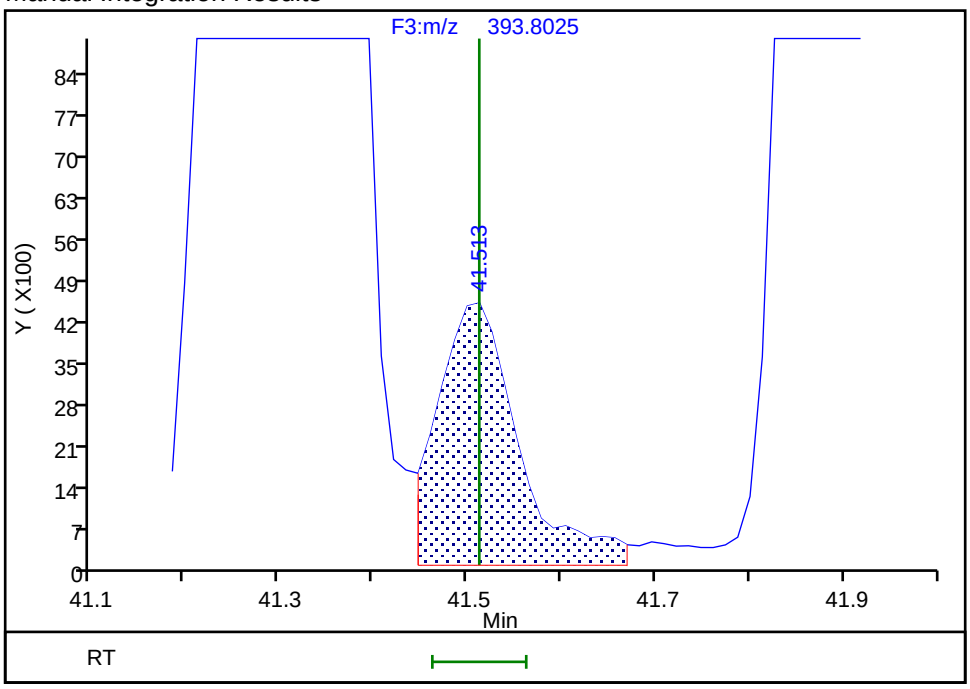

Reviewer: mcwhirterl, 28-Aug-2019 02:50:27
Audit Action: Assigned Compound ID Audit Reason: Incomplete Integration

Manual Integration/User Assign Peak Report

Eurofins TestAmerica, Knoxville

Data File:	\\chromna\Knoxville\ChromData\D3D\20190827-12879.b\580-88125-b-12-c.d				
Injection Date:	27-Aug-2019 23:37:00	Instrument ID:	D3D		
Lims ID:	580-88125-B-12-C	Lab Sample ID:	140-88125-12		
Client ID:	H2-0to30-101218				
Operator ID:	Xcalibur_System	ALS Bottle#:	0	Worklist Smp#:	13
Injection Vol:	1.0 ul	Dil. Factor:	1.0000		
Method:	PCBs_D3D	Limit Group:	HR - 1668A - ICAL		
Column:	SPB-Octyl (0.25 mm)	Detector	F3(35.64 :49.10)		

PCB-183/185, CAS: STL02297

Signal: 1

Not Detected
Expected RT: 41.92

Processing Integration Results

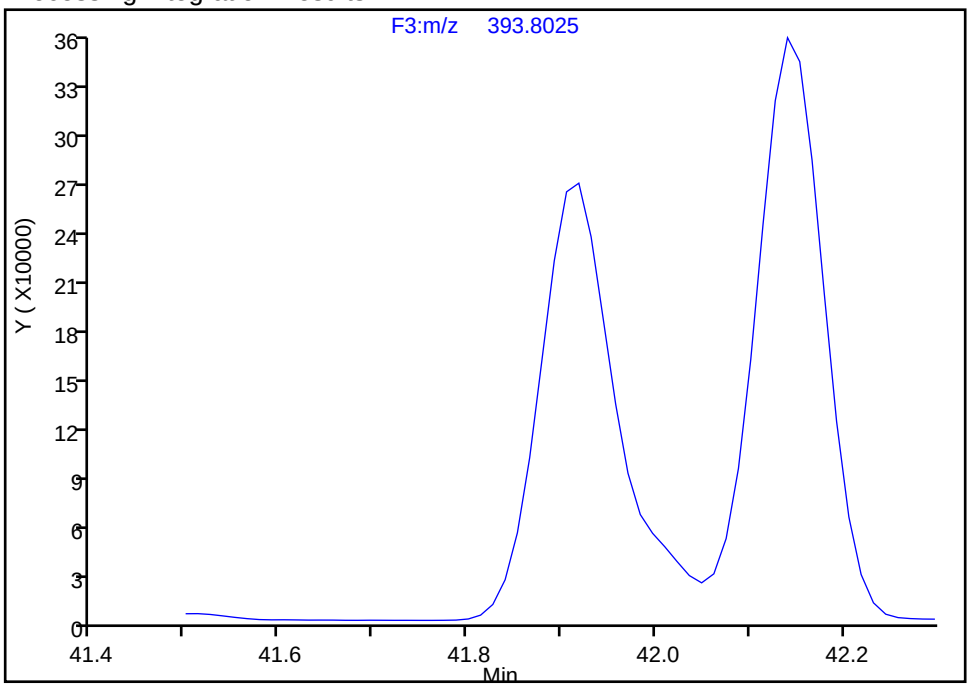

Manual Integration Results

RT: 41.92
Area: 1561247
Amount: 140.3451
Amount Units: pg/ul

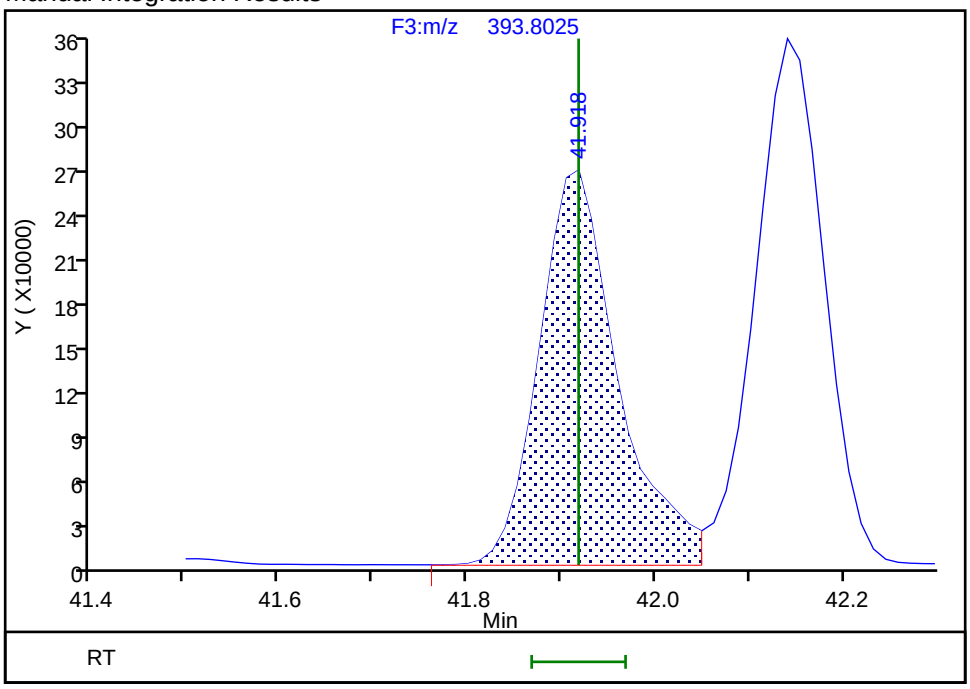

Reviewer: mcwhirterl, 28-Aug-2019 02:50:32
Audit Action: Assigned Compound ID Audit Reason: Incomplete Integration

Manual Integration/User Assign Peak Report

Eurofins TestAmerica, Knoxville

Data File:	\\chromna\Knoxville\ChromData\D3D\20190827-12879.b\580-88125-b-12-c.d				
Injection Date:	27-Aug-2019 23:37:00	Instrument ID:	D3D		
Lims ID:	580-88125-B-12-C	Lab Sample ID:	140-88125-12		
Client ID:	H2-0to30-101218				
Operator ID:	Xcalibur_System	ALS Bottle#:	0	Worklist Smp#:	13
Injection Vol:	1.0 ul	Dil. Factor:	1.0000		
Method:	PCBs_D3D	Limit Group:	HR - 1668A - ICAL		
Column:	SPB-Octyl (0.25 mm)	Detector	F3(35.64 :49.10)		

PCB-174, CAS: 38411-25-5

Signal: 1

Not Detected
Expected RT: 42.15

Processing Integration Results

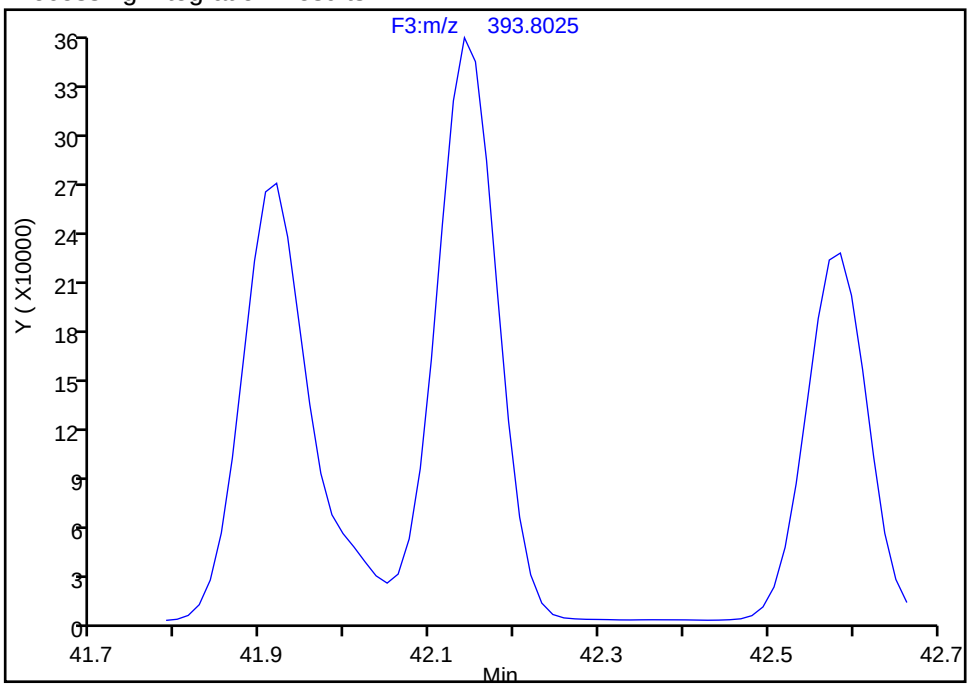

Manual Integration Results

RT: 42.14
Area: 1826298
Amount: 195.8978
Amount Units: pg/ul

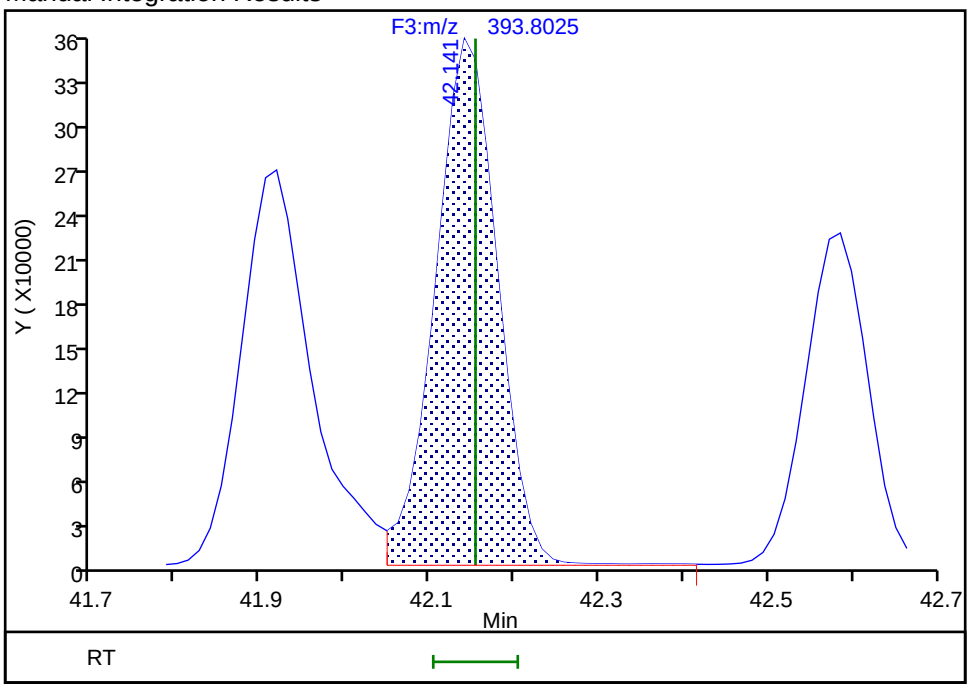

Reviewer: mcwhirterl, 28-Aug-2019 02:50:35
Audit Action: Assigned Compound ID Audit Reason: Incomplete Integration

Manual Integration/User Assign Peak Report

Eurofins TestAmerica, Knoxville

Data File:	\\chromna\Knoxville\ChromData\D3D\20190827-12879.b\580-88125-b-12-c.d				
Injection Date:	27-Aug-2019 23:37:00	Instrument ID:	D3D		
Lims ID:	580-88125-B-12-C	Lab Sample ID:	140-88125-12		
Client ID:	H2-0to30-101218				
Operator ID:	Xcalibur_System	ALS Bottle#:	0	Worklist Smp#:	13
Injection Vol:	1.0 ul	Dil. Factor:	1.0000		
Method:	PCBs_D3D	Limit Group:	HR - 1668A - ICAL		
Column:	SPB-Octyl (0.25 mm)	Detector	F3(35.64 :49.10)		

PCB-177, CAS: 52663-70-4

Signal: 1

Not Detected
Expected RT: 42.59

Processing Integration Results

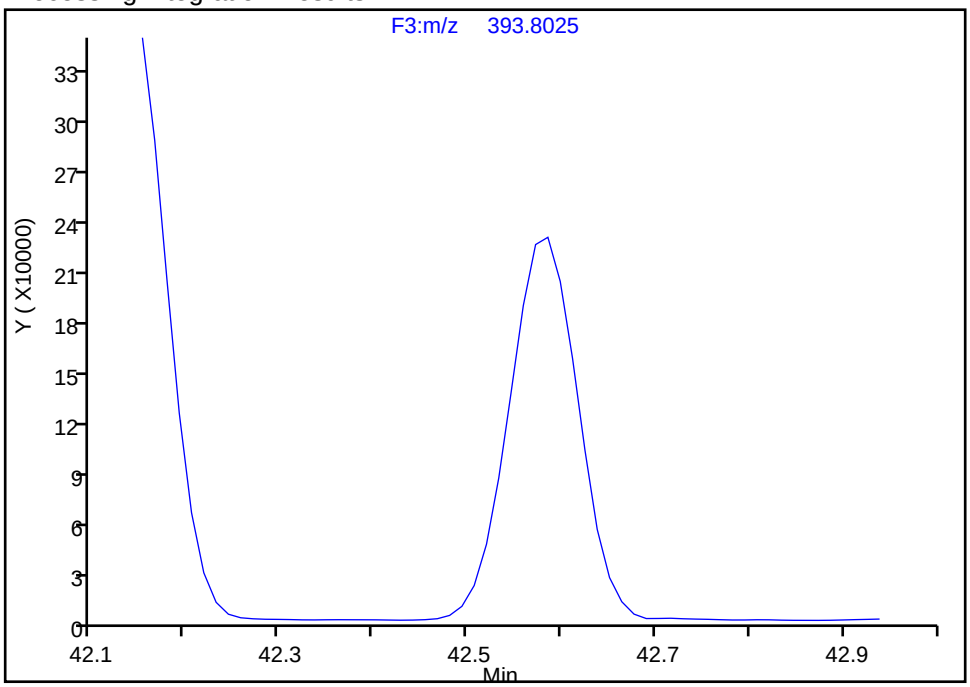

Manual Integration Results

RT: 42.59
Area: 1165261
Amount: 126.8232
Amount Units: pg/ul

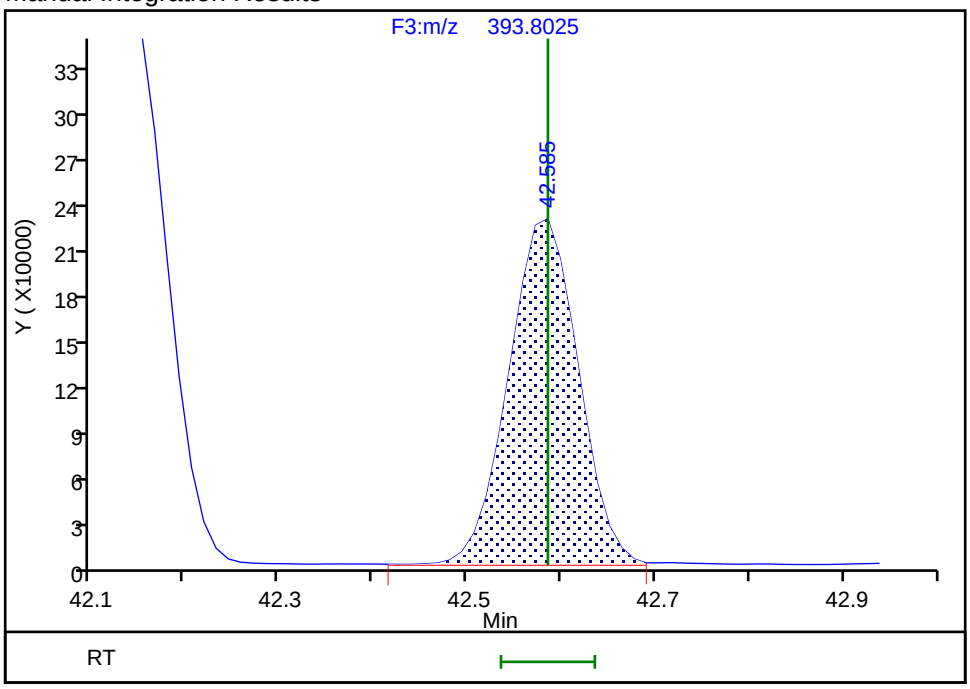

Reviewer: mcwhirterl, 28-Aug-2019 02:50:38
Audit Action: Assigned Compound ID Audit Reason: Incomplete Integration

Manual Integration/User Assign Peak Report

Eurofins TestAmerica, Knoxville

Data File:	\\chromna\Knoxville\ChromData\D3D\20190827-12879.b\580-88125-b-12-c.d				
Injection Date:	27-Aug-2019 23:37:00	Instrument ID:	D3D		
Lims ID:	580-88125-B-12-C	Lab Sample ID:	140-88125-12		
Client ID:	H2-0to30-101218				
Operator ID:	Xcalibur_System	ALS Bottle#:	0	Worklist Smp#:	13
Injection Vol:	1.0 ul	Dil. Factor:	1.0000		
Method:	PCBs_D3D	Limit Group:	HR - 1668A - ICAL		
Column:	SPB-Octyl (0.25 mm)	Detector	F3(35.64 :49.10)		

PCB-180/193, CAS: STL01824

Signal: 1

Not Detected
Expected RT: 45.45

Processing Integration Results

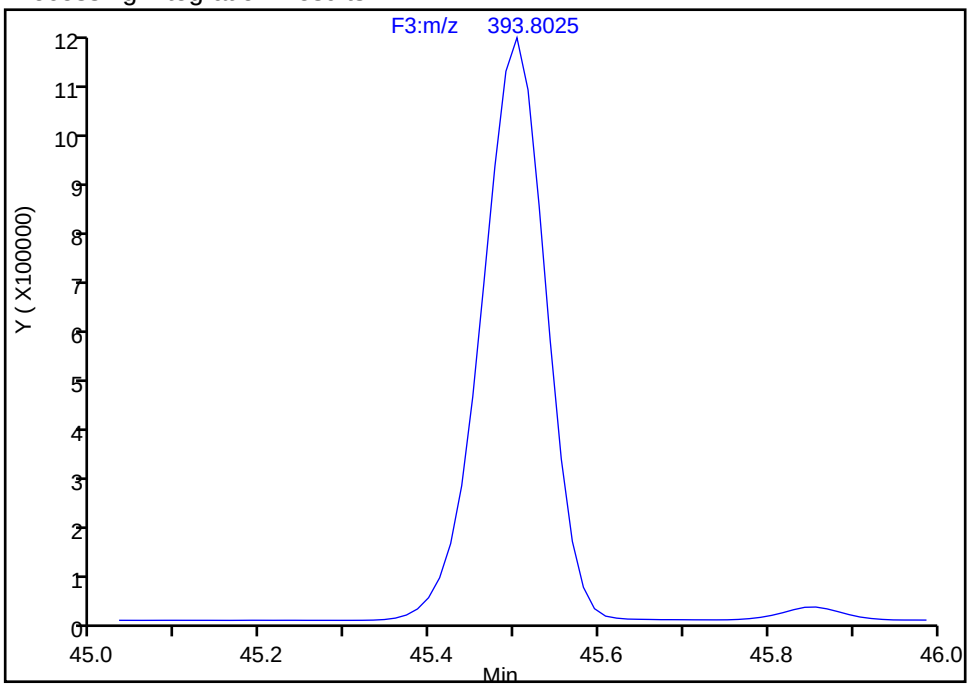

Manual Integration Results

RT: 45.50
Area: 5934263
Amount: 494.8218
Amount Units: pg/ul

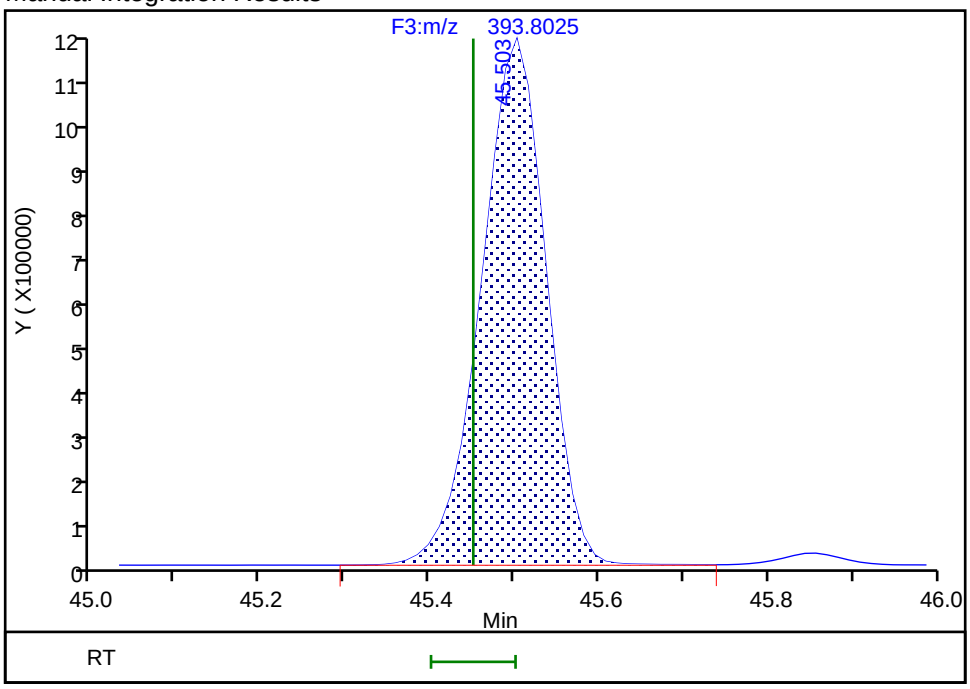

Reviewer: mcwhirterl, 28-Aug-2019 02:50:45
Audit Action: Assigned Compound ID Audit Reason: Incomplete Integration

Manual Integration/User Assign Peak Report

Eurofins TestAmerica, Knoxville

Data File:	\\chromna\Knoxville\ChromData\D3D\20190827-12879.b\580-88125-b-12-c.d				
Injection Date:	27-Aug-2019 23:37:00	Instrument ID:	D3D		
Lims ID:	580-88125-B-12-C	Lab Sample ID:	140-88125-12		
Client ID:	H2-0to30-101218				
Operator ID:	Xcalibur_System	ALS Bottle#:	0	Worklist Smp#:	13
Injection Vol:	1.0 ul	Dil. Factor:	1.0000		
Method:	PCBs_D3D	Limit Group:	HR - 1668A - ICAL		
Column:	SPB-Octyl (0.25 mm)	Detector	F3(35.64 :49.10)		

PCB-190, CAS: 41411-64-7

Signal: 1

Not Detected
Expected RT: 47.27

Processing Integration Results

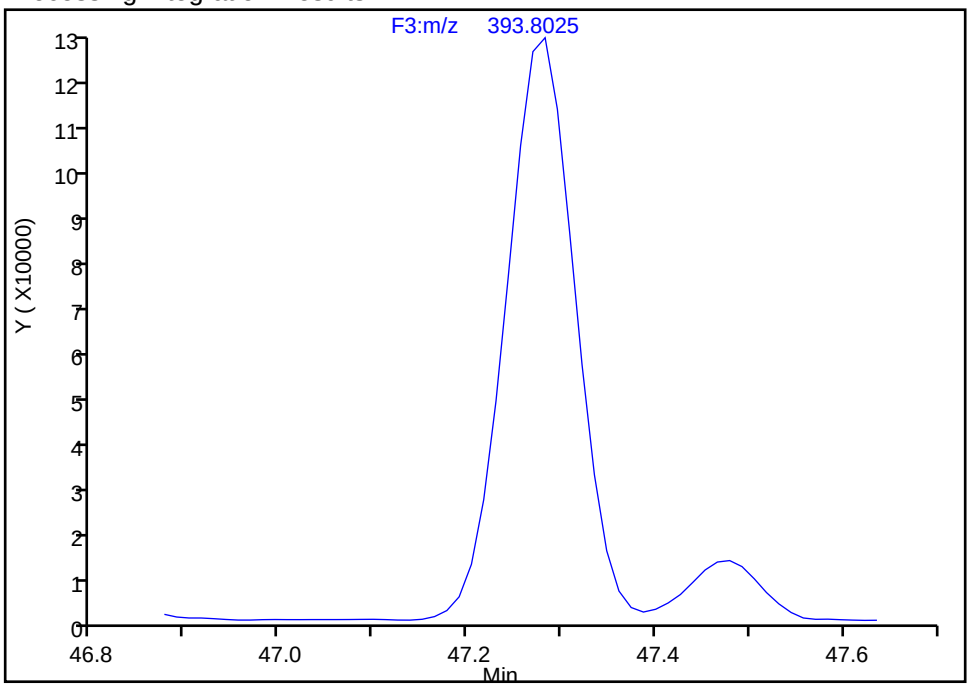

Manual Integration Results

RT: 47.28
Area: 633912
Amount: 47.101974
Amount Units: pg/ul

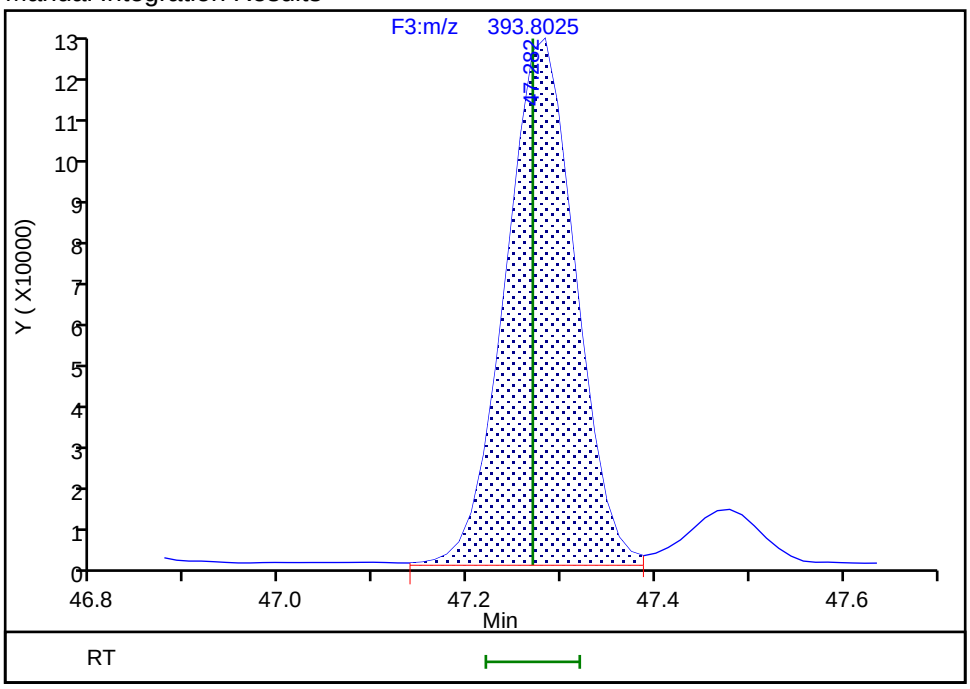

Reviewer: mcwhirterl, 28-Aug-2019 02:50:50
Audit Action: Assigned Compound ID Audit Reason: Incomplete Integration

Eurofins TestAmerica, Knoxville

Data File:	\\chromna\Knoxville\ChromData\D3D\20190827-12879.b\580-88125-b-12-c.d		
Injection Date:	27-Aug-2019 23:37:00	Injection Vol:	1.0 ul
Instrument ID:	D3D	Operator ID:	Xcalibur_System
Method:	PCBs_D3D	Limit Group:	HR - 1668A - ICAL
Client ID:	H2-0to30-101218		
Worklist#:	33063	Sample Line#:	13
Column Type:	SPB-Octyl	Column Dia:	0.25 mm

HpPCB F4

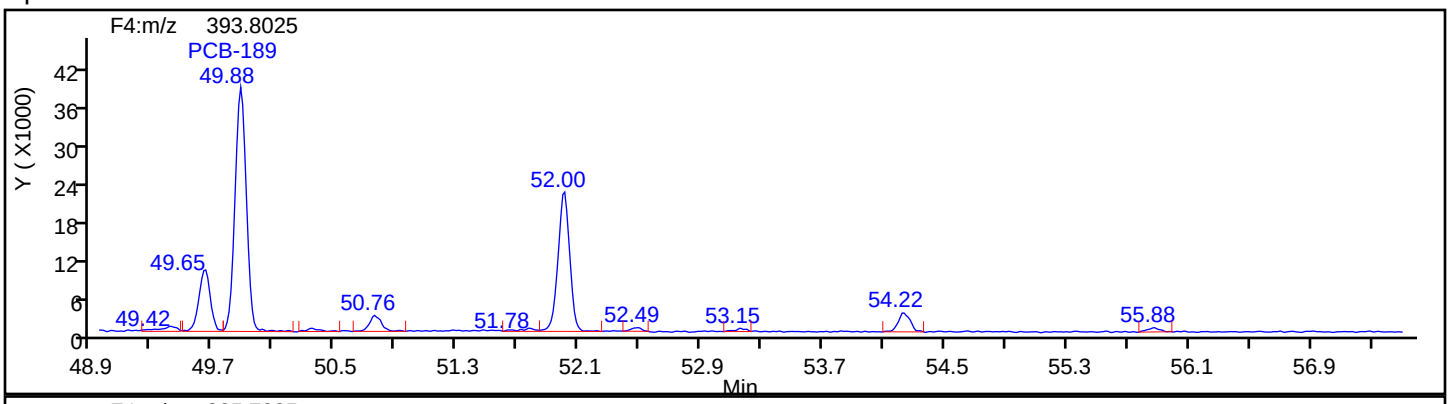

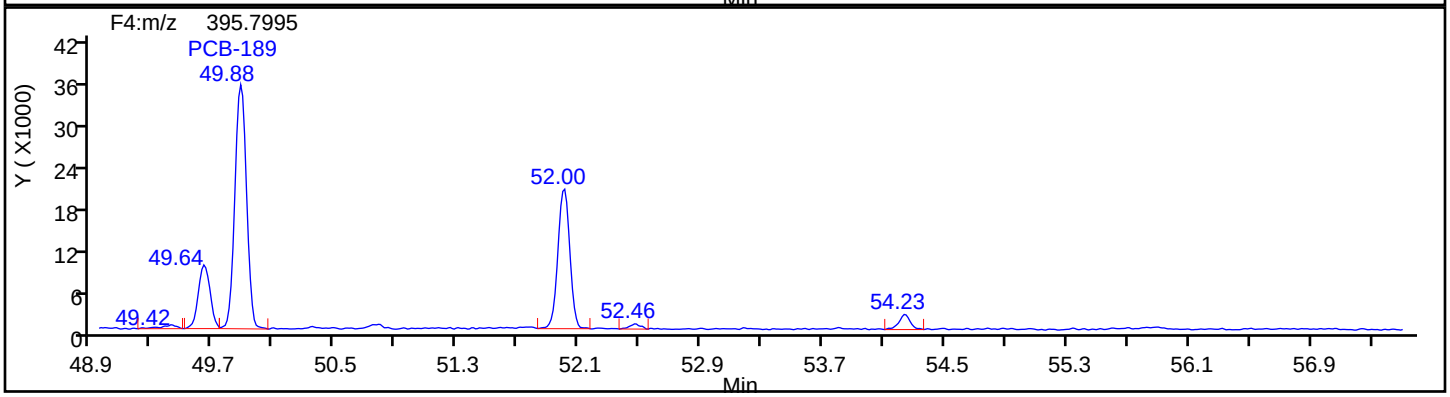

HpPCB F4 Standards

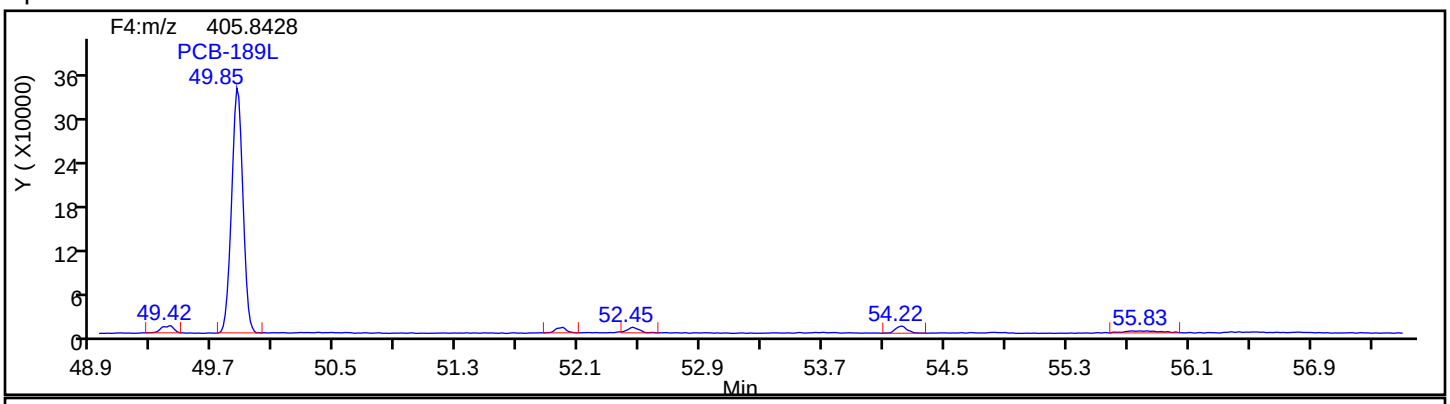

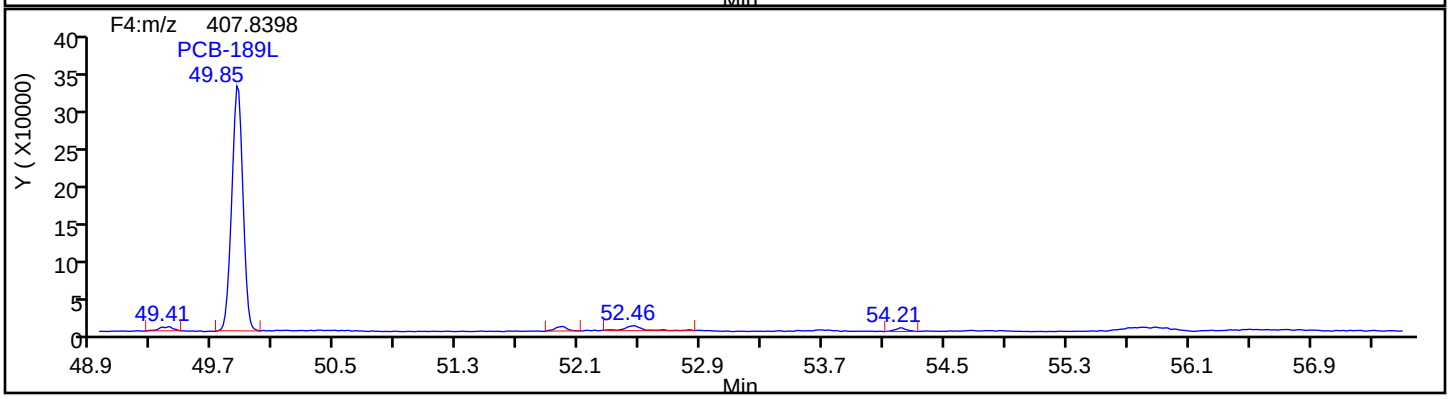

Eurofins TestAmerica, Knoxville

Data File:	\\chromna\Knoxville\ChromData\D3D\20190827-12879.b\580-88125-b-12-c.d		
Injection Date:	27-Aug-2019 23:37:00	Injection Vol:	1.0 ul
Instrument ID:	D3D	Operator ID:	Xcalibur_System
Method:	PCBs_D3D	Limit Group:	HR - 1668A - ICAL
Client ID:	H2-0to30-101218		
Worklist#:	33063	Sample Line#:	13
Column Type:	SPB-Octyl	Column Dia:	0.25 mm

HpPCB F4

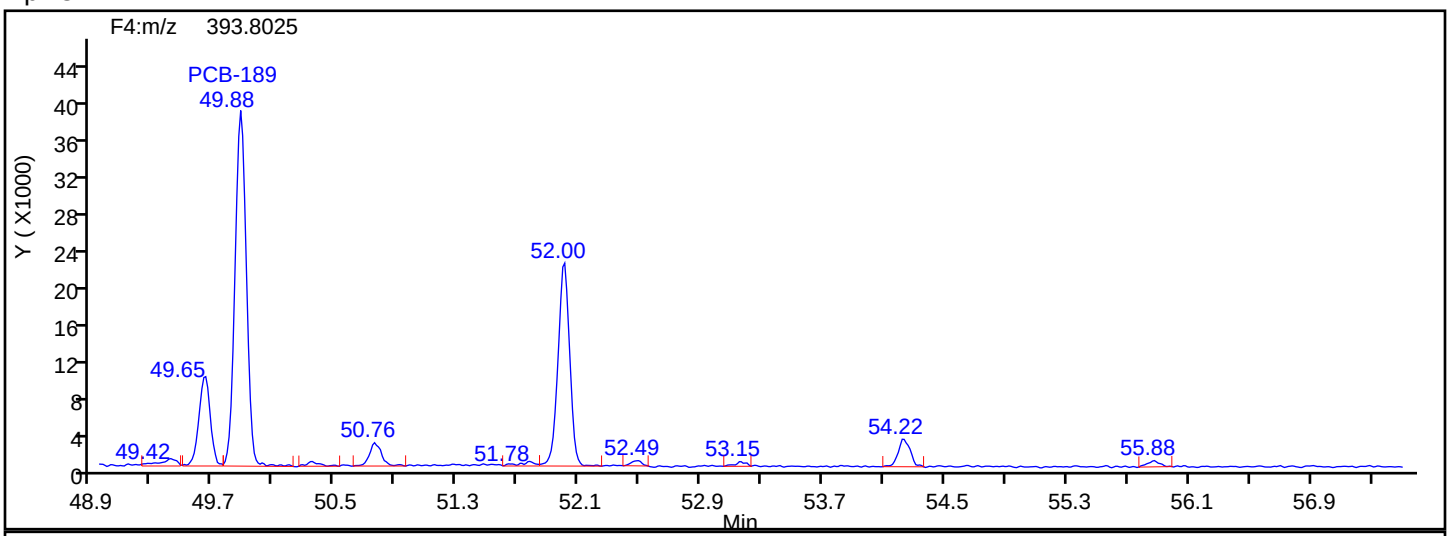

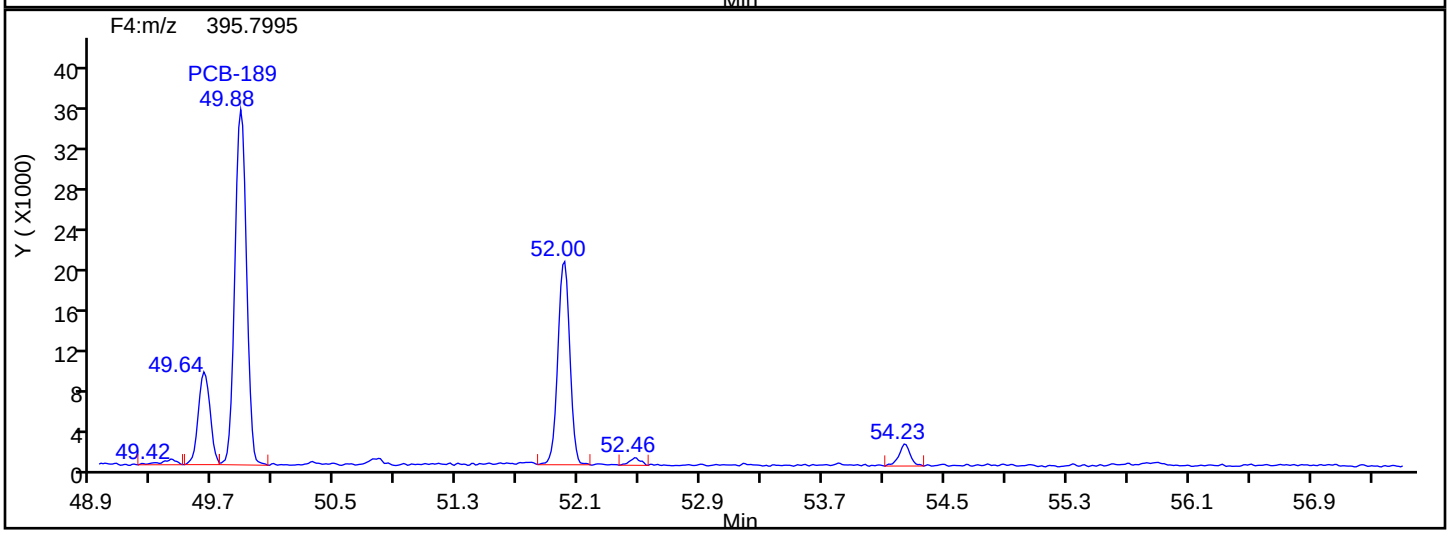

HpPCB F4 Lock Mass

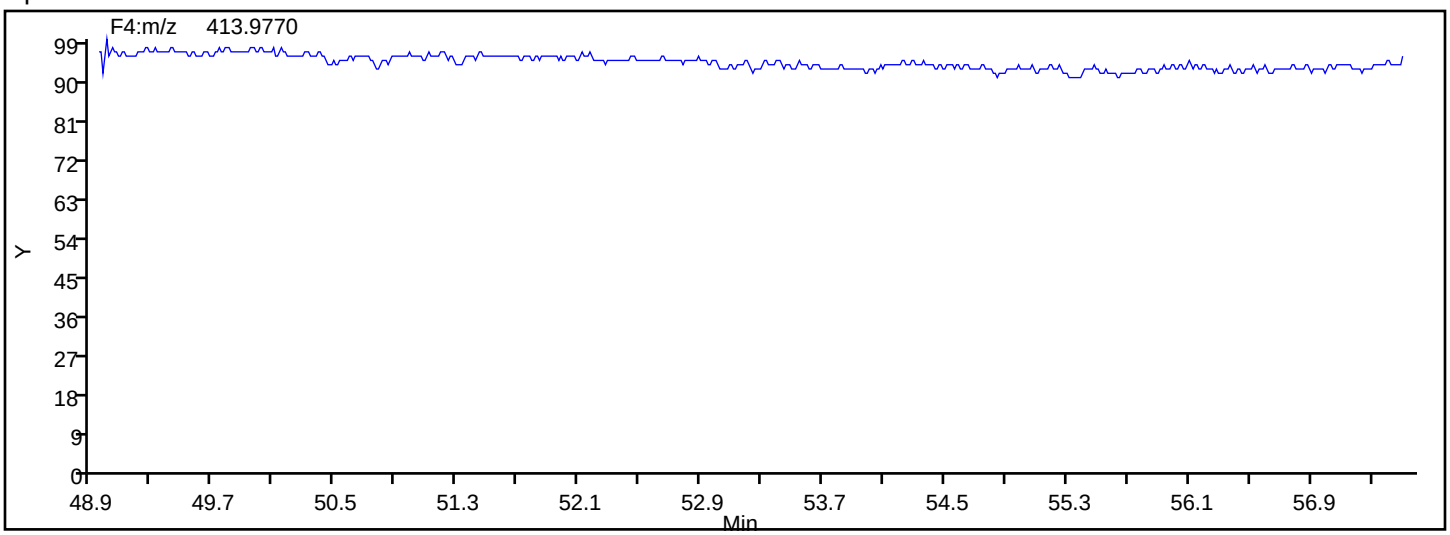

Eurofins TestAmerica, Knoxville

Data File:	\\chromna\Knoxville\ChromData\D3D\20190827-12879.b\580-88125-b-12-c.d		
Injection Date:	27-Aug-2019 23:37:00	Injection Vol:	1.0 ul
Instrument ID:	D3D	Operator ID:	Xcalibur_System
Method:	PCBs_D3D	Limit Group:	HR - 1668A - ICAL
Client ID:	H2-0to30-101218		
Worklist#:	33063	Sample Line#:	13
Column Type:	SPB-Octyl	Column Dia:	0.25 mm

OcPCB F3

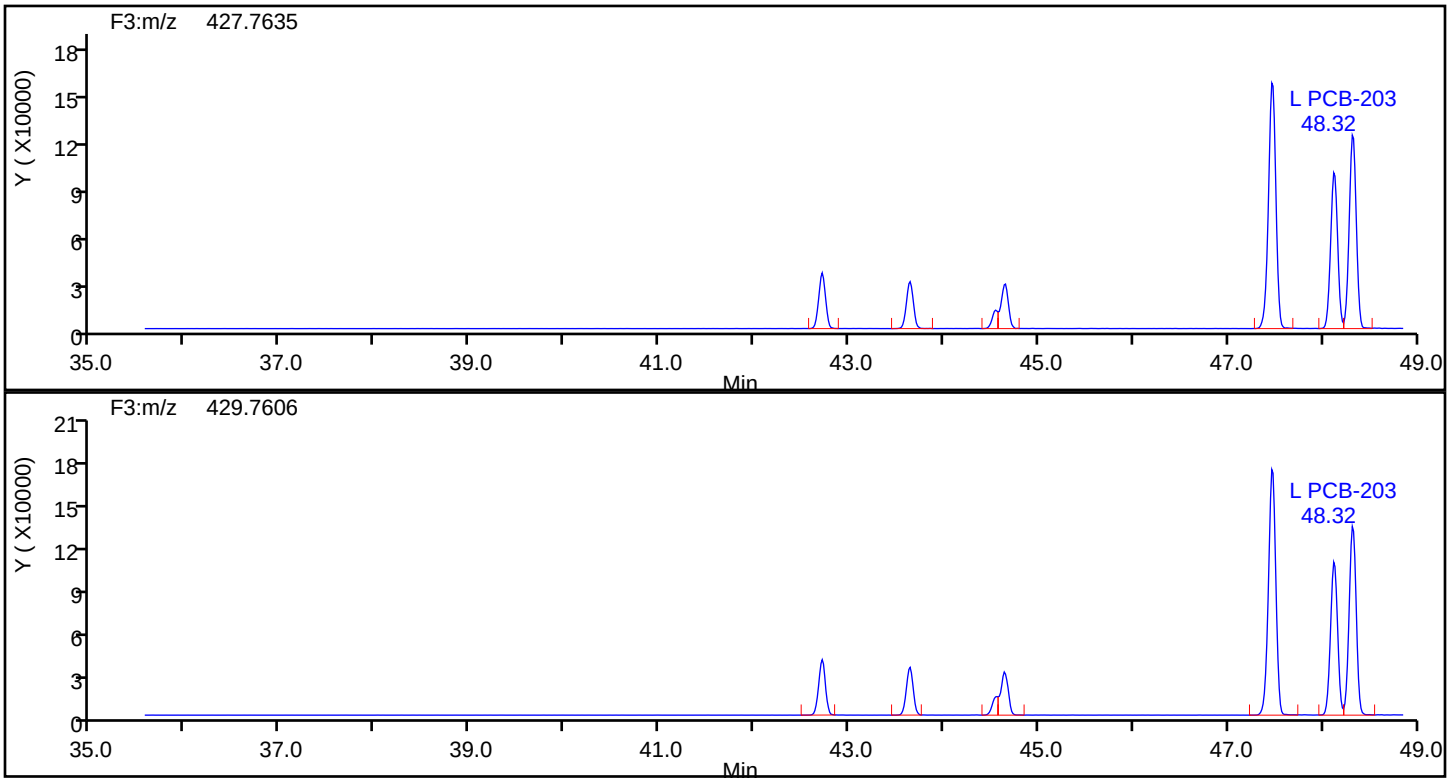

OcPCB F3 Standards

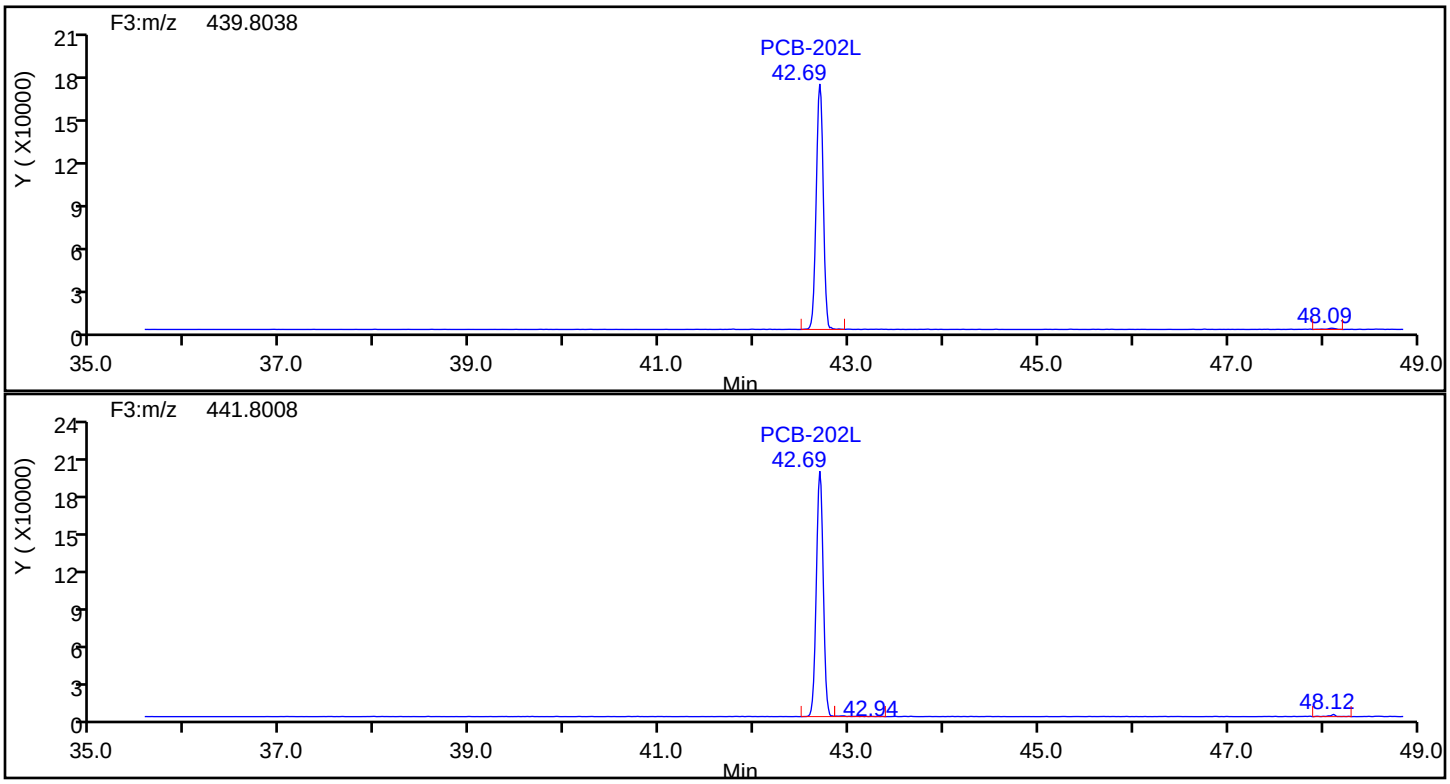

Eurofins TestAmerica, Knoxville

Data File:	\\chromna\Knoxville\ChromData\D3D\20190827-12879.b\580-88125-b-12-c.d		
Injection Date:	27-Aug-2019 23:37:00	Injection Vol:	1.0 ul
Instrument ID:	D3D	Operator ID:	Xcalibur_System
Method:	PCBs_D3D	Limit Group:	HR - 1668A - ICAL
Client ID:	H2-0to30-101218		
Worklist#:	33063	Sample Line#:	13
Column Type:	SPB-Octyl	Column Dia:	0.25 mm

OcPCB F3

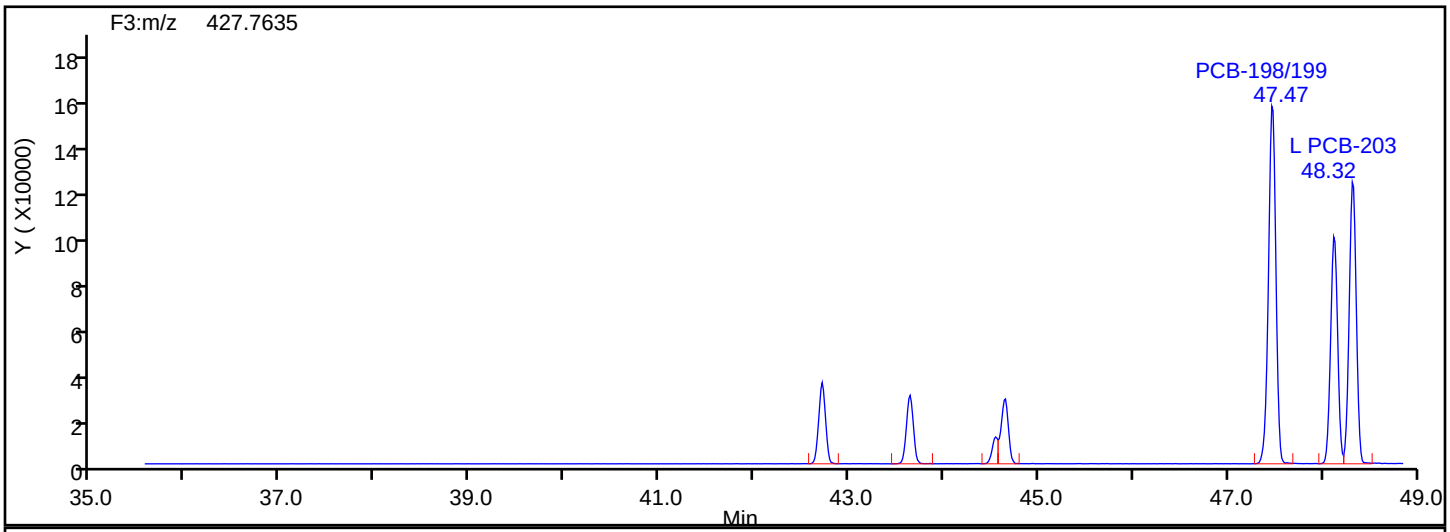

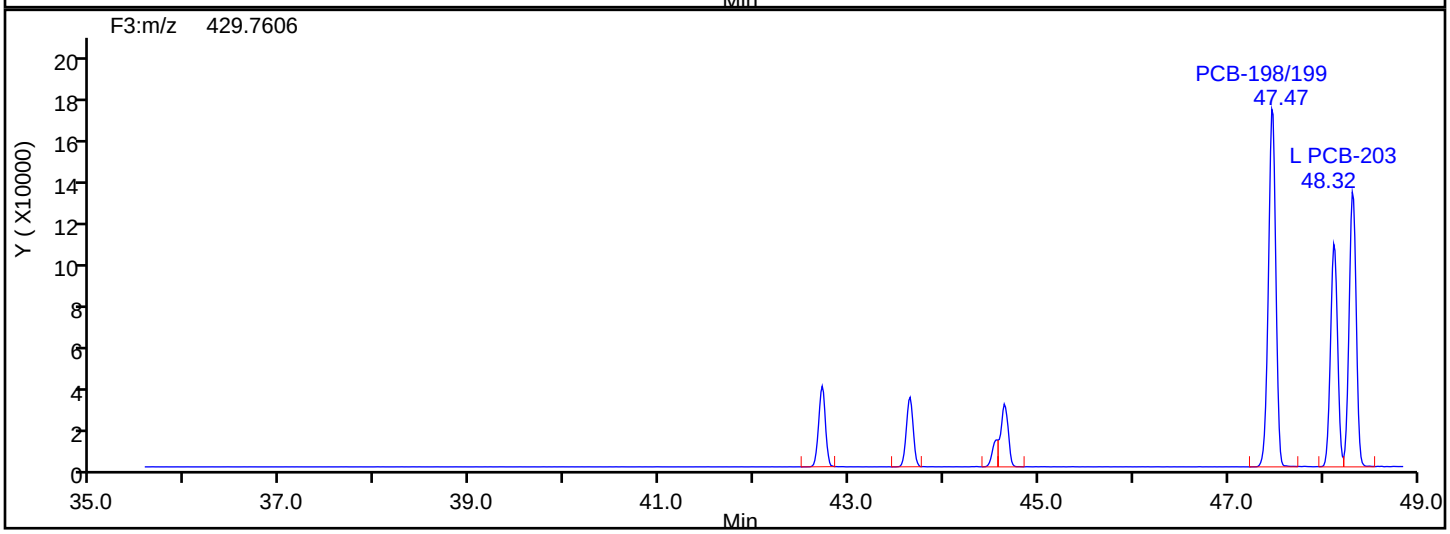

OcPCB F3 Lock Mass

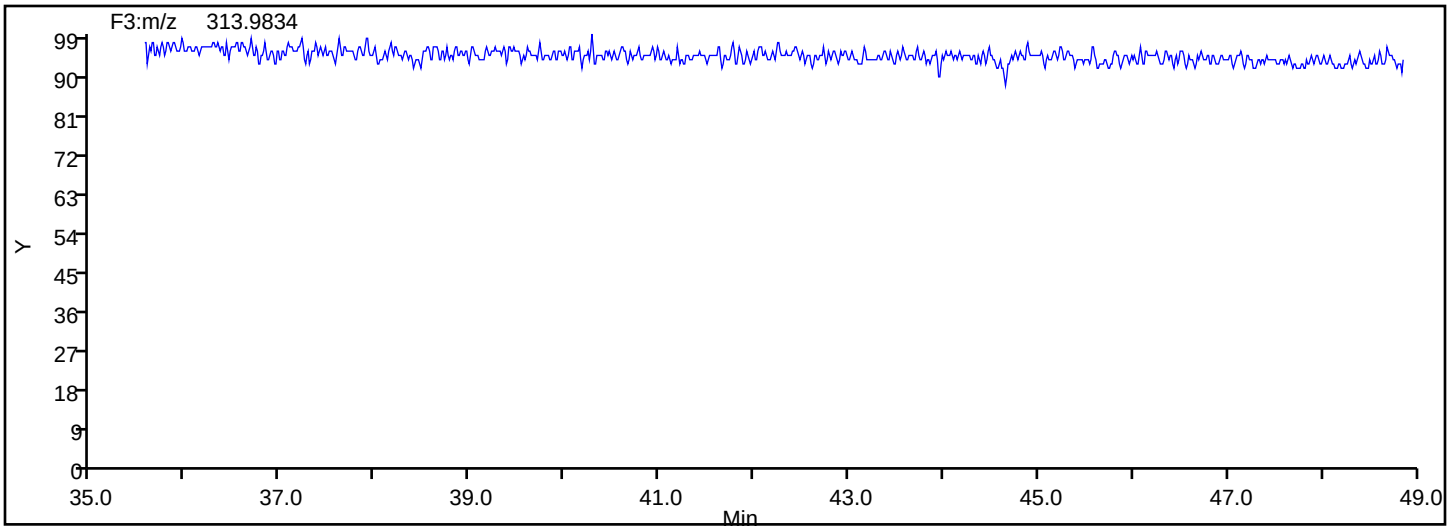

Manual Integration/User Assign Peak Report

Eurofins TestAmerica, Knoxville

Data File:	\\chromna\Knoxville\ChromData\D3D\20190827-12879.b\580-88125-b-12-c.d				
Injection Date:	27-Aug-2019 23:37:00	Instrument ID:	D3D		
Lims ID:	580-88125-B-12-C	Lab Sample ID:	140-88125-12		
Client ID:	H2-0to30-101218				
Operator ID:	Xcalibur_System	ALS Bottle#:	0	Worklist Smp#:	13
Injection Vol:	1.0 ul	Dil. Factor:	1.0000		
Method:	PCBs_D3D	Limit Group:	HR - 1668A - ICAL		
Column:	SPB-Octyl (0.25 mm)	Detector	F3(35.64 :49.10)		

PCB-197, CAS: 33091-17-7

Signal: 1

Not Detected
Expected RT: 44.55

Processing Integration Results

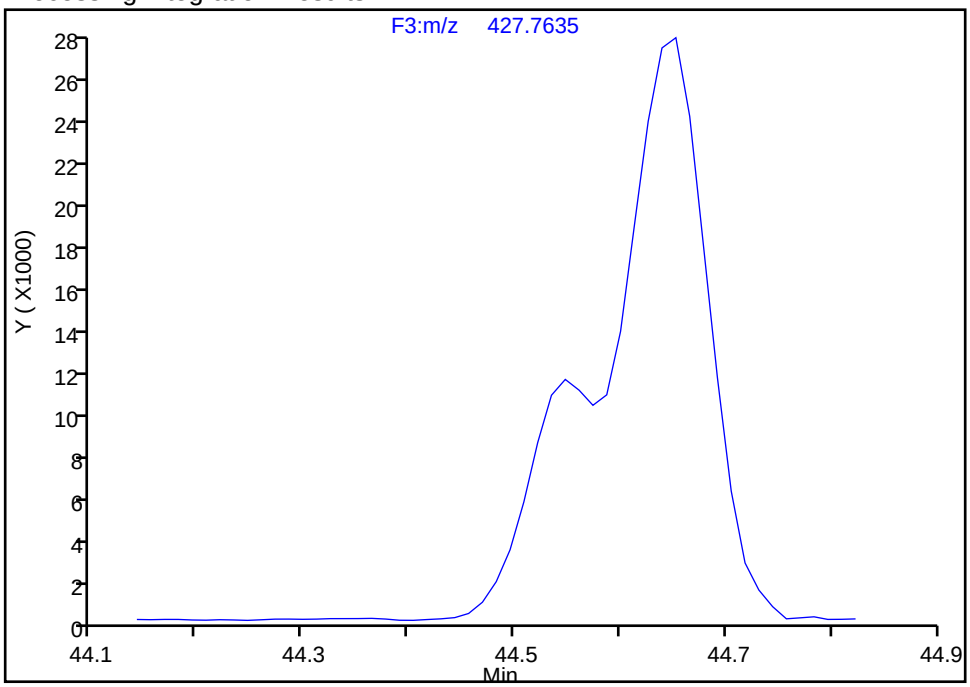

Manual Integration Results

RT: 44.55
Area: 45584
Amount: 4.274131
Amount Units: pg/ul

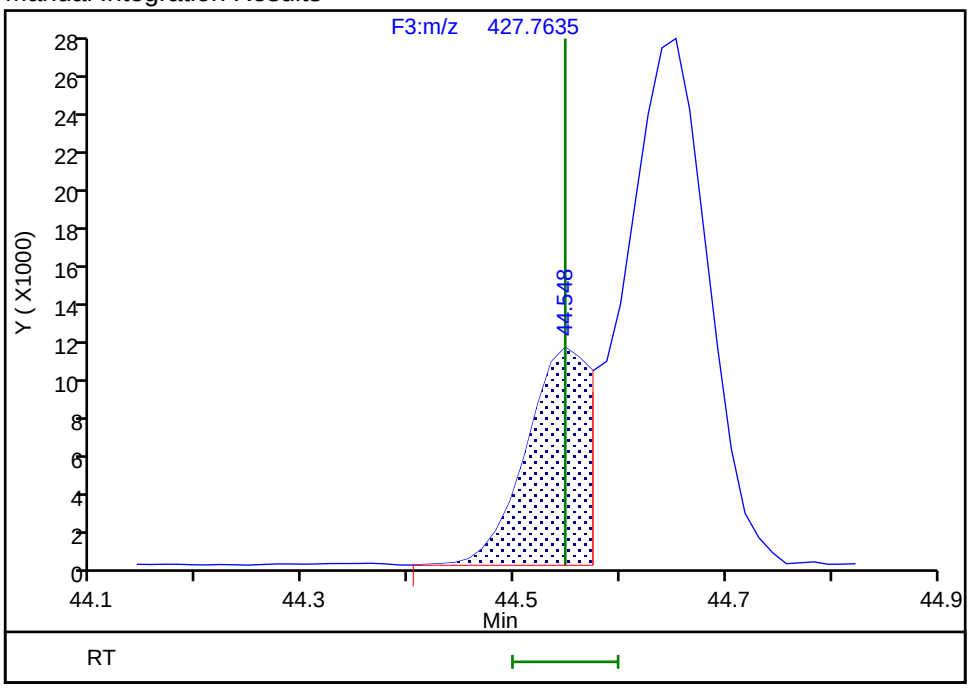

Reviewer: mcwhirterl, 28-Aug-2019 02:51:01
Audit Action: Assigned Compound ID Audit Reason: Incomplete Integration

Manual Integration/User Assign Peak Report

Eurofins TestAmerica, Knoxville

Data File:	\\chromna\Knoxville\ChromData\D3D\20190827-12879.b\580-88125-b-12-c.d				
Injection Date:	27-Aug-2019 23:37:00	Instrument ID:	D3D		
Lims ID:	580-88125-B-12-C	Lab Sample ID:	140-88125-12		
Client ID:	H2-0to30-101218				
Operator ID:	Xcalibur_System	ALS Bottle#:	0	Worklist Smp#:	13
Injection Vol:	1.0 ul	Dil. Factor:	1.0000		
Method:	PCBs_D3D	Limit Group:	HR - 1668A - ICAL		
Column:	SPB-Octyl (0.25 mm)	Detector	F3(35.64 :49.10)		

PCB-200, CAS: 52663-73-7

Signal: 1

Not Detected
Expected RT: 44.65

Processing Integration Results

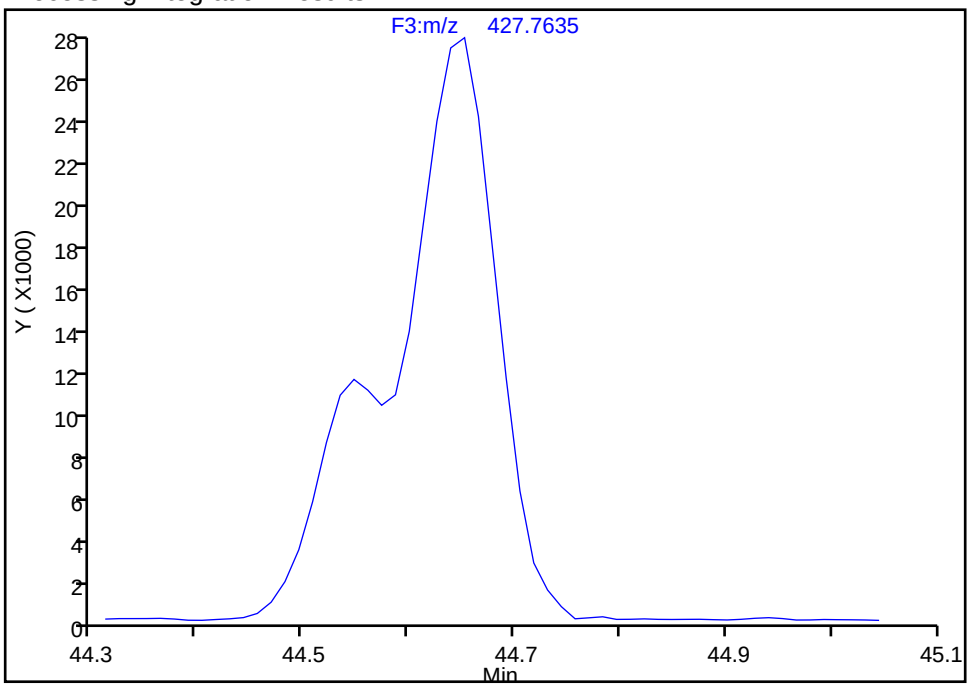

Manual Integration Results

RT: 44.65
Area: 148270
Amount: 14.584951
Amount Units: pg/ul

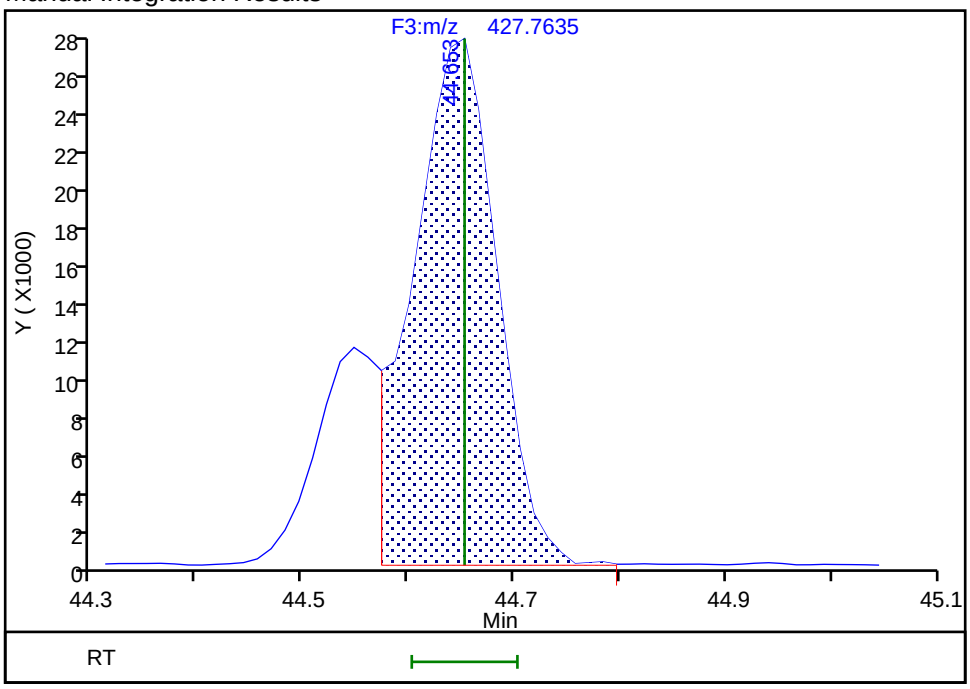

Reviewer: mcwhirterl, 28-Aug-2019 02:51:05
Audit Action: Assigned Compound ID Audit Reason: Incomplete Integration

Manual Integration/User Assign Peak Report

Eurofins TestAmerica, Knoxville

Data File:	\\chromna\Knoxville\ChromData\D3D\20190827-12879.b\580-88125-b-12-c.d				
Injection Date:	27-Aug-2019 23:37:00	Instrument ID:	D3D		
Lims ID:	580-88125-B-12-C	Lab Sample ID:	140-88125-12		
Client ID:	H2-0to30-101218				
Operator ID:	Xcalibur_System	ALS Bottle#:	0	Worklist Smp#:	13
Injection Vol:	1.0 ul	Dil. Factor:	1.0000		
Method:	PCBs_D3D	Limit Group:	HR - 1668A - ICAL		
Column:	SPB-Octyl (0.25 mm)	Detector	F3(35.64 :49.10)		

PCB-198/199, CAS: STL01825

Signal: 1

Not Detected
Expected RT: 47.44

Processing Integration Results

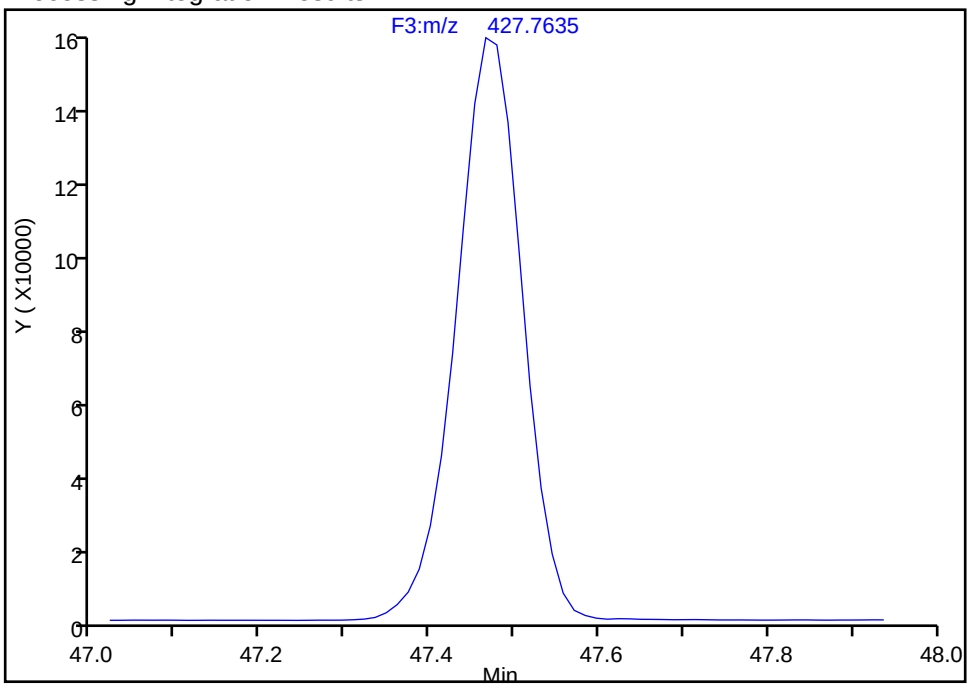

Manual Integration Results

RT: 47.47
Area: 823066
Amount: 112.6763
Amount Units: pg/ul

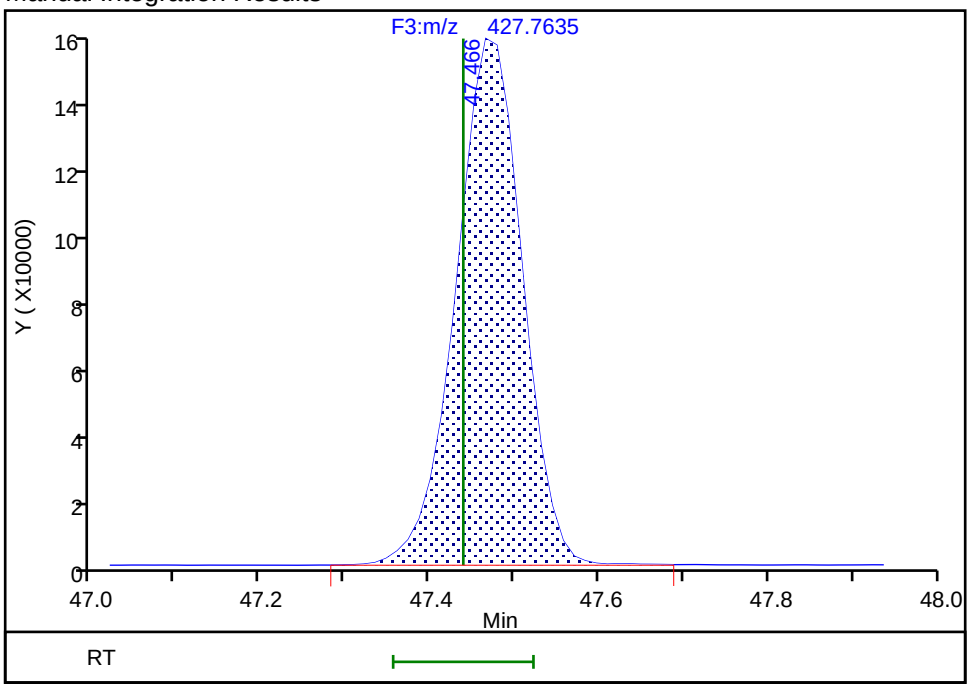

Reviewer: mcwhirterl, 28-Aug-2019 02:51:09
Audit Action: Assigned Compound ID Audit Reason: Incomplete Integration

Eurofins TestAmerica, Knoxville

Data File:	\\chromna\Knoxville\ChromData\D3D\20190827-12879.b\580-88125-b-12-c.d		
Injection Date:	27-Aug-2019 23:37:00	Injection Vol:	1.0 ul
Instrument ID:	D3D	Operator ID:	Xcalibur_System
Method:	PCBs_D3D	Limit Group:	HR - 1668A - ICAL
Client ID:	H2-0to30-101218		
Worklist#:	33063	Sample Line#:	13
Column Type:	SPB-Octyl	Column Dia:	0.25 mm

OcPCB F4

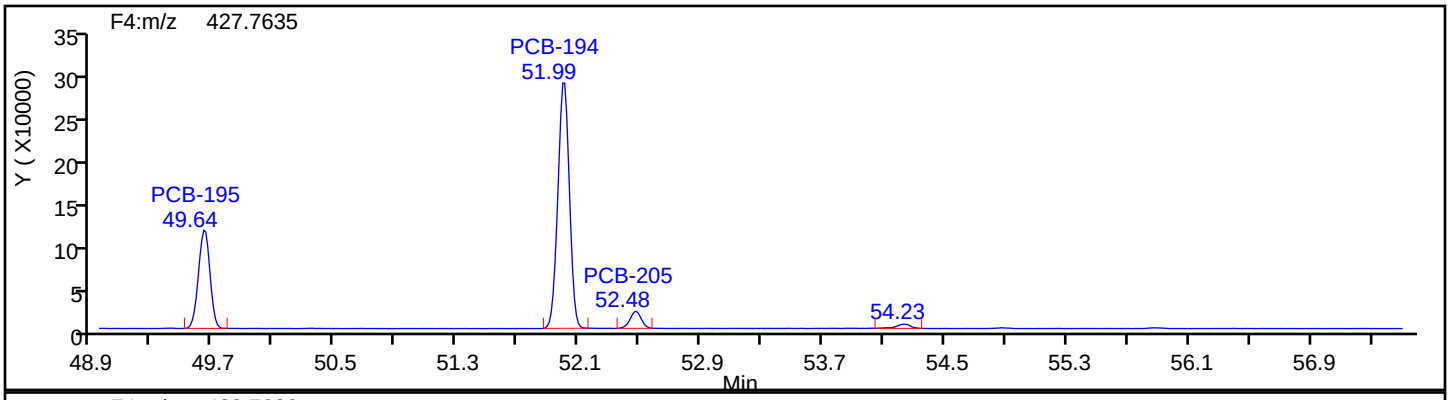

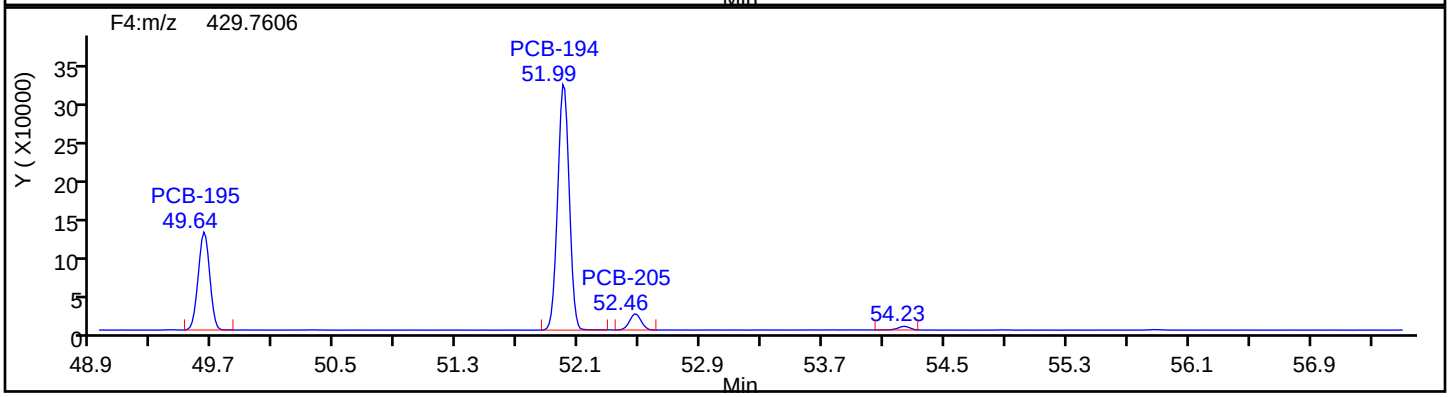

OcPCB F4 Standards

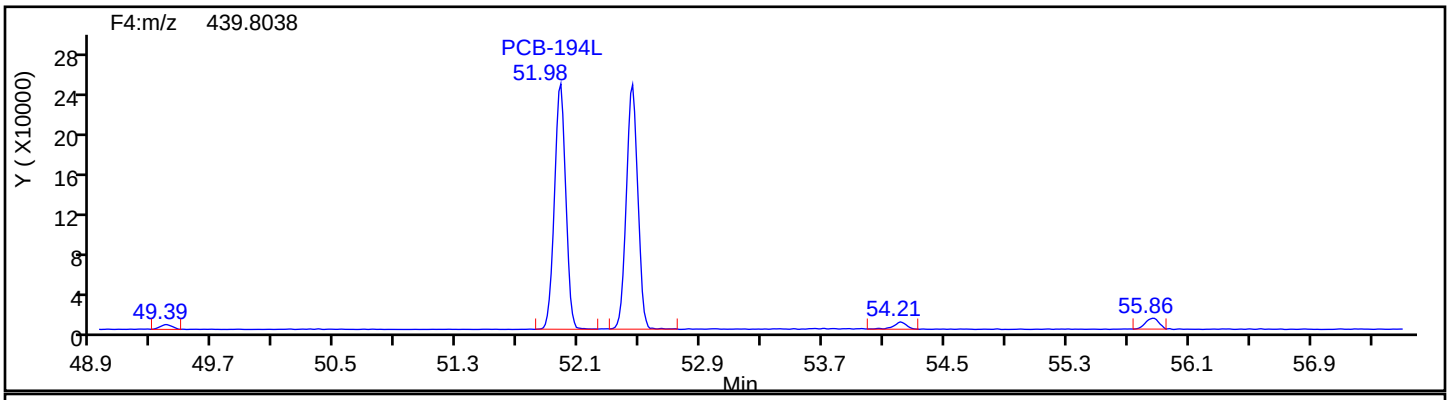

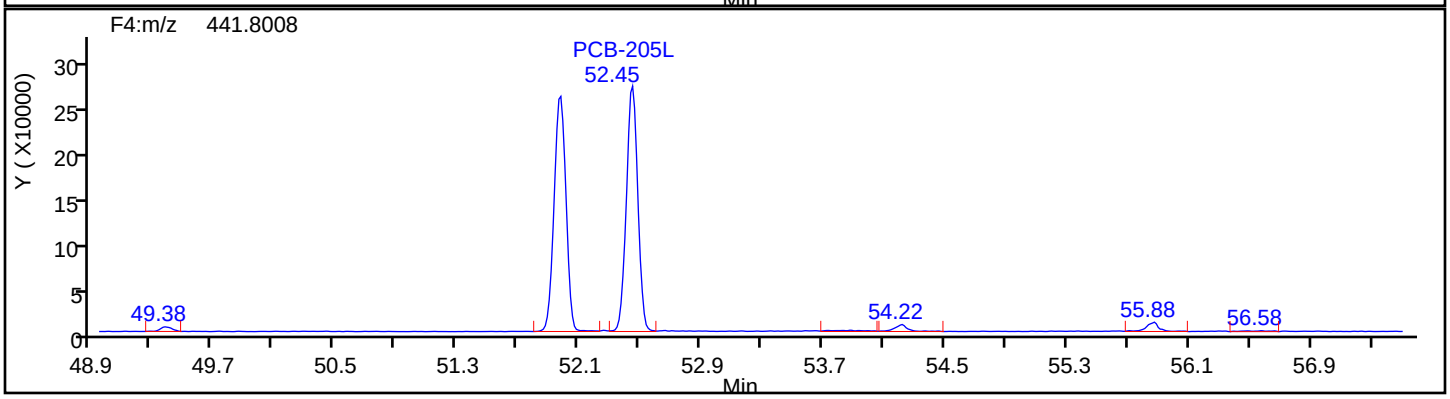

Eurofins TestAmerica, Knoxville

Data File:	\\chromna\Knoxville\ChromData\D3D\20190827-12879.b\580-88125-b-12-c.d		
Injection Date:	27-Aug-2019 23:37:00	Injection Vol:	1.0 ul
Instrument ID:	D3D	Operator ID:	Xcalibur_System
Method:	PCBs_D3D	Limit Group:	HR - 1668A - ICAL
Client ID:	H2-0to30-101218		
Worklist#:	33063	Sample Line#:	13
Column Type:	SPB-Octyl	Column Dia:	0.25 mm

OcPCB F4

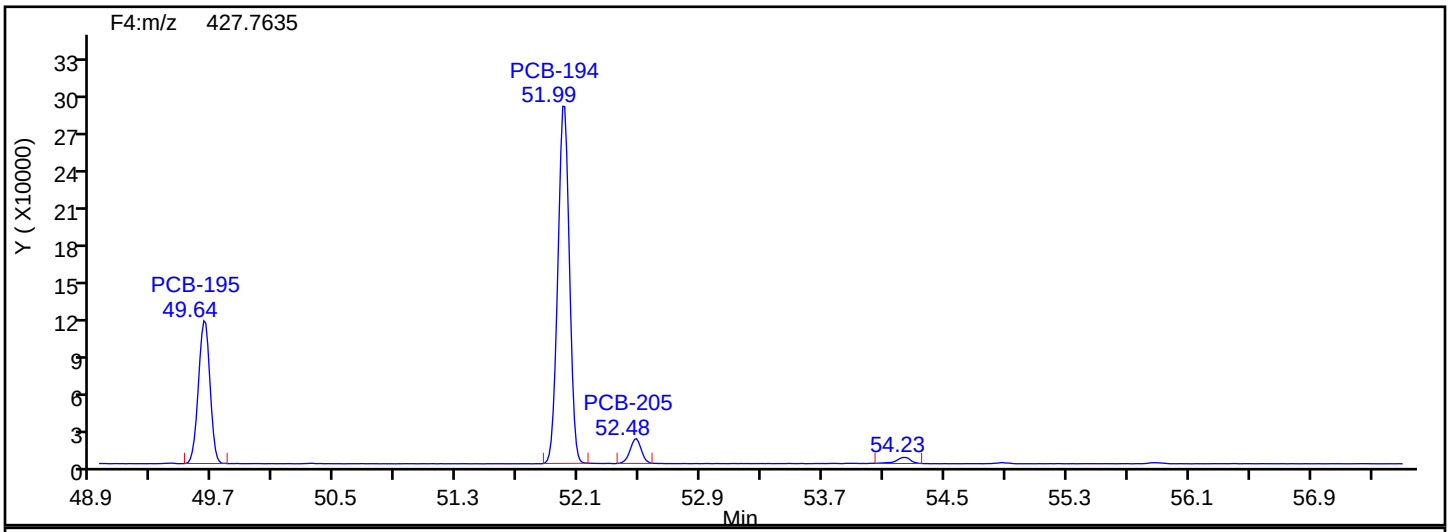

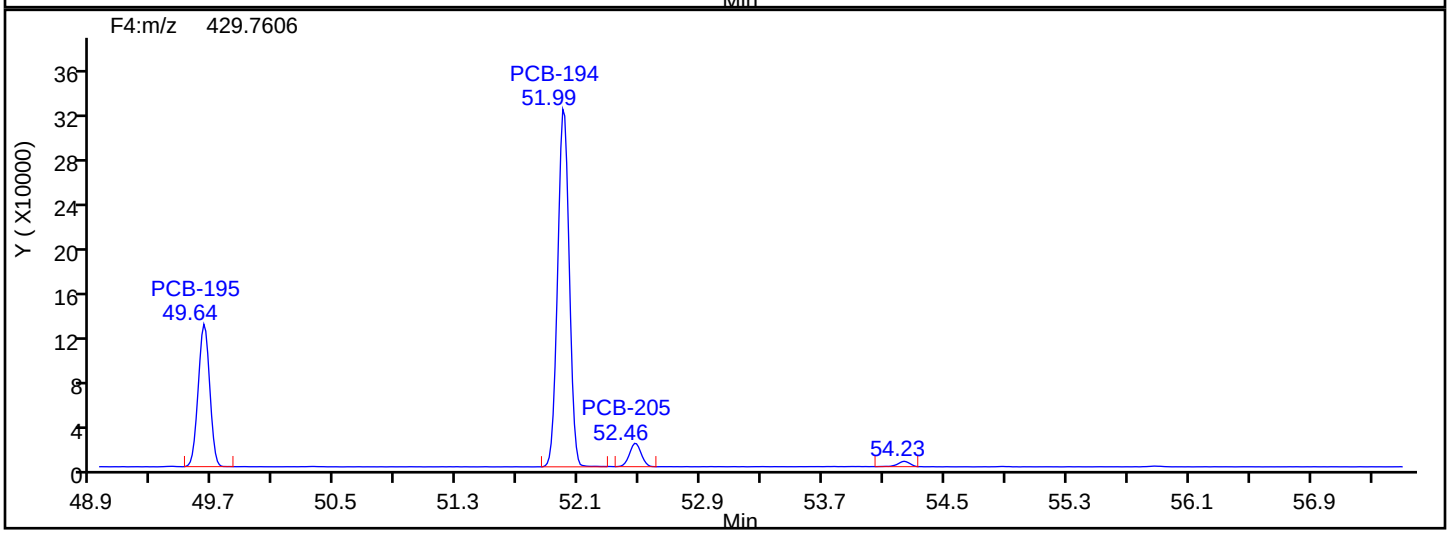

OcPCB F4 Lock Mass

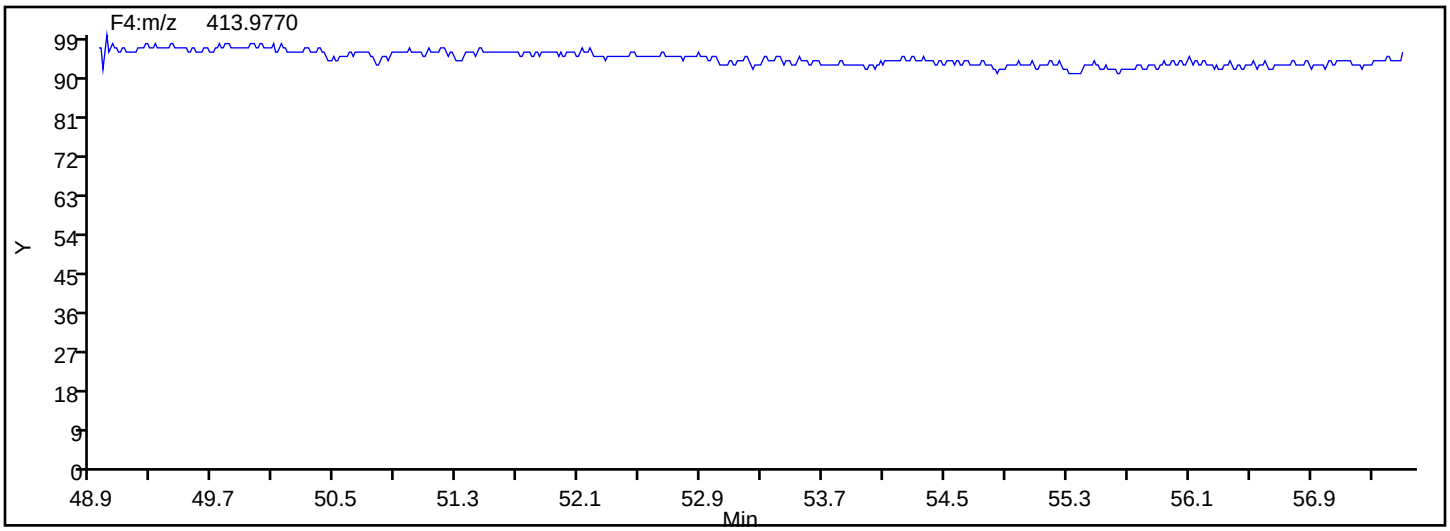

Manual Integration/User Assign Peak Report

Eurofins TestAmerica, Knoxville

Data File:	\\chromna\Knoxville\ChromData\D3D\20190827-12879.b\580-88125-b-12-c.d				
Injection Date:	27-Aug-2019 23:37:00	Instrument ID:	D3D		
Lims ID:	580-88125-B-12-C	Lab Sample ID:	140-88125-12		
Client ID:	H2-0to30-101218				
Operator ID:	Xcalibur_System	ALS Bottle#:	0	Worklist Smp#:	13
Injection Vol:	1.0 ul	Dil. Factor:	1.0000		
Method:	PCBs_D3D	Limit Group:	HR - 1668A - ICAL		
Column:	SPB-Octyl (0.25 mm)	Detector	F4(49.20 :57.50)		

PCB-205, CAS: 74472-53-0

Signal: 1

Not Detected
Expected RT: 52.46

Processing Integration Results

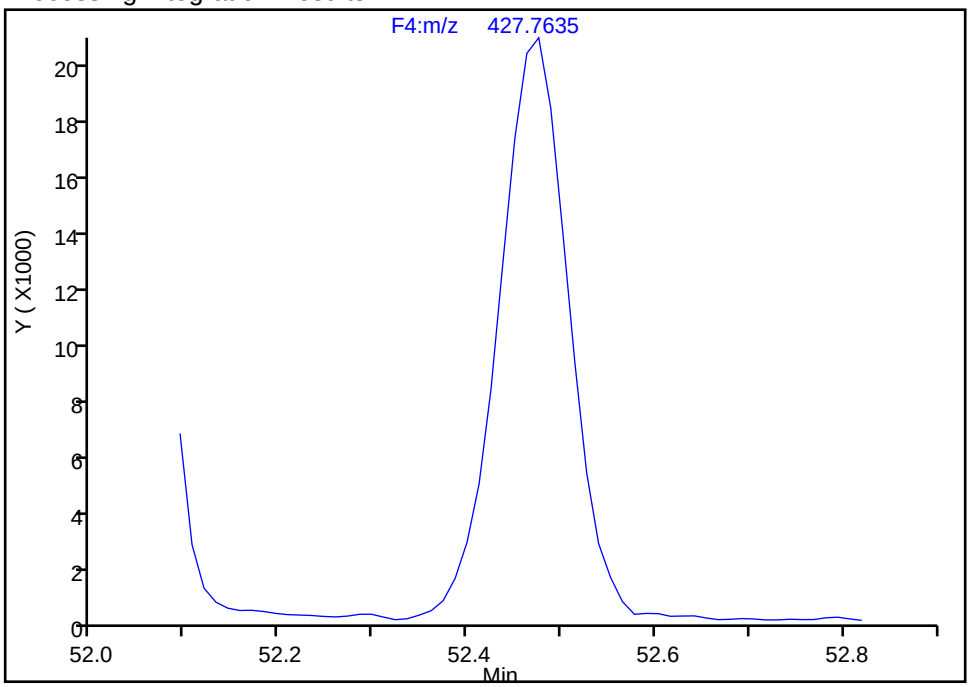

Manual Integration Results

RT: 52.48
Area: 101360
Amount: 6.442922
Amount Units: pg/ul

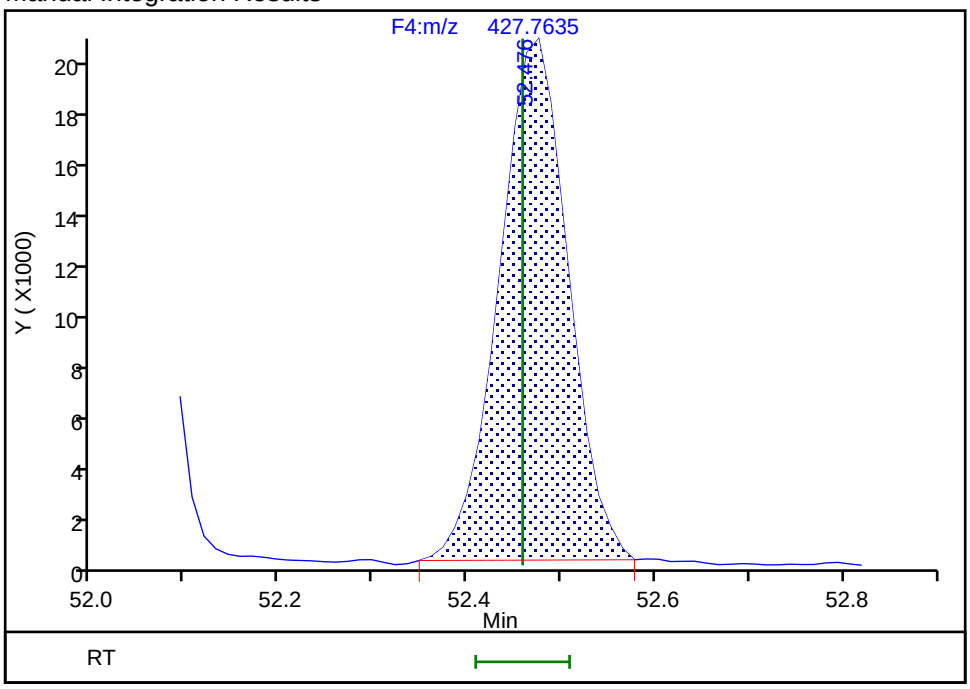

Reviewer: mcwhirterl, 28-Aug-2019 02:51:17
Audit Action: Assigned Compound ID Audit Reason: Incomplete Integration

Report Date: 28-Aug-2019 02:51:56 Chrom Revision: 2.3 22-Aug-2019 12:55:36

Eurofins TestAmerica, Knoxville

Data File:	\\chromna\Knoxville\ChromData\D3D\20190827-12879.b\580-88125-b-12-c.d		
Injection Date:	27-Aug-2019 23:37:00	Injection Vol:	1.0 ul
Instrument ID:	D3D	Operator ID:	Xcalibur_System
Method:	PCBs_D3D	Limit Group:	HR - 1668A - ICAL
Client ID:	H2-0to30-101218		
Worklist#:	33063	Sample Line#:	13
Column Type:	SPB-Octyl	Column Dia:	0.25 mm

NoPCB F4

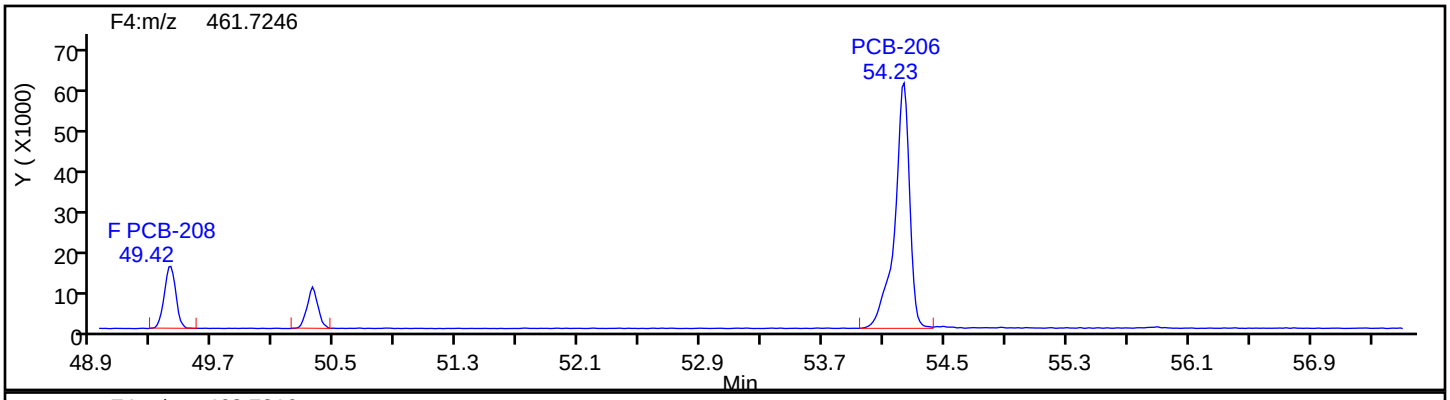

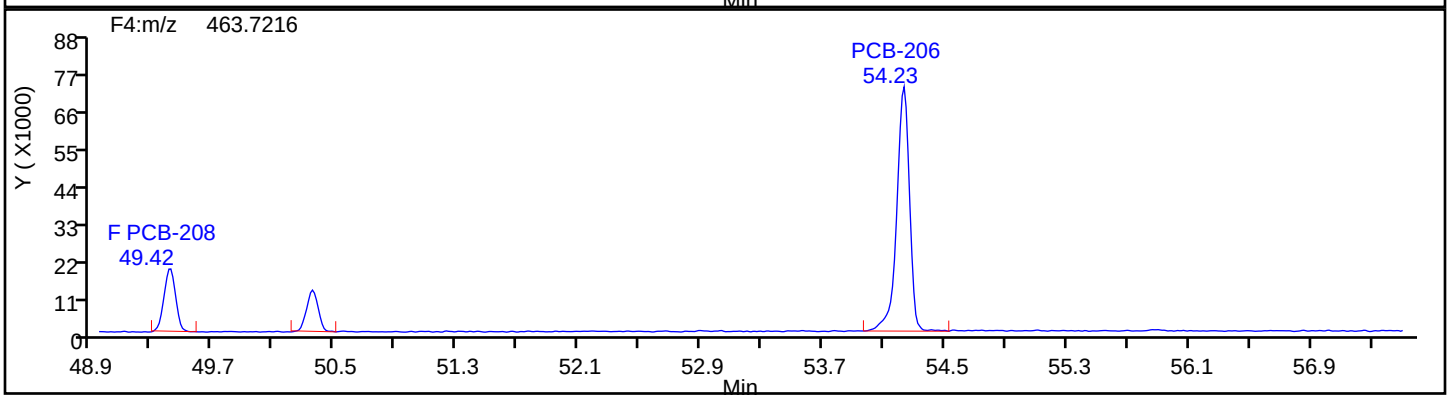

NoPCB F4 Standards

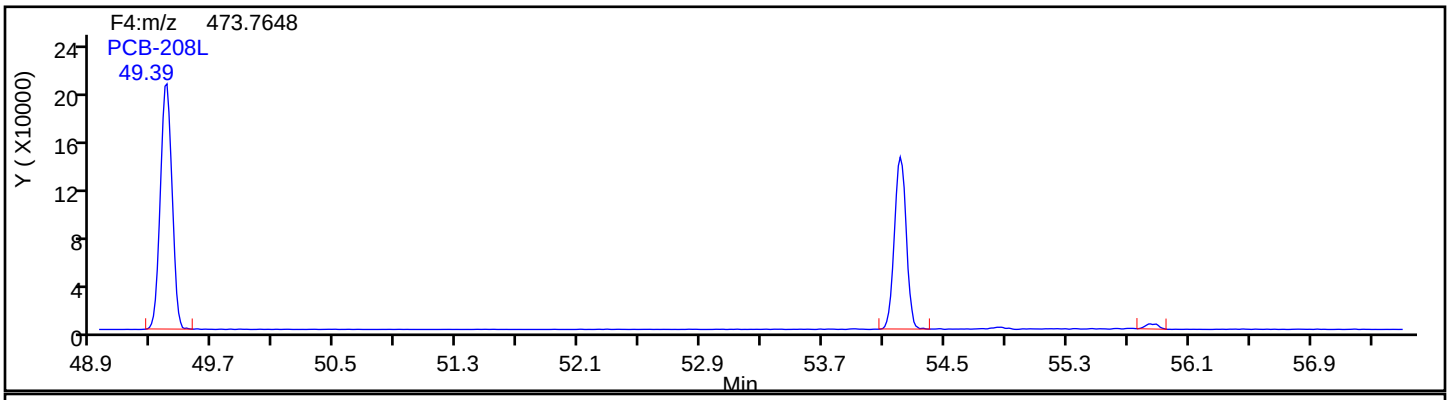

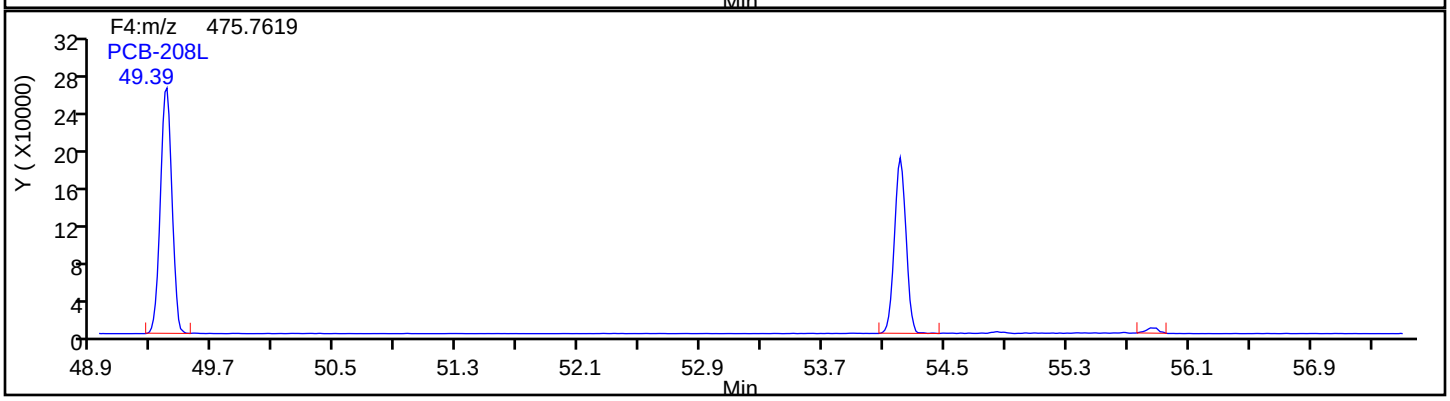

Eurofins TestAmerica, Knoxville

Data File:	\\chromna\Knoxville\ChromData\D3D\20190827-12879.b\580-88125-b-12-c.d		
Injection Date:	27-Aug-2019 23:37:00	Injection Vol:	1.0 ul
Instrument ID:	D3D	Operator ID:	Xcalibur_System
Method:	PCBs_D3D	Limit Group:	HR - 1668A - ICAL
Client ID:	H2-0to30-101218		
Worklist#:	33063	Sample Line#:	13
Column Type:	SPB-Octyl	Column Dia:	0.25 mm

NoPCB F4

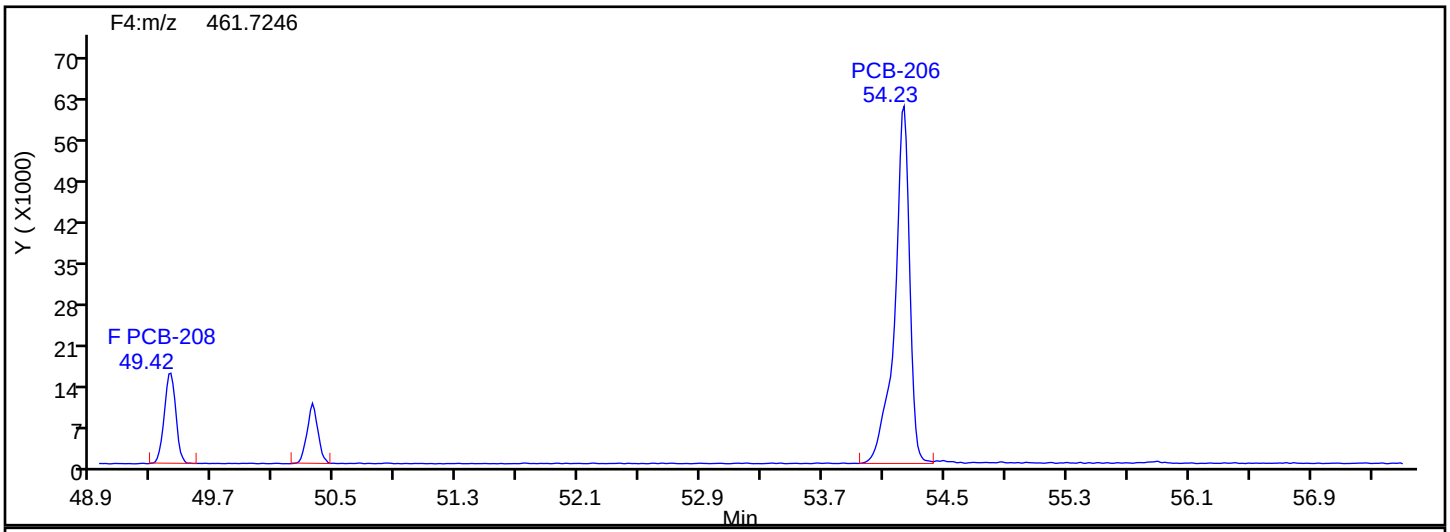

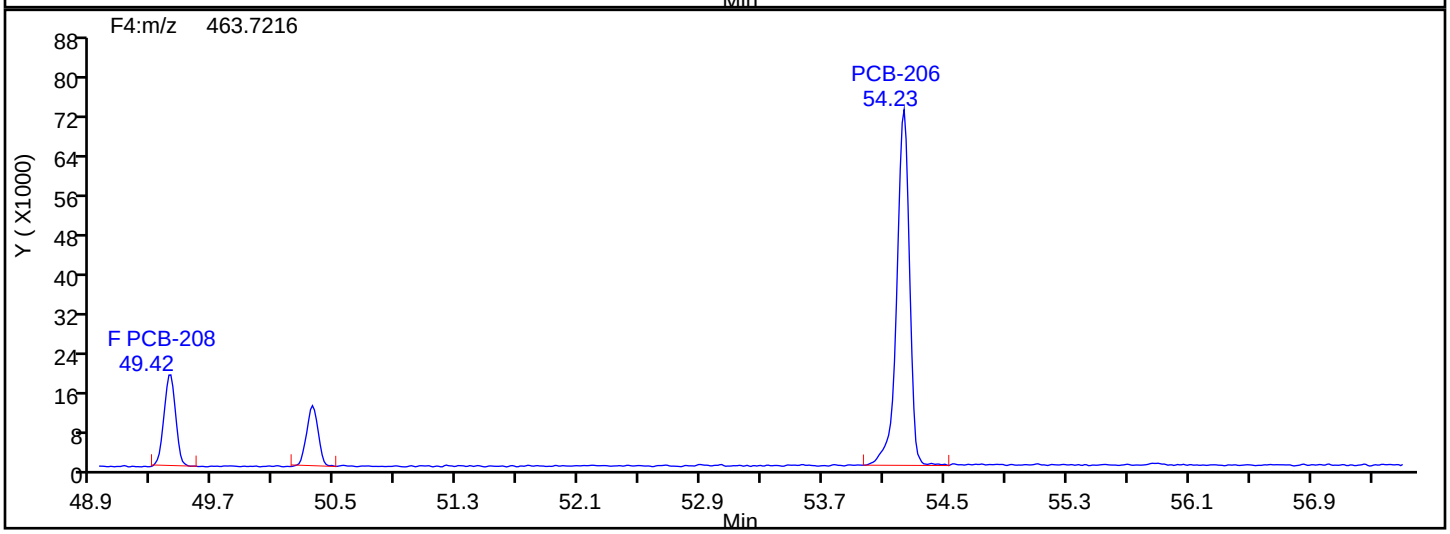

NoPCB F4 Lock Mass

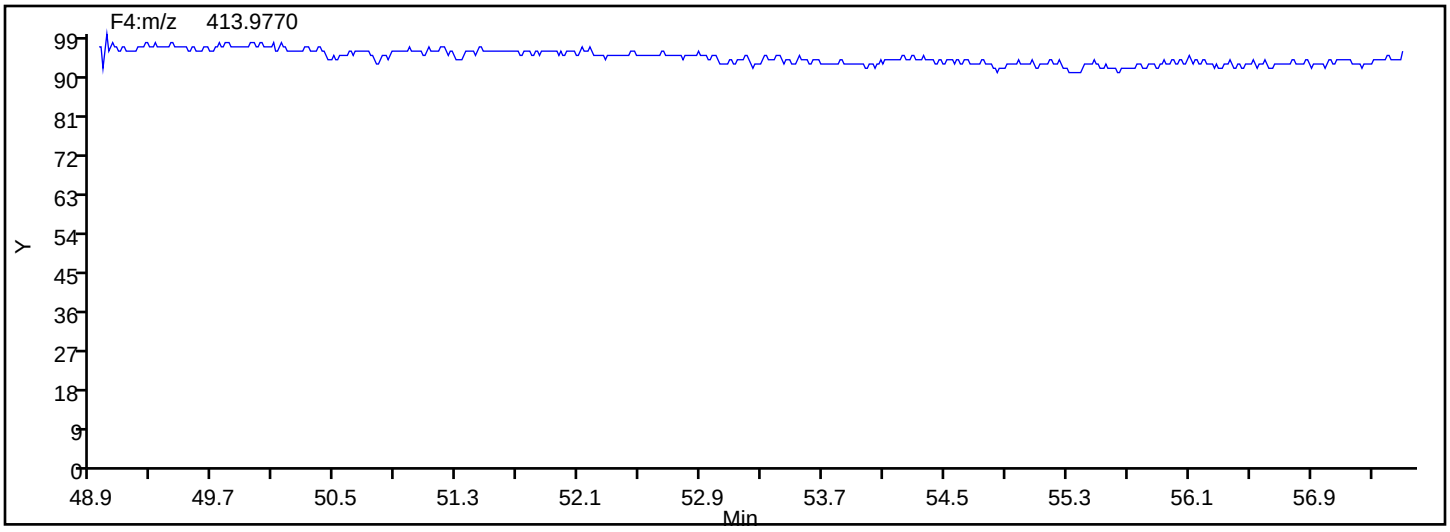

Manual Integration/User Assign Peak Report

Eurofins TestAmerica, Knoxville

Data File:	\\chromna\Knoxville\ChromData\D3D\20190827-12879.b\580-88125-b-12-c.d				
Injection Date:	27-Aug-2019 23:37:00	Instrument ID:	D3D		
Lims ID:	580-88125-B-12-C	Lab Sample ID:	140-88125-12		
Client ID:	H2-0to30-101218				
Operator ID:	Xcalibur_System	ALS Bottle#:	0	Worklist Smp#:	13
Injection Vol:	1.0 ul	Dil. Factor:	1.0000		
Method:	PCBs_D3D	Limit Group:	HR - 1668A - ICAL		
Column:	SPB-Octyl (0.25 mm)	Detector	F4(49.20 :57.50)		

PCB-206, CAS: 40186-72-9

Signal: 1

Not Detected
Expected RT: 54.22

Processing Integration Results

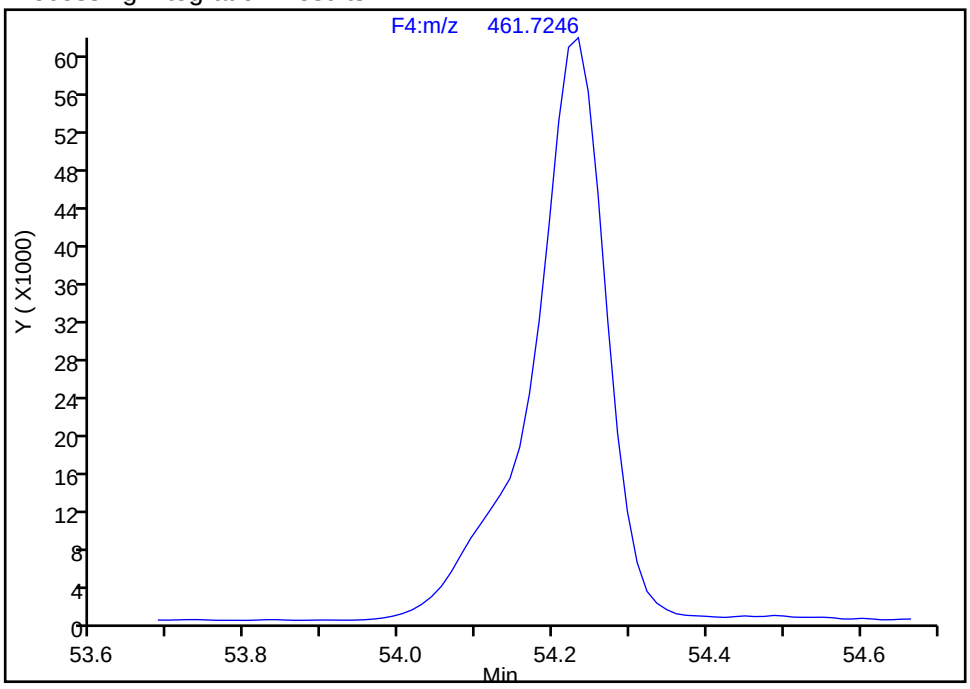

Manual Integration Results

RT: 54.23
Area: 418430
Amount: 39.862441
Amount Units: pg/ul

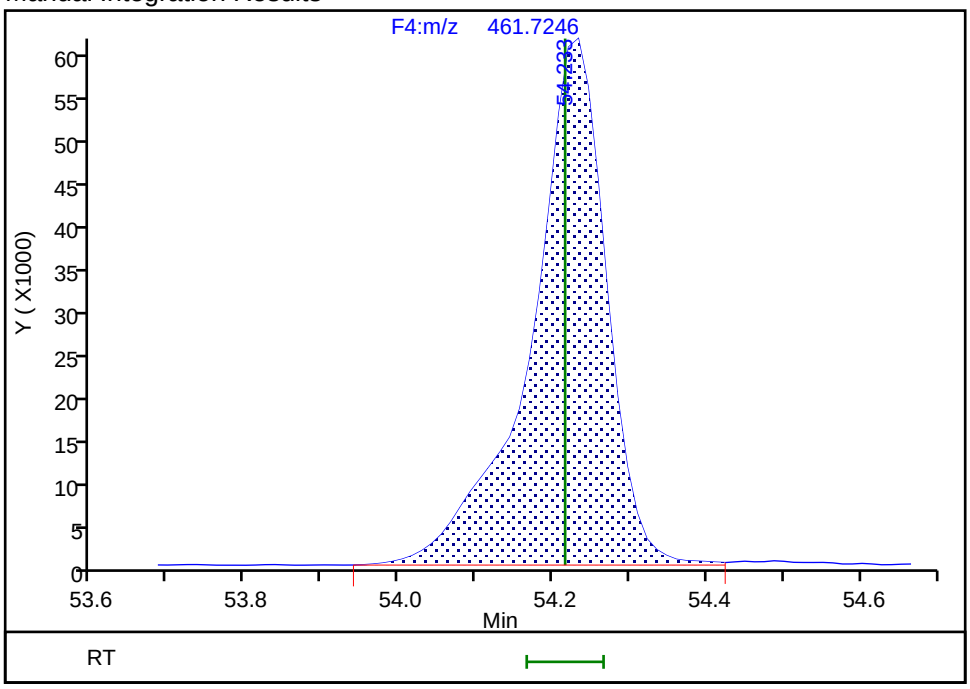

Reviewer: mcwhirterl, 28-Aug-2019 02:51:24
Audit Action: Assigned Compound ID Audit Reason: Incomplete Integration

Report Date: 28-Aug-2019 02:51:56 Chrom Revision: 2.3 22-Aug-2019 12:55:36

Eurofins TestAmerica, Knoxville

Data File:	\\chromna\Knoxville\ChromData\D3D\20190827-12879.b\580-88125-b-12-c.d		
Injection Date:	27-Aug-2019 23:37:00	Injection Vol:	1.0 ul
Instrument ID:	D3D	Operator ID:	Xcalibur_System
Method:	PCBs_D3D	Limit Group:	HR - 1668A - ICAL
Client ID:	H2-0to30-101218		
Worklist#:	33063	Sample Line#:	13
Column Type:	SPB-Octyl	Column Dia:	0.25 mm

DePCB F4

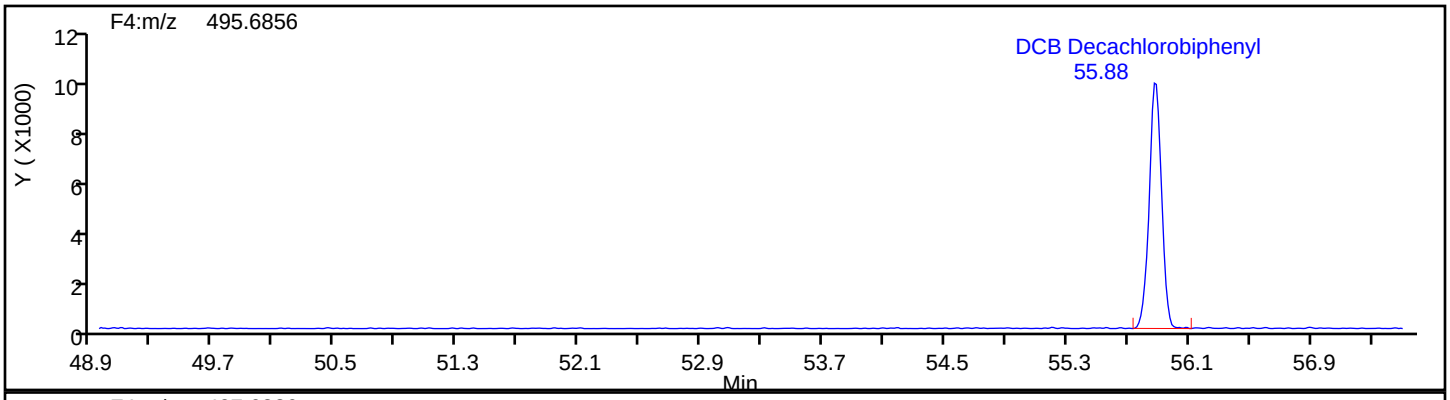

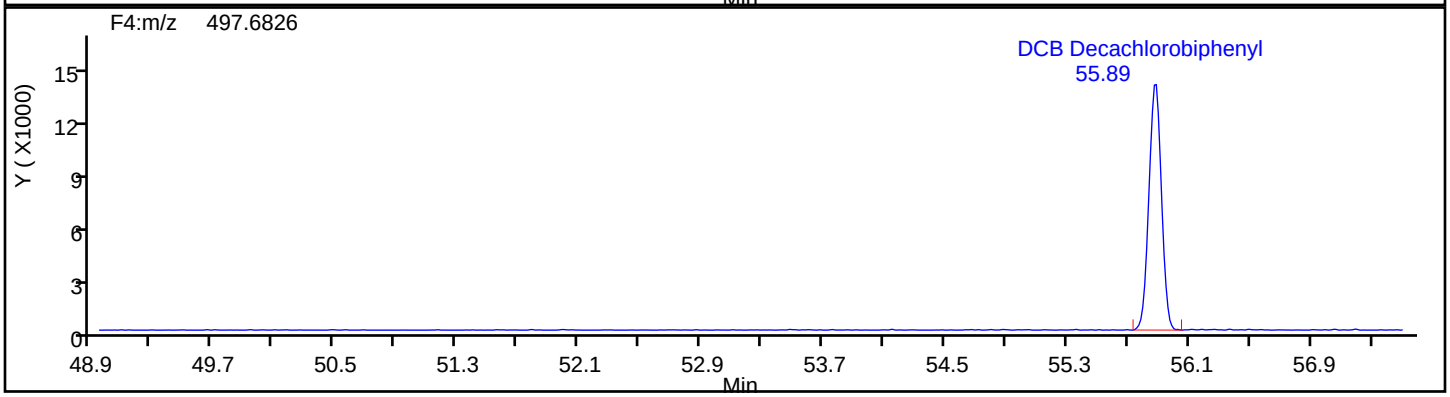

DePCB F4 Standards

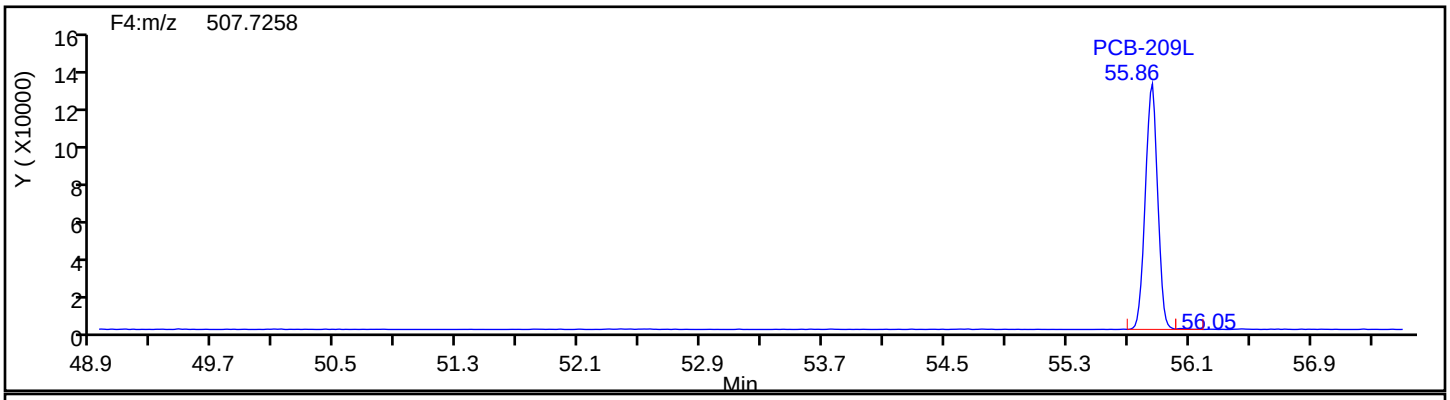

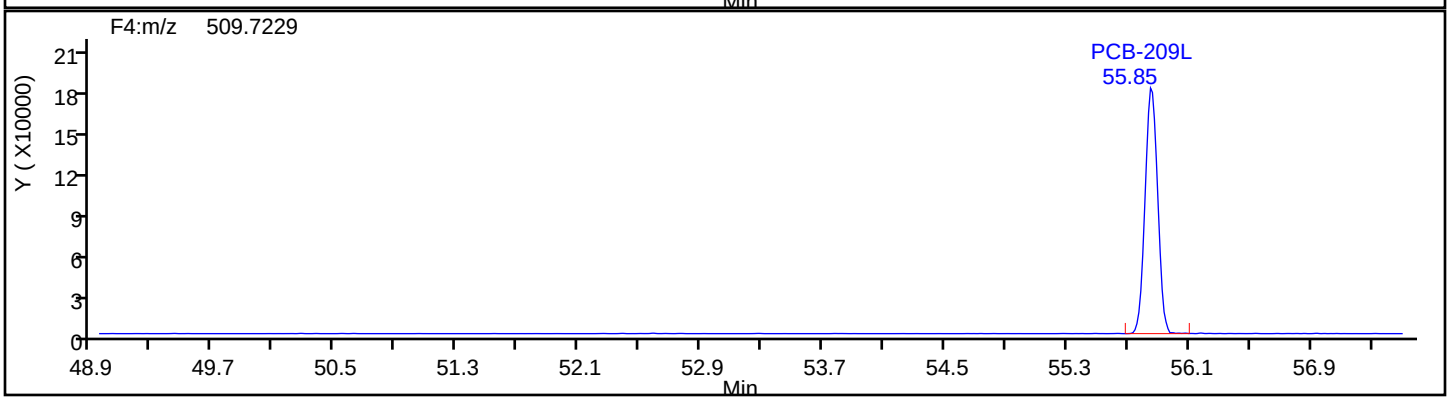

Eurofins TestAmerica, Knoxville

Data File:	\\chromna\Knoxville\ChromData\D3D\20190827-12879.b\580-88125-b-12-c.d		
Injection Date:	27-Aug-2019 23:37:00	Injection Vol:	1.0 ul
Instrument ID:	D3D	Operator ID:	Xcalibur_System
Method:	PCBs_D3D	Limit Group:	HR - 1668A - ICAL
Client ID:	H2-0to30-101218		
Worklist#:	33063	Sample Line#:	13
Column Type:	SPB-Octyl	Column Dia:	0.25 mm

DePCB F4

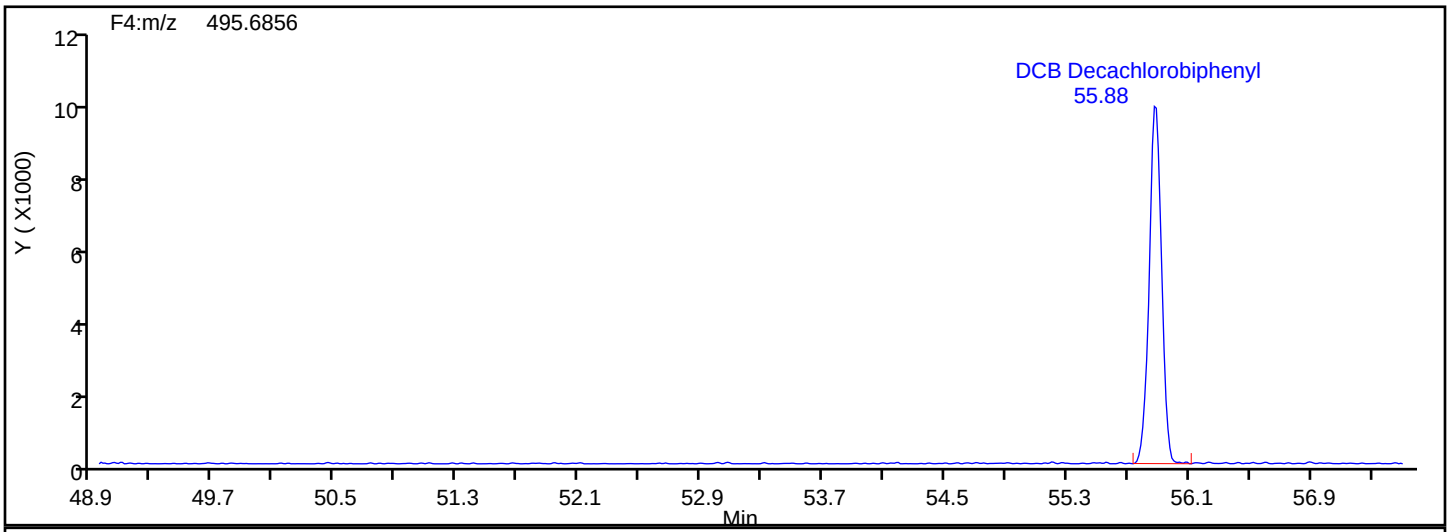

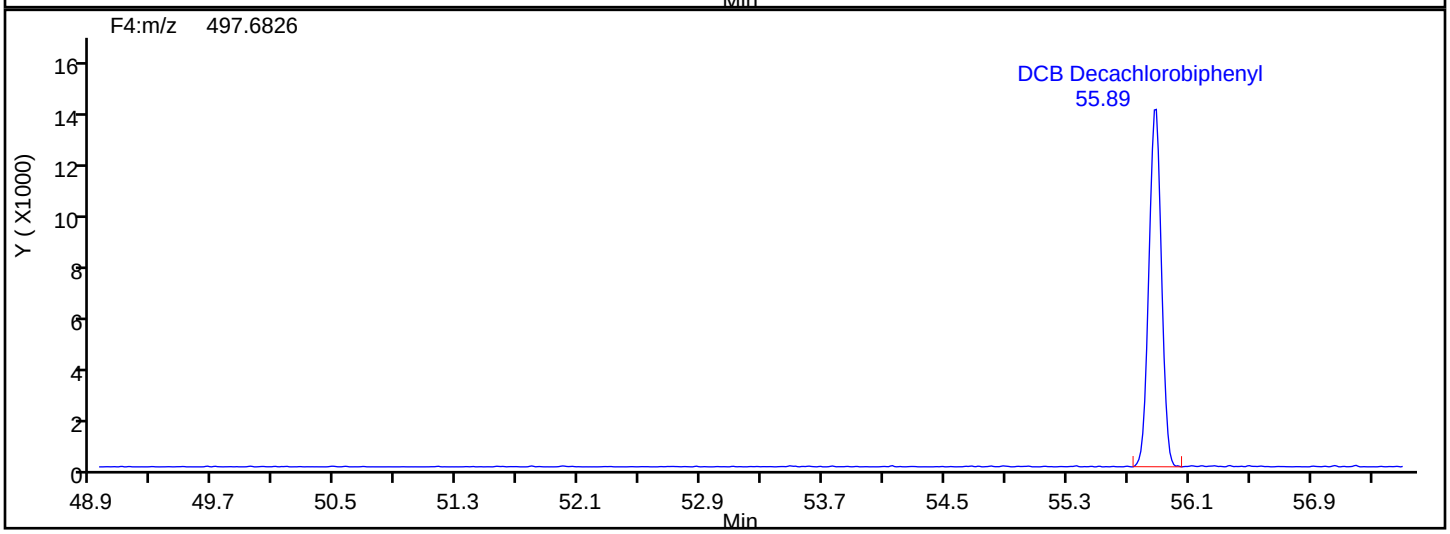

DePCB F4 Lock Mass

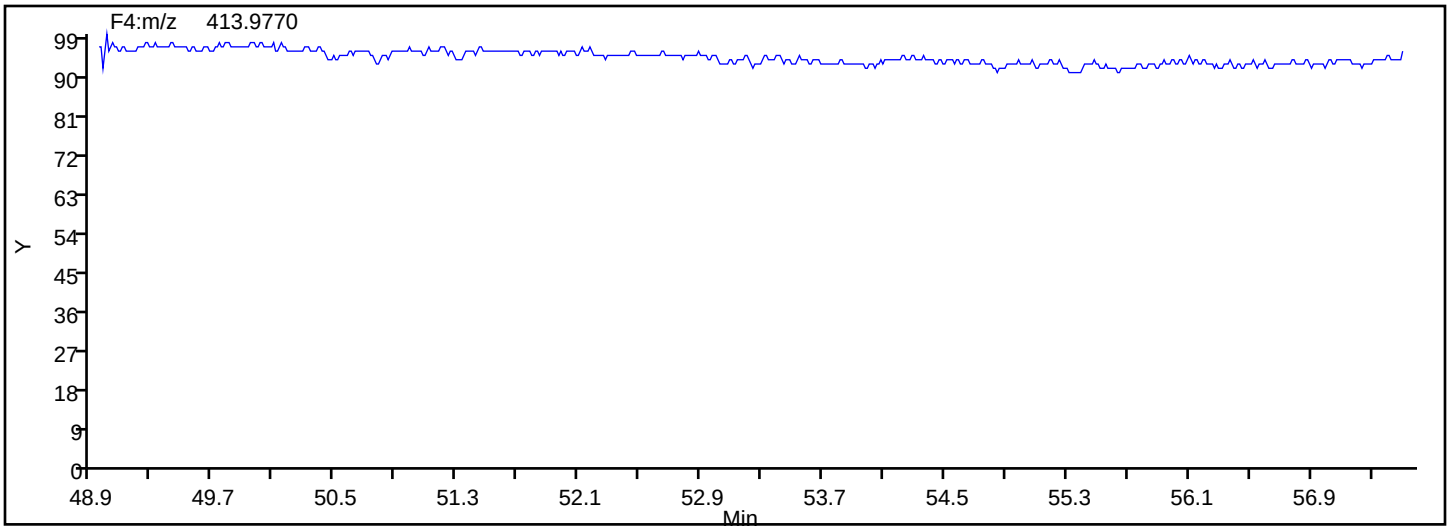

FORM I
HI-RES PCBS ORGANICS ANALYSIS DATA SHEET

Lab Name: Eurofins TestAmerica, Knoxville Job No.: 580-88125-2

SDG No.:

Client Sample ID: J2A3-0to18-101218 Lab Sample ID: 580-88125-13

Matrix: Solid Lab File ID: 580-88125-b-13-c.d

Analysis Method: 1668A Date Collected: 10/12/2018 12:57

Extract. Method: HRMS-Sox Date Extracted: 08/19/2019 08:06

Sample wt/vol: 12.57(g) Date Analyzed: 09/04/2019 07:22

Con. Extract Vol.: 20(mL) Dilution Factor: 1

Injection Volume: 1(uL) Level: (low/med) Low

% Moisture: 19.2 GPC Cleanup:(Y/N) N

Analysis Batch No.: 33231 Units: ng/g

CAS NO.	COMPOUND NAME	RESULT	Q	RL	EDL
2051-60-7	PCB-1	0.0098	B	0.0098	0.00030
2051-61-8	PCB-2	0.012	B	0.0098	0.00032
2051-62-9	PCB-3	0.0057	J q B	0.0098	0.00034
13029-08-8	PCB-4	0.17		0.020	0.00070
16605-91-7	PCB-5	0.00068	J q	0.0098	0.00045
25569-80-6	PCB-6	0.0058	J	0.0098	0.00045
33284-50-3	PCB-7	0.0022	J	0.0098	0.00043
34883-43-7	PCB-8	0.064	B	0.020	0.00044
34883-39-1	PCB-9	0.0020	J	0.0098	0.00049
33146-45-1	PCB-10	0.0050	J	0.0098	0.00047
2050-67-1	PCB-11	0.080	B	0.020	0.00043
2974-92-7	PCB-12	0.0046	J C	0.020	0.00043
2974-90-5	PCB-13	0.0046	J C12	0.020	0.00043
34883-41-5	PCB-14	ND		0.0098	0.00037
2050-68-2	PCB-15	0.030	B	0.0098	0.00042
38444-78-9	PCB-16	0.020	q	0.0098	0.00064
37680-66-3	PCB-17	0.13	B	0.0098	0.00050
37680-65-2	PCB-18	0.066	C B	0.020	0.00043
38444-73-4	PCB-19	0.28		0.0098	0.00060
38444-84-7	PCB-20	0.097	C B	0.020	0.00067
55702-46-0	PCB-21	0.038	C B	0.020	0.00063
38444-85-8	PCB-22	0.021	B	0.0098	0.00070
55720-44-0	PCB-23	ND		0.0098	0.00069
55702-45-9	PCB-24	ND		0.0098	0.00037
55712-37-3	PCB-25	0.017		0.0098	0.00064
38444-81-4	PCB-26	0.015	J C B	0.020	0.00066
38444-76-7	PCB-27	0.035		0.0098	0.00036
7012-37-5	PCB-28	0.097	C20 B	0.020	0.00067
15862-07-4	PCB-29	0.015	J C26 B	0.020	0.00066
35693-92-6	PCB-30	0.066	C18 B	0.020	0.00043
16606-02-3	PCB-31	0.055	B	0.020	0.00063
38444-77-8	PCB-32	0.14	B	0.0098	0.00034
38444-86-9	PCB-33	0.038	C21 B	0.020	0.00063
37680-68-5	PCB-34	ND		0.0098	0.00072

FORM I
HI-RES PCBS ORGANICS ANALYSIS DATA SHEET

Lab Name: Eurofins TestAmerica, Knoxville Job No.: 580-88125-2

SDG No.:

Client Sample ID: J2A3-0to18-101218 Lab Sample ID: 580-88125-13

Matrix: Solid Lab File ID: 580-88125-b-13-c.d

Analysis Method: 1668A Date Collected: 10/12/2018 12:57

Extract. Method: HRMS-Sox Date Extracted: 08/19/2019 08:06

Sample wt/vol: 12.57(g) Date Analyzed: 09/04/2019 07:22

Con. Extract Vol.: 20(mL) Dilution Factor: 1

Injection Volume: 1(uL) Level: (low/med) Low

% Moisture: 19.2 GPC Cleanup:(Y/N) N

Analysis Batch No.: 33231 Units: ng/g

CAS NO.	COMPOUND NAME	RESULT	Q	RL	EDL
37680-69-6	PCB-35	0.0040	J B	0.0098	0.00072
38444-87-0	PCB-36	0.00082	J	0.0098	0.00065
38444-90-5	PCB-37	0.027	B	0.0098	0.00068
53555-66-1	PCB-38	ND		0.0098	0.00066
38444-88-1	PCB-39	ND		0.0098	0.00062
38444-93-8	PCB-40	0.14	C	0.030	0.00076
52663-59-9	PCB-41	0.14	C40	0.030	0.00076
36559-22-5	PCB-42	0.043		0.0098	0.00080
70362-46-8	PCB-43	0.026	C	0.020	0.00069
41464-39-5	PCB-44	0.78	C B	0.030	0.00067
70362-45-7	PCB-45	0.44	C	0.020	0.00078
41464-47-5	PCB-46	0.019		0.0098	0.00091
2437-79-8	PCB-47	0.78	C44 B	0.030	0.00067
70362-47-9	PCB-48	0.019		0.0098	0.00073
41464-40-8	PCB-49	0.37	C	0.020	0.00061
62796-65-0	PCB-50	0.30	C	0.020	0.00074
68194-04-7	PCB-51	0.44	C45	0.020	0.00078
35693-99-3	PCB-52	0.40	B	0.0098	0.00077
41464-41-9	PCB-53	0.30	C50	0.020	0.00074
15968-05-5	PCB-54	0.084		0.0098	0.00034
74338-24-2	PCB-55	0.00097	J q	0.0098	0.00054
41464-43-1	PCB-56	0.046		0.0098	0.00055
70424-67-8	PCB-57	ND		0.0098	0.00054
41464-49-7	PCB-58	0.0013	J q	0.0098	0.00053
74472-33-6	PCB-59	0.030	C	0.030	0.00051
33025-41-1	PCB-60	0.017	q	0.0098	0.00052
33284-53-6	PCB-61	0.22	C B	0.039	0.00051
54230-22-7	PCB-62	0.030	C59	0.030	0.00051
74472-34-7	PCB-63	ND		0.0098	0.00047
52663-58-8	PCB-64	0.053		0.0098	0.00049
33284-54-7	PCB-65	0.78	C44 B	0.030	0.00067
32598-10-0	PCB-66	0.14		0.0098	0.00054
73575-53-8	PCB-67	0.0055	J q	0.0098	0.00050
73575-52-7	PCB-68	0.010	q	0.0098	0.00047

FORM I
HI-RES PCBS ORGANICS ANALYSIS DATA SHEET

Lab Name: Eurofins TestAmerica, Knoxville Job No.: 580-88125-2

SDG No.:

Client Sample ID: J2A3-0to18-101218 Lab Sample ID: 580-88125-13

Matrix: Solid Lab File ID: 580-88125-b-13-c.d

Analysis Method: 1668A Date Collected: 10/12/2018 12:57

Extract. Method: HRMS-Sox Date Extracted: 08/19/2019 08:06

Sample wt/vol: 12.57(g) Date Analyzed: 09/04/2019 07:22

Con. Extract Vol.: 20(mL) Dilution Factor: 1

Injection Volume: 1(uL) Level: (low/med) Low

% Moisture: 19.2 GPC Cleanup:(Y/N) N

Analysis Batch No.: 33231 Units: ng/g

CAS NO.	COMPOUND NAME	RESULT	Q	RL	EDL
60233-24-1	PCB-69	0.37	C49	0.020	0.00061
32598-11-1	PCB-70	0.22	C61 B	0.039	0.00051
41464-46-4	PCB-71	0.14	C40	0.030	0.00076
41464-42-0	PCB-72	0.0066	J q	0.0098	0.00053
74338-23-1	PCB-73	0.026	C43	0.020	0.00069
32690-93-0	PCB-74	0.22	C61 B	0.039	0.00051
32598-12-2	PCB-75	0.030	C59	0.030	0.00051
70362-48-0	PCB-76	0.22	C61 B	0.039	0.00051
32598-13-3	PCB-77	0.021		0.0098	0.00052
70362-49-1	PCB-78	ND		0.0098	0.00053
41464-48-6	PCB-79	0.0043	J q	0.0098	0.00045
33284-52-5	PCB-80	ND		0.0098	0.00047
70362-50-4	PCB-81	0.0015	J q	0.0098	0.00053
52663-62-4	PCB-82	0.072		0.0098	0.00078
60145-20-2	PCB-83	0.51	C B	0.020	0.00072
52663-60-2	PCB-84	0.23		0.0098	0.00079
65510-45-4	PCB-85	0.089	q C	0.030	0.00056
55312-69-1	PCB-86	0.60	C B	0.059	0.00057
38380-02-8	PCB-87	0.60	C86 B	0.059	0.00057
55215-17-3	PCB-88	0.24	C	0.020	0.00067
73575-57-2	PCB-89	0.0071	J q	0.0098	0.00076
68194-07-0	PCB-90	0.95	C B	0.030	0.00060
68194-05-8	PCB-91	0.24	C88	0.020	0.00067
52663-61-3	PCB-92	0.0060	J q	0.0098	0.00071
73575-56-1	PCB-93	0.12	C	0.020	0.00069
73575-55-0	PCB-94	0.031		0.0098	0.00075
38379-99-6	PCB-95	0.87	B	0.0098	0.00070
73575-54-9	PCB-96	0.026		0.0098	0.00055
41464-51-1	PCB-97	0.60	C86 B	0.059	0.00057
60233-25-2	PCB-98	0.061	C	0.020	0.00069
38380-01-7	PCB-99	0.51	C83 B	0.020	0.00072
39485-83-1	PCB-100	0.12	C93	0.020	0.00069
37680-73-2	PCB-101	0.95	C90 B	0.030	0.00060
68194-06-9	PCB-102	0.061	C98	0.020	0.00069

FORM I
HI-RES PCBS ORGANICS ANALYSIS DATA SHEET

Lab Name: Eurofins TestAmerica, Knoxville Job No.: 580-88125-2

SDG No.:

Client Sample ID: J2A3-0to18-101218 Lab Sample ID: 580-88125-13

Matrix: Solid Lab File ID: 580-88125-b-13-c.d

Analysis Method: 1668A Date Collected: 10/12/2018 12:57

Extract. Method: HRMS-Sox Date Extracted: 08/19/2019 08:06

Sample wt/vol: 12.57(g) Date Analyzed: 09/04/2019 07:22

Con. Extract Vol.: 20(mL) Dilution Factor: 1

Injection Volume: 1(uL) Level: (low/med) Low

% Moisture: 19.2 GPC Cleanup:(Y/N) N

Analysis Batch No.: 33231 Units: ng/g

CAS NO.	COMPOUND NAME	RESULT	Q	RL	EDL
60145-21-3	PCB-103	0.063		0.0098	0.00066
56558-16-8	PCB-104	0.010		0.0098	0.00049
32598-14-4	PCB-105	0.16	B	0.0098	0.0016
70424-69-0	PCB-106	ND		0.0098	0.0016
70424-68-9	PCB-107	0.041		0.0098	0.0015
70362-41-3	PCB-108	0.018	J C	0.020	0.0017
74472-35-8	PCB-109	0.60	C86 B	0.059	0.00057
38380-03-9	PCB-110	0.99	C B	0.020	0.00050
39635-32-0	PCB-111	0.0055	J	0.0098	0.00048
74472-36-9	PCB-112	ND		0.0098	0.00050
68194-10-5	PCB-113	0.95	C90 B	0.030	0.00060
74472-37-0	PCB-114	0.0088	J B	0.0098	0.0015
74472-38-1	PCB-115	0.99	C110 B	0.020	0.00050
18259-05-7	PCB-116	0.089	q C85	0.030	0.00056
68194-11-6	PCB-117	0.089	q C85	0.030	0.00056
31508-00-6	PCB-118	0.47	B	0.0098	0.0016
56558-17-9	PCB-119	0.60	C86 B	0.059	0.00057
68194-12-7	PCB-120	0.011		0.0098	0.00045
56558-18-0	PCB-121	0.0052	J	0.0098	0.00049
76842-07-4	PCB-122	0.0048	J q	0.0098	0.0018
65510-44-3	PCB-123	0.0055	J q	0.0098	0.0016
70424-70-3	PCB-124	0.018	J C108	0.020	0.0017
74472-39-2	PCB-125	0.60	C86 B	0.059	0.00057
57465-28-8	PCB-126	0.0030	J q B	0.0098	0.0016
39635-33-1	PCB-127	ND		0.0098	0.0016
38380-07-3	PCB-128	0.22	C	0.020	0.0010
55215-18-4	PCB-129	1.8	C B	0.039	0.0011
52663-66-8	PCB-130	0.11		0.0098	0.0014
61798-70-7	PCB-131	0.023		0.0098	0.0013
38380-05-1	PCB-132	0.63	B	0.0098	0.0013
35694-04-3	PCB-133	0.037		0.0098	0.0013
52704-70-8	PCB-134	0.11	C	0.020	0.0014
52744-13-5	PCB-135	0.69	C B	0.020	0.00050

FORM I
HI-RES PCBS ORGANICS ANALYSIS DATA SHEET

Lab Name: Eurofins TestAmerica, Knoxville Job No.: 580-88125-2

SDG No.:

Client Sample ID: J2A3-0to18-101218 Lab Sample ID: 580-88125-13

Matrix: Solid Lab File ID: 580-88125-b-13-c.d

Analysis Method: 1668A Date Collected: 10/12/2018 12:57

Extract. Method: HRMS-Sox Date Extracted: 08/19/2019 08:06

Sample wt/vol: 12.57(g) Date Analyzed: 09/04/2019 07:22

Con. Extract Vol.: 20(mL) Dilution Factor: 1

Injection Volume: 1(uL) Level: (low/med) Low

% Moisture: 19.2 GPC Cleanup:(Y/N) N

Analysis Batch No.: 33231 Units: ng/g

CAS NO.	COMPOUND NAME	RESULT	Q	RL	EDL
38411-22-2	PCB-136	0.26	B	0.0098	0.00038
35694-06-5	PCB-137	0.050		0.0098	0.0011
35065-28-2	PCB-138	1.8	C129 B	0.039	0.0011
56030-56-9	PCB-139	0.032	C	0.020	0.0012
59291-64-4	PCB-140	0.032	C139	0.020	0.0012
52712-04-6	PCB-141	0.37		0.0098	0.0012
41411-61-4	PCB-142	ND		0.0098	0.0013
68194-15-0	PCB-143	0.11	C134	0.020	0.0014
68194-14-9	PCB-144	0.086		0.0098	0.00047
74472-40-5	PCB-145	0.0010	J q	0.0098	0.00036
51908-16-8	PCB-146	0.32	B	0.0098	0.0011
68194-13-8	PCB-147	1.8	C B	0.020	0.0012
74472-41-6	PCB-148	0.0095	J	0.0098	0.00048
38380-04-0	PCB-149	1.8	C147 B	0.020	0.0012
68194-08-1	PCB-150	0.011		0.0098	0.00035
52663-63-5	PCB-151	0.69	C135 B	0.020	0.00050
68194-09-2	PCB-152	0.0061	J	0.0098	0.00035
35065-27-1	PCB-153	1.6	C B	0.020	0.00094
60145-22-4	PCB-154	0.047	B	0.0098	0.00043
33979-03-2	PCB-155	0.00098	J q	0.0098	0.00033
38380-08-4	PCB-156	0.14	C B	0.020	0.0011
69782-90-7	PCB-157	0.14	C156 B	0.020	0.0011
74472-42-7	PCB-158	0.17	B	0.0098	0.00083
39635-35-3	PCB-159	0.017		0.0098	0.00087
41411-62-5	PCB-160	1.8	C129 B	0.039	0.0011
74472-43-8	PCB-161	ND		0.0098	0.00086
39635-34-2	PCB-162	ND		0.0098	0.00085
74472-44-9	PCB-163	1.8	C129 B	0.039	0.0011
74472-45-0	PCB-164	0.15		0.0098	0.00092
74472-46-1	PCB-165	ND		0.0098	0.0010
41411-63-6	PCB-166	0.22	C128	0.020	0.0010

FORM I
HI-RES PCBS ORGANICS ANALYSIS DATA SHEET

Lab Name: Eurofins TestAmerica, Knoxville Job No.: 580-88125-2

SDG No.:

Client Sample ID: J2A3-0to18-101218 Lab Sample ID: 580-88125-13

Matrix: Solid Lab File ID: 580-88125-b-13-c.d

Analysis Method: 1668A Date Collected: 10/12/2018 12:57

Extract. Method: HRMS-Sox Date Extracted: 08/19/2019 08:06

Sample wt/vol: 12.57(g) Date Analyzed: 09/04/2019 07:22

Con. Extract Vol.: 20(mL) Dilution Factor: 1

Injection Volume: 1(uL) Level: (low/med) Low

% Moisture: 19.2 GPC Cleanup:(Y/N) N

Analysis Batch No.: 33231 Units: ng/g

CAS NO.	COMPOUND NAME	RESULT	Q	RL	EDL
52663-72-6	PCB-167	0.058		0.0098	0.00072
59291-65-5	PCB-168	1.6	C153 B	0.020	0.00094
32774-16-6	PCB-169	ND		0.0098	0.00082
35065-30-6	PCB-170	0.56	B	0.0098	0.00046
52663-71-5	PCB-171	0.18	C	0.020	0.00042
52663-74-8	PCB-172	0.093	B	0.0098	0.00041
68194-16-1	PCB-173	0.18	C171	0.020	0.00042
38411-25-5	PCB-174	0.59	B	0.0098	0.00042
40186-70-7	PCB-175	0.027		0.0098	0.00038
52663-65-7	PCB-176	0.072	B	0.0098	0.00027
52663-70-4	PCB-177	0.34	B	0.0098	0.00043
52663-67-9	PCB-178	0.12		0.0098	0.00040
52663-64-6	PCB-179	0.25	B	0.0098	0.00029
35065-29-3	PCB-180	1.1	C B	0.020	0.00033
74472-47-2	PCB-181	0.0061	J q	0.0098	0.00037
60145-23-5	PCB-182	0.0071	J	0.0098	0.00035
52663-69-1	PCB-183	0.39	C B	0.020	0.00036
74472-48-3	PCB-184	ND		0.0098	0.00029
52712-05-7	PCB-185	0.39	C183 B	0.020	0.00036
74472-49-4	PCB-186	ND		0.0098	0.00028
52663-68-0	PCB-187	0.67		0.0098	0.00036
74487-85-7	PCB-188	ND		0.0098	0.00025
39635-31-9	PCB-189	0.021	B	0.0098	0.00051
41411-64-7	PCB-190	0.10		0.0098	0.00029
74472-50-7	PCB-191	0.027		0.0098	0.00029
74472-51-8	PCB-192	ND		0.0098	0.00031
69782-91-8	PCB-193	1.1	C180 B	0.020	0.00033
35694-08-7	PCB-194	0.23	B	0.0098	0.0017
52663-78-2	PCB-195	0.10		0.0098	0.0020
42740-50-1	PCB-196	0.11	B	0.0098	0.0012
33091-17-7	PCB-197	0.0057	J q	0.0098	0.00089
68194-17-2	PCB-198	0.24	C B	0.020	0.0013

FORM I
HI-RES PCBS ORGANICS ANALYSIS DATA SHEET

Lab Name: Eurofins TestAmerica, Knoxville Job No.: 580-88125-2

SDG No.:

Client Sample ID: J2A3-0to18-101218 Lab Sample ID: 580-88125-13

Matrix: Solid Lab File ID: 580-88125-b-13-c.d

Analysis Method: 1668A Date Collected: 10/12/2018 12:57

Extract. Method: HRMS-Sox Date Extracted: 08/19/2019 08:06

Sample wt/vol: 12.57(g) Date Analyzed: 09/04/2019 07:22

Con. Extract Vol.: 20(mL) Dilution Factor: 1

Injection Volume: 1(uL) Level: (low/med) Low

% Moisture: 19.2 GPC Cleanup:(Y/N) N

Analysis Batch No.: 33231 Units: ng/g

CAS NO.	COMPOUND NAME	RESULT	Q	RL	EDL
52663-75-9	PCB-199	0.24	C198 B	0.020	0.0013
52663-73-7	PCB-200	0.026	q	0.0098	0.00095
40186-71-8	PCB-201	0.031		0.0098	0.00090
2136-99-4	PCB-202	0.048		0.0098	0.0010
52663-76-0	PCB-203	0.15		0.0098	0.0012
74472-52-9	PCB-204	ND		0.0098	0.00097
74472-53-0	PCB-205	0.011		0.0098	0.0012
40186-72-9	PCB-206	0.19	q	0.0098	0.0018
52663-79-3	PCB-207	0.015		0.0098	0.0012
52663-77-1	PCB-208	0.038		0.0098	0.0012
2051-24-3	PCB-209	0.064	B	0.0098	0.00058
27323-18-8	Total Monochlorobiphenyls	0.028	q B	0.0098	0.00032
25512-42-9	Total Dichlorobiphenyls	0.36	q B	0.020	0.00046
25323-68-6	Total Trichlorobiphenyls	0.95	q B	0.020	0.00060
26914-33-0	Total Tetrachlorobiphenyls	3.2	q B	0.039	0.00059
25429-29-2	Total Pentachlorobiphenyls	5.6	q B	0.059	0.00094
26601-64-9	Total Hexachlorobiphenyls	8.7	q B	0.039	0.00089
28655-71-2	Total Heptachlorobiphenyls	4.6	q B	0.020	0.00036
55722-26-4	Total Octachlorobiphenyls	0.95	q B	0.020	0.0012
53742-07-7	Total Nonachlorobiphenyls	0.24	q	0.0098	0.0014
1336-36-3	Polychlorinated biphenyls, Total	25	q B	0.059	0.00078

FORM I
HI-RES PCBS ORGANICS ANALYSIS DATA SHEET

Lab Name: Eurofins TestAmerica, Knoxville Job No.: 580-88125-2

SDG No.:

Client Sample ID: J2A3-0to18-101218 Lab Sample ID: 580-88125-13

Matrix: Solid Lab File ID: 580-88125-b-13-c.d

Analysis Method: 1668A Date Collected: 10/12/2018 12:57

Extract. Method: HRMS-Sox Date Extracted: 08/19/2019 08:06

Sample wt/vol: 12.57(g) Date Analyzed: 09/04/2019 07:22

Con. Extract Vol.: 20(mL) Dilution Factor: 1

Injection Volume: 1(uL) Level: (low/med) Low

% Moisture: 19.2 GPC Cleanup:(Y/N) N

Analysis Batch No.: 33231 Units: ng/g

CAS NO.	ISOTOPE DILUTION	%REC	Q	LIMITS
234432-85-0	PCB-1L	78		30-140
208263-77-8	PCB-3L	79		30-140
234432-86-1	PCB-4L	72		30-140
208263-67-6	PCB-15L	80		30-140
234432-87-2	PCB-19L	72		30-140
208263-79-0	PCB-37L	84		30-140
234432-88-3	PCB-54L	103		30-140
105600-23-5	PCB-77L	88		30-140
208461-24-9	PCB-81L	86		30-140
234432-89-4	PCB-104L	86		30-140
208263-62-1	PCB-105L	81		30-140
208263-63-2	PCB-114L	80		30-140
104130-40-7	PCB-118L	81		30-140
208263-64-3	PCB-123L	80		30-140
208263-65-4	PCB-126L	88		30-140
234432-90-7	PCB-155L	92		30-140
208263-68-7	PCB-156L	77	C	30-140
235416-30-5	PCB-157L	77	C156	30-140
208263-69-8	PCB-167L	76		30-140
208263-70-1	PCB-169L	81		30-140
160901-80-4	PCB-170L	76		30-140
234432-91-8	PCB-188L	86		30-140
208263-73-4	PCB-189L	91		30-140
105600-26-8	PCB-202L	79		30-140
234446-64-1	PCB-205L	73		30-140
208263-75-6	PCB-206L	59		30-140
234432-92-9	PCB-208L	74		30-140
105600-27-9	PCB-209L	48		30-140

CAS NO.	SURROGATE	%REC	Q	LIMITS
208263-76-7	PCB-28L	78		40-125
235416-29-2	PCB-111L	90		40-125
232919-67-4	PCB-178L	96		40-125

Eurofins TestAmerica, Knoxville
Target Compound Quantitation Report

Data File: \\chromna\Knoxville\ChromData\D3D\20190903-12939.b\580-88125-b-13-c.d
Lims ID: 580-88125-B-13-C
Client ID: J2A3-0to18-101218
Sample Type: Client
Inject. Date: 04-Sep-2019 07:22:00 ALS Bottle#: 0 Worklist Smp#: 13
Injection Vol: 1.0 ul Dil. Factor: 1.0000
Sample Info:
Misc. Info.: 140-0012939-013
Operator ID: Xcalibur_System Instrument ID: D3D

Method: \\chromna\Knoxville\ChromData\D3D\20190903-12939.b\PCBs_D3D.m
Limit Group: HR - 1668A - ICAL
Last Update: 04-Sep-2019 15:03:59 Calib Date: 21-Aug-2019 19:05:00
Integrator: Picker
Quant Method: Isotopic Dilution Quant By: Initial Calibration
Last ICal File: \\chromna\Knoxville\ChromData\D3D\20190813-12717.b\d4190821i6.d

Column 1 : SPB-Octyl (0.25 mm) Det: F1(11.07 :21.70)
Process Host: CTX1028

First Level Reviewer: layk Date: 04-Sep-2019 12:22:51

Compound	RT (min.)	Area	Ratio	Ical RRF	Amount pg/ul	EMPC pg/ul	Noise EDL	Final EDL	%Rec	Flags
S Total Monochlorobipheny					2.890	2.784	0.0323	0.0323		RQ
D PCB-1L	11:43	754578	3.14	1.3140	78.1	78.1	0.5423	0.5423	78.10	
D PCB-3L	13:53	792940	3.26	1.3615	79.2	79.2	0.5234	0.5234	79.21	
PCB-1	11:44	8897	3.39	1.1883	0.992	0.992	0.0300	0.0300		M
PCB-2	13:43	11128	3.43	1.1911	1.207	1.207	0.0324	0.0324		
PCB-3	13:54	5616	3.13	1.2130	0.6905	0.5839	0.0345	0.0345		RQ
S Total Dichlorobiphenyls					36.9	36.9	0.0470	0.0470		RQ
D PCB-4L	14:08	317573	1.55	0.5996	72.0	72.0	0.2040	0.2040	72.04	
* PCB-9L	16:06	735256	1.63	4E+04	100.0	100.0				
D PCB-15L	20:01	606039	1.65	1.0280	80.2	80.2	0.1190	0.1190	80.18	
PCB-4	14:09	68098	1.58	1.2533	17.1	17.1	0.0710	0.0710		
PCB-10	14:19	3487	1.79	1.4828	0.5092	0.5092	0.0480	0.0480		
PCB-9	16:07	1333	1.50	1.4200	0.2033	0.2033	0.0502	0.0502		
PCB-7	16:16	1656	1.36	1.6244	0.2208	0.2208	0.0439	0.0439		
PCB-6	16:31	4202	1.36	1.5539	0.5856	0.5856	0.0458	0.0458		
PCB-5	16:49	496	1.56	1.5606	0.0930	0.0688	0.0456	0.0456		RQMa
PCB-8	16:57	47946	1.58	1.5884	6.537	6.537	0.0449	0.0449		M
PCB-14	18:37						0.0380	0.0380		
PCB-11	19:25	61433	1.57	1.6347	8.138	8.138	0.0436	0.0436		M
PCB-12	19:42	3517	1.70	1.6410	0.4641	0.4641	0.0434	0.0434		M
PCB-13 (C12)	19:42	3517	1.70	1.6410	0.4641	0.4641	0.0434	0.0434		M
PCB-15	20:02	25628	1.61	1.4024	3.015	3.015	0.0424	0.0424		M
S Total Trichlorobiphenyl					97.3	97.1	0.0605	0.0605		RQ
D PCB-19L	17:14	165418	1.05	0.6095	71.5	71.5	1.413	1.413	71.53	
* PCB-32L	20:29	379445	1.10	2.2E+04	100.0	100.0				
* PCB-31L	22:45	1620532	1.06	6.8E+04	100.0	100.0				
$ PCB-28L	23:03	1393741	1.08	1.0975	78.4	78.4	0.2165	0.2165	78.36	
D PCB-37L	27:03	1228622	1.07	0.9024	84.0	84.0	0.2633	0.2633	84.01	
PCB-19	17:14	62249	1.11	1.3047	28.8	28.8	0.0612	0.0612		
PCB-18	19:07	20034	1.10	1.8188	6.659	6.659	0.0439	0.0439		
PCB-30 (C18)	19:07	20034	1.10	1.8188	6.659	6.659	0.0439	0.0439		

Compound	RT (min.)	Area	Ratio	Ical RRF	Amount pg/ul	EMPC pg/ul	Noise EDL	Final EDL	%Rec	Flags
PCB-17	19:32	35452	1.08	1.5641	13.7	13.7	0.0510	0.0510		
PCB-27	19:45	12602	1.14	2.1680	3.514	3.514	0.0368	0.0368		
PCB-24	19:55						0.0380	0.0380		
PCB-16	19:59	4026	1.04	1.2260	2.191	1.985	0.0651	0.0651		RQM
PCB-32	20:31	55897	1.03	2.3416	14.4	14.4	0.0341	0.0341		M
PCB-34	21:48						0.0728	0.0728		
PCB-23	21:58						0.0698	0.0698		
PCB-26	22:13	24748	1.12	1.3193	1.527	1.527	0.0670	0.0670		
PCB-29 (C26)	22:13	24748	1.12	1.3193	1.527	1.527	0.0670	0.0670		
PCB-25	22:28	29481	1.06	1.3523	1.774	1.774	0.0654	0.0654		
PCB-31	22:47	95199	1.06	1.3809	5.611	5.611	0.0640	0.0640		
PCB-20	23:04	158342	1.08	1.3057	9.870	9.870	0.0677	0.0677		
PCB-28 (C20)	23:04	158342	1.08	1.3057	9.870	9.870	0.0677	0.0677		
PCB-21	23:19	64522	1.07	1.3777	3.812	3.812	0.0642	0.0642		M
PCB-33 (C21)	23:19	64522	1.07	1.3777	3.812	3.812	0.0642	0.0642		M
PCB-22	23:42	32710	1.06	1.2430	2.142	2.142	0.0711	0.0711		
PCB-36	25:15	1377	1.06	1.3468	0.0832	0.0832	0.0657	0.0657		Ma
PCB-39	25:39						0.0633	0.0633		
PCB-38	26:13						0.0671	0.0671		
PCB-35	26:40	6009	1.06	1.2166	0.4020	0.4020	0.0727	0.0727		
PCB-37	27:05	43182	1.07	1.2879	2.729	2.729	0.0687	0.0687		M
S Total Tetrachlorobiphen					323.5	322.8	0.0596	0.0596		RQ
D PCB-54L	20:19	253441	0.80	0.6515	102.5	102.5	0.1295	0.1295	103	
* PCB-52L	24:53	817645	0.80	3.9E+04	100.0	100.0				
D PCB-81L	33:51	865542	0.81	1.2328	85.9	85.9	0.1357	0.1357	85.87	
D PCB-77L	34:24	896321	0.81	1.2523	87.5	87.5	0.1335	0.1335	87.54	
PCB-54	20:20	27009	0.78	1.2558	8.486	8.486	0.0350	0.0350		
PCB-50	22:30	254114	0.79	0.9362	30.8	30.8	0.0754	0.0754		
PCB-53 (C50)	22:30	254114	0.79	0.9362	30.8	30.8	0.0754	0.0754		
PCB-45	23:15	345463	0.78	0.8850	44.3	44.3	0.0797	0.0797		
PCB-51 (C45)	23:15	345463	0.78	0.8850	44.3	44.3	0.0797	0.0797		
PCB-46	23:29	12874	0.67	0.7591	1.925	1.925	0.0929	0.0929		
PCB-52	24:55	319217	0.79	0.8992	40.3	40.3	0.0784	0.0784		
PCB-43	25:03	23156	0.82	0.9993	2.630	2.630	0.0706	0.0706		
PCB-73 (C43)	25:03	23156	0.82	0.9993	2.630	2.630	0.0706	0.0706		
PCB-49	25:24	378141	0.80	1.1366	37.8	37.8	0.0621	0.0621		
PCB-69 (C49)	25:24	378141	0.80	1.1366	37.8	37.8	0.0621	0.0621		
PCB-48	25:41	16171	0.81	0.9454	1.942	1.942	0.0746	0.0746		
PCB-44	25:57	720816	0.80	1.0323	79.3	79.3	0.0683	0.0683		
PCB-47 (C44)	25:57	720816	0.80	1.0323	79.3	79.3	0.0683	0.0683		
PCB-65 (C44)	25:57	720816	0.80	1.0323	79.3	79.3	0.0683	0.0683		
PCB-59	26:17	36010	0.79	1.3609	3.004	3.004	0.0518	0.0518		a
PCB-62 (C59)	26:17	36010	0.79	1.3609	3.004	3.004	0.0518	0.0518		a
PCB-75 (C59)	26:17	36010	0.79	1.3609	3.004	3.004	0.0518	0.0518		a
PCB-42	26:26	33568	0.85	0.8670	4.395	4.395	0.0814	0.0814		
PCB-40	26:55	118793	0.82	0.9179	14.7	14.7	0.0769	0.0769		M
PCB-41 (C40)	26:55	118793	0.82	0.9179	14.7	14.7	0.0769	0.0769		M
PCB-71 (C40)	26:55	118793	0.82	0.9179	14.7	14.7	0.0769	0.0769		M
PCB-64	27:08	66672	0.79	1.4164	5.343	5.343	0.0498	0.0498		
PCB-72	28:00	7809	0.77	1.3157	0.7791	0.6737	0.0536	0.0536		RQM
PCB-68	28:17	13517	0.77	1.4782	1.206	1.038	0.0477	0.0477		RQM
PCB-57	28:42						0.0550	0.0550		
PCB-58	28:55	1585	0.77	1.3214	0.1617	0.1362	0.0534	0.0534		RQMa
PCB-67	29:06	6888	0.77	1.3944	0.6907	0.5607	0.0506	0.0506		RQ

Compound	RT (min.)	Area	Ratio	Ical RRF	Amount pg/ul	EMPC pg/ul	Noise EDL	Final EDL	%Rec	Flags
PCB-63	29:23						0.0480	0.0480		
PCB-61	29:42	270360	0.80	1.3565	22.6	22.6	0.0520	0.0520		
PCB-70 (C61)	29:42	270360	0.80	1.3565	22.6	22.6	0.0520	0.0520		
PCB-74 (C61)	29:42	270360	0.80	1.3565	22.6	22.6	0.0520	0.0520		
PCB-76 (C61)	29:42	270360	0.80	1.3565	22.6	22.6	0.0520	0.0520		
PCB-66	30:02	155436	0.80	1.2800	13.8	13.8	0.0551	0.0551		M
PCB-55	30:11	1127	0.77	1.2951	0.1494	0.0988	0.0545	0.0545		RQMa
PCB-56	30:42	51926	0.81	1.2671	4.652	4.652	0.0557	0.0557		
PCB-60	30:55	20222	0.77	1.3288	1.899	1.727	0.0531	0.0531		RQ
PCB-80	31:19						0.0480	0.0480		
PCB-79	32:53	5872	0.77	1.5421	0.4730	0.4323	0.0457	0.0457		RQ
PCB-78	33:24						0.0536	0.0536		
PCB-81	33:49	1699	0.77	1.3214	0.1611	0.1485	0.0535	0.0535		RQMa
PCB-77	34:26	24988	0.78	1.3308	2.095	2.095	0.0529	0.0529		
S Total Pentachlorobiphen					570.9	569.4	0.0958	0.0958		RQ
D PCB-104L	25:50	517486	1.59	1.1164	86.0	86.0	0.0885	0.0885	86.02	
* PCB-101L	31:46	538892	1.60	3.4E+04	100.0	100.0				
$ PCB-111L	34:29	590303	1.57	1.2177	90.0	90.0	0.0811	0.0811	89.96	
D PCB-123L	36:26	898190	1.57	0.9909	79.6	79.6	0.6254	0.6254	79.63	
D PCB-118L	36:46	943704	1.61	1.0256	80.8	80.8	0.6043	0.6043	80.84	
D PCB-114L	37:18	916582	1.59	1.0030	80.3	80.3	0.6179	0.6179	80.28	
D PCB-105L	37:56	921510	1.56	1.0013	80.9	80.9	0.6189	0.6189	80.85	
* PCB-127L	39:26	1138277	1.56	4.9E+04	100.0	100.0				
D PCB-126L	41:03	900103	1.62	0.9020	87.7	87.7	0.6870	0.6870	87.67	
PCB-104	25:51	7367	1.50	1.3926	1.022	1.022	0.0495	0.0495		
PCB-96	26:13	16672	1.71	1.2268	2.626	2.626	0.0561	0.0561		
PCB-103	28:10	33980	1.64	1.0331	6.356	6.356	0.0667	0.0667		
PCB-94	28:23	14836	1.74	0.9036	3.173	3.173	0.0762	0.0762		
PCB-95	28:51	438828	1.62	0.9620	88.1	88.1	0.0716	0.0716		
PCB-93	29:04	60129	1.68	0.9806	11.8	11.8	0.0702	0.0702		
PCB-100 (C93)	29:04	60129	1.68	0.9806	11.8	11.8	0.0702	0.0702		
PCB-98	29:12	31653	1.63	0.9888	6.186	6.186	0.0697	0.0697		
PCB-102 (C98)	29:12	31653	1.63	0.9888	6.186	6.186	0.0697	0.0697		
PCB-88	29:42	128552	1.64	1.0052	24.7	24.7	0.0685	0.0685		
PCB-91 (C88)	29:42	128552	1.64	1.0052	24.7	24.7	0.0685	0.0685		
PCB-84	29:55	104956	1.58	0.8601	23.6	23.6	0.0801	0.0801		
PCB-89	30:25	3343	1.55	0.8936	0.8086	0.7230	0.0771	0.0771		RQa
PCB-121	30:51	3793	1.61	1.3971	0.5246	0.5246	0.0493	0.0493		a
PCB-92	31:14	2996	1.55	0.9532	0.7207	0.6074	0.0723	0.0723		RQMa
PCB-90	31:48	566423	1.61	1.1367	96.3	96.3	0.0606	0.0606		
PCB-101 (C90)	31:48	566423	1.61	1.1367	96.3	96.3	0.0606	0.0606		
PCB-113 (C90)	31:48	566423	1.61	1.1367	96.3	96.3	0.0606	0.0606		
PCB-83	32:23	249580	1.60	0.9393	51.3	51.3	0.0733	0.0733		M
PCB-99 (C83)	32:23	249580	1.60	0.9393	51.3	51.3	0.0733	0.0733		M
PCB-112	32:28						0.0504	0.0504		MU
PCB-86	32:52	378691	1.77	1.1958	61.2	61.2	0.0576	0.0576		M
PCB-87 (C86)	32:52	378691	1.77	1.1958	61.2	61.2	0.0576	0.0576		M
PCB-97 (C86)	32:52	378691	1.77	1.1958	61.2	61.2	0.0576	0.0576		M
PCB-109 (C86)	32:52	378691	1.77	1.1958	61.2	61.2	0.0576	0.0576		M
PCB-119 (C86)	32:52	378691	1.77	1.1958	61.2	61.2	0.0576	0.0576		M
PCB-125 (C86)	32:52	378691	1.77	1.1958	61.2	61.2	0.0576	0.0576		M
PCB-85	33:36	56750	1.55	1.2126	10.1	9.044	0.0568	0.0568		RQM
PCB-116 (C85)	33:36	56750	1.55	1.2126	10.1	9.044	0.0568	0.0568		RQM
PCB-117 (C85)	33:36	56750	1.55	1.2126	10.1	9.044	0.0568	0.0568		RQM

Compound	RT (min.)	Area	Ratio	Ical RRF	Amount pg/ul	EMPC pg/ul	Noise EDL	Final EDL	%Rec	Flags
PCB-110	33:46	702863	1.61	1.3511	100.5	100.5	0.0510	0.0510		Ma
PCB-115 (C110)	33:46	702863	1.61	1.3511	100.5	100.5	0.0510	0.0510		Ma
PCB-82	34:05	32664	1.58	0.8675	7.276	7.276	0.0794	0.0794		a
PCB-111	34:30	4117	1.60	1.4262	0.5578	0.5578	0.0483	0.0483		a
PCB-120	34:58	8468	1.55	1.4907	1.098	1.098	0.0462	0.0462		a
PCB-108	36:06	21060	1.61	1.2547	1.832	1.832	0.1693	0.1693		a
PCB-124 (C108)	36:06	21060	1.61	1.2547	1.832	1.832	0.1693	0.1693		a
PCB-107	36:20	52271	1.63	1.3580	4.202	4.202	0.1564	0.1564		Ma
PCB-123	36:27	6785	1.55	1.3407	0.6683	0.5635	0.1613	0.1613		RQMa
PCB-106	36:32						0.1666	0.1666		
PCB-118	36:47	583084	1.58	1.2892	47.9	47.9	0.1591	0.1591		
PCB-122	37:08	5214	1.55	1.1614	0.5960	0.4901	0.1829	0.1829		RQ
PCB-114	37:18	11501	1.78	1.4051	0.8930	0.8930	0.1498	0.1498		
PCB-105	37:58	194010	1.60	1.2887	16.3	16.3	0.1621	0.1621		
PCB-127	39:24						0.1654	0.1654		
PCB-126	41:05	3724	1.55	1.3416	0.3319	0.3084	0.1657	0.1657		RQ
S Total Hexachlorobipheny					884.3	884.2	0.0903	0.0903		RQ
D PCB-155L	31:33	471676	1.26	0.9499	92.1	92.1	0.1300	0.1300	92.15	
* PCB-138L	39:54	723363	1.27	3.6E+04	100.0	100.0				
D PCB-167L	42:56	691362	1.31	1.2544	76.2	76.2	0.3645	0.3645	76.19	
D PCB-156L	44:06	1361305	1.29	1.2289	153.1	153.1	0.3721	0.3721	76.57	
D PCB-157L (C156L)	44:06	1361305	1.29	1.2289	153.1	153.1	0.3721	0.3721	76.57	
D PCB-169L	47:21	636937	1.23	1.0883	80.9	80.9	0.4202	0.4202	80.90	
PCB-155	31:36	615	1.24	1.3028	0.1098	0.1001	0.0339	0.0339		RQ
PCB-152	31:46	3699	1.37	1.2556	0.6246	0.6246	0.0351	0.0351		
PCB-150	31:56	6524	1.11	1.2368	1.118	1.118	0.0357	0.0357		
PCB-136	32:17	144286	1.25	1.1563	26.5	26.5	0.0381	0.0381		
PCB-145	32:35	597	1.24	1.1910	0.1618	0.1063	0.0370	0.0370		RQ
PCB-148	34:07	4080	1.23	0.8982	0.9630	0.9630	0.0491	0.0491		
PCB-135	34:42	286983	1.29	0.8691	70.0	70.0	0.0508	0.0508		
PCB-151 (C135)	34:42	286983	1.29	0.8691	70.0	70.0	0.0508	0.0508		
PCB-154	34:59	22906	1.23	1.0180	4.770	4.770	0.0433	0.0433		
PCB-144	35:16	37910	1.35	0.9185	8.751	8.751	0.0480	0.0480		
PCB-147	35:38	1197322	1.26	0.9747	182.7	182.7	0.1201	0.1201		
PCB-149 (C147)	35:38	1197322	1.26	0.9747	182.7	182.7	0.1201	0.1201		
PCB-134	35:50	66627	1.29	0.8518	11.6	11.6	0.1375	0.1375		a
PCB-143 (C134)	35:50	66627	1.29	0.8518	11.6	11.6	0.1375	0.1375		a
PCB-139	36:14	22190	1.22	0.9995	3.302	3.302	0.1171	0.1171		
PCB-140 (C139)	36:14	22190	1.22	0.9995	3.302	3.302	0.1171	0.1171		
PCB-131	36:26	13250	1.17	0.8584	2.296	2.296	0.1364	0.1364		M
PCB-142	36:33						0.1362	0.1362		
PCB-132	36:53	379729	1.28	0.8801	64.2	64.2	0.1330	0.1330		
PCB-133	37:26	23030	1.30	0.9064	3.779	3.779	0.1292	0.1292		
PCB-165	37:46						0.1045	0.1045		
PCB-146	38:04	219664	1.26	1.0084	32.4	32.4	0.1161	0.1161		M
PCB-161	38:09						0.0876	0.0876		
PCB-153	38:41	1309223	1.25	1.2207	159.5	159.5	0.0959	0.0959		
PCB-168 (C153)	38:41	1309223	1.25	1.2207	159.5	159.5	0.0959	0.0959		
PCB-141	38:53	241325	1.28	0.9608	37.4	37.4	0.1219	0.1219		
PCB-130	39:17	64442	1.22	0.8274	11.6	11.6	0.1415	0.1415		
PCB-137	39:30	36493	1.21	1.0582	5.129	5.129	0.1106	0.1106		
PCB-164	39:37	125026	1.27	1.2527	14.8	14.8	0.0935	0.0935		
PCB-129	39:56	1313584	1.26	1.0840	180.2	180.2	0.1080	0.1080		
PCB-138 (C129)	39:56	1313584	1.26	1.0840	180.2	180.2	0.1080	0.1080		
PCB-160 (C129)	39:56	1313584	1.26	1.0840	180.2	180.2	0.1080	0.1080		
PCB-163 (C129)	39:56	1313584	1.26	1.0840	180.2	180.2	0.1080	0.1080		

Compound	RT (min.)	Area	Ratio	Ical RRF	Amount pg/ul	EMPC pg/ul	Noise EDL	Final EDL	%Rec	Flags
PCB-158	40:20	165549	1.27	1.3862	17.8	17.8	0.0845	0.0845		
PCB-128	41:11	169117	1.22	1.1165	22.5	22.5	0.1049	0.1049		M
PCB-166 (C128)	41:11	169117	1.22	1.1165	22.5	22.5	0.1049	0.1049		M
PCB-159	42:09	15124	1.33	1.3178	1.707	1.707	0.0889	0.0889		a
PCB-162	42:24						0.0860	0.0860		
PCB-167	42:57	54864	1.24	1.3357	5.941	5.941	0.0736	0.0736		
PCB-156	44:05	125572	1.26	1.2759	14.5	14.5	0.1069	0.1069		
PCB-157 (C156)	44:05	125572	1.26	1.2759	14.5	14.5	0.1069	0.1069		
PCB-169	47:15						0.0836	0.0836		
S Total Heptachlorobiphen					466.0	465.9	0.0362	0.0362		RQ
D PCB-188L	37:18	554656	1.08	1.3162	86.4	86.4	0.1580	0.1580	86.37	
$ PCB-178L	40:22	433718	1.12	0.9222	96.4	96.4	0.2255	0.2255	96.38	
* PCB-180L	45:29	487939	1.05	3.2E+04	100.0	100.0				
D PCB-170L	46:45	311547	1.06	0.8357	76.4	76.4	0.2488	0.2488	76.40	
D PCB-189L	49:53	886700	1.07	1.4666	91.3	91.3	0.6869	0.6869	91.27	
PCB-188	37:17						0.0253	0.0253		
PCB-179	37:39	156694	1.09	1.4149	25.6	25.6	0.0291	0.0291		
PCB-184	38:09						0.0290	0.0290		
PCB-176	38:32	47961	1.11	1.5212	7.280	7.280	0.0271	0.0271		
PCB-186	38:57						0.0287	0.0287		
PCB-178	40:24	53950	1.07	1.0228	12.2	12.2	0.0403	0.0403		
PCB-175	41:02	12617	1.07	1.0690	2.725	2.725	0.0385	0.0385		
PCB-187	41:18	329777	1.06	1.1106	68.6	68.6	0.0371	0.0371		
PCB-182	41:29	3583	1.08	1.1484	0.7204	0.7204	0.0359	0.0359		
PCB-183	41:55	194942	1.06	1.1368	39.6	39.6	0.0362	0.0362		
PCB-185 (C183)	41:55	194942	1.06	1.1368	39.6	39.6	0.0362	0.0362		
PCB-174	42:09	247352	1.06	0.9547	59.8	59.8	0.0431	0.0431		
PCB-177	42:35	141721	1.06	0.9426	34.7	34.7	0.0437	0.0437		
PCB-181	43:00	2962	1.05	1.1075	0.6884	0.6175	0.0372	0.0372		RQa
PCB-171	43:13	78134	1.08	0.9603	18.8	18.8	0.0429	0.0429		
PCB-173 (C171)	43:13	78134	1.08	0.9603	18.8	18.8	0.0429	0.0429		
PCB-172	44:51	40445	1.05	0.9918	9.416	9.416	0.0415	0.0415		
PCB-192	45:03						0.0319	0.0319		
PCB-180	45:31	603968	1.06	1.2286	113.5	113.5	0.0335	0.0335		
PCB-193 (C180)	45:31	603968	1.06	1.2286	113.5	113.5	0.0335	0.0335		
PCB-191	45:52	16240	1.11	1.3848	2.708	2.708	0.0297	0.0297		
PCB-170	46:46	226222	1.06	1.2700	57.2	57.2	0.0464	0.0464		
PCB-190	47:18	62481	1.07	1.3774	10.5	10.5	0.0299	0.0299		
PCB-189	49:55	23808	1.05	1.2799	2.098	2.098	0.0519	0.0519		M
S Total Octachlorobipheny					97.3	97.0	0.1224	0.1224		RQ
D PCB-202L	42:42	389930	0.90	1.0055	79.5	79.5	0.3522	0.3522	79.47	
* PCB-194L	52:00	662399	0.91	3.5E+04	100.0	100.0				
D PCB-205L	52:29	624888	0.90	1.2867	73.3	73.3	0.5039	0.5039	73.32	
PCB-202	42:43	19988	0.88	1.0531	4.868	4.868	0.1030	0.1030		
PCB-201	43:38	14540	0.90	1.1860	3.144	3.144	0.0914	0.0914		
PCB-204	44:15						0.0985	0.0985		
PCB-197	44:33	2709	0.89	1.2053	0.6917	0.5764	0.0900	0.0900		RQ
PCB-200	44:38	11772	0.89	1.1260	2.917	2.681	0.0963	0.0963		RQ
PCB-198	47:29	77452	0.92	0.8183	24.3	24.3	0.1325	0.1325		
PCB-199 (C198)	47:29	77452	0.92	0.8183	24.3	24.3	0.1325	0.1325		
PCB-196	48:09	38985	0.90	0.8748	11.4	11.4	0.1240	0.1240		
PCB-203	48:20	53625	0.90	0.9219	14.9	14.9	0.1176	0.1176		
PCB-195	49:39	51337	0.91	0.7839	10.5	10.5	0.1987	0.1987		

Compound	RT (min.)	Area	Ratio	Ical RRF	Amount pg/ul	EMPC pg/ul	Noise EDL	Final EDL	%Rec	Flags
PCB-194	52:02	136154	0.91	0.9282	23.5	23.5	0.1678	0.1678		
PCB-205	52:31	8763	0.88	1.2342	1.136	1.136	0.1262	0.1262		
S Total Nonachlorobipheny					35.4	24.8	0.1423	0.1423		RQ
D PCB-208L	49:24	556587	0.82	1.1383	73.8	73.8	0.4214	0.4214	73.82	
D PCB-206L	54:15	349541	0.80	0.8938	59.0	59.0	0.5366	0.5366	59.04	
PCB-208	49:26	24807	0.76	1.1567	3.853	3.853	0.1188	0.1188		
PCB-207	50:23	9533	0.76	1.3964	1.507	1.507	0.1216	0.1216		
PCB-206	54:15	81221	0.77	1.1927	30.0	19.5	0.1863	0.1863		RQMa
D PCB-209L	55:54	313363	0.73	0.9809	48.2	48.2	0.0949	0.0949	48.23	
DCB Decachlorobiphenyl	55:56	25230	0.72	1.2455	6.464	6.464	0.0593	0.0593		
S Polychlorinated bipheny					2518.0	6.464	0.0792	0.0792		RQ

QC Flag Legend

Processing Flags
- R - Failed Signal Ratio Test
- Q - EMPC-Estimated Max. Possible Conc.

Review Flags
- M - Manually Integrated
- U - Marked Undetected
- a - User Assigned ID

Eurofins TestAmerica, Knoxville
Target Compound Quantitation Worksheet Report

Data File: \\chromna\Knoxville\ChromData\D3D\20190903-12939.b\580-88125-b-13-c.d
Lims ID: 580-88125-B-13-C
Client ID: J2A3-0to18-101218
Sample Type: Client
Inject. Date: 04-Sep-2019 07:22:00 ALS Bottle#: 0 Worklist Smp#: 13
Injection Vol: 1.0 ul Dil. Factor: 1.0000
Sample Info:
Misc. Info.: 140-0012939-013
Operator ID: Xcalibur_System Instrument ID: D3D

Method: \\chromna\Knoxville\ChromData\D3D\20190903-12939.b\PCBs_D3D.m
Limit Group: HR - 1668A - ICAL
Last Update: 04-Sep-2019 15:03:59 Calib Date: 21-Aug-2019 19:05:00
Integrator: Picker
Quant Method: Isotopic Dilution Quant By: Initial Calibration
Last ICal File: \\chromna\Knoxville\ChromData\D3D\20190813-12717.b\d4190821i6.d

Column 1 : SPB-Octyl (0.25 mm) Det: F1(11.07 :21.70)
Process Host: CTX1028

First Level Reviewer: layk Date: 04-Sep-2019 12:22:51

Signal	RT (min.)	Adj RT (min.)	Sec.	REL RT	Area	Height	Avg Noise	EDL Height	S/N	Ratio(Limits)	Flags
PCB-1L											
200.0795	11:43	11:44	-3	0.728	572447	234385	172	430	1363		
202.0766	11:43	11:44	-3	0.728	182131	73873	434	1085	170	3.14(2.66-3.60)	
PCB-3L											
200.0795	13:53	13:53	-3	0.862	607021	201672	172	430	1173		
202.0766	13:53	13:53	-3	0.862	185919	61008	434	1085	141	3.26(2.66-3.60)	
PCB-1											M
188.0393	11:44	11:45	-3	1.001	6870	2803	25	62	112		
190.0363	11:44	11:45	-3	1.001	2027	799	19	47	42	3.39(2.66-3.60)	M
PCB-2											
188.0393	13:43	13:45	-3	0.989	8618	2867	25	62	115		
190.0363	13:43	13:45	-3	0.989	2510	886	19	47	47	3.43(2.66-3.60)	
PCB-3											RQ
188.0393	13:54	13:56	-3	1.001	5281	1603	25	62	64		
	Empc Correction				4256	1458	25	62	58		
190.0363	13:54	13:56	-3	1.001	1360	466	19	47	25	3.88(2.66-3.60)	
PCB-4L											
234.0406	14:08	14:09	-4	0.877	193203	61568	79	197	779		
236.0376	14:08	14:09	-4	0.877	124370	39611	25	62	1584	1.55(1.33-1.79)	
PCB-9L											
234.0406	16:06	16:09	-3		455363	131236	79	197	1661		
236.0376	16:06	16:09	-3		279893	81367	25	62	3255	1.63(1.33-1.79)	
PCB-15L											
234.0406	20:01	19:59	-2	1.243	377564	93135	79	197	1179		
236.0376	20:01	19:59	-2	1.243	228475	58353	25	62	2334	1.65(1.33-1.79)	

Signal	RT (min.)	Adj RT (min.)	Sec.	REL RT	Area	Height	Avg Noise	EDL Height	S/N	Ratio(Limits)	Flags
PCB-4											
222.0003	14:09	14:10	-3	1.002	41665	13203	14	35	943		
223.9974	14:08	14:10	-4	1.001	26433	8522	22	55	387	1.58(1.33-1.79)	
PCB-10											
222.0003	14:19	14:20	-4	1.013	2236	657	14	35	47		
223.9974	14:19	14:20	-3	1.014	1251	374	22	55	17	1.79(1.33-1.79)	
PCB-9											
222.0003	16:07	16:07	-3	1.141	800	208	14	35	15		
223.9974	16:06	16:07	-4	1.140	533	135	22	55	6	1.50(1.33-1.79)	
PCB-7											
222.0003	16:16	16:17	-4	1.152	953	287	14	35	21		
223.9974	16:16	16:17	-4	1.152	703	217	22	55	10	1.36(1.33-1.79)	
PCB-6											
222.0003	16:31	16:31	-3	1.169	2420	607	14	35	43		
223.9974	16:31	16:31	-3	1.169	1782	468	22	55	21	1.36(1.33-1.79)	
PCB-5											RQMa
222.0003	16:49	16:49	-3	1.191	476	134	14	35	10		M
	Empc Correction				302	88	14	35	6		
223.9974	16:49	16:49	-3	1.191	194	57	22	55	3	2.45(1.33-1.79)	
PCB-8											M
222.0003	16:57	16:57	-3	1.200	29344	8454	14	35	604		M
223.9974	16:57	16:57	-3	1.200	18602	5289	22	55	240	1.58(1.33-1.79)	M
PCB-14											
222.0003	18:35						14	35			
223.9974	18:35						22	55			
PCB-11											M
222.0003	19:25	19:25	-2	0.970	37483	10027	14	35	716		
223.9974	19:25	19:25	-2	0.970	23950	6264	22	55	285	1.57(1.33-1.79)	M
PCB-12											M
222.0003	19:42	19:42	-5	0.984	2212	439	14	35	31		M
223.9974	19:43	19:42	-4	0.985	1305	211	22	55	10	1.70(1.33-1.79)	
PCB-13 (C12)											M
222.0003	19:42	19:42	-5	0.984	2212	439	14	35	31		M
223.9974	19:43	19:42	-4	0.985	1305	211	22	55	10	1.70(1.33-1.79)	
PCB-15											M
222.0003	20:02	20:02	-2	1.001	15797	4023	14	35	287		M
223.9974	20:02	20:02	-2	1.001	9831	2651	22	55	121	1.61(1.33-1.79)	M
PCB-19L											
268.0016	17:14	17:15	-3	0.841	84541	23444	295	737	79		
269.9986	17:14	17:15	-3	0.841	80877	22922	40	100	573	1.05(0.88-1.20)	
PCB-32L											
268.0016	20:29	20:31	-2		198823	50448	295	737	171		
269.9986	20:29	20:31	-2		180622	46744	40	100	1169	1.10(0.88-1.20)	
PCB-31L											
268.0016	22:45	22:47	-2		834693	206308	189	472	1092		
269.9986	22:45	22:47	-2		785839	194358	192	480	1012	1.06(0.88-1.20)	

Signal	RT (min.)	Adj RT (min.)	Sec.	REL RT	Area	Height	Avg Noise	EDL Height	S/N	Ratio(Limits)	Flags
PCB-28L											
268.0016	23:03	23:03	-2	1.013	723335	175739	189	472	930		
269.9986	23:03	23:03	-2	1.013	670406	162060	192	480	844	1.08(0.88-1.20)	
PCB-37L											
268.0016	27:03	27:02	-1	1.189	634123	139825	189	472	740		
269.9986	27:03	27:02	-1	1.189	594499	131578	192	480	685	1.07(0.88-1.20)	
PCB-19											
255.9613	17:14	17:16	-4	1.001	32766	8993	7	17	1285		
257.9584	17:14	17:16	-4	1.001	29483	8041	8	20	1005	1.11(0.88-1.20)	
PCB-18											
255.9613	19:07	19:08	-2	1.109	10478	2800	7	17	400		
257.9584	19:07	19:08	-2	1.109	9556	2588	8	20	324	1.10(0.88-1.20)	
PCB-30 (C18)											
255.9613	19:07	19:08	-2	1.109	10478	2800	7	17	400		
257.9584	19:07	19:08	-2	1.109	9556	2588	8	20	324	1.10(0.88-1.20)	
PCB-17											
255.9613	19:32	19:31	-3	1.134	18435	4850	7	17	693		
257.9584	19:32	19:31	-3	1.134	17017	4438	8	20	555	1.08(0.88-1.20)	
PCB-27											
255.9613	19:45	19:45	-2	1.147	6709	1689	7	17	241		
257.9584	19:44	19:45	-3	1.146	5893	1568	8	20	196	1.14(0.88-1.20)	
PCB-24											
255.9613	19:52						7	17			
257.9584	19:52						8	20			
PCB-16											RQM
255.9613	19:59	20:00	-3	1.160	2470	609	7	17	87		
	Empc Correction				2052	502	7	17	72		
257.9584	19:59	20:00	-3	1.160	1974	483	8	20	60	1.25(0.88-1.20)	M
PCB-32											M
255.9613	20:31	20:31	-2	1.191	28387	6975	7	17	996		M
257.9584	20:31	20:31	-2	1.191	27510	6885	8	20	861	1.03(0.88-1.20)	
PCB-34											
255.9613	21:45						54	135			
257.9584	21:45						42	105			
PCB-23											
255.9613	21:54						54	135			
257.9584	21:54						42	105			
PCB-26											
255.9613	22:13	22:13	-4	1.290	13056	2998	54	135	56		
257.9584	22:14	22:13	-3	1.290	11692	2700	42	105	64	1.12(0.88-1.20)	
PCB-29 (C26)											
255.9613	22:13	22:13	-4	1.290	13056	2998	54	135	56		
257.9584	22:14	22:13	-3	1.290	11692	2700	42	105	64	1.12(0.88-1.20)	
PCB-25											
255.9613	22:28	22:29	-1	0.831	15171	3010	54	135	56		
257.9584	22:29	22:29	-1	0.831	14310	2878	42	105	69	1.06(0.88-1.20)	

Signal	RT (min.)	Adj RT (min.)	Sec.	REL RT	Area	Height	Avg Noise	EDL Height	S/N	Ratio(Limits)	Flags
PCB-31											
255.9613	22:47	22:47	-1	0.842	49096	12280	54	135	227		
257.9584	22:47	22:47	-1	0.842	46103	11500	42	105	274	1.06(0.88-1.20)	
PCB-20											
255.9613	23:04	23:05	-2	0.853	82295	19621	54	135	363		
257.9584	23:04	23:05	-2	0.853	76047	17779	42	105	423	1.08(0.88-1.20)	
PCB-28 (C20)											
255.9613	23:04	23:05	-2	0.853	82295	19621	54	135	363		
257.9584	23:04	23:05	-2	0.853	76047	17779	42	105	423	1.08(0.88-1.20)	
PCB-21											M
255.9613	23:19	23:19	-1	0.862	33283	6014	54	135	111		M
257.9584	23:19	23:19	-1	0.862	31239	5242	42	105	125	1.07(0.88-1.20)	
PCB-33 (C21)											M
255.9613	23:19	23:19	-1	0.862	33283	6014	54	135	111		M
257.9584	23:19	23:19	-1	0.862	31239	5242	42	105	125	1.07(0.88-1.20)	
PCB-22											
255.9613	23:42	23:43	-2	0.876	16843	4016	54	135	74		
257.9584	23:42	23:43	-2	0.876	15867	3660	42	105	87	1.06(0.88-1.20)	
PCB-36											Ma
255.9613	25:15	25:16	-2	0.934	709	203	54	135	4		M
257.9584	25:17	25:16	-1	0.935	668	189	42	105	5	1.06(0.88-1.20)	
PCB-39											
255.9613	25:38						54	135			
257.9584	25:38						42	105			
PCB-38											
255.9613	26:12						54	135			
257.9584	26:12						42	105			
PCB-35											
255.9613	26:40	26:39	-1	0.986	3087	673	54	135	12		
257.9584	26:40	26:39	-1	0.986	2922	665	42	105	16	1.06(0.88-1.20)	
PCB-37											M
255.9613	27:05	27:05	-1	1.001	22293	5041	54	135	93		M
257.9584	27:05	27:05	-1	1.001	20889	4591	42	105	109	1.07(0.88-1.20)	M
PCB-54L											
301.9626	20:19	20:20	-2	0.816	112487	26561	20	50	1328		
303.9597	20:19	20:20	-2	0.816	140954	34904	13	32	2685	0.80(0.65-0.89)	
PCB-52L											
301.9626	24:53	24:55	-1		363240	84168	29	72	2902		
303.9597	24:53	24:55	-1		454405	102393	96	240	1067	0.80(0.65-0.89)	
PCB-81L											
301.9626	33:51	33:47	2	1.360	387543	80198	29	72	2765		
303.9597	33:51	33:47	2	1.360	477999	99479	96	240	1036	0.81(0.65-0.89)	
PCB-77L											
301.9626	34:24	34:21	2	1.383	400727	81766	29	72	2820		
303.9597	34:24	34:21	2	1.383	495594	98613	96	240	1027	0.81(0.65-0.89)	

Signal	RT (min.)	Adj RT (min.)	Sec.	REL RT	Area	Height	Avg Noise	EDL Height	S/N	Ratio(Limits)	Flags
PCB-54											
289.9224	20:20	20:23	-3	1.000	11872	3031	5	12	606		
291.9194	20:20	20:23	-3	1.000	15137	3823	6	15	637	0.78(0.65-0.89)	
PCB-50											
289.9224	22:30	22:31	-3	1.107	112252	26498	27	67	981		
291.9194	22:30	22:31	-3	1.107	141862	33395	24	60	1391	0.79(0.65-0.89)	
PCB-53 (C50)											
289.9224	22:30	22:31	-3	1.107	112252	26498	27	67	981		
291.9194	22:30	22:31	-3	1.107	141862	33395	24	60	1391	0.79(0.65-0.89)	
PCB-45											
289.9224	23:15	23:15	-2	1.144	151826	35292	27	67	1307		
291.9194	23:15	23:15	-2	1.144	193637	45111	24	60	1880	0.78(0.65-0.89)	
PCB-51 (C45)											
289.9224	23:15	23:15	-2	1.144	151826	35292	27	67	1307		
291.9194	23:15	23:15	-2	1.144	193637	45111	24	60	1880	0.78(0.65-0.89)	
PCB-46											
289.9224	23:29	23:28	-2	1.156	5153	1372	27	67	51		
291.9194	23:29	23:28	-2	1.156	7721	1843	24	60	77	0.67(0.65-0.89)	
PCB-52											
289.9224	24:55	24:53	-1	1.227	140629	31858	27	67	1180		
291.9194	24:55	24:53	-1	1.227	178588	40700	24	60	1696	0.79(0.65-0.89)	
PCB-43											
289.9224	25:03	25:02	-1	1.233	10433	2090	27	67	77		
291.9194	25:02	25:02	-2	1.233	12723	2541	24	60	106	0.82(0.65-0.89)	
PCB-73 (C43)											
289.9224	25:03	25:02	-1	1.233	10433	2090	27	67	77		
291.9194	25:02	25:02	-2	1.233	12723	2541	24	60	106	0.82(0.65-0.89)	
PCB-49											
289.9224	25:24	25:21	0	1.250	168326	38685	27	67	1433		
291.9194	25:24	25:21	0	1.250	209815	48609	24	60	2025	0.80(0.65-0.89)	
PCB-69 (C49)											
289.9224	25:24	25:21	0	1.250	168326	38685	27	67	1433		
291.9194	25:24	25:21	0	1.250	209815	48609	24	60	2025	0.80(0.65-0.89)	
PCB-48											
289.9224	25:41	25:40	-1	1.265	7214	1542	27	67	57		
291.9194	25:41	25:40	-1	1.264	8957	1988	24	60	83	0.81(0.65-0.89)	
PCB-44											
289.9224	25:57	25:55	0	1.278	319893	62952	27	67	2332		
291.9194	25:57	25:55	-1	1.277	400923	80838	24	60	3368	0.80(0.65-0.89)	
PCB-47 (C44)											
289.9224	25:57	25:55	0	1.278	319893	62952	27	67	2332		
291.9194	25:57	25:55	-1	1.277	400923	80838	24	60	3368	0.80(0.65-0.89)	
PCB-65 (C44)											
289.9224	25:57	25:55	0	1.278	319893	62952	27	67	2332		
291.9194	25:57	25:55	-1	1.277	400923	80838	24	60	3368	0.80(0.65-0.89)	

Signal	RT (min.)	Adj RT (min.)	Sec.	REL RT	Area	Height	Avg Noise	EDL Height	S/N	Ratio(Limits)	Flags
PCB-59											a
289.9224	26:17	26:12	2	1.294	15901	2421	27	67	90		a
291.9194	26:17	26:12	2	1.294	20109	3141	24	60	131	0.79(0.65-0.89)	
PCB-62 (C59)											a
289.9224	26:17	26:12	2	1.294	15901	2421	27	67	90		a
291.9194	26:17	26:12	2	1.294	20109	3141	24	60	131	0.79(0.65-0.89)	
PCB-75 (C59)											a
289.9224	26:17	26:12	2	1.294	15901	2421	27	67	90		a
291.9194	26:17	26:12	2	1.294	20109	3141	24	60	131	0.79(0.65-0.89)	
PCB-42											
289.9224	26:26	26:25	-1	1.301	15422	3269	27	67	121		
291.9194	26:26	26:25	-1	1.301	18146	3954	24	60	165	0.85(0.65-0.89)	
PCB-40											M
289.9224	26:55	26:54	-1	1.326	53603	10808	27	67	400		M
291.9194	26:55	26:54	-1	1.326	65190	13153	24	60	548	0.82(0.65-0.89)	M
PCB-41 (C40)											M
289.9224	26:55	26:54	-1	1.326	53603	10808	27	67	400		M
291.9194	26:55	26:54	-1	1.326	65190	13153	24	60	548	0.82(0.65-0.89)	M
PCB-71 (C40)											M
289.9224	26:55	26:54	-1	1.326	53603	10808	27	67	400		M
291.9194	26:55	26:54	-1	1.326	65190	13153	24	60	548	0.82(0.65-0.89)	M
PCB-64											
289.9224	27:08	27:07	-1	1.336	29459	6490	27	67	240		
291.9194	27:08	27:07	-1	1.336	37213	7952	24	60	331	0.79(0.65-0.89)	
PCB-72											RQM
289.9224	28:00	28:00	-1	0.827	4618	819	27	67	30		M
	Empc Correction				3397	786	27	67	29		
291.9194	28:00	28:00	-1	0.827	4412	1021	24	60	43	1.05(0.65-0.89)	M
PCB-68											RQM
289.9224	28:17	28:17	0	0.836	8073	1500	27	67	56		M
	Empc Correction				5880	1248	27	67	46		
291.9194	28:17	28:17	0	0.836	7637	1622	24	60	68	1.06(0.65-0.89)	M
PCB-57											
289.9224	28:44						27	67			
291.9194	28:44						24	60			
PCB-58											RQMa
289.9224	28:55	28:57	-2	0.854	986	350	27	67	13		M
	Empc Correction				689	284	27	67	11		
291.9194	28:55	28:57	-2	0.854	896	369	24	60	15	1.10(0.65-0.89)	M
PCB-67											RQ
289.9224	29:06	29:07	-1	0.860	4593	575	27	67	21		
	Empc Correction				2996	456	27	67	17		
291.9194	29:05	29:07	-1	0.859	3892	593	24	60	25	1.18(0.65-0.89)	
PCB-63											
289.9224	29:22						27	67			
291.9194	29:22						24	60			

Signal	RT (min.)	Adj RT (min.)	Sec.	REL RT	Area	Height	Avg Noise	EDL Height	S/N	Ratio(Limits)	Flags
PCB-61											
289.9224	29:42	29:44	-1	0.877	120284	19632	27	67	727		
291.9194	29:42	29:44	-1	0.877	150076	25317	24	60	1055	0.80(0.65-0.89)	
PCB-70 (C61)											
289.9224	29:42	29:44	-1	0.877	120284	19632	27	67	727		
291.9194	29:42	29:44	-1	0.877	150076	25317	24	60	1055	0.80(0.65-0.89)	
PCB-74 (C61)											
289.9224	29:42	29:44	-1	0.877	120284	19632	27	67	727		
291.9194	29:42	29:44	-1	0.877	150076	25317	24	60	1055	0.80(0.65-0.89)	
PCB-76 (C61)											
289.9224	29:42	29:44	-1	0.877	120284	19632	27	67	727		
291.9194	29:42	29:44	-1	0.877	150076	25317	24	60	1055	0.80(0.65-0.89)	
PCB-66											M
289.9224	30:02	30:02	0	0.887	68864	14319	27	67	530		M
291.9194	30:03	30:02	1	0.888	86572	17894	24	60	746	0.80(0.65-0.89)	M
PCB-55											RQMa
289.9224	30:11	30:12	-1	0.892	1067	234	27	67	9		M
	Empc Correction				490	140	27	67	5		
291.9194	30:12	30:12	1	0.892	637	183	24	60	8	1.68(0.65-0.89)	
PCB-56											
289.9224	30:42	30:44	0	0.907	23280	4525	27	67	168		
291.9194	30:42	30:44	0	0.907	28646	5858	24	60	244	0.81(0.65-0.89)	
PCB-60											RQ
289.9224	30:55	30:55	1	0.914	10801	1838	27	67	68		
	Empc Correction				8797	1683	27	67	62		
291.9194	30:55	30:55	1	0.914	11425	2187	24	60	91	0.95(0.65-0.89)	
PCB-80											
289.9224	31:21						27	67			
291.9194	31:21						24	60			
PCB-79											RQ
289.9224	32:53	32:51	2	0.971	3107	609	27	67	23		
	Empc Correction				2554	678	27	67	25		
291.9194	32:52	32:51	2	0.971	3318	881	24	60	37	0.94(0.65-0.89)	
PCB-78											
289.9224	33:26						27	67			
291.9194	33:26						24	60			
PCB-81											RQMa
289.9224	33:49	33:51	-1	0.999	882	284	27	67	11		M
	Empc Correction				739	291	27	67	11		
291.9194	33:49	33:51	-1	0.999	960	379	24	60	16	0.92(0.65-0.89)	M
PCB-77											
289.9224	34:26	34:26	2	1.001	10989	2116	27	67	78		
291.9194	34:26	34:26	2	1.001	13999	2837	24	60	118	0.78(0.65-0.89)	
PCB-104L											
337.9207	25:50	25:53	-2	0.813	318066	71638	21	52	3411		
339.9178	25:50	25:53	-2	0.813	199420	44509	24	60	1855	1.59(1.32-1.78)	

Signal	RT (min.)	Adj RT (min.)	Sec.	REL RT	Area	Height	Avg Noise	EDL Height	S/N	Ratio(Limits)	Flags
PCB-101L											
337.9207	31:46	31:45	1		331320	69964	21	52	3332		
339.9178	31:46	31:45	1		207572	43407	24	60	1809	1.60(1.32-1.78)	
PCB-111L											
337.9207	34:29	34:27	3	1.085	360856	72306	21	52	3443		
339.9178	34:28	34:27	2	1.085	229447	46247	24	60	1927	1.57(1.32-1.78)	
PCB-123L											
337.9207	36:26	36:24	3	1.147	548489	109090	312	780	350		
339.9178	36:26	36:24	3	1.147	349701	68978	245	612	282	1.57(1.32-1.78)	
PCB-118L											
337.9207	36:46	36:44	3	1.157	581778	115098	312	780	369		
339.9178	36:46	36:44	3	1.157	361926	72661	245	612	297	1.61(1.32-1.78)	
PCB-114L											
337.9207	37:18	37:15	3	1.174	562632	112977	312	780	362		
339.9178	37:18	37:15	3	1.174	353950	69965	245	612	286	1.59(1.32-1.78)	
PCB-105L											
337.9207	37:56	37:55	3	1.194	561971	111678	312	780	358		
339.9178	37:56	37:55	3	1.194	359539	72624	245	612	296	1.56(1.32-1.78)	
PCB-127L											
337.9207	39:26	39:22	4		694503	135156	312	780	433		
339.9178	39:26	39:22	4		443774	89465	245	612	365	1.56(1.32-1.78)	
PCB-126L											
337.9207	41:03	41:00	4	1.292	556253	107101	312	780	343		
339.9178	41:03	41:00	4	1.292	343850	66072	245	612	270	1.62(1.32-1.78)	
PCB-104											
325.8804	25:51	25:51	-1	1.001	4417	1015	17	42	60		
327.8775	25:51	25:51	-1	1.001	2950	595	15	37	40	1.50(1.32-1.78)	
PCB-96											
325.8804	26:13	26:13	-1	1.015	10517	2258	17	42	133		
327.8775	26:13	26:13	-2	1.015	6155	1508	15	37	101	1.71(1.32-1.78)	
PCB-103											
325.8804	28:10	28:09	-1	1.091	21127	4631	17	42	272		
327.8775	28:10	28:09	-1	1.091	12853	2639	15	37	176	1.64(1.32-1.78)	
PCB-94											
325.8804	28:23	28:22	-1	1.099	9423	1993	17	42	117		
327.8775	28:24	28:22	0	1.100	5413	1116	15	37	74	1.74(1.32-1.78)	
PCB-95											
325.8804	28:51	28:51	1	1.117	271512	53142	17	42	3126		
327.8775	28:51	28:51	1	1.117	167316	33099	15	37	2207	1.62(1.32-1.78)	
PCB-93											
325.8804	29:04	29:02	-1	1.125	37663	7911	17	42	465		
327.8775	29:04	29:02	-1	1.125	22466	4775	15	37	318	1.68(1.32-1.78)	
PCB-100 (C93)											
325.8804	29:04	29:02	-1	1.125	37663	7911	17	42	465		
327.8775	29:04	29:02	-1	1.125	22466	4775	15	37	318	1.68(1.32-1.78)	

Signal	RT (min.)	Adj RT (min.)	Sec.	REL RT	Area	Height	Avg Noise	EDL Height	S/N	Ratio(Limits)	Flags
PCB-98											
325.8804	29:12	29:11	-1	1.131	19622	3797	17	42	223		
327.8775	29:11	29:11	-1	1.130	12031	2214	15	37	148	1.63(1.32-1.78)	
PCB-102 (C98)											
325.8804	29:12	29:11	-1	1.131	19622	3797	17	42	223		
327.8775	29:11	29:11	-1	1.130	12031	2214	15	37	148	1.63(1.32-1.78)	
PCB-88											
325.8804	29:42	29:40	-1	1.150	79854	17166	17	42	1010		
327.8775	29:42	29:40	-1	1.150	48698	10480	15	37	699	1.64(1.32-1.78)	
PCB-91 (C88)											
325.8804	29:42	29:40	-1	1.150	79854	17166	17	42	1010		
327.8775	29:42	29:40	-1	1.150	48698	10480	15	37	699	1.64(1.32-1.78)	
PCB-84											
325.8804	29:55	29:53	-1	1.158	64270	13622	17	42	801		
327.8775	29:55	29:53	-1	1.158	40686	8198	15	37	547	1.58(1.32-1.78)	
PCB-89											RQa
325.8804	30:25	30:21	1	1.177	2428	415	17	42	24		a
	Empc Correction				2032	412	17	42	24		
327.8775	30:23	30:21	-1	1.176	1311	266	15	37	18	1.85(1.32-1.78)	
PCB-121											a
325.8804	30:51	30:48	1	1.194	2340	273	17	42	16		a
327.8775	30:51	30:48	1	1.194	1453	217	15	37	14	1.61(1.32-1.78)	
PCB-92											RQMa
325.8804	31:14	31:12	2	0.857	2380	1477	17	42	87		M
	Empc Correction				1821	1354	17	42	80		
327.8775	31:14	31:12	2	0.857	1175	874	15	37	58	2.03(1.32-1.78)	M
PCB-90											
325.8804	31:48	31:46	2	1.231	349620	72878	17	42	4287		
327.8775	31:48	31:46	2	1.231	216803	44530	15	37	2969	1.61(1.32-1.78)	
PCB-101 (C90)											
325.8804	31:48	31:46	2	1.231	349620	72878	17	42	4287		
327.8775	31:48	31:46	2	1.231	216803	44530	15	37	2969	1.61(1.32-1.78)	
PCB-113 (C90)											
325.8804	31:48	31:46	2	1.231	349620	72878	17	42	4287		
327.8775	31:48	31:46	2	1.231	216803	44530	15	37	2969	1.61(1.32-1.78)	
PCB-83											M
325.8804	32:23	32:22	2	1.254	153770	28510	17	42	1677		M
327.8775	32:23	32:22	2	1.254	95810	17486	15	37	1166	1.60(1.32-1.78)	M
PCB-99 (C83)											M
325.8804	32:23	32:22	2	1.254	153770	28510	17	42	1677		M
327.8775	32:23	32:22	2	1.254	95810	17486	15	37	1166	1.60(1.32-1.78)	M
PCB-112											MU
325.8804	32:26						17	42			
327.8775	32:26						15	37			
PCB-86											M
325.8804	32:52	32:48	1	1.272	242057	18756	17	42	1103		M
327.8775	32:52	32:48	1	1.272	136634	11091	15	37	739	1.77(1.32-1.78)	M

Signal	RT (min.)	Adj RT (min.)	Sec.	REL RT	Area	Height	Avg Noise	EDL Height	S/N	Ratio(Limits)	Flags
PCB-87 (C86)											M
325.8804	32:52	32:48	1	1.272	242057	18756	17	42	1103		M
327.8775	32:52	32:48	1	1.272	136634	11091	15	37	739	1.77(1.32-1.78)	M
PCB-97 (C86)											M
325.8804	32:52	32:48	1	1.272	242057	18756	17	42	1103		M
327.8775	32:52	32:48	1	1.272	136634	11091	15	37	739	1.77(1.32-1.78)	M
PCB-109 (C86)											M
325.8804	32:52	32:48	1	1.272	242057	18756	17	42	1103		M
327.8775	32:52	32:48	1	1.272	136634	11091	15	37	739	1.77(1.32-1.78)	M
PCB-119 (C86)											M
325.8804	32:52	32:48	1	1.272	242057	18756	17	42	1103		M
327.8775	32:52	32:48	1	1.272	136634	11091	15	37	739	1.77(1.32-1.78)	M
PCB-125 (C86)											M
325.8804	32:52	32:48	1	1.272	242057	18756	17	42	1103		M
327.8775	32:52	32:48	1	1.272	136634	11091	15	37	739	1.77(1.32-1.78)	M
PCB-85											RQM
325.8804	33:36	33:36	2	1.301	40965	5960	17	42	351		M
	Empc Correction				34495	5635	17	42	331		
327.8775	33:36	33:36	1	1.301	22255	3636	15	37	242	1.84(1.32-1.78)	M
PCB-116 (C85)											RQM
325.8804	33:36	33:36	2	1.301	40965	5960	17	42	351		M
	Empc Correction				34495	5635	17	42	331		
327.8775	33:36	33:36	1	1.301	22255	3636	15	37	242	1.84(1.32-1.78)	M
PCB-117 (C85)											RQM
325.8804	33:36	33:36	2	1.301	40965	5960	17	42	351		M
	Empc Correction				34495	5635	17	42	331		
327.8775	33:36	33:36	1	1.301	22255	3636	15	37	242	1.84(1.32-1.78)	M
PCB-110											Ma
325.8804	33:46	33:46	-3	1.307	433515	88102	17	42	5182		M
327.8775	33:46	33:46	-3	1.307	269348	54165	15	37	3611	1.61(1.32-1.78)	
PCB-115 (C110)											Ma
325.8804	33:46	33:46	-3	1.307	433515	88102	17	42	5182		M
327.8775	33:46	33:46	-3	1.307	269348	54165	15	37	3611	1.61(1.32-1.78)	
PCB-82											a
325.8804	34:05	34:03	1	1.319	19992	3540	17	42	208		a
327.8775	34:05	34:03	1	1.319	12672	2289	15	37	153	1.58(1.32-1.78)	
PCB-111											a
325.8804	34:30	34:30	2	1.336	2534	391	17	42	23		a
327.8775	34:30	34:30	2	1.336	1583	230	15	37	15	1.60(1.32-1.78)	
PCB-120											a
325.8804	34:58	34:56	2	1.354	5152	704	17	42	41		a
327.8775	34:58	34:56	2	1.354	3316	506	15	37	34	1.55(1.32-1.78)	
PCB-108											a
325.8804	36:06	36:03	3	1.398	13001	2680	102	255	26		a
327.8775	36:06	36:03	3	1.398	8059	1657	52	130	32	1.61(1.32-1.78)	

Signal	RT (min.)	Adj RT (min.)	Sec.	REL RT	Area	Height	Avg Noise	EDL Height	S/N	Ratio(Limits)	Flags
PCB-124 (C108)											a
325.8804	36:06	36:03	3	1.398	13001	2680	102	255	26		a
327.8775	36:06	36:03	3	1.398	8059	1657	52	130	32	1.61(1.32-1.78)	
PCB-107											Ma
325.8804	36:20	36:15	3	1.407	32394	6692	102	255	66		M
327.8775	36:20	36:15	3	1.407	19877	4112	52	130	79	1.63(1.32-1.78)	M
PCB-123											RQMa
325.8804	36:27	36:27	2	1.000	5387	1107	102	255	11		M
	Empc Correction				4124	1162	102	255	11		
327.8775	36:27	36:27	2	1.000	2661	750	52	130	14	2.02(1.32-1.78)	
PCB-106											
325.8804	36:35						102	255			
327.8775	36:35						52	130			
PCB-118											
325.8804	36:47	36:48	3	1.000	357076	69409	102	255	680		
327.8775	36:47	36:48	3	1.000	226008	44080	52	130	848	1.58(1.32-1.78)	
PCB-122											RQ
325.8804	37:08	37:05	3	1.010	4295	809	102	255	8		
	Empc Correction				3169	717	102	255	7		
327.8775	37:08	37:05	3	1.010	2045	463	52	130	9	2.10(1.32-1.78)	
PCB-114											
325.8804	37:18	37:16	3	1.000	7367	1177	102	255	12		
327.8775	37:19	37:16	3	1.001	4134	782	52	130	15	1.78(1.32-1.78)	
PCB-105											
325.8804	37:58	37:58	3	1.001	119247	22689	102	255	222		
327.8775	37:58	37:58	3	1.001	74763	14303	52	130	275	1.60(1.32-1.78)	
PCB-127											
325.8804	39:26						102	255			
327.8775	39:26						52	130			
PCB-126											RQ
325.8804	41:05	41:02	5	1.001	2264	476	102	255	5		
327.8775	41:04	41:02	4	1.001	1744	360	52	130	7	1.30(1.32-1.78)	
	Empc Correction				1460	307	52	130	6		
PCB-155L											
371.8817	31:33	31:35	1	0.791	262773	57227	26	65	2201		
373.8788	31:33	31:35	1	0.791	208903	44791	30	75	1493	1.26(1.05-1.43)	
PCB-138L											
371.8817	39:54	39:50	3		404812	79670	137	342	582		
373.8788	39:54	39:50	3		318551	63570	125	312	509	1.27(1.05-1.43)	
PCB-167L											
371.8817	42:56	42:54	5	1.076	392485	74442	137	342	543		
373.8788	42:57	42:54	6	1.076	298877	57713	125	312	462	1.31(1.05-1.43)	
PCB-156L											
371.8817	44:06	44:04	6	1.105	765620	106547	137	342	778		
373.8788	44:06	44:04	6	1.105	595685	84077	125	312	673	1.29(1.05-1.43)	

Signal	RT (min.)	Adj RT (min.)	Δ Sec.	REL RT	Area	Height	Avg Noise	EDL Height	S/N	Ratio(Limits)	Flags
PCB-157L (C156L)											
371.8817	44:06	44:04	6	1.105	765620	106547	137	342	778		
373.8788	44:06	44:04	6	1.105	595685	84077	125	312	673	1.29(1.05-1.43)	
PCB-169L											
371.8817	47:21	47:18	7	1.187	350998	67937	137	342	496		
373.8788	47:21	47:18	7	1.187	285939	53377	125	312	427	1.23(1.05-1.43)	
PCB-155											RQ
359.8415	31:36	31:33	2	1.001	341	70	9	22	8		
361.8385	31:35	31:33	1	1.001	334	66	9	22	7	1.02(1.05-1.43)	
	Empc Correction				274	56	9	22	6		
PCB-152											
359.8415	31:46	31:43	1	1.006	2139	456	9	22	51		
361.8385	31:46	31:43	1	1.006	1560	362	9	22	40	1.37(1.05-1.43)	
PCB-150											
359.8415	31:56	31:53	1	1.012	3430	693	9	22	77		
361.8385	31:56	31:53	2	1.012	3094	606	9	22	67	1.11(1.05-1.43)	
PCB-136											
359.8415	32:17	32:17	1	1.023	80049	16912	9	22	1879		
361.8385	32:17	32:17	1	1.023	64237	13875	9	22	1542	1.25(1.05-1.43)	
PCB-145											RQ
359.8415	32:35	32:33	1	1.033	331	61	9	22	7		
361.8385	32:36	32:33	2	1.033	578	75	9	22	8	0.57(1.05-1.43)	
	Empc Correction				266	49	9	22	5		
PCB-148											
359.8415	34:07	34:05	1	1.081	2254	405	9	22	45		
361.8385	34:08	34:05	2	1.081	1826	353	9	22	39	1.23(1.05-1.43)	
PCB-135											
359.8415	34:42	34:41	2	1.100	161593	22374	9	22	2486		
361.8385	34:42	34:41	2	1.100	125390	17050	9	22	1894	1.29(1.05-1.43)	
PCB-151 (C135)											
359.8415	34:42	34:41	2	1.100	161593	22374	9	22	2486		
361.8385	34:42	34:41	2	1.100	125390	17050	9	22	1894	1.29(1.05-1.43)	
PCB-154											
359.8415	34:59	34:55	2	1.108	12645	2371	9	22	263		
361.8385	34:59	34:55	2	1.108	10261	1924	9	22	214	1.23(1.05-1.43)	
PCB-144											
359.8415	35:16	35:13	2	1.118	21801	4519	9	22	502		
361.8385	35:16	35:13	2	1.118	16109	3382	9	22	376	1.35(1.05-1.43)	
PCB-147											
359.8415	35:38	35:35	2	1.129	667420	136697	35	87	3906		
361.8385	35:38	35:35	2	1.129	529902	108434	17	42	6378	1.26(1.05-1.43)	
PCB-149 (C147)											
359.8415	35:38	35:35	2	1.129	667420	136697	35	87	3906		
361.8385	35:38	35:35	2	1.129	529902	108434	17	42	6378	1.26(1.05-1.43)	
PCB-134											a
359.8415	35:50	35:49	-4	1.136	37575	6948	35	87	199		a
361.8385	35:50	35:49	-4	1.136	29052	5631	17	42	331	1.29(1.05-1.43)	

Signal	RT (min.)	Adj RT (min.)	Sec.	REL RT	Area	Height	Avg Noise	EDL Height	S/N	Ratio(Limits)	Flags
PCB-143 (C134)											a
359.8415	35:50	35:49	-4	1.136	37575	6948	35	87	199		a
361.8385	35:50	35:49	-4	1.136	29052	5631	17	42	331	1.29(1.05-1.43)	
PCB-139											
359.8415	36:14	36:11	2	1.148	12206	2153	35	87	62		
361.8385	36:14	36:11	2	1.148	9984	1909	17	42	112	1.22(1.05-1.43)	
PCB-140 (C139)											
359.8415	36:14	36:11	2	1.148	12206	2153	35	87	62		
361.8385	36:14	36:11	2	1.148	9984	1909	17	42	112	1.22(1.05-1.43)	
PCB-131											M
359.8415	36:26	36:23	2	1.155	7131	1440	35	87	41		M
361.8385	36:26	36:23	2	1.155	6119	1263	17	42	74	1.17(1.05-1.43)	
PCB-142											
359.8415	36:34						35	87			
361.8385	36:34						17	42			
PCB-132											
359.8415	36:53	36:50	2	1.169	212852	42127	35	87	1204		
361.8385	36:53	36:50	2	1.169	166877	33681	17	42	1981	1.28(1.05-1.43)	
PCB-133											
359.8415	37:26	37:21	3	1.186	13018	2459	35	87	70		
361.8385	37:26	37:21	3	1.186	10012	2038	17	42	120	1.30(1.05-1.43)	
PCB-165											
359.8415	37:50						35	87			
361.8385	37:50						17	42			
PCB-146											M
359.8415	38:04	38:00	3	0.887	122578	23766	35	87	679		M
361.8385	38:04	38:00	3	0.887	97086	19091	17	42	1123	1.26(1.05-1.43)	M
PCB-161											
359.8415	38:14						35	87			
361.8385	38:14						17	42			
PCB-153											
359.8415	38:41	38:44	1	0.901	727179	144288	35	87	4123		
361.8385	38:41	38:44	1	0.901	582044	115211	17	42	6777	1.25(1.05-1.43)	
PCB-168 (C153)											
359.8415	38:41	38:44	1	0.901	727179	144288	35	87	4123		
361.8385	38:41	38:44	1	0.901	582044	115211	17	42	6777	1.25(1.05-1.43)	
PCB-141											
359.8415	38:53	38:49	3	0.906	135249	25461	35	87	727		
361.8385	38:52	38:49	3	0.905	106076	20433	17	42	1202	1.28(1.05-1.43)	
PCB-130											
359.8415	39:17	39:13	3	0.915	35426	6775	35	87	194		
361.8385	39:17	39:13	3	0.915	29016	5444	17	42	320	1.22(1.05-1.43)	
PCB-137											
359.8415	39:30	39:27	3	0.920	19962	4432	35	87	127		
361.8385	39:30	39:27	3	0.920	16531	3376	17	42	199	1.21(1.05-1.43)	

Signal	RT (min.)	Adj RT (min.)	Sec.	REL RT	Area	Height	Avg Noise	EDL Height	S/N	Ratio(Limits)	Flags
PCB-164											
359.8415	39:37	39:34	3	0.923	69941	13478	35	87	385		
361.8385	39:37	39:34	3	0.923	55085	10366	17	42	610	1.27(1.05-1.43)	
PCB-129											
359.8415	39:56	39:57	3	0.930	733352	135539	35	87	3873		
361.8385	39:56	39:57	3	0.930	580232	107249	17	42	6309	1.26(1.05-1.43)	
PCB-138 (C129)											
359.8415	39:56	39:57	3	0.930	733352	135539	35	87	3873		
361.8385	39:56	39:57	3	0.930	580232	107249	17	42	6309	1.26(1.05-1.43)	
PCB-160 (C129)											
359.8415	39:56	39:57	3	0.930	733352	135539	35	87	3873		
361.8385	39:56	39:57	3	0.930	580232	107249	17	42	6309	1.26(1.05-1.43)	
PCB-163 (C129)											
359.8415	39:56	39:57	3	0.930	733352	135539	35	87	3873		
361.8385	39:56	39:57	3	0.930	580232	107249	17	42	6309	1.26(1.05-1.43)	
PCB-158											
359.8415	40:20	40:15	4	0.939	92582	16807	35	87	480		
361.8385	40:20	40:15	4	0.939	72967	13571	17	42	798	1.27(1.05-1.43)	
PCB-128											M
359.8415	41:11	41:06	5	0.959	93015	16561	35	87	473		M
361.8385	41:11	41:06	5	0.959	76102	13252	17	42	780	1.22(1.05-1.43)	
PCB-166 (C128)											M
359.8415	41:11	41:06	5	0.959	93015	16561	35	87	473		M
361.8385	41:11	41:06	5	0.959	76102	13252	17	42	780	1.22(1.05-1.43)	
PCB-159											a
359.8415	42:09	42:07	2	0.982	8625	1677	35	87	48		a
361.8385	42:09	42:07	2	0.982	6499	1171	17	42	69	1.33(1.05-1.43)	
PCB-162											
359.8415	42:29						35	87			
361.8385	42:29						17	42			
PCB-167											
359.8415	42:57	42:57	5	1.001	30344	5646	35	87	161		
361.8385	42:57	42:57	5	1.001	24520	4784	17	42	281	1.24(1.05-1.43)	
PCB-156											
359.8415	44:05	44:07	3	1.000	70041	11449	35	87	327		
361.8385	44:05	44:07	3	1.000	55531	9090	17	42	535	1.26(1.05-1.43)	
PCB-157 (C156)											
359.8415	44:05	44:07	3	1.000	70041	11449	35	87	327		
361.8385	44:05	44:07	3	1.000	55531	9090	17	42	535	1.26(1.05-1.43)	
PCB-169											
359.8415	47:22						35	87			
361.8385	47:22						17	42			
PCB-188L											
405.8428	37:18	37:20	2	0.820	287605	56978	37	92	1540		
407.8398	37:18	37:20	2	0.820	267051	53621	40	100	1341	1.08(0.89-1.21)	

Signal	RT (min.)	Adj RT (min.)	Sec.	REL RT	Area	Height	Avg Noise	EDL Height	S/N	Ratio(Limits)	Flags
PCB-178L											
405.8428	40:22	40:23	3	0.887	229483	44279	37	92	1197		
407.8398	40:22	40:23	3	0.887	204235	38865	40	100	972	1.12(0.89-1.21)	
PCB-180L											
405.8428	45:29	45:24	5		250066	47727	37	92	1290		
407.8398	45:29	45:24	5		237873	44615	40	100	1115	1.05(0.89-1.21)	
PCB-170L											
405.8428	46:45	46:44	6	1.028	160040	31040	37	92	839		
407.8398	46:45	46:44	6	1.028	151507	28306	40	100	708	1.06(0.89-1.21)	
PCB-189L											
405.8428	49:53	49:51	7	1.097	458620	85325	265	662	322		
407.8398	49:53	49:51	7	1.097	428080	80135	220	550	364	1.07(0.89-1.21)	
PCB-188											
393.8025	37:18						6	15			
395.7995	37:18						8	20			
PCB-179											
393.8025	37:39	37:36	2	1.009	81653	16306	6	15	2718		
395.7995	37:39	37:36	2	1.009	75041	14771	8	20	1846	1.09(0.89-1.21)	
PCB-184											
393.8025	38:11						6	15			
395.7995	38:11						8	20			
PCB-176											
393.8025	38:32	38:29	3	1.033	25253	4972	6	15	829		
395.7995	38:32	38:29	3	1.033	22708	4632	8	20	579	1.11(0.89-1.21)	
PCB-186											
393.8025	38:59						6	15			
395.7995	38:59						8	20			
PCB-178											
393.8025	40:24	40:19	3	1.083	27860	5394	6	15	899		
395.7995	40:24	40:19	3	1.083	26090	5108	8	20	639	1.07(0.89-1.21)	
PCB-175											
393.8025	41:02	40:57	4	1.100	6520	1271	6	15	212		
395.7995	41:02	40:57	4	1.100	6097	1199	8	20	150	1.07(0.89-1.21)	
PCB-187											
393.8025	41:18	41:16	4	1.108	169638	32239	6	15	5373		
395.7995	41:18	41:16	4	1.108	160139	30585	8	20	3823	1.06(0.89-1.21)	
PCB-182											
393.8025	41:29	41:26	3	1.113	1861	298	6	15	50		
395.7995	41:30	41:26	3	1.113	1722	290	8	20	36	1.08(0.89-1.21)	
PCB-183											
393.8025	41:55	41:50	4	1.124	100289	16555	6	15	2759		
395.7995	41:55	41:50	4	1.124	94653	15819	8	20	1977	1.06(0.89-1.21)	
PCB-185 (C183)											
393.8025	41:55	41:50	4	1.124	100289	16555	6	15	2759		
395.7995	41:55	41:50	4	1.124	94653	15819	8	20	1977	1.06(0.89-1.21)	

Signal	RT (min.)	Adj RT (min.)	Sec.	REL RT	Area	Height	Avg Noise	EDL Height	S/N	Ratio(Limits)	Flags
PCB-174											
393.8025	42:09	42:04	3	1.130	127565	24263	6	15	4044		
395.7995	42:09	42:04	3	1.130	119787	22988	8	20	2874	1.06(0.89-1.21)	
PCB-177											
393.8025	42:35	42:30	4	1.142	72823	13756	6	15	2293		
395.7995	42:35	42:30	4	1.142	68898	13282	8	20	1660	1.06(0.89-1.21)	
PCB-181											RQa
393.8025	43:00	42:53	6	1.153	1857	271	6	15	45		a
	Empc Correction				1517	281	6	15	47		
395.7995	42:59	42:53	4	1.153	1445	268	8	20	34	1.29(0.89-1.21)	
PCB-171											
393.8025	43:13	43:10	5	1.159	40602	7378	6	15	1230		
395.7995	43:13	43:10	5	1.159	37532	6984	8	20	873	1.08(0.89-1.21)	
PCB-173 (C171)											
393.8025	43:13	43:10	5	1.159	40602	7378	6	15	1230		
395.7995	43:13	43:10	5	1.159	37532	6984	8	20	873	1.08(0.89-1.21)	
PCB-172											
393.8025	44:51	44:47	5	0.899	20755	4006	6	15	668		
395.7995	44:51	44:47	5	0.899	19690	3560	8	20	445	1.05(0.89-1.21)	
PCB-192											
393.8025	45:10						6	15			
395.7995	45:10						8	20			
PCB-180											
393.8025	45:31	45:29	8	0.912	310588	56455	6	15	9409		
395.7995	45:31	45:29	8	0.912	293380	52818	8	20	6602	1.06(0.89-1.21)	
PCB-193 (C180)											
393.8025	45:31	45:29	8	0.912	310588	56455	6	15	9409		
395.7995	45:31	45:29	8	0.912	293380	52818	8	20	6602	1.06(0.89-1.21)	
PCB-191											
393.8025	45:52	45:53	6	0.920	8533	1461	6	15	244		
395.7995	45:52	45:53	6	0.920	7707	1336	8	20	167	1.11(0.89-1.21)	
PCB-170											
393.8025	46:46	46:41	6	0.938	116324	21927	6	15	3655		
395.7995	46:46	46:41	6	0.938	109898	20852	8	20	2607	1.06(0.89-1.21)	
PCB-190											
393.8025	47:18	47:19	6	0.948	32339	5747	6	15	958		
395.7995	47:18	47:19	7	0.948	30142	5445	8	20	681	1.07(0.89-1.21)	
PCB-189											M
393.8025	49:55	49:55	7	1.001	12190	2280	18	45	127		M
395.7995	49:55	49:55	7	1.001	11618	2008	26	65	77	1.05(0.89-1.21)	M
PCB-202L											
439.8038	42:42	42:43	4	0.821	184184	36108	57	142	633		
441.8008	42:42	42:43	4	0.821	205746	39515	74	185	534	0.90(0.76-1.02)	
PCB-194L											
439.8038	52:00	51:53	7		314780	56214	160	400	351		
441.8008	52:00	51:53	7		347619	64086	152	380	422	0.91(0.76-1.02)	

Signal	RT (min.)	Adj RT (min.)	Sec.	REL RT	Area	Height	Avg Noise	EDL Height	S/N	Ratio(Limits)	Flags
PCB-205L											
439.8038	52:29	52:29	8	1.009	296800	55865	160	400	349		
441.8008	52:29	52:29	8	1.009	328088	60991	152	380	401	0.90(0.76-1.02)	
PCB-202											
427.7635	42:43	42:39	4	1.001	9367	1824	23	57	79		
429.7606	42:43	42:39	4	1.001	10621	2041	10	25	204	0.88(0.76-1.02)	
PCB-201											
427.7635	43:38	43:34	3	1.022	6878	1303	23	57	57		
429.7606	43:39	43:34	4	1.022	7662	1449	10	25	145	0.90(0.76-1.02)	
PCB-204											
427.7635	44:20						23	57			
429.7606	44:20						10	25			
PCB-197											RQ
427.7635	44:33	44:29	4	1.043	1276	354	23	57	15		
429.7606	44:33	44:29	4	1.043	1975	492	10	25	49	0.65(0.76-1.02)	
	Empc Correction				1433	397	10	25	40		
PCB-200											RQ
427.7635	44:38	44:35	3	1.046	6581	1030	23	57	45		
	Empc Correction				5543	1015	23	57	44		
429.7606	44:38	44:35	3	1.046	6229	1141	10	25	114	1.06(0.76-1.02)	
PCB-198											
427.7635	47:29	47:21	8	1.112	37181	6930	23	57	301		
429.7606	47:29	47:21	7	1.112	40271	7300	10	25	730	0.92(0.76-1.02)	
PCB-199 (C198)											
427.7635	47:29	47:21	8	1.112	37181	6930	23	57	301		
429.7606	47:29	47:21	7	1.112	40271	7300	10	25	730	0.92(0.76-1.02)	
PCB-196											
427.7635	48:09	48:10	6	0.917	18514	3624	23	57	158		
429.7606	48:09	48:10	6	0.917	20471	3869	10	25	387	0.90(0.76-1.02)	
PCB-203											
427.7635	48:20	48:22	6	0.921	25437	4755	23	57	207		
429.7606	48:20	48:22	6	0.921	28188	5301	10	25	530	0.90(0.76-1.02)	
PCB-195											
427.7635	49:39	49:34	6	0.946	24435	4875	25	62	195		
429.7606	49:39	49:34	6	0.946	26902	5067	48	120	106	0.91(0.76-1.02)	
PCB-194											
427.7635	52:02	52:03	7	0.991	64814	12132	25	62	485		
429.7606	52:02	52:03	7	0.991	71340	13448	48	120	280	0.91(0.76-1.02)	
PCB-205											
427.7635	52:31	52:31	8	1.000	4107	735	25	62	29		
429.7606	52:30	52:31	7	1.000	4656	860	48	120	18	0.88(0.76-1.02)	
PCB-208L											
473.7648	49:24	49:25	6	0.950	250825	47245	126	315	375		
475.7619	49:24	49:25	6	0.950	305762	56048	105	262	534	0.82(0.65-0.89)	
PCB-206L											
473.7648	54:15	54:14	8	1.043	155554	28463	126	315	226		
475.7619	54:15	54:14	8	1.043	193987	35442	105	262	338	0.80(0.65-0.89)	

Signal	RT (min.)	Adj RT (min.)	Sec.	REL RT	Area	Height	Avg Noise	EDL Height	S/N	Ratio(Limits)	Flags
PCB-208											
461.7246	49:26	49:20	6	1.001	10722	2193	25	62	88		
463.7216	49:26	49:20	6	1.001	14085	2659	32	80	83	0.76(0.65-0.89)	
PCB-207											
461.7246	50:23	50:16	6	1.020	4124	766	25	62	31		
463.7216	50:22	50:16	6	1.020	5409	1049	32	80	33	0.76(0.65-0.89)	
PCB-206											RQMa
461.7246	54:15	54:15	6	1.000	79151	20650	25	62	826		M
	Empc Correction				35333	8245	25	62	330		
463.7216	54:15	54:15	6	1.000	45888	10709	32	80	335	1.72(0.65-0.89)	M
PCB-209L											
507.7258	55:54	55:53	9	1.075	131959	23022	25	62	921		
509.7229	55:54	55:53	9	1.075	181404	31151	20	50	1558	0.73(0.59-0.79)	
DCB Decachlorobiphenyl											
495.6856	55:56	55:56	8	1.000	10548	1710	9	22	190		
497.6826	55:56	55:56	9	1.001	14682	2508	7	17	358	0.72(0.59-0.79)	

QC Flag Legend

Processing Flags

R - Failed Signal Ratio Test

Q - EMPC-Estimated Max. Possible Conc.

Review Flags

M - Manually Integrated

U - Marked Undetected

a - User Assigned ID

Eurofins TestAmerica, Knoxville

Data File:	\\chromna\Knoxville\ChromData\D3D\20190903-12939.b\580-88125-b-13-c.d		
Injection Date:	04-Sep-2019 07:22:00	Injection Vol:	1.0 ul
Instrument ID:	D3D	Operator ID:	Xcalibur_System
Method:	PCBs_D3D	Limit Group:	HR - 1668A - ICAL
Client ID:	J2A3-0to18-101218		
Worklist#:	33231	Sample Line#:	13
Column Type:	SPB-Octyl	Column Dia:	0.25 mm

MoPCB F1

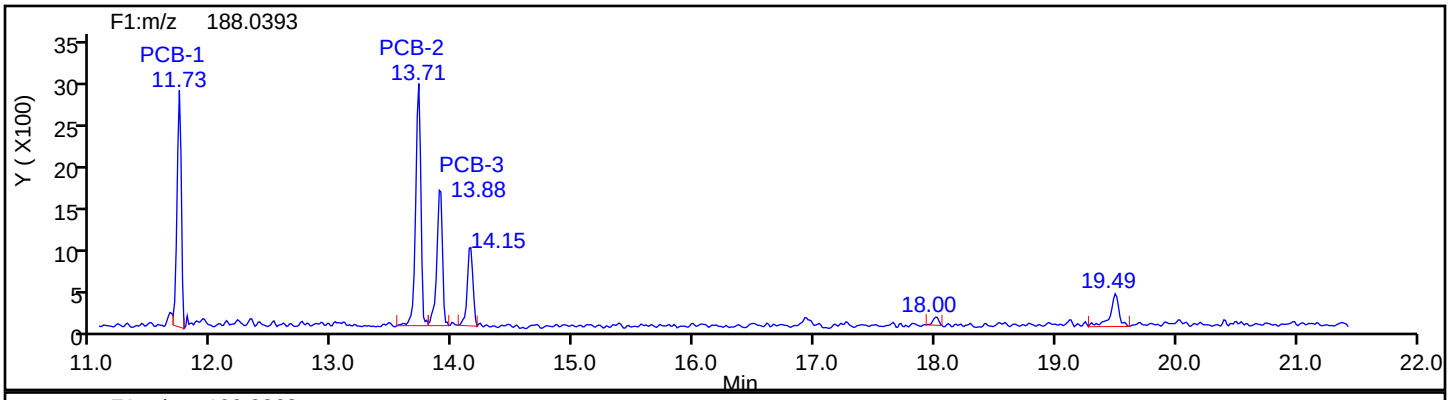

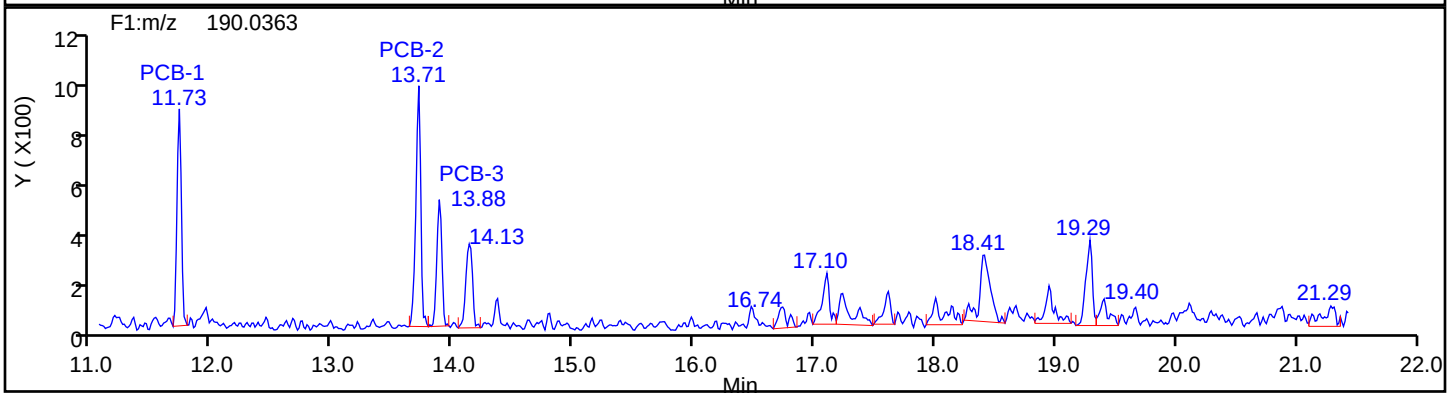

MoPCB F1 Standards

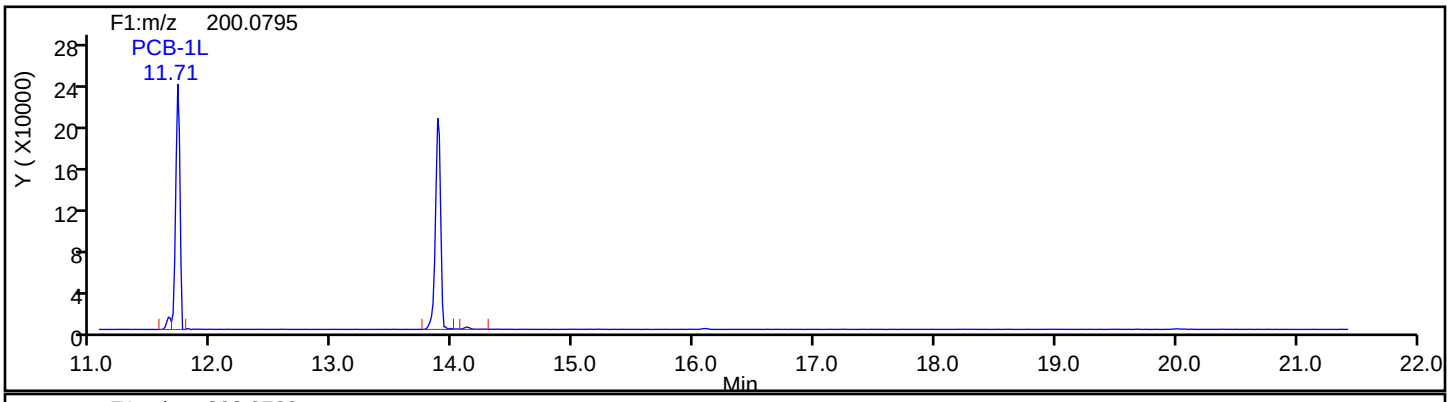

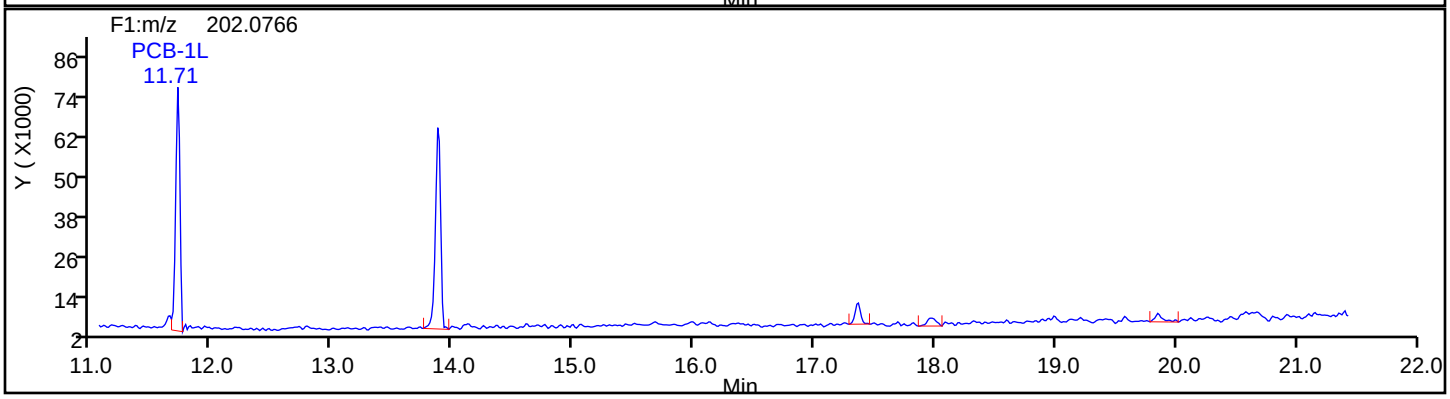

Eurofins TestAmerica, Knoxville

Data File:	\\chromna\Knoxville\ChromData\D3D\20190903-12939.b\580-88125-b-13-c.d		
Injection Date:	04-Sep-2019 07:22:00	Injection Vol:	1.0 ul
Instrument ID:	D3D	Operator ID:	Xcalibur_System
Method:	PCBs_D3D	Limit Group:	HR - 1668A - ICAL
Client ID:	J2A3-0to18-101218		
Worklist#:	33231	Sample Line#:	13
Column Type:	SPB-Octyl	Column Dia:	0.25 mm

MoPCB F1

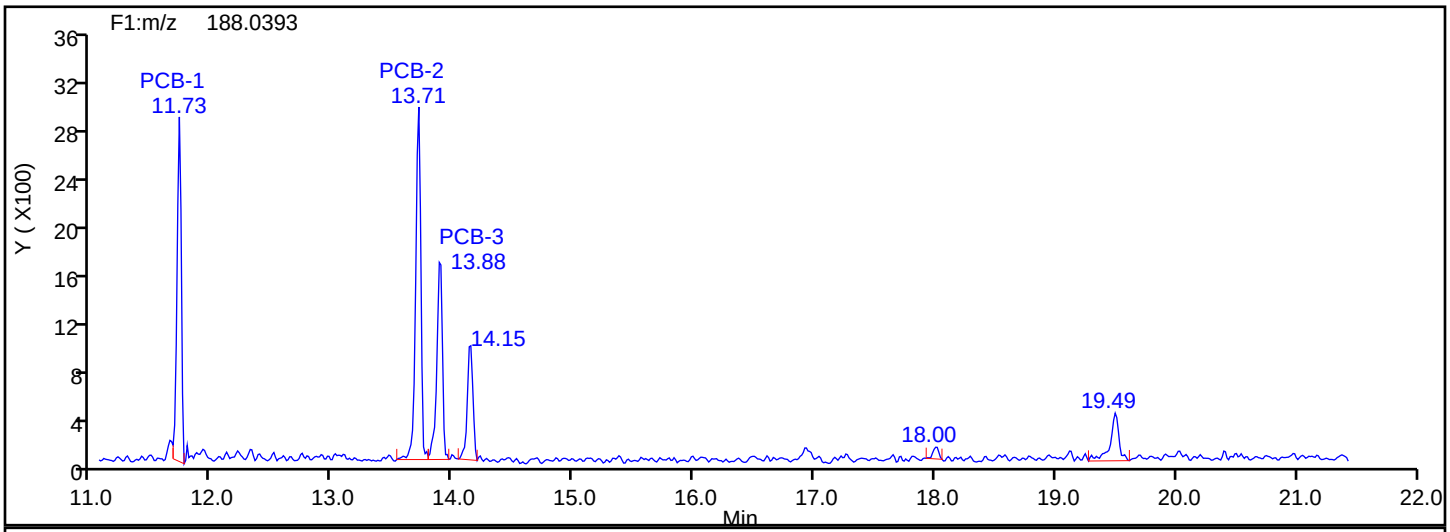

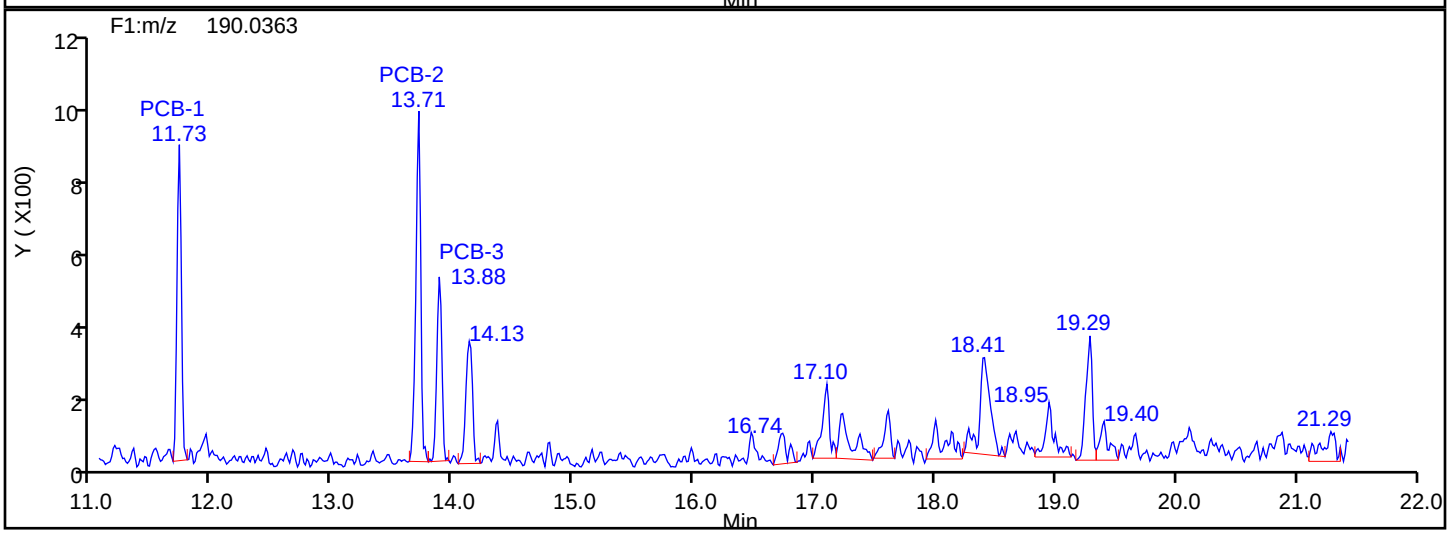

MoPCB F1 Lock Mass

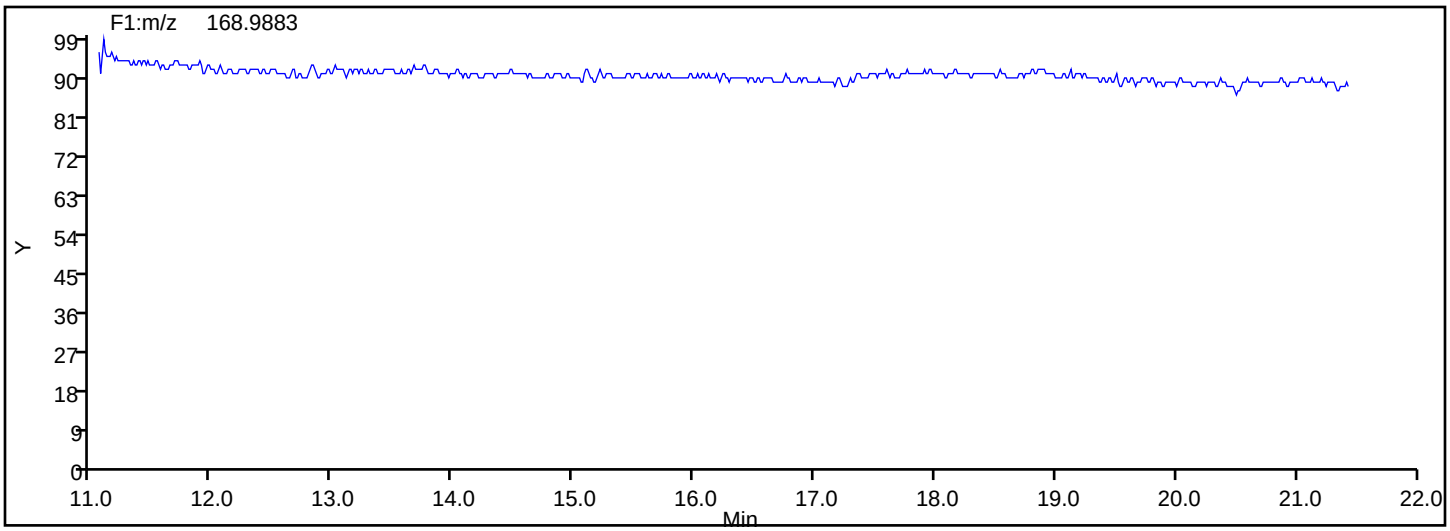

Manual Integration/User Assign Peak Report

Eurofins TestAmerica, Knoxville

Data File:	\\chromna\Knoxville\ChromData\D3D\20190903-12939.b\580-88125-b-13-c.d				
Injection Date:	04-Sep-2019 07:22:00	Instrument ID:	D3D		
Lims ID:	580-88125-B-13-C	Lab Sample ID:	140-88125-13		
Client ID:	J2A3-0to18-101218				
Operator ID:	Xcalibur_System	ALS Bottle#:	0	Worklist Smp#:	13
Injection Vol:	1.0 ul	Dil. Factor:	1.0000		
Method:	PCBs_D3D	Limit Group:	HR - 1668A - ICAL		
Column:	SPB-Octyl (0.25 mm)	Detector	F1(11.07 :21.70)		

PCB-1, CAS: 2051-60-7

Signal: 2

Processing Integration Results

RT: 11.73
Area: 2212
Amount: 1.012902
Amount Units: pg/ul

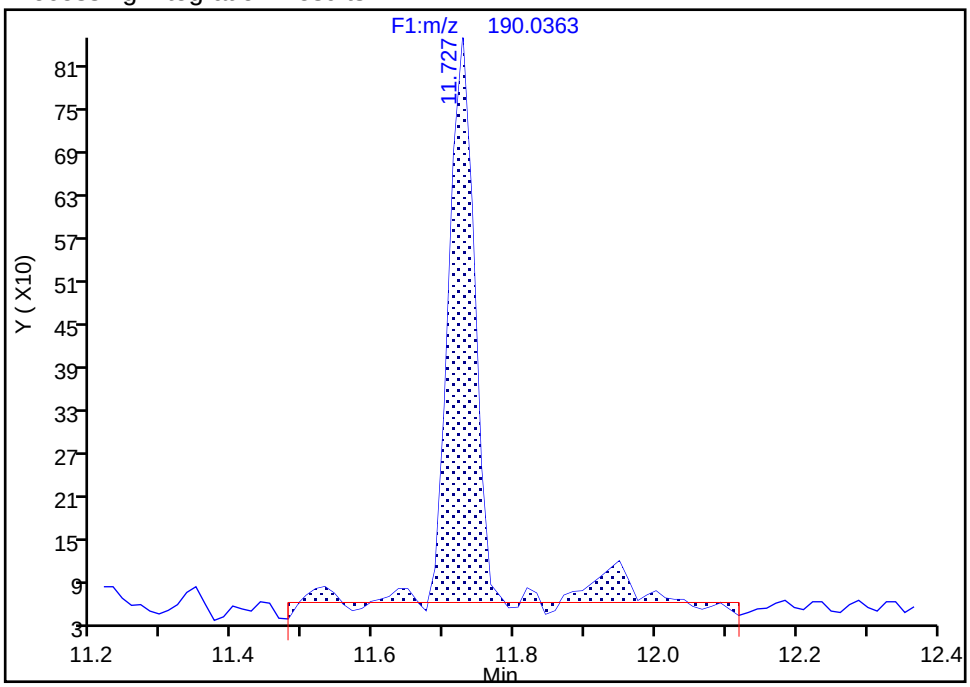

Manual Integration Results

RT: 11.73
Area: 2027
Amount: 0.992269
Amount Units: pg/ul

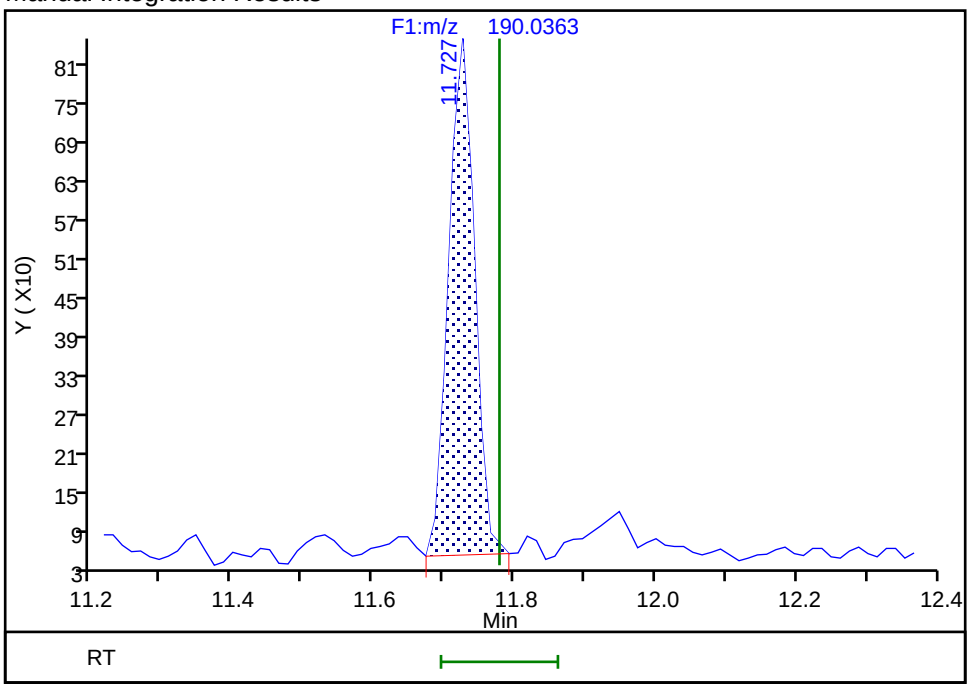

Reviewer: davidsonm, 04-Sep-2019 14:56:12

Audit Action: Manually Integrated Audit Reason: Baseline

Eurofins TestAmerica, Knoxville

Data File:	\\chromna\Knoxville\ChromData\D3D\20190903-12939.b\580-88125-b-13-c.d		
Injection Date:	04-Sep-2019 07:22:00	Injection Vol:	1.0 ul
Instrument ID:	D3D	Operator ID:	Xcalibur_System
Method:	PCBs_D3D	Limit Group:	HR - 1668A - ICAL
Client ID:	J2A3-0to18-101218		
Worklist#:	33231	Sample Line#:	13
Column Type:	SPB-Octyl	Column Dia:	0.25 mm

DiPCB F1

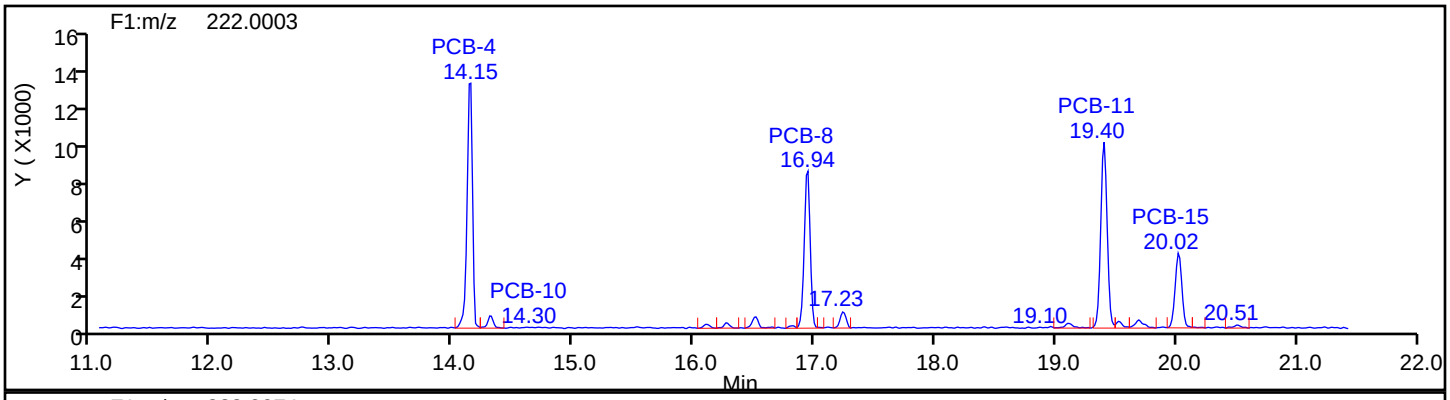

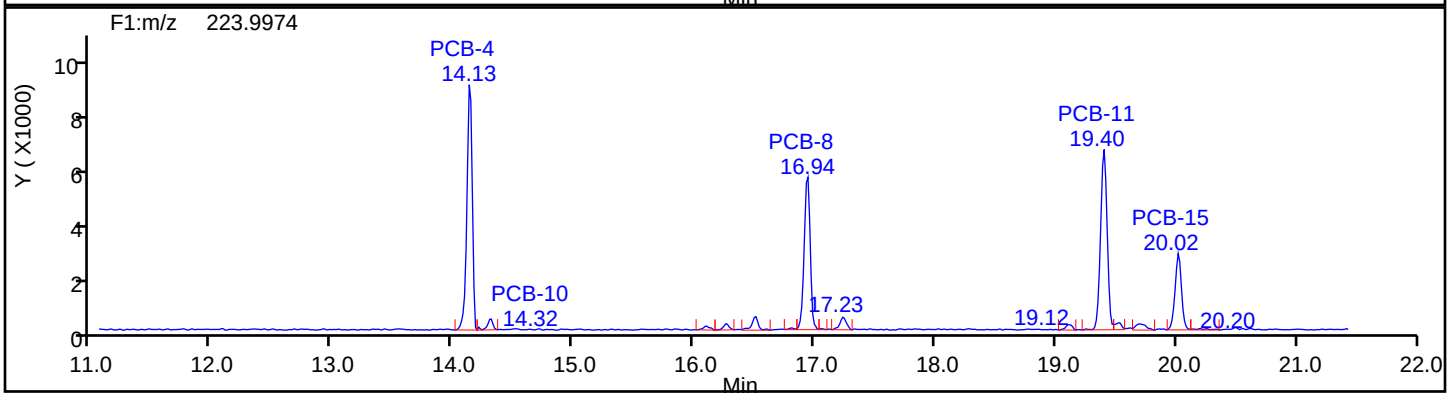

DiPCB F1 Standards

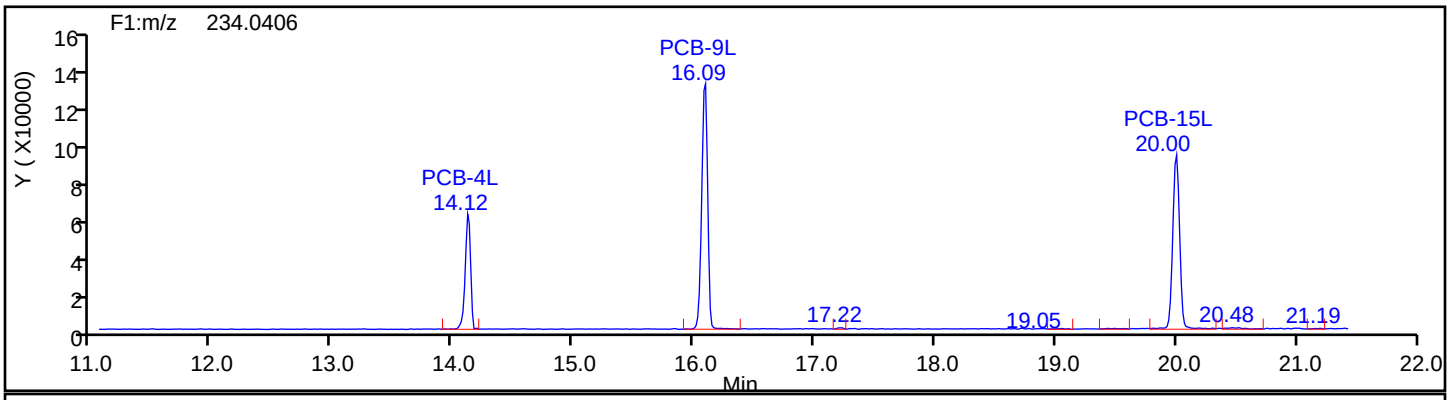

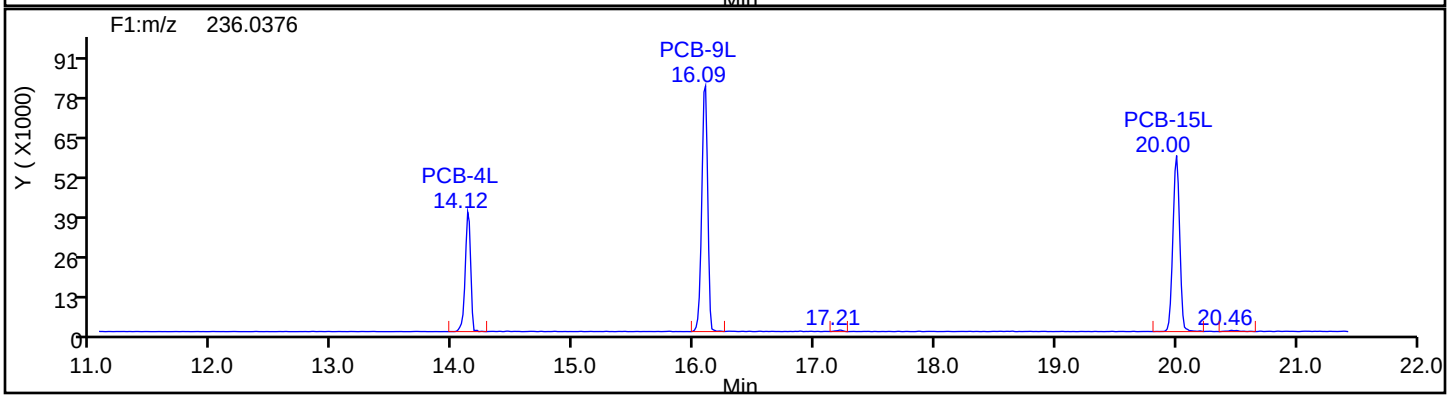

Eurofins TestAmerica, Knoxville

Data File:	\\chromna\Knoxville\ChromData\D3D\20190903-12939.b\580-88125-b-13-c.d		
Injection Date:	04-Sep-2019 07:22:00	Injection Vol:	1.0 ul
Instrument ID:	D3D	Operator ID:	Xcalibur_System
Method:	PCBs_D3D	Limit Group:	HR - 1668A - ICAL
Client ID:	J2A3-0to18-101218		
Worklist#:	33231	Sample Line#:	13
Column Type:	SPB-Octyl	Column Dia:	0.25 mm

DiPCB F1

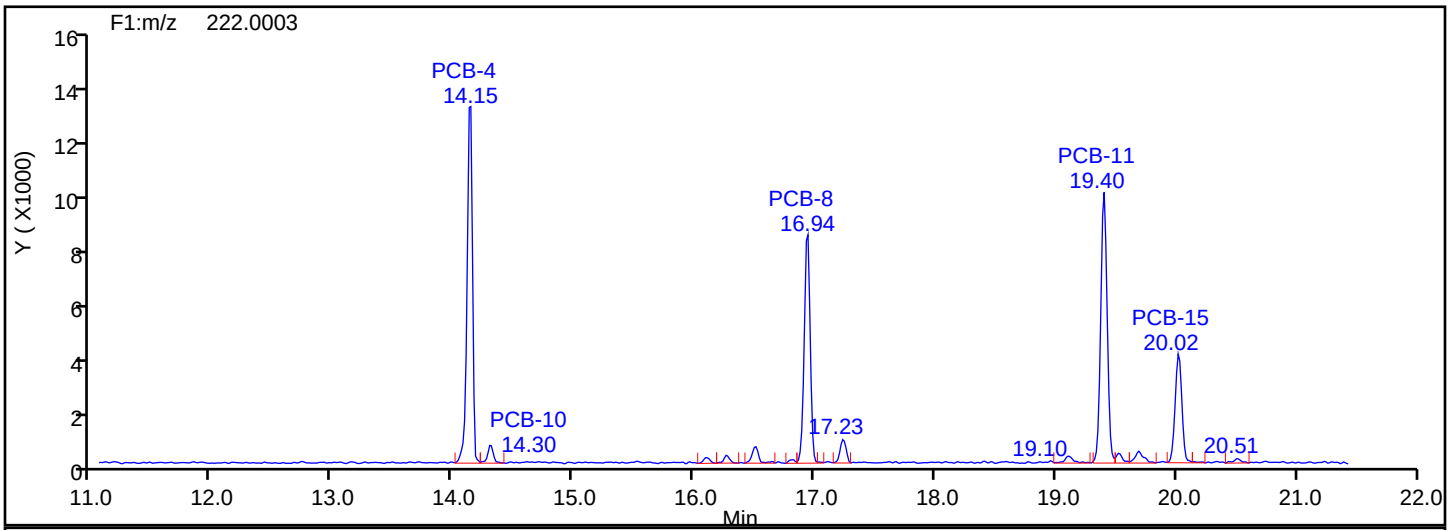

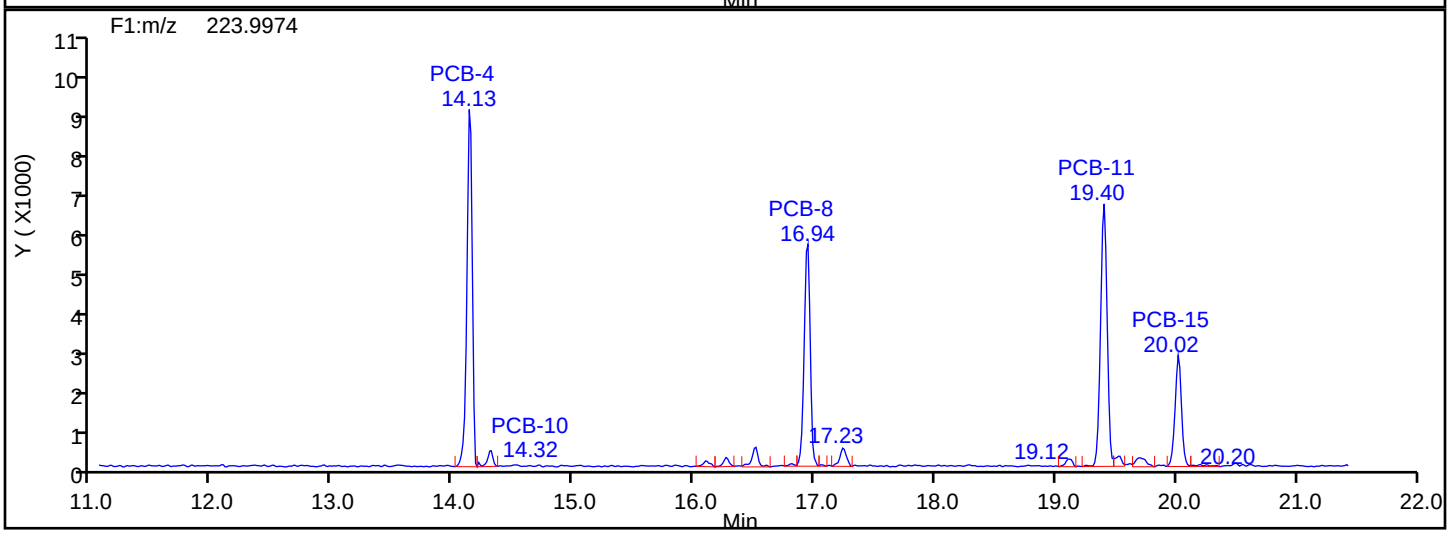

DiPCB F1 Lock Mass

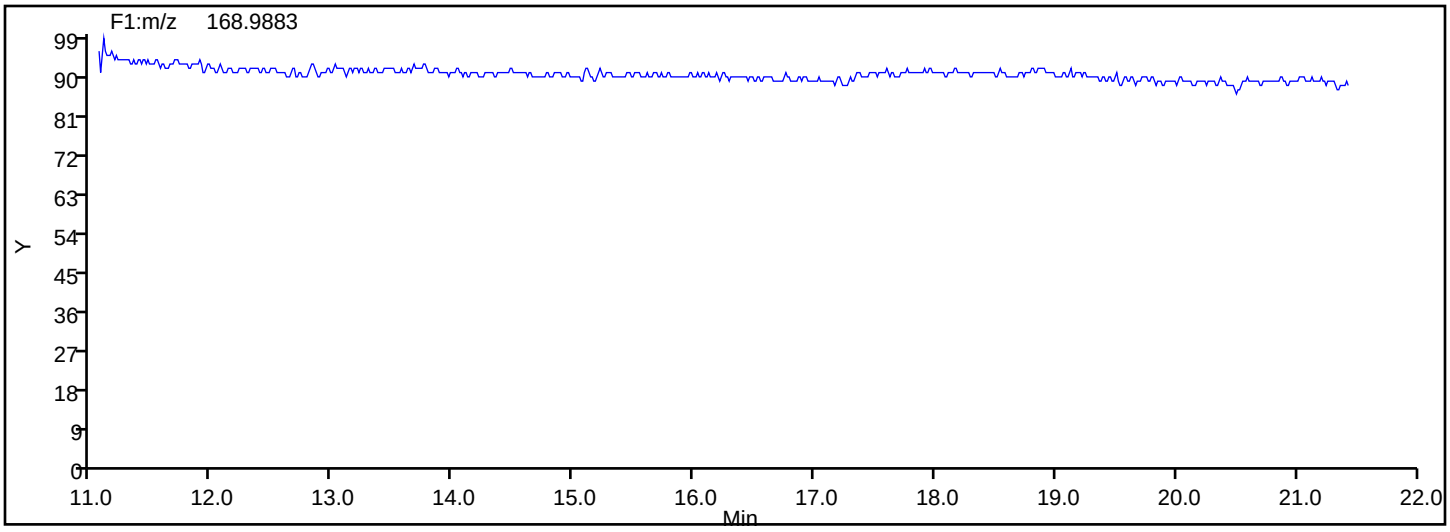

Manual Integration/User Assign Peak Report

Eurofins TestAmerica, Knoxville

Data File:	\\chromna\Knoxville\ChromData\D3D\20190903-12939.b\580-88125-b-13-c.d				
Injection Date:	04-Sep-2019 07:22:00	Instrument ID:	D3D		
Lims ID:	580-88125-B-13-C	Lab Sample ID:	140-88125-13		
Client ID:	J2A3-0to18-101218				
Operator ID:	Xcalibur_System	ALS Bottle#:	0	Worklist Smp#:	13
Injection Vol:	1.0 ul	Dil. Factor:	1.0000		
Method:	PCBs_D3D	Limit Group:	HR - 1668A - ICAL		
Column:	SPB-Octyl (0.25 mm)	Detector	F1(11.07 :21.70)		

PCB-5, CAS: 16605-91-7

Signal: 1

Not Detected
Expected RT: 16.86

Processing Integration Results

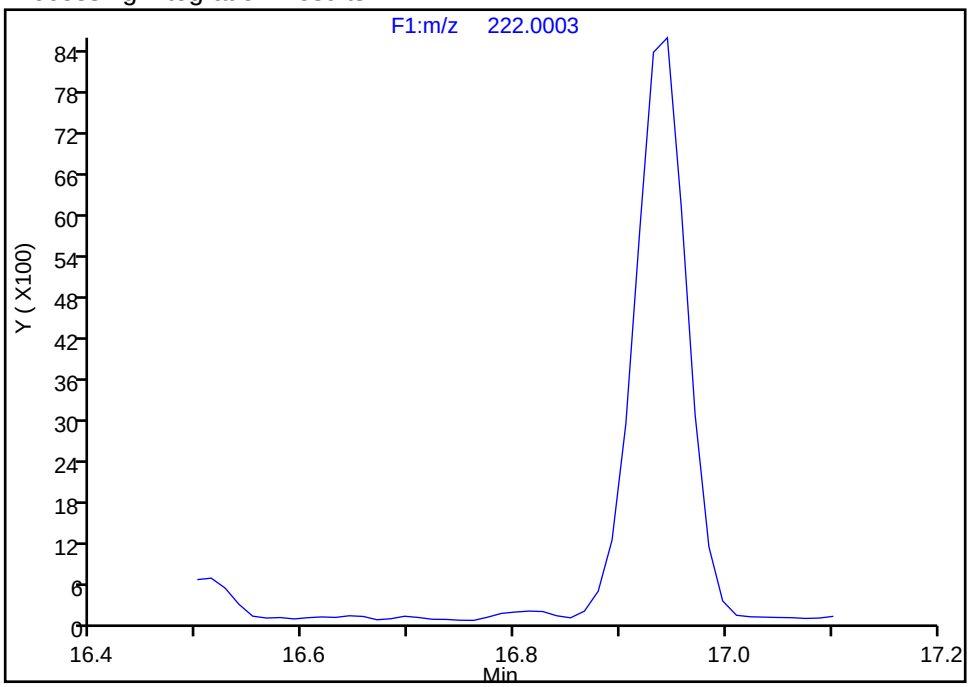

Manual Integration Results

RT: 16.81
Area: 476
Amount: 0.092963
Amount Units: pg/ul

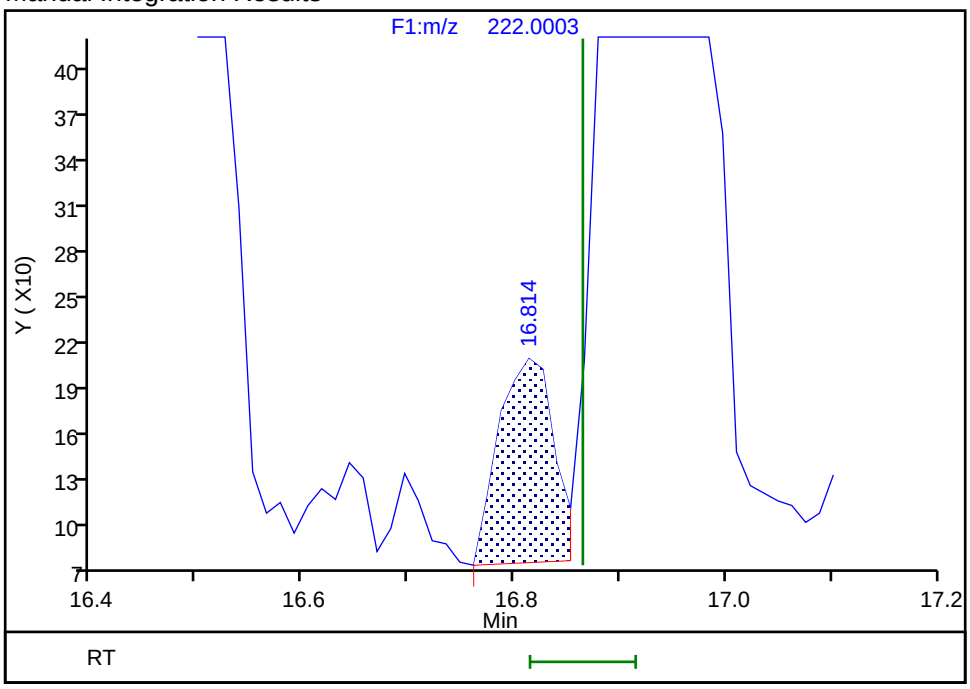

Reviewer: layk, 04-Sep-2019 10:55:11
Audit Action: Manually Integrated/Assigned Compound ID Audit Reason: Split Peak

Manual Integration/User Assign Peak Report

Eurofins TestAmerica, Knoxville

Data File:	\\chromna\Knoxville\ChromData\D3D\20190903-12939.b\580-88125-b-13-c.d				
Injection Date:	04-Sep-2019 07:22:00	Instrument ID:	D3D		
Lims ID:	580-88125-B-13-C	Lab Sample ID:	140-88125-13		
Client ID:	J2A3-0to18-101218				
Operator ID:	Xcalibur_System	ALS Bottle#:	0	Worklist Smp#:	13
Injection Vol:	1.0 ul	Dil. Factor:	1.0000		
Method:	PCBs_D3D	Limit Group:	HR - 1668A - ICAL		
Column:	SPB-Octyl (0.25 mm)	Detector	F1(11.07 :21.70)		

PCB-8, CAS: 34883-43-7

Signal: 1

Processing Integration Results

RT: 16.94
Area: 29918
Amount: 6.652109
Amount Units: pg/ul

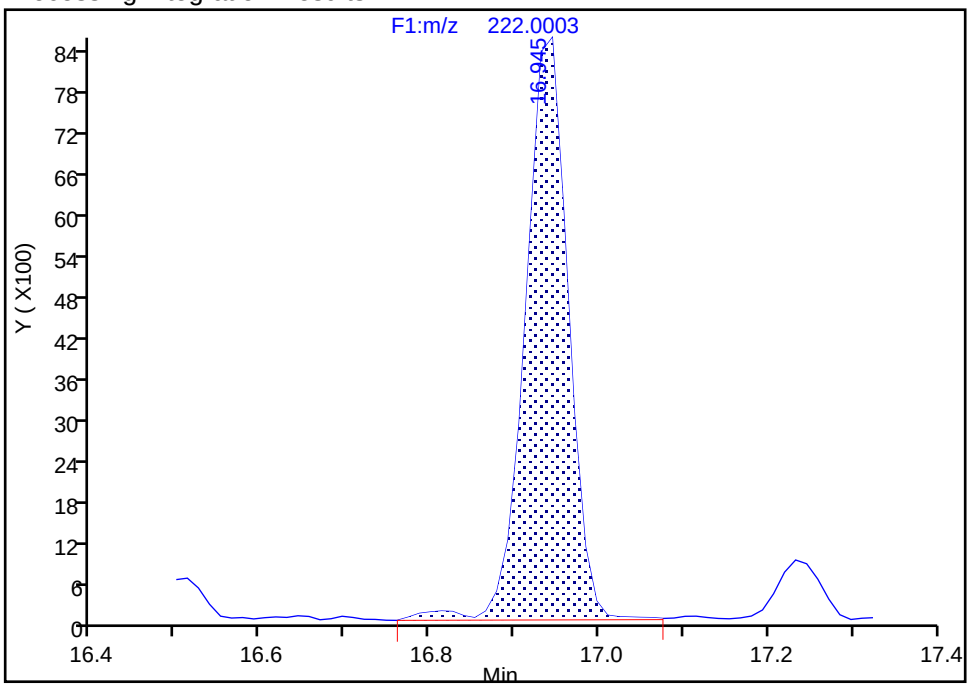

Manual Integration Results

RT: 16.94
Area: 29344
Amount: 6.536501
Amount Units: pg/ul

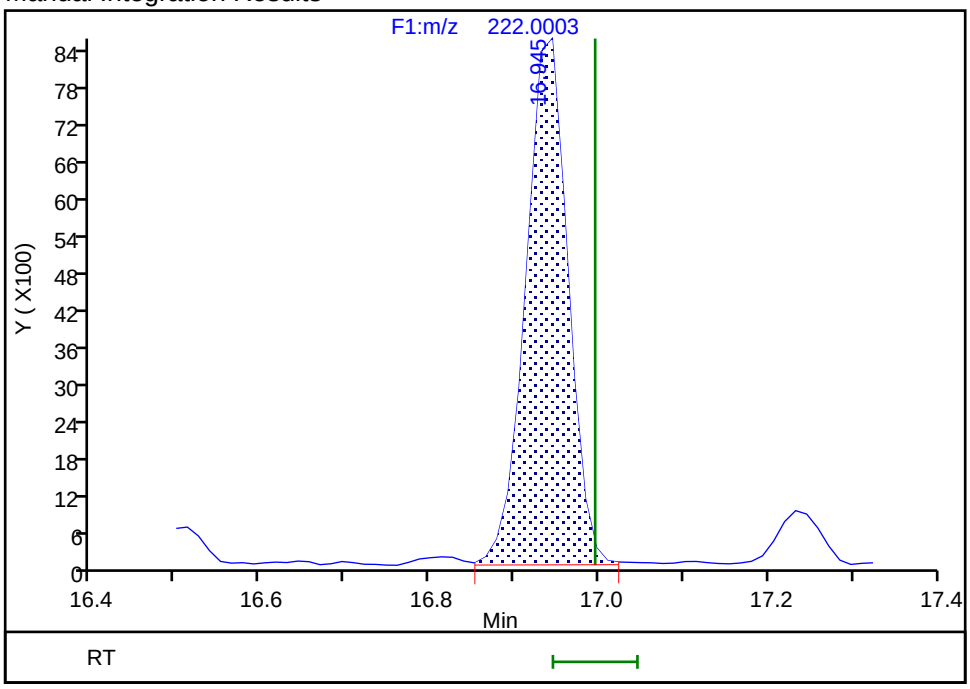

Reviewer: layk, 04-Sep-2019 10:54:59
Audit Action: Split an Integrated Peak Audit Reason: Split Peak

Manual Integration/User Assign Peak Report

Eurofins TestAmerica, Knoxville

Data File:	\\chromna\Knoxville\ChromData\D3D\20190903-12939.b\580-88125-b-13-c.d				
Injection Date:	04-Sep-2019 07:22:00	Instrument ID:	D3D		
Lims ID:	580-88125-B-13-C	Lab Sample ID:	140-88125-13		
Client ID:	J2A3-0to18-101218				
Operator ID:	Xcalibur_System	ALS Bottle#:	0	Worklist Smp#:	13
Injection Vol:	1.0 ul	Dil. Factor:	1.0000		
Method:	PCBs_D3D	Limit Group:	HR - 1668A - ICAL		
Column:	SPB-Octyl (0.25 mm)	Detector	F1(11.07 :21.70)		

PCB-8, CAS: 34883-43-7

Signal: 2

Processing Integration Results

RT: 16.94
Area: 18876
Amount: 6.652109
Amount Units: pg/ul

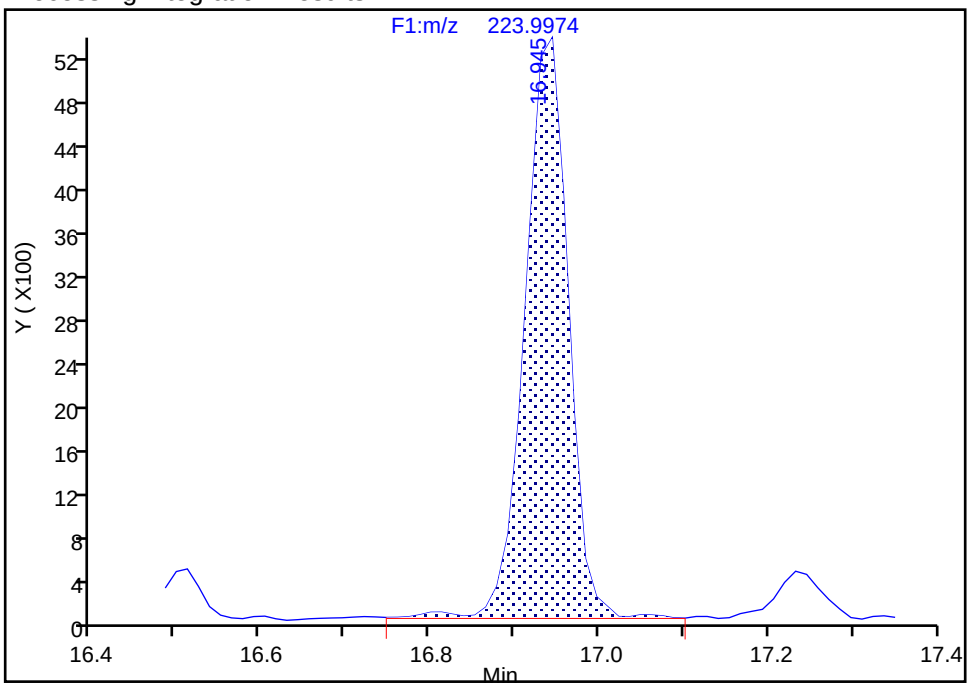

Manual Integration Results

RT: 16.94
Area: 18602
Amount: 6.536501
Amount Units: pg/ul

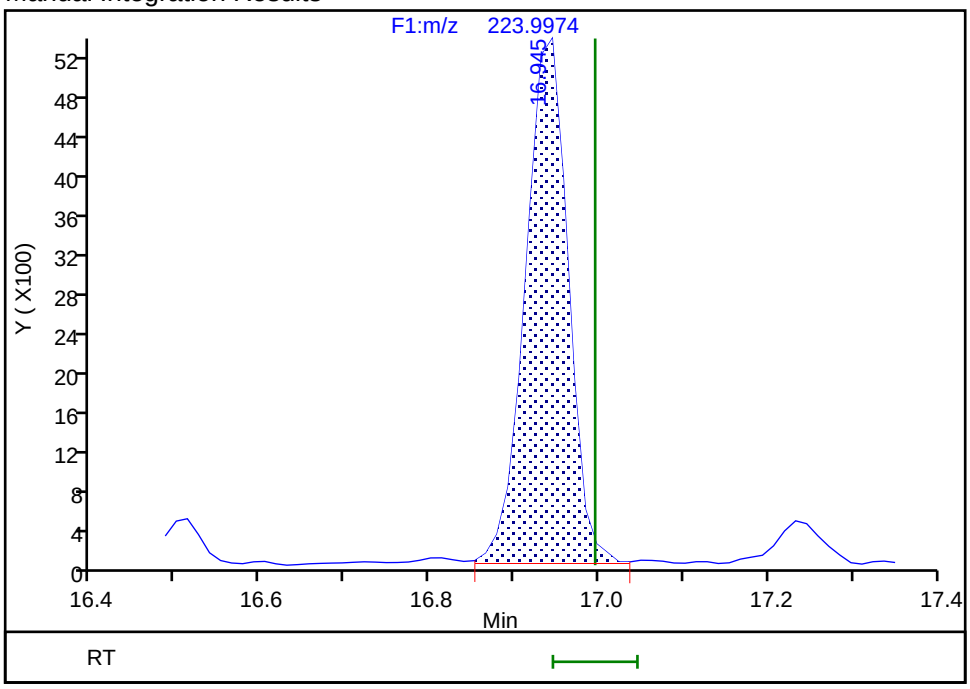

Reviewer: layk, 04-Sep-2019 10:55:02
Audit Action: Split an Integrated Peak Audit Reason: Split Peak

Manual Integration/User Assign Peak Report

Eurofins TestAmerica, Knoxville

Data File:	\\chromna\Knoxville\ChromData\D3D\20190903-12939.b\580-88125-b-13-c.d				
Injection Date:	04-Sep-2019 07:22:00	Instrument ID:	D3D		
Lims ID:	580-88125-B-13-C	Lab Sample ID:	140-88125-13		
Client ID:	J2A3-0to18-101218				
Operator ID:	Xcalibur_System	ALS Bottle#:	0	Worklist Smp#:	13
Injection Vol:	1.0 ul	Dil. Factor:	1.0000		
Method:	PCBs_D3D	Limit Group:	HR - 1668A - ICAL		
Column:	SPB-Octyl (0.25 mm)	Detector	F1(11.07 :21.70)		

PCB-11, CAS: 2050-67-1

Signal: 2

Processing Integration Results

RT: 19.40
Area: 24883
Amount: 8.261536
Amount Units: pg/ul

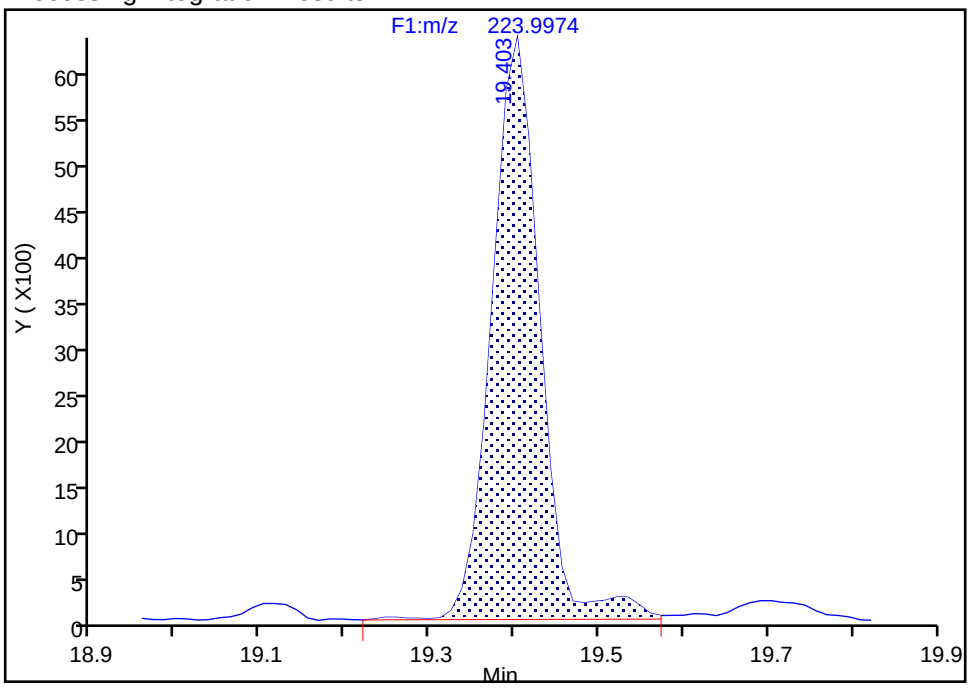

Manual Integration Results

RT: 19.40
Area: 23950
Amount: 8.137943
Amount Units: pg/ul

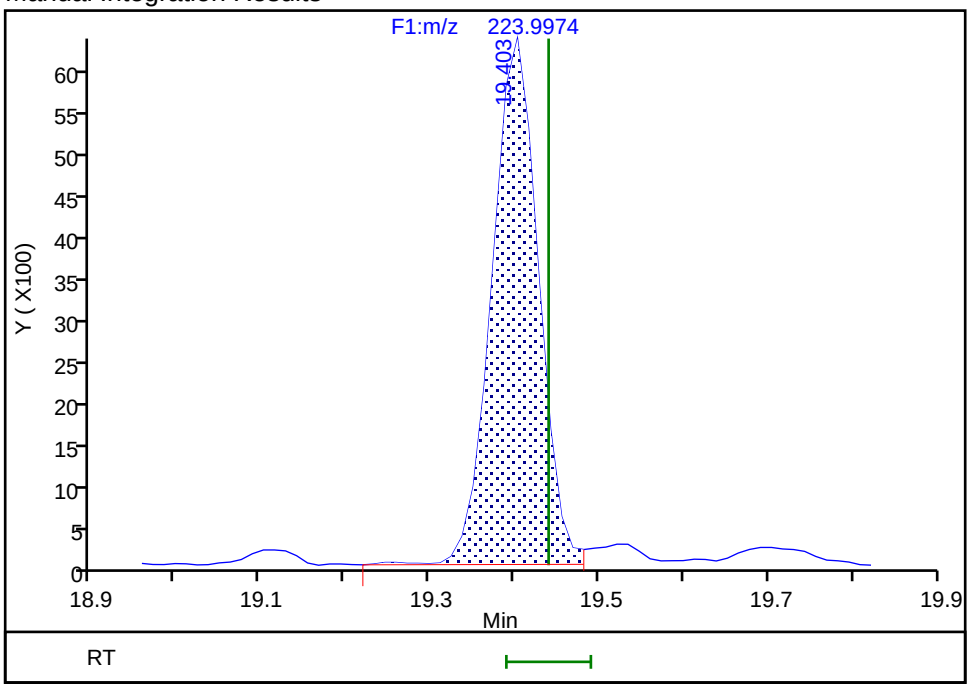

Reviewer: layk, 04-Sep-2019 10:55:28

Audit Action: Split an Integrated Peak Audit Reason: Split Peak

Manual Integration/User Assign Peak Report

Eurofins TestAmerica, Knoxville

Data File:	\\chromna\Knoxville\ChromData\D3D\20190903-12939.b\580-88125-b-13-c.d				
Injection Date:	04-Sep-2019 07:22:00	Instrument ID:	D3D		
Lims ID:	580-88125-B-13-C	Lab Sample ID:	140-88125-13		
Client ID:	J2A3-0to18-101218				
Operator ID:	Xcalibur_System	ALS Bottle#:	0	Worklist Smp#:	13
Injection Vol:	1.0 ul	Dil. Factor:	1.0000		
Method:	PCBs_D3D	Limit Group:	HR - 1668A - ICAL		
Column:	SPB-Octyl (0.25 mm)	Detector	F1(11.07 :21.70)		

PCB-12/13, CAS: STL01797

Signal: 1

Processing Integration Results

RT: 19.69
Area: 3521
Amount: 0.636809
Amount Units: pg/ul

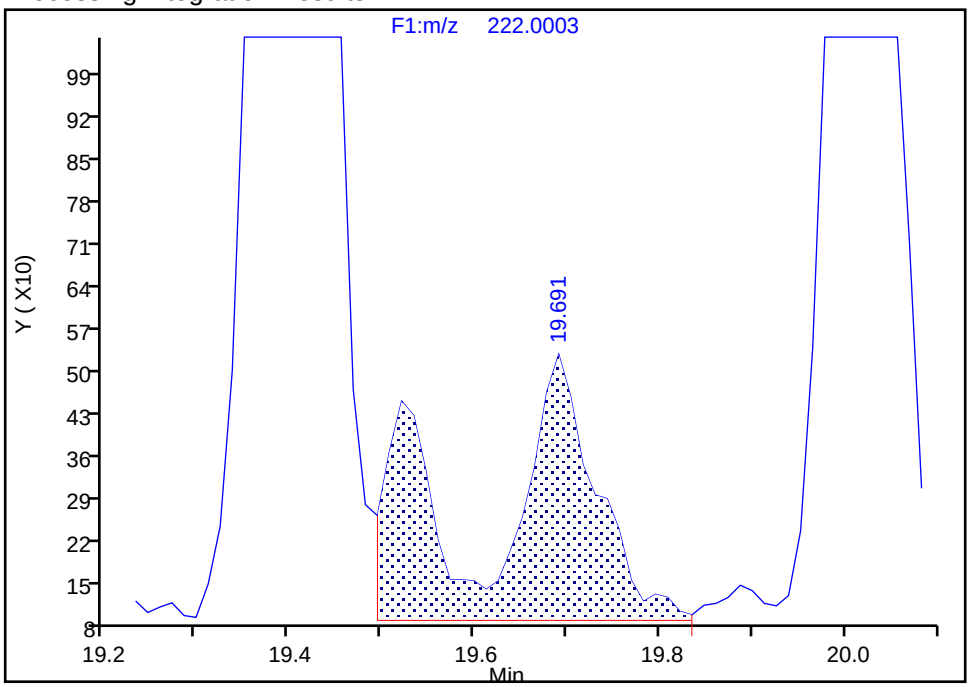

Manual Integration Results

RT: 19.69
Area: 2212
Amount: 0.464082
Amount Units: pg/ul

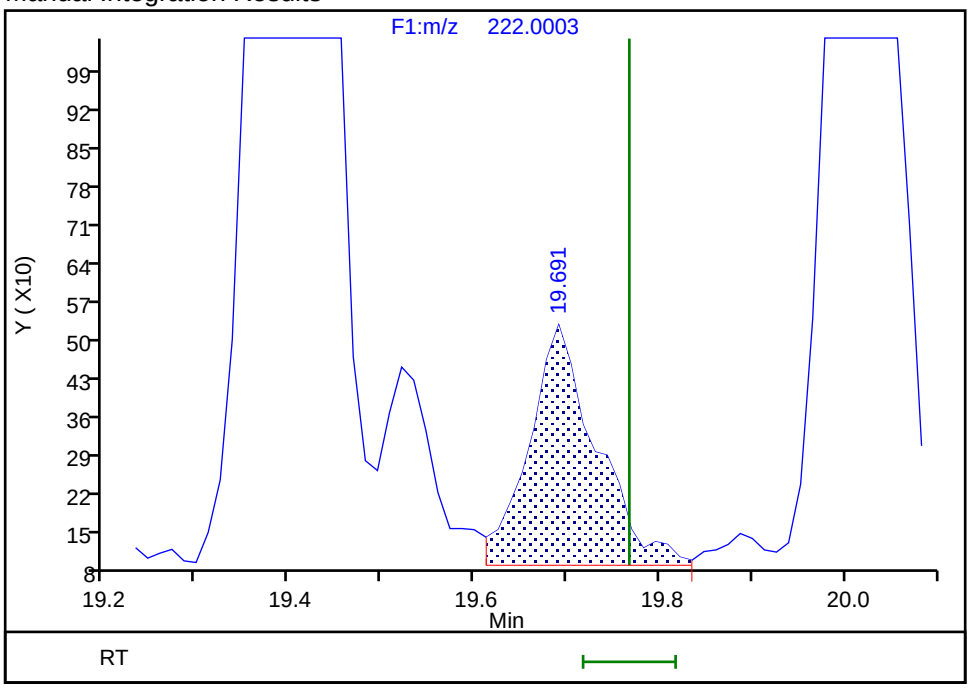

Reviewer: davidsonm, 04-Sep-2019 14:56:55

Audit Action: Split an Integrated Peak Audit Reason: Split Peak

Manual Integration/User Assign Peak Report

Eurofins TestAmerica, Knoxville

Data File:	\\chromna\Knoxville\ChromData\D3D\20190903-12939.b\580-88125-b-13-c.d				
Injection Date:	04-Sep-2019 07:22:00	Instrument ID:	D3D		
Lims ID:	580-88125-B-13-C	Lab Sample ID:	140-88125-13		
Client ID:	J2A3-0to18-101218				
Operator ID:	Xcalibur_System	ALS Bottle#:	0	Worklist Smp#:	13
Injection Vol:	1.0 ul	Dil. Factor:	1.0000		
Method:	PCBs_D3D	Limit Group:	HR - 1668A - ICAL		
Column:	SPB-Octyl (0.25 mm)	Detector	F1(11.07 :21.70)		

PCB-15, CAS: 2050-68-2

Signal: 1

Processing Integration Results

RT: 20.02
Area: 15973
Amount: 3.078411
Amount Units: pg/ul

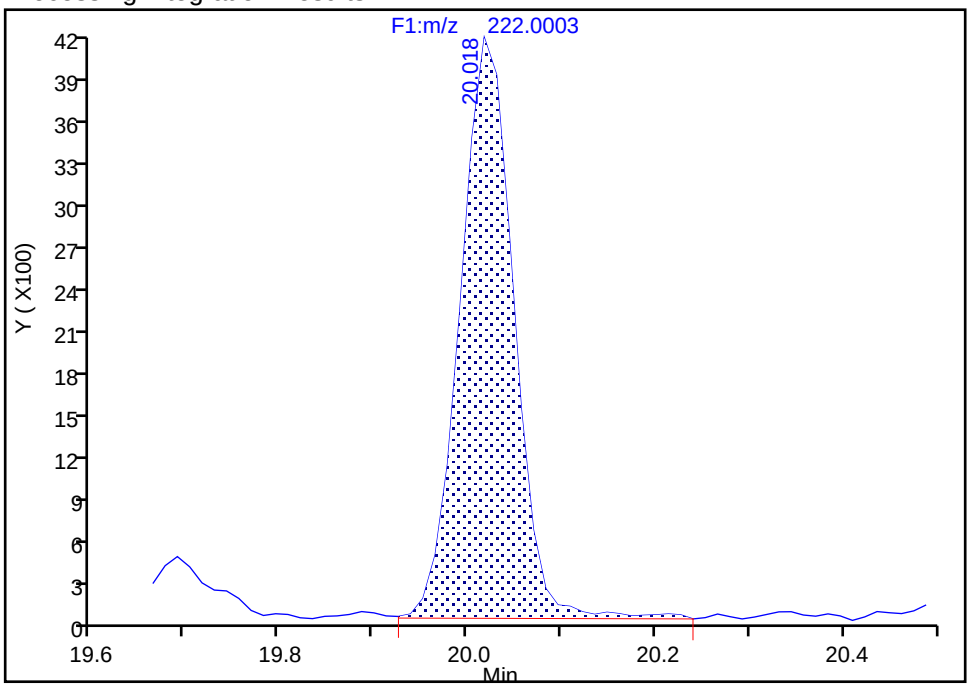

Manual Integration Results

RT: 20.02
Area: 15797
Amount: 3.015346
Amount Units: pg/ul

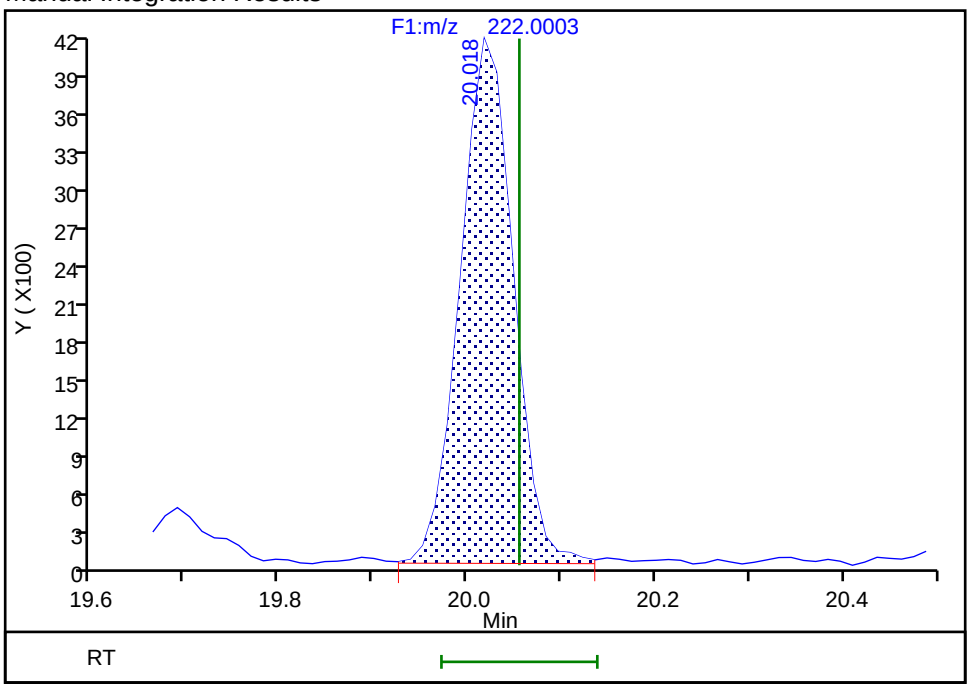

Reviewer: davidsonm, 04-Sep-2019 14:57:11

Audit Action: Split an Integrated Peak Audit Reason: Split Peak

Manual Integration/User Assign Peak Report

Eurofins TestAmerica, Knoxville

Data File:	\\chromna\Knoxville\ChromData\D3D\20190903-12939.b\580-88125-b-13-c.d				
Injection Date:	04-Sep-2019 07:22:00	Instrument ID:	D3D		
Lims ID:	580-88125-B-13-C	Lab Sample ID:	140-88125-13		
Client ID:	J2A3-0to18-101218				
Operator ID:	Xcalibur_System	ALS Bottle#:	0	Worklist Smp#:	13
Injection Vol:	1.0 ul	Dil. Factor:	1.0000		
Method:	PCBs_D3D	Limit Group:	HR - 1668A - ICAL		
Column:	SPB-Octyl (0.25 mm)	Detector	F1(11.07 :21.70)		

PCB-15, CAS: 2050-68-2

Signal: 2

Processing Integration Results

RT: 20.02
Area: 10191
Amount: 3.078411
Amount Units: pg/ul

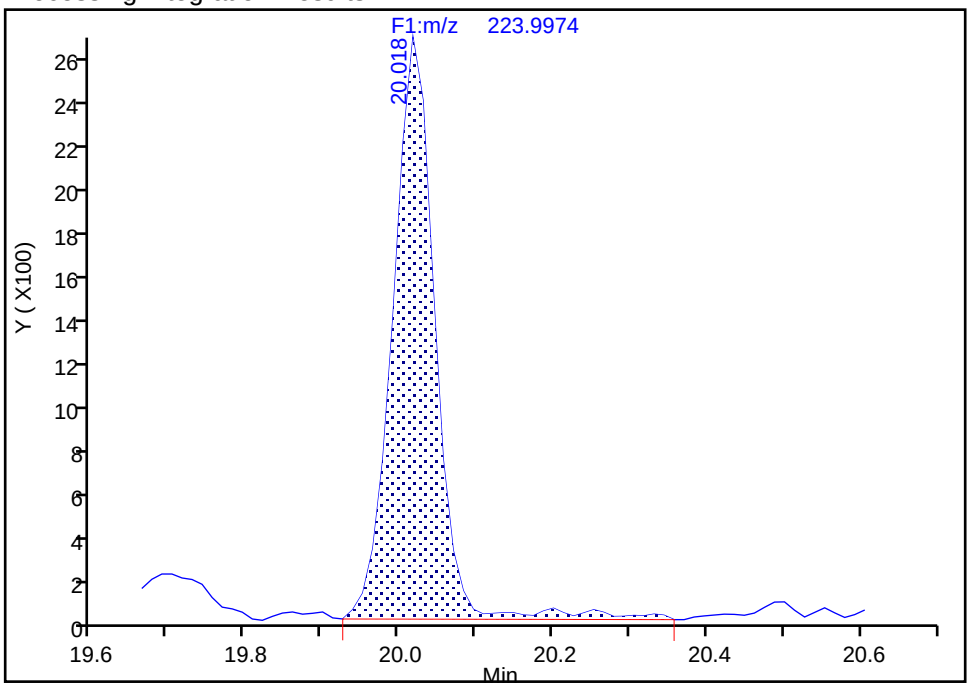

Manual Integration Results

RT: 20.02
Area: 9831
Amount: 3.015346
Amount Units: pg/ul

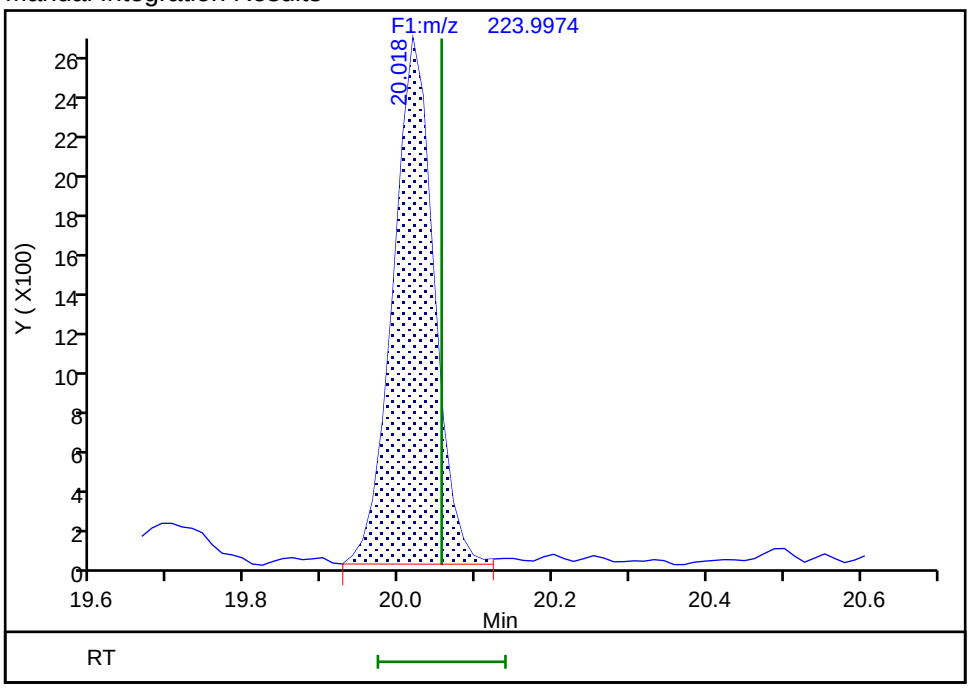

Reviewer: davidsonm, 04-Sep-2019 14:57:14

Audit Action: Split an Integrated Peak Audit Reason: Split Peak

Eurofins TestAmerica, Knoxville

Data File:	\\chromna\Knoxville\ChromData\D3D\20190903-12939.b\580-88125-b-13-c.d		
Injection Date:	04-Sep-2019 07:22:00	Injection Vol:	1.0 ul
Instrument ID:	D3D	Operator ID:	Xcalibur_System
Method:	PCBs_D3D	Limit Group:	HR - 1668A - ICAL
Client ID:	J2A3-0to18-101218		
Worklist#:	33231	Sample Line#:	13
Column Type:	SPB-Octyl	Column Dia:	0.25 mm

TriPCB F1

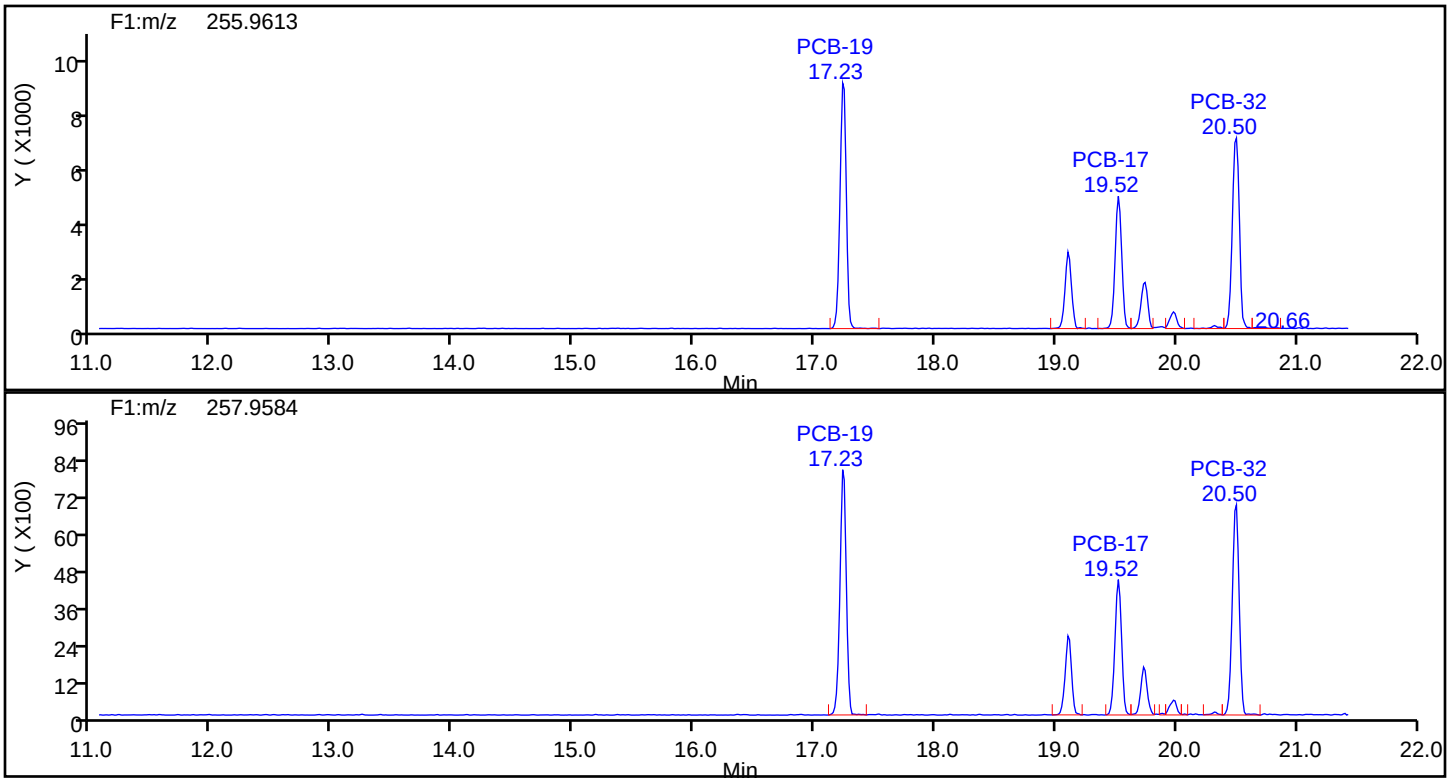

TriPCB F1 Standards

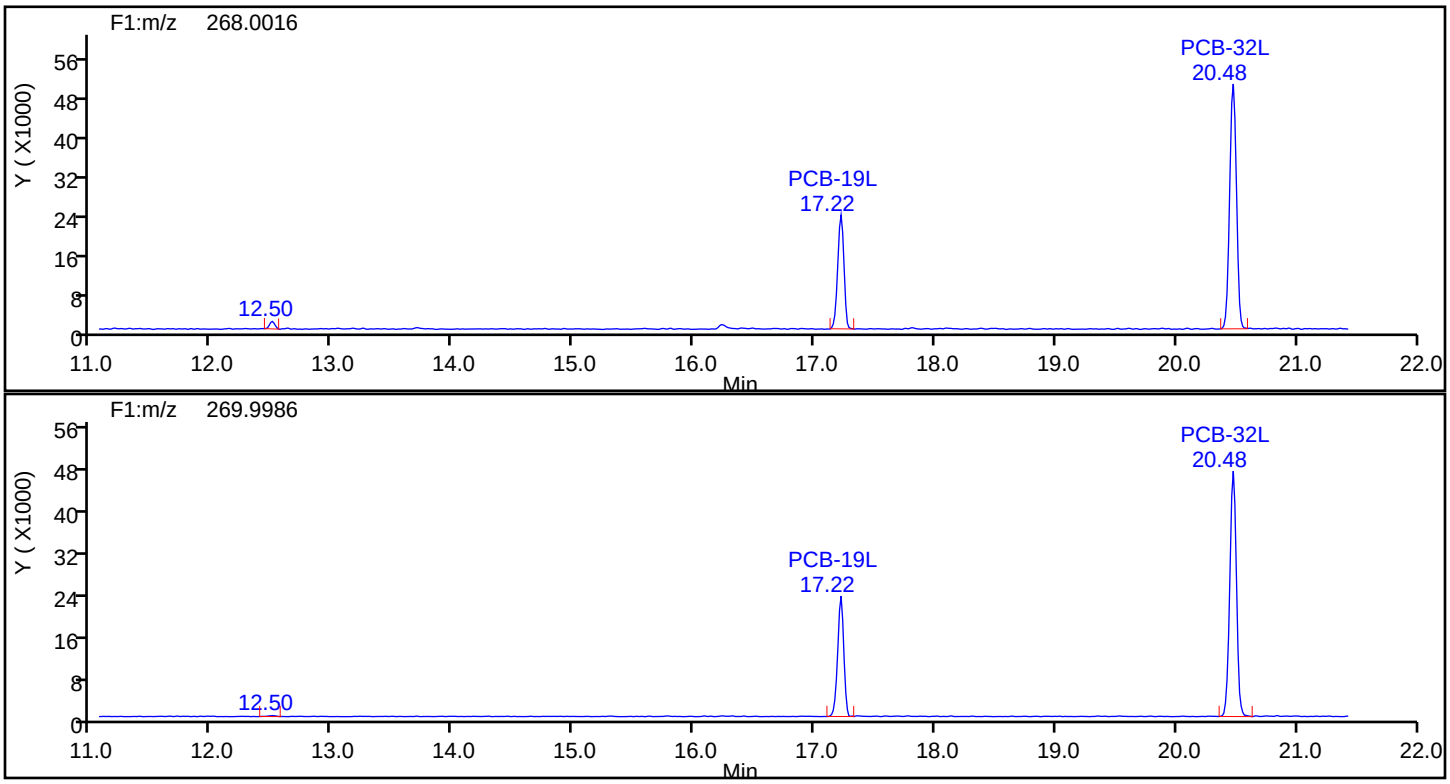

Eurofins TestAmerica, Knoxville

Data File:	\\chromna\Knoxville\ChromData\D3D\20190903-12939.b\580-88125-b-13-c.d		
Injection Date:	04-Sep-2019 07:22:00	Injection Vol:	1.0 ul
Instrument ID:	D3D	Operator ID:	Xcalibur_System
Method:	PCBs_D3D	Limit Group:	HR - 1668A - ICAL
Client ID:	J2A3-0to18-101218		
Worklist#:	33231	Sample Line#:	13
Column Type:	SPB-Octyl	Column Dia:	0.25 mm

TriPCB F1

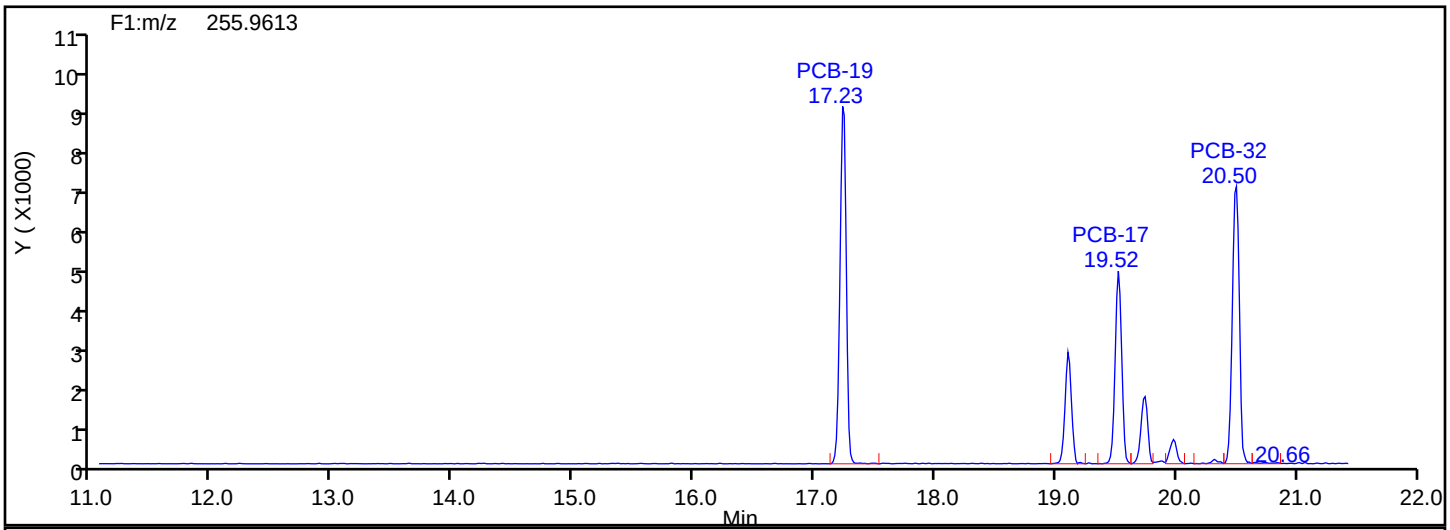

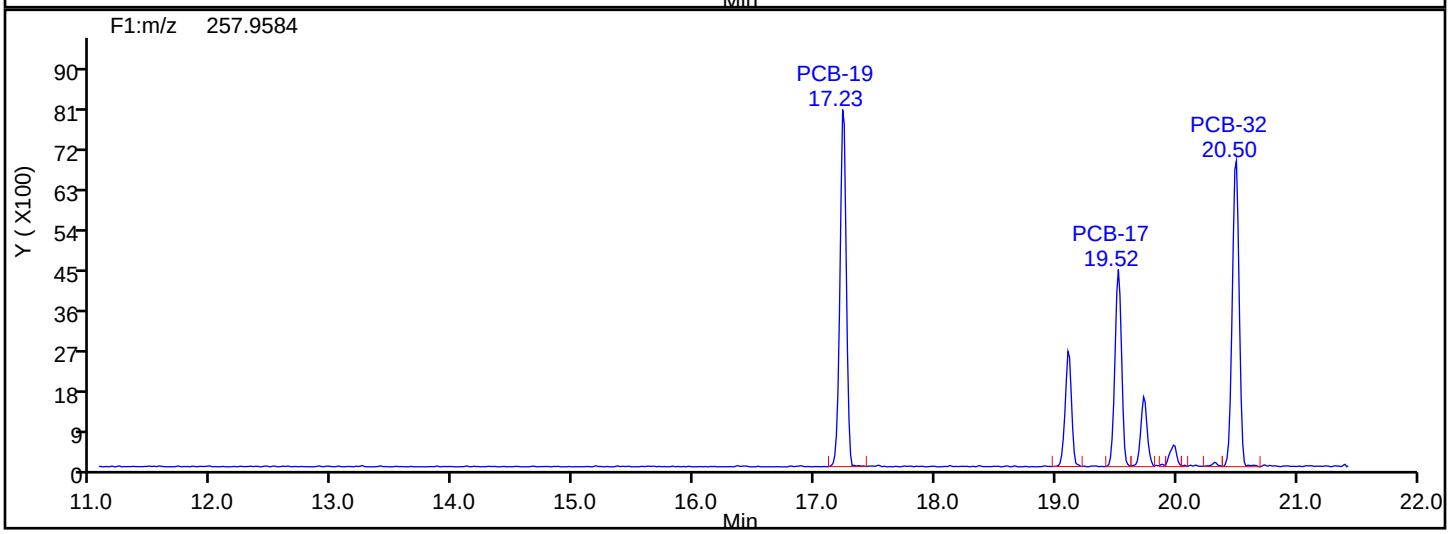

TriPCB F1 Lock Mass

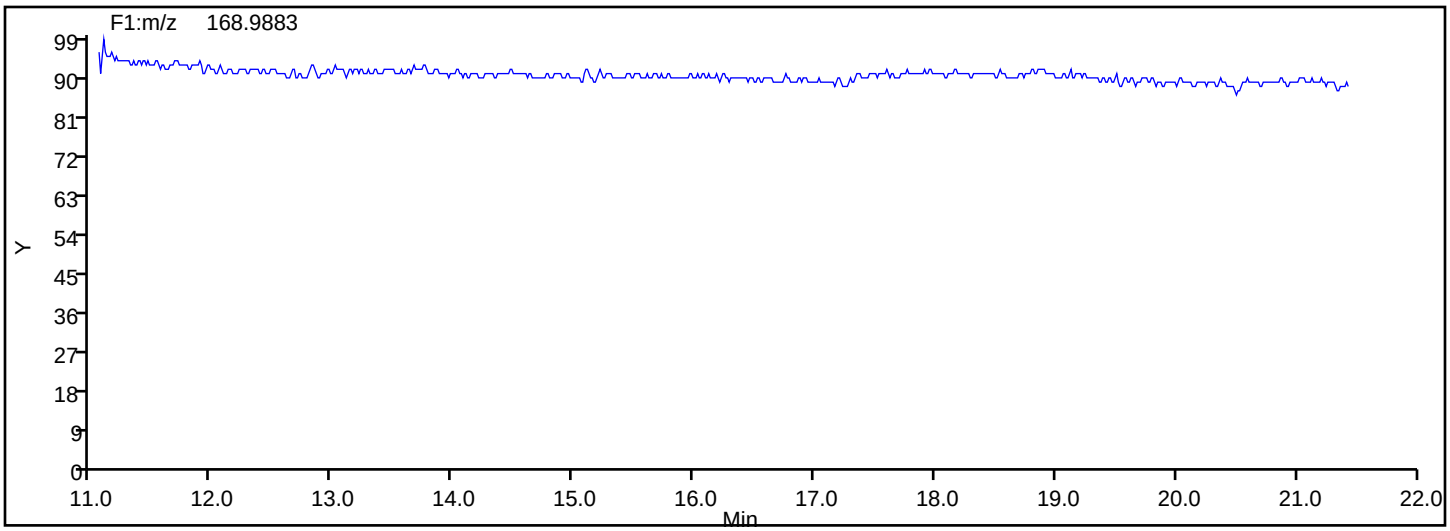

Manual Integration/User Assign Peak Report

Eurofins TestAmerica, Knoxville

Data File:	\\chromna\Knoxville\ChromData\D3D\20190903-12939.b\580-88125-b-13-c.d				
Injection Date:	04-Sep-2019 07:22:00	Instrument ID:	D3D		
Lims ID:	580-88125-B-13-C	Lab Sample ID:	140-88125-13		
Client ID:	J2A3-0to18-101218				
Operator ID:	Xcalibur_System	ALS Bottle#:	0	Worklist Smp#:	13
Injection Vol:	1.0 ul	Dil. Factor:	1.0000		
Method:	PCBs_D3D	Limit Group:	HR - 1668A - ICAL		
Column:	SPB-Octyl (0.25 mm)	Detector	F1(11.07 :21.70)		

PCB-16, CAS: 38444-78-9

Signal: 2

Processing Integration Results

RT: 19.98
Area: 2154
Amount: 2.280031
Amount Units: pg/ul

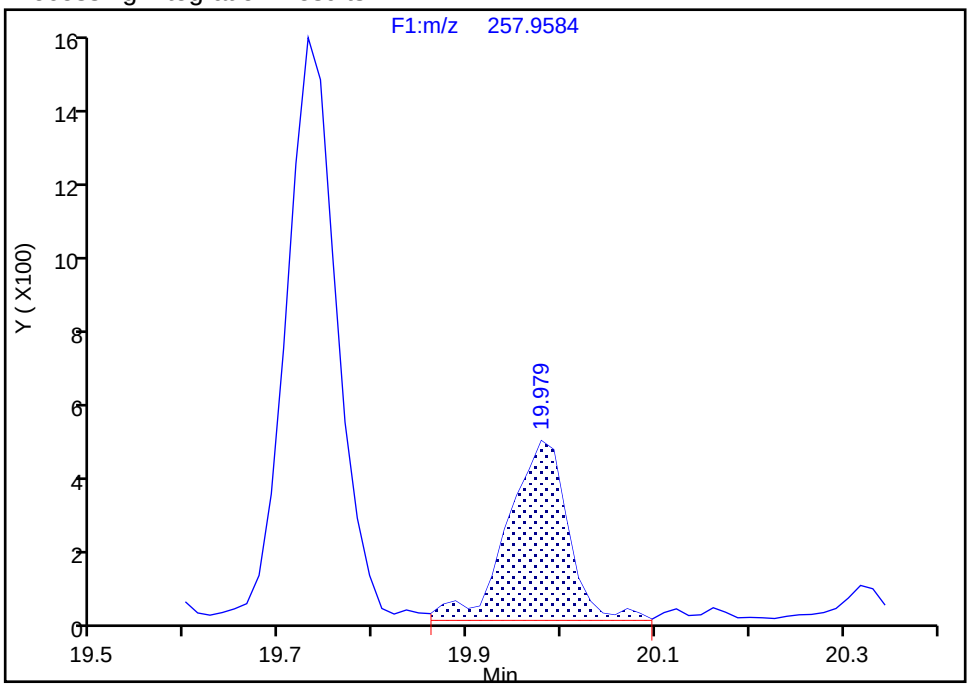

Manual Integration Results

RT: 19.98
Area: 1974
Amount: 2.191275
Amount Units: pg/ul

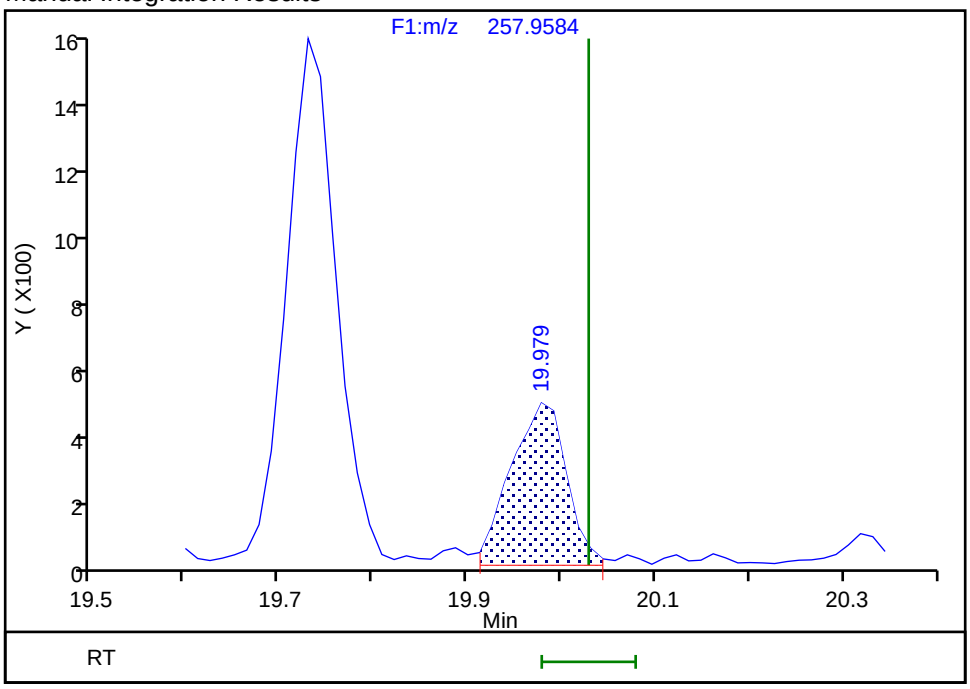

Reviewer: layk, 04-Sep-2019 10:56:08

Audit Action: Split an Integrated Peak Audit Reason: Split Peak

Manual Integration/User Assign Peak Report

Eurofins TestAmerica, Knoxville

Data File:	\\chromna\Knoxville\ChromData\D3D\20190903-12939.b\580-88125-b-13-c.d				
Injection Date:	04-Sep-2019 07:22:00	Instrument ID:	D3D		
Lims ID:	580-88125-B-13-C	Lab Sample ID:	140-88125-13		
Client ID:	J2A3-0to18-101218				
Operator ID:	Xcalibur_System	ALS Bottle#:	0	Worklist Smp#:	13
Injection Vol:	1.0 ul	Dil. Factor:	1.0000		
Method:	PCBs_D3D	Limit Group:	HR - 1668A - ICAL		
Column:	SPB-Octyl (0.25 mm)	Detector	F1(11.07 :21.70)		

PCB-32, CAS: 38444-77-8

Signal: 1

Processing Integration Results

RT: 20.50
Area: 28672
Amount: 14.504626
Amount Units: pg/ul

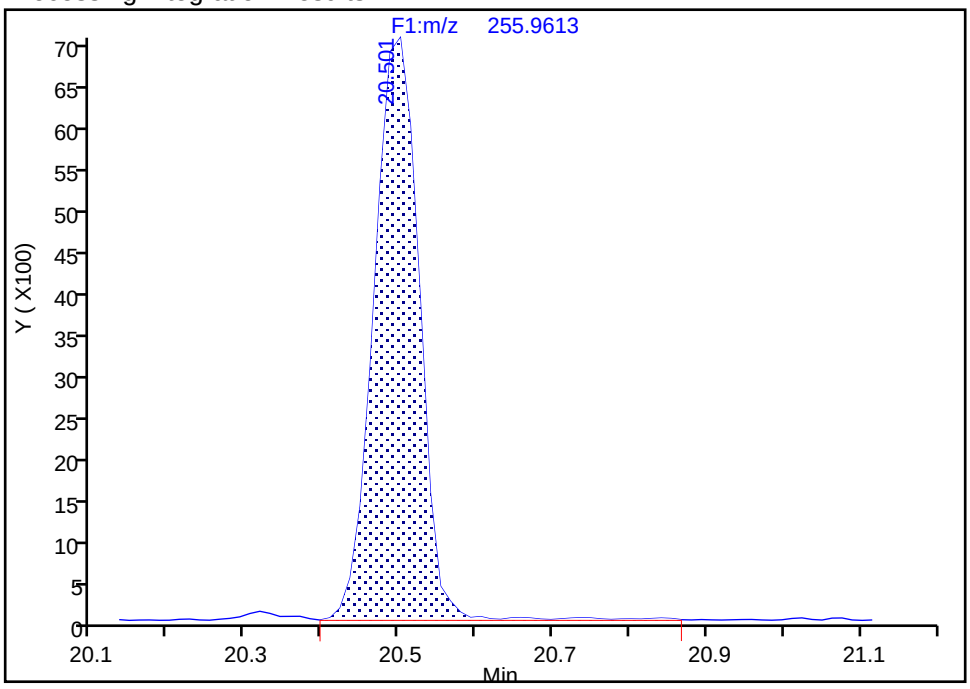

Manual Integration Results

RT: 20.50
Area: 28387
Amount: 14.431047
Amount Units: pg/ul

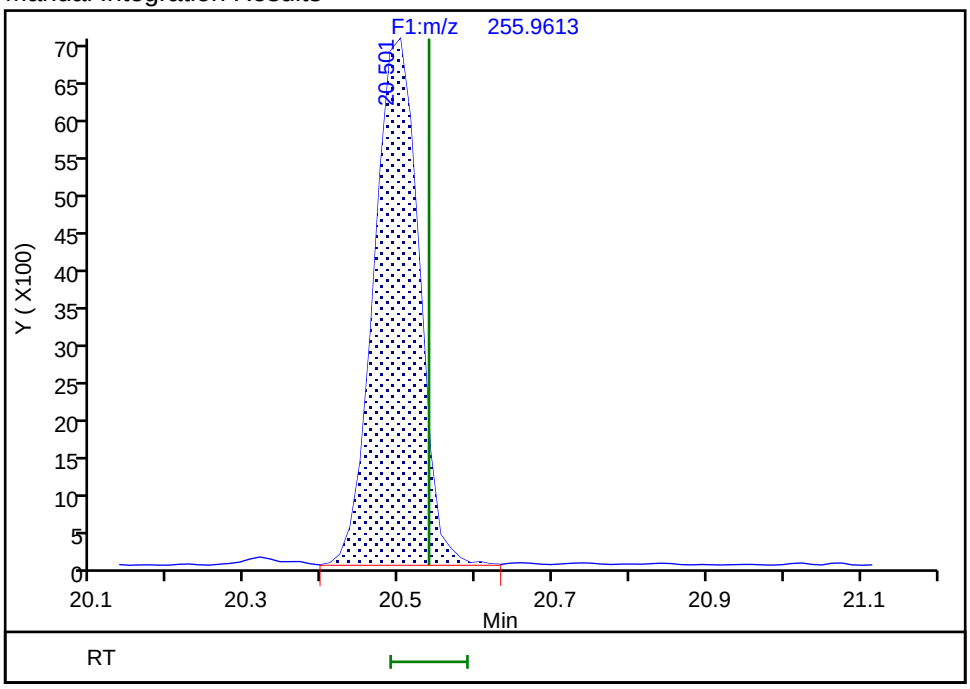

Reviewer: davidsonm, 04-Sep-2019 14:57:32

Audit Action: Split an Integrated Peak Audit Reason: Split Peak

Eurofins TestAmerica, Knoxville

Data File:	\\chromna\Knoxville\ChromData\D3D\20190903-12939.b\580-88125-b-13-c.d		
Injection Date:	04-Sep-2019 07:22:00	Injection Vol:	1.0 ul
Instrument ID:	D3D	Operator ID:	Xcalibur_System
Method:	PCBs_D3D	Limit Group:	HR - 1668A - ICAL
Client ID:	J2A3-0to18-101218		
Worklist#:	33231	Sample Line#:	13
Column Type:	SPB-Octyl	Column Dia:	0.25 mm

TriPCB F2

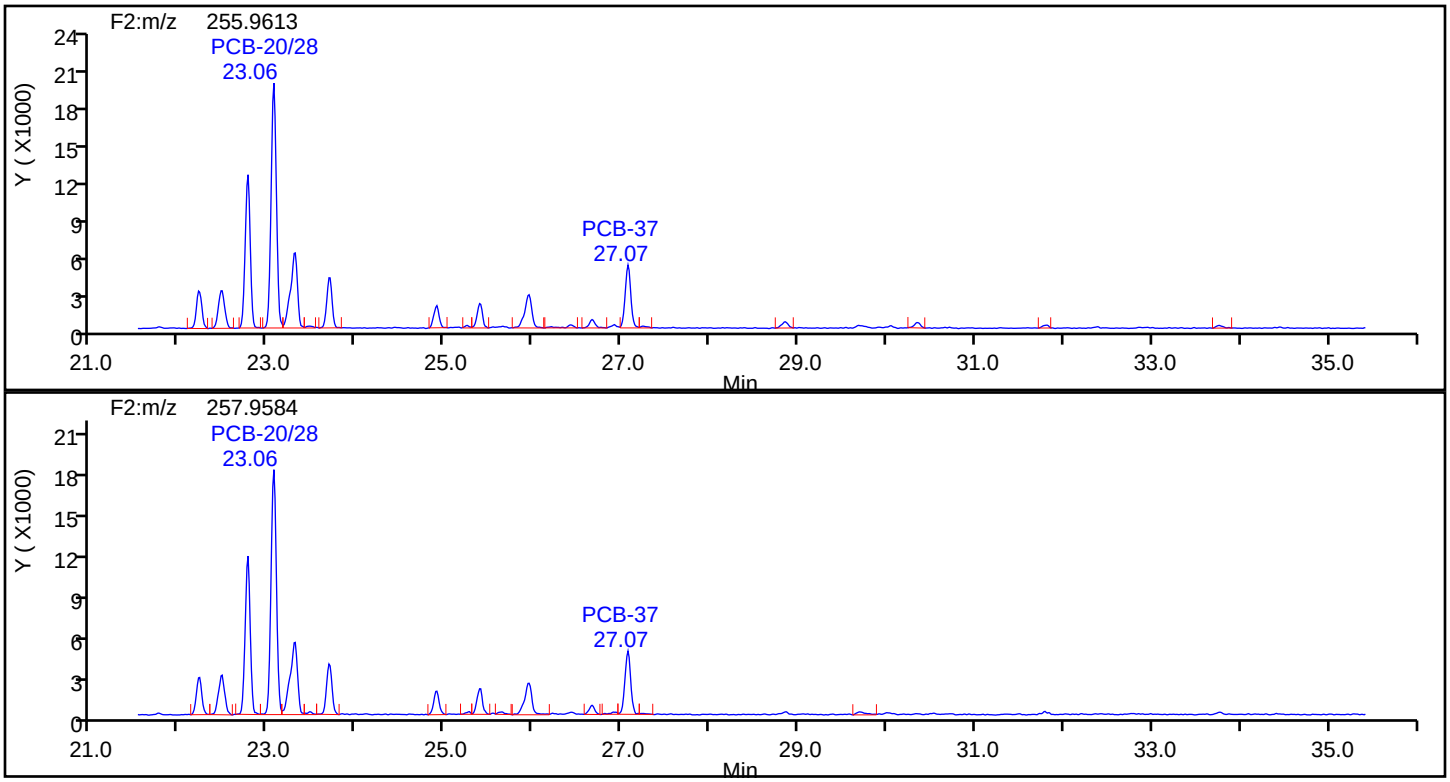

TriPCB F2 Standards

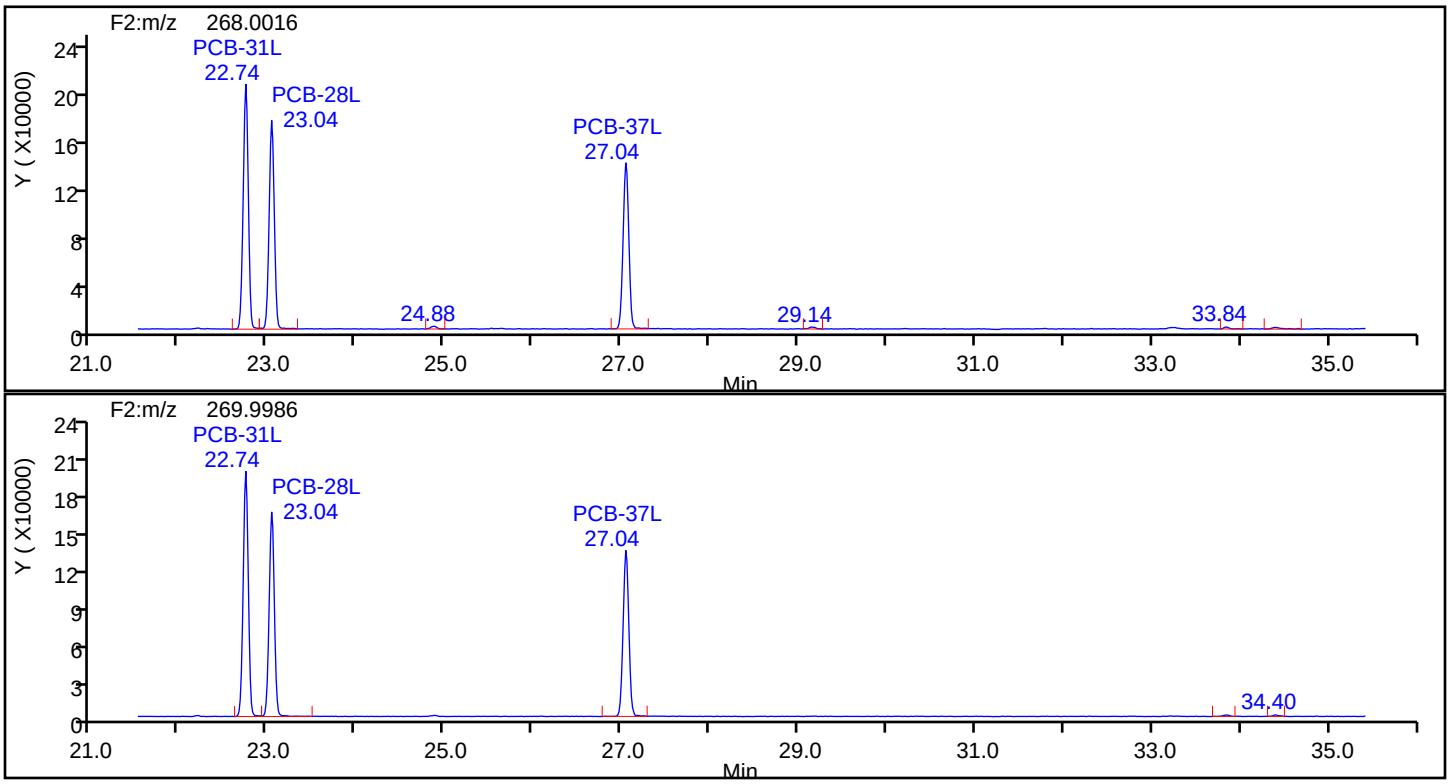

Eurofins TestAmerica, Knoxville

Data File:	\\chromna\Knoxville\ChromData\D3D\20190903-12939.b\580-88125-b-13-c.d		
Injection Date:	04-Sep-2019 07:22:00	Injection Vol:	1.0 ul
Instrument ID:	D3D	Operator ID:	Xcalibur_System
Method:	PCBs_D3D	Limit Group:	HR - 1668A - ICAL
Client ID:	J2A3-0to18-101218		
Worklist#:	33231	Sample Line#:	13
Column Type:	SPB-Octyl	Column Dia:	0.25 mm

TriPCB F2

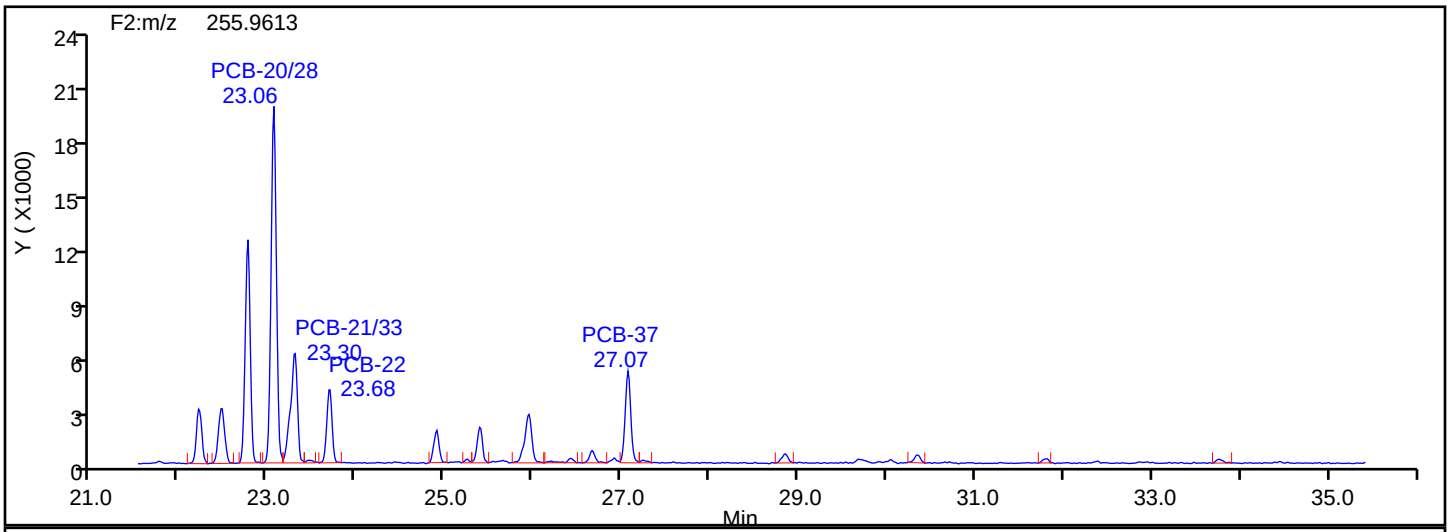

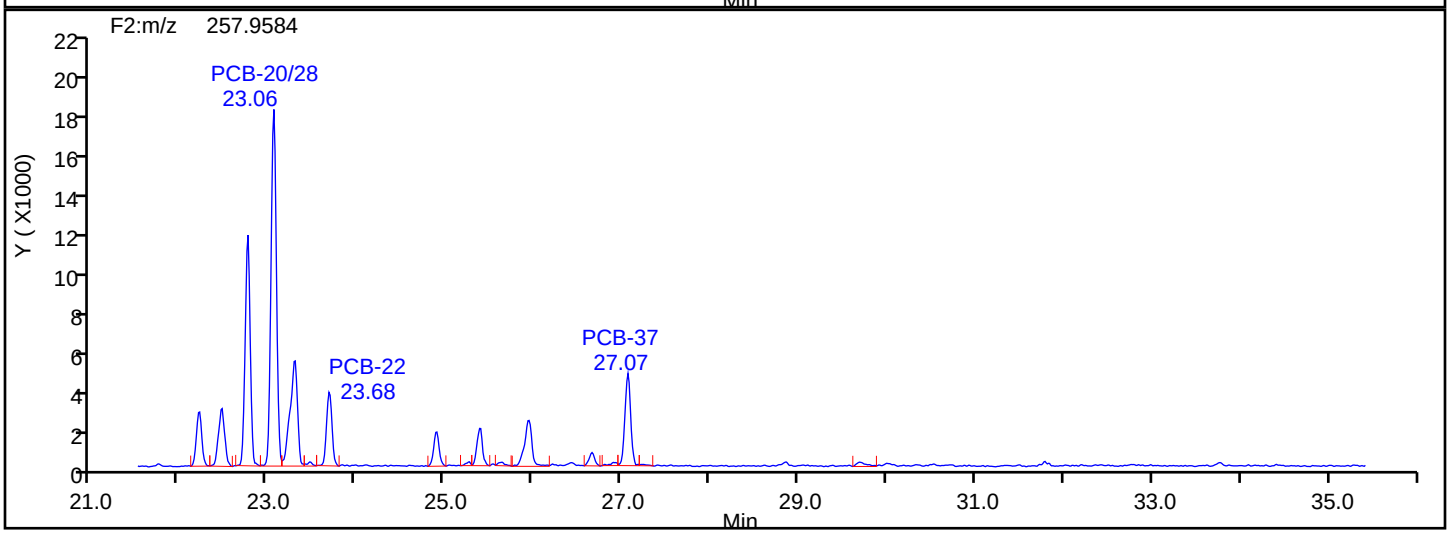

TriPCB F2 Lock Mass

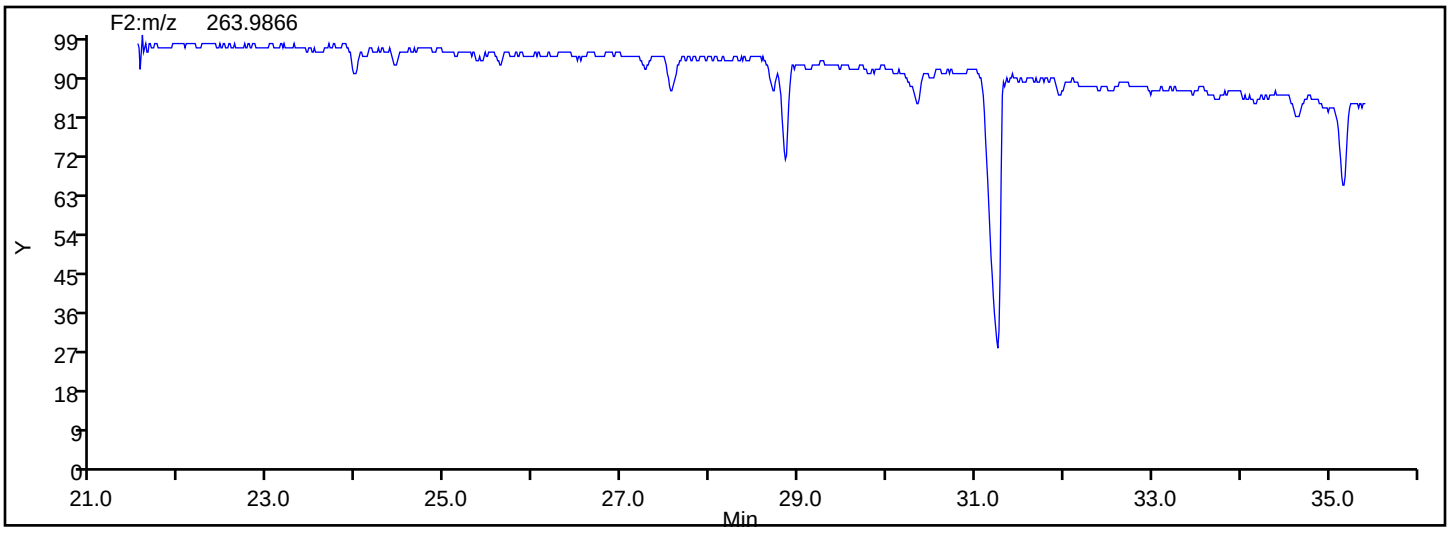

Manual Integration/User Assign Peak Report

Eurofins TestAmerica, Knoxville

Data File:	\\chromna\Knoxville\ChromData\D3D\20190903-12939.b\580-88125-b-13-c.d				
Injection Date:	04-Sep-2019 07:22:00	Instrument ID:	D3D		
Lims ID:	580-88125-B-13-C	Lab Sample ID:	140-88125-13		
Client ID:	J2A3-0to18-101218				
Operator ID:	Xcalibur_System	ALS Bottle#:	0	Worklist Smp#:	13
Injection Vol:	1.0 ul	Dil. Factor:	1.0000		
Method:	PCBs_D3D	Limit Group:	HR - 1668A - ICAL		
Column:	SPB-Octyl (0.25 mm)	Detector	F2(21.81 :35.54)		

PCB-21/33, CAS: STL01800

Signal: 1

Processing Integration Results

RT: 23.30
Area: 34067
Amount: 3.858295
Amount Units: pg/ul

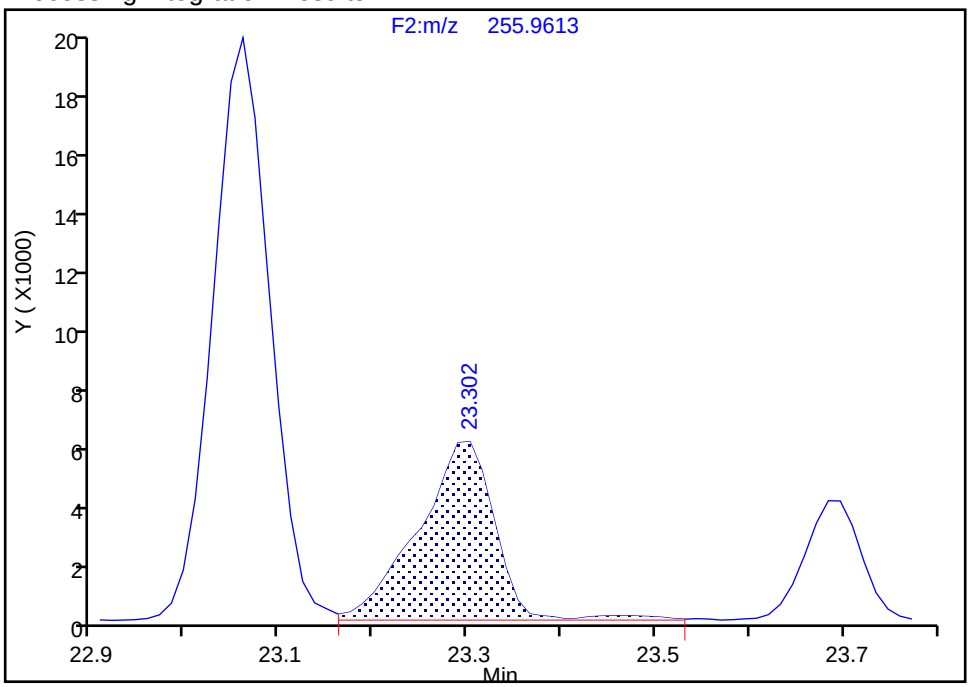

Manual Integration Results

RT: 23.30
Area: 33283
Amount: 3.811976
Amount Units: pg/ul

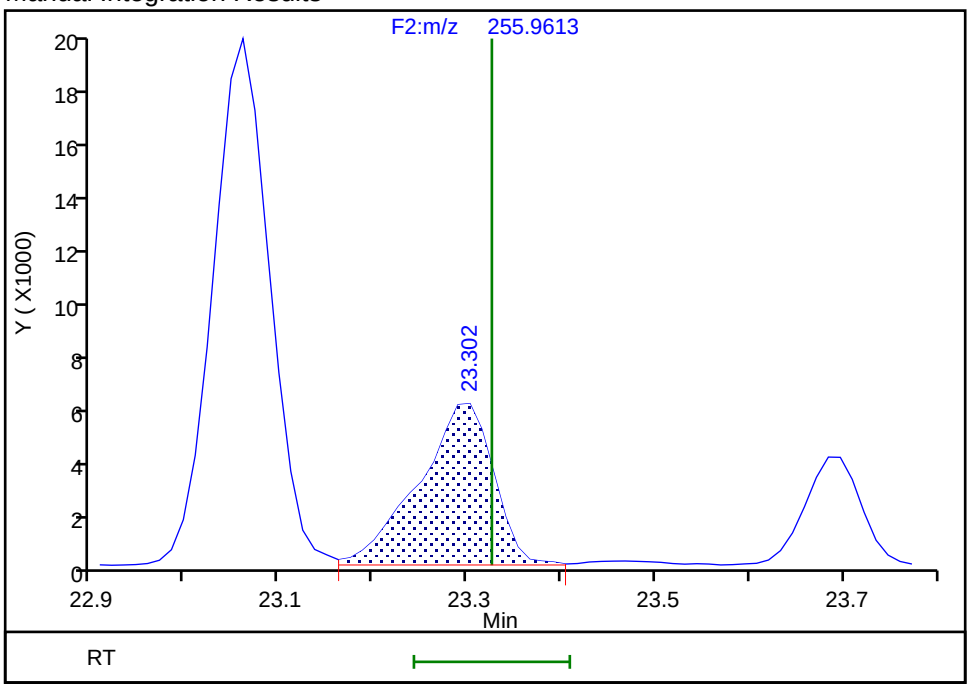

Reviewer: layk, 04-Sep-2019 10:56:46

Audit Action: Split an Integrated Peak Audit Reason: Split Peak

Manual Integration/User Assign Peak Report

Eurofins TestAmerica, Knoxville

Data File:	\\chromna\Knoxville\ChromData\D3D\20190903-12939.b\580-88125-b-13-c.d				
Injection Date:	04-Sep-2019 07:22:00	Instrument ID:	D3D		
Lims ID:	580-88125-B-13-C	Lab Sample ID:	140-88125-13		
Client ID:	J2A3-0to18-101218				
Operator ID:	Xcalibur_System	ALS Bottle#:	0	Worklist Smp#:	13
Injection Vol:	1.0 ul	Dil. Factor:	1.0000		
Method:	PCBs_D3D	Limit Group:	HR - 1668A - ICAL		
Column:	SPB-Octyl (0.25 mm)	Detector	F2(21.81 :35.54)		

PCB-36, CAS: 38444-87-0

Signal: 1

Not Detected
Expected RT: 25.28

Processing Integration Results

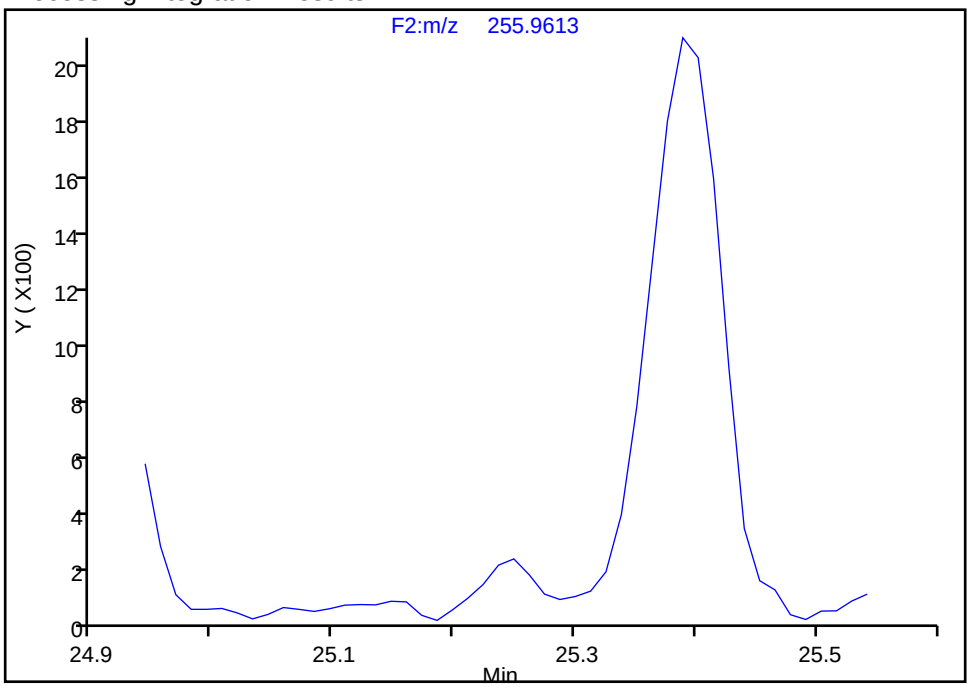

Manual Integration Results

RT: 25.25
Area: 709
Amount: 0.083215
Amount Units: pg/ul

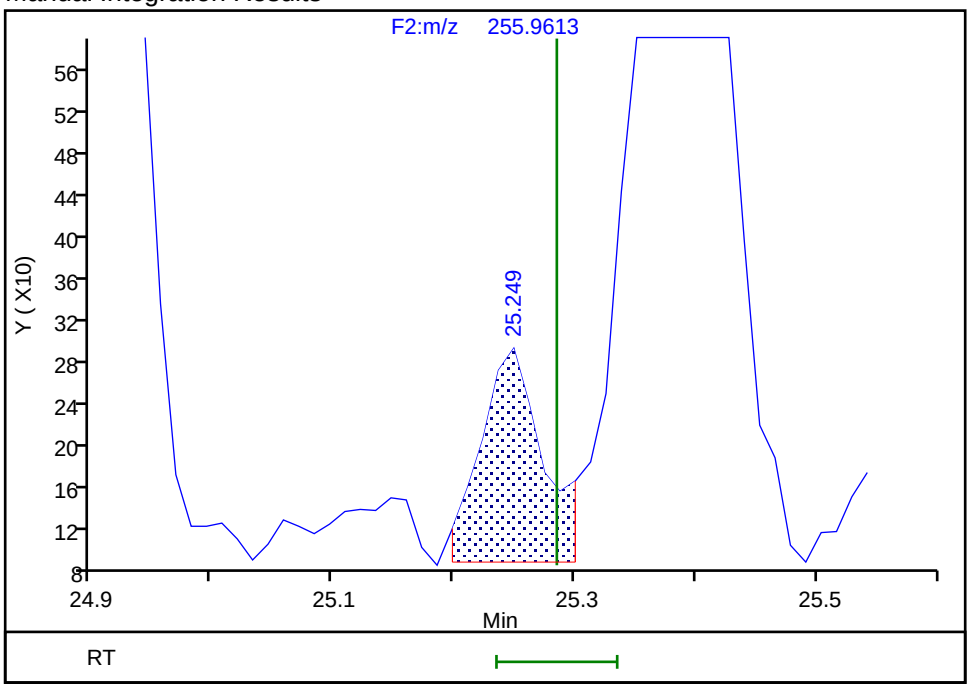

Reviewer: layk, 04-Sep-2019 10:57:09
Audit Action: Split an Integrated Peak Audit Reason: Split Peak

Manual Integration/User Assign Peak Report

Eurofins TestAmerica, Knoxville

Data File:	\\chromna\Knoxville\ChromData\D3D\20190903-12939.b\580-88125-b-13-c.d				
Injection Date:	04-Sep-2019 07:22:00	Instrument ID:	D3D		
Lims ID:	580-88125-B-13-C	Lab Sample ID:	140-88125-13		
Client ID:	J2A3-0to18-101218				
Operator ID:	Xcalibur_System	ALS Bottle#:	0	Worklist Smp#:	13
Injection Vol:	1.0 ul	Dil. Factor:	1.0000		
Method:	PCBs_D3D	Limit Group:	HR - 1668A - ICAL		
Column:	SPB-Octyl (0.25 mm)	Detector	F2(21.81 :35.54)		

PCB-37, CAS: 38444-90-5

Signal: 1

Processing Integration Results

RT: 27.07
Area: 23022
Amount: 2.799946
Amount Units: pg/ul

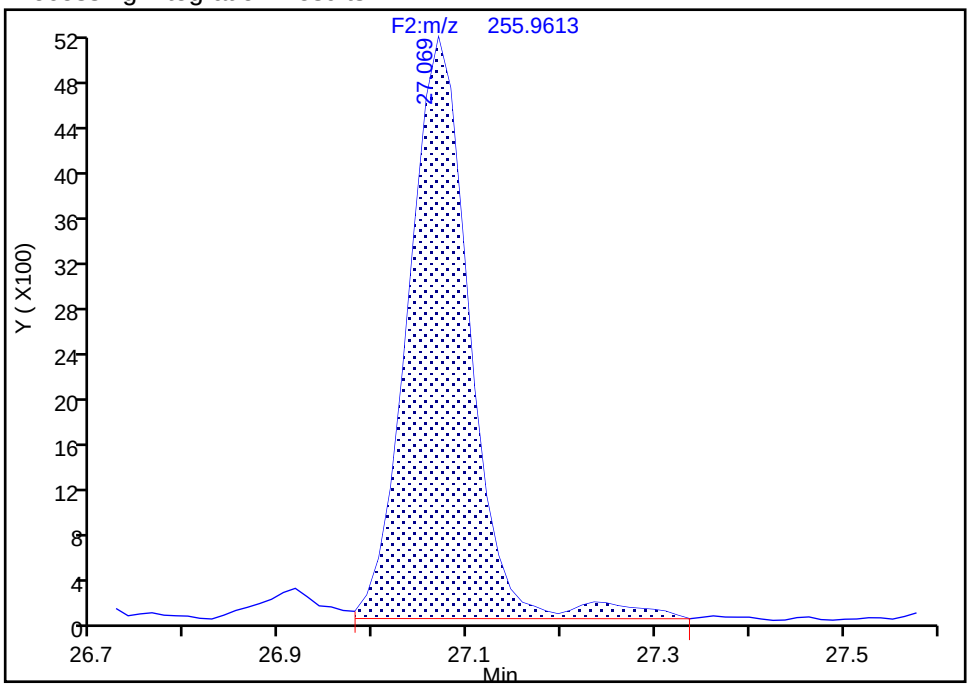

Manual Integration Results

RT: 27.07
Area: 22293
Amount: 2.728914
Amount Units: pg/ul

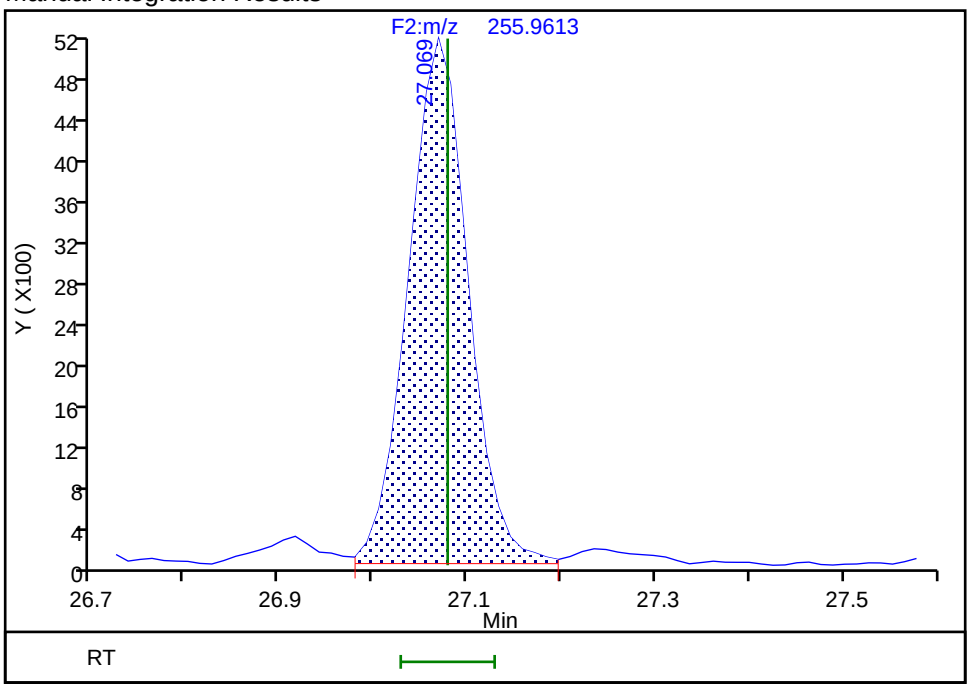

Reviewer: layk, 04-Sep-2019 10:57:31

Audit Action: Split an Integrated Peak Audit Reason: Split Peak

Manual Integration/User Assign Peak Report

Eurofins TestAmerica, Knoxville

Data File:	\\chromna\Knoxville\ChromData\D3D\20190903-12939.b\580-88125-b-13-c.d				
Injection Date:	04-Sep-2019 07:22:00	Instrument ID:	D3D		
Lims ID:	580-88125-B-13-C	Lab Sample ID:	140-88125-13		
Client ID:	J2A3-0to18-101218				
Operator ID:	Xcalibur_System	ALS Bottle#:	0	Worklist Smp#:	13
Injection Vol:	1.0 ul	Dil. Factor:	1.0000		
Method:	PCBs_D3D	Limit Group:	HR - 1668A - ICAL		
Column:	SPB-Octyl (0.25 mm)	Detector	F2(21.81 :35.54)		

PCB-37, CAS: 38444-90-5

Signal: 2

Processing Integration Results

RT: 27.07
Area: 21284
Amount: 2.799946
Amount Units: pg/ul

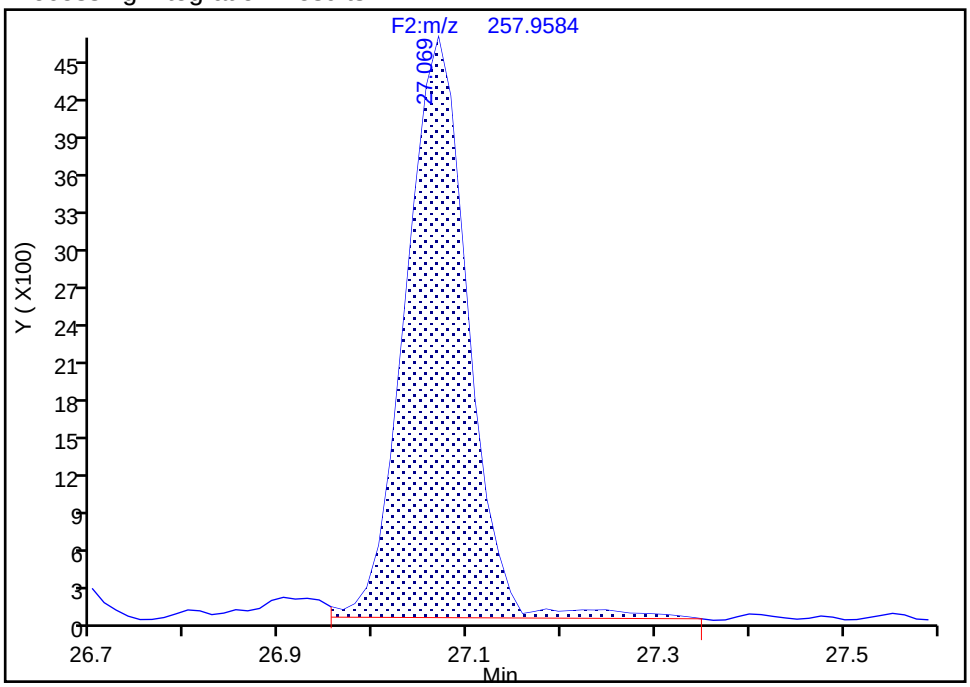

Manual Integration Results

RT: 27.07
Area: 20889
Amount: 2.728914
Amount Units: pg/ul

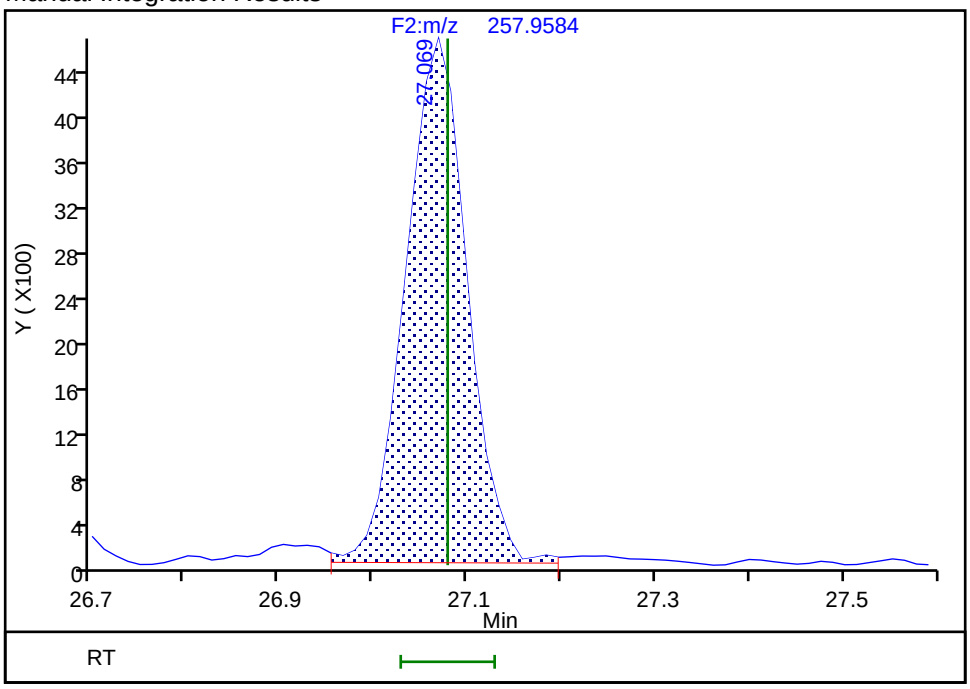

Reviewer: layk, 04-Sep-2019 10:57:35

Audit Action: Split an Integrated Peak Audit Reason: Split Peak

Eurofins TestAmerica, Knoxville

Data File:	\\chromna\Knoxville\ChromData\D3D\20190903-12939.b\580-88125-b-13-c.d		
Injection Date:	04-Sep-2019 07:22:00	Injection Vol:	1.0 ul
Instrument ID:	D3D	Operator ID:	Xcalibur_System
Method:	PCBs_D3D	Limit Group:	HR - 1668A - ICAL
Client ID:	J2A3-0to18-101218		
Worklist#:	33231	Sample Line#:	13
Column Type:	SPB-Octyl	Column Dia:	0.25 mm

TePCB F1

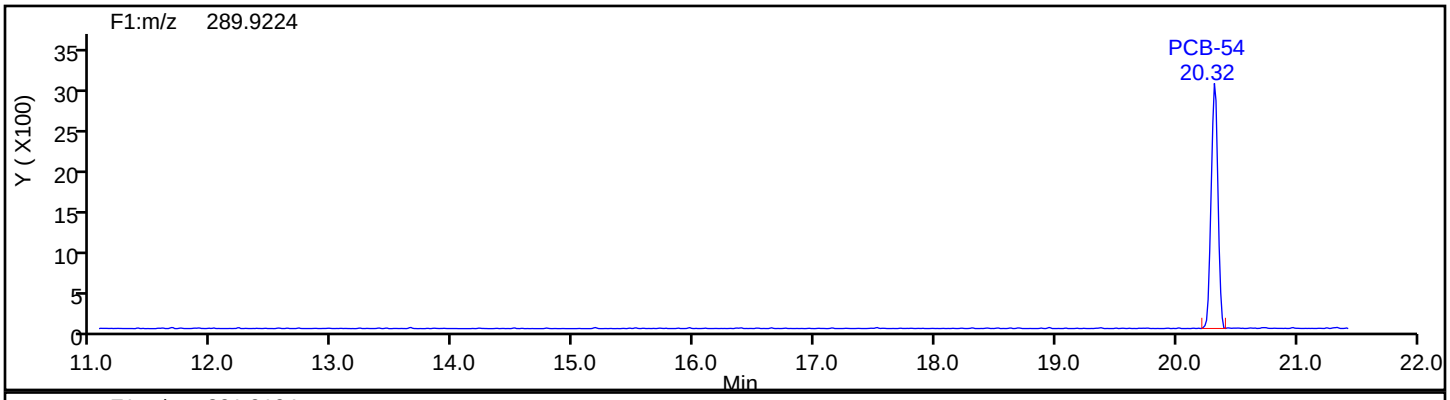

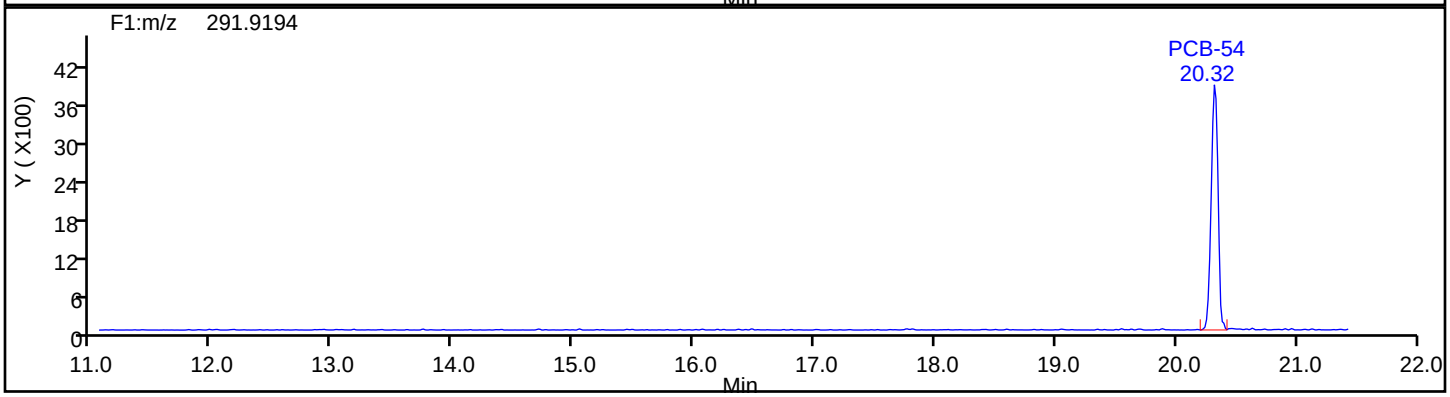

TePCB F1 Standards

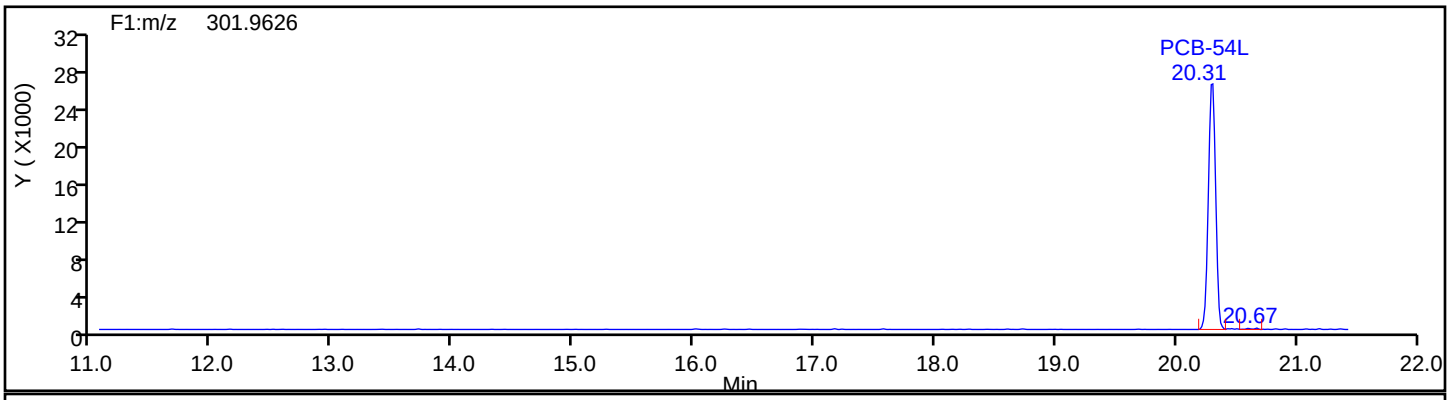

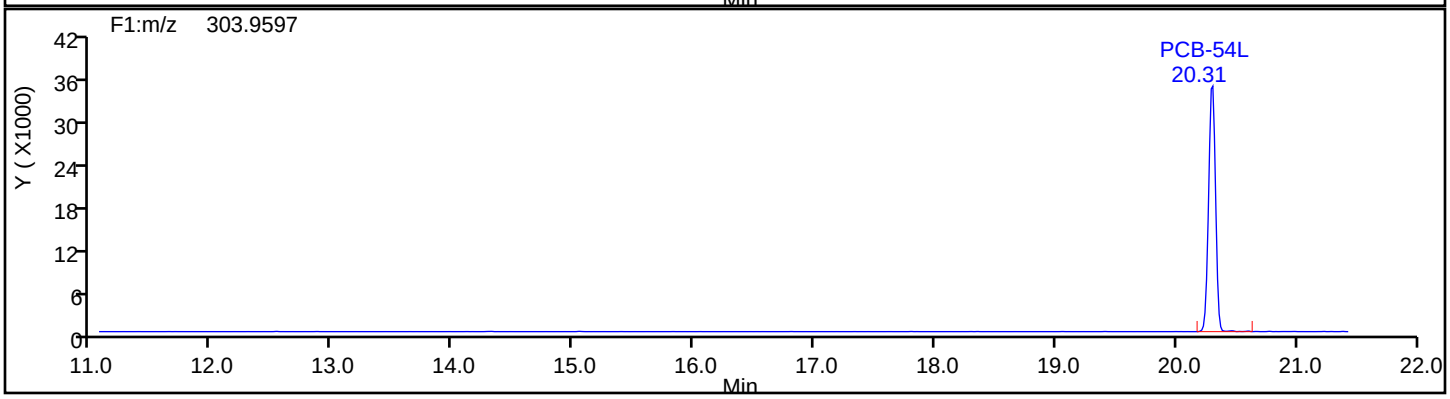

Eurofins TestAmerica, Knoxville

Data File:	\\chromna\Knoxville\ChromData\D3D\20190903-12939.b\580-88125-b-13-c.d		
Injection Date:	04-Sep-2019 07:22:00	Injection Vol:	1.0 ul
Instrument ID:	D3D	Operator ID:	Xcalibur_System
Method:	PCBs_D3D	Limit Group:	HR - 1668A - ICAL
Client ID:	J2A3-0to18-101218		
Worklist#:	33231	Sample Line#:	13
Column Type:	SPB-Octyl	Column Dia:	0.25 mm

TePCB F1

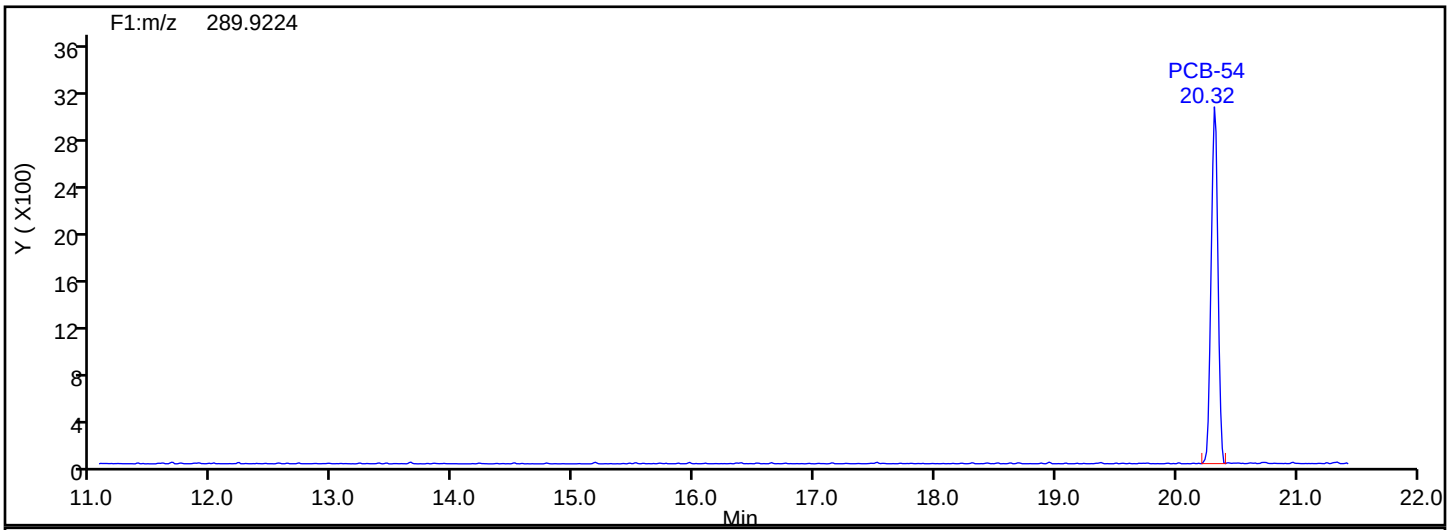

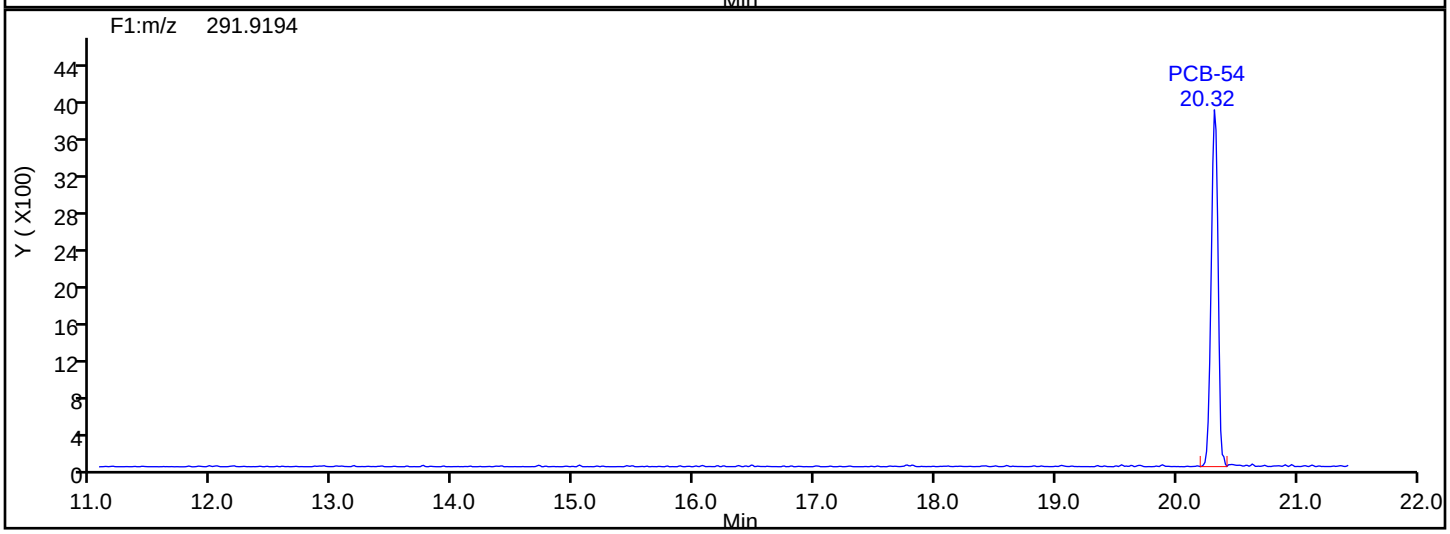

TePCB F1 Lock Mass

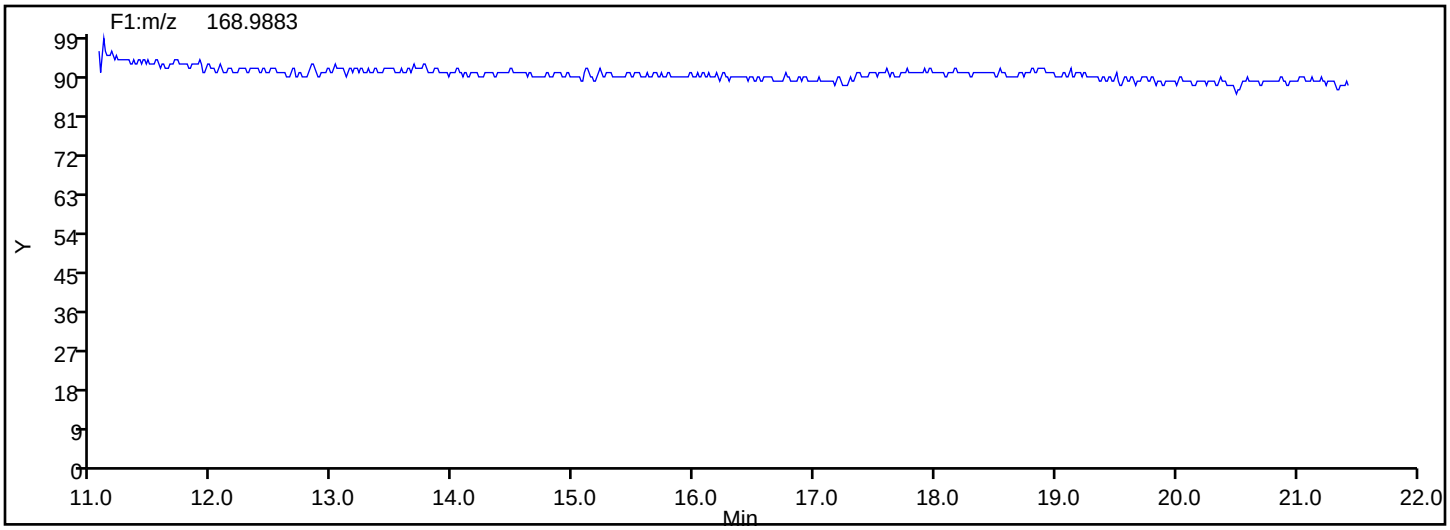

Eurofins TestAmerica, Knoxville

Data File:	\\chromna\Knoxville\ChromData\D3D\20190903-12939.b\580-88125-b-13-c.d		
Injection Date:	04-Sep-2019 07:22:00	Injection Vol:	1.0 ul
Instrument ID:	D3D	Operator ID:	Xcalibur_System
Method:	PCBs_D3D	Limit Group:	HR - 1668A - ICAL
Client ID:	J2A3-0to18-101218		
Worklist#:	33231	Sample Line#:	13
Column Type:	SPB-Octyl	Column Dia:	0.25 mm

TePCB F2

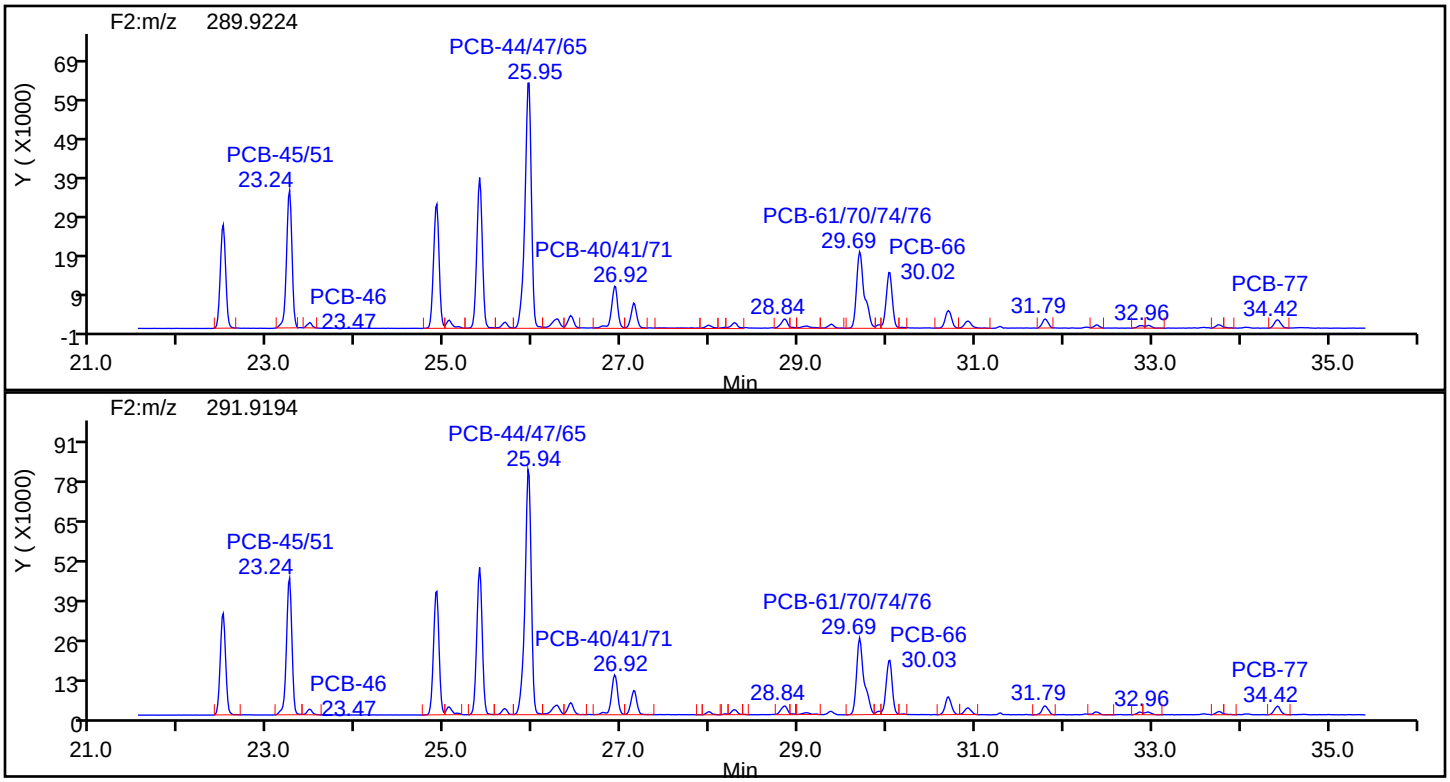

TePCB F2 Standards

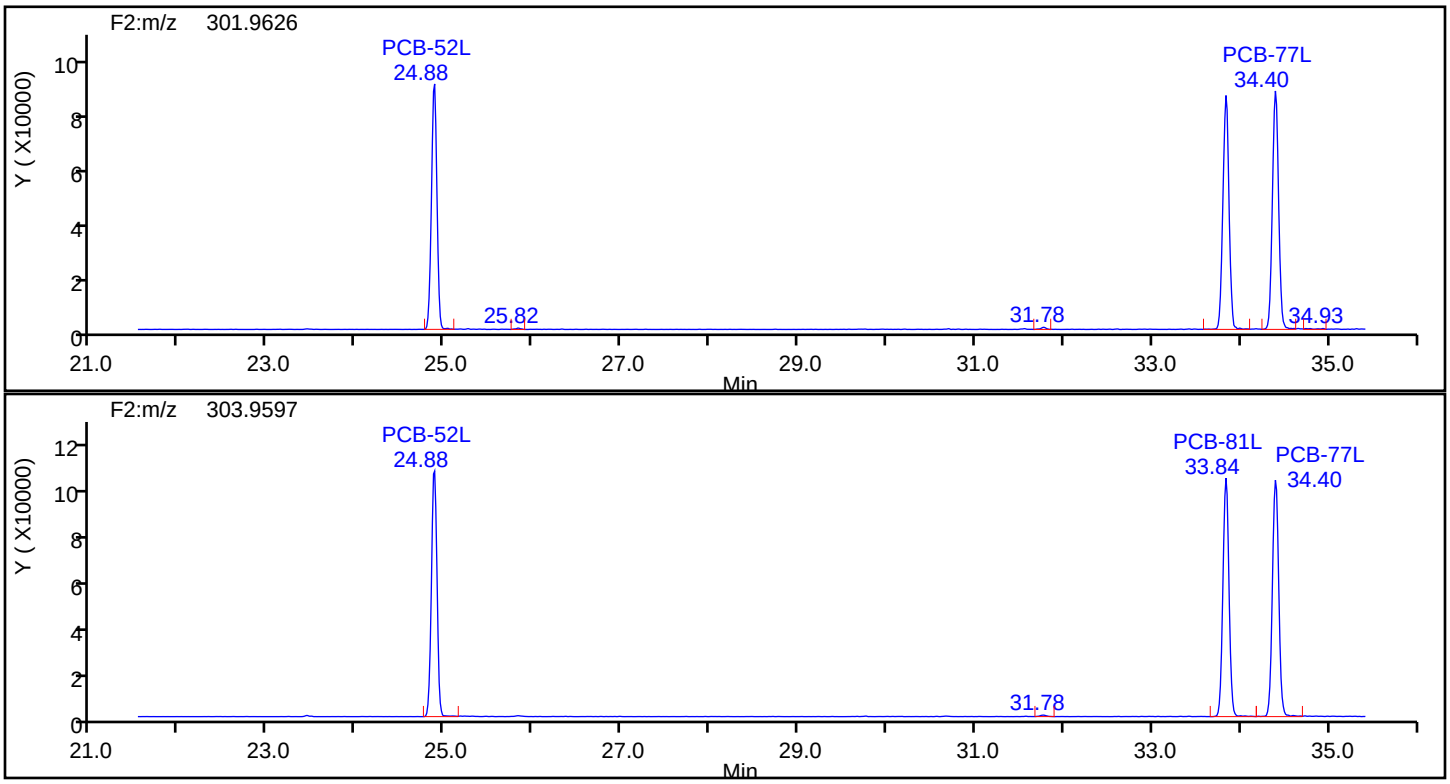

Eurofins TestAmerica, Knoxville

Data File:	\\chromna\Knoxville\ChromData\D3D\20190903-12939.b\580-88125-b-13-c.d		
Injection Date:	04-Sep-2019 07:22:00	Injection Vol:	1.0 ul
Instrument ID:	D3D	Operator ID:	Xcalibur_System
Method:	PCBs_D3D	Limit Group:	HR - 1668A - ICAL
Client ID:	J2A3-0to18-101218		
Worklist#:	33231	Sample Line#:	13
Column Type:	SPB-Octyl	Column Dia:	0.25 mm

TePCB F2

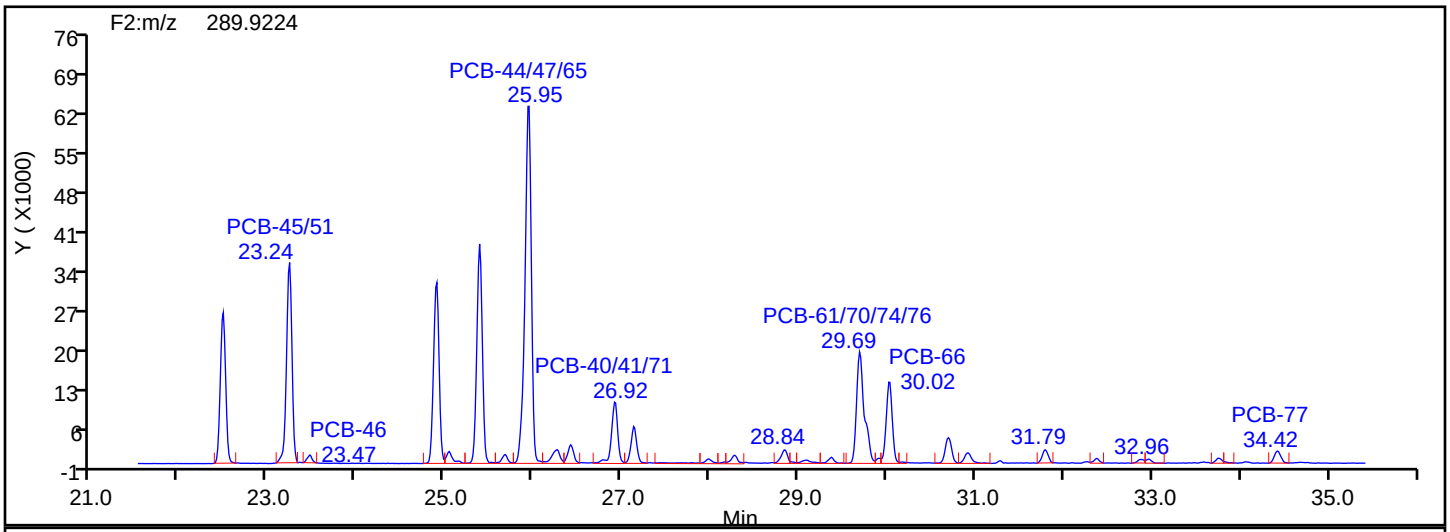

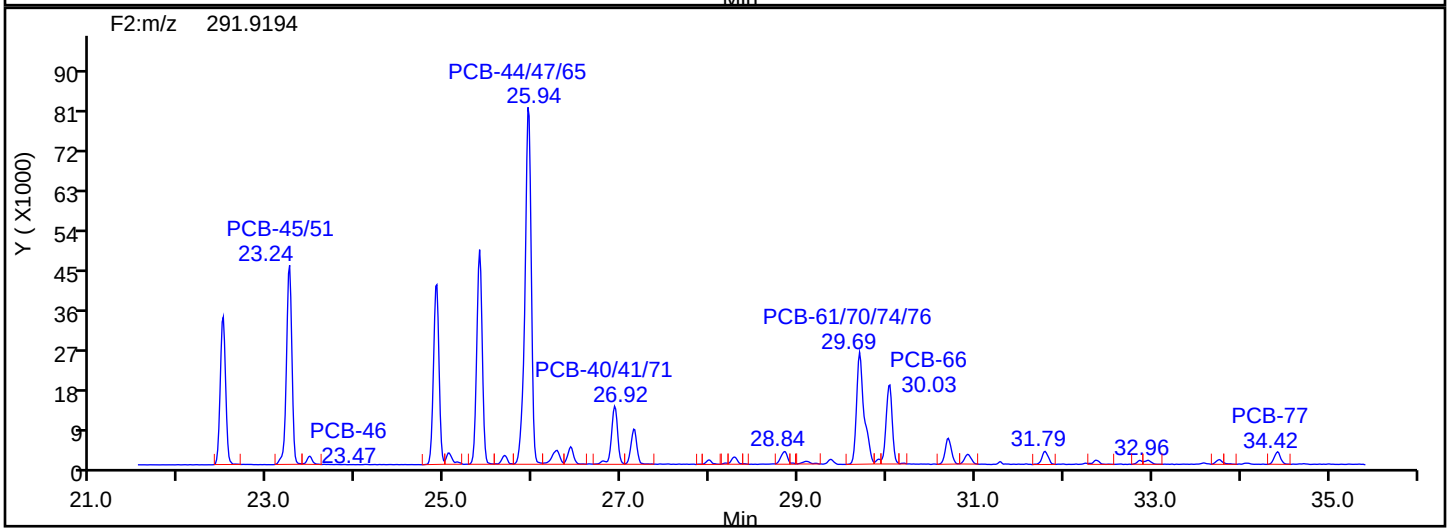

TePCB F2 Lock Mass

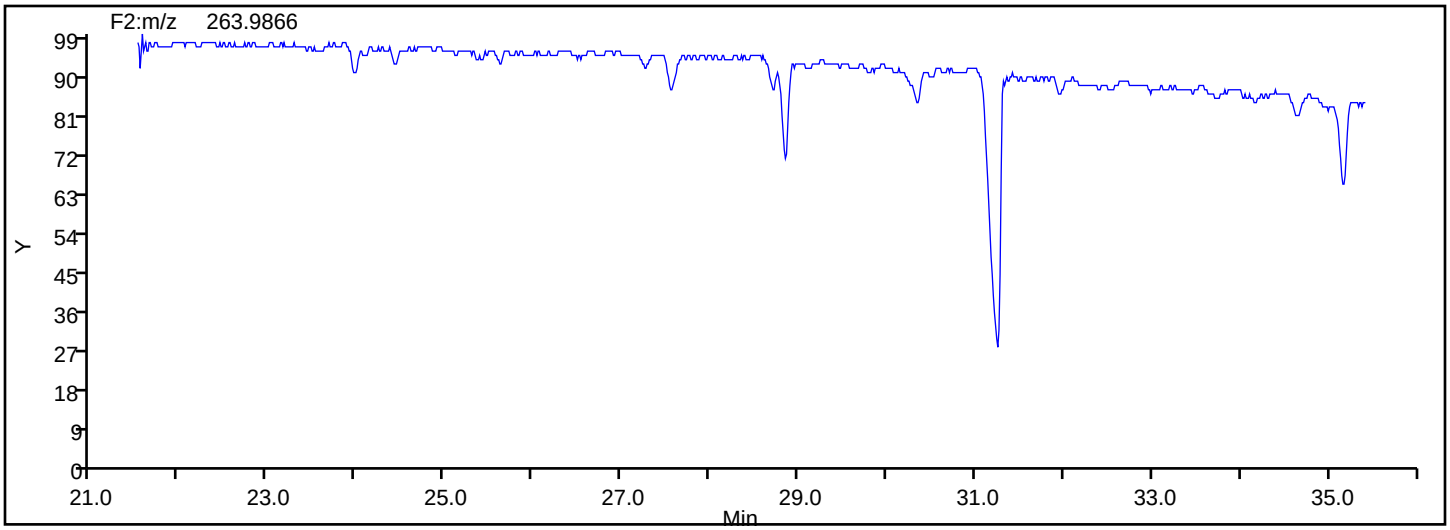

Manual Integration/User Assign Peak Report

Eurofins TestAmerica, Knoxville

Data File:	\\chromna\Knoxville\ChromData\D3D\20190903-12939.b\580-88125-b-13-c.d				
Injection Date:	04-Sep-2019 07:22:00	Instrument ID:	D3D		
Lims ID:	580-88125-B-13-C	Lab Sample ID:	140-88125-13		
Client ID:	J2A3-0to18-101218				
Operator ID:	Xcalibur_System	ALS Bottle#:	0	Worklist Smp#:	13
Injection Vol:	1.0 ul	Dil. Factor:	1.0000		
Method:	PCBs_D3D	Limit Group:	HR - 1668A - ICAL		
Column:	SPB-Octyl (0.25 mm)	Detector	F2(21.81 :35.54)		

PCB-59/62/75, CAS: STL01807

Signal: 1

Not Detected
Expected RT: 26.23

Processing Integration Results

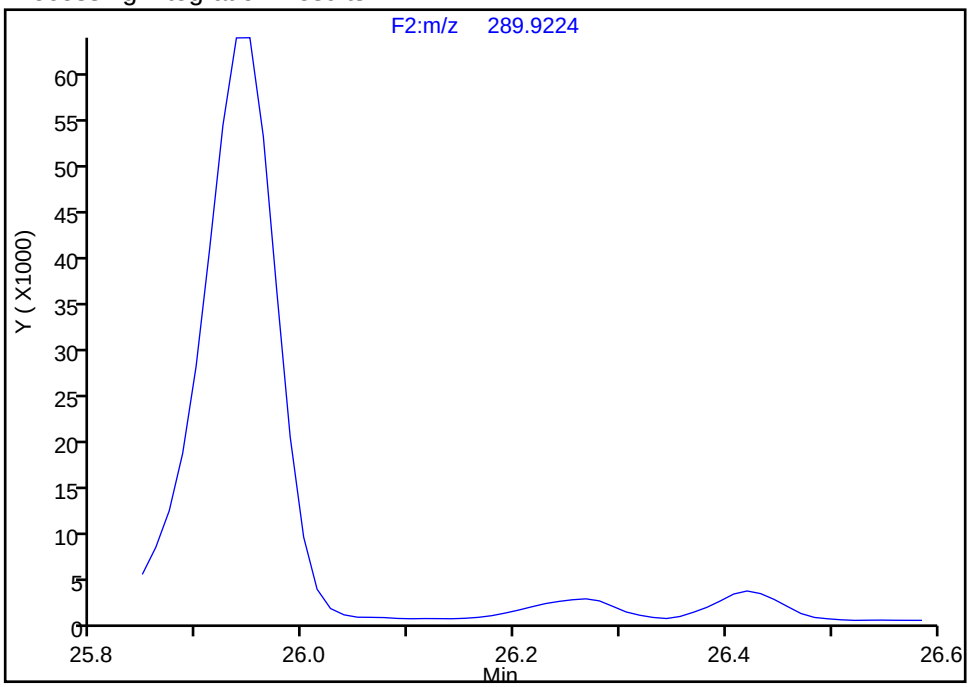

Manual Integration Results

RT: 26.27
Area: 15901
Amount: 3.003638
Amount Units: pg/ul

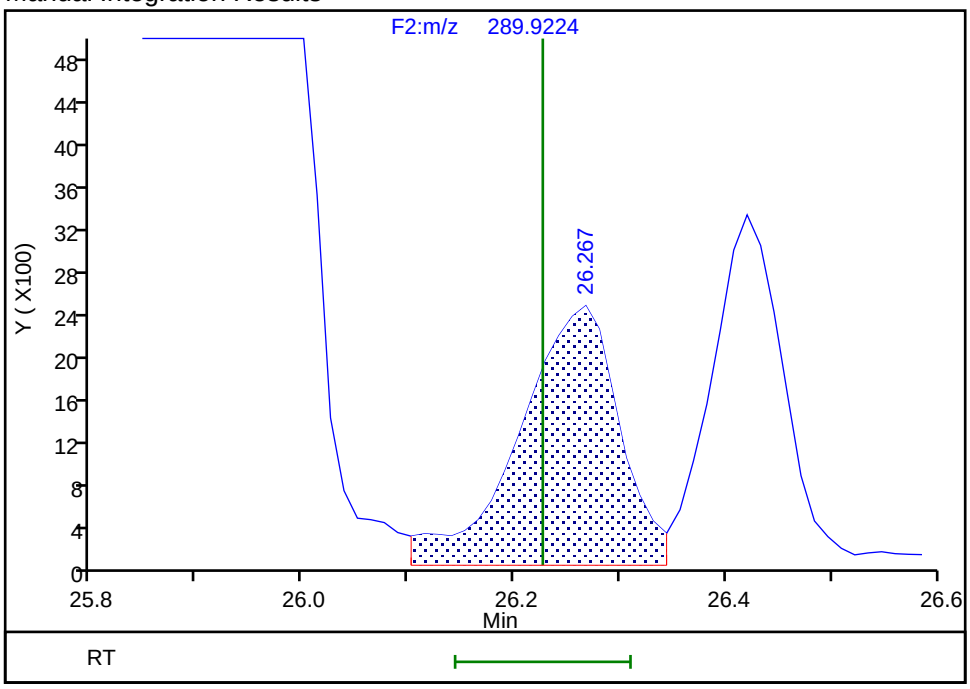

Reviewer: layk, 04-Sep-2019 10:58:14
Audit Action: Assigned Compound ID Audit Reason: Split Peak

Manual Integration/User Assign Peak Report

Eurofins TestAmerica, Knoxville

Data File:	\\chromna\Knoxville\ChromData\D3D\20190903-12939.b\580-88125-b-13-c.d				
Injection Date:	04-Sep-2019 07:22:00	Instrument ID:	D3D		
Lims ID:	580-88125-B-13-C	Lab Sample ID:	140-88125-13		
Client ID:	J2A3-0to18-101218				
Operator ID:	Xcalibur_System	ALS Bottle#:	0	Worklist Smp#:	13
Injection Vol:	1.0 ul	Dil. Factor:	1.0000		
Method:	PCBs_D3D	Limit Group:	HR - 1668A - ICAL		
Column:	SPB-Octyl (0.25 mm)	Detector	F2(21.81 :35.54)		

PCB-40/41/71, CAS: STL02292

Signal: 1

Processing Integration Results

RT: 26.92
Area: 50222
Amount: 13.835964
Amount Units: pg/ul

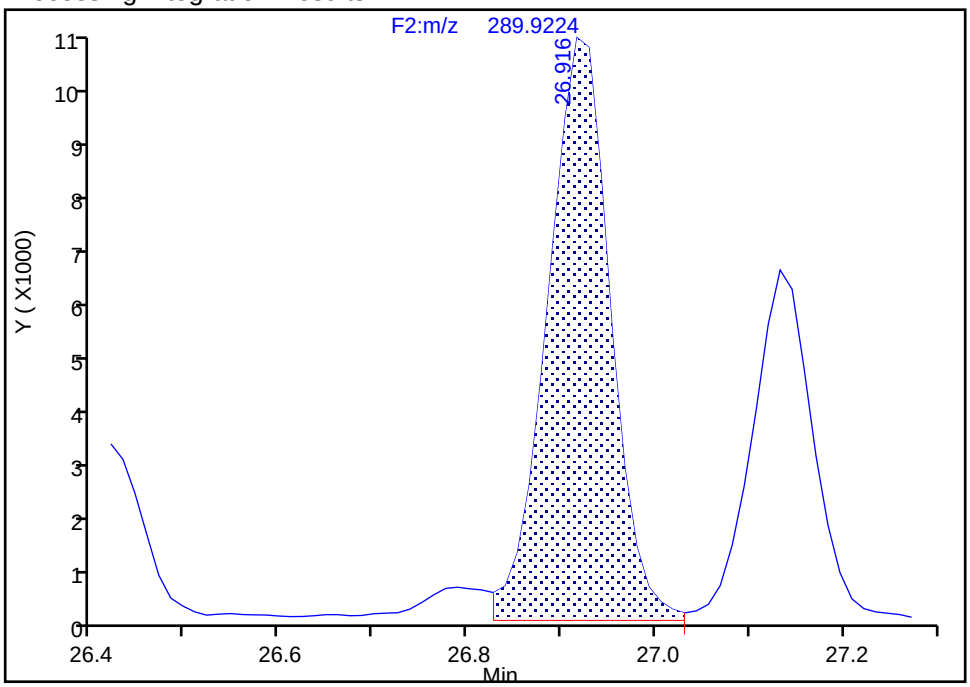

Manual Integration Results

RT: 26.92
Area: 53603
Amount: 14.691143
Amount Units: pg/ul

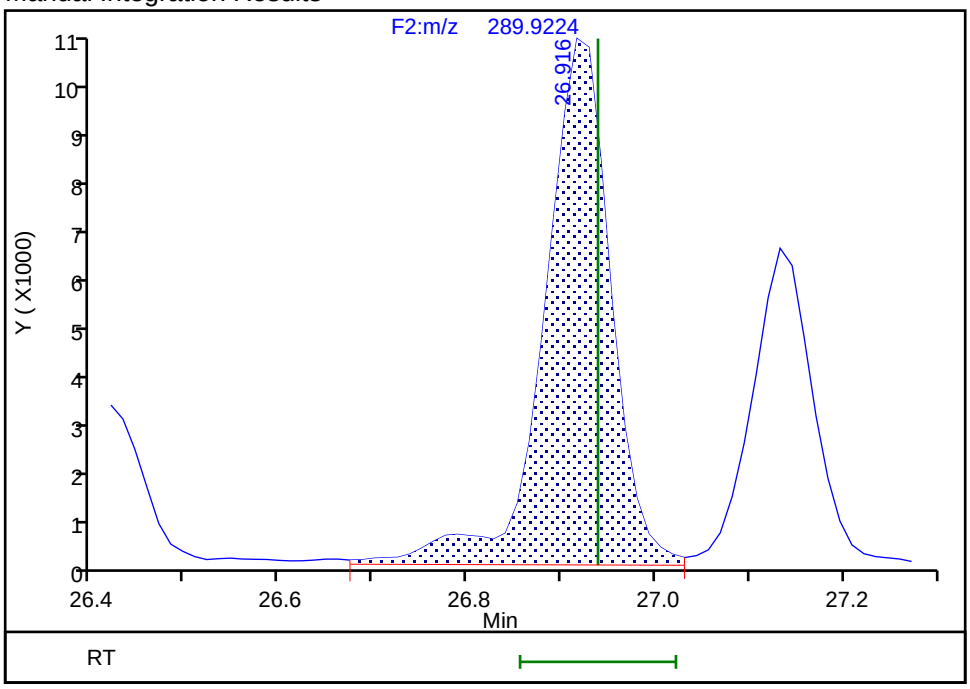

Reviewer: davidsonm, 04-Sep-2019 14:58:37

Audit Action: Manually Integrated Audit Reason: Incomplete Integration

Manual Integration/User Assign Peak Report

Eurofins TestAmerica, Knoxville

Data File:	\\chromna\Knoxville\ChromData\D3D\20190903-12939.b\580-88125-b-13-c.d				
Injection Date:	04-Sep-2019 07:22:00	Instrument ID:	D3D		
Lims ID:	580-88125-B-13-C	Lab Sample ID:	140-88125-13		
Client ID:	J2A3-0to18-101218				
Operator ID:	Xcalibur_System	ALS Bottle#:	0	Worklist Smp#:	13
Injection Vol:	1.0 ul	Dil. Factor:	1.0000		
Method:	PCBs_D3D	Limit Group:	HR - 1668A - ICAL		
Column:	SPB-Octyl (0.25 mm)	Detector	F2(21.81 :35.54)		

PCB-40/41/71, CAS: STL02292

Signal: 2

Processing Integration Results

RT: 26.92
Area: 61656
Amount: 13.835964
Amount Units: pg/ul

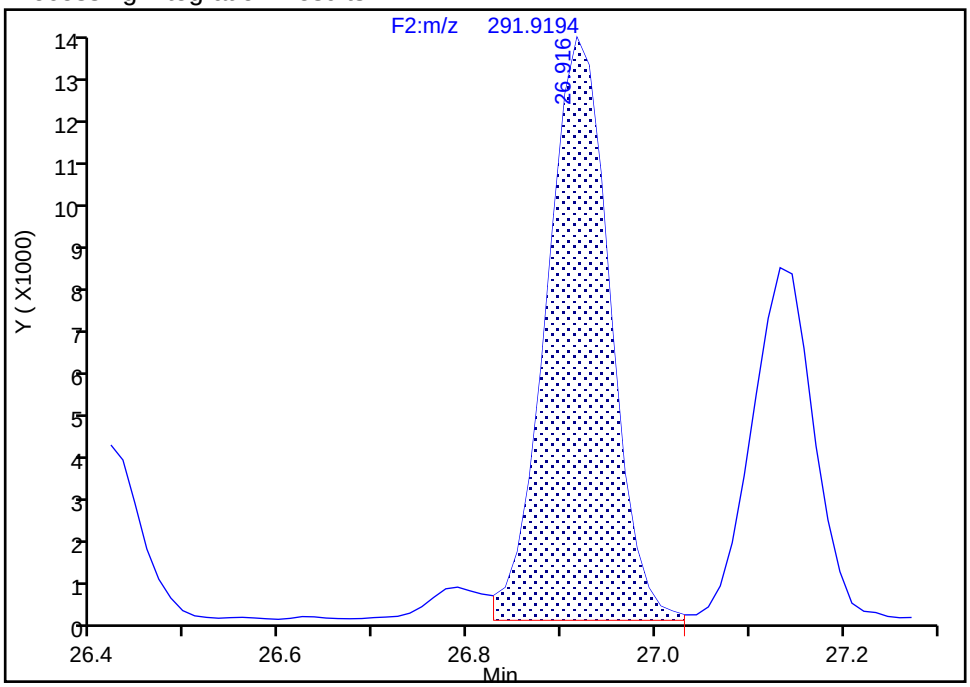

Manual Integration Results

RT: 26.92
Area: 65190
Amount: 14.691143
Amount Units: pg/ul

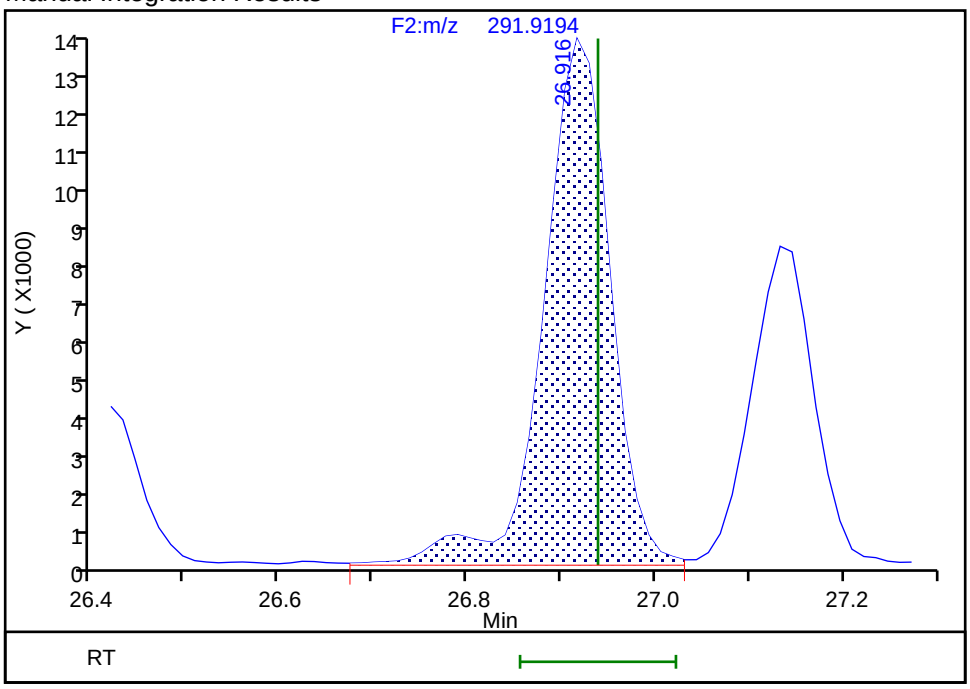

Reviewer: davidsonm, 04-Sep-2019 14:58:48

Audit Action: Manually Integrated Audit Reason: Incomplete Integration

Manual Integration/User Assign Peak Report

Eurofins TestAmerica, Knoxville

Data File:	\\chromna\Knoxville\ChromData\D3D\20190903-12939.b\580-88125-b-13-c.d				
Injection Date:	04-Sep-2019 07:22:00	Instrument ID:	D3D		
Lims ID:	580-88125-B-13-C	Lab Sample ID:	140-88125-13		
Client ID:	J2A3-0to18-101218				
Operator ID:	Xcalibur_System	ALS Bottle#:	0	Worklist Smp#:	13
Injection Vol:	1.0 ul	Dil. Factor:	1.0000		
Method:	PCBs_D3D	Limit Group:	HR - 1668A - ICAL		
Column:	SPB-Octyl (0.25 mm)	Detector	F2(21.81 :35.54)		

PCB-72, CAS: 41464-42-0

Signal: 1

Processing Integration Results

RT: 27.99
Area: 3977
Amount: 0.742311
Amount Units: pg/ul

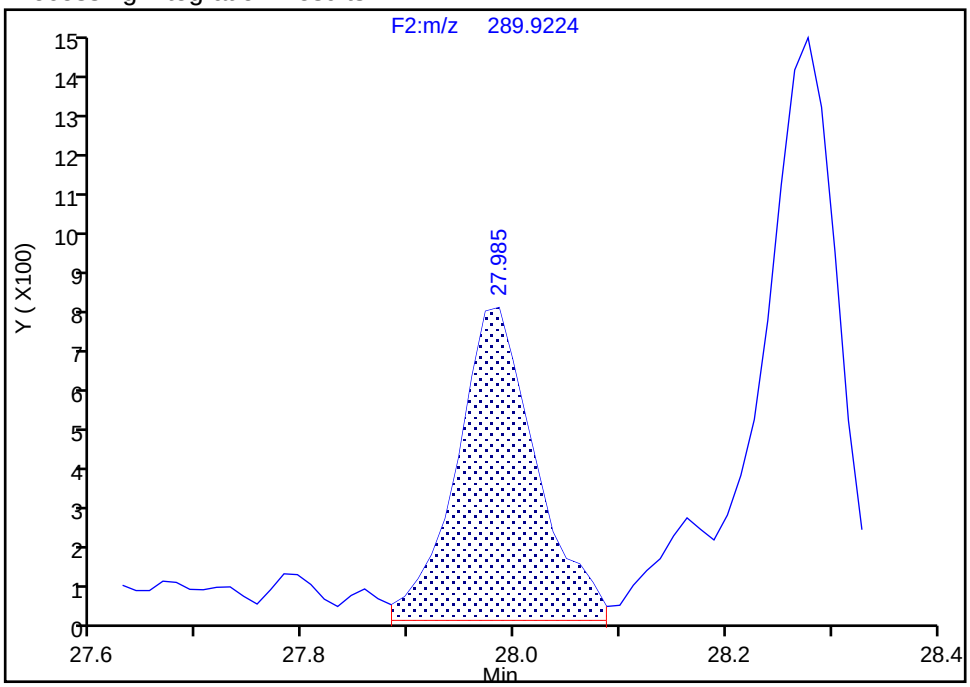

Manual Integration Results

RT: 27.99
Area: 4618
Amount: 0.779064
Amount Units: pg/ul

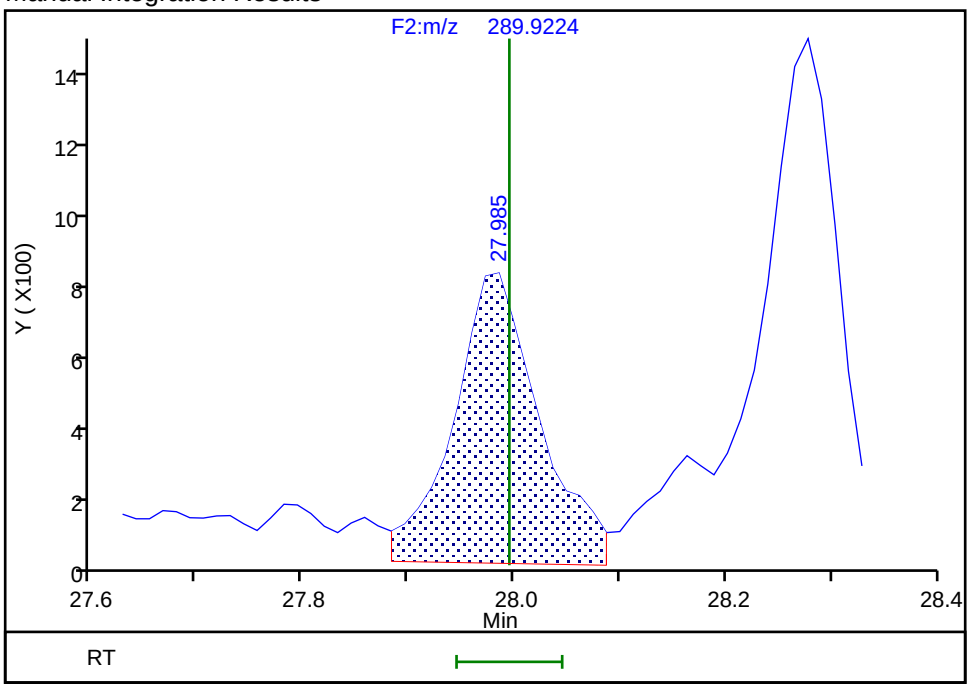

Reviewer: davidsonm, 04-Sep-2019 14:59:21

Audit Action: Split an Integrated Peak Audit Reason: Split Peak

Manual Integration/User Assign Peak Report

Eurofins TestAmerica, Knoxville

Data File:	\\chromna\Knoxville\ChromData\D3D\20190903-12939.b\580-88125-b-13-c.d				
Injection Date:	04-Sep-2019 07:22:00	Instrument ID:	D3D		
Lims ID:	580-88125-B-13-C	Lab Sample ID:	140-88125-13		
Client ID:	J2A3-0to18-101218				
Operator ID:	Xcalibur_System	ALS Bottle#:	0	Worklist Smp#:	13
Injection Vol:	1.0 ul	Dil. Factor:	1.0000		
Method:	PCBs_D3D	Limit Group:	HR - 1668A - ICAL		
Column:	SPB-Octyl (0.25 mm)	Detector	F2(21.81 :35.54)		

PCB-72, CAS: 41464-42-0

Signal: 2

Processing Integration Results

RT: 27.99
Area: 4627
Amount: 0.742311
Amount Units: pg/ul

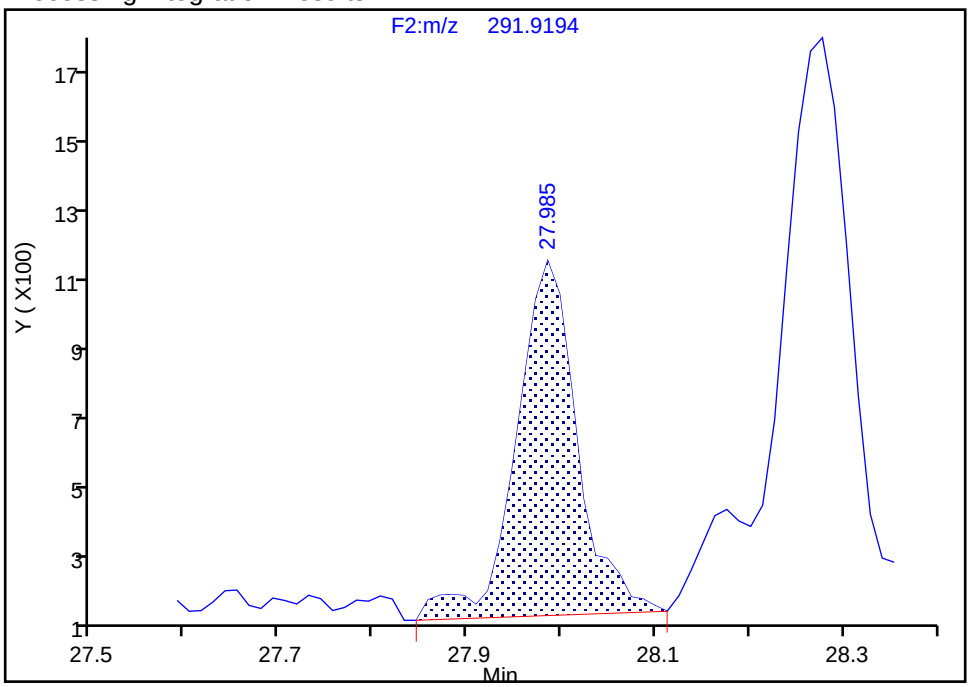

Manual Integration Results

RT: 27.99
Area: 4412
Amount: 0.779064
Amount Units: pg/ul

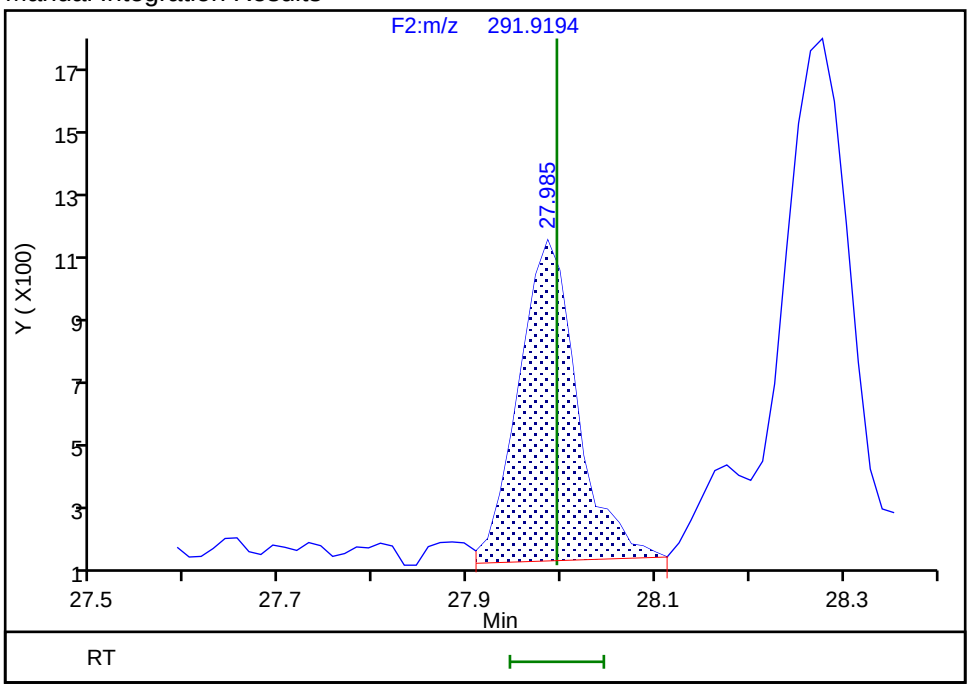

Reviewer: davidsonm, 04-Sep-2019 14:59:23
Audit Action: Split an Integrated Peak Audit Reason: Split Peak

Manual Integration/User Assign Peak Report

Eurofins TestAmerica, Knoxville

Data File:	\\chromna\Knoxville\ChromData\D3D\20190903-12939.b\580-88125-b-13-c.d				
Injection Date:	04-Sep-2019 07:22:00	Instrument ID:	D3D		
Lims ID:	580-88125-B-13-C	Lab Sample ID:	140-88125-13		
Client ID:	J2A3-0to18-101218				
Operator ID:	Xcalibur_System	ALS Bottle#:	0	Worklist Smp#:	13
Injection Vol:	1.0 ul	Dil. Factor:	1.0000		
Method:	PCBs_D3D	Limit Group:	HR - 1668A - ICAL		
Column:	SPB-Octyl (0.25 mm)	Detector	F2(21.81 :35.54)		

PCB-68, CAS: 73575-52-7

Signal: 1

Processing Integration Results

RT: 28.28
Area: 7533
Amount: 1.251936
Amount Units: pg/ul

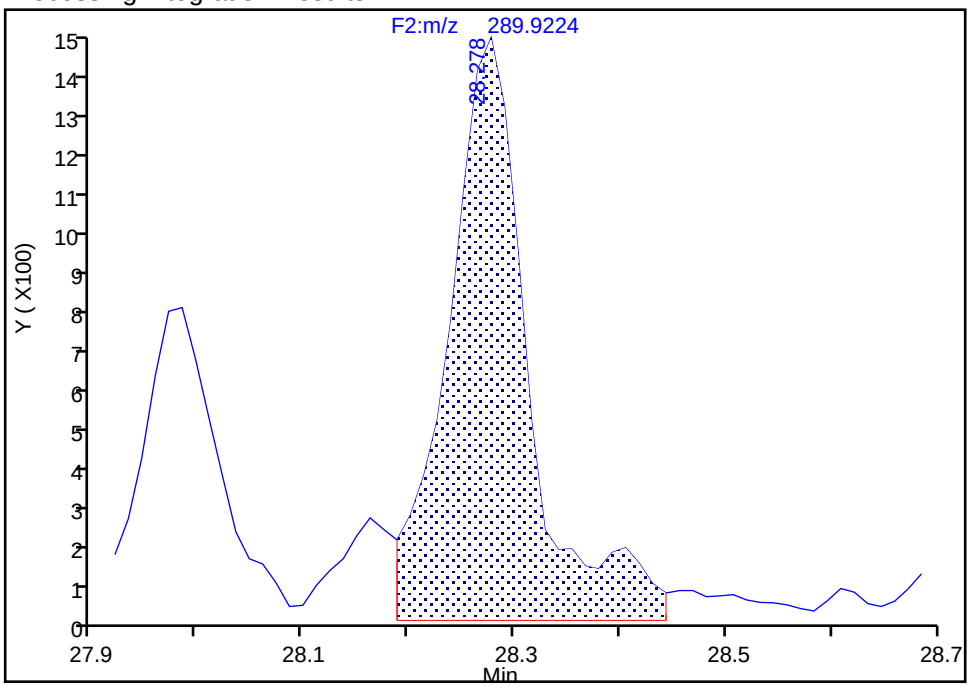

Manual Integration Results

RT: 28.28
Area: 8073
Amount: 1.206399
Amount Units: pg/ul

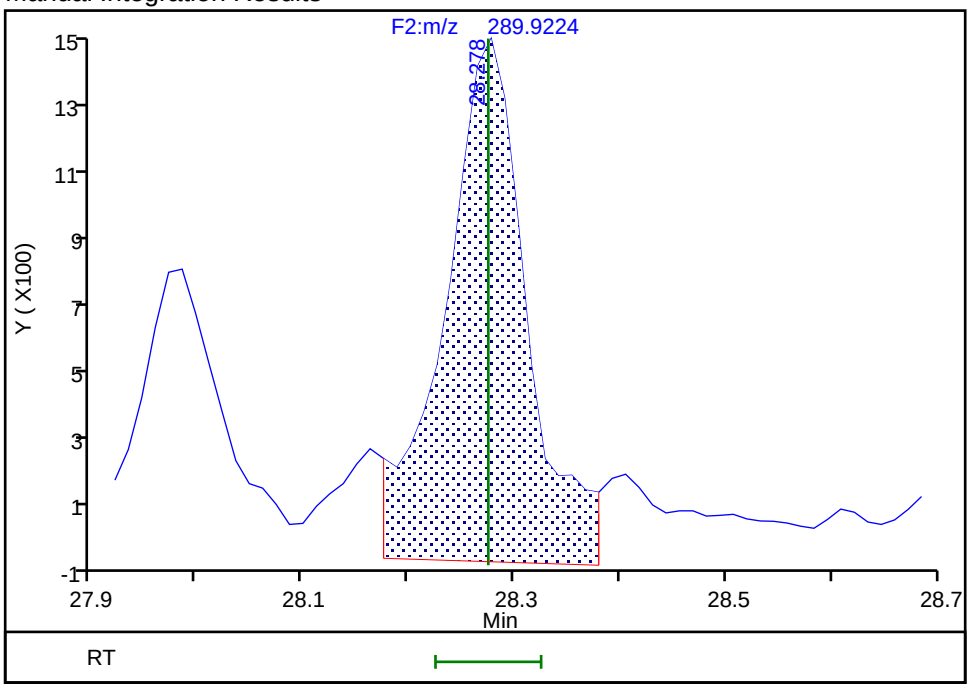

Reviewer: davidsonm, 04-Sep-2019 14:59:06

Audit Action: Manually Integrated Audit Reason: Split Peak

Manual Integration/User Assign Peak Report

Eurofins TestAmerica, Knoxville

Data File:	\\chromna\Knoxville\ChromData\D3D\20190903-12939.b\580-88125-b-13-c.d				
Injection Date:	04-Sep-2019 07:22:00	Instrument ID:	D3D		
Lims ID:	580-88125-B-13-C	Lab Sample ID:	140-88125-13		
Client ID:	J2A3-0to18-101218				
Operator ID:	Xcalibur_System	ALS Bottle#:	0	Worklist Smp#:	13
Injection Vol:	1.0 ul	Dil. Factor:	1.0000		
Method:	PCBs_D3D	Limit Group:	HR - 1668A - ICAL		
Column:	SPB-Octyl (0.25 mm)	Detector	F2(21.81 :35.54)		

PCB-68, CAS: 73575-52-7

Signal: 2

Processing Integration Results

RT: 28.28
Area: 8770
Amount: 1.251936
Amount Units: pg/ul

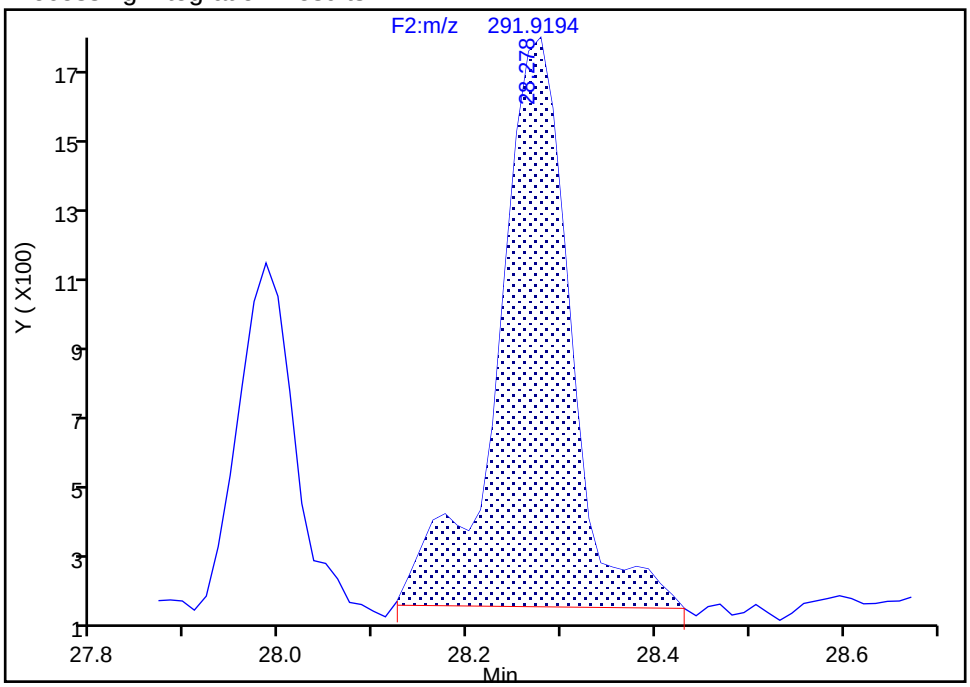

Manual Integration Results

RT: 28.28
Area: 7637
Amount: 1.206399
Amount Units: pg/ul

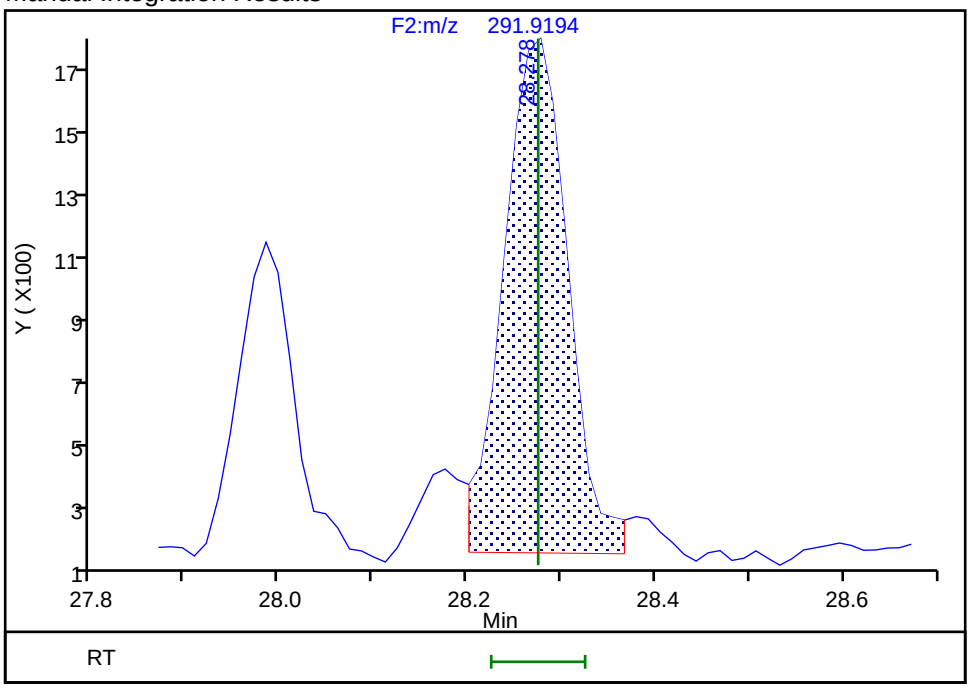

Reviewer: davidsonm, 04-Sep-2019 14:59:31

Audit Action: Split an Integrated Peak Audit Reason: Split Peak

Manual Integration/User Assign Peak Report

Eurofins TestAmerica, Knoxville

Data File:	\\chromna\Knoxville\ChromData\D3D\20190903-12939.b\580-88125-b-13-c.d				
Injection Date:	04-Sep-2019 07:22:00	Instrument ID:	D3D		
Lims ID:	580-88125-B-13-C	Lab Sample ID:	140-88125-13		
Client ID:	J2A3-0to18-101218				
Operator ID:	Xcalibur_System	ALS Bottle#:	0	Worklist Smp#:	13
Injection Vol:	1.0 ul	Dil. Factor:	1.0000		
Method:	PCBs_D3D	Limit Group:	HR - 1668A - ICAL		
Column:	SPB-Octyl (0.25 mm)	Detector	F2(21.81 :35.54)		

PCB-58, CAS: 41464-49-7

Signal: 2

Not Detected
Expected RT: 28.94

Processing Integration Results

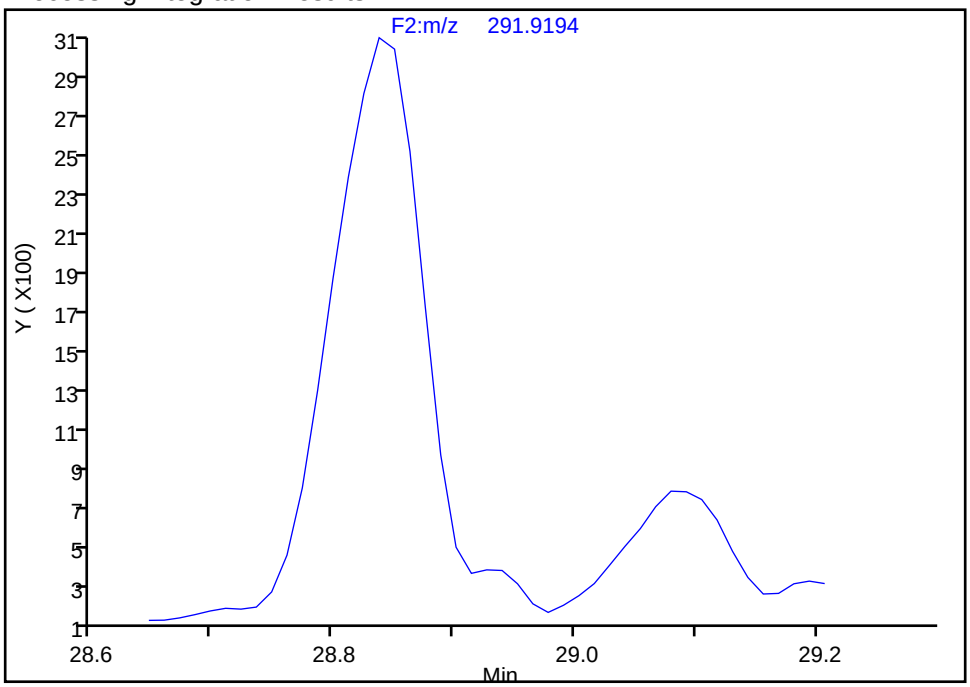

Manual Integration Results

RT: 28.90
Area: 896
Amount: 0.161680
Amount Units: pg/ul

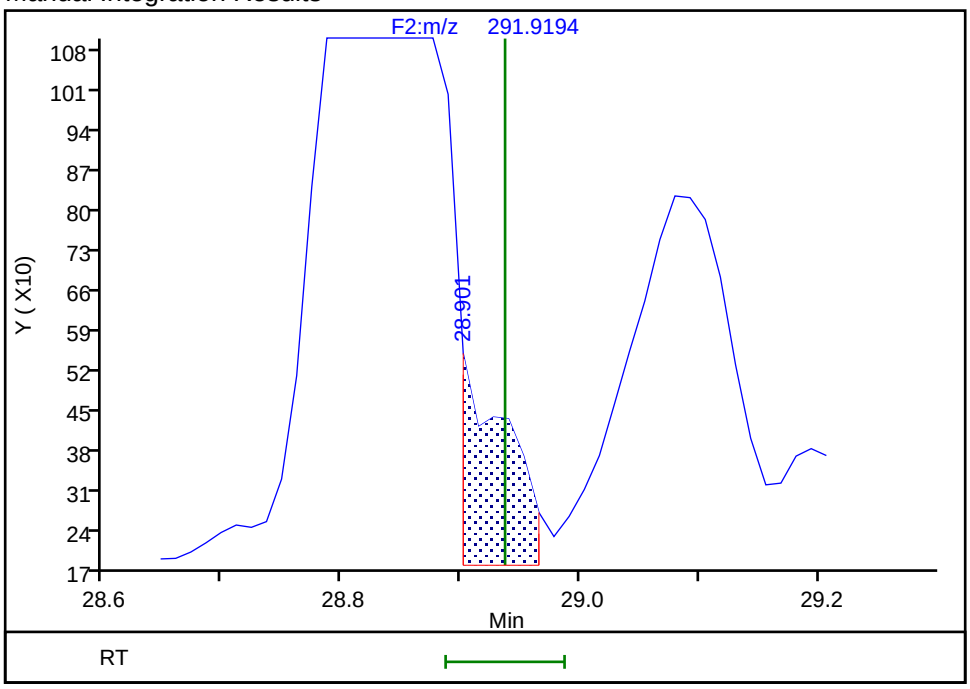

Reviewer: layk, 04-Sep-2019 11:00:06
Audit Action: Split an Integrated Peak Audit Reason: Split Peak

Manual Integration/User Assign Peak Report

Eurofins TestAmerica, Knoxville

Data File:	\\chromna\Knoxville\ChromData\D3D\20190903-12939.b\580-88125-b-13-c.d				
Injection Date:	04-Sep-2019 07:22:00	Instrument ID:	D3D		
Lims ID:	580-88125-B-13-C	Lab Sample ID:	140-88125-13		
Client ID:	J2A3-0to18-101218				
Operator ID:	Xcalibur_System	ALS Bottle#:	0	Worklist Smp#:	13
Injection Vol:	1.0 ul	Dil. Factor:	1.0000		
Method:	PCBs_D3D	Limit Group:	HR - 1668A - ICAL		
Column:	SPB-Octyl (0.25 mm)	Detector	F2(21.81 :35.54)		

PCB-58, CAS: 41464-49-7

Signal: 1

Not Detected
Expected RT: 28.94

Processing Integration Results

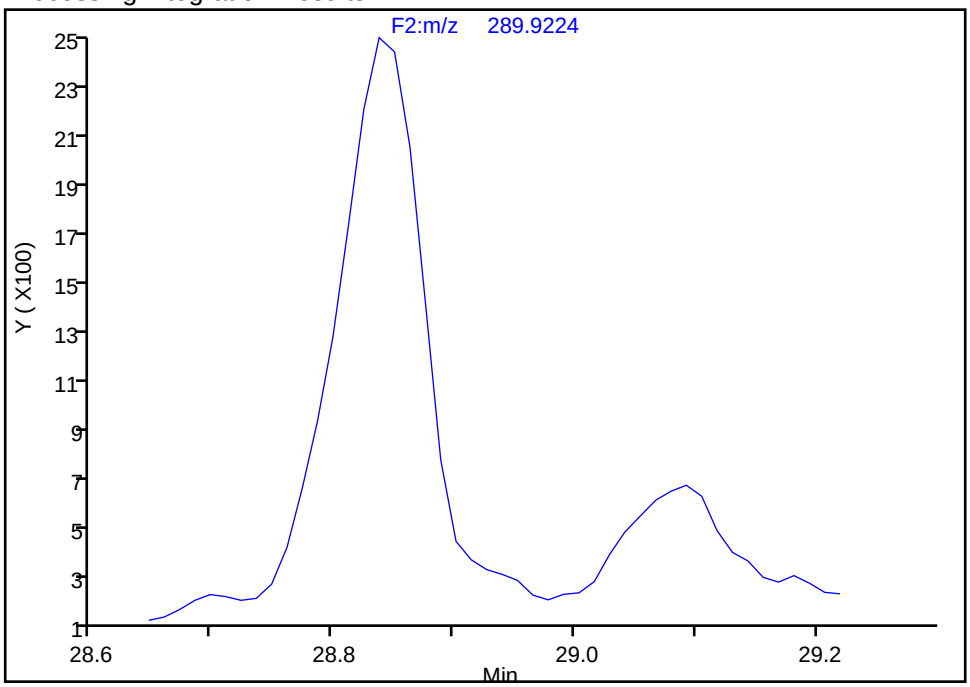

Manual Integration Results

RT: 28.90
Area: 986
Amount: 0.161680
Amount Units: pg/ul

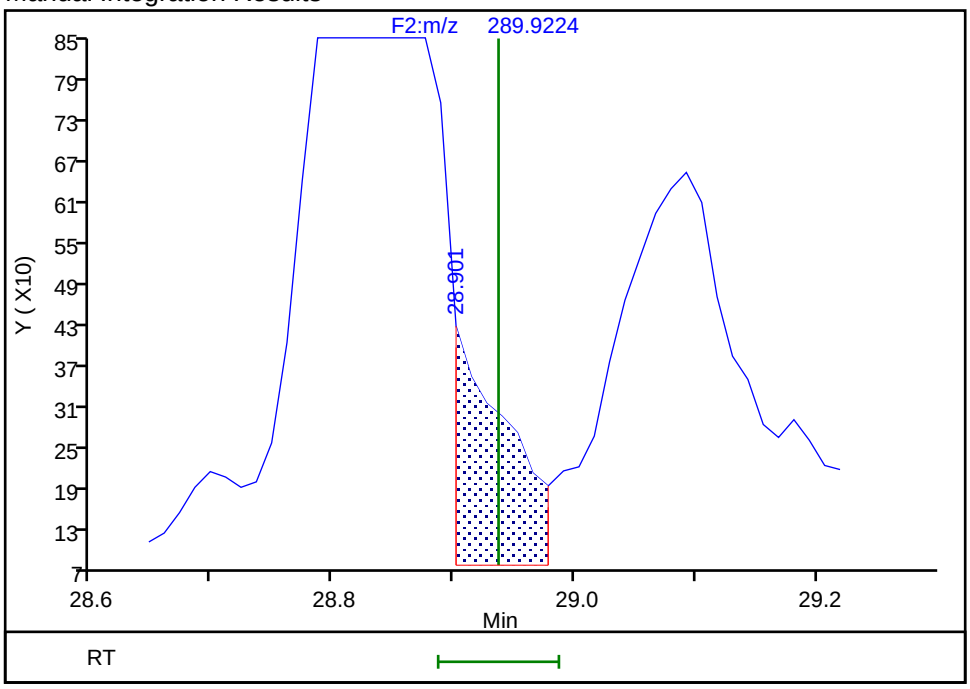

Reviewer: layk, 04-Sep-2019 11:00:10
Audit Action: Split an Integrated Peak Audit Reason: Split Peak

Manual Integration/User Assign Peak Report

Eurofins TestAmerica, Knoxville

Data File:	\\chromna\Knoxville\ChromData\D3D\20190903-12939.b\580-88125-b-13-c.d				
Injection Date:	04-Sep-2019 07:22:00	Instrument ID:	D3D		
Lims ID:	580-88125-B-13-C	Lab Sample ID:	140-88125-13		
Client ID:	J2A3-0to18-101218				
Operator ID:	Xcalibur_System	ALS Bottle#:	0	Worklist Smp#:	13
Injection Vol:	1.0 ul	Dil. Factor:	1.0000		
Method:	PCBs_D3D	Limit Group:	HR - 1668A - ICAL		
Column:	SPB-Octyl (0.25 mm)	Detector	F2(21.81 :35.54)		

PCB-66, CAS: 32598-10-0

Signal: 2

Processing Integration Results

RT: 30.03
Area: 87210
Amount: 13.936168
Amount Units: pg/ul

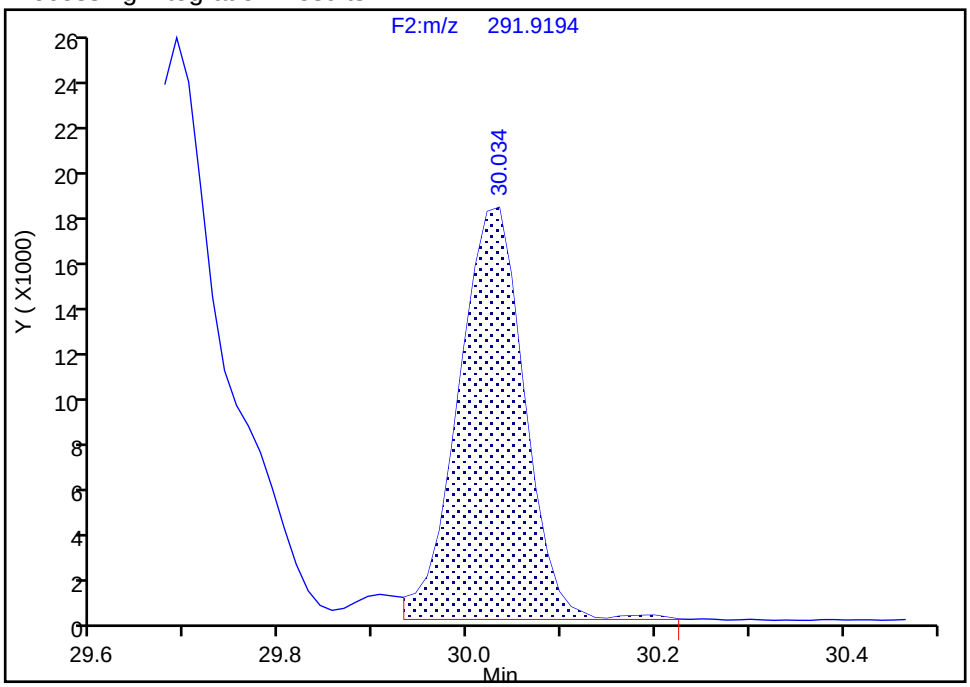

Manual Integration Results

RT: 30.03
Area: 86572
Amount: 13.784958
Amount Units: pg/ul

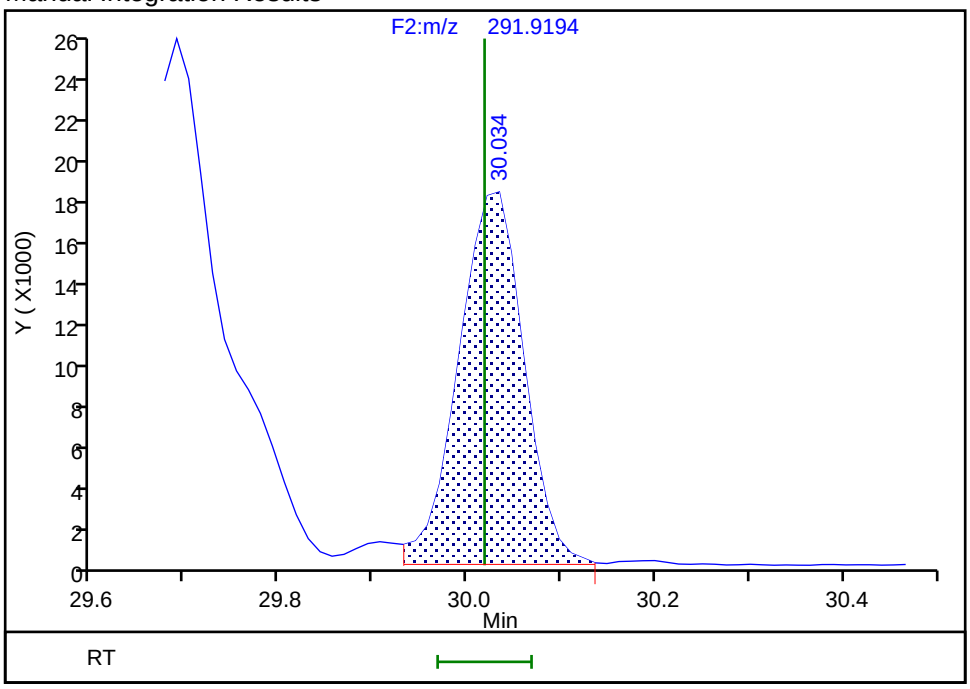

Reviewer: layk, 04-Sep-2019 11:00:42
Audit Action: Split an Integrated Peak Audit Reason: Split Peak

Manual Integration/User Assign Peak Report

Eurofins TestAmerica, Knoxville

Data File:	\\chromna\Knoxville\ChromData\D3D\20190903-12939.b\580-88125-b-13-c.d				
Injection Date:	04-Sep-2019 07:22:00	Instrument ID:	D3D		
Lims ID:	580-88125-B-13-C	Lab Sample ID:	140-88125-13		
Client ID:	J2A3-0to18-101218				
Operator ID:	Xcalibur_System	ALS Bottle#:	0	Worklist Smp#:	13
Injection Vol:	1.0 ul	Dil. Factor:	1.0000		
Method:	PCBs_D3D	Limit Group:	HR - 1668A - ICAL		
Column:	SPB-Octyl (0.25 mm)	Detector	F2(21.81 :35.54)		

PCB-66, CAS: 32598-10-0

Signal: 1

Processing Integration Results

RT: 30.02
Area: 69931
Amount: 13.936168
Amount Units: pg/ul

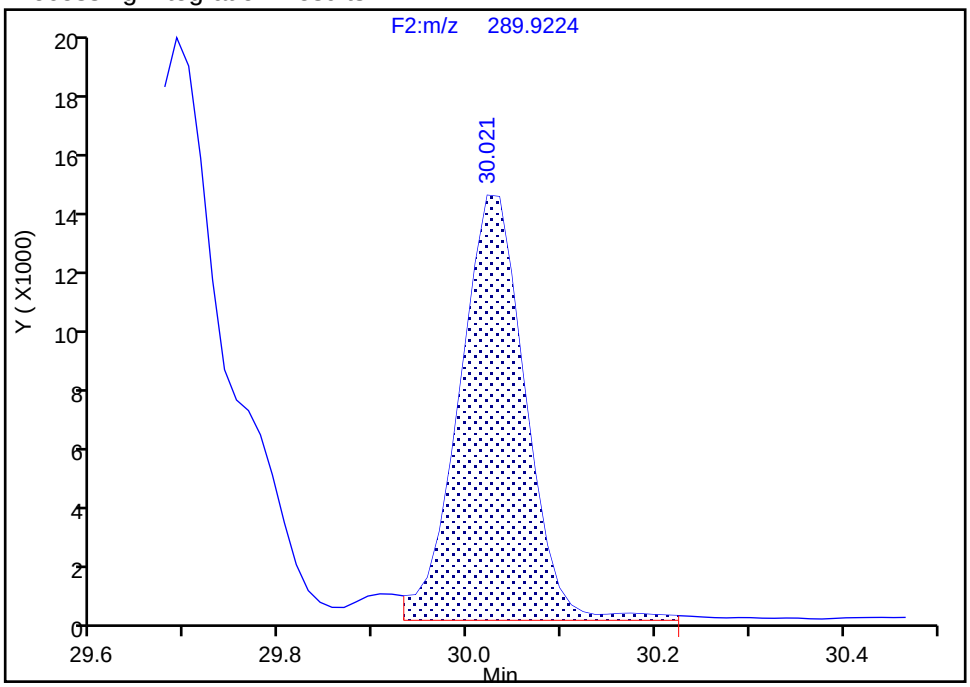

Manual Integration Results

RT: 30.02
Area: 68864
Amount: 13.784958
Amount Units: pg/ul

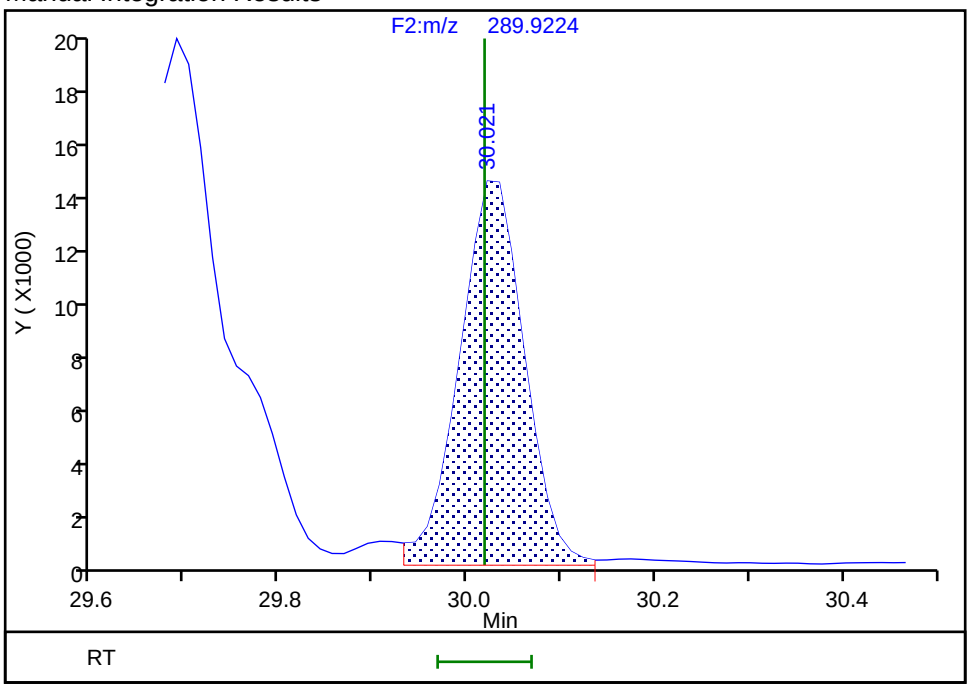

Reviewer: layk, 04-Sep-2019 11:00:48

Audit Action: Split an Integrated Peak Audit Reason: Split Peak

Manual Integration/User Assign Peak Report

Eurofins TestAmerica, Knoxville

Data File:	\\chromna\Knoxville\ChromData\D3D\20190903-12939.b\580-88125-b-13-c.d				
Injection Date:	04-Sep-2019 07:22:00	Instrument ID:	D3D		
Lims ID:	580-88125-B-13-C	Lab Sample ID:	140-88125-13		
Client ID:	J2A3-0to18-101218				
Operator ID:	Xcalibur_System	ALS Bottle#:	0	Worklist Smp#:	13
Injection Vol:	1.0 ul	Dil. Factor:	1.0000		
Method:	PCBs_D3D	Limit Group:	HR - 1668A - ICAL		
Column:	SPB-Octyl (0.25 mm)	Detector	F2(21.81 :35.54)		

PCB-55, CAS: 74338-24-2

Signal: 1

Not Detected
Expected RT: 30.18

Processing Integration Results

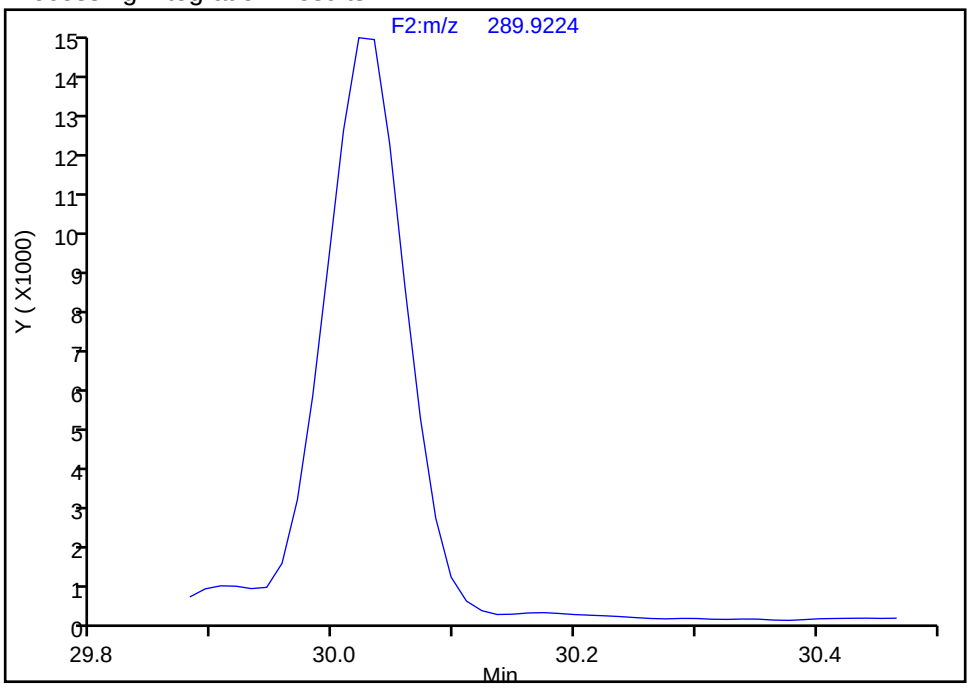

Manual Integration Results

RT: 30.17
Area: 1067
Amount: 0.149353
Amount Units: pg/ul

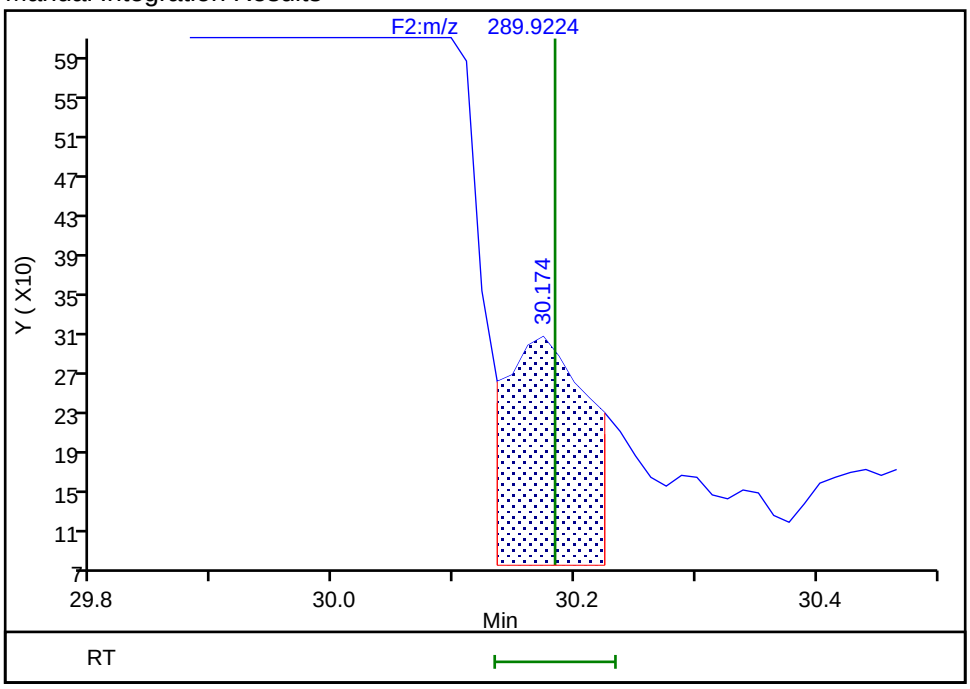

Reviewer: layk, 04-Sep-2019 11:00:59
Audit Action: Manually Integrated/Assigned Compound ID Audit Reason: Split Peak

Manual Integration/User Assign Peak Report

Eurofins TestAmerica, Knoxville

Data File:	\\chromna\Knoxville\ChromData\D3D\20190903-12939.b\580-88125-b-13-c.d				
Injection Date:	04-Sep-2019 07:22:00	Instrument ID:	D3D		
Lims ID:	580-88125-B-13-C	Lab Sample ID:	140-88125-13		
Client ID:	J2A3-0to18-101218				
Operator ID:	Xcalibur_System	ALS Bottle#:	0	Worklist Smp#:	13
Injection Vol:	1.0 ul	Dil. Factor:	1.0000		
Method:	PCBs_D3D	Limit Group:	HR - 1668A - ICAL		
Column:	SPB-Octyl (0.25 mm)	Detector	F2(21.81 :35.54)		

PCB-81, CAS: 70362-50-4

Signal: 1

Not Detected
Expected RT: 33.83

Processing Integration Results

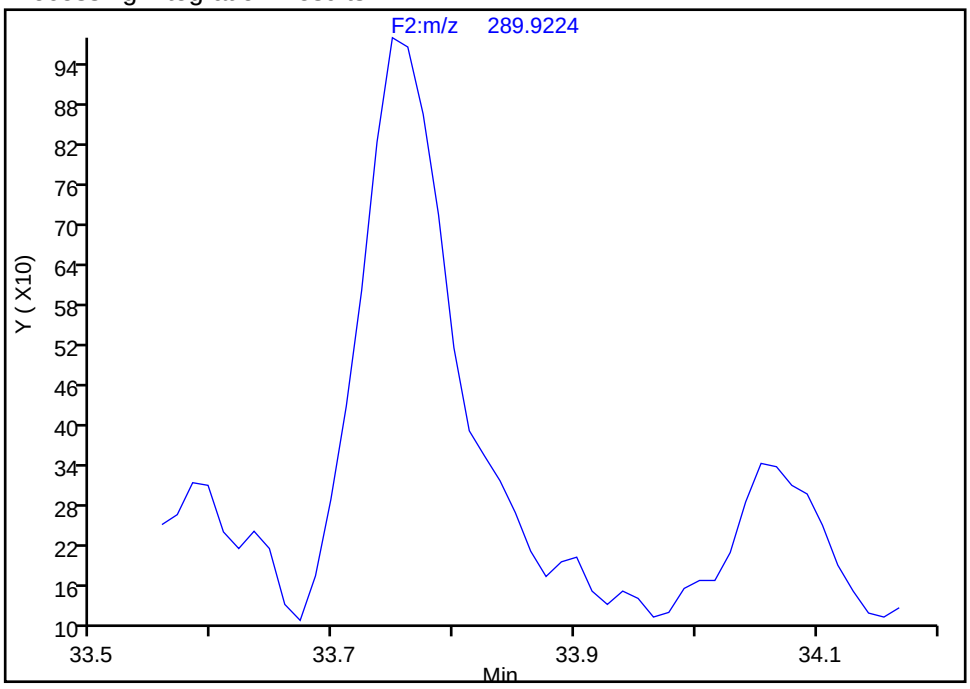

Manual Integration Results

RT: 33.81
Area: 882
Amount: 0.161050
Amount Units: pg/ul

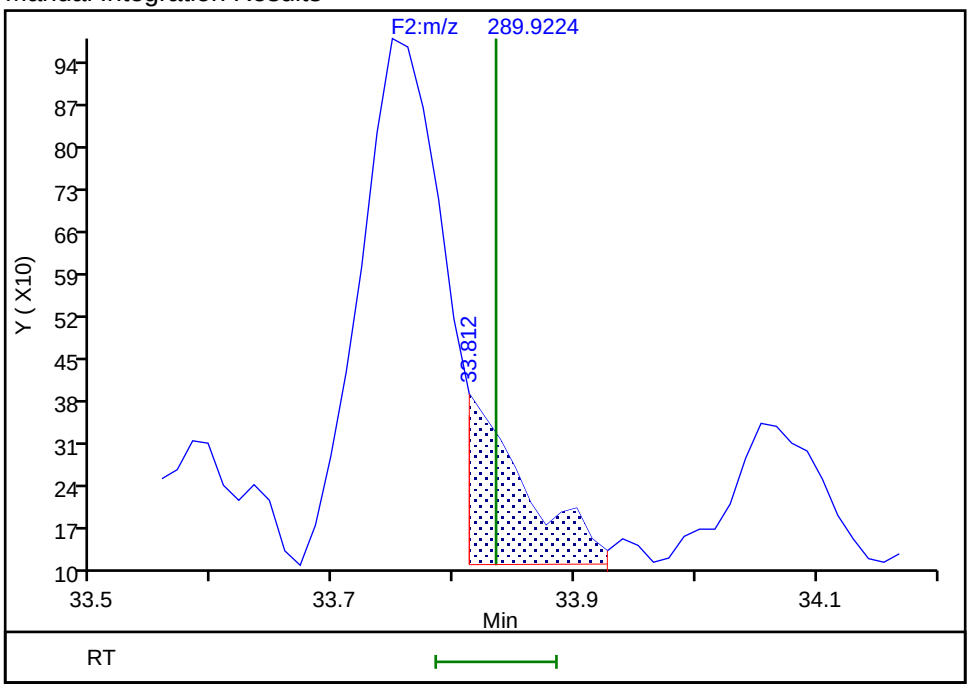

Reviewer: layk, 04-Sep-2019 11:02:08
Audit Action: Split an Integrated Peak Audit Reason: Split Peak

Manual Integration/User Assign Peak Report

Eurofins TestAmerica, Knoxville

Data File:	\\chromna\Knoxville\ChromData\D3D\20190903-12939.b\580-88125-b-13-c.d				
Injection Date:	04-Sep-2019 07:22:00	Instrument ID:	D3D		
Lims ID:	580-88125-B-13-C	Lab Sample ID:	140-88125-13		
Client ID:	J2A3-0to18-101218				
Operator ID:	Xcalibur_System	ALS Bottle#:	0	Worklist Smp#:	13
Injection Vol:	1.0 ul	Dil. Factor:	1.0000		
Method:	PCBs_D3D	Limit Group:	HR - 1668A - ICAL		
Column:	SPB-Octyl (0.25 mm)	Detector	F2(21.81 :35.54)		

PCB-81, CAS: 70362-50-4

Signal: 2

Not Detected
Expected RT: 33.83

Processing Integration Results

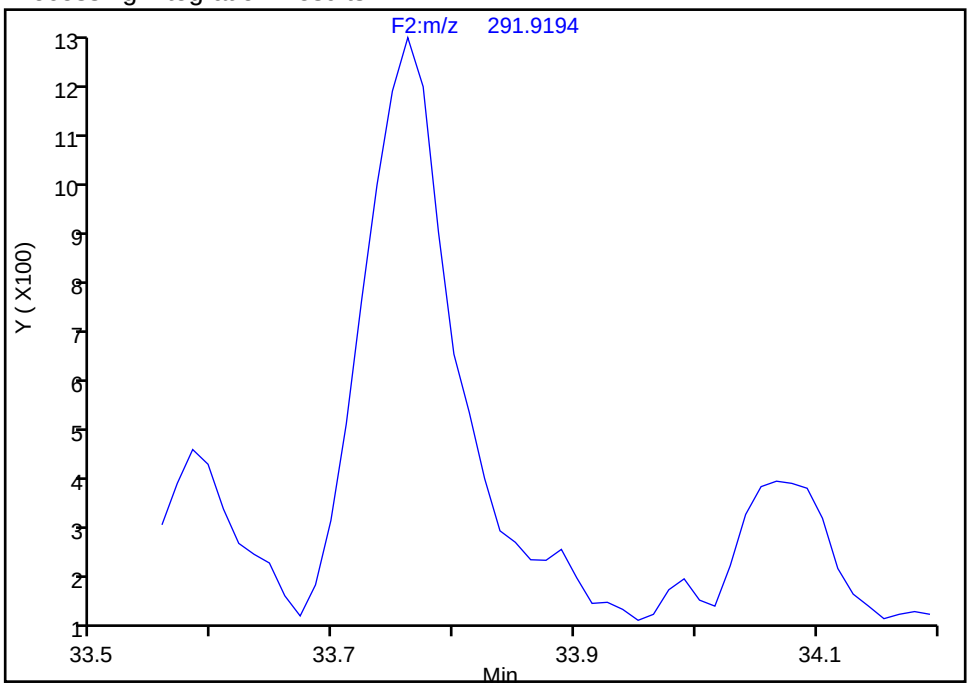

Manual Integration Results

RT: 33.81
Area: 960
Amount: 0.161050
Amount Units: pg/ul

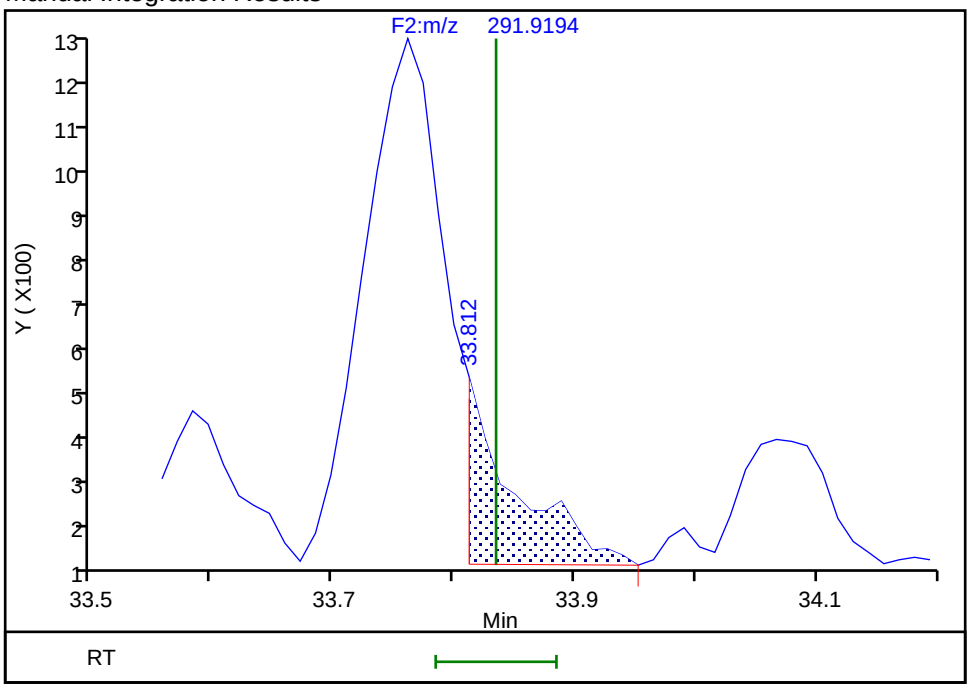

Reviewer: layk, 04-Sep-2019 11:02:11
Audit Action: Split an Integrated Peak Audit Reason: Split Peak

Eurofins TestAmerica, Knoxville

Data File:	\\chromna\Knoxville\ChromData\D3D\20190903-12939.b\580-88125-b-13-c.d		
Injection Date:	04-Sep-2019 07:22:00	Injection Vol:	1.0 ul
Instrument ID:	D3D	Operator ID:	Xcalibur_System
Method:	PCBs_D3D	Limit Group:	HR - 1668A - ICAL
Client ID:	J2A3-0to18-101218		
Worklist#:	33231	Sample Line#:	13
Column Type:	SPB-Octyl	Column Dia:	0.25 mm

PePCB F2

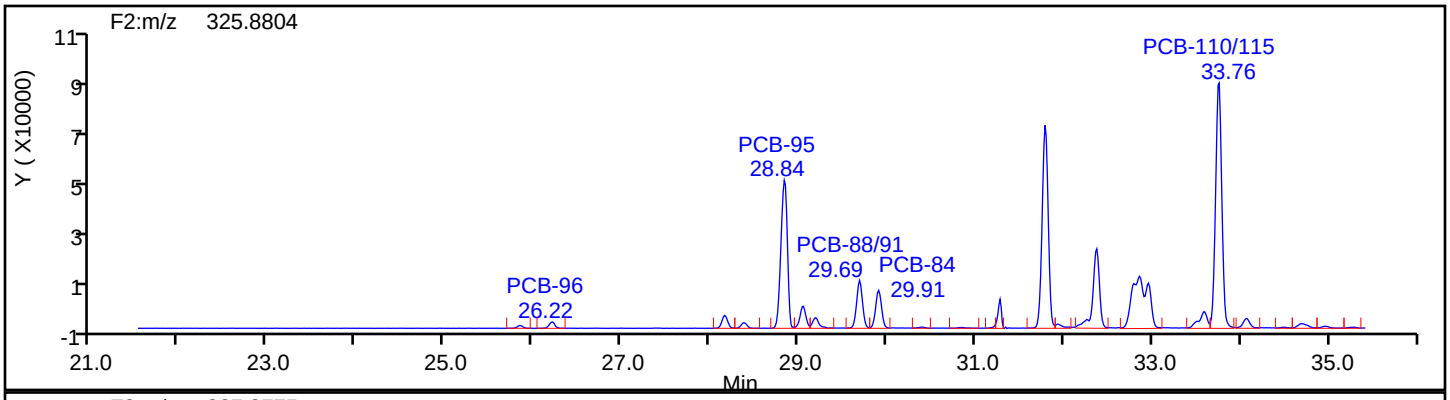

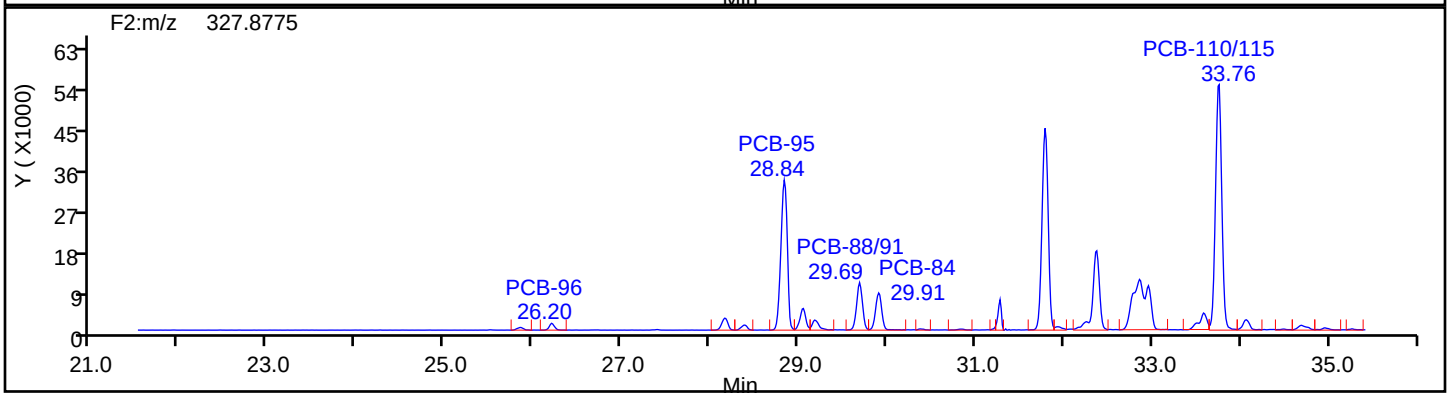

PePCB F2 Standards

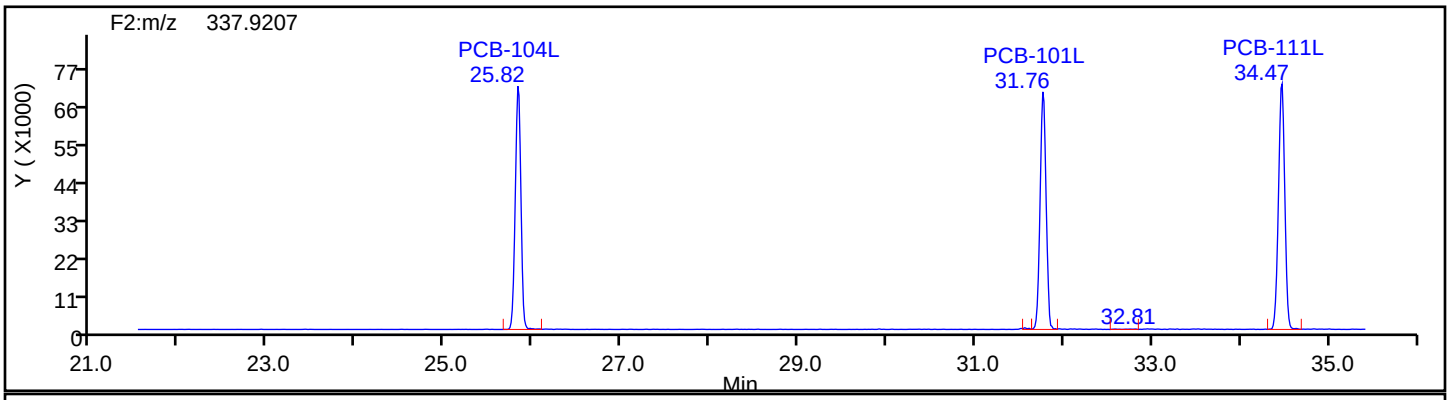

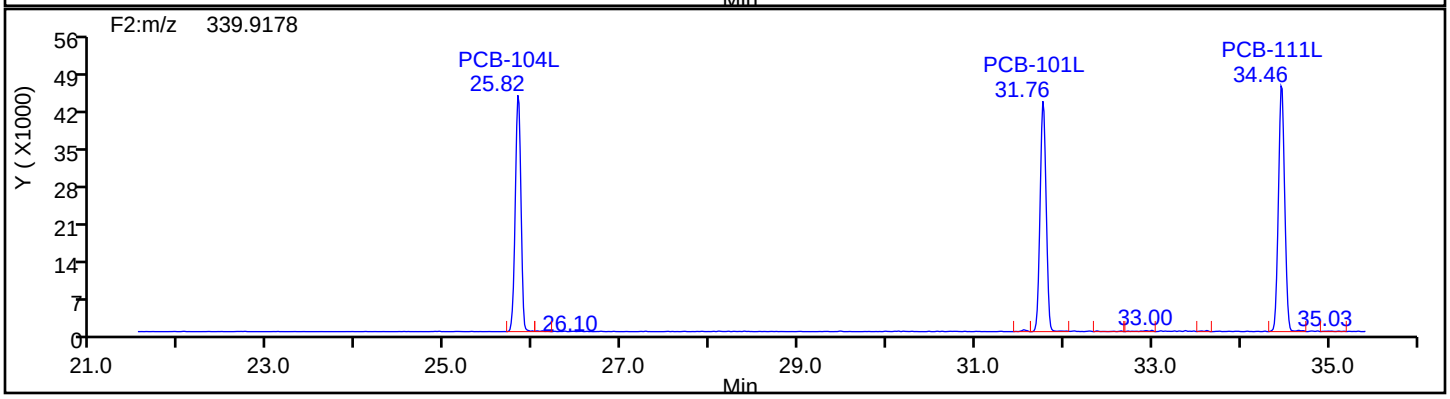

Eurofins TestAmerica, Knoxville

Data File:	\\chromna\Knoxville\ChromData\D3D\20190903-12939.b\580-88125-b-13-c.d		
Injection Date:	04-Sep-2019 07:22:00	Injection Vol:	1.0 ul
Instrument ID:	D3D	Operator ID:	Xcalibur_System
Method:	PCBs_D3D	Limit Group:	HR - 1668A - ICAL
Client ID:	J2A3-0to18-101218		
Worklist#:	33231	Sample Line#:	13
Column Type:	SPB-Octyl	Column Dia:	0.25 mm

PePCB F2

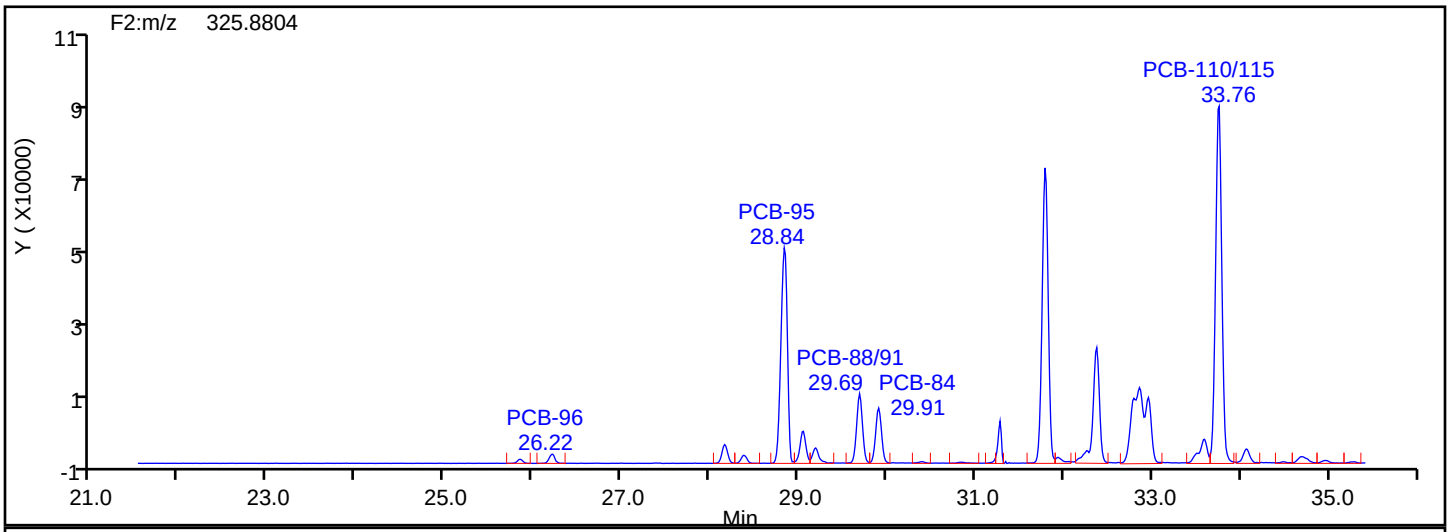

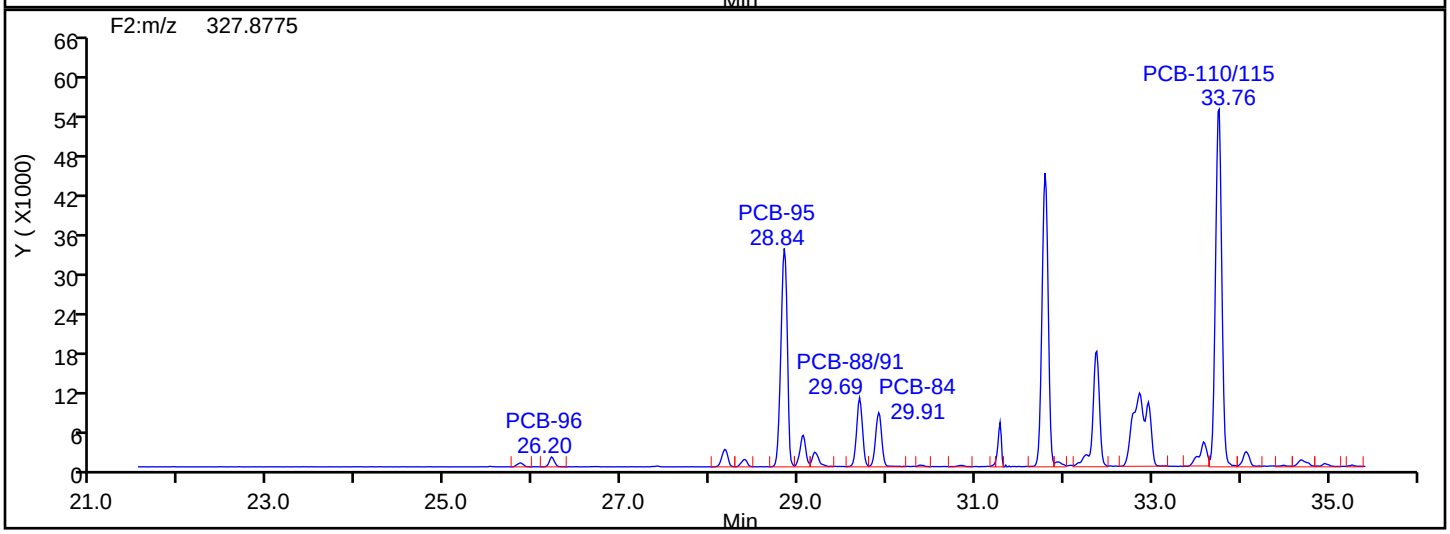

PePCB F2 Lock Mass

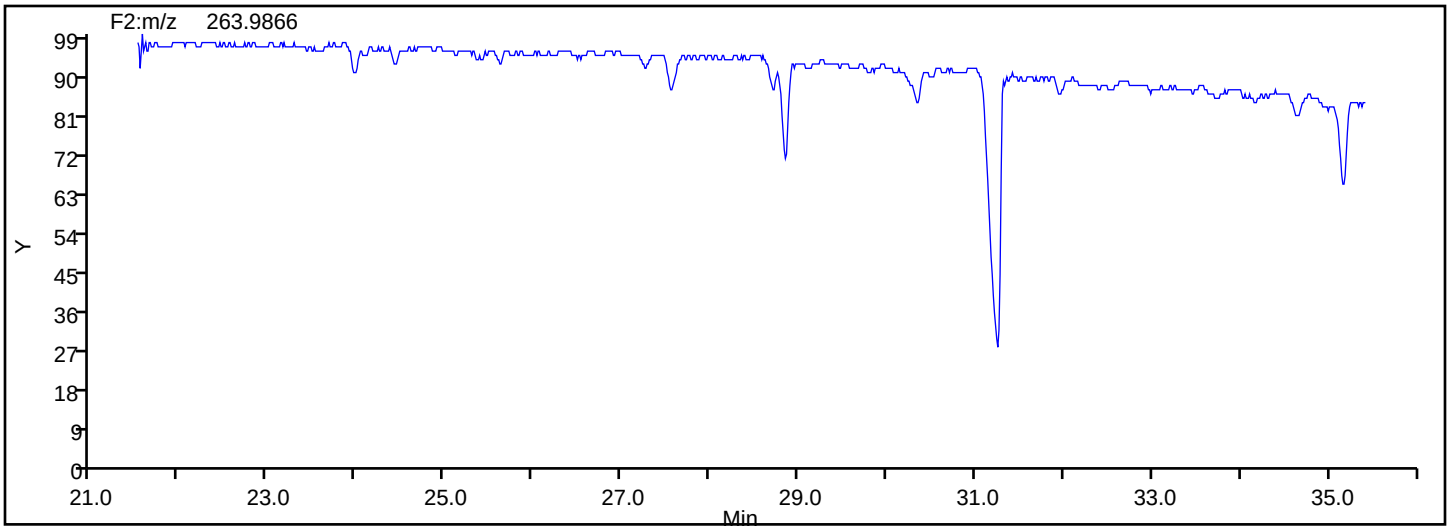

Manual Integration/User Assign Peak Report

Eurofins TestAmerica, Knoxville

Data File:	\\chromna\Knoxville\ChromData\D3D\20190903-12939.b\580-88125-b-13-c.d				
Injection Date:	04-Sep-2019 07:22:00	Instrument ID:	D3D		
Lims ID:	580-88125-B-13-C	Lab Sample ID:	140-88125-13		
Client ID:	J2A3-0to18-101218				
Operator ID:	Xcalibur_System	ALS Bottle#:	0	Worklist Smp#:	13
Injection Vol:	1.0 ul	Dil. Factor:	1.0000		
Method:	PCBs_D3D	Limit Group:	HR - 1668A - ICAL		
Column:	SPB-Octyl (0.25 mm)	Detector	F2(21.81 :35.54)		

PCB-89, CAS: 73575-57-2

Signal: 1

Not Detected
Expected RT: 30.39

Processing Integration Results

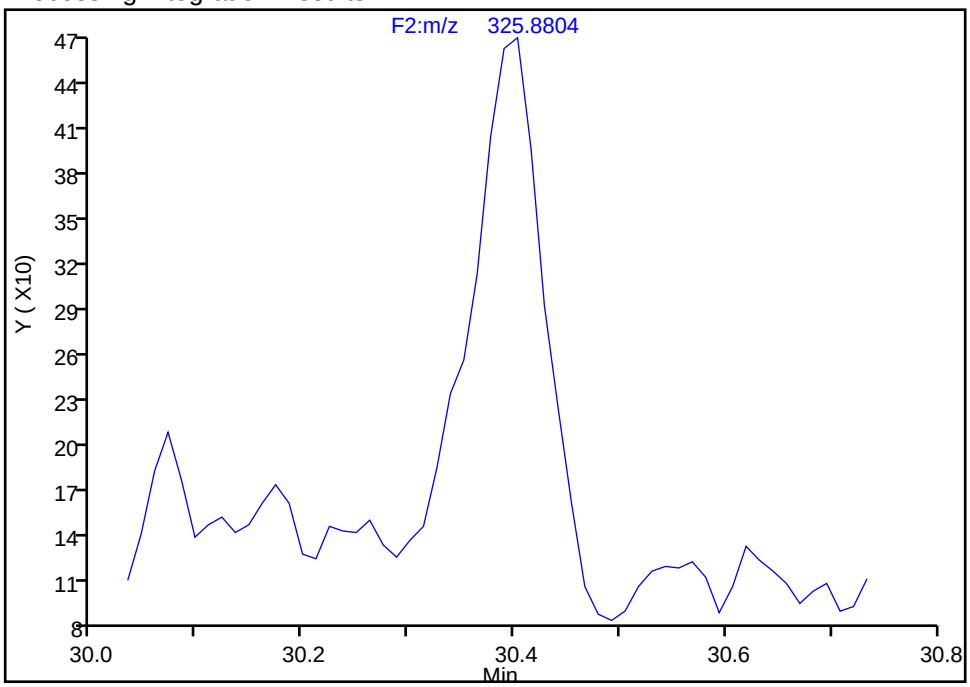

Manual Integration Results

RT: 30.40
Area: 2428
Amount: 0.808589
Amount Units: pg/ul

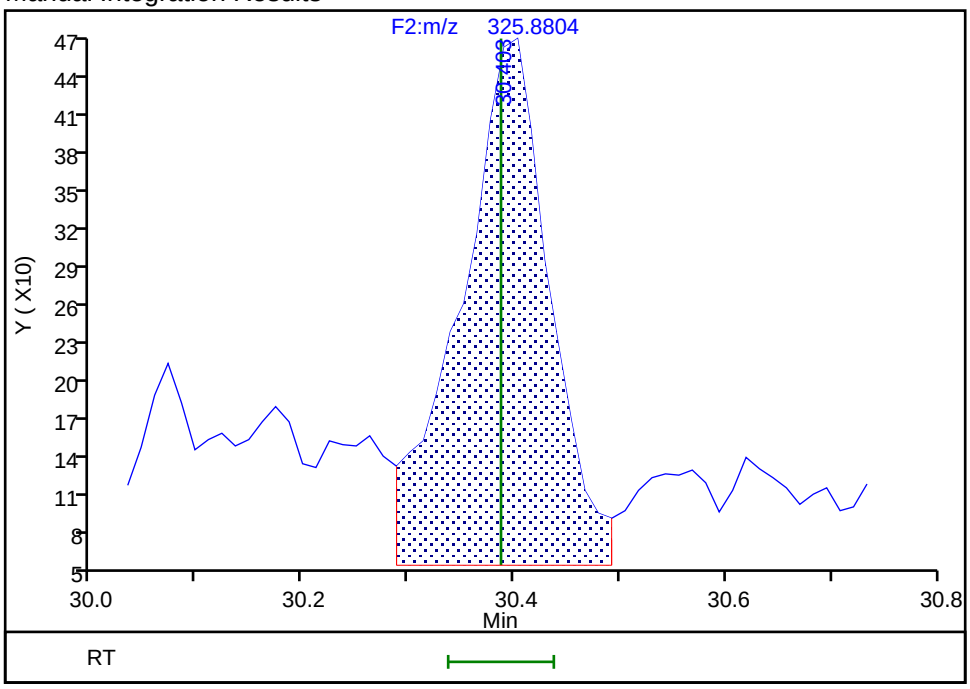

Reviewer: layk, 04-Sep-2019 11:02:47
Audit Action: Assigned Compound ID Audit Reason: Split Peak

Manual Integration/User Assign Peak Report

Eurofins TestAmerica, Knoxville

Data File:	\\chromna\Knoxville\ChromData\D3D\20190903-12939.b\580-88125-b-13-c.d				
Injection Date:	04-Sep-2019 07:22:00	Instrument ID:	D3D		
Lims ID:	580-88125-B-13-C	Lab Sample ID:	140-88125-13		
Client ID:	J2A3-0to18-101218				
Operator ID:	Xcalibur_System	ALS Bottle#:	0	Worklist Smp#:	13
Injection Vol:	1.0 ul	Dil. Factor:	1.0000		
Method:	PCBs_D3D	Limit Group:	HR - 1668A - ICAL		
Column:	SPB-Octyl (0.25 mm)	Detector	F2(21.81 :35.54)		

PCB-121, CAS: 56558-18-0

Signal: 1

Not Detected
Expected RT: 30.82

Processing Integration Results

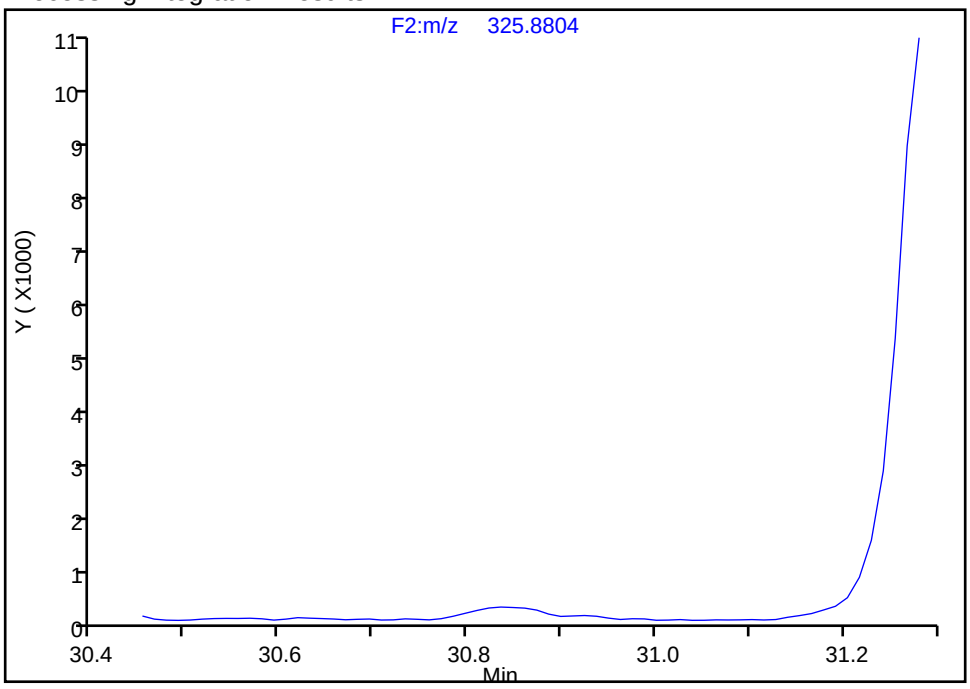

Manual Integration Results

RT: 30.84
Area: 2340
Amount: 0.524627
Amount Units: pg/ul

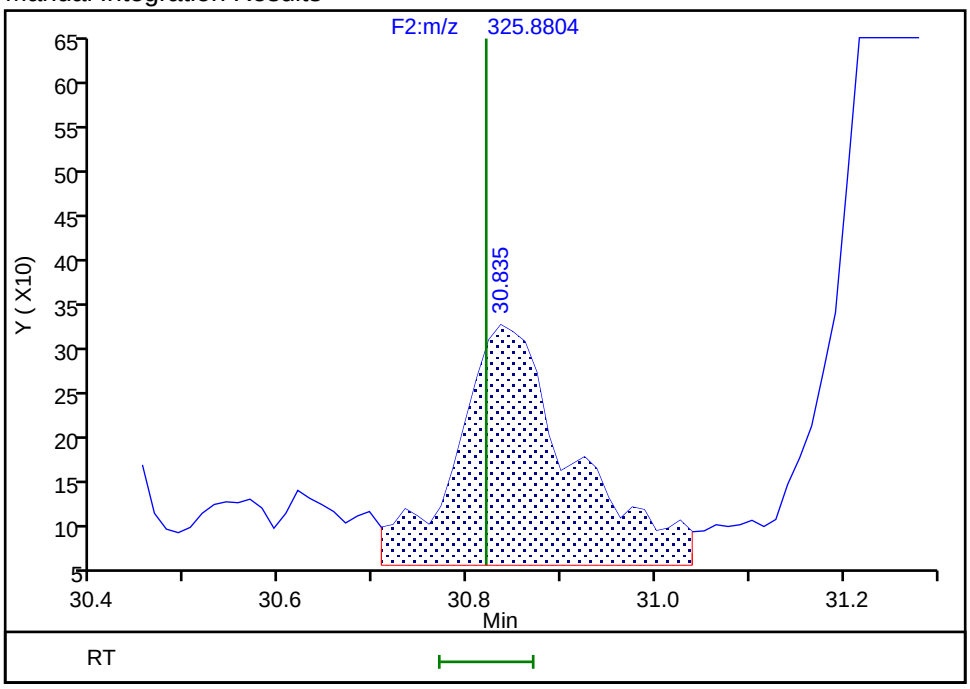

Reviewer: layk, 04-Sep-2019 11:03:02
Audit Action: Assigned Compound ID Audit Reason: Split Peak

Manual Integration/User Assign Peak Report

Eurofins TestAmerica, Knoxville

Data File:	\\chromna\Knoxville\ChromData\D3D\20190903-12939.b\580-88125-b-13-c.d				
Injection Date:	04-Sep-2019 07:22:00	Instrument ID:	D3D		
Lims ID:	580-88125-B-13-C	Lab Sample ID:	140-88125-13		
Client ID:	J2A3-0to18-101218				
Operator ID:	Xcalibur_System	ALS Bottle#:	0	Worklist Smp#:	13
Injection Vol:	1.0 ul	Dil. Factor:	1.0000		
Method:	PCBs_D3D	Limit Group:	HR - 1668A - ICAL		
Column:	SPB-Octyl (0.25 mm)	Detector	F2(21.81 :35.54)		

PCB-92, CAS: 52663-61-3

Signal: 2

Not Detected
Expected RT: 31.19

Processing Integration Results

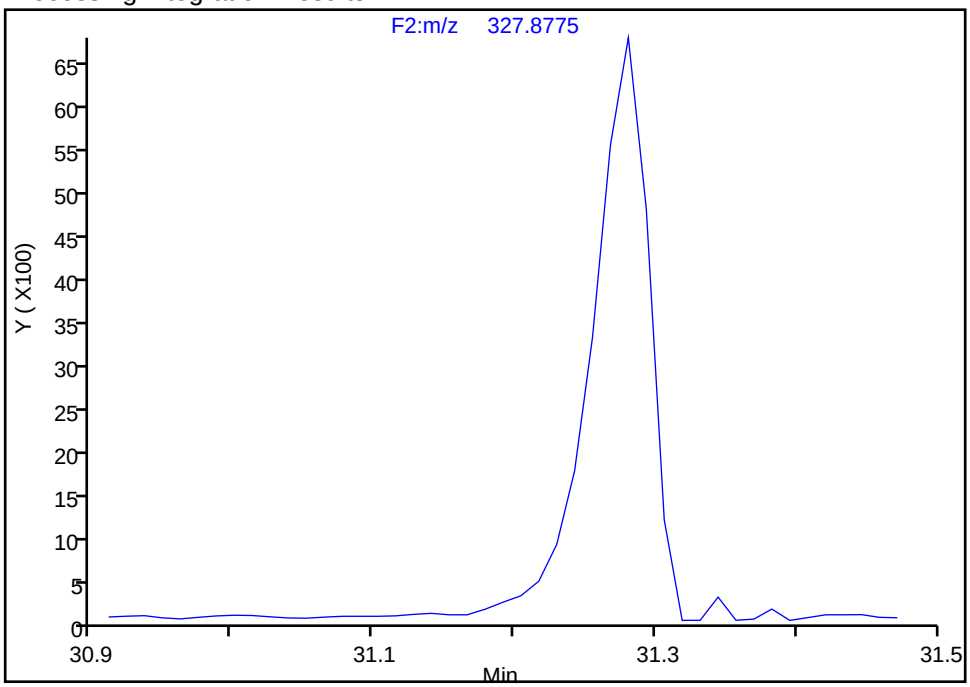

Manual Integration Results

RT: 31.23
Area: 1175
Amount: 0.720697
Amount Units: pg/ul

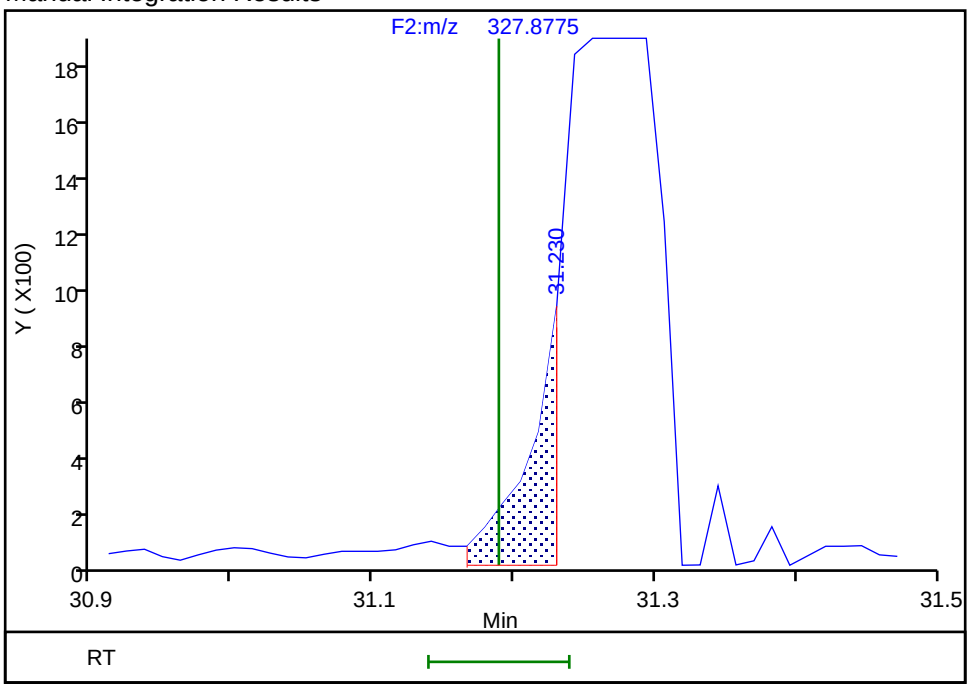

Reviewer: layk, 04-Sep-2019 11:03:38
Audit Action: Split an Integrated Peak Audit Reason: Split Peak

Manual Integration/User Assign Peak Report

Eurofins TestAmerica, Knoxville

Data File:	\\chromna\Knoxville\ChromData\D3D\20190903-12939.b\580-88125-b-13-c.d				
Injection Date:	04-Sep-2019 07:22:00	Instrument ID:	D3D		
Lims ID:	580-88125-B-13-C	Lab Sample ID:	140-88125-13		
Client ID:	J2A3-0to18-101218				
Operator ID:	Xcalibur_System	ALS Bottle#:	0	Worklist Smp#:	13
Injection Vol:	1.0 ul	Dil. Factor:	1.0000		
Method:	PCBs_D3D	Limit Group:	HR - 1668A - ICAL		
Column:	SPB-Octyl (0.25 mm)	Detector	F2(21.81 :35.54)		

PCB-92, CAS: 52663-61-3

Signal: 1

Processing Integration Results

Not Detected
Expected RT: 31.19

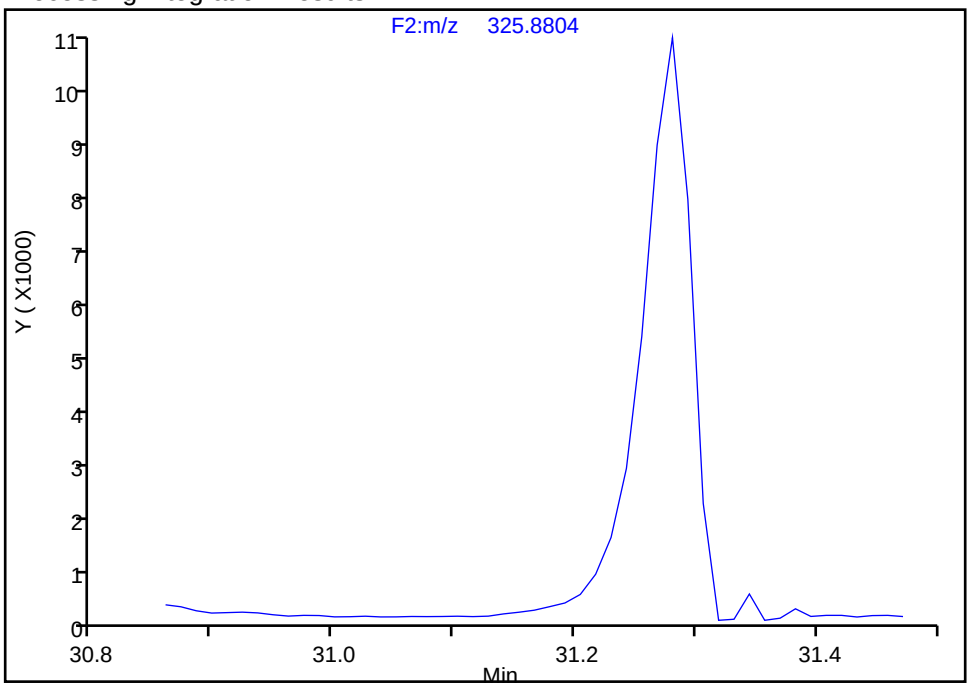

Manual Integration Results

RT: 31.23
Area: 2380
Amount: 0.720697
Amount Units: pg/ul

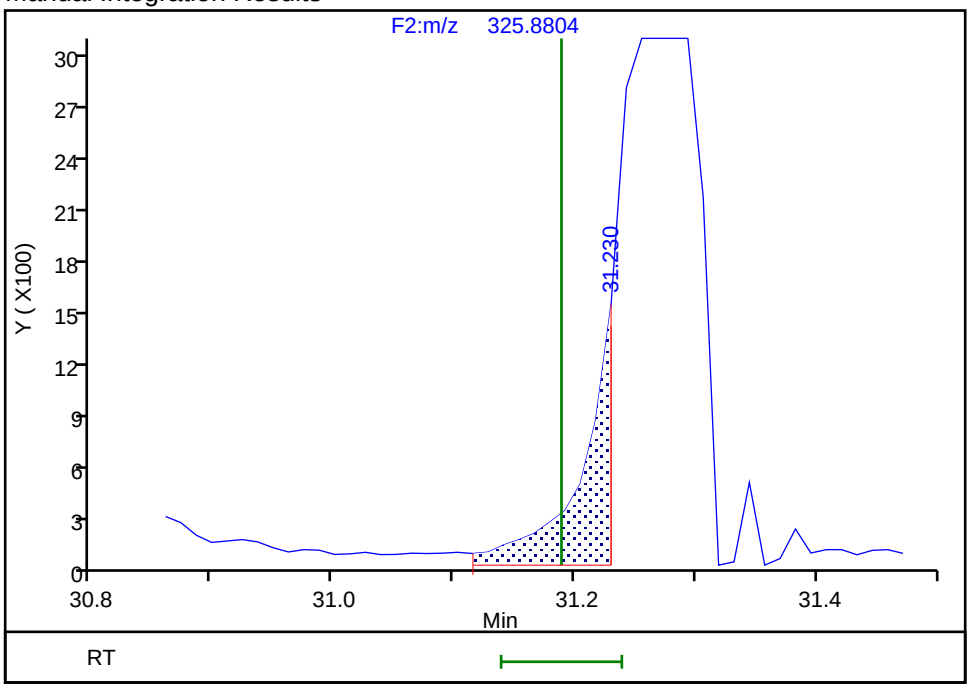

Reviewer: layk, 04-Sep-2019 11:03:41
Audit Action: Split an Integrated Peak Audit Reason: Split Peak

Manual Integration/User Assign Peak Report

Eurofins TestAmerica, Knoxville

Data File:	\\chromna\Knoxville\ChromData\D3D\20190903-12939.b\580-88125-b-13-c.d				
Injection Date:	04-Sep-2019 07:22:00	Instrument ID:	D3D		
Lims ID:	580-88125-B-13-C	Lab Sample ID:	140-88125-13		
Client ID:	J2A3-0to18-101218				
Operator ID:	Xcalibur_System	ALS Bottle#:	0	Worklist Smp#:	13
Injection Vol:	1.0 ul	Dil. Factor:	1.0000		
Method:	PCBs_D3D	Limit Group:	HR - 1668A - ICAL		
Column:	SPB-Octyl (0.25 mm)	Detector	F2(21.81 :35.54)		

PCB-83/99, CAS: STL01809

Signal: 1

Processing Integration Results

RT: 32.26
Area: 18409
Amount: 5.969721
Amount Units: pg/ul

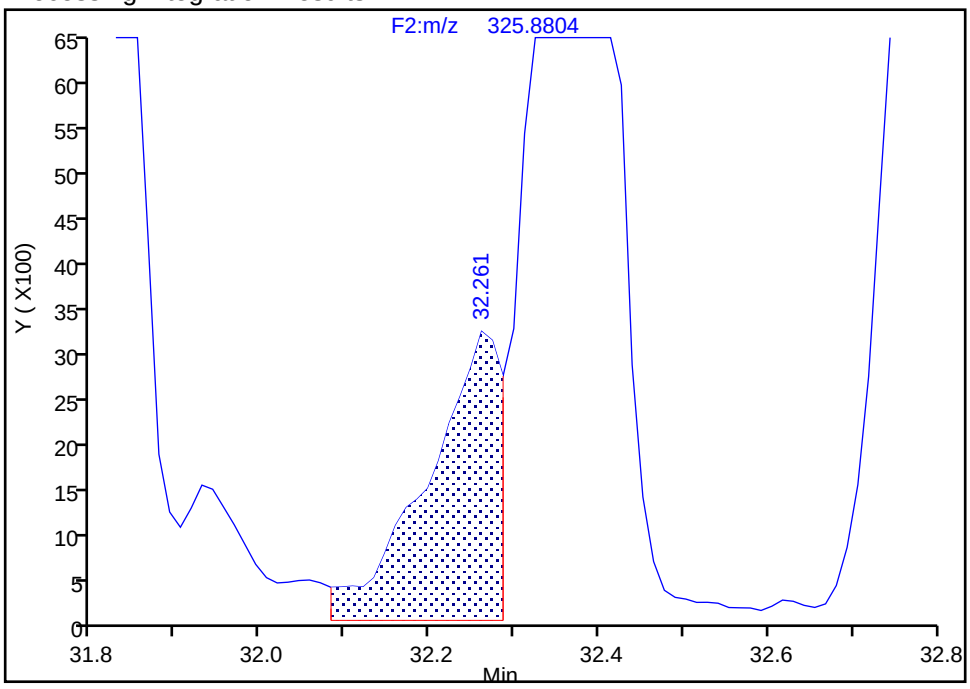

Manual Integration Results

RT: 32.38
Area: 153770
Amount: 51.344783
Amount Units: pg/ul

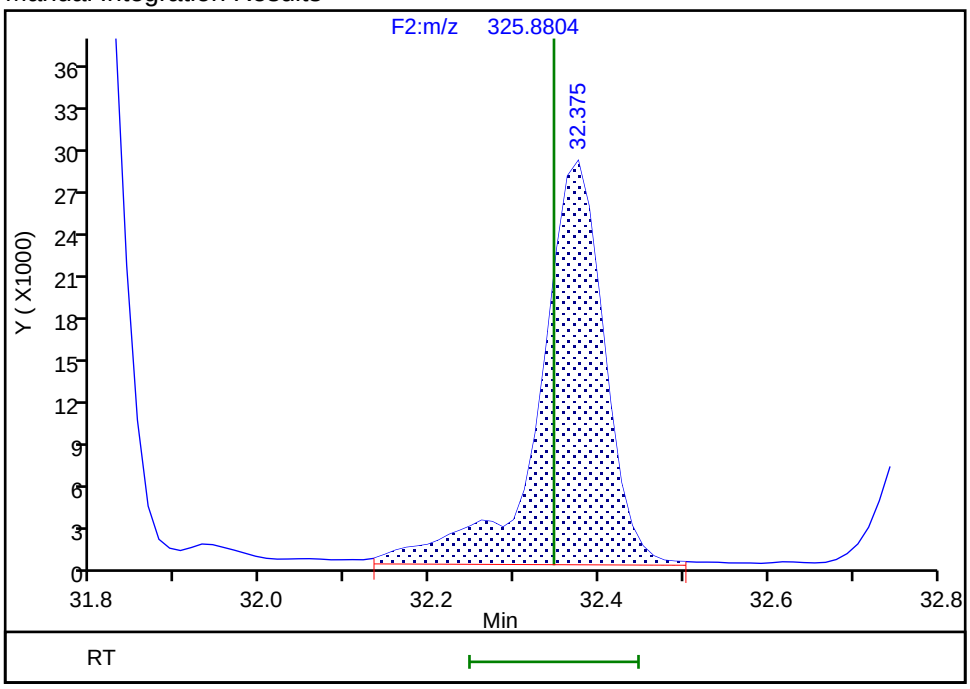

Reviewer: davidsonm, 04-Sep-2019 15:00:54

Audit Action: Manually Integrated Audit Reason: Incomplete Integration

Manual Integration/User Assign Peak Report

Eurofins TestAmerica, Knoxville

Data File:	\\chromna\Knoxville\ChromData\D3D\20190903-12939.b\580-88125-b-13-c.d				
Injection Date:	04-Sep-2019 07:22:00	Instrument ID:	D3D		
Lims ID:	580-88125-B-13-C	Lab Sample ID:	140-88125-13		
Client ID:	J2A3-0to18-101218				
Operator ID:	Xcalibur_System	ALS Bottle#:	0	Worklist Smp#:	13
Injection Vol:	1.0 ul	Dil. Factor:	1.0000		
Method:	PCBs_D3D	Limit Group:	HR - 1668A - ICAL		
Column:	SPB-Octyl (0.25 mm)	Detector	F2(21.81 :35.54)		

PCB-83/99, CAS: STL01809

Signal: 2

Processing Integration Results

RT: 32.26
Area: 10609
Amount: 5.969721
Amount Units: pg/ul

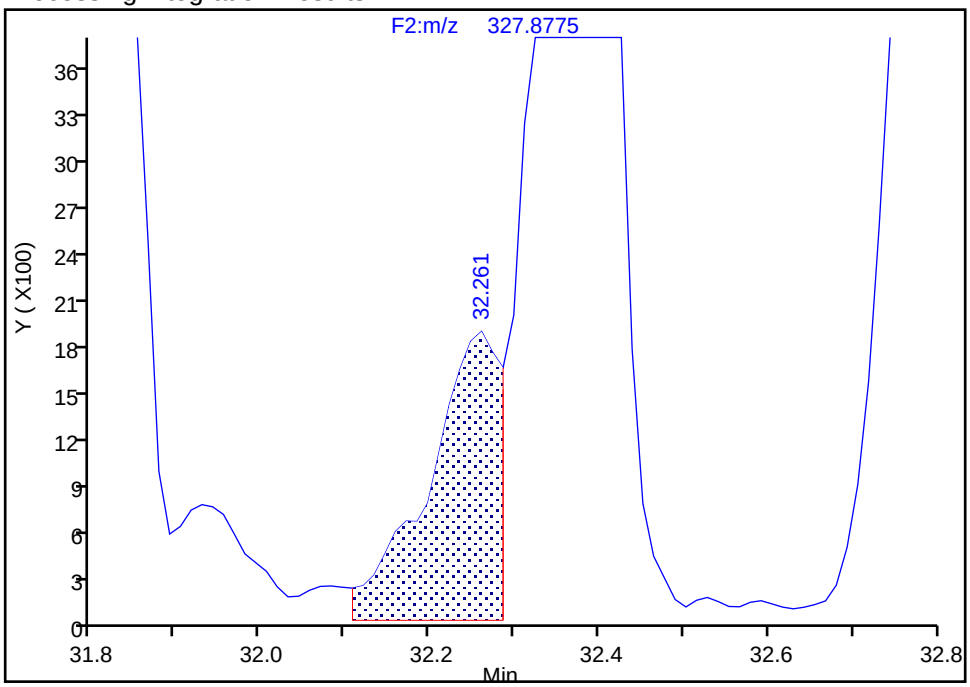

Manual Integration Results

RT: 32.38
Area: 95810
Amount: 51.344783
Amount Units: pg/ul

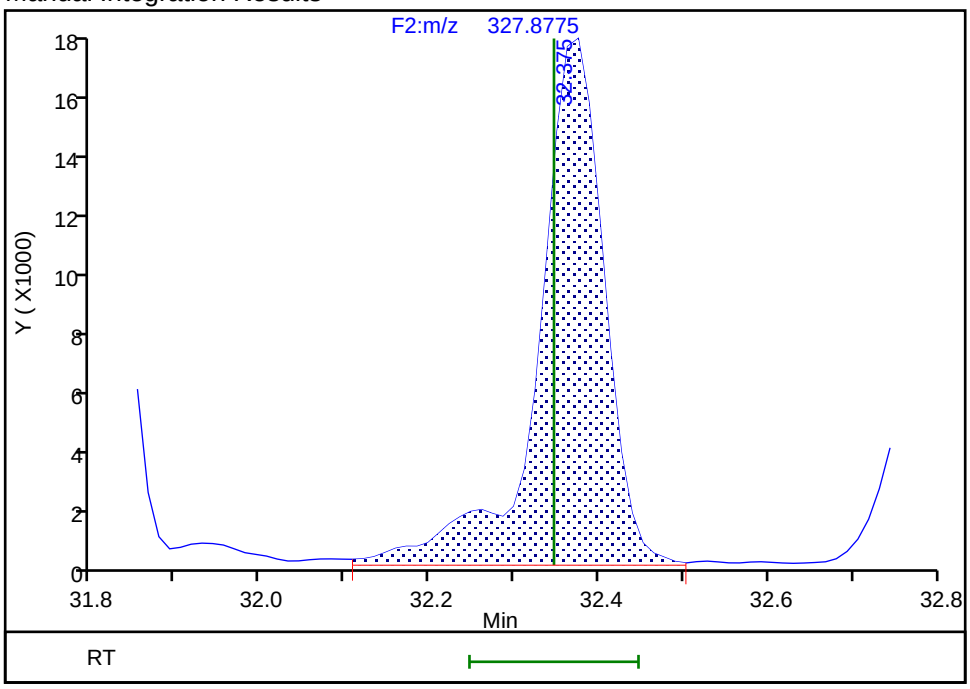

Reviewer: davidsonm, 04-Sep-2019 15:00:59

Audit Action: Manually Integrated Audit Reason: Incomplete Integration

Manual Integration/User Assign Peak Report

Eurofins TestAmerica, Knoxville

Data File:	\\chromna\Knoxville\ChromData\D3D\20190903-12939.b\580-88125-b-13-c.d				
Injection Date:	04-Sep-2019 07:22:00	Instrument ID:	D3D		
Lims ID:	580-88125-B-13-C	Lab Sample ID:	140-88125-13		
Client ID:	J2A3-0to18-101218				
Operator ID:	Xcalibur_System	ALS Bottle#:	0	Worklist Smp#:	13
Injection Vol:	1.0 ul	Dil. Factor:	1.0000		
Method:	PCBs_D3D	Limit Group:	HR - 1668A - ICAL		
Column:	SPB-Octyl (0.25 mm)	Detector	F2(21.81 :35.54)		

PCB-86/87/97/109/119/125, CAS: STL02295

Signal: 2

Processing Integration Results

RT: 32.86
Area: 96097
Amount: 54.501933
Amount Units: pg/ul

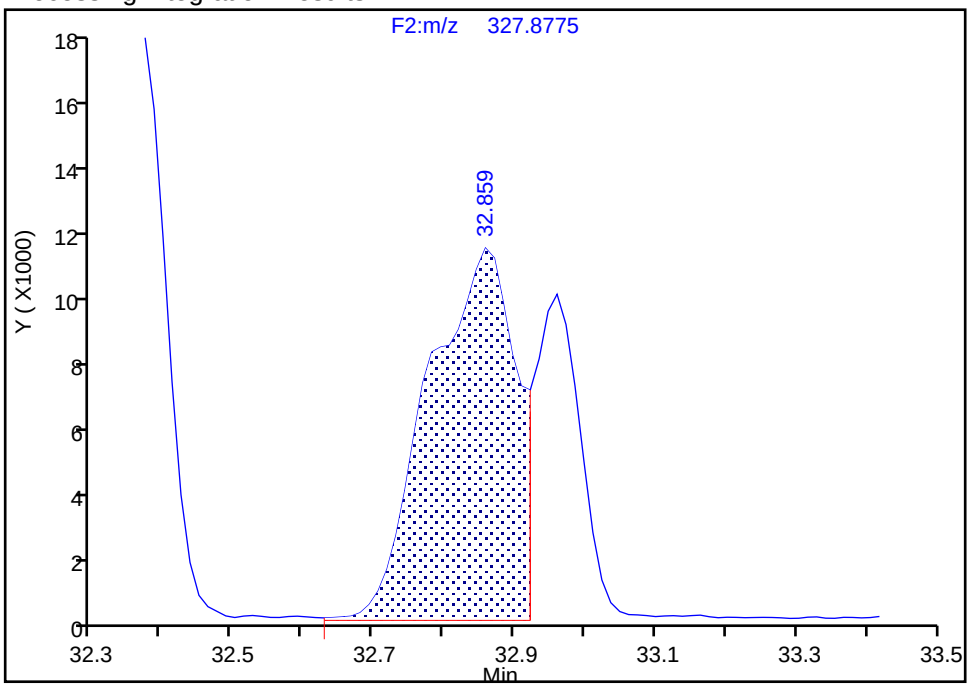

Manual Integration Results

RT: 32.86
Area: 136634
Amount: 61.197634
Amount Units: pg/ul

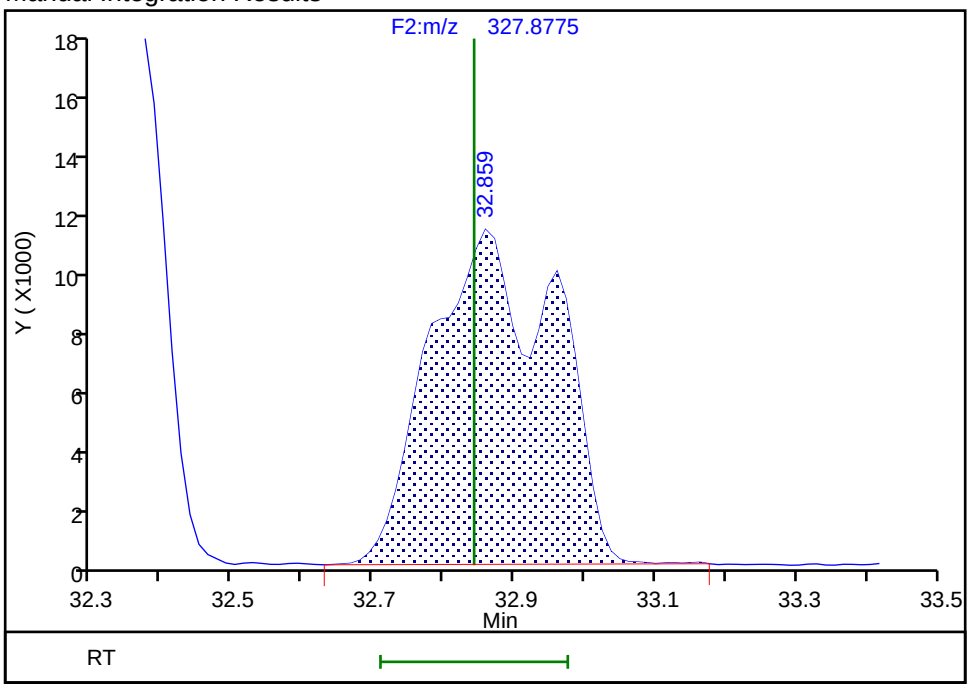

Reviewer: layk, 04-Sep-2019 11:04:16

Audit Action: Manually Integrated Audit Reason: Baseline

Manual Integration/User Assign Peak Report

Eurofins TestAmerica, Knoxville

Data File:	\\chromna\Knoxville\ChromData\D3D\20190903-12939.b\580-88125-b-13-c.d				
Injection Date:	04-Sep-2019 07:22:00	Instrument ID:	D3D		
Lims ID:	580-88125-B-13-C	Lab Sample ID:	140-88125-13		
Client ID:	J2A3-0to18-101218				
Operator ID:	Xcalibur_System	ALS Bottle#:	0	Worklist Smp#:	13
Injection Vol:	1.0 ul	Dil. Factor:	1.0000		
Method:	PCBs_D3D	Limit Group:	HR - 1668A - ICAL		
Column:	SPB-Octyl (0.25 mm)	Detector	F2(21.81 :35.54)		

PCB-86/87/97/109/119/125, CAS: STL02295

Signal: 1

Processing Integration Results

RT: 32.86
Area: 241161
Amount: 54.501933
Amount Units: pg/ul

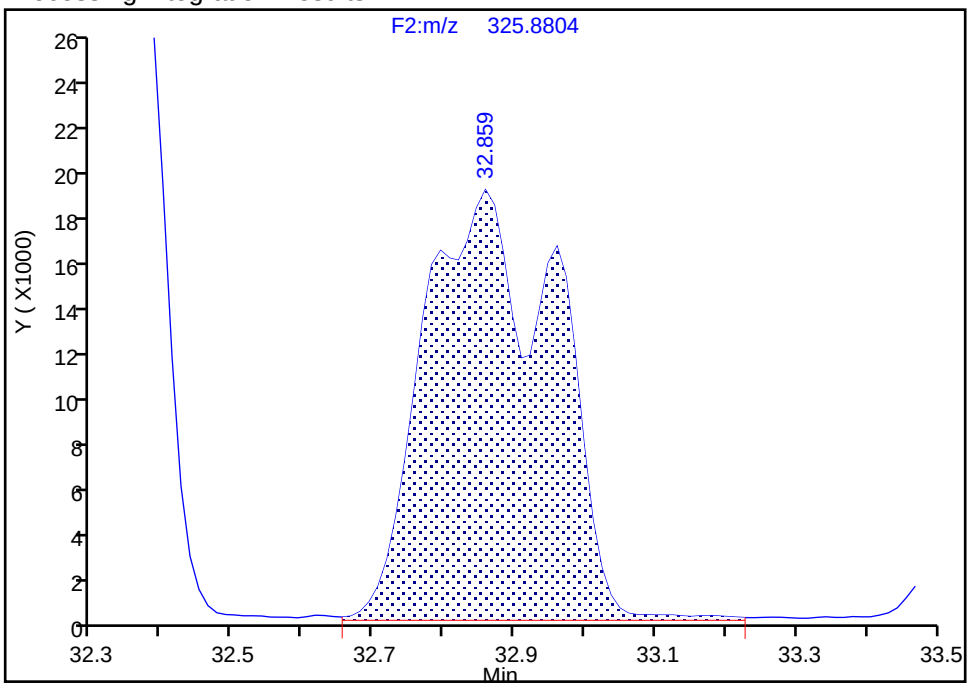

Manual Integration Results

RT: 32.86
Area: 242057
Amount: 61.197634
Amount Units: pg/ul

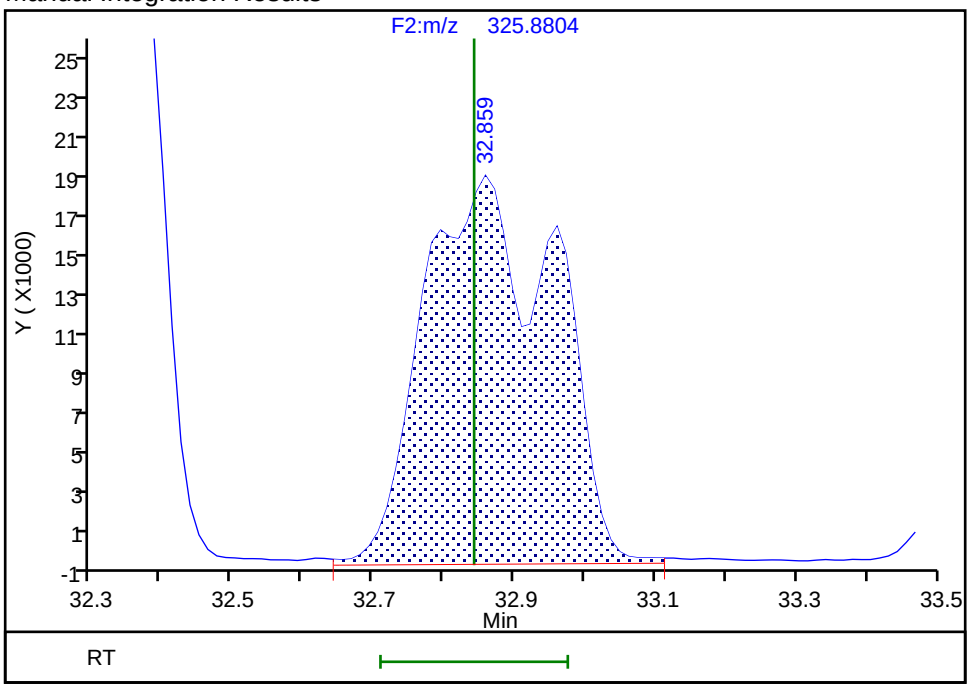

Reviewer: davidsonm, 04-Sep-2019 15:01:47

Audit Action: Manually Integrated Audit Reason: Incomplete Integration

Manual Integration/User Assign Peak Report

Eurofins TestAmerica, Knoxville

Data File:	\\chromna\Knoxville\ChromData\D3D\20190903-12939.b\580-88125-b-13-c.d				
Injection Date:	04-Sep-2019 07:22:00	Instrument ID:	D3D		
Lims ID:	580-88125-B-13-C	Lab Sample ID:	140-88125-13		
Client ID:	J2A3-0to18-101218				
Operator ID:	Xcalibur_System	ALS Bottle#:	0	Worklist Smp#:	13
Injection Vol:	1.0 ul	Dil. Factor:	1.0000		
Method:	PCBs_D3D	Limit Group:	HR - 1668A - ICAL		
Column:	SPB-Octyl (0.25 mm)	Detector	F2(21.81 :35.54)		

PCB-85/116/117, CAS: STL01810

Signal: 2

Processing Integration Results

RT: 33.51
Area: 7018
Amount: 2.871014
Amount Units: pg/ul

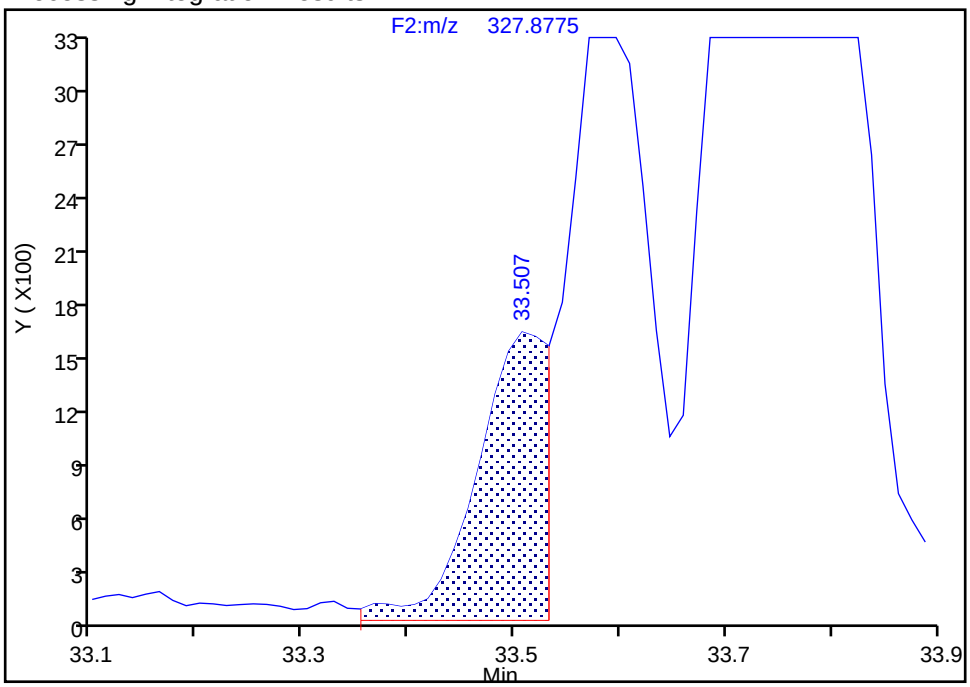

Manual Integration Results

RT: 33.58
Area: 22255
Amount: 10.074685
Amount Units: pg/ul

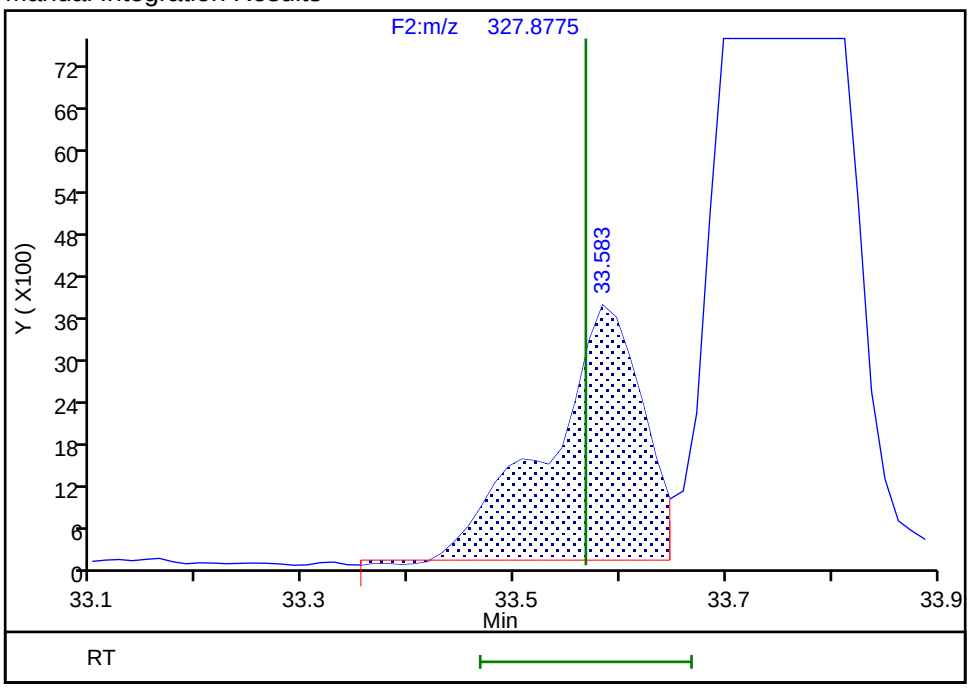

Reviewer: layk, 04-Sep-2019 11:04:43

Audit Action: Manually Integrated Audit Reason: Incomplete Integration

Manual Integration/User Assign Peak Report

Eurofins TestAmerica, Knoxville

Data File:	\\chromna\Knoxville\ChromData\D3D\20190903-12939.b\580-88125-b-13-c.d				
Injection Date:	04-Sep-2019 07:22:00	Instrument ID:	D3D		
Lims ID:	580-88125-B-13-C	Lab Sample ID:	140-88125-13		
Client ID:	J2A3-0to18-101218				
Operator ID:	Xcalibur_System	ALS Bottle#:	0	Worklist Smp#:	13
Injection Vol:	1.0 ul	Dil. Factor:	1.0000		
Method:	PCBs_D3D	Limit Group:	HR - 1668A - ICAL		
Column:	SPB-Octyl (0.25 mm)	Detector	F2(21.81 :35.54)		

PCB-85/116/117, CAS: STL01810

Signal: 1

Processing Integration Results

RT: 33.51
Area: 10998
Amount: 2.871014
Amount Units: pg/ul

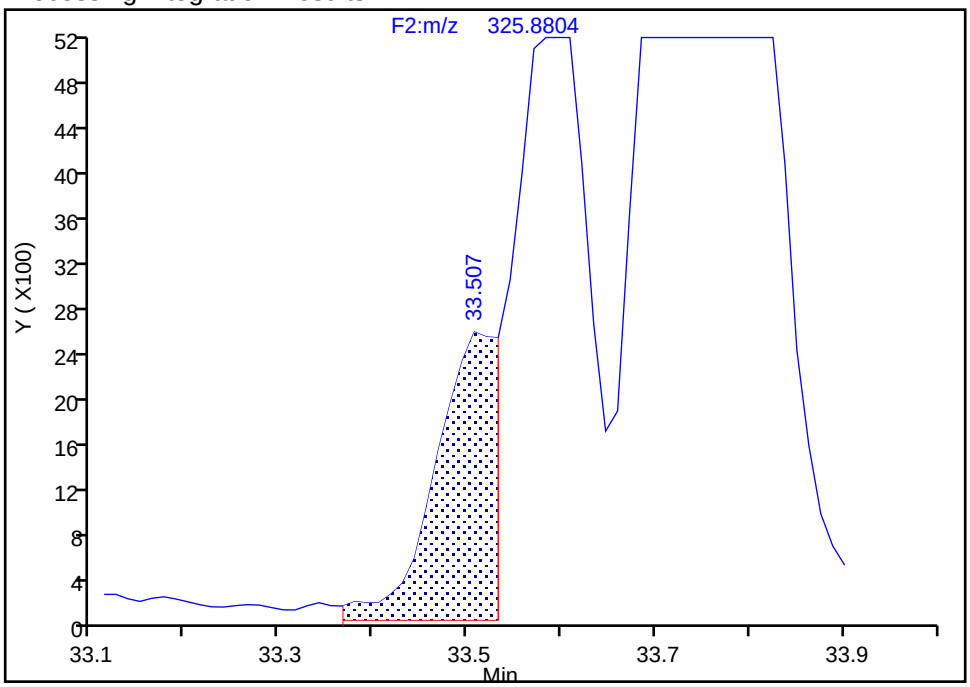

Manual Integration Results

RT: 33.60
Area: 40965
Amount: 10.074685
Amount Units: pg/ul

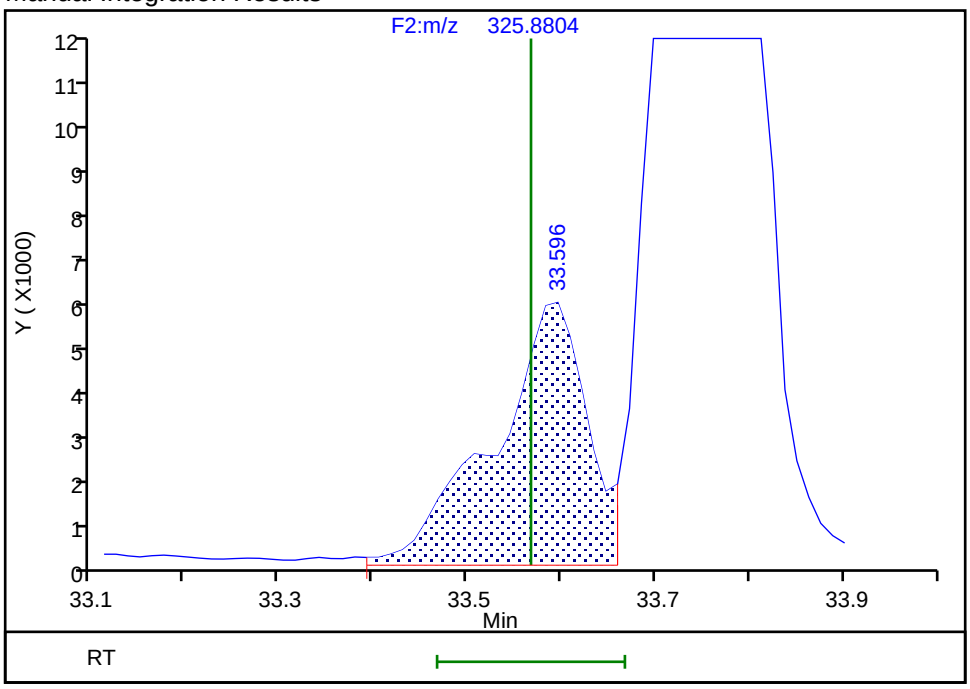

Reviewer: davidsonm, 04-Sep-2019 15:01:35

Audit Action: Split an Integrated Peak Audit Reason: Split Peak

Manual Integration/User Assign Peak Report

Eurofins TestAmerica, Knoxville

Data File:	\\chromna\Knoxville\ChromData\D3D\20190903-12939.b\580-88125-b-13-c.d				
Injection Date:	04-Sep-2019 07:22:00	Instrument ID:	D3D		
Lims ID:	580-88125-B-13-C	Lab Sample ID:	140-88125-13		
Client ID:	J2A3-0to18-101218				
Operator ID:	Xcalibur_System	ALS Bottle#:	0	Worklist Smp#:	13
Injection Vol:	1.0 ul	Dil. Factor:	1.0000		
Method:	PCBs_D3D	Limit Group:	HR - 1668A - ICAL		
Column:	SPB-Octyl (0.25 mm)	Detector	F2(21.81 :35.54)		

PCB-110/115, CAS: STL01826

Signal: 2

Processing Integration Results

RT: 33.76
Area: 269348
Amount: 100.7247
Amount Units: pg/ul

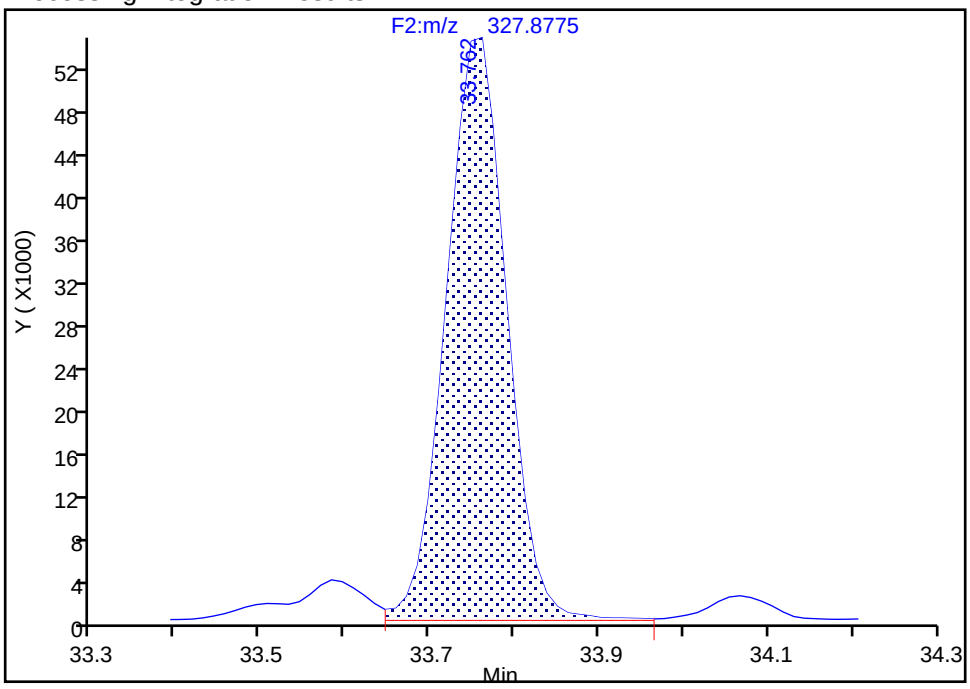

Manual Integration Results

RT: 33.76
Area: 269348
Amount: 100.5279
Amount Units: pg/ul

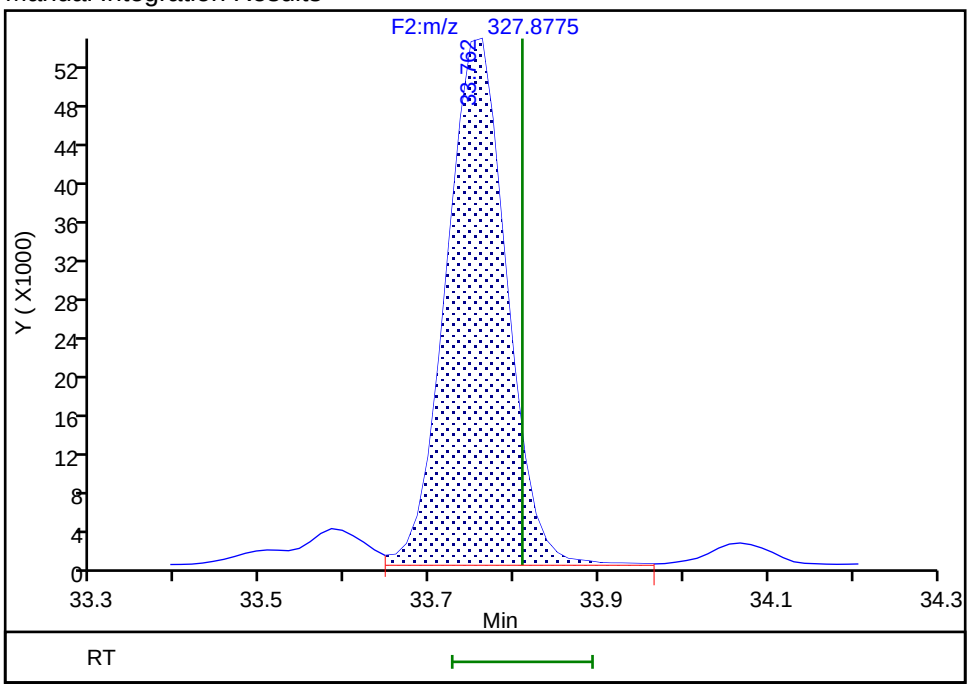

Reviewer: davidsonm, 04-Sep-2019 15:02:06

Audit Action: Marked Compound Undetected Audit Reason: Invalid Compound ID

Manual Integration/User Assign Peak Report

Eurofins TestAmerica, Knoxville

Data File:	\\chromna\Knoxville\ChromData\D3D\20190903-12939.b\580-88125-b-13-c.d				
Injection Date:	04-Sep-2019 07:22:00	Instrument ID:	D3D		
Lims ID:	580-88125-B-13-C	Lab Sample ID:	140-88125-13		
Client ID:	J2A3-0to18-101218				
Operator ID:	Xcalibur_System	ALS Bottle#:	0	Worklist Smp#:	13
Injection Vol:	1.0 ul	Dil. Factor:	1.0000		
Method:	PCBs_D3D	Limit Group:	HR - 1668A - ICAL		
Column:	SPB-Octyl (0.25 mm)	Detector	F2(21.81 :35.54)		

PCB-110/115, CAS: STL01826

Signal: 3

Processing Integration Results

RT: 33.76
Area: 704239
Amount: 100.7247
Amount Units: pg/ul

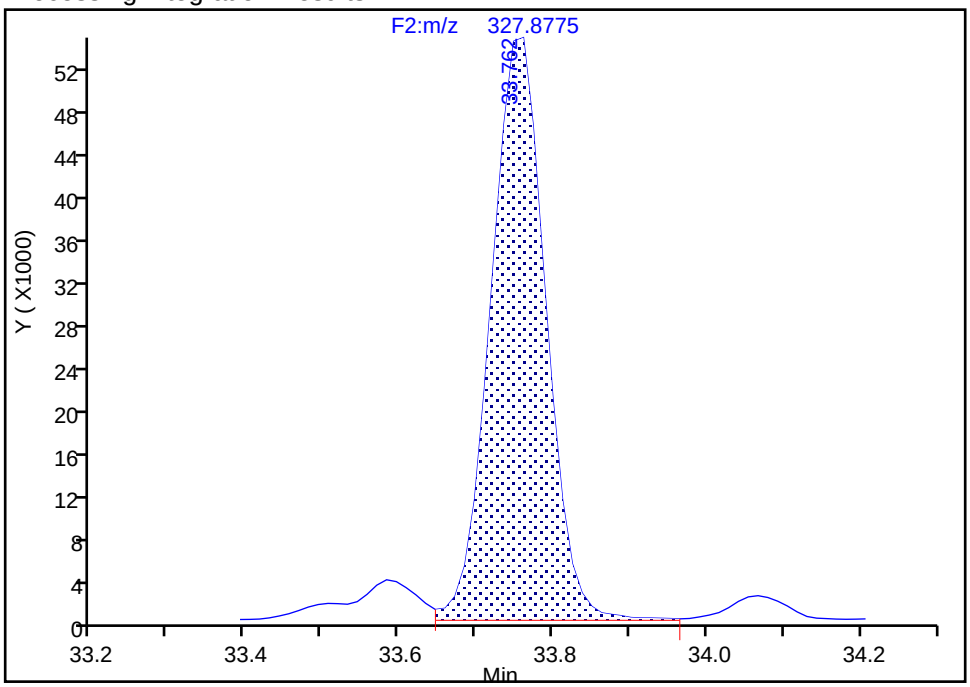

Manual Integration Results

RT: 33.76
Area: 702863
Amount: 100.5279
Amount Units: pg/ul
Reviewer: davidsonm, 04-Sep-2019 15:02:06
Audit Action: Marked Compound Undetected Audit Reason: Invalid Compound ID

Manual Integration/User Assign Peak Report

Eurofins TestAmerica, Knoxville

Data File:	\\chromna\Knoxville\ChromData\D3D\20190903-12939.b\580-88125-b-13-c.d				
Injection Date:	04-Sep-2019 07:22:00	Instrument ID:	D3D		
Lims ID:	580-88125-B-13-C	Lab Sample ID:	140-88125-13		
Client ID:	J2A3-0to18-101218				
Operator ID:	Xcalibur_System	ALS Bottle#:	0	Worklist Smp#:	13
Injection Vol:	1.0 ul	Dil. Factor:	1.0000		
Method:	PCBs_D3D	Limit Group:	HR - 1668A - ICAL		
Column:	SPB-Octyl (0.25 mm)	Detector	F2(21.81 :35.54)		

PCB-110/115, CAS: STL01826

Signal: 1

Processing Integration Results

RT: 33.76
Area: 434891
Amount: 100.7247
Amount Units: pg/ul

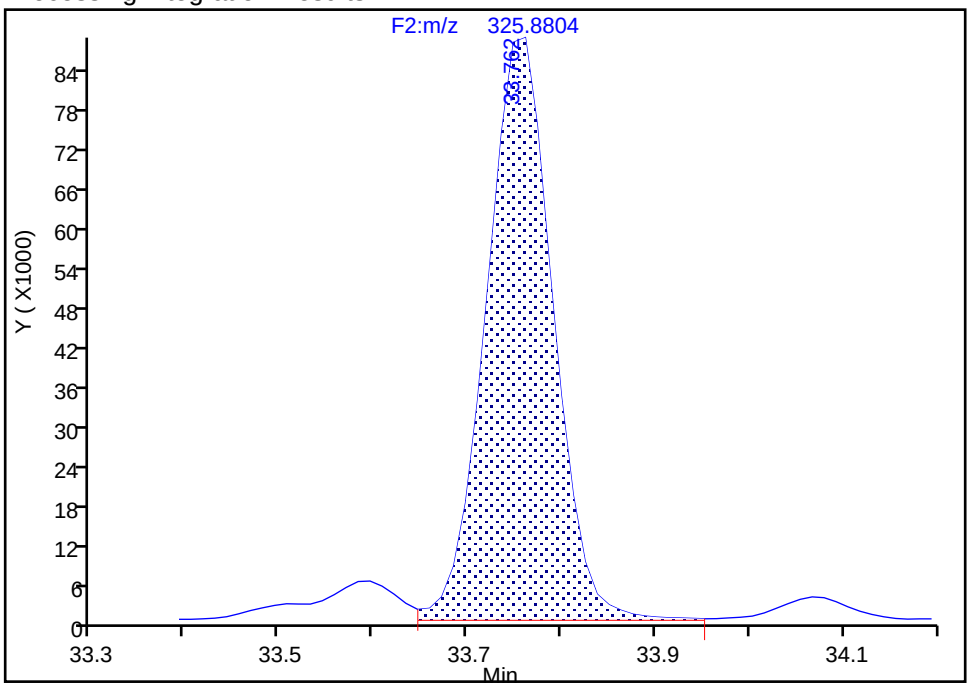

Manual Integration Results

RT: 33.76
Area: 433515
Amount: 100.5279
Amount Units: pg/ul

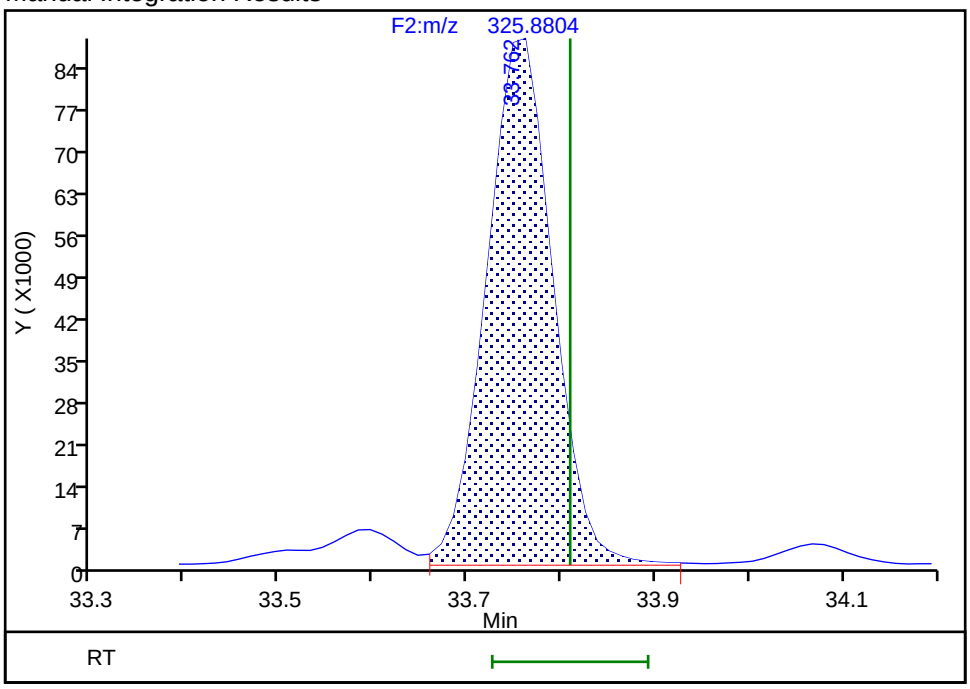

Reviewer: davidsonm, 04-Sep-2019 15:02:09

Audit Action: Manually Integrated/Assigned Compound ID Audit Reason: Incomplete Integration

Manual Integration/User Assign Peak Report

Eurofins TestAmerica, Knoxville

Data File:	\\chromna\Knoxville\ChromData\D3D\20190903-12939.b\580-88125-b-13-c.d				
Injection Date:	04-Sep-2019 07:22:00	Instrument ID:	D3D		
Lims ID:	580-88125-B-13-C	Lab Sample ID:	140-88125-13		
Client ID:	J2A3-0to18-101218				
Operator ID:	Xcalibur_System	ALS Bottle#:	0	Worklist Smp#:	13
Injection Vol:	1.0 ul	Dil. Factor:	1.0000		
Method:	PCBs_D3D	Limit Group:	HR - 1668A - ICAL		
Column:	SPB-Octyl (0.25 mm)	Detector	F2(21.81 :35.54)		

PCB-82, CAS: 52663-62-4

Signal: 1

Not Detected
Expected RT: 34.05

Processing Integration Results

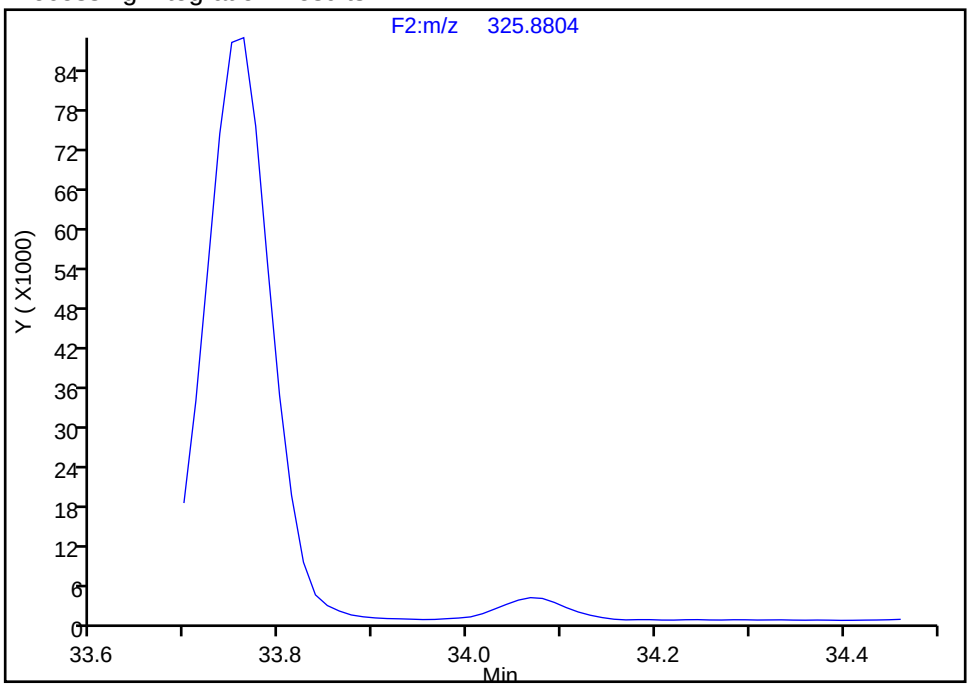

Manual Integration Results

RT: 34.07
Area: 19992
Amount: 7.276123
Amount Units: pg/ul

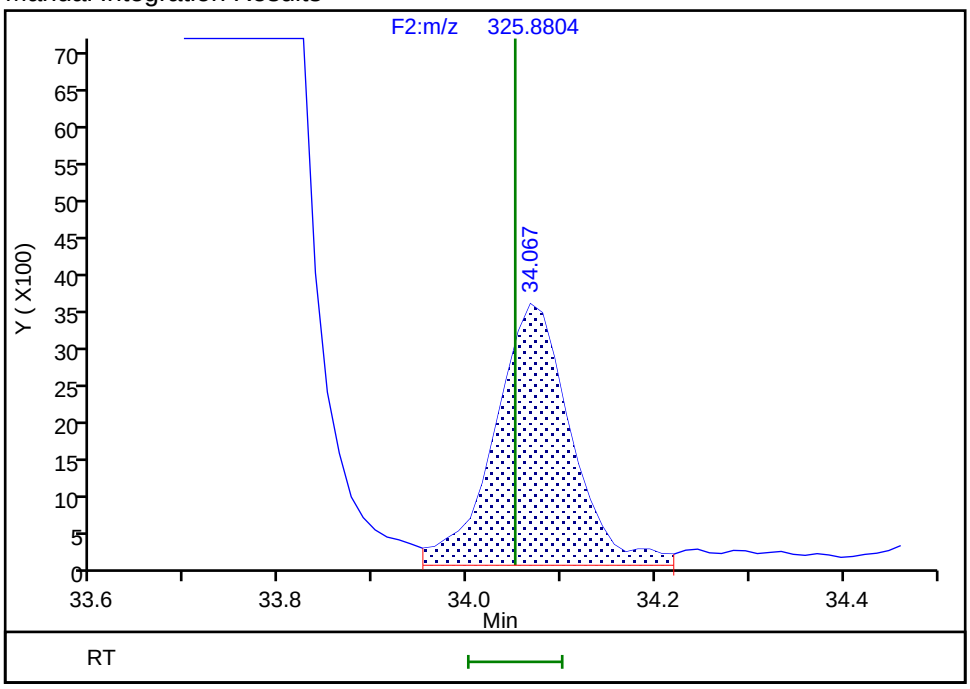

Reviewer: layk, 04-Sep-2019 11:05:05
Audit Action: Assigned Compound ID Audit Reason: Incomplete Integration

Manual Integration/User Assign Peak Report

Eurofins TestAmerica, Knoxville

Data File:	\\chromna\Knoxville\ChromData\D3D\20190903-12939.b\580-88125-b-13-c.d				
Injection Date:	04-Sep-2019 07:22:00	Instrument ID:	D3D		
Lims ID:	580-88125-B-13-C	Lab Sample ID:	140-88125-13		
Client ID:	J2A3-0to18-101218				
Operator ID:	Xcalibur_System	ALS Bottle#:	0	Worklist Smp#:	13
Injection Vol:	1.0 ul	Dil. Factor:	1.0000		
Method:	PCBs_D3D	Limit Group:	HR - 1668A - ICAL		
Column:	SPB-Octyl (0.25 mm)	Detector	F2(21.81 :35.54)		

PCB-111, CAS: 39635-32-0

Signal: 1

Not Detected
Expected RT: 34.46

Processing Integration Results

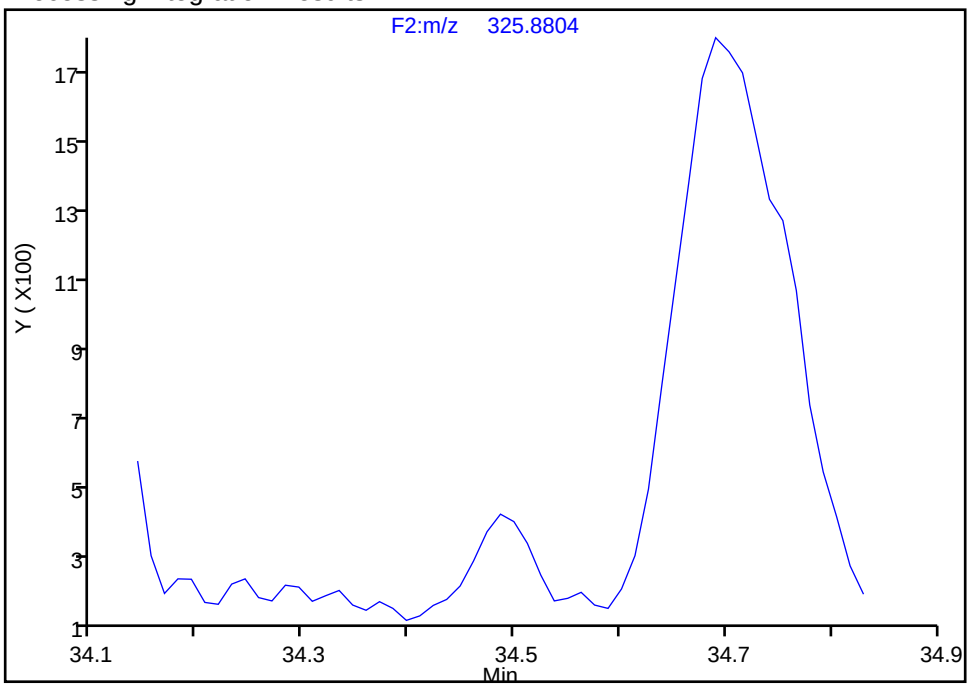

Manual Integration Results

RT: 34.49
Area: 2534
Amount: 0.557844
Amount Units: pg/ul

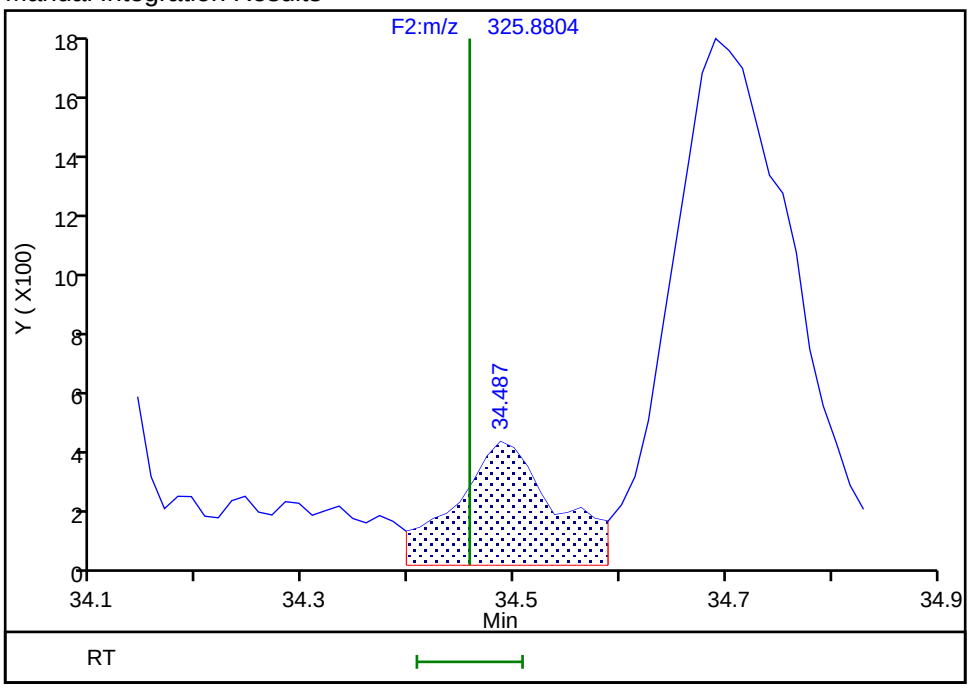

Reviewer: davidsonm, 04-Sep-2019 15:02:18
Audit Action: Assigned Compound ID Audit Reason: Incomplete Integration

Manual Integration/User Assign Peak Report

Eurofins TestAmerica, Knoxville

Data File:	\\chromna\Knoxville\ChromData\D3D\20190903-12939.b\580-88125-b-13-c.d				
Injection Date:	04-Sep-2019 07:22:00	Instrument ID:	D3D		
Lims ID:	580-88125-B-13-C	Lab Sample ID:	140-88125-13		
Client ID:	J2A3-0to18-101218				
Operator ID:	Xcalibur_System	ALS Bottle#:	0	Worklist Smp#:	13
Injection Vol:	1.0 ul	Dil. Factor:	1.0000		
Method:	PCBs_D3D	Limit Group:	HR - 1668A - ICAL		
Column:	SPB-Octyl (0.25 mm)	Detector	F2(21.81 :35.54)		

PCB-120, CAS: 68194-12-7

Signal: 1

Not Detected
Expected RT: 34.92

Processing Integration Results

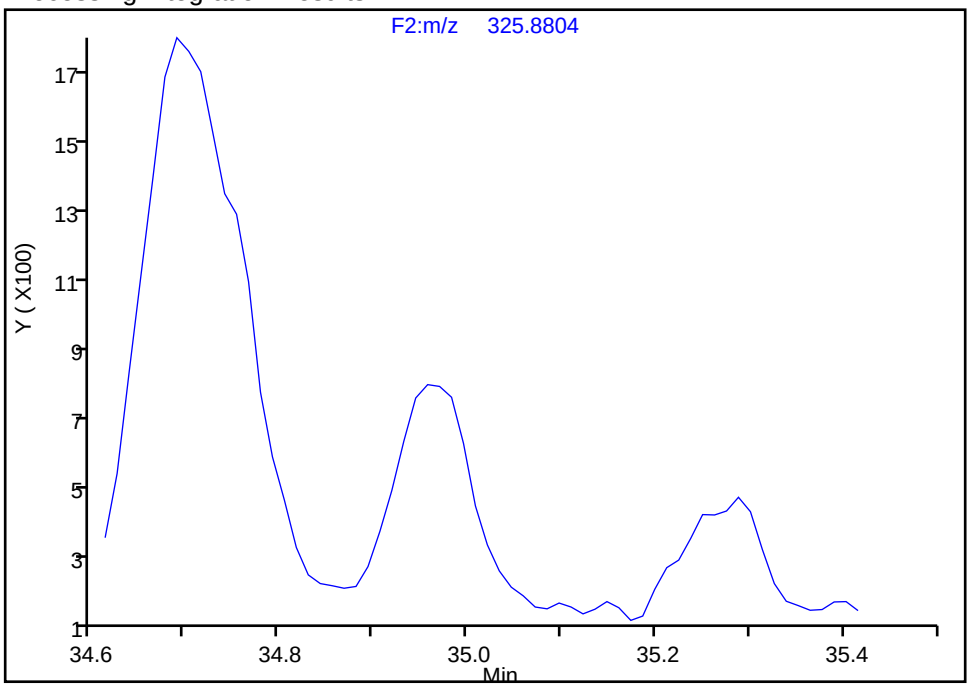

Manual Integration Results

RT: 34.96
Area: 5152
Amount: 1.097685
Amount Units: pg/ul

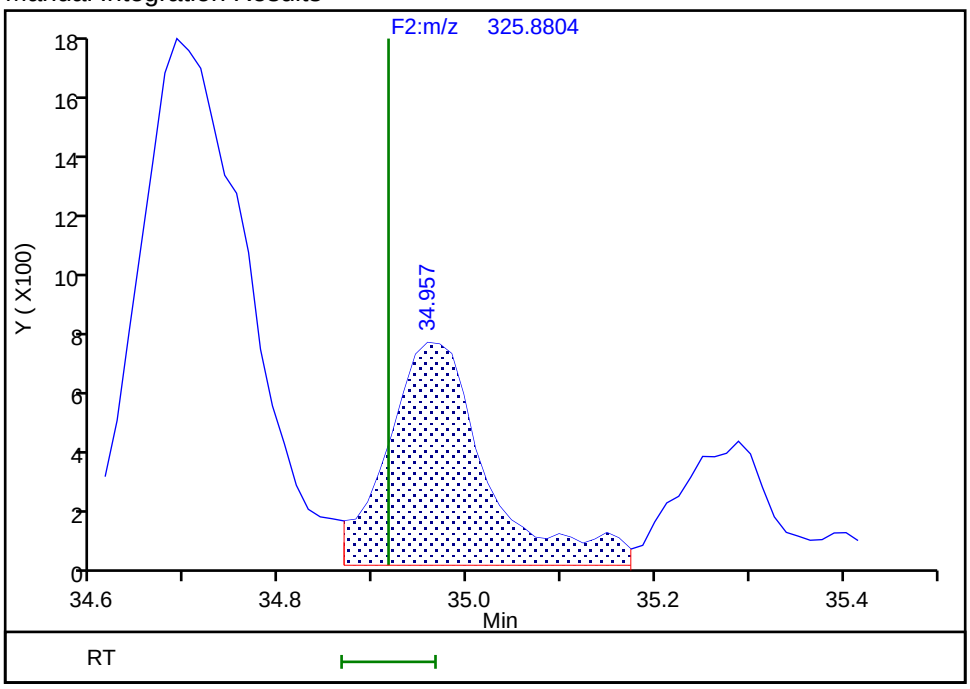

Reviewer: layk, 04-Sep-2019 11:05:21
Audit Action: Assigned Compound ID Audit Reason: Incomplete Integration

Eurofins TestAmerica, Knoxville

Data File:	\\chromna\Knoxville\ChromData\D3D\20190903-12939.b\580-88125-b-13-c.d		
Injection Date:	04-Sep-2019 07:22:00	Injection Vol:	1.0 ul
Instrument ID:	D3D	Operator ID:	Xcalibur_System
Method:	PCBs_D3D	Limit Group:	HR - 1668A - ICAL
Client ID:	J2A3-0to18-101218		
Worklist#:	33231	Sample Line#:	13
Column Type:	SPB-Octyl	Column Dia:	0.25 mm

PePCB F3

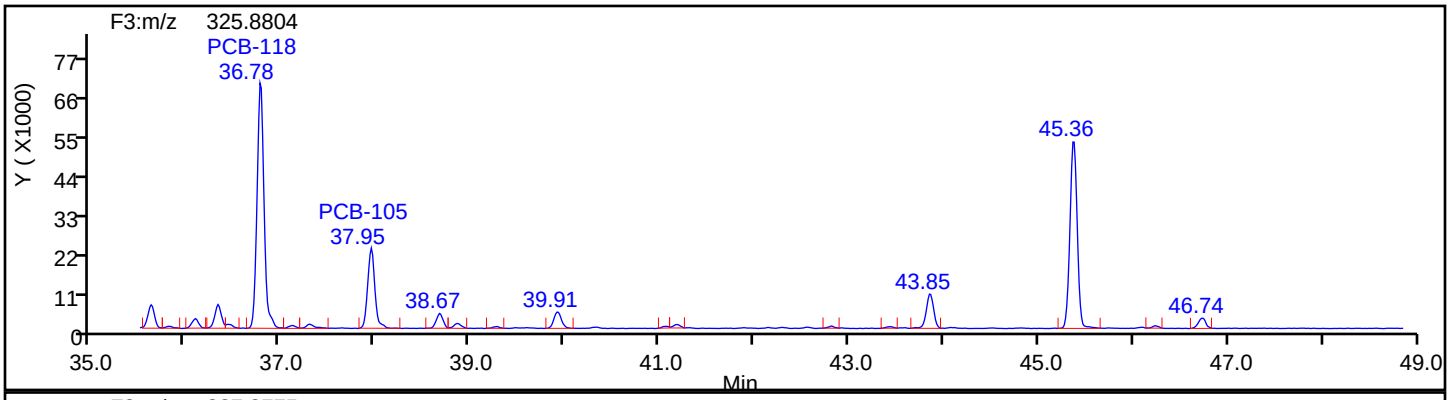

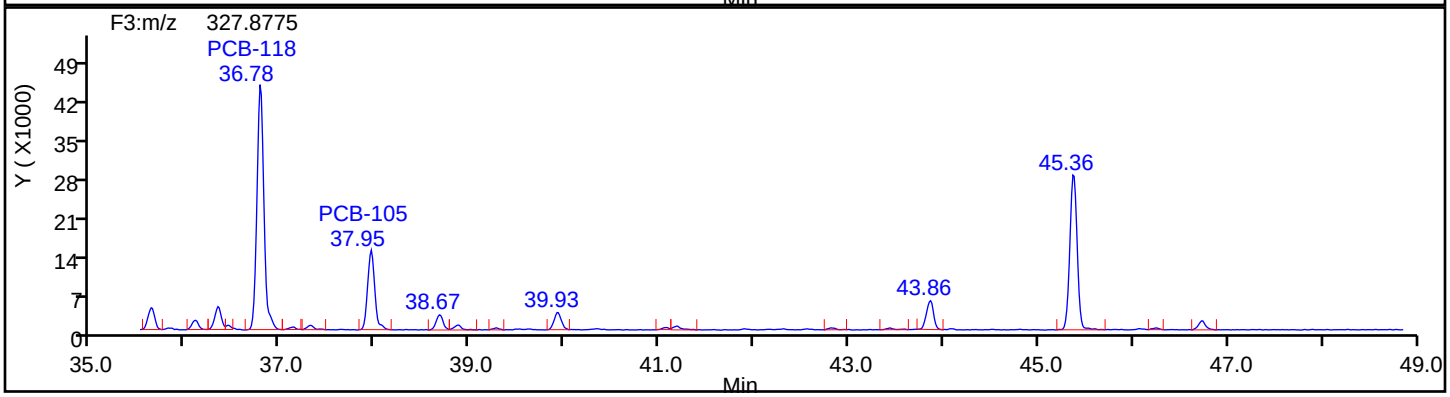

PePCB F3 Standards

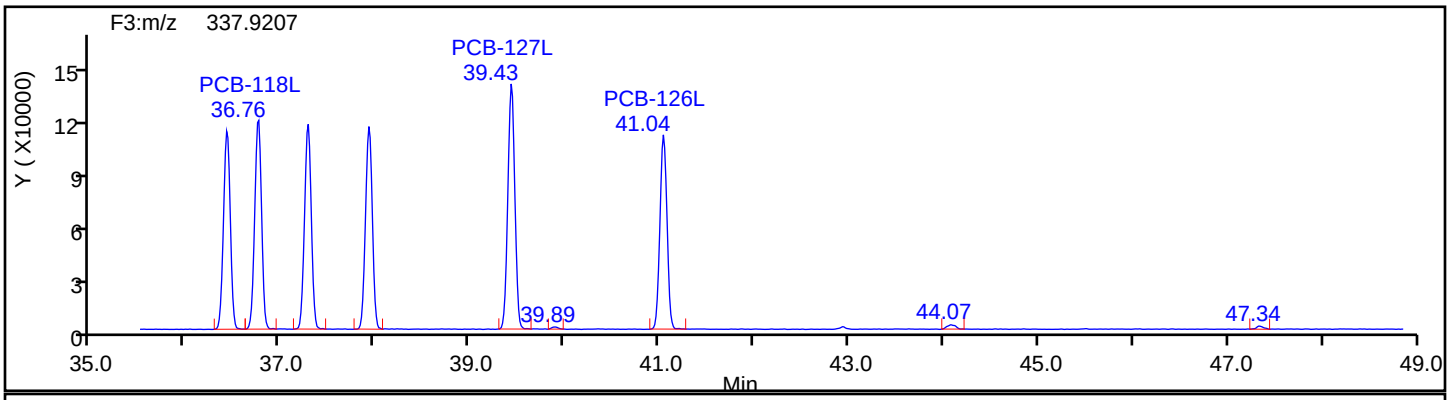

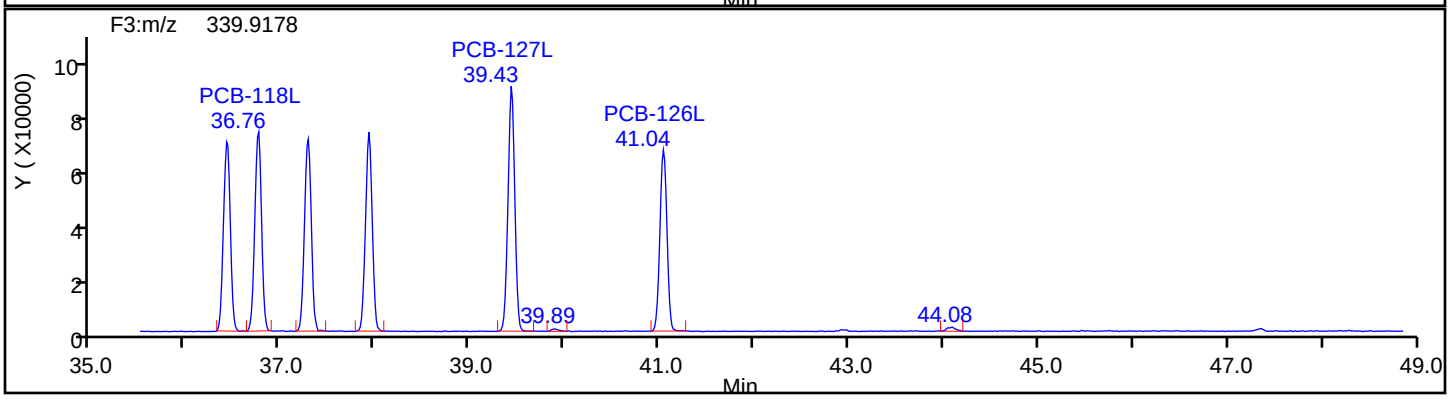

Eurofins TestAmerica, Knoxville

Data File:	\\chromna\Knoxville\ChromData\D3D\20190903-12939.b\580-88125-b-13-c.d		
Injection Date:	04-Sep-2019 07:22:00	Injection Vol:	1.0 ul
Instrument ID:	D3D	Operator ID:	Xcalibur_System
Method:	PCBs_D3D	Limit Group:	HR - 1668A - ICAL
Client ID:	J2A3-0to18-101218		
Worklist#:	33231	Sample Line#:	13
Column Type:	SPB-Octyl	Column Dia:	0.25 mm

PePCB F3

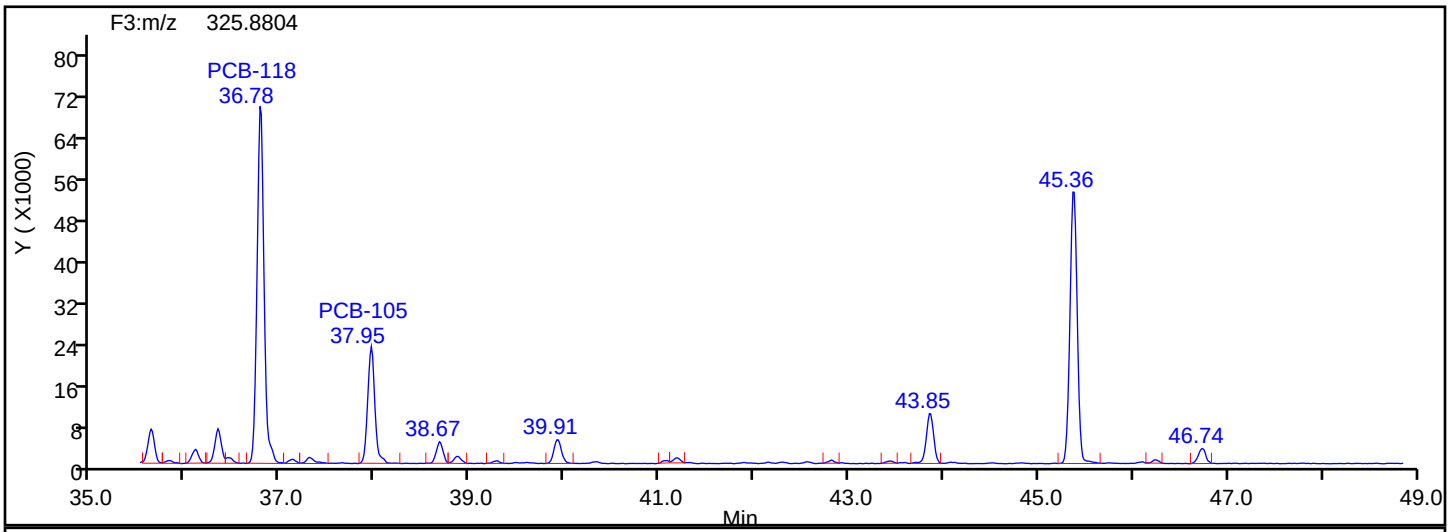

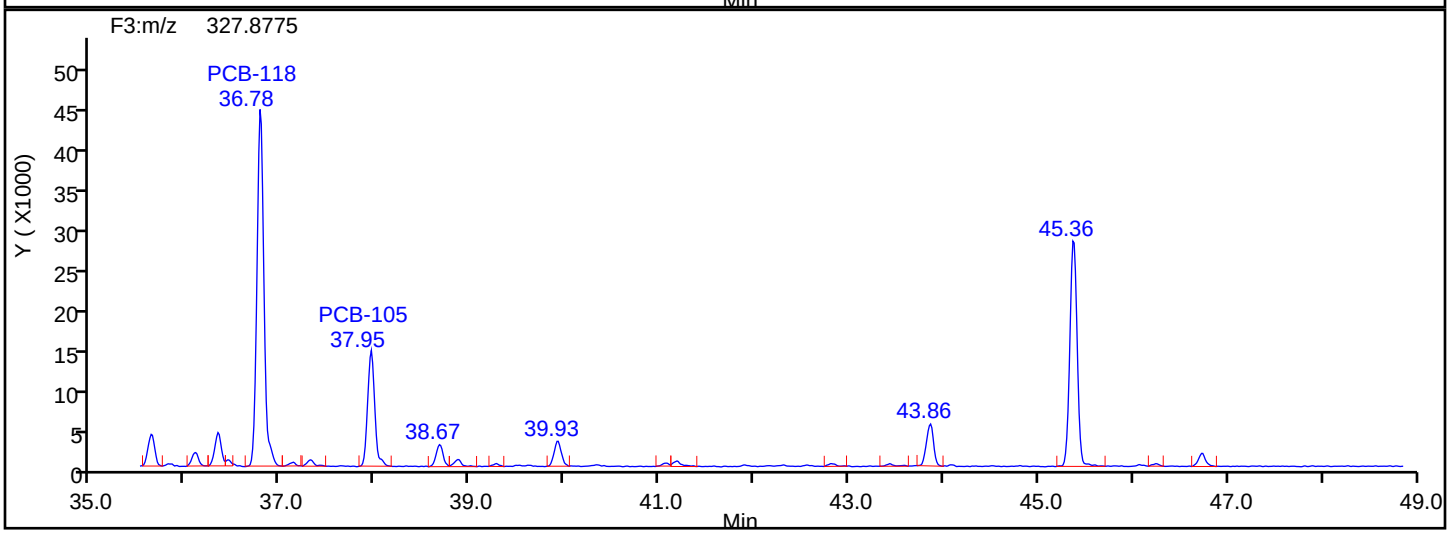

PePCB F3 Lock Mass

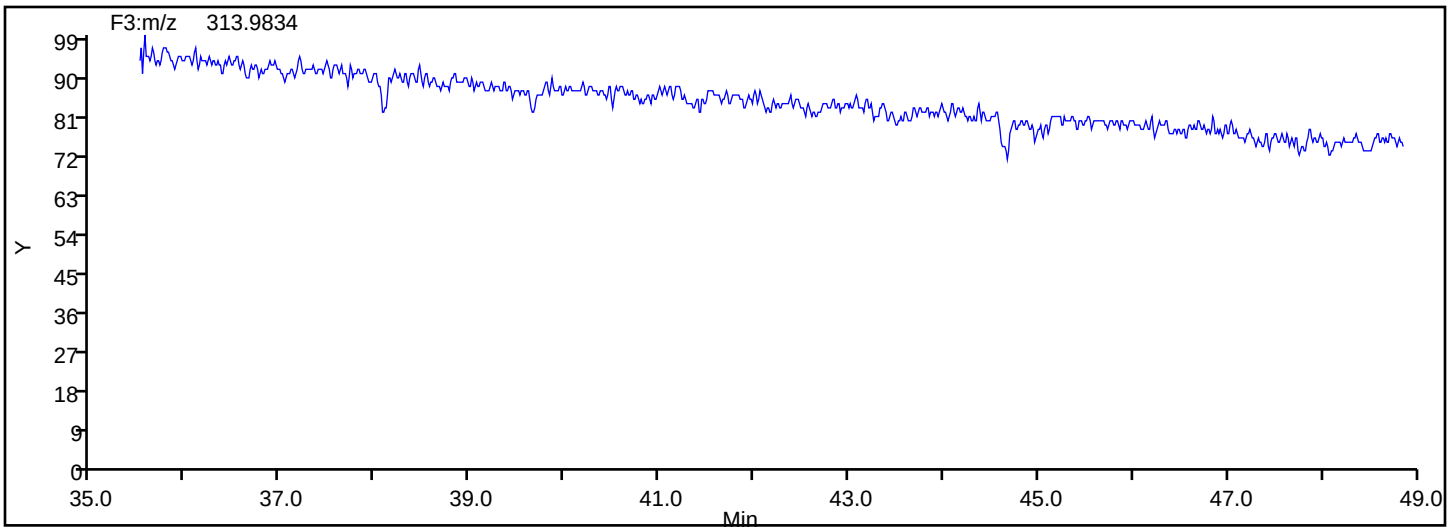

Manual Integration/User Assign Peak Report

Eurofins TestAmerica, Knoxville

Data File:	\\chromna\Knoxville\ChromData\D3D\20190903-12939.b\580-88125-b-13-c.d				
Injection Date:	04-Sep-2019 07:22:00	Instrument ID:	D3D		
Lims ID:	580-88125-B-13-C	Lab Sample ID:	140-88125-13		
Client ID:	J2A3-0to18-101218				
Operator ID:	Xcalibur_System	ALS Bottle#:	0	Worklist Smp#:	13
Injection Vol:	1.0 ul	Dil. Factor:	1.0000		
Method:	PCBs_D3D	Limit Group:	HR - 1668A - ICAL		
Column:	SPB-Octyl (0.25 mm)	Detector	F3(35.64 :49.10)		

PCB-108/124, CAS: STL02294

Signal: 1

Not Detected
Expected RT: 36.04

Processing Integration Results

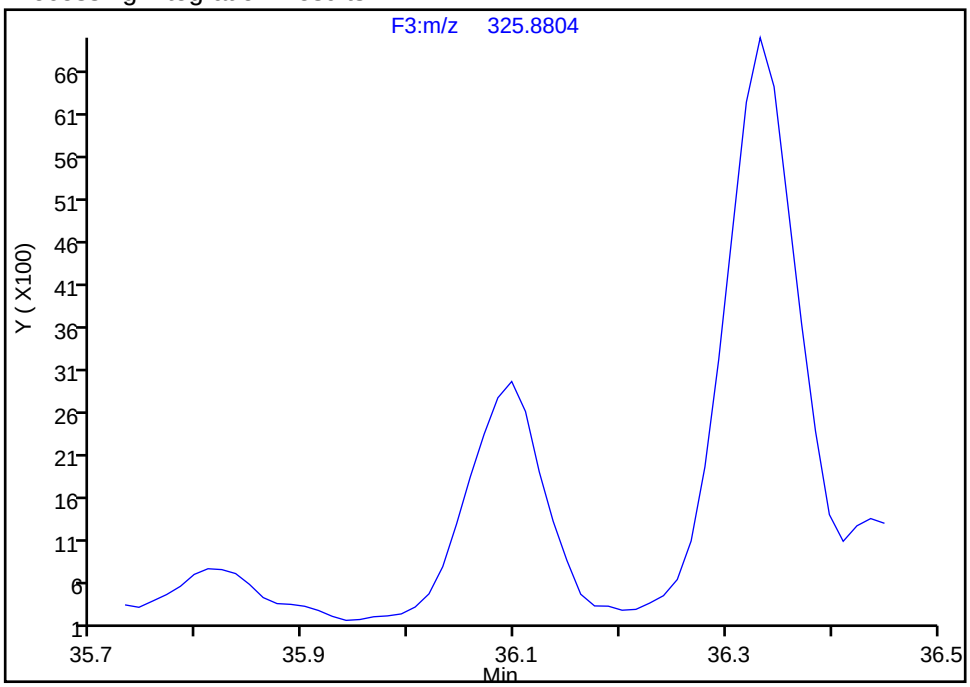

Manual Integration Results

RT: 36.10
Area: 13001
Amount: 1.832415
Amount Units: pg/ul

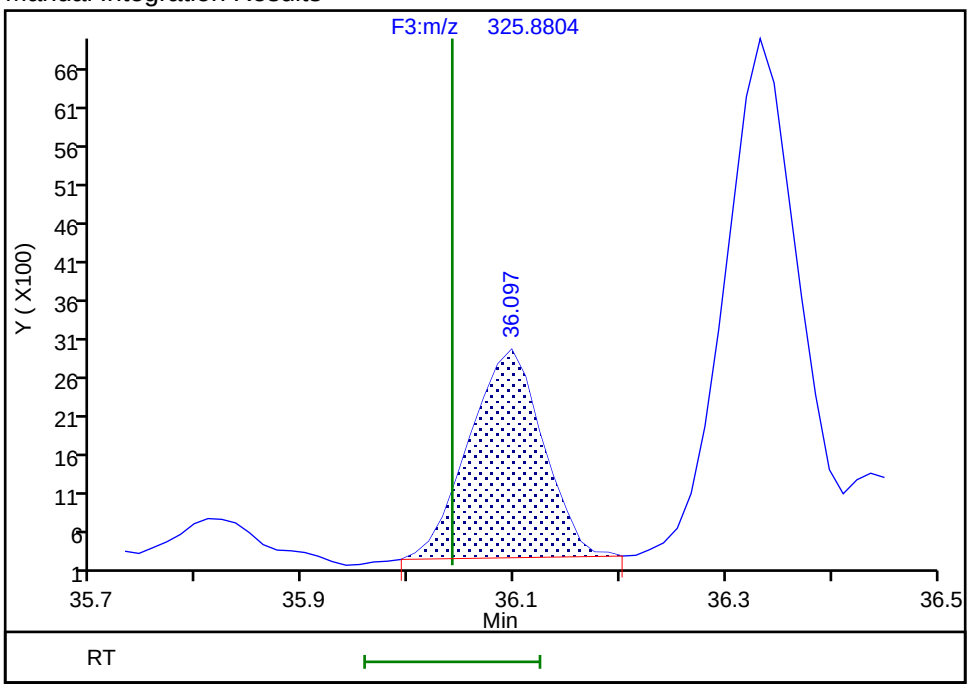

Reviewer: layk, 04-Sep-2019 11:05:35
Audit Action: Assigned Compound ID Audit Reason: Incomplete Integration

Manual Integration/User Assign Peak Report

Eurofins TestAmerica, Knoxville

Data File:	\\chromna\Knoxville\ChromData\D3D\20190903-12939.b\580-88125-b-13-c.d				
Injection Date:	04-Sep-2019 07:22:00	Instrument ID:	D3D		
Lims ID:	580-88125-B-13-C	Lab Sample ID:	140-88125-13		
Client ID:	J2A3-0to18-101218				
Operator ID:	Xcalibur_System	ALS Bottle#:	0	Worklist Smp#:	13
Injection Vol:	1.0 ul	Dil. Factor:	1.0000		
Method:	PCBs_D3D	Limit Group:	HR - 1668A - ICAL		
Column:	SPB-Octyl (0.25 mm)	Detector	F3(35.64 :49.10)		

PCB-107, CAS: 70424-68-9

Signal: 1

Not Detected
Expected RT: 36.29

Processing Integration Results

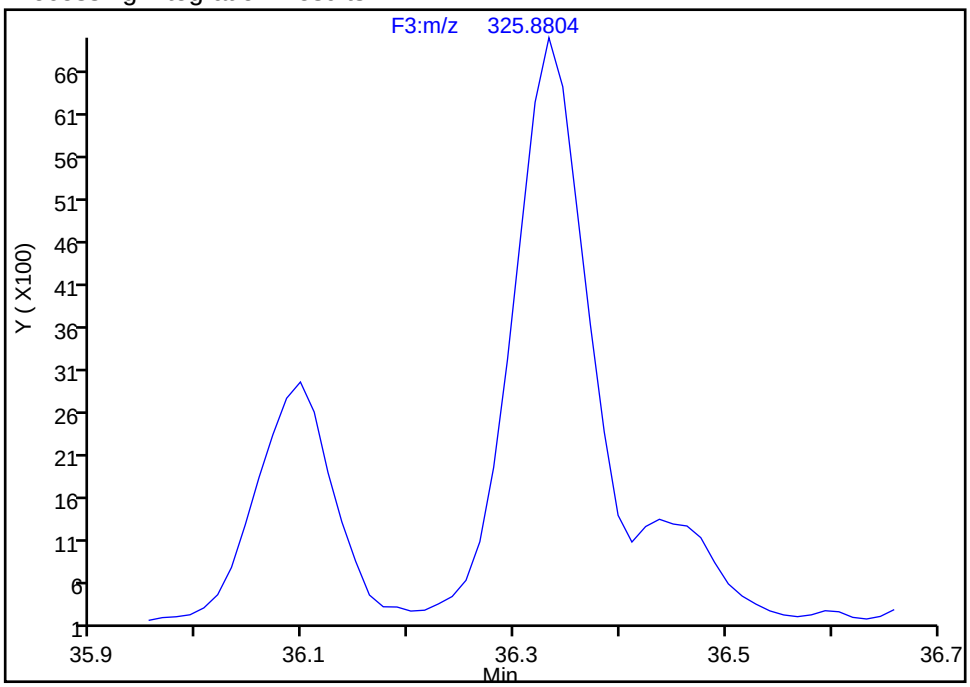

Manual Integration Results

RT: 36.33
Area: 32394
Amount: 4.202108
Amount Units: pg/ul

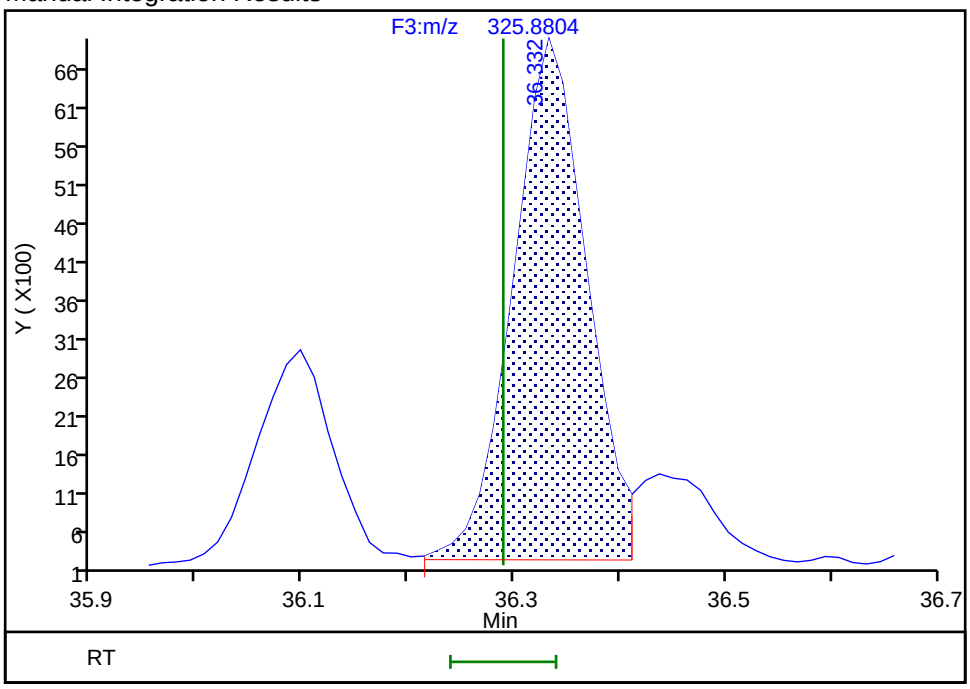

Reviewer: layk, 04-Sep-2019 11:06:09
Audit Action: Split an Integrated Peak Audit Reason: Split Peak

Manual Integration/User Assign Peak Report

Eurofins TestAmerica, Knoxville

Data File:	\\chromna\Knoxville\ChromData\D3D\20190903-12939.b\580-88125-b-13-c.d				
Injection Date:	04-Sep-2019 07:22:00	Instrument ID:	D3D		
Lims ID:	580-88125-B-13-C	Lab Sample ID:	140-88125-13		
Client ID:	J2A3-0to18-101218				
Operator ID:	Xcalibur_System	ALS Bottle#:	0	Worklist Smp#:	13
Injection Vol:	1.0 ul	Dil. Factor:	1.0000		
Method:	PCBs_D3D	Limit Group:	HR - 1668A - ICAL		
Column:	SPB-Octyl (0.25 mm)	Detector	F3(35.64 :49.10)		

PCB-107, CAS: 70424-68-9

Signal: 2

Not Detected
Expected RT: 36.29

Processing Integration Results

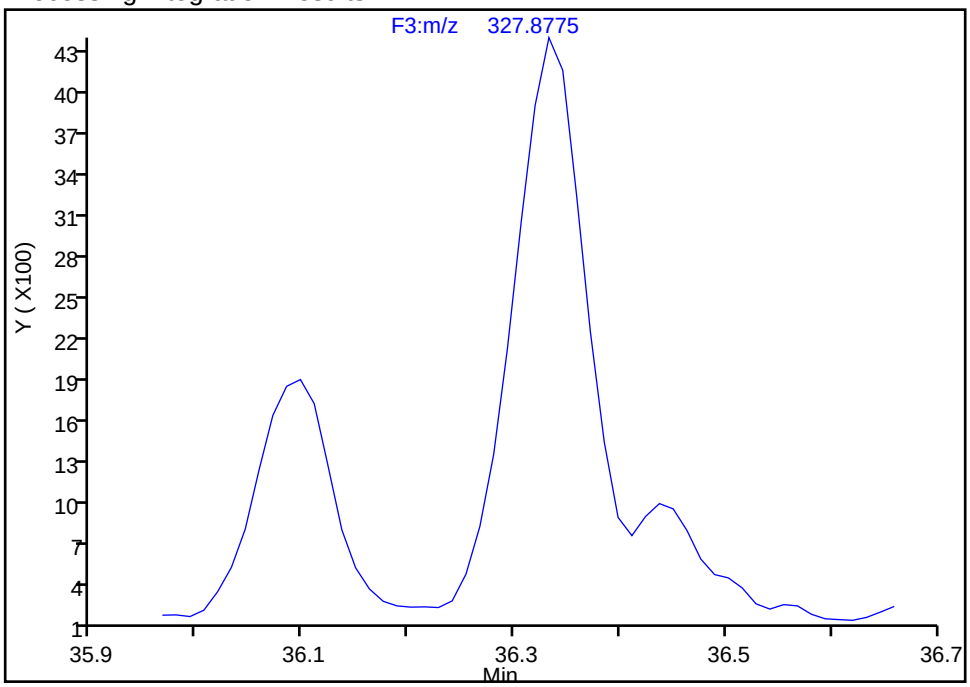

Manual Integration Results

RT: 36.33
Area: 19877
Amount: 4.202108
Amount Units: pg/ul

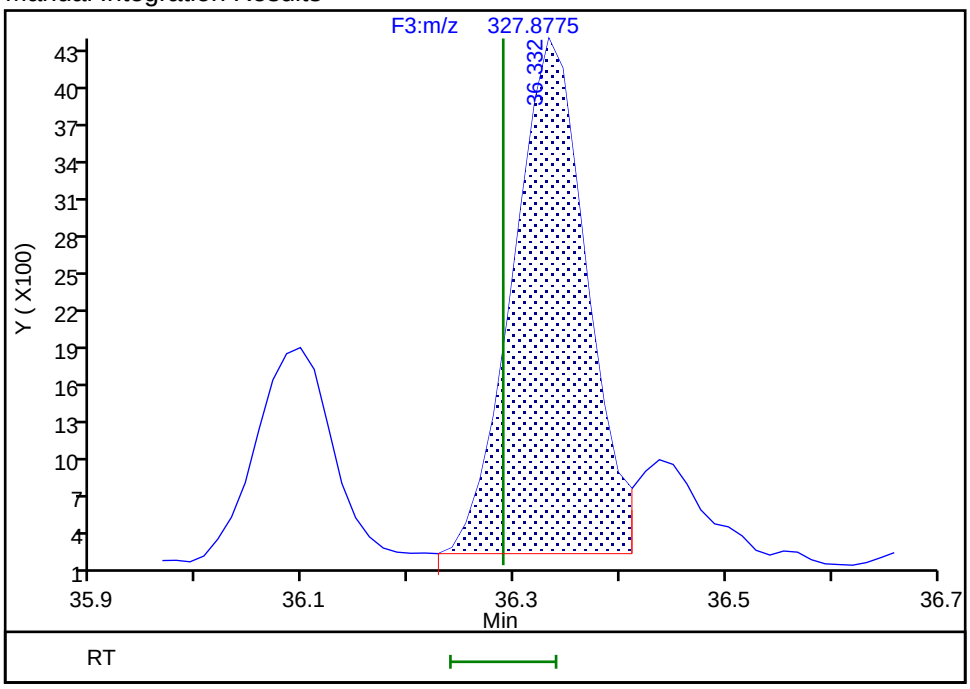

Reviewer: layk, 04-Sep-2019 11:06:13
Audit Action: Split an Integrated Peak Audit Reason: Split Peak

Manual Integration/User Assign Peak Report

Eurofins TestAmerica, Knoxville

Data File:	\\chromna\Knoxville\ChromData\D3D\20190903-12939.b\580-88125-b-13-c.d				
Injection Date:	04-Sep-2019 07:22:00	Instrument ID:	D3D		
Lims ID:	580-88125-B-13-C	Lab Sample ID:	140-88125-13		
Client ID:	J2A3-0to18-101218				
Operator ID:	Xcalibur_System	ALS Bottle#:	0	Worklist Smp#:	13
Injection Vol:	1.0 ul	Dil. Factor:	1.0000		
Method:	PCBs_D3D	Limit Group:	HR - 1668A - ICAL		
Column:	SPB-Octyl (0.25 mm)	Detector	F3(35.64 :49.10)		

PCB-123, CAS: 65510-44-3

Signal: 1

Not Detected
Expected RT: 36.41

Processing Integration Results

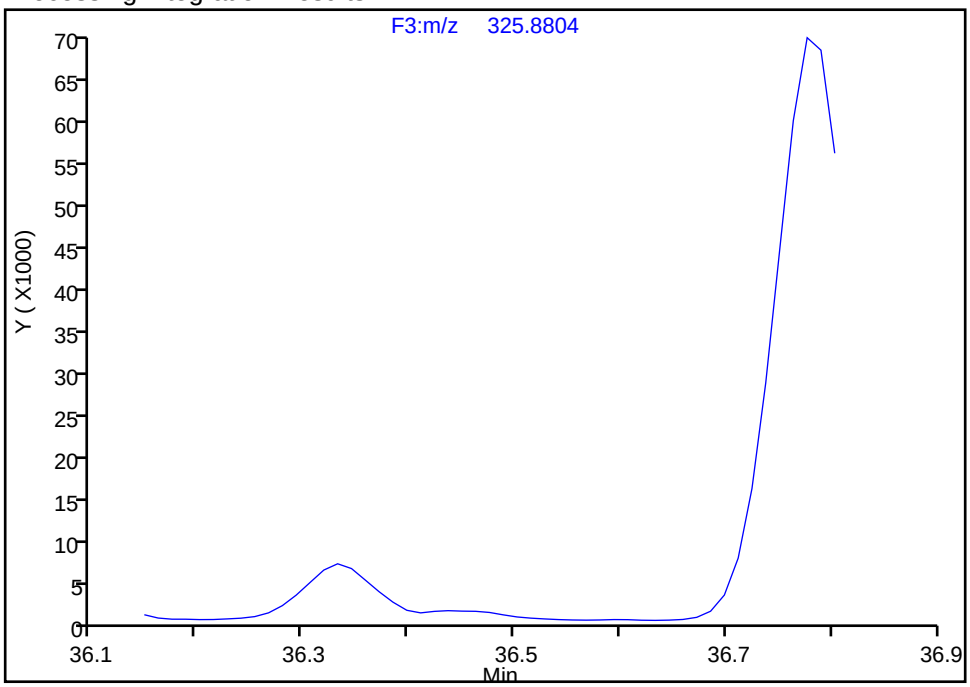

Manual Integration Results

RT: 36.44
Area: 5387
Amount: 0.668350
Amount Units: pg/ul

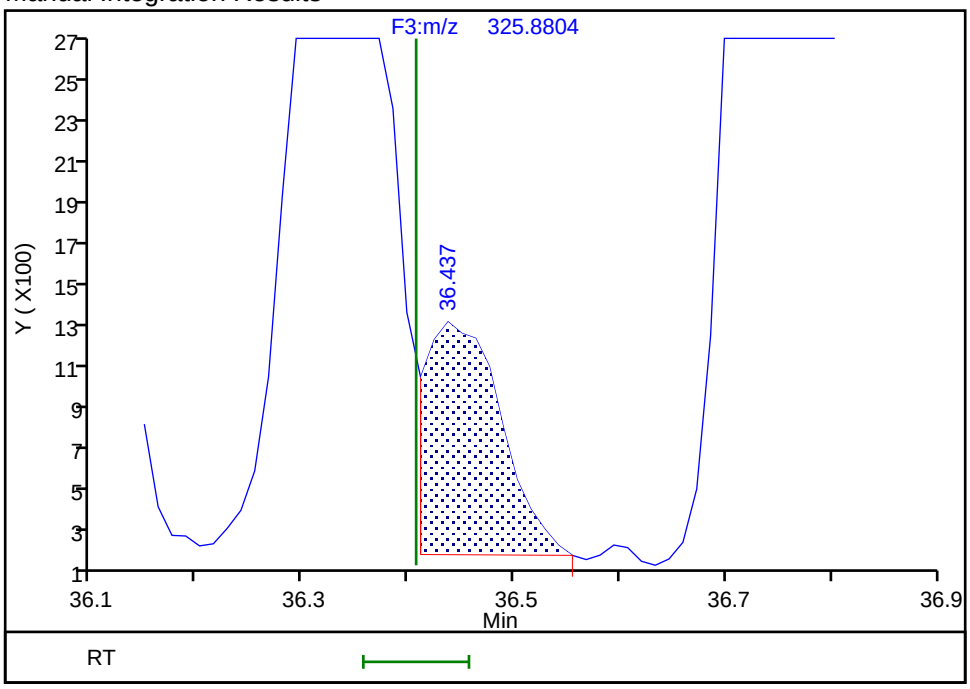

Reviewer: layk, 04-Sep-2019 11:06:22
Audit Action: Manually Integrated/Assigned Compound ID Audit Reason: Split Peak

Report Date: 04-Sep-2019 15:04:05 Chrom Revision: 2.3 22-Aug-2019 12:55:36

Eurofins TestAmerica, Knoxville

Data File:	\\chromna\Knoxville\ChromData\D3D\20190903-12939.b\580-88125-b-13-c.d		
Injection Date:	04-Sep-2019 07:22:00	Injection Vol:	1.0 ul
Instrument ID:	D3D	Operator ID:	Xcalibur_System
Method:	PCBs_D3D	Limit Group:	HR - 1668A - ICAL
Client ID:	J2A3-0to18-101218		
Worklist#:	33231	Sample Line#:	13
Column Type:	SPB-Octyl	Column Dia:	0.25 mm

HxPCB F2

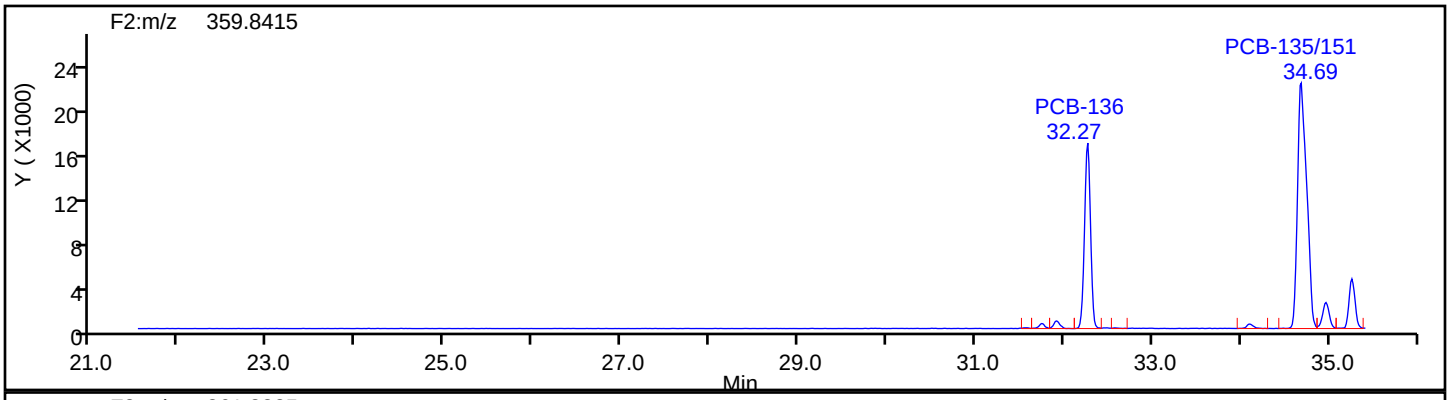

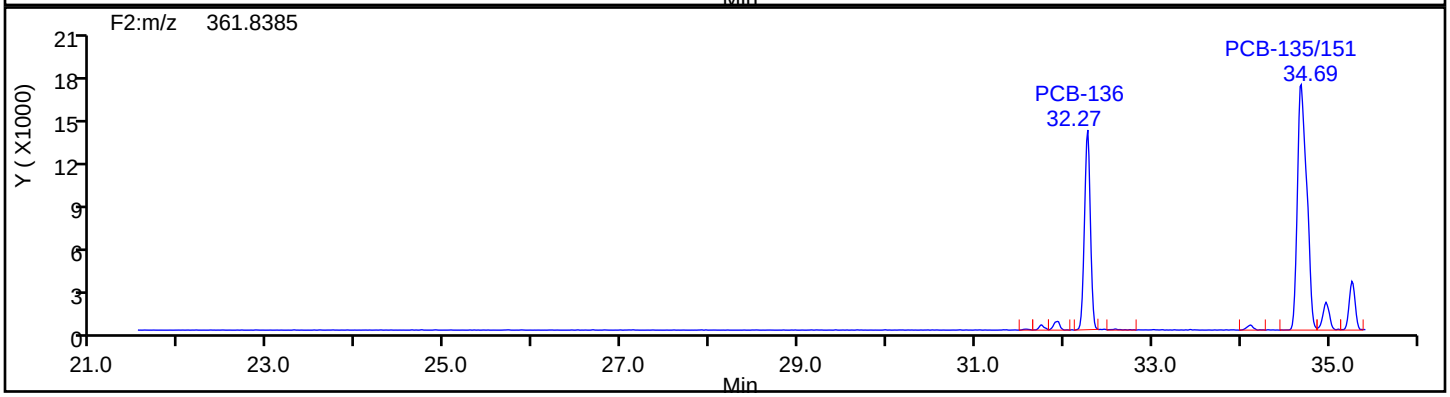

HxPCB F2 Standards

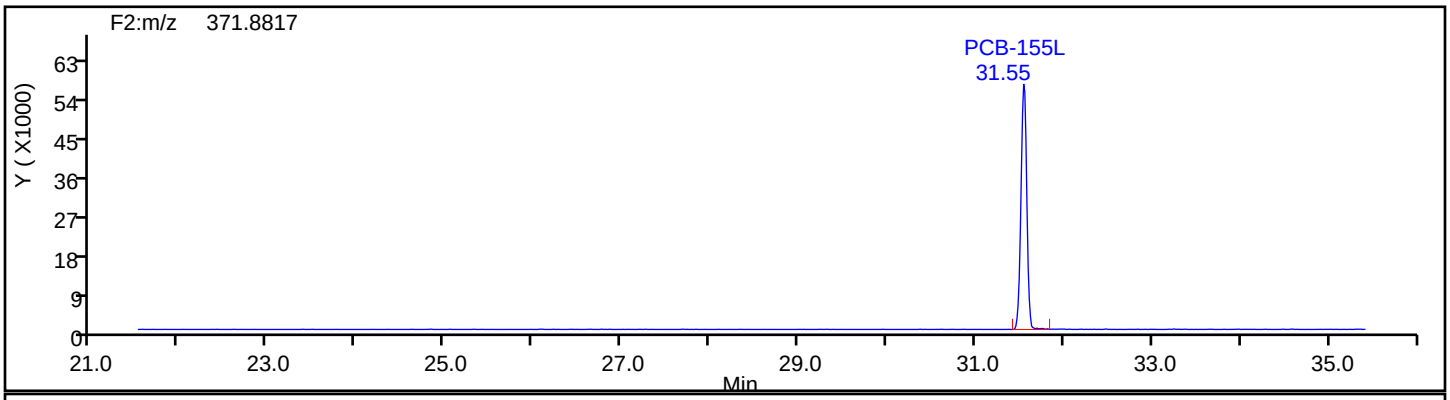

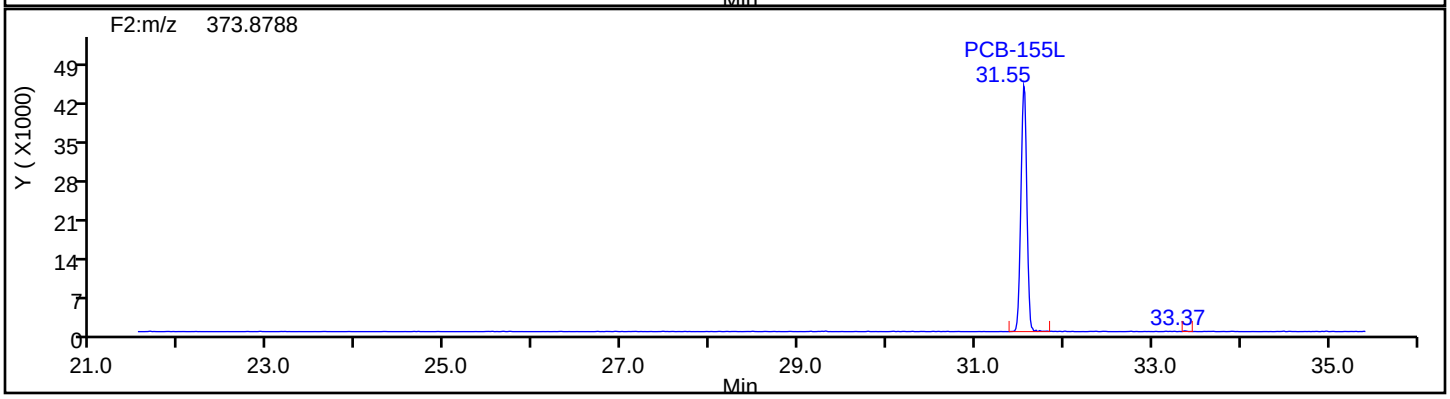

Eurofins TestAmerica, Knoxville

Data File:	\\chromna\Knoxville\ChromData\D3D\20190903-12939.b\580-88125-b-13-c.d		
Injection Date:	04-Sep-2019 07:22:00	Injection Vol:	1.0 ul
Instrument ID:	D3D	Operator ID:	Xcalibur_System
Method:	PCBs_D3D	Limit Group:	HR - 1668A - ICAL
Client ID:	J2A3-0to18-101218		
Worklist#:	33231	Sample Line#:	13
Column Type:	SPB-Octyl	Column Dia:	0.25 mm

HxPCB F2

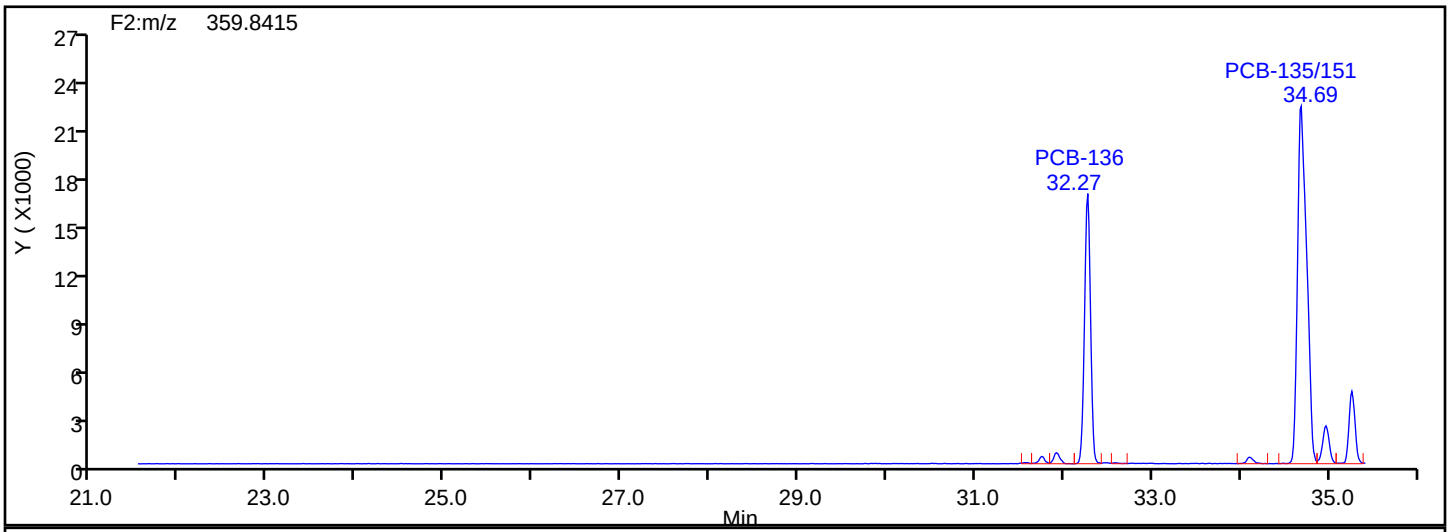

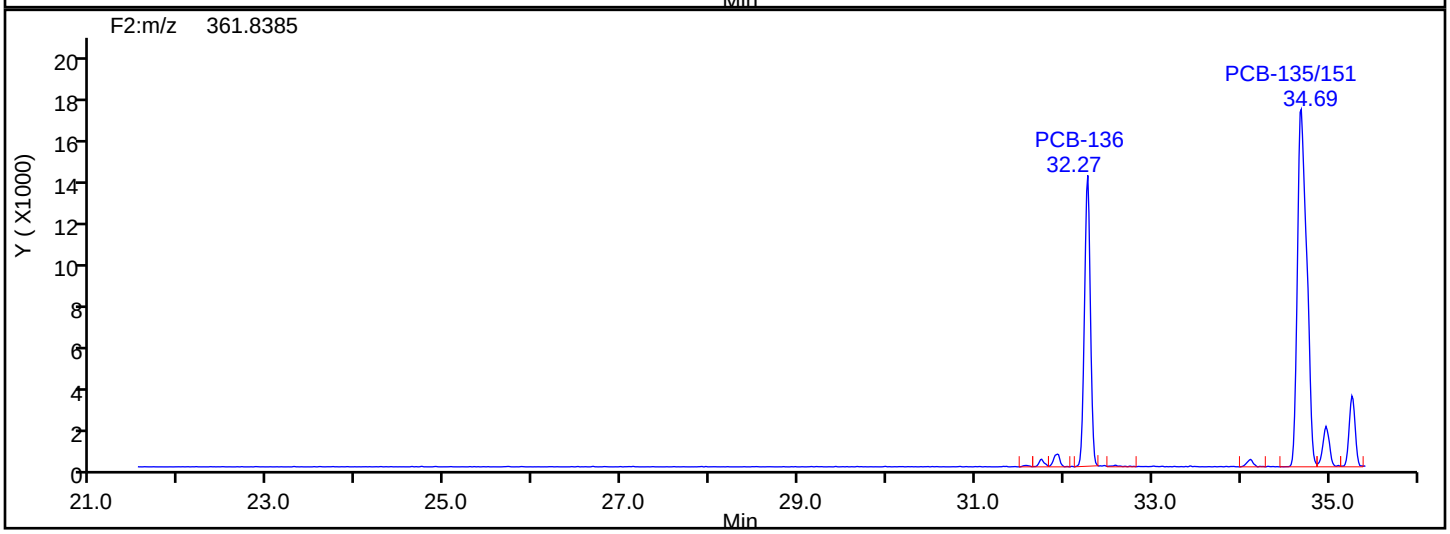

HxPCB F2 Lock Mass

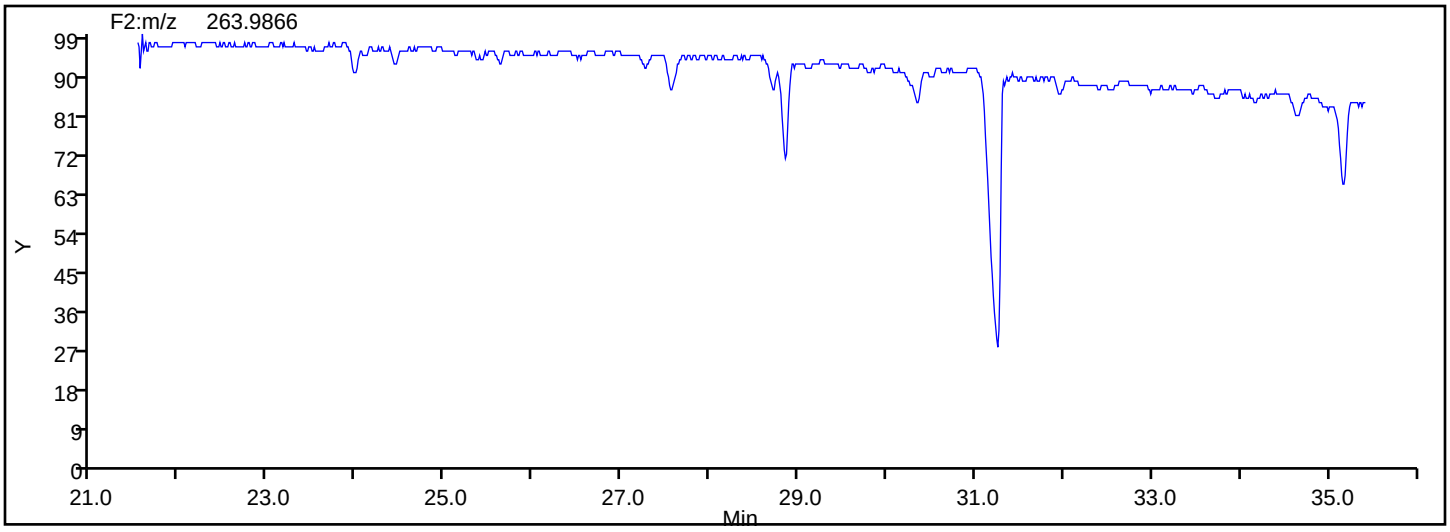

Eurofins TestAmerica, Knoxville

Data File:	\\chromna\Knoxville\ChromData\D3D\20190903-12939.b\580-88125-b-13-c.d		
Injection Date:	04-Sep-2019 07:22:00	Injection Vol:	1.0 ul
Instrument ID:	D3D	Operator ID:	Xcalibur_System
Method:	PCBs_D3D	Limit Group:	HR - 1668A - ICAL
Client ID:	J2A3-0to18-101218		
Worklist#:	33231	Sample Line#:	13
Column Type:	SPB-Octyl	Column Dia:	0.25 mm

HxPCB F3

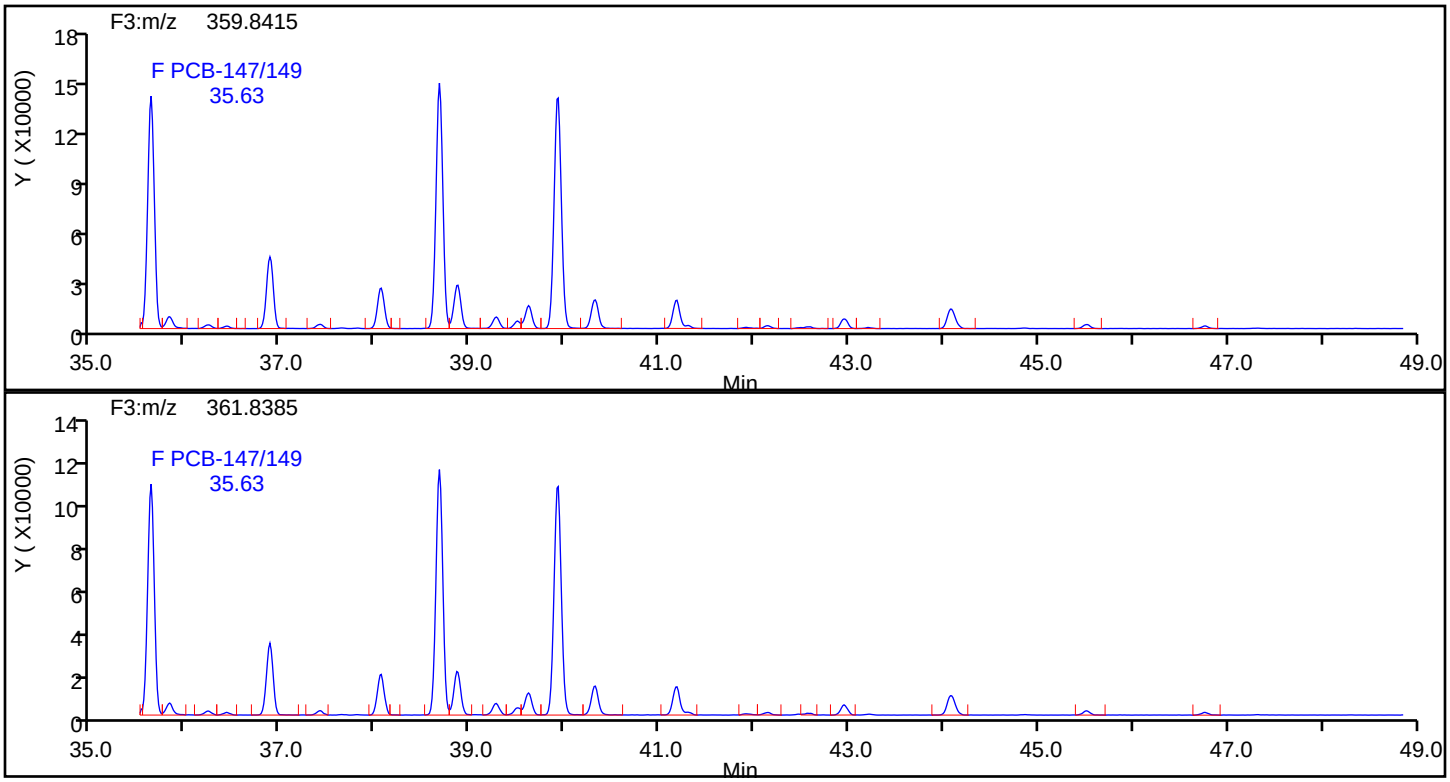

HxPCB F3 Standards

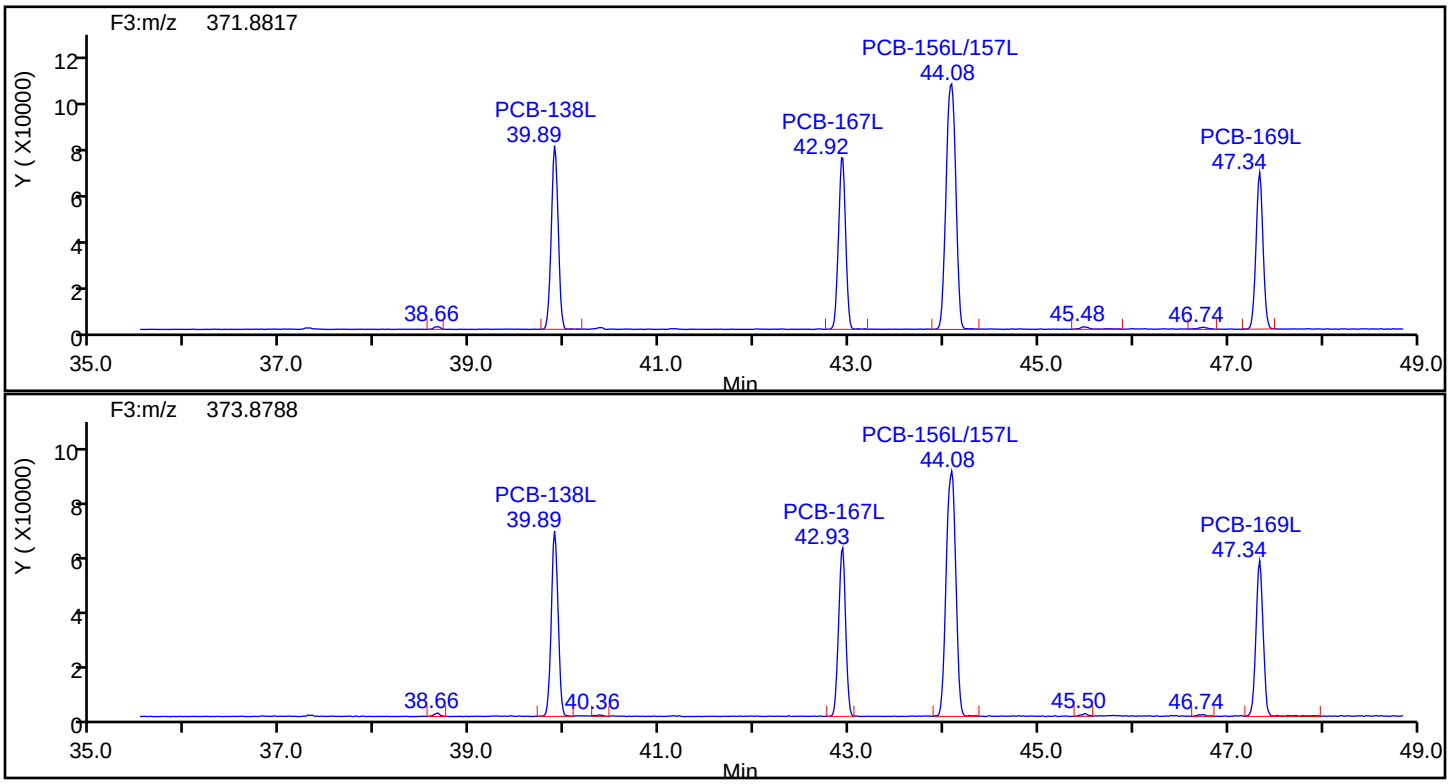

Eurofins TestAmerica, Knoxville

Data File:	\\chromna\Knoxville\ChromData\D3D\20190903-12939.b\580-88125-b-13-c.d		
Injection Date:	04-Sep-2019 07:22:00	Injection Vol:	1.0 ul
Instrument ID:	D3D	Operator ID:	Xcalibur_System
Method:	PCBs_D3D	Limit Group:	HR - 1668A - ICAL
Client ID:	J2A3-0to18-101218		
Worklist#:	33231	Sample Line#:	13
Column Type:	SPB-Octyl	Column Dia:	0.25 mm

HxPCB F3

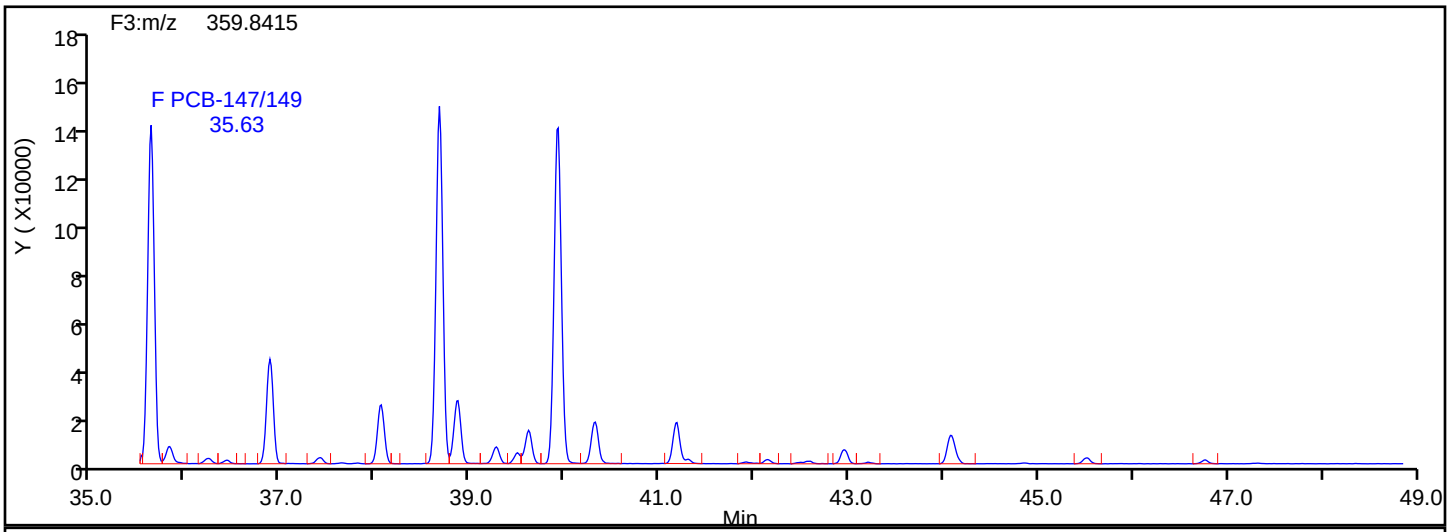

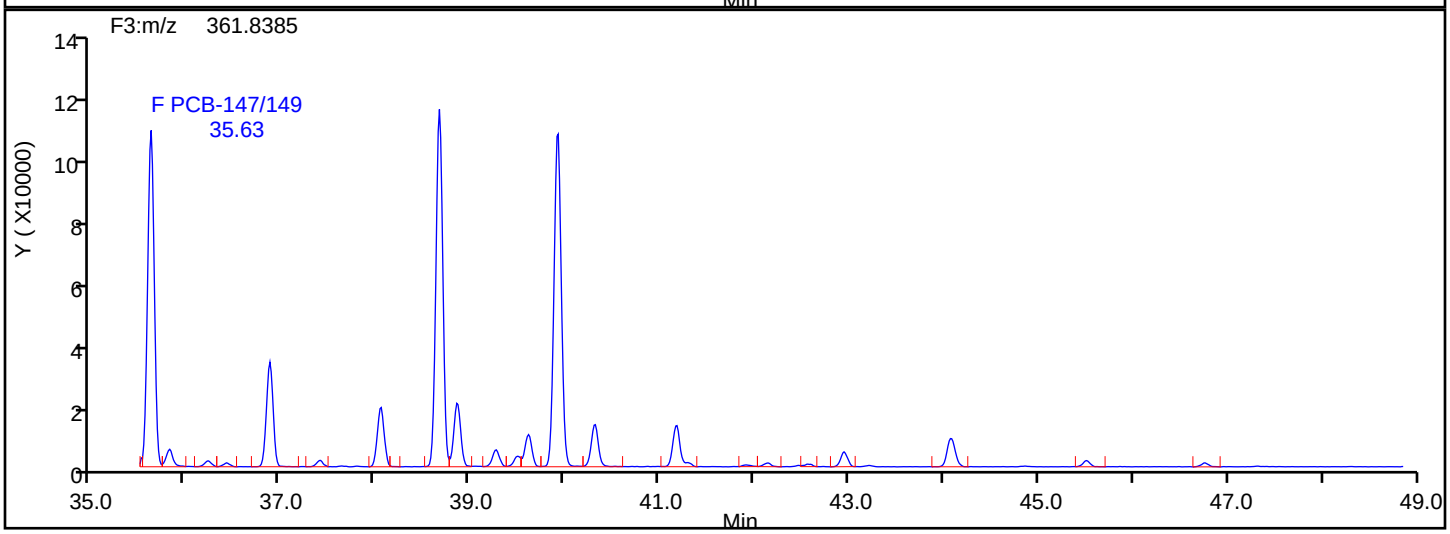

HxPCB F3 Lock Mass

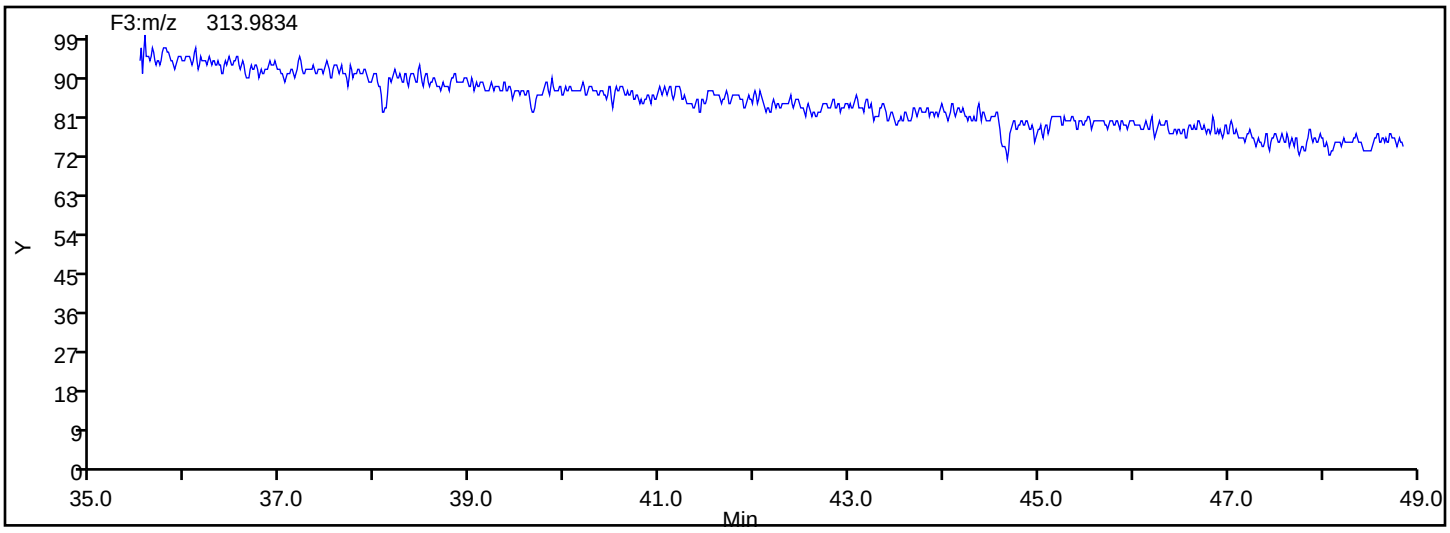

Manual Integration/User Assign Peak Report

Eurofins TestAmerica, Knoxville

Data File:	\\chromna\Knoxville\ChromData\D3D\20190903-12939.b\580-88125-b-13-c.d				
Injection Date:	04-Sep-2019 07:22:00	Instrument ID:	D3D		
Lims ID:	580-88125-B-13-C	Lab Sample ID:	140-88125-13		
Client ID:	J2A3-0to18-101218				
Operator ID:	Xcalibur_System	ALS Bottle#:	0	Worklist Smp#:	13
Injection Vol:	1.0 ul	Dil. Factor:	1.0000		
Method:	PCBs_D3D	Limit Group:	HR - 1668A - ICAL		
Column:	SPB-Octyl (0.25 mm)	Detector	F3(35.64 :49.10)		

PCB-134/143, CAS: STL01818

Signal: 1

Not Detected
Expected RT: 35.90

Processing Integration Results

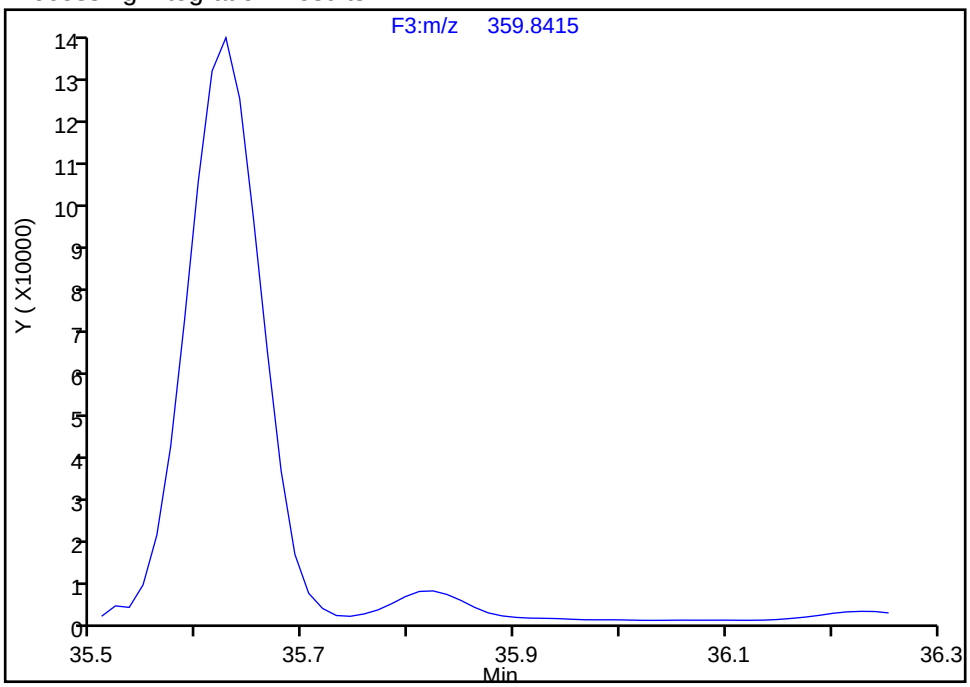

Manual Integration Results

RT: 35.82
Area: 37575
Amount: 11.632571
Amount Units: pg/ul

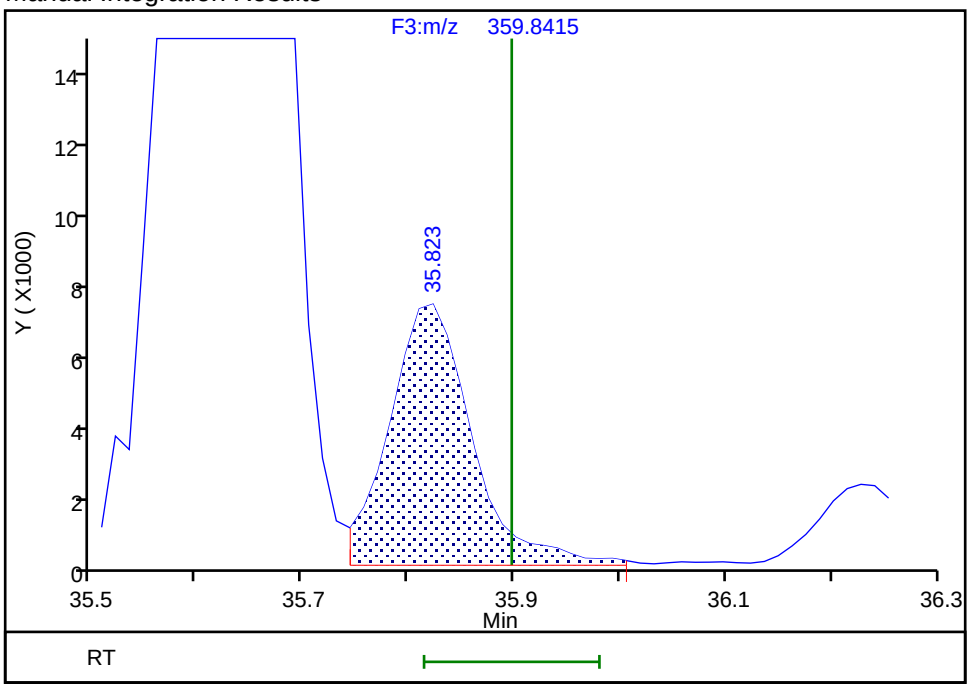

Reviewer: layk, 04-Sep-2019 11:07:15
Audit Action: Assigned Compound ID Audit Reason: Split Peak

Manual Integration/User Assign Peak Report

Eurofins TestAmerica, Knoxville

Data File:	\\chromna\Knoxville\ChromData\D3D\20190903-12939.b\580-88125-b-13-c.d				
Injection Date:	04-Sep-2019 07:22:00	Instrument ID:	D3D		
Lims ID:	580-88125-B-13-C	Lab Sample ID:	140-88125-13		
Client ID:	J2A3-0to18-101218				
Operator ID:	Xcalibur_System	ALS Bottle#:	0	Worklist Smp#:	13
Injection Vol:	1.0 ul	Dil. Factor:	1.0000		
Method:	PCBs_D3D	Limit Group:	HR - 1668A - ICAL		
Column:	SPB-Octyl (0.25 mm)	Detector	F3(35.64 :49.10)		

PCB-131, CAS: 61798-70-7

Signal: 1

Processing Integration Results

RT: 36.42
Area: 7389
Amount: 2.340289
Amount Units: pg/ul

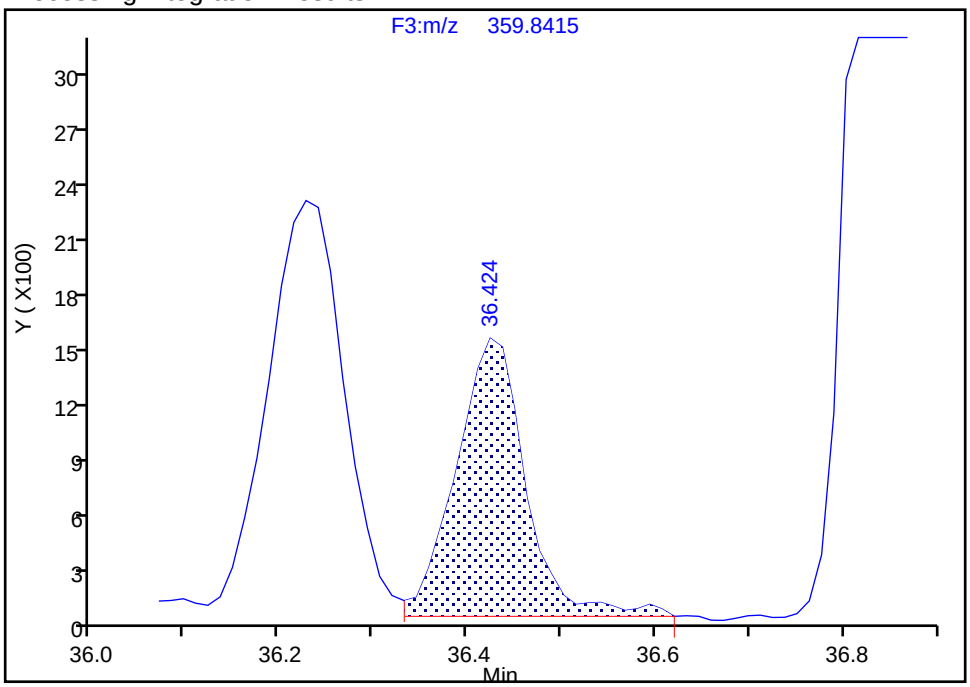

Manual Integration Results

RT: 36.42
Area: 7131
Amount: 2.295590
Amount Units: pg/ul

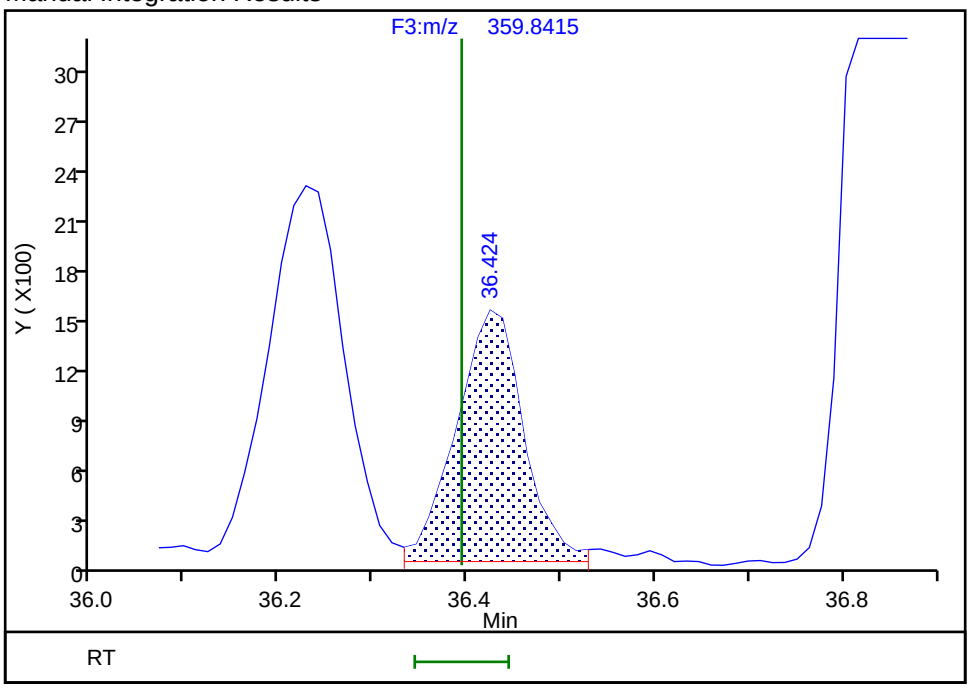

Reviewer: layk, 04-Sep-2019 11:08:01
Audit Action: Split an Integrated Peak Audit Reason: Split Peak

Manual Integration/User Assign Peak Report

Eurofins TestAmerica, Knoxville

Data File:	\\chromna\Knoxville\ChromData\D3D\20190903-12939.b\580-88125-b-13-c.d				
Injection Date:	04-Sep-2019 07:22:00	Instrument ID:	D3D		
Lims ID:	580-88125-B-13-C	Lab Sample ID:	140-88125-13		
Client ID:	J2A3-0to18-101218				
Operator ID:	Xcalibur_System	ALS Bottle#:	0	Worklist Smp#:	13
Injection Vol:	1.0 ul	Dil. Factor:	1.0000		
Method:	PCBs_D3D	Limit Group:	HR - 1668A - ICAL		
Column:	SPB-Octyl (0.25 mm)	Detector	F3(35.64 :49.10)		

PCB-146, CAS: 51908-16-8

Signal: 1

Processing Integration Results

RT: 38.06
Area: 122930
Amount: 32.534118
Amount Units: pg/ul

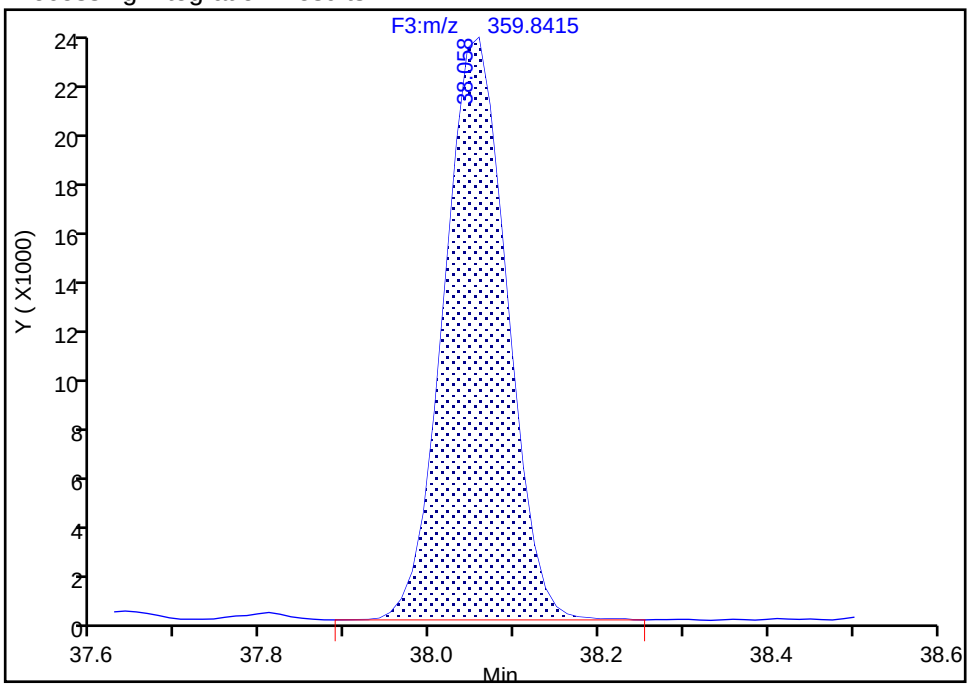

Manual Integration Results

RT: 38.06
Area: 122578
Amount: 32.397986
Amount Units: pg/ul

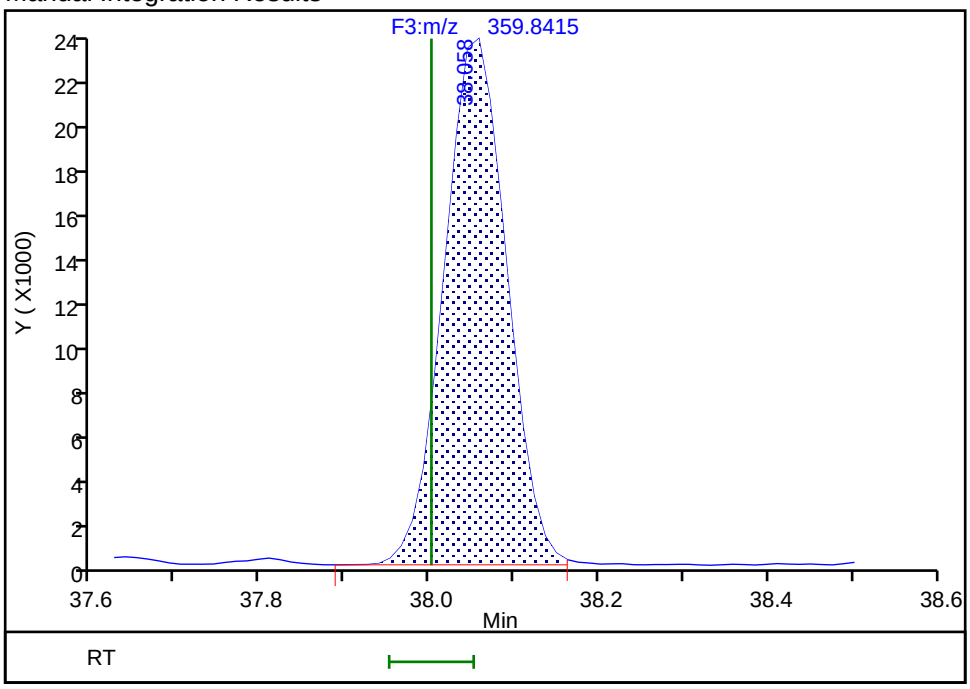

Reviewer: layk, 04-Sep-2019 11:08:20

Audit Action: Split an Integrated Peak Audit Reason: Split Peak

Manual Integration/User Assign Peak Report

Eurofins TestAmerica, Knoxville

Data File:	\\chromna\Knoxville\ChromData\D3D\20190903-12939.b\580-88125-b-13-c.d				
Injection Date:	04-Sep-2019 07:22:00	Instrument ID:	D3D		
Lims ID:	580-88125-B-13-C	Lab Sample ID:	140-88125-13		
Client ID:	J2A3-0to18-101218				
Operator ID:	Xcalibur_System	ALS Bottle#:	0	Worklist Smp#:	13
Injection Vol:	1.0 ul	Dil. Factor:	1.0000		
Method:	PCBs_D3D	Limit Group:	HR - 1668A - ICAL		
Column:	SPB-Octyl (0.25 mm)	Detector	F3(35.64 :49.10)		

PCB-146, CAS: 51908-16-8

Signal: 2

Processing Integration Results

RT: 38.06
Area: 97657
Amount: 32.534118
Amount Units: pg/ul

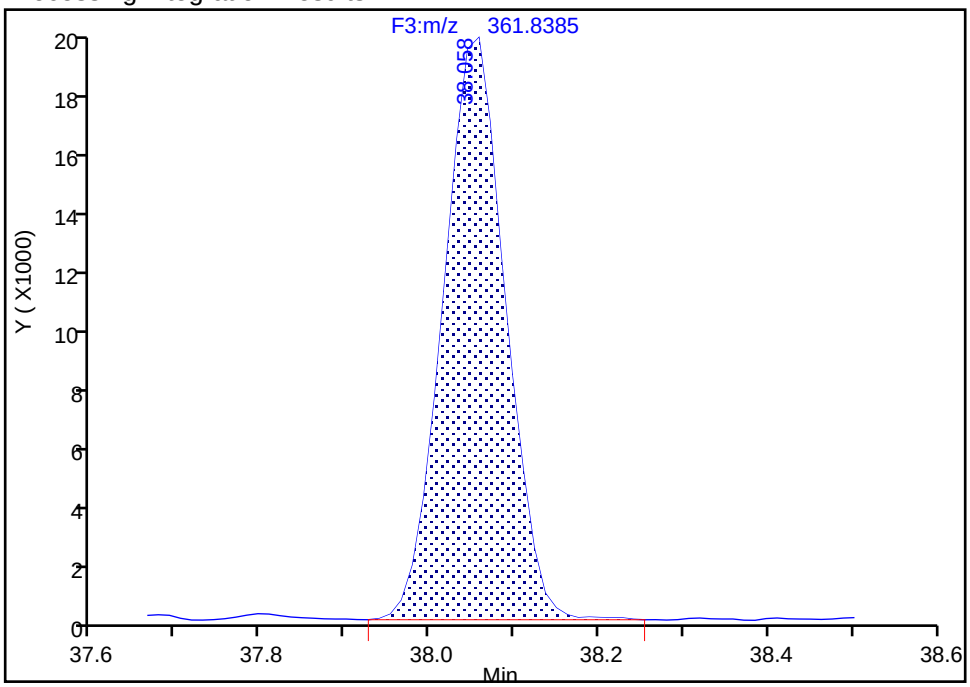

Manual Integration Results

RT: 38.06
Area: 97086
Amount: 32.397986
Amount Units: pg/ul

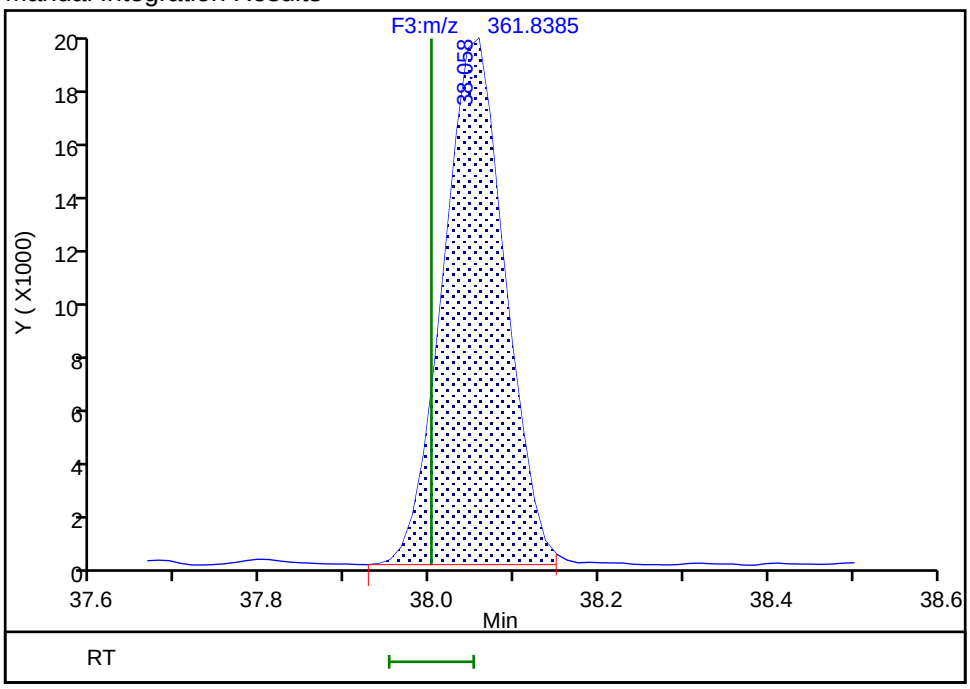

Reviewer: layk, 04-Sep-2019 11:08:24

Audit Action: Split an Integrated Peak Audit Reason: Split Peak

Manual Integration/User Assign Peak Report

Eurofins TestAmerica, Knoxville

Data File:	\\chromna\Knoxville\ChromData\D3D\20190903-12939.b\580-88125-b-13-c.d				
Injection Date:	04-Sep-2019 07:22:00	Instrument ID:	D3D		
Lims ID:	580-88125-B-13-C	Lab Sample ID:	140-88125-13		
Client ID:	J2A3-0to18-101218				
Operator ID:	Xcalibur_System	ALS Bottle#:	0	Worklist Smp#:	13
Injection Vol:	1.0 ul	Dil. Factor:	1.0000		
Method:	PCBs_D3D	Limit Group:	HR - 1668A - ICAL		
Column:	SPB-Octyl (0.25 mm)	Detector	F3(35.64 :49.10)		

PCB-128/166, CAS: STL01816

Signal: 1

Processing Integration Results

RT: 41.18
Area: 87362
Amount: 21.774496
Amount Units: pg/ul

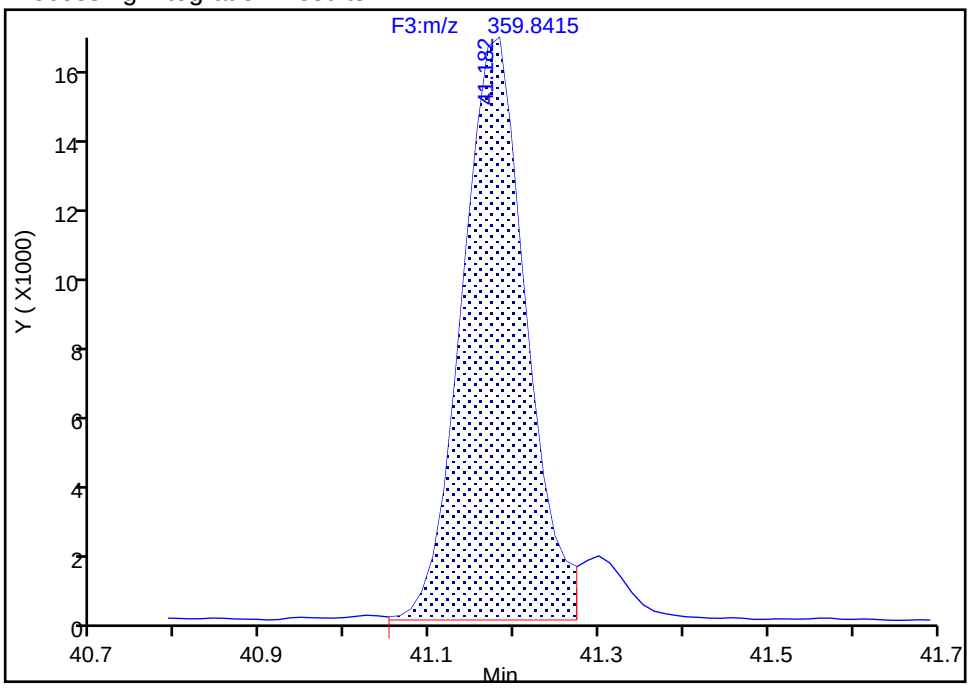

Manual Integration Results

RT: 41.18
Area: 93015
Amount: 22.527513
Amount Units: pg/ul

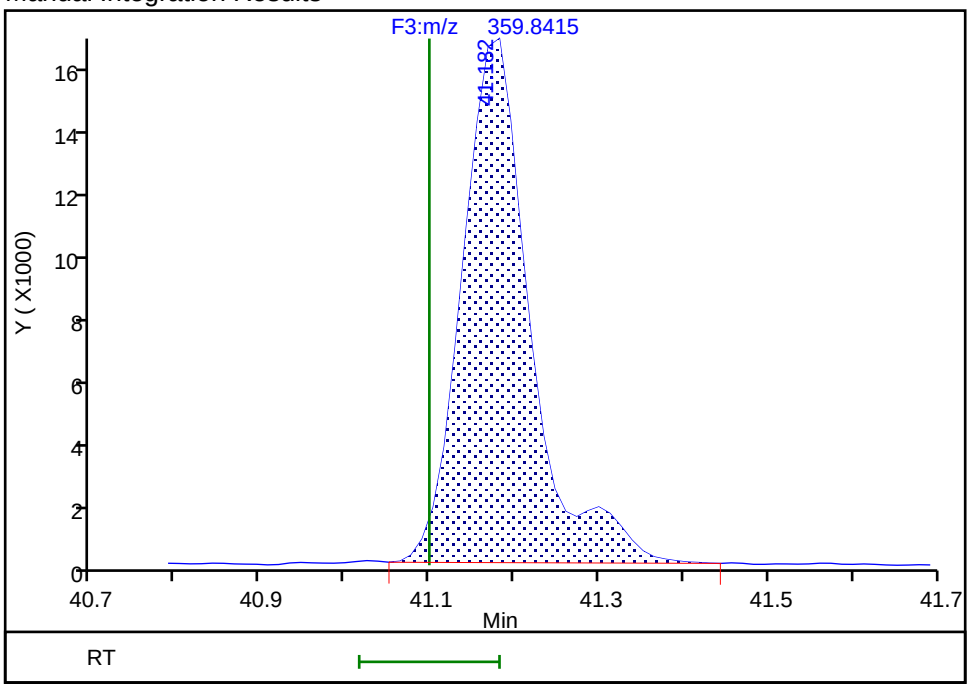

Reviewer: layk, 04-Sep-2019 11:10:05

Audit Action: Manually Integrated Audit Reason: Baseline

Manual Integration/User Assign Peak Report

Eurofins TestAmerica, Knoxville

Data File:	\\chromna\Knoxville\ChromData\D3D\20190903-12939.b\580-88125-b-13-c.d				
Injection Date:	04-Sep-2019 07:22:00	Instrument ID:	D3D		
Lims ID:	580-88125-B-13-C	Lab Sample ID:	140-88125-13		
Client ID:	J2A3-0to18-101218				
Operator ID:	Xcalibur_System	ALS Bottle#:	0	Worklist Smp#:	13
Injection Vol:	1.0 ul	Dil. Factor:	1.0000		
Method:	PCBs_D3D	Limit Group:	HR - 1668A - ICAL		
Column:	SPB-Octyl (0.25 mm)	Detector	F3(35.64 :49.10)		

PCB-159, CAS: 39635-35-3

Signal: 1

Not Detected
Expected RT: 42.11

Processing Integration Results

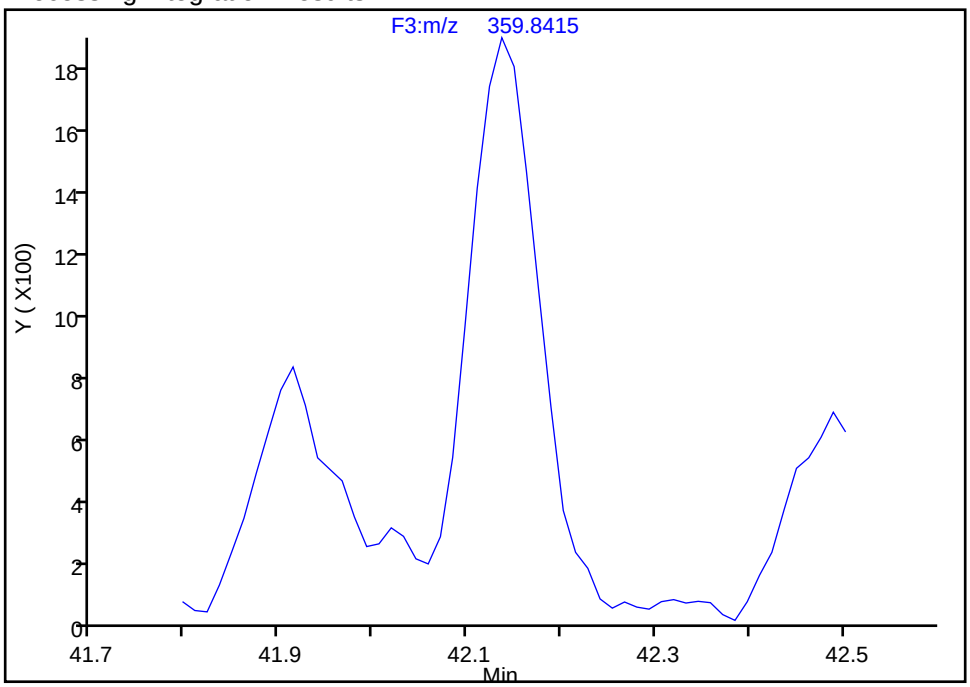

Manual Integration Results

RT: 42.14
Area: 8625
Amount: 1.706786
Amount Units: pg/ul

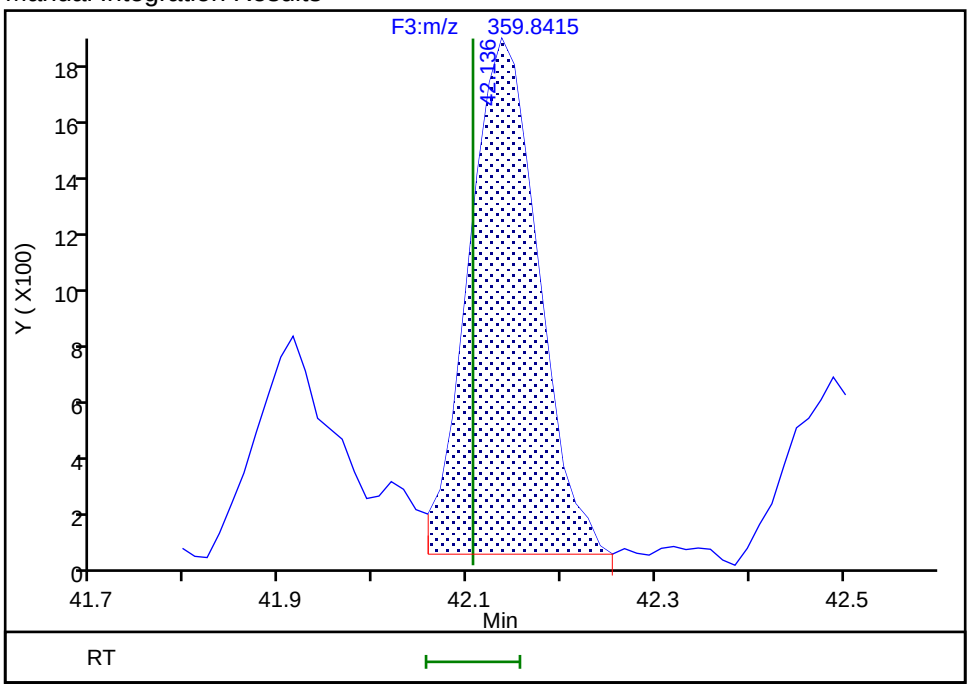

Reviewer: layk, 04-Sep-2019 11:10:17
Audit Action: Assigned Compound ID Audit Reason: Baseline

Eurofins TestAmerica, Knoxville

Data File:	\\chromna\Knoxville\ChromData\D3D\20190903-12939.b\580-88125-b-13-c.d		
Injection Date:	04-Sep-2019 07:22:00	Injection Vol:	1.0 ul
Instrument ID:	D3D	Operator ID:	Xcalibur_System
Method:	PCBs_D3D	Limit Group:	HR - 1668A - ICAL
Client ID:	J2A3-0to18-101218		
Worklist#:	33231	Sample Line#:	13
Column Type:	SPB-Octyl	Column Dia:	0.25 mm

HpPCB F3

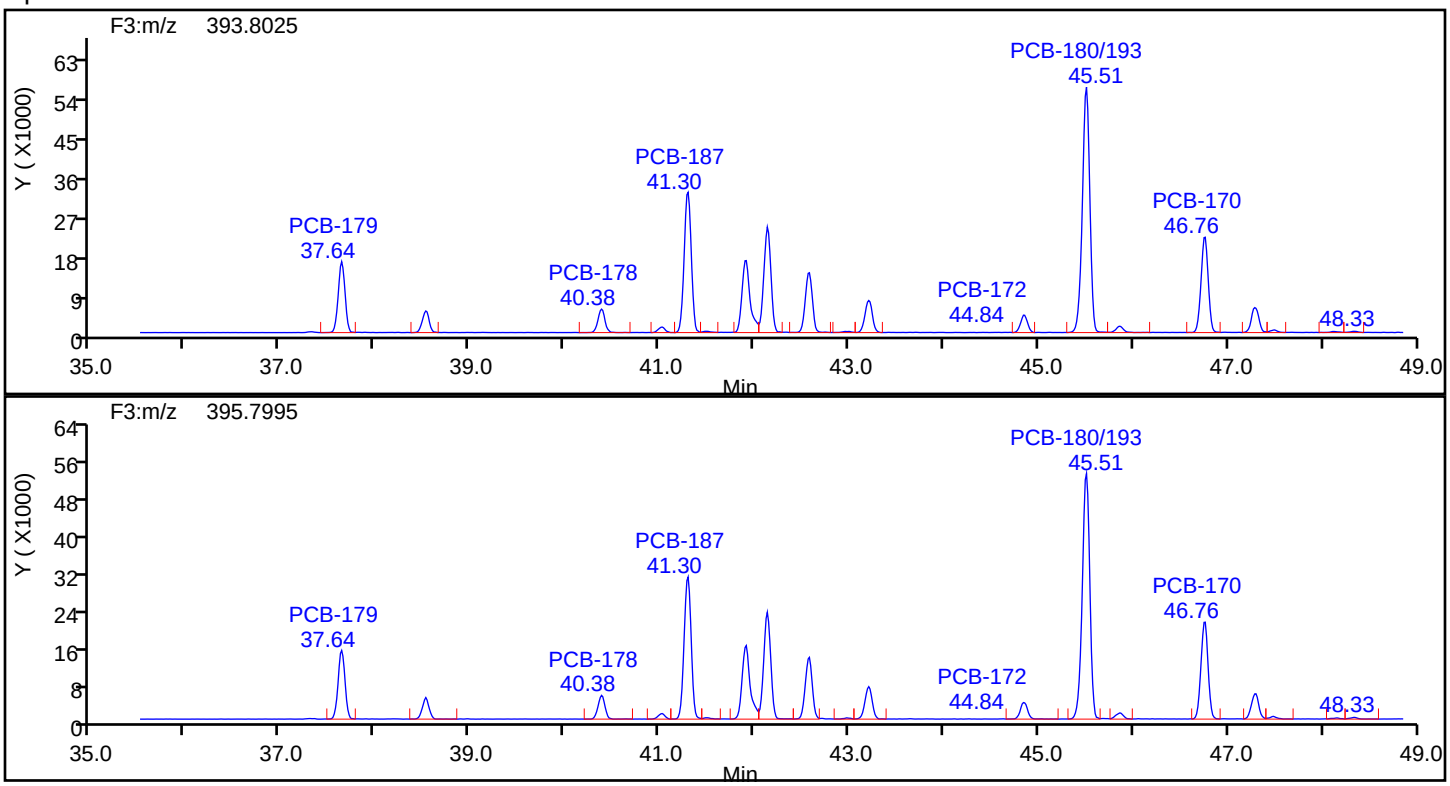

HpPCB F3 Standards

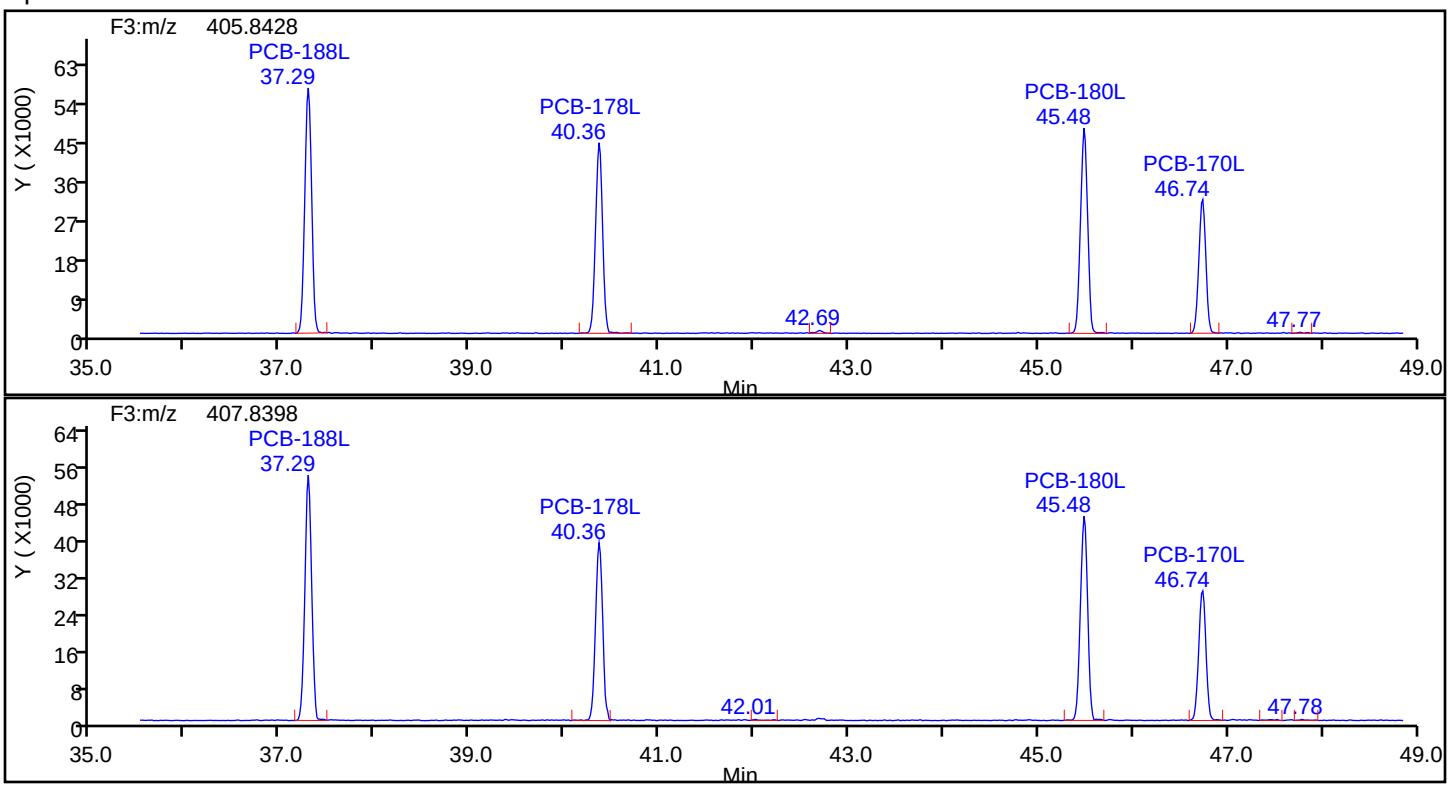

Eurofins TestAmerica, Knoxville

Data File:	\\chromna\Knoxville\ChromData\D3D\20190903-12939.b\580-88125-b-13-c.d		
Injection Date:	04-Sep-2019 07:22:00	Injection Vol:	1.0 ul
Instrument ID:	D3D	Operator ID:	Xcalibur_System
Method:	PCBs_D3D	Limit Group:	HR - 1668A - ICAL
Client ID:	J2A3-0to18-101218		
Worklist#:	33231	Sample Line#:	13
Column Type:	SPB-Octyl	Column Dia:	0.25 mm

HpPCB F3

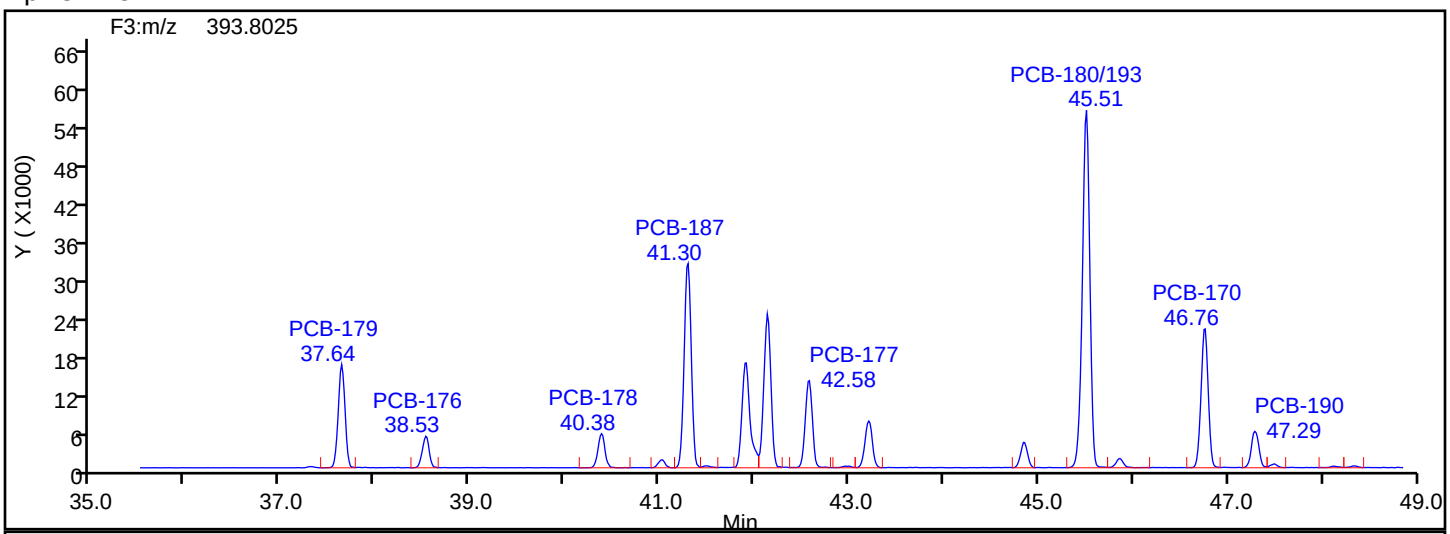

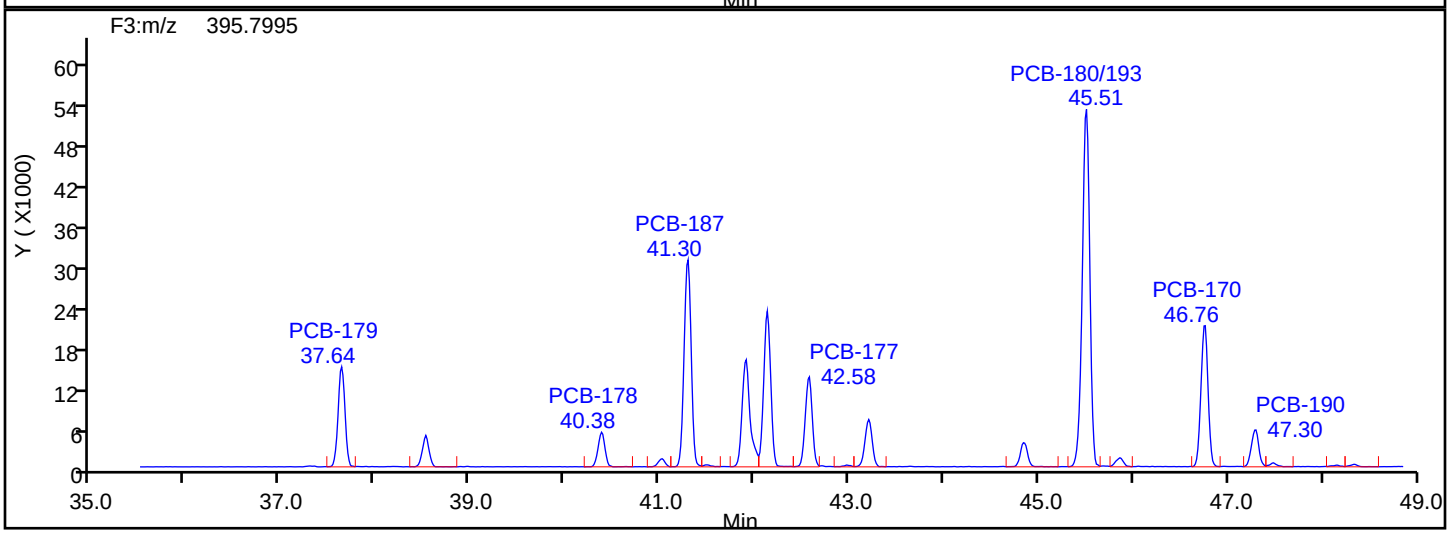

HpPCB F3 Lock Mass

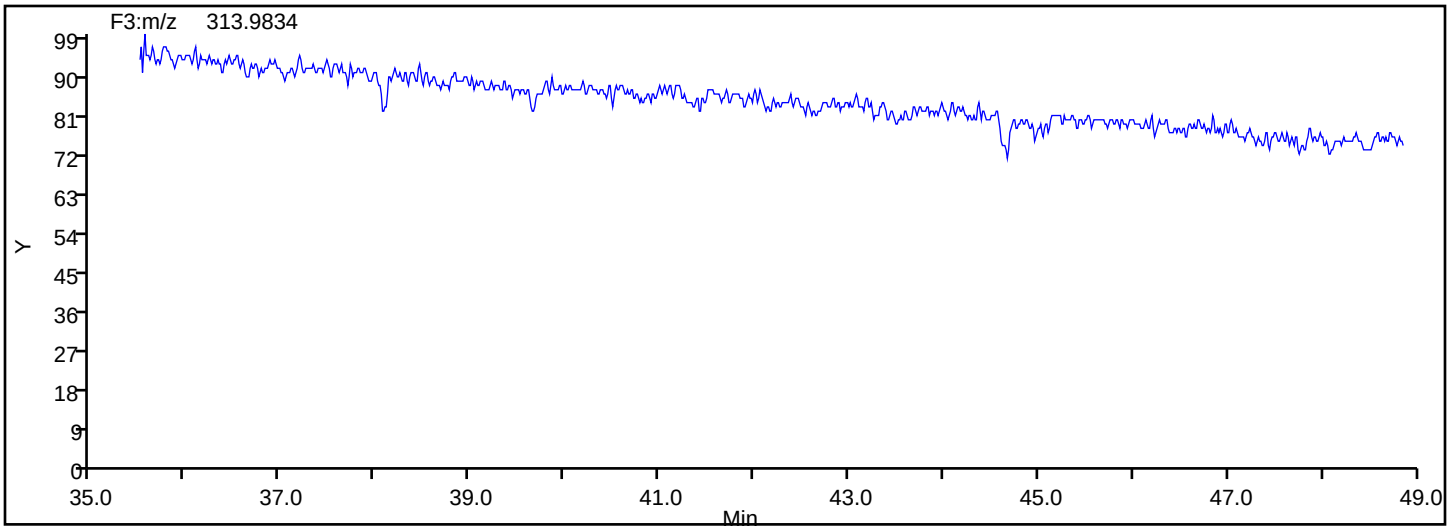

Manual Integration/User Assign Peak Report

Eurofins TestAmerica, Knoxville

Data File:	\\chromna\Knoxville\ChromData\D3D\20190903-12939.b\580-88125-b-13-c.d				
Injection Date:	04-Sep-2019 07:22:00	Instrument ID:	D3D		
Lims ID:	580-88125-B-13-C	Lab Sample ID:	140-88125-13		
Client ID:	J2A3-0to18-101218				
Operator ID:	Xcalibur_System	ALS Bottle#:	0	Worklist Smp#:	13
Injection Vol:	1.0 ul	Dil. Factor:	1.0000		
Method:	PCBs_D3D	Limit Group:	HR - 1668A - ICAL		
Column:	SPB-Octyl (0.25 mm)	Detector	F3(35.64 :49.10)		

PCB-181, CAS: 74472-47-2

Signal: 1

Not Detected
Expected RT: 42.90

Processing Integration Results

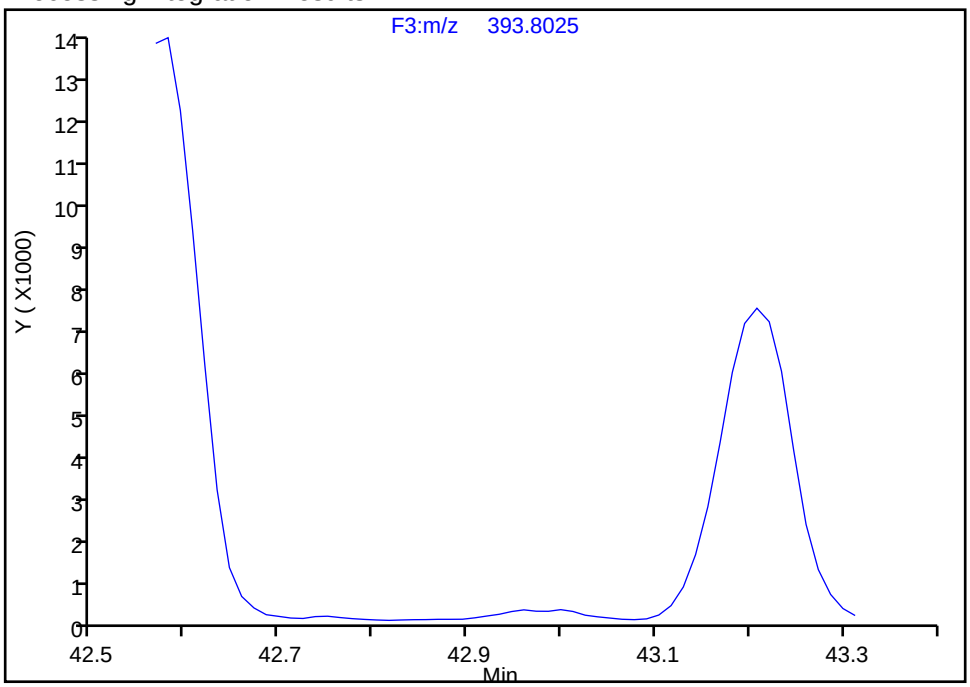

Manual Integration Results

RT: 43.00
Area: 1857
Amount: 0.688418
Amount Units: pg/ul

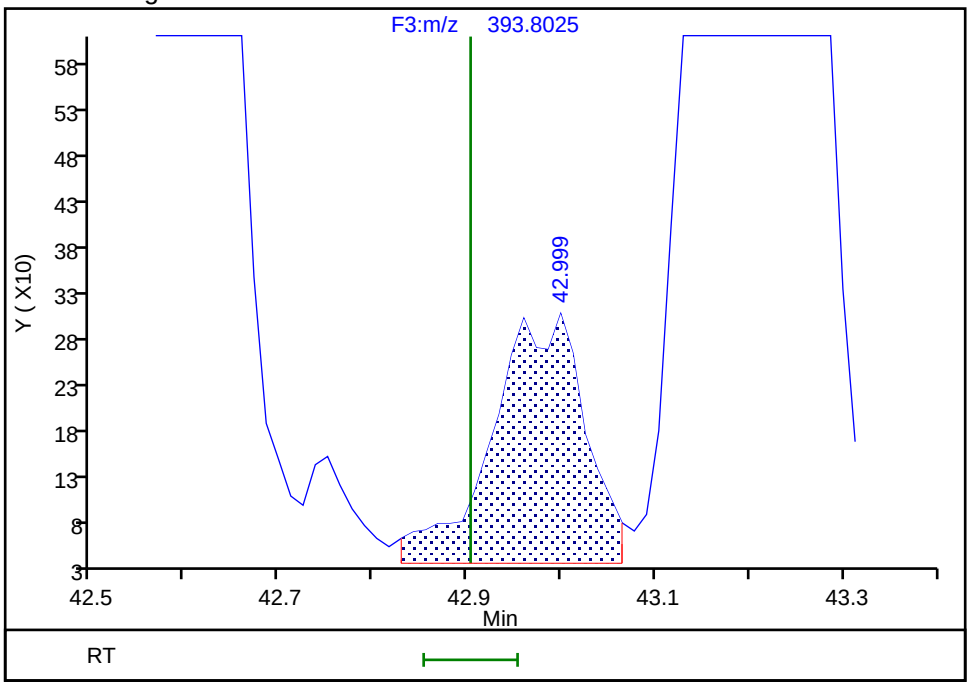

Reviewer: layk, 04-Sep-2019 11:11:32
Audit Action: Assigned Compound ID Audit Reason: Baseline

Eurofins TestAmerica, Knoxville

Data File:	\\chromna\Knoxville\ChromData\D3D\20190903-12939.b\580-88125-b-13-c.d		
Injection Date:	04-Sep-2019 07:22:00	Injection Vol:	1.0 ul
Instrument ID:	D3D	Operator ID:	Xcalibur_System
Method:	PCBs_D3D	Limit Group:	HR - 1668A - ICAL
Client ID:	J2A3-0to18-101218		
Worklist#:	33231	Sample Line#:	13
Column Type:	SPB-Octyl	Column Dia:	0.25 mm

HpPCB F4

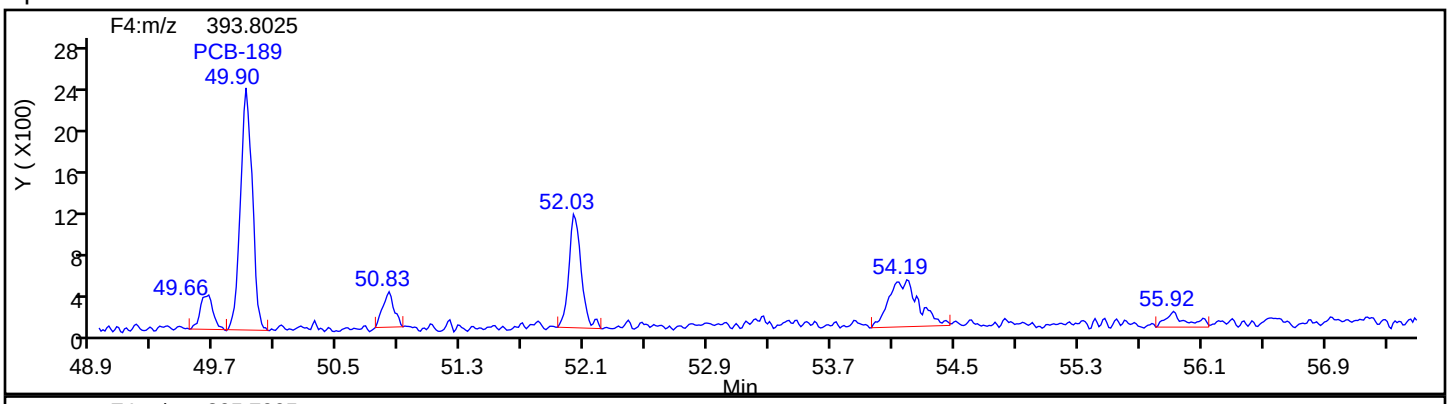

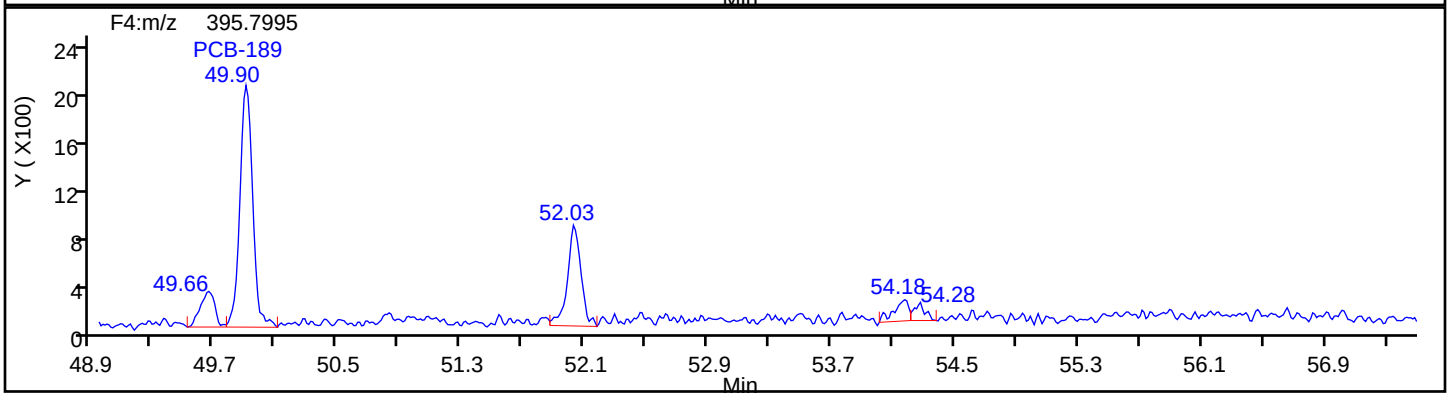

HpPCB F4 Standards

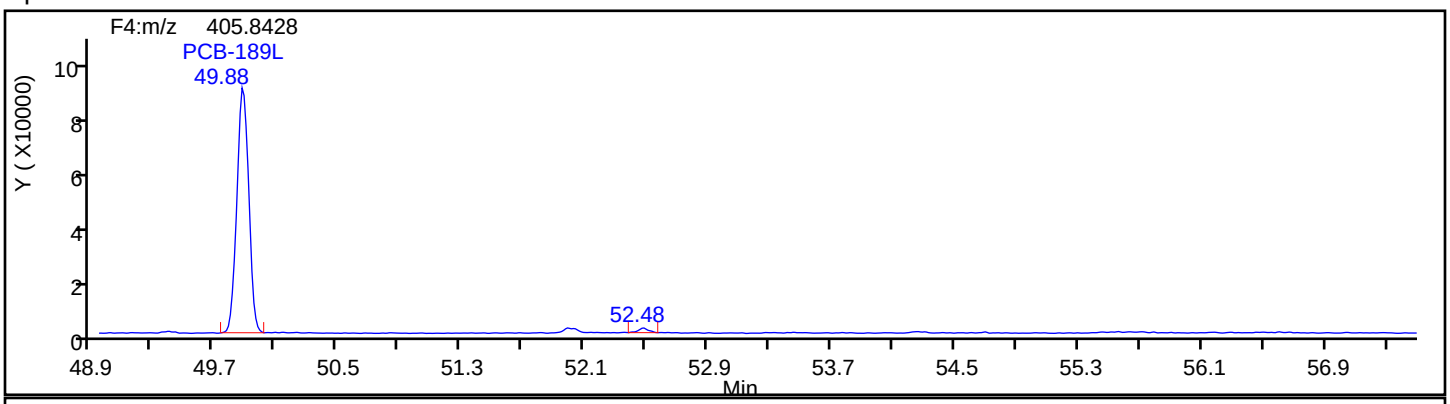

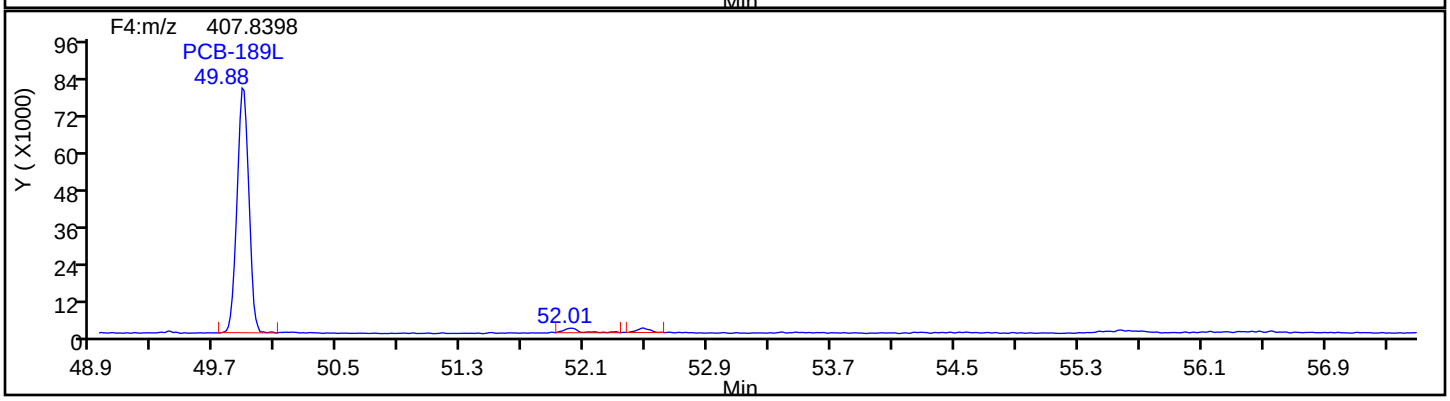

Eurofins TestAmerica, Knoxville

Data File:	\\chromna\Knoxville\ChromData\D3D\20190903-12939.b\580-88125-b-13-c.d		
Injection Date:	04-Sep-2019 07:22:00	Injection Vol:	1.0 ul
Instrument ID:	D3D	Operator ID:	Xcalibur_System
Method:	PCBs_D3D	Limit Group:	HR - 1668A - ICAL
Client ID:	J2A3-0to18-101218		
Worklist#:	33231	Sample Line#:	13
Column Type:	SPB-Octyl	Column Dia:	0.25 mm

HpPCB F4

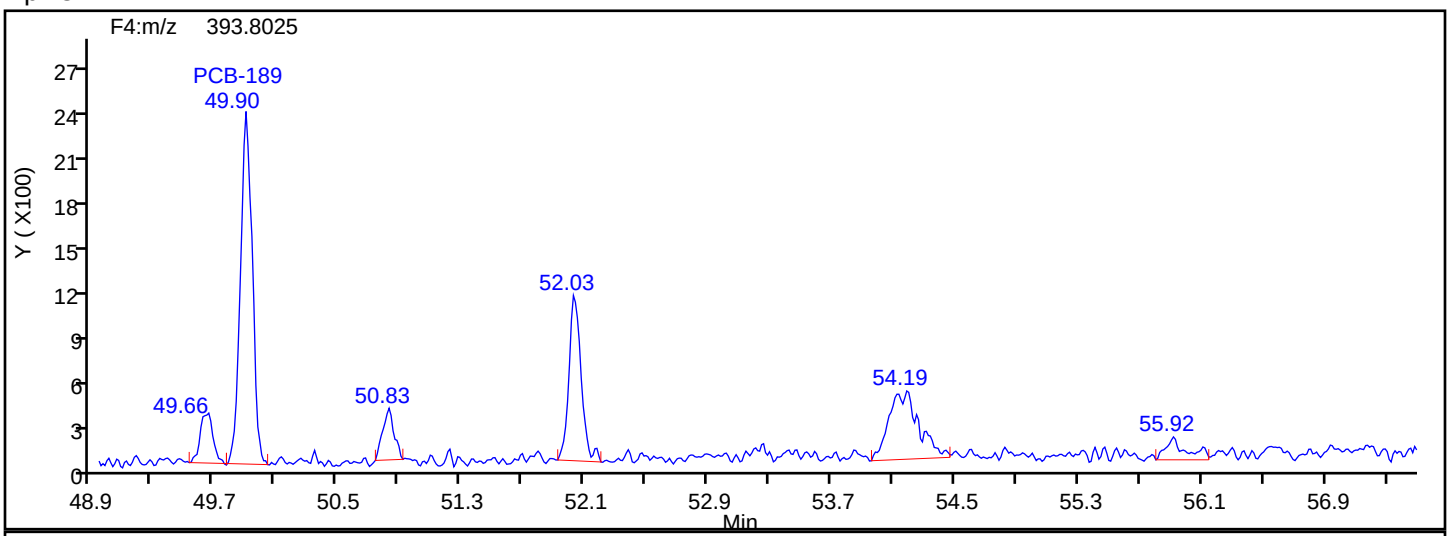

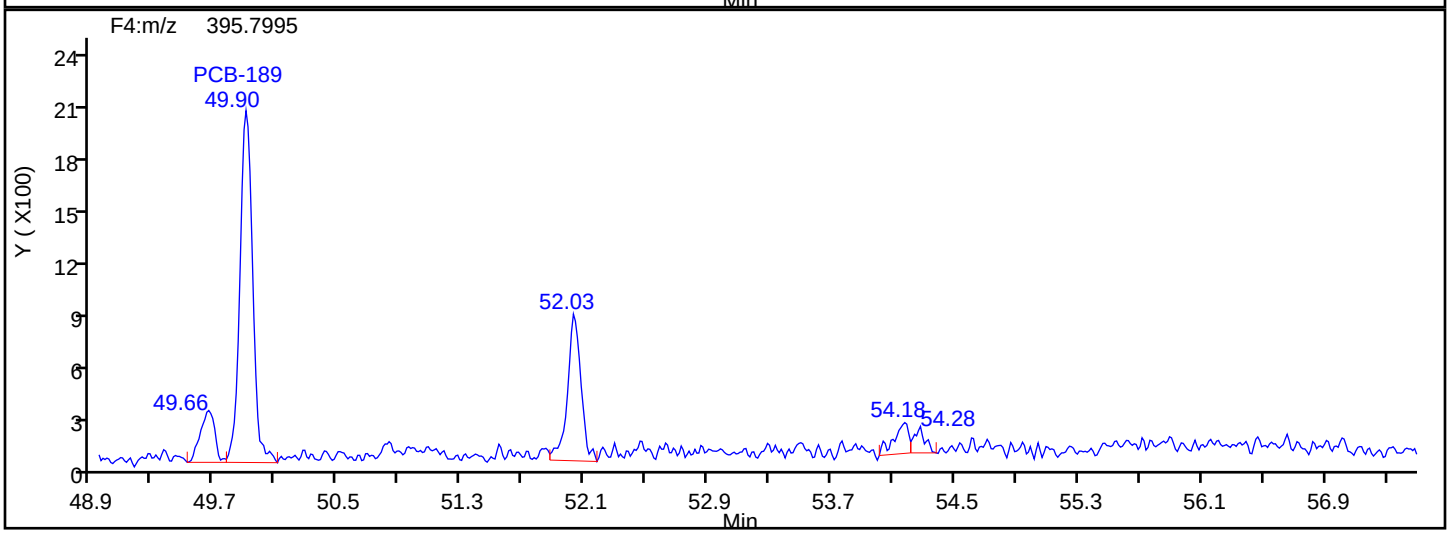

HpPCB F4 Lock Mass

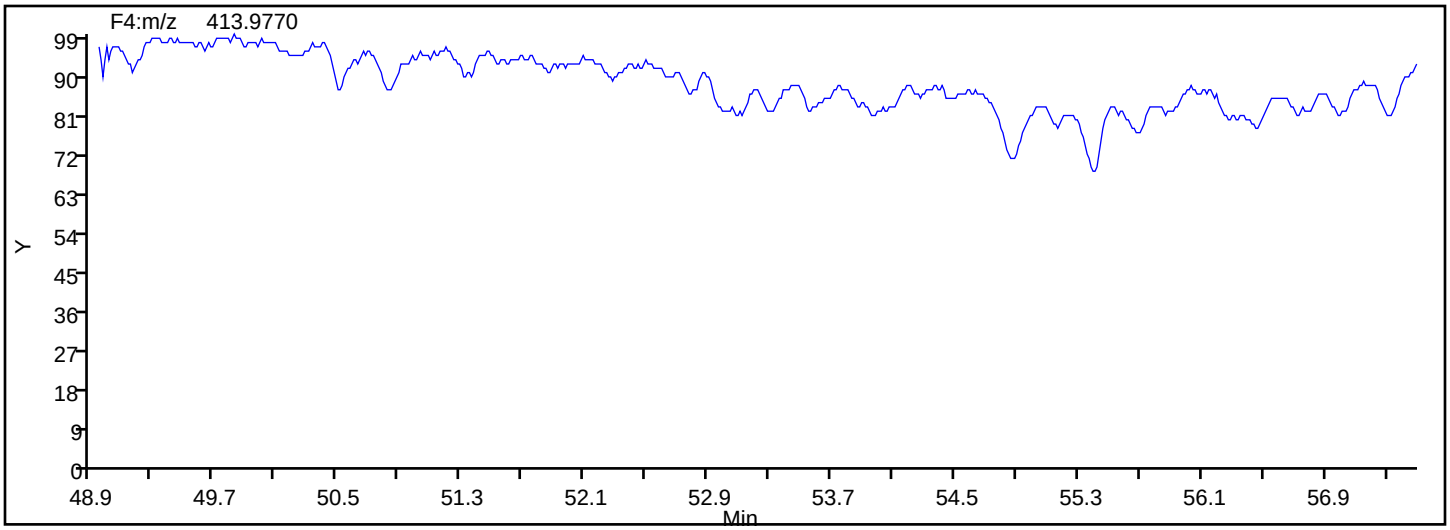

Manual Integration/User Assign Peak Report

Eurofins TestAmerica, Knoxville

Data File:	\\chromna\Knoxville\ChromData\D3D\20190903-12939.b\580-88125-b-13-c.d				
Injection Date:	04-Sep-2019 07:22:00	Instrument ID:	D3D		
Lims ID:	580-88125-B-13-C	Lab Sample ID:	140-88125-13		
Client ID:	J2A3-0to18-101218				
Operator ID:	Xcalibur_System	ALS Bottle#:	0	Worklist Smp#:	13
Injection Vol:	1.0 ul	Dil. Factor:	1.0000		
Method:	PCBs_D3D	Limit Group:	HR - 1668A - ICAL		
Column:	SPB-Octyl (0.25 mm)	Detector	F4(49.20 :57.50)		

PCB-189, CAS: 39635-31-9

Signal: 1

Processing Integration Results

RT: 49.90
Area: 14051
Amount: 2.434332
Amount Units: pg/ul

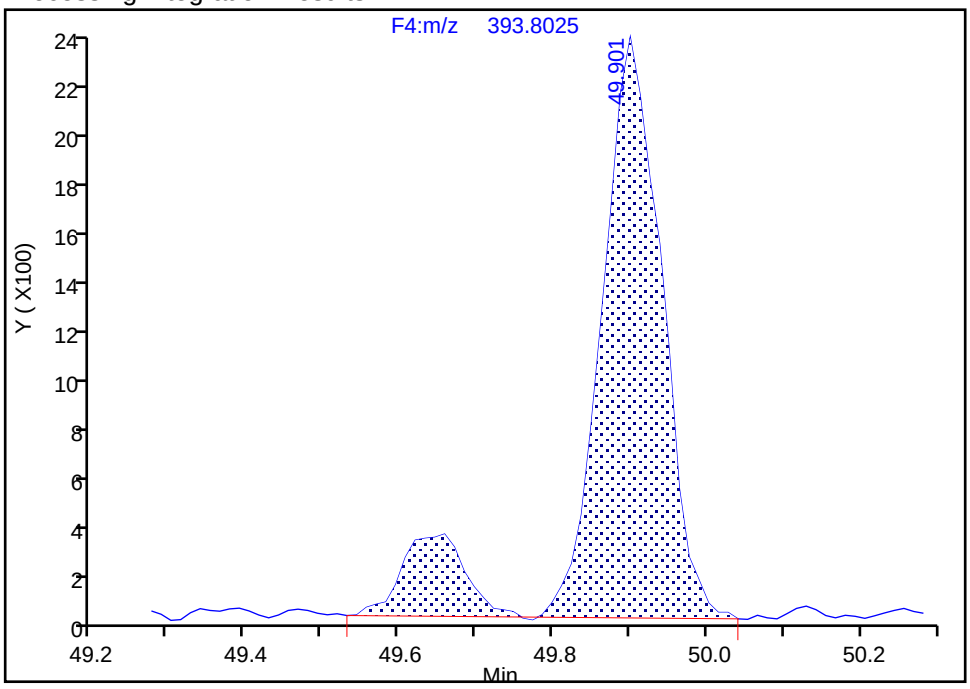

Manual Integration Results

RT: 49.90
Area: 12190
Amount: 2.097900
Amount Units: pg/ul

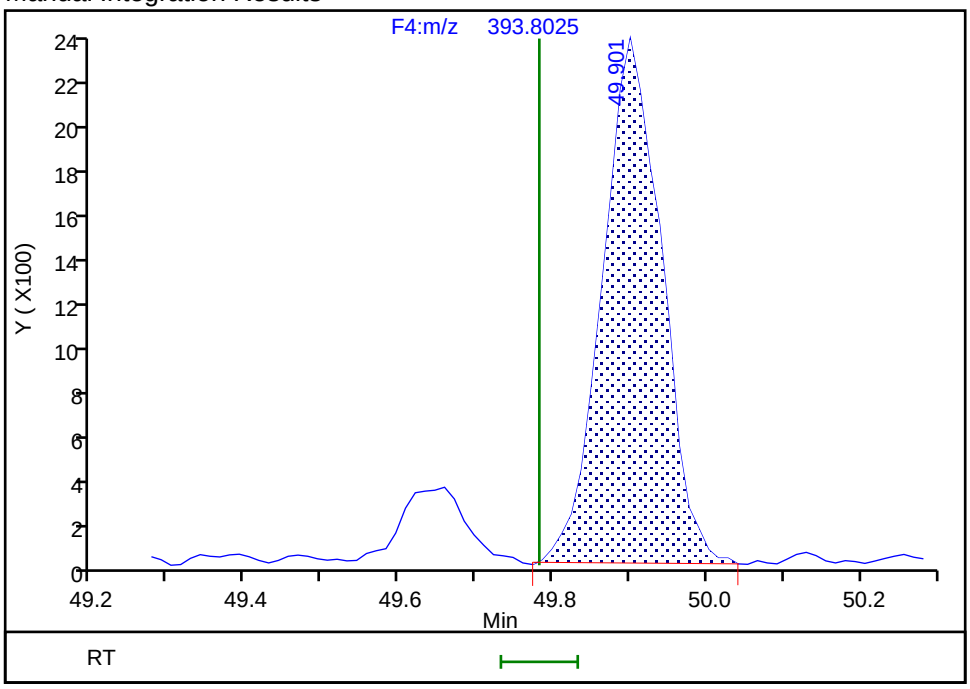

Reviewer: layk, 04-Sep-2019 12:21:28

Audit Action: Split an Integrated Peak Audit Reason: Split Peak

Manual Integration/User Assign Peak Report

Eurofins TestAmerica, Knoxville

Data File:	\\chromna\Knoxville\ChromData\D3D\20190903-12939.b\580-88125-b-13-c.d				
Injection Date:	04-Sep-2019 07:22:00	Instrument ID:	D3D		
Lims ID:	580-88125-B-13-C	Lab Sample ID:	140-88125-13		
Client ID:	J2A3-0to18-101218				
Operator ID:	Xcalibur_System	ALS Bottle#:	0	Worklist Smp#:	13
Injection Vol:	1.0 ul	Dil. Factor:	1.0000		
Method:	PCBs_D3D	Limit Group:	HR - 1668A - ICAL		
Column:	SPB-Octyl (0.25 mm)	Detector	F4(49.20 :57.50)		

PCB-189, CAS: 39635-31-9

Signal: 2

Processing Integration Results

RT: 49.90
Area: 13575
Amount: 2.434332
Amount Units: pg/ul

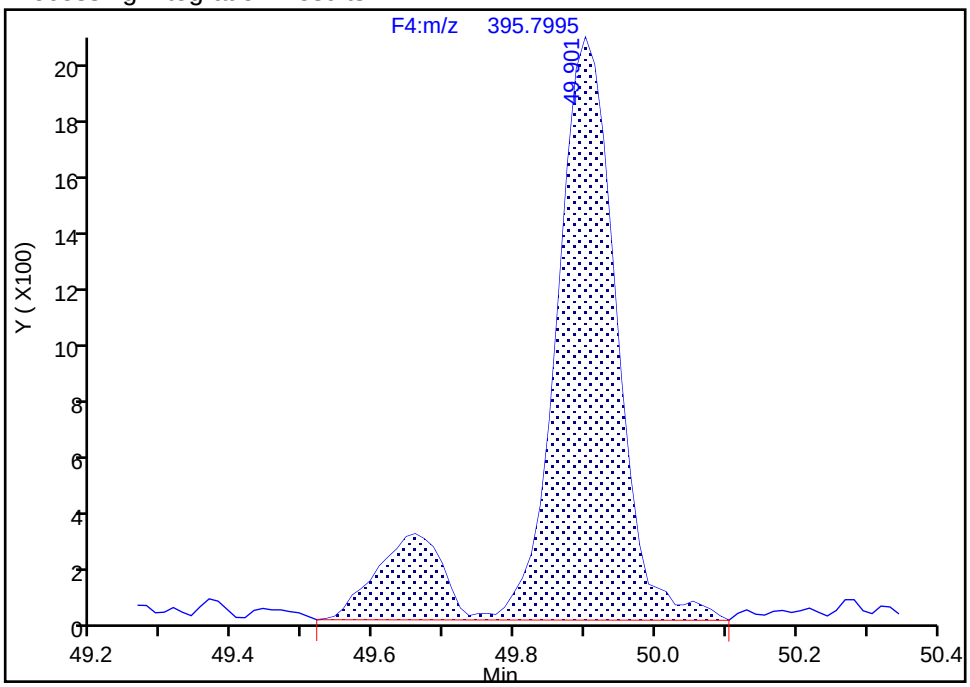

Manual Integration Results

RT: 49.90
Area: 11618
Amount: 2.097900
Amount Units: pg/ul

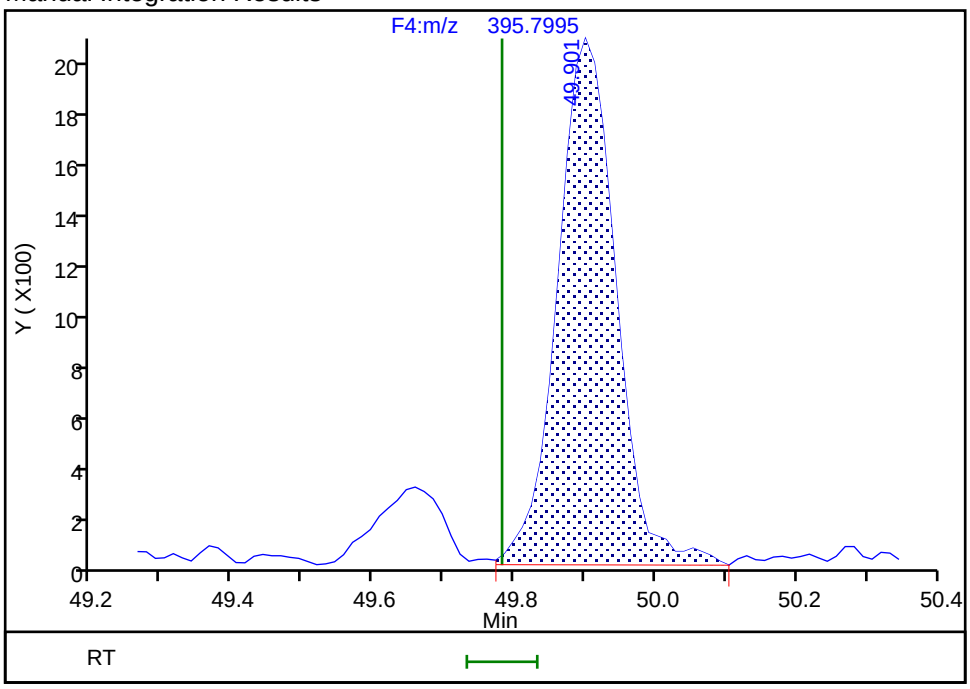

Reviewer: layk, 04-Sep-2019 12:21:31

Audit Action: Split an Integrated Peak Audit Reason: Split Peak

Eurofins TestAmerica, Knoxville

Data File:	\\chromna\Knoxville\ChromData\D3D\20190903-12939.b\580-88125-b-13-c.d		
Injection Date:	04-Sep-2019 07:22:00	Injection Vol:	1.0 ul
Instrument ID:	D3D	Operator ID:	Xcalibur_System
Method:	PCBs_D3D	Limit Group:	HR - 1668A - ICAL
Client ID:	J2A3-0to18-101218		
Worklist#:	33231	Sample Line#:	13
Column Type:	SPB-Octyl	Column Dia:	0.25 mm

OcPCB F3

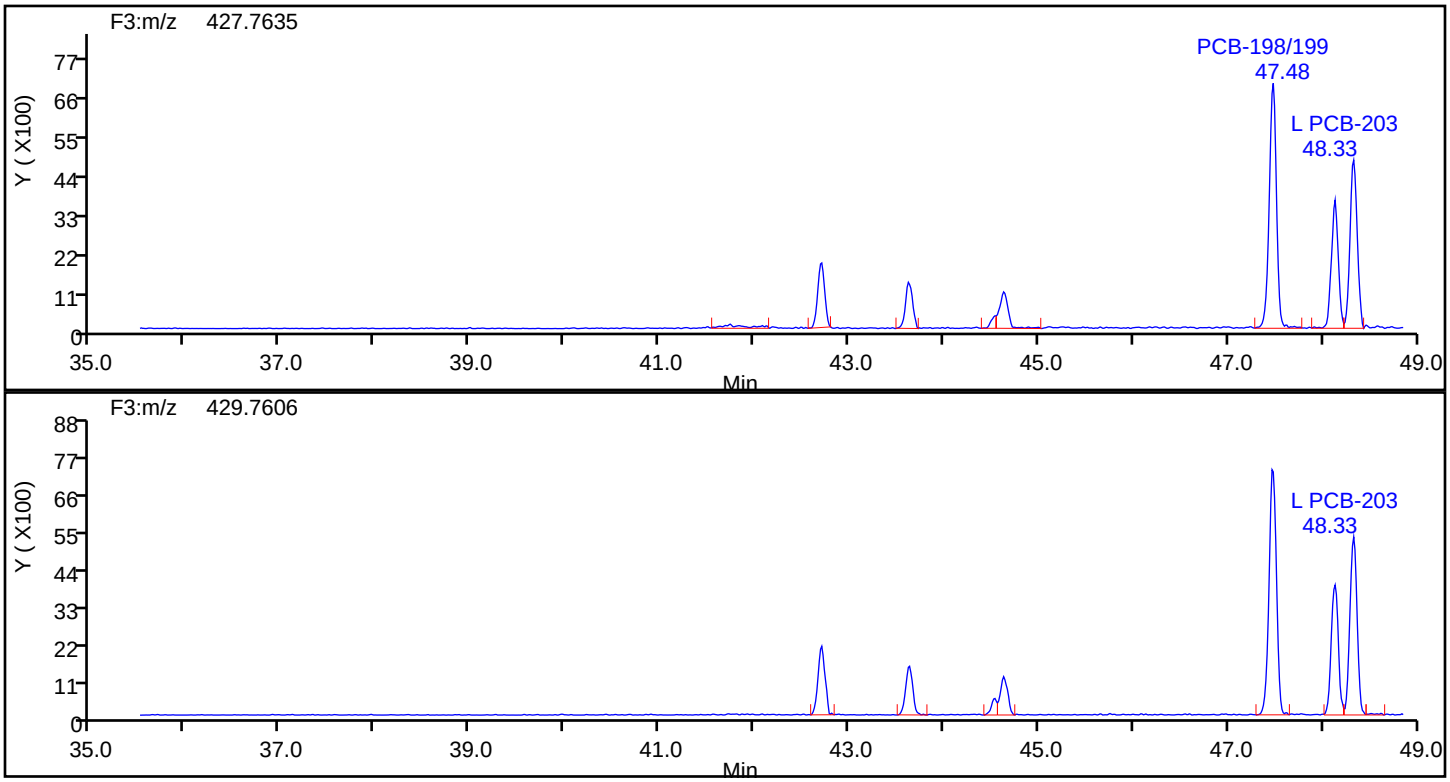

OcPCB F3 Standards

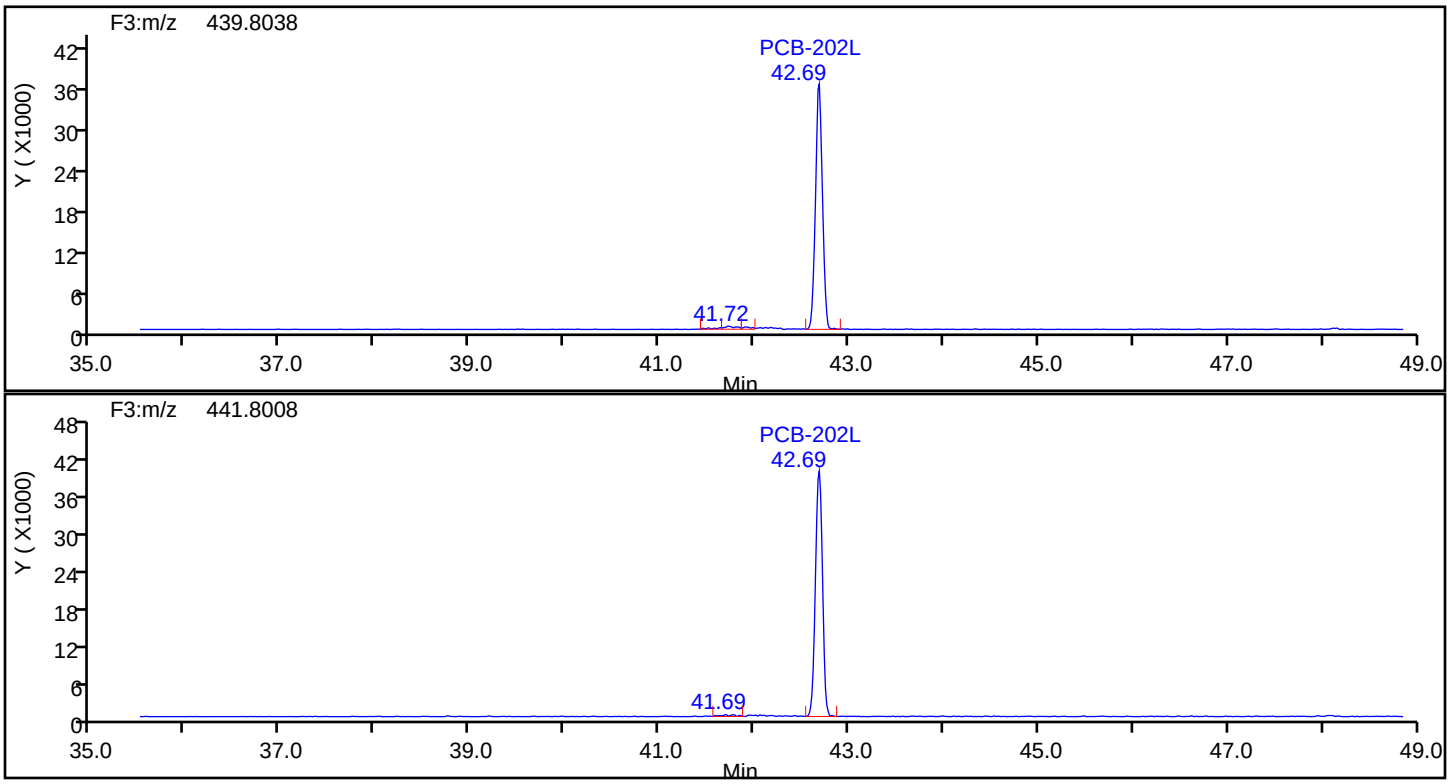

Eurofins TestAmerica, Knoxville

Data File:	\\chromna\Knoxville\ChromData\D3D\20190903-12939.b\580-88125-b-13-c.d		
Injection Date:	04-Sep-2019 07:22:00	Injection Vol:	1.0 ul
Instrument ID:	D3D	Operator ID:	Xcalibur_System
Method:	PCBs_D3D	Limit Group:	HR - 1668A - ICAL
Client ID:	J2A3-0to18-101218		
Worklist#:	33231	Sample Line#:	13
Column Type:	SPB-Octyl	Column Dia:	0.25 mm

OcPCB F3

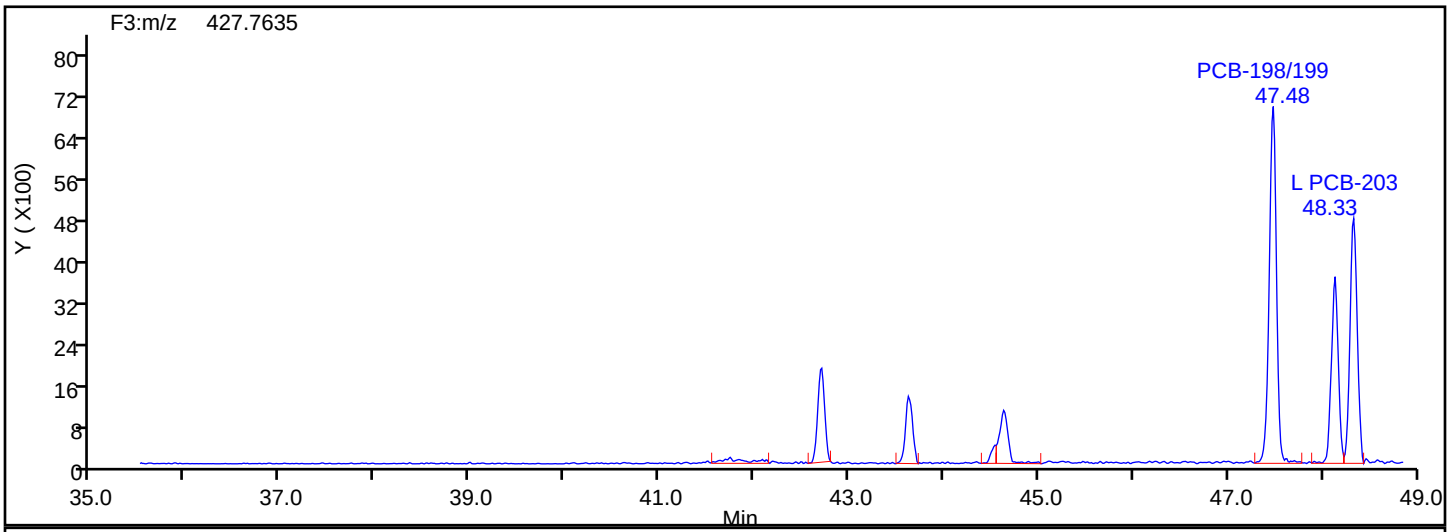

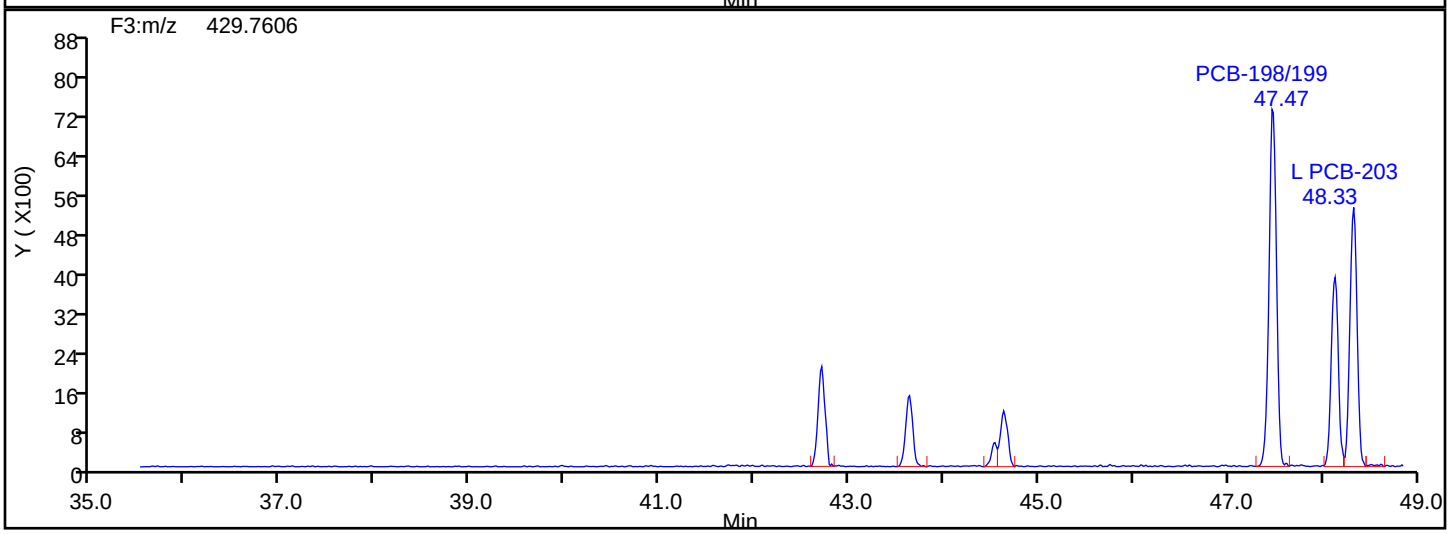

OcPCB F3 Lock Mass

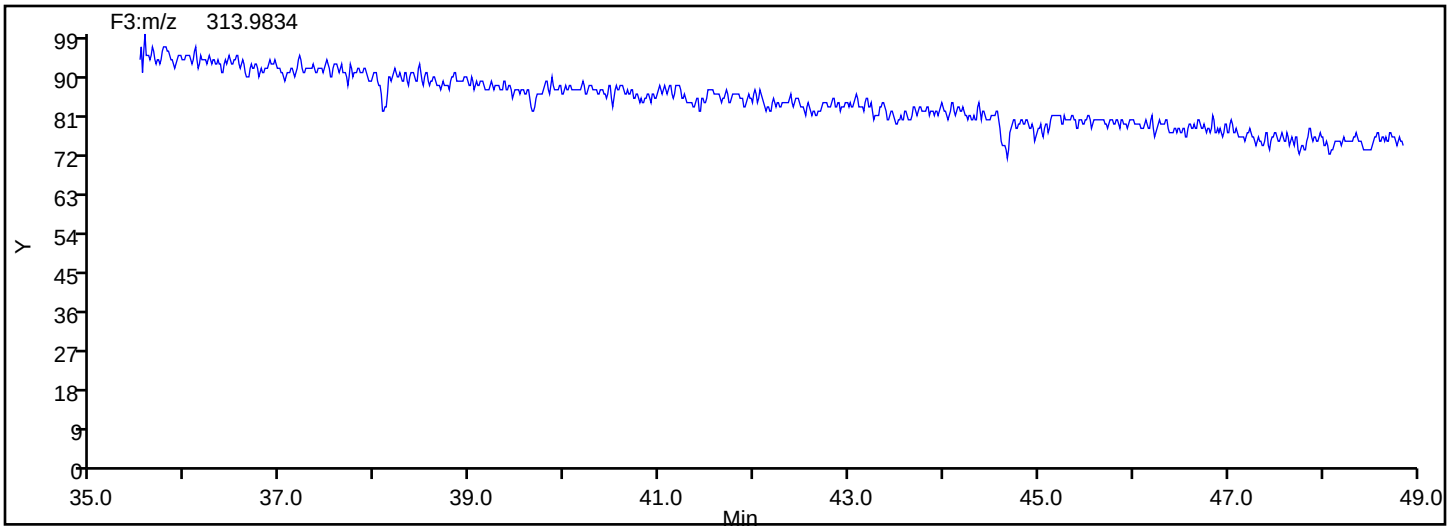

Eurofins TestAmerica, Knoxville

Data File:	\\chromna\Knoxville\ChromData\D3D\20190903-12939.b\580-88125-b-13-c.d		
Injection Date:	04-Sep-2019 07:22:00	Injection Vol:	1.0 ul
Instrument ID:	D3D	Operator ID:	Xcalibur_System
Method:	PCBs_D3D	Limit Group:	HR - 1668A - ICAL
Client ID:	J2A3-0to18-101218		
Worklist#:	33231	Sample Line#:	13
Column Type:	SPB-Octyl	Column Dia:	0.25 mm

OcPCB F4

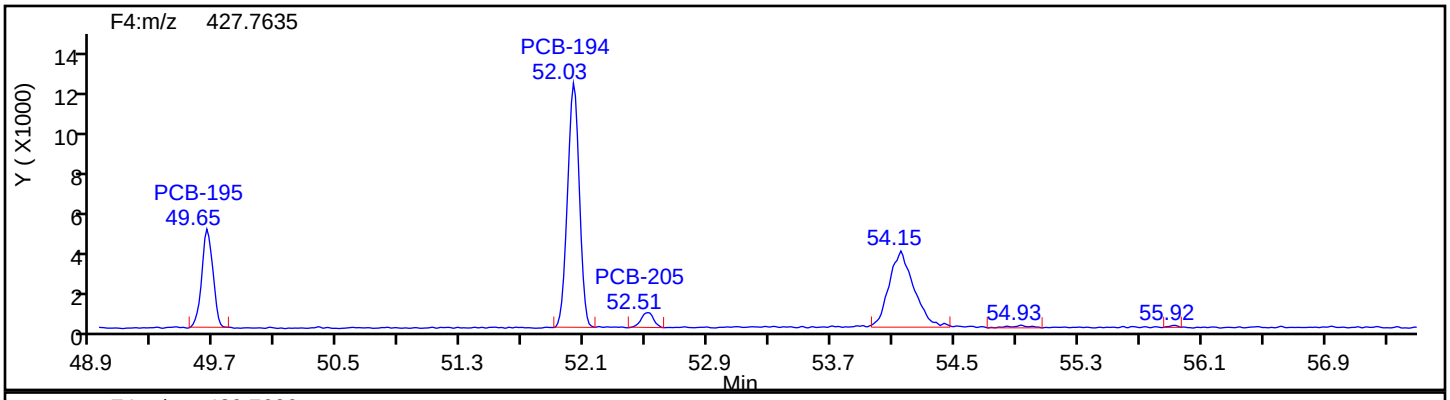

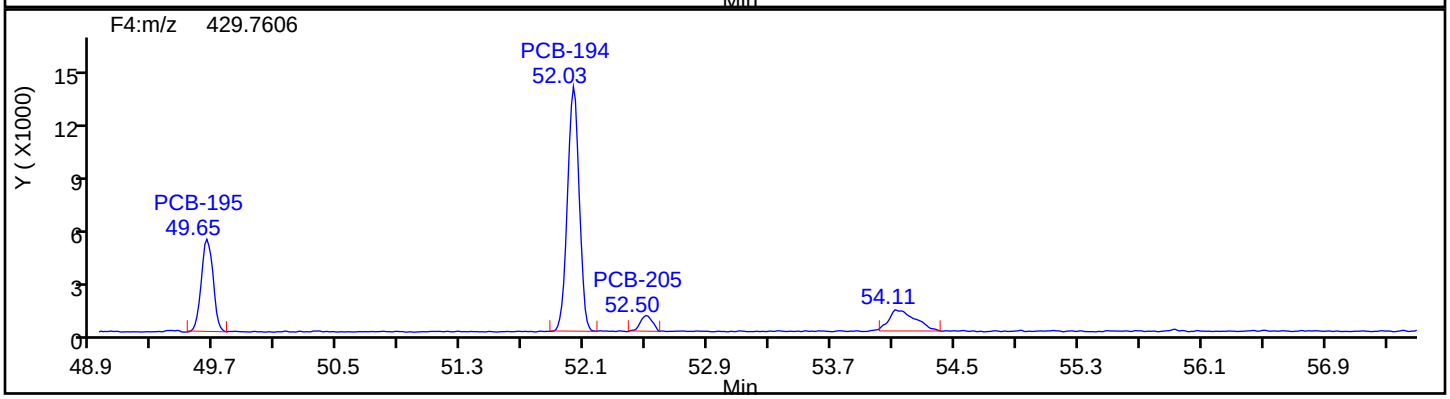

OcPCB F4 Standards

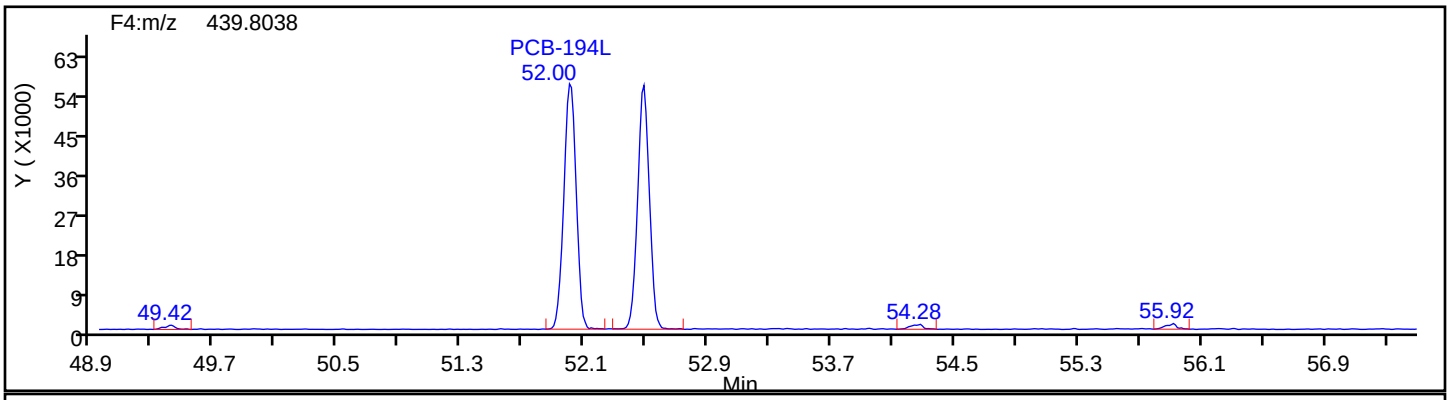

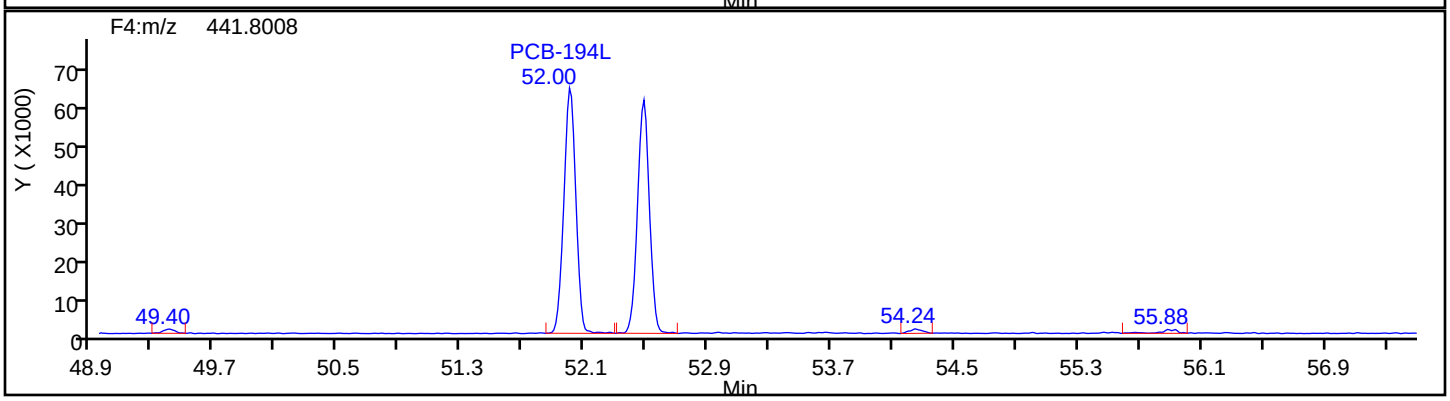

Eurofins TestAmerica, Knoxville

Data File:	\\chromna\Knoxville\ChromData\D3D\20190903-12939.b\580-88125-b-13-c.d		
Injection Date:	04-Sep-2019 07:22:00	Injection Vol:	1.0 ul
Instrument ID:	D3D	Operator ID:	Xcalibur_System
Method:	PCBs_D3D	Limit Group:	HR - 1668A - ICAL
Client ID:	J2A3-0to18-101218		
Worklist#:	33231	Sample Line#:	13
Column Type:	SPB-Octyl	Column Dia:	0.25 mm

OcPCB F4

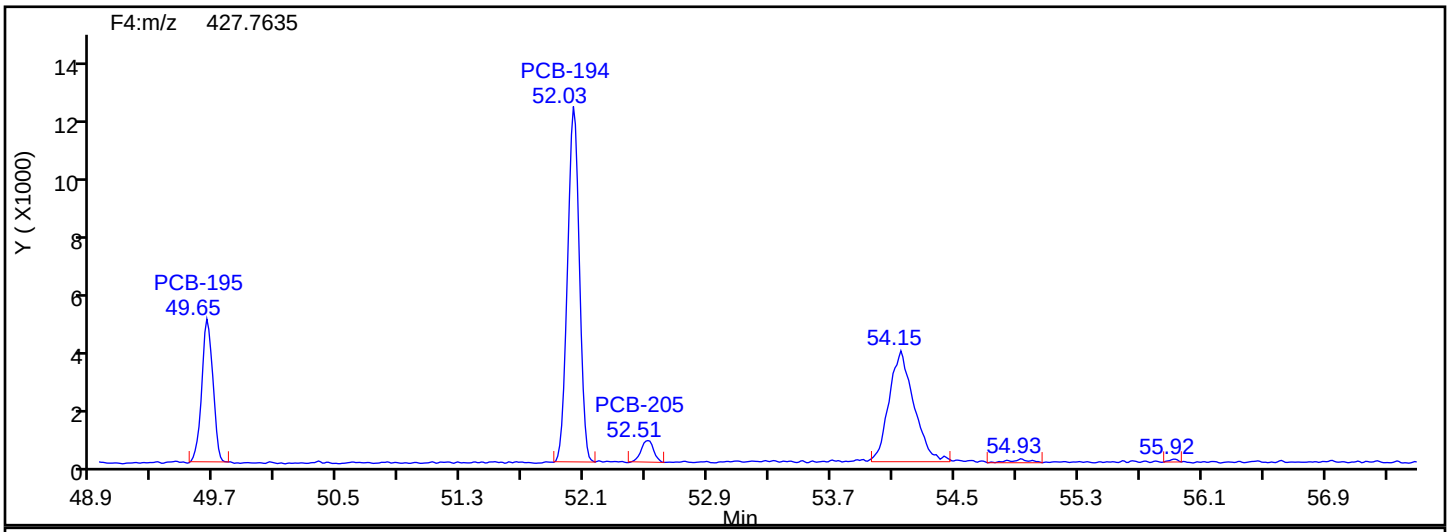

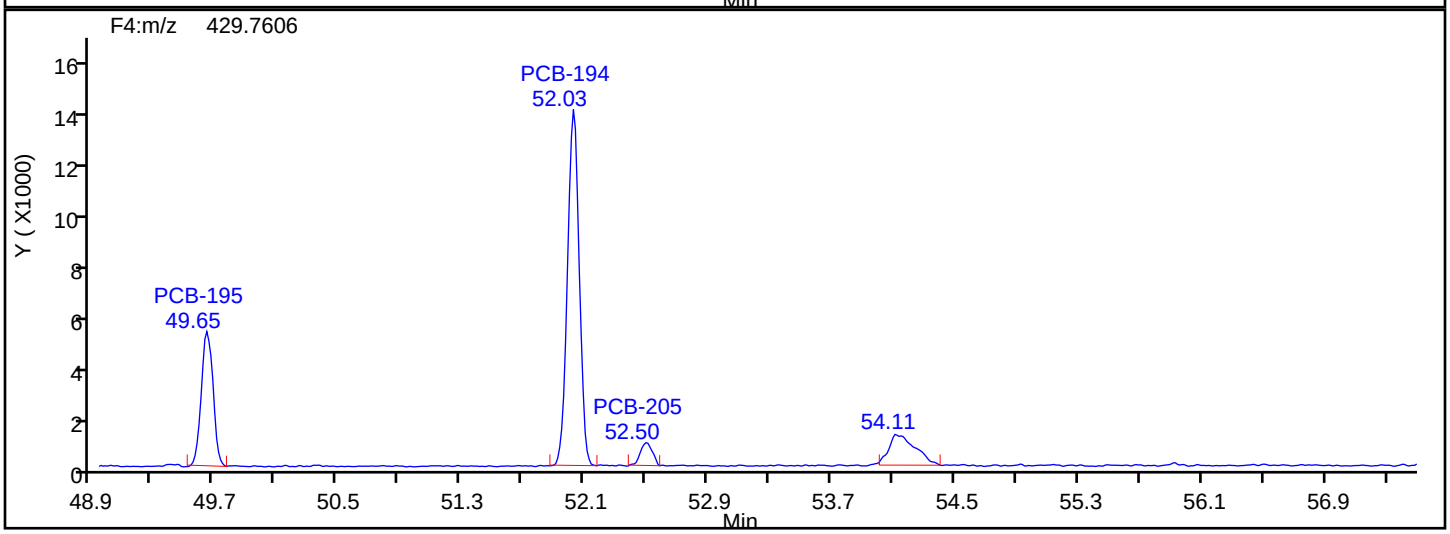

OcPCB F4 Lock Mass

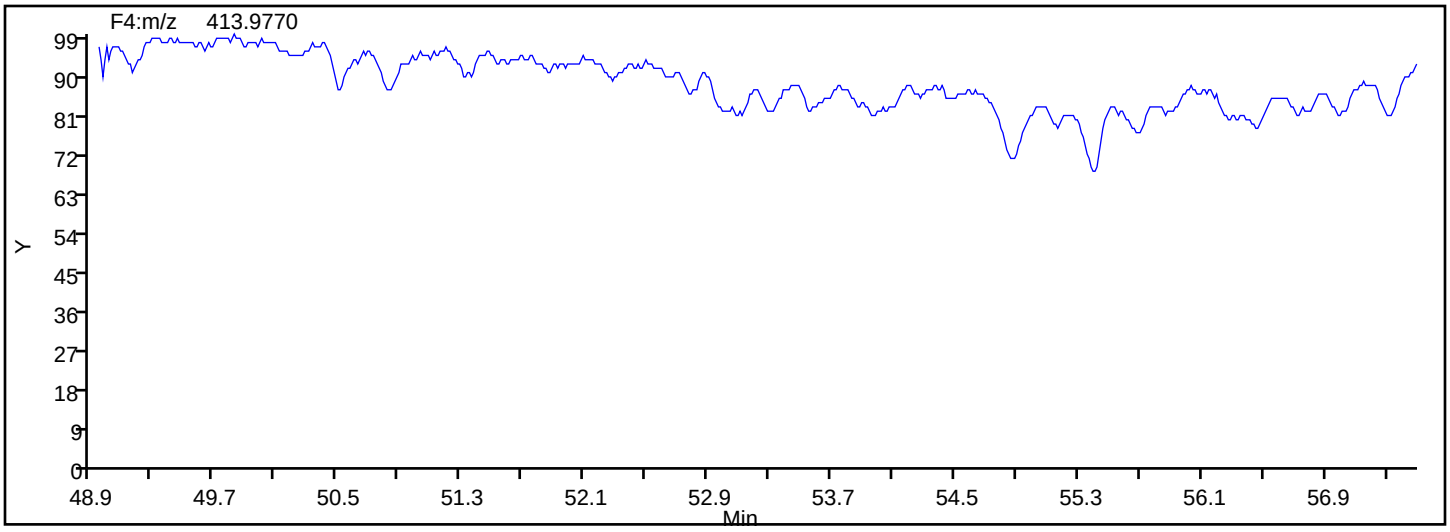

Report Date: 04-Sep-2019 15:04:06 Chrom Revision: 2.3 22-Aug-2019 12:55:36

Eurofins TestAmerica, Knoxville

Data File:	\\chromna\Knoxville\ChromData\D3D\20190903-12939.b\580-88125-b-13-c.d		
Injection Date:	04-Sep-2019 07:22:00	Injection Vol:	1.0 ul
Instrument ID:	D3D	Operator ID:	Xcalibur_System
Method:	PCBs_D3D	Limit Group:	HR - 1668A - ICAL
Client ID:	J2A3-0to18-101218		
Worklist#:	33231	Sample Line#:	13
Column Type:	SPB-Octyl	Column Dia:	0.25 mm

NoPCB F4

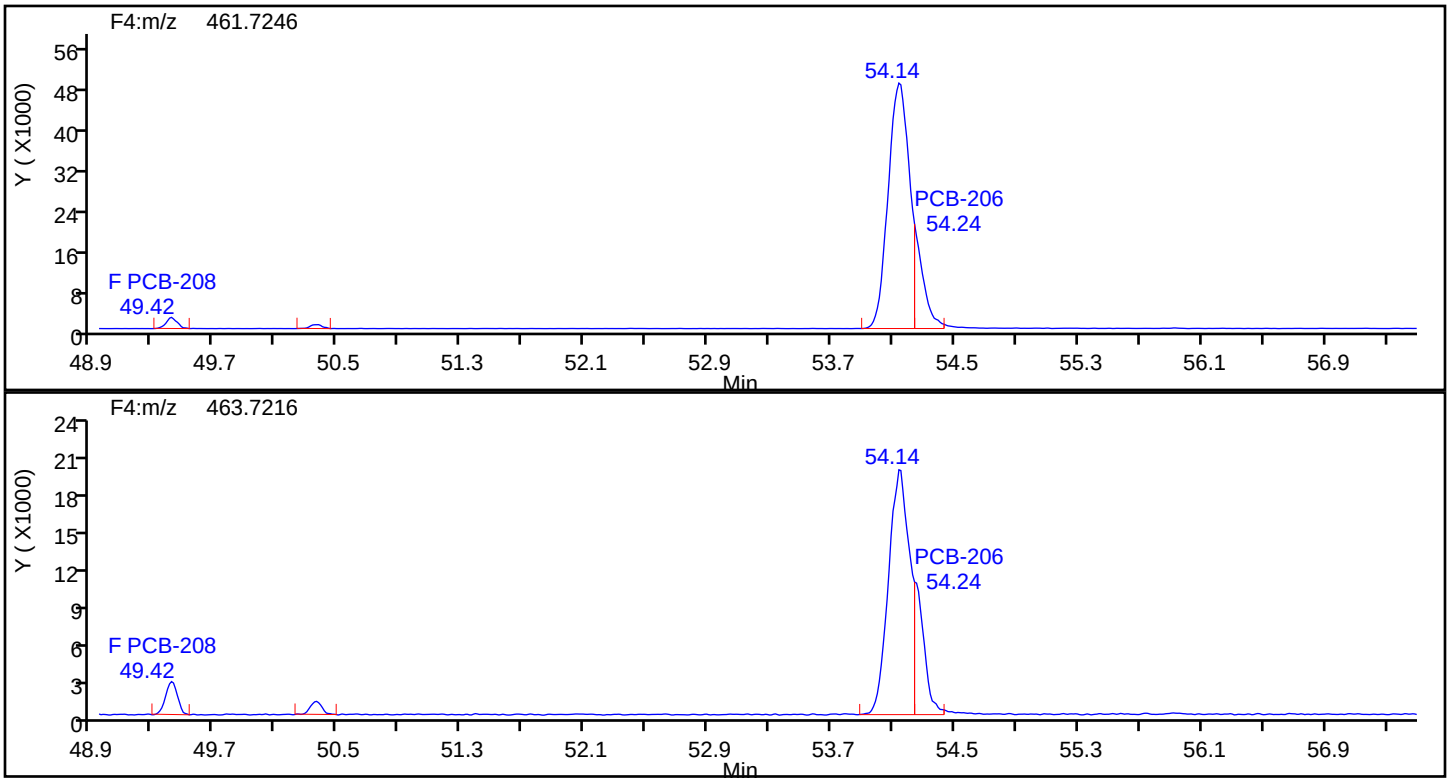

NoPCB F4 Standards

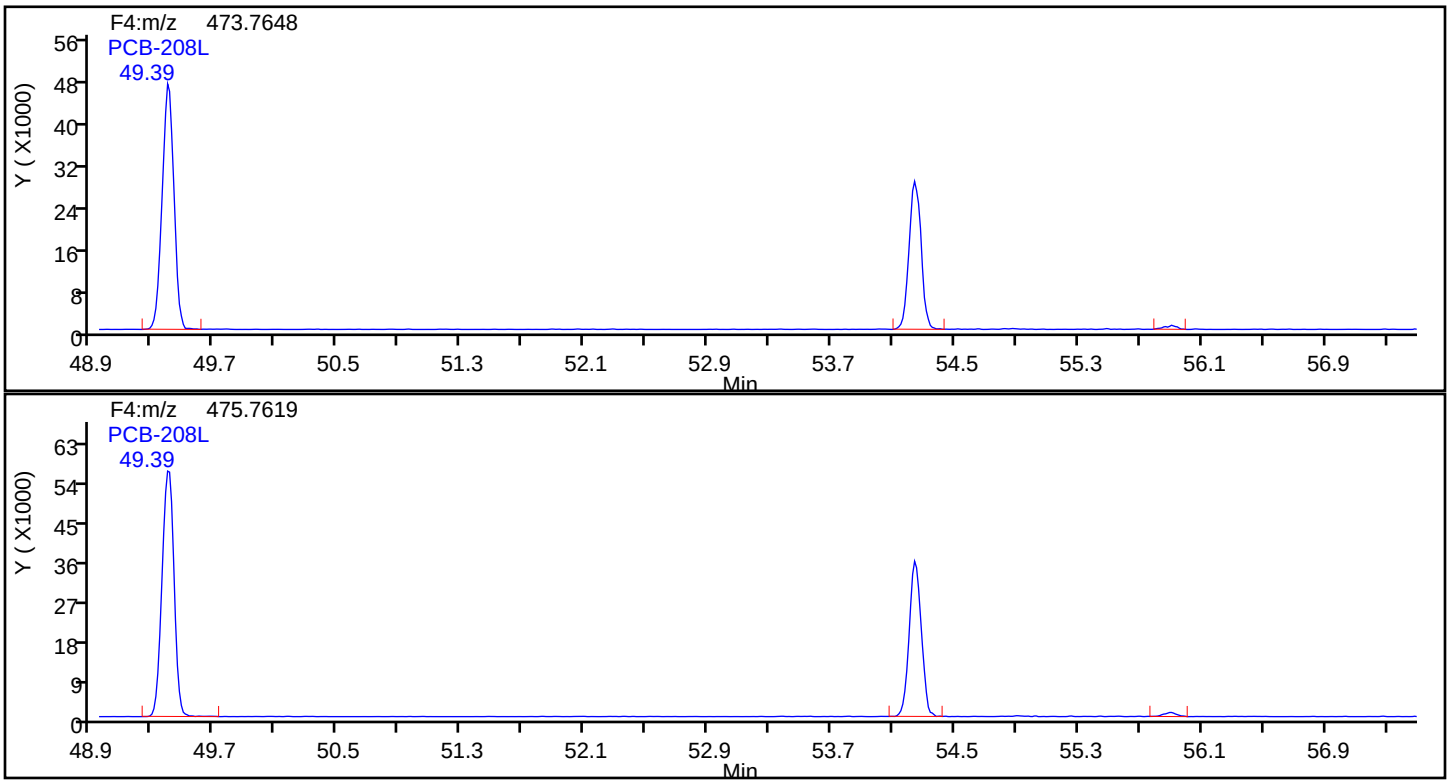

Eurofins TestAmerica, Knoxville

Data File:	\\chromna\Knoxville\ChromData\D3D\20190903-12939.b\580-88125-b-13-c.d		
Injection Date:	04-Sep-2019 07:22:00	Injection Vol:	1.0 ul
Instrument ID:	D3D	Operator ID:	Xcalibur_System
Method:	PCBs_D3D	Limit Group:	HR - 1668A - ICAL
Client ID:	J2A3-0to18-101218		
Worklist#:	33231	Sample Line#:	13
Column Type:	SPB-Octyl	Column Dia:	0.25 mm

NoPCB F4

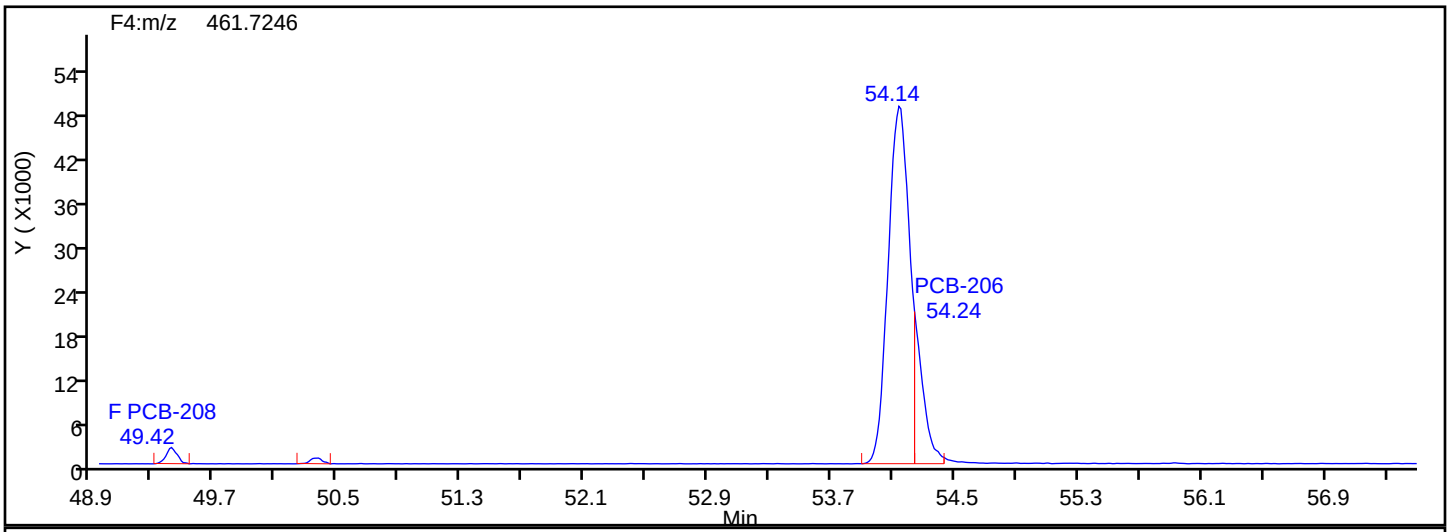

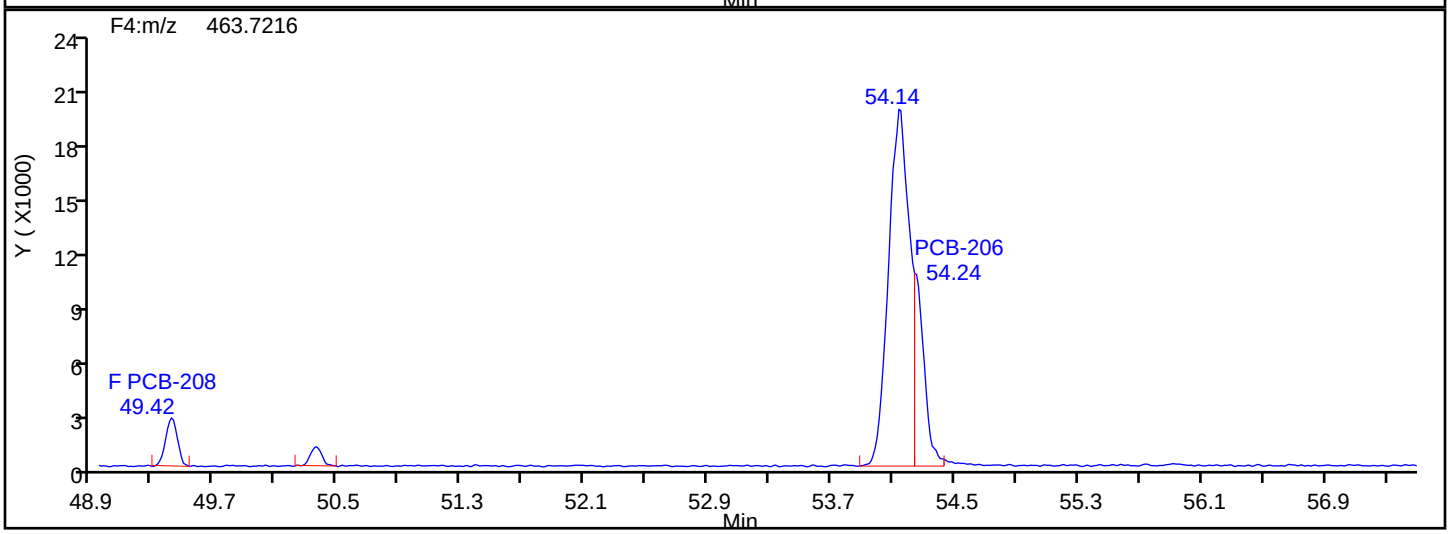

NoPCB F4 Lock Mass

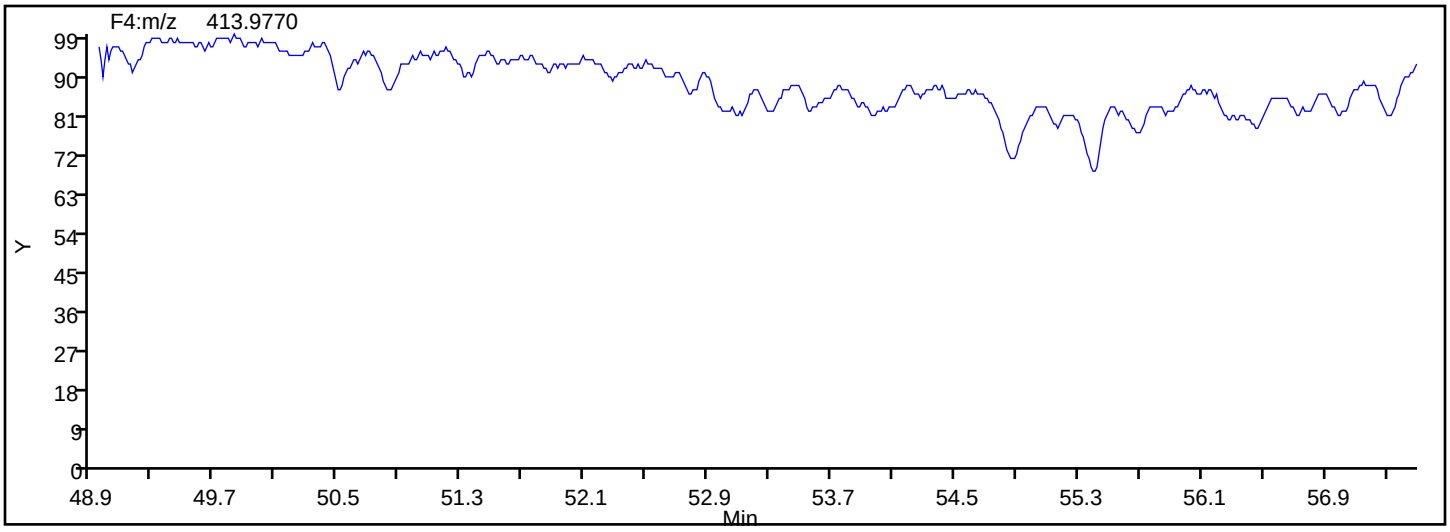

Manual Integration/User Assign Peak Report

Eurofins TestAmerica, Knoxville

Data File:	\\chromna\Knoxville\ChromData\D3D\20190903-12939.b\580-88125-b-13-c.d				
Injection Date:	04-Sep-2019 07:22:00	Instrument ID:	D3D		
Lims ID:	580-88125-B-13-C	Lab Sample ID:	140-88125-13		
Client ID:	J2A3-0to18-101218				
Operator ID:	Xcalibur_System	ALS Bottle#:	0	Worklist Smp#:	13
Injection Vol:	1.0 ul	Dil. Factor:	1.0000		
Method:	PCBs_D3D	Limit Group:	HR - 1668A - ICAL		
Column:	SPB-Octyl (0.25 mm)	Detector	F4(49.20 :57.50)		

PCB-206, CAS: 40186-72-9

Signal: 2

Not Detected
Expected RT: 54.13

Processing Integration Results

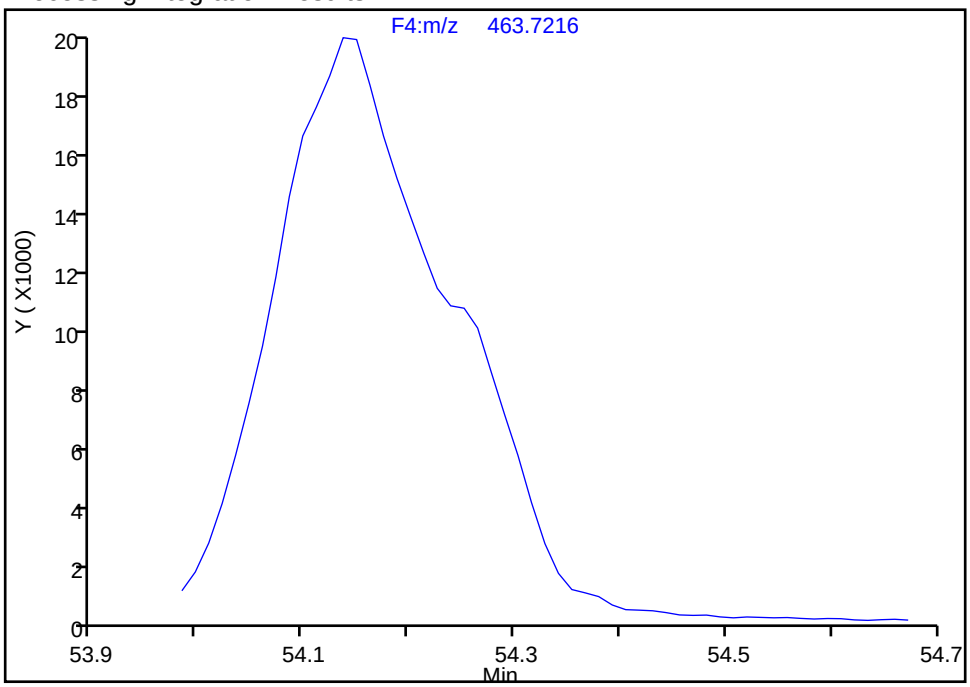

Manual Integration Results

RT: 54.24
Area: 45888
Amount: 29.992838
Amount Units: pg/ul

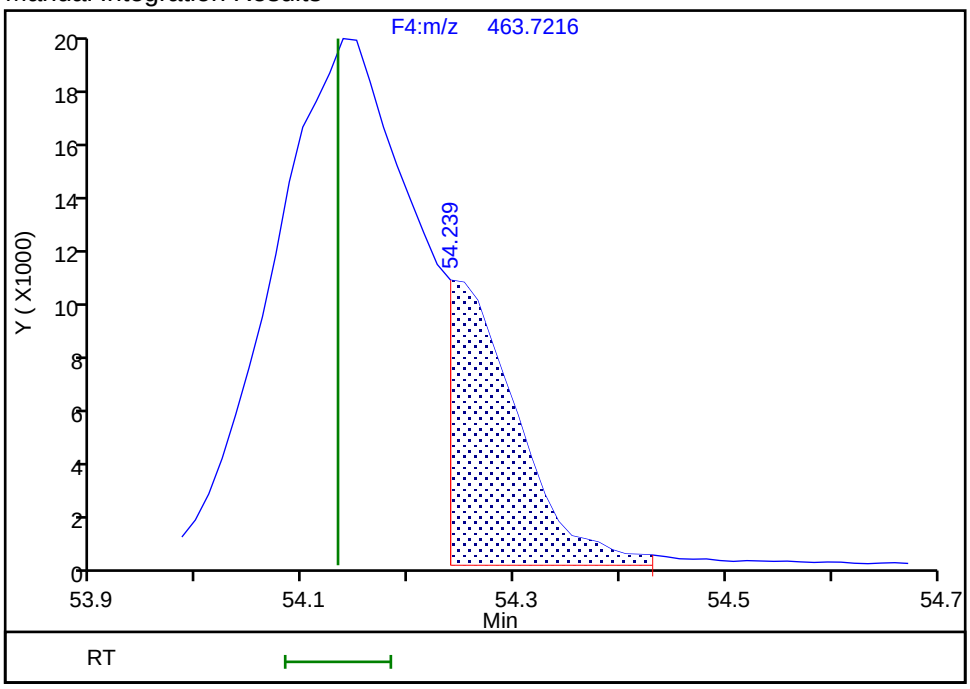

Reviewer: layk, 04-Sep-2019 12:22:18
Audit Action: Split an Integrated Peak Audit Reason: Split Peak

Manual Integration/User Assign Peak Report

Eurofins TestAmerica, Knoxville

Data File:	\\chromna\Knoxville\ChromData\D3D\20190903-12939.b\580-88125-b-13-c.d				
Injection Date:	04-Sep-2019 07:22:00	Instrument ID:	D3D		
Lims ID:	580-88125-B-13-C	Lab Sample ID:	140-88125-13		
Client ID:	J2A3-0to18-101218				
Operator ID:	Xcalibur_System	ALS Bottle#:	0	Worklist Smp#:	13
Injection Vol:	1.0 ul	Dil. Factor:	1.0000		
Method:	PCBs_D3D	Limit Group:	HR - 1668A - ICAL		
Column:	SPB-Octyl (0.25 mm)	Detector	F4(49.20 :57.50)		

PCB-206, CAS: 40186-72-9

Signal: 1

Not Detected
Expected RT: 54.13

Processing Integration Results

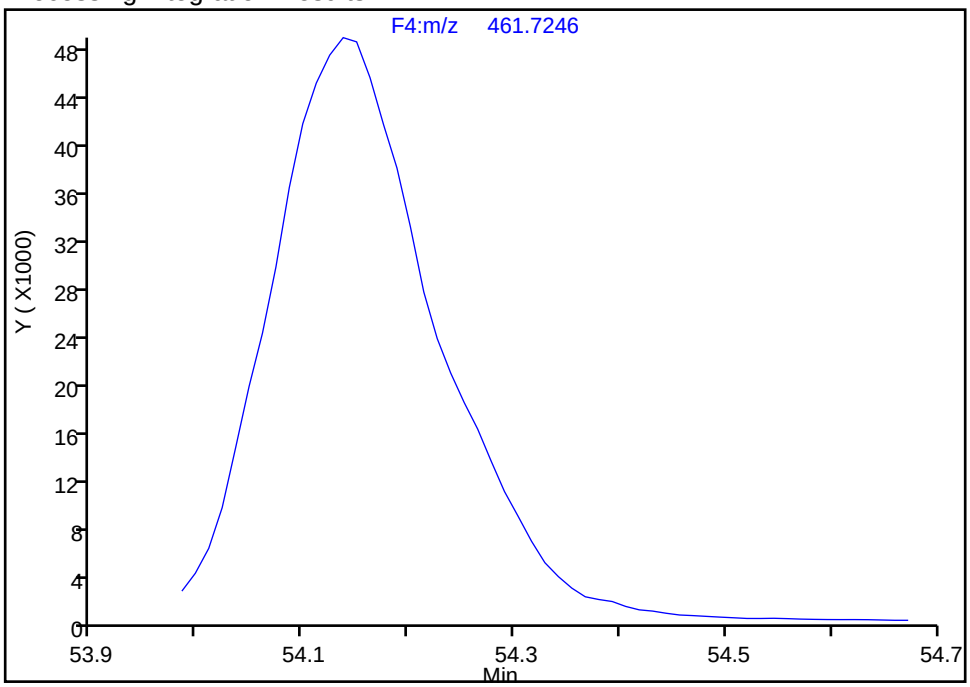

Manual Integration Results

RT: 54.24
Area: 79151
Amount: 29.992838
Amount Units: pg/ul

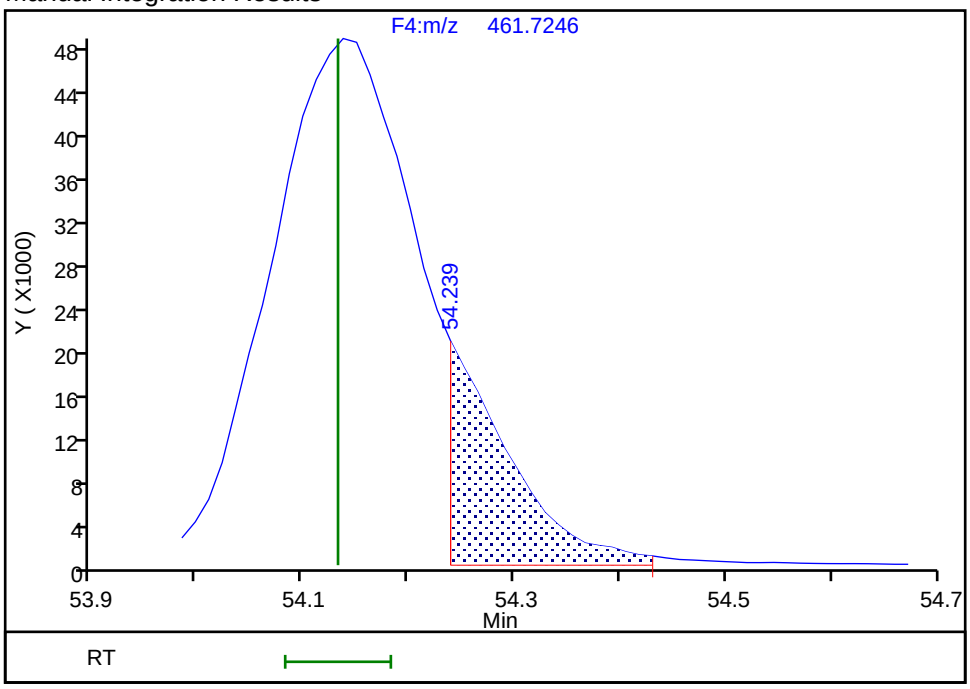

Reviewer: layk, 04-Sep-2019 12:22:37
Audit Action: Split an Integrated Peak Audit Reason: Split Peak

Eurofins TestAmerica, Knoxville

Data File:	\\chromna\Knoxville\ChromData\D3D\20190903-12939.b\580-88125-b-13-c.d		
Injection Date:	04-Sep-2019 07:22:00	Injection Vol:	1.0 ul
Instrument ID:	D3D	Operator ID:	Xcalibur_System
Method:	PCBs_D3D	Limit Group:	HR - 1668A - ICAL
Client ID:	J2A3-0to18-101218		
Worklist#:	33231	Sample Line#:	13
Column Type:	SPB-Octyl	Column Dia:	0.25 mm

DePCB F4

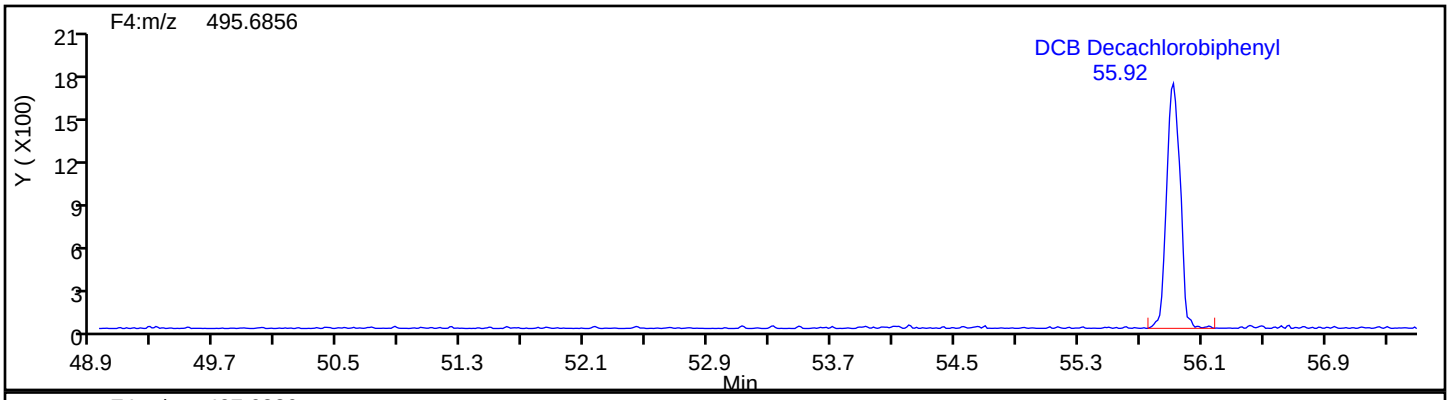

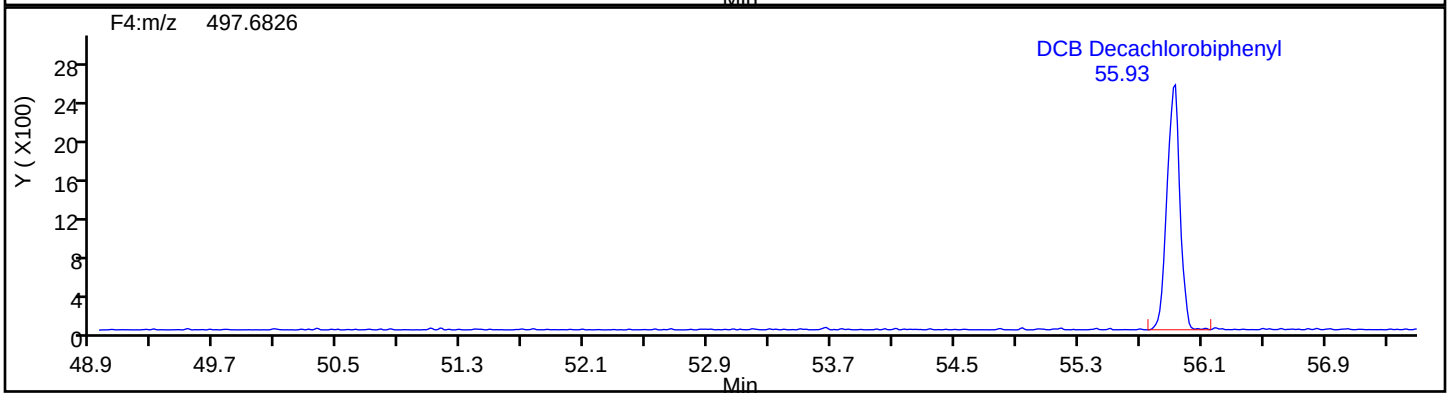

DePCB F4 Standards

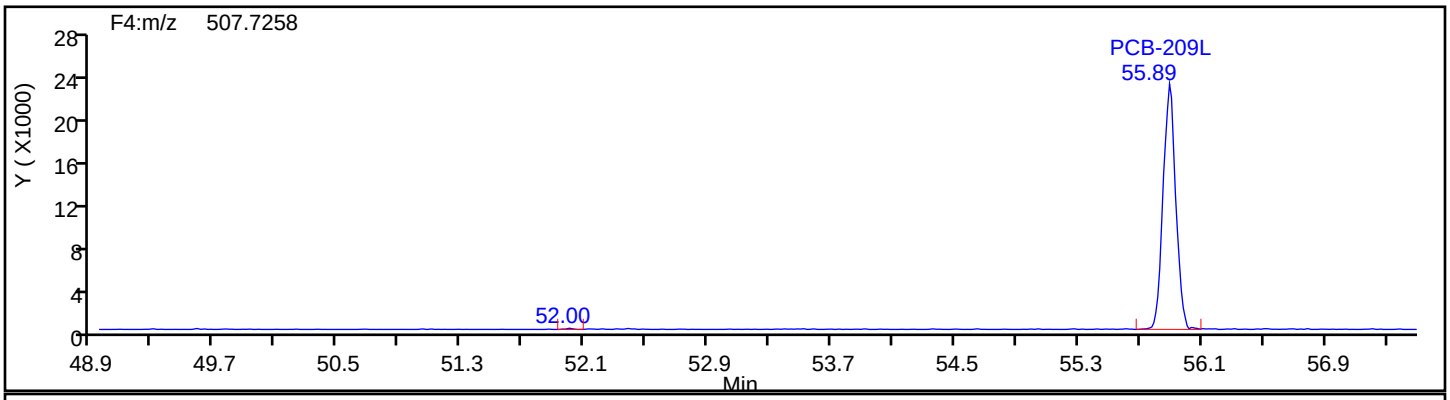

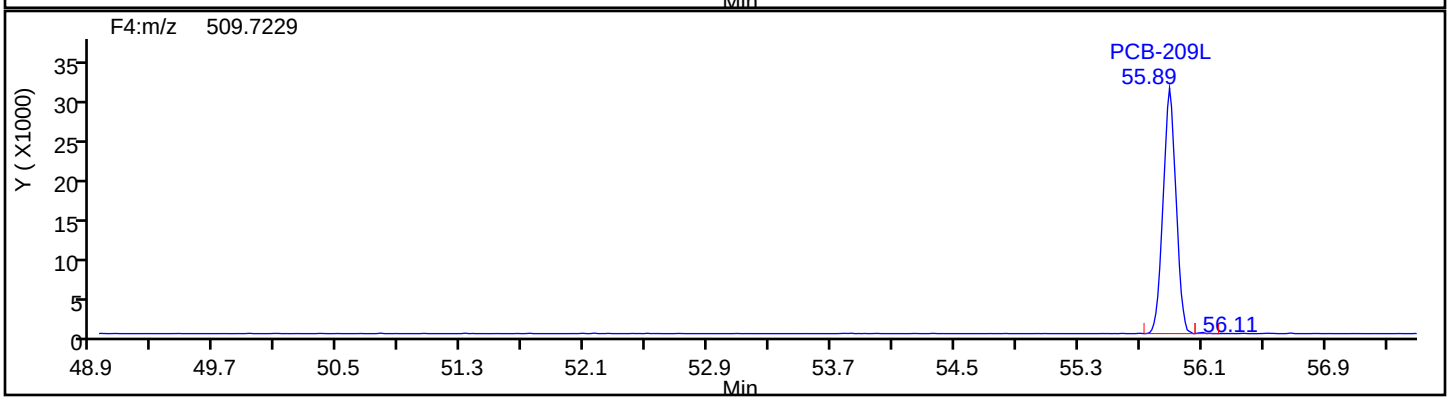

Eurofins TestAmerica, Knoxville

Data File:	\\chromna\Knoxville\ChromData\D3D\20190903-12939.b\580-88125-b-13-c.d		
Injection Date:	04-Sep-2019 07:22:00	Injection Vol:	1.0 ul
Instrument ID:	D3D	Operator ID:	Xcalibur_System
Method:	PCBs_D3D	Limit Group:	HR - 1668A - ICAL
Client ID:	J2A3-0to18-101218		
Worklist#:	33231	Sample Line#:	13
Column Type:	SPB-Octyl	Column Dia:	0.25 mm

DePCB F4

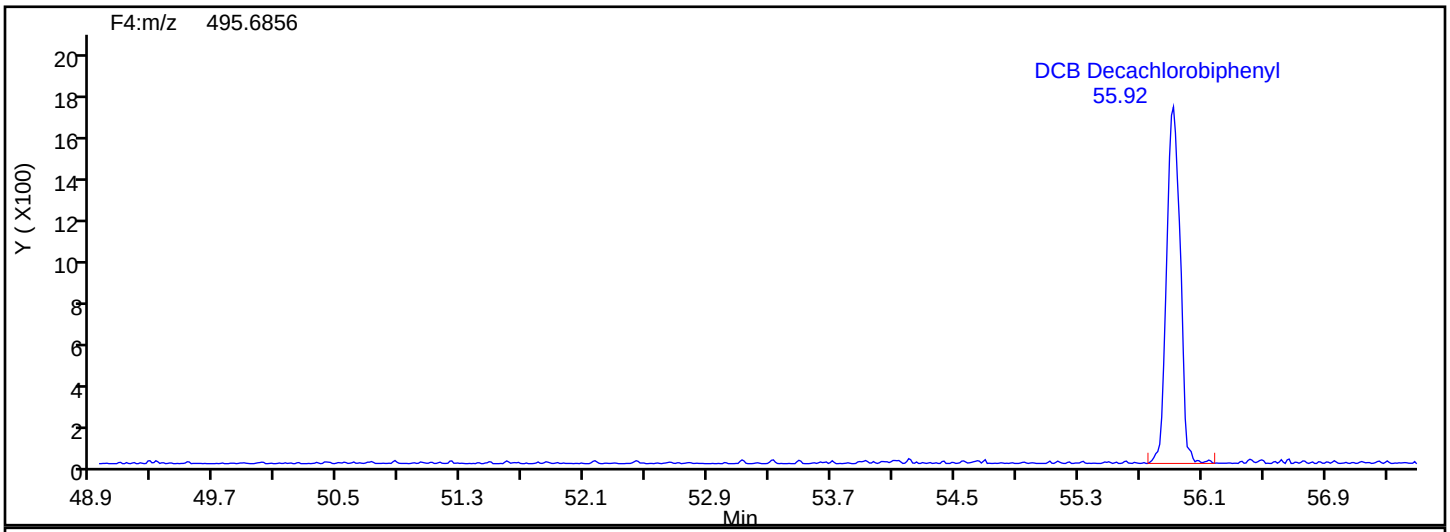

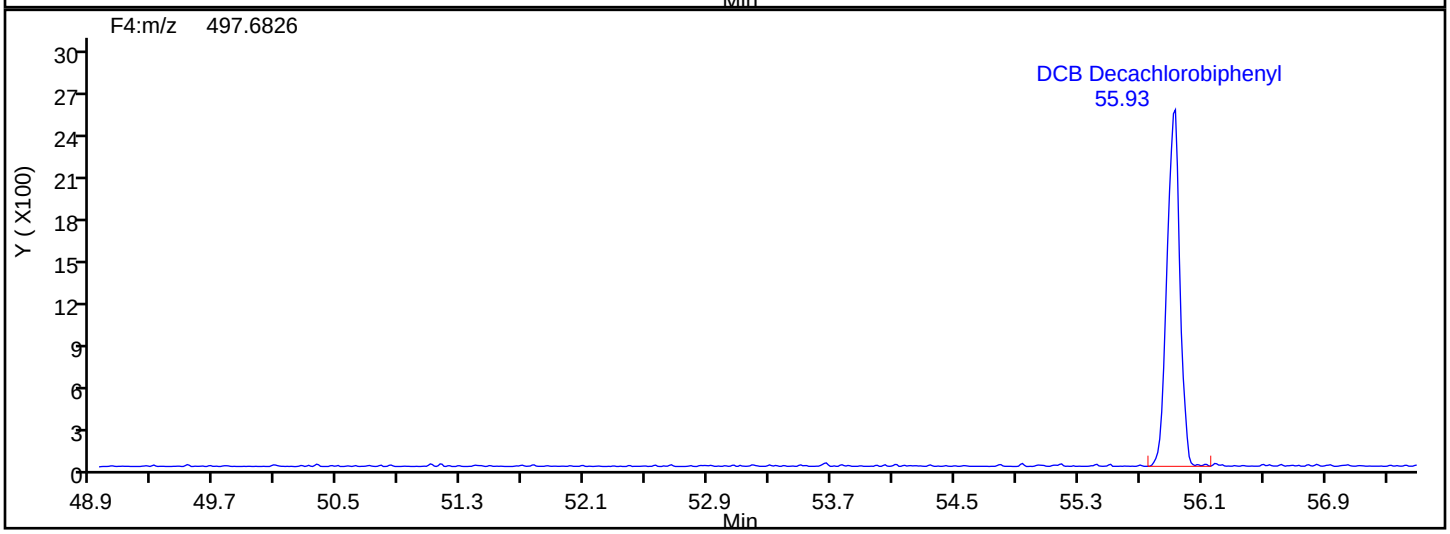

DePCB F4 Lock Mass

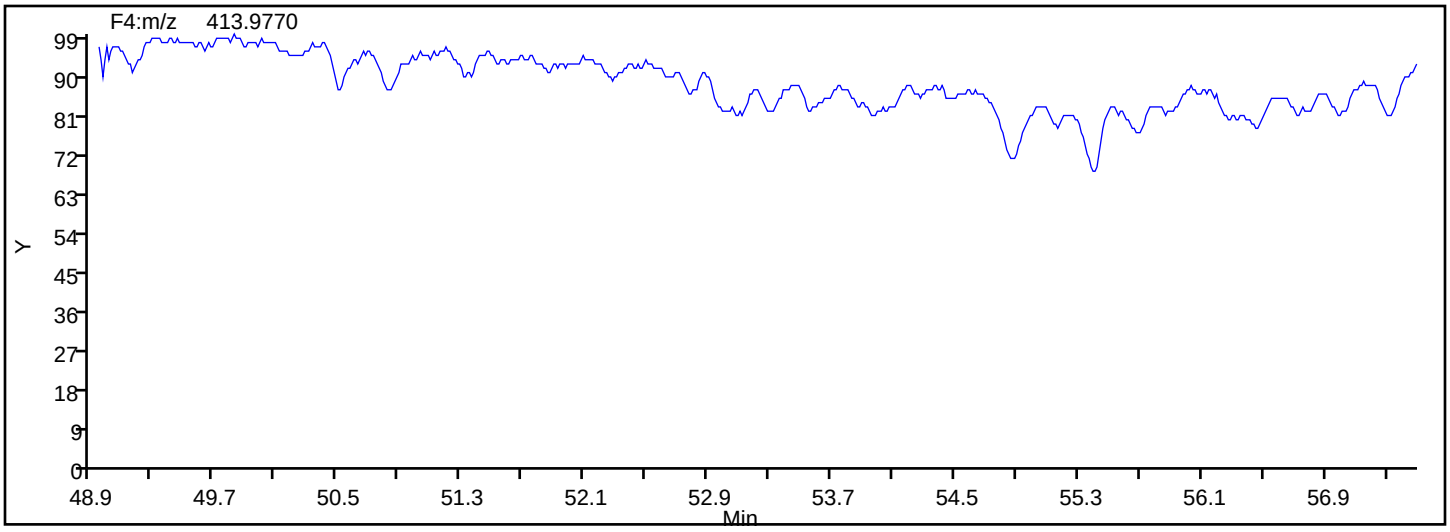

FORM I
HI-RES PCBS ORGANICS ANALYSIS DATA SHEET

Lab Name: Eurofins TestAmerica, Knoxville Job No.: 580-88125-2

SDG No.:

Client Sample ID: M4-0to26-101918 Lab Sample ID: 580-88125-14

Matrix: Solid Lab File ID: 580-88125-b-14-e.d

Analysis Method: 1668A Date Collected: 10/19/2018 13:11

Extract. Method: HRMS-Sox Date Extracted: 08/19/2019 08:06

Sample wt/vol: 4.12(g) Date Analyzed: 08/30/2019 09:27

Con. Extract Vol.: 10(mL) Dilution Factor: 1

Injection Volume: 1(uL) Level: (low/med) Low

% Moisture: 61.6 GPC Cleanup:(Y/N) N

Analysis Batch No.: 33148 Units: ng/g

CAS NO.	COMPOUND NAME	RESULT	Q	RL	EDL
2051-60-7	PCB-1	0.95	B	0.063	0.0024
2051-61-8	PCB-2	0.15	B	0.063	0.0025
2051-62-9	PCB-3	0.40	B	0.063	0.0026
13029-08-8	PCB-4	0.91		0.13	0.0034
16605-91-7	PCB-5	0.024	J	0.063	0.0022
25569-80-6	PCB-6	0.19		0.063	0.0022
33284-50-3	PCB-7	0.050	J	0.063	0.0021
34883-43-7	PCB-8	0.58	B	0.13	0.0021
34883-39-1	PCB-9	0.059	J	0.063	0.0024
33146-45-1	PCB-10	0.043	J	0.063	0.0023
2050-67-1	PCB-11	0.15	B	0.13	0.0021
2974-92-7	PCB-12	0.11	J C	0.13	0.0021
2974-90-5	PCB-13	0.11	J C12	0.13	0.0021
34883-41-5	PCB-14	ND		0.063	0.0018
2050-68-2	PCB-15	0.37	B	0.063	0.0020
38444-78-9	PCB-16	0.24		0.063	0.0037
37680-66-3	PCB-17	1.6	B	0.063	0.0029
37680-65-2	PCB-18	0.57	C B	0.13	0.0025
38444-73-4	PCB-19	2.2		0.063	0.0035
38444-84-7	PCB-20	1.6	C B	0.13	0.0078
55702-46-0	PCB-21	0.65	C B	0.13	0.0074
38444-85-8	PCB-22	0.23	B	0.063	0.0082
55720-44-0	PCB-23	ND		0.063	0.0080
55702-45-9	PCB-24	ND		0.063	0.0022
55712-37-3	PCB-25	0.23		0.063	0.0075
38444-81-4	PCB-26	0.23	C B	0.13	0.0077
38444-76-7	PCB-27	0.32		0.063	0.0021
7012-37-5	PCB-28	1.6	C20 B	0.13	0.0078
15862-07-4	PCB-29	0.23	C26 B	0.13	0.0077
35693-92-6	PCB-30	0.57	C18 B	0.13	0.0025
16606-02-3	PCB-31	0.82	B	0.13	0.0074
38444-77-8	PCB-32	1.1	B	0.063	0.0019
38444-86-9	PCB-33	0.65	C21 B	0.13	0.0074
37680-68-5	PCB-34	0.015	J q	0.063	0.0084

FORM I
HI-RES PCBS ORGANICS ANALYSIS DATA SHEET

Lab Name: Eurofins TestAmerica, Knoxville Job No.: 580-88125-2

SDG No.:

Client Sample ID: M4-0to26-101918 Lab Sample ID: 580-88125-14

Matrix: Solid Lab File ID: 580-88125-b-14-e.d

Analysis Method: 1668A Date Collected: 10/19/2018 13:11

Extract. Method: HRMS-Sox Date Extracted: 08/19/2019 08:06

Sample wt/vol: 4.12(g) Date Analyzed: 08/30/2019 09:27

Con. Extract Vol.: 10(mL) Dilution Factor: 1

Injection Volume: 1(uL) Level: (low/med) Low

% Moisture: 61.6 GPC Cleanup:(Y/N) N

Analysis Batch No.: 33148 Units: ng/g

CAS NO.	COMPOUND NAME	RESULT	Q	RL	EDL
37680-69-6	PCB-35	0.033	J B	0.063	0.0084
38444-87-0	PCB-36	ND		0.063	0.0076
38444-90-5	PCB-37	0.38	B	0.063	0.0079
53555-66-1	PCB-38	ND		0.063	0.0077
38444-88-1	PCB-39	0.039	J	0.063	0.0073
38444-93-8	PCB-40	2.4	C	0.19	0.0088
52663-59-9	PCB-41	2.4	C40	0.19	0.0088
36559-22-5	PCB-42	0.94		0.063	0.0093
70362-46-8	PCB-43	0.45	C	0.13	0.0080
41464-39-5	PCB-44	16	C B	0.19	0.0078
70362-45-7	PCB-45	6.4	C	0.13	0.0091
41464-47-5	PCB-46	0.26		0.063	0.011
2437-79-8	PCB-47	16	C44 B	0.19	0.0078
70362-47-9	PCB-48	0.28		0.063	0.0085
41464-40-8	PCB-49	7.8	C	0.13	0.0071
62796-65-0	PCB-50	3.0	C	0.13	0.0086
68194-04-7	PCB-51	6.4	C45	0.13	0.0091
35693-99-3	PCB-52	12	B	0.063	0.0089
41464-41-9	PCB-53	3.0	C50	0.13	0.0086
15968-05-5	PCB-54	0.92		0.063	0.0017
74338-24-2	PCB-55	ND		0.063	0.0062
41464-43-1	PCB-56	1.1		0.063	0.0063
70424-67-8	PCB-57	ND		0.063	0.0063
41464-49-7	PCB-58	0.056	J	0.063	0.0061
74472-33-6	PCB-59	0.49	C	0.19	0.0059
33025-41-1	PCB-60	0.20		0.063	0.0061
33284-53-6	PCB-61	8.1	C B	0.25	0.0059
54230-22-7	PCB-62	0.49	C59	0.19	0.0059
74472-34-7	PCB-63	0.20		0.063	0.0055
52663-58-8	PCB-64	1.3		0.063	0.0057
33284-54-7	PCB-65	16	C44 B	0.19	0.0078
32598-10-0	PCB-66	4.1		0.063	0.0063
73575-53-8	PCB-67	0.10		0.063	0.0058
73575-52-7	PCB-68	0.34		0.063	0.0054

FORM I
HI-RES PCBS ORGANICS ANALYSIS DATA SHEET

Lab Name: Eurofins TestAmerica, Knoxville Job No.: 580-88125-2

SDG No.:

Client Sample ID: M4-0to26-101918 Lab Sample ID: 580-88125-14

Matrix: Solid Lab File ID: 580-88125-b-14-e.d

Analysis Method: 1668A Date Collected: 10/19/2018 13:11

Extract. Method: HRMS-Sox Date Extracted: 08/19/2019 08:06

Sample wt/vol: 4.12(g) Date Analyzed: 08/30/2019 09:27

Con. Extract Vol.: 10(mL) Dilution Factor: 1

Injection Volume: 1(uL) Level: (low/med) Low

% Moisture: 61.6 GPC Cleanup:(Y/N) N

Analysis Batch No.: 33148 Units: ng/g

CAS NO.	COMPOUND NAME	RESULT	Q	RL	EDL
60233-24-1	PCB-69	7.8	C49	0.13	0.0071
32598-11-1	PCB-70	8.1	C61 B	0.25	0.0059
41464-46-4	PCB-71	2.4	C40	0.19	0.0088
41464-42-0	PCB-72	0.31		0.063	0.0061
74338-23-1	PCB-73	0.45	C43	0.13	0.0080
32690-93-0	PCB-74	8.1	C61 B	0.25	0.0059
32598-12-2	PCB-75	0.49	C59	0.19	0.0059
70362-48-0	PCB-76	8.1	C61 B	0.25	0.0059
32598-13-3	PCB-77	0.40		0.063	0.0060
70362-49-1	PCB-78	ND		0.063	0.0061
41464-48-6	PCB-79	0.22		0.063	0.0052
33284-52-5	PCB-80	ND		0.063	0.0055
70362-50-4	PCB-81	0.020	J	0.063	0.0062
52663-62-4	PCB-82	2.1		0.063	0.0030
60145-20-2	PCB-83	17	C B	0.13	0.0028
52663-60-2	PCB-84	5.7		0.063	0.0031
65510-45-4	PCB-85	3.1	C	0.19	0.0022
55312-69-1	PCB-86	13	C B	0.38	0.0022
38380-02-8	PCB-87	13	C86 B	0.38	0.0022
55215-17-3	PCB-88	5.3	C	0.13	0.0026
73575-57-2	PCB-89	0.16		0.063	0.0030
68194-07-0	PCB-90	28	C B	0.19	0.0023
68194-05-8	PCB-91	5.3	C88	0.13	0.0026
52663-61-3	PCB-92	6.9		0.063	0.0028
73575-56-1	PCB-93	2.6	C	0.13	0.0027
73575-55-0	PCB-94	0.66		0.063	0.0029
38379-99-6	PCB-95	20	B	0.063	0.0027
73575-54-9	PCB-96	0.45		0.063	0.0022
41464-51-1	PCB-97	13	C86 B	0.38	0.0022
60233-25-2	PCB-98	1.3	C	0.13	0.0027
38380-01-7	PCB-99	17	C83 B	0.13	0.0028
39485-83-1	PCB-100	2.6	C93	0.13	0.0027
37680-73-2	PCB-101	28	C90 B	0.19	0.0023
68194-06-9	PCB-102	1.3	C98	0.13	0.0027

FORM I
HI-RES PCBS ORGANICS ANALYSIS DATA SHEET

Lab Name: Eurofins TestAmerica, Knoxville Job No.: 580-88125-2

SDG No.:

Client Sample ID: M4-0to26-101918 Lab Sample ID: 580-88125-14

Matrix: Solid Lab File ID: 580-88125-b-14-e.d

Analysis Method: 1668A Date Collected: 10/19/2018 13:11

Extract. Method: HRMS-Sox Date Extracted: 08/19/2019 08:06

Sample wt/vol: 4.12(g) Date Analyzed: 08/30/2019 09:27

Con. Extract Vol.: 10(mL) Dilution Factor: 1

Injection Volume: 1(uL) Level: (low/med) Low

% Moisture: 61.6 GPC Cleanup:(Y/N) N

Analysis Batch No.: 33148 Units: ng/g

CAS NO.	COMPOUND NAME	RESULT	Q	RL	EDL
60145-21-3	PCB-103	1.3		0.063	0.0026
56558-16-8	PCB-104	0.18		0.063	0.0019
32598-14-4	PCB-105	4.5	B	0.063	0.018
70424-69-0	PCB-106	ND		0.063	0.018
70424-68-9	PCB-107	1.6		0.063	0.017
70362-41-3	PCB-108	0.55	C	0.13	0.018
74472-35-8	PCB-109	13	C86 B	0.38	0.0022
38380-03-9	PCB-110	25	C B	0.13	0.0020
39635-32-0	PCB-111	0.14		0.063	0.0019
74472-36-9	PCB-112	ND		0.063	0.0019
68194-10-5	PCB-113	28	C90 B	0.19	0.0023
74472-37-0	PCB-114	0.24	B	0.063	0.016
74472-38-1	PCB-115	25	C110 B	0.13	0.0020
18259-05-7	PCB-116	3.1	C85	0.19	0.0022
68194-11-6	PCB-117	3.1	C85	0.19	0.0022
31508-00-6	PCB-118	15	B	0.063	0.017
56558-17-9	PCB-119	13	C86 B	0.38	0.0022
68194-12-7	PCB-120	0.34		0.063	0.0018
56558-18-0	PCB-121	0.11		0.063	0.0019
76842-07-4	PCB-122	0.18		0.063	0.020
65510-44-3	PCB-123	0.18		0.063	0.017
70424-70-3	PCB-124	0.55	C108	0.13	0.018
74472-39-2	PCB-125	13	C86 B	0.38	0.0022
57465-28-8	PCB-126	0.062	J B	0.063	0.018
39635-33-1	PCB-127	ND		0.063	0.018
38380-07-3	PCB-128	3.4	C	0.13	0.0050
55215-18-4	PCB-129	25	C B	0.25	0.0051
52663-66-8	PCB-130	1.8		0.063	0.0067
61798-70-7	PCB-131	0.32		0.063	0.0065
38380-05-1	PCB-132	9.0	B	0.063	0.0063
35694-04-3	PCB-133	1.3		0.063	0.0061
52704-70-8	PCB-134	1.7	C	0.13	0.0065
52744-13-5	PCB-135	12	C B	0.13	0.0018
38411-22-2	PCB-136	4.4	B	0.063	0.0014

FORM I
HI-RES PCBS ORGANICS ANALYSIS DATA SHEET

Lab Name: Eurofins TestAmerica, Knoxville Job No.: 580-88125-2

SDG No.:

Client Sample ID: M4-0to26-101918 Lab Sample ID: 580-88125-14

Matrix: Solid Lab File ID: 580-88125-b-14-e.d

Analysis Method: 1668A Date Collected: 10/19/2018 13:11

Extract. Method: HRMS-Sox Date Extracted: 08/19/2019 08:06

Sample wt/vol: 4.12(g) Date Analyzed: 08/30/2019 09:27

Con. Extract Vol.: 10(mL) Dilution Factor: 1

Injection Volume: 1(uL) Level: (low/med) Low

% Moisture: 61.6 GPC Cleanup:(Y/N) N

Analysis Batch No.: 33148 Units: ng/g

CAS NO.	COMPOUND NAME	RESULT	Q	RL	EDL
35694-06-5	PCB-137	0.89		0.063	0.0053
35065-28-2	PCB-138	25	C129 B	0.25	0.0051
56030-56-9	PCB-139	0.88	C	0.13	0.0056
59291-64-4	PCB-140	0.88	C139	0.13	0.0056
52712-04-6	PCB-141	4.0		0.063	0.0058
41411-61-4	PCB-142	ND		0.063	0.0065
68194-15-0	PCB-143	1.7	C134	0.13	0.0065
68194-14-9	PCB-144	1.1		0.063	0.0017
74472-40-5	PCB-145	0.010	J q	0.063	0.0013
51908-16-8	PCB-146	8.4	B	0.063	0.0055
68194-13-8	PCB-147	24	C B	0.13	0.0057
74472-41-6	PCB-148	0.51		0.063	0.0018
38380-04-0	PCB-149	24	C147 B	0.13	0.0057
68194-08-1	PCB-150	0.31		0.063	0.0013
52663-63-5	PCB-151	12	C135 B	0.13	0.0018
68194-09-2	PCB-152	0.15		0.063	0.0013
35065-27-1	PCB-153	23	C B	0.13	0.0046
60145-22-4	PCB-154	2.0	B	0.063	0.0016
33979-03-2	PCB-155	0.029	J	0.063	0.0012
38380-08-4	PCB-156	2.6	C B	0.13	0.0051
69782-90-7	PCB-157	2.6	C156 B	0.13	0.0051
74472-42-7	PCB-158	2.2	B	0.063	0.0040
39635-35-3	PCB-159	0.24		0.063	0.0042
41411-62-5	PCB-160	25	C129 B	0.25	0.0051
74472-43-8	PCB-161	ND		0.063	0.0042
39635-34-2	PCB-162	ND		0.063	0.0041
74472-44-9	PCB-163	25	C129 B	0.25	0.0051
74472-45-0	PCB-164	1.9		0.063	0.0044
74472-46-1	PCB-165	ND		0.063	0.0050
41411-63-6	PCB-166	3.4	C128	0.13	0.0050
52663-72-6	PCB-167	0.89		0.063	0.0036

FORM I
HI-RES PCBS ORGANICS ANALYSIS DATA SHEET

Lab Name: Eurofins TestAmerica, Knoxville Job No.: 580-88125-2

SDG No.:

Client Sample ID: M4-0to26-101918 Lab Sample ID: 580-88125-14

Matrix: Solid Lab File ID: 580-88125-b-14-e.d

Analysis Method: 1668A Date Collected: 10/19/2018 13:11

Extract. Method: HRMS-Sox Date Extracted: 08/19/2019 08:06

Sample wt/vol: 4.12(g) Date Analyzed: 08/30/2019 09:27

Con. Extract Vol.: 10(mL) Dilution Factor: 1

Injection Volume: 1(uL) Level: (low/med) Low

% Moisture: 61.6 GPC Cleanup:(Y/N) N

Analysis Batch No.: 33148 Units: ng/g

CAS NO.	COMPOUND NAME	RESULT	Q	RL	EDL
59291-65-5	PCB-168	23	C153 B	0.13	0.0046
32774-16-6	PCB-169	ND		0.063	0.0038
35065-30-6	PCB-170	8.4	B	0.063	0.0026
52663-71-5	PCB-171	2.7	C	0.13	0.0026
52663-74-8	PCB-172	1.5	B	0.063	0.0025
68194-16-1	PCB-173	2.7	C171	0.13	0.0026
38411-25-5	PCB-174	8.1	B	0.063	0.0026
40186-70-7	PCB-175	0.35		0.063	0.0024
52663-65-7	PCB-176	1.2	B	0.063	0.0017
52663-70-4	PCB-177	7.0	B	0.063	0.0027
52663-67-9	PCB-178	2.8		0.063	0.0025
52663-64-6	PCB-179	4.2	B	0.063	0.0018
35065-29-3	PCB-180	19	C B	0.13	0.0021
74472-47-2	PCB-181	0.098		0.063	0.0023
60145-23-5	PCB-182	0.20		0.063	0.0022
52663-69-1	PCB-183	5.4	C B	0.13	0.0022
74472-48-3	PCB-184	ND		0.063	0.0018
52712-05-7	PCB-185	5.4	C183 B	0.13	0.0022
74472-49-4	PCB-186	ND		0.063	0.0018
52663-68-0	PCB-187	13		0.063	0.0023
74487-85-7	PCB-188	0.071		0.063	0.0016
39635-31-9	PCB-189	0.36	B	0.063	0.0039
41411-64-7	PCB-190	1.8		0.063	0.0018
74472-50-7	PCB-191	0.39		0.063	0.0018
74472-51-8	PCB-192	ND		0.063	0.0020
69782-91-8	PCB-193	19	C180 B	0.13	0.0021
35694-08-7	PCB-194	5.4	B	0.063	0.031
52663-78-2	PCB-195	2.4		0.063	0.037
42740-50-1	PCB-196	2.7	B	0.063	0.0030
33091-17-7	PCB-197	0.22		0.063	0.0022
68194-17-2	PCB-198	5.3	C B	0.13	0.0032
52663-75-9	PCB-199	5.3	C198 B	0.13	0.0032

FORM I
HI-RES PCBS ORGANICS ANALYSIS DATA SHEET

Lab Name: Eurofins TestAmerica, Knoxville Job No.: 580-88125-2

SDG No.:

Client Sample ID: M4-0to26-101918 Lab Sample ID: 580-88125-14

Matrix: Solid Lab File ID: 580-88125-b-14-e.d

Analysis Method: 1668A Date Collected: 10/19/2018 13:11

Extract. Method: HRMS-Sox Date Extracted: 08/19/2019 08:06

Sample wt/vol: 4.12(g) Date Analyzed: 08/30/2019 09:27

Con. Extract Vol.: 10(mL) Dilution Factor: 1

Injection Volume: 1(uL) Level: (low/med) Low

% Moisture: 61.6 GPC Cleanup:(Y/N) N

Analysis Batch No.: 33148 Units: ng/g

CAS NO.	COMPOUND NAME	RESULT	Q	RL	EDL
52663-73-7	PCB-200	0.61		0.063	0.0023
40186-71-8	PCB-201	0.73		0.063	0.0022
2136-99-4	PCB-202	1.0		0.063	0.0025
52663-76-0	PCB-203	3.3		0.063	0.0029
74472-52-9	PCB-204	ND		0.063	0.0024
74472-53-0	PCB-205	0.28		0.063	0.023
40186-72-9	PCB-206	2.0	q	0.063	0.0084
52663-79-3	PCB-207	0.22		0.063	0.0060
52663-77-1	PCB-208	0.40		0.063	0.0062
2051-24-3	PCB-209	0.51	B	0.063	0.0017
27323-18-8	Total Monochlorobiphenyls	1.5	B	0.063	0.0025
25512-42-9	Total Dichlorobiphenyls	2.5	B	0.13	0.0022
25323-68-6	Total Trichlorobiphenyls	10	q B	0.13	0.0060
26914-33-0	Total Tetrachlorobiphenyls	67	B	0.25	0.0067
25429-29-2	Total Pentachlorobiphenyls	160	B	0.38	0.0074
26601-64-9	Total Hexachlorobiphenyls	130	q B	0.25	0.0042
28655-71-2	Total Heptachlorobiphenyls	77	B	0.13	0.0022
55722-26-4	Total Octachlorobiphenyls	22	B	0.13	0.010
53742-07-7	Total Nonachlorobiphenyls	2.6	q	0.063	0.0069
1336-36-3	Polychlorinated biphenyls, Total	470	q B	0.38	0.0053

FORM I
HI-RES PCBS ORGANICS ANALYSIS DATA SHEET

Lab Name: Eurofins TestAmerica, Knoxville Job No.: 580-88125-2

SDG No.:

Client Sample ID: M4-0to26-101918 Lab Sample ID: 580-88125-14

Matrix: Solid Lab File ID: 580-88125-b-14-e.d

Analysis Method: 1668A Date Collected: 10/19/2018 13:11

Extract. Method: HRMS-Sox Date Extracted: 08/19/2019 08:06

Sample wt/vol: 4.12(g) Date Analyzed: 08/30/2019 09:27

Con. Extract Vol.: 10(mL) Dilution Factor: 1

Injection Volume: 1(uL) Level: (low/med) Low

% Moisture: 61.6 GPC Cleanup:(Y/N) N

Analysis Batch No.: 33148 Units: ng/g

CAS NO.	ISOTOPE DILUTION	%REC	Q	LIMITS
234432-85-0	PCB-1L	71		30-140
208263-77-8	PCB-3L	75		30-140
234432-86-1	PCB-4L	71		30-140
208263-67-6	PCB-15L	79		30-140
234432-87-2	PCB-19L	74		30-140
208263-79-0	PCB-37L	86		30-140
234432-88-3	PCB-54L	95		30-140
105600-23-5	PCB-77L	91		30-140
208461-24-9	PCB-81L	89		30-140
234432-89-4	PCB-104L	84		30-140
208263-62-1	PCB-105L	82		30-140
208263-63-2	PCB-114L	82		30-140
104130-40-7	PCB-118L	84		30-140
208263-64-3	PCB-123L	83		30-140
208263-65-4	PCB-126L	91		30-140
234432-90-7	PCB-155L	97		30-140
208263-68-7	PCB-156L	89	C	30-140
235416-30-5	PCB-157L	89	C156	30-140
208263-69-8	PCB-167L	86		30-140
208263-70-1	PCB-169L	100		30-140
160901-80-4	PCB-170L	81		30-140
234432-91-8	PCB-188L	80		30-140
208263-73-4	PCB-189L	86		30-140
105600-26-8	PCB-202L	86		30-140
234446-64-1	PCB-205L	78		30-140
208263-75-6	PCB-206L	73		30-140
234432-92-9	PCB-208L	78		30-140
105600-27-9	PCB-209L	64		30-140

CAS NO.	SURROGATE	%REC	Q	LIMITS
208263-76-7	PCB-28L	78		40-125
235416-29-2	PCB-111L	91		40-125
232919-67-4	PCB-178L	88		40-125

Eurofins TestAmerica, Knoxville
Target Compound Quantitation Report

Data File: \\chromna\Knoxville\ChromData\D3D\20190829-12907.b\580-88125-b-14-e.d
Lims ID: 580-88125-B-14-E
Client ID: M4-0to26-101918
Sample Type: Client
Inject. Date: 30-Aug-2019 09:27:00 ALS Bottle#: 0 Worklist Smp#: 12
Injection Vol: 1.0 ul Dil. Factor: 1.0000
Sample Info:
Misc. Info.: 140-0012907-012
Operator ID: Xcalibur_System Instrument ID: D3D

Method: \\chromna\Knoxville\ChromData\D3D\20190829-12907.b\PCBs_D3D.m
Limit Group: HR - 1668A - ICAL
Last Update: 03-Sep-2019 08:54:10 Calib Date: 21-Aug-2019 19:05:00
Integrator: Picker
Quant Method: Isotopic Dilution Quant By: Initial Calibration
Last ICal File: \\chromna\Knoxville\ChromData\D3D\20190813-12717.b\d4190821i6.d

Column 1 : SPB-Octyl (0.25 mm) Det: F1(11.07 :21.70)
Process Host: CTX1009

First Level Reviewer: davidsonm Date: 03-Sep-2019 08:54:10

Compound	RT (min.)	Area	Ratio	Ical RRF	Amount pg/ul	EMPC pg/ul	Noise EDL	Final EDL	%Rec	Flags
S Total Monochlorobipheny					23.8	23.8	0.0396	0.0396		
D PCB-1L	11:44	1029024	3.11	1.3140	71.1	71.1	0.4367	0.4367	71.06	
D PCB-3L	13:53	1125890	3.16	1.3615	75.0	75.0	0.4215	0.4215	75.03	
PCB-1	11:45	183952	3.19	1.1883	15.0	15.0	0.0378	0.0378		
PCB-2	13:44	31155	3.28	1.1911	2.428	2.428	0.0397	0.0397		
PCB-3	13:54	86167	3.14	1.2130	6.309	6.309	0.0412	0.0412		
S Total Dichlorobiphenyls					39.4	39.4	0.0353	0.0353		
D PCB-4L	14:08	466744	1.60	0.5996	70.6	70.6	0.1718	0.1718	70.64	
* PCB-9L	16:07	1102080	1.59	4E+04	100.0	100.0				
D PCB-15L	20:01	892155	1.64	1.0280	78.7	78.7	0.1002	0.1002	78.74	
PCB-4	14:09	84571	1.62	1.2533	14.5	14.5	0.0532	0.0532		
PCB-10	14:20	6789	1.73	1.4828	0.6739	0.6739	0.0361	0.0361		
PCB-9	16:07	9052	1.49	1.4200	0.9382	0.9382	0.0377	0.0377		
PCB-7	16:17	8800	1.63	1.6244	0.7973	0.7973	0.0329	0.0329		
PCB-6	16:32	32003	1.61	1.5539	3.031	3.031	0.0344	0.0344		
PCB-5	16:50	3958	1.56	1.5606	0.3733	0.3733	0.0343	0.0343		
PCB-8	16:58	99216	1.64	1.5884	9.193	9.193	0.0337	0.0337		
PCB-14	18:38						0.0285	0.0285		
PCB-11	19:25	27057	1.60	1.6347	2.436	2.436	0.0327	0.0327		
PCB-12	19:42	18920	1.53	1.6410	1.697	1.697	0.0326	0.0326		
PCB-13 (C12)	19:42	18920	1.53	1.6410	1.697	1.697	0.0326	0.0326		
PCB-15	20:02	72586	1.66	1.4024	5.801	5.801	0.0318	0.0318		
S Total Trichlorobiphenyl					162.2	162.2	0.0949	0.0949		RQ
D PCB-19L	17:14	261736	1.05	0.6095	73.9	73.9	1.385	1.385	73.91	
* PCB-32L	20:29	581010	1.10	2.2E+04	100.0	100.0				
* PCB-31L	22:46	2237388	1.05	6.8E+04	100.0	100.0				
$ PCB-28L	23:03	1904847	1.05	1.0975	77.6	77.6	0.1653	0.1653	77.57	
D PCB-37L	27:04	1744017	1.07	0.9024	86.4	86.4	0.2010	0.2010	86.38	
PCB-19	17:15	120407	1.07	1.3047	35.3	35.3	0.0549	0.0549		
PCB-18	19:07	43166	1.12	1.8188	9.068	9.068	0.0394	0.0394		a
PCB-30 (C18)	19:07	43166	1.12	1.8188	9.068	9.068	0.0394	0.0394		a

Compound	RT (min.)	Area	Ratio	Ical RRF	Amount pg/ul	EMPC pg/ul	Noise EDL	Final EDL	%Rec	Flags
PCB-17	19:32	105970	1.10	1.5641	25.9	25.9	0.0458	0.0458		
PCB-27	19:45	28301	1.11	2.1680	4.987	4.987	0.0330	0.0330		
PCB-24	19:57						0.0341	0.0341		
PCB-16	20:00	12037	1.14	1.2260	3.751	3.751	0.0584	0.0584		
PCB-32	20:31	102407	1.08	2.3416	16.7	16.7	0.0306	0.0306		
PCB-34	21:47	5069	1.04	1.2154	0.2624	0.2391	0.1325	0.1325		RQa
PCB-23	21:59						0.1270	0.1270		
PCB-26	22:13	83955	1.10	1.3193	3.649	3.649	0.1220	0.1220		
PCB-29 (C26)	22:13	83955	1.10	1.3193	3.649	3.649	0.1220	0.1220		
PCB-25	22:29	84096	1.06	1.3523	3.566	3.566	0.1191	0.1191		M
PCB-31	22:47	313550	1.06	1.3809	13.0	13.0	0.1166	0.1166		
PCB-20	23:05	566152	1.08	1.3057	24.9	24.9	0.1233	0.1233		
PCB-28 (C20)	23:05	566152	1.08	1.3057	24.9	24.9	0.1233	0.1233		
PCB-21	23:19	248318	1.09	1.3777	10.3	10.3	0.1169	0.1169		
PCB-33 (C21)	23:19	248318	1.09	1.3777	10.3	10.3	0.1169	0.1169		
PCB-22	23:42	78525	1.06	1.2430	3.622	3.622	0.1295	0.1295		
PCB-36	25:16	1824	0.90	1.3468	0.0777	0.0777	0.1195	0.1195		nMa
PCB-39	25:38	15191	0.92	1.3970	0.6235	0.6235	0.1152	0.1152		M
PCB-38	26:15						0.1222	0.1222		
PCB-35	26:41	11046	1.05	1.2166	0.5206	0.5206	0.1323	0.1323		
PCB-37	27:05	134289	1.04	1.2879	5.979	5.979	0.1250	0.1250		
S Total Tetrachlorobiphen					1057.4	1057.4	0.1063	0.1063		
D PCB-54L	20:19	359373	0.77	0.6515	94.9	94.9	0.0728	0.0728	94.94	
* PCB-52L	24:54	1203220	0.81	3.9E+04	100.0	100.0				
D PCB-81L	33:50	1318270	0.79	1.2328	88.9	88.9	0.1883	0.1883	88.87	
D PCB-77L	34:24	1375191	0.81	1.2523	91.3	91.3	0.1853	0.1853	91.27	
PCB-54	20:20	65794	0.78	1.2558	14.6	14.6	0.0276	0.0276		
PCB-50	22:30	604332	0.80	0.9362	47.9	47.9	0.1359	0.1359		
PCB-53 (C50)	22:30	604332	0.80	0.9362	47.9	47.9	0.1359	0.1359		
PCB-45	23:15	1198682	0.80	0.8850	100.6	100.6	0.1437	0.1437		
PCB-51 (C45)	23:15	1198682	0.80	0.8850	100.6	100.6	0.1437	0.1437		
PCB-46	23:29	41335	0.84	0.7591	4.043	4.043	0.1676	0.1676		
PCB-52	24:55	2296714	0.79	0.8992	189.6	189.6	0.1414	0.1414		
PCB-43	25:04	95190	0.83	0.9993	7.073	7.073	0.1273	0.1273		
PCB-73 (C43)	25:04	95190	0.83	0.9993	7.073	7.073	0.1273	0.1273		
PCB-49	25:24	1888730	0.79	1.1366	123.4	123.4	0.1119	0.1119		a
PCB-69 (C49)	25:24	1888730	0.79	1.1366	123.4	123.4	0.1119	0.1119		a
PCB-48	25:41	57115	0.84	0.9454	4.486	4.486	0.1345	0.1345		
PCB-44	25:57	3415494	0.79	1.0323	245.7	245.7	0.1232	0.1232		
PCB-47 (C44)	25:57	3415494	0.79	1.0323	245.7	245.7	0.1232	0.1232		
PCB-65 (C44)	25:57	3415494	0.79	1.0323	245.7	245.7	0.1232	0.1232		
PCB-59	26:17	142289	0.83	1.3609	7.763	7.763	0.0935	0.0935		a
PCB-62 (C59)	26:17	142289	0.83	1.3609	7.763	7.763	0.0935	0.0935		a
PCB-75 (C59)	26:17	142289	0.83	1.3609	7.763	7.763	0.0935	0.0935		a
PCB-42	26:26	174003	0.81	0.8670	14.9	14.9	0.1467	0.1467		
PCB-40	26:56	470925	0.81	0.9179	38.1	38.1	0.1386	0.1386		
PCB-41 (C40)	26:56	470925	0.81	0.9179	38.1	38.1	0.1386	0.1386		
PCB-71 (C40)	26:56	470925	0.81	0.9179	38.1	38.1	0.1386	0.1386		
PCB-64	27:09	386767	0.80	1.4164	20.3	20.3	0.0898	0.0898		a
PCB-72	28:00	87788	0.83	1.3157	4.954	4.954	0.0967	0.0967		
PCB-68	28:18	107564	0.78	1.4782	5.403	5.403	0.0860	0.0860		
PCB-57	28:44						0.0992	0.0992		
PCB-58	28:57	15690	0.75	1.3214	0.8817	0.8817	0.0963	0.0963		Ma
PCB-67	29:06	31002	0.86	1.3944	1.651	1.651	0.0912	0.0912		M

Compound	RT (min.)	Area	Ratio	Ical RRF	Amount pg/ul	EMPC pg/ul	Noise EDL	Final EDL	%Rec	Flags
PCB-63	29:22	63365	0.76	1.4685	3.204	3.204	0.0866	0.0866		
PCB-61	29:42	2327339	0.79	1.3565	127.4	127.4	0.0938	0.0938		
PCB-70 (C61)	29:42	2327339	0.79	1.3565	127.4	127.4	0.0938	0.0938		
PCB-74 (C61)	29:42	2327339	0.79	1.3565	127.4	127.4	0.0938	0.0938		
PCB-76 (C61)	29:42	2327339	0.79	1.3565	127.4	127.4	0.0938	0.0938		
PCB-66	30:02	1123639	0.79	1.2800	65.2	65.2	0.0994	0.0994		M
PCB-55	30:13						0.0982	0.0982		
PCB-56	30:42	289168	0.80	1.2671	16.9	16.9	0.1004	0.1004		
PCB-60	30:55	57267	0.80	1.3288	3.200	3.200	0.0957	0.0957		
PCB-80	31:21						0.0866	0.0866		
PCB-79	32:52	73036	0.77	1.5421	3.517	3.517	0.0825	0.0825		
PCB-78	33:26						0.0967	0.0967		
PCB-81	33:50	5422	0.76	1.3214	0.3113	0.3113	0.0977	0.0977		Ma
PCB-77	34:25	115033	0.78	1.3308	6.286	6.286	0.0942	0.0942		
S Total Pentachlorobiphen					2466.3	2466.3	0.1167	0.1167		
D PCB-104L	25:50	798796	1.58	1.1164	84.3	84.3	0.0506	0.0506	84.26	
* PCB-101L	31:46	849172	1.61	3.4E+04	100.0	100.0				
$ PCB-111L	34:28	945122	1.59	1.2177	91.4	91.4	0.0464	0.0464	91.40	
D PCB-123L	36:26	1390527	1.58	0.9909	82.7	82.7	0.5911	0.5911	82.75	
D PCB-118L	36:45	1464276	1.58	1.0256	84.2	84.2	0.5711	0.5711	84.19	
D PCB-114L	37:17	1394745	1.60	1.0030	82.0	82.0	0.5840	0.5840	82.00	
D PCB-105L	37:55	1393982	1.63	1.0013	82.1	82.1	0.5850	0.5850	82.10	
* PCB-127L	39:25	1695809	1.62	4.9E+04	100.0	100.0				
D PCB-126L	41:01	1398831	1.62	0.9020	91.4	91.4	0.6494	0.6494	91.45	
PCB-104	25:52	30959	1.57	1.3926	2.783	2.783	0.0300	0.0300		
PCB-96	26:13	69679	1.59	1.2268	7.110	7.110	0.0341	0.0341		
PCB-103	28:11	173469	1.56	1.0331	21.0	21.0	0.0405	0.0405		
PCB-94	28:24	75404	1.64	0.9036	10.4	10.4	0.0463	0.0463		
PCB-95	28:50	2489971	1.59	0.9620	324.0	324.0	0.0435	0.0435		
PCB-93	29:03	327646	1.60	0.9806	41.8	41.8	0.0427	0.0427		
PCB-100 (C93)	29:03	327646	1.60	0.9806	41.8	41.8	0.0427	0.0427		
PCB-98	29:13	162633	1.63	0.9888	20.6	20.6	0.0423	0.0423		
PCB-102 (C98)	29:13	162633	1.63	0.9888	20.6	20.6	0.0423	0.0423		
PCB-88	29:42	668053	1.60	1.0052	83.2	83.2	0.0416	0.0416		
PCB-91 (C88)	29:42	668053	1.60	1.0052	83.2	83.2	0.0416	0.0416		
PCB-84	29:55	619316	1.59	0.8601	90.1	90.1	0.0486	0.0486		
PCB-89	30:24	18316	1.59	0.8936	2.566	2.566	0.0468	0.0468		
PCB-121	30:50	18675	1.63	1.3971	1.673	1.673	0.0299	0.0299		
PCB-92	31:12	826020	1.60	0.9532	108.5	108.5	0.0439	0.0439		
PCB-90	31:47	4024630	1.61	1.1367	443.3	443.3	0.0368	0.0368		
PCB-101 (C90)	31:47	4024630	1.61	1.1367	443.3	443.3	0.0368	0.0368		
PCB-113 (C90)	31:47	4024630	1.61	1.1367	443.3	443.3	0.0368	0.0368		
PCB-83	32:23	2008442	1.60	0.9393	267.7	267.7	0.0445	0.0445		M
PCB-99 (C83)	32:23	2008442	1.60	0.9393	267.7	267.7	0.0445	0.0445		M
PCB-112	32:30						0.0306	0.0306		
PCB-86	32:52	1994422	1.61	1.1958	208.8	208.8	0.0350	0.0350		M
PCB-87 (C86)	32:52	1994422	1.61	1.1958	208.8	208.8	0.0350	0.0350		M
PCB-97 (C86)	32:52	1994422	1.61	1.1958	208.8	208.8	0.0350	0.0350		M
PCB-109 (C86)	32:52	1994422	1.61	1.1958	208.8	208.8	0.0350	0.0350		M
PCB-119 (C86)	32:52	1994422	1.61	1.1958	208.8	208.8	0.0350	0.0350		M
PCB-125 (C86)	32:52	1994422	1.61	1.1958	208.8	208.8	0.0350	0.0350		M
PCB-85	33:36	478078	1.58	1.2126	49.4	49.4	0.0345	0.0345		M
PCB-116 (C85)	33:36	478078	1.58	1.2126	49.4	49.4	0.0345	0.0345		M
PCB-117 (C85)	33:36	478078	1.58	1.2126	49.4	49.4	0.0345	0.0345		M

Compound	RT (min.)	Area	Ratio	Ical RRF	Amount pg/ul	EMPC pg/ul	Noise EDL	Final EDL	%Rec	Flags
PCB-110	33:45	4266019	1.59	1.3511	395.3	395.3	0.0310	0.0310		
PCB-115 (C110)	33:45	4266019	1.59	1.3511	395.3	395.3	0.0310	0.0310		
PCB-82	34:04	225468	1.68	0.8675	32.5	32.5	0.0482	0.0482		a
PCB-111	34:29	25846	1.59	1.4262	2.269	2.269	0.0293	0.0293		a
PCB-120	34:57	64359	1.61	1.4907	5.405	5.405	0.0281	0.0281		a
PCB-108	36:05	153684	1.56	1.2547	8.697	8.697	0.2904	0.2904		a
PCB-124 (C108)	36:05	153684	1.56	1.2547	8.697	8.697	0.2904	0.2904		a
PCB-107	36:19	472850	1.57	1.3580	24.7	24.7	0.2683	0.2683		Ma
PCB-123	36:27	53236	1.74	1.3407	2.856	2.856	0.2767	0.2767		Ma
PCB-106	36:34						0.2858	0.2858		
PCB-118	36:46	4391034	1.58	1.2892	232.6	232.6	0.2679	0.2679		
PCB-122	37:07	47082	1.63	1.1614	2.878	2.878	0.3137	0.3137		
PCB-114	37:18	73129	1.61	1.4051	3.732	3.732	0.2571	0.2571		M
PCB-105	37:57	1282688	1.59	1.2887	71.4	71.4	0.2853	0.2853		
PCB-127	39:26						0.2838	0.2838		
PCB-126	41:03	18372	1.57	1.3416	0.9790	0.9790	0.2820	0.2820		
S Total Hexachlorobipheny					2095.6	2095.5	0.0657	0.0657		RQ
D PCB-155L	31:33	786046	1.31	0.9499	97.5	97.5	0.1265	0.1265	97.45	
* PCB-138L	39:53	1128850	1.27	3.6E+04	100.0	100.0				
D PCB-167L	42:54	1214377	1.28	1.2544	85.8	85.8	0.2233	0.2233	85.76	
D PCB-156L	44:03	2471952	1.29	1.2289	178.2	178.2	0.2279	0.2279	89.09	
D PCB-157L (C156L)	44:03	2471952	1.29	1.2289	178.2	178.2	0.2279	0.2279	89.09	
D PCB-169L	47:17	1225406	1.27	1.0883	99.7	99.7	0.2573	0.2573	99.74	
PCB-155	31:35	4639	1.22	1.3028	0.4530	0.4530	0.0193	0.0193		
PCB-152	31:45	22686	1.28	1.2556	2.298	2.298	0.0201	0.0201		
PCB-150	31:55	48126	1.27	1.2368	4.950	4.950	0.0204	0.0204		
PCB-136	32:17	637372	1.27	1.1563	70.1	70.1	0.0218	0.0218		
PCB-145	32:35	1530	1.24	1.1910	0.2491	0.1634	0.0211	0.0211		RQ
PCB-148	34:06	56716	1.28	0.8982	8.033	8.033	0.0280	0.0280		
PCB-135	34:42	1302860	1.27	0.8691	190.7	190.7	0.0290	0.0290		
PCB-151 (C135)	34:42	1302860	1.27	0.8691	190.7	190.7	0.0290	0.0290		
PCB-154	34:58	250160	1.29	1.0180	31.3	31.3	0.0247	0.0247		
PCB-144	35:16	127685	1.28	0.9185	17.7	17.7	0.0274	0.0274		
PCB-147	35:37	4605176	1.27	0.9747	384.8	384.8	0.0902	0.0902		
PCB-149 (C147)	35:37	4605176	1.27	0.9747	384.8	384.8	0.0902	0.0902		
PCB-134	35:49	283652	1.26	0.8518	27.1	27.1	0.1033	0.1033		
PCB-143 (C134)	35:49	283652	1.26	0.8518	27.1	27.1	0.1033	0.1033		
PCB-139	36:14	170572	1.27	0.9995	13.9	13.9	0.0880	0.0880		
PCB-140 (C139)	36:14	170572	1.27	0.9995	13.9	13.9	0.0880	0.0880		
PCB-131	36:25	53259	1.28	0.8584	5.053	5.053	0.1025	0.1025		
PCB-142	36:35						0.1023	0.1023		
PCB-132	36:52	1532101	1.25	0.8801	141.8	141.8	0.0999	0.0999		
PCB-133	37:24	237457	1.26	0.9064	21.3	21.3	0.0970	0.0970		
PCB-165	37:48						0.0785	0.0785		
PCB-146	38:03	1650451	1.26	1.0084	133.3	133.3	0.0872	0.0872		
PCB-161	38:11						0.0658	0.0658		
PCB-153	38:40	5521225	1.26	1.2207	368.4	368.4	0.0721	0.0721		
PCB-168 (C153)	38:40	5521225	1.26	1.2207	368.4	368.4	0.0721	0.0721		
PCB-141	38:51	747723	1.26	0.9608	63.4	63.4	0.0915	0.0915		
PCB-130	39:15	282623	1.26	0.8274	27.8	27.8	0.1063	0.1063		
PCB-137	39:29	182238	1.26	1.0582	14.0	14.0	0.0831	0.0831		
PCB-164	39:36	468159	1.25	1.2527	30.4	30.4	0.0702	0.0702		
PCB-129	39:55	5183123	1.25	1.0840	389.4	389.4	0.0811	0.0811		
PCB-138 (C129)	39:55	5183123	1.25	1.0840	389.4	389.4	0.0811	0.0811		
PCB-160 (C129)	39:55	5183123	1.25	1.0840	389.4	389.4	0.0811	0.0811		
PCB-163 (C129)	39:55	5183123	1.25	1.0840	389.4	389.4	0.0811	0.0811		

Compound	RT (min.)	Area	Ratio	Ical RRF	Amount pg/ul	EMPC pg/ul	Noise EDL	Final EDL	%Rec	Flags
PCB-158	40:18	595498	1.26	1.3862	35.0	35.0	0.0634	0.0634		
PCB-128	41:10	745851	1.26	1.1165	54.4	54.4	0.0788	0.0788		M
PCB-166 (C128)	41:10	745851	1.26	1.1165	54.4	54.4	0.0788	0.0788		M
PCB-159	42:07	61695	1.25	1.3178	3.813	3.813	0.0667	0.0667		
PCB-162	42:26						0.0646	0.0646		
PCB-167	42:56	228518	1.28	1.3357	14.1	14.1	0.0571	0.0571		
PCB-156	44:03	660320	1.26	1.2759	41.9	41.9	0.0802	0.0802		
PCB-157 (C156)	44:03	660320	1.26	1.2759	41.9	41.9	0.0802	0.0802		
PCB-169	47:17						0.0607	0.0607		
S Total Heptachlorobiphen					1213.9	1213.9	0.0355	0.0355		
D PCB-188L	37:17	958410	1.07	1.3162	79.8	79.8	0.1722	0.1722	79.83	
$ PCB-178L	40:20	736698	1.10	0.9222	87.6	87.6	0.2458	0.2458	87.58	
* PCB-180L	45:27	912156	1.07	3.2E+04	100.0	100.0				
D PCB-170L	46:42	616430	1.11	0.8357	80.9	80.9	0.2712	0.2712	80.86	
D PCB-189L	49:50	1493720	1.05	1.4666	85.6	85.6	0.7238	0.7238	85.64	
PCB-188	37:18	13446	1.00	1.2502	1.122	1.122	0.0259	0.0259		
PCB-179	37:38	749023	1.07	1.4149	67.2	67.2	0.0283	0.0283		
PCB-184	38:11						0.0282	0.0282		
PCB-176	38:31	219793	1.08	1.5212	18.3	18.3	0.0263	0.0263		
PCB-186	38:59						0.0279	0.0279		
PCB-178	40:22	357276	1.04	1.0228	44.4	44.4	0.0391	0.0391		
PCB-175	41:00	46311	1.08	1.0690	5.502	5.502	0.0374	0.0374		
PCB-187	41:17	1816342	1.07	1.1106	207.7	207.7	0.0360	0.0360		
PCB-182	41:29	28861	1.02	1.1484	3.192	3.192	0.0348	0.0348		
PCB-183	41:54	760134	1.05	1.1368	84.9	84.9	0.0352	0.0352		
PCB-185 (C183)	41:54	760134	1.05	1.1368	84.9	84.9	0.0352	0.0352		
PCB-174	42:07	965013	1.06	0.9547	128.4	128.4	0.0419	0.0419		
PCB-177	42:34	823363	1.06	0.9426	110.9	110.9	0.0424	0.0424		
PCB-181	42:57	13537	1.02	1.1075	1.552	1.552	0.0361	0.0361		
PCB-171	43:12	323687	1.06	0.9603	42.8	42.8	0.0417	0.0417		
PCB-173 (C171)	43:12	323687	1.06	0.9603	42.8	42.8	0.0417	0.0417		
PCB-172	44:50	187200	1.08	0.9918	24.0	24.0	0.0403	0.0403		
PCB-192	45:06						0.0310	0.0310		
PCB-180	45:29	2899917	1.06	1.2286	299.8	299.8	0.0326	0.0326		a
PCB-193 (C180)	45:29	2899917	1.06	1.2286	299.8	299.8	0.0326	0.0326		a
PCB-191	45:50	66692	1.01	1.3848	6.116	6.116	0.0289	0.0289		
PCB-170	46:44	1044012	1.06	1.2700	133.4	133.4	0.0411	0.0411		
PCB-190	47:16	315088	1.05	1.3774	29.1	29.1	0.0290	0.0290		
PCB-189	49:51	108086	1.07	1.2799	5.654	5.654	0.0614	0.0614		
S Total Octachlorobipheny					347.5	347.5	0.1611	0.1611		
D PCB-202L	42:40	786635	0.93	1.0055	85.8	85.8	0.1625	0.1625	85.76	
* PCB-194L	51:57	1189238	0.92	3.5E+04	100.0	100.0				
D PCB-205L	52:25	1191215	0.91	1.2867	77.8	77.8	0.4236	0.4236	77.85	
PCB-202	42:42	134072	0.92	1.0531	16.2	16.2	0.0395	0.0395		
PCB-201	43:38	107305	0.91	1.1860	11.5	11.5	0.0351	0.0351		
PCB-204	44:18						0.0378	0.0378		
PCB-197	44:32	33519	0.92	1.2053	3.535	3.535	0.0345	0.0345		
PCB-200	44:37	85217	0.87	1.1260	9.621	9.621	0.0370	0.0370		
PCB-198	47:27	534671	0.90	0.8183	83.1	83.1	0.0509	0.0509		
PCB-199 (C198)	47:27	534671	0.90	0.8183	83.1	83.1	0.0509	0.0509		
PCB-196	48:06	291874	0.90	0.8748	42.4	42.4	0.0476	0.0476		
PCB-203	48:18	383097	0.90	0.9219	52.8	52.8	0.0451	0.0451		
PCB-195	49:37	357093	0.89	0.7839	38.2	38.2	0.5824	0.5824		

Compound	RT (min.)	Area	Ratio	Ical RRF	Amount pg/ul	EMPC pg/ul	Noise EDL	Final EDL	%Rec	Flags
PCB-194	51:58	947226	0.90	0.9282	85.7	85.7	0.4919	0.4919		
PCB-205	52:27	65089	0.88	1.2342	4.427	4.427	0.3699	0.3699		
S Total Nonachlorobipheny					46.7	41.1	0.1084	0.1084		RQ
D PCB-208L	49:22	1058518	0.80	1.1383	78.2	78.2	0.7614	0.7614	78.20	
D PCB-206L	54:11	773412	0.80	0.8938	72.8	72.8	0.9696	0.9696	72.76	
PCB-208	49:23	77904	0.77	1.1567	6.363	6.363	0.0983	0.0983		
PCB-207	50:19	43768	0.83	1.3964	3.422	3.422	0.0947	0.0947		
PCB-206	54:12	288849	0.77	1.1927	36.9	31.3	0.1323	0.1323		RQM
D PCB-209L	55:50	751628	0.73	0.9809	64.4	64.4	0.0936	0.0936	64.44	
DCB Decachlorobiphenyl	55:51	75233	0.69	1.2455	8.036	8.036	0.0269	0.0269		
S Polychlorinated bipheny					7437.0	8.036	0.0834	0.0834		RQ

QC Flag Legend

Processing Flags
- R - Failed Signal Ratio Test
- n - Failed Sig-To-Noise Test
- Q - EMPC-Estimated Max. Possible Conc.

Review Flags
- M - Manually Integrated
- a - User Assigned ID

Eurofins TestAmerica, Knoxville
Target Compound Quantitation Worksheet Report

Data File: \\chromna\Knoxville\ChromData\D3D\20190829-12907.b\580-88125-b-14-e.d
Lims ID: 580-88125-B-14-E
Client ID: M4-0to26-101918
Sample Type: Client
Inject. Date: 30-Aug-2019 09:27:00 ALS Bottle#: 0 Worklist Smp#: 12
Injection Vol: 1.0 ul Dil. Factor: 1.0000
Sample Info:
Misc. Info.: 140-0012907-012
Operator ID: Xcalibur_System Instrument ID: D3D

Method: \\chromna\Knoxville\ChromData\D3D\20190829-12907.b\PCBs_D3D.m
Limit Group: HR - 1668A - ICAL
Last Update: 03-Sep-2019 08:54:10 Calib Date: 21-Aug-2019 19:05:00
Integrator: Picker
Quant Method: Isotopic Dilution Quant By: Initial Calibration
Last ICal File: \\chromna\Knoxville\ChromData\D3D\20190813-12717.b\d4190821i6.d

Column 1 : SPB-Octyl (0.25 mm) Det: F1(11.07 :21.70)
Process Host: CTX1009

First Level Reviewer: davidsonm Date: 03-Sep-2019 08:54:10

Signal	RT (min.)	Adj RT (min.)	Δ Sec.	REL RT	Area	Height	Avg Noise	EDL Height	S/N	Ratio(Limits)	Flags
PCB-1L											
200.0795	11:44	11:44	-4	0.728	778925	321866	230	575	1399		
202.0766	11:44	11:44	-4	0.728	250099	101301	521	1302	194	3.11(2.66-3.60)	
PCB-3L											
200.0795	13:53	13:53	-4	0.862	855157	289317	230	575	1258		
202.0766	13:53	13:53	-4	0.862	270733	90843	521	1302	174	3.16(2.66-3.60)	
PCB-1											
188.0393	11:45	11:44	-4	1.001	140063	57500	56	140	1027		
190.0363	11:45	11:44	-4	1.001	43889	17865	20	50	893	3.19(2.66-3.60)	
PCB-2											
188.0393	13:44	13:42	-3	0.989	23883	8025	56	140	143		
190.0363	13:44	13:42	-3	0.989	7272	2446	20	50	122	3.28(2.66-3.60)	
PCB-3											
188.0393	13:54	13:53	-4	1.001	65341	21729	56	140	388		
190.0363	13:54	13:53	-4	1.001	20826	6933	20	50	347	3.14(2.66-3.60)	
PCB-4L											
234.0406	14:08	14:09	-5	0.877	287513	93581	87	217	1076		
236.0376	14:08	14:09	-5	0.877	179231	59472	48	120	1239	1.60(1.33-1.79)	
PCB-9L											
234.0406	16:07	16:10	-3		676415	201179	87	217	2312		
236.0376	16:07	16:10	-3		425665	125924	48	120	2623	1.59(1.33-1.79)	
PCB-15L											
234.0406	20:01	20:00	-4	1.243	554760	142563	87	217	1639		
236.0376	20:01	20:00	-4	1.243	337395	85951	48	120	1791	1.64(1.33-1.79)	
PCB-4											
222.0003	14:09	14:09	-5	1.001	52237	16734	26	65	644		
223.9974	14:09	14:09	-5	1.001	32334	10329	15	37	689	1.62(1.33-1.79)	

Signal	RT (min.)	Adj RT (min.)	Sec.	REL RT	Area	Height	Avg Noise	EDL Height	S/N	Ratio(Limits)	Flags
PCB-10											
222.0003	14:20	14:19	-4	1.014	4305	1306	26	65	50		
223.9974	14:20	14:19	-4	1.014	2484	777	15	37	52	1.73(1.33-1.79)	
PCB-9											
222.0003	16:07	16:08	-4	1.141	5420	1754	26	65	67		
223.9974	16:07	16:08	-4	1.141	3632	1069	15	37	71	1.49(1.33-1.79)	
PCB-7											
222.0003	16:17	16:15	-4	1.152	5450	1587	26	65	61		
223.9974	16:18	16:15	-3	1.153	3350	971	15	37	65	1.63(1.33-1.79)	
PCB-6											
222.0003	16:32	16:31	-4	1.169	19759	5550	26	65	213		
223.9974	16:31	16:31	-5	1.168	12244	3432	15	37	229	1.61(1.33-1.79)	
PCB-5											
222.0003	16:50	16:49	-4	1.191	2411	747	26	65	29		
223.9974	16:50	16:49	-4	1.191	1547	459	15	37	31	1.56(1.33-1.79)	
PCB-8											
222.0003	16:58	16:58	-3	1.200	61641	17801	26	65	685		
223.9974	16:58	16:58	-3	1.200	37575	10599	15	37	707	1.64(1.33-1.79)	
PCB-14											
222.0003	18:34						26	65			
223.9974	18:34						15	37			
PCB-11											
222.0003	19:25	19:25	-3	0.970	16636	4324	26	65	166		
223.9974	19:25	19:25	-3	0.970	10421	2770	15	37	185	1.60(1.33-1.79)	
PCB-12											
222.0003	19:42	19:42	-4	0.984	11448	2265	26	65	87		
223.9974	19:42	19:42	-4	0.984	7472	1462	15	37	97	1.53(1.33-1.79)	
PCB-13 (C12)											
222.0003	19:42	19:42	-4	0.984	11448	2265	26	65	87		
223.9974	19:42	19:42	-4	0.984	7472	1462	15	37	97	1.53(1.33-1.79)	
PCB-15											
222.0003	20:02	20:02	-3	1.001	45312	11311	26	65	435		
223.9974	20:02	20:02	-3	1.001	27274	6908	15	37	461	1.66(1.33-1.79)	
PCB-19L											
268.0016	17:14	17:15	-5	0.841	134003	39493	424	1060	93		
269.9986	17:14	17:15	-5	0.841	127733	37325	89	222	419	1.05(0.88-1.20)	
PCB-32L											
268.0016	20:29	20:33	-3		303987	78467	424	1060	185		
269.9986	20:29	20:33	-3		277023	73417	89	222	825	1.10(0.88-1.20)	
PCB-31L											
268.0016	22:46	22:48	-2		1145178	281427	142	355	1982		
269.9986	22:46	22:48	-2		1092210	265468	255	637	1041	1.05(0.88-1.20)	
PCB-28L											
268.0016	23:03	23:03	-2	1.013	976336	238292	142	355	1678		
269.9986	23:03	23:03	-2	1.013	928511	226058	255	637	887	1.05(0.88-1.20)	

Signal	RT (min.)	Adj RT (min.)	Δ Sec.	REL RT	Area	Height	Avg Noise	EDL Height	S/N	Ratio(Limits)	Flags
PCB-37L											
268.0016	27:04	27:01	-3	1.189	901216	202858	142	355	1429		
269.9986	27:04	27:01	-3	1.189	842801	189691	255	637	744	1.07(0.88-1.20)	
PCB-19											
255.9613	17:15	17:14	-5	1.001	62187	17523	11	27	1593		
257.9584	17:15	17:14	-5	1.001	58220	16032	11	27	1457	1.07(0.88-1.20)	
PCB-18											a
255.9613	19:07	19:07	-2	1.109	22843	5981	11	27	544		a
257.9584	19:07	19:07	-2	1.109	20323	5475	11	27	498	1.12(0.88-1.20)	
PCB-30 (C18)											a
255.9613	19:07	19:07	-2	1.109	22843	5981	11	27	544		a
257.9584	19:07	19:07	-2	1.109	20323	5475	11	27	498	1.12(0.88-1.20)	
PCB-17											
255.9613	19:32	19:30	-4	1.134	55500	14781	11	27	1344		
257.9584	19:32	19:30	-4	1.134	50470	13076	11	27	1189	1.10(0.88-1.20)	
PCB-27											
255.9613	19:45	19:45	-3	1.147	14914	3898	11	27	354		
257.9584	19:45	19:45	-3	1.147	13387	3300	11	27	300	1.11(0.88-1.20)	
PCB-24											
255.9613	19:51						11	27			
257.9584	19:51						11	27			
PCB-16											
255.9613	20:00	20:01	-3	1.160	6408	1464	11	27	133		
257.9584	20:00	20:01	-3	1.160	5629	1565	11	27	142	1.14(0.88-1.20)	
PCB-32											
255.9613	20:31	20:31	-3	1.191	53286	13964	11	27	1269		
257.9584	20:31	20:31	-3	1.191	49121	12831	11	27	1166	1.08(0.88-1.20)	
PCB-34											RQa
255.9613	21:47	21:47	-3	1.264	3078	758	127	317	6		a
	Empc Correction				2584	654	127	317	5		
257.9584	21:47	21:47	-3	1.264	2485	629	126	315	5	1.24(0.88-1.20)	
PCB-23											
255.9613	21:53						127	317			
257.9584	21:53						126	315			
PCB-26											
255.9613	22:13	22:10	-4	1.290	44050	10680	127	317	84		
257.9584	22:14	22:10	-3	1.291	39905	9561	126	315	76	1.10(0.88-1.20)	
PCB-29 (C26)											
255.9613	22:13	22:10	-4	1.290	44050	10680	127	317	84		
257.9584	22:14	22:10	-3	1.291	39905	9561	126	315	76	1.10(0.88-1.20)	
PCB-25											M
255.9613	22:29	22:29	-2	0.831	43254	8818	127	317	69		
257.9584	22:29	22:29	-2	0.831	40842	8352	126	315	66	1.06(0.88-1.20)	M
PCB-31											
255.9613	22:47	22:47	-2	0.842	161375	39435	127	317	311		
257.9584	22:47	22:47	-2	0.842	152175	36999	126	315	294	1.06(0.88-1.20)	

Signal	RT (min.)	Adj RT (min.)	Sec.	REL RT	Area	Height	Avg Noise	EDL Height	S/N	Ratio(Limits)	Flags
PCB-20											
255.9613	23:05	23:05	-3	0.853	293683	70458	127	317	555		
257.9584	23:05	23:05	-3	0.853	272469	65689	126	315	521	1.08(0.88-1.20)	
PCB-28 (C20)											
255.9613	23:05	23:05	-3	0.853	293683	70458	127	317	555		
257.9584	23:05	23:05	-3	0.853	272469	65689	126	315	521	1.08(0.88-1.20)	
PCB-21											
255.9613	23:19	23:19	-2	0.862	129397	23615	127	317	186		
257.9584	23:18	23:19	-3	0.861	118921	21626	126	315	172	1.09(0.88-1.20)	
PCB-33 (C21)											
255.9613	23:19	23:19	-2	0.862	129397	23615	127	317	186		
257.9584	23:18	23:19	-3	0.861	118921	21626	126	315	172	1.09(0.88-1.20)	
PCB-22											
255.9613	23:42	23:42	-2	0.876	40395	9527	127	317	75		
257.9584	23:42	23:42	-2	0.876	38130	8899	126	315	71	1.06(0.88-1.20)	
PCB-36											nMa
255.9613	25:16	25:17	-3	0.934	864	274	127	317	2		M
257.9584	25:17	25:17	-2	0.934	960	253	126	315	2	0.90(0.88-1.20)	M
PCB-39											M
255.9613	25:38	25:37	-2	0.947	7292	1428	127	317	11		
257.9584	25:38	25:37	-2	0.947	7899	1509	126	315	12	0.92(0.88-1.20)	M
PCB-38											
255.9613	26:12						127	317			
257.9584	26:12						126	315			
PCB-35											
255.9613	26:41	26:40	-2	0.986	5667	1225	127	317	10		
257.9584	26:41	26:40	-2	0.986	5379	1165	126	315	9	1.05(0.88-1.20)	
PCB-37											
255.9613	27:05	27:04	-2	1.001	68432	15062	127	317	119		
257.9584	27:05	27:04	-2	1.001	65857	14428	126	315	115	1.04(0.88-1.20)	
PCB-54L											
301.9626	20:19	20:20	-4	0.816	156055	39393	24	60	1641		
303.9597	20:19	20:20	-4	0.816	203318	52939	5	12	10588	0.77(0.65-0.89)	
PCB-52L											
301.9626	24:54	24:56	-2		537492	125558	107	267	1173		
303.9597	24:53	24:56	-3		665728	150180	149	372	1008	0.81(0.65-0.89)	
PCB-81L											
301.9626	33:50	33:47	-2	1.359	580537	120287	107	267	1124		
303.9597	33:50	33:47	-2	1.359	737733	152292	149	372	1022	0.79(0.65-0.89)	
PCB-77L											
301.9626	34:24	34:20	-2	1.382	614631	126544	107	267	1183		
303.9597	34:24	34:20	-2	1.382	760560	154351	149	372	1036	0.81(0.65-0.89)	
PCB-54											
289.9224	20:20	20:23	-3	1.000	28908	7286	6	15	1214		
291.9194	20:20	20:23	-3	1.000	36886	9185	7	17	1312	0.78(0.65-0.89)	

Signal	RT (min.)	Adj RT (min.)	Δ Sec.	REL RT	Area	Height	Avg Noise	EDL Height	S/N	Ratio(Limits)	Flags
PCB-50											
289.9224	22:30	22:28	-4	1.108	267709	64040	89	222	720		
291.9194	22:30	22:28	-4	1.108	336623	79340	52	130	1526	0.80(0.65-0.89)	
PCB-53 (C50)											
289.9224	22:30	22:28	-4	1.108	267709	64040	89	222	720		
291.9194	22:30	22:28	-4	1.108	336623	79340	52	130	1526	0.80(0.65-0.89)	
PCB-45											
289.9224	23:15	23:12	-2	1.145	531845	122728	89	222	1379		
291.9194	23:15	23:12	-2	1.145	666837	155078	52	130	2982	0.80(0.65-0.89)	
PCB-51 (C45)											
289.9224	23:15	23:12	-2	1.145	531845	122728	89	222	1379		
291.9194	23:15	23:12	-2	1.145	666837	155078	52	130	2982	0.80(0.65-0.89)	
PCB-46											
289.9224	23:29	23:30	-2	1.156	18906	4172	89	222	47		
291.9194	23:29	23:30	-2	1.156	22429	5203	52	130	100	0.84(0.65-0.89)	
PCB-52											
289.9224	24:55	24:50	-3	1.226	1015440	237901	89	222	2673		
291.9194	24:55	24:50	-3	1.226	1281274	298381	52	130	5738	0.79(0.65-0.89)	
PCB-43											
289.9224	25:04	25:00	-3	1.233	43223	7968	89	222	90		
291.9194	25:04	25:00	-3	1.233	51967	10405	52	130	200	0.83(0.65-0.89)	
PCB-73 (C43)											
289.9224	25:04	25:00	-3	1.233	43223	7968	89	222	90		
291.9194	25:04	25:00	-3	1.233	51967	10405	52	130	200	0.83(0.65-0.89)	
PCB-49											a
289.9224	25:24	25:24	0	1.250	834528	190770	89	222	2143		a
291.9194	25:24	25:24	0	1.250	1054202	242029	52	130	4654	0.79(0.65-0.89)	
PCB-69 (C49)											a
289.9224	25:24	25:24	0	1.250	834528	190770	89	222	2143		a
291.9194	25:24	25:24	0	1.250	1054202	242029	52	130	4654	0.79(0.65-0.89)	
PCB-48											
289.9224	25:41	25:41	-3	1.264	26121	5955	89	222	67		
291.9194	25:41	25:41	-3	1.264	30994	7066	52	130	136	0.84(0.65-0.89)	
PCB-44											
289.9224	25:57	25:51	-1	1.277	1510074	280425	89	222	3151		
291.9194	25:57	25:51	-1	1.277	1905420	354099	52	130	6810	0.79(0.65-0.89)	
PCB-47 (C44)											
289.9224	25:57	25:51	-1	1.277	1510074	280425	89	222	3151		
291.9194	25:57	25:51	-1	1.277	1905420	354099	52	130	6810	0.79(0.65-0.89)	
PCB-65 (C44)											
289.9224	25:57	25:51	-1	1.277	1510074	280425	89	222	3151		
291.9194	25:57	25:51	-1	1.277	1905420	354099	52	130	6810	0.79(0.65-0.89)	
PCB-59											a
289.9224	26:17	26:17	1	1.294	64334	11836	89	222	133		a
291.9194	26:17	26:17	1	1.294	77955	14464	52	130	278	0.83(0.65-0.89)	

Signal	RT (min.)	Adj RT (min.)	Sec.	REL RT	Area	Height	Avg Noise	EDL Height	S/N	Ratio(Limits)	Flags
PCB-62 (C59)											a
289.9224	26:17	26:17	1	1.294	64334	11836	89	222	133		a
291.9194	26:17	26:17	1	1.294	77955	14464	52	130	278	0.83(0.65-0.89)	
PCB-75 (C59)											a
289.9224	26:17	26:17	1	1.294	64334	11836	89	222	133		a
291.9194	26:17	26:17	1	1.294	77955	14464	52	130	278	0.83(0.65-0.89)	
PCB-42											
289.9224	26:26	26:26	-3	1.301	77829	17762	89	222	200		
291.9194	26:26	26:26	-3	1.301	96174	21606	52	130	416	0.81(0.65-0.89)	
PCB-40											
289.9224	26:56	26:51	-2	1.326	210876	45250	89	222	508		
291.9194	26:56	26:51	-2	1.326	260049	56279	52	130	1082	0.81(0.65-0.89)	
PCB-41 (C40)											
289.9224	26:56	26:51	-2	1.326	210876	45250	89	222	508		
291.9194	26:56	26:51	-2	1.326	260049	56279	52	130	1082	0.81(0.65-0.89)	
PCB-71 (C40)											
289.9224	26:56	26:51	-2	1.326	210876	45250	89	222	508		
291.9194	26:56	26:51	-2	1.326	260049	56279	52	130	1082	0.81(0.65-0.89)	
PCB-64											a
289.9224	27:09	27:09	-2	1.336	171524	37834	89	222	425		a
291.9194	27:09	27:09	-2	1.336	215243	48202	52	130	927	0.80(0.65-0.89)	
PCB-72											
289.9224	28:00	27:58	-1	0.827	39803	8625	89	222	97		
291.9194	28:00	27:58	-1	0.827	47985	10711	52	130	206	0.83(0.65-0.89)	
PCB-68											
289.9224	28:18	28:15	-1	0.836	47303	9895	89	222	111		
291.9194	28:17	28:15	-2	0.836	60261	11676	52	130	225	0.78(0.65-0.89)	
PCB-57											
289.9224	28:43						89	222			
291.9194	28:43						52	130			
PCB-58											Ma
289.9224	28:57	28:56	-1	0.855	6715	1735	89	222	19		M
291.9194	28:56	28:56	-2	0.855	8975	2174	52	130	42	0.75(0.65-0.89)	M
PCB-67											M
289.9224	29:06	29:06	-2	0.860	14297	1951	89	222	22		M
291.9194	29:06	29:06	-3	0.860	16705	2510	52	130	48	0.86(0.65-0.89)	M
PCB-63											
289.9224	29:22	29:20	-1	0.868	27293	6090	89	222	68		
291.9194	29:22	29:20	-1	0.868	36072	7720	52	130	148	0.76(0.65-0.89)	
PCB-61											
289.9224	29:42	29:41	-2	0.878	1024430	183393	89	222	2061		
291.9194	29:42	29:41	-2	0.878	1302909	233761	52	130	4495	0.79(0.65-0.89)	
PCB-70 (C61)											
289.9224	29:42	29:41	-2	0.878	1024430	183393	89	222	2061		
291.9194	29:42	29:41	-2	0.878	1302909	233761	52	130	4495	0.79(0.65-0.89)	

Signal	RT (min.)	Adj RT (min.)	Sec.	REL RT	Area	Height	Avg Noise	EDL Height	S/N	Ratio(Limits)	Flags
PCB-74 (C61)											
289.9224	29:42	29:41	-2	0.878	1024430	183393	89	222	2061		
291.9194	29:42	29:41	-2	0.878	1302909	233761	52	130	4495	0.79(0.65-0.89)	
PCB-76 (C61)											
289.9224	29:42	29:41	-2	0.878	1024430	183393	89	222	2061		
291.9194	29:42	29:41	-2	0.878	1302909	233761	52	130	4495	0.79(0.65-0.89)	
PCB-66											M
289.9224	30:02	30:02	-1	0.888	495886	107746	89	222	1211		
291.9194	30:02	30:02	-1	0.888	627753	134575	52	130	2588	0.79(0.65-0.89)	M
PCB-55											
289.9224	30:12						89	222			
291.9194	30:12						52	130			
PCB-56											
289.9224	30:42	30:40	-2	0.907	128836	27466	89	222	309		
291.9194	30:42	30:40	-2	0.907	160332	34301	52	130	660	0.80(0.65-0.89)	
PCB-60											
289.9224	30:55	30:52	-1	0.913	25500	5599	89	222	63		
291.9194	30:55	30:52	-1	0.913	31767	6751	52	130	130	0.80(0.65-0.89)	
PCB-80											
289.9224	31:20						89	222			
291.9194	31:20						52	130			
PCB-79											
289.9224	32:52	32:53	0	0.971	31741	6650	89	222	75		
291.9194	32:52	32:53	0	0.971	41295	8282	52	130	159	0.77(0.65-0.89)	
PCB-78											
289.9224	33:24						89	222			
291.9194	33:24						52	130			
PCB-81											Ma
289.9224	33:50	33:50	-3	1.000	2341	769	89	222	9		M
291.9194	33:50	33:50	-3	1.000	3081	1148	52	130	22	0.76(0.65-0.89)	M
PCB-77											
289.9224	34:25	34:24	-1	1.000	50360	10455	89	222	117		
291.9194	34:25	34:24	-1	1.000	64673	13520	52	130	260	0.78(0.65-0.89)	
PCB-104L											
337.9207	25:50	25:51	-3	0.813	489507	111981	19	47	5894		
339.9178	25:50	25:51	-3	0.813	309289	72116	22	55	3278	1.58(1.32-1.78)	
PCB-101L											
337.9207	31:46	31:47	-1		523753	111280	19	47	5857		
339.9178	31:46	31:47	-1		325419	69268	22	55	3149	1.61(1.32-1.78)	
PCB-111L											
337.9207	34:28	34:27	-1	1.085	580838	120301	19	47	6332		
339.9178	34:28	34:27	-1	1.085	364284	74878	22	55	3404	1.59(1.32-1.78)	
PCB-123L											
337.9207	36:26	36:22	-1	1.147	852108	171513	407	1017	421		
339.9178	36:25	36:22	-1	1.146	538419	109352	384	960	285	1.58(1.32-1.78)	

Signal	RT (min.)	Adj RT (min.)	Sec.	REL RT	Area	Height	Avg Noise	EDL Height	S/N	Ratio(Limits)	Flags
PCB-118L											
337.9207	36:45	36:42	-1	1.157	895971	184009	407	1017	452		
339.9178	36:45	36:42	-1	1.157	568305	117751	384	960	307	1.58(1.32-1.78)	
PCB-114L											
337.9207	37:17	37:13	-1	1.174	858302	176467	407	1017	434		
339.9178	37:17	37:13	-1	1.174	536443	111954	384	960	292	1.60(1.32-1.78)	
PCB-105L											
337.9207	37:55	37:51	-1	1.194	863811	176292	407	1017	433		
339.9178	37:55	37:51	-1	1.194	530171	107097	384	960	279	1.63(1.32-1.78)	
PCB-127L											
337.9207	39:25	39:24	0		1049171	207087	407	1017	509		
339.9178	39:25	39:24	0		646638	130436	384	960	340	1.62(1.32-1.78)	
PCB-126L											
337.9207	41:01	40:59	0	1.291	864641	167019	407	1017	410		
339.9178	41:01	40:59	0	1.291	534190	108382	384	960	282	1.62(1.32-1.78)	
PCB-104											
325.8804	25:52	25:51	-3	1.001	18931	4356	18	45	242		
327.8775	25:52	25:51	-3	1.001	12028	2755	13	32	212	1.57(1.32-1.78)	
PCB-96											
325.8804	26:13	26:11	-3	1.015	42819	9731	18	45	541		
327.8775	26:13	26:11	-3	1.015	26860	6280	13	32	483	1.59(1.32-1.78)	
PCB-103											
325.8804	28:11	28:08	-2	1.091	105730	23509	18	45	1306		
327.8775	28:11	28:08	-2	1.091	67739	14854	13	32	1143	1.56(1.32-1.78)	
PCB-94											
325.8804	28:24	28:21	-2	1.099	46790	10218	18	45	568		
327.8775	28:24	28:21	-2	1.099	28614	6385	13	32	491	1.64(1.32-1.78)	
PCB-95											
325.8804	28:50	28:46	-1	1.116	1527703	328469	18	45	18248		
327.8775	28:50	28:46	-1	1.116	962268	206378	13	32	15875	1.59(1.32-1.78)	
PCB-93											
325.8804	29:03	29:00	-2	1.125	201833	44312	18	45	2462		
327.8775	29:03	29:00	-2	1.125	125813	26903	13	32	2069	1.60(1.32-1.78)	
PCB-100 (C93)											
325.8804	29:03	29:00	-2	1.125	201833	44312	18	45	2462		
327.8775	29:03	29:00	-2	1.125	125813	26903	13	32	2069	1.60(1.32-1.78)	
PCB-98											
325.8804	29:13	29:09	-2	1.130	100830	17774	18	45	987		
327.8775	29:12	29:09	-3	1.130	61803	11022	13	32	848	1.63(1.32-1.78)	
PCB-102 (C98)											
325.8804	29:13	29:09	-2	1.130	100830	17774	18	45	987		
327.8775	29:12	29:09	-3	1.130	61803	11022	13	32	848	1.63(1.32-1.78)	
PCB-88											
325.8804	29:42	29:38	-1	1.150	411328	88863	18	45	4937		
327.8775	29:42	29:38	-1	1.150	256725	55533	13	32	4272	1.60(1.32-1.78)	

Signal	RT (min.)	Adj RT (min.)	Sec.	REL RT	Area	Height	Avg Noise	EDL Height	S/N	Ratio(Limits)	Flags
PCB-91 (C88)											
325.8804	29:42	29:38	-1	1.150	411328	88863	18	45	4937		
327.8775	29:42	29:38	-1	1.150	256725	55533	13	32	4272	1.60(1.32-1.78)	
PCB-84											
325.8804	29:55	29:51	-1	1.158	380182	81561	18	45	4531		
327.8775	29:55	29:51	-1	1.158	239134	50591	13	32	3892	1.59(1.32-1.78)	
PCB-89											
325.8804	30:24	30:20	-1	1.177	11256	2178	18	45	121		
327.8775	30:24	30:20	-2	1.176	7060	1332	13	32	102	1.59(1.32-1.78)	
PCB-121											
325.8804	30:50	30:47	-1	1.194	11581	2222	18	45	123		
327.8775	30:50	30:47	-1	1.194	7094	1409	13	32	108	1.63(1.32-1.78)	
PCB-92											
325.8804	31:12	31:10	-1	0.857	508792	108856	18	45	6048		
327.8775	31:12	31:10	-1	0.857	317228	68416	13	32	5263	1.60(1.32-1.78)	
PCB-90											
325.8804	31:47	31:42	0	1.230	2482386	520450	18	45	28914		
327.8775	31:47	31:42	0	1.230	1542244	322418	13	32	24801	1.61(1.32-1.78)	
PCB-101 (C90)											
325.8804	31:47	31:42	0	1.230	2482386	520450	18	45	28914		
327.8775	31:47	31:42	0	1.230	1542244	322418	13	32	24801	1.61(1.32-1.78)	
PCB-113 (C90)											
325.8804	31:47	31:42	0	1.230	2482386	520450	18	45	28914		
327.8775	31:47	31:42	0	1.230	1542244	322418	13	32	24801	1.61(1.32-1.78)	
PCB-83											M
325.8804	32:23	32:17	0	1.253	1237342	242344	18	45	13464		M
327.8775	32:23	32:17	0	1.253	771100	151333	13	32	11641	1.60(1.32-1.78)	M
PCB-99 (C83)											M
325.8804	32:23	32:17	0	1.253	1237342	242344	18	45	13464		M
327.8775	32:23	32:17	0	1.253	771100	151333	13	32	11641	1.60(1.32-1.78)	M
PCB-112											
325.8804	32:26						18	45			
327.8775	32:26						13	32			
PCB-86											M
325.8804	32:52	32:47	0	1.272	1230048	138658	18	45	7703		M
327.8775	32:52	32:47	0	1.272	764374	85738	13	32	6595	1.61(1.32-1.78)	M
PCB-87 (C86)											M
325.8804	32:52	32:47	0	1.272	1230048	138658	18	45	7703		M
327.8775	32:52	32:47	0	1.272	764374	85738	13	32	6595	1.61(1.32-1.78)	M
PCB-97 (C86)											M
325.8804	32:52	32:47	0	1.272	1230048	138658	18	45	7703		M
327.8775	32:52	32:47	0	1.272	764374	85738	13	32	6595	1.61(1.32-1.78)	M
PCB-109 (C86)											M
325.8804	32:52	32:47	0	1.272	1230048	138658	18	45	7703		M
327.8775	32:52	32:47	0	1.272	764374	85738	13	32	6595	1.61(1.32-1.78)	M

Signal	RT (min.)	Adj RT (min.)	Sec.	REL RT	Area	Height	Avg Noise	EDL Height	S/N	Ratio(Limits)	Flags
PCB-119 (C86)											M
325.8804	32:52	32:47	0	1.272	1230048	138658	18	45	7703		M
327.8775	32:52	32:47	0	1.272	764374	85738	13	32	6595	1.61(1.32-1.78)	M
PCB-125 (C86)											M
325.8804	32:52	32:47	0	1.272	1230048	138658	18	45	7703		M
327.8775	32:52	32:47	0	1.272	764374	85738	13	32	6595	1.61(1.32-1.78)	M
PCB-85											M
325.8804	33:36	33:30	0	1.300	293074	43942	18	45	2441		M
327.8775	33:36	33:30	0	1.300	185004	26955	13	32	2073	1.58(1.32-1.78)	M
PCB-116 (C85)											M
325.8804	33:36	33:30	0	1.300	293074	43942	18	45	2441		M
327.8775	33:36	33:30	0	1.300	185004	26955	13	32	2073	1.58(1.32-1.78)	M
PCB-117 (C85)											M
325.8804	33:36	33:30	0	1.300	293074	43942	18	45	2441		M
327.8775	33:36	33:30	0	1.300	185004	26955	13	32	2073	1.58(1.32-1.78)	M
PCB-110											
325.8804	33:45	33:45	-6	1.306	2620514	530339	18	45	29463		
327.8775	33:45	33:45	-6	1.306	1645505	333561	13	32	25659	1.59(1.32-1.78)	
PCB-115 (C110)											
325.8804	33:45	33:45	-6	1.306	2620514	530339	18	45	29463		
327.8775	33:45	33:45	-6	1.306	1645505	333561	13	32	25659	1.59(1.32-1.78)	
PCB-82											a
325.8804	34:04	34:04	-1	1.319	141189	26683	18	45	1482		a
327.8775	34:04	34:04	-1	1.319	84279	16910	13	32	1301	1.68(1.32-1.78)	
PCB-111											a
325.8804	34:29	34:29	-1	1.335	15848	2617	18	45	145		a
327.8775	34:30	34:29	0	1.335	9998	1497	13	32	115	1.59(1.32-1.78)	
PCB-120											a
325.8804	34:57	34:57	0	1.353	39740	7461	18	45	415		a
327.8775	34:57	34:57	0	1.353	24619	4495	13	32	346	1.61(1.32-1.78)	
PCB-108											a
325.8804	36:05	36:05	0	1.397	93666	19344	277	692	70		a
327.8775	36:05	36:05	0	1.397	60018	11970	140	350	86	1.56(1.32-1.78)	
PCB-124 (C108)											a
325.8804	36:05	36:05	0	1.397	93666	19344	277	692	70		a
327.8775	36:05	36:05	0	1.397	60018	11970	140	350	86	1.56(1.32-1.78)	
PCB-107											Ma
325.8804	36:19	36:19	0	1.406	288872	56063	277	692	202		M
327.8775	36:19	36:19	0	1.406	183978	35921	140	350	257	1.57(1.32-1.78)	M
PCB-123											Ma
325.8804	36:27	36:27	0	1.000	33786	8045	277	692	29		M
327.8775	36:27	36:27	0	1.000	19450	4794	140	350	34	1.74(1.32-1.78)	
PCB-106											
325.8804	36:33						277	692			
327.8775	36:33						140	350			

Signal	RT (min.)	Adj RT (min.)	Sec.	REL RT	Area	Height	Avg Noise	EDL Height	S/N	Ratio(Limits)	Flags
PCB-118											
325.8804	36:46	36:42	0	1.000	2689502	534040	277	692	1928		
327.8775	36:46	36:42	0	1.000	1701532	334762	140	350	2391	1.58(1.32-1.78)	
PCB-122											
325.8804	37:07	37:03	0	1.010	29183	5250	277	692	19		
327.8775	37:07	37:03	0	1.010	17899	3280	140	350	23	1.63(1.32-1.78)	
PCB-114											M
325.8804	37:18	37:18	0	1.000	45139	8794	277	692	32		M
327.8775	37:18	37:18	0	1.001	27990	5680	140	350	41	1.61(1.32-1.78)	M
PCB-105											
325.8804	37:57	37:52	0	1.001	787558	150961	277	692	545		
327.8775	37:57	37:52	0	1.001	495130	94832	140	350	677	1.59(1.32-1.78)	
PCB-127											
325.8804	39:25						277	692			
327.8775	39:25						140	350			
PCB-126											
325.8804	41:03	40:58	1	1.001	11214	2438	277	692	9		
327.8775	41:03	40:58	1	1.001	7158	1514	140	350	11	1.57(1.32-1.78)	
PCB-155L											
371.8817	31:33	31:32	-2	0.791	445231	93111	33	82	2822		
373.8788	31:33	31:32	-2	0.791	340815	73705	54	135	1365	1.31(1.05-1.43)	
PCB-138L											
371.8817	39:53	39:52	0		632262	124563	114	285	1093		
373.8788	39:53	39:52	0		496588	100371	138	345	727	1.27(1.05-1.43)	
PCB-167L											
371.8817	42:54	42:51	0	1.076	682584	134996	114	285	1184		
373.8788	42:54	42:51	0	1.076	531793	103500	138	345	750	1.28(1.05-1.43)	
PCB-156L											
371.8817	44:03	44:00	0	1.105	1392291	198720	114	285	1743		
373.8788	44:03	44:00	0	1.105	1079661	156870	138	345	1137	1.29(1.05-1.43)	
PCB-157L (C156L)											
371.8817	44:03	44:00	0	1.105	1392291	198720	114	285	1743		
373.8788	44:03	44:00	0	1.105	1079661	156870	138	345	1137	1.29(1.05-1.43)	
PCB-169L											
371.8817	47:17	47:14	0	1.186	684966	129278	114	285	1134		
373.8788	47:17	47:14	0	1.186	540440	104357	138	345	756	1.27(1.05-1.43)	
PCB-155											
359.8415	31:35	31:32	-1	1.001	2554	576	11	27	52		
361.8385	31:35	31:32	-1	1.001	2085	409	6	15	68	1.22(1.05-1.43)	
PCB-152											
359.8415	31:45	31:42	-1	1.006	12721	2672	11	27	243		
361.8385	31:45	31:42	-1	1.006	9965	2028	6	15	338	1.28(1.05-1.43)	
PCB-150											
359.8415	31:55	31:52	-1	1.012	26952	5555	11	27	505		
361.8385	31:55	31:52	-1	1.012	21174	4419	6	15	737	1.27(1.05-1.43)	

Signal	RT (min.)	Adj RT (min.)	Δ Sec.	REL RT	Area	Height	Avg Noise	EDL Height	S/N	Ratio(Limits)	Flags
PCB-136											
359.8415	32:17	32:14	-1	1.023	356391	75013	11	27	6819		
361.8385	32:17	32:14	-1	1.023	280981	58805	6	15	9801	1.27(1.05-1.43)	
PCB-145											RQ
359.8415	32:35	32:34	-1	1.033	847	207	11	27	19		
361.8385	32:35	32:34	-1	1.033	1485	217	6	15	36	0.57(1.05-1.43)	
	Empc Correction				683	166	6	15	28		
PCB-148											
359.8415	34:06	34:03	-1	1.081	31830	6463	11	27	588		
361.8385	34:06	34:03	-1	1.081	24886	4960	6	15	827	1.28(1.05-1.43)	
PCB-135											
359.8415	34:42	34:38	-1	1.100	727843	96163	11	27	8742		
361.8385	34:42	34:38	-1	1.100	575017	75722	6	15	12620	1.27(1.05-1.43)	
PCB-151 (C135)											
359.8415	34:42	34:38	-1	1.100	727843	96163	11	27	8742		
361.8385	34:42	34:38	-1	1.100	575017	75722	6	15	12620	1.27(1.05-1.43)	
PCB-154											
359.8415	34:58	34:54	0	1.108	140751	28574	11	27	2598		
361.8385	34:58	34:54	0	1.108	109409	22159	6	15	3693	1.29(1.05-1.43)	
PCB-144											
359.8415	35:16	35:12	0	1.118	71763	14191	11	27	1290		
361.8385	35:15	35:12	-1	1.117	55922	10867	6	15	1811	1.28(1.05-1.43)	
PCB-147											
359.8415	35:37	35:34	-1	1.129	2573561	527832	40	100	13196		
361.8385	35:37	35:34	-1	1.129	2031615	420035	33	82	12728	1.27(1.05-1.43)	
PCB-149 (C147)											
359.8415	35:37	35:34	-1	1.129	2573561	527832	40	100	13196		
361.8385	35:37	35:34	-1	1.129	2031615	420035	33	82	12728	1.27(1.05-1.43)	
PCB-134											
359.8415	35:49	35:51	-7	1.135	158019	29089	40	100	727		
361.8385	35:49	35:51	-7	1.135	125633	23300	33	82	706	1.26(1.05-1.43)	
PCB-143 (C134)											
359.8415	35:49	35:51	-7	1.135	158019	29089	40	100	727		
361.8385	35:49	35:51	-7	1.135	125633	23300	33	82	706	1.26(1.05-1.43)	
PCB-139											
359.8415	36:14	36:10	0	1.148	95411	18096	40	100	452		
361.8385	36:14	36:10	0	1.148	75161	13938	33	82	422	1.27(1.05-1.43)	
PCB-140 (C139)											
359.8415	36:14	36:10	0	1.148	95411	18096	40	100	452		
361.8385	36:14	36:10	0	1.148	75161	13938	33	82	422	1.27(1.05-1.43)	
PCB-131											
359.8415	36:25	36:21	-1	1.154	29896	5853	40	100	146		
361.8385	36:25	36:21	-1	1.154	23363	4608	33	82	140	1.28(1.05-1.43)	
PCB-142											
359.8415	36:33						40	100			
361.8385	36:33						33	82			

Signal	RT (min.)	Adj RT (min.)	Sec.	REL RT	Area	Height	Avg Noise	EDL Height	S/N	Ratio(Limits)	Flags
PCB-132											
359.8415	36:52	36:49	-1	1.169	850618	173245	40	100	4331		
361.8385	36:52	36:49	-1	1.169	681483	138553	33	82	4199	1.25(1.05-1.43)	
PCB-133											
359.8415	37:24	37:19	0	1.185	132257	27297	40	100	682		
361.8385	37:24	37:19	0	1.185	105200	21391	33	82	648	1.26(1.05-1.43)	
PCB-165											
359.8415	37:48						40	100			
361.8385	37:48						33	82			
PCB-146											
359.8415	38:03	37:59	0	0.887	919953	185150	40	100	4629		
361.8385	38:03	37:59	0	0.887	730498	147511	33	82	4470	1.26(1.05-1.43)	
PCB-161											
359.8415	38:11						40	100			
361.8385	38:11						33	82			
PCB-153											
359.8415	38:40	38:38	-2	0.901	3077389	615142	40	100	15379		
361.8385	38:40	38:38	-2	0.901	2443836	489059	33	82	14820	1.26(1.05-1.43)	
PCB-168 (C153)											
359.8415	38:40	38:38	-2	0.901	3077389	615142	40	100	15379		
361.8385	38:40	38:38	-2	0.901	2443836	489059	33	82	14820	1.26(1.05-1.43)	
PCB-141											
359.8415	38:51	38:48	0	0.905	416713	81732	40	100	2043		
361.8385	38:51	38:48	0	0.905	331010	65476	33	82	1984	1.26(1.05-1.43)	
PCB-130											
359.8415	39:15	39:12	0	0.915	157657	30670	40	100	767		
361.8385	39:15	39:12	0	0.915	124966	24084	33	82	730	1.26(1.05-1.43)	
PCB-137											
359.8415	39:29	39:25	0	0.920	101577	21699	40	100	542		
361.8385	39:29	39:25	0	0.920	80661	16419	33	82	498	1.26(1.05-1.43)	
PCB-164											
359.8415	39:36	39:32	0	0.923	259869	50374	40	100	1259		
361.8385	39:36	39:32	0	0.923	208290	40836	33	82	1237	1.25(1.05-1.43)	
PCB-129											
359.8415	39:55	39:51	0	0.930	2884568	548801	40	100	13720		
361.8385	39:55	39:51	0	0.930	2298555	437865	33	82	13269	1.25(1.05-1.43)	
PCB-138 (C129)											
359.8415	39:55	39:51	0	0.930	2884568	548801	40	100	13720		
361.8385	39:55	39:51	0	0.930	2298555	437865	33	82	13269	1.25(1.05-1.43)	
PCB-160 (C129)											
359.8415	39:55	39:51	0	0.930	2884568	548801	40	100	13720		
361.8385	39:55	39:51	0	0.930	2298555	437865	33	82	13269	1.25(1.05-1.43)	
PCB-163 (C129)											
359.8415	39:55	39:51	0	0.930	2884568	548801	40	100	13720		
361.8385	39:55	39:51	0	0.930	2298555	437865	33	82	13269	1.25(1.05-1.43)	

Signal	RT (min.)	Adj RT (min.)	Sec.	REL RT	Area	Height	Avg Noise	EDL Height	S/N	Ratio(Limits)	Flags
PCB-158											
359.8415	40:18	40:14	0	0.939	331465	62942	40	100	1574		
361.8385	40:18	40:14	0	0.939	264033	50063	33	82	1517	1.26(1.05-1.43)	
PCB-128											M
359.8415	41:10	41:05	1	0.959	416060	72500	40	100	1813		M
361.8385	41:10	41:05	1	0.959	329791	57565	33	82	1744	1.26(1.05-1.43)	M
PCB-166 (C128)											M
359.8415	41:10	41:05	1	0.959	416060	72500	40	100	1813		M
361.8385	41:10	41:05	1	0.959	329791	57565	33	82	1744	1.26(1.05-1.43)	M
PCB-159											
359.8415	42:07	42:07	-2	0.982	34248	6351	40	100	159		
361.8385	42:07	42:07	-2	0.982	27447	4919	33	82	149	1.25(1.05-1.43)	
PCB-162											
359.8415	42:26						40	100			
361.8385	42:26						33	82			
PCB-167											
359.8415	42:56	42:50	1	1.001	128183	24916	40	100	623		
361.8385	42:56	42:50	1	1.001	100335	19190	33	82	582	1.28(1.05-1.43)	
PCB-156											
359.8415	44:03	44:00	0	1.000	367631	63436	40	100	1586		
361.8385	44:03	44:00	0	1.000	292689	50770	33	82	1538	1.26(1.05-1.43)	
PCB-157 (C156)											
359.8415	44:03	44:00	0	1.000	367631	63436	40	100	1586		
361.8385	44:03	44:00	0	1.000	292689	50770	33	82	1538	1.26(1.05-1.43)	
PCB-169											
359.8415	47:17						40	100			
361.8385	47:17						33	82			
PCB-188L											
405.8428	37:17	37:16	-1	0.820	495360	98109	84	210	1168		
407.8398	37:17	37:16	-1	0.820	463050	93015	81	202	1148	1.07(0.89-1.21)	
PCB-178L											
405.8428	40:20	40:18	0	0.887	386018	74980	84	210	893		
407.8398	40:21	40:18	0	0.888	350680	69582	81	202	859	1.10(0.89-1.21)	
PCB-180L											
405.8428	45:27	45:27	1		470436	92666	84	210	1103		
407.8398	45:27	45:27	1		441720	89083	81	202	1100	1.07(0.89-1.21)	
PCB-170L											
405.8428	46:42	46:39	0	1.027	324241	62173	84	210	740		
407.8398	46:42	46:39	0	1.027	292189	56618	81	202	699	1.11(0.89-1.21)	
PCB-189L											
405.8428	49:50	49:46	1	1.096	764931	149256	408	1020	366		
407.8398	49:50	49:46	1	1.096	728789	143456	540	1350	266	1.05(0.89-1.21)	
PCB-188											
393.8025	37:18	37:17	0	1.001	6723	1340	12	30	112		
395.7995	37:18	37:17	0	1.001	6723	1316	13	32	101	1.00(0.89-1.21)	

Signal	RT (min.)	Adj RT (min.)	Sec.	REL RT	Area	Height	Avg Noise	EDL Height	S/N	Ratio(Limits)	Flags
PCB-179											
393.8025	37:38	37:34	0	1.009	386560	76331	12	30	6361		
395.7995	37:38	37:34	0	1.009	362463	72752	13	32	5596	1.07(0.89-1.21)	
PCB-184											
393.8025	38:10						12	30			
395.7995	38:10						13	32			
PCB-176											
393.8025	38:31	38:27	0	1.033	114344	22515	12	30	1876		
395.7995	38:31	38:27	0	1.033	105449	21015	13	32	1617	1.08(0.89-1.21)	
PCB-186											
393.8025	38:58						12	30			
395.7995	38:58						13	32			
PCB-178											
393.8025	40:22	40:18	0	1.083	182092	36616	12	30	3051		
395.7995	40:22	40:18	0	1.083	175184	34062	13	32	2620	1.04(0.89-1.21)	
PCB-175											
393.8025	41:00	40:55	1	1.100	24000	4745	12	30	395		
395.7995	41:00	40:55	1	1.100	22311	4445	13	32	342	1.08(0.89-1.21)	
PCB-187											
393.8025	41:17	41:12	1	1.107	937729	188012	12	30	15668		
395.7995	41:17	41:12	1	1.107	878613	174989	13	32	13461	1.07(0.89-1.21)	
PCB-182											
393.8025	41:29	41:24	0	1.113	14557	2516	12	30	210		
395.7995	41:30	41:24	1	1.113	14304	2426	13	32	187	1.02(0.89-1.21)	
PCB-183											
393.8025	41:54	41:49	1	1.124	389364	67013	12	30	5584		
395.7995	41:54	41:49	1	1.124	370770	64270	13	32	4944	1.05(0.89-1.21)	
PCB-185 (C183)											
393.8025	41:54	41:49	1	1.124	389364	67013	12	30	5584		
395.7995	41:54	41:49	1	1.124	370770	64270	13	32	4944	1.05(0.89-1.21)	
PCB-174											
393.8025	42:07	42:02	1	1.130	497213	95915	12	30	7993		
395.7995	42:07	42:02	1	1.130	467800	91628	13	32	7048	1.06(0.89-1.21)	
PCB-177											
393.8025	42:34	42:29	1	1.142	422975	81668	12	30	6806		
395.7995	42:33	42:29	0	1.141	400388	76293	13	32	5869	1.06(0.89-1.21)	
PCB-181											
393.8025	42:57	42:52	1	1.152	6827	1141	12	30	95		
395.7995	42:58	42:52	1	1.153	6710	1225	13	32	94	1.02(0.89-1.21)	
PCB-171											
393.8025	43:12	43:05	1	1.159	166713	31789	12	30	2649		
395.7995	43:12	43:05	1	1.159	156974	29963	13	32	2305	1.06(0.89-1.21)	
PCB-173 (C171)											
393.8025	43:12	43:05	1	1.159	166713	31789	12	30	2649		
395.7995	43:12	43:05	1	1.159	156974	29963	13	32	2305	1.06(0.89-1.21)	

Signal	RT (min.)	Adj RT (min.)	Sec.	REL RT	Area	Height	Avg Noise	EDL Height	S/N	Ratio(Limits)	Flags
PCB-172											
393.8025	44:50	44:45	1	0.900	97107	18555	12	30	1546		
395.7995	44:50	44:45	1	0.900	90093	17381	13	32	1337	1.08(0.89-1.21)	
PCB-192											
393.8025	45:06						12	30			
395.7995	45:06						13	32			
PCB-180											a
393.8025	45:29	45:29	4	0.913	1492334	272461	12	30	22705		a
395.7995	45:29	45:29	4	0.913	1407583	257375	13	32	19798	1.06(0.89-1.21)	
PCB-193 (C180)											a
393.8025	45:29	45:29	4	0.913	1492334	272461	12	30	22705		a
395.7995	45:29	45:29	4	0.913	1407583	257375	13	32	19798	1.06(0.89-1.21)	
PCB-191											
393.8025	45:50	45:46	1	0.920	33588	6015	12	30	501		
395.7995	45:50	45:46	1	0.920	33104	5927	13	32	456	1.01(0.89-1.21)	
PCB-170											
393.8025	46:44	46:40	1	0.938	538371	104268	12	30	8689		
395.7995	46:44	46:40	1	0.938	505641	98900	13	32	7608	1.06(0.89-1.21)	
PCB-190											
393.8025	47:16	47:11	1	0.948	161730	30531	12	30	2544		
395.7995	47:15	47:11	1	0.948	153358	29335	13	32	2257	1.05(0.89-1.21)	
PCB-189											
393.8025	49:51	49:47	2	1.001	55769	10703	57	142	188		
395.7995	49:51	49:47	2	1.001	52317	10119	35	87	289	1.07(0.89-1.21)	
PCB-202L											
439.8038	42:40	42:40	-1	0.821	379194	74944	65	162	1153		
441.8008	42:40	42:40	-1	0.821	407441	81234	54	135	1504	0.93(0.76-1.02)	
PCB-194L											
439.8038	51:57	51:55	2		569453	107560	241	602	446		
441.8008	51:57	51:55	2		619785	115708	246	615	470	0.92(0.76-1.02)	
PCB-205L											
439.8038	52:25	52:23	0	1.009	566167	106344	241	602	441		
441.8008	52:26	52:23	1	1.009	625048	115325	246	615	469	0.91(0.76-1.02)	
PCB-202											
427.7635	42:42	42:37	1	1.001	64395	12835	15	37	856		
429.7606	42:42	42:37	1	1.001	69677	13341	11	27	1213	0.92(0.76-1.02)	
PCB-201											
427.7635	43:38	43:33	1	1.022	51152	9973	15	37	665		
429.7606	43:38	43:33	1	1.022	56153	10891	11	27	990	0.91(0.76-1.02)	
PCB-204											
427.7635	44:17						15	37			
429.7606	44:17						11	27			
PCB-197											
427.7635	44:32	44:33	1	1.044	16093	3808	15	37	254		
429.7606	44:32	44:33	1	1.044	17426	4011	11	27	365	0.92(0.76-1.02)	

Signal	RT (min.)	Adj RT (min.)	Sec.	REL RT	Area	Height	Avg Noise	EDL Height	S/N	Ratio(Limits)	Flags
PCB-200											
427.7635	44:37	44:38	0	1.046	39762	7030	15	37	469		
429.7606	44:37	44:38	0	1.046	45455	8101	11	27	736	0.87(0.76-1.02)	
PCB-198											
427.7635	47:27	47:20	2	1.112	252865	47809	15	37	3187		
429.7606	47:27	47:20	2	1.112	281806	52974	11	27	4816	0.90(0.76-1.02)	
PCB-199 (C198)											
427.7635	47:27	47:20	2	1.112	252865	47809	15	37	3187		
429.7606	47:27	47:20	2	1.112	281806	52974	11	27	4816	0.90(0.76-1.02)	
PCB-196											
427.7635	48:06	48:02	1	0.918	138128	27248	15	37	1817		
429.7606	48:06	48:02	1	0.918	153746	29500	11	27	2682	0.90(0.76-1.02)	
PCB-203											
427.7635	48:18	48:13	1	0.921	181223	34714	15	37	2314		
429.7606	48:18	48:13	1	0.921	201874	39282	11	27	3571	0.90(0.76-1.02)	
PCB-195											
427.7635	49:37	49:32	1	0.947	168516	32574	197	492	165		
429.7606	49:37	49:32	1	0.947	188577	36227	208	520	174	0.89(0.76-1.02)	
PCB-194											
427.7635	51:58	51:53	1	0.991	448987	86034	197	492	437		
429.7606	51:58	51:53	1	0.991	498239	95942	208	520	461	0.90(0.76-1.02)	
PCB-205											
427.7635	52:27	52:22	1	1.000	30401	6098	197	492	31		
429.7606	52:27	52:22	1	1.000	34688	6963	208	520	33	0.88(0.76-1.02)	
PCB-208L											
473.7648	49:22	49:20	0	0.950	469892	90318	251	627	360		
475.7619	49:22	49:20	0	0.950	588626	113667	523	1307	217	0.80(0.65-0.89)	
PCB-206L											
473.7648	54:11	54:09	1	1.043	344741	67067	251	627	267		
475.7619	54:11	54:09	1	1.043	428671	79982	523	1307	153	0.80(0.65-0.89)	
PCB-208											
461.7246	49:23	49:19	1	1.001	33950	6431	38	95	169		
463.7216	49:23	49:19	1	1.001	43954	8986	55	137	163	0.77(0.65-0.89)	
PCB-207											
461.7246	50:19	50:16	0	1.019	19822	3663	38	95	96		
463.7216	50:19	50:16	0	1.019	23946	4603	55	137	84	0.83(0.65-0.89)	
PCB-206											RQM
461.7246	54:12	54:12	1	1.000	177099	30062	38	95	791		M
	Empc Correction				125657	23620	38	95	622		
463.7216	54:12	54:12	1	1.000	163192	30676	55	137	558	1.09(0.65-0.89)	M
PCB-209L											
507.7258	55:50	55:47	1	1.075	316225	55430	45	112	1232		
509.7229	55:50	55:47	1	1.075	435403	78972	37	92	2134	0.73(0.59-0.79)	
DCB Decachlorobiphenyl											
495.6856	55:51	55:47	1	1.000	30760	5534	9	22	615		
497.6826	55:51	55:47	1	1.000	44473	7626	9	22	847	0.69(0.59-0.79)	

QC Flag Legend

Processing Flags

R - Failed Signal Ratio Test

n - Failed Sig-To-Noise Test

Q - EMPC-Estimated Max. Possible Conc.

Review Flags

M - Manually Integrated

a - User Assigned ID

Eurofins TestAmerica, Knoxville

Data File:	\\chromna\Knoxville\ChromData\D3D\20190829-12907.b\580-88125-b-14-e.d		
Injection Date:	30-Aug-2019 09:27:00	Injection Vol:	1.0 ul
Instrument ID:	D3D	Operator ID:	Xcalibur_System
Method:	PCBs_D3D	Limit Group:	HR - 1668A - ICAL
Client ID:	M4-0to26-101918		
Worklist#:	33148	Sample Line#:	12
Column Type:	SPB-Octyl	Column Dia:	0.25 mm

MoPCB F1

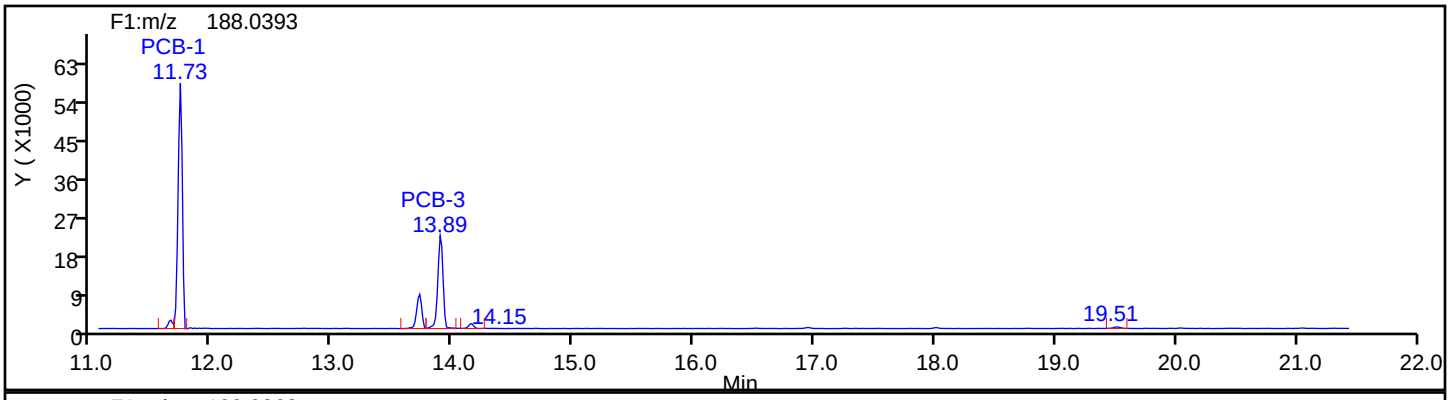

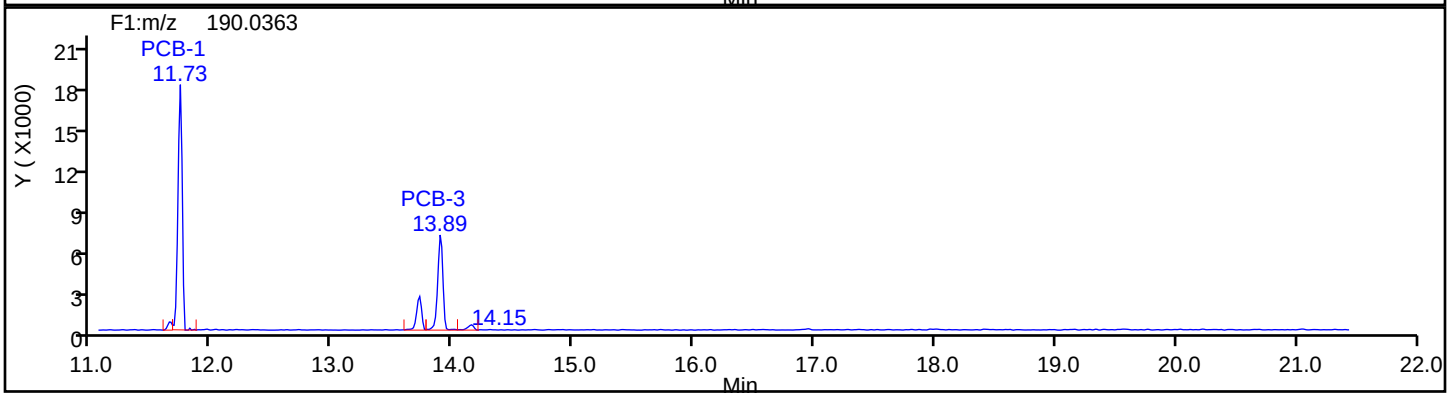

MoPCB F1 Standards

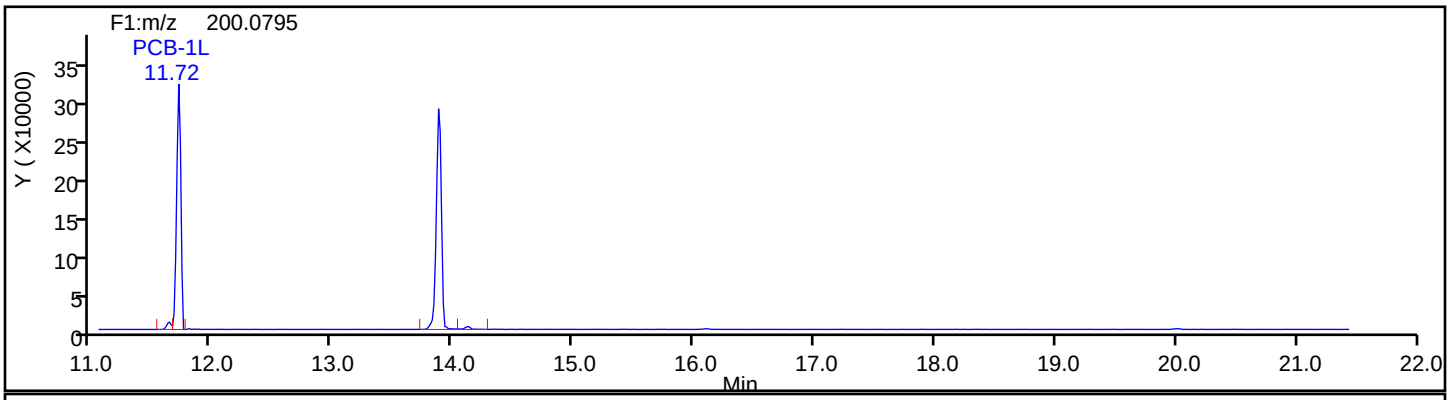

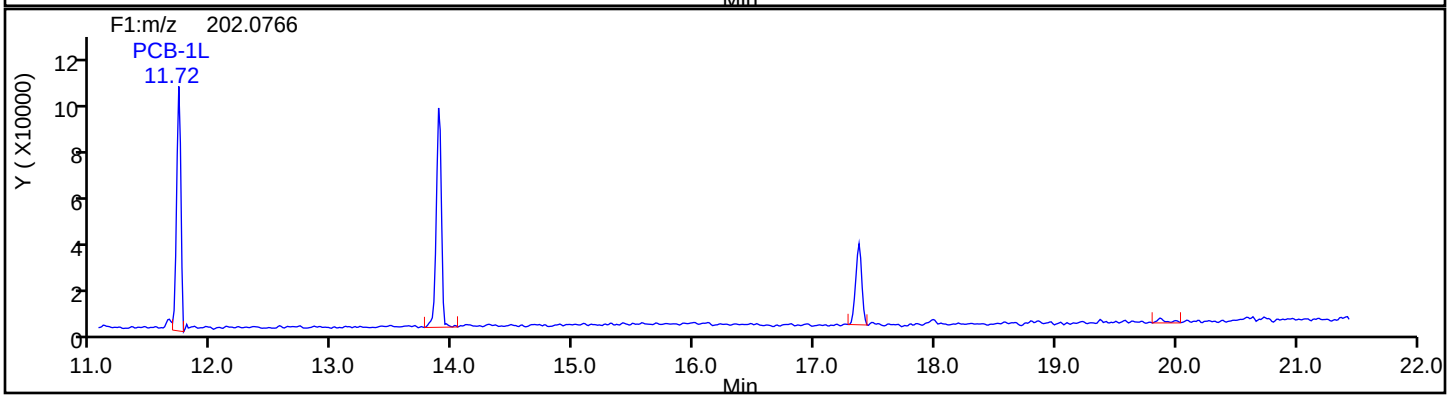

Eurofins TestAmerica, Knoxville

Data File:	\\chromna\Knoxville\ChromData\D3D\20190829-12907.b\580-88125-b-14-e.d		
Injection Date:	30-Aug-2019 09:27:00	Injection Vol:	1.0 ul
Instrument ID:	D3D	Operator ID:	Xcalibur_System
Method:	PCBs_D3D	Limit Group:	HR - 1668A - ICAL
Client ID:	M4-0to26-101918		
Worklist#:	33148	Sample Line#:	12
Column Type:	SPB-Octyl	Column Dia:	0.25 mm

MoPCB F1

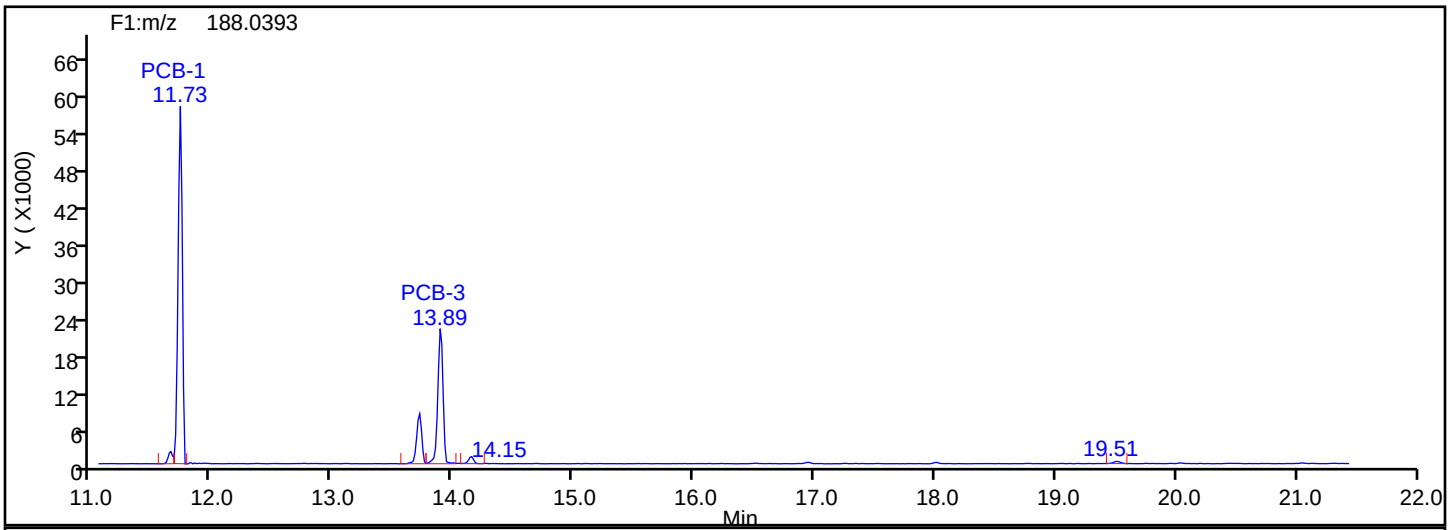

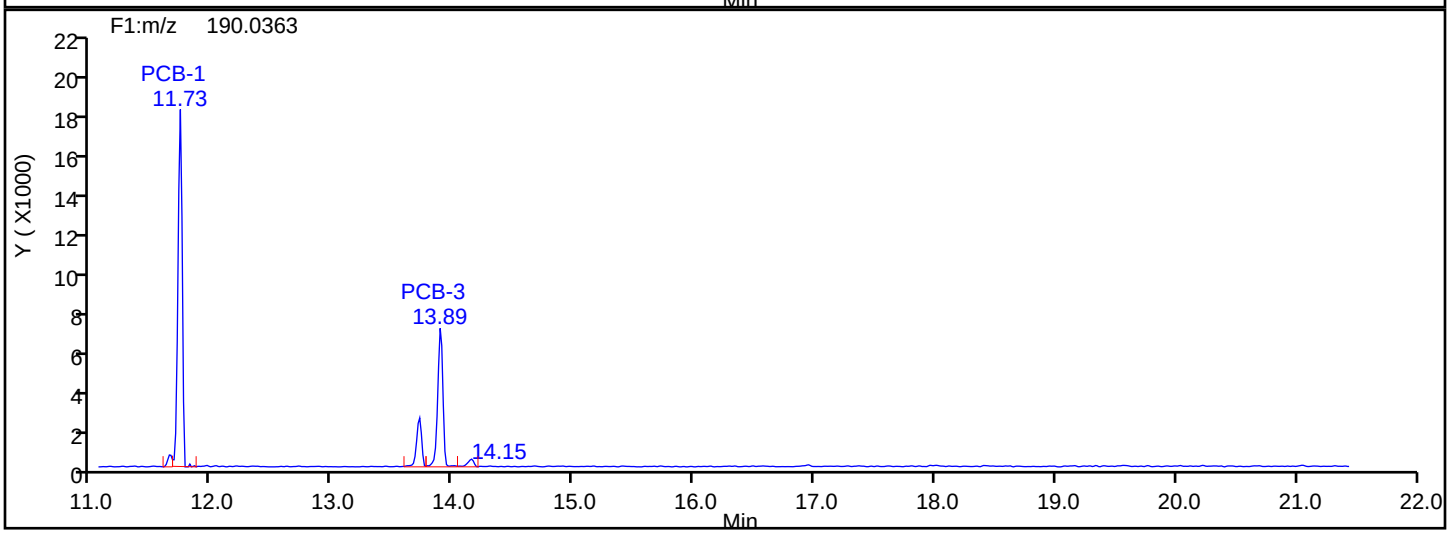

MoPCB F1 Lock Mass

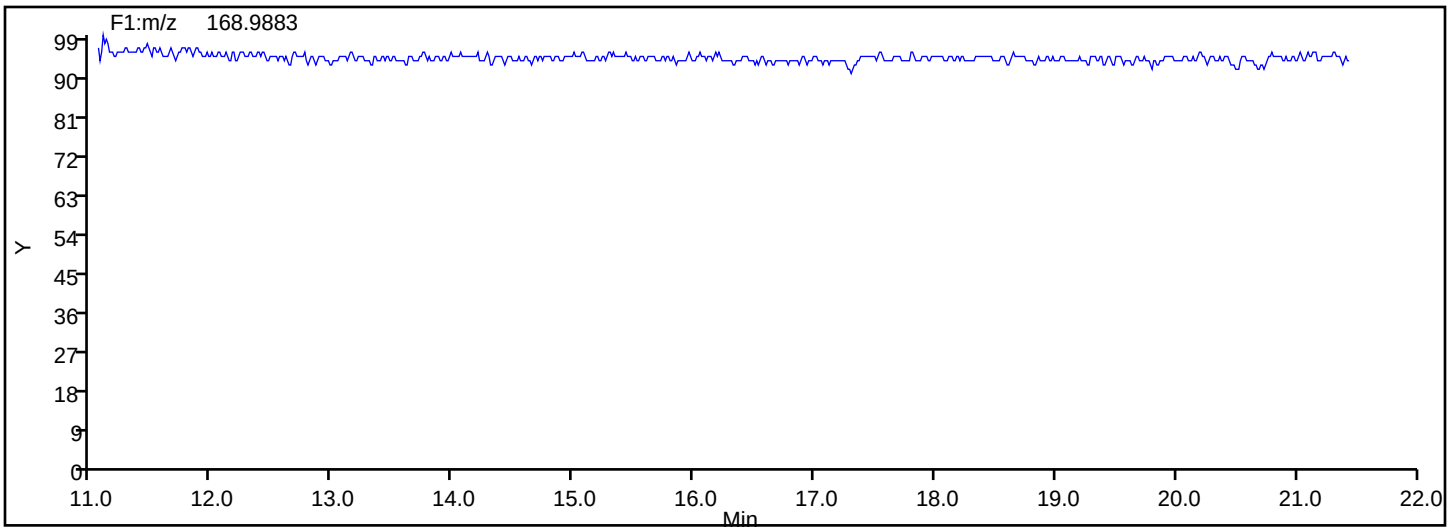

Eurofins TestAmerica, Knoxville

Data File:	\\chromna\Knoxville\ChromData\D3D\20190829-12907.b\580-88125-b-14-e.d		
Injection Date:	30-Aug-2019 09:27:00	Injection Vol:	1.0 ul
Instrument ID:	D3D	Operator ID:	Xcalibur_System
Method:	PCBs_D3D	Limit Group:	HR - 1668A - ICAL
Client ID:	M4-0to26-101918		
Worklist#:	33148	Sample Line#:	12
Column Type:	SPB-Octyl	Column Dia:	0.25 mm

DiPCB F1

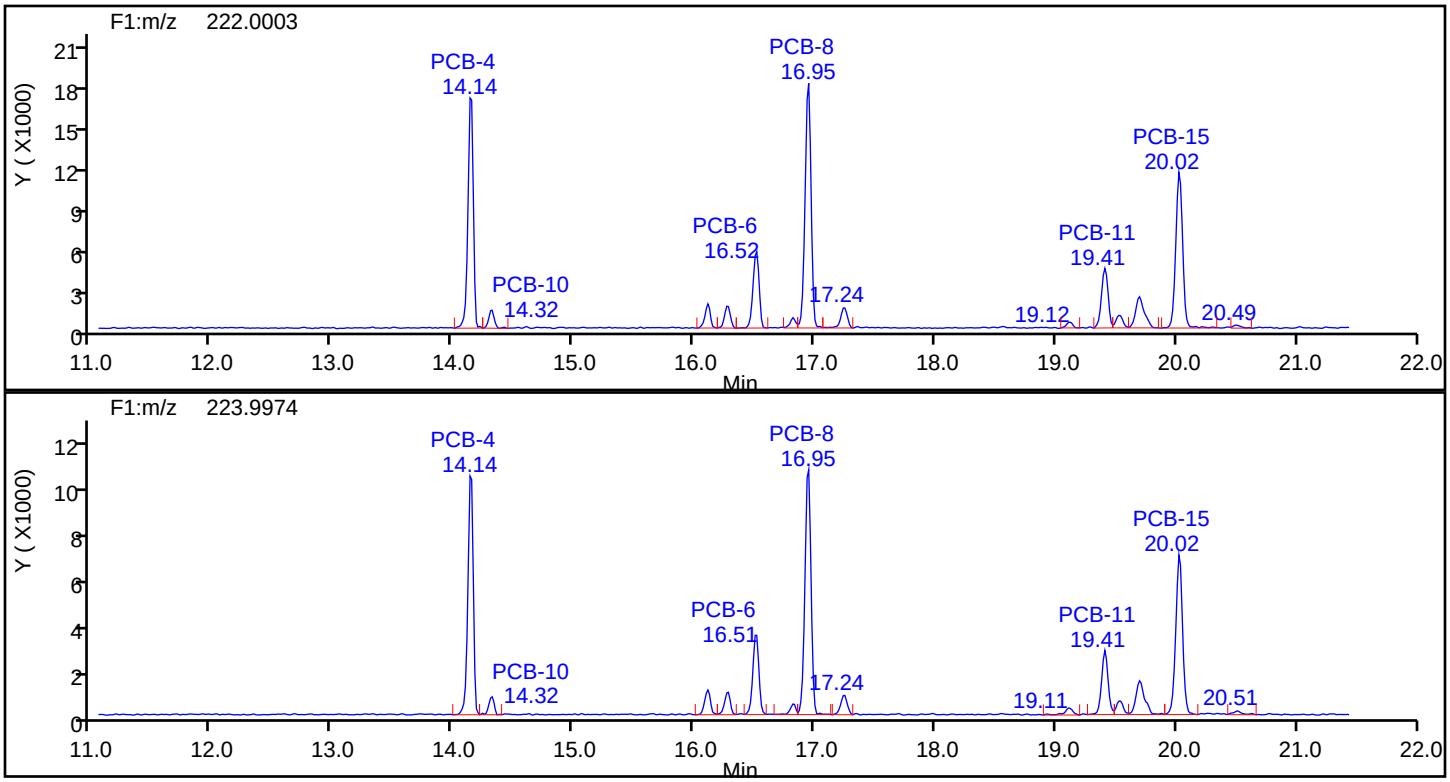

DiPCB F1 Standards

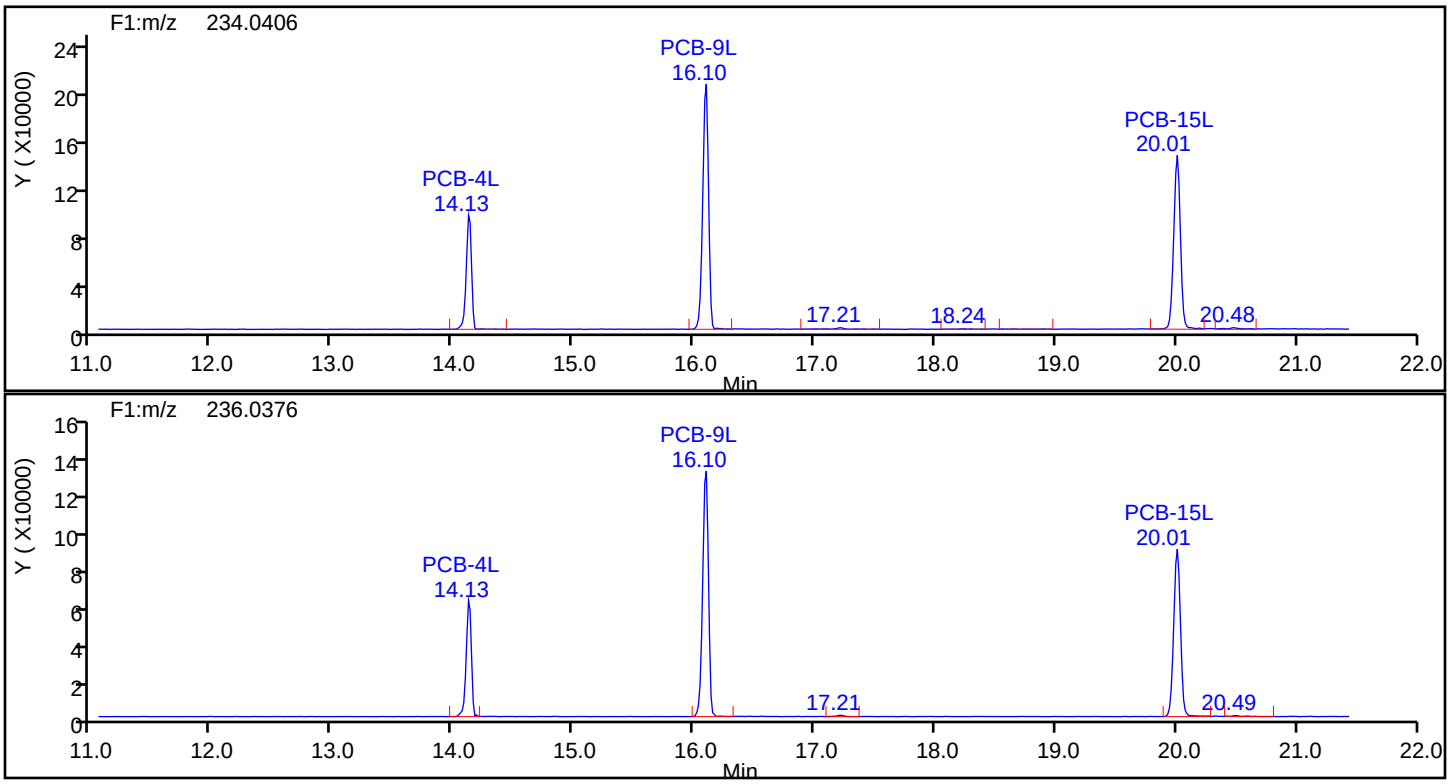

Eurofins TestAmerica, Knoxville

Data File:	\\chromna\Knoxville\ChromData\D3D\20190829-12907.b\580-88125-b-14-e.d		
Injection Date:	30-Aug-2019 09:27:00	Injection Vol:	1.0 ul
Instrument ID:	D3D	Operator ID:	Xcalibur_System
Method:	PCBs_D3D	Limit Group:	HR - 1668A - ICAL
Client ID:	M4-0to26-101918		
Worklist#:	33148	Sample Line#:	12
Column Type:	SPB-Octyl	Column Dia:	0.25 mm

DiPCB F1

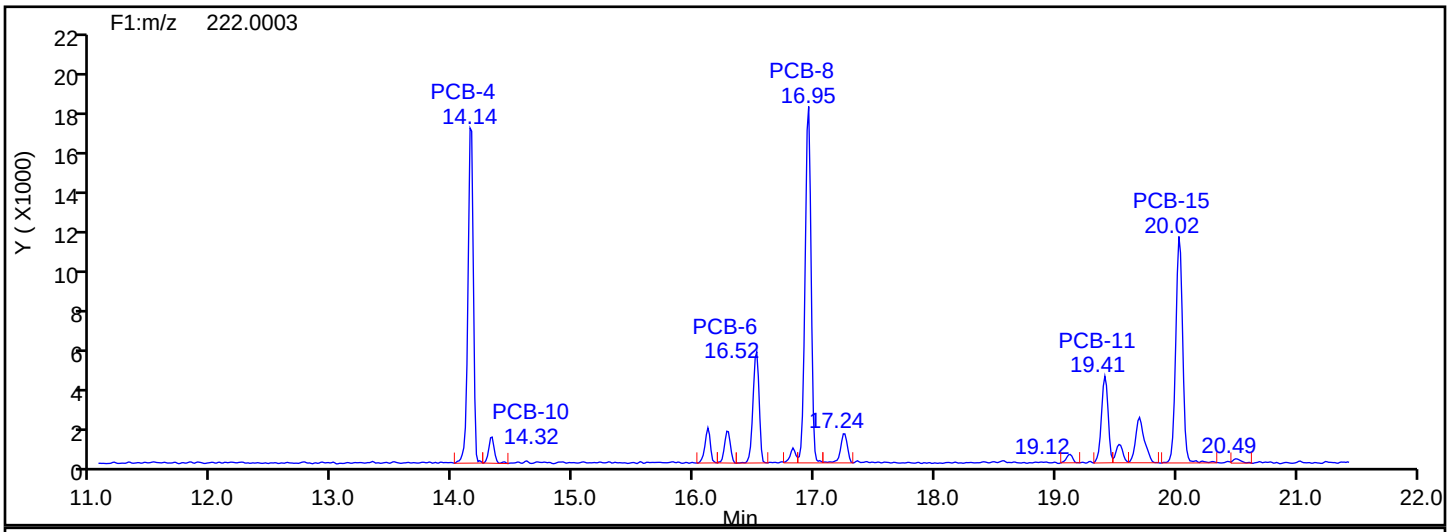

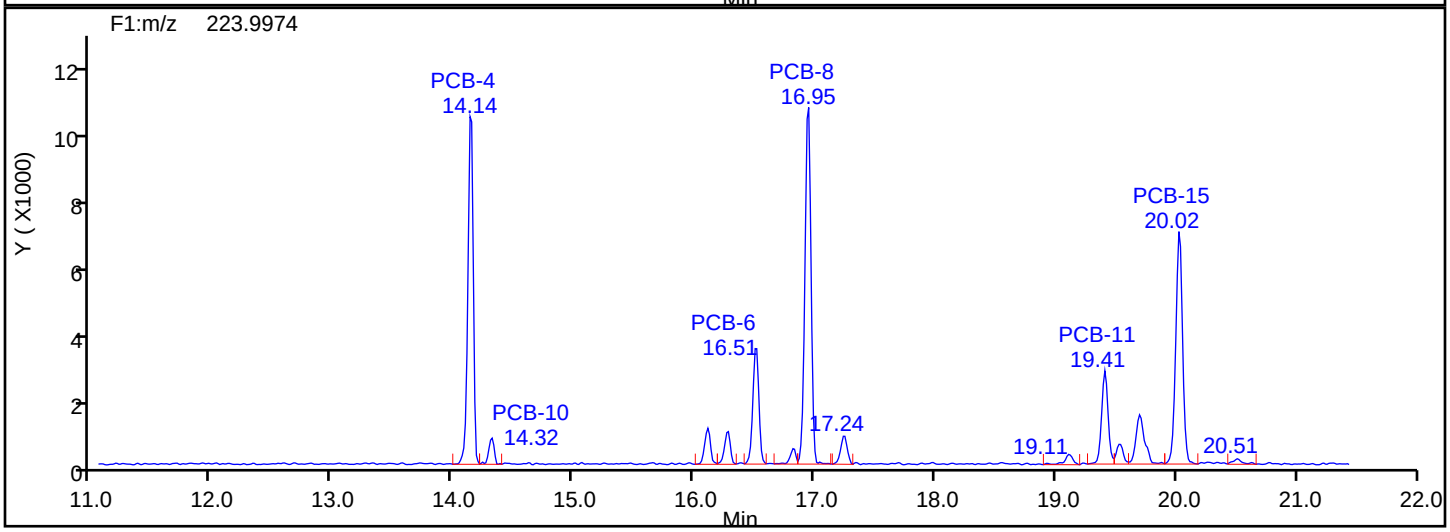

DiPCB F1 Lock Mass

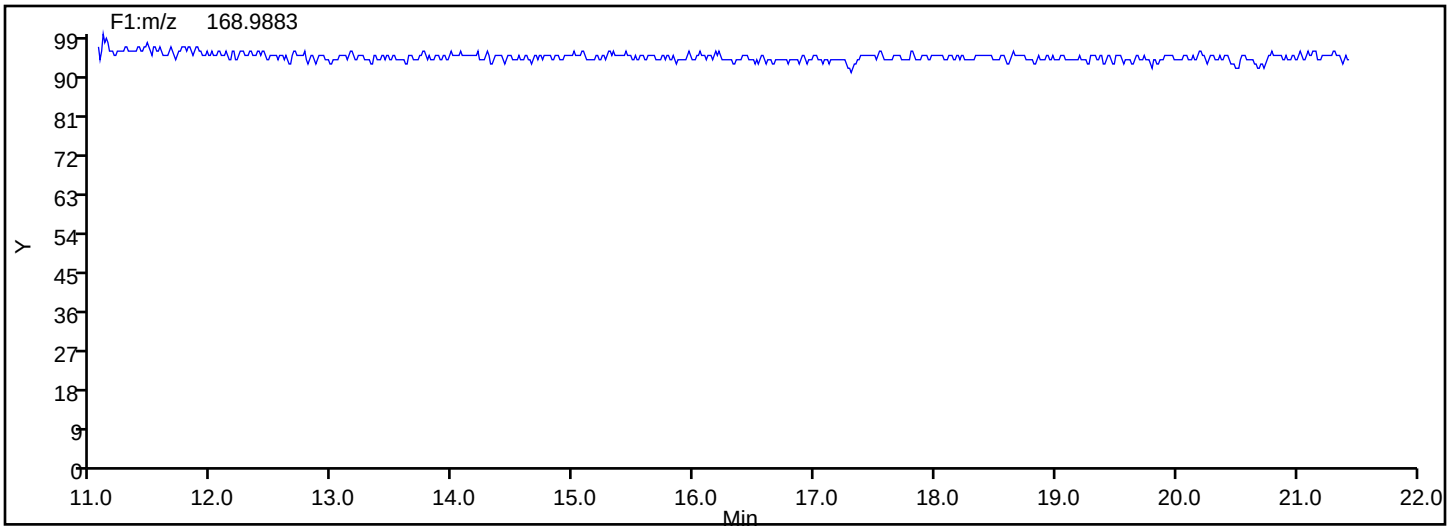

Eurofins TestAmerica, Knoxville

Data File:	\\chromna\Knoxville\ChromData\D3D\20190829-12907.b\580-88125-b-14-e.d		
Injection Date:	30-Aug-2019 09:27:00	Injection Vol:	1.0 ul
Instrument ID:	D3D	Operator ID:	Xcalibur_System
Method:	PCBs_D3D	Limit Group:	HR - 1668A - ICAL
Client ID:	M4-0to26-101918		
Worklist#:	33148	Sample Line#:	12
Column Type:	SPB-Octyl	Column Dia:	0.25 mm

TriPCB F1

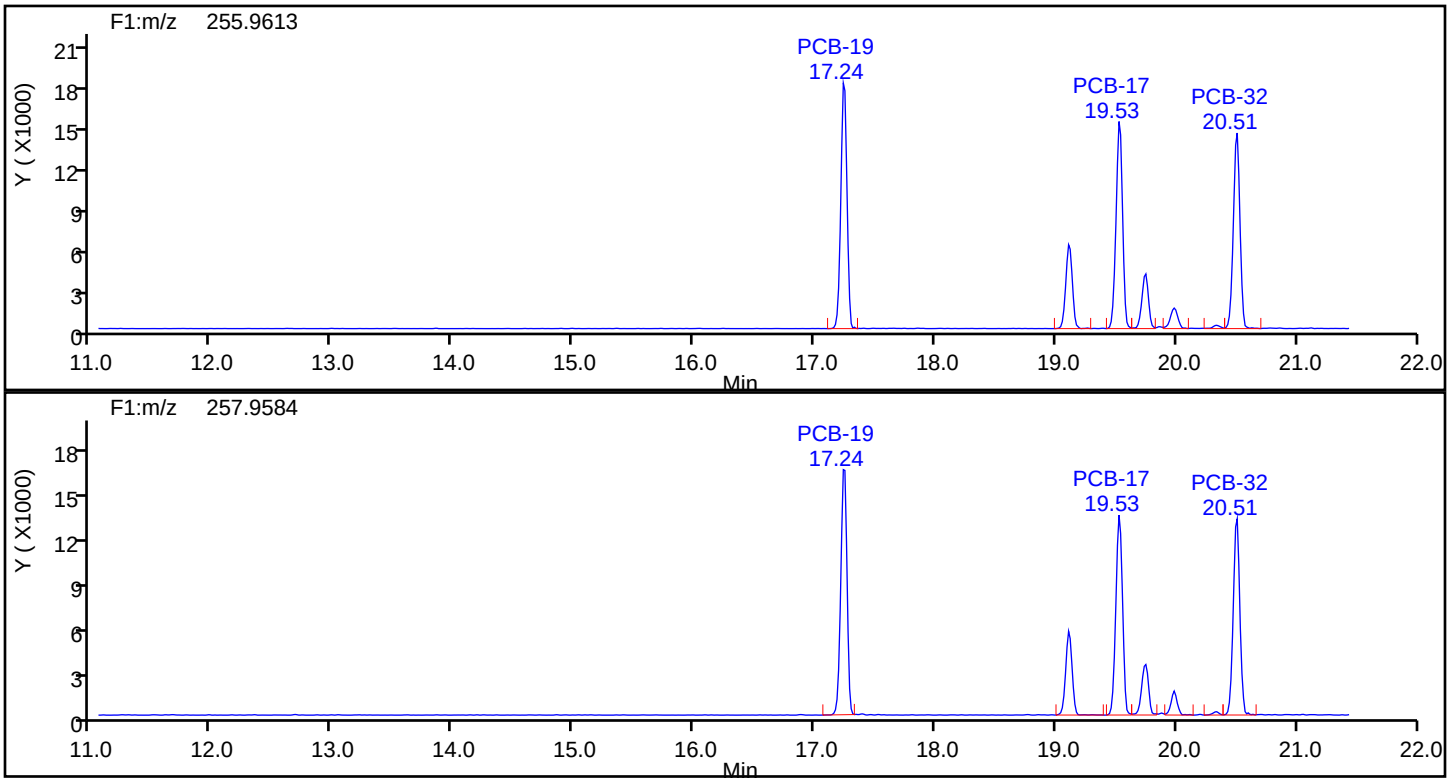

TriPCB F1 Standards

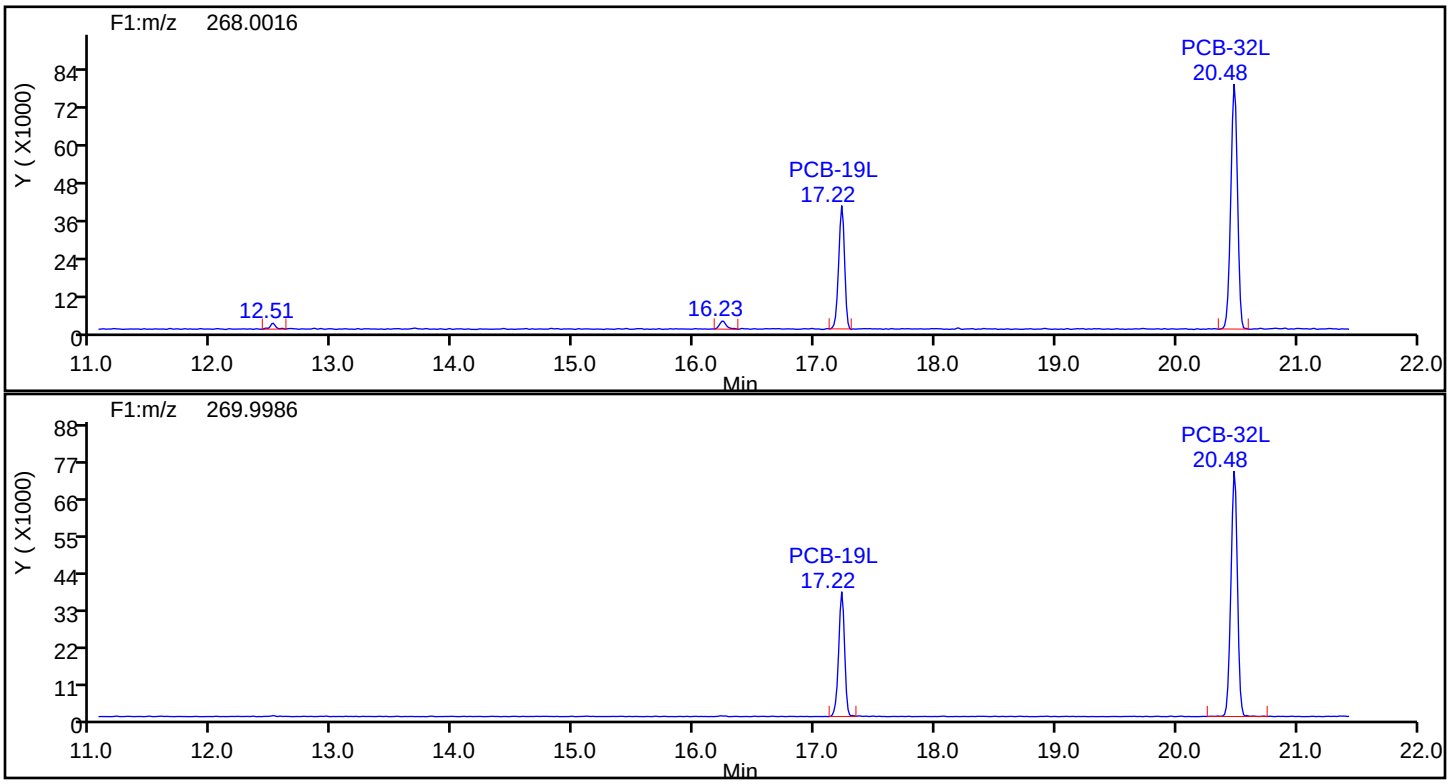

Eurofins TestAmerica, Knoxville

Data File:	\\chromna\Knoxville\ChromData\D3D\20190829-12907.b\580-88125-b-14-e.d		
Injection Date:	30-Aug-2019 09:27:00	Injection Vol:	1.0 ul
Instrument ID:	D3D	Operator ID:	Xcalibur_System
Method:	PCBs_D3D	Limit Group:	HR - 1668A - ICAL
Client ID:	M4-0to26-101918		
Worklist#:	33148	Sample Line#:	12
Column Type:	SPB-Octyl	Column Dia:	0.25 mm

TriPCB F1

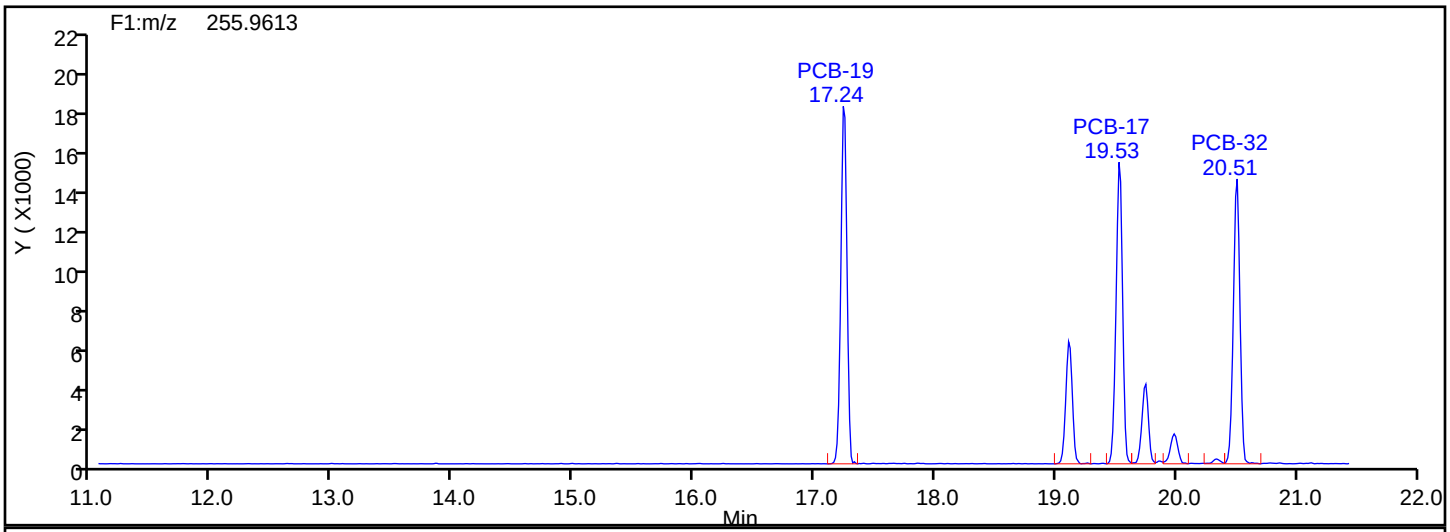

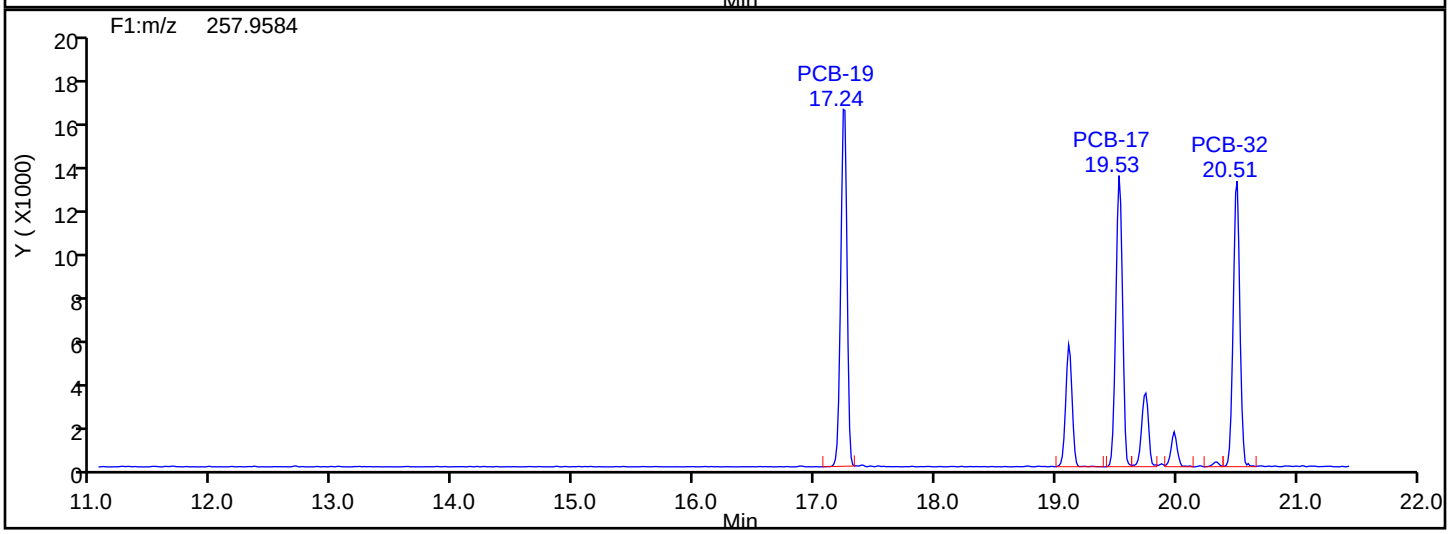

TriPCB F1 Lock Mass

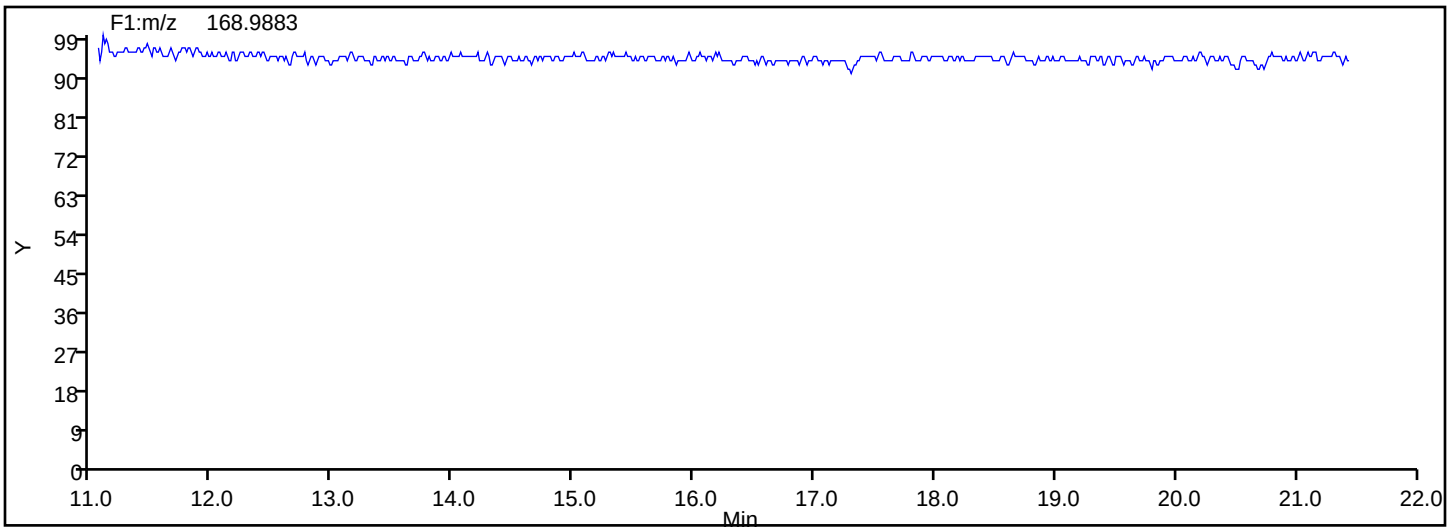

Manual Integration/User Assign Peak Report

Eurofins TestAmerica, Knoxville

Data File:	\\chromna\Knoxville\ChromData\D3D\20190829-12907.b\580-88125-b-14-e.d				
Injection Date:	30-Aug-2019 09:27:00	Instrument ID:	D3D		
Lims ID:	580-88125-B-14-E	Lab Sample ID:	140-88125-14		
Client ID:	M4-0to26-101918				
Operator ID:	Xcalibur_System	ALS Bottle#:	0	Worklist Smp#:	12
Injection Vol:	1.0 ul	Dil. Factor:	1.0000		
Method:	PCBs_D3D	Limit Group:	HR - 1668A - ICAL		
Column:	SPB-Octyl (0.25 mm)	Detector	F1(11.07 :21.70)		

PCB-18/30, CAS: STL01798

Signal: 1

Not Detected
Expected RT: 19.15

Processing Integration Results

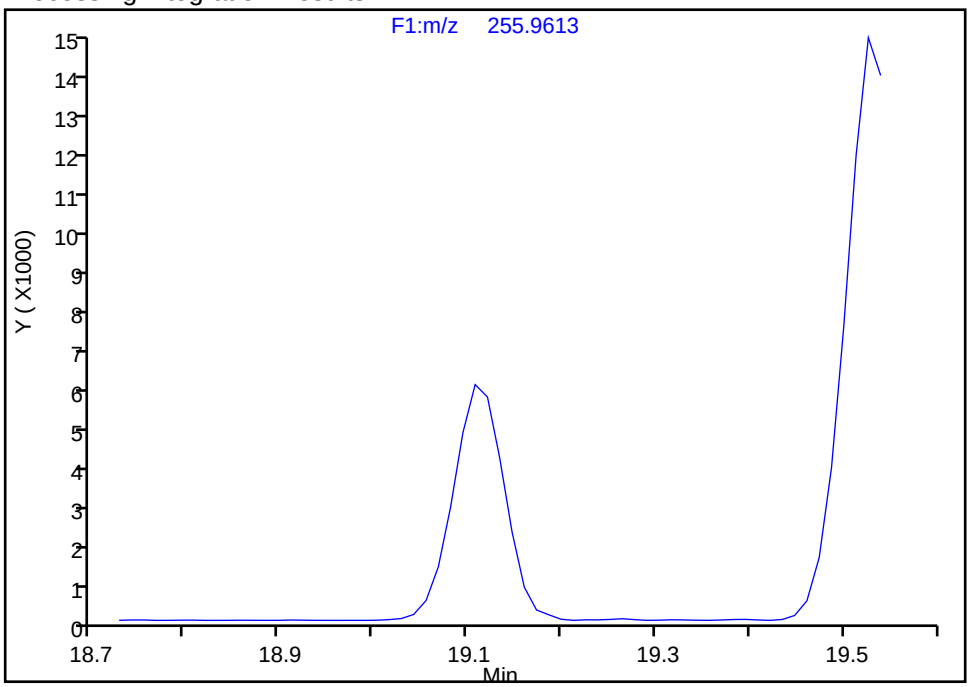

Manual Integration Results

RT: 19.11
Area: 22843
Amount: 9.067793
Amount Units: pg/ul

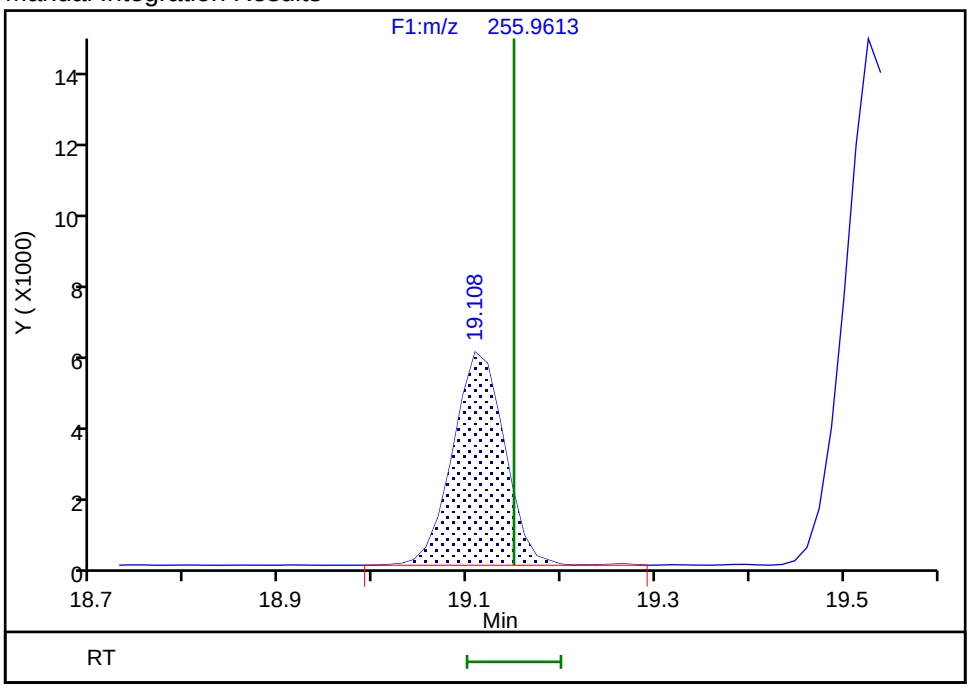

Reviewer: davidsonm, 03-Sep-2019 08:47:03
Audit Action: Assigned Compound ID Audit Reason: Peak assignment corrected

Eurofins TestAmerica, Knoxville

Data File:	\\chromna\Knoxville\ChromData\D3D\20190829-12907.b\580-88125-b-14-e.d		
Injection Date:	30-Aug-2019 09:27:00	Injection Vol:	1.0 ul
Instrument ID:	D3D	Operator ID:	Xcalibur_System
Method:	PCBs_D3D	Limit Group:	HR - 1668A - ICAL
Client ID:	M4-0to26-101918		
Worklist#:	33148	Sample Line#:	12
Column Type:	SPB-Octyl	Column Dia:	0.25 mm

TriPCB F2

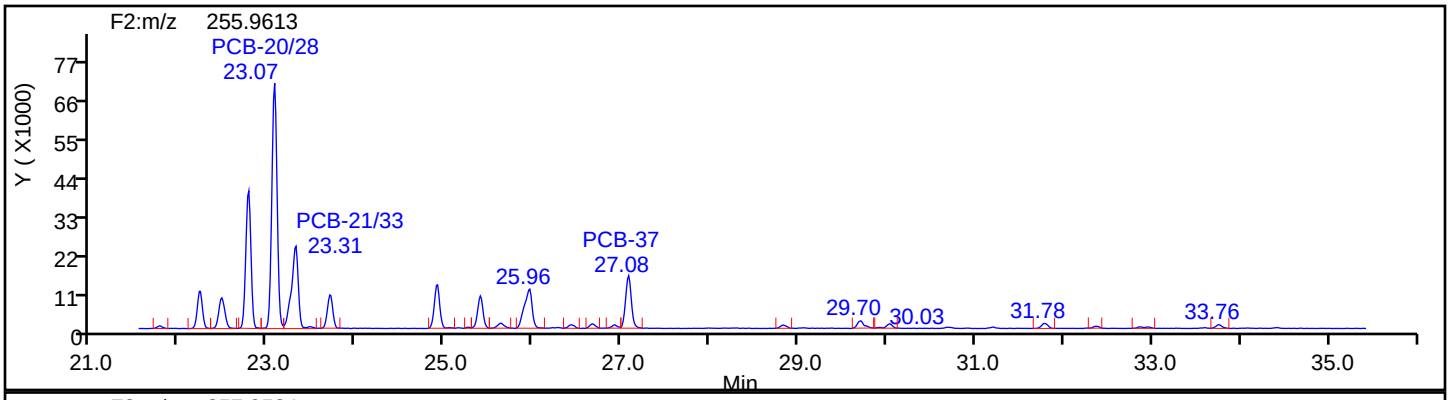

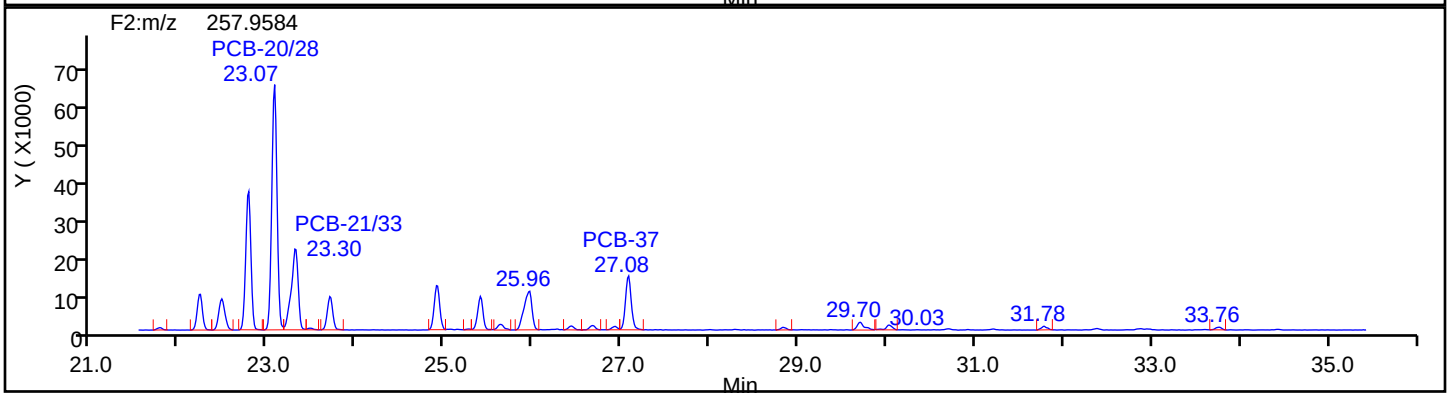

TriPCB F2 Standards

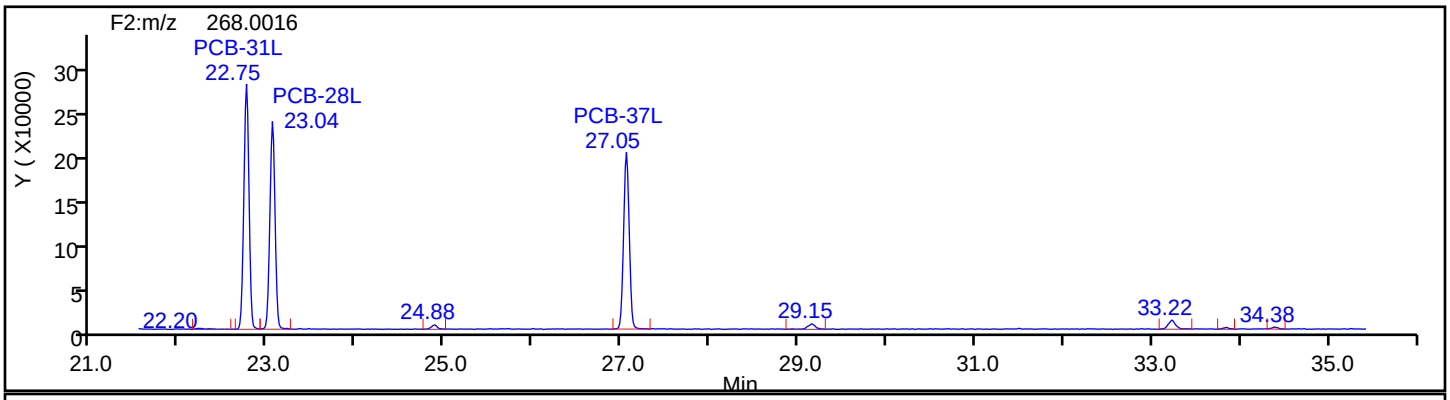

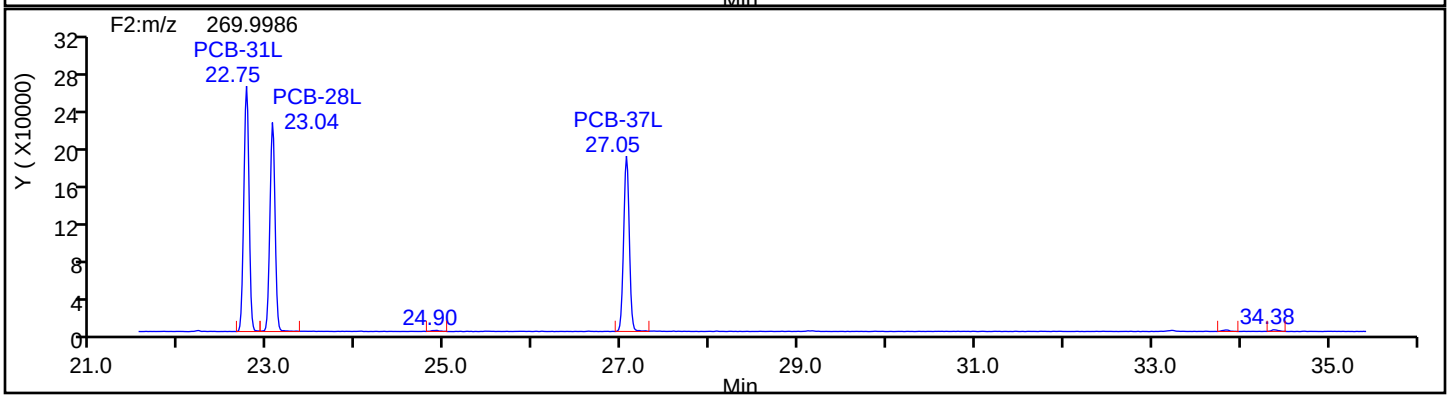

Eurofins TestAmerica, Knoxville

Data File:	\\chromna\Knoxville\ChromData\D3D\20190829-12907.b\580-88125-b-14-e.d		
Injection Date:	30-Aug-2019 09:27:00	Injection Vol:	1.0 ul
Instrument ID:	D3D	Operator ID:	Xcalibur_System
Method:	PCBs_D3D	Limit Group:	HR - 1668A - ICAL
Client ID:	M4-0to26-101918		
Worklist#:	33148	Sample Line#:	12
Column Type:	SPB-Octyl	Column Dia:	0.25 mm

TriPCB F2

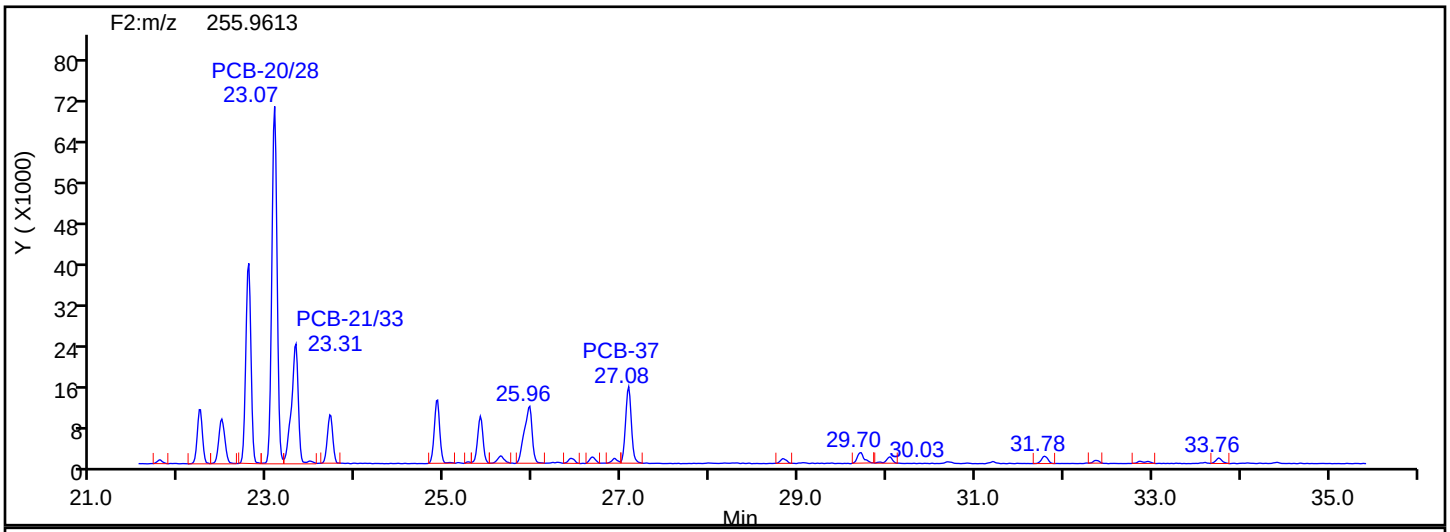

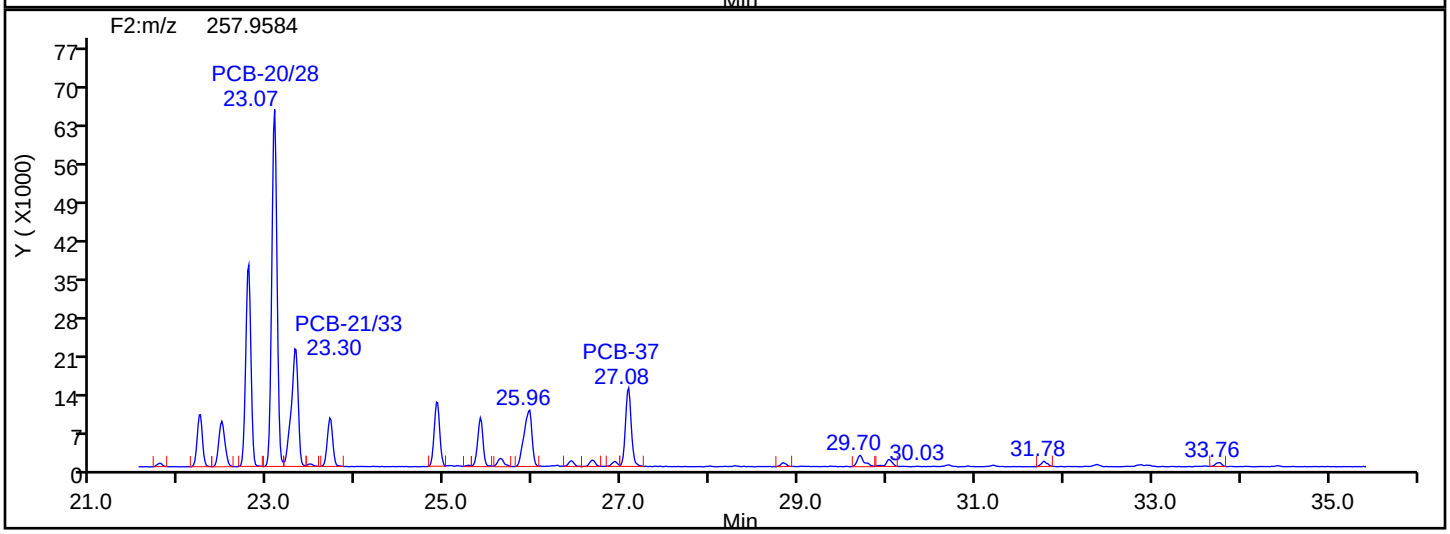

TriPCB F2 Lock Mass

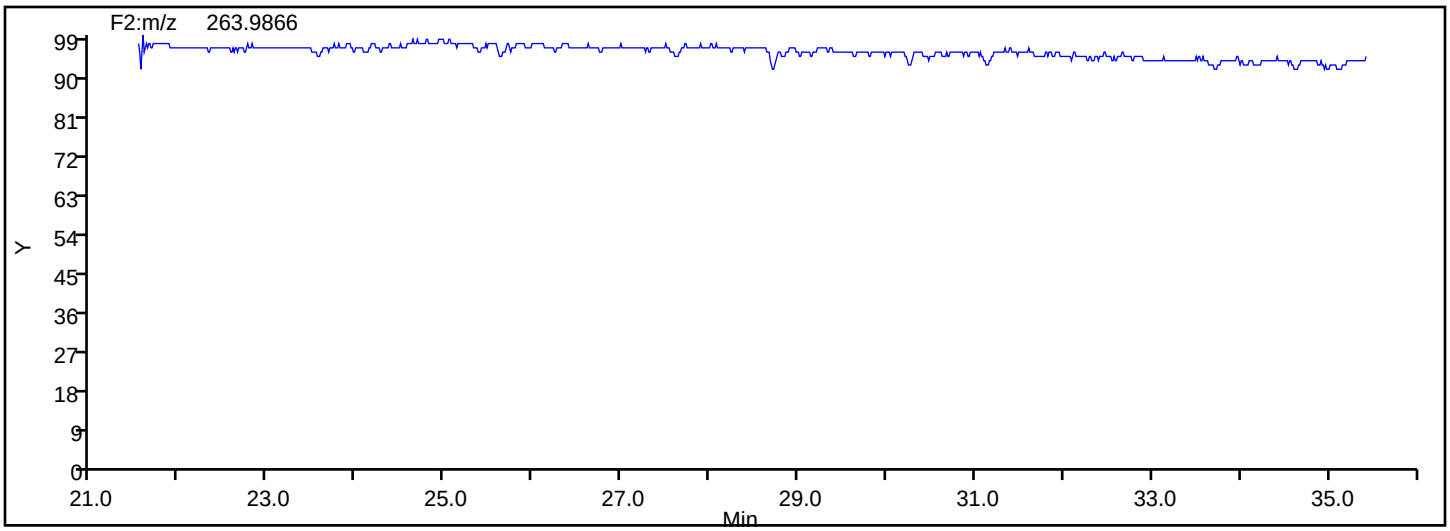

Manual Integration/User Assign Peak Report

Eurofins TestAmerica, Knoxville

Data File:	\\chromna\Knoxville\ChromData\D3D\20190829-12907.b\580-88125-b-14-e.d				
Injection Date:	30-Aug-2019 09:27:00	Instrument ID:	D3D		
Lims ID:	580-88125-B-14-E	Lab Sample ID:	140-88125-14		
Client ID:	M4-0to26-101918				
Operator ID:	Xcalibur_System	ALS Bottle#:	0	Worklist Smp#:	12
Injection Vol:	1.0 ul	Dil. Factor:	1.0000		
Method:	PCBs_D3D	Limit Group:	HR - 1668A - ICAL		
Column:	SPB-Octyl (0.25 mm)	Detector	F2(21.81 :35.54)		

PCB-34, CAS: 37680-68-5

Signal: 1

Not Detected
Expected RT: 21.82

Processing Integration Results

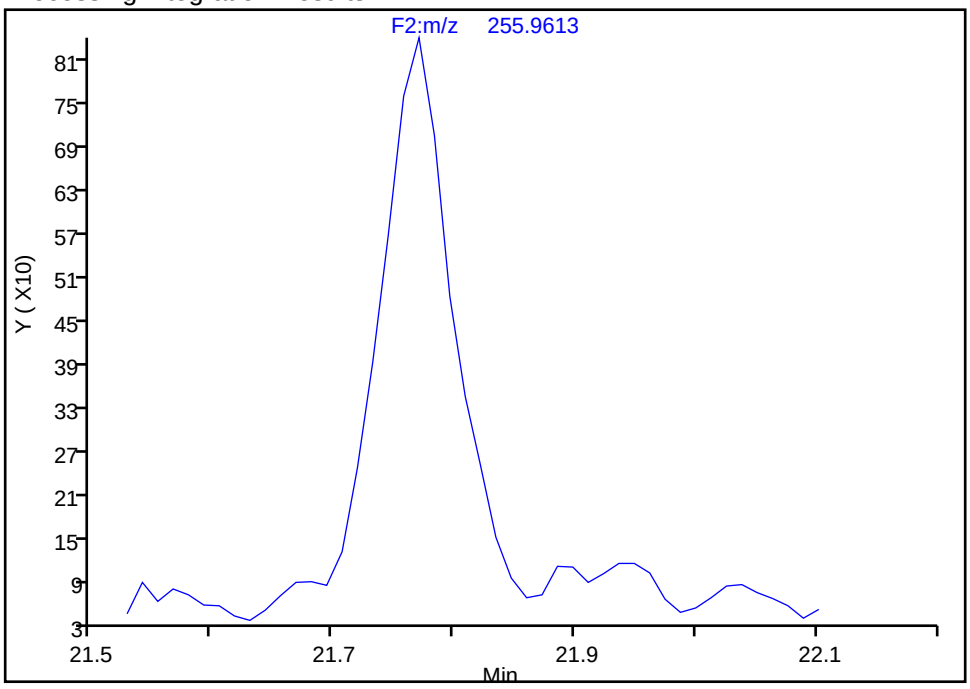

Manual Integration Results

RT: 21.77
Area: 3078
Amount: 0.262443
Amount Units: pg/ul

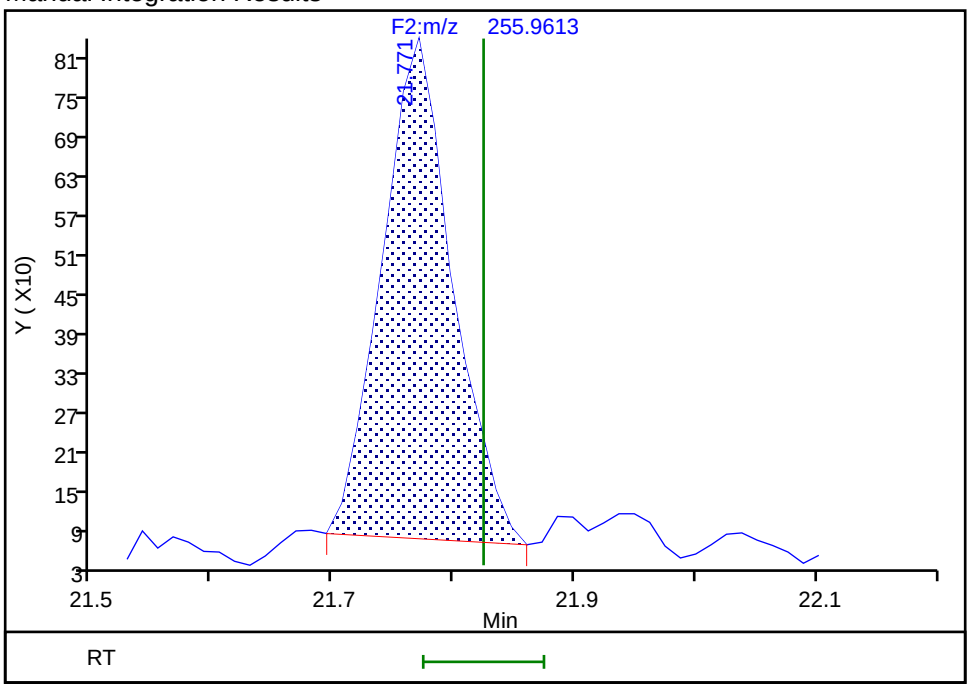

Reviewer: davidsonm, 03-Sep-2019 08:47:20
Audit Action: Assigned Compound ID Audit Reason: Peak assignment corrected

Manual Integration/User Assign Peak Report

Eurofins TestAmerica, Knoxville

Data File:	\\chromna\Knoxville\ChromData\D3D\20190829-12907.b\580-88125-b-14-e.d				
Injection Date:	30-Aug-2019 09:27:00	Instrument ID:	D3D		
Lims ID:	580-88125-B-14-E	Lab Sample ID:	140-88125-14		
Client ID:	M4-0to26-101918				
Operator ID:	Xcalibur_System	ALS Bottle#:	0	Worklist Smp#:	12
Injection Vol:	1.0 ul	Dil. Factor:	1.0000		
Method:	PCBs_D3D	Limit Group:	HR - 1668A - ICAL		
Column:	SPB-Octyl (0.25 mm)	Detector	F2(21.81 :35.54)		

PCB-25, CAS: 55712-37-3

Signal: 2

Processing Integration Results

RT: 22.46
Area: 19870
Amount: 2.676539
Amount Units: pg/ul

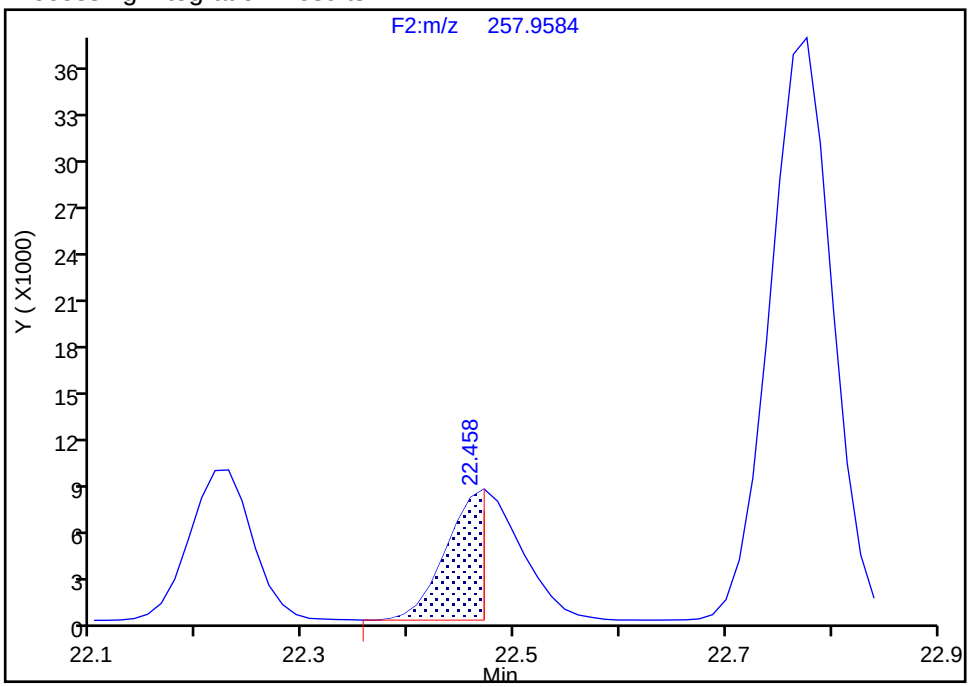

Manual Integration Results

RT: 22.47
Area: 40842
Amount: 3.565778
Amount Units: pg/ul

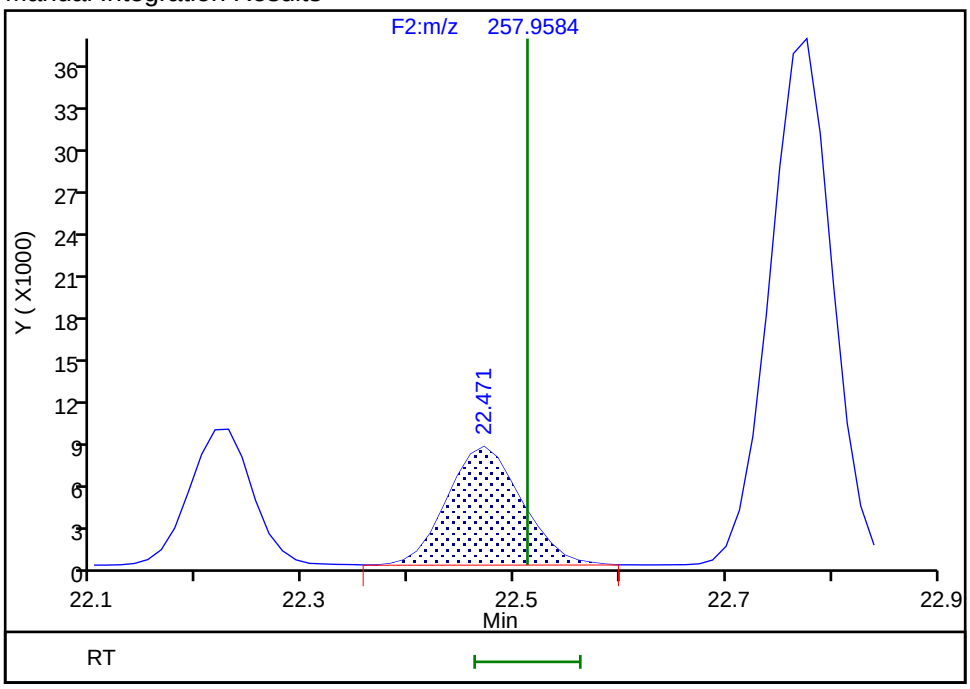

Reviewer: davidsonm, 03-Sep-2019 08:47:47

Audit Action: Manually Integrated Audit Reason: Incomplete Integration

Manual Integration/User Assign Peak Report

Eurofins TestAmerica, Knoxville

Data File:	\\chromna\Knoxville\ChromData\D3D\20190829-12907.b\580-88125-b-14-e.d				
Injection Date:	30-Aug-2019 09:27:00	Instrument ID:	D3D		
Lims ID:	580-88125-B-14-E	Lab Sample ID:	140-88125-14		
Client ID:	M4-0to26-101918				
Operator ID:	Xcalibur_System	ALS Bottle#:	0	Worklist Smp#:	12
Injection Vol:	1.0 ul	Dil. Factor:	1.0000		
Method:	PCBs_D3D	Limit Group:	HR - 1668A - ICAL		
Column:	SPB-Octyl (0.25 mm)	Detector	F2(21.81 :35.54)		

PCB-36, CAS: 38444-87-0

Signal: 1

Not Detected
Expected RT: 25.30

Processing Integration Results

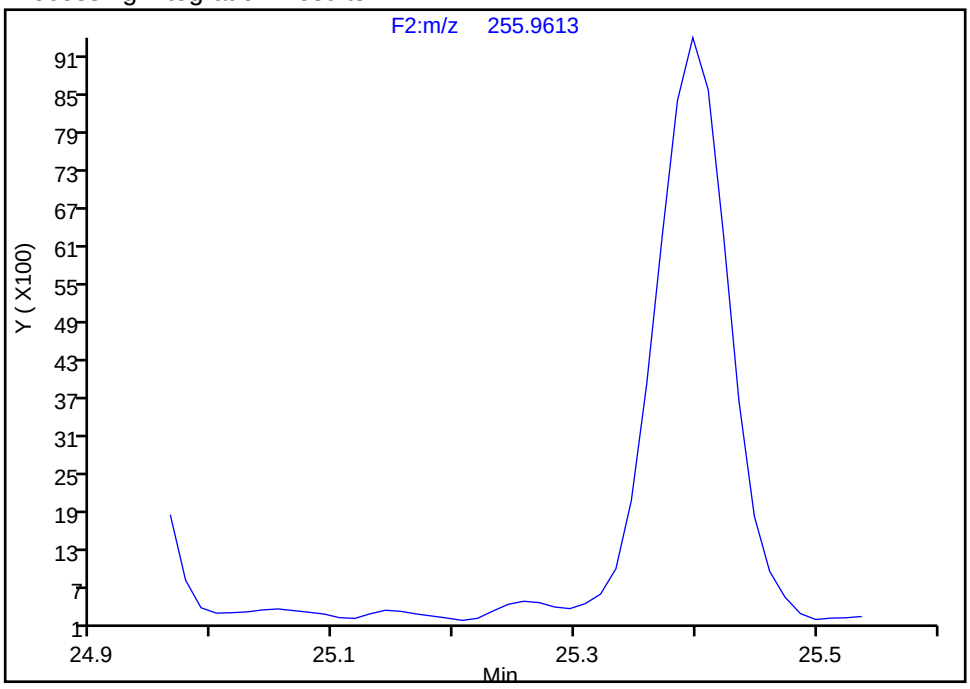

Manual Integration Results

RT: 25.26
Area: 864
Amount: 0.077653
Amount Units: pg/ul

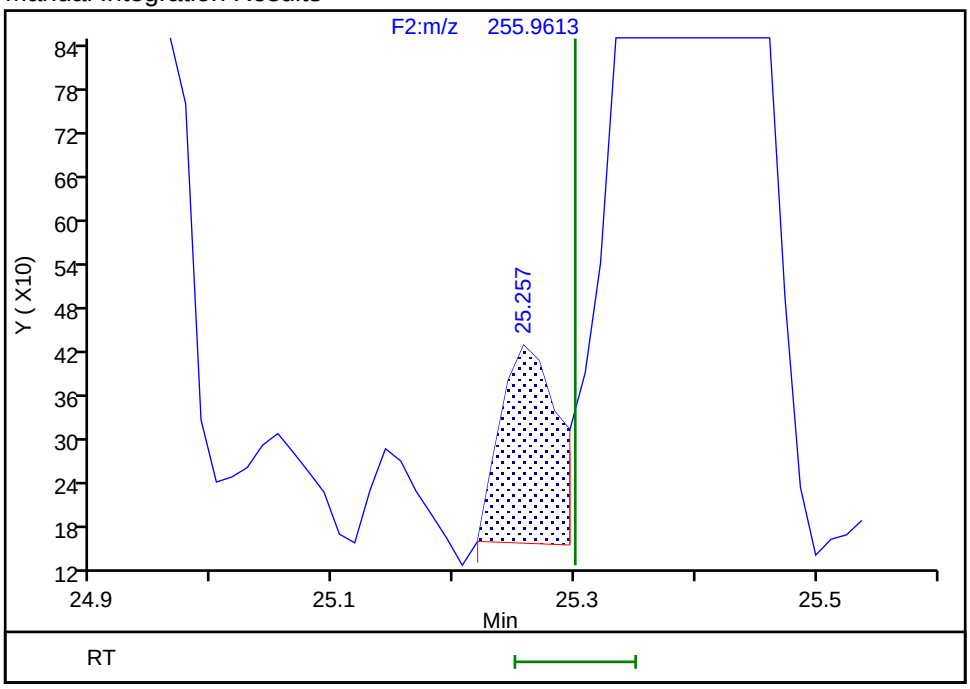

Reviewer: davidsonm, 03-Sep-2019 08:48:26
Audit Action: Split an Integrated Peak Audit Reason: Split Peak

Manual Integration/User Assign Peak Report

Eurofins TestAmerica, Knoxville

Data File:	\\chromna\Knoxville\ChromData\D3D\20190829-12907.b\580-88125-b-14-e.d				
Injection Date:	30-Aug-2019 09:27:00	Instrument ID:	D3D		
Lims ID:	580-88125-B-14-E	Lab Sample ID:	140-88125-14		
Client ID:	M4-0to26-101918				
Operator ID:	Xcalibur_System	ALS Bottle#:	0	Worklist Smp#:	12
Injection Vol:	1.0 ul	Dil. Factor:	1.0000		
Method:	PCBs_D3D	Limit Group:	HR - 1668A - ICAL		
Column:	SPB-Octyl (0.25 mm)	Detector	F2(21.81 :35.54)		

PCB-36, CAS: 38444-87-0

Signal: 2

Not Detected
Expected RT: 25.30

Processing Integration Results

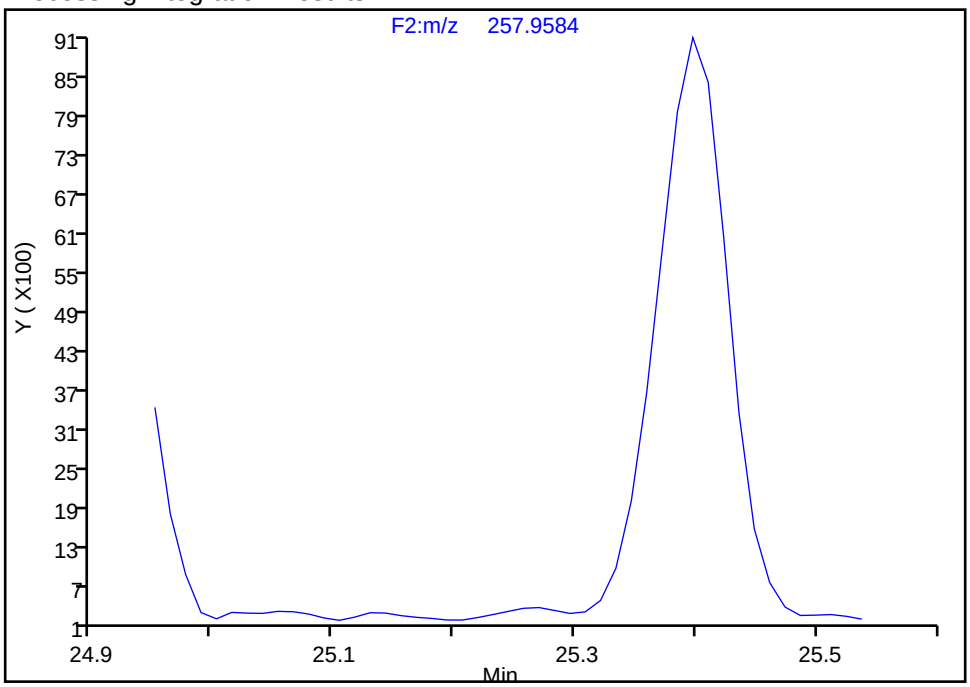

Manual Integration Results

RT: 25.27
Area: 960
Amount: 0.077653
Amount Units: pg/ul

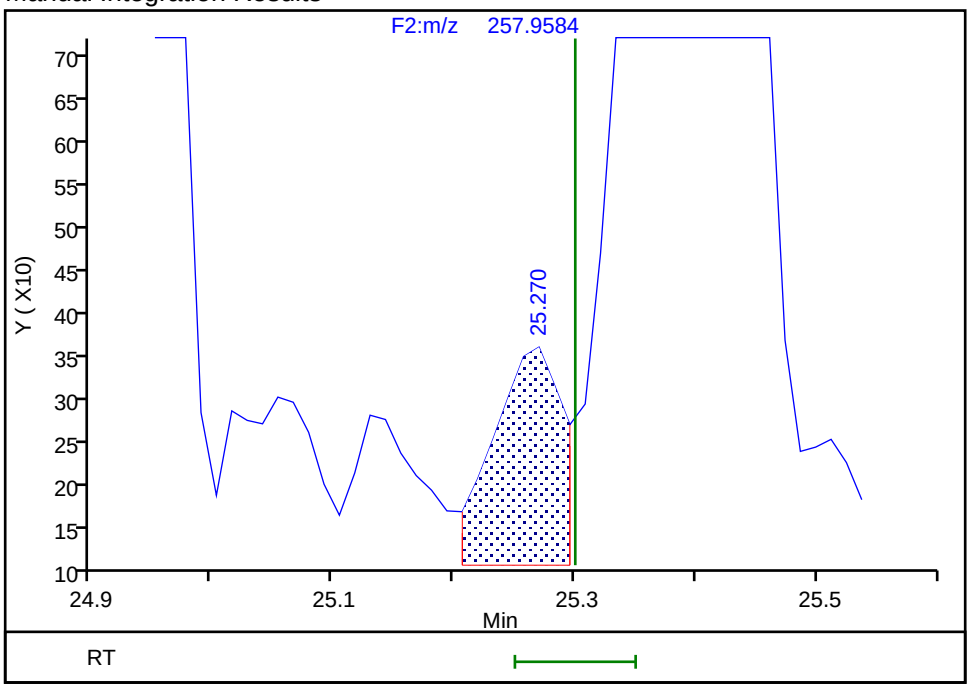

Reviewer: davidsonm, 03-Sep-2019 08:48:29
Audit Action: Split an Integrated Peak Audit Reason: Split Peak

Manual Integration/User Assign Peak Report

Eurofins TestAmerica, Knoxville

Data File:	\\chromna\Knoxville\ChromData\D3D\20190829-12907.b\580-88125-b-14-e.d				
Injection Date:	30-Aug-2019 09:27:00	Instrument ID:	D3D		
Lims ID:	580-88125-B-14-E	Lab Sample ID:	140-88125-14		
Client ID:	M4-0to26-101918				
Operator ID:	Xcalibur_System	ALS Bottle#:	0	Worklist Smp#:	12
Injection Vol:	1.0 ul	Dil. Factor:	1.0000		
Method:	PCBs_D3D	Limit Group:	HR - 1668A - ICAL		
Column:	SPB-Octyl (0.25 mm)	Detector	F2(21.81 :35.54)		

PCB-39, CAS: 38444-88-1

Signal: 2

Processing Integration Results

RT: 25.63
Area: 3464
Amount: 0.441464
Amount Units: pg/ul

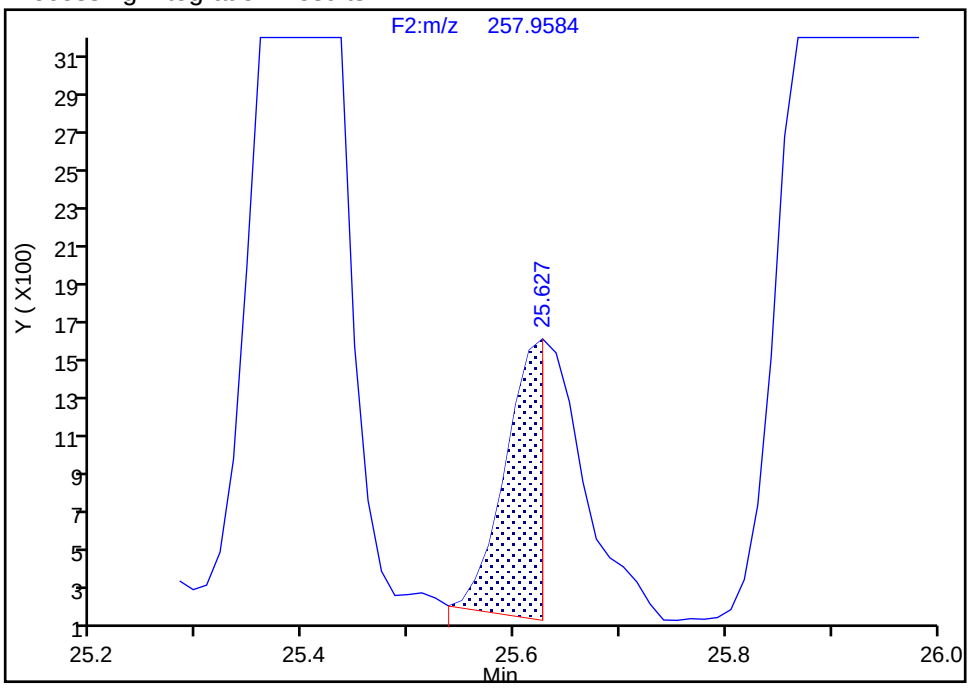

Manual Integration Results

RT: 25.63
Area: 7899
Amount: 0.623492
Amount Units: pg/ul

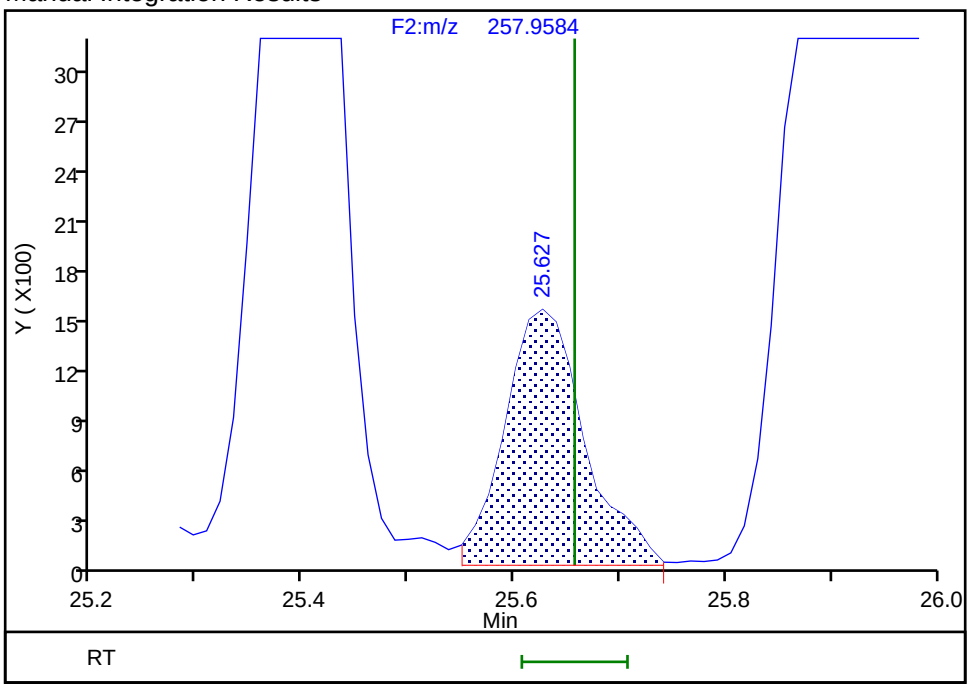

Reviewer: davidsonm, 03-Sep-2019 08:48:41

Audit Action: Manually Integrated Audit Reason: Incomplete Integration

Eurofins TestAmerica, Knoxville

Data File:	\\chromna\Knoxville\ChromData\D3D\20190829-12907.b\580-88125-b-14-e.d		
Injection Date:	30-Aug-2019 09:27:00	Injection Vol:	1.0 ul
Instrument ID:	D3D	Operator ID:	Xcalibur_System
Method:	PCBs_D3D	Limit Group:	HR - 1668A - ICAL
Client ID:	M4-0to26-101918		
Worklist#:	33148	Sample Line#:	12
Column Type:	SPB-Octyl	Column Dia:	0.25 mm

TePCB F1

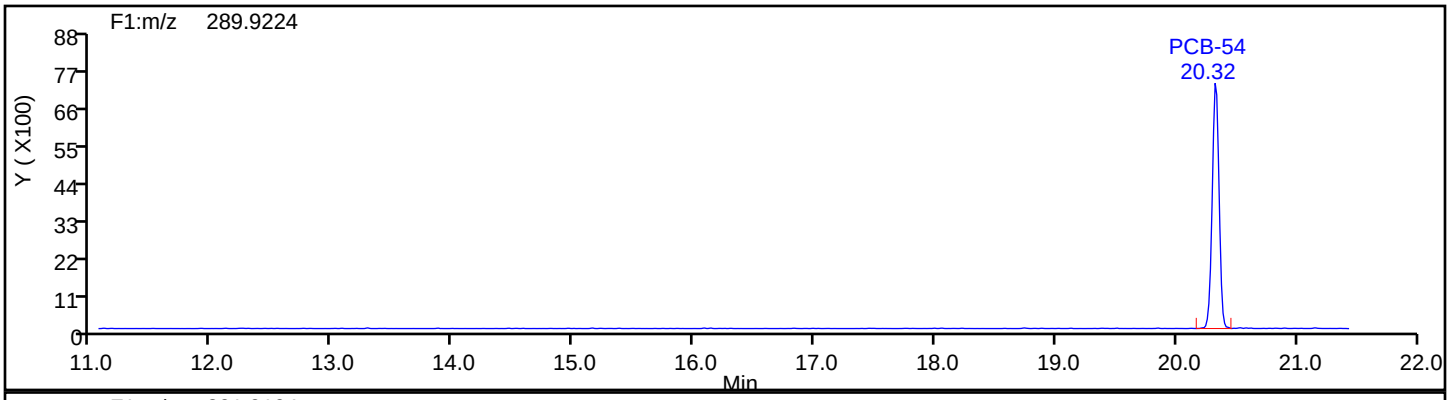

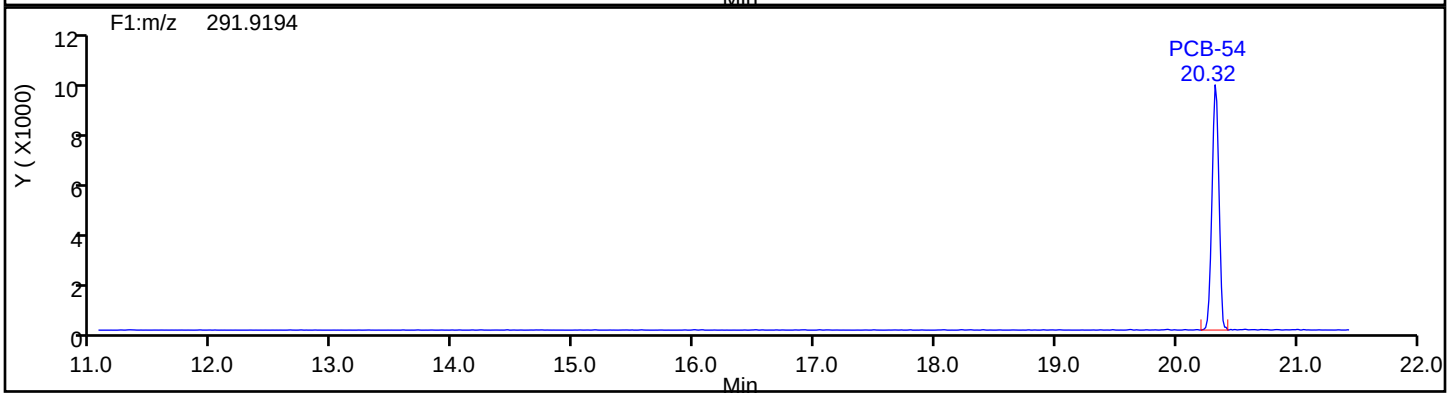

TePCB F1 Standards

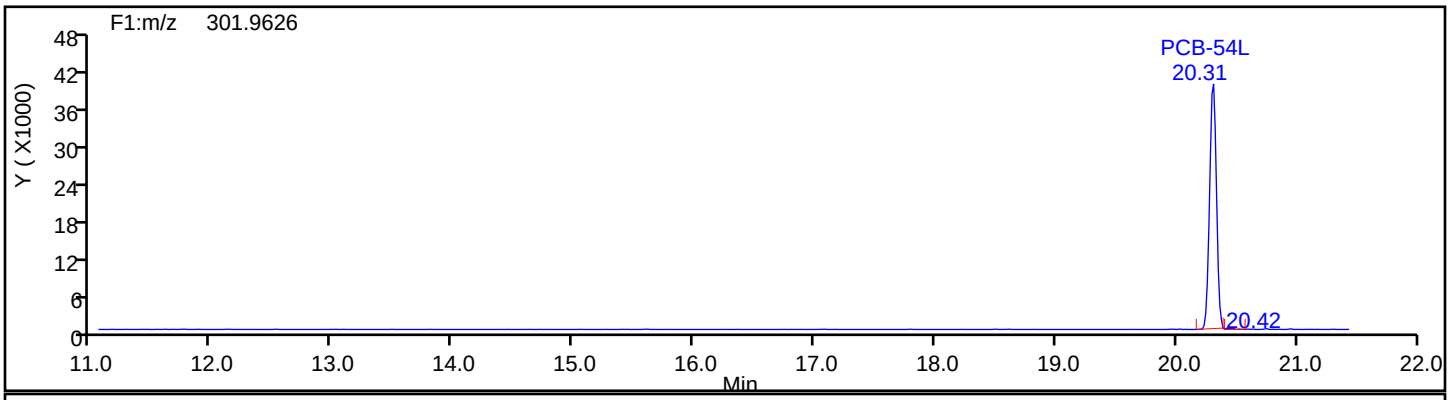

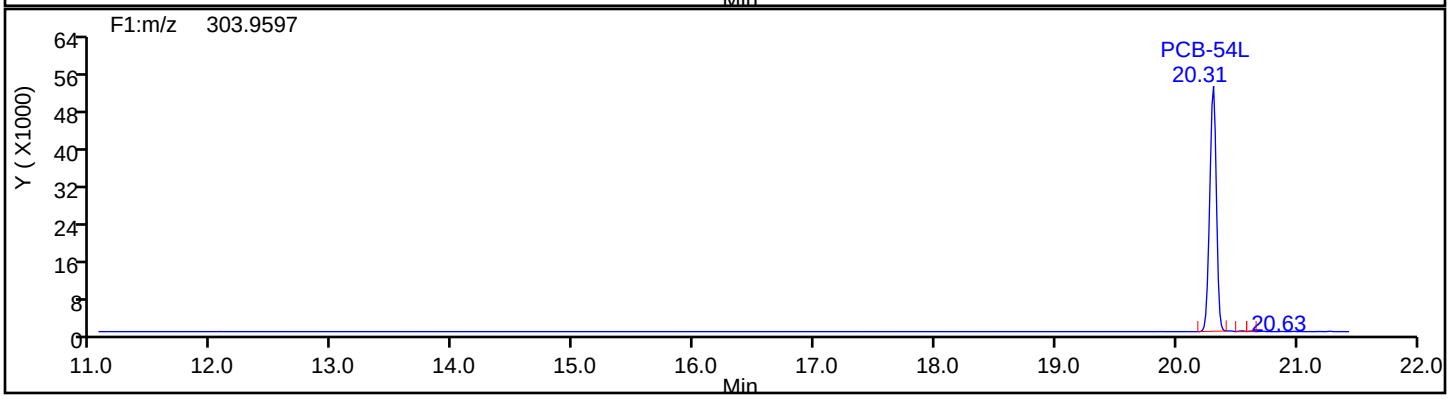

Eurofins TestAmerica, Knoxville

Data File:	\\chromna\Knoxville\ChromData\D3D\20190829-12907.b\580-88125-b-14-e.d		
Injection Date:	30-Aug-2019 09:27:00	Injection Vol:	1.0 ul
Instrument ID:	D3D	Operator ID:	Xcalibur_System
Method:	PCBs_D3D	Limit Group:	HR - 1668A - ICAL
Client ID:	M4-0to26-101918		
Worklist#:	33148	Sample Line#:	12
Column Type:	SPB-Octyl	Column Dia:	0.25 mm

TePCB F1

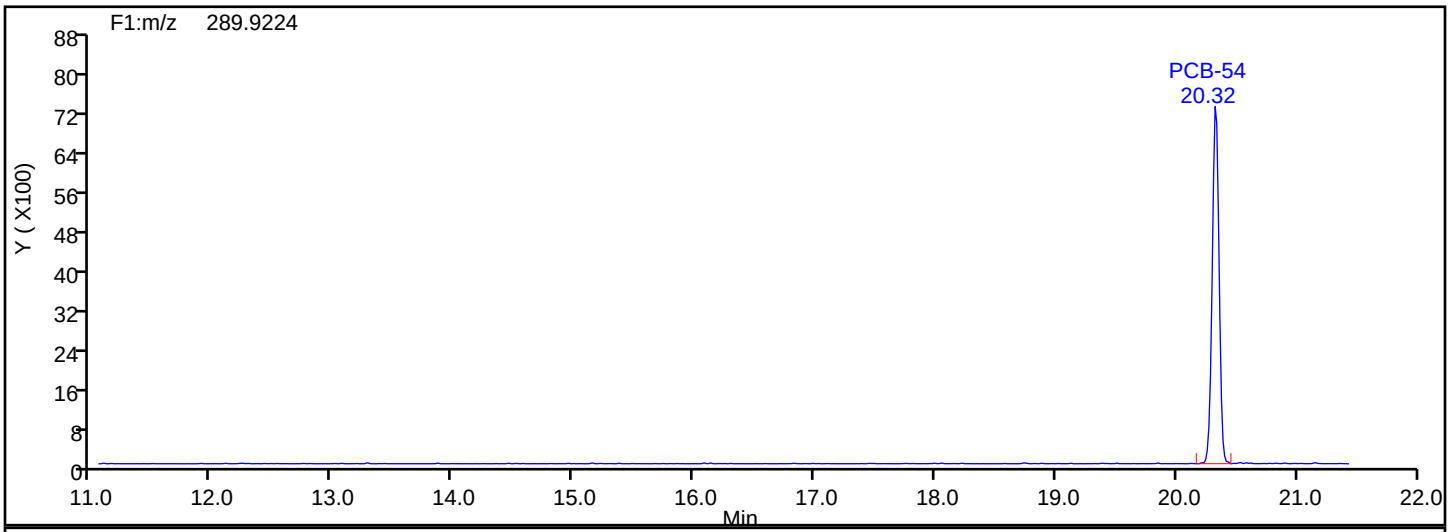

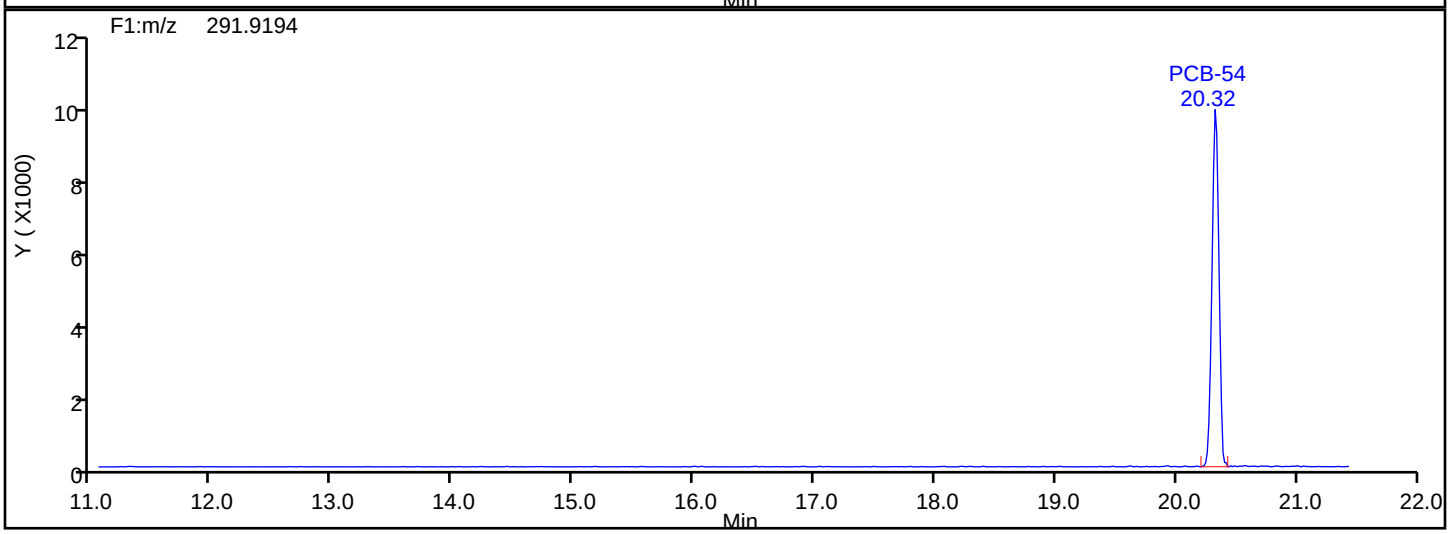

TePCB F1 Lock Mass

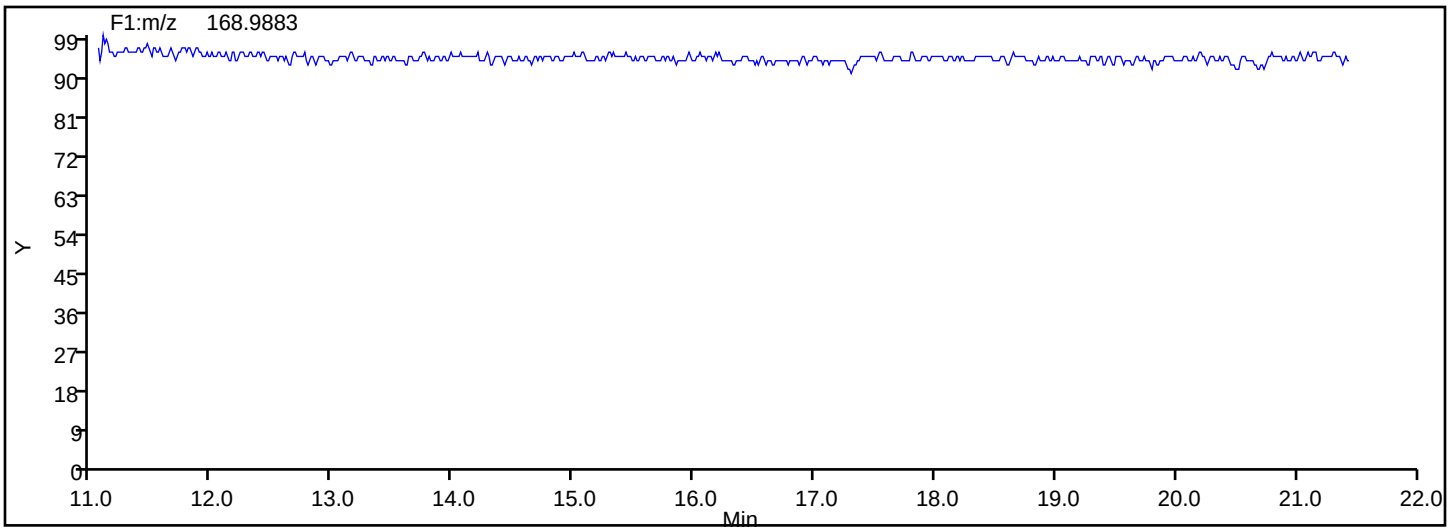

Eurofins TestAmerica, Knoxville

Data File:	\\chromna\Knoxville\ChromData\D3D\20190829-12907.b\580-88125-b-14-e.d		
Injection Date:	30-Aug-2019 09:27:00	Injection Vol:	1.0 ul
Instrument ID:	D3D	Operator ID:	Xcalibur_System
Method:	PCBs_D3D	Limit Group:	HR - 1668A - ICAL
Client ID:	M4-0to26-101918		
Worklist#:	33148	Sample Line#:	12
Column Type:	SPB-Octyl	Column Dia:	0.25 mm

TePCB F2

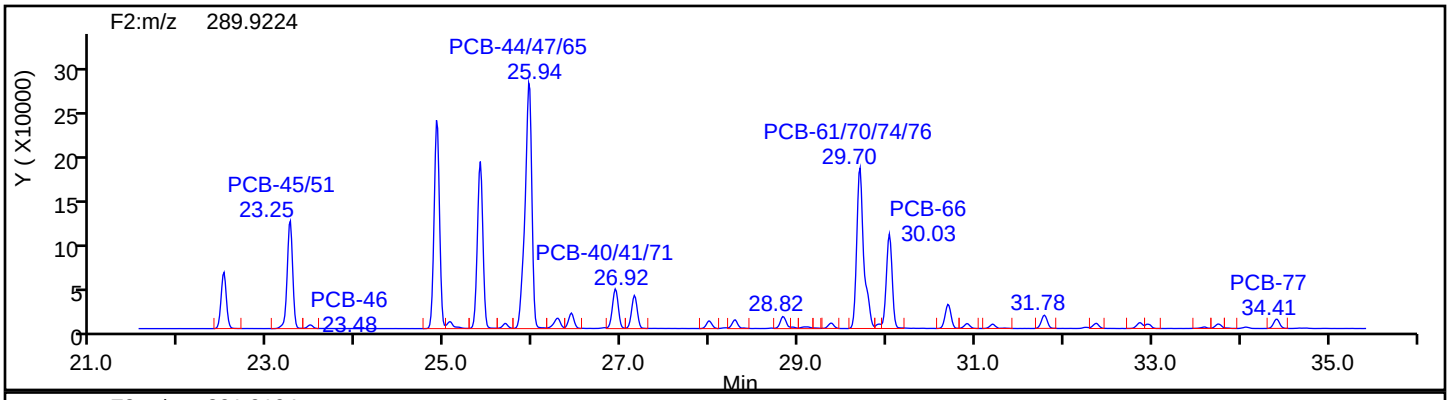

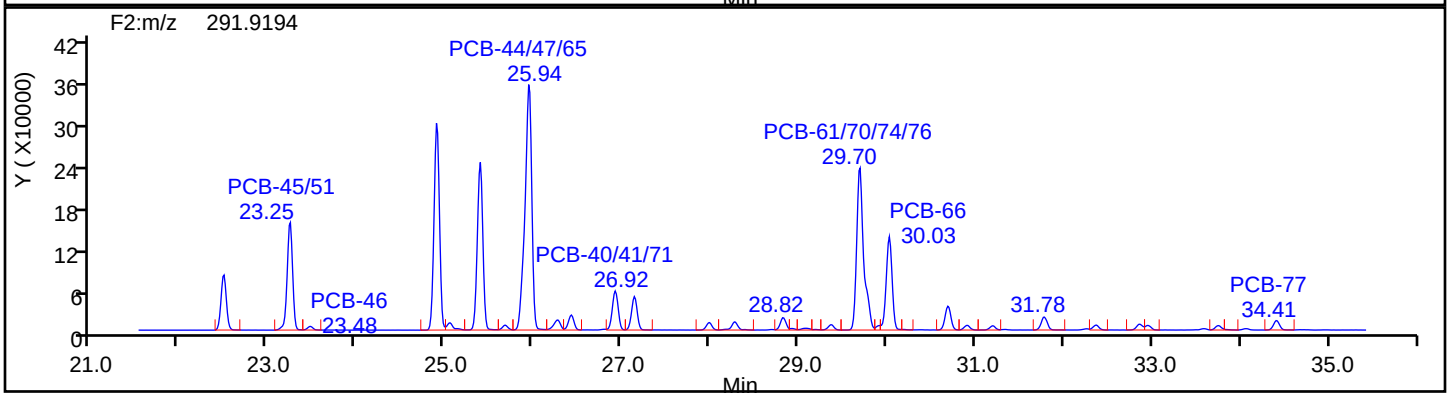

TePCB F2 Standards

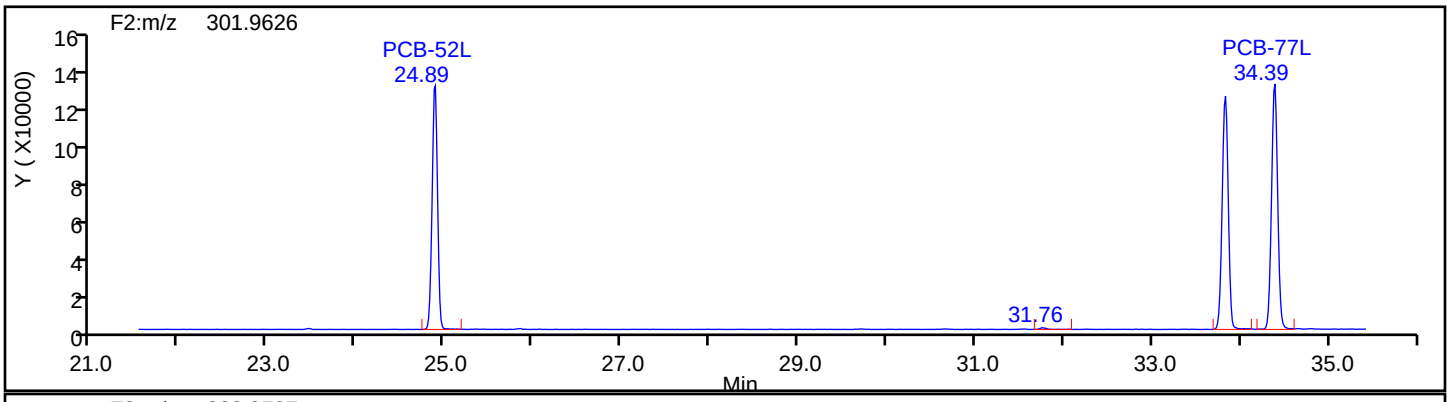

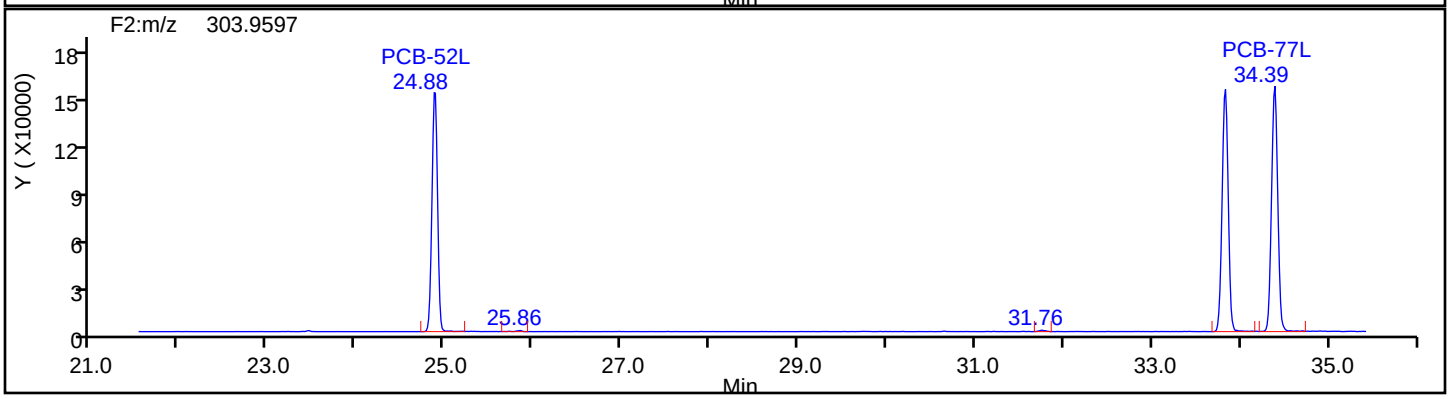

Eurofins TestAmerica, Knoxville

Data File:	\\chromna\Knoxville\ChromData\D3D\20190829-12907.b\580-88125-b-14-e.d		
Injection Date:	30-Aug-2019 09:27:00	Injection Vol:	1.0 ul
Instrument ID:	D3D	Operator ID:	Xcalibur_System
Method:	PCBs_D3D	Limit Group:	HR - 1668A - ICAL
Client ID:	M4-0to26-101918		
Worklist#:	33148	Sample Line#:	12
Column Type:	SPB-Octyl	Column Dia:	0.25 mm

TePCB F2

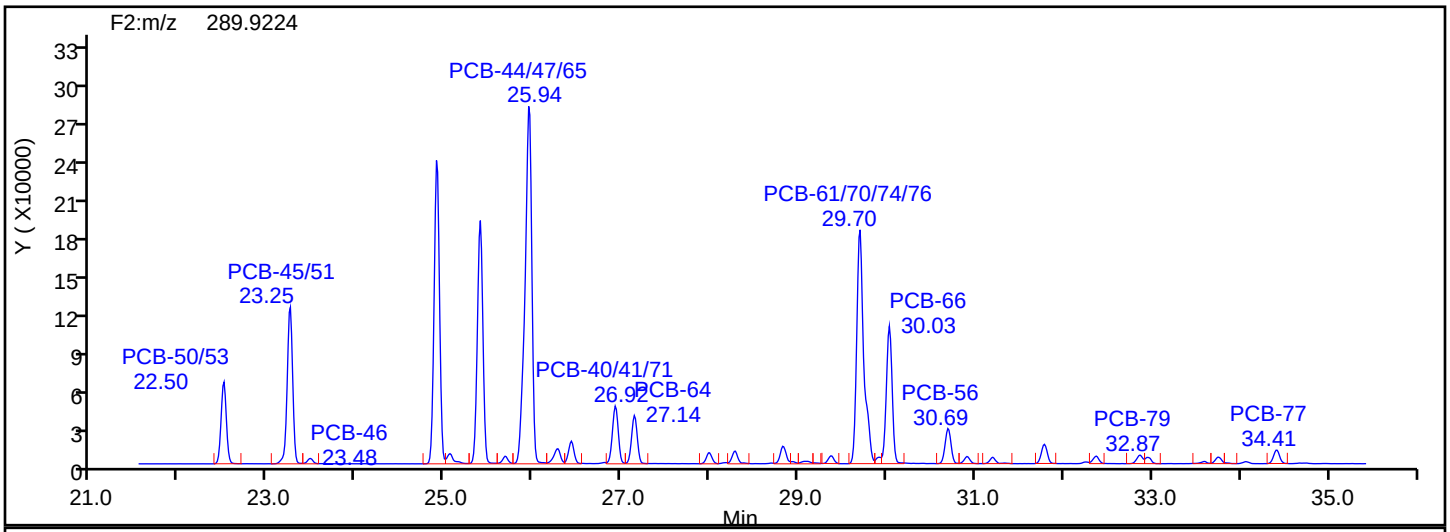

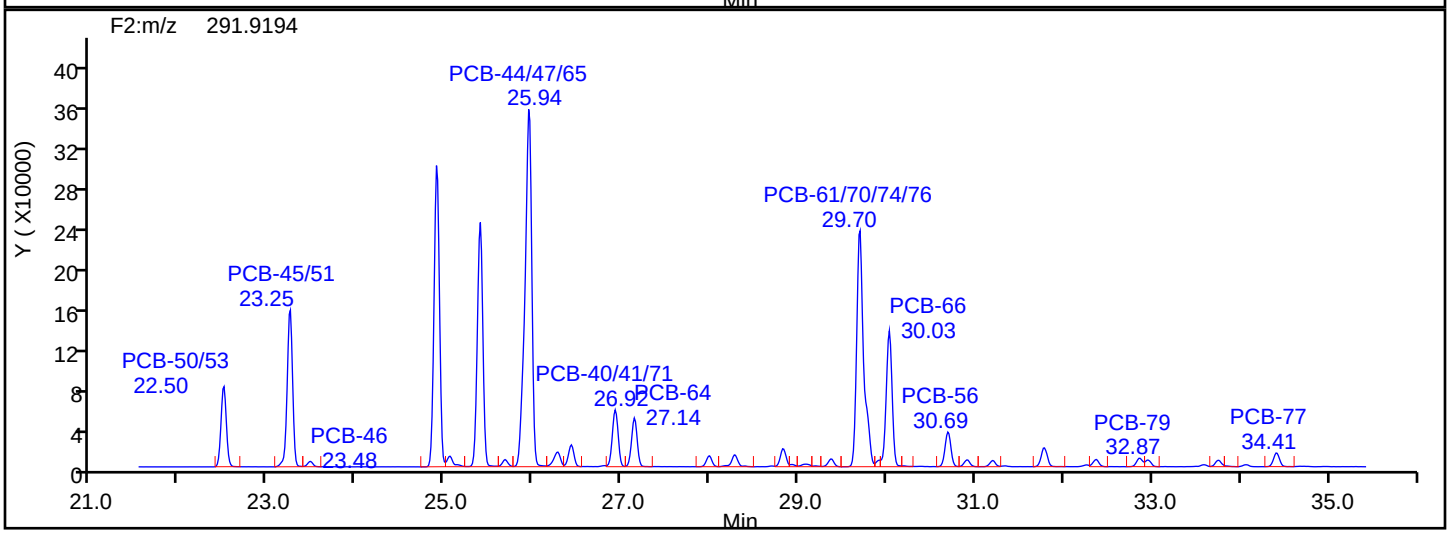

TePCB F2 Lock Mass

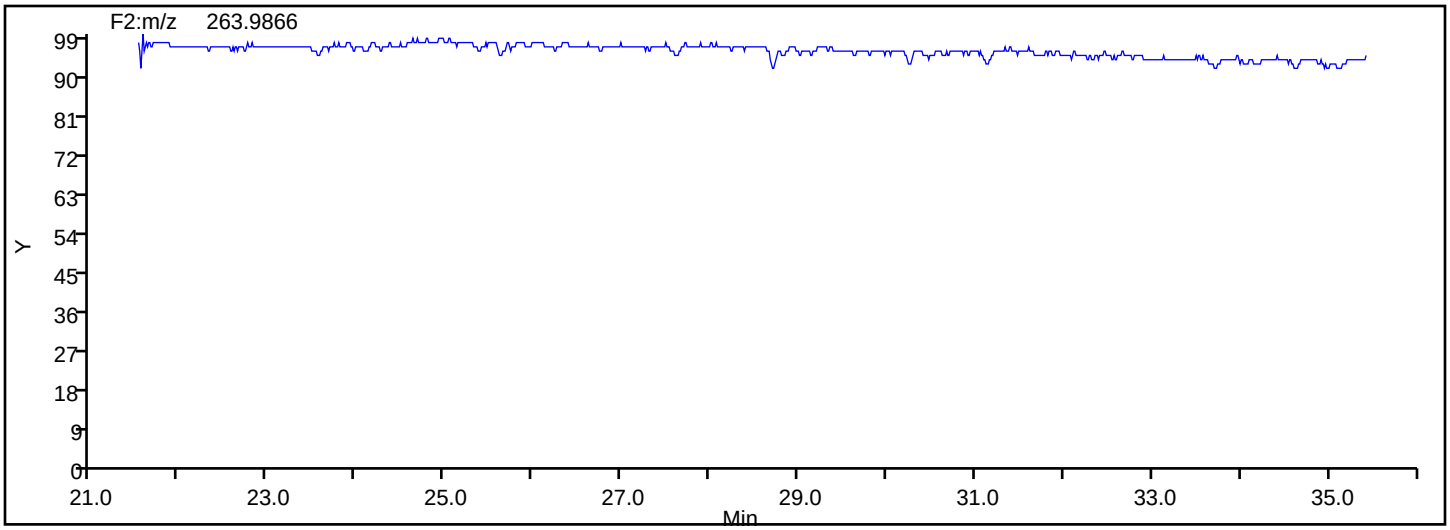

Manual Integration/User Assign Peak Report

Eurofins TestAmerica, Knoxville

Data File:	\\chromna\Knoxville\ChromData\D3D\20190829-12907.b\580-88125-b-14-e.d				
Injection Date:	30-Aug-2019 09:27:00	Instrument ID:	D3D		
Lims ID:	580-88125-B-14-E	Lab Sample ID:	140-88125-14		
Client ID:	M4-0to26-101918				
Operator ID:	Xcalibur_System	ALS Bottle#:	0	Worklist Smp#:	12
Injection Vol:	1.0 ul	Dil. Factor:	1.0000		
Method:	PCBs_D3D	Limit Group:	HR - 1668A - ICAL		
Column:	SPB-Octyl (0.25 mm)	Detector	F2(21.81 :35.54)		

PCB-49/69, CAS: STL01805

Signal: 1

Not Detected
Expected RT: 25.40

Processing Integration Results

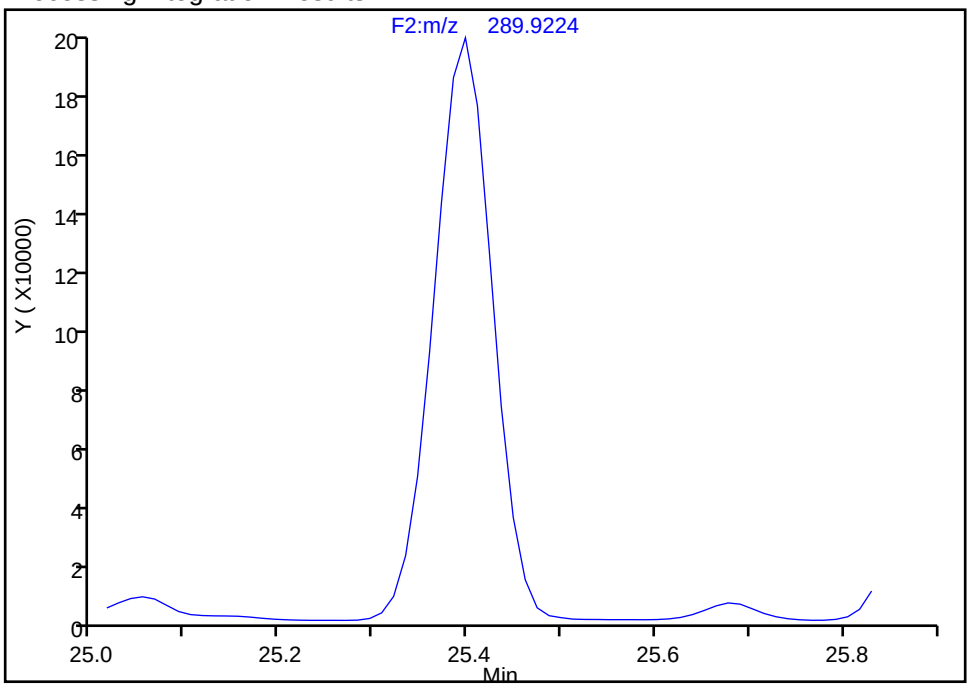

Manual Integration Results

RT: 25.40
Area: 834528
Amount: 123.3923
Amount Units: pg/ul

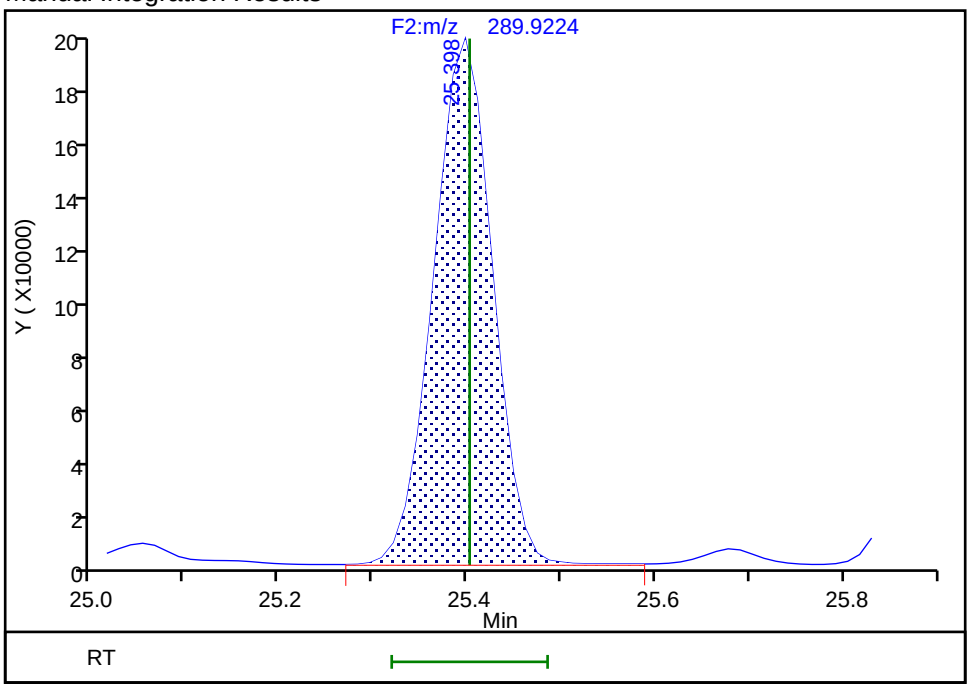

Reviewer: davidsonm, 03-Sep-2019 08:48:58
Audit Action: Assigned Compound ID Audit Reason: Incomplete Integration

Manual Integration/User Assign Peak Report

Eurofins TestAmerica, Knoxville

Data File:	\\chromna\Knoxville\ChromData\D3D\20190829-12907.b\580-88125-b-14-e.d				
Injection Date:	30-Aug-2019 09:27:00	Instrument ID:	D3D		
Lims ID:	580-88125-B-14-E	Lab Sample ID:	140-88125-14		
Client ID:	M4-0to26-101918				
Operator ID:	Xcalibur_System	ALS Bottle#:	0	Worklist Smp#:	12
Injection Vol:	1.0 ul	Dil. Factor:	1.0000		
Method:	PCBs_D3D	Limit Group:	HR - 1668A - ICAL		
Column:	SPB-Octyl (0.25 mm)	Detector	F2(21.81 :35.54)		

PCB-59/62/75, CAS: STL01807

Signal: 1

Not Detected
Expected RT: 26.26

Processing Integration Results

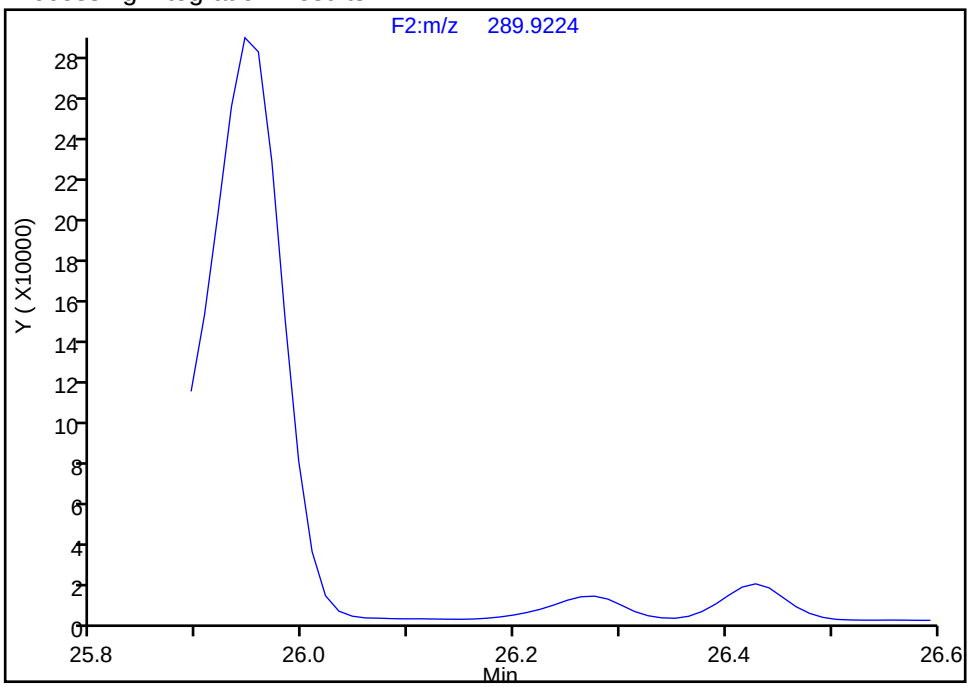

Manual Integration Results

RT: 26.28
Area: 64334
Amount: 7.763492
Amount Units: pg/ul

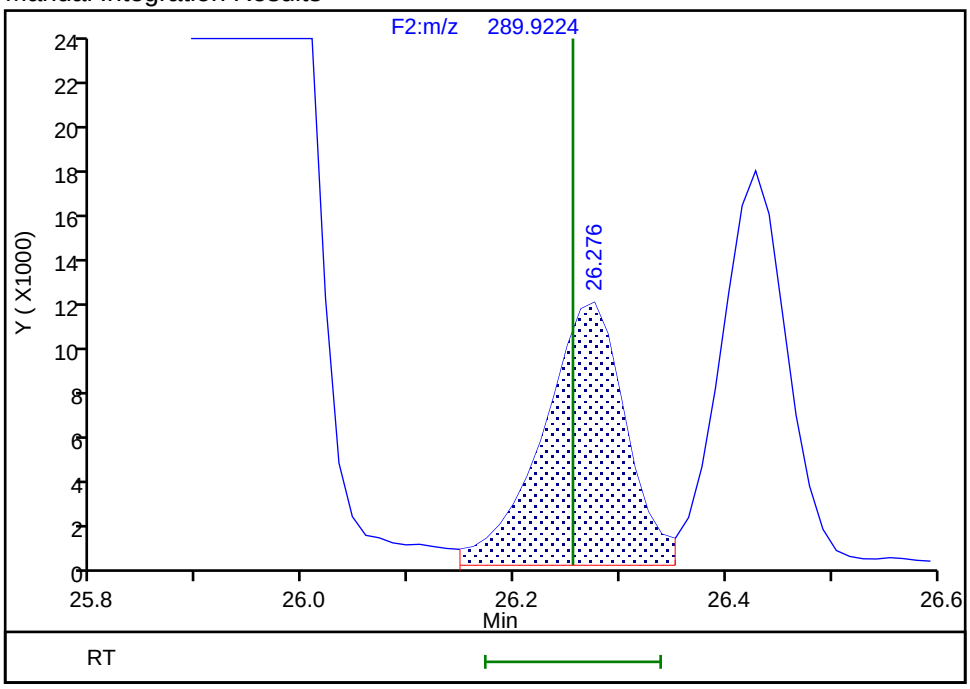

Reviewer: davidsonm, 03-Sep-2019 08:49:04
Audit Action: Assigned Compound ID Audit Reason: Incomplete Integration

Manual Integration/User Assign Peak Report

Eurofins TestAmerica, Knoxville

Data File:	\\chromna\Knoxville\ChromData\D3D\20190829-12907.b\580-88125-b-14-e.d				
Injection Date:	30-Aug-2019 09:27:00	Instrument ID:	D3D		
Lims ID:	580-88125-B-14-E	Lab Sample ID:	140-88125-14		
Client ID:	M4-0to26-101918				
Operator ID:	Xcalibur_System	ALS Bottle#:	0	Worklist Smp#:	12
Injection Vol:	1.0 ul	Dil. Factor:	1.0000		
Method:	PCBs_D3D	Limit Group:	HR - 1668A - ICAL		
Column:	SPB-Octyl (0.25 mm)	Detector	F2(21.81 :35.54)		

PCB-64, CAS: 52663-58-8

Signal: 1

Not Detected
Expected RT: 27.17

Processing Integration Results

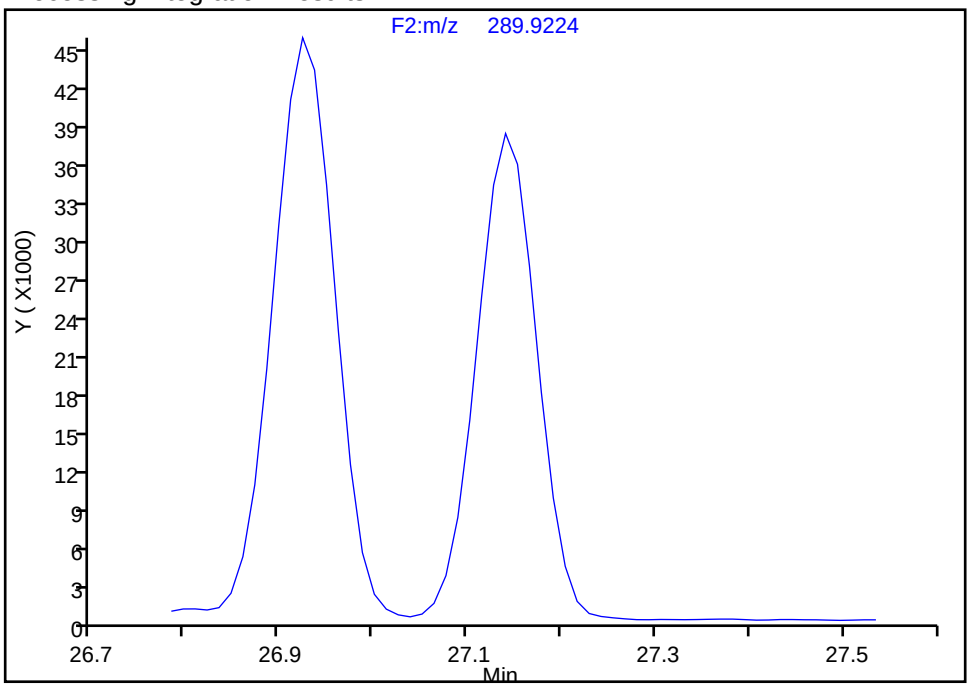

Manual Integration Results

RT: 27.14
Area: 171524
Amount: 20.276407
Amount Units: pg/ul

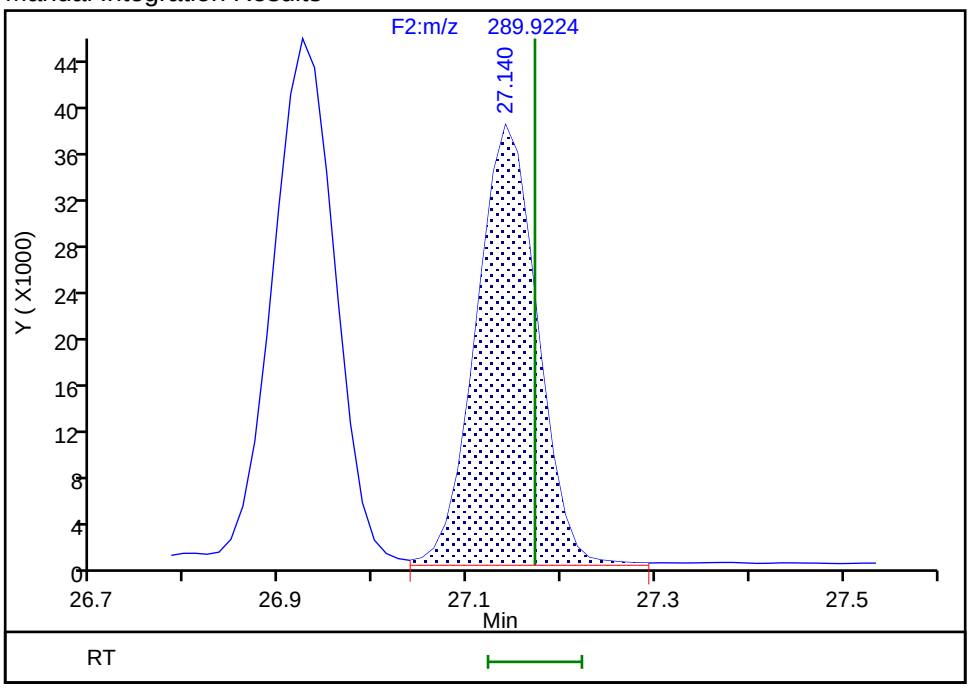

Reviewer: davidsonm, 03-Sep-2019 08:49:10
Audit Action: Assigned Compound ID Audit Reason: Incomplete Integration

Manual Integration/User Assign Peak Report

Eurofins TestAmerica, Knoxville

Data File:	\\chromna\Knoxville\ChromData\D3D\20190829-12907.b\580-88125-b-14-e.d				
Injection Date:	30-Aug-2019 09:27:00	Instrument ID:	D3D		
Lims ID:	580-88125-B-14-E	Lab Sample ID:	140-88125-14		
Client ID:	M4-0to26-101918				
Operator ID:	Xcalibur_System	ALS Bottle#:	0	Worklist Smp#:	12
Injection Vol:	1.0 ul	Dil. Factor:	1.0000		
Method:	PCBs_D3D	Limit Group:	HR - 1668A - ICAL		
Column:	SPB-Octyl (0.25 mm)	Detector	F2(21.81 :35.54)		

PCB-58, CAS: 41464-49-7

Signal: 1

Not Detected
Expected RT: 28.95

Processing Integration Results

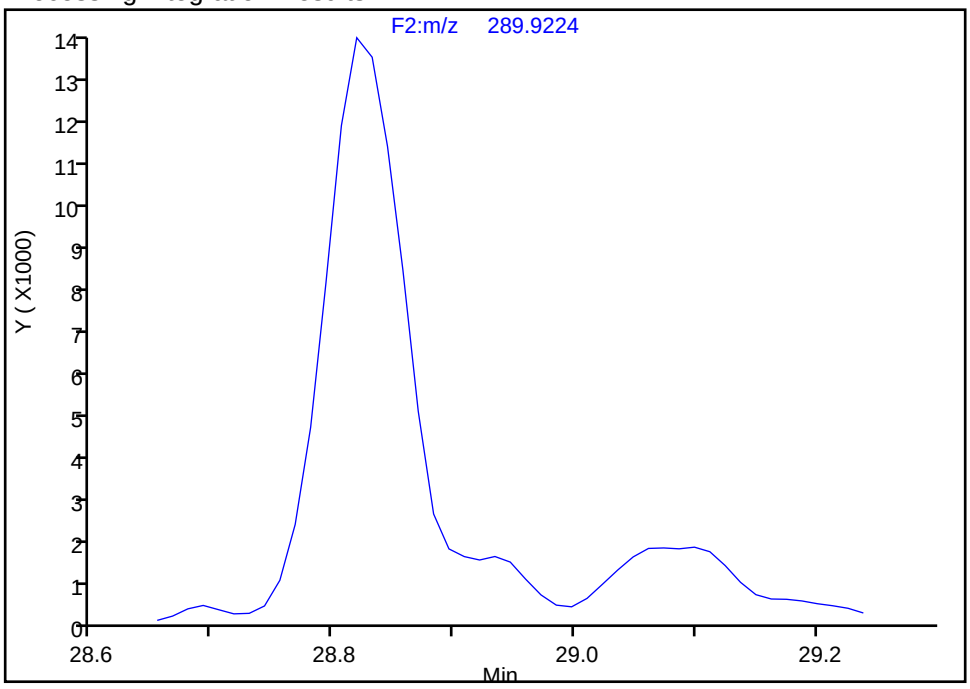

Manual Integration Results

RT: 28.93
Area: 6715
Amount: 0.881700
Amount Units: pg/ul

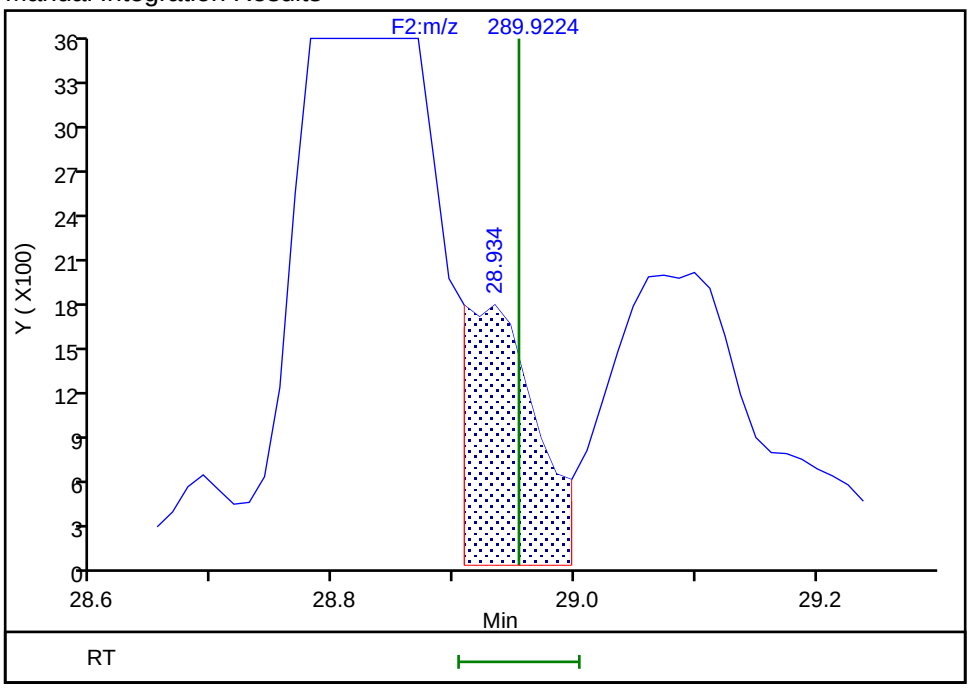

Reviewer: davidsonm, 03-Sep-2019 08:49:31
Audit Action: Split an Integrated Peak Audit Reason: Split Peak

Manual Integration/User Assign Peak Report

Eurofins TestAmerica, Knoxville

Data File:	\\chromna\Knoxville\ChromData\D3D\20190829-12907.b\580-88125-b-14-e.d				
Injection Date:	30-Aug-2019 09:27:00	Instrument ID:	D3D		
Lims ID:	580-88125-B-14-E	Lab Sample ID:	140-88125-14		
Client ID:	M4-0to26-101918				
Operator ID:	Xcalibur_System	ALS Bottle#:	0	Worklist Smp#:	12
Injection Vol:	1.0 ul	Dil. Factor:	1.0000		
Method:	PCBs_D3D	Limit Group:	HR - 1668A - ICAL		
Column:	SPB-Octyl (0.25 mm)	Detector	F2(21.81 :35.54)		

PCB-58, CAS: 41464-49-7

Signal: 2

Not Detected
Expected RT: 28.95

Processing Integration Results

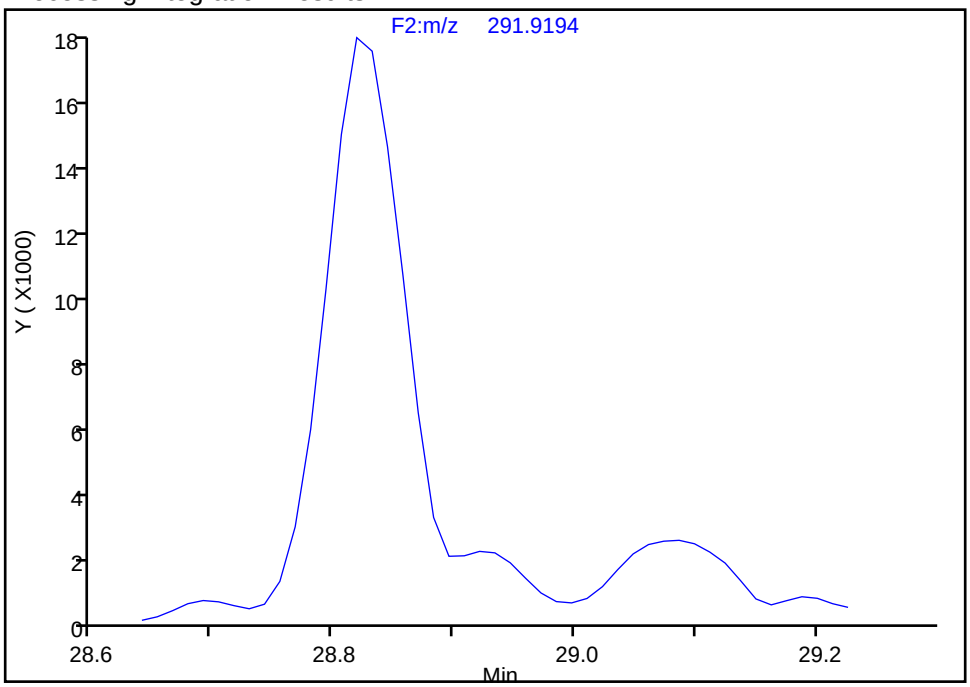

Manual Integration Results

RT: 28.92
Area: 8975
Amount: 0.881700
Amount Units: pg/ul

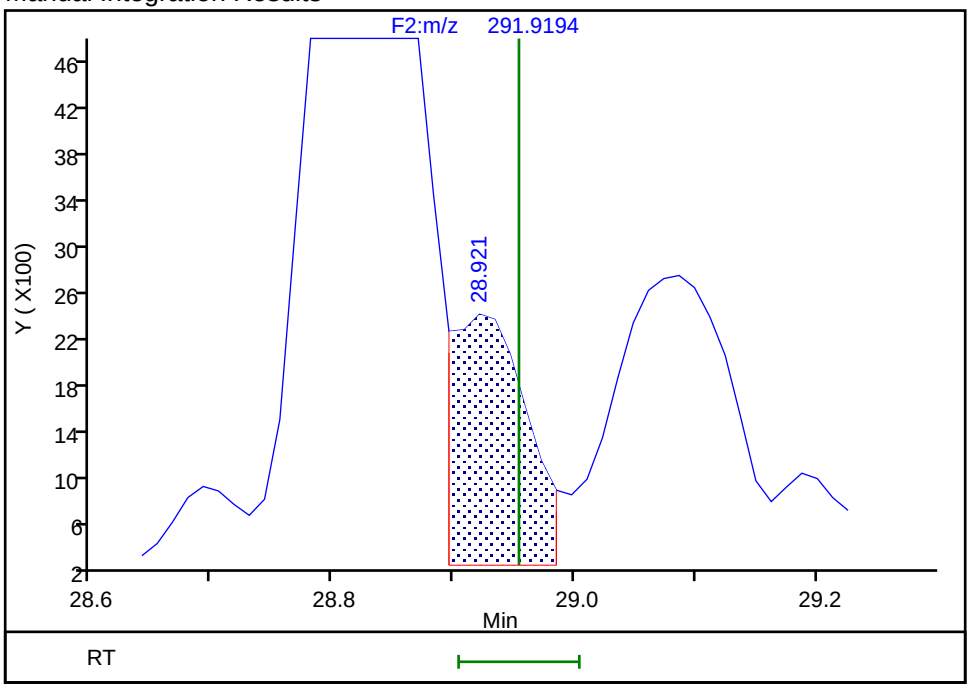

Reviewer: davidsonm, 03-Sep-2019 08:49:33
Audit Action: Split an Integrated Peak Audit Reason: Split Peak

Manual Integration/User Assign Peak Report

Eurofins TestAmerica, Knoxville

Data File:	\\chromna\Knoxville\ChromData\D3D\20190829-12907.b\580-88125-b-14-e.d				
Injection Date:	30-Aug-2019 09:27:00	Instrument ID:	D3D		
Lims ID:	580-88125-B-14-E	Lab Sample ID:	140-88125-14		
Client ID:	M4-0to26-101918				
Operator ID:	Xcalibur_System	ALS Bottle#:	0	Worklist Smp#:	12
Injection Vol:	1.0 ul	Dil. Factor:	1.0000		
Method:	PCBs_D3D	Limit Group:	HR - 1668A - ICAL		
Column:	SPB-Octyl (0.25 mm)	Detector	F2(21.81 :35.54)		

PCB-67, CAS: 73575-53-8

Signal: 1

Processing Integration Results

RT: 29.10
Area: 17486
Amount: 2.014230
Amount Units: pg/ul

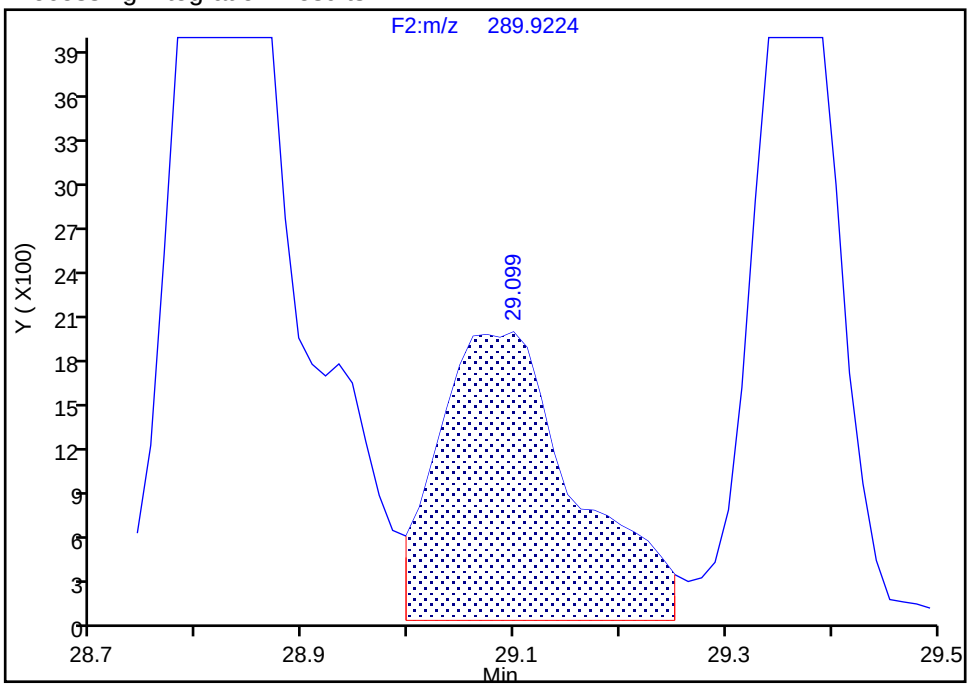

Manual Integration Results

RT: 29.10
Area: 14297
Amount: 1.650853
Amount Units: pg/ul

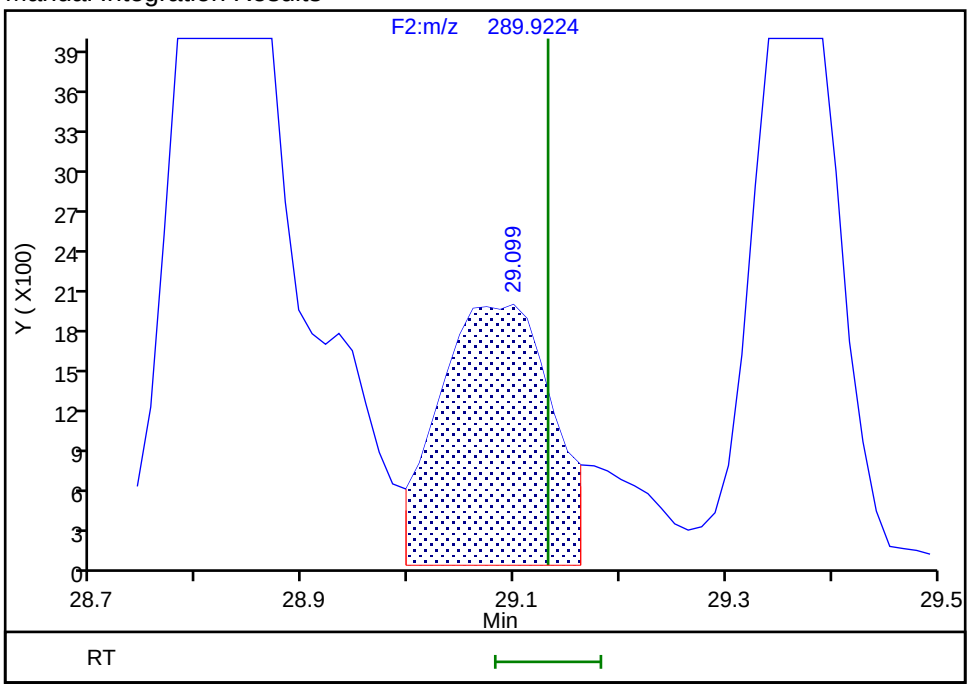

Reviewer: davidsonm, 03-Sep-2019 08:49:39

Audit Action: Split an Integrated Peak Audit Reason: Split Peak

Manual Integration/User Assign Peak Report

Eurofins TestAmerica, Knoxville

Data File:	\\chromna\Knoxville\ChromData\D3D\20190829-12907.b\580-88125-b-14-e.d				
Injection Date:	30-Aug-2019 09:27:00	Instrument ID:	D3D		
Lims ID:	580-88125-B-14-E	Lab Sample ID:	140-88125-14		
Client ID:	M4-0to26-101918				
Operator ID:	Xcalibur_System	ALS Bottle#:	0	Worklist Smp#:	12
Injection Vol:	1.0 ul	Dil. Factor:	1.0000		
Method:	PCBs_D3D	Limit Group:	HR - 1668A - ICAL		
Column:	SPB-Octyl (0.25 mm)	Detector	F2(21.81 :35.54)		

PCB-67, CAS: 73575-53-8

Signal: 2

Processing Integration Results

RT: 29.09
Area: 20340
Amount: 2.014230
Amount Units: pg/ul

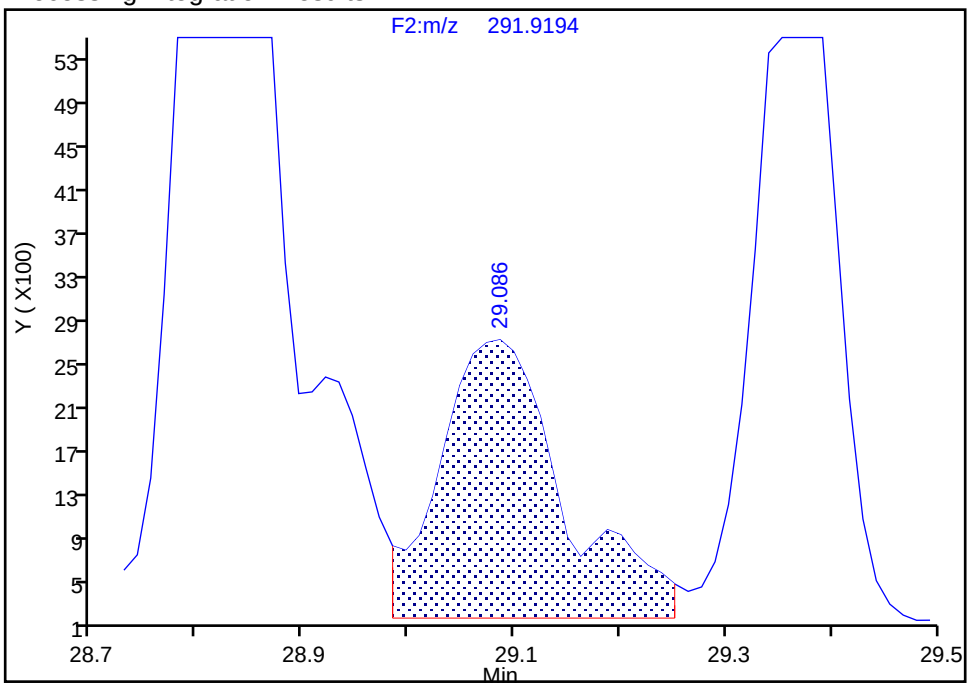

Manual Integration Results

RT: 29.09
Area: 16705
Amount: 1.650853
Amount Units: pg/ul

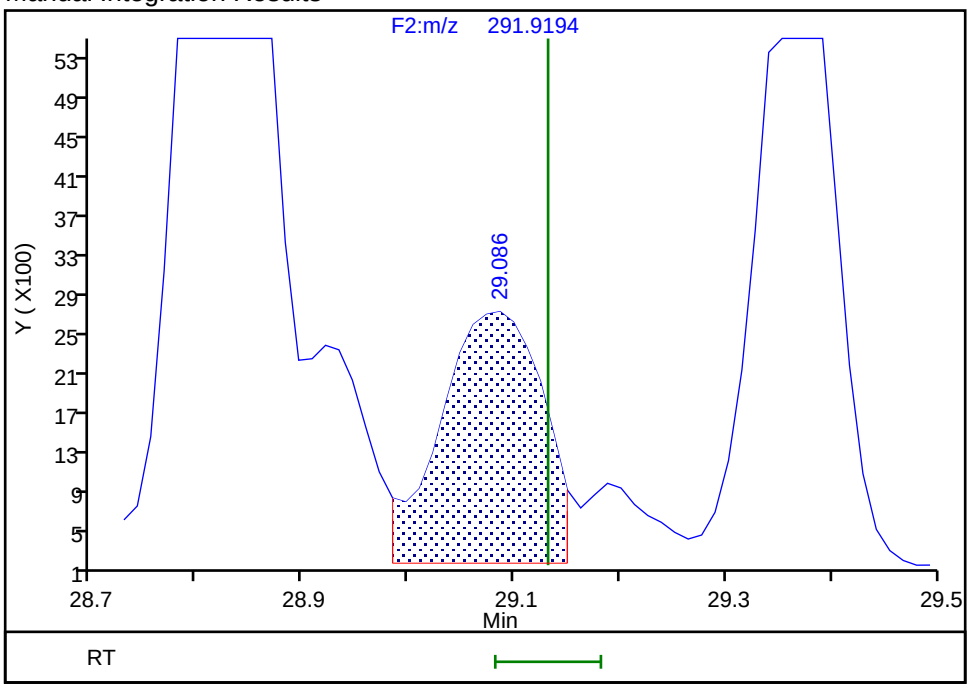

Reviewer: davidsonm, 03-Sep-2019 08:49:42

Audit Action: Split an Integrated Peak Audit Reason: Split Peak

Manual Integration/User Assign Peak Report

Eurofins TestAmerica, Knoxville

Data File:	\\chromna\Knoxville\ChromData\D3D\20190829-12907.b\580-88125-b-14-e.d				
Injection Date:	30-Aug-2019 09:27:00	Instrument ID:	D3D		
Lims ID:	580-88125-B-14-E	Lab Sample ID:	140-88125-14		
Client ID:	M4-0to26-101918				
Operator ID:	Xcalibur_System	ALS Bottle#:	0	Worklist Smp#:	12
Injection Vol:	1.0 ul	Dil. Factor:	1.0000		
Method:	PCBs_D3D	Limit Group:	HR - 1668A - ICAL		
Column:	SPB-Octyl (0.25 mm)	Detector	F2(21.81 :35.54)		

PCB-66, CAS: 32598-10-0

Signal: 2

Processing Integration Results

RT: 30.03
Area: 651815
Amount: 66.580027
Amount Units: pg/ul

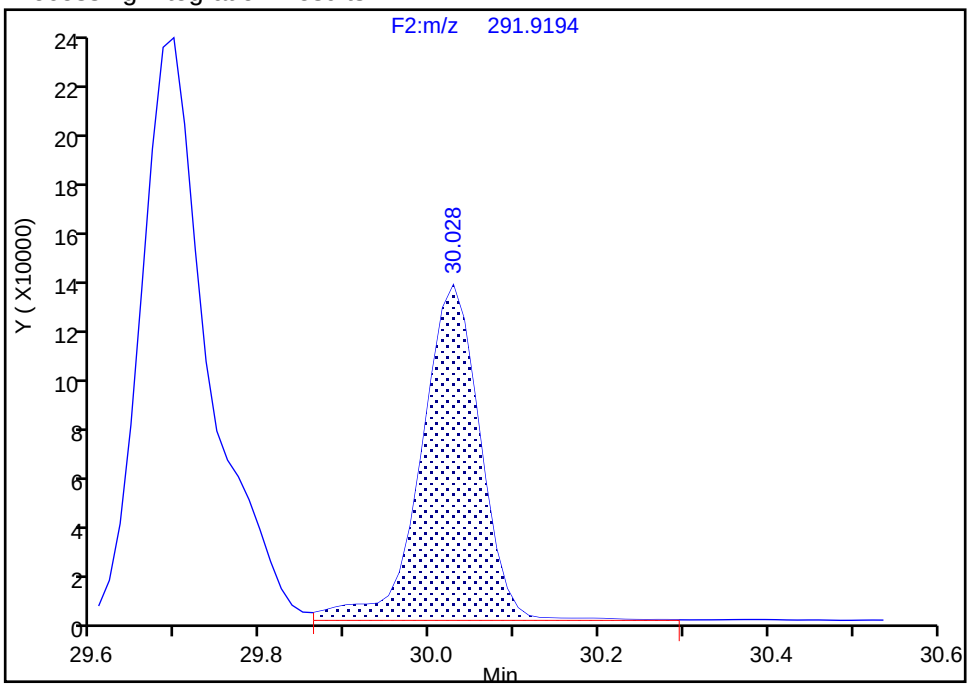

Manual Integration Results

RT: 30.03
Area: 627753
Amount: 65.184151
Amount Units: pg/ul

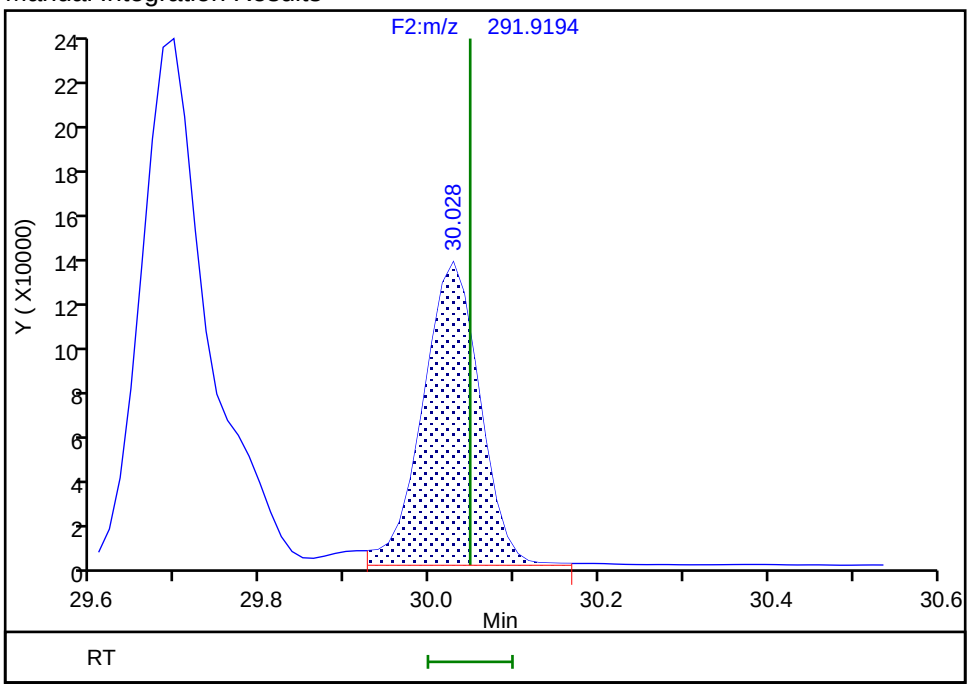

Reviewer: davidsonm, 03-Sep-2019 08:49:53

Audit Action: Split an Integrated Peak Audit Reason: Split Peak

Manual Integration/User Assign Peak Report

Eurofins TestAmerica, Knoxville

Data File:	\\chromna\Knoxville\ChromData\D3D\20190829-12907.b\580-88125-b-14-e.d				
Injection Date:	30-Aug-2019 09:27:00	Instrument ID:	D3D		
Lims ID:	580-88125-B-14-E	Lab Sample ID:	140-88125-14		
Client ID:	M4-0to26-101918				
Operator ID:	Xcalibur_System	ALS Bottle#:	0	Worklist Smp#:	12
Injection Vol:	1.0 ul	Dil. Factor:	1.0000		
Method:	PCBs_D3D	Limit Group:	HR - 1668A - ICAL		
Column:	SPB-Octyl (0.25 mm)	Detector	F2(21.81 :35.54)		

PCB-81, CAS: 70362-50-4

Signal: 2

Not Detected
Expected RT: 33.87

Processing Integration Results

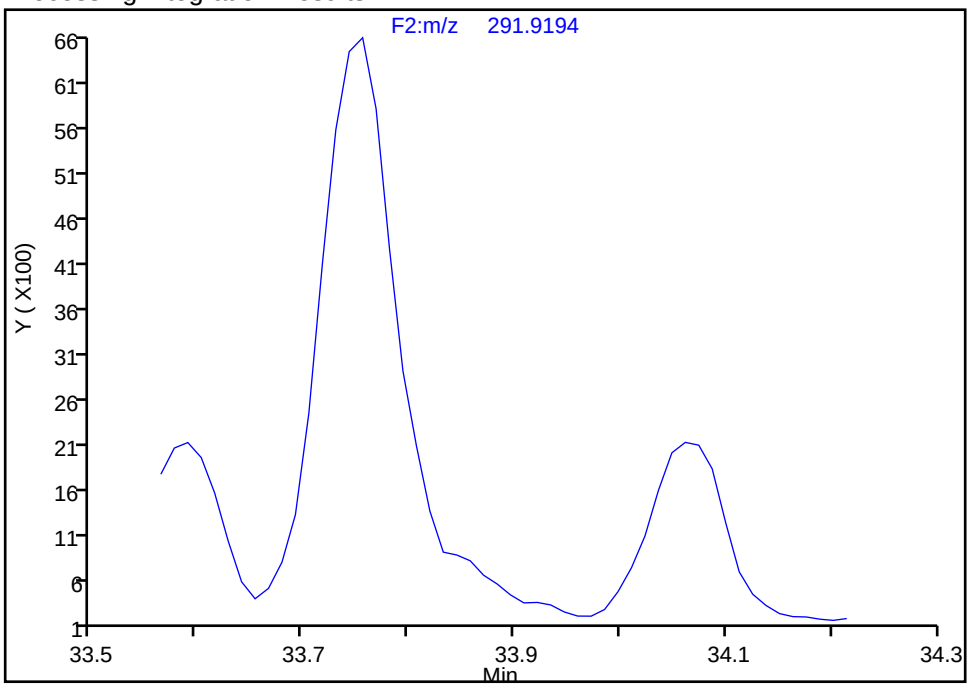

Manual Integration Results

RT: 33.82
Area: 3081
Amount: 0.311254
Amount Units: pg/ul

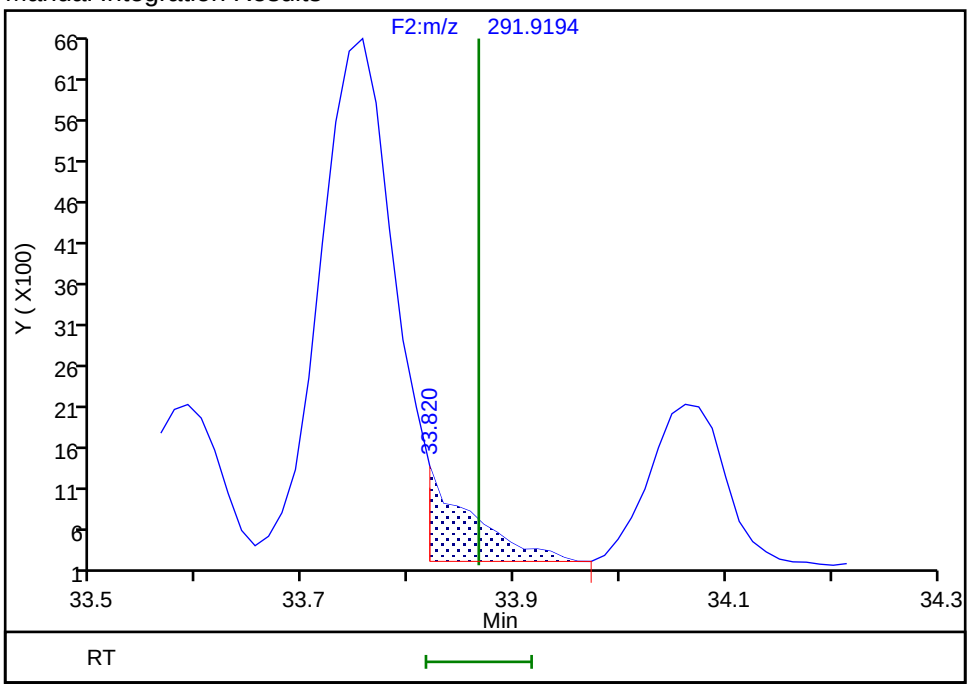

Reviewer: davidsonm, 03-Sep-2019 08:50:10
Audit Action: Split an Integrated Peak Audit Reason: Split Peak

Manual Integration/User Assign Peak Report

Eurofins TestAmerica, Knoxville

Data File:	\\chromna\Knoxville\ChromData\D3D\20190829-12907.b\580-88125-b-14-e.d				
Injection Date:	30-Aug-2019 09:27:00	Instrument ID:	D3D		
Lims ID:	580-88125-B-14-E	Lab Sample ID:	140-88125-14		
Client ID:	M4-0to26-101918				
Operator ID:	Xcalibur_System	ALS Bottle#:	0	Worklist Smp#:	12
Injection Vol:	1.0 ul	Dil. Factor:	1.0000		
Method:	PCBs_D3D	Limit Group:	HR - 1668A - ICAL		
Column:	SPB-Octyl (0.25 mm)	Detector	F2(21.81 :35.54)		

PCB-81, CAS: 70362-50-4

Signal: 1

Not Detected
Expected RT: 33.87

Processing Integration Results

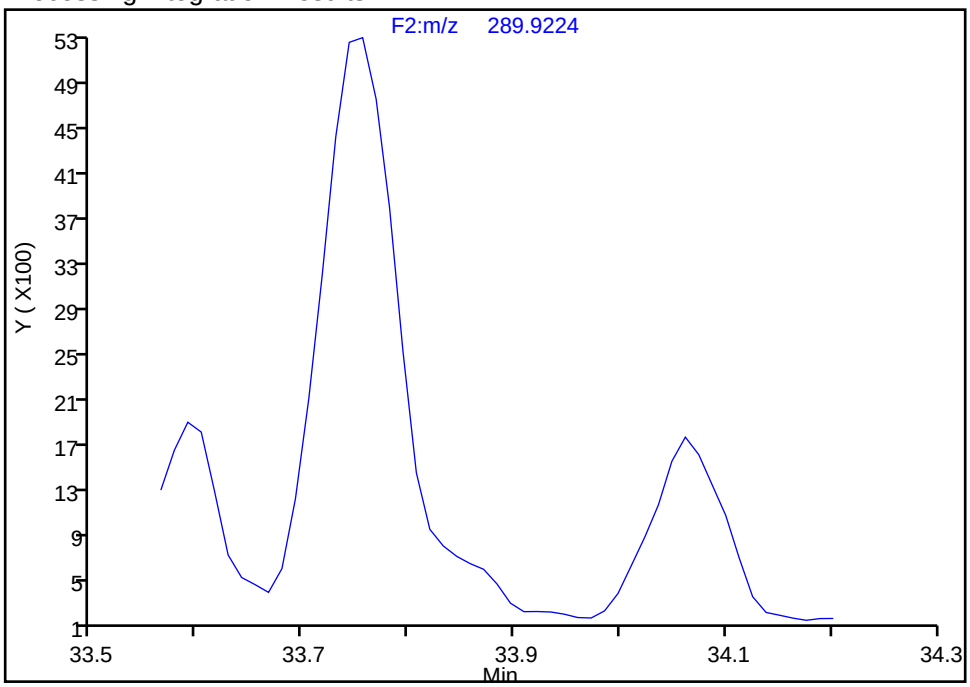

Manual Integration Results

RT: 33.82
Area: 2341
Amount: 0.311254
Amount Units: pg/ul

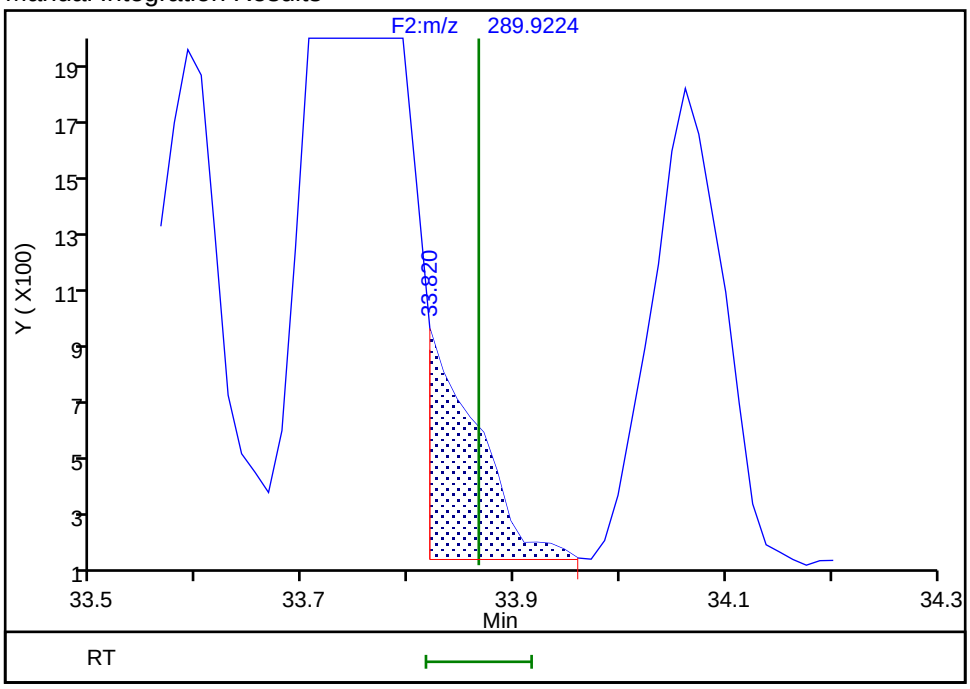

Reviewer: davidsonm, 03-Sep-2019 08:50:13
Audit Action: Split an Integrated Peak Audit Reason: Split Peak

Eurofins TestAmerica, Knoxville

Data File:	\\chromna\Knoxville\ChromData\D3D\20190829-12907.b\580-88125-b-14-e.d		
Injection Date:	30-Aug-2019 09:27:00	Injection Vol:	1.0 ul
Instrument ID:	D3D	Operator ID:	Xcalibur_System
Method:	PCBs_D3D	Limit Group:	HR - 1668A - ICAL
Client ID:	M4-0to26-101918		
Worklist#:	33148	Sample Line#:	12
Column Type:	SPB-Octyl	Column Dia:	0.25 mm

PePCB F2

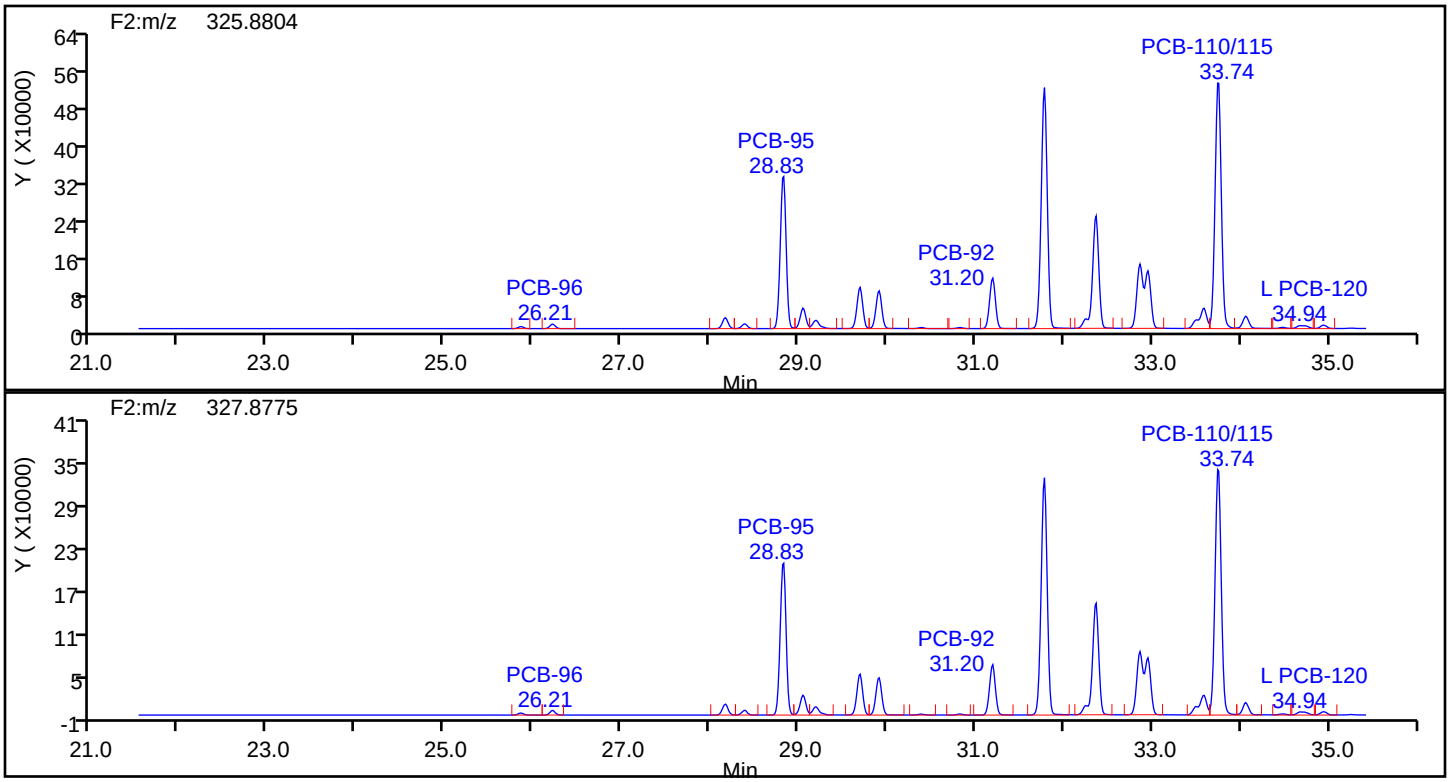

PePCB F2 Standards

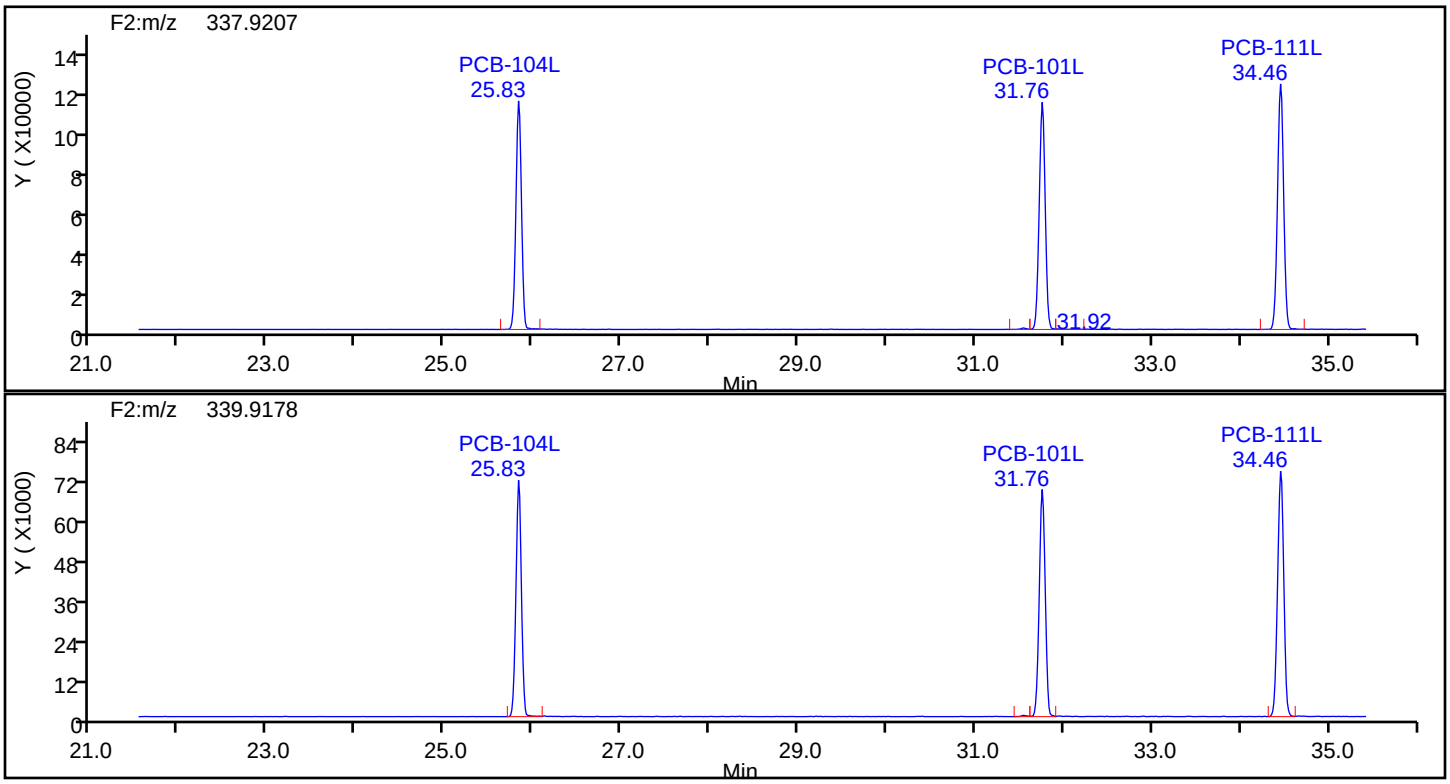

Eurofins TestAmerica, Knoxville

Data File:	\\chromna\Knoxville\ChromData\D3D\20190829-12907.b\580-88125-b-14-e.d		
Injection Date:	30-Aug-2019 09:27:00	Injection Vol:	1.0 ul
Instrument ID:	D3D	Operator ID:	Xcalibur_System
Method:	PCBs_D3D	Limit Group:	HR - 1668A - ICAL
Client ID:	M4-0to26-101918		
Worklist#:	33148	Sample Line#:	12
Column Type:	SPB-Octyl	Column Dia:	0.25 mm

PePCB F2

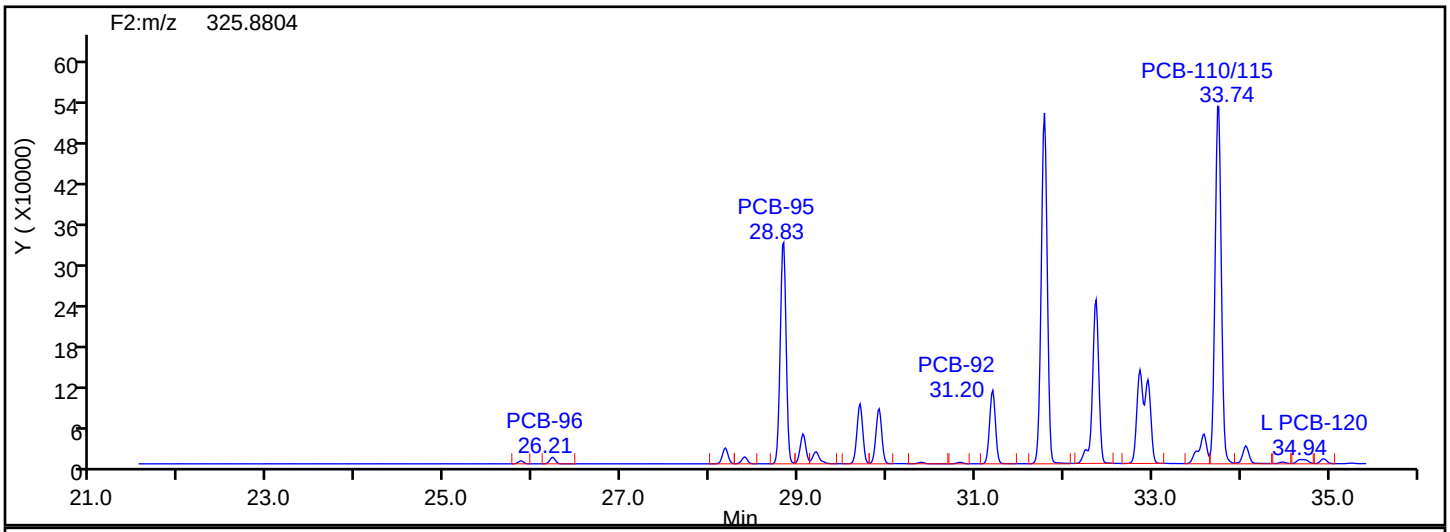

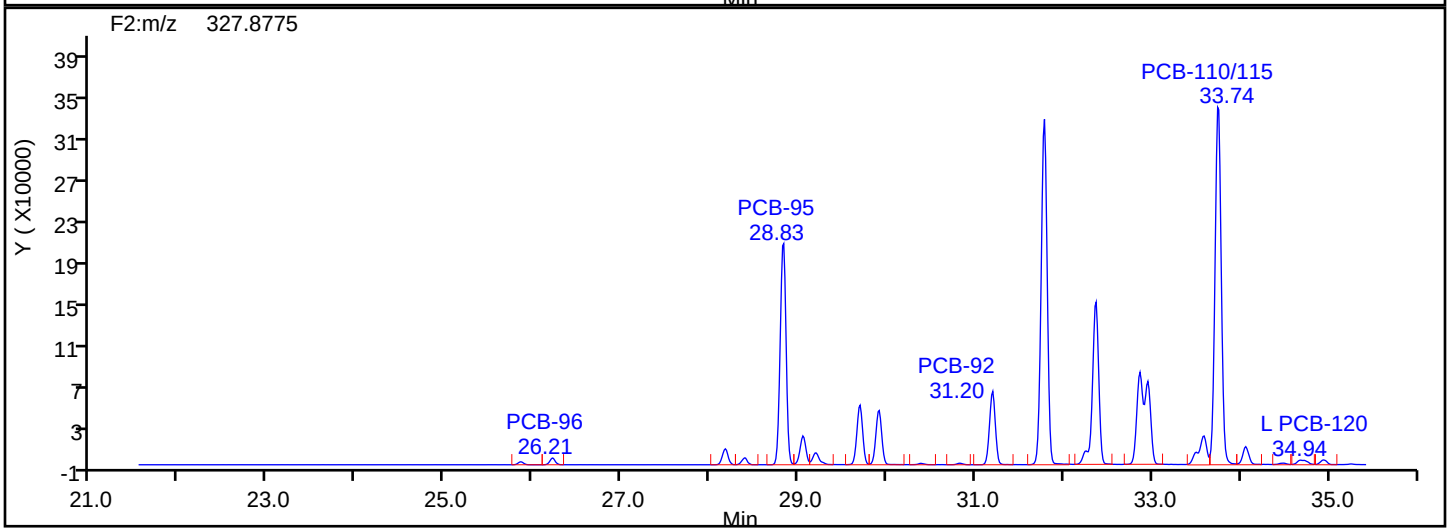

PePCB F2 Lock Mass

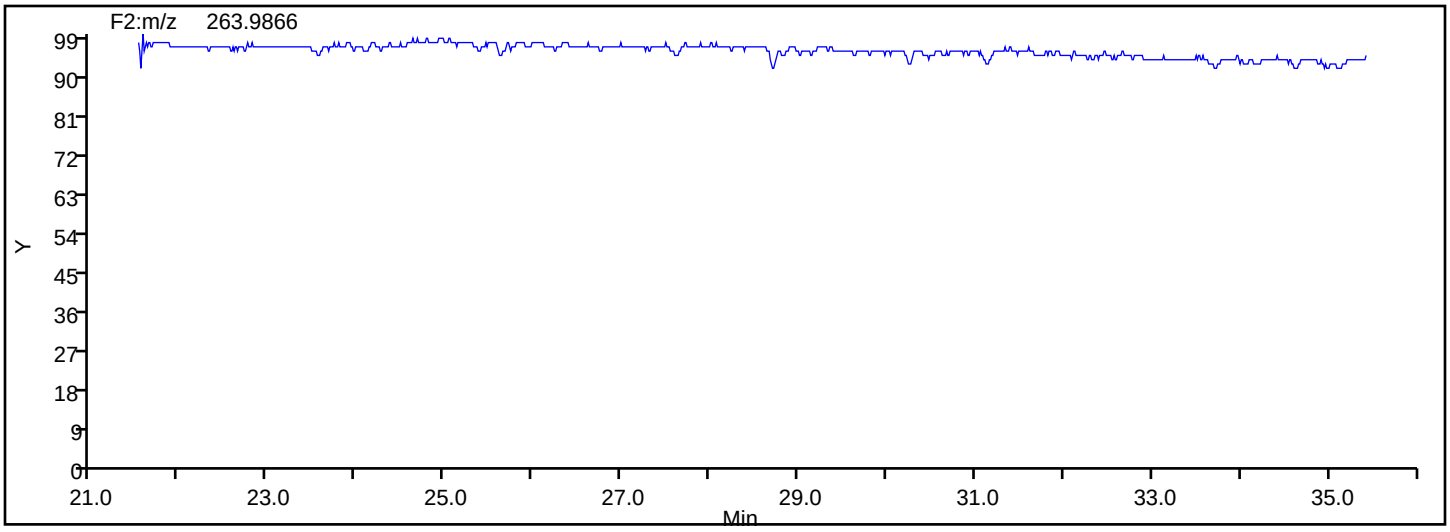

Manual Integration/User Assign Peak Report

Eurofins TestAmerica, Knoxville

Data File:	\\chromna\Knoxville\ChromData\D3D\20190829-12907.b\580-88125-b-14-e.d				
Injection Date:	30-Aug-2019 09:27:00	Instrument ID:	D3D		
Lims ID:	580-88125-B-14-E	Lab Sample ID:	140-88125-14		
Client ID:	M4-0to26-101918				
Operator ID:	Xcalibur_System	ALS Bottle#:	0	Worklist Smp#:	12
Injection Vol:	1.0 ul	Dil. Factor:	1.0000		
Method:	PCBs_D3D	Limit Group:	HR - 1668A - ICAL		
Column:	SPB-Octyl (0.25 mm)	Detector	F2(21.81 :35.54)		

PCB-83/99, CAS: STL01809

Signal: 1

Processing Integration Results

RT: 32.25
Area: 88156
Amount: 18.998110
Amount Units: pg/ul

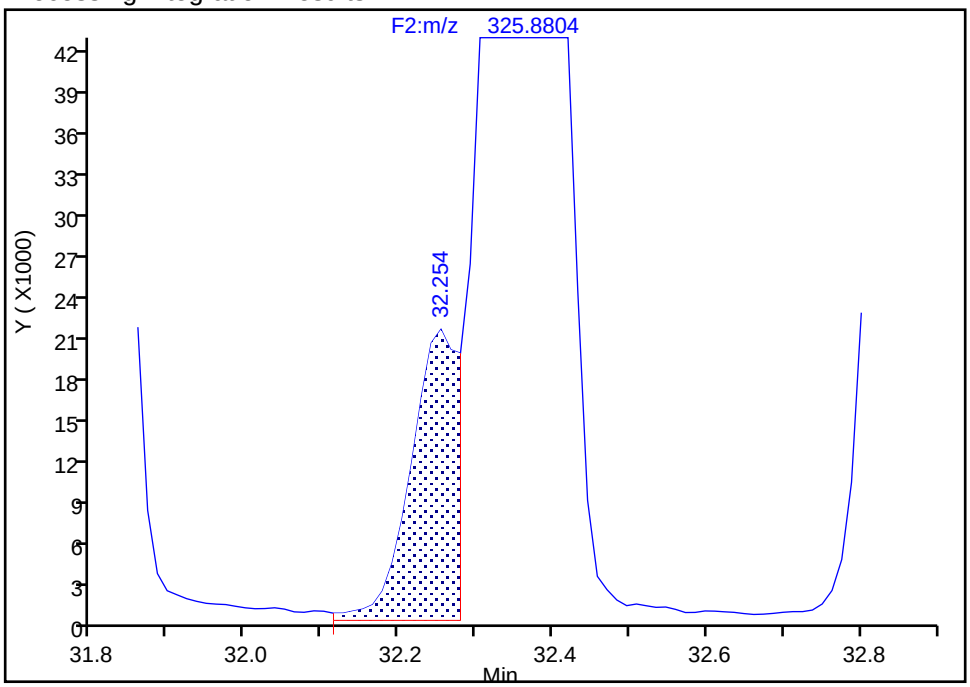

Manual Integration Results

RT: 32.37
Area: 1237342
Amount: 267.6755
Amount Units: pg/ul

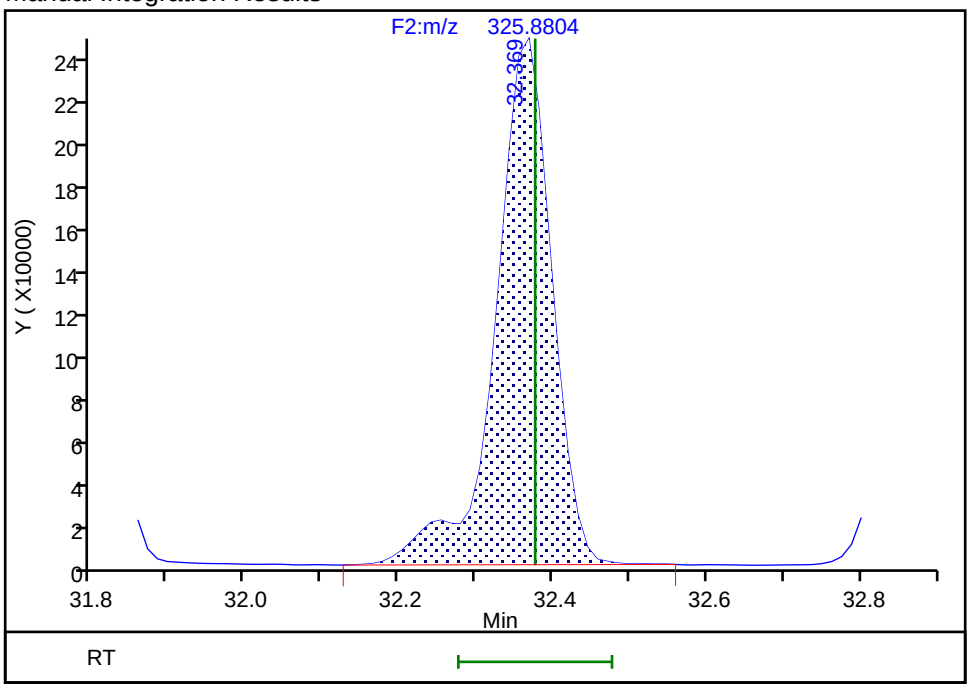

Reviewer: davidsonm, 03-Sep-2019 08:50:43

Audit Action: Manually Integrated Audit Reason: Incomplete Integration

Manual Integration/User Assign Peak Report

Eurofins TestAmerica, Knoxville

Data File:	\\chromna\Knoxville\ChromData\D3D\20190829-12907.b\580-88125-b-14-e.d				
Injection Date:	30-Aug-2019 09:27:00	Instrument ID:	D3D		
Lims ID:	580-88125-B-14-E	Lab Sample ID:	140-88125-14		
Client ID:	M4-0to26-101918				
Operator ID:	Xcalibur_System	ALS Bottle#:	0	Worklist Smp#:	12
Injection Vol:	1.0 ul	Dil. Factor:	1.0000		
Method:	PCBs_D3D	Limit Group:	HR - 1668A - ICAL		
Column:	SPB-Octyl (0.25 mm)	Detector	F2(21.81 :35.54)		

PCB-83/99, CAS: STL01809

Signal: 2

Processing Integration Results

RT: 32.25
Area: 54392
Amount: 18.998110
Amount Units: pg/ul

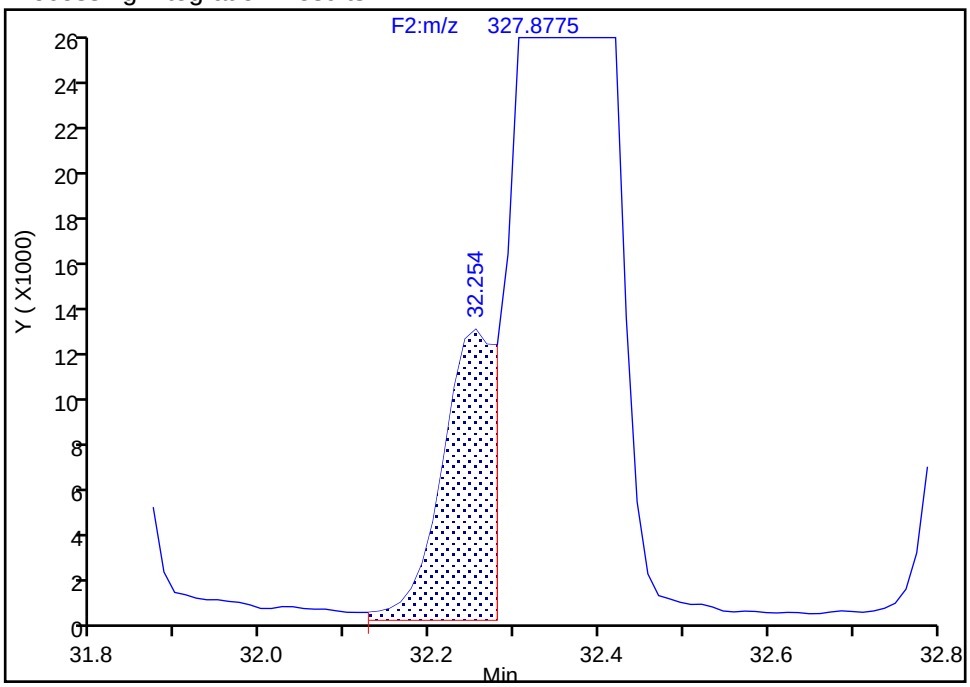

Manual Integration Results

RT: 32.37
Area: 771100
Amount: 267.6755
Amount Units: pg/ul

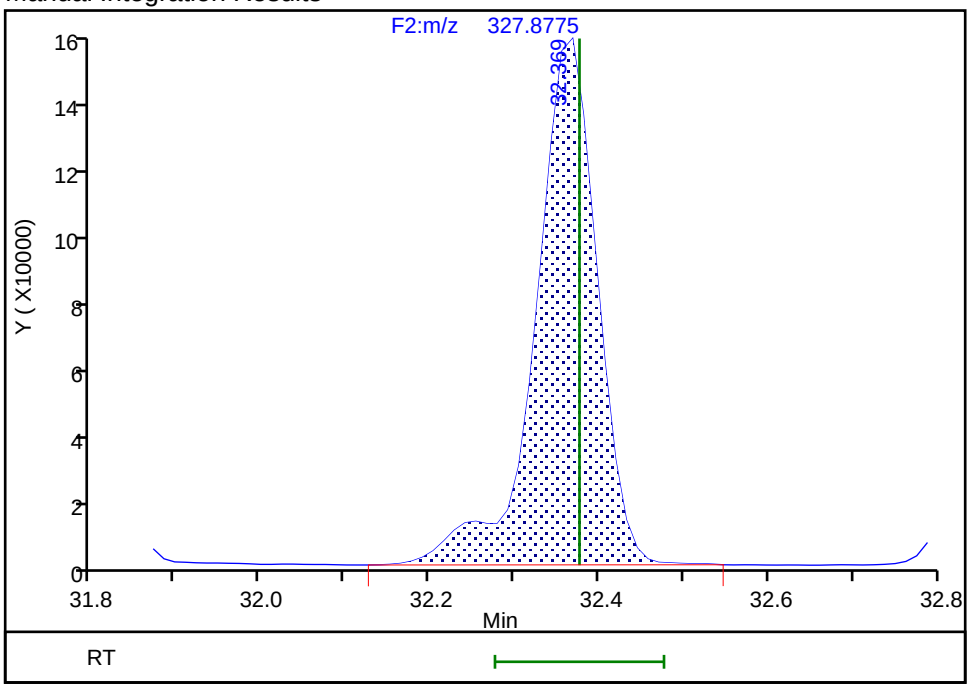

Reviewer: davidsonm, 03-Sep-2019 08:50:47

Audit Action: Manually Integrated Audit Reason: Incomplete Integration

Manual Integration/User Assign Peak Report

Eurofins TestAmerica, Knoxville

Data File:	\\chromna\Knoxville\ChromData\D3D\20190829-12907.b\580-88125-b-14-e.d				
Injection Date:	30-Aug-2019 09:27:00	Instrument ID:	D3D		
Lims ID:	580-88125-B-14-E	Lab Sample ID:	140-88125-14		
Client ID:	M4-0to26-101918				
Operator ID:	Xcalibur_System	ALS Bottle#:	0	Worklist Smp#:	12
Injection Vol:	1.0 ul	Dil. Factor:	1.0000		
Method:	PCBs_D3D	Limit Group:	HR - 1668A - ICAL		
Column:	SPB-Octyl (0.25 mm)	Detector	F2(21.81 :35.54)		

PCB-86/87/97/109/119/125, CAS: STL02295

Signal: 1

Processing Integration Results

RT: 32.87
Area: 695587
Amount: 118.2883
Amount Units: pg/ul

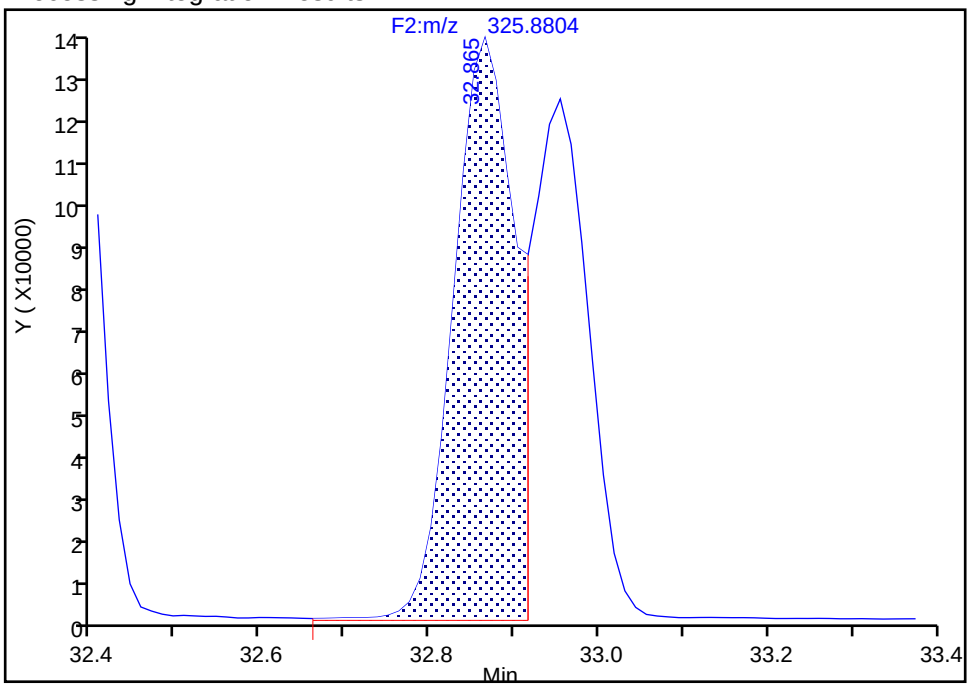

Manual Integration Results

RT: 32.87
Area: 1230048
Amount: 208.7995
Amount Units: pg/ul

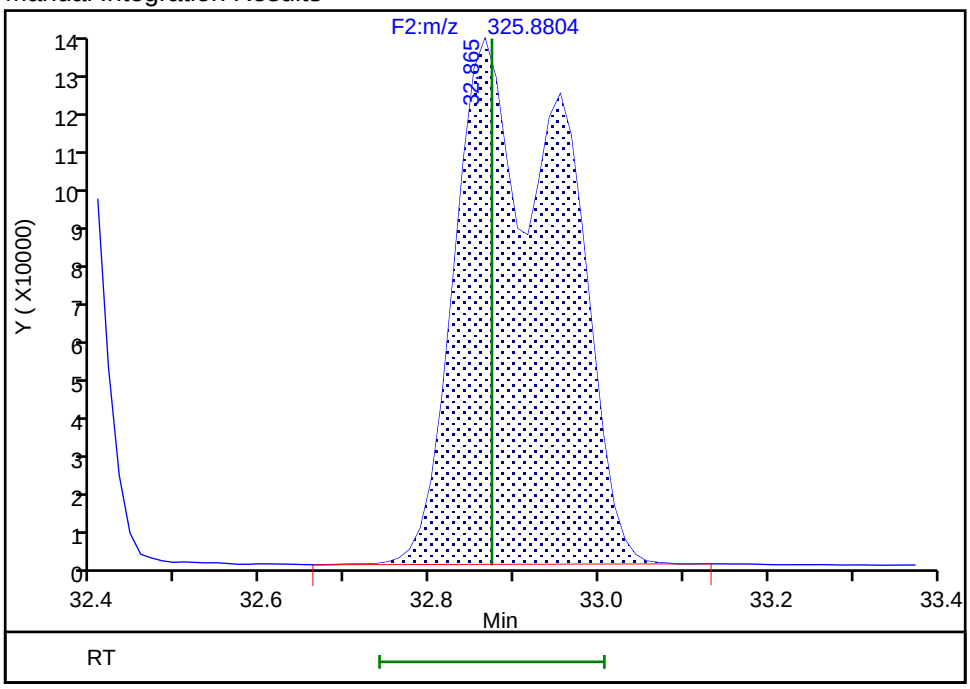

Reviewer: davidsonm, 03-Sep-2019 08:50:54

Audit Action: Manually Integrated Audit Reason: Incomplete Integration

Manual Integration/User Assign Peak Report

Eurofins TestAmerica, Knoxville

Data File:	\\chromna\Knoxville\ChromData\D3D\20190829-12907.b\580-88125-b-14-e.d				
Injection Date:	30-Aug-2019 09:27:00	Instrument ID:	D3D		
Lims ID:	580-88125-B-14-E	Lab Sample ID:	140-88125-14		
Client ID:	M4-0to26-101918				
Operator ID:	Xcalibur_System	ALS Bottle#:	0	Worklist Smp#:	12
Injection Vol:	1.0 ul	Dil. Factor:	1.0000		
Method:	PCBs_D3D	Limit Group:	HR - 1668A - ICAL		
Column:	SPB-Octyl (0.25 mm)	Detector	F2(21.81 :35.54)		

PCB-86/87/97/109/119/125, CAS: STL02295

Signal: 2

Processing Integration Results

RT: 32.87
Area: 434285
Amount: 118.2883
Amount Units: pg/ul

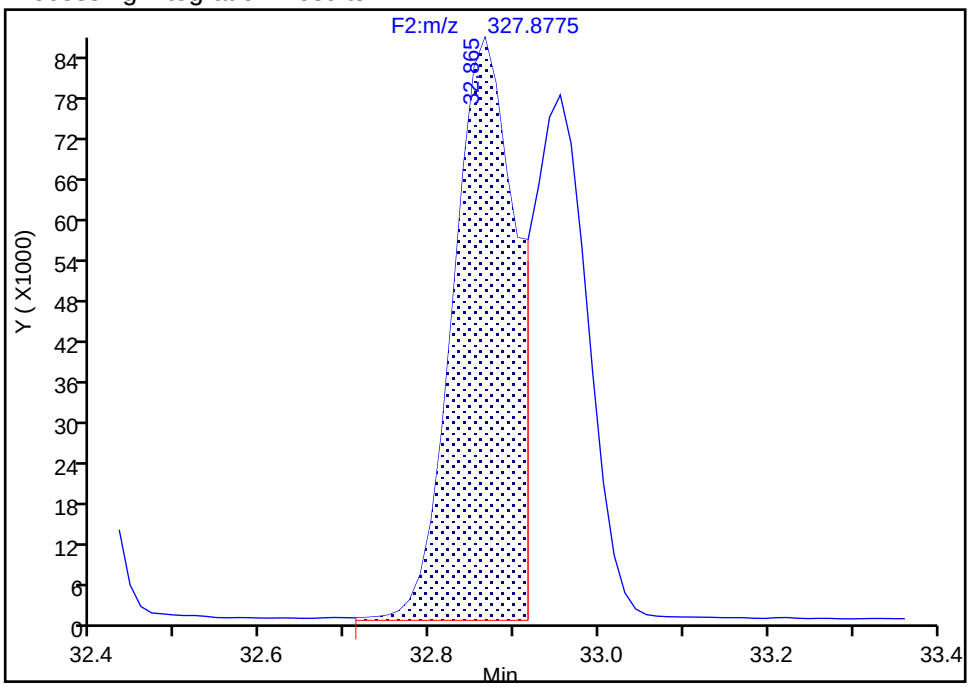

Manual Integration Results

RT: 32.87
Area: 764374
Amount: 208.7995
Amount Units: pg/ul

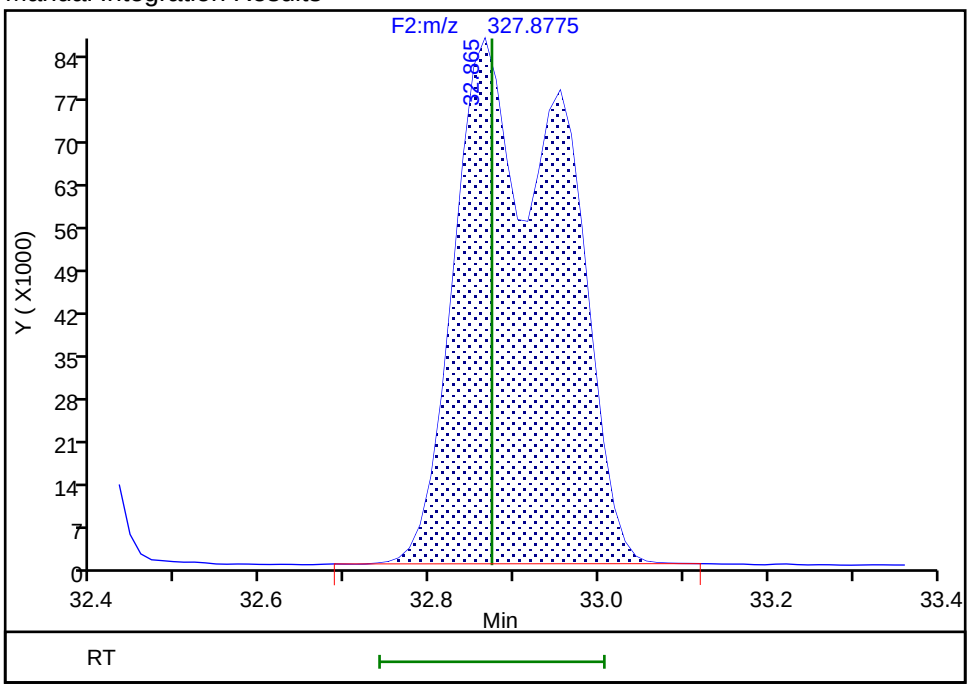

Reviewer: davidsonm, 03-Sep-2019 08:50:56

Audit Action: Manually Integrated Audit Reason: Incomplete Integration

Manual Integration/User Assign Peak Report

Eurofins TestAmerica, Knoxville

Data File:	\\chromna\Knoxville\ChromData\D3D\20190829-12907.b\580-88125-b-14-e.d				
Injection Date:	30-Aug-2019 09:27:00	Instrument ID:	D3D		
Lims ID:	580-88125-B-14-E	Lab Sample ID:	140-88125-14		
Client ID:	M4-0to26-101918				
Operator ID:	Xcalibur_System	ALS Bottle#:	0	Worklist Smp#:	12
Injection Vol:	1.0 ul	Dil. Factor:	1.0000		
Method:	PCBs_D3D	Limit Group:	HR - 1668A - ICAL		
Column:	SPB-Octyl (0.25 mm)	Detector	F2(21.81 :35.54)		

PCB-85/116/117, CAS: STL01810

Signal: 1

Processing Integration Results

RT: 33.50
Area: 79113
Amount: 12.293069
Amount Units: pg/ul

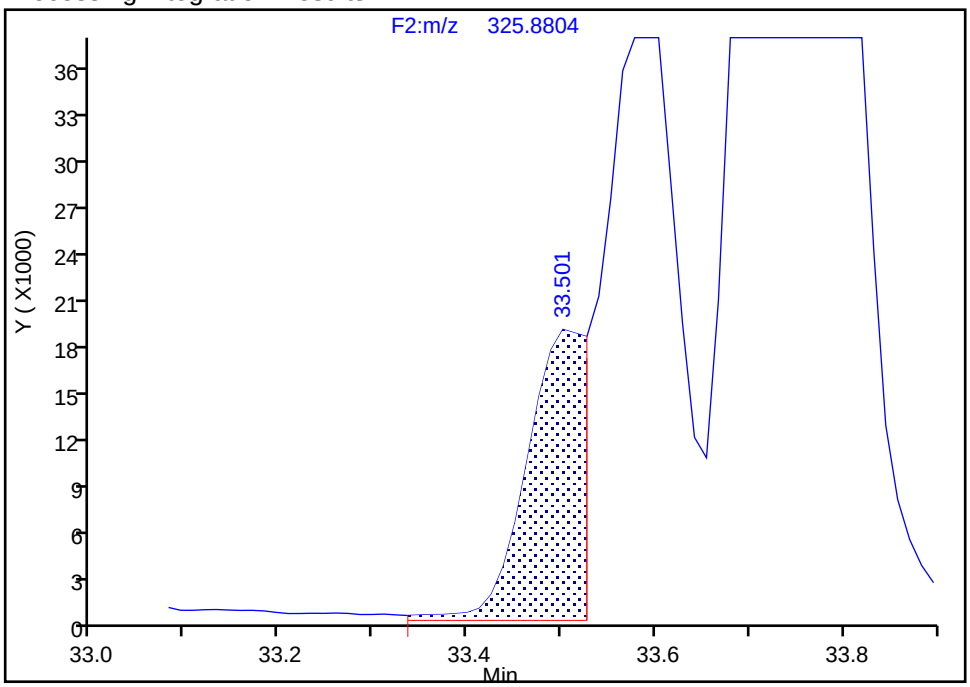

Manual Integration Results

RT: 33.59
Area: 293074
Amount: 49.355832
Amount Units: pg/ul

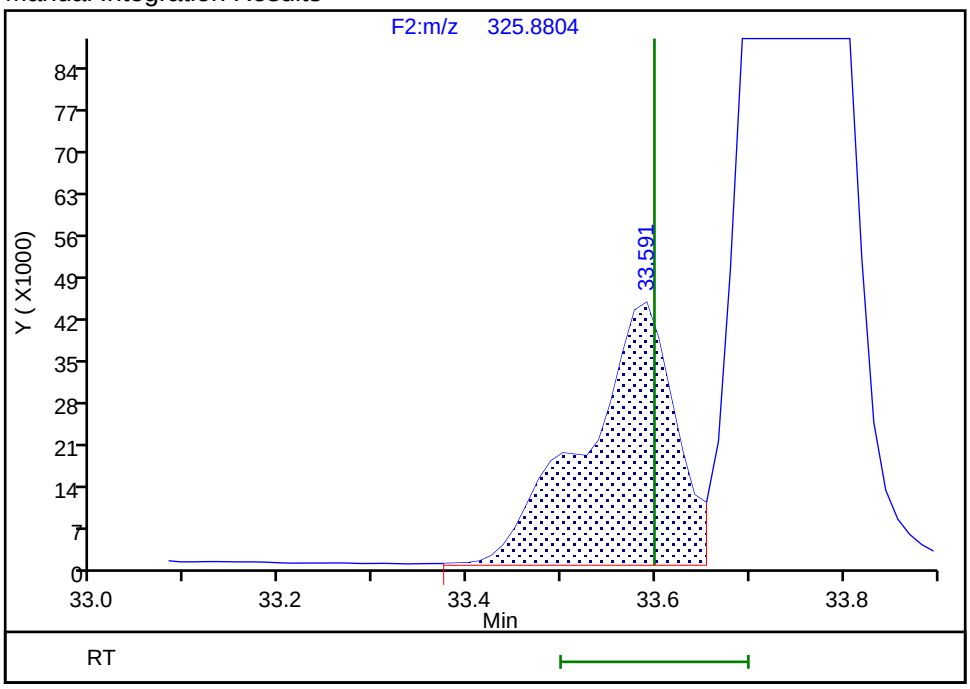

Reviewer: davidsonm, 03-Sep-2019 08:51:13

Audit Action: Manually Integrated Audit Reason: Incomplete Integration

Manual Integration/User Assign Peak Report

Eurofins TestAmerica, Knoxville

Data File:	\\chromna\Knoxville\ChromData\D3D\20190829-12907.b\580-88125-b-14-e.d				
Injection Date:	30-Aug-2019 09:27:00	Instrument ID:	D3D		
Lims ID:	580-88125-B-14-E	Lab Sample ID:	140-88125-14		
Client ID:	M4-0to26-101918				
Operator ID:	Xcalibur_System	ALS Bottle#:	0	Worklist Smp#:	12
Injection Vol:	1.0 ul	Dil. Factor:	1.0000		
Method:	PCBs_D3D	Limit Group:	HR - 1668A - ICAL		
Column:	SPB-Octyl (0.25 mm)	Detector	F2(21.81 :35.54)		

PCB-85/116/117, CAS: STL01810

Signal: 2

Processing Integration Results

RT: 33.50
Area: 39962
Amount: 12.293069
Amount Units: pg/ul

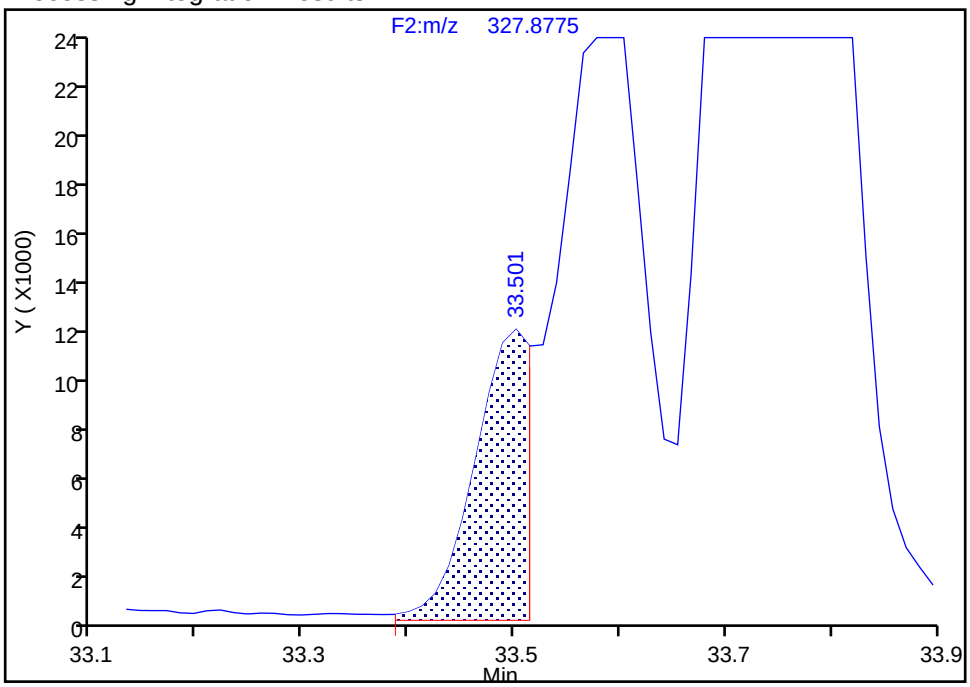

Manual Integration Results

RT: 33.59
Area: 185004
Amount: 49.355832
Amount Units: pg/ul

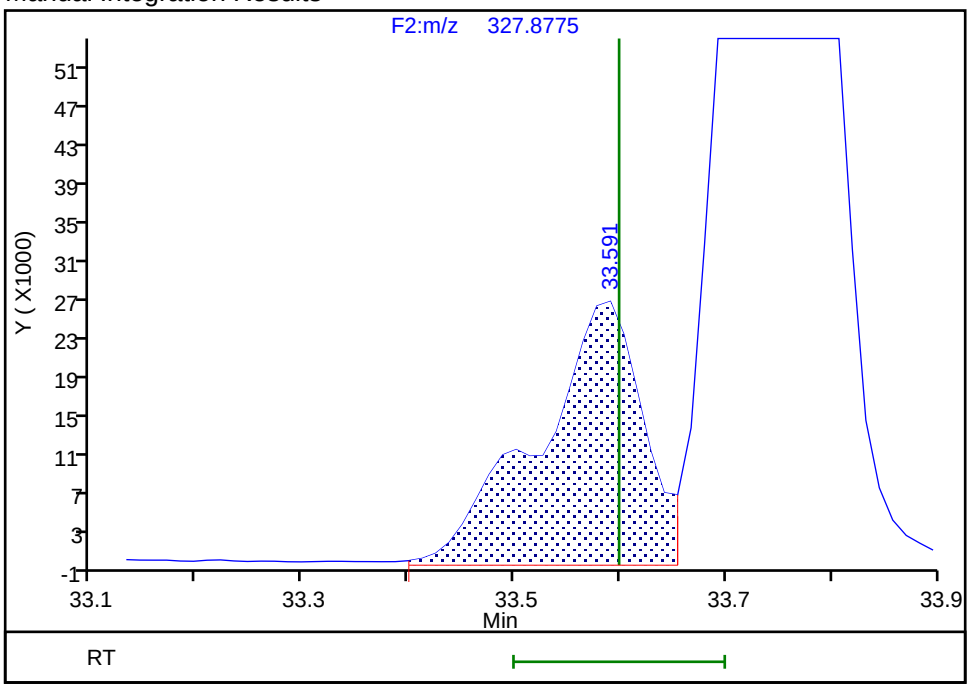

Reviewer: davidsonm, 03-Sep-2019 08:51:21

Audit Action: Manually Integrated Audit Reason: Incomplete Integration

Manual Integration/User Assign Peak Report

Eurofins TestAmerica, Knoxville

Data File:	\\chromna\Knoxville\ChromData\D3D\20190829-12907.b\580-88125-b-14-e.d				
Injection Date:	30-Aug-2019 09:27:00	Instrument ID:	D3D		
Lims ID:	580-88125-B-14-E	Lab Sample ID:	140-88125-14		
Client ID:	M4-0to26-101918				
Operator ID:	Xcalibur_System	ALS Bottle#:	0	Worklist Smp#:	12
Injection Vol:	1.0 ul	Dil. Factor:	1.0000		
Method:	PCBs_D3D	Limit Group:	HR - 1668A - ICAL		
Column:	SPB-Octyl (0.25 mm)	Detector	F2(21.81 :35.54)		

PCB-82, CAS: 52663-62-4

Signal: 1

Not Detected
Expected RT: 34.08

Processing Integration Results

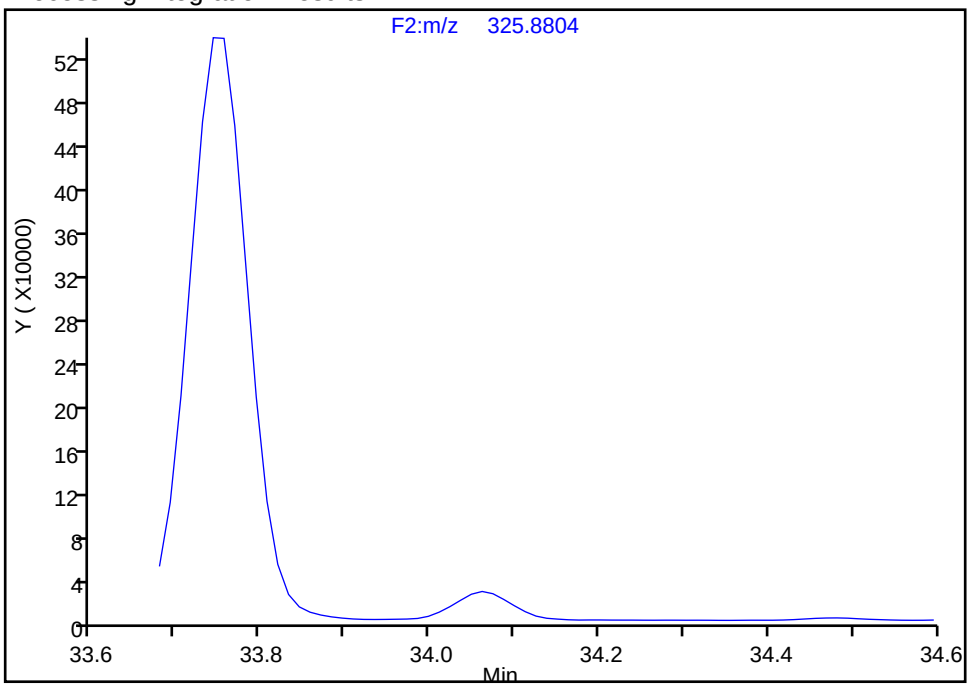

Manual Integration Results

RT: 34.06
Area: 141189
Amount: 32.537061
Amount Units: pg/ul

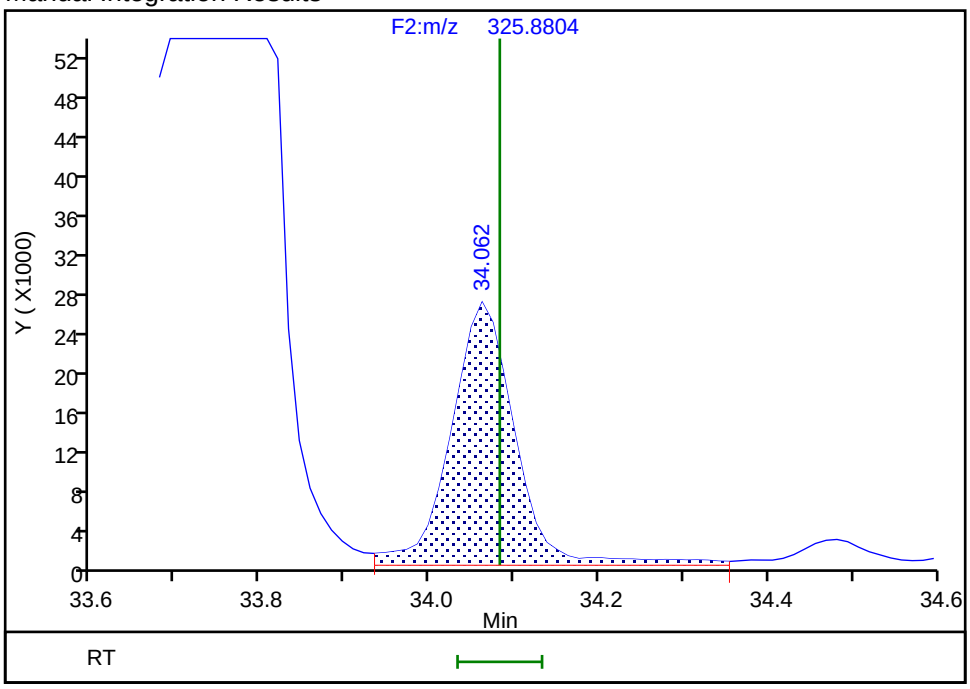

Reviewer: davidsonm, 03-Sep-2019 08:51:28
Audit Action: Assigned Compound ID Audit Reason: Incomplete Integration

Manual Integration/User Assign Peak Report

Eurofins TestAmerica, Knoxville

Data File:	\\chromna\Knoxville\ChromData\D3D\20190829-12907.b\580-88125-b-14-e.d				
Injection Date:	30-Aug-2019 09:27:00	Instrument ID:	D3D		
Lims ID:	580-88125-B-14-E	Lab Sample ID:	140-88125-14		
Client ID:	M4-0to26-101918				
Operator ID:	Xcalibur_System	ALS Bottle#:	0	Worklist Smp#:	12
Injection Vol:	1.0 ul	Dil. Factor:	1.0000		
Method:	PCBs_D3D	Limit Group:	HR - 1668A - ICAL		
Column:	SPB-Octyl (0.25 mm)	Detector	F2(21.81 :35.54)		

PCB-111, CAS: 39635-32-0

Signal: 1

Not Detected
Expected RT: 34.49

Processing Integration Results

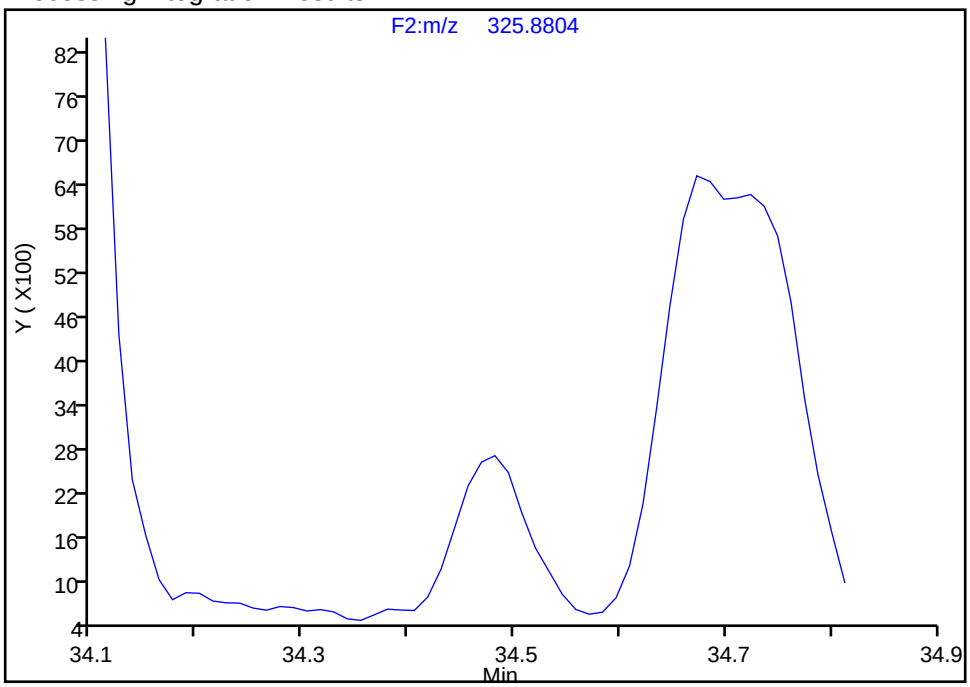

Manual Integration Results

RT: 34.48
Area: 15848
Amount: 2.268757
Amount Units: pg/ul

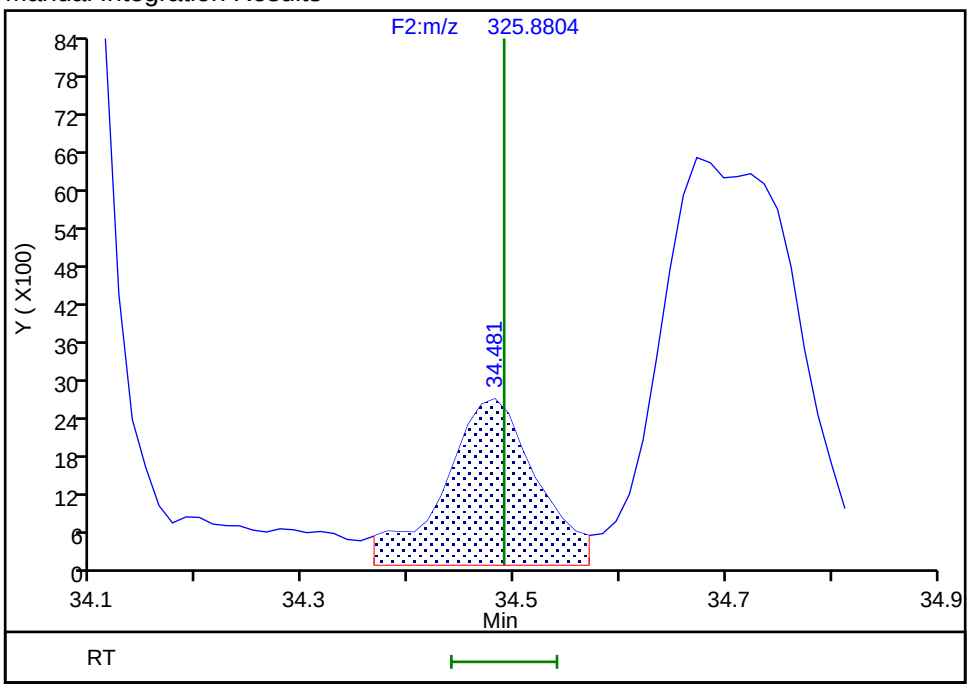

Reviewer: davidsonm, 03-Sep-2019 08:51:33
Audit Action: Assigned Compound ID Audit Reason: Incomplete Integration

Manual Integration/User Assign Peak Report

Eurofins TestAmerica, Knoxville

Data File:	\\chromna\Knoxville\ChromData\D3D\20190829-12907.b\580-88125-b-14-e.d				
Injection Date:	30-Aug-2019 09:27:00	Instrument ID:	D3D		
Lims ID:	580-88125-B-14-E	Lab Sample ID:	140-88125-14		
Client ID:	M4-0to26-101918				
Operator ID:	Xcalibur_System	ALS Bottle#:	0	Worklist Smp#:	12
Injection Vol:	1.0 ul	Dil. Factor:	1.0000		
Method:	PCBs_D3D	Limit Group:	HR - 1668A - ICAL		
Column:	SPB-Octyl (0.25 mm)	Detector	F2(21.81 :35.54)		

PCB-120, CAS: 68194-12-7

Signal: 1

Not Detected
Expected RT: 34.95

Processing Integration Results

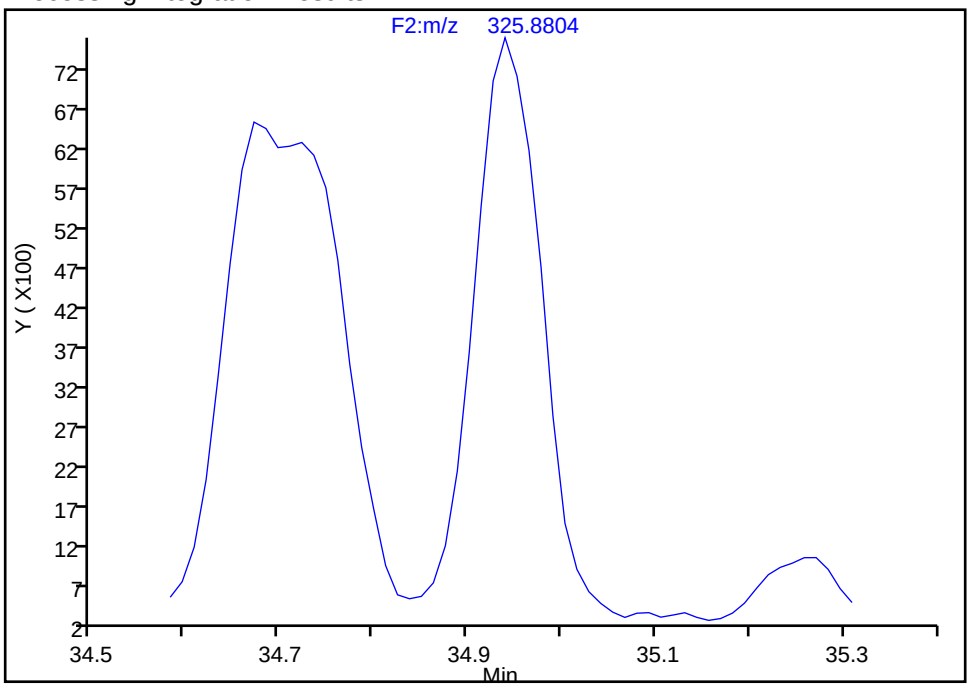

Manual Integration Results

RT: 34.94
Area: 39740
Amount: 5.404666
Amount Units: pg/ul

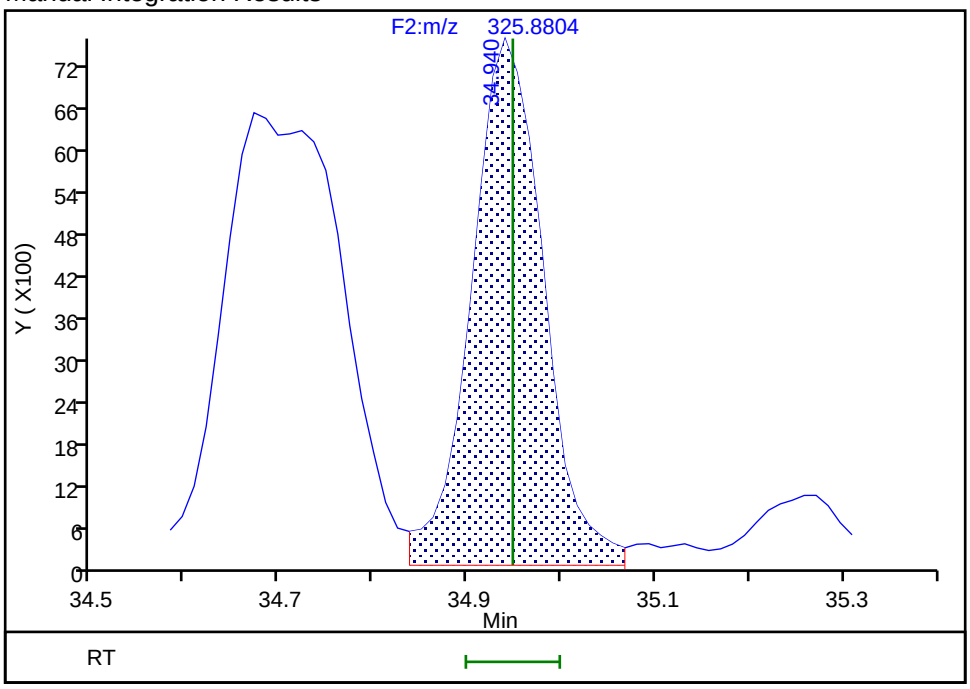

Reviewer: davidsonm, 03-Sep-2019 08:51:37
Audit Action: Assigned Compound ID Audit Reason: Incomplete Integration

Eurofins TestAmerica, Knoxville

Data File:	\\chromna\Knoxville\ChromData\D3D\20190829-12907.b\580-88125-b-14-e.d		
Injection Date:	30-Aug-2019 09:27:00	Injection Vol:	1.0 ul
Instrument ID:	D3D	Operator ID:	Xcalibur_System
Method:	PCBs_D3D	Limit Group:	HR - 1668A - ICAL
Client ID:	M4-0to26-101918		
Worklist#:	33148	Sample Line#:	12
Column Type:	SPB-Octyl	Column Dia:	0.25 mm

PePCB F3

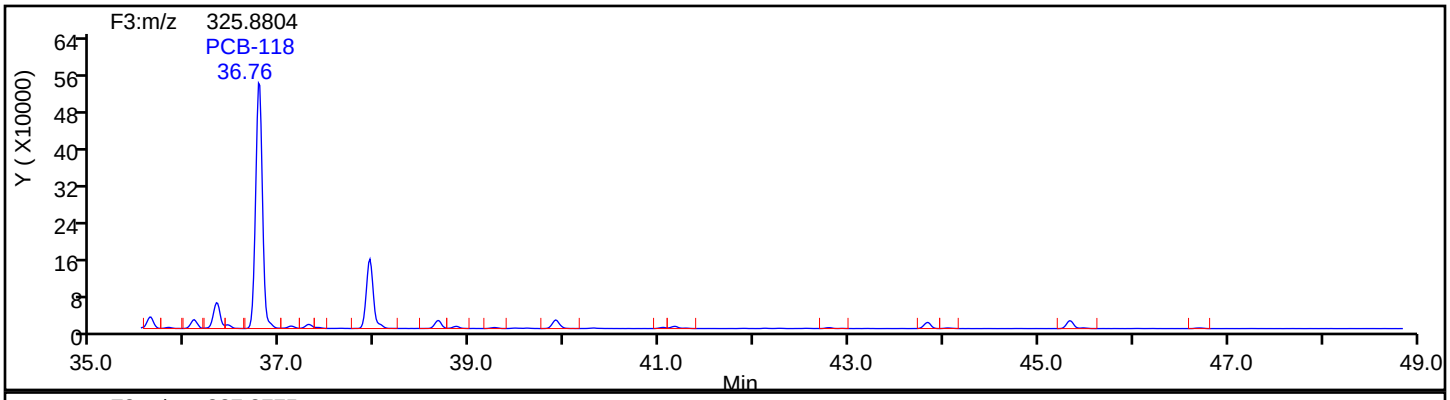

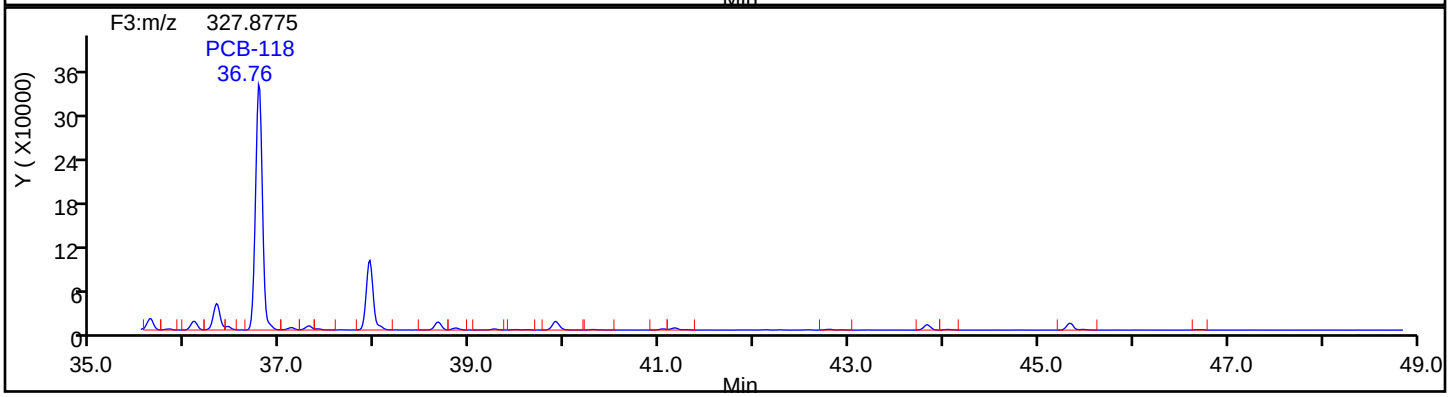

PePCB F3 Standards

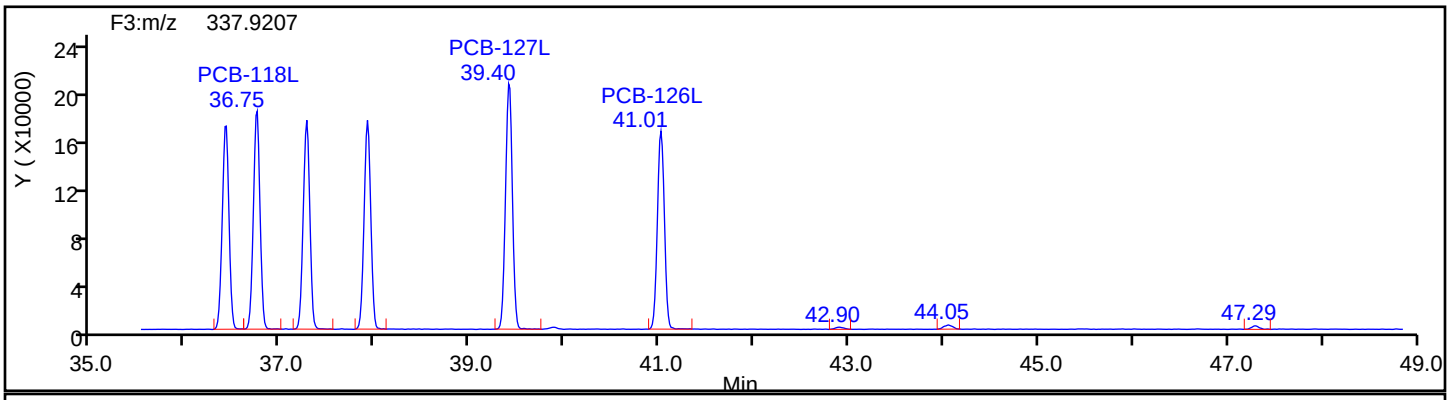

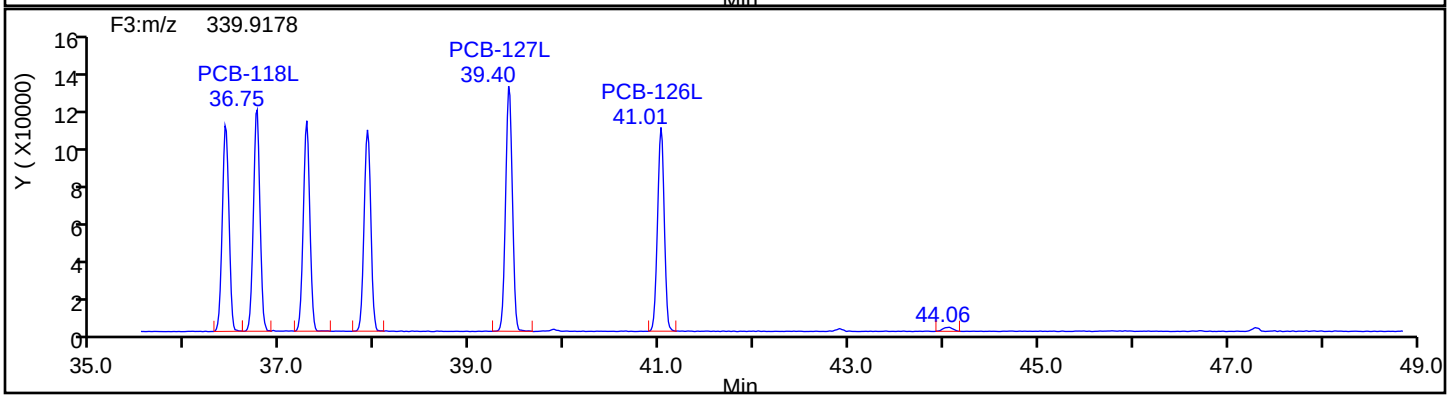

Eurofins TestAmerica, Knoxville

Data File:	\\chromna\Knoxville\ChromData\D3D\20190829-12907.b\580-88125-b-14-e.d		
Injection Date:	30-Aug-2019 09:27:00	Injection Vol:	1.0 ul
Instrument ID:	D3D	Operator ID:	Xcalibur_System
Method:	PCBs_D3D	Limit Group:	HR - 1668A - ICAL
Client ID:	M4-0to26-101918		
Worklist#:	33148	Sample Line#:	12
Column Type:	SPB-Octyl	Column Dia:	0.25 mm

PePCB F3

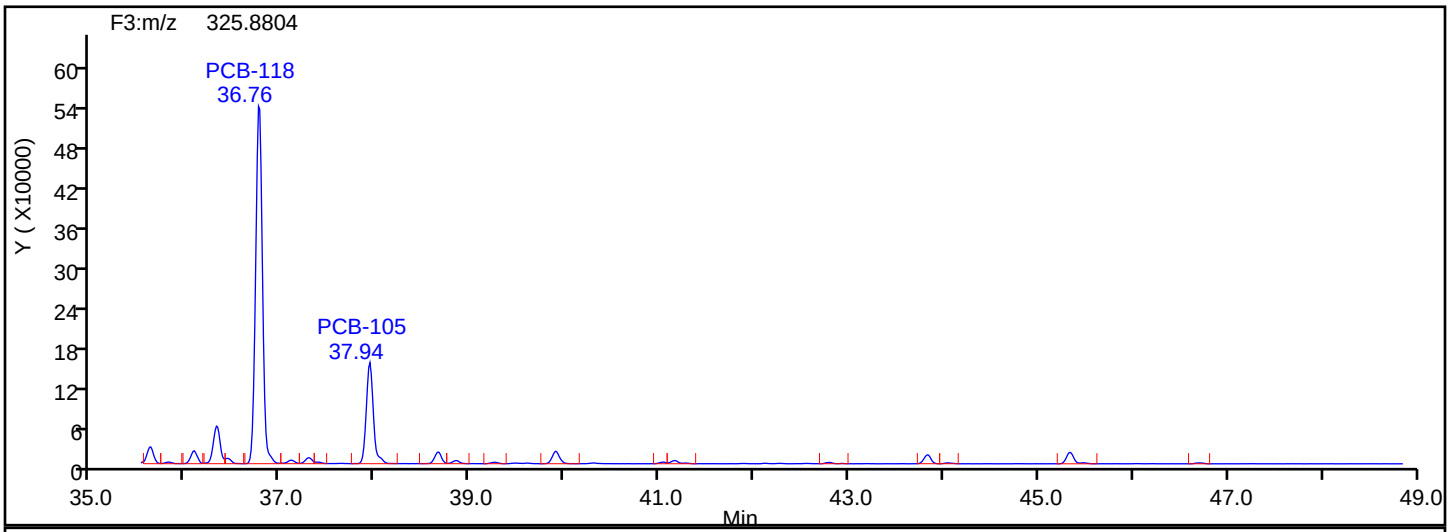

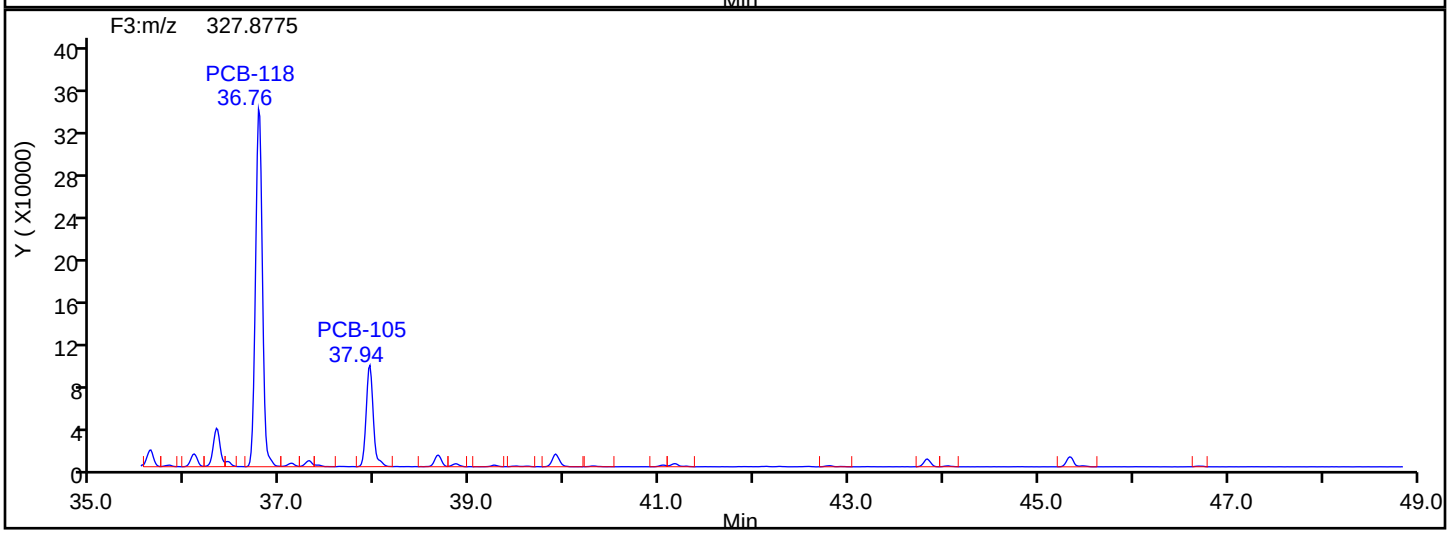

PePCB F3 Lock Mass

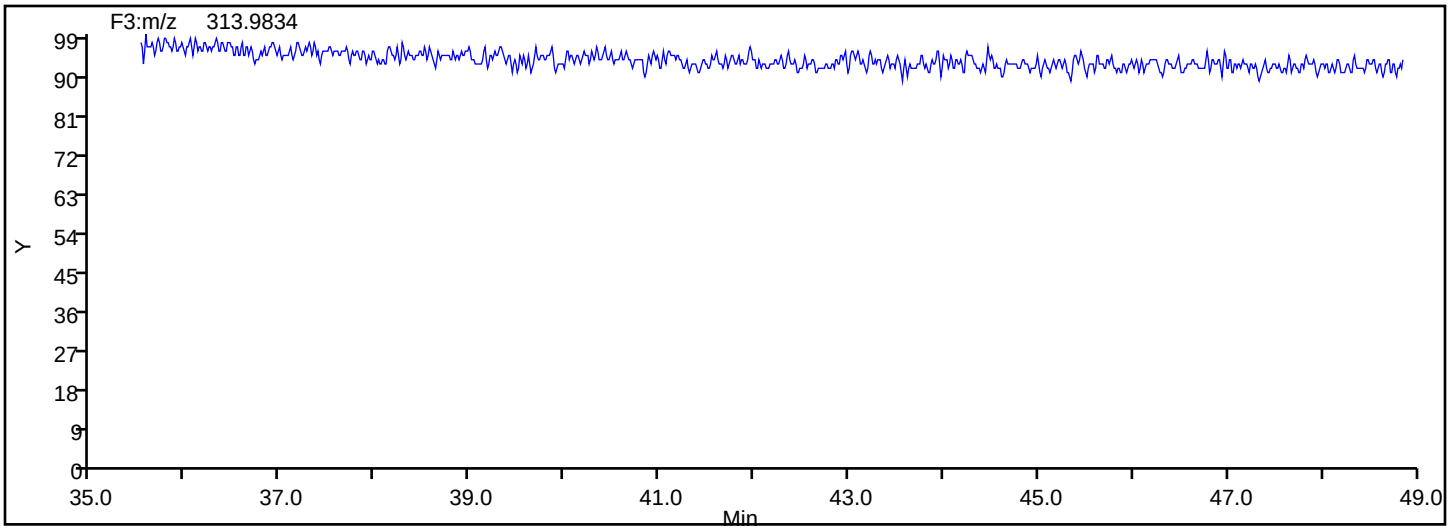

Manual Integration/User Assign Peak Report

Eurofins TestAmerica, Knoxville

Data File:	\\chromna\Knoxville\ChromData\D3D\20190829-12907.b\580-88125-b-14-e.d				
Injection Date:	30-Aug-2019 09:27:00	Instrument ID:	D3D		
Lims ID:	580-88125-B-14-E	Lab Sample ID:	140-88125-14		
Client ID:	M4-0to26-101918				
Operator ID:	Xcalibur_System	ALS Bottle#:	0	Worklist Smp#:	12
Injection Vol:	1.0 ul	Dil. Factor:	1.0000		
Method:	PCBs_D3D	Limit Group:	HR - 1668A - ICAL		
Column:	SPB-Octyl (0.25 mm)	Detector	F3(35.64 :49.10)		

PCB-108/124, CAS: STL02294

Signal: 1

Not Detected
Expected RT: 36.07

Processing Integration Results

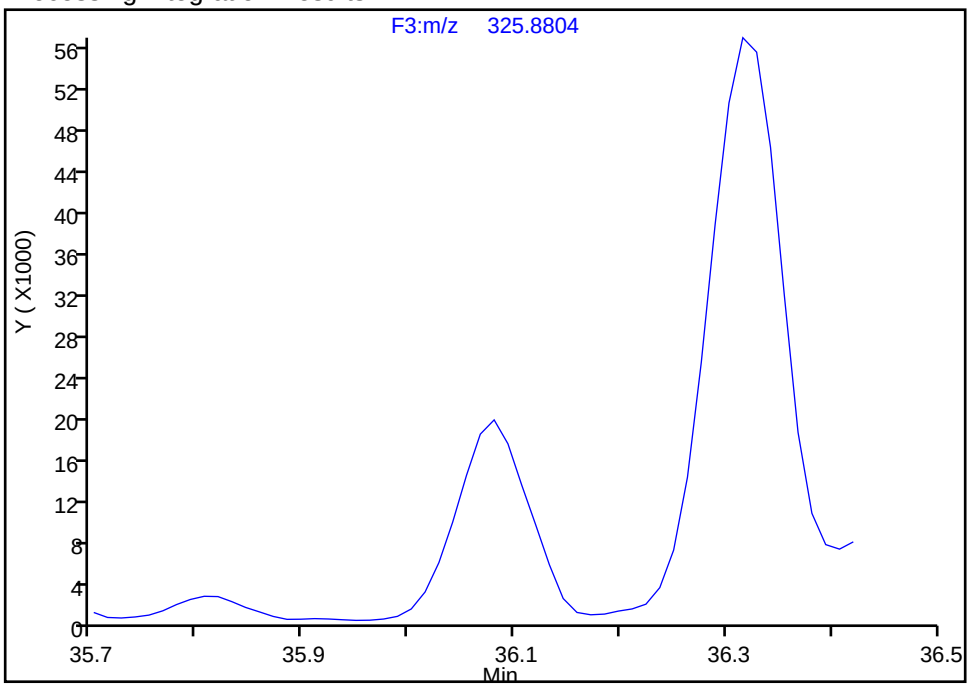

Manual Integration Results

RT: 36.08
Area: 93666
Amount: 8.696598
Amount Units: pg/ul

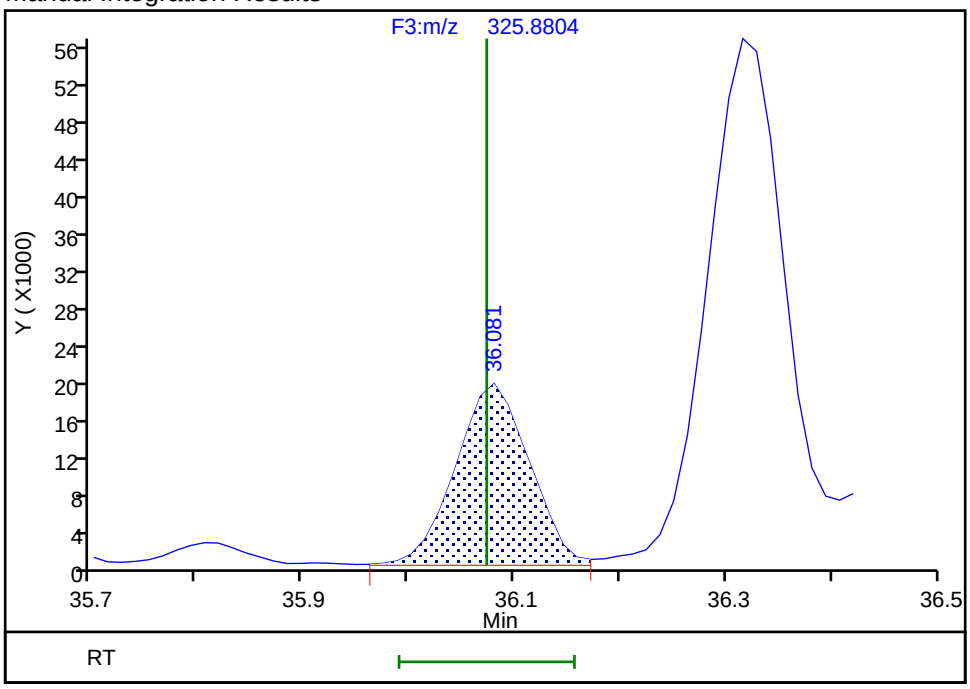

Reviewer: davidsonm, 03-Sep-2019 08:51:42
Audit Action: Assigned Compound ID Audit Reason: Incomplete Integration

Manual Integration/User Assign Peak Report

Eurofins TestAmerica, Knoxville

Data File:	\\chromna\Knoxville\ChromData\D3D\20190829-12907.b\580-88125-b-14-e.d				
Injection Date:	30-Aug-2019 09:27:00	Instrument ID:	D3D		
Lims ID:	580-88125-B-14-E	Lab Sample ID:	140-88125-14		
Client ID:	M4-0to26-101918				
Operator ID:	Xcalibur_System	ALS Bottle#:	0	Worklist Smp#:	12
Injection Vol:	1.0 ul	Dil. Factor:	1.0000		
Method:	PCBs_D3D	Limit Group:	HR - 1668A - ICAL		
Column:	SPB-Octyl (0.25 mm)	Detector	F3(35.64 :49.10)		

PCB-107, CAS: 70424-68-9

Signal: 2

Not Detected
Expected RT: 36.32

Processing Integration Results

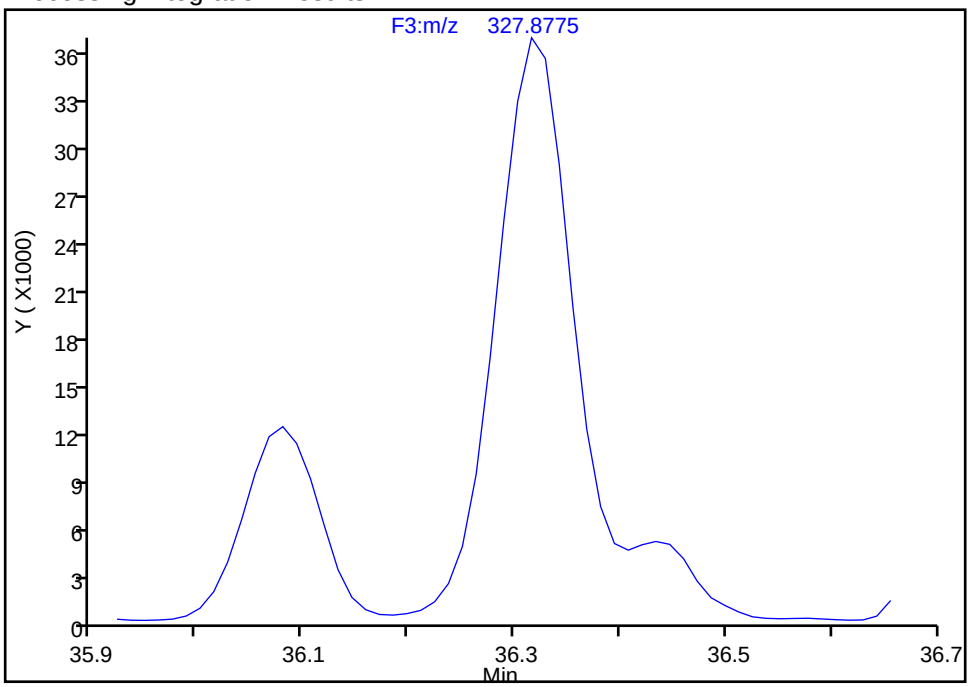

Manual Integration Results

RT: 36.32
Area: 183978
Amount: 24.722088
Amount Units: pg/ul

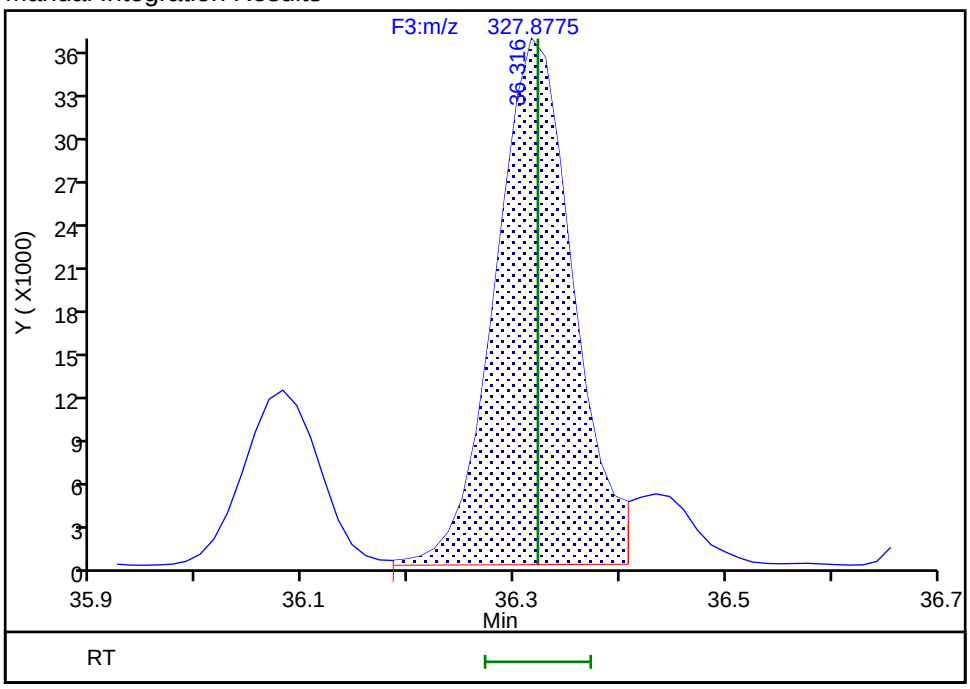

Reviewer: davidsonm, 03-Sep-2019 08:52:12
Audit Action: Split an Integrated Peak Audit Reason: Split Peak

Manual Integration/User Assign Peak Report

Eurofins TestAmerica, Knoxville

Data File:	\\chromna\Knoxville\ChromData\D3D\20190829-12907.b\580-88125-b-14-e.d				
Injection Date:	30-Aug-2019 09:27:00	Instrument ID:	D3D		
Lims ID:	580-88125-B-14-E	Lab Sample ID:	140-88125-14		
Client ID:	M4-0to26-101918				
Operator ID:	Xcalibur_System	ALS Bottle#:	0	Worklist Smp#:	12
Injection Vol:	1.0 ul	Dil. Factor:	1.0000		
Method:	PCBs_D3D	Limit Group:	HR - 1668A - ICAL		
Column:	SPB-Octyl (0.25 mm)	Detector	F3(35.64 :49.10)		

PCB-107, CAS: 70424-68-9

Signal: 1

Not Detected
Expected RT: 36.32

Processing Integration Results

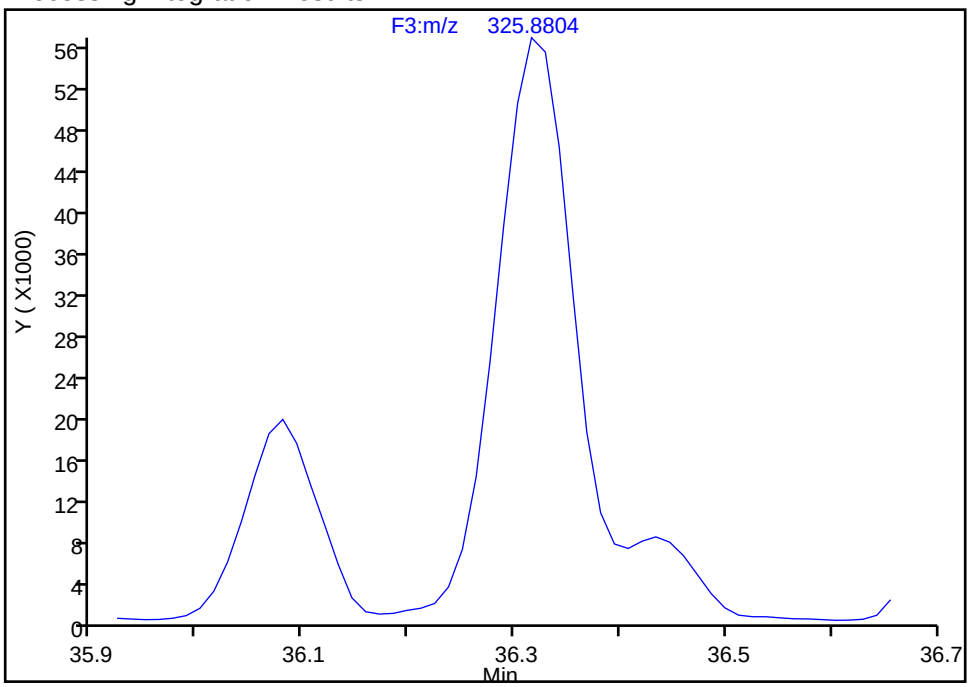

Manual Integration Results

RT: 36.32
Area: 288872
Amount: 24.722088
Amount Units: pg/ul

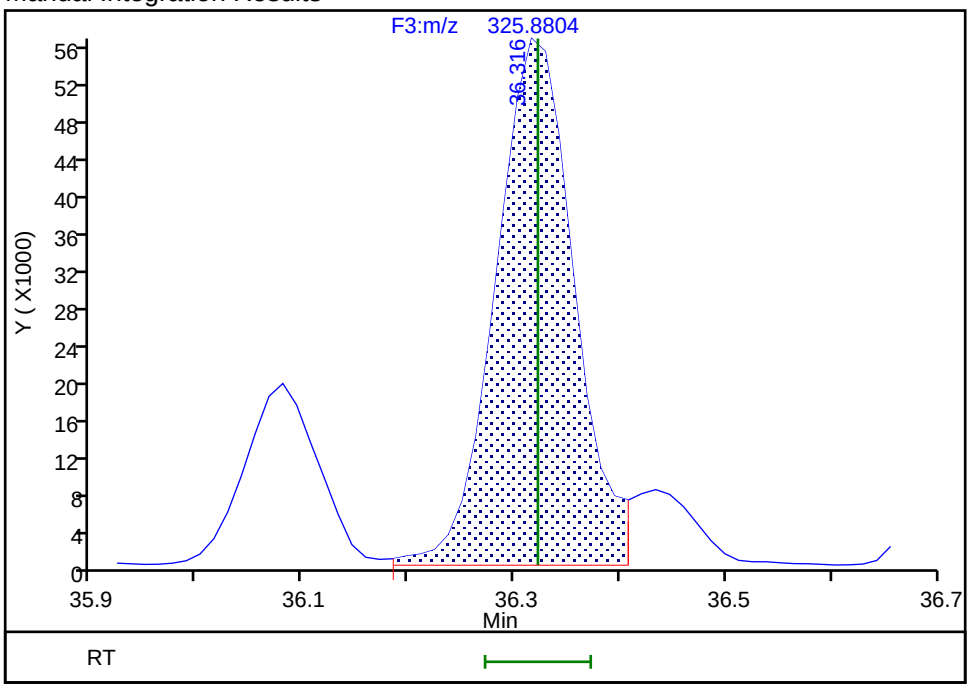

Reviewer: davidsonm, 03-Sep-2019 08:52:14
Audit Action: Split an Integrated Peak Audit Reason: Split Peak

Manual Integration/User Assign Peak Report

Eurofins TestAmerica, Knoxville

Data File:	\\chromna\Knoxville\ChromData\D3D\20190829-12907.b\580-88125-b-14-e.d				
Injection Date:	30-Aug-2019 09:27:00	Instrument ID:	D3D		
Lims ID:	580-88125-B-14-E	Lab Sample ID:	140-88125-14		
Client ID:	M4-0to26-101918				
Operator ID:	Xcalibur_System	ALS Bottle#:	0	Worklist Smp#:	12
Injection Vol:	1.0 ul	Dil. Factor:	1.0000		
Method:	PCBs_D3D	Limit Group:	HR - 1668A - ICAL		
Column:	SPB-Octyl (0.25 mm)	Detector	F3(35.64 :49.10)		

PCB-123, CAS: 65510-44-3

Signal: 1

Not Detected
Expected RT: 36.44

Processing Integration Results

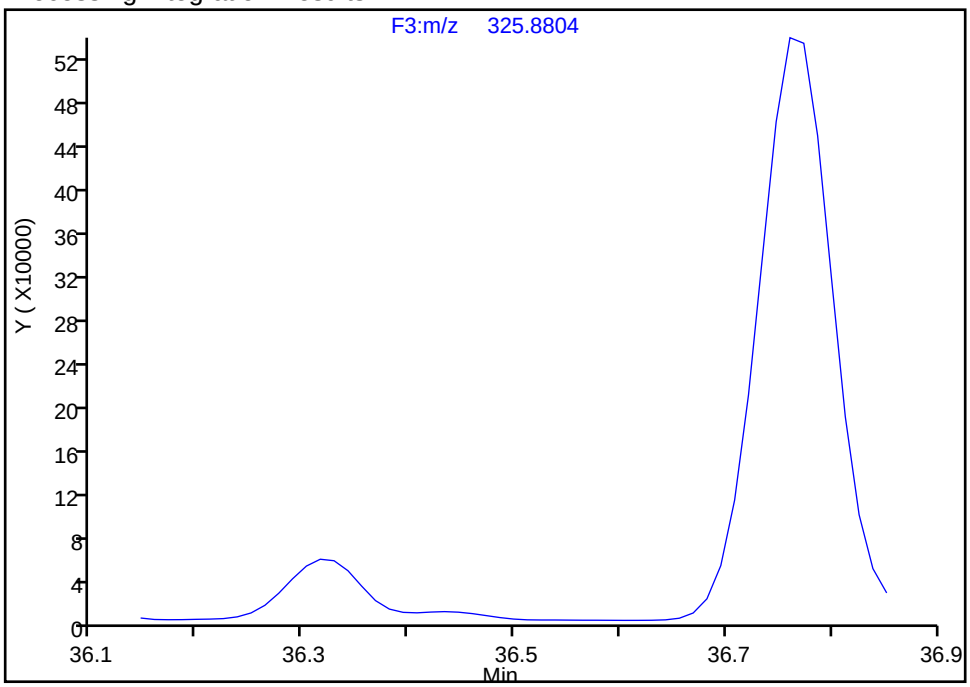

Manual Integration Results

RT: 36.43
Area: 33786
Amount: 2.855684
Amount Units: pg/ul

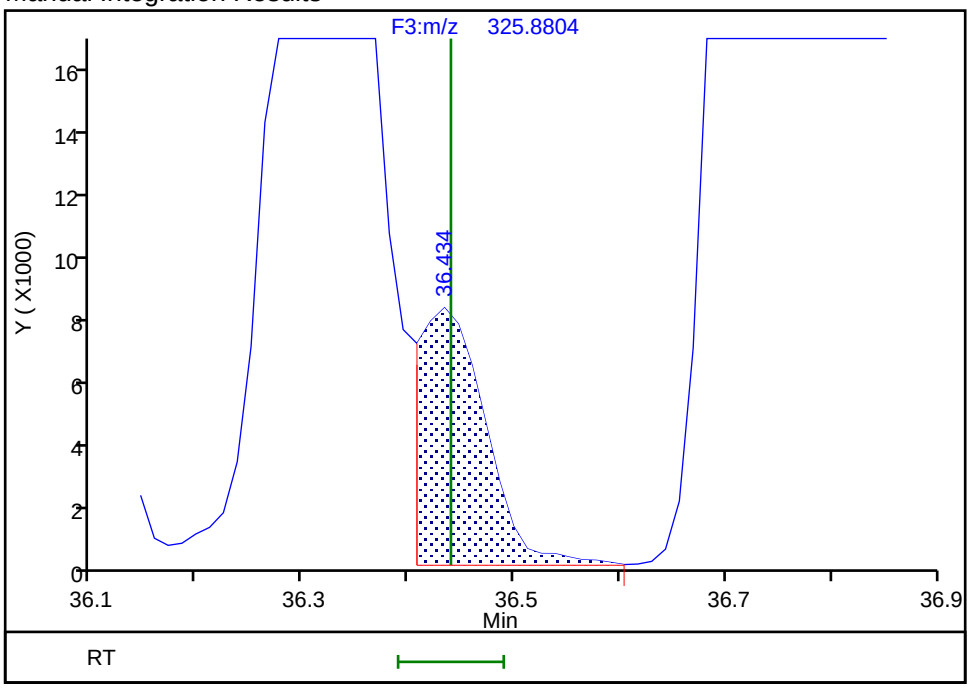

Reviewer: davidsonm, 03-Sep-2019 08:52:18
Audit Action: Manually Integrated/Assigned Compound ID Audit Reason: Split Peak

Manual Integration/User Assign Peak Report

Eurofins TestAmerica, Knoxville

Data File:	\\chromna\Knoxville\ChromData\D3D\20190829-12907.b\580-88125-b-14-e.d				
Injection Date:	30-Aug-2019 09:27:00	Instrument ID:	D3D		
Lims ID:	580-88125-B-14-E	Lab Sample ID:	140-88125-14		
Client ID:	M4-0to26-101918				
Operator ID:	Xcalibur_System	ALS Bottle#:	0	Worklist Smp#:	12
Injection Vol:	1.0 ul	Dil. Factor:	1.0000		
Method:	PCBs_D3D	Limit Group:	HR - 1668A - ICAL		
Column:	SPB-Octyl (0.25 mm)	Detector	F3(35.64 :49.10)		

PCB-114, CAS: 74472-37-0

Signal: 1

Processing Integration Results

RT: 37.28
Area: 57277
Amount: 4.784973
Amount Units: pg/ul

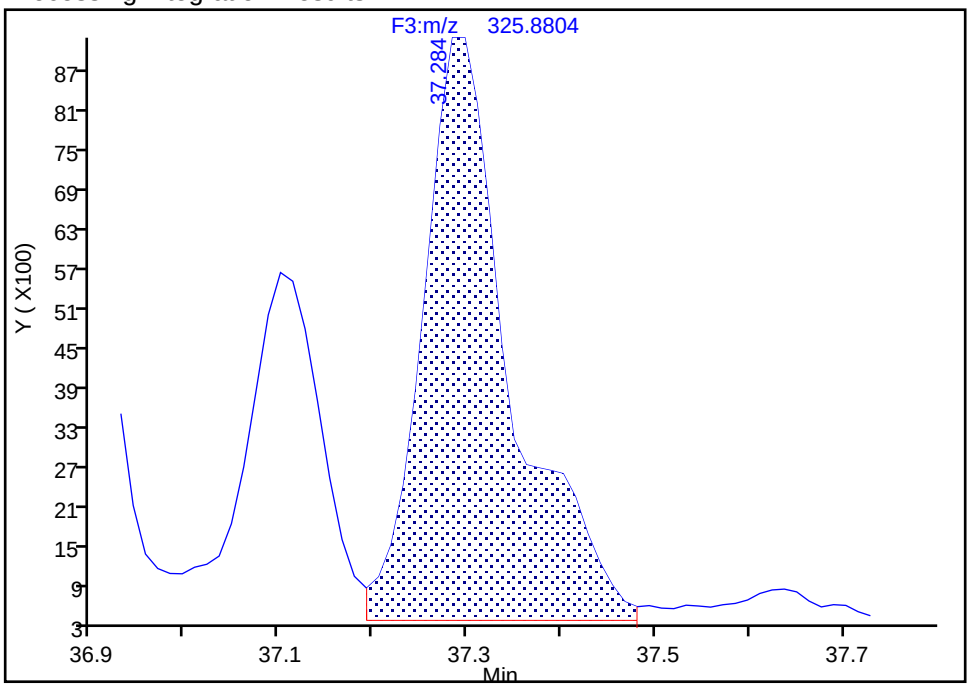

Manual Integration Results

RT: 37.28
Area: 45139
Amount: 3.731607
Amount Units: pg/ul

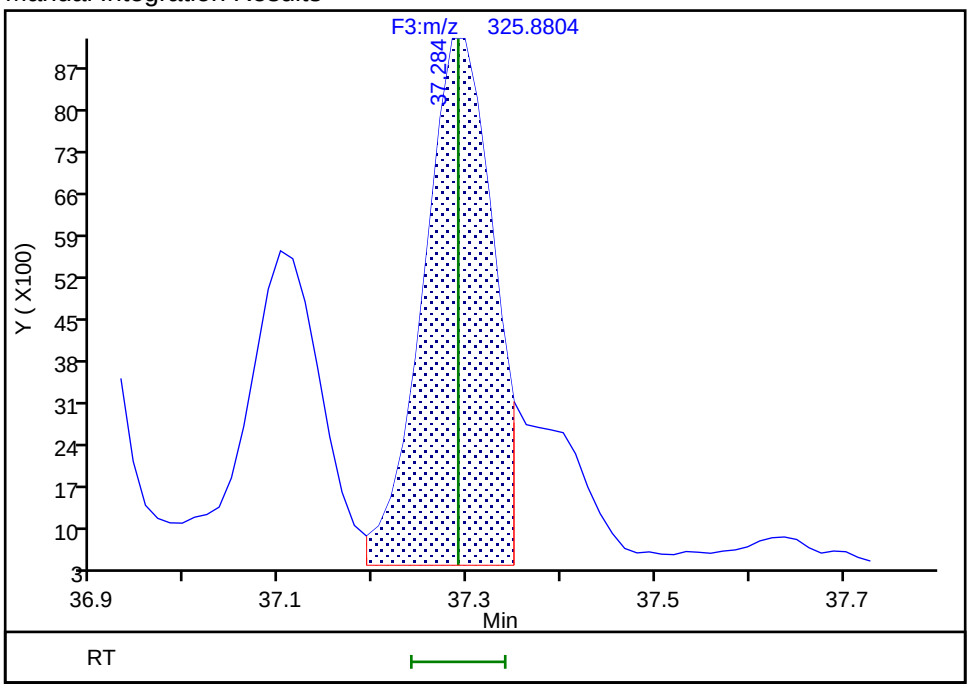

Reviewer: davidsonm, 03-Sep-2019 08:52:25

Audit Action: Split an Integrated Peak Audit Reason: Split Peak

Manual Integration/User Assign Peak Report

Eurofins TestAmerica, Knoxville

Data File:	\\chromna\Knoxville\ChromData\D3D\20190829-12907.b\580-88125-b-14-e.d				
Injection Date:	30-Aug-2019 09:27:00	Instrument ID:	D3D		
Lims ID:	580-88125-B-14-E	Lab Sample ID:	140-88125-14		
Client ID:	M4-0to26-101918				
Operator ID:	Xcalibur_System	ALS Bottle#:	0	Worklist Smp#:	12
Injection Vol:	1.0 ul	Dil. Factor:	1.0000		
Method:	PCBs_D3D	Limit Group:	HR - 1668A - ICAL		
Column:	SPB-Octyl (0.25 mm)	Detector	F3(35.64 :49.10)		

PCB-114, CAS: 74472-37-0

Signal: 2

Processing Integration Results

RT: 37.30
Area: 36495
Amount: 4.784973
Amount Units: pg/ul

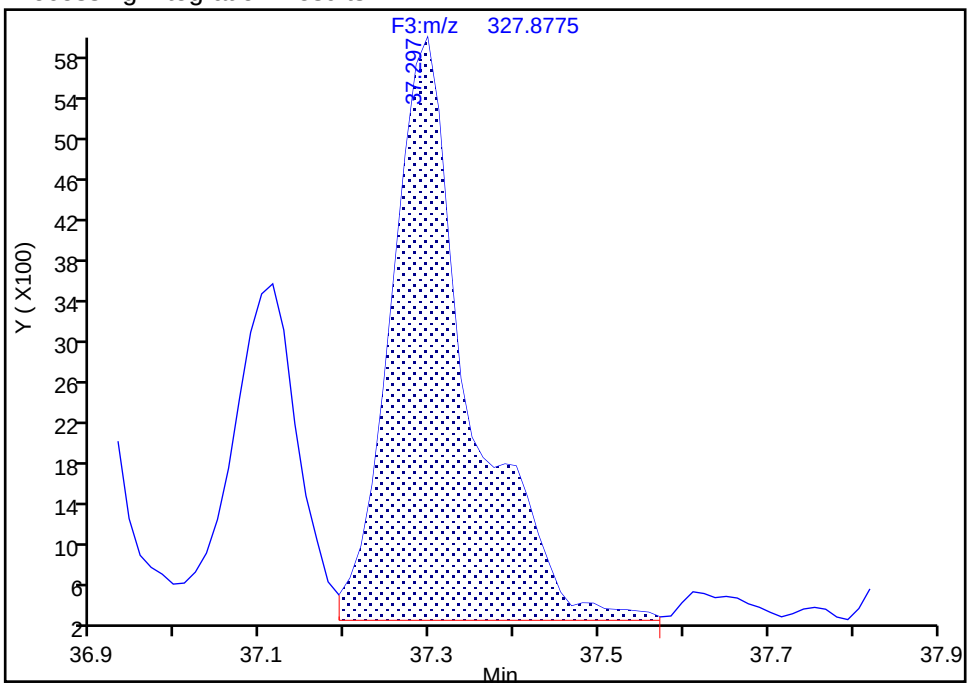

Manual Integration Results

RT: 37.30
Area: 27990
Amount: 3.731607
Amount Units: pg/ul

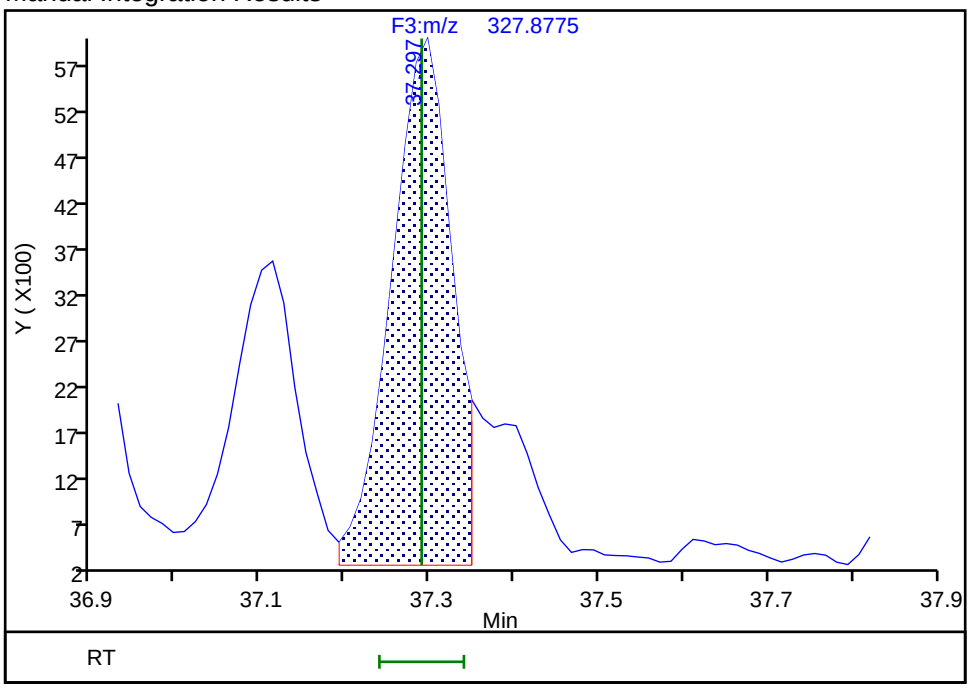

Reviewer: davidsonm, 03-Sep-2019 08:52:27

Audit Action: Split an Integrated Peak Audit Reason: Split Peak

Eurofins TestAmerica, Knoxville

Data File:	\\chromna\Knoxville\ChromData\D3D\20190829-12907.b\580-88125-b-14-e.d		
Injection Date:	30-Aug-2019 09:27:00	Injection Vol:	1.0 ul
Instrument ID:	D3D	Operator ID:	Xcalibur_System
Method:	PCBs_D3D	Limit Group:	HR - 1668A - ICAL
Client ID:	M4-0to26-101918		
Worklist#:	33148	Sample Line#:	12
Column Type:	SPB-Octyl	Column Dia:	0.25 mm

HxPCB F2

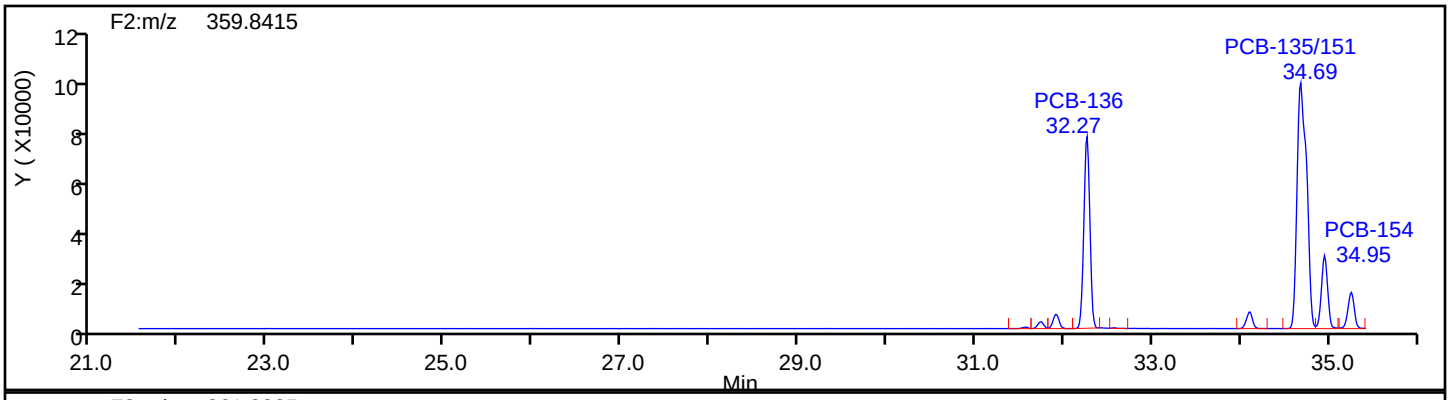

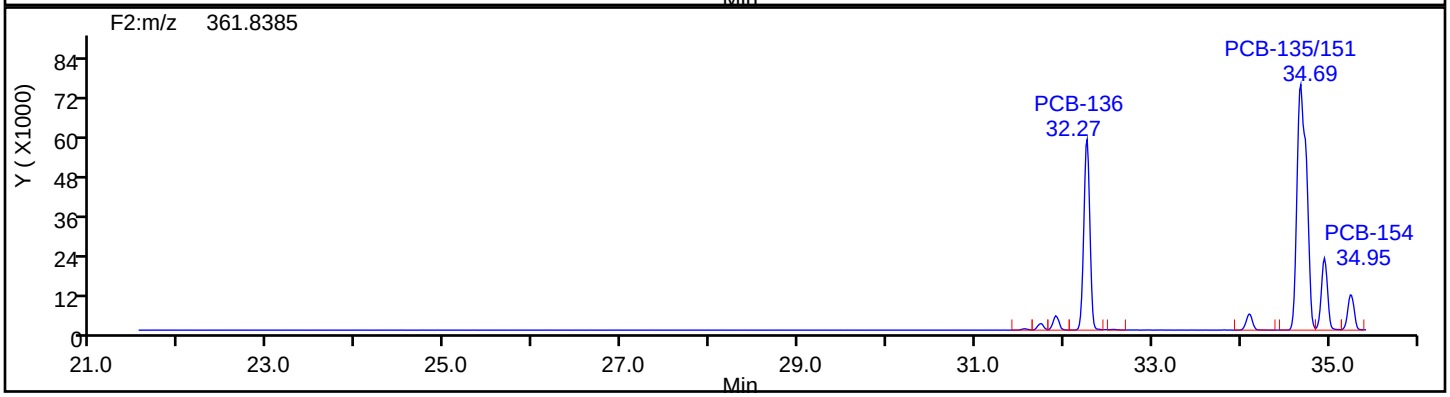

HxPCB F2 Standards

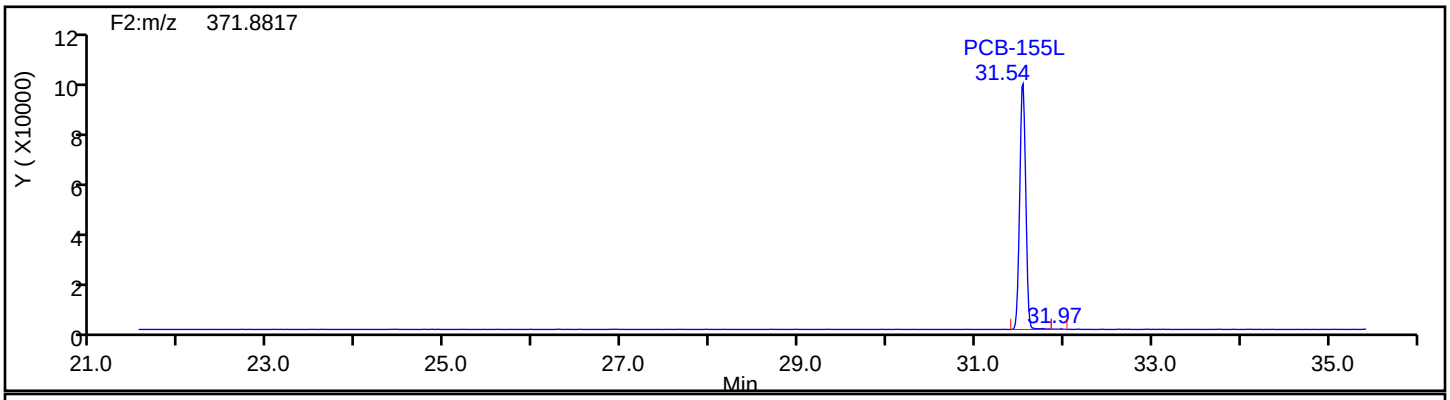

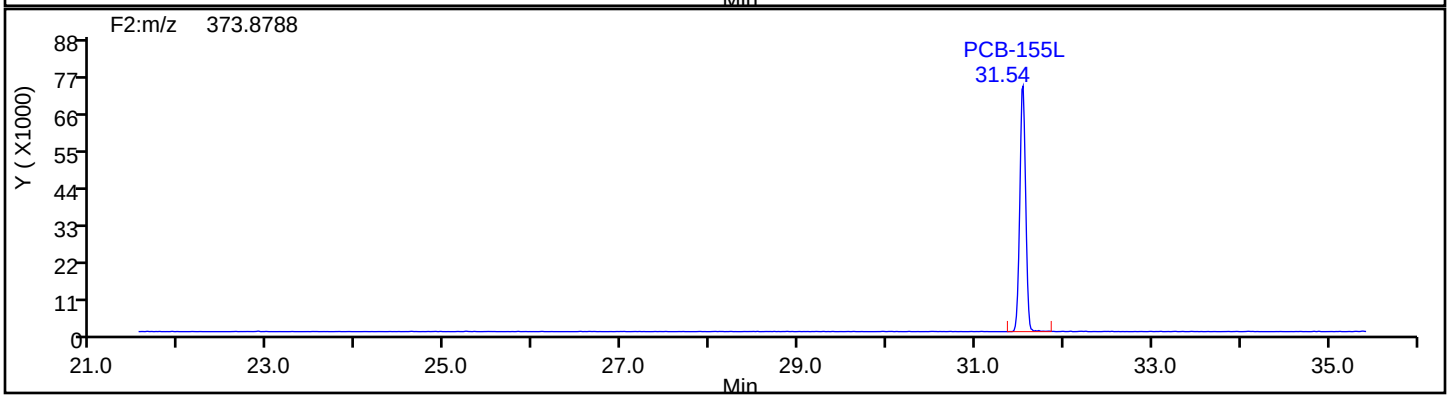

Eurofins TestAmerica, Knoxville

Data File:	\\chromna\Knoxville\ChromData\D3D\20190829-12907.b\580-88125-b-14-e.d		
Injection Date:	30-Aug-2019 09:27:00	Injection Vol:	1.0 ul
Instrument ID:	D3D	Operator ID:	Xcalibur_System
Method:	PCBs_D3D	Limit Group:	HR - 1668A - ICAL
Client ID:	M4-0to26-101918		
Worklist#:	33148	Sample Line#:	12
Column Type:	SPB-Octyl	Column Dia:	0.25 mm

HxPCB F2

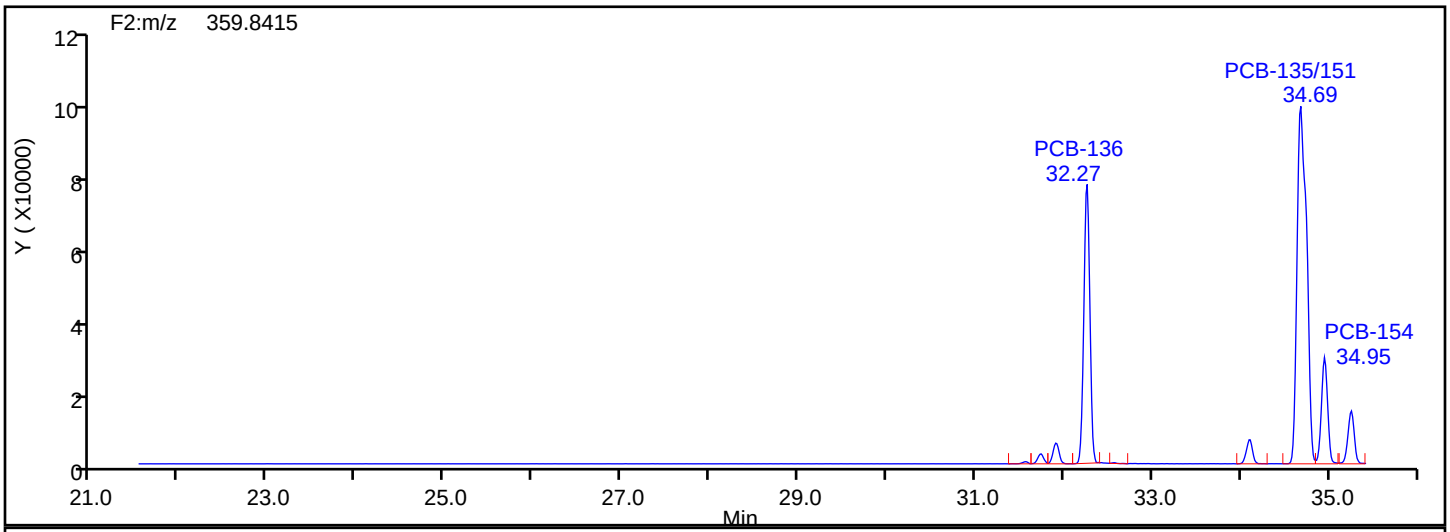

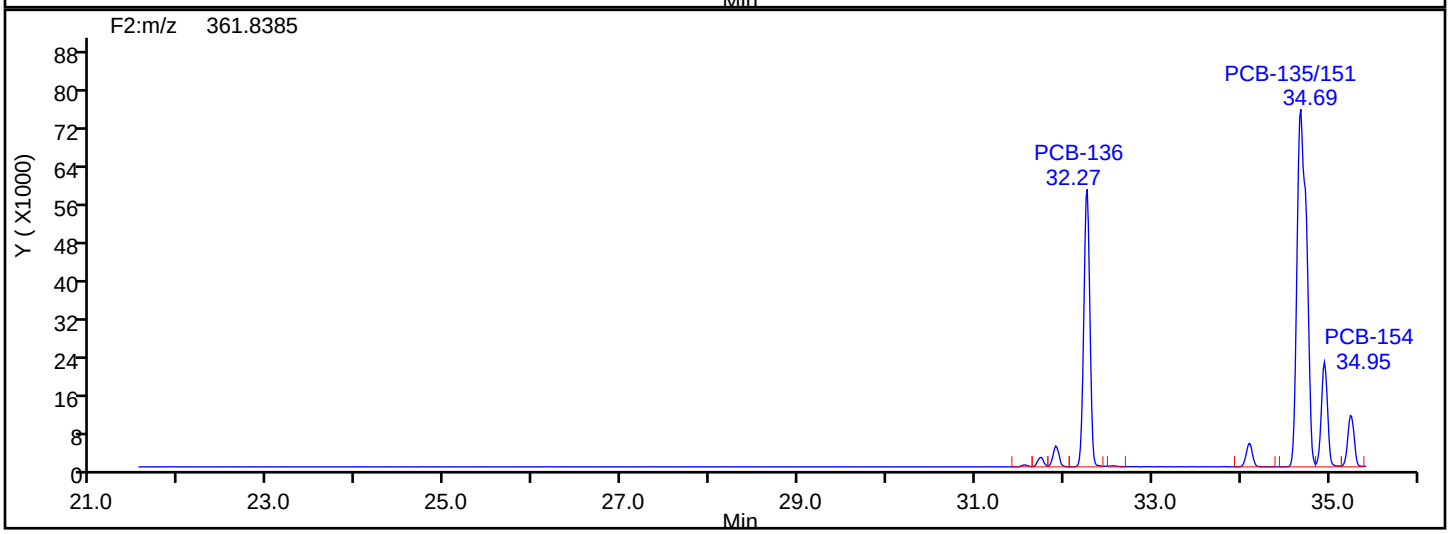

HxPCB F2 Lock Mass

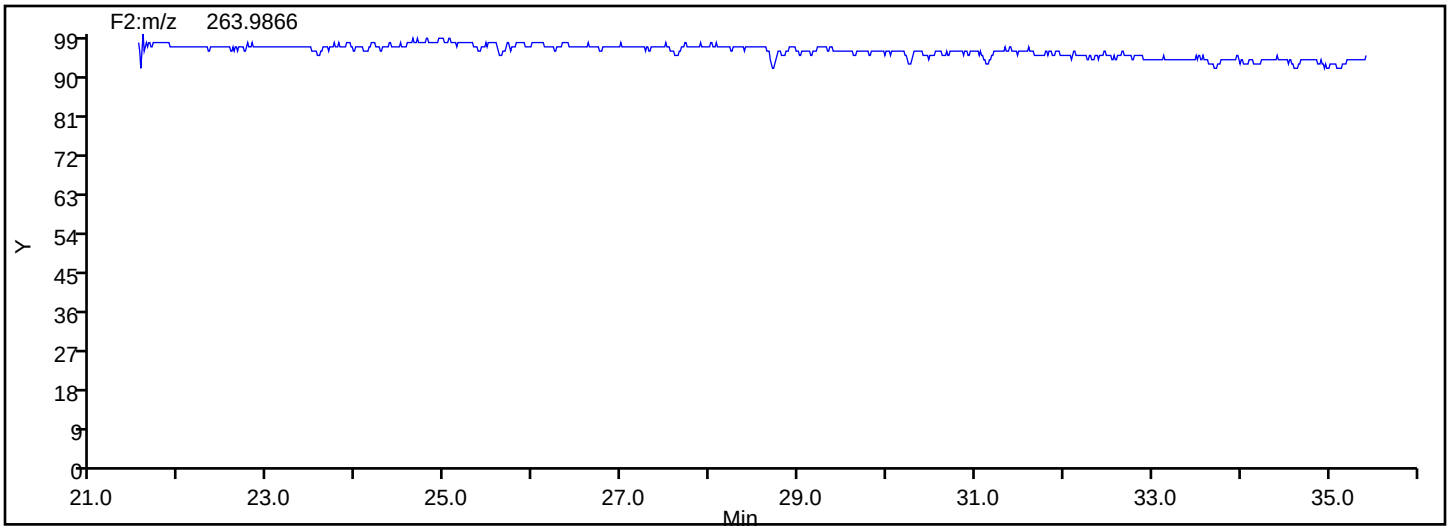

Eurofins TestAmerica, Knoxville

Data File:	\\chromna\Knoxville\ChromData\D3D\20190829-12907.b\580-88125-b-14-e.d		
Injection Date:	30-Aug-2019 09:27:00	Injection Vol:	1.0 ul
Instrument ID:	D3D	Operator ID:	Xcalibur_System
Method:	PCBs_D3D	Limit Group:	HR - 1668A - ICAL
Client ID:	M4-0to26-101918		
Worklist#:	33148	Sample Line#:	12
Column Type:	SPB-Octyl	Column Dia:	0.25 mm

HxPCB F3

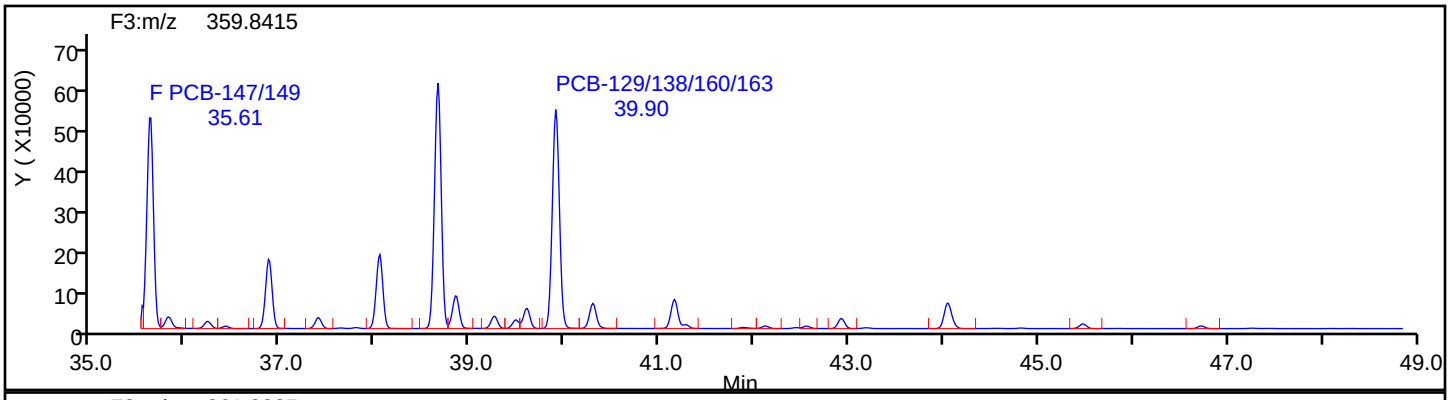

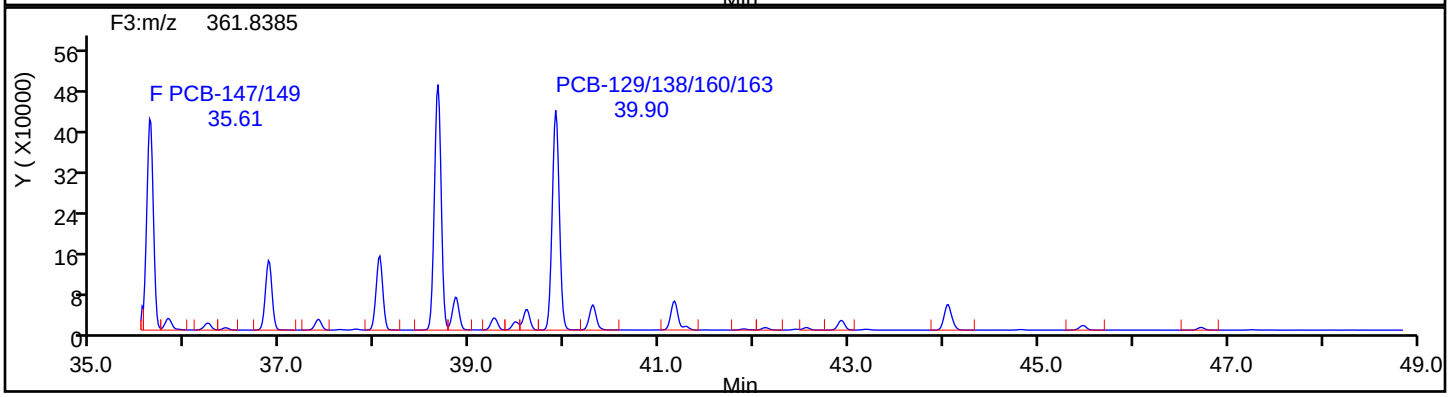

HxPCB F3 Standards

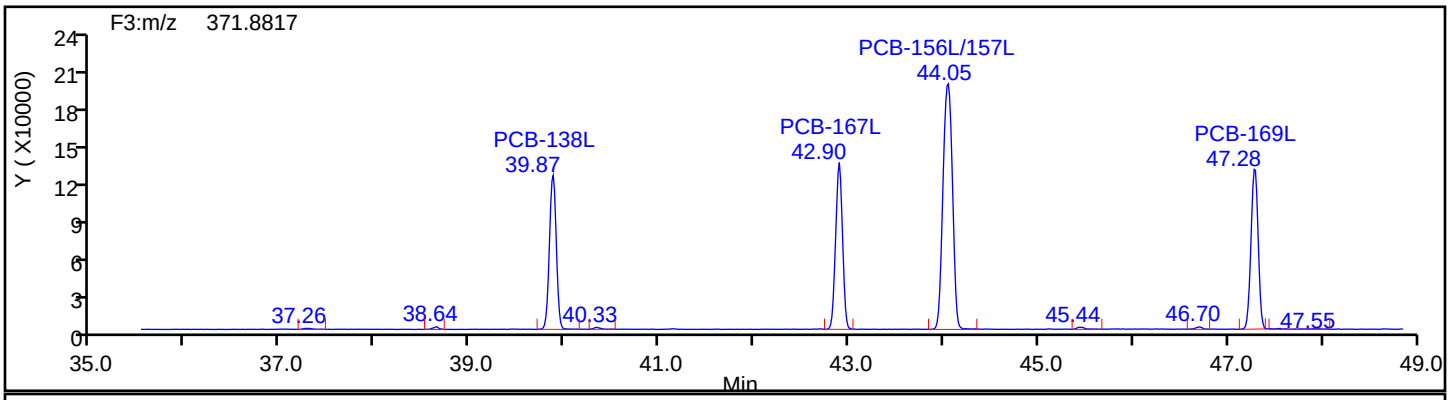

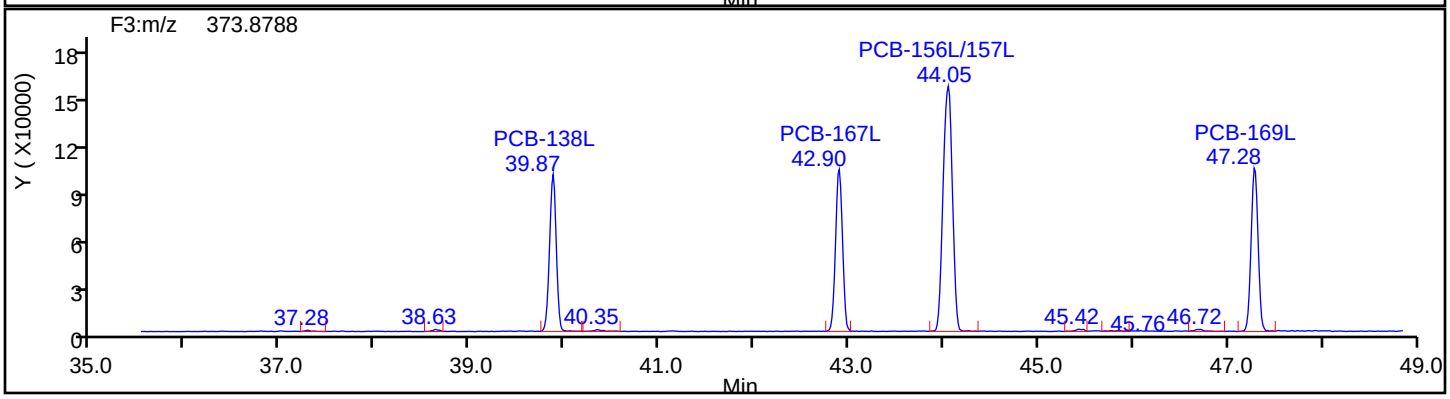

Eurofins TestAmerica, Knoxville

Data File:	\\chromna\Knoxville\ChromData\D3D\20190829-12907.b\580-88125-b-14-e.d		
Injection Date:	30-Aug-2019 09:27:00	Injection Vol:	1.0 ul
Instrument ID:	D3D	Operator ID:	Xcalibur_System
Method:	PCBs_D3D	Limit Group:	HR - 1668A - ICAL
Client ID:	M4-0to26-101918		
Worklist#:	33148	Sample Line#:	12
Column Type:	SPB-Octyl	Column Dia:	0.25 mm

HxPCB F3

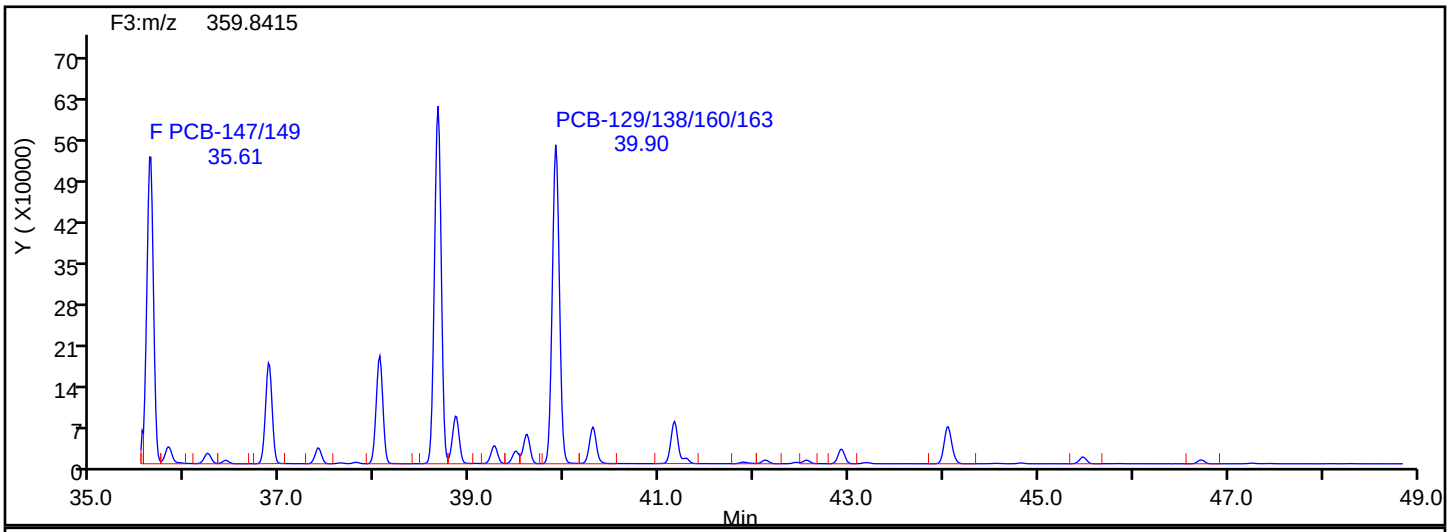

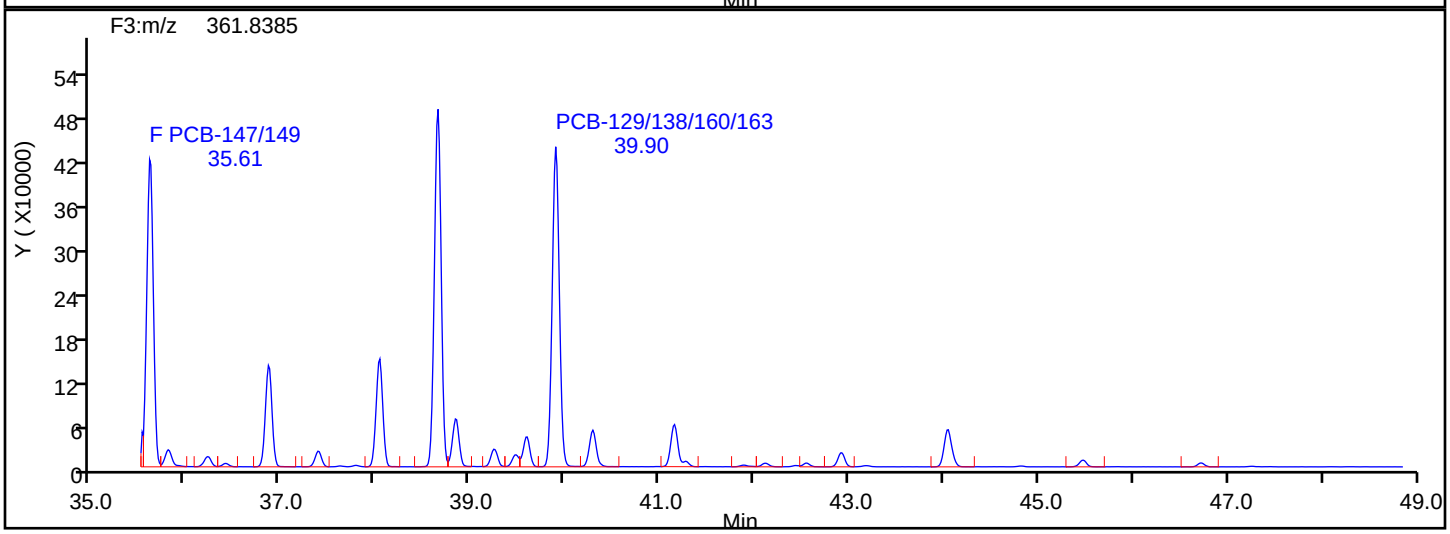

HxPCB F3 Lock Mass

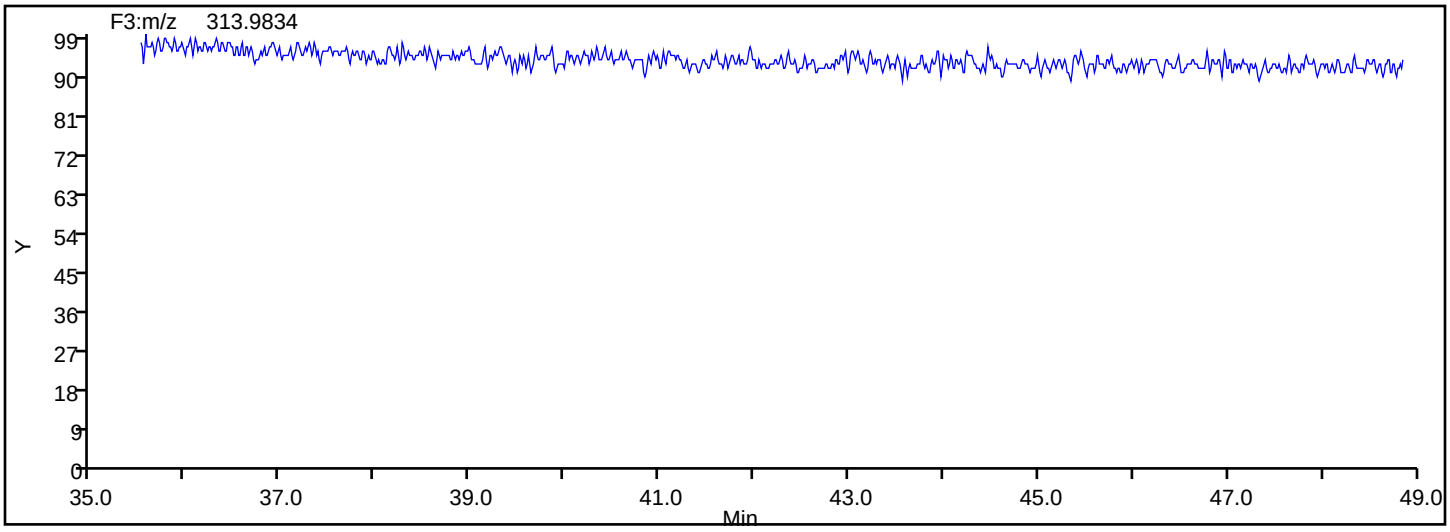

Manual Integration/User Assign Peak Report

Eurofins TestAmerica, Knoxville

Data File:	\\chromna\Knoxville\ChromData\D3D\20190829-12907.b\580-88125-b-14-e.d				
Injection Date:	30-Aug-2019 09:27:00	Instrument ID:	D3D		
Lims ID:	580-88125-B-14-E	Lab Sample ID:	140-88125-14		
Client ID:	M4-0to26-101918				
Operator ID:	Xcalibur_System	ALS Bottle#:	0	Worklist Smp#:	12
Injection Vol:	1.0 ul	Dil. Factor:	1.0000		
Method:	PCBs_D3D	Limit Group:	HR - 1668A - ICAL		
Column:	SPB-Octyl (0.25 mm)	Detector	F3(35.64 :49.10)		

PCB-128/166, CAS: STL01816

Signal: 1

Processing Integration Results

RT: 41.16
Area: 384689
Amount: 50.271498
Amount Units: pg/ul

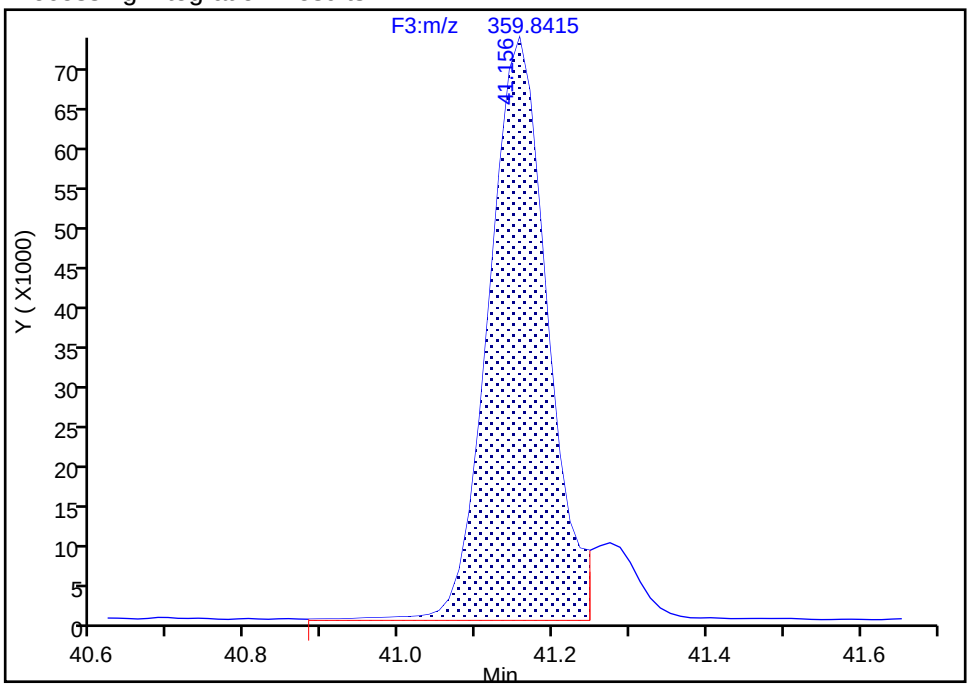

Manual Integration Results

RT: 41.16
Area: 416060
Amount: 54.404041
Amount Units: pg/ul

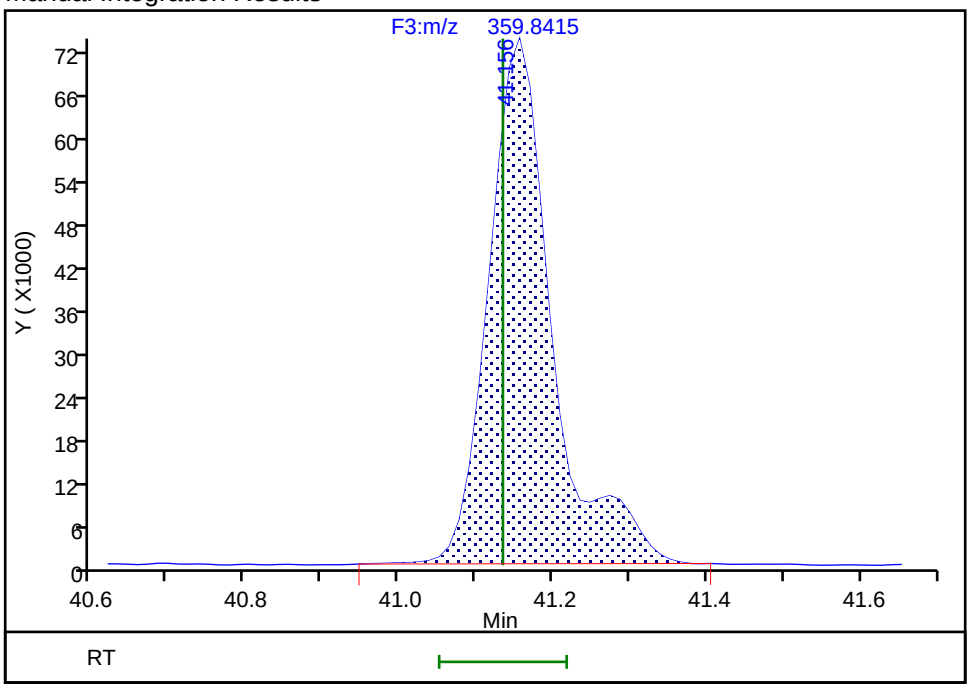

Reviewer: davidsonm, 03-Sep-2019 08:53:05

Audit Action: Manually Integrated Audit Reason: Incomplete Integration

Manual Integration/User Assign Peak Report

Eurofins TestAmerica, Knoxville

Data File:	\\chromna\Knoxville\ChromData\D3D\20190829-12907.b\580-88125-b-14-e.d				
Injection Date:	30-Aug-2019 09:27:00	Instrument ID:	D3D		
Lims ID:	580-88125-B-14-E	Lab Sample ID:	140-88125-14		
Client ID:	M4-0to26-101918				
Operator ID:	Xcalibur_System	ALS Bottle#:	0	Worklist Smp#:	12
Injection Vol:	1.0 ul	Dil. Factor:	1.0000		
Method:	PCBs_D3D	Limit Group:	HR - 1668A - ICAL		
Column:	SPB-Octyl (0.25 mm)	Detector	F3(35.64 :49.10)		

PCB-128/166, CAS: STL01816

Signal: 2

Processing Integration Results

RT: 41.16
Area: 304507
Amount: 50.271498
Amount Units: pg/ul

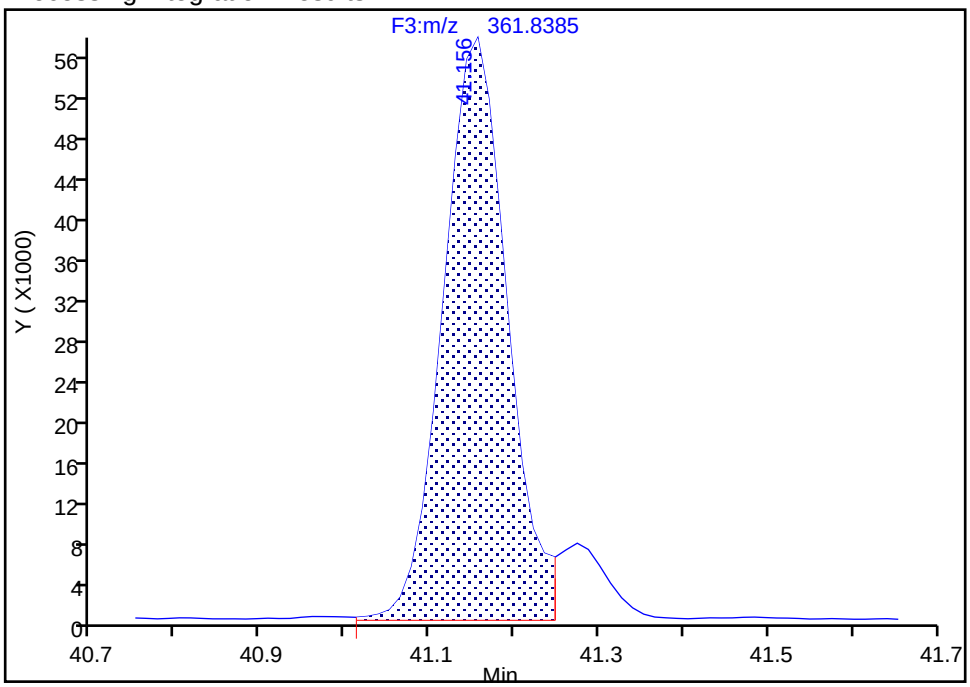

Manual Integration Results

RT: 41.16
Area: 329791
Amount: 54.404041
Amount Units: pg/ul

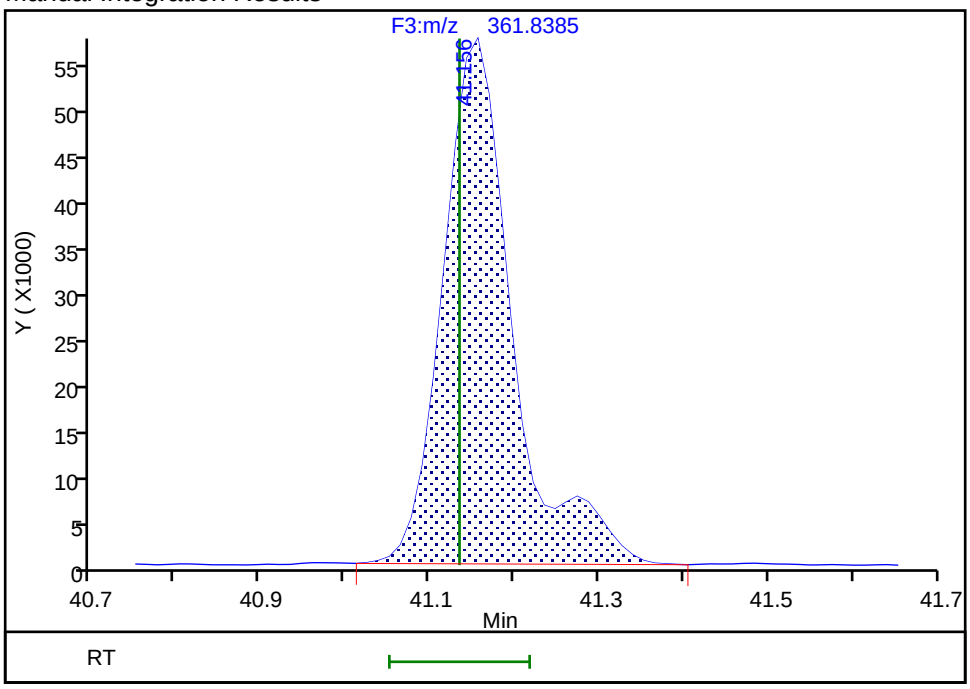

Reviewer: davidsonm, 03-Sep-2019 08:53:08

Audit Action: Manually Integrated Audit Reason: Incomplete Integration

Eurofins TestAmerica, Knoxville

Data File:	\\chromna\Knoxville\ChromData\D3D\20190829-12907.b\580-88125-b-14-e.d		
Injection Date:	30-Aug-2019 09:27:00	Injection Vol:	1.0 ul
Instrument ID:	D3D	Operator ID:	Xcalibur_System
Method:	PCBs_D3D	Limit Group:	HR - 1668A - ICAL
Client ID:	M4-0to26-101918		
Worklist#:	33148	Sample Line#:	12
Column Type:	SPB-Octyl	Column Dia:	0.25 mm

HpPCB F3

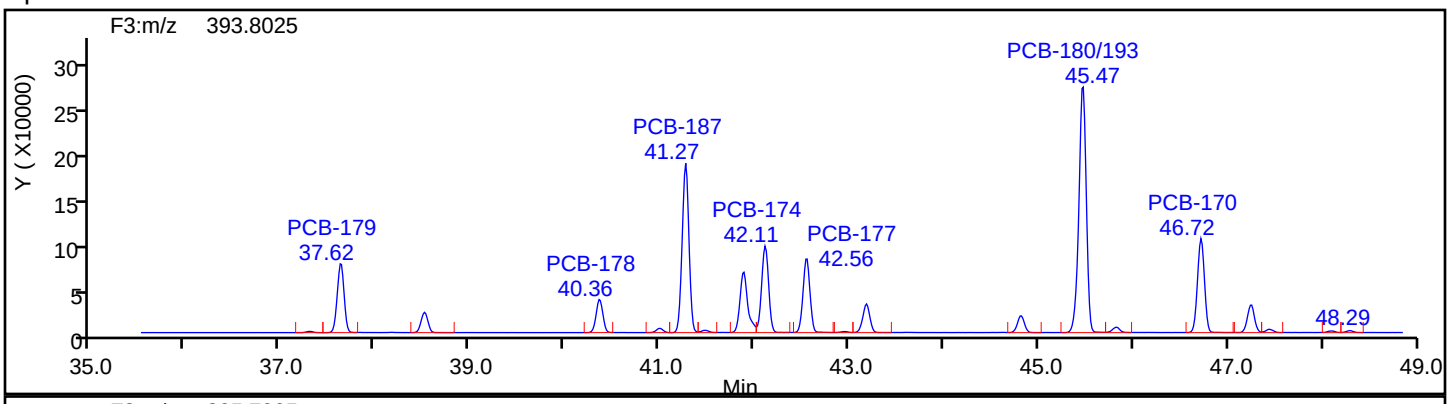

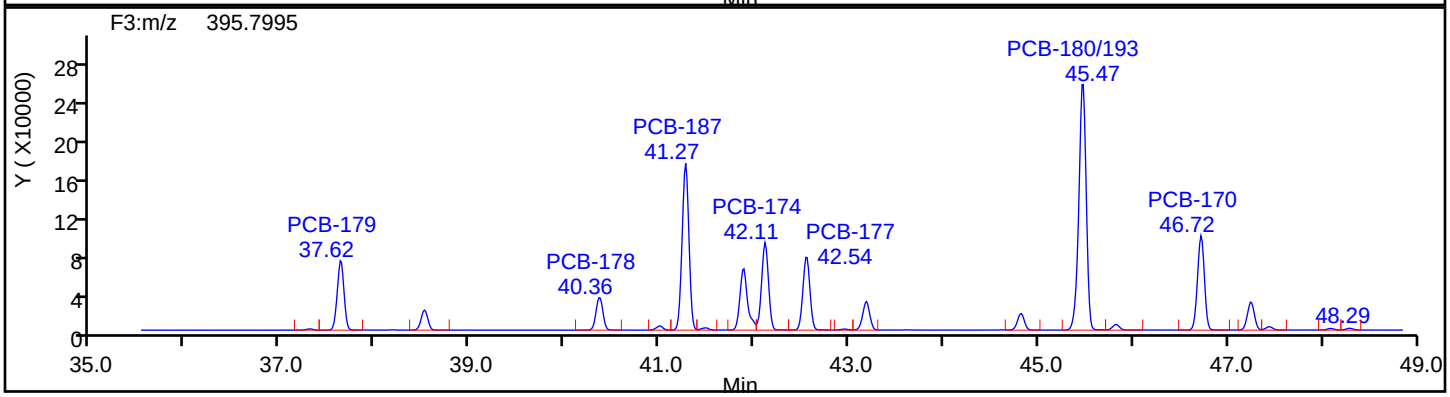

HpPCB F3 Standards

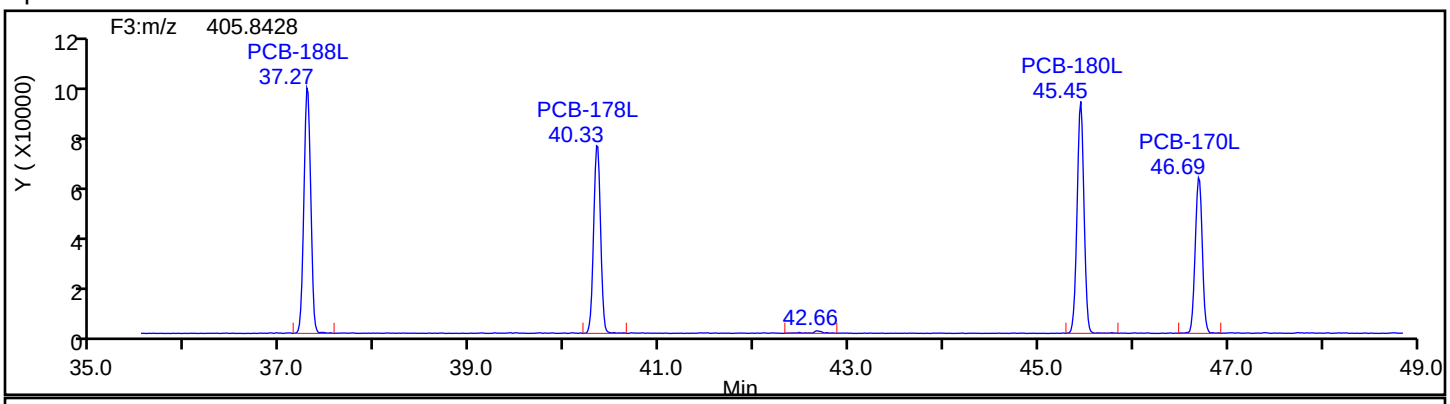

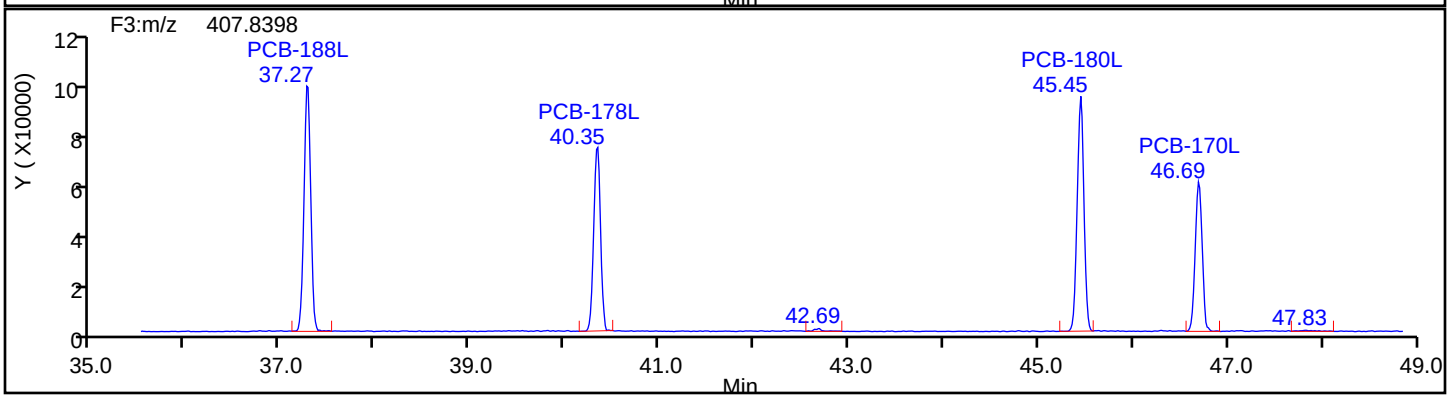

Eurofins TestAmerica, Knoxville

Data File:	\\chromna\Knoxville\ChromData\D3D\20190829-12907.b\580-88125-b-14-e.d		
Injection Date:	30-Aug-2019 09:27:00	Injection Vol:	1.0 ul
Instrument ID:	D3D	Operator ID:	Xcalibur_System
Method:	PCBs_D3D	Limit Group:	HR - 1668A - ICAL
Client ID:	M4-0to26-101918		
Worklist#:	33148	Sample Line#:	12
Column Type:	SPB-Octyl	Column Dia:	0.25 mm

HpPCB F3

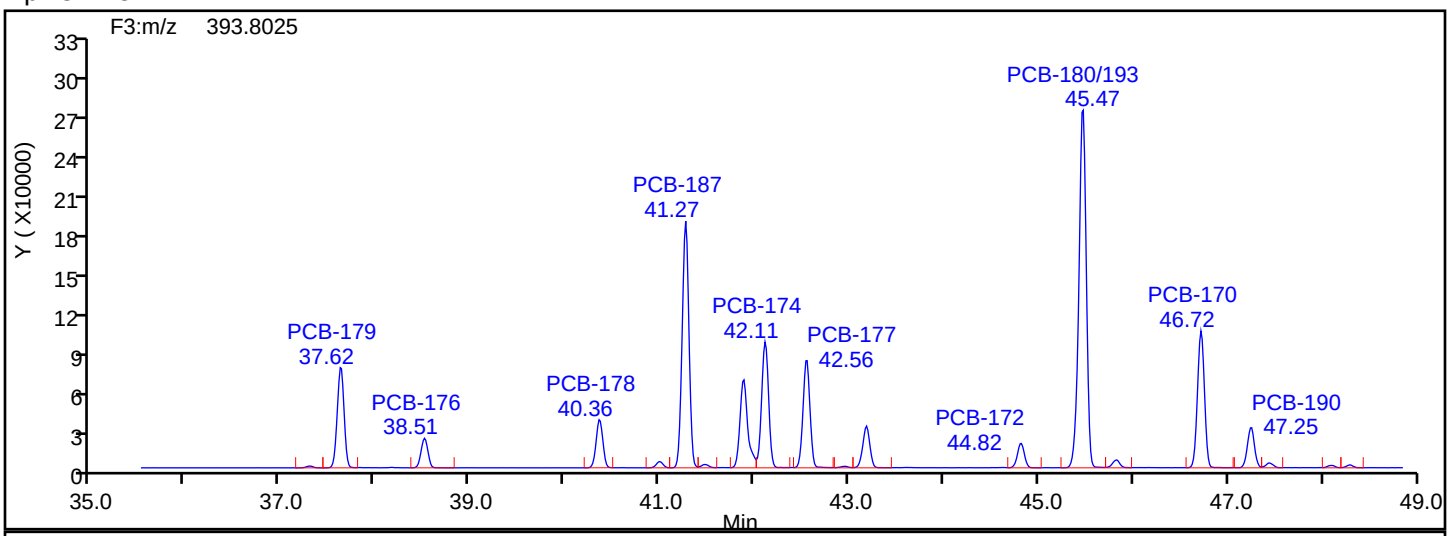

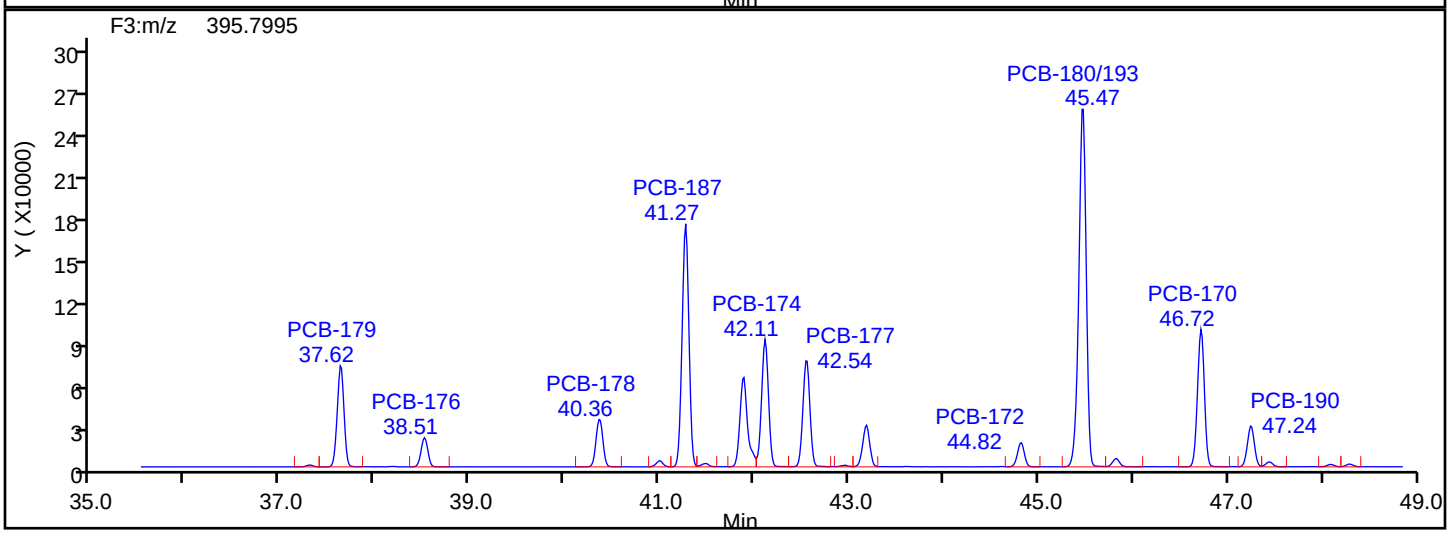

HpPCB F3 Lock Mass

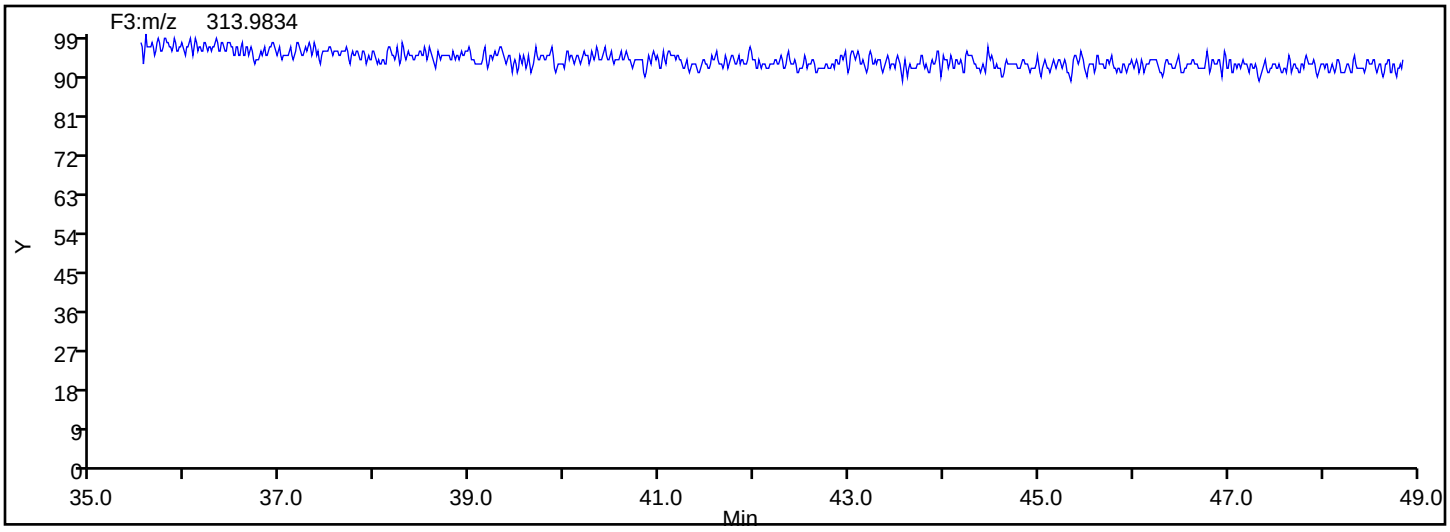

Manual Integration/User Assign Peak Report

Eurofins TestAmerica, Knoxville

Data File:	\\chromna\Knoxville\ChromData\D3D\20190829-12907.b\580-88125-b-14-e.d				
Injection Date:	30-Aug-2019 09:27:00	Instrument ID:	D3D		
Lims ID:	580-88125-B-14-E	Lab Sample ID:	140-88125-14		
Client ID:	M4-0to26-101918				
Operator ID:	Xcalibur_System	ALS Bottle#:	0	Worklist Smp#:	12
Injection Vol:	1.0 ul	Dil. Factor:	1.0000		
Method:	PCBs_D3D	Limit Group:	HR - 1668A - ICAL		
Column:	SPB-Octyl (0.25 mm)	Detector	F3(35.64 :49.10)		

PCB-180/193, CAS: STL01824

Signal: 1

Not Detected
Expected RT: 45.41

Processing Integration Results

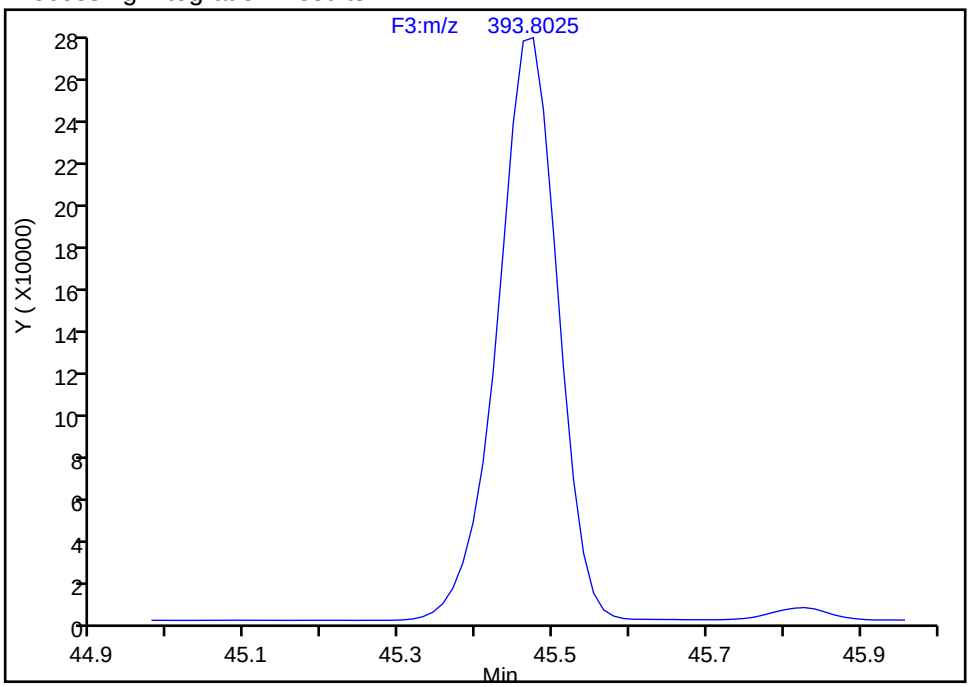

Manual Integration Results

RT: 45.47
Area: 1492334
Amount: 299.7559
Amount Units: pg/ul

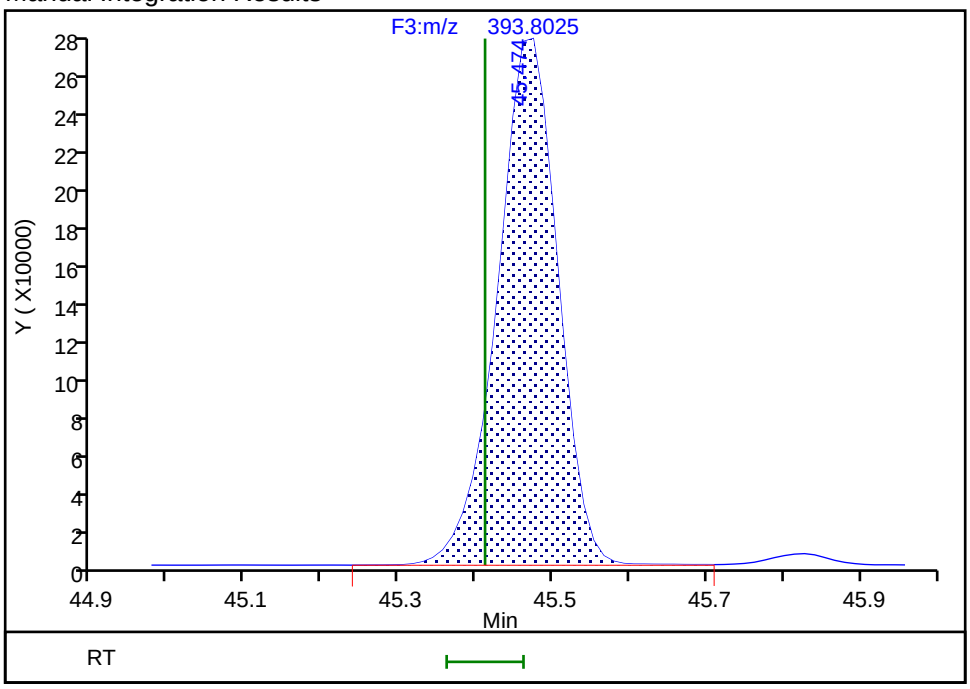

Reviewer: davidsonm, 03-Sep-2019 08:53:30
Audit Action: Assigned Compound ID Audit Reason: Incomplete Integration

Eurofins TestAmerica, Knoxville

Data File:	\\chromna\Knoxville\ChromData\D3D\20190829-12907.b\580-88125-b-14-e.d		
Injection Date:	30-Aug-2019 09:27:00	Injection Vol:	1.0 ul
Instrument ID:	D3D	Operator ID:	Xcalibur_System
Method:	PCBs_D3D	Limit Group:	HR - 1668A - ICAL
Client ID:	M4-0to26-101918		
Worklist#:	33148	Sample Line#:	12
Column Type:	SPB-Octyl	Column Dia:	0.25 mm

HpPCB F4

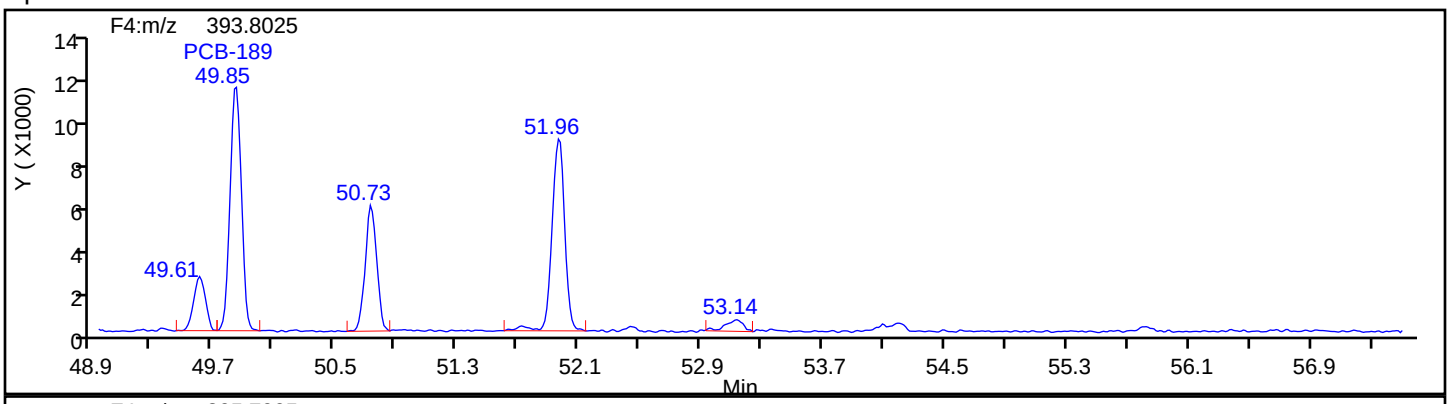

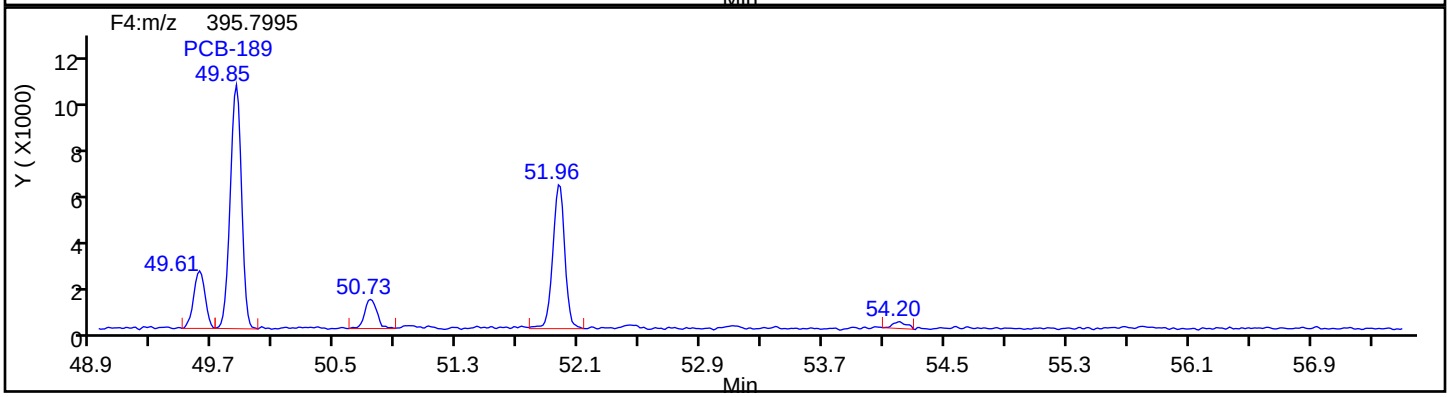

HpPCB F4 Standards

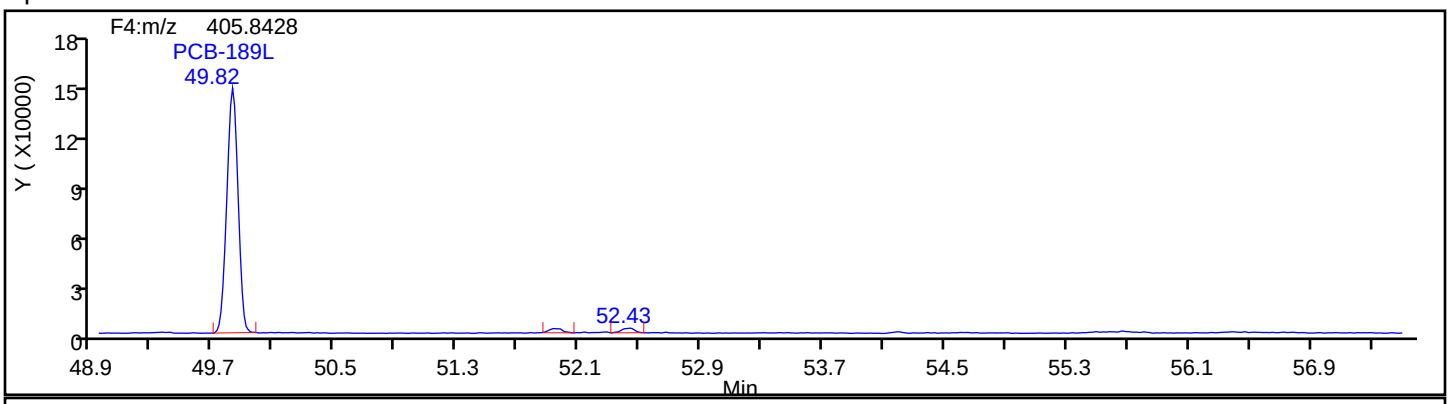

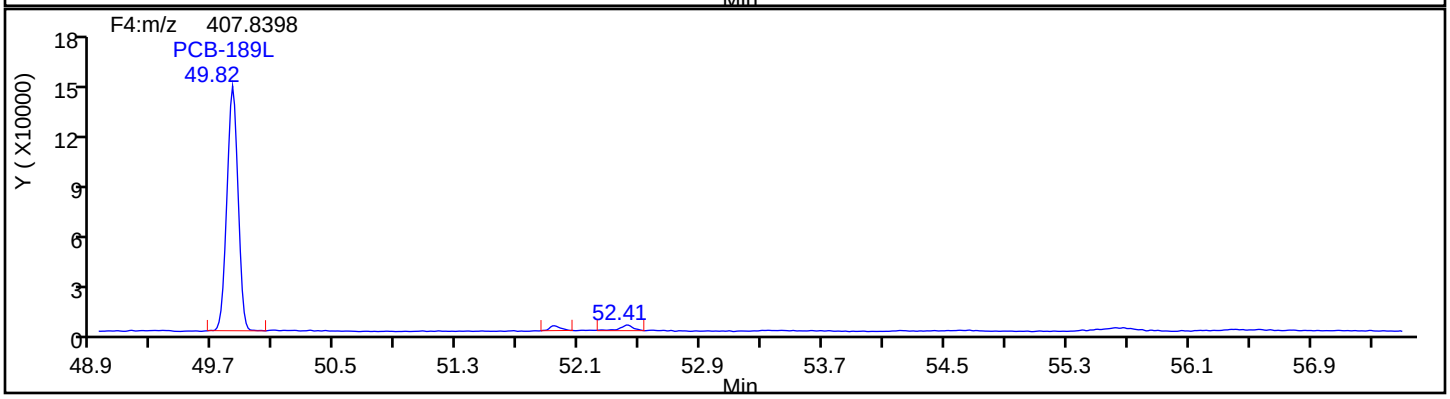

Eurofins TestAmerica, Knoxville

Data File:	\\chromna\Knoxville\ChromData\D3D\20190829-12907.b\580-88125-b-14-e.d		
Injection Date:	30-Aug-2019 09:27:00	Injection Vol:	1.0 ul
Instrument ID:	D3D	Operator ID:	Xcalibur_System
Method:	PCBs_D3D	Limit Group:	HR - 1668A - ICAL
Client ID:	M4-0to26-101918		
Worklist#:	33148	Sample Line#:	12
Column Type:	SPB-Octyl	Column Dia:	0.25 mm

HpPCB F4

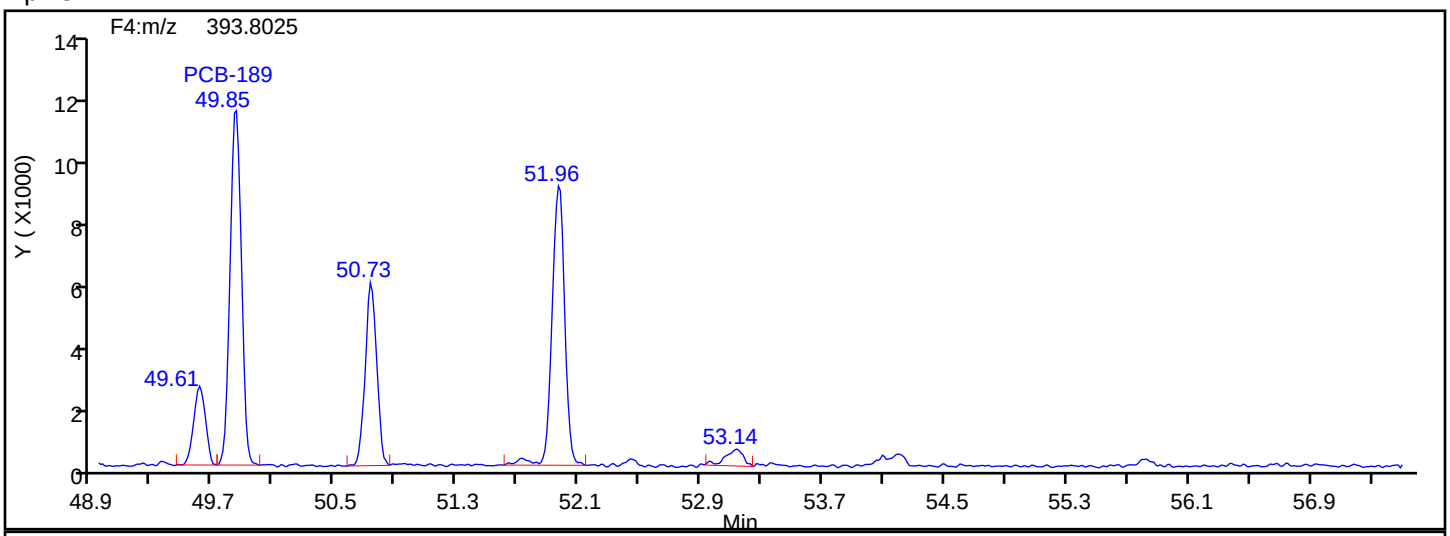

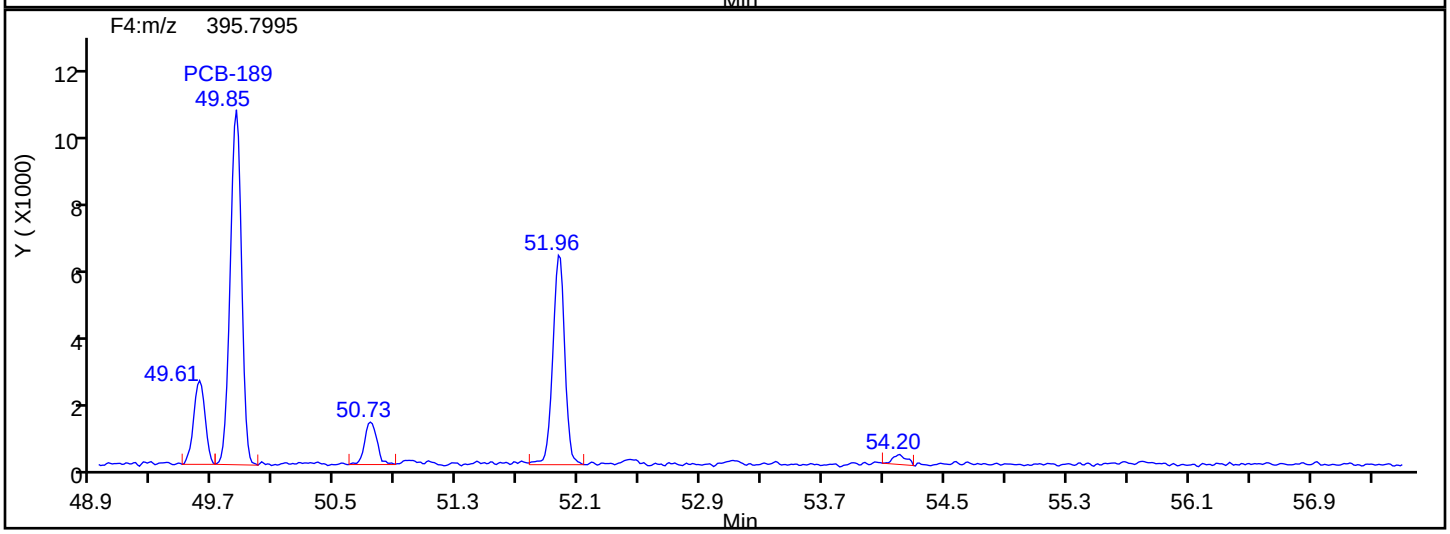

HpPCB F4 Lock Mass

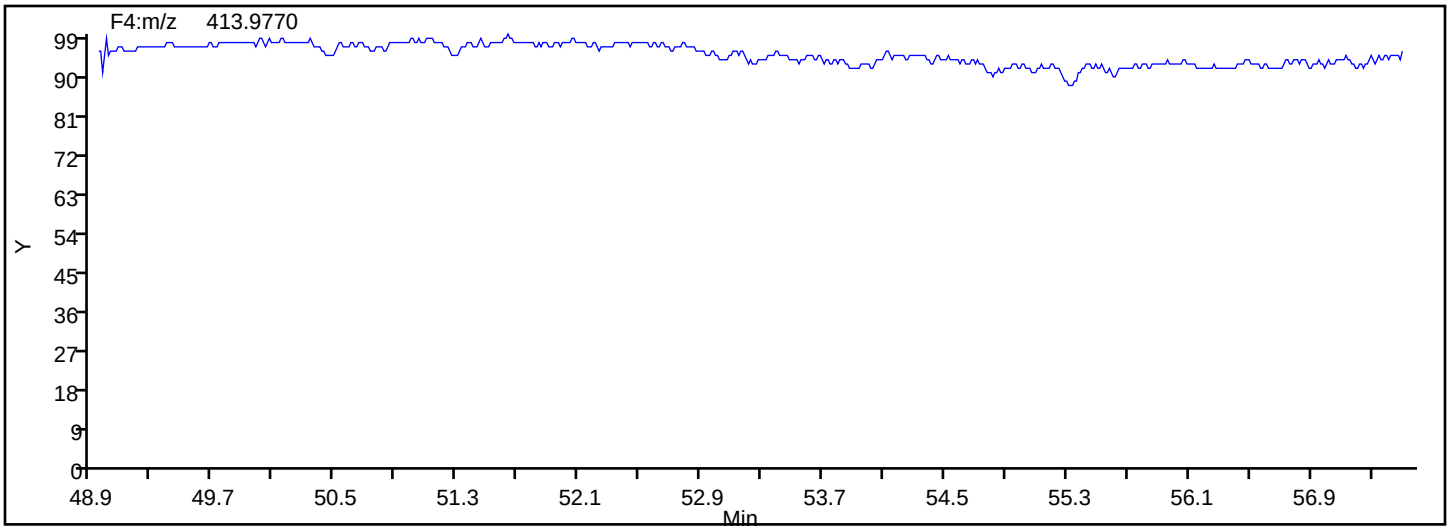

Eurofins TestAmerica, Knoxville

Data File:	\\chromna\Knoxville\ChromData\D3D\20190829-12907.b\580-88125-b-14-e.d		
Injection Date:	30-Aug-2019 09:27:00	Injection Vol:	1.0 ul
Instrument ID:	D3D	Operator ID:	Xcalibur_System
Method:	PCBs_D3D	Limit Group:	HR - 1668A - ICAL
Client ID:	M4-0to26-101918		
Worklist#:	33148	Sample Line#:	12
Column Type:	SPB-Octyl	Column Dia:	0.25 mm

OcPCB F3

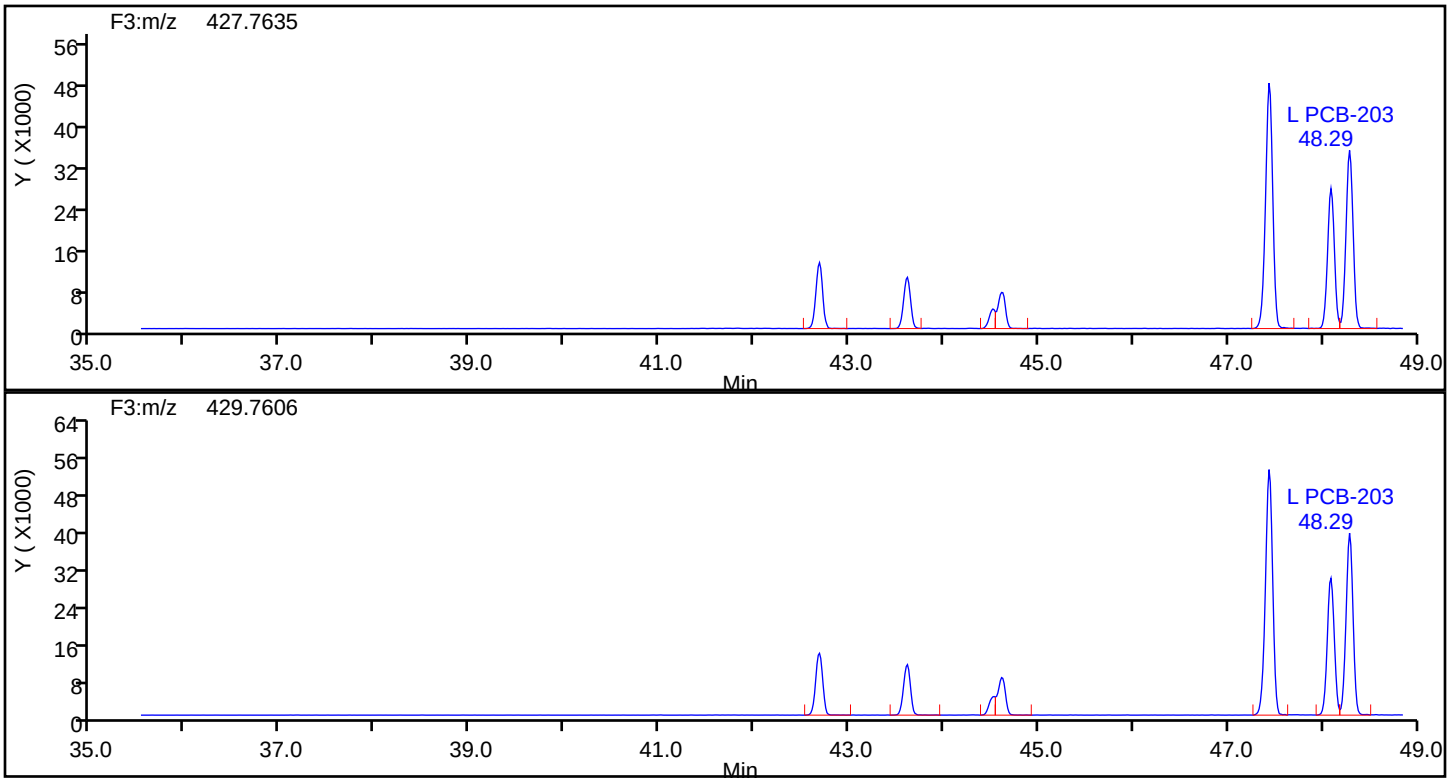

OcPCB F3 Standards

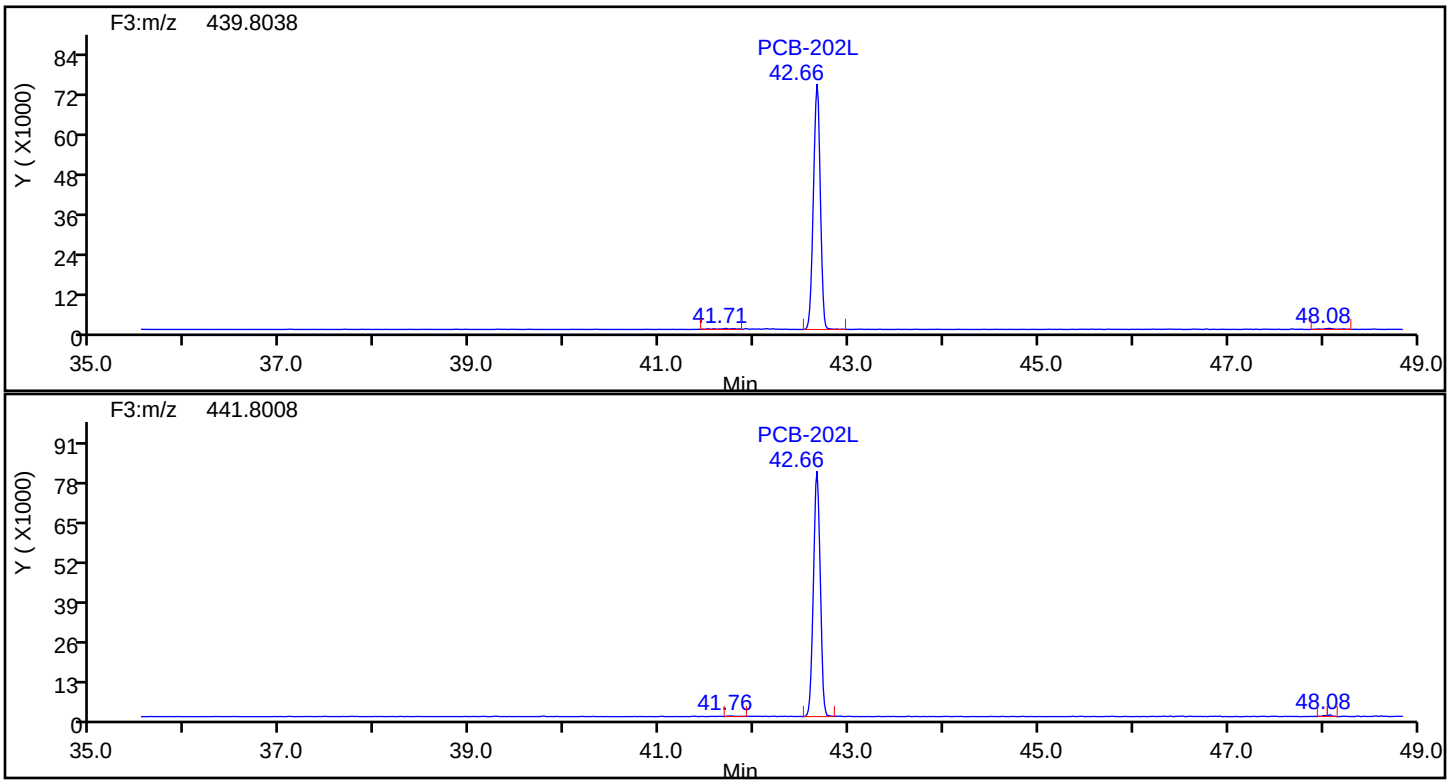

Eurofins TestAmerica, Knoxville

Data File:	\\chromna\Knoxville\ChromData\D3D\20190829-12907.b\580-88125-b-14-e.d		
Injection Date:	30-Aug-2019 09:27:00	Injection Vol:	1.0 ul
Instrument ID:	D3D	Operator ID:	Xcalibur_System
Method:	PCBs_D3D	Limit Group:	HR - 1668A - ICAL
Client ID:	M4-0to26-101918		
Worklist#:	33148	Sample Line#:	12
Column Type:	SPB-Octyl	Column Dia:	0.25 mm

OcPCB F3

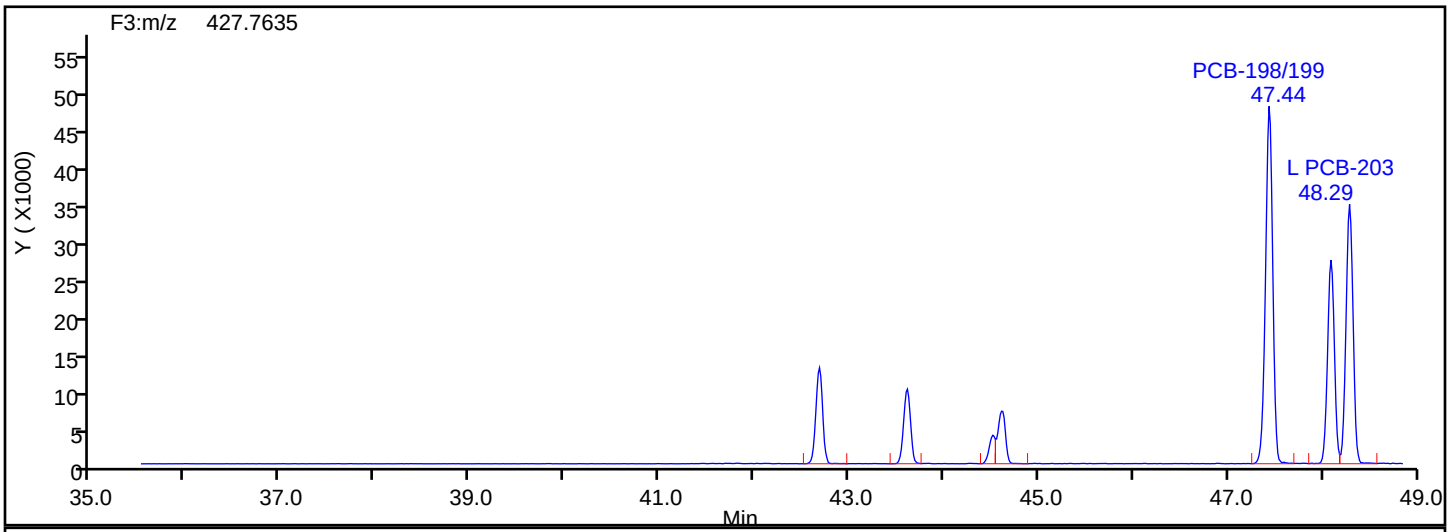

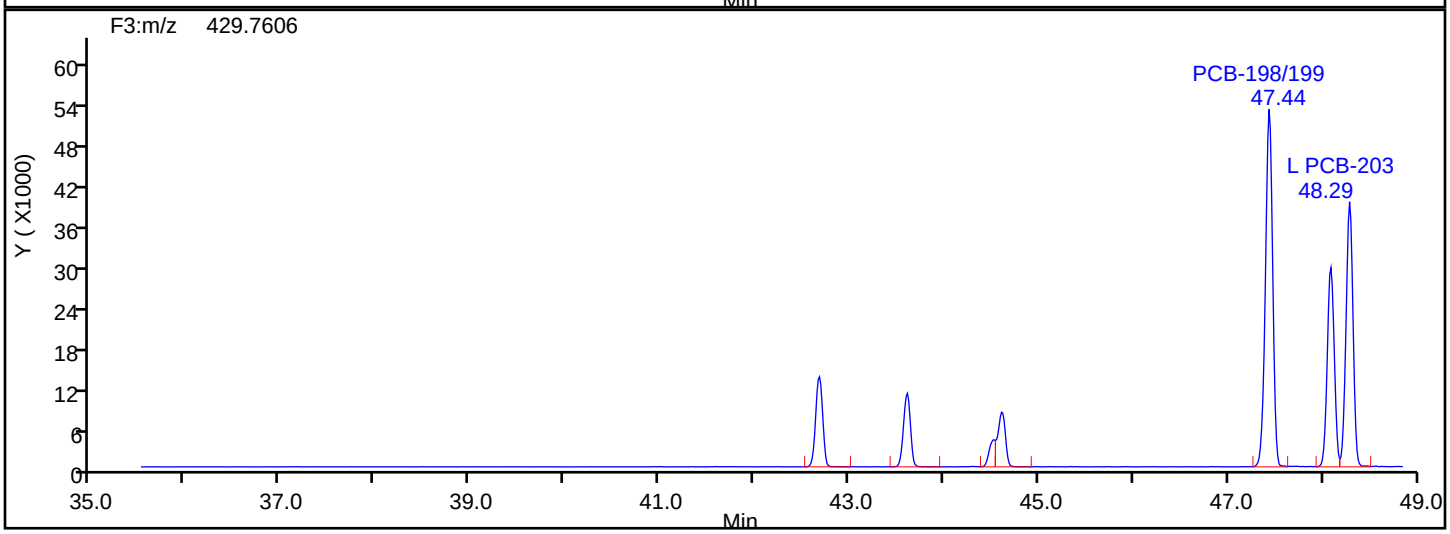

OcPCB F3 Lock Mass

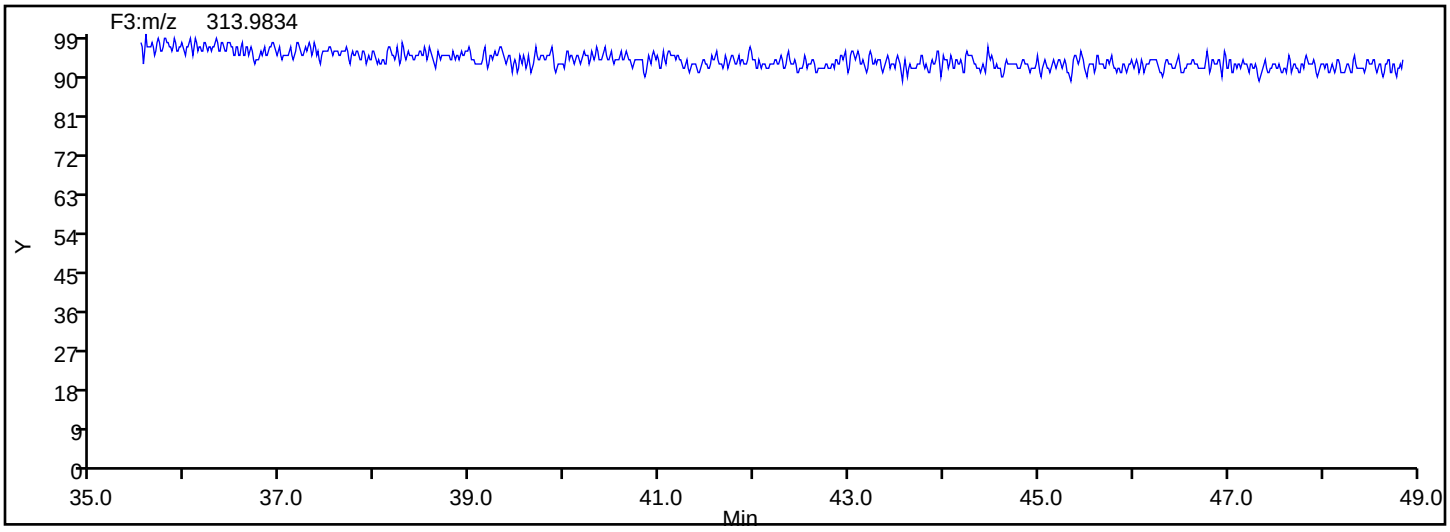

Report Date: 03-Sep-2019 08:54:13 Chrom Revision: 2.3 22-Aug-2019 12:55:36

Eurofins TestAmerica, Knoxville

Data File:	\\chromna\Knoxville\ChromData\D3D\20190829-12907.b\580-88125-b-14-e.d		
Injection Date:	30-Aug-2019 09:27:00	Injection Vol:	1.0 ul
Instrument ID:	D3D	Operator ID:	Xcalibur_System
Method:	PCBs_D3D	Limit Group:	HR - 1668A - ICAL
Client ID:	M4-0to26-101918		
Worklist#:	33148	Sample Line#:	12
Column Type:	SPB-Octyl	Column Dia:	0.25 mm

OcPCB F4

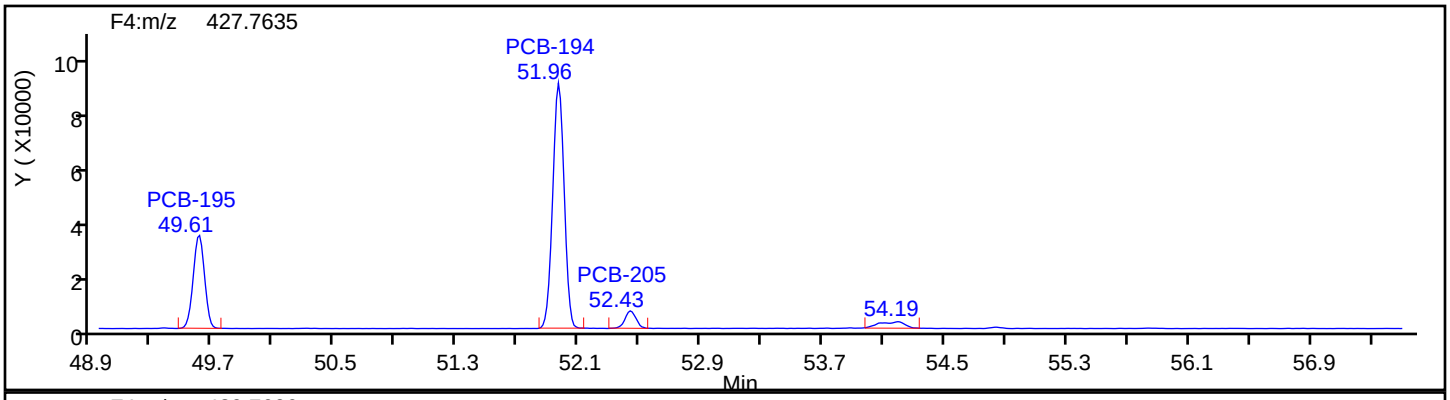

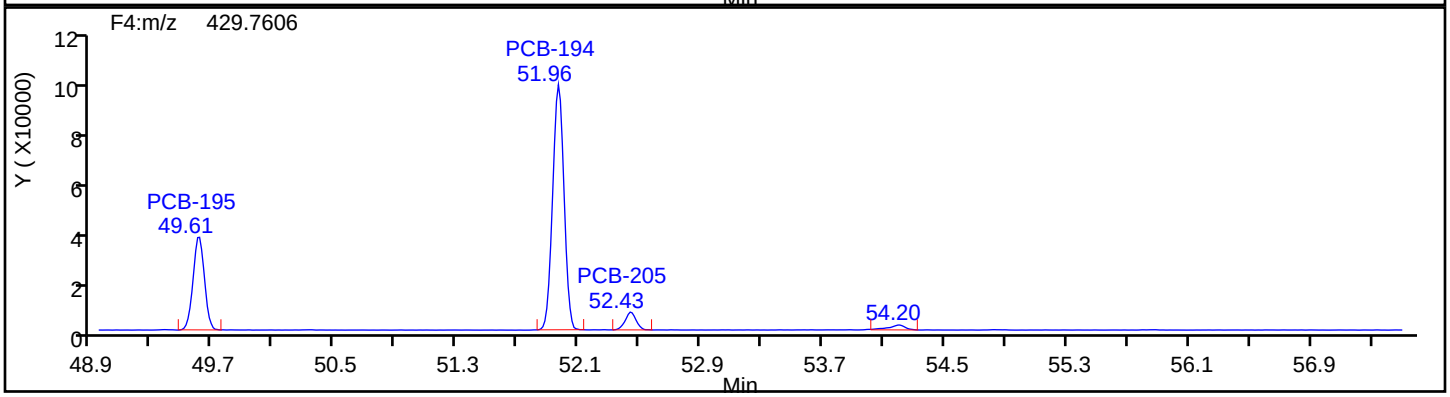

OcPCB F4 Standards

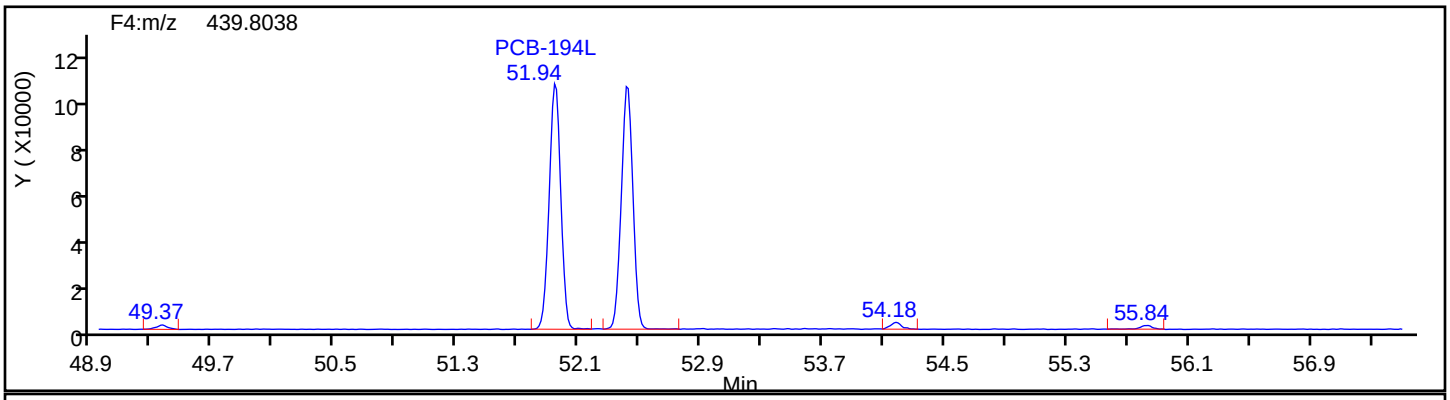

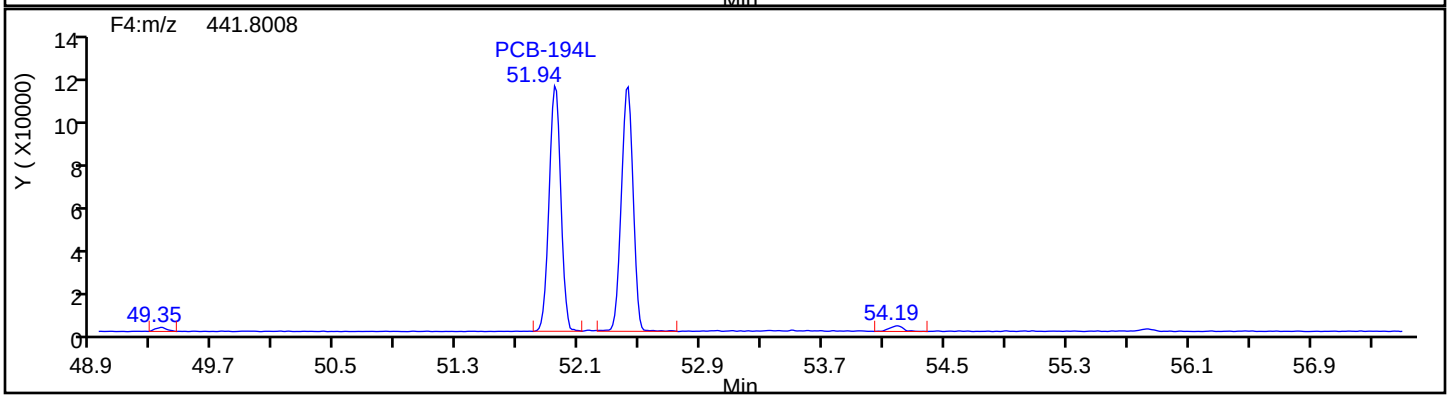

Eurofins TestAmerica, Knoxville

Data File:	\\chromna\Knoxville\ChromData\D3D\20190829-12907.b\580-88125-b-14-e.d		
Injection Date:	30-Aug-2019 09:27:00	Injection Vol:	1.0 ul
Instrument ID:	D3D	Operator ID:	Xcalibur_System
Method:	PCBs_D3D	Limit Group:	HR - 1668A - ICAL
Client ID:	M4-0to26-101918		
Worklist#:	33148	Sample Line#:	12
Column Type:	SPB-Octyl	Column Dia:	0.25 mm

OcPCB F4

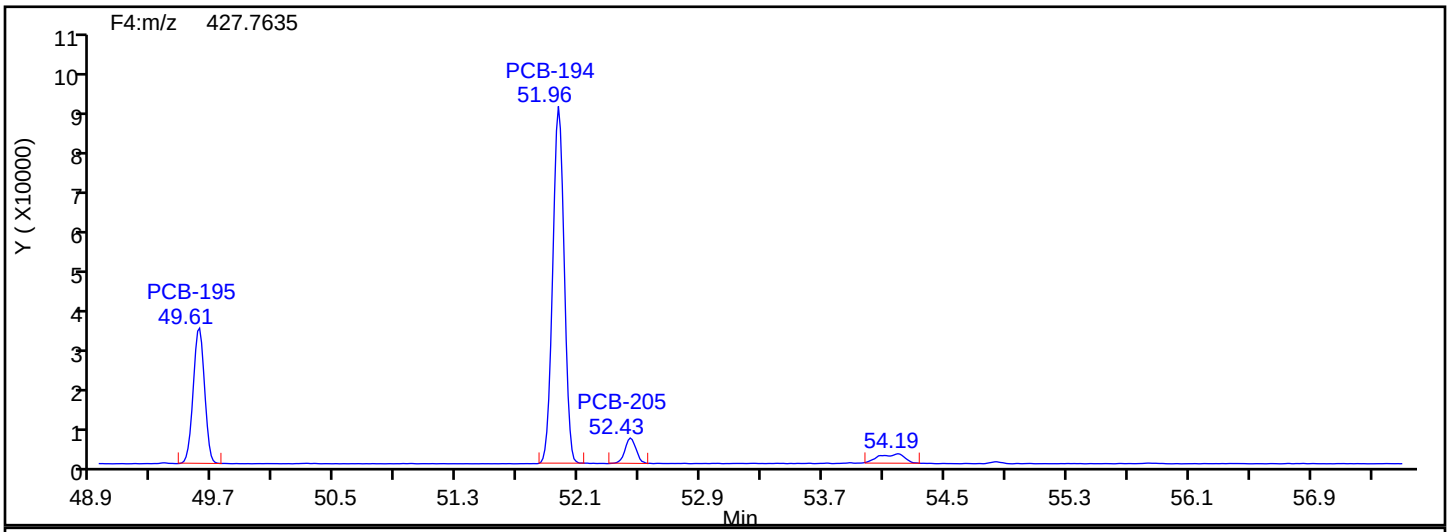

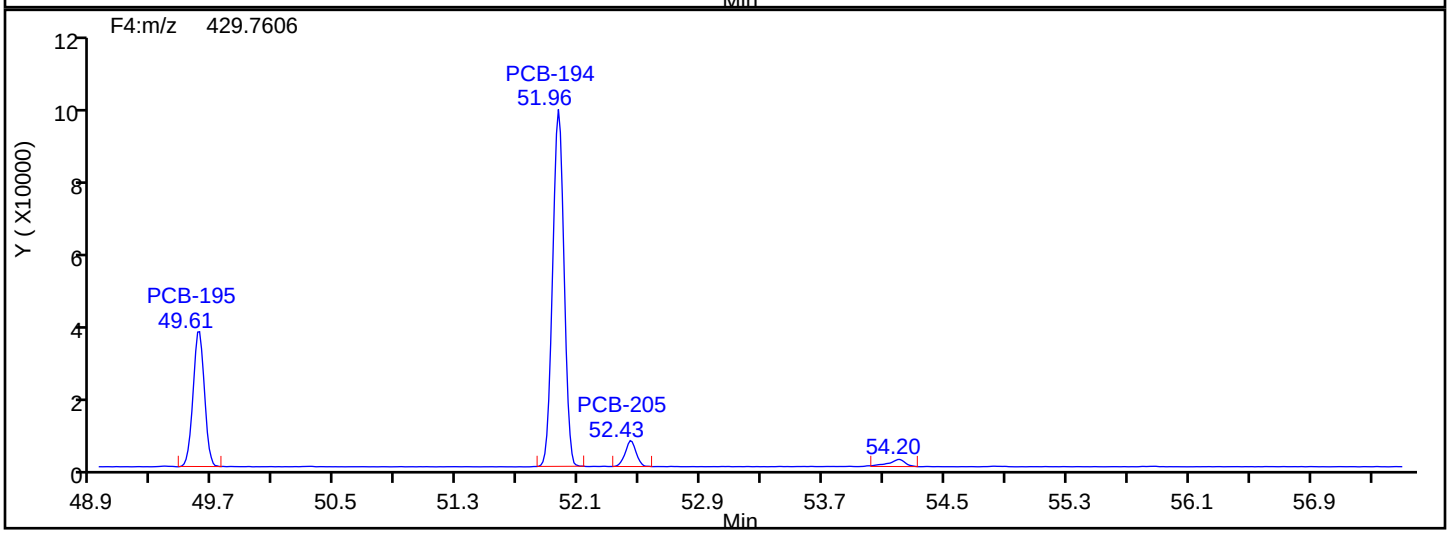

OcPCB F4 Lock Mass

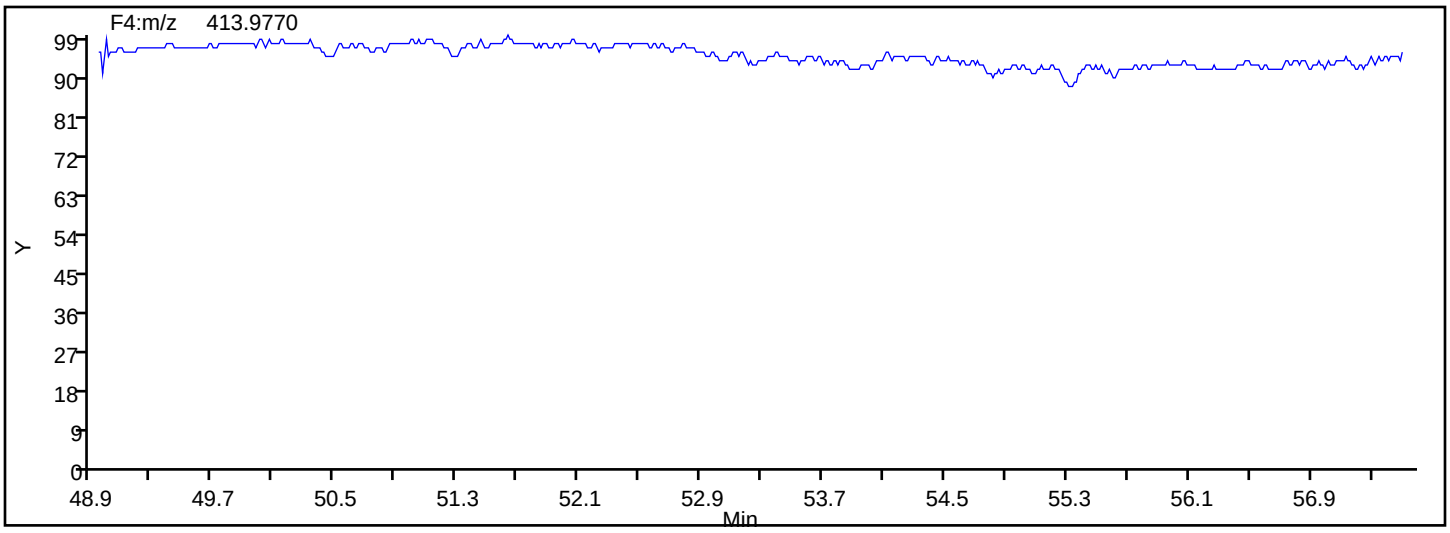

Report Date: 03-Sep-2019 08:54:13 Chrom Revision: 2.3 22-Aug-2019 12:55:36

Eurofins TestAmerica, Knoxville

Data File:	\\chromna\Knoxville\ChromData\D3D\20190829-12907.b\580-88125-b-14-e.d		
Injection Date:	30-Aug-2019 09:27:00	Injection Vol:	1.0 ul
Instrument ID:	D3D	Operator ID:	Xcalibur_System
Method:	PCBs_D3D	Limit Group:	HR - 1668A - ICAL
Client ID:	M4-0to26-101918		
Worklist#:	33148	Sample Line#:	12
Column Type:	SPB-Octyl	Column Dia:	0.25 mm

NoPCB F4

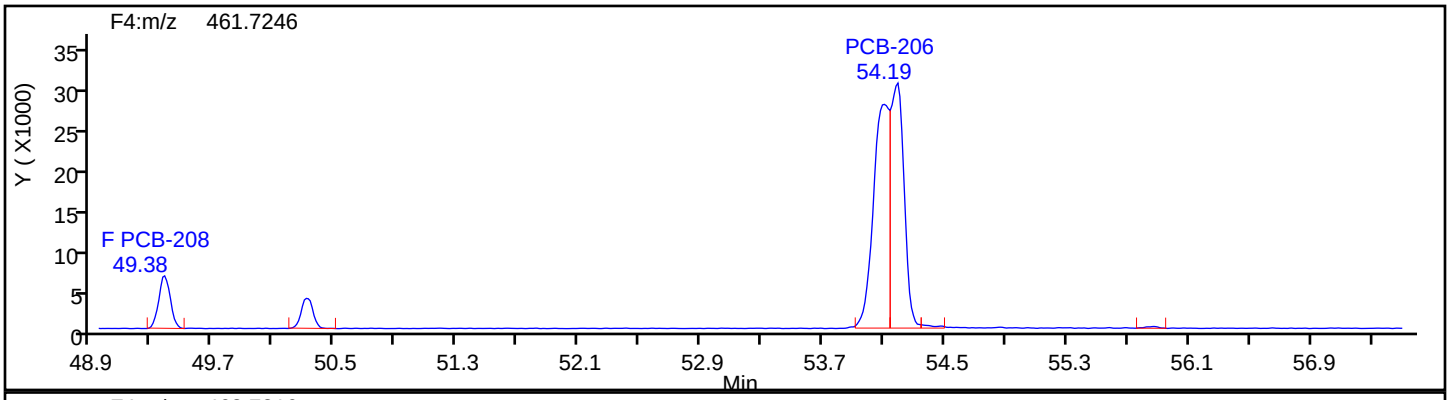

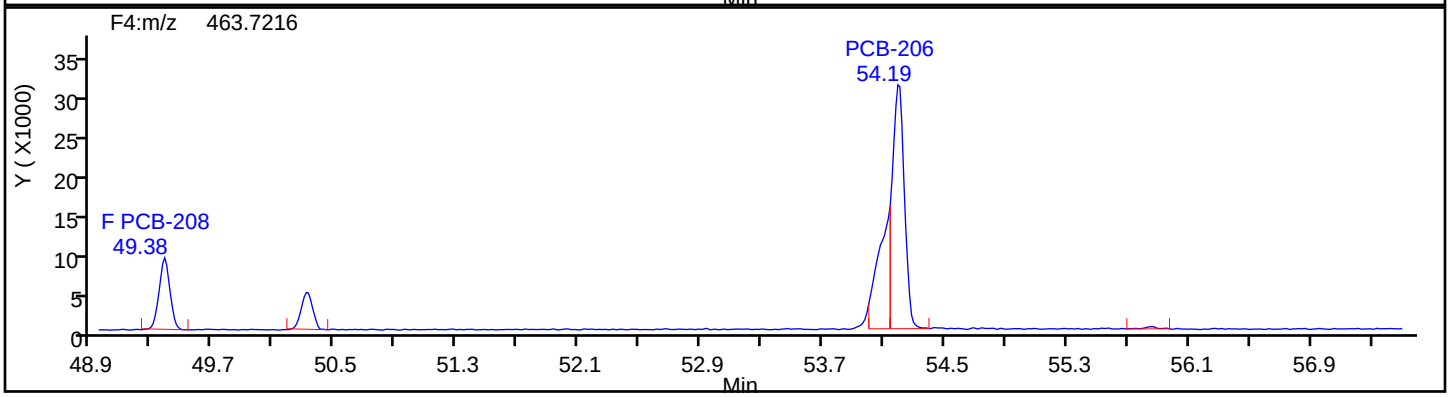

NoPCB F4 Standards

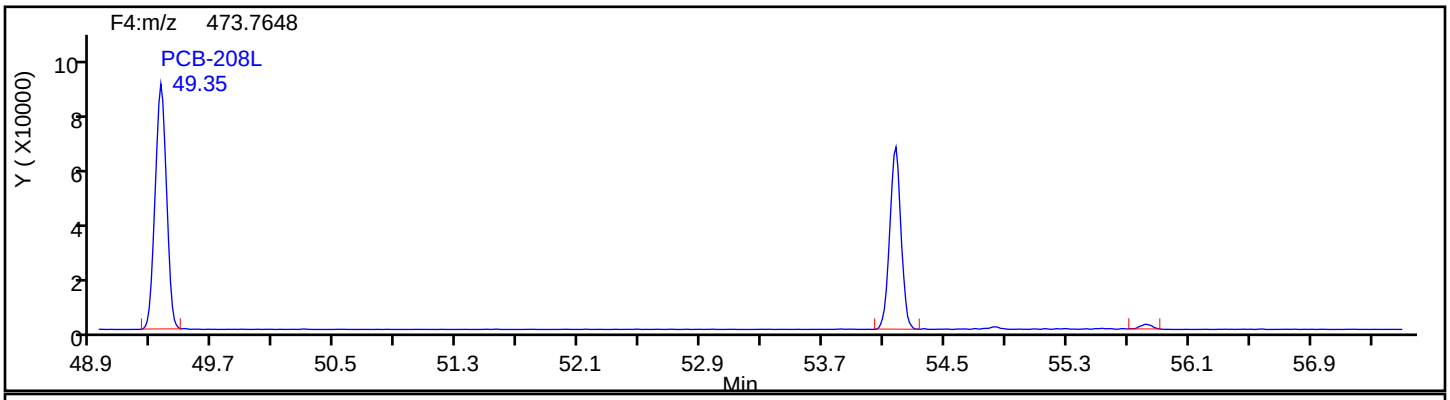

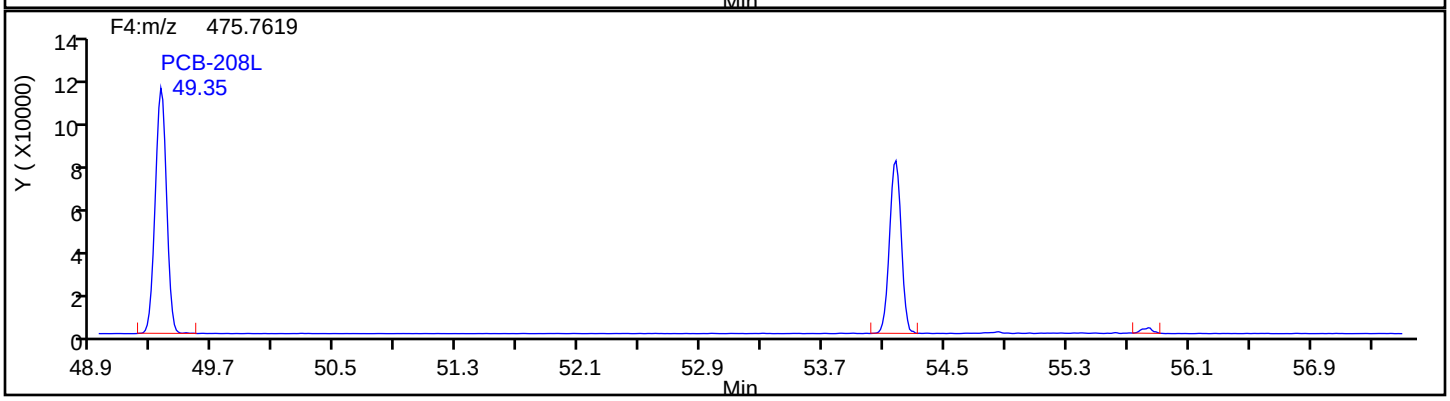

Eurofins TestAmerica, Knoxville

Data File:	\\chromna\Knoxville\ChromData\D3D\20190829-12907.b\580-88125-b-14-e.d		
Injection Date:	30-Aug-2019 09:27:00	Injection Vol:	1.0 ul
Instrument ID:	D3D	Operator ID:	Xcalibur_System
Method:	PCBs_D3D	Limit Group:	HR - 1668A - ICAL
Client ID:	M4-0to26-101918		
Worklist#:	33148	Sample Line#:	12
Column Type:	SPB-Octyl	Column Dia:	0.25 mm

NoPCB F4

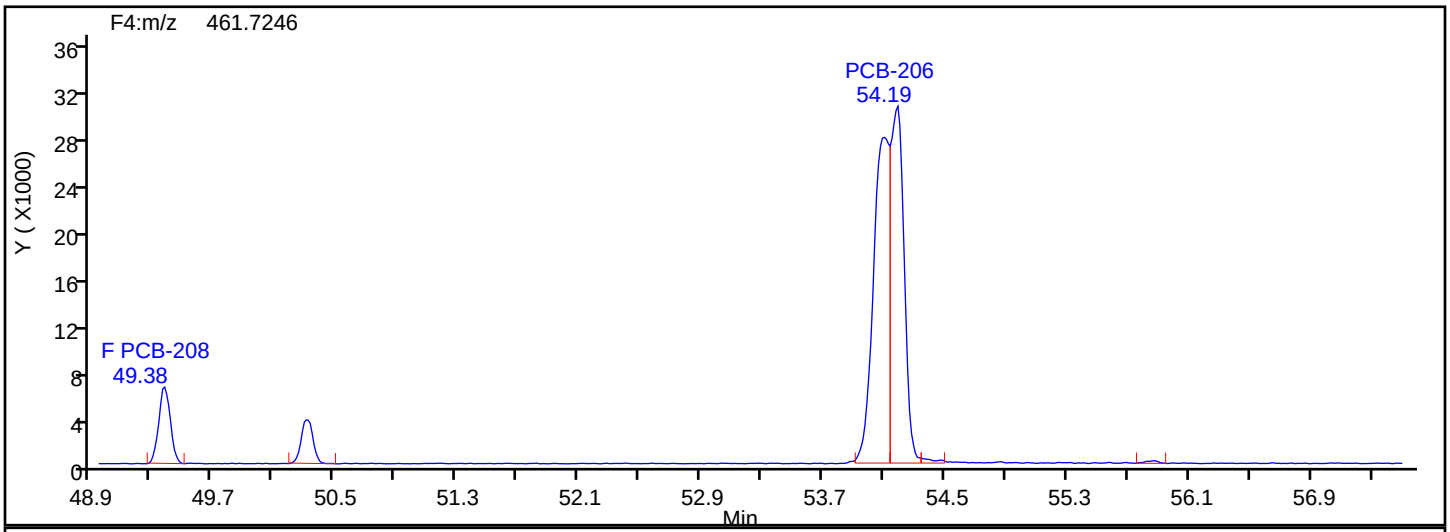

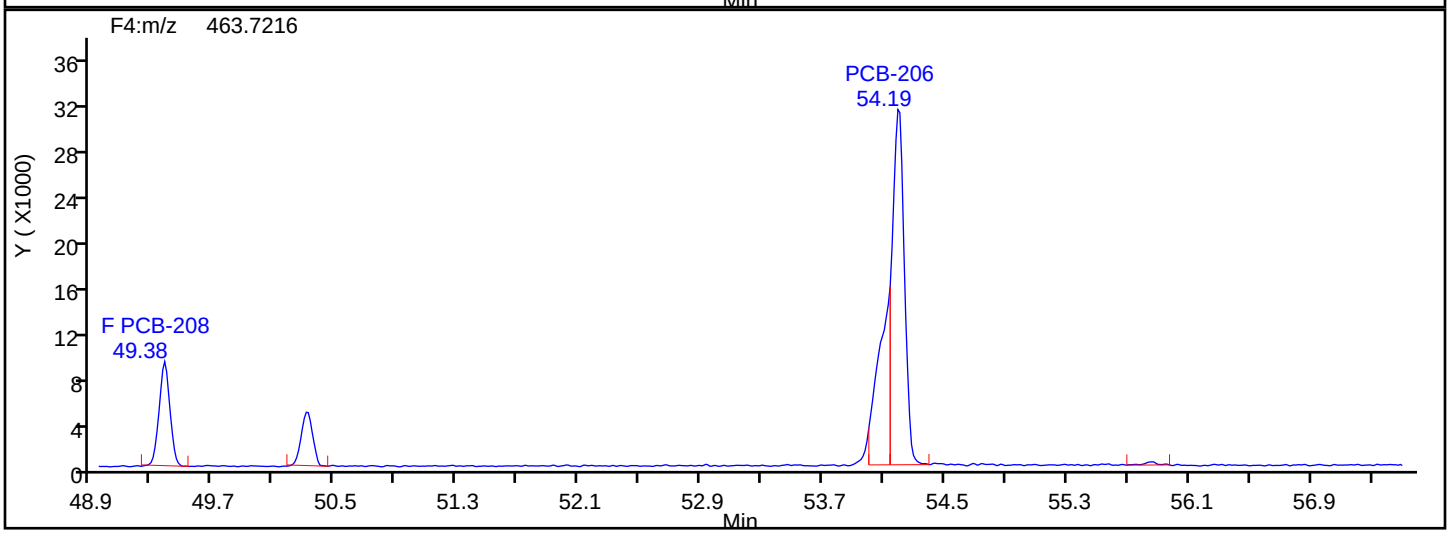

NoPCB F4 Lock Mass

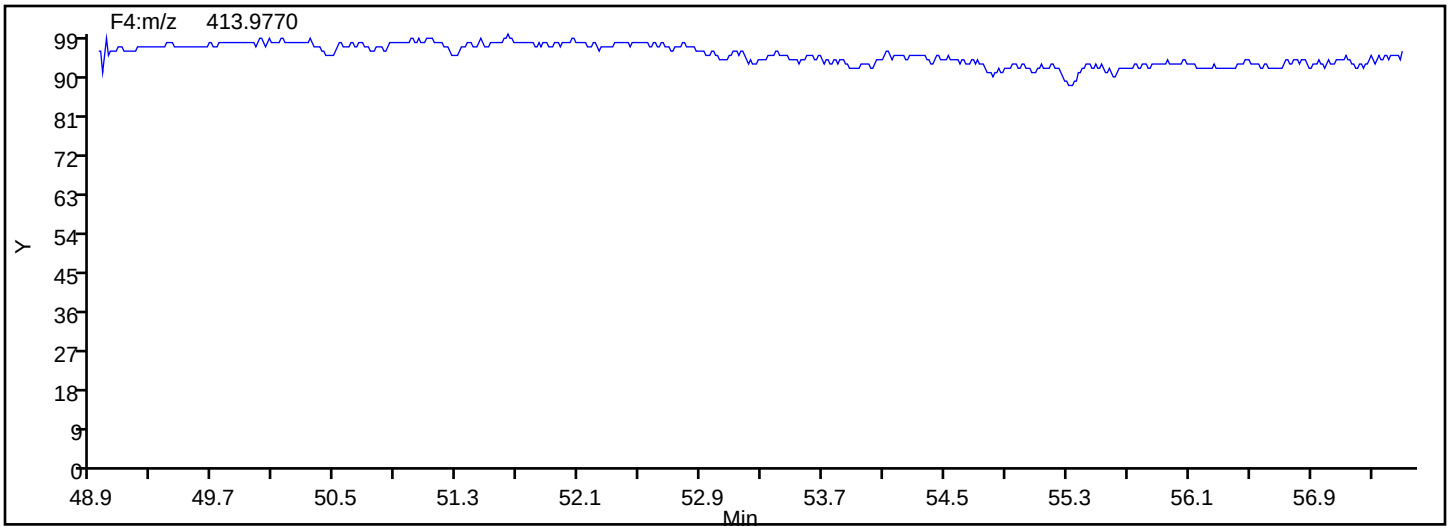

Manual Integration/User Assign Peak Report

Eurofins TestAmerica, Knoxville

Data File:	\\chromna\Knoxville\ChromData\D3D\20190829-12907.b\580-88125-b-14-e.d				
Injection Date:	30-Aug-2019 09:27:00	Instrument ID:	D3D		
Lims ID:	580-88125-B-14-E	Lab Sample ID:	140-88125-14		
Client ID:	M4-0to26-101918				
Operator ID:	Xcalibur_System	ALS Bottle#:	0	Worklist Smp#:	12
Injection Vol:	1.0 ul	Dil. Factor:	1.0000		
Method:	PCBs_D3D	Limit Group:	HR - 1668A - ICAL		
Column:	SPB-Octyl (0.25 mm)	Detector	F4(49.20 :57.50)		

PCB-206, CAS: 40186-72-9

Signal: 2

Processing Integration Results

RT: 54.19
Area: 242782
Amount: 45.781675
Amount Units: pg/ul

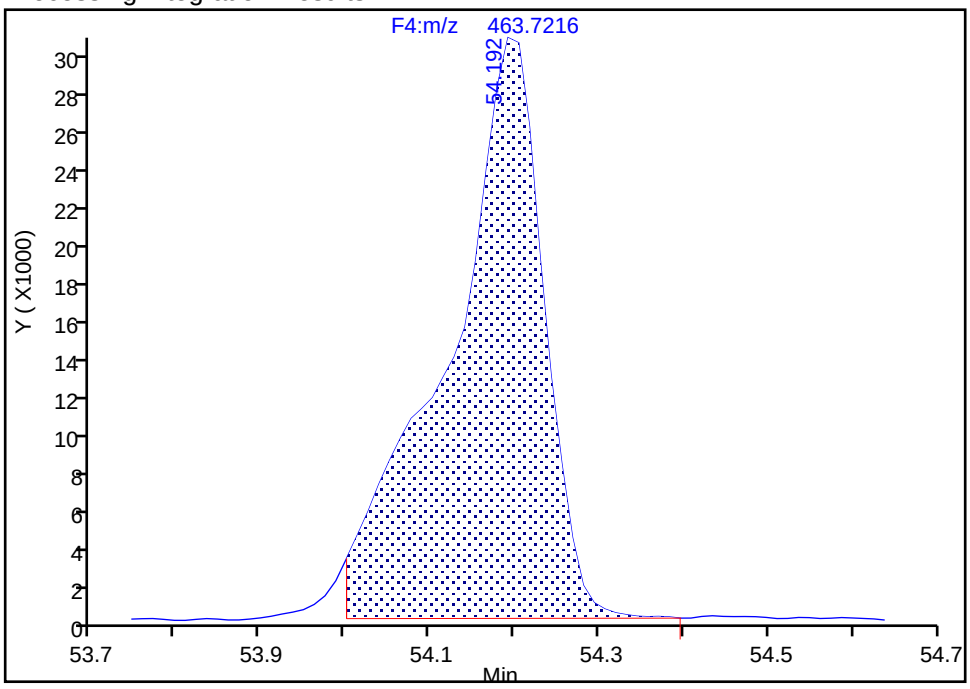

Manual Integration Results

RT: 54.19
Area: 163192
Amount: 36.890093
Amount Units: pg/ul

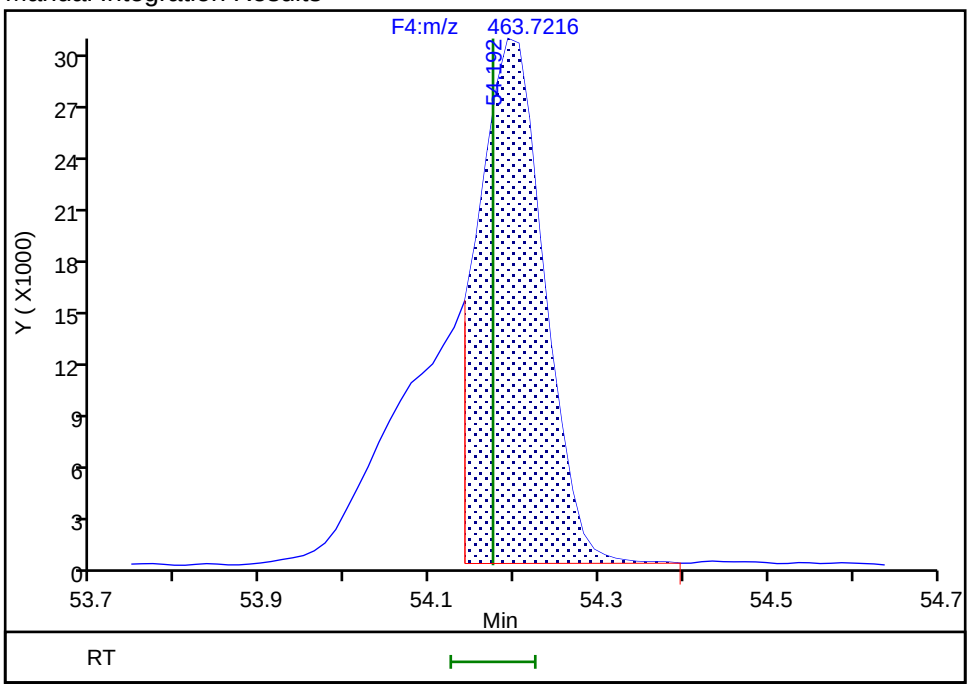

Reviewer: davidsonm, 03-Sep-2019 08:53:58

Audit Action: Split an Integrated Peak Audit Reason: Split Peak

Manual Integration/User Assign Peak Report

Eurofins TestAmerica, Knoxville

Data File:	\\chromna\Knoxville\ChromData\D3D\20190829-12907.b\580-88125-b-14-e.d				
Injection Date:	30-Aug-2019 09:27:00	Instrument ID:	D3D		
Lims ID:	580-88125-B-14-E	Lab Sample ID:	140-88125-14		
Client ID:	M4-0to26-101918				
Operator ID:	Xcalibur_System	ALS Bottle#:	0	Worklist Smp#:	12
Injection Vol:	1.0 ul	Dil. Factor:	1.0000		
Method:	PCBs_D3D	Limit Group:	HR - 1668A - ICAL		
Column:	SPB-Octyl (0.25 mm)	Detector	F4(49.20 :57.50)		

PCB-206, CAS: 40186-72-9

Signal: 1

Processing Integration Results

RT: 54.19
Area: 179529
Amount: 45.781675
Amount Units: pg/ul

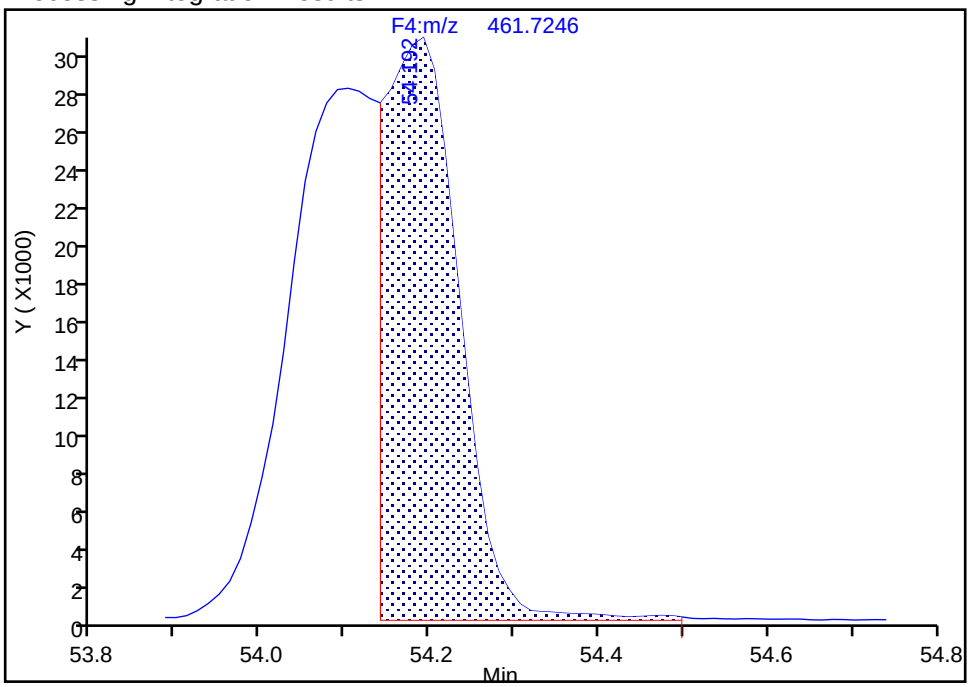

Manual Integration Results

RT: 54.19
Area: 177099
Amount: 36.890093
Amount Units: pg/ul

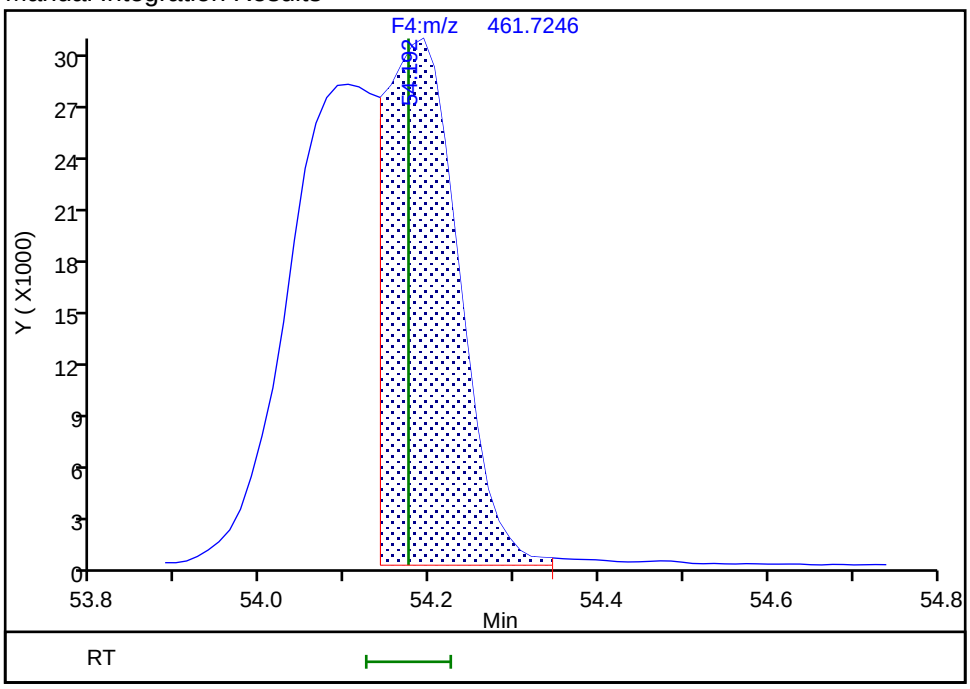

Reviewer: davidsonm, 03-Sep-2019 08:54:01

Audit Action: Split an Integrated Peak Audit Reason: Split Peak

Report Date: 03-Sep-2019 08:54:14 Chrom Revision: 2.3 22-Aug-2019 12:55:36

Eurofins TestAmerica, Knoxville

Data File:	\\chromna\Knoxville\ChromData\D3D\20190829-12907.b\580-88125-b-14-e.d		
Injection Date:	30-Aug-2019 09:27:00	Injection Vol:	1.0 ul
Instrument ID:	D3D	Operator ID:	Xcalibur_System
Method:	PCBs_D3D	Limit Group:	HR - 1668A - ICAL
Client ID:	M4-0to26-101918		
Worklist#:	33148	Sample Line#:	12
Column Type:	SPB-Octyl	Column Dia:	0.25 mm

DePCB F4

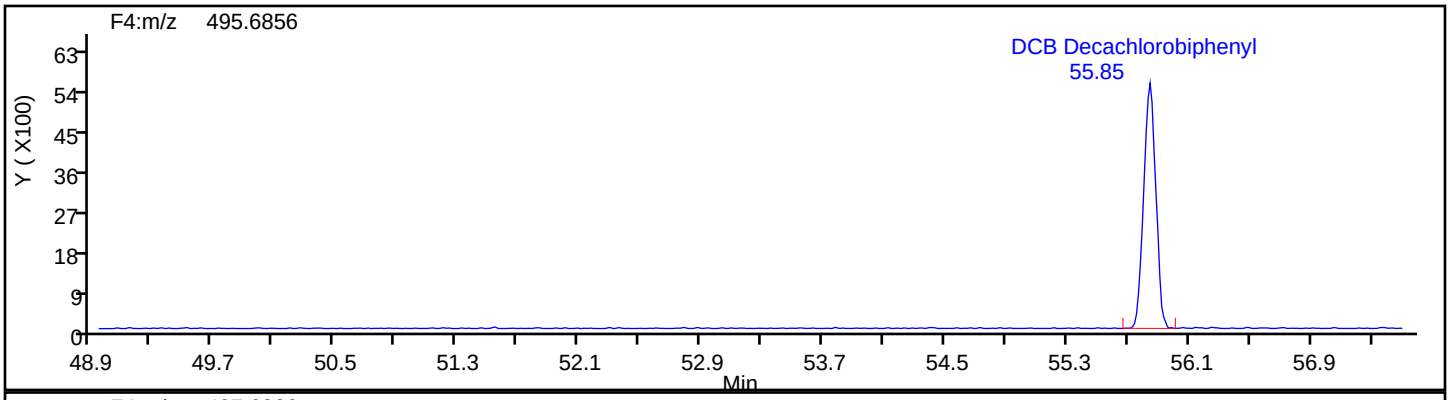

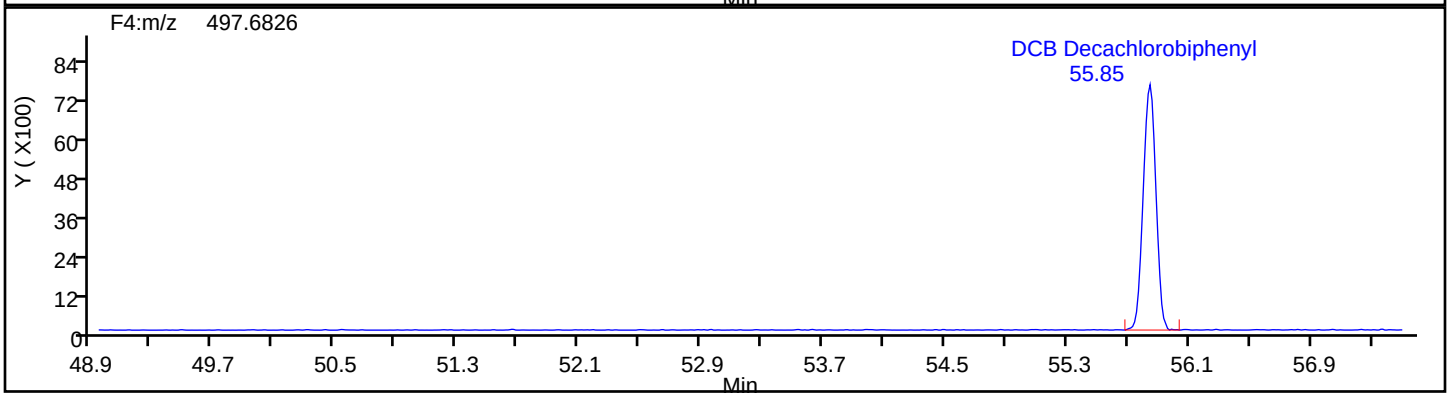

DePCB F4 Standards

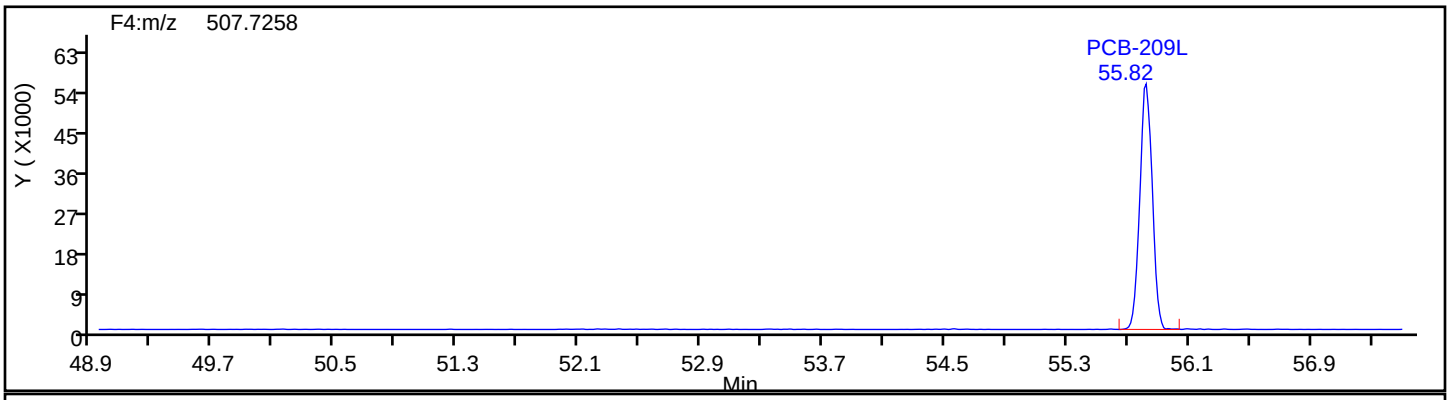

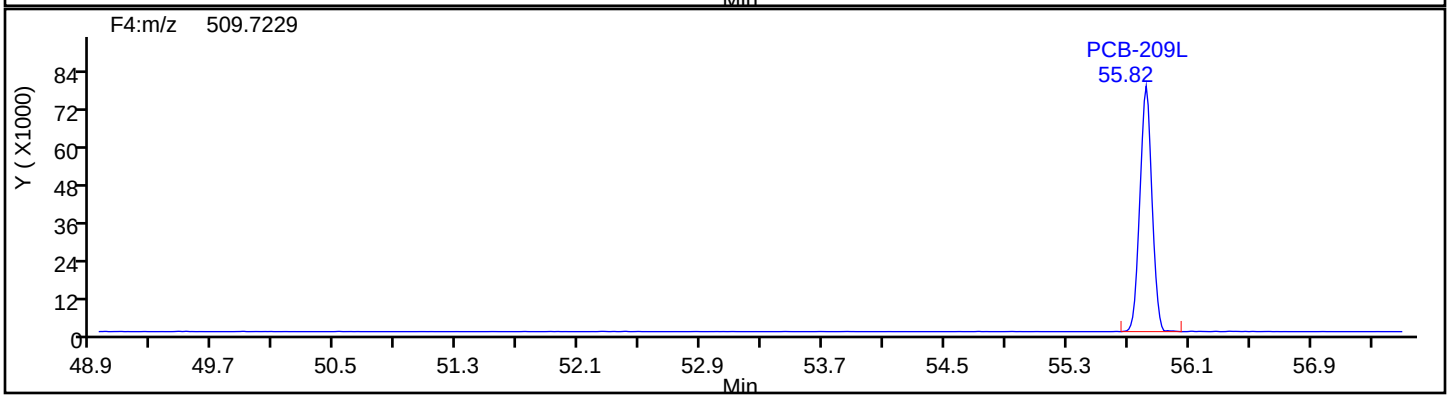

Eurofins TestAmerica, Knoxville

Data File:	\\chromna\Knoxville\ChromData\D3D\20190829-12907.b\580-88125-b-14-e.d		
Injection Date:	30-Aug-2019 09:27:00	Injection Vol:	1.0 ul
Instrument ID:	D3D	Operator ID:	Xcalibur_System
Method:	PCBs_D3D	Limit Group:	HR - 1668A - ICAL
Client ID:	M4-0to26-101918		
Worklist#:	33148	Sample Line#:	12
Column Type:	SPB-Octyl	Column Dia:	0.25 mm

DePCB F4

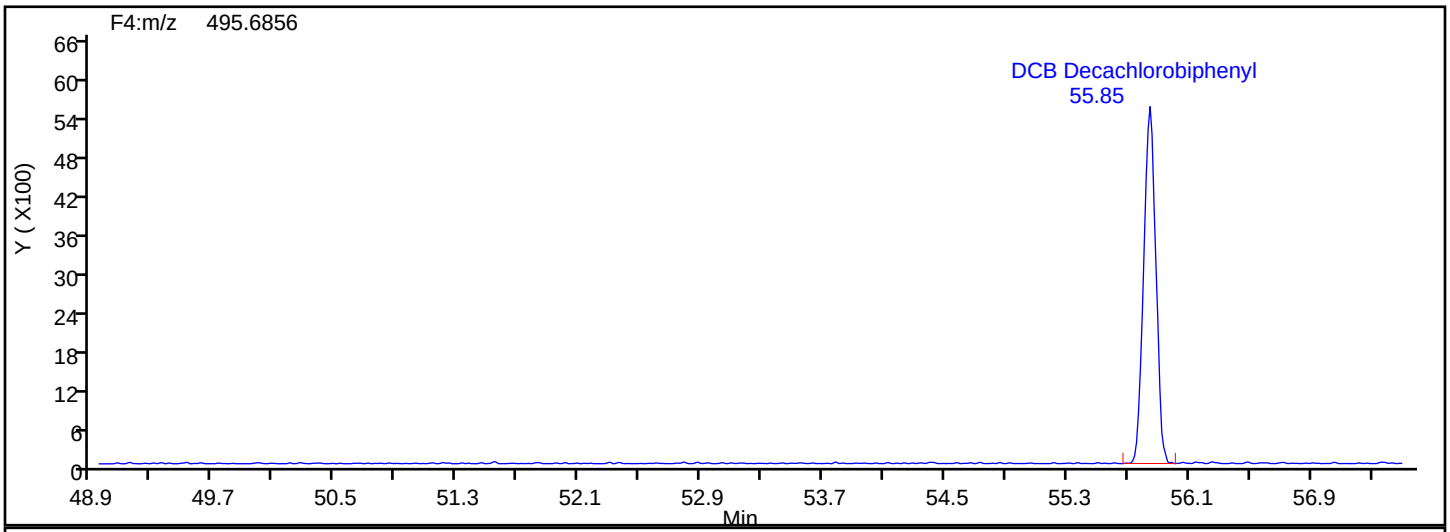

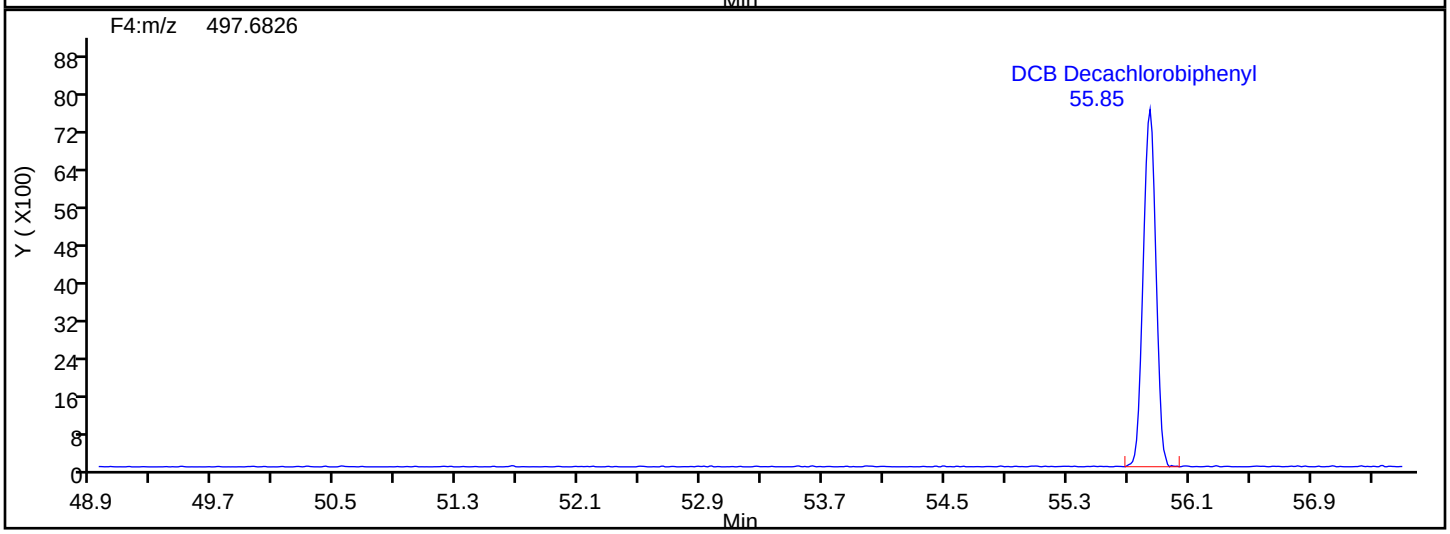

DePCB F4 Lock Mass

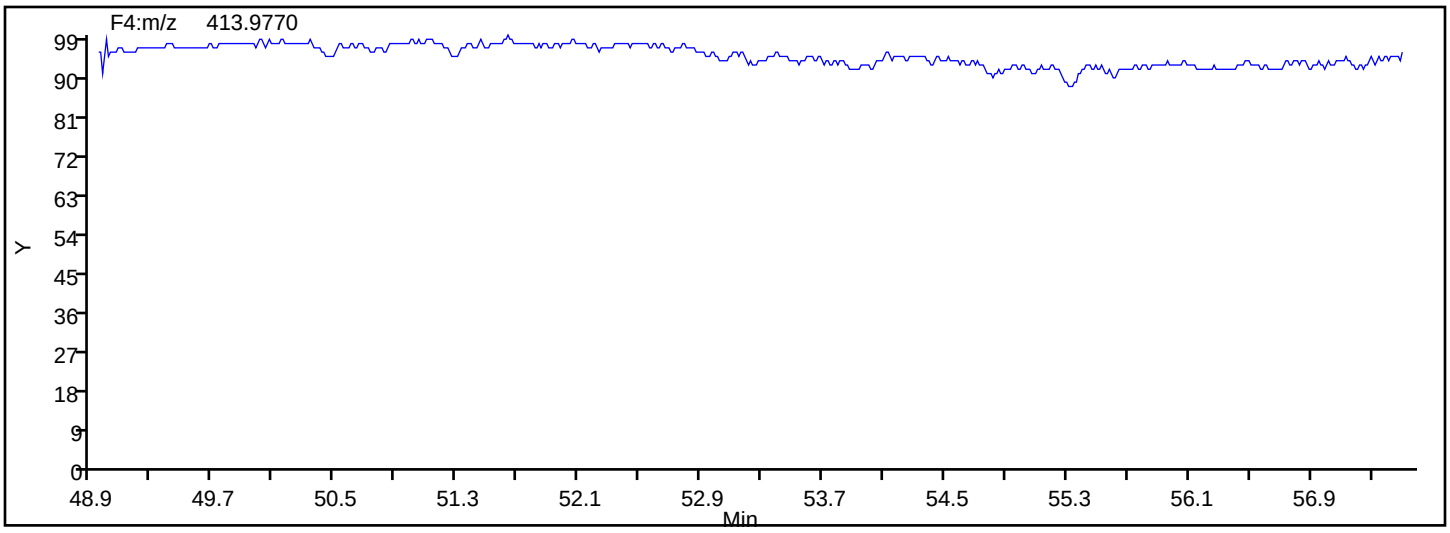

FORM I
HI-RES PCBS ORGANICS ANALYSIS DATA SHEET

Lab Name: Eurofins TestAmerica, Knoxville Job No.: 580-88125-2

SDG No.:

Client Sample ID: 515-0to26-101918 Lab Sample ID: 580-88125-15

Matrix: Solid Lab File ID: 580-88125-b-15-c.d

Analysis Method: 1668A Date Collected: 10/19/2018 13:11

Extract. Method: HRMS-Sox Date Extracted: 08/20/2019 08:01

Sample wt/vol: 4.09(g) Date Analyzed: 08/29/2019 06:01

Con. Extract Vol.: 10(mL) Dilution Factor: 1

Injection Volume: 1(uL) Level: (low/med) Low

% Moisture: 61.6 GPC Cleanup:(Y/N) N

Analysis Batch No.: 33110 Units: ng/g

CAS NO.	COMPOUND NAME	RESULT	Q	RL	EDL
2051-60-7	PCB-1	1.0	B	0.064	0.0036
2051-61-8	PCB-2	0.16	B	0.064	0.0038
2051-62-9	PCB-3	0.55	B	0.064	0.0039
13029-08-8	PCB-4	1.3		0.13	0.0061
16605-91-7	PCB-5	0.053	J	0.064	0.0040
25569-80-6	PCB-6	0.35		0.064	0.0040
33284-50-3	PCB-7	0.10	B	0.064	0.0038
34883-43-7	PCB-8	1.3	B	0.13	0.0039
34883-39-1	PCB-9	0.12	q	0.064	0.0044
33146-45-1	PCB-10	0.065		0.064	0.0042
2050-67-1	PCB-11	0.35	B	0.13	0.0038
2974-92-7	PCB-12	0.19	C B	0.13	0.0038
2974-90-5	PCB-13	0.19	C12 B	0.13	0.0038
34883-41-5	PCB-14	ND		0.064	0.0033
2050-68-2	PCB-15	0.68	B	0.064	0.0037
38444-78-9	PCB-16	0.48		0.064	0.0050
37680-66-3	PCB-17	1.9	B	0.064	0.0039
37680-65-2	PCB-18	1.2	C B	0.13	0.0034
38444-73-4	PCB-19	2.4	B	0.064	0.0047
38444-84-7	PCB-20	1.9	C B	0.13	0.011
55702-46-0	PCB-21	0.90	C B	0.13	0.010
38444-85-8	PCB-22	0.40	B	0.064	0.011
55720-44-0	PCB-23	ND		0.064	0.011
55702-45-9	PCB-24	0.017	J q B	0.064	0.0029
55712-37-3	PCB-25	0.26	B	0.064	0.010
38444-81-4	PCB-26	0.30	C B	0.13	0.010
38444-76-7	PCB-27	0.36	B	0.064	0.0028
7012-37-5	PCB-28	1.9	C20 B	0.13	0.011
15862-07-4	PCB-29	0.30	C26 B	0.13	0.010
35693-92-6	PCB-30	1.2	C18 B	0.13	0.0034
16606-02-3	PCB-31	1.3	B	0.13	0.010
38444-77-8	PCB-32	1.1	B	0.064	0.0026
38444-86-9	PCB-33	0.90	C21 B	0.13	0.010
37680-68-5	PCB-34	ND		0.064	0.011

FORM I
HI-RES PCBS ORGANICS ANALYSIS DATA SHEET

Lab Name: Eurofins TestAmerica, Knoxville Job No.: 580-88125-2

SDG No.:

Client Sample ID: 515-0to26-101918 Lab Sample ID: 580-88125-15

Matrix: Solid Lab File ID: 580-88125-b-15-c.d

Analysis Method: 1668A Date Collected: 10/19/2018 13:11

Extract. Method: HRMS-Sox Date Extracted: 08/20/2019 08:01

Sample wt/vol: 4.09(g) Date Analyzed: 08/29/2019 06:01

Con. Extract Vol.: 10(mL) Dilution Factor: 1

Injection Volume: 1(uL) Level: (low/med) Low

% Moisture: 61.6 GPC Cleanup:(Y/N) N

Analysis Batch No.: 33110 Units: ng/g

CAS NO.	COMPOUND NAME	RESULT	Q	RL	EDL
37680-69-6	PCB-35	0.058	J	0.064	0.011
38444-87-0	PCB-36	ND		0.064	0.010
38444-90-5	PCB-37	0.58	B	0.064	0.011
53555-66-1	PCB-38	ND		0.064	0.010
38444-88-1	PCB-39	0.041	J	0.064	0.0099
38444-93-8	PCB-40	2.9	C	0.19	0.014
52663-59-9	PCB-41	2.9	C40	0.19	0.014
36559-22-5	PCB-42	1.2		0.064	0.015
70362-46-8	PCB-43	0.44	C	0.13	0.013
41464-39-5	PCB-44	19	C B	0.19	0.012
70362-45-7	PCB-45	5.7	C B	0.13	0.015
41464-47-5	PCB-46	0.28		0.064	0.017
2437-79-8	PCB-47	19	C44 B	0.19	0.012
70362-47-9	PCB-48	0.45		0.064	0.014
41464-40-8	PCB-49	9.6	C B	0.13	0.011
62796-65-0	PCB-50	3.0	C B	0.13	0.014
68194-04-7	PCB-51	5.7	C45 B	0.13	0.015
35693-99-3	PCB-52	27	B	0.064	0.014
41464-41-9	PCB-53	3.0	C50 B	0.13	0.014
15968-05-5	PCB-54	0.91		0.064	0.0022
74338-24-2	PCB-55	ND		0.064	0.0099
41464-43-1	PCB-56	1.9		0.064	0.010
70424-67-8	PCB-57	ND		0.064	0.010
41464-49-7	PCB-58	ND		0.064	0.0097
74472-33-6	PCB-59	0.52	C	0.19	0.0094
33025-41-1	PCB-60	0.55		0.064	0.0097
33284-53-6	PCB-61	18	C B	0.25	0.0095
54230-22-7	PCB-62	0.52	C59	0.19	0.0094
74472-34-7	PCB-63	0.26		0.064	0.0088
52663-58-8	PCB-64	2.5		0.064	0.0091
33284-54-7	PCB-65	19	C44 B	0.19	0.012
32598-10-0	PCB-66	6.2		0.064	0.010
73575-53-8	PCB-67	0.16		0.064	0.0092
73575-52-7	PCB-68	0.29	B	0.064	0.0087

FORM I
HI-RES PCBS ORGANICS ANALYSIS DATA SHEET

Lab Name: Eurofins TestAmerica, Knoxville Job No.: 580-88125-2

SDG No.:

Client Sample ID: 515-0to26-101918 Lab Sample ID: 580-88125-15

Matrix: Solid Lab File ID: 580-88125-b-15-c.d

Analysis Method: 1668A Date Collected: 10/19/2018 13:11

Extract. Method: HRMS-Sox Date Extracted: 08/20/2019 08:01

Sample wt/vol: 4.09(g) Date Analyzed: 08/29/2019 06:01

Con. Extract Vol.: 10(mL) Dilution Factor: 1

Injection Volume: 1(uL) Level: (low/med) Low

% Moisture: 61.6 GPC Cleanup:(Y/N) N

Analysis Batch No.: 33110 Units: ng/g

CAS NO.	COMPOUND NAME	RESULT	Q	RL	EDL
60233-24-1	PCB-69	9.6	C49 B	0.13	0.011
32598-11-1	PCB-70	18	C61 B	0.25	0.0095
41464-46-4	PCB-71	2.9	C40	0.19	0.014
41464-42-0	PCB-72	0.30		0.064	0.0098
74338-23-1	PCB-73	0.44	C43	0.13	0.013
32690-93-0	PCB-74	18	C61 B	0.25	0.0095
32598-12-2	PCB-75	0.52	C59	0.19	0.0094
70362-48-0	PCB-76	18	C61 B	0.25	0.0095
32598-13-3	PCB-77	0.80	B	0.064	0.0094
70362-49-1	PCB-78	ND		0.064	0.0098
41464-48-6	PCB-79	0.40		0.064	0.0083
33284-52-5	PCB-80	ND		0.064	0.0087
70362-50-4	PCB-81	0.027	J q B	0.064	0.010
52663-62-4	PCB-82	4.3		0.064	0.0066
60145-20-2	PCB-83	26	C	0.13	0.0061
52663-60-2	PCB-84	11		0.064	0.0066
65510-45-4	PCB-85	6.1	C	0.19	0.0047
55312-69-1	PCB-86	27	C B	0.38	0.0048
38380-02-8	PCB-87	27	C86 B	0.38	0.0048
55215-17-3	PCB-88	7.3	C	0.13	0.0057
73575-57-2	PCB-89	0.29		0.064	0.0064
68194-07-0	PCB-90	48	C B	0.19	0.0050
68194-05-8	PCB-91	7.3	C88	0.13	0.0057
52663-61-3	PCB-92	10		0.064	0.0060
73575-56-1	PCB-93	2.4	C	0.13	0.0058
73575-55-0	PCB-94	0.66		0.064	0.0063
38379-99-6	PCB-95	38	B	0.064	0.0059
73575-54-9	PCB-96	0.51		0.064	0.0046
41464-51-1	PCB-97	27	C86 B	0.38	0.0048
60233-25-2	PCB-98	1.7	C	0.13	0.0057
38380-01-7	PCB-99	26	C83	0.13	0.0061
39485-83-1	PCB-100	2.4	C93	0.13	0.0058
37680-73-2	PCB-101	48	C90 B	0.19	0.0050
68194-06-9	PCB-102	1.7	C98	0.13	0.0057

FORM I
HI-RES PCBS ORGANICS ANALYSIS DATA SHEET

Lab Name: Eurofins TestAmerica, Knoxville Job No.: 580-88125-2

SDG No.:

Client Sample ID: 515-0to26-101918 Lab Sample ID: 580-88125-15

Matrix: Solid Lab File ID: 580-88125-b-15-c.d

Analysis Method: 1668A Date Collected: 10/19/2018 13:11

Extract. Method: HRMS-Sox Date Extracted: 08/20/2019 08:01

Sample wt/vol: 4.09(g) Date Analyzed: 08/29/2019 06:01

Con. Extract Vol.: 10(mL) Dilution Factor: 1

Injection Volume: 1(uL) Level: (low/med) Low

% Moisture: 61.6 GPC Cleanup:(Y/N) N

Analysis Batch No.: 33110 Units: ng/g

CAS NO.	COMPOUND NAME	RESULT	Q	RL	EDL
60145-21-3	PCB-103	1.3	B	0.064	0.0055
56558-16-8	PCB-104	ND		0.064	0.0041
32598-14-4	PCB-105	12	B	0.064	0.027
70424-69-0	PCB-106	ND		0.064	0.028
70424-68-9	PCB-107	2.5		0.064	0.026
70362-41-3	PCB-108	1.3	C	0.13	0.028
74472-35-8	PCB-109	27	C86 B	0.38	0.0048
38380-03-9	PCB-110	48	C	0.13	0.0042
39635-32-0	PCB-111	ND		0.064	0.0040
74472-36-9	PCB-112	ND		0.064	0.0042
68194-10-5	PCB-113	48	C90 B	0.19	0.0050
74472-37-0	PCB-114	0.65	B	0.064	0.026
74472-38-1	PCB-115	48	C110	0.13	0.0042
18259-05-7	PCB-116	6.1	C85	0.19	0.0047
68194-11-6	PCB-117	6.1	C85	0.19	0.0047
31508-00-6	PCB-118	32	B	0.064	0.026
56558-17-9	PCB-119	27	C86 B	0.38	0.0048
68194-12-7	PCB-120	0.35		0.064	0.0038
56558-18-0	PCB-121	ND		0.064	0.0041
76842-07-4	PCB-122	0.38		0.064	0.030
65510-44-3	PCB-123	0.43	B	0.064	0.027
70424-70-3	PCB-124	1.3	C108	0.13	0.028
74472-39-2	PCB-125	27	C86 B	0.38	0.0048
57465-28-8	PCB-126	0.11	B	0.064	0.026
39635-33-1	PCB-127	0.065		0.064	0.028
38380-07-3	PCB-128	6.3	C B	0.13	0.010
55215-18-4	PCB-129	40	C B	0.25	0.010
52663-66-8	PCB-130	2.8		0.064	0.014
61798-70-7	PCB-131	0.61		0.064	0.013
38380-05-1	PCB-132	14		0.064	0.013
35694-04-3	PCB-133	1.1		0.064	0.012
52704-70-8	PCB-134	2.6	C	0.13	0.013
52744-13-5	PCB-135	16	C B	0.13	0.0020
38411-22-2	PCB-136	6.4	B	0.064	0.0015

FORM I
HI-RES PCBS ORGANICS ANALYSIS DATA SHEET

Lab Name: Eurofins TestAmerica, Knoxville Job No.: 580-88125-2

SDG No.:

Client Sample ID: 515-0to26-101918 Lab Sample ID: 580-88125-15

Matrix: Solid Lab File ID: 580-88125-b-15-c.d

Analysis Method: 1668A Date Collected: 10/19/2018 13:11

Extract. Method: HRMS-Sox Date Extracted: 08/20/2019 08:01

Sample wt/vol: 4.09(g) Date Analyzed: 08/29/2019 06:01

Con. Extract Vol.: 10(mL) Dilution Factor: 1

Injection Volume: 1(uL) Level: (low/med) Low

% Moisture: 61.6 GPC Cleanup:(Y/N) N

Analysis Batch No.: 33110 Units: ng/g

CAS NO.	COMPOUND NAME	RESULT	Q	RL	EDL
35694-06-5	PCB-137	1.7		0.064	0.011
35065-28-2	PCB-138	40	C129 B	0.25	0.010
56030-56-9	PCB-139	0.98	C B	0.13	0.011
59291-64-4	PCB-140	0.98	C139 B	0.13	0.011
52712-04-6	PCB-141	6.6		0.064	0.012
41411-61-4	PCB-142	ND		0.064	0.013
68194-15-0	PCB-143	2.6	C134	0.13	0.013
68194-14-9	PCB-144	1.8		0.064	0.0019
74472-40-5	PCB-145	ND		0.064	0.0015
51908-16-8	PCB-146	8.3	B	0.064	0.011
68194-13-8	PCB-147	34	C B	0.13	0.012
74472-41-6	PCB-148	0.34		0.064	0.0019
38380-04-0	PCB-149	34	C147 B	0.13	0.012
68194-08-1	PCB-150	0.30		0.064	0.0014
52663-63-5	PCB-151	16	C135 B	0.13	0.0020
68194-09-2	PCB-152	0.15		0.064	0.0014
35065-27-1	PCB-153	33	C B	0.13	0.0092
60145-22-4	PCB-154	1.7		0.064	0.0017
33979-03-2	PCB-155	0.026	J B	0.064	0.0013
38380-08-4	PCB-156	5.1	C B	0.13	0.010
69782-90-7	PCB-157	5.1	C156 B	0.13	0.010
74472-42-7	PCB-158	4.0		0.064	0.0081
39635-35-3	PCB-159	0.33		0.064	0.0085
41411-62-5	PCB-160	40	C129 B	0.25	0.010
74472-43-8	PCB-161	ND		0.064	0.0084
39635-34-2	PCB-162	ND		0.064	0.0083
74472-44-9	PCB-163	40	C129 B	0.25	0.010
74472-45-0	PCB-164	2.9		0.064	0.0090
74472-46-1	PCB-165	ND		0.064	0.010

FORM I
HI-RES PCBS ORGANICS ANALYSIS DATA SHEET

Lab Name: Eurofins TestAmerica, Knoxville Job No.: 580-88125-2

SDG No.:

Client Sample ID: 515-0to26-101918 Lab Sample ID: 580-88125-15

Matrix: Solid Lab File ID: 580-88125-b-15-c.d

Analysis Method: 1668A Date Collected: 10/19/2018 13:11

Extract. Method: HRMS-Sox Date Extracted: 08/20/2019 08:01

Sample wt/vol: 4.09(g) Date Analyzed: 08/29/2019 06:01

Con. Extract Vol.: 10(mL) Dilution Factor: 1

Injection Volume: 1(uL) Level: (low/med) Low

% Moisture: 61.6 GPC Cleanup:(Y/N) N

Analysis Batch No.: 33110 Units: ng/g

CAS NO.	COMPOUND NAME	RESULT	Q	RL	EDL
41411-63-6	PCB-166	6.3	C128 B	0.13	0.010
52663-72-6	PCB-167	1.7	B	0.064	0.0072
59291-65-5	PCB-168	33	C153 B	0.13	0.0092
32774-16-6	PCB-169	ND		0.064	0.0077
35065-30-6	PCB-170	10	B	0.064	0.0021
52663-71-5	PCB-171	3.4	C B	0.13	0.0021
52663-74-8	PCB-172	1.7		0.064	0.0020
68194-16-1	PCB-173	3.4	C171 B	0.13	0.0021
38411-25-5	PCB-174	9.8	B	0.064	0.0021
40186-70-7	PCB-175	0.42	B	0.064	0.0019
52663-65-7	PCB-176	1.2	B	0.064	0.0013
52663-70-4	PCB-177	6.8	B	0.064	0.0021
52663-67-9	PCB-178	2.3		0.064	0.0020
52663-64-6	PCB-179	4.4	B	0.064	0.0014
35065-29-3	PCB-180	21	C B	0.13	0.0016
74472-47-2	PCB-181	0.15		0.064	0.0018
60145-23-5	PCB-182	0.18		0.064	0.0018
52663-69-1	PCB-183	6.4	C B	0.13	0.0018
74472-48-3	PCB-184	ND		0.064	0.0014
52712-05-7	PCB-185	6.4	C183 B	0.13	0.0018
74472-49-4	PCB-186	ND		0.064	0.0014
52663-68-0	PCB-187	13	B	0.064	0.0018
74487-85-7	PCB-188	0.066	B	0.064	0.0013
39635-31-9	PCB-189	0.43	B	0.064	0.0046
41411-64-7	PCB-190	2.1	B	0.064	0.0015
74472-50-7	PCB-191	0.46		0.064	0.0015
74472-51-8	PCB-192	ND		0.064	0.0016
69782-91-8	PCB-193	21	C180 B	0.13	0.0016
35694-08-7	PCB-194	5.9	B	0.064	0.014
52663-78-2	PCB-195	2.7		0.064	0.017
42740-50-1	PCB-196	2.7	B	0.064	0.0039

FORM I
HI-RES PCBS ORGANICS ANALYSIS DATA SHEET

Lab Name: Eurofins TestAmerica, Knoxville Job No.: 580-88125-2

SDG No.:

Client Sample ID: 515-0to26-101918 Lab Sample ID: 580-88125-15

Matrix: Solid Lab File ID: 580-88125-b-15-c.d

Analysis Method: 1668A Date Collected: 10/19/2018 13:11

Extract. Method: HRMS-Sox Date Extracted: 08/20/2019 08:01

Sample wt/vol: 4.09(g) Date Analyzed: 08/29/2019 06:01

Con. Extract Vol.: 10(mL) Dilution Factor: 1

Injection Volume: 1(uL) Level: (low/med) Low

% Moisture: 61.6 GPC Cleanup:(Y/N) N

Analysis Batch No.: 33110 Units: ng/g

CAS NO.	COMPOUND NAME	RESULT	Q	RL	EDL
33091-17-7	PCB-197	0.20	B	0.064	0.0028
68194-17-2	PCB-198	5.4	C B	0.13	0.0042
52663-75-9	PCB-199	5.4	C198 B	0.13	0.0042
52663-73-7	PCB-200	0.64		0.064	0.0030
40186-71-8	PCB-201	0.66	B	0.064	0.0029
2136-99-4	PCB-202	1.0	B	0.064	0.0033
52663-76-0	PCB-203	3.4	B	0.064	0.0037
74472-52-9	PCB-204	ND		0.064	0.0031
74472-53-0	PCB-205	0.32	B	0.064	0.011
40186-72-9	PCB-206	2.0	B	0.064	0.0088
52663-79-3	PCB-207	0.23		0.064	0.0061
52663-77-1	PCB-208	0.44		0.064	0.0062
2051-24-3	PCB-209	0.58	B	0.064	0.0026
27323-18-8	Total Monochlorobiphenyls	1.7	B	0.064	0.0038
25512-42-9	Total Dichlorobiphenyls	4.5	q B	0.13	0.0041
25323-68-6	Total Trichlorobiphenyls	13	q B	0.13	0.0081
26914-33-0	Total Tetrachlorobiphenyls	100	q B	0.25	0.011
25429-29-2	Total Pentachlorobiphenyls	280	B	0.38	0.012
26601-64-9	Total Hexachlorobiphenyls	190	B	0.25	0.0080
28655-71-2	Total Heptachlorobiphenyls	84	B	0.13	0.0019
55722-26-4	Total Octachlorobiphenyls	23	B	0.13	0.0062
53742-07-7	Total Nonachlorobiphenyls	2.7	B	0.064	0.0071
1336-36-3	Polychlorinated biphenyls, Total	710	q B	0.38	0.0068

FORM I
HI-RES PCBS ORGANICS ANALYSIS DATA SHEET

Lab Name: Eurofins TestAmerica, Knoxville Job No.: 580-88125-2

SDG No.:

Client Sample ID: 515-0to26-101918 Lab Sample ID: 580-88125-15

Matrix: Solid Lab File ID: 580-88125-b-15-c.d

Analysis Method: 1668A Date Collected: 10/19/2018 13:11

Extract. Method: HRMS-Sox Date Extracted: 08/20/2019 08:01

Sample wt/vol: 4.09(g) Date Analyzed: 08/29/2019 06:01

Con. Extract Vol.: 10(mL) Dilution Factor: 1

Injection Volume: 1(uL) Level: (low/med) Low

% Moisture: 61.6 GPC Cleanup:(Y/N) N

Analysis Batch No.: 33110 Units: ng/g

CAS NO.	ISOTOPE DILUTION	%REC	Q	LIMITS
234432-85-0	PCB-1L	61		30-140
208263-77-8	PCB-3L	64		30-140
234432-86-1	PCB-4L	67		30-140
208263-67-6	PCB-15L	75		30-140
234432-87-2	PCB-19L	82		30-140
208263-79-0	PCB-37L	97		30-140
234432-88-3	PCB-54L	92		30-140
105600-23-5	PCB-77L	94		30-140
208461-24-9	PCB-81L	90		30-140
234432-89-4	PCB-104L	89		30-140
208263-62-1	PCB-105L	83		30-140
208263-63-2	PCB-114L	82		30-140
104130-40-7	PCB-118L	84		30-140
208263-64-3	PCB-123L	83		30-140
208263-65-4	PCB-126L	93		30-140
234432-90-7	PCB-155L	100		30-140
208263-68-7	PCB-156L	86	C	30-140
235416-30-5	PCB-157L	86	C156	30-140
208263-69-8	PCB-167L	86		30-140
208263-70-1	PCB-169L	100		30-140
160901-80-4	PCB-170L	80		30-140
234432-91-8	PCB-188L	82		30-140
208263-73-4	PCB-189L	89		30-140
105600-26-8	PCB-202L	88		30-140
234446-64-1	PCB-205L	79		30-140
208263-75-6	PCB-206L	77		30-140
234432-92-9	PCB-208L	85		30-140
105600-27-9	PCB-209L	71		30-140

CAS NO.	SURROGATE	%REC	Q	LIMITS
208263-76-7	PCB-28L	77		40-125
235416-29-2	PCB-111L	90		40-125
232919-67-4	PCB-178L	87		40-125

Eurofins TestAmerica, Knoxville
Target Compound Quantitation Report

Data File: \\chromna\Knoxville\ChromData\D3D\20190828-12892.b\580-88125-b-15-c.d
Lims ID: 580-88125-B-15-C
Client ID: 515-0to26-101918
Sample Type: Client
Inject. Date: 29-Aug-2019 06:01:00 ALS Bottle#: 0 Worklist Smp#: 12
Injection Vol: 1.0 ul Dil. Factor: 1.0000
Sample Info:
Misc. Info.: 140-0012892-012
Operator ID: Xcalibur_System Instrument ID: D3D

Method: \\chromna\Knoxville\ChromData\D3D\20190828-12892.b\PCBs_D3D.m
Limit Group: HR - 1668A - ICAL
Last Update: 29-Aug-2019 14:33:59 Calib Date: 21-Aug-2019 19:05:00
Integrator: Picker
Quant Method: Isotopic Dilution Quant By: Initial Calibration
Last ICal File: \\chromna\Knoxville\ChromData\D3D\20190813-12717.b\d4190821i6.d

Column 1 : SPB-Octyl (0.25 mm) Det: F1(11.07 :21.70)
Process Host: CTX1023

First Level Reviewer: davidsonm Date: 29-Aug-2019 14:33:58

Compound	RT (min.)	Area	Ratio	Ical RRF	Amount pg/ul	EMPC pg/ul	Noise EDL	Final EDL	%Rec	Flags
S Total Monochlorobipheny					27.1	27.1	0.0592	0.0592		
D PCB-1L	11:43	957901	2.99	1.3140	60.6	60.6	0.7488	0.7488	60.61	
D PCB-3L	13:53	1049304	3.20	1.3615	64.1	64.1	0.7227	0.7227	64.07	
PCB-1	11:44	180161	3.04	1.1883	15.8	15.8	0.0568	0.0568		
PCB-2	13:43	30943	3.21	1.1911	2.589	2.589	0.0594	0.0594		
PCB-3	13:54	110437	3.31	1.2130	8.677	8.677	0.0613	0.0613		
S Total Dichlorobiphenyls					71.3	71.0	0.0644	0.0644		RQ
D PCB-4L	14:08	482796	1.63	0.5996	66.9	66.9	0.2374	0.2374	66.95	
* PCB-9L	16:06	1202818	1.62	4E+04	100.0	100.0				
D PCB-15L	20:01	932496	1.62	1.0280	75.4	75.4	0.1385	0.1385	75.41	
PCB-4	14:09	126185	1.59	1.2533	20.9	20.9	0.0955	0.0955		
PCB-10	14:20	10783	1.52	1.4828	1.028	1.028	0.0659	0.0659		
PCB-9	16:07	18731	1.56	1.4200	2.124	1.864	0.0688	0.0688		RQa
PCB-7	16:17	18250	1.70	1.6244	1.588	1.588	0.0602	0.0602		Ma
PCB-6	16:31	60510	1.66	1.5539	5.503	5.503	0.0629	0.0629		M
PCB-5	16:49	9137	1.77	1.5606	0.8273	0.8273	0.0626	0.0626		a
PCB-8	16:57	226923	1.60	1.5884	20.2	20.2	0.0615	0.0615		a
PCB-14	18:35						0.0522	0.0522		
PCB-11	19:25	63632	1.62	1.6347	5.501	5.501	0.0598	0.0598		
PCB-12	19:42	34968	1.73	1.6410	3.011	3.011	0.0596	0.0596		M
PCB-13 (C12)	19:42	34968	1.73	1.6410	3.011	3.011	0.0596	0.0596		M
PCB-15	20:02	139221	1.63	1.4024	10.6	10.6	0.0589	0.0589		M
S Total Trichlorobiphenyl					207.3	207.2	0.1277	0.1277		RQ
D PCB-19L	17:14	308185	1.04	0.6095	82.2	82.2	1.466	1.466	82.23	
* PCB-32L	20:29	614921	1.08	2.2E+04	100.0	100.0				
* PCB-31L	22:45	2114012	1.05	6.8E+04	100.0	100.0				
$ PCB-28L	23:03	1779035	1.08	1.0975	76.7	76.7	0.3073	0.3073	76.68	
D PCB-37L	27:03	1853701	1.20	0.9024	97.2	97.2	0.3737	0.3737	97.17	
PCB-19	17:15	154120	1.07	1.3047	38.3	38.3	0.0739	0.0739		
PCB-18	19:07	101863	1.11	1.8188	18.2	18.2	0.0530	0.0530		a
PCB-30 (C18)	19:07	101863	1.11	1.8188	18.2	18.2	0.0530	0.0530		a

Compound	RT (min.)	Area	Ratio	Ical RRF	Amount pg/ul	EMPC pg/ul	Noise EDL	Final EDL	%Rec	Flags
PCB-17	19:32	143508	1.12	1.5641	29.8	29.8	0.0616	0.0616		a
PCB-27	19:44	37518	1.07	2.1680	5.615	5.615	0.0445	0.0445		a
PCB-24	19:52	1745	1.04	2.1018	0.3029	0.2694	0.0459	0.0459		RQa
PCB-16	19:59	28223	1.15	1.2260	7.470	7.470	0.0786	0.0786		a
PCB-32	20:31	126495	1.06	2.3416	17.5	17.5	0.0412	0.0412		a
PCB-34	21:46						0.1784	0.1784		
PCB-23	21:55						0.1711	0.1711		
PCB-26	22:13	116940	1.05	1.3193	4.782	4.782	0.1643	0.1643		
PCB-29 (C26)	22:13	116940	1.05	1.3193	4.782	4.782	0.1643	0.1643		
PCB-25	22:29	102251	1.07	1.3523	4.079	4.079	0.1603	0.1603		a
PCB-31	22:46	528075	1.05	1.3809	20.6	20.6	0.1570	0.1570		
PCB-20	23:05	714107	1.06	1.3057	29.5	29.5	0.1661	0.1661		
PCB-28 (C20)	23:05	714107	1.06	1.3057	29.5	29.5	0.1661	0.1661		
PCB-21	23:18	360164	1.02	1.3777	14.1	14.1	0.1574	0.1574		
PCB-33 (C21)	23:18	360164	1.02	1.3777	14.1	14.1	0.1574	0.1574		
PCB-22	23:42	145944	1.04	1.2430	6.334	6.334	0.1744	0.1744		
PCB-36	25:16						0.1610	0.1610		
PCB-39	25:38	16773	0.96	1.3970	0.6477	0.6477	0.1552	0.1552		a
PCB-38	26:12						0.1645	0.1645		
PCB-35	26:40	20472	1.00	1.2166	0.9077	0.9077	0.1782	0.1782		
PCB-37	27:04	217408	1.03	1.2879	9.106	9.106	0.1683	0.1683		a
S Total Tetrachlorobiphen					1615.7	1615.7	0.1686	0.1686		RQ
D PCB-54L	20:18	368702	0.82	0.6515	92.0	92.0	0.1963	0.1963	92.04	
* PCB-52L	24:53	1150687	0.81	3.9E+04	100.0	100.0				
D PCB-81L	33:50	1279451	0.83	1.2328	90.2	90.2	0.1264	0.1264	90.19	
D PCB-77L	34:23	1352445	0.78	1.2523	93.9	93.9	0.1244	0.1244	93.86	
PCB-54	20:20	66336	0.77	1.2558	14.3	14.3	0.0343	0.0343		
PCB-50	22:29	585132	0.78	0.9362	47.5	47.5	0.2159	0.2159		
PCB-53 (C50)	22:29	585132	0.78	0.9362	47.5	47.5	0.2159	0.2159		
PCB-45	23:14	1042692	0.80	0.8850	89.5	89.5	0.2284	0.2284		
PCB-51 (C45)	23:14	1042692	0.80	0.8850	89.5	89.5	0.2284	0.2284		
PCB-46	23:28	44723	0.78	0.7591	4.477	4.477	0.2663	0.2663		a
PCB-52	24:54	4983973	0.79	0.8992	421.2	421.2	0.2248	0.2248		a
PCB-43	25:03	91661	0.83	0.9993	6.970	6.970	0.2023	0.2023		a
PCB-73 (C43)	25:03	91661	0.83	0.9993	6.970	6.970	0.2023	0.2023		a
PCB-49	25:24	2248128	0.79	1.1366	150.3	150.3	0.1778	0.1778		a
PCB-69 (C49)	25:24	2248128	0.79	1.1366	150.3	150.3	0.1778	0.1778		a
PCB-48	25:41	87905	0.81	0.9454	7.066	7.066	0.2138	0.2138		a
PCB-44	25:56	4096869	0.80	1.0323	301.6	301.6	0.1958	0.1958		a
PCB-47 (C44)	25:56	4096869	0.80	1.0323	301.6	301.6	0.1958	0.1958		a
PCB-65 (C44)	25:56	4096869	0.80	1.0323	301.6	301.6	0.1958	0.1958		a
PCB-59	26:16	146879	0.79	1.3609	8.201	8.201	0.1485	0.1485		a
PCB-62 (C59)	26:16	146879	0.79	1.3609	8.201	8.201	0.1485	0.1485		a
PCB-75 (C59)	26:16	146879	0.79	1.3609	8.201	8.201	0.1485	0.1485		a
PCB-42	26:25	222506	0.82	0.8670	19.5	19.5	0.2331	0.2331		a
PCB-40	26:55	556804	0.79	0.9179	46.1	46.1	0.2202	0.2202		
PCB-41 (C40)	26:55	556804	0.79	0.9179	46.1	46.1	0.2202	0.2202		
PCB-71 (C40)	26:55	556804	0.79	0.9179	46.1	46.1	0.2202	0.2202		
PCB-64	27:09	720916	0.80	1.4164	38.7	38.7	0.1427	0.1427		a
PCB-72	27:59	81053	0.81	1.3157	4.681	4.681	0.1536	0.1536		
PCB-68	28:17	88823	0.79	1.4782	4.566	4.566	0.1367	0.1367		
PCB-57	28:41						0.1577	0.1577		
PCB-58	28:56						0.1530	0.1530		
PCB-67	29:04	45807	0.79	1.3944	2.496	2.496	0.1450	0.1450		

Compound	RT (min.)	Area	Ratio	Ical RRF	Amount pg/ul	EMPC pg/ul	Noise EDL	Final EDL	%Rec	Flags
PCB-63	29:22	79227	0.75	1.4685	4.100	4.100	0.1377	0.1377		
PCB-61	29:42	5157813	0.79	1.3565	288.9	288.9	0.1490	0.1490		
PCB-70 (C61)	29:42	5157813	0.79	1.3565	288.9	288.9	0.1490	0.1490		
PCB-74 (C61)	29:42	5157813	0.79	1.3565	288.9	288.9	0.1490	0.1490		
PCB-76 (C61)	29:42	5157813	0.79	1.3565	288.9	288.9	0.1490	0.1490		
PCB-66	30:02	1640612	0.79	1.2800	97.4	97.4	0.1579	0.1579		
PCB-55	30:10						0.1561	0.1561		
PCB-56	30:41	504100	0.80	1.2671	30.2	30.2	0.1595	0.1595		
PCB-60	30:54	151269	0.79	1.3288	8.651	8.651	0.1521	0.1521		
PCB-80	31:19						0.1376	0.1376		
PCB-79	32:52	126348	0.79	1.5421	6.226	6.226	0.1311	0.1311		a
PCB-78	33:24						0.1537	0.1537		
PCB-81	33:50	7299	0.77	1.3214	0.4778	0.4317	0.1567	0.1567		RQM
PCB-77	34:24	225629	0.80	1.3308	12.5	12.5	0.1484	0.1484		
S Total Pentachlorobiphen					4452.4	4452.4	0.1941	0.1941		
D PCB-104L	25:50	841051	1.58	1.1164	89.2	89.2	0.0480	0.0480	89.23	
* PCB-101L	31:45	844310	1.60	3.4E+04	100.0	100.0				
$ PCB-111L	34:27	925324	1.60	1.2177	90.0	90.0	0.0440	0.0440	90.00	
D PCB-123L	36:24	1319806	1.57	0.9909	82.7	82.7	0.8446	0.8446	82.69	
D PCB-118L	36:44	1392550	1.58	1.0256	84.3	84.3	0.8161	0.8161	84.30	
D PCB-114L	37:16	1324061	1.64	1.0030	82.0	82.0	0.8345	0.8345	81.96	
D PCB-105L	37:55	1339572	1.62	1.0013	83.1	83.1	0.8359	0.8359	83.06	
* PCB-127L	39:24	1610637	1.59	4.9E+04	100.0	100.0				
D PCB-126L	41:00	1347716	1.60	0.9020	92.8	92.8	0.9279	0.9279	92.77	
PCB-104	25:51						0.0642	0.0642		
PCB-96	26:13	82087	1.56	1.2268	7.956	7.956	0.0728	0.0728		
PCB-103	28:10	179211	1.61	1.0331	20.6	20.6	0.0865	0.0865		a
PCB-94	28:23	79422	1.63	0.9036	10.5	10.5	0.0989	0.0989		a
PCB-95	28:50	4784172	1.58	0.9620	591.3	591.3	0.0929	0.0929		
PCB-93	29:03	315046	1.64	0.9806	38.2	38.2	0.0911	0.0911		
PCB-100 (C93)	29:03	315046	1.64	0.9806	38.2	38.2	0.0911	0.0911		
PCB-98	29:12	220152	1.62	0.9888	26.5	26.5	0.0904	0.0904		
PCB-102 (C98)	29:12	220152	1.62	0.9888	26.5	26.5	0.0904	0.0904		
PCB-88	29:42	976419	1.58	1.0052	115.5	115.5	0.0889	0.0889		
PCB-91 (C88)	29:42	976419	1.58	1.0052	115.5	115.5	0.0889	0.0889		
PCB-84	29:55	1298424	1.58	0.8601	179.5	179.5	0.1039	0.1039		a
PCB-89	30:23	34033	1.51	0.8936	4.528	4.528	0.1000	0.1000		
PCB-121	30:49						0.0640	0.0640		
PCB-92	31:12	1287511	1.59	0.9532	160.6	160.6	0.0938	0.0938		
PCB-90	31:47	7229162	1.59	1.1367	756.2	756.2	0.0786	0.0786		a
PCB-101 (C90)	31:47	7229162	1.59	1.1367	756.2	756.2	0.0786	0.0786		a
PCB-113 (C90)	31:47	7229162	1.59	1.1367	756.2	756.2	0.0786	0.0786		a
PCB-83	32:22	3230886	1.59	0.9393	409.0	409.0	0.0951	0.0951		M
PCB-99 (C83)	32:22	3230886	1.59	0.9393	409.0	409.0	0.0951	0.0951		M
PCB-112	32:28						0.0654	0.0654		MU
PCB-86	32:57	4310392	1.58	1.1958	428.6	428.6	0.0747	0.0747		M
PCB-87 (C86)	32:57	4310392	1.58	1.1958	428.6	428.6	0.0747	0.0747		M
PCB-97 (C86)	32:57	4310392	1.58	1.1958	428.6	428.6	0.0747	0.0747		M
PCB-109 (C86)	32:57	4310392	1.58	1.1958	428.6	428.6	0.0747	0.0747		M
PCB-119 (C86)	32:57	4310392	1.58	1.1958	428.6	428.6	0.0747	0.0747		M
PCB-125 (C86)	32:57	4310392	1.58	1.1958	428.6	428.6	0.0747	0.0747		M
PCB-85	33:35	980283	1.56	1.2126	96.1	96.1	0.0737	0.0737		
PCB-116 (C85)	33:35	980283	1.56	1.2126	96.1	96.1	0.0737	0.0737		
PCB-117 (C85)	33:35	980283	1.56	1.2126	96.1	96.1	0.0737	0.0737		

Compound	RT (min.)	Area	Ratio	Ical RRF	Amount pg/ul	EMPC pg/ul	Noise EDL	Final EDL	%Rec	Flags
PCB-110	33:45	8656513	1.59	1.3511	761.8	761.8	0.0661	0.0661		
PCB-115 (C110)	33:45	8656513	1.59	1.3511	761.8	761.8	0.0661	0.0661		
PCB-82	34:04	492629	1.57	0.8675	67.5	67.5	0.1030	0.1030		a
PCB-111	34:27						0.0627	0.0627		
PCB-120	34:56	69847	1.64	1.4907	5.571	5.571	0.0599	0.0599		a
PCB-108	36:05	341418	1.56	1.2547	20.2	20.2	0.4434	0.4434		a
PCB-124 (C108)	36:05	341418	1.56	1.2547	20.2	20.2	0.4434	0.4434		a
PCB-107	36:19	710241	1.58	1.3580	38.9	38.9	0.4096	0.4096		a
PCB-123	36:26	119391	1.60	1.3407	6.748	6.748	0.4236	0.4236		
PCB-106	36:32						0.4363	0.4363		
PCB-118	36:45	9077569	1.57	1.2892	505.6	505.6	0.4143	0.4143		a
PCB-122	37:06	92981	1.50	1.1614	5.954	5.954	0.4790	0.4790		a
PCB-114	37:17	189194	1.67	1.4051	10.2	10.2	0.4026	0.4026		
PCB-105	37:56	3144979	1.57	1.2887	182.2	182.2	0.4319	0.4319		a
PCB-127	39:29	17671	1.55	1.2841	1.023	1.023	0.4332	0.4332		Ma
PCB-126	41:01	31125	1.54	1.3416	1.721	1.721	0.4162	0.4162		M
S Total Hexachlorobipheny					3033.2	3033.2	0.1260	0.1260		
D PCB-155L	31:32	801247	1.24	0.9499	99.9	99.9	0.0815	0.0815	99.91	
* PCB-138L	39:52	1103585	1.25	3.6E+04	100.0	100.0				
D PCB-167L	42:53	1196171	1.28	1.2544	86.4	86.4	0.3379	0.3379	86.40	
D PCB-156L	44:02	2336152	1.27	1.2289	172.3	172.3	0.3449	0.3449	86.13	
D PCB-157L (C156L)	44:02	2336152	1.27	1.2289	172.3	172.3	0.3449	0.3449	86.13	
D PCB-169L	47:17	1198066	1.23	1.0883	99.7	99.7	0.3894	0.3894	99.75	
PCB-155	31:35	4327	1.17	1.3028	0.4145	0.4145	0.0211	0.0211		
PCB-152	31:45	24389	1.30	1.2556	2.424	2.424	0.0219	0.0219		a
PCB-150	31:55	47158	1.29	1.2368	4.759	4.759	0.0223	0.0223		
PCB-136	32:16	932197	1.26	1.1563	100.6	100.6	0.0238	0.0238		
PCB-145	32:34						0.0231	0.0231		
PCB-148	34:06	38119	1.25	0.8982	5.297	5.297	0.0307	0.0307		a
PCB-135	34:40	1701540	1.27	0.8691	244.3	244.3	0.0317	0.0317		
PCB-151 (C135)	34:40	1701540	1.27	0.8691	244.3	244.3	0.0317	0.0317		
PCB-154	34:57	214451	1.28	1.0180	26.3	26.3	0.0271	0.0271		
PCB-144	35:15	206847	1.29	0.9185	28.1	28.1	0.0300	0.0300		a
PCB-147	35:37	6188185	1.27	0.9747	536.9	536.9	0.1814	0.1814		M
PCB-149 (C147)	35:37	6188185	1.27	0.9747	536.9	536.9	0.1814	0.1814		M
PCB-134	35:48	408995	1.26	0.8518	40.6	40.6	0.2076	0.2076		
PCB-143 (C134)	35:48	408995	1.26	0.8518	40.6	40.6	0.2076	0.2076		
PCB-139	36:13	182287	1.27	0.9995	15.4	15.4	0.1769	0.1769		
PCB-140 (C139)	36:13	182287	1.27	0.9995	15.4	15.4	0.1769	0.1769		
PCB-131	36:24	96969	1.25	0.8584	9.552	9.552	0.2060	0.2060		
PCB-142	36:33						0.2057	0.2057		
PCB-132	36:52	2322250	1.26	0.8801	223.1	223.1	0.2009	0.2009		
PCB-133	37:23	180110	1.24	0.9064	16.8	16.8	0.1951	0.1951		a
PCB-165	37:46						0.1577	0.1577		
PCB-146	38:02	1565642	1.27	1.0084	131.3	131.3	0.1753	0.1753		
PCB-161	38:08						0.1322	0.1322		
PCB-153	38:39	7488126	1.26	1.2207	518.7	518.7	0.1448	0.1448		
PCB-168 (C153)	38:39	7488126	1.26	1.2207	518.7	518.7	0.1448	0.1448		
PCB-141	38:50	1176883	1.26	0.9608	103.6	103.6	0.1840	0.1840		
PCB-130	39:15	436075	1.25	0.8274	44.6	44.6	0.2137	0.2137		
PCB-137	39:29	328989	1.25	1.0582	26.3	26.3	0.1671	0.1671		
PCB-164	39:36	678374	1.25	1.2527	45.8	45.8	0.1411	0.1411		
PCB-129	39:54	8134444	1.26	1.0840	634.6	634.6	0.1631	0.1631		
PCB-138 (C129)	39:54	8134444	1.26	1.0840	634.6	634.6	0.1631	0.1631		
PCB-160 (C129)	39:54	8134444	1.26	1.0840	634.6	634.6	0.1631	0.1631		
PCB-163 (C129)	39:54	8134444	1.26	1.0840	634.6	634.6	0.1631	0.1631		

Compound	RT (min.)	Area	Ratio	Ical RRF	Amount pg/ul	EMPC pg/ul	Noise EDL	Final EDL	%Rec	Flags
PCB-158	40:17	1038051	1.26	1.3862	63.3	63.3	0.1276	0.1276		
PCB-128	41:09	1303153	1.25	1.1165	98.7	98.7	0.1584	0.1584		M
PCB-166 (C128)	41:09	1303153	1.25	1.1165	98.7	98.7	0.1584	0.1584		M
PCB-159	42:06	79868	1.25	1.3178	5.125	5.125	0.1342	0.1342		
PCB-162	42:24						0.1298	0.1298		
PCB-167	42:55	423408	1.17	1.3357	26.5	26.5	0.1130	0.1130		a
PCB-156	44:02	1194602	1.25	1.2759	80.2	80.2	0.1647	0.1647		
PCB-157 (C156)	44:02	1194602	1.25	1.2759	80.2	80.2	0.1647	0.1647		
PCB-169	47:15						0.1203	0.1203		
S Total Heptachlorobiphen					1317.5	1317.5	0.0292	0.0292		
D PCB-188L	37:16	981553	1.06	1.3162	81.7	81.7	0.0576	0.0576	81.70	
$ PCB-178L	40:20	729945	1.08	0.9222	86.7	86.7	0.0822	0.0822	86.72	
* PCB-180L	45:26	912764	1.09	3.2E+04	100.0	100.0				
D PCB-170L	46:41	613334	1.05	0.8357	80.4	80.4	0.0907	0.0907	80.40	
D PCB-189L	49:49	1425397	1.06	1.4666	89.2	89.2	0.9814	0.9814	89.20	
PCB-188	37:18	12741	1.02	1.2502	1.038	1.038	0.0205	0.0205		a
PCB-179	37:37	782571	1.06	1.4149	69.4	69.4	0.0224	0.0224		a
PCB-184	38:09						0.0223	0.0223		
PCB-176	38:31	236882	1.03	1.5212	19.5	19.5	0.0208	0.0208		a
PCB-186	38:57						0.0221	0.0221		
PCB-178	40:21	300156	1.07	1.0228	36.8	36.8	0.0309	0.0309		a
PCB-175	41:00	56055	1.01	1.0690	6.576	6.576	0.0296	0.0296		a
PCB-187	41:16	1791395	1.05	1.1106	202.3	202.3	0.0285	0.0285		a
PCB-182	41:29	26059	1.00	1.1484	2.846	2.846	0.0276	0.0276		a
PCB-183	41:52	916632	1.04	1.1368	101.1	101.1	0.0278	0.0278		a
PCB-185 (C183)	41:52	916632	1.04	1.1368	101.1	101.1	0.0278	0.0278		a
PCB-174	42:06	1177647	1.04	0.9547	154.7	154.7	0.0331	0.0331		a
PCB-177	42:33	806798	1.07	0.9426	107.3	107.3	0.0336	0.0336		a
PCB-181	42:57	20478	0.93	1.1075	2.319	2.319	0.0286	0.0286		a
PCB-171	43:11	407436	1.07	0.9603	53.2	53.2	0.0330	0.0330		
PCB-173 (C171)	43:11	407436	1.07	0.9603	53.2	53.2	0.0330	0.0330		
PCB-172	44:49	212983	1.03	0.9918	26.9	26.9	0.0319	0.0319		
PCB-192	45:03						0.0245	0.0245		
PCB-180	45:28	3195758	1.06	1.2286	326.2	326.2	0.0258	0.0258		a
PCB-193 (C180)	45:28	3195758	1.06	1.2286	326.2	326.2	0.0258	0.0258		a
PCB-191	45:49	79246	1.06	1.3848	7.176	7.176	0.0229	0.0229		
PCB-170	46:42	1246720	1.06	1.2700	160.0	160.0	0.0327	0.0327		
PCB-190	47:15	365346	1.05	1.3774	33.3	33.3	0.0230	0.0230		
PCB-189	49:50	123567	1.09	1.2799	6.773	6.773	0.0728	0.0728		
S Total Octachlorobipheny					359.1	359.1	0.0976	0.0976		
D PCB-202L	42:39	807661	0.95	1.0055	88.0	88.0	0.1061	0.1061	88.00	
* PCB-194L	51:56	1089578	0.92	3.5E+04	100.0	100.0				
D PCB-205L	52:24	1110866	0.90	1.2867	79.2	79.2	0.6660	0.6660	79.24	
PCB-202	42:41	134851	0.86	1.0531	15.9	15.9	0.0511	0.0511		
PCB-201	43:37	99255	0.90	1.1860	10.4	10.4	0.0454	0.0454		
PCB-204	44:16						0.0489	0.0489		
PCB-197	44:31	30040	0.89	1.2053	3.086	3.086	0.0447	0.0447		
PCB-200	44:36	91472	0.91	1.1260	10.1	10.1	0.0478	0.0478		
PCB-198	47:26	559256	0.90	0.8183	84.6	84.6	0.0658	0.0658		a
PCB-199 (C198)	47:26	559256	0.90	0.8183	84.6	84.6	0.0658	0.0658		a
PCB-196	48:05	297488	0.89	0.8748	42.1	42.1	0.0616	0.0616		
PCB-203	48:17	399984	0.91	0.9219	53.7	53.7	0.0584	0.0584		
PCB-195	49:35	363894	0.90	0.7839	41.8	41.8	0.2622	0.2622		

Compound	RT (min.)	Area	Ratio	Ical RRF	Amount pg/ul	EMPC pg/ul	Noise EDL	Final EDL	%Rec	Flags
PCB-194	51:57	954006	0.90	0.9282	92.5	92.5	0.2214	0.2214		a
PCB-205	52:26	68117	0.91	1.2342	4.968	4.968	0.1665	0.1665		a
S Total Nonachlorobipheny					41.6	41.6	0.1111	0.1111		
D PCB-208L	49:21	1050047	0.78	1.1383	84.7	84.7	0.7423	0.7423	84.66	
D PCB-206L	54:10	748889	0.79	0.8938	76.9	76.9	0.9453	0.9453	76.89	
PCB-208	49:23	84059	0.76	1.1567	6.921	6.921	0.0983	0.0983		
PCB-207	50:18	45600	0.78	1.3964	3.631	3.631	0.0964	0.0964		
PCB-206	54:12	276905	0.78	1.1927	31.0	31.0	0.1385	0.1385		a
D PCB-209L	55:49	763416	0.71	0.9809	71.4	71.4	0.2096	0.2096	71.43	
DCB Decachlorobiphenyl	55:50	86523	0.72	1.2455	9.099	9.099	0.0409	0.0409		a
S Polychlorinated bipheny					11107	9.099	0.1066	0.1066		RQ

QC Flag Legend

Processing Flags
- R - Failed Signal Ratio Test
- Q - EMPC-Estimated Max. Possible Conc.

Review Flags
- M - Manually Integrated
- U - Marked Undetected
- a - User Assigned ID

Eurofins TestAmerica, Knoxville
Target Compound Quantitation Worksheet Report

Data File: \\chromna\Knoxville\ChromData\D3D\20190828-12892.b\580-88125-b-15-c.d
Lims ID: 580-88125-B-15-C
Client ID: 515-0to26-101918
Sample Type: Client
Inject. Date: 29-Aug-2019 06:01:00 ALS Bottle#: 0 Worklist Smp#: 12
Injection Vol: 1.0 ul Dil. Factor: 1.0000
Sample Info:
Misc. Info.: 140-0012892-012
Operator ID: Xcalibur_System Instrument ID: D3D

Method: \\chromna\Knoxville\ChromData\D3D\20190828-12892.b\PCBs_D3D.m
Limit Group: HR - 1668A - ICAL
Last Update: 29-Aug-2019 14:33:59 Calib Date: 21-Aug-2019 19:05:00
Integrator: Picker
Quant Method: Isotopic Dilution Quant By: Initial Calibration
Last ICal File: \\chromna\Knoxville\ChromData\D3D\20190813-12717.b\d4190821i6.d

Column 1 : SPB-Octyl (0.25 mm) Det: F1(11.07 :21.70)
Process Host: CTX1023

First Level Reviewer: davidsonm Date: 29-Aug-2019 14:33:58

Signal	RT (min.)	Adj RT (min.)	Sec.	REL RT	Area	Height	Avg Noise	EDL Height	S/N	Ratio(Limits)	Flags
PCB-1L											
200.0795	11:43	11:45	-2	0.728	718111	296636	355	887	836		
202.0766	11:43	11:45	-2	0.728	239790	95783	1014	2535	94	2.99(2.66-3.60)	
PCB-3L											
200.0795	13:53	13:54	-3	0.862	799262	271743	355	887	765		
202.0766	13:53	13:54	-3	0.862	250042	84405	1014	2535	83	3.20(2.66-3.60)	
PCB-1											
188.0393	11:44	11:40	0	1.001	135579	55368	74	185	748		
190.0363	11:44	11:40	0	1.001	44582	17950	32	80	561	3.04(2.66-3.60)	
PCB-2											
188.0393	13:43	13:39	0	0.989	23585	7886	74	185	107		
190.0363	13:43	13:39	0	0.989	7358	2318	32	80	72	3.21(2.66-3.60)	
PCB-3											
188.0393	13:54	13:50	0	1.001	84793	28238	74	185	382		
190.0363	13:54	13:50	0	1.001	25644	8663	32	80	271	3.31(2.66-3.60)	
PCB-4L											
234.0406	14:08	14:10	-3	0.877	299185	99672	140	350	712		
236.0376	14:08	14:10	-3	0.877	183611	60701	58	145	1047	1.63(1.33-1.79)	
PCB-9L											
234.0406	16:06	16:06	0		743398	213735	140	350	1527		
236.0376	16:06	16:06	0		459420	134033	58	145	2311	1.62(1.33-1.79)	
PCB-15L											
234.0406	20:01	20:01	-2	1.243	576855	142553	140	350	1018		
236.0376	20:01	20:01	-2	1.243	355641	89937	58	145	1551	1.62(1.33-1.79)	
PCB-4											
222.0003	14:09	14:05	-1	1.001	77438	25204	44	110	573		
223.9974	14:09	14:05	-1	1.001	48747	15633	33	82	474	1.59(1.33-1.79)	

Signal	RT (min.)	Adj RT (min.)	Sec.	REL RT	Area	Height	Avg Noise	EDL Height	S/N	Ratio(Limits)	Flags
PCB-10											
222.0003	14:20	14:15	0	1.014	6509	1851	44	110	42		
223.9974	14:20	14:15	0	1.014	4274	1324	33	82	40	1.52(1.33-1.79)	
PCB-9											RQa
222.0003	16:07	16:07	0	1.141	14026	4042	44	110	92		a
	Empc Correction				11414	3481	44	110	79		
223.9974	16:07	16:07	0	1.141	7317	2232	33	82	68	1.92(1.33-1.79)	
PCB-7											Ma
222.0003	16:17	16:16	0	1.153	11496	3126	44	110	71		M
223.9974	16:16	16:16	0	1.152	6754	1936	33	82	59	1.70(1.33-1.79)	M
PCB-6											M
222.0003	16:31	16:31	-1	1.169	37743	10749	44	110	244		M
223.9974	16:31	16:31	-1	1.169	22767	6455	33	82	196	1.66(1.33-1.79)	M
PCB-5											a
222.0003	16:49	16:49	0	1.191	5842	1556	44	110	35		a
223.9974	16:49	16:49	0	1.191	3295	927	33	82	28	1.77(1.33-1.79)	
PCB-8											a
222.0003	16:57	16:57	0	1.200	139579	38777	44	110	881		a
223.9974	16:57	16:57	0	1.200	87344	24373	33	82	739	1.60(1.33-1.79)	
PCB-14											
222.0003	18:33						44	110			
223.9974	18:33						33	82			
PCB-11											
222.0003	19:25	19:25	0	0.970	39384	9937	44	110	226		
223.9974	19:25	19:25	0	0.970	24248	6331	33	82	192	1.62(1.33-1.79)	
PCB-12											M
222.0003	19:42	19:41	-2	0.984	22157	3907	44	110	89		M
223.9974	19:41	19:41	-3	0.984	12811	2330	33	82	71	1.73(1.33-1.79)	M
PCB-13 (C12)											M
222.0003	19:42	19:41	-2	0.984	22157	3907	44	110	89		M
223.9974	19:41	19:41	-3	0.984	12811	2330	33	82	71	1.73(1.33-1.79)	M
PCB-15											M
222.0003	20:02	20:02	0	1.001	86279	20219	44	110	460		M
223.9974	20:02	20:02	0	1.001	52942	12668	33	82	384	1.63(1.33-1.79)	M
PCB-19L											
268.0016	17:14	17:16	-3	0.841	157130	44451	384	960	116		
269.9986	17:14	17:16	-3	0.841	151055	43717	175	437	250	1.04(0.88-1.20)	
PCB-32L											
268.0016	20:29	20:29	0		319782	81295	384	960	212		
269.9986	20:29	20:29	0		295139	75080	175	437	429	1.08(0.88-1.20)	
PCB-31L											
268.0016	22:45	22:45	0		1081630	263000	238	595	1105		
269.9986	22:45	22:45	0		1032382	249950	454	1135	551	1.05(0.88-1.20)	
PCB-28L											
268.0016	23:03	23:01	0	1.013	922142	223898	238	595	941		
269.9986	23:03	23:01	0	1.013	856893	205018	454	1135	452	1.08(0.88-1.20)	

Signal	RT (min.)	Adj RT (min.)	Sec.	REL RT	Area	Height	Avg Noise	EDL Height	S/N	Ratio(Limits)	Flags
PCB-37L											
268.0016	27:03	27:04	-3	1.189	1012687	194222	238	595	816		
269.9986	27:03	27:04	-3	1.189	841014	183978	454	1135	405	1.20(0.88-1.20)	
PCB-19											
255.9613	17:15	17:11	-1	1.001	79525	21905	16	40	1369		
257.9584	17:15	17:11	-1	1.001	74595	20894	18	45	1161	1.07(0.88-1.20)	
PCB-18											a
255.9613	19:07	19:07	0	1.109	53649	13943	16	40	871		a
257.9584	19:07	19:07	0	1.109	48214	12664	18	45	704	1.11(0.88-1.20)	
PCB-30 (C18)											a
255.9613	19:07	19:07	0	1.109	53649	13943	16	40	871		a
257.9584	19:07	19:07	0	1.109	48214	12664	18	45	704	1.11(0.88-1.20)	
PCB-17											a
255.9613	19:32	19:32	0	1.134	75781	19721	16	40	1233		a
257.9584	19:32	19:32	0	1.134	67727	18245	18	45	1014	1.12(0.88-1.20)	
PCB-27											a
255.9613	19:44	19:44	0	1.146	19396	4896	16	40	306		a
257.9584	19:44	19:44	0	1.146	18122	4455	18	45	248	1.07(0.88-1.20)	
PCB-24											RQa
255.9613	19:52	19:52	0	1.153	890	220	16	40	14		a
257.9584	19:53	19:52	0	1.154	1072	328	18	45	18	0.83(0.88-1.20)	
	Empc Correction				855	211	18	45	12		
PCB-16											a
255.9613	19:59	19:59	0	1.160	15107	3993	16	40	250		a
257.9584	19:59	19:59	0	1.160	13116	3243	18	45	180	1.15(0.88-1.20)	
PCB-32											a
255.9613	20:31	20:31	0	1.191	65000	16389	16	40	1024		a
257.9584	20:30	20:31	0	1.190	61495	15488	18	45	860	1.06(0.88-1.20)	
PCB-34											
255.9613	21:42						202	505			
257.9584	21:42						126	315			
PCB-23											
255.9613	21:51						202	505			
257.9584	21:51						126	315			
PCB-26											
255.9613	22:13	22:08	-1	1.290	59932	14301	202	505	71		
257.9584	22:13	22:08	-1	1.290	57008	13839	126	315	110	1.05(0.88-1.20)	
PCB-29 (C26)											
255.9613	22:13	22:08	-1	1.290	59932	14301	202	505	71		
257.9584	22:13	22:08	-1	1.290	57008	13839	126	315	110	1.05(0.88-1.20)	
PCB-25											a
255.9613	22:29	22:29	1	0.831	52876	10700	202	505	53		a
257.9584	22:29	22:29	1	0.831	49375	9816	126	315	78	1.07(0.88-1.20)	
PCB-31											
255.9613	22:46	22:43	0	0.842	270468	65810	202	505	326		
257.9584	22:46	22:43	0	0.842	257607	62389	126	315	495	1.05(0.88-1.20)	

Signal	RT (min.)	Adj RT (min.)	Sec.	REL RT	Area	Height	Avg Noise	EDL Height	S/N	Ratio(Limits)	Flags
PCB-20											
255.9613	23:05	23:02	0	0.853	367030	86702	202	505	429		
257.9584	23:05	23:02	0	0.853	347077	81322	126	315	645	1.06(0.88-1.20)	
PCB-28 (C20)											
255.9613	23:05	23:02	0	0.853	367030	86702	202	505	429		
257.9584	23:05	23:02	0	0.853	347077	81322	126	315	645	1.06(0.88-1.20)	
PCB-21											
255.9613	23:18	23:15	0	0.862	182094	36739	202	505	182		
257.9584	23:18	23:15	0	0.862	178070	35240	126	315	280	1.02(0.88-1.20)	
PCB-33 (C21)											
255.9613	23:18	23:15	0	0.862	182094	36739	202	505	182		
257.9584	23:18	23:15	0	0.862	178070	35240	126	315	280	1.02(0.88-1.20)	
PCB-22											
255.9613	23:42	23:42	0	0.876	74510	18289	202	505	91		
257.9584	23:42	23:42	0	0.876	71434	16830	126	315	134	1.04(0.88-1.20)	
PCB-36											
255.9613	25:13						202	505			
257.9584	25:13						126	315			
PCB-39											a
255.9613	25:38	25:38	1	0.948	8217	1494	202	505	7		a
257.9584	25:37	25:38	0	0.947	8556	1205	126	315	10	0.96(0.88-1.20)	
PCB-38											
255.9613	26:09						202	505			
257.9584	26:09						126	315			
PCB-35											
255.9613	26:40	26:37	0	0.986	10255	2564	202	505	13		
257.9584	26:40	26:37	0	0.986	10217	2430	126	315	19	1.00(0.88-1.20)	
PCB-37											a
255.9613	27:04	27:04	0	1.001	110451	23860	202	505	118		a
257.9584	27:04	27:04	0	1.001	106957	23237	126	315	184	1.03(0.88-1.20)	
PCB-54L											
301.9626	20:18	20:20	-3	0.816	166658	41434	47	117	882		
303.9597	20:19	20:20	-2	0.816	202044	51460	33	82	1559	0.82(0.65-0.89)	
PCB-52L											
301.9626	24:53	24:53	0		513511	120263	93	232	1293		
303.9597	24:53	24:53	0		637176	149296	75	187	1991	0.81(0.65-0.89)	
PCB-81L											
301.9626	33:50	33:49	-1	1.360	579324	118489	93	232	1274		
303.9597	33:50	33:49	-1	1.360	700127	145679	75	187	1942	0.83(0.65-0.89)	
PCB-77L											
301.9626	34:23	34:23	-1	1.382	591888	121220	93	232	1303		
303.9597	34:23	34:23	-2	1.382	760557	155838	75	187	2078	0.78(0.65-0.89)	
PCB-54											
289.9224	20:20	20:20	0	1.000	28784	7217	8	20	902		
291.9194	20:20	20:20	0	1.000	37552	9988	8	20	1249	0.77(0.65-0.89)	

Signal	RT (min.)	Adj RT (min.)	Sec.	REL RT	Area	Height	Avg Noise	EDL Height	S/N	Ratio(Limits)	Flags
PCB-50											
289.9224	22:29	22:27	-2	1.108	256921	59466	127	317	468		
291.9194	22:29	22:27	-2	1.108	328211	76008	92	230	826	0.78(0.65-0.89)	
PCB-53 (C50)											
289.9224	22:29	22:27	-2	1.108	256921	59466	127	317	468		
291.9194	22:29	22:27	-2	1.108	328211	76008	92	230	826	0.78(0.65-0.89)	
PCB-45											
289.9224	23:14	23:10	0	1.145	461815	105325	127	317	829		
291.9194	23:14	23:10	0	1.145	580877	132622	92	230	1442	0.80(0.65-0.89)	
PCB-51 (C45)											
289.9224	23:14	23:10	0	1.145	461815	105325	127	317	829		
291.9194	23:14	23:10	0	1.145	580877	132622	92	230	1442	0.80(0.65-0.89)	
PCB-46											a
289.9224	23:28	23:28	0	1.156	19597	4656	127	317	37		a
291.9194	23:29	23:28	0	1.157	25126	6269	92	230	68	0.78(0.65-0.89)	
PCB-52											a
289.9224	24:54	24:54	0	1.227	2205557	511799	127	317	4030		a
291.9194	24:54	24:54	0	1.227	2778416	644727	92	230	7008	0.79(0.65-0.89)	
PCB-43											a
289.9224	25:03	25:03	0	1.234	41453	7504	127	317	59		a
291.9194	25:03	25:03	0	1.234	50208	9631	92	230	105	0.83(0.65-0.89)	
PCB-73 (C43)											a
289.9224	25:03	25:03	0	1.234	41453	7504	127	317	59		a
291.9194	25:03	25:03	0	1.234	50208	9631	92	230	105	0.83(0.65-0.89)	
PCB-49											a
289.9224	25:24	25:24	2	1.251	990305	226882	127	317	1786		a
291.9194	25:24	25:24	2	1.251	1257823	287660	92	230	3127	0.79(0.65-0.89)	
PCB-69 (C49)											a
289.9224	25:24	25:24	2	1.251	990305	226882	127	317	1786		a
291.9194	25:24	25:24	2	1.251	1257823	287660	92	230	3127	0.79(0.65-0.89)	
PCB-48											a
289.9224	25:41	25:41	0	1.265	39356	8669	127	317	68		a
291.9194	25:41	25:41	0	1.265	48549	11053	92	230	120	0.81(0.65-0.89)	
PCB-44											a
289.9224	25:56	25:56	1	1.278	1814687	268874	127	317	2117		a
291.9194	25:56	25:56	1	1.278	2282182	340889	92	230	3705	0.80(0.65-0.89)	
PCB-47 (C44)											a
289.9224	25:56	25:56	1	1.278	1814687	268874	127	317	2117		a
291.9194	25:56	25:56	1	1.278	2282182	340889	92	230	3705	0.80(0.65-0.89)	
PCB-65 (C44)											a
289.9224	25:56	25:56	1	1.278	1814687	268874	127	317	2117		a
291.9194	25:56	25:56	1	1.278	2282182	340889	92	230	3705	0.80(0.65-0.89)	
PCB-59											a
289.9224	26:16	26:16	3	1.294	64983	11749	127	317	93		a
291.9194	26:16	26:16	3	1.294	81896	14373	92	230	156	0.79(0.65-0.89)	

Signal	RT (min.)	Adj RT (min.)	Sec.	REL RT	Area	Height	Avg Noise	EDL Height	S/N	Ratio(Limits)	Flags
PCB-62 (C59)											a
289.9224	26:16	26:16	3	1.294	64983	11749	127	317	93		a
291.9194	26:16	26:16	3	1.294	81896	14373	92	230	156	0.79(0.65-0.89)	
PCB-75 (C59)											a
289.9224	26:16	26:16	3	1.294	64983	11749	127	317	93		a
291.9194	26:16	26:16	3	1.294	81896	14373	92	230	156	0.79(0.65-0.89)	
PCB-42											a
289.9224	26:25	26:25	0	1.302	99978	22149	127	317	174		a
291.9194	26:25	26:25	0	1.302	122528	27412	92	230	298	0.82(0.65-0.89)	
PCB-40											
289.9224	26:55	26:49	0	1.326	246407	52494	127	317	413		
291.9194	26:55	26:49	0	1.326	310397	67914	92	230	738	0.79(0.65-0.89)	
PCB-41 (C40)											
289.9224	26:55	26:49	0	1.326	246407	52494	127	317	413		
291.9194	26:55	26:49	0	1.326	310397	67914	92	230	738	0.79(0.65-0.89)	
PCB-71 (C40)											
289.9224	26:55	26:49	0	1.326	246407	52494	127	317	413		
291.9194	26:55	26:49	0	1.326	310397	67914	92	230	738	0.79(0.65-0.89)	
PCB-64											a
289.9224	27:09	27:09	1	1.337	319806	71081	127	317	560		a
291.9194	27:08	27:09	0	1.337	401110	89722	92	230	975	0.80(0.65-0.89)	
PCB-72											
289.9224	27:59	27:56	1	0.827	36256	7910	127	317	62		
291.9194	27:59	27:56	1	0.827	44797	9926	92	230	108	0.81(0.65-0.89)	
PCB-68											
289.9224	28:17	28:17	1	0.836	39077	8459	127	317	67		
291.9194	28:17	28:17	1	0.836	49746	10761	92	230	117	0.79(0.65-0.89)	
PCB-57											
289.9224	28:40						127	317			
291.9194	28:40						92	230			
PCB-58											
289.9224	28:54						127	317			
291.9194	28:54						92	230			
PCB-67											
289.9224	29:04	29:03	-1	0.859	20159	2574	127	317	20		
291.9194	29:06	29:03	0	0.860	25648	3752	92	230	41	0.79(0.65-0.89)	
PCB-63											
289.9224	29:22	29:19	0	0.868	34050	7650	127	317	60		
291.9194	29:22	29:19	0	0.868	45177	9551	92	230	104	0.75(0.65-0.89)	
PCB-61											
289.9224	29:42	29:38	0	0.878	2284003	413177	127	317	3253		
291.9194	29:42	29:38	0	0.878	2873810	516915	92	230	5619	0.79(0.65-0.89)	
PCB-70 (C61)											
289.9224	29:42	29:38	0	0.878	2284003	413177	127	317	3253		
291.9194	29:42	29:38	0	0.878	2873810	516915	92	230	5619	0.79(0.65-0.89)	

Signal	RT (min.)	Adj RT (min.)	Sec.	REL RT	Area	Height	Avg Noise	EDL Height	S/N	Ratio(Limits)	Flags
PCB-74 (C61)											
289.9224	29:42	29:38	0	0.878	2284003	413177	127	317	3253		
291.9194	29:42	29:38	0	0.878	2873810	516915	92	230	5619	0.79(0.65-0.89)	
PCB-76 (C61)											
289.9224	29:42	29:38	0	0.878	2284003	413177	127	317	3253		
291.9194	29:42	29:38	0	0.878	2873810	516915	92	230	5619	0.79(0.65-0.89)	
PCB-66											
289.9224	30:02	30:02	0	0.887	722020	157169	127	317	1238		
291.9194	30:02	30:02	0	0.887	918592	195820	92	230	2128	0.79(0.65-0.89)	
PCB-55											
289.9224	30:09						127	317			
291.9194	30:09						92	230			
PCB-56											
289.9224	30:41	30:38	0	0.907	223660	48324	127	317	381		
291.9194	30:41	30:38	0	0.907	280440	60299	92	230	655	0.80(0.65-0.89)	
PCB-60											
289.9224	30:54	30:51	0	0.913	66865	14202	127	317	112		
291.9194	30:54	30:51	0	0.913	84404	18155	92	230	197	0.79(0.65-0.89)	
PCB-80											
289.9224	31:18						127	317			
291.9194	31:18						92	230			
PCB-79											a
289.9224	32:52	32:52	2	0.971	55898	12120	127	317	95		a
291.9194	32:52	32:52	2	0.971	70450	15559	92	230	169	0.79(0.65-0.89)	
PCB-78											
289.9224	33:22						127	317			
291.9194	33:22						92	230			
PCB-81											RQM
289.9224	33:50	33:50	0	1.000	3954	1409	127	317	11		M
	Empc Correction				3175	1046	127	317	8		
291.9194	33:50	33:50	0	1.000	4124	1359	92	230	15	0.96(0.65-0.89)	M
PCB-77											
289.9224	34:24	34:26	1	1.000	100282	21140	127	317	166		
291.9194	34:24	34:26	1	1.000	125347	26244	92	230	285	0.80(0.65-0.89)	
PCB-104L											
337.9207	25:50	25:52	-3	0.814	514582	114864	20	50	5743		
339.9178	25:50	25:52	-3	0.814	326469	72000	19	47	3789	1.58(1.32-1.78)	
PCB-101L											
337.9207	31:45	31:44	1		520011	112375	20	50	5619		
339.9178	31:45	31:44	1		324299	68490	19	47	3605	1.60(1.32-1.78)	
PCB-111L											
337.9207	34:27	34:25	1	1.085	569092	121048	20	50	6052		
339.9178	34:27	34:25	1	1.085	356232	72581	19	47	3820	1.60(1.32-1.78)	
PCB-123L											
337.9207	36:24	36:25	-1	1.146	806372	164203	711	1777	231		
339.9178	36:24	36:25	-1	1.146	513434	105240	385	962	273	1.57(1.32-1.78)	

Signal	RT (min.)	Adj RT (min.)	Sec.	REL RT	Area	Height	Avg Noise	EDL Height	S/N	Ratio(Limits)	Flags
PCB-118L											
337.9207	36:44	36:45	-2	1.157	852517	174792	711	1777	246		
339.9178	36:44	36:45	-2	1.157	540033	111653	385	962	290	1.58(1.32-1.78)	
PCB-114L											
337.9207	37:16	37:16	-1	1.174	823059	169082	711	1777	238		
339.9178	37:15	37:16	-2	1.173	501002	101361	385	962	263	1.64(1.32-1.78)	
PCB-105L											
337.9207	37:55	37:55	-1	1.194	827609	169908	711	1777	239		
339.9178	37:55	37:55	-1	1.194	511963	104948	385	962	273	1.62(1.32-1.78)	
PCB-127L											
337.9207	39:24	39:22	2		989879	200606	711	1777	282		
339.9178	39:24	39:22	2		620758	126765	385	962	329	1.59(1.32-1.78)	
PCB-126L											
337.9207	41:00	41:00	-1	1.291	828463	170064	711	1777	239		
339.9178	41:00	41:00	-1	1.291	519253	103934	385	962	270	1.60(1.32-1.78)	
PCB-104											
325.8804	25:49						33	82			
327.8775	25:49						34	85			
PCB-96											
325.8804	26:13	26:10	0	1.015	50034	11304	33	82	343		
327.8775	26:13	26:10	0	1.015	32053	7135	34	85	210	1.56(1.32-1.78)	
PCB-103											a
325.8804	28:10	28:10	0	1.090	110647	24854	33	82	753		a
327.8775	28:10	28:10	0	1.090	68564	14945	34	85	440	1.61(1.32-1.78)	
PCB-94											a
325.8804	28:23	28:23	0	1.099	49243	10898	33	82	330		a
327.8775	28:23	28:23	0	1.099	30179	6633	34	85	195	1.63(1.32-1.78)	
PCB-95											
325.8804	28:50	28:44	0	1.116	2931678	635638	33	82	19262		
327.8775	28:50	28:44	0	1.116	1852494	398866	34	85	11731	1.58(1.32-1.78)	
PCB-93											
325.8804	29:03	29:00	0	1.124	195883	40937	33	82	1241		
327.8775	29:03	29:00	0	1.124	119163	24879	34	85	732	1.64(1.32-1.78)	
PCB-100 (C93)											
325.8804	29:03	29:00	0	1.124	195883	40937	33	82	1241		
327.8775	29:03	29:00	0	1.124	119163	24879	34	85	732	1.64(1.32-1.78)	
PCB-98											
325.8804	29:12	29:06	0	1.130	136003	25116	33	82	761		
327.8775	29:12	29:06	0	1.130	84149	15375	34	85	452	1.62(1.32-1.78)	
PCB-102 (C98)											
325.8804	29:12	29:06	0	1.130	136003	25116	33	82	761		
327.8775	29:12	29:06	0	1.130	84149	15375	34	85	452	1.62(1.32-1.78)	
PCB-88											
325.8804	29:42	29:36	0	1.149	597656	127548	33	82	3865		
327.8775	29:42	29:36	0	1.149	378763	81906	34	85	2409	1.58(1.32-1.78)	

Signal	RT (min.)	Adj RT (min.)	Sec.	REL RT	Area	Height	Avg Noise	EDL Height	S/N	Ratio(Limits)	Flags
PCB-91 (C88)											
325.8804	29:42	29:36	0	1.149	597656	127548	33	82	3865		
327.8775	29:42	29:36	0	1.149	378763	81906	34	85	2409	1.58(1.32-1.78)	
PCB-84											a
325.8804	29:55	29:55	0	1.158	795239	171323	33	82	5192		a
327.8775	29:55	29:55	0	1.158	503185	106640	34	85	3136	1.58(1.32-1.78)	
PCB-89											
325.8804	30:23	30:24	0	1.176	20489	4226	33	82	128		
327.8775	30:23	30:24	0	1.176	13544	2616	34	85	77	1.51(1.32-1.78)	
PCB-121											
325.8804	30:45						33	82			
327.8775	30:45						34	85			
PCB-92											
325.8804	31:12	31:09	1	0.857	791236	169752	33	82	5144		
327.8775	31:12	31:09	1	0.857	496275	104839	34	85	3084	1.59(1.32-1.78)	
PCB-90											a
325.8804	31:47	31:47	2	1.230	4433411	932557	33	82	28259		a
327.8775	31:47	31:47	2	1.230	2795751	585862	34	85	17231	1.59(1.32-1.78)	
PCB-101 (C90)											a
325.8804	31:47	31:47	2	1.230	4433411	932557	33	82	28259		a
327.8775	31:47	31:47	2	1.230	2795751	585862	34	85	17231	1.59(1.32-1.78)	
PCB-113 (C90)											a
325.8804	31:47	31:47	2	1.230	4433411	932557	33	82	28259		a
327.8775	31:47	31:47	2	1.230	2795751	585862	34	85	17231	1.59(1.32-1.78)	
PCB-83											M
325.8804	32:22	32:17	1	1.253	1985514	385746	33	82	11689		M
327.8775	32:22	32:17	1	1.253	1245372	241670	34	85	7108	1.59(1.32-1.78)	M
PCB-99 (C83)											M
325.8804	32:22	32:17	1	1.253	1985514	385746	33	82	11689		M
327.8775	32:22	32:17	1	1.253	1245372	241670	34	85	7108	1.59(1.32-1.78)	M
PCB-112											MU
325.8804	32:24						33	82			
327.8775	32:24						34	85			
PCB-86											M
325.8804	32:57	32:44	7	1.275	2641571	308062	33	82	9335		M
327.8775	32:57	32:44	7	1.275	1668821	195452	34	85	5749	1.58(1.32-1.78)	M
PCB-87 (C86)											M
325.8804	32:57	32:44	7	1.275	2641571	308062	33	82	9335		M
327.8775	32:57	32:44	7	1.275	1668821	195452	34	85	5749	1.58(1.32-1.78)	M
PCB-97 (C86)											M
325.8804	32:57	32:44	7	1.275	2641571	308062	33	82	9335		M
327.8775	32:57	32:44	7	1.275	1668821	195452	34	85	5749	1.58(1.32-1.78)	M
PCB-109 (C86)											M
325.8804	32:57	32:44	7	1.275	2641571	308062	33	82	9335		M
327.8775	32:57	32:44	7	1.275	1668821	195452	34	85	5749	1.58(1.32-1.78)	M

Signal	RT (min.)	Adj RT (min.)	Sec.	REL RT	Area	Height	Avg Noise	EDL Height	S/N	Ratio(Limits)	Flags
PCB-119 (C86)											M
325.8804	32:57	32:44	7	1.275	2641571	308062	33	82	9335		M
327.8775	32:57	32:44	7	1.275	1668821	195452	34	85	5749	1.58(1.32-1.78)	M
PCB-125 (C86)											M
325.8804	32:57	32:44	7	1.275	2641571	308062	33	82	9335		M
327.8775	32:57	32:44	7	1.275	1668821	195452	34	85	5749	1.58(1.32-1.78)	M
PCB-85											
325.8804	33:35	33:30	1	1.300	597766	94571	33	82	2866		
327.8775	33:35	33:30	1	1.300	382517	61588	34	85	1811	1.56(1.32-1.78)	
PCB-116 (C85)											
325.8804	33:35	33:30	1	1.300	597766	94571	33	82	2866		
327.8775	33:35	33:30	1	1.300	382517	61588	34	85	1811	1.56(1.32-1.78)	
PCB-117 (C85)											
325.8804	33:35	33:30	1	1.300	597766	94571	33	82	2866		
327.8775	33:35	33:30	1	1.300	382517	61588	34	85	1811	1.56(1.32-1.78)	
PCB-110											
325.8804	33:45	33:45	-3	1.307	5312281	1074877	33	82	32572		
327.8775	33:45	33:45	-4	1.306	3344232	677604	34	85	19930	1.59(1.32-1.78)	
PCB-115 (C110)											
325.8804	33:45	33:45	-3	1.307	5312281	1074877	33	82	32572		
327.8775	33:45	33:45	-4	1.306	3344232	677604	34	85	19930	1.59(1.32-1.78)	
PCB-82											a
325.8804	34:04	34:04	0	1.318	301008	59567	33	82	1805		a
327.8775	34:04	34:04	0	1.318	191621	37605	34	85	1106	1.57(1.32-1.78)	
PCB-111											
325.8804	34:23						33	82			
327.8775	34:23						34	85			
PCB-120											a
325.8804	34:56	34:56	1	1.352	43427	7828	33	82	237		a
327.8775	34:56	34:56	1	1.352	26420	4620	34	85	136	1.64(1.32-1.78)	
PCB-108											a
325.8804	36:05	36:05	2	1.396	208268	42833	388	970	110		a
327.8775	36:05	36:05	2	1.396	133150	27523	224	560	123	1.56(1.32-1.78)	
PCB-124 (C108)											a
325.8804	36:05	36:05	2	1.396	208268	42833	388	970	110		a
327.8775	36:05	36:05	2	1.396	133150	27523	224	560	123	1.56(1.32-1.78)	
PCB-107											a
325.8804	36:19	36:19	1	1.406	435290	87846	388	970	226		a
327.8775	36:19	36:19	1	1.406	274951	55708	224	560	249	1.58(1.32-1.78)	
PCB-123											
325.8804	36:26	36:26	1	1.001	73491	15582	388	970	40		
327.8775	36:26	36:26	1	1.001	45900	10188	224	560	45	1.60(1.32-1.78)	
PCB-106											
325.8804	36:30						388	970			
327.8775	36:30						224	560			

Signal	RT (min.)	Adj RT (min.)	Sec.	REL RT	Area	Height	Avg Noise	EDL Height	S/N	Ratio(Limits)	Flags
PCB-118											a
325.8804	36:45	36:45	1	1.001	5545985	1114275	388	970	2872		a
327.8775	36:45	36:45	1	1.001	3531584	711943	224	560	3178	1.57(1.32-1.78)	
PCB-122											a
325.8804	37:06	37:06	1	1.010	55715	10330	388	970	27		a
327.8775	37:06	37:06	1	1.010	37266	6657	224	560	30	1.50(1.32-1.78)	
PCB-114											
325.8804	37:17	37:18	1	1.000	118443	20903	388	970	54		
327.8775	37:17	37:18	1	1.000	70751	12527	224	560	56	1.67(1.32-1.78)	
PCB-105											a
325.8804	37:56	37:56	2	1.001	1921745	378960	388	970	977		a
327.8775	37:56	37:56	2	1.001	1223234	241233	224	560	1077	1.57(1.32-1.78)	
PCB-127											Ma
325.8804	39:29	39:29	5	1.041	10739	2239	388	970	6		M
327.8775	39:29	39:29	5	1.041	6932	1381	224	560	6	1.55(1.32-1.78)	M
PCB-126											M
325.8804	41:01	40:55	2	1.000	18894	3927	388	970	10		M
327.8775	41:01	40:55	2	1.000	12231	2621	224	560	12	1.54(1.32-1.78)	M
PCB-155L											
371.8817	31:32	31:34	-2	0.791	443061	94242	26	65	3625		
373.8788	31:32	31:34	-2	0.791	358186	76419	30	75	2547	1.24(1.05-1.43)	
PCB-138L											
371.8817	39:52	39:50	2		614053	120961	206	515	587		
373.8788	39:52	39:50	2		489532	97289	164	410	593	1.25(1.05-1.43)	
PCB-167L											
371.8817	42:53	42:53	-1	1.076	671844	134110	206	515	651		
373.8788	42:53	42:53	-1	1.076	524327	102458	164	410	625	1.28(1.05-1.43)	
PCB-156L											
371.8817	44:02	44:02	-1	1.105	1306578	189627	206	515	921		
373.8788	44:02	44:02	-1	1.105	1029574	150117	164	410	915	1.27(1.05-1.43)	
PCB-157L (C156L)											
371.8817	44:02	44:02	-1	1.105	1306578	189627	206	515	921		
373.8788	44:02	44:02	-1	1.105	1029574	150117	164	410	915	1.27(1.05-1.43)	
PCB-169L											
371.8817	47:17	47:16	0	1.186	662010	126895	206	515	616		
373.8788	47:16	47:16	-1	1.186	536056	104443	164	410	637	1.23(1.05-1.43)	
PCB-155											
359.8415	31:35	31:29	2	1.001	2330	461	10	25	46		
361.8385	31:33	31:29	0	1.000	1997	457	9	22	51	1.17(1.05-1.43)	
PCB-152											a
359.8415	31:45	31:45	1	1.006	13784	2927	10	25	293		a
361.8385	31:44	31:45	0	1.006	10605	2127	9	22	236	1.30(1.05-1.43)	
PCB-150											
359.8415	31:55	31:56	0	1.012	26525	5557	10	25	556		
361.8385	31:55	31:56	0	1.012	20633	4344	9	22	483	1.29(1.05-1.43)	

Signal	RT (min.)	Adj RT (min.)	Sec.	REL RT	Area	Height	Avg Noise	EDL Height	S/N	Ratio(Limits)	Flags
PCB-136											
359.8415	32:16	32:17	0	1.023	520566	108548	10	25	10855		
361.8385	32:16	32:17	0	1.023	411631	87092	9	22	9677	1.26(1.05-1.43)	
PCB-145											
359.8415	32:37						10	25			
361.8385	32:37						9	22			
PCB-148											a
359.8415	34:06	34:06	1	1.081	21181	4200	10	25	420		a
361.8385	34:06	34:06	1	1.081	16938	3447	9	22	383	1.25(1.05-1.43)	
PCB-135											
359.8415	34:40	34:36	0	1.099	950339	125765	10	25	12577		
361.8385	34:40	34:36	0	1.099	751201	98638	9	22	10960	1.27(1.05-1.43)	
PCB-151 (C135)											
359.8415	34:40	34:36	0	1.099	950339	125765	10	25	12577		
361.8385	34:40	34:36	0	1.099	751201	98638	9	22	10960	1.27(1.05-1.43)	
PCB-154											
359.8415	34:57	34:52	1	1.108	120312	24252	10	25	2425		
361.8385	34:57	34:52	1	1.108	94139	18958	9	22	2106	1.28(1.05-1.43)	
PCB-144											a
359.8415	35:15	35:15	2	1.118	116542	23082	10	25	2308		a
361.8385	35:15	35:15	2	1.118	90305	17885	9	22	1987	1.29(1.05-1.43)	
PCB-147											M
359.8415	35:37	35:32	1	1.129	3460609	691340	82	205	8431		M
361.8385	35:36	35:32	0	1.129	2727576	547782	61	152	8980	1.27(1.05-1.43)	M
PCB-149 (C147)											M
359.8415	35:37	35:32	1	1.129	3460609	691340	82	205	8431		M
361.8385	35:36	35:32	0	1.129	2727576	547782	61	152	8980	1.27(1.05-1.43)	M
PCB-134											
359.8415	35:48	35:49	-5	1.135	227683	42778	82	205	522		
361.8385	35:48	35:49	-5	1.135	181312	33857	61	152	555	1.26(1.05-1.43)	
PCB-143 (C134)											
359.8415	35:48	35:49	-5	1.135	227683	42778	82	205	522		
361.8385	35:48	35:49	-5	1.135	181312	33857	61	152	555	1.26(1.05-1.43)	
PCB-139											
359.8415	36:13	36:13	2	1.148	101916	18628	82	205	227		
361.8385	36:12	36:13	1	1.148	80371	14935	61	152	245	1.27(1.05-1.43)	
PCB-140 (C139)											
359.8415	36:13	36:13	2	1.148	101916	18628	82	205	227		
361.8385	36:12	36:13	1	1.148	80371	14935	61	152	245	1.27(1.05-1.43)	
PCB-131											
359.8415	36:24	36:22	0	1.154	53932	10348	82	205	126		
361.8385	36:25	36:22	1	1.155	43037	8226	61	152	135	1.25(1.05-1.43)	
PCB-142											
359.8415	36:30						82	205			
361.8385	36:30						61	152			

Signal	RT (min.)	Adj RT (min.)	Sec.	REL RT	Area	Height	Avg Noise	EDL Height	S/N	Ratio(Limits)	Flags
PCB-132											
359.8415	36:52	36:46	1	1.169	1294121	264543	82	205	3226		
361.8385	36:52	36:46	1	1.169	1028129	210018	61	152	3443	1.26(1.05-1.43)	
PCB-133											a
359.8415	37:23	37:23	1	1.185	99585	20216	82	205	247		a
361.8385	37:23	37:23	1	1.185	80525	16623	61	152	273	1.24(1.05-1.43)	
PCB-165											
359.8415	37:45						82	205			
361.8385	37:45						61	152			
PCB-146											
359.8415	38:02	38:02	2	0.887	875401	176208	82	205	2149		
361.8385	38:02	38:02	2	0.887	690241	139027	61	152	2279	1.27(1.05-1.43)	
PCB-161											
359.8415	38:08						82	205			
361.8385	38:08						61	152			
PCB-153											
359.8415	38:39	38:36	-1	0.901	4171341	848961	82	205	10353		
361.8385	38:39	38:36	-1	0.901	3316785	670171	61	152	10986	1.26(1.05-1.43)	
PCB-168 (C153)											
359.8415	38:39	38:36	-1	0.901	4171341	848961	82	205	10353		
361.8385	38:39	38:36	-1	0.901	3316785	670171	61	152	10986	1.26(1.05-1.43)	
PCB-141											
359.8415	38:50	38:47	1	0.905	656354	130284	82	205	1589		
361.8385	38:50	38:47	1	0.905	520529	105525	61	152	1730	1.26(1.05-1.43)	
PCB-130											
359.8415	39:15	39:10	1	0.915	242099	49194	82	205	600		
361.8385	39:15	39:10	1	0.915	193976	39476	61	152	647	1.25(1.05-1.43)	
PCB-137											
359.8415	39:29	39:23	2	0.920	183041	38065	82	205	464		
361.8385	39:29	39:23	2	0.920	145948	30440	61	152	499	1.25(1.05-1.43)	
PCB-164											
359.8415	39:36	39:31	2	0.923	377185	72082	82	205	879		
361.8385	39:35	39:31	1	0.923	301189	58005	61	152	951	1.25(1.05-1.43)	
PCB-129											
359.8415	39:54	39:51	1	0.930	4530171	862104	82	205	10513		
361.8385	39:54	39:51	1	0.930	3604273	690139	61	152	11314	1.26(1.05-1.43)	
PCB-138 (C129)											
359.8415	39:54	39:51	1	0.930	4530171	862104	82	205	10513		
361.8385	39:54	39:51	1	0.930	3604273	690139	61	152	11314	1.26(1.05-1.43)	
PCB-160 (C129)											
359.8415	39:54	39:51	1	0.930	4530171	862104	82	205	10513		
361.8385	39:54	39:51	1	0.930	3604273	690139	61	152	11314	1.26(1.05-1.43)	
PCB-163 (C129)											
359.8415	39:54	39:51	1	0.930	4530171	862104	82	205	10513		
361.8385	39:54	39:51	1	0.930	3604273	690139	61	152	11314	1.26(1.05-1.43)	

Signal	RT (min.)	Adj RT (min.)	Sec.	REL RT	Area	Height	Avg Noise	EDL Height	S/N	Ratio(Limits)	Flags
PCB-158											
359.8415	40:17	40:12	2	0.939	579186	109018	82	205	1329		
361.8385	40:17	40:12	2	0.939	458865	86953	61	152	1425	1.26(1.05-1.43)	
PCB-128											M
359.8415	41:09	41:02	3	0.959	724014	132384	82	205	1614		M
361.8385	41:09	41:02	3	0.959	579139	105935	61	152	1737	1.25(1.05-1.43)	M
PCB-166 (C128)											M
359.8415	41:09	41:02	3	0.959	724014	132384	82	205	1614		M
361.8385	41:09	41:02	3	0.959	579139	105935	61	152	1737	1.25(1.05-1.43)	M
PCB-159											
359.8415	42:06	42:03	-1	0.982	44314	7933	82	205	97		
361.8385	42:06	42:03	-1	0.982	35554	7063	61	152	116	1.25(1.05-1.43)	
PCB-162											
359.8415	42:23						82	205			
361.8385	42:23						61	152			
PCB-167											a
359.8415	42:55	42:55	2	1.001	228626	42483	82	205	518		a
361.8385	42:55	42:55	2	1.001	194782	34823	61	152	571	1.17(1.05-1.43)	
PCB-156											
359.8415	44:02	44:01	0	1.000	664489	115300	82	205	1406		
361.8385	44:02	44:01	0	1.000	530113	91852	61	152	1506	1.25(1.05-1.43)	
PCB-157 (C156)											
359.8415	44:02	44:01	0	1.000	664489	115300	82	205	1406		
361.8385	44:02	44:01	0	1.000	530113	91852	61	152	1506	1.25(1.05-1.43)	
PCB-169											
359.8415	47:15						82	205			
361.8385	47:15						61	152			
PCB-188L											
405.8428	37:16	37:17	-2	0.820	504841	101242	29	72	3491		
407.8398	37:17	37:17	-1	0.820	476712	94272	25	62	3771	1.06(0.89-1.21)	
PCB-178L											
405.8428	40:20	40:17	1	0.887	378298	73780	29	72	2544		
407.8398	40:20	40:17	2	0.888	351647	68872	25	62	2755	1.08(0.89-1.21)	
PCB-180L											
405.8428	45:26	45:25	2		476635	93003	29	72	3207		
407.8398	45:26	45:25	2		436129	85160	25	62	3406	1.09(0.89-1.21)	
PCB-170L											
405.8428	46:41	46:40	-1	1.027	314310	62522	29	72	2156		
407.8398	46:41	46:40	-1	1.027	299024	57945	25	62	2318	1.05(0.89-1.21)	
PCB-189L											
405.8428	49:49	49:48	-1	1.096	734107	142644	767	1917	186		
407.8398	49:48	49:48	-1	1.096	691290	133098	437	1092	305	1.06(0.89-1.21)	
PCB-188											a
393.8025	37:18	37:18	2	1.001	6434	1276	8	20	160		a
395.7995	37:18	37:18	2	1.001	6307	1265	12	30	105	1.02(0.89-1.21)	

Signal	RT (min.)	Adj RT (min.)	Sec.	REL RT	Area	Height	Avg Noise	EDL Height	S/N	Ratio(Limits)	Flags
PCB-179											a
393.8025	37:37	37:37	1	1.009	402720	81828	8	20	10229		a
395.7995	37:37	37:37	1	1.009	379851	76677	12	30	6390	1.06(0.89-1.21)	
PCB-184											
393.8025	38:07						8	20			
395.7995	38:07						12	30			
PCB-176											a
393.8025	38:31	38:31	1	1.033	120080	24307	8	20	3038		a
395.7995	38:31	38:31	1	1.033	116802	23263	12	30	1939	1.03(0.89-1.21)	
PCB-186											
393.8025	38:55						8	20			
395.7995	38:55						12	30			
PCB-178											a
393.8025	40:21	40:21	1	1.083	155028	30412	8	20	3802		a
395.7995	40:21	40:21	1	1.083	145128	29250	12	30	2438	1.07(0.89-1.21)	
PCB-175											a
393.8025	41:00	41:00	2	1.100	28110	5436	8	20	680		a
395.7995	41:00	41:00	2	1.100	27945	5441	12	30	453	1.01(0.89-1.21)	
PCB-187											a
393.8025	41:16	41:16	2	1.107	916600	181596	8	20	22700		a
395.7995	41:16	41:16	2	1.107	874795	173498	12	30	14458	1.05(0.89-1.21)	
PCB-182											a
393.8025	41:29	41:29	2	1.113	13026	2277	8	20	285		a
395.7995	41:29	41:29	2	1.113	13033	2444	12	30	204	1.00(0.89-1.21)	
PCB-183											a
393.8025	41:52	41:52	1	1.124	466920	79051	8	20	9881		a
395.7995	41:53	41:52	2	1.124	449712	77028	12	30	6419	1.04(0.89-1.21)	
PCB-185 (C183)											a
393.8025	41:52	41:52	1	1.124	466920	79051	8	20	9881		a
395.7995	41:53	41:52	2	1.124	449712	77028	12	30	6419	1.04(0.89-1.21)	
PCB-174											a
393.8025	42:06	42:06	2	1.130	599411	118824	8	20	14853		a
395.7995	42:06	42:06	2	1.130	578236	114098	12	30	9508	1.04(0.89-1.21)	
PCB-177											a
393.8025	42:33	42:33	2	1.142	416539	80629	8	20	10079		a
395.7995	42:33	42:33	2	1.142	390259	74563	12	30	6214	1.07(0.89-1.21)	
PCB-181											a
393.8025	42:57	42:57	2	1.152	9891	1653	8	20	207		a
395.7995	42:57	42:57	2	1.152	10587	1661	12	30	138	0.93(0.89-1.21)	
PCB-171											
393.8025	43:11	43:10	2	1.159	210188	39074	8	20	4884		
395.7995	43:11	43:10	2	1.159	197248	36696	12	30	3058	1.07(0.89-1.21)	
PCB-173 (C171)											
393.8025	43:11	43:10	2	1.159	210188	39074	8	20	4884		
395.7995	43:11	43:10	2	1.159	197248	36696	12	30	3058	1.07(0.89-1.21)	

Signal	RT (min.)	Adj RT (min.)	Sec.	REL RT	Area	Height	Avg Noise	EDL Height	S/N	Ratio(Limits)	Flags
PCB-172											
393.8025	44:49	44:44	2	0.899	108305	20663	8	20	2583		
395.7995	44:49	44:44	2	0.899	104678	20353	12	30	1696	1.03(0.89-1.21)	
PCB-192											
393.8025	45:03						8	20			
395.7995	45:03						12	30			
PCB-180											a
393.8025	45:28	45:28	5	0.913	1647254	308413	8	20	38552		a
395.7995	45:28	45:28	5	0.913	1548504	287104	12	30	23925	1.06(0.89-1.21)	
PCB-193 (C180)											a
393.8025	45:28	45:28	5	0.913	1647254	308413	8	20	38552		a
395.7995	45:28	45:28	5	0.913	1548504	287104	12	30	23925	1.06(0.89-1.21)	
PCB-191											
393.8025	45:49	45:44	2	0.920	40695	7245	8	20	906		
395.7995	45:49	45:44	2	0.920	38551	6866	12	30	572	1.06(0.89-1.21)	
PCB-170											
393.8025	46:42	46:37	2	0.937	642912	125415	8	20	15677		
395.7995	46:42	46:37	2	0.937	603808	117792	12	30	9816	1.06(0.89-1.21)	
PCB-190											
393.8025	47:15	47:13	2	0.948	186830	35944	8	20	4493		
395.7995	47:15	47:13	2	0.948	178516	34013	12	30	2834	1.05(0.89-1.21)	
PCB-189											
393.8025	49:50	49:52	2	1.000	64488	12721	48	120	265		
395.7995	49:50	49:52	2	1.000	59079	11466	55	137	208	1.09(0.89-1.21)	
PCB-202L											
439.8038	42:39	42:39	-1	0.821	392789	75863	46	115	1649		
441.8008	42:39	42:39	-1	0.821	414872	81959	30	75	2732	0.95(0.76-1.02)	
PCB-194L											
439.8038	51:56	51:54	2		521485	99415	279	697	356		
441.8008	51:56	51:54	2		568093	109701	438	1095	250	0.92(0.76-1.02)	
PCB-205L											
439.8038	52:24	52:23	-1	1.009	525964	98924	279	697	355		
441.8008	52:24	52:23	-1	1.009	584902	112759	438	1095	257	0.90(0.76-1.02)	
PCB-202											
427.7635	42:41	42:36	2	1.001	62367	12374	21	52	589		
429.7606	42:41	42:36	2	1.001	72484	13899	13	32	1069	0.86(0.76-1.02)	
PCB-201											
427.7635	43:37	43:32	2	1.022	46991	9023	21	52	430		
429.7606	43:37	43:32	2	1.022	52264	9861	13	32	759	0.90(0.76-1.02)	
PCB-204											
427.7635	44:15						21	52			
429.7606	44:15						13	32			
PCB-197											
427.7635	44:31	44:30	2	1.044	14184	3400	21	52	162		
429.7606	44:31	44:30	2	1.044	15856	3720	13	32	286	0.89(0.76-1.02)	

Signal	RT (min.)	Adj RT (min.)	Sec.	REL RT	Area	Height	Avg Noise	EDL Height	S/N	Ratio(Limits)	Flags
PCB-200											
427.7635	44:36	44:30	1	1.046	43596	7838	21	52	373		
429.7606	44:37	44:30	2	1.046	47876	8982	13	32	691	0.91(0.76-1.02)	
PCB-198											a
427.7635	47:26	47:26	4	1.112	265506	48455	21	52	2307		a
429.7606	47:26	47:26	4	1.112	293750	54011	13	32	4155	0.90(0.76-1.02)	
PCB-199 (C198)											a
427.7635	47:26	47:26	4	1.112	265506	48455	21	52	2307		a
429.7606	47:26	47:26	4	1.112	293750	54011	13	32	4155	0.90(0.76-1.02)	
PCB-196											
427.7635	48:05	48:05	2	0.917	140387	26790	21	52	1276		
429.7606	48:05	48:05	2	0.917	157101	30284	13	32	2330	0.89(0.76-1.02)	
PCB-203											
427.7635	48:17	48:16	2	0.921	190361	35381	21	52	1685		
429.7606	48:17	48:16	2	0.921	209623	39596	13	32	3046	0.91(0.76-1.02)	
PCB-195											
427.7635	49:35	49:37	2	0.946	172124	33202	127	317	261		
429.7606	49:36	49:37	2	0.947	191770	36886	47	117	785	0.90(0.76-1.02)	
PCB-194											a
427.7635	51:57	51:57	2	0.991	451391	87651	127	317	690		a
429.7606	51:57	51:57	2	0.991	502615	98276	47	117	2091	0.90(0.76-1.02)	
PCB-205											a
427.7635	52:26	52:26	2	1.000	32545	6486	127	317	51		a
429.7606	52:26	52:26	2	1.000	35572	6866	47	117	146	0.91(0.76-1.02)	
PCB-208L											
473.7648	49:21	49:21	-1	0.950	460099	89227	399	997	224		
475.7619	49:21	49:21	-1	0.950	589948	113143	308	770	367	0.78(0.65-0.89)	
PCB-206L											
473.7648	54:10	54:09	-1	1.043	330582	61499	399	997	154		
475.7619	54:10	54:09	-1	1.043	418307	77724	308	770	252	0.79(0.65-0.89)	
PCB-208											
461.7246	49:23	49:18	2	1.001	36339	7227	36	90	201		
463.7216	49:23	49:18	2	1.001	47720	8939	56	140	160	0.76(0.65-0.89)	
PCB-207											
461.7246	50:18	50:19	2	1.019	19910	4055	36	90	113		
463.7216	50:18	50:19	2	1.019	25690	4905	56	140	88	0.78(0.65-0.89)	
PCB-206											a
461.7246	54:12	54:12	2	1.000	121445	22417	36	90	623		a
463.7216	54:11	54:12	2	1.000	155460	29625	56	140	529	0.78(0.65-0.89)	
PCB-209L											
507.7258	55:49	55:48	-1	1.075	316035	56679	69	172	821		
509.7229	55:49	55:48	-1	1.075	447381	80895	103	257	785	0.71(0.59-0.79)	
DCB Decachlorobiphenyl											a
495.6856	55:50	55:50	2	1.000	36160	6305	14	35	450		a
497.6826	55:50	55:50	2	1.000	50363	9207	14	35	658	0.72(0.59-0.79)	

QC Flag Legend

Processing Flags

R - Failed Signal Ratio Test

Q - EMPC-Estimated Max. Possible Conc.

Review Flags

M - Manually Integrated

U - Marked Undetected

a - User Assigned ID

Eurofins TestAmerica, Knoxville

Data File:	\\chromna\Knoxville\ChromData\D3D\20190828-12892.b\580-88125-b-15-c.d		
Injection Date:	29-Aug-2019 06:01:00	Injection Vol:	1.0 ul
Instrument ID:	D3D	Operator ID:	Xcalibur_System
Method:	PCBs_D3D	Limit Group:	HR - 1668A - ICAL
Client ID:	515-0to26-101918		
Worklist#:	33110	Sample Line#:	12
Column Type:	SPB-Octyl	Column Dia:	0.25 mm

MoPCB F1

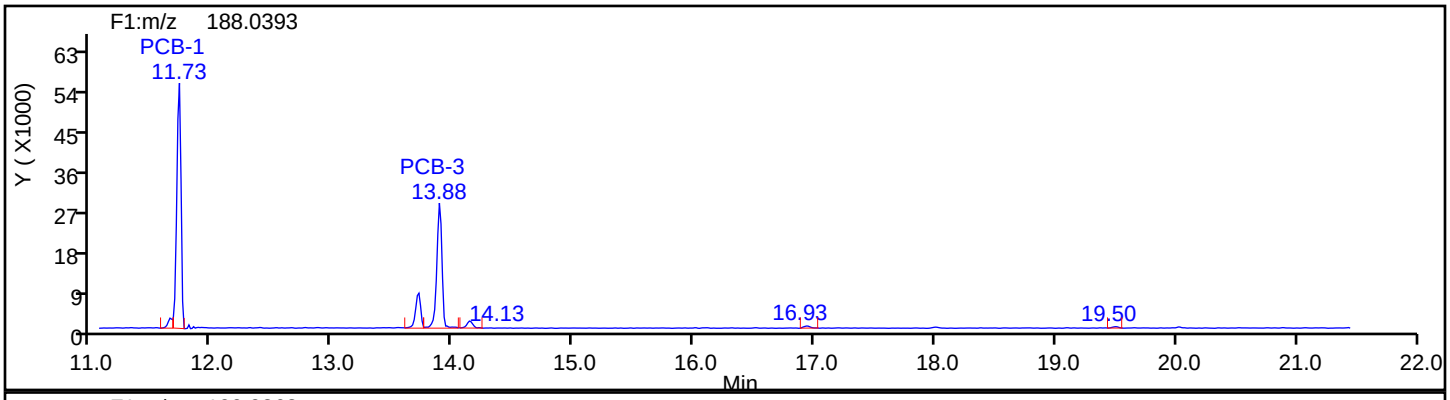

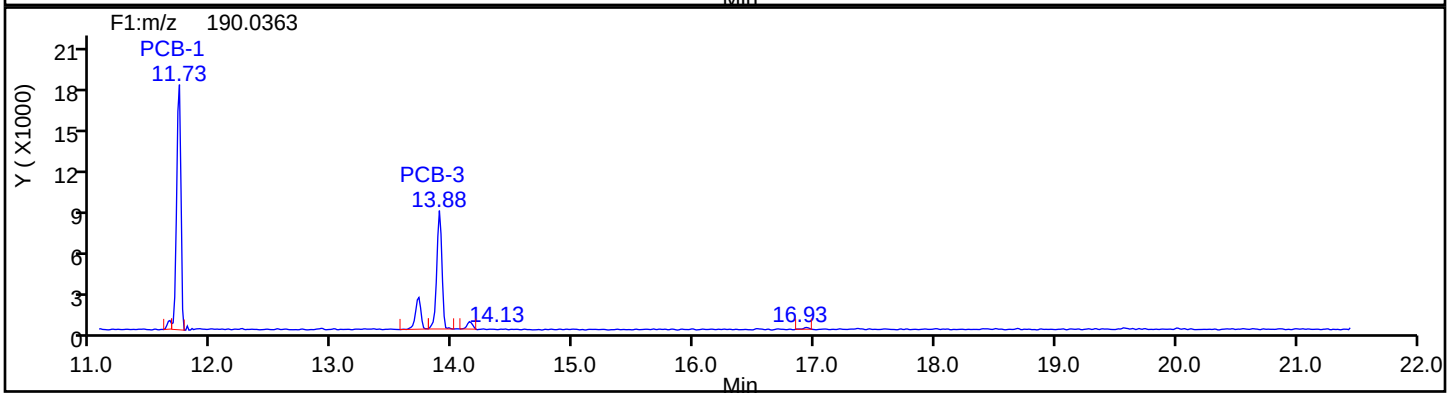

MoPCB F1 Standards

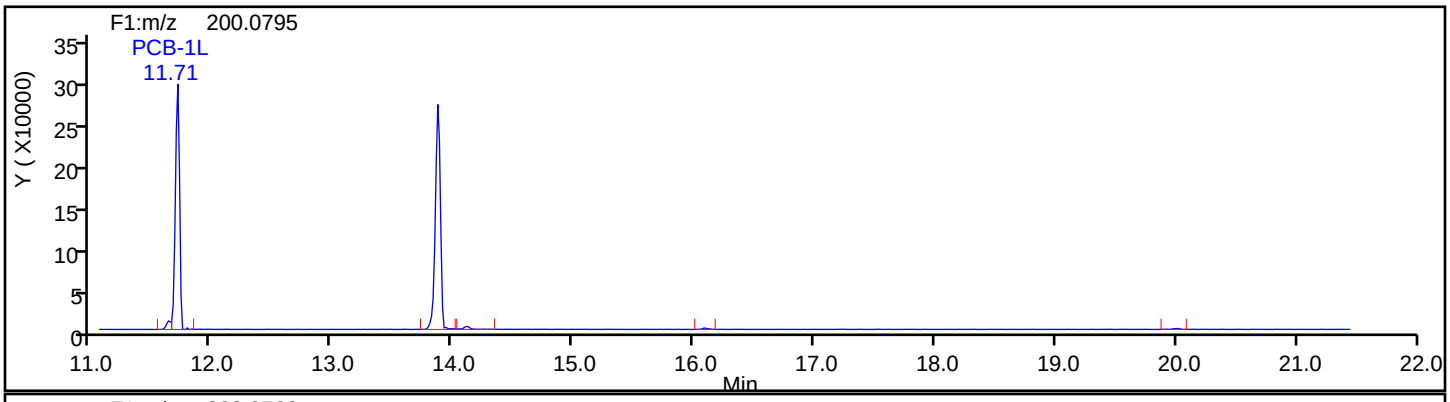

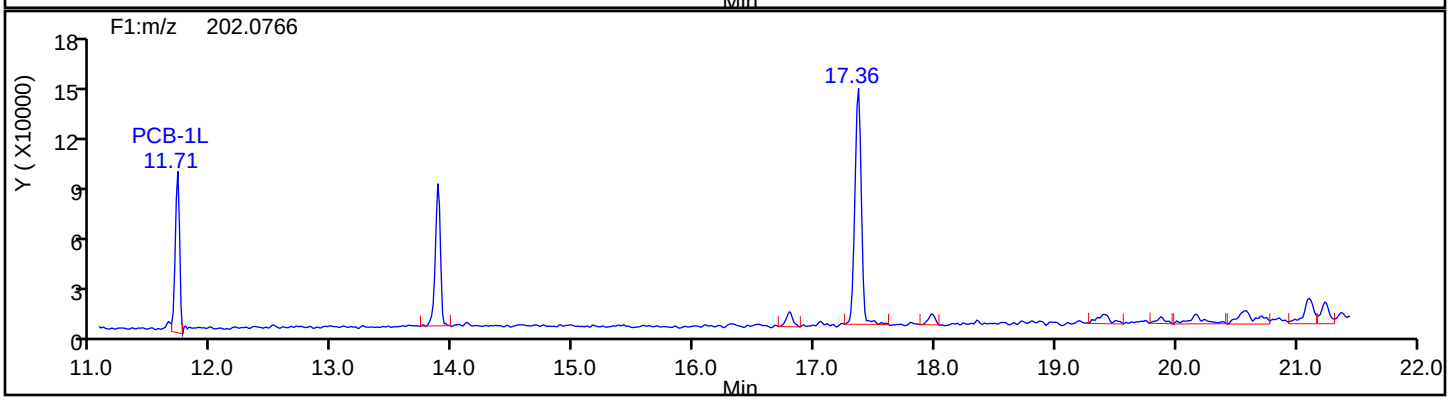

Eurofins TestAmerica, Knoxville

Data File:	\\chromna\Knoxville\ChromData\D3D\20190828-12892.b\580-88125-b-15-c.d		
Injection Date:	29-Aug-2019 06:01:00	Injection Vol:	1.0 ul
Instrument ID:	D3D	Operator ID:	Xcalibur_System
Method:	PCBs_D3D	Limit Group:	HR - 1668A - ICAL
Client ID:	515-0to26-101918		
Worklist#:	33110	Sample Line#:	12
Column Type:	SPB-Octyl	Column Dia:	0.25 mm

MoPCB F1

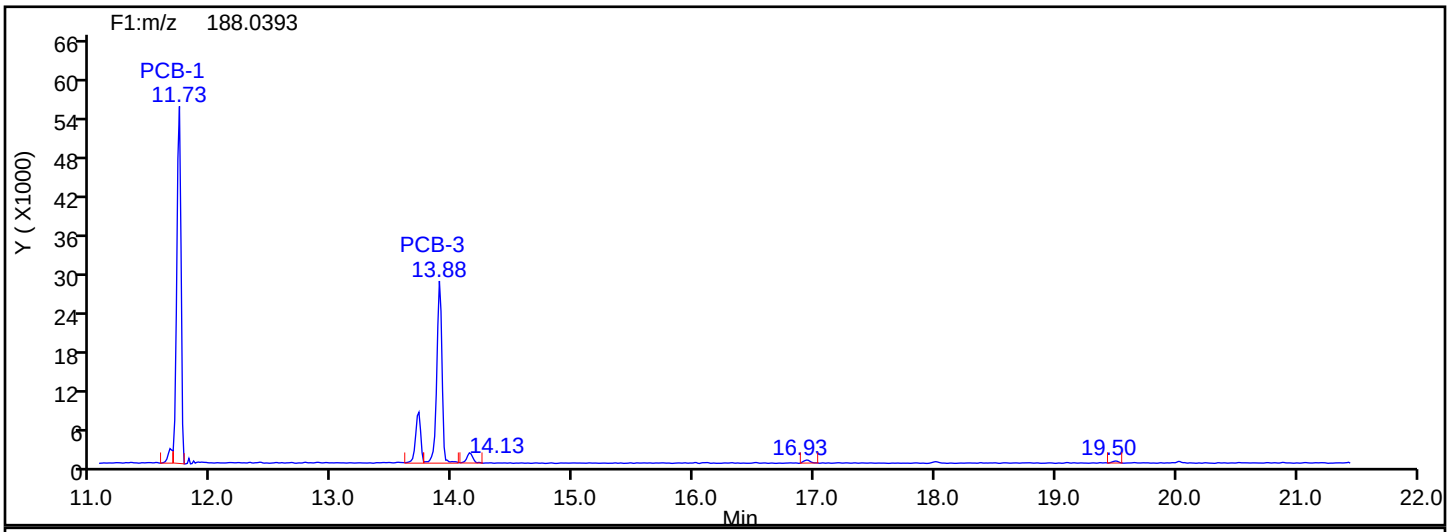

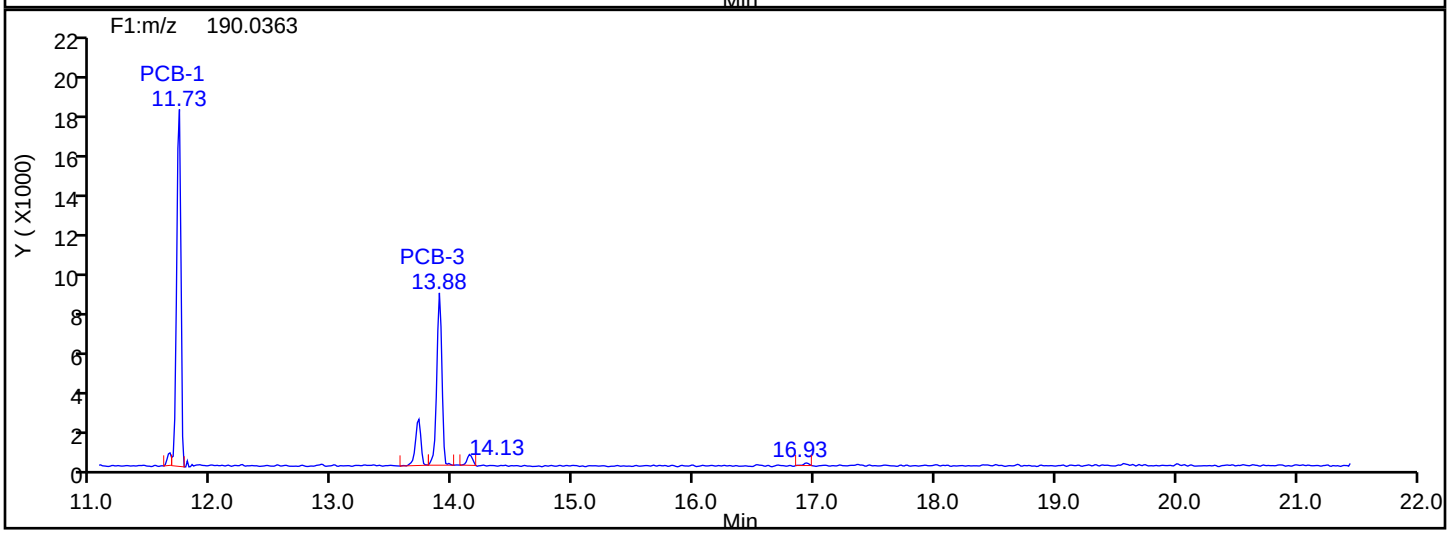

MoPCB F1 Lock Mass

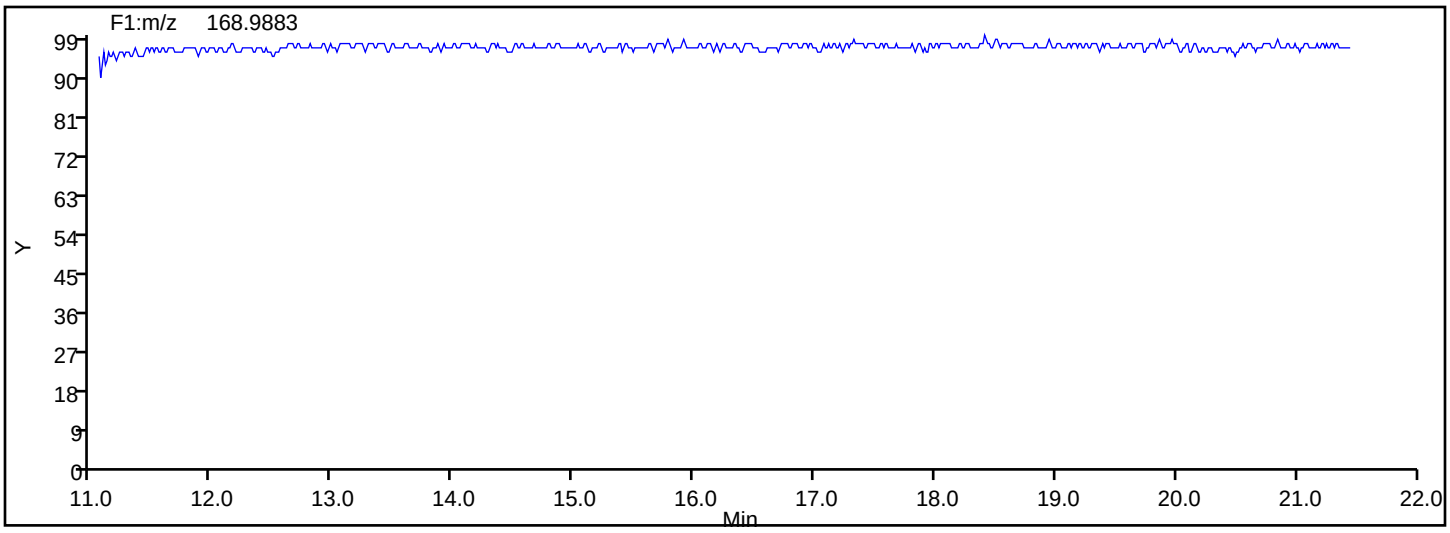

Eurofins TestAmerica, Knoxville

Data File:	\\chromna\Knoxville\ChromData\D3D\20190828-12892.b\580-88125-b-15-c.d		
Injection Date:	29-Aug-2019 06:01:00	Injection Vol:	1.0 ul
Instrument ID:	D3D	Operator ID:	Xcalibur_System
Method:	PCBs_D3D	Limit Group:	HR - 1668A - ICAL
Client ID:	515-0to26-101918		
Worklist#:	33110	Sample Line#:	12
Column Type:	SPB-Octyl	Column Dia:	0.25 mm

DiPCB F1

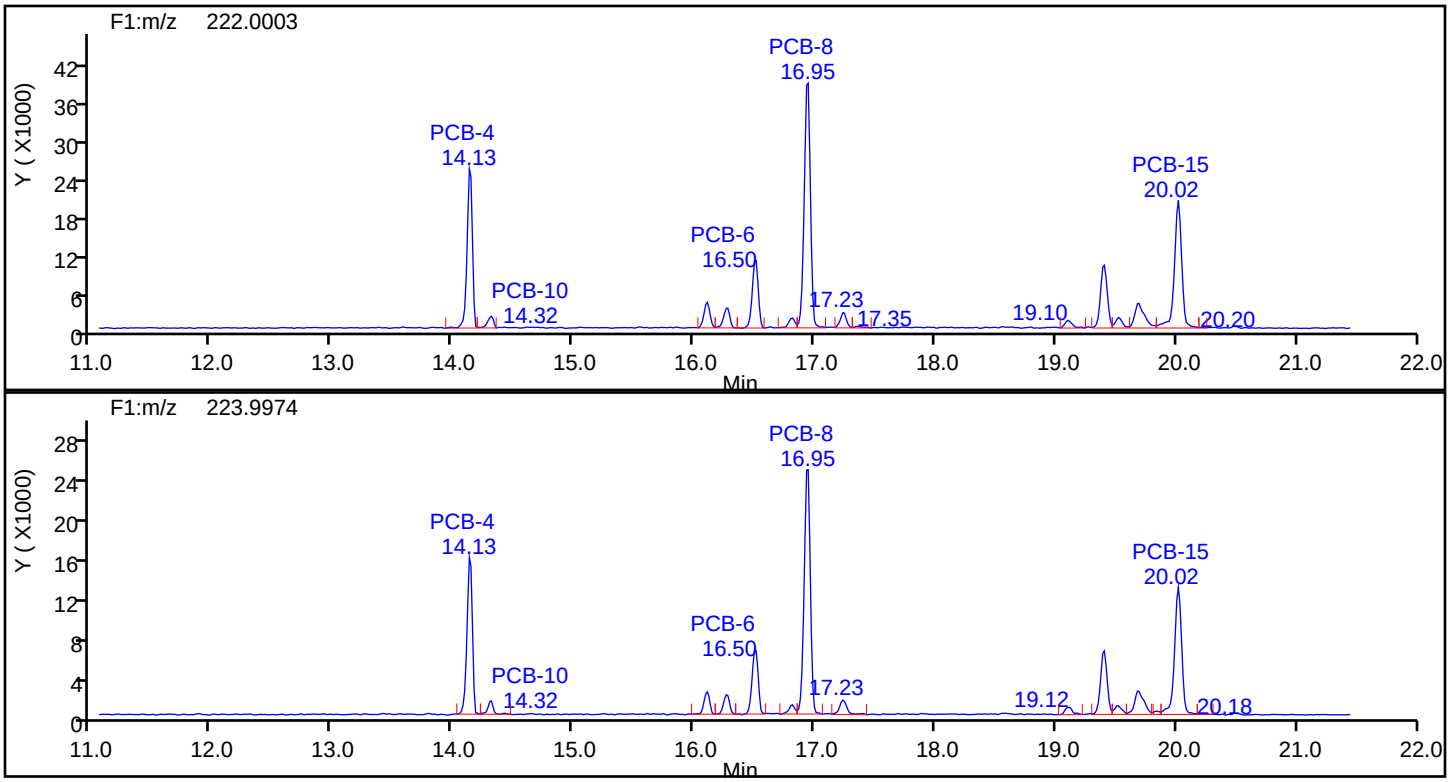

DiPCB F1 Standards

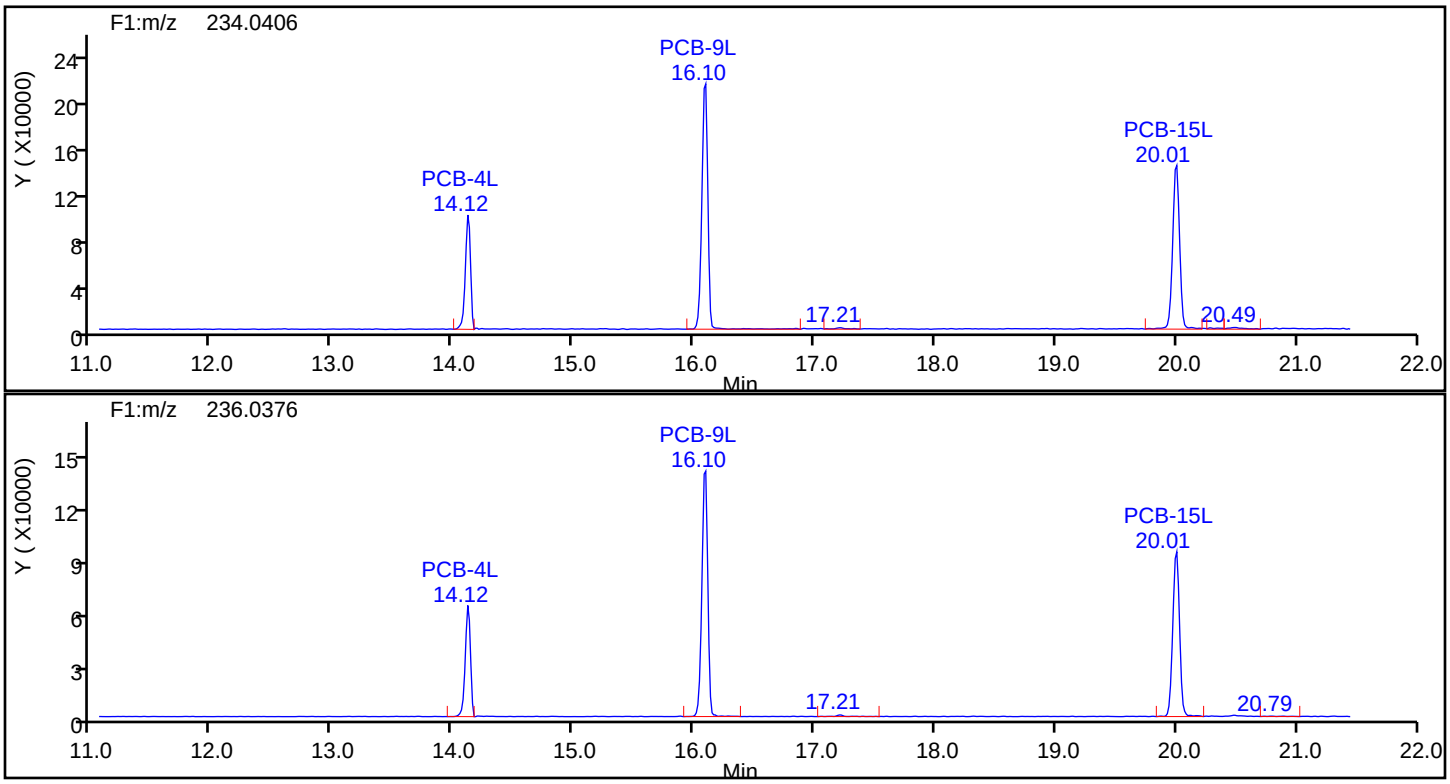

Eurofins TestAmerica, Knoxville

Data File:	\\chromna\Knoxville\ChromData\D3D\20190828-12892.b\580-88125-b-15-c.d		
Injection Date:	29-Aug-2019 06:01:00	Injection Vol:	1.0 ul
Instrument ID:	D3D	Operator ID:	Xcalibur_System
Method:	PCBs_D3D	Limit Group:	HR - 1668A - ICAL
Client ID:	515-0to26-101918		
Worklist#:	33110	Sample Line#:	12
Column Type:	SPB-Octyl	Column Dia:	0.25 mm

DiPCB F1

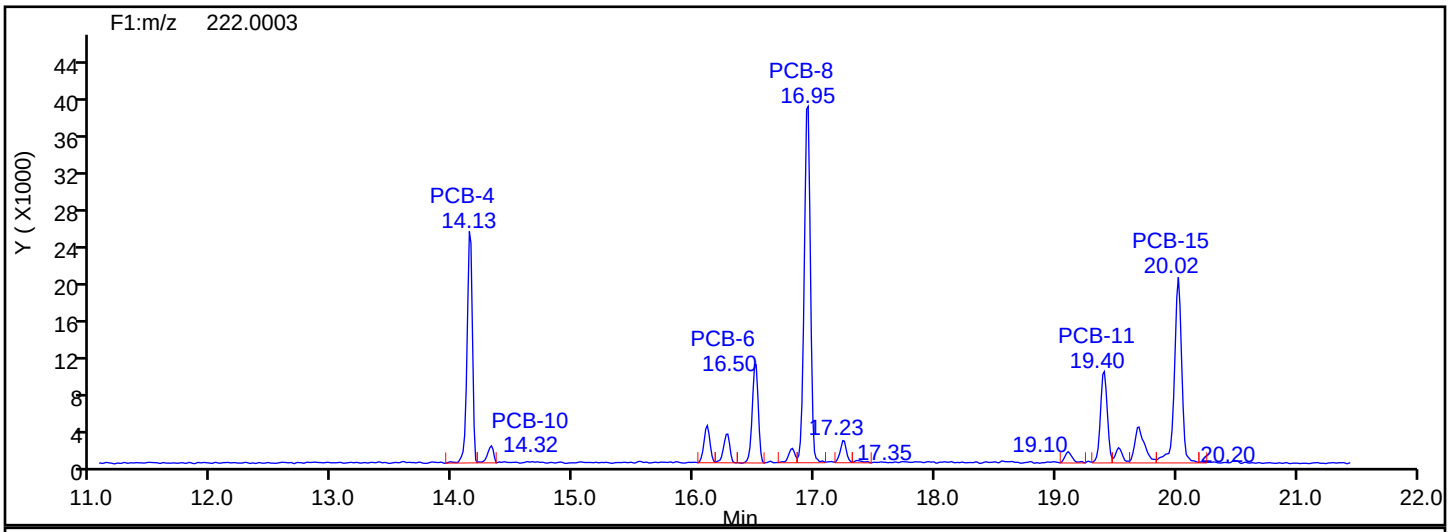

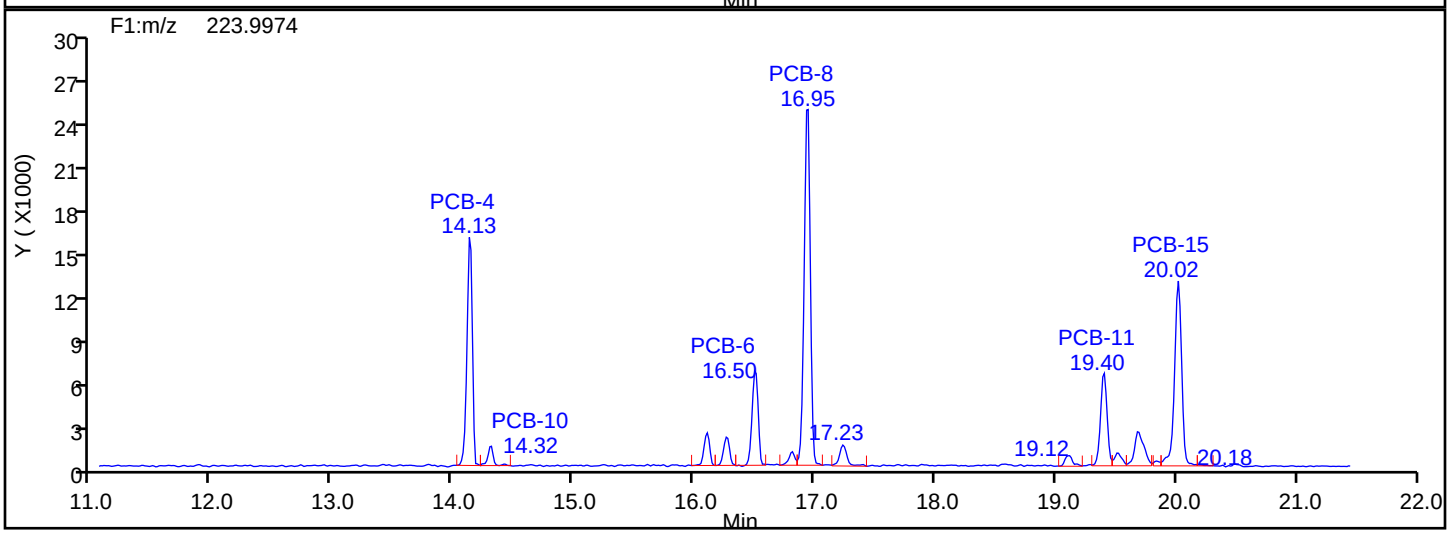

DiPCB F1 Lock Mass

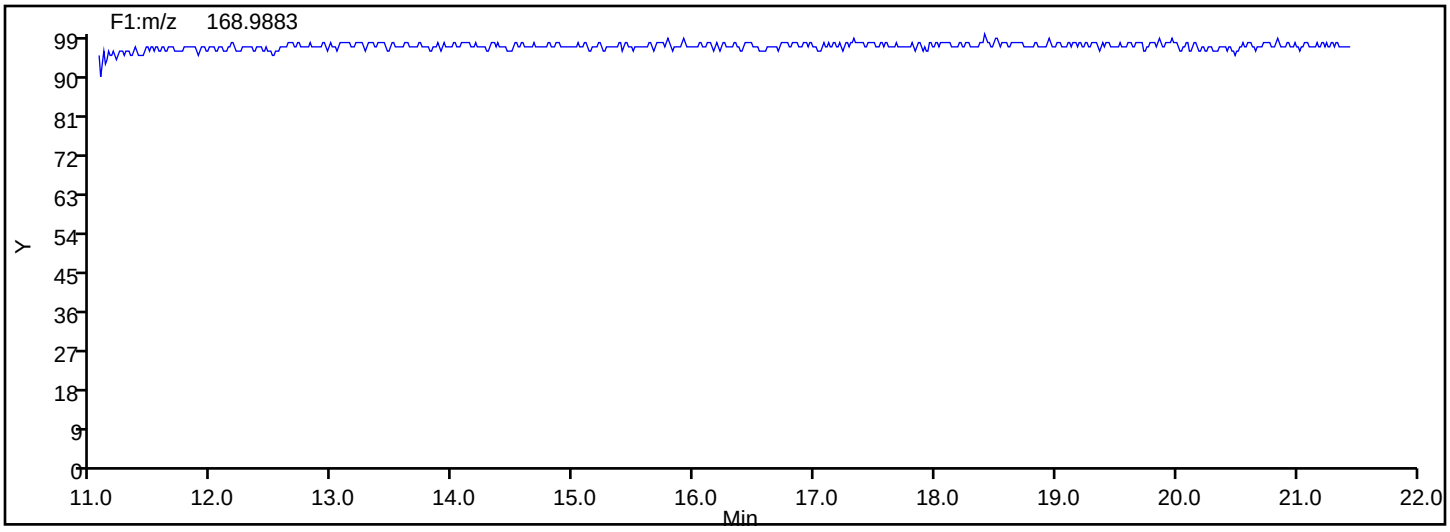

Manual Integration/User Assign Peak Report

Eurofins TestAmerica, Knoxville

Data File:	\\chromna\Knoxville\ChromData\D3D\20190828-12892.b\580-88125-b-15-c.d				
Injection Date:	29-Aug-2019 06:01:00	Instrument ID:	D3D		
Lims ID:	580-88125-B-15-C	Lab Sample ID:	140-88125-15		
Client ID:	515-0to26-101918				
Operator ID:	Xcalibur_System	ALS Bottle#:	0	Worklist Smp#:	12
Injection Vol:	1.0 ul	Dil. Factor:	1.0000		
Method:	PCBs_D3D	Limit Group:	HR - 1668A - ICAL		
Column:	SPB-Octyl (0.25 mm)	Detector	F1(11.07 :21.70)		

PCB-9, CAS: 34883-39-1

Signal: 1

Not Detected
Expected RT: 16.12

Processing Integration Results

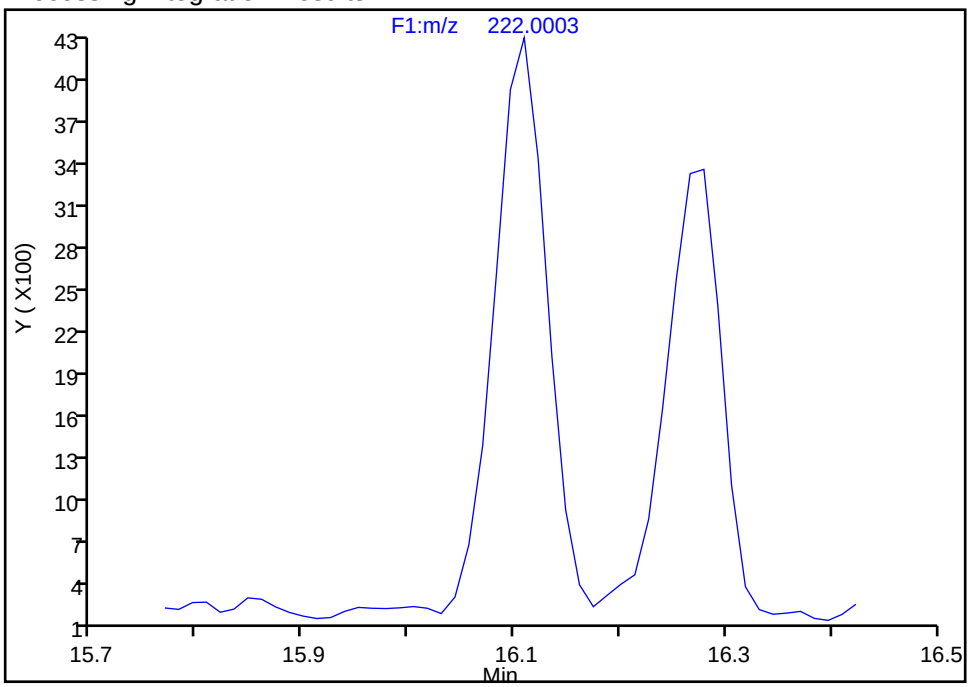

Manual Integration Results

RT: 16.11
Area: 14026
Amount: 2.124027
Amount Units: pg/ul

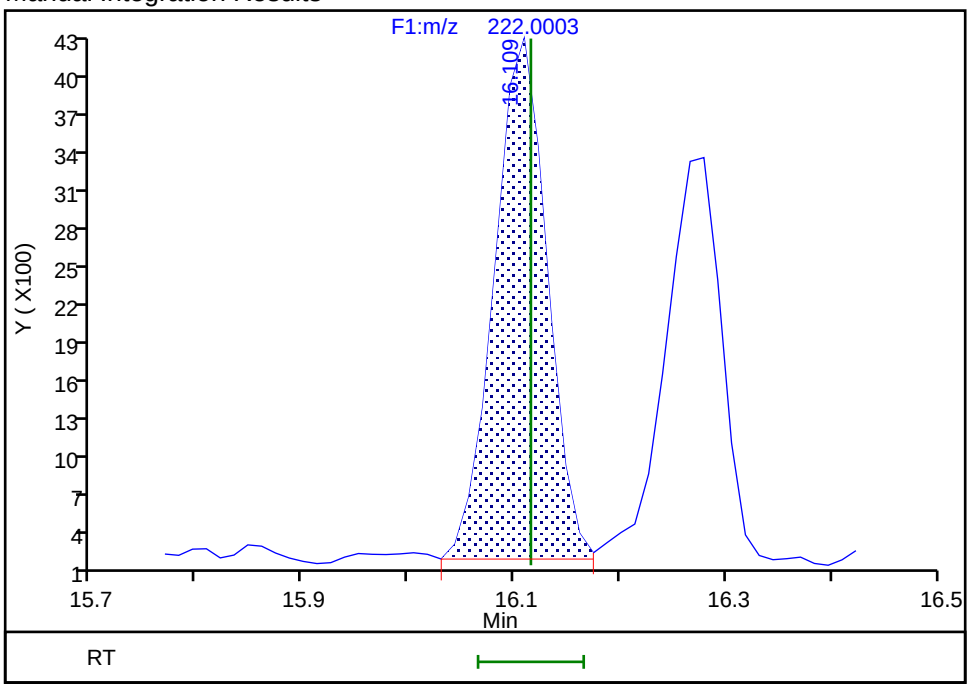

Reviewer: davidsonm, 29-Aug-2019 14:25:30
Audit Action: Assigned Compound ID Audit Reason: Peak assignment corrected

Manual Integration/User Assign Peak Report

Eurofins TestAmerica, Knoxville

Data File:	\\chromna\Knoxville\ChromData\D3D\20190828-12892.b\580-88125-b-15-c.d				
Injection Date:	29-Aug-2019 06:01:00	Instrument ID:	D3D		
Lims ID:	580-88125-B-15-C	Lab Sample ID:	140-88125-15		
Client ID:	515-0to26-101918				
Operator ID:	Xcalibur_System	ALS Bottle#:	0	Worklist Smp#:	12
Injection Vol:	1.0 ul	Dil. Factor:	1.0000		
Method:	PCBs_D3D	Limit Group:	HR - 1668A - ICAL		
Column:	SPB-Octyl (0.25 mm)	Detector	F1(11.07 :21.70)		

PCB-7, CAS: 33284-50-3

Signal: 1

Not Detected
Expected RT: 16.27

Processing Integration Results

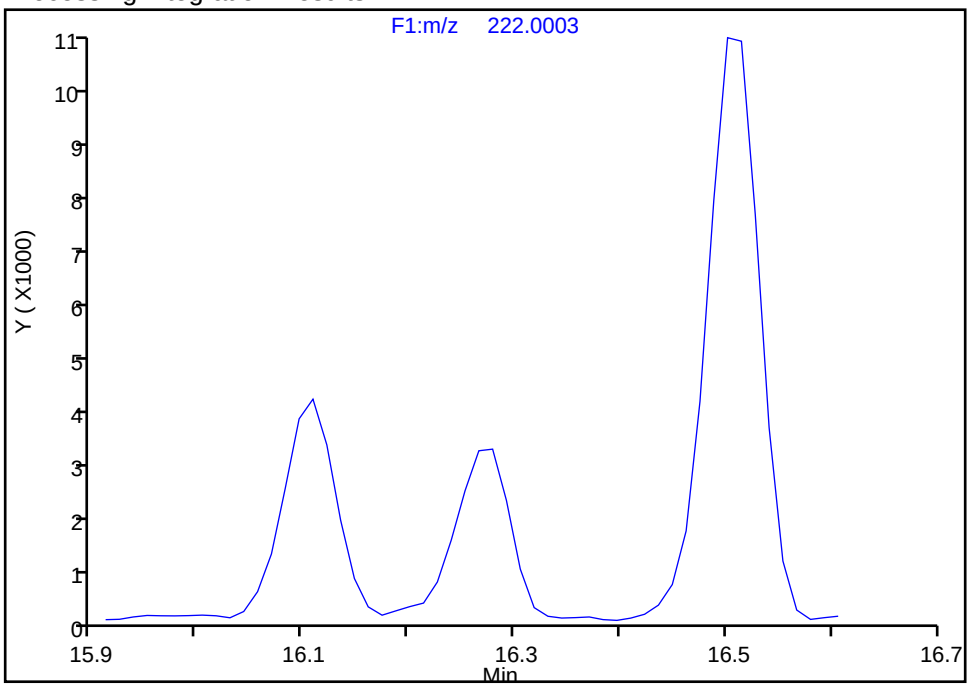

Manual Integration Results

RT: 16.28
Area: 11496
Amount: 1.587669
Amount Units: pg/ul

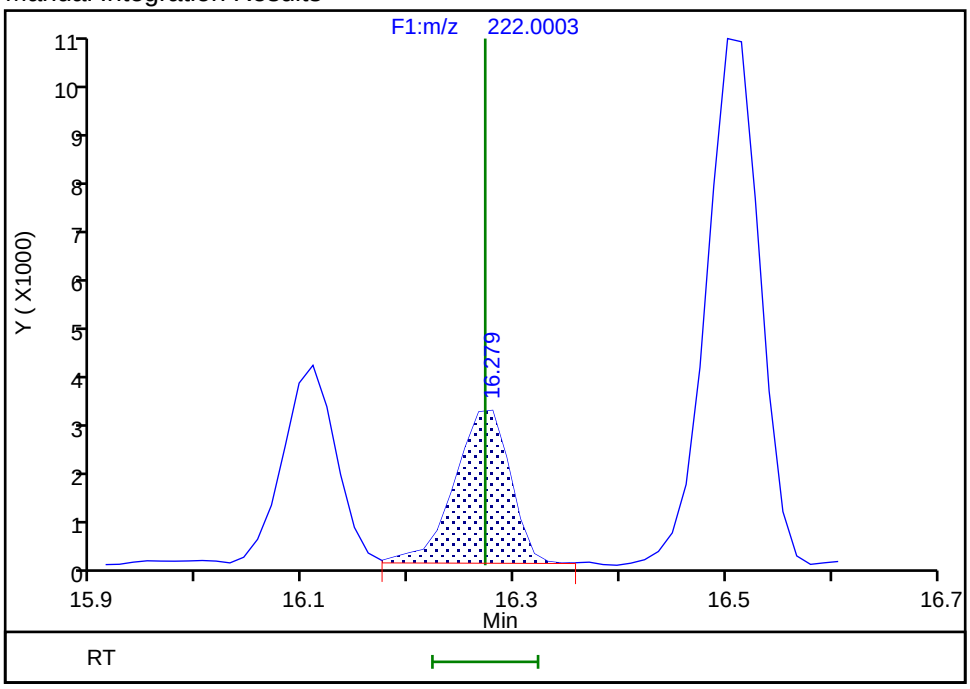

Reviewer: davidsonm, 29-Aug-2019 14:25:46
Audit Action: Split an Integrated Peak Audit Reason: Split Peak

Manual Integration/User Assign Peak Report

Eurofins TestAmerica, Knoxville

Data File:	\\chromna\Knoxville\ChromData\D3D\20190828-12892.b\580-88125-b-15-c.d				
Injection Date:	29-Aug-2019 06:01:00	Instrument ID:	D3D		
Lims ID:	580-88125-B-15-C	Lab Sample ID:	140-88125-15		
Client ID:	515-0to26-101918				
Operator ID:	Xcalibur_System	ALS Bottle#:	0	Worklist Smp#:	12
Injection Vol:	1.0 ul	Dil. Factor:	1.0000		
Method:	PCBs_D3D	Limit Group:	HR - 1668A - ICAL		
Column:	SPB-Octyl (0.25 mm)	Detector	F1(11.07 :21.70)		

PCB-7, CAS: 33284-50-3

Signal: 2

Not Detected
Expected RT: 16.27

Processing Integration Results

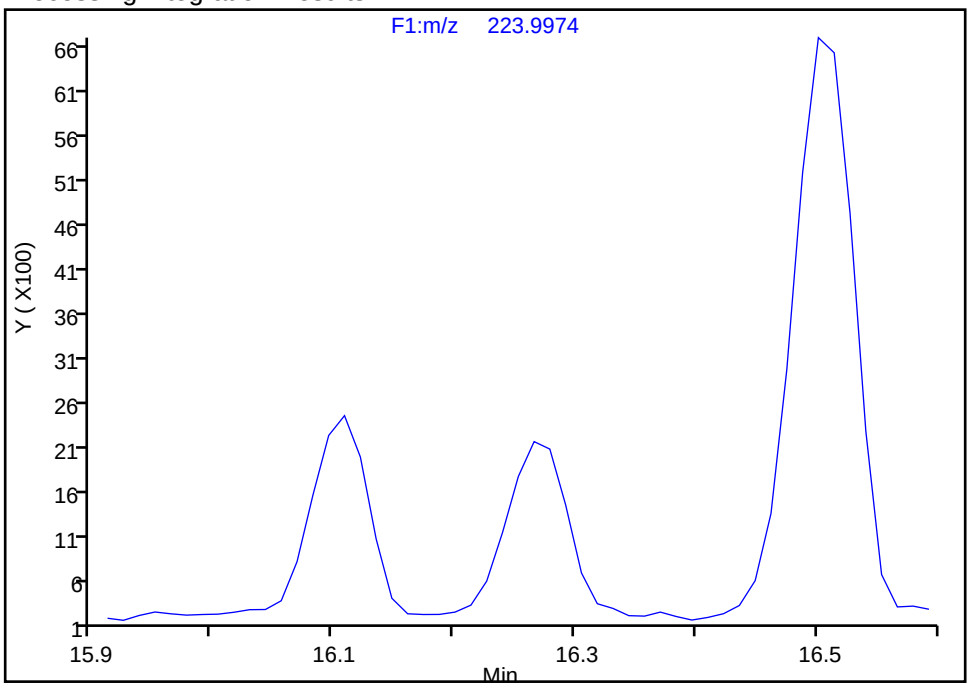

Manual Integration Results

RT: 16.27
Area: 6754
Amount: 1.587669
Amount Units: pg/ul

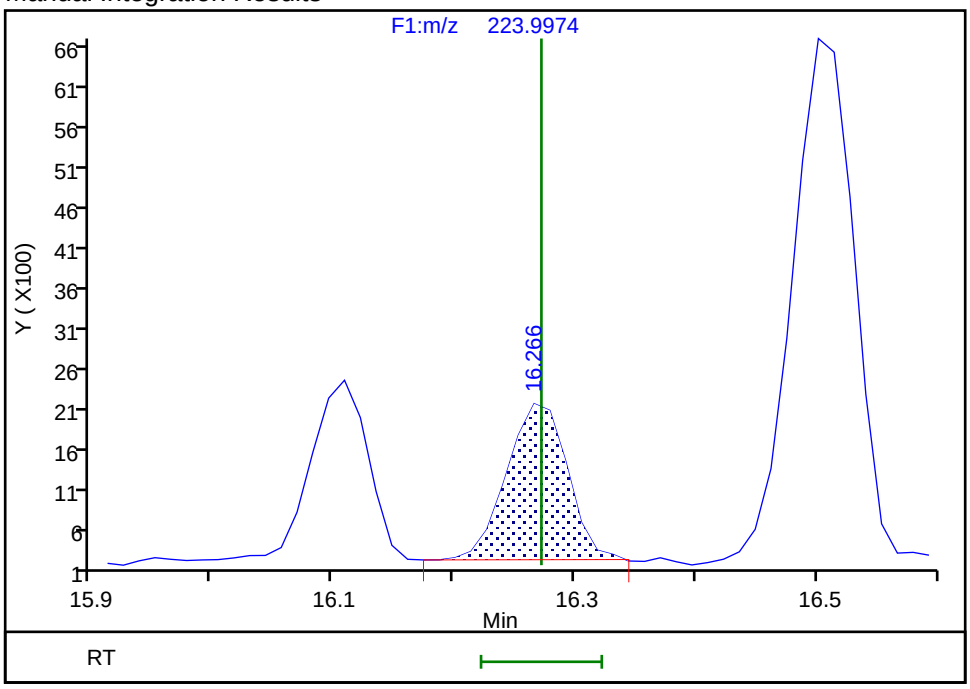

Reviewer: davidsonm, 29-Aug-2019 14:25:49
Audit Action: Split an Integrated Peak Audit Reason: Split Peak

Manual Integration/User Assign Peak Report

Eurofins TestAmerica, Knoxville

Data File:	\\chromna\Knoxville\ChromData\D3D\20190828-12892.b\580-88125-b-15-c.d				
Injection Date:	29-Aug-2019 06:01:00	Instrument ID:	D3D		
Lims ID:	580-88125-B-15-C	Lab Sample ID:	140-88125-15		
Client ID:	515-0to26-101918				
Operator ID:	Xcalibur_System	ALS Bottle#:	0	Worklist Smp#:	12
Injection Vol:	1.0 ul	Dil. Factor:	1.0000		
Method:	PCBs_D3D	Limit Group:	HR - 1668A - ICAL		
Column:	SPB-Octyl (0.25 mm)	Detector	F1(11.07 :21.70)		

PCB-6, CAS: 25569-80-6

Signal: 1

Processing Integration Results

RT: 16.50
Area: 49246
Amount: 7.162072
Amount Units: pg/ul

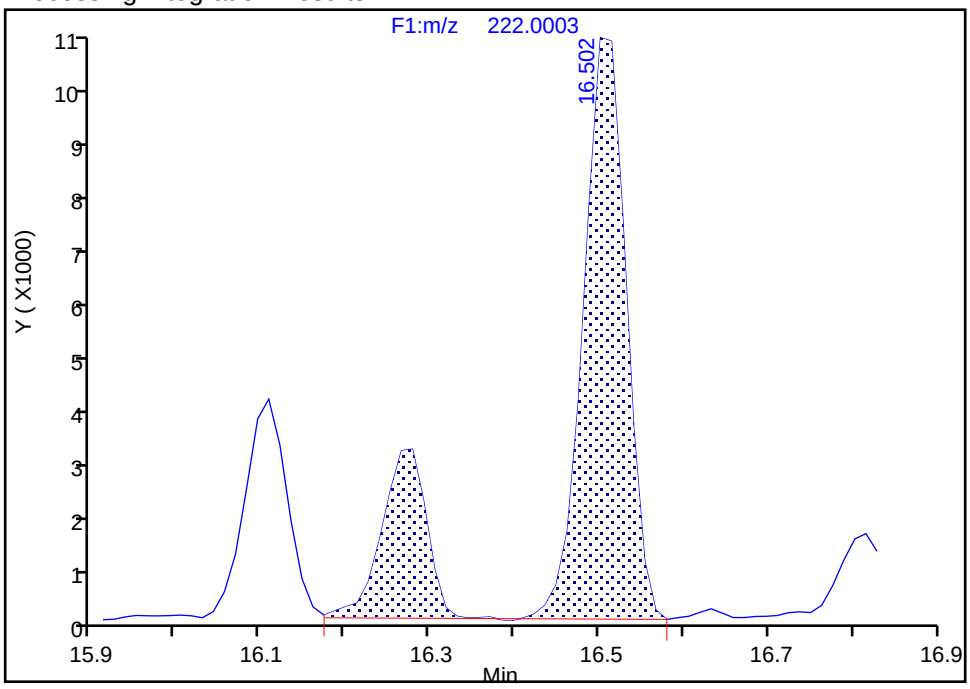

Manual Integration Results

RT: 16.50
Area: 37743
Amount: 5.502920
Amount Units: pg/ul

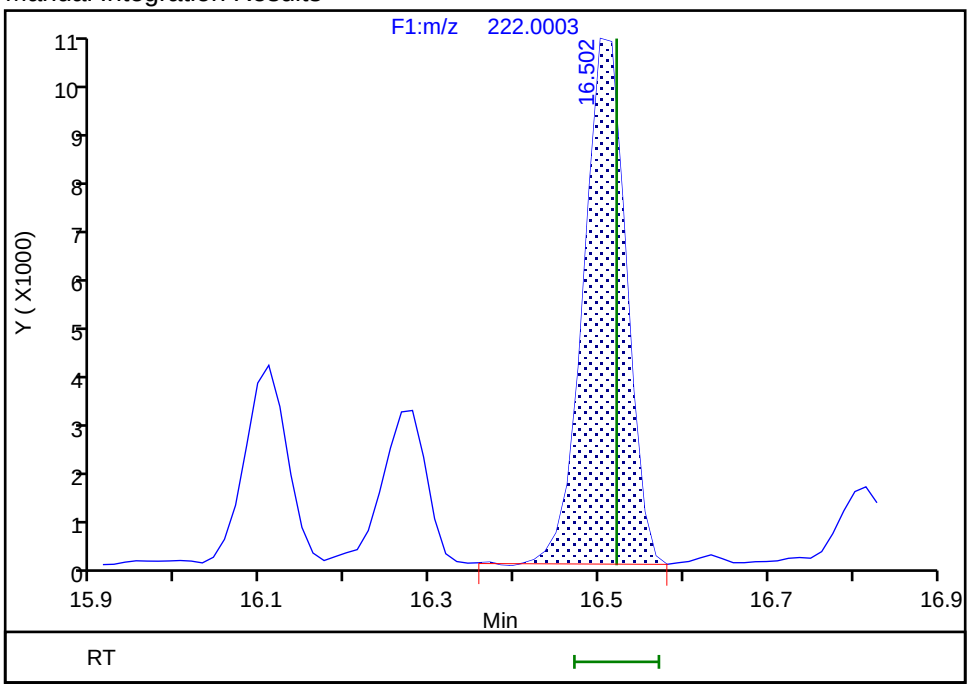

Reviewer: davidsonm, 29-Aug-2019 14:25:46

Audit Action: Split an Integrated Peak Audit Reason: Split Peak

Manual Integration/User Assign Peak Report

Eurofins TestAmerica, Knoxville

Data File:	\\chromna\Knoxville\ChromData\D3D\20190828-12892.b\580-88125-b-15-c.d				
Injection Date:	29-Aug-2019 06:01:00	Instrument ID:	D3D		
Lims ID:	580-88125-B-15-C	Lab Sample ID:	140-88125-15		
Client ID:	515-0to26-101918				
Operator ID:	Xcalibur_System	ALS Bottle#:	0	Worklist Smp#:	12
Injection Vol:	1.0 ul	Dil. Factor:	1.0000		
Method:	PCBs_D3D	Limit Group:	HR - 1668A - ICAL		
Column:	SPB-Octyl (0.25 mm)	Detector	F1(11.07 :21.70)		

PCB-6, CAS: 25569-80-6

Signal: 2

Processing Integration Results

RT: 16.50
Area: 29508
Amount: 7.162072
Amount Units: pg/ul

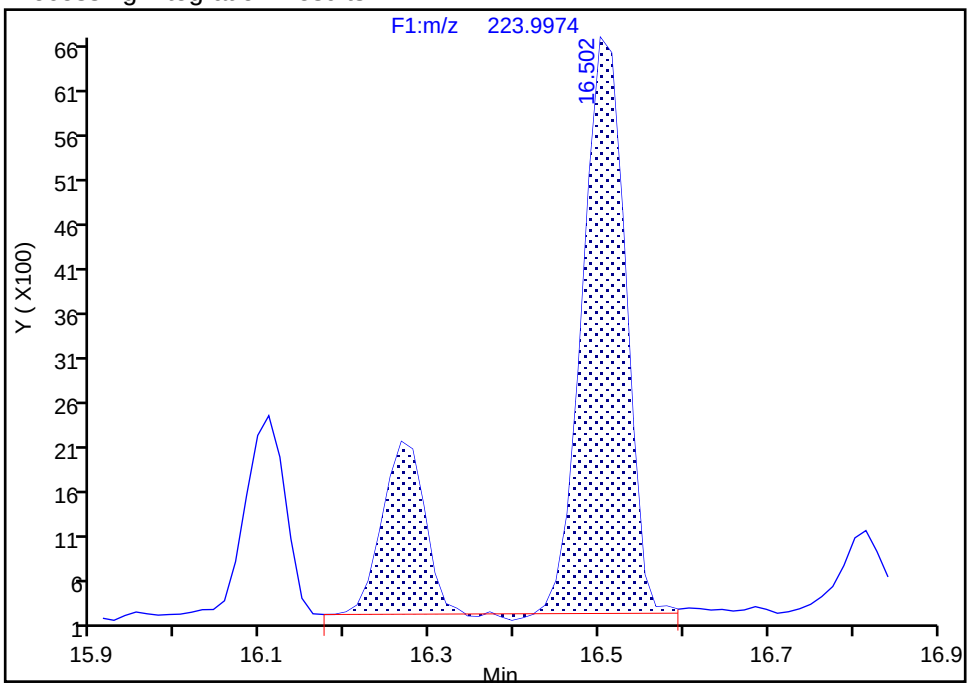

Manual Integration Results

RT: 16.50
Area: 22767
Amount: 5.502920
Amount Units: pg/ul

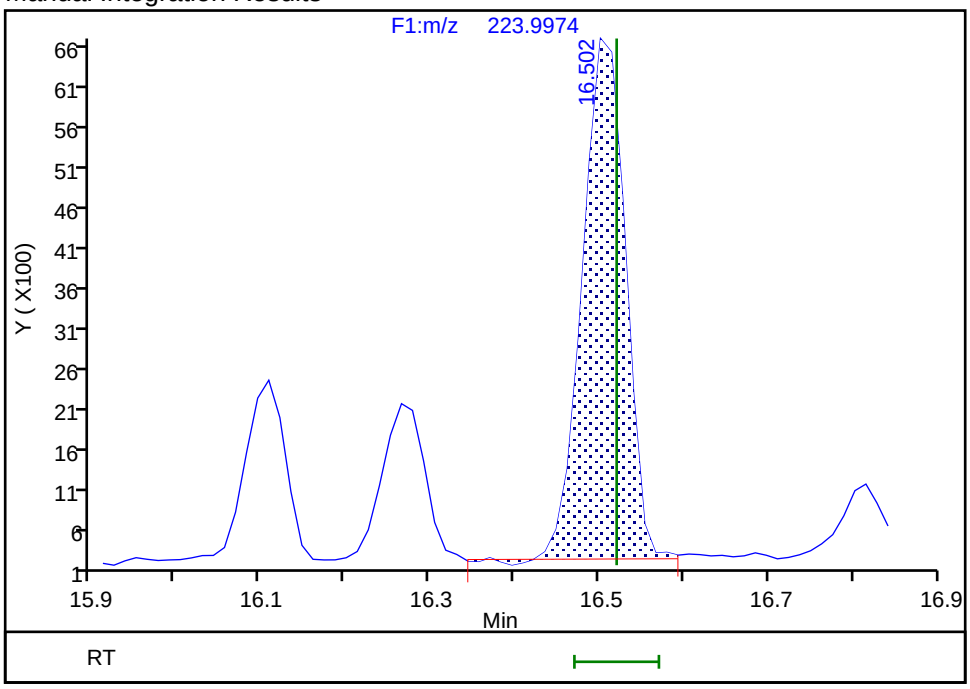

Reviewer: davidsonm, 29-Aug-2019 14:25:49

Audit Action: Split an Integrated Peak Audit Reason: Split Peak

Manual Integration/User Assign Peak Report

Eurofins TestAmerica, Knoxville

Data File:	\\chromna\Knoxville\ChromData\D3D\20190828-12892.b\580-88125-b-15-c.d				
Injection Date:	29-Aug-2019 06:01:00	Instrument ID:	D3D		
Lims ID:	580-88125-B-15-C	Lab Sample ID:	140-88125-15		
Client ID:	515-0to26-101918				
Operator ID:	Xcalibur_System	ALS Bottle#:	0	Worklist Smp#:	12
Injection Vol:	1.0 ul	Dil. Factor:	1.0000		
Method:	PCBs_D3D	Limit Group:	HR - 1668A - ICAL		
Column:	SPB-Octyl (0.25 mm)	Detector	F1(11.07 :21.70)		

PCB-5, CAS: 16605-91-7

Signal: 1

Not Detected
Expected RT: 16.82

Processing Integration Results

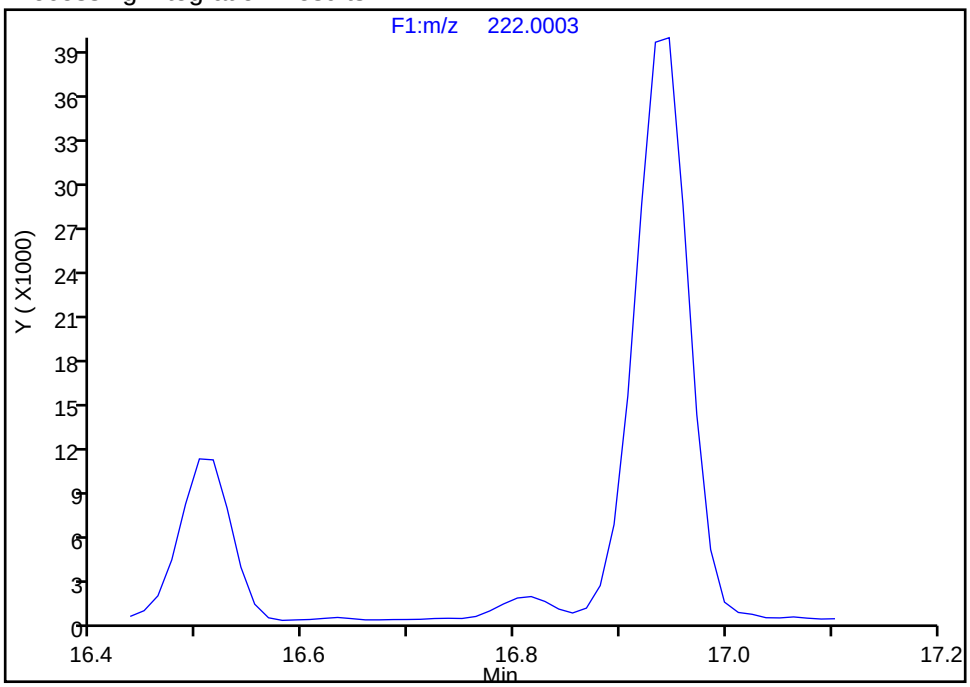

Manual Integration Results

RT: 16.82
Area: 5842
Amount: 0.827339
Amount Units: pg/ul

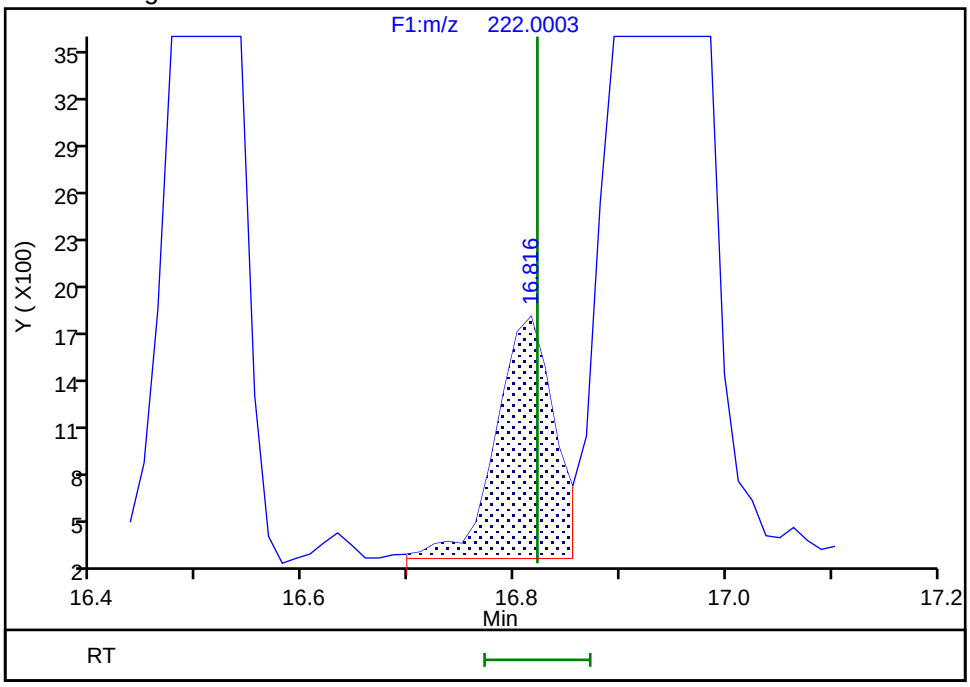

Reviewer: davidsonm, 29-Aug-2019 14:25:56
Audit Action: Assigned Compound ID Audit Reason: Split Peak

Manual Integration/User Assign Peak Report

Eurofins TestAmerica, Knoxville

Data File:	\\chromna\Knoxville\ChromData\D3D\20190828-12892.b\580-88125-b-15-c.d				
Injection Date:	29-Aug-2019 06:01:00	Instrument ID:	D3D		
Lims ID:	580-88125-B-15-C	Lab Sample ID:	140-88125-15		
Client ID:	515-0to26-101918				
Operator ID:	Xcalibur_System	ALS Bottle#:	0	Worklist Smp#:	12
Injection Vol:	1.0 ul	Dil. Factor:	1.0000		
Method:	PCBs_D3D	Limit Group:	HR - 1668A - ICAL		
Column:	SPB-Octyl (0.25 mm)	Detector	F1(11.07 :21.70)		

PCB-8, CAS: 34883-43-7

Signal: 1

Not Detected
Expected RT: 16.95

Processing Integration Results

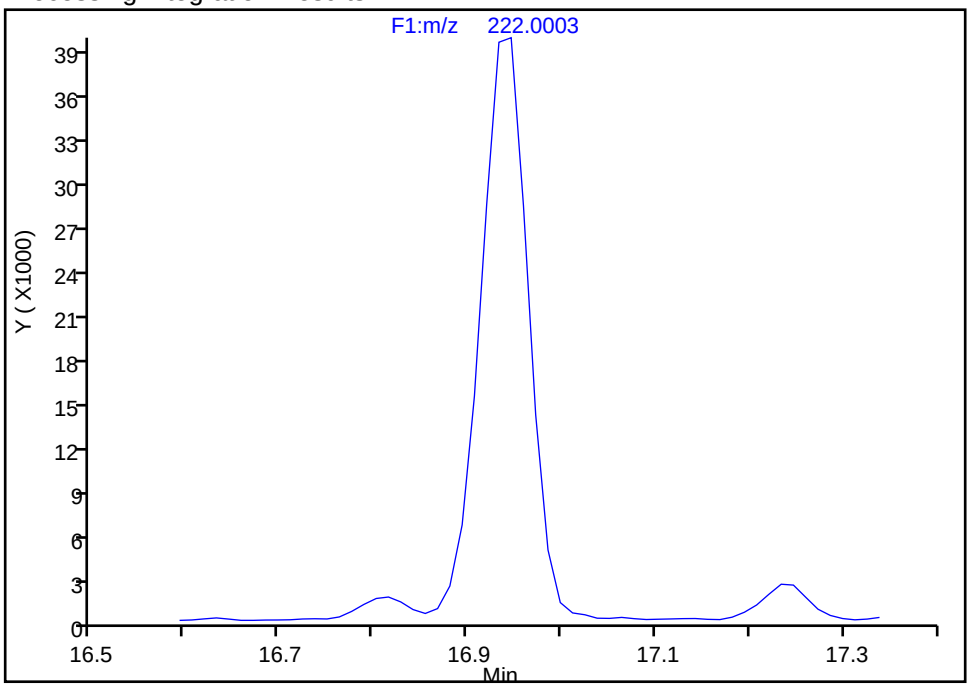

Manual Integration Results

RT: 16.95
Area: 139579
Amount: 20.189008
Amount Units: pg/ul

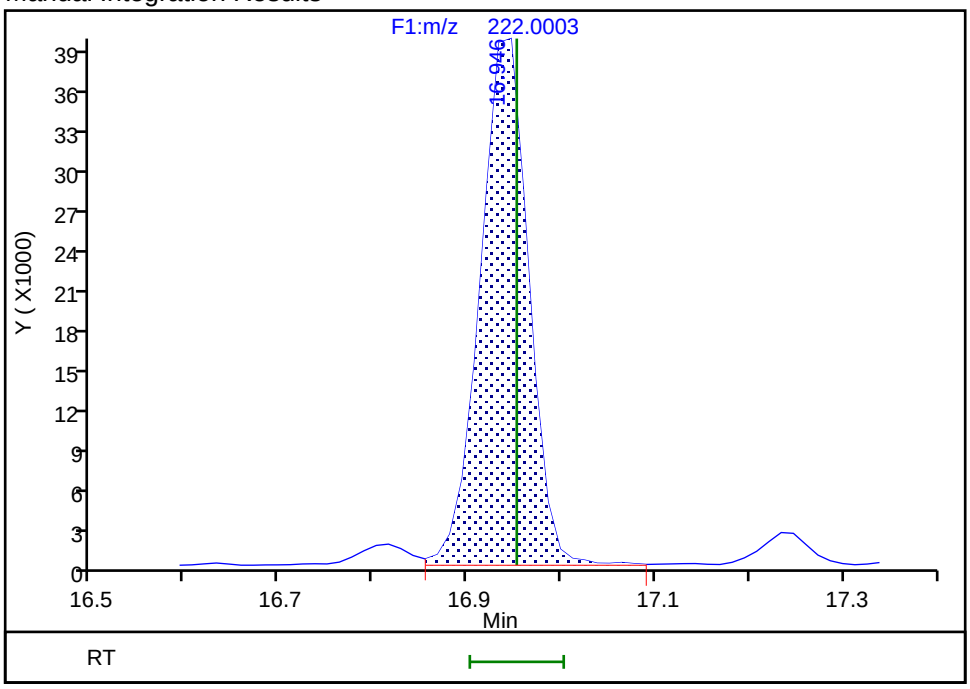

Reviewer: davidsonm, 29-Aug-2019 14:25:59
Audit Action: Assigned Compound ID Audit Reason: Split Peak

Manual Integration/User Assign Peak Report

Eurofins TestAmerica, Knoxville

Data File:	\\chromna\Knoxville\ChromData\D3D\20190828-12892.b\580-88125-b-15-c.d				
Injection Date:	29-Aug-2019 06:01:00	Instrument ID:	D3D		
Lims ID:	580-88125-B-15-C	Lab Sample ID:	140-88125-15		
Client ID:	515-0to26-101918				
Operator ID:	Xcalibur_System	ALS Bottle#:	0	Worklist Smp#:	12
Injection Vol:	1.0 ul	Dil. Factor:	1.0000		
Method:	PCBs_D3D	Limit Group:	HR - 1668A - ICAL		
Column:	SPB-Octyl (0.25 mm)	Detector	F1(11.07 :21.70)		

PCB-12/13, CAS: STL01797

Signal: 1

Processing Integration Results

RT: 19.69
Area: 28986
Amount: 3.923796
Amount Units: pg/ul

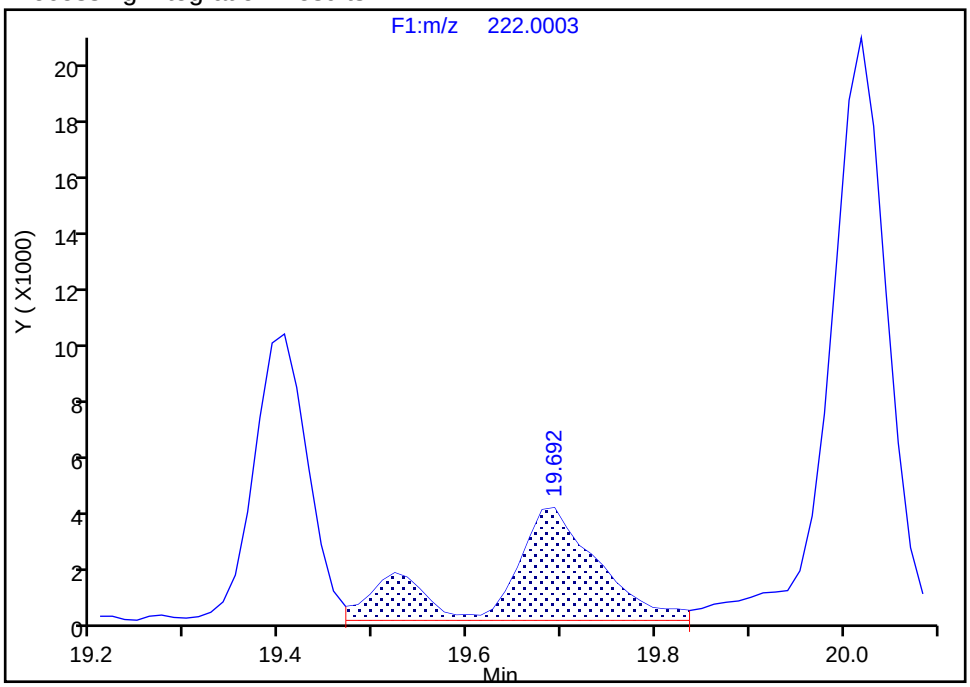

Manual Integration Results

RT: 19.69
Area: 22157
Amount: 3.011177
Amount Units: pg/ul

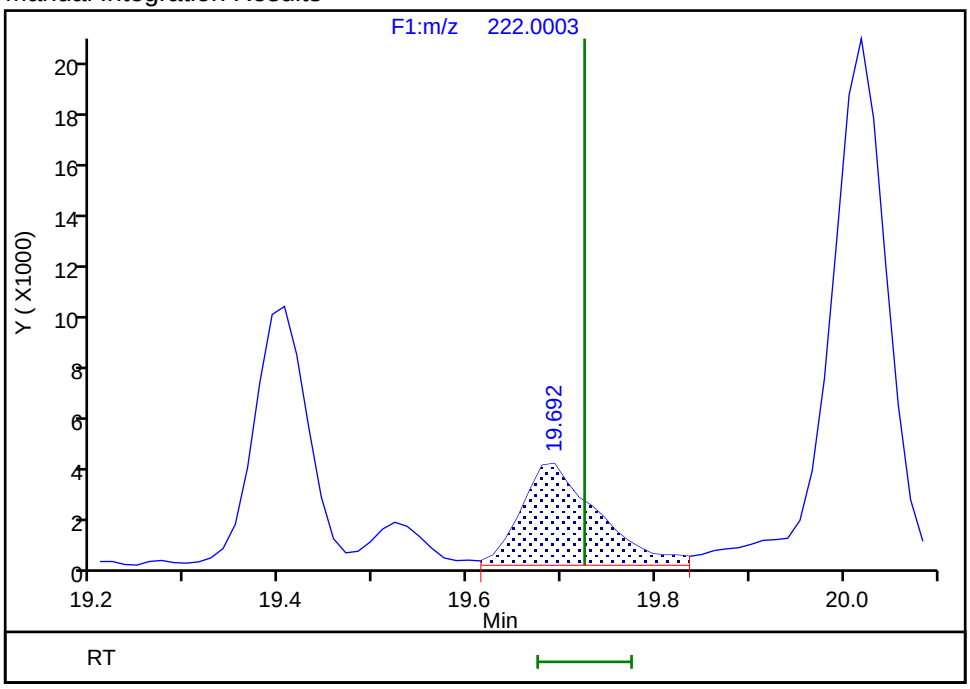

Reviewer: davidsonm, 29-Aug-2019 14:26:08

Audit Action: Split an Integrated Peak Audit Reason: Split Peak

Manual Integration/User Assign Peak Report

Eurofins TestAmerica, Knoxville

Data File:	\\chromna\Knoxville\ChromData\D3D\20190828-12892.b\580-88125-b-15-c.d				
Injection Date:	29-Aug-2019 06:01:00	Instrument ID:	D3D		
Lims ID:	580-88125-B-15-C	Lab Sample ID:	140-88125-15		
Client ID:	515-0to26-101918				
Operator ID:	Xcalibur_System	ALS Bottle#:	0	Worklist Smp#:	12
Injection Vol:	1.0 ul	Dil. Factor:	1.0000		
Method:	PCBs_D3D	Limit Group:	HR - 1668A - ICAL		
Column:	SPB-Octyl (0.25 mm)	Detector	F1(11.07 :21.70)		

PCB-12/13, CAS: STL01797

Signal: 2

Processing Integration Results

RT: 19.68
Area: 16580
Amount: 3.923796
Amount Units: pg/ul

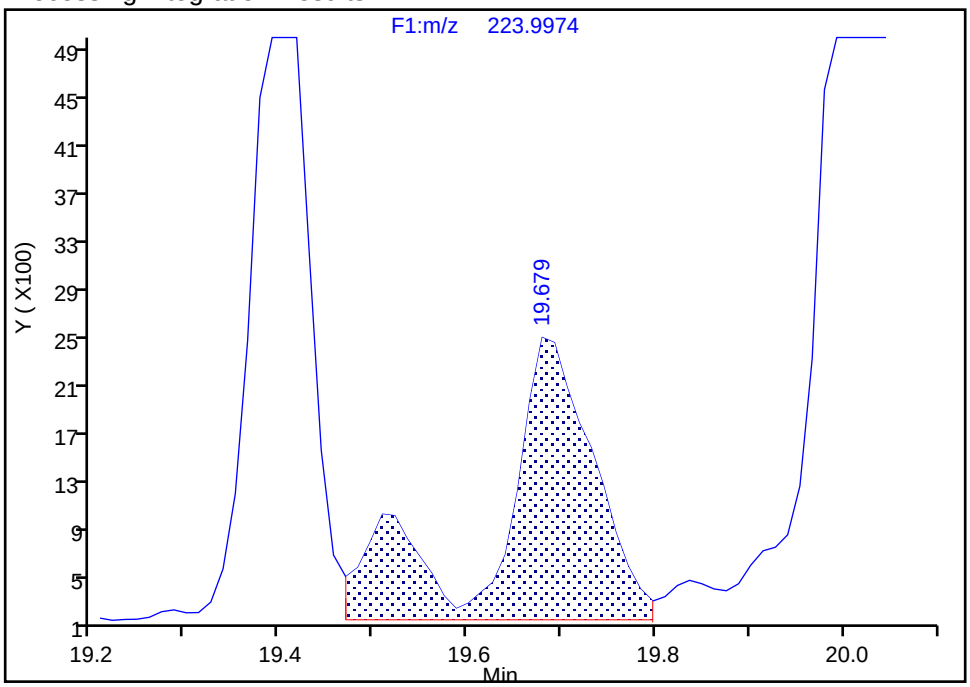

Manual Integration Results

RT: 19.68
Area: 12811
Amount: 3.011177
Amount Units: pg/ul

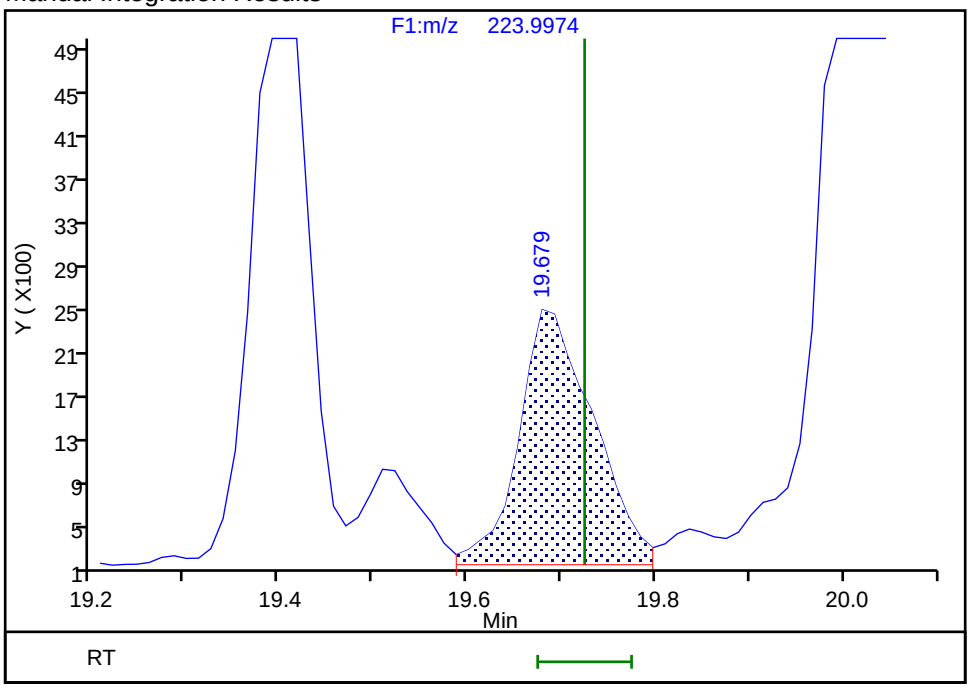

Reviewer: davidsonm, 29-Aug-2019 14:26:10

Audit Action: Split an Integrated Peak Audit Reason: Split Peak

Manual Integration/User Assign Peak Report

Eurofins TestAmerica, Knoxville

Data File:	\\chromna\Knoxville\ChromData\D3D\20190828-12892.b\580-88125-b-15-c.d				
Injection Date:	29-Aug-2019 06:01:00	Instrument ID:	D3D		
Lims ID:	580-88125-B-15-C	Lab Sample ID:	140-88125-15		
Client ID:	515-0to26-101918				
Operator ID:	Xcalibur_System	ALS Bottle#:	0	Worklist Smp#:	12
Injection Vol:	1.0 ul	Dil. Factor:	1.0000		
Method:	PCBs_D3D	Limit Group:	HR - 1668A - ICAL		
Column:	SPB-Octyl (0.25 mm)	Detector	F1(11.07 :21.70)		

PCB-15, CAS: 2050-68-2

Signal: 2

Processing Integration Results

RT: 20.02
Area: 54356
Amount: 10.778915
Amount Units: pg/ul

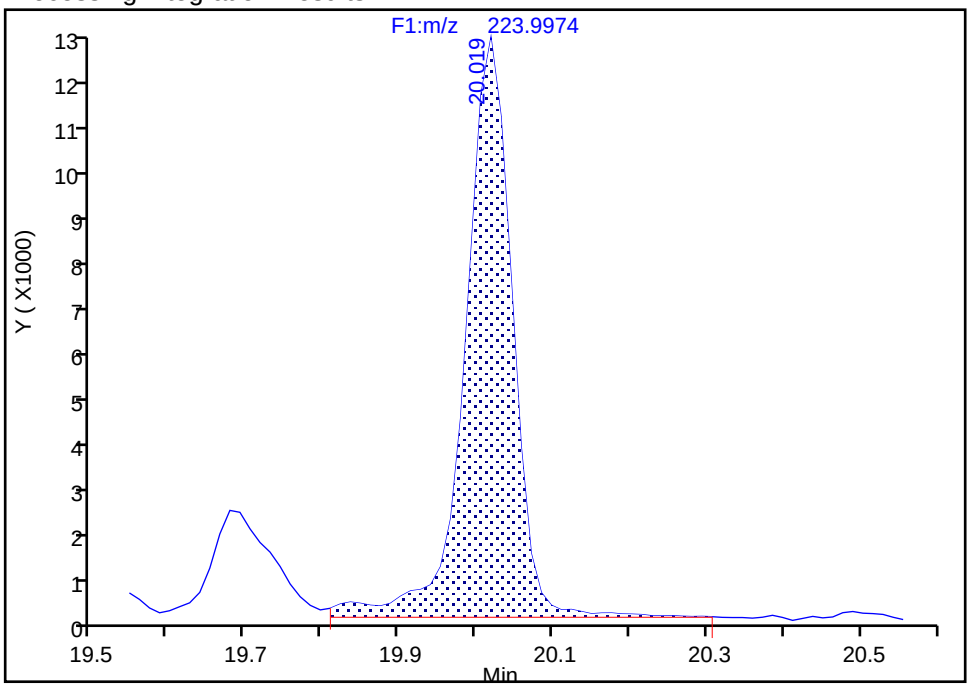

Manual Integration Results

RT: 20.02
Area: 52942
Amount: 10.645862
Amount Units: pg/ul

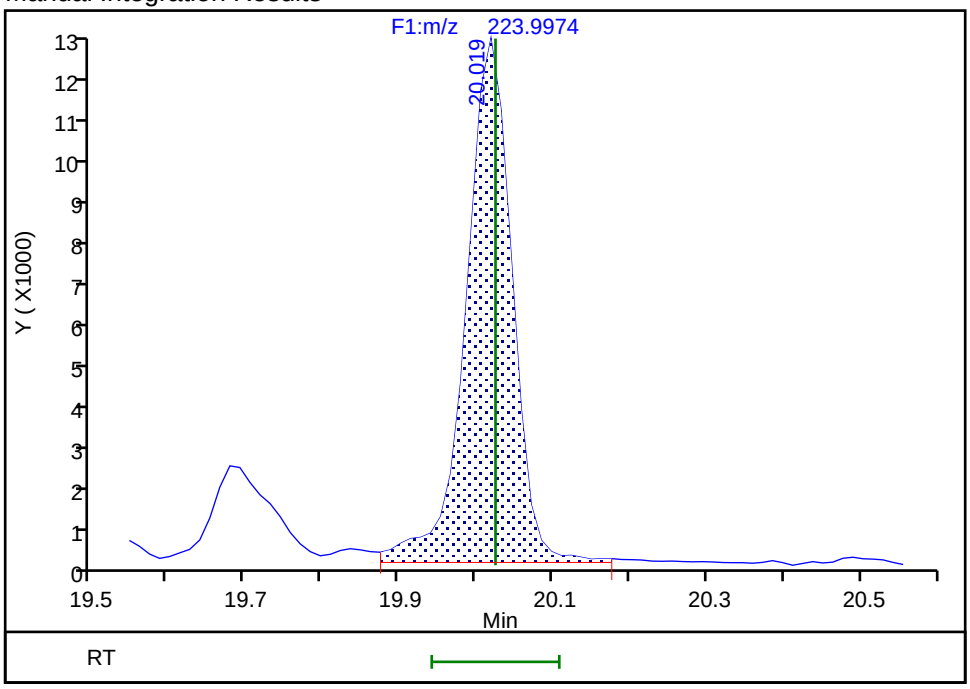

Reviewer: davidsonm, 29-Aug-2019 14:26:15

Audit Action: Split an Integrated Peak Audit Reason: Split Peak

Manual Integration/User Assign Peak Report

Eurofins TestAmerica, Knoxville

Data File:	\\chromna\Knoxville\ChromData\D3D\20190828-12892.b\580-88125-b-15-c.d				
Injection Date:	29-Aug-2019 06:01:00	Instrument ID:	D3D		
Lims ID:	580-88125-B-15-C	Lab Sample ID:	140-88125-15		
Client ID:	515-0to26-101918				
Operator ID:	Xcalibur_System	ALS Bottle#:	0	Worklist Smp#:	12
Injection Vol:	1.0 ul	Dil. Factor:	1.0000		
Method:	PCBs_D3D	Limit Group:	HR - 1668A - ICAL		
Column:	SPB-Octyl (0.25 mm)	Detector	F1(11.07 :21.70)		

PCB-15, CAS: 2050-68-2

Signal: 1

Processing Integration Results

RT: 20.02
Area: 86605
Amount: 10.778915
Amount Units: pg/ul

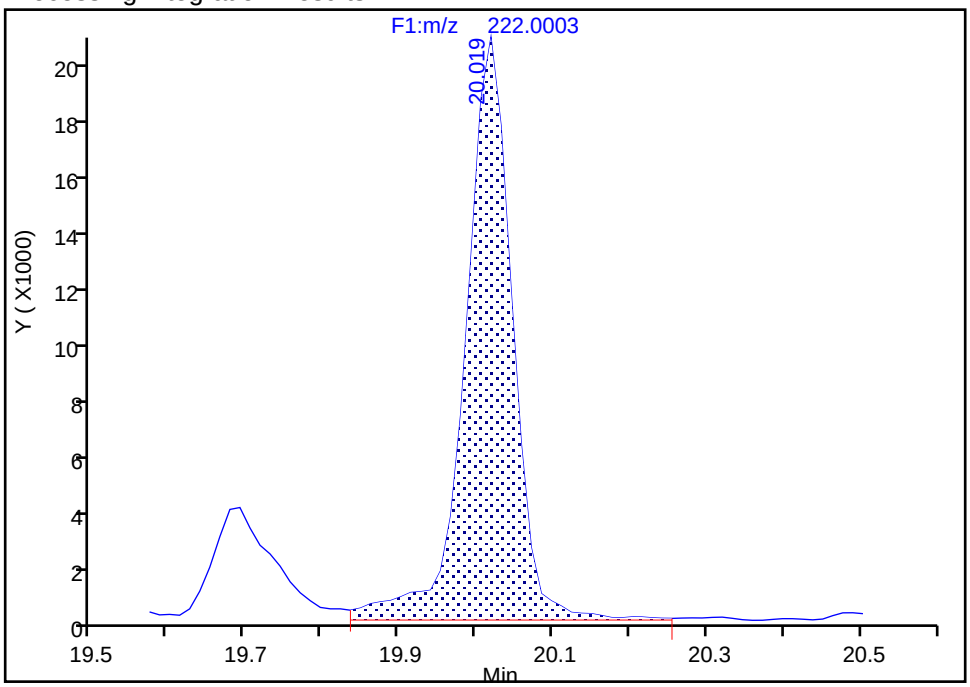

Manual Integration Results

RT: 20.02
Area: 86279
Amount: 10.645862
Amount Units: pg/ul

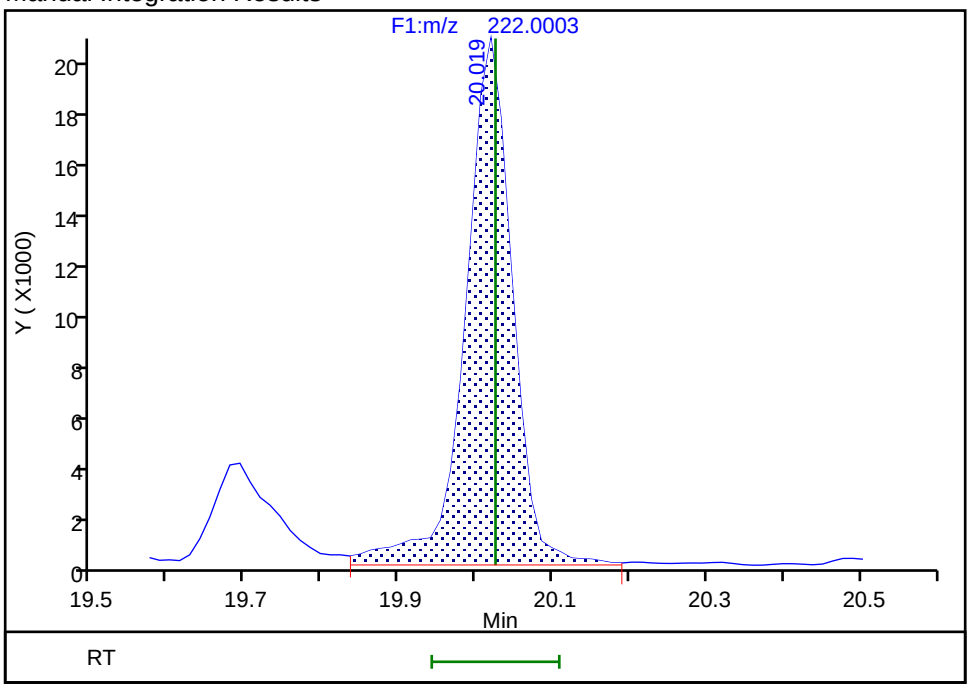

Reviewer: davidsonm, 29-Aug-2019 14:26:17

Audit Action: Split an Integrated Peak Audit Reason: Split Peak

Eurofins TestAmerica, Knoxville

Data File:	\\chromna\Knoxville\ChromData\D3D\20190828-12892.b\580-88125-b-15-c.d		
Injection Date:	29-Aug-2019 06:01:00	Injection Vol:	1.0 ul
Instrument ID:	D3D	Operator ID:	Xcalibur_System
Method:	PCBs_D3D	Limit Group:	HR - 1668A - ICAL
Client ID:	515-0to26-101918		
Worklist#:	33110	Sample Line#:	12
Column Type:	SPB-Octyl	Column Dia:	0.25 mm

TriPCB F1

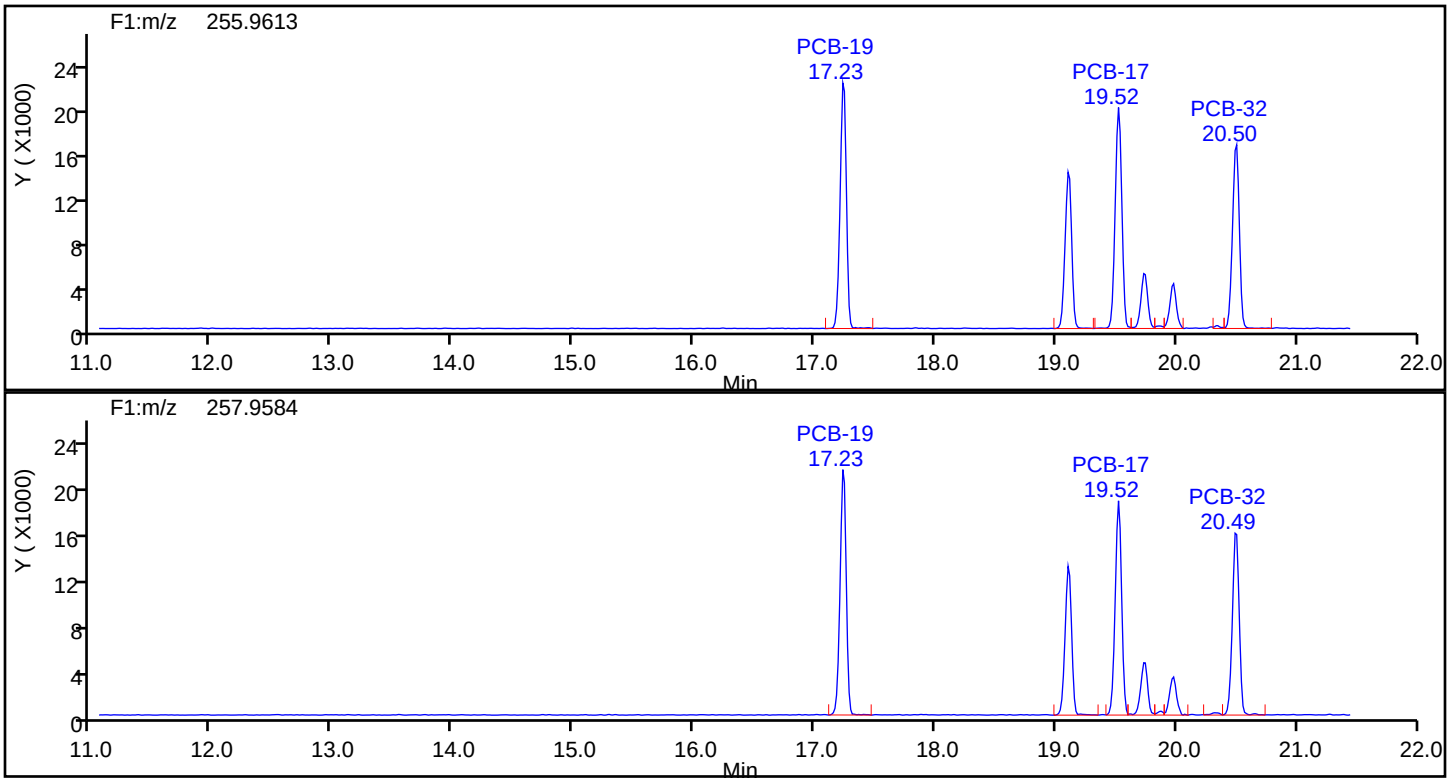

TriPCB F1 Standards

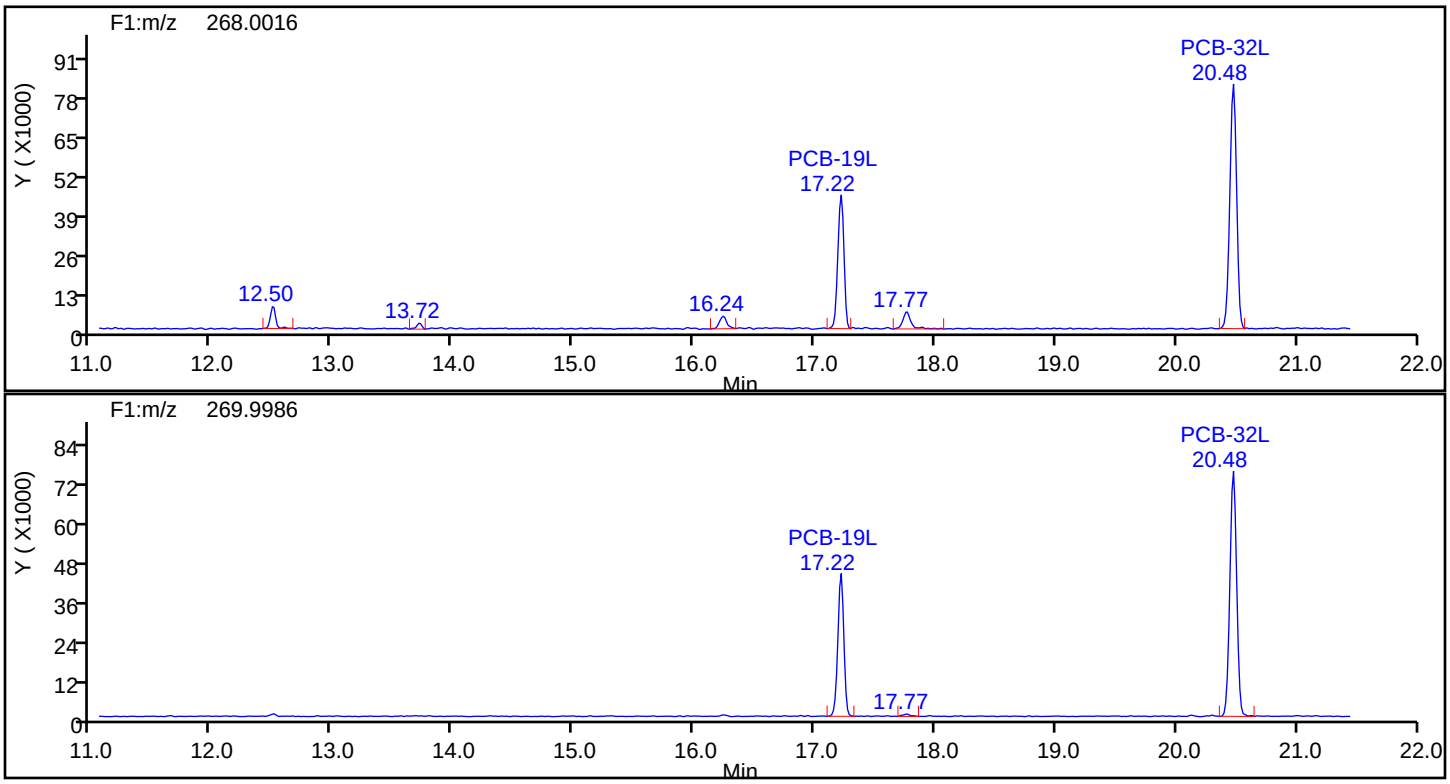

Eurofins TestAmerica, Knoxville

Data File:	\\chromna\Knoxville\ChromData\D3D\20190828-12892.b\580-88125-b-15-c.d		
Injection Date:	29-Aug-2019 06:01:00	Injection Vol:	1.0 ul
Instrument ID:	D3D	Operator ID:	Xcalibur_System
Method:	PCBs_D3D	Limit Group:	HR - 1668A - ICAL
Client ID:	515-0to26-101918		
Worklist#:	33110	Sample Line#:	12
Column Type:	SPB-Octyl	Column Dia:	0.25 mm

TriPCB F1

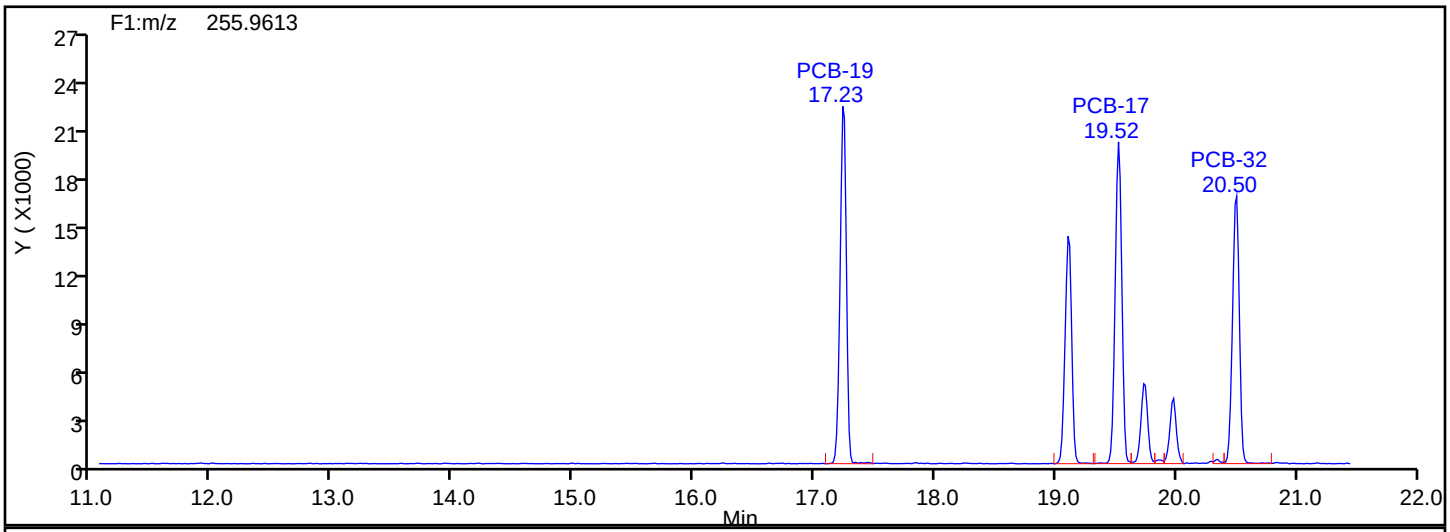

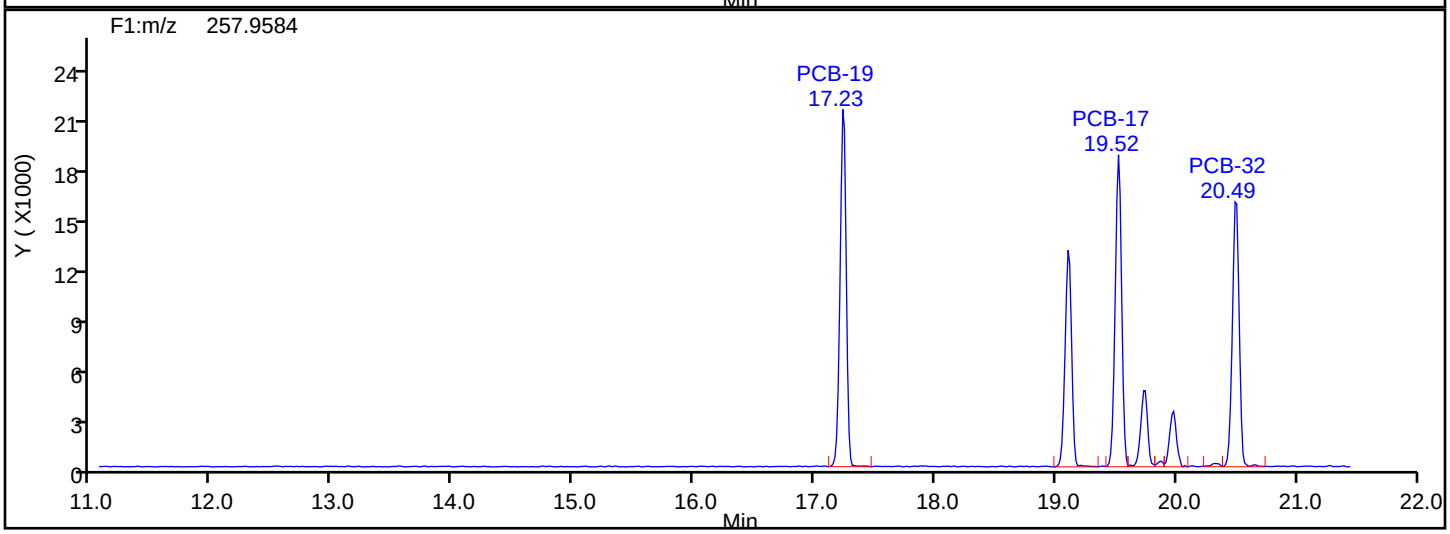

TriPCB F1 Lock Mass

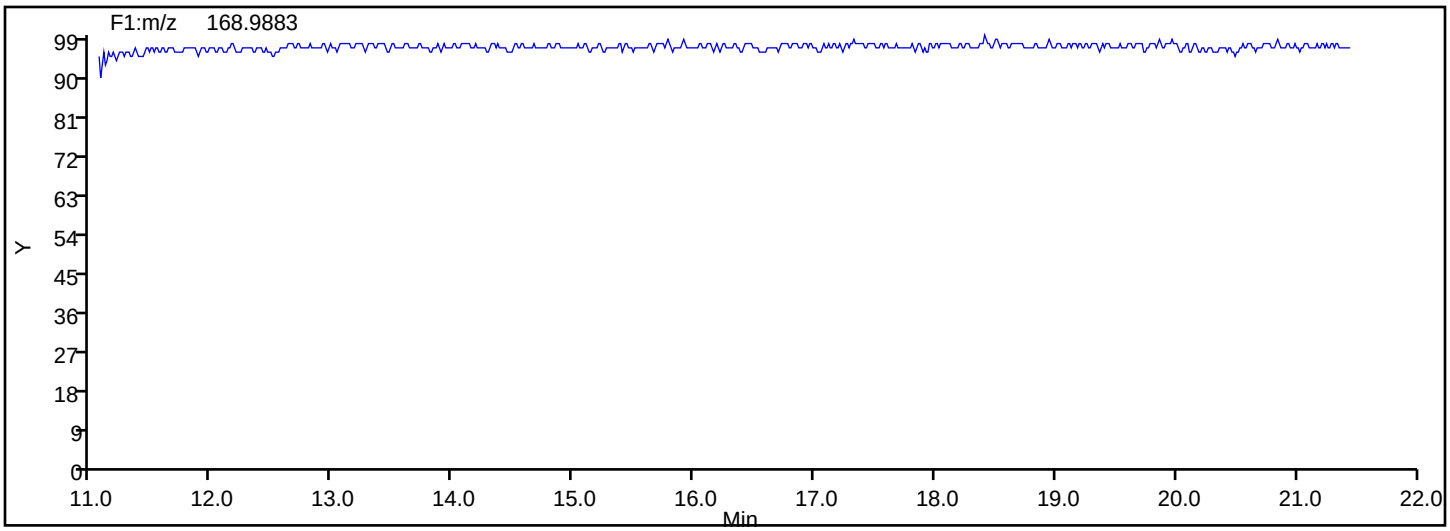

Manual Integration/User Assign Peak Report

Eurofins TestAmerica, Knoxville

Data File:	\\chromna\Knoxville\ChromData\D3D\20190828-12892.b\580-88125-b-15-c.d				
Injection Date:	29-Aug-2019 06:01:00	Instrument ID:	D3D		
Lims ID:	580-88125-B-15-C	Lab Sample ID:	140-88125-15		
Client ID:	515-0to26-101918				
Operator ID:	Xcalibur_System	ALS Bottle#:	0	Worklist Smp#:	12
Injection Vol:	1.0 ul	Dil. Factor:	1.0000		
Method:	PCBs_D3D	Limit Group:	HR - 1668A - ICAL		
Column:	SPB-Octyl (0.25 mm)	Detector	F1(11.07 :21.70)		

PCB-18/30, CAS: STL01798

Signal: 1

Not Detected
Expected RT: 19.10

Processing Integration Results

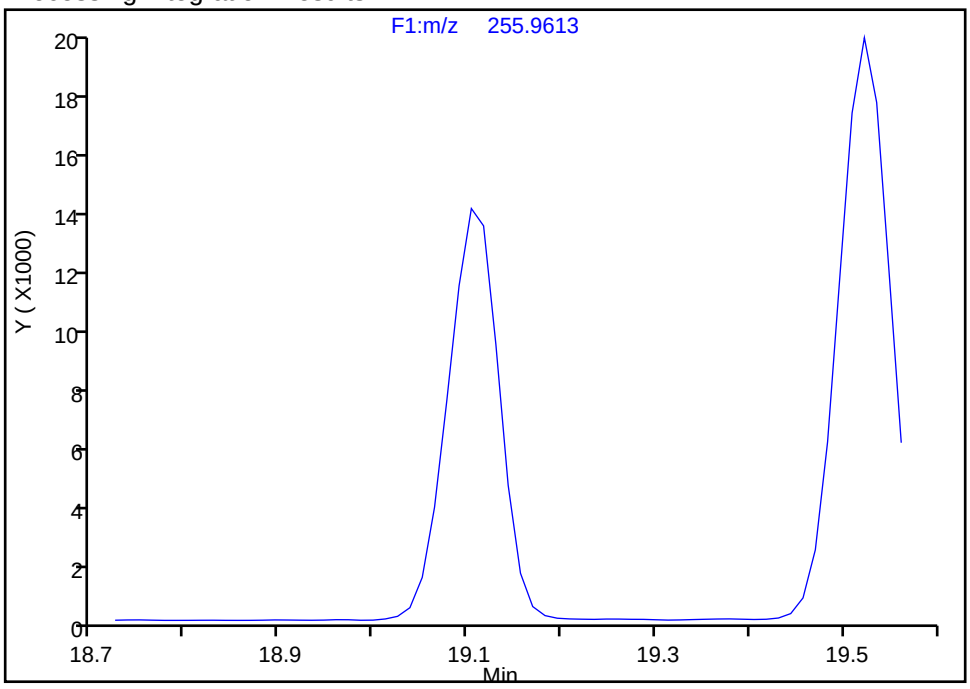

Manual Integration Results

RT: 19.10
Area: 53649
Amount: 18.173067
Amount Units: pg/ul

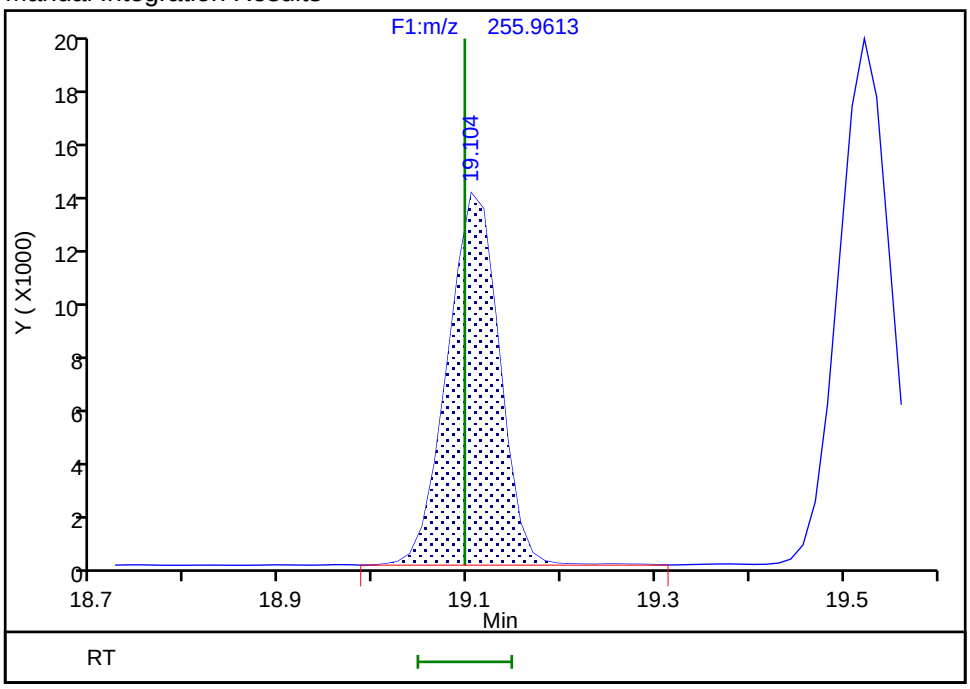

Reviewer: davidsonm, 29-Aug-2019 14:26:27
Audit Action: Assigned Compound ID Audit Reason: Split Peak

Manual Integration/User Assign Peak Report

Eurofins TestAmerica, Knoxville

Data File:	\\chromna\Knoxville\ChromData\D3D\20190828-12892.b\580-88125-b-15-c.d				
Injection Date:	29-Aug-2019 06:01:00	Instrument ID:	D3D		
Lims ID:	580-88125-B-15-C	Lab Sample ID:	140-88125-15		
Client ID:	515-0to26-101918				
Operator ID:	Xcalibur_System	ALS Bottle#:	0	Worklist Smp#:	12
Injection Vol:	1.0 ul	Dil. Factor:	1.0000		
Method:	PCBs_D3D	Limit Group:	HR - 1668A - ICAL		
Column:	SPB-Octyl (0.25 mm)	Detector	F1(11.07 :21.70)		

PCB-17, CAS: 37680-66-3

Signal: 1

Not Detected
Expected RT: 19.53

Processing Integration Results

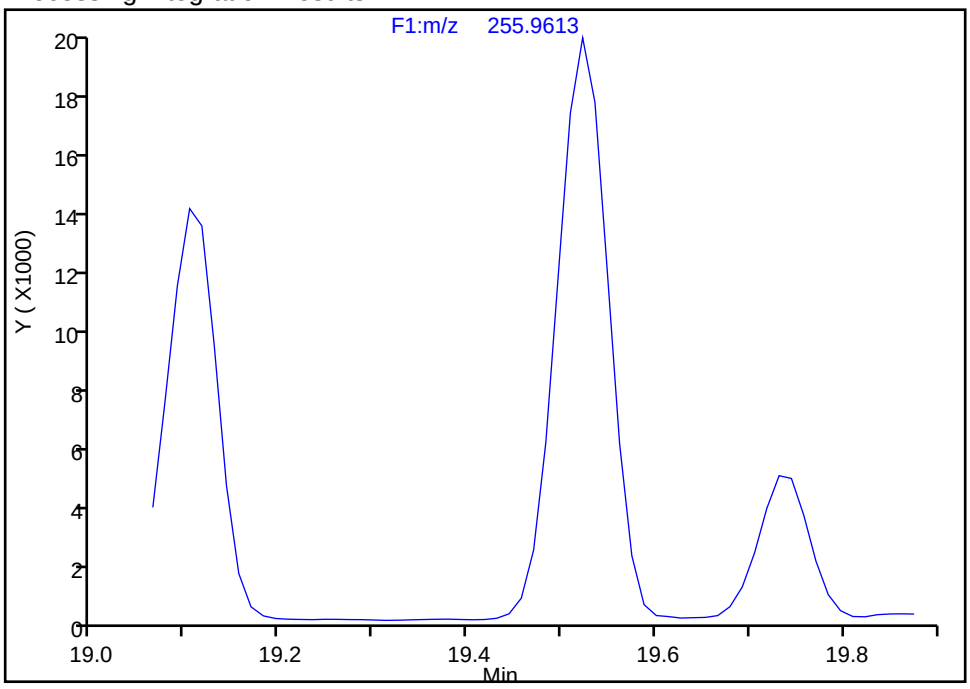

Manual Integration Results

RT: 19.52
Area: 75781
Amount: 29.770610
Amount Units: pg/ul

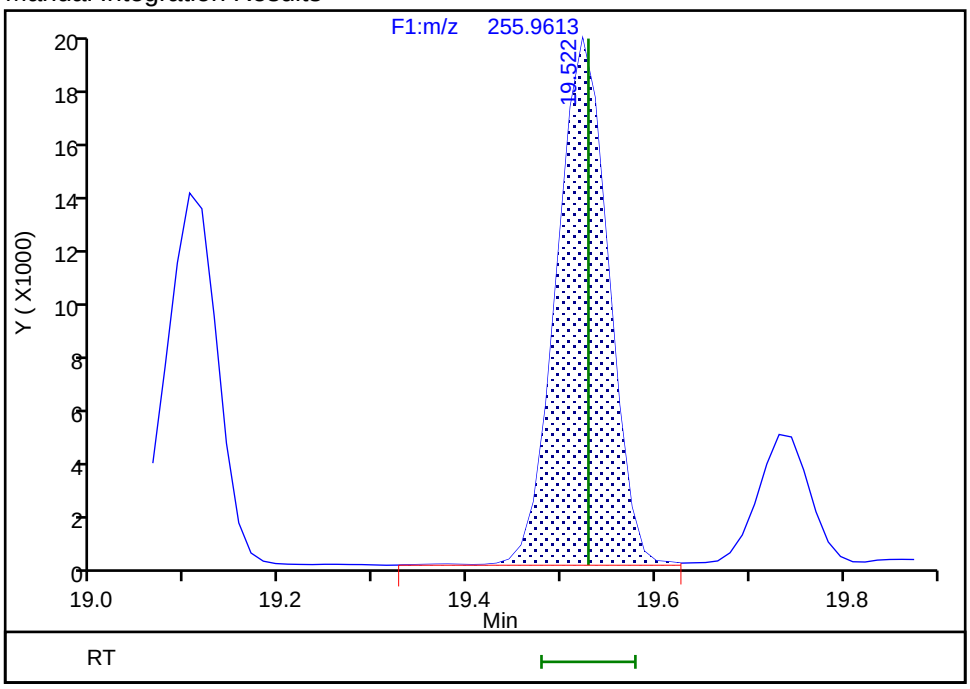

Reviewer: davidsonm, 29-Aug-2019 14:26:30
Audit Action: Assigned Compound ID Audit Reason: Split Peak

Manual Integration/User Assign Peak Report

Eurofins TestAmerica, Knoxville

Data File:	\\chromna\Knoxville\ChromData\D3D\20190828-12892.b\580-88125-b-15-c.d				
Injection Date:	29-Aug-2019 06:01:00	Instrument ID:	D3D		
Lims ID:	580-88125-B-15-C	Lab Sample ID:	140-88125-15		
Client ID:	515-0to26-101918				
Operator ID:	Xcalibur_System	ALS Bottle#:	0	Worklist Smp#:	12
Injection Vol:	1.0 ul	Dil. Factor:	1.0000		
Method:	PCBs_D3D	Limit Group:	HR - 1668A - ICAL		
Column:	SPB-Octyl (0.25 mm)	Detector	F1(11.07 :21.70)		

PCB-27, CAS: 38444-76-7

Signal: 1

Not Detected
Expected RT: 19.74

Processing Integration Results

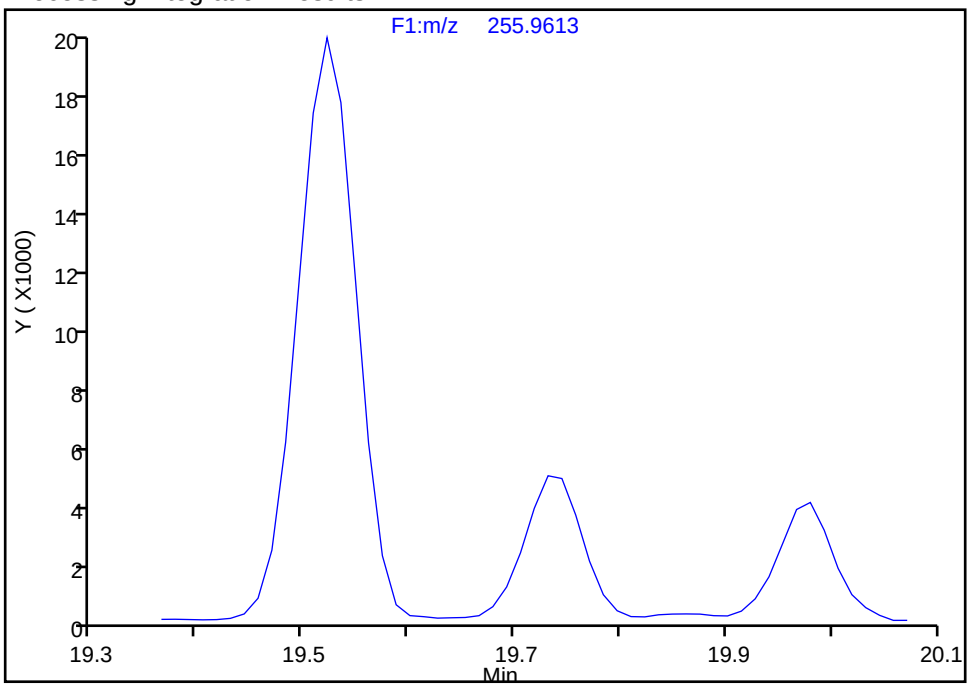

Manual Integration Results

RT: 19.73
Area: 19396
Amount: 5.615123
Amount Units: pg/ul

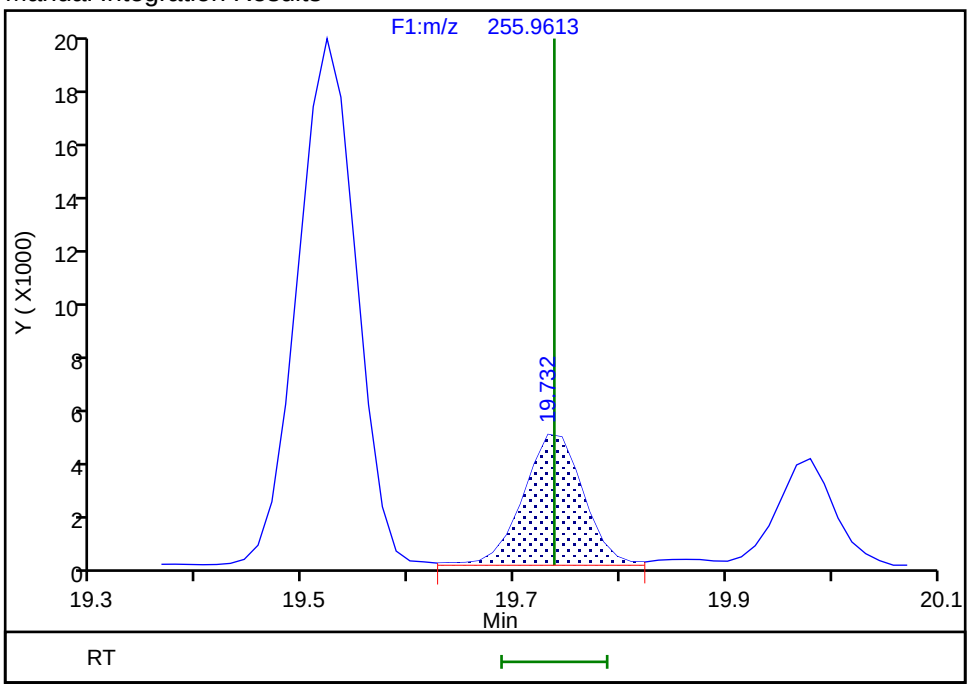

Reviewer: davidsonm, 29-Aug-2019 14:26:32
Audit Action: Assigned Compound ID Audit Reason: Split Peak

Manual Integration/User Assign Peak Report

Eurofins TestAmerica, Knoxville

Data File:	\\chromna\Knoxville\ChromData\D3D\20190828-12892.b\580-88125-b-15-c.d				
Injection Date:	29-Aug-2019 06:01:00	Instrument ID:	D3D		
Lims ID:	580-88125-B-15-C	Lab Sample ID:	140-88125-15		
Client ID:	515-0to26-101918				
Operator ID:	Xcalibur_System	ALS Bottle#:	0	Worklist Smp#:	12
Injection Vol:	1.0 ul	Dil. Factor:	1.0000		
Method:	PCBs_D3D	Limit Group:	HR - 1668A - ICAL		
Column:	SPB-Octyl (0.25 mm)	Detector	F1(11.07 :21.70)		

PCB-24, CAS: 55702-45-9

Signal: 1

Not Detected
Expected RT: 19.87

Processing Integration Results

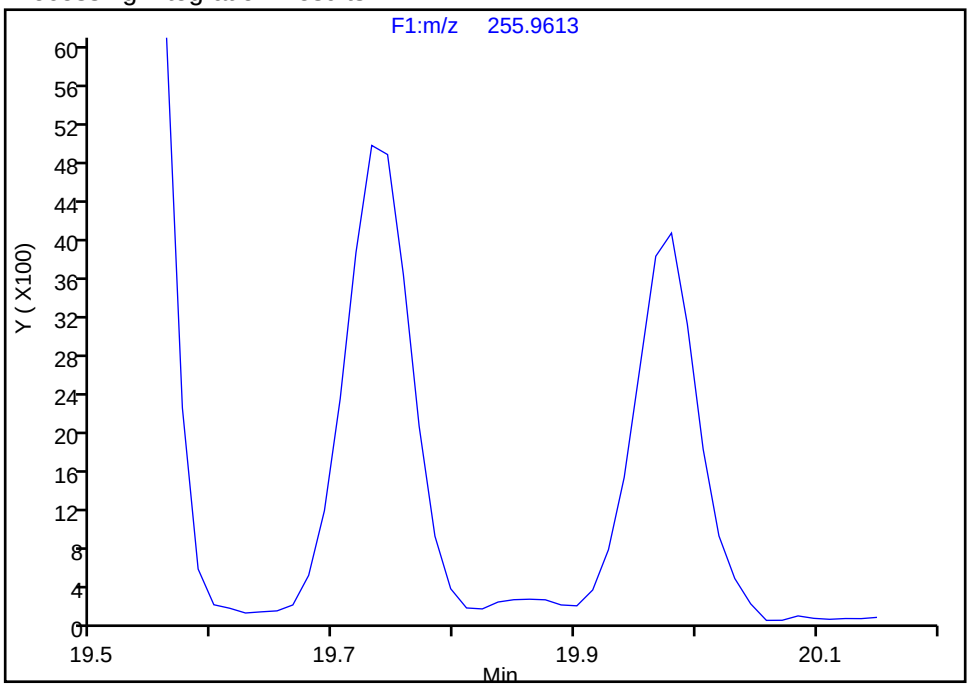

Manual Integration Results

RT: 19.86
Area: 890
Amount: 0.302898
Amount Units: pg/ul

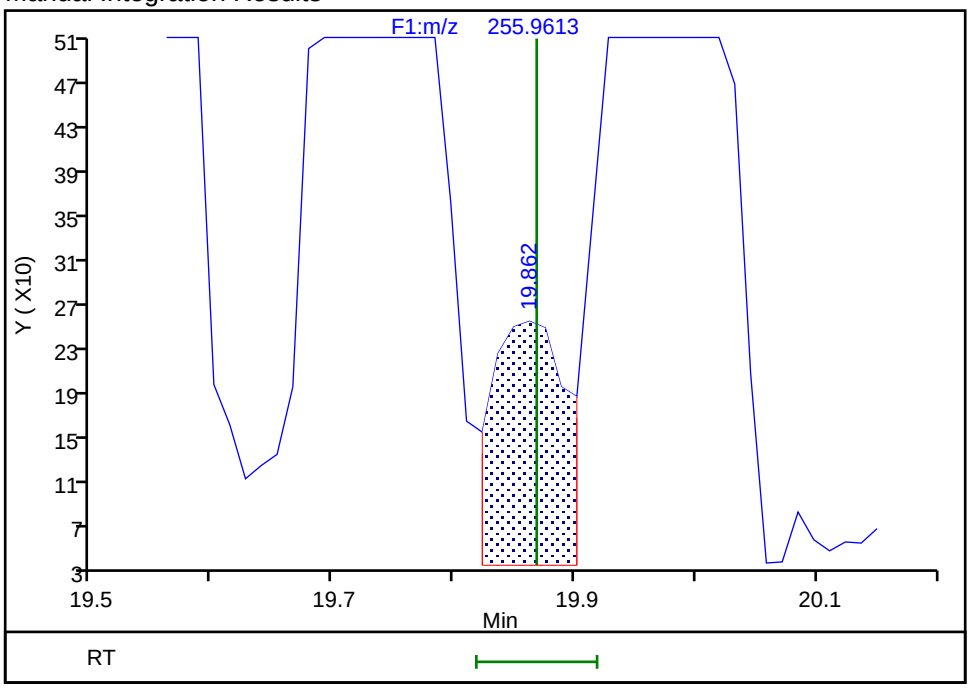

Reviewer: davidsonm, 29-Aug-2019 14:26:35
Audit Action: Assigned Compound ID Audit Reason: Split Peak

Manual Integration/User Assign Peak Report

Eurofins TestAmerica, Knoxville

Data File:	\\chromna\Knoxville\ChromData\D3D\20190828-12892.b\580-88125-b-15-c.d				
Injection Date:	29-Aug-2019 06:01:00	Instrument ID:	D3D		
Lims ID:	580-88125-B-15-C	Lab Sample ID:	140-88125-15		
Client ID:	515-0to26-101918				
Operator ID:	Xcalibur_System	ALS Bottle#:	0	Worklist Smp#:	12
Injection Vol:	1.0 ul	Dil. Factor:	1.0000		
Method:	PCBs_D3D	Limit Group:	HR - 1668A - ICAL		
Column:	SPB-Octyl (0.25 mm)	Detector	F1(11.07 :21.70)		

PCB-16, CAS: 38444-78-9

Signal: 1

Not Detected
Expected RT: 19.99

Processing Integration Results

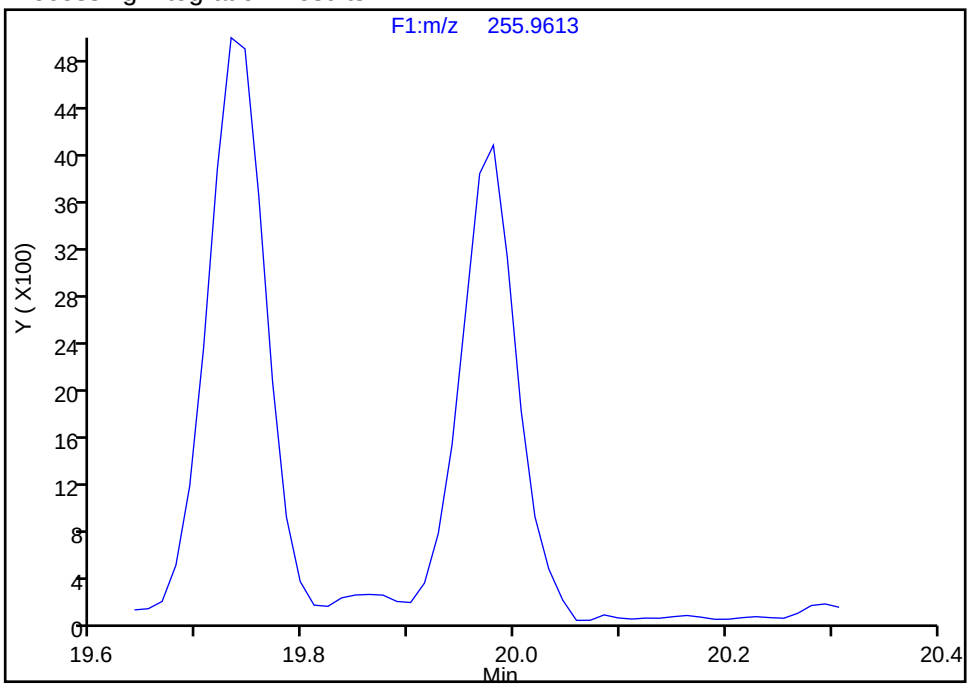

Manual Integration Results

RT: 19.98
Area: 15107
Amount: 7.469600
Amount Units: pg/ul

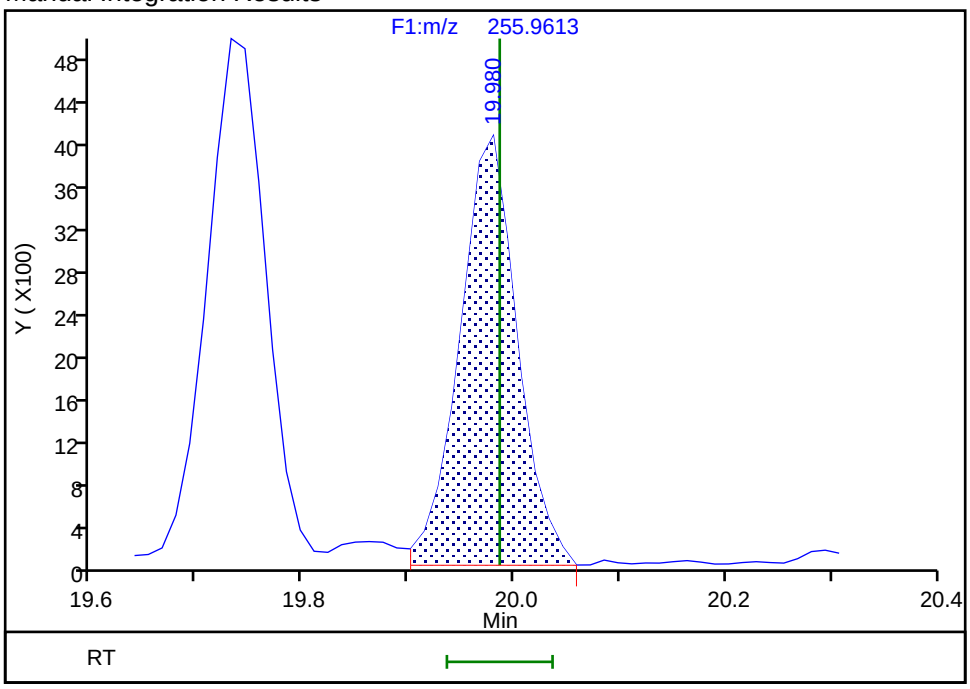

Reviewer: davidsonm, 29-Aug-2019 14:26:37
Audit Action: Assigned Compound ID Audit Reason: Split Peak

Manual Integration/User Assign Peak Report

Eurofins TestAmerica, Knoxville

Data File:	\\chromna\Knoxville\ChromData\D3D\20190828-12892.b\580-88125-b-15-c.d				
Injection Date:	29-Aug-2019 06:01:00	Instrument ID:	D3D		
Lims ID:	580-88125-B-15-C	Lab Sample ID:	140-88125-15		
Client ID:	515-0to26-101918				
Operator ID:	Xcalibur_System	ALS Bottle#:	0	Worklist Smp#:	12
Injection Vol:	1.0 ul	Dil. Factor:	1.0000		
Method:	PCBs_D3D	Limit Group:	HR - 1668A - ICAL		
Column:	SPB-Octyl (0.25 mm)	Detector	F1(11.07 :21.70)		

PCB-32, CAS: 38444-77-8

Signal: 1

Not Detected
Expected RT: 20.50

Processing Integration Results

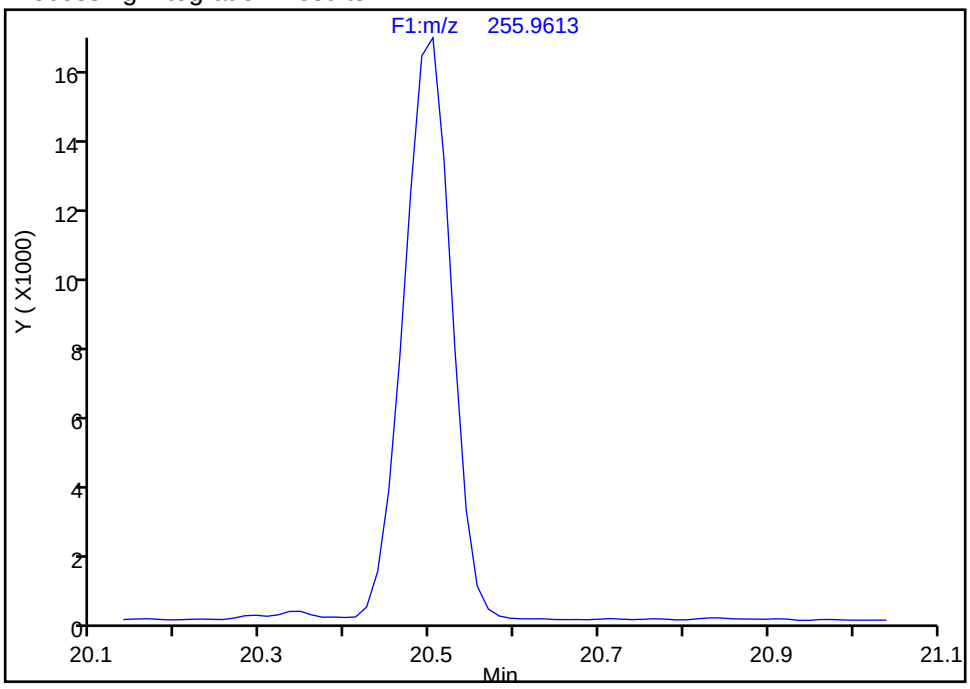

Manual Integration Results

RT: 20.50
Area: 65000
Amount: 17.528872
Amount Units: pg/ul

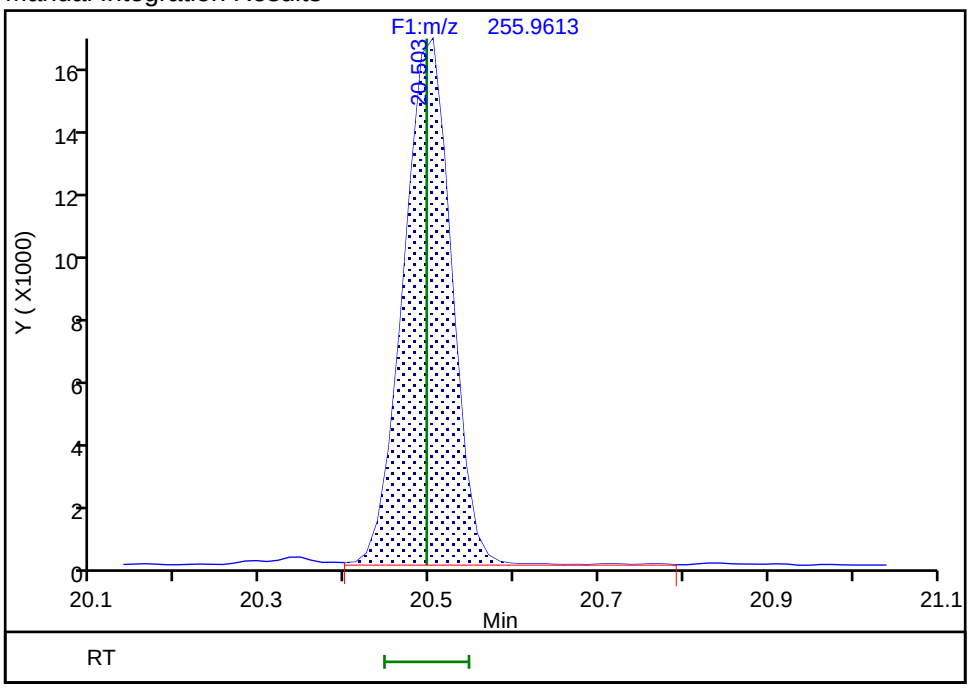

Reviewer: davidsonm, 29-Aug-2019 14:26:41
Audit Action: Assigned Compound ID Audit Reason: Split Peak

Eurofins TestAmerica, Knoxville

Data File:	\\chromna\Knoxville\ChromData\D3D\20190828-12892.b\580-88125-b-15-c.d		
Injection Date:	29-Aug-2019 06:01:00	Injection Vol:	1.0 ul
Instrument ID:	D3D	Operator ID:	Xcalibur_System
Method:	PCBs_D3D	Limit Group:	HR - 1668A - ICAL
Client ID:	515-0to26-101918		
Worklist#:	33110	Sample Line#:	12
Column Type:	SPB-Octyl	Column Dia:	0.25 mm

TriPCB F2

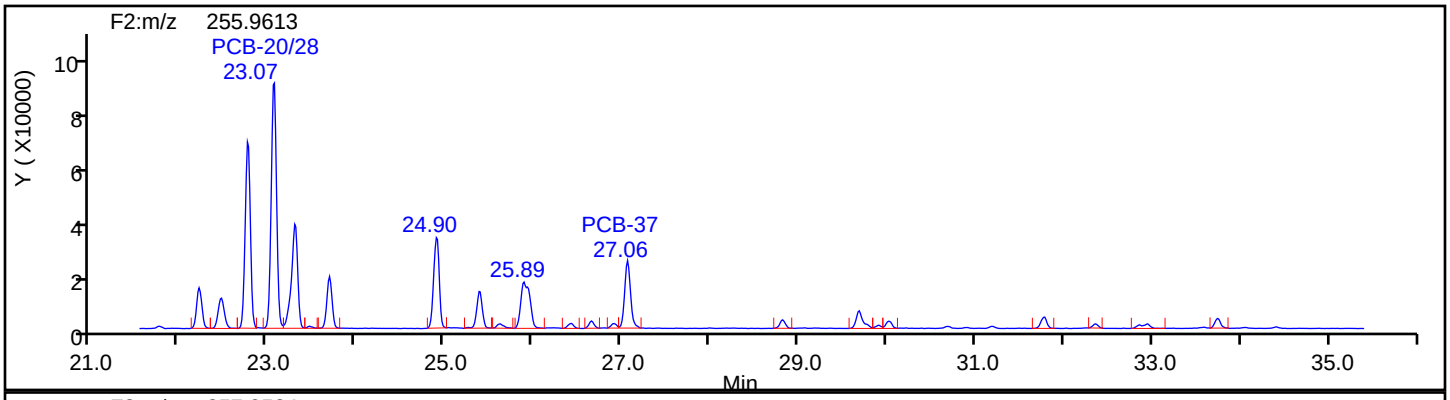

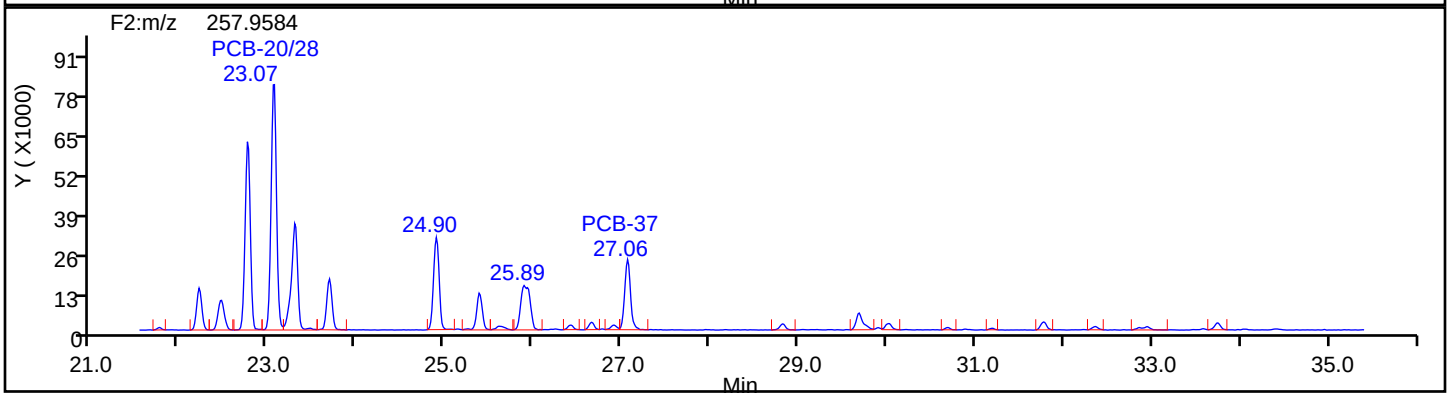

TriPCB F2 Standards

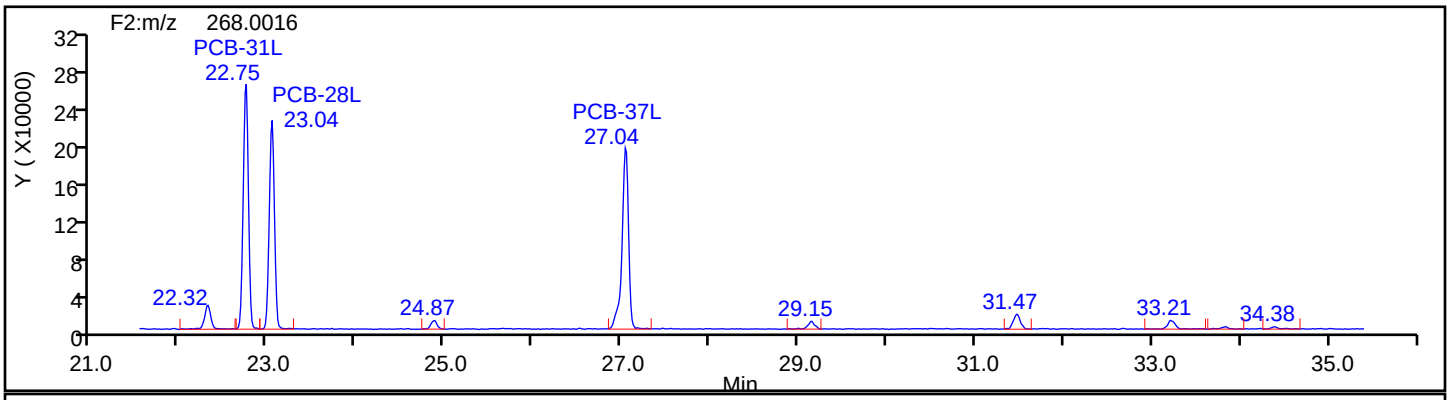

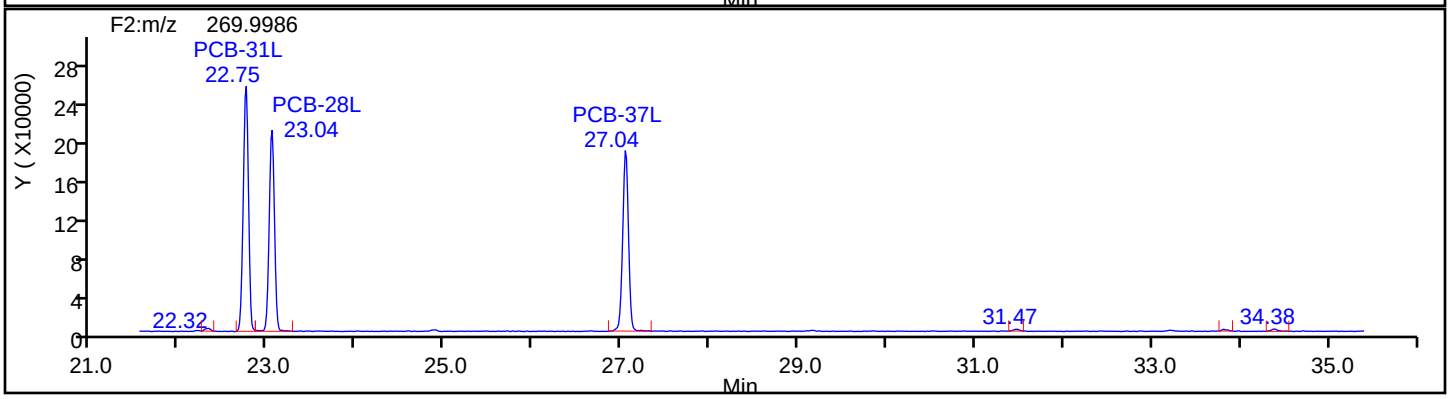

Eurofins TestAmerica, Knoxville

Data File:	\\chromna\Knoxville\ChromData\D3D\20190828-12892.b\580-88125-b-15-c.d		
Injection Date:	29-Aug-2019 06:01:00	Injection Vol:	1.0 ul
Instrument ID:	D3D	Operator ID:	Xcalibur_System
Method:	PCBs_D3D	Limit Group:	HR - 1668A - ICAL
Client ID:	515-0to26-101918		
Worklist#:	33110	Sample Line#:	12
Column Type:	SPB-Octyl	Column Dia:	0.25 mm

TriPCB F2

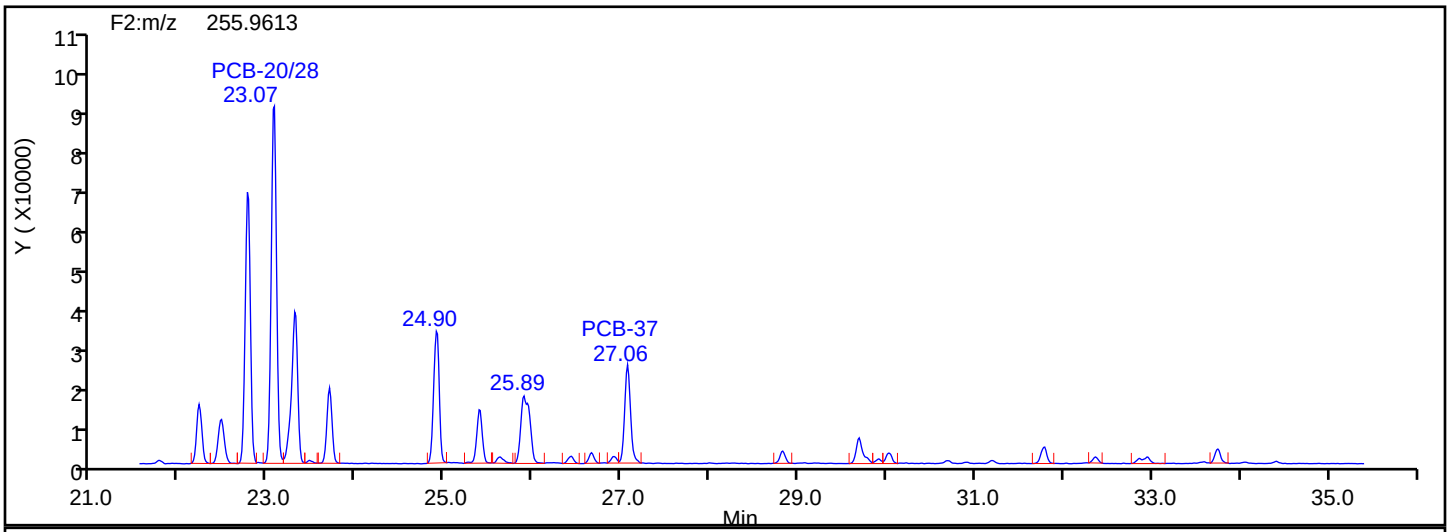

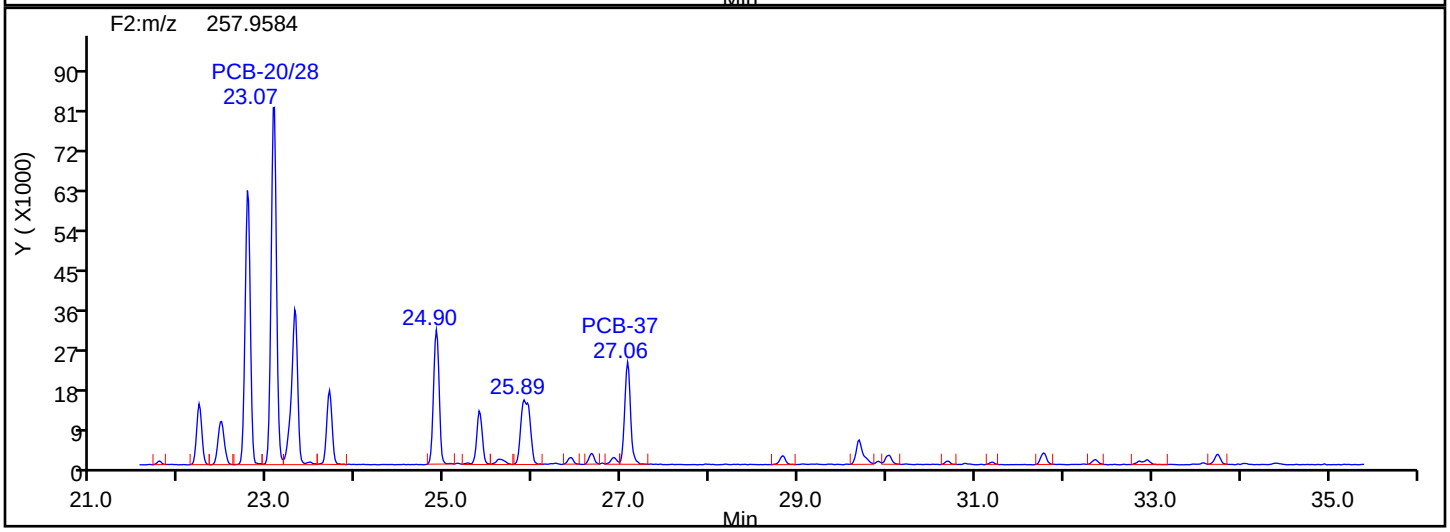

TriPCB F2 Lock Mass

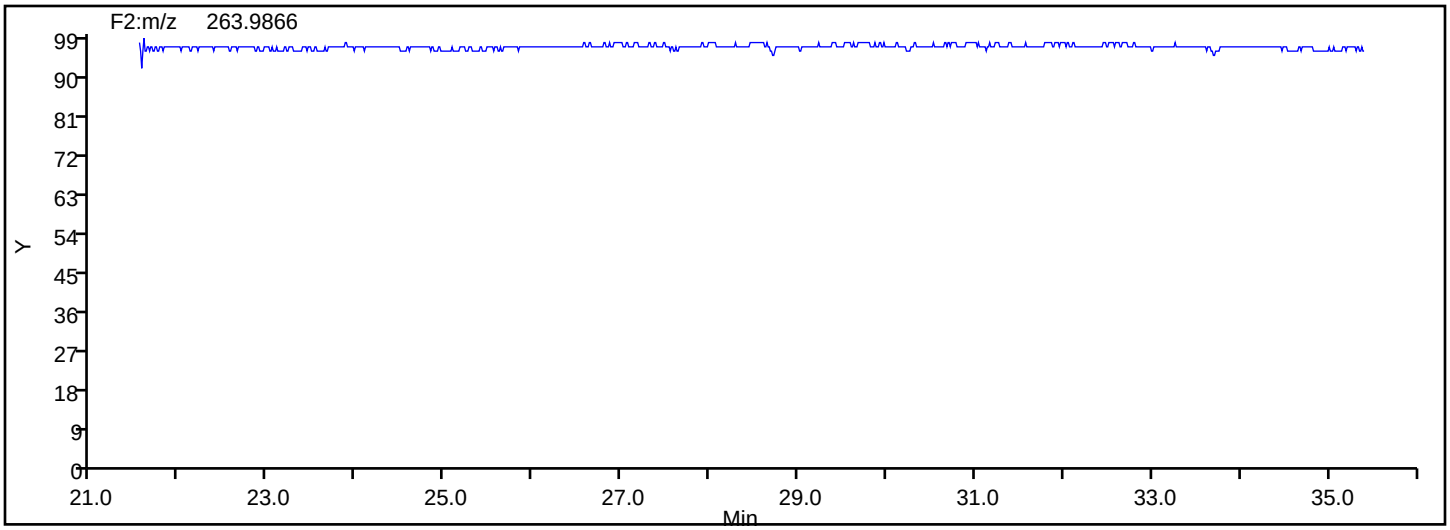

Manual Integration/User Assign Peak Report

Eurofins TestAmerica, Knoxville

Data File:	\\chromna\Knoxville\ChromData\D3D\20190828-12892.b\580-88125-b-15-c.d				
Injection Date:	29-Aug-2019 06:01:00	Instrument ID:	D3D		
Lims ID:	580-88125-B-15-C	Lab Sample ID:	140-88125-15		
Client ID:	515-0to26-101918				
Operator ID:	Xcalibur_System	ALS Bottle#:	0	Worklist Smp#:	12
Injection Vol:	1.0 ul	Dil. Factor:	1.0000		
Method:	PCBs_D3D	Limit Group:	HR - 1668A - ICAL		
Column:	SPB-Octyl (0.25 mm)	Detector	F2(21.81 :35.54)		

PCB-25, CAS: 55712-37-3

Signal: 1

Not Detected
Expected RT: 22.45

Processing Integration Results

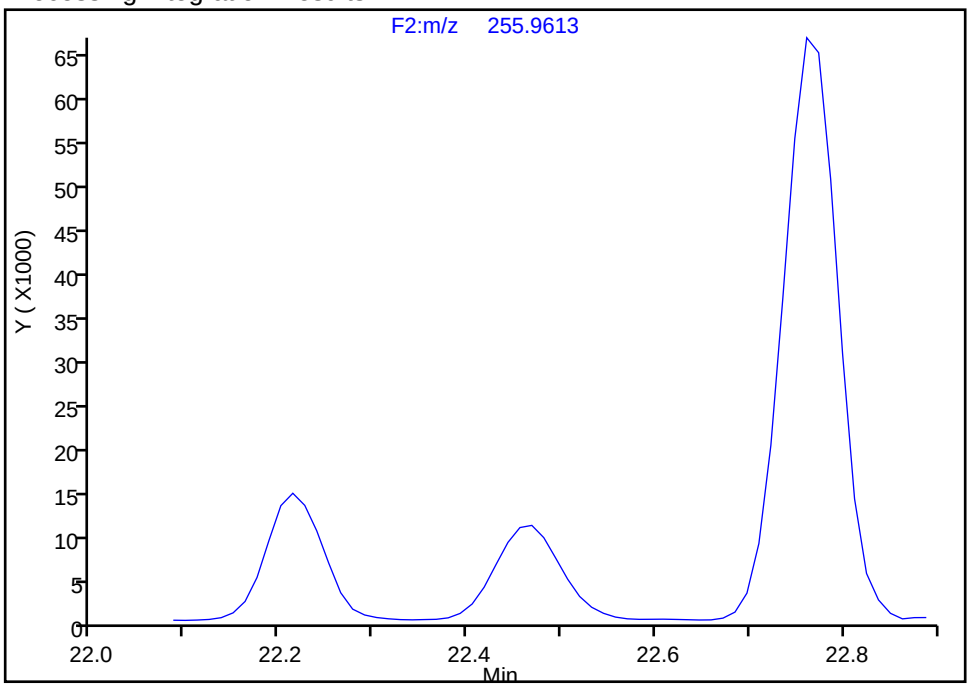

Manual Integration Results

RT: 22.47
Area: 52876
Amount: 4.079037
Amount Units: pg/ul

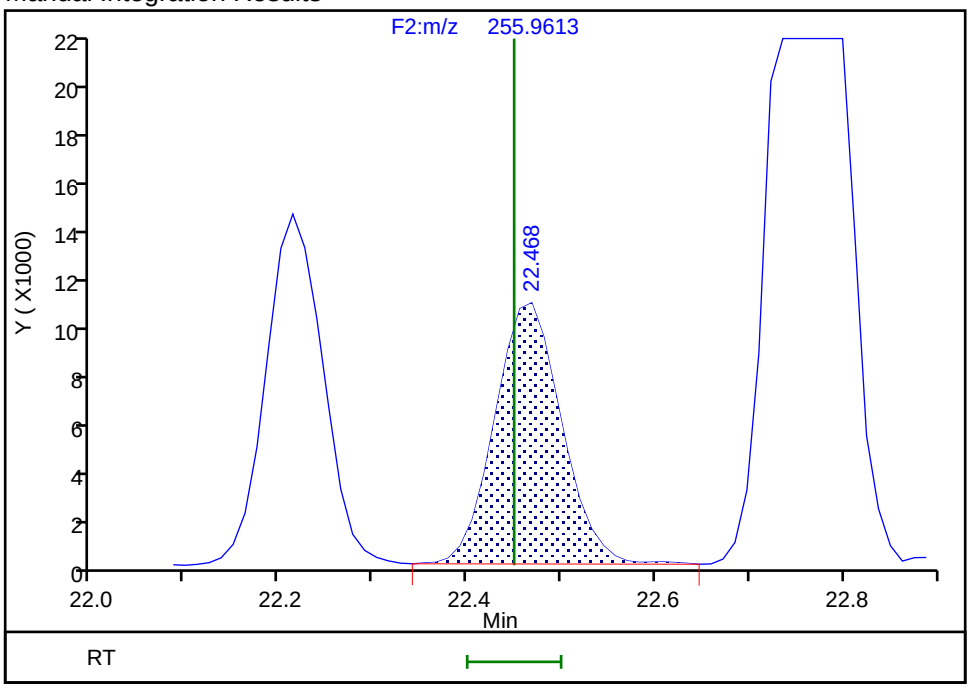

Reviewer: davidsonm, 29-Aug-2019 14:26:47
Audit Action: Assigned Compound ID Audit Reason: Split Peak

Manual Integration/User Assign Peak Report

Eurofins TestAmerica, Knoxville

Data File:	\\chromna\Knoxville\ChromData\D3D\20190828-12892.b\580-88125-b-15-c.d				
Injection Date:	29-Aug-2019 06:01:00	Instrument ID:	D3D		
Lims ID:	580-88125-B-15-C	Lab Sample ID:	140-88125-15		
Client ID:	515-0to26-101918				
Operator ID:	Xcalibur_System	ALS Bottle#:	0	Worklist Smp#:	12
Injection Vol:	1.0 ul	Dil. Factor:	1.0000		
Method:	PCBs_D3D	Limit Group:	HR - 1668A - ICAL		
Column:	SPB-Octyl (0.25 mm)	Detector	F2(21.81 :35.54)		

PCB-39, CAS: 38444-88-1

Signal: 1

Not Detected
Expected RT: 25.61

Processing Integration Results

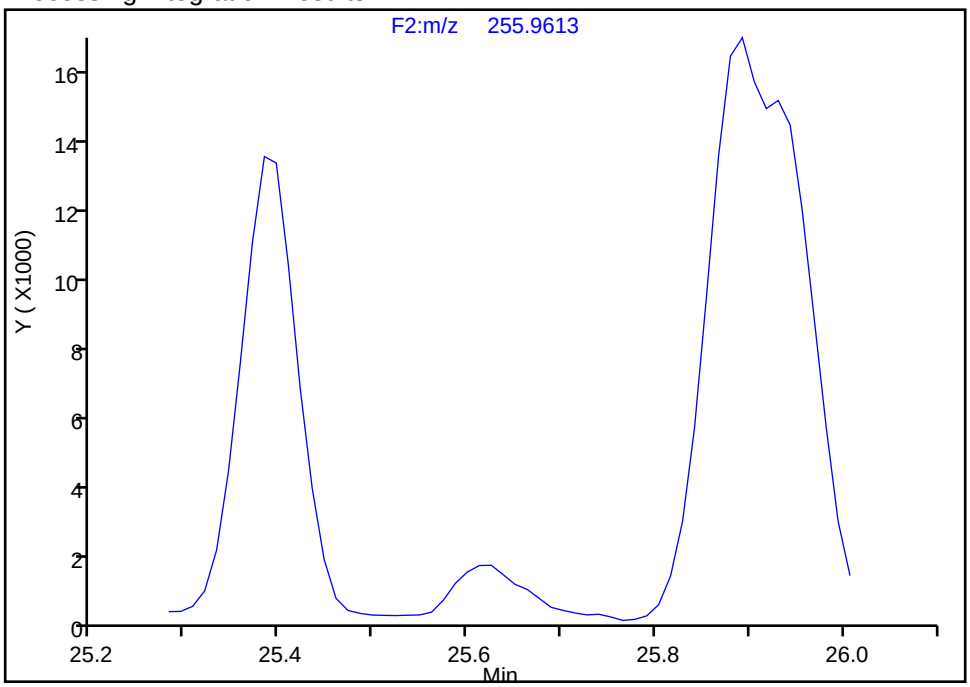

Manual Integration Results

RT: 25.63
Area: 8217
Amount: 0.647689
Amount Units: pg/ul

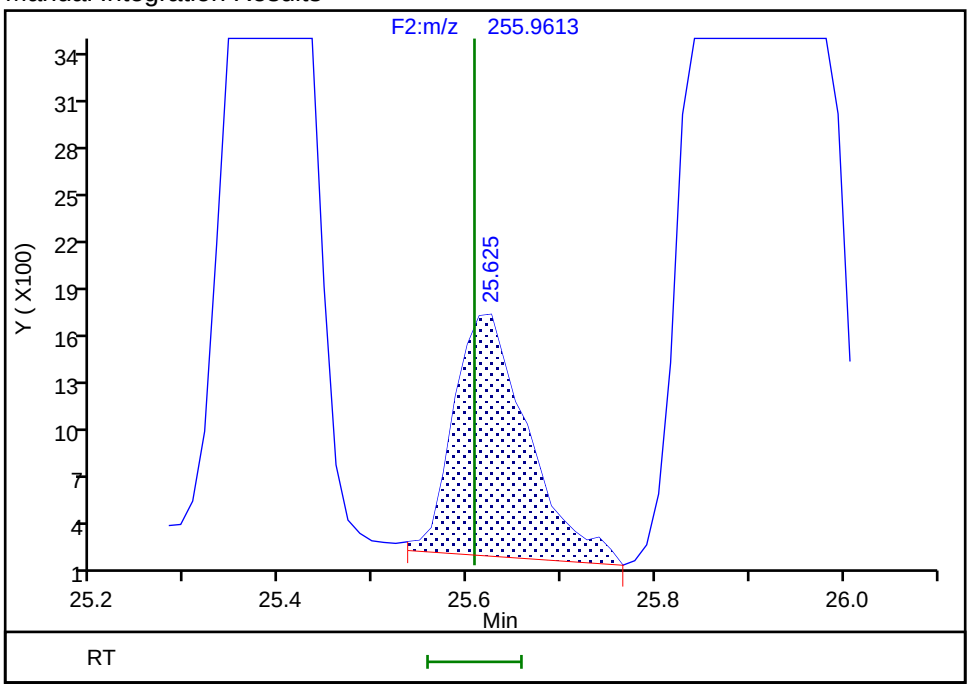

Reviewer: davidsonm, 29-Aug-2019 14:26:59
Audit Action: Assigned Compound ID Audit Reason: Split Peak

Manual Integration/User Assign Peak Report

Eurofins TestAmerica, Knoxville

Data File:	\\chromna\Knoxville\ChromData\D3D\20190828-12892.b\580-88125-b-15-c.d				
Injection Date:	29-Aug-2019 06:01:00	Instrument ID:	D3D		
Lims ID:	580-88125-B-15-C	Lab Sample ID:	140-88125-15		
Client ID:	515-0to26-101918				
Operator ID:	Xcalibur_System	ALS Bottle#:	0	Worklist Smp#:	12
Injection Vol:	1.0 ul	Dil. Factor:	1.0000		
Method:	PCBs_D3D	Limit Group:	HR - 1668A - ICAL		
Column:	SPB-Octyl (0.25 mm)	Detector	F2(21.81 :35.54)		

PCB-37, CAS: 38444-90-5

Signal: 1

Not Detected
Expected RT: 27.06

Processing Integration Results

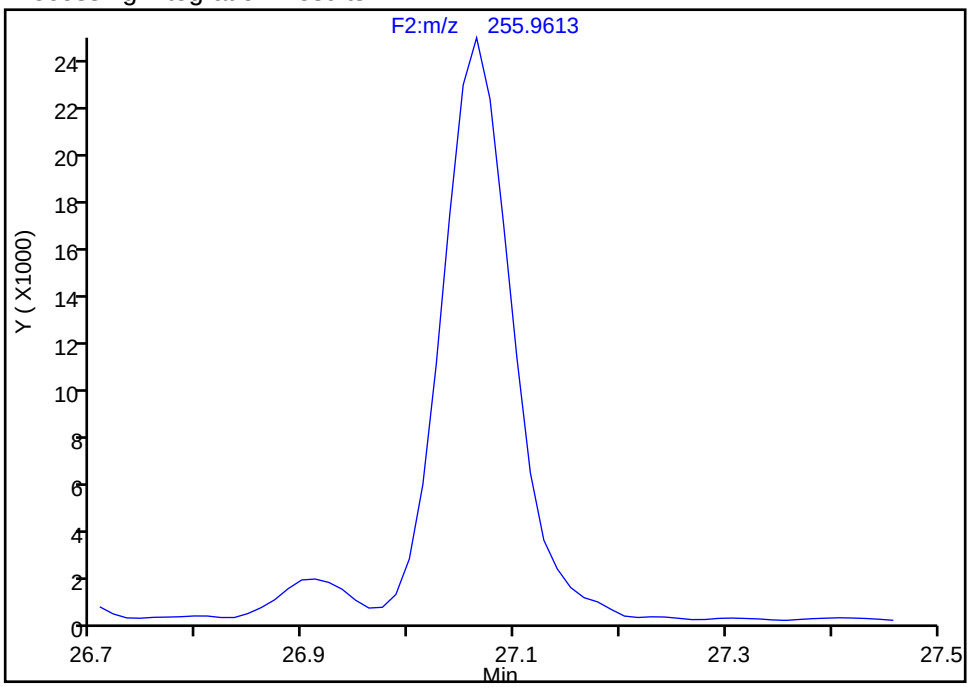

Manual Integration Results

RT: 27.06
Area: 110451
Amount: 9.106284
Amount Units: pg/ul

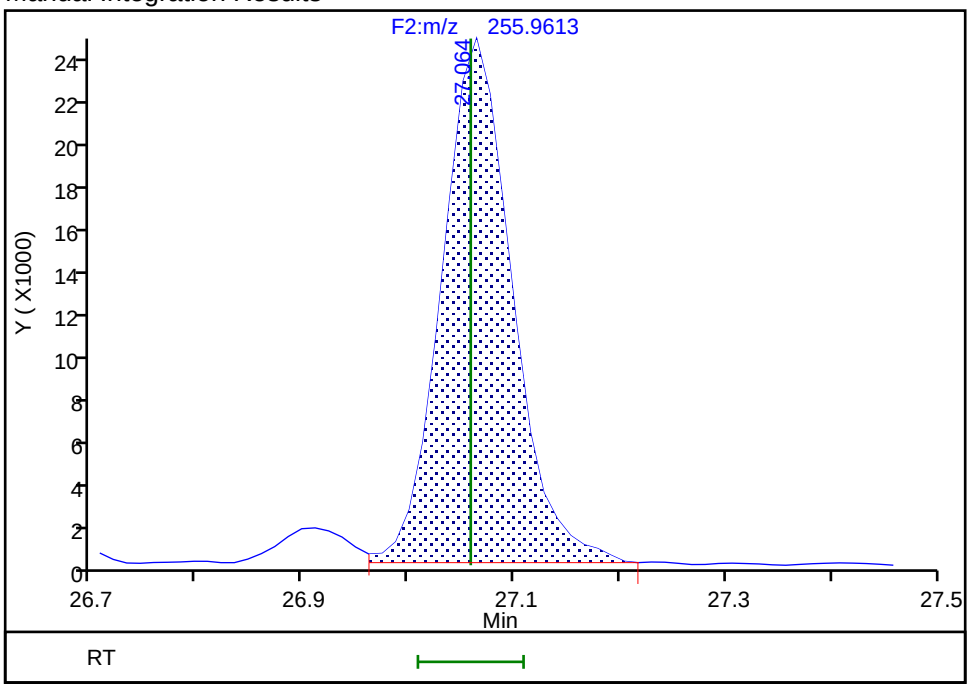

Reviewer: davidsonm, 29-Aug-2019 14:27:05
Audit Action: Assigned Compound ID Audit Reason: Split Peak

Report Date: 29-Aug-2019 14:34:03 Chrom Revision: 2.3 22-Aug-2019 12:55:36

Eurofins TestAmerica, Knoxville

Data File:	\\chromna\Knoxville\ChromData\D3D\20190828-12892.b\580-88125-b-15-c.d		
Injection Date:	29-Aug-2019 06:01:00	Injection Vol:	1.0 ul
Instrument ID:	D3D	Operator ID:	Xcalibur_System
Method:	PCBs_D3D	Limit Group:	HR - 1668A - ICAL
Client ID:	515-0to26-101918		
Worklist#:	33110	Sample Line#:	12
Column Type:	SPB-Octyl	Column Dia:	0.25 mm

TePCB F1

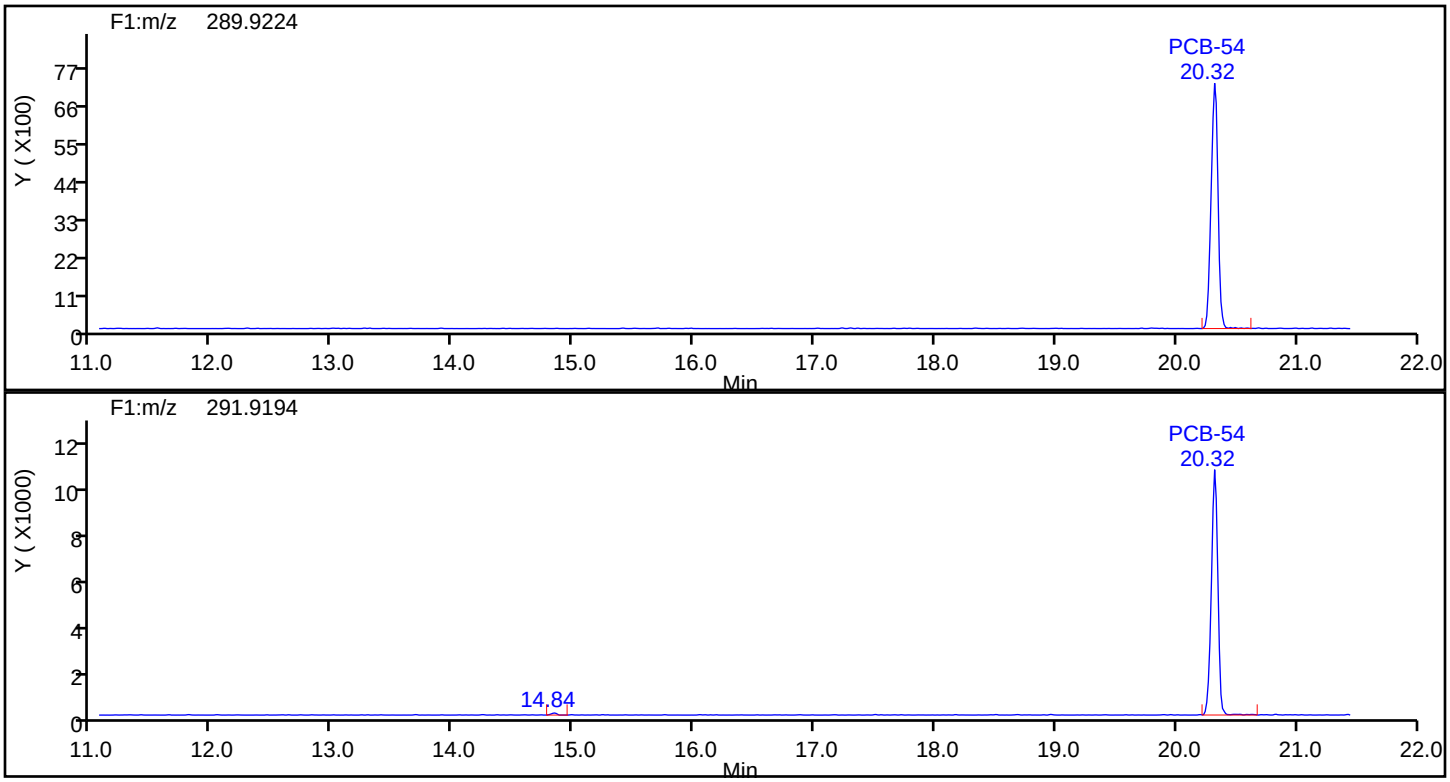

TePCB F1 Standards

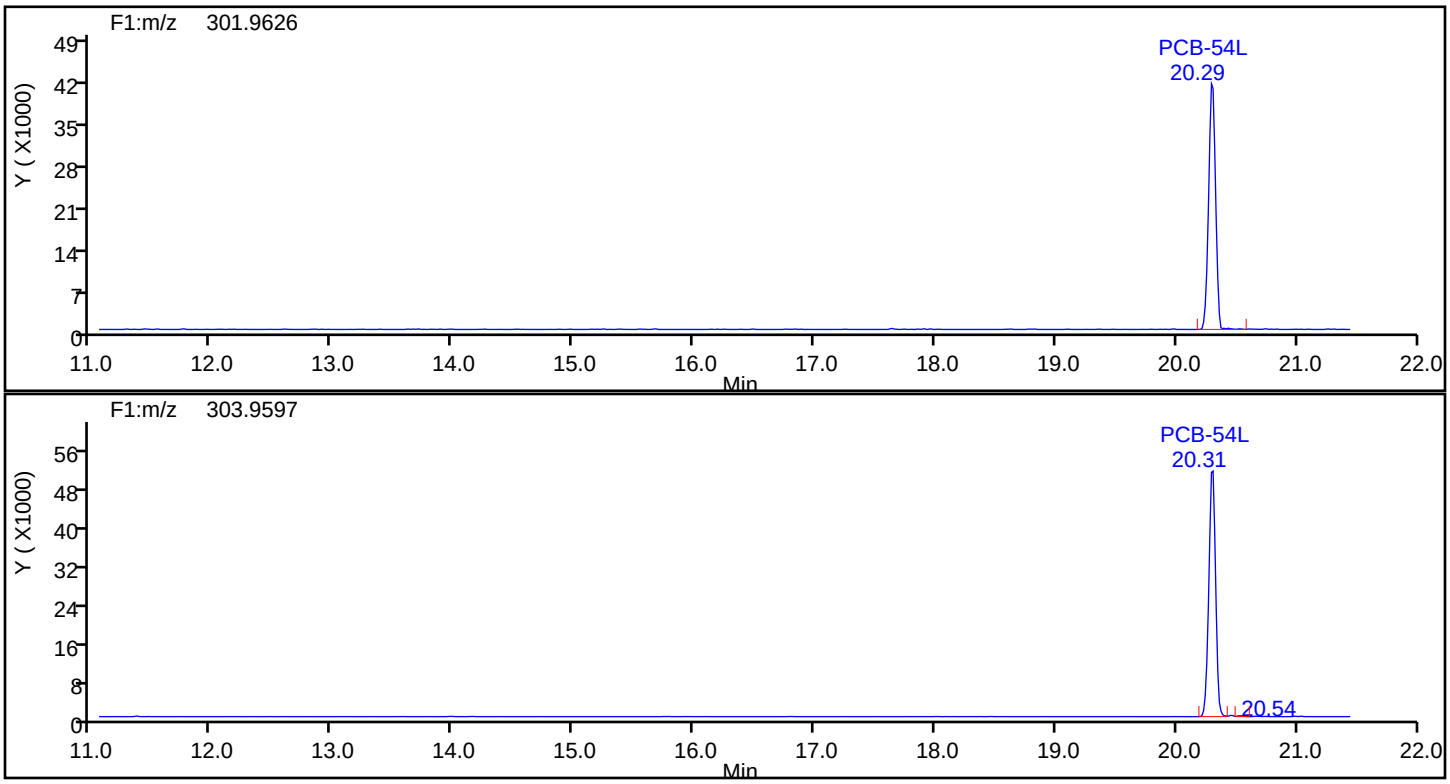

Eurofins TestAmerica, Knoxville

Data File:	\\chromna\Knoxville\ChromData\D3D\20190828-12892.b\580-88125-b-15-c.d		
Injection Date:	29-Aug-2019 06:01:00	Injection Vol:	1.0 ul
Instrument ID:	D3D	Operator ID:	Xcalibur_System
Method:	PCBs_D3D	Limit Group:	HR - 1668A - ICAL
Client ID:	515-0to26-101918		
Worklist#:	33110	Sample Line#:	12
Column Type:	SPB-Octyl	Column Dia:	0.25 mm

TePCB F1

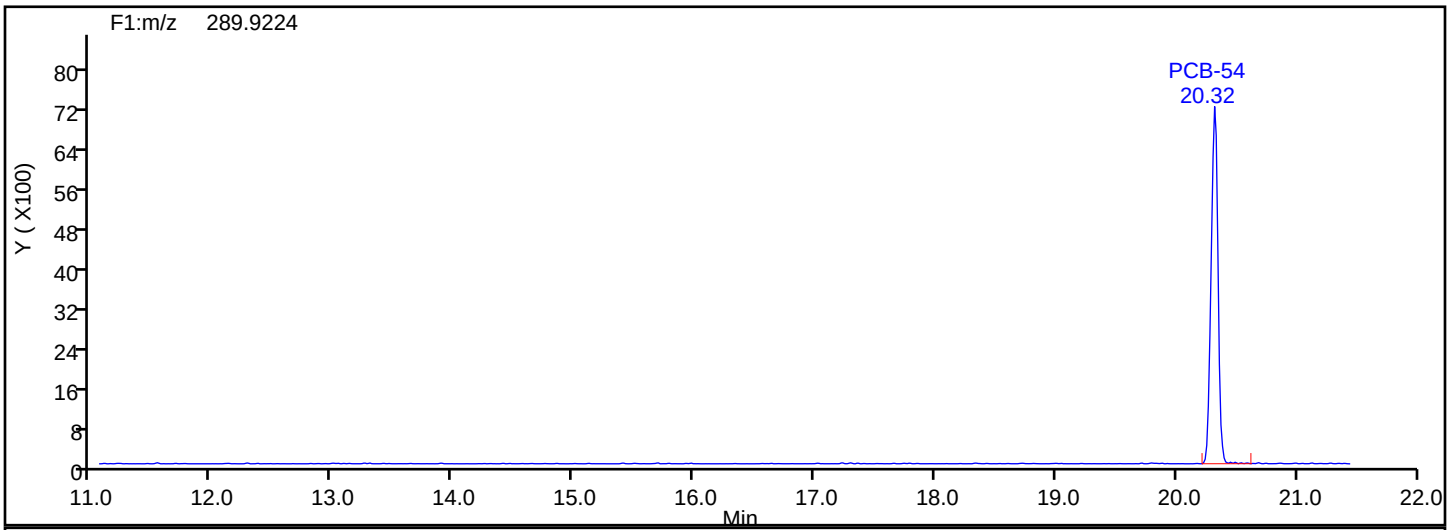

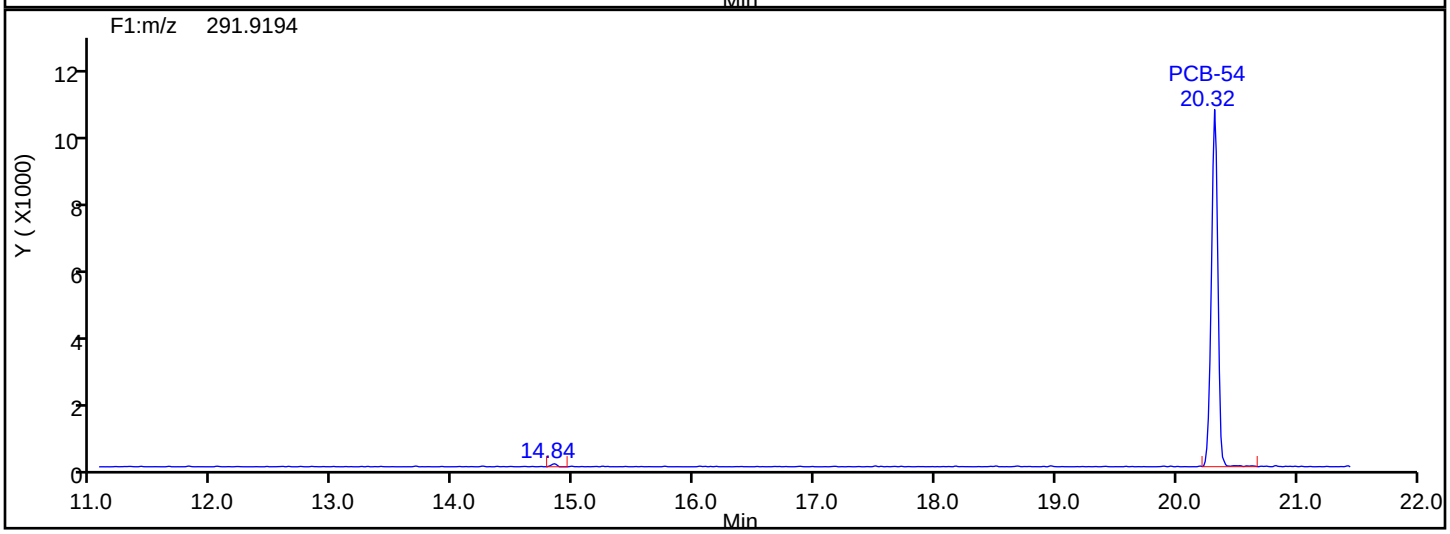

TePCB F1 Lock Mass

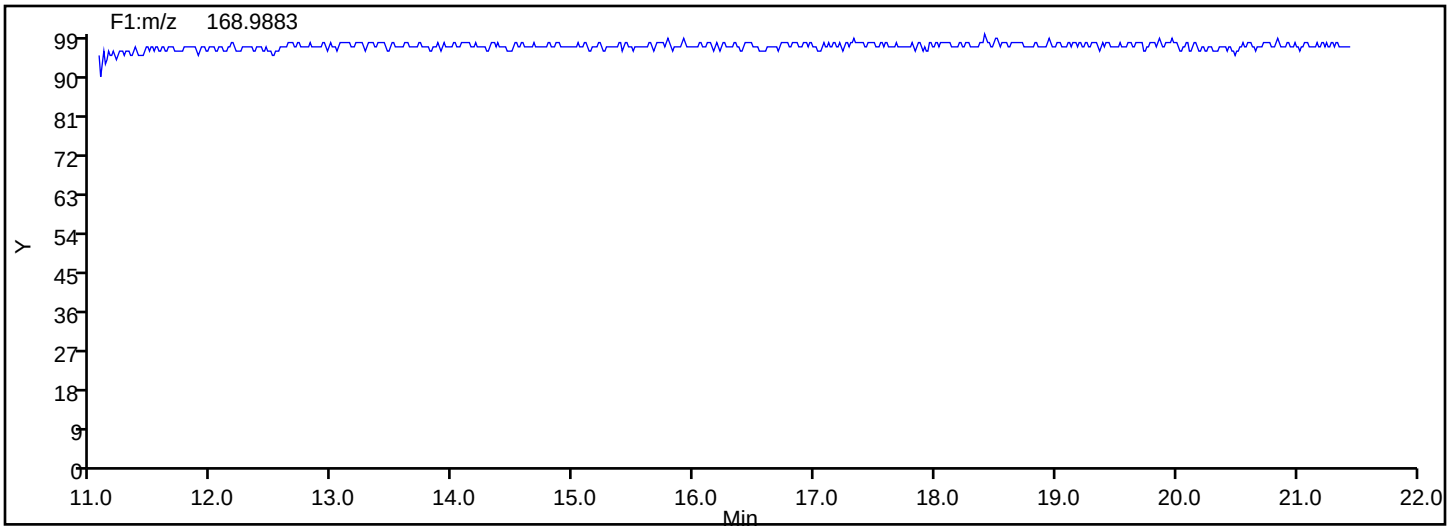

Eurofins TestAmerica, Knoxville

Data File:	\\chromna\Knoxville\ChromData\D3D\20190828-12892.b\580-88125-b-15-c.d		
Injection Date:	29-Aug-2019 06:01:00	Injection Vol:	1.0 ul
Instrument ID:	D3D	Operator ID:	Xcalibur_System
Method:	PCBs_D3D	Limit Group:	HR - 1668A - ICAL
Client ID:	515-0to26-101918		
Worklist#:	33110	Sample Line#:	12
Column Type:	SPB-Octyl	Column Dia:	0.25 mm

TePCB F2

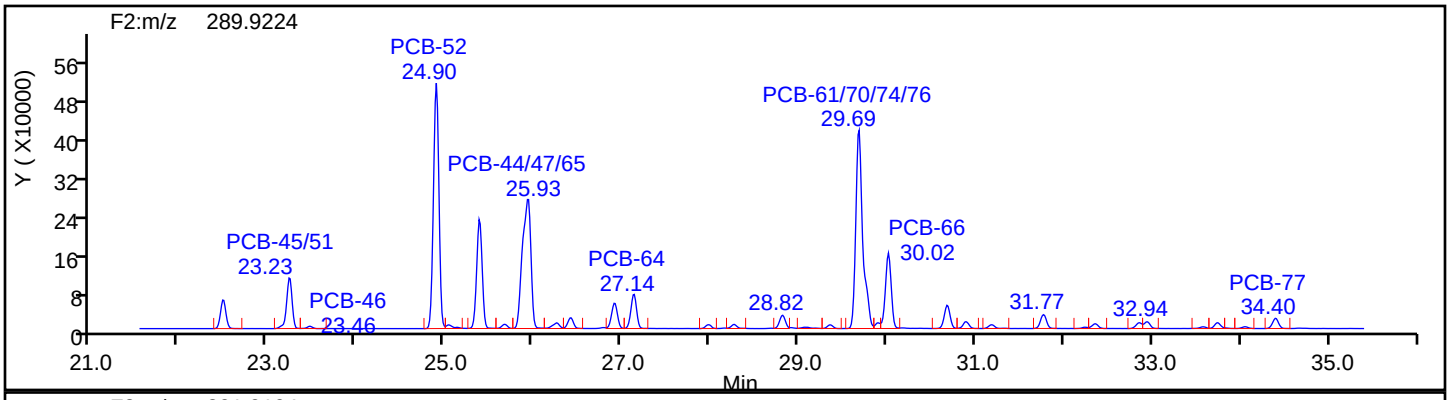

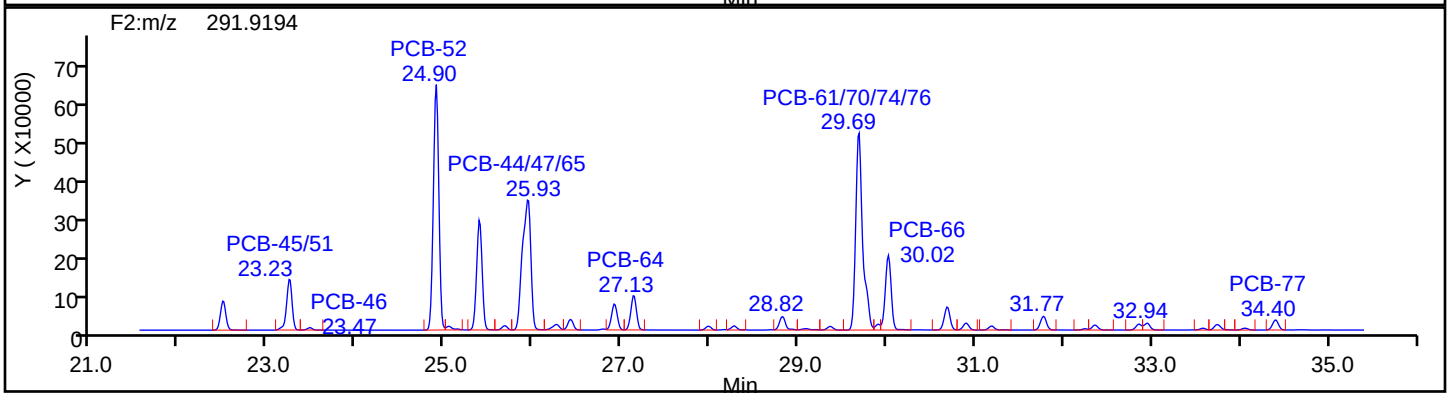

TePCB F2 Standards

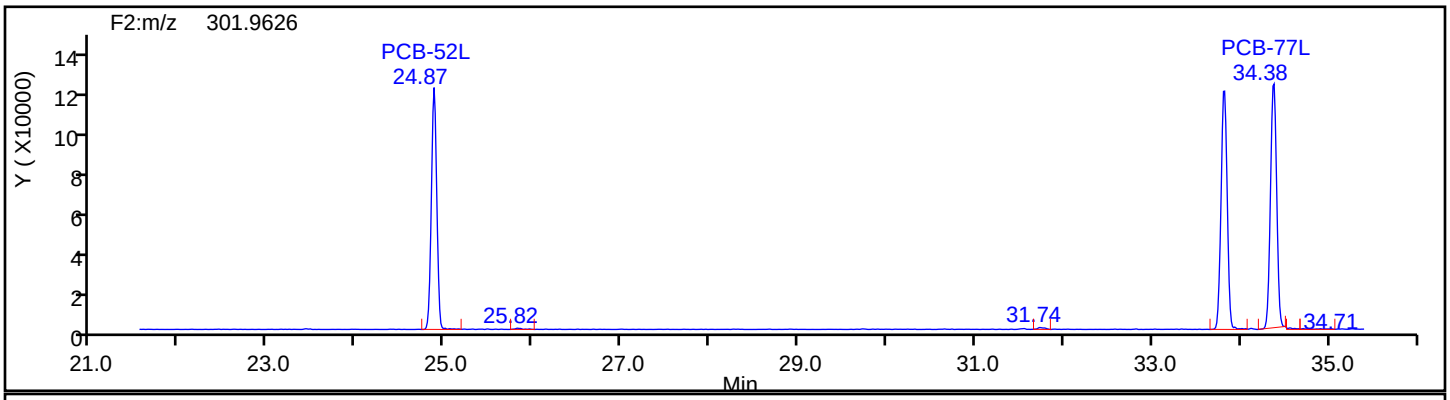

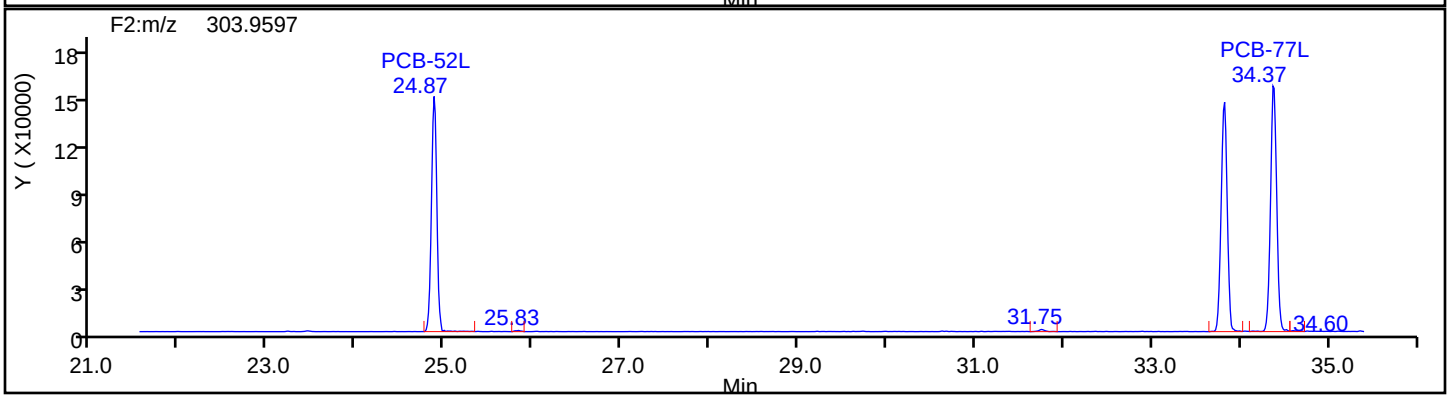

Eurofins TestAmerica, Knoxville

Data File:	\\chromna\Knoxville\ChromData\D3D\20190828-12892.b\580-88125-b-15-c.d		
Injection Date:	29-Aug-2019 06:01:00	Injection Vol:	1.0 ul
Instrument ID:	D3D	Operator ID:	Xcalibur_System
Method:	PCBs_D3D	Limit Group:	HR - 1668A - ICAL
Client ID:	515-0to26-101918		
Worklist#:	33110	Sample Line#:	12
Column Type:	SPB-Octyl	Column Dia:	0.25 mm

TePCB F2

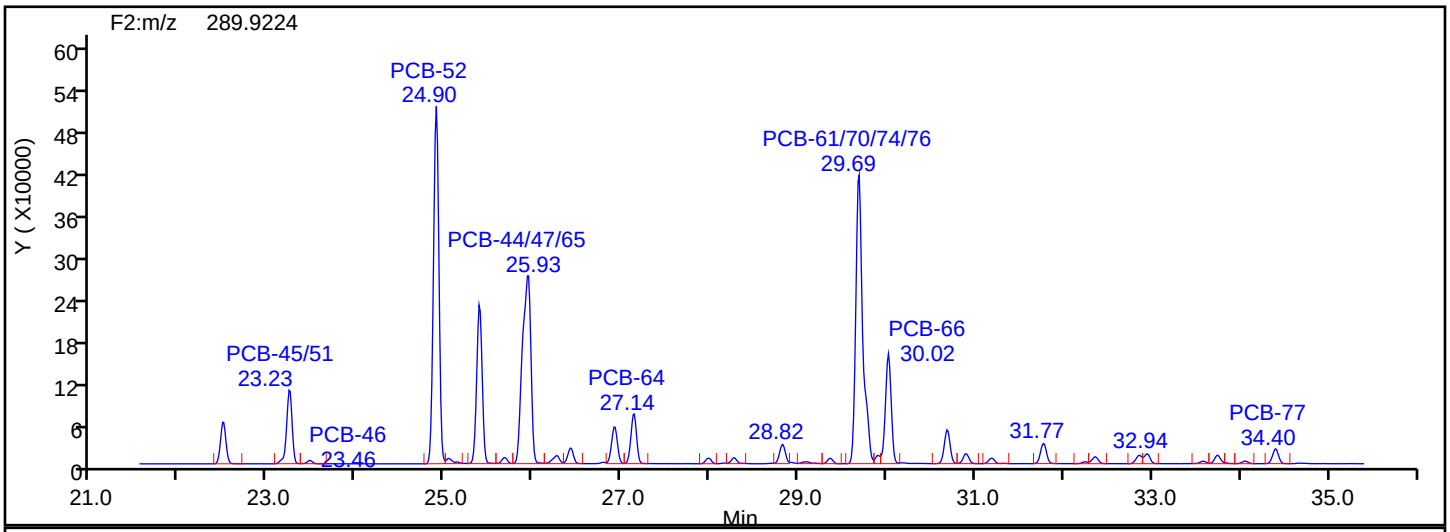

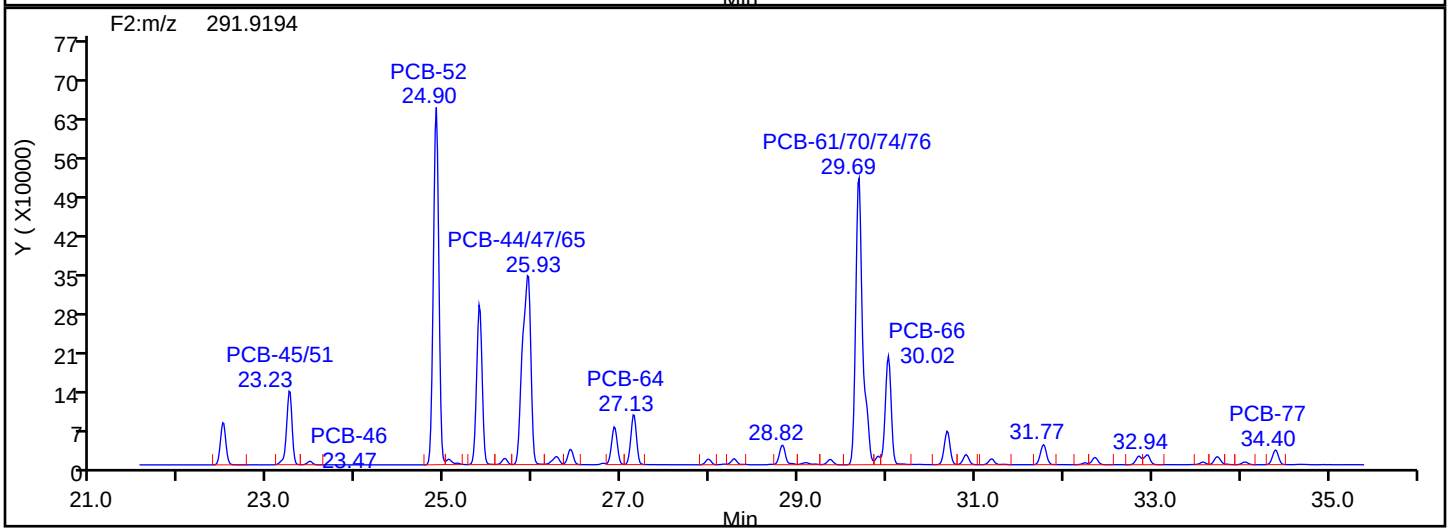

TePCB F2 Lock Mass

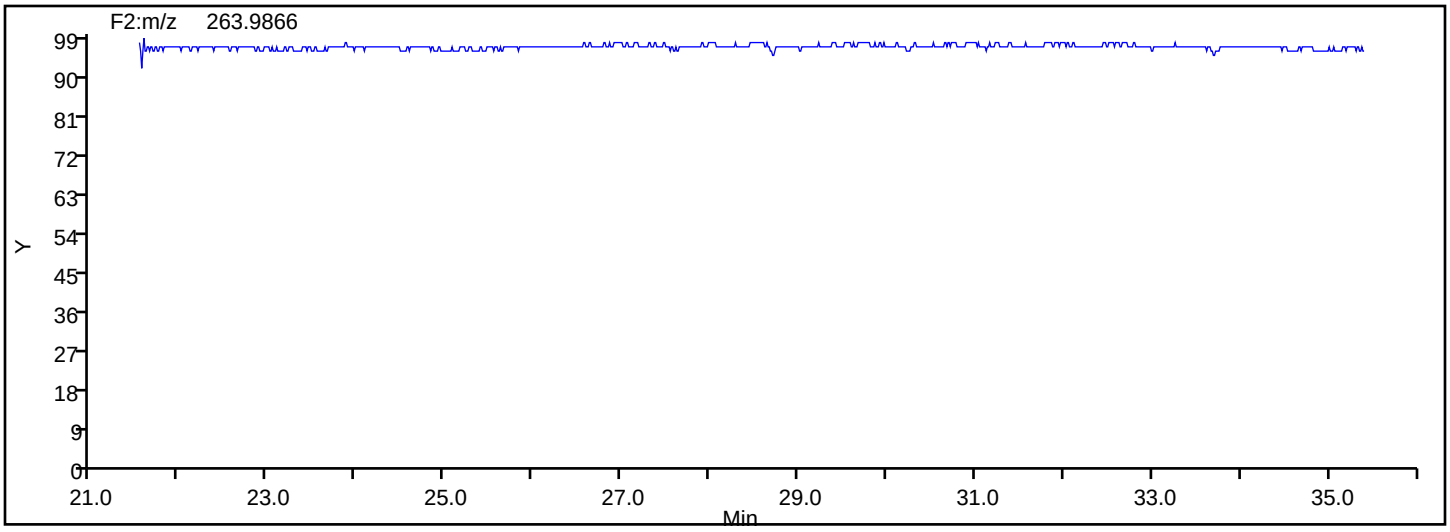

Manual Integration/User Assign Peak Report

Eurofins TestAmerica, Knoxville

Data File:	\\chromna\Knoxville\ChromData\D3D\20190828-12892.b\580-88125-b-15-c.d				
Injection Date:	29-Aug-2019 06:01:00	Instrument ID:	D3D		
Lims ID:	580-88125-B-15-C	Lab Sample ID:	140-88125-15		
Client ID:	515-0to26-101918				
Operator ID:	Xcalibur_System	ALS Bottle#:	0	Worklist Smp#:	12
Injection Vol:	1.0 ul	Dil. Factor:	1.0000		
Method:	PCBs_D3D	Limit Group:	HR - 1668A - ICAL		
Column:	SPB-Octyl (0.25 mm)	Detector	F2(21.81 :35.54)		

PCB-46, CAS: 41464-47-5

Signal: 1

Not Detected
Expected RT: 23.47

Processing Integration Results

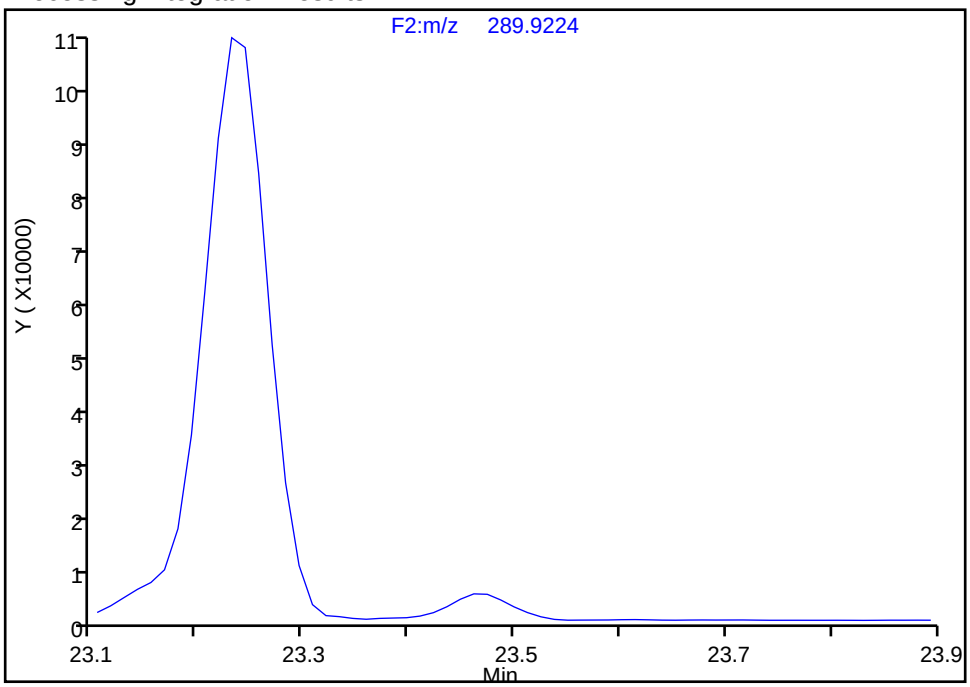

Manual Integration Results

RT: 23.46
Area: 19597
Amount: 4.477098
Amount Units: pg/ul

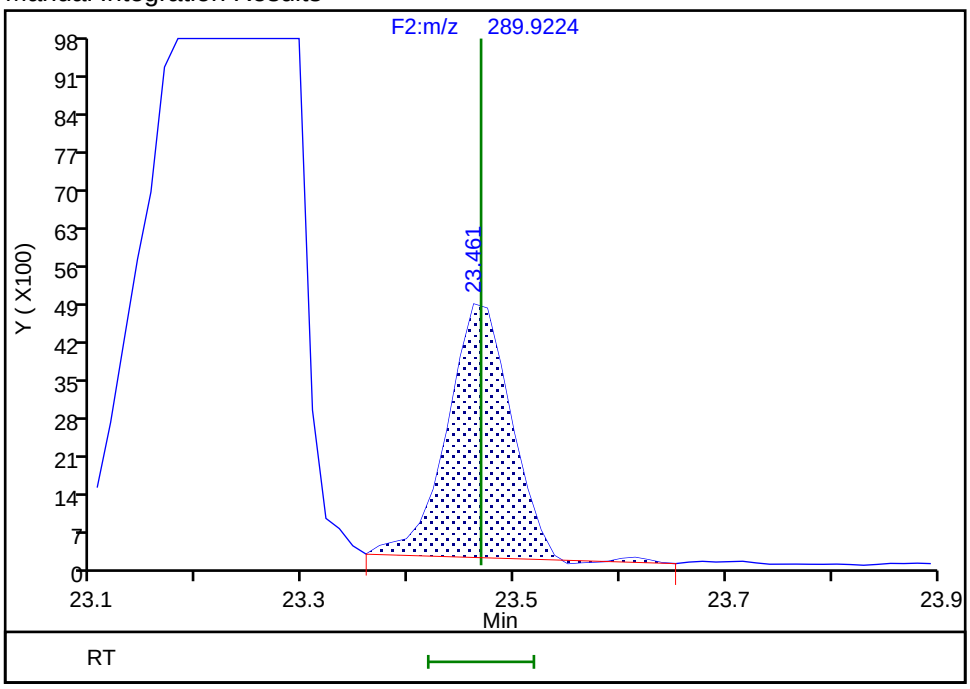

Reviewer: davidsonm, 29-Aug-2019 14:27:15
Audit Action: Assigned Compound ID Audit Reason: Split Peak

Manual Integration/User Assign Peak Report

Eurofins TestAmerica, Knoxville

Data File:	\\chromna\Knoxville\ChromData\D3D\20190828-12892.b\580-88125-b-15-c.d				
Injection Date:	29-Aug-2019 06:01:00	Instrument ID:	D3D		
Lims ID:	580-88125-B-15-C	Lab Sample ID:	140-88125-15		
Client ID:	515-0to26-101918				
Operator ID:	Xcalibur_System	ALS Bottle#:	0	Worklist Smp#:	12
Injection Vol:	1.0 ul	Dil. Factor:	1.0000		
Method:	PCBs_D3D	Limit Group:	HR - 1668A - ICAL		
Column:	SPB-Octyl (0.25 mm)	Detector	F2(21.81 :35.54)		

PCB-52, CAS: 35693-99-3

Signal: 1

Not Detected
Expected RT: 24.89

Processing Integration Results

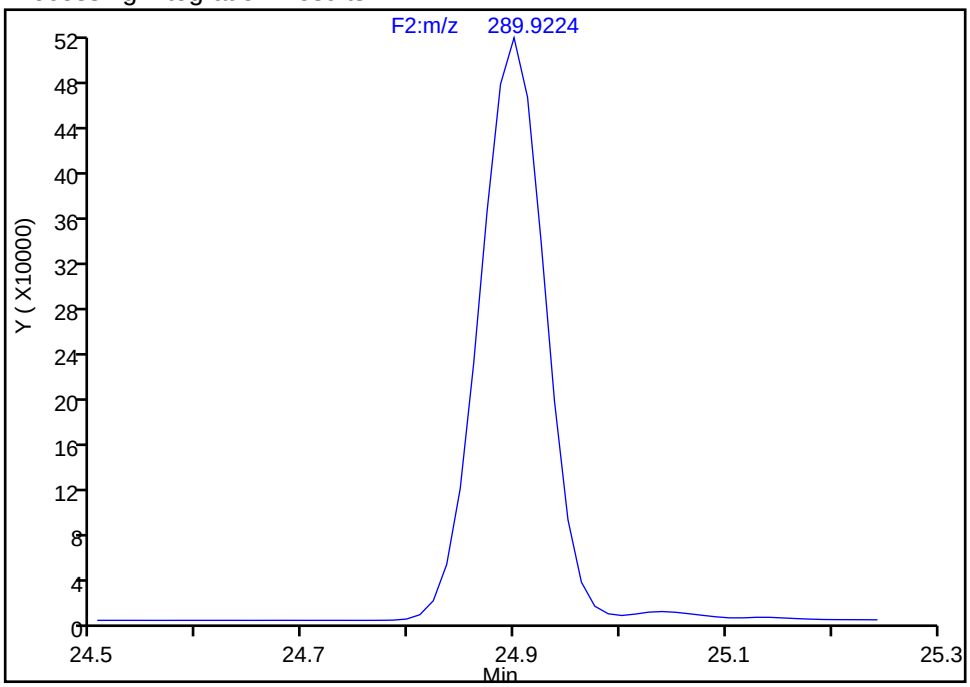

Manual Integration Results

RT: 24.90
Area: 2205557
Amount: 421.1729
Amount Units: pg/ul

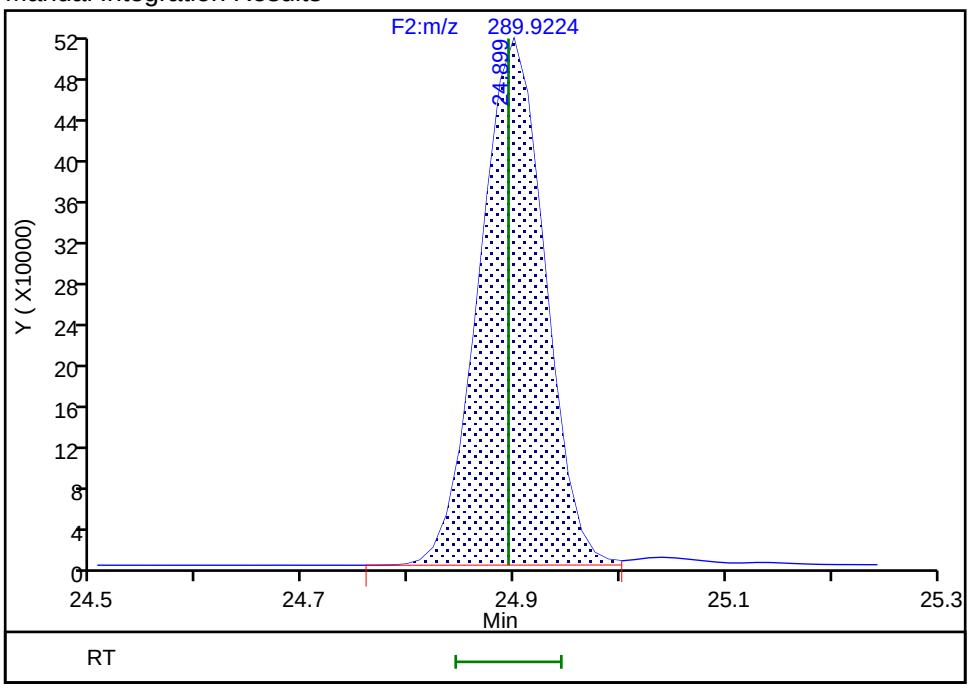

Reviewer: davidsonm, 29-Aug-2019 14:27:19
Audit Action: Assigned Compound ID Audit Reason: Split Peak

Manual Integration/User Assign Peak Report

Eurofins TestAmerica, Knoxville

Data File:	\\chromna\Knoxville\ChromData\D3D\20190828-12892.b\580-88125-b-15-c.d				
Injection Date:	29-Aug-2019 06:01:00	Instrument ID:	D3D		
Lims ID:	580-88125-B-15-C	Lab Sample ID:	140-88125-15		
Client ID:	515-0to26-101918				
Operator ID:	Xcalibur_System	ALS Bottle#:	0	Worklist Smp#:	12
Injection Vol:	1.0 ul	Dil. Factor:	1.0000		
Method:	PCBs_D3D	Limit Group:	HR - 1668A - ICAL		
Column:	SPB-Octyl (0.25 mm)	Detector	F2(21.81 :35.54)		

PCB-43/73, CAS: STL02293

Signal: 1

Not Detected
Expected RT: 25.05

Processing Integration Results

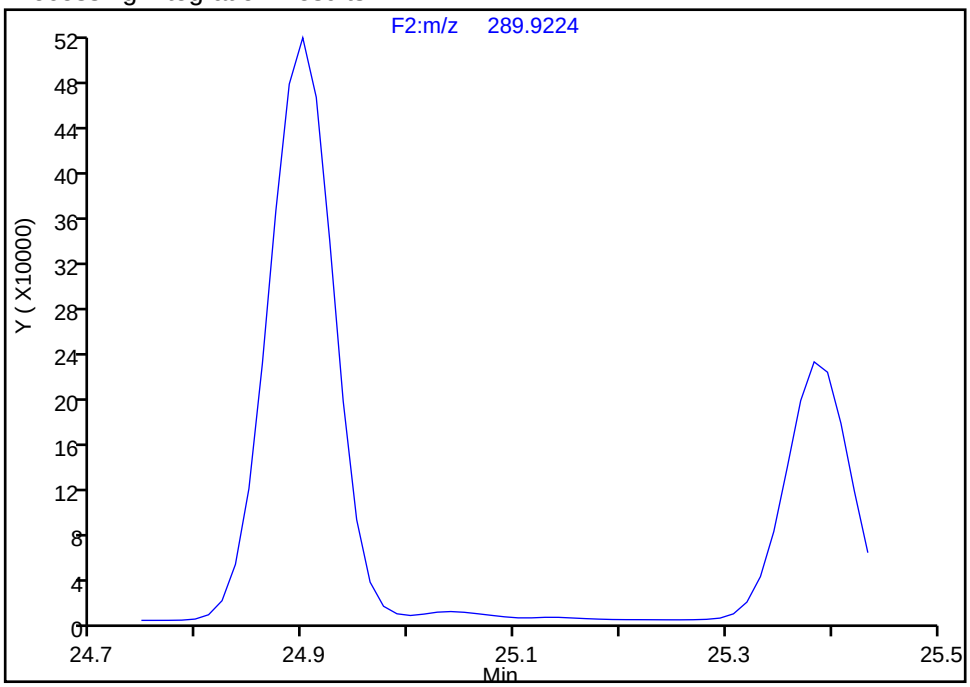

Manual Integration Results

RT: 25.04
Area: 41453
Amount: 6.969973
Amount Units: pg/ul

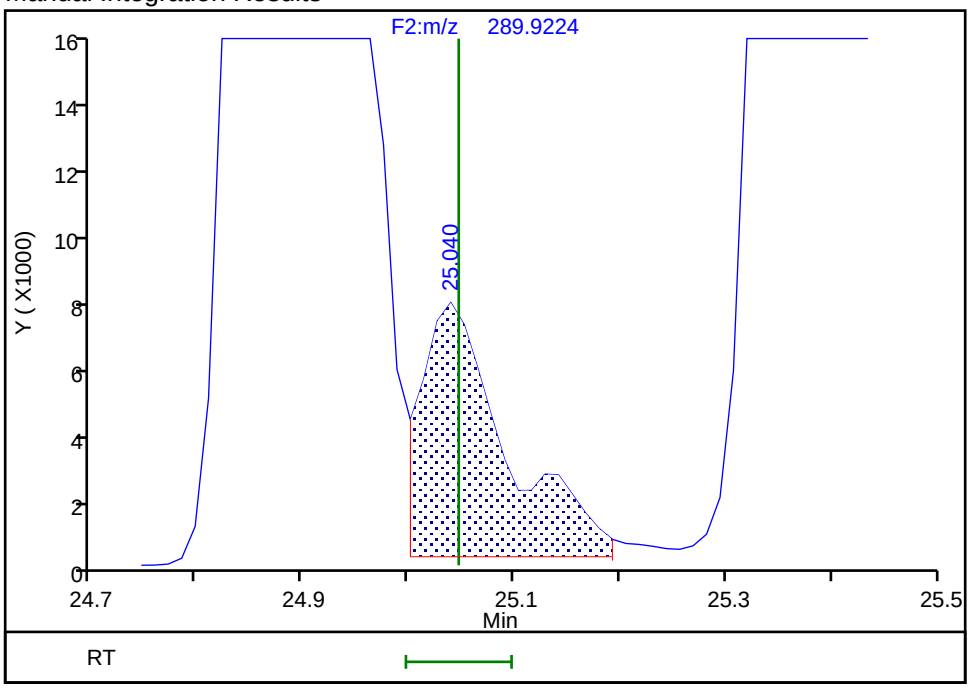

Reviewer: davidsonm, 29-Aug-2019 14:27:22
Audit Action: Assigned Compound ID Audit Reason: Split Peak

Manual Integration/User Assign Peak Report

Eurofins TestAmerica, Knoxville

Data File:	\\chromna\Knoxville\ChromData\D3D\20190828-12892.b\580-88125-b-15-c.d				
Injection Date:	29-Aug-2019 06:01:00	Instrument ID:	D3D		
Lims ID:	580-88125-B-15-C	Lab Sample ID:	140-88125-15		
Client ID:	515-0to26-101918				
Operator ID:	Xcalibur_System	ALS Bottle#:	0	Worklist Smp#:	12
Injection Vol:	1.0 ul	Dil. Factor:	1.0000		
Method:	PCBs_D3D	Limit Group:	HR - 1668A - ICAL		
Column:	SPB-Octyl (0.25 mm)	Detector	F2(21.81 :35.54)		

PCB-49/69, CAS: STL01805

Signal: 1

Not Detected
Expected RT: 25.35

Processing Integration Results

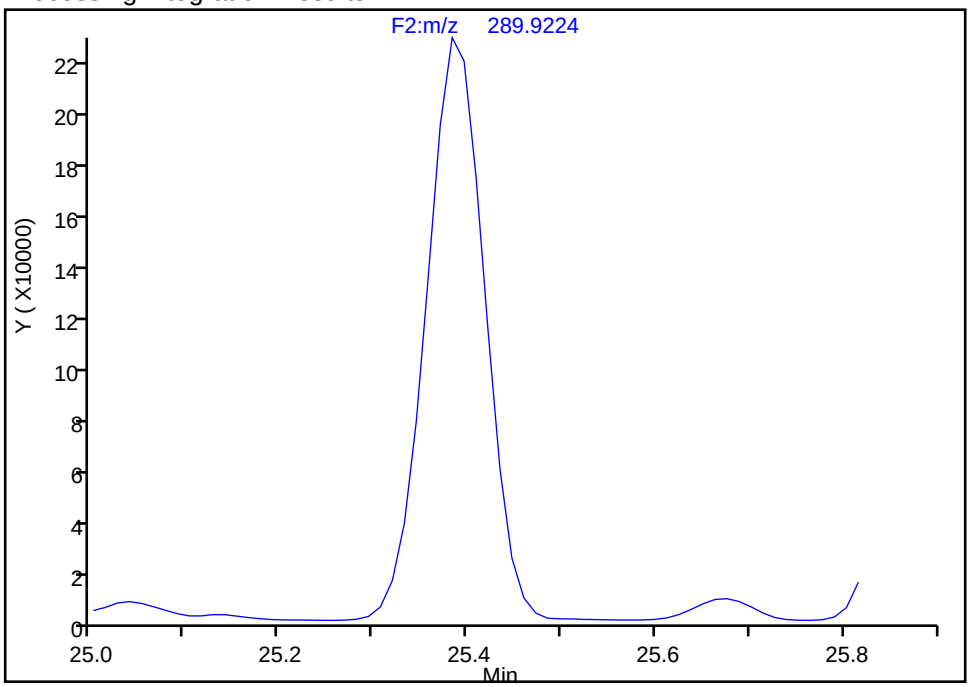

Manual Integration Results

RT: 25.38
Area: 990305
Amount: 150.3077
Amount Units: pg/ul

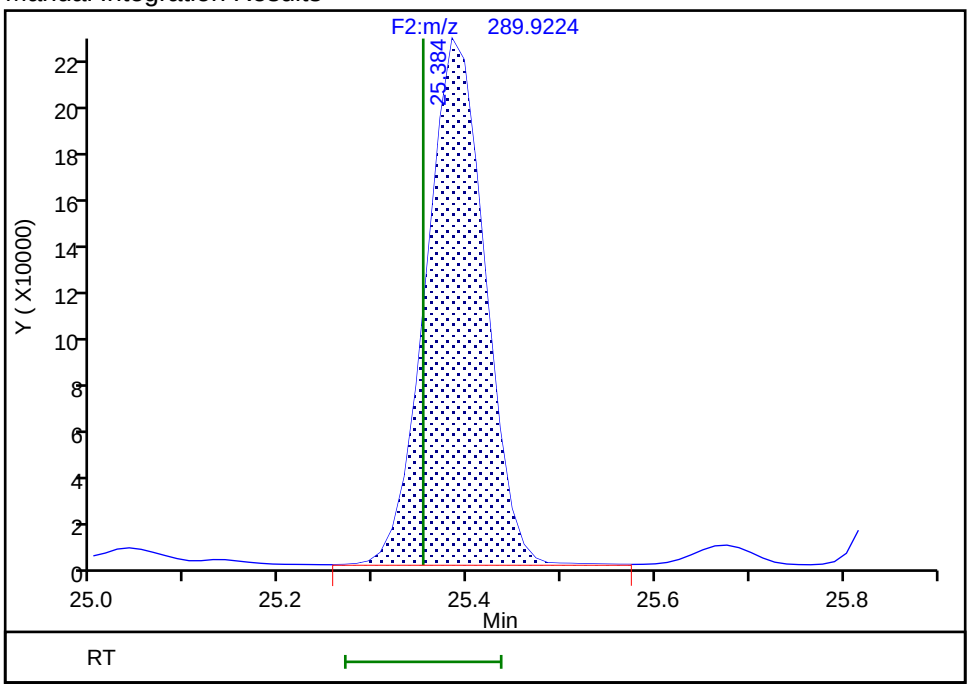

Reviewer: davidsonm, 29-Aug-2019 14:27:25
Audit Action: Assigned Compound ID Audit Reason: Split Peak

Manual Integration/User Assign Peak Report

Eurofins TestAmerica, Knoxville

Data File:	\\chromna\Knoxville\ChromData\D3D\20190828-12892.b\580-88125-b-15-c.d				
Injection Date:	29-Aug-2019 06:01:00	Instrument ID:	D3D		
Lims ID:	580-88125-B-15-C	Lab Sample ID:	140-88125-15		
Client ID:	515-0to26-101918				
Operator ID:	Xcalibur_System	ALS Bottle#:	0	Worklist Smp#:	12
Injection Vol:	1.0 ul	Dil. Factor:	1.0000		
Method:	PCBs_D3D	Limit Group:	HR - 1668A - ICAL		
Column:	SPB-Octyl (0.25 mm)	Detector	F2(21.81 :35.54)		

PCB-48, CAS: 70362-47-9

Signal: 1

Not Detected
Expected RT: 25.67

Processing Integration Results

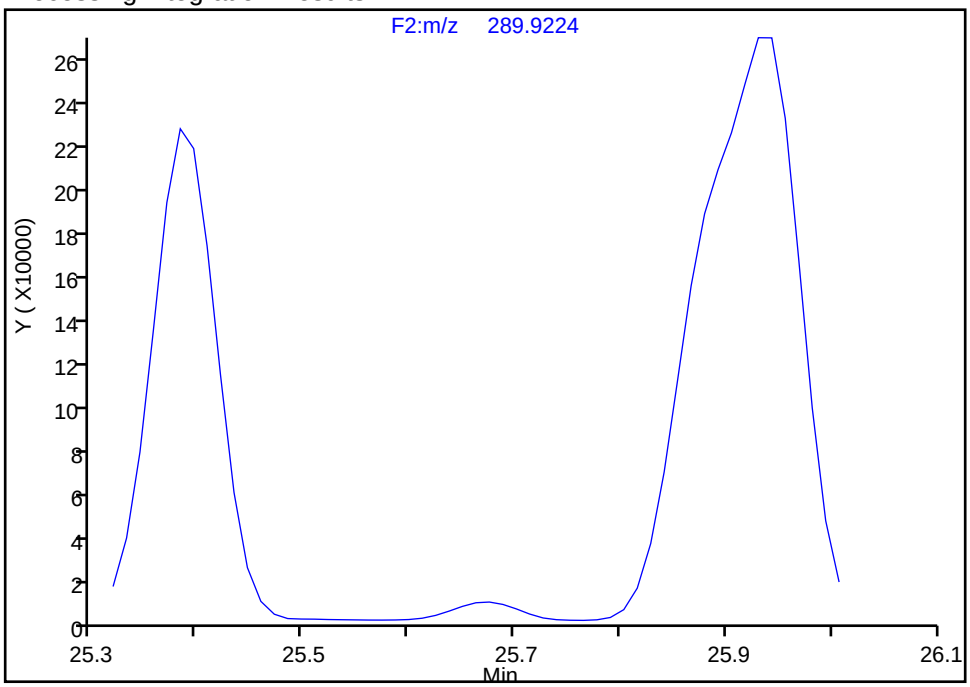

Manual Integration Results

RT: 25.68
Area: 39356
Amount: 7.065902
Amount Units: pg/ul

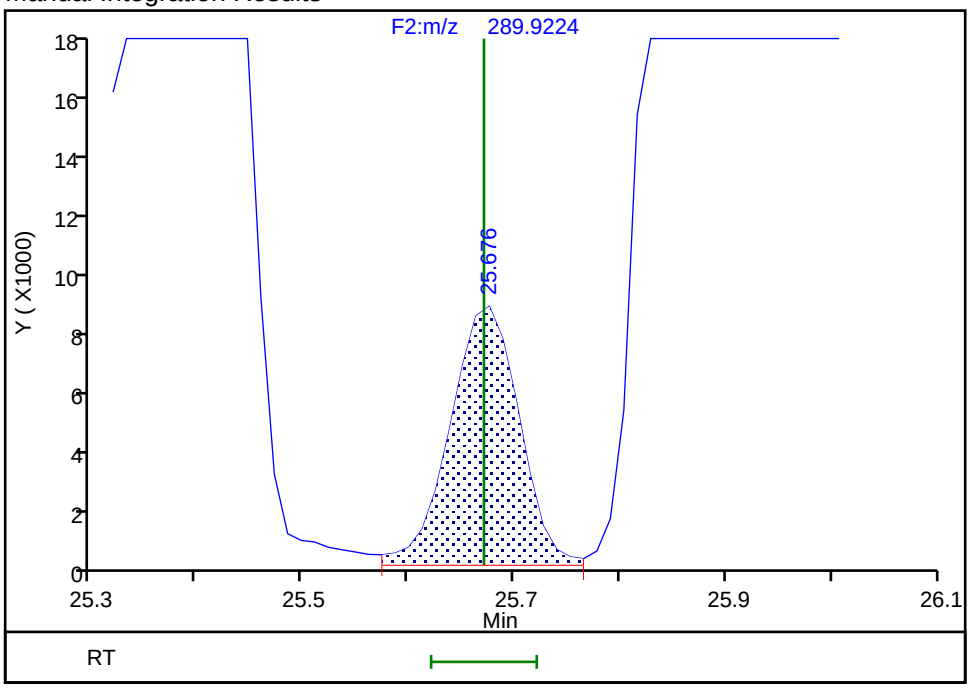

Reviewer: davidsonm, 29-Aug-2019 14:27:28
Audit Action: Assigned Compound ID Audit Reason: Split Peak

Manual Integration/User Assign Peak Report

Eurofins TestAmerica, Knoxville

Data File:	\\chromna\Knoxville\ChromData\D3D\20190828-12892.b\580-88125-b-15-c.d				
Injection Date:	29-Aug-2019 06:01:00	Instrument ID:	D3D		
Lims ID:	580-88125-B-15-C	Lab Sample ID:	140-88125-15		
Client ID:	515-0to26-101918				
Operator ID:	Xcalibur_System	ALS Bottle#:	0	Worklist Smp#:	12
Injection Vol:	1.0 ul	Dil. Factor:	1.0000		
Method:	PCBs_D3D	Limit Group:	HR - 1668A - ICAL		
Column:	SPB-Octyl (0.25 mm)	Detector	F2(21.81 :35.54)		

PCB-44/47/65, CAS: STL01803

Signal: 1

Not Detected
Expected RT: 25.91

Processing Integration Results

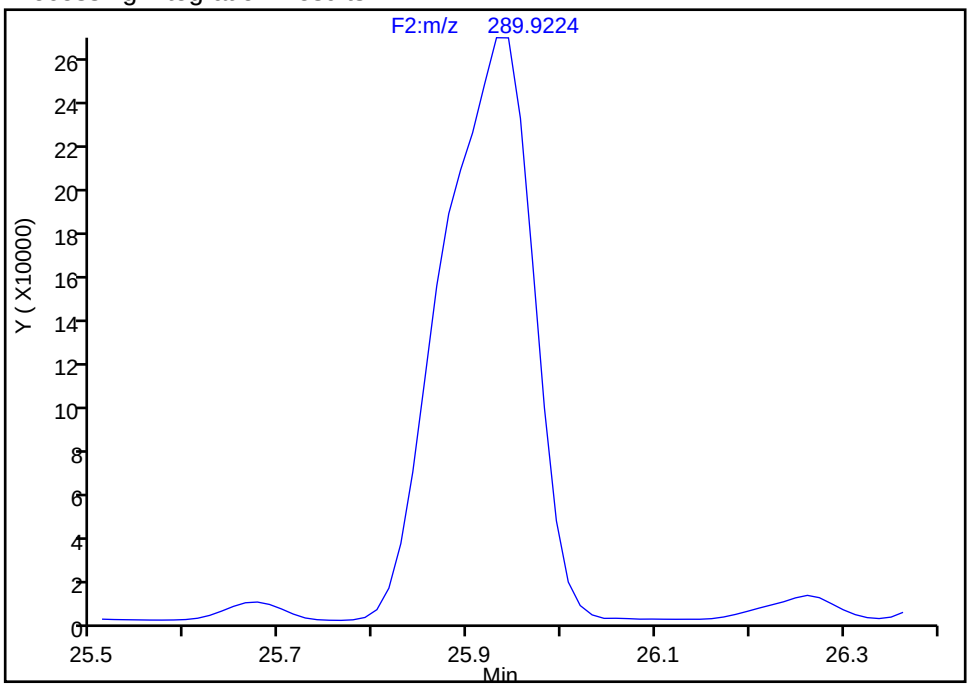

Manual Integration Results

RT: 25.93
Area: 1814687
Amount: 301.5833
Amount Units: pg/ul

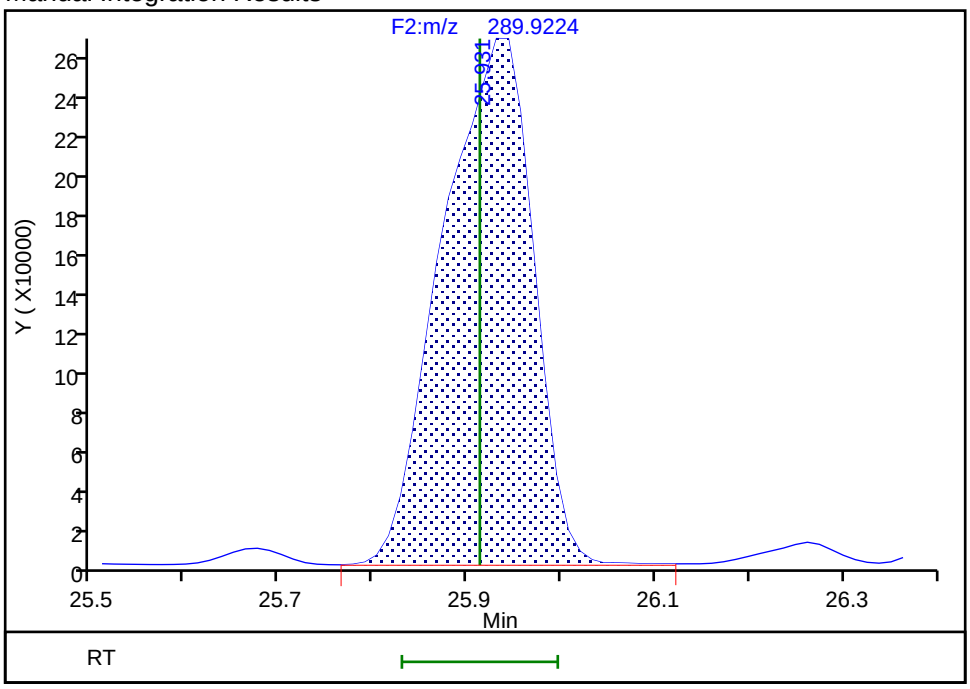

Reviewer: davidsonm, 29-Aug-2019 14:27:31
Audit Action: Assigned Compound ID Audit Reason: Split Peak

Manual Integration/User Assign Peak Report

Eurofins TestAmerica, Knoxville

Data File:	\\chromna\Knoxville\ChromData\D3D\20190828-12892.b\580-88125-b-15-c.d				
Injection Date:	29-Aug-2019 06:01:00	Instrument ID:	D3D		
Lims ID:	580-88125-B-15-C	Lab Sample ID:	140-88125-15		
Client ID:	515-0to26-101918				
Operator ID:	Xcalibur_System	ALS Bottle#:	0	Worklist Smp#:	12
Injection Vol:	1.0 ul	Dil. Factor:	1.0000		
Method:	PCBs_D3D	Limit Group:	HR - 1668A - ICAL		
Column:	SPB-Octyl (0.25 mm)	Detector	F2(21.81 :35.54)		

PCB-59/62/75, CAS: STL01807

Signal: 1

Not Detected
Expected RT: 26.21

Processing Integration Results

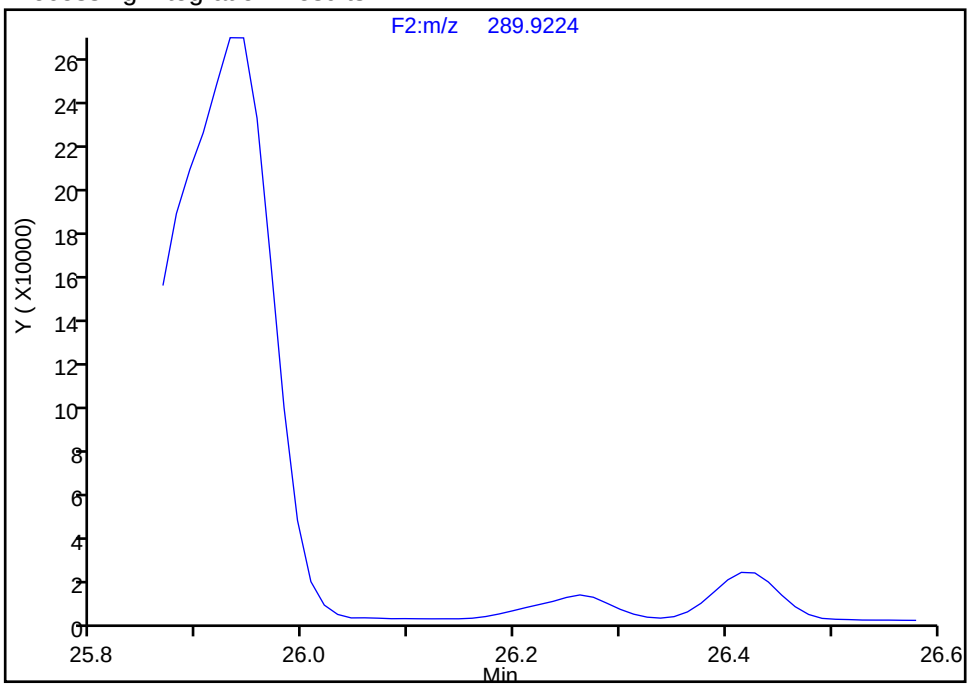

Manual Integration Results

RT: 26.26
Area: 64983
Amount: 8.201387
Amount Units: pg/ul

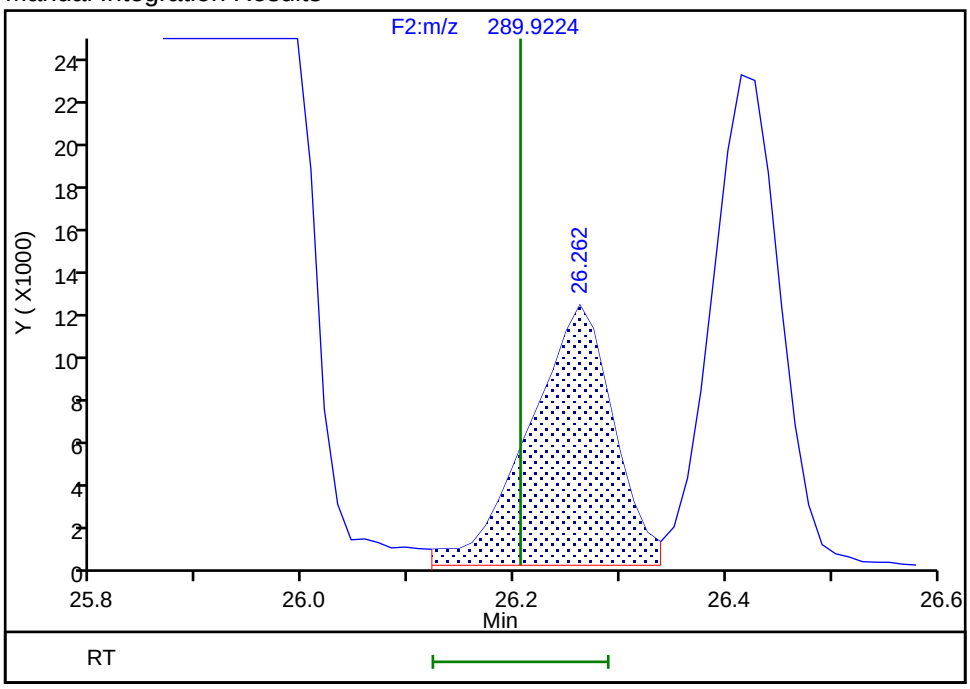

Reviewer: davidsonm, 29-Aug-2019 14:27:35
Audit Action: Assigned Compound ID Audit Reason: Split Peak

Manual Integration/User Assign Peak Report

Eurofins TestAmerica, Knoxville

Data File:	\\chromna\Knoxville\ChromData\D3D\20190828-12892.b\580-88125-b-15-c.d				
Injection Date:	29-Aug-2019 06:01:00	Instrument ID:	D3D		
Lims ID:	580-88125-B-15-C	Lab Sample ID:	140-88125-15		
Client ID:	515-0to26-101918				
Operator ID:	Xcalibur_System	ALS Bottle#:	0	Worklist Smp#:	12
Injection Vol:	1.0 ul	Dil. Factor:	1.0000		
Method:	PCBs_D3D	Limit Group:	HR - 1668A - ICAL		
Column:	SPB-Octyl (0.25 mm)	Detector	F2(21.81 :35.54)		

PCB-42, CAS: 36559-22-5

Signal: 1

Not Detected
Expected RT: 26.42

Processing Integration Results

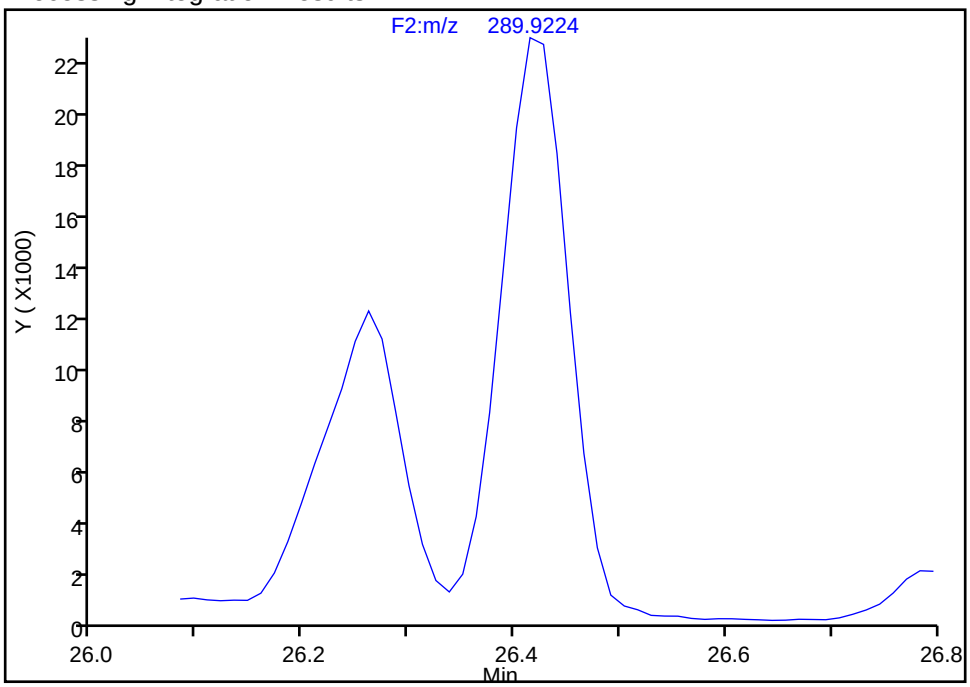

Manual Integration Results

RT: 26.41
Area: 99978
Amount: 19.501435
Amount Units: pg/ul

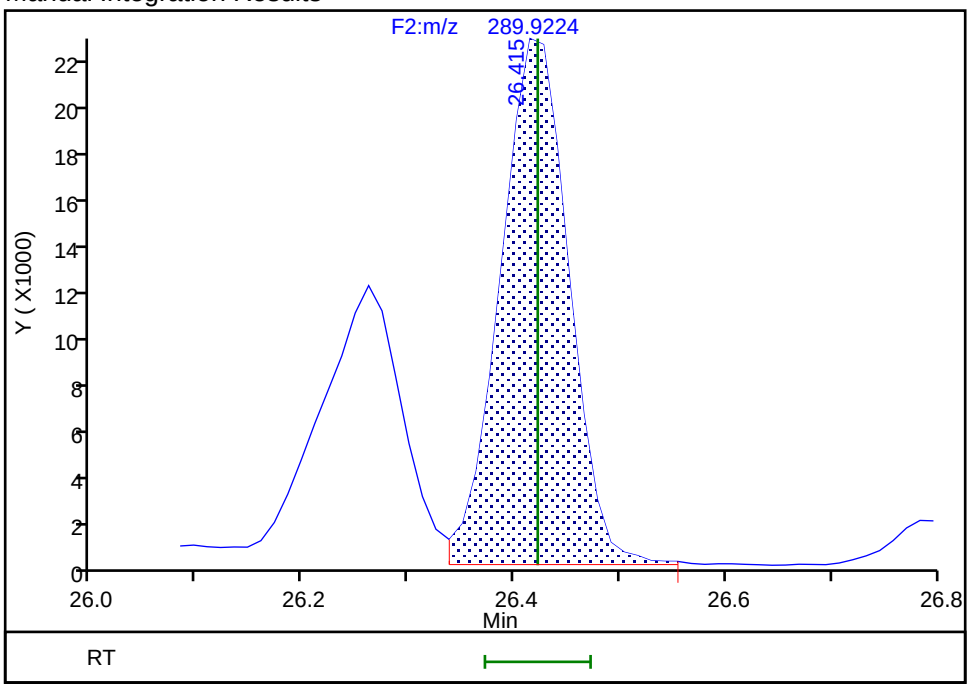

Reviewer: davidsonm, 29-Aug-2019 14:27:38
Audit Action: Assigned Compound ID Audit Reason: Split Peak

Manual Integration/User Assign Peak Report

Eurofins TestAmerica, Knoxville

Data File:	\\chromna\Knoxville\ChromData\D3D\20190828-12892.b\580-88125-b-15-c.d				
Injection Date:	29-Aug-2019 06:01:00	Instrument ID:	D3D		
Lims ID:	580-88125-B-15-C	Lab Sample ID:	140-88125-15		
Client ID:	515-0to26-101918				
Operator ID:	Xcalibur_System	ALS Bottle#:	0	Worklist Smp#:	12
Injection Vol:	1.0 ul	Dil. Factor:	1.0000		
Method:	PCBs_D3D	Limit Group:	HR - 1668A - ICAL		
Column:	SPB-Octyl (0.25 mm)	Detector	F2(21.81 :35.54)		

PCB-64, CAS: 52663-58-8

Signal: 1

Not Detected
Expected RT: 27.12

Processing Integration Results

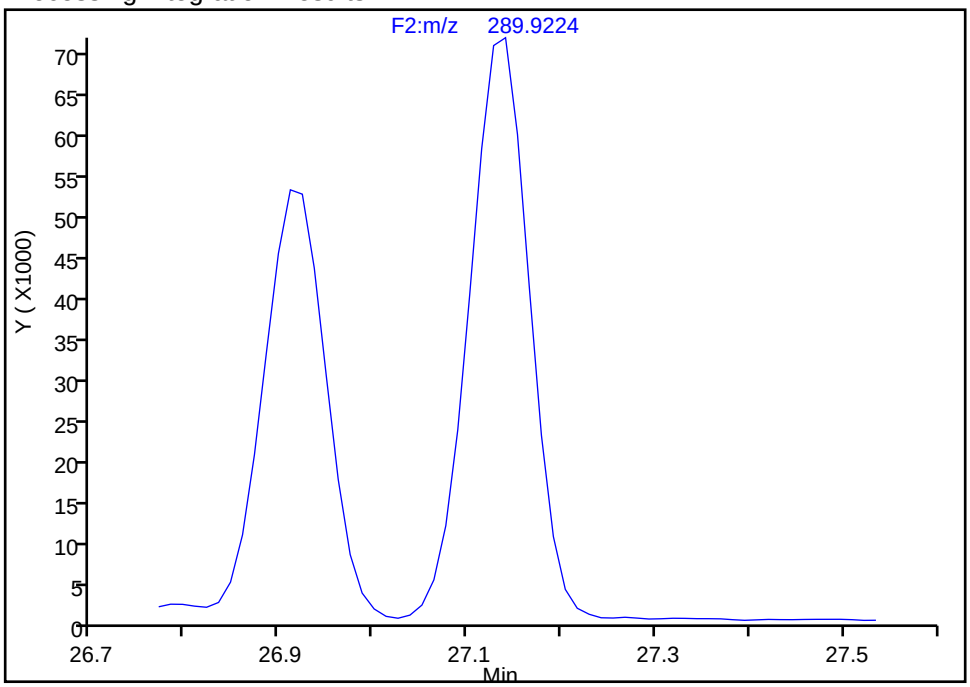

Manual Integration Results

RT: 27.14
Area: 319806
Amount: 38.678361
Amount Units: pg/ul

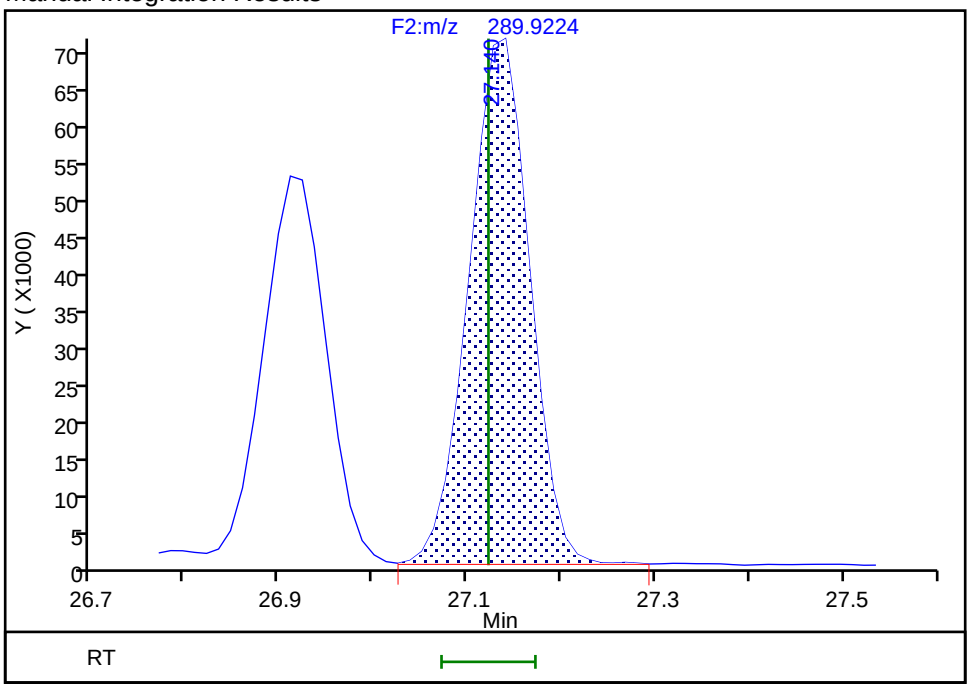

Reviewer: davidsonm, 29-Aug-2019 14:27:43
Audit Action: Assigned Compound ID Audit Reason: Split Peak

Manual Integration/User Assign Peak Report

Eurofins TestAmerica, Knoxville

Data File:	\\chromna\Knoxville\ChromData\D3D\20190828-12892.b\580-88125-b-15-c.d				
Injection Date:	29-Aug-2019 06:01:00	Instrument ID:	D3D		
Lims ID:	580-88125-B-15-C	Lab Sample ID:	140-88125-15		
Client ID:	515-0to26-101918				
Operator ID:	Xcalibur_System	ALS Bottle#:	0	Worklist Smp#:	12
Injection Vol:	1.0 ul	Dil. Factor:	1.0000		
Method:	PCBs_D3D	Limit Group:	HR - 1668A - ICAL		
Column:	SPB-Octyl (0.25 mm)	Detector	F2(21.81 :35.54)		

PCB-79, CAS: 41464-48-6

Signal: 1

Not Detected
Expected RT: 32.82

Processing Integration Results

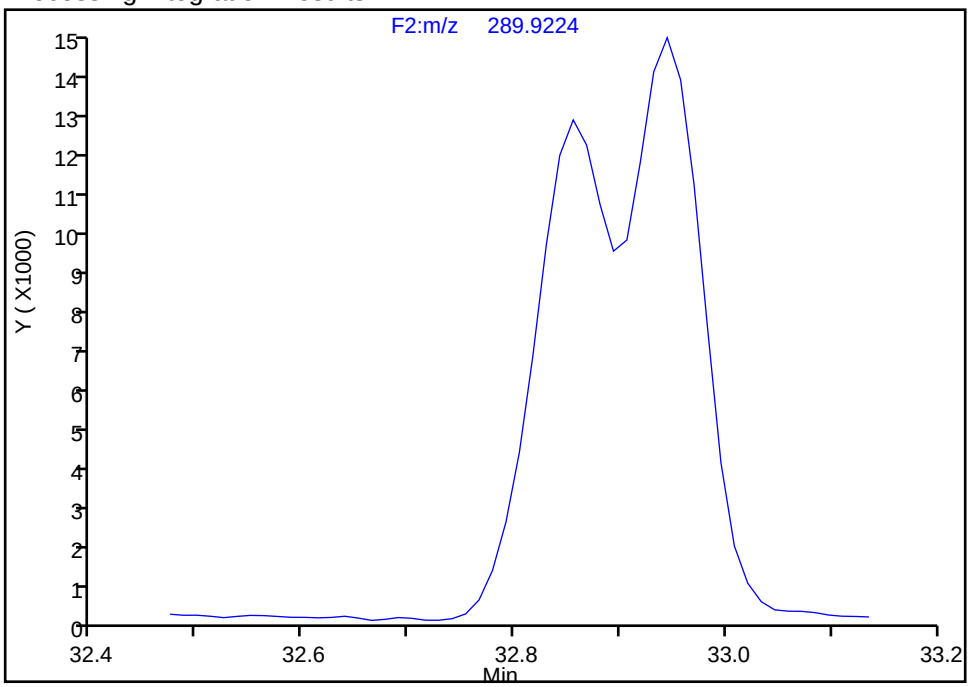

Manual Integration Results

RT: 32.86
Area: 55898
Amount: 6.226174
Amount Units: pg/ul

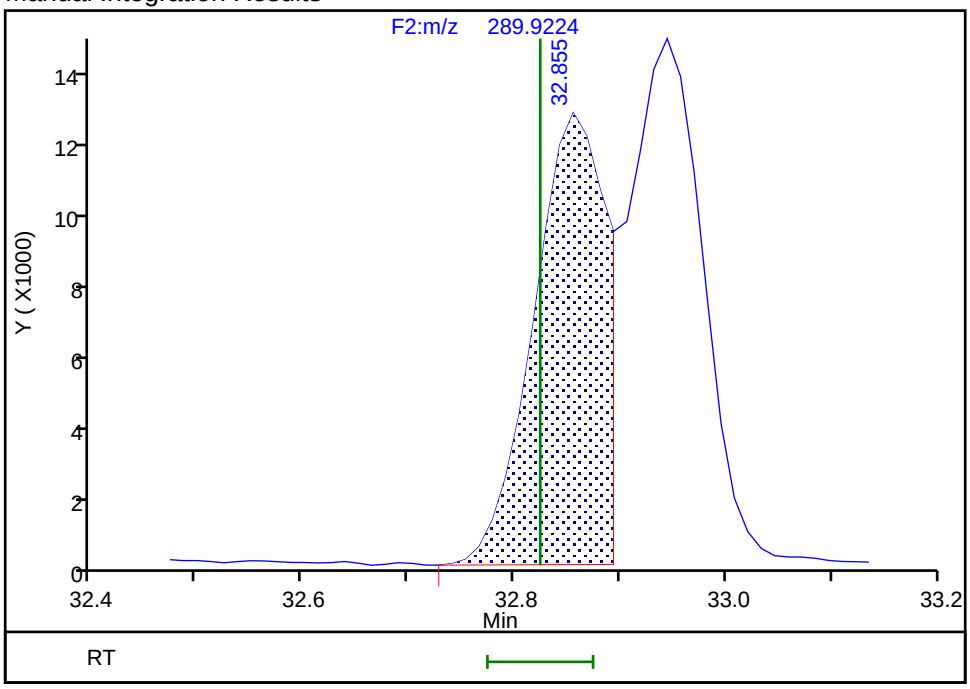

Reviewer: davidsonm, 29-Aug-2019 14:28:16
Audit Action: Assigned Compound ID Audit Reason: Split Peak

Manual Integration/User Assign Peak Report

Eurofins TestAmerica, Knoxville

Data File:	\\chromna\Knoxville\ChromData\D3D\20190828-12892.b\580-88125-b-15-c.d				
Injection Date:	29-Aug-2019 06:01:00	Instrument ID:	D3D		
Lims ID:	580-88125-B-15-C	Lab Sample ID:	140-88125-15		
Client ID:	515-0to26-101918				
Operator ID:	Xcalibur_System	ALS Bottle#:	0	Worklist Smp#:	12
Injection Vol:	1.0 ul	Dil. Factor:	1.0000		
Method:	PCBs_D3D	Limit Group:	HR - 1668A - ICAL		
Column:	SPB-Octyl (0.25 mm)	Detector	F2(21.81 :35.54)		

PCB-81, CAS: 70362-50-4

Signal: 1

Processing Integration Results

RT: 33.75
Area: 63084
Amount: 8.325829
Amount Units: pg/ul

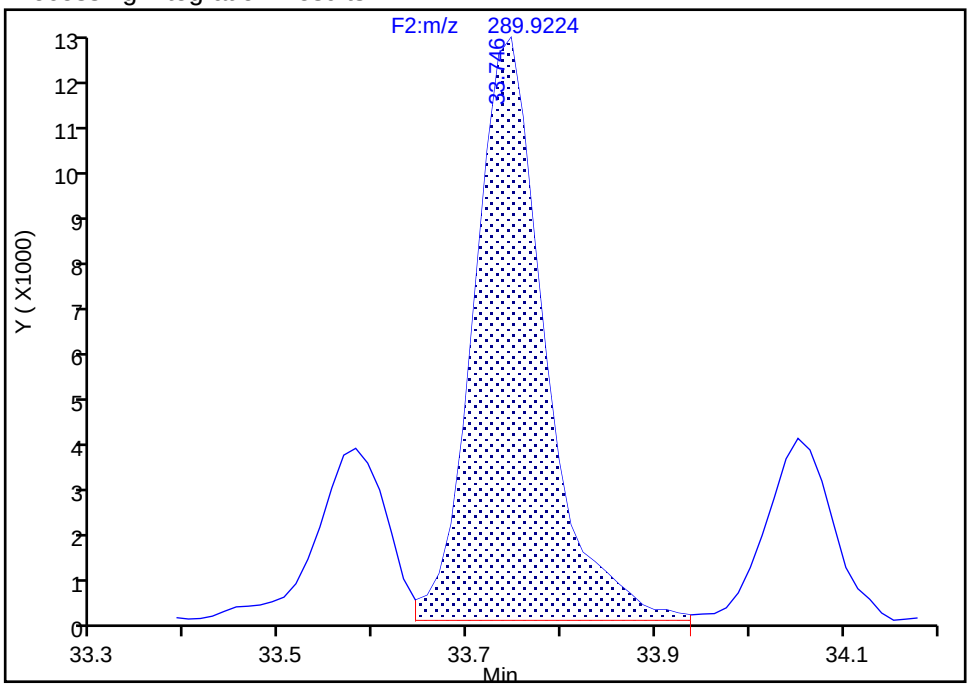

Manual Integration Results

RT: 33.82
Area: 3954
Amount: 0.477793
Amount Units: pg/ul

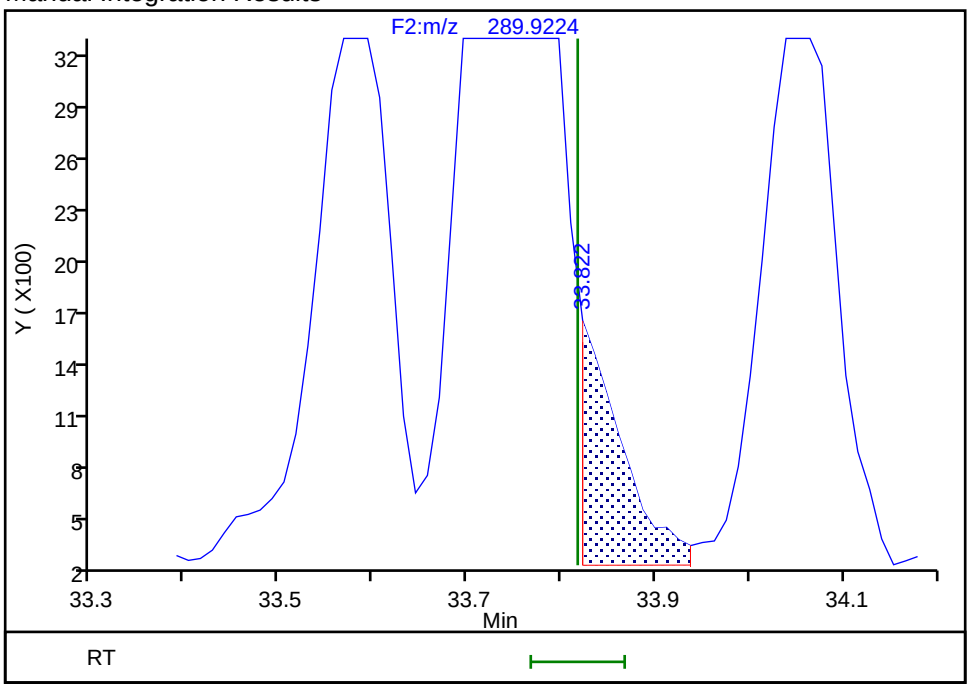

Reviewer: davidsonm, 29-Aug-2019 14:28:31

Audit Action: Split an Integrated Peak Audit Reason: Split Peak

Manual Integration/User Assign Peak Report

Eurofins TestAmerica, Knoxville

Data File:	\\chromna\Knoxville\ChromData\D3D\20190828-12892.b\580-88125-b-15-c.d				
Injection Date:	29-Aug-2019 06:01:00	Instrument ID:	D3D		
Lims ID:	580-88125-B-15-C	Lab Sample ID:	140-88125-15		
Client ID:	515-0to26-101918				
Operator ID:	Xcalibur_System	ALS Bottle#:	0	Worklist Smp#:	12
Injection Vol:	1.0 ul	Dil. Factor:	1.0000		
Method:	PCBs_D3D	Limit Group:	HR - 1668A - ICAL		
Column:	SPB-Octyl (0.25 mm)	Detector	F2(21.81 :35.54)		

PCB-81, CAS: 70362-50-4

Signal: 2

Processing Integration Results

RT: 33.73
Area: 77680
Amount: 8.325829
Amount Units: pg/ul

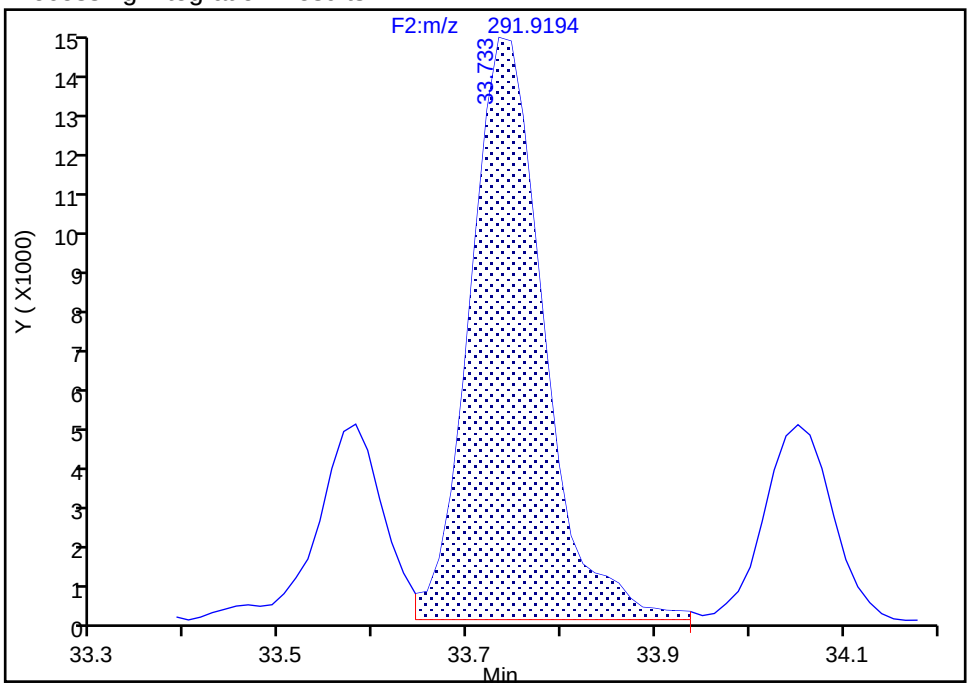

Manual Integration Results

RT: 33.82
Area: 4124
Amount: 0.477793
Amount Units: pg/ul

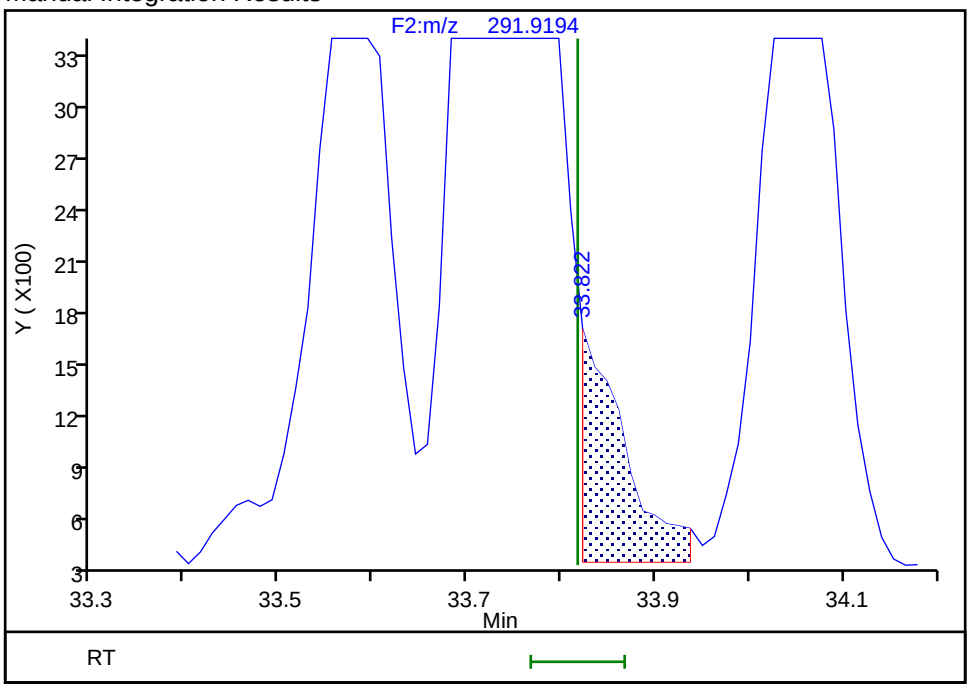

Reviewer: davidsonm, 29-Aug-2019 14:28:33

Audit Action: Split an Integrated Peak Audit Reason: Split Peak

Eurofins TestAmerica, Knoxville

Data File:	\\chromna\Knoxville\ChromData\D3D\20190828-12892.b\580-88125-b-15-c.d		
Injection Date:	29-Aug-2019 06:01:00	Injection Vol:	1.0 ul
Instrument ID:	D3D	Operator ID:	Xcalibur_System
Method:	PCBs_D3D	Limit Group:	HR - 1668A - ICAL
Client ID:	515-0to26-101918		
Worklist#:	33110	Sample Line#:	12
Column Type:	SPB-Octyl	Column Dia:	0.25 mm

PePCB F2

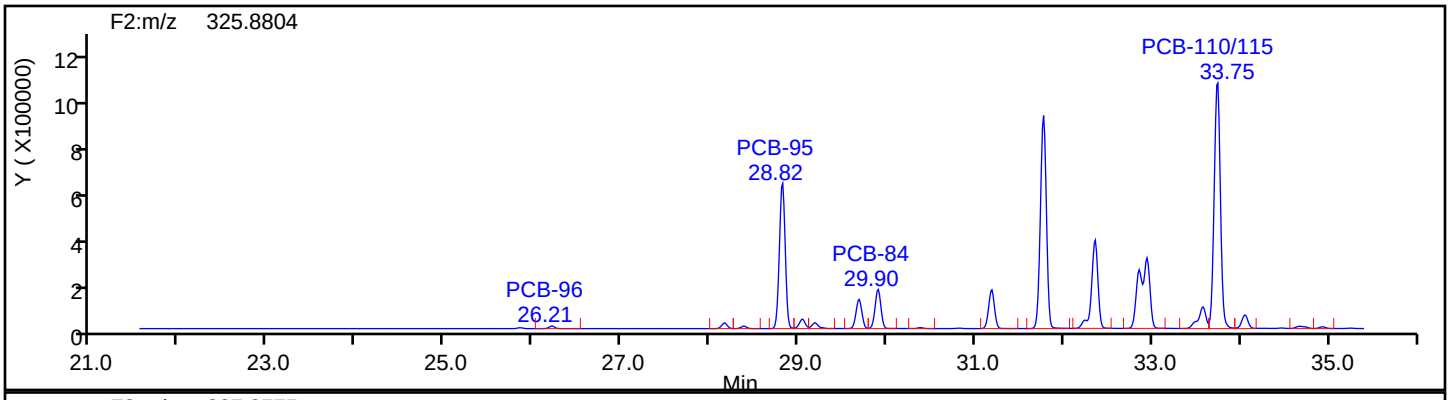

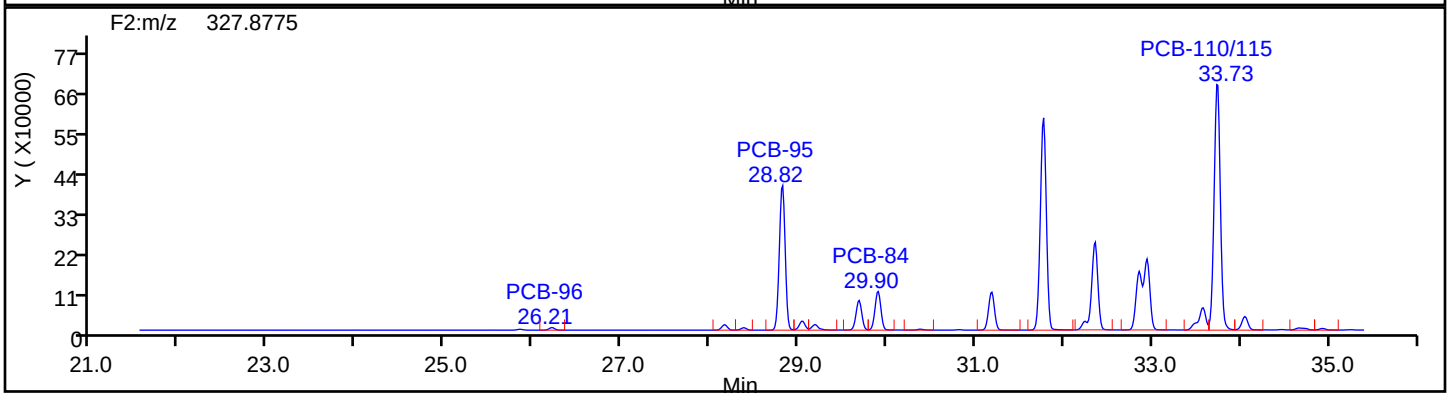

PePCB F2 Standards

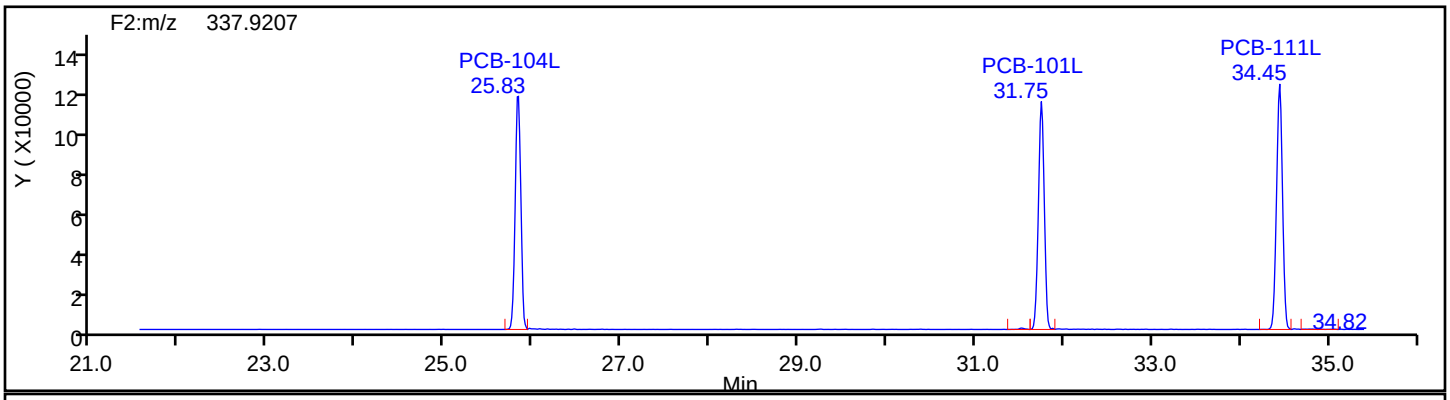

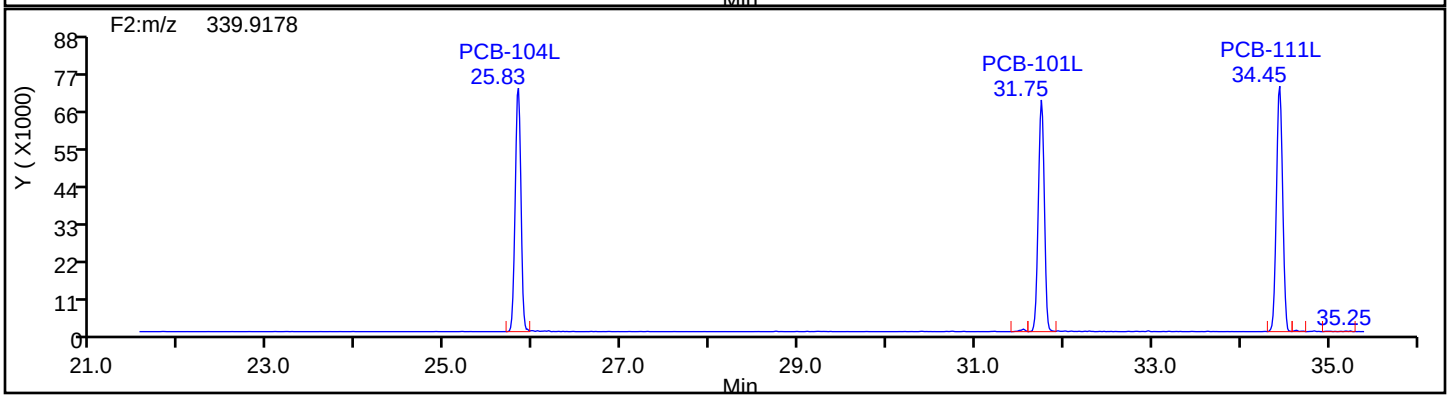

Eurofins TestAmerica, Knoxville

Data File:	\\chromna\Knoxville\ChromData\D3D\20190828-12892.b\580-88125-b-15-c.d		
Injection Date:	29-Aug-2019 06:01:00	Injection Vol:	1.0 ul
Instrument ID:	D3D	Operator ID:	Xcalibur_System
Method:	PCBs_D3D	Limit Group:	HR - 1668A - ICAL
Client ID:	515-0to26-101918		
Worklist#:	33110	Sample Line#:	12
Column Type:	SPB-Octyl	Column Dia:	0.25 mm

PePCB F2

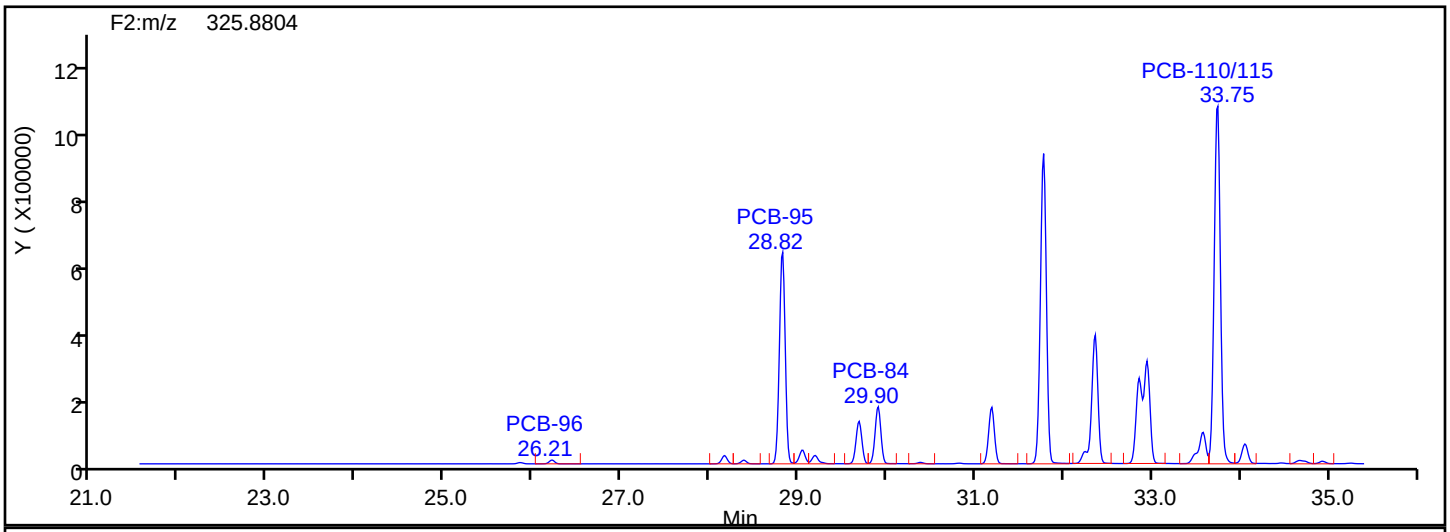

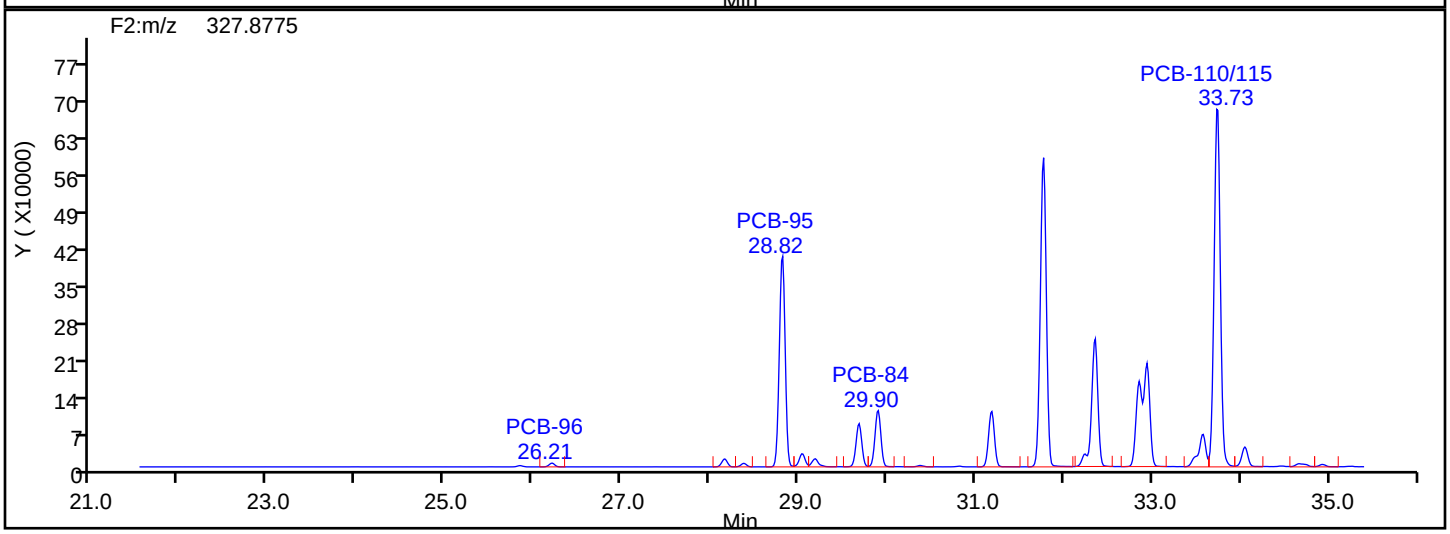

PePCB F2 Lock Mass

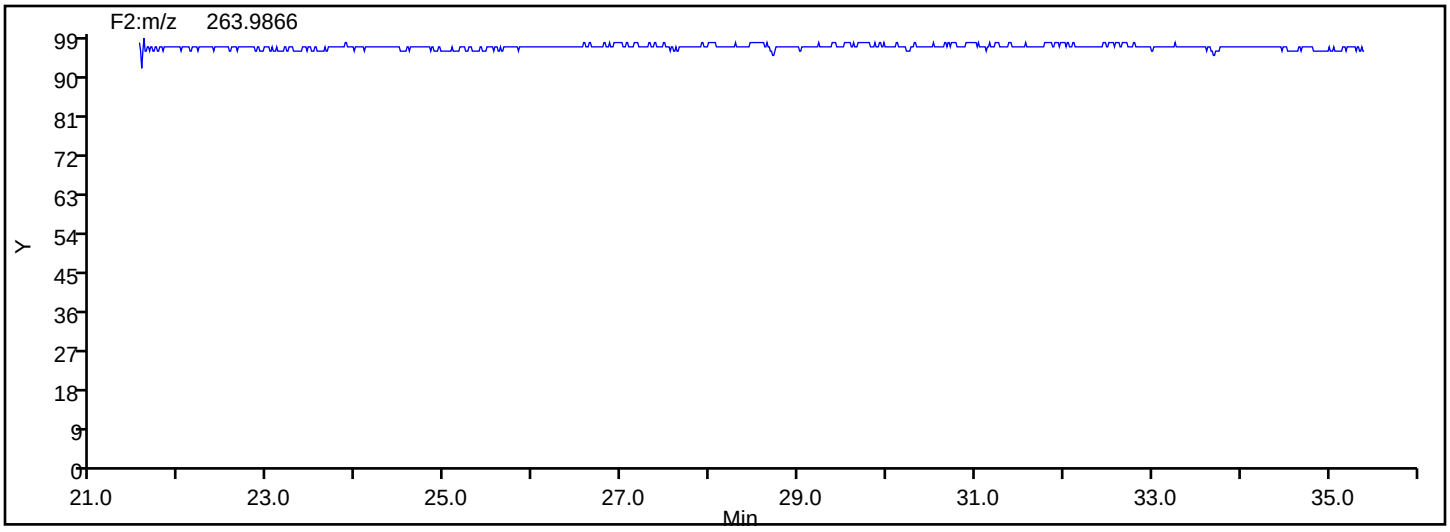

Manual Integration/User Assign Peak Report

Eurofins TestAmerica, Knoxville

Data File:	\\chromna\Knoxville\ChromData\D3D\20190828-12892.b\580-88125-b-15-c.d				
Injection Date:	29-Aug-2019 06:01:00	Instrument ID:	D3D		
Lims ID:	580-88125-B-15-C	Lab Sample ID:	140-88125-15		
Client ID:	515-0to26-101918				
Operator ID:	Xcalibur_System	ALS Bottle#:	0	Worklist Smp#:	12
Injection Vol:	1.0 ul	Dil. Factor:	1.0000		
Method:	PCBs_D3D	Limit Group:	HR - 1668A - ICAL		
Column:	SPB-Octyl (0.25 mm)	Detector	F2(21.81 :35.54)		

PCB-103, CAS: 60145-21-3

Signal: 1

Not Detected
Expected RT: 28.15

Processing Integration Results

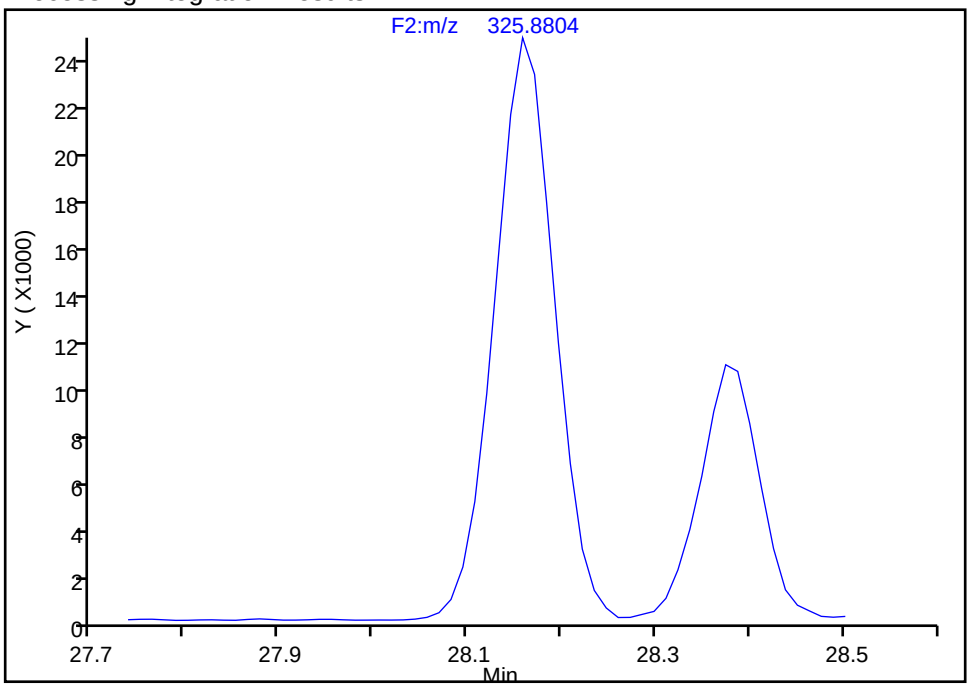

Manual Integration Results

RT: 28.16
Area: 110647
Amount: 20.625741
Amount Units: pg/ul

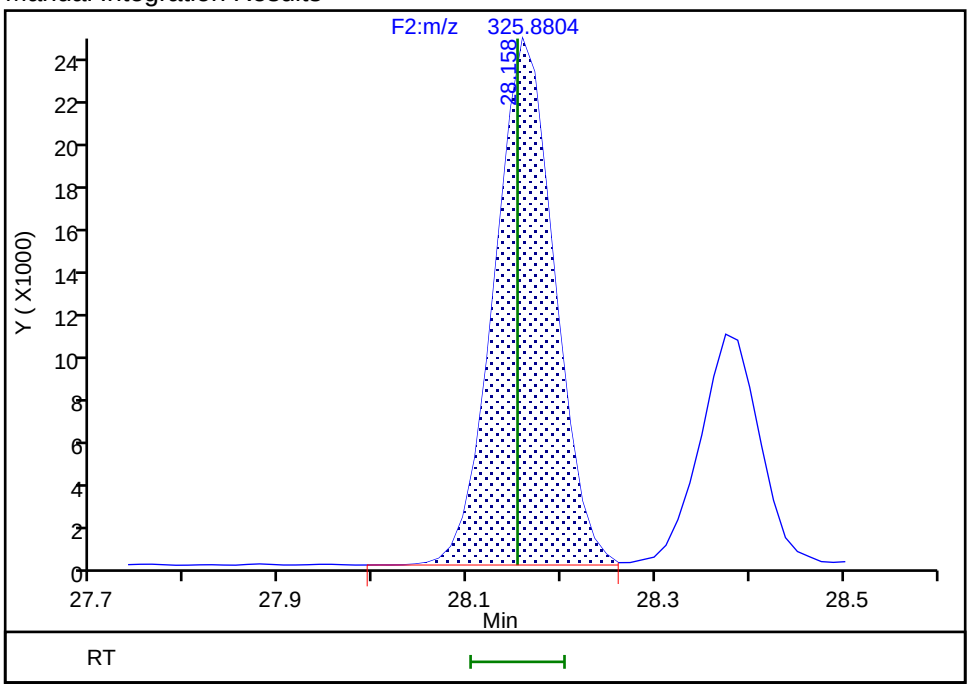

Reviewer: davidsonm, 29-Aug-2019 14:28:47
Audit Action: Assigned Compound ID Audit Reason: Split Peak

Manual Integration/User Assign Peak Report

Eurofins TestAmerica, Knoxville

Data File:	\\chromna\Knoxville\ChromData\D3D\20190828-12892.b\580-88125-b-15-c.d				
Injection Date:	29-Aug-2019 06:01:00	Instrument ID:	D3D		
Lims ID:	580-88125-B-15-C	Lab Sample ID:	140-88125-15		
Client ID:	515-0to26-101918				
Operator ID:	Xcalibur_System	ALS Bottle#:	0	Worklist Smp#:	12
Injection Vol:	1.0 ul	Dil. Factor:	1.0000		
Method:	PCBs_D3D	Limit Group:	HR - 1668A - ICAL		
Column:	SPB-Octyl (0.25 mm)	Detector	F2(21.81 :35.54)		

PCB-94, CAS: 73575-55-0

Signal: 1

Not Detected
Expected RT: 28.37

Processing Integration Results

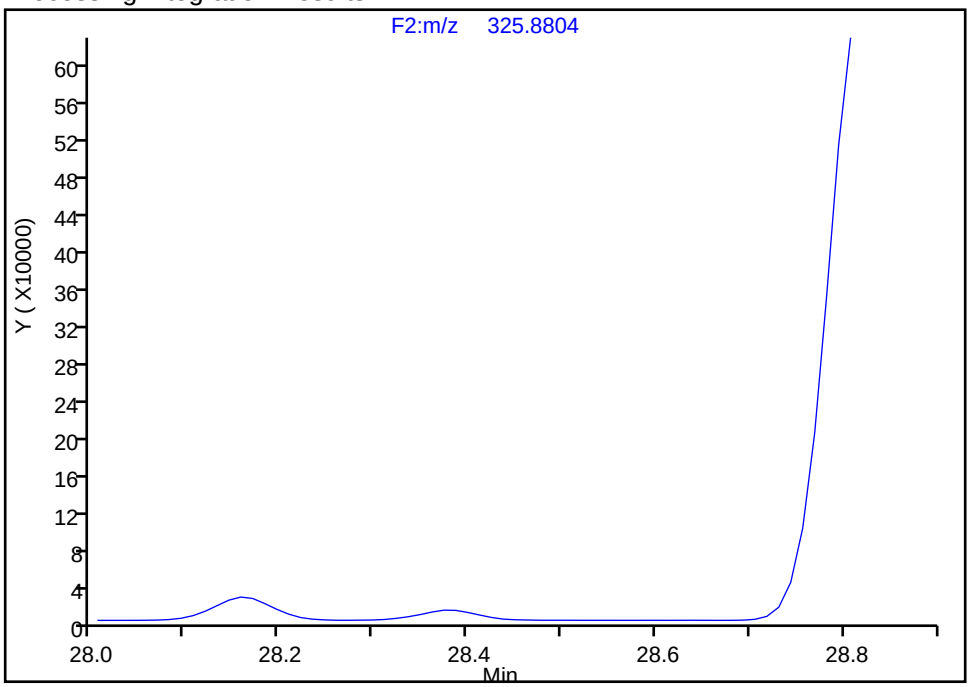

Manual Integration Results

RT: 28.37
Area: 49243
Amount: 10.450384
Amount Units: pg/ul

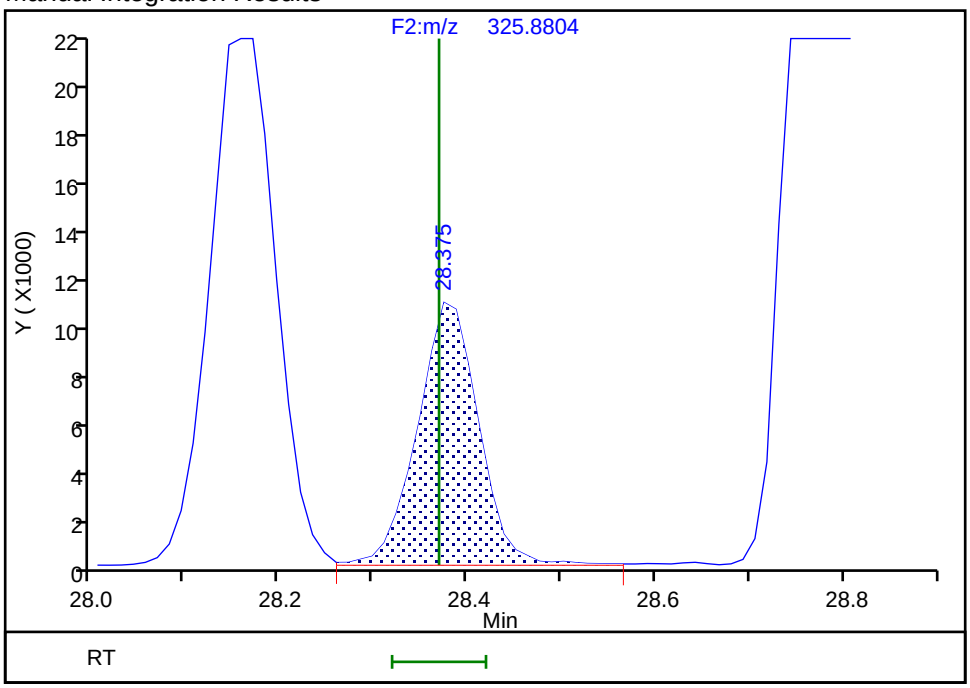

Reviewer: davidsonm, 29-Aug-2019 14:28:50
Audit Action: Assigned Compound ID Audit Reason: Split Peak

Manual Integration/User Assign Peak Report

Eurofins TestAmerica, Knoxville

Data File:	\\chromna\Knoxville\ChromData\D3D\20190828-12892.b\580-88125-b-15-c.d				
Injection Date:	29-Aug-2019 06:01:00	Instrument ID:	D3D		
Lims ID:	580-88125-B-15-C	Lab Sample ID:	140-88125-15		
Client ID:	515-0to26-101918				
Operator ID:	Xcalibur_System	ALS Bottle#:	0	Worklist Smp#:	12
Injection Vol:	1.0 ul	Dil. Factor:	1.0000		
Method:	PCBs_D3D	Limit Group:	HR - 1668A - ICAL		
Column:	SPB-Octyl (0.25 mm)	Detector	F2(21.81 :35.54)		

PCB-84, CAS: 52663-60-2

Signal: 1

Not Detected
Expected RT: 29.90

Processing Integration Results

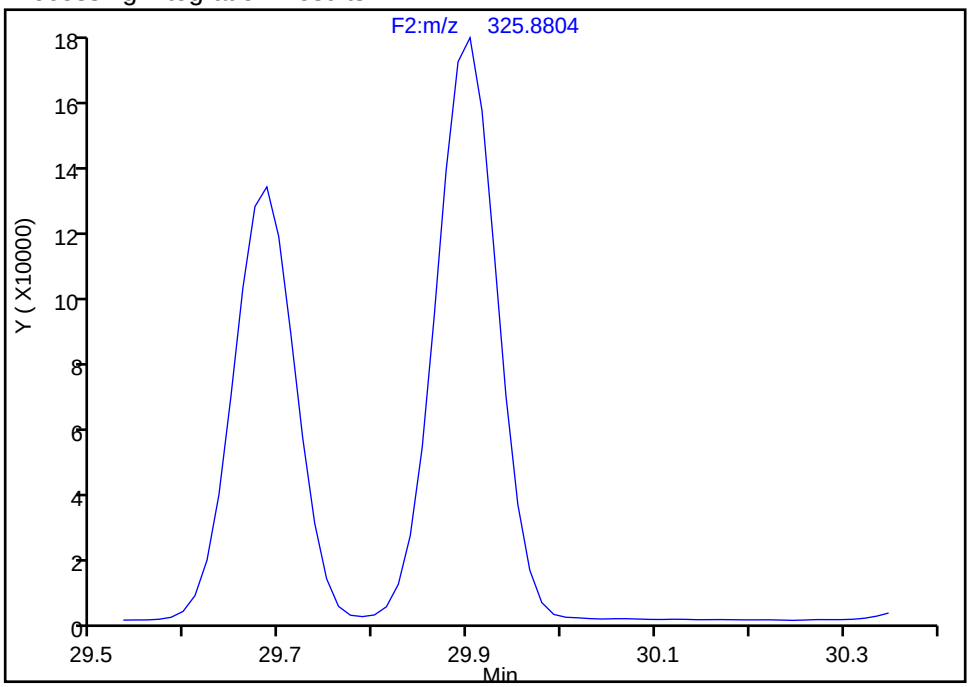

Manual Integration Results

RT: 29.90
Area: 795239
Amount: 179.4862
Amount Units: pg/ul

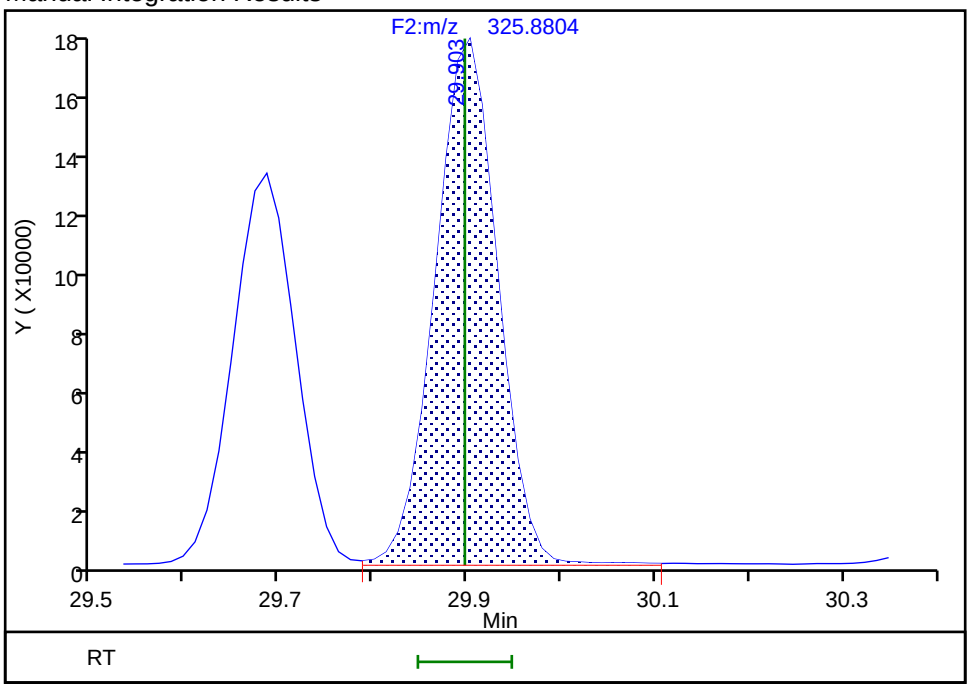

Reviewer: davidsonm, 29-Aug-2019 14:28:58
Audit Action: Assigned Compound ID Audit Reason: Split Peak

Manual Integration/User Assign Peak Report

Eurofins TestAmerica, Knoxville

Data File:	\\chromna\Knoxville\ChromData\D3D\20190828-12892.b\580-88125-b-15-c.d				
Injection Date:	29-Aug-2019 06:01:00	Instrument ID:	D3D		
Lims ID:	580-88125-B-15-C	Lab Sample ID:	140-88125-15		
Client ID:	515-0to26-101918				
Operator ID:	Xcalibur_System	ALS Bottle#:	0	Worklist Smp#:	12
Injection Vol:	1.0 ul	Dil. Factor:	1.0000		
Method:	PCBs_D3D	Limit Group:	HR - 1668A - ICAL		
Column:	SPB-Octyl (0.25 mm)	Detector	F2(21.81 :35.54)		

PCB-90/101/113, CAS: STL01813

Signal: 1

Not Detected
Expected RT: 31.74

Processing Integration Results

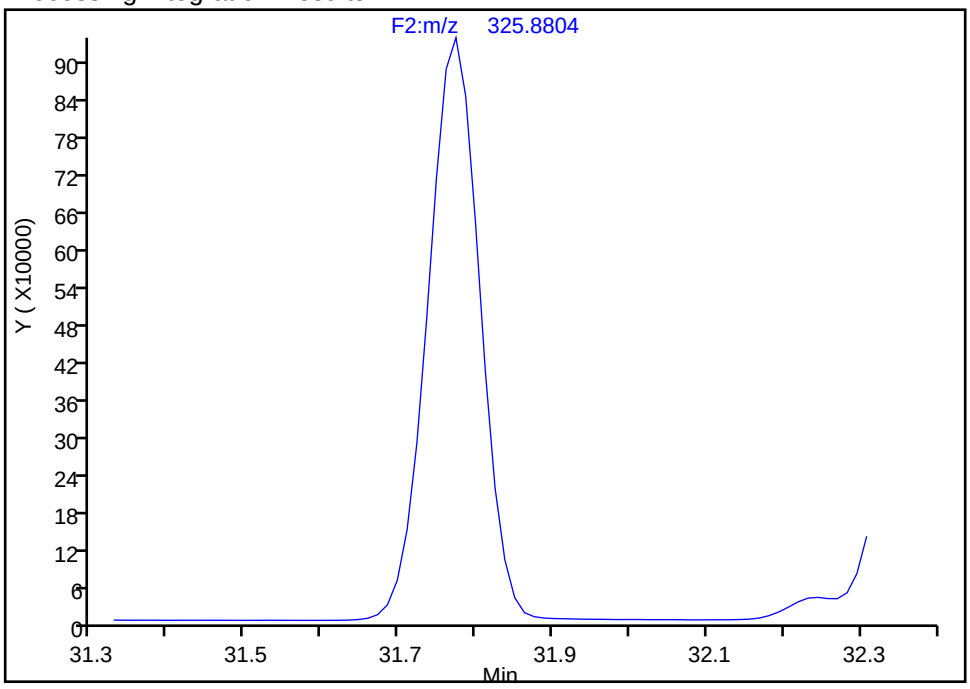

Manual Integration Results

RT: 31.77
Area: 4433411
Amount: 756.1801
Amount Units: pg/ul

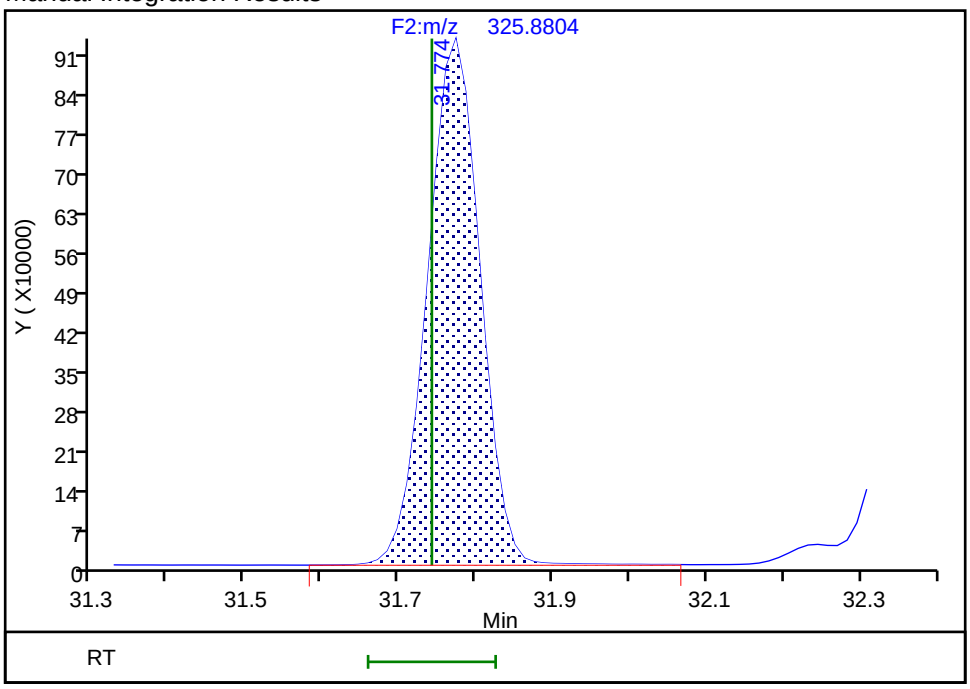

Reviewer: davidsonm, 29-Aug-2019 14:29:04
Audit Action: Assigned Compound ID Audit Reason: Split Peak

Manual Integration/User Assign Peak Report

Eurofins TestAmerica, Knoxville

Data File:	\\chromna\Knoxville\ChromData\D3D\20190828-12892.b\580-88125-b-15-c.d				
Injection Date:	29-Aug-2019 06:01:00	Instrument ID:	D3D		
Lims ID:	580-88125-B-15-C	Lab Sample ID:	140-88125-15		
Client ID:	515-0to26-101918				
Operator ID:	Xcalibur_System	ALS Bottle#:	0	Worklist Smp#:	12
Injection Vol:	1.0 ul	Dil. Factor:	1.0000		
Method:	PCBs_D3D	Limit Group:	HR - 1668A - ICAL		
Column:	SPB-Octyl (0.25 mm)	Detector	F2(21.81 :35.54)		

PCB-83/99, CAS: STL01809

Signal: 1

Processing Integration Results

RT: 32.24
Area: 161680
Amount: 33.259986
Amount Units: pg/ul

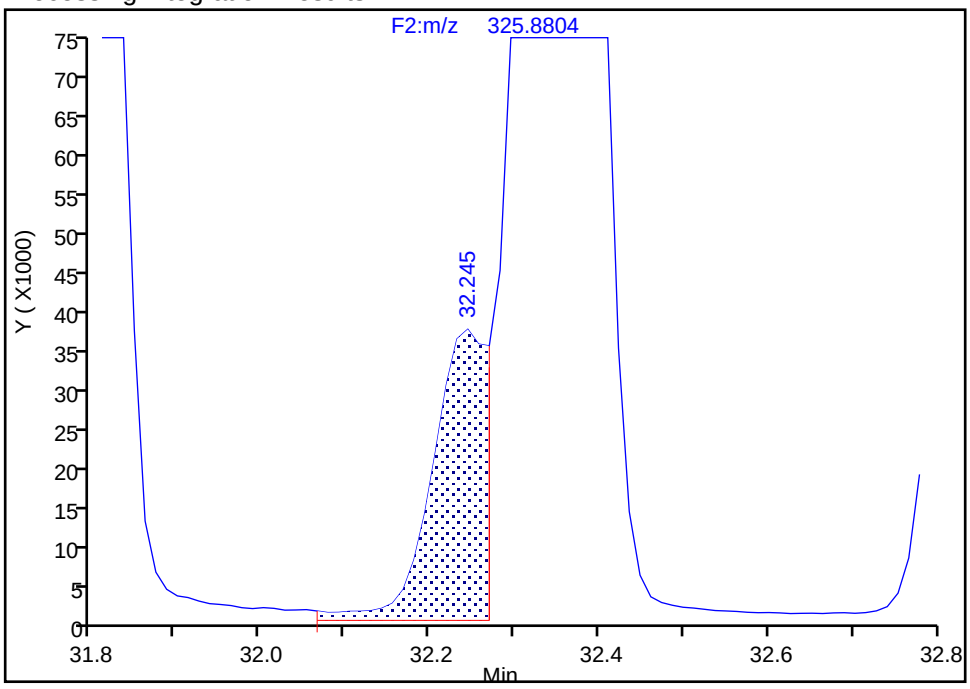

Manual Integration Results

RT: 32.36
Area: 1985514
Amount: 408.9634
Amount Units: pg/ul

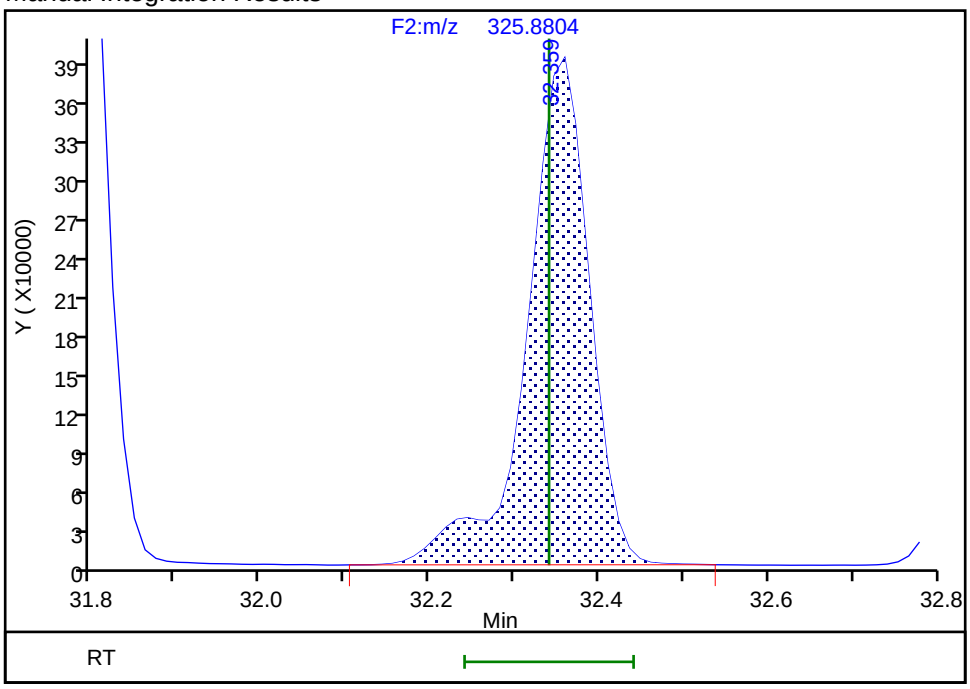

Reviewer: davidsonm, 29-Aug-2019 14:29:23

Audit Action: Manually Integrated Audit Reason: Incomplete Integration

Manual Integration/User Assign Peak Report

Eurofins TestAmerica, Knoxville

Data File:	\\chromna\Knoxville\ChromData\D3D\20190828-12892.b\580-88125-b-15-c.d				
Injection Date:	29-Aug-2019 06:01:00	Instrument ID:	D3D		
Lims ID:	580-88125-B-15-C	Lab Sample ID:	140-88125-15		
Client ID:	515-0to26-101918				
Operator ID:	Xcalibur_System	ALS Bottle#:	0	Worklist Smp#:	12
Injection Vol:	1.0 ul	Dil. Factor:	1.0000		
Method:	PCBs_D3D	Limit Group:	HR - 1668A - ICAL		
Column:	SPB-Octyl (0.25 mm)	Detector	F2(21.81 :35.54)		

PCB-83/99, CAS: STL01809

Signal: 2

Processing Integration Results

RT: 32.24
Area: 101080
Amount: 33.259986
Amount Units: pg/ul

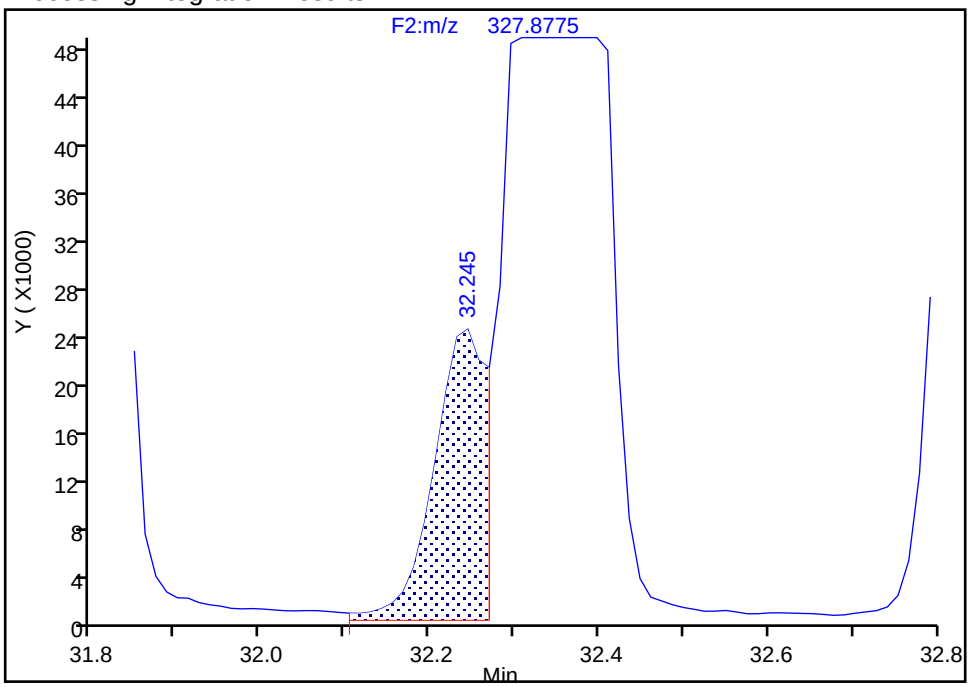

Manual Integration Results

RT: 32.36
Area: 1245372
Amount: 408.9634
Amount Units: pg/ul

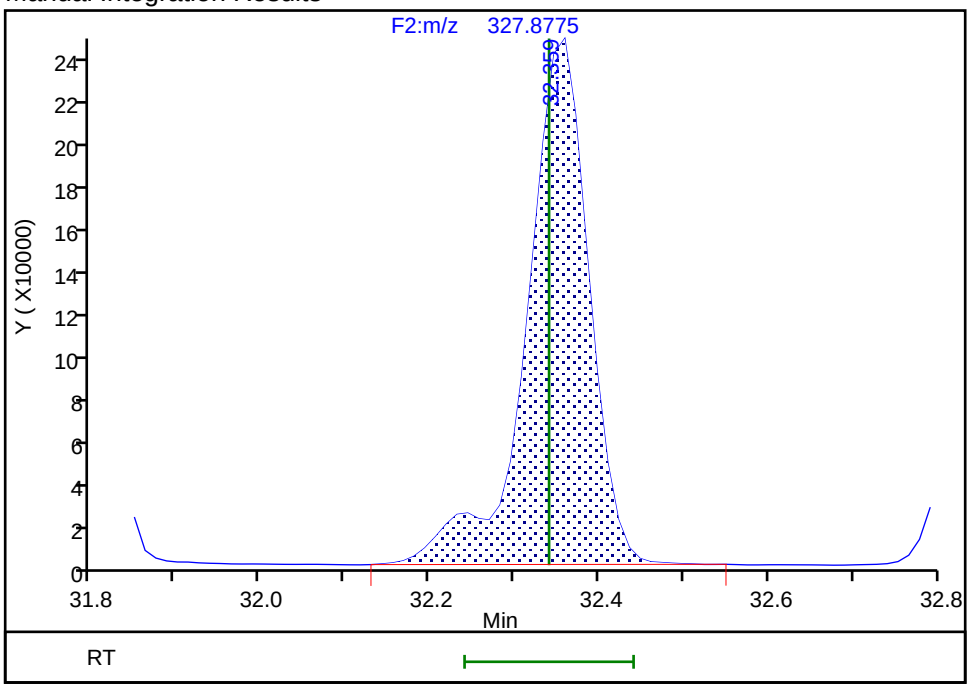

Reviewer: davidsonm, 29-Aug-2019 14:29:26

Audit Action: Manually Integrated Audit Reason: Incomplete Integration

Manual Integration/User Assign Peak Report

Eurofins TestAmerica, Knoxville

Data File:	\\chromna\Knoxville\ChromData\D3D\20190828-12892.b\580-88125-b-15-c.d				
Injection Date:	29-Aug-2019 06:01:00	Instrument ID:	D3D		
Lims ID:	580-88125-B-15-C	Lab Sample ID:	140-88125-15		
Client ID:	515-0to26-101918				
Operator ID:	Xcalibur_System	ALS Bottle#:	0	Worklist Smp#:	12
Injection Vol:	1.0 ul	Dil. Factor:	1.0000		
Method:	PCBs_D3D	Limit Group:	HR - 1668A - ICAL		
Column:	SPB-Octyl (0.25 mm)	Detector	F2(21.81 :35.54)		

PCB-86/87/97/109/119/125, CAS: STL02295

Signal: 1

Processing Integration Results

RT: 32.86
Area: 1174626
Amount: 190.7398
Amount Units: pg/ul

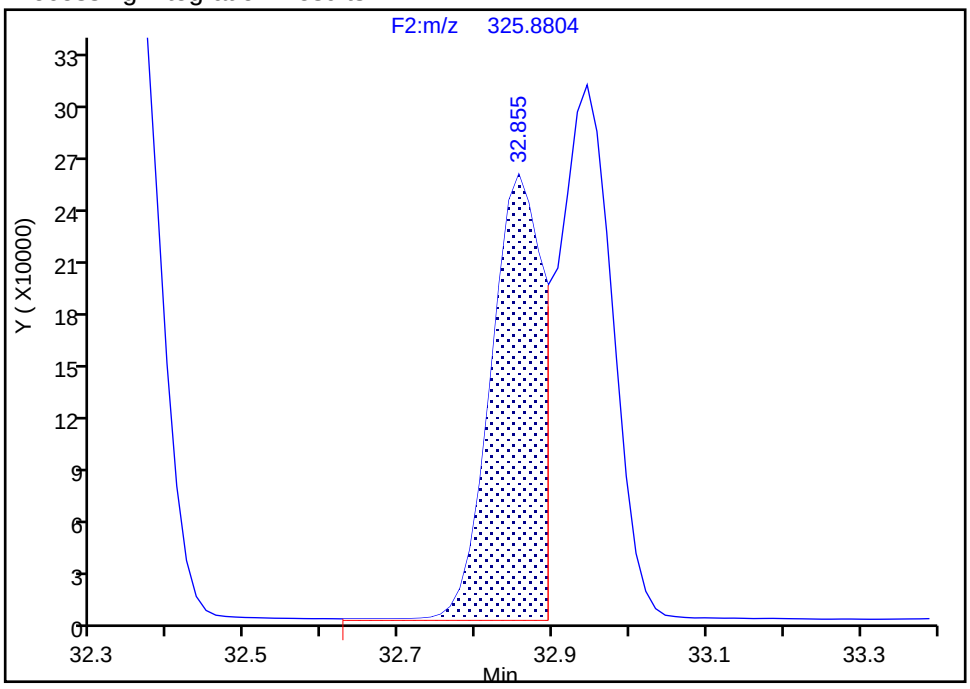

Manual Integration Results

RT: 32.94
Area: 2641571
Amount: 428.5906
Amount Units: pg/ul

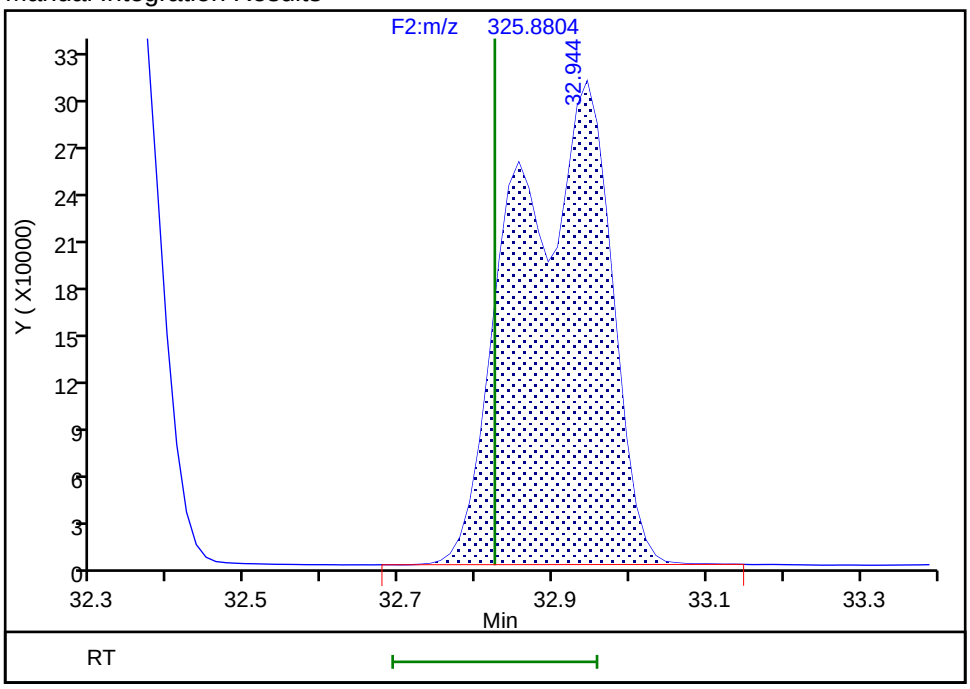

Reviewer: davidsonm, 29-Aug-2019 14:29:35

Audit Action: Manually Integrated Audit Reason: Incomplete Integration

Manual Integration/User Assign Peak Report

Eurofins TestAmerica, Knoxville

Data File:	\\chromna\Knoxville\ChromData\D3D\20190828-12892.b\580-88125-b-15-c.d				
Injection Date:	29-Aug-2019 06:01:00	Instrument ID:	D3D		
Lims ID:	580-88125-B-15-C	Lab Sample ID:	140-88125-15		
Client ID:	515-0to26-101918				
Operator ID:	Xcalibur_System	ALS Bottle#:	0	Worklist Smp#:	12
Injection Vol:	1.0 ul	Dil. Factor:	1.0000		
Method:	PCBs_D3D	Limit Group:	HR - 1668A - ICAL		
Column:	SPB-Octyl (0.25 mm)	Detector	F2(21.81 :35.54)		

PCB-86/87/97/109/119/125, CAS: STL02295

Signal: 2

Processing Integration Results

RT: 32.86
Area: 743669
Amount: 190.7398
Amount Units: pg/ul

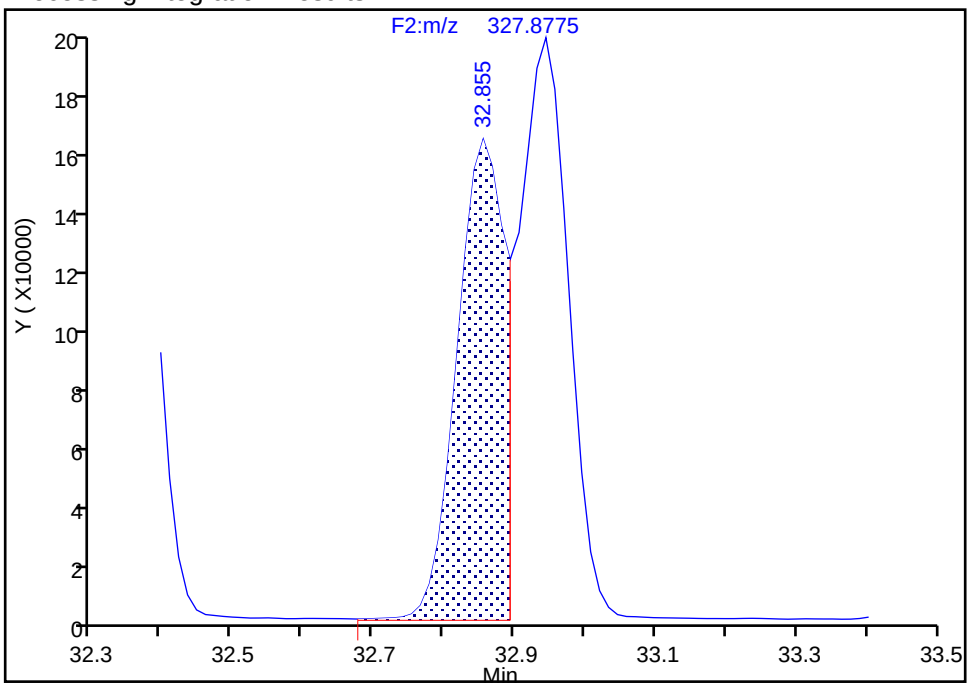

Manual Integration Results

RT: 32.94
Area: 1668821
Amount: 428.5906
Amount Units: pg/ul

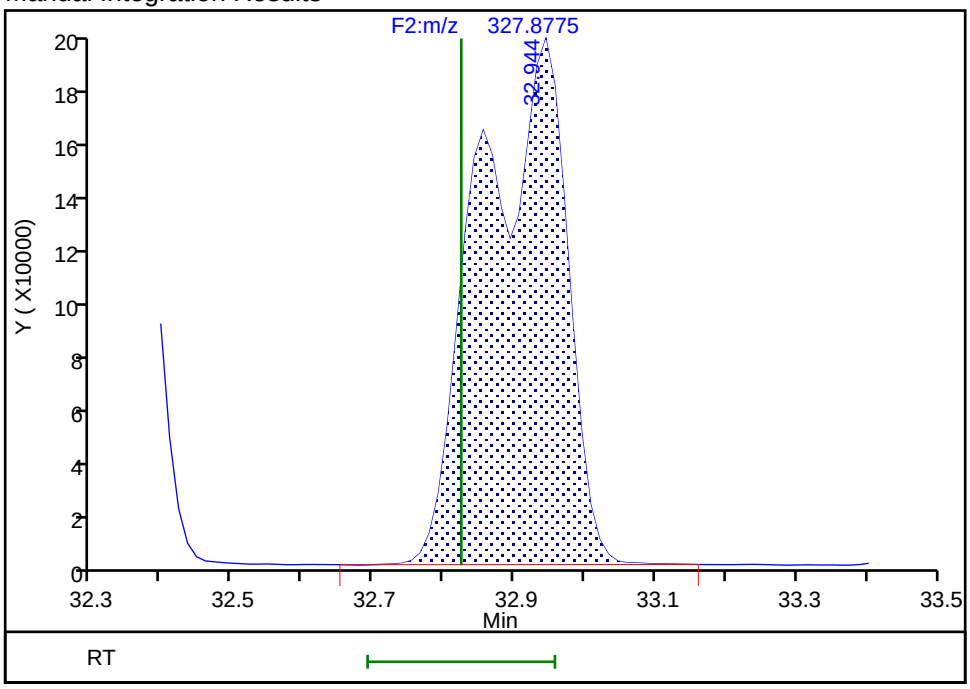

Reviewer: davidsonm, 29-Aug-2019 14:29:38

Audit Action: Manually Integrated Audit Reason: Incomplete Integration

Manual Integration/User Assign Peak Report

Eurofins TestAmerica, Knoxville

Data File:	\\chromna\Knoxville\ChromData\D3D\20190828-12892.b\580-88125-b-15-c.d				
Injection Date:	29-Aug-2019 06:01:00	Instrument ID:	D3D		
Lims ID:	580-88125-B-15-C	Lab Sample ID:	140-88125-15		
Client ID:	515-0to26-101918				
Operator ID:	Xcalibur_System	ALS Bottle#:	0	Worklist Smp#:	12
Injection Vol:	1.0 ul	Dil. Factor:	1.0000		
Method:	PCBs_D3D	Limit Group:	HR - 1668A - ICAL		
Column:	SPB-Octyl (0.25 mm)	Detector	F2(21.81 :35.54)		

PCB-82, CAS: 52663-62-4

Signal: 1

Not Detected
Expected RT: 34.05

Processing Integration Results

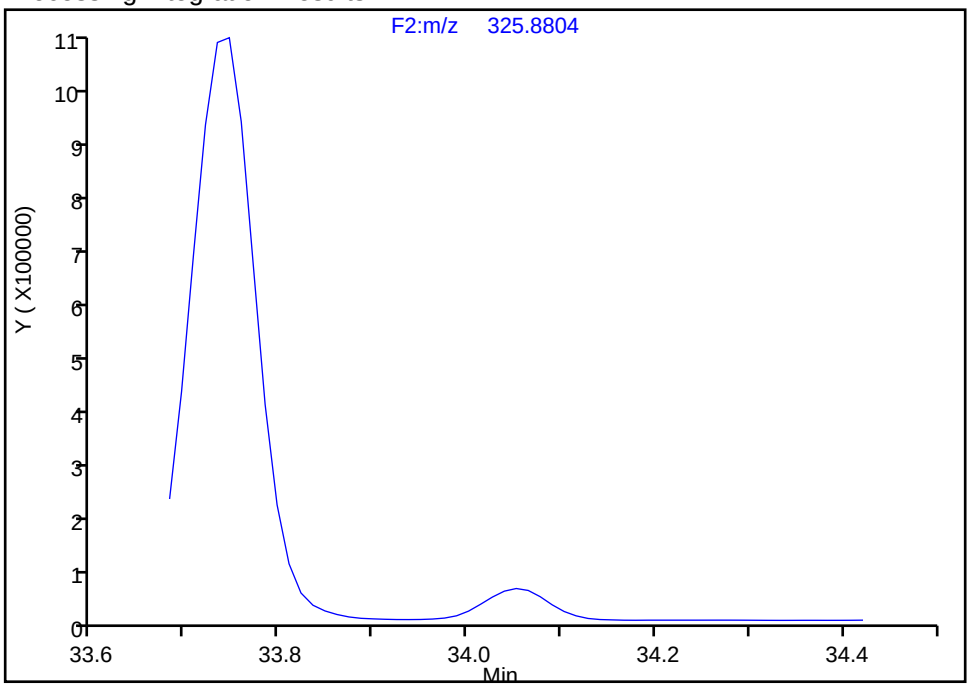

Manual Integration Results

RT: 34.05
Area: 301008
Amount: 67.519145
Amount Units: pg/ul

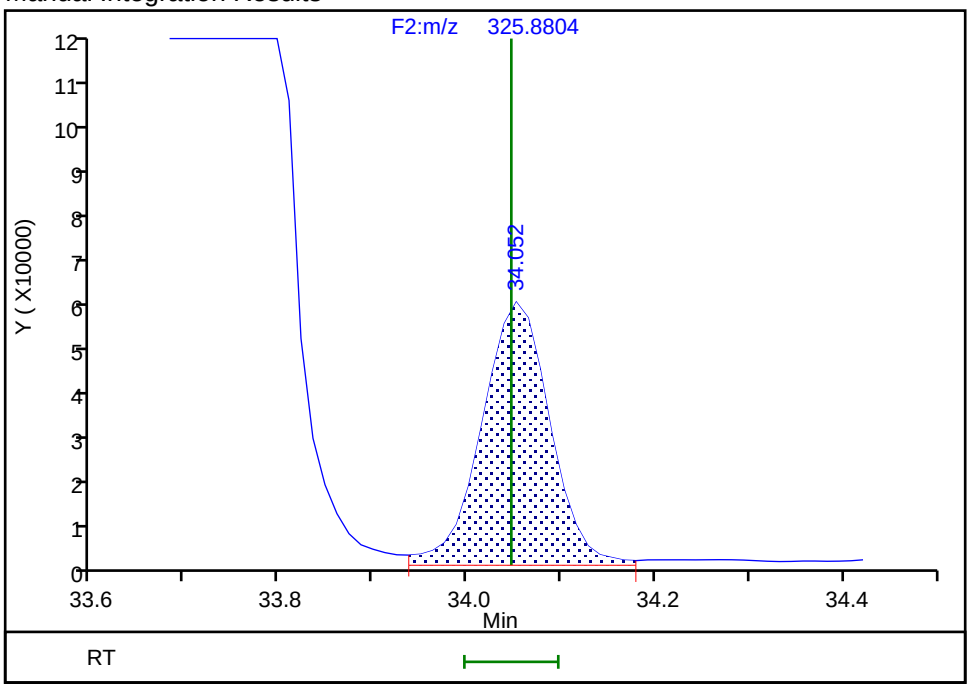

Reviewer: davidsonm, 29-Aug-2019 14:29:45
Audit Action: Assigned Compound ID Audit Reason: Incomplete Integration

Manual Integration/User Assign Peak Report

Eurofins TestAmerica, Knoxville

Data File:	\\chromna\Knoxville\ChromData\D3D\20190828-12892.b\580-88125-b-15-c.d				
Injection Date:	29-Aug-2019 06:01:00	Instrument ID:	D3D		
Lims ID:	580-88125-B-15-C	Lab Sample ID:	140-88125-15		
Client ID:	515-0to26-101918				
Operator ID:	Xcalibur_System	ALS Bottle#:	0	Worklist Smp#:	12
Injection Vol:	1.0 ul	Dil. Factor:	1.0000		
Method:	PCBs_D3D	Limit Group:	HR - 1668A - ICAL		
Column:	SPB-Octyl (0.25 mm)	Detector	F2(21.81 :35.54)		

PCB-120, CAS: 68194-12-7

Signal: 1

Not Detected
Expected RT: 34.91

Processing Integration Results

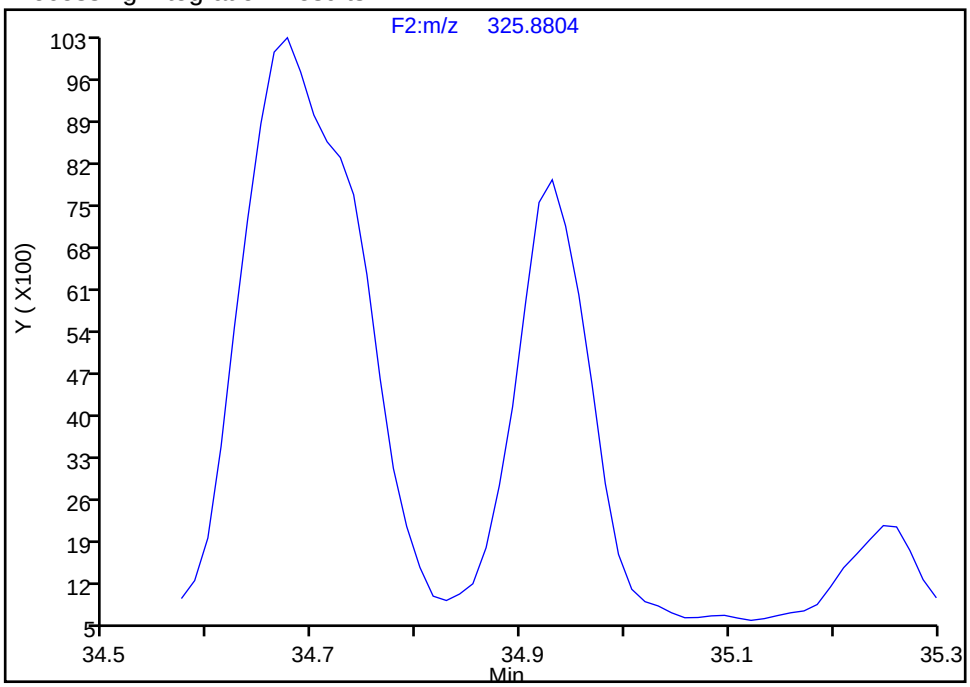

Manual Integration Results

RT: 34.93
Area: 43427
Amount: 5.570842
Amount Units: pg/ul

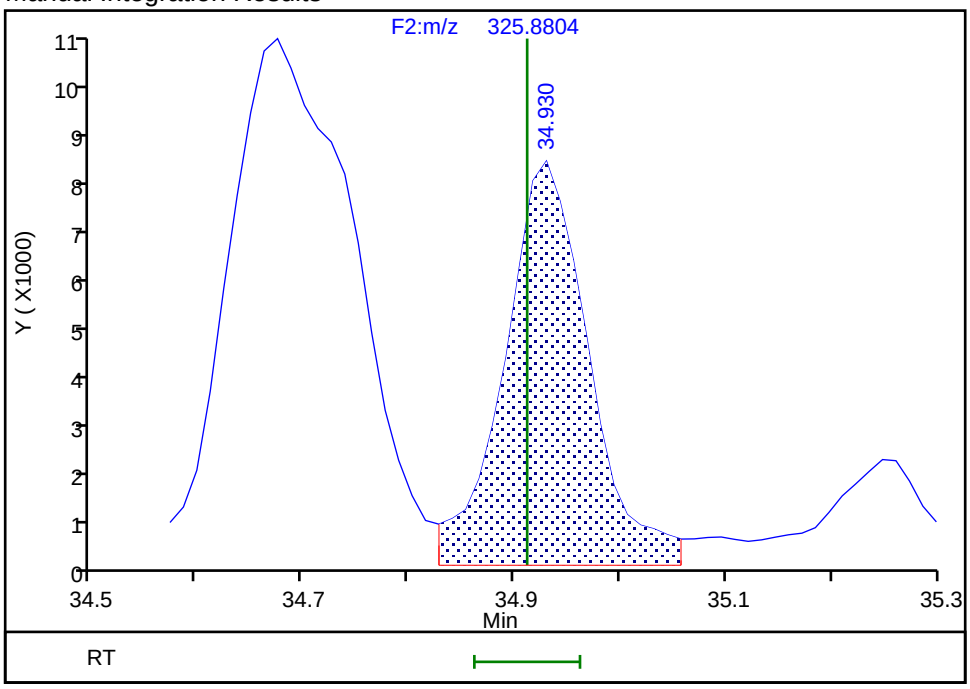

Reviewer: davidsonm, 29-Aug-2019 14:29:49
Audit Action: Assigned Compound ID Audit Reason: Incomplete Integration

Report Date: 29-Aug-2019 14:34:04 Chrom Revision: 2.3 22-Aug-2019 12:55:36

Eurofins TestAmerica, Knoxville

Data File:	\\chromna\Knoxville\ChromData\D3D\20190828-12892.b\580-88125-b-15-c.d		
Injection Date:	29-Aug-2019 06:01:00	Injection Vol:	1.0 ul
Instrument ID:	D3D	Operator ID:	Xcalibur_System
Method:	PCBs_D3D	Limit Group:	HR - 1668A - ICAL
Client ID:	515-0to26-101918		
Worklist#:	33110	Sample Line#:	12
Column Type:	SPB-Octyl	Column Dia:	0.25 mm

PePCB F3

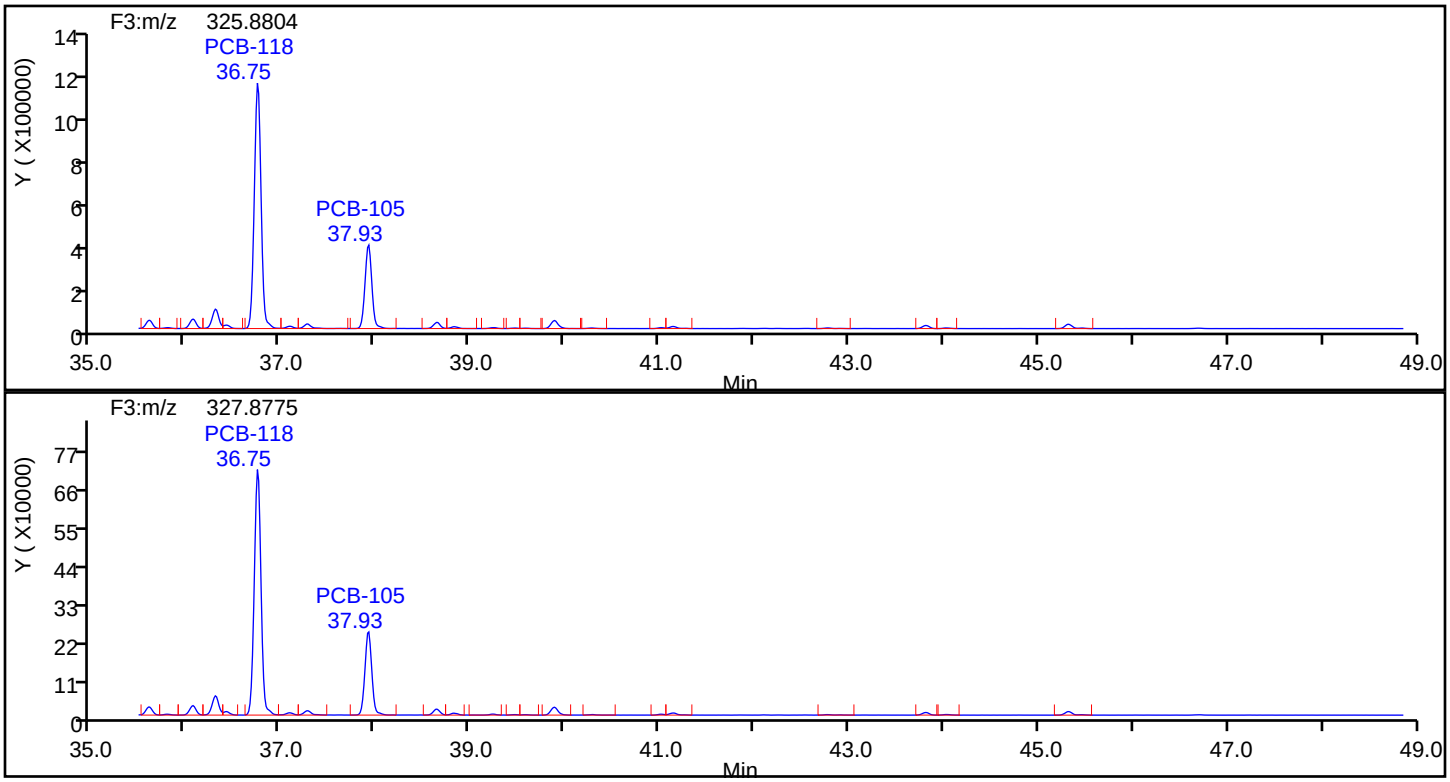

PePCB F3 Standards

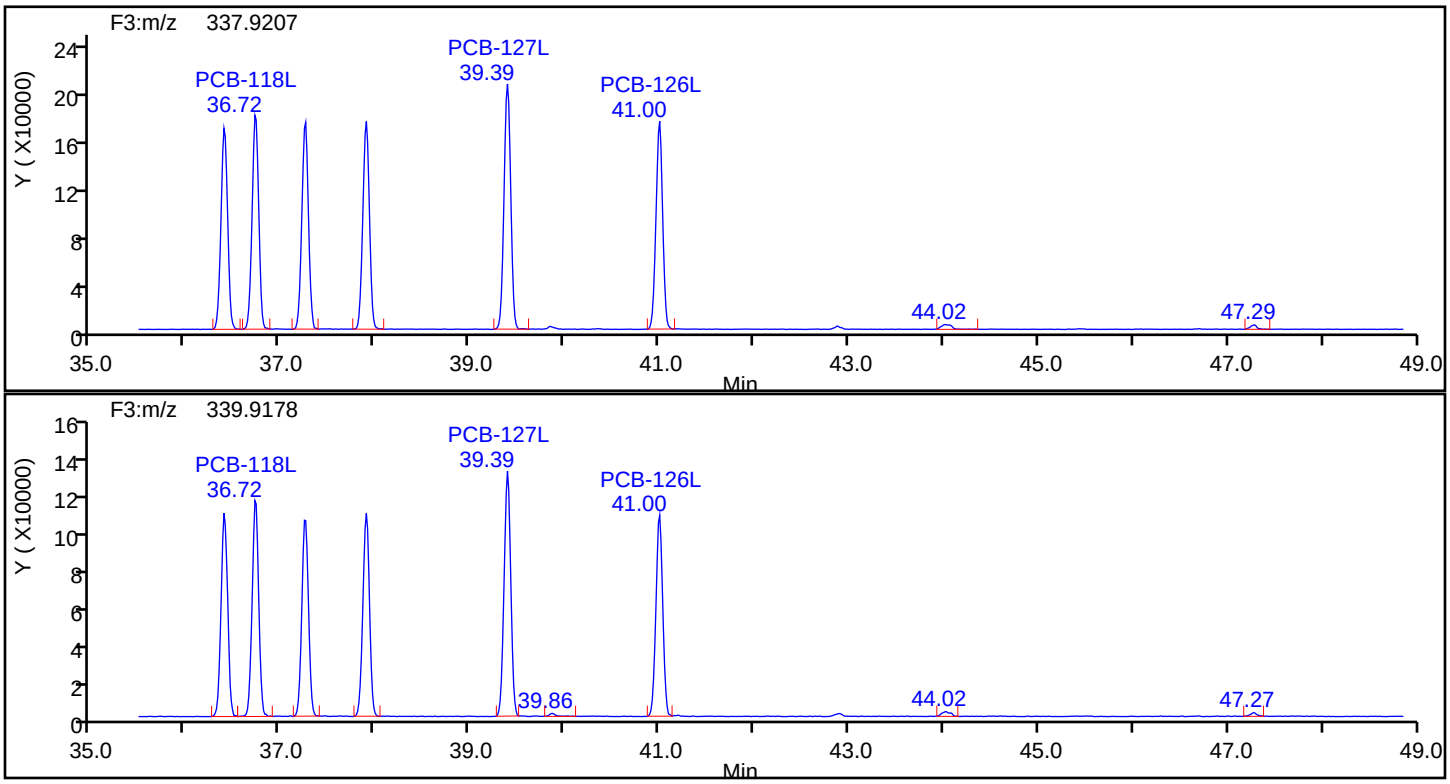

Eurofins TestAmerica, Knoxville

Data File:	\\chromna\Knoxville\ChromData\D3D\20190828-12892.b\580-88125-b-15-c.d		
Injection Date:	29-Aug-2019 06:01:00	Injection Vol:	1.0 ul
Instrument ID:	D3D	Operator ID:	Xcalibur_System
Method:	PCBs_D3D	Limit Group:	HR - 1668A - ICAL
Client ID:	515-0to26-101918		
Worklist#:	33110	Sample Line#:	12
Column Type:	SPB-Octyl	Column Dia:	0.25 mm

PePCB F3

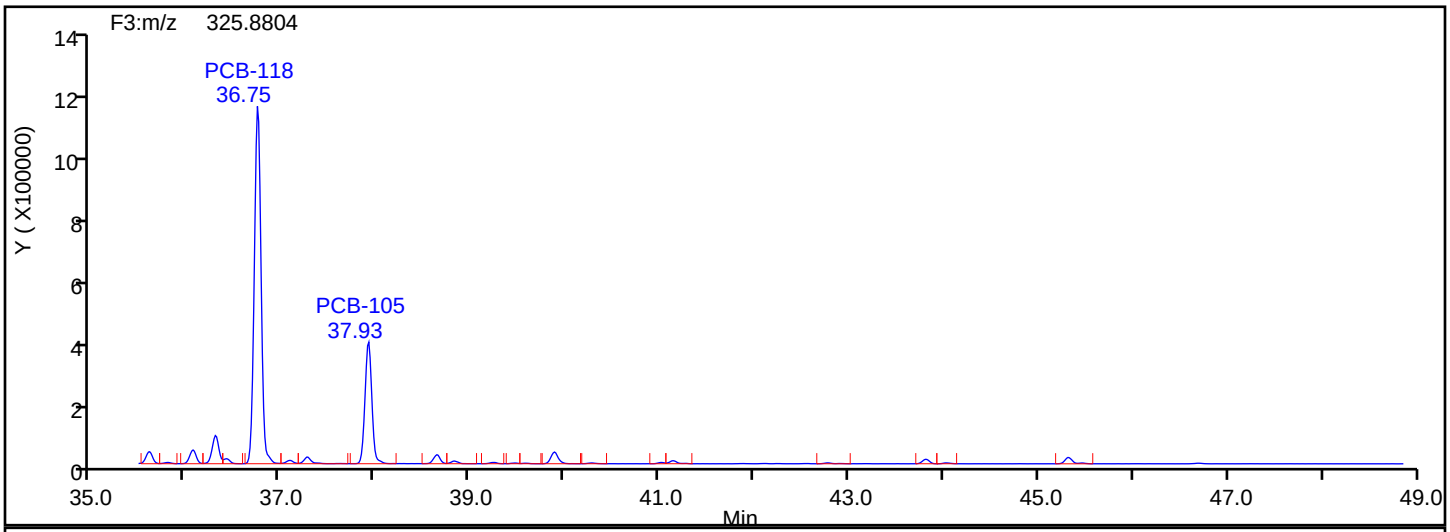

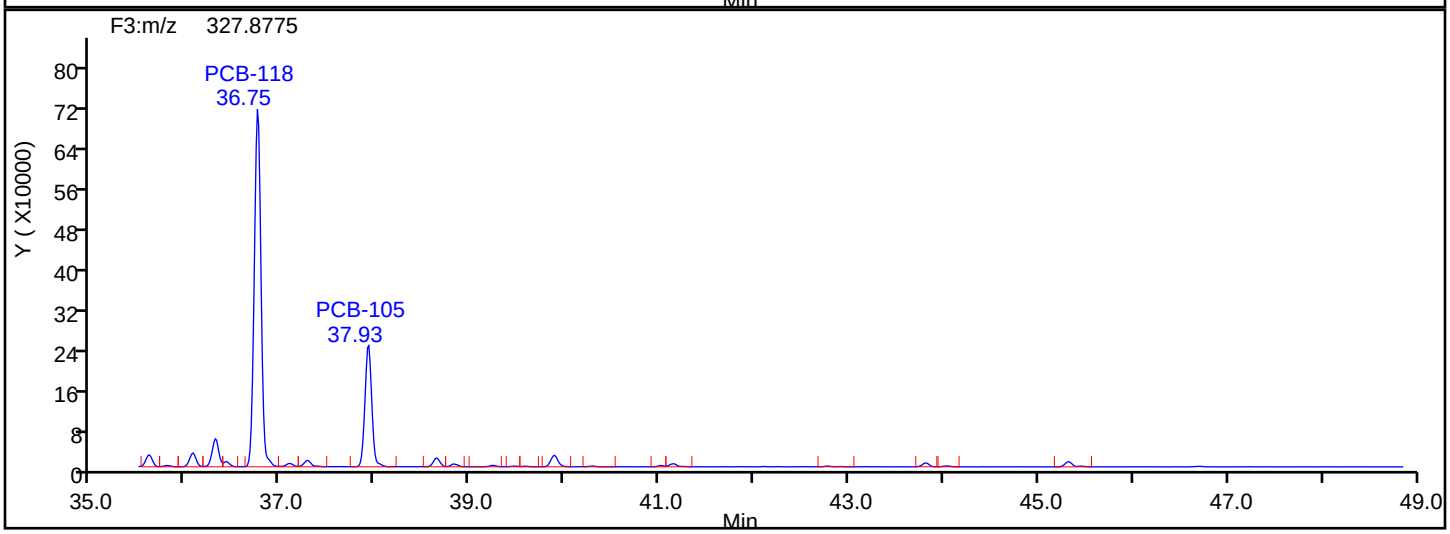

PePCB F3 Lock Mass

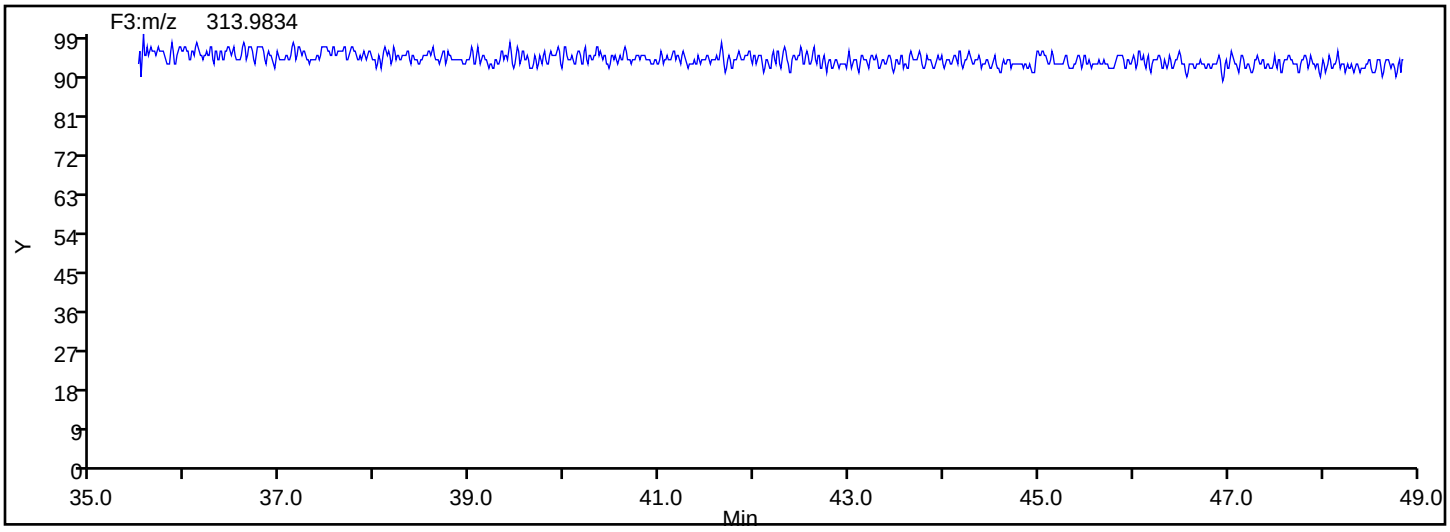

Manual Integration/User Assign Peak Report

Eurofins TestAmerica, Knoxville

Data File:	\\chromna\Knoxville\ChromData\D3D\20190828-12892.b\580-88125-b-15-c.d				
Injection Date:	29-Aug-2019 06:01:00	Instrument ID:	D3D		
Lims ID:	580-88125-B-15-C	Lab Sample ID:	140-88125-15		
Client ID:	515-0to26-101918				
Operator ID:	Xcalibur_System	ALS Bottle#:	0	Worklist Smp#:	12
Injection Vol:	1.0 ul	Dil. Factor:	1.0000		
Method:	PCBs_D3D	Limit Group:	HR - 1668A - ICAL		
Column:	SPB-Octyl (0.25 mm)	Detector	F3(35.64 :49.10)		

PCB-108/124, CAS: STL02294

Signal: 1

Not Detected
Expected RT: 36.04

Processing Integration Results

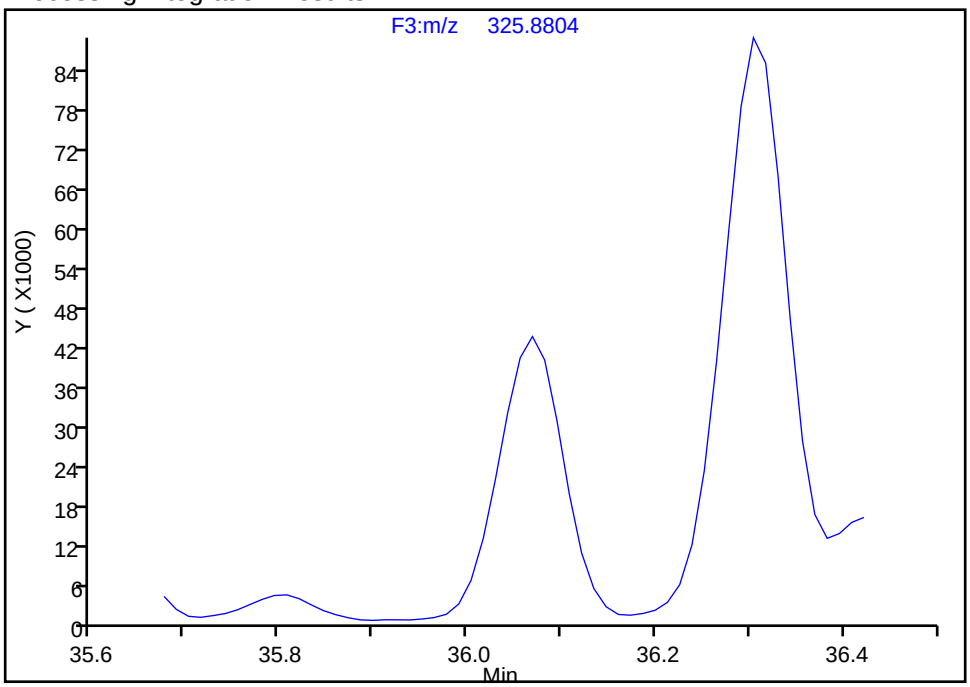

Manual Integration Results

RT: 36.07
Area: 208268
Amount: 20.235629
Amount Units: pg/ul

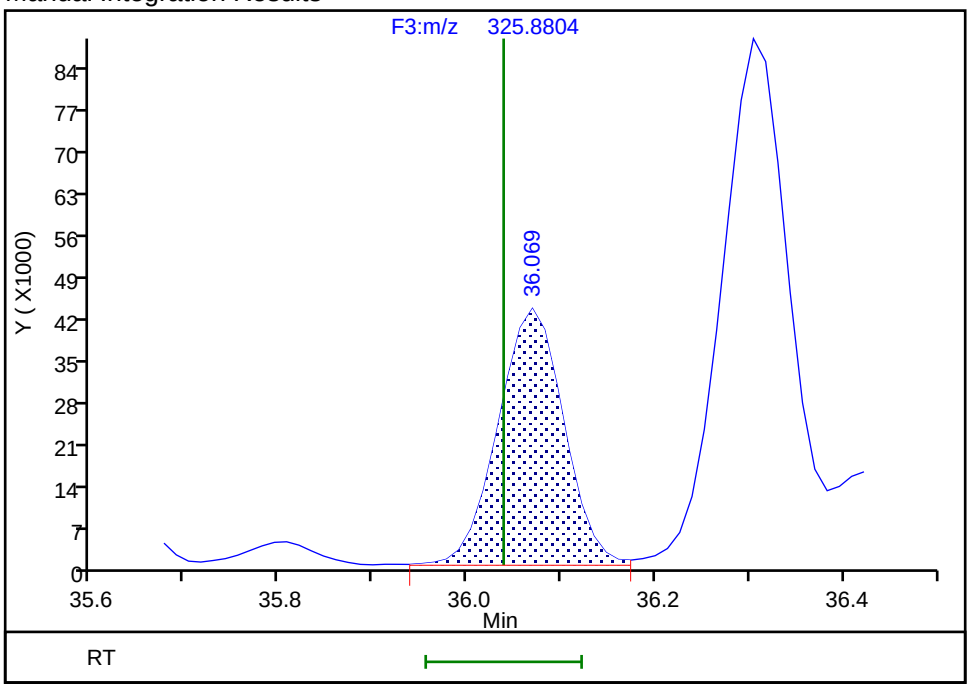

Reviewer: davidsonm, 29-Aug-2019 14:29:53
Audit Action: Assigned Compound ID Audit Reason: Incomplete Integration

Manual Integration/User Assign Peak Report

Eurofins TestAmerica, Knoxville

Data File:	\\chromna\Knoxville\ChromData\D3D\20190828-12892.b\580-88125-b-15-c.d				
Injection Date:	29-Aug-2019 06:01:00	Instrument ID:	D3D		
Lims ID:	580-88125-B-15-C	Lab Sample ID:	140-88125-15		
Client ID:	515-0to26-101918				
Operator ID:	Xcalibur_System	ALS Bottle#:	0	Worklist Smp#:	12
Injection Vol:	1.0 ul	Dil. Factor:	1.0000		
Method:	PCBs_D3D	Limit Group:	HR - 1668A - ICAL		
Column:	SPB-Octyl (0.25 mm)	Detector	F3(35.64 :49.10)		

PCB-107, CAS: 70424-68-9

Signal: 1

Not Detected
Expected RT: 36.29

Processing Integration Results

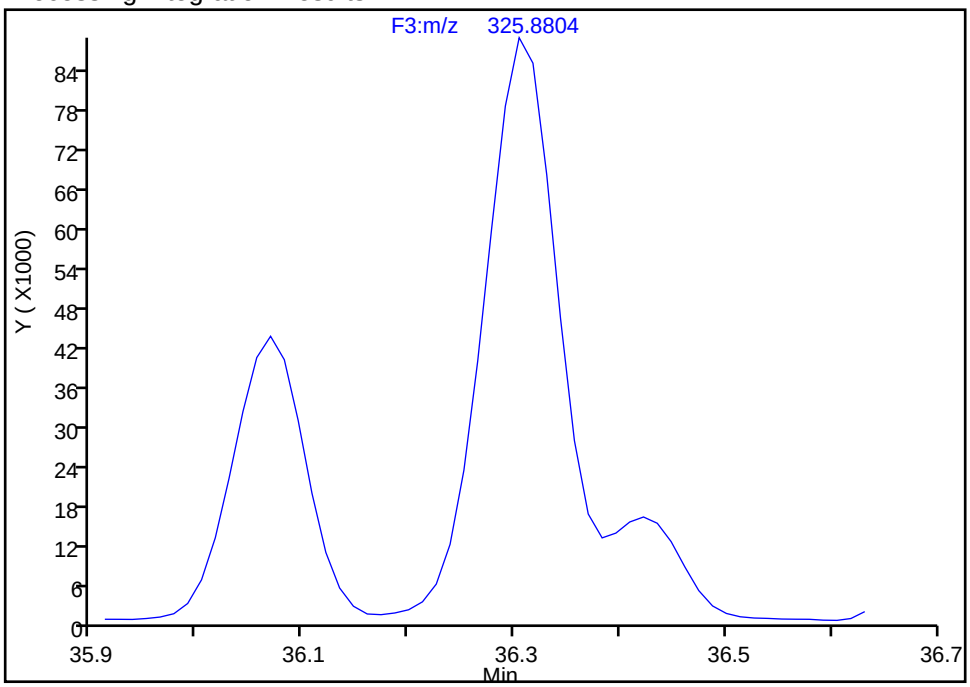

Manual Integration Results

RT: 36.30
Area: 435290
Amount: 38.893503
Amount Units: pg/ul

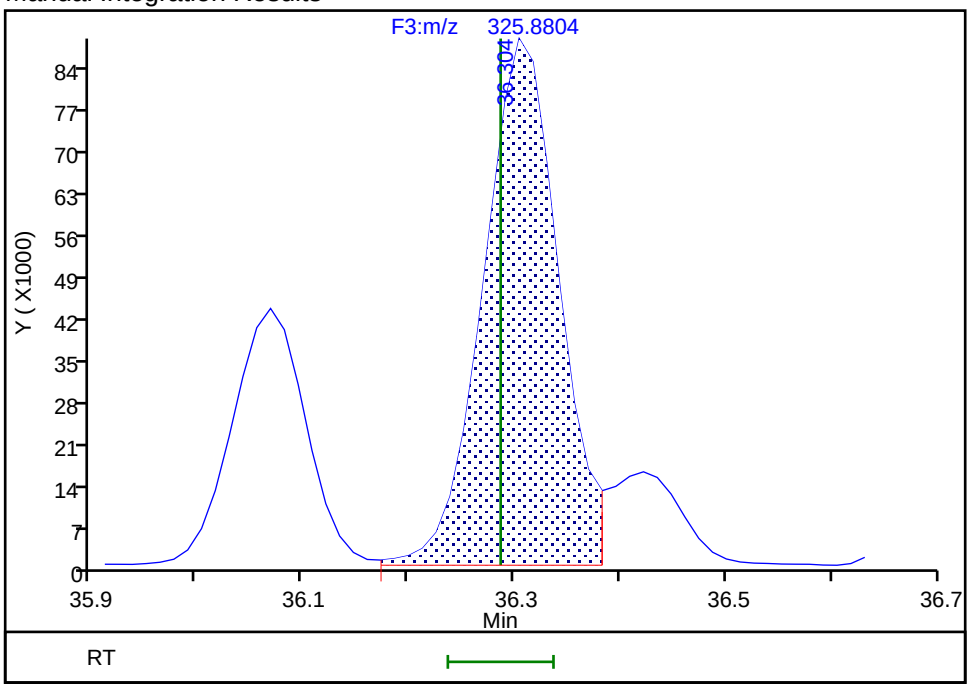

Reviewer: davidsonm, 29-Aug-2019 14:29:56
Audit Action: Assigned Compound ID Audit Reason: Incomplete Integration

Manual Integration/User Assign Peak Report

Eurofins TestAmerica, Knoxville

Data File:	\\chromna\Knoxville\ChromData\D3D\20190828-12892.b\580-88125-b-15-c.d				
Injection Date:	29-Aug-2019 06:01:00	Instrument ID:	D3D		
Lims ID:	580-88125-B-15-C	Lab Sample ID:	140-88125-15		
Client ID:	515-0to26-101918				
Operator ID:	Xcalibur_System	ALS Bottle#:	0	Worklist Smp#:	12
Injection Vol:	1.0 ul	Dil. Factor:	1.0000		
Method:	PCBs_D3D	Limit Group:	HR - 1668A - ICAL		
Column:	SPB-Octyl (0.25 mm)	Detector	F3(35.64 :49.10)		

PCB-118, CAS: 31508-00-6

Signal: 1

Not Detected
Expected RT: 36.73

Processing Integration Results

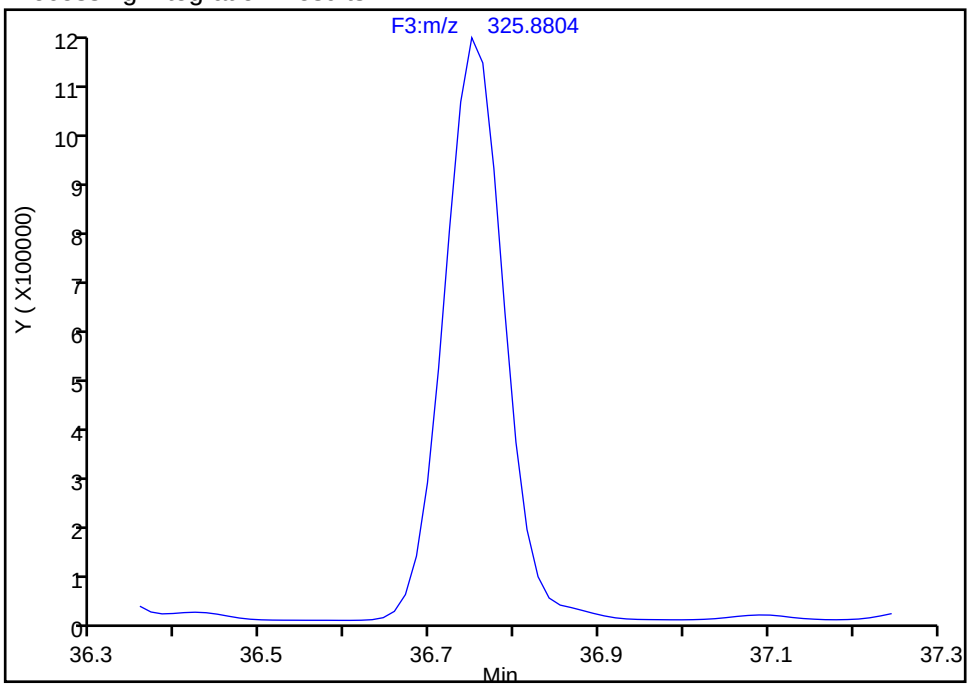

Manual Integration Results

RT: 36.75
Area: 5545985
Amount: 505.6481
Amount Units: pg/ul

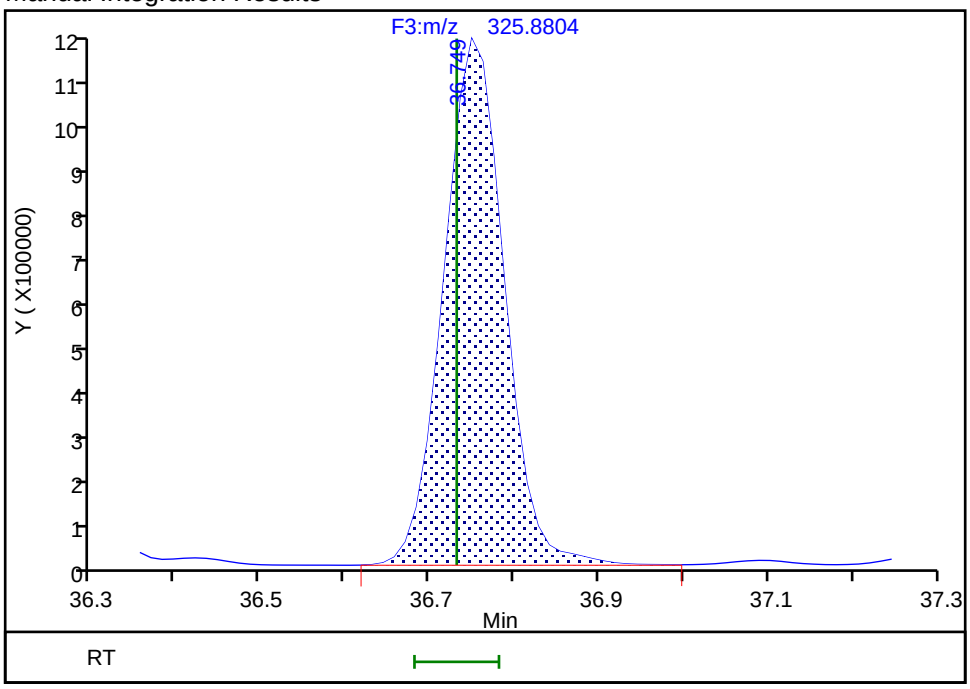

Reviewer: davidsonm, 29-Aug-2019 14:30:01
Audit Action: Assigned Compound ID Audit Reason: Incomplete Integration

Manual Integration/User Assign Peak Report

Eurofins TestAmerica, Knoxville

Data File:	\\chromna\Knoxville\ChromData\D3D\20190828-12892.b\580-88125-b-15-c.d				
Injection Date:	29-Aug-2019 06:01:00	Instrument ID:	D3D		
Lims ID:	580-88125-B-15-C	Lab Sample ID:	140-88125-15		
Client ID:	515-0to26-101918				
Operator ID:	Xcalibur_System	ALS Bottle#:	0	Worklist Smp#:	12
Injection Vol:	1.0 ul	Dil. Factor:	1.0000		
Method:	PCBs_D3D	Limit Group:	HR - 1668A - ICAL		
Column:	SPB-Octyl (0.25 mm)	Detector	F3(35.64 :49.10)		

PCB-122, CAS: 76842-07-4

Signal: 1

Not Detected
Expected RT: 37.07

Processing Integration Results

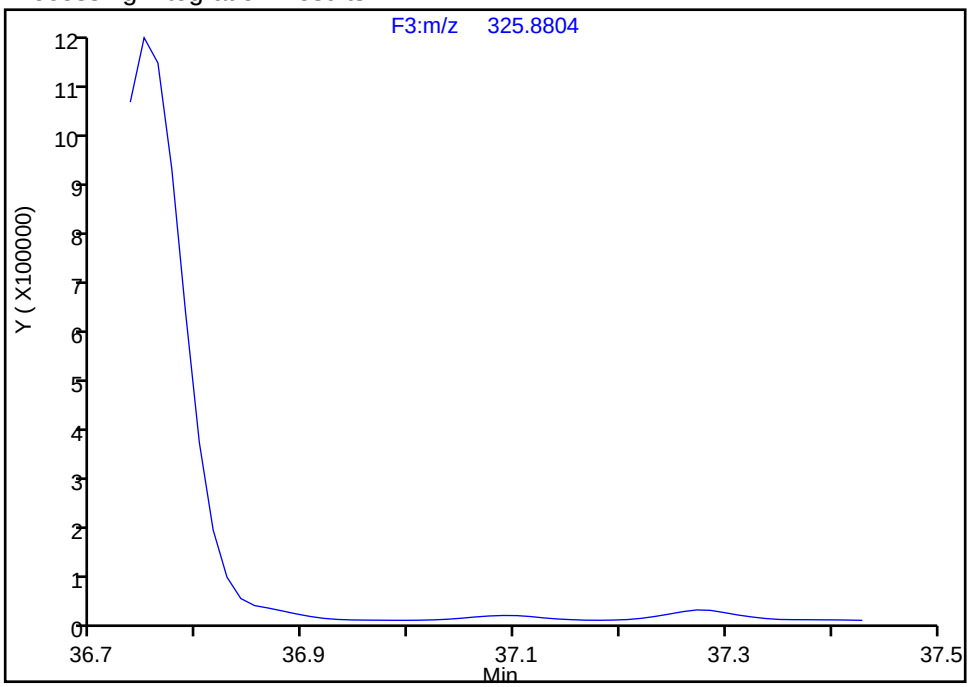

Manual Integration Results

RT: 37.09
Area: 55715
Amount: 5.953635
Amount Units: pg/ul

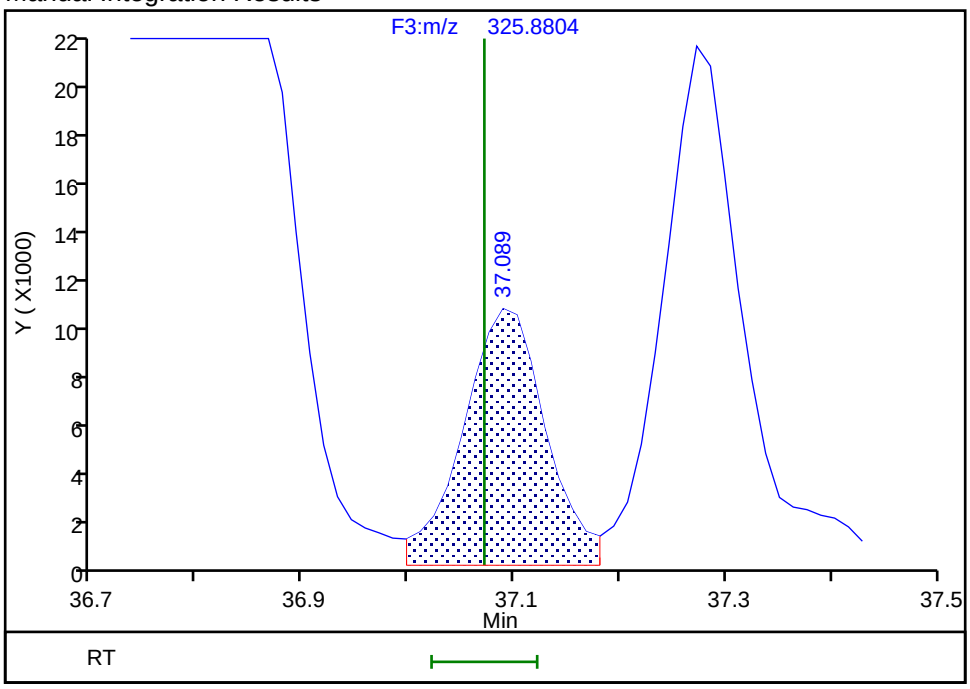

Reviewer: davidsonm, 29-Aug-2019 14:30:05
Audit Action: Assigned Compound ID Audit Reason: Incomplete Integration

Manual Integration/User Assign Peak Report

Eurofins TestAmerica, Knoxville

Data File:	\\chromna\Knoxville\ChromData\D3D\20190828-12892.b\580-88125-b-15-c.d				
Injection Date:	29-Aug-2019 06:01:00	Instrument ID:	D3D		
Lims ID:	580-88125-B-15-C	Lab Sample ID:	140-88125-15		
Client ID:	515-0to26-101918				
Operator ID:	Xcalibur_System	ALS Bottle#:	0	Worklist Smp#:	12
Injection Vol:	1.0 ul	Dil. Factor:	1.0000		
Method:	PCBs_D3D	Limit Group:	HR - 1668A - ICAL		
Column:	SPB-Octyl (0.25 mm)	Detector	F3(35.64 :49.10)		

PCB-105, CAS: 32598-14-4

Signal: 1

Not Detected
Expected RT: 37.90

Processing Integration Results

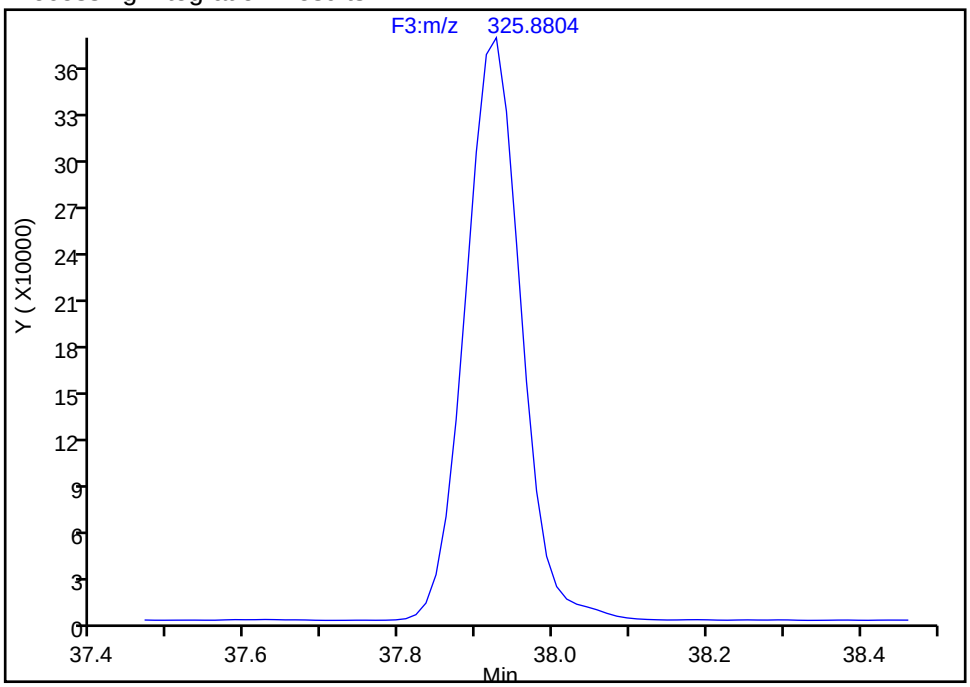

Manual Integration Results

RT: 37.93
Area: 1921745
Amount: 182.1750
Amount Units: pg/ul

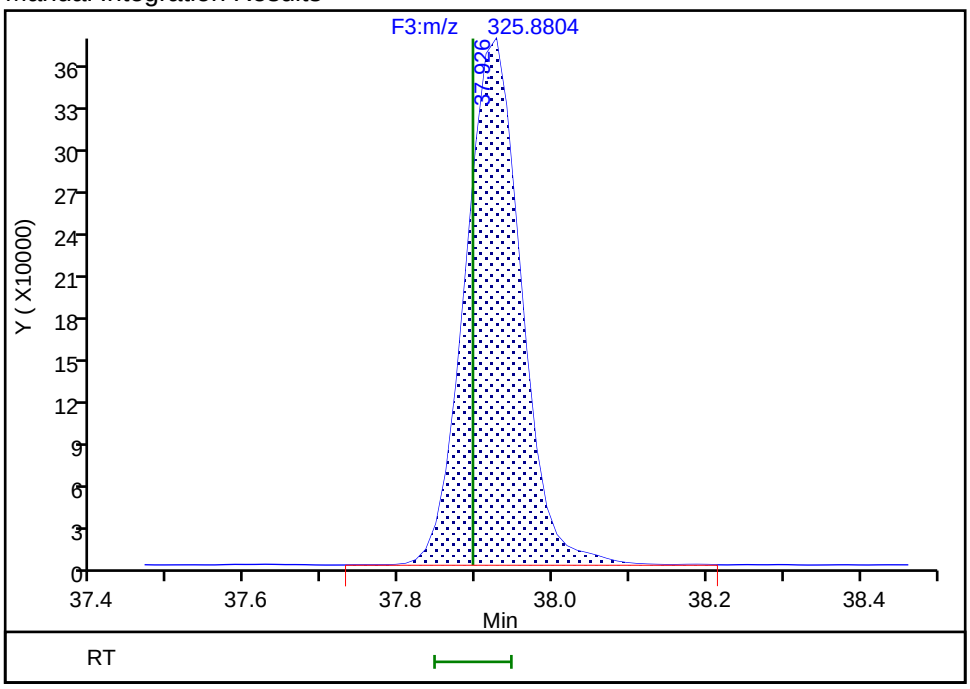

Reviewer: davidsonm, 29-Aug-2019 14:30:10
Audit Action: Assigned Compound ID Audit Reason: Incomplete Integration

Manual Integration/User Assign Peak Report

Eurofins TestAmerica, Knoxville

Data File:	\\chromna\Knoxville\ChromData\D3D\20190828-12892.b\580-88125-b-15-c.d				
Injection Date:	29-Aug-2019 06:01:00	Instrument ID:	D3D		
Lims ID:	580-88125-B-15-C	Lab Sample ID:	140-88125-15		
Client ID:	515-0to26-101918				
Operator ID:	Xcalibur_System	ALS Bottle#:	0	Worklist Smp#:	12
Injection Vol:	1.0 ul	Dil. Factor:	1.0000		
Method:	PCBs_D3D	Limit Group:	HR - 1668A - ICAL		
Column:	SPB-Octyl (0.25 mm)	Detector	F3(35.64 :49.10)		

PCB-127, CAS: 39635-33-1

Signal: 2

Not Detected
Expected RT: 39.39

Processing Integration Results

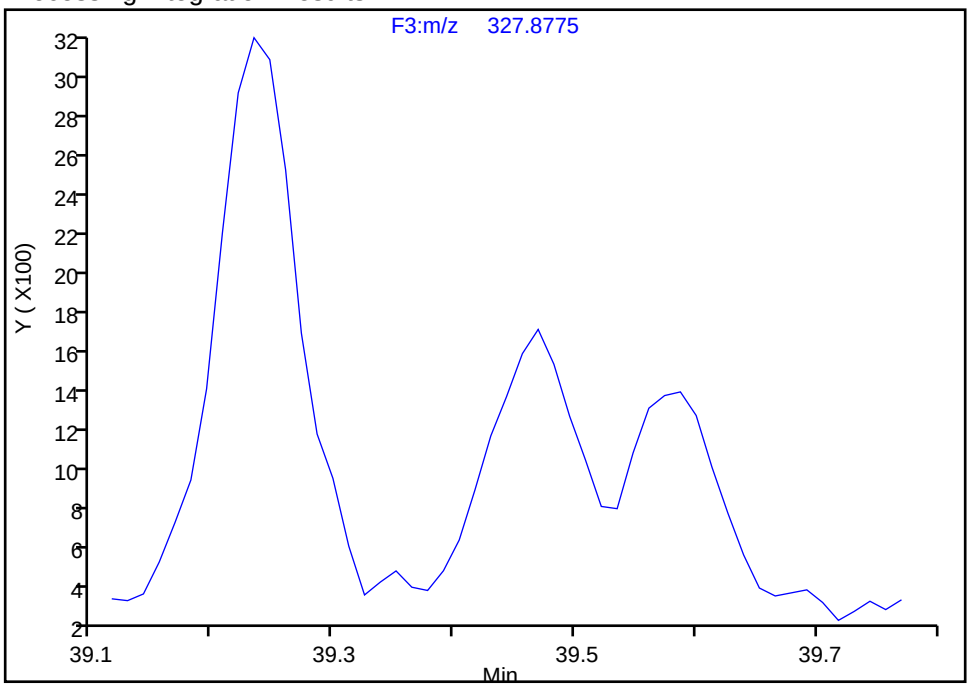

Manual Integration Results

RT: 39.47
Area: 6932
Amount: 1.023343
Amount Units: pg/ul

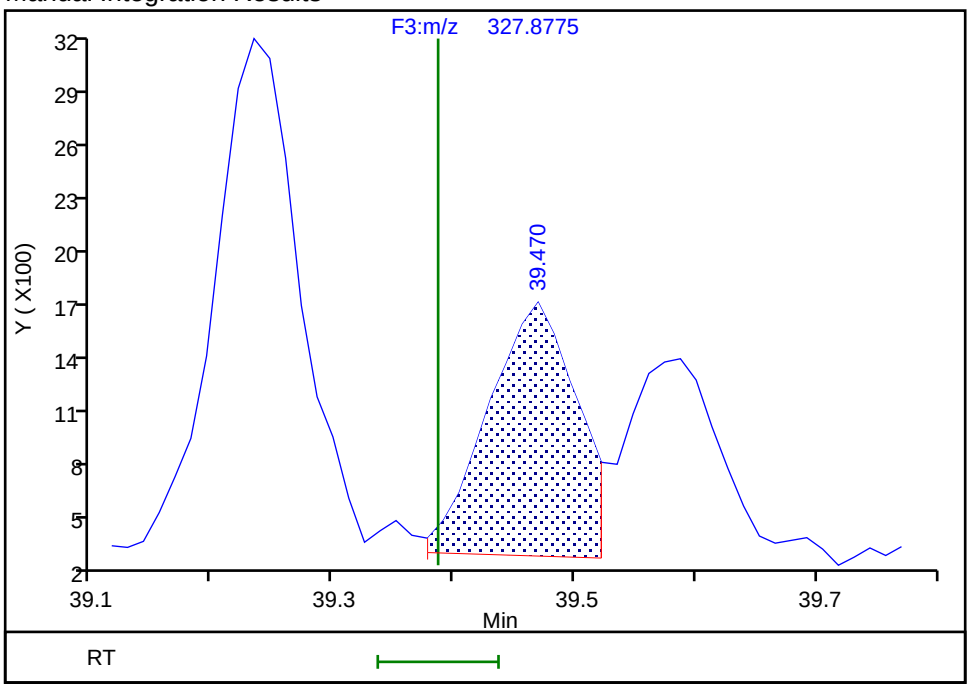

Reviewer: davidsonm, 29-Aug-2019 14:30:29
Audit Action: Split an Integrated Peak Audit Reason: Split Peak

Manual Integration/User Assign Peak Report

Eurofins TestAmerica, Knoxville

Data File:	\\chromna\Knoxville\ChromData\D3D\20190828-12892.b\580-88125-b-15-c.d				
Injection Date:	29-Aug-2019 06:01:00	Instrument ID:	D3D		
Lims ID:	580-88125-B-15-C	Lab Sample ID:	140-88125-15		
Client ID:	515-0to26-101918				
Operator ID:	Xcalibur_System	ALS Bottle#:	0	Worklist Smp#:	12
Injection Vol:	1.0 ul	Dil. Factor:	1.0000		
Method:	PCBs_D3D	Limit Group:	HR - 1668A - ICAL		
Column:	SPB-Octyl (0.25 mm)	Detector	F3(35.64 :49.10)		

PCB-127, CAS: 39635-33-1

Signal: 1

Not Detected
Expected RT: 39.39

Processing Integration Results

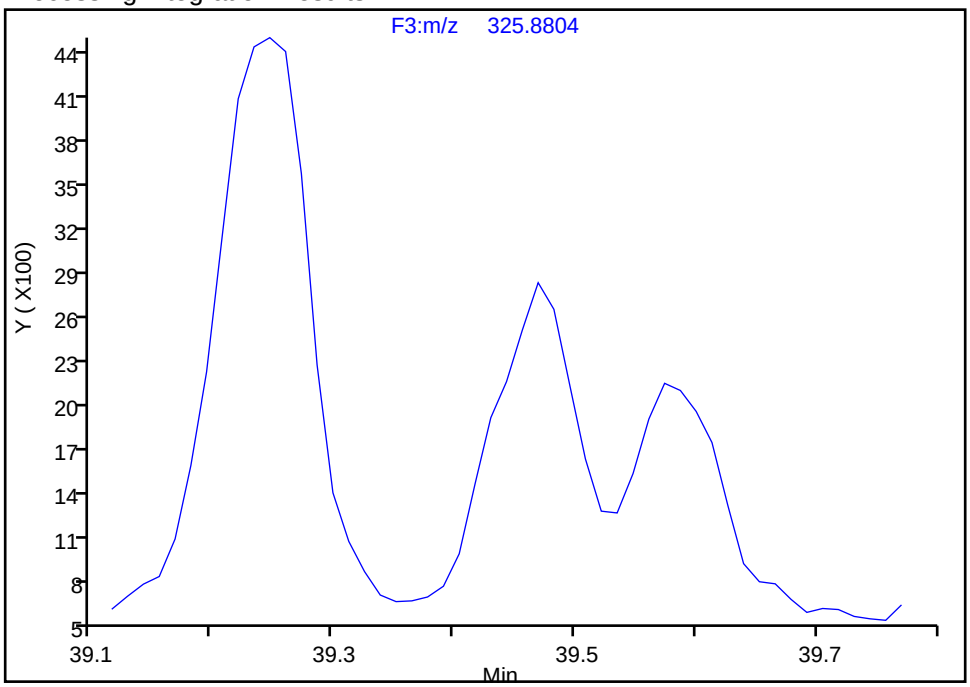

Manual Integration Results

RT: 39.47
Area: 10739
Amount: 1.023343
Amount Units: pg/ul

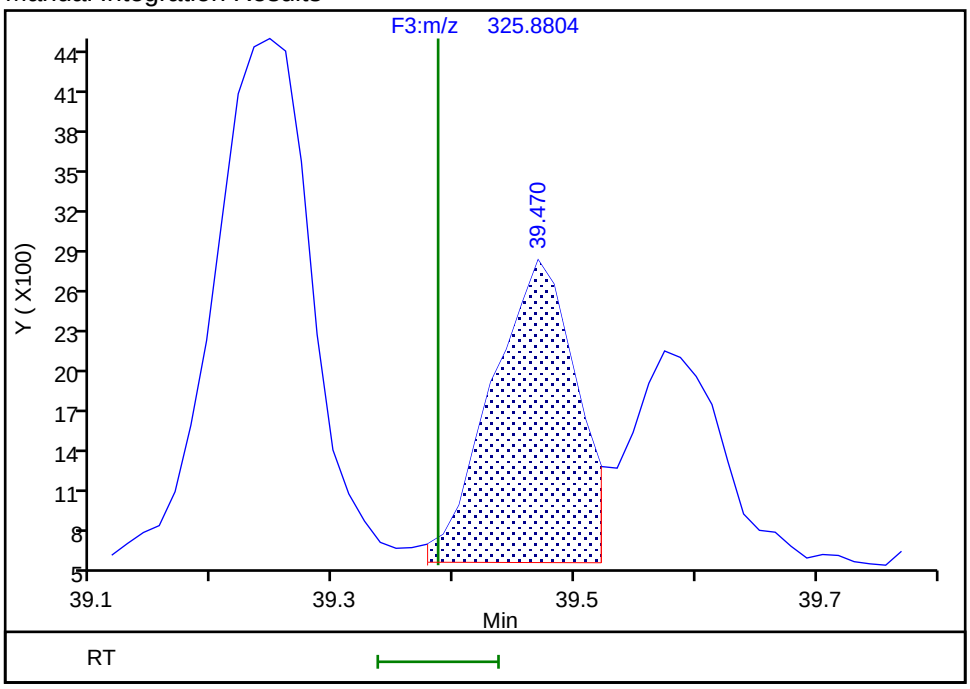

Reviewer: davidsonm, 29-Aug-2019 14:30:32
Audit Action: Split an Integrated Peak Audit Reason: Split Peak

Manual Integration/User Assign Peak Report

Eurofins TestAmerica, Knoxville

Data File:	\\chromna\Knoxville\ChromData\D3D\20190828-12892.b\580-88125-b-15-c.d				
Injection Date:	29-Aug-2019 06:01:00	Instrument ID:	D3D		
Lims ID:	580-88125-B-15-C	Lab Sample ID:	140-88125-15		
Client ID:	515-0to26-101918				
Operator ID:	Xcalibur_System	ALS Bottle#:	0	Worklist Smp#:	12
Injection Vol:	1.0 ul	Dil. Factor:	1.0000		
Method:	PCBs_D3D	Limit Group:	HR - 1668A - ICAL		
Column:	SPB-Octyl (0.25 mm)	Detector	F3(35.64 :49.10)		

PCB-126, CAS: 57465-28-8

Signal: 1

Processing Integration Results

RT: 41.01
Area: 4960
Amount: 0.859086
Amount Units: pg/ul

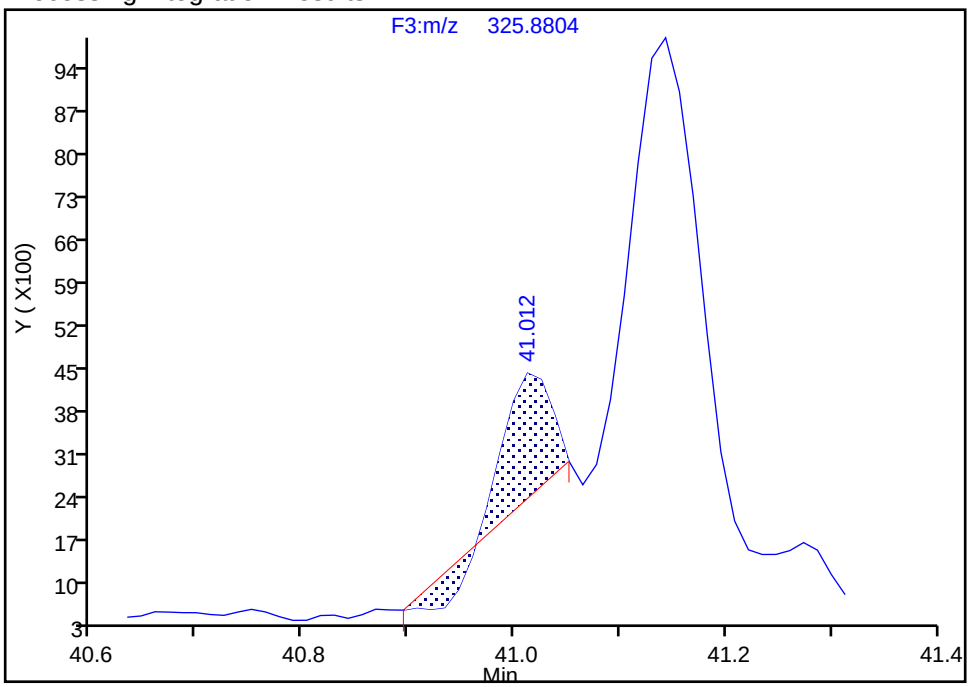

Manual Integration Results

RT: 41.01
Area: 18894
Amount: 1.721436
Amount Units: pg/ul

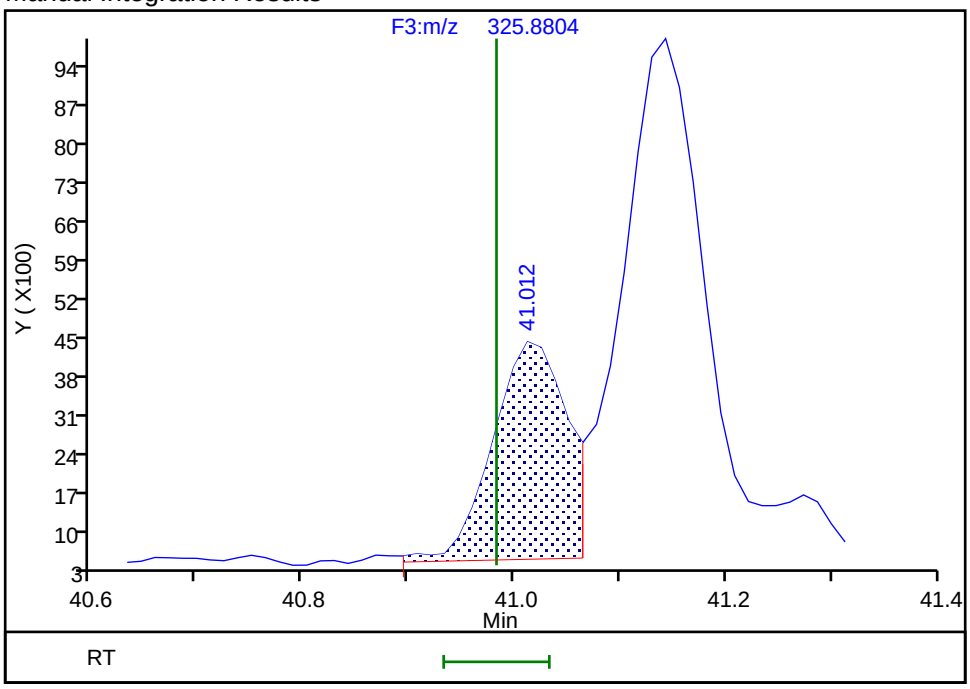

Reviewer: davidsonm, 29-Aug-2019 14:30:50

Audit Action: Manually Integrated Audit Reason: Incomplete Integration

Manual Integration/User Assign Peak Report

Eurofins TestAmerica, Knoxville

Data File:	\\chromna\Knoxville\ChromData\D3D\20190828-12892.b\580-88125-b-15-c.d				
Injection Date:	29-Aug-2019 06:01:00	Instrument ID:	D3D		
Lims ID:	580-88125-B-15-C	Lab Sample ID:	140-88125-15		
Client ID:	515-0to26-101918				
Operator ID:	Xcalibur_System	ALS Bottle#:	0	Worklist Smp#:	12
Injection Vol:	1.0 ul	Dil. Factor:	1.0000		
Method:	PCBs_D3D	Limit Group:	HR - 1668A - ICAL		
Column:	SPB-Octyl (0.25 mm)	Detector	F3(35.64 :49.10)		

PCB-126, CAS: 57465-28-8

Signal: 2

Processing Integration Results

RT: 41.01
Area: 10573
Amount: 0.859086
Amount Units: pg/ul

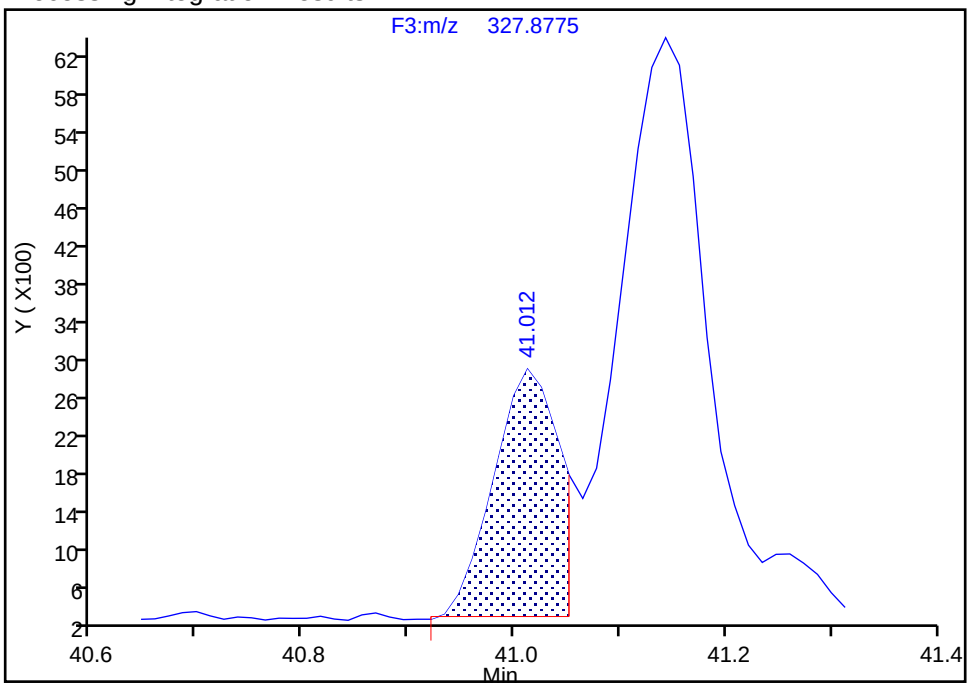

Manual Integration Results

RT: 41.01
Area: 12231
Amount: 1.721436
Amount Units: pg/ul

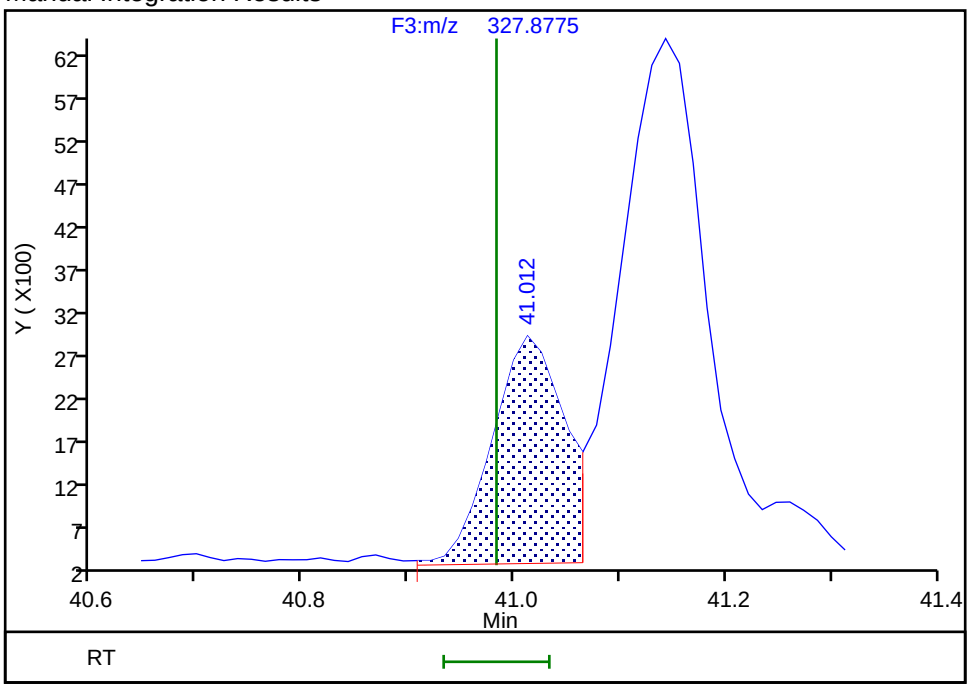

Reviewer: davidsonm, 29-Aug-2019 14:30:55

Audit Action: Manually Integrated Audit Reason: Incomplete Integration

Eurofins TestAmerica, Knoxville

Data File:	\\chromna\Knoxville\ChromData\D3D\20190828-12892.b\580-88125-b-15-c.d		
Injection Date:	29-Aug-2019 06:01:00	Injection Vol:	1.0 ul
Instrument ID:	D3D	Operator ID:	Xcalibur_System
Method:	PCBs_D3D	Limit Group:	HR - 1668A - ICAL
Client ID:	515-0to26-101918		
Worklist#:	33110	Sample Line#:	12
Column Type:	SPB-Octyl	Column Dia:	0.25 mm

HxPCB F2

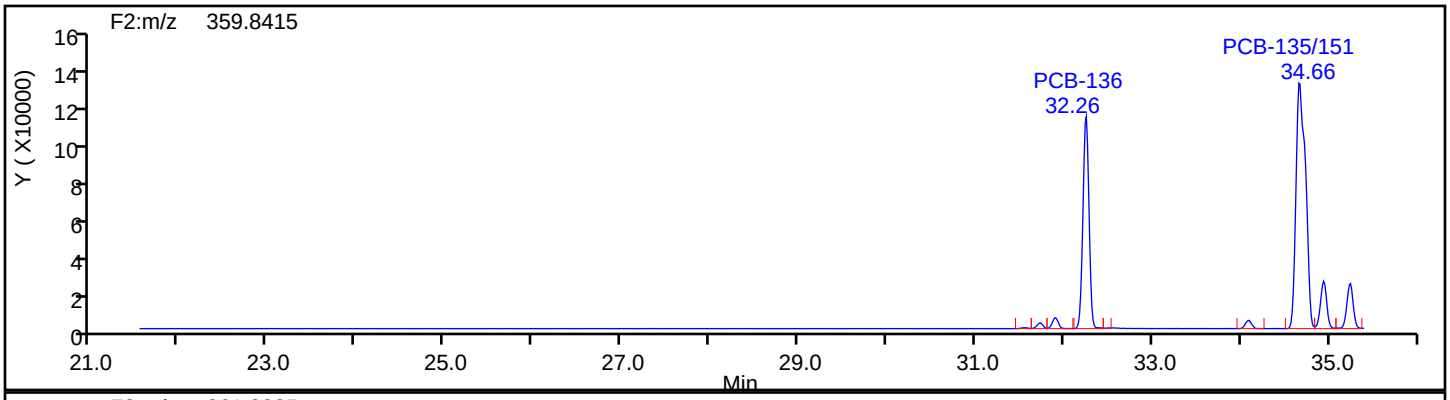

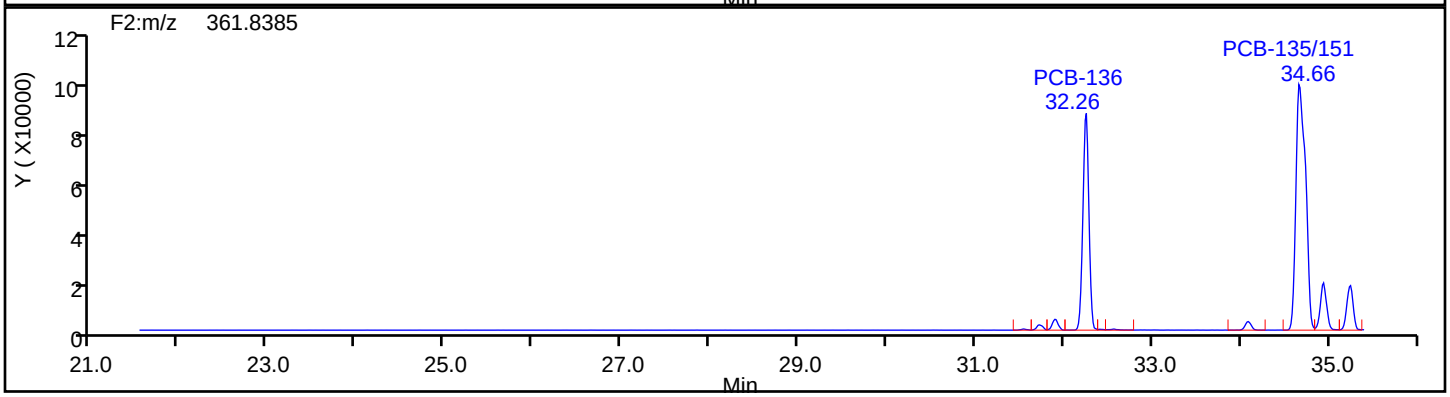

HxPCB F2 Standards

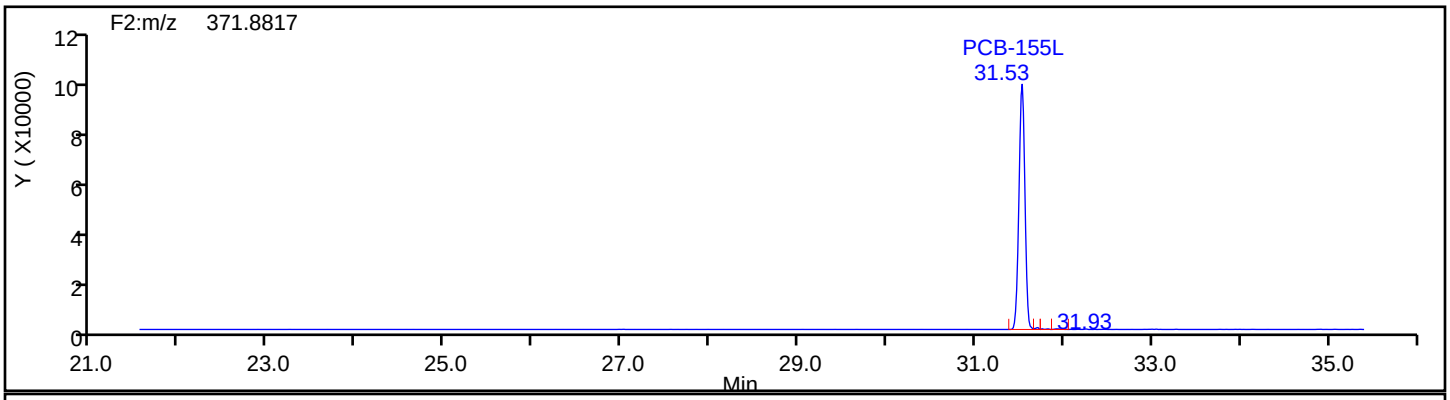

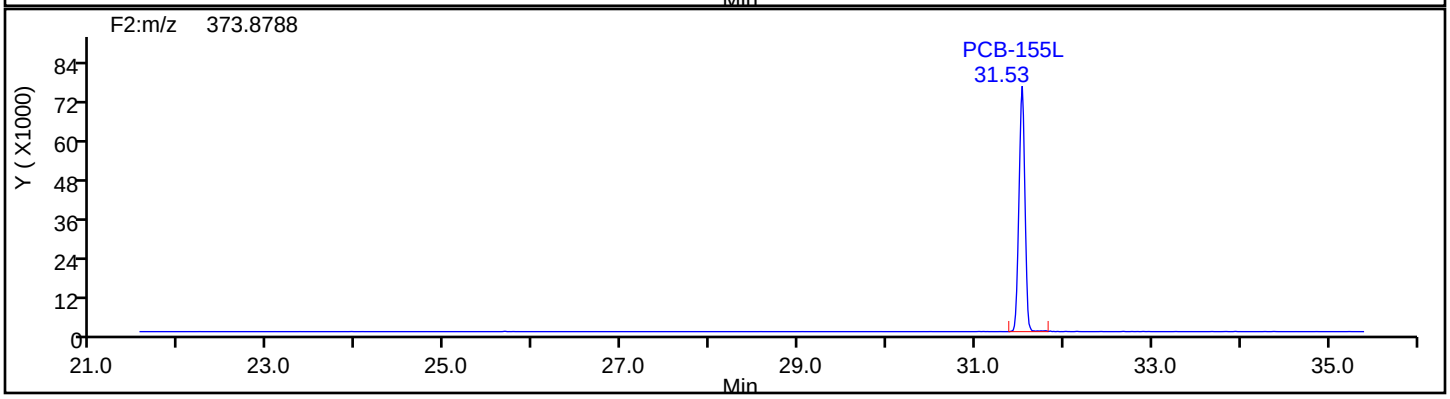

Eurofins TestAmerica, Knoxville

Data File:	\\chromna\Knoxville\ChromData\D3D\20190828-12892.b\580-88125-b-15-c.d		
Injection Date:	29-Aug-2019 06:01:00	Injection Vol:	1.0 ul
Instrument ID:	D3D	Operator ID:	Xcalibur_System
Method:	PCBs_D3D	Limit Group:	HR - 1668A - ICAL
Client ID:	515-0to26-101918		
Worklist#:	33110	Sample Line#:	12
Column Type:	SPB-Octyl	Column Dia:	0.25 mm

HxPCB F2

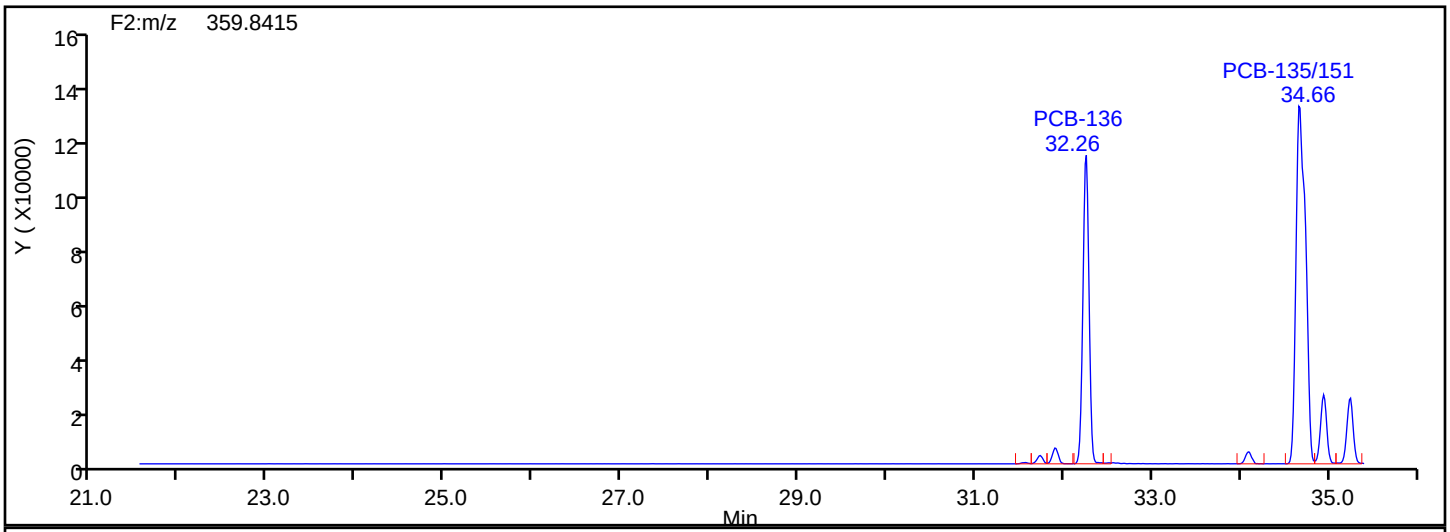

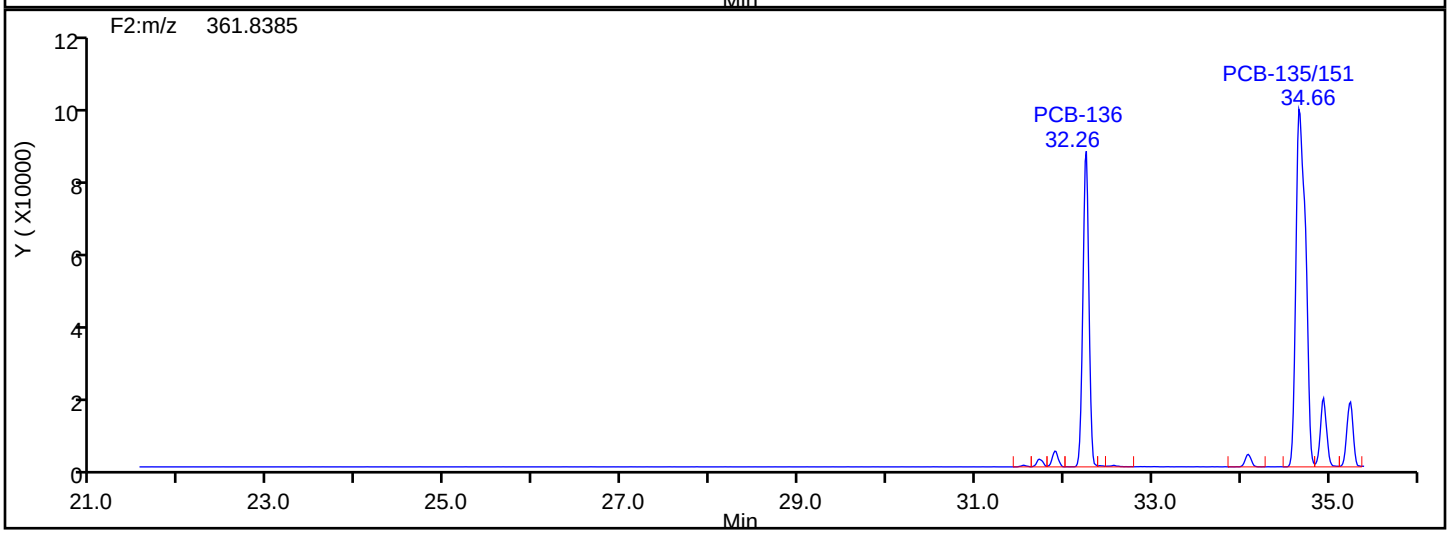

HxPCB F2 Lock Mass

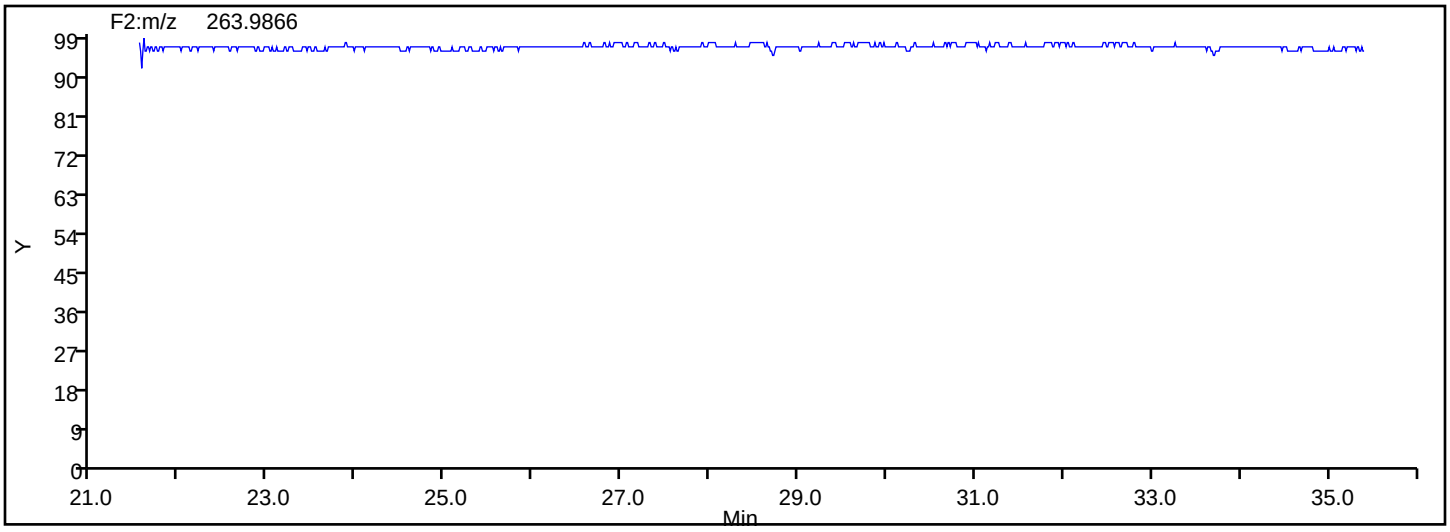

Manual Integration/User Assign Peak Report

Eurofins TestAmerica, Knoxville

Data File:	\\chromna\Knoxville\ChromData\D3D\20190828-12892.b\580-88125-b-15-c.d				
Injection Date:	29-Aug-2019 06:01:00	Instrument ID:	D3D		
Lims ID:	580-88125-B-15-C	Lab Sample ID:	140-88125-15		
Client ID:	515-0to26-101918				
Operator ID:	Xcalibur_System	ALS Bottle#:	0	Worklist Smp#:	12
Injection Vol:	1.0 ul	Dil. Factor:	1.0000		
Method:	PCBs_D3D	Limit Group:	HR - 1668A - ICAL		
Column:	SPB-Octyl (0.25 mm)	Detector	F2(21.81 :35.54)		

PCB-152, CAS: 68194-09-2

Signal: 1

Not Detected
Expected RT: 31.72

Processing Integration Results

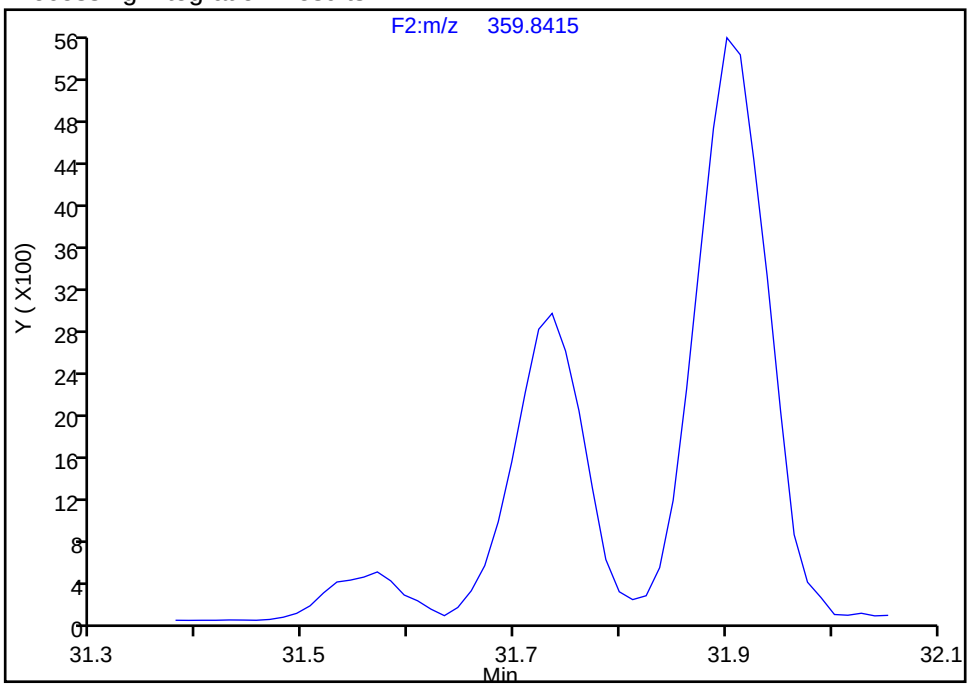

Manual Integration Results

RT: 31.74
Area: 13784
Amount: 2.424163
Amount Units: pg/ul

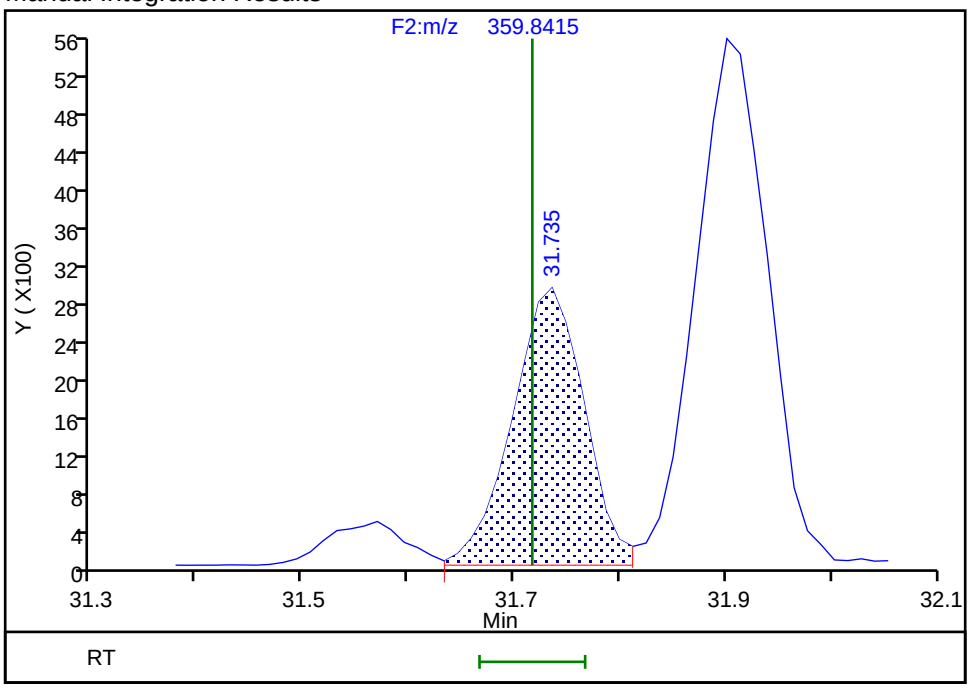

Reviewer: davidsonm, 29-Aug-2019 14:31:13
Audit Action: Assigned Compound ID Audit Reason: Incomplete Integration

Manual Integration/User Assign Peak Report

Eurofins TestAmerica, Knoxville

Data File:	\\chromna\Knoxville\ChromData\D3D\20190828-12892.b\580-88125-b-15-c.d				
Injection Date:	29-Aug-2019 06:01:00	Instrument ID:	D3D		
Lims ID:	580-88125-B-15-C	Lab Sample ID:	140-88125-15		
Client ID:	515-0to26-101918				
Operator ID:	Xcalibur_System	ALS Bottle#:	0	Worklist Smp#:	12
Injection Vol:	1.0 ul	Dil. Factor:	1.0000		
Method:	PCBs_D3D	Limit Group:	HR - 1668A - ICAL		
Column:	SPB-Octyl (0.25 mm)	Detector	F2(21.81 :35.54)		

PCB-148, CAS: 74472-41-6

Signal: 1

Not Detected
Expected RT: 34.07

Processing Integration Results

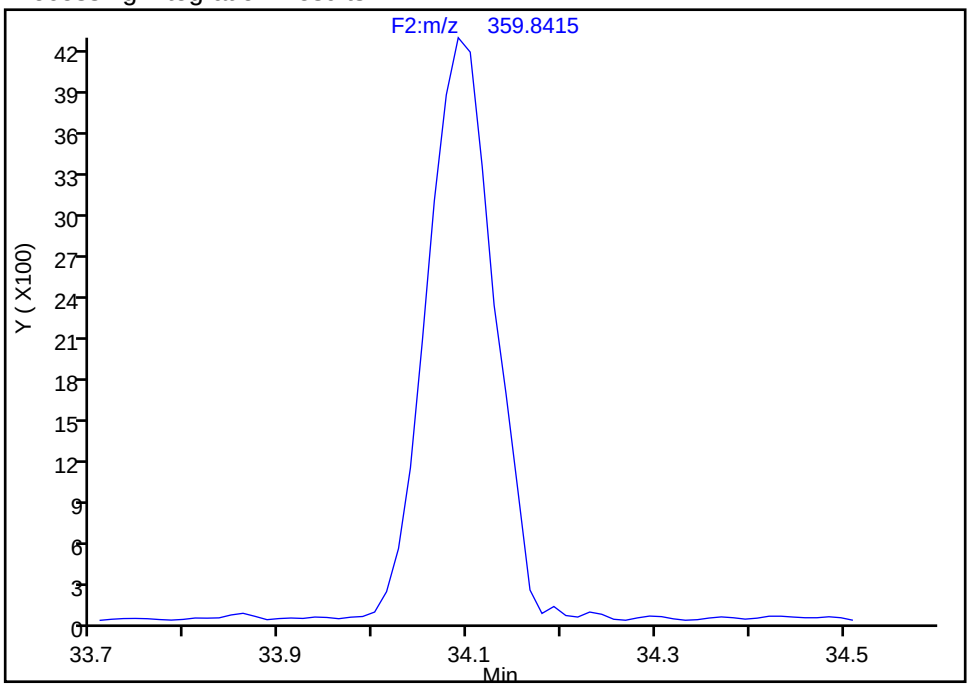

Manual Integration Results

RT: 34.09
Area: 21181
Amount: 5.296672
Amount Units: pg/ul

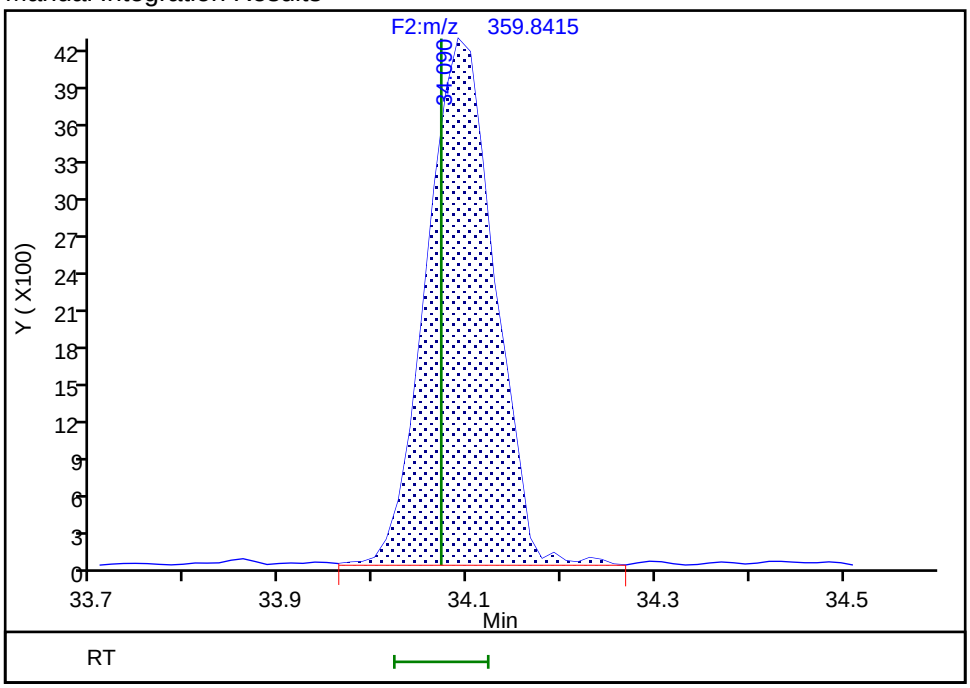

Reviewer: davidsonm, 29-Aug-2019 14:31:21
Audit Action: Assigned Compound ID Audit Reason: Incomplete Integration

Manual Integration/User Assign Peak Report

Eurofins TestAmerica, Knoxville

Data File:	\\chromna\Knoxville\ChromData\D3D\20190828-12892.b\580-88125-b-15-c.d				
Injection Date:	29-Aug-2019 06:01:00	Instrument ID:	D3D		
Lims ID:	580-88125-B-15-C	Lab Sample ID:	140-88125-15		
Client ID:	515-0to26-101918				
Operator ID:	Xcalibur_System	ALS Bottle#:	0	Worklist Smp#:	12
Injection Vol:	1.0 ul	Dil. Factor:	1.0000		
Method:	PCBs_D3D	Limit Group:	HR - 1668A - ICAL		
Column:	SPB-Octyl (0.25 mm)	Detector	F2(21.81 :35.54)		

PCB-144, CAS: 68194-14-9

Signal: 1

Not Detected
Expected RT: 35.22

Processing Integration Results

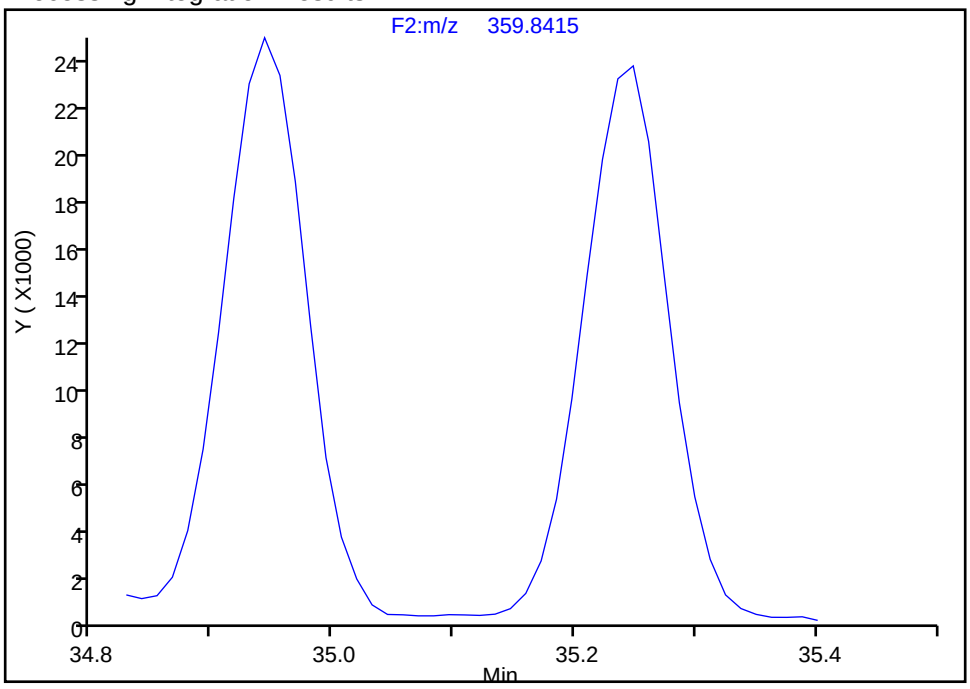

Manual Integration Results

RT: 35.25
Area: 116542
Amount: 28.106820
Amount Units: pg/ul

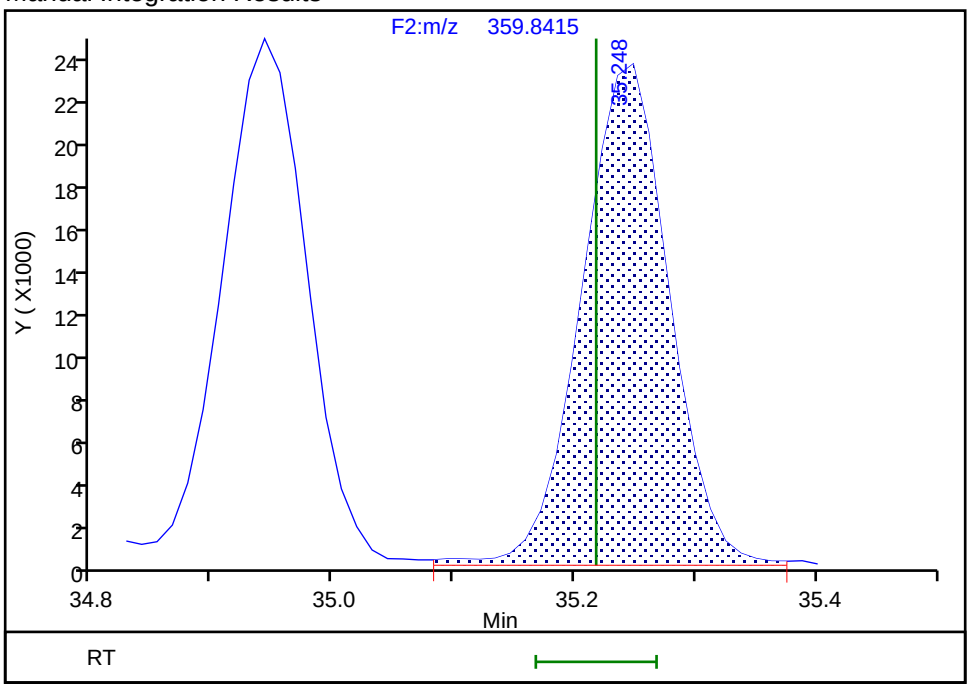

Reviewer: davidsonm, 29-Aug-2019 14:31:27
Audit Action: Assigned Compound ID Audit Reason: Incomplete Integration

Eurofins TestAmerica, Knoxville

Data File:	\\chromna\Knoxville\ChromData\D3D\20190828-12892.b\580-88125-b-15-c.d		
Injection Date:	29-Aug-2019 06:01:00	Injection Vol:	1.0 ul
Instrument ID:	D3D	Operator ID:	Xcalibur_System
Method:	PCBs_D3D	Limit Group:	HR - 1668A - ICAL
Client ID:	515-0to26-101918		
Worklist#:	33110	Sample Line#:	12
Column Type:	SPB-Octyl	Column Dia:	0.25 mm

HxPCB F3

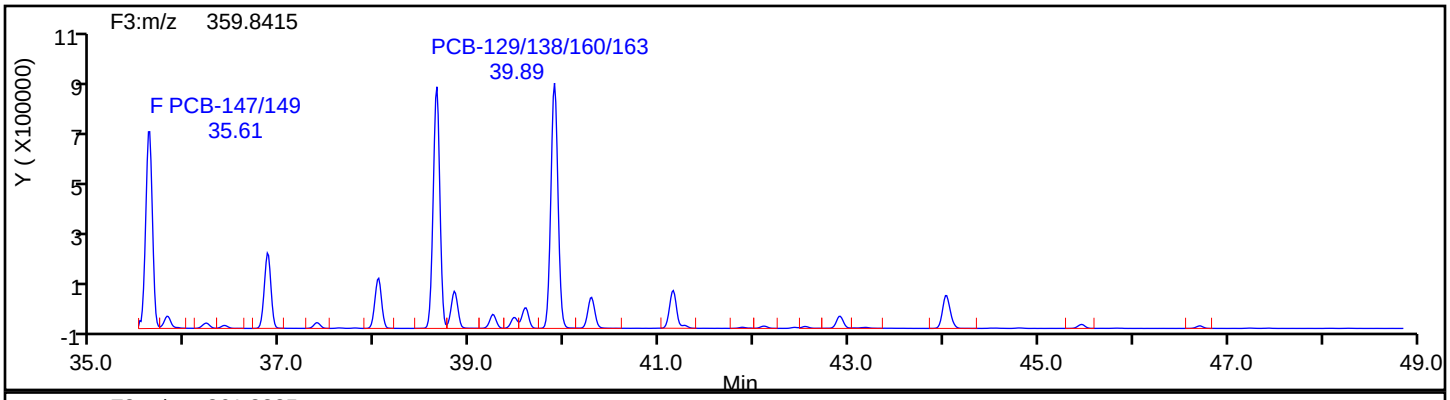

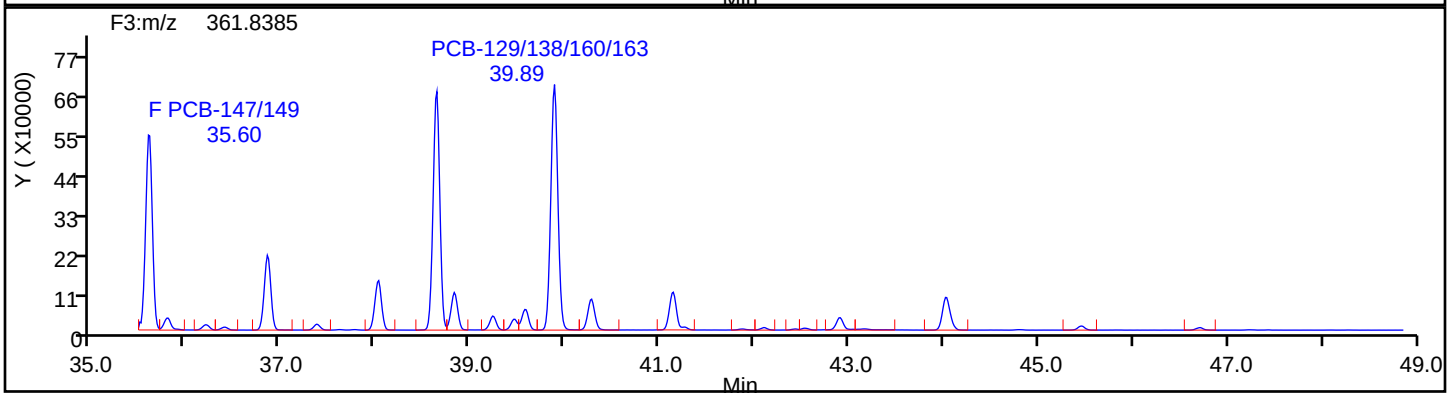

HxPCB F3 Standards

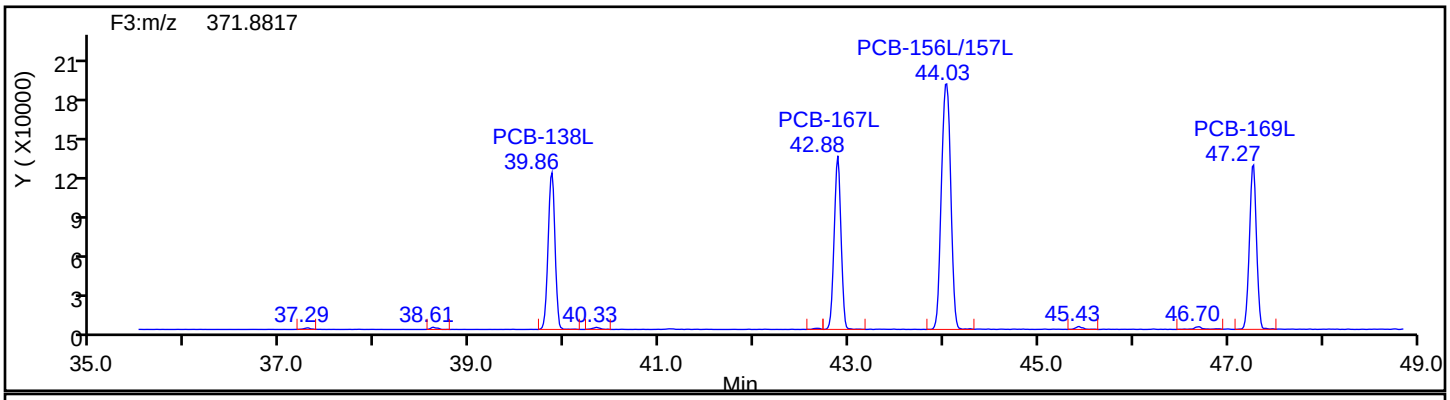

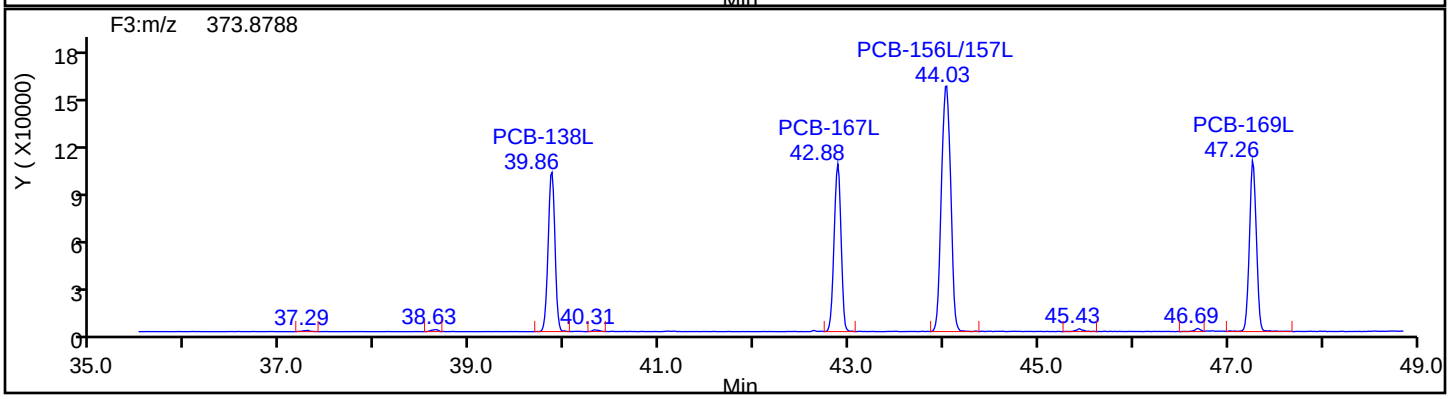

Eurofins TestAmerica, Knoxville

Data File:	\\chromna\Knoxville\ChromData\D3D\20190828-12892.b\580-88125-b-15-c.d		
Injection Date:	29-Aug-2019 06:01:00	Injection Vol:	1.0 ul
Instrument ID:	D3D	Operator ID:	Xcalibur_System
Method:	PCBs_D3D	Limit Group:	HR - 1668A - ICAL
Client ID:	515-0to26-101918		
Worklist#:	33110	Sample Line#:	12
Column Type:	SPB-Octyl	Column Dia:	0.25 mm

HxPCB F3

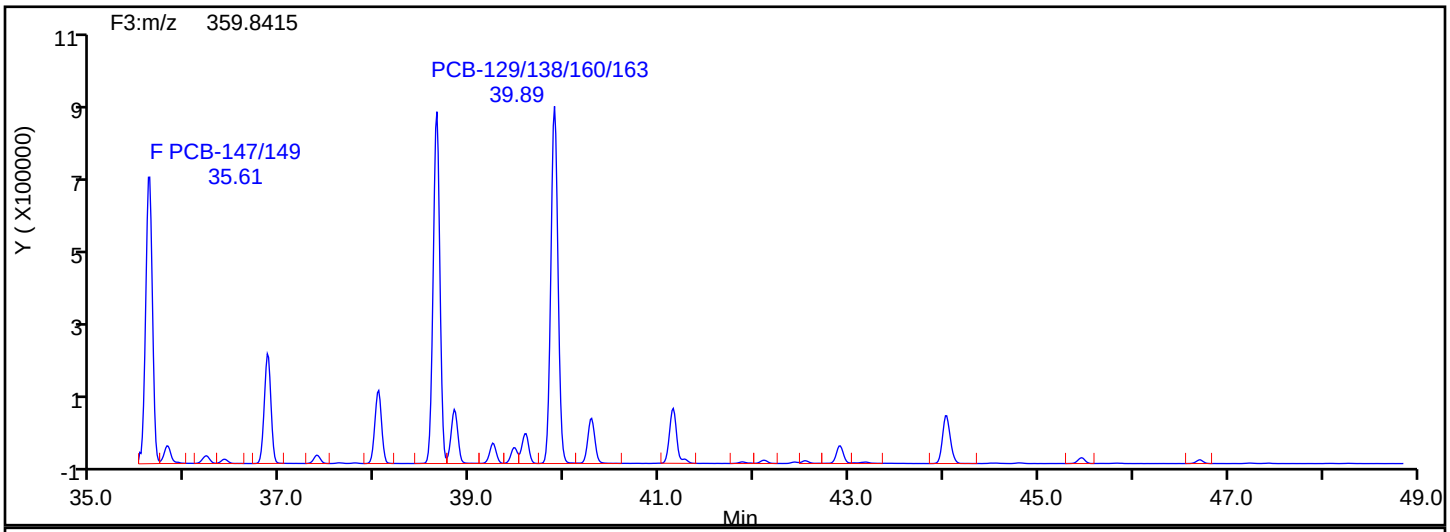

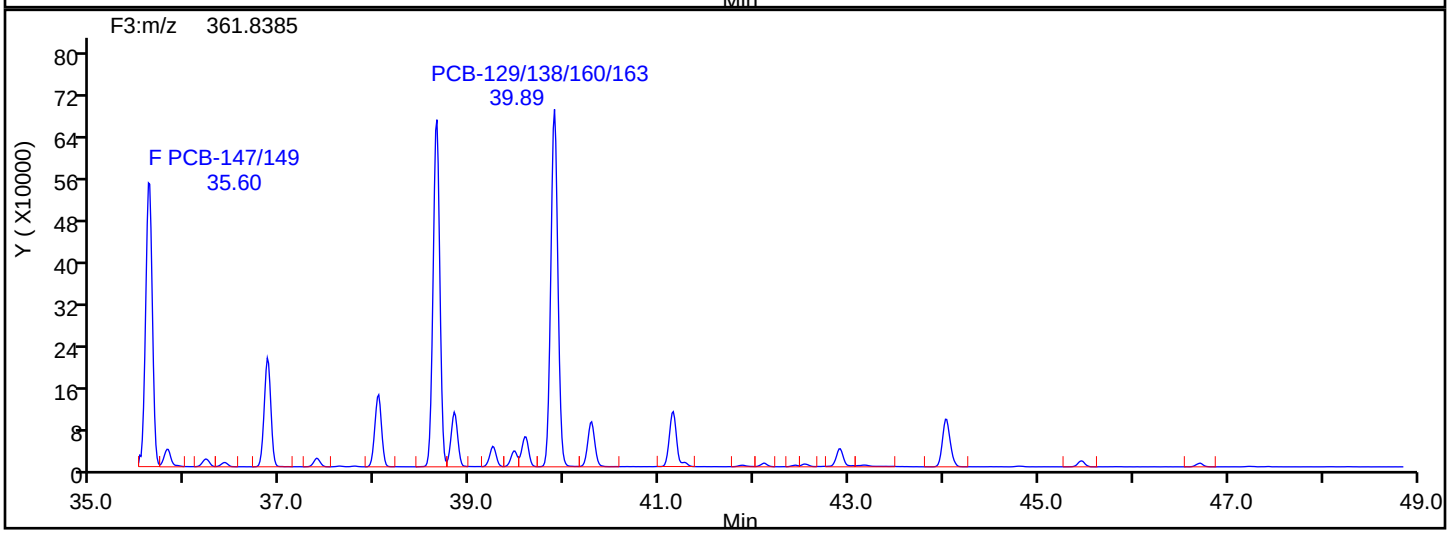

HxPCB F3 Lock Mass

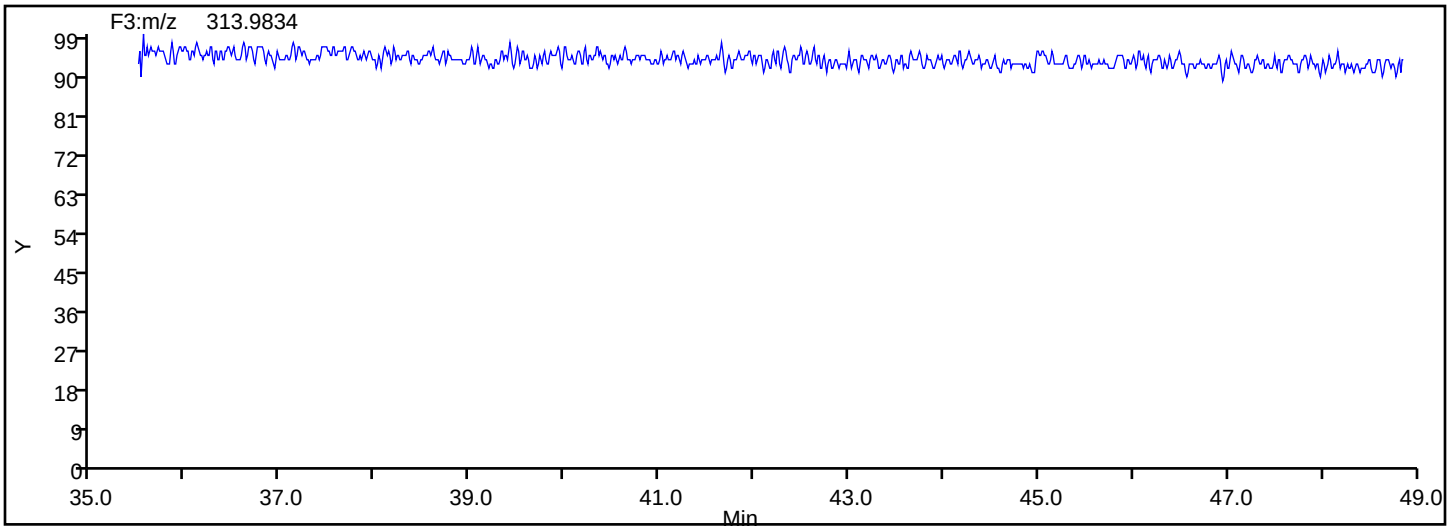

Manual Integration/User Assign Peak Report

Eurofins TestAmerica, Knoxville

Data File:	\\chromna\Knoxville\ChromData\D3D\20190828-12892.b\580-88125-b-15-c.d				
Injection Date:	29-Aug-2019 06:01:00	Instrument ID:	D3D		
Lims ID:	580-88125-B-15-C	Lab Sample ID:	140-88125-15		
Client ID:	515-0to26-101918				
Operator ID:	Xcalibur_System	ALS Bottle#:	0	Worklist Smp#:	12
Injection Vol:	1.0 ul	Dil. Factor:	1.0000		
Method:	PCBs_D3D	Limit Group:	HR - 1668A - ICAL		
Column:	SPB-Octyl (0.25 mm)	Detector	F3(35.64 :49.10)		

PCB-147/149, CAS: STL01821

Signal: 1

Processing Integration Results

RT: 35.51
Area: 34064
Amount: 5.419787
Amount Units: pg/ul

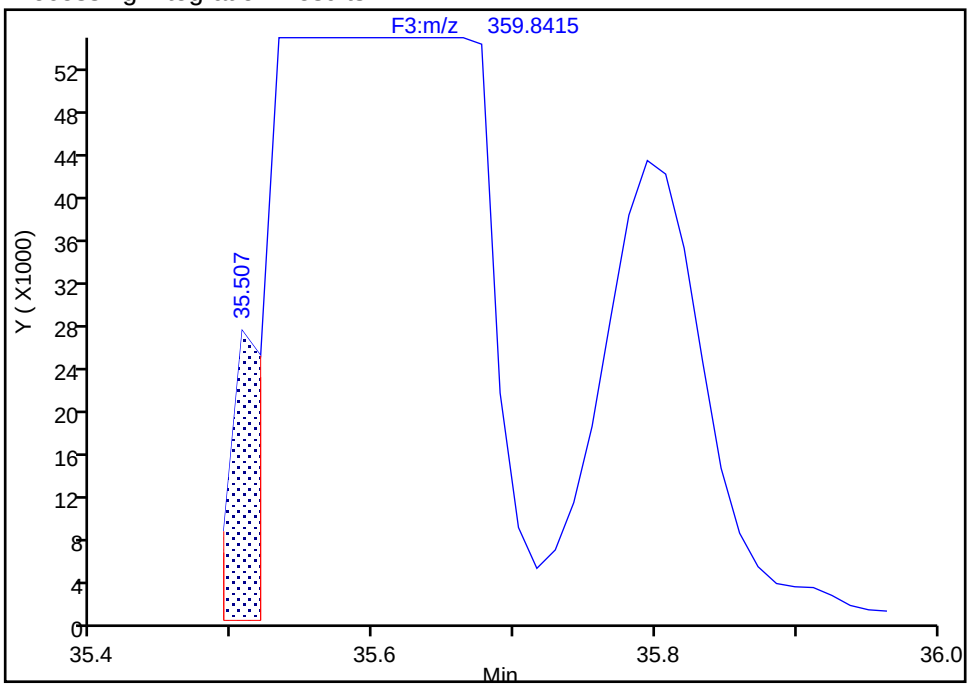

Manual Integration Results

RT: 35.61
Area: 3460609
Amount: 536.8675
Amount Units: pg/ul

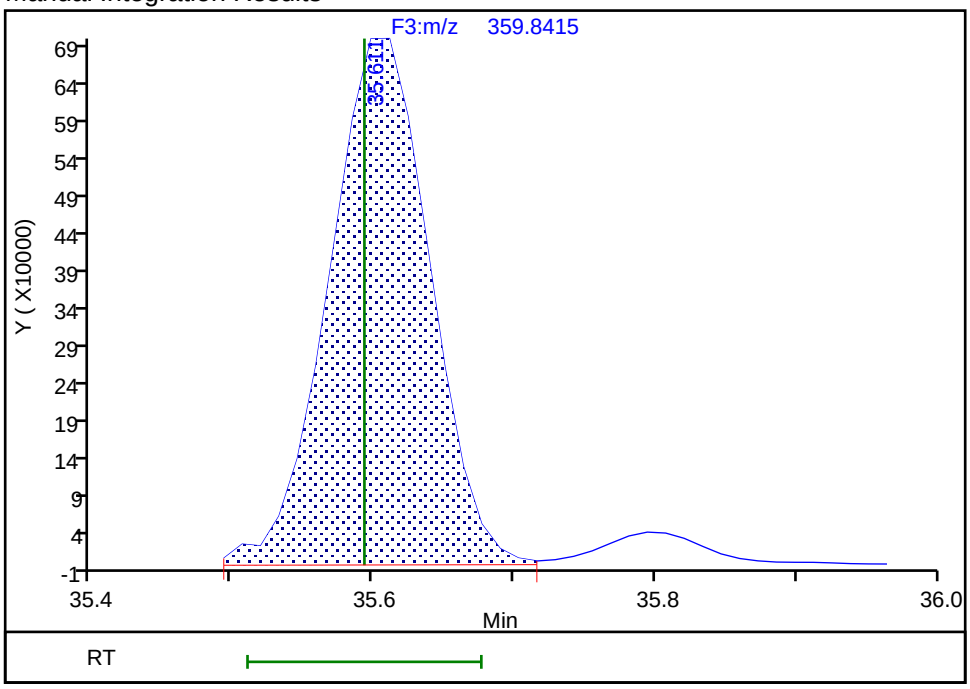

Reviewer: davidsonm, 29-Aug-2019 14:31:41

Audit Action: Manually Integrated Audit Reason: Incomplete Integration

Manual Integration/User Assign Peak Report

Eurofins TestAmerica, Knoxville

Data File:	\\chromna\Knoxville\ChromData\D3D\20190828-12892.b\580-88125-b-15-c.d				
Injection Date:	29-Aug-2019 06:01:00	Instrument ID:	D3D		
Lims ID:	580-88125-B-15-C	Lab Sample ID:	140-88125-15		
Client ID:	515-0to26-101918				
Operator ID:	Xcalibur_System	ALS Bottle#:	0	Worklist Smp#:	12
Injection Vol:	1.0 ul	Dil. Factor:	1.0000		
Method:	PCBs_D3D	Limit Group:	HR - 1668A - ICAL		
Column:	SPB-Octyl (0.25 mm)	Detector	F3(35.64 :49.10)		

PCB-147/149, CAS: STL01821

Signal: 2

Processing Integration Results

RT: 35.51
Area: 28407
Amount: 5.419787
Amount Units: pg/ul

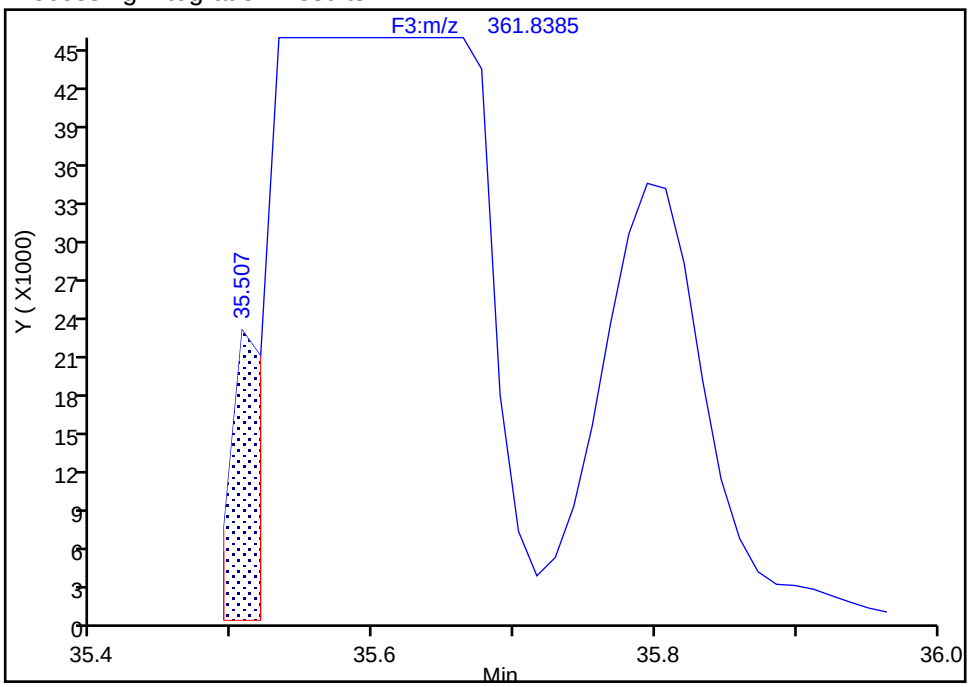

Manual Integration Results

RT: 35.60
Area: 2727576
Amount: 536.8675
Amount Units: pg/ul

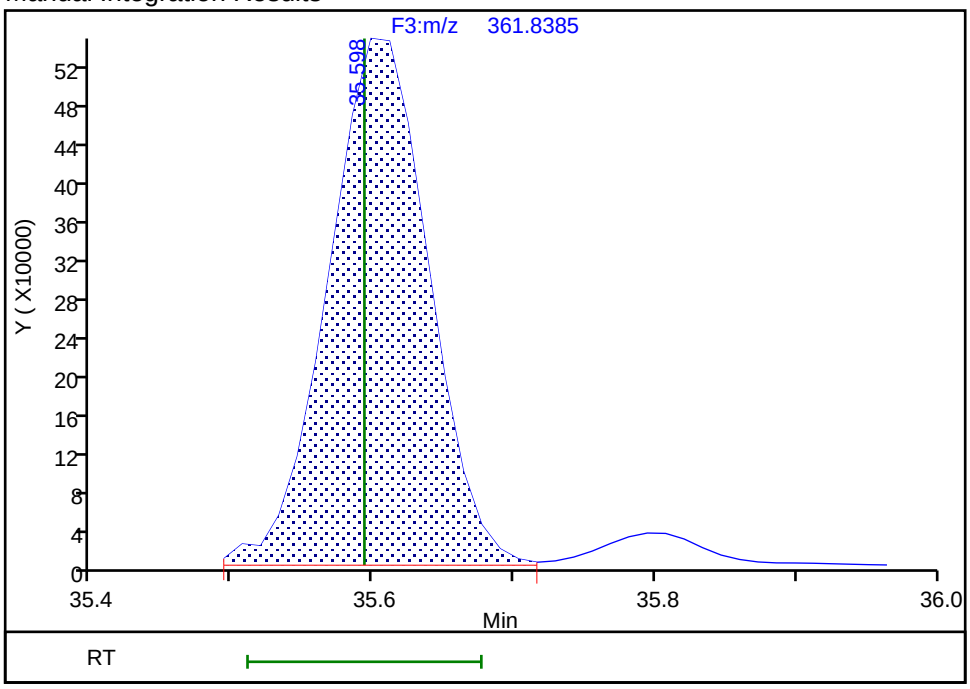

Reviewer: davidsonm, 29-Aug-2019 14:31:50

Audit Action: Manually Integrated Audit Reason: Incomplete Integration

Manual Integration/User Assign Peak Report

Eurofins TestAmerica, Knoxville

Data File:	\\chromna\Knoxville\ChromData\D3D\20190828-12892.b\580-88125-b-15-c.d				
Injection Date:	29-Aug-2019 06:01:00	Instrument ID:	D3D		
Lims ID:	580-88125-B-15-C	Lab Sample ID:	140-88125-15		
Client ID:	515-0to26-101918				
Operator ID:	Xcalibur_System	ALS Bottle#:	0	Worklist Smp#:	12
Injection Vol:	1.0 ul	Dil. Factor:	1.0000		
Method:	PCBs_D3D	Limit Group:	HR - 1668A - ICAL		
Column:	SPB-Octyl (0.25 mm)	Detector	F3(35.64 :49.10)		

PCB-133, CAS: 35694-04-3

Signal: 1

Not Detected
Expected RT: 37.36

Processing Integration Results

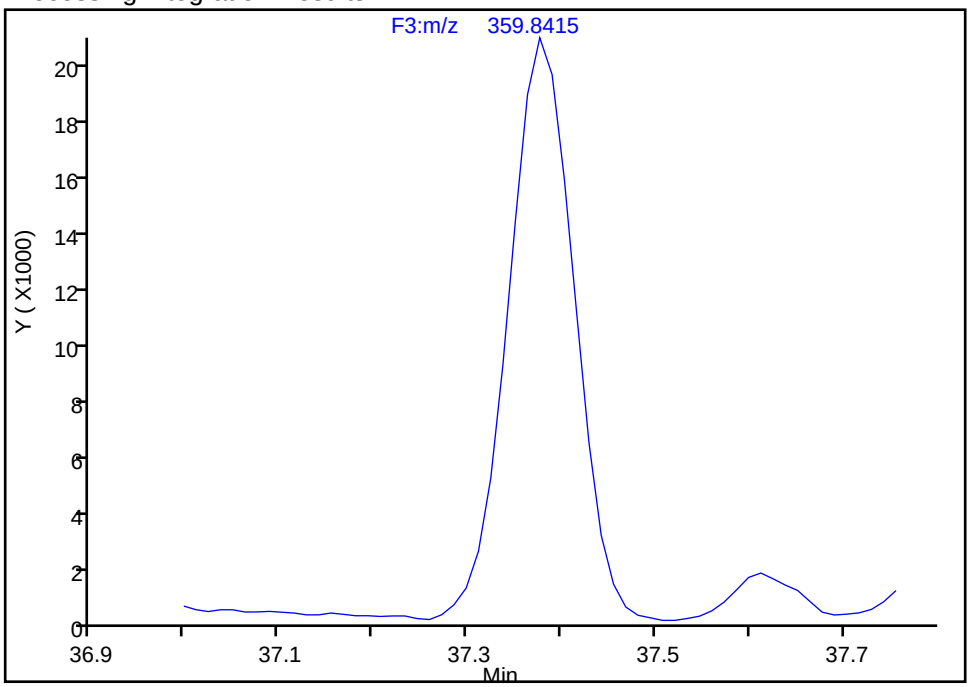

Manual Integration Results

RT: 37.38
Area: 99585
Amount: 16.802718
Amount Units: pg/ul

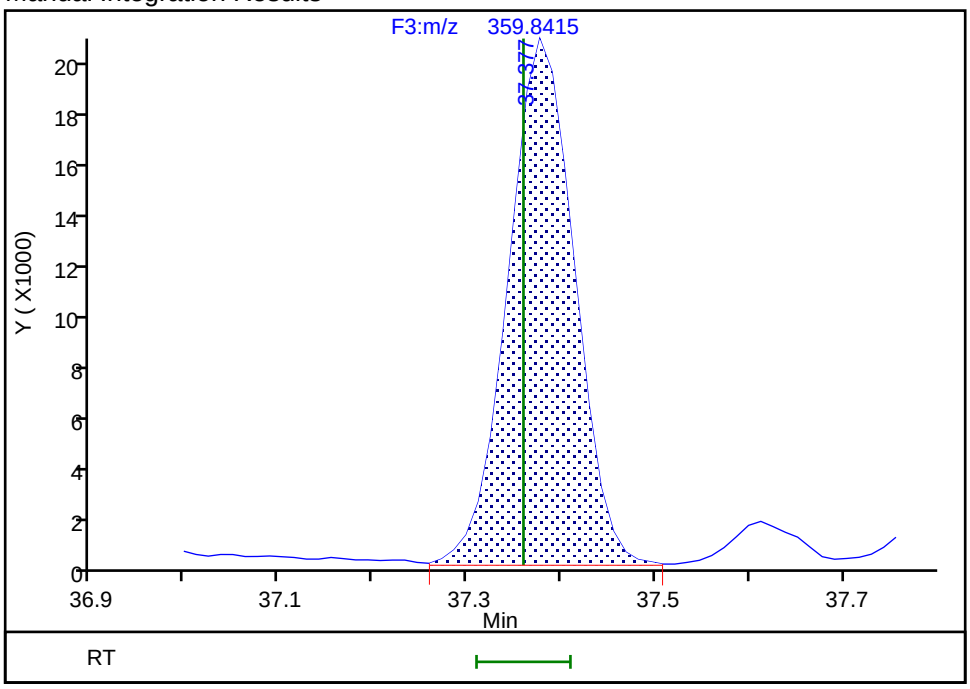

Reviewer: davidsonm, 29-Aug-2019 14:31:59
Audit Action: Assigned Compound ID Audit Reason: Incomplete Integration

Manual Integration/User Assign Peak Report

Eurofins TestAmerica, Knoxville

Data File:	\\chromna\Knoxville\ChromData\D3D\20190828-12892.b\580-88125-b-15-c.d				
Injection Date:	29-Aug-2019 06:01:00	Instrument ID:	D3D		
Lims ID:	580-88125-B-15-C	Lab Sample ID:	140-88125-15		
Client ID:	515-0to26-101918				
Operator ID:	Xcalibur_System	ALS Bottle#:	0	Worklist Smp#:	12
Injection Vol:	1.0 ul	Dil. Factor:	1.0000		
Method:	PCBs_D3D	Limit Group:	HR - 1668A - ICAL		
Column:	SPB-Octyl (0.25 mm)	Detector	F3(35.64 :49.10)		

PCB-128/166, CAS: STL01816

Signal: 1

Processing Integration Results

RT: 41.14
Area: 691684
Amount: 94.642948
Amount Units: pg/ul

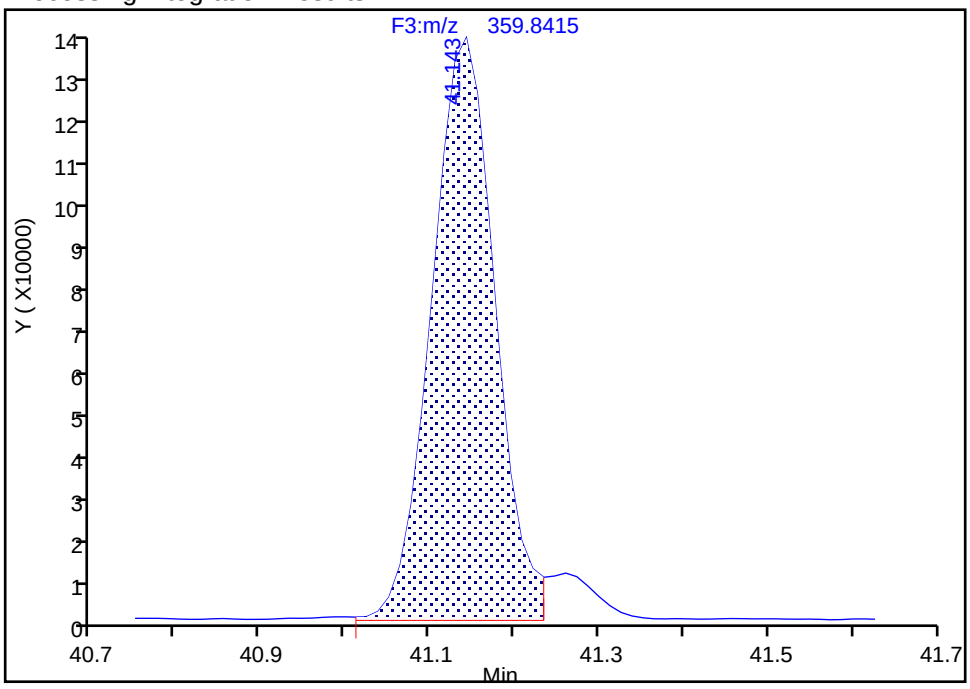

Manual Integration Results

RT: 41.14
Area: 724014
Amount: 98.698977
Amount Units: pg/ul

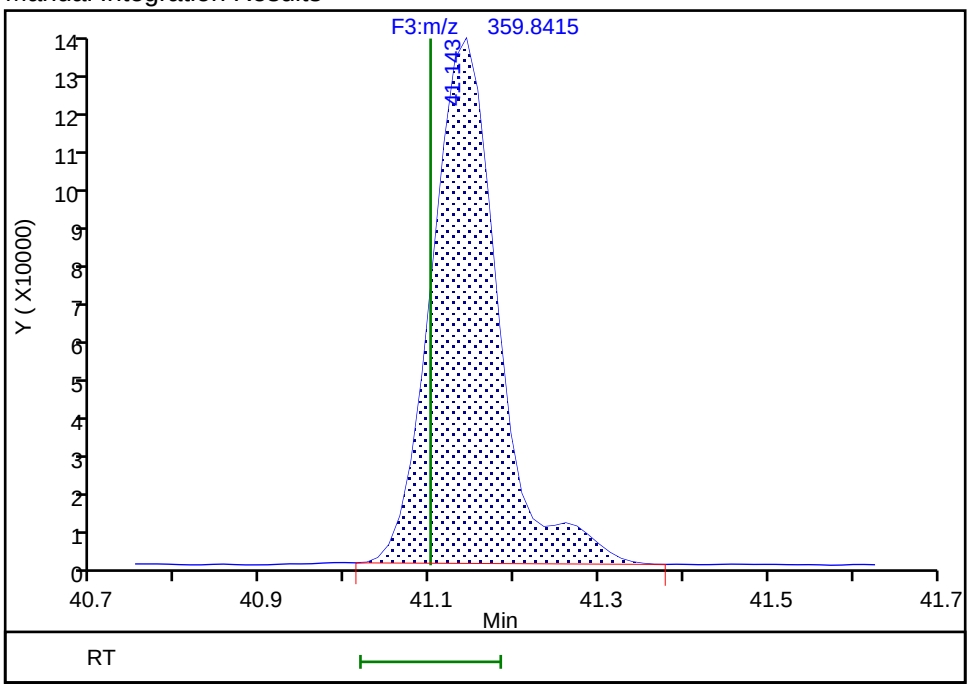

Reviewer: davidsonm, 29-Aug-2019 14:32:19

Audit Action: Manually Integrated Audit Reason: Incomplete Integration

Manual Integration/User Assign Peak Report

Eurofins TestAmerica, Knoxville

Data File:	\\chromna\Knoxville\ChromData\D3D\20190828-12892.b\580-88125-b-15-c.d				
Injection Date:	29-Aug-2019 06:01:00	Instrument ID:	D3D		
Lims ID:	580-88125-B-15-C	Lab Sample ID:	140-88125-15		
Client ID:	515-0to26-101918				
Operator ID:	Xcalibur_System	ALS Bottle#:	0	Worklist Smp#:	12
Injection Vol:	1.0 ul	Dil. Factor:	1.0000		
Method:	PCBs_D3D	Limit Group:	HR - 1668A - ICAL		
Column:	SPB-Octyl (0.25 mm)	Detector	F3(35.64 :49.10)		

PCB-128/166, CAS: STL01816

Signal: 2

Processing Integration Results

RT: 41.14
Area: 557916
Amount: 94.642948
Amount Units: pg/ul

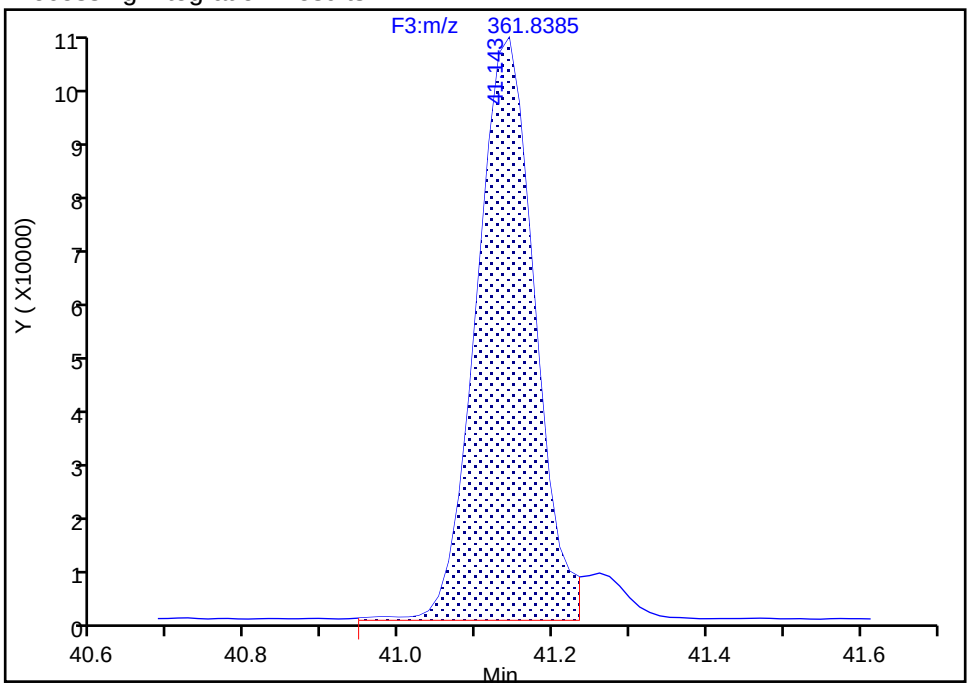

Manual Integration Results

RT: 41.14
Area: 579139
Amount: 98.698977
Amount Units: pg/ul

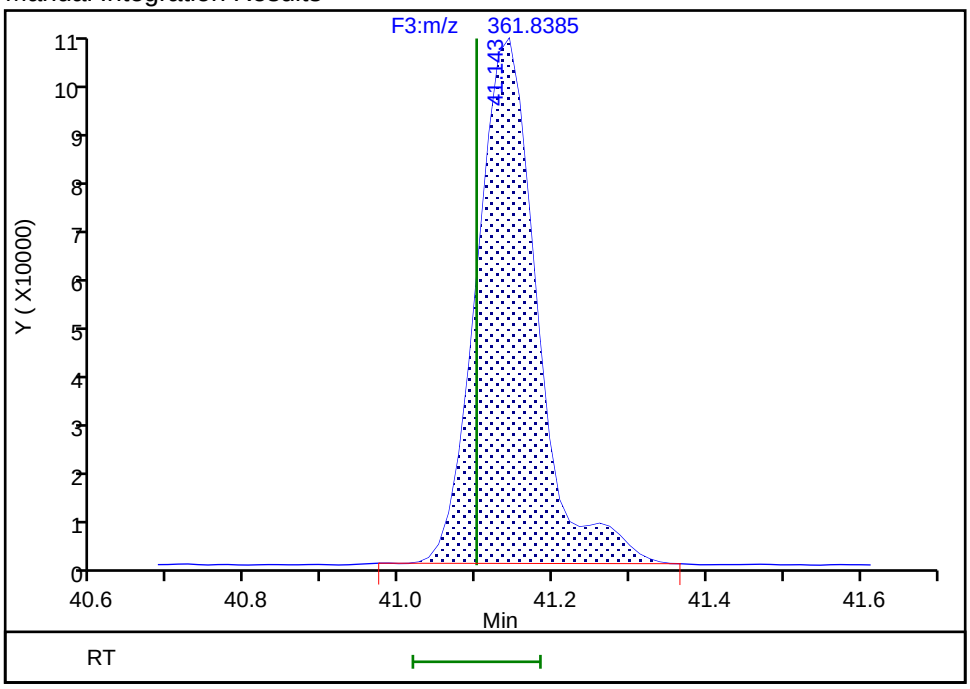

Reviewer: davidsonm, 29-Aug-2019 14:32:23

Audit Action: Manually Integrated Audit Reason: Incomplete Integration

Manual Integration/User Assign Peak Report

Eurofins TestAmerica, Knoxville

Data File:	\\chromna\Knoxville\ChromData\D3D\20190828-12892.b\580-88125-b-15-c.d				
Injection Date:	29-Aug-2019 06:01:00	Instrument ID:	D3D		
Lims ID:	580-88125-B-15-C	Lab Sample ID:	140-88125-15		
Client ID:	515-0to26-101918				
Operator ID:	Xcalibur_System	ALS Bottle#:	0	Worklist Smp#:	12
Injection Vol:	1.0 ul	Dil. Factor:	1.0000		
Method:	PCBs_D3D	Limit Group:	HR - 1668A - ICAL		
Column:	SPB-Octyl (0.25 mm)	Detector	F3(35.64 :49.10)		

PCB-167, CAS: 52663-72-6

Signal: 1

Not Detected
Expected RT: 42.87

Processing Integration Results

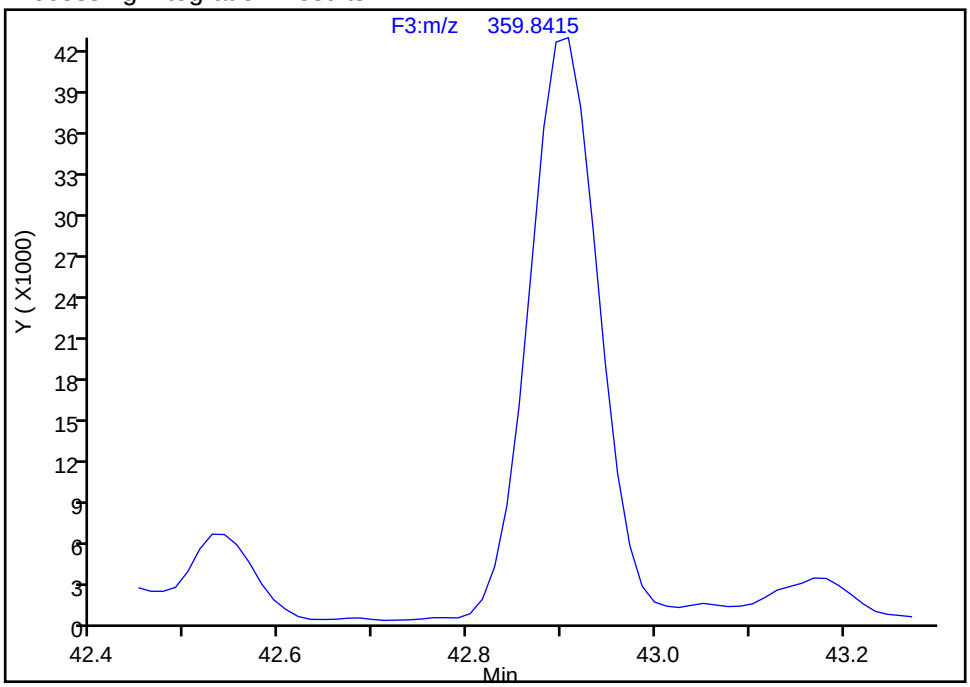

Manual Integration Results

RT: 42.91
Area: 228626
Amount: 26.501514
Amount Units: pg/ul

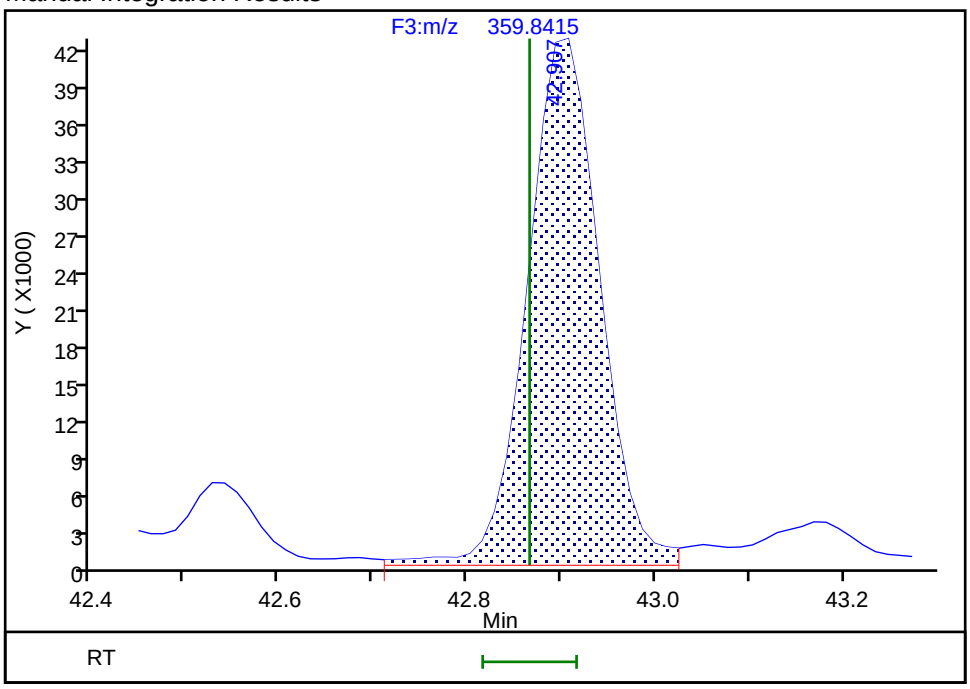

Reviewer: davidsonm, 29-Aug-2019 14:32:33
Audit Action: Assigned Compound ID Audit Reason: Incomplete Integration

Eurofins TestAmerica, Knoxville

Data File:	\\chromna\Knoxville\ChromData\D3D\20190828-12892.b\580-88125-b-15-c.d		
Injection Date:	29-Aug-2019 06:01:00	Injection Vol:	1.0 ul
Instrument ID:	D3D	Operator ID:	Xcalibur_System
Method:	PCBs_D3D	Limit Group:	HR - 1668A - ICAL
Client ID:	515-0to26-101918		
Worklist#:	33110	Sample Line#:	12
Column Type:	SPB-Octyl	Column Dia:	0.25 mm

HpPCB F3

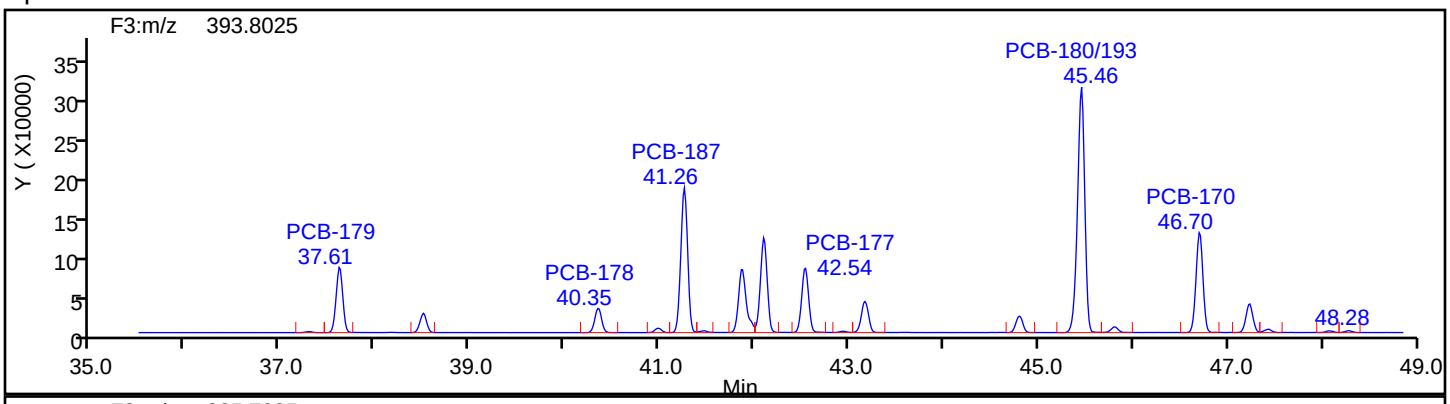

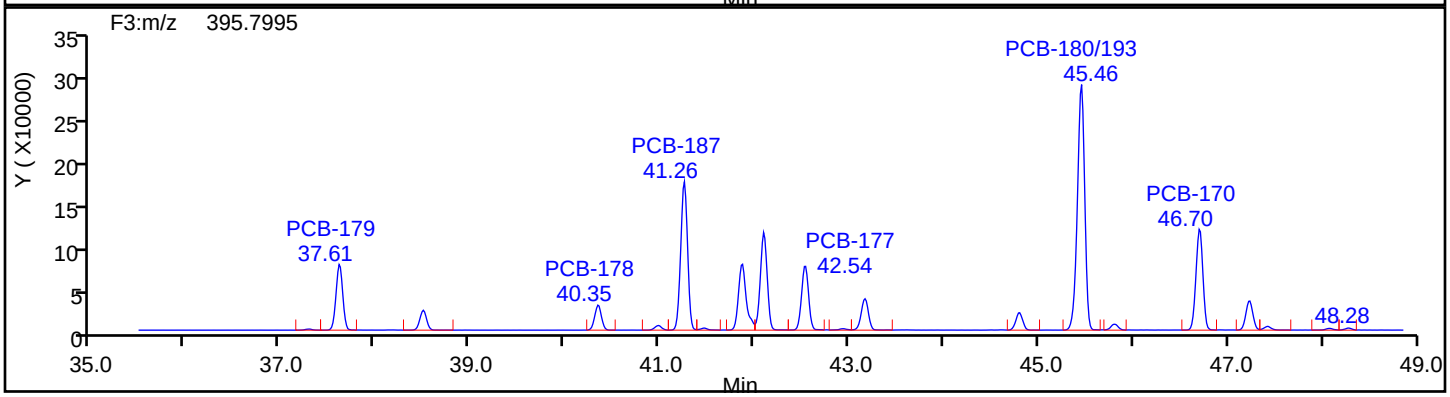

HpPCB F3 Standards

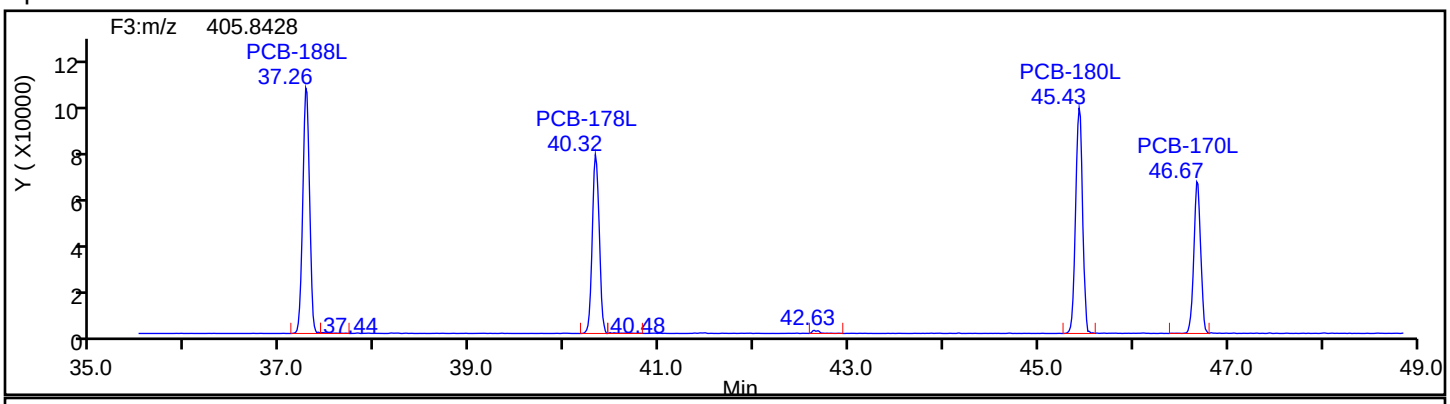

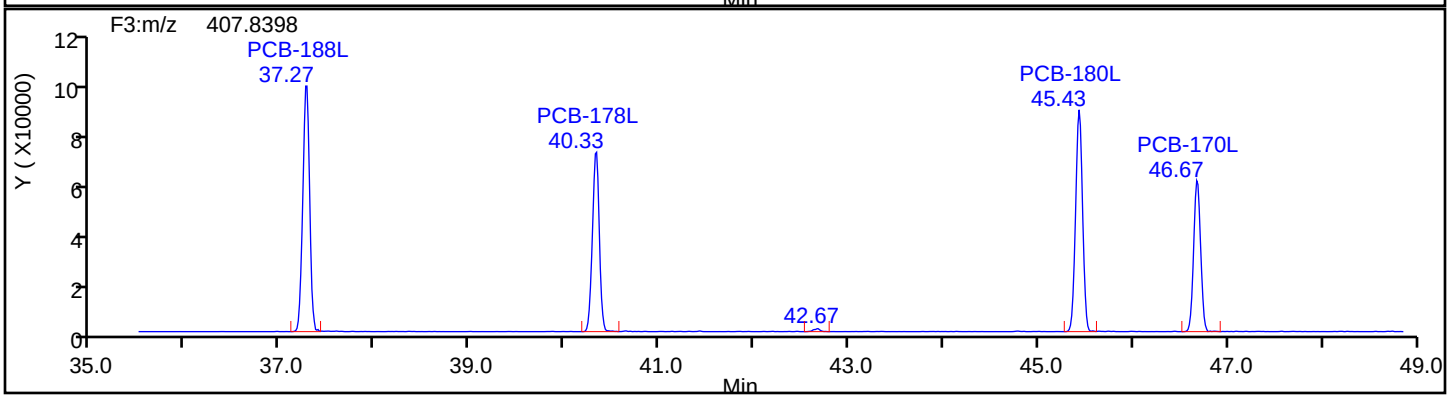

Eurofins TestAmerica, Knoxville

Data File:	\\chromna\Knoxville\ChromData\D3D\20190828-12892.b\580-88125-b-15-c.d		
Injection Date:	29-Aug-2019 06:01:00	Injection Vol:	1.0 ul
Instrument ID:	D3D	Operator ID:	Xcalibur_System
Method:	PCBs_D3D	Limit Group:	HR - 1668A - ICAL
Client ID:	515-0to26-101918		
Worklist#:	33110	Sample Line#:	12
Column Type:	SPB-Octyl	Column Dia:	0.25 mm

HpPCB F3

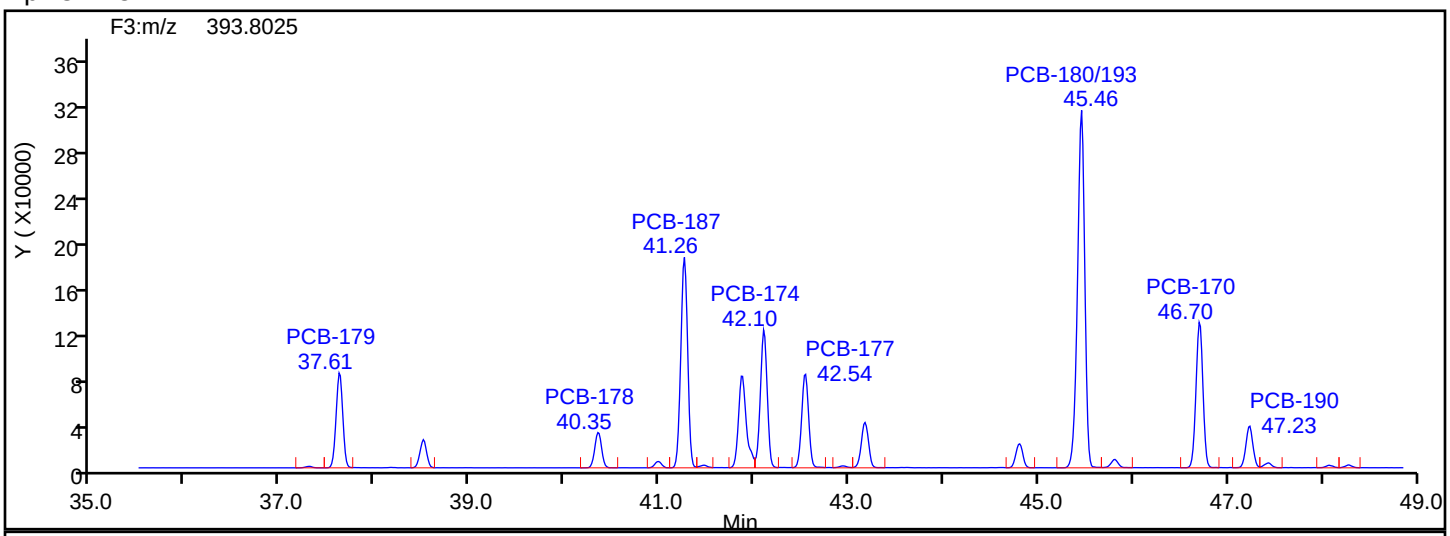

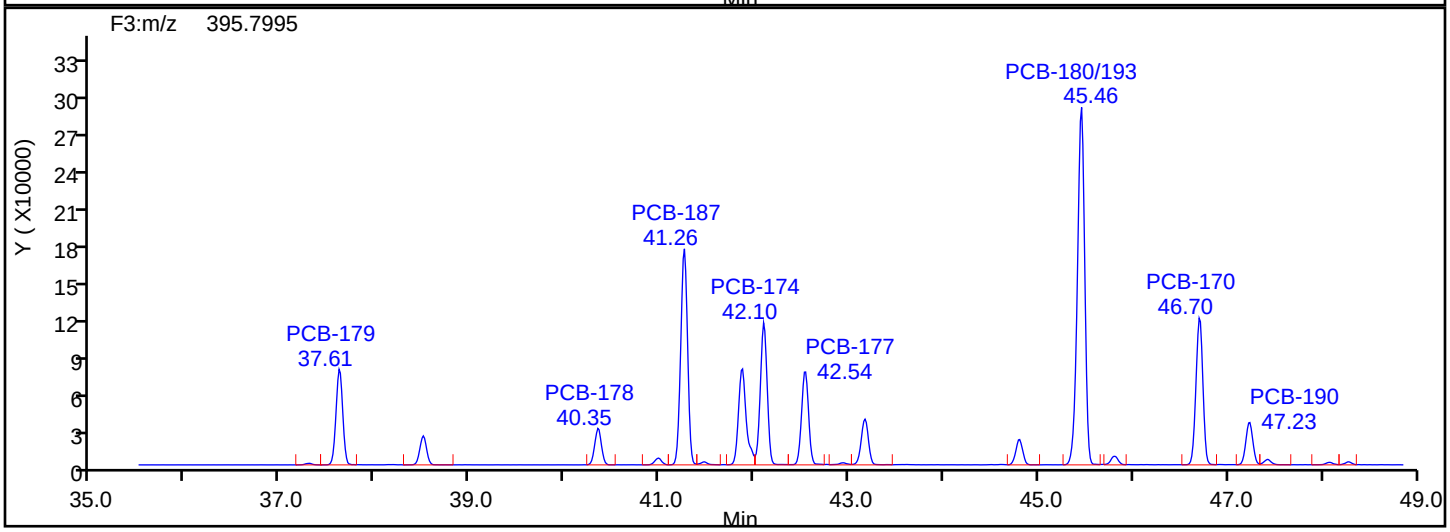

HpPCB F3 Lock Mass

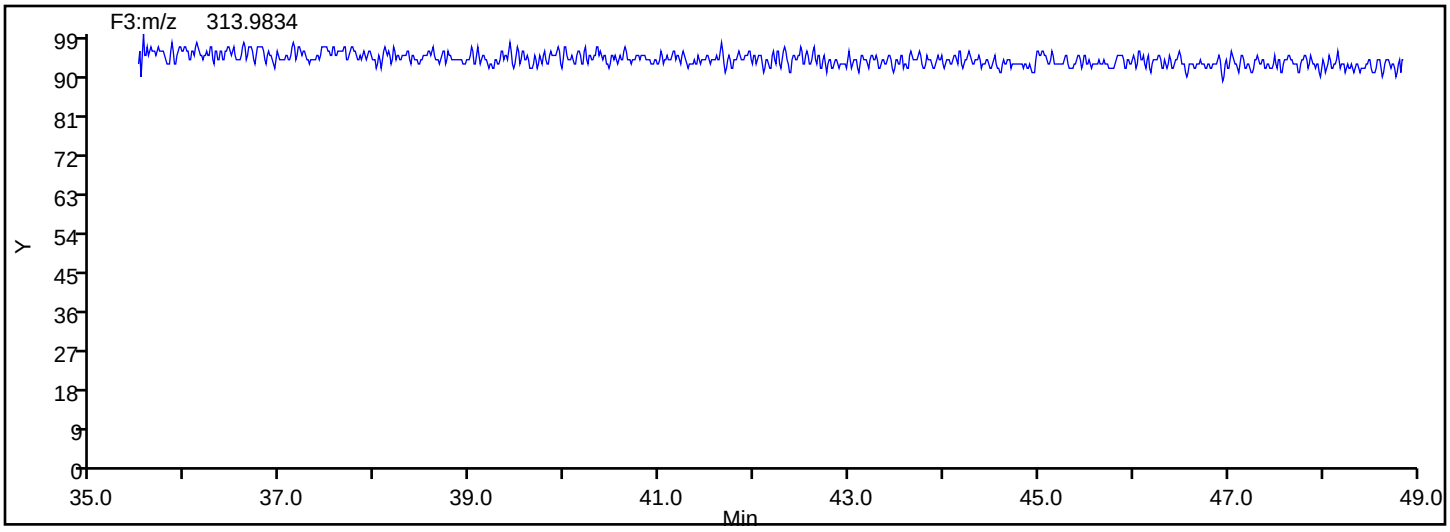

Manual Integration/User Assign Peak Report

Eurofins TestAmerica, Knoxville

Data File:	\\chromna\Knoxville\ChromData\D3D\20190828-12892.b\580-88125-b-15-c.d				
Injection Date:	29-Aug-2019 06:01:00	Instrument ID:	D3D		
Lims ID:	580-88125-B-15-C	Lab Sample ID:	140-88125-15		
Client ID:	515-0to26-101918				
Operator ID:	Xcalibur_System	ALS Bottle#:	0	Worklist Smp#:	12
Injection Vol:	1.0 ul	Dil. Factor:	1.0000		
Method:	PCBs_D3D	Limit Group:	HR - 1668A - ICAL		
Column:	SPB-Octyl (0.25 mm)	Detector	F3(35.64 :49.10)		

PCB-188, CAS: 74487-85-7

Signal: 1

Not Detected
Expected RT: 37.27

Processing Integration Results

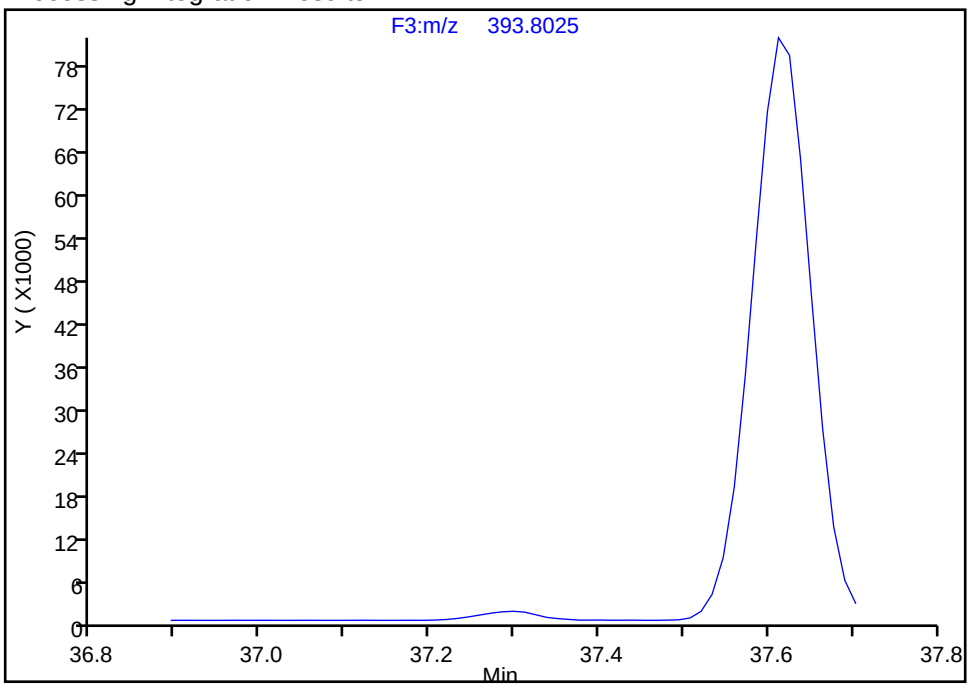

Manual Integration Results

RT: 37.30
Area: 6434
Amount: 1.038273
Amount Units: pg/ul

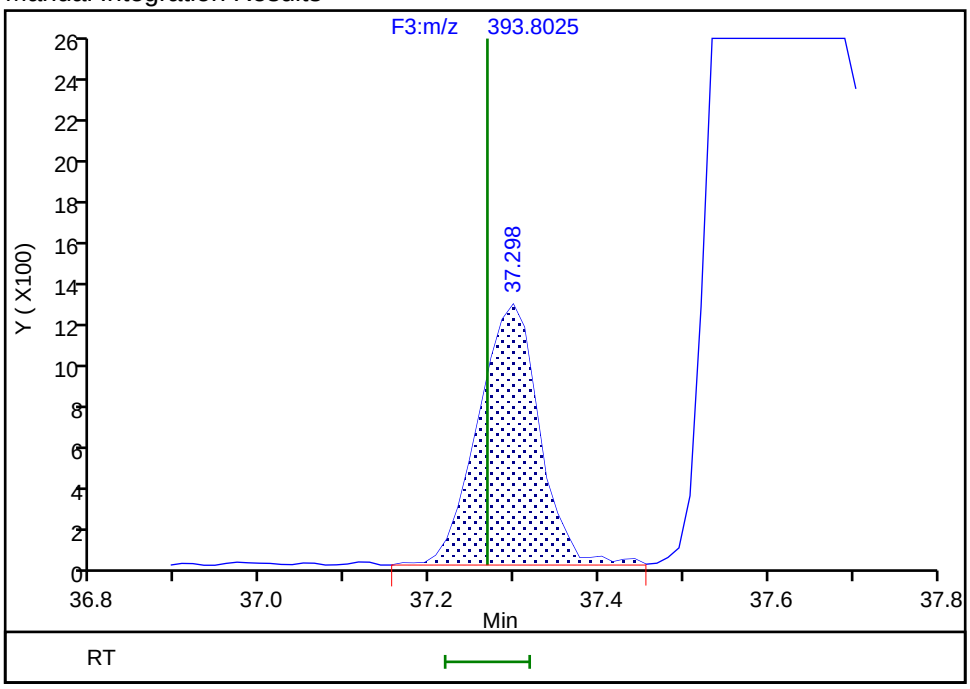

Reviewer: davidsonm, 29-Aug-2019 14:32:45
Audit Action: Assigned Compound ID Audit Reason: Incomplete Integration

Manual Integration/User Assign Peak Report

Eurofins TestAmerica, Knoxville

Data File:	\\chromna\Knoxville\ChromData\D3D\20190828-12892.b\580-88125-b-15-c.d				
Injection Date:	29-Aug-2019 06:01:00	Instrument ID:	D3D		
Lims ID:	580-88125-B-15-C	Lab Sample ID:	140-88125-15		
Client ID:	515-0to26-101918				
Operator ID:	Xcalibur_System	ALS Bottle#:	0	Worklist Smp#:	12
Injection Vol:	1.0 ul	Dil. Factor:	1.0000		
Method:	PCBs_D3D	Limit Group:	HR - 1668A - ICAL		
Column:	SPB-Octyl (0.25 mm)	Detector	F3(35.64 :49.10)		

PCB-179, CAS: 52663-64-6

Signal: 1

Not Detected
Expected RT: 37.59

Processing Integration Results

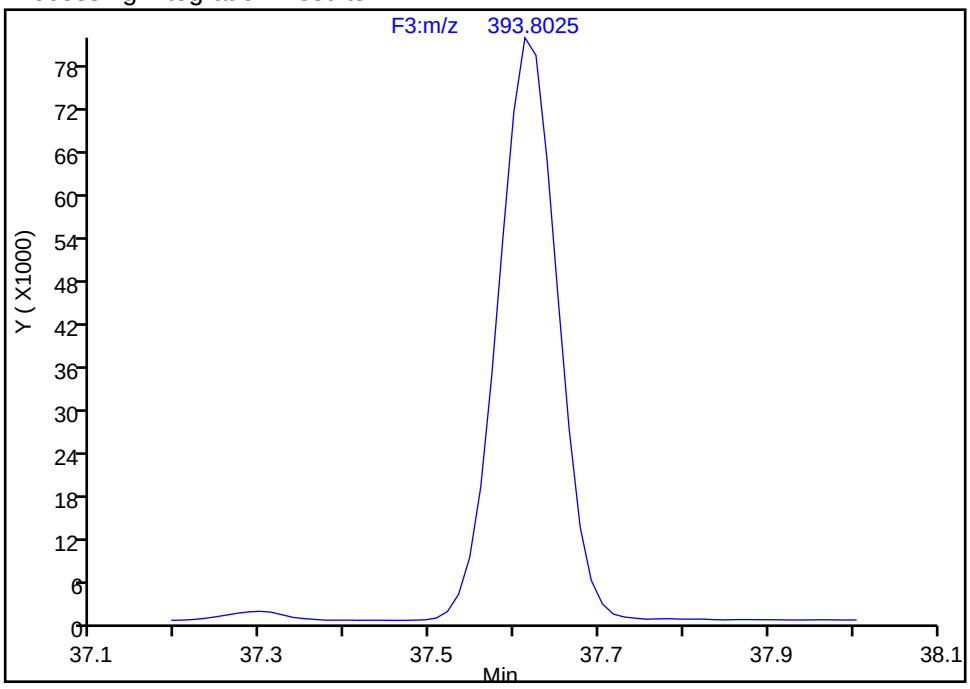

Manual Integration Results

RT: 37.61
Area: 402720
Amount: 69.359993
Amount Units: pg/ul

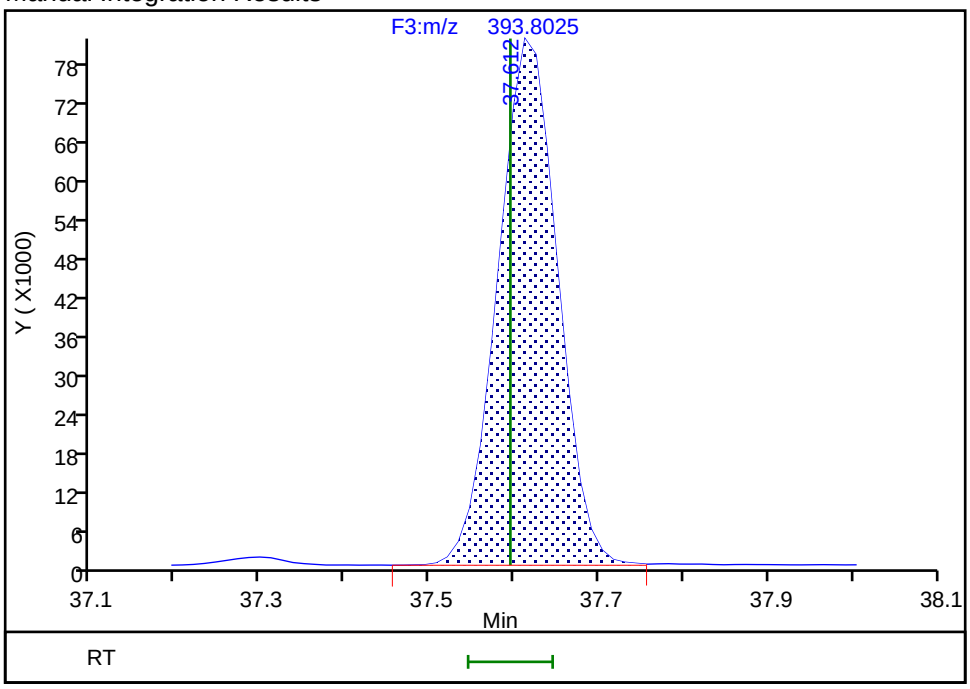

Reviewer: davidsonm, 29-Aug-2019 14:32:48
Audit Action: Assigned Compound ID Audit Reason: Incomplete Integration

Manual Integration/User Assign Peak Report

Eurofins TestAmerica, Knoxville

Data File:	\\chromna\Knoxville\ChromData\D3D\20190828-12892.b\580-88125-b-15-c.d				
Injection Date:	29-Aug-2019 06:01:00	Instrument ID:	D3D		
Lims ID:	580-88125-B-15-C	Lab Sample ID:	140-88125-15		
Client ID:	515-0to26-101918				
Operator ID:	Xcalibur_System	ALS Bottle#:	0	Worklist Smp#:	12
Injection Vol:	1.0 ul	Dil. Factor:	1.0000		
Method:	PCBs_D3D	Limit Group:	HR - 1668A - ICAL		
Column:	SPB-Octyl (0.25 mm)	Detector	F3(35.64 :49.10)		

PCB-176, CAS: 52663-65-7

Signal: 1

Not Detected
Expected RT: 38.48

Processing Integration Results

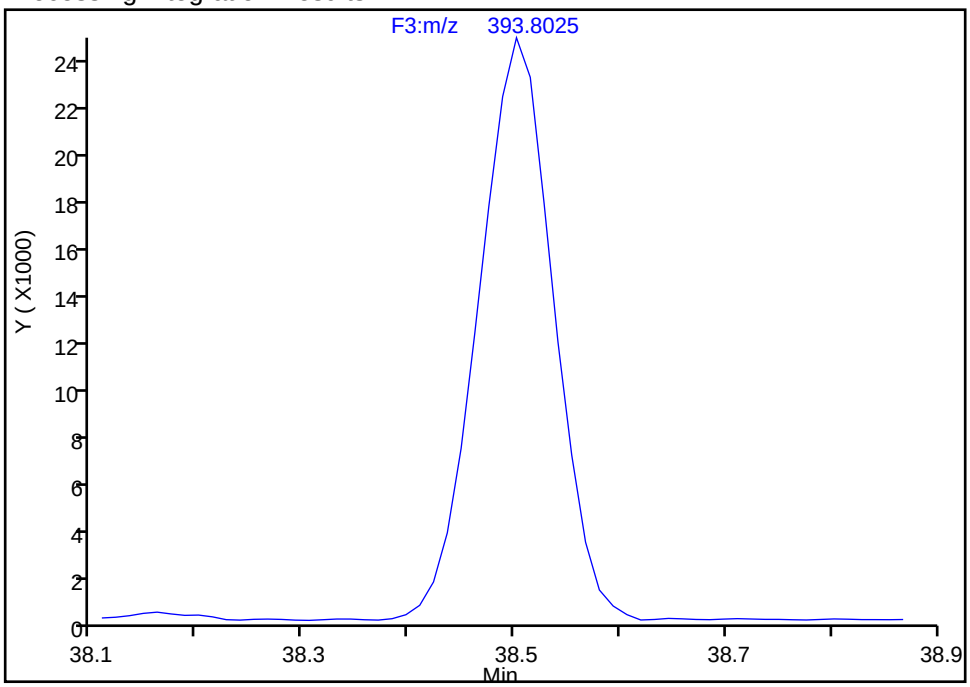

Manual Integration Results

RT: 38.50
Area: 120080
Amount: 19.527904
Amount Units: pg/ul

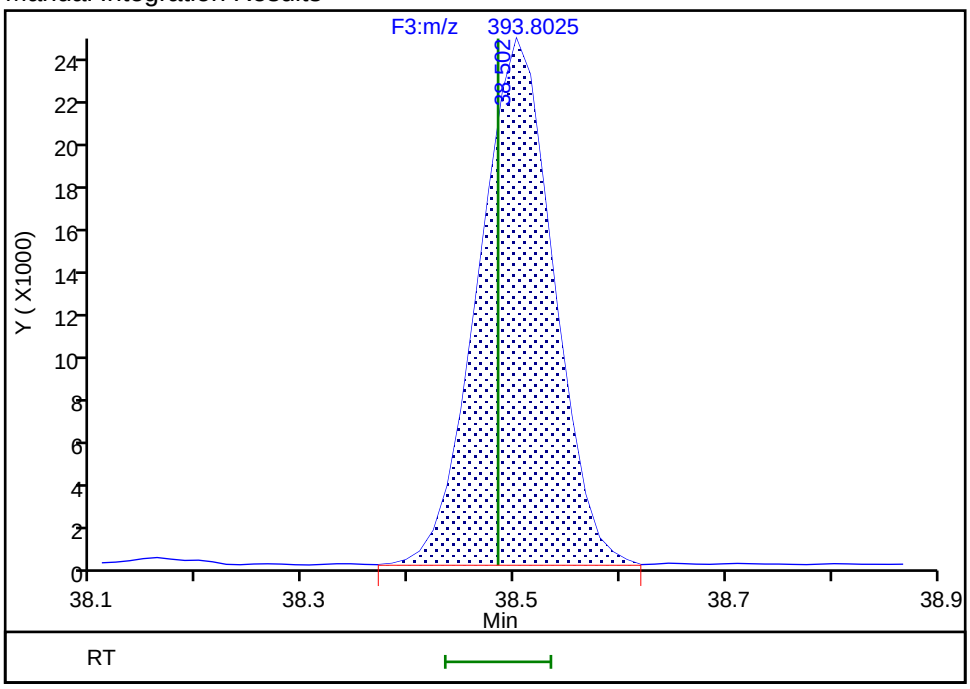

Reviewer: davidsonm, 29-Aug-2019 14:32:51
Audit Action: Assigned Compound ID Audit Reason: Incomplete Integration

Manual Integration/User Assign Peak Report

Eurofins TestAmerica, Knoxville

Data File:	\\chromna\Knoxville\ChromData\D3D\20190828-12892.b\580-88125-b-15-c.d				
Injection Date:	29-Aug-2019 06:01:00	Instrument ID:	D3D		
Lims ID:	580-88125-B-15-C	Lab Sample ID:	140-88125-15		
Client ID:	515-0to26-101918				
Operator ID:	Xcalibur_System	ALS Bottle#:	0	Worklist Smp#:	12
Injection Vol:	1.0 ul	Dil. Factor:	1.0000		
Method:	PCBs_D3D	Limit Group:	HR - 1668A - ICAL		
Column:	SPB-Octyl (0.25 mm)	Detector	F3(35.64 :49.10)		

PCB-178, CAS: 52663-67-9

Signal: 1

Not Detected
Expected RT: 40.33

Processing Integration Results

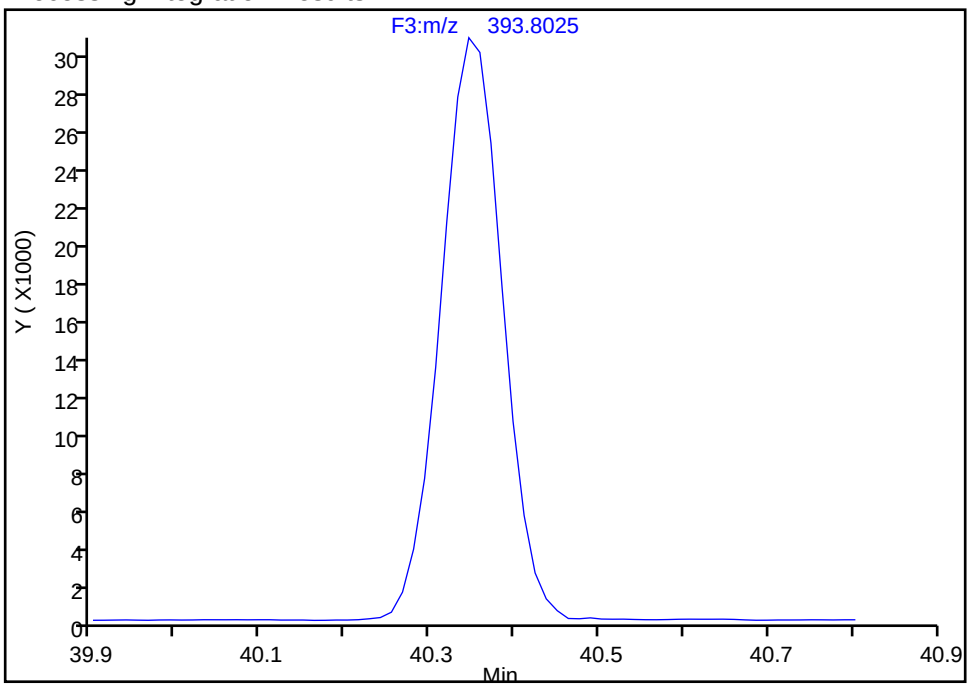

Manual Integration Results

RT: 40.35
Area: 155028
Amount: 36.801312
Amount Units: pg/ul

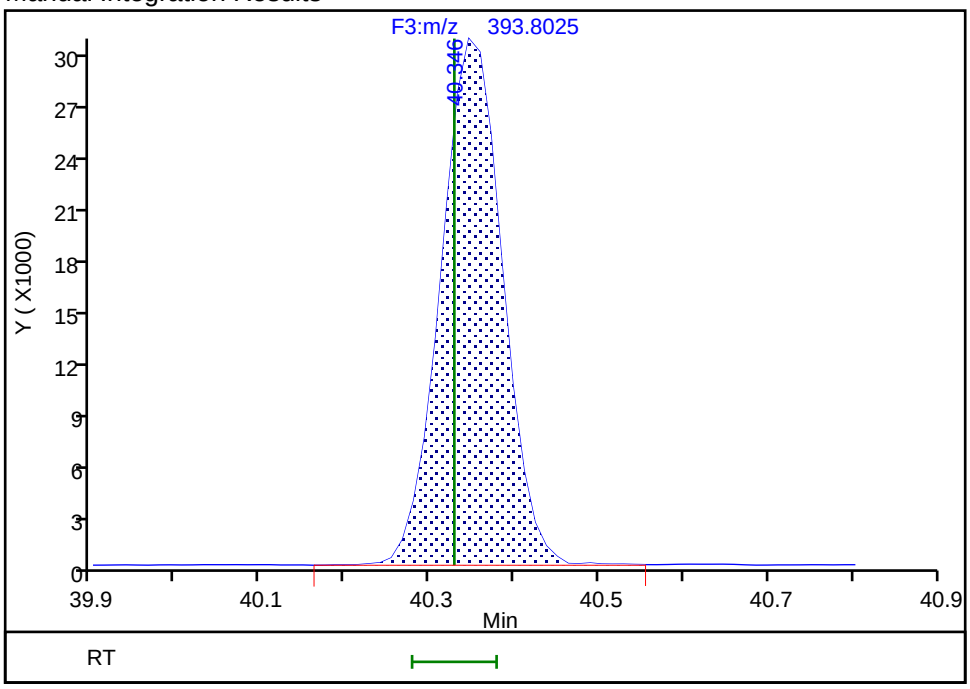

Reviewer: davidsonm, 29-Aug-2019 14:32:56
Audit Action: Assigned Compound ID Audit Reason: Incomplete Integration

Manual Integration/User Assign Peak Report

Eurofins TestAmerica, Knoxville

Data File:	\\chromna\Knoxville\ChromData\D3D\20190828-12892.b\580-88125-b-15-c.d				
Injection Date:	29-Aug-2019 06:01:00	Instrument ID:	D3D		
Lims ID:	580-88125-B-15-C	Lab Sample ID:	140-88125-15		
Client ID:	515-0to26-101918				
Operator ID:	Xcalibur_System	ALS Bottle#:	0	Worklist Smp#:	12
Injection Vol:	1.0 ul	Dil. Factor:	1.0000		
Method:	PCBs_D3D	Limit Group:	HR - 1668A - ICAL		
Column:	SPB-Octyl (0.25 mm)	Detector	F3(35.64 :49.10)		

PCB-175, CAS: 40186-70-7

Signal: 1

Not Detected
Expected RT: 40.96

Processing Integration Results

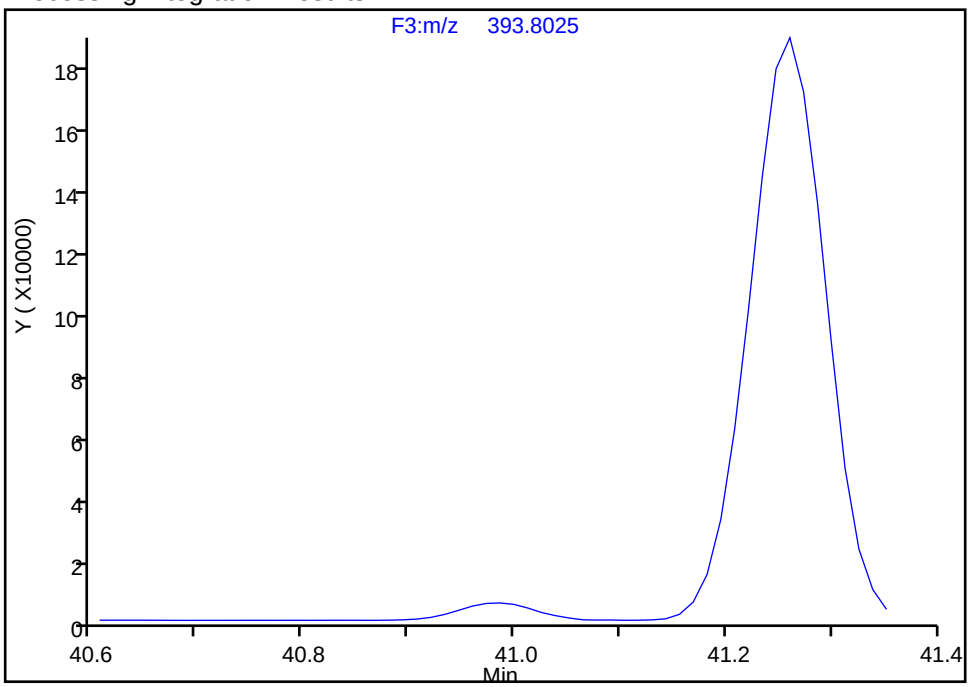

Manual Integration Results

RT: 40.99
Area: 28110
Amount: 6.575748
Amount Units: pg/ul

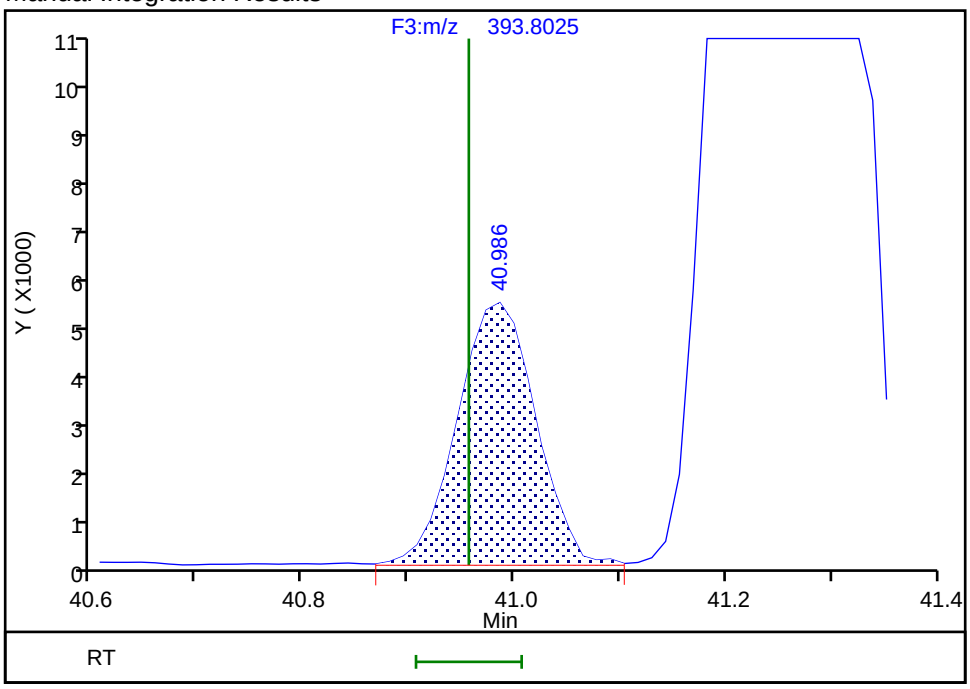

Reviewer: davidsonm, 29-Aug-2019 14:33:00
Audit Action: Assigned Compound ID Audit Reason: Incomplete Integration

Manual Integration/User Assign Peak Report

Eurofins TestAmerica, Knoxville

Data File:	\\chromna\Knoxville\ChromData\D3D\20190828-12892.b\580-88125-b-15-c.d				
Injection Date:	29-Aug-2019 06:01:00	Instrument ID:	D3D		
Lims ID:	580-88125-B-15-C	Lab Sample ID:	140-88125-15		
Client ID:	515-0to26-101918				
Operator ID:	Xcalibur_System	ALS Bottle#:	0	Worklist Smp#:	12
Injection Vol:	1.0 ul	Dil. Factor:	1.0000		
Method:	PCBs_D3D	Limit Group:	HR - 1668A - ICAL		
Column:	SPB-Octyl (0.25 mm)	Detector	F3(35.64 :49.10)		

PCB-187, CAS: 52663-68-0

Signal: 1

Not Detected
Expected RT: 41.23

Processing Integration Results

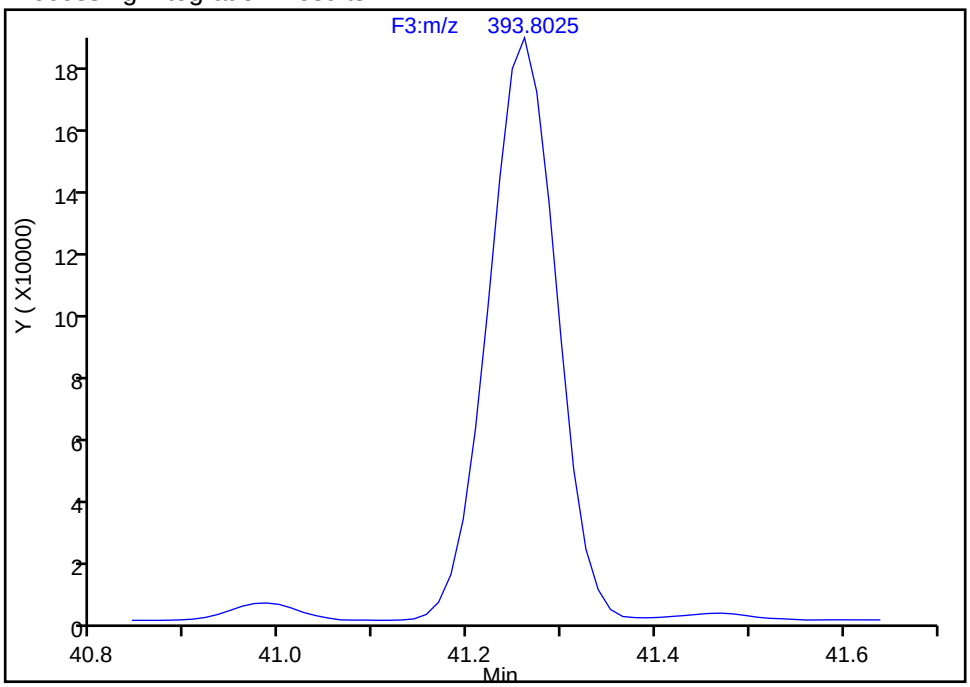

Manual Integration Results

RT: 41.26
Area: 916600
Amount: 202.2741
Amount Units: pg/ul

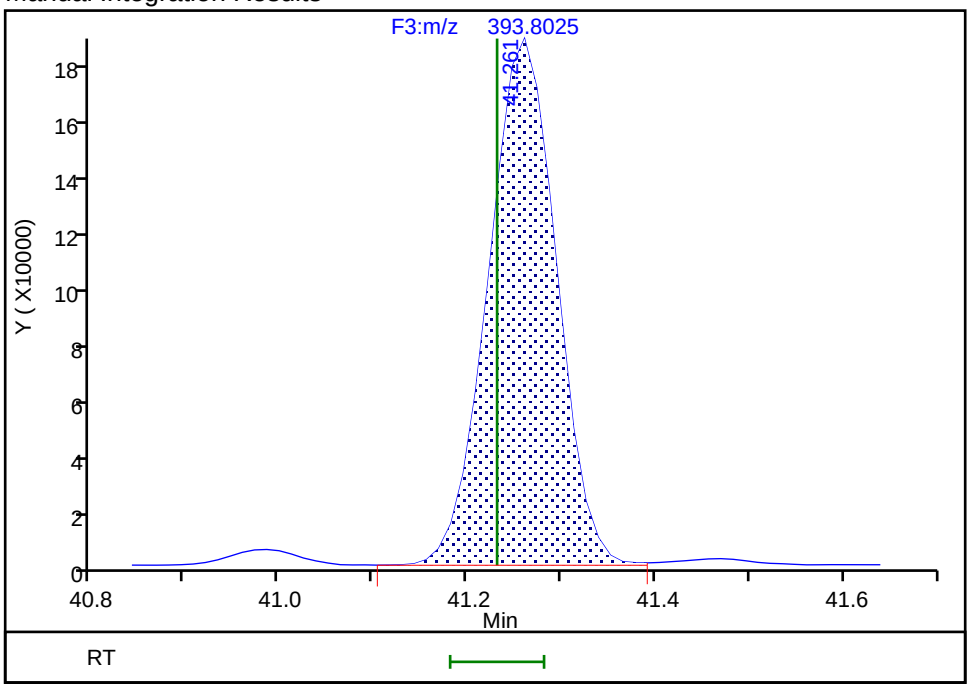

Reviewer: davidsonm, 29-Aug-2019 14:33:03
Audit Action: Assigned Compound ID Audit Reason: Incomplete Integration

Manual Integration/User Assign Peak Report

Eurofins TestAmerica, Knoxville

Data File:	\\chromna\Knoxville\ChromData\D3D\20190828-12892.b\580-88125-b-15-c.d				
Injection Date:	29-Aug-2019 06:01:00	Instrument ID:	D3D		
Lims ID:	580-88125-B-15-C	Lab Sample ID:	140-88125-15		
Client ID:	515-0to26-101918				
Operator ID:	Xcalibur_System	ALS Bottle#:	0	Worklist Smp#:	12
Injection Vol:	1.0 ul	Dil. Factor:	1.0000		
Method:	PCBs_D3D	Limit Group:	HR - 1668A - ICAL		
Column:	SPB-Octyl (0.25 mm)	Detector	F3(35.64 :49.10)		

PCB-182, CAS: 60145-23-5

Signal: 1

Not Detected
Expected RT: 41.44

Processing Integration Results

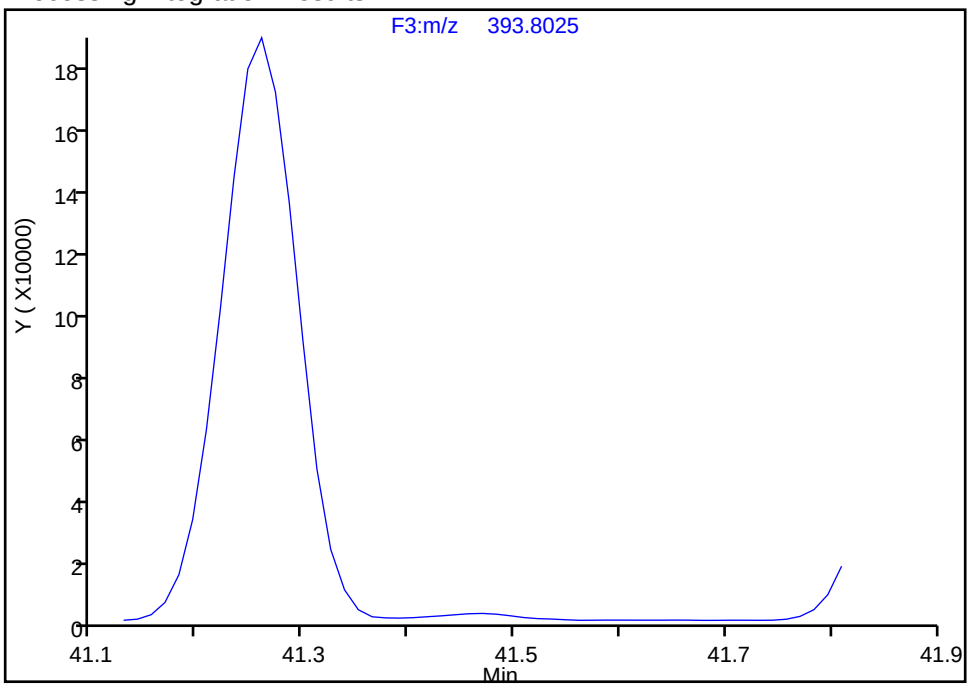

Manual Integration Results

RT: 41.47
Area: 13026
Amount: 2.845648
Amount Units: pg/ul

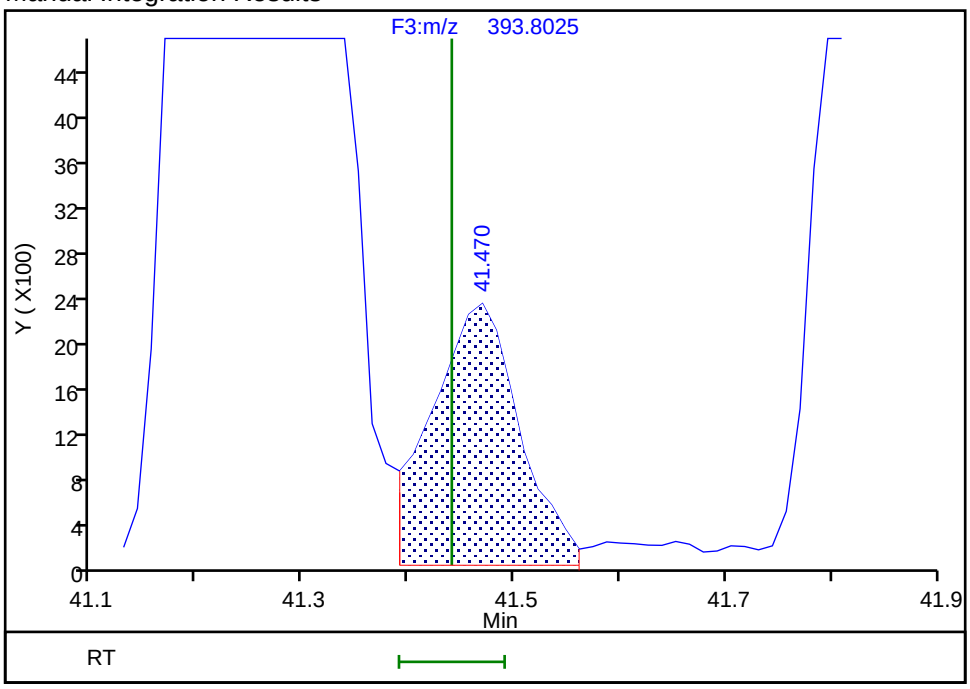

Reviewer: davidsonm, 29-Aug-2019 14:33:06
Audit Action: Assigned Compound ID Audit Reason: Incomplete Integration

Manual Integration/User Assign Peak Report

Eurofins TestAmerica, Knoxville

Data File:	\\chromna\Knoxville\ChromData\D3D\20190828-12892.b\580-88125-b-15-c.d				
Injection Date:	29-Aug-2019 06:01:00	Instrument ID:	D3D		
Lims ID:	580-88125-B-15-C	Lab Sample ID:	140-88125-15		
Client ID:	515-0to26-101918				
Operator ID:	Xcalibur_System	ALS Bottle#:	0	Worklist Smp#:	12
Injection Vol:	1.0 ul	Dil. Factor:	1.0000		
Method:	PCBs_D3D	Limit Group:	HR - 1668A - ICAL		
Column:	SPB-Octyl (0.25 mm)	Detector	F3(35.64 :49.10)		

PCB-183/185, CAS: STL02297

Signal: 1

Not Detected
Expected RT: 41.85

Processing Integration Results

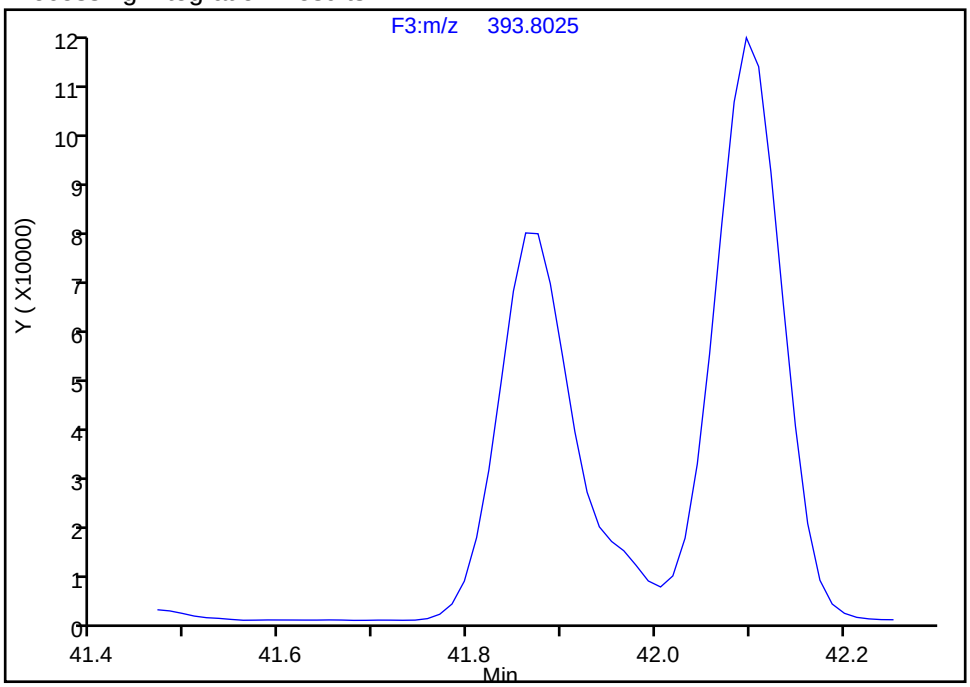

Manual Integration Results

RT: 41.86
Area: 466920
Amount: 101.1100
Amount Units: pg/ul

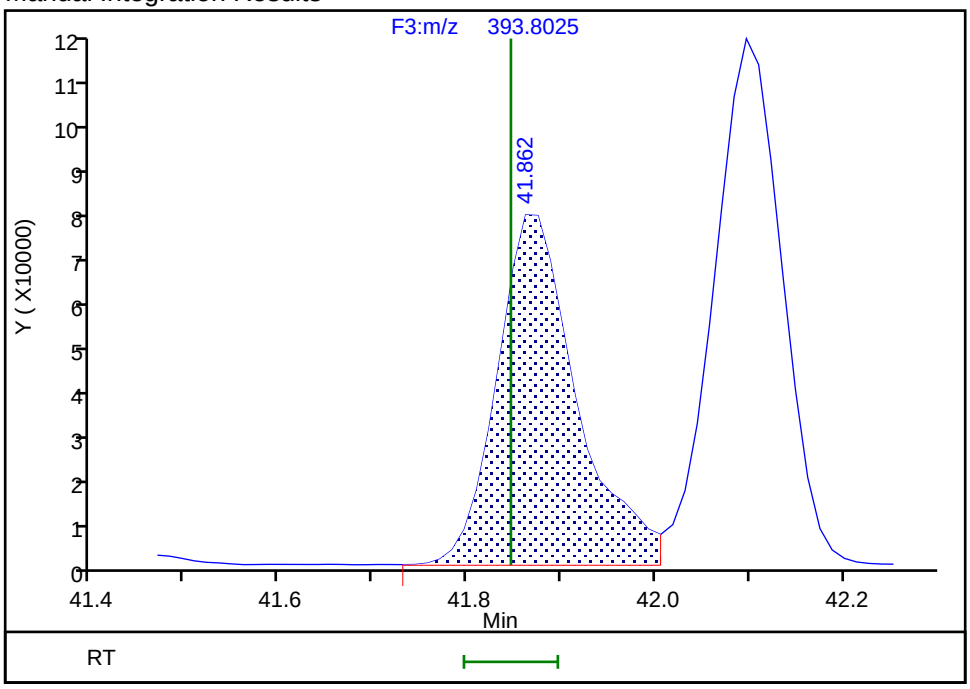

Reviewer: davidsonm, 29-Aug-2019 14:33:09
Audit Action: Assigned Compound ID Audit Reason: Incomplete Integration

Manual Integration/User Assign Peak Report

Eurofins TestAmerica, Knoxville

Data File:	\\chromna\Knoxville\ChromData\D3D\20190828-12892.b\580-88125-b-15-c.d				
Injection Date:	29-Aug-2019 06:01:00	Instrument ID:	D3D		
Lims ID:	580-88125-B-15-C	Lab Sample ID:	140-88125-15		
Client ID:	515-0to26-101918				
Operator ID:	Xcalibur_System	ALS Bottle#:	0	Worklist Smp#:	12
Injection Vol:	1.0 ul	Dil. Factor:	1.0000		
Method:	PCBs_D3D	Limit Group:	HR - 1668A - ICAL		
Column:	SPB-Octyl (0.25 mm)	Detector	F3(35.64 :49.10)		

PCB-174, CAS: 38411-25-5

Signal: 1

Not Detected
Expected RT: 42.07

Processing Integration Results

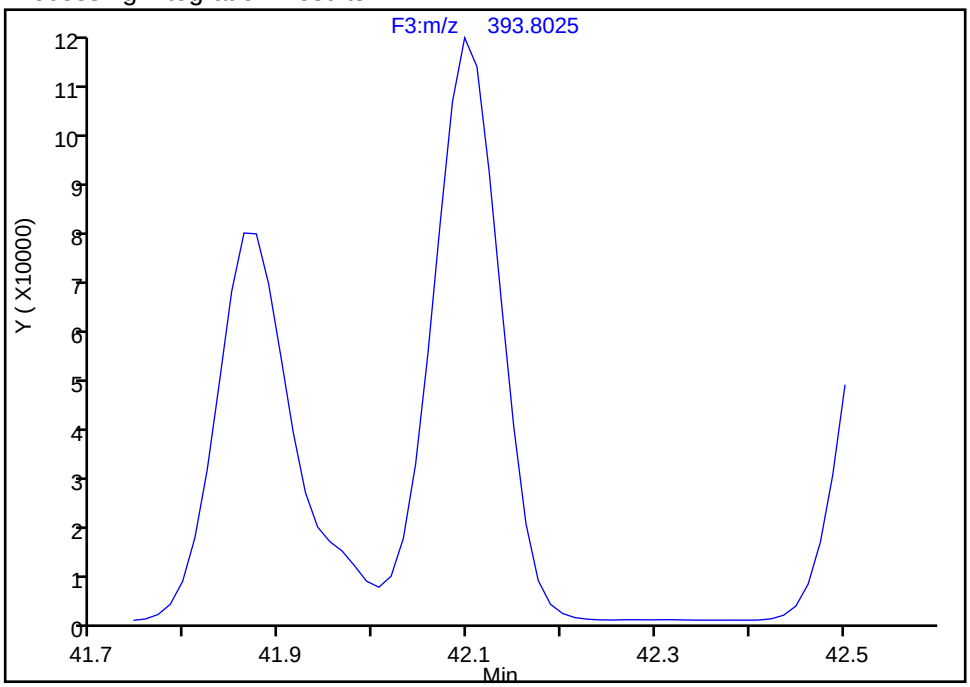

Manual Integration Results

RT: 42.10
Area: 599411
Amount: 154.6859
Amount Units: pg/ul

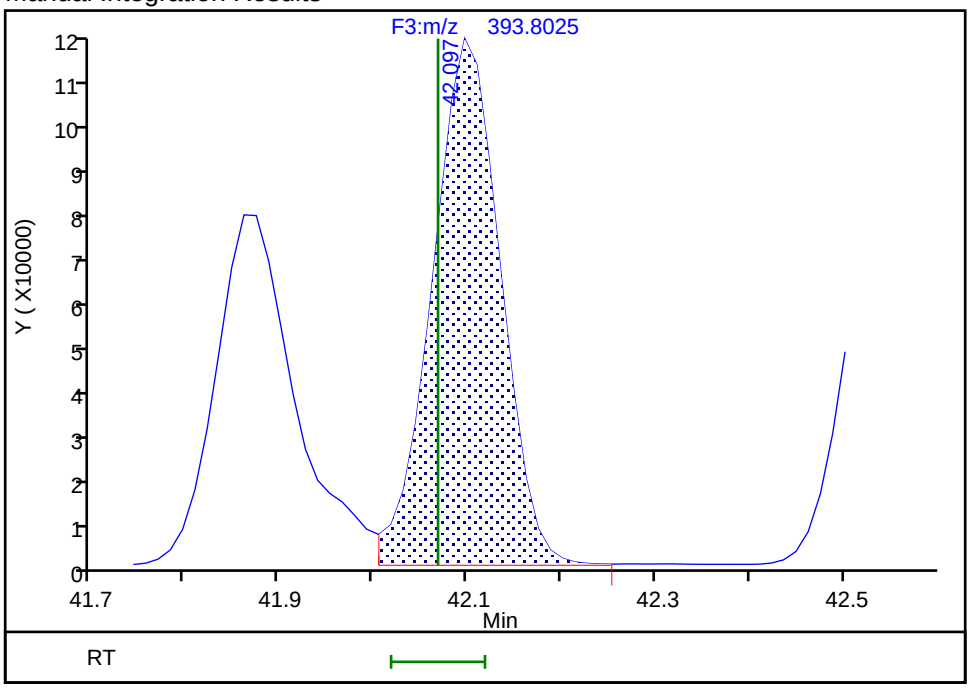

Reviewer: davidsonm, 29-Aug-2019 14:33:12
Audit Action: Assigned Compound ID Audit Reason: Incomplete Integration

Manual Integration/User Assign Peak Report

Eurofins TestAmerica, Knoxville

Data File:	\\chromna\Knoxville\ChromData\D3D\20190828-12892.b\580-88125-b-15-c.d				
Injection Date:	29-Aug-2019 06:01:00	Instrument ID:	D3D		
Lims ID:	580-88125-B-15-C	Lab Sample ID:	140-88125-15		
Client ID:	515-0to26-101918				
Operator ID:	Xcalibur_System	ALS Bottle#:	0	Worklist Smp#:	12
Injection Vol:	1.0 ul	Dil. Factor:	1.0000		
Method:	PCBs_D3D	Limit Group:	HR - 1668A - ICAL		
Column:	SPB-Octyl (0.25 mm)	Detector	F3(35.64 :49.10)		

PCB-177, CAS: 52663-70-4

Signal: 1

Not Detected
Expected RT: 42.51

Processing Integration Results

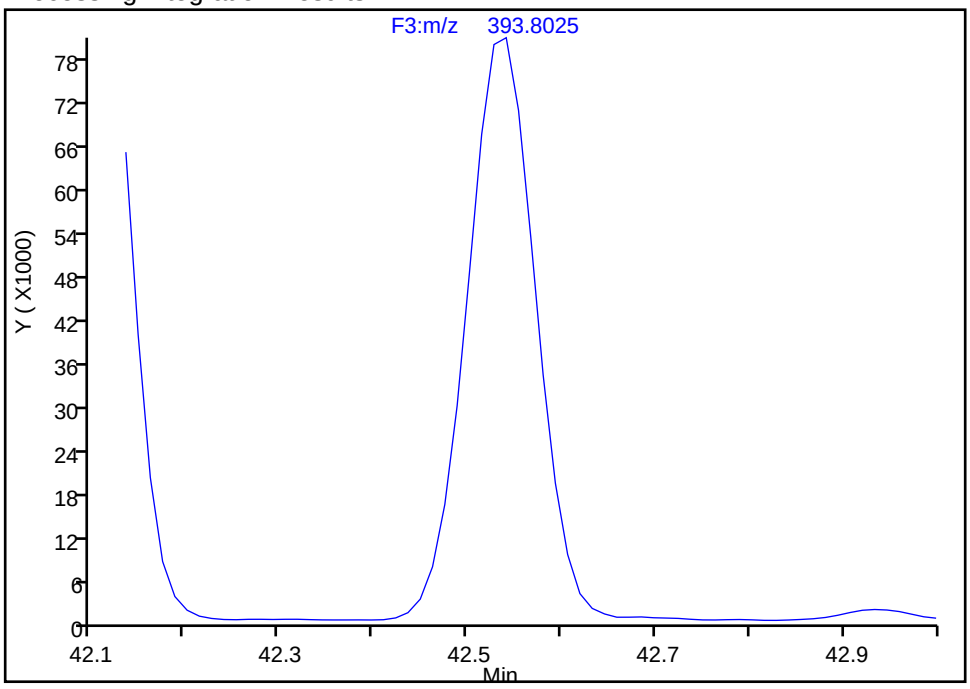

Manual Integration Results

RT: 42.54
Area: 416539
Amount: 107.3388
Amount Units: pg/ul

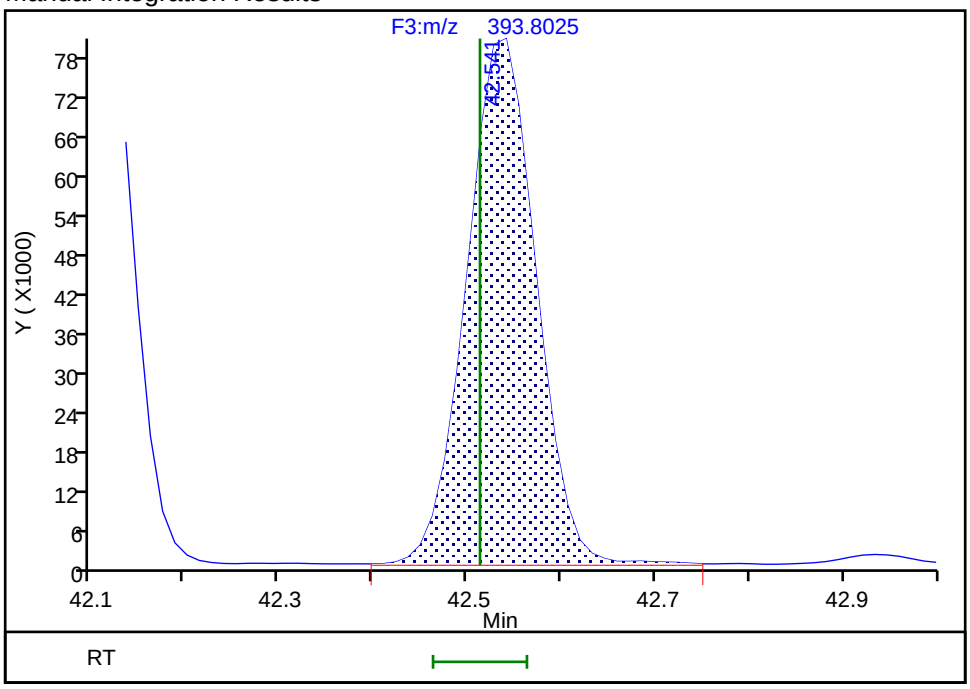

Reviewer: davidsonm, 29-Aug-2019 14:33:15
Audit Action: Assigned Compound ID Audit Reason: Incomplete Integration

Manual Integration/User Assign Peak Report

Eurofins TestAmerica, Knoxville

Data File:	\\chromna\Knoxville\ChromData\D3D\20190828-12892.b\580-88125-b-15-c.d				
Injection Date:	29-Aug-2019 06:01:00	Instrument ID:	D3D		
Lims ID:	580-88125-B-15-C	Lab Sample ID:	140-88125-15		
Client ID:	515-0to26-101918				
Operator ID:	Xcalibur_System	ALS Bottle#:	0	Worklist Smp#:	12
Injection Vol:	1.0 ul	Dil. Factor:	1.0000		
Method:	PCBs_D3D	Limit Group:	HR - 1668A - ICAL		
Column:	SPB-Octyl (0.25 mm)	Detector	F3(35.64 :49.10)		

PCB-181, CAS: 74472-47-2

Signal: 1

Not Detected
Expected RT: 42.91

Processing Integration Results

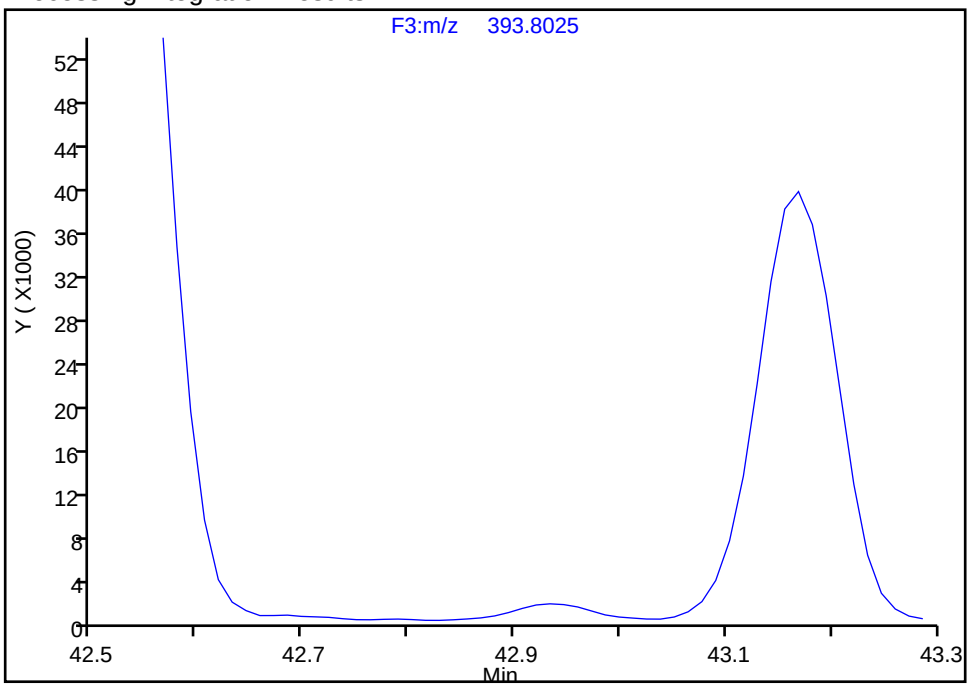

Manual Integration Results

RT: 42.93
Area: 9891
Amount: 2.318741
Amount Units: pg/ul

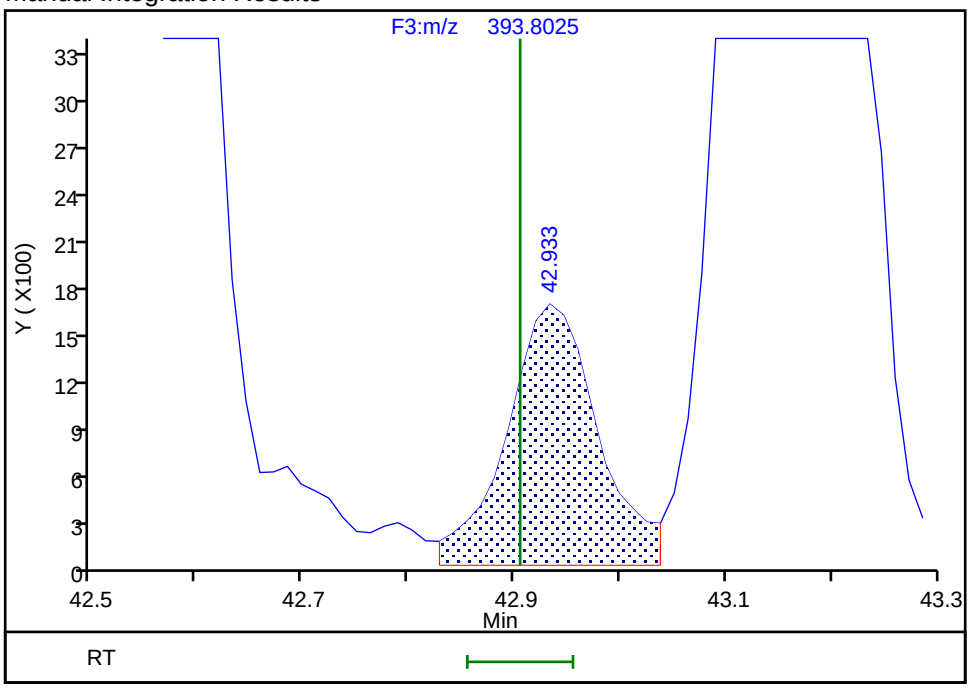

Reviewer: davidsonm, 29-Aug-2019 14:33:18
Audit Action: Assigned Compound ID Audit Reason: Incomplete Integration

Manual Integration/User Assign Peak Report

Eurofins TestAmerica, Knoxville

Data File:	\\chromna\Knoxville\ChromData\D3D\20190828-12892.b\580-88125-b-15-c.d				
Injection Date:	29-Aug-2019 06:01:00	Instrument ID:	D3D		
Lims ID:	580-88125-B-15-C	Lab Sample ID:	140-88125-15		
Client ID:	515-0to26-101918				
Operator ID:	Xcalibur_System	ALS Bottle#:	0	Worklist Smp#:	12
Injection Vol:	1.0 ul	Dil. Factor:	1.0000		
Method:	PCBs_D3D	Limit Group:	HR - 1668A - ICAL		
Column:	SPB-Octyl (0.25 mm)	Detector	F3(35.64 :49.10)		

PCB-180/193, CAS: STL01824

Signal: 1

Not Detected
Expected RT: 45.38

Processing Integration Results

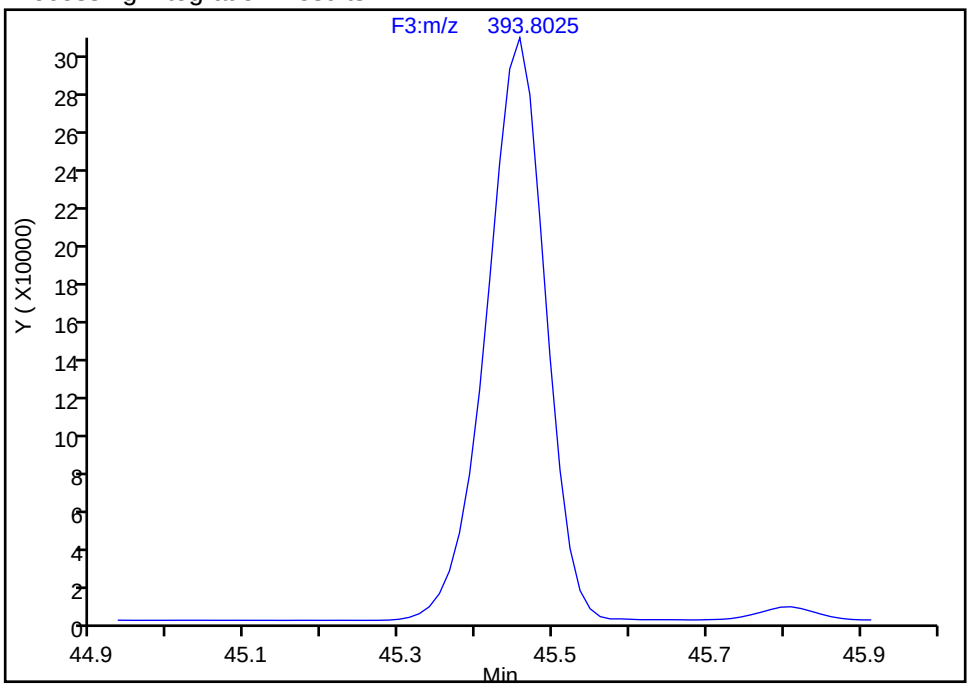

Manual Integration Results

RT: 45.46
Area: 1647254
Amount: 326.1841
Amount Units: pg/ul

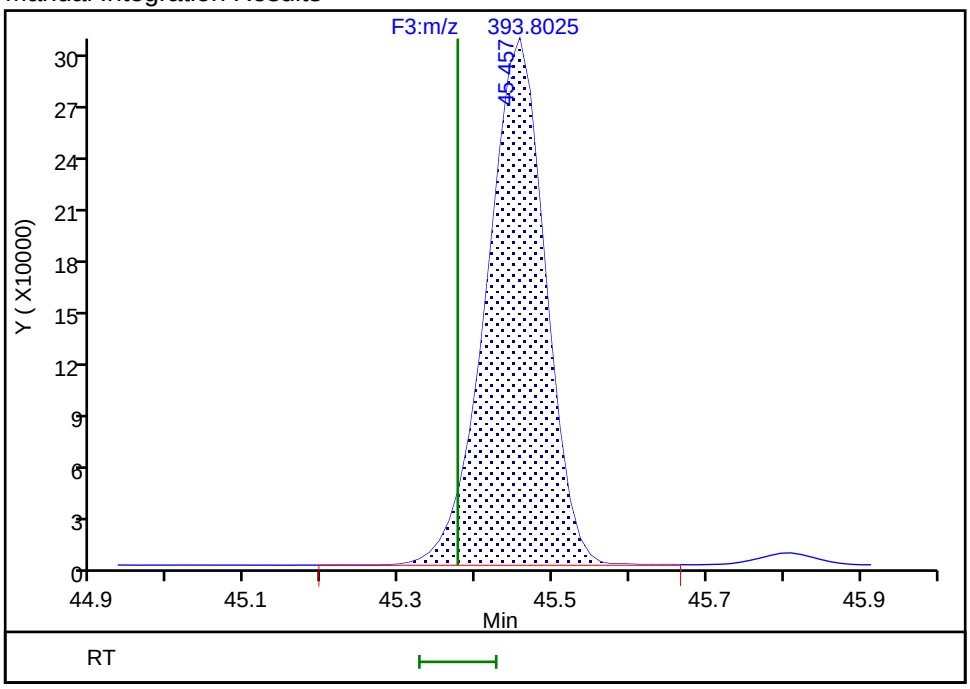

Reviewer: davidsonm, 29-Aug-2019 14:33:24
Audit Action: Assigned Compound ID Audit Reason: Incomplete Integration

Eurofins TestAmerica, Knoxville

Data File:	\\chromna\Knoxville\ChromData\D3D\20190828-12892.b\580-88125-b-15-c.d		
Injection Date:	29-Aug-2019 06:01:00	Injection Vol:	1.0 ul
Instrument ID:	D3D	Operator ID:	Xcalibur_System
Method:	PCBs_D3D	Limit Group:	HR - 1668A - ICAL
Client ID:	515-0to26-101918		
Worklist#:	33110	Sample Line#:	12
Column Type:	SPB-Octyl	Column Dia:	0.25 mm

HpPCB F4

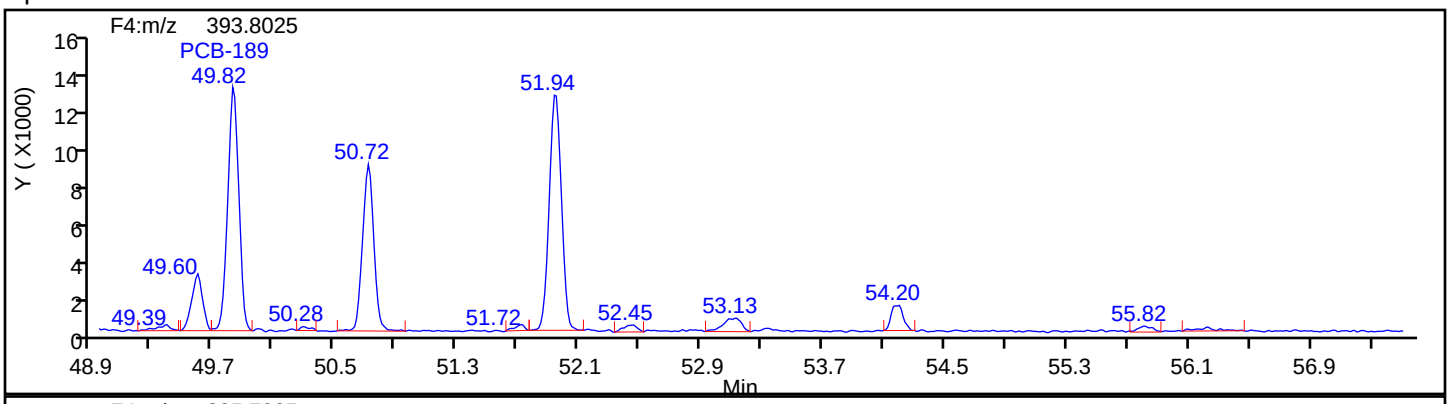

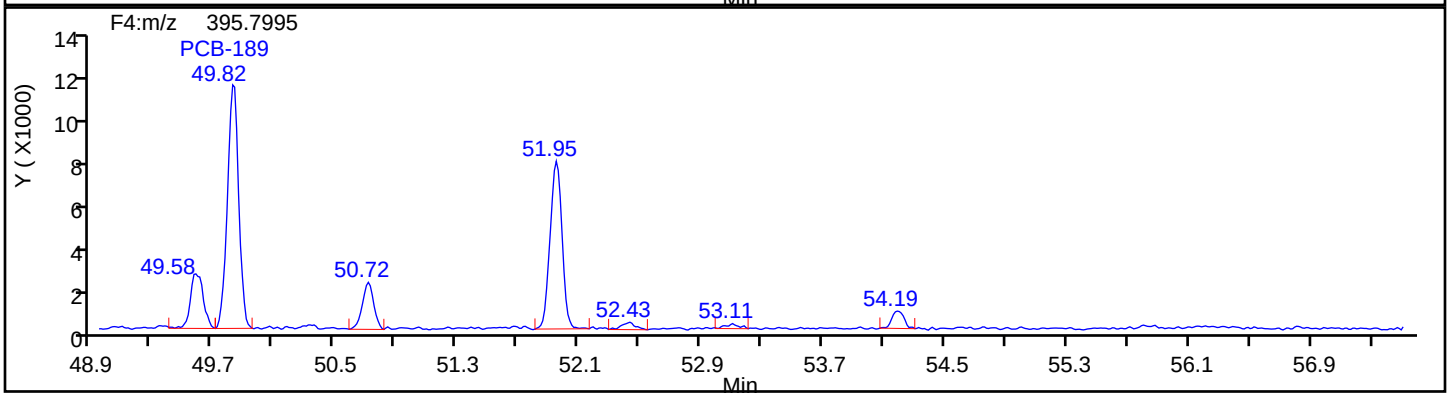

HpPCB F4 Standards

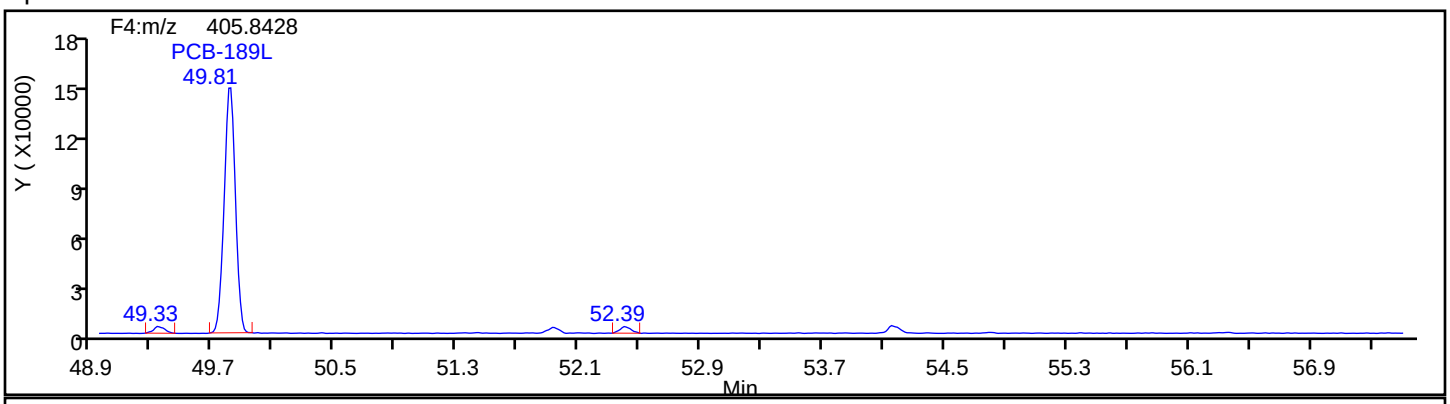

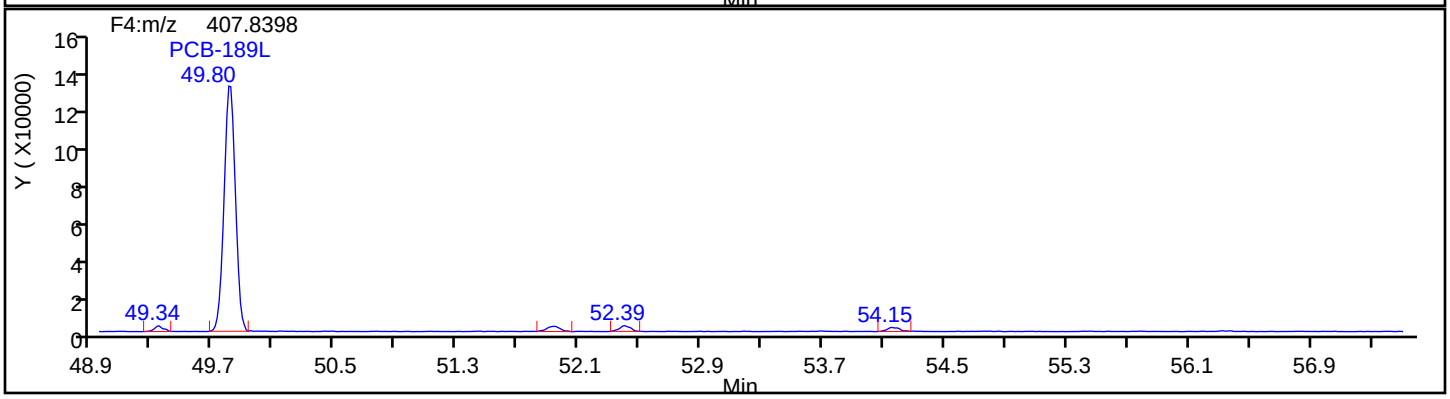

Eurofins TestAmerica, Knoxville

Data File:	\\chromna\Knoxville\ChromData\D3D\20190828-12892.b\580-88125-b-15-c.d		
Injection Date:	29-Aug-2019 06:01:00	Injection Vol:	1.0 ul
Instrument ID:	D3D	Operator ID:	Xcalibur_System
Method:	PCBs_D3D	Limit Group:	HR - 1668A - ICAL
Client ID:	515-0to26-101918		
Worklist#:	33110	Sample Line#:	12
Column Type:	SPB-Octyl	Column Dia:	0.25 mm

HpPCB F4

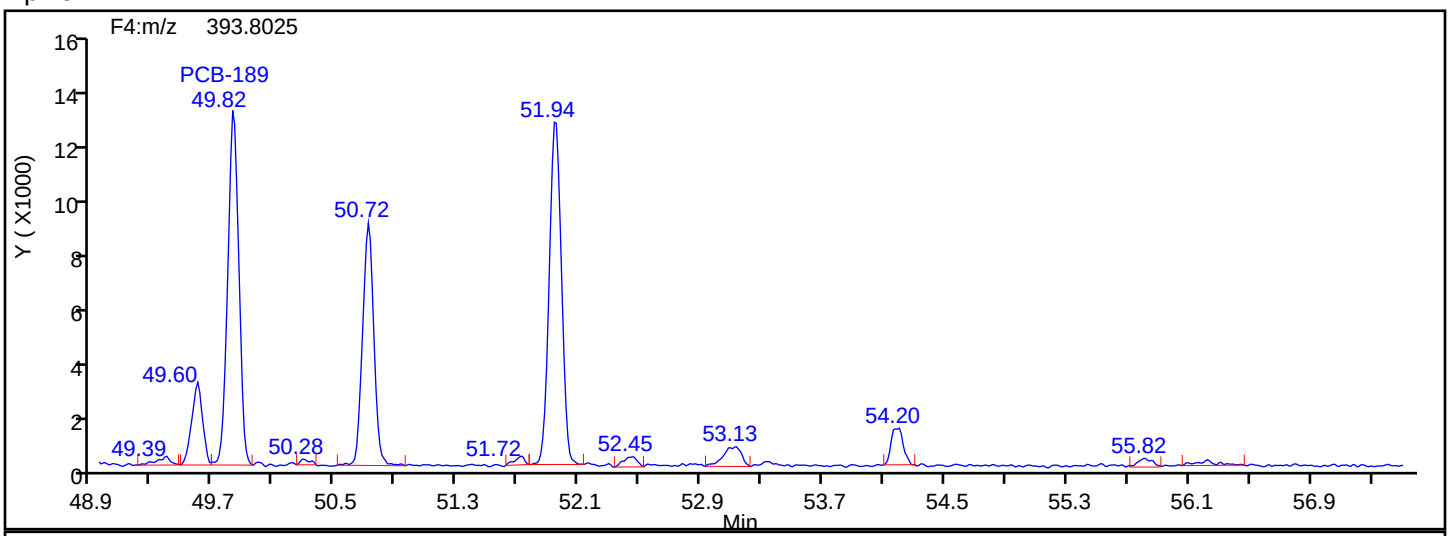

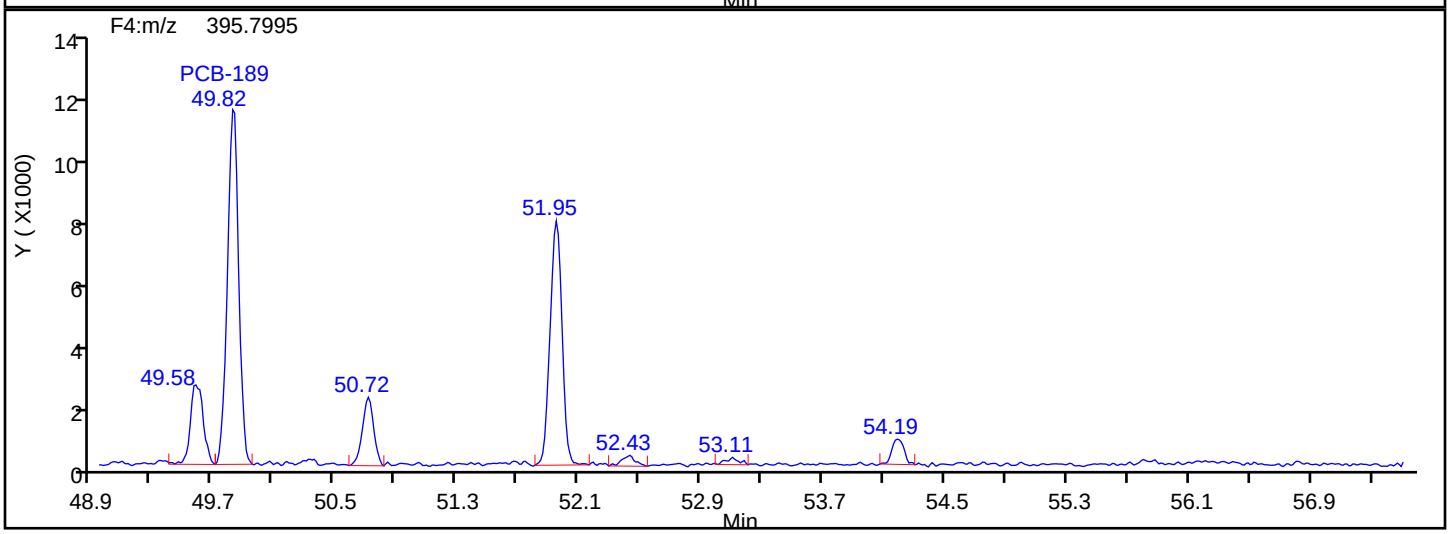

HpPCB F4 Lock Mass

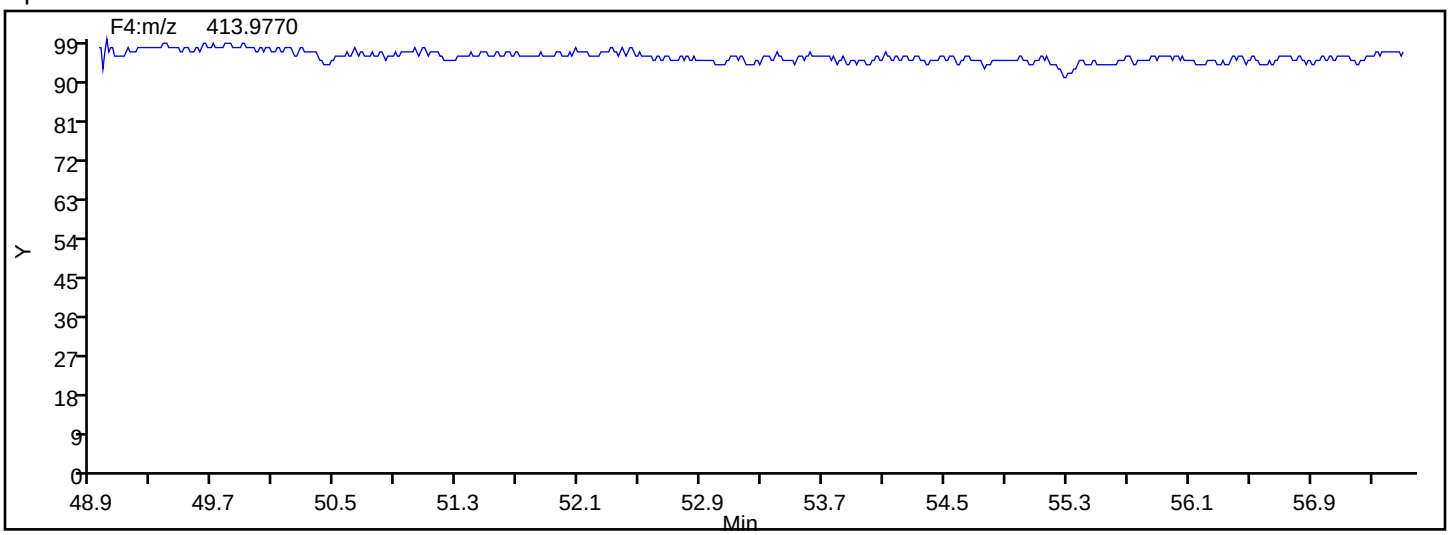

Eurofins TestAmerica, Knoxville

Data File:	\\chromna\Knoxville\ChromData\D3D\20190828-12892.b\580-88125-b-15-c.d		
Injection Date:	29-Aug-2019 06:01:00	Injection Vol:	1.0 ul
Instrument ID:	D3D	Operator ID:	Xcalibur_System
Method:	PCBs_D3D	Limit Group:	HR - 1668A - ICAL
Client ID:	515-0to26-101918		
Worklist#:	33110	Sample Line#:	12
Column Type:	SPB-Octyl	Column Dia:	0.25 mm

OcPCB F3

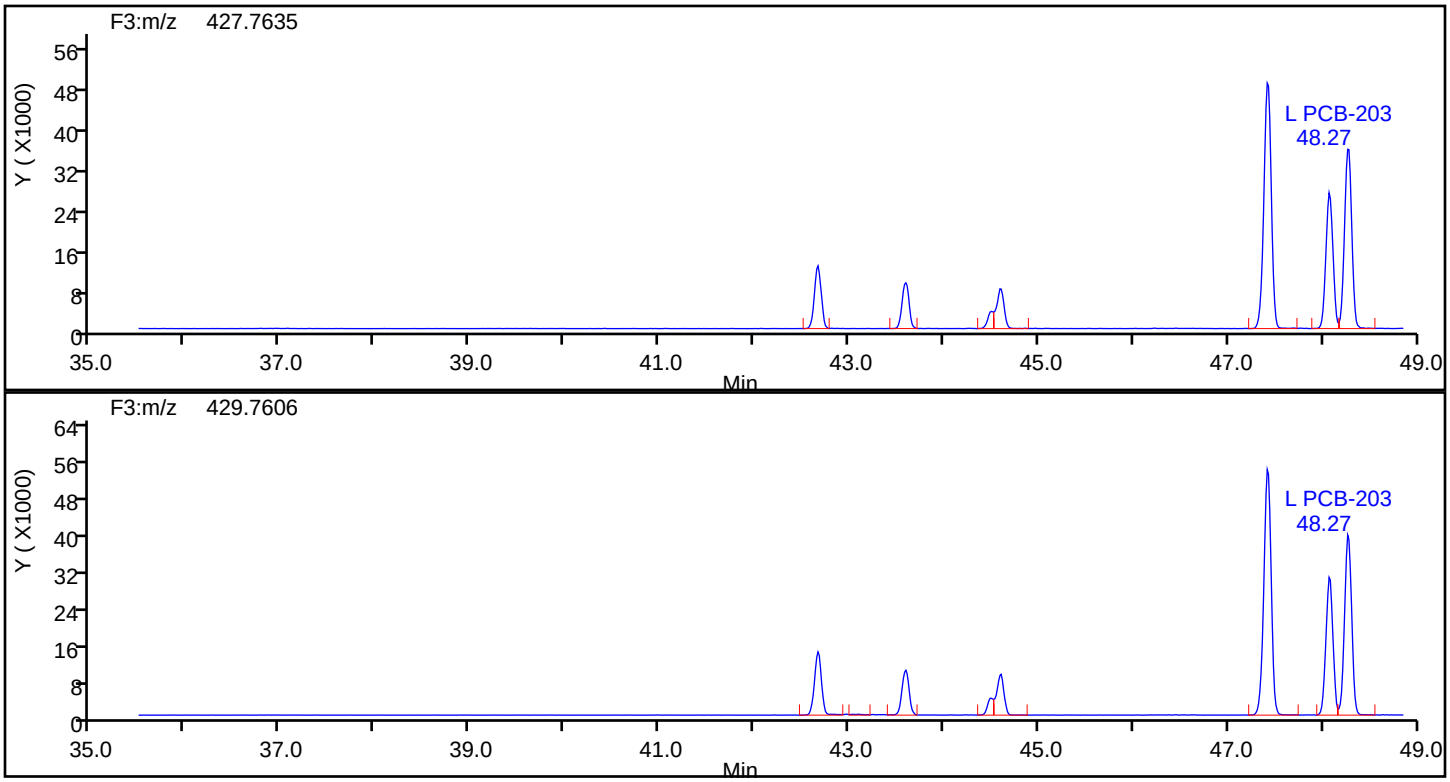

OcPCB F3 Standards

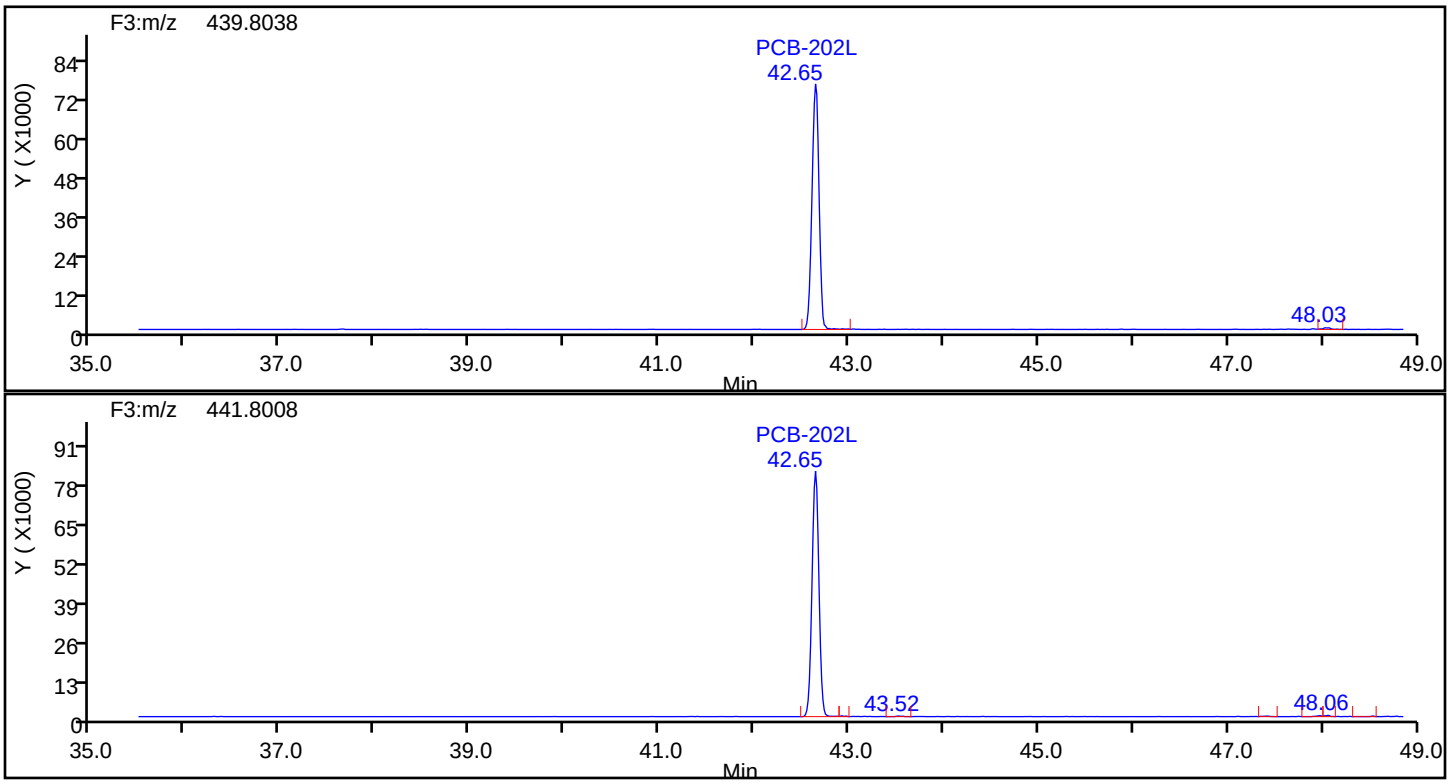

Eurofins TestAmerica, Knoxville

Data File:	\\chromna\Knoxville\ChromData\D3D\20190828-12892.b\580-88125-b-15-c.d		
Injection Date:	29-Aug-2019 06:01:00	Injection Vol:	1.0 ul
Instrument ID:	D3D	Operator ID:	Xcalibur_System
Method:	PCBs_D3D	Limit Group:	HR - 1668A - ICAL
Client ID:	515-0to26-101918		
Worklist#:	33110	Sample Line#:	12
Column Type:	SPB-Octyl	Column Dia:	0.25 mm

OcPCB F3

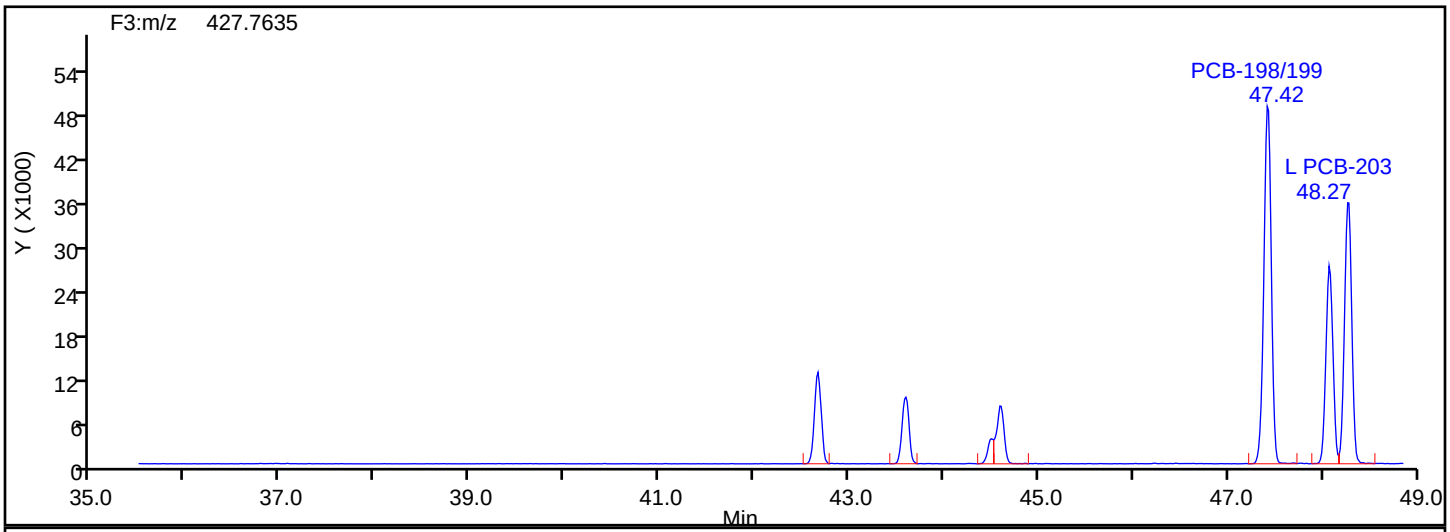

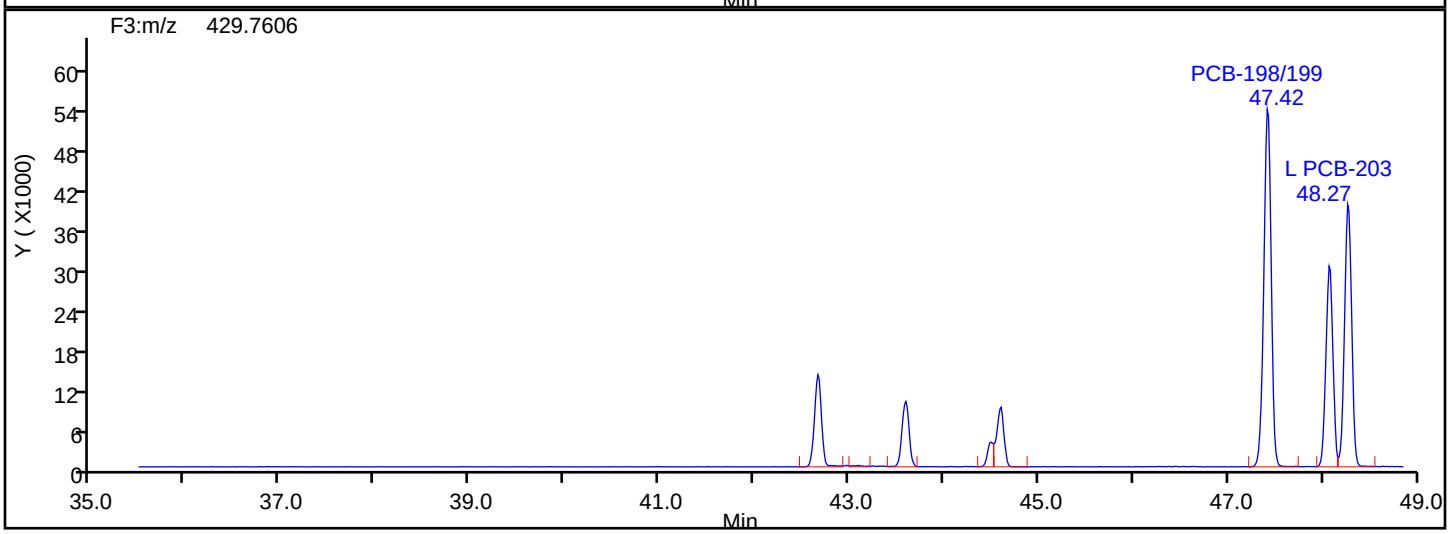

OcPCB F3 Lock Mass

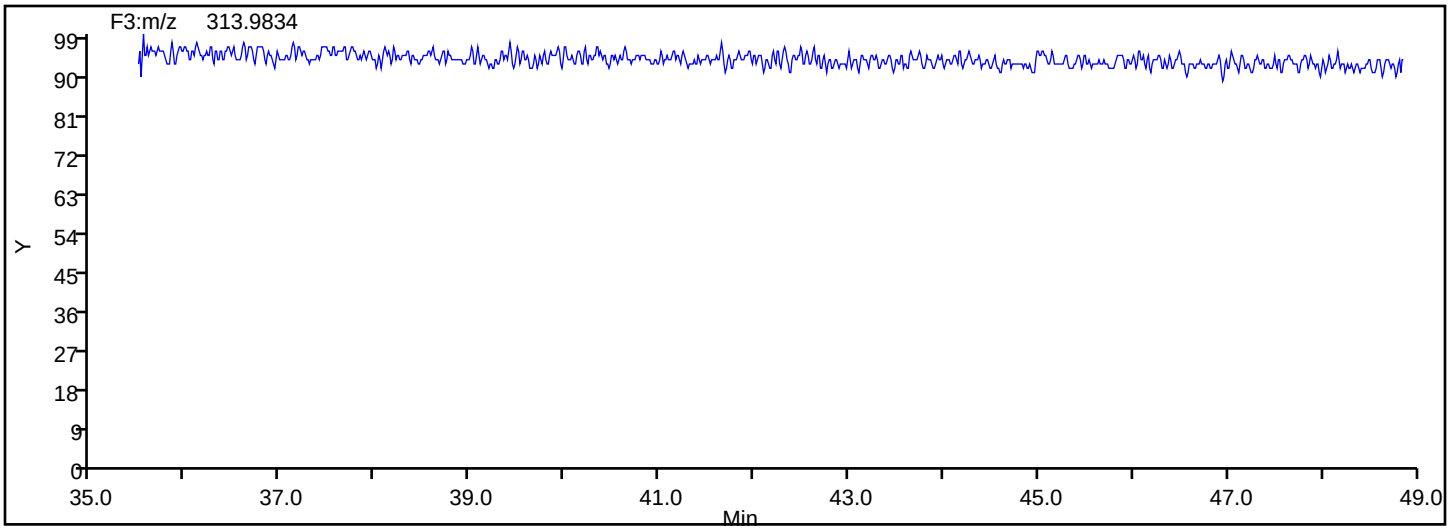

Manual Integration/User Assign Peak Report

Eurofins TestAmerica, Knoxville

Data File:	\\chromna\Knoxville\ChromData\D3D\20190828-12892.b\580-88125-b-15-c.d				
Injection Date:	29-Aug-2019 06:01:00	Instrument ID:	D3D		
Lims ID:	580-88125-B-15-C	Lab Sample ID:	140-88125-15		
Client ID:	515-0to26-101918				
Operator ID:	Xcalibur_System	ALS Bottle#:	0	Worklist Smp#:	12
Injection Vol:	1.0 ul	Dil. Factor:	1.0000		
Method:	PCBs_D3D	Limit Group:	HR - 1668A - ICAL		
Column:	SPB-Octyl (0.25 mm)	Detector	F3(35.64 :49.10)		

PCB-198/199, CAS: STL01825

Signal: 1

Not Detected
Expected RT: 47.35

Processing Integration Results

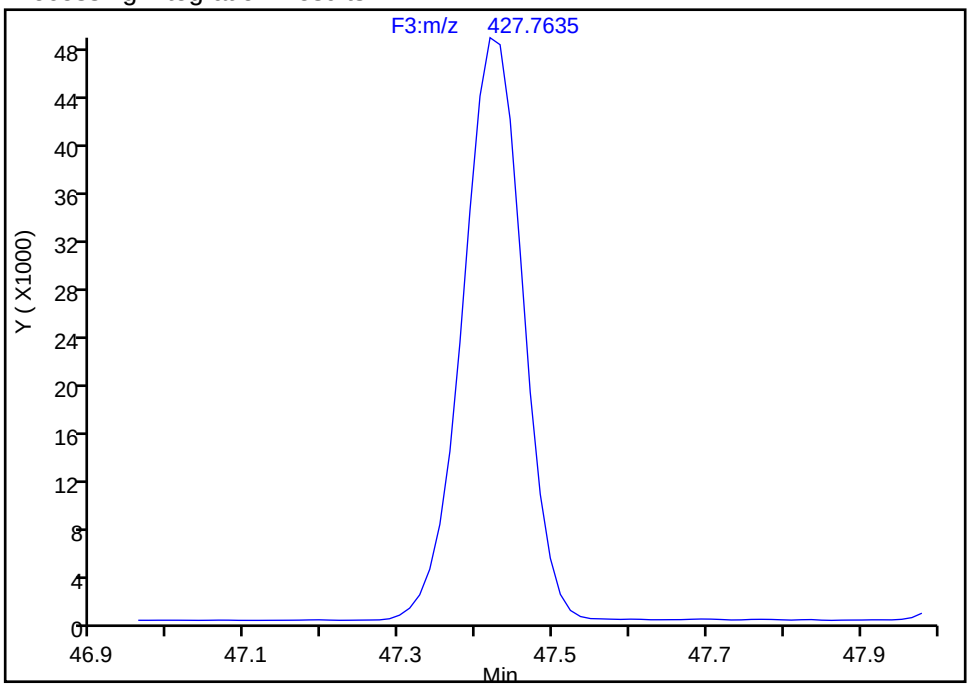

Manual Integration Results

RT: 47.42
Area: 265506
Amount: 84.622727
Amount Units: pg/ul

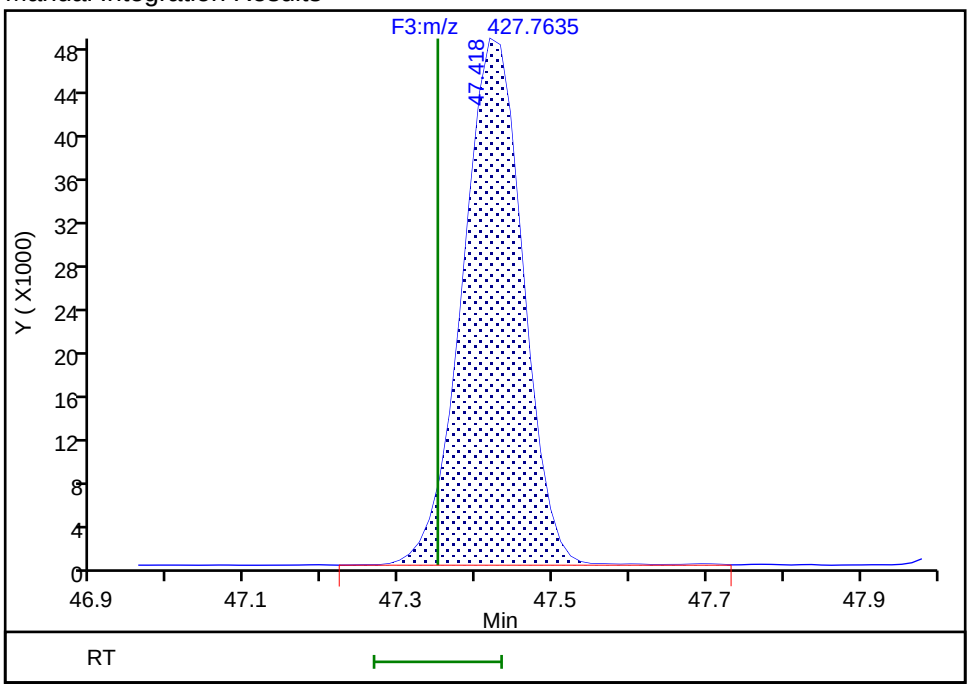

Reviewer: davidsonm, 29-Aug-2019 14:33:36
Audit Action: Assigned Compound ID Audit Reason: Incomplete Integration

Eurofins TestAmerica, Knoxville

Data File:	\\chromna\Knoxville\ChromData\D3D\20190828-12892.b\580-88125-b-15-c.d		
Injection Date:	29-Aug-2019 06:01:00	Injection Vol:	1.0 ul
Instrument ID:	D3D	Operator ID:	Xcalibur_System
Method:	PCBs_D3D	Limit Group:	HR - 1668A - ICAL
Client ID:	515-0to26-101918		
Worklist#:	33110	Sample Line#:	12
Column Type:	SPB-Octyl	Column Dia:	0.25 mm

OcPCB F4

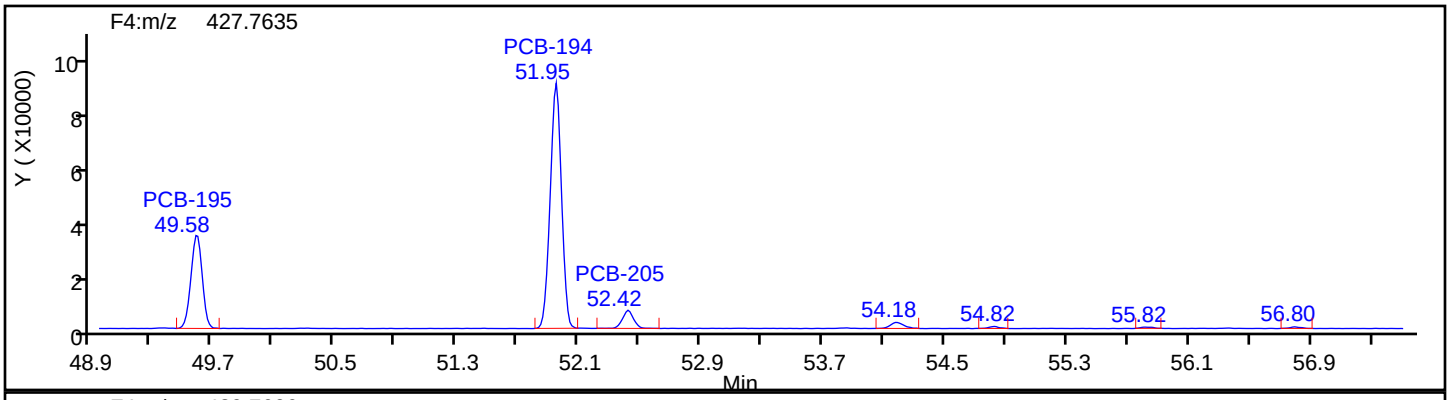

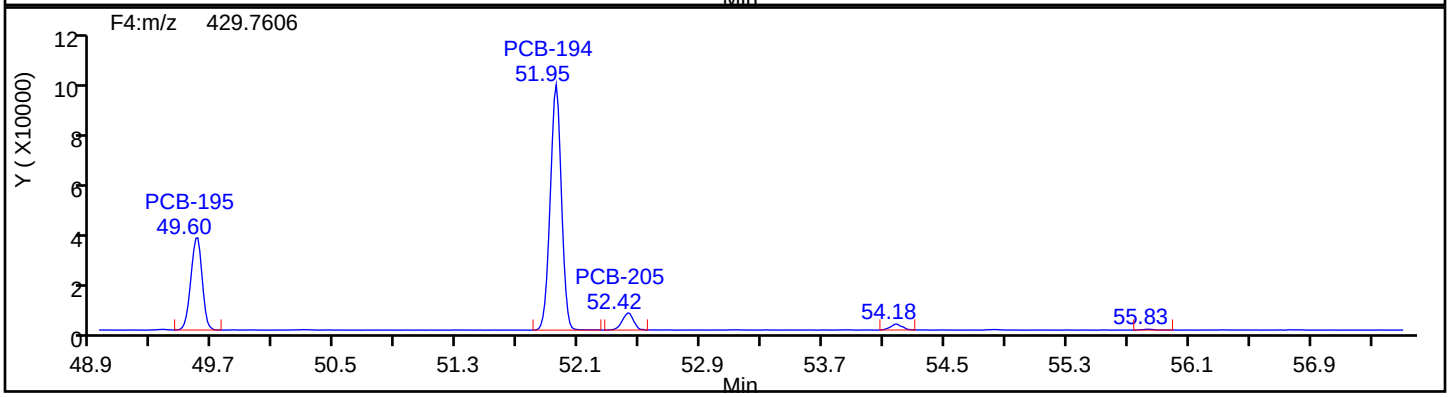

OcPCB F4 Standards

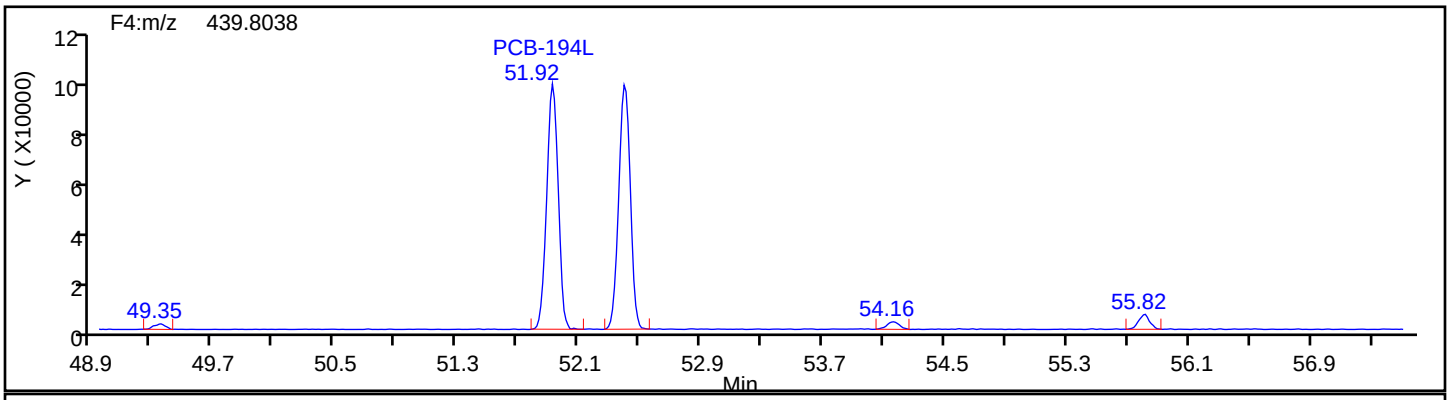

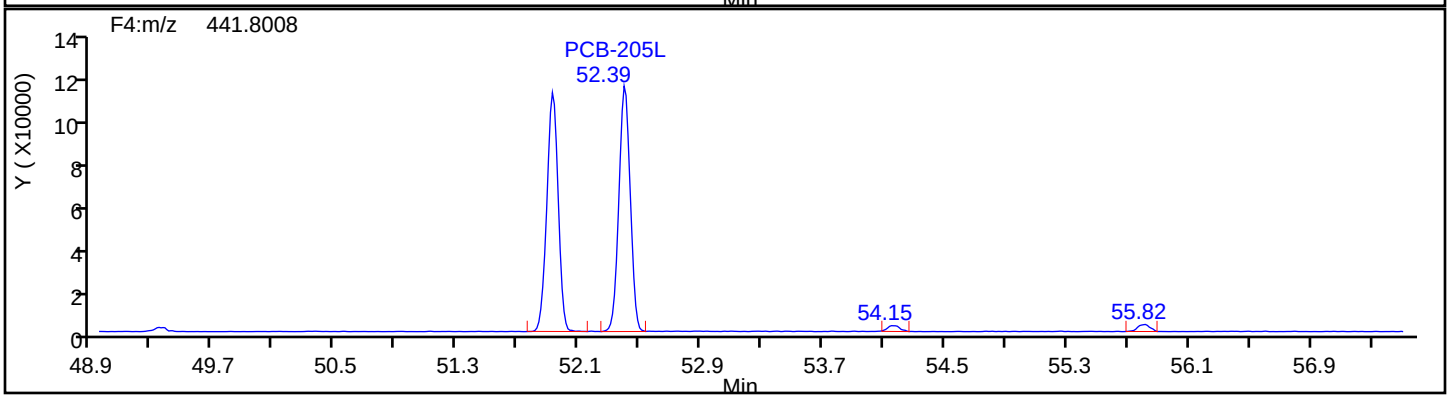

Eurofins TestAmerica, Knoxville

Data File:	\\chromna\Knoxville\ChromData\D3D\20190828-12892.b\580-88125-b-15-c.d		
Injection Date:	29-Aug-2019 06:01:00	Injection Vol:	1.0 ul
Instrument ID:	D3D	Operator ID:	Xcalibur_System
Method:	PCBs_D3D	Limit Group:	HR - 1668A - ICAL
Client ID:	515-0to26-101918		
Worklist#:	33110	Sample Line#:	12
Column Type:	SPB-Octyl	Column Dia:	0.25 mm

OcPCB F4

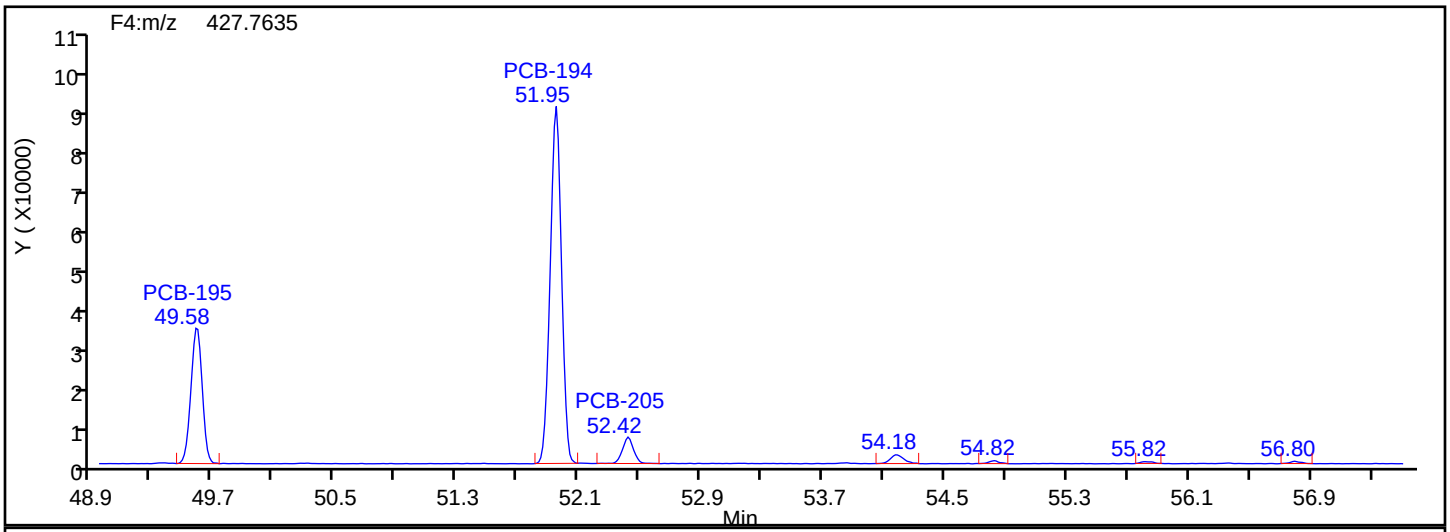

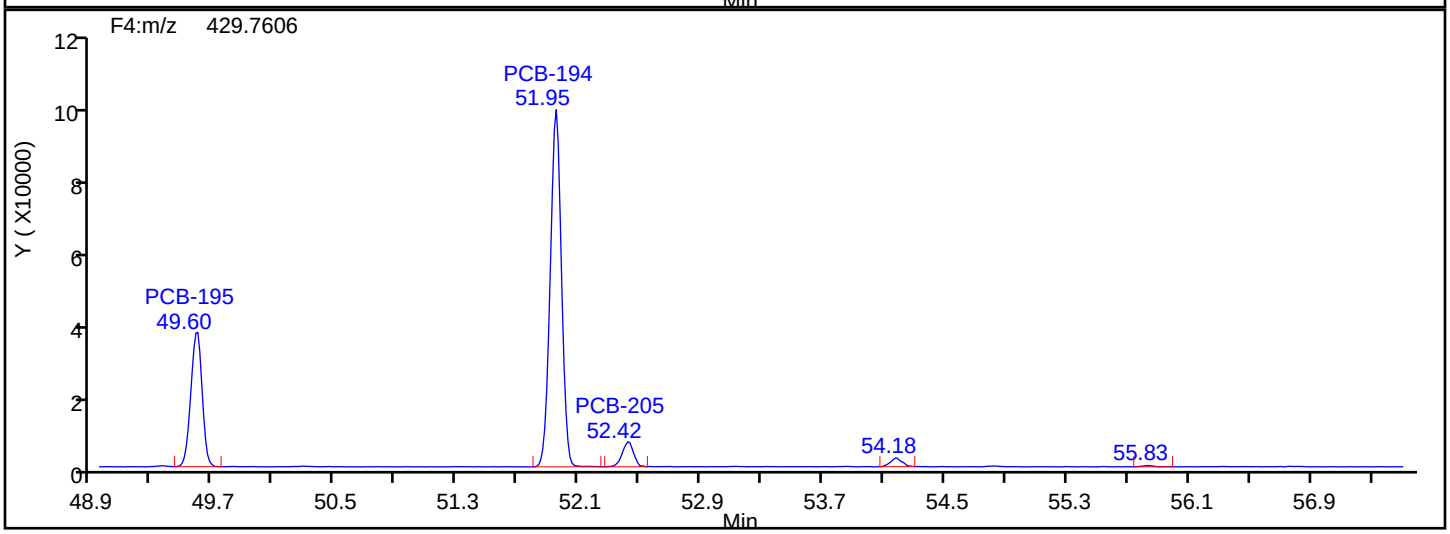

OcPCB F4 Lock Mass

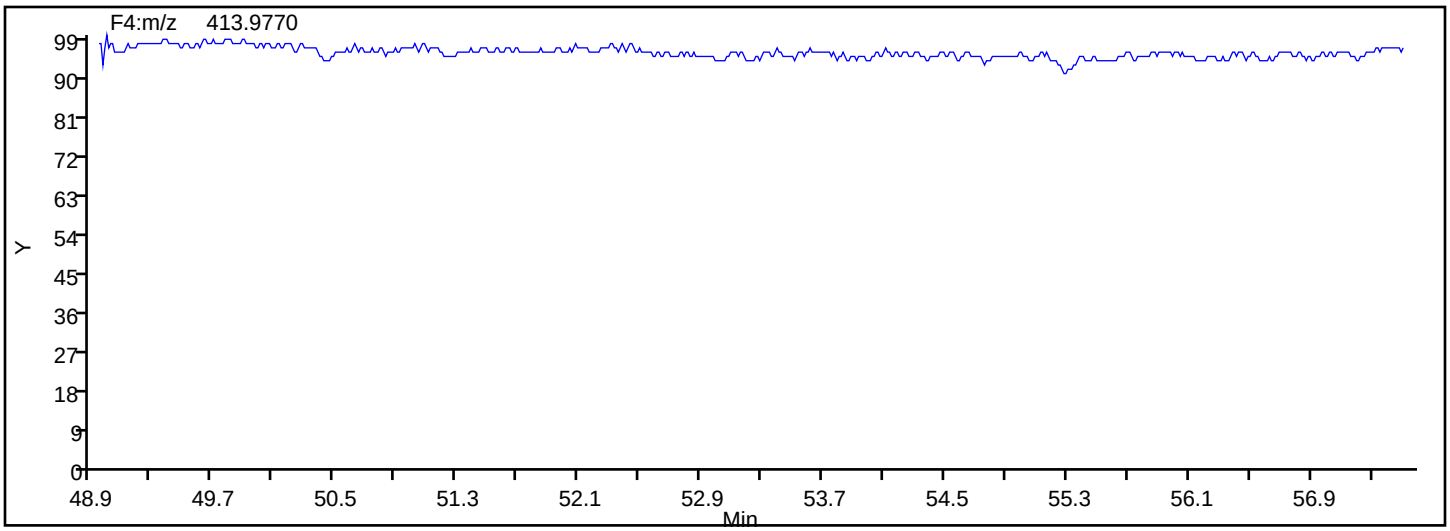

Manual Integration/User Assign Peak Report

Eurofins TestAmerica, Knoxville

Data File:	\\chromna\Knoxville\ChromData\D3D\20190828-12892.b\580-88125-b-15-c.d				
Injection Date:	29-Aug-2019 06:01:00	Instrument ID:	D3D		
Lims ID:	580-88125-B-15-C	Lab Sample ID:	140-88125-15		
Client ID:	515-0to26-101918				
Operator ID:	Xcalibur_System	ALS Bottle#:	0	Worklist Smp#:	12
Injection Vol:	1.0 ul	Dil. Factor:	1.0000		
Method:	PCBs_D3D	Limit Group:	HR - 1668A - ICAL		
Column:	SPB-Octyl (0.25 mm)	Detector	F4(49.20 :57.50)		

PCB-194, CAS: 35694-08-7

Signal: 1

Not Detected
Expected RT: 51.91

Processing Integration Results

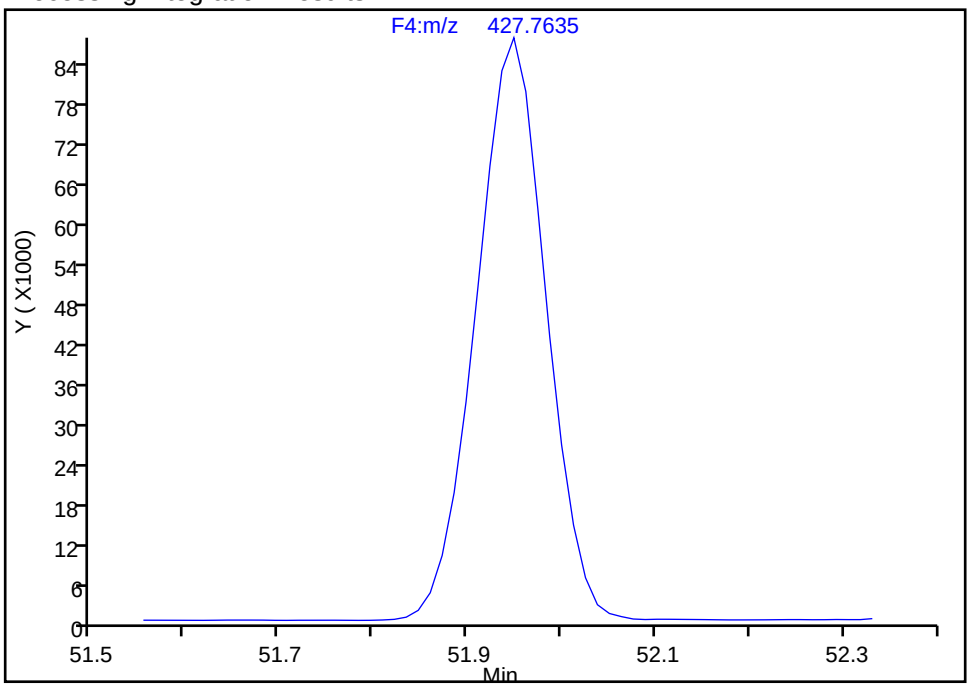

Manual Integration Results

RT: 51.95
Area: 451391
Amount: 92.526557
Amount Units: pg/ul

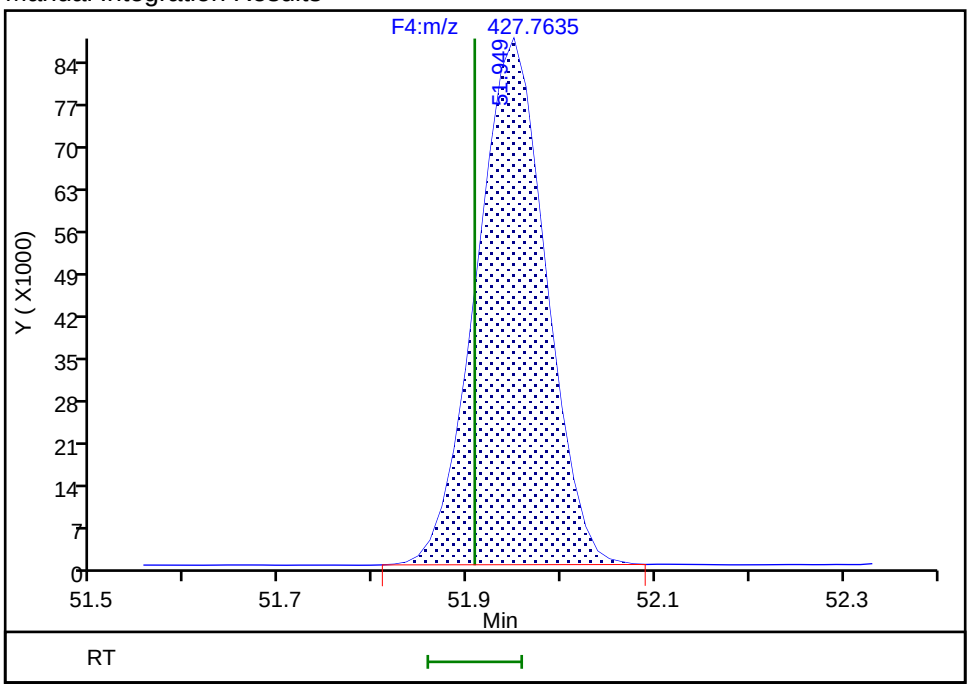

Reviewer: davidsonm, 29-Aug-2019 14:33:41
Audit Action: Assigned Compound ID Audit Reason: Incomplete Integration

Manual Integration/User Assign Peak Report

Eurofins TestAmerica, Knoxville

Data File:	\\chromna\Knoxville\ChromData\D3D\20190828-12892.b\580-88125-b-15-c.d				
Injection Date:	29-Aug-2019 06:01:00	Instrument ID:	D3D		
Lims ID:	580-88125-B-15-C	Lab Sample ID:	140-88125-15		
Client ID:	515-0to26-101918				
Operator ID:	Xcalibur_System	ALS Bottle#:	0	Worklist Smp#:	12
Injection Vol:	1.0 ul	Dil. Factor:	1.0000		
Method:	PCBs_D3D	Limit Group:	HR - 1668A - ICAL		
Column:	SPB-Octyl (0.25 mm)	Detector	F4(49.20 :57.50)		

PCB-205, CAS: 74472-53-0

Signal: 1

Not Detected
Expected RT: 52.38

Processing Integration Results

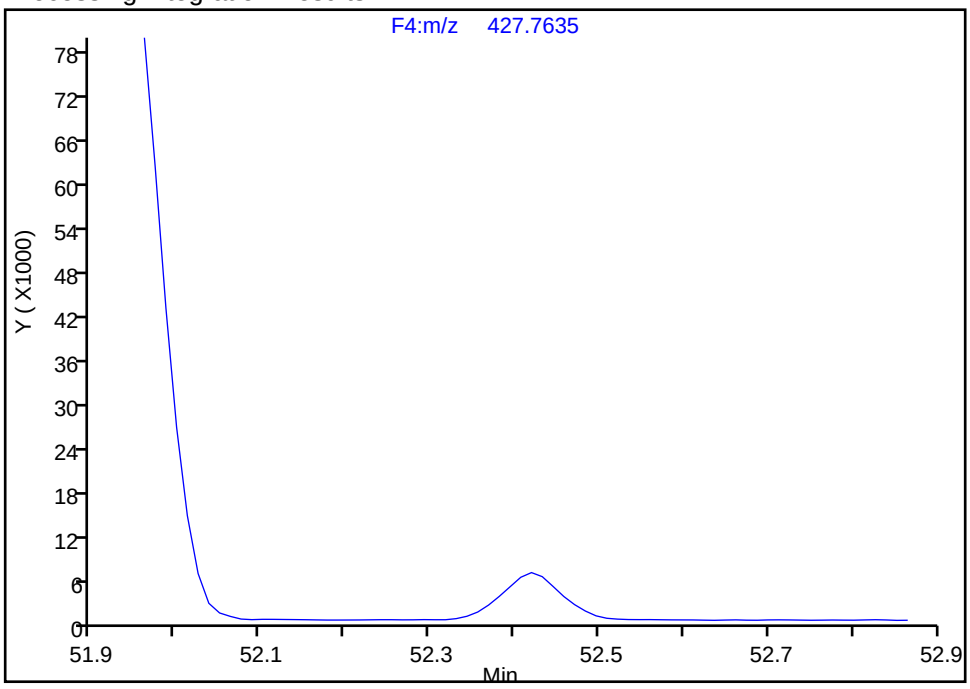

Manual Integration Results

RT: 52.42
Area: 32545
Amount: 4.968240
Amount Units: pg/ul

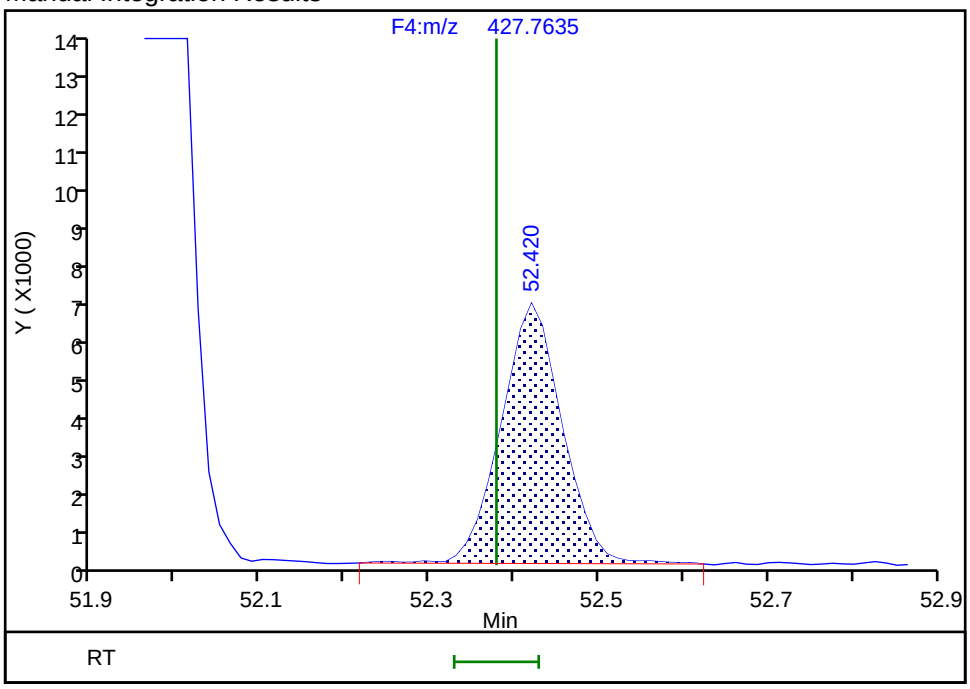

Reviewer: davidsonm, 29-Aug-2019 14:33:44
Audit Action: Assigned Compound ID Audit Reason: Incomplete Integration

Eurofins TestAmerica, Knoxville

Data File:	\\chromna\Knoxville\ChromData\D3D\20190828-12892.b\580-88125-b-15-c.d		
Injection Date:	29-Aug-2019 06:01:00	Injection Vol:	1.0 ul
Instrument ID:	D3D	Operator ID:	Xcalibur_System
Method:	PCBs_D3D	Limit Group:	HR - 1668A - ICAL
Client ID:	515-0to26-101918		
Worklist#:	33110	Sample Line#:	12
Column Type:	SPB-Octyl	Column Dia:	0.25 mm

NoPCB F4

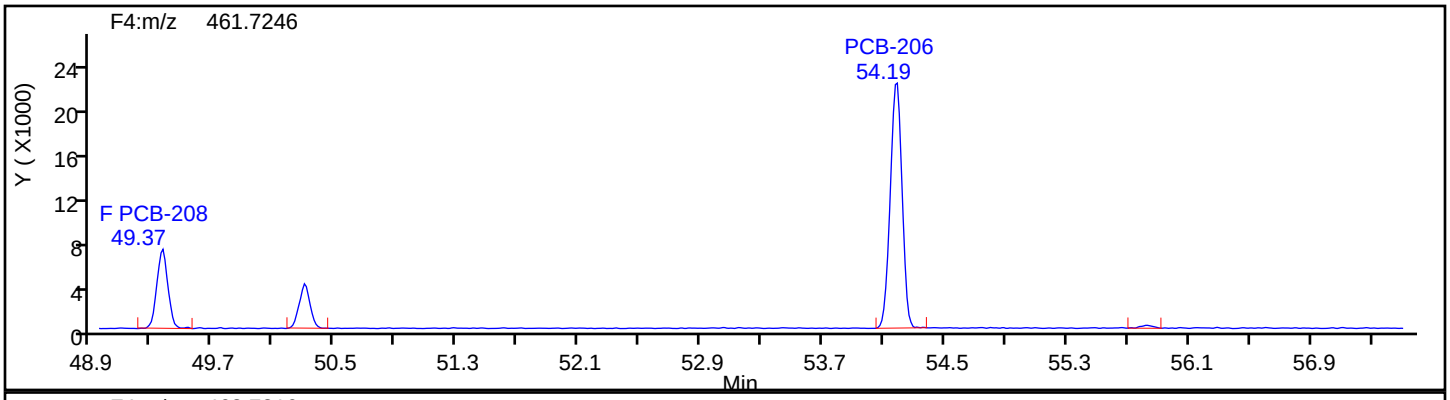

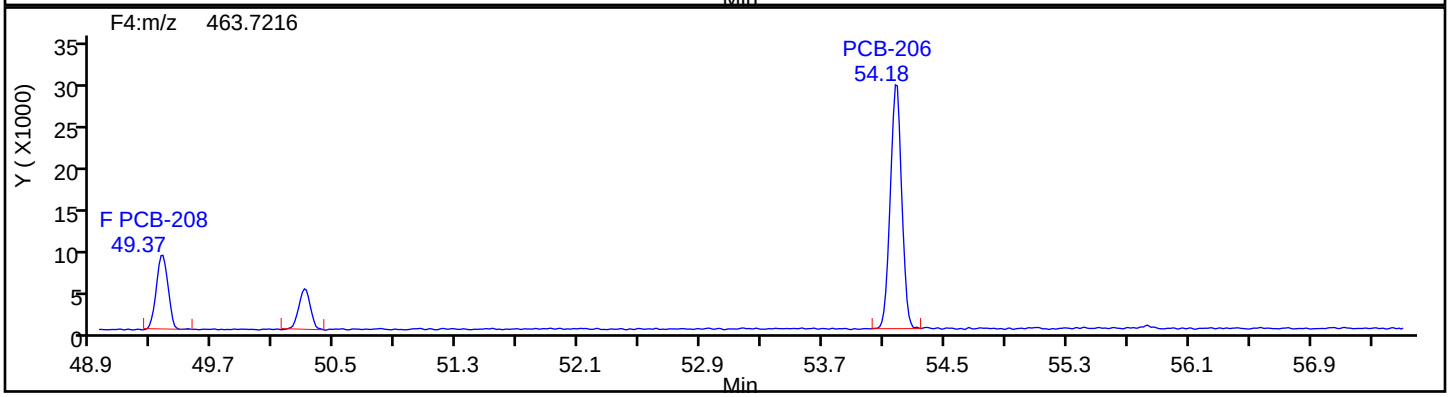

NoPCB F4 Standards

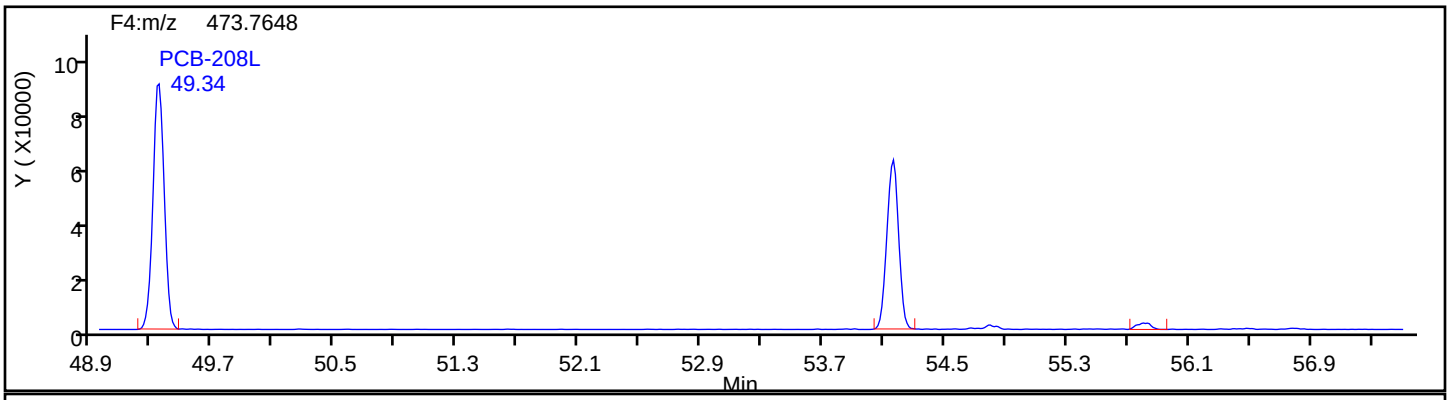

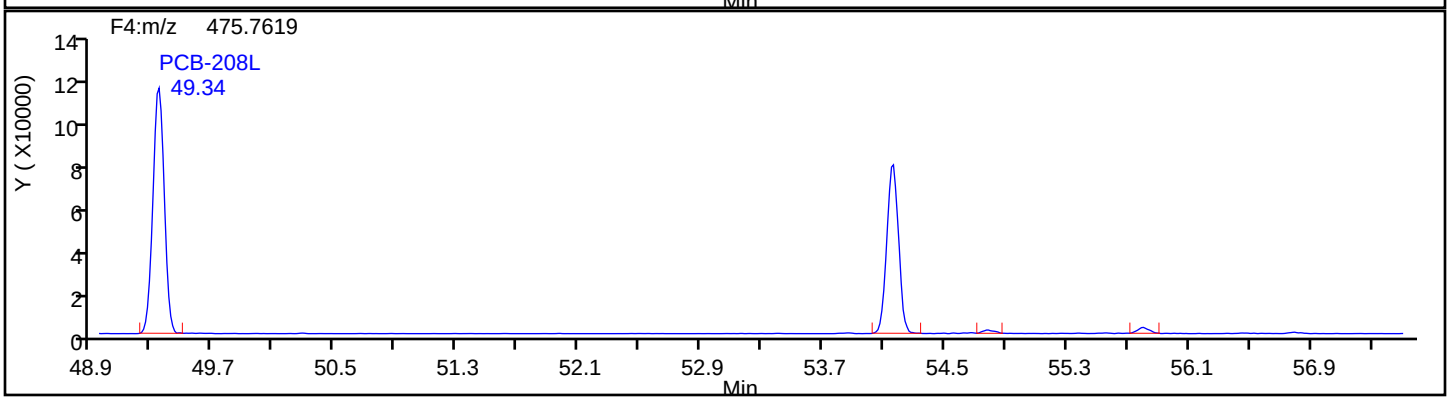

Eurofins TestAmerica, Knoxville

Data File:	\\chromna\Knoxville\ChromData\D3D\20190828-12892.b\580-88125-b-15-c.d		
Injection Date:	29-Aug-2019 06:01:00	Injection Vol:	1.0 ul
Instrument ID:	D3D	Operator ID:	Xcalibur_System
Method:	PCBs_D3D	Limit Group:	HR - 1668A - ICAL
Client ID:	515-0to26-101918		
Worklist#:	33110	Sample Line#:	12
Column Type:	SPB-Octyl	Column Dia:	0.25 mm

NoPCB F4

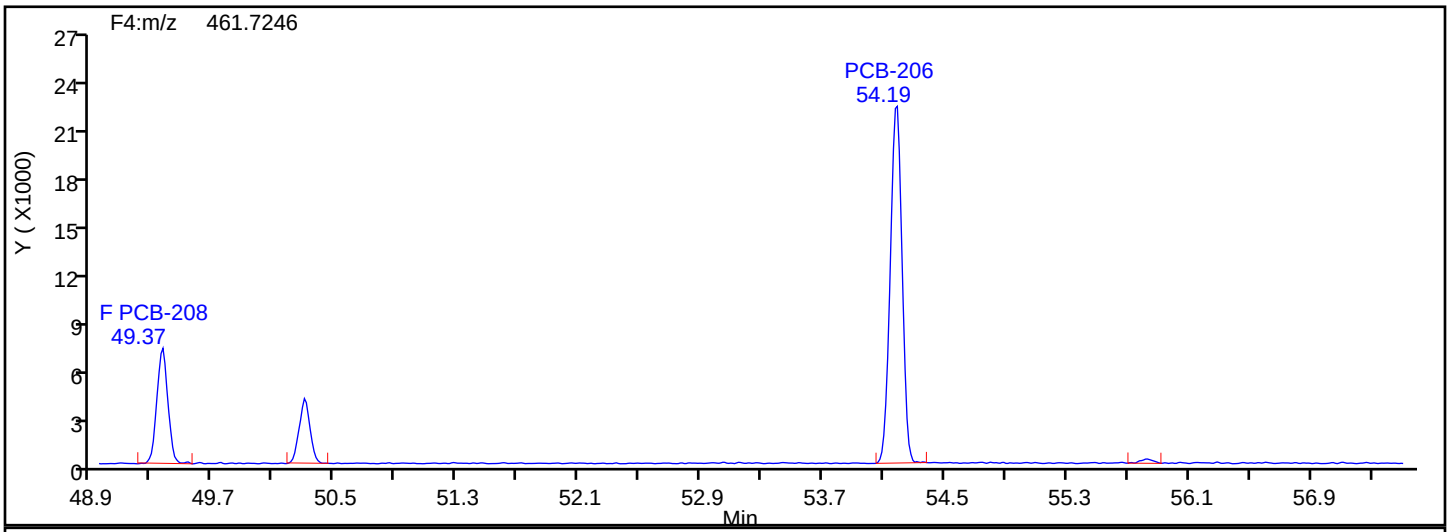

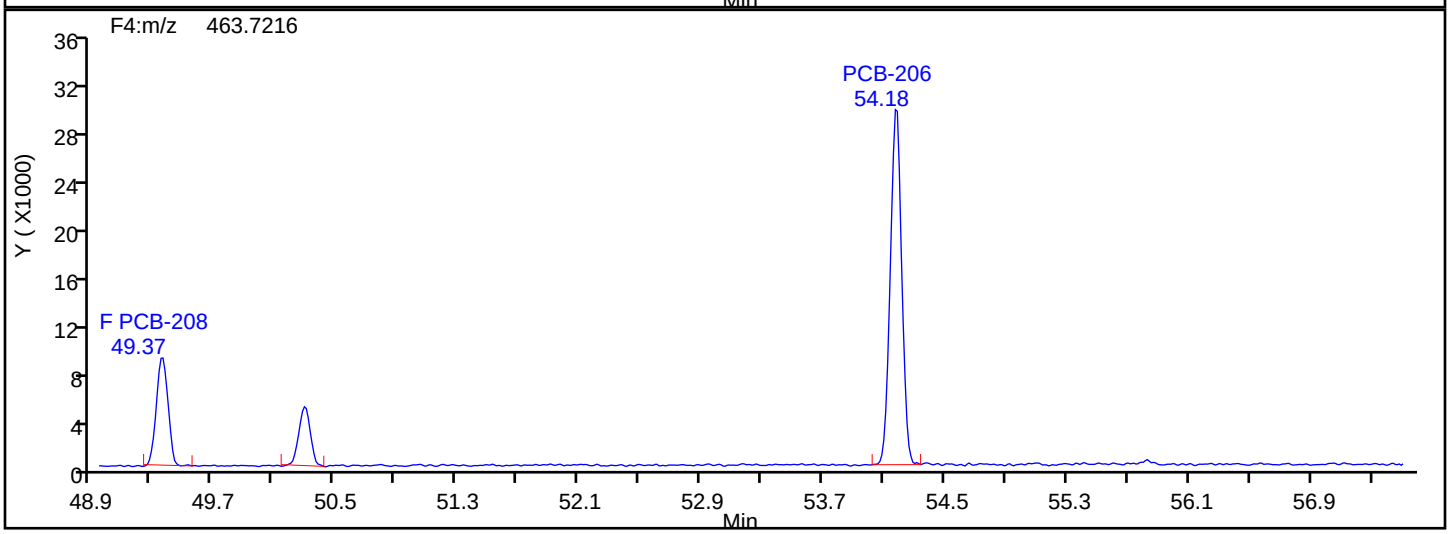

NoPCB F4 Lock Mass

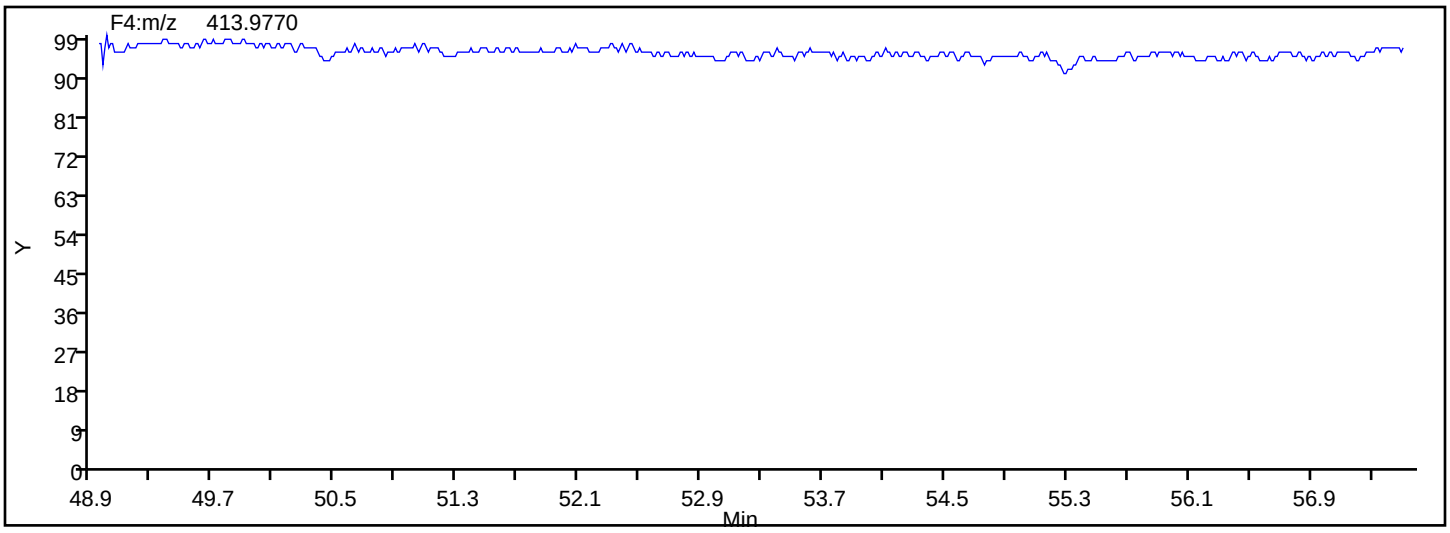

Manual Integration/User Assign Peak Report

Eurofins TestAmerica, Knoxville

Data File:	\\chromna\Knoxville\ChromData\D3D\20190828-12892.b\580-88125-b-15-c.d				
Injection Date:	29-Aug-2019 06:01:00	Instrument ID:	D3D		
Lims ID:	580-88125-B-15-C	Lab Sample ID:	140-88125-15		
Client ID:	515-0to26-101918				
Operator ID:	Xcalibur_System	ALS Bottle#:	0	Worklist Smp#:	12
Injection Vol:	1.0 ul	Dil. Factor:	1.0000		
Method:	PCBs_D3D	Limit Group:	HR - 1668A - ICAL		
Column:	SPB-Octyl (0.25 mm)	Detector	F4(49.20 :57.50)		

PCB-206, CAS: 40186-72-9

Signal: 1

Not Detected
Expected RT: 54.15

Processing Integration Results

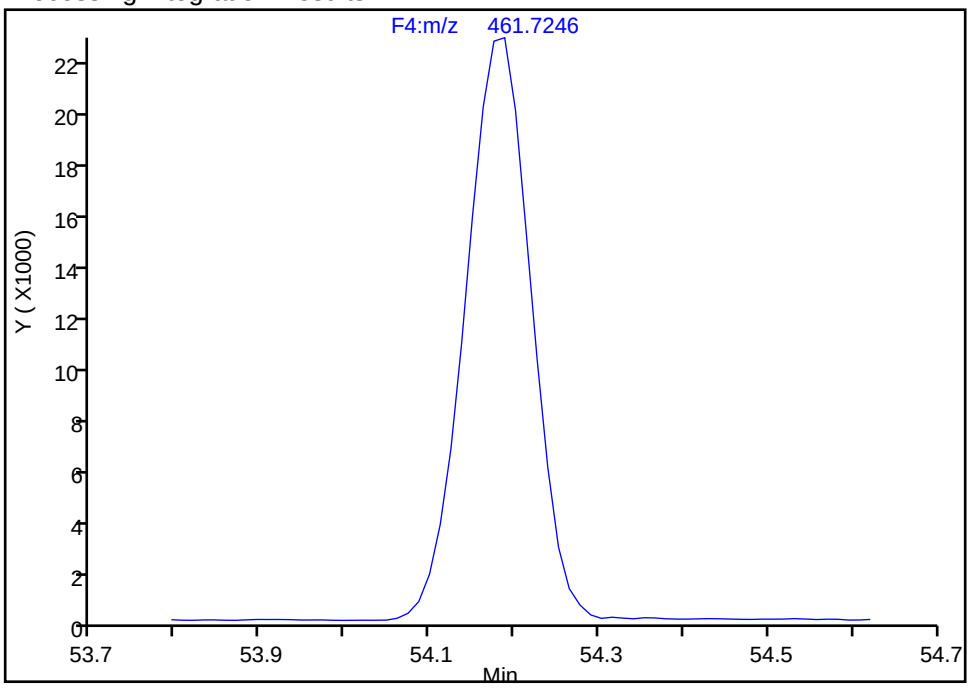

Manual Integration Results

RT: 54.19
Area: 121445
Amount: 31.001559
Amount Units: pg/ul

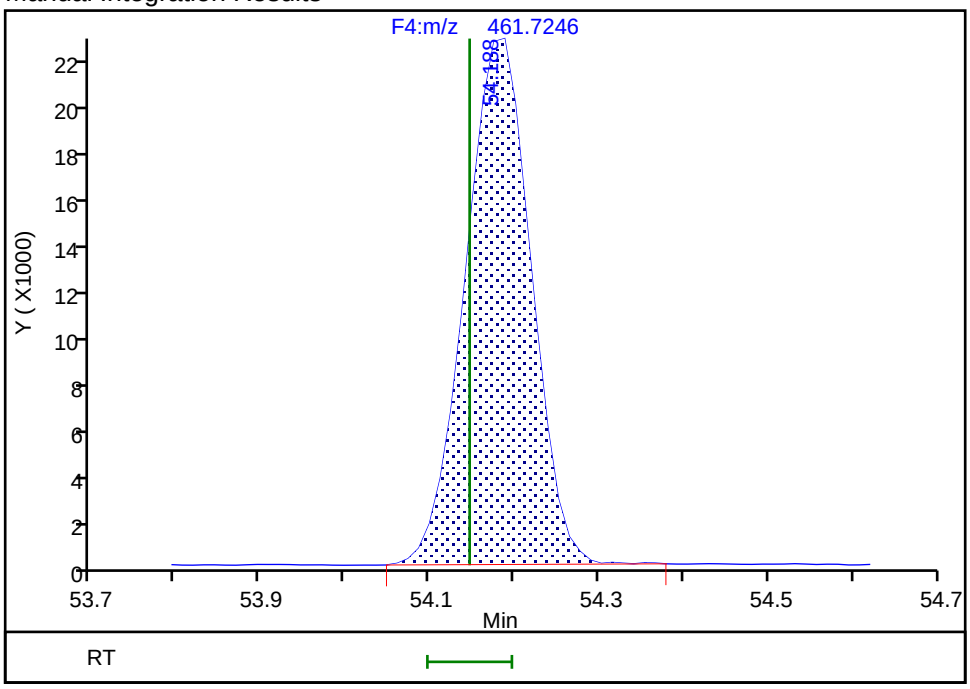

Reviewer: davidsonm, 29-Aug-2019 14:33:49
Audit Action: Assigned Compound ID Audit Reason: Incomplete Integration

Report Date: 29-Aug-2019 14:34:06 Chrom Revision: 2.3 22-Aug-2019 12:55:36

Eurofins TestAmerica, Knoxville

Data File:	\\chromna\Knoxville\ChromData\D3D\20190828-12892.b\580-88125-b-15-c.d		
Injection Date:	29-Aug-2019 06:01:00	Injection Vol:	1.0 ul
Instrument ID:	D3D	Operator ID:	Xcalibur_System
Method:	PCBs_D3D	Limit Group:	HR - 1668A - ICAL
Client ID:	515-0to26-101918		
Worklist#:	33110	Sample Line#:	12
Column Type:	SPB-Octyl	Column Dia:	0.25 mm

DePCB F4

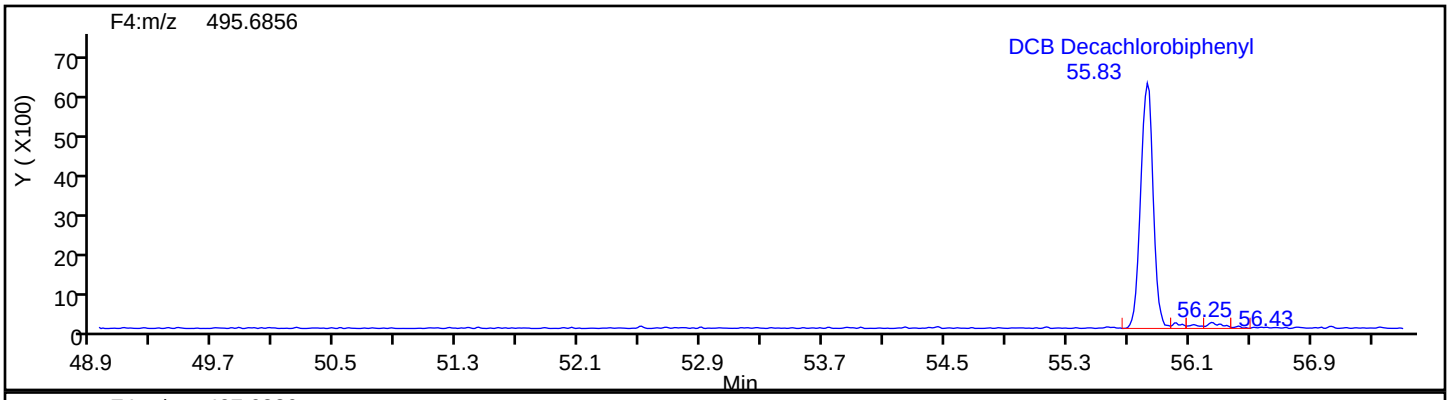

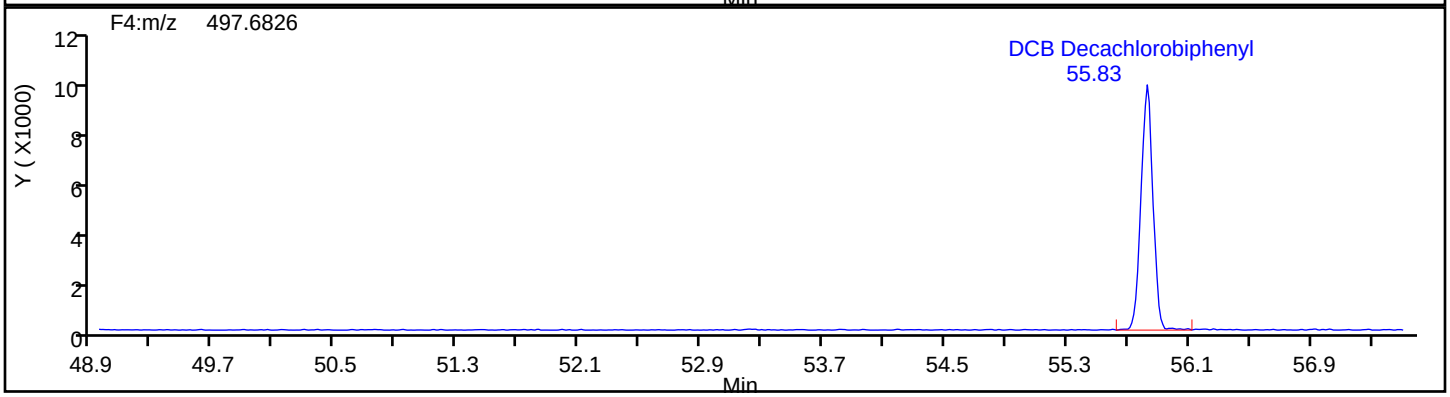

DePCB F4 Standards

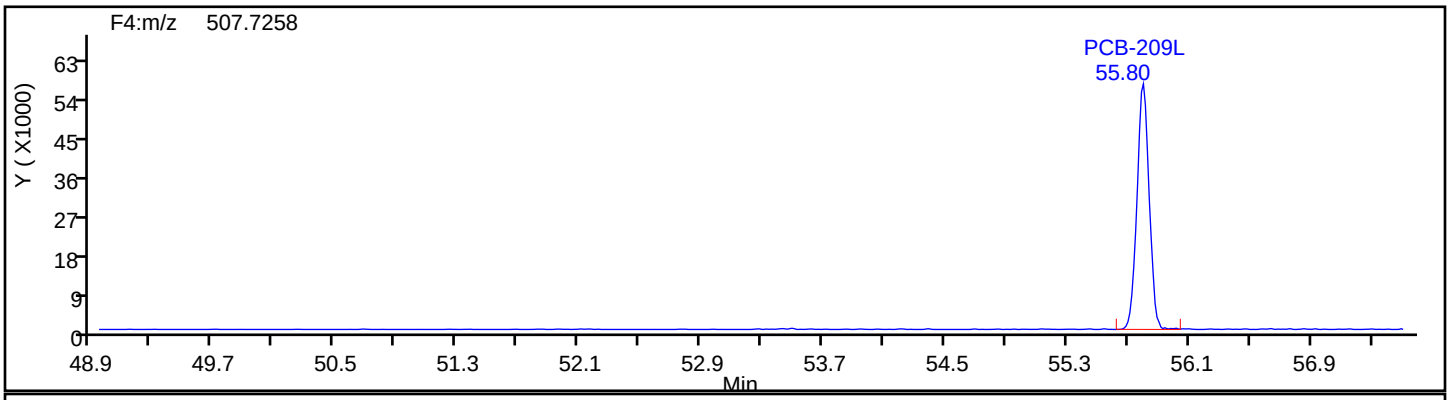

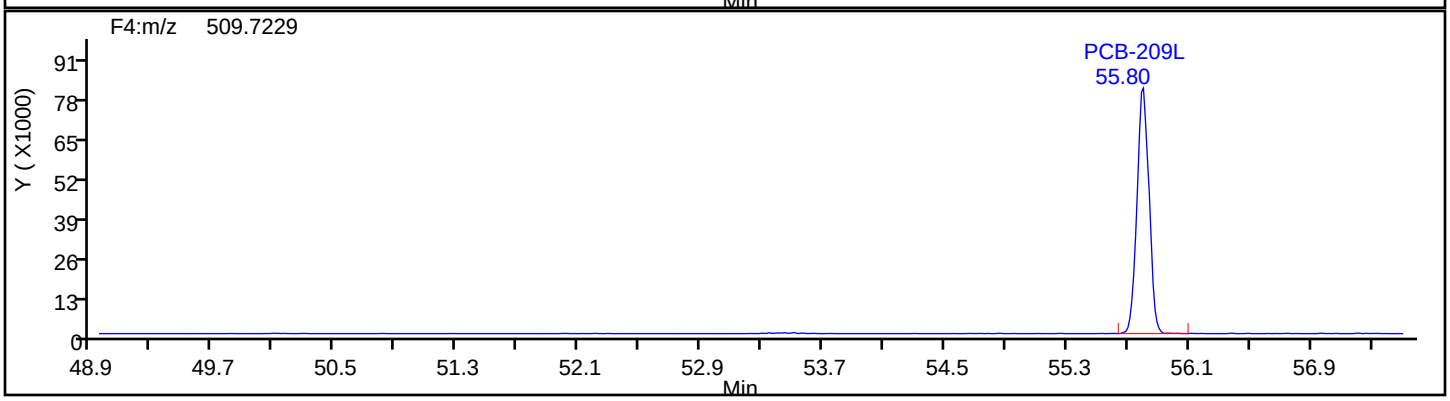

Report Date: 29-Aug-2019 14:34:06 Chrom Revision: 2.3 22-Aug-2019 12:55:36

Eurofins TestAmerica, Knoxville

Data File:	\\chromna\Knoxville\ChromData\D3D\20190828-12892.b\580-88125-b-15-c.d		
Injection Date:	29-Aug-2019 06:01:00	Injection Vol:	1.0 ul
Instrument ID:	D3D	Operator ID:	Xcalibur_System
Method:	PCBs_D3D	Limit Group:	HR - 1668A - ICAL
Client ID:	515-0to26-101918		
Worklist#:	33110	Sample Line#:	12
Column Type:	SPB-Octyl	Column Dia:	0.25 mm

DePCB F4

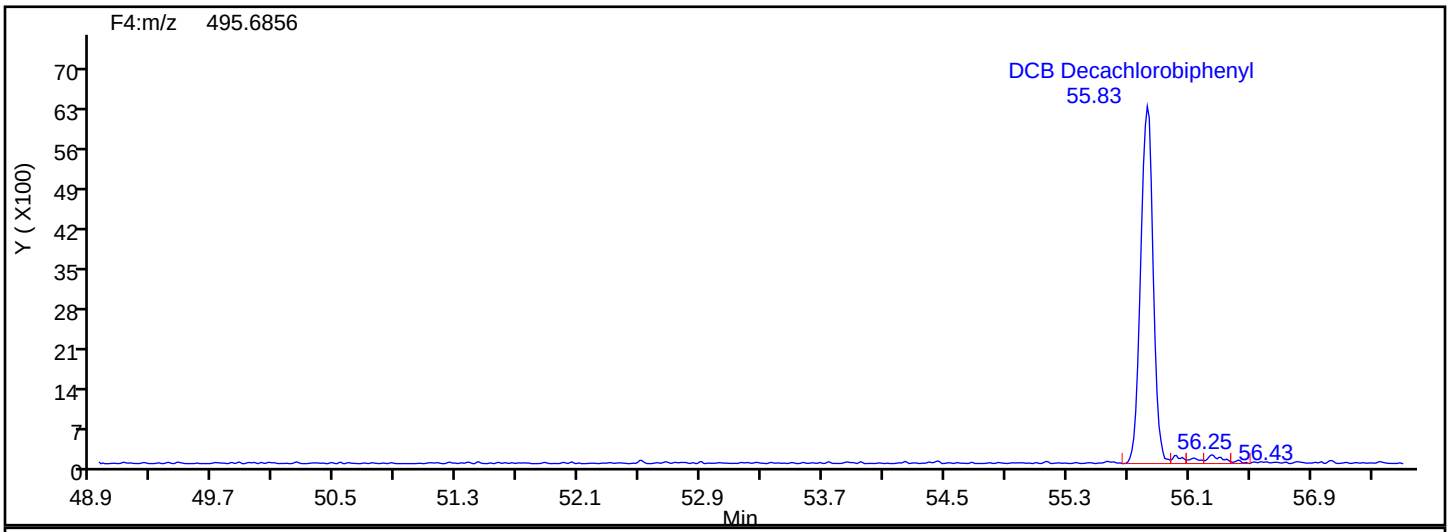

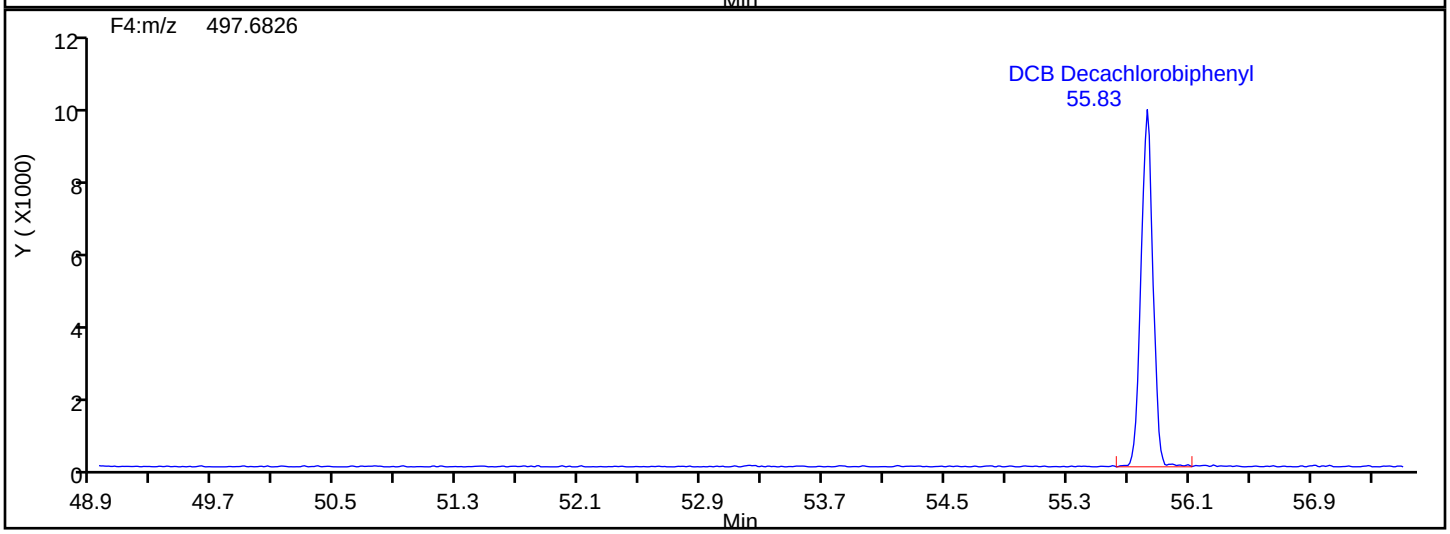

DePCB F4 Lock Mass

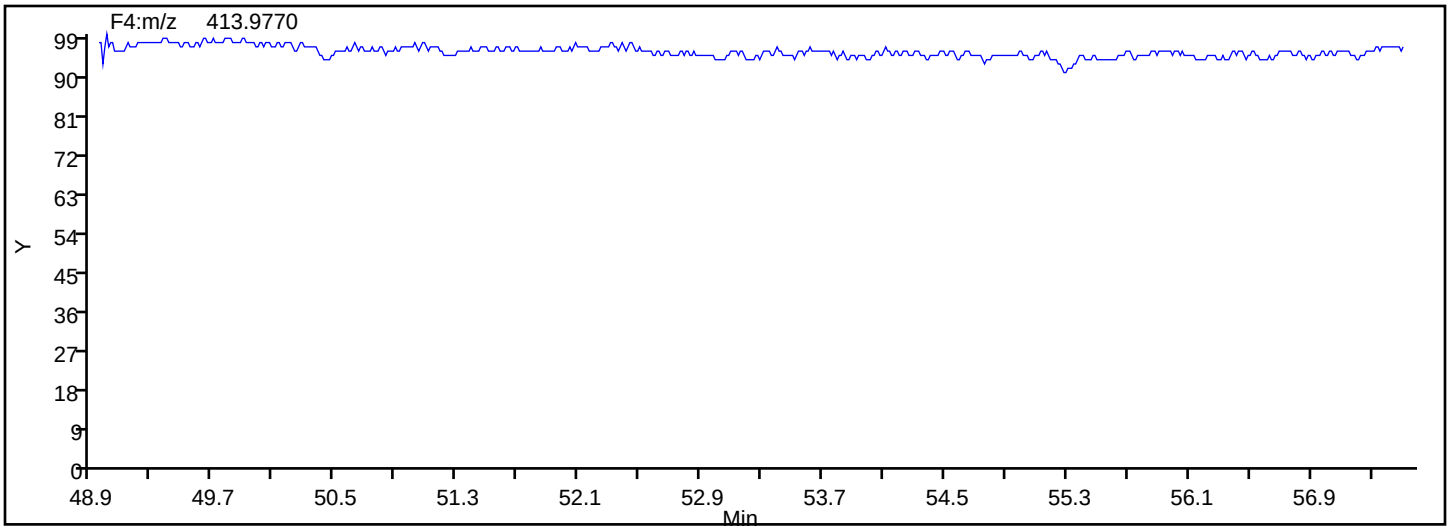

Manual Integration/User Assign Peak Report

Eurofins TestAmerica, Knoxville

Data File:	\\chromna\Knoxville\ChromData\D3D\20190828-12892.b\580-88125-b-15-c.d				
Injection Date:	29-Aug-2019 06:01:00	Instrument ID:	D3D		
Lims ID:	580-88125-B-15-C	Lab Sample ID:	140-88125-15		
Client ID:	515-0to26-101918				
Operator ID:	Xcalibur_System	ALS Bottle#:	0	Worklist Smp#:	12
Injection Vol:	1.0 ul	Dil. Factor:	1.0000		
Method:	PCBs_D3D	Limit Group:	HR - 1668A - ICAL		
Column:	SPB-Octyl (0.25 mm)	Detector	F4(49.20 :57.50)		

DCB Decachlorobiphenyl, CAS: 2051-24-3

Signal: 1

Not Detected
Expected RT: 55.79

Processing Integration Results

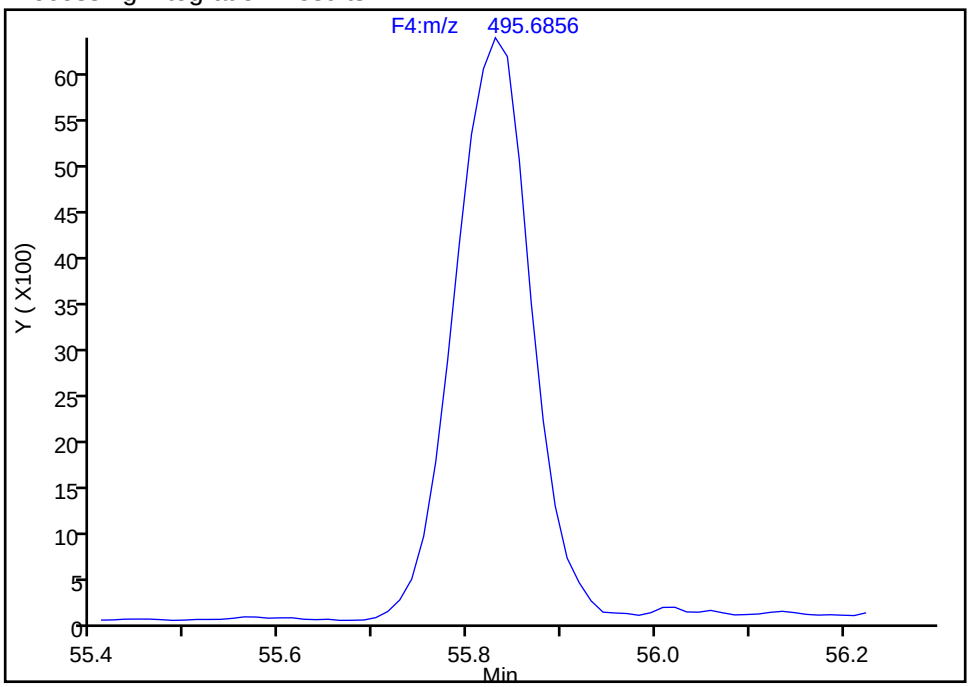

Manual Integration Results

RT: 55.83
Area: 36160
Amount: 9.099473
Amount Units: pg/ul

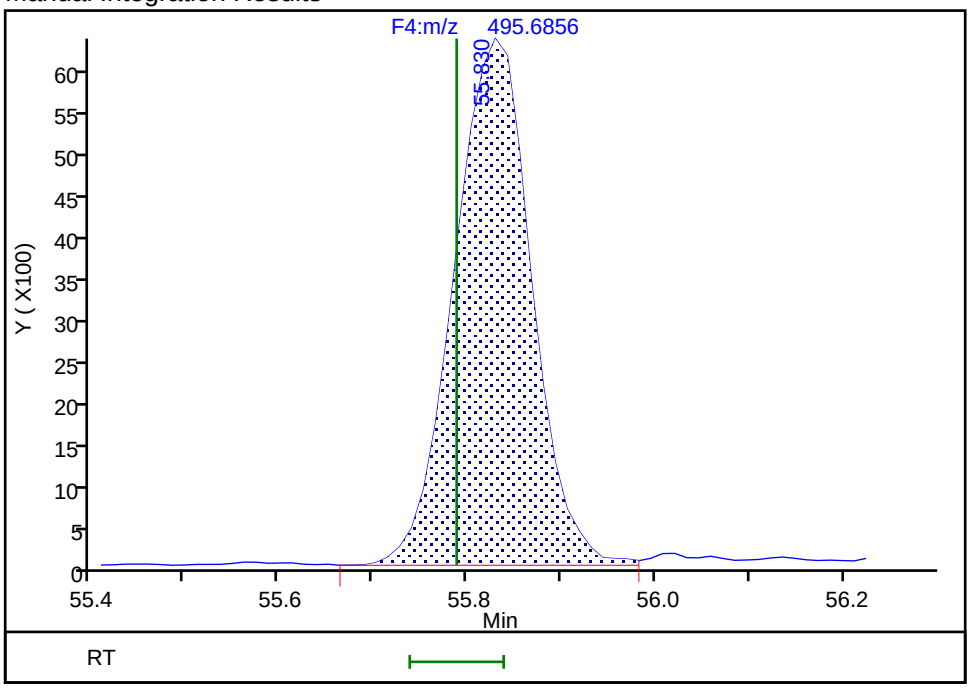

Reviewer: davidsonm, 29-Aug-2019 14:33:53
Audit Action: Assigned Compound ID Audit Reason: Incomplete Integration

FORM I
HI-RES PCBS ORGANICS ANALYSIS DATA SHEET

Lab Name: Eurofins TestAmerica, Knoxville Job No.: 580-88125-2

SDG No.:

Client Sample ID: N5-0to28-101418 Lab Sample ID: 580-88125-16

Matrix: Solid Lab File ID: 580-88125-b-16-c_190830062106.

Analysis Method: 1668A Date Collected: 10/14/2018 16:46

Extract. Method: HRMS-Sox Date Extracted: 08/20/2019 08:01

Sample wt/vol: 20.03(g) Date Analyzed: 08/30/2019 06:21

Con. Extract Vol.: 20(mL) Dilution Factor: 2

Injection Volume: 1(uL) Level: (low/med) Low

% Moisture: 68.6 GPC Cleanup:(Y/N) N

Analysis Batch No.: 33148 Units: ng/g

CAS NO.	COMPOUND NAME	RESULT	Q	RL	EDL
2051-60-7	PCB-1	0.13	B	0.032	0.0010
2051-61-8	PCB-2	0.051	B	0.032	0.0010
2051-62-9	PCB-3	0.087	B	0.032	0.0011
13029-08-8	PCB-4	0.52		0.064	0.0028
16605-91-7	PCB-5	0.0087	J	0.032	0.0018
25569-80-6	PCB-6	0.11		0.032	0.0018
33284-50-3	PCB-7	0.020	J B	0.032	0.0017
34883-43-7	PCB-8	0.52	B	0.064	0.0018
34883-39-1	PCB-9	0.032		0.032	0.0020
33146-45-1	PCB-10	0.015	J q	0.032	0.0019
2050-67-1	PCB-11	0.10	B	0.064	0.0017
2974-92-7	PCB-12	0.044	J C B	0.064	0.0017
2974-90-5	PCB-13	0.044	J C12 B	0.064	0.0017
34883-41-5	PCB-14	ND		0.032	0.0015
2050-68-2	PCB-15	0.28	B	0.032	0.0017
38444-78-9	PCB-16	0.55		0.032	0.0033
37680-66-3	PCB-17	1.3	B	0.032	0.0026
37680-65-2	PCB-18	1.2	C B	0.064	0.0022
38444-73-4	PCB-19	1.2	B	0.032	0.0031
38444-84-7	PCB-20	1.6	C B	0.064	0.011
55702-46-0	PCB-21	0.83	C B	0.064	0.010
38444-85-8	PCB-22	0.44	B	0.032	0.011
55720-44-0	PCB-23	ND		0.032	0.011
55702-45-9	PCB-24	0.014	J q B	0.032	0.0019
55712-37-3	PCB-25	0.18	B	0.032	0.010
38444-81-4	PCB-26	0.24	C B	0.064	0.011
38444-76-7	PCB-27	0.24	B	0.032	0.0019
7012-37-5	PCB-28	1.6	C20 B	0.064	0.011
15862-07-4	PCB-29	0.24	C26 B	0.064	0.011
35693-92-6	PCB-30	1.2	C18 B	0.064	0.0022
16606-02-3	PCB-31	1.2	B	0.064	0.010
38444-77-8	PCB-32	0.81	B	0.032	0.0017
38444-86-9	PCB-33	0.83	C21 B	0.064	0.010
37680-68-5	PCB-34	ND		0.032	0.012

FORM I
HI-RES PCBS ORGANICS ANALYSIS DATA SHEET

Lab Name: Eurofins TestAmerica, Knoxville Job No.: 580-88125-2

SDG No.:

Client Sample ID: N5-0to28-101418 Lab Sample ID: 580-88125-16

Matrix: Solid Lab File ID: 580-88125-b-16-c_190830062106.

Analysis Method: 1668A Date Collected: 10/14/2018 16:46

Extract. Method: HRMS-Sox Date Extracted: 08/20/2019 08:01

Sample wt/vol: 20.03(g) Date Analyzed: 08/30/2019 06:21

Con. Extract Vol.: 20(mL) Dilution Factor: 2

Injection Volume: 1(uL) Level: (low/med) Low

% Moisture: 68.6 GPC Cleanup:(Y/N) N

Analysis Batch No.: 33148 Units: ng/g

CAS NO.	COMPOUND NAME	RESULT	Q	RL	EDL
37680-69-6	PCB-35	0.020	J q	0.032	0.012
38444-87-0	PCB-36	ND		0.032	0.010
38444-90-5	PCB-37	0.45	B	0.032	0.011
53555-66-1	PCB-38	ND		0.032	0.011
38444-88-1	PCB-39	ND		0.032	0.010
38444-93-8	PCB-40	2.0	C	0.095	0.0081
52663-59-9	PCB-41	2.0	C40	0.095	0.0081
36559-22-5	PCB-42	0.83		0.032	0.0086
70362-46-8	PCB-43	0.22	C	0.064	0.0075
41464-39-5	PCB-44	13	C B	0.095	0.0072
70362-45-7	PCB-45	3.6	C B	0.064	0.0084
41464-47-5	PCB-46	0.18		0.032	0.0098
2437-79-8	PCB-47	13	C44 B	0.095	0.0072
70362-47-9	PCB-48	0.43		0.032	0.0079
41464-40-8	PCB-49	5.9	C B	0.064	0.0066
62796-65-0	PCB-50	2.0	C B	0.064	0.0080
68194-04-7	PCB-51	3.6	C45 B	0.064	0.0084
35693-99-3	PCB-52	20	B	0.032	0.0083
41464-41-9	PCB-53	2.0	C50 B	0.064	0.0080
15968-05-5	PCB-54	0.53		0.032	0.0016
74338-24-2	PCB-55	0.037	q	0.032	0.0058
41464-43-1	PCB-56	1.5		0.032	0.0059
70424-67-8	PCB-57	ND		0.032	0.0058
41464-49-7	PCB-58	ND		0.032	0.0056
74472-33-6	PCB-59	0.33	C	0.095	0.0055
33025-41-1	PCB-60	0.53		0.032	0.0056
33284-53-6	PCB-61	14	C B	0.13	0.0055
54230-22-7	PCB-62	0.33	C59	0.095	0.0055
74472-34-7	PCB-63	0.18		0.032	0.0051
52663-58-8	PCB-64	1.9		0.032	0.0053
33284-54-7	PCB-65	13	C44 B	0.095	0.0072
32598-10-0	PCB-66	4.3		0.032	0.0058
73575-53-8	PCB-67	0.099		0.032	0.0053
73575-52-7	PCB-68	0.13	B	0.032	0.0050

FORM I
HI-RES PCBS ORGANICS ANALYSIS DATA SHEET

Lab Name: Eurofins TestAmerica, Knoxville Job No.: 580-88125-2

SDG No.:

Client Sample ID: N5-0to28-101418 Lab Sample ID: 580-88125-16

Matrix: Solid Lab File ID: 580-88125-b-16-c_190830062106.

Analysis Method: 1668A Date Collected: 10/14/2018 16:46

Extract. Method: HRMS-Sox Date Extracted: 08/20/2019 08:01

Sample wt/vol: 20.03(g) Date Analyzed: 08/30/2019 06:21

Con. Extract Vol.: 20(mL) Dilution Factor: 2

Injection Volume: 1(uL) Level: (low/med) Low

% Moisture: 68.6 GPC Cleanup:(Y/N) N

Analysis Batch No.: 33148 Units: ng/g

CAS NO.	COMPOUND NAME	RESULT	Q	RL	EDL
60233-24-1	PCB-69	5.9	C49 B	0.064	0.0066
32598-11-1	PCB-70	14	C61 B	0.13	0.0055
41464-46-4	PCB-71	2.0	C40	0.095	0.0081
41464-42-0	PCB-72	0.12		0.032	0.0057
74338-23-1	PCB-73	0.22	C43	0.064	0.0075
32690-93-0	PCB-74	14	C61 B	0.13	0.0055
32598-12-2	PCB-75	0.33	C59	0.095	0.0055
70362-48-0	PCB-76	14	C61 B	0.13	0.0055
32598-13-3	PCB-77	0.32	B	0.032	0.0055
70362-49-1	PCB-78	ND		0.032	0.0057
41464-48-6	PCB-79	0.28		0.032	0.0048
33284-52-5	PCB-80	ND		0.032	0.0051
70362-50-4	PCB-81	0.039	B	0.032	0.0058
52663-62-4	PCB-82	4.2		0.032	0.0024
60145-20-2	PCB-83	22	C	0.064	0.0022
52663-60-2	PCB-84	10		0.032	0.0024
65510-45-4	PCB-85	5.7	C	0.095	0.0017
55312-69-1	PCB-86	26	C B	0.19	0.0017
38380-02-8	PCB-87	26	C86 B	0.19	0.0017
55215-17-3	PCB-88	6.1	C	0.064	0.0021
73575-57-2	PCB-89	0.29		0.032	0.0023
68194-07-0	PCB-90	44	C B	0.095	0.0018
68194-05-8	PCB-91	6.1	C88	0.064	0.0021
52663-61-3	PCB-92	8.8		0.032	0.0022
73575-56-1	PCB-93	1.8	C	0.064	0.0021
73575-55-0	PCB-94	0.49		0.032	0.0023
38379-99-6	PCB-95	34	B	0.032	0.0021
73575-54-9	PCB-96	0.39		0.032	0.0017
41464-51-1	PCB-97	26	C86 B	0.19	0.0017
60233-25-2	PCB-98	1.4	C	0.064	0.0021
38380-01-7	PCB-99	22	C83	0.064	0.0022
39485-83-1	PCB-100	1.8	C93	0.064	0.0021
37680-73-2	PCB-101	44	C90 B	0.095	0.0018
68194-06-9	PCB-102	1.4	C98	0.064	0.0021

FORM I
HI-RES PCBS ORGANICS ANALYSIS DATA SHEET

Lab Name: Eurofins TestAmerica, Knoxville Job No.: 580-88125-2

SDG No.:

Client Sample ID: N5-0to28-101418 Lab Sample ID: 580-88125-16

Matrix: Solid Lab File ID: 580-88125-b-16-c_190830062106.

Analysis Method: 1668A Date Collected: 10/14/2018 16:46

Extract. Method: HRMS-Sox Date Extracted: 08/20/2019 08:01

Sample wt/vol: 20.03(g) Date Analyzed: 08/30/2019 06:21

Con. Extract Vol.: 20(mL) Dilution Factor: 2

Injection Volume: 1(uL) Level: (low/med) Low

% Moisture: 68.6 GPC Cleanup:(Y/N) N

Analysis Batch No.: 33148 Units: ng/g

CAS NO.	COMPOUND NAME	RESULT	Q	RL	EDL
60145-21-3	PCB-103	0.86	B	0.032	0.0020
56558-16-8	PCB-104	ND		0.032	0.0015
32598-14-4	PCB-105	10	B	0.032	0.021
70424-69-0	PCB-106	ND		0.032	0.021
70424-68-9	PCB-107	2.0		0.032	0.020
70362-41-3	PCB-108	1.2	C	0.064	0.021
74472-35-8	PCB-109	26	C86 B	0.19	0.0017
38380-03-9	PCB-110	45	C	0.064	0.0015
39635-32-0	PCB-111	ND		0.032	0.0014
74472-36-9	PCB-112	ND		0.032	0.0015
68194-10-5	PCB-113	44	C90 B	0.095	0.0018
74472-37-0	PCB-114	0.67	B	0.032	0.019
74472-38-1	PCB-115	45	C110	0.064	0.0015
18259-05-7	PCB-116	5.7	C85	0.095	0.0017
68194-11-6	PCB-117	5.7	C85	0.095	0.0017
31508-00-6	PCB-118	28	B	0.032	0.019
56558-17-9	PCB-119	26	C86 B	0.19	0.0017
68194-12-7	PCB-120	0.21		0.032	0.0014
56558-18-0	PCB-121	ND		0.032	0.0015
76842-07-4	PCB-122	0.34		0.032	0.023
65510-44-3	PCB-123	0.38	B	0.032	0.020
70424-70-3	PCB-124	1.2	C108	0.064	0.021
74472-39-2	PCB-125	26	C86 B	0.19	0.0017
57465-28-8	PCB-126	0.068	B	0.032	0.020
39635-33-1	PCB-127	0.066		0.032	0.021
38380-07-3	PCB-128	5.8	C B	0.064	0.0054
55215-18-4	PCB-129	37	C B	0.13	0.0055
52663-66-8	PCB-130	2.6		0.032	0.0072
61798-70-7	PCB-131	0.63		0.032	0.0070
38380-05-1	PCB-132	13		0.032	0.0068
35694-04-3	PCB-133	0.73		0.032	0.0066
52704-70-8	PCB-134	2.4	C	0.064	0.0070
52744-13-5	PCB-135	13	C B	0.064	0.0023
38411-22-2	PCB-136	5.5	B	0.032	0.0018

FORM I
HI-RES PCBS ORGANICS ANALYSIS DATA SHEET

Lab Name: Eurofins TestAmerica, Knoxville Job No.: 580-88125-2

SDG No.:

Client Sample ID: N5-0to28-101418 Lab Sample ID: 580-88125-16

Matrix: Solid Lab File ID: 580-88125-b-16-c_190830062106.

Analysis Method: 1668A Date Collected: 10/14/2018 16:46

Extract. Method: HRMS-Sox Date Extracted: 08/20/2019 08:01

Sample wt/vol: 20.03(g) Date Analyzed: 08/30/2019 06:21

Con. Extract Vol.: 20(mL) Dilution Factor: 2

Injection Volume: 1(uL) Level: (low/med) Low

% Moisture: 68.6 GPC Cleanup:(Y/N) N

Analysis Batch No.: 33148 Units: ng/g

CAS NO.	COMPOUND NAME	RESULT	Q	RL	EDL
35694-06-5	PCB-137	1.8		0.032	0.0057
35065-28-2	PCB-138	37	C129 B	0.13	0.0055
56030-56-9	PCB-139	0.82	C B	0.064	0.0060
59291-64-4	PCB-140	0.82	C139 B	0.064	0.0060
52712-04-6	PCB-141	6.5		0.032	0.0062
41411-61-4	PCB-142	ND		0.032	0.0070
68194-15-0	PCB-143	2.4	C134	0.064	0.0070
68194-14-9	PCB-144	1.8		0.032	0.0022
74472-40-5	PCB-145	0.034		0.032	0.0017
51908-16-8	PCB-146	6.1	B	0.032	0.0059
68194-13-8	PCB-147	29	C B	0.064	0.0061
74472-41-6	PCB-148	0.18		0.032	0.0023
38380-04-0	PCB-149	29	C147 B	0.064	0.0061
68194-08-1	PCB-150	0.20		0.032	0.0016
52663-63-5	PCB-151	13	C135 B	0.064	0.0023
68194-09-2	PCB-152	0.11		0.032	0.0016
35065-27-1	PCB-153	29	C B	0.064	0.0049
60145-22-4	PCB-154	1.0		0.032	0.0020
33979-03-2	PCB-155	0.019	J B	0.032	0.0016
38380-08-4	PCB-156	5.1	C B	0.064	0.0057
69782-90-7	PCB-157	5.1	C156 B	0.064	0.0057
74472-42-7	PCB-158	4.0		0.032	0.0043
39635-35-3	PCB-159	0.26		0.032	0.0045
41411-62-5	PCB-160	37	C129 B	0.13	0.0055
74472-43-8	PCB-161	ND		0.032	0.0045
39635-34-2	PCB-162	0.13		0.032	0.0044
74472-44-9	PCB-163	37	C129 B	0.13	0.0055
74472-45-0	PCB-164	2.7		0.032	0.0048
74472-46-1	PCB-165	ND		0.032	0.0053

FORM I
HI-RES PCBS ORGANICS ANALYSIS DATA SHEET

Lab Name: Eurofins TestAmerica, Knoxville Job No.: 580-88125-2

SDG No.:

Client Sample ID: N5-0to28-101418 Lab Sample ID: 580-88125-16

Matrix: Solid Lab File ID: 580-88125-b-16-c_190830062106.

Analysis Method: 1668A Date Collected: 10/14/2018 16:46

Extract. Method: HRMS-Sox Date Extracted: 08/20/2019 08:01

Sample wt/vol: 20.03(g) Date Analyzed: 08/30/2019 06:21

Con. Extract Vol.: 20(mL) Dilution Factor: 2

Injection Volume: 1(uL) Level: (low/med) Low

% Moisture: 68.6 GPC Cleanup:(Y/N) N

Analysis Batch No.: 33148 Units: ng/g

CAS NO.	COMPOUND NAME	RESULT	Q	RL	EDL
41411-63-6	PCB-166	5.8	C128 B	0.064	0.0054
52663-72-6	PCB-167	1.6	B	0.032	0.0038
59291-65-5	PCB-168	29	C153 B	0.064	0.0049
32774-16-6	PCB-169	ND		0.032	0.0040
35065-30-6	PCB-170	8.1	B	0.032	0.0014
52663-71-5	PCB-171	2.9	C B	0.064	0.0015
52663-74-8	PCB-172	1.4		0.032	0.0015
68194-16-1	PCB-173	2.9	C171 B	0.064	0.0015
38411-25-5	PCB-174	8.2	B	0.032	0.0015
40186-70-7	PCB-175	0.36	B	0.032	0.0013
52663-65-7	PCB-176	1.0	B	0.032	0.00095
52663-70-4	PCB-177	4.9	B	0.032	0.0015
52663-67-9	PCB-178	1.7		0.032	0.0014
52663-64-6	PCB-179	3.4	B	0.032	0.0010
35065-29-3	PCB-180	17	C B	0.064	0.0012
74472-47-2	PCB-181	0.14		0.032	0.0013
60145-23-5	PCB-182	0.10		0.032	0.0013
52663-69-1	PCB-183	5.4	C B	0.064	0.0013
74472-48-3	PCB-184	ND		0.032	0.0010
52712-05-7	PCB-185	5.4	C183 B	0.064	0.0013
74472-49-4	PCB-186	ND		0.032	0.0010
52663-68-0	PCB-187	9.4	B	0.032	0.0013
74487-85-7	PCB-188	ND		0.032	0.00095
39635-31-9	PCB-189	0.32	B	0.032	0.0024
41411-64-7	PCB-190	1.7	B	0.032	0.0010
74472-50-7	PCB-191	0.38		0.032	0.0010
74472-51-8	PCB-192	ND		0.032	0.0011
69782-91-8	PCB-193	17	C180 B	0.064	0.0012
35694-08-7	PCB-194	3.2	B	0.032	0.0066
52663-78-2	PCB-195	1.4		0.032	0.0078
42740-50-1	PCB-196	1.8	B	0.032	0.0011

FORM I
HI-RES PCBS ORGANICS ANALYSIS DATA SHEET

Lab Name: Eurofins TestAmerica, Knoxville Job No.: 580-88125-2

SDG No.:

Client Sample ID: N5-0to28-101418 Lab Sample ID: 580-88125-16

Matrix: Solid Lab File ID: 580-88125-b-16-c_190830062106.

Analysis Method: 1668A Date Collected: 10/14/2018 16:46

Extract. Method: HRMS-Sox Date Extracted: 08/20/2019 08:01

Sample wt/vol: 20.03(g) Date Analyzed: 08/30/2019 06:21

Con. Extract Vol.: 20(mL) Dilution Factor: 2

Injection Volume: 1(uL) Level: (low/med) Low

% Moisture: 68.6 GPC Cleanup:(Y/N) N

Analysis Batch No.: 33148 Units: ng/g

CAS NO.	COMPOUND NAME	RESULT	Q	RL	EDL
33091-17-7	PCB-197	0.13	B	0.032	0.00083
68194-17-2	PCB-198	3.7	C B	0.064	0.0012
52663-75-9	PCB-199	3.7	C198 B	0.064	0.0012
52663-73-7	PCB-200	0.46		0.032	0.00089
40186-71-8	PCB-201	0.47	B	0.032	0.00085
2136-99-4	PCB-202	0.69	B	0.032	0.00095
52663-76-0	PCB-203	2.4	B	0.032	0.0011
74472-52-9	PCB-204	ND		0.032	0.00091
74472-53-0	PCB-205	0.17	B	0.032	0.0050
40186-72-9	PCB-206	1.3	B	0.032	0.0074
52663-79-3	PCB-207	0.17		0.032	0.0054
52663-77-1	PCB-208	0.38		0.032	0.0056
2051-24-3	PCB-209	0.47	B	0.032	0.0012
27323-18-8	Total Monochlorobiphenyls	0.27	B	0.032	0.0010
25512-42-9	Total Dichlorobiphenyls	1.6	q B	0.064	0.0019
25323-68-6	Total Trichlorobiphenyls	10	q B	0.064	0.0078
26914-33-0	Total Tetrachlorobiphenyls	72	q B	0.13	0.0062
25429-29-2	Total Pentachlorobiphenyls	250	B	0.19	0.0079
26601-64-9	Total Hexachlorobiphenyls	170	B	0.13	0.0046
28655-71-2	Total Heptachlorobiphenyls	66	B	0.064	0.0013
55722-26-4	Total Octachlorobiphenyls	14	B	0.064	0.0025
53742-07-7	Total Nonachlorobiphenyls	1.9	B	0.032	0.0061
1336-36-3	Polychlorinated biphenyls, Total	590	q B	0.19	0.0044

FORM I
HI-RES PCBS ORGANICS ANALYSIS DATA SHEET

Lab Name: Eurofins TestAmerica, Knoxville Job No.: 580-88125-2

SDG No.:

Client Sample ID: N5-0to28-101418 Lab Sample ID: 580-88125-16

Matrix: Solid Lab File ID: 580-88125-b-16-c_190830062106.

Analysis Method: 1668A Date Collected: 10/14/2018 16:46

Extract. Method: HRMS-Sox Date Extracted: 08/20/2019 08:01

Sample wt/vol: 20.03(g) Date Analyzed: 08/30/2019 06:21

Con. Extract Vol.: 20(mL) Dilution Factor: 2

Injection Volume: 1(uL) Level: (low/med) Low

% Moisture: 68.6 GPC Cleanup:(Y/N) N

Analysis Batch No.: 33148 Units: ng/g

CAS NO.	ISOTOPE DILUTION	%REC	Q	LIMITS
234432-85-0	PCB-1L	47		30-140
208263-77-8	PCB-3L	51		30-140
234432-86-1	PCB-4L	49		30-140
208263-67-6	PCB-15L	56		30-140
234432-87-2	PCB-19L	50		30-140
208263-79-0	PCB-37L	63		30-140
234432-88-3	PCB-54L	64		30-140
105600-23-5	PCB-77L	68		30-140
208461-24-9	PCB-81L	65		30-140
234432-89-4	PCB-104L	58		30-140
208263-62-1	PCB-105L	58		30-140
208263-63-2	PCB-114L	58		30-140
104130-40-7	PCB-118L	60		30-140
208263-64-3	PCB-123L	59		30-140
208263-65-4	PCB-126L	66		30-140
234432-90-7	PCB-155L	69		30-140
208263-68-7	PCB-156L	62	C	30-140
235416-30-5	PCB-157L	62	C156	30-140
208263-69-8	PCB-167L	62		30-140
208263-70-1	PCB-169L	72		30-140
160901-80-4	PCB-170L	59		30-140
234432-91-8	PCB-188L	57		30-140
208263-73-4	PCB-189L	63		30-140
105600-26-8	PCB-202L	61		30-140
234446-64-1	PCB-205L	58		30-140
208263-75-6	PCB-206L	57		30-140
234432-92-9	PCB-208L	59		30-140
105600-27-9	PCB-209L	48		30-140

CAS NO.	SURROGATE	%REC	Q	LIMITS
208263-76-7	PCB-28L	79		40-125
235416-29-2	PCB-111L	92		40-125
232919-67-4	PCB-178L	88		40-125

Eurofins TestAmerica, Knoxville
Target Compound Quantitation Report

Data File: \\chromna\Knoxville\ChromData\D3D\20190829-12907.b\580-88125-b-16-c_190830062106.d
Lims ID: 580-88125-B-16-C
Client ID: N5-0to28-101418
Sample Type: Client
Inject. Date: 30-Aug-2019 06:21:00 ALS Bottle#: 0 Worklist Smp#: 9
Injection Vol: 1.0 ul Dil. Factor: 2.0000
Sample Info:
Misc. Info.: 140-0012907-009
Operator ID: Xcalibur_System Instrument ID: D3D

Method: \\chromna\Knoxville\ChromData\D3D\20190829-12907.b\PCBs_D3D.m
Limit Group: HR - 1668A - ICAL
Last Update: 03-Sep-2019 08:22:18 Calib Date: 21-Aug-2019 19:05:00
Integrator: Picker
Quant Method: Isotopic Dilution Quant By: Initial Calibration
Last ICal File: \\chromna\Knoxville\ChromData\D3D\20190813-12717.b\d4190821i6.d

Column 1 : SPB-Octyl (0.25 mm) Det: F1(11.07 :21.70)
Process Host: CTX1009

First Level Reviewer: davidsonm Date: 03-Sep-2019 08:22:18

Compound	RT (min.)	Area	Ratio	Ical RRF	Amount pg/ul	EMPC pg/ul	Noise EDL	Final EDL	%Rec	Flags
S Total Monochlorobipheny					8.431	8.431	0.0327	0.0327		
D PCB-1L	11:44	279513	3.16	1.3140	23.6	23.6	0.4958	0.4958	47.29	
D PCB-3L	13:53	315030	3.35	1.3615	25.7	25.7	0.4785	0.4785	51.43	
PCB-1	11:45	27203	3.38	1.1883	4.095	4.095	0.0320	0.0320		
PCB-2	13:44	11364	3.08	1.1911	1.605	1.605	0.0329	0.0329		
PCB-3	13:54	20870	3.30	1.2130	2.731	2.731	0.0332	0.0332		
S Total Dichlorobiphenyls					52.0	52.0	0.0588	0.0588		RQ
D PCB-4L	14:08	132647	1.62	0.5996	24.6	24.6	0.1985	0.1985	49.18	
* PCB-9L	16:06	449857	1.61	4E+04	50.0	50.0				
D PCB-15L	20:01	256741	1.75	1.0280	27.8	27.8	0.1158	0.1158	55.52	
PCB-4	14:09	53919	1.60	1.2533	16.2	16.2	0.0884	0.0884		
PCB-10	14:20	2736	1.56	1.4828	0.5386	0.4739	0.0602	0.0602		RQ
PCB-9	16:08	5497	1.78	1.4200	0.994	0.994	0.0628	0.0628		
PCB-7	16:17	4024	1.74	1.6244	0.6362	0.6362	0.0549	0.0549		
PCB-6	16:31	21300	1.48	1.5539	3.520	3.520	0.0574	0.0574		
PCB-5	16:50	1656	1.39	1.5606	0.2725	0.2725	0.0572	0.0572		
PCB-8	16:57	102022	1.60	1.5884	16.5	16.5	0.0562	0.0562		
PCB-14	18:38						0.0476	0.0476		
PCB-11	19:26	20667	1.63	1.6347	3.247	3.247	0.0546	0.0546		
PCB-12	19:43	8921	1.62	1.6410	1.396	1.396	0.0544	0.0544		
PCB-13 (C12)	19:43	8921	1.62	1.6410	1.396	1.396	0.0544	0.0544		
PCB-15	20:02	62749	1.68	1.4024	8.714	8.714	0.0533	0.0533		
S Total Trichlorobiphenyl					324.1	323.9	0.2465	0.2465		RQ
D PCB-19L	17:14	72245	1.00	0.6095	24.9	24.9	1.578	1.578	49.73	
* PCB-32L	20:29	238338	1.09	2.2E+04	50.0	50.0				
* PCB-31L	22:45	885955	1.03	6.8E+04	50.0	50.0				
$ PCB-28L	23:03	765756	1.04	1.0975	39.4	39.4	0.3348	0.3348	78.75	
D PCB-37L	27:03	501210	1.14	0.9024	31.3	31.3	0.4072	0.4072	62.69	
PCB-19	17:15	74087	1.12	1.3047	39.3	39.3	0.0973	0.0973		
PCB-18	19:07	97167	1.12	1.8188	37.0	37.0	0.0698	0.0698		a
PCB-30 (C18)	19:07	97167	1.12	1.8188	37.0	37.0	0.0698	0.0698		a

Compound	RT (min.)	Area	Ratio	Ical RRF	Amount pg/ul	EMPC pg/ul	Noise EDL	Final EDL	%Rec	Flags
PCB-17	19:33	89472	1.06	1.5641	39.6	39.6	0.0812	0.0812		
PCB-27	19:45	23266	1.09	2.1680	7.427	7.427	0.0586	0.0586		
PCB-24	19:52	1347	1.04	2.1018	0.5621	0.4435	0.0604	0.0604		RQ
PCB-16	19:59	30710	1.11	1.2260	17.3	17.3	0.1036	0.1036		
PCB-32	20:31	86170	1.09	2.3416	25.5	25.5	0.0542	0.0542		
PCB-34	21:50						0.3644	0.3644		
PCB-23	21:59						0.3494	0.3494		
PCB-26	22:14	101660	1.08	1.3193	7.687	7.687	0.3357	0.3357		
PCB-29 (C26)	22:14	101660	1.08	1.3193	7.687	7.687	0.3357	0.3357		
PCB-25	22:28	77320	1.00	1.3523	5.704	5.704	0.3275	0.3275		
PCB-31	22:47	544077	1.06	1.3809	39.3	39.3	0.3207	0.3207		
PCB-20	23:04	653676	1.06	1.3057	49.9	49.9	0.3392	0.3392		
PCB-28 (C20)	23:04	653676	1.06	1.3057	49.9	49.9	0.3392	0.3392		
PCB-21	23:19	361275	1.05	1.3777	26.2	26.2	0.3215	0.3215		
PCB-33 (C21)	23:19	361275	1.05	1.3777	26.2	26.2	0.3215	0.3215		
PCB-22	23:43	172786	1.07	1.2430	13.9	13.9	0.3563	0.3563		
PCB-36	25:19						0.3288	0.3288		
PCB-39	25:40						0.3170	0.3170		
PCB-38	26:15						0.3361	0.3361		
PCB-35	26:41	7505	1.04	1.2166	0.6888	0.6154	0.3640	0.3640		RQ
PCB-37	27:05	181451	1.05	1.2879	14.1	14.1	0.3439	0.3439		
S Total Tetrachlorobiphen					2281.0	2280.8	0.1959	0.1959		RQ
D PCB-54L	20:19	99641	0.80	0.6515	32.1	32.1	0.0774	0.0774	64.17	
* PCB-52L	24:54	469826	0.82	3.9E+04	50.0	50.0				
D PCB-81L	33:50	376804	0.83	1.2328	32.5	32.5	0.0596	0.0596	65.05	
D PCB-77L	34:23	398168	0.81	1.2523	33.8	33.8	0.0587	0.0587	67.68	
PCB-54	20:20	41546	0.78	1.2558	16.6	16.6	0.0498	0.0498		
PCB-50	22:30	447443	0.79	0.9362	61.7	61.7	0.2504	0.2504		
PCB-53 (C50)	22:30	447443	0.79	0.9362	61.7	61.7	0.2504	0.2504		
PCB-45	23:15	778662	0.80	0.8850	113.5	113.5	0.2649	0.2649		
PCB-51 (C45)	23:15	778662	0.80	0.8850	113.5	113.5	0.2649	0.2649		
PCB-46	23:30	33515	0.79	0.7591	5.697	5.697	0.3088	0.3088		a
PCB-52	24:54	4390838	0.80	0.8992	630.1	630.1	0.2607	0.2607		
PCB-43	25:04	54232	0.78	0.9993	7.003	7.003	0.2346	0.2346		
PCB-73 (C43)	25:04	54232	0.78	0.9993	7.003	7.003	0.2346	0.2346		
PCB-49	25:24	1633456	0.79	1.1366	185.4	185.4	0.2063	0.2063		a
PCB-69 (C49)	25:24	1633456	0.79	1.1366	185.4	185.4	0.2063	0.2063		a
PCB-48	25:41	98104	0.82	0.9454	13.4	13.4	0.2480	0.2480		a
PCB-44	25:57	3216733	0.79	1.0323	402.1	402.1	0.2271	0.2271		
PCB-47 (C44)	25:57	3216733	0.79	1.0323	402.1	402.1	0.2271	0.2271		
PCB-65 (C44)	25:57	3216733	0.79	1.0323	402.1	402.1	0.2271	0.2271		
PCB-59	26:17	110724	0.82	1.3609	10.5	10.5	0.1723	0.1723		a
PCB-62 (C59)	26:17	110724	0.82	1.3609	10.5	10.5	0.1723	0.1723		a
PCB-75 (C59)	26:17	110724	0.82	1.3609	10.5	10.5	0.1723	0.1723		a
PCB-42	26:26	176050	0.82	0.8670	26.2	26.2	0.2704	0.2704		a
PCB-40	26:56	457513	0.80	0.9179	64.3	64.3	0.2554	0.2554		
PCB-41 (C40)	26:56	457513	0.80	0.9179	64.3	64.3	0.2554	0.2554		
PCB-71 (C40)	26:56	457513	0.80	0.9179	64.3	64.3	0.2554	0.2554		
PCB-64	27:09	662329	0.79	1.4164	60.3	60.3	0.1655	0.1655		a
PCB-72	28:00	36970	0.76	1.3157	3.626	3.626	0.1782	0.1782		
PCB-68	28:17	47050	0.81	1.4782	4.107	4.107	0.1586	0.1586		
PCB-57	28:44						0.1829	0.1829		
PCB-58	28:58						0.1774	0.1774		
PCB-67	29:06	33668	0.88	1.3944	3.116	3.116	0.1681	0.1681		M

Compound	RT (min.)	Area	Ratio	Ical RRF	Amount pg/ul	EMPC pg/ul	Noise EDL	Final EDL	%Rec	Flags
PCB-63	29:22	62813	0.80	1.4685	5.520	5.520	0.1596	0.1596		M
PCB-61	29:42	4693149	0.79	1.3565	446.4	446.4	0.1728	0.1728		
PCB-70 (C61)	29:42	4693149	0.79	1.3565	446.4	446.4	0.1728	0.1728		
PCB-74 (C61)	29:42	4693149	0.79	1.3565	446.4	446.4	0.1728	0.1728		
PCB-76 (C61)	29:42	4693149	0.79	1.3565	446.4	446.4	0.1728	0.1728		
PCB-66	30:02	1346611	0.79	1.2800	135.8	135.8	0.1832	0.1832		M
PCB-55	30:11	11782	0.77	1.2951	1.372	1.174	0.1810	0.1810		RQMa
PCB-56	30:42	466693	0.80	1.2671	47.5	47.5	0.1850	0.1850		
PCB-60	30:54	171469	0.79	1.3288	16.7	16.7	0.1764	0.1764		
PCB-80	31:21						0.1595	0.1595		
PCB-79	32:52	103514	0.67	1.5421	8.662	8.662	0.1520	0.1520		
PCB-78	33:26						0.1783	0.1783		
PCB-81	33:50	12238	0.79	1.3214	1.229	1.229	0.1812	0.1812		Ma
PCB-77	34:25	107434	0.82	1.3308	10.1	10.1	0.1726	0.1726		M
S Total Pentachlorobiphen					8050.5	8050.5	0.2479	0.2479		
D PCB-104L	25:50	227092	1.69	1.1164	28.9	28.9	0.0578	0.0578	57.76	
* PCB-101L	31:45	352156	1.57	3.4E+04	50.0	50.0				
$ PCB-111L	34:28	392899	1.60	1.2177	45.8	45.8	0.0530	0.0530	91.62	
D PCB-123L	36:25	408636	1.60	0.9909	29.5	29.5	0.3211	0.3211	58.90	
D PCB-118L	36:44	429889	1.63	1.0256	29.9	29.9	0.3103	0.3103	59.87	
D PCB-114L	37:16	406278	1.64	1.0030	28.9	28.9	0.3173	0.3173	57.86	
D PCB-105L	37:54	406113	1.58	1.0013	29.0	29.0	0.3178	0.3178	57.93	
* PCB-127L	39:25	700119	1.57	4.9E+04	50.0	50.0				
D PCB-126L	41:00	416052	1.56	0.9020	32.9	32.9	0.3528	0.3528	65.88	
PCB-104	25:54						0.0466	0.0466		
PCB-96	26:13	67563	1.68	1.2268	12.1	12.1	0.0529	0.0529		
PCB-103	28:11	127667	1.64	1.0331	27.2	27.2	0.0628	0.0628		
PCB-94	28:24	63610	1.64	0.9036	15.5	15.5	0.0718	0.0718		
PCB-95	28:50	4699029	1.60	0.9620	1075.4	1075.4	0.0674	0.0674		
PCB-93	29:03	258175	1.59	0.9806	58.0	58.0	0.0661	0.0661		
PCB-100 (C93)	29:03	258175	1.59	0.9806	58.0	58.0	0.0661	0.0661		
PCB-98	29:12	201620	1.62	0.9888	44.9	44.9	0.0656	0.0656		
PCB-102 (C98)	29:12	201620	1.62	0.9888	44.9	44.9	0.0656	0.0656		
PCB-88	29:42	880733	1.62	1.0052	192.9	192.9	0.0645	0.0645		
PCB-91 (C88)	29:42	880733	1.62	1.0052	192.9	192.9	0.0645	0.0645		
PCB-84	29:55	1287221	1.62	0.8601	329.5	329.5	0.0754	0.0754		
PCB-89	30:24	36868	1.55	0.8936	9.084	9.084	0.0726	0.0726		
PCB-121	30:51						0.0464	0.0464		
PCB-92	31:12	1202005	1.61	0.9532	277.6	277.6	0.0680	0.0680		
PCB-90	31:47	7197792	1.59	1.1367	1394.2	1394.2	0.0571	0.0571		
PCB-101 (C90)	31:47	7197792	1.59	1.1367	1394.2	1394.2	0.0571	0.0571		
PCB-113 (C90)	31:47	7197792	1.59	1.1367	1394.2	1394.2	0.0571	0.0571		
PCB-83	32:22	3016799	1.61	0.9393	707.1	707.1	0.0690	0.0690		M
PCB-99 (C83)	32:22	3016799	1.61	0.9393	707.1	707.1	0.0690	0.0690		M
PCB-112	32:30						0.0474	0.0474		
PCB-86	32:58	4496422	1.61	1.1958	827.9	827.9	0.0542	0.0542		M
PCB-87 (C86)	32:58	4496422	1.61	1.1958	827.9	827.9	0.0542	0.0542		M
PCB-97 (C86)	32:58	4496422	1.61	1.1958	827.9	827.9	0.0542	0.0542		M
PCB-109 (C86)	32:58	4496422	1.61	1.1958	827.9	827.9	0.0542	0.0542		M
PCB-119 (C86)	32:58	4496422	1.61	1.1958	827.9	827.9	0.0542	0.0542		M
PCB-125 (C86)	32:58	4496422	1.61	1.1958	827.9	827.9	0.0542	0.0542		M
PCB-85	33:35	982346	1.60	1.2126	178.4	178.4	0.0535	0.0535		
PCB-116 (C85)	33:35	982346	1.60	1.2126	178.4	178.4	0.0535	0.0535		
PCB-117 (C85)	33:35	982346	1.60	1.2126	178.4	178.4	0.0535	0.0535		

Compound	RT (min.)	Area	Ratio	Ical RRF	Amount pg/ul	EMPC pg/ul	Noise EDL	Final EDL	%Rec	Flags
PCB-110	33:45	8713436	1.59	1.3511	1419.9	1419.9	0.0480	0.0480		
PCB-115 (C110)	33:45	8713436	1.59	1.3511	1419.9	1419.9	0.0480	0.0480		
PCB-82	34:04	515633	1.62	0.8675	130.9	130.9	0.0748	0.0748		a
PCB-111	34:30						0.0455	0.0455		
PCB-120	34:57	45244	1.66	1.4907	6.682	6.682	0.0435	0.0435		a
PCB-108	36:04	402942	1.56	1.2547	38.8	38.8	0.6643	0.6643		
PCB-124 (C108)	36:04	402942	1.56	1.2547	38.8	38.8	0.6643	0.6643		
PCB-107	36:19	714361	1.55	1.3580	63.6	63.6	0.6137	0.6137		a
PCB-123	36:26	131823	1.58	1.3407	12.0	12.0	0.6201	0.6201		
PCB-106	36:34						0.6537	0.6537		
PCB-118	36:46	9655328	1.57	1.2892	871.1	871.1	0.6065	0.6065		
PCB-122	37:06	102749	1.61	1.1614	10.7	10.7	0.7176	0.7176		
PCB-114	37:17	241854	1.60	1.4051	21.2	21.2	0.6017	0.6017		
PCB-105	37:56	3365013	1.58	1.2887	321.5	321.5	0.6724	0.6724		
PCB-127	39:28	21894	1.50	1.2841	2.062	2.062	0.6490	0.6490		Ma
PCB-126	41:02	23866	1.46	1.3416	2.138	2.138	0.6314	0.6314		M
S Total Hexachlorobipheny					5378.8	5378.8	0.1432	0.1432		
D PCB-155L	31:32	230810	1.32	0.9499	34.5	34.5	0.0259	0.0259	69.00	
* PCB-138L	39:52	481537	1.31	3.6E+04	50.0	50.0				
D PCB-167L	42:53	372628	1.25	1.2544	30.8	30.8	0.0943	0.0943	61.69	
D PCB-156L	44:02	739118	1.25	1.2289	62.4	62.4	0.0963	0.0963	62.45	
D PCB-157L (C156L)	44:02	739118	1.25	1.2289	62.4	62.4	0.0963	0.0963	62.45	
D PCB-169L	47:17	376330	1.32	1.0883	35.9	35.9	0.1087	0.1087	71.81	
PCB-155	31:34	3618	1.39	1.3028	0.6016	0.6016	0.0491	0.0491		
PCB-152	31:45	20768	1.19	1.2556	3.583	3.583	0.0510	0.0510		
PCB-150	31:55	35807	1.34	1.2368	6.271	6.271	0.0518	0.0518		
PCB-136	32:16	916781	1.27	1.1563	171.8	171.8	0.0554	0.0554		
PCB-145	32:34	5922	1.40	1.1910	1.077	1.077	0.0538	0.0538		M
PCB-148	34:07	22862	1.32	0.8982	5.514	5.514	0.0713	0.0713		
PCB-135	34:41	1636911	1.27	0.8691	408.0	408.0	0.0737	0.0737		
PCB-151 (C135)	34:41	1636911	1.27	0.8691	408.0	408.0	0.0737	0.0737		
PCB-154	34:58	151793	1.26	1.0180	32.3	32.3	0.0629	0.0629		
PCB-144	35:15	236890	1.25	0.9185	55.9	55.9	0.0697	0.0697		
PCB-147	35:37	6701735	1.26	0.9747	924.1	924.1	0.1930	0.1930		
PCB-149 (C147)	35:37	6701735	1.26	0.9747	924.1	924.1	0.1930	0.1930		
PCB-134	35:49	478945	1.25	0.8518	75.6	75.6	0.2208	0.2208		
PCB-143 (C134)	35:49	478945	1.25	0.8518	75.6	75.6	0.2208	0.2208		
PCB-139	36:13	192327	1.26	0.9995	25.9	25.9	0.1882	0.1882		
PCB-140 (C139)	36:13	192327	1.26	0.9995	25.9	25.9	0.1882	0.1882		
PCB-131	36:25	126235	1.26	0.8584	19.8	19.8	0.2191	0.2191		
PCB-142	36:35						0.2188	0.2188		
PCB-132	36:52	2656661	1.25	0.8801	405.7	405.7	0.2137	0.2137		
PCB-133	37:24	154072	1.24	0.9064	22.8	22.8	0.2075	0.2075		
PCB-165	37:48						0.1678	0.1678		
PCB-146	38:02	1433260	1.26	1.0084	191.0	191.0	0.1865	0.1865		
PCB-161	38:11						0.1407	0.1407		
PCB-153	38:39	8164133	1.26	1.2207	898.9	898.9	0.1541	0.1541		
PCB-168 (C153)	38:39	8164133	1.26	1.2207	898.9	898.9	0.1541	0.1541		
PCB-141	38:51	1451582	1.26	0.9608	203.1	203.1	0.1958	0.1958		
PCB-130	39:15	505723	1.25	0.8274	82.1	82.1	0.2273	0.2273		
PCB-137	39:28	454833	1.25	1.0582	57.8	57.8	0.1777	0.1777		
PCB-164	39:36	784356	1.26	1.2527	84.2	84.2	0.1502	0.1502		
PCB-129	39:54	9434647	1.25	1.0840	1169.8	1169.8	0.1735	0.1735		
PCB-138 (C129)	39:54	9434647	1.25	1.0840	1169.8	1169.8	0.1735	0.1735		
PCB-160 (C129)	39:54	9434647	1.25	1.0840	1169.8	1169.8	0.1735	0.1735		
PCB-163 (C129)	39:54	9434647	1.25	1.0840	1169.8	1169.8	0.1735	0.1735		

Compound	RT (min.)	Area	Ratio	Ical RRF	Amount pg/ul	EMPC pg/ul	Noise EDL	Final EDL	%Rec	Flags
PCB-158	40:17	1305748	1.25	1.3862	126.6	126.6	0.1357	0.1357		
PCB-128	41:09	1527217	1.26	1.1165	183.8	183.8	0.1685	0.1685		
PCB-166 (C128)	41:09	1527217	1.26	1.1165	183.8	183.8	0.1685	0.1685		
PCB-159	42:07	78925	1.26	1.3178	8.049	8.049	0.1427	0.1427		
PCB-162	42:26	42714	1.25	1.3623	4.214	4.214	0.1381	0.1381		
PCB-167	42:55	486973	1.28	1.3357	48.9	48.9	0.1186	0.1186		
PCB-156	44:02	1522203	1.25	1.2759	161.4	161.4	0.1785	0.1785		
PCB-157 (C156)	44:02	1522203	1.25	1.2759	161.4	161.4	0.1785	0.1785		
PCB-169	47:17						0.1264	0.1264		
S Total Heptachlorobiphen					2079.7	2079.7	0.0405	0.0405		
D PCB-188L	37:17	289089	1.13	1.3162	28.4	28.4	0.0125	0.0125	56.88	
$ PCB-178L	40:20	313195	1.06	0.9222	44.0	44.0	0.0178	0.0178	87.95	
* PCB-180L	45:26	386125	1.08	3.2E+04	50.0	50.0				
D PCB-170L	46:42	191175	1.07	0.8357	29.6	29.6	0.0197	0.0197	59.24	
D PCB-189L	49:49	454369	1.08	1.4666	31.3	31.3	0.3905	0.3905	62.64	
PCB-188	37:19						0.0298	0.0298		
PCB-179	37:38	719246	1.05	1.4149	105.8	105.8	0.0320	0.0320		
PCB-184	38:11						0.0319	0.0319		
PCB-176	38:31	233315	1.07	1.5212	31.9	31.9	0.0298	0.0298		
PCB-186	38:59						0.0316	0.0316		
PCB-178	40:22	258109	1.05	1.0228	52.5	52.5	0.0443	0.0443		
PCB-175	41:00	57882	1.05	1.0690	11.3	11.3	0.0424	0.0424		
PCB-187	41:16	1578459	1.06	1.1106	295.9	295.9	0.0408	0.0408		
PCB-182	41:28	17385	1.05	1.1484	3.152	3.152	0.0395	0.0395		
PCB-183	41:53	933424	1.06	1.1368	171.0	171.0	0.0399	0.0399		
PCB-185 (C183)	41:53	933424	1.06	1.1368	171.0	171.0	0.0399	0.0399		
PCB-174	42:07	1181265	1.06	0.9547	257.6	257.6	0.0475	0.0475		
PCB-177	42:33	702500	1.05	0.9426	155.2	155.2	0.0481	0.0481		
PCB-181	42:57	22693	1.08	1.1075	4.267	4.267	0.0409	0.0409		
PCB-171	43:11	414484	1.05	0.9603	89.9	89.9	0.0472	0.0472		
PCB-173 (C171)	43:11	414484	1.05	0.9603	89.9	89.9	0.0472	0.0472		
PCB-172	44:49	206302	1.06	0.9918	43.3	43.3	0.0457	0.0457		
PCB-192	45:06						0.0351	0.0351		
PCB-180	45:28	3110794	1.06	1.2286	527.2	527.2	0.0369	0.0369		
PCB-193 (C180)	45:28	3110794	1.06	1.2286	527.2	527.2	0.0369	0.0369		
PCB-191	45:49	79906	1.08	1.3848	12.0	12.0	0.0327	0.0327		
PCB-170	46:43	1235492	1.06	1.2700	254.4	254.4	0.0455	0.0455		
PCB-190	47:15	356535	1.06	1.3774	53.9	53.9	0.0329	0.0329		
PCB-189	49:51	118461	1.09	1.2799	10.2	10.2	0.0757	0.0757		
S Total Octachlorobipheny					454.9	454.9	0.0779	0.0779		
D PCB-202L	42:40	237884	0.92	1.0055	30.6	30.6	0.0144	0.0144	61.27	
* PCB-194L	51:56	494608	0.92	3.5E+04	50.0	50.0				
D PCB-205L	52:25	370324	0.93	1.2867	29.1	29.1	0.2731	0.2731	58.19	
PCB-202	42:41	108895	0.92	1.0531	21.7	21.7	0.0299	0.0299		
PCB-201	43:36	83595	0.87	1.1860	14.8	14.8	0.0266	0.0266		
PCB-204	44:18						0.0286	0.0286		
PCB-197	44:33	24168	0.92	1.2053	4.215	4.215	0.0262	0.0262		Ma
PCB-200	44:37	78188	0.94	1.1260	14.6	14.6	0.0280	0.0280		M
PCB-198	47:26	454282	0.92	0.8183	116.7	116.7	0.0385	0.0385		
PCB-199 (C198)	47:26	454282	0.92	0.8183	116.7	116.7	0.0385	0.0385		
PCB-196	48:06	237267	0.91	0.8748	57.0	57.0	0.0360	0.0360		
PCB-203	48:17	329420	0.92	0.9219	75.1	75.1	0.0342	0.0342		
PCB-195	49:36	263027	0.90	0.7839	45.3	45.3	0.2453	0.2453		

Compound	RT (min.)	Area	Ratio	Ical RRF	Amount pg/ul	EMPC pg/ul	Noise EDL	Final EDL	%Rec	Flags
PCB-194	51:58	687106	0.89	0.9282	100.0	100.0	0.2072	0.2072		
PCB-205	52:26	49799	0.90	1.2342	5.448	5.448	0.1558	0.1558		
S Total Nonachlorobipheny					59.7	59.7	0.1933	0.1933		
D PCB-208L	49:21	332208	0.81	1.1383	29.5	29.5	0.3272	0.3272	59.01	
D PCB-206L	54:11	251729	0.77	0.8938	28.5	28.5	0.4167	0.4167	56.94	
PCB-208	49:23	91099	0.81	1.1567	11.9	11.9	0.1776	0.1776		
PCB-207	50:19	44547	0.81	1.3964	5.463	5.463	0.1692	0.1692		
PCB-206	54:12	254389	0.81	1.1927	42.4	42.4	0.2332	0.2332		
D PCB-209L	55:50	234519	0.73	0.9809	24.2	24.2	0.0457	0.0457	48.34	
DCB Decachlorobiphenyl	55:51	87079	0.72	1.2455	14.9	14.9	0.0365	0.0365		
S Polychlorinated bipheny					18696	14.9	0.1378	0.1378		RQ

QC Flag Legend

Processing Flags
- R - Failed Signal Ratio Test
- Q - EMPC-Estimated Max. Possible Conc.

Review Flags
- M - Manually Integrated
- a - User Assigned ID

Eurofins TestAmerica, Knoxville
Target Compound Quantitation Worksheet Report

Data File: \\chromna\Knoxville\ChromData\D3D\20190829-12907.b\580-88125-b-16-c_190830062106.d
Lims ID: 580-88125-B-16-C
Client ID: N5-0to28-101418
Sample Type: Client
Inject. Date: 30-Aug-2019 06:21:00 ALS Bottle#: 0 Worklist Smp#: 9
Injection Vol: 1.0 ul Dil. Factor: 2.0000
Sample Info:
Misc. Info.: 140-0012907-009
Operator ID: Xcalibur_System Instrument ID: D3D

Method: \\chromna\Knoxville\ChromData\D3D\20190829-12907.b\PCBs_D3D.m
Limit Group: HR - 1668A - ICAL
Last Update: 03-Sep-2019 08:22:18 Calib Date: 21-Aug-2019 19:05:00
Integrator: Picker
Quant Method: Isotopic Dilution Quant By: Initial Calibration
Last ICal File: \\chromna\Knoxville\ChromData\D3D\20190813-12717.b\d4190821i6.d

Column 1 : SPB-Octyl (0.25 mm) Det: F1(11.07 :21.70)
Process Host: CTX1009

First Level Reviewer: davidsonm Date: 03-Sep-2019 08:22:18

Signal	RT (min.)	Adj RT (min.)	Δ Sec.	REL RT	Area	Height	Avg Noise	EDL Height	S/N	Ratio(Limits)	Flags
PCB-1L											
200.0795	11:44	11:44	-3	0.729	212387	87627	86	215	1019		
202.0766	11:44	11:44	-3	0.729	67126	26630	608	1520	44	3.16(2.66-3.60)	
PCB-3L											
200.0795	13:53	13:53	-4	0.863	242617	83153	86	215	967		
202.0766	13:53	13:53	-4	0.863	72413	24716	608	1520	41	3.35(2.66-3.60)	
PCB-1											
188.0393	11:45	11:44	-3	1.001	20997	8560	20	50	428		
190.0363	11:45	11:44	-3	1.001	6206	2424	15	37	162	3.38(2.66-3.60)	
PCB-2											
188.0393	13:44	13:42	-3	0.989	8579	2911	20	50	146		
190.0363	13:44	13:42	-3	0.989	2785	957	15	37	64	3.08(2.66-3.60)	
PCB-3											
188.0393	13:54	13:53	-4	1.001	16014	5378	20	50	269		
190.0363	13:54	13:53	-4	1.001	4856	1770	15	37	118	3.30(2.66-3.60)	
PCB-4L											
234.0406	14:08	14:09	-5	0.878	82072	26150	90	225	291		
236.0376	14:08	14:09	-5	0.878	50575	16742	37	92	452	1.62(1.33-1.79)	
PCB-9L											
234.0406	16:06	16:10	-3		277727	81656	90	225	907		
236.0376	16:06	16:10	-3		172130	51503	37	92	1392	1.61(1.33-1.79)	
PCB-15L											
234.0406	20:01	20:00	-5	1.243	163235	39452	90	225	438		
236.0376	20:01	20:00	-5	1.243	93506	24118	37	92	652	1.75(1.33-1.79)	
PCB-4											
222.0003	14:09	14:09	-4	1.001	33211	10649	24	60	444		
223.9974	14:09	14:09	-4	1.001	20708	6983	14	35	499	1.60(1.33-1.79)	

Signal	RT (min.)	Adj RT (min.)	Δ Sec.	REL RT	Area	Height	Avg Noise	EDL Height	S/N	Ratio(Limits)	Flags
PCB-10											RQ
222.0003	14:20	14:19	-4	1.014	2041	620	24	60	26		
	Empc Correction				1667	497	24	60	21		
223.9974	14:20	14:19	-4	1.014	1069	319	14	35	23	1.91(1.33-1.79)	
PCB-9											
222.0003	16:08	16:06	-3	1.141	3519	1028	24	60	43		
223.9974	16:08	16:06	-3	1.141	1978	524	14	35	37	1.78(1.33-1.79)	
PCB-7											
222.0003	16:17	16:15	-4	1.152	2553	716	24	60	30		
223.9974	16:17	16:15	-4	1.152	1471	386	14	35	28	1.74(1.33-1.79)	
PCB-6											
222.0003	16:31	16:30	-4	1.169	12708	3513	24	60	146		
223.9974	16:31	16:30	-4	1.169	8592	2372	14	35	169	1.48(1.33-1.79)	
PCB-5											
222.0003	16:50	16:48	-4	1.191	964	276	24	60	12		
223.9974	16:49	16:48	-4	1.190	692	207	14	35	15	1.39(1.33-1.79)	
PCB-8											
222.0003	16:57	16:55	-4	1.199	62766	17652	24	60	736		
223.9974	16:57	16:55	-4	1.199	39256	10892	14	35	778	1.60(1.33-1.79)	
PCB-14											
222.0003	18:34						24	60			
223.9974	18:34						14	35			
PCB-11											
222.0003	19:26	19:24	-3	0.971	12795	3408	24	60	142		
223.9974	19:25	19:24	-4	0.970	7872	2059	14	35	147	1.63(1.33-1.79)	
PCB-12											
222.0003	19:43	19:42	-4	0.985	5510	968	24	60	40		
223.9974	19:43	19:42	-4	0.985	3411	657	14	35	47	1.62(1.33-1.79)	
PCB-13 (C12)											
222.0003	19:43	19:42	-4	0.985	5510	968	24	60	40		
223.9974	19:43	19:42	-4	0.985	3411	657	14	35	47	1.62(1.33-1.79)	
PCB-15											
222.0003	20:02	20:01	-3	1.001	39344	8862	24	60	369		
223.9974	20:02	20:01	-3	1.001	23405	5622	14	35	402	1.68(1.33-1.79)	
PCB-19L											
268.0016	17:14	17:15	-5	0.842	36044	9885	415	1037	24		
269.9986	17:14	17:15	-5	0.842	36201	10588	58	145	183	1.00(0.88-1.20)	
PCB-32L											
268.0016	20:29	20:33	-4		124508	32955	415	1037	79		
269.9986	20:30	20:33	-3		113830	28498	58	145	491	1.09(0.88-1.20)	
PCB-31L											
268.0016	22:45	22:48	-3		449825	110890	522	1305	212		
269.9986	22:45	22:48	-3		436130	105434	114	285	925	1.03(0.88-1.20)	
PCB-28L											
268.0016	23:03	23:03	-3	1.013	391302	93989	522	1305	180		
269.9986	23:04	23:03	-2	1.013	374454	88465	114	285	776	1.04(0.88-1.20)	

Signal	RT (min.)	Adj RT (min.)	Δ Sec.	REL RT	Area	Height	Avg Noise	EDL Height	S/N	Ratio(Limits)	Flags
PCB-37L											
268.0016	27:03	27:01	-3	1.189	266622	56780	522	1305	109		
269.9986	27:03	27:01	-3	1.189	234588	51266	114	285	450	1.14(0.88-1.20)	
PCB-19											
255.9613	17:15	17:14	-4	1.001	39213	11435	8	20	1429		
257.9584	17:15	17:14	-4	1.001	34874	10039	13	32	772	1.12(0.88-1.20)	
PCB-18											a
255.9613	19:07	19:07	-2	1.109	51301	13579	8	20	1697		a
257.9584	19:07	19:07	-2	1.109	45866	12088	13	32	930	1.12(0.88-1.20)	
PCB-30 (C18)											a
255.9613	19:07	19:07	-2	1.109	51301	13579	8	20	1697		a
257.9584	19:07	19:07	-2	1.109	45866	12088	13	32	930	1.12(0.88-1.20)	
PCB-17											
255.9613	19:33	19:30	-4	1.134	46130	11897	8	20	1487		
257.9584	19:33	19:30	-4	1.134	43342	11212	13	32	862	1.06(0.88-1.20)	
PCB-27											
255.9613	19:45	19:42	-4	1.146	12129	3119	8	20	390		
257.9584	19:45	19:42	-4	1.146	11137	2880	13	32	222	1.09(0.88-1.20)	
PCB-24											RQ
255.9613	19:52	19:50	-4	1.153	687	272	8	20	34		
257.9584	19:53	19:50	-4	1.153	1020	313	13	32	24	0.67(0.88-1.20)	
	Empc Correction				660	261	13	32	20		
PCB-16											
255.9613	19:59	19:56	-4	1.159	16189	4049	8	20	506		
257.9584	19:59	19:56	-4	1.159	14521	3630	13	32	279	1.11(0.88-1.20)	
PCB-32											
255.9613	20:31	20:28	-4	1.190	44900	11326	8	20	1416		
257.9584	20:31	20:28	-4	1.190	41270	10611	13	32	816	1.09(0.88-1.20)	
PCB-34											
255.9613	21:44						213	532			
257.9584	21:44						170	425			
PCB-23											
255.9613	21:53						213	532			
257.9584	21:53						170	425			
PCB-26											
255.9613	22:14	22:10	-4	1.290	52874	12962	213	532	61		
257.9584	22:14	22:10	-4	1.290	48786	12040	170	425	71	1.08(0.88-1.20)	
PCB-29 (C26)											
255.9613	22:14	22:10	-4	1.290	52874	12962	213	532	61		
257.9584	22:14	22:10	-4	1.290	48786	12040	170	425	71	1.08(0.88-1.20)	
PCB-25											
255.9613	22:28	22:29	-3	0.831	38745	8339	213	532	39		
257.9584	22:28	22:29	-3	0.831	38575	8052	170	425	47	1.00(0.88-1.20)	
PCB-31											
255.9613	22:47	22:47	-3	0.842	279788	69430	213	532	326		
257.9584	22:47	22:47	-3	0.842	264289	64879	170	425	382	1.06(0.88-1.20)	

Signal	RT (min.)	Adj RT (min.)	Sec.	REL RT	Area	Height	Avg Noise	EDL Height	S/N	Ratio(Limits)	Flags
PCB-20											
255.9613	23:04	23:05	-4	0.853	336539	78830	213	532	370		
257.9584	23:04	23:05	-4	0.853	317137	74781	170	425	440	1.06(0.88-1.20)	
PCB-28 (C20)											
255.9613	23:04	23:05	-4	0.853	336539	78830	213	532	370		
257.9584	23:04	23:05	-4	0.853	317137	74781	170	425	440	1.06(0.88-1.20)	
PCB-21											
255.9613	23:19	23:19	-3	0.862	185259	39206	213	532	184		
257.9584	23:19	23:19	-3	0.862	176016	37884	170	425	223	1.05(0.88-1.20)	
PCB-33 (C21)											
255.9613	23:19	23:19	-3	0.862	185259	39206	213	532	184		
257.9584	23:19	23:19	-3	0.862	176016	37884	170	425	223	1.05(0.88-1.20)	
PCB-22											
255.9613	23:43	23:42	-2	0.876	89173	21310	213	532	100		
257.9584	23:43	23:42	-2	0.876	83613	19589	170	425	115	1.07(0.88-1.20)	
PCB-36											
255.9613	25:16						213	532			
257.9584	25:16						170	425			
PCB-39											
255.9613	25:37						213	532			
257.9584	25:37						170	425			
PCB-38											
255.9613	26:12						213	532			
257.9584	26:12						170	425			
PCB-35											RQ
255.9613	26:41	26:40	-2	0.986	4721	1198	213	532	6		
	Empc Correction				3826	886	213	532	4		
257.9584	26:41	26:40	-2	0.986	3679	852	170	425	5	1.28(0.88-1.20)	
PCB-37											
255.9613	27:05	27:04	-2	1.001	93060	20007	213	532	94		
257.9584	27:05	27:04	-2	1.001	88391	18757	170	425	110	1.05(0.88-1.20)	
PCB-54L											
301.9626	20:19	20:20	-5	0.816	44309	11306	16	40	707		
303.9597	20:19	20:20	-5	0.816	55332	14261	9	22	1585	0.80(0.65-0.89)	
PCB-52L											
301.9626	24:54	24:56	-2		212359	49849	42	105	1187		
303.9597	24:53	24:56	-3		257467	58943	22	55	2679	0.82(0.65-0.89)	
PCB-81L											
301.9626	33:50	33:47	-2	1.359	170394	35167	42	105	837		
303.9597	33:50	33:47	-2	1.359	206410	43578	22	55	1981	0.83(0.65-0.89)	
PCB-77L											
301.9626	34:23	34:20	-2	1.382	178027	37446	42	105	892		
303.9597	34:23	34:20	-2	1.382	220141	44620	22	55	2028	0.81(0.65-0.89)	
PCB-54											
289.9224	20:20	20:23	-3	1.000	18195	4646	6	15	774		
291.9194	20:20	20:23	-3	1.000	23351	5895	7	17	842	0.78(0.65-0.89)	

Signal	RT (min.)	Adj RT (min.)	Sec.	REL RT	Area	Height	Avg Noise	EDL Height	S/N	Ratio(Limits)	Flags
PCB-50											
289.9224	22:30	22:28	-4	1.108	197506	46089	90	225	512		
291.9194	22:30	22:28	-4	1.108	249937	59991	61	152	983	0.79(0.65-0.89)	
PCB-53 (C50)											
289.9224	22:30	22:28	-4	1.108	197506	46089	90	225	512		
291.9194	22:30	22:28	-4	1.108	249937	59991	61	152	983	0.79(0.65-0.89)	
PCB-45											
289.9224	23:15	23:12	-3	1.145	345073	78519	90	225	872		
291.9194	23:15	23:12	-3	1.145	433589	98962	61	152	1622	0.80(0.65-0.89)	
PCB-51 (C45)											
289.9224	23:15	23:12	-3	1.145	345073	78519	90	225	872		
291.9194	23:15	23:12	-3	1.145	433589	98962	61	152	1622	0.80(0.65-0.89)	
PCB-46											a
289.9224	23:30	23:30	-2	1.156	14779	3414	90	225	38		a
291.9194	23:29	23:30	-3	1.156	18736	4408	61	152	72	0.79(0.65-0.89)	
PCB-52											
289.9224	24:54	24:50	-3	1.226	1945054	450453	90	225	5005		
291.9194	24:54	24:50	-3	1.226	2445784	570973	61	152	9360	0.80(0.65-0.89)	
PCB-43											
289.9224	25:04	25:00	-3	1.234	23844	5690	90	225	63		
291.9194	25:03	25:00	-3	1.233	30388	7099	61	152	116	0.78(0.65-0.89)	
PCB-73 (C43)											
289.9224	25:04	25:00	-3	1.234	23844	5690	90	225	63		
291.9194	25:03	25:00	-3	1.233	30388	7099	61	152	116	0.78(0.65-0.89)	
PCB-49											a
289.9224	25:24	25:24	0	1.251	719173	167176	90	225	1858		a
291.9194	25:24	25:24	0	1.251	914283	213510	61	152	3500	0.79(0.65-0.89)	
PCB-69 (C49)											a
289.9224	25:24	25:24	0	1.251	719173	167176	90	225	1858		a
291.9194	25:24	25:24	0	1.251	914283	213510	61	152	3500	0.79(0.65-0.89)	
PCB-48											a
289.9224	25:41	25:41	-3	1.264	44113	9817	90	225	109		a
291.9194	25:41	25:41	-3	1.264	53991	12331	61	152	202	0.82(0.65-0.89)	
PCB-44											
289.9224	25:57	25:51	-1	1.278	1417597	195223	90	225	2169		
291.9194	25:57	25:51	-1	1.278	1799136	247280	61	152	4054	0.79(0.65-0.89)	
PCB-47 (C44)											
289.9224	25:57	25:51	-1	1.278	1417597	195223	90	225	2169		
291.9194	25:57	25:51	-1	1.278	1799136	247280	61	152	4054	0.79(0.65-0.89)	
PCB-65 (C44)											
289.9224	25:57	25:51	-1	1.278	1417597	195223	90	225	2169		
291.9194	25:57	25:51	-1	1.278	1799136	247280	61	152	4054	0.79(0.65-0.89)	
PCB-59											a
289.9224	26:17	26:17	1	1.294	49793	7553	90	225	84		a
291.9194	26:16	26:17	0	1.293	60931	9807	61	152	161	0.82(0.65-0.89)	

Signal	RT (min.)	Adj RT (min.)	Sec.	REL RT	Area	Height	Avg Noise	EDL Height	S/N	Ratio(Limits)	Flags
PCB-62 (C59)											a
289.9224	26:17	26:17	1	1.294	49793	7553	90	225	84		a
291.9194	26:16	26:17	0	1.293	60931	9807	61	152	161	0.82(0.65-0.89)	
PCB-75 (C59)											a
289.9224	26:17	26:17	1	1.294	49793	7553	90	225	84		a
291.9194	26:16	26:17	0	1.293	60931	9807	61	152	161	0.82(0.65-0.89)	
PCB-42											a
289.9224	26:26	26:26	-3	1.301	79095	17694	90	225	197		a
291.9194	26:26	26:26	-3	1.301	96955	21935	61	152	360	0.82(0.65-0.89)	
PCB-40											
289.9224	26:56	26:51	-2	1.326	203590	43079	90	225	479		
291.9194	26:56	26:51	-2	1.326	253923	54751	61	152	898	0.80(0.65-0.89)	
PCB-41 (C40)											
289.9224	26:56	26:51	-2	1.326	203590	43079	90	225	479		
291.9194	26:56	26:51	-2	1.326	253923	54751	61	152	898	0.80(0.65-0.89)	
PCB-71 (C40)											
289.9224	26:56	26:51	-2	1.326	203590	43079	90	225	479		
291.9194	26:56	26:51	-2	1.326	253923	54751	61	152	898	0.80(0.65-0.89)	
PCB-64											a
289.9224	27:09	27:09	-2	1.336	292184	65683	90	225	730		a
291.9194	27:09	27:09	-2	1.336	370145	84169	61	152	1380	0.79(0.65-0.89)	
PCB-72											
289.9224	28:00	27:58	-1	0.828	15917	3396	90	225	38		
291.9194	27:59	27:58	-2	0.827	21053	4496	61	152	74	0.76(0.65-0.89)	
PCB-68											
289.9224	28:17	28:15	-2	0.836	21034	4088	90	225	45		
291.9194	28:17	28:15	-2	0.836	26016	5264	61	152	86	0.81(0.65-0.89)	
PCB-57											
289.9224	28:42						90	225			
291.9194	28:42						61	152			
PCB-58											
289.9224	28:56						90	225			
291.9194	28:56						61	152			
PCB-67											M
289.9224	29:06	29:05	-2	0.860	15726	1975	90	225	22		
291.9194	29:06	29:05	-3	0.860	17942	2603	61	152	43	0.88(0.65-0.89)	M
PCB-63											M
289.9224	29:22	29:20	-1	0.868	27995	6296	90	225	70		
291.9194	29:22	29:20	-1	0.868	34818	7829	61	152	128	0.80(0.65-0.89)	M
PCB-61											
289.9224	29:42	29:41	-3	0.878	2077251	368710	90	225	4097		
291.9194	29:42	29:41	-3	0.878	2615898	466566	61	152	7649	0.79(0.65-0.89)	
PCB-70 (C61)											
289.9224	29:42	29:41	-3	0.878	2077251	368710	90	225	4097		
291.9194	29:42	29:41	-3	0.878	2615898	466566	61	152	7649	0.79(0.65-0.89)	

Signal	RT (min.)	Adj RT (min.)	Sec.	REL RT	Area	Height	Avg Noise	EDL Height	S/N	Ratio(Limits)	Flags
PCB-74 (C61)											
289.9224	29:42	29:41	-3	0.878	2077251	368710	90	225	4097		
291.9194	29:42	29:41	-3	0.878	2615898	466566	61	152	7649	0.79(0.65-0.89)	
PCB-76 (C61)											
289.9224	29:42	29:41	-3	0.878	2077251	368710	90	225	4097		
291.9194	29:42	29:41	-3	0.878	2615898	466566	61	152	7649	0.79(0.65-0.89)	
PCB-66											M
289.9224	30:02	30:02	-1	0.888	595808	127092	90	225	1412		M
291.9194	30:02	30:02	-1	0.888	750803	161243	61	152	2643	0.79(0.65-0.89)	M
PCB-55											RQMa
289.9224	30:11	30:11	-2	0.892	7109	1193	90	225	13		M
	Empc Correction				5125	937	90	225	10		
291.9194	30:11	30:11	-3	0.892	6657	1218	61	152	20	1.07(0.65-0.89)	M
PCB-56											
289.9224	30:42	30:40	-2	0.907	207545	45183	90	225	502		
291.9194	30:42	30:40	-2	0.907	259148	56000	61	152	918	0.80(0.65-0.89)	
PCB-60											
289.9224	30:54	30:52	-2	0.913	75454	16012	90	225	178		
291.9194	30:55	30:52	-1	0.914	96015	20627	61	152	338	0.79(0.65-0.89)	
PCB-80											
289.9224	31:19						90	225			
291.9194	31:19						61	152			
PCB-79											
289.9224	32:52	32:48	0	0.972	41579	10192	90	225	113		
291.9194	32:52	32:48	0	0.972	61935	12400	61	152	203	0.67(0.65-0.89)	
PCB-78											
289.9224	33:23						90	225			
291.9194	33:23						61	152			
PCB-81											Ma
289.9224	33:50	33:50	-3	1.000	5389	1865	90	225	21		M
291.9194	33:50	33:50	-3	1.000	6849	2054	61	152	34	0.79(0.65-0.89)	M
PCB-77											M
289.9224	34:25	34:21	0	1.001	48304	9916	90	225	110		M
291.9194	34:25	34:21	0	1.001	59130	12532	61	152	205	0.82(0.65-0.89)	M
PCB-104L											
337.9207	25:50	25:51	-3	0.814	142544	32626	23	57	1419		
339.9178	25:51	25:51	-3	0.814	84548	19026	16	40	1189	1.69(1.32-1.78)	
PCB-101L											
337.9207	31:45	31:47	-2		215375	45613	23	57	1983		
339.9178	31:46	31:47	-1		136781	29606	16	40	1850	1.57(1.32-1.78)	
PCB-111L											
337.9207	34:28	34:27	0	1.085	241527	51853	23	57	2254		
339.9178	34:28	34:27	0	1.085	151372	30948	16	40	1934	1.60(1.32-1.78)	
PCB-123L											
337.9207	36:25	36:22	-2	1.147	251693	52485	227	567	231		
339.9178	36:25	36:22	-2	1.147	156943	32438	134	335	242	1.60(1.32-1.78)	

Signal	RT (min.)	Adj RT (min.)	Sec.	REL RT	Area	Height	Avg Noise	EDL Height	S/N	Ratio(Limits)	Flags
PCB-118L											
337.9207	36:44	36:42	-2	1.157	266398	55742	227	567	246		
339.9178	36:44	36:42	-2	1.157	163491	34560	134	335	258	1.63(1.32-1.78)	
PCB-114L											
337.9207	37:16	37:13	-2	1.174	252096	51043	227	567	225		
339.9178	37:16	37:13	-2	1.174	154182	32463	134	335	242	1.64(1.32-1.78)	
PCB-105L											
337.9207	37:54	37:51	-2	1.194	248438	50398	227	567	222		
339.9178	37:54	37:51	-2	1.194	157675	31078	134	335	232	1.58(1.32-1.78)	
PCB-127L											
337.9207	39:25	39:24	0		427912	86383	227	567	381		
339.9178	39:24	39:24	0		272207	55336	134	335	413	1.57(1.32-1.78)	
PCB-126L											
337.9207	41:00	40:59	-1	1.291	253590	49593	227	567	218		
339.9178	41:00	40:59	-1	1.291	162462	33752	134	335	252	1.56(1.32-1.78)	
PCB-104											
325.8804	25:51						18	45			
327.8775	25:51						9	22			
PCB-96											
325.8804	26:13	26:11	-3	1.015	42366	9560	18	45	531		
327.8775	26:13	26:11	-3	1.015	25197	5884	9	22	654	1.68(1.32-1.78)	
PCB-103											
325.8804	28:11	28:08	-2	1.091	79360	17436	18	45	969		
327.8775	28:11	28:08	-2	1.091	48307	11104	9	22	1234	1.64(1.32-1.78)	
PCB-94											
325.8804	28:24	28:21	-2	1.099	39535	8694	18	45	483		
327.8775	28:24	28:21	-2	1.099	24075	5347	9	22	594	1.64(1.32-1.78)	
PCB-95											
325.8804	28:50	28:46	-2	1.116	2891701	631898	18	45	35105		
327.8775	28:50	28:46	-2	1.116	1807328	395296	9	22	43922	1.60(1.32-1.78)	
PCB-93											
325.8804	29:03	29:00	-2	1.125	158663	32804	18	45	1822		
327.8775	29:03	29:00	-2	1.125	99512	20706	9	22	2301	1.59(1.32-1.78)	
PCB-100 (C93)											
325.8804	29:03	29:00	-2	1.125	158663	32804	18	45	1822		
327.8775	29:03	29:00	-2	1.125	99512	20706	9	22	2301	1.59(1.32-1.78)	
PCB-98											
325.8804	29:12	29:09	-3	1.130	124778	23771	18	45	1321		
327.8775	29:12	29:09	-3	1.130	76842	14768	9	22	1641	1.62(1.32-1.78)	
PCB-102 (C98)											
325.8804	29:12	29:09	-3	1.130	124778	23771	18	45	1321		
327.8775	29:12	29:09	-3	1.130	76842	14768	9	22	1641	1.62(1.32-1.78)	
PCB-88											
325.8804	29:42	29:38	-1	1.150	543951	114500	18	45	6361		
327.8775	29:42	29:38	-2	1.149	336782	71832	9	22	7981	1.62(1.32-1.78)	

Signal	RT (min.)	Adj RT (min.)	Δ Sec.	REL RT	Area	Height	Avg Noise	EDL Height	S/N	Ratio(Limits)	Flags
PCB-91 (C88)											
325.8804	29:42	29:38	-1	1.150	543951	114500	18	45	6361		
327.8775	29:42	29:38	-2	1.149	336782	71832	9	22	7981	1.62(1.32-1.78)	
PCB-84											
325.8804	29:55	29:51	-2	1.158	796567	169260	18	45	9403		
327.8775	29:55	29:51	-2	1.158	490654	105272	9	22	11697	1.62(1.32-1.78)	
PCB-89											
325.8804	30:24	30:20	-2	1.176	22436	4361	18	45	242		
327.8775	30:24	30:20	-2	1.176	14432	2816	9	22	313	1.55(1.32-1.78)	
PCB-121											
325.8804	30:47						18	45			
327.8775	30:47						9	22			
PCB-92											
325.8804	31:12	31:10	-2	0.857	741230	157928	18	45	8774		
327.8775	31:12	31:10	-2	0.857	460775	97796	9	22	10866	1.61(1.32-1.78)	
PCB-90											
325.8804	31:47	31:42	-1	1.230	4420266	921420	18	45	51190		
327.8775	31:47	31:42	-1	1.230	2777526	583755	9	22	64862	1.59(1.32-1.78)	
PCB-101 (C90)											
325.8804	31:47	31:42	-1	1.230	4420266	921420	18	45	51190		
327.8775	31:47	31:42	-1	1.230	2777526	583755	9	22	64862	1.59(1.32-1.78)	
PCB-113 (C90)											
325.8804	31:47	31:42	-1	1.230	4420266	921420	18	45	51190		
327.8775	31:47	31:42	-1	1.230	2777526	583755	9	22	64862	1.59(1.32-1.78)	
PCB-83											M
325.8804	32:22	32:17	-1	1.253	1859464	361501	18	45	20083		M
327.8775	32:22	32:17	-1	1.253	1157335	224861	9	22	24985	1.61(1.32-1.78)	M
PCB-99 (C83)											M
325.8804	32:22	32:17	-1	1.253	1859464	361501	18	45	20083		M
327.8775	32:22	32:17	-1	1.253	1157335	224861	9	22	24985	1.61(1.32-1.78)	M
PCB-112											
325.8804	32:26						18	45			
327.8775	32:26						9	22			
PCB-86											M
325.8804	32:58	32:47	5	1.276	2770428	329291	18	45	18294		M
327.8775	32:58	32:47	5	1.276	1725994	205802	9	22	22867	1.61(1.32-1.78)	M
PCB-87 (C86)											M
325.8804	32:58	32:47	5	1.276	2770428	329291	18	45	18294		M
327.8775	32:58	32:47	5	1.276	1725994	205802	9	22	22867	1.61(1.32-1.78)	M
PCB-97 (C86)											M
325.8804	32:58	32:47	5	1.276	2770428	329291	18	45	18294		M
327.8775	32:58	32:47	5	1.276	1725994	205802	9	22	22867	1.61(1.32-1.78)	M
PCB-109 (C86)											M
325.8804	32:58	32:47	5	1.276	2770428	329291	18	45	18294		M
327.8775	32:58	32:47	5	1.276	1725994	205802	9	22	22867	1.61(1.32-1.78)	M

Signal	RT (min.)	Adj RT (min.)	Δ Sec.	REL RT	Area	Height	Avg Noise	EDL Height	S/N	Ratio(Limits)	Flags
PCB-119 (C86)											M
325.8804	32:58	32:47	5	1.276	2770428	329291	18	45	18294		M
327.8775	32:58	32:47	5	1.276	1725994	205802	9	22	22867	1.61(1.32-1.78)	M
PCB-125 (C86)											M
325.8804	32:58	32:47	5	1.276	2770428	329291	18	45	18294		M
327.8775	32:58	32:47	5	1.276	1725994	205802	9	22	22867	1.61(1.32-1.78)	M
PCB-85											
325.8804	33:35	33:30	-1	1.300	605035	100974	18	45	5610		
327.8775	33:35	33:30	-1	1.300	377311	61800	9	22	6867	1.60(1.32-1.78)	
PCB-116 (C85)											
325.8804	33:35	33:30	-1	1.300	605035	100974	18	45	5610		
327.8775	33:35	33:30	-1	1.300	377311	61800	9	22	6867	1.60(1.32-1.78)	
PCB-117 (C85)											
325.8804	33:35	33:30	-1	1.300	605035	100974	18	45	5610		
327.8775	33:35	33:30	-1	1.300	377311	61800	9	22	6867	1.60(1.32-1.78)	
PCB-110											
325.8804	33:45	33:45	-6	1.306	5351365	1102033	18	45	61224		
327.8775	33:45	33:45	-6	1.306	3362071	697013	9	22	77446	1.59(1.32-1.78)	
PCB-115 (C110)											
325.8804	33:45	33:45	-6	1.306	5351365	1102033	18	45	61224		
327.8775	33:45	33:45	-6	1.306	3362071	697013	9	22	77446	1.59(1.32-1.78)	
PCB-82											a
325.8804	34:04	34:04	-1	1.319	318917	62534	18	45	3474		a
327.8775	34:04	34:04	-1	1.319	196716	38653	9	22	4295	1.62(1.32-1.78)	
PCB-111											
325.8804	34:25						18	45			
327.8775	34:25						9	22			
PCB-120											a
325.8804	34:57	34:57	0	1.353	28231	4474	18	45	249		a
327.8775	34:57	34:57	0	1.353	17013	2967	9	22	330	1.66(1.32-1.78)	
PCB-108											
325.8804	36:04	35:58	0	1.396	245738	49702	372	930	134		
327.8775	36:04	35:58	0	1.396	157204	31708	193	482	164	1.56(1.32-1.78)	
PCB-124 (C108)											
325.8804	36:04	35:58	0	1.396	245738	49702	372	930	134		
327.8775	36:04	35:58	0	1.396	157204	31708	193	482	164	1.56(1.32-1.78)	
PCB-107											a
325.8804	36:19	36:19	0	1.406	434111	84883	372	930	228		a
327.8775	36:19	36:19	0	1.406	280250	54987	193	482	285	1.55(1.32-1.78)	
PCB-123											
325.8804	36:26	36:23	0	1.001	80811	18368	372	930	49		
327.8775	36:26	36:23	-1	1.000	51012	11562	193	482	60	1.58(1.32-1.78)	
PCB-106											
325.8804	36:32						372	930			
327.8775	36:32						193	482			

Signal	RT (min.)	Adj RT (min.)	Sec.	REL RT	Area	Height	Avg Noise	EDL Height	S/N	Ratio(Limits)	Flags
PCB-118											
325.8804	36:46	36:42	0	1.001	5896122	1191816	372	930	3204		
327.8775	36:46	36:42	0	1.001	3759206	759862	193	482	3937	1.57(1.32-1.78)	
PCB-122											
325.8804	37:06	37:03	0	1.010	63326	11418	372	930	31		
327.8775	37:06	37:03	0	1.010	39423	7435	193	482	39	1.61(1.32-1.78)	
PCB-114											
325.8804	37:17	37:14	0	1.001	148950	25875	372	930	70		
327.8775	37:17	37:14	0	1.001	92904	16466	193	482	85	1.60(1.32-1.78)	
PCB-105											
325.8804	37:56	37:52	0	1.001	2059896	411848	372	930	1107		
327.8775	37:56	37:52	0	1.001	1305117	260533	193	482	1350	1.58(1.32-1.78)	
PCB-127											Ma
325.8804	39:28	39:28	3	1.041	13133	2600	372	930	7		M
327.8775	39:28	39:28	3	1.041	8761	1526	193	482	8	1.50(1.32-1.78)	M
PCB-126											M
325.8804	41:02	40:58	0	1.001	14174	2668	372	930	7		
327.8775	41:02	40:58	0	1.001	9692	1777	193	482	9	1.46(1.32-1.78)	M
PCB-155L											
371.8817	31:32	31:32	-2	0.791	131281	26892	11	27	2445		
373.8788	31:33	31:32	-2	0.791	99529	21520	4	10	5380	1.32(1.05-1.43)	
PCB-138L											
371.8817	39:52	39:52	0		273403	54865	49	122	1120		
373.8788	39:52	39:52	0		208134	43152	44	110	981	1.31(1.05-1.43)	
PCB-167L											
371.8817	42:53	42:51	-1	1.076	207292	41965	49	122	856		
373.8788	42:53	42:51	-1	1.076	165336	32210	44	110	732	1.25(1.05-1.43)	
PCB-156L											
371.8817	44:02	44:00	-1	1.105	410122	57181	49	122	1167		
373.8788	44:03	44:00	0	1.105	328996	46002	44	110	1046	1.25(1.05-1.43)	
PCB-157L (C156L)											
371.8817	44:02	44:00	-1	1.105	410122	57181	49	122	1167		
373.8788	44:03	44:00	0	1.105	328996	46002	44	110	1046	1.25(1.05-1.43)	
PCB-169L											
371.8817	47:17	47:14	0	1.186	214113	40842	49	122	834		
373.8788	47:17	47:14	0	1.186	162217	31667	44	110	720	1.32(1.05-1.43)	
PCB-155											
359.8415	31:34	31:32	-2	1.001	2107	411	14	35	29		
361.8385	31:35	31:32	-1	1.001	1511	307	11	27	28	1.39(1.05-1.43)	
PCB-152											
359.8415	31:45	31:42	-1	1.007	11277	2261	14	35	162		
361.8385	31:44	31:42	-2	1.006	9491	2003	11	27	182	1.19(1.05-1.43)	
PCB-150											
359.8415	31:55	31:52	-1	1.012	20481	4270	14	35	305		
361.8385	31:55	31:52	-1	1.012	15326	3260	11	27	296	1.34(1.05-1.43)	

Signal	RT (min.)	Adj RT (min.)	Sec.	REL RT	Area	Height	Avg Noise	EDL Height	S/N	Ratio(Limits)	Flags
PCB-136											
359.8415	32:16	32:14	-2	1.023	513051	107484	14	35	7677		
361.8385	32:16	32:14	-2	1.023	403730	84971	11	27	7725	1.27(1.05-1.43)	
PCB-145											M
359.8415	32:34	32:32	-2	1.033	3451	456	14	35	33		
361.8385	32:34	32:32	-2	1.033	2471	406	11	27	37	1.40(1.05-1.43)	M
PCB-148											
359.8415	34:07	34:03	-1	1.082	12994	2695	14	35	193		
361.8385	34:07	34:03	-1	1.082	9868	2123	11	27	193	1.32(1.05-1.43)	
PCB-135											
359.8415	34:41	34:38	-1	1.100	914411	122697	14	35	8764		
361.8385	34:41	34:38	-1	1.100	722500	97782	11	27	8889	1.27(1.05-1.43)	
PCB-151 (C135)											
359.8415	34:41	34:38	-1	1.100	914411	122697	14	35	8764		
361.8385	34:41	34:38	-1	1.100	722500	97782	11	27	8889	1.27(1.05-1.43)	
PCB-154											
359.8415	34:58	34:54	0	1.109	84643	16652	14	35	1189		
361.8385	34:57	34:54	-1	1.108	67150	13093	11	27	1190	1.26(1.05-1.43)	
PCB-144											
359.8415	35:15	35:12	-1	1.118	131500	26542	14	35	1896		
361.8385	35:15	35:12	-1	1.118	105390	21196	11	27	1927	1.25(1.05-1.43)	
PCB-147											
359.8415	35:37	35:34	-1	1.129	3734899	754199	51	127	14788		
361.8385	35:37	35:34	-1	1.129	2966836	602398	43	107	14009	1.26(1.05-1.43)	
PCB-149 (C147)											
359.8415	35:37	35:34	-1	1.129	3734899	754199	51	127	14788		
361.8385	35:37	35:34	-1	1.129	2966836	602398	43	107	14009	1.26(1.05-1.43)	
PCB-134											
359.8415	35:49	35:51	-7	1.136	265662	49335	51	127	967		
361.8385	35:49	35:51	-7	1.136	213283	39450	43	107	917	1.25(1.05-1.43)	
PCB-143 (C134)											
359.8415	35:49	35:51	-7	1.136	265662	49335	51	127	967		
361.8385	35:49	35:51	-7	1.136	213283	39450	43	107	917	1.25(1.05-1.43)	
PCB-139											
359.8415	36:13	36:10	-1	1.148	107074	19661	51	127	386		
361.8385	36:13	36:10	-1	1.148	85253	15415	43	107	358	1.26(1.05-1.43)	
PCB-140 (C139)											
359.8415	36:13	36:10	-1	1.148	107074	19661	51	127	386		
361.8385	36:13	36:10	-1	1.148	85253	15415	43	107	358	1.26(1.05-1.43)	
PCB-131											
359.8415	36:25	36:21	-1	1.155	70378	13712	51	127	269		
361.8385	36:25	36:21	-1	1.155	55857	11232	43	107	261	1.26(1.05-1.43)	
PCB-142											
359.8415	36:32						51	127			
361.8385	36:32						43	107			

Signal	RT (min.)	Adj RT (min.)	Sec.	REL RT	Area	Height	Avg Noise	EDL Height	S/N	Ratio(Limits)	Flags
PCB-132											
359.8415	36:52	36:49	-1	1.169	1476788	300015	51	127	5883		
361.8385	36:52	36:49	-1	1.169	1179873	240237	43	107	5587	1.25(1.05-1.43)	
PCB-133											
359.8415	37:24	37:19	0	1.186	85253	17186	51	127	337		
361.8385	37:24	37:19	0	1.186	68819	13786	43	107	321	1.24(1.05-1.43)	
PCB-165											
359.8415	37:47						51	127			
361.8385	37:47						43	107			
PCB-146											
359.8415	38:02	37:59	-1	0.887	798170	161654	51	127	3170		
361.8385	38:02	37:59	-1	0.887	635090	128468	43	107	2988	1.26(1.05-1.43)	
PCB-161											
359.8415	38:10						51	127			
361.8385	38:10						43	107			
PCB-153											
359.8415	38:39	38:38	-3	0.901	4543934	916610	51	127	17973		
361.8385	38:39	38:38	-3	0.901	3620199	732200	43	107	17028	1.26(1.05-1.43)	
PCB-168 (C153)											
359.8415	38:39	38:38	-3	0.901	4543934	916610	51	127	17973		
361.8385	38:39	38:38	-3	0.901	3620199	732200	43	107	17028	1.26(1.05-1.43)	
PCB-141											
359.8415	38:51	38:48	-1	0.906	808100	161323	51	127	3163		
361.8385	38:51	38:48	-1	0.906	643482	127412	43	107	2963	1.26(1.05-1.43)	
PCB-130											
359.8415	39:15	39:12	0	0.915	281308	56323	51	127	1104		
361.8385	39:15	39:12	0	0.915	224415	44962	43	107	1046	1.25(1.05-1.43)	
PCB-137											
359.8415	39:28	39:25	0	0.920	252722	51220	51	127	1004		
361.8385	39:28	39:25	0	0.920	202111	40864	43	107	950	1.25(1.05-1.43)	
PCB-164											
359.8415	39:36	39:32	0	0.923	437352	86119	51	127	1689		
361.8385	39:36	39:32	0	0.923	347004	68562	43	107	1594	1.26(1.05-1.43)	
PCB-129											
359.8415	39:54	39:51	-1	0.930	5248343	978717	51	127	19191		
361.8385	39:54	39:51	-1	0.930	4186304	784931	43	107	18254	1.25(1.05-1.43)	
PCB-138 (C129)											
359.8415	39:54	39:51	-1	0.930	5248343	978717	51	127	19191		
361.8385	39:54	39:51	-1	0.930	4186304	784931	43	107	18254	1.25(1.05-1.43)	
PCB-160 (C129)											
359.8415	39:54	39:51	-1	0.930	5248343	978717	51	127	19191		
361.8385	39:54	39:51	-1	0.930	4186304	784931	43	107	18254	1.25(1.05-1.43)	
PCB-163 (C129)											
359.8415	39:54	39:51	-1	0.930	5248343	978717	51	127	19191		
361.8385	39:54	39:51	-1	0.930	4186304	784931	43	107	18254	1.25(1.05-1.43)	

Signal	RT (min.)	Adj RT (min.)	Sec.	REL RT	Area	Height	Avg Noise	EDL Height	S/N	Ratio(Limits)	Flags
PCB-158											
359.8415	40:17	40:14	0	0.939	725832	139600	51	127	2737		
361.8385	40:17	40:14	0	0.939	579916	111887	43	107	2602	1.25(1.05-1.43)	
PCB-128											
359.8415	41:09	41:05	0	0.959	851709	159223	51	127	3122		
361.8385	41:09	41:05	0	0.959	675508	126826	43	107	2949	1.26(1.05-1.43)	
PCB-166 (C128)											
359.8415	41:09	41:05	0	0.959	851709	159223	51	127	3122		
361.8385	41:09	41:05	0	0.959	675508	126826	43	107	2949	1.26(1.05-1.43)	
PCB-159											
359.8415	42:07	42:05	-2	0.982	43999	8110	51	127	159		
361.8385	42:07	42:05	-2	0.982	34926	6418	43	107	149	1.26(1.05-1.43)	
PCB-162											
359.8415	42:26	42:22	0	0.989	23692	4383	51	127	86		
361.8385	42:27	42:22	0	0.990	19022	3523	43	107	82	1.25(1.05-1.43)	
PCB-167											
359.8415	42:55	42:50	0	1.001	273337	53318	51	127	1045		
361.8385	42:55	42:50	0	1.001	213636	41047	43	107	955	1.28(1.05-1.43)	
PCB-156											
359.8415	44:02	44:00	-1	1.000	845579	149183	51	127	2925		
361.8385	44:02	44:00	-1	1.000	676624	117943	43	107	2743	1.25(1.05-1.43)	
PCB-157 (C156)											
359.8415	44:02	44:00	-1	1.000	845579	149183	51	127	2925		
361.8385	44:02	44:00	-1	1.000	676624	117943	43	107	2743	1.25(1.05-1.43)	
PCB-169											
359.8415	47:17						51	127			
361.8385	47:17						43	107			
PCB-188L											
405.8428	37:17	37:16	-2	0.820	153170	29736	7	17	4248		
407.8398	37:17	37:16	-2	0.820	135919	26598	3	7	8866	1.13(0.89-1.21)	
PCB-178L											
405.8428	40:20	40:18	0	0.888	161047	31065	7	17	4438		
407.8398	40:20	40:18	0	0.888	152148	30884	3	7	10295	1.06(0.89-1.21)	
PCB-180L											
405.8428	45:26	45:27	0		200709	39418	7	17	5631		
407.8398	45:27	45:27	0		185416	36625	3	7	12208	1.08(0.89-1.21)	
PCB-170L											
405.8428	46:42	46:39	0	1.028	98673	18675	7	17	2668		
407.8398	46:42	46:39	0	1.028	92502	17628	3	7	5876	1.07(0.89-1.21)	
PCB-189L											
405.8428	49:49	49:46	0	1.097	235719	47400	204	510	232		
407.8398	49:49	49:46	0	1.097	218650	42964	231	577	186	1.08(0.89-1.21)	
PCB-188											
393.8025	37:17						10	25			
395.7995	37:17						7	17			

Signal	RT (min.)	Adj RT (min.)	Sec.	REL RT	Area	Height	Avg Noise	EDL Height	S/N	Ratio(Limits)	Flags
PCB-179											
393.8025	37:38	37:34	0	1.009	367664	74726	10	25	7473		
395.7995	37:38	37:34	0	1.009	351582	70626	7	17	10089	1.05(0.89-1.21)	
PCB-184											
393.8025	38:10						10	25			
395.7995	38:10						7	17			
PCB-176											
393.8025	38:31	38:27	-1	1.033	120408	23509	10	25	2351		
395.7995	38:31	38:27	-1	1.033	112907	21968	7	17	3138	1.07(0.89-1.21)	
PCB-186											
393.8025	38:57						10	25			
395.7995	38:57						7	17			
PCB-178											
393.8025	40:22	40:18	0	1.083	132076	26031	10	25	2603		
395.7995	40:22	40:18	0	1.083	126033	25690	7	17	3670	1.05(0.89-1.21)	
PCB-175											
393.8025	41:00	40:55	0	1.100	29642	5732	10	25	573		
395.7995	40:59	40:55	-1	1.100	28240	5483	7	17	783	1.05(0.89-1.21)	
PCB-187											
393.8025	41:16	41:12	0	1.107	812303	159617	10	25	15962		
395.7995	41:16	41:12	0	1.107	766156	150725	7	17	21532	1.06(0.89-1.21)	
PCB-182											
393.8025	41:28	41:24	0	1.113	8901	1514	10	25	151		
395.7995	41:28	41:24	0	1.113	8484	1499	7	17	214	1.05(0.89-1.21)	
PCB-183											
393.8025	41:53	41:49	0	1.123	480511	82356	10	25	8236		
395.7995	41:53	41:49	0	1.123	452913	78100	7	17	11157	1.06(0.89-1.21)	
PCB-185 (C183)											
393.8025	41:53	41:49	0	1.123	480511	82356	10	25	8236		
395.7995	41:53	41:49	0	1.123	452913	78100	7	17	11157	1.06(0.89-1.21)	
PCB-174											
393.8025	42:07	42:02	0	1.130	607522	119774	10	25	11977		
395.7995	42:07	42:02	0	1.130	573743	113256	7	17	16179	1.06(0.89-1.21)	
PCB-177											
393.8025	42:33	42:29	0	1.141	360024	70894	10	25	7089		
395.7995	42:33	42:29	0	1.141	342476	66557	7	17	9508	1.05(0.89-1.21)	
PCB-181											
393.8025	42:57	42:52	0	1.152	11757	2208	10	25	221		
395.7995	42:58	42:52	1	1.153	10936	1810	7	17	259	1.08(0.89-1.21)	
PCB-171											
393.8025	43:11	43:05	1	1.159	212707	39447	10	25	3945		
395.7995	43:11	43:05	0	1.158	201777	37645	7	17	5378	1.05(0.89-1.21)	
PCB-173 (C171)											
393.8025	43:11	43:05	1	1.159	212707	39447	10	25	3945		
395.7995	43:11	43:05	0	1.158	201777	37645	7	17	5378	1.05(0.89-1.21)	

Signal	RT (min.)	Adj RT (min.)	Sec.	REL RT	Area	Height	Avg Noise	EDL Height	S/N	Ratio(Limits)	Flags
PCB-172											
393.8025	44:49	44:45	0	0.899	106182	20679	10	25	2068		
395.7995	44:49	44:45	0	0.899	100120	19520	7	17	2789	1.06(0.89-1.21)	
PCB-192											
393.8025	45:06						10	25			
395.7995	45:06						7	17			
PCB-180											
393.8025	45:28	45:22	3	0.912	1603128	298669	10	25	29867		
395.7995	45:28	45:22	3	0.912	1507666	282396	7	17	40342	1.06(0.89-1.21)	
PCB-193 (C180)											
393.8025	45:28	45:22	3	0.912	1603128	298669	10	25	29867		
395.7995	45:28	45:22	3	0.912	1507666	282396	7	17	40342	1.06(0.89-1.21)	
PCB-191											
393.8025	45:49	45:46	0	0.920	41527	7425	10	25	743		
395.7995	45:49	45:46	0	0.920	38379	6915	7	17	988	1.08(0.89-1.21)	
PCB-170											
393.8025	46:43	46:40	0	0.938	634440	123088	10	25	12309		
395.7995	46:43	46:40	0	0.938	601052	116747	7	17	16678	1.06(0.89-1.21)	
PCB-190											
393.8025	47:15	47:11	0	0.948	183380	35052	10	25	3505		
395.7995	47:15	47:11	0	0.948	173155	32825	7	17	4689	1.06(0.89-1.21)	
PCB-189											
393.8025	49:51	49:47	1	1.001	61798	11563	30	75	385		
395.7995	49:51	49:47	1	1.001	56663	10619	40	100	265	1.09(0.89-1.21)	
PCB-202L											
439.8038	42:40	42:40	-1	0.821	114291	22583	3	7	7528		
441.8008	42:40	42:40	-1	0.821	123593	24987	6	15	4165	0.92(0.76-1.02)	
PCB-194L											
439.8038	51:56	51:55	1		237017	44931	68	170	661		
441.8008	51:56	51:55	1		257591	49981	199	497	251	0.92(0.76-1.02)	
PCB-205L											
439.8038	52:25	52:23	0	1.009	178306	34373	68	170	505		
441.8008	52:25	52:23	0	1.009	192018	37652	199	497	189	0.93(0.76-1.02)	
PCB-202											
427.7635	42:41	42:37	0	1.001	52175	9998	7	17	1428		
429.7606	42:41	42:37	0	1.001	56720	11206	5	12	2241	0.92(0.76-1.02)	
PCB-201											
427.7635	43:36	43:33	0	1.022	38909	7666	7	17	1095		
429.7606	43:37	43:33	0	1.022	44686	8718	5	12	1744	0.87(0.76-1.02)	
PCB-204											
427.7635	44:17						7	17			
429.7606	44:17						5	12			
PCB-197											Ma
427.7635	44:33	44:33	2	1.044	11601	2709	7	17	387		M
429.7606	44:31	44:33	0	1.044	12567	3083	5	12	617	0.92(0.76-1.02)	

Signal	RT (min.)	Adj RT (min.)	Sec.	REL RT	Area	Height	Avg Noise	EDL Height	S/N	Ratio(Limits)	Flags
PCB-200											M
427.7635	44:37	44:37	0	1.046	37971	7315	7	17	1045		M
429.7606	44:37	44:37	0	1.046	40217	7315	5	12	1463	0.94(0.76-1.02)	
PCB-198											
427.7635	47:26	47:20	2	1.112	217380	40634	7	17	5805		
429.7606	47:26	47:20	2	1.112	236902	43999	5	12	8800	0.92(0.76-1.02)	
PCB-199 (C198)											
427.7635	47:26	47:20	2	1.112	217380	40634	7	17	5805		
429.7606	47:26	47:20	2	1.112	236902	43999	5	12	8800	0.92(0.76-1.02)	
PCB-196											
427.7635	48:06	48:02	0	0.917	112909	21740	7	17	3106		
429.7606	48:06	48:02	0	0.917	124358	23935	5	12	4787	0.91(0.76-1.02)	
PCB-203											
427.7635	48:17	48:13	0	0.921	157418	30543	7	17	4363		
429.7606	48:17	48:13	0	0.921	172002	33028	5	12	6606	0.92(0.76-1.02)	
PCB-195											
427.7635	49:36	49:32	0	0.946	124668	23795	42	105	567		
429.7606	49:36	49:32	0	0.946	138359	26106	69	172	378	0.90(0.76-1.02)	
PCB-194											
427.7635	51:58	51:53	0	0.991	324320	61723	42	105	1470		
429.7606	51:58	51:53	0	0.991	362786	68206	69	172	988	0.89(0.76-1.02)	
PCB-205											
427.7635	52:26	52:22	0	1.000	23615	4593	42	105	109		
429.7606	52:26	52:22	0	1.000	26184	4935	69	172	72	0.90(0.76-1.02)	
PCB-208L											
473.7648	49:21	49:20	0	0.950	148785	28226	127	317	222		
475.7619	49:22	49:20	0	0.950	183423	35542	156	390	228	0.81(0.65-0.89)	
PCB-206L											
473.7648	54:11	54:09	0	1.043	109345	20802	127	317	164		
475.7619	54:11	54:09	0	1.043	142384	26300	156	390	169	0.77(0.65-0.89)	
PCB-208											
461.7246	49:23	49:19	0	1.001	40844	7385	31	77	238		
463.7216	49:23	49:19	0	1.001	50255	9848	74	185	133	0.81(0.65-0.89)	
PCB-207											
461.7246	50:19	50:16	0	1.020	19965	3619	31	77	117		
463.7216	50:18	50:16	-1	1.019	24582	4931	74	185	67	0.81(0.65-0.89)	
PCB-206											
461.7246	54:12	54:08	1	1.000	113545	21756	31	77	702		
463.7216	54:12	54:08	1	1.000	140844	26994	74	185	365	0.81(0.65-0.89)	
PCB-209L											
507.7258	55:50	55:47	1	1.075	99162	17650	13	32	1358		
509.7229	55:50	55:47	1	1.075	135357	23024	21	52	1096	0.73(0.59-0.79)	
DCB Decachlorobiphenyl											
495.6856	55:51	55:47	0	1.000	36487	6344	7	17	906		
497.6826	55:51	55:47	0	1.000	50592	8777	8	20	1097	0.72(0.59-0.79)	

QC Flag Legend

Processing Flags

R - Failed Signal Ratio Test

Q - EMPC-Estimated Max. Possible Conc.

Review Flags

M - Manually Integrated

a - User Assigned ID

Eurofins TestAmerica, Knoxville

Data File:	\\chromna\Knoxville\ChromData\D3D\20190829-12907.b\580-88125-b-16-c_190830062106.d		
Injection Date:	30-Aug-2019 06:21:00	Injection Vol:	1.0 ul
Instrument ID:	D3D	Operator ID:	Xcalibur_System
Method:	PCBs_D3D	Limit Group:	HR - 1668A - ICAL
Client ID:	N5-0to28-101418		
Worklist#:	33148	Sample Line#:	9
Column Type:	SPB-Octyl	Column Dia:	0.25 mm

MoPCB F1

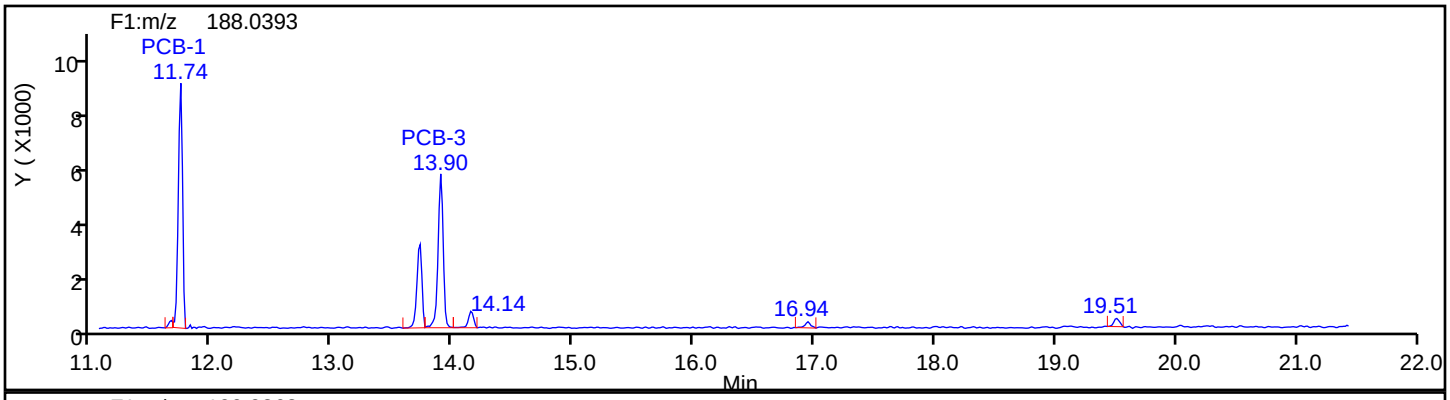

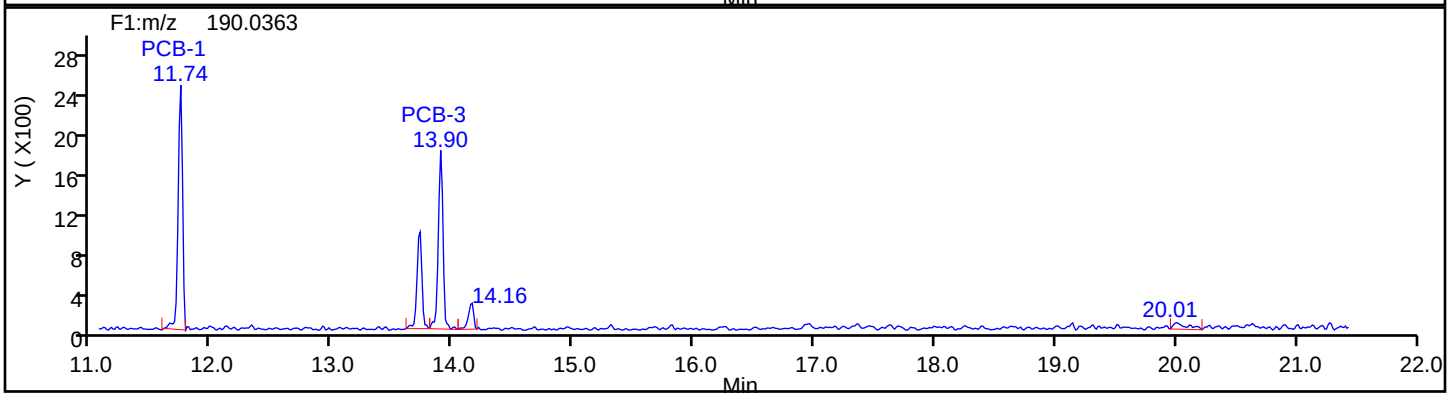

MoPCB F1 Standards

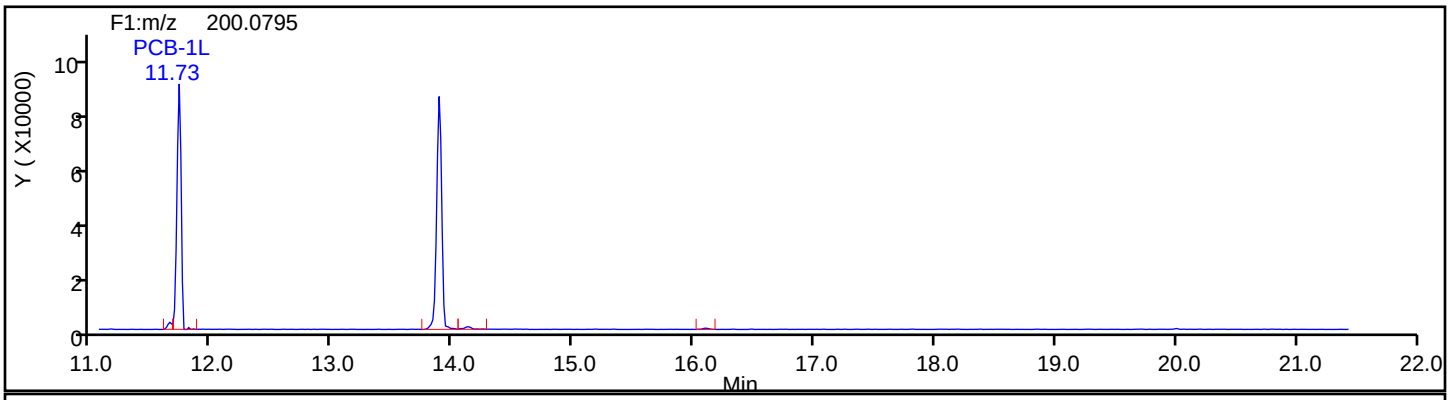

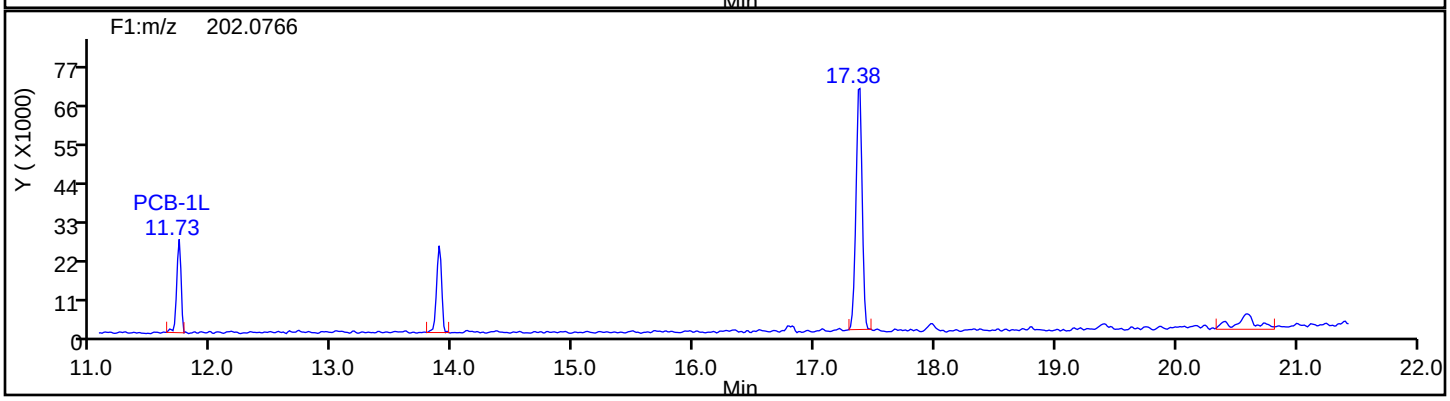

Eurofins TestAmerica, Knoxville

Data File:	\\chromna\Knoxville\ChromData\D3D\20190829-12907.b\580-88125-b-16-c_190830062106.d		
Injection Date:	30-Aug-2019 06:21:00	Injection Vol:	1.0 ul
Instrument ID:	D3D	Operator ID:	Xcalibur_System
Method:	PCBs_D3D	Limit Group:	HR - 1668A - ICAL
Client ID:	N5-0to28-101418		
Worklist#:	33148	Sample Line#:	9
Column Type:	SPB-Octyl	Column Dia:	0.25 mm

MoPCB F1

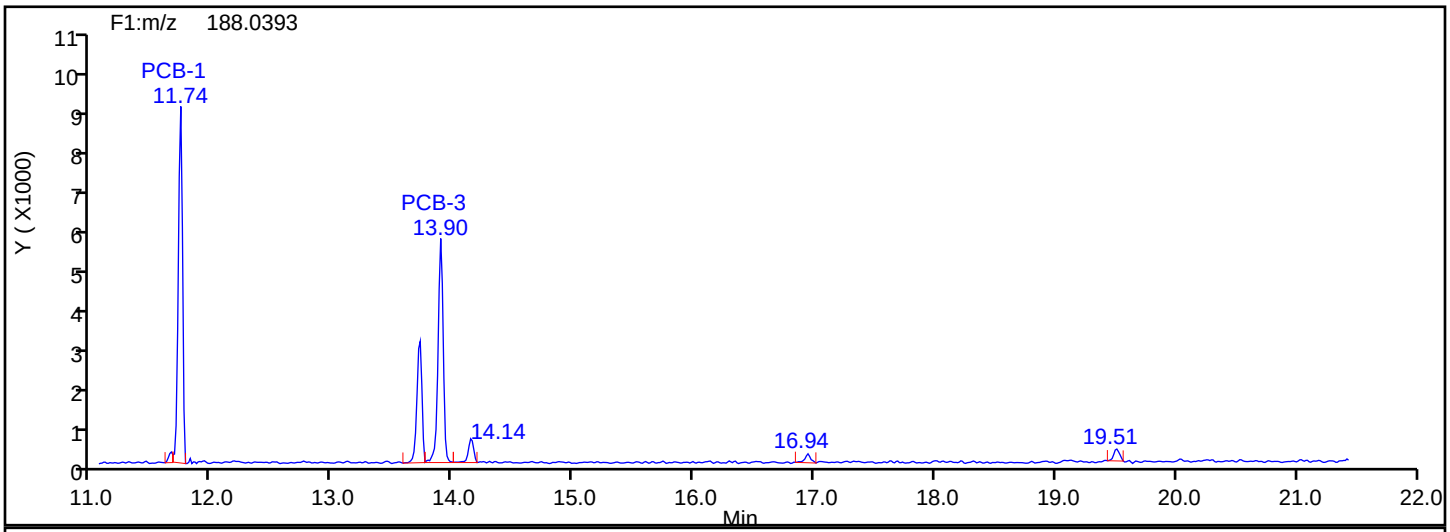

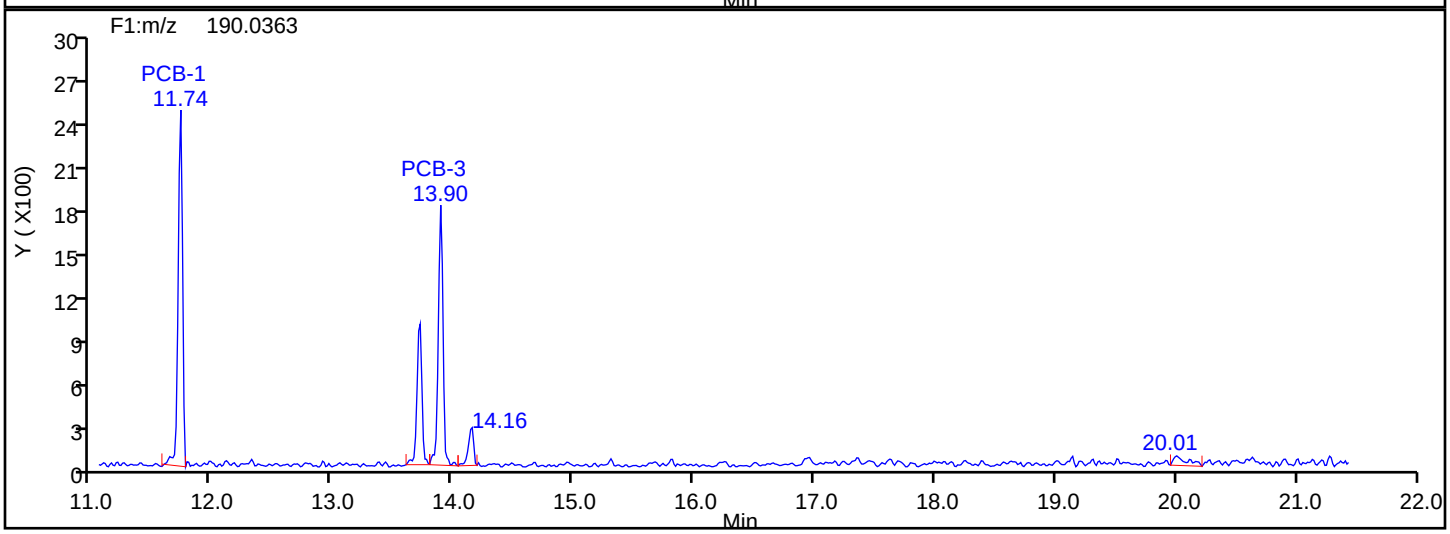

MoPCB F1 Lock Mass

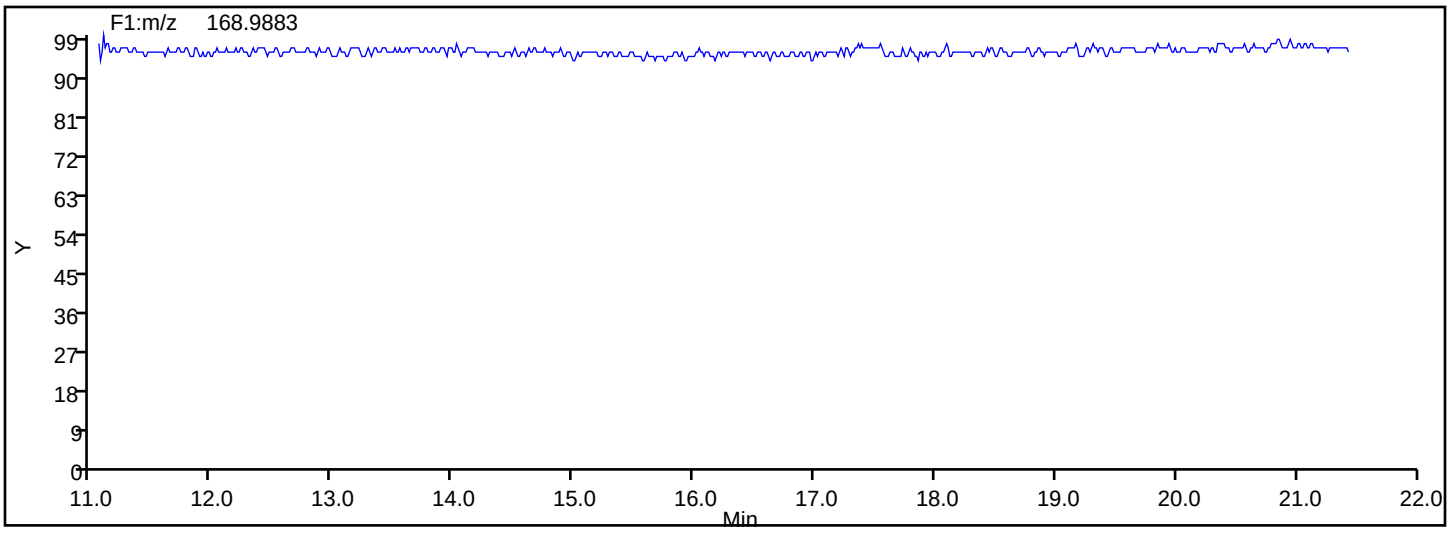

Eurofins TestAmerica, Knoxville

Data File:	\\chromna\Knoxville\ChromData\D3D\20190829-12907.b\580-88125-b-16-c_190830062106.d		
Injection Date:	30-Aug-2019 06:21:00	Injection Vol:	1.0 ul
Instrument ID:	D3D	Operator ID:	Xcalibur_System
Method:	PCBs_D3D	Limit Group:	HR - 1668A - ICAL
Client ID:	N5-0to28-101418		
Worklist#:	33148	Sample Line#:	9
Column Type:	SPB-Octyl	Column Dia:	0.25 mm

DiPCB F1

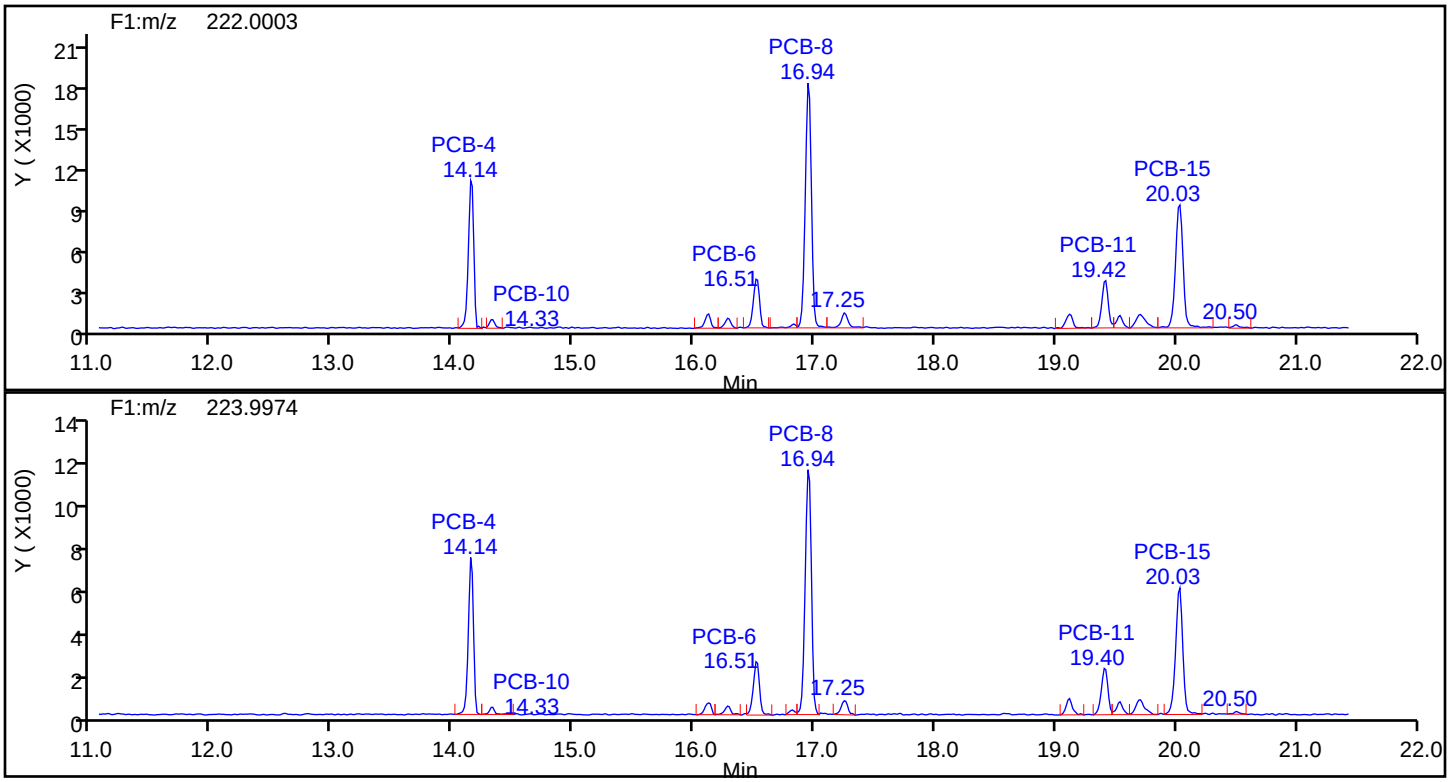

DiPCB F1 Standards

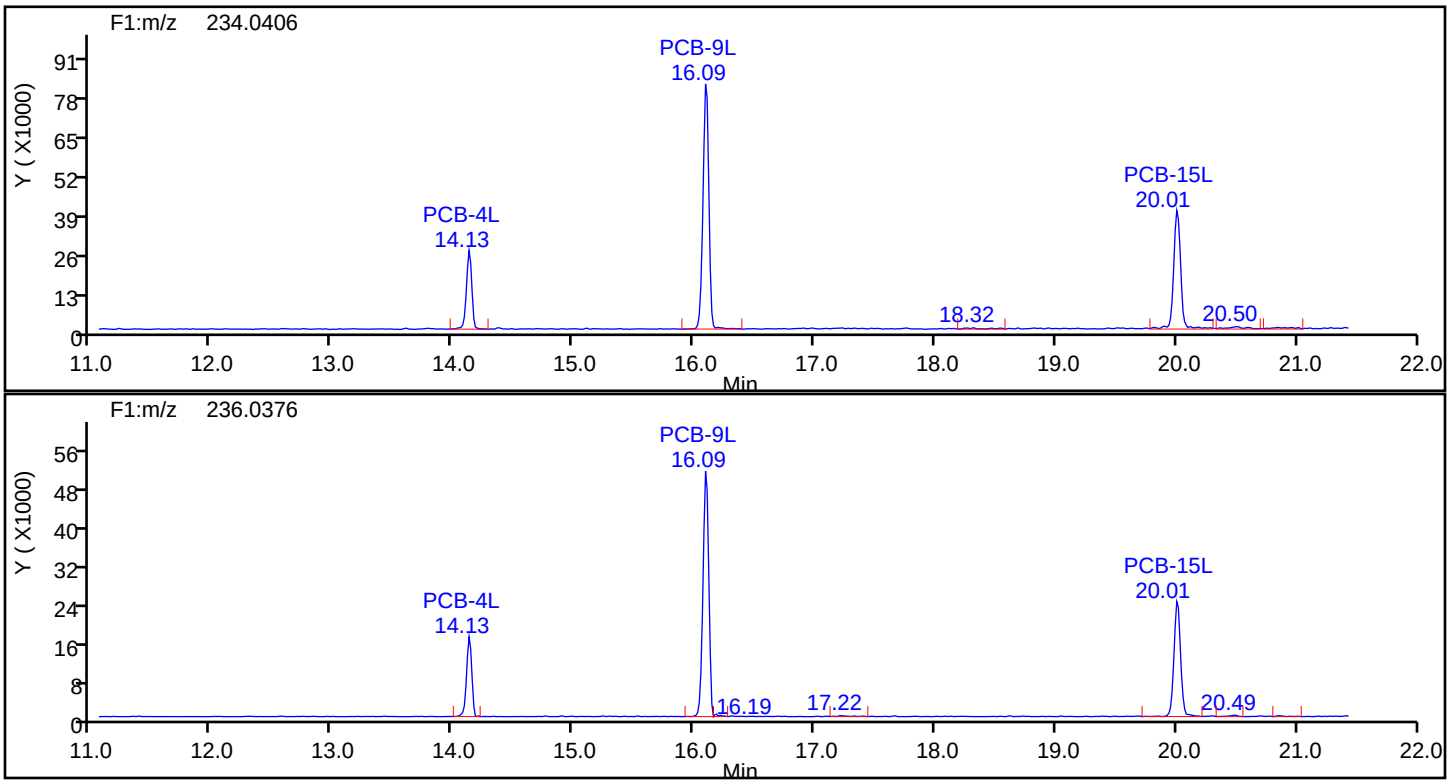

Eurofins TestAmerica, Knoxville

Data File:	\\chromna\Knoxville\ChromData\D3D\20190829-12907.b\580-88125-b-16-c_190830062106.d		
Injection Date:	30-Aug-2019 06:21:00	Injection Vol:	1.0 ul
Instrument ID:	D3D	Operator ID:	Xcalibur_System
Method:	PCBs_D3D	Limit Group:	HR - 1668A - ICAL
Client ID:	N5-0to28-101418		
Worklist#:	33148	Sample Line#:	9
Column Type:	SPB-Octyl	Column Dia:	0.25 mm

DiPCB F1

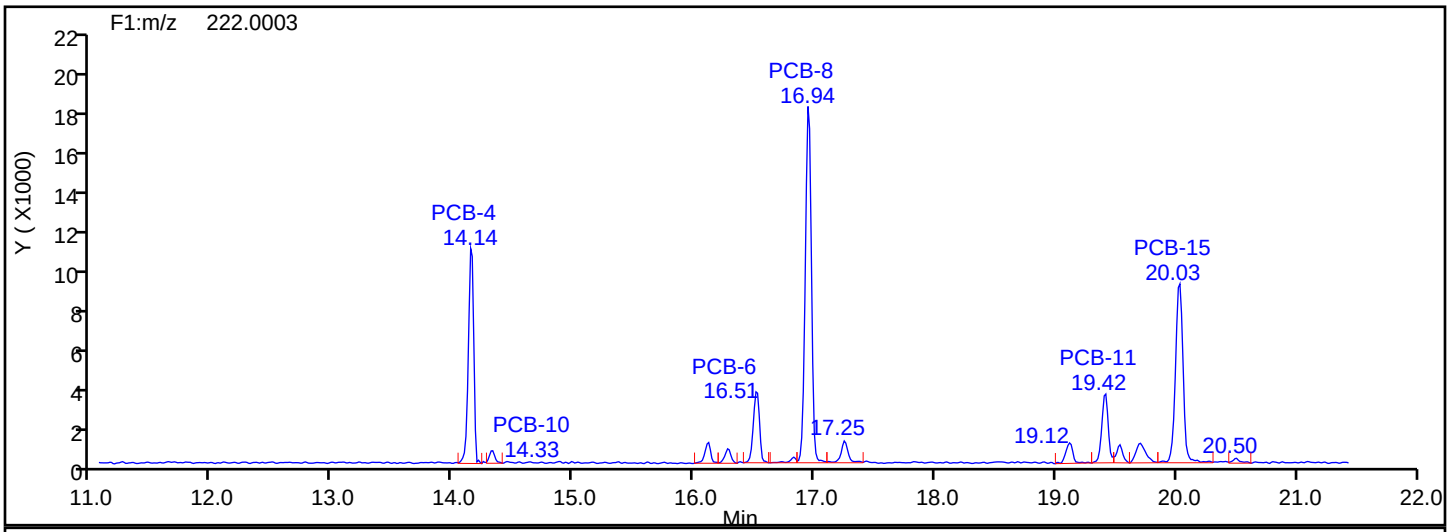

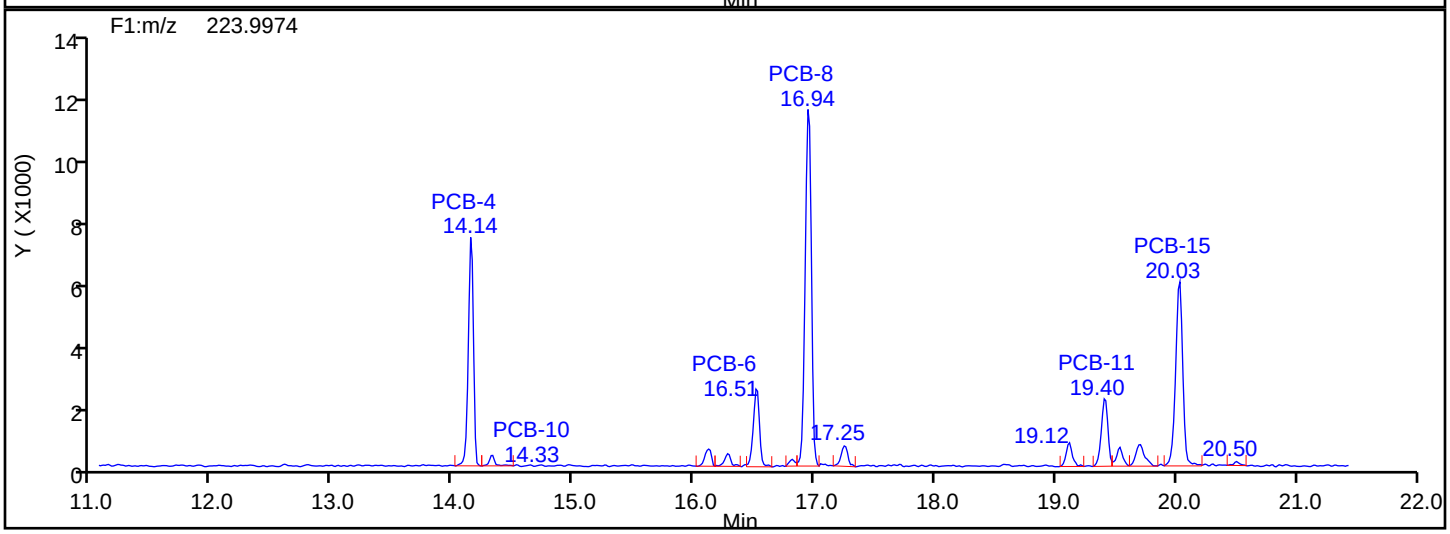

DiPCB F1 Lock Mass

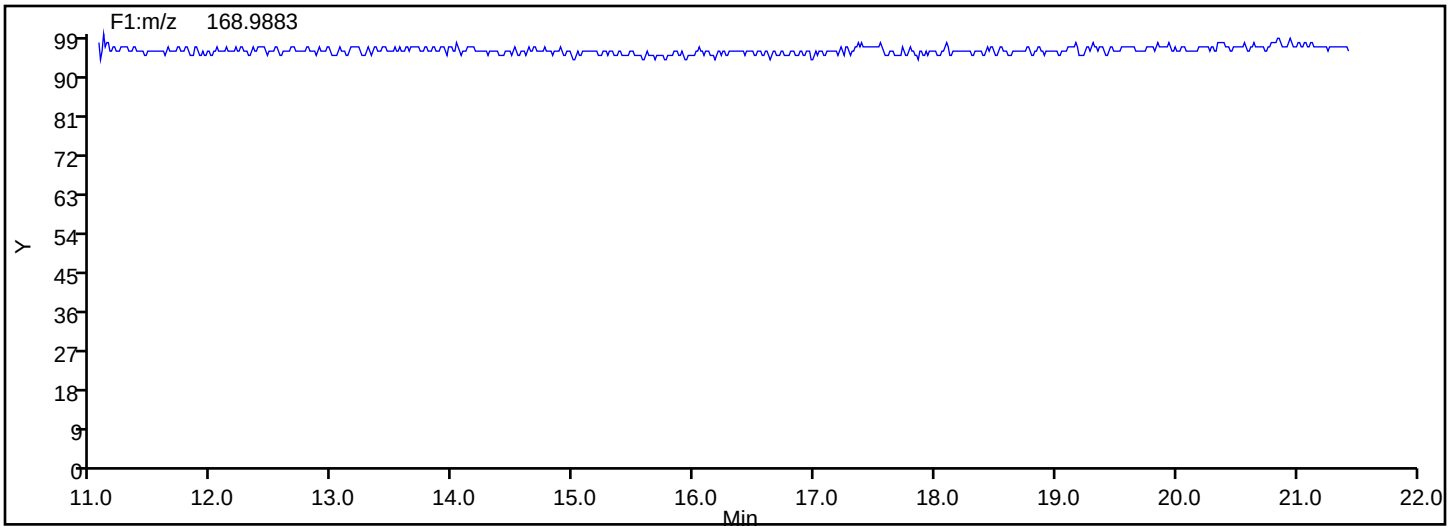

Eurofins TestAmerica, Knoxville

Data File:	\\chromna\Knoxville\ChromData\D3D\20190829-12907.b\580-88125-b-16-c_190830062106.d		
Injection Date:	30-Aug-2019 06:21:00	Injection Vol:	1.0 ul
Instrument ID:	D3D	Operator ID:	Xcalibur_System
Method:	PCBs_D3D	Limit Group:	HR - 1668A - ICAL
Client ID:	N5-0to28-101418		
Worklist#:	33148	Sample Line#:	9
Column Type:	SPB-Octyl	Column Dia:	0.25 mm

TriPCB F1

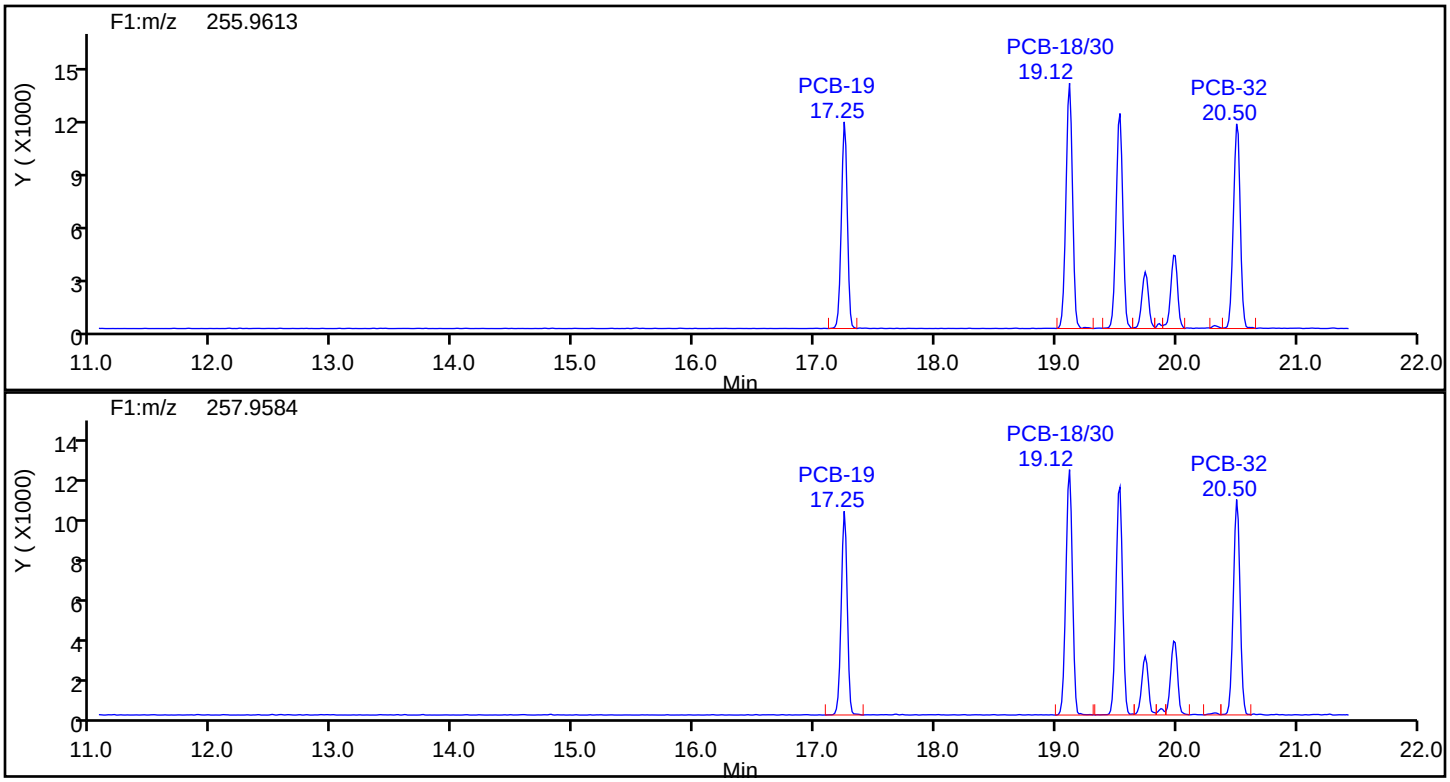

TriPCB F1 Standards

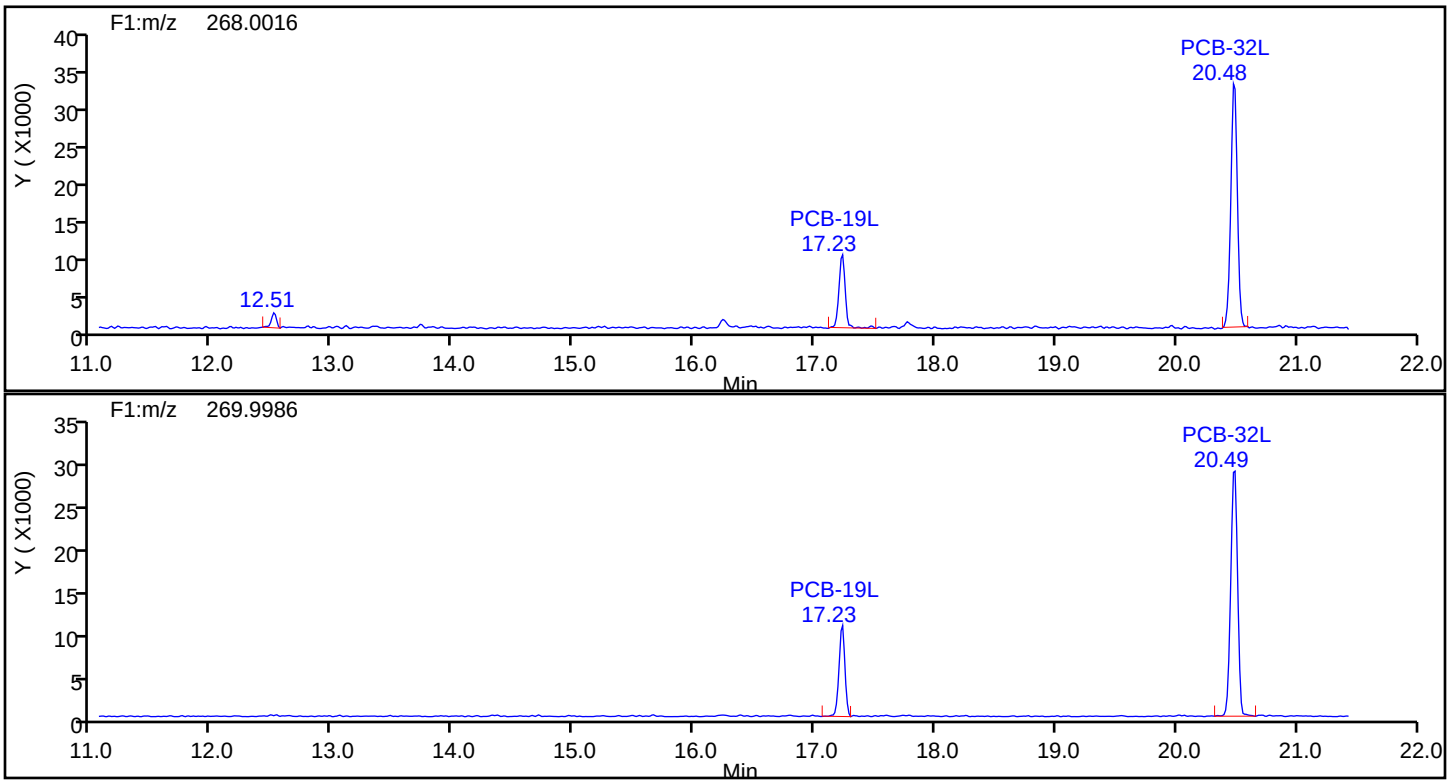

Eurofins TestAmerica, Knoxville

Data File:	\\chromna\Knoxville\ChromData\D3D\20190829-12907.b\580-88125-b-16-c_190830062106.d		
Injection Date:	30-Aug-2019 06:21:00	Injection Vol:	1.0 ul
Instrument ID:	D3D	Operator ID:	Xcalibur_System
Method:	PCBs_D3D	Limit Group:	HR - 1668A - ICAL
Client ID:	N5-0to28-101418		
Worklist#:	33148	Sample Line#:	9
Column Type:	SPB-Octyl	Column Dia:	0.25 mm

TriPCB F1

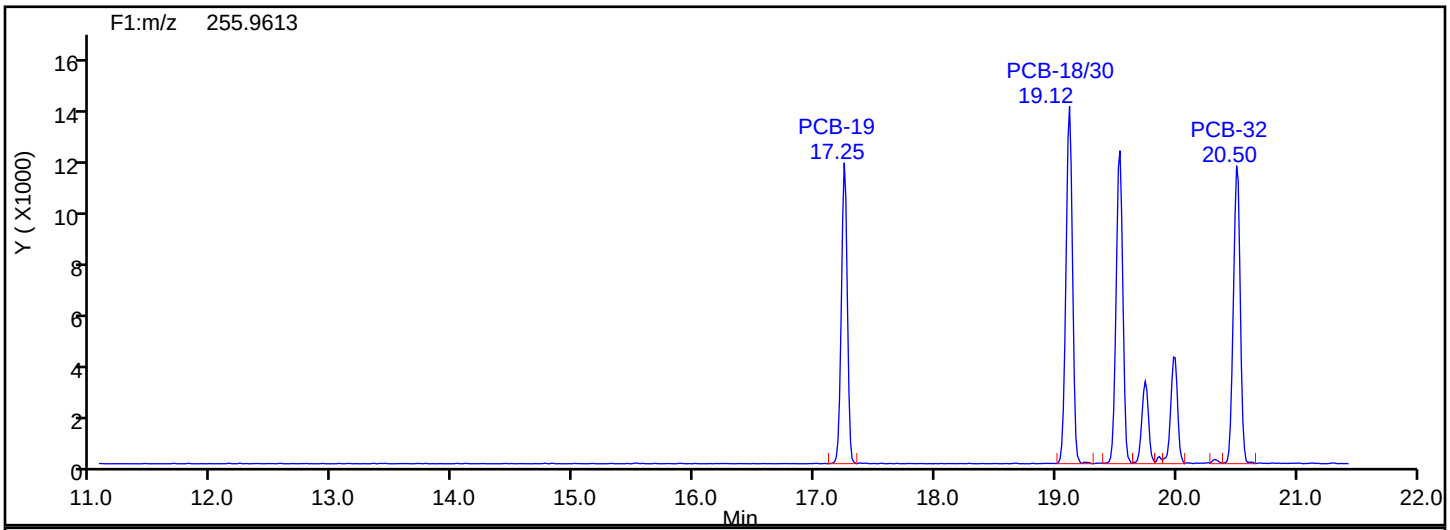

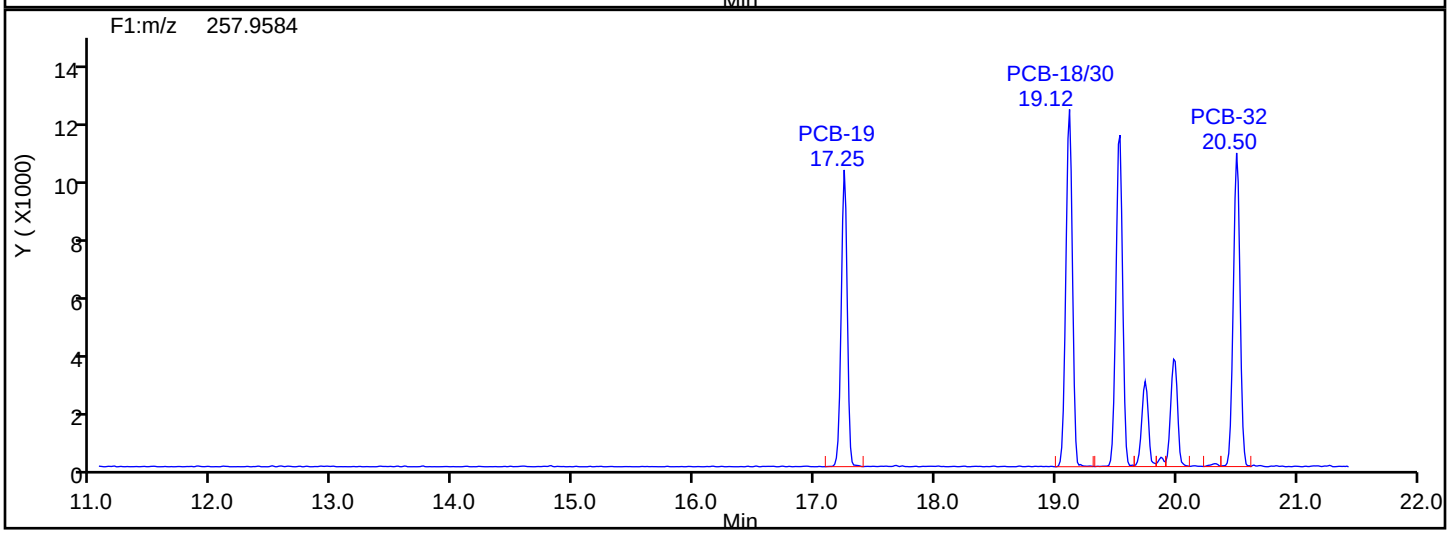

TriPCB F1 Lock Mass

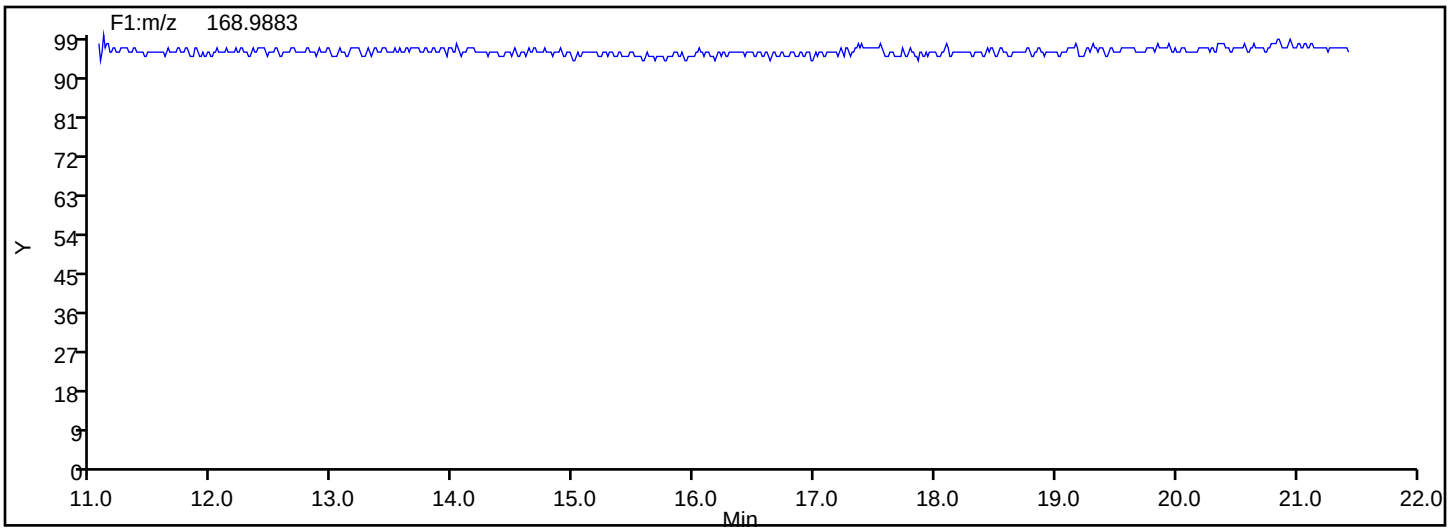

Manual Integration/User Assign Peak Report

Eurofins TestAmerica, Knoxville

Data File:	\\chromna\Knoxville\ChromData\D3D\20190829-12907.b\580-88125-b-16-c_190830062106.d				
Injection Date:	30-Aug-2019 06:21:00	Instrument ID:	D3D		
Lims ID:	580-88125-B-16-C	Lab Sample ID:	140-88125-16		
Client ID:	N5-0to28-101418				
Operator ID:	Xcalibur_System	ALS Bottle#:	0	Worklist Smp#:	9
Injection Vol:	1.0 ul	Dil. Factor:	2.0000		
Method:	PCBs_D3D	Limit Group:	HR - 1668A - ICAL		
Column:	SPB-Octyl (0.25 mm)	Detector	F1(11.07 :21.70)		

PCB-18/30, CAS: STL01798

Signal: 1

Not Detected
Expected RT: 19.15

Processing Integration Results

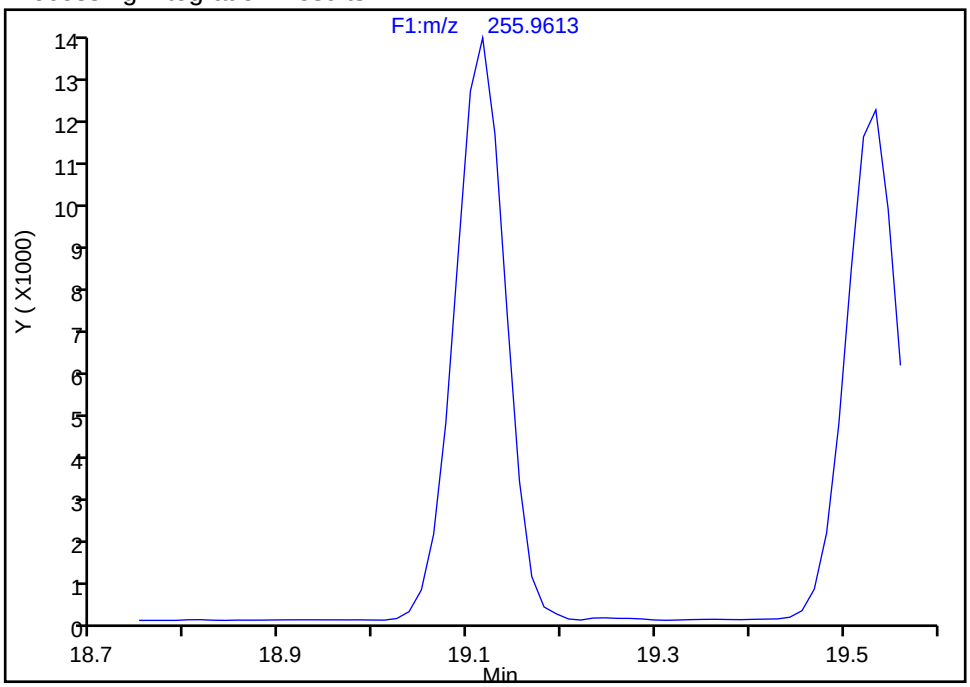

Manual Integration Results

RT: 19.12
Area: 51301
Amount: 36.974666
Amount Units: pg/ul

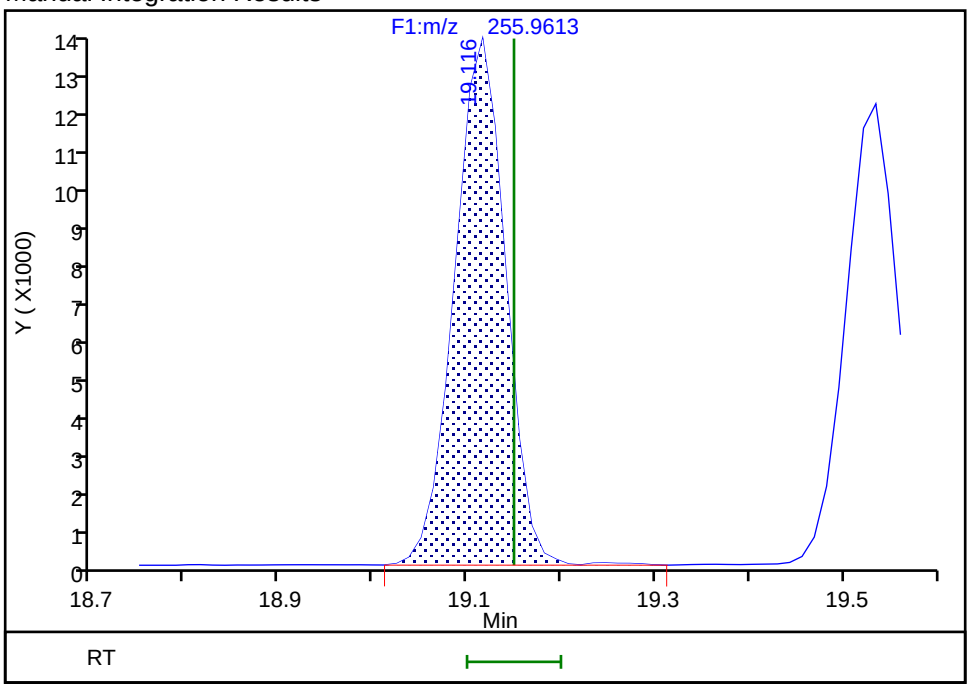

Reviewer: davidsonm, 03-Sep-2019 08:13:17
Audit Action: Assigned Compound ID Audit Reason: Peak assignment corrected

Eurofins TestAmerica, Knoxville

Data File:	\\chromna\Knoxville\ChromData\D3D\20190829-12907.b\580-88125-b-16-c_190830062106.d		
Injection Date:	30-Aug-2019 06:21:00	Injection Vol:	1.0 ul
Instrument ID:	D3D	Operator ID:	Xcalibur_System
Method:	PCBs_D3D	Limit Group:	HR - 1668A - ICAL
Client ID:	N5-0to28-101418		
Worklist#:	33148	Sample Line#:	9
Column Type:	SPB-Octyl	Column Dia:	0.25 mm

TriPCB F2

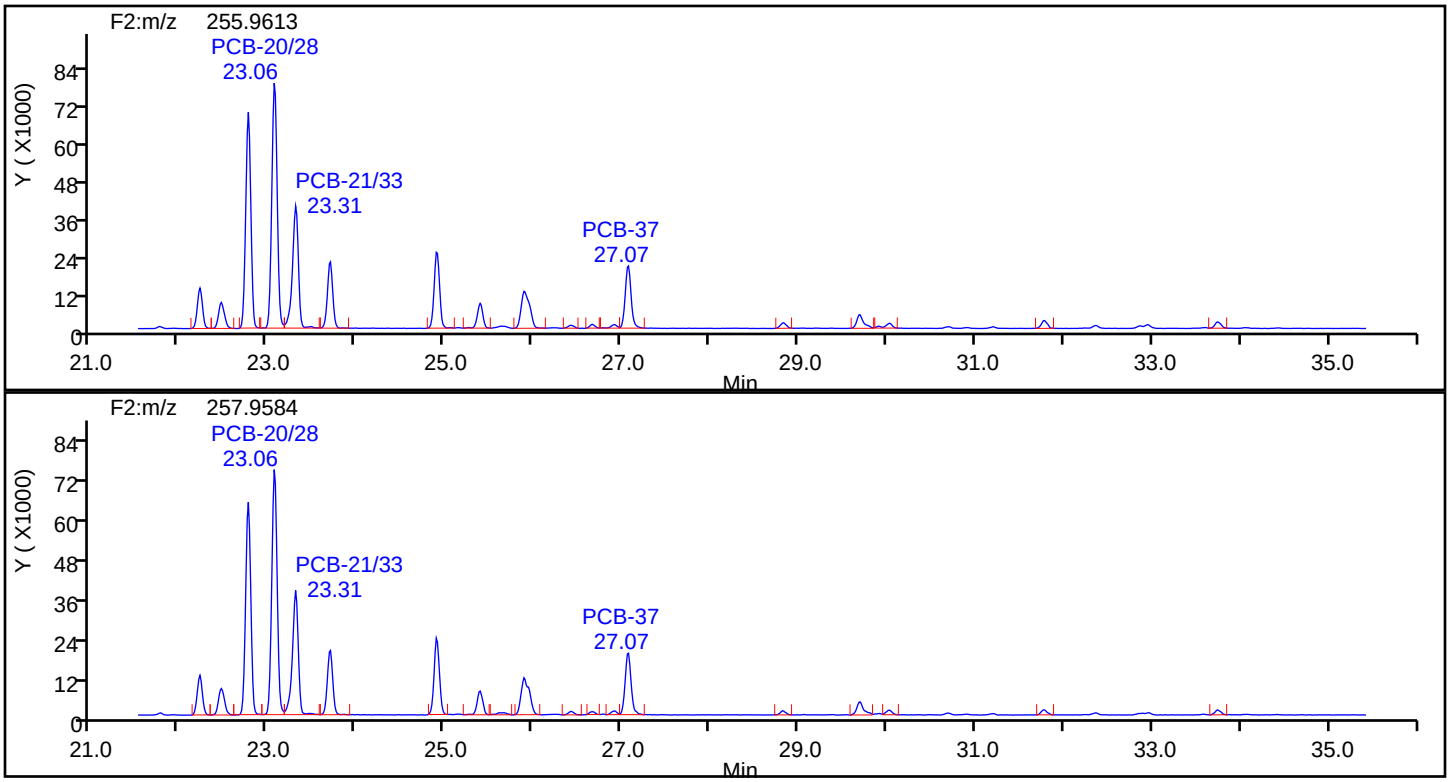

TriPCB F2 Standards

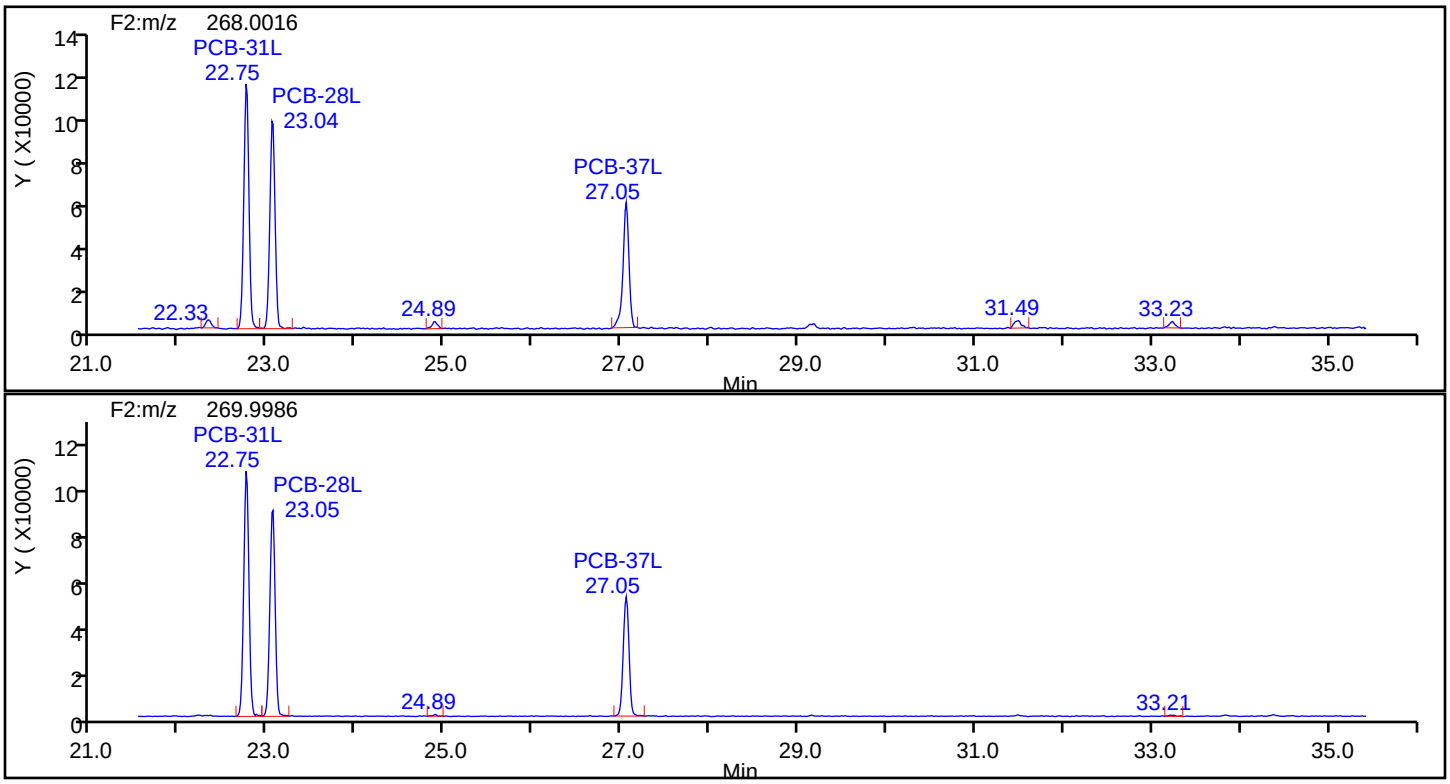

Eurofins TestAmerica, Knoxville

Data File:	\\chromna\Knoxville\ChromData\D3D\20190829-12907.b\580-88125-b-16-c_190830062106.d		
Injection Date:	30-Aug-2019 06:21:00	Injection Vol:	1.0 ul
Instrument ID:	D3D	Operator ID:	Xcalibur_System
Method:	PCBs_D3D	Limit Group:	HR - 1668A - ICAL
Client ID:	N5-0to28-101418		
Worklist#:	33148	Sample Line#:	9
Column Type:	SPB-Octyl	Column Dia:	0.25 mm

TriPCB F2

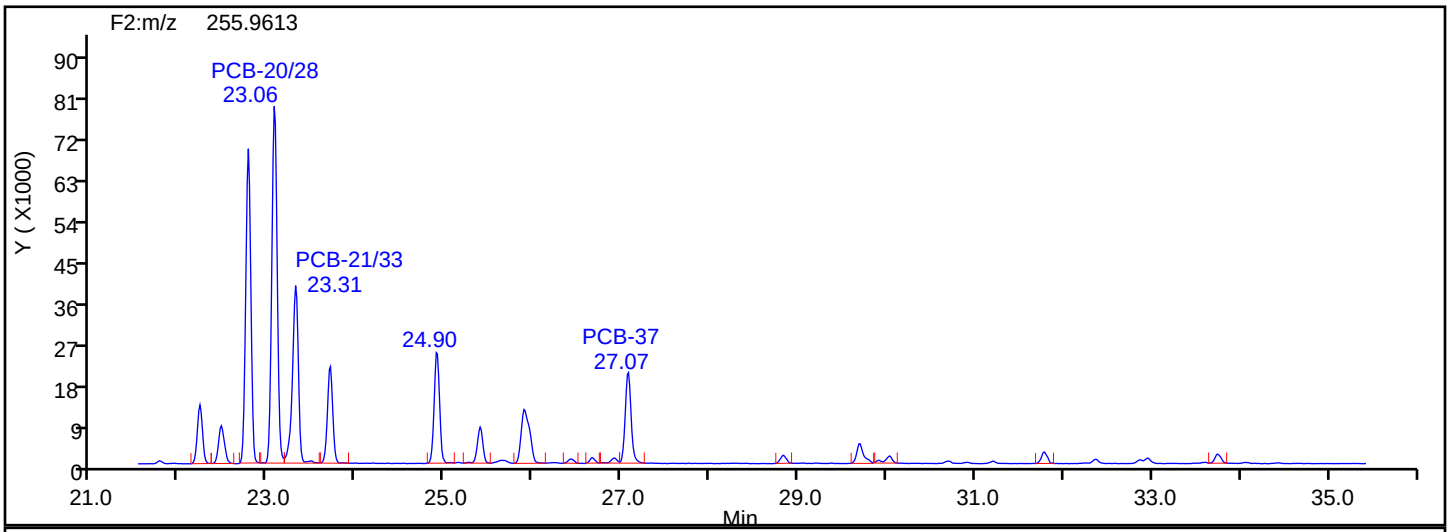

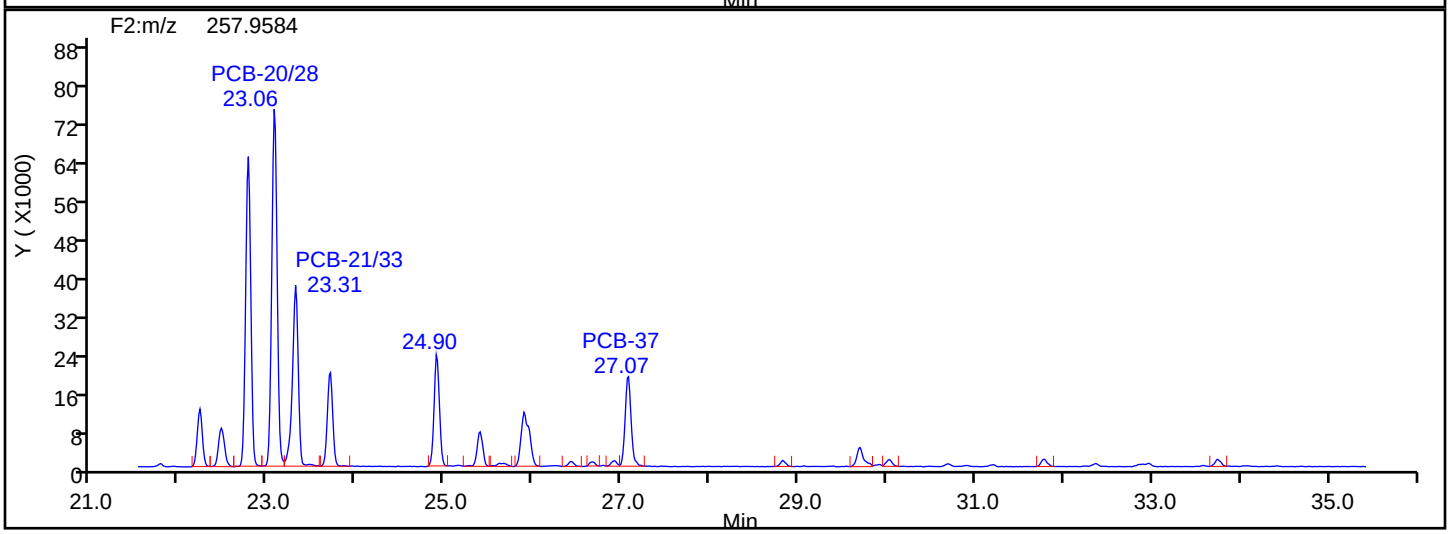

TriPCB F2 Lock Mass

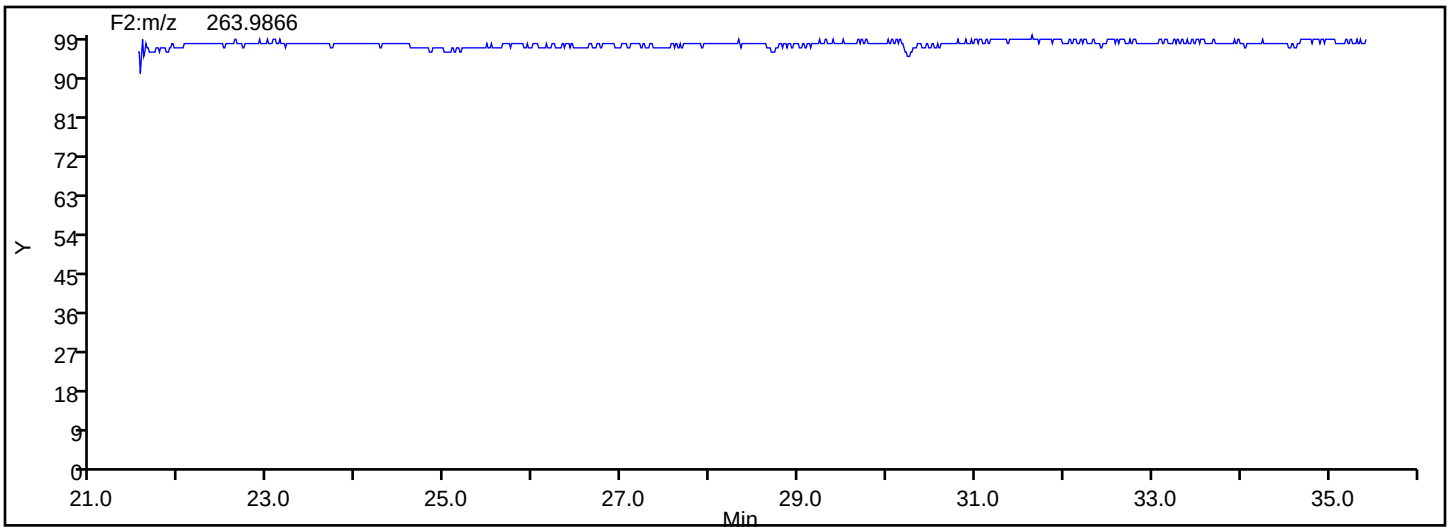

Eurofins TestAmerica, Knoxville

Data File:	\\chromna\Knoxville\ChromData\D3D\20190829-12907.b\580-88125-b-16-c_190830062106.d		
Injection Date:	30-Aug-2019 06:21:00	Injection Vol:	1.0 ul
Instrument ID:	D3D	Operator ID:	Xcalibur_System
Method:	PCBs_D3D	Limit Group:	HR - 1668A - ICAL
Client ID:	N5-0to28-101418		
Worklist#:	33148	Sample Line#:	9
Column Type:	SPB-Octyl	Column Dia:	0.25 mm

TePCB F1

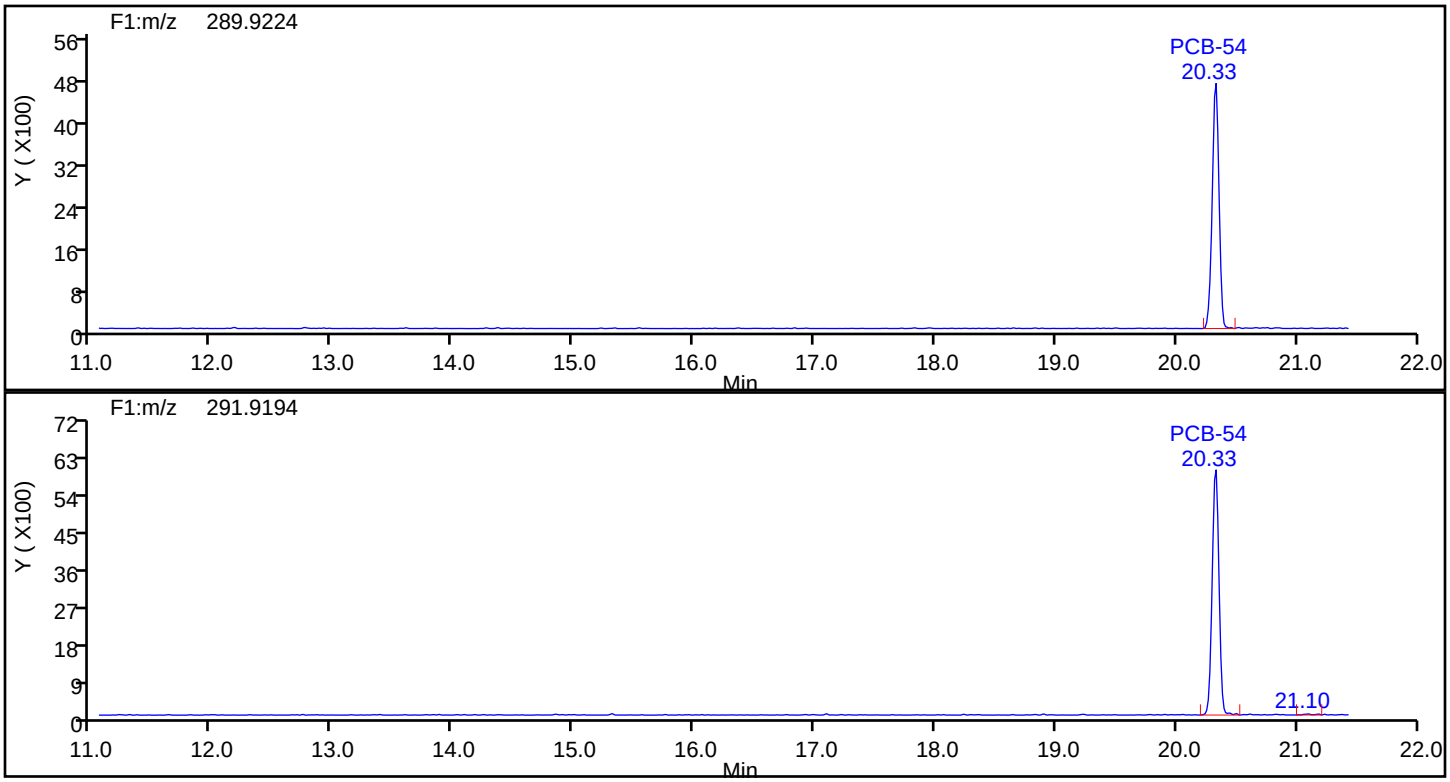

TePCB F1 Standards

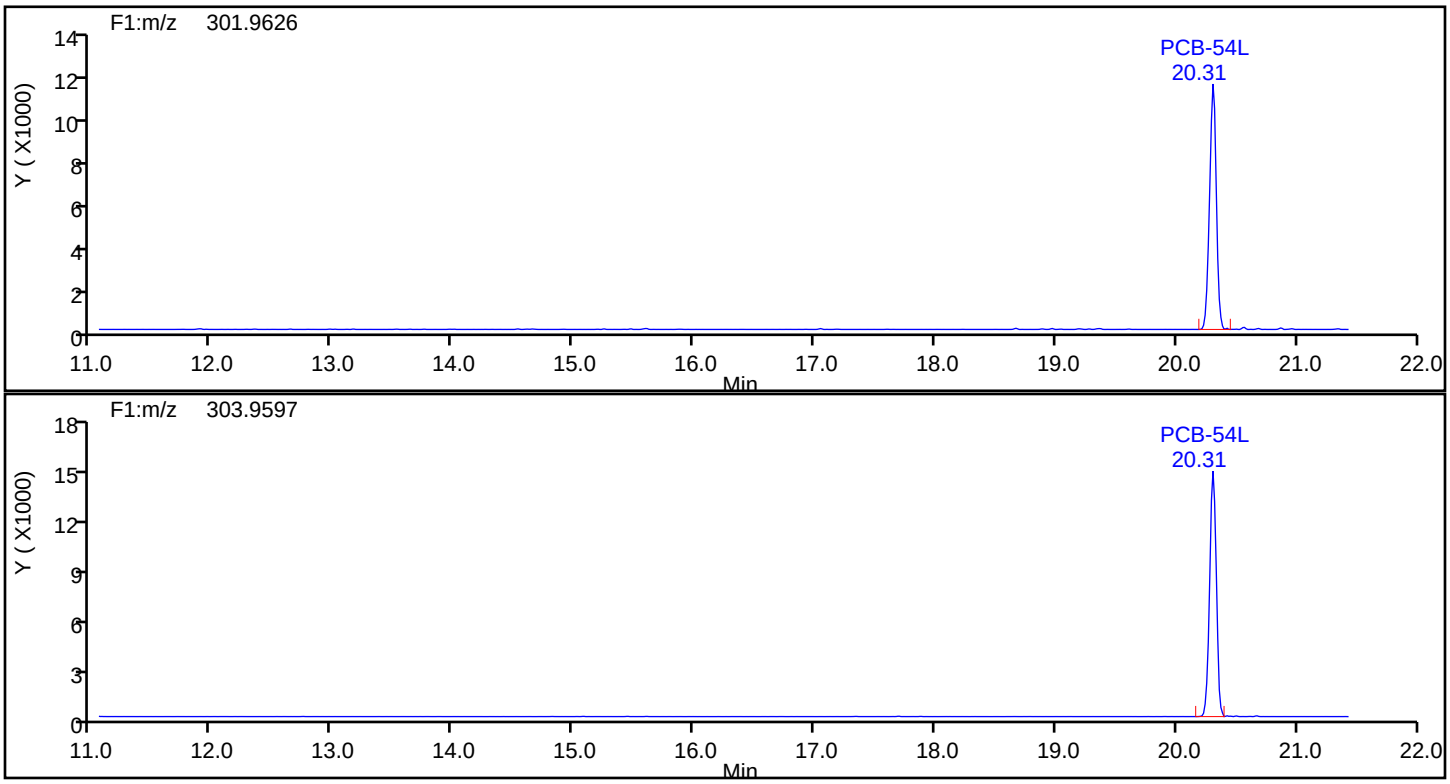

Eurofins TestAmerica, Knoxville

Data File:	\\chromna\Knoxville\ChromData\D3D\20190829-12907.b\580-88125-b-16-c_190830062106.d		
Injection Date:	30-Aug-2019 06:21:00	Injection Vol:	1.0 ul
Instrument ID:	D3D	Operator ID:	Xcalibur_System
Method:	PCBs_D3D	Limit Group:	HR - 1668A - ICAL
Client ID:	N5-0to28-101418		
Worklist#:	33148	Sample Line#:	9
Column Type:	SPB-Octyl	Column Dia:	0.25 mm

TePCB F1

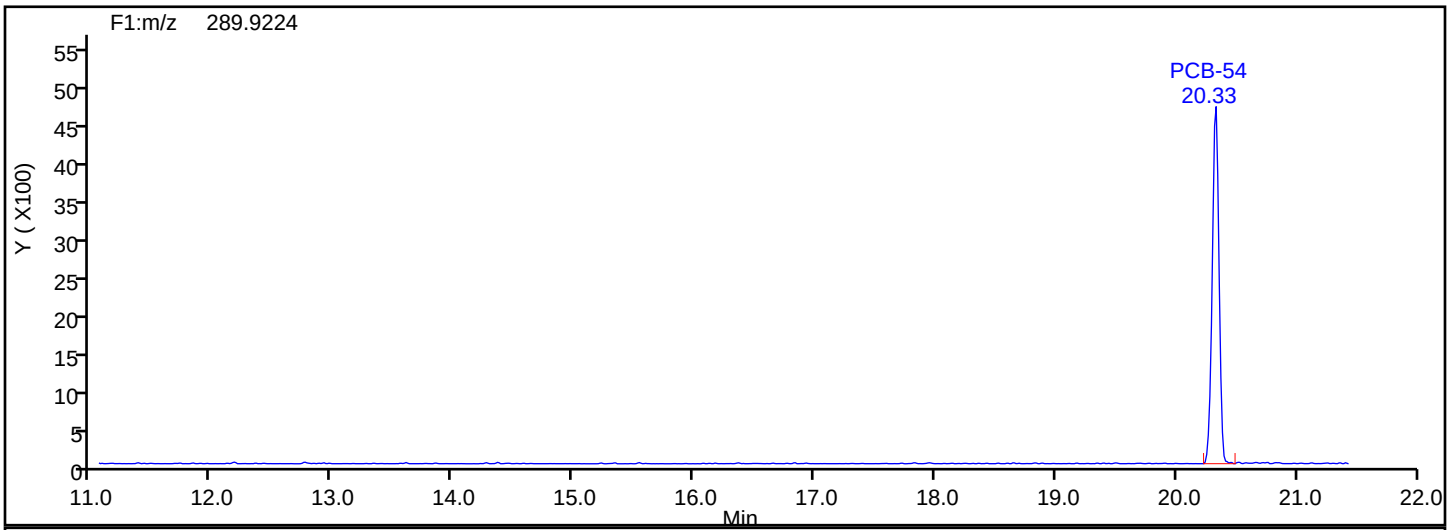

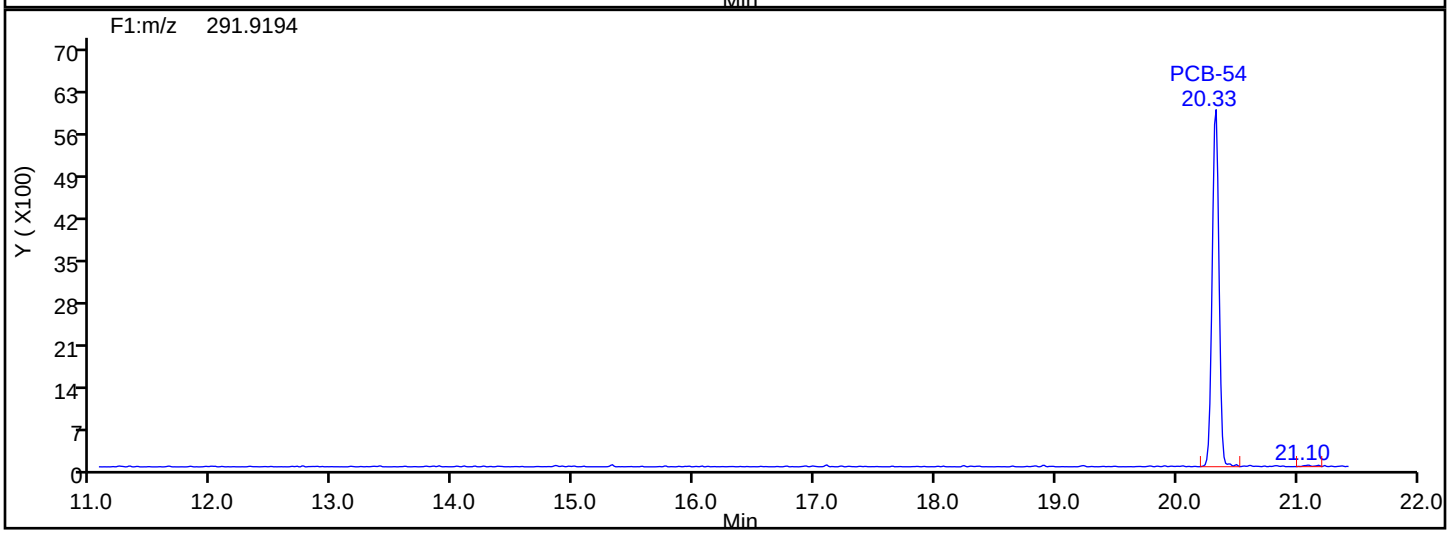

TePCB F1 Lock Mass

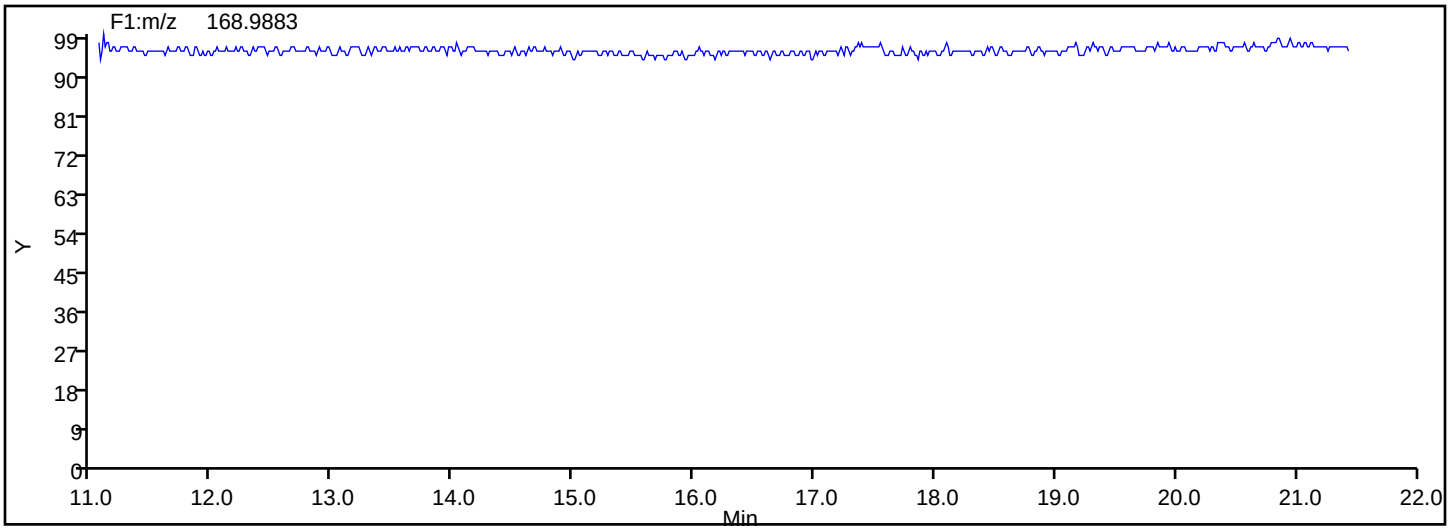

Eurofins TestAmerica, Knoxville

Data File:	\\chromna\Knoxville\ChromData\D3D\20190829-12907.b\580-88125-b-16-c_190830062106.d		
Injection Date:	30-Aug-2019 06:21:00	Injection Vol:	1.0 ul
Instrument ID:	D3D	Operator ID:	Xcalibur_System
Method:	PCBs_D3D	Limit Group:	HR - 1668A - ICAL
Client ID:	N5-0to28-101418		
Worklist#:	33148	Sample Line#:	9
Column Type:	SPB-Octyl	Column Dia:	0.25 mm

TePCB F2

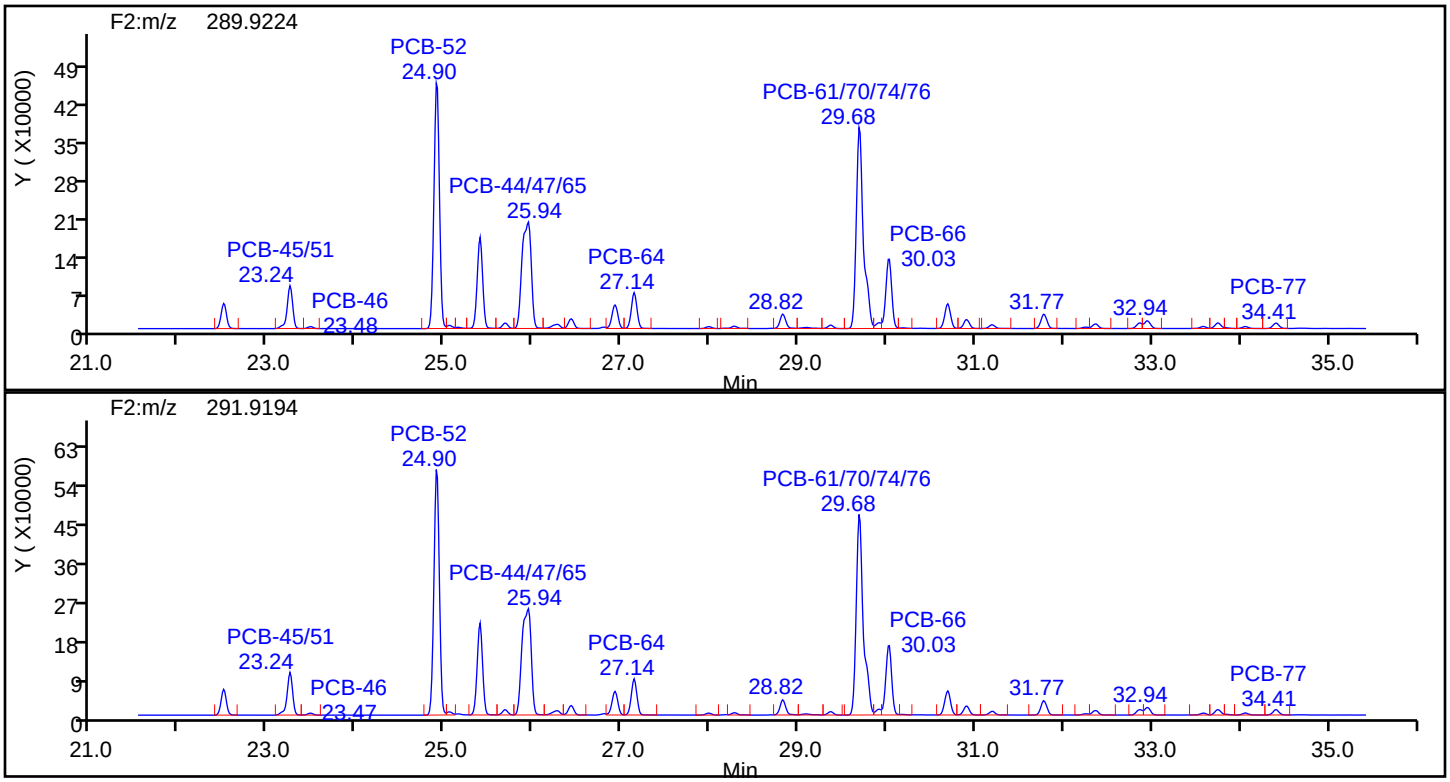

TePCB F2 Standards

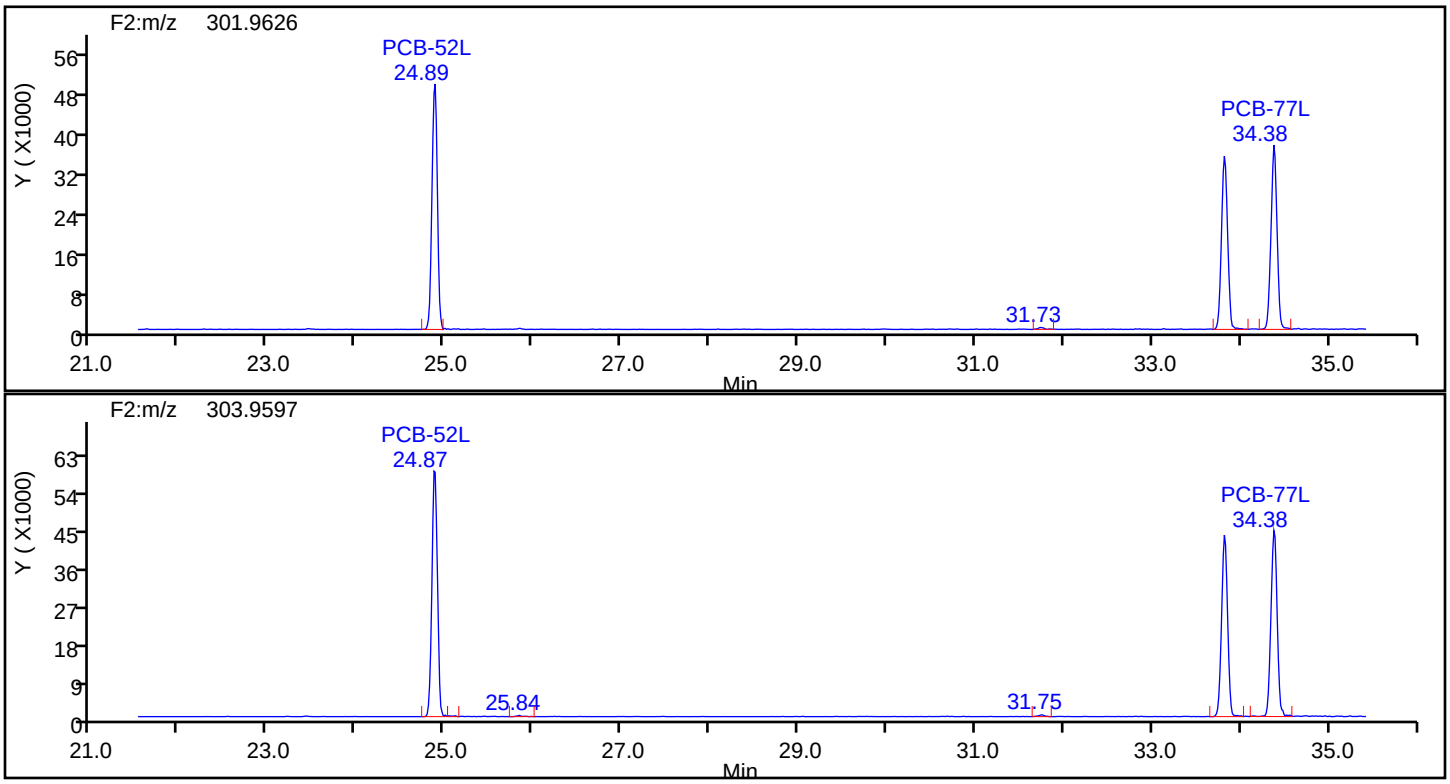

Eurofins TestAmerica, Knoxville

Data File:	\\chromna\Knoxville\ChromData\D3D\20190829-12907.b\580-88125-b-16-c_190830062106.d		
Injection Date:	30-Aug-2019 06:21:00	Injection Vol:	1.0 ul
Instrument ID:	D3D	Operator ID:	Xcalibur_System
Method:	PCBs_D3D	Limit Group:	HR - 1668A - ICAL
Client ID:	N5-0to28-101418		
Worklist#:	33148	Sample Line#:	9
Column Type:	SPB-Octyl	Column Dia:	0.25 mm

TePCB F2

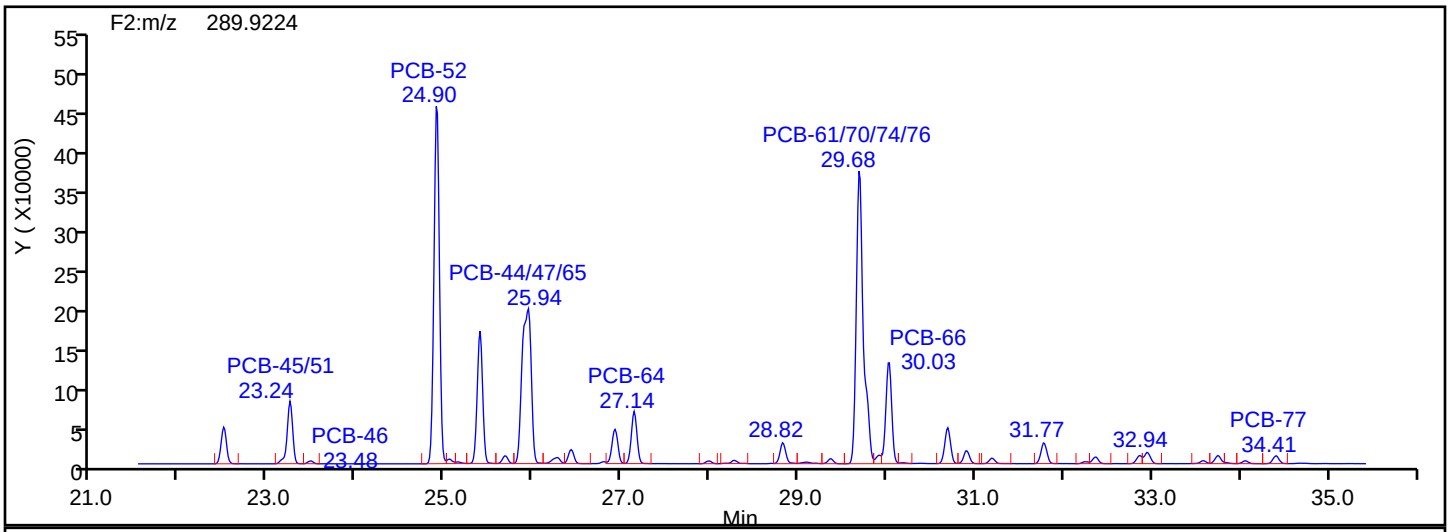

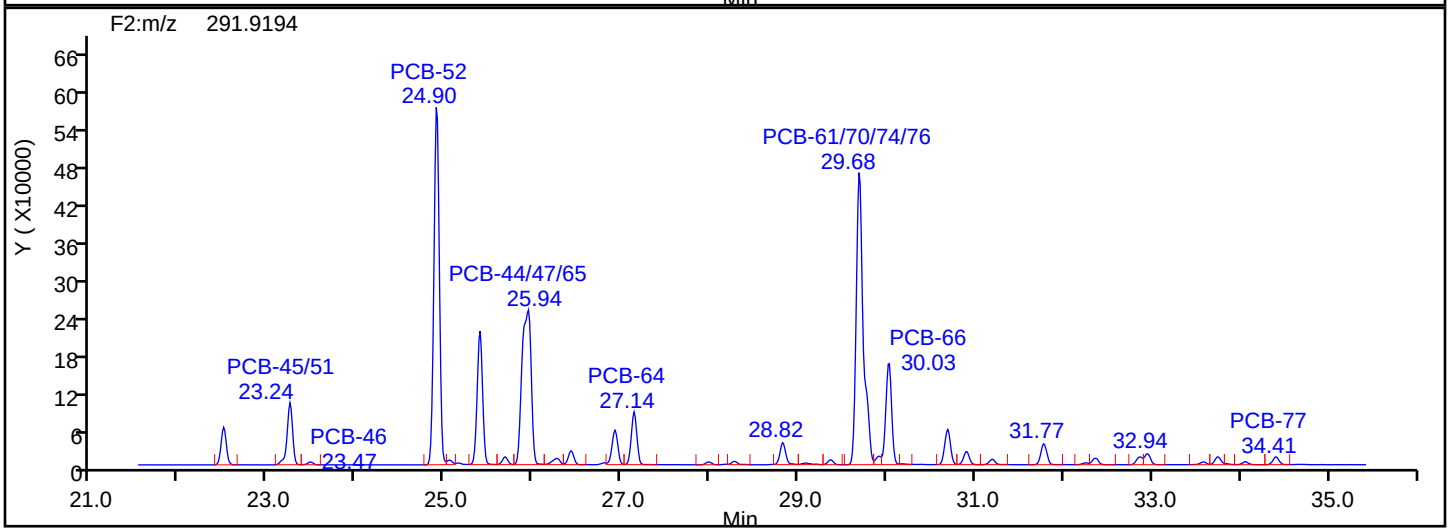

TePCB F2 Lock Mass

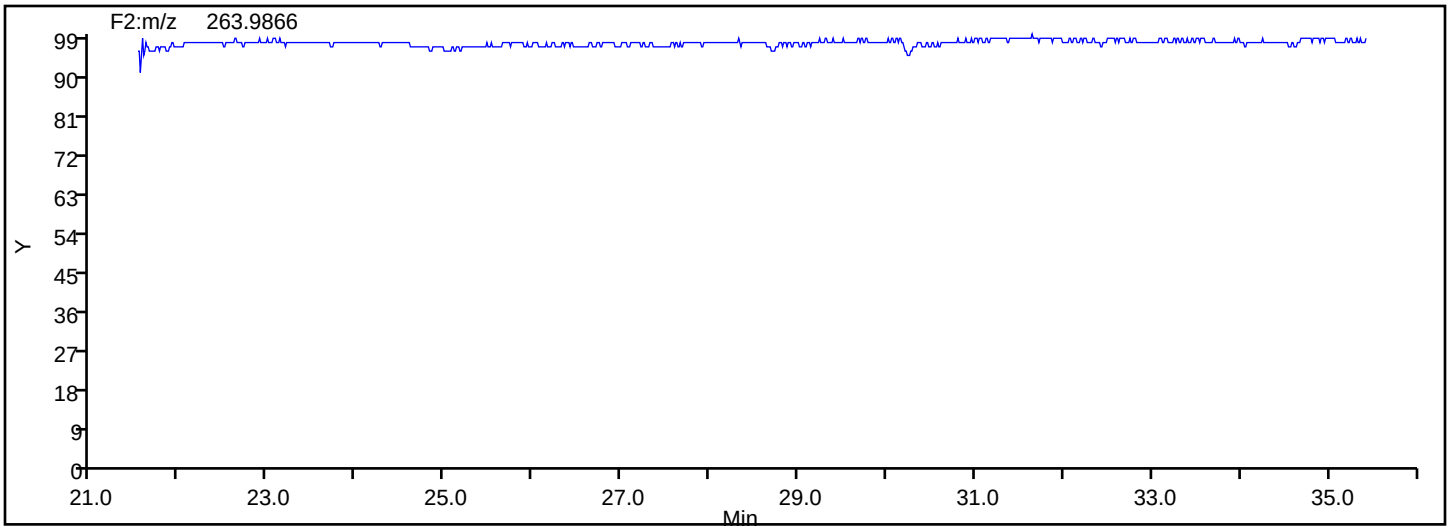

Manual Integration/User Assign Peak Report

Eurofins TestAmerica, Knoxville

Data File:	\\chromna\Knoxville\ChromData\D3D\20190829-12907.b\580-88125-b-16-c_190830062106.d				
Injection Date:	30-Aug-2019 06:21:00	Instrument ID:	D3D		
Lims ID:	580-88125-B-16-C	Lab Sample ID:	140-88125-16		
Client ID:	N5-0to28-101418				
Operator ID:	Xcalibur_System	ALS Bottle#:	0	Worklist Smp#:	9
Injection Vol:	1.0 ul	Dil. Factor:	2.0000		
Method:	PCBs_D3D	Limit Group:	HR - 1668A - ICAL		
Column:	SPB-Octyl (0.25 mm)	Detector	F2(21.81 :35.54)		

PCB-46, CAS: 41464-47-5

Signal: 1

Not Detected
Expected RT: 23.52

Processing Integration Results

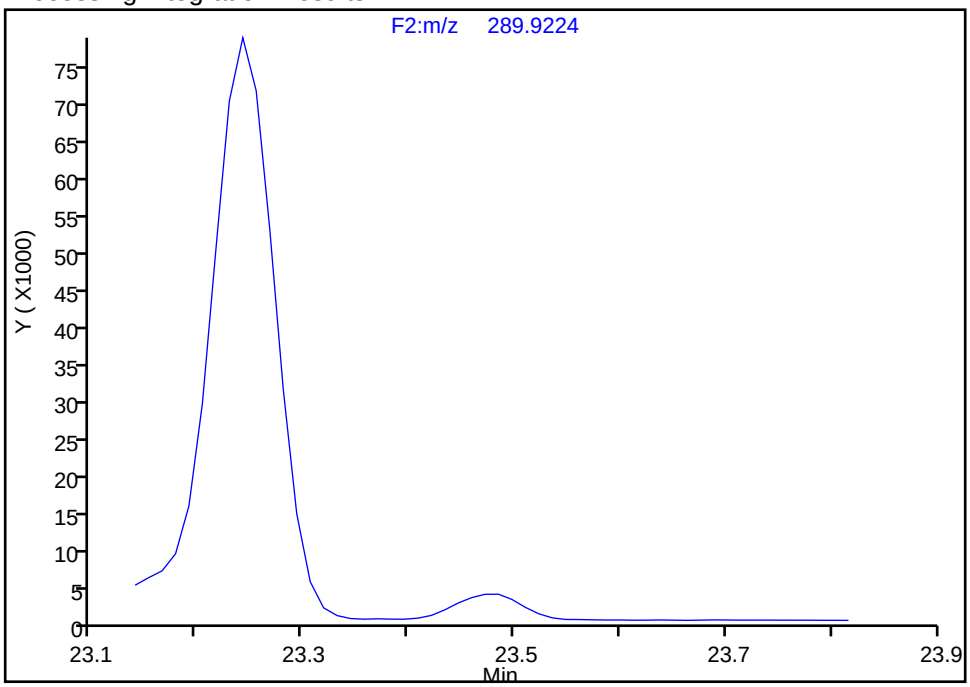

Manual Integration Results

RT: 23.48
Area: 14779
Amount: 5.697150
Amount Units: pg/ul

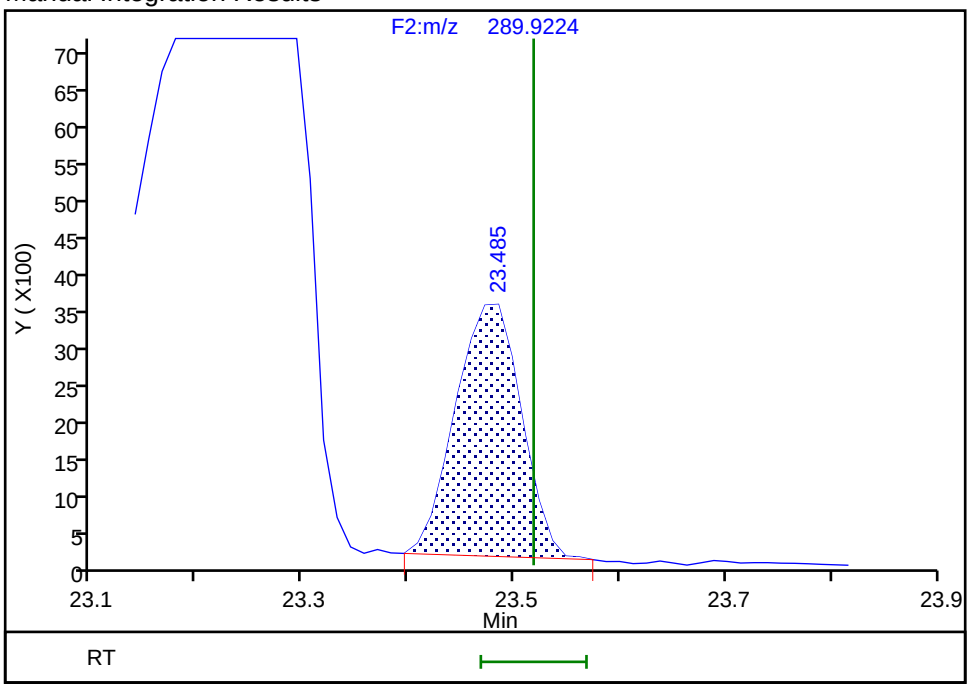

Reviewer: davidsonm, 03-Sep-2019 08:13:55
Audit Action: Assigned Compound ID Audit Reason: Peak assignment corrected

Manual Integration/User Assign Peak Report

Eurofins TestAmerica, Knoxville

Data File:	\\chromna\Knoxville\ChromData\D3D\20190829-12907.b\580-88125-b-16-c_190830062106.d				
Injection Date:	30-Aug-2019 06:21:00	Instrument ID:	D3D		
Lims ID:	580-88125-B-16-C	Lab Sample ID:	140-88125-16		
Client ID:	N5-0to28-101418				
Operator ID:	Xcalibur_System	ALS Bottle#:	0	Worklist Smp#:	9
Injection Vol:	1.0 ul	Dil. Factor:	2.0000		
Method:	PCBs_D3D	Limit Group:	HR - 1668A - ICAL		
Column:	SPB-Octyl (0.25 mm)	Detector	F2(21.81 :35.54)		

PCB-49/69, CAS: STL01805

Signal: 1

Not Detected
Expected RT: 25.40

Processing Integration Results

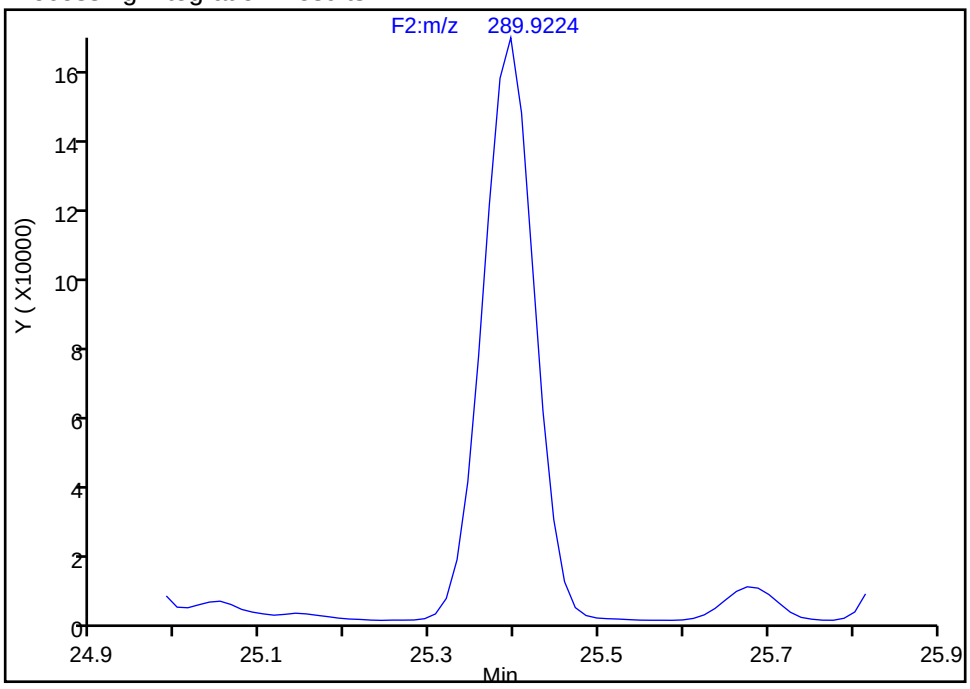

Manual Integration Results

RT: 25.40
Area: 719173
Amount: 185.4472
Amount Units: pg/ul

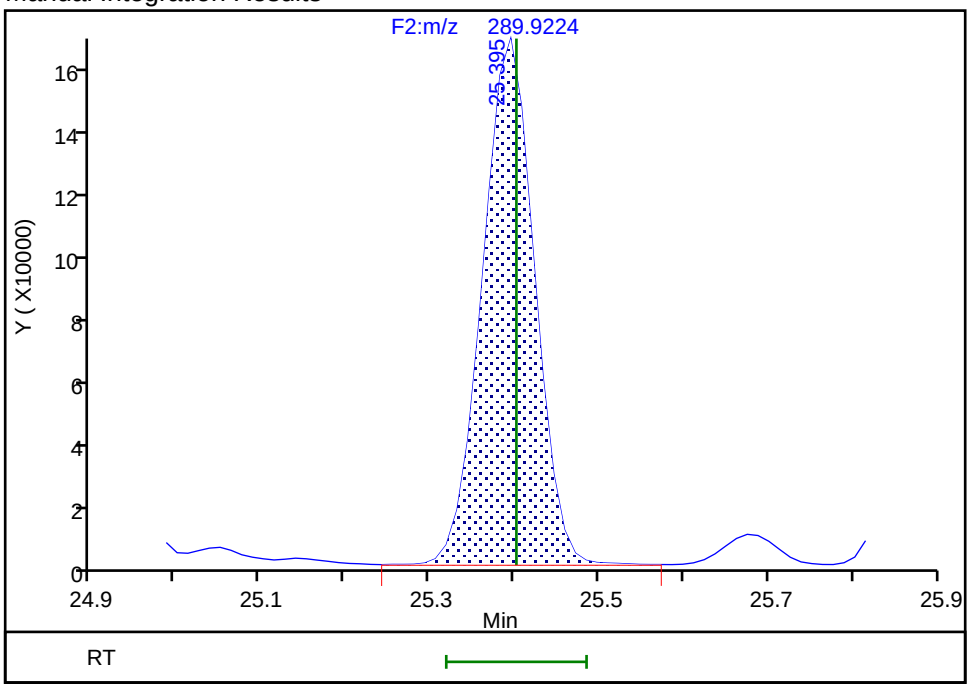

Reviewer: davidsonm, 03-Sep-2019 08:14:01
Audit Action: Assigned Compound ID Audit Reason: Peak assignment corrected

Manual Integration/User Assign Peak Report

Eurofins TestAmerica, Knoxville

Data File:	\\chromna\Knoxville\ChromData\D3D\20190829-12907.b\580-88125-b-16-c_190830062106.d				
Injection Date:	30-Aug-2019 06:21:00	Instrument ID:	D3D		
Lims ID:	580-88125-B-16-C	Lab Sample ID:	140-88125-16		
Client ID:	N5-0to28-101418				
Operator ID:	Xcalibur_System	ALS Bottle#:	0	Worklist Smp#:	9
Injection Vol:	1.0 ul	Dil. Factor:	2.0000		
Method:	PCBs_D3D	Limit Group:	HR - 1668A - ICAL		
Column:	SPB-Octyl (0.25 mm)	Detector	F2(21.81 :35.54)		

PCB-48, CAS: 70362-47-9

Signal: 1

Not Detected
Expected RT: 25.72

Processing Integration Results

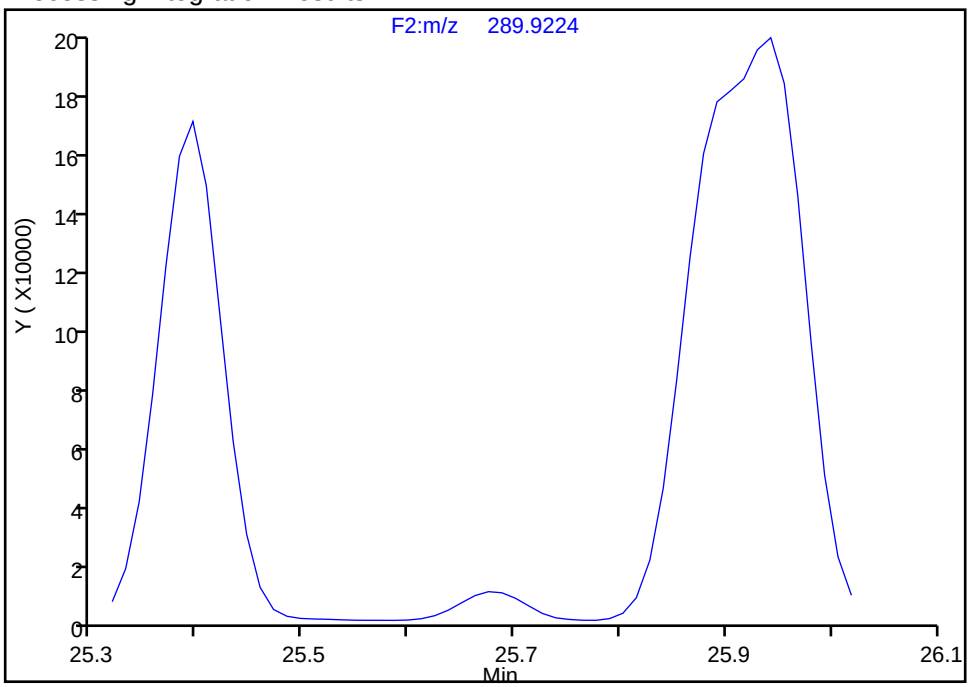

Manual Integration Results

RT: 25.68
Area: 44113
Amount: 13.390397
Amount Units: pg/ul

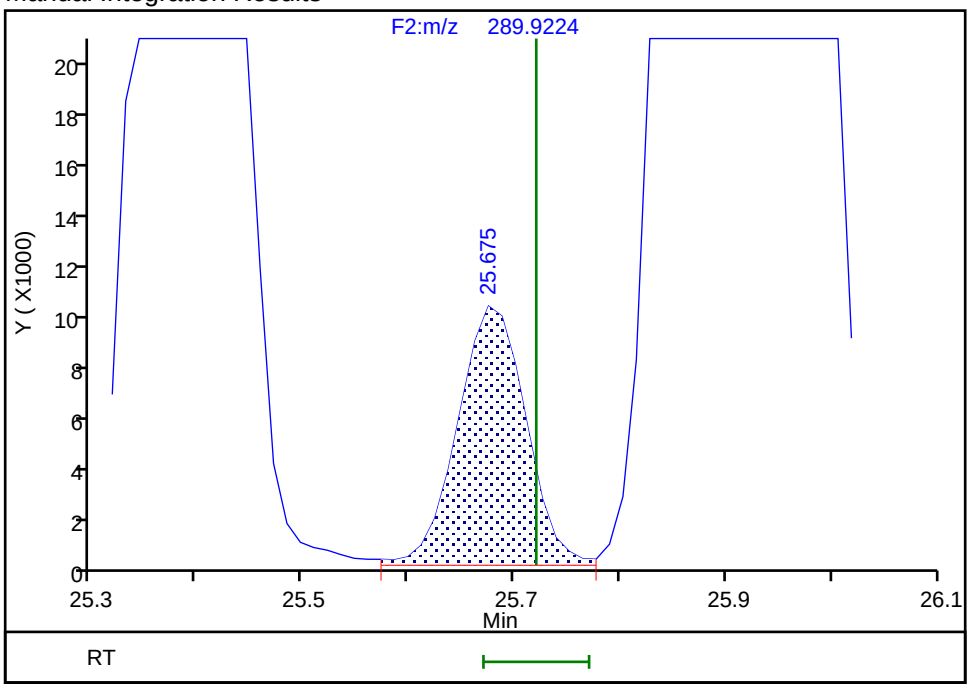

Reviewer: davidsonm, 03-Sep-2019 08:14:05
Audit Action: Assigned Compound ID Audit Reason: Peak assignment corrected

Manual Integration/User Assign Peak Report

Eurofins TestAmerica, Knoxville

Data File:	\\chromna\Knoxville\ChromData\D3D\20190829-12907.b\580-88125-b-16-c_190830062106.d				
Injection Date:	30-Aug-2019 06:21:00	Instrument ID:	D3D		
Lims ID:	580-88125-B-16-C	Lab Sample ID:	140-88125-16		
Client ID:	N5-0to28-101418				
Operator ID:	Xcalibur_System	ALS Bottle#:	0	Worklist Smp#:	9
Injection Vol:	1.0 ul	Dil. Factor:	2.0000		
Method:	PCBs_D3D	Limit Group:	HR - 1668A - ICAL		
Column:	SPB-Octyl (0.25 mm)	Detector	F2(21.81 :35.54)		

PCB-59/62/75, CAS: STL01807

Signal: 1

Not Detected
Expected RT: 26.26

Processing Integration Results

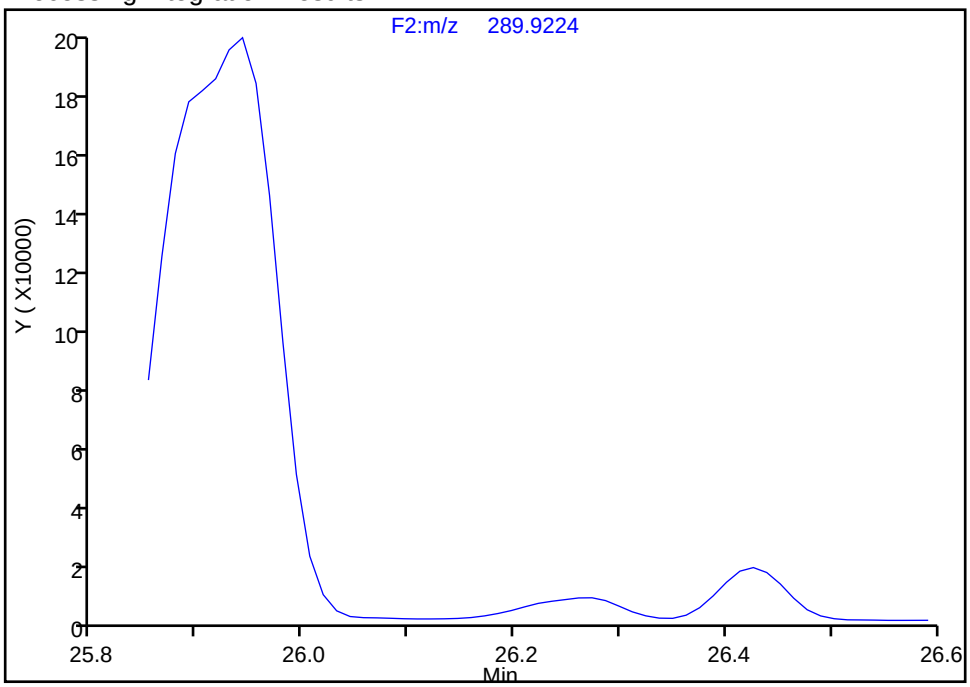

Manual Integration Results

RT: 26.27
Area: 49793
Amount: 10.498375
Amount Units: pg/ul

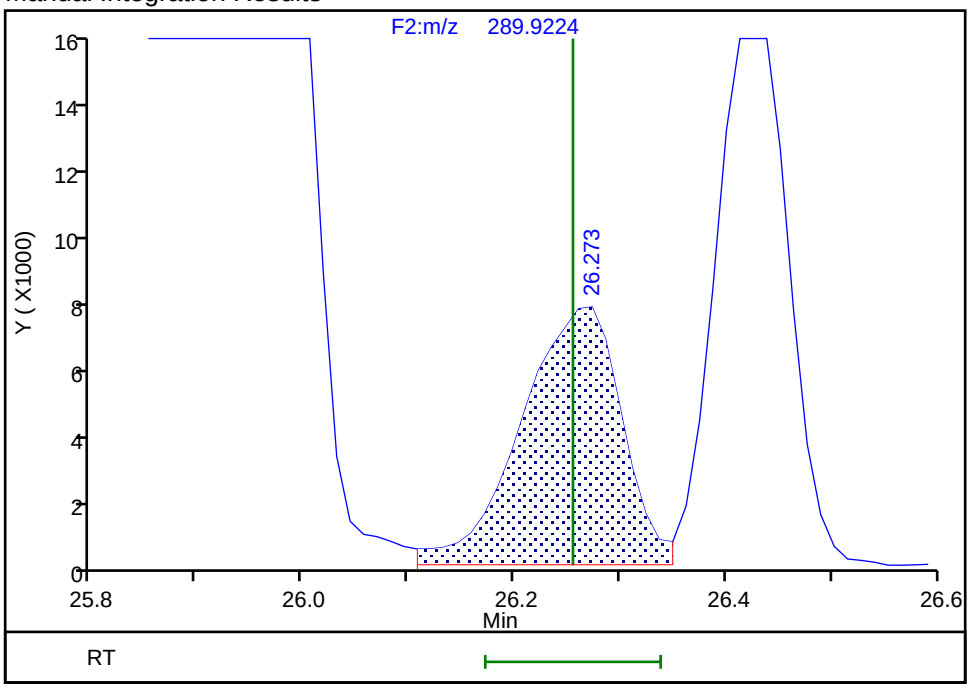

Reviewer: davidsonm, 03-Sep-2019 08:14:16
Audit Action: Assigned Compound ID Audit Reason: Peak assignment corrected

Manual Integration/User Assign Peak Report

Eurofins TestAmerica, Knoxville

Data File:	\\chromna\Knoxville\ChromData\D3D\20190829-12907.b\580-88125-b-16-c_190830062106.d				
Injection Date:	30-Aug-2019 06:21:00	Instrument ID:	D3D		
Lims ID:	580-88125-B-16-C	Lab Sample ID:	140-88125-16		
Client ID:	N5-0to28-101418				
Operator ID:	Xcalibur_System	ALS Bottle#:	0	Worklist Smp#:	9
Injection Vol:	1.0 ul	Dil. Factor:	2.0000		
Method:	PCBs_D3D	Limit Group:	HR - 1668A - ICAL		
Column:	SPB-Octyl (0.25 mm)	Detector	F2(21.81 :35.54)		

PCB-42, CAS: 36559-22-5

Signal: 1

Not Detected
Expected RT: 26.47

Processing Integration Results

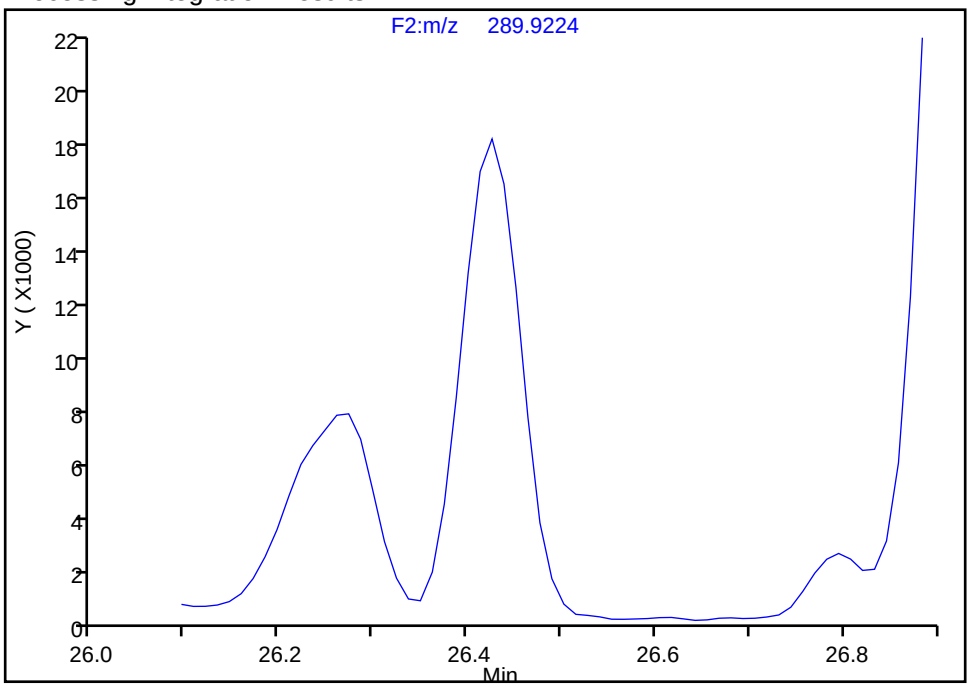

Manual Integration Results

RT: 26.43
Area: 79095
Amount: 26.200742
Amount Units: pg/ul

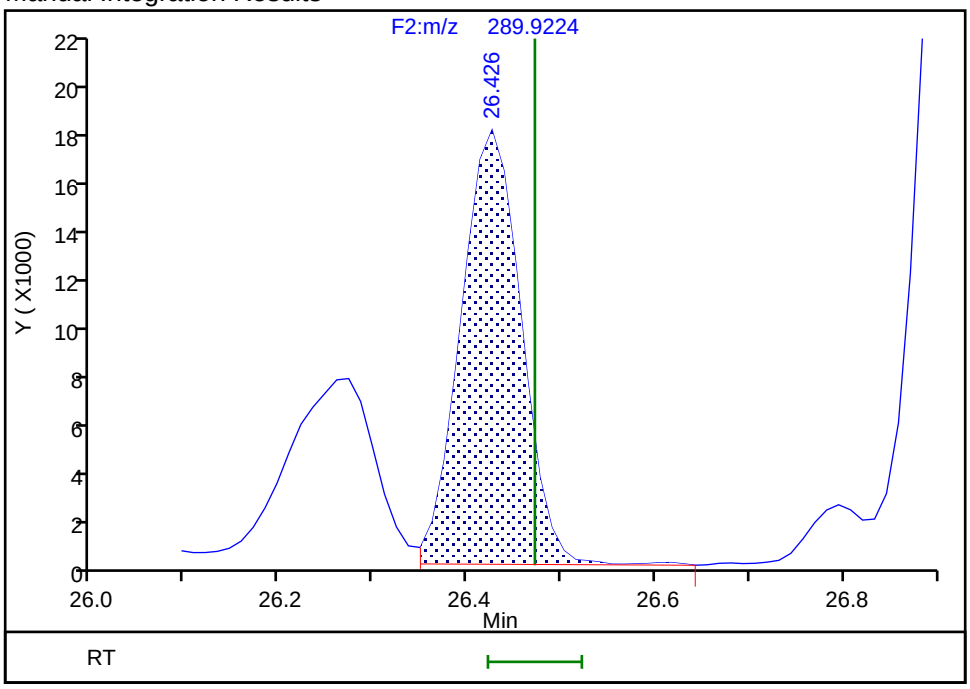

Reviewer: davidsonm, 03-Sep-2019 08:14:35
Audit Action: Assigned Compound ID Audit Reason: Peak assignment corrected

Manual Integration/User Assign Peak Report

Eurofins TestAmerica, Knoxville

Data File:	\\chromna\Knoxville\ChromData\D3D\20190829-12907.b\580-88125-b-16-c_190830062106.d				
Injection Date:	30-Aug-2019 06:21:00	Instrument ID:	D3D		
Lims ID:	580-88125-B-16-C	Lab Sample ID:	140-88125-16		
Client ID:	N5-0to28-101418				
Operator ID:	Xcalibur_System	ALS Bottle#:	0	Worklist Smp#:	9
Injection Vol:	1.0 ul	Dil. Factor:	2.0000		
Method:	PCBs_D3D	Limit Group:	HR - 1668A - ICAL		
Column:	SPB-Octyl (0.25 mm)	Detector	F2(21.81 :35.54)		

PCB-64, CAS: 52663-58-8

Signal: 1

Not Detected
Expected RT: 27.17

Processing Integration Results

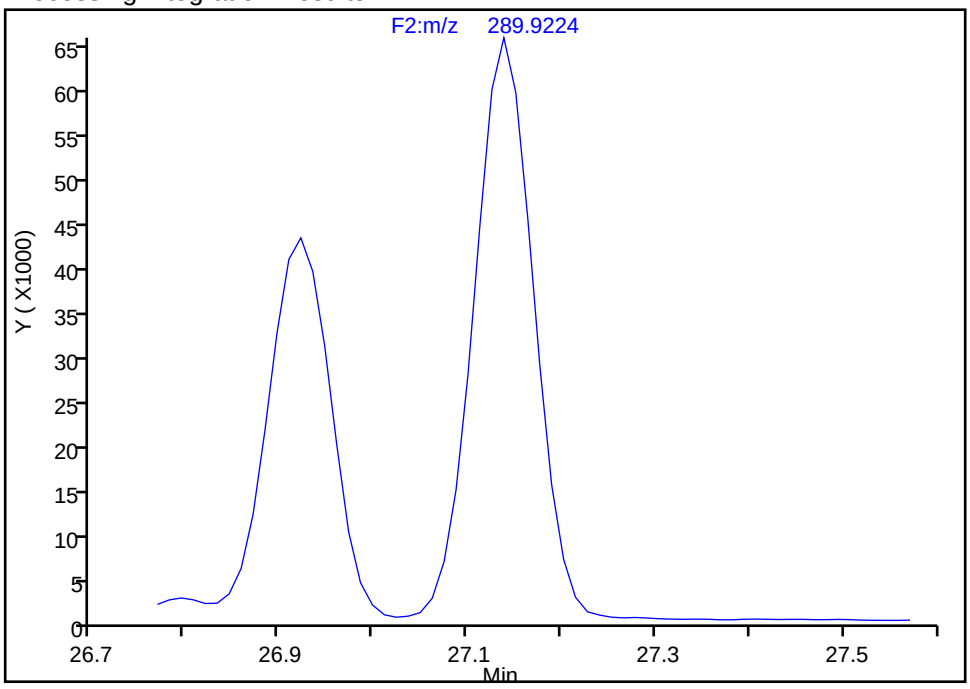

Manual Integration Results

RT: 27.14
Area: 292184
Amount: 60.340637
Amount Units: pg/ul

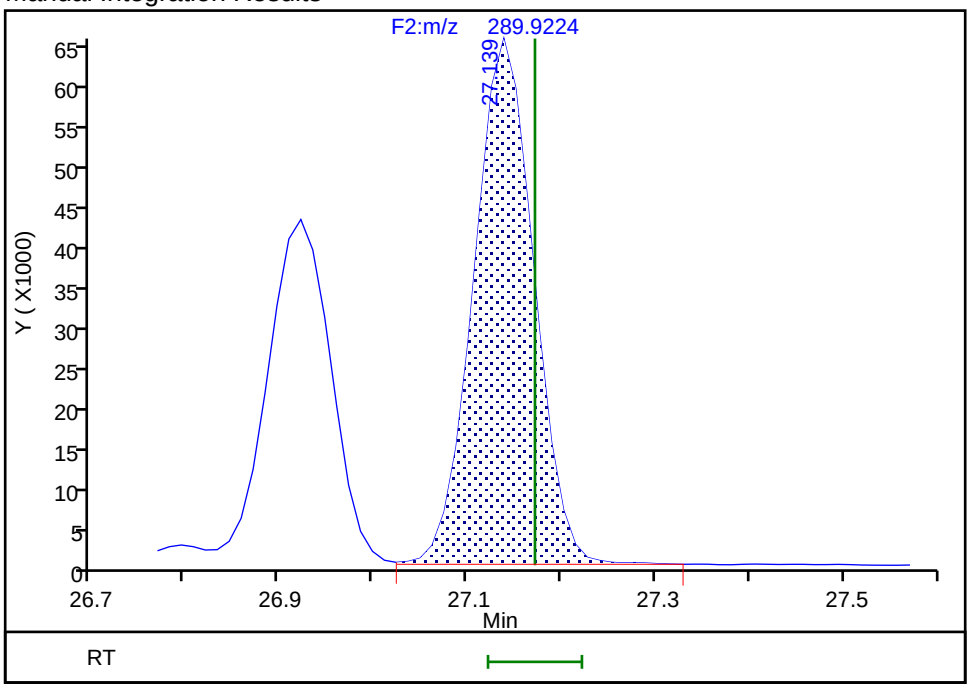

Reviewer: davidsonm, 03-Sep-2019 08:14:30
Audit Action: Assigned Compound ID Audit Reason: Peak assignment corrected

Manual Integration/User Assign Peak Report

Eurofins TestAmerica, Knoxville

Data File:	\\chromna\Knoxville\ChromData\D3D\20190829-12907.b\580-88125-b-16-c_190830062106.d				
Injection Date:	30-Aug-2019 06:21:00	Instrument ID:	D3D		
Lims ID:	580-88125-B-16-C	Lab Sample ID:	140-88125-16		
Client ID:	N5-0to28-101418				
Operator ID:	Xcalibur_System	ALS Bottle#:	0	Worklist Smp#:	9
Injection Vol:	1.0 ul	Dil. Factor:	2.0000		
Method:	PCBs_D3D	Limit Group:	HR - 1668A - ICAL		
Column:	SPB-Octyl (0.25 mm)	Detector	F2(21.81 :35.54)		

PCB-67, CAS: 73575-53-8

Signal: 2

Processing Integration Results

RT: 29.09
Area: 17658
Amount: 3.089239
Amount Units: pg/ul

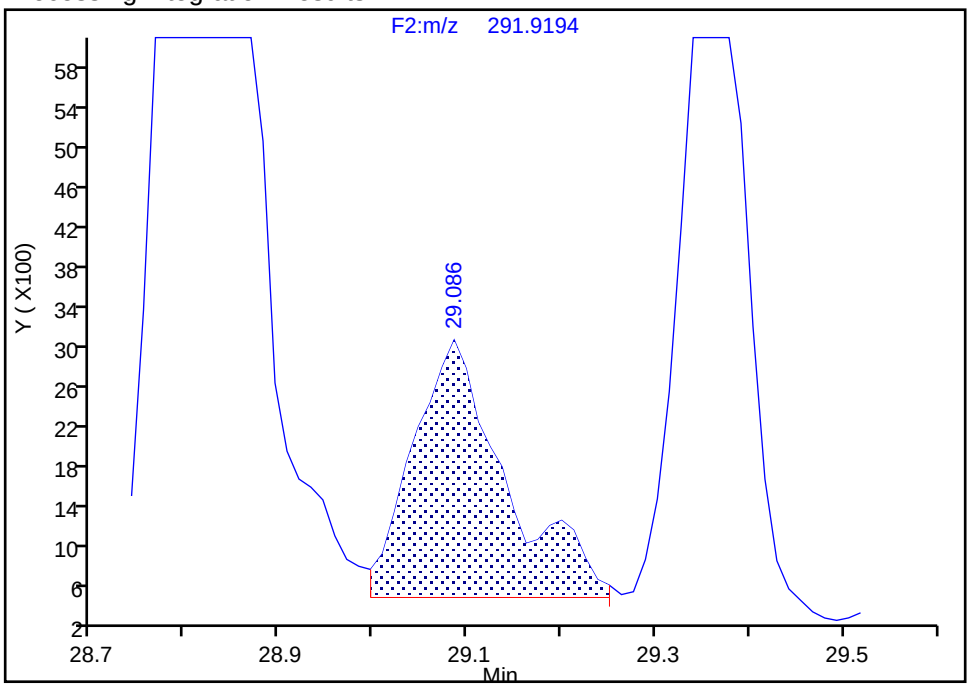

Manual Integration Results

RT: 29.09
Area: 17942
Amount: 3.115520
Amount Units: pg/ul

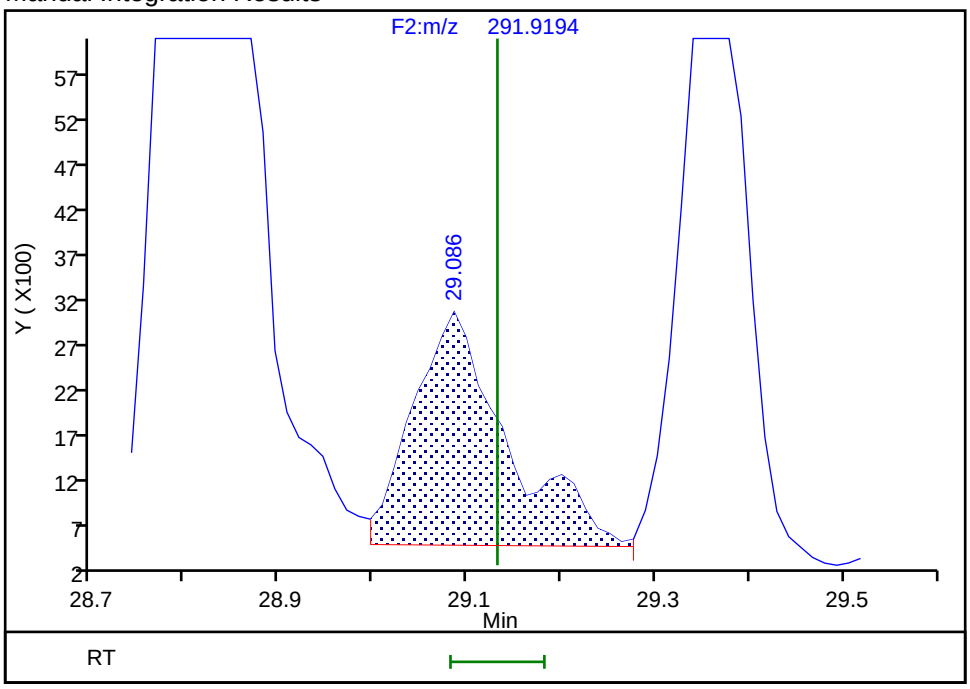

Reviewer: davidsonm, 03-Sep-2019 08:15:09

Audit Action: Manually Integrated Audit Reason: Incomplete Integration

Manual Integration/User Assign Peak Report

Eurofins TestAmerica, Knoxville

Data File:	\\chromna\Knoxville\ChromData\D3D\20190829-12907.b\580-88125-b-16-c_190830062106.d				
Injection Date:	30-Aug-2019 06:21:00	Instrument ID:	D3D		
Lims ID:	580-88125-B-16-C	Lab Sample ID:	140-88125-16		
Client ID:	N5-0to28-101418				
Operator ID:	Xcalibur_System	ALS Bottle#:	0	Worklist Smp#:	9
Injection Vol:	1.0 ul	Dil. Factor:	2.0000		
Method:	PCBs_D3D	Limit Group:	HR - 1668A - ICAL		
Column:	SPB-Octyl (0.25 mm)	Detector	F2(21.81 :35.54)		

PCB-63, CAS: 74472-34-7

Signal: 2

Processing Integration Results

RT: 29.37
Area: 28431
Amount: 4.958297
Amount Units: pg/ul

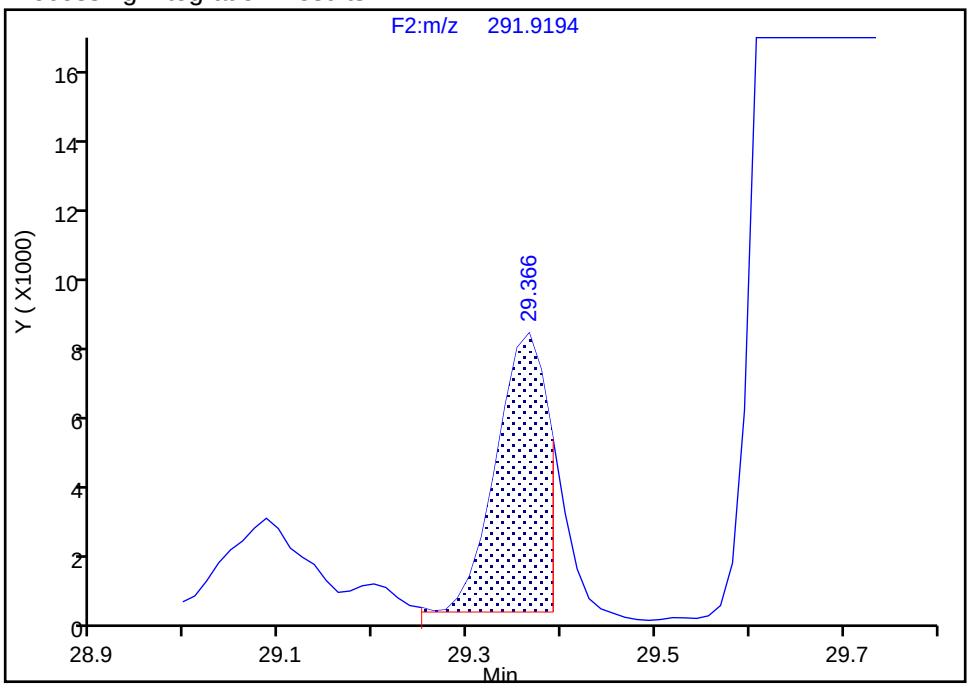

Manual Integration Results

RT: 29.37
Area: 34818
Amount: 5.519540
Amount Units: pg/ul

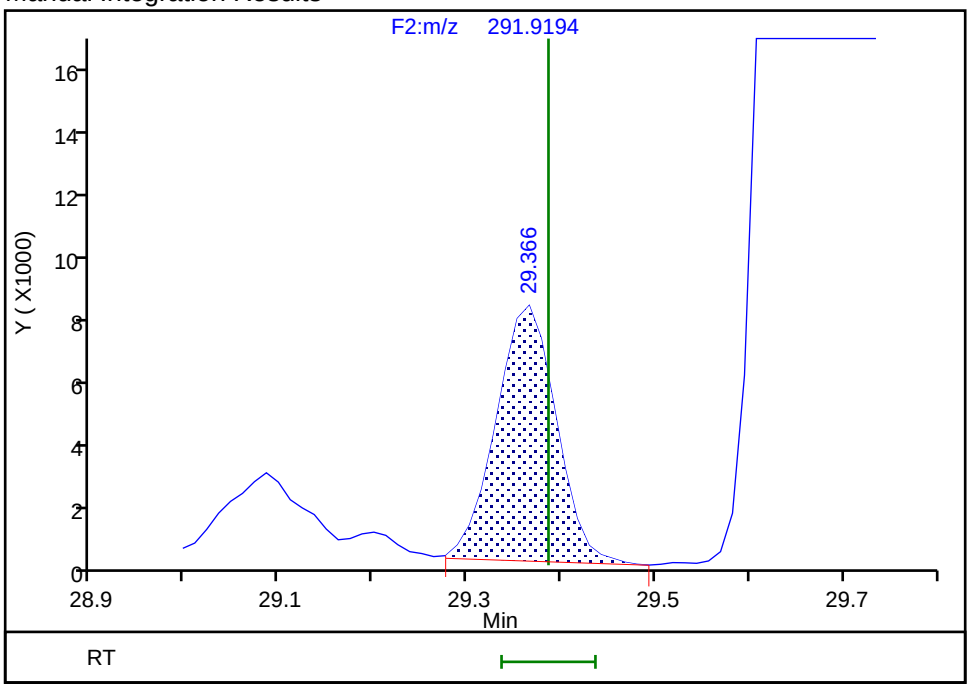

Reviewer: davidsonm, 03-Sep-2019 08:15:09

Audit Action: Manually Integrated Audit Reason: Incomplete Integration

Manual Integration/User Assign Peak Report

Eurofins TestAmerica, Knoxville

Data File:	\\chromna\Knoxville\ChromData\D3D\20190829-12907.b\580-88125-b-16-c_190830062106.d				
Injection Date:	30-Aug-2019 06:21:00	Instrument ID:	D3D		
Lims ID:	580-88125-B-16-C	Lab Sample ID:	140-88125-16		
Client ID:	N5-0to28-101418				
Operator ID:	Xcalibur_System	ALS Bottle#:	0	Worklist Smp#:	9
Injection Vol:	1.0 ul	Dil. Factor:	2.0000		
Method:	PCBs_D3D	Limit Group:	HR - 1668A - ICAL		
Column:	SPB-Octyl (0.25 mm)	Detector	F2(21.81 :35.54)		

PCB-66, CAS: 32598-10-0

Signal: 1

Processing Integration Results

RT: 30.03
Area: 602918
Amount: 137.0238
Amount Units: pg/ul

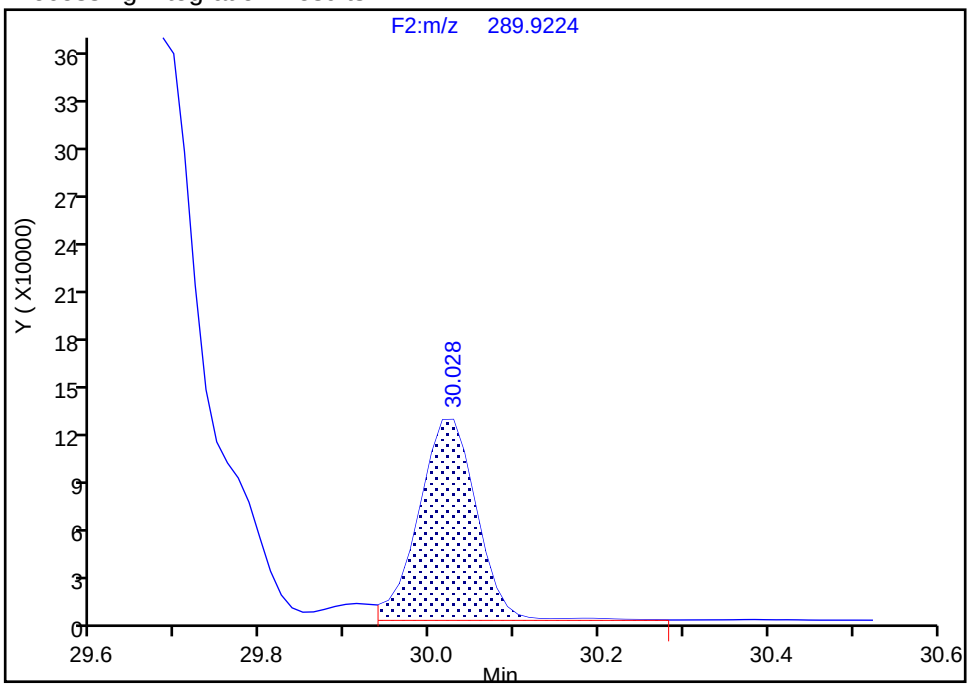

Manual Integration Results

RT: 30.03
Area: 595808
Amount: 135.7538
Amount Units: pg/ul

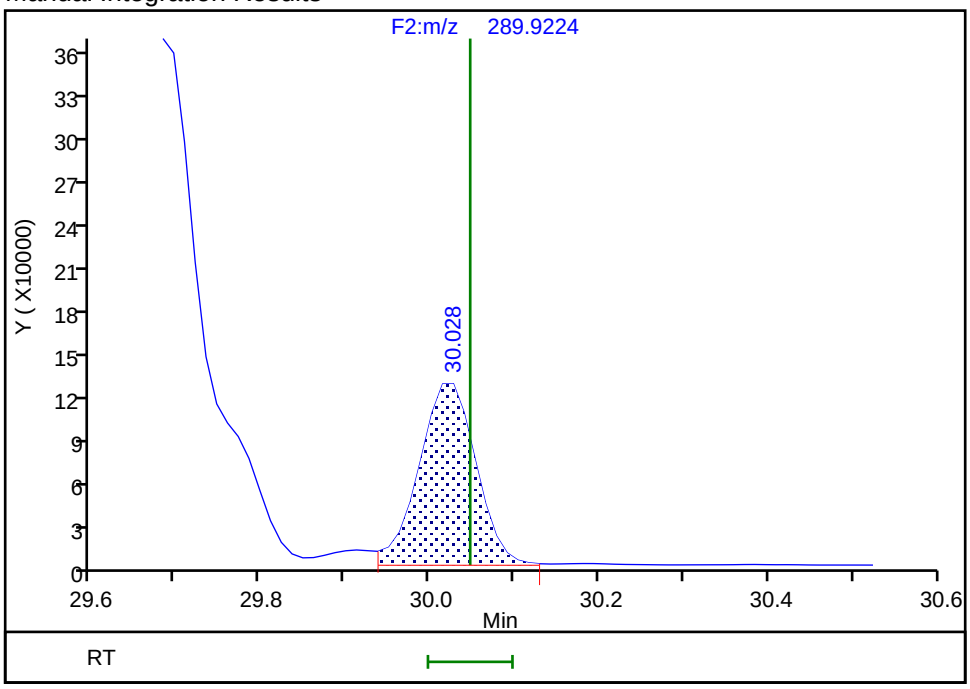

Reviewer: davidsonm, 03-Sep-2019 08:15:30

Audit Action: Split an Integrated Peak Audit Reason: Split Peak

Manual Integration/User Assign Peak Report

Eurofins TestAmerica, Knoxville

Data File:	\\chromna\Knoxville\ChromData\D3D\20190829-12907.b\580-88125-b-16-c_190830062106.d				
Injection Date:	30-Aug-2019 06:21:00	Instrument ID:	D3D		
Lims ID:	580-88125-B-16-C	Lab Sample ID:	140-88125-16		
Client ID:	N5-0to28-101418				
Operator ID:	Xcalibur_System	ALS Bottle#:	0	Worklist Smp#:	9
Injection Vol:	1.0 ul	Dil. Factor:	2.0000		
Method:	PCBs_D3D	Limit Group:	HR - 1668A - ICAL		
Column:	SPB-Octyl (0.25 mm)	Detector	F2(21.81 :35.54)		

PCB-66, CAS: 32598-10-0

Signal: 2

Processing Integration Results

RT: 30.03
Area: 756291
Amount: 137.0238
Amount Units: pg/ul

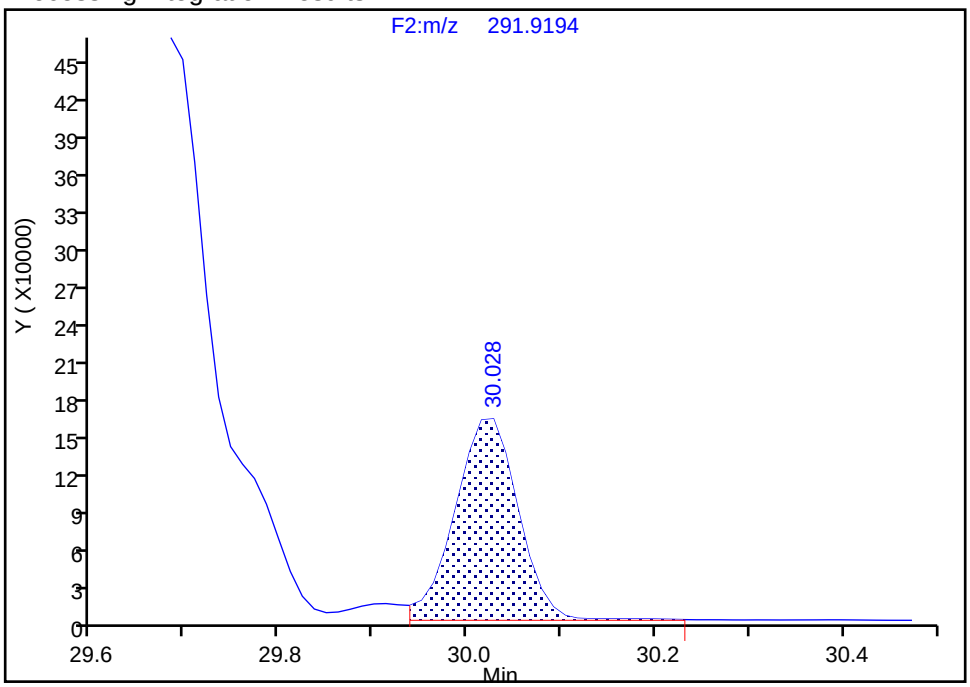

Manual Integration Results

RT: 30.03
Area: 750803
Amount: 135.7538
Amount Units: pg/ul

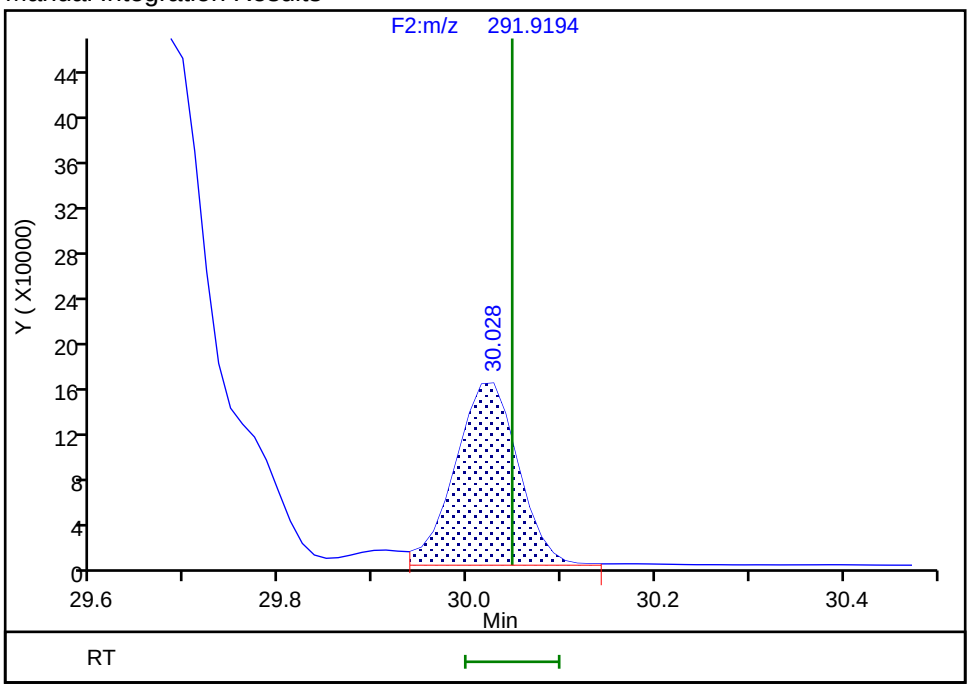

Reviewer: davidsonm, 03-Sep-2019 08:15:34

Audit Action: Split an Integrated Peak Audit Reason: Split Peak

Manual Integration/User Assign Peak Report

Eurofins TestAmerica, Knoxville

Data File:	\\chromna\Knoxville\ChromData\D3D\20190829-12907.b\580-88125-b-16-c_190830062106.d				
Injection Date:	30-Aug-2019 06:21:00	Instrument ID:	D3D		
Lims ID:	580-88125-B-16-C	Lab Sample ID:	140-88125-16		
Client ID:	N5-0to28-101418				
Operator ID:	Xcalibur_System	ALS Bottle#:	0	Worklist Smp#:	9
Injection Vol:	1.0 ul	Dil. Factor:	2.0000		
Method:	PCBs_D3D	Limit Group:	HR - 1668A - ICAL		
Column:	SPB-Octyl (0.25 mm)	Detector	F2(21.81 :35.54)		

PCB-55, CAS: 74338-24-2

Signal: 2

Not Detected
Expected RT: 30.21

Processing Integration Results

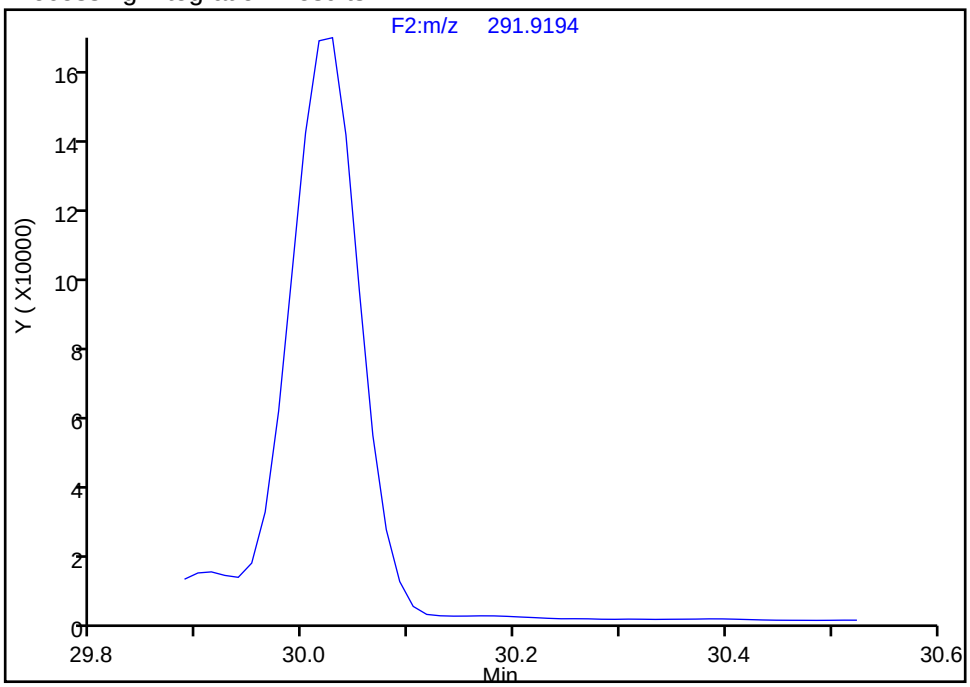

Manual Integration Results

RT: 30.17
Area: 6657
Amount: 1.371539
Amount Units: pg/ul

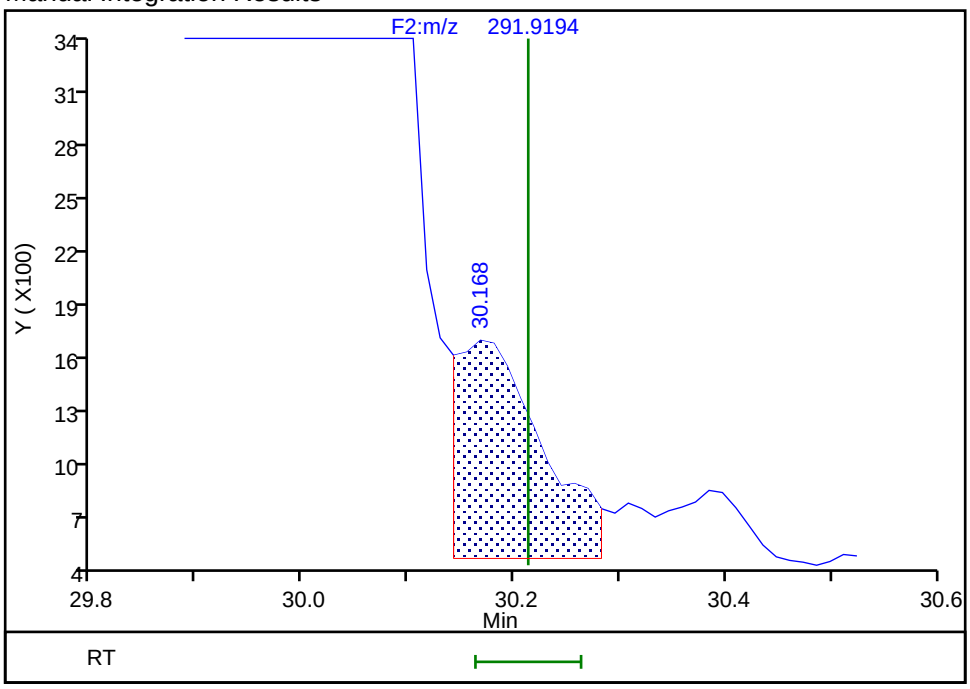

Reviewer: davidsonm, 03-Sep-2019 08:15:48
Audit Action: Manually Integrated Audit Reason: Incomplete Integration

Manual Integration/User Assign Peak Report

Eurofins TestAmerica, Knoxville

Data File:	\\chromna\Knoxville\ChromData\D3D\20190829-12907.b\580-88125-b-16-c_190830062106.d				
Injection Date:	30-Aug-2019 06:21:00	Instrument ID:	D3D		
Lims ID:	580-88125-B-16-C	Lab Sample ID:	140-88125-16		
Client ID:	N5-0to28-101418				
Operator ID:	Xcalibur_System	ALS Bottle#:	0	Worklist Smp#:	9
Injection Vol:	1.0 ul	Dil. Factor:	2.0000		
Method:	PCBs_D3D	Limit Group:	HR - 1668A - ICAL		
Column:	SPB-Octyl (0.25 mm)	Detector	F2(21.81 :35.54)		

PCB-55, CAS: 74338-24-2

Signal: 1

Not Detected
Expected RT: 30.21

Processing Integration Results

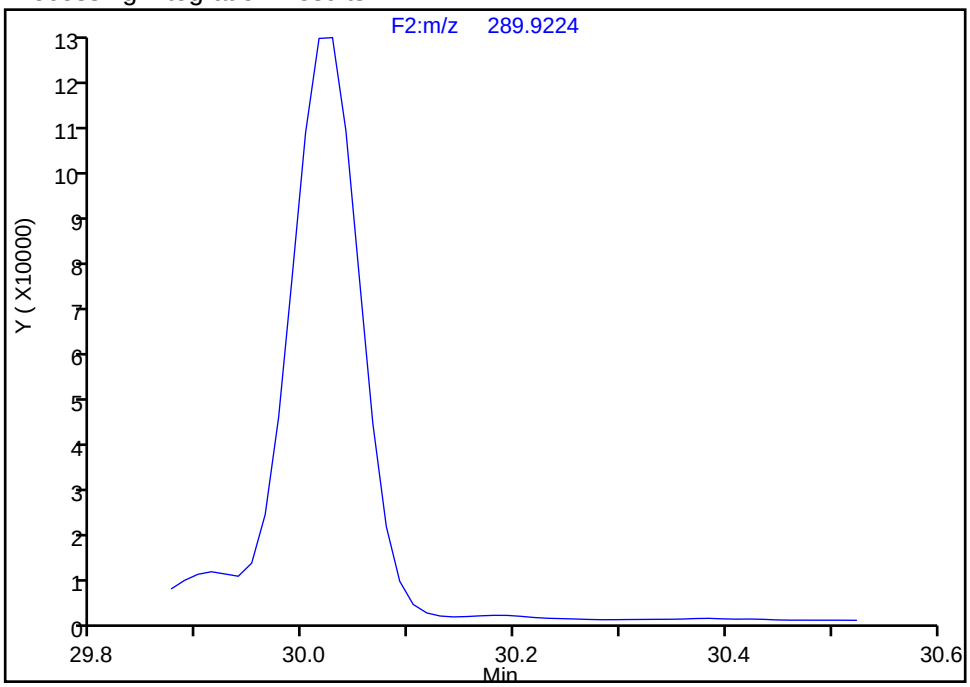

Manual Integration Results

RT: 30.18
Area: 7109
Amount: 1.371539
Amount Units: pg/ul

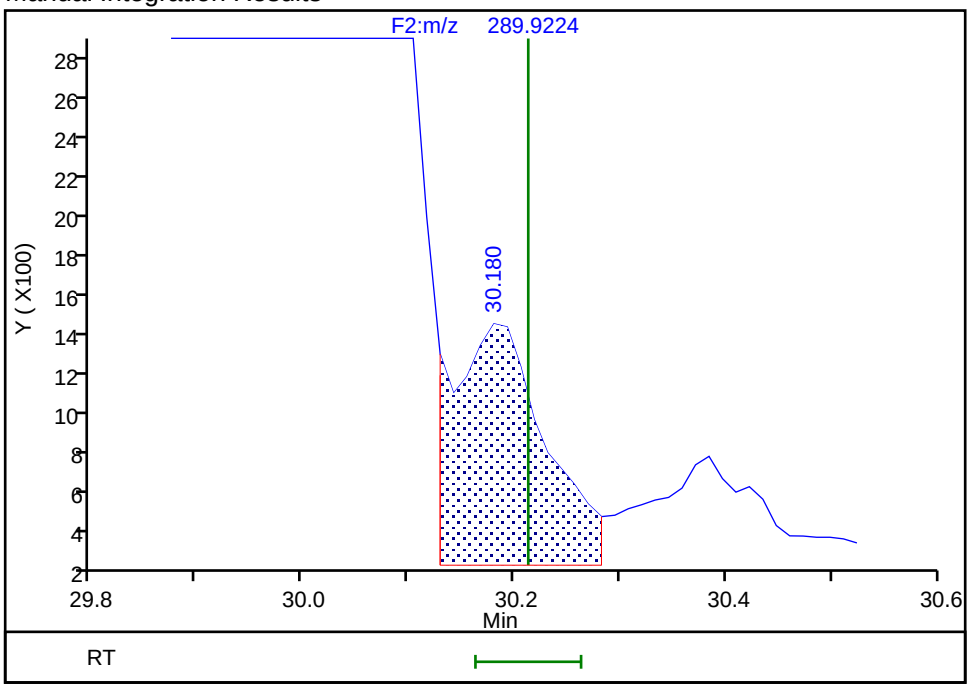

Reviewer: davidsonm, 03-Sep-2019 08:15:48
Audit Action: Manually Integrated Audit Reason: Incomplete Integration

Manual Integration/User Assign Peak Report

Eurofins TestAmerica, Knoxville

Data File:	\\chromna\Knoxville\ChromData\D3D\20190829-12907.b\580-88125-b-16-c_190830062106.d				
Injection Date:	30-Aug-2019 06:21:00	Instrument ID:	D3D		
Lims ID:	580-88125-B-16-C	Lab Sample ID:	140-88125-16		
Client ID:	N5-0to28-101418				
Operator ID:	Xcalibur_System	ALS Bottle#:	0	Worklist Smp#:	9
Injection Vol:	1.0 ul	Dil. Factor:	2.0000		
Method:	PCBs_D3D	Limit Group:	HR - 1668A - ICAL		
Column:	SPB-Octyl (0.25 mm)	Detector	F2(21.81 :35.54)		

PCB-81, CAS: 70362-50-4

Signal: 1

Not Detected
Expected RT: 33.87

Processing Integration Results

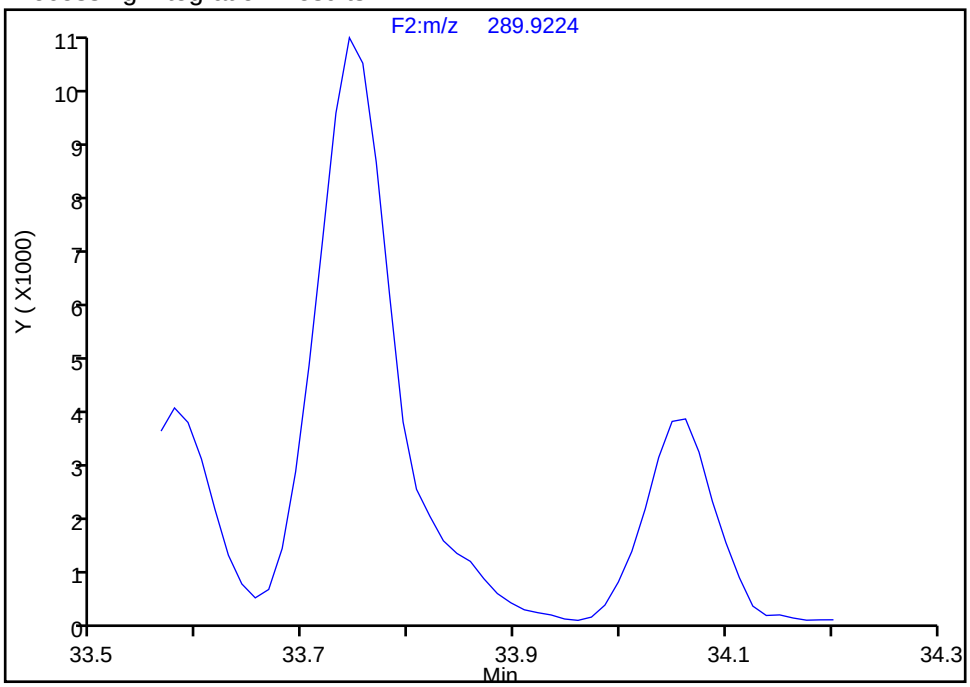

Manual Integration Results

RT: 33.82
Area: 5389
Amount: 1.228923
Amount Units: pg/ul

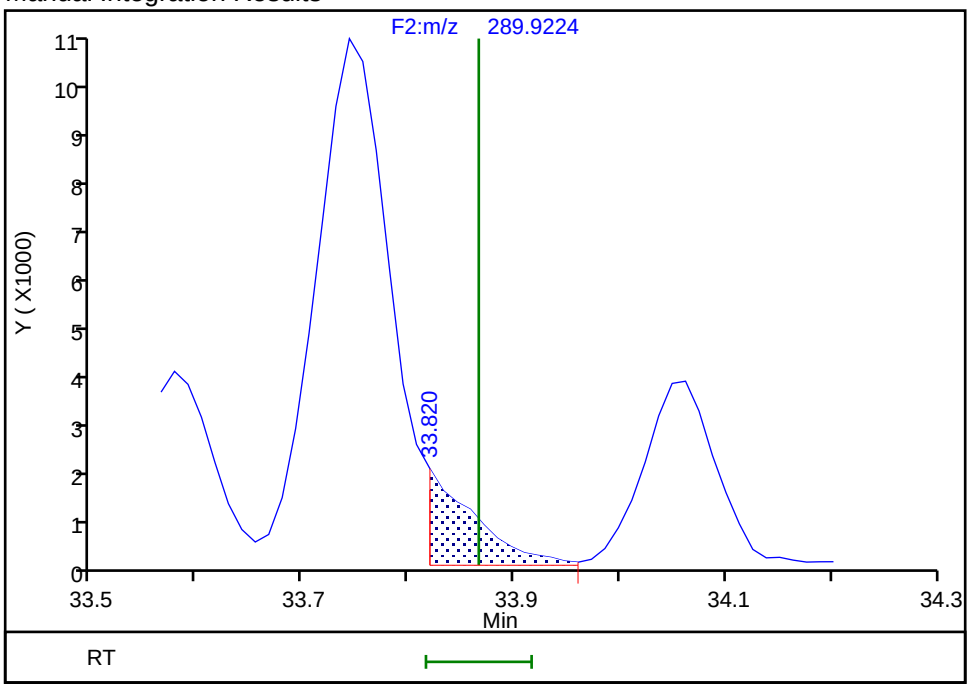

Reviewer: davidsonm, 03-Sep-2019 08:16:18
Audit Action: Split an Integrated Peak Audit Reason: Split Peak

Manual Integration/User Assign Peak Report

Eurofins TestAmerica, Knoxville

Data File:	\\chromna\Knoxville\ChromData\D3D\20190829-12907.b\580-88125-b-16-c_190830062106.d				
Injection Date:	30-Aug-2019 06:21:00	Instrument ID:	D3D		
Lims ID:	580-88125-B-16-C	Lab Sample ID:	140-88125-16		
Client ID:	N5-0to28-101418				
Operator ID:	Xcalibur_System	ALS Bottle#:	0	Worklist Smp#:	9
Injection Vol:	1.0 ul	Dil. Factor:	2.0000		
Method:	PCBs_D3D	Limit Group:	HR - 1668A - ICAL		
Column:	SPB-Octyl (0.25 mm)	Detector	F2(21.81 :35.54)		

PCB-81, CAS: 70362-50-4

Signal: 2

Not Detected
Expected RT: 33.87

Processing Integration Results

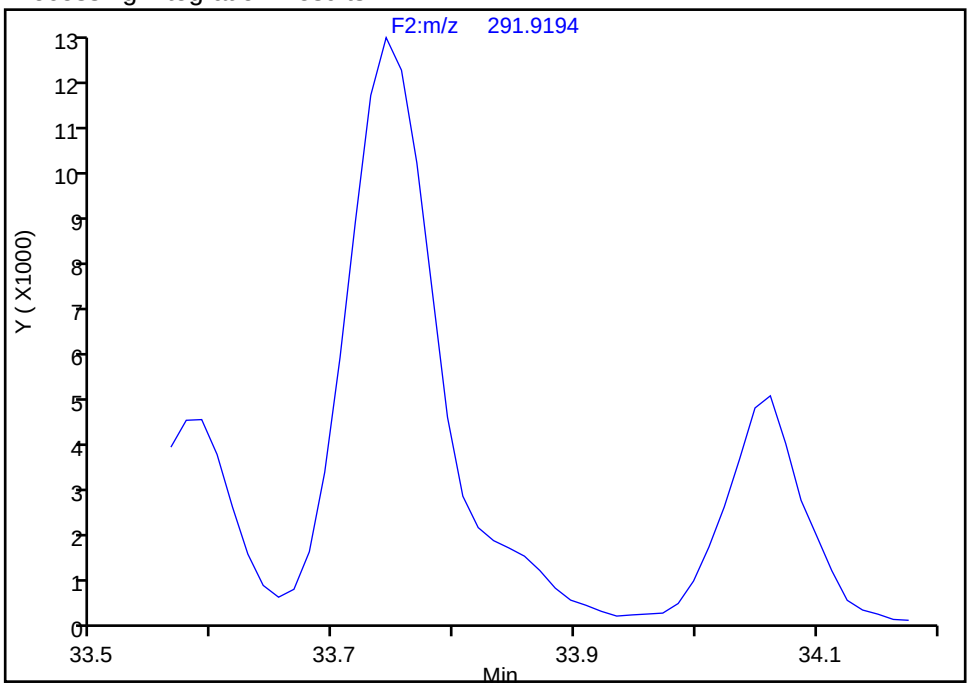

Manual Integration Results

RT: 33.82
Area: 6849
Amount: 1.228923
Amount Units: pg/ul

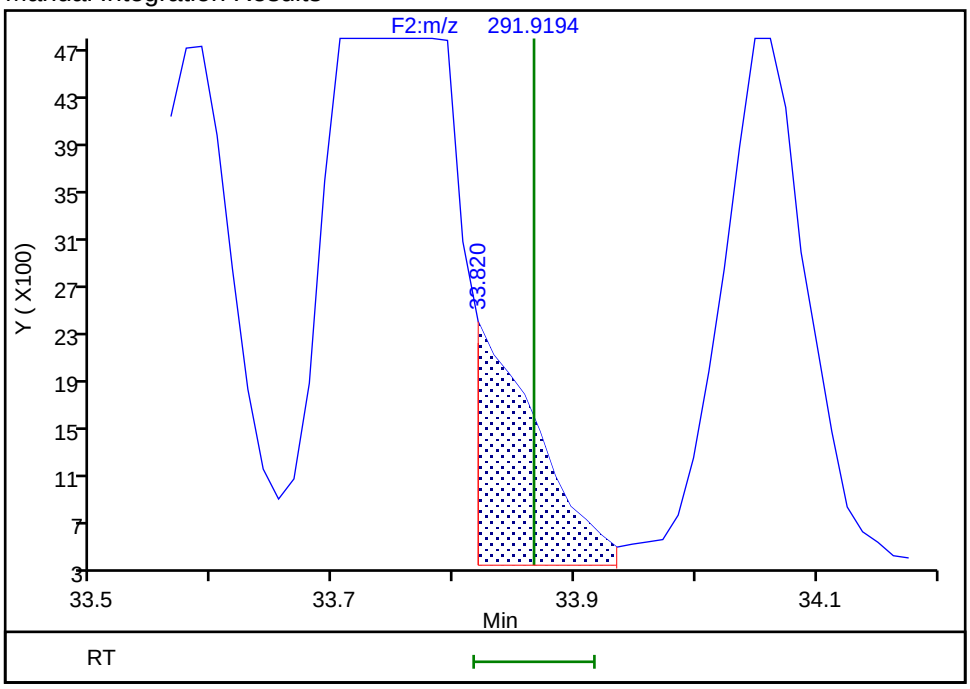

Reviewer: davidsonm, 03-Sep-2019 08:16:22
Audit Action: Split an Integrated Peak Audit Reason: Split Peak

Manual Integration/User Assign Peak Report

Eurofins TestAmerica, Knoxville

Data File:	\\chromna\Knoxville\ChromData\D3D\20190829-12907.b\580-88125-b-16-c_190830062106.d				
Injection Date:	30-Aug-2019 06:21:00	Instrument ID:	D3D		
Lims ID:	580-88125-B-16-C	Lab Sample ID:	140-88125-16		
Client ID:	N5-0to28-101418				
Operator ID:	Xcalibur_System	ALS Bottle#:	0	Worklist Smp#:	9
Injection Vol:	1.0 ul	Dil. Factor:	2.0000		
Method:	PCBs_D3D	Limit Group:	HR - 1668A - ICAL		
Column:	SPB-Octyl (0.25 mm)	Detector	F2(21.81 :35.54)		

PCB-77, CAS: 32598-13-3

Signal: 2

Processing Integration Results

RT: 34.41
Area: 59873
Amount: 10.143140
Amount Units: pg/ul

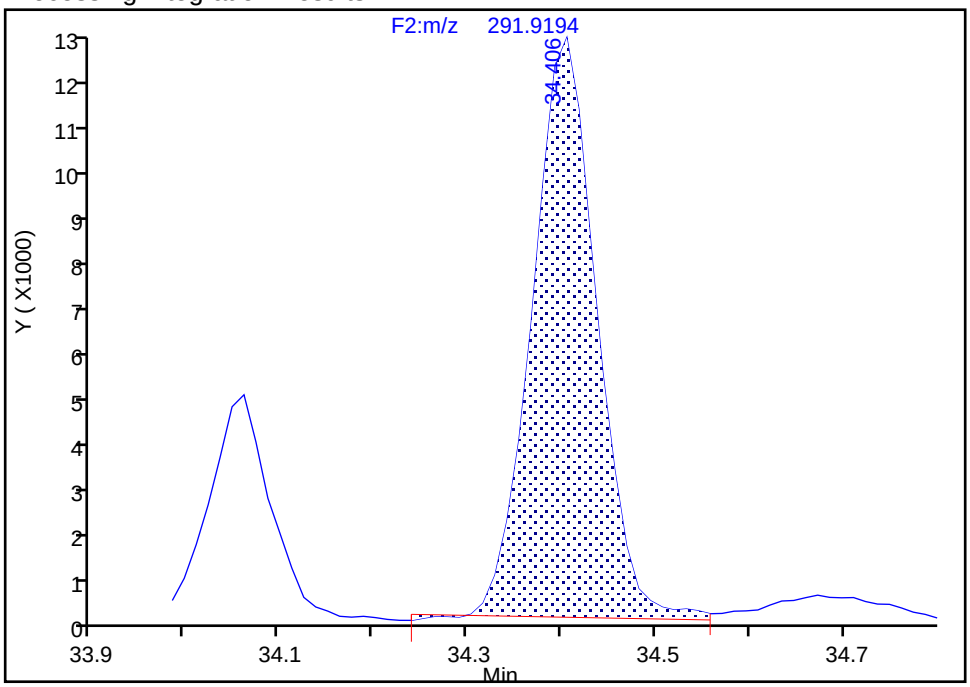

Manual Integration Results

RT: 34.41
Area: 59130
Amount: 10.137479
Amount Units: pg/ul

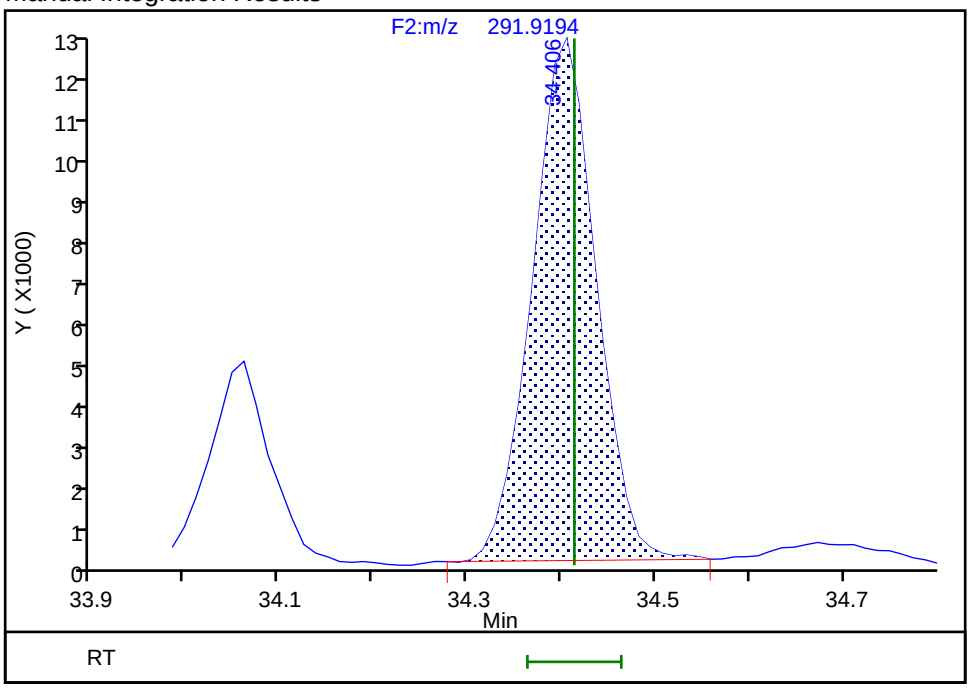

Reviewer: davidsonm, 03-Sep-2019 08:16:35

Audit Action: Manually Integrated Audit Reason: Baseline

Manual Integration/User Assign Peak Report

Eurofins TestAmerica, Knoxville

Data File:	\\chromna\Knoxville\ChromData\D3D\20190829-12907.b\580-88125-b-16-c_190830062106.d				
Injection Date:	30-Aug-2019 06:21:00	Instrument ID:	D3D		
Lims ID:	580-88125-B-16-C	Lab Sample ID:	140-88125-16		
Client ID:	N5-0to28-101418				
Operator ID:	Xcalibur_System	ALS Bottle#:	0	Worklist Smp#:	9
Injection Vol:	1.0 ul	Dil. Factor:	2.0000		
Method:	PCBs_D3D	Limit Group:	HR - 1668A - ICAL		
Column:	SPB-Octyl (0.25 mm)	Detector	F2(21.81 :35.54)		

PCB-77, CAS: 32598-13-3

Signal: 1

Processing Integration Results

RT: 34.41
Area: 47621
Amount: 10.143140
Amount Units: pg/ul

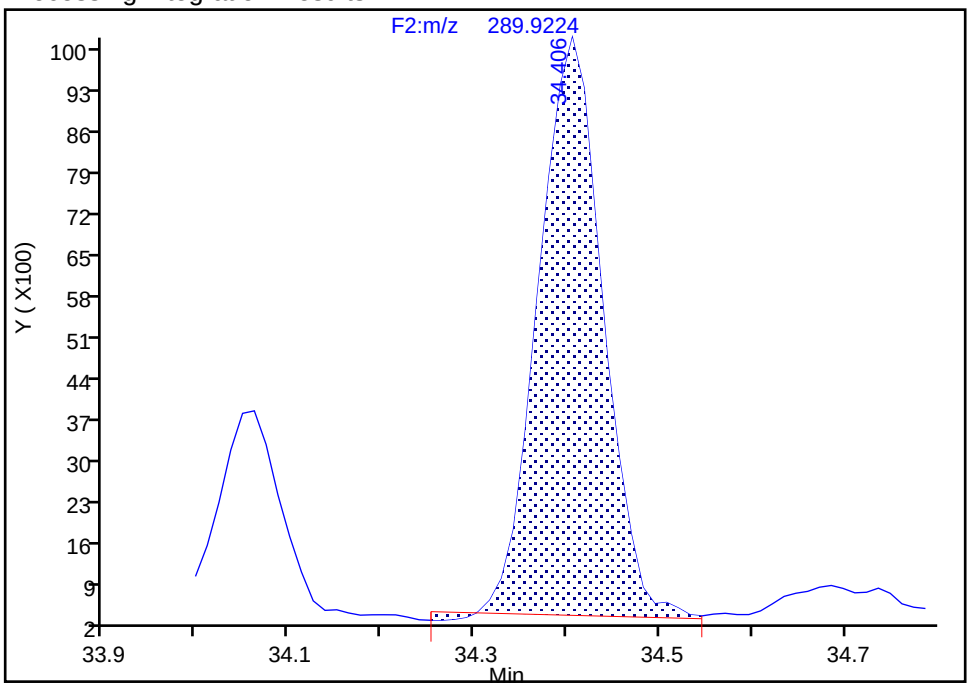

Manual Integration Results

RT: 34.41
Area: 48304
Amount: 10.137479
Amount Units: pg/ul

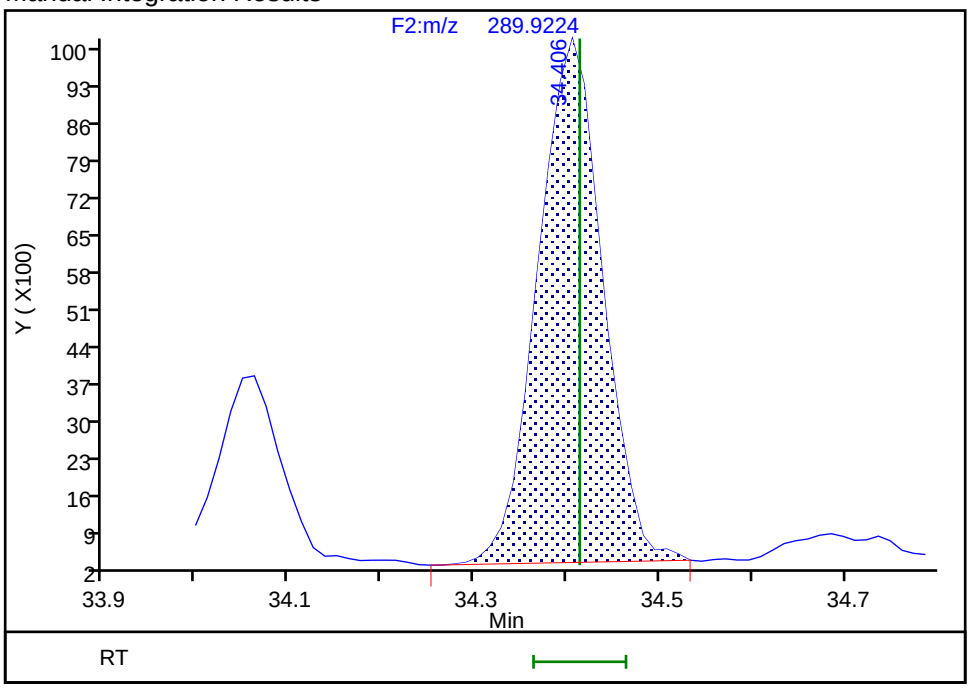

Reviewer: davidsonm, 03-Sep-2019 08:16:38

Audit Action: Manually Integrated Audit Reason: Baseline

Eurofins TestAmerica, Knoxville

Data File:	\\chromna\Knoxville\ChromData\D3D\20190829-12907.b\580-88125-b-16-c_190830062106.d		
Injection Date:	30-Aug-2019 06:21:00	Injection Vol:	1.0 ul
Instrument ID:	D3D	Operator ID:	Xcalibur_System
Method:	PCBs_D3D	Limit Group:	HR - 1668A - ICAL
Client ID:	N5-0to28-101418		
Worklist#:	33148	Sample Line#:	9
Column Type:	SPB-Octyl	Column Dia:	0.25 mm

PePCB F2

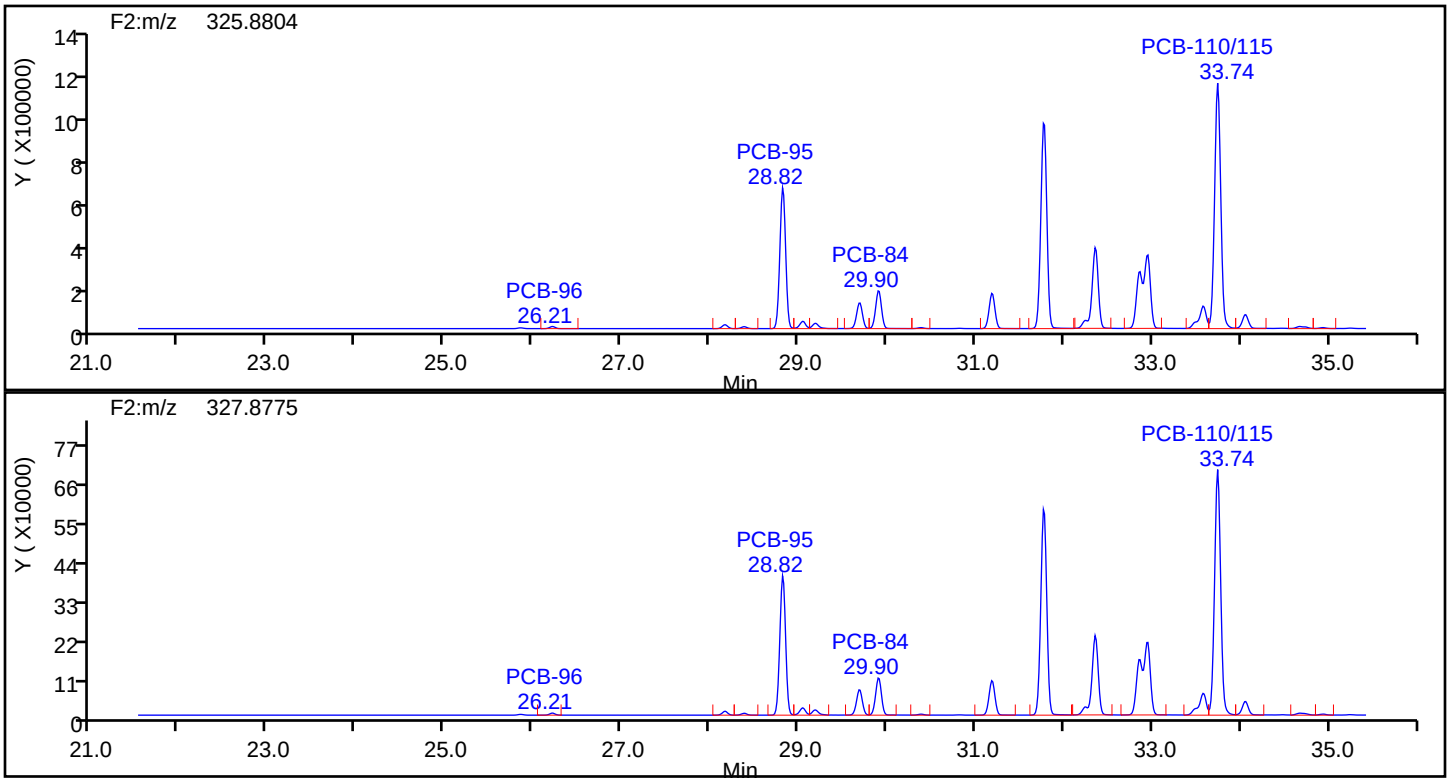

PePCB F2 Standards

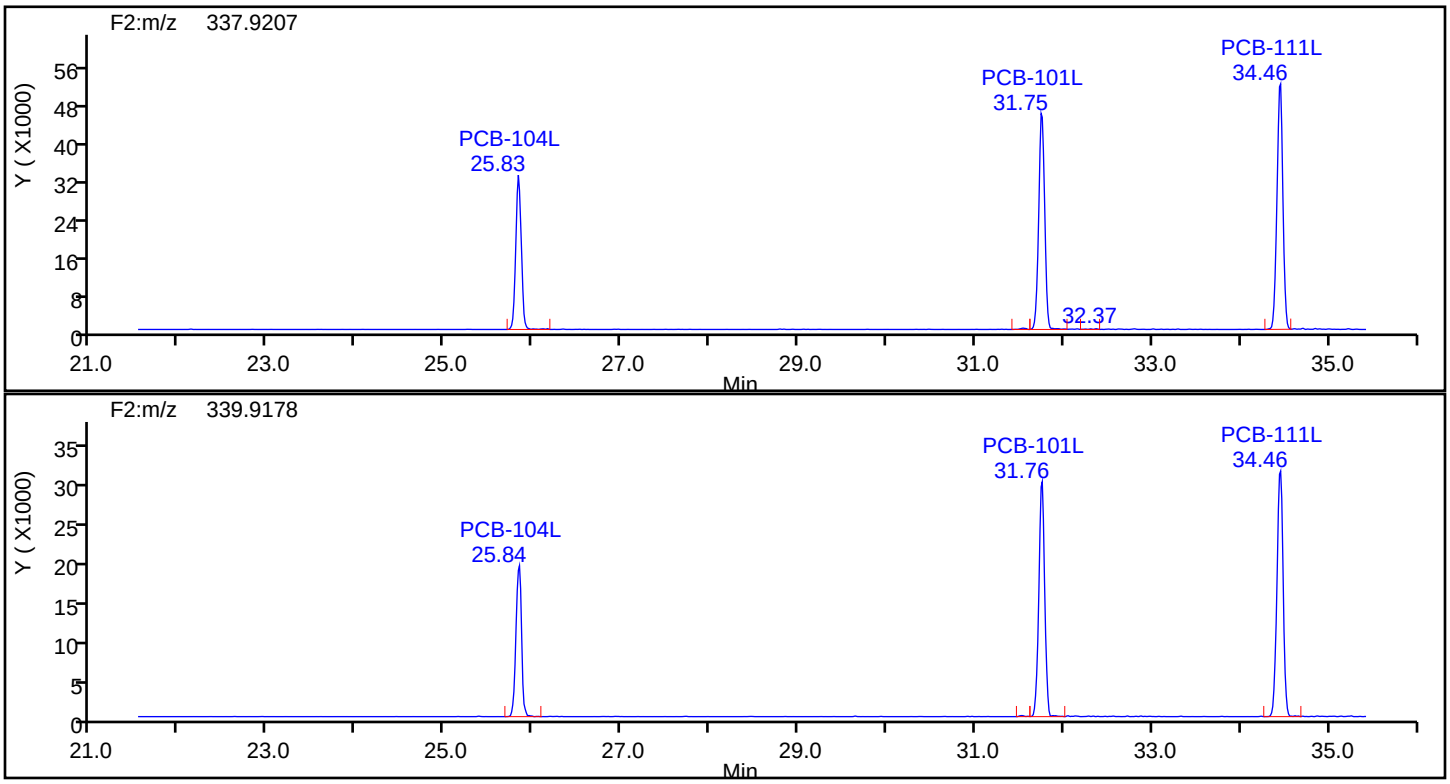

Eurofins TestAmerica, Knoxville

Data File:	\\chromna\Knoxville\ChromData\D3D\20190829-12907.b\580-88125-b-16-c_190830062106.d		
Injection Date:	30-Aug-2019 06:21:00	Injection Vol:	1.0 ul
Instrument ID:	D3D	Operator ID:	Xcalibur_System
Method:	PCBs_D3D	Limit Group:	HR - 1668A - ICAL
Client ID:	N5-0to28-101418		
Worklist#:	33148	Sample Line#:	9
Column Type:	SPB-Octyl	Column Dia:	0.25 mm

PePCB F2

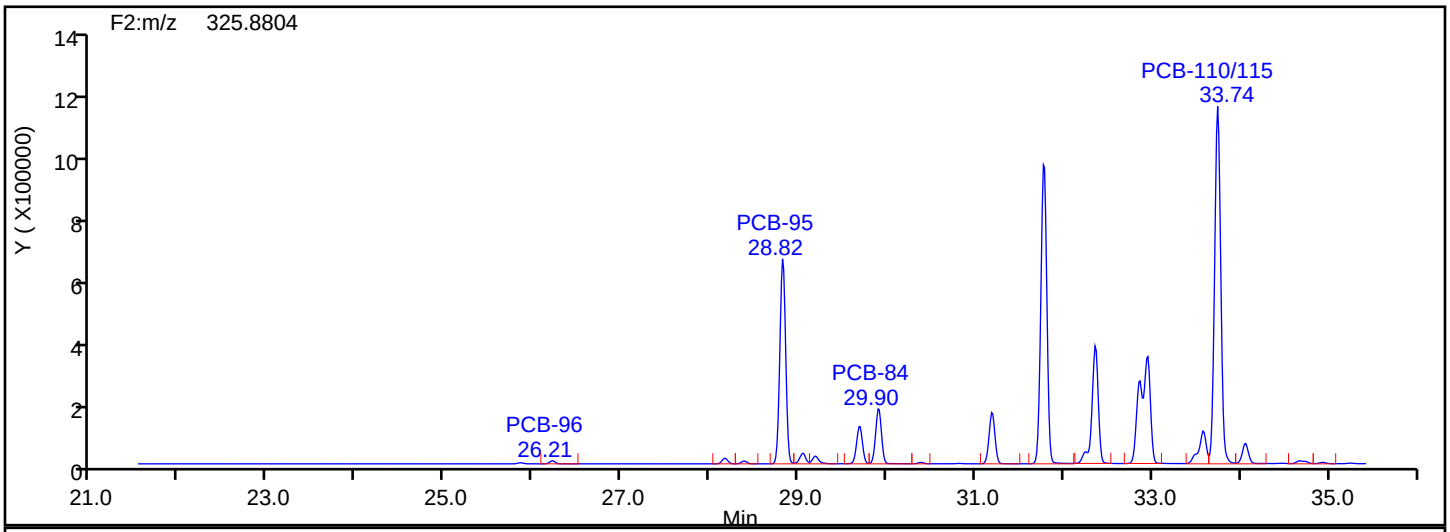

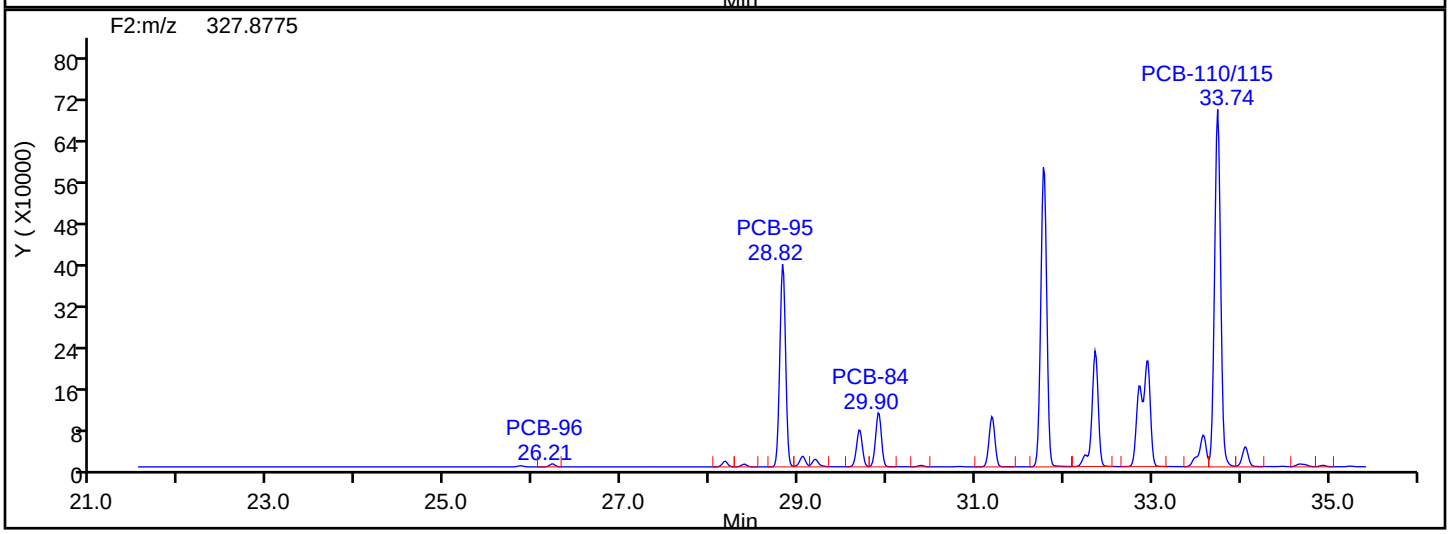

PePCB F2 Lock Mass

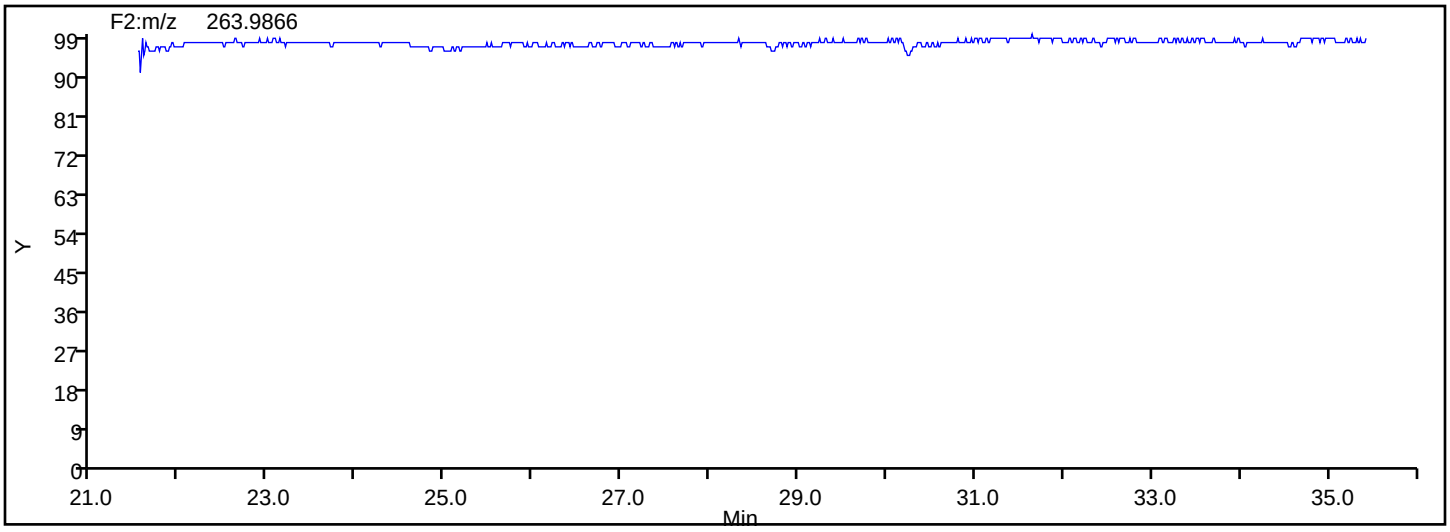

Manual Integration/User Assign Peak Report

Eurofins TestAmerica, Knoxville

Data File:	\\chromna\Knoxville\ChromData\D3D\20190829-12907.b\580-88125-b-16-c_190830062106.d				
Injection Date:	30-Aug-2019 06:21:00	Instrument ID:	D3D		
Lims ID:	580-88125-B-16-C	Lab Sample ID:	140-88125-16		
Client ID:	N5-0to28-101418				
Operator ID:	Xcalibur_System	ALS Bottle#:	0	Worklist Smp#:	9
Injection Vol:	1.0 ul	Dil. Factor:	2.0000		
Method:	PCBs_D3D	Limit Group:	HR - 1668A - ICAL		
Column:	SPB-Octyl (0.25 mm)	Detector	F2(21.81 :35.54)		

PCB-83/99, CAS: STL01809

Signal: 1

Processing Integration Results

RT: 32.25
Area: 141479
Amount: 54.239624
Amount Units: pg/ul

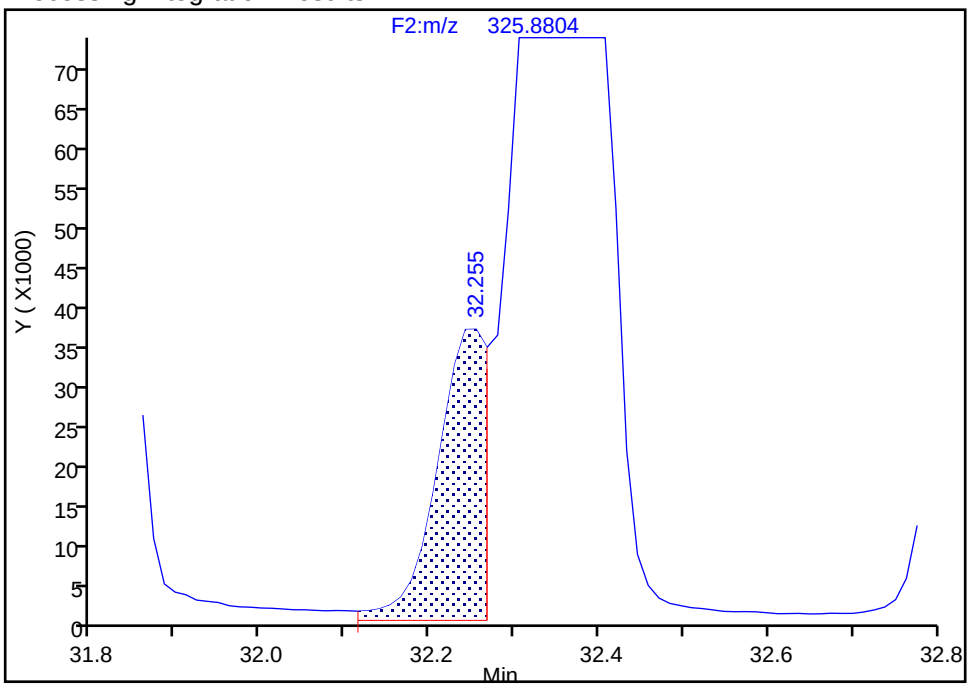

Manual Integration Results

RT: 32.36
Area: 1859464
Amount: 707.1307
Amount Units: pg/ul

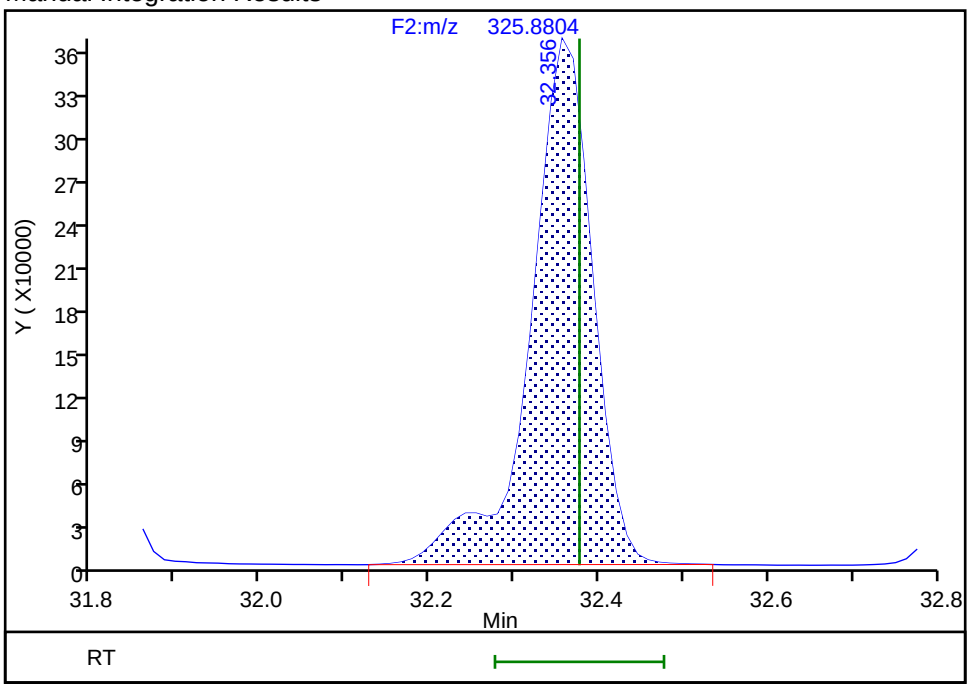

Reviewer: davidsonm, 03-Sep-2019 08:17:15

Audit Action: Manually Integrated Audit Reason: Incomplete Integration

Manual Integration/User Assign Peak Report

Eurofins TestAmerica, Knoxville

Data File:	\\chromna\Knoxville\ChromData\D3D\20190829-12907.b\580-88125-b-16-c_190830062106.d				
Injection Date:	30-Aug-2019 06:21:00	Instrument ID:	D3D		
Lims ID:	580-88125-B-16-C	Lab Sample ID:	140-88125-16		
Client ID:	N5-0to28-101418				
Operator ID:	Xcalibur_System	ALS Bottle#:	0	Worklist Smp#:	9
Injection Vol:	1.0 ul	Dil. Factor:	2.0000		
Method:	PCBs_D3D	Limit Group:	HR - 1668A - ICAL		
Column:	SPB-Octyl (0.25 mm)	Detector	F2(21.81 :35.54)		

PCB-83/99, CAS: STL01809

Signal: 2

Processing Integration Results

RT: 32.24
Area: 89921
Amount: 54.239624
Amount Units: pg/ul

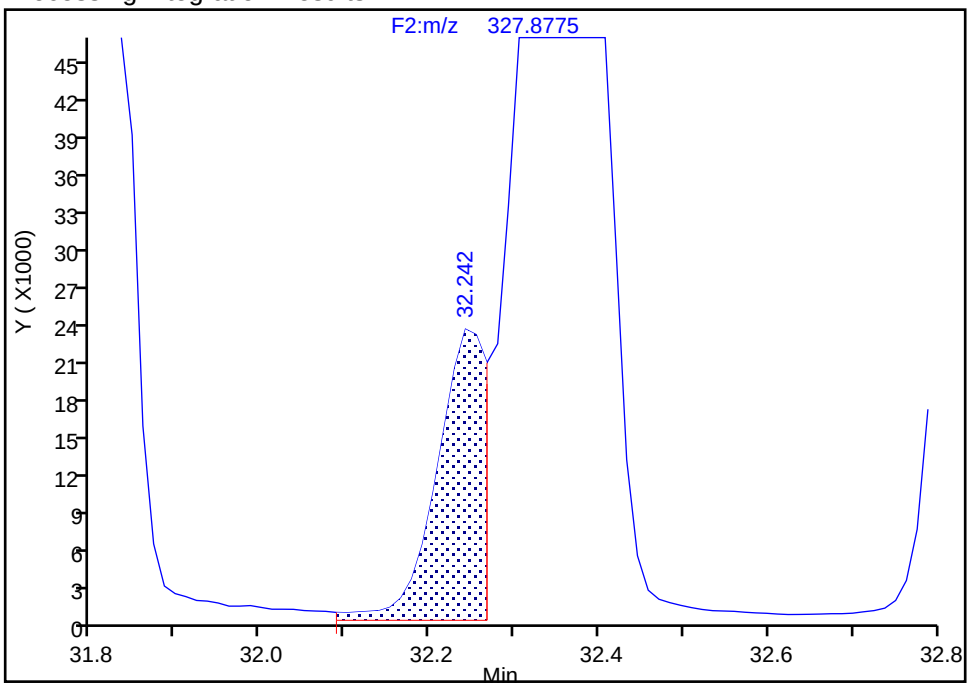

Manual Integration Results

RT: 32.36
Area: 1157335
Amount: 707.1307
Amount Units: pg/ul

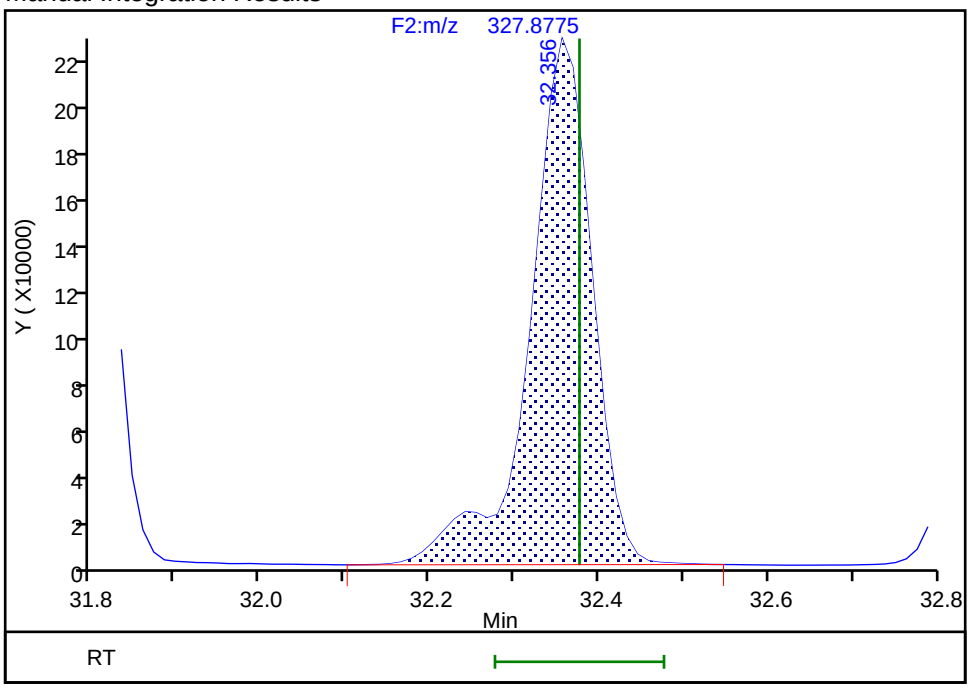

Reviewer: davidsonm, 03-Sep-2019 08:17:20

Audit Action: Manually Integrated Audit Reason: Incomplete Integration

Manual Integration/User Assign Peak Report

Eurofins TestAmerica, Knoxville

Data File:	\\chromna\Knoxville\ChromData\D3D\20190829-12907.b\580-88125-b-16-c_190830062106.d				
Injection Date:	30-Aug-2019 06:21:00	Instrument ID:	D3D		
Lims ID:	580-88125-B-16-C	Lab Sample ID:	140-88125-16		
Client ID:	N5-0to28-101418				
Operator ID:	Xcalibur_System	ALS Bottle#:	0	Worklist Smp#:	9
Injection Vol:	1.0 ul	Dil. Factor:	2.0000		
Method:	PCBs_D3D	Limit Group:	HR - 1668A - ICAL		
Column:	SPB-Octyl (0.25 mm)	Detector	F2(21.81 :35.54)		

PCB-86/87/97/109/119/125, CAS: STL02295

Signal: 1

Processing Integration Results

RT: 32.87
Area: 1245737
Amount: 355.0162
Amount Units: pg/ul

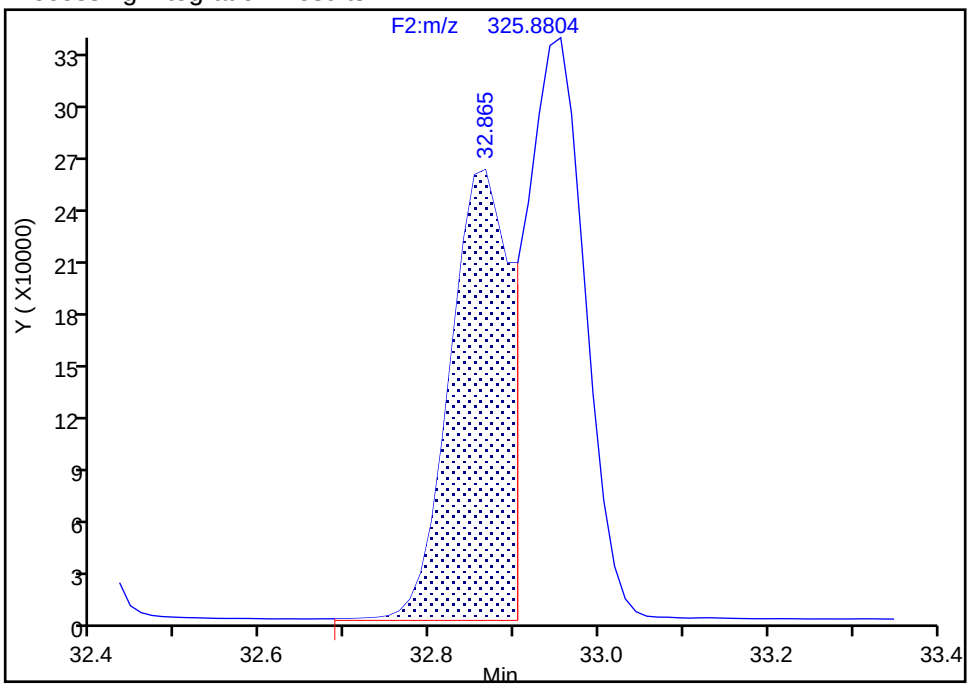

Manual Integration Results

RT: 32.95
Area: 2770428
Amount: 827.9107
Amount Units: pg/ul

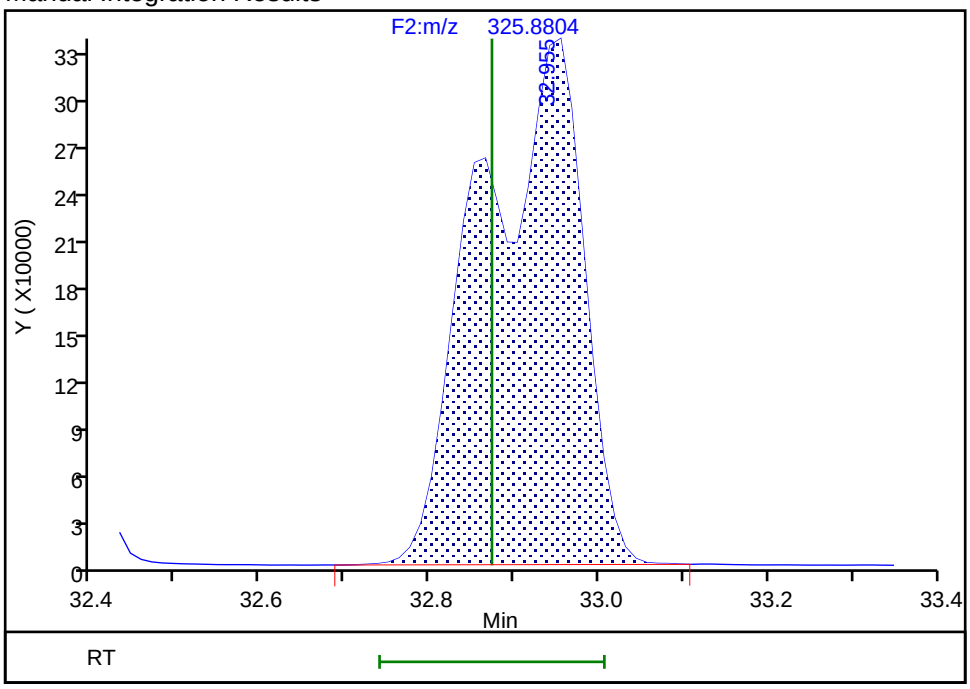

Reviewer: davidsonm, 03-Sep-2019 08:17:26

Audit Action: Manually Integrated Audit Reason: Incomplete Integration

Manual Integration/User Assign Peak Report

Eurofins TestAmerica, Knoxville

Data File:	\\chromna\Knoxville\ChromData\D3D\20190829-12907.b\580-88125-b-16-c_190830062106.d				
Injection Date:	30-Aug-2019 06:21:00	Instrument ID:	D3D		
Lims ID:	580-88125-B-16-C	Lab Sample ID:	140-88125-16		
Client ID:	N5-0to28-101418				
Operator ID:	Xcalibur_System	ALS Bottle#:	0	Worklist Smp#:	9
Injection Vol:	1.0 ul	Dil. Factor:	2.0000		
Method:	PCBs_D3D	Limit Group:	HR - 1668A - ICAL		
Column:	SPB-Octyl (0.25 mm)	Detector	F2(21.81 :35.54)		

PCB-86/87/97/109/119/125, CAS: STL02295

Signal: 2

Processing Integration Results

RT: 32.85
Area: 682373
Amount: 355.0162
Amount Units: pg/ul

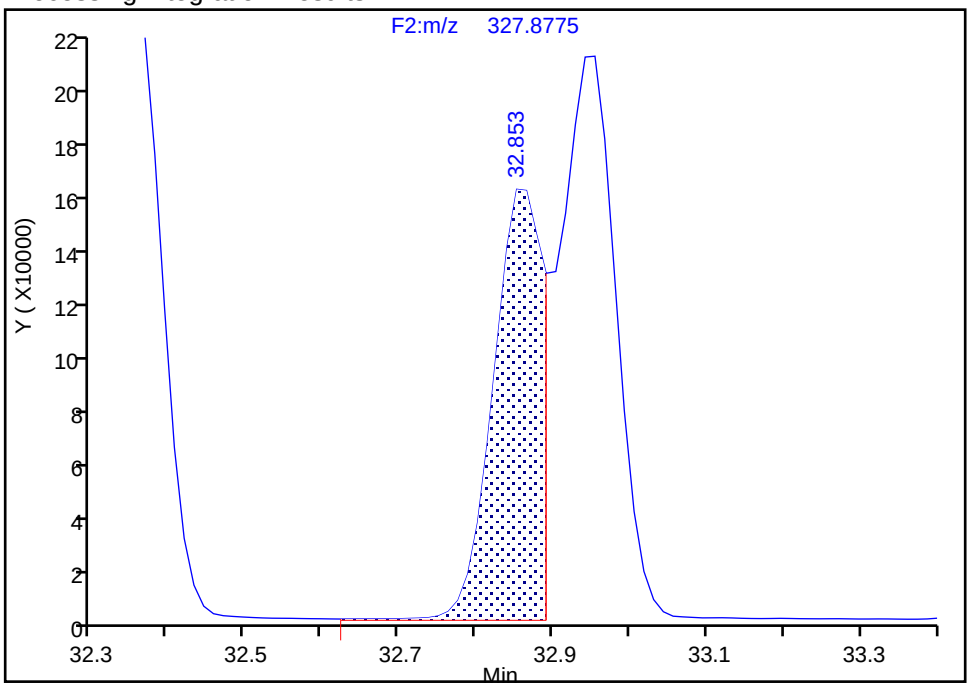

Manual Integration Results

RT: 32.95
Area: 1725994
Amount: 827.9107
Amount Units: pg/ul

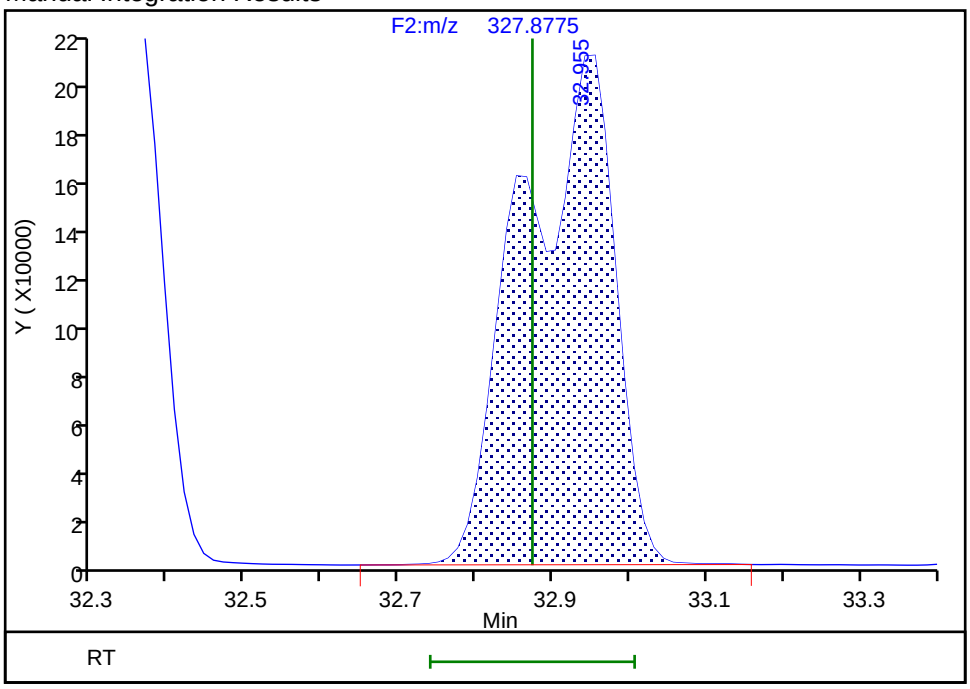

Reviewer: davidsonm, 03-Sep-2019 08:17:30

Audit Action: Manually Integrated Audit Reason: Incomplete Integration

Manual Integration/User Assign Peak Report

Eurofins TestAmerica, Knoxville

Data File:	\\chromna\Knoxville\ChromData\D3D\20190829-12907.b\580-88125-b-16-c_190830062106.d				
Injection Date:	30-Aug-2019 06:21:00	Instrument ID:	D3D		
Lims ID:	580-88125-B-16-C	Lab Sample ID:	140-88125-16		
Client ID:	N5-0to28-101418				
Operator ID:	Xcalibur_System	ALS Bottle#:	0	Worklist Smp#:	9
Injection Vol:	1.0 ul	Dil. Factor:	2.0000		
Method:	PCBs_D3D	Limit Group:	HR - 1668A - ICAL		
Column:	SPB-Octyl (0.25 mm)	Detector	F2(21.81 :35.54)		

PCB-82, CAS: 52663-62-4

Signal: 1

Not Detected
Expected RT: 34.08

Processing Integration Results

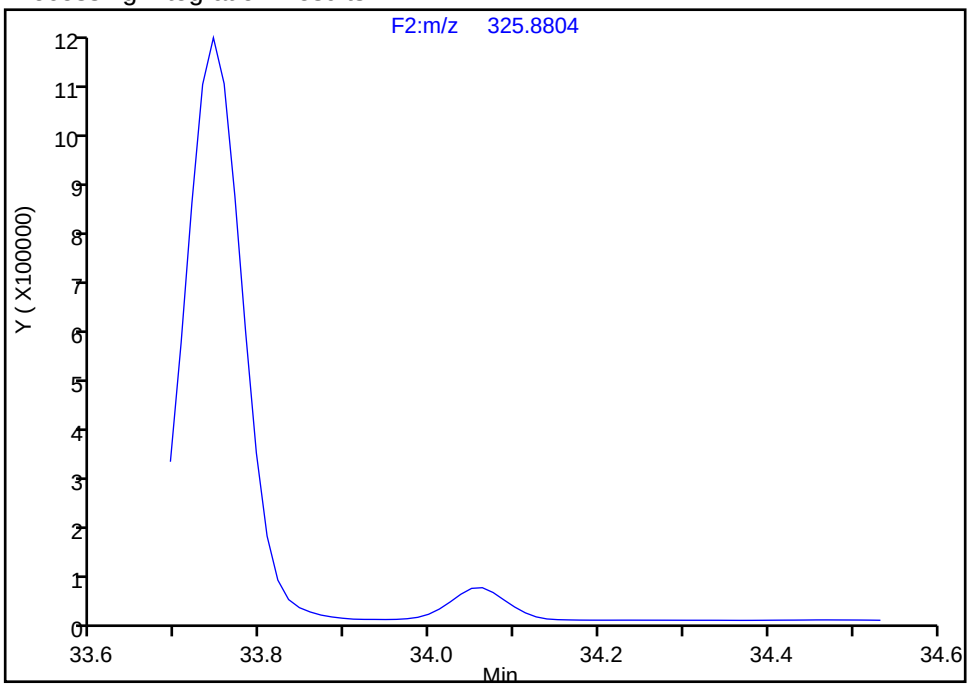

Manual Integration Results

RT: 34.06
Area: 318917
Amount: 130.8694
Amount Units: pg/ul

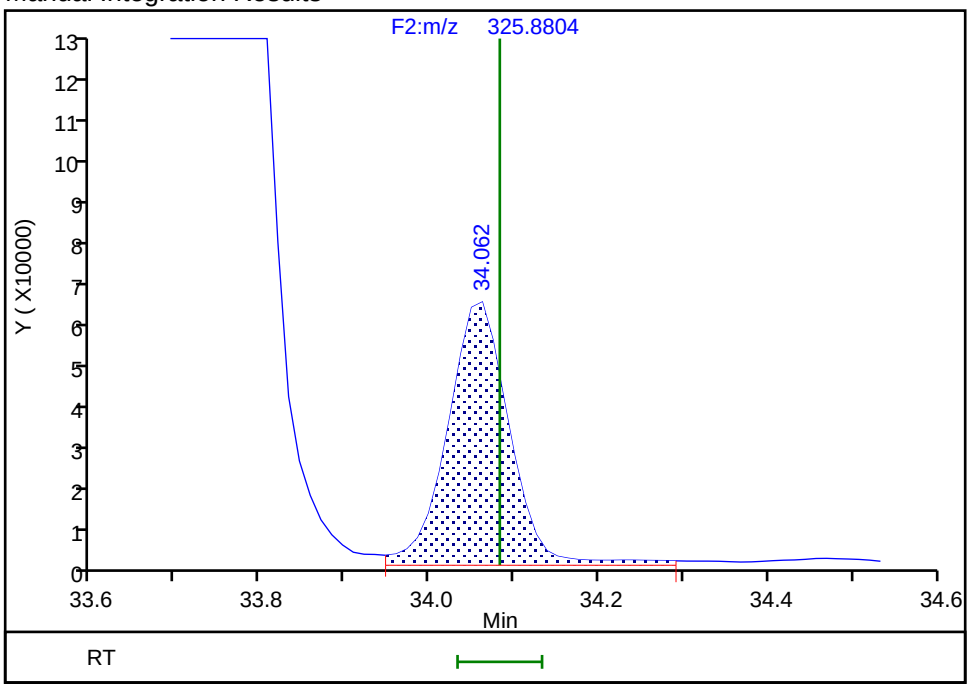

Reviewer: davidsonm, 03-Sep-2019 08:17:36
Audit Action: Assigned Compound ID Audit Reason: Incomplete Integration

Manual Integration/User Assign Peak Report

Eurofins TestAmerica, Knoxville

Data File:	\\chromna\Knoxville\ChromData\D3D\20190829-12907.b\580-88125-b-16-c_190830062106.d				
Injection Date:	30-Aug-2019 06:21:00	Instrument ID:	D3D		
Lims ID:	580-88125-B-16-C	Lab Sample ID:	140-88125-16		
Client ID:	N5-0to28-101418				
Operator ID:	Xcalibur_System	ALS Bottle#:	0	Worklist Smp#:	9
Injection Vol:	1.0 ul	Dil. Factor:	2.0000		
Method:	PCBs_D3D	Limit Group:	HR - 1668A - ICAL		
Column:	SPB-Octyl (0.25 mm)	Detector	F2(21.81 :35.54)		

PCB-120, CAS: 68194-12-7

Signal: 1

Not Detected
Expected RT: 34.95

Processing Integration Results

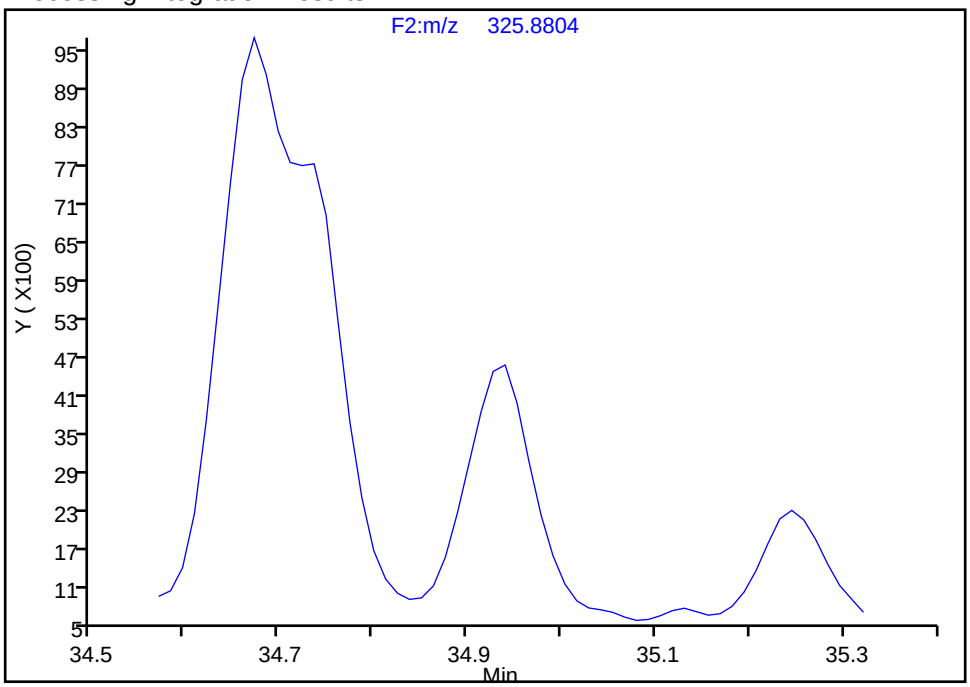

Manual Integration Results

RT: 34.94
Area: 28231
Amount: 6.682279
Amount Units: pg/ul

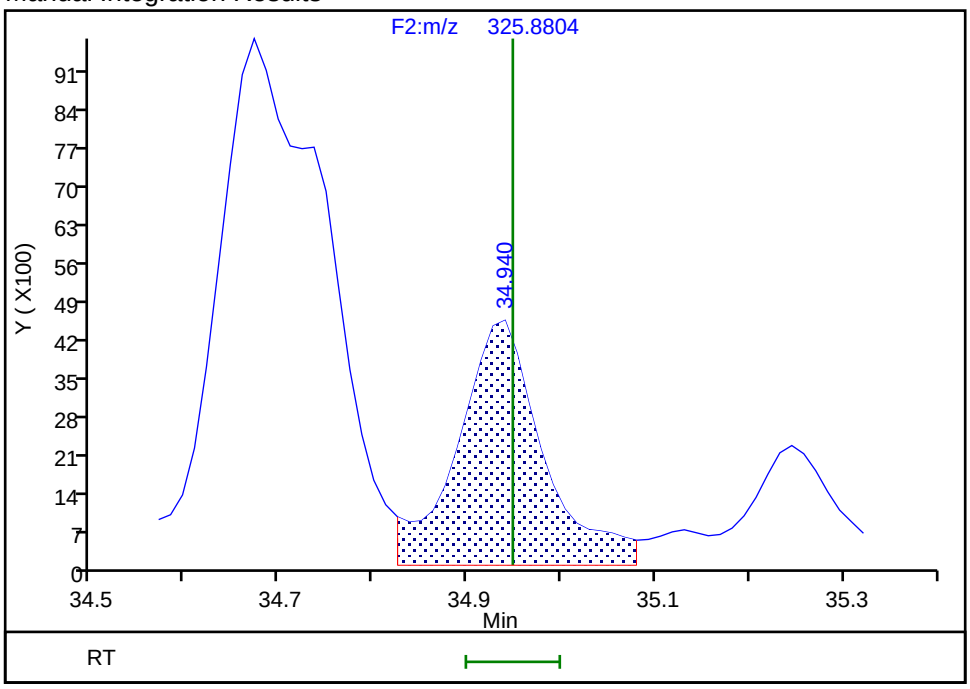

Reviewer: davidsonm, 03-Sep-2019 08:17:43
Audit Action: Assigned Compound ID Audit Reason: Incomplete Integration

Report Date: 03-Sep-2019 08:22:21 Chrom Revision: 2.3 22-Aug-2019 12:55:36

Eurofins TestAmerica, Knoxville

Data File:	\\chromna\Knoxville\ChromData\D3D\20190829-12907.b\580-88125-b-16-c_190830062106.d		
Injection Date:	30-Aug-2019 06:21:00	Injection Vol:	1.0 ul
Instrument ID:	D3D	Operator ID:	Xcalibur_System
Method:	PCBs_D3D	Limit Group:	HR - 1668A - ICAL
Client ID:	N5-0to28-101418		
Worklist#:	33148	Sample Line#:	9
Column Type:	SPB-Octyl	Column Dia:	0.25 mm

PePCB F3

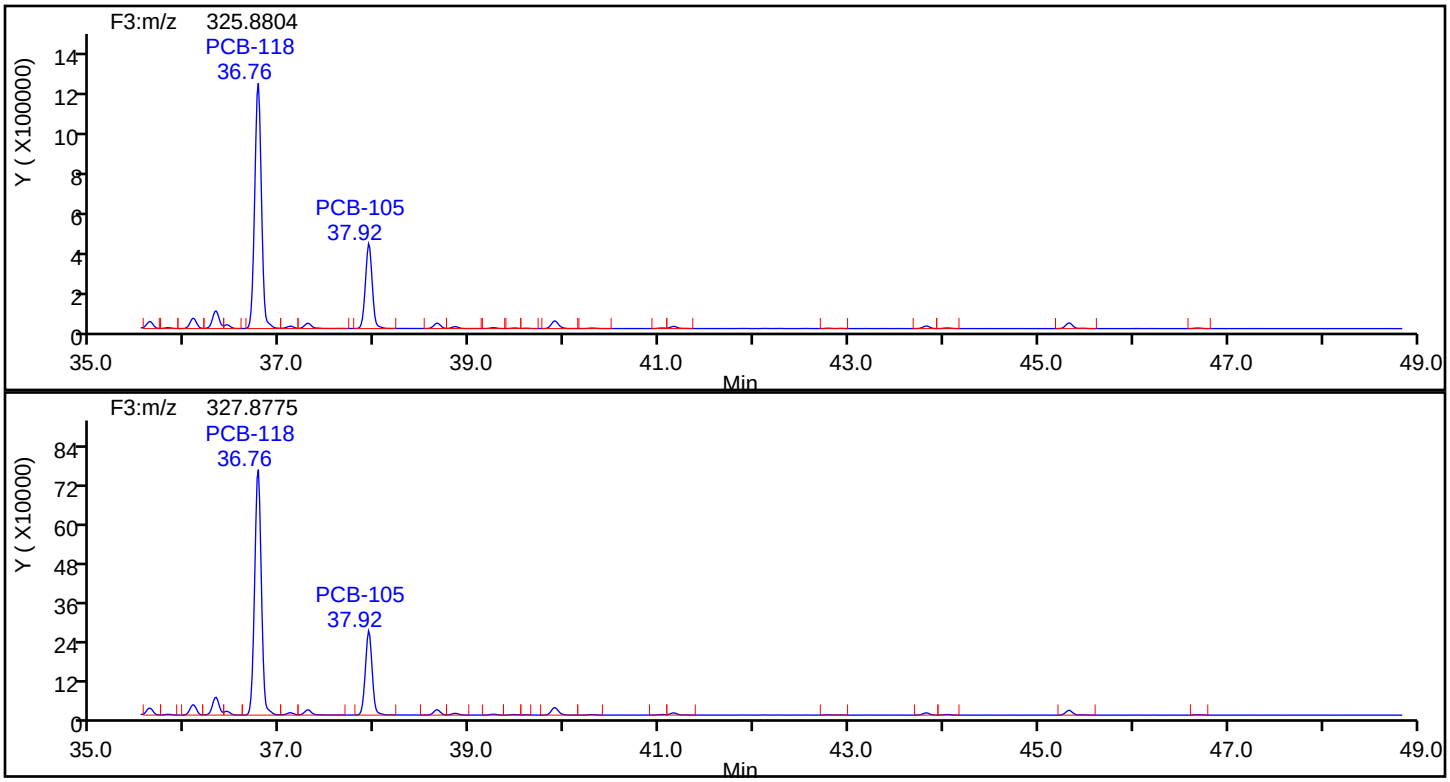

PePCB F3 Standards

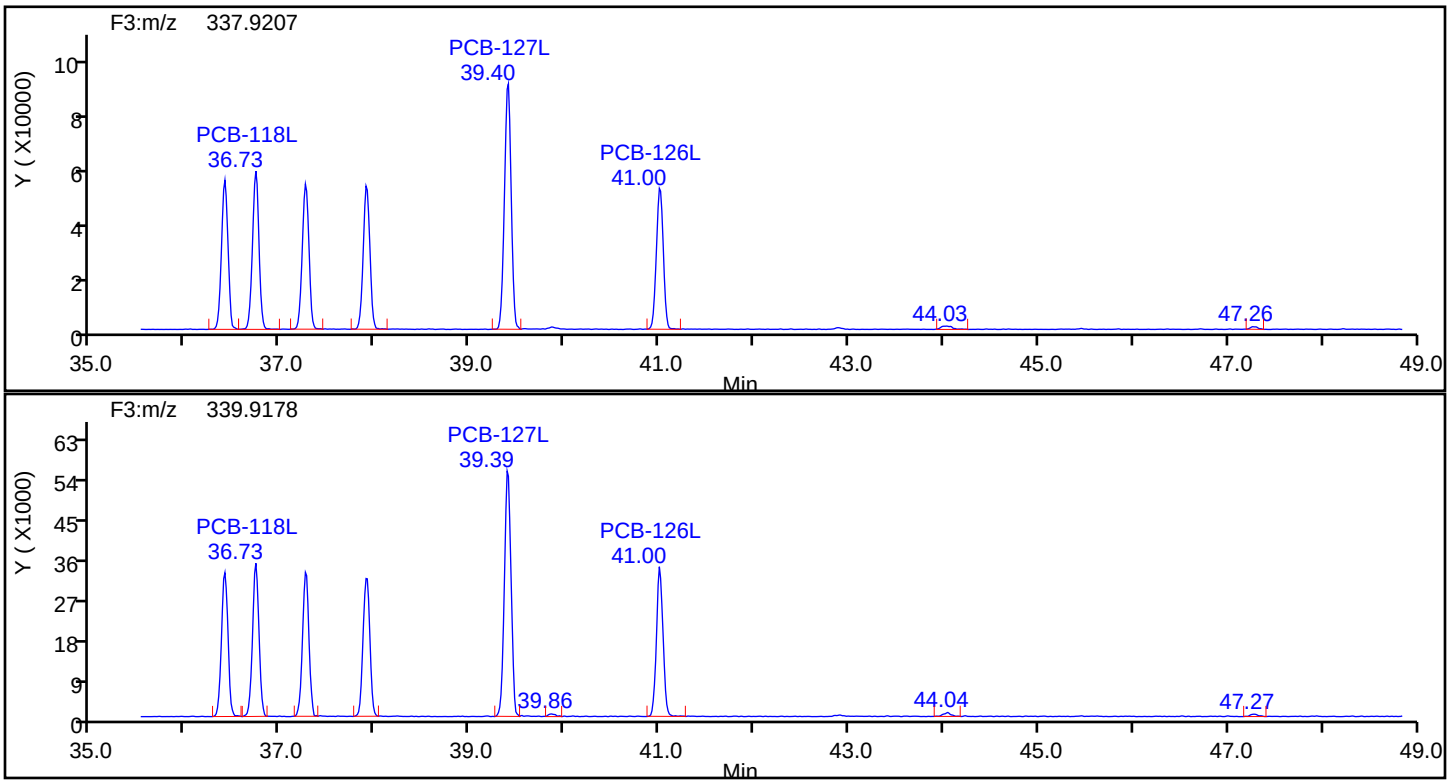

Eurofins TestAmerica, Knoxville

Data File:	\\chromna\Knoxville\ChromData\D3D\20190829-12907.b\580-88125-b-16-c_190830062106.d		
Injection Date:	30-Aug-2019 06:21:00	Injection Vol:	1.0 ul
Instrument ID:	D3D	Operator ID:	Xcalibur_System
Method:	PCBs_D3D	Limit Group:	HR - 1668A - ICAL
Client ID:	N5-0to28-101418		
Worklist#:	33148	Sample Line#:	9
Column Type:	SPB-Octyl	Column Dia:	0.25 mm

PePCB F3

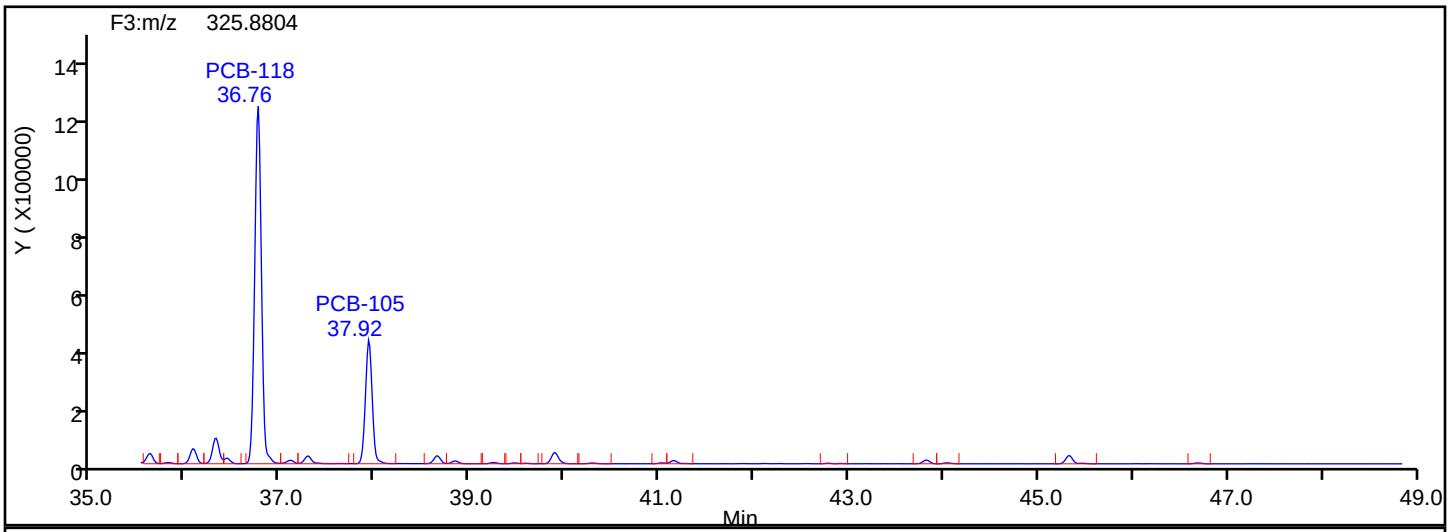

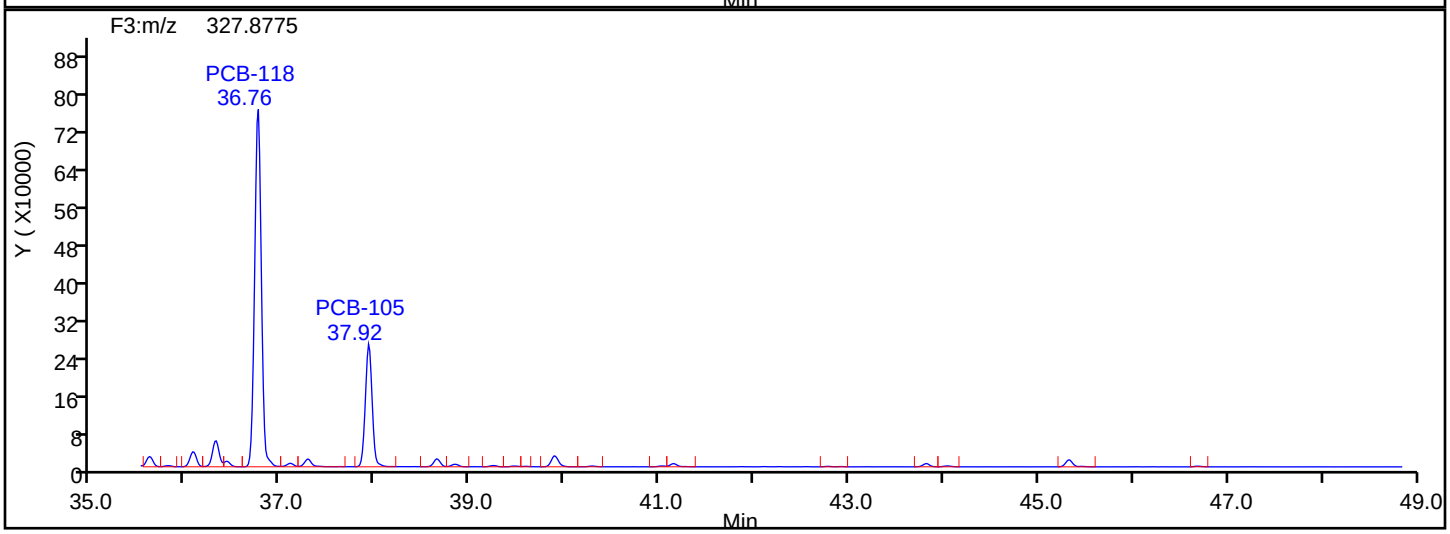

PePCB F3 Lock Mass

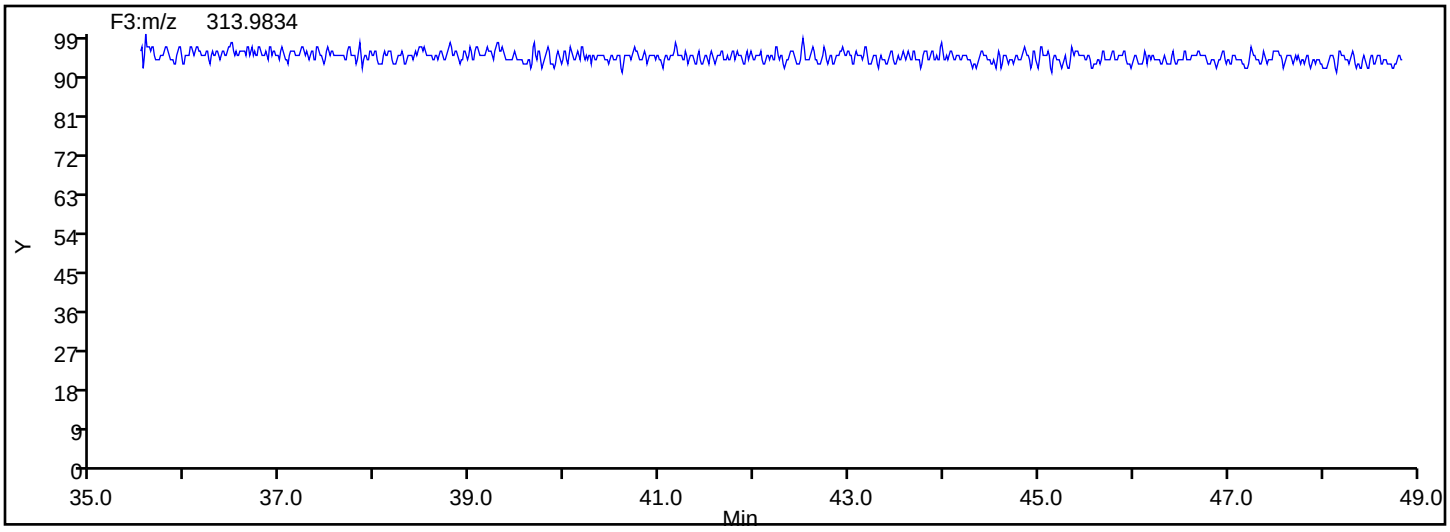

Manual Integration/User Assign Peak Report

Eurofins TestAmerica, Knoxville

Data File:	\\chromna\Knoxville\ChromData\D3D\20190829-12907.b\580-88125-b-16-c_190830062106.d				
Injection Date:	30-Aug-2019 06:21:00	Instrument ID:	D3D		
Lims ID:	580-88125-B-16-C	Lab Sample ID:	140-88125-16		
Client ID:	N5-0to28-101418				
Operator ID:	Xcalibur_System	ALS Bottle#:	0	Worklist Smp#:	9
Injection Vol:	1.0 ul	Dil. Factor:	2.0000		
Method:	PCBs_D3D	Limit Group:	HR - 1668A - ICAL		
Column:	SPB-Octyl (0.25 mm)	Detector	F3(35.64 :49.10)		

PCB-107, CAS: 70424-68-9

Signal: 1

Not Detected
Expected RT: 36.32

Processing Integration Results

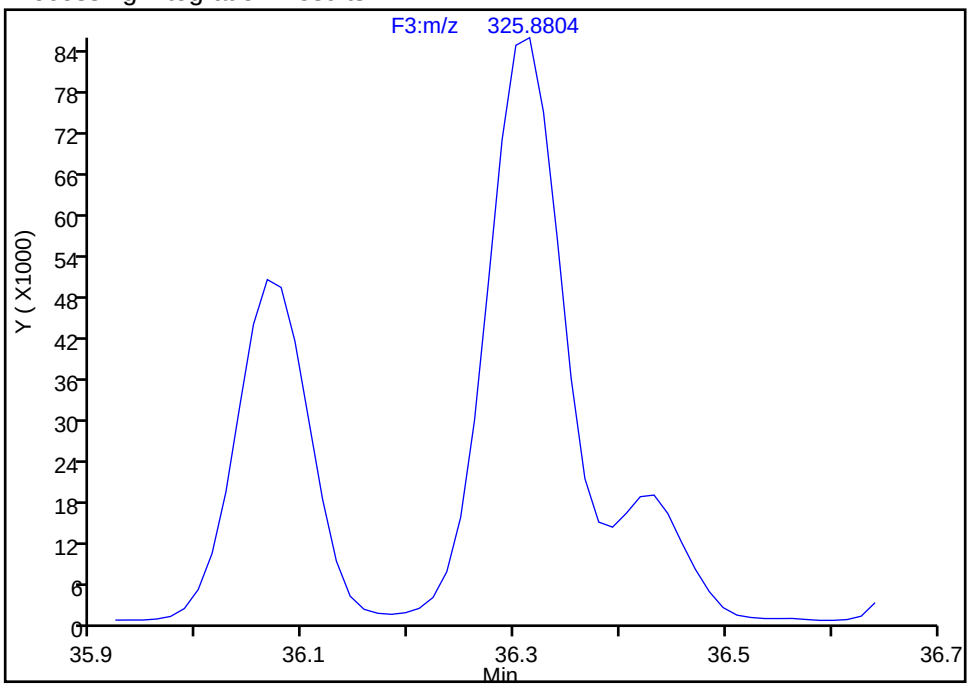

Manual Integration Results

RT: 36.31
Area: 434111
Amount: 63.625995
Amount Units: pg/ul

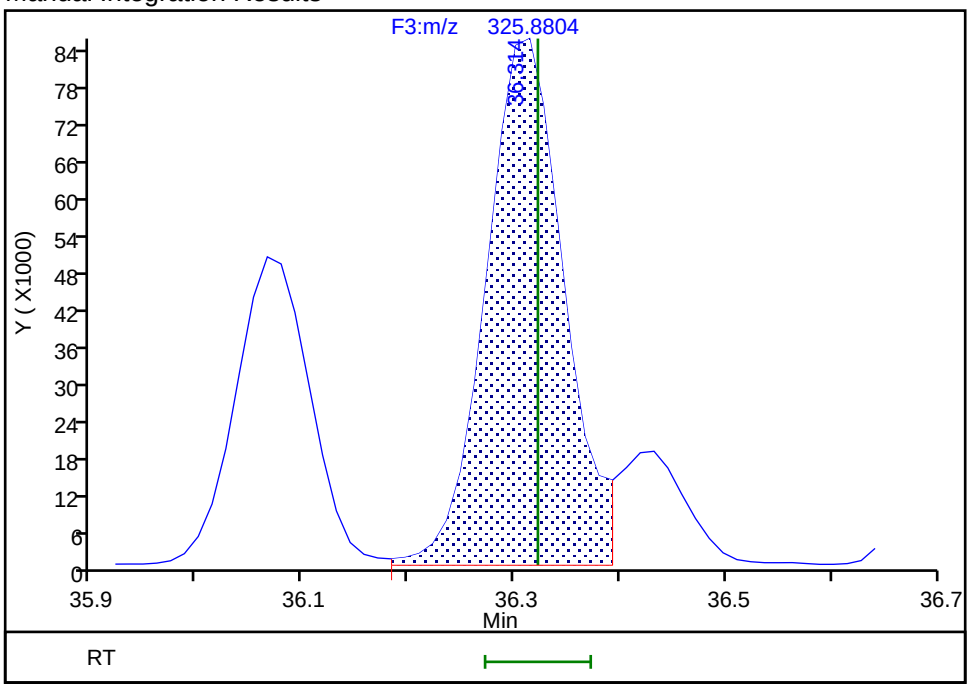

Reviewer: davidsonm, 03-Sep-2019 08:18:50
Audit Action: Assigned Compound ID Audit Reason: Incomplete Integration

Manual Integration/User Assign Peak Report

Eurofins TestAmerica, Knoxville

Data File:	\\chromna\Knoxville\ChromData\D3D\20190829-12907.b\580-88125-b-16-c_190830062106.d				
Injection Date:	30-Aug-2019 06:21:00	Instrument ID:	D3D		
Lims ID:	580-88125-B-16-C	Lab Sample ID:	140-88125-16		
Client ID:	N5-0to28-101418				
Operator ID:	Xcalibur_System	ALS Bottle#:	0	Worklist Smp#:	9
Injection Vol:	1.0 ul	Dil. Factor:	2.0000		
Method:	PCBs_D3D	Limit Group:	HR - 1668A - ICAL		
Column:	SPB-Octyl (0.25 mm)	Detector	F3(35.64 :49.10)		

PCB-127, CAS: 39635-33-1

Signal: 2

Not Detected
Expected RT: 39.42

Processing Integration Results

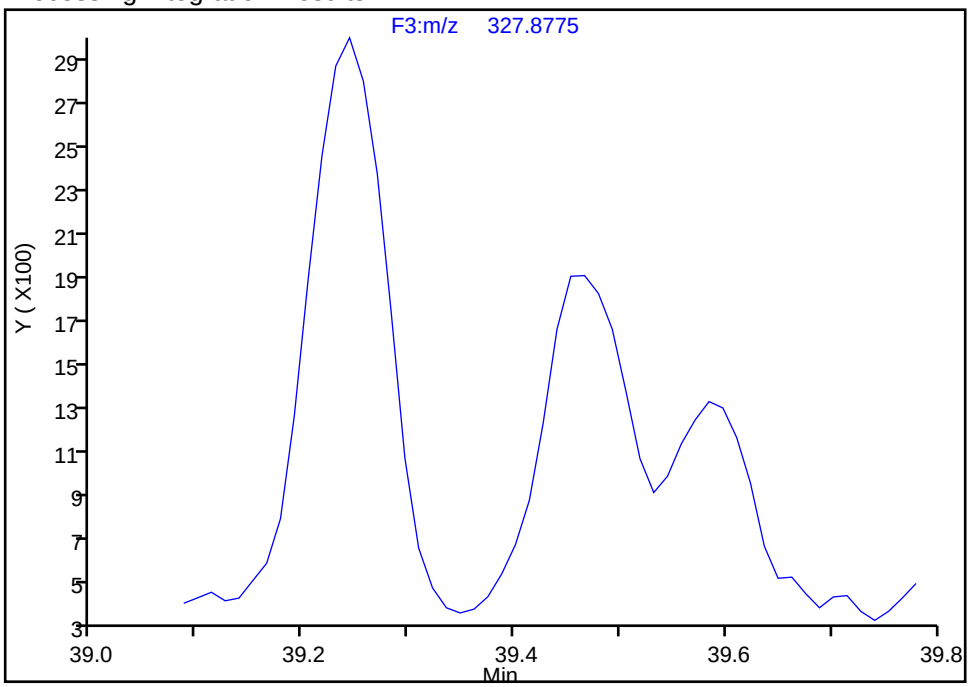

Manual Integration Results

RT: 39.47
Area: 8761
Amount: 2.062200
Amount Units: pg/ul

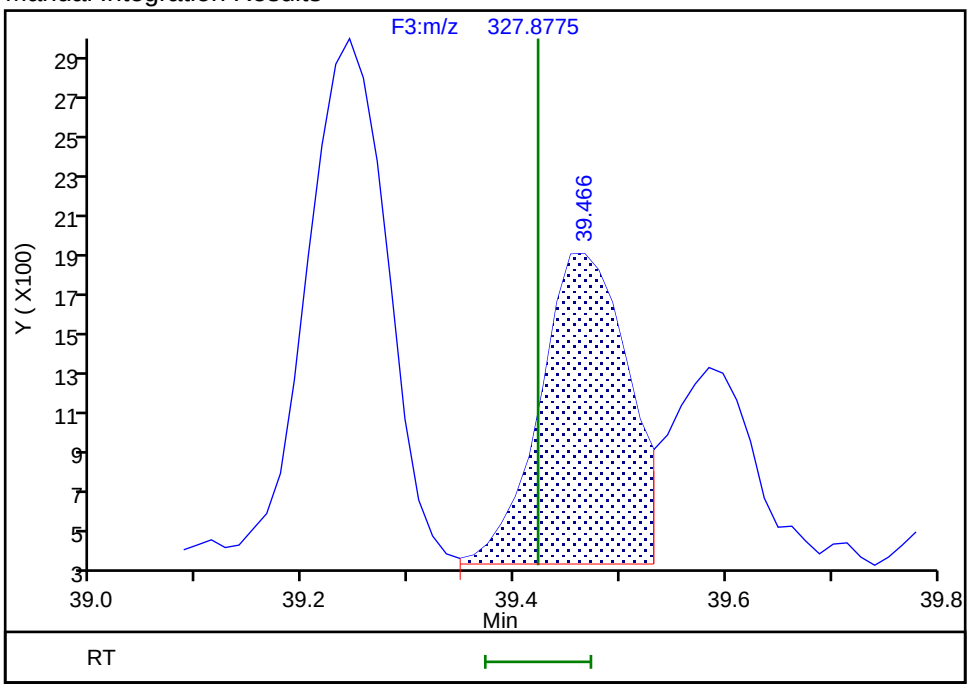

Reviewer: davidsonm, 03-Sep-2019 08:19:21
Audit Action: Split an Integrated Peak Audit Reason: Split Peak

Manual Integration/User Assign Peak Report

Eurofins TestAmerica, Knoxville

Data File:	\\chromna\Knoxville\ChromData\D3D\20190829-12907.b\580-88125-b-16-c_190830062106.d				
Injection Date:	30-Aug-2019 06:21:00	Instrument ID:	D3D		
Lims ID:	580-88125-B-16-C	Lab Sample ID:	140-88125-16		
Client ID:	N5-0to28-101418				
Operator ID:	Xcalibur_System	ALS Bottle#:	0	Worklist Smp#:	9
Injection Vol:	1.0 ul	Dil. Factor:	2.0000		
Method:	PCBs_D3D	Limit Group:	HR - 1668A - ICAL		
Column:	SPB-Octyl (0.25 mm)	Detector	F3(35.64 :49.10)		

PCB-127, CAS: 39635-33-1

Signal: 1

Not Detected
Expected RT: 39.42

Processing Integration Results

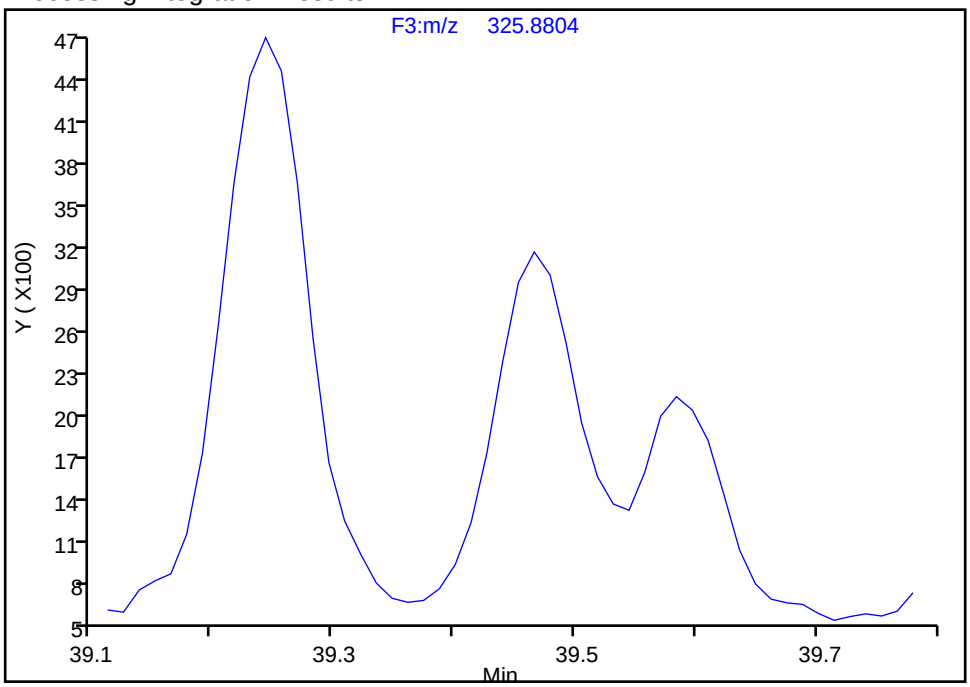

Manual Integration Results

RT: 39.47
Area: 13133
Amount: 2.062200
Amount Units: pg/ul

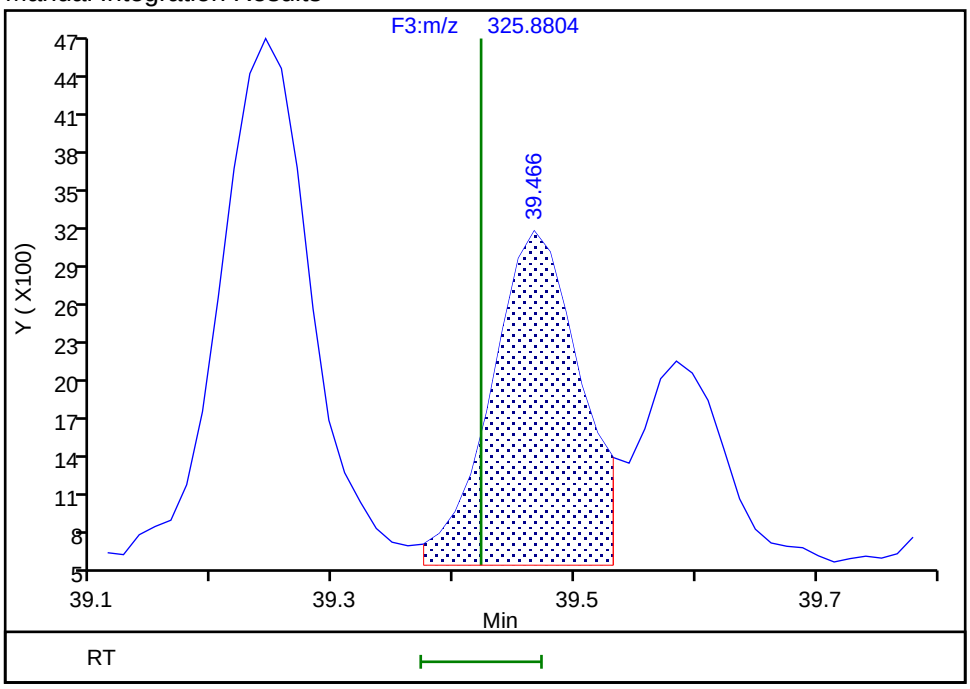

Reviewer: davidsonm, 03-Sep-2019 08:19:24
Audit Action: Split an Integrated Peak Audit Reason: Split Peak

Manual Integration/User Assign Peak Report

Eurofins TestAmerica, Knoxville

Data File:	\\chromna\Knoxville\ChromData\D3D\20190829-12907.b\580-88125-b-16-c_190830062106.d				
Injection Date:	30-Aug-2019 06:21:00	Instrument ID:	D3D		
Lims ID:	580-88125-B-16-C	Lab Sample ID:	140-88125-16		
Client ID:	N5-0to28-101418				
Operator ID:	Xcalibur_System	ALS Bottle#:	0	Worklist Smp#:	9
Injection Vol:	1.0 ul	Dil. Factor:	2.0000		
Method:	PCBs_D3D	Limit Group:	HR - 1668A - ICAL		
Column:	SPB-Octyl (0.25 mm)	Detector	F3(35.64 :49.10)		

PCB-126, CAS: 57465-28-8

Signal: 2

Processing Integration Results

RT: 41.02
Area: 2578
Amount: 1.500614
Amount Units: pg/ul

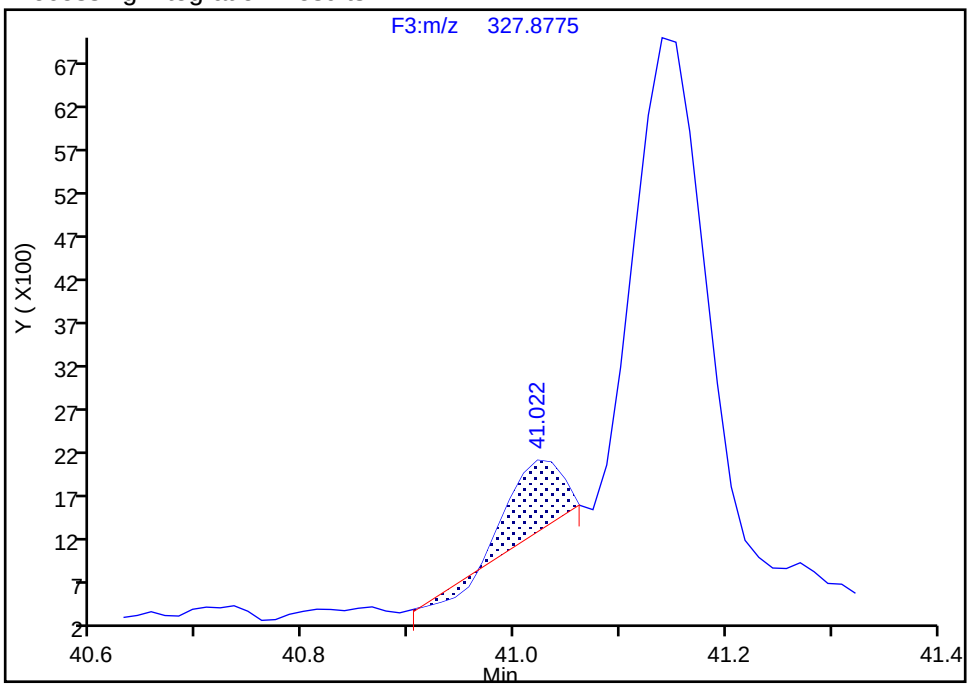

Manual Integration Results

RT: 41.02
Area: 9692
Amount: 2.137873
Amount Units: pg/ul

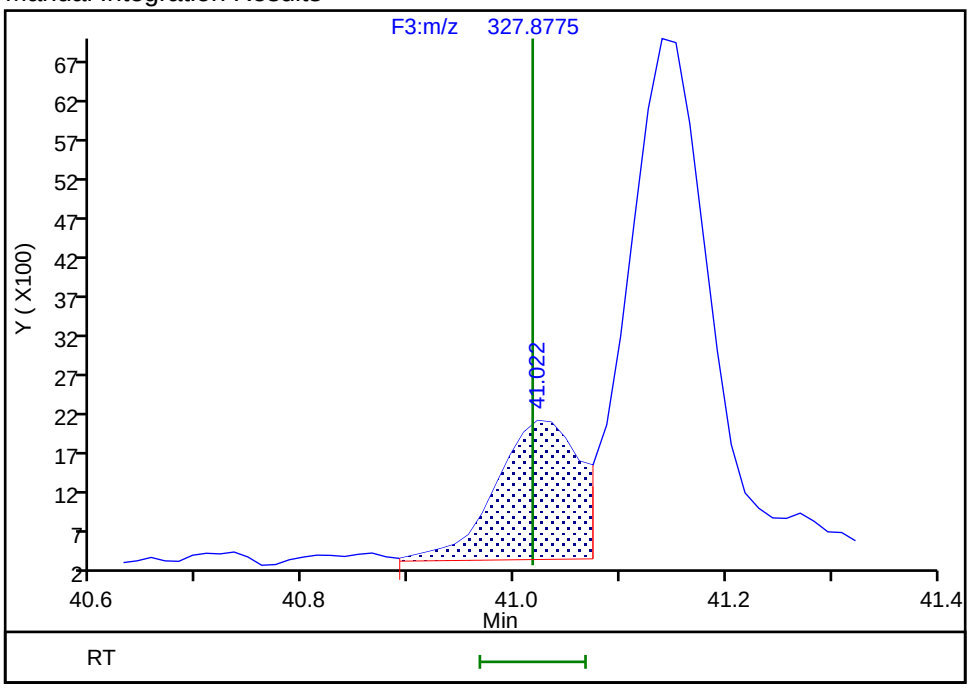

Reviewer: davidsonm, 03-Sep-2019 08:19:45

Audit Action: Manually Integrated Audit Reason: Baseline

Eurofins TestAmerica, Knoxville

Data File:	\\chromna\Knoxville\ChromData\D3D\20190829-12907.b\580-88125-b-16-c_190830062106.d		
Injection Date:	30-Aug-2019 06:21:00	Injection Vol:	1.0 ul
Instrument ID:	D3D	Operator ID:	Xcalibur_System
Method:	PCBs_D3D	Limit Group:	HR - 1668A - ICAL
Client ID:	N5-0to28-101418		
Worklist#:	33148	Sample Line#:	9
Column Type:	SPB-Octyl	Column Dia:	0.25 mm

HxPCB F2

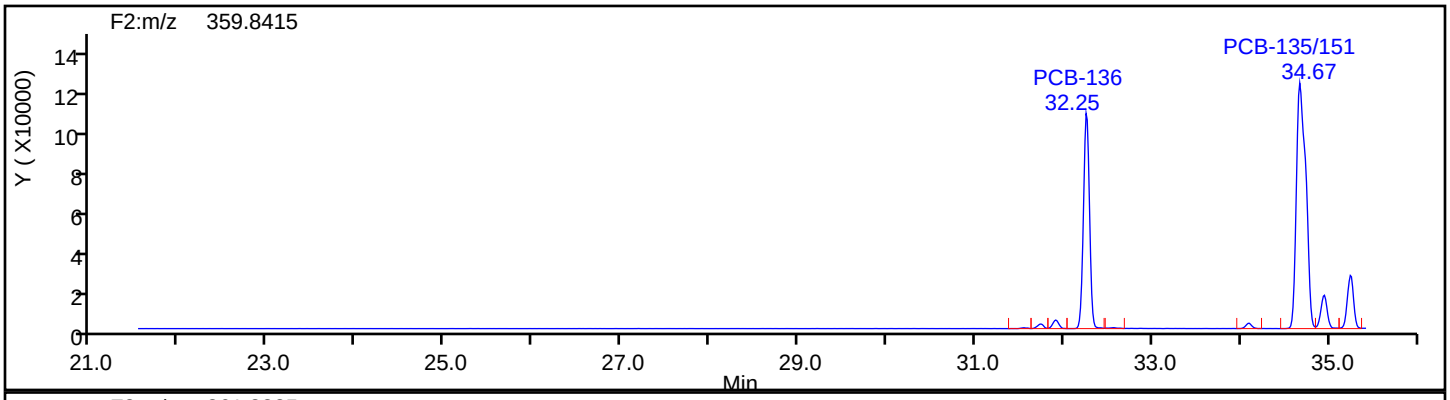

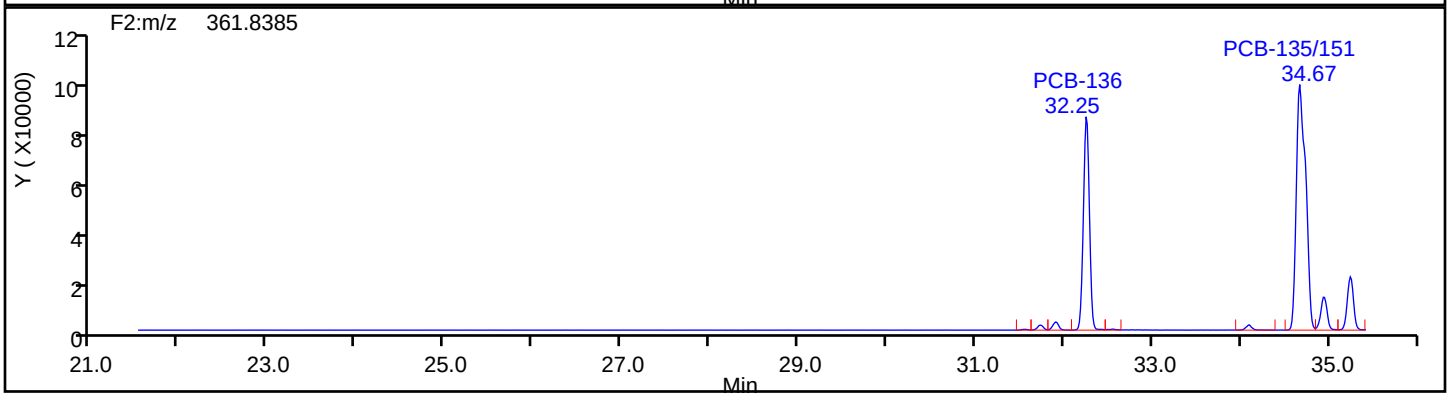

HxPCB F2 Standards

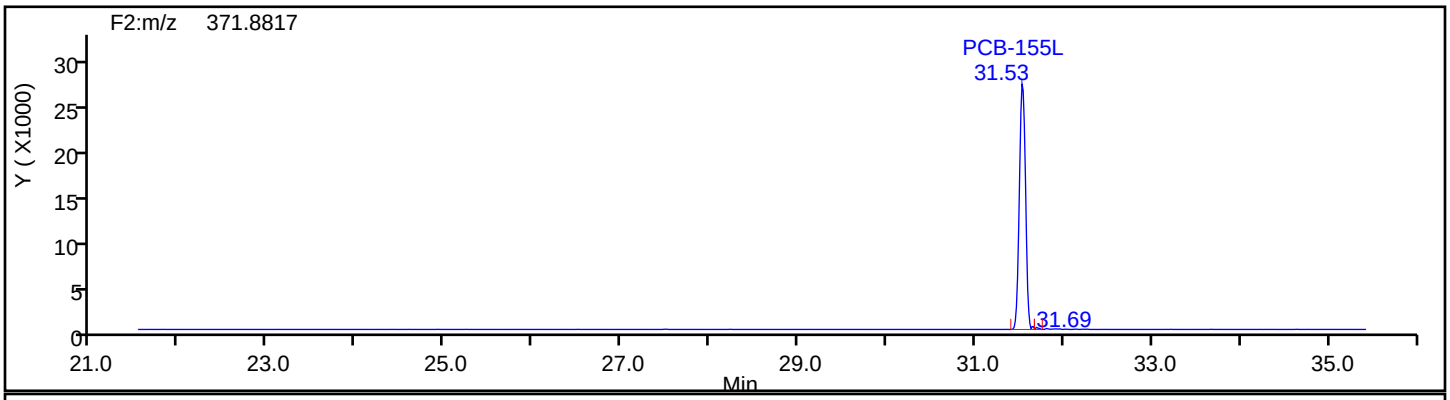

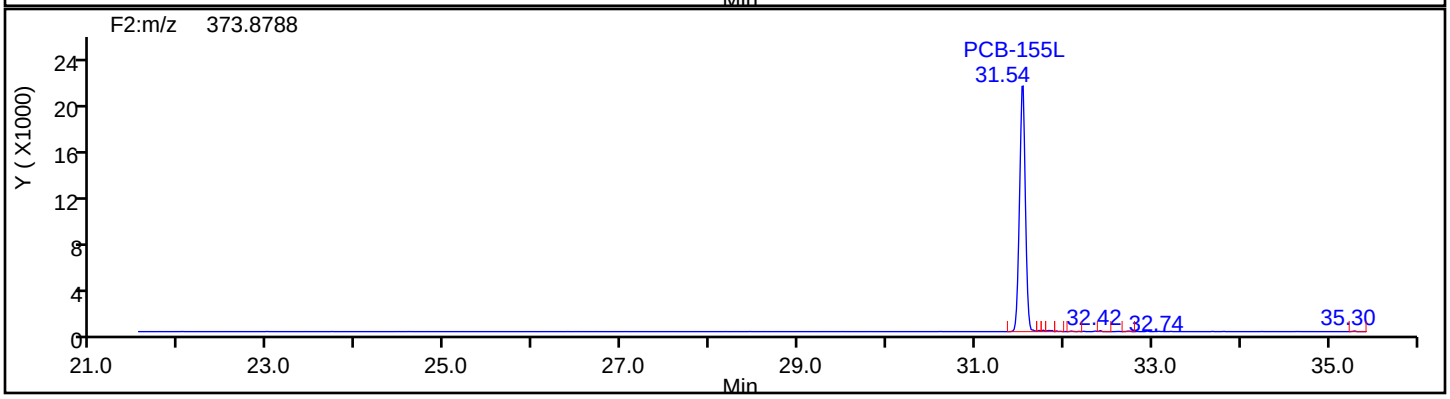

Eurofins TestAmerica, Knoxville

Data File:	\\chromna\Knoxville\ChromData\D3D\20190829-12907.b\580-88125-b-16-c_190830062106.d		
Injection Date:	30-Aug-2019 06:21:00	Injection Vol:	1.0 ul
Instrument ID:	D3D	Operator ID:	Xcalibur_System
Method:	PCBs_D3D	Limit Group:	HR - 1668A - ICAL
Client ID:	N5-0to28-101418		
Worklist#:	33148	Sample Line#:	9
Column Type:	SPB-Octyl	Column Dia:	0.25 mm

HxPCB F2

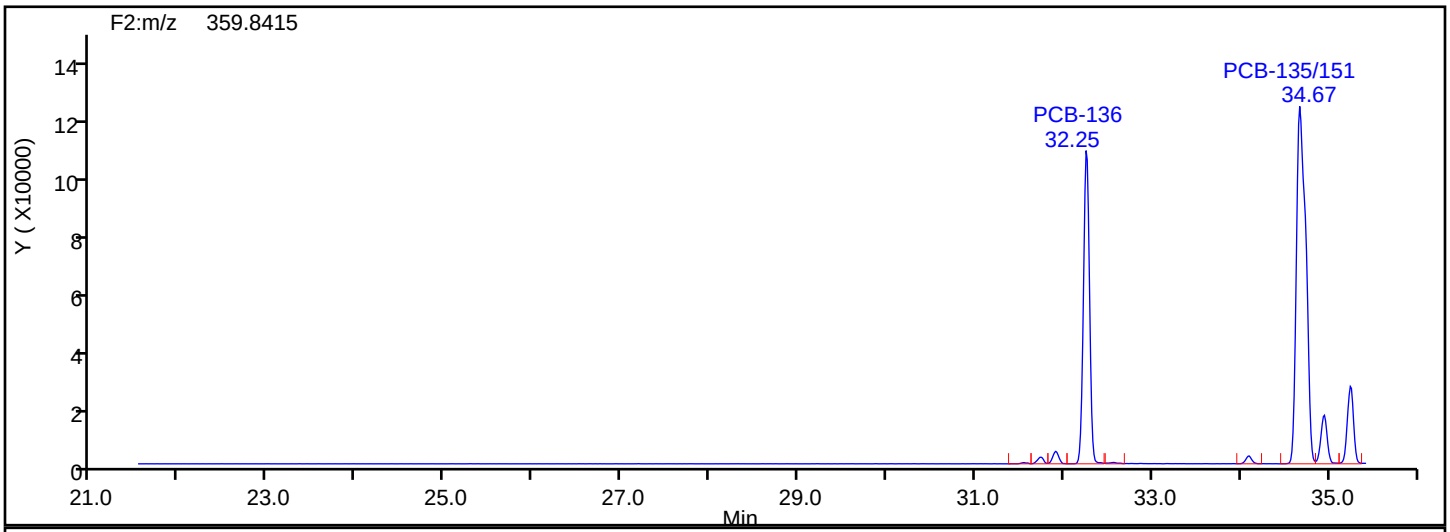

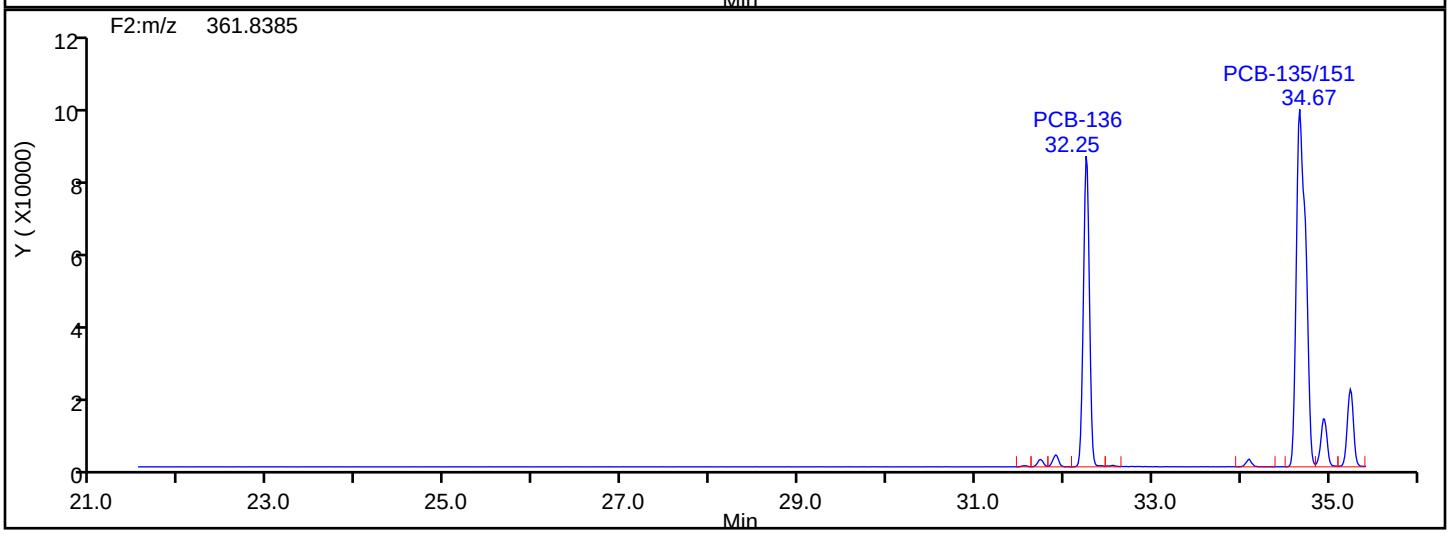

HxPCB F2 Lock Mass

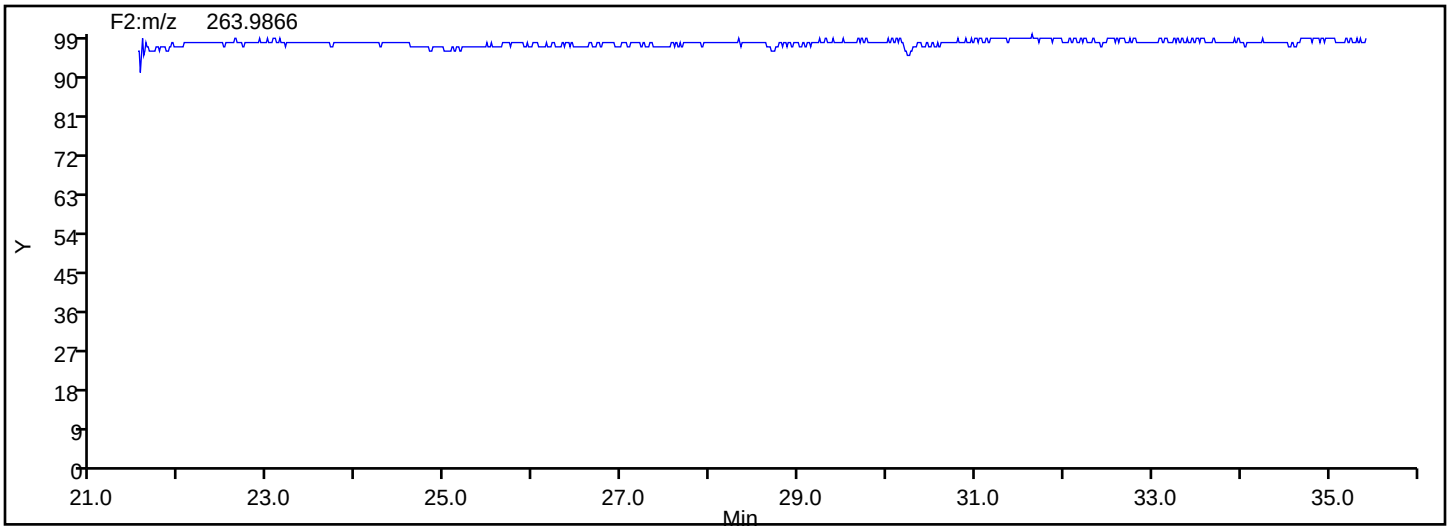

Manual Integration/User Assign Peak Report

Eurofins TestAmerica, Knoxville

Data File:	\\chromna\Knoxville\ChromData\D3D\20190829-12907.b\580-88125-b-16-c_190830062106.d				
Injection Date:	30-Aug-2019 06:21:00	Instrument ID:	D3D		
Lims ID:	580-88125-B-16-C	Lab Sample ID:	140-88125-16		
Client ID:	N5-0to28-101418				
Operator ID:	Xcalibur_System	ALS Bottle#:	0	Worklist Smp#:	9
Injection Vol:	1.0 ul	Dil. Factor:	2.0000		
Method:	PCBs_D3D	Limit Group:	HR - 1668A - ICAL		
Column:	SPB-Octyl (0.25 mm)	Detector	F2(21.81 :35.54)		

PCB-145, CAS: 74472-40-5

Signal: 2

Processing Integration Results

RT: 32.56
Area: 1090
Amount: 0.825951
Amount Units: pg/ul

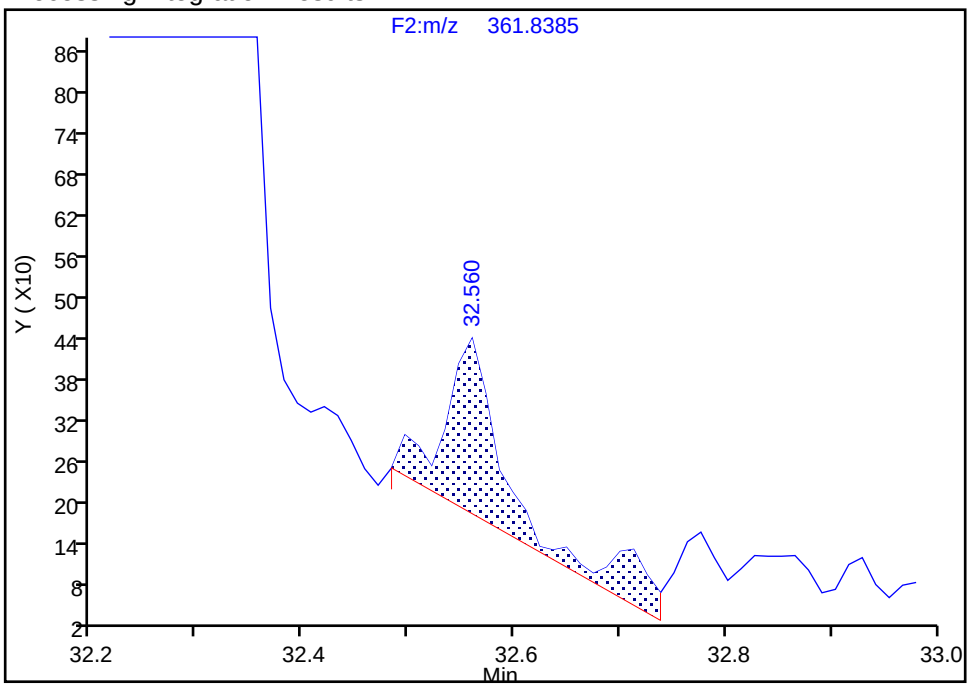

Manual Integration Results

RT: 32.56
Area: 2471
Amount: 1.077138
Amount Units: pg/ul

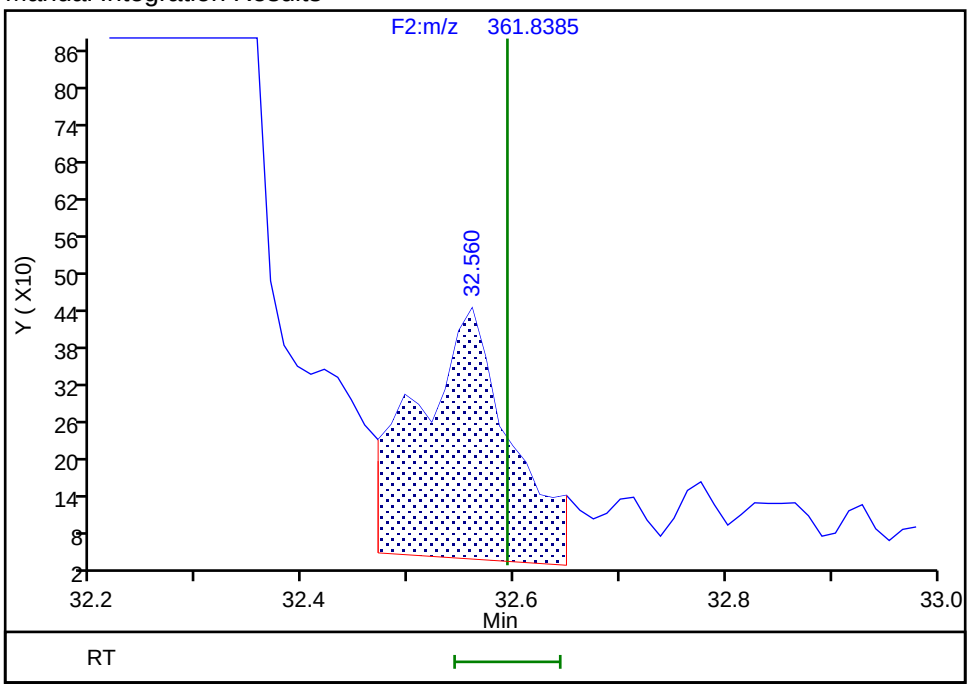

Reviewer: davidsonm, 03-Sep-2019 08:20:15

Audit Action: Manually Integrated Audit Reason: Baseline

Eurofins TestAmerica, Knoxville

Data File:	\\chromna\Knoxville\ChromData\D3D\20190829-12907.b\580-88125-b-16-c_190830062106.d		
Injection Date:	30-Aug-2019 06:21:00	Injection Vol:	1.0 ul
Instrument ID:	D3D	Operator ID:	Xcalibur_System
Method:	PCBs_D3D	Limit Group:	HR - 1668A - ICAL
Client ID:	N5-0to28-101418		
Worklist#:	33148	Sample Line#:	9
Column Type:	SPB-Octyl	Column Dia:	0.25 mm

HxPCB F3

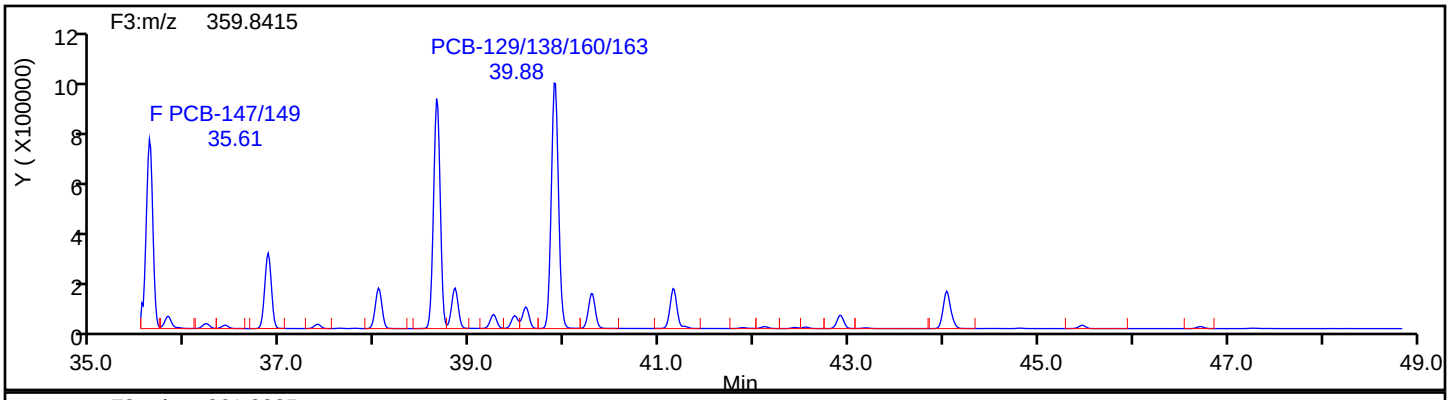

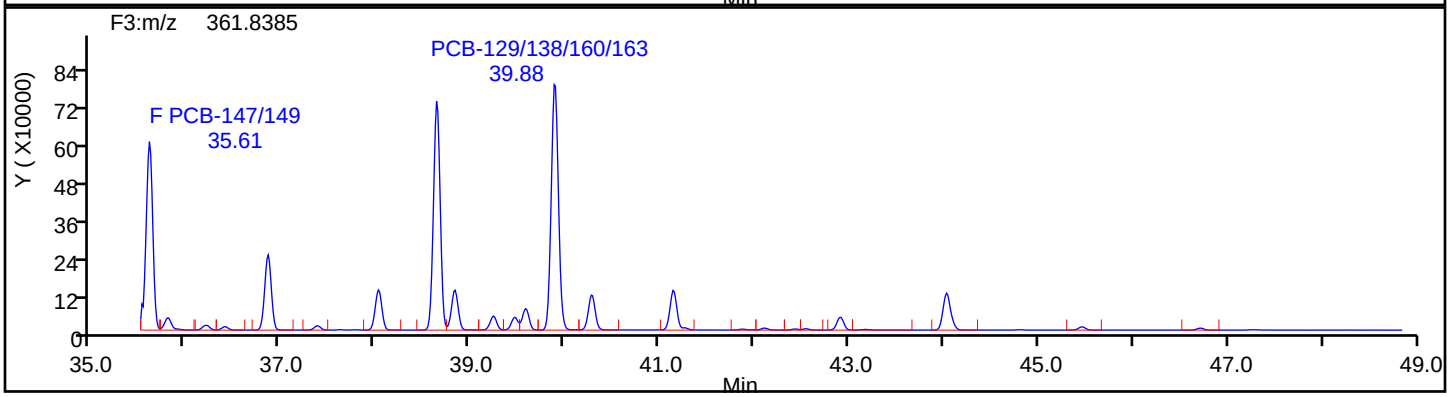

HxPCB F3 Standards

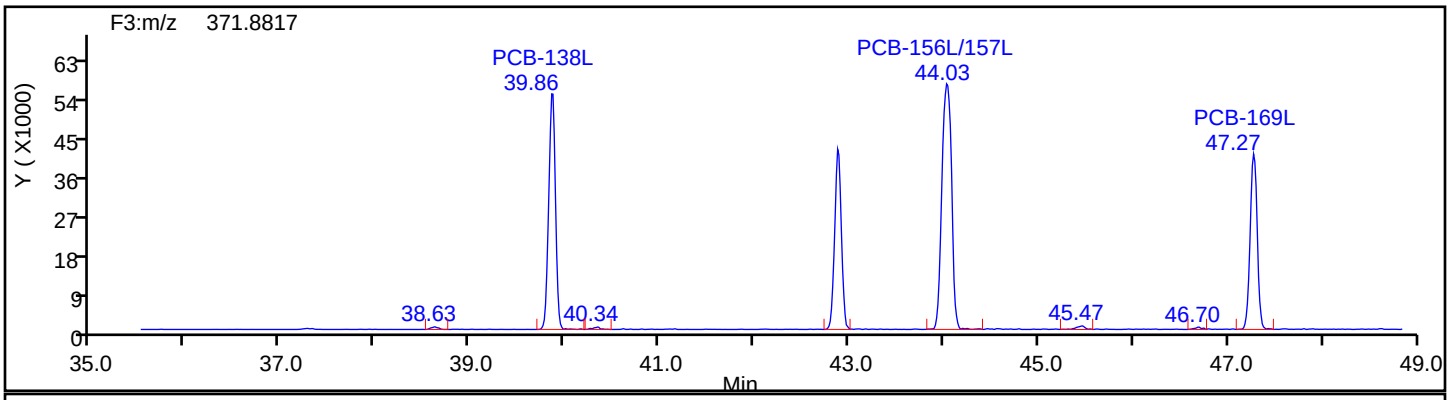

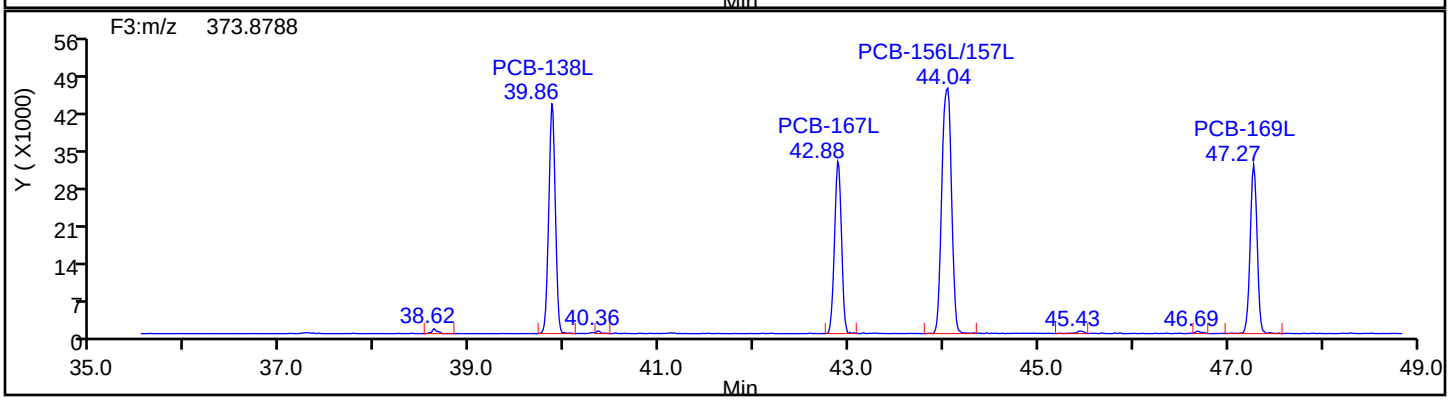

Eurofins TestAmerica, Knoxville

Data File:	\\chromna\Knoxville\ChromData\D3D\20190829-12907.b\580-88125-b-16-c_190830062106.d		
Injection Date:	30-Aug-2019 06:21:00	Injection Vol:	1.0 ul
Instrument ID:	D3D	Operator ID:	Xcalibur_System
Method:	PCBs_D3D	Limit Group:	HR - 1668A - ICAL
Client ID:	N5-0to28-101418		
Worklist#:	33148	Sample Line#:	9
Column Type:	SPB-Octyl	Column Dia:	0.25 mm

HxPCB F3

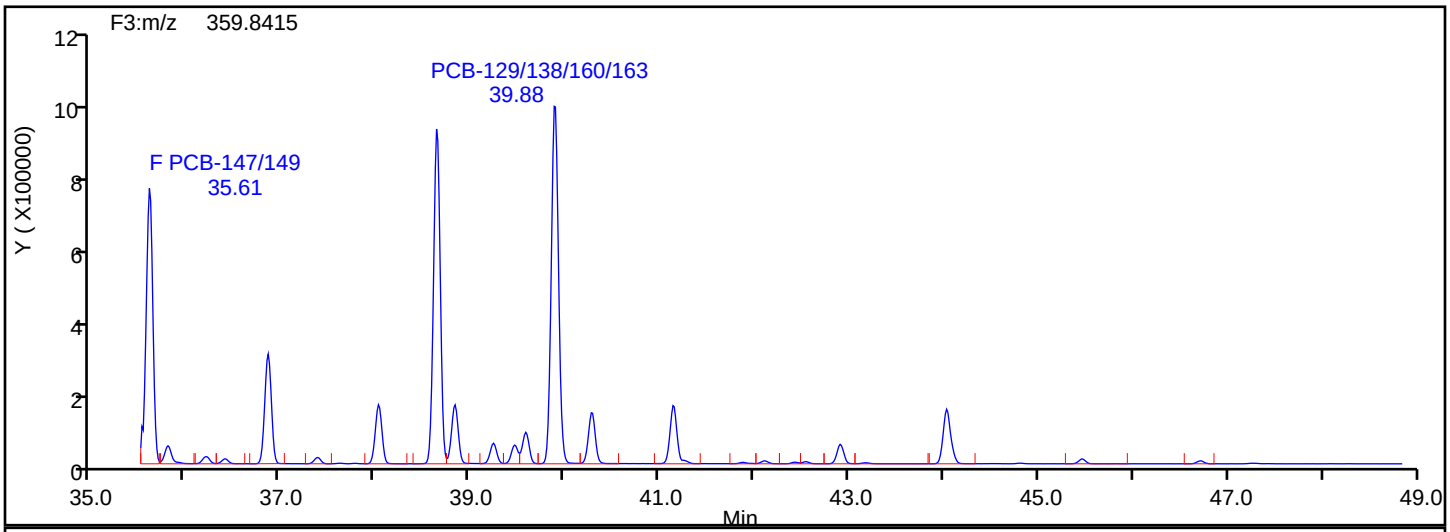

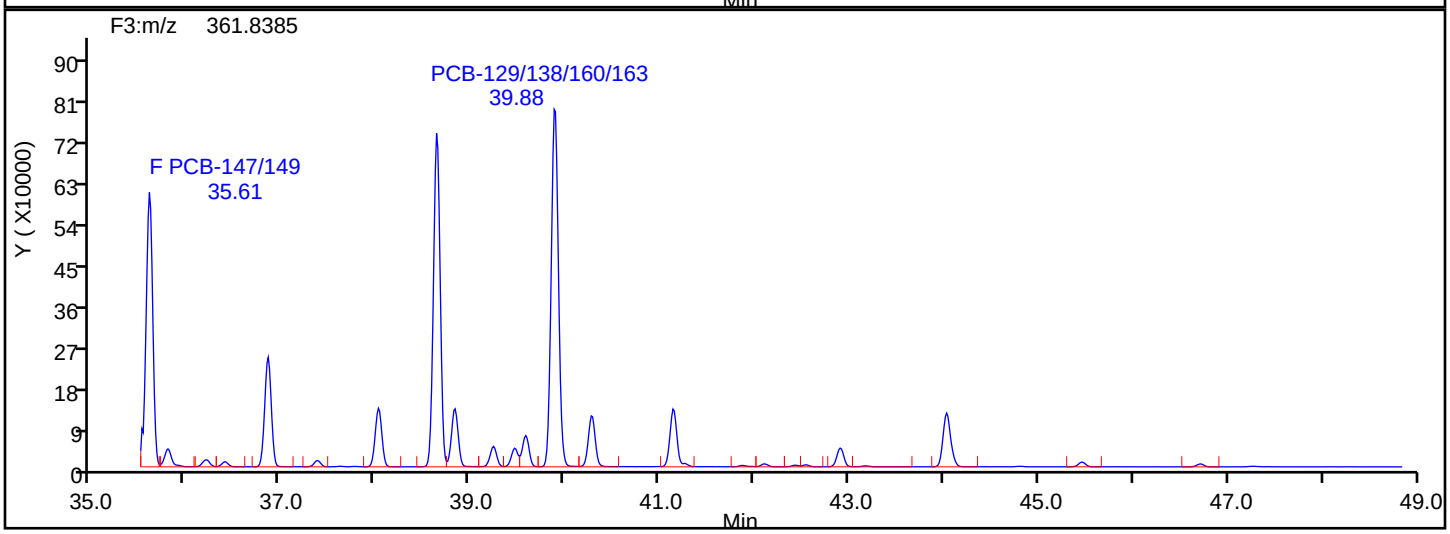

HxPCB F3 Lock Mass

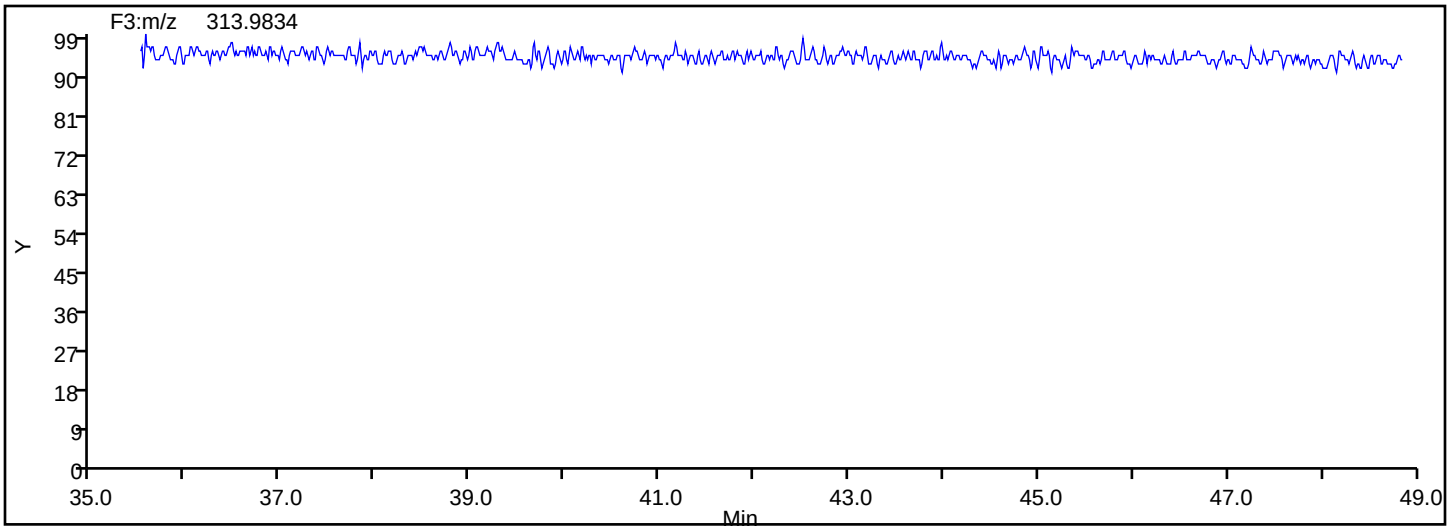

Eurofins TestAmerica, Knoxville

Data File:	\\chromna\Knoxville\ChromData\D3D\20190829-12907.b\580-88125-b-16-c_190830062106.d		
Injection Date:	30-Aug-2019 06:21:00	Injection Vol:	1.0 ul
Instrument ID:	D3D	Operator ID:	Xcalibur_System
Method:	PCBs_D3D	Limit Group:	HR - 1668A - ICAL
Client ID:	N5-0to28-101418		
Worklist#:	33148	Sample Line#:	9
Column Type:	SPB-Octyl	Column Dia:	0.25 mm

HpPCB F3

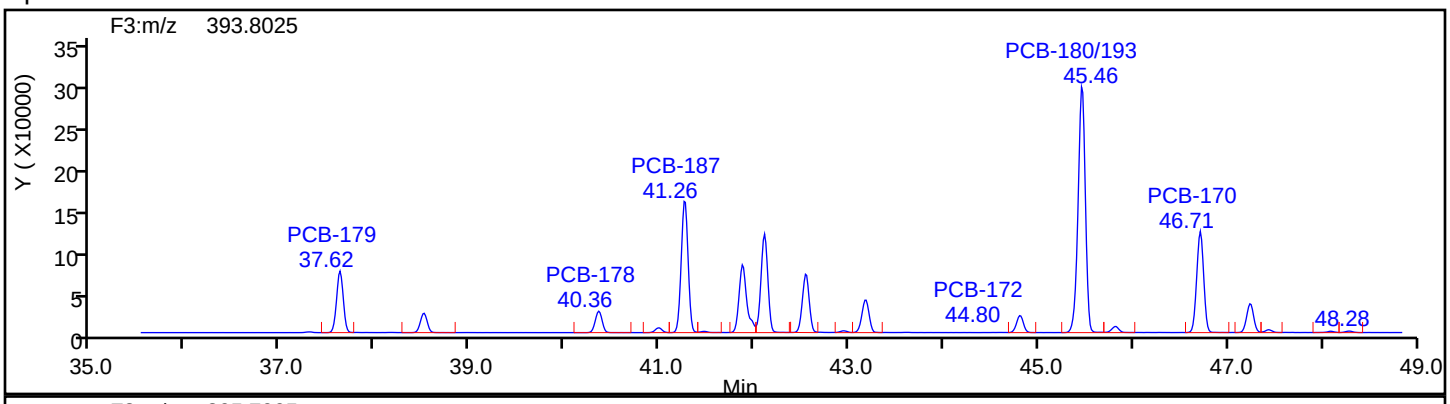

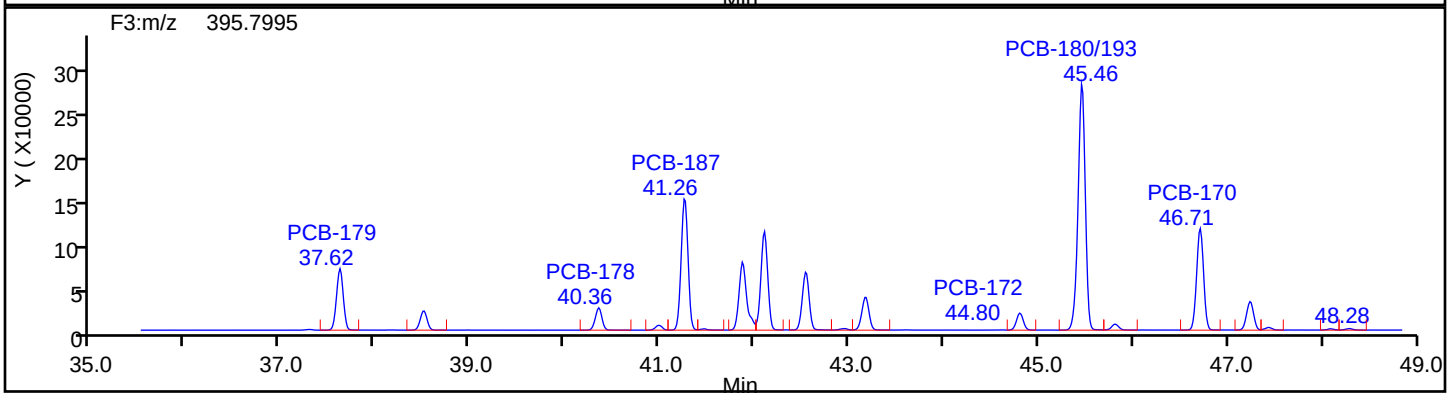

HpPCB F3 Standards

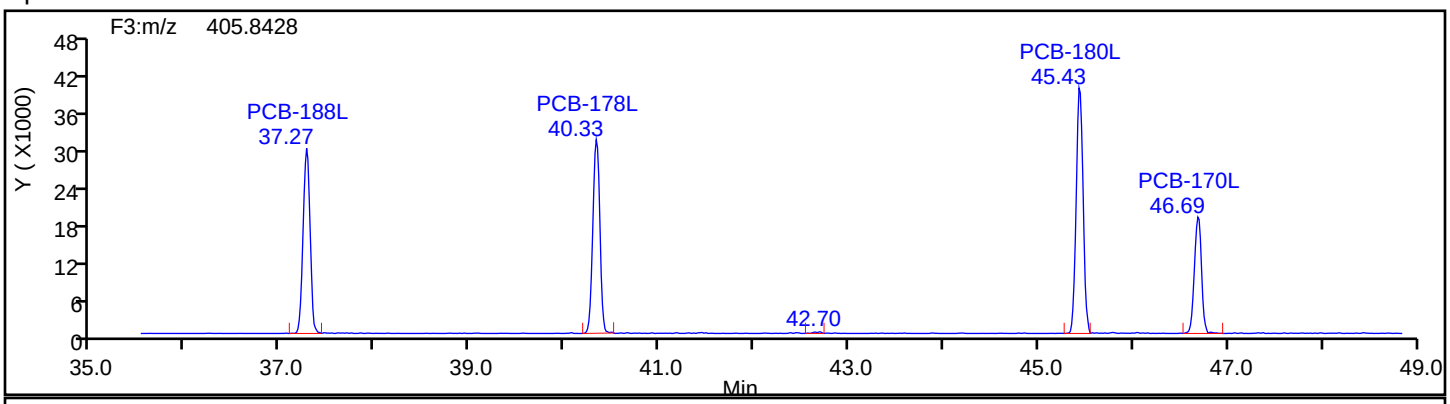

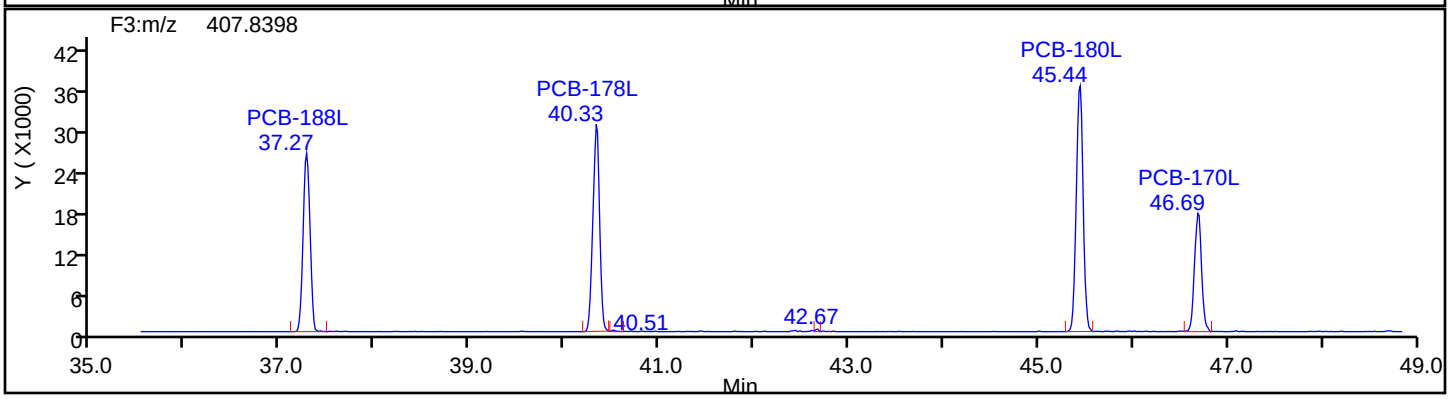

Eurofins TestAmerica, Knoxville

Data File:	\\chromna\Knoxville\ChromData\D3D\20190829-12907.b\580-88125-b-16-c_190830062106.d		
Injection Date:	30-Aug-2019 06:21:00	Injection Vol:	1.0 ul
Instrument ID:	D3D	Operator ID:	Xcalibur_System
Method:	PCBs_D3D	Limit Group:	HR - 1668A - ICAL
Client ID:	N5-0to28-101418		
Worklist#:	33148	Sample Line#:	9
Column Type:	SPB-Octyl	Column Dia:	0.25 mm

HpPCB F3

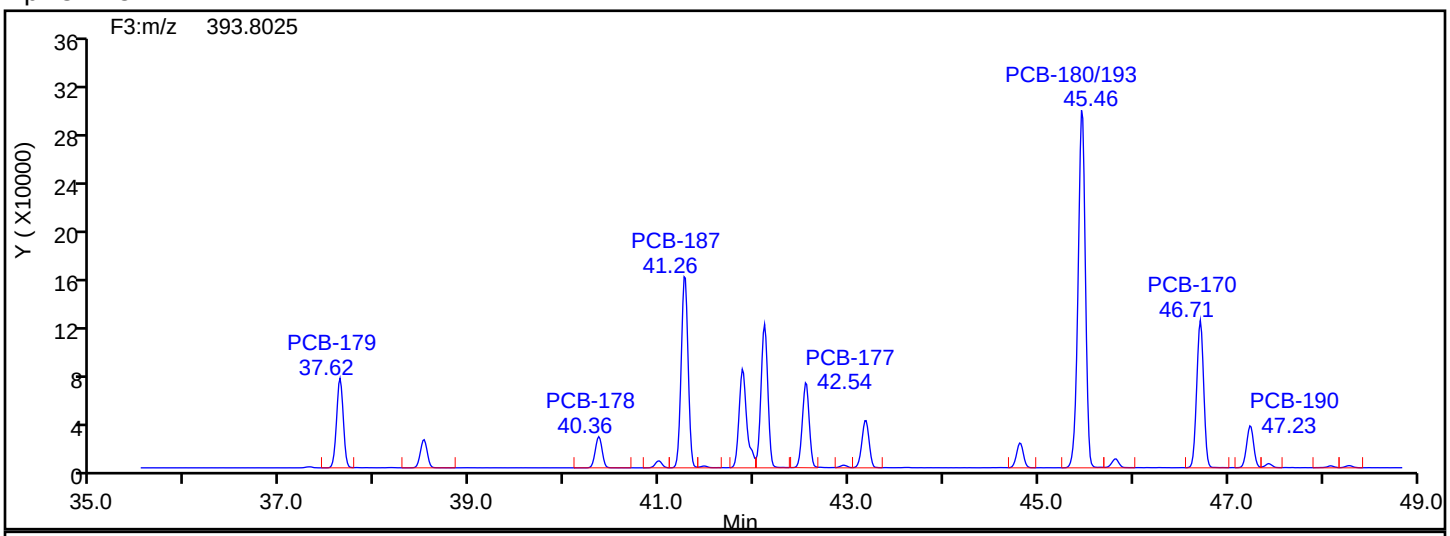

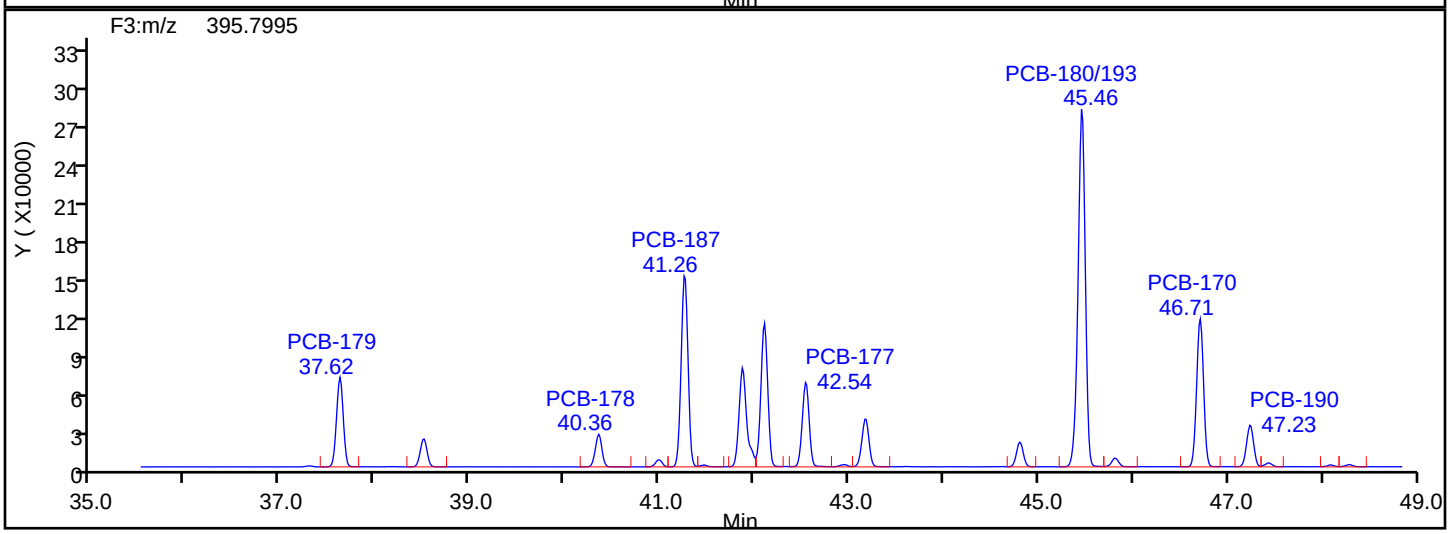

HpPCB F3 Lock Mass

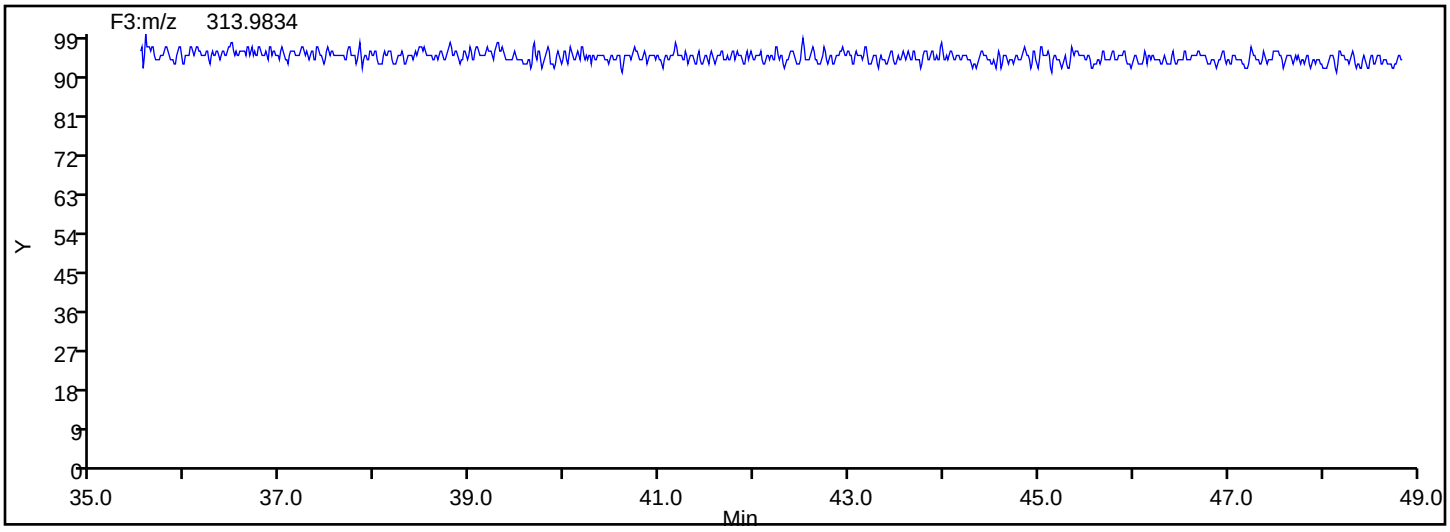

Report Date: 03-Sep-2019 08:22:22 Chrom Revision: 2.3 22-Aug-2019 12:55:36

Eurofins TestAmerica, Knoxville

Data File:	\\chromna\Knoxville\ChromData\D3D\20190829-12907.b\580-88125-b-16-c_190830062106.d		
Injection Date:	30-Aug-2019 06:21:00	Injection Vol:	1.0 ul
Instrument ID:	D3D	Operator ID:	Xcalibur_System
Method:	PCBs_D3D	Limit Group:	HR - 1668A - ICAL
Client ID:	N5-0to28-101418		
Worklist#:	33148	Sample Line#:	9
Column Type:	SPB-Octyl	Column Dia:	0.25 mm

HpPCB F4

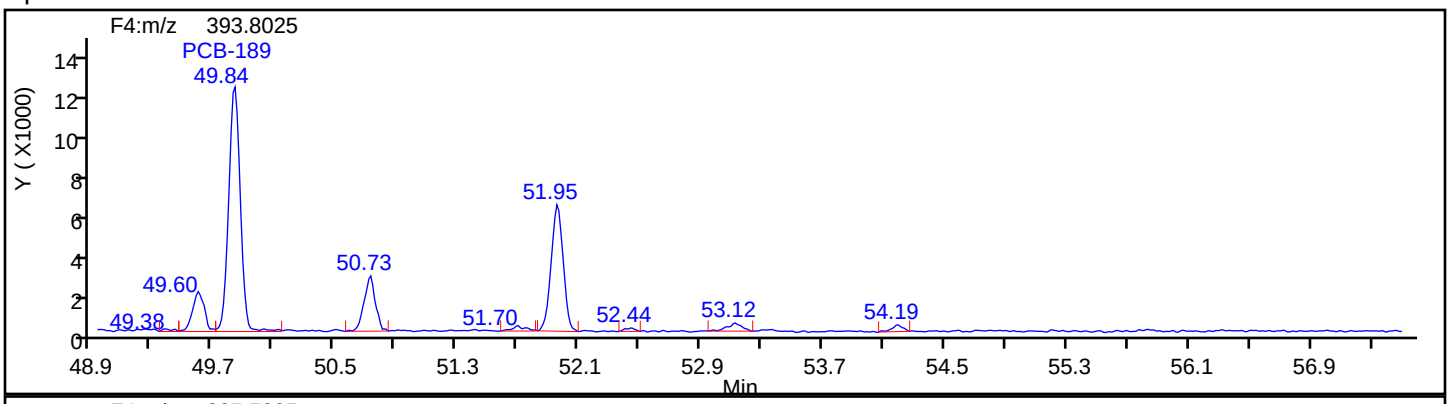

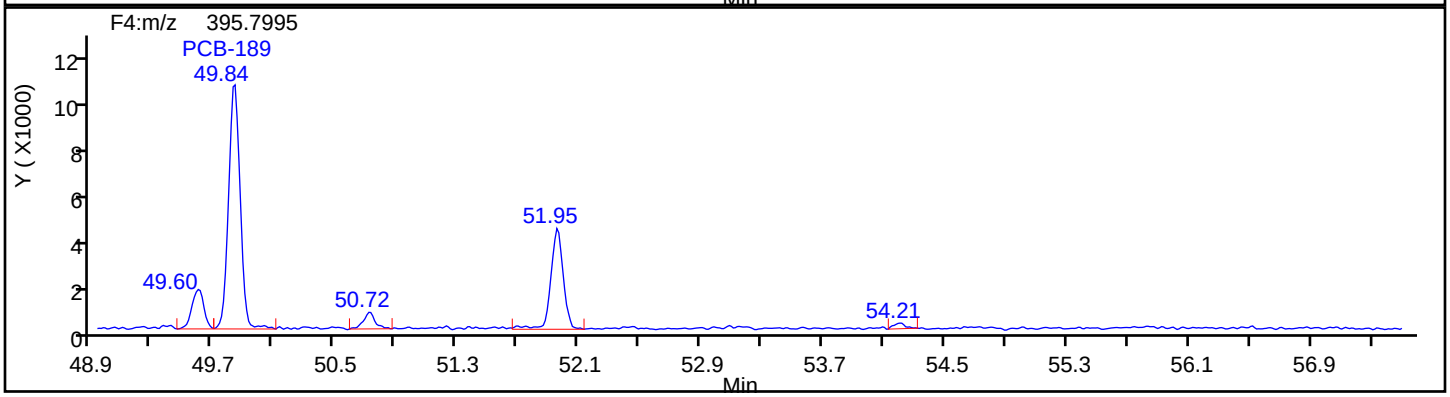

HpPCB F4 Standards

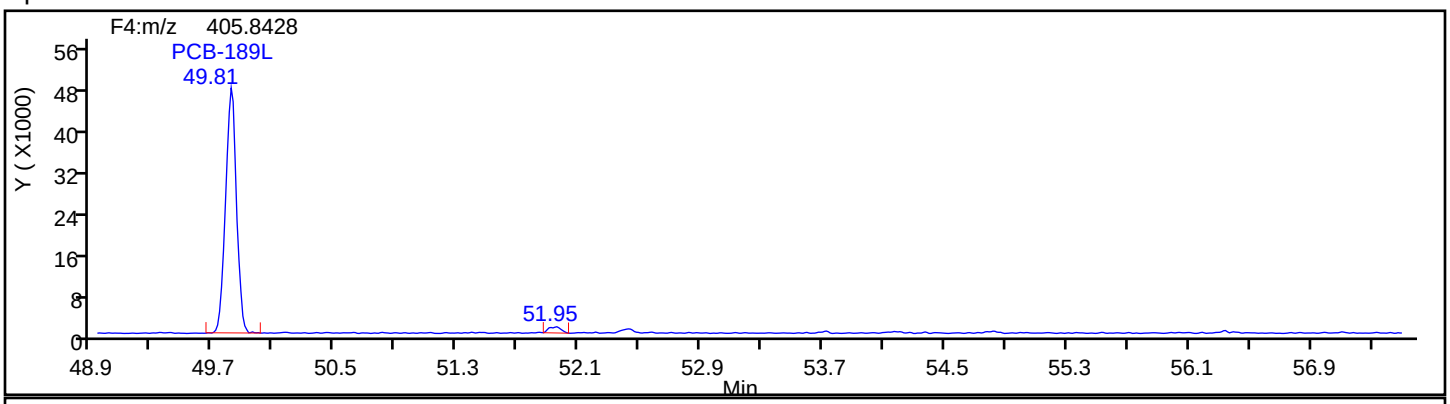

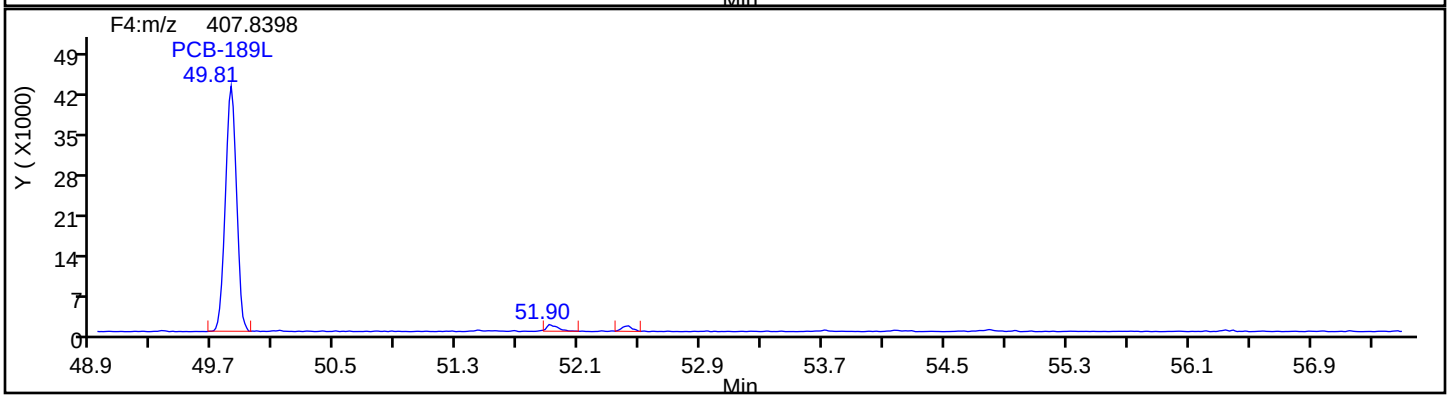

Eurofins TestAmerica, Knoxville

Data File:	\\chromna\Knoxville\ChromData\D3D\20190829-12907.b\580-88125-b-16-c_190830062106.d		
Injection Date:	30-Aug-2019 06:21:00	Injection Vol:	1.0 ul
Instrument ID:	D3D	Operator ID:	Xcalibur_System
Method:	PCBs_D3D	Limit Group:	HR - 1668A - ICAL
Client ID:	N5-0to28-101418		
Worklist#:	33148	Sample Line#:	9
Column Type:	SPB-Octyl	Column Dia:	0.25 mm

HpPCB F4

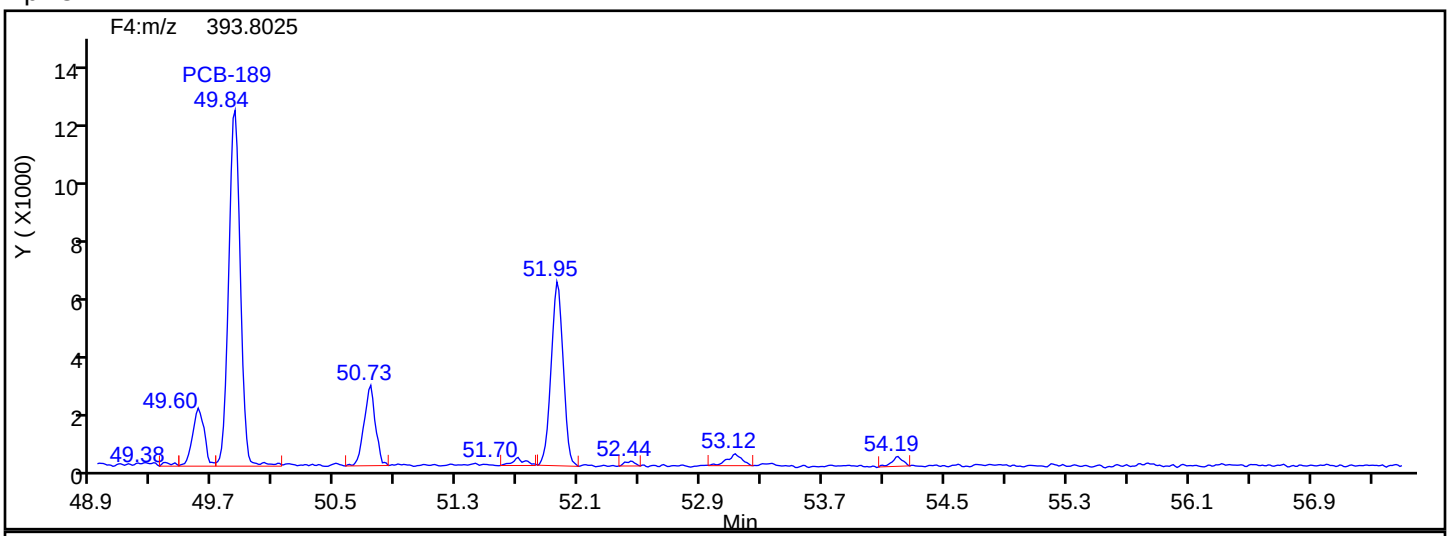

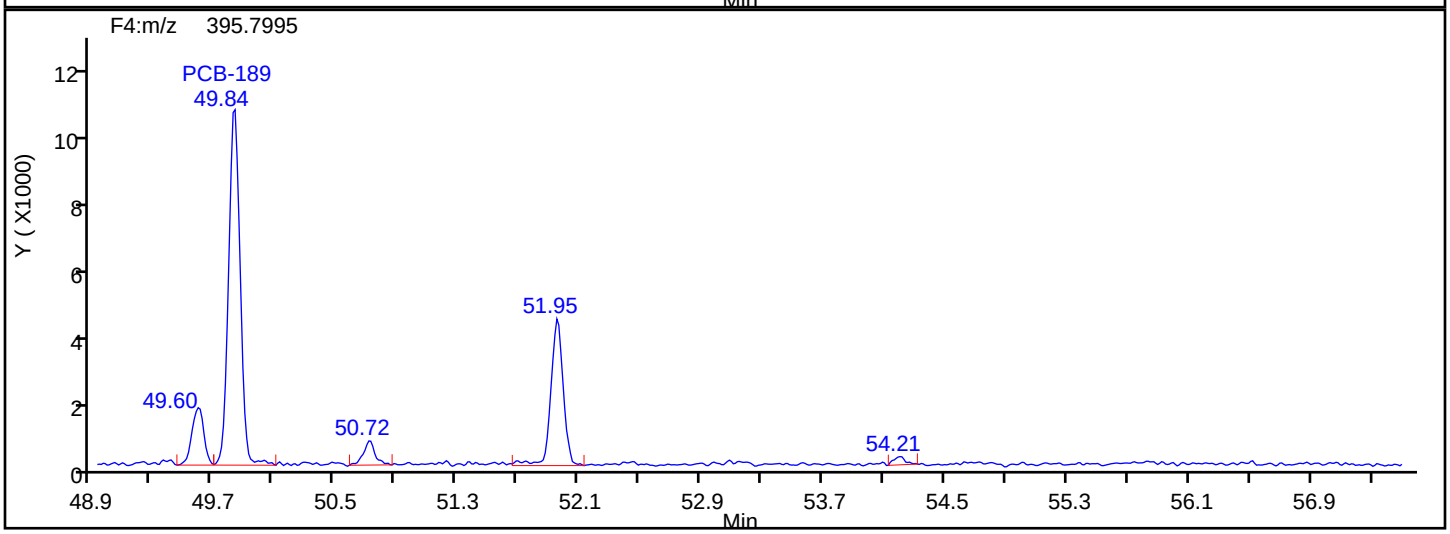

HpPCB F4 Lock Mass

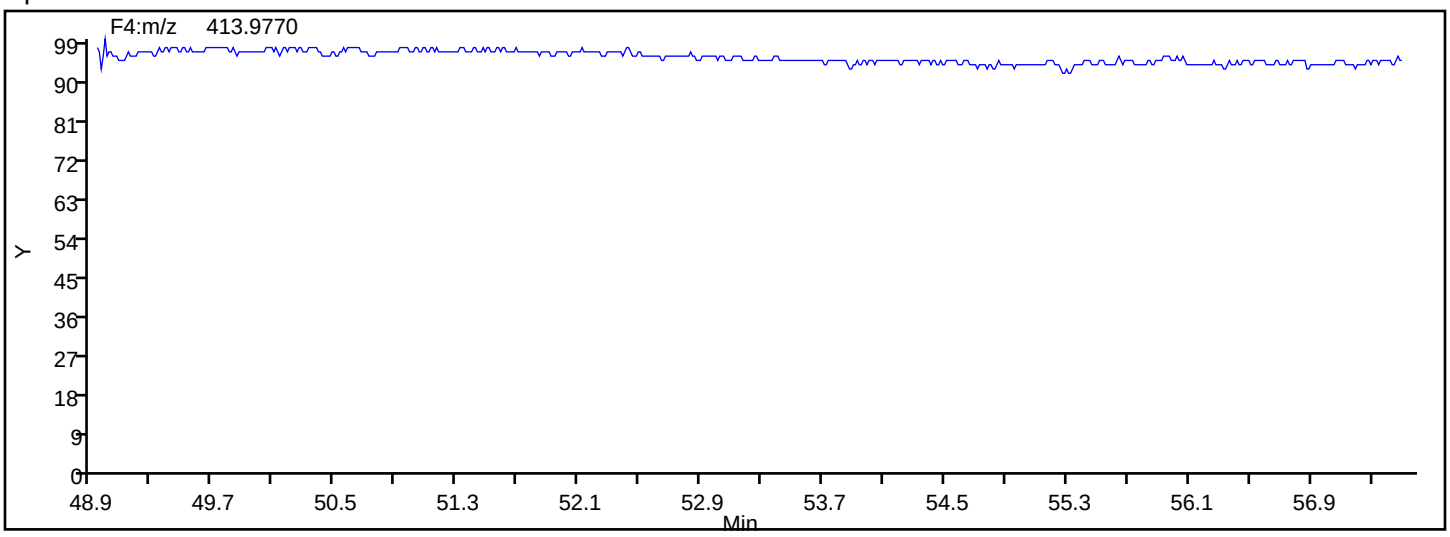

Eurofins TestAmerica, Knoxville

Data File:	\\chromna\Knoxville\ChromData\D3D\20190829-12907.b\580-88125-b-16-c_190830062106.d		
Injection Date:	30-Aug-2019 06:21:00	Injection Vol:	1.0 ul
Instrument ID:	D3D	Operator ID:	Xcalibur_System
Method:	PCBs_D3D	Limit Group:	HR - 1668A - ICAL
Client ID:	N5-0to28-101418		
Worklist#:	33148	Sample Line#:	9
Column Type:	SPB-Octyl	Column Dia:	0.25 mm

OcPCB F3

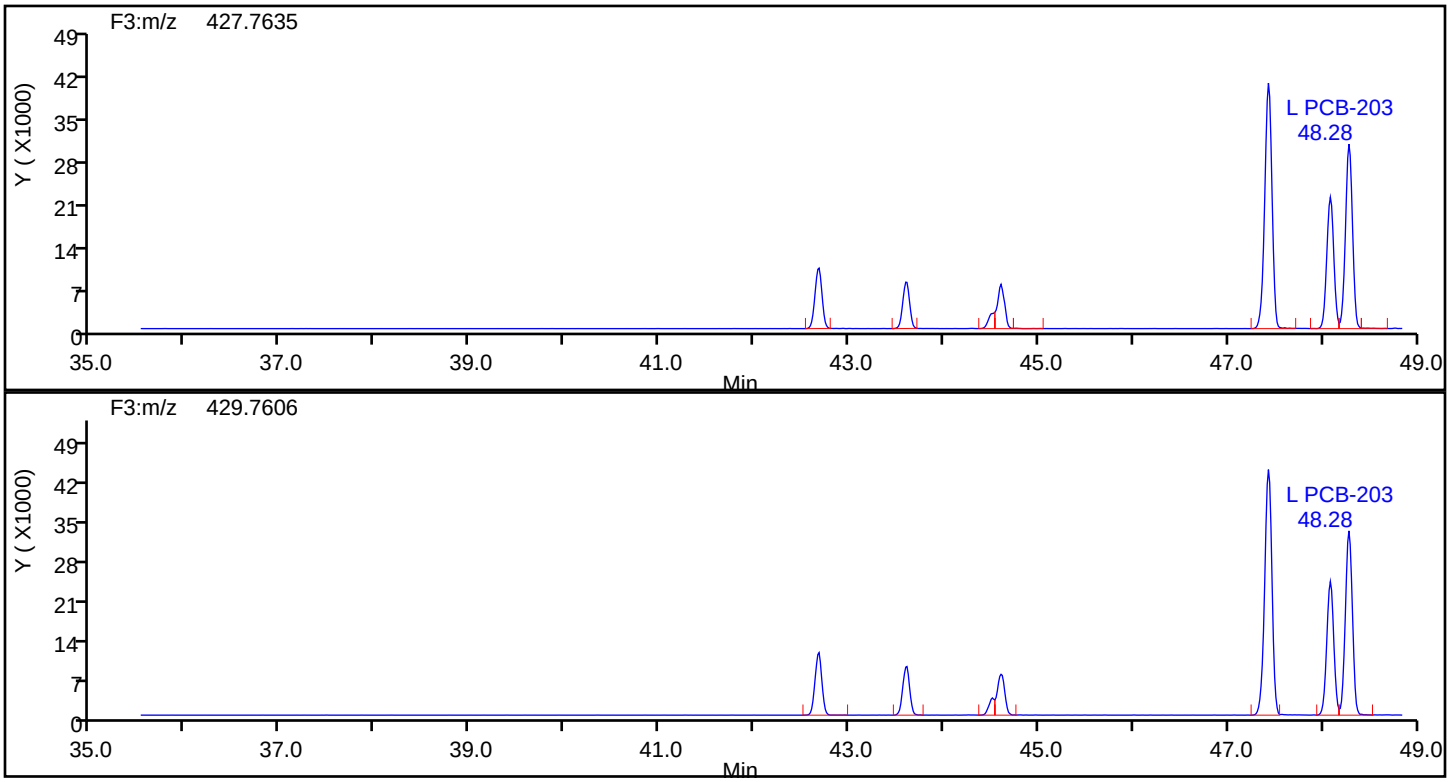

OcPCB F3 Standards

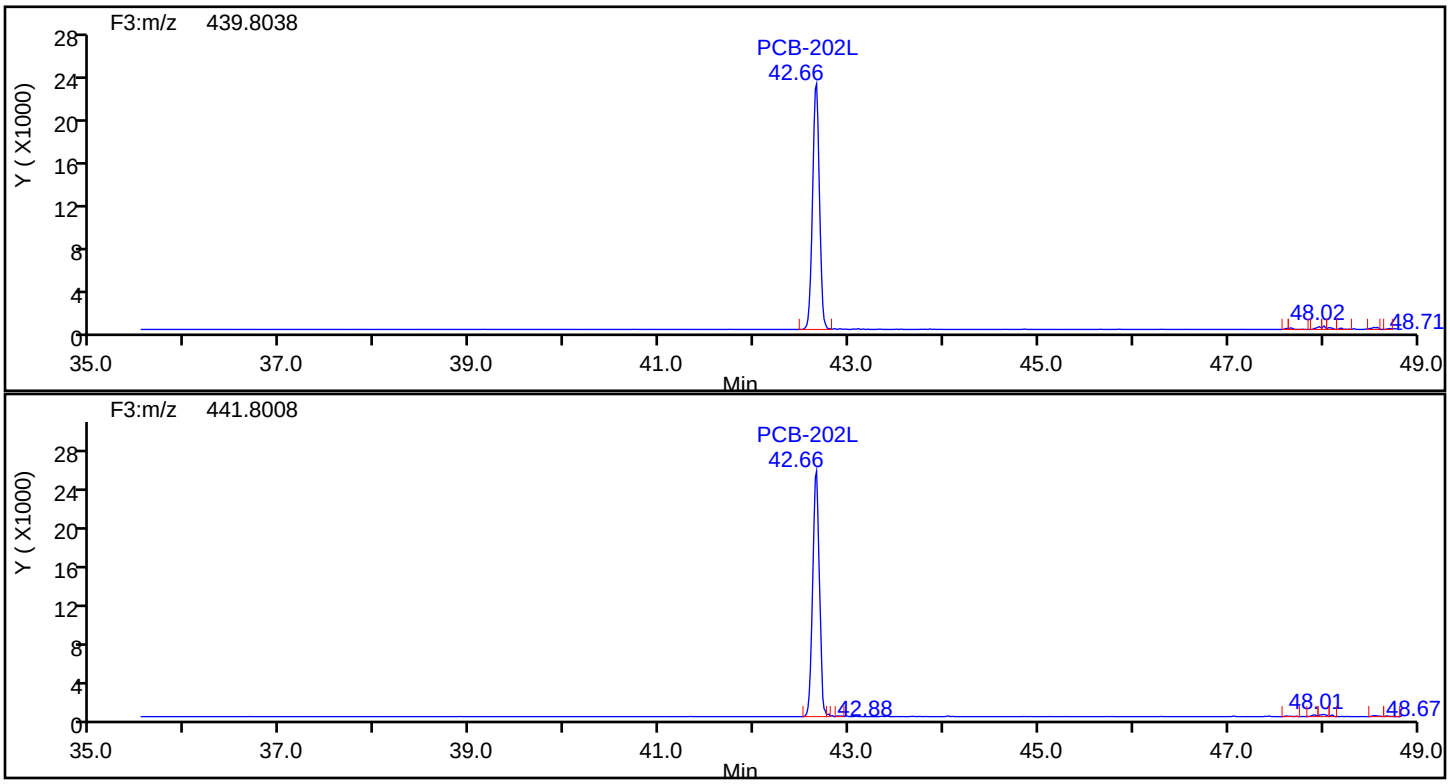

Eurofins TestAmerica, Knoxville

Data File:	\\chromna\Knoxville\ChromData\D3D\20190829-12907.b\580-88125-b-16-c_190830062106.d		
Injection Date:	30-Aug-2019 06:21:00	Injection Vol:	1.0 ul
Instrument ID:	D3D	Operator ID:	Xcalibur_System
Method:	PCBs_D3D	Limit Group:	HR - 1668A - ICAL
Client ID:	N5-0to28-101418		
Worklist#:	33148	Sample Line#:	9
Column Type:	SPB-Octyl	Column Dia:	0.25 mm

OcPCB F3

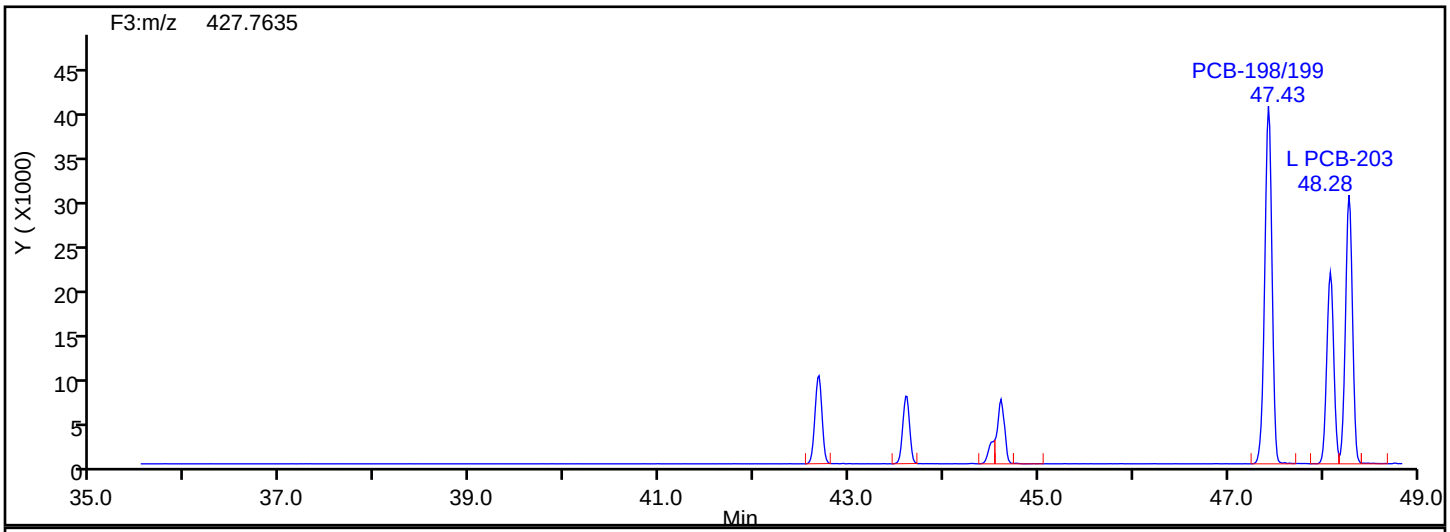

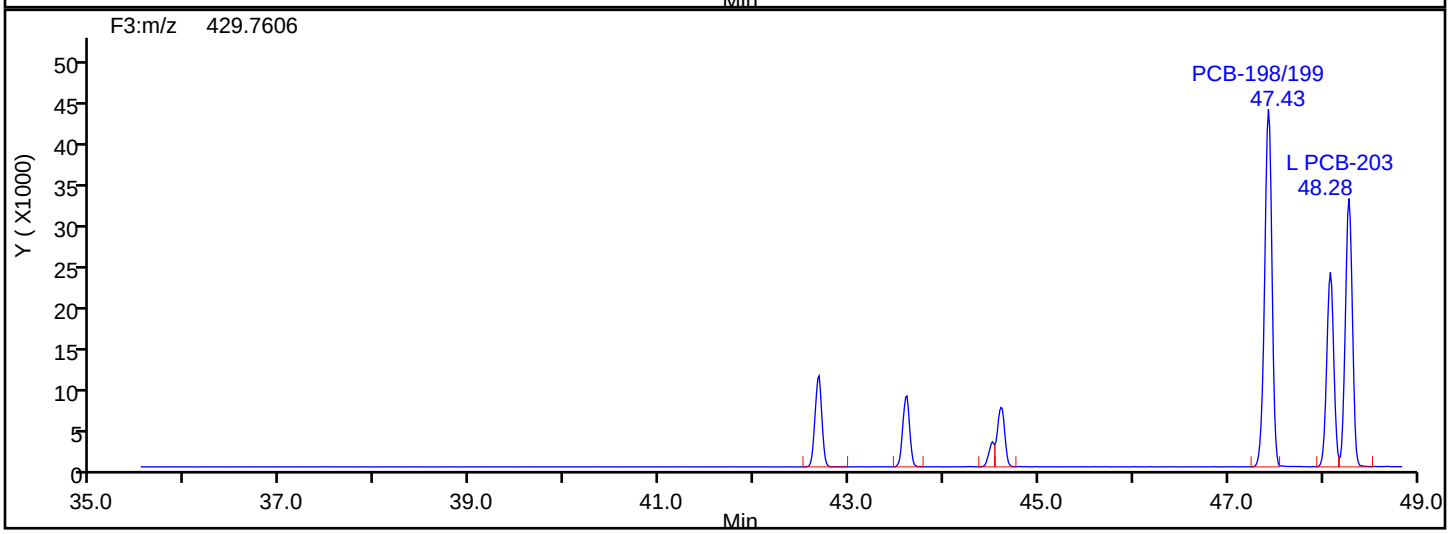

OcPCB F3 Lock Mass

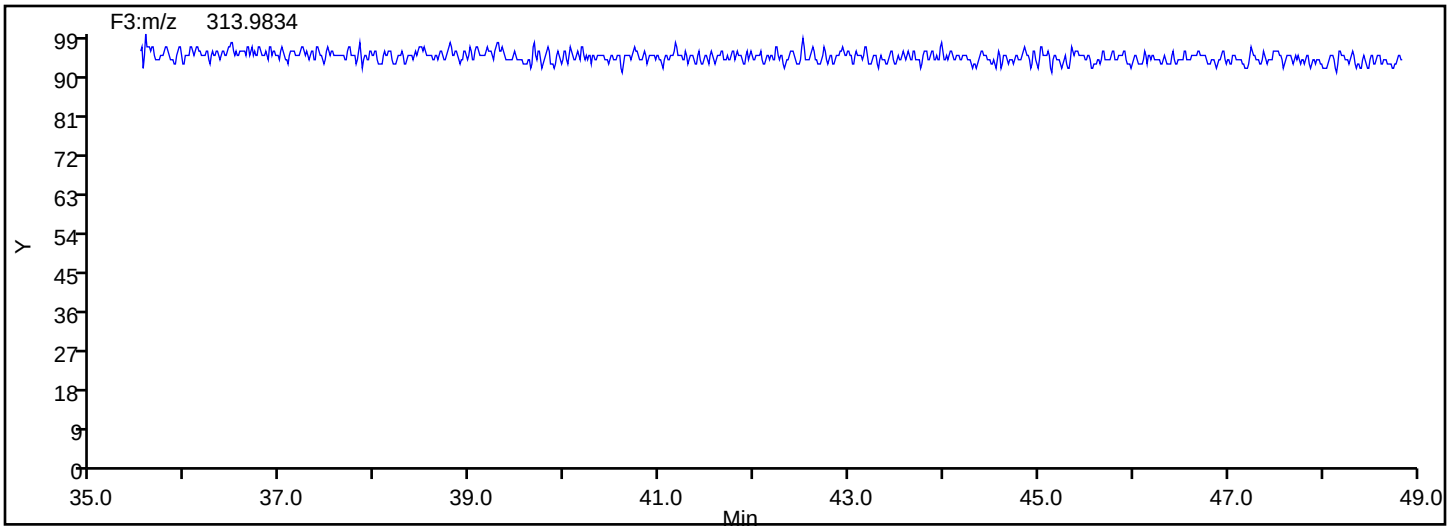

Manual Integration/User Assign Peak Report

Eurofins TestAmerica, Knoxville

Data File:	\\chromna\Knoxville\ChromData\D3D\20190829-12907.b\580-88125-b-16-c_190830062106.d				
Injection Date:	30-Aug-2019 06:21:00	Instrument ID:	D3D		
Lims ID:	580-88125-B-16-C	Lab Sample ID:	140-88125-16		
Client ID:	N5-0to28-101418				
Operator ID:	Xcalibur_System	ALS Bottle#:	0	Worklist Smp#:	9
Injection Vol:	1.0 ul	Dil. Factor:	2.0000		
Method:	PCBs_D3D	Limit Group:	HR - 1668A - ICAL		
Column:	SPB-Octyl (0.25 mm)	Detector	F3(35.64 :49.10)		

PCB-197, CAS: 33091-17-7

Signal: 1

Not Detected
Expected RT: 44.51

Processing Integration Results

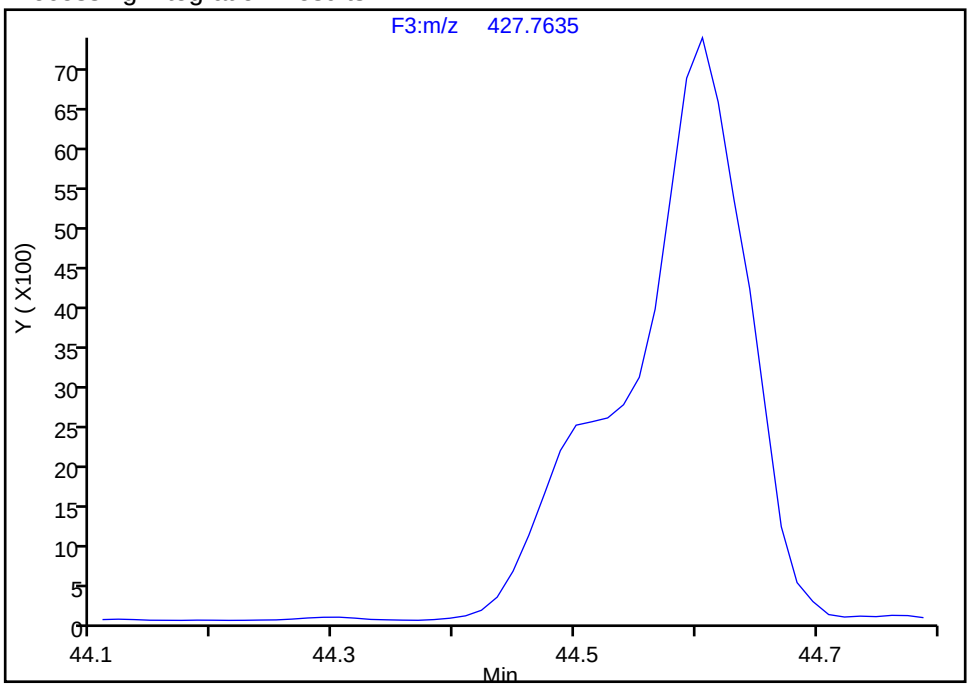

Manual Integration Results

RT: 44.54
Area: 11601
Amount: 4.214611
Amount Units: pg/ul

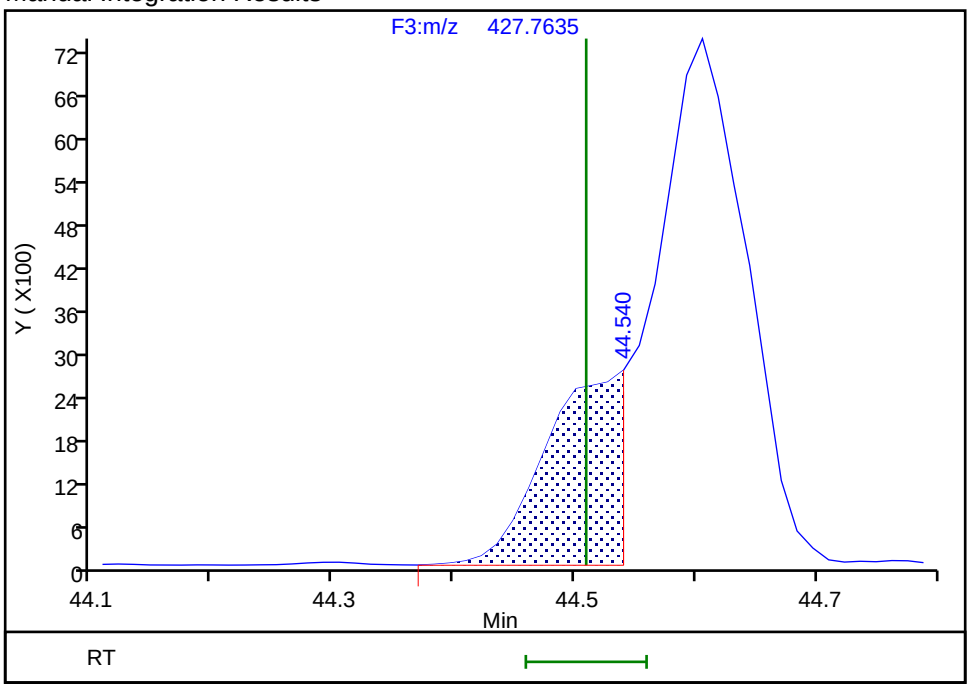

Reviewer: davidsonm, 03-Sep-2019 08:21:31
Audit Action: Manually Integrated/Assigned Compound ID Audit Reason: Split Peak

Manual Integration/User Assign Peak Report

Eurofins TestAmerica, Knoxville

Data File:	\\chromna\Knoxville\ChromData\D3D\20190829-12907.b\580-88125-b-16-c_190830062106.d				
Injection Date:	30-Aug-2019 06:21:00	Instrument ID:	D3D		
Lims ID:	580-88125-B-16-C	Lab Sample ID:	140-88125-16		
Client ID:	N5-0to28-101418				
Operator ID:	Xcalibur_System	ALS Bottle#:	0	Worklist Smp#:	9
Injection Vol:	1.0 ul	Dil. Factor:	2.0000		
Method:	PCBs_D3D	Limit Group:	HR - 1668A - ICAL		
Column:	SPB-Octyl (0.25 mm)	Detector	F3(35.64 :49.10)		

PCB-200, CAS: 52663-73-7

Signal: 1

Processing Integration Results

RT: 44.61
Area: 49953
Amount: 16.831119
Amount Units: pg/ul

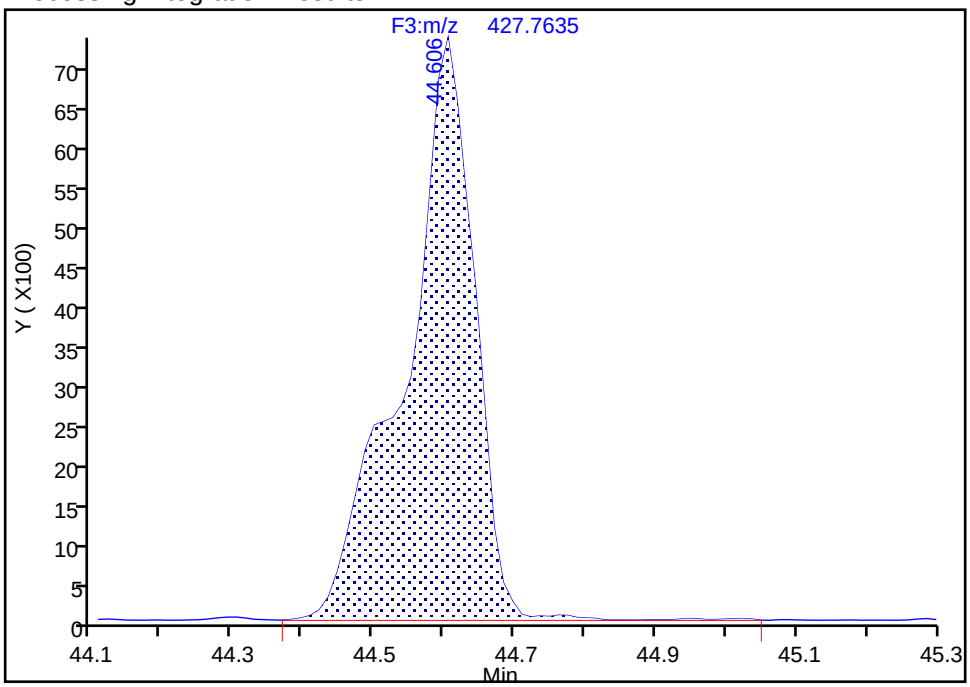

Manual Integration Results

RT: 44.61
Area: 37971
Amount: 14.594561
Amount Units: pg/ul

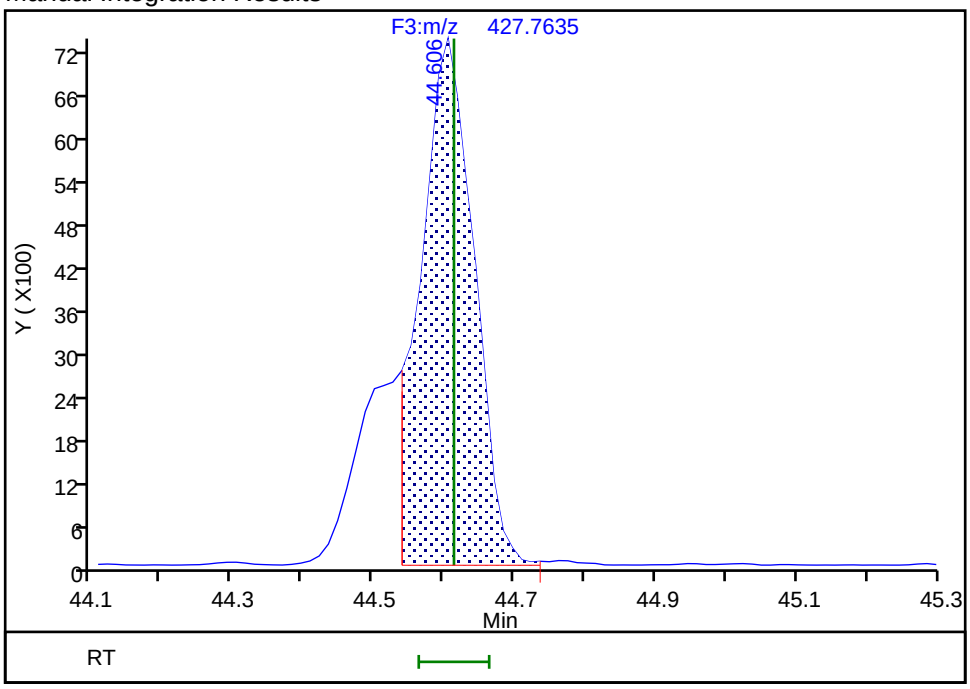

Reviewer: davidsonm, 03-Sep-2019 08:21:25

Audit Action: Split an Integrated Peak Audit Reason: Split Peak

Eurofins TestAmerica, Knoxville

Data File:	\\chromna\Knoxville\ChromData\D3D\20190829-12907.b\580-88125-b-16-c_190830062106.d		
Injection Date:	30-Aug-2019 06:21:00	Injection Vol:	1.0 ul
Instrument ID:	D3D	Operator ID:	Xcalibur_System
Method:	PCBs_D3D	Limit Group:	HR - 1668A - ICAL
Client ID:	N5-0to28-101418		
Worklist#:	33148	Sample Line#:	9
Column Type:	SPB-Octyl	Column Dia:	0.25 mm

OcPCB F4

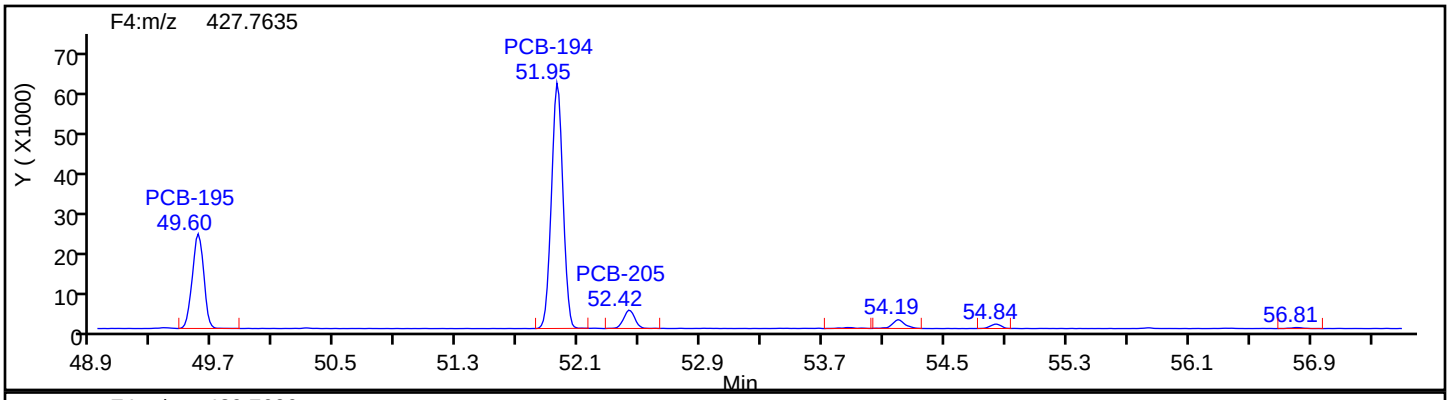

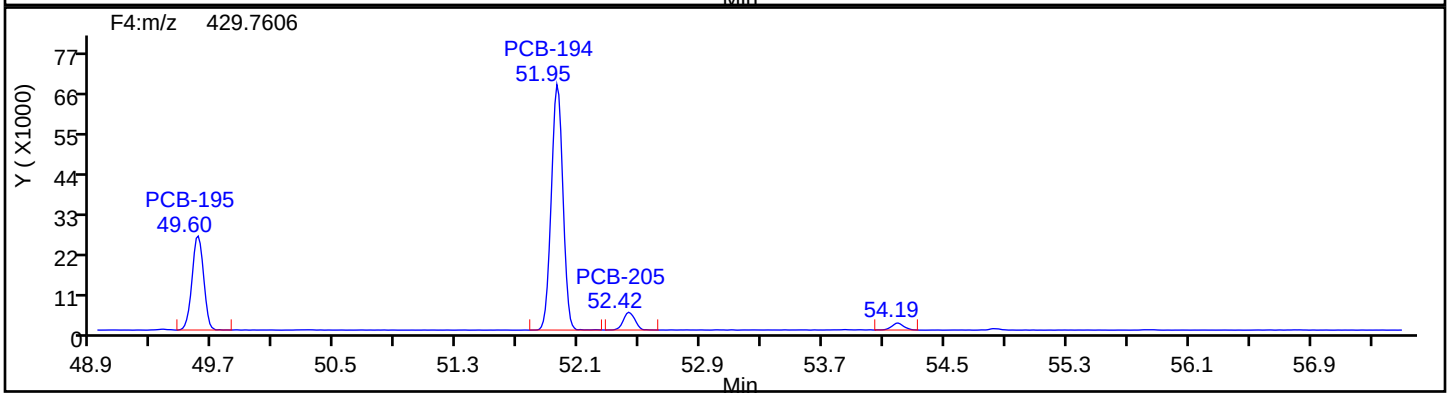

OcPCB F4 Standards

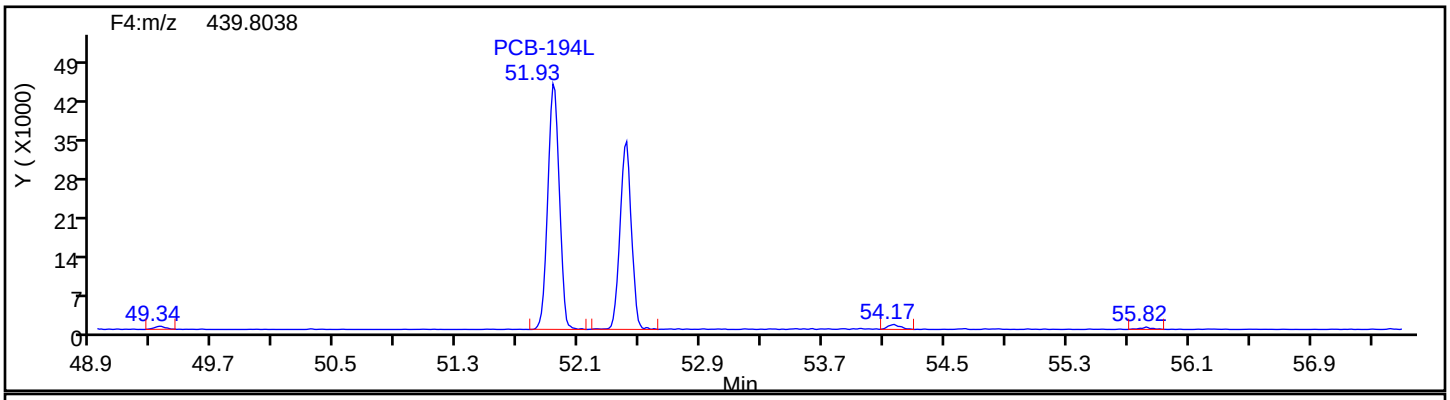

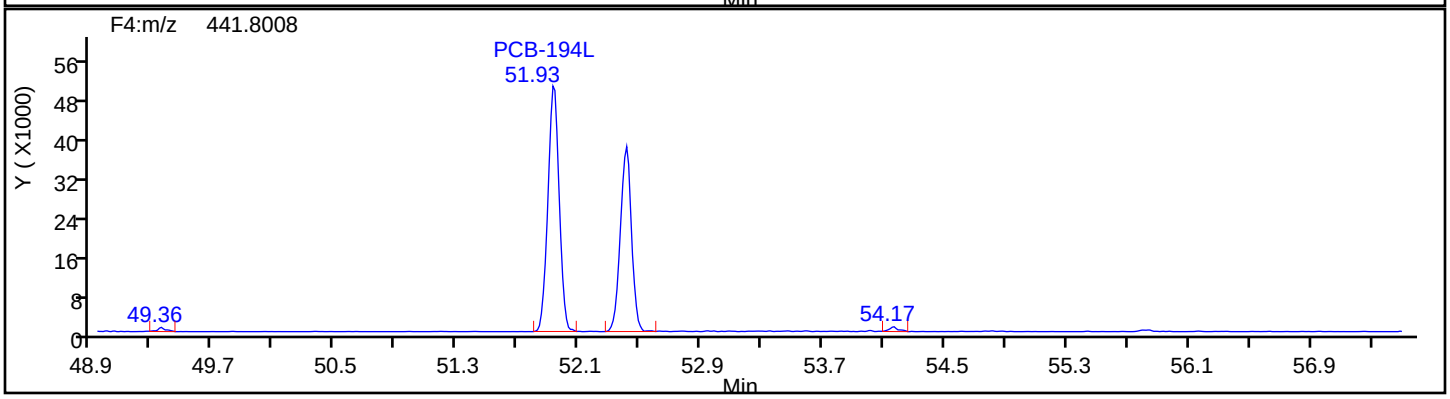

Eurofins TestAmerica, Knoxville

Data File:	\\chromna\Knoxville\ChromData\D3D\20190829-12907.b\580-88125-b-16-c_190830062106.d		
Injection Date:	30-Aug-2019 06:21:00	Injection Vol:	1.0 ul
Instrument ID:	D3D	Operator ID:	Xcalibur_System
Method:	PCBs_D3D	Limit Group:	HR - 1668A - ICAL
Client ID:	N5-0to28-101418		
Worklist#:	33148	Sample Line#:	9
Column Type:	SPB-Octyl	Column Dia:	0.25 mm

OcPCB F4

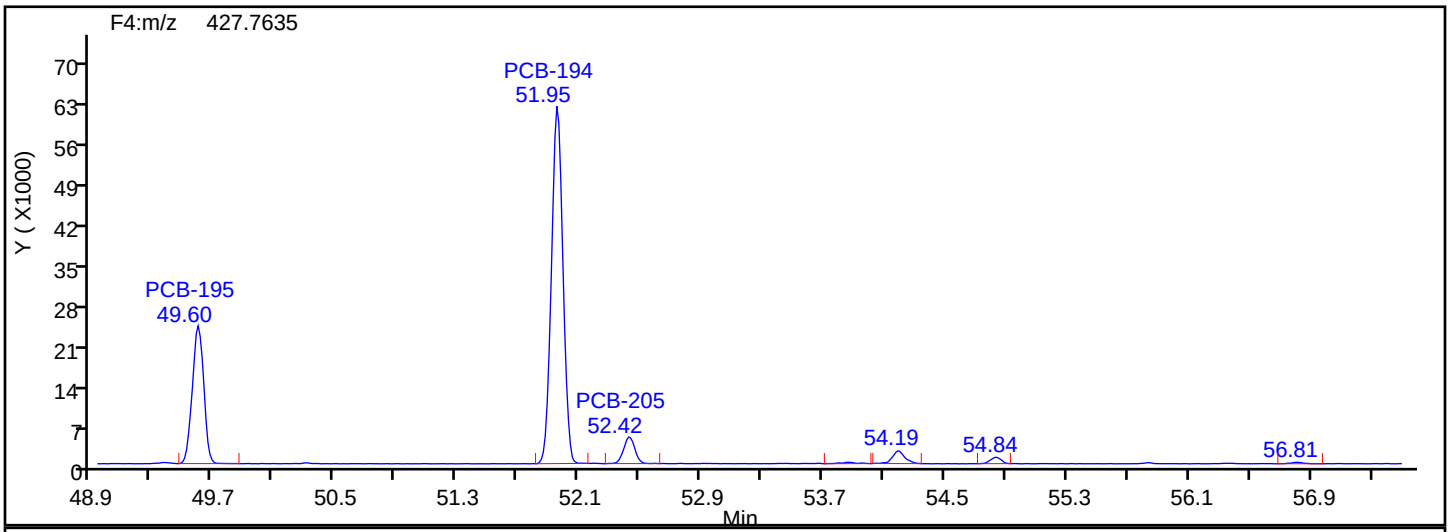

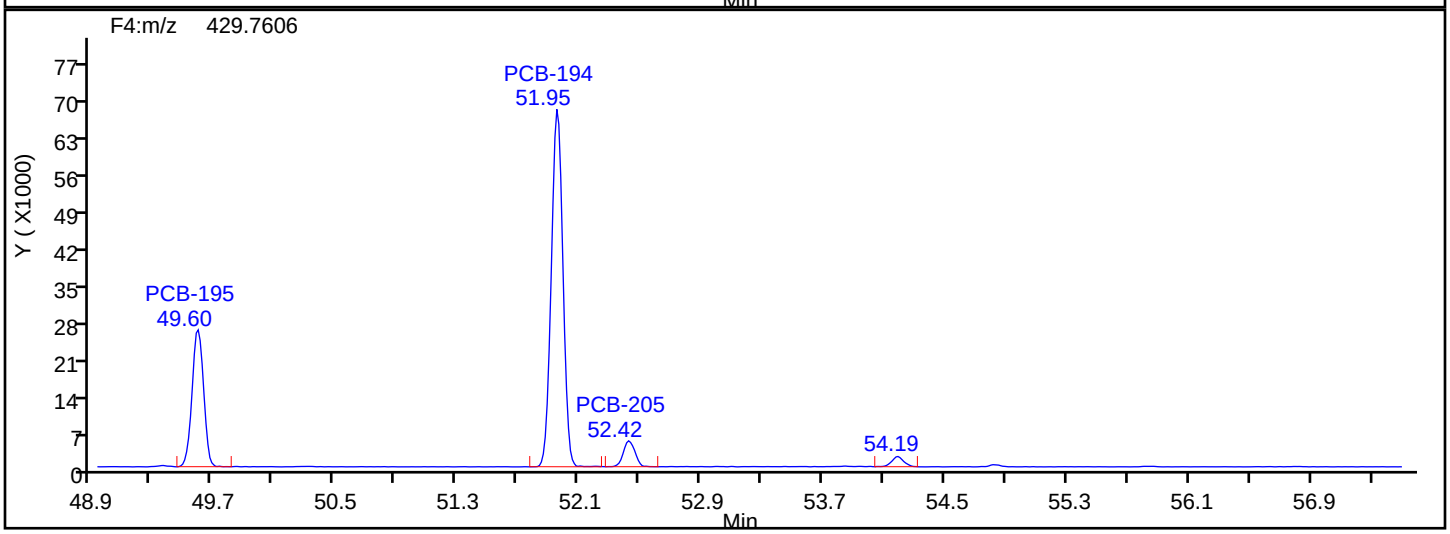

OcPCB F4 Lock Mass

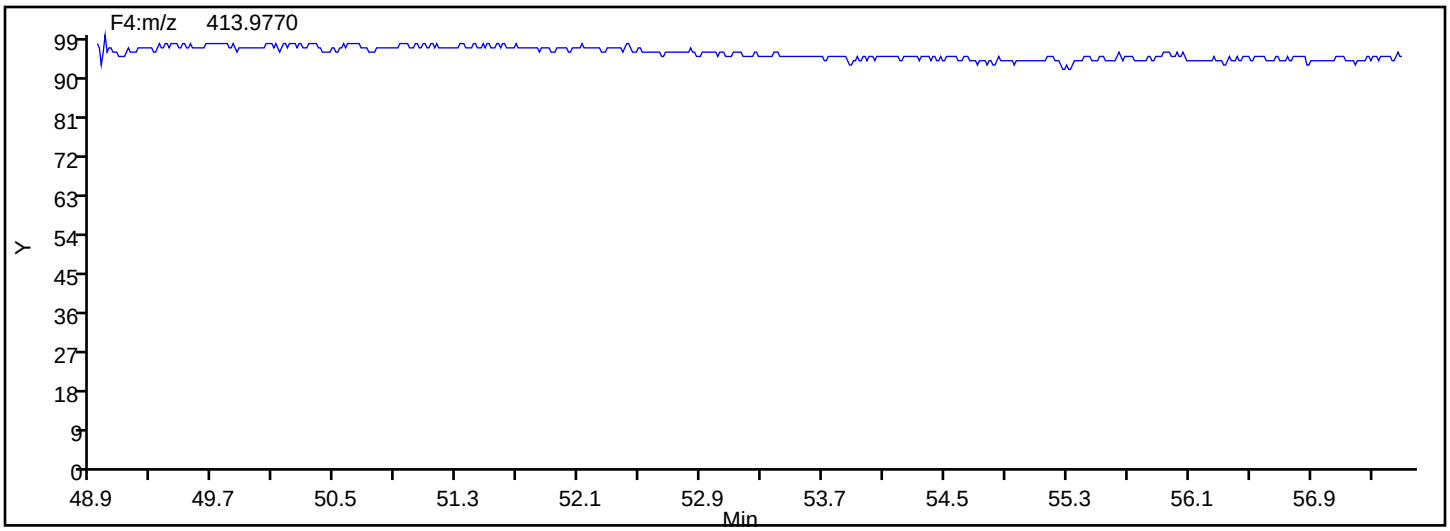

Eurofins TestAmerica, Knoxville

Data File:	\\chromna\Knoxville\ChromData\D3D\20190829-12907.b\580-88125-b-16-c_190830062106.d		
Injection Date:	30-Aug-2019 06:21:00	Injection Vol:	1.0 ul
Instrument ID:	D3D	Operator ID:	Xcalibur_System
Method:	PCBs_D3D	Limit Group:	HR - 1668A - ICAL
Client ID:	N5-0to28-101418		
Worklist#:	33148	Sample Line#:	9
Column Type:	SPB-Octyl	Column Dia:	0.25 mm

NoPCB F4

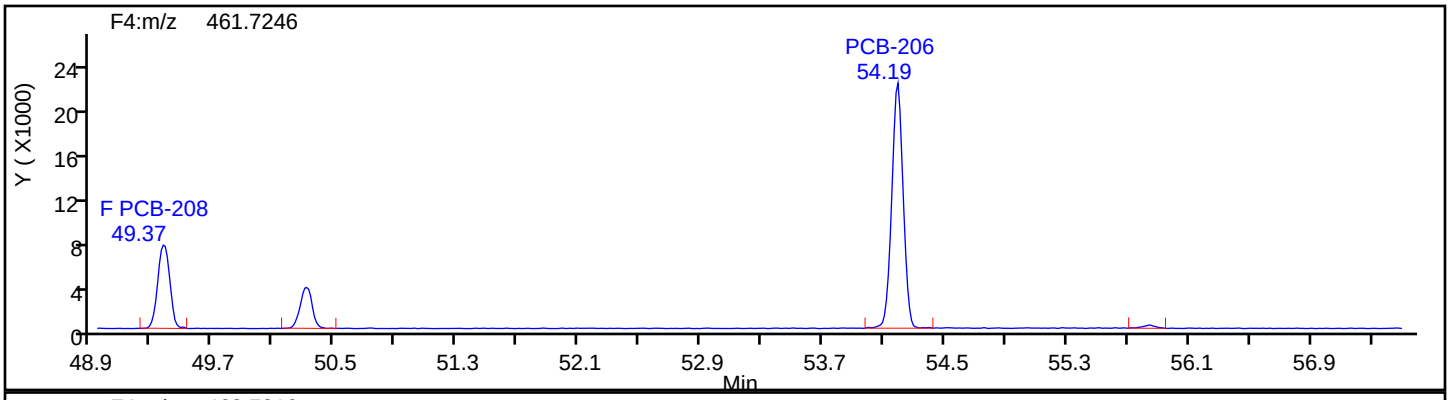

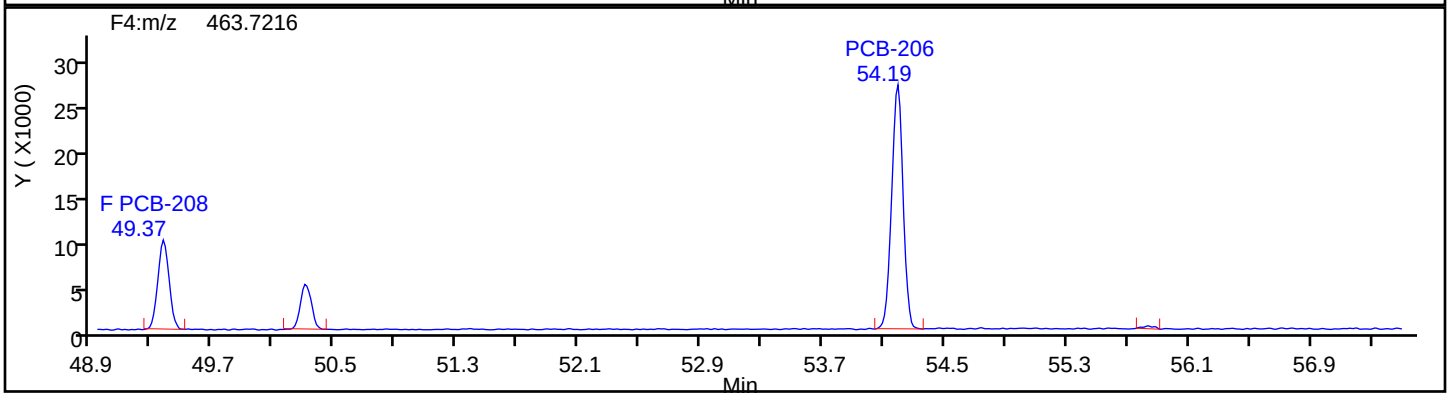

NoPCB F4 Standards

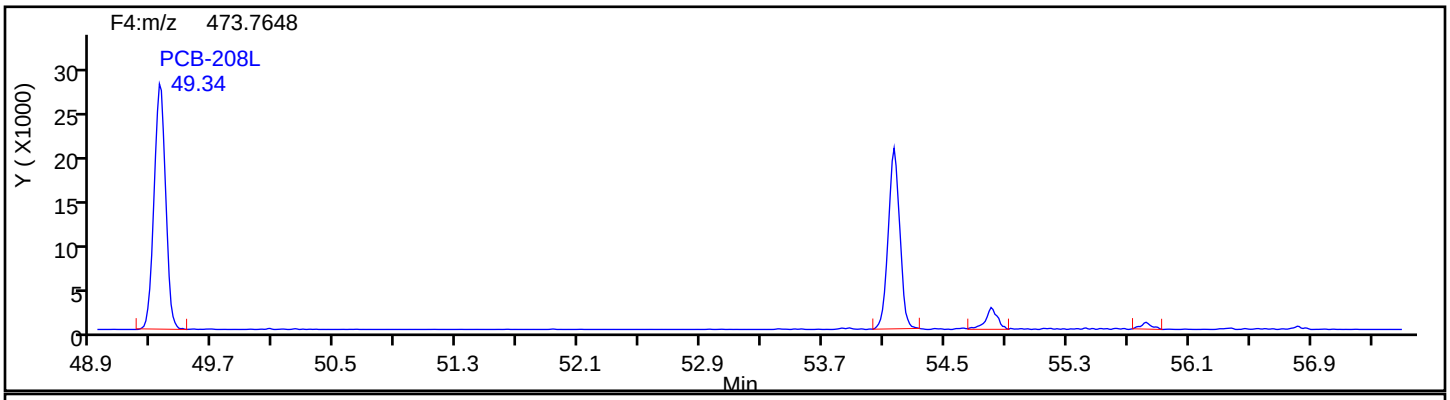

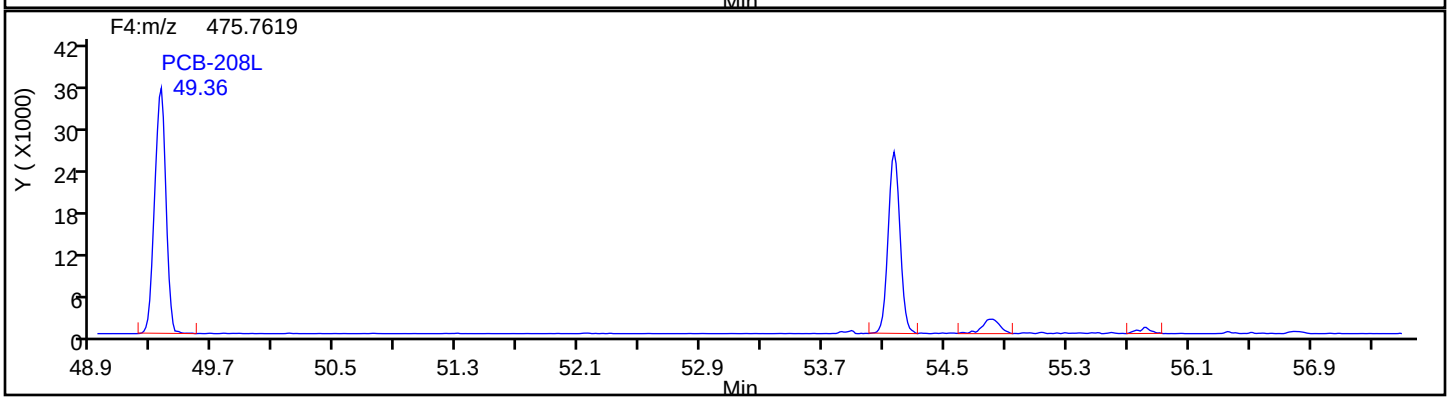

Eurofins TestAmerica, Knoxville

Data File:	\\chromna\Knoxville\ChromData\D3D\20190829-12907.b\580-88125-b-16-c_190830062106.d		
Injection Date:	30-Aug-2019 06:21:00	Injection Vol:	1.0 ul
Instrument ID:	D3D	Operator ID:	Xcalibur_System
Method:	PCBs_D3D	Limit Group:	HR - 1668A - ICAL
Client ID:	N5-0to28-101418		
Worklist#:	33148	Sample Line#:	9
Column Type:	SPB-Octyl	Column Dia:	0.25 mm

NoPCB F4

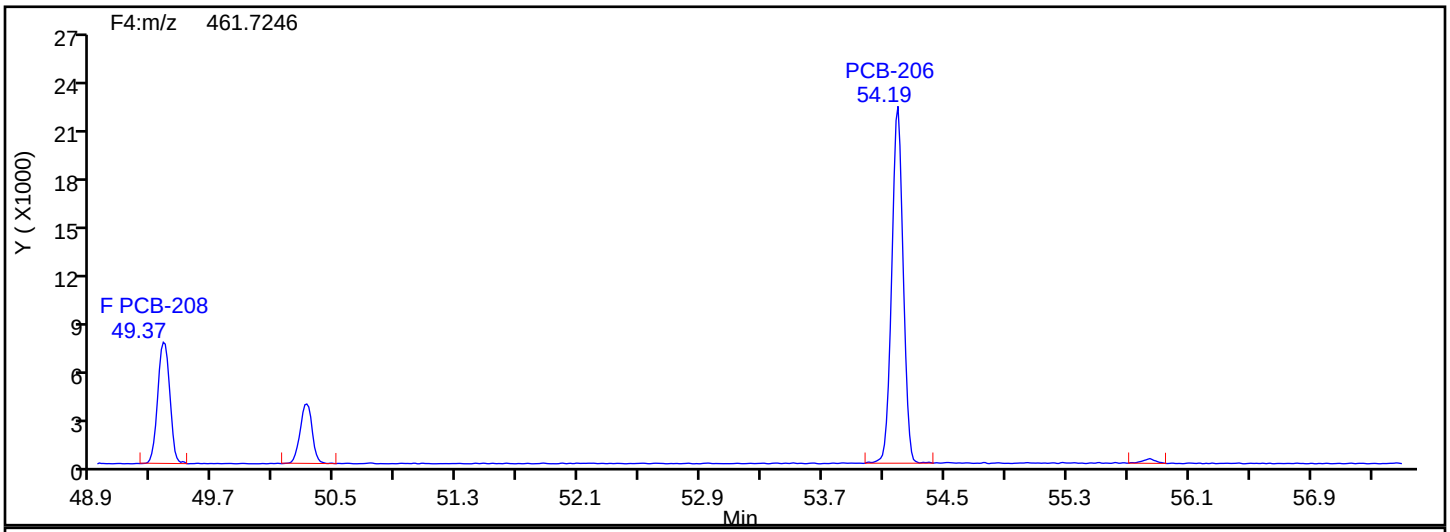

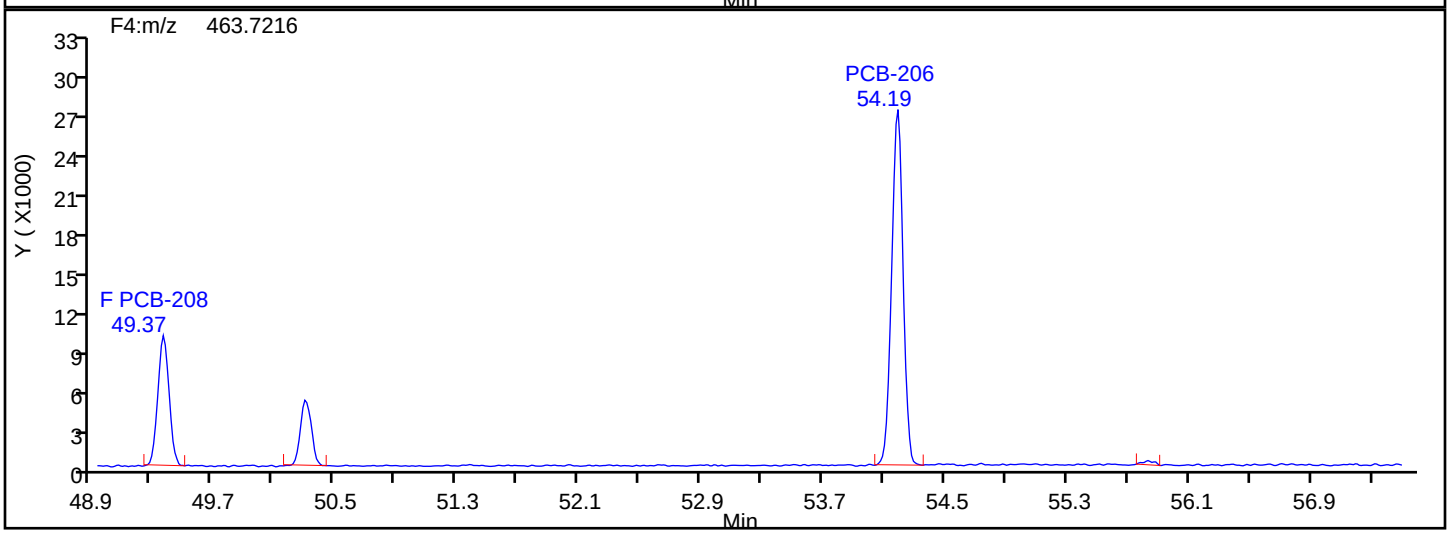

NoPCB F4 Lock Mass

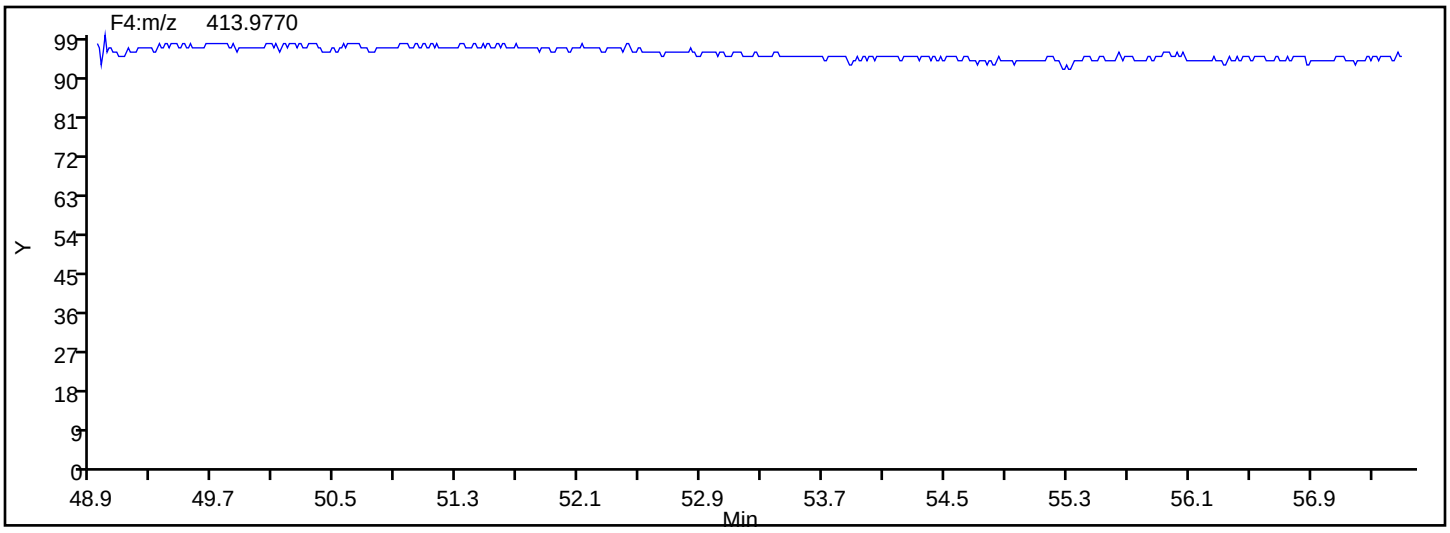

Report Date: 03-Sep-2019 08:22:22 Chrom Revision: 2.3 22-Aug-2019 12:55:36

Eurofins TestAmerica, Knoxville

Data File:	\\chromna\Knoxville\ChromData\D3D\20190829-12907.b\580-88125-b-16-c_190830062106.d		
Injection Date:	30-Aug-2019 06:21:00	Injection Vol:	1.0 ul
Instrument ID:	D3D	Operator ID:	Xcalibur_System
Method:	PCBs_D3D	Limit Group:	HR - 1668A - ICAL
Client ID:	N5-0to28-101418		
Worklist#:	33148	Sample Line#:	9
Column Type:	SPB-Octyl	Column Dia:	0.25 mm

DePCB F4

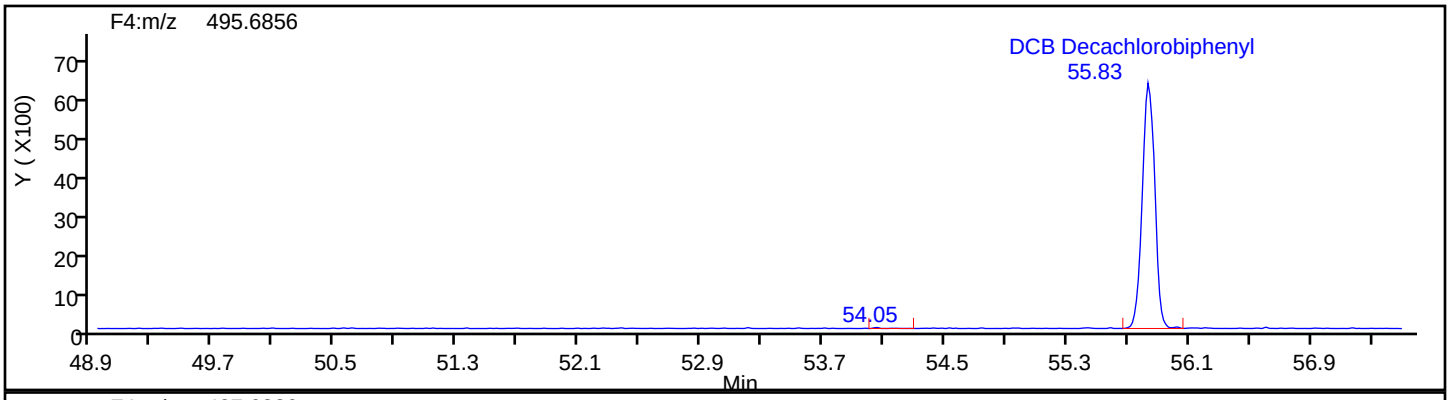

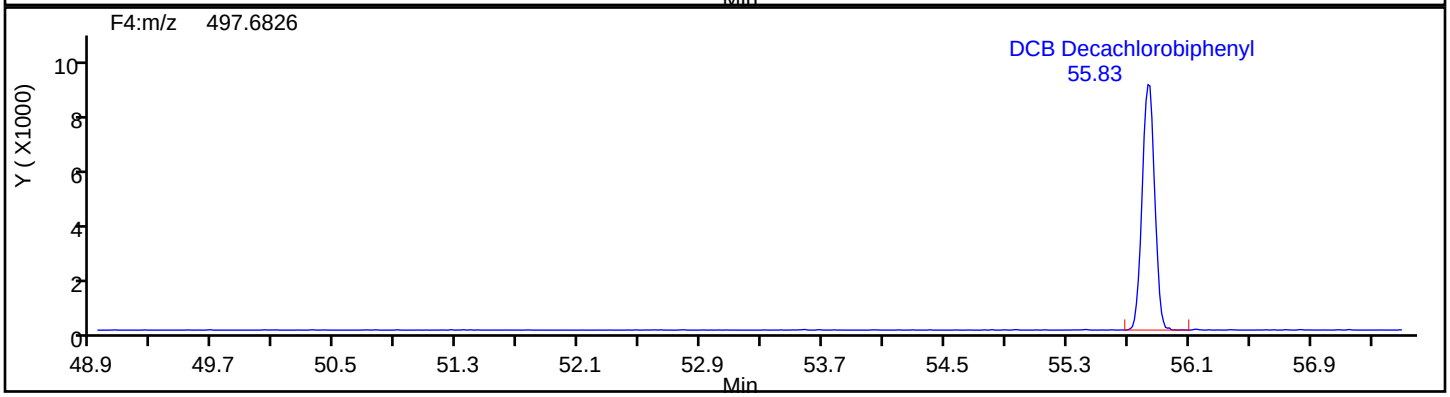

DePCB F4 Standards

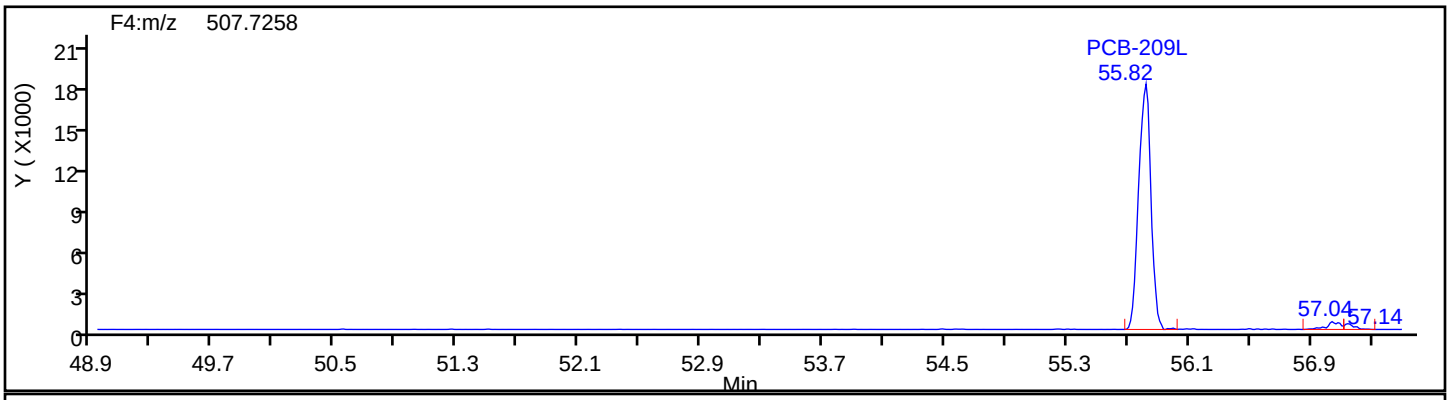

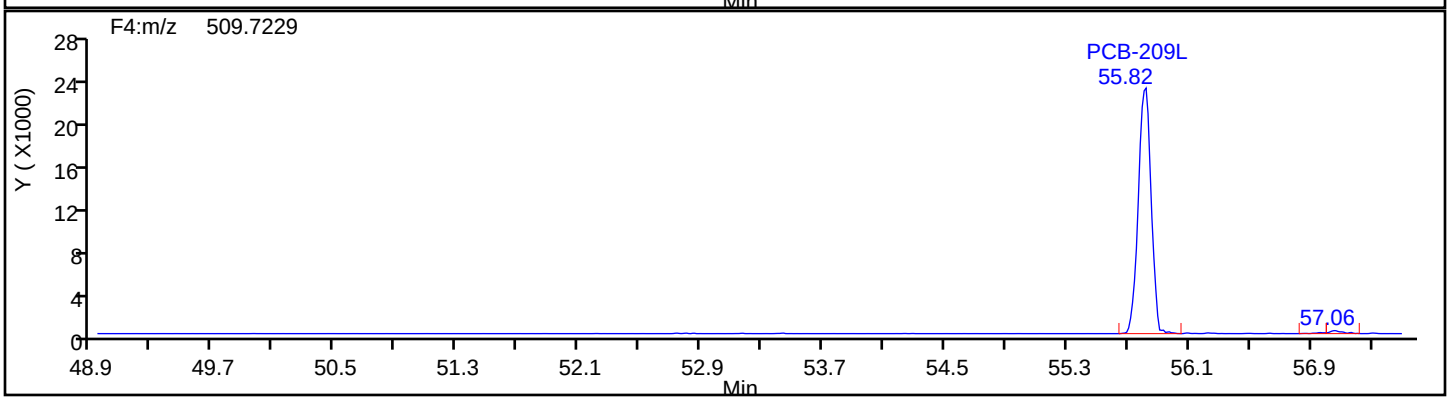

Eurofins TestAmerica, Knoxville

Data File:	\\chromna\Knoxville\ChromData\D3D\20190829-12907.b\580-88125-b-16-c_190830062106.d		
Injection Date:	30-Aug-2019 06:21:00	Injection Vol:	1.0 ul
Instrument ID:	D3D	Operator ID:	Xcalibur_System
Method:	PCBs_D3D	Limit Group:	HR - 1668A - ICAL
Client ID:	N5-0to28-101418		
Worklist#:	33148	Sample Line#:	9
Column Type:	SPB-Octyl	Column Dia:	0.25 mm

DePCB F4

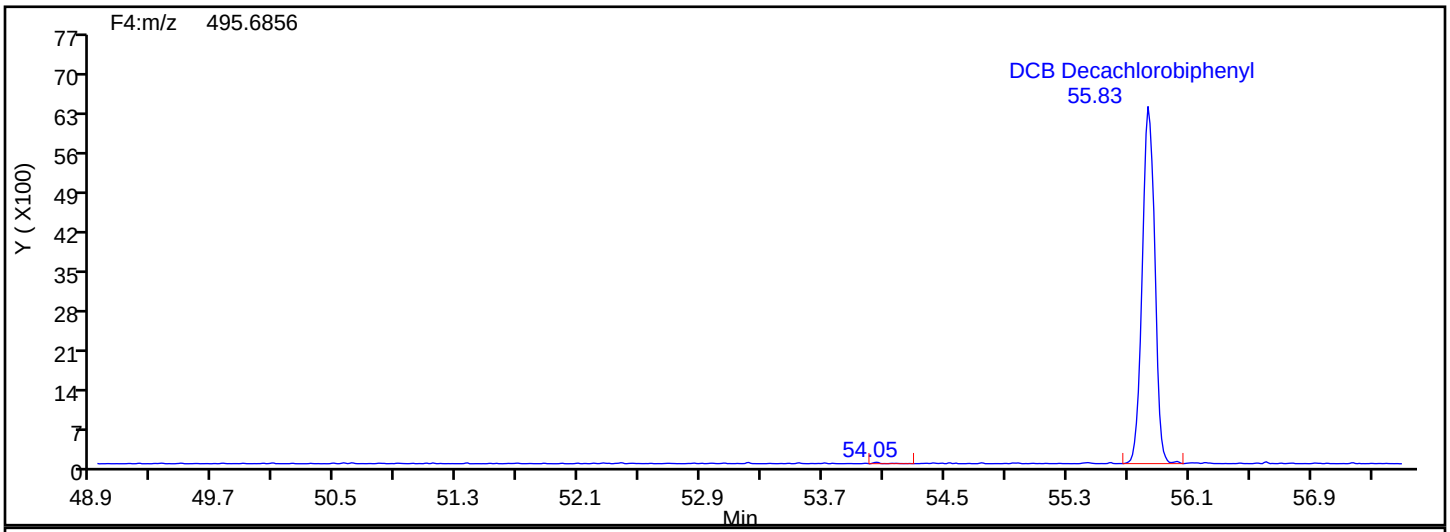

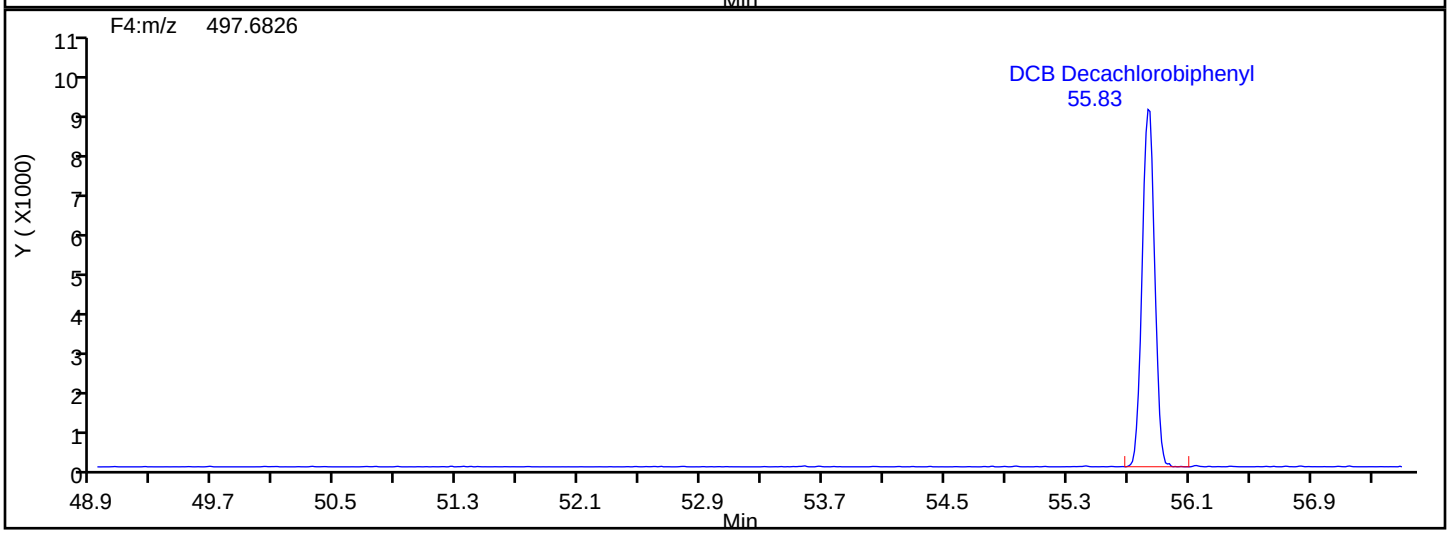

DePCB F4 Lock Mass

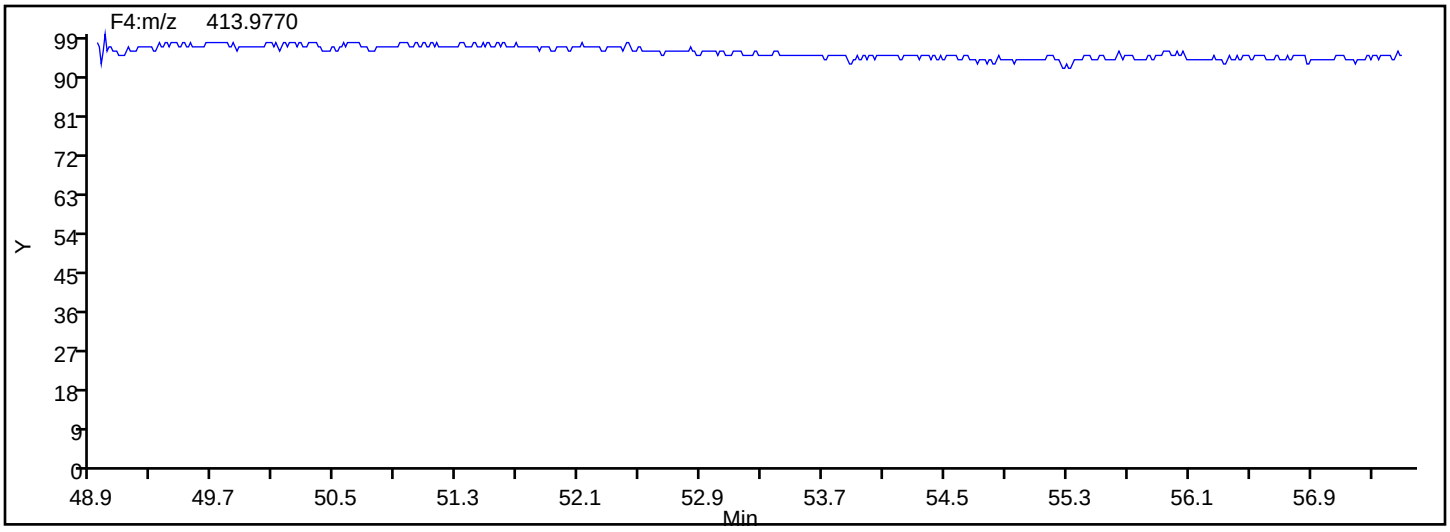

FORM I
HI-RES PCBS ORGANICS ANALYSIS DATA SHEET

Lab Name: Eurofins TestAmerica, Knoxville Job No.: 580-88125-2

SDG No.:

Client Sample ID: N7-0to27-101418 Lab Sample ID: 580-88125-17

Matrix: Solid Lab File ID: 580-88125-b-17-c.d

Analysis Method: 1668A Date Collected: 10/14/2018 15:10

Extract. Method: HRMS-Sox Date Extracted: 08/20/2019 08:01

Sample wt/vol: 20.21(g) Date Analyzed: 08/30/2019 07:23

Con. Extract Vol.: 20(mL) Dilution Factor: 1

Injection Volume: 1(uL) Level: (low/med) Low

% Moisture: 65.2 GPC Cleanup:(Y/N) N

Analysis Batch No.: 33148 Units: ng/g

CAS NO.	COMPOUND NAME	RESULT	Q	RL	EDL
2051-60-7	PCB-1	0.062	B	0.014	0.00059
2051-61-8	PCB-2	0.050	B	0.014	0.00061
2051-62-9	PCB-3	0.051	B	0.014	0.00062
13029-08-8	PCB-4	0.18		0.028	0.0025
16605-91-7	PCB-5	ND		0.014	0.0016
25569-80-6	PCB-6	0.031		0.014	0.0016
33284-50-3	PCB-7	0.0055	J q B	0.014	0.0015
34883-43-7	PCB-8	0.097	B	0.028	0.0016
34883-39-1	PCB-9	0.0067	J q	0.014	0.0018
33146-45-1	PCB-10	0.0072	J	0.014	0.0017
2050-67-1	PCB-11	0.093	B	0.028	0.0015
2974-92-7	PCB-12	0.025	J C B	0.028	0.0015
2974-90-5	PCB-13	0.025	J C12 B	0.028	0.0015
34883-41-5	PCB-14	ND		0.014	0.0013
2050-68-2	PCB-15	0.11	B	0.014	0.0015
38444-78-9	PCB-16	0.069		0.014	0.0019
37680-66-3	PCB-17	0.76	B	0.014	0.0015
37680-65-2	PCB-18	0.19	C B	0.028	0.0013
38444-73-4	PCB-19	0.71	B	0.014	0.0017
38444-84-7	PCB-20	0.53	C B	0.028	0.0025
55702-46-0	PCB-21	0.22	C B	0.028	0.0024
38444-85-8	PCB-22	0.070	B	0.014	0.0026
55720-44-0	PCB-23	ND		0.014	0.0026
55702-45-9	PCB-24	ND		0.014	0.0011
55712-37-3	PCB-25	0.092	B	0.014	0.0024
38444-81-4	PCB-26	0.065	C B	0.028	0.0025
38444-76-7	PCB-27	0.14	B	0.014	0.0011
7012-37-5	PCB-28	0.53	C20 B	0.028	0.0025
15862-07-4	PCB-29	0.065	C26 B	0.028	0.0025
35693-92-6	PCB-30	0.19	C18 B	0.028	0.0013
16606-02-3	PCB-31	0.24	B	0.028	0.0024
38444-77-8	PCB-32	0.62	B	0.014	0.00097
38444-86-9	PCB-33	0.22	C21 B	0.028	0.0024
37680-68-5	PCB-34	0.0055	J	0.014	0.0027

FORM I
HI-RES PCBS ORGANICS ANALYSIS DATA SHEET

Lab Name: Eurofins TestAmerica, Knoxville Job No.: 580-88125-2

SDG No.:

Client Sample ID: N7-0to27-101418 Lab Sample ID: 580-88125-17

Matrix: Solid Lab File ID: 580-88125-b-17-c.d

Analysis Method: 1668A Date Collected: 10/14/2018 15:10

Extract. Method: HRMS-Sox Date Extracted: 08/20/2019 08:01

Sample wt/vol: 20.21(g) Date Analyzed: 08/30/2019 07:23

Con. Extract Vol.: 20(mL) Dilution Factor: 1

Injection Volume: 1(uL) Level: (low/med) Low

% Moisture: 65.2 GPC Cleanup:(Y/N) N

Analysis Batch No.: 33148 Units: ng/g

CAS NO.	COMPOUND NAME	RESULT	Q	RL	EDL
37680-69-6	PCB-35	0.0088	J	0.014	0.0027
38444-87-0	PCB-36	ND		0.014	0.0024
38444-90-5	PCB-37	0.11	B	0.014	0.0025
53555-66-1	PCB-38	ND		0.014	0.0025
38444-88-1	PCB-39	ND		0.014	0.0023
38444-93-8	PCB-40	1.1	C	0.043	0.0045
52663-59-9	PCB-41	1.1	C40	0.043	0.0045
36559-22-5	PCB-42	0.30		0.014	0.0048
70362-46-8	PCB-43	0.21	C	0.028	0.0041
41464-39-5	PCB-44	8.0	C B	0.043	0.0040
70362-45-7	PCB-45	4.1	C B	0.028	0.0047
41464-47-5	PCB-46	0.13		0.014	0.0054
2437-79-8	PCB-47	8.0	C44 B	0.043	0.0040
70362-47-9	PCB-48	0.11		0.014	0.0044
41464-40-8	PCB-49	3.1	C B	0.028	0.0036
62796-65-0	PCB-50	1.6	C B	0.028	0.0044
68194-04-7	PCB-51	4.1	C45 B	0.028	0.0047
35693-99-3	PCB-52	3.7	B	0.014	0.0046
41464-41-9	PCB-53	1.6	C50 B	0.028	0.0044
15968-05-5	PCB-54	0.65		0.014	0.0012
74338-24-2	PCB-55	ND		0.014	0.0032
41464-43-1	PCB-56	0.35		0.014	0.0033
70424-67-8	PCB-57	ND		0.014	0.0032
41464-49-7	PCB-58	ND		0.014	0.0031
74472-33-6	PCB-59	0.27	C	0.043	0.0030
33025-41-1	PCB-60	0.10		0.014	0.0031
33284-53-6	PCB-61	2.5	C B	0.057	0.0030
54230-22-7	PCB-62	0.27	C59	0.043	0.0030
74472-34-7	PCB-63	0.078		0.014	0.0028
52663-58-8	PCB-64	0.42		0.014	0.0029
33284-54-7	PCB-65	8.0	C44 B	0.043	0.0040
32598-10-0	PCB-66	1.3		0.014	0.0032
73575-53-8	PCB-67	0.060		0.014	0.0030
73575-52-7	PCB-68	0.11	B	0.014	0.0028

FORM I
HI-RES PCBS ORGANICS ANALYSIS DATA SHEET

Lab Name: Eurofins TestAmerica, Knoxville Job No.: 580-88125-2

SDG No.:

Client Sample ID: N7-0to27-101418 Lab Sample ID: 580-88125-17

Matrix: Solid Lab File ID: 580-88125-b-17-c.d

Analysis Method: 1668A Date Collected: 10/14/2018 15:10

Extract. Method: HRMS-Sox Date Extracted: 08/20/2019 08:01

Sample wt/vol: 20.21(g) Date Analyzed: 08/30/2019 07:23

Con. Extract Vol.: 20(mL) Dilution Factor: 1

Injection Volume: 1(uL) Level: (low/med) Low

% Moisture: 65.2 GPC Cleanup:(Y/N) N

Analysis Batch No.: 33148 Units: ng/g

CAS NO.	COMPOUND NAME	RESULT	Q	RL	EDL
60233-24-1	PCB-69	3.1	C49 B	0.028	0.0036
32598-11-1	PCB-70	2.5	C61 B	0.057	0.0030
41464-46-4	PCB-71	1.1	C40	0.043	0.0045
41464-42-0	PCB-72	0.066		0.014	0.0031
74338-23-1	PCB-73	0.21	C43	0.028	0.0041
32690-93-0	PCB-74	2.5	C61 B	0.057	0.0030
32598-12-2	PCB-75	0.27	C59	0.043	0.0030
70362-48-0	PCB-76	2.5	C61 B	0.057	0.0030
32598-13-3	PCB-77	0.13	B	0.014	0.0030
70362-49-1	PCB-78	ND		0.014	0.0031
41464-48-6	PCB-79	0.073		0.014	0.0027
33284-52-5	PCB-80	0.0035	J q	0.014	0.0028
70362-50-4	PCB-81	0.0084	J q B	0.014	0.0032
52663-62-4	PCB-82	0.85		0.014	0.0022
60145-20-2	PCB-83	7.0	C	0.028	0.0020
52663-60-2	PCB-84	2.3		0.014	0.0022
65510-45-4	PCB-85	1.3	C	0.043	0.0016
55312-69-1	PCB-86	5.5	C B	0.085	0.0016
38380-02-8	PCB-87	5.5	C86 B	0.085	0.0016
55215-17-3	PCB-88	2.8	C	0.028	0.0019
73575-57-2	PCB-89	0.077		0.014	0.0021
68194-07-0	PCB-90	13	C B	0.043	0.0017
68194-05-8	PCB-91	2.8	C88	0.028	0.0019
52663-61-3	PCB-92	2.9		0.014	0.0020
73575-56-1	PCB-93	1.7	C	0.028	0.0020
73575-55-0	PCB-94	0.40		0.014	0.0021
38379-99-6	PCB-95	9.2	B	0.014	0.0020
73575-54-9	PCB-96	0.27		0.014	0.0016
41464-51-1	PCB-97	5.5	C86 B	0.085	0.0016
60233-25-2	PCB-98	0.74	C	0.028	0.0019
38380-01-7	PCB-99	7.0	C83	0.028	0.0020
39485-83-1	PCB-100	1.7	C93	0.028	0.0020
37680-73-2	PCB-101	13	C90 B	0.043	0.0017
68194-06-9	PCB-102	0.74	C98	0.028	0.0019

FORM I
HI-RES PCBS ORGANICS ANALYSIS DATA SHEET

Lab Name: Eurofins TestAmerica, Knoxville Job No.: 580-88125-2

SDG No.:

Client Sample ID: N7-0to27-101418 Lab Sample ID: 580-88125-17

Matrix: Solid Lab File ID: 580-88125-b-17-c.d

Analysis Method: 1668A Date Collected: 10/14/2018 15:10

Extract. Method: HRMS-Sox Date Extracted: 08/20/2019 08:01

Sample wt/vol: 20.21(g) Date Analyzed: 08/30/2019 07:23

Con. Extract Vol.: 20(mL) Dilution Factor: 1

Injection Volume: 1(uL) Level: (low/med) Low

% Moisture: 65.2 GPC Cleanup:(Y/N) N

Analysis Batch No.: 33148 Units: ng/g

CAS NO.	COMPOUND NAME	RESULT	Q	RL	EDL
60145-21-3	PCB-103	0.71	B	0.014	0.0019
56558-16-8	PCB-104	0.13		0.014	0.0014
32598-14-4	PCB-105	1.9	B	0.014	0.014
70424-69-0	PCB-106	ND		0.014	0.014
70424-68-9	PCB-107	0.57		0.014	0.013
70362-41-3	PCB-108	0.23	C	0.028	0.014
74472-35-8	PCB-109	5.5	C86 B	0.085	0.0016
38380-03-9	PCB-110	11	C	0.028	0.0014
39635-32-0	PCB-111	0.055		0.014	0.0013
74472-36-9	PCB-112	ND		0.014	0.0014
68194-10-5	PCB-113	13	C90 B	0.043	0.0017
74472-37-0	PCB-114	0.11	B	0.014	0.012
74472-38-1	PCB-115	11	C110	0.028	0.0014
18259-05-7	PCB-116	1.3	C85	0.043	0.0016
68194-11-6	PCB-117	1.3	C85	0.043	0.0016
31508-00-6	PCB-118	5.9	B	0.014	0.013
56558-17-9	PCB-119	5.5	C86 B	0.085	0.0016
68194-12-7	PCB-120	0.13		0.014	0.0013
56558-18-0	PCB-121	0.050		0.014	0.0014
76842-07-4	PCB-122	0.071	G	0.015	0.015
65510-44-3	PCB-123	0.097	B	0.014	0.013
70424-70-3	PCB-124	0.23	C108	0.028	0.014
74472-39-2	PCB-125	5.5	C86 B	0.085	0.0016
57465-28-8	PCB-126	0.029	B	0.014	0.013
39635-33-1	PCB-127	ND		0.014	0.013
38380-07-3	PCB-128	2.0	C B	0.028	0.0043
55215-18-4	PCB-129	17	C B	0.057	0.0044
52663-66-8	PCB-130	1.0		0.014	0.0057
61798-70-7	PCB-131	0.18		0.014	0.0055
38380-05-1	PCB-132	5.6		0.014	0.0054
35694-04-3	PCB-133	0.47		0.014	0.0052
52704-70-8	PCB-134	1.0	C	0.028	0.0056
52744-13-5	PCB-135	8.5	C B	0.028	0.0014
38411-22-2	PCB-136	2.9	B	0.014	0.0010

FORM I
HI-RES PCBS ORGANICS ANALYSIS DATA SHEET

Lab Name: Eurofins TestAmerica, Knoxville Job No.: 580-88125-2

SDG No.:

Client Sample ID: N7-0to27-101418 Lab Sample ID: 580-88125-17

Matrix: Solid Lab File ID: 580-88125-b-17-c.d

Analysis Method: 1668A Date Collected: 10/14/2018 15:10

Extract. Method: HRMS-Sox Date Extracted: 08/20/2019 08:01

Sample wt/vol: 20.21(g) Date Analyzed: 08/30/2019 07:23

Con. Extract Vol.: 20(mL) Dilution Factor: 1

Injection Volume: 1(uL) Level: (low/med) Low

% Moisture: 65.2 GPC Cleanup:(Y/N) N

Analysis Batch No.: 33148 Units: ng/g

CAS NO.	COMPOUND NAME	RESULT	Q	RL	EDL
35694-06-5	PCB-137	0.47		0.014	0.0045
35065-28-2	PCB-138	17	C129 B	0.057	0.0044
56030-56-9	PCB-139	0.35	C B	0.028	0.0047
59291-64-4	PCB-140	0.35	C139 B	0.028	0.0047
52712-04-6	PCB-141	3.4		0.014	0.0049
41411-61-4	PCB-142	ND		0.014	0.0055
68194-15-0	PCB-143	1.0	C134	0.028	0.0056
68194-14-9	PCB-144	0.89		0.014	0.0013
74472-40-5	PCB-145	ND		0.014	0.0010
51908-16-8	PCB-146	3.9	B	0.014	0.0047
68194-13-8	PCB-147	17	C B	0.028	0.0049
74472-41-6	PCB-148	0.14		0.014	0.0013
38380-04-0	PCB-149	17	C147 B	0.028	0.0049
68194-08-1	PCB-150	0.16		0.014	0.00097
52663-63-5	PCB-151	8.5	C135 B	0.028	0.0014
68194-09-2	PCB-152	0.082		0.014	0.00095
35065-27-1	PCB-153	17	C B	0.028	0.0039
60145-22-4	PCB-154	0.79		0.014	0.0012
33979-03-2	PCB-155	0.015	B	0.014	0.00092
38380-08-4	PCB-156	1.7	C B	0.028	0.0044
69782-90-7	PCB-157	1.7	C156 B	0.028	0.0044
74472-42-7	PCB-158	1.6		0.014	0.0034
39635-35-3	PCB-159	0.23		0.014	0.0036
41411-62-5	PCB-160	17	C129 B	0.057	0.0044
74472-43-8	PCB-161	ND		0.014	0.0035
39635-34-2	PCB-162	ND		0.014	0.0035
74472-44-9	PCB-163	17	C129 B	0.057	0.0044
74472-45-0	PCB-164	1.4		0.014	0.0038
74472-46-1	PCB-165	ND		0.014	0.0042

FORM I
HI-RES PCBS ORGANICS ANALYSIS DATA SHEET

Lab Name: Eurofins TestAmerica, Knoxville Job No.: 580-88125-2

SDG No.:

Client Sample ID: N7-0to27-101418 Lab Sample ID: 580-88125-17

Matrix: Solid Lab File ID: 580-88125-b-17-c.d

Analysis Method: 1668A Date Collected: 10/14/2018 15:10

Extract. Method: HRMS-Sox Date Extracted: 08/20/2019 08:01

Sample wt/vol: 20.21(g) Date Analyzed: 08/30/2019 07:23

Con. Extract Vol.: 20(mL) Dilution Factor: 1

Injection Volume: 1(uL) Level: (low/med) Low

% Moisture: 65.2 GPC Cleanup:(Y/N) N

Analysis Batch No.: 33148 Units: ng/g

CAS NO.	COMPOUND NAME	RESULT	Q	RL	EDL
41411-63-6	PCB-166	2.0	C128 B	0.028	0.0043
52663-72-6	PCB-167	0.62	B	0.014	0.0030
59291-65-5	PCB-168	17	C153 B	0.028	0.0039
32774-16-6	PCB-169	ND		0.014	0.0033
35065-30-6	PCB-170	7.6	B	0.014	0.0011
52663-71-5	PCB-171	2.6	C B	0.028	0.0011
52663-74-8	PCB-172	1.3		0.014	0.0011
68194-16-1	PCB-173	2.6	C171 B	0.028	0.0011
38411-25-5	PCB-174	8.0	B	0.014	0.0011
40186-70-7	PCB-175	0.33	B	0.014	0.0010
52663-65-7	PCB-176	0.97	B	0.014	0.00070
52663-70-4	PCB-177	5.0	B	0.014	0.0011
52663-67-9	PCB-178	1.6		0.014	0.0010
52663-64-6	PCB-179	3.4	B	0.014	0.00076
35065-29-3	PCB-180	16	C B	0.028	0.00087
74472-47-2	PCB-181	0.073		0.014	0.00097
60145-23-5	PCB-182	0.10		0.014	0.00093
52663-69-1	PCB-183	5.4	C B	0.028	0.00094
74472-48-3	PCB-184	ND		0.014	0.00075
52712-05-7	PCB-185	5.4	C183 B	0.028	0.00094
74472-49-4	PCB-186	ND		0.014	0.00075
52663-68-0	PCB-187	9.5	B	0.014	0.00096
74487-85-7	PCB-188	ND		0.014	0.00068
39635-31-9	PCB-189	0.28	B	0.014	0.0034
41411-64-7	PCB-190	1.6	B	0.014	0.00078
74472-50-7	PCB-191	0.36		0.014	0.00077
74472-51-8	PCB-192	ND		0.014	0.00083
69782-91-8	PCB-193	16	C180 B	0.028	0.00087
35694-08-7	PCB-194	3.7	G B	0.019	0.019
52663-78-2	PCB-195	1.8	G	0.023	0.023
42740-50-1	PCB-196	1.8	B	0.014	0.0025

FORM I
HI-RES PCBS ORGANICS ANALYSIS DATA SHEET

Lab Name: Eurofins TestAmerica, Knoxville Job No.: 580-88125-2

SDG No.:

Client Sample ID: N7-0to27-101418 Lab Sample ID: 580-88125-17

Matrix: Solid Lab File ID: 580-88125-b-17-c.d

Analysis Method: 1668A Date Collected: 10/14/2018 15:10

Extract. Method: HRMS-Sox Date Extracted: 08/20/2019 08:01

Sample wt/vol: 20.21(g) Date Analyzed: 08/30/2019 07:23

Con. Extract Vol.: 20(mL) Dilution Factor: 1

Injection Volume: 1(uL) Level: (low/med) Low

% Moisture: 65.2 GPC Cleanup:(Y/N) N

Analysis Batch No.: 33148 Units: ng/g

CAS NO.	COMPOUND NAME	RESULT	Q	RL	EDL
33091-17-7	PCB-197	0.10	q B	0.014	0.0018
68194-17-2	PCB-198	3.6	C B	0.028	0.0027
52663-75-9	PCB-199	3.6	C198 B	0.028	0.0027
52663-73-7	PCB-200	0.48		0.014	0.0020
40186-71-8	PCB-201	0.45	B	0.014	0.0019
2136-99-4	PCB-202	0.67	B	0.014	0.0021
52663-76-0	PCB-203	2.3	B	0.014	0.0024
74472-52-9	PCB-204	ND		0.014	0.0020
74472-53-0	PCB-205	0.20	G B	0.015	0.015
40186-72-9	PCB-206	1.7	q B	0.014	0.0056
52663-79-3	PCB-207	0.16		0.014	0.0039
52663-77-1	PCB-208	0.30		0.014	0.0040
2051-24-3	PCB-209	0.47	B	0.014	0.00093
27323-18-8	Total Monochlorobiphenyls	0.16	B	0.014	0.00061
25512-42-9	Total Dichlorobiphenyls	0.56	q B	0.028	0.0017
25323-68-6	Total Trichlorobiphenyls	3.8	q B	0.028	0.0021
26914-33-0	Total Tetrachlorobiphenyls	28	q B	0.057	0.0035
25429-29-2	Total Pentachlorobiphenyls	69	B	0.085	0.0055
26601-64-9	Total Hexachlorobiphenyls	88	B	0.057	0.0035
28655-71-2	Total Heptachlorobiphenyls	64	B	0.028	0.0010
55722-26-4	Total Octachlorobiphenyls	15	q B	0.028	0.0067
53742-07-7	Total Nonachlorobiphenyls	2.2	q B	0.014	0.0045
1336-36-3	Polychlorinated biphenyls, Total	270	q B	0.085	0.0033

FORM I
HI-RES PCBS ORGANICS ANALYSIS DATA SHEET

Lab Name: Eurofins TestAmerica, Knoxville Job No.: 580-88125-2

SDG No.:

Client Sample ID: N7-0to27-101418 Lab Sample ID: 580-88125-17

Matrix: Solid Lab File ID: 580-88125-b-17-c.d

Analysis Method: 1668A Date Collected: 10/14/2018 15:10

Extract. Method: HRMS-Sox Date Extracted: 08/20/2019 08:01

Sample wt/vol: 20.21(g) Date Analyzed: 08/30/2019 07:23

Con. Extract Vol.: 20(mL) Dilution Factor: 1

Injection Volume: 1(uL) Level: (low/med) Low

% Moisture: 65.2 GPC Cleanup:(Y/N) N

Analysis Batch No.: 33148 Units: ng/g

CAS NO.	ISOTOPE DILUTION	%REC	Q	LIMITS
234432-85-0	PCB-1L	65		30-140
208263-77-8	PCB-3L	67		30-140
234432-86-1	PCB-4L	67		30-140
208263-67-6	PCB-15L	76		30-140
234432-87-2	PCB-19L	67		30-140
208263-79-0	PCB-37L	89		30-140
234432-88-3	PCB-54L	84		30-140
105600-23-5	PCB-77L	90		30-140
208461-24-9	PCB-81L	85		30-140
234432-89-4	PCB-104L	80		30-140
208263-62-1	PCB-105L	77		30-140
208263-63-2	PCB-114L	78		30-140
104130-40-7	PCB-118L	80		30-140
208263-64-3	PCB-123L	78		30-140
208263-65-4	PCB-126L	87		30-140
234432-90-7	PCB-155L	91		30-140
208263-68-7	PCB-156L	83	C	30-140
235416-30-5	PCB-157L	83	C156	30-140
208263-69-8	PCB-167L	81		30-140
208263-70-1	PCB-169L	92		30-140
160901-80-4	PCB-170L	75		30-140
234432-91-8	PCB-188L	79		30-140
208263-73-4	PCB-189L	85		30-140
105600-26-8	PCB-202L	85		30-140
234446-64-1	PCB-205L	73		30-140
208263-75-6	PCB-206L	71		30-140
234432-92-9	PCB-208L	77		30-140
105600-27-9	PCB-209L	61		30-140

CAS NO.	SURROGATE	%REC	Q	LIMITS
208263-76-7	PCB-28L	83		40-125
235416-29-2	PCB-111L	97		40-125
232919-67-4	PCB-178L	93		40-125

Eurofins TestAmerica, Knoxville
Target Compound Quantitation Report

Data File: \\chromna\Knoxville\ChromData\D3D\20190829-12907.b\580-88125-b-17-c.d
Lims ID: 580-88125-B-17-C
Client ID: N7-0to27-101418
Sample Type: Client
Inject. Date: 30-Aug-2019 07:23:00 ALS Bottle#: 0 Worklist Smp#: 10
Injection Vol: 1.0 ul Dil. Factor: 1.0000
Sample Info:
Misc. Info.: 140-0012907-010
Operator ID: Xcalibur_System Instrument ID: D3D

Method: \\chromna\Knoxville\ChromData\D3D\20190829-12907.b\PCBs_D3D.m
Limit Group: HR - 1668A - ICAL
Last Update: 03-Sep-2019 08:33:23 Calib Date: 21-Aug-2019 19:05:00
Integrator: Picker
Quant Method: Isotopic Dilution Quant By: Initial Calibration
Last ICal File: \\chromna\Knoxville\ChromData\D3D\20190813-12717.b\d4190821i6.d

Column 1 : SPB-Octyl (0.25 mm) Det: F1(11.07 :21.70)
Process Host: CTX1009

First Level Reviewer: davidsonm Date: 03-Sep-2019 08:33:22

Compound	RT (min.)	Area	Ratio	Ical RRF	Amount pg/ul	EMPC pg/ul	Noise EDL	Final EDL	%Rec	Flags
S Total Monochlorobipheny					11.4	11.4	0.0429	0.0429		
D PCB-1L	11:42	437041	2.92	1.3140	65.2	65.2	1.139	1.139	65.19	
D PCB-3L	13:53	467862	3.53	1.3615	67.4	67.4	1.100	1.100	67.36	
PCB-1	11:43	22448	3.21	1.1883	4.323	4.323	0.0418	0.0418		
PCB-2	13:42	18758	3.18	1.1911	3.481	3.481	0.0431	0.0431		
PCB-3	13:53	20429	3.16	1.2130	3.600	3.600	0.0437	0.0437		
S Total Dichlorobiphenyls					39.1	38.8	0.1160	0.1160		RQ
D PCB-4L	14:08	204056	1.65	0.5996	66.7	66.7	0.3108	0.3108	66.71	
* PCB-9L	16:06	510161	1.63	4E+04	100.0	100.0				
D PCB-15L	20:01	398759	1.64	1.0280	76.0	76.0	0.1813	0.1813	76.03	
PCB-4	14:08	32259	1.62	1.2533	12.6	12.6	0.1731	0.1731		
PCB-10	14:19	2247	1.34	1.4828	0.5028	0.5028	0.1188	0.1188		
PCB-9	16:07	2012	1.56	1.4200	0.6026	0.4701	0.1240	0.1240		RQ
PCB-7	16:16	1909	1.56	1.6244	0.4877	0.3899	0.1084	0.1084		RQ
PCB-6	16:31	10084	1.50	1.5539	2.153	2.153	0.1133	0.1133		
PCB-5	16:54						0.1128	0.1128		
PCB-8	16:57	32698	1.69	1.5884	6.830	6.830	0.1109	0.1109		a
PCB-14	18:38						0.0940	0.0940		
PCB-11	19:25	32248	1.67	1.6347	6.545	6.545	0.1077	0.1077		
PCB-12	19:42	8600	1.59	1.6410	1.739	1.739	0.1073	0.1073		
PCB-13 (C12)	19:42	8600	1.59	1.6410	1.739	1.739	0.1073	0.1073		
PCB-15	20:02	42482	1.55	1.4024	7.597	7.597	0.1057	0.1057		
S Total Trichlorobiphenyl					270.4	270.4	0.1478	0.1478		RQ
D PCB-19L	17:14	110549	1.04	0.6095	67.0	67.0	1.312	1.312	66.96	
* PCB-32L	20:29	270897	1.14	2.2E+04	100.0	100.0				
* PCB-31L	22:45	988384	1.08	6.8E+04	100.0	100.0				
$ PCB-28L	23:03	903185	1.06	1.0975	83.3	83.3	1.133	1.133	83.26	
D PCB-37L	27:04	791390	1.15	0.9024	88.7	88.7	1.377	1.377	88.73	
PCB-19	17:15	71689	1.12	1.3047	49.7	49.7	0.1228	0.1228		
PCB-18	19:08	27551	1.09	1.8188	13.7	13.7	0.0881	0.0881		a
PCB-30 (C18)	19:08	27551	1.09	1.8188	13.7	13.7	0.0881	0.0881		a

Compound	RT (min.)	Area	Ratio	Ical RRF	Amount pg/ul	EMPC pg/ul	Noise EDL	Final EDL	%Rec	Flags
PCB-17	19:32	92761	1.07	1.5641	53.6	53.6	0.1024	0.1024		
PCB-27	19:45	23588	1.03	2.1680	9.842	9.842	0.0739	0.0739		
PCB-24	19:57						0.0762	0.0762		
PCB-16	19:59	6571	1.07	1.2260	4.848	4.848	0.1307	0.1307		M
PCB-32	20:31	112749	1.03	2.3416	43.6	43.6	0.0684	0.0684		M
PCB-34	21:47	3690	0.97	1.2154	0.3836	0.3836	0.1897	0.1897		a
PCB-23	21:59						0.1819	0.1819		
PCB-26	22:14	47784	1.12	1.3193	4.577	4.577	0.1748	0.1748		M
PCB-29 (C26)	22:14	47784	1.12	1.3193	4.577	4.577	0.1748	0.1748		M
PCB-25	22:29	69278	1.08	1.3523	6.473	6.473	0.1705	0.1705		M
PCB-31	22:47	185649	1.09	1.3809	17.0	17.0	0.1670	0.1670		
PCB-20	23:04	387632	1.07	1.3057	37.5	37.5	0.1766	0.1766		
PCB-28 (C20)	23:04	387632	1.07	1.3057	37.5	37.5	0.1766	0.1766		
PCB-21	23:18	169457	1.07	1.3777	15.5	15.5	0.1674	0.1674		
PCB-33 (C21)	23:18	169457	1.07	1.3777	15.5	15.5	0.1674	0.1674		
PCB-22	23:43	48057	1.08	1.2430	4.885	4.885	0.1855	0.1855		
PCB-36	25:18	1052	1.04	1.3468	0.1465	0.0987	0.1712	0.1712		RnQMa
PCB-39	25:40						0.1651	0.1651		
PCB-38	26:15						0.1750	0.1750		
PCB-35	26:41	5935	1.09	1.2166	0.6164	0.6164	0.1896	0.1896		
PCB-37	27:05	81646	1.10	1.2879	8.010	8.010	0.1791	0.1791		
S Total Tetrachlorobiphen					1997.5	1997.4	0.2435	0.2435		RQ
D PCB-54L	20:19	148819	0.80	0.6515	84.3	84.3	0.1456	0.1456	84.33	
* PCB-52L	24:54	541299	0.80	3.9E+04	100.0	100.0				
D PCB-81L	33:51	567523	0.82	1.2328	85.0	85.0	0.1415	0.1415	85.04	
D PCB-77L	34:24	611390	0.82	1.2523	90.2	90.2	0.1393	0.1393	90.20	
PCB-54	20:20	84962	0.79	1.2558	45.5	45.5	0.0854	0.0854		
PCB-50	22:30	620488	0.78	0.9362	112.4	112.4	0.3102	0.3102		
PCB-53 (C50)	22:30	620488	0.78	0.9362	112.4	112.4	0.3102	0.3102		
PCB-45	23:15	1504991	0.80	0.8850	288.5	288.5	0.3281	0.3281		
PCB-51 (C45)	23:15	1504991	0.80	0.8850	288.5	288.5	0.3281	0.3281		
PCB-46	23:29	41561	0.88	0.7591	9.288	9.288	0.3826	0.3826		
PCB-52	24:55	1386449	0.79	0.8992	261.6	261.6	0.3229	0.3229		
PCB-43	25:04	88642	0.78	0.9993	15.0	15.0	0.2906	0.2906		
PCB-73 (C43)	25:04	88642	0.78	0.9993	15.0	15.0	0.2906	0.2906		
PCB-49	25:24	1436841	0.80	1.1366	214.5	214.5	0.2555	0.2555		a
PCB-69 (C49)	25:24	1436841	0.80	1.1366	214.5	214.5	0.2555	0.2555		a
PCB-48	25:41	41551	0.83	0.9454	7.456	7.456	0.3072	0.3072		a
PCB-44	25:57	3400005	0.79	1.0323	558.8	558.8	0.2813	0.2813		
PCB-47 (C44)	25:57	3400005	0.79	1.0323	558.8	558.8	0.2813	0.2813		
PCB-65 (C44)	25:57	3400005	0.79	1.0323	558.8	558.8	0.2813	0.2813		
PCB-59	26:17	154377	0.79	1.3609	19.2	19.2	0.2134	0.2134		a
PCB-62 (C59)	26:17	154377	0.79	1.3609	19.2	19.2	0.2134	0.2134		a
PCB-75 (C59)	26:17	154377	0.79	1.3609	19.2	19.2	0.2134	0.2134		a
PCB-42	26:26	106290	0.83	0.8670	20.8	20.8	0.3349	0.3349		a
PCB-40	26:56	428661	0.78	0.9179	79.2	79.2	0.3164	0.3164		
PCB-41 (C40)	26:56	428661	0.78	0.9179	79.2	79.2	0.3164	0.3164		
PCB-71 (C40)	26:56	428661	0.78	0.9179	79.2	79.2	0.3164	0.3164		
PCB-64	27:09	243756	0.80	1.4164	29.2	29.2	0.2050	0.2050		a
PCB-72	28:00	36030	0.79	1.3157	4.646	4.646	0.2207	0.2207		
PCB-68	28:17	67270	0.82	1.4782	7.720	7.720	0.1965	0.1965		
PCB-57	28:44						0.2266	0.2266		
PCB-58	28:58						0.2198	0.2198		
PCB-67	29:05	34889	0.87	1.3944	4.245	4.245	0.2083	0.2083		

Compound	RT (min.)	Area	Ratio	Ical RRF	Amount pg/ul	EMPC pg/ul	Noise EDL	Final EDL	%Rec	Flags
PCB-63	29:23	47200	0.83	1.4685	5.453	5.453	0.1978	0.1978		
PCB-61	29:42	1397078	0.79	1.3565	174.7	174.7	0.2141	0.2141		
PCB-70 (C61)	29:42	1397078	0.79	1.3565	174.7	174.7	0.2141	0.2141		
PCB-74 (C61)	29:42	1397078	0.79	1.3565	174.7	174.7	0.2141	0.2141		
PCB-76 (C61)	29:42	1397078	0.79	1.3565	174.7	174.7	0.2141	0.2141		
PCB-66	30:02	697372	0.79	1.2800	92.4	92.4	0.2269	0.2269		
PCB-55	30:13						0.2242	0.2242		
PCB-56	30:42	181508	0.79	1.2671	24.3	24.3	0.2292	0.2292		
PCB-60	30:55	55264	0.83	1.3288	7.055	7.055	0.2185	0.2185		
PCB-80	31:19	2108	0.77	1.4694	0.2883	0.2434	0.1976	0.1976		RQMa
PCB-79	32:53	46930	0.79	1.5421	5.163	5.163	0.1883	0.1883		M
PCB-78	33:26						0.2208	0.2208		
PCB-81	33:50	4402	0.77	1.3214	0.7178	0.5870	0.2258	0.2258		RQMa
PCB-77	34:25	76156	0.79	1.3308	9.360	9.360	0.2125	0.2125		
S Total Pentachlorobiphen					4808.8	4808.8	0.3853	0.3853		
D PCB-104L	25:50	348395	1.60	1.1164	79.8	79.8	0.1099	0.1099	79.83	
* PCB-101L	31:46	390944	1.66	3.4E+04	100.0	100.0				
$ PCB-111L	34:28	462172	1.60	1.2177	97.1	97.1	0.1008	0.1008	97.08	
D PCB-123L	36:26	595458	1.60	0.9909	77.5	77.5	0.5585	0.5585	77.51	
D PCB-118L	36:45	639969	1.61	1.0256	80.5	80.5	0.5396	0.5396	80.49	
D PCB-114L	37:17	609968	1.61	1.0030	78.4	78.4	0.5518	0.5518	78.44	
D PCB-105L	37:55	601128	1.63	1.0013	77.4	77.4	0.5527	0.5527	77.44	
* PCB-127L	39:25	775288	1.58	4.9E+04	100.0	100.0				
D PCB-126L	41:01	606392	1.64	0.9020	86.7	86.7	0.6136	0.6136	86.71	
PCB-104	25:52	45291	1.63	1.3926	9.335	9.335	0.0968	0.0968		
PCB-96	26:13	82091	1.59	1.2268	19.2	19.2	0.1099	0.1099		
PCB-103	28:11	180792	1.64	1.0331	50.2	50.2	0.1305	0.1305		
PCB-94	28:24	88457	1.58	0.9036	28.1	28.1	0.1492	0.1492		
PCB-95	28:50	2173838	1.59	0.9620	648.6	648.6	0.1401	0.1401		
PCB-93	29:03	396616	1.59	0.9806	116.1	116.1	0.1375	0.1375		
PCB-100 (C93)	29:03	396616	1.59	0.9806	116.1	116.1	0.1375	0.1375		
PCB-98	29:12	178079	1.66	0.9888	51.7	51.7	0.1363	0.1363		
PCB-102 (C98)	29:12	178079	1.66	0.9888	51.7	51.7	0.1363	0.1363		
PCB-88	29:42	684361	1.62	1.0052	195.4	195.4	0.1341	0.1341		
PCB-91 (C88)	29:42	684361	1.62	1.0052	195.4	195.4	0.1341	0.1341		
PCB-84	29:55	482063	1.64	0.8601	160.9	160.9	0.1567	0.1567		
PCB-89	30:24	16859	1.42	0.8936	5.415	5.415	0.1509	0.1509		
PCB-121	30:50	16936	1.61	1.3971	3.479	3.479	0.0965	0.0965		
PCB-92	31:13	687296	1.59	0.9532	207.0	207.0	0.1414	0.1414		
PCB-90	31:48	3510628	1.60	1.1367	886.5	886.5	0.1186	0.1186		
PCB-101 (C90)	31:48	3510628	1.60	1.1367	886.5	886.5	0.1186	0.1186		
PCB-113 (C90)	31:48	3510628	1.60	1.1367	886.5	886.5	0.1186	0.1186		
PCB-83	32:23	1610611	1.61	0.9393	492.2	492.2	0.1435	0.1435		M
PCB-99 (C83)	32:23	1610611	1.61	0.9393	492.2	492.2	0.1435	0.1435		M
PCB-112	32:30		0.00	1.3672			0.0986	0.0986		M
PCB-86	32:53	1599449	1.61	1.1958	383.9	383.9	0.1127	0.1127		M
PCB-87 (C86)	32:53	1599449	1.61	1.1958	383.9	383.9	0.1127	0.1127		M
PCB-97 (C86)	32:53	1599449	1.61	1.1958	383.9	383.9	0.1127	0.1127		M
PCB-109 (C86)	32:53	1599449	1.61	1.1958	383.9	383.9	0.1127	0.1127		M
PCB-119 (C86)	32:53	1599449	1.61	1.1958	383.9	383.9	0.1127	0.1127		M
PCB-125 (C86)	32:53	1599449	1.61	1.1958	383.9	383.9	0.1127	0.1127		M
PCB-85	33:36	394776	1.57	1.2126	93.4	93.4	0.1112	0.1112		M
PCB-116 (C85)	33:36	394776	1.57	1.2126	93.4	93.4	0.1112	0.1112		M
PCB-117 (C85)	33:36	394776	1.57	1.2126	93.4	93.4	0.1112	0.1112		M

Compound	RT (min.)	Area	Ratio	Ical RRF	Amount pg/ul	EMPC pg/ul	Noise EDL	Final EDL	%Rec	Flags
PCB-110	33:46	3559537	1.60	1.3511	756.2	756.2	0.0998	0.0998		
PCB-115 (C110)	33:46	3559537	1.60	1.3511	756.2	756.2	0.0998	0.0998		
PCB-82	34:04	180181	1.62	0.8675	59.6	59.6	0.1554	0.1554		a
PCB-111	34:30	19379	1.70	1.4262	3.900	3.900	0.0945	0.0945		a
PCB-120	34:57	47551	1.61	1.4907	9.156	9.156	0.0904	0.0904		a
PCB-108	36:05	125588	1.55	1.2547	16.4	16.4	0.9648	0.9648		a
PCB-124 (C108)	36:05	125588	1.55	1.2547	16.4	16.4	0.9648	0.9648		a
PCB-107	36:20	333253	1.56	1.3580	40.2	40.2	0.8915	0.8915		Ma
PCB-123	36:27	54250	1.52	1.3407	6.796	6.796	0.9185	0.9185		Ma
PCB-106	36:34						0.9496	0.9496		
PCB-118	36:46	3413312	1.58	1.2892	413.7	413.7	0.8808	0.8808		
PCB-122	37:07	35230	1.63	1.1614	4.968	4.968	1.042	1.042		
PCB-114	37:18	64773	1.59	1.4051	7.558	7.558	0.8653	0.8653		M
PCB-105	37:57	1060790	1.57	1.2887	136.9	136.9	0.9599	0.9599		
PCB-127	39:26						0.9427	0.9427		
PCB-126	41:03	16601	1.54	1.3416	2.041	2.041	0.9239	0.9239		
S Total Hexachlorobipheny					6228.8	6228.8	0.2462	0.2462		
D PCB-155L	31:33	338825	1.25	0.9499	91.2	91.2	0.0659	0.0659	91.24	
* PCB-138L	39:53	527303	1.27	3.6E+04	100.0	100.0				
D PCB-167L	42:54	536602	1.25	1.2544	81.1	81.1	0.3722	0.3722	81.12	
D PCB-156L	44:03	1078055	1.25	1.2289	166.4	166.4	0.3799	0.3799	83.18	
D PCB-157L (C156L)	44:03	1078055	1.25	1.2289	166.4	166.4	0.3799	0.3799	83.18	
D PCB-169L	47:18	529937	1.24	1.0883	92.3	92.3	0.4290	0.4290	92.34	
PCB-155	31:35	4712	1.40	1.3028	1.067	1.067	0.0646	0.0646		
PCB-152	31:45	24642	1.29	1.2556	5.792	5.792	0.0671	0.0671		
PCB-150	31:56	45697	1.26	1.2368	10.9	10.9	0.0681	0.0681		
PCB-136	32:17	805018	1.27	1.1563	205.5	205.5	0.0728	0.0728		
PCB-145	32:36						0.0707	0.0707		
PCB-148	34:07	29561	1.33	0.8982	9.713	9.713	0.0937	0.0937		
PCB-135	34:42	1764796	1.26	0.8691	599.3	599.3	0.0969	0.0969		
PCB-151 (C135)	34:42	1764796	1.26	0.8691	599.3	599.3	0.0969	0.0969		
PCB-154	34:58	192392	1.27	1.0180	55.8	55.8	0.0827	0.0827		
PCB-144	35:16	195360	1.27	0.9185	62.8	62.8	0.0917	0.0917		
PCB-147	35:38	6187246	1.25	0.9747	1184.0	1184.0	0.3422	0.3422		
PCB-149 (C147)	35:38	6187246	1.25	0.9747	1184.0	1184.0	0.3422	0.3422		
PCB-134	35:50	328888	1.25	0.8518	72.0	72.0	0.3916	0.3916		
PCB-143 (C134)	35:50	328888	1.25	0.8518	72.0	72.0	0.3916	0.3916		
PCB-139	36:14	133574	1.24	0.9995	24.9	24.9	0.3337	0.3337		
PCB-140 (C139)	36:14	133574	1.24	0.9995	24.9	24.9	0.3337	0.3337		
PCB-131	36:25	58603	1.25	0.8584	12.7	12.7	0.3886	0.3886		
PCB-142	36:35						0.3880	0.3880		
PCB-132	36:53	1864906	1.25	0.8801	395.2	395.2	0.3790	0.3790		
PCB-133	37:24	159755	1.27	0.9064	32.9	32.9	0.3680	0.3680		
PCB-165	37:48						0.2975	0.2975		
PCB-146	38:03	1467383	1.25	1.0084	271.4	271.4	0.3308	0.3308		
PCB-161	38:11						0.2495	0.2495		
PCB-153	38:40	7792650	1.26	1.2207	1190.7	1190.7	0.2732	0.2732		
PCB-168 (C153)	38:40	7792650	1.26	1.2207	1190.7	1190.7	0.2732	0.2732		
PCB-141	38:51	1215420	1.26	0.9608	235.9	235.9	0.3472	0.3472		
PCB-130	39:16	323966	1.28	0.8274	73.0	73.0	0.4031	0.4031		
PCB-137	39:29	186416	1.24	1.0582	32.9	32.9	0.3152	0.3152		
PCB-164	39:36	645096	1.24	1.2527	96.1	96.1	0.2663	0.2663		
PCB-129	39:55	7112290	1.25	1.0840	1223.8	1223.8	0.3077	0.3077		
PCB-138 (C129)	39:55	7112290	1.25	1.0840	1223.8	1223.8	0.3077	0.3077		
PCB-160 (C129)	39:55	7112290	1.25	1.0840	1223.8	1223.8	0.3077	0.3077		
PCB-163 (C129)	39:55	7112290	1.25	1.0840	1223.8	1223.8	0.3077	0.3077		

Compound	RT (min.)	Area	Ratio	Ical RRF	Amount pg/ul	EMPC pg/ul	Noise EDL	Final EDL	%Rec	Flags
PCB-158	40:18	842661	1.26	1.3862	113.4	113.4	0.2406	0.2406		
PCB-128	41:10	848805	1.25	1.1165	141.8	141.8	0.2987	0.2987		M
PCB-166 (C128)	41:10	848805	1.25	1.1165	141.8	141.8	0.2987	0.2987		M
PCB-159	42:08	116229	1.24	1.3178	16.5	16.5	0.2531	0.2531		
PCB-162	42:26						0.2448	0.2448		
PCB-167	42:56	313758	1.26	1.3357	43.8	43.8	0.2136	0.2136		
PCB-156	44:03	804921	1.26	1.2759	117.0	117.0	0.3065	0.3065		
PCB-157 (C156)	44:03	804921	1.26	1.2759	117.0	117.0	0.3065	0.3065		
PCB-169	47:17						0.2311	0.2311		
S Total Heptachlorobiphen					4526.5	4526.5	0.0727	0.0727		
D PCB-188L	37:18	426408	1.09	1.3162	79.5	79.5	0.0771	0.0771	79.49	
$ PCB-178L	40:21	348638	1.06	0.9222	92.8	92.8	0.1100	0.1100	92.75	
* PCB-180L	45:28	407583	1.09	3.2E+04	100.0	100.0				
D PCB-170L	46:42	256858	1.08	0.8357	75.4	75.4	0.1214	0.1214	75.41	
D PCB-189L	49:50	644625	1.05	1.4666	84.9	84.9	0.8699	0.8699	84.89	
PCB-188	37:19						0.0481	0.0481		
PCB-179	37:38	1147706	1.06	1.4149	237.4	237.4	0.0532	0.0532		
PCB-184	38:11						0.0530	0.0530		
PCB-176	38:31	355356	1.06	1.5212	68.4	68.4	0.0495	0.0495		
PCB-186	38:59						0.0524	0.0524		
PCB-178	40:23	401163	1.06	1.0228	114.8	114.8	0.0736	0.0736		
PCB-175	41:00	83766	1.05	1.0690	22.9	22.9	0.0704	0.0704		
PCB-187	41:17	2519836	1.07	1.1106	664.1	664.1	0.0678	0.0678		
PCB-182	41:29	28142	1.05	1.1484	7.173	7.173	0.0655	0.0655		
PCB-183	41:54	1471390	1.05	1.1368	378.8	378.8	0.0662	0.0662		
PCB-185 (C183)	41:54	1471390	1.05	1.1368	378.8	378.8	0.0662	0.0662		
PCB-174	42:08	1835506	1.05	0.9547	562.8	562.8	0.0788	0.0788		
PCB-177	42:34	1139113	1.06	0.9426	353.8	353.8	0.0798	0.0798		
PCB-181	42:58	19521	1.15	1.1075	5.159	5.159	0.0680	0.0680		
PCB-171	43:11	590897	1.04	0.9603	180.1	180.1	0.0784	0.0784		
PCB-173 (C171)	43:11	590897	1.04	0.9603	180.1	180.1	0.0784	0.0784		
PCB-172	44:49	303822	1.07	0.9918	89.7	89.7	0.0759	0.0759		
PCB-192	45:06						0.0583	0.0583		
PCB-180	45:29	4813601	1.05	1.2286	1146.8	1146.8	0.0613	0.0613		
PCB-193 (C180)	45:29	4813601	1.05	1.2286	1146.8	1146.8	0.0613	0.0613		
PCB-191	45:50	119460	1.11	1.3848	25.2	25.2	0.0543	0.0543		
PCB-170	46:44	1750205	1.06	1.2700	536.5	536.5	0.0792	0.0792		
PCB-190	47:15	533593	1.04	1.3774	113.4	113.4	0.0546	0.0546		
PCB-189	49:52	159848	1.05	1.2799	19.4	19.4	0.2389	0.2389		
S Total Octachlorobipheny					1061.2	1060.6	0.4733	0.4733		RQ
D PCB-202L	42:40	349300	0.85	1.0055	85.2	85.2	0.5574	0.5574	85.23	
* PCB-194L	51:58	517754	0.91	3.5E+04	100.0	100.0				
D PCB-205L	52:26	488837	0.91	1.2867	73.4	73.4	0.7277	0.7277	73.38	
PCB-202	42:42	172006	0.88	1.0531	46.8	46.8	0.1471	0.1471		
PCB-201	43:37	132359	0.90	1.1860	31.9	31.9	0.1306	0.1306		
PCB-204	44:18						0.1407	0.1407		
PCB-197	44:33	29871	0.89	1.2053	7.710	7.095	0.1285	0.1285		RQMa
PCB-200	44:38	132590	0.86	1.1260	33.7	33.7	0.1375	0.1375		M
PCB-198	47:27	719749	0.91	0.8183	251.8	251.8	0.1893	0.1893		
PCB-199 (C198)	47:27	719749	0.91	0.8183	251.8	251.8	0.1893	0.1893		
PCB-196	48:06	389800	0.90	0.8748	127.6	127.6	0.1770	0.1770		
PCB-203	48:18	517964	0.91	0.9219	160.8	160.8	0.1680	0.1680		
PCB-195	49:37	474010	0.89	0.7839	123.7	123.7	1.608	1.608		

Compound	RT (min.)	Area	Ratio	Ical RRF	Amount pg/ul	EMPC pg/ul	Noise EDL	Final EDL	%Rec	Flags
PCB-194	51:59	1195015	0.91	0.9282	263.4	263.4	1.358	1.358		
PCB-205	52:27	83023	0.93	1.2342	13.8	13.8	1.021	1.021		
S Total Nonachlorobipheny					196.6	154.6	0.3181	0.3181		RQ
D PCB-208L	49:22	452928	0.79	1.1383	76.9	76.9	0.8473	0.8473	76.85	
D PCB-206L	54:12	327501	0.82	0.8938	70.8	70.8	1.079	1.079	70.77	
PCB-208	49:23	109421	0.81	1.1567	20.9	20.9	0.2826	0.2826		
PCB-207	50:20	61208	0.76	1.3964	11.2	11.2	0.2765	0.2765		
PCB-206	54:10	478250	0.77	1.1927	164.4	122.4	0.3953	0.3953		RQMa
D PCB-209L	55:50	307953	0.73	0.9809	60.6	60.6	0.1403	0.1403	60.64	
DCB Decachlorobiphenyl	55:52	127257	0.69	1.2455	33.2	33.2	0.0654	0.0654		
S Polychlorinated bipheny					19162	33.2	0.2298	0.2298		RQ

QC Flag Legend

Processing Flags
- R - Failed Signal Ratio Test
- n - Failed Sig-To-Noise Test
- Q - EMPC-Estimated Max. Possible Conc.

Review Flags
- M - Manually Integrated
- a - User Assigned ID

Eurofins TestAmerica, Knoxville
Target Compound Quantitation Worksheet Report

Data File: \\chromna\Knoxville\ChromData\D3D\20190829-12907.b\580-88125-b-17-c.d
Lims ID: 580-88125-B-17-C
Client ID: N7-0to27-101418
Sample Type: Client
Inject. Date: 30-Aug-2019 07:23:00 ALS Bottle#: 0 Worklist Smp#: 10
Injection Vol: 1.0 ul Dil. Factor: 1.0000
Sample Info:
Misc. Info.: 140-0012907-010
Operator ID: Xcalibur_System Instrument ID: D3D

Method: \\chromna\Knoxville\ChromData\D3D\20190829-12907.b\PCBs_D3D.m
Limit Group: HR - 1668A - ICAL
Last Update: 03-Sep-2019 08:33:23 Calib Date: 21-Aug-2019 19:05:00
Integrator: Picker
Quant Method: Isotopic Dilution Quant By: Initial Calibration
Last ICal File: \\chromna\Knoxville\ChromData\D3D\20190813-12717.b\d4190821i6.d

Column 1 : SPB-Octyl (0.25 mm) Det: F1(11.07 :21.70)
Process Host: CTX1009

First Level Reviewer: davidsonm Date: 03-Sep-2019 08:33:22

Signal	RT (min.)	Adj RT (min.)	Δ Sec.	REL RT	Area	Height	Avg Noise	EDL Height	S/N	Ratio(Limits)	Flags
PCB-1L											
200.0795	11:42	11:44	-5	0.727	325584	127385	85	212	1499		
202.0766	11:42	11:44	-5	0.727	111457	43799	831	2077	53	2.92(2.66-3.60)	
PCB-3L											
200.0795	13:53	13:53	-5	0.862	364600	124539	85	212	1465		
202.0766	13:53	13:53	-5	0.862	103262	35680	831	2077	43	3.53(2.66-3.60)	
PCB-1											
188.0393	11:43	11:44	-5	1.001	17120	6854	20	50	343		
190.0363	11:43	11:44	-5	1.001	5328	2150	14	35	154	3.21(2.66-3.60)	
PCB-2											
188.0393	13:42	13:42	-4	0.988	14267	4762	20	50	238		
190.0363	13:43	13:42	-4	0.989	4491	1476	14	35	105	3.18(2.66-3.60)	
PCB-3											
188.0393	13:53	13:53	-4	1.001	15518	5167	20	50	258		
190.0363	13:53	13:53	-4	1.001	4911	1674	14	35	120	3.16(2.66-3.60)	
PCB-4L											
234.0406	14:08	14:09	-6	0.877	127040	43013	79	197	544		
236.0376	14:08	14:09	-6	0.877	77016	26119	35	87	746	1.65(1.33-1.79)	
PCB-9L											
234.0406	16:06	16:10	-4		316043	94674	79	197	1198		
236.0376	16:06	16:10	-4		194118	58271	35	87	1665	1.63(1.33-1.79)	
PCB-15L											
234.0406	20:01	20:00	-5	1.243	247930	62772	79	197	795		
236.0376	20:01	20:00	-5	1.243	150829	38458	35	87	1099	1.64(1.33-1.79)	
PCB-4											
222.0003	14:08	14:09	-5	1.001	19926	6813	38	95	179		
223.9974	14:08	14:09	-5	1.001	12333	4123	22	55	187	1.62(1.33-1.79)	

Signal	RT (min.)	Adj RT (min.)	Sec.	REL RT	Area	Height	Avg Noise	EDL Height	S/N	Ratio(Limits)	Flags
PCB-10											
222.0003	14:19	14:19	-5	1.013	1286	384	38	95	10		
223.9974	14:19	14:19	-4	1.014	961	322	22	55	15	1.34(1.33-1.79)	
PCB-9											RQ
222.0003	16:07	16:06	-4	1.141	1793	511	38	95	13		
	Empc Correction				1226	383	38	95	10		
223.9974	16:07	16:06	-4	1.141	786	246	22	55	11	2.28(1.33-1.79)	
PCB-7											RQ
222.0003	16:16	16:15	-4	1.152	1642	459	38	95	12		
	Empc Correction				1163	302	38	95	8		
223.9974	16:16	16:15	-4	1.152	746	194	22	55	9	2.20(1.33-1.79)	
PCB-6											
222.0003	16:31	16:30	-4	1.170	6044	1816	38	95	48		
223.9974	16:31	16:30	-4	1.170	4040	1166	22	55	53	1.50(1.33-1.79)	
PCB-5											
222.0003	16:47						38	95			
223.9974	16:47						22	55			
PCB-8											a
222.0003	16:57	16:57	-4	1.200	20554	6051	38	95	159		a
223.9974	16:57	16:57	-4	1.200	12144	3466	22	55	158	1.69(1.33-1.79)	
PCB-14											
222.0003	18:34						38	95			
223.9974	18:34						22	55			
PCB-11											
222.0003	19:25	19:24	-3	0.970	20157	5271	38	95	139		
223.9974	19:25	19:24	-3	0.970	12091	3169	22	55	144	1.67(1.33-1.79)	
PCB-12											
222.0003	19:42	19:42	-4	0.984	5276	1031	38	95	27		
223.9974	19:42	19:42	-4	0.984	3324	561	22	55	26	1.59(1.33-1.79)	
PCB-13 (C12)											
222.0003	19:42	19:42	-4	0.984	5276	1031	38	95	27		
223.9974	19:42	19:42	-4	0.984	3324	561	22	55	26	1.59(1.33-1.79)	
PCB-15											
222.0003	20:02	20:01	-4	1.001	25850	6300	38	95	166		
223.9974	20:02	20:01	-4	1.001	16632	4012	22	55	182	1.55(1.33-1.79)	
PCB-19L											
268.0016	17:14	17:15	-5	0.841	56476	16470	126	315	131		
269.9986	17:14	17:15	-5	0.841	54073	15980	100	250	160	1.04(0.88-1.20)	
PCB-32L											
268.0016	20:29	20:33	-4		144557	37170	126	315	295		
269.9986	20:29	20:33	-4		126340	33484	100	250	335	1.14(0.88-1.20)	
PCB-31L											
268.0016	22:45	22:48	-3		512406	123620	975	2437	127		
269.9986	22:45	22:48	-3		475978	119096	232	580	513	1.08(0.88-1.20)	

Signal	RT (min.)	Adj RT (min.)	Sec.	REL RT	Area	Height	Avg Noise	EDL Height	S/N	Ratio(Limits)	Flags
PCB-28L											
268.0016	23:03	23:03	-3	1.013	464413	112283	975	2437	115		
269.9986	23:03	23:03	-3	1.013	438772	105205	232	580	453	1.06(0.88-1.20)	
PCB-37L											
268.0016	27:04	27:01	-3	1.189	422637	87950	975	2437	90		
269.9986	27:04	27:01	-3	1.189	368753	82026	232	580	354	1.15(0.88-1.20)	
PCB-19											
255.9613	17:15	17:14	-4	1.002	37868	10578	9	22	1175		
257.9584	17:14	17:14	-5	1.001	33821	9460	12	30	788	1.12(0.88-1.20)	
PCB-18											a
255.9613	19:08	19:08	-2	1.110	14380	3782	9	22	420		a
257.9584	19:07	19:08	-3	1.109	13171	3680	12	30	307	1.09(0.88-1.20)	
PCB-30 (C18)											a
255.9613	19:08	19:08	-2	1.110	14380	3782	9	22	420		a
257.9584	19:07	19:08	-3	1.109	13171	3680	12	30	307	1.09(0.88-1.20)	
PCB-17											
255.9613	19:32	19:30	-4	1.134	47892	12930	9	22	1437		
257.9584	19:32	19:30	-4	1.134	44869	11897	12	30	991	1.07(0.88-1.20)	
PCB-27											
255.9613	19:45	19:42	-4	1.147	11960	3135	9	22	348		
257.9584	19:45	19:42	-4	1.147	11628	3054	12	30	255	1.03(0.88-1.20)	
PCB-24											
255.9613	19:50						9	22			
257.9584	19:50						12	30			
PCB-16											M
255.9613	19:59	19:59	-4	1.160	3392	874	9	22	97		
257.9584	19:59	19:59	-4	1.160	3179	791	12	30	66	1.07(0.88-1.20)	M
PCB-32											M
255.9613	20:31	20:31	-4	1.191	57336	14994	9	22	1666		
257.9584	20:31	20:31	-4	1.191	55413	13899	12	30	1158	1.03(0.88-1.20)	M
PCB-34											a
255.9613	21:47	21:47	-3	1.264	1813	422	71	177	6		a
257.9584	21:47	21:47	-3	1.264	1877	415	86	215	5	0.97(0.88-1.20)	
PCB-23											
255.9613	21:52						71	177			
257.9584	21:52						86	215			
PCB-26											M
255.9613	22:14	22:10	-3	1.291	25207	6066	71	177	85		M
257.9584	22:13	22:10	-4	1.290	22577	5573	86	215	65	1.12(0.88-1.20)	
PCB-29 (C26)											M
255.9613	22:14	22:10	-3	1.291	25207	6066	71	177	85		M
257.9584	22:13	22:10	-4	1.290	22577	5573	86	215	65	1.12(0.88-1.20)	
PCB-25											M
255.9613	22:29	22:29	-3	0.831	36014	7060	71	177	99		M
257.9584	22:29	22:29	-3	0.831	33264	6417	86	215	75	1.08(0.88-1.20)	

Signal	RT (min.)	Adj RT (min.)	Sec.	REL RT	Area	Height	Avg Noise	EDL Height	S/N	Ratio(Limits)	Flags
PCB-31											
255.9613	22:47	22:47	-3	0.842	96908	23867	71	177	336		
257.9584	22:47	22:47	-3	0.842	88741	22104	86	215	257	1.09(0.88-1.20)	
PCB-20											
255.9613	23:04	23:05	-3	0.853	200104	48136	71	177	678		
257.9584	23:04	23:05	-3	0.853	187528	44983	86	215	523	1.07(0.88-1.20)	
PCB-28 (C20)											
255.9613	23:04	23:05	-3	0.853	200104	48136	71	177	678		
257.9584	23:04	23:05	-3	0.853	187528	44983	86	215	523	1.07(0.88-1.20)	
PCB-21											
255.9613	23:18	23:19	-3	0.861	87577	12582	71	177	177		
257.9584	23:19	23:19	-3	0.862	81880	11640	86	215	135	1.07(0.88-1.20)	
PCB-33 (C21)											
255.9613	23:18	23:19	-3	0.861	87577	12582	71	177	177		
257.9584	23:19	23:19	-3	0.862	81880	11640	86	215	135	1.07(0.88-1.20)	
PCB-22											
255.9613	23:43	23:42	-2	0.876	24957	5636	71	177	79		
257.9584	23:42	23:42	-3	0.876	23100	5529	86	215	64	1.08(0.88-1.20)	
PCB-36											RnQMa
255.9613	25:18	25:16	0	0.935	1045	234	71	177	3		M
	Empc Correction				536	161	71	177	2		
257.9584	25:16	25:16	-3	0.934	516	155	86	215	2	2.03(0.88-1.20)	M
PCB-39											
255.9613	25:37						71	177			
257.9584	25:37						86	215			
PCB-38											
255.9613	26:12						71	177			
257.9584	26:12						86	215			
PCB-35											
255.9613	26:41	26:40	-2	0.986	3096	757	71	177	11		
257.9584	26:41	26:40	-2	0.986	2839	649	86	215	8	1.09(0.88-1.20)	
PCB-37											
255.9613	27:05	27:04	-2	1.001	42833	9155	71	177	129		
257.9584	27:05	27:04	-2	1.001	38813	8113	86	215	94	1.10(0.88-1.20)	
PCB-54L											
301.9626	20:19	20:20	-5	0.816	66006	15872	22	55	721		
303.9597	20:19	20:20	-5	0.816	82813	21431	5	12	4286	0.80(0.65-0.89)	
PCB-52L											
301.9626	24:54	24:56	-2		240029	54586	30	75	1820		
303.9597	24:54	24:56	-2		301270	68684	56	140	1227	0.80(0.65-0.89)	
PCB-81L											
301.9626	33:51	33:47	-1	1.360	254902	53543	30	75	1785		
303.9597	33:51	33:47	-1	1.360	312621	64412	56	140	1150	0.82(0.65-0.89)	
PCB-77L											
301.9626	34:24	34:20	-1	1.382	275847	56225	30	75	1874		
303.9597	34:24	34:20	-1	1.382	335543	68245	56	140	1219	0.82(0.65-0.89)	

Signal	RT (min.)	Adj RT (min.)	Sec.	REL RT	Area	Height	Avg Noise	EDL Height	S/N	Ratio(Limits)	Flags
PCB-54											
289.9224	20:20	20:23	-4	1.000	37392	9341	5	12	1868		
291.9194	20:20	20:23	-4	1.000	47570	12048	11	27	1095	0.79(0.65-0.89)	
PCB-50											
289.9224	22:30	22:28	-4	1.108	272805	65422	57	142	1148		
291.9194	22:30	22:28	-4	1.108	347683	83631	84	210	996	0.78(0.65-0.89)	
PCB-53 (C50)											
289.9224	22:30	22:28	-4	1.108	272805	65422	57	142	1148		
291.9194	22:30	22:28	-4	1.108	347683	83631	84	210	996	0.78(0.65-0.89)	
PCB-45											
289.9224	23:15	23:12	-3	1.145	667186	157614	57	142	2765		
291.9194	23:15	23:12	-3	1.145	837805	198378	84	210	2362	0.80(0.65-0.89)	
PCB-51 (C45)											
289.9224	23:15	23:12	-3	1.145	667186	157614	57	142	2765		
291.9194	23:15	23:12	-3	1.145	837805	198378	84	210	2362	0.80(0.65-0.89)	
PCB-46											
289.9224	23:29	23:30	-3	1.156	19494	4037	57	142	71		
291.9194	23:29	23:30	-3	1.156	22067	5148	84	210	61	0.88(0.65-0.89)	
PCB-52											
289.9224	24:55	24:50	-3	1.226	613419	141213	57	142	2477		
291.9194	24:55	24:50	-3	1.226	773030	177306	84	210	2111	0.79(0.65-0.89)	
PCB-43											
289.9224	25:04	25:00	-3	1.234	38824	7902	57	142	139		
291.9194	25:04	25:00	-3	1.234	49818	10458	84	210	125	0.78(0.65-0.89)	
PCB-73 (C43)											
289.9224	25:04	25:00	-3	1.234	38824	7902	57	142	139		
291.9194	25:04	25:00	-3	1.234	49818	10458	84	210	125	0.78(0.65-0.89)	
PCB-49											a
289.9224	25:24	25:24	0	1.251	637153	148759	57	142	2610		a
291.9194	25:24	25:24	0	1.251	799688	186457	84	210	2220	0.80(0.65-0.89)	
PCB-69 (C49)											a
289.9224	25:24	25:24	0	1.251	637153	148759	57	142	2610		a
291.9194	25:24	25:24	0	1.251	799688	186457	84	210	2220	0.80(0.65-0.89)	
PCB-48											a
289.9224	25:41	25:41	-3	1.264	18801	3954	57	142	69		a
291.9194	25:41	25:41	-3	1.264	22750	4919	84	210	59	0.83(0.65-0.89)	
PCB-44											
289.9224	25:57	25:51	-1	1.278	1499192	301122	57	142	5283		
291.9194	25:57	25:51	-1	1.278	1900813	385633	84	210	4591	0.79(0.65-0.89)	
PCB-47 (C44)											
289.9224	25:57	25:51	-1	1.278	1499192	301122	57	142	5283		
291.9194	25:57	25:51	-1	1.278	1900813	385633	84	210	4591	0.79(0.65-0.89)	
PCB-65 (C44)											
289.9224	25:57	25:51	-1	1.278	1499192	301122	57	142	5283		
291.9194	25:57	25:51	-1	1.278	1900813	385633	84	210	4591	0.79(0.65-0.89)	

Signal	RT (min.)	Adj RT (min.)	Sec.	REL RT	Area	Height	Avg Noise	EDL Height	S/N	Ratio(Limits)	Flags
PCB-59											a
289.9224	26:17	26:17	1	1.294	68165	13231	57	142	232		a
291.9194	26:17	26:17	1	1.294	86212	16422	84	210	196	0.79(0.65-0.89)	
PCB-62 (C59)											a
289.9224	26:17	26:17	1	1.294	68165	13231	57	142	232		a
291.9194	26:17	26:17	1	1.294	86212	16422	84	210	196	0.79(0.65-0.89)	
PCB-75 (C59)											a
289.9224	26:17	26:17	1	1.294	68165	13231	57	142	232		a
291.9194	26:17	26:17	1	1.294	86212	16422	84	210	196	0.79(0.65-0.89)	
PCB-42											a
289.9224	26:26	26:26	-3	1.301	48221	10826	57	142	190		a
291.9194	26:26	26:26	-3	1.301	58069	12753	84	210	152	0.83(0.65-0.89)	
PCB-40											
289.9224	26:56	26:51	-2	1.326	188367	41373	57	142	726		
291.9194	26:56	26:51	-2	1.326	240294	53586	84	210	638	0.78(0.65-0.89)	
PCB-41 (C40)											
289.9224	26:56	26:51	-2	1.326	188367	41373	57	142	726		
291.9194	26:56	26:51	-2	1.326	240294	53586	84	210	638	0.78(0.65-0.89)	
PCB-71 (C40)											
289.9224	26:56	26:51	-2	1.326	188367	41373	57	142	726		
291.9194	26:56	26:51	-2	1.326	240294	53586	84	210	638	0.78(0.65-0.89)	
PCB-64											a
289.9224	27:09	27:09	-2	1.337	108457	24192	57	142	424		a
291.9194	27:09	27:09	-2	1.337	135299	30419	84	210	362	0.80(0.65-0.89)	
PCB-72											
289.9224	28:00	27:58	-1	0.827	15862	3649	57	142	64		
291.9194	28:00	27:58	-1	0.827	20168	4436	84	210	53	0.79(0.65-0.89)	
PCB-68											
289.9224	28:17	28:15	-2	0.836	30397	5860	57	142	103		
291.9194	28:17	28:15	-2	0.836	36873	7221	84	210	86	0.82(0.65-0.89)	
PCB-57											
289.9224	28:43						57	142			
291.9194	28:43						84	210			
PCB-58											
289.9224	28:57						57	142			
291.9194	28:57						84	210			
PCB-67											
289.9224	29:05	29:05	-3	0.859	16237	1847	57	142	32		
291.9194	29:04	29:05	-4	0.859	18652	2323	84	210	28	0.87(0.65-0.89)	
PCB-63											
289.9224	29:23	29:20	-1	0.868	21429	4579	57	142	80		
291.9194	29:23	29:20	-1	0.868	25771	5894	84	210	70	0.83(0.65-0.89)	
PCB-61											
289.9224	29:42	29:41	-2	0.878	615228	107298	57	142	1882		
291.9194	29:42	29:41	-2	0.878	781850	136909	84	210	1630	0.79(0.65-0.89)	

Signal	RT (min.)	Adj RT (min.)	Sec.	REL RT	Area	Height	Avg Noise	EDL Height	S/N	Ratio(Limits)	Flags
PCB-70 (C61)											
289.9224	29:42	29:41	-2	0.878	615228	107298	57	142	1882		
291.9194	29:42	29:41	-2	0.878	781850	136909	84	210	1630	0.79(0.65-0.89)	
PCB-74 (C61)											
289.9224	29:42	29:41	-2	0.878	615228	107298	57	142	1882		
291.9194	29:42	29:41	-2	0.878	781850	136909	84	210	1630	0.79(0.65-0.89)	
PCB-76 (C61)											
289.9224	29:42	29:41	-2	0.878	615228	107298	57	142	1882		
291.9194	29:42	29:41	-2	0.878	781850	136909	84	210	1630	0.79(0.65-0.89)	
PCB-66											
289.9224	30:02	30:02	-1	0.888	308859	66463	57	142	1166		
291.9194	30:02	30:02	-1	0.888	388513	83898	84	210	999	0.79(0.65-0.89)	
PCB-55											
289.9224	30:12						57	142			
291.9194	30:12						84	210			
PCB-56											
289.9224	30:42	30:40	-2	0.907	79877	17227	57	142	302		
291.9194	30:42	30:40	-2	0.907	101631	21878	84	210	260	0.79(0.65-0.89)	
PCB-60											
289.9224	30:55	30:52	-1	0.913	25028	5458	57	142	96		
291.9194	30:55	30:52	-1	0.913	30236	6584	84	210	78	0.83(0.65-0.89)	
PCB-80											RQMa
289.9224	31:19	31:21	-2	0.926	1306	249	57	142	4		M
	Empc Correction				917	256	57	142	4		
291.9194	31:21	31:21	0	0.926	1191	333	84	210	4	1.10(0.65-0.89)	M
PCB-79											M
289.9224	32:53	32:53	0	0.971	20759	3918	57	142	69		M
291.9194	32:53	32:53	0	0.971	26171	5208	84	210	62	0.79(0.65-0.89)	M
PCB-78											
289.9224	33:24						57	142			
291.9194	33:24						84	210			
PCB-81											RQMa
289.9224	33:50	33:50	-3	1.000	1915	715	57	142	13		M
291.9194	33:50	33:50	-3	1.000	3468	1037	84	210	12	0.55(0.65-0.89)	M
	Empc Correction				2487	928	84	210	11		
PCB-77											
289.9224	34:25	34:21	0	1.000	33620	6821	57	142	120		
291.9194	34:25	34:21	0	1.000	42536	8466	84	210	101	0.79(0.65-0.89)	
PCB-104L											
337.9207	25:50	25:51	-3	0.813	214367	48286	24	60	2012		
339.9178	25:50	25:51	-3	0.813	134028	31078	17	42	1828	1.60(1.32-1.78)	
PCB-101L											
337.9207	31:46	31:47	-1		244046	52966	24	60	2207		
339.9178	31:46	31:47	-1		146898	30163	17	42	1774	1.66(1.32-1.78)	
PCB-111L											
337.9207	34:28	34:27	0	1.085	284260	58833	24	60	2451		
339.9178	34:28	34:27	0	1.085	177912	36876	17	42	2169	1.60(1.32-1.78)	

Signal	RT (min.)	Adj RT (min.)	Sec.	REL RT	Area	Height	Avg Noise	EDL Height	S/N	Ratio(Limits)	Flags
PCB-123L											
337.9207	36:26	36:22	-1	1.147	366579	74847	192	480	390		
339.9178	36:26	36:22	-1	1.147	228879	47780	152	380	314	1.60(1.32-1.78)	
PCB-118L											
337.9207	36:45	36:42	-1	1.157	394498	81188	192	480	423		
339.9178	36:45	36:42	-1	1.157	245471	51787	152	380	341	1.61(1.32-1.78)	
PCB-114L											
337.9207	37:17	37:13	-1	1.174	376404	76705	192	480	400		
339.9178	37:17	37:13	-1	1.174	233564	47485	152	380	312	1.61(1.32-1.78)	
PCB-105L											
337.9207	37:55	37:51	-1	1.194	372750	75149	192	480	391		
339.9178	37:55	37:51	-1	1.194	228378	46918	152	380	309	1.63(1.32-1.78)	
PCB-127L											
337.9207	39:25	39:24	0		475357	95555	192	480	498		
339.9178	39:26	39:24	1		299931	59837	152	380	394	1.58(1.32-1.78)	
PCB-126L											
337.9207	41:01	40:59	0	1.291	376854	76324	192	480	398		
339.9178	41:01	40:59	0	1.291	229538	45496	152	380	299	1.64(1.32-1.78)	
PCB-104											
325.8804	25:52	25:51	-3	1.001	28095	6177	20	50	309		
327.8775	25:52	25:51	-3	1.001	17196	3888	23	57	169	1.63(1.32-1.78)	
PCB-96											
325.8804	26:13	26:11	-3	1.015	50355	11110	20	50	556		
327.8775	26:13	26:11	-3	1.015	31736	7366	23	57	320	1.59(1.32-1.78)	
PCB-103											
325.8804	28:11	28:08	-2	1.091	112301	25005	20	50	1250		
327.8775	28:11	28:08	-2	1.091	68491	15248	23	57	663	1.64(1.32-1.78)	
PCB-94											
325.8804	28:24	28:21	-2	1.099	54176	11837	20	50	592		
327.8775	28:24	28:21	-2	1.099	34281	7231	23	57	314	1.58(1.32-1.78)	
PCB-95											
325.8804	28:50	28:46	-2	1.116	1335911	286734	20	50	14337		
327.8775	28:50	28:46	-2	1.116	837927	181134	23	57	7875	1.59(1.32-1.78)	
PCB-93											
325.8804	29:03	29:00	-2	1.125	243291	52486	20	50	2624		
327.8775	29:03	29:00	-2	1.125	153325	32727	23	57	1423	1.59(1.32-1.78)	
PCB-100 (C93)											
325.8804	29:03	29:00	-2	1.125	243291	52486	20	50	2624		
327.8775	29:03	29:00	-2	1.125	153325	32727	23	57	1423	1.59(1.32-1.78)	
PCB-98											
325.8804	29:12	29:09	-3	1.130	111112	19822	20	50	991		
327.8775	29:13	29:09	-2	1.131	66967	11928	23	57	519	1.66(1.32-1.78)	
PCB-102 (C98)											
325.8804	29:12	29:09	-3	1.130	111112	19822	20	50	991		
327.8775	29:13	29:09	-2	1.131	66967	11928	23	57	519	1.66(1.32-1.78)	

Signal	RT (min.)	Adj RT (min.)	Sec.	REL RT	Area	Height	Avg Noise	EDL Height	S/N	Ratio(Limits)	Flags
PCB-88											
325.8804	29:42	29:38	-1	1.150	423366	91316	20	50	4566		
327.8775	29:42	29:38	-1	1.150	260995	56128	23	57	2440	1.62(1.32-1.78)	
PCB-91 (C88)											
325.8804	29:42	29:38	-1	1.150	423366	91316	20	50	4566		
327.8775	29:42	29:38	-1	1.150	260995	56128	23	57	2440	1.62(1.32-1.78)	
PCB-84											
325.8804	29:55	29:51	-1	1.158	299562	63843	20	50	3192		
327.8775	29:55	29:51	-1	1.158	182501	38236	23	57	1662	1.64(1.32-1.78)	
PCB-89											
325.8804	30:24	30:20	-2	1.176	9905	1880	20	50	94		
327.8775	30:24	30:20	-1	1.177	6954	1122	23	57	49	1.42(1.32-1.78)	
PCB-121											
325.8804	30:50	30:47	-2	1.193	10440	1926	20	50	96		
327.8775	30:50	30:47	-1	1.194	6496	1216	23	57	53	1.61(1.32-1.78)	
PCB-92											
325.8804	31:13	31:10	-1	0.857	421810	91629	20	50	4581		
327.8775	31:13	31:10	-1	0.857	265486	57193	23	57	2487	1.59(1.32-1.78)	
PCB-90											
325.8804	31:48	31:42	0	1.231	2158958	452319	20	50	22616		
327.8775	31:48	31:42	0	1.231	1351670	279987	23	57	12173	1.60(1.32-1.78)	
PCB-101 (C90)											
325.8804	31:48	31:42	0	1.231	2158958	452319	20	50	22616		
327.8775	31:48	31:42	0	1.231	1351670	279987	23	57	12173	1.60(1.32-1.78)	
PCB-113 (C90)											
325.8804	31:48	31:42	0	1.231	2158958	452319	20	50	22616		
327.8775	31:48	31:42	0	1.231	1351670	279987	23	57	12173	1.60(1.32-1.78)	
PCB-83											M
325.8804	32:23	32:17	0	1.253	992744	193751	20	50	9688		M
327.8775	32:23	32:17	0	1.253	617867	118672	23	57	5160	1.61(1.32-1.78)	M
PCB-99 (C83)											M
325.8804	32:23	32:17	0	1.253	992744	193751	20	50	9688		M
327.8775	32:23	32:17	0	1.253	617867	118672	23	57	5160	1.61(1.32-1.78)	M
PCB-112											M
325.8804	32:30	32:26	0	1.253			20	50	9722		M
327.8775	32:30	32:26	0	1.253			23	57	5179	0.00(1.32-1.78)	M
PCB-86											M
325.8804	32:53	32:47	0	1.272	986063	108324	20	50	5416		M
327.8775	32:53	32:47	0	1.272	613386	67471	23	57	2934	1.61(1.32-1.78)	M
PCB-87 (C86)											M
325.8804	32:53	32:47	0	1.272	986063	108324	20	50	5416		M
327.8775	32:53	32:47	0	1.272	613386	67471	23	57	2934	1.61(1.32-1.78)	M
PCB-97 (C86)											M
325.8804	32:53	32:47	0	1.272	986063	108324	20	50	5416		M
327.8775	32:53	32:47	0	1.272	613386	67471	23	57	2934	1.61(1.32-1.78)	M

Signal	RT (min.)	Adj RT (min.)	Sec.	REL RT	Area	Height	Avg Noise	EDL Height	S/N	Ratio(Limits)	Flags
PCB-109 (C86)											M
325.8804	32:53	32:47	0	1.272	986063	108324	20	50	5416		M
327.8775	32:53	32:47	0	1.272	613386	67471	23	57	2934	1.61(1.32-1.78)	M
PCB-119 (C86)											M
325.8804	32:53	32:47	0	1.272	986063	108324	20	50	5416		M
327.8775	32:53	32:47	0	1.272	613386	67471	23	57	2934	1.61(1.32-1.78)	M
PCB-125 (C86)											M
325.8804	32:53	32:47	0	1.272	986063	108324	20	50	5416		M
327.8775	32:53	32:47	0	1.272	613386	67471	23	57	2934	1.61(1.32-1.78)	M
PCB-85											M
325.8804	33:36	33:30	0	1.301	240960	34158	20	50	1708		M
327.8775	33:36	33:30	0	1.301	153816	21417	23	57	931	1.57(1.32-1.78)	M
PCB-116 (C85)											M
325.8804	33:36	33:30	0	1.301	240960	34158	20	50	1708		M
327.8775	33:36	33:30	0	1.301	153816	21417	23	57	931	1.57(1.32-1.78)	M
PCB-117 (C85)											M
325.8804	33:36	33:30	0	1.301	240960	34158	20	50	1708		M
327.8775	33:36	33:30	0	1.301	153816	21417	23	57	931	1.57(1.32-1.78)	M
PCB-110											
325.8804	33:46	33:45	-5	1.307	2192101	444412	20	50	22221		
327.8775	33:45	33:45	-6	1.306	1367436	278189	23	57	12095	1.60(1.32-1.78)	
PCB-115 (C110)											
325.8804	33:46	33:45	-5	1.307	2192101	444412	20	50	22221		
327.8775	33:45	33:45	-6	1.306	1367436	278189	23	57	12095	1.60(1.32-1.78)	
PCB-82											a
325.8804	34:04	34:04	-1	1.319	111521	20909	20	50	1045		a
327.8775	34:04	34:04	-1	1.319	68660	13484	23	57	586	1.62(1.32-1.78)	
PCB-111											a
325.8804	34:30	34:30	0	1.336	12199	1781	20	50	89		a
327.8775	34:30	34:30	0	1.335	7180	1140	23	57	50	1.70(1.32-1.78)	
PCB-120											a
325.8804	34:57	34:57	0	1.353	29353	5446	20	50	272		a
327.8775	34:58	34:57	0	1.353	18198	3429	23	57	149	1.61(1.32-1.78)	
PCB-108											a
325.8804	36:05	36:05	1	1.397	76427	15360	394	985	39		a
327.8775	36:05	36:05	1	1.397	49161	10178	210	525	48	1.55(1.32-1.78)	
PCB-124 (C108)											a
325.8804	36:05	36:05	1	1.397	76427	15360	394	985	39		a
327.8775	36:05	36:05	1	1.397	49161	10178	210	525	48	1.55(1.32-1.78)	
PCB-107											Ma
325.8804	36:20	36:20	0	1.406	203325	40989	394	985	104		M
327.8775	36:20	36:20	0	1.406	129928	26620	210	525	127	1.56(1.32-1.78)	M
PCB-123											Ma
325.8804	36:27	36:27	0	1.000	32694	6860	394	985	17		M
327.8775	36:27	36:27	0	1.000	21556	4405	210	525	21	1.52(1.32-1.78)	

Signal	RT (min.)	Adj RT (min.)	Sec.	REL RT	Area	Height	Avg Noise	EDL Height	S/N	Ratio(Limits)	Flags
PCB-106											
325.8804	36:33						394	985			
327.8775	36:33						210	525			
PCB-118											
325.8804	36:46	36:42	0	1.000	2088017	409291	394	985	1039		
327.8775	36:46	36:42	0	1.000	1325295	262114	210	525	1248	1.58(1.32-1.78)	
PCB-122											
325.8804	37:07	37:03	0	1.010	21825	4342	394	985	11		
327.8775	37:07	37:03	0	1.010	13405	2536	210	525	12	1.63(1.32-1.78)	
PCB-114											M
325.8804	37:18	37:18	0	1.001	39809	7822	394	985	20		M
327.8775	37:18	37:18	0	1.001	24964	4875	210	525	23	1.59(1.32-1.78)	M
PCB-105											
325.8804	37:57	37:52	0	1.001	647356	123228	394	985	313		
327.8775	37:57	37:52	0	1.001	413434	79397	210	525	378	1.57(1.32-1.78)	
PCB-127											
325.8804	39:25						394	985			
327.8775	39:25						210	525			
PCB-126											
325.8804	41:03	40:58	1	1.001	10072	2352	394	985	6		
327.8775	41:03	40:58	1	1.001	6529	1487	210	525	7	1.54(1.32-1.78)	
PCB-155L											
371.8817	31:33	31:32	-1	0.791	188176	39550	12	30	3296		
373.8788	31:33	31:32	-1	0.791	150649	31704	9	22	3523	1.25(1.05-1.43)	
PCB-138L											
371.8817	39:53	39:52	0		295203	58173	104	260	559		
373.8788	39:53	39:52	0		232100	45065	89	222	506	1.27(1.05-1.43)	
PCB-167L											
371.8817	42:54	42:51	0	1.076	297649	60327	104	260	580		
373.8788	42:54	42:51	0	1.076	238953	47282	89	222	531	1.25(1.05-1.43)	
PCB-156L											
371.8817	44:03	44:00	0	1.105	599484	87050	104	260	837		
373.8788	44:03	44:00	0	1.105	478571	69944	89	222	786	1.25(1.05-1.43)	
PCB-157L (C156L)											
371.8817	44:03	44:00	0	1.105	599484	87050	104	260	837		
373.8788	44:03	44:00	0	1.105	478571	69944	89	222	786	1.25(1.05-1.43)	
PCB-169L											
371.8817	47:18	47:14	0	1.186	293235	57595	104	260	554		
373.8788	47:18	47:14	0	1.186	236702	45975	89	222	517	1.24(1.05-1.43)	
PCB-155											
359.8415	31:35	31:32	-1	1.001	2748	592	10	25	59		
361.8385	31:34	31:32	-2	1.000	1964	411	14	35	29	1.40(1.05-1.43)	
PCB-152											
359.8415	31:45	31:42	-2	1.006	13865	2861	10	25	286		
361.8385	31:45	31:42	-1	1.006	10777	2361	14	35	169	1.29(1.05-1.43)	

Signal	RT (min.)	Adj RT (min.)	Sec.	REL RT	Area	Height	Avg Noise	EDL Height	S/N	Ratio(Limits)	Flags
PCB-150											
359.8415	31:56	31:52	0	1.012	25450	5087	10	25	509		
361.8385	31:55	31:52	-1	1.012	20247	4469	14	35	319	1.26(1.05-1.43)	
PCB-136											
359.8415	32:17	32:14	-1	1.023	450668	94856	10	25	9486		
361.8385	32:17	32:14	-1	1.023	354350	73828	14	35	5273	1.27(1.05-1.43)	
PCB-145											
359.8415	32:32						10	25			
361.8385	32:32						14	35			
PCB-148											
359.8415	34:07	34:03	-1	1.081	16901	3391	10	25	339		
361.8385	34:07	34:03	-1	1.081	12660	2681	14	35	192	1.33(1.05-1.43)	
PCB-135											
359.8415	34:42	34:38	0	1.100	985397	138992	10	25	13899		
361.8385	34:42	34:38	0	1.100	779399	111221	14	35	7944	1.26(1.05-1.43)	
PCB-151 (C135)											
359.8415	34:42	34:38	0	1.100	985397	138992	10	25	13899		
361.8385	34:42	34:38	0	1.100	779399	111221	14	35	7944	1.26(1.05-1.43)	
PCB-154											
359.8415	34:58	34:54	0	1.108	107609	21210	10	25	2121		
361.8385	34:58	34:54	0	1.108	84783	17257	14	35	1233	1.27(1.05-1.43)	
PCB-144											
359.8415	35:16	35:12	0	1.118	109335	22191	10	25	2219		
361.8385	35:16	35:12	0	1.118	86025	17028	14	35	1216	1.27(1.05-1.43)	
PCB-147											
359.8415	35:38	35:34	0	1.129	3443118	702627	76	190	9245		
361.8385	35:38	35:34	0	1.129	2744128	558853	47	117	11890	1.25(1.05-1.43)	
PCB-149 (C147)											
359.8415	35:38	35:34	0	1.129	3443118	702627	76	190	9245		
361.8385	35:38	35:34	0	1.129	2744128	558853	47	117	11890	1.25(1.05-1.43)	
PCB-134											
359.8415	35:50	35:51	-6	1.136	182604	33736	76	190	444		
361.8385	35:49	35:51	-7	1.135	146284	27290	47	117	581	1.25(1.05-1.43)	
PCB-143 (C134)											
359.8415	35:50	35:51	-6	1.136	182604	33736	76	190	444		
361.8385	35:49	35:51	-7	1.135	146284	27290	47	117	581	1.25(1.05-1.43)	
PCB-139											
359.8415	36:14	36:10	0	1.148	73848	13616	76	190	179		
361.8385	36:14	36:10	0	1.148	59726	10346	47	117	220	1.24(1.05-1.43)	
PCB-140 (C139)											
359.8415	36:14	36:10	0	1.148	73848	13616	76	190	179		
361.8385	36:14	36:10	0	1.148	59726	10346	47	117	220	1.24(1.05-1.43)	
PCB-131											
359.8415	36:25	36:21	-1	1.154	32514	6429	76	190	85		
361.8385	36:26	36:21	0	1.155	26089	4915	47	117	105	1.25(1.05-1.43)	

Signal	RT (min.)	Adj RT (min.)	Sec.	REL RT	Area	Height	Avg Noise	EDL Height	S/N	Ratio(Limits)	Flags
PCB-142											
359.8415	36:33						76	190			
361.8385	36:33						47	117			
PCB-132											
359.8415	36:53	36:49	-1	1.169	1034497	208218	76	190	2740		
361.8385	36:53	36:49	-1	1.169	830409	167750	47	117	3569	1.25(1.05-1.43)	
PCB-133											
359.8415	37:24	37:19	0	1.185	89524	18159	76	190	239		
361.8385	37:24	37:19	0	1.185	70231	14313	47	117	305	1.27(1.05-1.43)	
PCB-165											
359.8415	37:48						76	190			
361.8385	37:48						47	117			
PCB-146											
359.8415	38:03	37:59	0	0.887	814559	163652	76	190	2153		
361.8385	38:03	37:59	0	0.887	652824	132274	47	117	2814	1.25(1.05-1.43)	
PCB-161											
359.8415	38:11						76	190			
361.8385	38:11						47	117			
PCB-153											
359.8415	38:40	38:38	-2	0.901	4339297	880552	76	190	11586		
361.8385	38:40	38:38	-2	0.901	3453353	702489	47	117	14947	1.26(1.05-1.43)	
PCB-168 (C153)											
359.8415	38:40	38:38	-2	0.901	4339297	880552	76	190	11586		
361.8385	38:40	38:38	-2	0.901	3453353	702489	47	117	14947	1.26(1.05-1.43)	
PCB-141											
359.8415	38:51	38:48	0	0.906	678625	133040	76	190	1751		
361.8385	38:51	38:48	0	0.906	536795	105947	47	117	2254	1.26(1.05-1.43)	
PCB-130											
359.8415	39:16	39:12	0	0.915	181572	34582	76	190	455		
361.8385	39:15	39:12	0	0.915	142394	27508	47	117	585	1.28(1.05-1.43)	
PCB-137											
359.8415	39:29	39:25	0	0.920	103353	21368	76	190	281		
361.8385	39:29	39:25	0	0.920	83063	17240	47	117	367	1.24(1.05-1.43)	
PCB-164											
359.8415	39:36	39:32	0	0.923	357329	70371	76	190	926		
361.8385	39:36	39:32	0	0.923	287767	55943	47	117	1190	1.24(1.05-1.43)	
PCB-129											
359.8415	39:55	39:51	0	0.930	3954679	754120	76	190	9923		
361.8385	39:55	39:51	0	0.930	3157611	605080	47	117	12874	1.25(1.05-1.43)	
PCB-138 (C129)											
359.8415	39:55	39:51	0	0.930	3954679	754120	76	190	9923		
361.8385	39:55	39:51	0	0.930	3157611	605080	47	117	12874	1.25(1.05-1.43)	
PCB-160 (C129)											
359.8415	39:55	39:51	0	0.930	3954679	754120	76	190	9923		
361.8385	39:55	39:51	0	0.930	3157611	605080	47	117	12874	1.25(1.05-1.43)	

Signal	RT (min.)	Adj RT (min.)	Δ Sec.	REL RT	Area	Height	Avg Noise	EDL Height	S/N	Ratio(Limits)	Flags
PCB-163 (C129)											
359.8415	39:55	39:51	0	0.930	3954679	754120	76	190	9923		
361.8385	39:55	39:51	0	0.930	3157611	605080	47	117	12874	1.25(1.05-1.43)	
PCB-158											
359.8415	40:18	40:14	0	0.939	469581	90387	76	190	1189		
361.8385	40:18	40:14	0	0.939	373080	70902	47	117	1509	1.26(1.05-1.43)	
PCB-128											M
359.8415	41:10	41:05	1	0.959	471955	81149	76	190	1068		M
361.8385	41:10	41:05	1	0.959	376850	65477	47	117	1393	1.25(1.05-1.43)	M
PCB-166 (C128)											M
359.8415	41:10	41:05	1	0.959	471955	81149	76	190	1068		M
361.8385	41:10	41:05	1	0.959	376850	65477	47	117	1393	1.25(1.05-1.43)	M
PCB-159											
359.8415	42:08	42:05	-1	0.982	64319	12011	76	190	158		
361.8385	42:08	42:05	-1	0.982	51910	9559	47	117	203	1.24(1.05-1.43)	
PCB-162											
359.8415	42:26						76	190			
361.8385	42:26						47	117			
PCB-167											
359.8415	42:56	42:50	1	1.001	174653	34180	76	190	450		
361.8385	42:56	42:50	1	1.001	139105	27879	47	117	593	1.26(1.05-1.43)	
PCB-156											
359.8415	44:03	44:00	0	1.000	448012	78103	76	190	1028		
361.8385	44:03	44:00	0	1.000	356909	63464	47	117	1350	1.26(1.05-1.43)	
PCB-157 (C156)											
359.8415	44:03	44:00	0	1.000	448012	78103	76	190	1028		
361.8385	44:03	44:00	0	1.000	356909	63464	47	117	1350	1.26(1.05-1.43)	
PCB-169											
359.8415	47:18						76	190			
361.8385	47:18						47	117			
PCB-188L											
405.8428	37:18	37:16	-1	0.820	222794	44678	22	55	2031		
407.8398	37:18	37:16	-1	0.820	203614	41793	10	25	4179	1.09(0.89-1.21)	
PCB-178L											
405.8428	40:21	40:18	0	0.888	179799	35835	22	55	1629		
407.8398	40:21	40:18	0	0.888	168839	33256	10	25	3326	1.06(0.89-1.21)	
PCB-180L											
405.8428	45:28	45:27	1		212176	41564	22	55	1889		
407.8398	45:27	45:27	0		195407	37297	10	25	3730	1.09(0.89-1.21)	
PCB-170L											
405.8428	46:42	46:39	0	1.027	133549	27314	22	55	1242		
407.8398	46:42	46:39	0	1.027	123309	24403	10	25	2440	1.08(0.89-1.21)	
PCB-189L											
405.8428	49:50	49:46	1	1.096	330320	65030	281	702	231		
407.8398	49:50	49:46	1	1.096	314305	61538	227	567	271	1.05(0.89-1.21)	

Signal	RT (min.)	Adj RT (min.)	Sec.	REL RT	Area	Height	Avg Noise	EDL Height	S/N	Ratio(Limits)	Flags
PCB-188											
393.8025	37:18						8	20			
395.7995	37:18						13	32			
PCB-179											
393.8025	37:38	37:34	0	1.009	590248	116965	8	20	14621		
395.7995	37:38	37:34	0	1.009	557458	109364	13	32	8413	1.06(0.89-1.21)	
PCB-184											
393.8025	38:11						8	20			
395.7995	38:11						13	32			
PCB-176											
393.8025	38:31	38:27	0	1.033	183255	36427	8	20	4553		
395.7995	38:31	38:27	0	1.033	172101	33861	13	32	2605	1.06(0.89-1.21)	
PCB-186											
393.8025	38:58						8	20			
395.7995	38:58						13	32			
PCB-178											
393.8025	40:23	40:18	0	1.083	206794	40749	8	20	5094		
395.7995	40:22	40:18	0	1.082	194369	38918	13	32	2994	1.06(0.89-1.21)	
PCB-175											
393.8025	41:00	40:55	0	1.100	42834	8616	8	20	1077		
395.7995	41:00	40:55	0	1.100	40932	8014	13	32	616	1.05(0.89-1.21)	
PCB-187											
393.8025	41:17	41:12	0	1.107	1300836	256220	8	20	32028		
395.7995	41:17	41:12	0	1.107	1219000	239379	13	32	18414	1.07(0.89-1.21)	
PCB-182											
393.8025	41:29	41:24	0	1.113	14394	2071	8	20	259		
395.7995	41:29	41:24	0	1.113	13748	2104	13	32	162	1.05(0.89-1.21)	
PCB-183											
393.8025	41:54	41:49	0	1.123	755255	129436	8	20	16180		
395.7995	41:54	41:49	0	1.123	716135	124253	13	32	9558	1.05(0.89-1.21)	
PCB-185 (C183)											
393.8025	41:54	41:49	0	1.123	755255	129436	8	20	16180		
395.7995	41:54	41:49	0	1.123	716135	124253	13	32	9558	1.05(0.89-1.21)	
PCB-174											
393.8025	42:08	42:02	1	1.130	941101	181456	8	20	22682		
395.7995	42:07	42:02	0	1.129	894405	172795	13	32	13292	1.05(0.89-1.21)	
PCB-177											
393.8025	42:34	42:29	0	1.141	586489	115044	8	20	14381		
395.7995	42:34	42:29	0	1.141	552624	107410	13	32	8262	1.06(0.89-1.21)	
PCB-181											
393.8025	42:58	42:52	1	1.152	10431	1625	8	20	203		
395.7995	42:58	42:52	1	1.152	9090	1643	13	32	126	1.15(0.89-1.21)	
PCB-171											
393.8025	43:11	43:05	1	1.158	301700	56631	8	20	7079		
395.7995	43:11	43:05	1	1.158	289197	55289	13	32	4253	1.04(0.89-1.21)	

Signal	RT (min.)	Adj RT (min.)	Sec.	REL RT	Area	Height	Avg Noise	EDL Height	S/N	Ratio(Limits)	Flags
PCB-173 (C171)											
393.8025	43:11	43:05	1	1.158	301700	56631	8	20	7079		
395.7995	43:11	43:05	1	1.158	289197	55289	13	32	4253	1.04(0.89-1.21)	
PCB-172											
393.8025	44:49	44:45	1	0.899	156928	30497	8	20	3812		
395.7995	44:49	44:45	1	0.899	146894	28879	13	32	2221	1.07(0.89-1.21)	
PCB-192											
393.8025	45:06						8	20			
395.7995	45:06						13	32			
PCB-180											
393.8025	45:29	45:22	3	0.913	2467273	456839	8	20	57105		
395.7995	45:29	45:22	3	0.913	2346328	437539	13	32	33657	1.05(0.89-1.21)	
PCB-193 (C180)											
393.8025	45:29	45:22	3	0.913	2467273	456839	8	20	57105		
395.7995	45:29	45:22	3	0.913	2346328	437539	13	32	33657	1.05(0.89-1.21)	
PCB-191											
393.8025	45:50	45:46	1	0.920	62794	11654	8	20	1457		
395.7995	45:50	45:46	1	0.920	56666	10428	13	32	802	1.11(0.89-1.21)	
PCB-170											
393.8025	46:44	46:40	1	0.938	900634	174693	8	20	21837		
395.7995	46:44	46:40	1	0.938	849571	164776	13	32	12675	1.06(0.89-1.21)	
PCB-190											
393.8025	47:15	47:11	1	0.948	272623	51929	8	20	6491		
395.7995	47:15	47:11	1	0.948	260970	49413	13	32	3801	1.04(0.89-1.21)	
PCB-189											
393.8025	49:52	49:47	2	1.001	81690	15945	85	212	188		
395.7995	49:52	49:47	2	1.001	78158	15433	70	175	220	1.05(0.89-1.21)	
PCB-202L											
439.8038	42:40	42:40	-1	0.821	160498	31442	118	295	266		
441.8008	42:40	42:40	-1	0.821	188802	36354	59	147	616	0.85(0.76-1.02)	
PCB-194L											
439.8038	51:58	51:55	2		246860	48159	146	365	330		
441.8008	51:58	51:55	2		270894	51382	227	567	226	0.91(0.76-1.02)	
PCB-205L											
439.8038	52:26	52:23	1	1.009	232315	43848	146	365	300		
441.8008	52:26	52:23	1	1.009	256522	49760	227	567	219	0.91(0.76-1.02)	
PCB-202											
427.7635	42:42	42:37	0	1.001	80484	15409	24	60	642		
429.7606	42:42	42:37	0	1.001	91522	17701	18	45	983	0.88(0.76-1.02)	
PCB-201											
427.7635	43:37	43:33	0	1.022	62656	12152	24	60	506		
429.7606	43:37	43:33	0	1.022	69703	13877	18	45	771	0.90(0.76-1.02)	
PCB-204											
427.7635	44:17						24	60			
429.7606	44:17						18	45			

Signal	RT (min.)	Adj RT (min.)	Sec.	REL RT	Area	Height	Avg Noise	EDL Height	S/N	Ratio(Limits)	Flags
PCB-197											RQMa
427.7635	44:33	44:33	2	1.044	16654	4266	24	60	178		M
	Empc Correction				14066	4245	24	60	177		
429.7606	44:31	44:33	0	1.044	15805	4770	18	45	265	1.05(0.76-1.02)	
PCB-200											M
427.7635	44:38	44:38	0	1.046	61254	10827	24	60	451		M
429.7606	44:38	44:38	0	1.046	71336	12434	18	45	691	0.86(0.76-1.02)	
PCB-198											
427.7635	47:27	47:20	3	1.112	343339	62788	24	60	2616		
429.7606	47:27	47:20	3	1.112	376410	70580	18	45	3921	0.91(0.76-1.02)	
PCB-199 (C198)											
427.7635	47:27	47:20	3	1.112	343339	62788	24	60	2616		
429.7606	47:27	47:20	3	1.112	376410	70580	18	45	3921	0.91(0.76-1.02)	
PCB-196											
427.7635	48:06	48:02	1	0.918	184284	36222	24	60	1509		
429.7606	48:06	48:02	1	0.918	205516	39619	18	45	2201	0.90(0.76-1.02)	
PCB-203											
427.7635	48:18	48:13	1	0.921	246643	47102	24	60	1963		
429.7606	48:18	48:13	1	0.921	271321	52587	18	45	2922	0.91(0.76-1.02)	
PCB-195											
427.7635	49:37	49:32	1	0.946	223404	43484	220	550	198		
429.7606	49:37	49:32	1	0.946	250606	48387	252	630	192	0.89(0.76-1.02)	
PCB-194											
427.7635	51:59	51:53	2	0.992	568706	108564	220	550	493		
429.7606	51:59	51:53	2	0.992	626309	118621	252	630	471	0.91(0.76-1.02)	
PCB-205											
427.7635	52:27	52:22	2	1.000	40002	7660	220	550	35		
429.7606	52:27	52:22	2	1.000	43021	8124	252	630	32	0.93(0.76-1.02)	
PCB-208L											
473.7648	49:22	49:20	0	0.950	200037	38156	162	405	236		
475.7619	49:22	49:20	0	0.950	252891	48120	222	555	217	0.79(0.65-0.89)	
PCB-206L											
473.7648	54:12	54:09	1	1.043	147638	27076	162	405	167		
475.7619	54:12	54:09	1	1.043	179863	32744	222	555	147	0.82(0.65-0.89)	
PCB-208											
461.7246	49:23	49:19	1	1.001	48868	9291	50	125	186		
463.7216	49:23	49:19	1	1.001	60553	12117	63	157	192	0.81(0.65-0.89)	
PCB-207											
461.7246	50:20	50:16	1	1.020	26497	5115	50	125	102		
463.7216	50:20	50:16	1	1.020	34711	6612	63	157	105	0.76(0.65-0.89)	
PCB-206											RQMa
461.7246	54:10	54:10	-1	1.000	372098	57962	50	125	1159		M
	Empc Correction				208052	34730	50	125	695		
463.7216	54:13	54:10	2	1.000	270198	45105	63	157	716	1.38(0.65-0.89)	M
PCB-209L											
507.7258	55:50	55:47	1	1.075	129447	22941	25	62	918		
509.7229	55:50	55:47	1	1.075	178506	32284	30	75	1076	0.73(0.59-0.79)	

Signal	RT (min.)	Adj RT (min.)	Sec.	REL RT	Area	Height	Avg Noise	EDL Height	S/N	Ratio(Limits)	Flags
DCB Decachlorobiphenyl											
495.6856	55:52	55:47	2	1.000	52135	9533	9	22	1059		
497.6826	55:52	55:47	2	1.000	75122	13142	9	22	1460	0.69(0.59-0.79)	

QC Flag Legend

Processing Flags

R - Failed Signal Ratio Test

n - Failed Sig-To-Noise Test

Q - EMPC-Estimated Max. Possible Conc.

Review Flags

M - Manually Integrated

a - User Assigned ID

Report Date: 03-Sep-2019 08:33:24 Chrom Revision: 2.3 22-Aug-2019 12:55:36

Eurofins TestAmerica, Knoxville

Data File:	\\chromna\Knoxville\ChromData\D3D\20190829-12907.b\580-88125-b-17-c.d		
Injection Date:	30-Aug-2019 07:23:00	Injection Vol:	1.0 ul
Instrument ID:	D3D	Operator ID:	Xcalibur_System
Method:	PCBs_D3D	Limit Group:	HR - 1668A - ICAL
Client ID:	N7-0to27-101418		
Worklist#:	33148	Sample Line#:	10
Column Type:	SPB-Octyl	Column Dia:	0.25 mm

MoPCB F1

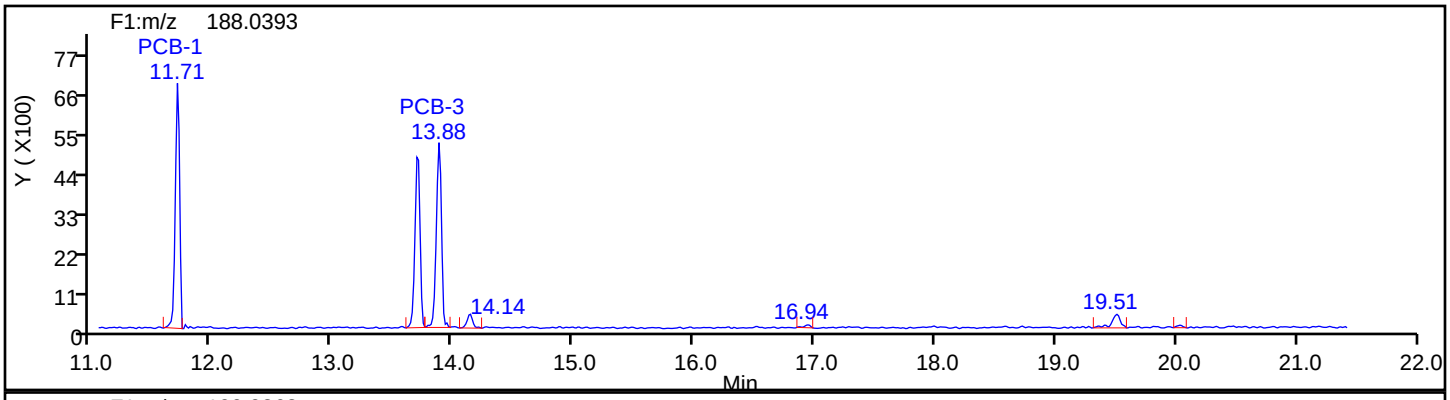

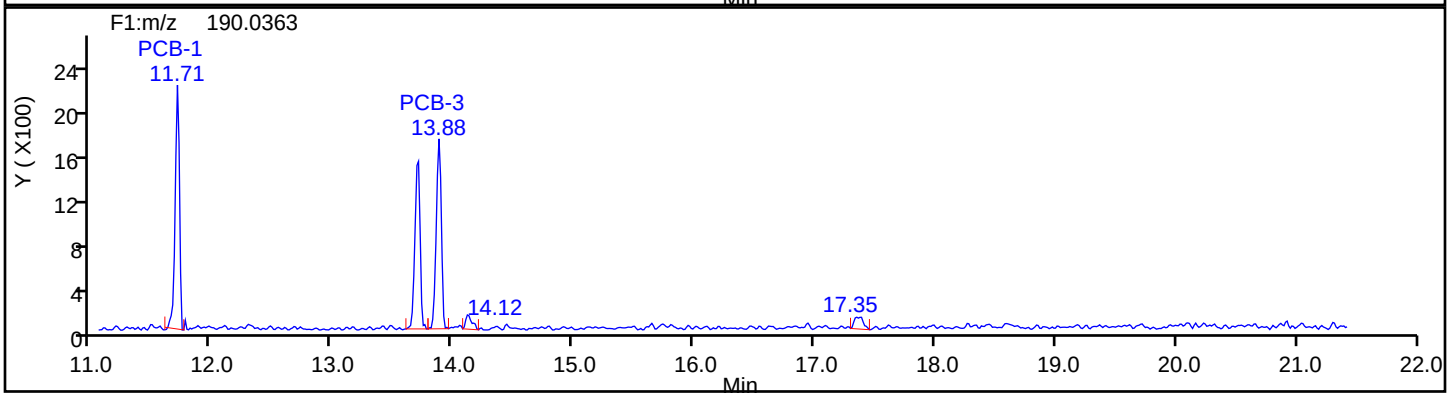

MoPCB F1 Standards

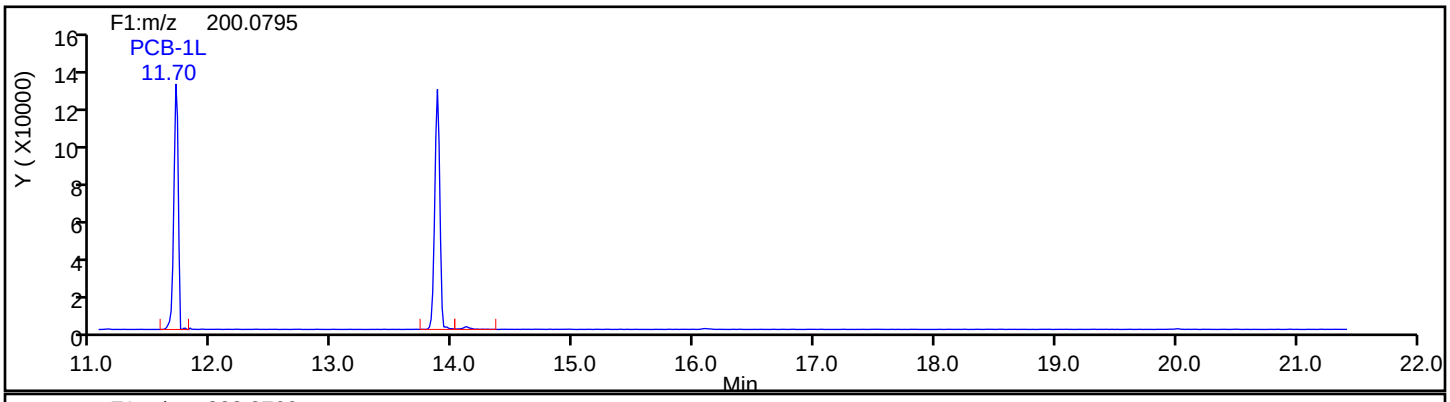

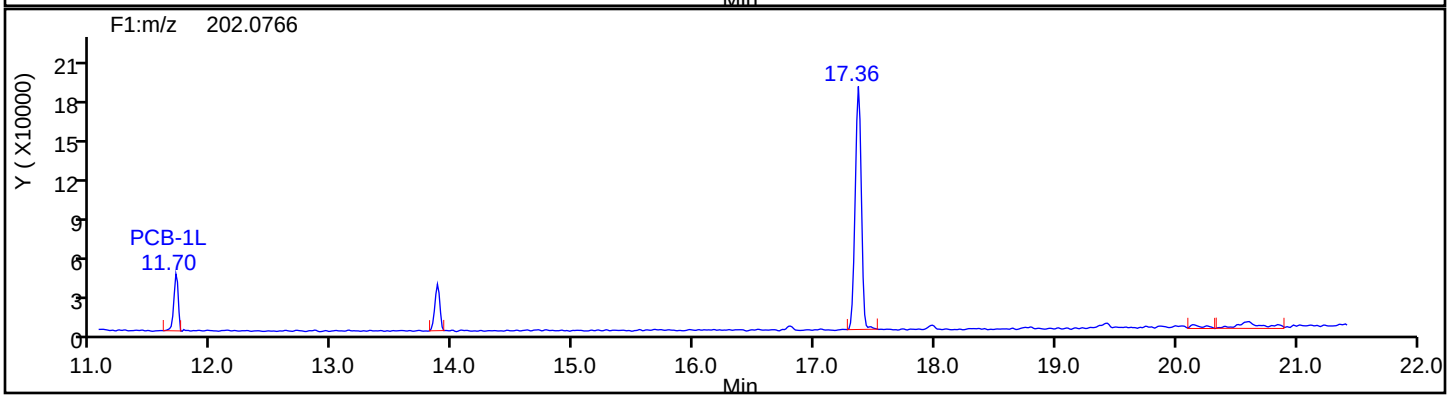

Eurofins TestAmerica, Knoxville

Data File:	\\chromna\Knoxville\ChromData\D3D\20190829-12907.b\580-88125-b-17-c.d		
Injection Date:	30-Aug-2019 07:23:00	Injection Vol:	1.0 ul
Instrument ID:	D3D	Operator ID:	Xcalibur_System
Method:	PCBs_D3D	Limit Group:	HR - 1668A - ICAL
Client ID:	N7-0to27-101418		
Worklist#:	33148	Sample Line#:	10
Column Type:	SPB-Octyl	Column Dia:	0.25 mm

MoPCB F1

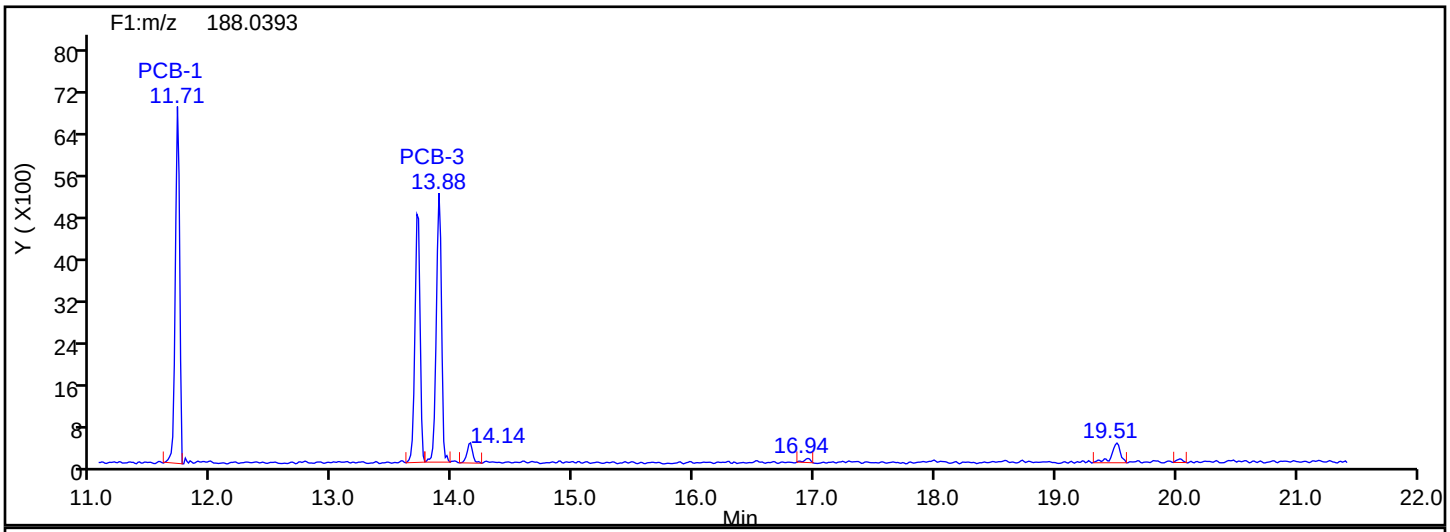

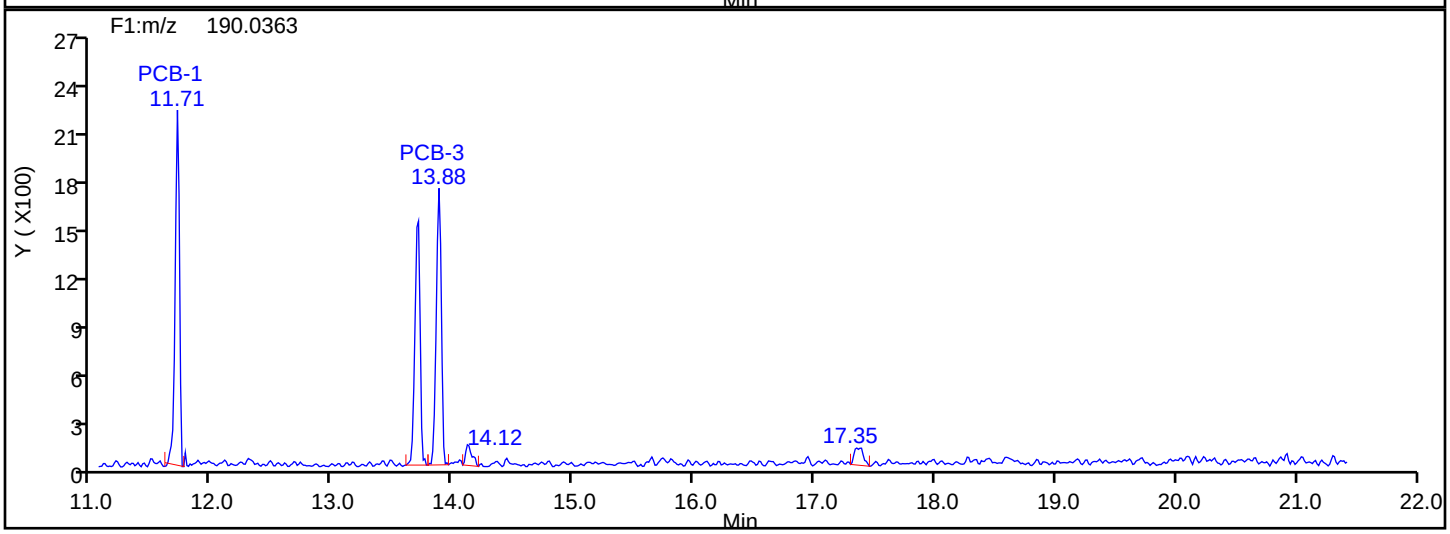

MoPCB F1 Lock Mass

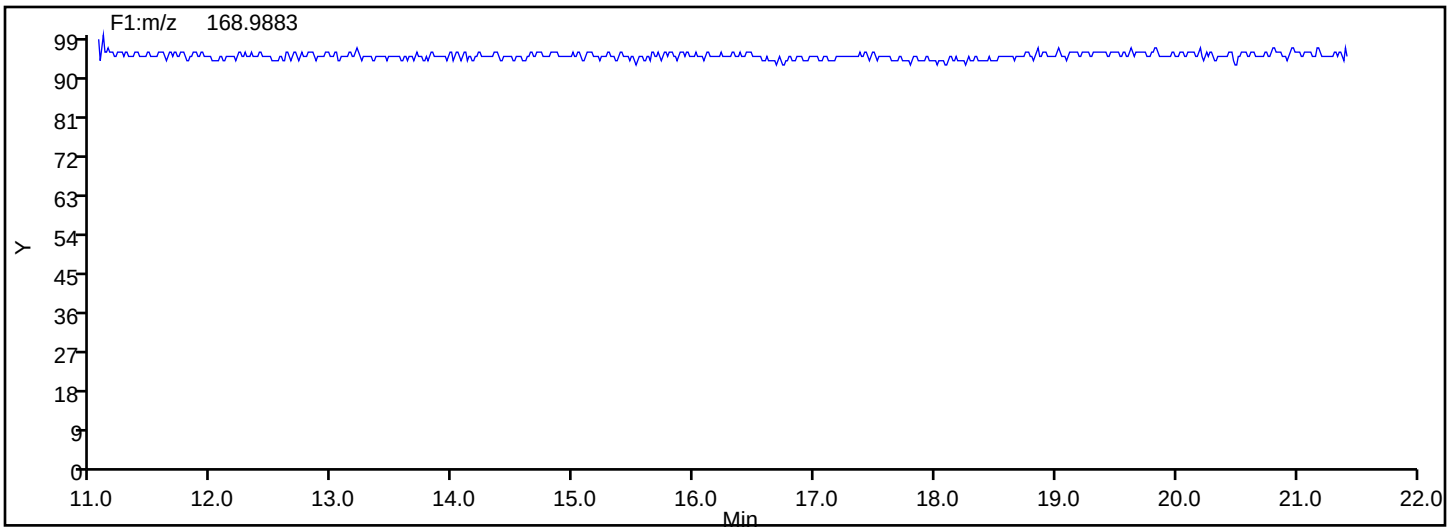

Report Date: 03-Sep-2019 08:33:25 Chrom Revision: 2.3 22-Aug-2019 12:55:36

Eurofins TestAmerica, Knoxville

Data File:	\\chromna\Knoxville\ChromData\D3D\20190829-12907.b\580-88125-b-17-c.d		
Injection Date:	30-Aug-2019 07:23:00	Injection Vol:	1.0 ul
Instrument ID:	D3D	Operator ID:	Xcalibur_System
Method:	PCBs_D3D	Limit Group:	HR - 1668A - ICAL
Client ID:	N7-0to27-101418		
Worklist#:	33148	Sample Line#:	10
Column Type:	SPB-Octyl	Column Dia:	0.25 mm

DiPCB F1

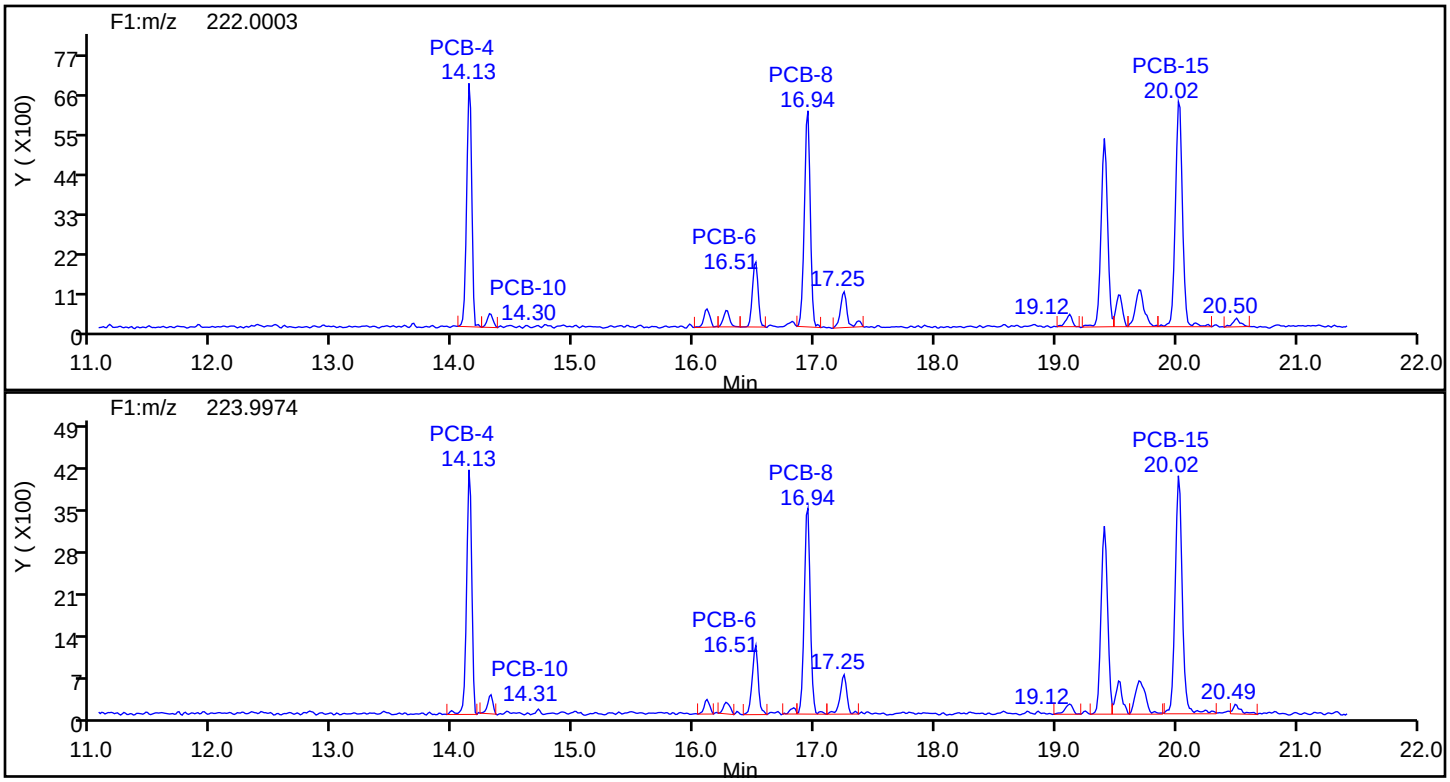

DiPCB F1 Standards

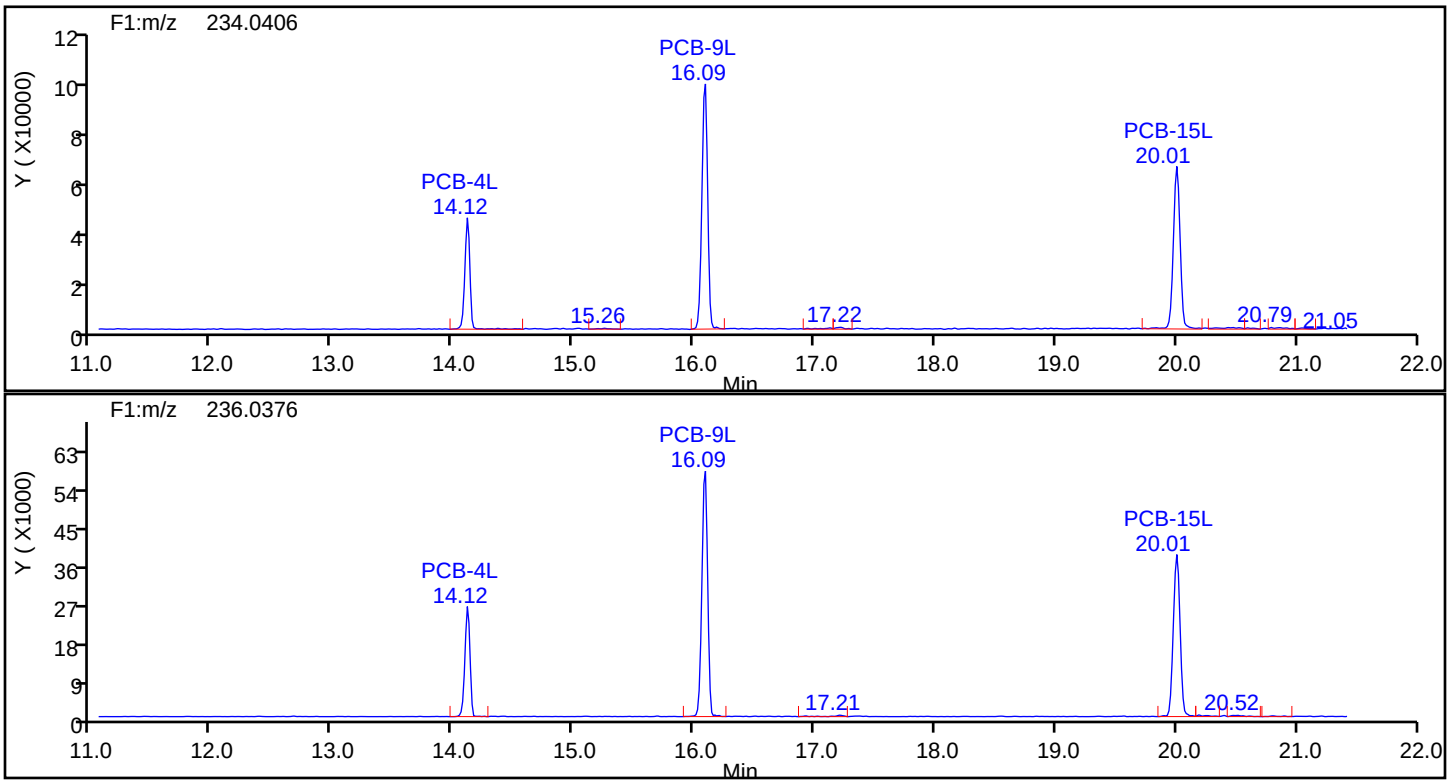

Eurofins TestAmerica, Knoxville

Data File:	\\chromna\Knoxville\ChromData\D3D\20190829-12907.b\580-88125-b-17-c.d		
Injection Date:	30-Aug-2019 07:23:00	Injection Vol:	1.0 ul
Instrument ID:	D3D	Operator ID:	Xcalibur_System
Method:	PCBs_D3D	Limit Group:	HR - 1668A - ICAL
Client ID:	N7-0to27-101418		
Worklist#:	33148	Sample Line#:	10
Column Type:	SPB-Octyl	Column Dia:	0.25 mm

DiPCB F1

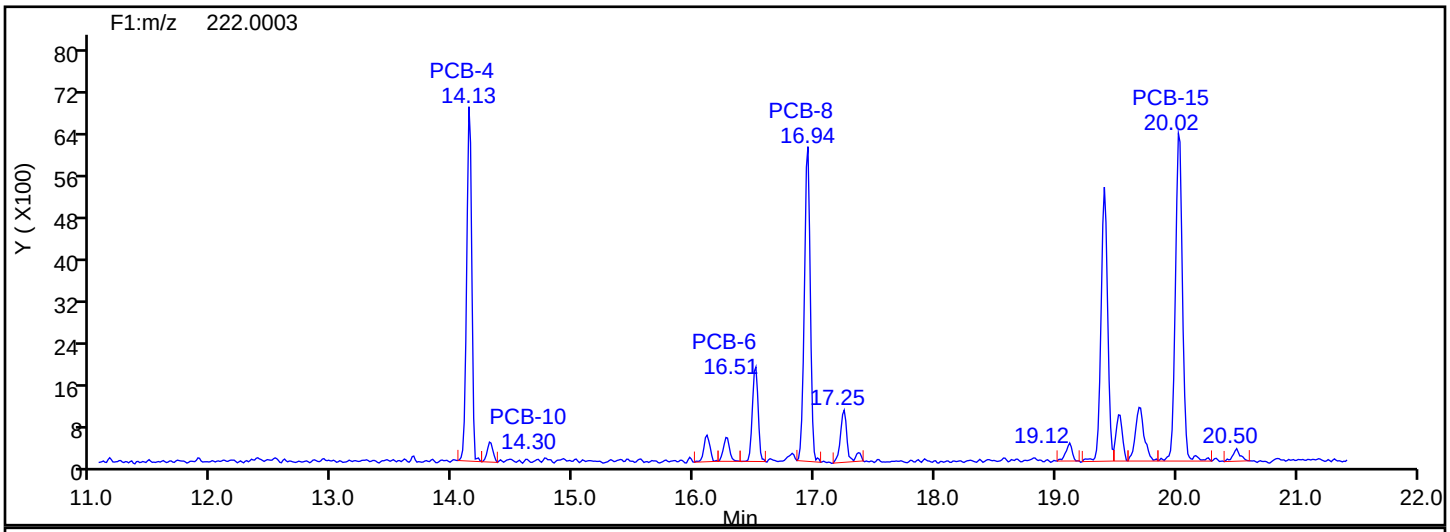

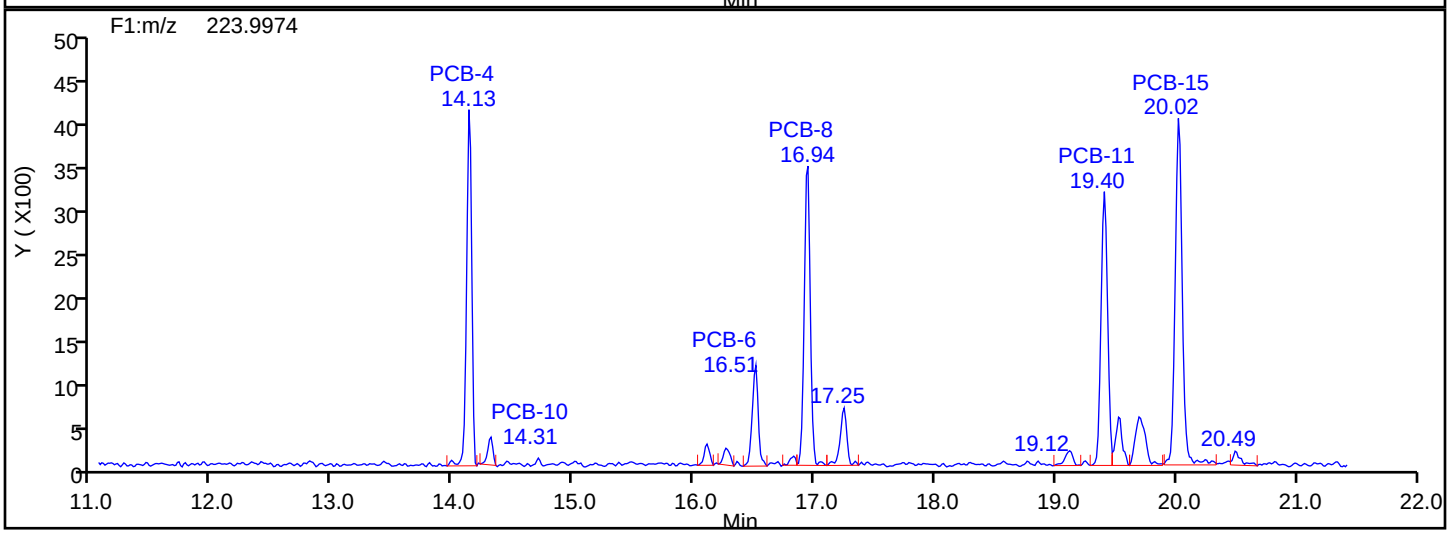

DiPCB F1 Lock Mass

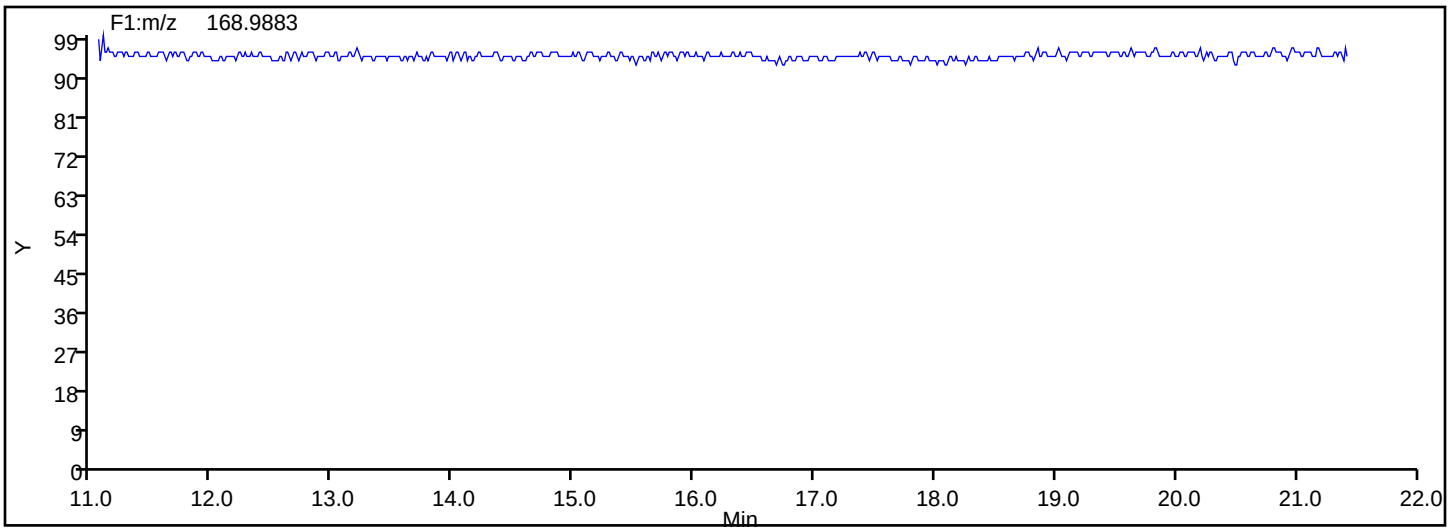

Manual Integration/User Assign Peak Report

Eurofins TestAmerica, Knoxville

Data File:	\\chromna\Knoxville\ChromData\D3D\20190829-12907.b\580-88125-b-17-c.d				
Injection Date:	30-Aug-2019 07:23:00	Instrument ID:	D3D		
Lims ID:	580-88125-B-17-C	Lab Sample ID:	140-88125-17		
Client ID:	N7-0to27-101418				
Operator ID:	Xcalibur_System	ALS Bottle#:	0	Worklist Smp#:	10
Injection Vol:	1.0 ul	Dil. Factor:	1.0000		
Method:	PCBs_D3D	Limit Group:	HR - 1668A - ICAL		
Column:	SPB-Octyl (0.25 mm)	Detector	F1(11.07 :21.70)		

PCB-8, CAS: 34883-43-7

Signal: 1

Not Detected
Expected RT: 17.00

Processing Integration Results

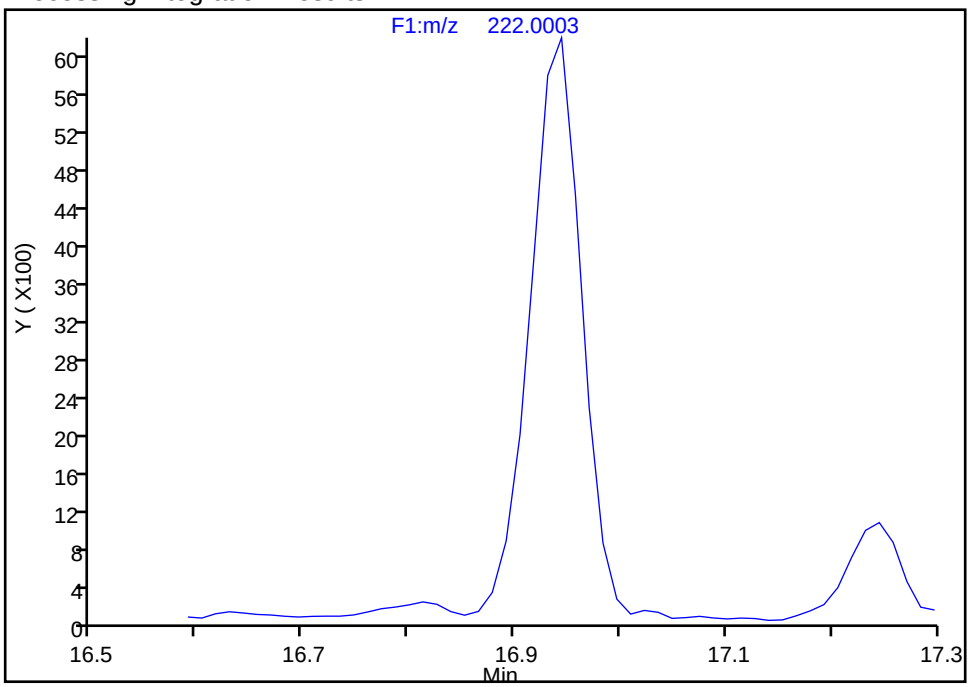

Manual Integration Results

RT: 16.94
Area: 20554
Amount: 6.829995
Amount Units: pg/ul

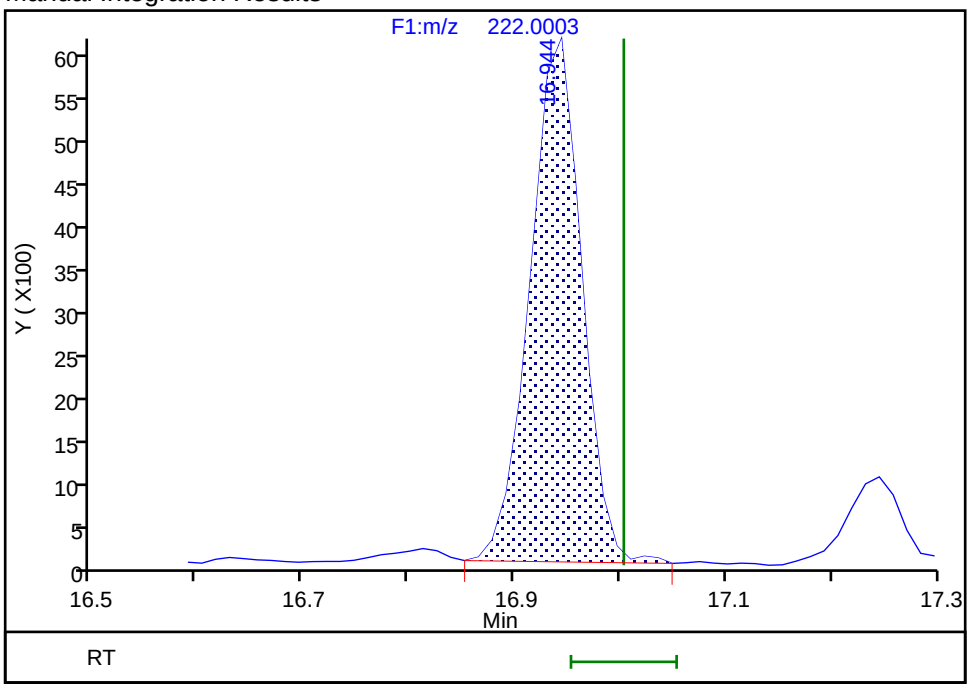

Reviewer: davidsonm, 03-Sep-2019 08:23:05
Audit Action: Assigned Compound ID Audit Reason: Peak assignment corrected

Eurofins TestAmerica, Knoxville

Data File:	\\chromna\Knoxville\ChromData\D3D\20190829-12907.b\580-88125-b-17-c.d		
Injection Date:	30-Aug-2019 07:23:00	Injection Vol:	1.0 ul
Instrument ID:	D3D	Operator ID:	Xcalibur_System
Method:	PCBs_D3D	Limit Group:	HR - 1668A - ICAL
Client ID:	N7-0to27-101418		
Worklist#:	33148	Sample Line#:	10
Column Type:	SPB-Octyl	Column Dia:	0.25 mm

TriPCB F1

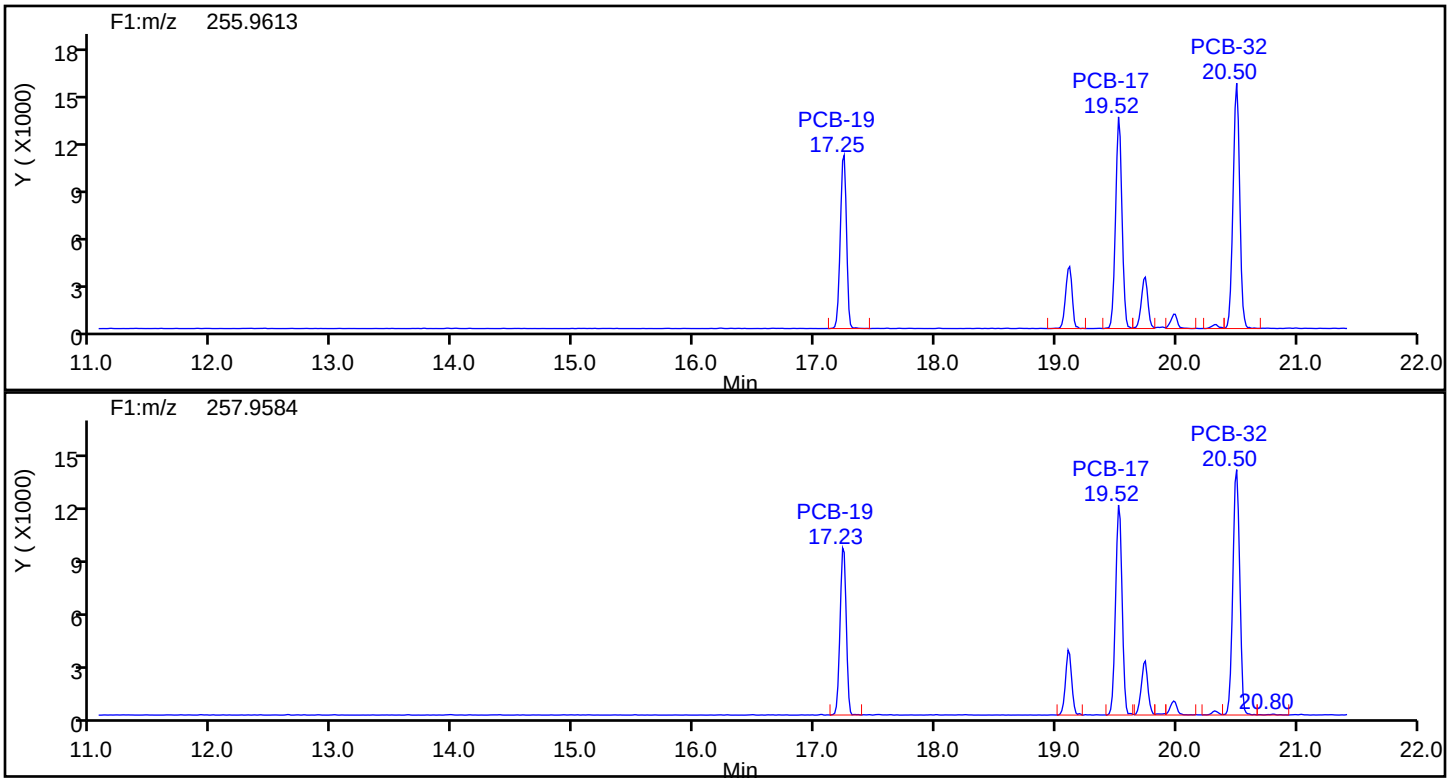

TriPCB F1 Standards

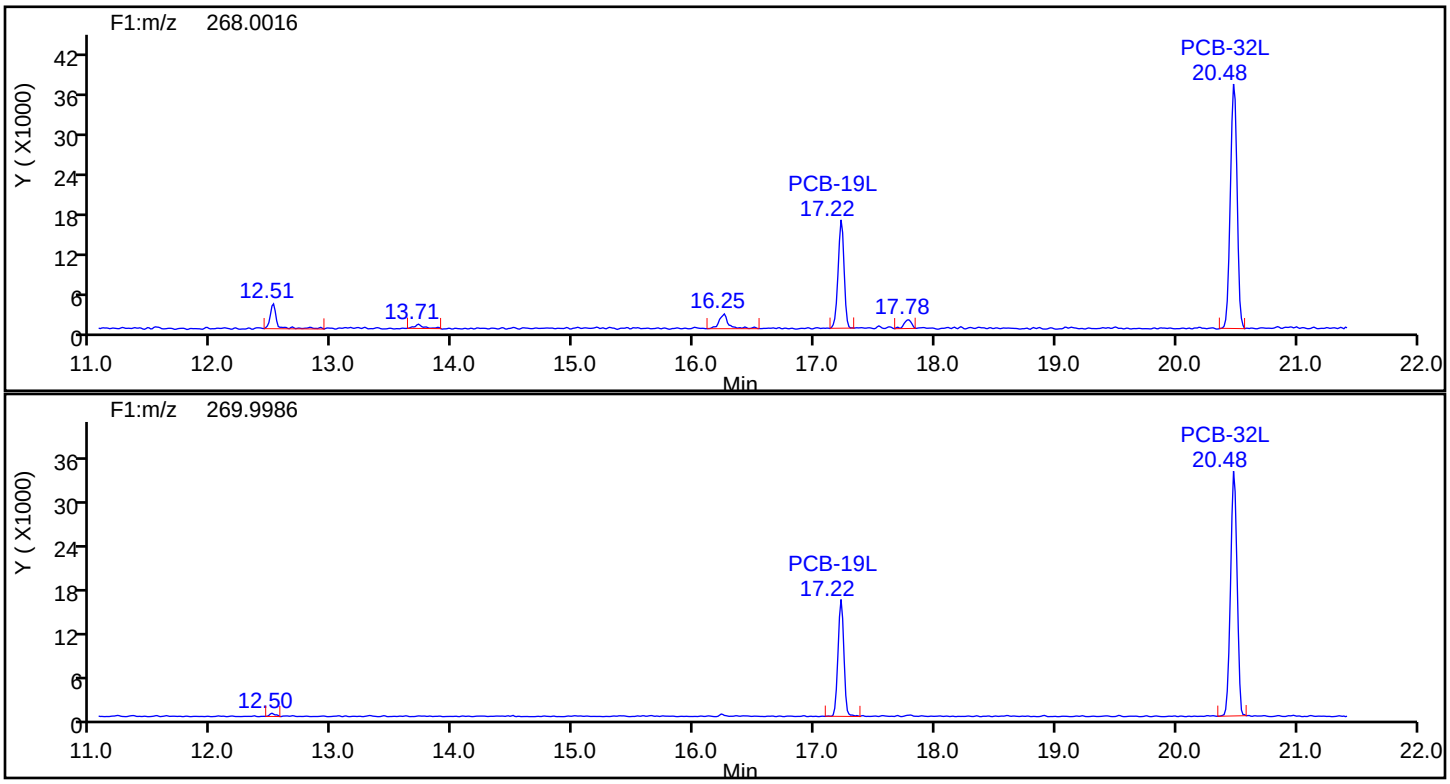

Eurofins TestAmerica, Knoxville

Data File:	\\chromna\Knoxville\ChromData\D3D\20190829-12907.b\580-88125-b-17-c.d		
Injection Date:	30-Aug-2019 07:23:00	Injection Vol:	1.0 ul
Instrument ID:	D3D	Operator ID:	Xcalibur_System
Method:	PCBs_D3D	Limit Group:	HR - 1668A - ICAL
Client ID:	N7-0to27-101418		
Worklist#:	33148	Sample Line#:	10
Column Type:	SPB-Octyl	Column Dia:	0.25 mm

TriPCB F1

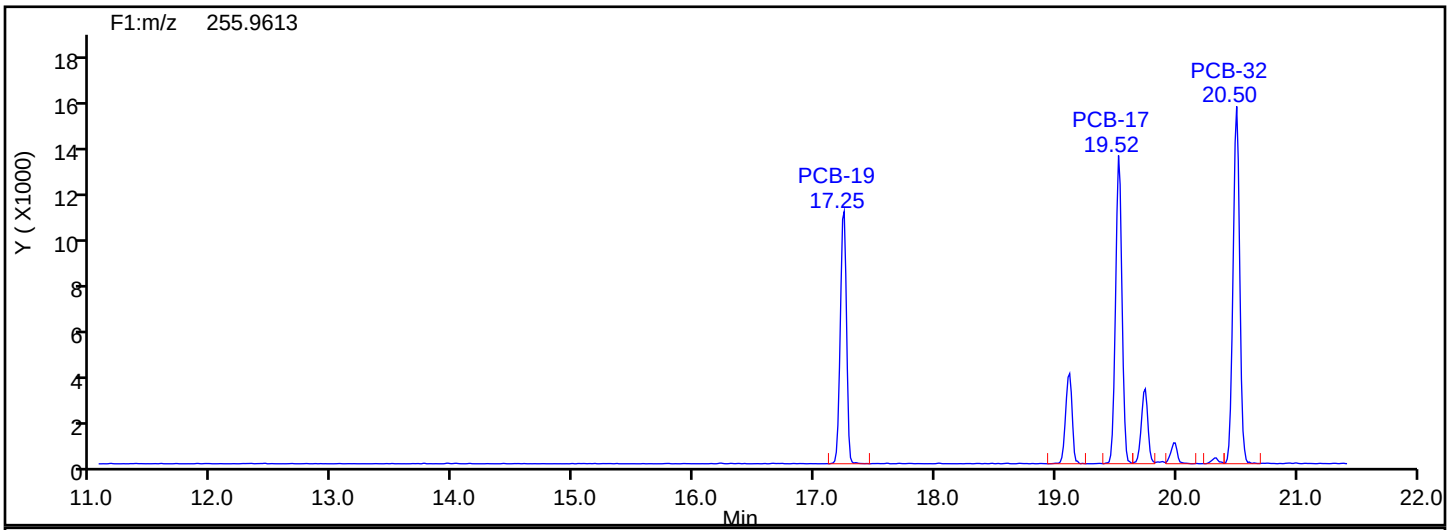

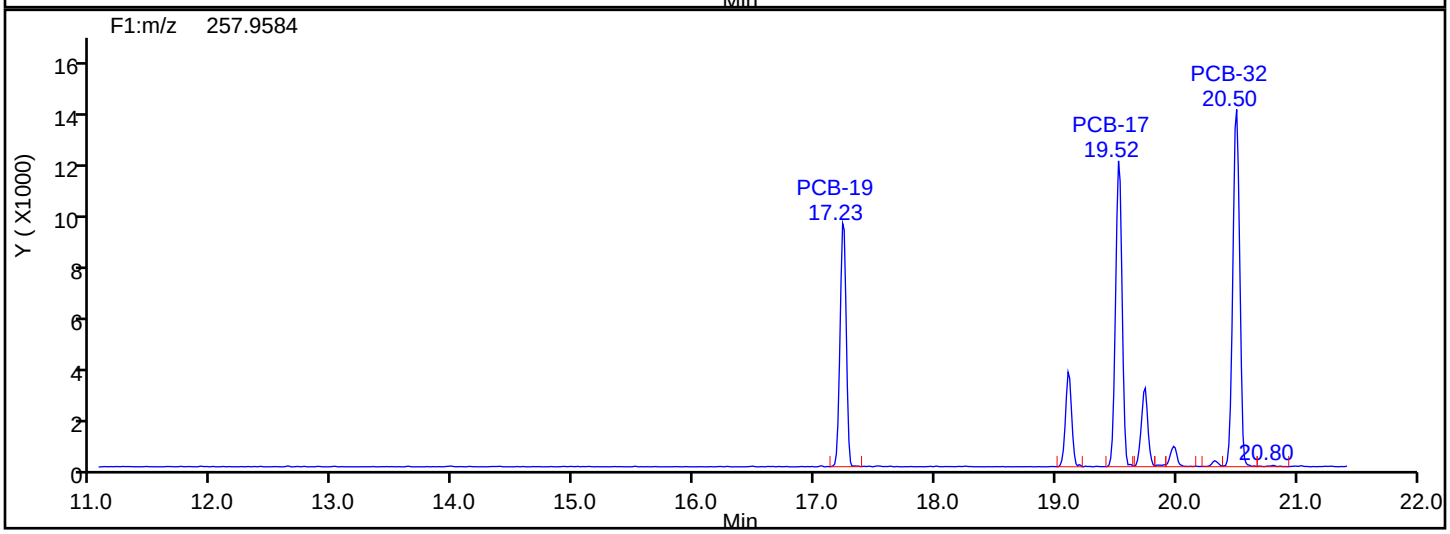

TriPCB F1 Lock Mass

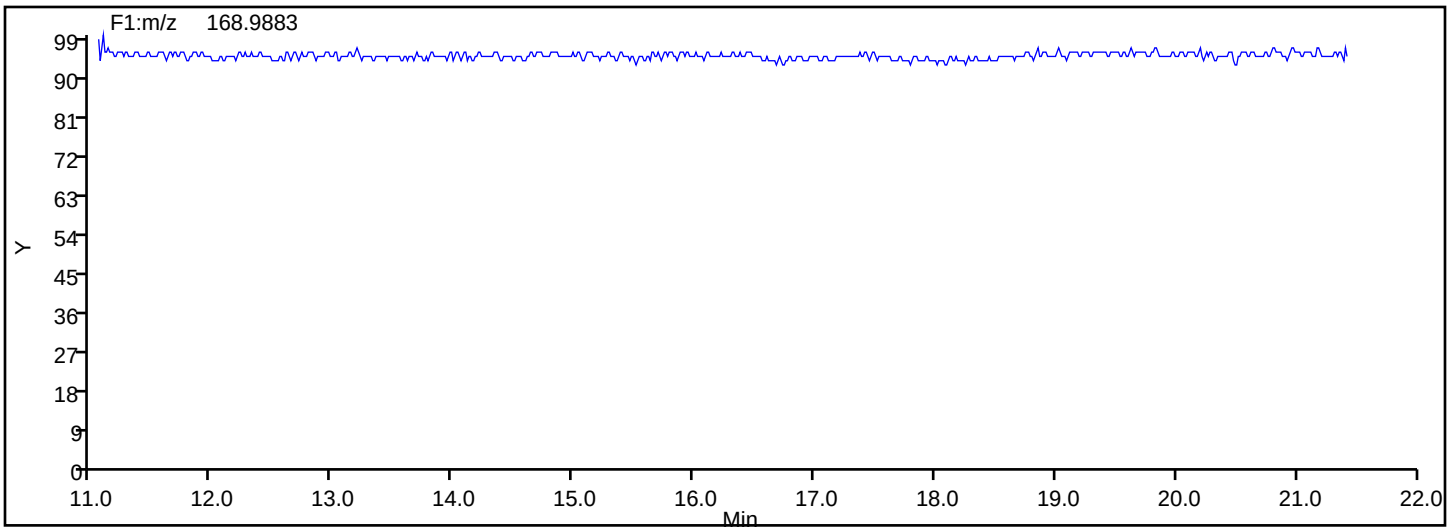

Manual Integration/User Assign Peak Report

Eurofins TestAmerica, Knoxville

Data File:	\\chromna\Knoxville\ChromData\D3D\20190829-12907.b\580-88125-b-17-c.d				
Injection Date:	30-Aug-2019 07:23:00	Instrument ID:	D3D		
Lims ID:	580-88125-B-17-C	Lab Sample ID:	140-88125-17		
Client ID:	N7-0to27-101418				
Operator ID:	Xcalibur_System	ALS Bottle#:	0	Worklist Smp#:	10
Injection Vol:	1.0 ul	Dil. Factor:	1.0000		
Method:	PCBs_D3D	Limit Group:	HR - 1668A - ICAL		
Column:	SPB-Octyl (0.25 mm)	Detector	F1(11.07 :21.70)		

PCB-18/30, CAS: STL01798

Signal: 1

Not Detected
Expected RT: 19.15

Processing Integration Results

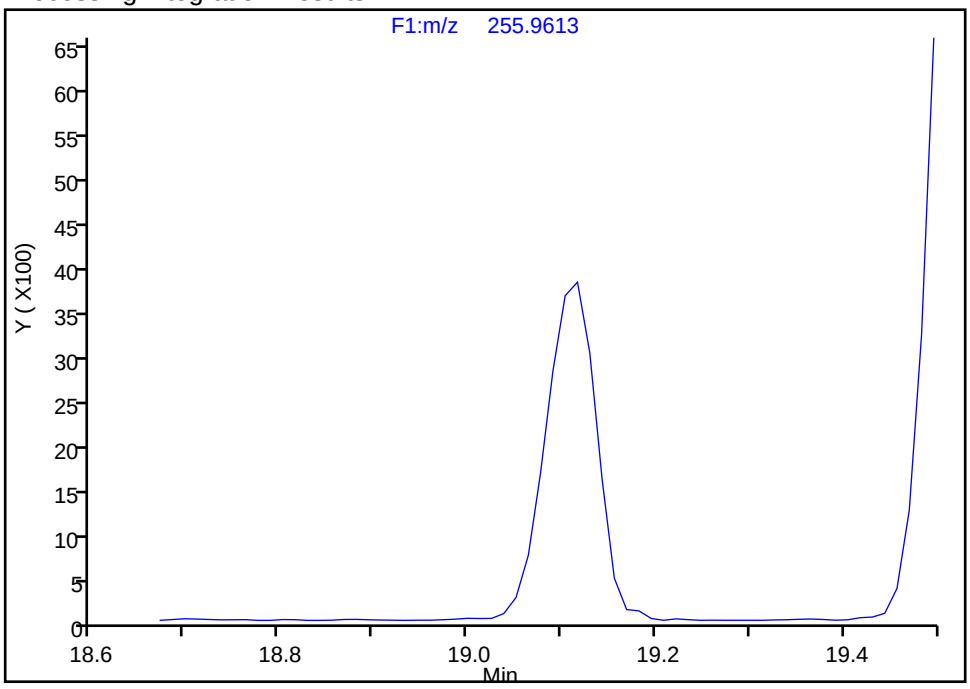

Manual Integration Results

RT: 19.12
Area: 14380
Amount: 13.702689
Amount Units: pg/ul

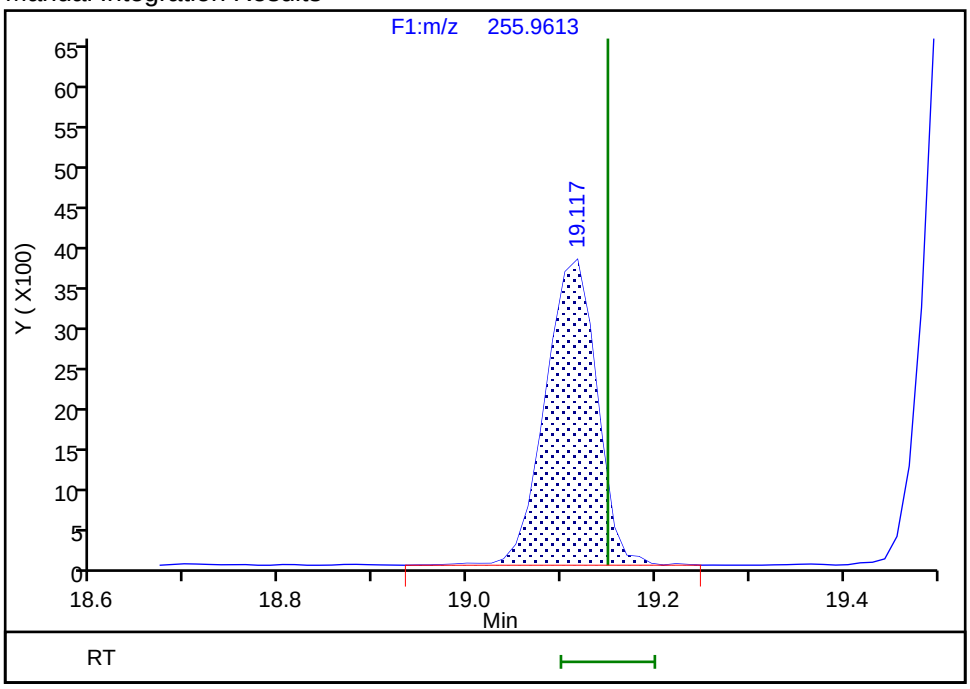

Reviewer: davidsonm, 03-Sep-2019 08:23:19
Audit Action: Assigned Compound ID Audit Reason: Peak assignment corrected

Manual Integration/User Assign Peak Report

Eurofins TestAmerica, Knoxville

Data File:	\\chromna\Knoxville\ChromData\D3D\20190829-12907.b\580-88125-b-17-c.d				
Injection Date:	30-Aug-2019 07:23:00	Instrument ID:	D3D		
Lims ID:	580-88125-B-17-C	Lab Sample ID:	140-88125-17		
Client ID:	N7-0to27-101418				
Operator ID:	Xcalibur_System	ALS Bottle#:	0	Worklist Smp#:	10
Injection Vol:	1.0 ul	Dil. Factor:	1.0000		
Method:	PCBs_D3D	Limit Group:	HR - 1668A - ICAL		
Column:	SPB-Octyl (0.25 mm)	Detector	F1(11.07 :21.70)		

PCB-16, CAS: 38444-78-9

Signal: 2

Processing Integration Results

RT: 19.98
Area: 3512
Amount: 5.093914
Amount Units: pg/ul

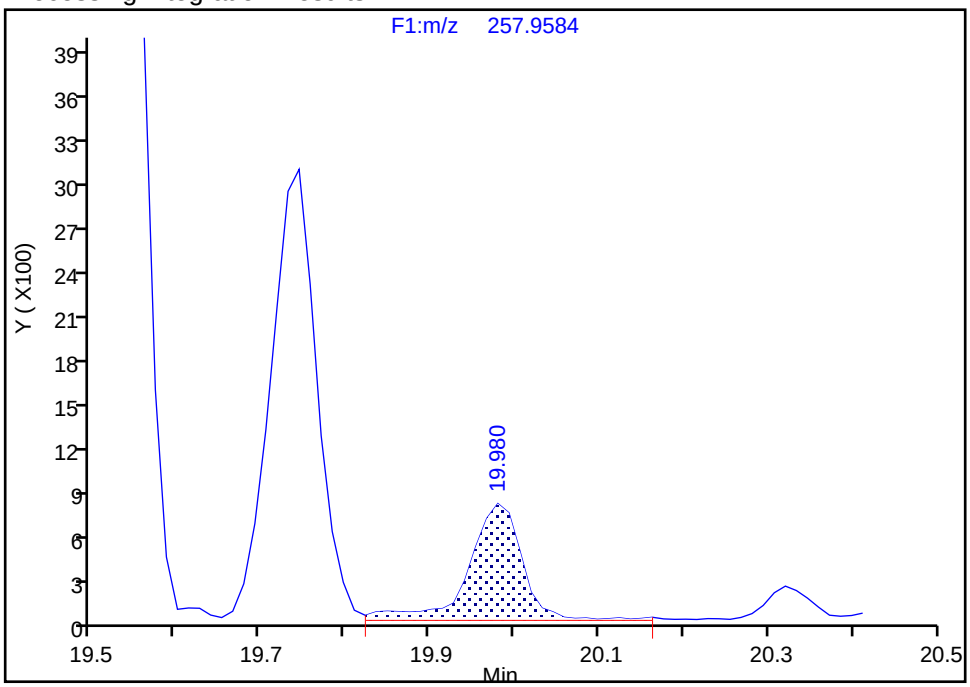

Manual Integration Results

RT: 19.98
Area: 3179
Amount: 4.848220
Amount Units: pg/ul

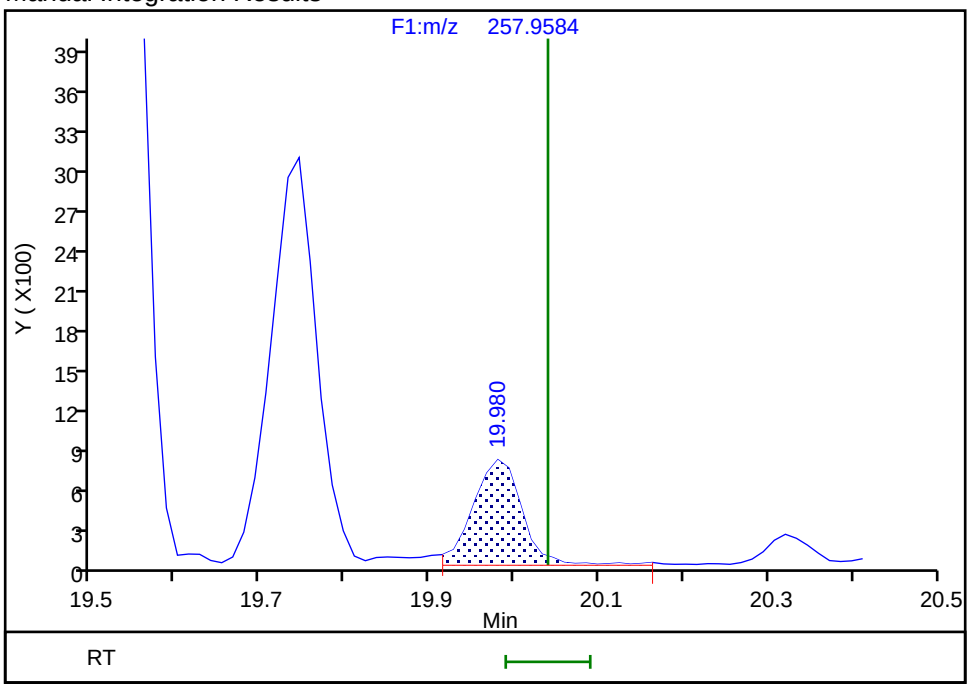

Reviewer: davidsonm, 03-Sep-2019 08:23:38

Audit Action: Split an Integrated Peak Audit Reason: Split Peak

Manual Integration/User Assign Peak Report

Eurofins TestAmerica, Knoxville

Data File:	\\chromna\Knoxville\ChromData\D3D\20190829-12907.b\580-88125-b-17-c.d				
Injection Date:	30-Aug-2019 07:23:00	Instrument ID:	D3D		
Lims ID:	580-88125-B-17-C	Lab Sample ID:	140-88125-17		
Client ID:	N7-0to27-101418				
Operator ID:	Xcalibur_System	ALS Bottle#:	0	Worklist Smp#:	10
Injection Vol:	1.0 ul	Dil. Factor:	1.0000		
Method:	PCBs_D3D	Limit Group:	HR - 1668A - ICAL		
Column:	SPB-Octyl (0.25 mm)	Detector	F1(11.07 :21.70)		

PCB-32, CAS: 38444-77-8

Signal: 2

Processing Integration Results

RT: 20.50
Area: 55675
Amount: 43.657413
Amount Units: pg/ul

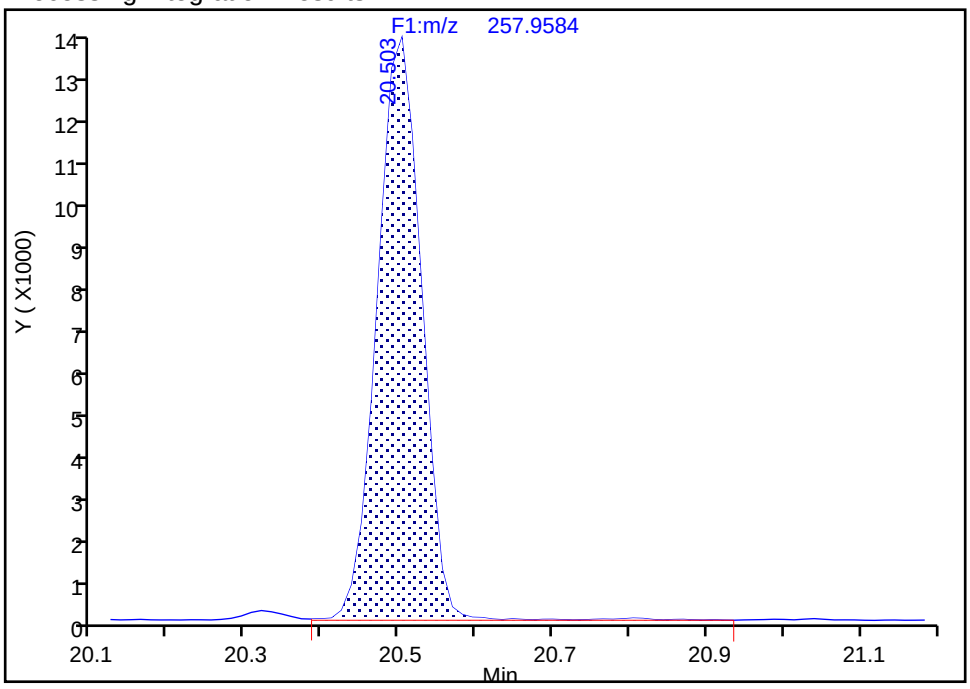

Manual Integration Results

RT: 20.50
Area: 55413
Amount: 43.556199
Amount Units: pg/ul

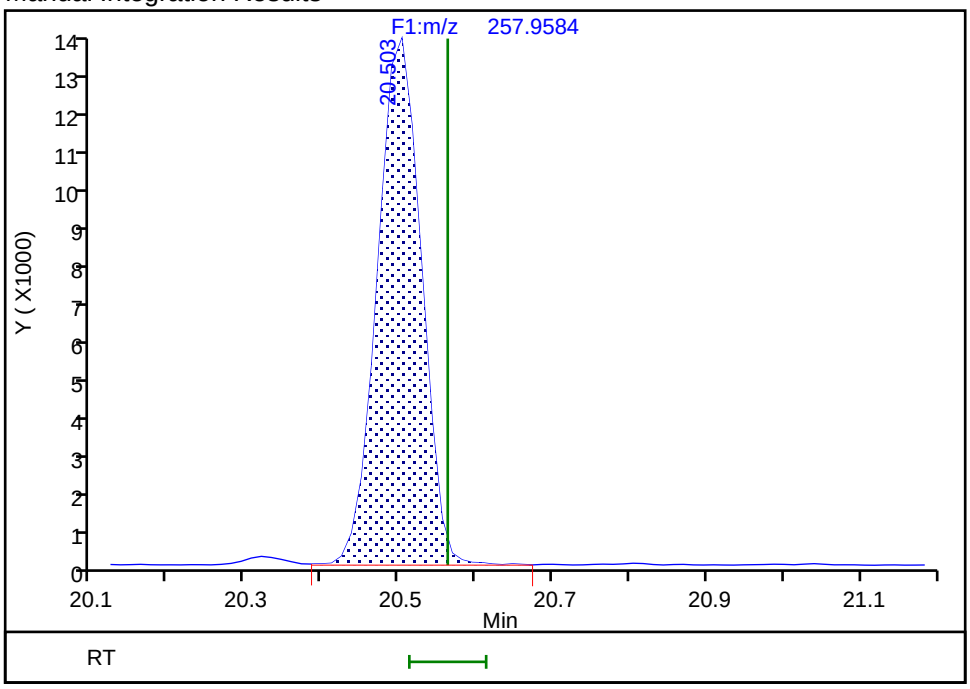

Reviewer: davidsonm, 03-Sep-2019 08:23:43

Audit Action: Split an Integrated Peak Audit Reason: Split Peak

Eurofins TestAmerica, Knoxville

Data File:	\\chromna\Knoxville\ChromData\D3D\20190829-12907.b\580-88125-b-17-c.d		
Injection Date:	30-Aug-2019 07:23:00	Injection Vol:	1.0 ul
Instrument ID:	D3D	Operator ID:	Xcalibur_System
Method:	PCBs_D3D	Limit Group:	HR - 1668A - ICAL
Client ID:	N7-0to27-101418		
Worklist#:	33148	Sample Line#:	10
Column Type:	SPB-Octyl	Column Dia:	0.25 mm

TriPCB F2

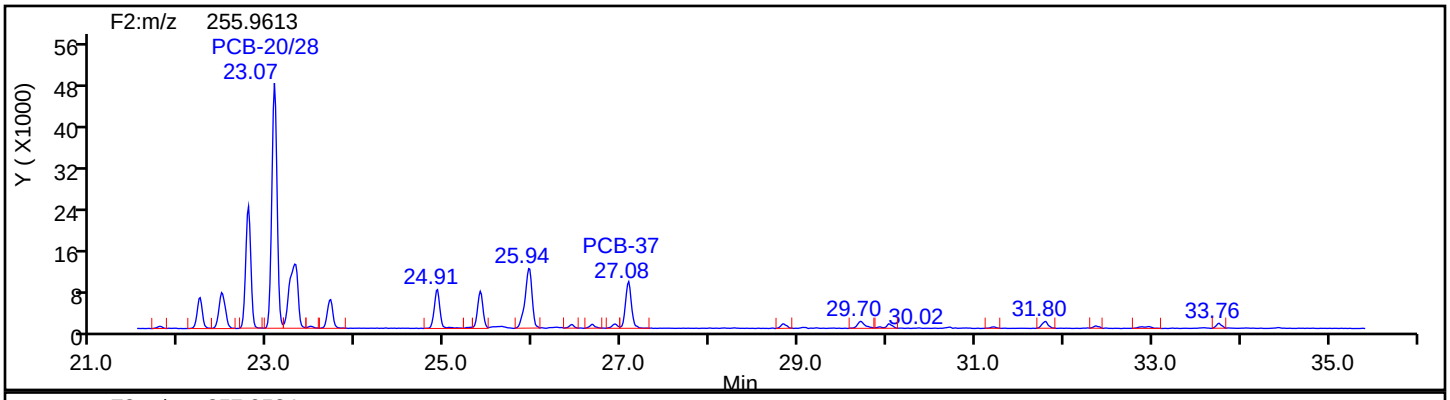

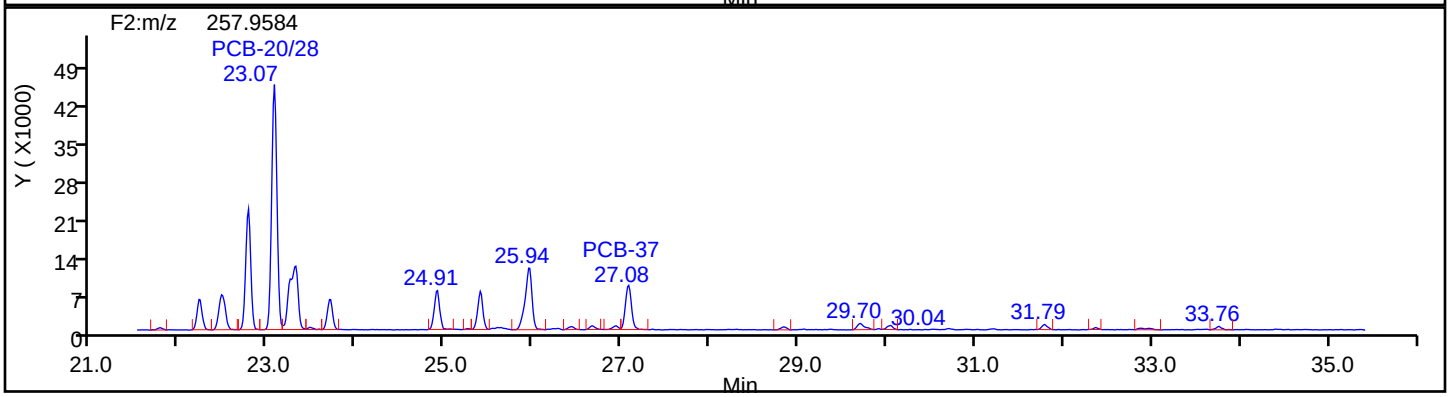

TriPCB F2 Standards

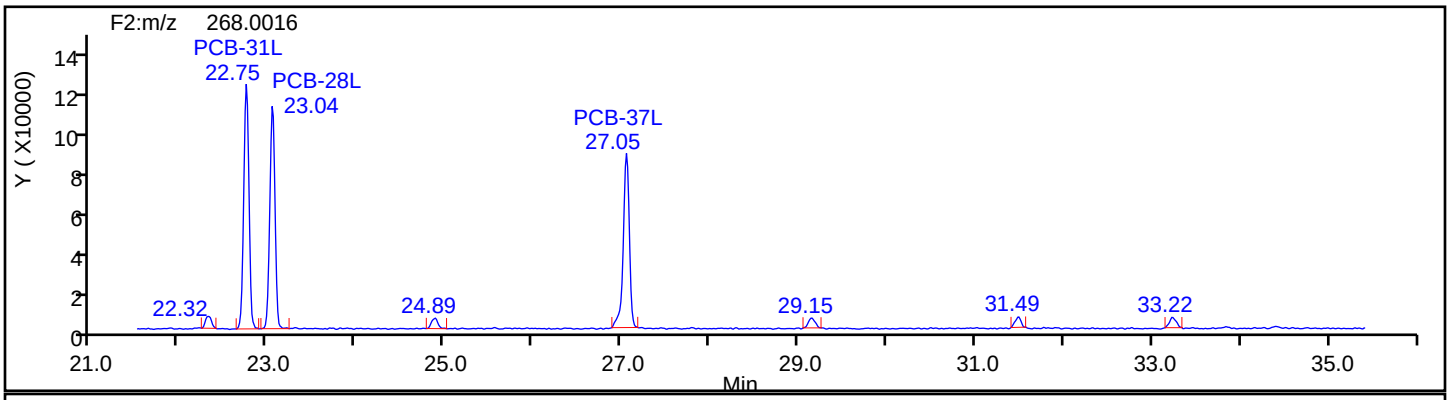

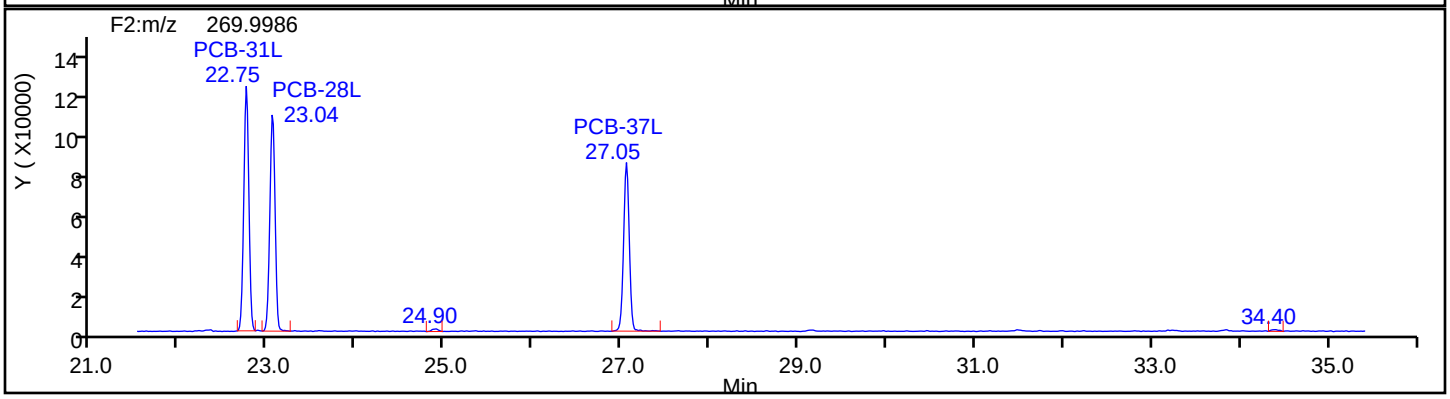

Eurofins TestAmerica, Knoxville

Data File:	\\chromna\Knoxville\ChromData\D3D\20190829-12907.b\580-88125-b-17-c.d		
Injection Date:	30-Aug-2019 07:23:00	Injection Vol:	1.0 ul
Instrument ID:	D3D	Operator ID:	Xcalibur_System
Method:	PCBs_D3D	Limit Group:	HR - 1668A - ICAL
Client ID:	N7-0to27-101418		
Worklist#:	33148	Sample Line#:	10
Column Type:	SPB-Octyl	Column Dia:	0.25 mm

TriPCB F2

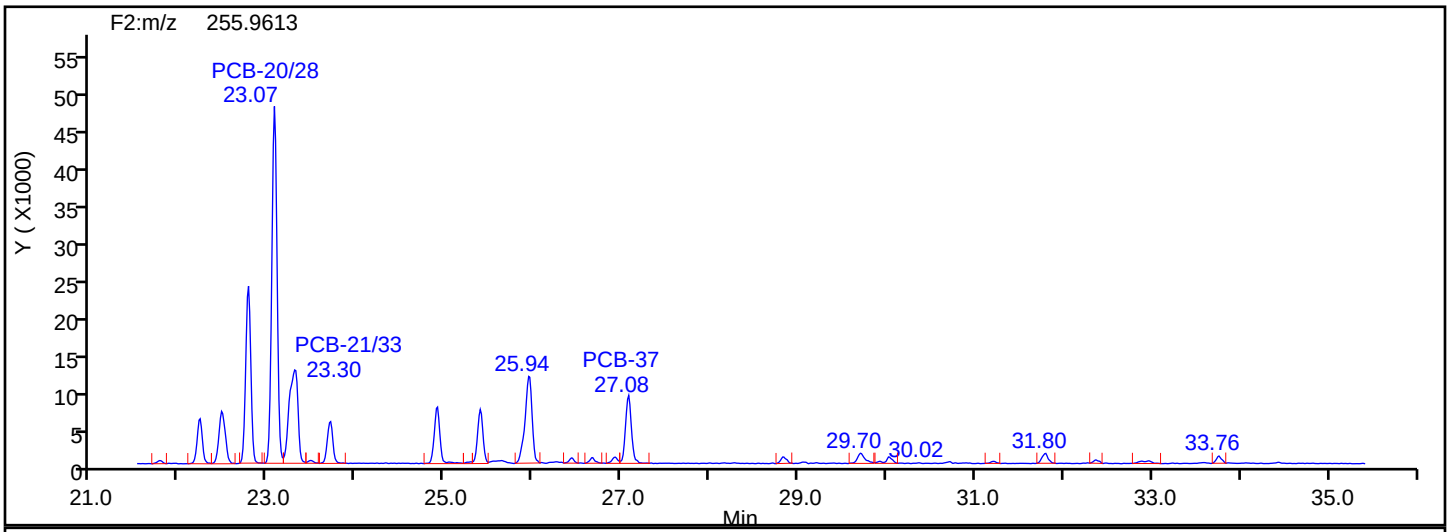

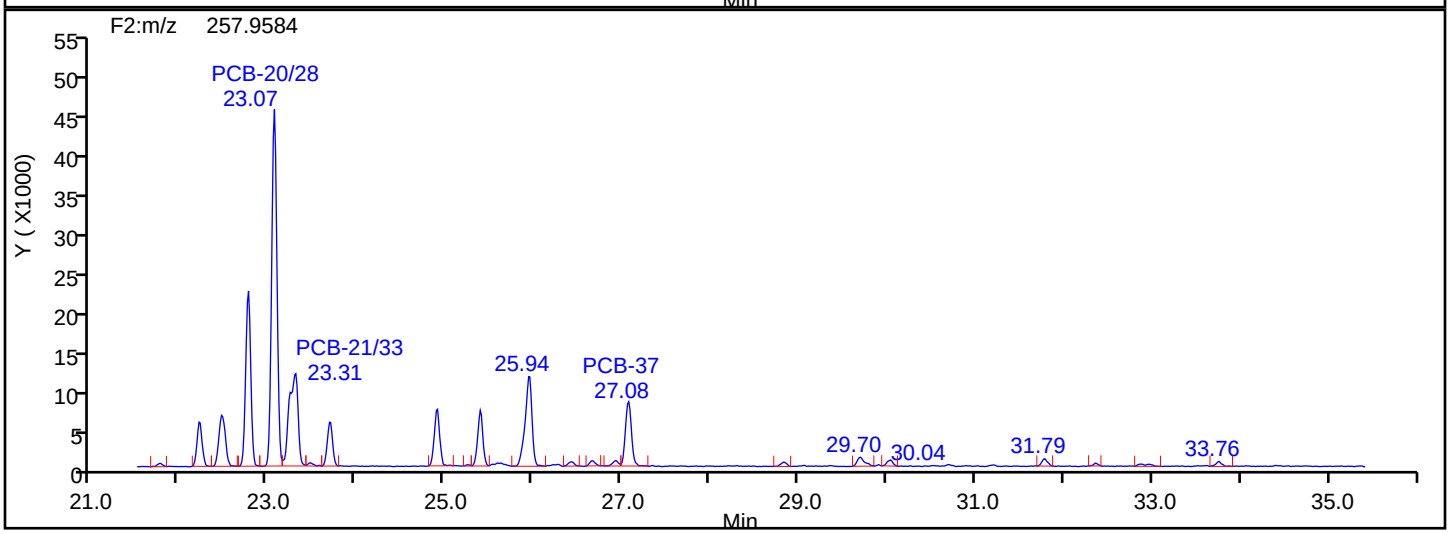

TriPCB F2 Lock Mass

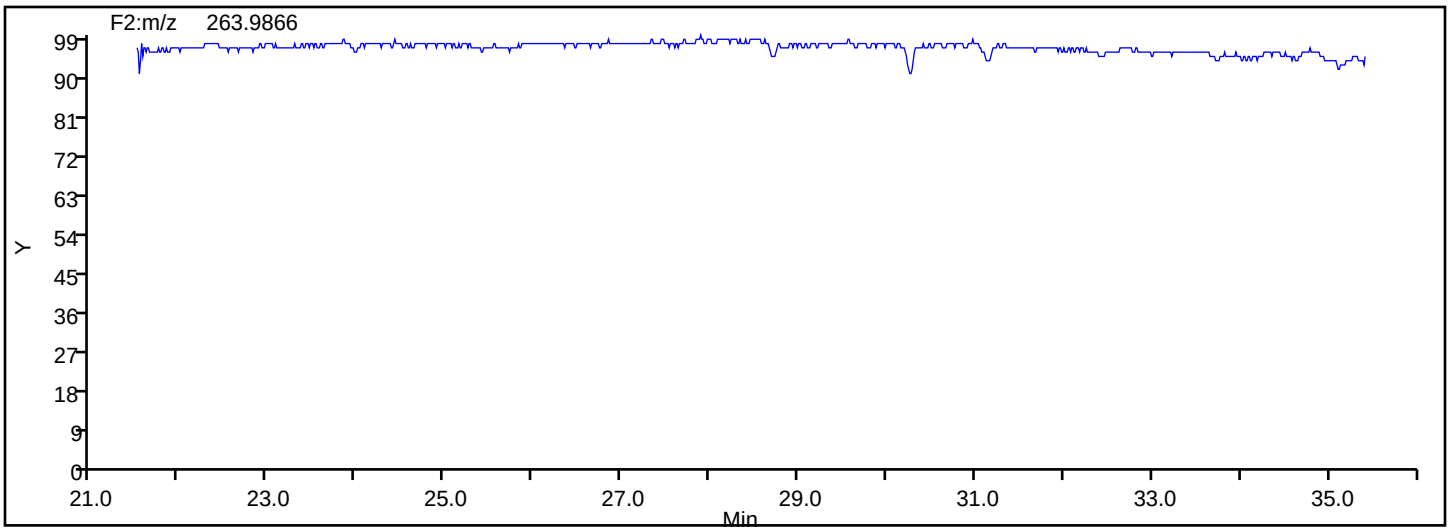

Manual Integration/User Assign Peak Report

Eurofins TestAmerica, Knoxville

Data File:	\\chromna\Knoxville\ChromData\D3D\20190829-12907.b\580-88125-b-17-c.d				
Injection Date:	30-Aug-2019 07:23:00	Instrument ID:	D3D		
Lims ID:	580-88125-B-17-C	Lab Sample ID:	140-88125-17		
Client ID:	N7-0to27-101418				
Operator ID:	Xcalibur_System	ALS Bottle#:	0	Worklist Smp#:	10
Injection Vol:	1.0 ul	Dil. Factor:	1.0000		
Method:	PCBs_D3D	Limit Group:	HR - 1668A - ICAL		
Column:	SPB-Octyl (0.25 mm)	Detector	F2(21.81 :35.54)		

PCB-34, CAS: 37680-68-5

Signal: 1

Not Detected
Expected RT: 21.82

Processing Integration Results

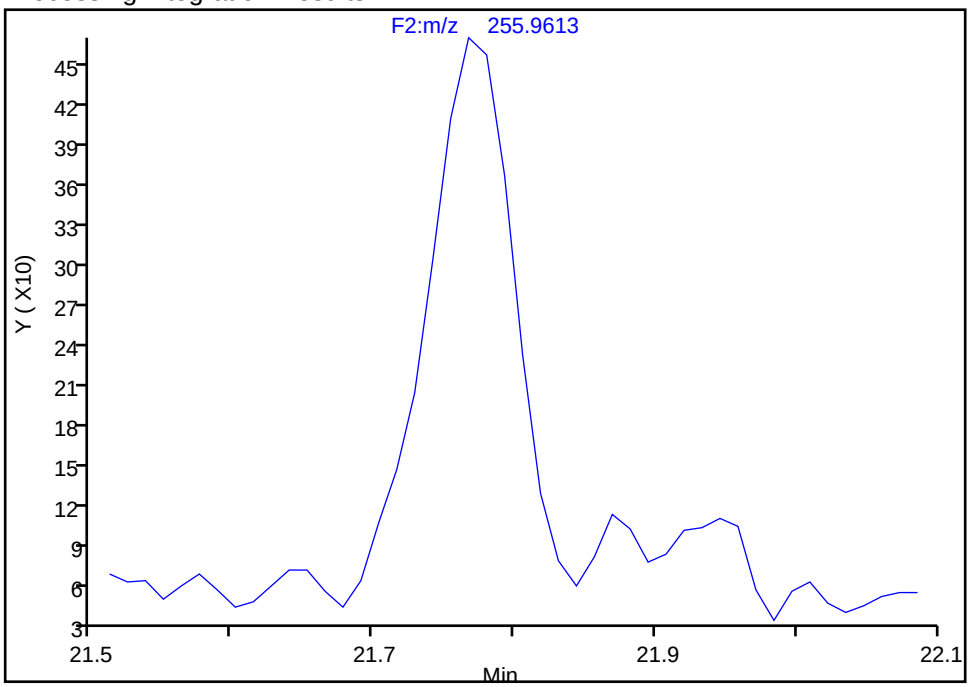

Manual Integration Results

RT: 21.77
Area: 1813
Amount: 0.383631
Amount Units: pg/ul

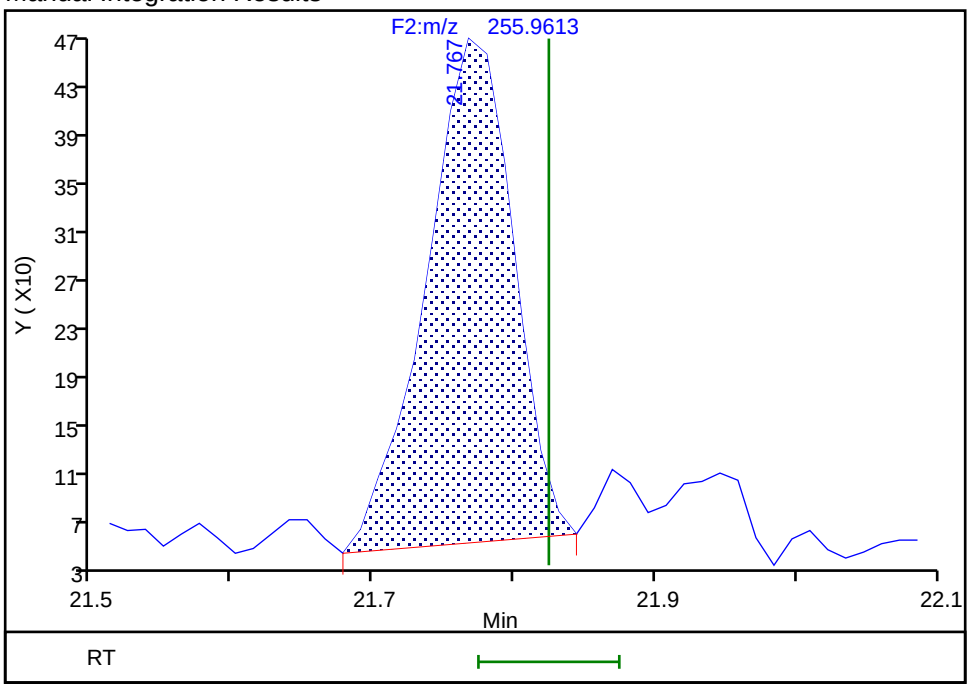

Reviewer: davidsonm, 03-Sep-2019 08:23:51
Audit Action: Assigned Compound ID Audit Reason: Split Peak

Manual Integration/User Assign Peak Report

Eurofins TestAmerica, Knoxville

Data File:	\\chromna\Knoxville\ChromData\D3D\20190829-12907.b\580-88125-b-17-c.d				
Injection Date:	30-Aug-2019 07:23:00	Instrument ID:	D3D		
Lims ID:	580-88125-B-17-C	Lab Sample ID:	140-88125-17		
Client ID:	N7-0to27-101418				
Operator ID:	Xcalibur_System	ALS Bottle#:	0	Worklist Smp#:	10
Injection Vol:	1.0 ul	Dil. Factor:	1.0000		
Method:	PCBs_D3D	Limit Group:	HR - 1668A - ICAL		
Column:	SPB-Octyl (0.25 mm)	Detector	F2(21.81 :35.54)		

PCB-26/29, CAS: STL01801

Signal: 1

Processing Integration Results

RT: 22.23
Area: 25041
Amount: 4.560815
Amount Units: pg/ul

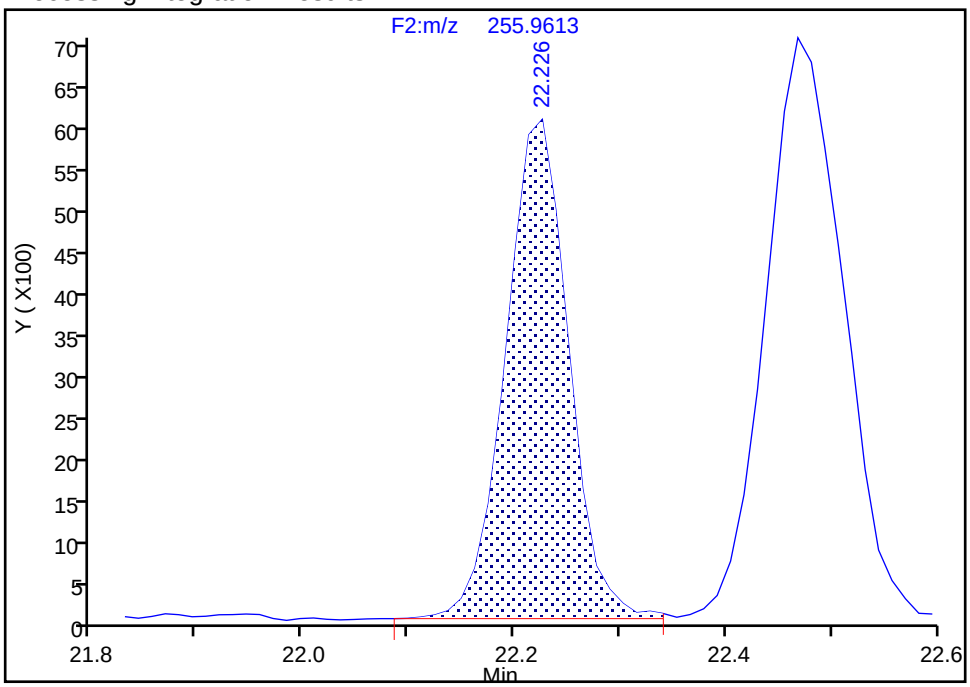

Manual Integration Results

RT: 22.23
Area: 25207
Amount: 4.576714
Amount Units: pg/ul

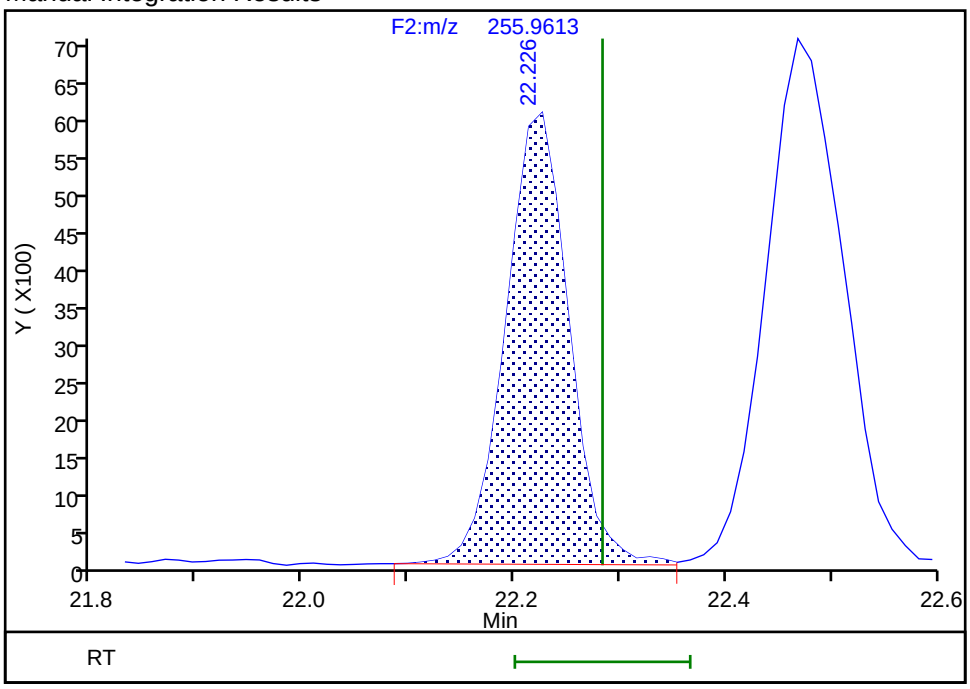

Reviewer: davidsonm, 03-Sep-2019 08:24:10

Audit Action: Manually Integrated Audit Reason: Incomplete Integration

Manual Integration/User Assign Peak Report

Eurofins TestAmerica, Knoxville

Data File:	\\chromna\Knoxville\ChromData\D3D\20190829-12907.b\580-88125-b-17-c.d				
Injection Date:	30-Aug-2019 07:23:00	Instrument ID:	D3D		
Lims ID:	580-88125-B-17-C	Lab Sample ID:	140-88125-17		
Client ID:	N7-0to27-101418				
Operator ID:	Xcalibur_System	ALS Bottle#:	0	Worklist Smp#:	10
Injection Vol:	1.0 ul	Dil. Factor:	1.0000		
Method:	PCBs_D3D	Limit Group:	HR - 1668A - ICAL		
Column:	SPB-Octyl (0.25 mm)	Detector	F2(21.81 :35.54)		

PCB-25, CAS: 55712-37-3

Signal: 1

Processing Integration Results

RT: 22.46
Area: 15005
Amount: 4.510321
Amount Units: pg/ul

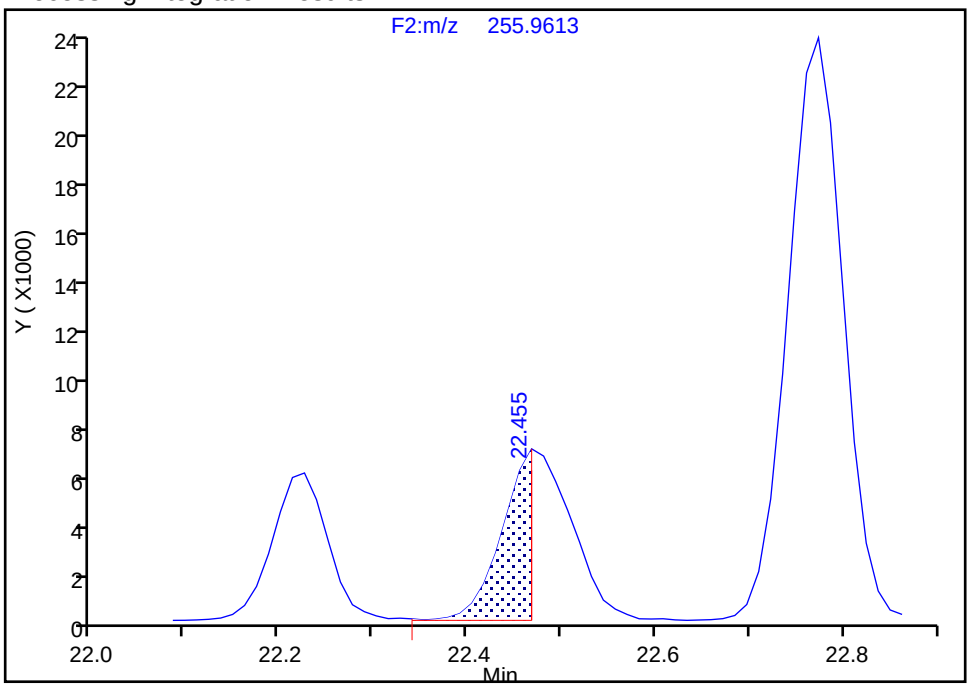

Manual Integration Results

RT: 22.47
Area: 36014
Amount: 6.473431
Amount Units: pg/ul

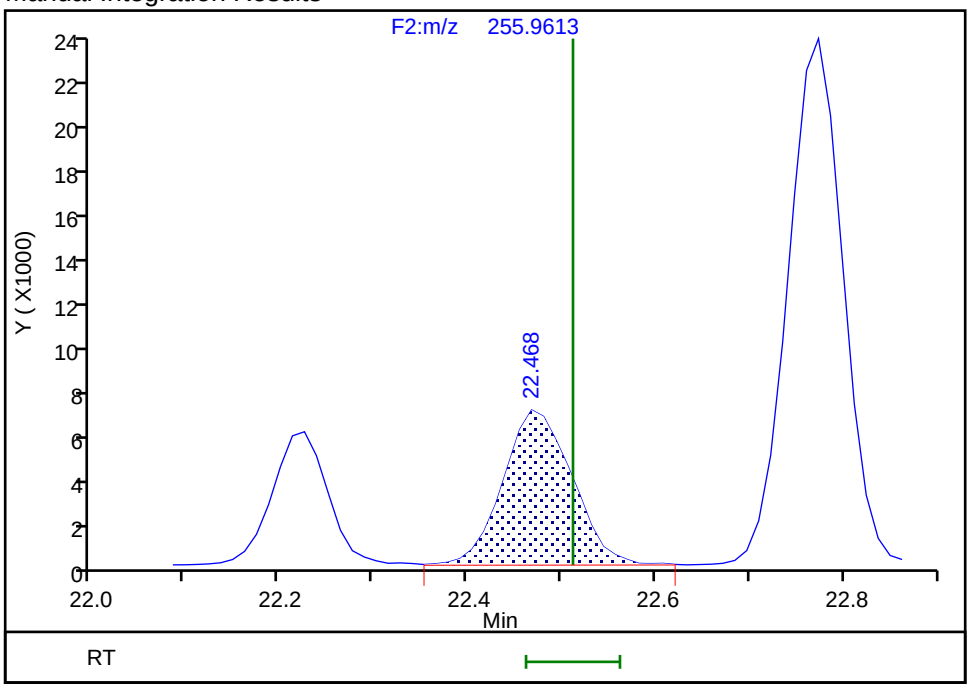

Reviewer: davidsonm, 03-Sep-2019 08:24:10

Audit Action: Manually Integrated Audit Reason: Incomplete Integration

Manual Integration/User Assign Peak Report

Eurofins TestAmerica, Knoxville

Data File:	\\chromna\Knoxville\ChromData\D3D\20190829-12907.b\580-88125-b-17-c.d				
Injection Date:	30-Aug-2019 07:23:00	Instrument ID:	D3D		
Lims ID:	580-88125-B-17-C	Lab Sample ID:	140-88125-17		
Client ID:	N7-0to27-101418				
Operator ID:	Xcalibur_System	ALS Bottle#:	0	Worklist Smp#:	10
Injection Vol:	1.0 ul	Dil. Factor:	1.0000		
Method:	PCBs_D3D	Limit Group:	HR - 1668A - ICAL		
Column:	SPB-Octyl (0.25 mm)	Detector	F2(21.81 :35.54)		

PCB-36, CAS: 38444-87-0

Signal: 1

Not Detected
Expected RT: 25.30

Processing Integration Results

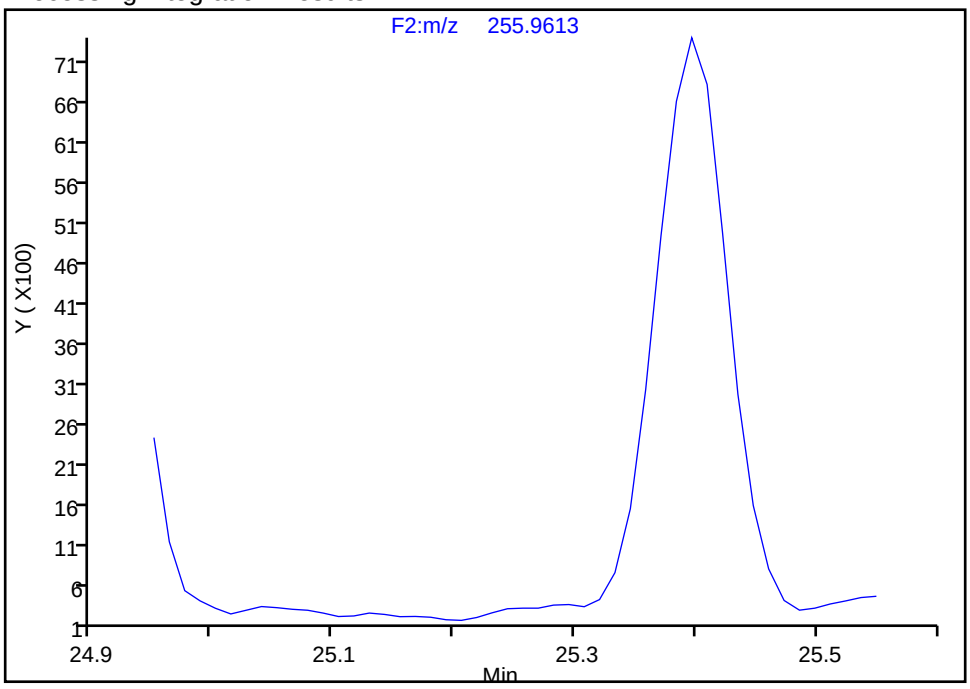

Manual Integration Results

RT: 25.29
Area: 1045
Amount: 0.146452
Amount Units: pg/ul

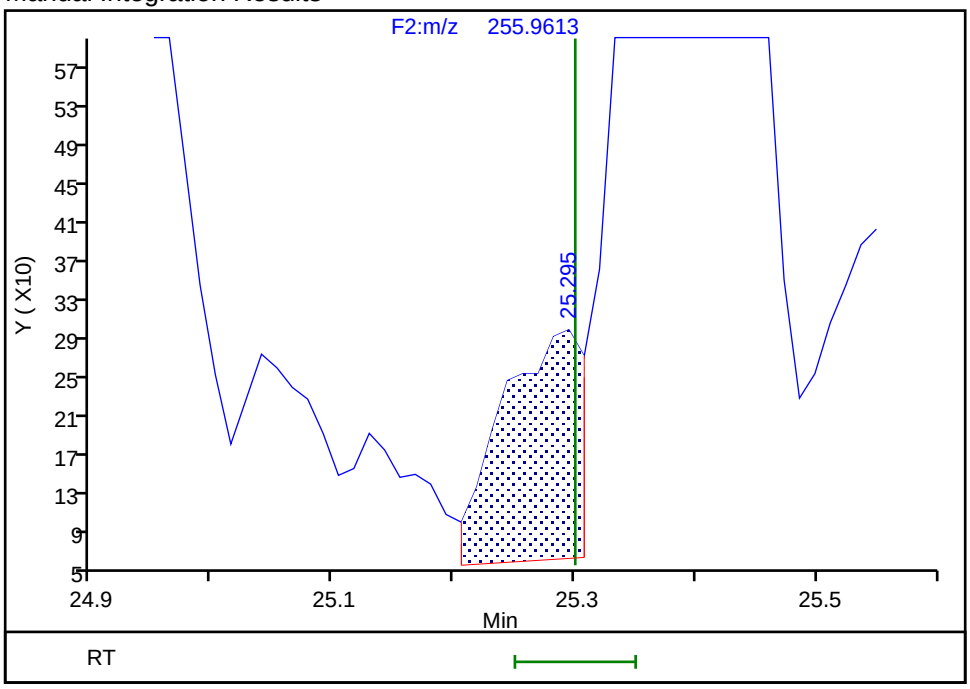

Reviewer: davidsonm, 03-Sep-2019 08:24:45
Audit Action: Split an Integrated Peak Audit Reason: Split Peak

Manual Integration/User Assign Peak Report

Eurofins TestAmerica, Knoxville

Data File:	\\chromna\Knoxville\ChromData\D3D\20190829-12907.b\580-88125-b-17-c.d				
Injection Date:	30-Aug-2019 07:23:00	Instrument ID:	D3D		
Lims ID:	580-88125-B-17-C	Lab Sample ID:	140-88125-17		
Client ID:	N7-0to27-101418				
Operator ID:	Xcalibur_System	ALS Bottle#:	0	Worklist Smp#:	10
Injection Vol:	1.0 ul	Dil. Factor:	1.0000		
Method:	PCBs_D3D	Limit Group:	HR - 1668A - ICAL		
Column:	SPB-Octyl (0.25 mm)	Detector	F2(21.81 :35.54)		

PCB-36, CAS: 38444-87-0

Signal: 2

Not Detected
Expected RT: 25.30

Processing Integration Results

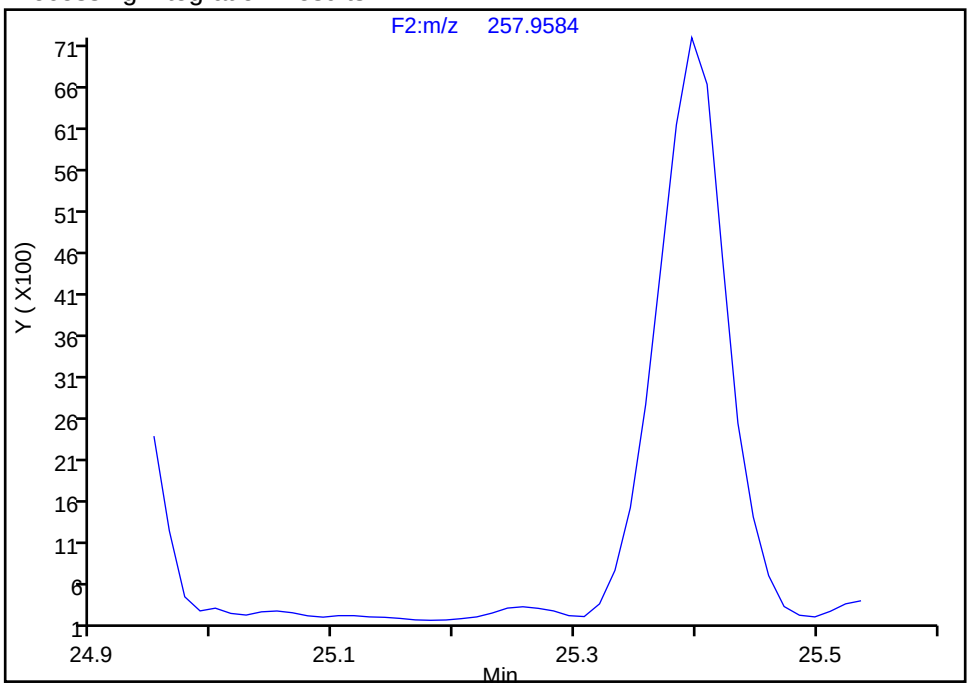

Manual Integration Results

RT: 25.26
Area: 516
Amount: 0.146452
Amount Units: pg/ul

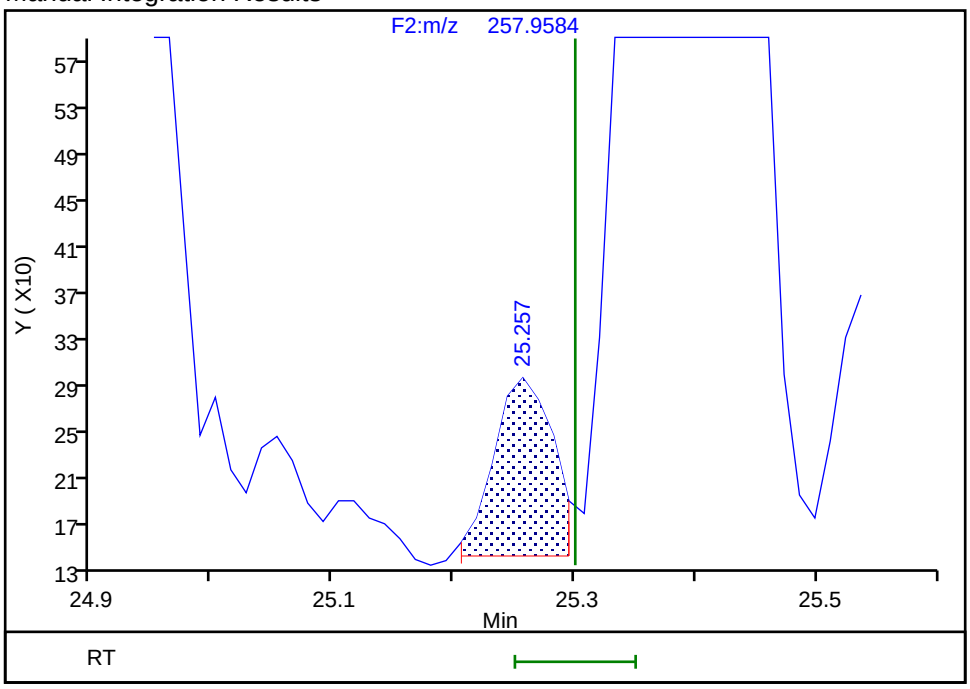

Reviewer: davidsonm, 03-Sep-2019 08:24:48
Audit Action: Split an Integrated Peak Audit Reason: Split Peak

Eurofins TestAmerica, Knoxville

Data File:	\\chromna\Knoxville\ChromData\D3D\20190829-12907.b\580-88125-b-17-c.d		
Injection Date:	30-Aug-2019 07:23:00	Injection Vol:	1.0 ul
Instrument ID:	D3D	Operator ID:	Xcalibur_System
Method:	PCBs_D3D	Limit Group:	HR - 1668A - ICAL
Client ID:	N7-0to27-101418		
Worklist#:	33148	Sample Line#:	10
Column Type:	SPB-Octyl	Column Dia:	0.25 mm

TePCB F1

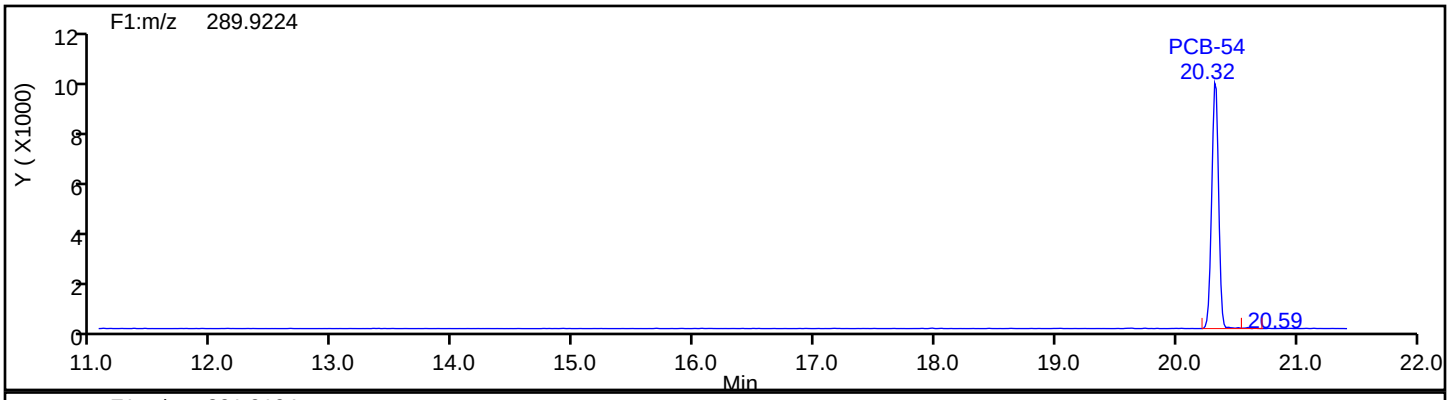

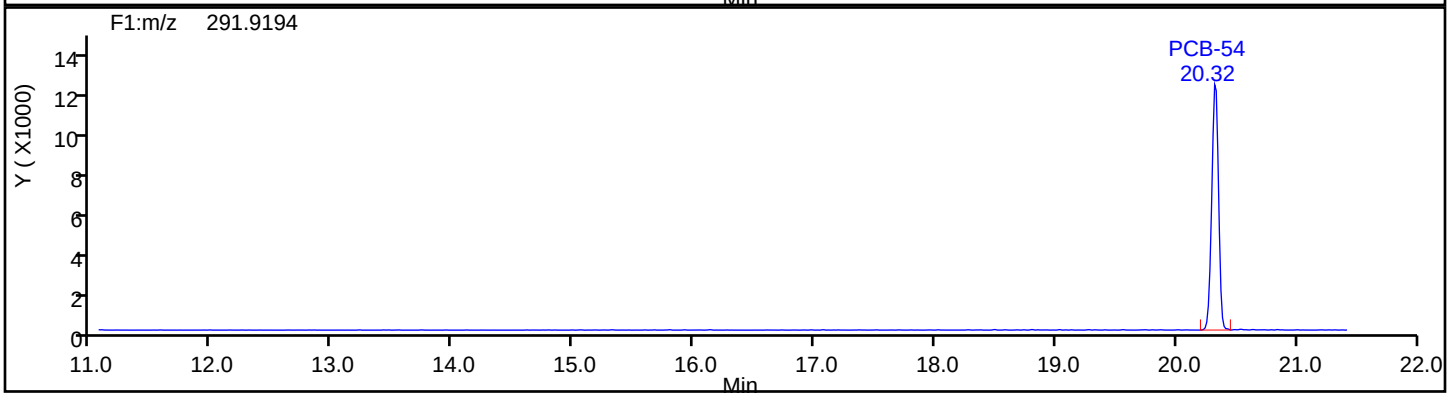

TePCB F1 Standards

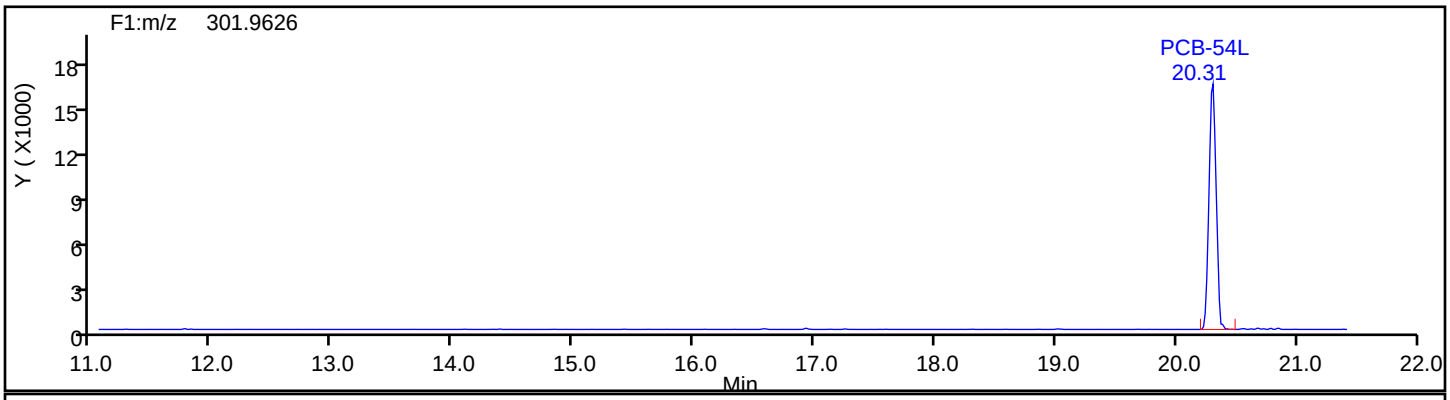

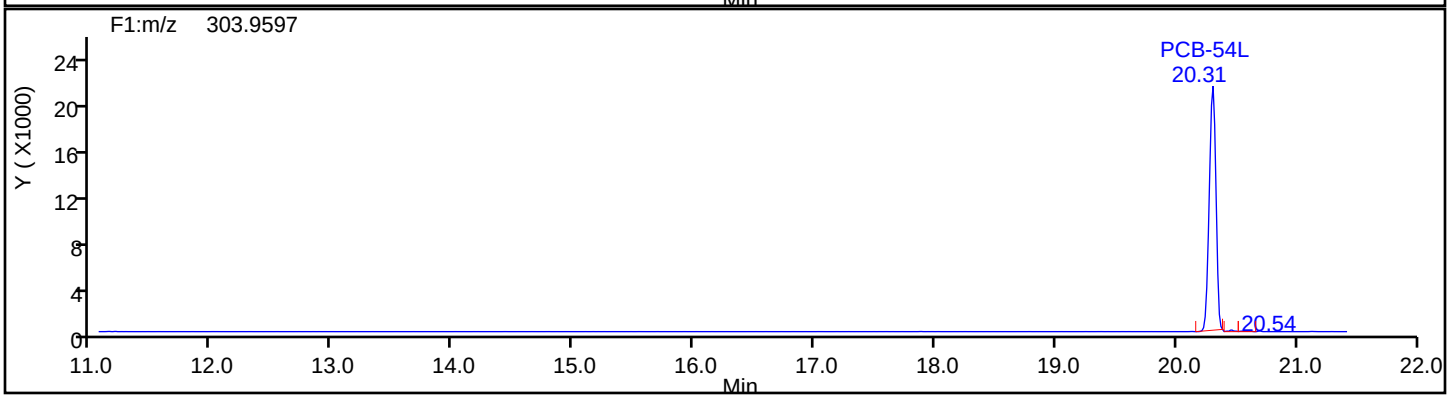

Eurofins TestAmerica, Knoxville

Data File:	\\chromna\Knoxville\ChromData\D3D\20190829-12907.b\580-88125-b-17-c.d		
Injection Date:	30-Aug-2019 07:23:00	Injection Vol:	1.0 ul
Instrument ID:	D3D	Operator ID:	Xcalibur_System
Method:	PCBs_D3D	Limit Group:	HR - 1668A - ICAL
Client ID:	N7-0to27-101418		
Worklist#:	33148	Sample Line#:	10
Column Type:	SPB-Octyl	Column Dia:	0.25 mm

TePCB F1

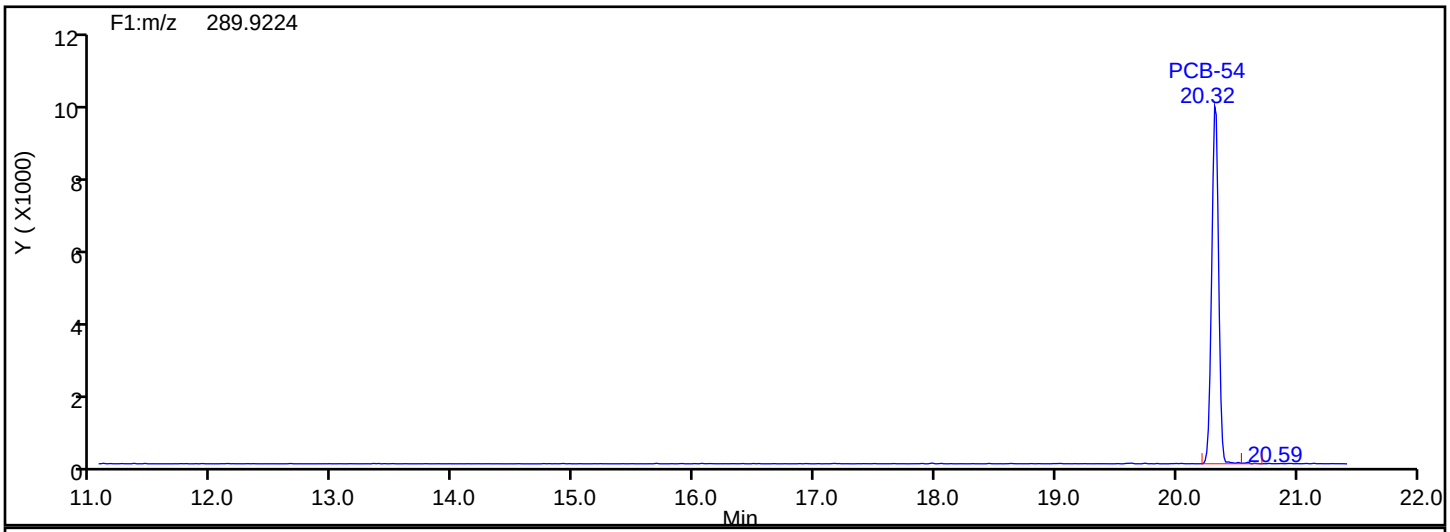

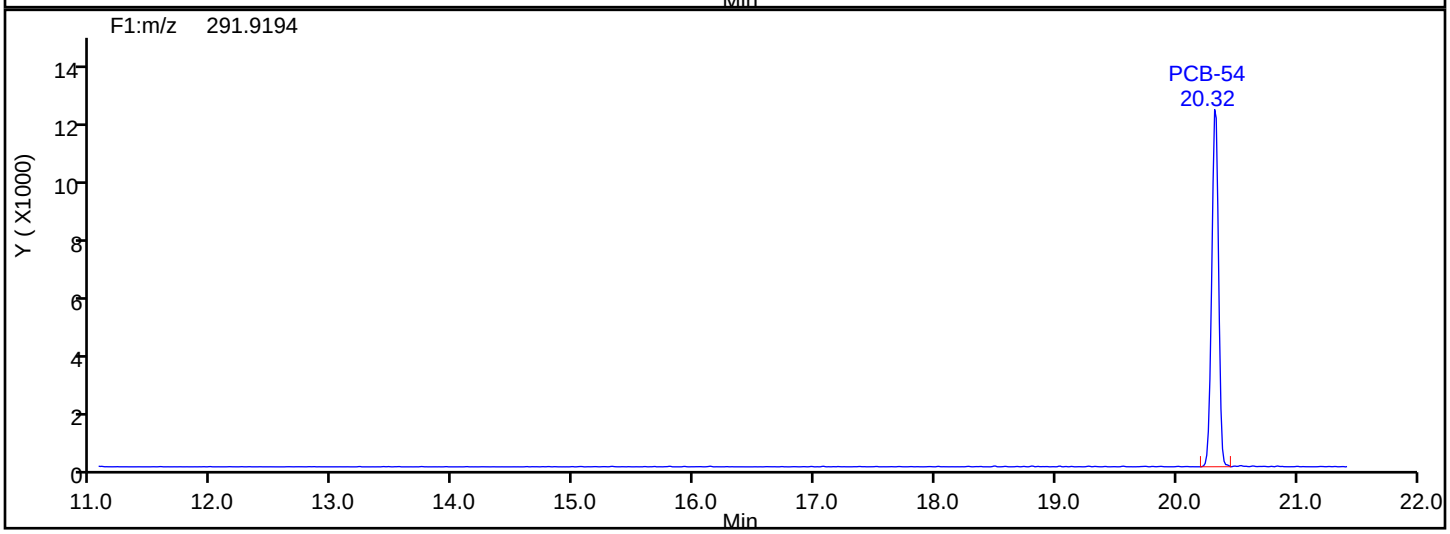

TePCB F1 Lock Mass

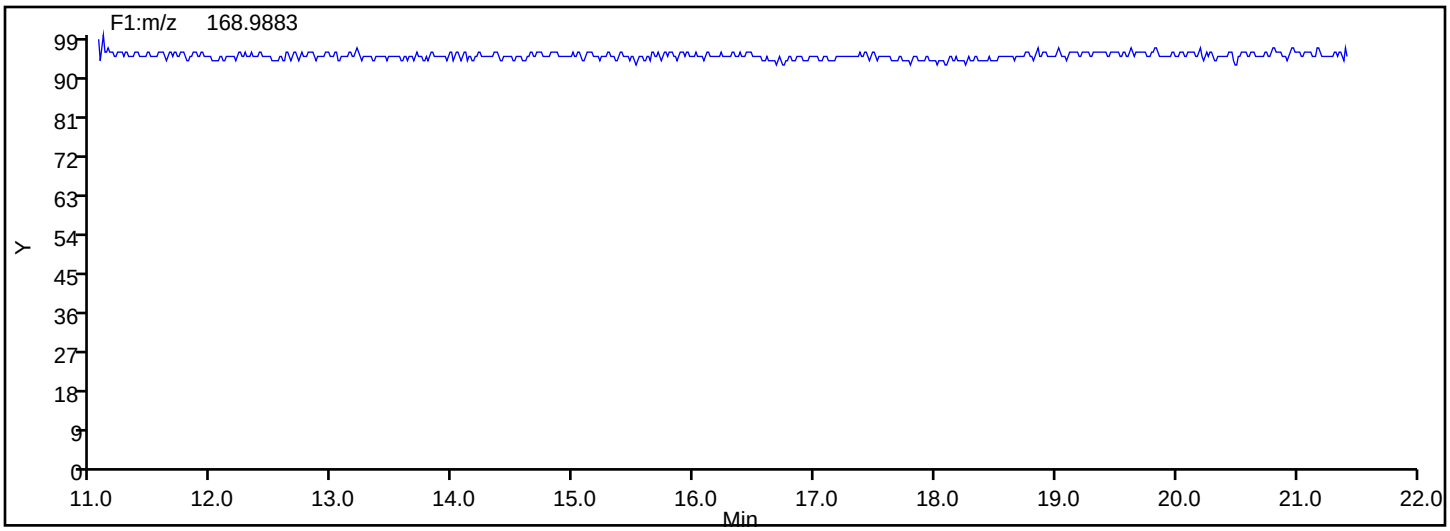

Report Date: 03-Sep-2019 08:33:25 Chrom Revision: 2.3 22-Aug-2019 12:55:36

Eurofins TestAmerica, Knoxville

Data File:	\\chromna\Knoxville\ChromData\D3D\20190829-12907.b\580-88125-b-17-c.d		
Injection Date:	30-Aug-2019 07:23:00	Injection Vol:	1.0 ul
Instrument ID:	D3D	Operator ID:	Xcalibur_System
Method:	PCBs_D3D	Limit Group:	HR - 1668A - ICAL
Client ID:	N7-0to27-101418		
Worklist#:	33148	Sample Line#:	10
Column Type:	SPB-Octyl	Column Dia:	0.25 mm

TePCB F2

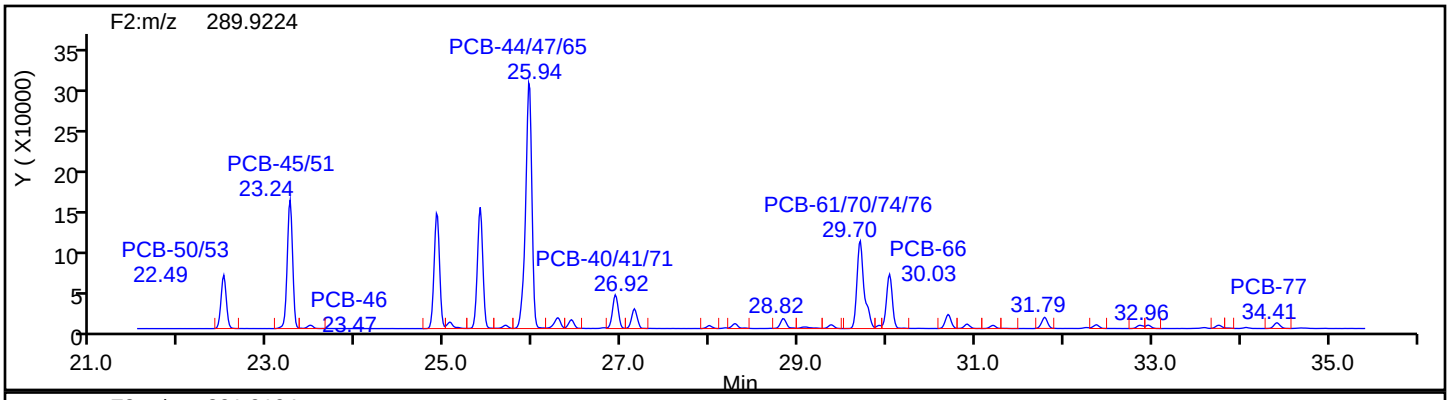

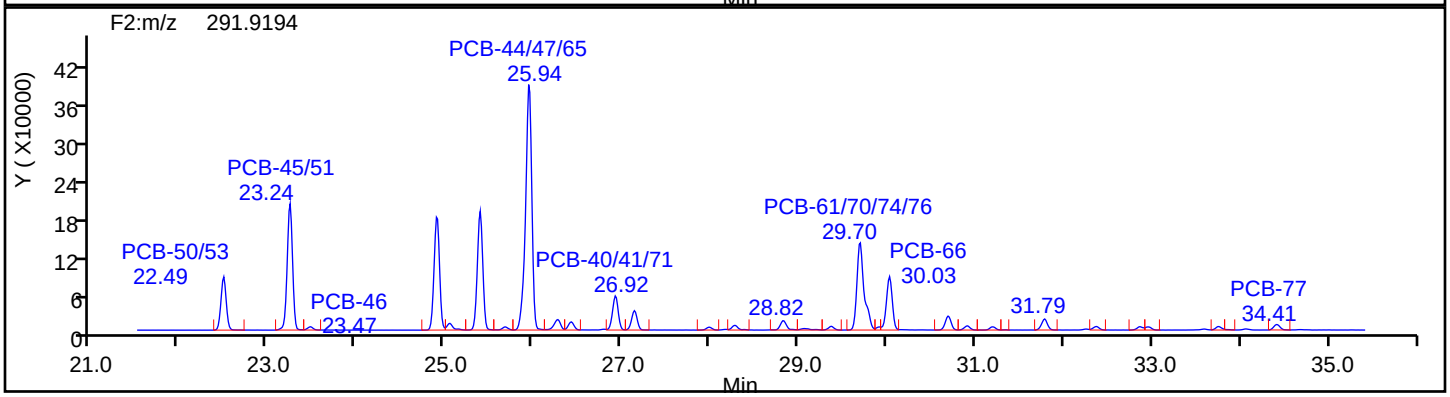

TePCB F2 Standards

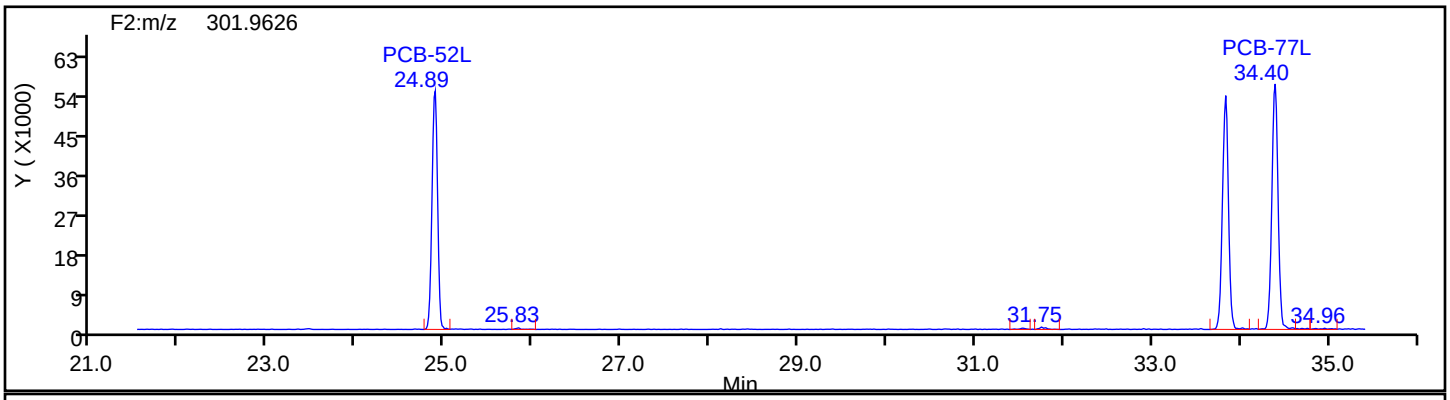

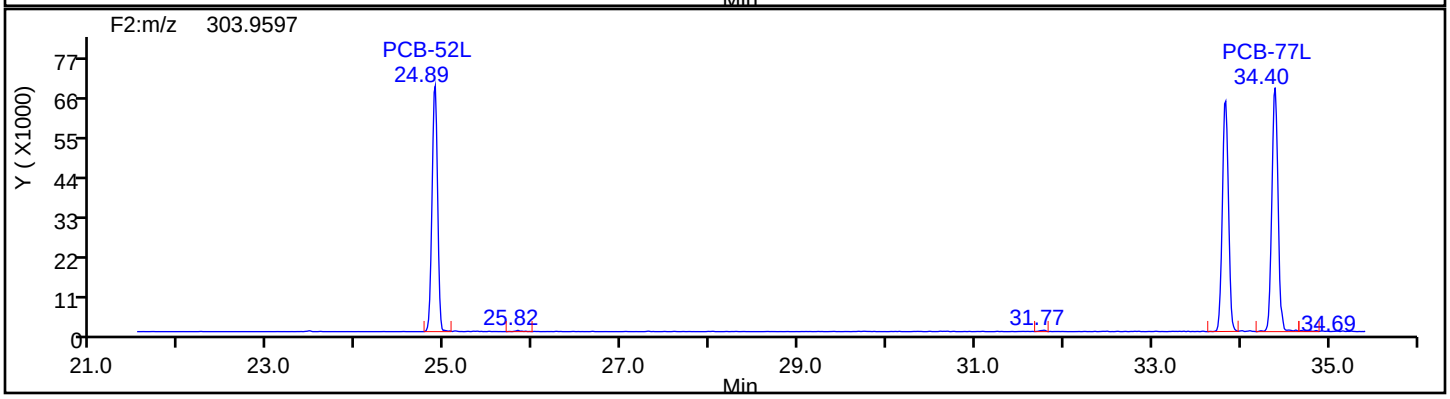

Eurofins TestAmerica, Knoxville

Data File:	\\chromna\Knoxville\ChromData\D3D\20190829-12907.b\580-88125-b-17-c.d		
Injection Date:	30-Aug-2019 07:23:00	Injection Vol:	1.0 ul
Instrument ID:	D3D	Operator ID:	Xcalibur_System
Method:	PCBs_D3D	Limit Group:	HR - 1668A - ICAL
Client ID:	N7-0to27-101418		
Worklist#:	33148	Sample Line#:	10
Column Type:	SPB-Octyl	Column Dia:	0.25 mm

TePCB F2

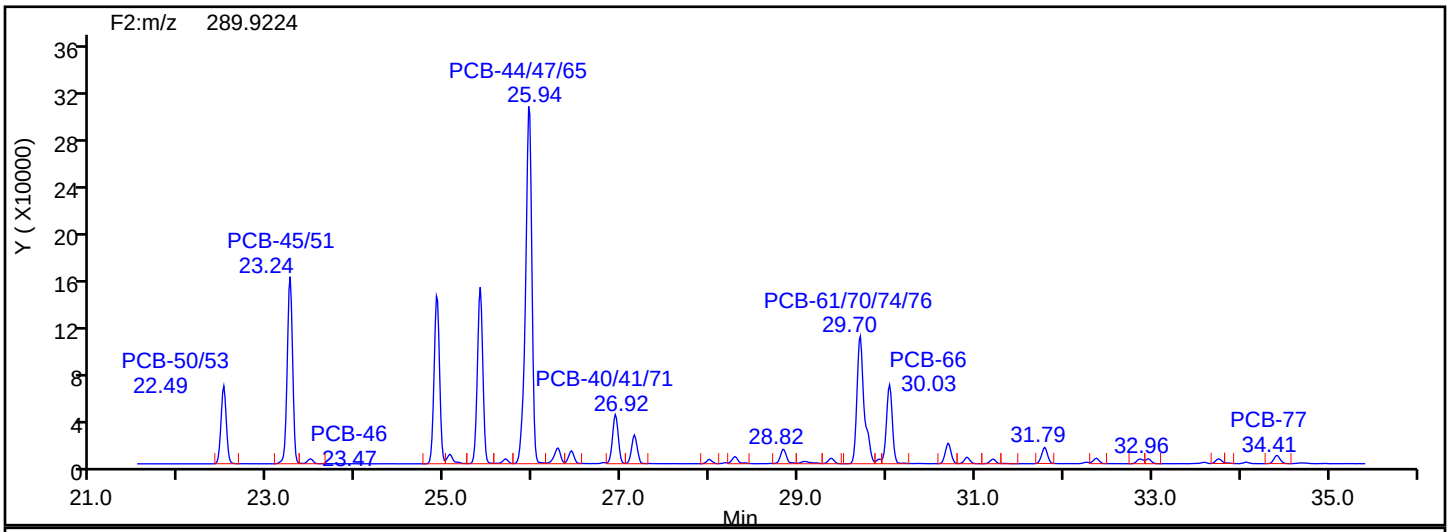

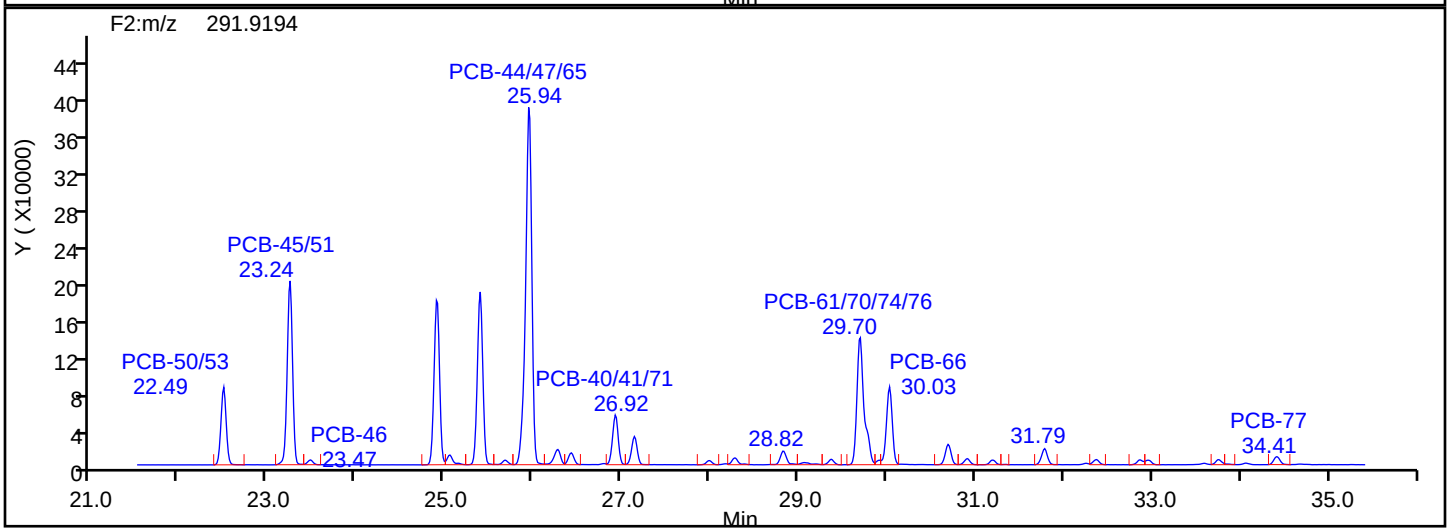

TePCB F2 Lock Mass

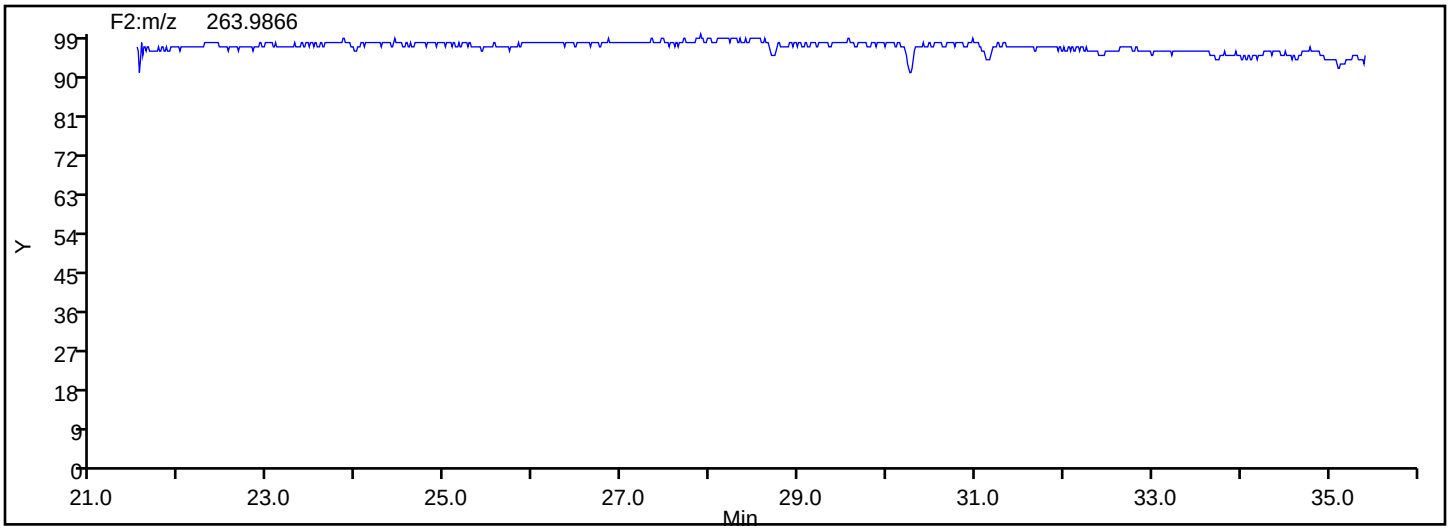

Manual Integration/User Assign Peak Report

Eurofins TestAmerica, Knoxville

Data File:	\\chromna\Knoxville\ChromData\D3D\20190829-12907.b\580-88125-b-17-c.d				
Injection Date:	30-Aug-2019 07:23:00	Instrument ID:	D3D		
Lims ID:	580-88125-B-17-C	Lab Sample ID:	140-88125-17		
Client ID:	N7-0to27-101418				
Operator ID:	Xcalibur_System	ALS Bottle#:	0	Worklist Smp#:	10
Injection Vol:	1.0 ul	Dil. Factor:	1.0000		
Method:	PCBs_D3D	Limit Group:	HR - 1668A - ICAL		
Column:	SPB-Octyl (0.25 mm)	Detector	F2(21.81 :35.54)		

PCB-49/69, CAS: STL01805

Signal: 1

Not Detected
Expected RT: 25.40

Processing Integration Results

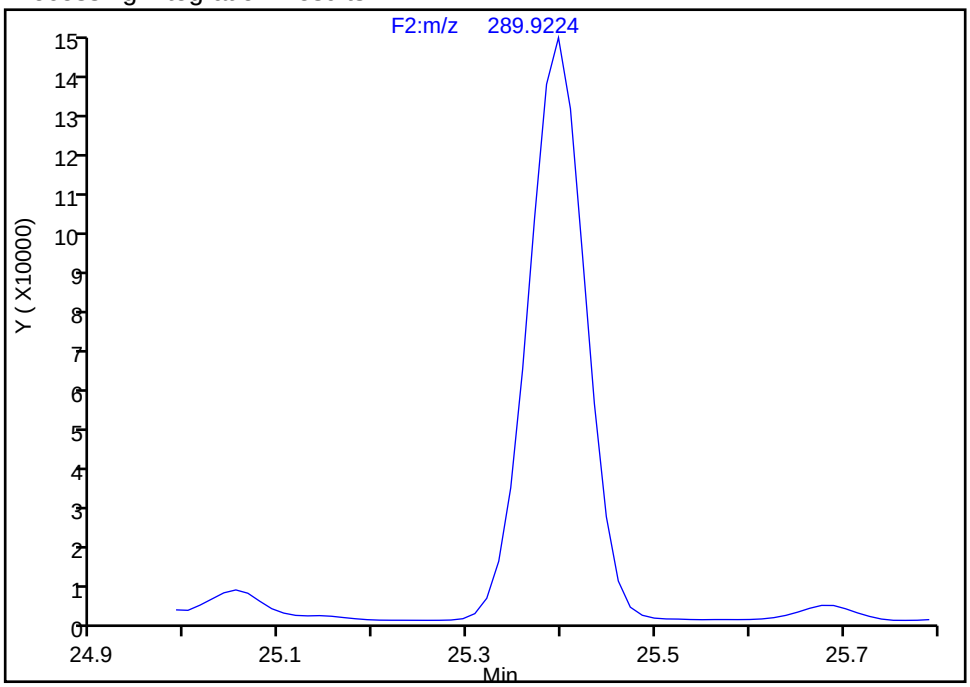

Manual Integration Results

RT: 25.40
Area: 637153
Amount: 214.4649
Amount Units: pg/ul

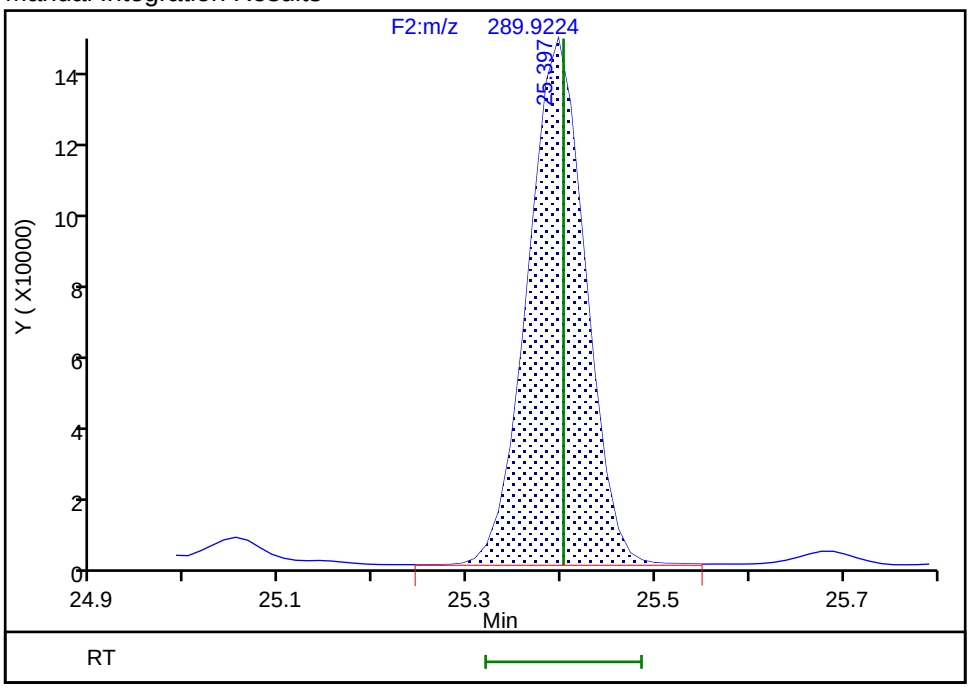

Reviewer: davidsonm, 03-Sep-2019 08:25:05
Audit Action: Assigned Compound ID Audit Reason: Split Peak

Manual Integration/User Assign Peak Report

Eurofins TestAmerica, Knoxville

Data File:	\\chromna\Knoxville\ChromData\D3D\20190829-12907.b\580-88125-b-17-c.d				
Injection Date:	30-Aug-2019 07:23:00	Instrument ID:	D3D		
Lims ID:	580-88125-B-17-C	Lab Sample ID:	140-88125-17		
Client ID:	N7-0to27-101418				
Operator ID:	Xcalibur_System	ALS Bottle#:	0	Worklist Smp#:	10
Injection Vol:	1.0 ul	Dil. Factor:	1.0000		
Method:	PCBs_D3D	Limit Group:	HR - 1668A - ICAL		
Column:	SPB-Octyl (0.25 mm)	Detector	F2(21.81 :35.54)		

PCB-48, CAS: 70362-47-9

Signal: 1

Not Detected
Expected RT: 25.72

Processing Integration Results

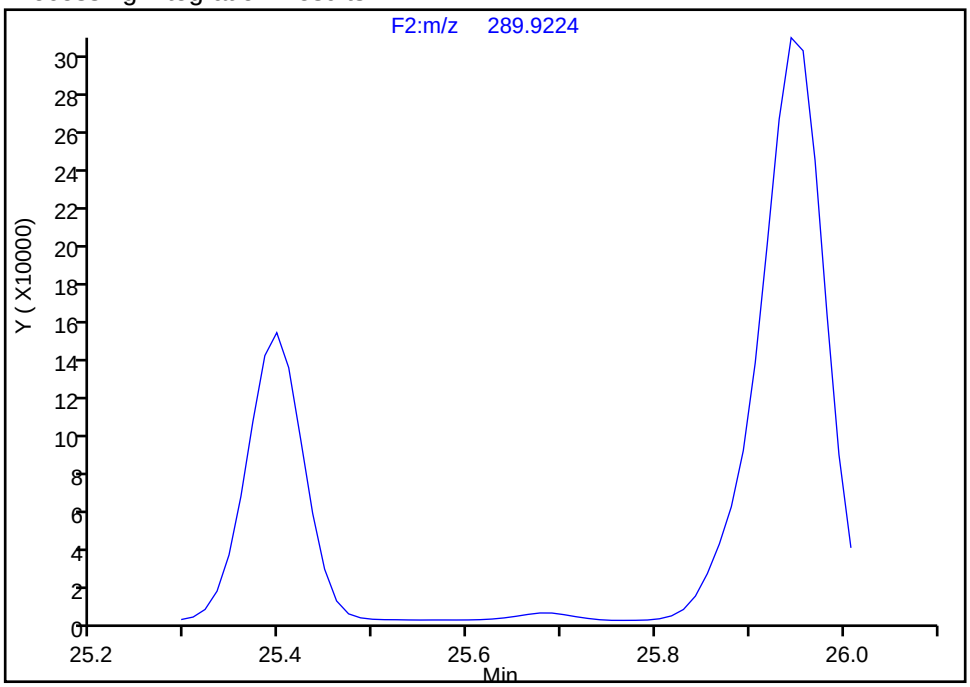

Manual Integration Results

RT: 25.68
Area: 18801
Amount: 7.456291
Amount Units: pg/ul

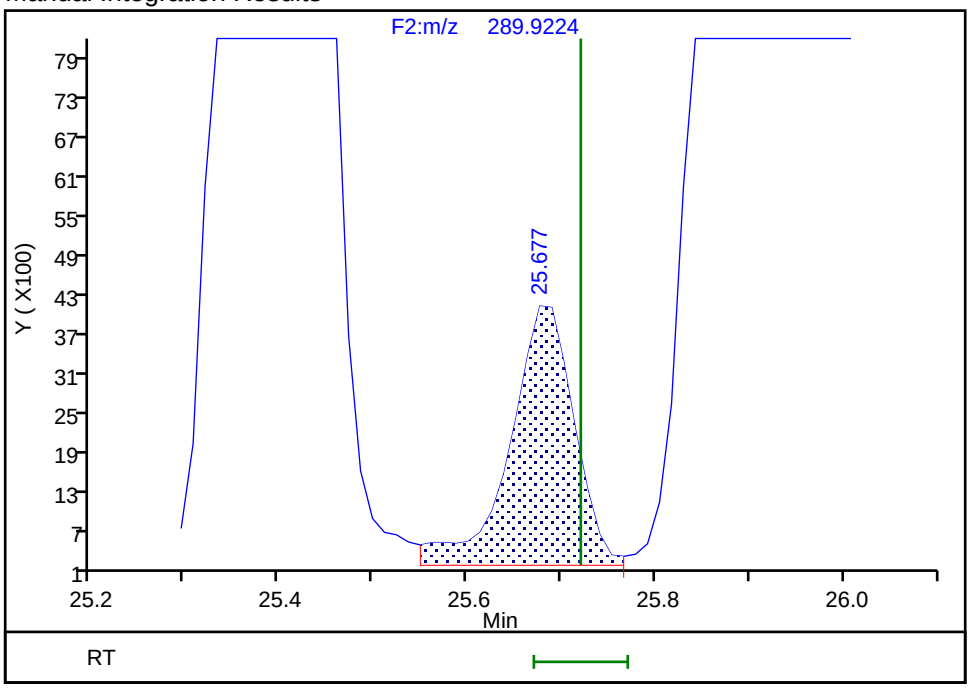

Reviewer: davidsonm, 03-Sep-2019 08:25:10
Audit Action: Assigned Compound ID Audit Reason: Split Peak

Manual Integration/User Assign Peak Report

Eurofins TestAmerica, Knoxville

Data File:	\\chromna\Knoxville\ChromData\D3D\20190829-12907.b\580-88125-b-17-c.d				
Injection Date:	30-Aug-2019 07:23:00	Instrument ID:	D3D		
Lims ID:	580-88125-B-17-C	Lab Sample ID:	140-88125-17		
Client ID:	N7-0to27-101418				
Operator ID:	Xcalibur_System	ALS Bottle#:	0	Worklist Smp#:	10
Injection Vol:	1.0 ul	Dil. Factor:	1.0000		
Method:	PCBs_D3D	Limit Group:	HR - 1668A - ICAL		
Column:	SPB-Octyl (0.25 mm)	Detector	F2(21.81 :35.54)		

PCB-59/62/75, CAS: STL01807

Signal: 1

Not Detected
Expected RT: 26.26

Processing Integration Results

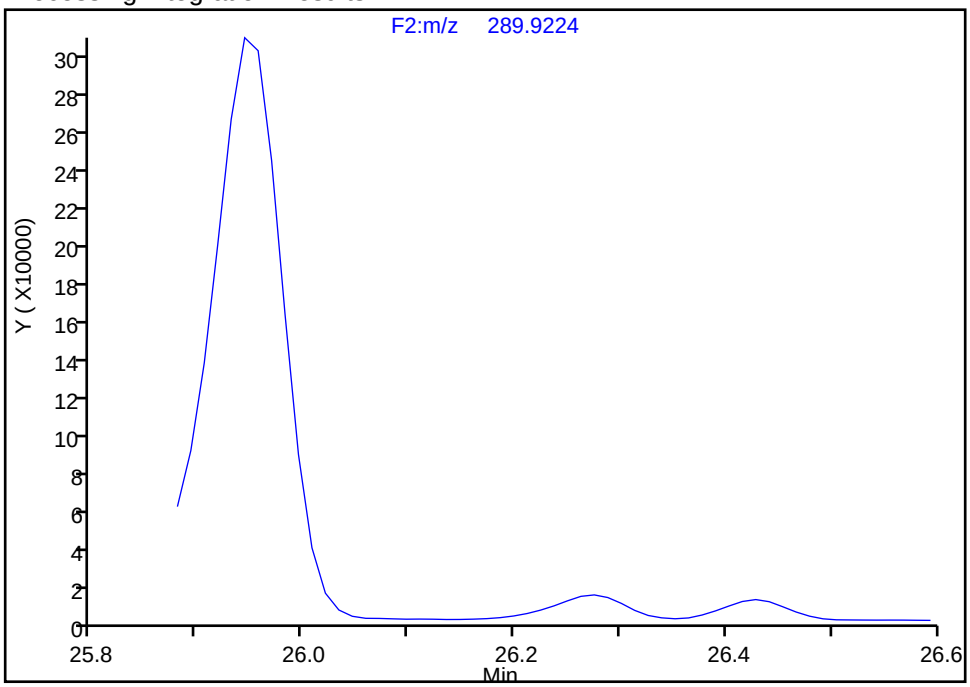

Manual Integration Results

RT: 26.28
Area: 68165
Amount: 19.244096
Amount Units: pg/ul

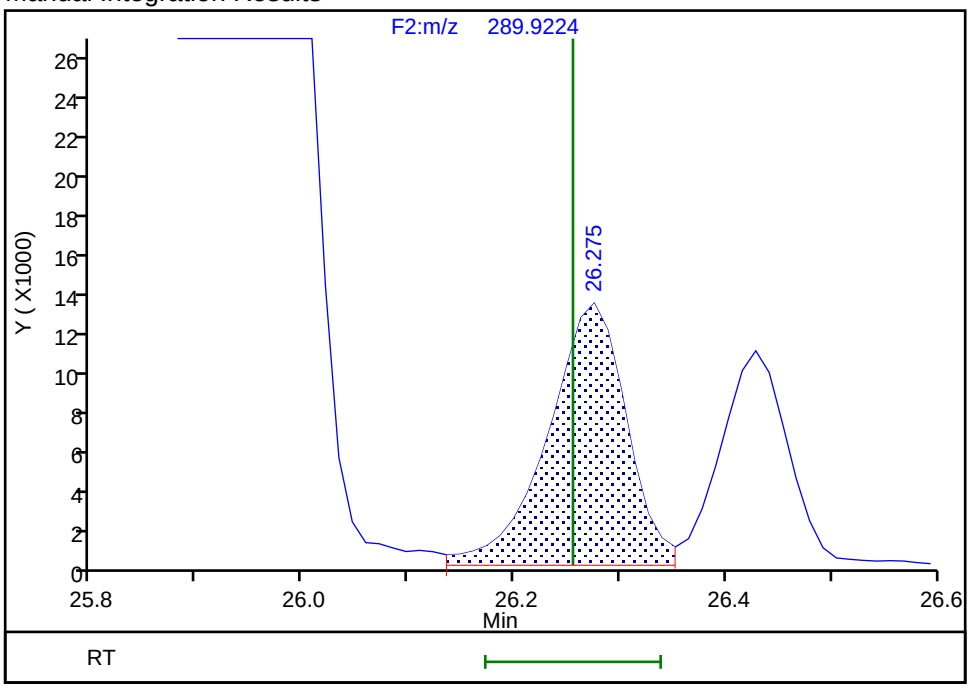

Reviewer: davidsonm, 03-Sep-2019 08:25:21
Audit Action: Assigned Compound ID Audit Reason: Split Peak

Manual Integration/User Assign Peak Report

Eurofins TestAmerica, Knoxville

Data File:	\\chromna\Knoxville\ChromData\D3D\20190829-12907.b\580-88125-b-17-c.d				
Injection Date:	30-Aug-2019 07:23:00	Instrument ID:	D3D		
Lims ID:	580-88125-B-17-C	Lab Sample ID:	140-88125-17		
Client ID:	N7-0to27-101418				
Operator ID:	Xcalibur_System	ALS Bottle#:	0	Worklist Smp#:	10
Injection Vol:	1.0 ul	Dil. Factor:	1.0000		
Method:	PCBs_D3D	Limit Group:	HR - 1668A - ICAL		
Column:	SPB-Octyl (0.25 mm)	Detector	F2(21.81 :35.54)		

PCB-42, CAS: 36559-22-5

Signal: 1

Not Detected
Expected RT: 26.47

Processing Integration Results

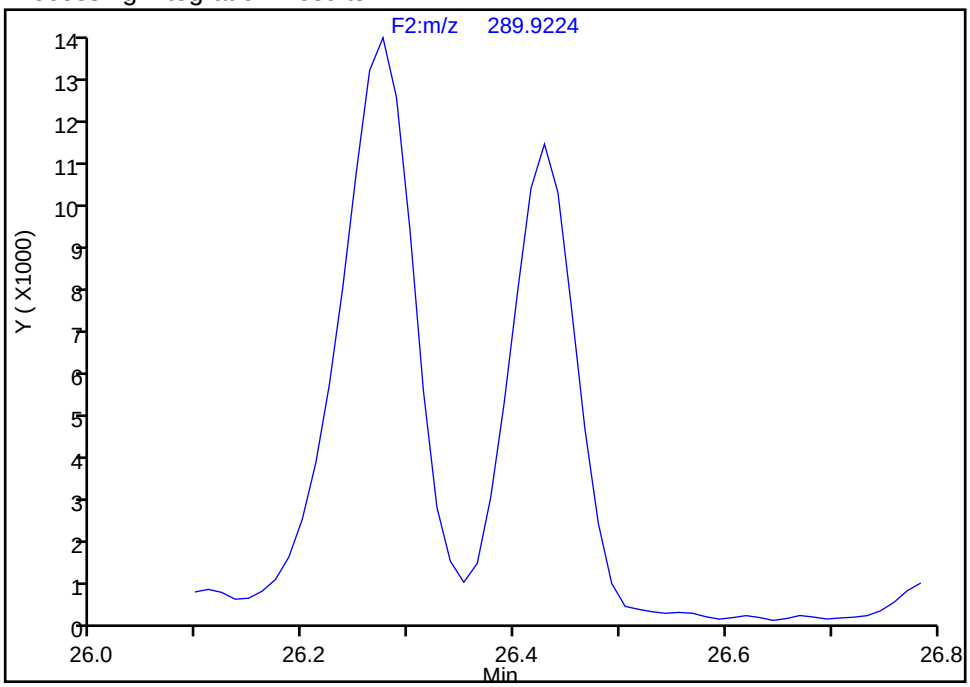

Manual Integration Results

RT: 26.43
Area: 48221
Amount: 20.797187
Amount Units: pg/ul

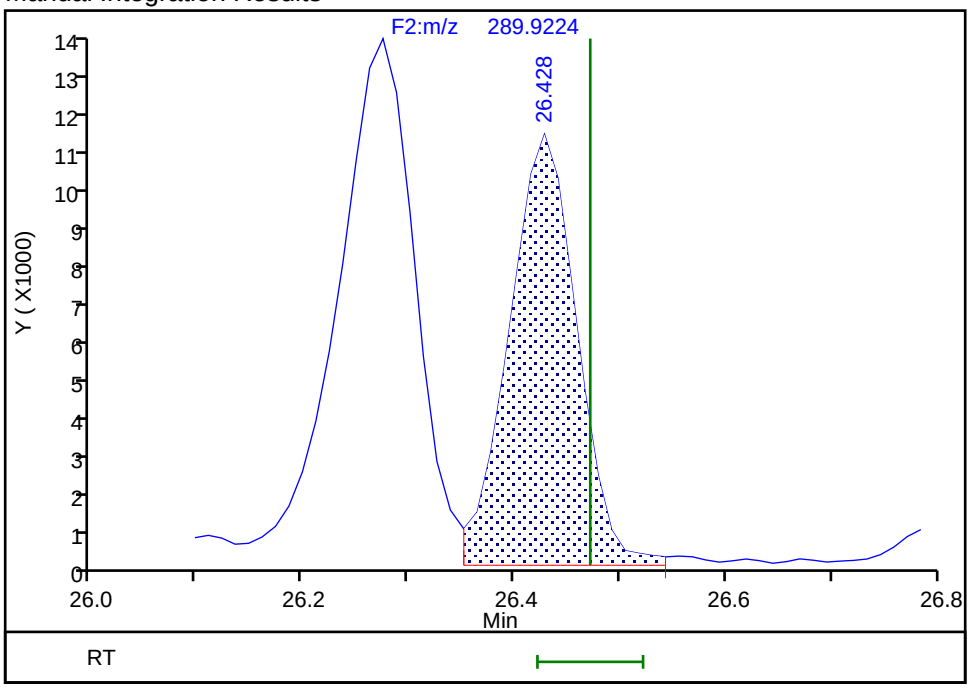

Reviewer: davidsonm, 03-Sep-2019 08:25:26
Audit Action: Assigned Compound ID Audit Reason: Split Peak

Manual Integration/User Assign Peak Report

Eurofins TestAmerica, Knoxville

Data File:	\\chromna\Knoxville\ChromData\D3D\20190829-12907.b\580-88125-b-17-c.d				
Injection Date:	30-Aug-2019 07:23:00	Instrument ID:	D3D		
Lims ID:	580-88125-B-17-C	Lab Sample ID:	140-88125-17		
Client ID:	N7-0to27-101418				
Operator ID:	Xcalibur_System	ALS Bottle#:	0	Worklist Smp#:	10
Injection Vol:	1.0 ul	Dil. Factor:	1.0000		
Method:	PCBs_D3D	Limit Group:	HR - 1668A - ICAL		
Column:	SPB-Octyl (0.25 mm)	Detector	F2(21.81 :35.54)		

PCB-64, CAS: 52663-58-8

Signal: 1

Not Detected
Expected RT: 27.17

Processing Integration Results

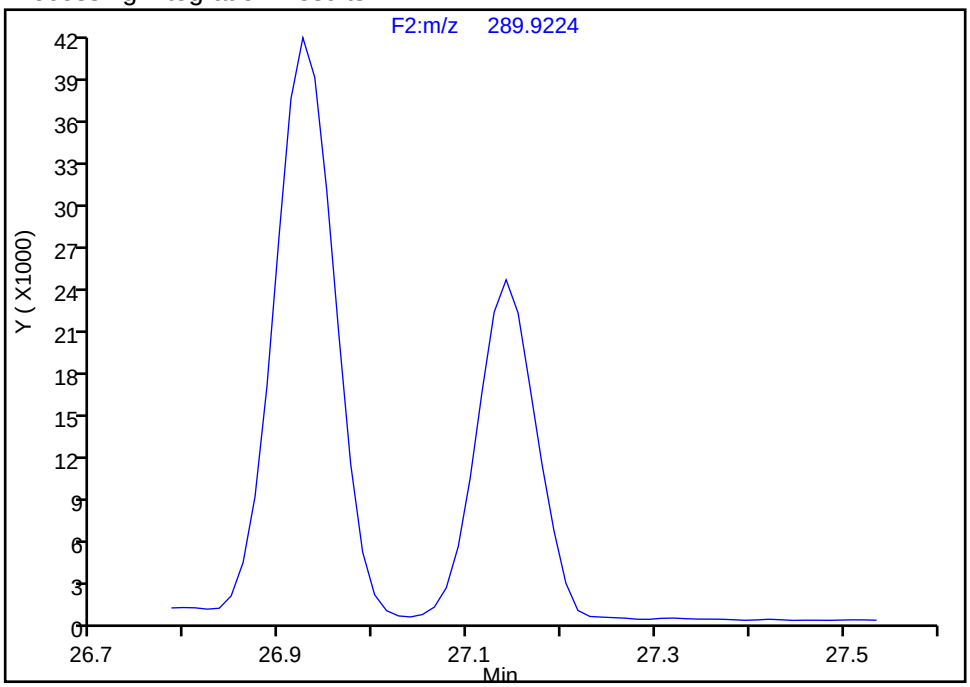

Manual Integration Results

RT: 27.14
Area: 108457
Amount: 29.196181
Amount Units: pg/ul

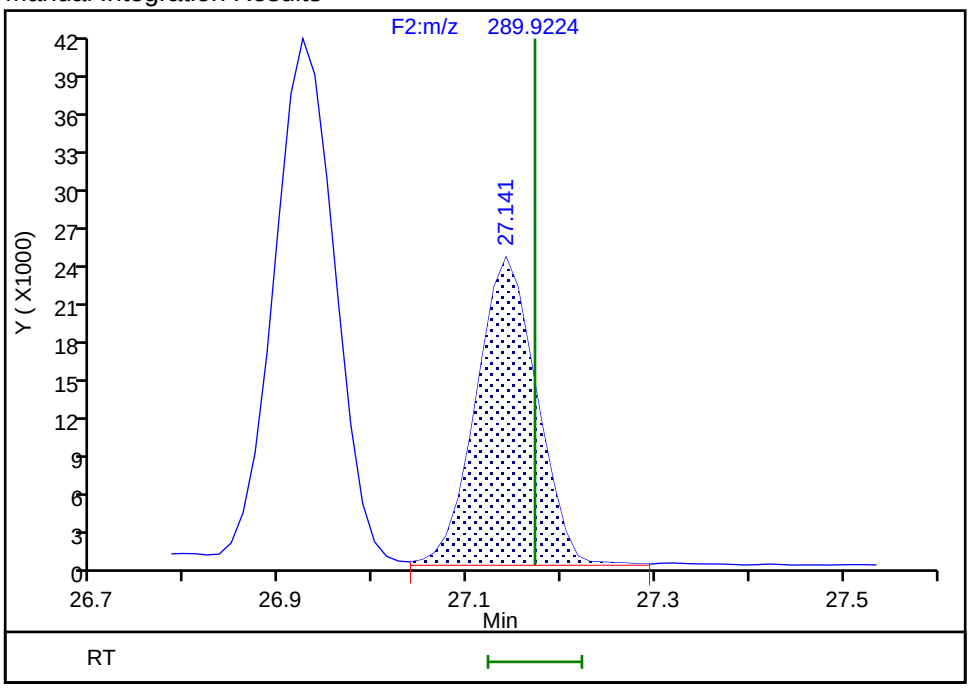

Reviewer: davidsonm, 03-Sep-2019 08:25:32
Audit Action: Assigned Compound ID Audit Reason: Split Peak

Manual Integration/User Assign Peak Report

Eurofins TestAmerica, Knoxville

Data File:	\\chromna\Knoxville\ChromData\D3D\20190829-12907.b\580-88125-b-17-c.d				
Injection Date:	30-Aug-2019 07:23:00	Instrument ID:	D3D		
Lims ID:	580-88125-B-17-C	Lab Sample ID:	140-88125-17		
Client ID:	N7-0to27-101418				
Operator ID:	Xcalibur_System	ALS Bottle#:	0	Worklist Smp#:	10
Injection Vol:	1.0 ul	Dil. Factor:	1.0000		
Method:	PCBs_D3D	Limit Group:	HR - 1668A - ICAL		
Column:	SPB-Octyl (0.25 mm)	Detector	F2(21.81 :35.54)		

PCB-80, CAS: 33284-52-5

Signal: 1

Not Detected
Expected RT: 31.35

Processing Integration Results

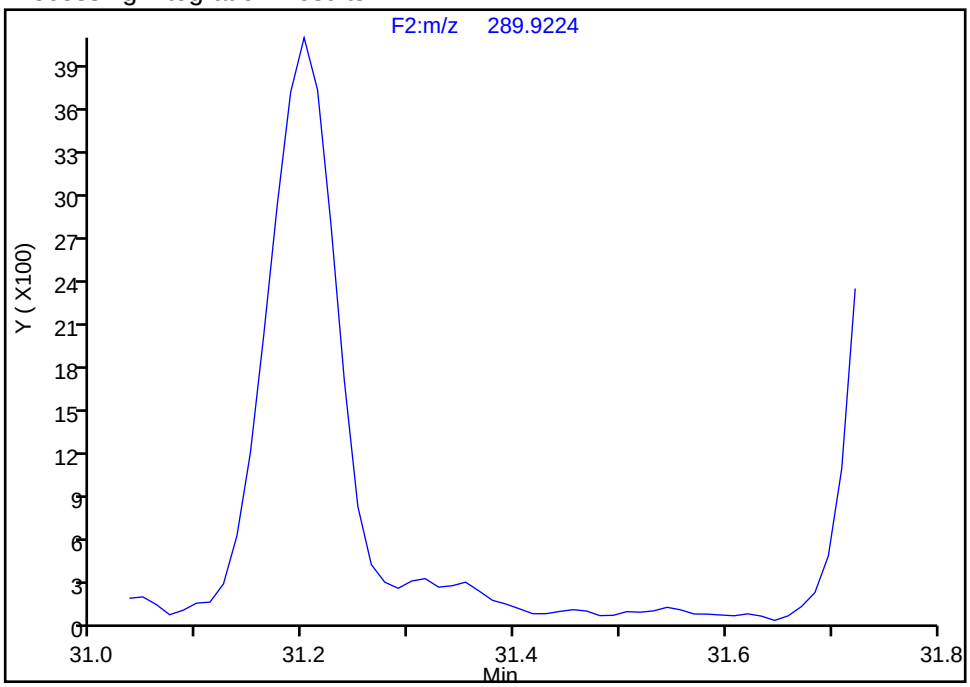

Manual Integration Results

RT: 31.32
Area: 1306
Amount: 0.288292
Amount Units: pg/ul

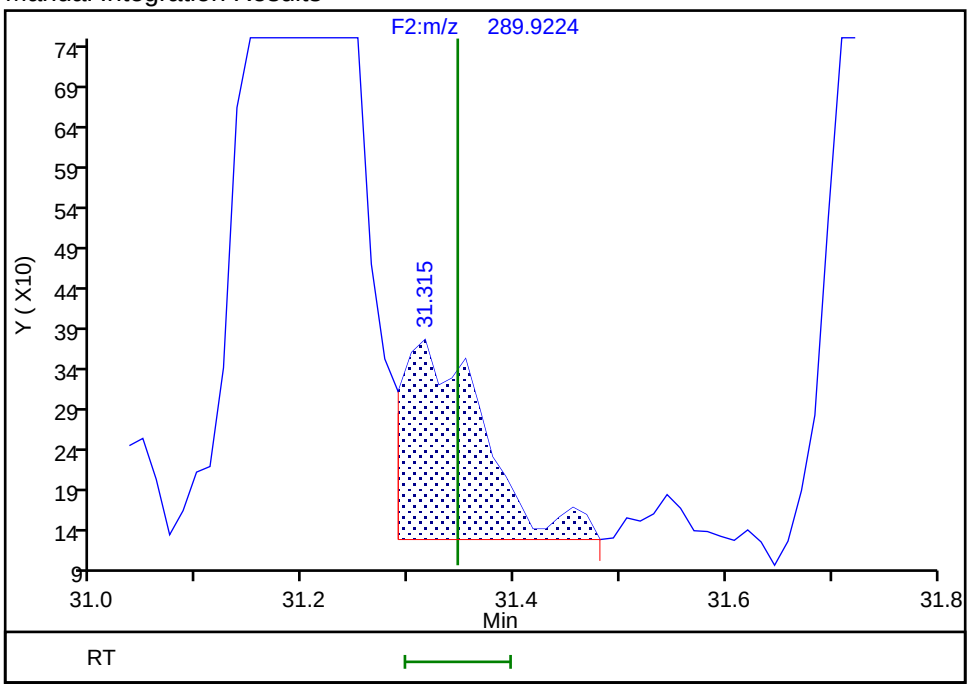

Reviewer: davidsonm, 03-Sep-2019 08:26:14
Audit Action: Split an Integrated Peak Audit Reason: Split Peak

Manual Integration/User Assign Peak Report

Eurofins TestAmerica, Knoxville

Data File:	\\chromna\Knoxville\ChromData\D3D\20190829-12907.b\580-88125-b-17-c.d				
Injection Date:	30-Aug-2019 07:23:00	Instrument ID:	D3D		
Lims ID:	580-88125-B-17-C	Lab Sample ID:	140-88125-17		
Client ID:	N7-0to27-101418				
Operator ID:	Xcalibur_System	ALS Bottle#:	0	Worklist Smp#:	10
Injection Vol:	1.0 ul	Dil. Factor:	1.0000		
Method:	PCBs_D3D	Limit Group:	HR - 1668A - ICAL		
Column:	SPB-Octyl (0.25 mm)	Detector	F2(21.81 :35.54)		

PCB-80, CAS: 33284-52-5

Signal: 2

Not Detected
Expected RT: 31.35

Processing Integration Results

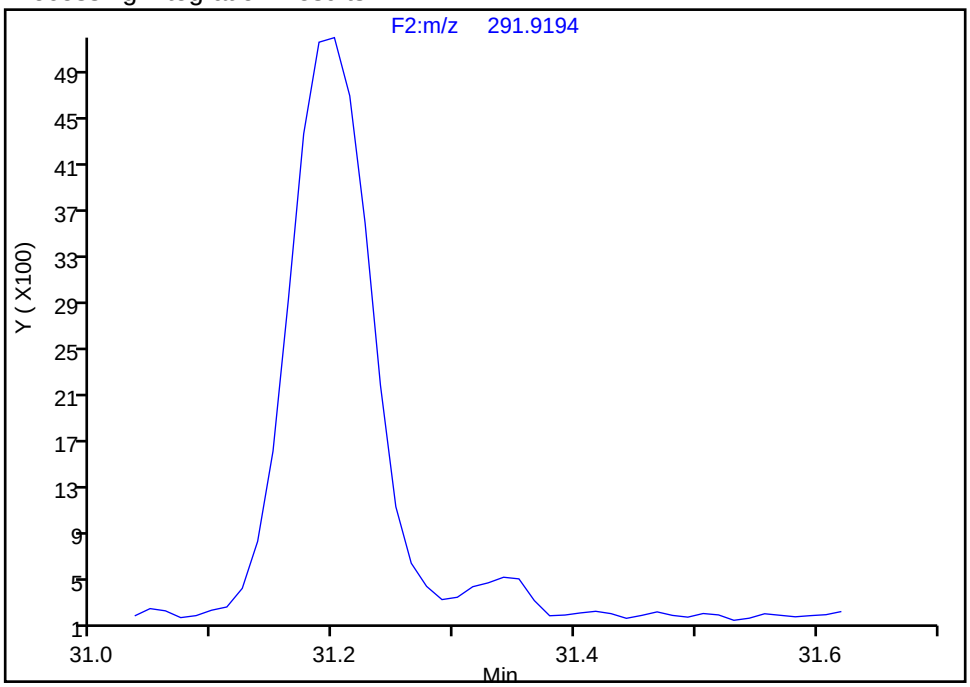

Manual Integration Results

RT: 31.34
Area: 1191
Amount: 0.288292
Amount Units: pg/ul

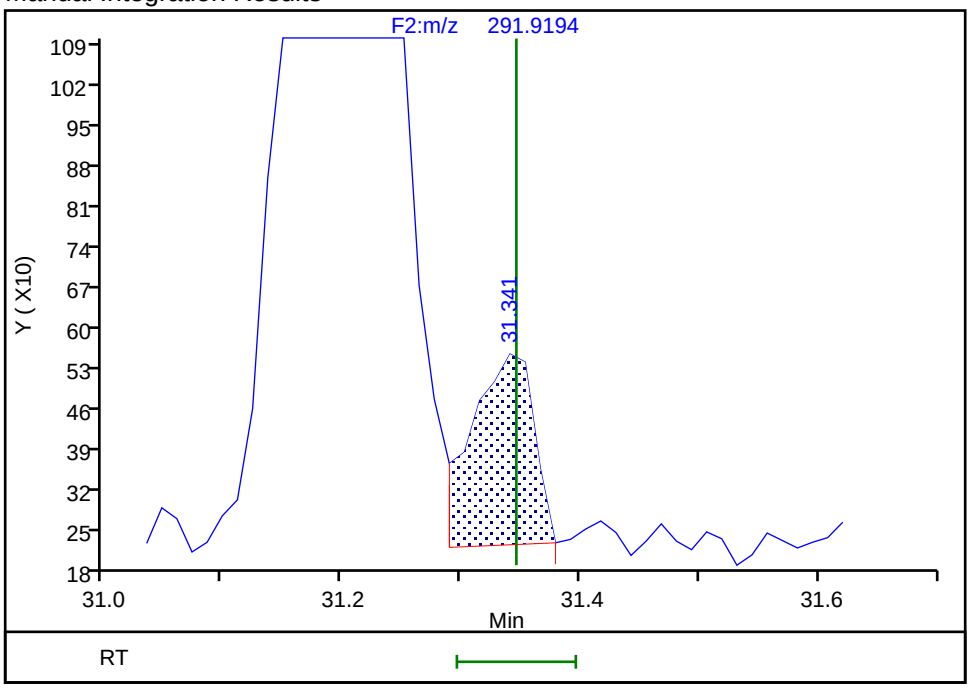

Reviewer: davidsonm, 03-Sep-2019 08:26:17
Audit Action: Split an Integrated Peak Audit Reason: Split Peak

Manual Integration/User Assign Peak Report

Eurofins TestAmerica, Knoxville

Data File:	\\chromna\Knoxville\ChromData\D3D\20190829-12907.b\580-88125-b-17-c.d				
Injection Date:	30-Aug-2019 07:23:00	Instrument ID:	D3D		
Lims ID:	580-88125-B-17-C	Lab Sample ID:	140-88125-17		
Client ID:	N7-0to27-101418				
Operator ID:	Xcalibur_System	ALS Bottle#:	0	Worklist Smp#:	10
Injection Vol:	1.0 ul	Dil. Factor:	1.0000		
Method:	PCBs_D3D	Limit Group:	HR - 1668A - ICAL		
Column:	SPB-Octyl (0.25 mm)	Detector	F2(21.81 :35.54)		

PCB-79, CAS: 41464-48-6

Signal: 1

Processing Integration Results

RT: 32.87
Area: 19016
Amount: 4.538657
Amount Units: pg/ul

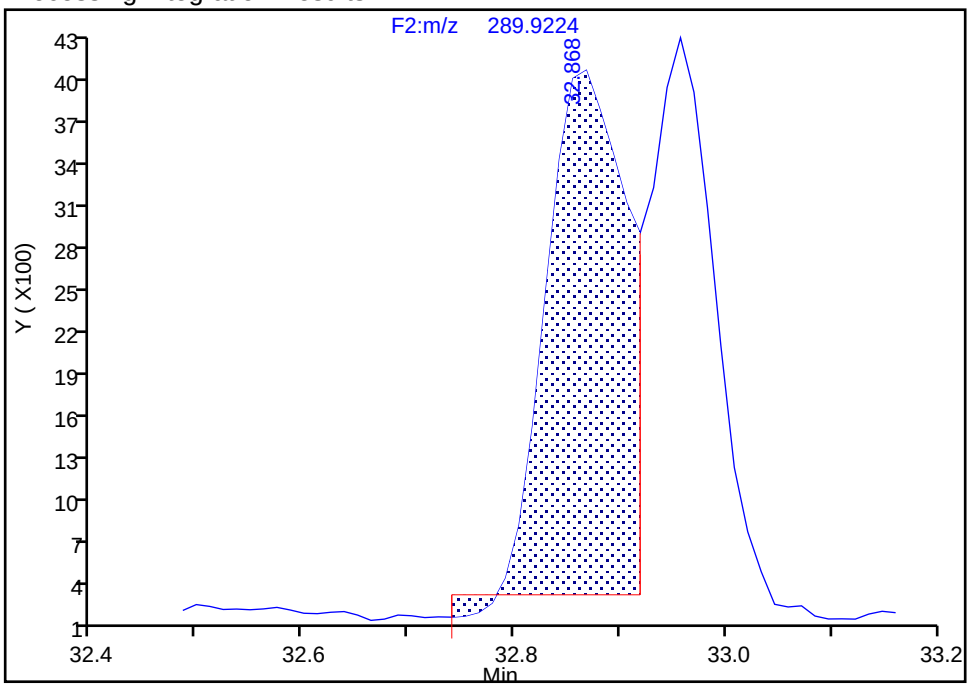

Manual Integration Results

RT: 32.87
Area: 20759
Amount: 5.162865
Amount Units: pg/ul

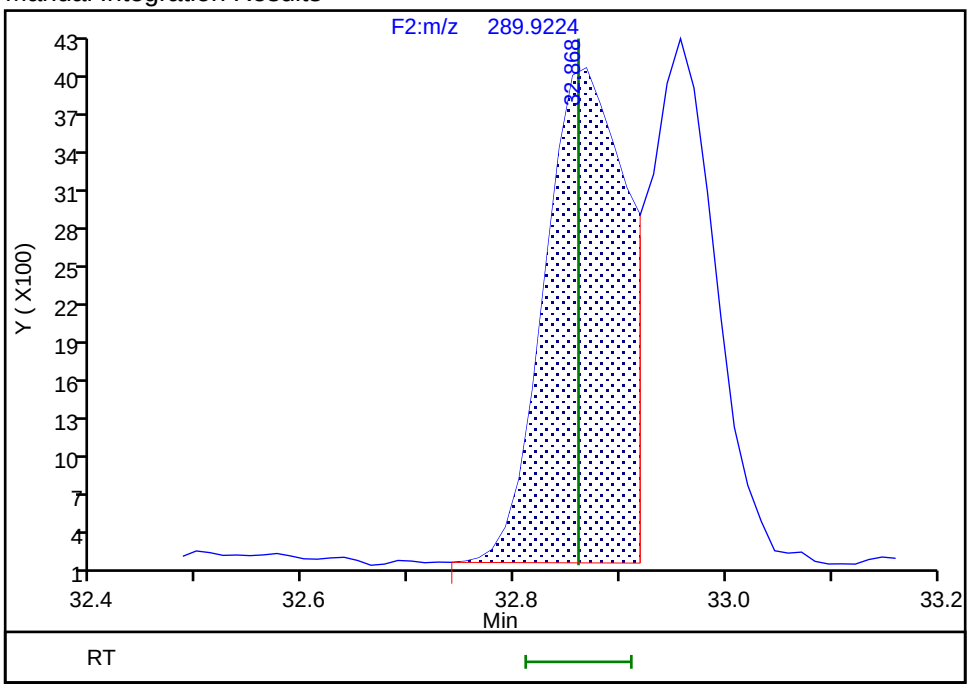

Reviewer: davidsonm, 03-Sep-2019 08:27:27

Audit Action: Split an Integrated Peak Audit Reason: Split Peak

Manual Integration/User Assign Peak Report

Eurofins TestAmerica, Knoxville

Data File:	\\chromna\Knoxville\ChromData\D3D\20190829-12907.b\580-88125-b-17-c.d				
Injection Date:	30-Aug-2019 07:23:00	Instrument ID:	D3D		
Lims ID:	580-88125-B-17-C	Lab Sample ID:	140-88125-17		
Client ID:	N7-0to27-101418				
Operator ID:	Xcalibur_System	ALS Bottle#:	0	Worklist Smp#:	10
Injection Vol:	1.0 ul	Dil. Factor:	1.0000		
Method:	PCBs_D3D	Limit Group:	HR - 1668A - ICAL		
Column:	SPB-Octyl (0.25 mm)	Detector	F2(21.81 :35.54)		

PCB-79, CAS: 41464-48-6

Signal: 2

Processing Integration Results

RT: 32.87
Area: 22240
Amount: 4.538657
Amount Units: pg/ul

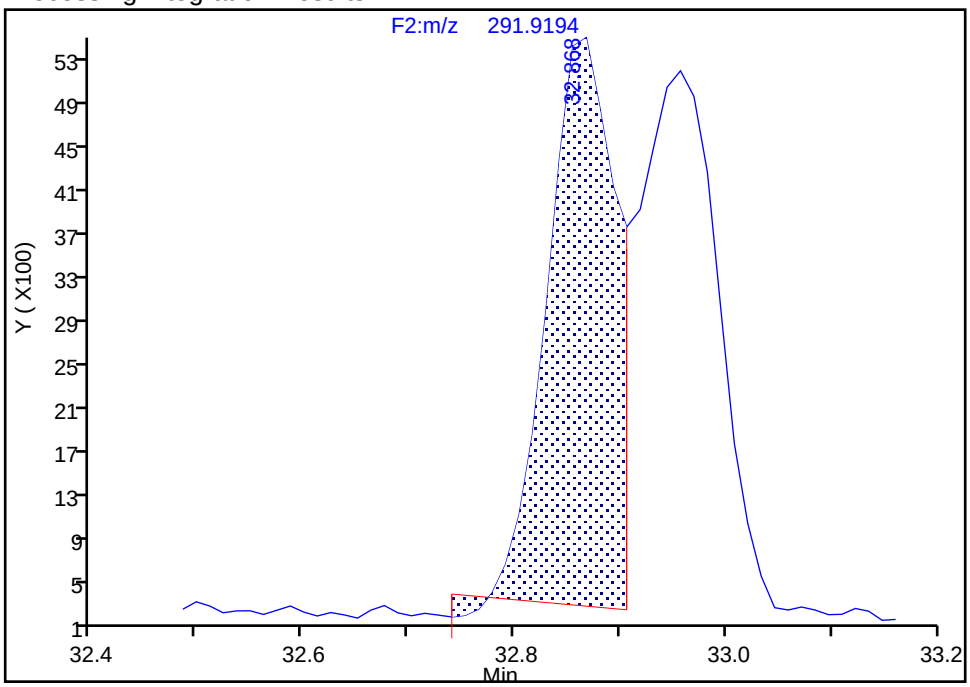

Manual Integration Results

RT: 32.87
Area: 26171
Amount: 5.162865
Amount Units: pg/ul

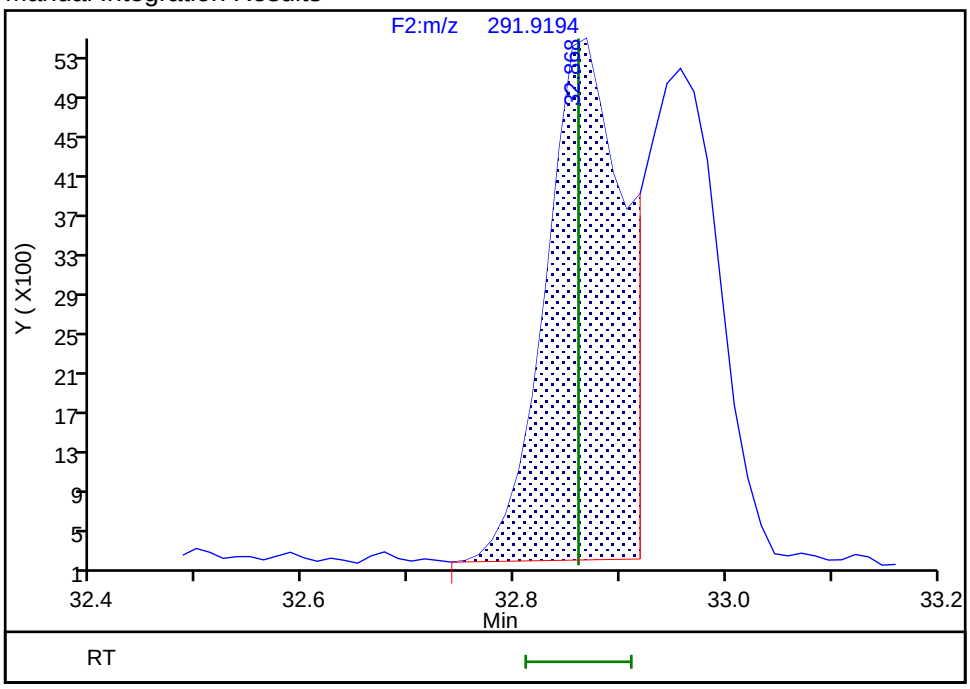

Reviewer: davidsonm, 03-Sep-2019 08:27:31

Audit Action: Split an Integrated Peak Audit Reason: Split Peak

Manual Integration/User Assign Peak Report

Eurofins TestAmerica, Knoxville

Data File:	\\chromna\Knoxville\ChromData\D3D\20190829-12907.b\580-88125-b-17-c.d				
Injection Date:	30-Aug-2019 07:23:00	Instrument ID:	D3D		
Lims ID:	580-88125-B-17-C	Lab Sample ID:	140-88125-17		
Client ID:	N7-0to27-101418				
Operator ID:	Xcalibur_System	ALS Bottle#:	0	Worklist Smp#:	10
Injection Vol:	1.0 ul	Dil. Factor:	1.0000		
Method:	PCBs_D3D	Limit Group:	HR - 1668A - ICAL		
Column:	SPB-Octyl (0.25 mm)	Detector	F2(21.81 :35.54)		

PCB-81, CAS: 70362-50-4

Signal: 1

Not Detected
Expected RT: 33.87

Processing Integration Results

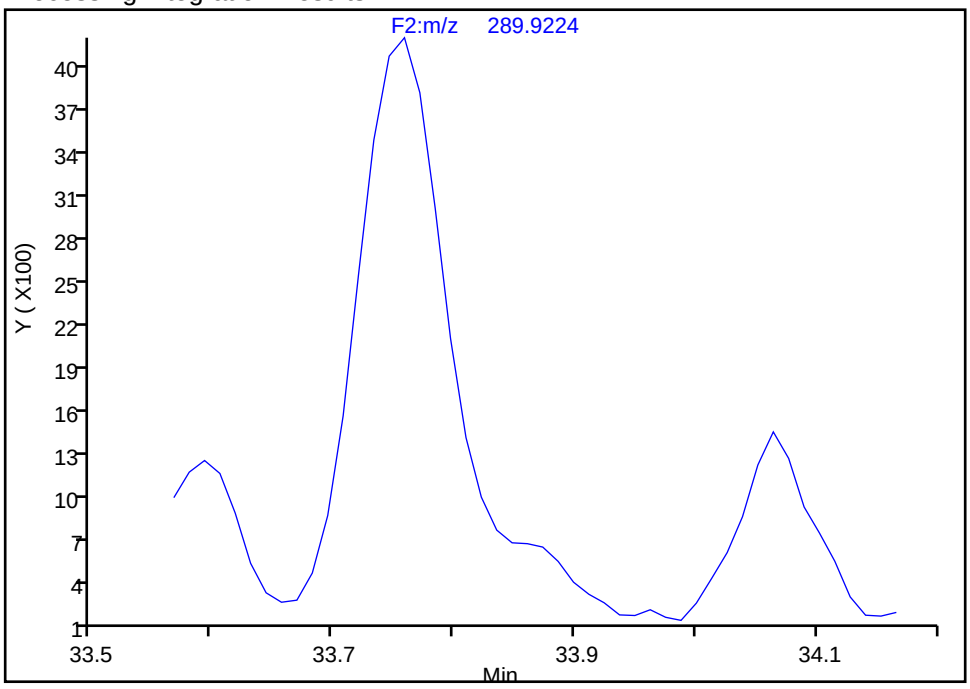

Manual Integration Results

RT: 33.82
Area: 1915
Amount: 0.717795
Amount Units: pg/ul

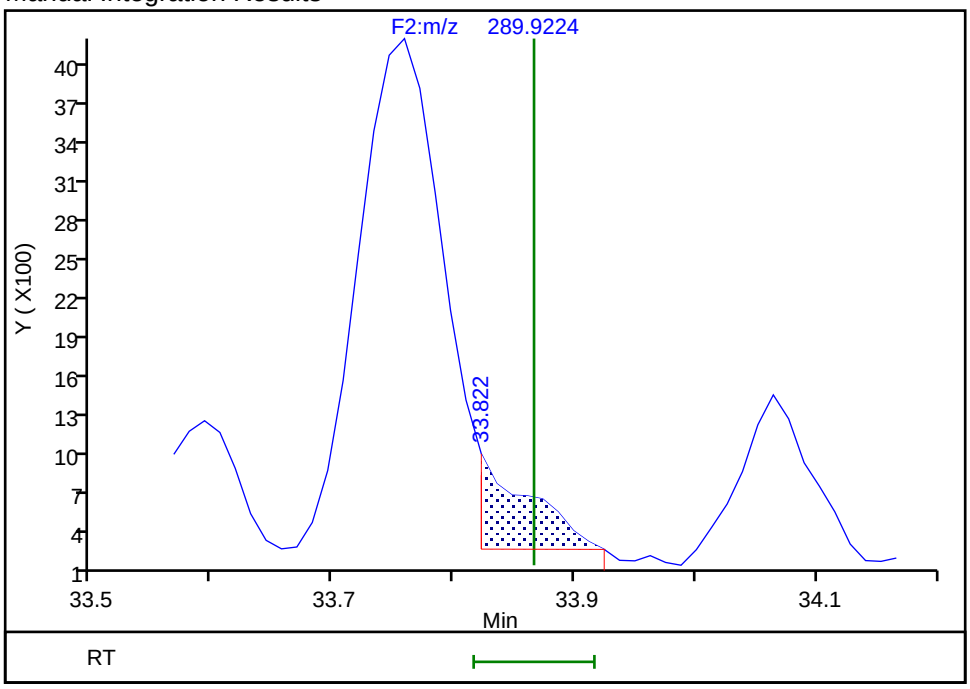

Reviewer: davidsonm, 03-Sep-2019 08:27:43
Audit Action: Split an Integrated Peak Audit Reason: Split Peak

Manual Integration/User Assign Peak Report

Eurofins TestAmerica, Knoxville

Data File:	\\chromna\Knoxville\ChromData\D3D\20190829-12907.b\580-88125-b-17-c.d				
Injection Date:	30-Aug-2019 07:23:00	Instrument ID:	D3D		
Lims ID:	580-88125-B-17-C	Lab Sample ID:	140-88125-17		
Client ID:	N7-0to27-101418				
Operator ID:	Xcalibur_System	ALS Bottle#:	0	Worklist Smp#:	10
Injection Vol:	1.0 ul	Dil. Factor:	1.0000		
Method:	PCBs_D3D	Limit Group:	HR - 1668A - ICAL		
Column:	SPB-Octyl (0.25 mm)	Detector	F2(21.81 :35.54)		

PCB-81, CAS: 70362-50-4

Signal: 2

Not Detected
Expected RT: 33.87

Processing Integration Results

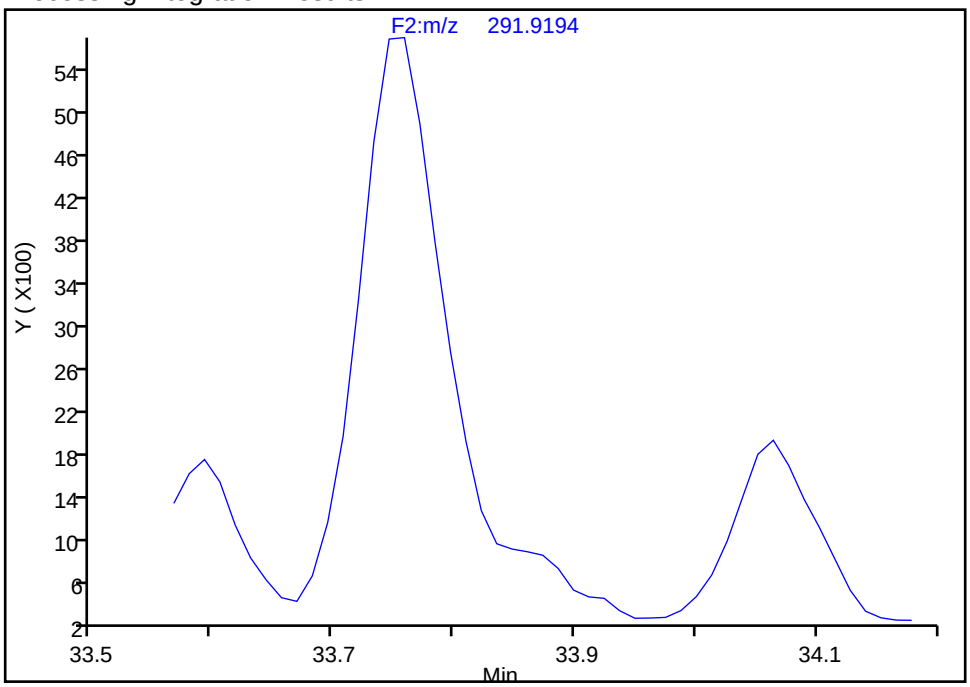

Manual Integration Results

RT: 33.82
Area: 3468
Amount: 0.717795
Amount Units: pg/ul

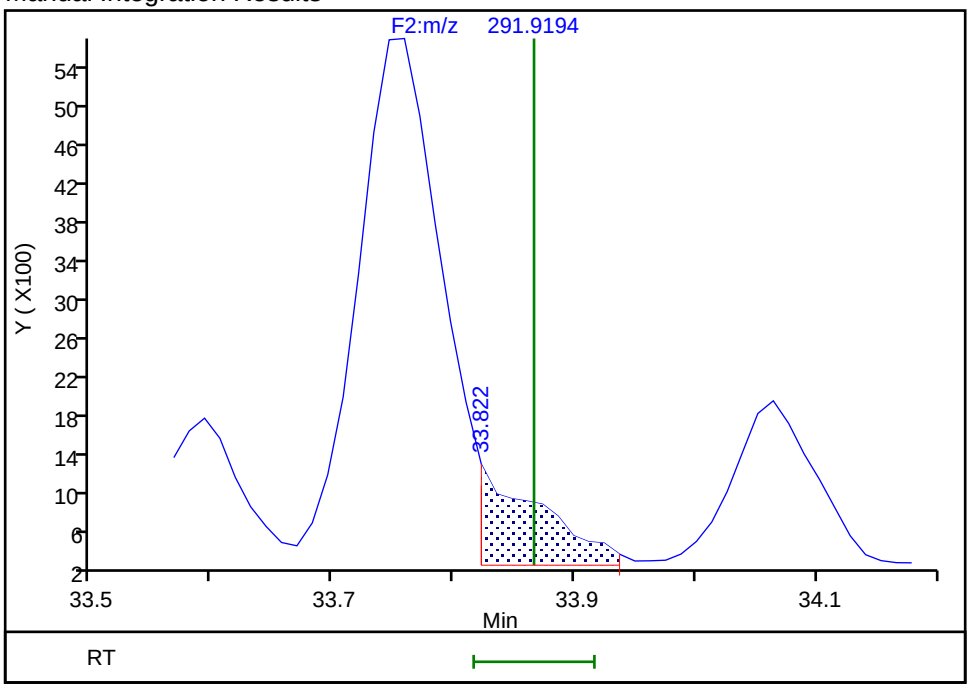

Reviewer: davidsonm, 03-Sep-2019 08:27:46
Audit Action: Split an Integrated Peak Audit Reason: Split Peak

Report Date: 03-Sep-2019 08:33:26 Chrom Revision: 2.3 22-Aug-2019 12:55:36

Eurofins TestAmerica, Knoxville

Data File:	\\chromna\Knoxville\ChromData\D3D\20190829-12907.b\580-88125-b-17-c.d		
Injection Date:	30-Aug-2019 07:23:00	Injection Vol:	1.0 ul
Instrument ID:	D3D	Operator ID:	Xcalibur_System
Method:	PCBs_D3D	Limit Group:	HR - 1668A - ICAL
Client ID:	N7-0to27-101418		
Worklist#:	33148	Sample Line#:	10
Column Type:	SPB-Octyl	Column Dia:	0.25 mm

PePCB F2

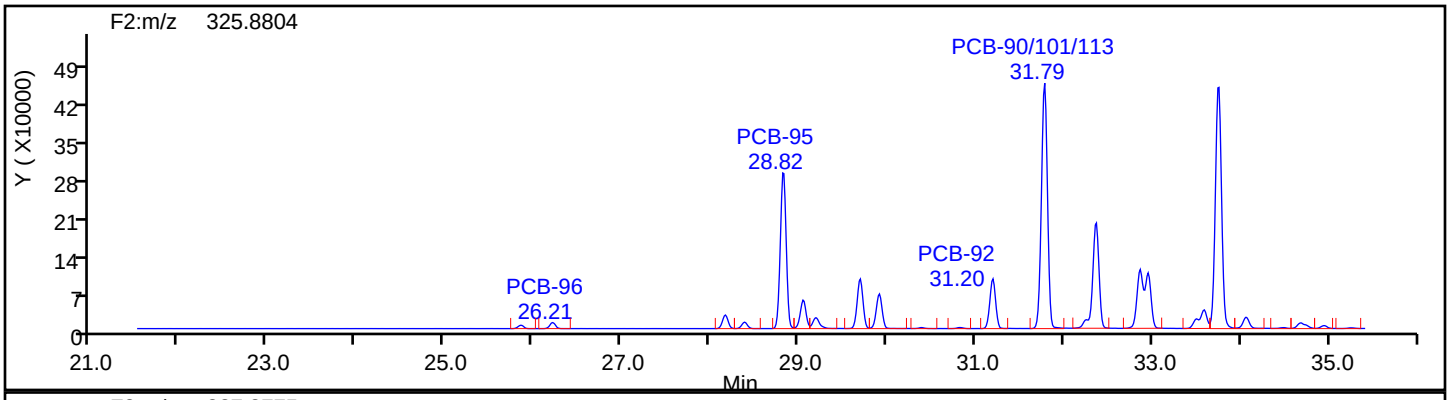

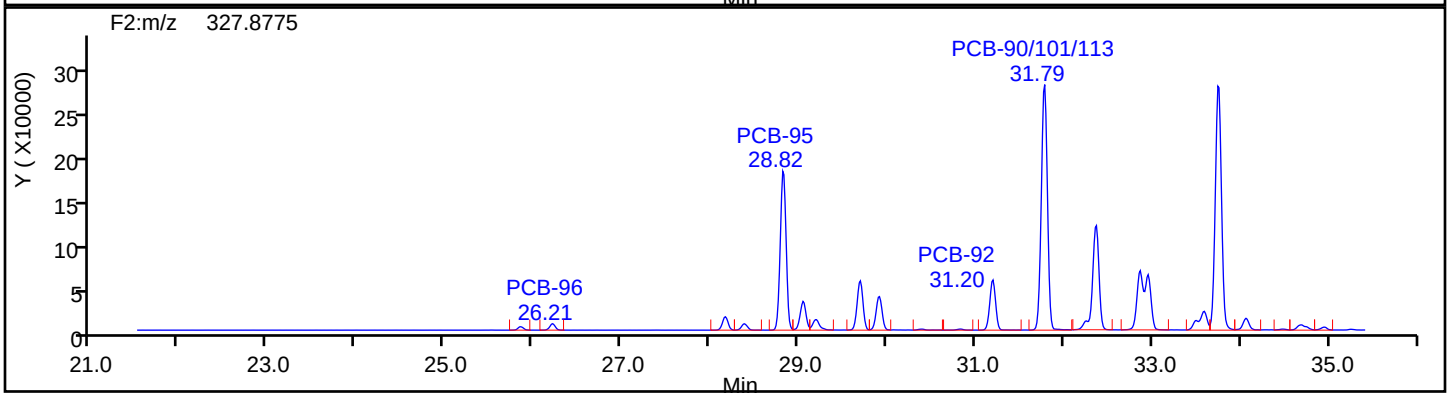

PePCB F2 Standards

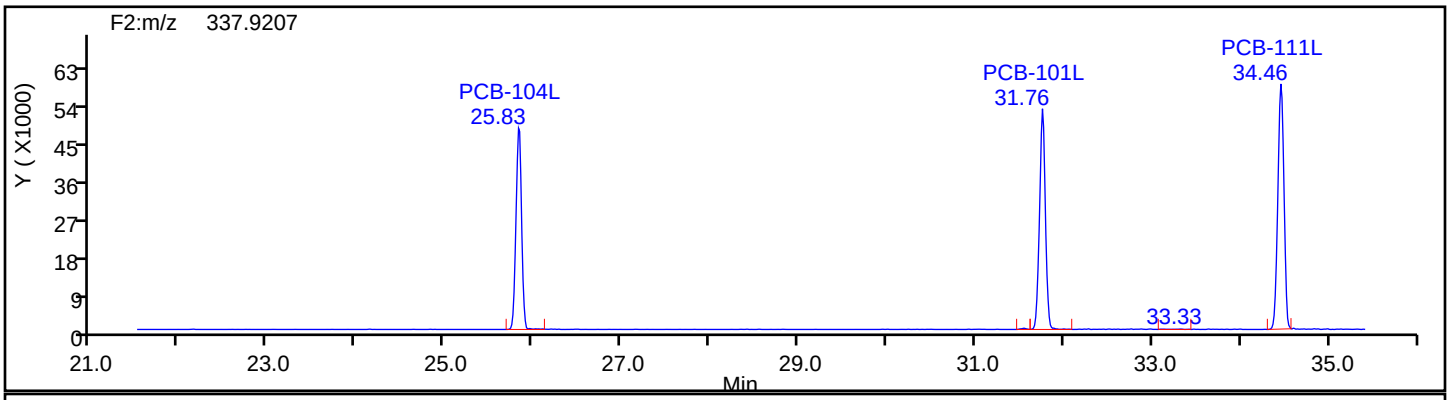

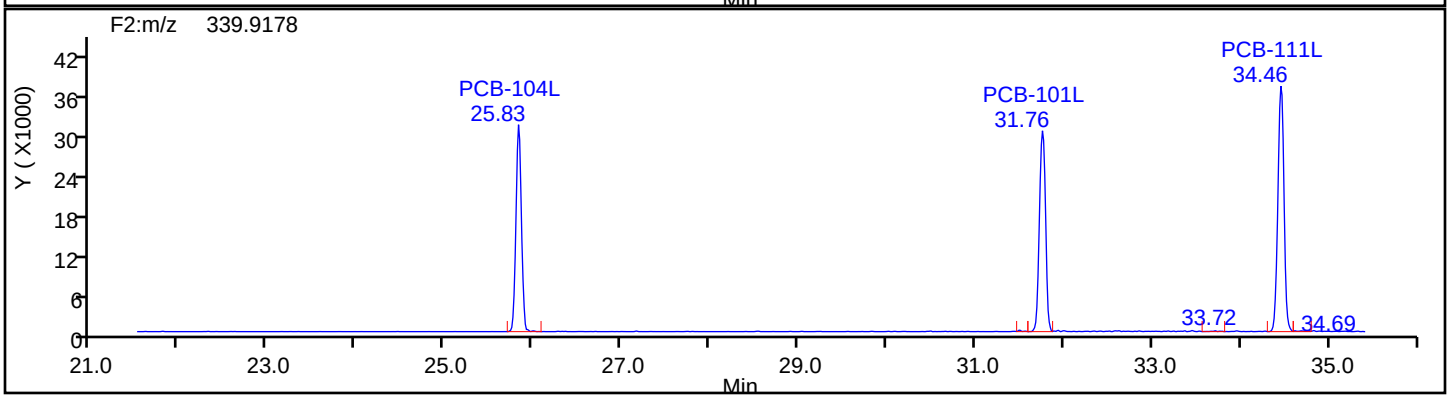

Eurofins TestAmerica, Knoxville

Data File:	\\chromna\Knoxville\ChromData\D3D\20190829-12907.b\580-88125-b-17-c.d		
Injection Date:	30-Aug-2019 07:23:00	Injection Vol:	1.0 ul
Instrument ID:	D3D	Operator ID:	Xcalibur_System
Method:	PCBs_D3D	Limit Group:	HR - 1668A - ICAL
Client ID:	N7-0to27-101418		
Worklist#:	33148	Sample Line#:	10
Column Type:	SPB-Octyl	Column Dia:	0.25 mm

PePCB F2

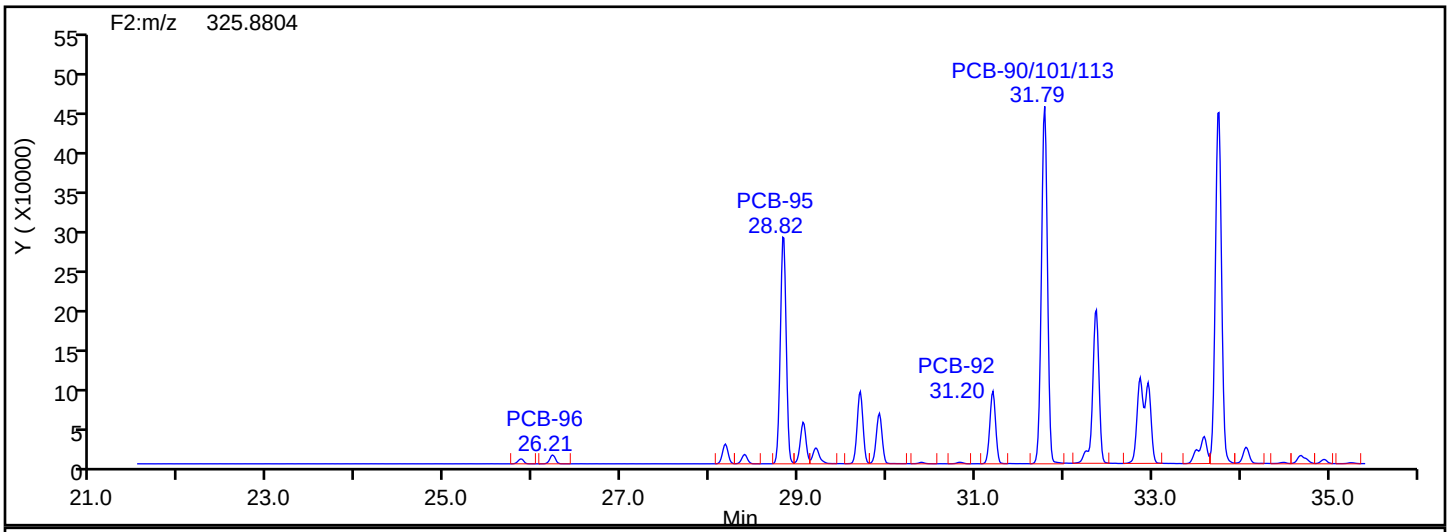

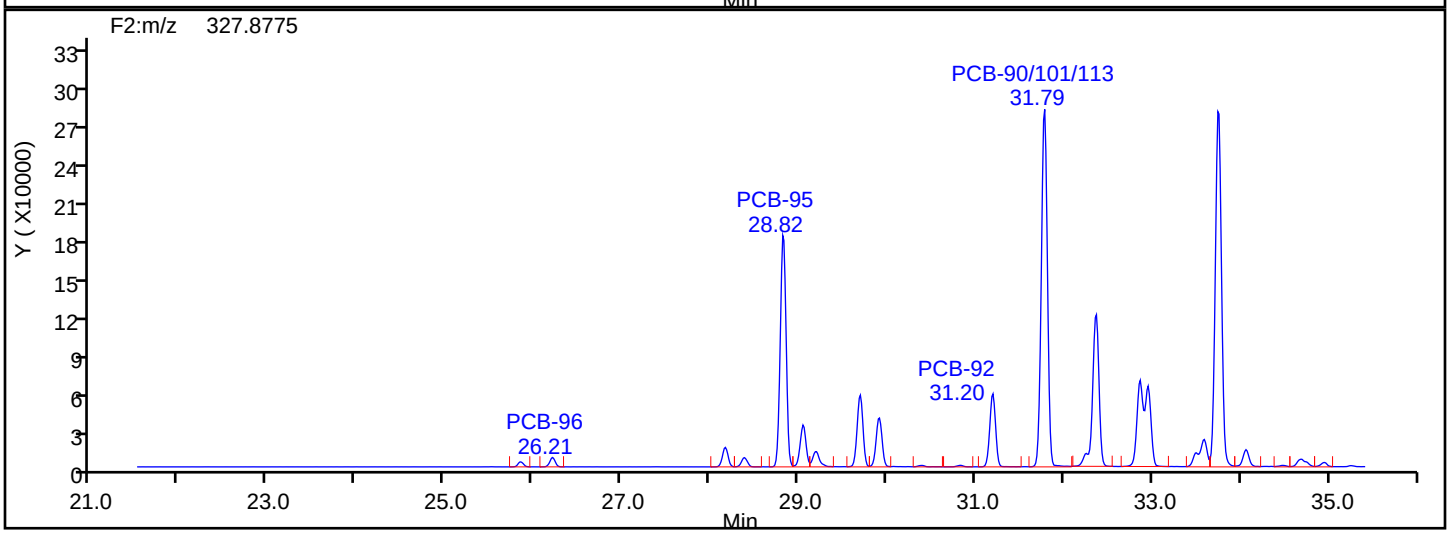

PePCB F2 Lock Mass

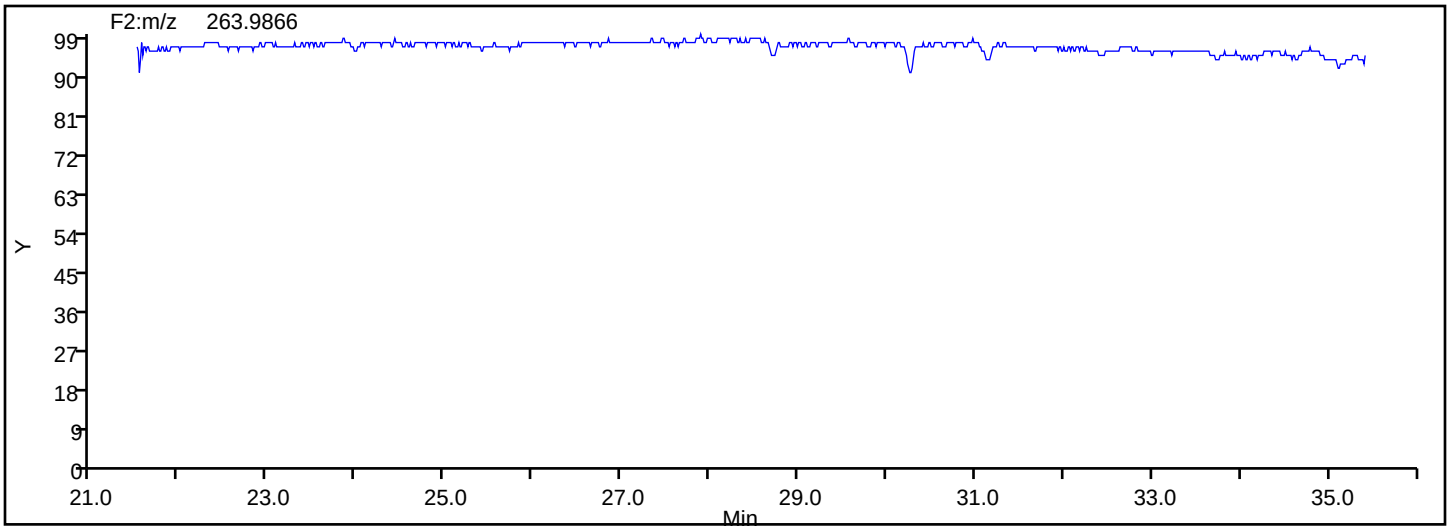

Manual Integration/User Assign Peak Report

Eurofins TestAmerica, Knoxville

Data File:	\\chromna\Knoxville\ChromData\D3D\20190829-12907.b\580-88125-b-17-c.d				
Injection Date:	30-Aug-2019 07:23:00	Instrument ID:	D3D		
Lims ID:	580-88125-B-17-C	Lab Sample ID:	140-88125-17		
Client ID:	N7-0to27-101418				
Operator ID:	Xcalibur_System	ALS Bottle#:	0	Worklist Smp#:	10
Injection Vol:	1.0 ul	Dil. Factor:	1.0000		
Method:	PCBs_D3D	Limit Group:	HR - 1668A - ICAL		
Column:	SPB-Octyl (0.25 mm)	Detector	F2(21.81 :35.54)		

PCB-83/99, CAS: STL01809

Signal: 1

Processing Integration Results

RT: 32.26
Area: 60669
Amount: 30.596901
Amount Units: pg/ul

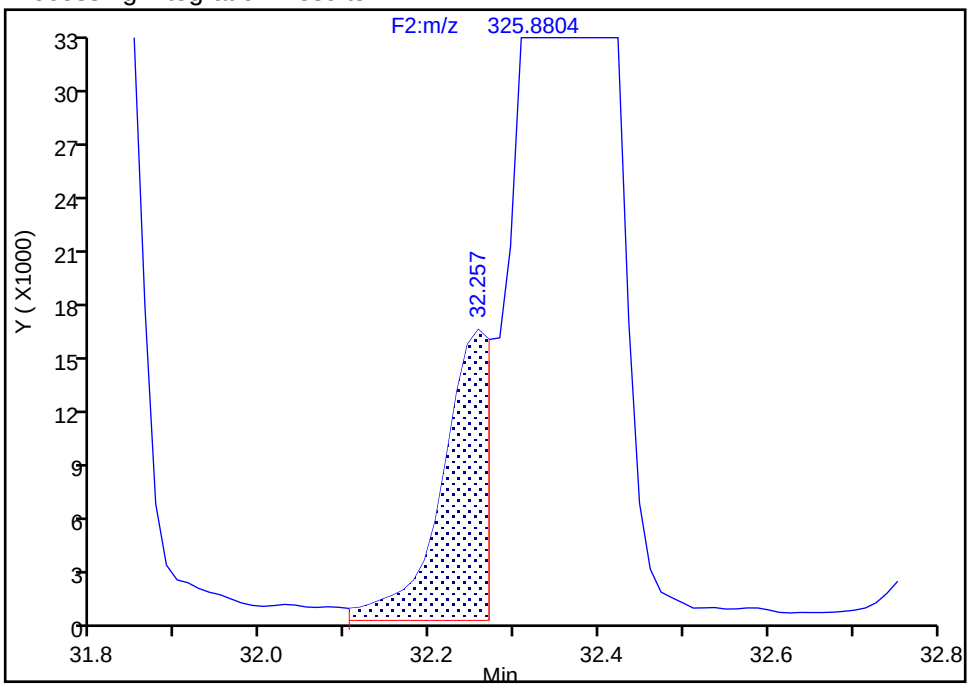

Manual Integration Results

RT: 32.37
Area: 992744
Amount: 492.1573
Amount Units: pg/ul

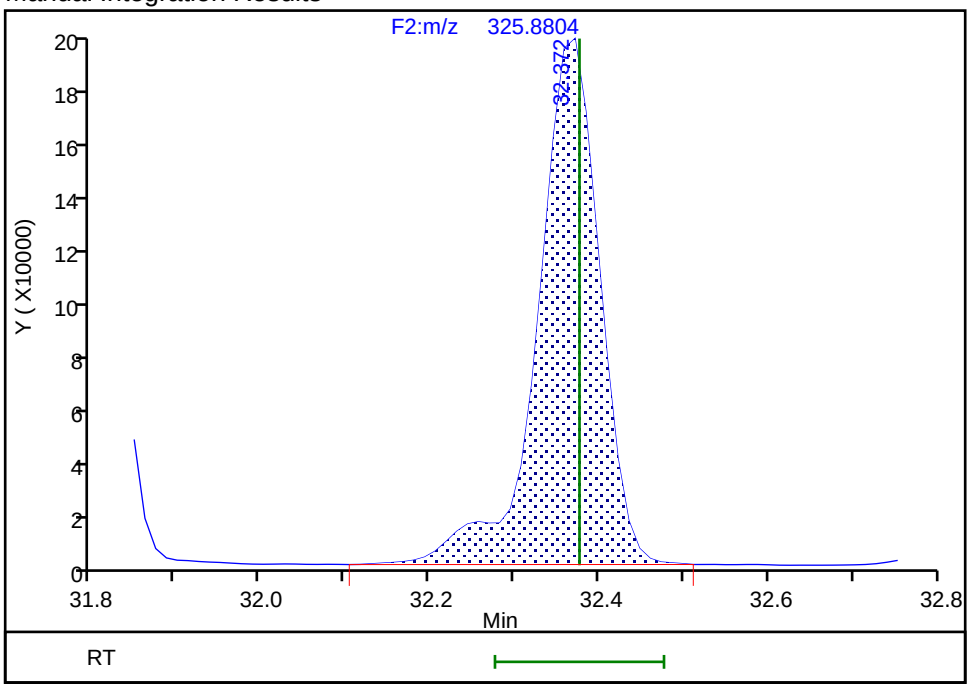

Reviewer: davidsonm, 03-Sep-2019 08:28:33

Audit Action: Manually Integrated Audit Reason: Incomplete Integration

Manual Integration/User Assign Peak Report

Eurofins TestAmerica, Knoxville

Data File:	\\chromna\Knoxville\ChromData\D3D\20190829-12907.b\580-88125-b-17-c.d				
Injection Date:	30-Aug-2019 07:23:00	Instrument ID:	D3D		
Lims ID:	580-88125-B-17-C	Lab Sample ID:	140-88125-17		
Client ID:	N7-0to27-101418				
Operator ID:	Xcalibur_System	ALS Bottle#:	0	Worklist Smp#:	10
Injection Vol:	1.0 ul	Dil. Factor:	1.0000		
Method:	PCBs_D3D	Limit Group:	HR - 1668A - ICAL		
Column:	SPB-Octyl (0.25 mm)	Detector	F2(21.81 :35.54)		

PCB-83/99, CAS: STL01809

Signal: 2

Processing Integration Results

RT: 32.26
Area: 39461
Amount: 30.596901
Amount Units: pg/ul

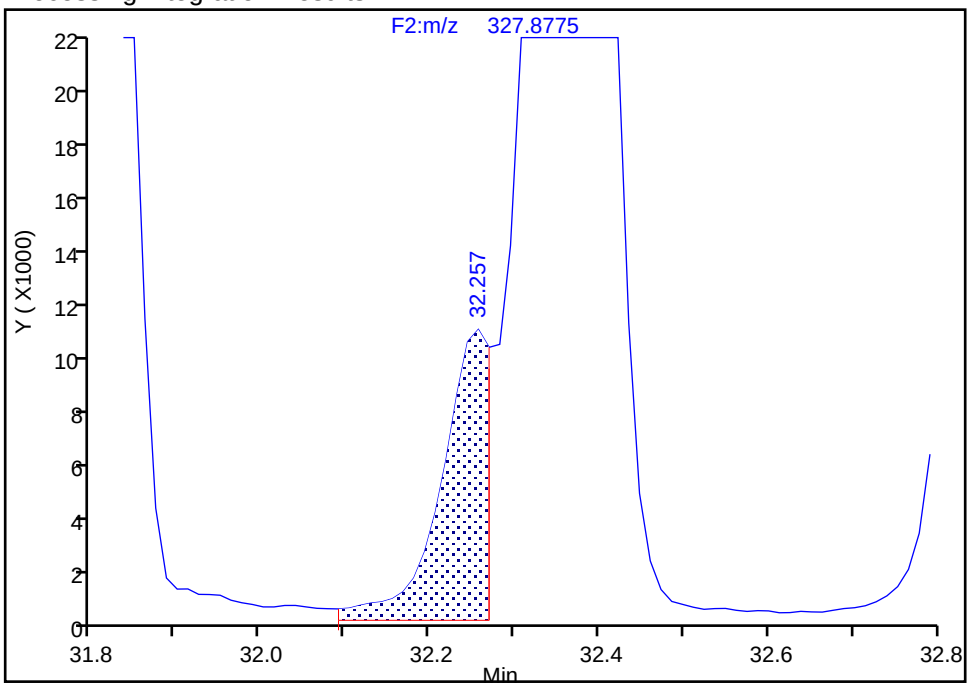

Manual Integration Results

RT: 32.37
Area: 617867
Amount: 492.1573
Amount Units: pg/ul

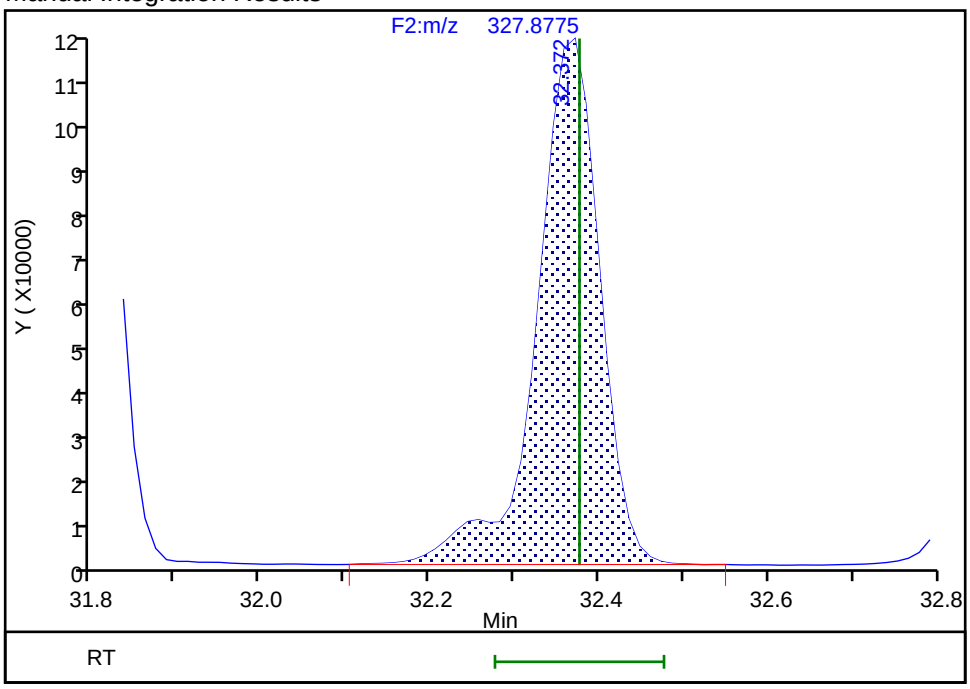

Reviewer: davidsonm, 03-Sep-2019 08:28:37

Audit Action: Manually Integrated Audit Reason: Incomplete Integration

Manual Integration/User Assign Peak Report

Eurofins TestAmerica, Knoxville

Data File:	\\chromna\Knoxville\ChromData\D3D\20190829-12907.b\580-88125-b-17-c.d				
Injection Date:	30-Aug-2019 07:23:00	Instrument ID:	D3D		
Lims ID:	580-88125-B-17-C	Lab Sample ID:	140-88125-17		
Client ID:	N7-0to27-101418				
Operator ID:	Xcalibur_System	ALS Bottle#:	0	Worklist Smp#:	10
Injection Vol:	1.0 ul	Dil. Factor:	1.0000		
Method:	PCBs_D3D	Limit Group:	HR - 1668A - ICAL		
Column:	SPB-Octyl (0.25 mm)	Detector	F2(21.81 :35.54)		

PCB-86/87/97/109/119/125, CAS: STL02295

Signal: 1

Processing Integration Results

RT: 32.87
Area: 554893
Amount: 216.3953
Amount Units: pg/ul

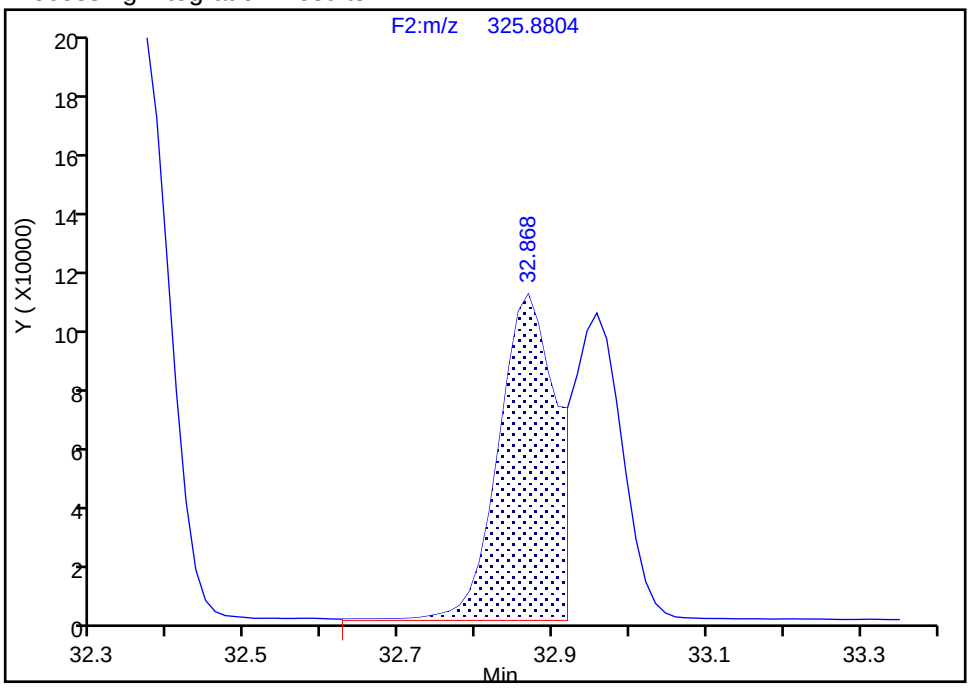

Manual Integration Results

RT: 32.87
Area: 986063
Amount: 383.9253
Amount Units: pg/ul

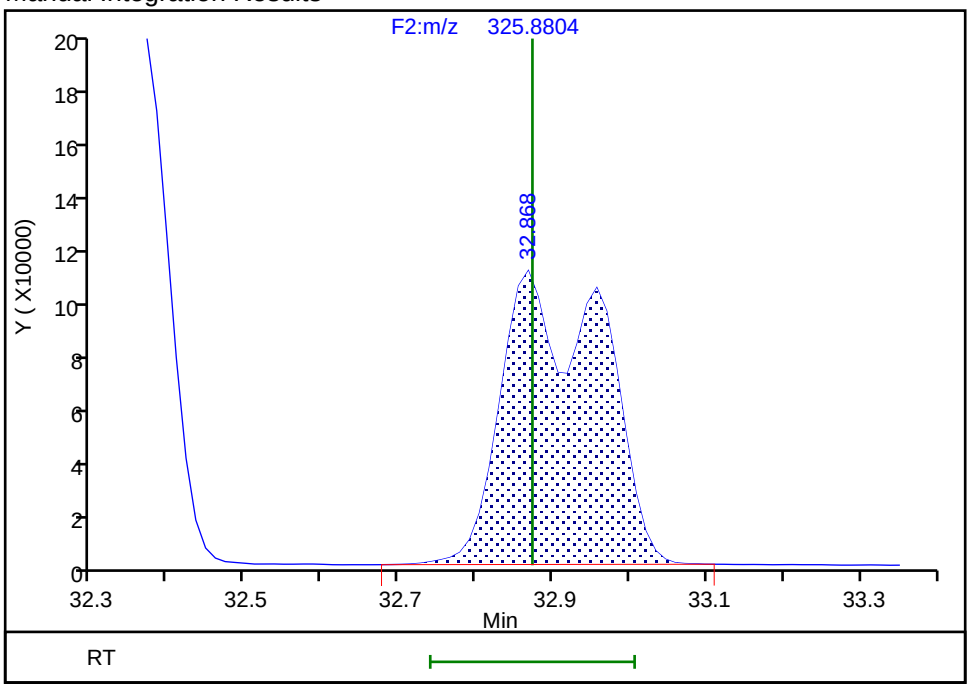

Reviewer: davidsonm, 03-Sep-2019 08:28:44

Audit Action: Manually Integrated Audit Reason: Incomplete Integration

Manual Integration/User Assign Peak Report

Eurofins TestAmerica, Knoxville

Data File:	\\chromna\Knoxville\ChromData\D3D\20190829-12907.b\580-88125-b-17-c.d				
Injection Date:	30-Aug-2019 07:23:00	Instrument ID:	D3D		
Lims ID:	580-88125-B-17-C	Lab Sample ID:	140-88125-17		
Client ID:	N7-0to27-101418				
Operator ID:	Xcalibur_System	ALS Bottle#:	0	Worklist Smp#:	10
Injection Vol:	1.0 ul	Dil. Factor:	1.0000		
Method:	PCBs_D3D	Limit Group:	HR - 1668A - ICAL		
Column:	SPB-Octyl (0.25 mm)	Detector	F2(21.81 :35.54)		

PCB-86/87/97/109/119/125, CAS: STL02295

Signal: 2

Processing Integration Results

RT: 32.87
Area: 346619
Amount: 216.3953
Amount Units: pg/ul

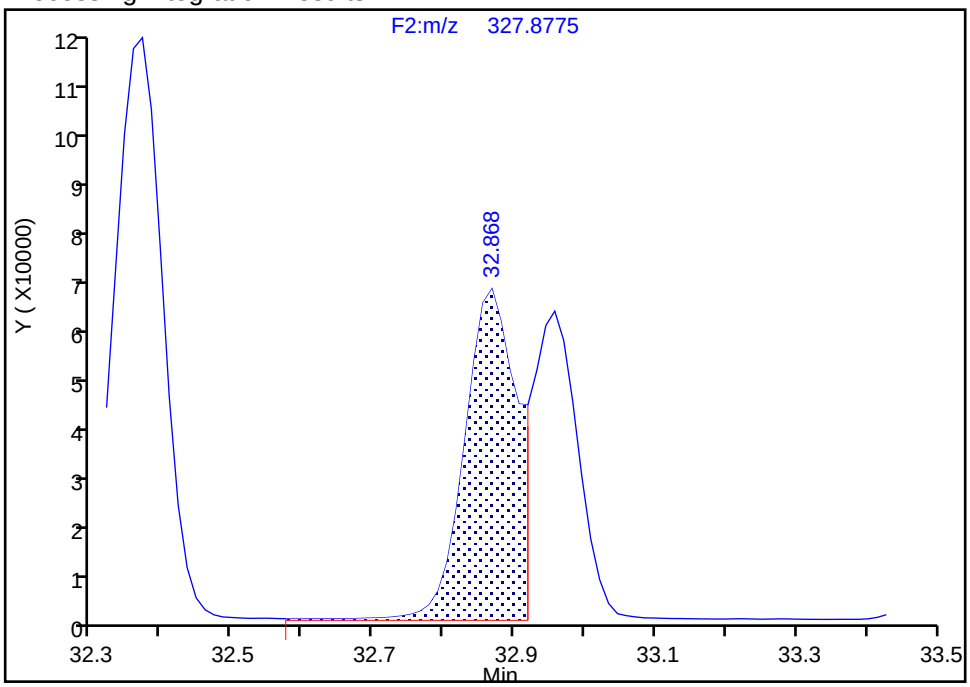

Manual Integration Results

RT: 32.87
Area: 613386
Amount: 383.9253
Amount Units: pg/ul

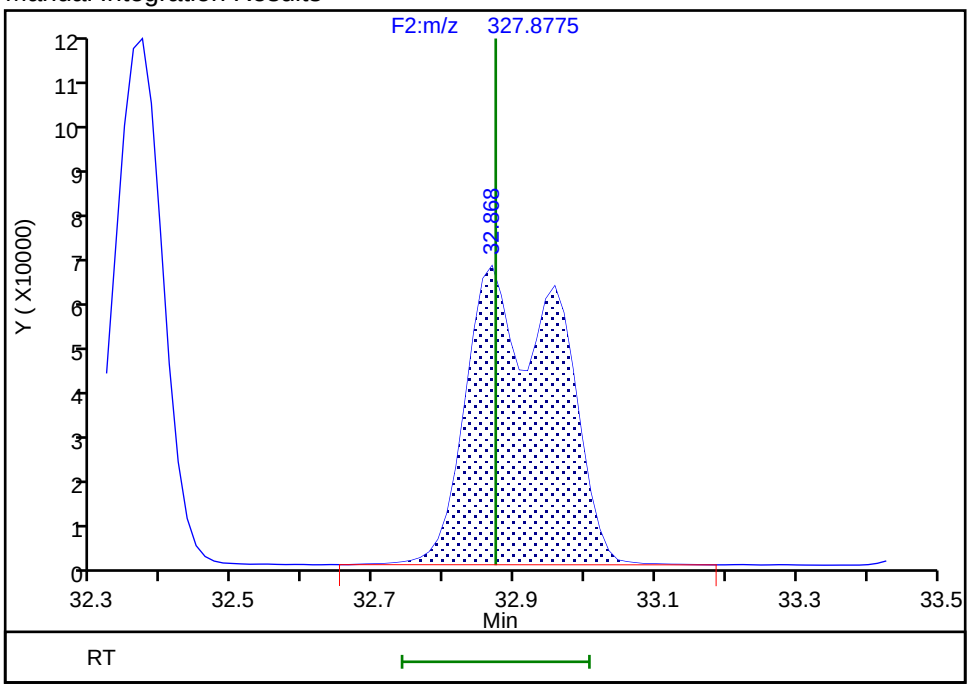

Reviewer: davidsonm, 03-Sep-2019 08:28:49

Audit Action: Manually Integrated Audit Reason: Incomplete Integration

Manual Integration/User Assign Peak Report

Eurofins TestAmerica, Knoxville

Data File:	\\chromna\Knoxville\ChromData\D3D\20190829-12907.b\580-88125-b-17-c.d				
Injection Date:	30-Aug-2019 07:23:00	Instrument ID:	D3D		
Lims ID:	580-88125-B-17-C	Lab Sample ID:	140-88125-17		
Client ID:	N7-0to27-101418				
Operator ID:	Xcalibur_System	ALS Bottle#:	0	Worklist Smp#:	10
Injection Vol:	1.0 ul	Dil. Factor:	1.0000		
Method:	PCBs_D3D	Limit Group:	HR - 1668A - ICAL		
Column:	SPB-Octyl (0.25 mm)	Detector	F2(21.81 :35.54)		

PCB-85/116/117, CAS: STL01810

Signal: 1

Processing Integration Results

RT: 33.50
Area: 73376
Amount: 28.411693
Amount Units: pg/ul

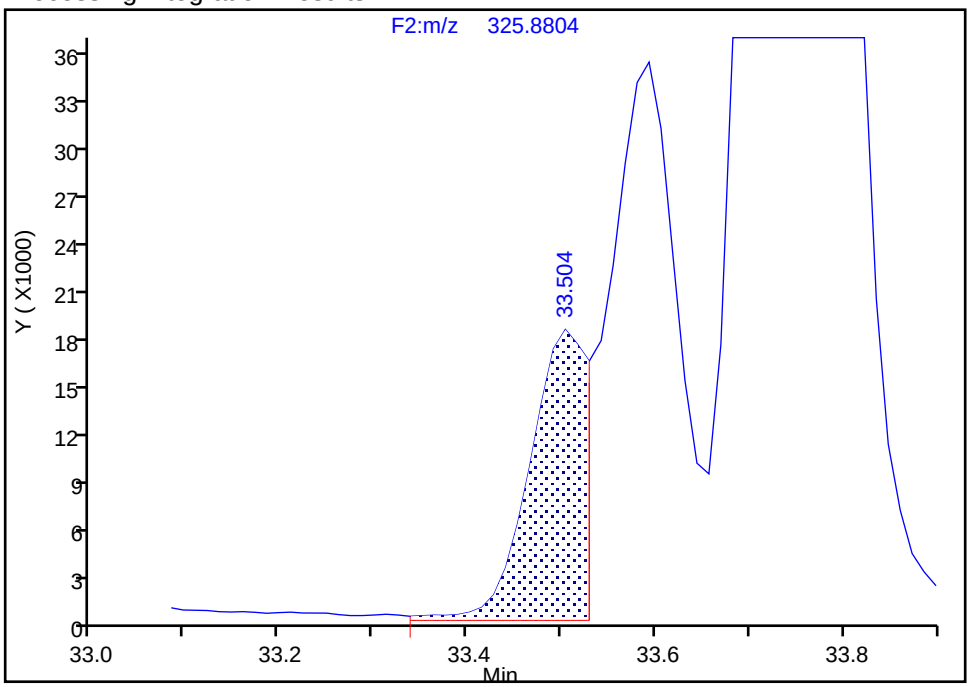

Manual Integration Results

RT: 33.59
Area: 240960
Amount: 93.444648
Amount Units: pg/ul

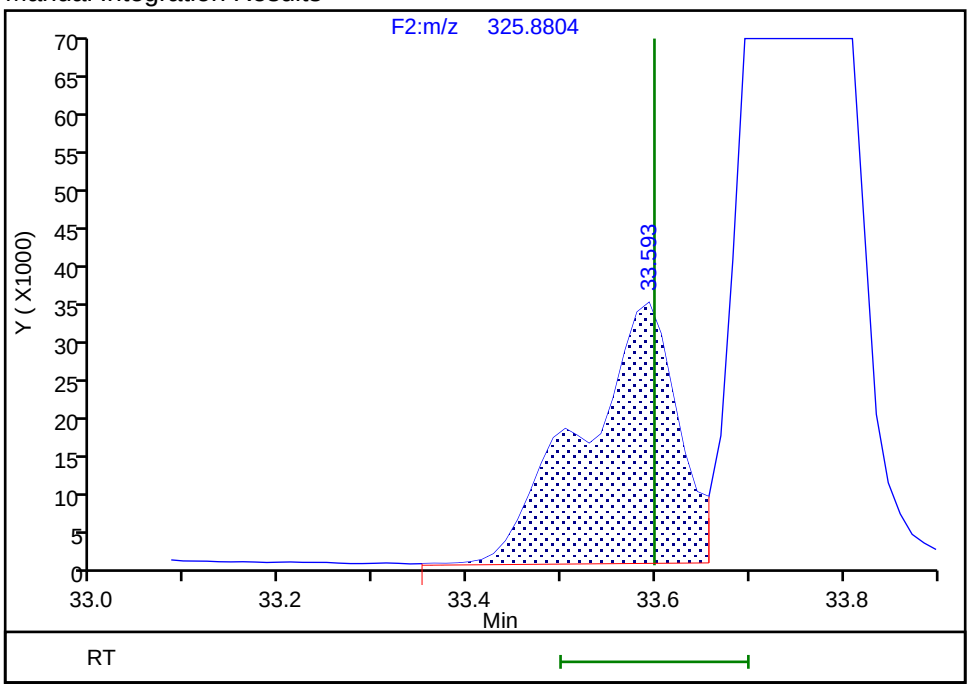

Reviewer: davidsonm, 03-Sep-2019 08:29:19

Audit Action: Manually Integrated Audit Reason: Incomplete Integration

Manual Integration/User Assign Peak Report

Eurofins TestAmerica, Knoxville

Data File:	\\chromna\Knoxville\ChromData\D3D\20190829-12907.b\580-88125-b-17-c.d				
Injection Date:	30-Aug-2019 07:23:00	Instrument ID:	D3D		
Lims ID:	580-88125-B-17-C	Lab Sample ID:	140-88125-17		
Client ID:	N7-0to27-101418				
Operator ID:	Xcalibur_System	ALS Bottle#:	0	Worklist Smp#:	10
Injection Vol:	1.0 ul	Dil. Factor:	1.0000		
Method:	PCBs_D3D	Limit Group:	HR - 1668A - ICAL		
Column:	SPB-Octyl (0.25 mm)	Detector	F2(21.81 :35.54)		

PCB-85/116/117, CAS: STL01810

Signal: 2

Processing Integration Results

RT: 33.50
Area: 46655
Amount: 28.411693
Amount Units: pg/ul

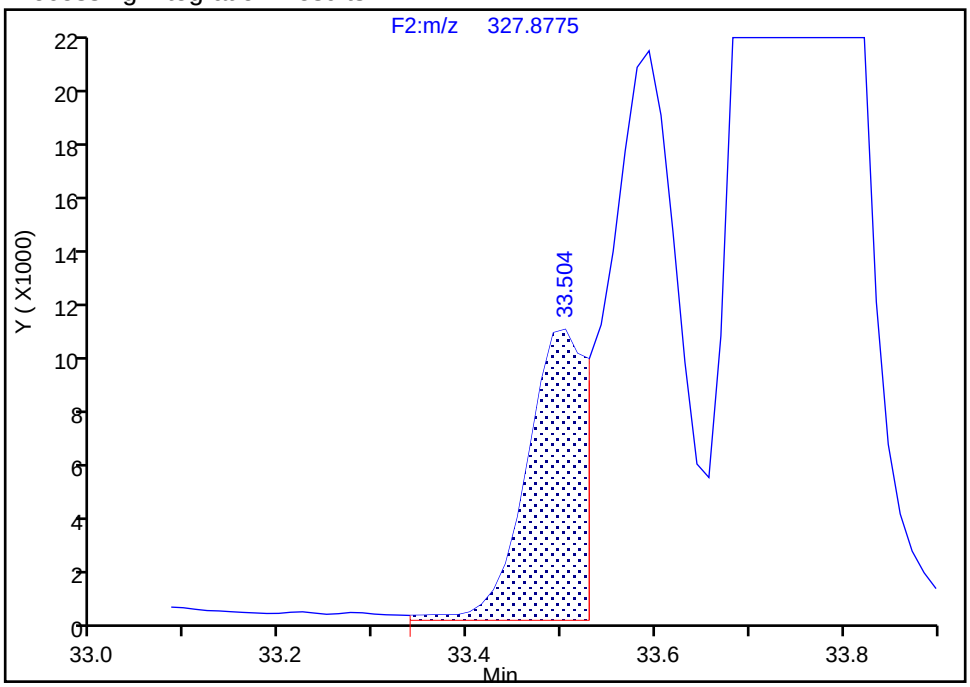

Manual Integration Results

RT: 33.59
Area: 153816
Amount: 93.444648
Amount Units: pg/ul

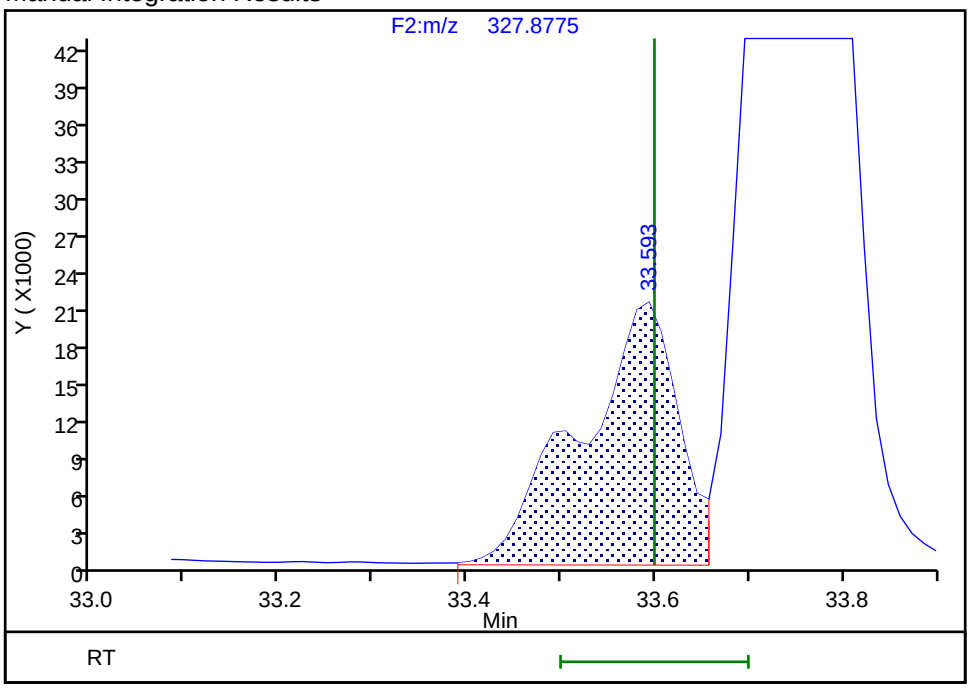

Reviewer: davidsonm, 03-Sep-2019 08:29:30

Audit Action: Manually Integrated Audit Reason: Incomplete Integration

Manual Integration/User Assign Peak Report

Eurofins TestAmerica, Knoxville

Data File:	\\chromna\Knoxville\ChromData\D3D\20190829-12907.b\580-88125-b-17-c.d				
Injection Date:	30-Aug-2019 07:23:00	Instrument ID:	D3D		
Lims ID:	580-88125-B-17-C	Lab Sample ID:	140-88125-17		
Client ID:	N7-0to27-101418				
Operator ID:	Xcalibur_System	ALS Bottle#:	0	Worklist Smp#:	10
Injection Vol:	1.0 ul	Dil. Factor:	1.0000		
Method:	PCBs_D3D	Limit Group:	HR - 1668A - ICAL		
Column:	SPB-Octyl (0.25 mm)	Detector	F2(21.81 :35.54)		

PCB-82, CAS: 52663-62-4

Signal: 1

Not Detected
Expected RT: 34.08

Processing Integration Results

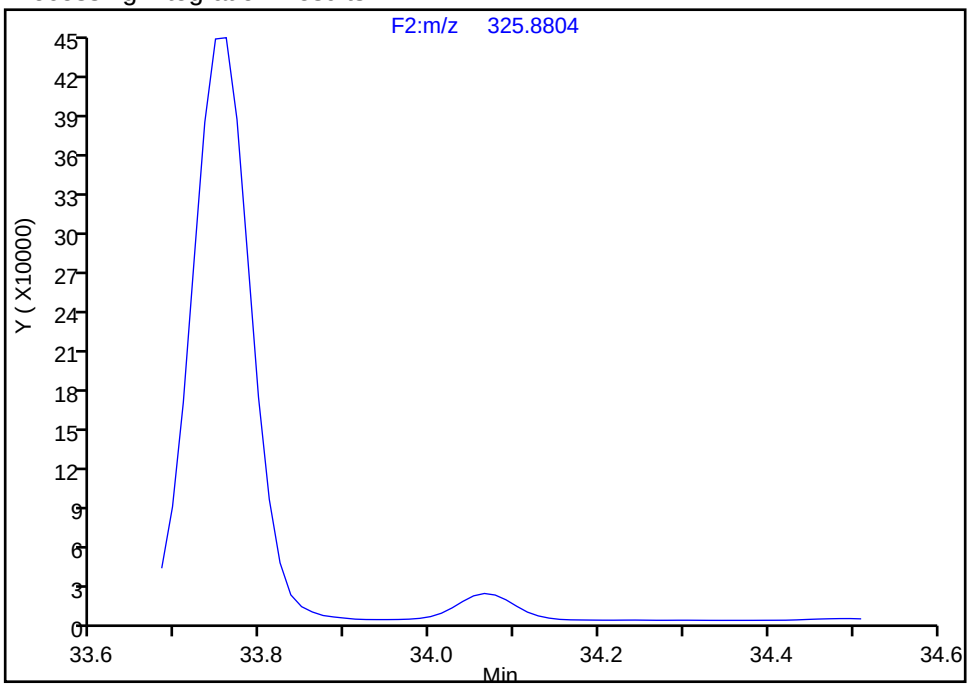

Manual Integration Results

RT: 34.06
Area: 111521
Amount: 59.616486
Amount Units: pg/ul

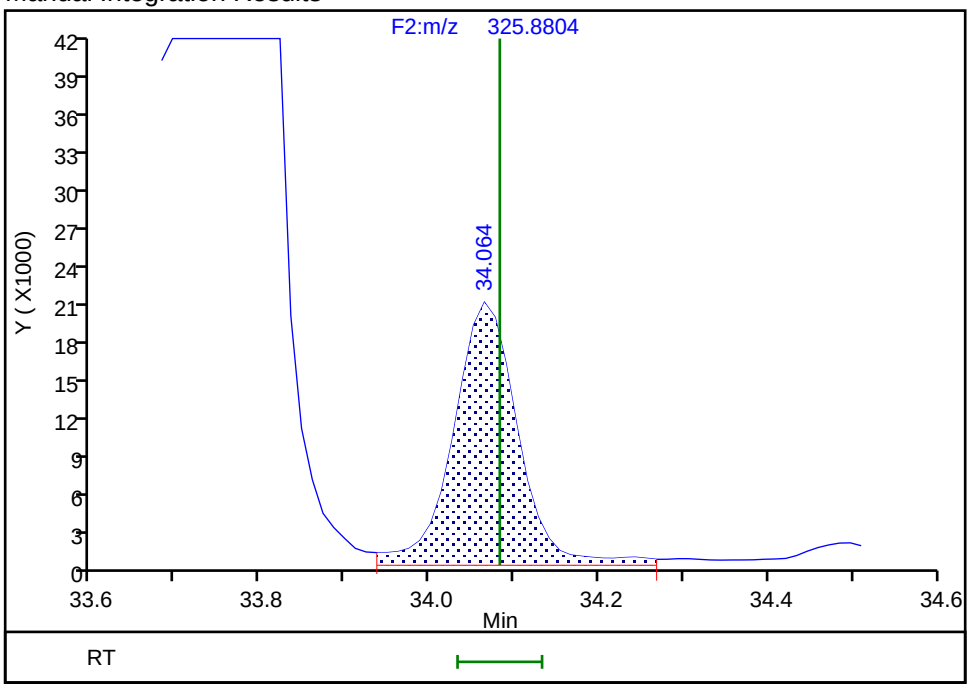

Reviewer: davidsonm, 03-Sep-2019 08:29:37
Audit Action: Assigned Compound ID Audit Reason: Incomplete Integration

Manual Integration/User Assign Peak Report

Eurofins TestAmerica, Knoxville

Data File:	\\chromna\Knoxville\ChromData\D3D\20190829-12907.b\580-88125-b-17-c.d				
Injection Date:	30-Aug-2019 07:23:00	Instrument ID:	D3D		
Lims ID:	580-88125-B-17-C	Lab Sample ID:	140-88125-17		
Client ID:	N7-0to27-101418				
Operator ID:	Xcalibur_System	ALS Bottle#:	0	Worklist Smp#:	10
Injection Vol:	1.0 ul	Dil. Factor:	1.0000		
Method:	PCBs_D3D	Limit Group:	HR - 1668A - ICAL		
Column:	SPB-Octyl (0.25 mm)	Detector	F2(21.81 :35.54)		

PCB-111, CAS: 39635-32-0

Signal: 1

Not Detected
Expected RT: 34.49

Processing Integration Results

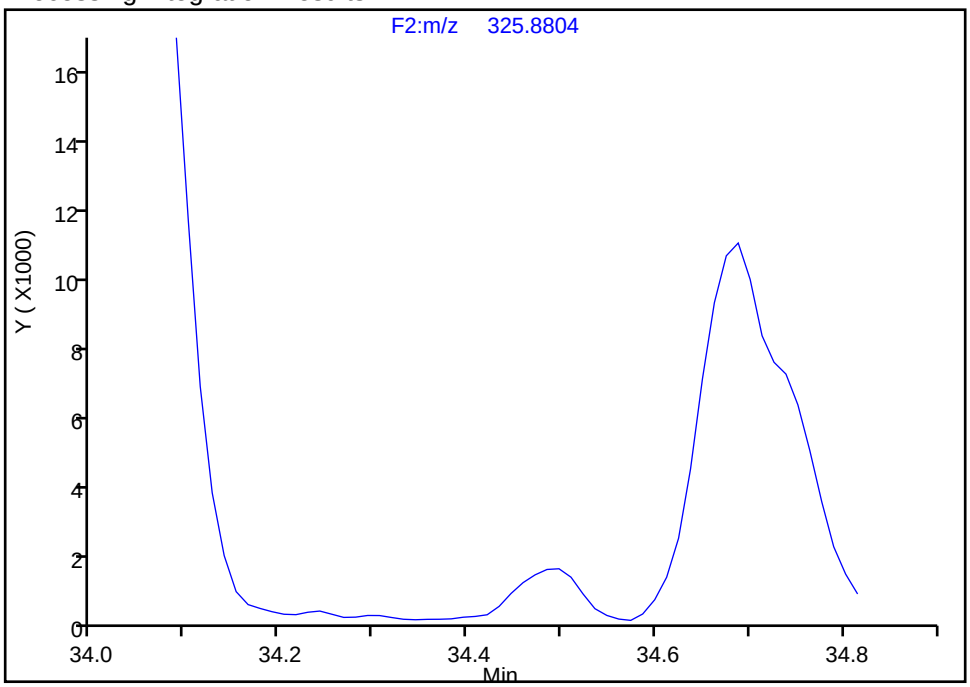

Manual Integration Results

RT: 34.50
Area: 12199
Amount: 3.900228
Amount Units: pg/ul

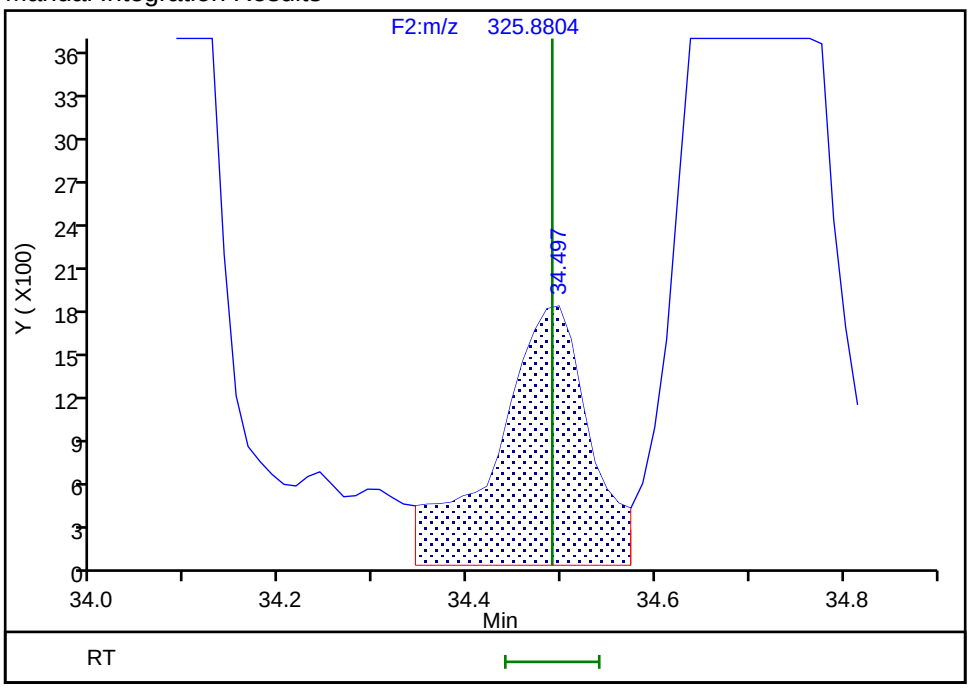

Reviewer: davidsonm, 03-Sep-2019 08:29:52
Audit Action: Assigned Compound ID Audit Reason: Incomplete Integration

Manual Integration/User Assign Peak Report

Eurofins TestAmerica, Knoxville

Data File:	\\chromna\Knoxville\ChromData\D3D\20190829-12907.b\580-88125-b-17-c.d				
Injection Date:	30-Aug-2019 07:23:00	Instrument ID:	D3D		
Lims ID:	580-88125-B-17-C	Lab Sample ID:	140-88125-17		
Client ID:	N7-0to27-101418				
Operator ID:	Xcalibur_System	ALS Bottle#:	0	Worklist Smp#:	10
Injection Vol:	1.0 ul	Dil. Factor:	1.0000		
Method:	PCBs_D3D	Limit Group:	HR - 1668A - ICAL		
Column:	SPB-Octyl (0.25 mm)	Detector	F2(21.81 :35.54)		

PCB-120, CAS: 68194-12-7

Signal: 1

Not Detected
Expected RT: 34.95

Processing Integration Results

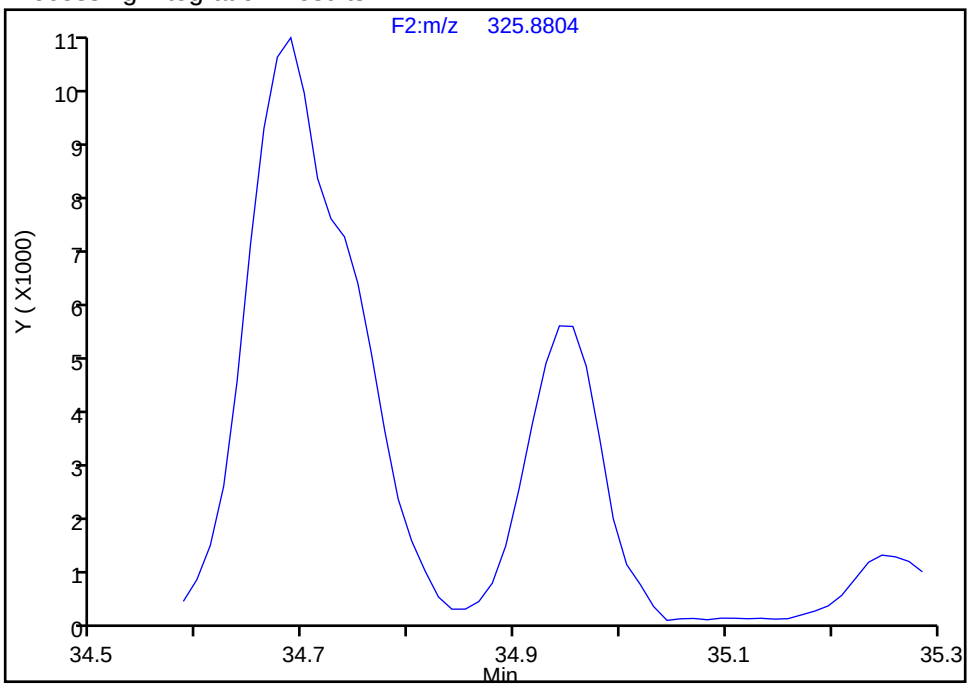

Manual Integration Results

RT: 34.94
Area: 29353
Amount: 9.155523
Amount Units: pg/ul

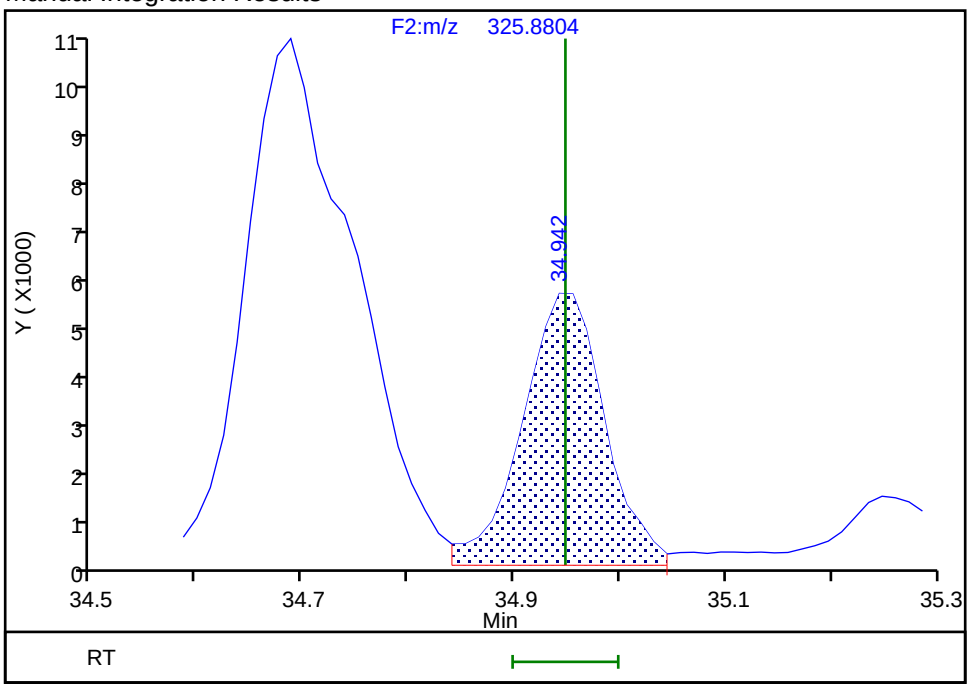

Reviewer: davidsonm, 03-Sep-2019 08:29:57
Audit Action: Assigned Compound ID Audit Reason: Incomplete Integration

Eurofins TestAmerica, Knoxville

Data File:	\\chromna\Knoxville\ChromData\D3D\20190829-12907.b\580-88125-b-17-c.d		
Injection Date:	30-Aug-2019 07:23:00	Injection Vol:	1.0 ul
Instrument ID:	D3D	Operator ID:	Xcalibur_System
Method:	PCBs_D3D	Limit Group:	HR - 1668A - ICAL
Client ID:	N7-0to27-101418		
Worklist#:	33148	Sample Line#:	10
Column Type:	SPB-Octyl	Column Dia:	0.25 mm

PePCB F3

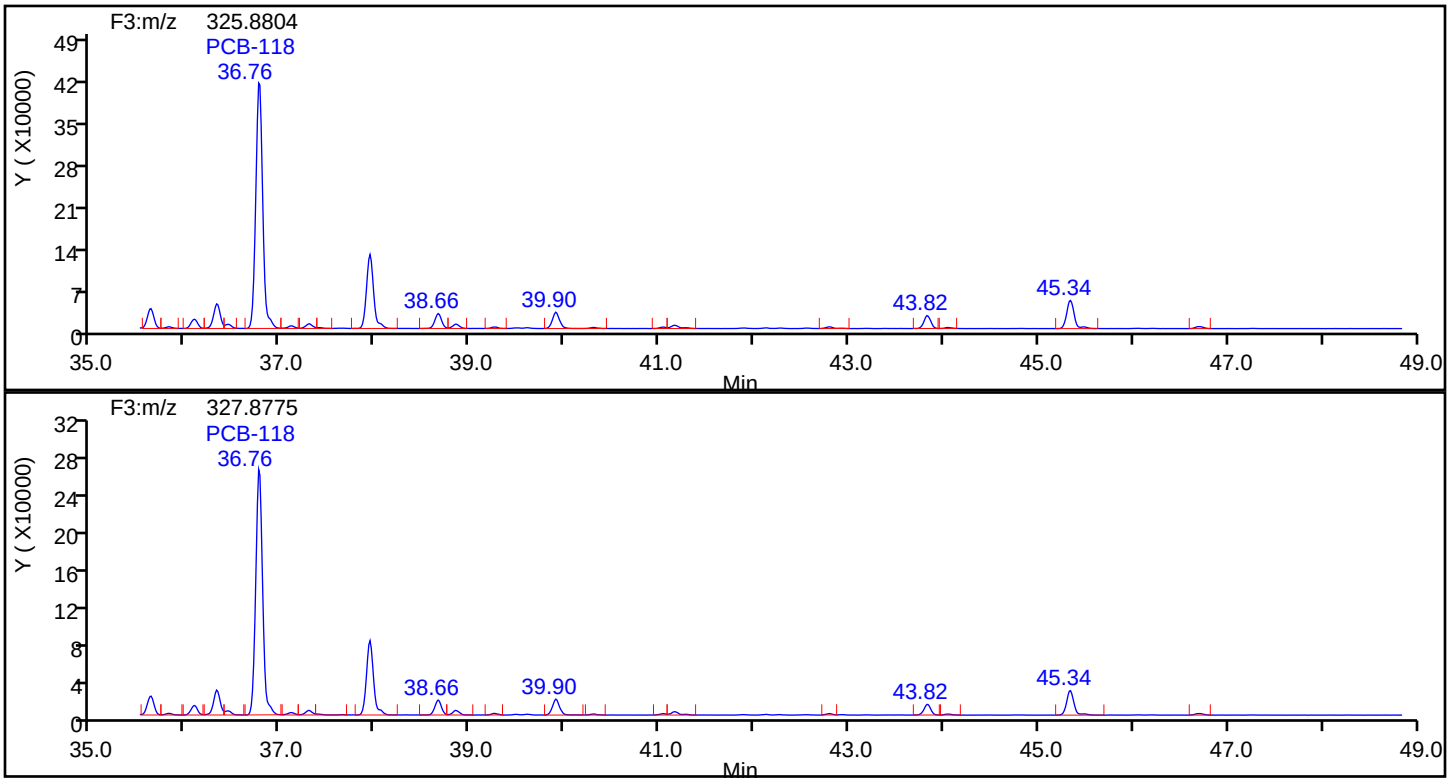

PePCB F3 Standards

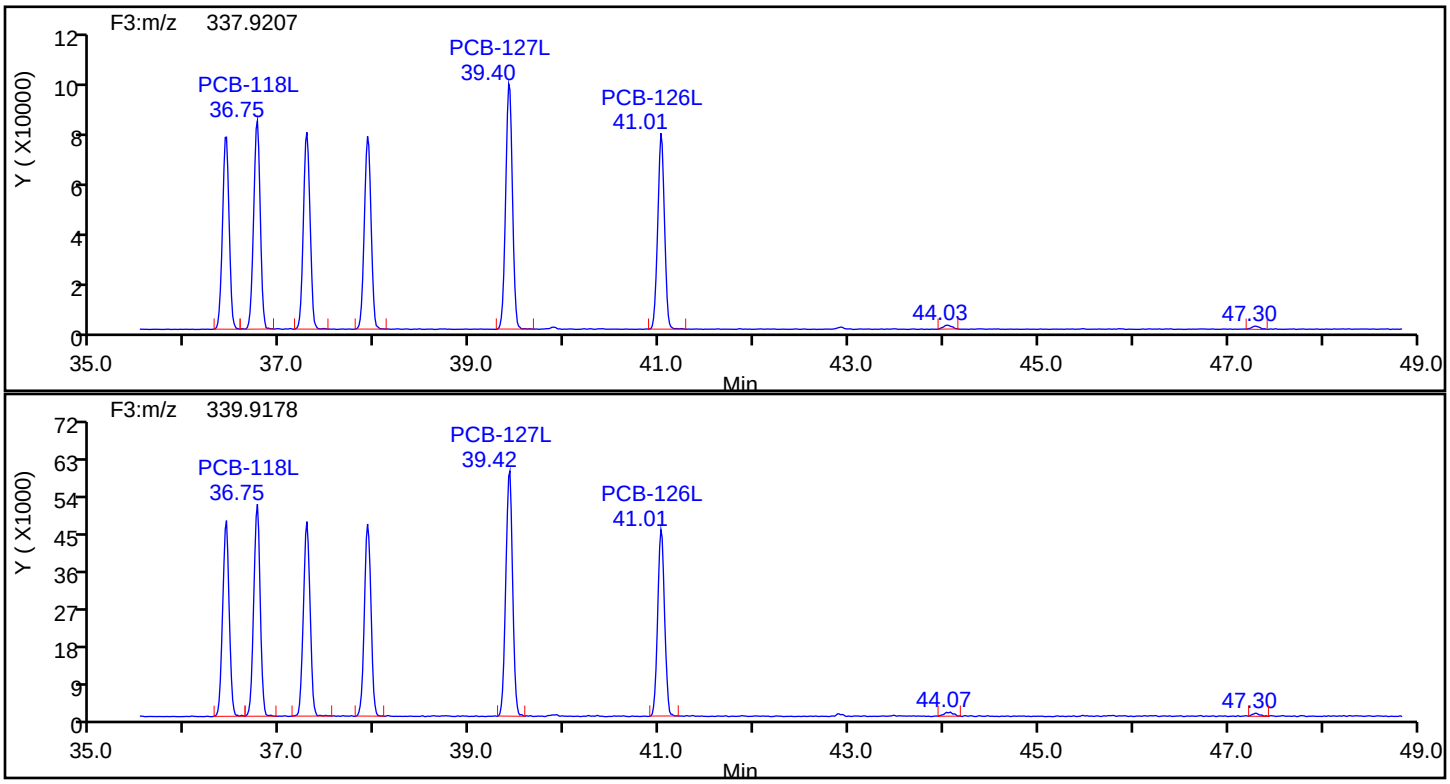

Eurofins TestAmerica, Knoxville

Data File:	\\chromna\Knoxville\ChromData\D3D\20190829-12907.b\580-88125-b-17-c.d		
Injection Date:	30-Aug-2019 07:23:00	Injection Vol:	1.0 ul
Instrument ID:	D3D	Operator ID:	Xcalibur_System
Method:	PCBs_D3D	Limit Group:	HR - 1668A - ICAL
Client ID:	N7-0to27-101418		
Worklist#:	33148	Sample Line#:	10
Column Type:	SPB-Octyl	Column Dia:	0.25 mm

PePCB F3

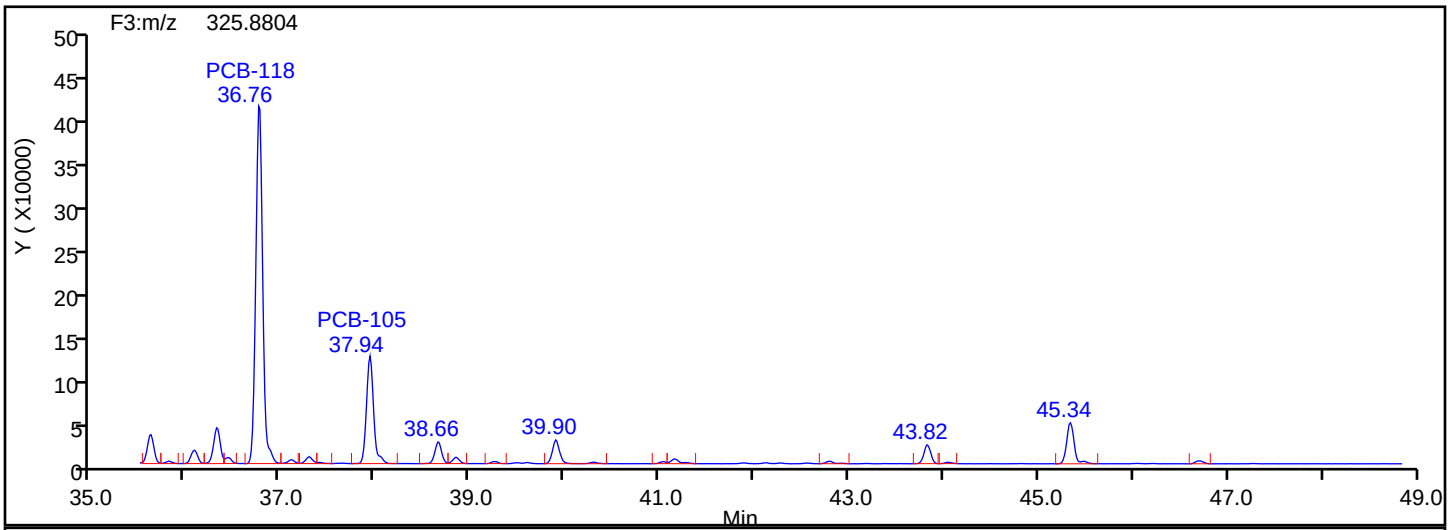

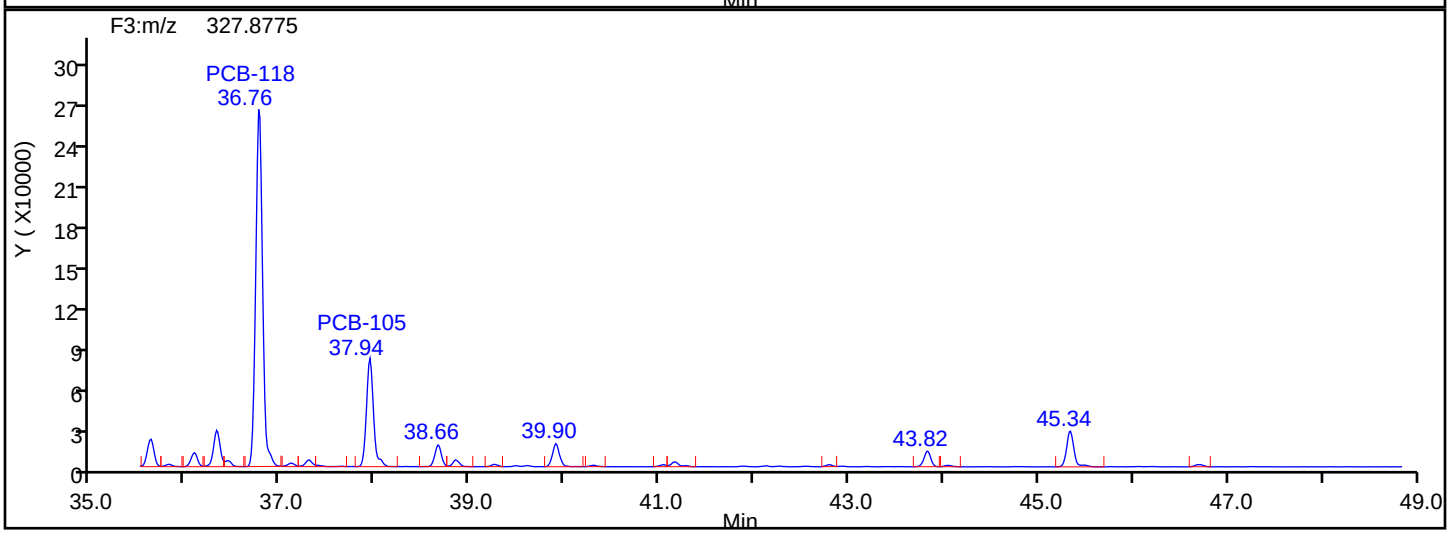

PePCB F3 Lock Mass

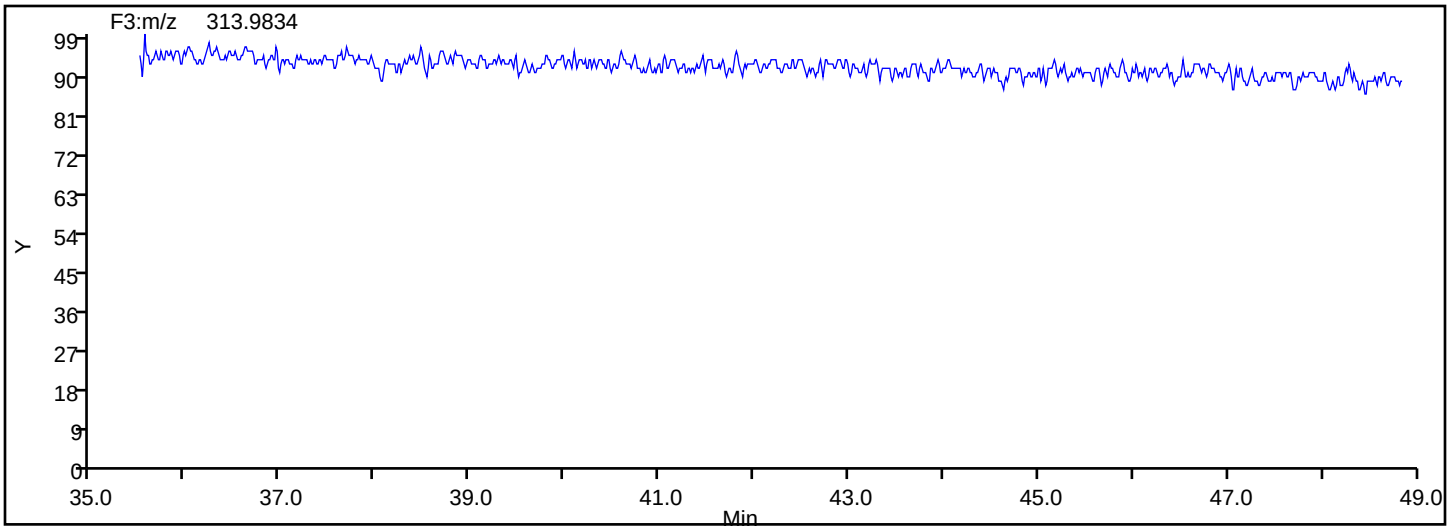

Manual Integration/User Assign Peak Report

Eurofins TestAmerica, Knoxville

Data File:	\\chromna\Knoxville\ChromData\D3D\20190829-12907.b\580-88125-b-17-c.d				
Injection Date:	30-Aug-2019 07:23:00	Instrument ID:	D3D		
Lims ID:	580-88125-B-17-C	Lab Sample ID:	140-88125-17		
Client ID:	N7-0to27-101418				
Operator ID:	Xcalibur_System	ALS Bottle#:	0	Worklist Smp#:	10
Injection Vol:	1.0 ul	Dil. Factor:	1.0000		
Method:	PCBs_D3D	Limit Group:	HR - 1668A - ICAL		
Column:	SPB-Octyl (0.25 mm)	Detector	F3(35.64 :49.10)		

PCB-108/124, CAS: STL02294

Signal: 1

Not Detected
Expected RT: 36.07

Processing Integration Results

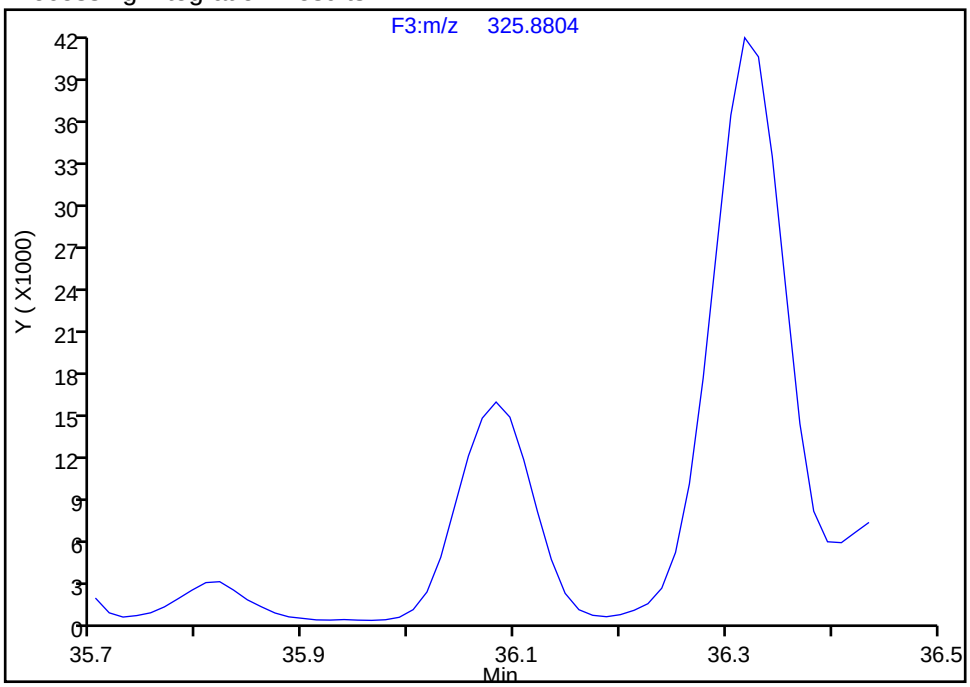

Manual Integration Results

RT: 36.08
Area: 76427
Amount: 16.393526
Amount Units: pg/ul

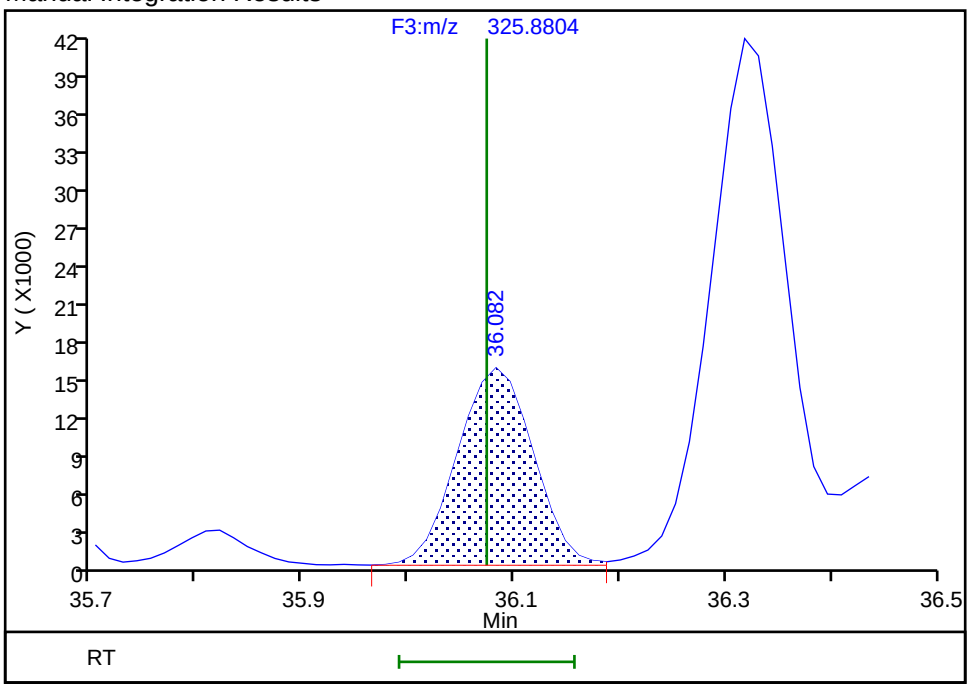

Reviewer: davidsonm, 03-Sep-2019 08:30:02
Audit Action: Assigned Compound ID Audit Reason: Incomplete Integration

Manual Integration/User Assign Peak Report

Eurofins TestAmerica, Knoxville

Data File:	\\chromna\Knoxville\ChromData\D3D\20190829-12907.b\580-88125-b-17-c.d				
Injection Date:	30-Aug-2019 07:23:00	Instrument ID:	D3D		
Lims ID:	580-88125-B-17-C	Lab Sample ID:	140-88125-17		
Client ID:	N7-0to27-101418				
Operator ID:	Xcalibur_System	ALS Bottle#:	0	Worklist Smp#:	10
Injection Vol:	1.0 ul	Dil. Factor:	1.0000		
Method:	PCBs_D3D	Limit Group:	HR - 1668A - ICAL		
Column:	SPB-Octyl (0.25 mm)	Detector	F3(35.64 :49.10)		

PCB-107, CAS: 70424-68-9

Signal: 1

Not Detected
Expected RT: 36.32

Processing Integration Results

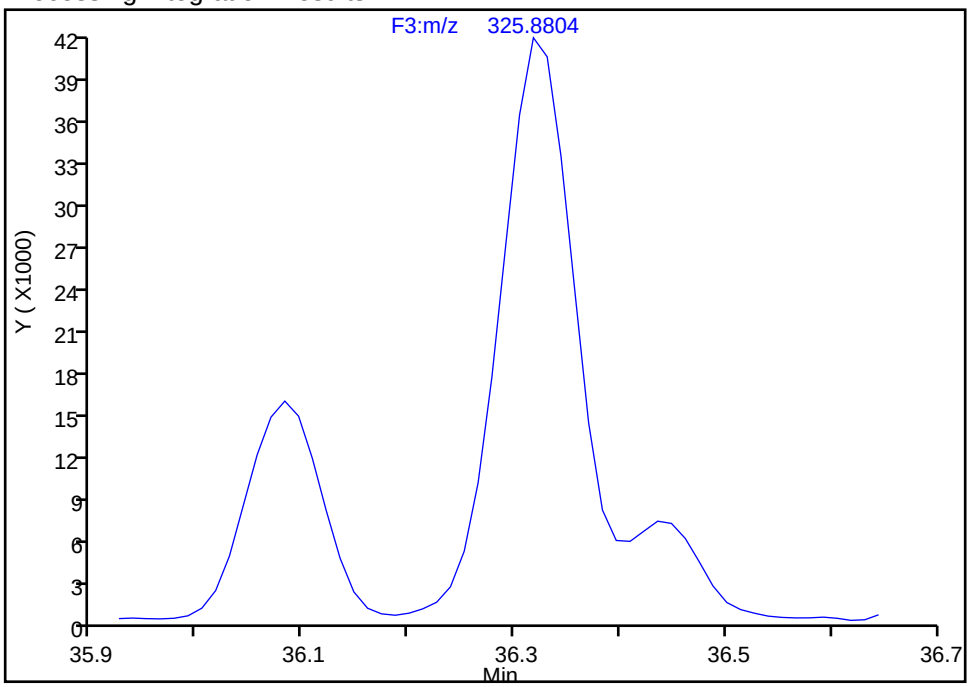

Manual Integration Results

RT: 36.32
Area: 203325
Amount: 40.191973
Amount Units: pg/ul

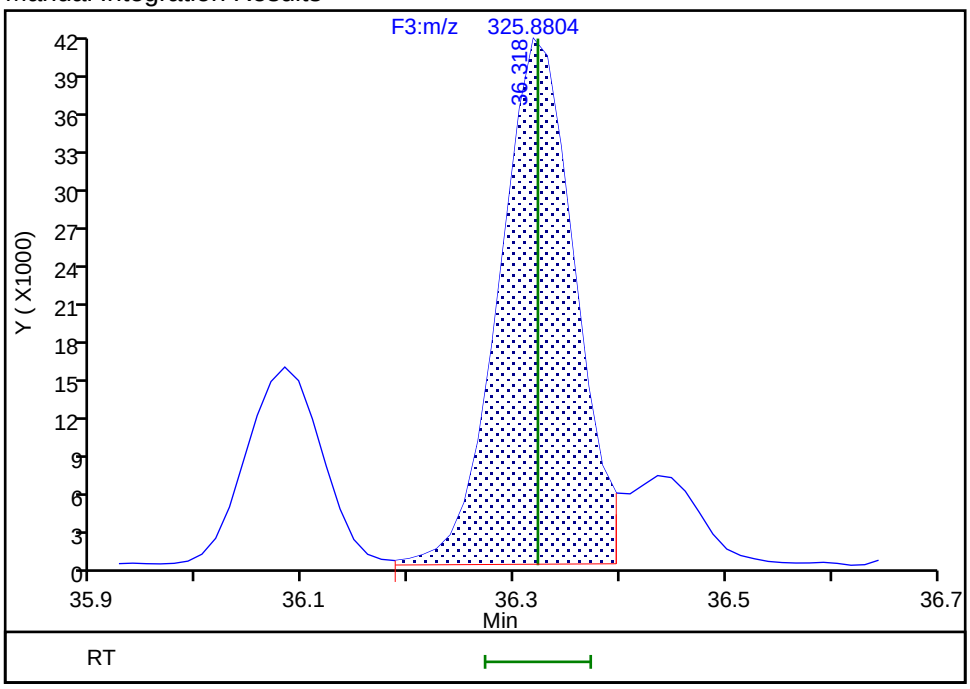

Reviewer: davidsonm, 03-Sep-2019 08:30:34
Audit Action: Split an Integrated Peak Audit Reason: Split Peak

Manual Integration/User Assign Peak Report

Eurofins TestAmerica, Knoxville

Data File:	\\chromna\Knoxville\ChromData\D3D\20190829-12907.b\580-88125-b-17-c.d				
Injection Date:	30-Aug-2019 07:23:00	Instrument ID:	D3D		
Lims ID:	580-88125-B-17-C	Lab Sample ID:	140-88125-17		
Client ID:	N7-0to27-101418				
Operator ID:	Xcalibur_System	ALS Bottle#:	0	Worklist Smp#:	10
Injection Vol:	1.0 ul	Dil. Factor:	1.0000		
Method:	PCBs_D3D	Limit Group:	HR - 1668A - ICAL		
Column:	SPB-Octyl (0.25 mm)	Detector	F3(35.64 :49.10)		

PCB-107, CAS: 70424-68-9

Signal: 2

Not Detected
Expected RT: 36.32

Processing Integration Results

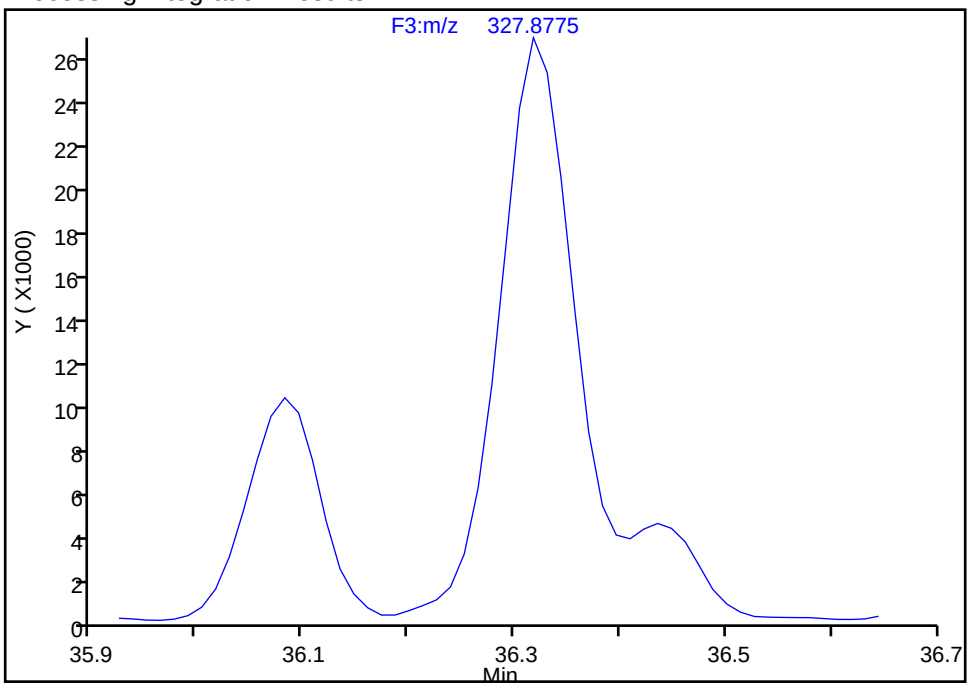

Manual Integration Results

RT: 36.32
Area: 129928
Amount: 40.191973
Amount Units: pg/ul

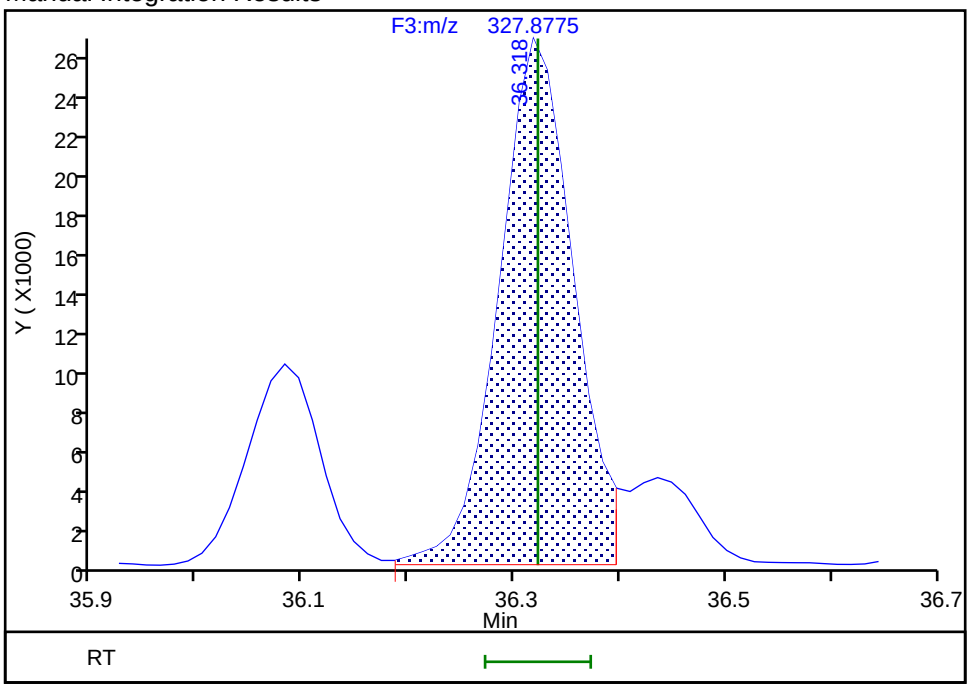

Reviewer: davidsonm, 03-Sep-2019 08:30:37
Audit Action: Split an Integrated Peak Audit Reason: Split Peak

Manual Integration/User Assign Peak Report

Eurofins TestAmerica, Knoxville

Data File:	\\chromna\Knoxville\ChromData\D3D\20190829-12907.b\580-88125-b-17-c.d				
Injection Date:	30-Aug-2019 07:23:00	Instrument ID:	D3D		
Lims ID:	580-88125-B-17-C	Lab Sample ID:	140-88125-17		
Client ID:	N7-0to27-101418				
Operator ID:	Xcalibur_System	ALS Bottle#:	0	Worklist Smp#:	10
Injection Vol:	1.0 ul	Dil. Factor:	1.0000		
Method:	PCBs_D3D	Limit Group:	HR - 1668A - ICAL		
Column:	SPB-Octyl (0.25 mm)	Detector	F3(35.64 :49.10)		

PCB-123, CAS: 65510-44-3

Signal: 1

Not Detected
Expected RT: 36.44

Processing Integration Results

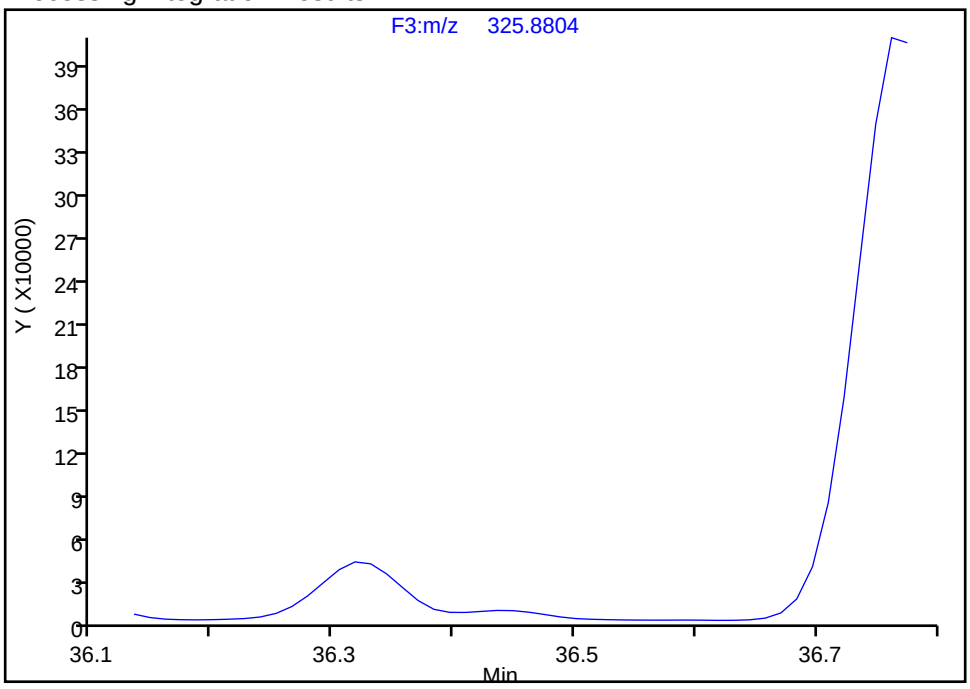

Manual Integration Results

RT: 36.44
Area: 32694
Amount: 6.795678
Amount Units: pg/ul

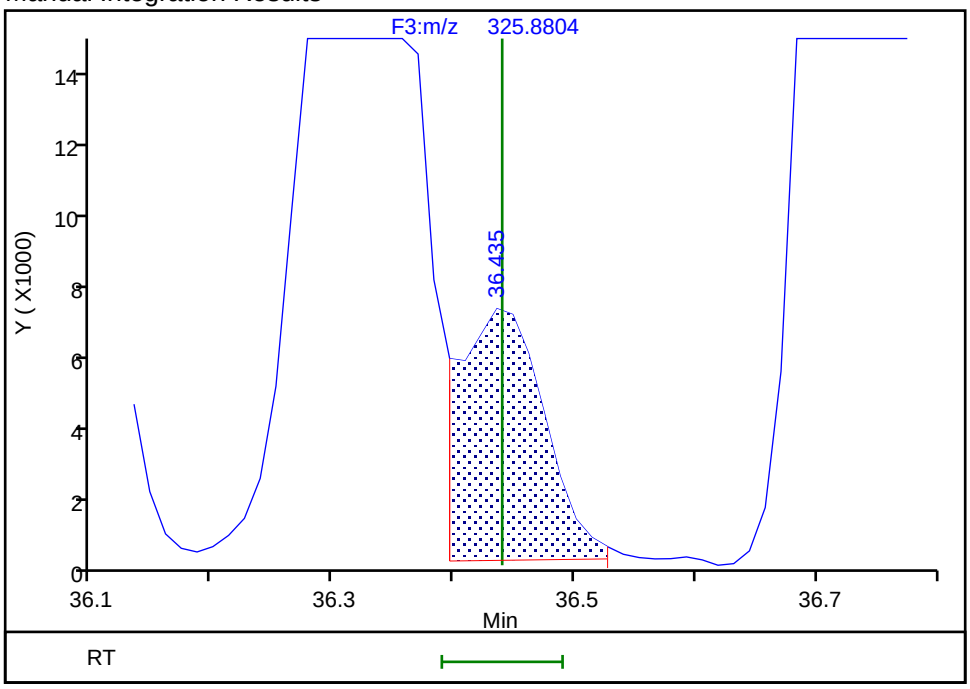

Reviewer: davidsonm, 03-Sep-2019 08:30:41
Audit Action: Manually Integrated/Assigned Compound ID Audit Reason: Split Peak

Manual Integration/User Assign Peak Report

Eurofins TestAmerica, Knoxville

Data File:	\\chromna\Knoxville\ChromData\D3D\20190829-12907.b\580-88125-b-17-c.d				
Injection Date:	30-Aug-2019 07:23:00	Instrument ID:	D3D		
Lims ID:	580-88125-B-17-C	Lab Sample ID:	140-88125-17		
Client ID:	N7-0to27-101418				
Operator ID:	Xcalibur_System	ALS Bottle#:	0	Worklist Smp#:	10
Injection Vol:	1.0 ul	Dil. Factor:	1.0000		
Method:	PCBs_D3D	Limit Group:	HR - 1668A - ICAL		
Column:	SPB-Octyl (0.25 mm)	Detector	F3(35.64 :49.10)		

PCB-114, CAS: 74472-37-0

Signal: 2

Processing Integration Results

RT: 37.30
Area: 30855
Amount: 8.960042
Amount Units: pg/ul

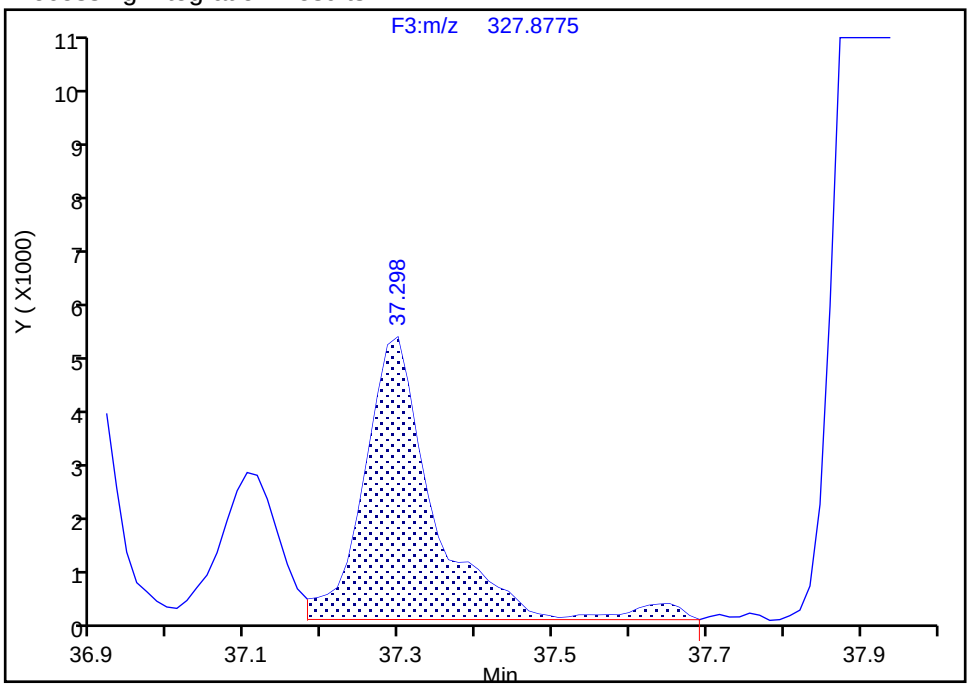

Manual Integration Results

RT: 37.30
Area: 24964
Amount: 7.557672
Amount Units: pg/ul

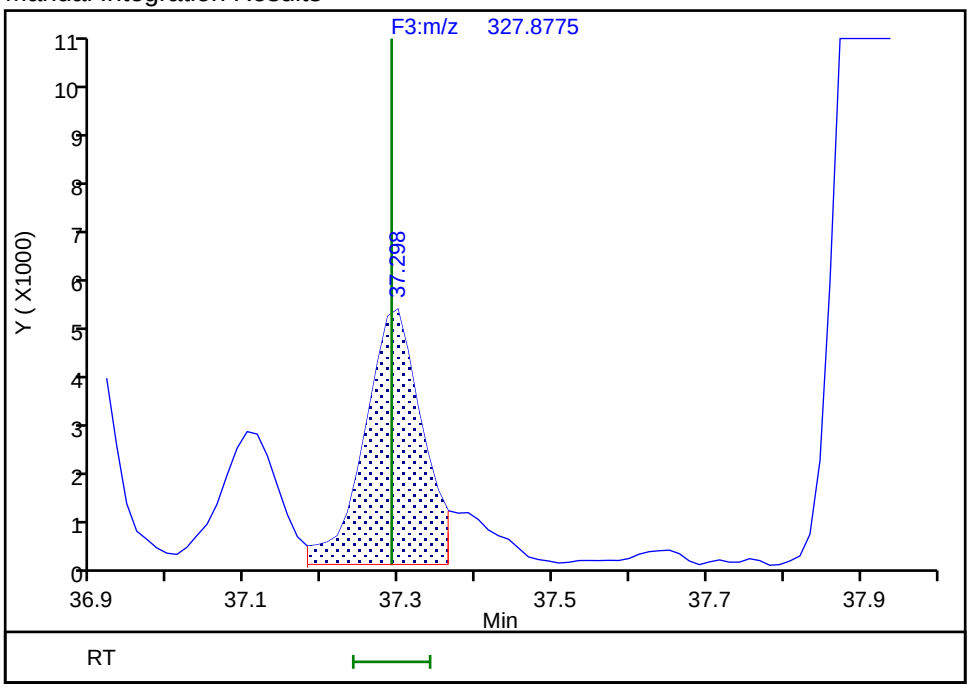

Reviewer: davidsonm, 03-Sep-2019 08:30:49

Audit Action: Split an Integrated Peak Audit Reason: Split Peak

Manual Integration/User Assign Peak Report

Eurofins TestAmerica, Knoxville

Data File:	\\chromna\Knoxville\ChromData\D3D\20190829-12907.b\580-88125-b-17-c.d				
Injection Date:	30-Aug-2019 07:23:00	Instrument ID:	D3D		
Lims ID:	580-88125-B-17-C	Lab Sample ID:	140-88125-17		
Client ID:	N7-0to27-101418				
Operator ID:	Xcalibur_System	ALS Bottle#:	0	Worklist Smp#:	10
Injection Vol:	1.0 ul	Dil. Factor:	1.0000		
Method:	PCBs_D3D	Limit Group:	HR - 1668A - ICAL		
Column:	SPB-Octyl (0.25 mm)	Detector	F3(35.64 :49.10)		

PCB-114, CAS: 74472-37-0

Signal: 1

Processing Integration Results

RT: 37.30
Area: 45937
Amount: 8.960042
Amount Units: pg/ul

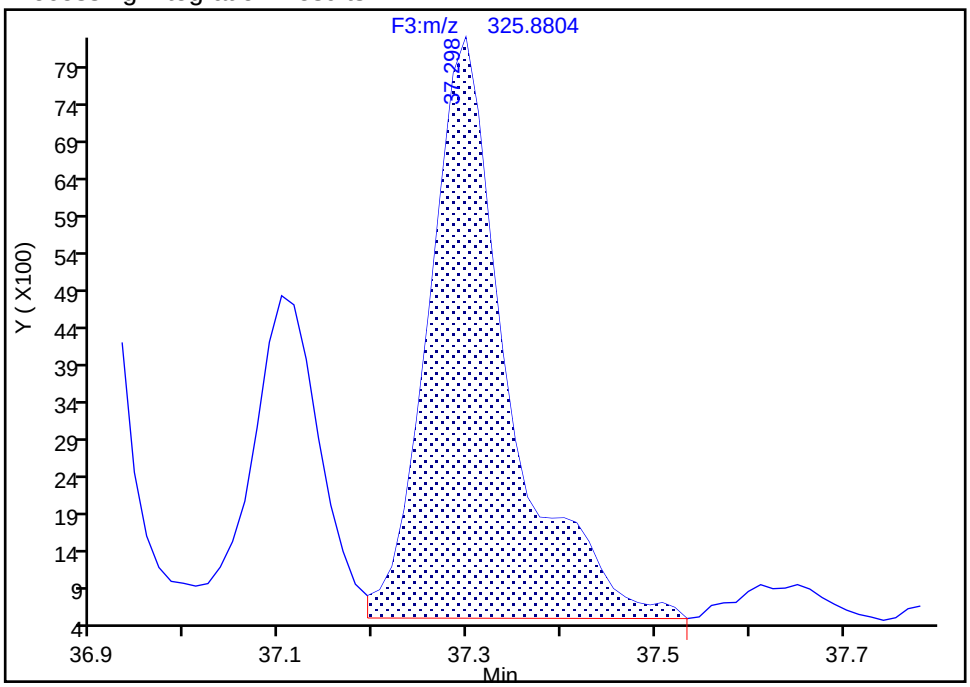

Manual Integration Results

RT: 37.30
Area: 39809
Amount: 7.557672
Amount Units: pg/ul

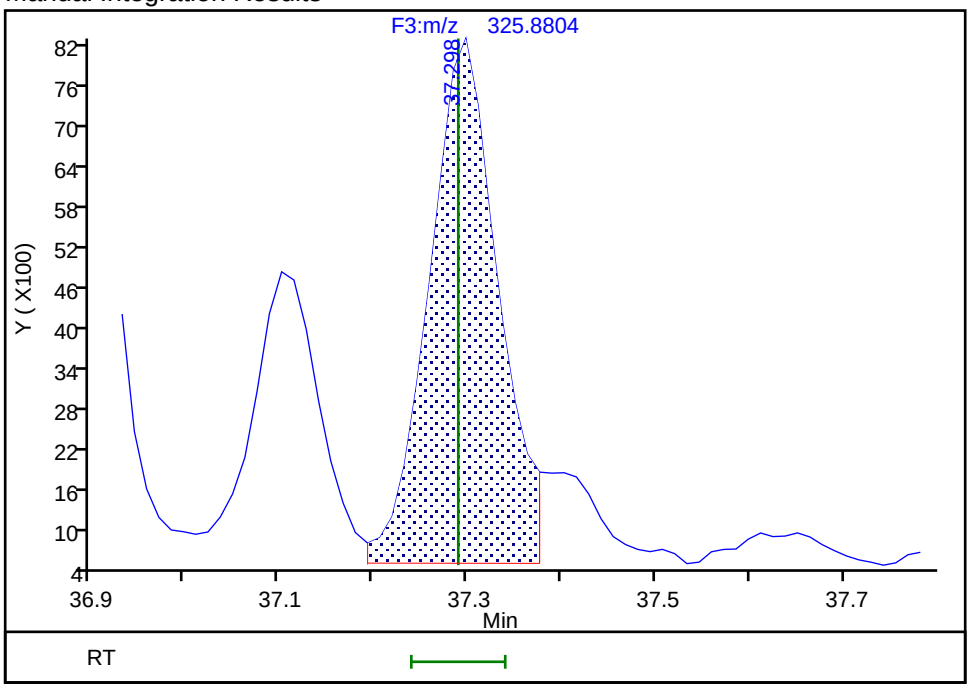

Reviewer: davidsonm, 03-Sep-2019 08:30:52

Audit Action: Split an Integrated Peak Audit Reason: Split Peak

Eurofins TestAmerica, Knoxville

Data File:	\\chromna\Knoxville\ChromData\D3D\20190829-12907.b\580-88125-b-17-c.d		
Injection Date:	30-Aug-2019 07:23:00	Injection Vol:	1.0 ul
Instrument ID:	D3D	Operator ID:	Xcalibur_System
Method:	PCBs_D3D	Limit Group:	HR - 1668A - ICAL
Client ID:	N7-0to27-101418		
Worklist#:	33148	Sample Line#:	10
Column Type:	SPB-Octyl	Column Dia:	0.25 mm

HxPCB F2

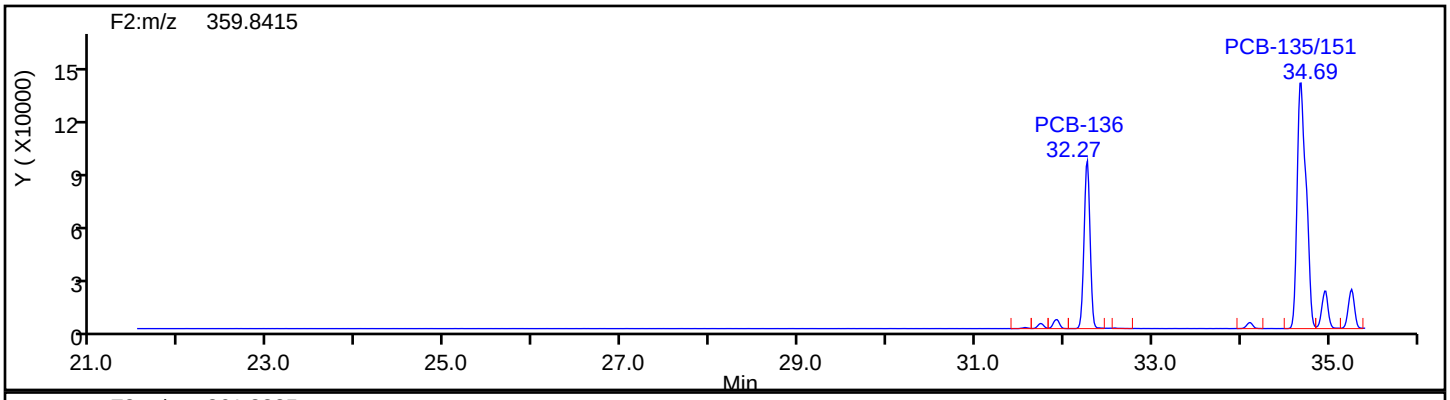

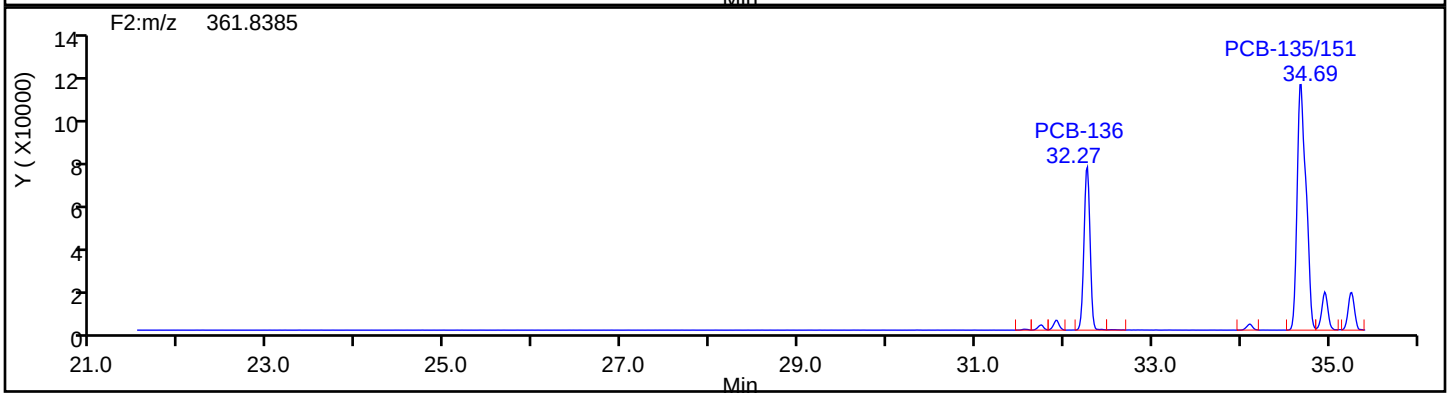

HxPCB F2 Standards

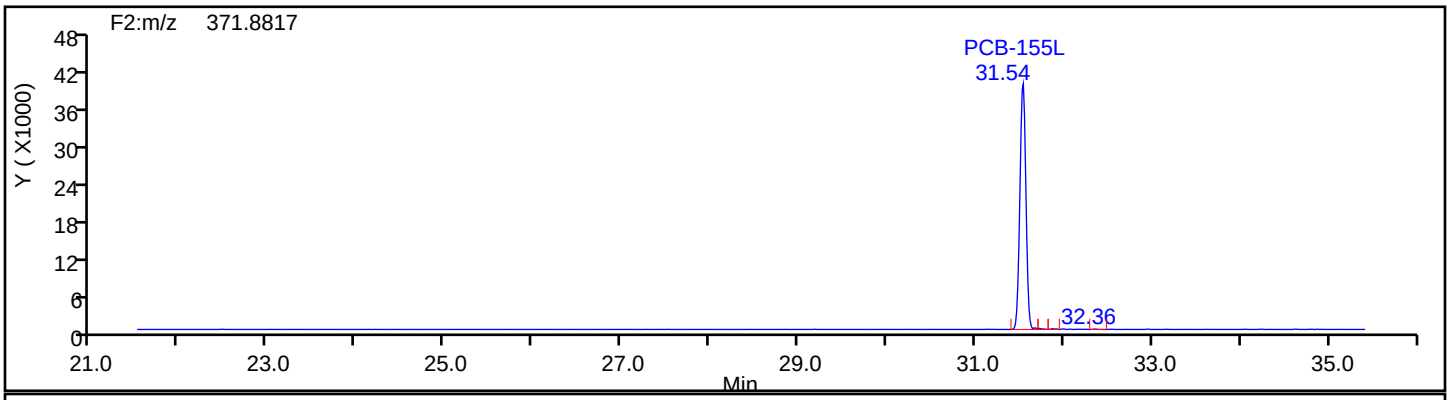

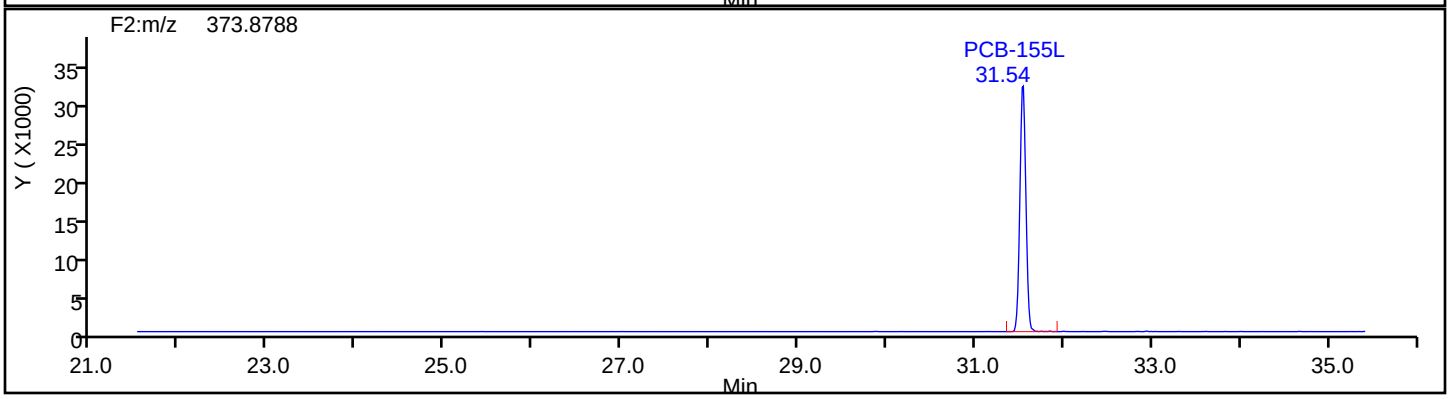

Eurofins TestAmerica, Knoxville

Data File:	\\chromna\Knoxville\ChromData\D3D\20190829-12907.b\580-88125-b-17-c.d		
Injection Date:	30-Aug-2019 07:23:00	Injection Vol:	1.0 ul
Instrument ID:	D3D	Operator ID:	Xcalibur_System
Method:	PCBs_D3D	Limit Group:	HR - 1668A - ICAL
Client ID:	N7-0to27-101418		
Worklist#:	33148	Sample Line#:	10
Column Type:	SPB-Octyl	Column Dia:	0.25 mm

HxPCB F2

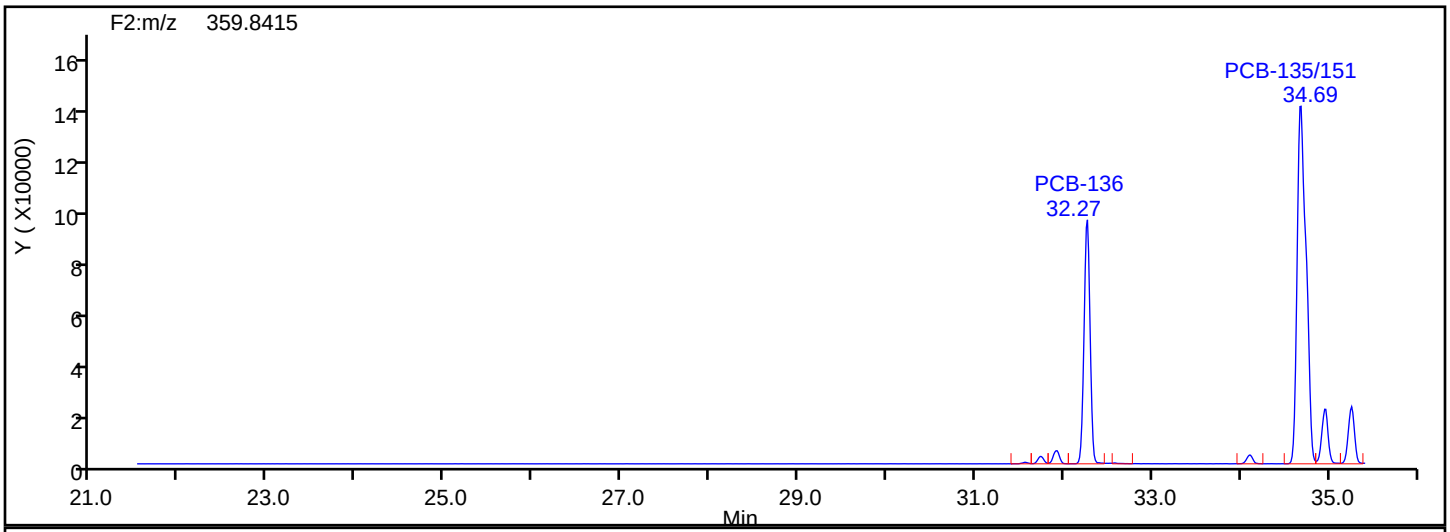

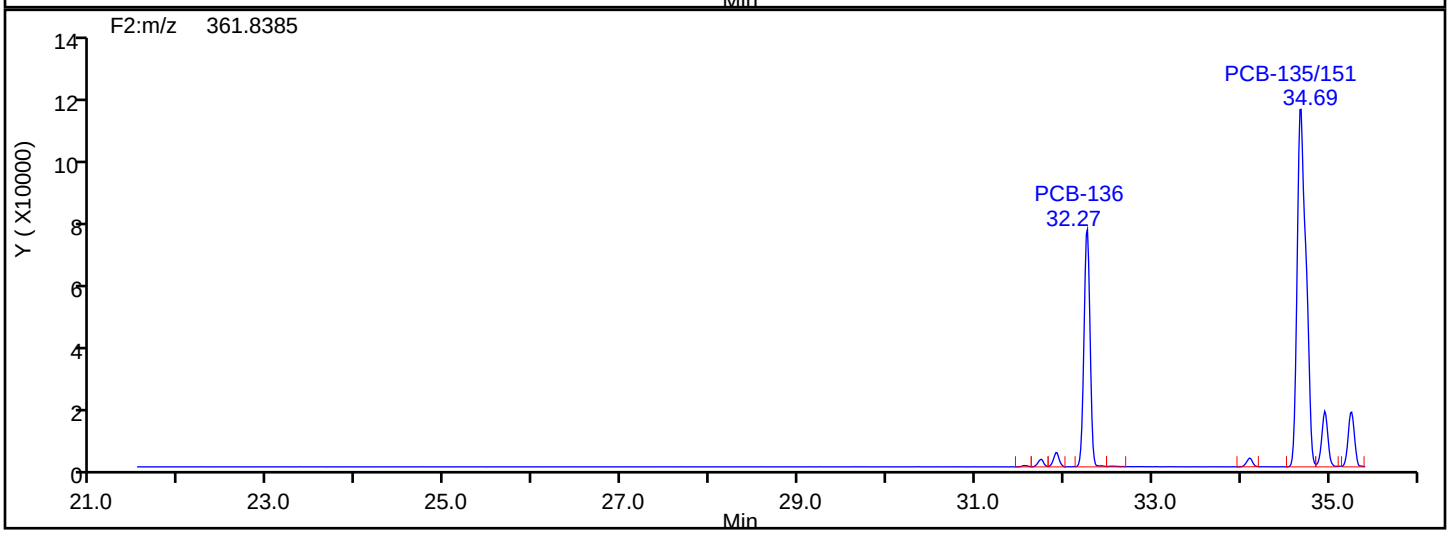

HxPCB F2 Lock Mass

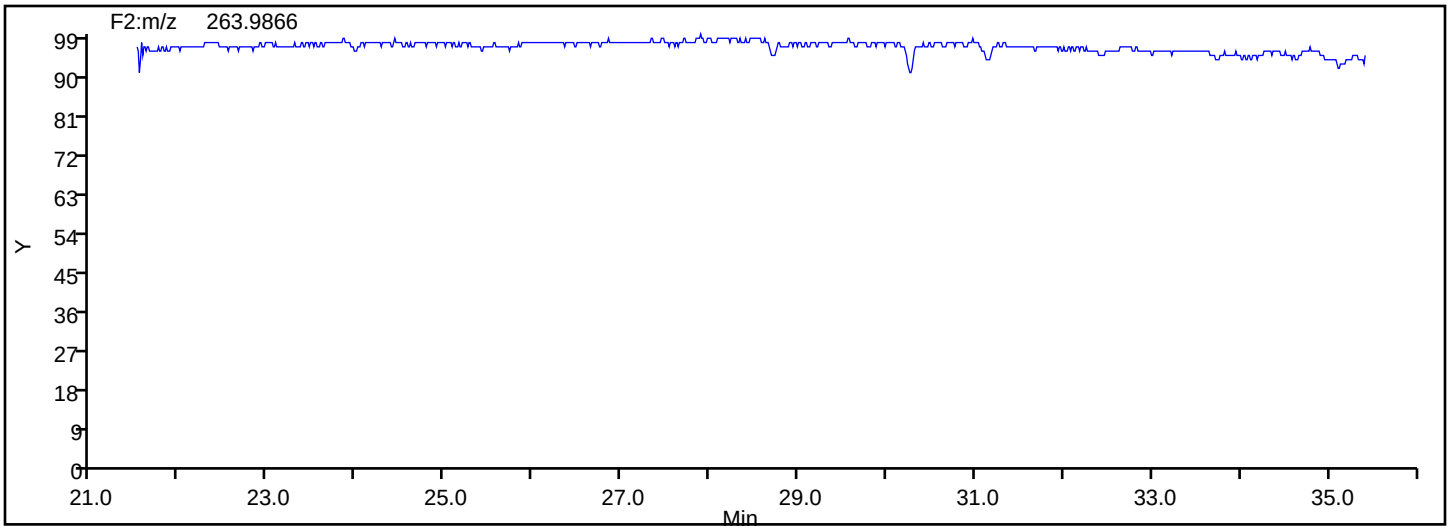

Eurofins TestAmerica, Knoxville

Data File:	\\chromna\Knoxville\ChromData\D3D\20190829-12907.b\580-88125-b-17-c.d		
Injection Date:	30-Aug-2019 07:23:00	Injection Vol:	1.0 ul
Instrument ID:	D3D	Operator ID:	Xcalibur_System
Method:	PCBs_D3D	Limit Group:	HR - 1668A - ICAL
Client ID:	N7-0to27-101418		
Worklist#:	33148	Sample Line#:	10
Column Type:	SPB-Octyl	Column Dia:	0.25 mm

HxPCB F3

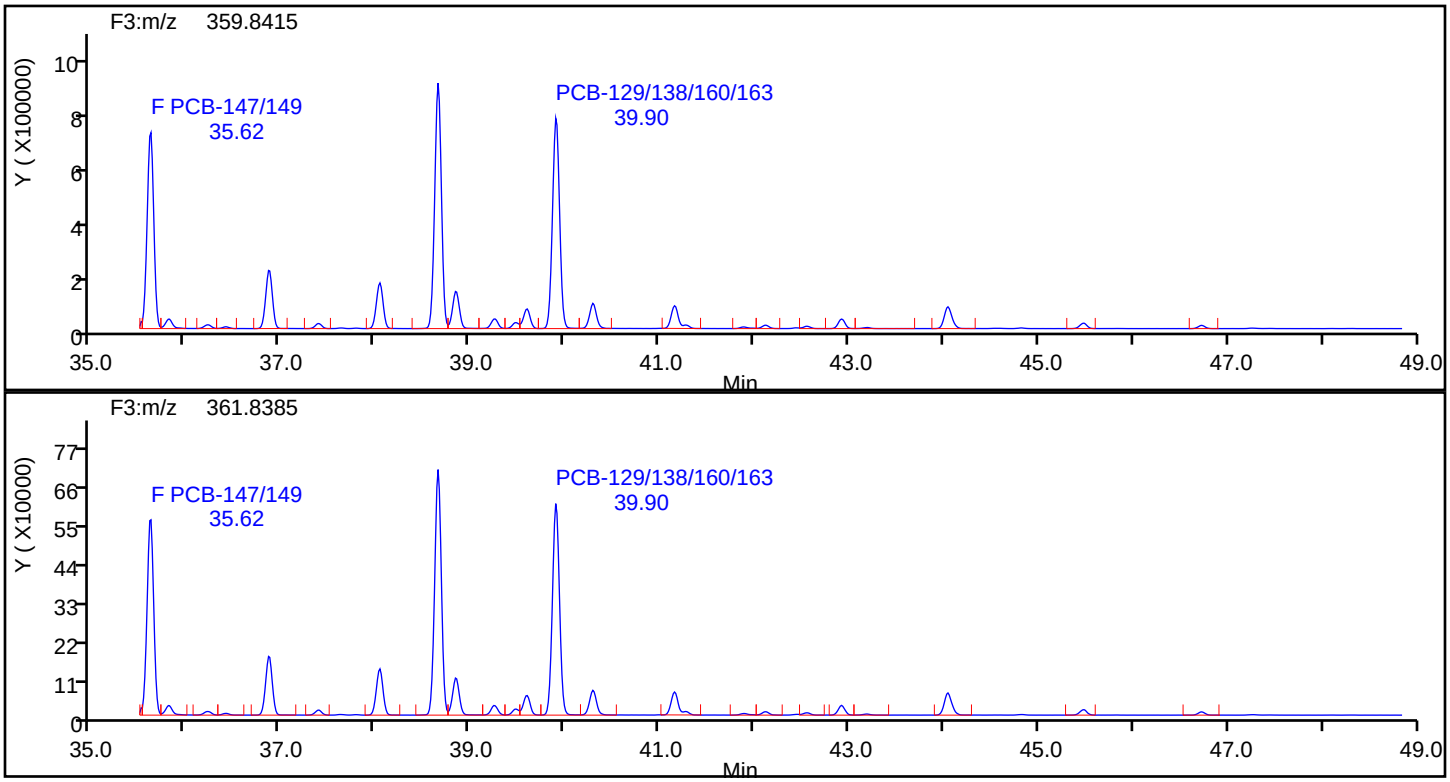

HxPCB F3 Standards

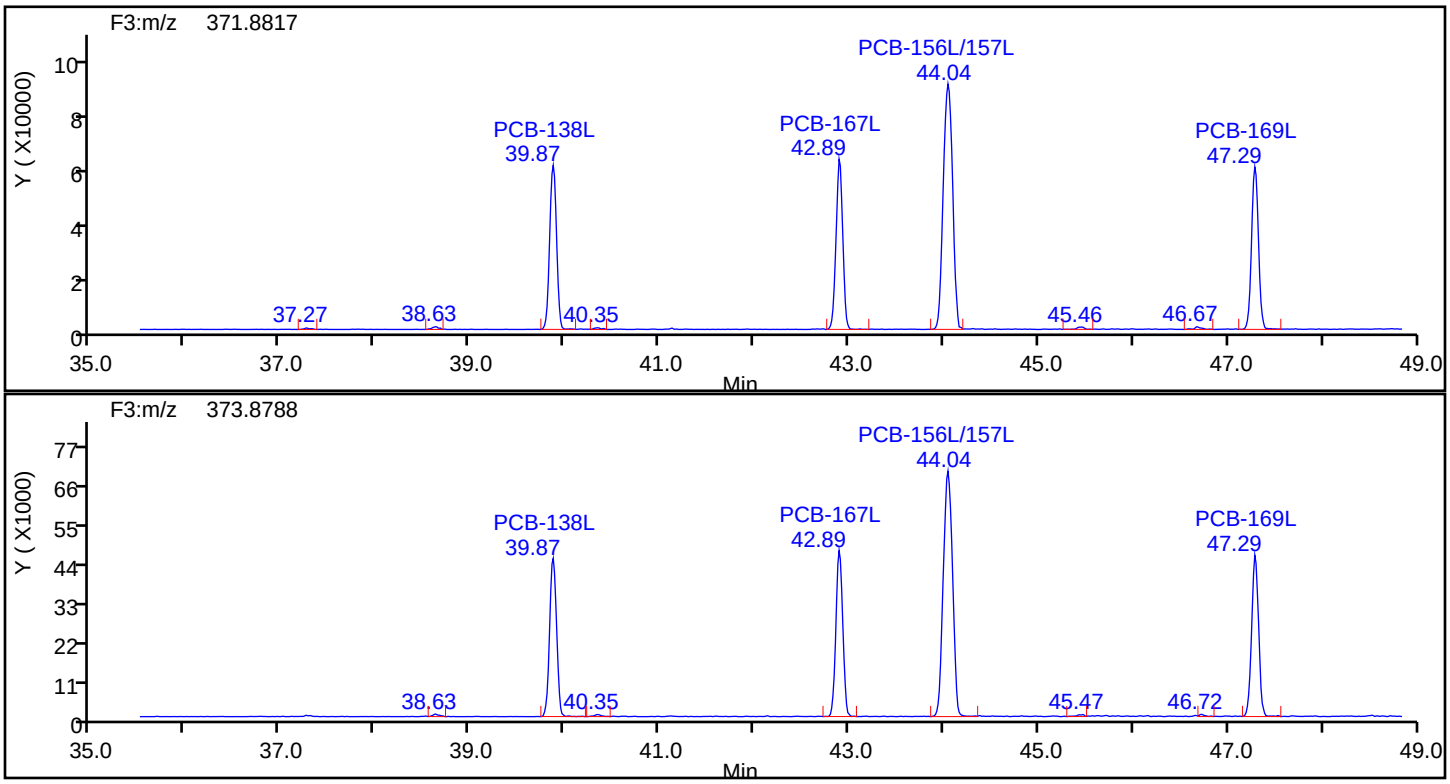

Eurofins TestAmerica, Knoxville

Data File:	\\chromna\Knoxville\ChromData\D3D\20190829-12907.b\580-88125-b-17-c.d		
Injection Date:	30-Aug-2019 07:23:00	Injection Vol:	1.0 ul
Instrument ID:	D3D	Operator ID:	Xcalibur_System
Method:	PCBs_D3D	Limit Group:	HR - 1668A - ICAL
Client ID:	N7-0to27-101418		
Worklist#:	33148	Sample Line#:	10
Column Type:	SPB-Octyl	Column Dia:	0.25 mm

HxPCB F3

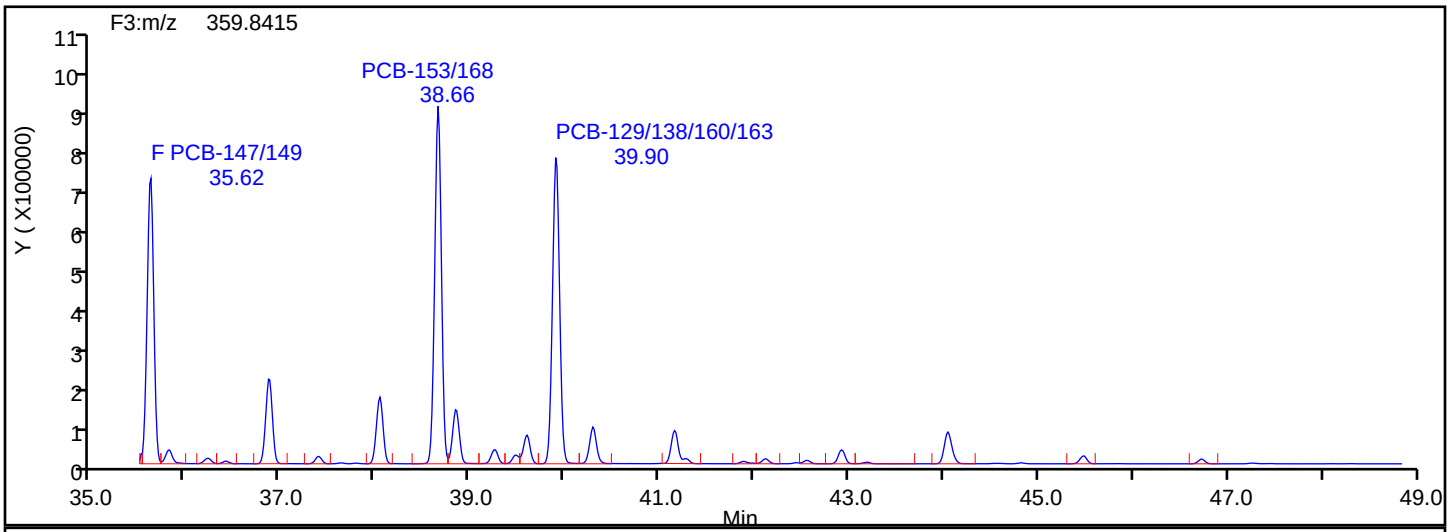

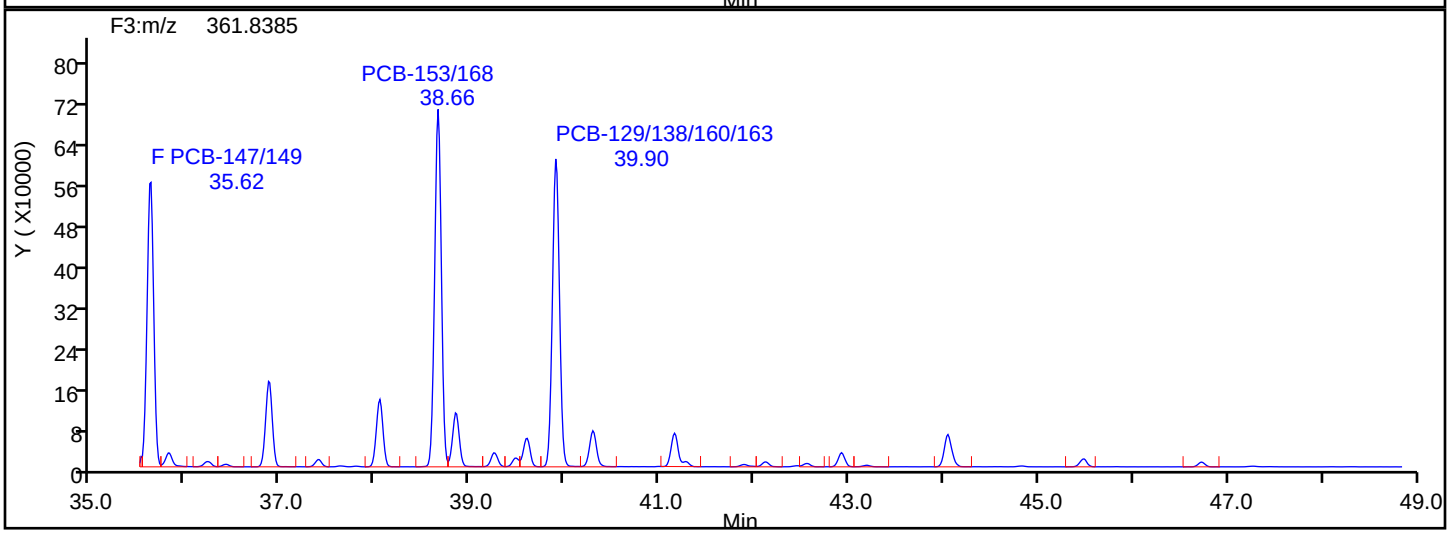

HxPCB F3 Lock Mass

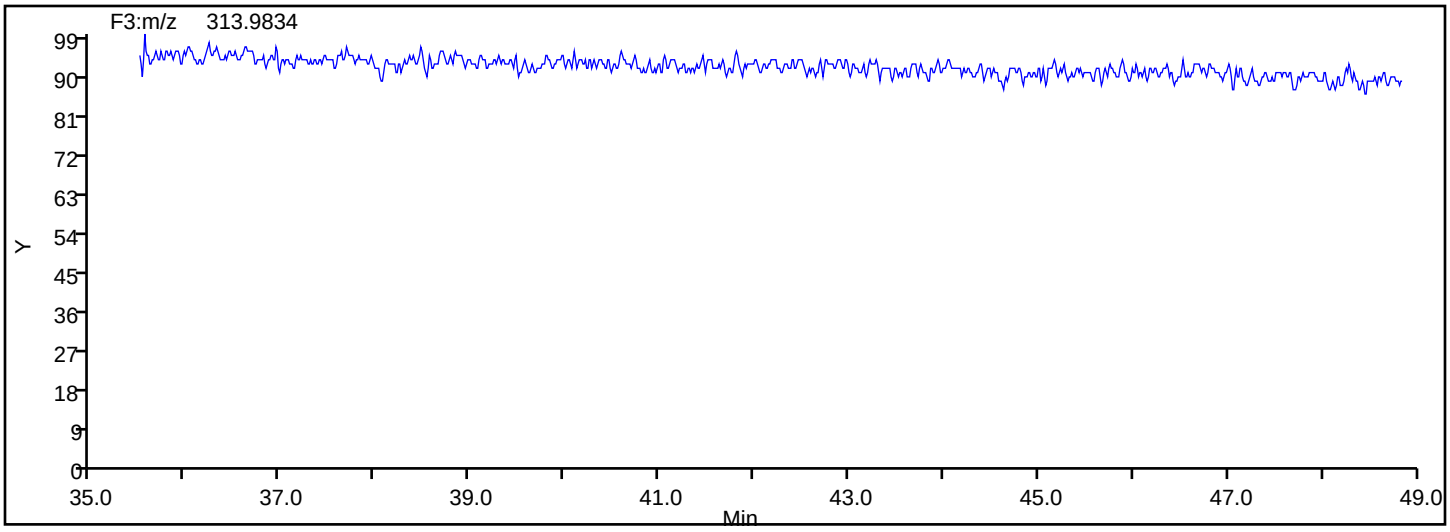

Manual Integration/User Assign Peak Report

Eurofins TestAmerica, Knoxville

Data File:	\\chromna\Knoxville\ChromData\D3D\20190829-12907.b\580-88125-b-17-c.d				
Injection Date:	30-Aug-2019 07:23:00	Instrument ID:	D3D		
Lims ID:	580-88125-B-17-C	Lab Sample ID:	140-88125-17		
Client ID:	N7-0to27-101418				
Operator ID:	Xcalibur_System	ALS Bottle#:	0	Worklist Smp#:	10
Injection Vol:	1.0 ul	Dil. Factor:	1.0000		
Method:	PCBs_D3D	Limit Group:	HR - 1668A - ICAL		
Column:	SPB-Octyl (0.25 mm)	Detector	F3(35.64 :49.10)		

PCB-128/166, CAS: STL01816

Signal: 1

Processing Integration Results

RT: 41.16
Area: 429081
Amount: 129.3822
Amount Units: pg/ul

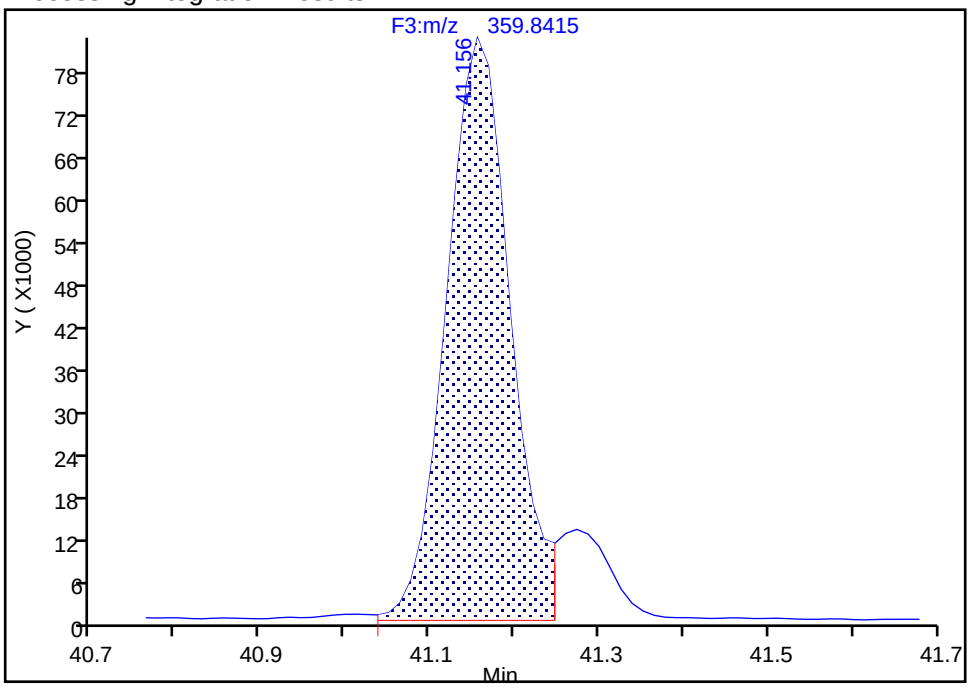

Manual Integration Results

RT: 41.16
Area: 471955
Amount: 141.8003
Amount Units: pg/ul

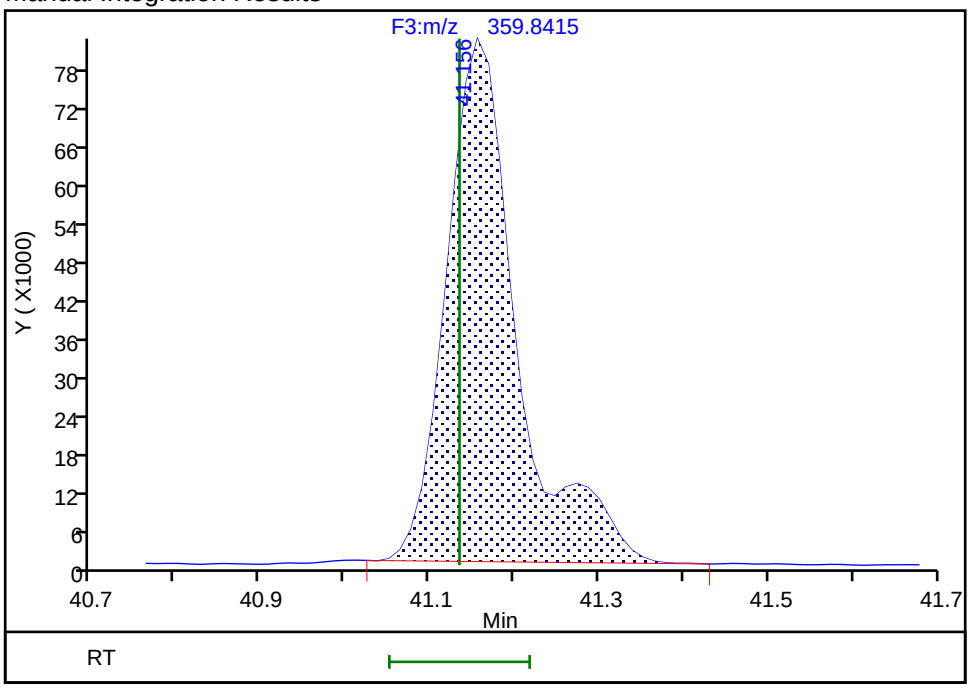

Reviewer: davidsonm, 03-Sep-2019 08:31:49

Audit Action: Manually Integrated Audit Reason: Incomplete Integration

Manual Integration/User Assign Peak Report

Eurofins TestAmerica, Knoxville

Data File:	\\chromna\Knoxville\ChromData\D3D\20190829-12907.b\580-88125-b-17-c.d				
Injection Date:	30-Aug-2019 07:23:00	Instrument ID:	D3D		
Lims ID:	580-88125-B-17-C	Lab Sample ID:	140-88125-17		
Client ID:	N7-0to27-101418				
Operator ID:	Xcalibur_System	ALS Bottle#:	0	Worklist Smp#:	10
Injection Vol:	1.0 ul	Dil. Factor:	1.0000		
Method:	PCBs_D3D	Limit Group:	HR - 1668A - ICAL		
Column:	SPB-Octyl (0.25 mm)	Detector	F3(35.64 :49.10)		

PCB-128/166, CAS: STL01816

Signal: 2

Processing Integration Results

RT: 41.16
Area: 345390
Amount: 129.3822
Amount Units: pg/ul

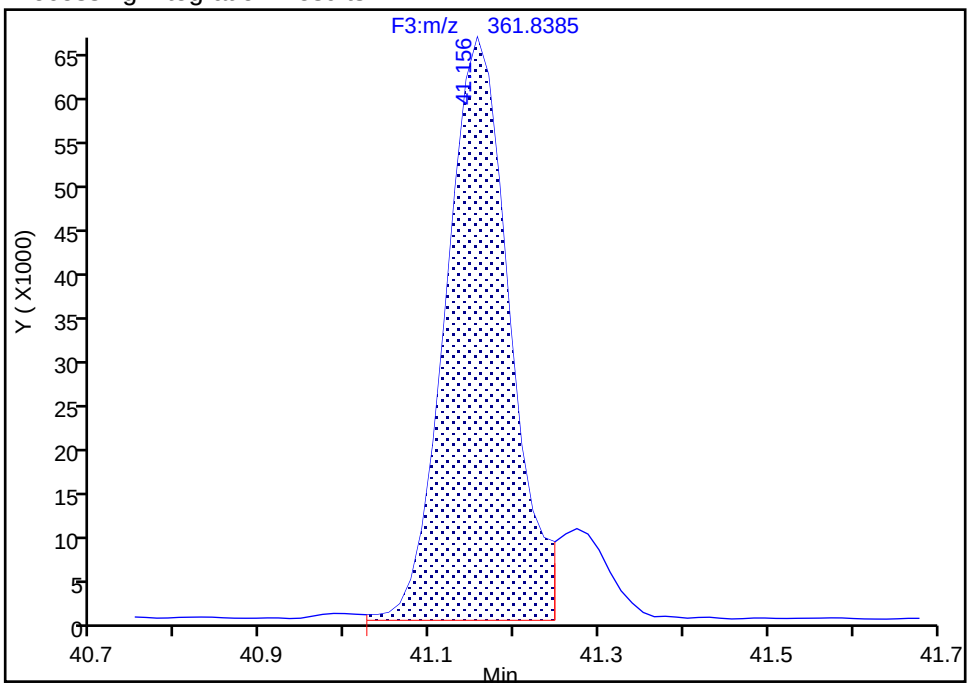

Manual Integration Results

RT: 41.16
Area: 376850
Amount: 141.8003
Amount Units: pg/ul

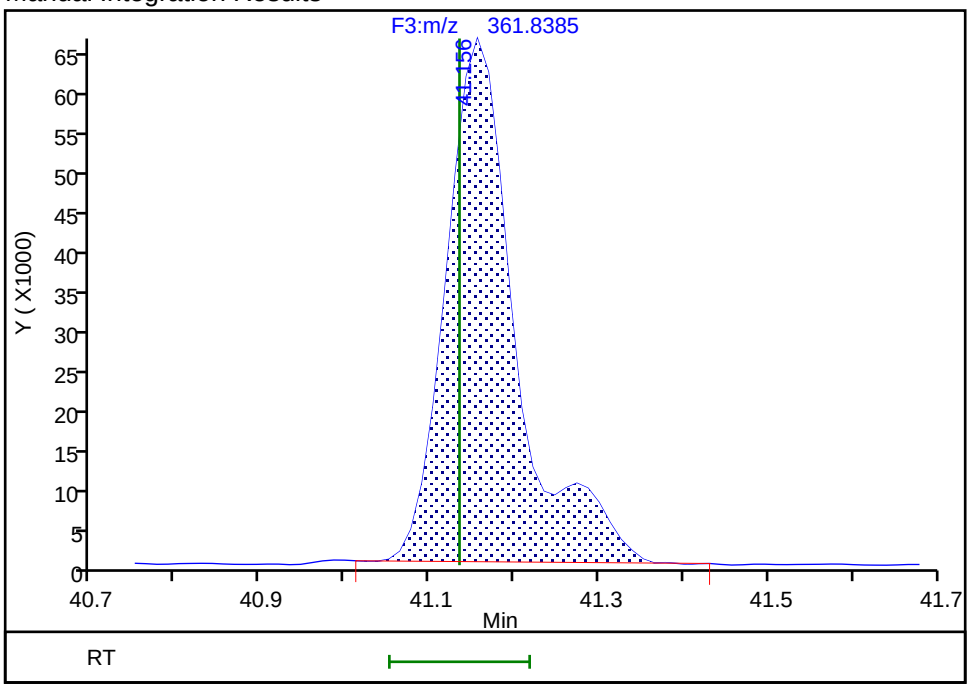

Reviewer: davidsonm, 03-Sep-2019 08:31:55

Audit Action: Manually Integrated Audit Reason: Incomplete Integration

Report Date: 03-Sep-2019 08:33:27 Chrom Revision: 2.3 22-Aug-2019 12:55:36

Eurofins TestAmerica, Knoxville

Data File:	\\chromna\Knoxville\ChromData\D3D\20190829-12907.b\580-88125-b-17-c.d		
Injection Date:	30-Aug-2019 07:23:00	Injection Vol:	1.0 ul
Instrument ID:	D3D	Operator ID:	Xcalibur_System
Method:	PCBs_D3D	Limit Group:	HR - 1668A - ICAL
Client ID:	N7-0to27-101418		
Worklist#:	33148	Sample Line#:	10
Column Type:	SPB-Octyl	Column Dia:	0.25 mm

HpPCB F3

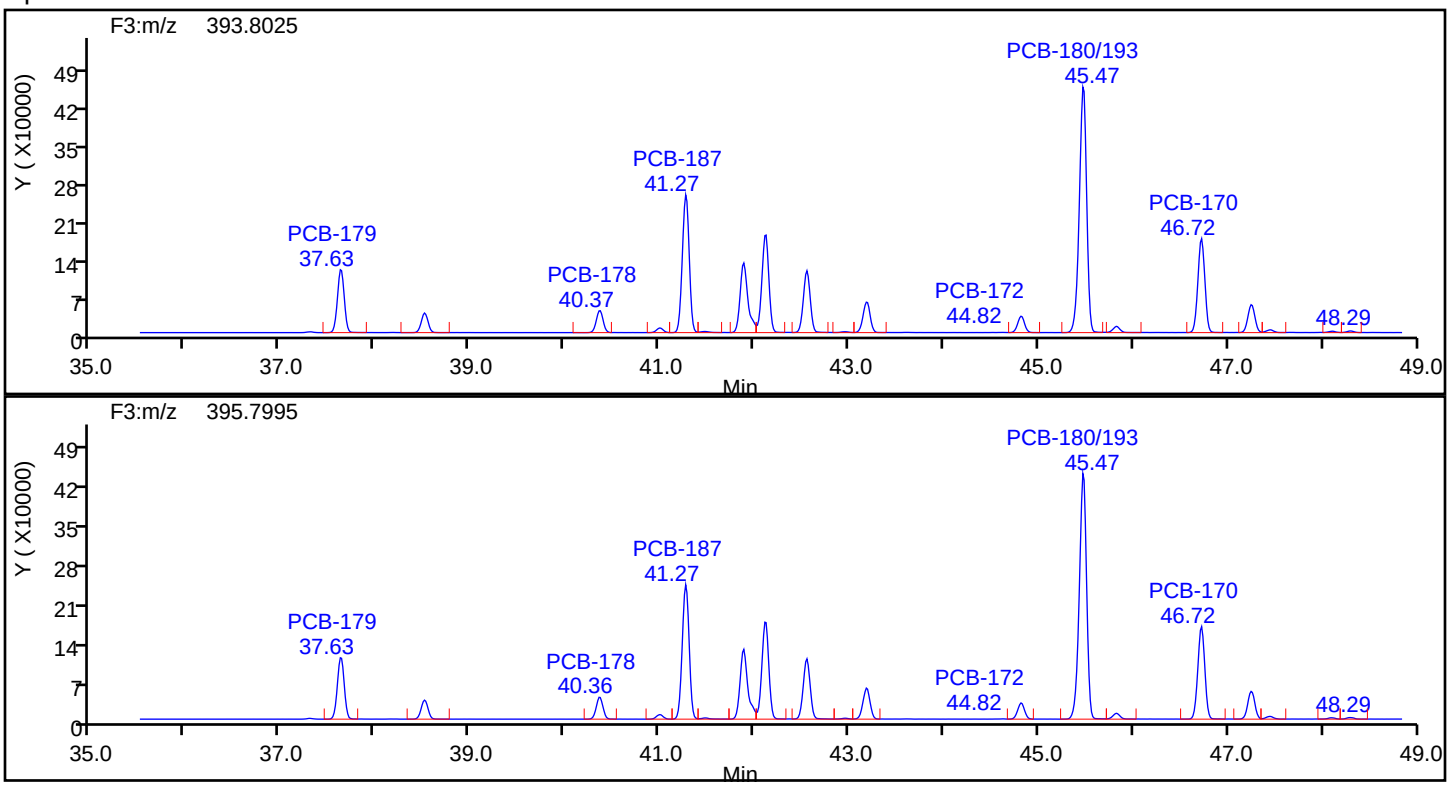

HpPCB F3 Standards

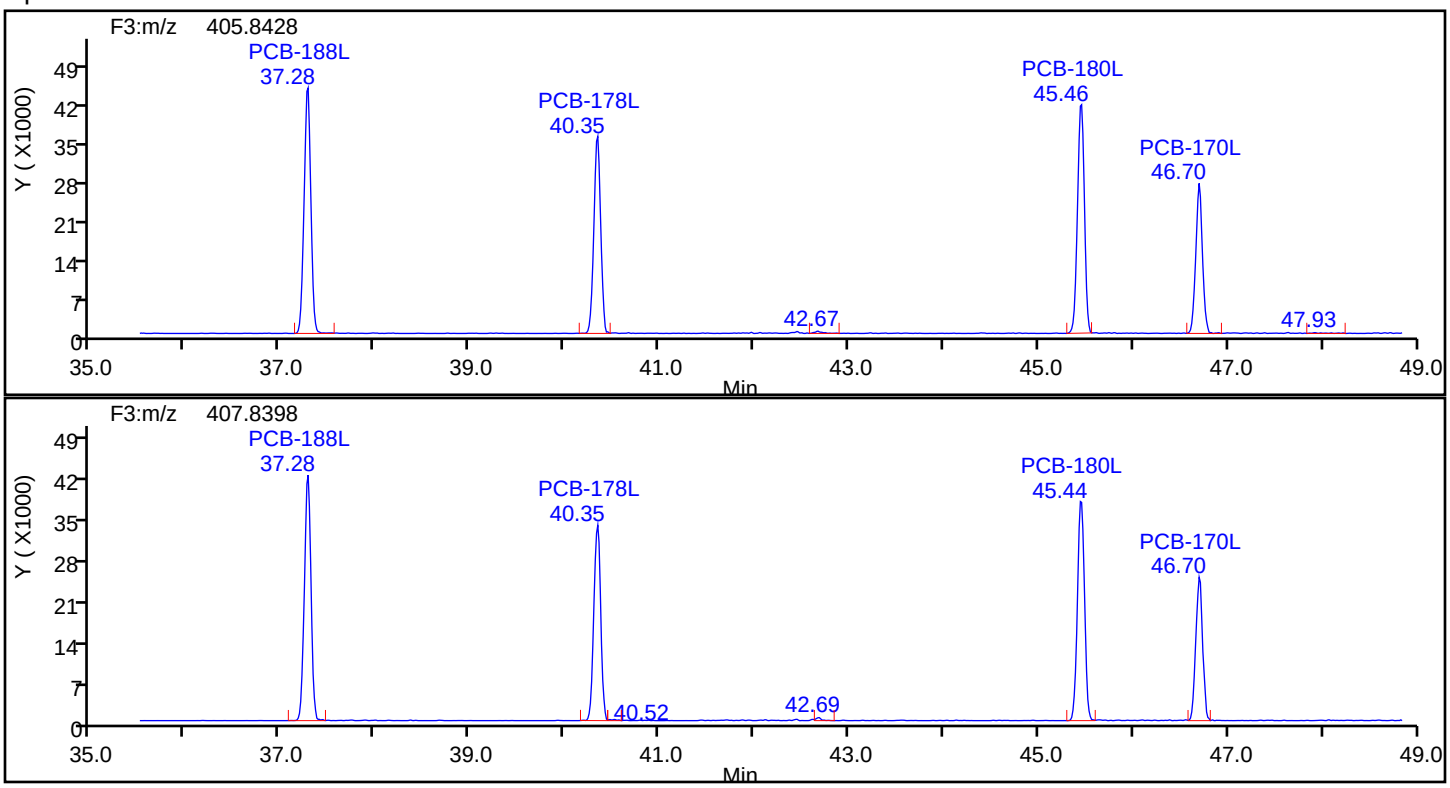

Eurofins TestAmerica, Knoxville

Data File:	\\chromna\Knoxville\ChromData\D3D\20190829-12907.b\580-88125-b-17-c.d		
Injection Date:	30-Aug-2019 07:23:00	Injection Vol:	1.0 ul
Instrument ID:	D3D	Operator ID:	Xcalibur_System
Method:	PCBs_D3D	Limit Group:	HR - 1668A - ICAL
Client ID:	N7-0to27-101418		
Worklist#:	33148	Sample Line#:	10
Column Type:	SPB-Octyl	Column Dia:	0.25 mm

HpPCB F3

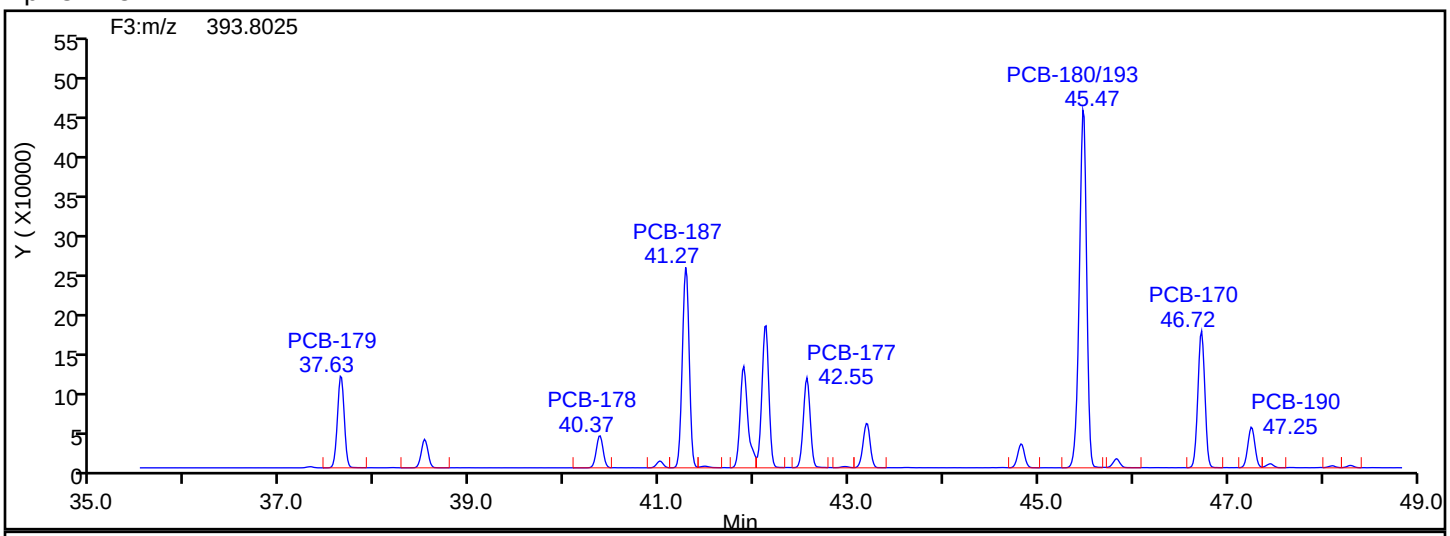

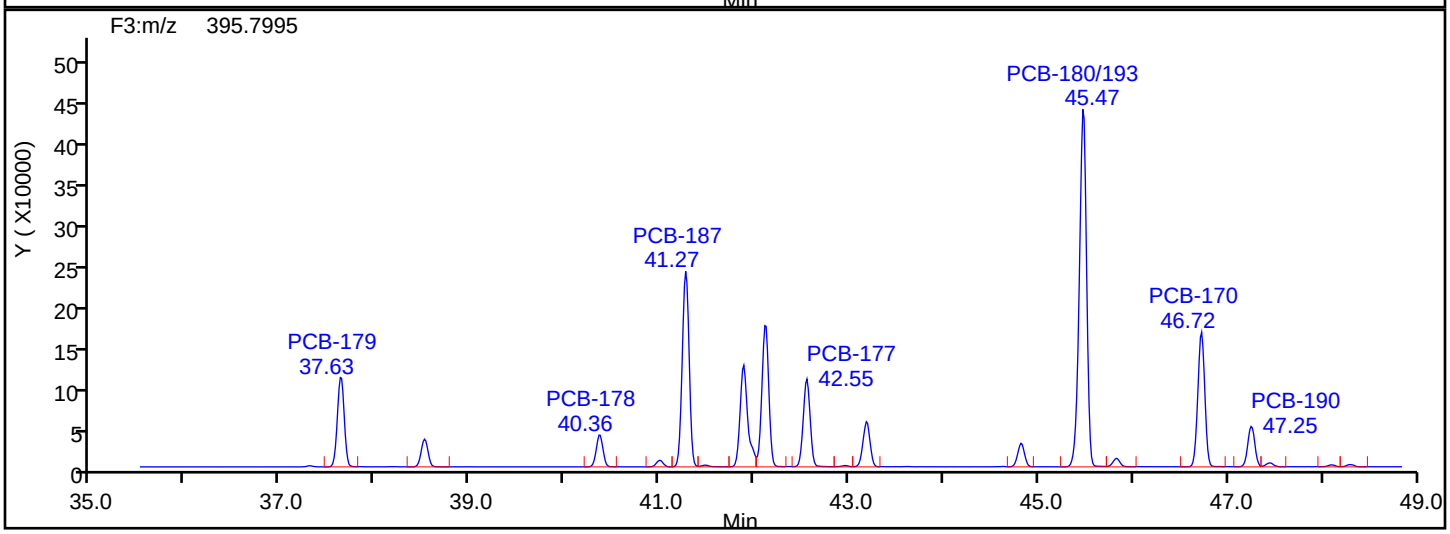

HpPCB F3 Lock Mass

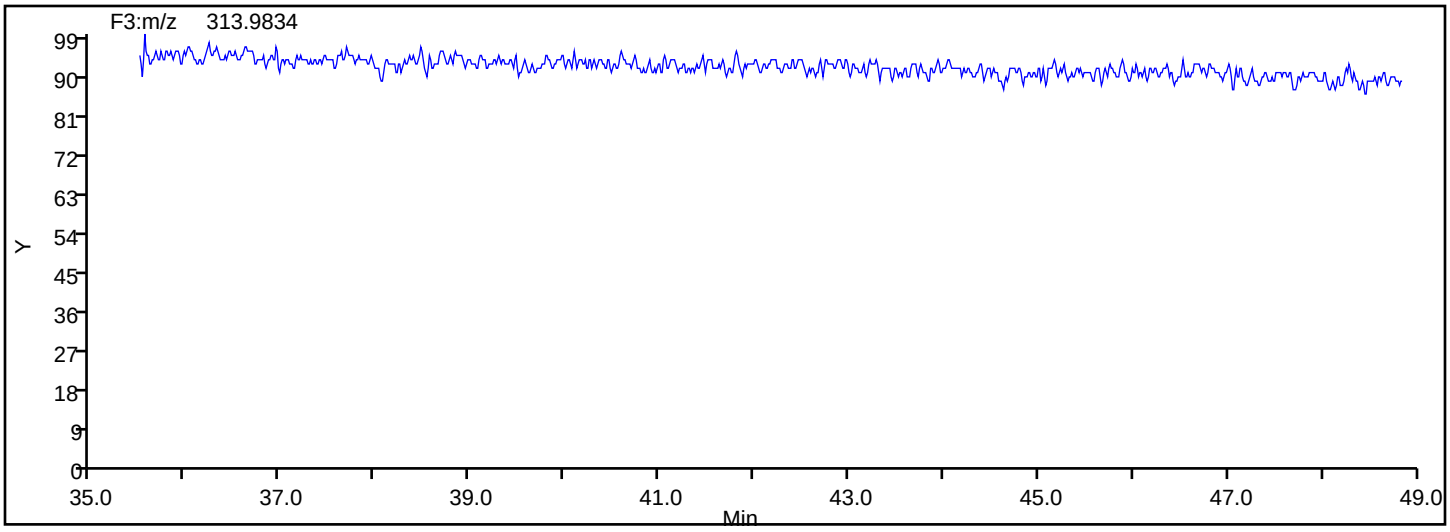

Eurofins TestAmerica, Knoxville

Data File:	\\chromna\Knoxville\ChromData\D3D\20190829-12907.b\580-88125-b-17-c.d		
Injection Date:	30-Aug-2019 07:23:00	Injection Vol:	1.0 ul
Instrument ID:	D3D	Operator ID:	Xcalibur_System
Method:	PCBs_D3D	Limit Group:	HR - 1668A - ICAL
Client ID:	N7-0to27-101418		
Worklist#:	33148	Sample Line#:	10
Column Type:	SPB-Octyl	Column Dia:	0.25 mm

HpPCB F4

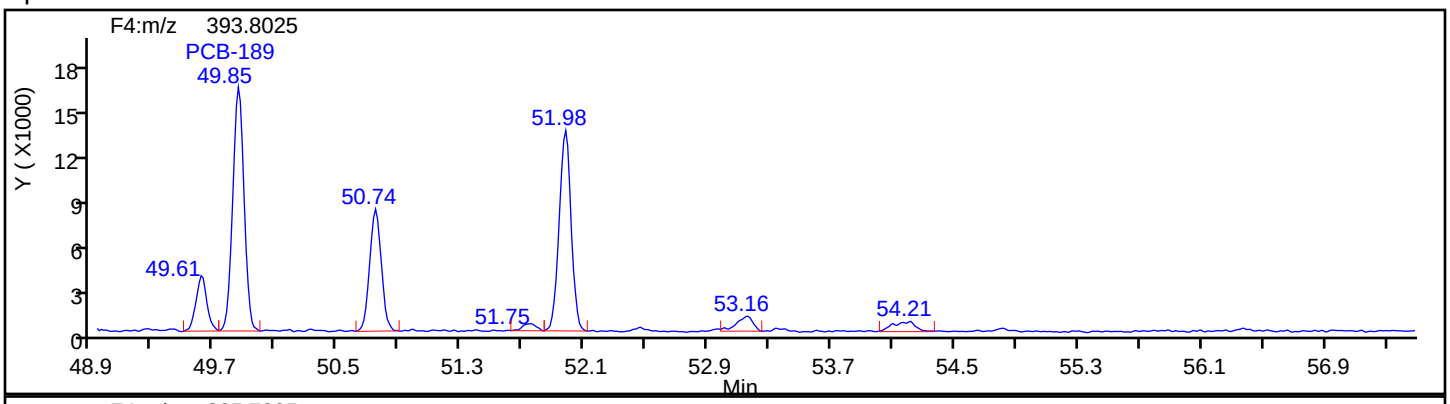

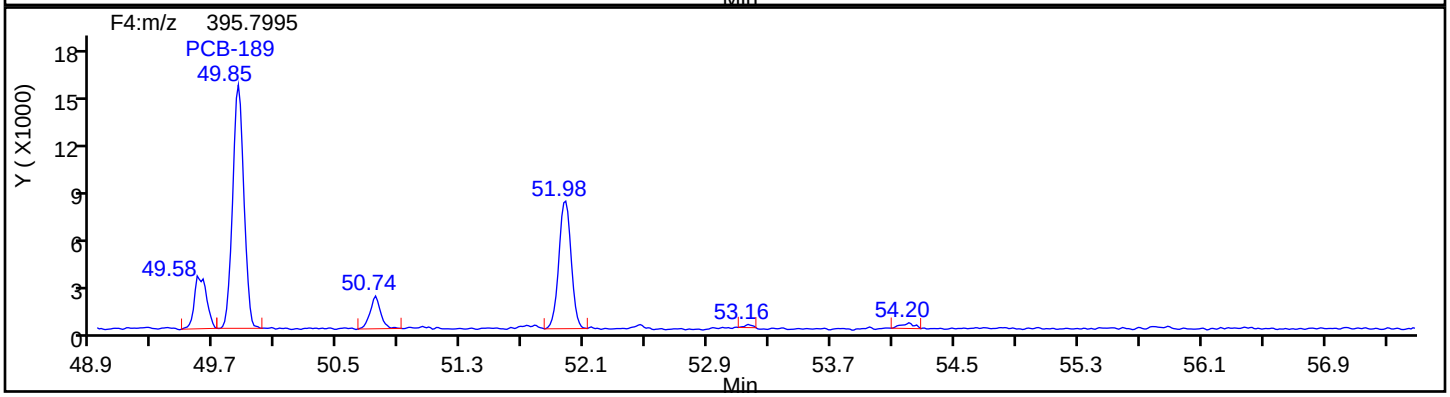

HpPCB F4 Standards

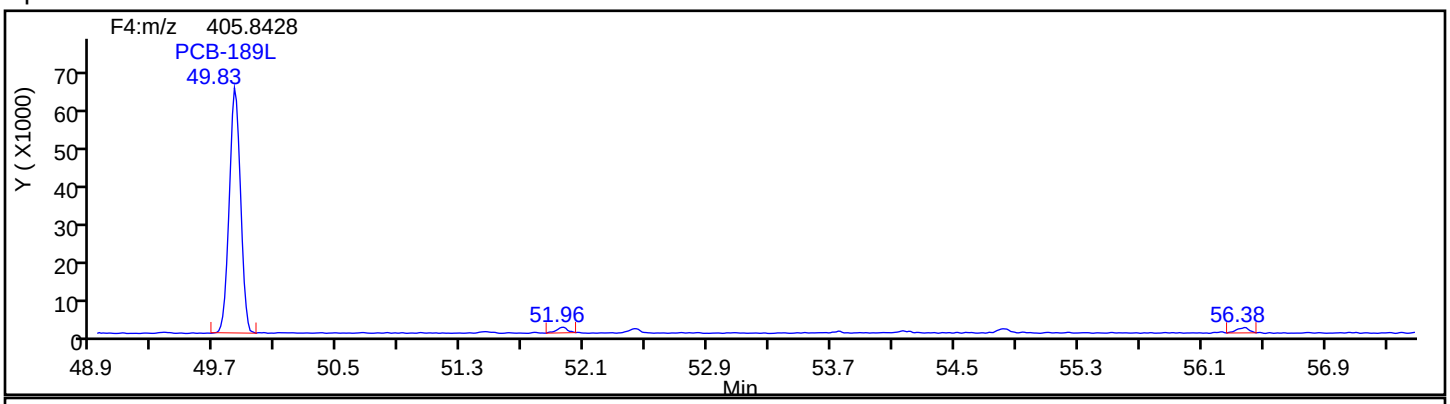

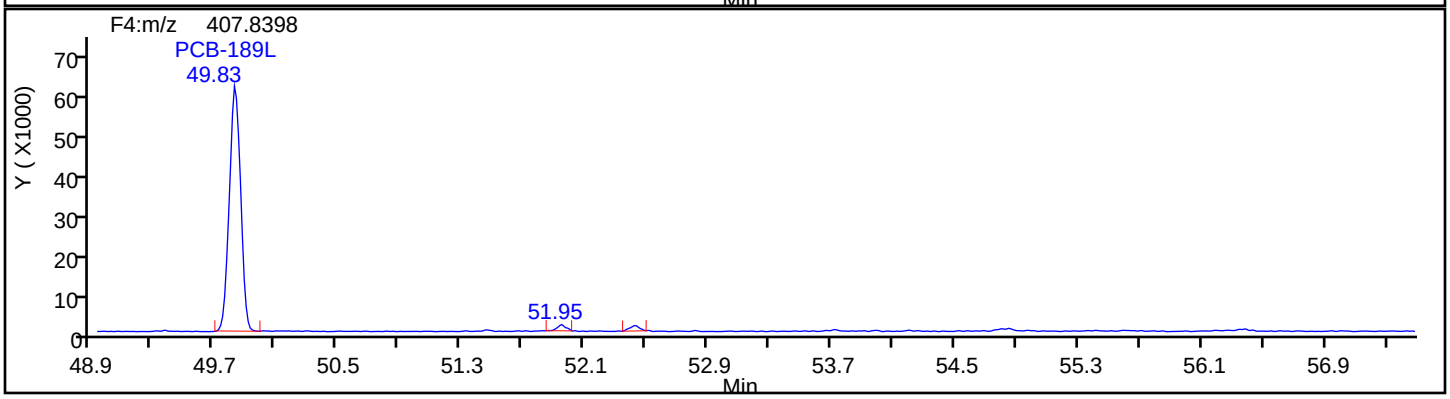

Eurofins TestAmerica, Knoxville

Data File:	\\chromna\Knoxville\ChromData\D3D\20190829-12907.b\580-88125-b-17-c.d		
Injection Date:	30-Aug-2019 07:23:00	Injection Vol:	1.0 ul
Instrument ID:	D3D	Operator ID:	Xcalibur_System
Method:	PCBs_D3D	Limit Group:	HR - 1668A - ICAL
Client ID:	N7-0to27-101418		
Worklist#:	33148	Sample Line#:	10
Column Type:	SPB-Octyl	Column Dia:	0.25 mm

HpPCB F4

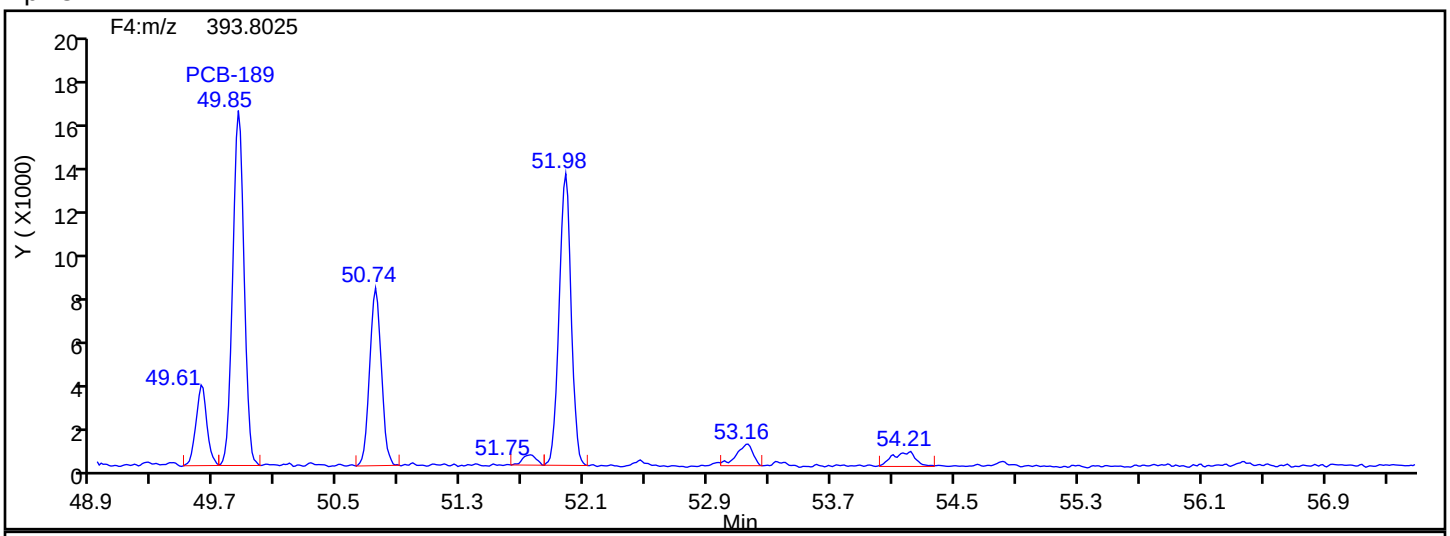

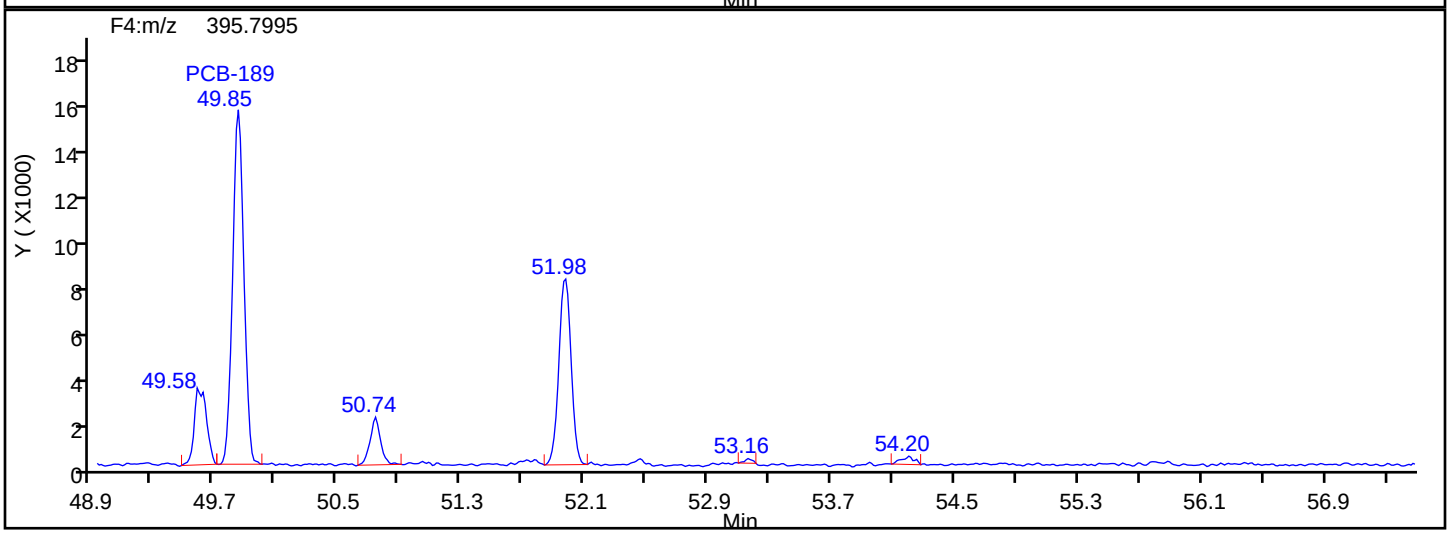

HpPCB F4 Lock Mass

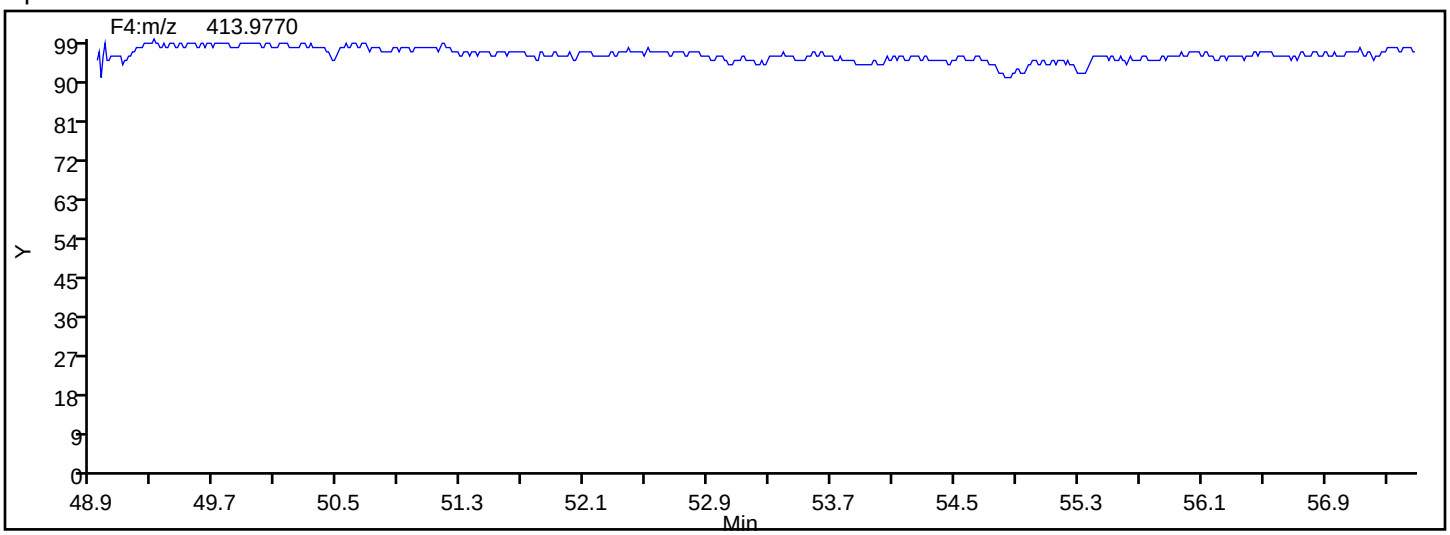

Eurofins TestAmerica, Knoxville

Data File:	\\chromna\Knoxville\ChromData\D3D\20190829-12907.b\580-88125-b-17-c.d		
Injection Date:	30-Aug-2019 07:23:00	Injection Vol:	1.0 ul
Instrument ID:	D3D	Operator ID:	Xcalibur_System
Method:	PCBs_D3D	Limit Group:	HR - 1668A - ICAL
Client ID:	N7-0to27-101418		
Worklist#:	33148	Sample Line#:	10
Column Type:	SPB-Octyl	Column Dia:	0.25 mm

OcPCB F3

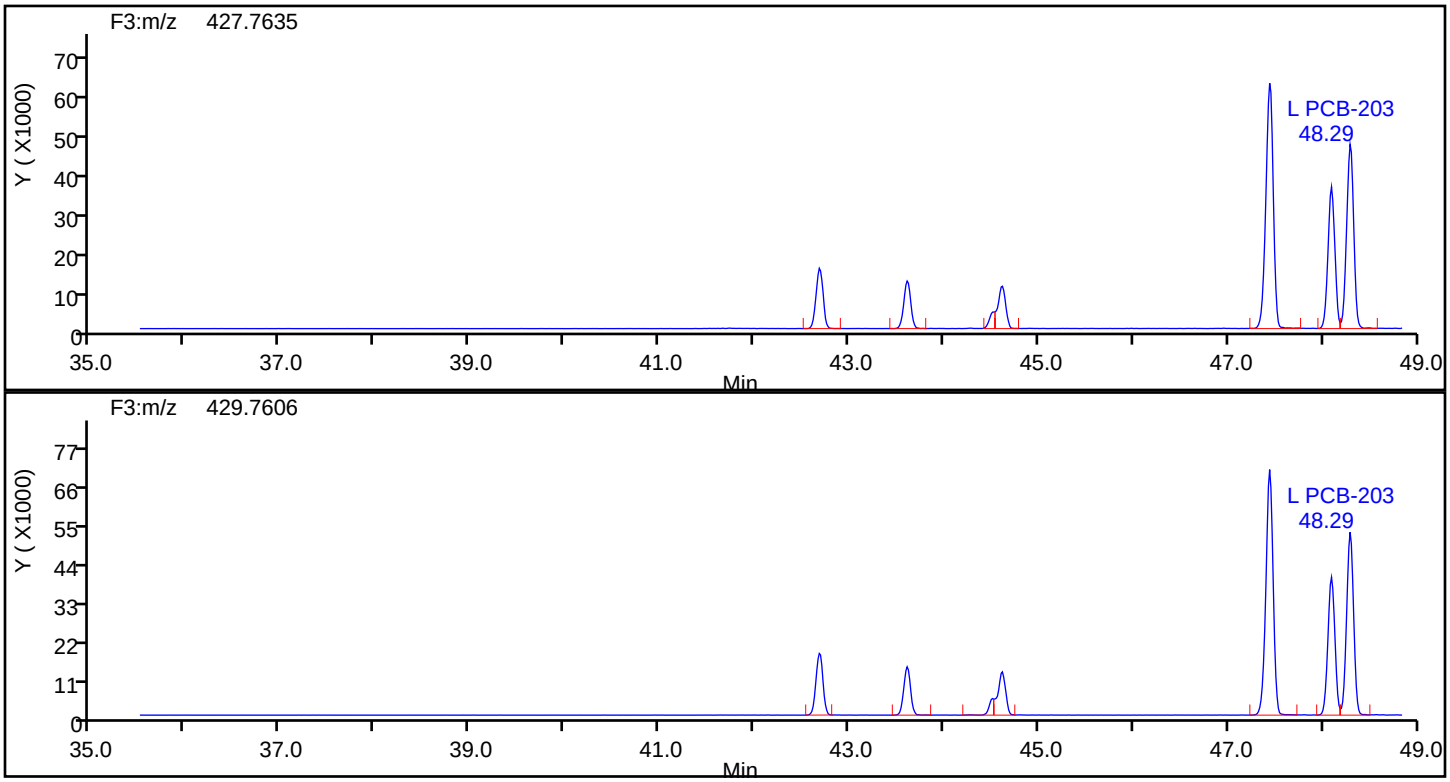

OcPCB F3 Standards

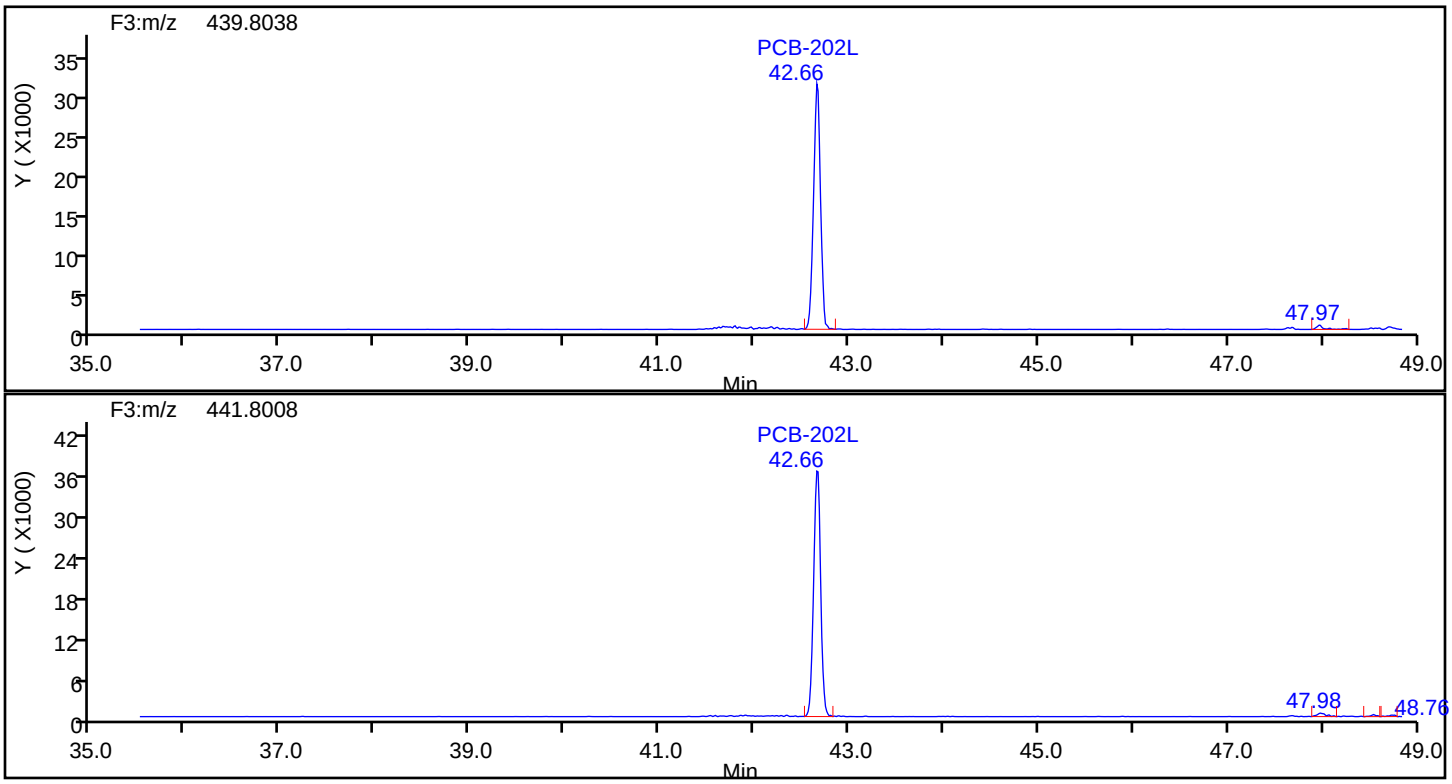

Eurofins TestAmerica, Knoxville

Data File:	\\chromna\Knoxville\ChromData\D3D\20190829-12907.b\580-88125-b-17-c.d		
Injection Date:	30-Aug-2019 07:23:00	Injection Vol:	1.0 ul
Instrument ID:	D3D	Operator ID:	Xcalibur_System
Method:	PCBs_D3D	Limit Group:	HR - 1668A - ICAL
Client ID:	N7-0to27-101418		
Worklist#:	33148	Sample Line#:	10
Column Type:	SPB-Octyl	Column Dia:	0.25 mm

OcPCB F3

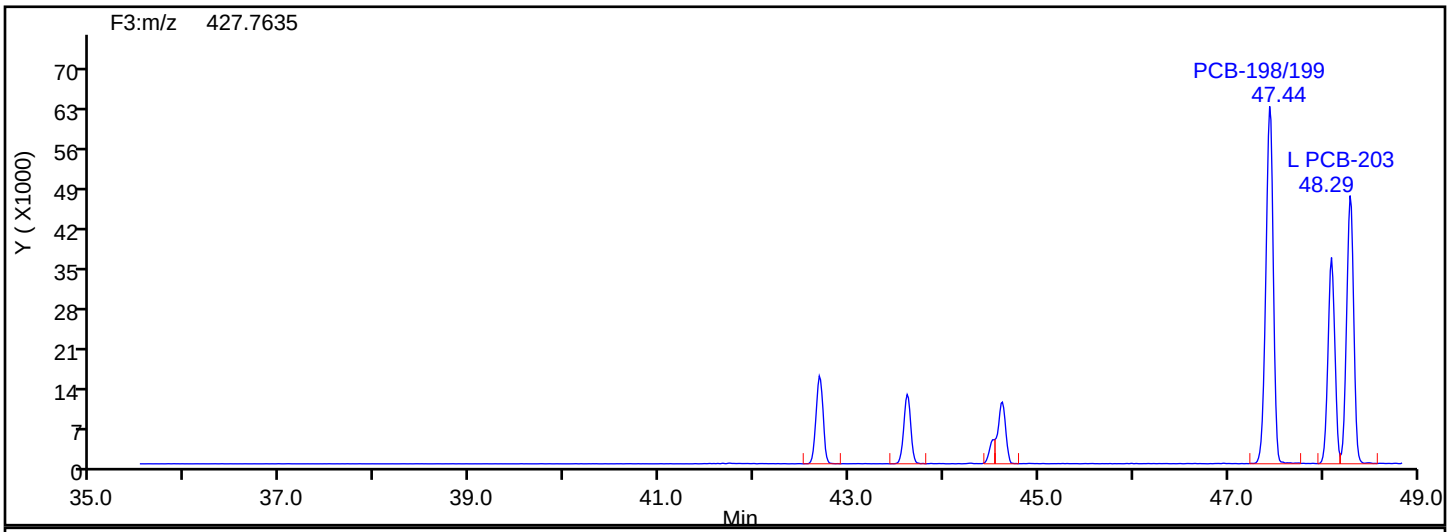

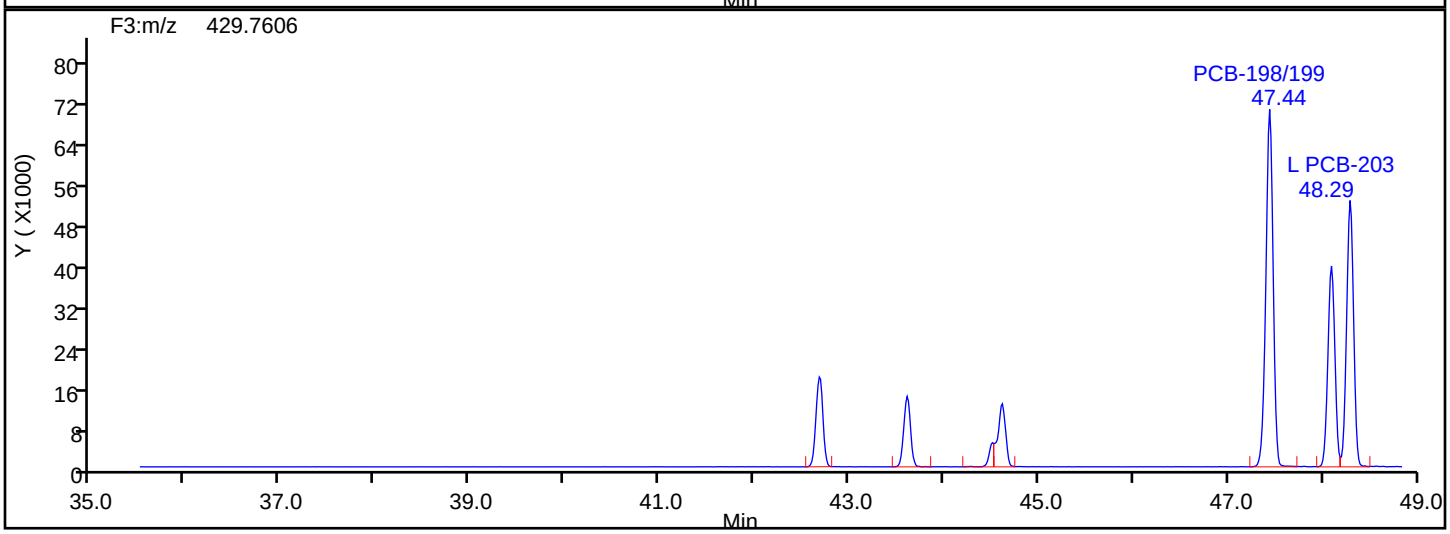

OcPCB F3 Lock Mass

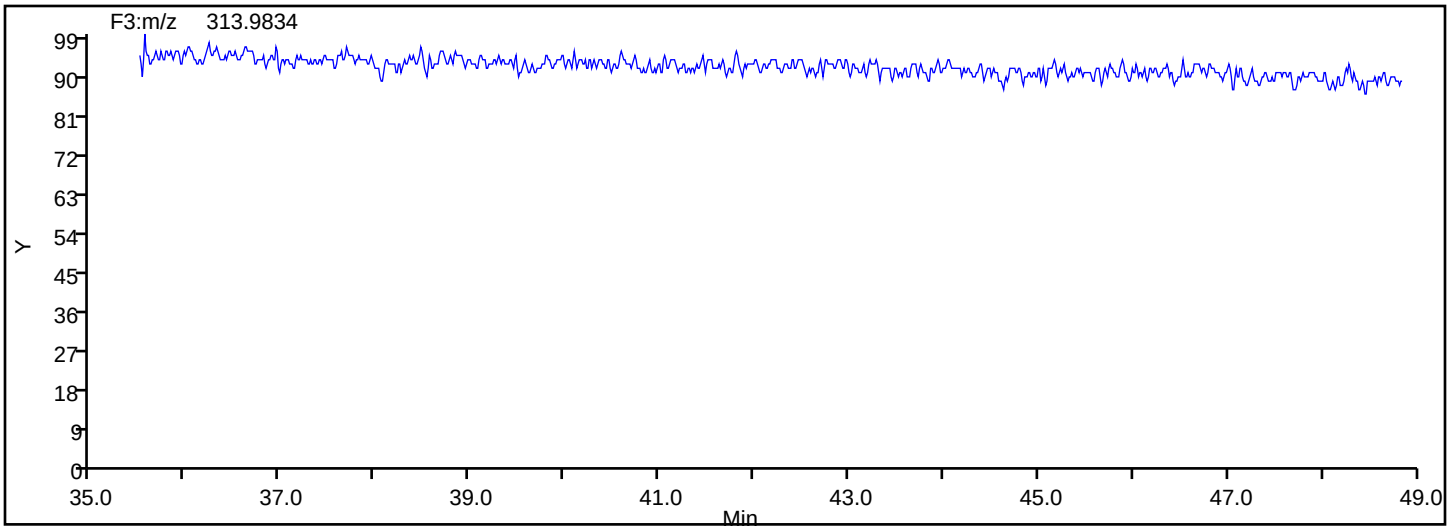

Manual Integration/User Assign Peak Report

Eurofins TestAmerica, Knoxville

Data File:	\\chromna\Knoxville\ChromData\D3D\20190829-12907.b\580-88125-b-17-c.d				
Injection Date:	30-Aug-2019 07:23:00	Instrument ID:	D3D		
Lims ID:	580-88125-B-17-C	Lab Sample ID:	140-88125-17		
Client ID:	N7-0to27-101418				
Operator ID:	Xcalibur_System	ALS Bottle#:	0	Worklist Smp#:	10
Injection Vol:	1.0 ul	Dil. Factor:	1.0000		
Method:	PCBs_D3D	Limit Group:	HR - 1668A - ICAL		
Column:	SPB-Octyl (0.25 mm)	Detector	F3(35.64 :49.10)		

PCB-197, CAS: 33091-17-7

Signal: 1

Not Detected
Expected RT: 44.51

Processing Integration Results

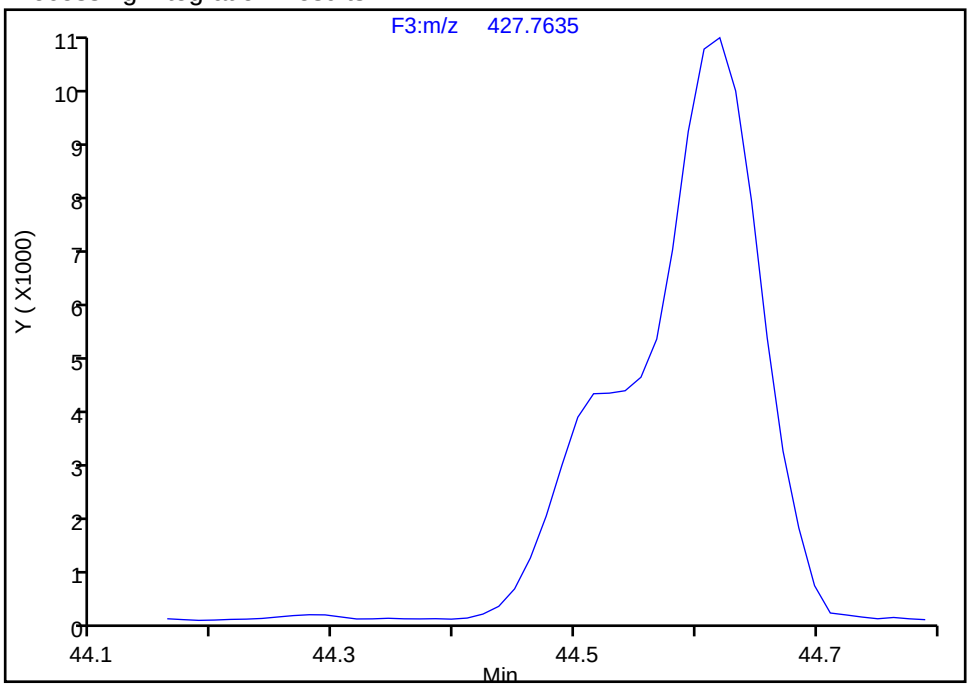

Manual Integration Results

RT: 44.54
Area: 16654
Amount: 7.709896
Amount Units: pg/ul

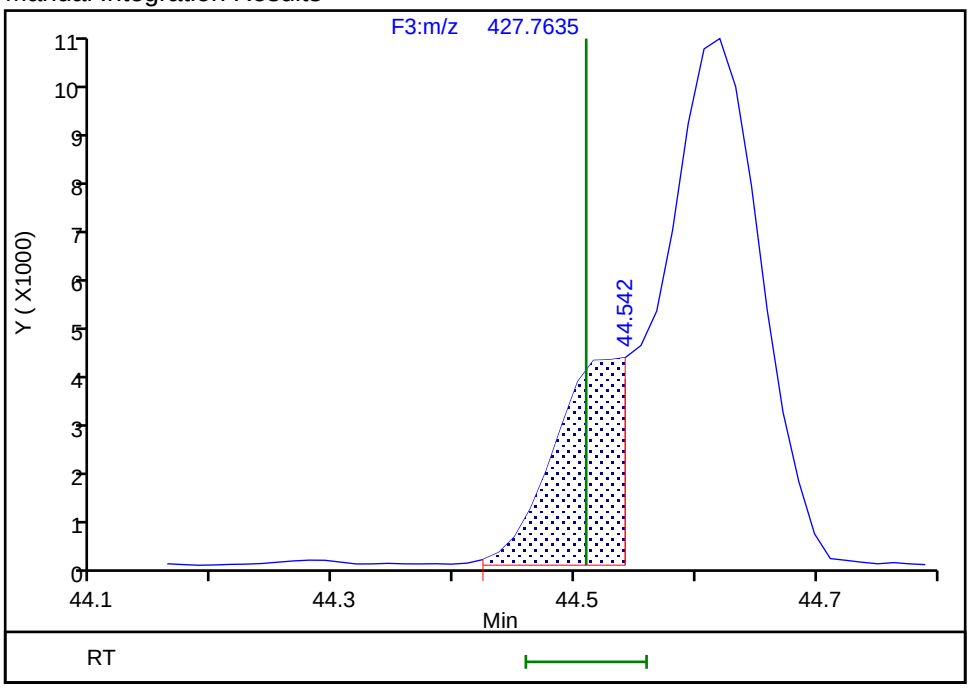

Reviewer: davidsonm, 03-Sep-2019 08:32:43
Audit Action: Manually Integrated/Assigned Compound ID Audit Reason: Split Peak

Manual Integration/User Assign Peak Report

Eurofins TestAmerica, Knoxville

Data File:	\\chromna\Knoxville\ChromData\D3D\20190829-12907.b\580-88125-b-17-c.d				
Injection Date:	30-Aug-2019 07:23:00	Instrument ID:	D3D		
Lims ID:	580-88125-B-17-C	Lab Sample ID:	140-88125-17		
Client ID:	N7-0to27-101418				
Operator ID:	Xcalibur_System	ALS Bottle#:	0	Worklist Smp#:	10
Injection Vol:	1.0 ul	Dil. Factor:	1.0000		
Method:	PCBs_D3D	Limit Group:	HR - 1668A - ICAL		
Column:	SPB-Octyl (0.25 mm)	Detector	F3(35.64 :49.10)		

PCB-200, CAS: 52663-73-7

Signal: 1

Processing Integration Results

RT: 44.62
Area: 77908
Amount: 37.944117
Amount Units: pg/ul

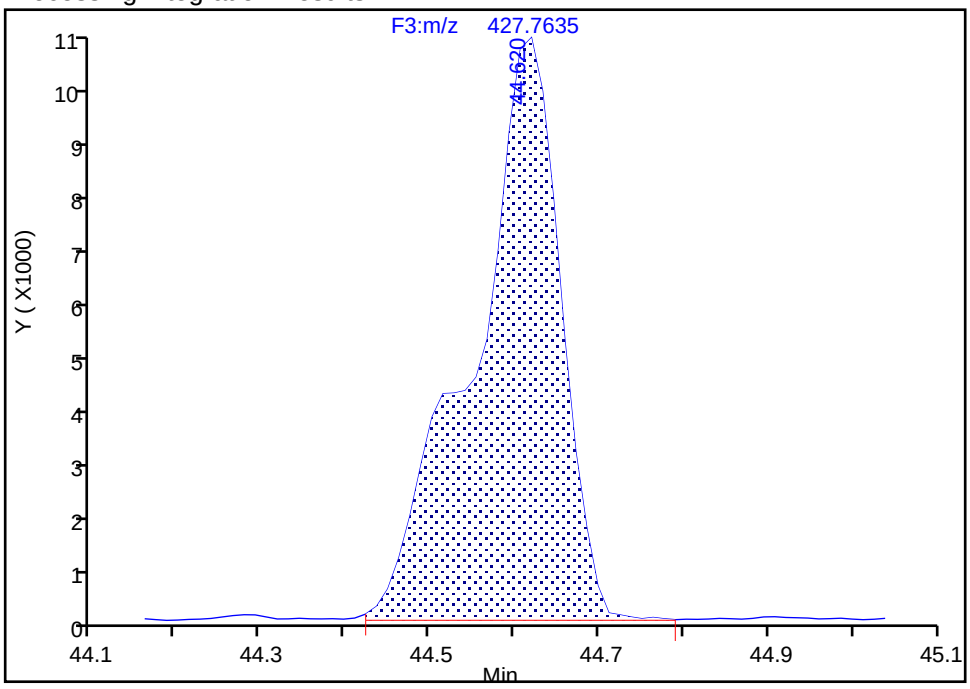

Manual Integration Results

RT: 44.62
Area: 61254
Amount: 33.709968
Amount Units: pg/ul

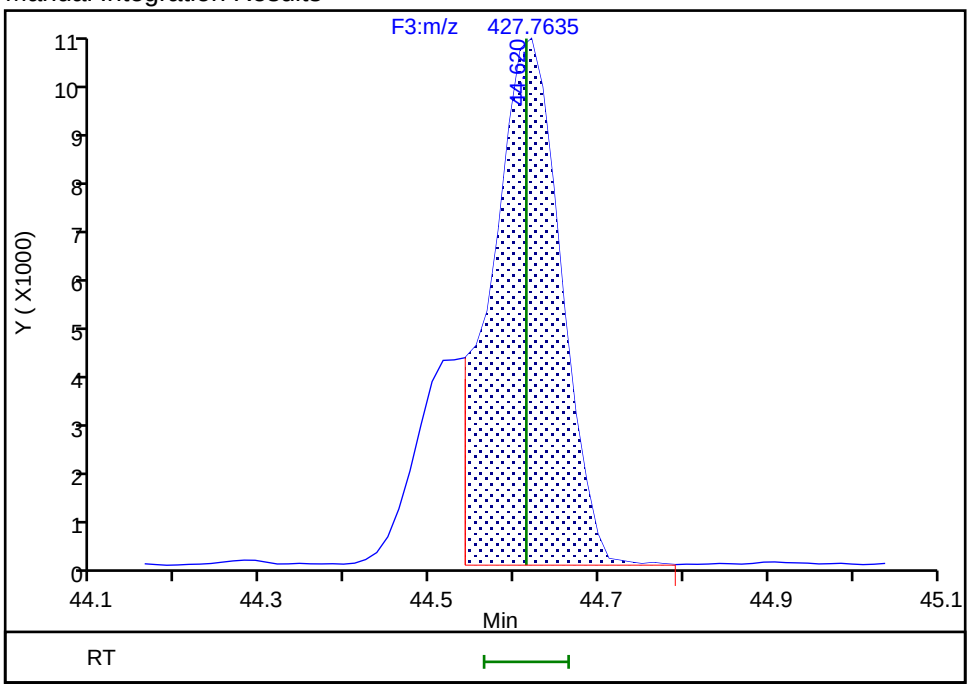

Reviewer: davidsonm, 03-Sep-2019 08:32:39

Audit Action: Split an Integrated Peak Audit Reason: Split Peak

Eurofins TestAmerica, Knoxville

Data File:	\\chromna\Knoxville\ChromData\D3D\20190829-12907.b\580-88125-b-17-c.d		
Injection Date:	30-Aug-2019 07:23:00	Injection Vol:	1.0 ul
Instrument ID:	D3D	Operator ID:	Xcalibur_System
Method:	PCBs_D3D	Limit Group:	HR - 1668A - ICAL
Client ID:	N7-0to27-101418		
Worklist#:	33148	Sample Line#:	10
Column Type:	SPB-Octyl	Column Dia:	0.25 mm

OcPCB F4

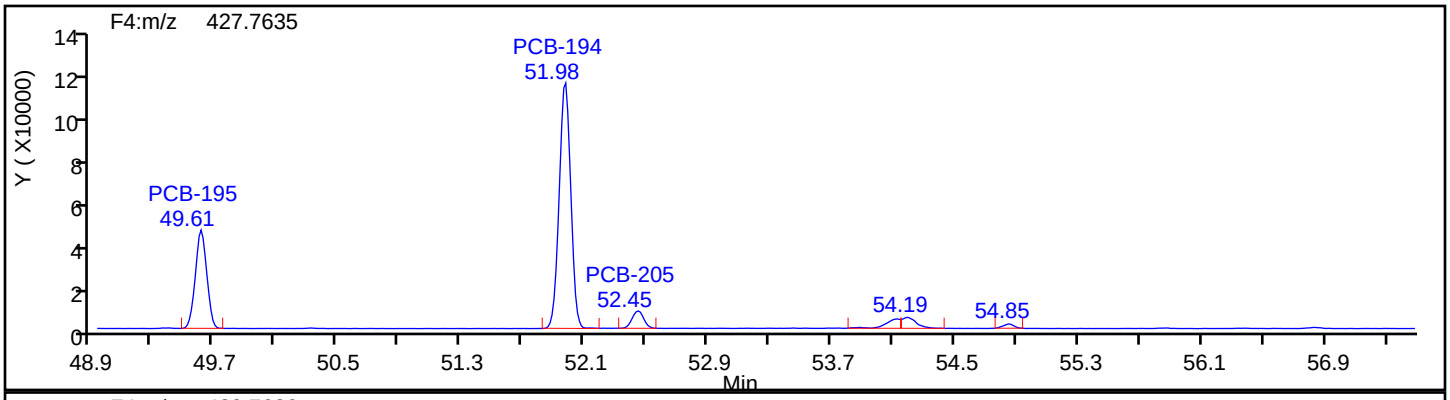

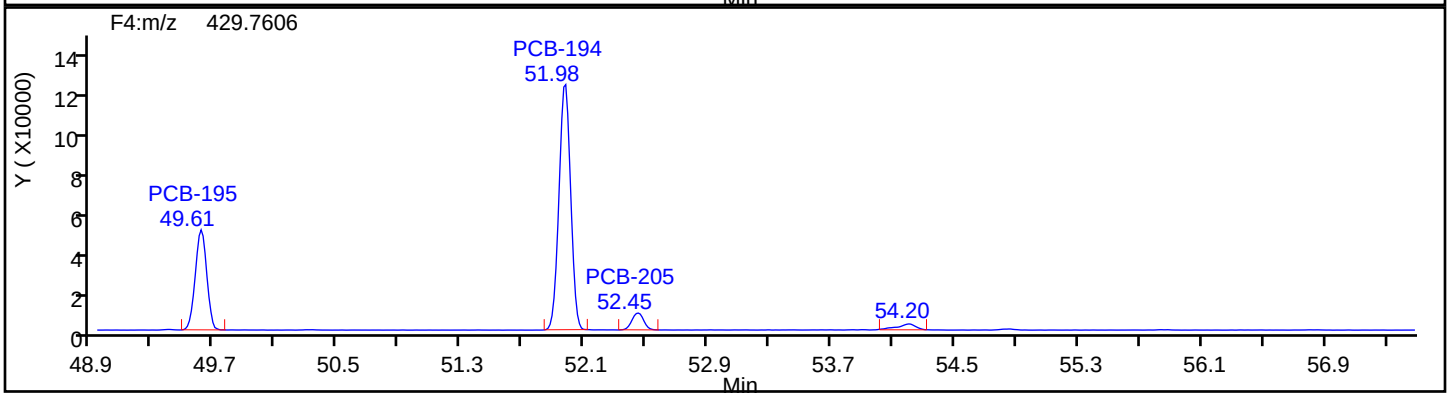

OcPCB F4 Standards

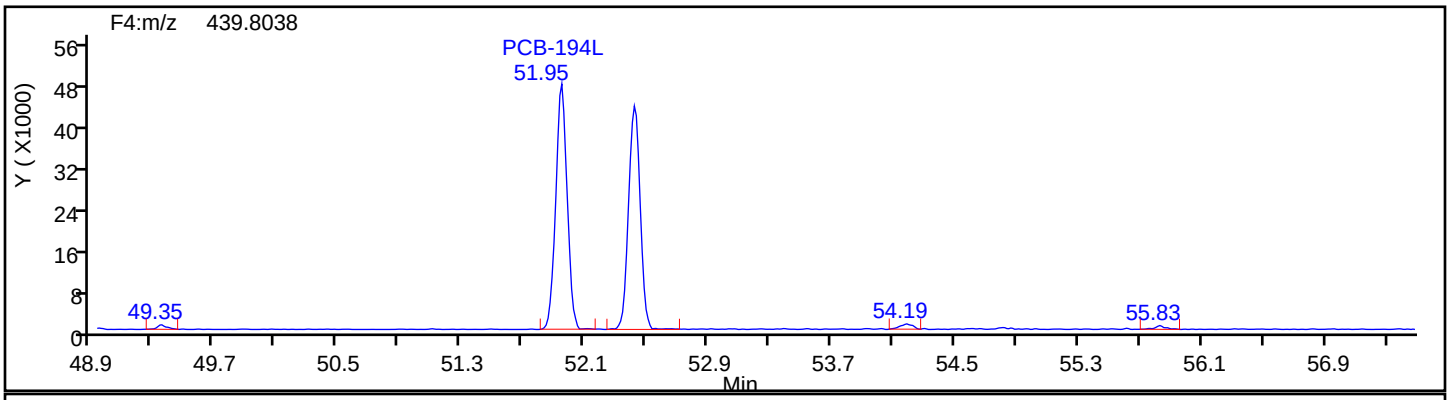

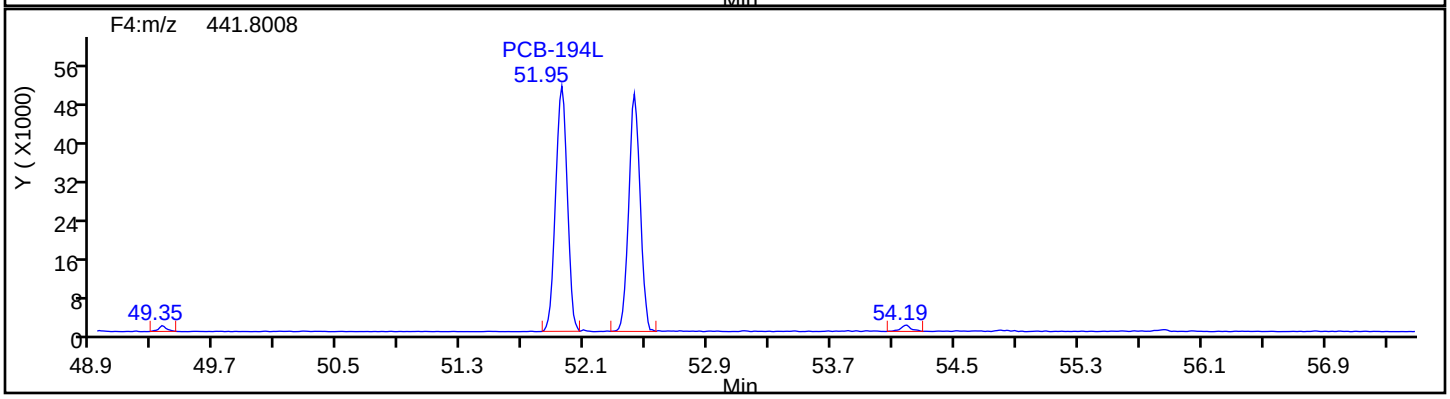

Eurofins TestAmerica, Knoxville

Data File:	\\chromna\Knoxville\ChromData\D3D\20190829-12907.b\580-88125-b-17-c.d		
Injection Date:	30-Aug-2019 07:23:00	Injection Vol:	1.0 ul
Instrument ID:	D3D	Operator ID:	Xcalibur_System
Method:	PCBs_D3D	Limit Group:	HR - 1668A - ICAL
Client ID:	N7-0to27-101418		
Worklist#:	33148	Sample Line#:	10
Column Type:	SPB-Octyl	Column Dia:	0.25 mm

OcPCB F4

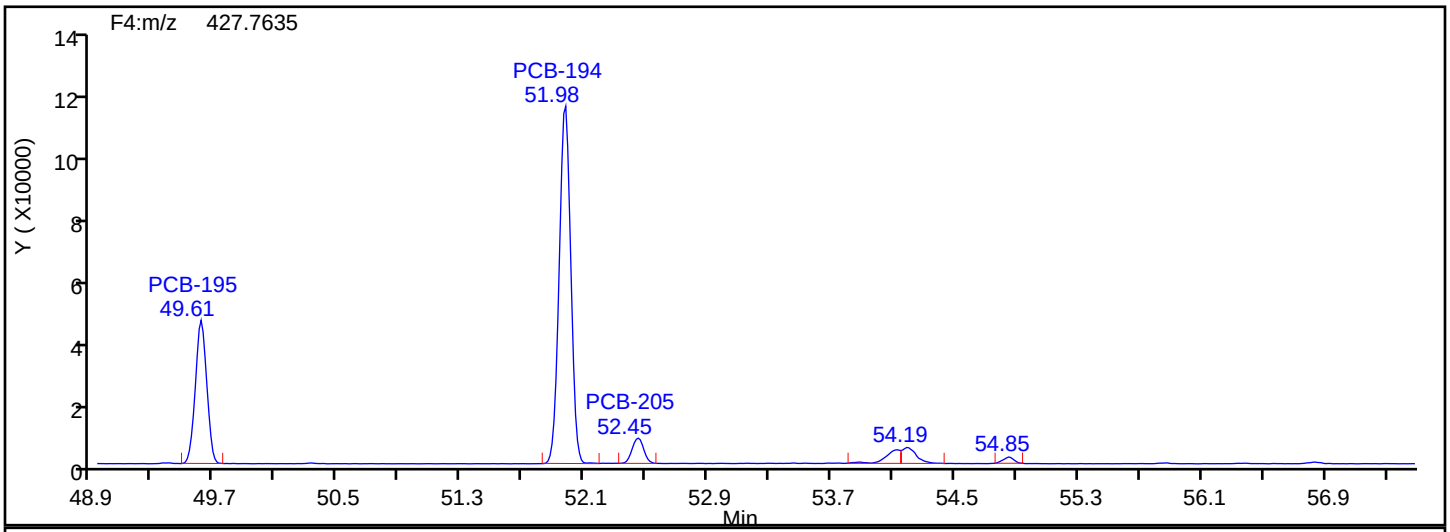

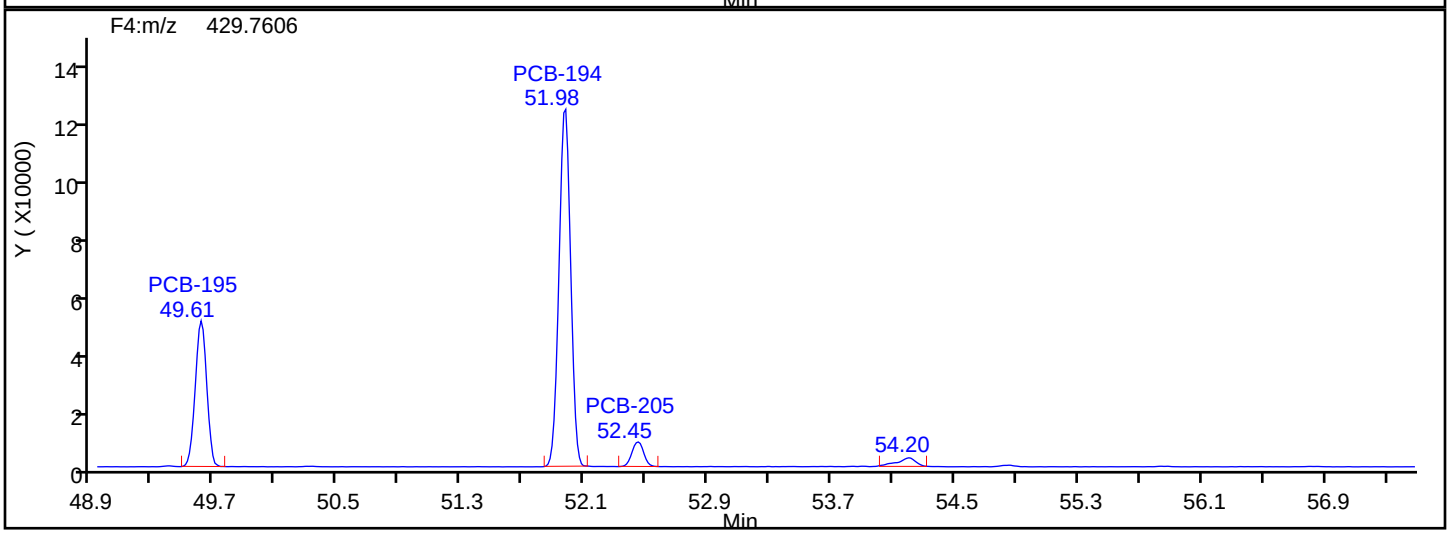

OcPCB F4 Lock Mass

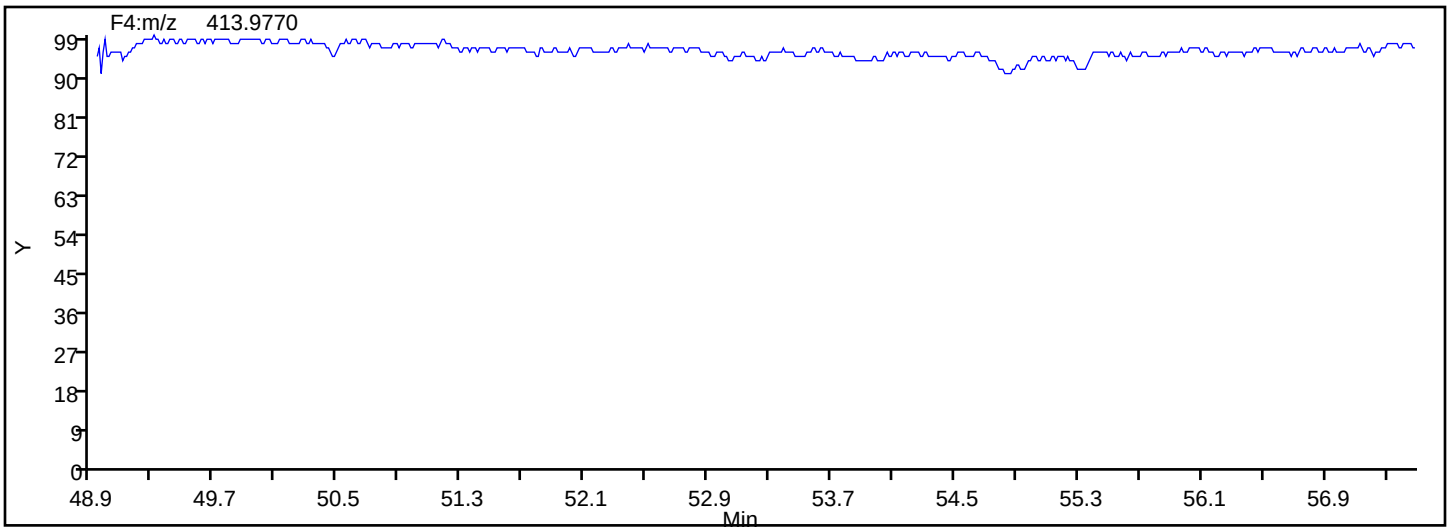

Eurofins TestAmerica, Knoxville

Data File:	\\chromna\Knoxville\ChromData\D3D\20190829-12907.b\580-88125-b-17-c.d		
Injection Date:	30-Aug-2019 07:23:00	Injection Vol:	1.0 ul
Instrument ID:	D3D	Operator ID:	Xcalibur_System
Method:	PCBs_D3D	Limit Group:	HR - 1668A - ICAL
Client ID:	N7-0to27-101418		
Worklist#:	33148	Sample Line#:	10
Column Type:	SPB-Octyl	Column Dia:	0.25 mm

NoPCB F4

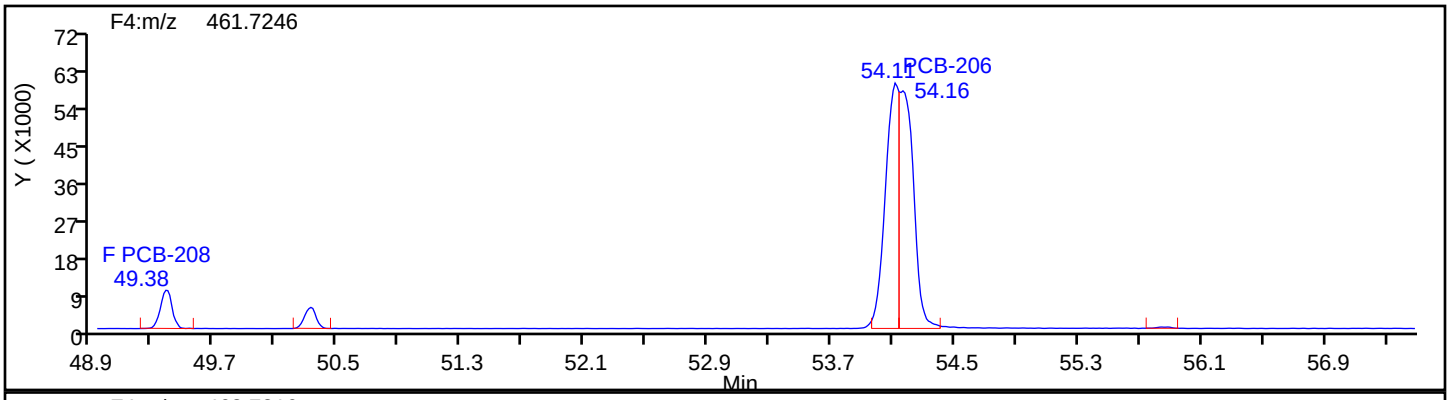

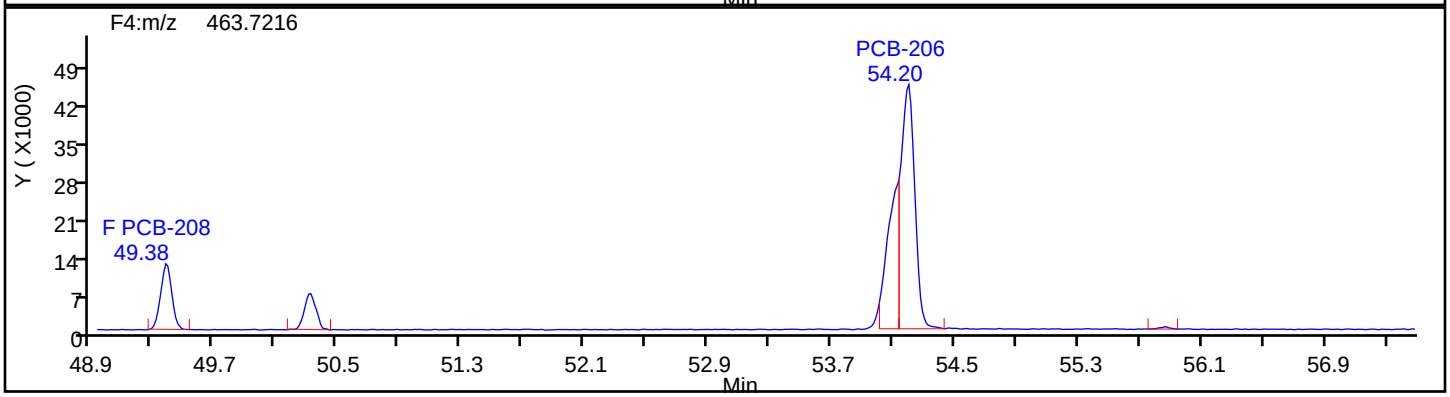

NoPCB F4 Standards

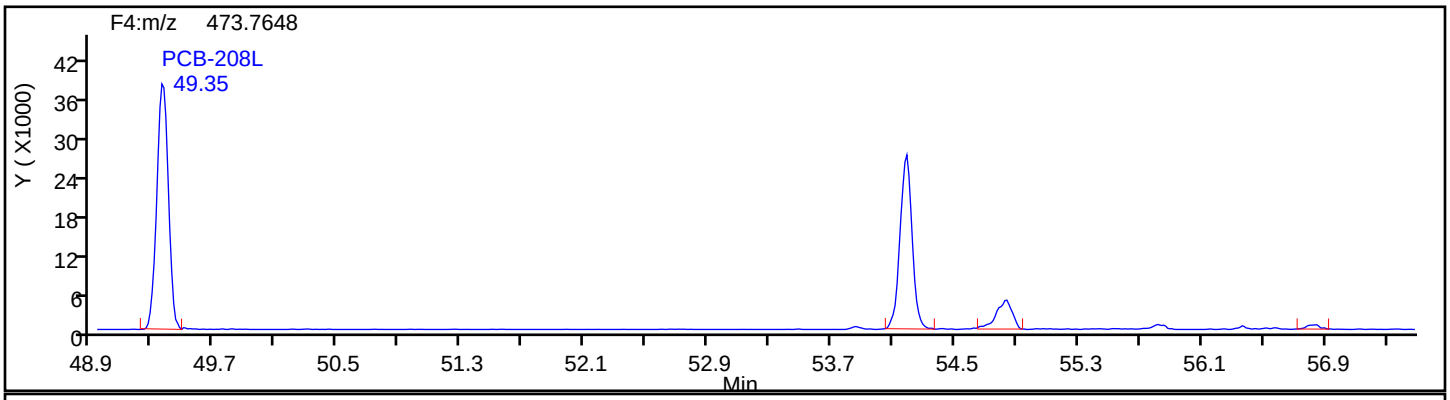

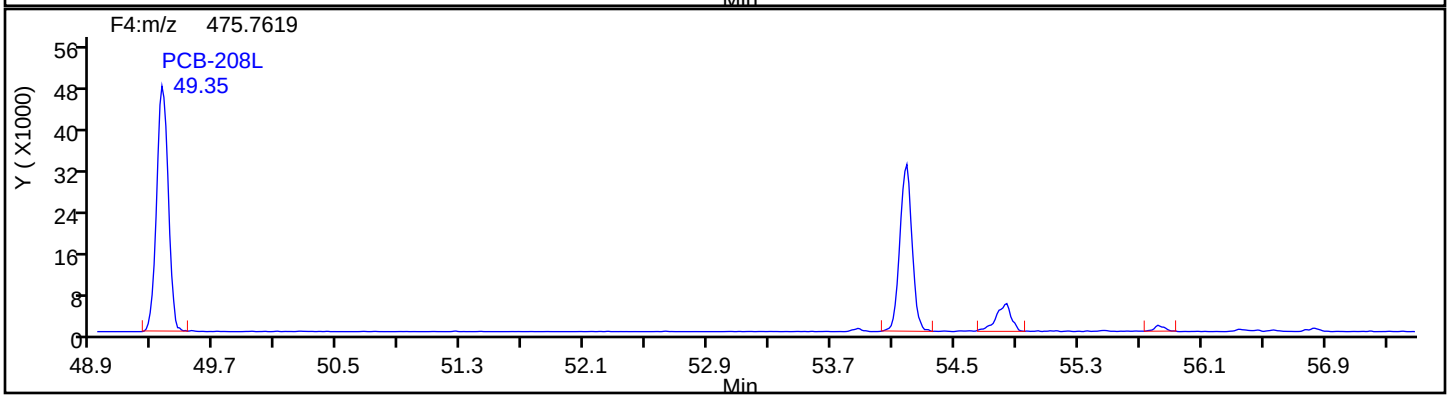

Eurofins TestAmerica, Knoxville

Data File:	\\chromna\Knoxville\ChromData\D3D\20190829-12907.b\580-88125-b-17-c.d		
Injection Date:	30-Aug-2019 07:23:00	Injection Vol:	1.0 ul
Instrument ID:	D3D	Operator ID:	Xcalibur_System
Method:	PCBs_D3D	Limit Group:	HR - 1668A - ICAL
Client ID:	N7-0to27-101418		
Worklist#:	33148	Sample Line#:	10
Column Type:	SPB-Octyl	Column Dia:	0.25 mm

NoPCB F4

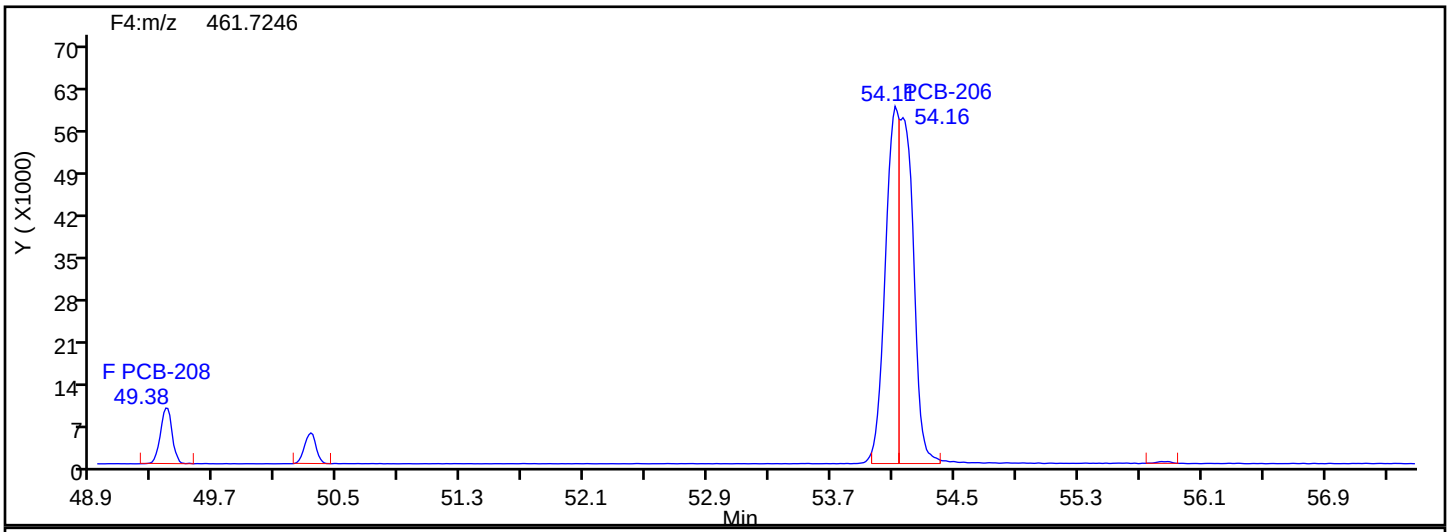

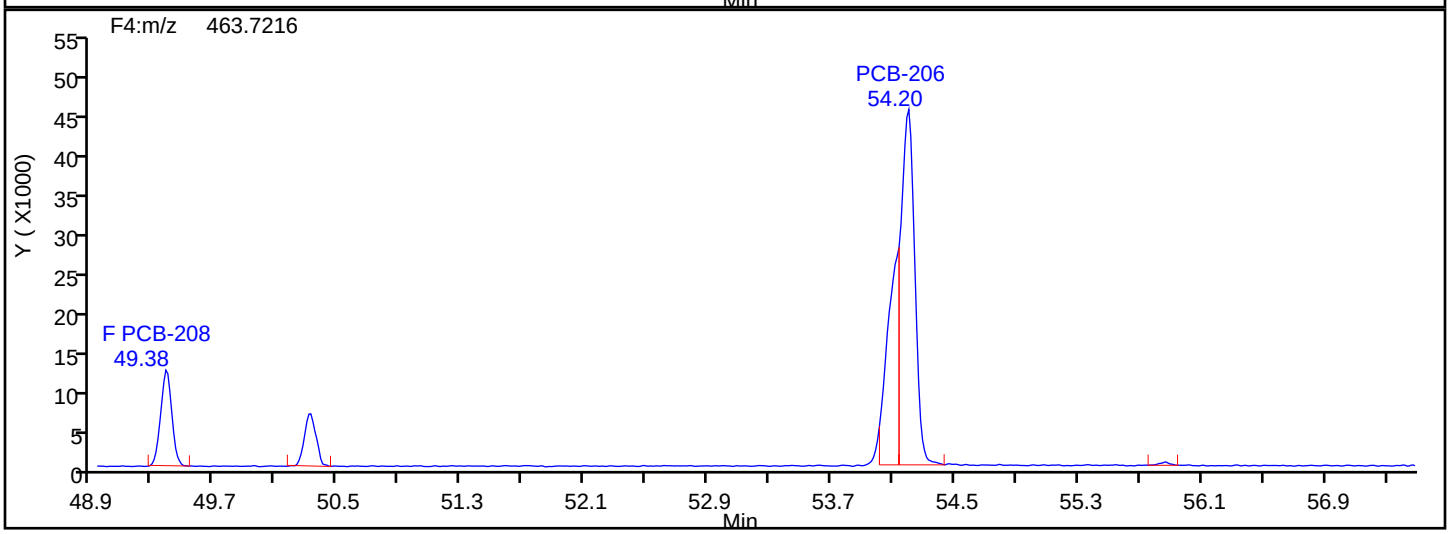

NoPCB F4 Lock Mass

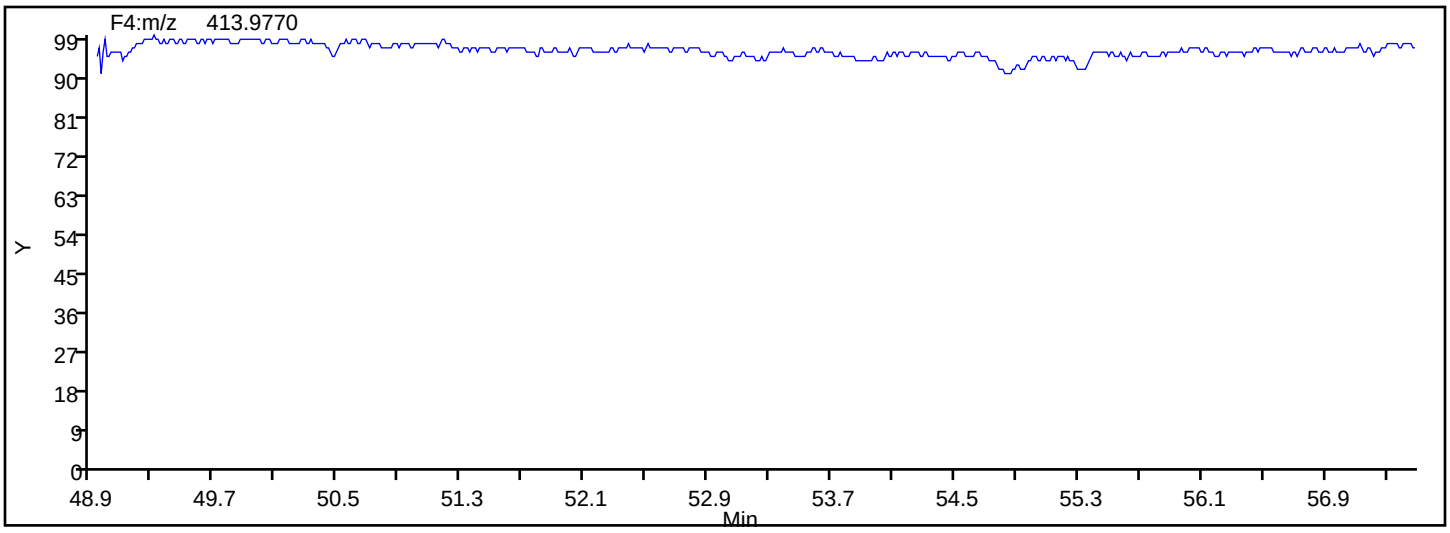

Manual Integration/User Assign Peak Report

Eurofins TestAmerica, Knoxville

Data File:	\\chromna\Knoxville\ChromData\D3D\20190829-12907.b\580-88125-b-17-c.d				
Injection Date:	30-Aug-2019 07:23:00	Instrument ID:	D3D		
Lims ID:	580-88125-B-17-C	Lab Sample ID:	140-88125-17		
Client ID:	N7-0to27-101418				
Operator ID:	Xcalibur_System	ALS Bottle#:	0	Worklist Smp#:	10
Injection Vol:	1.0 ul	Dil. Factor:	1.0000		
Method:	PCBs_D3D	Limit Group:	HR - 1668A - ICAL		
Column:	SPB-Octyl (0.25 mm)	Detector	F4(49.20 :57.50)		

PCB-206, CAS: 40186-72-9

Signal: 2

Not Detected
Expected RT: 54.17

Processing Integration Results

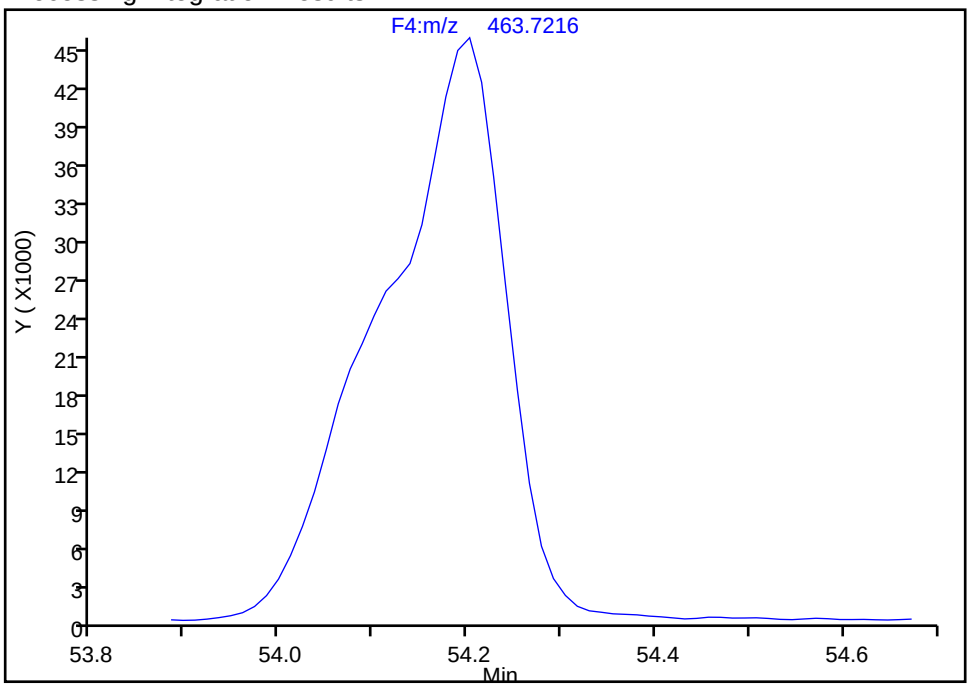

Manual Integration Results

RT: 54.20
Area: 270198
Amount: 164.4344
Amount Units: pg/ul

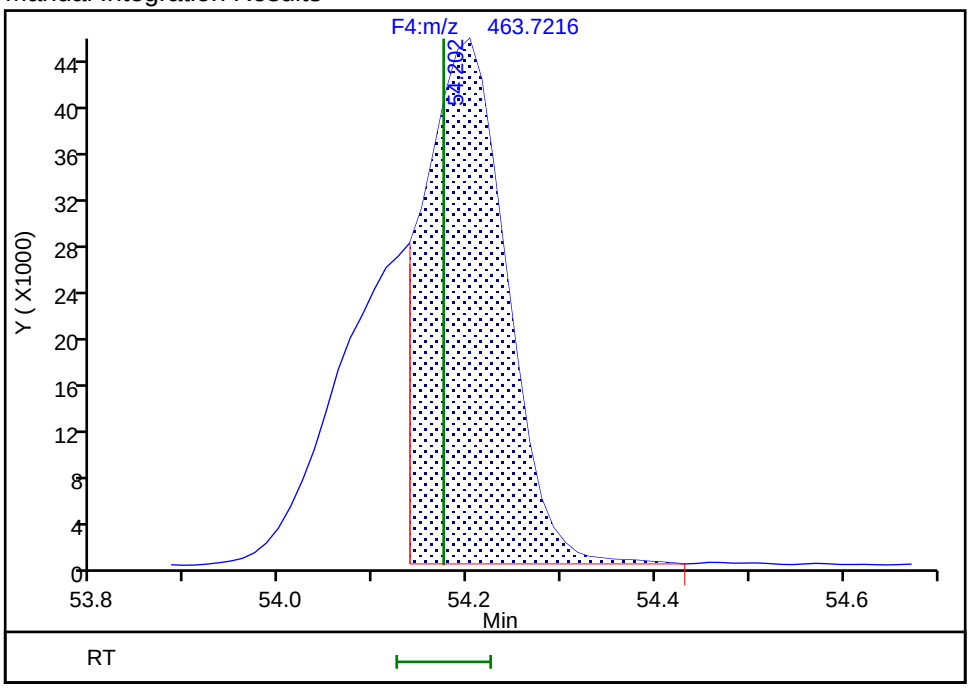

Reviewer: davidsonm, 03-Sep-2019 08:33:07
Audit Action: Split an Integrated Peak Audit Reason: Split Peak

Manual Integration/User Assign Peak Report

Eurofins TestAmerica, Knoxville

Data File:	\\chromna\Knoxville\ChromData\D3D\20190829-12907.b\580-88125-b-17-c.d				
Injection Date:	30-Aug-2019 07:23:00	Instrument ID:	D3D		
Lims ID:	580-88125-B-17-C	Lab Sample ID:	140-88125-17		
Client ID:	N7-0to27-101418				
Operator ID:	Xcalibur_System	ALS Bottle#:	0	Worklist Smp#:	10
Injection Vol:	1.0 ul	Dil. Factor:	1.0000		
Method:	PCBs_D3D	Limit Group:	HR - 1668A - ICAL		
Column:	SPB-Octyl (0.25 mm)	Detector	F4(49.20 :57.50)		

PCB-206, CAS: 40186-72-9

Signal: 1

Not Detected
Expected RT: 54.17

Processing Integration Results

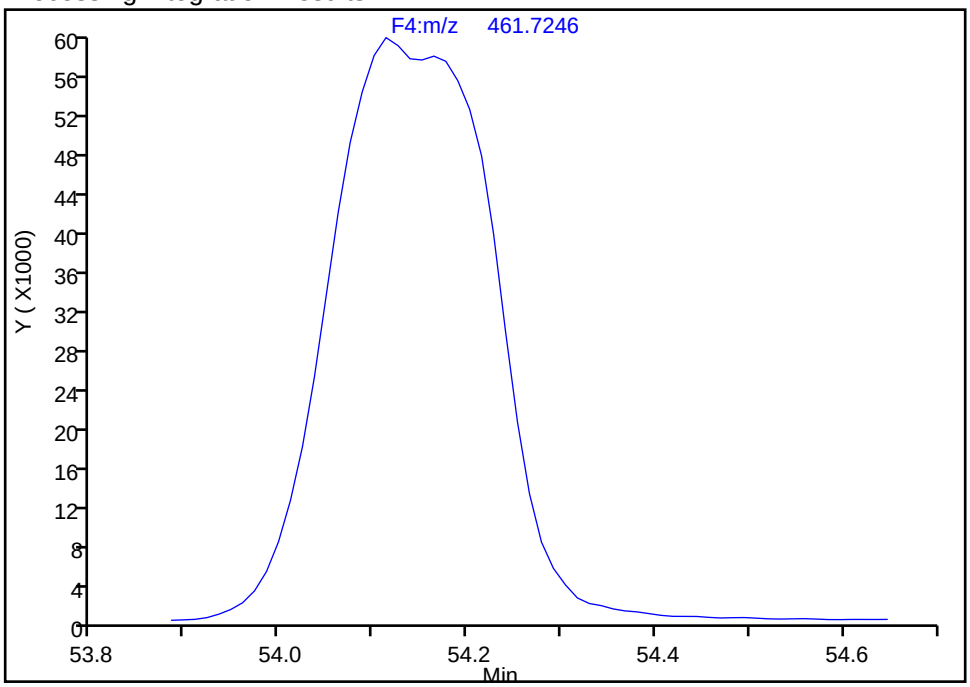

Manual Integration Results

RT: 54.16
Area: 372098
Amount: 164.4344
Amount Units: pg/ul

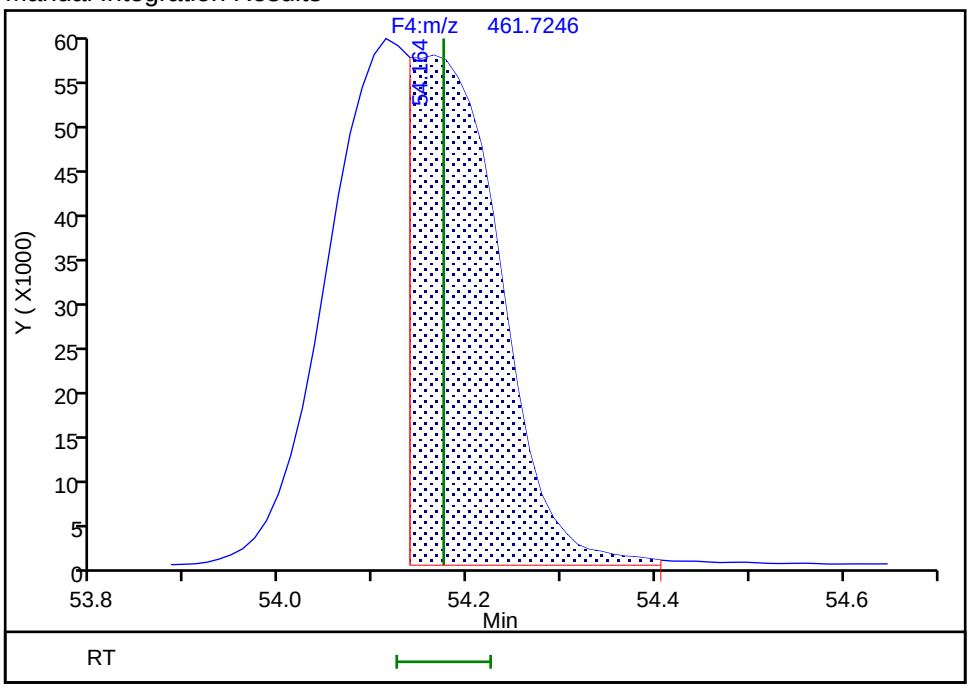

Reviewer: davidsonm, 03-Sep-2019 08:33:11
Audit Action: Split an Integrated Peak Audit Reason: Split Peak

Eurofins TestAmerica, Knoxville

Data File:	\\chromna\Knoxville\ChromData\D3D\20190829-12907.b\580-88125-b-17-c.d		
Injection Date:	30-Aug-2019 07:23:00	Injection Vol:	1.0 ul
Instrument ID:	D3D	Operator ID:	Xcalibur_System
Method:	PCBs_D3D	Limit Group:	HR - 1668A - ICAL
Client ID:	N7-0to27-101418		
Worklist#:	33148	Sample Line#:	10
Column Type:	SPB-Octyl	Column Dia:	0.25 mm

DePCB F4

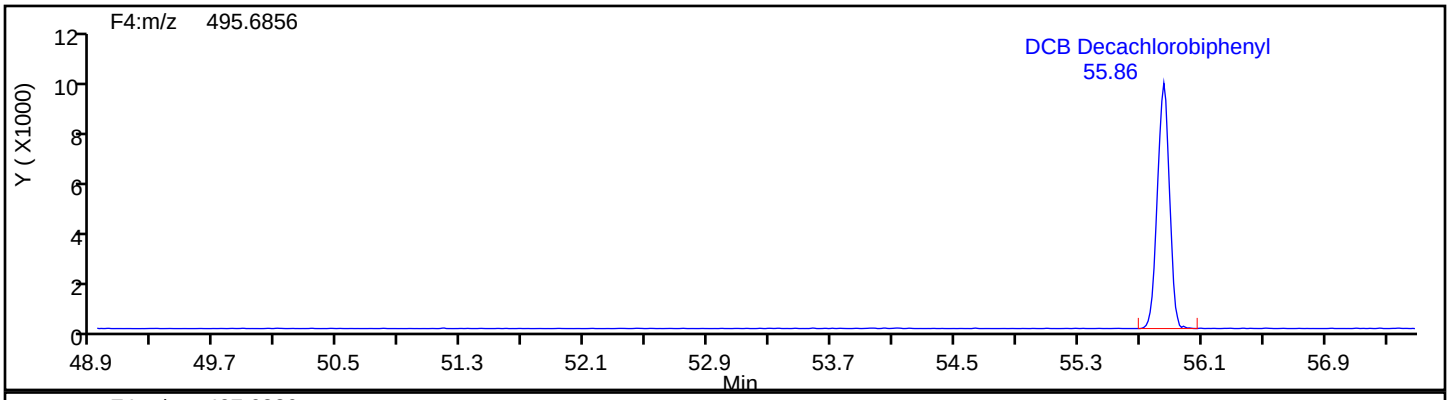

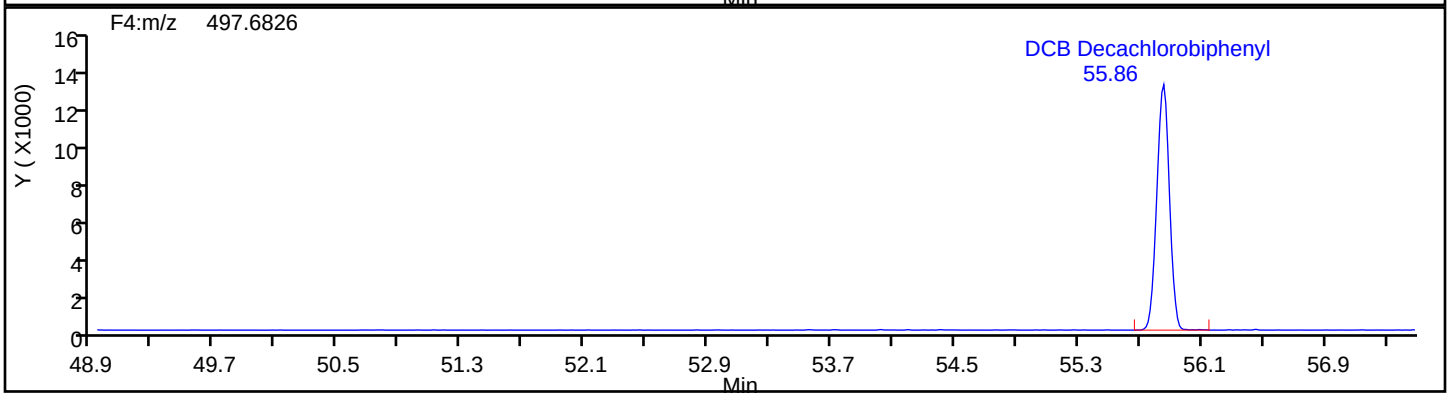

DePCB F4 Standards

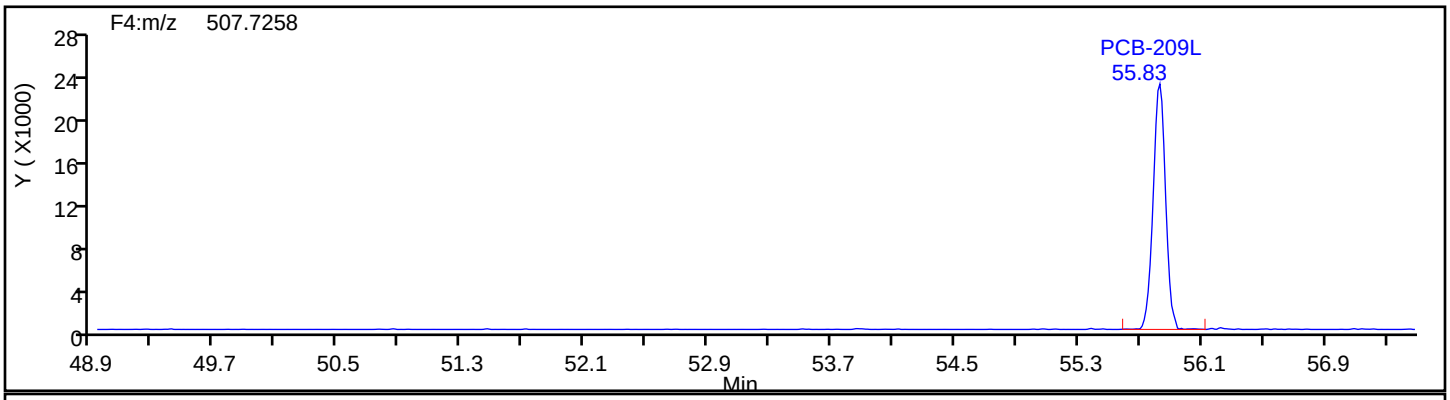

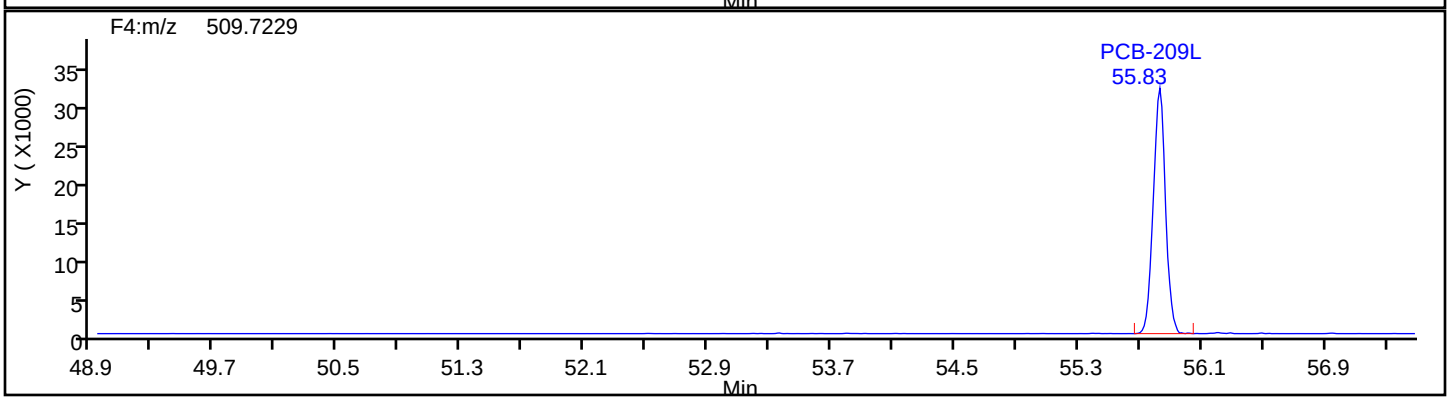

Eurofins TestAmerica, Knoxville

Data File:	\\chromna\Knoxville\ChromData\D3D\20190829-12907.b\580-88125-b-17-c.d		
Injection Date:	30-Aug-2019 07:23:00	Injection Vol:	1.0 ul
Instrument ID:	D3D	Operator ID:	Xcalibur_System
Method:	PCBs_D3D	Limit Group:	HR - 1668A - ICAL
Client ID:	N7-0to27-101418		
Worklist#:	33148	Sample Line#:	10
Column Type:	SPB-Octyl	Column Dia:	0.25 mm

DePCB F4

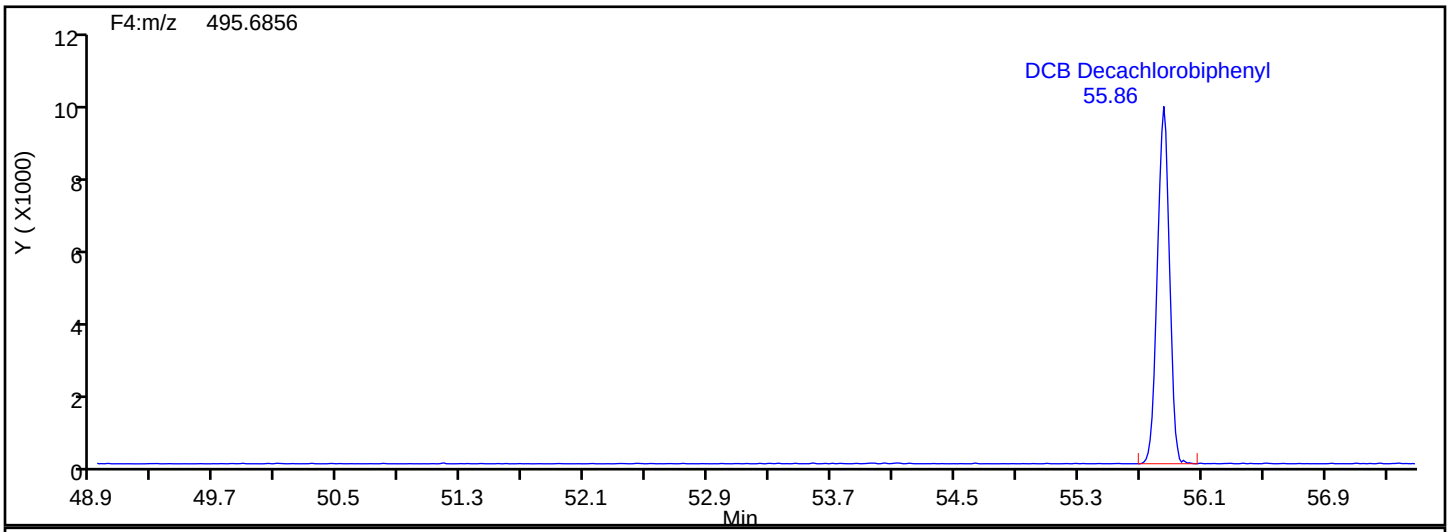

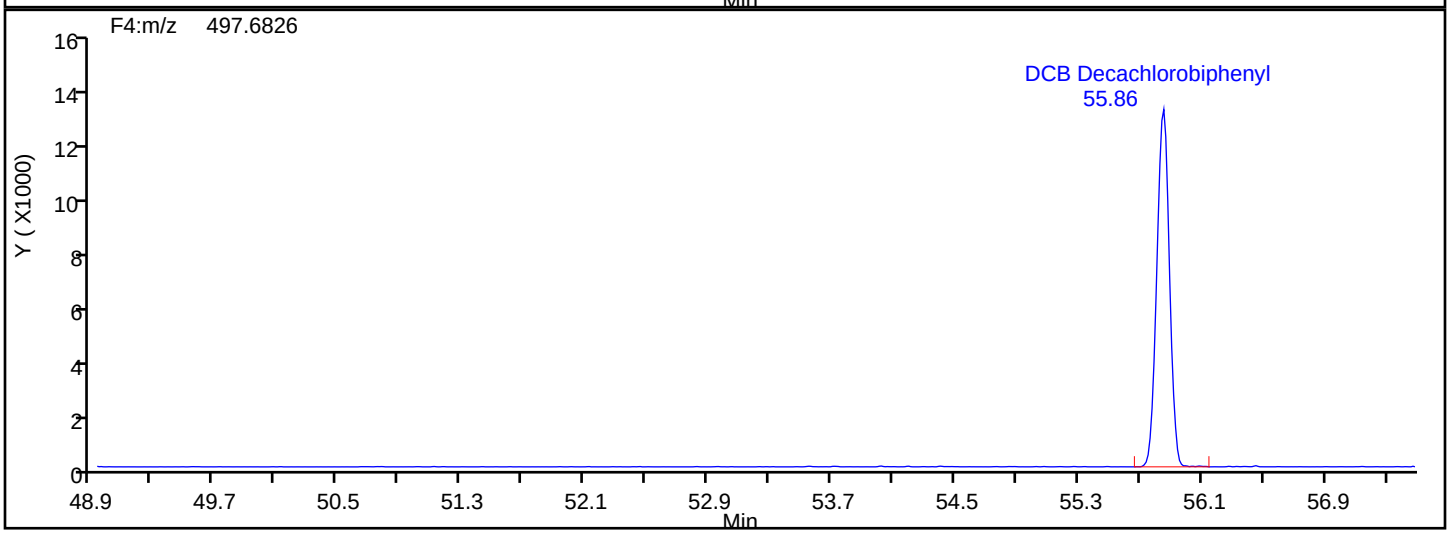

DePCB F4 Lock Mass

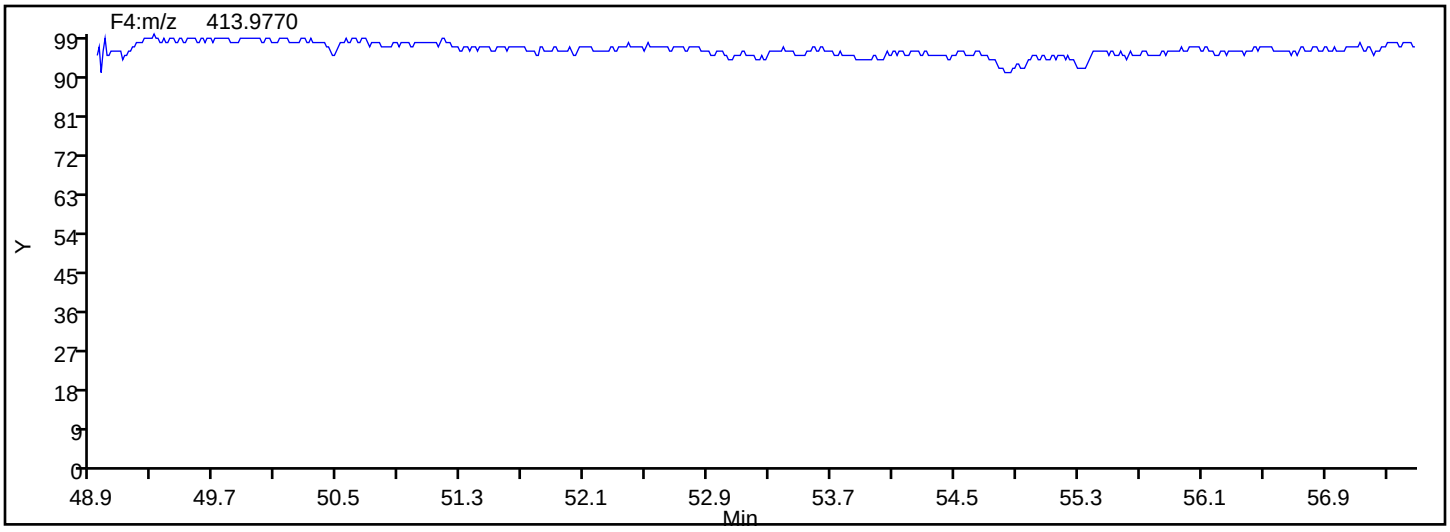

FORM I
HI-RES PCBS ORGANICS ANALYSIS DATA SHEET

Lab Name: Eurofins TestAmerica, Knoxville Job No.: 580-88125-2

SDG No.:

Client Sample ID: O7-0to27-101918 Lab Sample ID: 580-88125-18

Matrix: Solid Lab File ID: 580-88125-b-18-c.d

Analysis Method: 1668A Date Collected: 10/19/2018 15:36

Extract. Method: HRMS-Sox Date Extracted: 08/20/2019 08:01

Sample wt/vol: 20.42(g) Date Analyzed: 08/29/2019 21:02

Con. Extract Vol.: 20(mL) Dilution Factor: 1

Injection Volume: 1(uL) Level: (low/med) Low

% Moisture: 66.1 GPC Cleanup:(Y/N) N

Analysis Batch No.: 33136 Units: ng/g

CAS NO.	COMPOUND NAME	RESULT	Q	RL	EDL
2051-60-7	PCB-1	0.057	B	0.014	0.00048
2051-61-8	PCB-2	0.051	B	0.014	0.00050
2051-62-9	PCB-3	0.044	B	0.014	0.00052
13029-08-8	PCB-4	0.13		0.029	0.00089
16605-91-7	PCB-5	0.0024	J q	0.014	0.00057
25569-80-6	PCB-6	0.030		0.014	0.00057
33284-50-3	PCB-7	0.0059	J B q	0.014	0.00055
34883-43-7	PCB-8	0.10	B	0.029	0.00056
34883-39-1	PCB-9	0.0081	J	0.014	0.00063
33146-45-1	PCB-10	0.0065	J	0.014	0.00060
2050-67-1	PCB-11	0.16	B	0.029	0.00054
2974-92-7	PCB-12	0.028	J C B	0.029	0.00054
2974-90-5	PCB-13	0.028	J C12 B	0.029	0.00054
34883-41-5	PCB-14	0.00068	J q	0.014	0.00048
2050-68-2	PCB-15	0.11	B	0.014	0.00053
38444-78-9	PCB-16	0.071		0.014	0.00062
37680-66-3	PCB-17	0.28	B	0.014	0.00049
37680-65-2	PCB-18	0.17	C B	0.029	0.00042
38444-73-4	PCB-19	0.34	B	0.014	0.00059
38444-84-7	PCB-20	0.43	C B	0.029	0.0023
55702-46-0	PCB-21	0.18	C B	0.029	0.0022
38444-85-8	PCB-22	0.074	B	0.014	0.0024
55720-44-0	PCB-23	ND		0.014	0.0023
55702-45-9	PCB-24	0.0022	J B q	0.014	0.00036
55712-37-3	PCB-25	0.072	B	0.014	0.0022
38444-81-4	PCB-26	0.081	C B	0.029	0.0023
38444-76-7	PCB-27	0.066	B	0.014	0.00035
7012-37-5	PCB-28	0.43	B C20	0.029	0.0023
15862-07-4	PCB-29	0.081	C26 B	0.029	0.0023
35693-92-6	PCB-30	0.17	C18 B	0.029	0.00042
16606-02-3	PCB-31	0.23	B	0.029	0.0022
38444-77-8	PCB-32	0.29	B	0.014	0.00033
38444-86-9	PCB-33	0.18	B C21	0.029	0.0022
37680-68-5	PCB-34	0.0035	J	0.014	0.0024

FORM I
HI-RES PCBS ORGANICS ANALYSIS DATA SHEET

Lab Name: Eurofins TestAmerica, Knoxville Job No.: 580-88125-2

SDG No.:

Client Sample ID: O7-0to27-101918 Lab Sample ID: 580-88125-18

Matrix: Solid Lab File ID: 580-88125-b-18-c.d

Analysis Method: 1668A Date Collected: 10/19/2018 15:36

Extract. Method: HRMS-Sox Date Extracted: 08/20/2019 08:01

Sample wt/vol: 20.42(g) Date Analyzed: 08/29/2019 21:02

Con. Extract Vol.: 20(mL) Dilution Factor: 1

Injection Volume: 1(uL) Level: (low/med) Low

% Moisture: 66.1 GPC Cleanup:(Y/N) N

Analysis Batch No.: 33136 Units: ng/g

CAS NO.	COMPOUND NAME	RESULT	Q	RL	EDL
37680-69-6	PCB-35	0.041		0.014	0.0024
38444-87-0	PCB-36	0.0089	J q	0.014	0.0022
38444-90-5	PCB-37	0.11	B	0.014	0.0023
53555-66-1	PCB-38	ND		0.014	0.0023
38444-88-1	PCB-39	ND		0.014	0.0021
38444-93-8	PCB-40	0.80	C	0.043	0.0034
52663-59-9	PCB-41	0.80	C40	0.043	0.0034
36559-22-5	PCB-42	0.28		0.014	0.0036
70362-46-8	PCB-43	0.11	C q	0.029	0.0031
41464-39-5	PCB-44	5.0	C B	0.043	0.0030
70362-45-7	PCB-45	2.1	C B	0.029	0.0035
41464-47-5	PCB-46	0.095		0.014	0.0041
2437-79-8	PCB-47	5.0	B C44	0.043	0.0030
70362-47-9	PCB-48	0.095		0.014	0.0033
41464-40-8	PCB-49	2.1	C B	0.029	0.0027
62796-65-0	PCB-50	0.99	C B	0.029	0.0033
68194-04-7	PCB-51	2.1	C45 B	0.029	0.0035
35693-99-3	PCB-52	3.5	B	0.014	0.0034
41464-41-9	PCB-53	0.99	C50 B	0.029	0.0033
15968-05-5	PCB-54	0.27		0.014	0.00046
74338-24-2	PCB-55	ND		0.014	0.0024
41464-43-1	PCB-56	0.32		0.014	0.0024
70424-67-8	PCB-57	ND		0.014	0.0024
41464-49-7	PCB-58	ND		0.014	0.0023
74472-33-6	PCB-59	0.16	C	0.043	0.0023
33025-41-1	PCB-60	0.093		0.014	0.0023
33284-53-6	PCB-61	2.4	C B	0.058	0.0023
54230-22-7	PCB-62	0.16	C59	0.043	0.0023
74472-34-7	PCB-63	0.055		0.014	0.0021
52663-58-8	PCB-64	0.40		0.014	0.0022
33284-54-7	PCB-65	5.0	B C44	0.043	0.0030
32598-10-0	PCB-66	1.2		0.014	0.0024
73575-53-8	PCB-67	0.046		0.014	0.0022
73575-52-7	PCB-68	0.072	B	0.014	0.0021

FORM I
HI-RES PCBS ORGANICS ANALYSIS DATA SHEET

Lab Name: Eurofins TestAmerica, Knoxville Job No.: 580-88125-2

SDG No.:

Client Sample ID: O7-0to27-101918 Lab Sample ID: 580-88125-18

Matrix: Solid Lab File ID: 580-88125-b-18-c.d

Analysis Method: 1668A Date Collected: 10/19/2018 15:36

Extract. Method: HRMS-Sox Date Extracted: 08/20/2019 08:01

Sample wt/vol: 20.42(g) Date Analyzed: 08/29/2019 21:02

Con. Extract Vol.: 20(mL) Dilution Factor: 1

Injection Volume: 1(uL) Level: (low/med) Low

% Moisture: 66.1 GPC Cleanup:(Y/N) N

Analysis Batch No.: 33136 Units: ng/g

CAS NO.	COMPOUND NAME	RESULT	Q	RL	EDL
60233-24-1	PCB-69	2.1	B C49	0.029	0.0027
32598-11-1	PCB-70	2.4	C61 B	0.058	0.0023
41464-46-4	PCB-71	0.80	C40	0.043	0.0034
41464-42-0	PCB-72	0.054		0.014	0.0023
74338-23-1	PCB-73	0.11	C43 q	0.029	0.0031
32690-93-0	PCB-74	2.4	C61 B	0.058	0.0023
32598-12-2	PCB-75	0.16	C59	0.043	0.0023
70362-48-0	PCB-76	2.4	C61 B	0.058	0.0023
32598-13-3	PCB-77	0.11	B	0.014	0.0023
70362-49-1	PCB-78	ND		0.014	0.0023
41464-48-6	PCB-79	0.052		0.014	0.0020
33284-52-5	PCB-80	ND		0.014	0.0021
70362-50-4	PCB-81	0.0040	J B q	0.014	0.0024
52663-62-4	PCB-82	0.71		0.014	0.0010
60145-20-2	PCB-83	5.1	C	0.029	0.00096
52663-60-2	PCB-84	2.0		0.014	0.0010
65510-45-4	PCB-85	1.0	C	0.043	0.00074
55312-69-1	PCB-86	4.4	C B	0.087	0.00075
38380-02-8	PCB-87	4.4	B C86	0.087	0.00075
55215-17-3	PCB-88	1.8	C	0.029	0.00090
73575-57-2	PCB-89	0.058		0.014	0.0010
68194-07-0	PCB-90	9.5	C B	0.043	0.00079
68194-05-8	PCB-91	1.8	C88	0.029	0.00090
52663-61-3	PCB-92	2.0		0.014	0.00095
73575-56-1	PCB-93	0.93	C	0.029	0.00092
73575-55-0	PCB-94	0.24		0.014	0.0010
38379-99-6	PCB-95	7.6	B	0.014	0.00094
73575-54-9	PCB-96	0.17		0.014	0.00073
41464-51-1	PCB-97	4.4	B C86	0.087	0.00075
60233-25-2	PCB-98	0.51	C	0.029	0.00091
38380-01-7	PCB-99	5.1	C83	0.029	0.00096
39485-83-1	PCB-100	0.93	C93	0.029	0.00092
37680-73-2	PCB-101	9.5	B C90	0.043	0.00079
68194-06-9	PCB-102	0.51	C98	0.029	0.00091

FORM I
HI-RES PCBS ORGANICS ANALYSIS DATA SHEET

Lab Name: Eurofins TestAmerica, Knoxville Job No.: 580-88125-2

SDG No.:

Client Sample ID: O7-0to27-101918 Lab Sample ID: 580-88125-18

Matrix: Solid Lab File ID: 580-88125-b-18-c.d

Analysis Method: 1668A Date Collected: 10/19/2018 15:36

Extract. Method: HRMS-Sox Date Extracted: 08/20/2019 08:01

Sample wt/vol: 20.42(g) Date Analyzed: 08/29/2019 21:02

Con. Extract Vol.: 20(mL) Dilution Factor: 1

Injection Volume: 1(uL) Level: (low/med) Low

% Moisture: 66.1 GPC Cleanup:(Y/N) N

Analysis Batch No.: 33136 Units: ng/g

CAS NO.	COMPOUND NAME	RESULT	Q	RL	EDL
60145-21-3	PCB-103	0.44	B	0.014	0.00087
56558-16-8	PCB-104	0.069		0.014	0.00065
32598-14-4	PCB-105	1.6	B	0.014	0.011
70424-69-0	PCB-106	ND		0.014	0.012
70424-68-9	PCB-107	0.45		0.014	0.011
70362-41-3	PCB-108	0.19	C	0.029	0.012
74472-35-8	PCB-109	4.4	B C86	0.087	0.00075
38380-03-9	PCB-110	8.8	C	0.029	0.00067
39635-32-0	PCB-111	ND		0.014	0.00063
74472-36-9	PCB-112	ND		0.014	0.00066
68194-10-5	PCB-113	9.5	B C90	0.043	0.00079
74472-37-0	PCB-114	0.092	B	0.014	0.011
74472-38-1	PCB-115	8.8	C110	0.029	0.00067
18259-05-7	PCB-116	1.0	C85	0.043	0.00074
68194-11-6	PCB-117	1.0	C85	0.043	0.00074
31508-00-6	PCB-118	5.1	B	0.014	0.011
56558-17-9	PCB-119	4.4	B C86	0.087	0.00075
68194-12-7	PCB-120	0.089		0.014	0.00060
56558-18-0	PCB-121	ND		0.014	0.00064
76842-07-4	PCB-122	0.060		0.014	0.013
65510-44-3	PCB-123	0.064	B	0.014	0.011
70424-70-3	PCB-124	0.19	C108	0.029	0.012
74472-39-2	PCB-125	4.4	B C86	0.087	0.00075
57465-28-8	PCB-126	0.018	B	0.014	0.011
39635-33-1	PCB-127	ND		0.014	0.012
38380-07-3	PCB-128	1.7	C B	0.029	0.0028
55215-18-4	PCB-129	14	C B	0.058	0.0029
52663-66-8	PCB-130	0.85		0.014	0.0038
61798-70-7	PCB-131	0.15		0.014	0.0036
38380-05-1	PCB-132	4.6		0.014	0.0036
35694-04-3	PCB-133	0.33		0.014	0.0034
52704-70-8	PCB-134	0.83	C	0.029	0.0037
52744-13-5	PCB-135	6.0	C B	0.029	0.00043
38411-22-2	PCB-136	2.2	B	0.014	0.00032

FORM I
HI-RES PCBS ORGANICS ANALYSIS DATA SHEET

Lab Name: Eurofins TestAmerica, Knoxville Job No.: 580-88125-2

SDG No.:

Client Sample ID: O7-0to27-101918 Lab Sample ID: 580-88125-18

Matrix: Solid Lab File ID: 580-88125-b-18-c.d

Analysis Method: 1668A Date Collected: 10/19/2018 15:36

Extract. Method: HRMS-Sox Date Extracted: 08/20/2019 08:01

Sample wt/vol: 20.42(g) Date Analyzed: 08/29/2019 21:02

Con. Extract Vol.: 20(mL) Dilution Factor: 1

Injection Volume: 1(uL) Level: (low/med) Low

% Moisture: 66.1 GPC Cleanup:(Y/N) N

Analysis Batch No.: 33136 Units: ng/g

CAS NO.	COMPOUND NAME	RESULT	Q	RL	EDL
35694-06-5	PCB-137	0.36		0.014	0.0030
35065-28-2	PCB-138	14	B C129	0.058	0.0029
56030-56-9	PCB-139	0.25	C B	0.029	0.0031
59291-64-4	PCB-140	0.25	B C139	0.029	0.0031
52712-04-6	PCB-141	2.7		0.014	0.0033
41411-61-4	PCB-142	ND		0.014	0.0036
68194-15-0	PCB-143	0.83	C134	0.029	0.0037
68194-14-9	PCB-144	0.68		0.014	0.00040
74472-40-5	PCB-145	0.0095	J q	0.014	0.00031
51908-16-8	PCB-146	2.8	B	0.014	0.0031
68194-13-8	PCB-147	13	C B	0.029	0.0032
74472-41-6	PCB-148	0.097		0.014	0.00041
38380-04-0	PCB-149	13	B C147	0.029	0.0032
68194-08-1	PCB-150	0.10		0.014	0.00030
52663-63-5	PCB-151	6.0	C135 B	0.029	0.00043
68194-09-2	PCB-152	0.054		0.014	0.00029
35065-27-1	PCB-153	13	C B	0.029	0.0026
60145-22-4	PCB-154	0.51		0.014	0.00036
33979-03-2	PCB-155	0.011	J B	0.014	0.00028
38380-08-4	PCB-156	1.3	C B	0.029	0.0028
69782-90-7	PCB-157	1.3	C156 B	0.029	0.0028
74472-42-7	PCB-158	1.3		0.014	0.0023
39635-35-3	PCB-159	0.18		0.014	0.0024
41411-62-5	PCB-160	14	B C129	0.058	0.0029
74472-43-8	PCB-161	ND		0.014	0.0023
39635-34-2	PCB-162	0.034		0.014	0.0023
74472-44-9	PCB-163	14	B C129	0.058	0.0029
74472-45-0	PCB-164	1.1		0.014	0.0025
74472-46-1	PCB-165	ND		0.014	0.0028

FORM I
HI-RES PCBS ORGANICS ANALYSIS DATA SHEET

Lab Name: Eurofins TestAmerica, Knoxville Job No.: 580-88125-2

SDG No.:

Client Sample ID: O7-0to27-101918 Lab Sample ID: 580-88125-18

Matrix: Solid Lab File ID: 580-88125-b-18-c.d

Analysis Method: 1668A Date Collected: 10/19/2018 15:36

Extract. Method: HRMS-Sox Date Extracted: 08/20/2019 08:01

Sample wt/vol: 20.42(g) Date Analyzed: 08/29/2019 21:02

Con. Extract Vol.: 20(mL) Dilution Factor: 1

Injection Volume: 1(uL) Level: (low/med) Low

% Moisture: 66.1 GPC Cleanup:(Y/N) N

Analysis Batch No.: 33136 Units: ng/g

CAS NO.	COMPOUND NAME	RESULT	Q	RL	EDL
41411-63-6	PCB-166	1.7	C128 B	0.029	0.0028
52663-72-6	PCB-167	0.46	B	0.014	0.0020
59291-65-5	PCB-168	13	B C153	0.029	0.0026
32774-16-6	PCB-169	ND		0.014	0.0022
35065-30-6	PCB-170	6.7	B	0.014	0.00066
52663-71-5	PCB-171	2.0	C B	0.029	0.00065
52663-74-8	PCB-172	1.1		0.014	0.00063
68194-16-1	PCB-173	2.0	C171 B	0.029	0.00065
38411-25-5	PCB-174	6.4	B	0.014	0.00065
40186-70-7	PCB-175	0.26	B	0.014	0.00058
52663-65-7	PCB-176	0.75	B	0.014	0.00041
52663-70-4	PCB-177	3.8	B	0.014	0.00066
52663-67-9	PCB-178	1.2		0.014	0.00061
52663-64-6	PCB-179	2.5	B	0.014	0.00044
35065-29-3	PCB-180	14	C B	0.029	0.00051
74472-47-2	PCB-181	ND		0.014	0.00056
60145-23-5	PCB-182	0.063		0.014	0.00054
52663-69-1	PCB-183	4.3	C B	0.029	0.00055
74472-48-3	PCB-184	ND		0.014	0.00044
52712-05-7	PCB-185	4.3	B C183	0.029	0.00055
74472-49-4	PCB-186	ND		0.014	0.00043
52663-68-0	PCB-187	7.4	B	0.014	0.00056
74487-85-7	PCB-188	ND		0.014	0.00040
39635-31-9	PCB-189	0.24	B	0.014	0.0022
41411-64-7	PCB-190	1.3	B	0.014	0.00045
74472-50-7	PCB-191	0.28		0.014	0.00045
74472-51-8	PCB-192	ND		0.014	0.00048
69782-91-8	PCB-193	14	C180 B	0.029	0.00051
35694-08-7	PCB-194	3.3	B	0.014	0.0095
52663-78-2	PCB-195	1.6		0.014	0.011
42740-50-1	PCB-196	1.6	B	0.014	0.00073

FORM I
HI-RES PCBS ORGANICS ANALYSIS DATA SHEET

Lab Name: Eurofins TestAmerica, Knoxville Job No.: 580-88125-2

SDG No.:

Client Sample ID: O7-0to27-101918 Lab Sample ID: 580-88125-18

Matrix: Solid Lab File ID: 580-88125-b-18-c.d

Analysis Method: 1668A Date Collected: 10/19/2018 15:36

Extract. Method: HRMS-Sox Date Extracted: 08/20/2019 08:01

Sample wt/vol: 20.42(g) Date Analyzed: 08/29/2019 21:02

Con. Extract Vol.: 20(mL) Dilution Factor: 1

Injection Volume: 1(uL) Level: (low/med) Low

% Moisture: 66.1 GPC Cleanup:(Y/N) N

Analysis Batch No.: 33136 Units: ng/g

CAS NO.	COMPOUND NAME	RESULT	Q	RL	EDL
33091-17-7	PCB-197	0.090	B q	0.014	0.00053
68194-17-2	PCB-198	3.1	C B	0.029	0.00078
52663-75-9	PCB-199	3.1	C198 B	0.029	0.00078
52663-73-7	PCB-200	0.40		0.014	0.00056
40186-71-8	PCB-201	0.38	B	0.014	0.00054
2136-99-4	PCB-202	0.57	B	0.014	0.00060
52663-76-0	PCB-203	2.1	B	0.014	0.00069
74472-52-9	PCB-204	ND		0.014	0.00058
74472-53-0	PCB-205	0.16	B	0.014	0.0071
40186-72-9	PCB-206	1.5	B q	0.014	0.0033
52663-79-3	PCB-207	0.14		0.014	0.0023
52663-77-1	PCB-208	0.32		0.014	0.0024
2051-24-3	PCB-209	0.42	B	0.014	0.00074
27323-18-8	Total Monochlorobiphenyls	0.15	B	0.014	0.00050
25512-42-9	Total Dichlorobiphenyls	0.58	B q	0.029	0.00059
25323-68-6	Total Trichlorobiphenyls	2.4	B q	0.029	0.0016
26914-33-0	Total Tetrachlorobiphenyls	20	B q	0.058	0.0026
25429-29-2	Total Pentachlorobiphenyls	53	B	0.087	0.0043
26601-64-9	Total Hexachlorobiphenyls	69	B q	0.058	0.0022
28655-71-2	Total Heptachlorobiphenyls	52	B	0.029	0.00061
55722-26-4	Total Octachlorobiphenyls	13	B q	0.029	0.0030
53742-07-7	Total Nonachlorobiphenyls	2.0	B q	0.014	0.0027
1336-36-3	Polychlorinated biphenyls, Total	210	B q	0.087	0.0020

FORM I
HI-RES PCBS ORGANICS ANALYSIS DATA SHEET

Lab Name: Eurofins TestAmerica, Knoxville Job No.: 580-88125-2

SDG No.:

Client Sample ID: O7-0to27-101918 Lab Sample ID: 580-88125-18

Matrix: Solid Lab File ID: 580-88125-b-18-c.d

Analysis Method: 1668A Date Collected: 10/19/2018 15:36

Extract. Method: HRMS-Sox Date Extracted: 08/20/2019 08:01

Sample wt/vol: 20.42(g) Date Analyzed: 08/29/2019 21:02

Con. Extract Vol.: 20(mL) Dilution Factor: 1

Injection Volume: 1(uL) Level: (low/med) Low

% Moisture: 66.1 GPC Cleanup:(Y/N) N

Analysis Batch No.: 33136 Units: ng/g

CAS NO.	ISOTOPE DILUTION	%REC	Q	LIMITS
234432-85-0	PCB-1L	82		30-140
208263-77-8	PCB-3L	82		30-140
234432-86-1	PCB-4L	77		30-140
208263-67-6	PCB-15L	88		30-140
234432-87-2	PCB-19L	81		30-140
208263-79-0	PCB-37L	94		30-140
234432-88-3	PCB-54L	103		30-140
105600-23-5	PCB-77L	94		30-140
208461-24-9	PCB-81L	91		30-140
234432-89-4	PCB-104L	93		30-140
208263-62-1	PCB-105L	87		30-140
208263-63-2	PCB-114L	85		30-140
104130-40-7	PCB-118L	86		30-140
208263-64-3	PCB-123L	85		30-140
208263-65-4	PCB-126L	97		30-140
234432-90-7	PCB-155L	101		30-140
208263-68-7	PCB-156L	87	C	30-140
235416-30-5	PCB-157L	87	C156	30-140
208263-69-8	PCB-167L	85		30-140
208263-70-1	PCB-169L	95		30-140
160901-80-4	PCB-170L	82		30-140
234432-91-8	PCB-188L	87		30-140
208263-73-4	PCB-189L	92		30-140
105600-26-8	PCB-202L	88		30-140
234446-64-1	PCB-205L	80		30-140
208263-75-6	PCB-206L	79		30-140
234432-92-9	PCB-208L	82		30-140
105600-27-9	PCB-209L	65		30-140

CAS NO.	SURROGATE	%REC	Q	LIMITS
208263-76-7	PCB-28L	82		40-125
235416-29-2	PCB-111L	94		40-125
232919-67-4	PCB-178L	96		40-125

Eurofins TestAmerica, Knoxville
Target Compound Quantitation Report

Data File: \\chromna\Knoxville\ChromData\D3D\20190829-12906.b\580-88125-b-18-c.d
Lims ID: 580-88125-B-18-C
Client ID: O7-0to27-101918
Sample Type: Client
Inject. Date: 29-Aug-2019 21:02:00 ALS Bottle#: 0 Worklist Smp#: 12
Injection Vol: 1.0 ul Dil. Factor: 1.0000
Sample Info:
Misc. Info.: 140-0012906-012
Operator ID: Xcalibur_System Instrument ID: D3D

Method: \\chromna\Knoxville\ChromData\D3D\20190829-12906.b\PCBs_D3D.m
Limit Group: HR - 1668A - ICAL
Last Update: 29-Aug-2019 22:15:29 Calib Date: 21-Aug-2019 19:05:00
Integrator: Picker
Quant Method: Isotopic Dilution Quant By: Initial Calibration
Last ICal File: \\chromna\Knoxville\ChromData\D3D\20190813-12717.b\d4190821i6.d

Column 1 : SPB-Octyl (0.25 mm) Det: F1(11.07 :21.70)
Process Host: CTX0305

First Level Reviewer: mcwhirterl Date: 29-Aug-2019 22:15:28

Compound	RT (min.)	Area	Ratio	Ical RRF	Amount pg/ul	EMPC pg/ul	Noise EDL	Final EDL	%Rec	Flags
S Total Monochlorobipheny					10.5	10.5	0.0345	0.0345		
D PCB-1L	11:46	1252395	3.00	1.3140	82.0	82.0	0.7004	0.7004	81.96	
D PCB-3L	13:56	1299649	3.23	1.3615	82.1	82.1	0.6760	0.6760	82.09	
PCB-1	11:47	59049	3.24	1.1883	3.968	3.968	0.0332	0.0332		
PCB-2	13:46	53634	3.01	1.1911	3.529	3.529	0.0347	0.0347		
PCB-3	13:57	48060	3.14	1.2130	3.049	3.049	0.0357	0.0357		
S Total Dichlorobiphenyls					40.2	40.1	0.0406	0.0406		RQ
D PCB-4L	14:11	533707	1.62	0.5996	76.5	76.5	0.1660	0.1660	76.55	
* PCB-9L	16:10	1162867	1.63	4E+04	100.0	100.0				
D PCB-15L	20:05	1051494	1.62	1.0280	88.0	88.0	0.0968	0.0968	87.96	
PCB-4	14:12	58414	1.66	1.2533	8.733	8.733	0.0615	0.0615		
PCB-10	14:23	5300	1.61	1.4828	0.4510	0.4510	0.0416	0.0416		
PCB-9	16:10	6291	1.64	1.4200	0.5590	0.5590	0.0434	0.0434		
PCB-7	16:21	5265	1.56	1.6244	0.4488	0.4089	0.0379	0.0379		RQ
PCB-6	16:35	25161	1.70	1.5539	2.043	2.043	0.0397	0.0397		
PCB-5	16:53	2083	1.56	1.5606	0.2128	0.1684	0.0395	0.0395		RQ
PCB-8	17:01	89457	1.65	1.5884	7.106	7.106	0.0388	0.0388		
PCB-14	18:38	702	1.56	1.8738	0.0553	0.0473	0.0329	0.0329		RQMa
PCB-11	19:29	146092	1.62	1.6347	11.3	11.3	0.0377	0.0377		
PCB-12	19:46	25505	1.62	1.6410	1.961	1.961	0.0376	0.0376		
PCB-13 (C12)	19:46	25505	1.62	1.6410	1.961	1.961	0.0376	0.0376		
PCB-15	20:06	107996	1.63	1.4024	7.324	7.324	0.0366	0.0366		
S Total Trichlorobiphenyl					169.6	169.4	0.1132	0.1132		RQ
D PCB-19L	17:17	292802	1.07	0.6095	80.9	80.9	1.554	1.554	80.85	
* PCB-32L	20:33	594181	1.11	2.2E+04	100.0	100.0				
* PCB-31L	22:49	2397268	1.04	6.8E+04	100.0	100.0				
$ PCB-28L	23:07	2158545	1.08	1.0975	82.0	82.0	0.1688	0.1688	82.04	
D PCB-37L	27:08	2040780	1.12	0.9024	94.3	94.3	0.2053	0.2053	94.33	
PCB-19	17:19	90867	1.06	1.3047	23.8	23.8	0.0406	0.0406		
PCB-18	19:11	61561	1.10	1.8188	11.6	11.6	0.0291	0.0291		
PCB-30 (C18)	19:11	61561	1.10	1.8188	11.6	11.6	0.0291	0.0291		

Compound	RT (min.)	Area	Ratio	Ical RRF	Amount pg/ul	EMPC pg/ul	Noise EDL	Final EDL	%Rec	Flags
PCB-17	19:36	88692	1.12	1.5641	19.4	19.4	0.0339	0.0339		
PCB-27	19:49	28825	1.05	2.1680	4.541	4.541	0.0244	0.0244		
PCB-24	19:56	957	1.04	2.1018	0.1792	0.1555	0.0252	0.0252		RQ
PCB-16	20:03	17617	1.17	1.2260	4.908	4.908	0.0432	0.0432		
PCB-32	20:34	135506	1.11	2.3416	19.8	19.8	0.0226	0.0226		
PCB-34	21:51	6034	0.96	1.2154	0.2433	0.2433	0.1693	0.1693		
PCB-23	22:00						0.1623	0.1623		
PCB-26	22:17	149986	1.06	1.3193	5.571	5.571	0.1559	0.1559		
PCB-29 (C26)	22:17	149986	1.06	1.3193	5.571	5.571	0.1559	0.1559		
PCB-25	22:33	137642	1.01	1.3523	4.988	4.988	0.1521	0.1521		
PCB-31	22:50	445492	1.07	1.3809	15.8	15.8	0.1490	0.1490		
PCB-20	23:08	801414	1.05	1.3057	30.1	30.1	0.1576	0.1576		
PCB-28 (C20)	23:08	801414	1.05	1.3057	30.1	30.1	0.1576	0.1576		
PCB-21	23:22	340578	1.05	1.3777	12.1	12.1	0.1493	0.1493		Ma
PCB-33 (C21)	23:22	340578	1.05	1.3777	12.1	12.1	0.1493	0.1493		Ma
PCB-22	23:46	129322	1.02	1.2430	5.098	5.098	0.1655	0.1655		
PCB-36	25:21	16976	1.04	1.3468	0.8339	0.6176	0.1527	0.1527		RQ
PCB-39	25:41						0.1473	0.1473		
PCB-38	26:16						0.1561	0.1561		
PCB-35	26:44	70942	1.04	1.2166	2.857	2.857	0.1691	0.1691		
PCB-37	27:08	208432	1.09	1.2879	7.930	7.930	0.1597	0.1597		
S Total Tetrachlorobiphen					1405.9	1404.8	0.1780	0.1780		RQ
D PCB-54L	20:23	400506	0.83	0.6515	103.5	103.5	0.0766	0.0766	103	
* PCB-52L	24:57	1309739	0.80	3.9E+04	100.0	100.0				
D PCB-81L	33:54	1463136	0.80	1.2328	90.6	90.6	0.1584	0.1584	90.62	
D PCB-77L	34:28	1547414	0.82	1.2523	94.3	94.3	0.1560	0.1560	94.35	
PCB-54	20:24	92278	0.77	1.2558	18.3	18.3	0.0316	0.0316		
PCB-50	22:34	963105	0.79	0.9362	68.3	68.3	0.2282	0.2282		
PCB-53 (C50)	22:34	963105	0.79	0.9362	68.3	68.3	0.2282	0.2282		
PCB-45	23:18	1917351	0.79	0.8850	143.9	143.9	0.2413	0.2413		
PCB-51 (C45)	23:18	1917351	0.79	0.8850	143.9	143.9	0.2413	0.2413		
PCB-46	23:32	74793	0.73	0.7591	6.546	6.546	0.2814	0.2814		
PCB-52	24:58	3295206	0.79	0.8992	243.4	243.4	0.2375	0.2375		
PCB-43	25:08	118702	0.77	0.9993	8.959	7.891	0.2137	0.2137		RQ
PCB-73 (C43)	25:08	118702	0.77	0.9993	8.959	7.891	0.2137	0.2137		RQ
PCB-49	25:28	2512294	0.79	1.1366	146.8	146.8	0.1879	0.1879		
PCB-69 (C49)	25:28	2512294	0.79	1.1366	146.8	146.8	0.1879	0.1879		
PCB-48	25:45	93563	0.72	0.9454	6.575	6.575	0.2259	0.2259		
PCB-44	26:01	5373799	0.79	1.0323	345.8	345.8	0.2069	0.2069		
PCB-47 (C44)	26:01	5373799	0.79	1.0323	345.8	345.8	0.2069	0.2069		
PCB-65 (C44)	26:01	5373799	0.79	1.0323	345.8	345.8	0.2069	0.2069		
PCB-59	26:20	221737	0.74	1.3609	10.8	10.8	0.1570	0.1570		
PCB-62 (C59)	26:20	221737	0.74	1.3609	10.8	10.8	0.1570	0.1570		
PCB-75 (C59)	26:20	221737	0.74	1.3609	10.8	10.8	0.1570	0.1570		
PCB-42	26:30	248849	0.75	0.8670	19.1	19.1	0.2464	0.2464		
PCB-40	27:00	769514	0.79	0.9179	55.7	55.7	0.2327	0.2327		
PCB-41 (C40)	27:00	769514	0.79	0.9179	55.7	55.7	0.2327	0.2327		
PCB-71 (C40)	27:00	769514	0.79	0.9179	55.7	55.7	0.2327	0.2327		
PCB-64	27:13	594661	0.79	1.4164	27.9	27.9	0.1508	0.1508		
PCB-72	28:03	73690	0.79	1.3157	3.721	3.721	0.1623	0.1623		
PCB-68	28:21	110999	0.73	1.4782	4.988	4.988	0.1445	0.1445		
PCB-57	28:45						0.1667	0.1667		
PCB-58	28:59						0.1617	0.1617		
PCB-67	29:10	66504	0.70	1.3944	3.168	3.168	0.1532	0.1532		

Compound	RT (min.)	Area	Ratio	Ical RRF	Amount pg/ul	EMPC pg/ul	Noise EDL	Final EDL	%Rec	Flags
PCB-63	29:27	83916	0.86	1.4685	3.796	3.796	0.1455	0.1455		
PCB-61	29:46	3350322	0.79	1.3565	164.1	164.1	0.1575	0.1575		Ma
PCB-70 (C61)	29:46	3350322	0.79	1.3565	164.1	164.1	0.1575	0.1575		Ma
PCB-74 (C61)	29:46	3350322	0.79	1.3565	164.1	164.1	0.1575	0.1575		Ma
PCB-76 (C61)	29:46	3350322	0.79	1.3565	164.1	164.1	0.1575	0.1575		Ma
PCB-66	30:06	1612549	0.79	1.2800	83.7	83.7	0.1669	0.1669		Ma
PCB-55	30:14						0.1649	0.1649		
PCB-56	30:45	424497	0.79	1.2671	22.3	22.3	0.1686	0.1686		
PCB-60	30:58	128730	0.79	1.3288	6.436	6.436	0.1607	0.1607		
PCB-80	31:22						0.1454	0.1454		
PCB-79	32:56	83363	0.69	1.5421	3.591	3.591	0.1385	0.1385		
PCB-78	33:27						0.1624	0.1624		
PCB-81	33:54	5313	0.77	1.3214	0.3146	0.2748	0.1660	0.1660		RQMa
PCB-77	34:29	156429	0.80	1.3308	7.596	7.596	0.1564	0.1564		
S Total Pentachlorobiphen					3673.1	3673.1	0.2960	0.2960		
D PCB-104L	25:54	913717	1.59	1.1164	92.8	92.8	0.0765	0.0765	92.81	
* PCB-101L	31:49	881885	1.60	3.4E+04	100.0	100.0				
$ PCB-111L	34:31	1004371	1.60	1.2177	93.5	93.5	0.0702	0.0702	93.53	
D PCB-123L	36:29	1482781	1.57	0.9909	84.9	84.9	0.5787	0.5787	84.89	
D PCB-118L	36:49	1548058	1.57	1.0256	85.6	85.6	0.5591	0.5591	85.64	
D PCB-114L	37:20	1502086	1.62	1.0030	85.0	85.0	0.5717	0.5717	84.96	
D PCB-105L	37:59	1529196	1.59	1.0013	86.6	86.6	0.5727	0.5727	86.65	
* PCB-127L	39:29	1762615	1.62	4.9E+04	100.0	100.0				
D PCB-126L	41:05	1535458	1.65	0.9020	96.6	96.6	0.6357	0.6357	96.58	
PCB-104	25:56	61188	1.55	1.3926	4.809	4.809	0.0448	0.0448		
PCB-96	26:17	128530	1.59	1.2268	11.5	11.5	0.0508	0.0508		
PCB-103	28:14	286168	1.61	1.0331	30.3	30.3	0.0603	0.0603		
PCB-94	28:28	136931	1.66	0.9036	16.6	16.6	0.0690	0.0690		
PCB-95	28:54	4634374	1.60	0.9620	527.2	527.2	0.0648	0.0648		
PCB-93	29:07	579480	1.61	0.9806	64.7	64.7	0.0636	0.0636		
PCB-100 (C93)	29:07	579480	1.61	0.9806	64.7	64.7	0.0636	0.0636		
PCB-98	29:16	319061	1.59	0.9888	35.3	35.3	0.0631	0.0631		
PCB-102 (C98)	29:16	319061	1.59	0.9888	35.3	35.3	0.0631	0.0631		
PCB-88	29:46	1168781	1.61	1.0052	127.2	127.2	0.0620	0.0620		
PCB-91 (C88)	29:46	1168781	1.61	1.0052	127.2	127.2	0.0620	0.0620		
PCB-84	29:59	1061294	1.58	0.8601	135.0	135.0	0.0725	0.0725		
PCB-89	30:28	32935	1.72	0.8936	4.034	4.034	0.0698	0.0698		
PCB-121	30:53						0.0446	0.0446		
PCB-92	31:16	1229277	1.61	0.9532	141.1	141.1	0.0654	0.0654		
PCB-90	31:51	6829075	1.60	1.1367	657.5	657.5	0.0548	0.0548		
PCB-101 (C90)	31:51	6829075	1.60	1.1367	657.5	657.5	0.0548	0.0548		
PCB-113 (C90)	31:51	6829075	1.60	1.1367	657.5	657.5	0.0548	0.0548		
PCB-83	32:26	3009839	1.61	0.9393	350.7	350.7	0.0664	0.0664		Ma
PCB-99 (C83)	32:26	3009839	1.61	0.9393	350.7	350.7	0.0664	0.0664		Ma
PCB-112	32:31						0.0456	0.0456		
PCB-86	33:01	3362330	1.60	1.1958	307.7	307.7	0.0521	0.0521		Ma
PCB-87 (C86)	33:01	3362330	1.60	1.1958	307.7	307.7	0.0521	0.0521		Ma
PCB-97 (C86)	33:01	3362330	1.60	1.1958	307.7	307.7	0.0521	0.0521		Ma
PCB-109 (C86)	33:01	3362330	1.60	1.1958	307.7	307.7	0.0521	0.0521		Ma
PCB-119 (C86)	33:01	3362330	1.60	1.1958	307.7	307.7	0.0521	0.0521		Ma
PCB-125 (C86)	33:01	3362330	1.60	1.1958	307.7	307.7	0.0521	0.0521		Ma
PCB-85	33:39	803277	1.61	1.2126	72.5	72.5	0.0514	0.0514		
PCB-116 (C85)	33:39	803277	1.61	1.2126	72.5	72.5	0.0514	0.0514		
PCB-117 (C85)	33:39	803277	1.61	1.2126	72.5	72.5	0.0514	0.0514		

Compound	RT (min.)	Area	Ratio	Ical RRF	Amount pg/ul	EMPC pg/ul	Noise EDL	Final EDL	%Rec	Flags
PCB-110	33:49	7489462	1.59	1.3511	606.7	606.7	0.0461	0.0461		
PCB-115 (C110)	33:49	7489462	1.59	1.3511	606.7	606.7	0.0461	0.0461		
PCB-82	34:08	389085	1.58	0.8675	49.1	49.1	0.0719	0.0719		
PCB-111	34:31						0.0437	0.0437		
PCB-120	35:01	83464	1.67	1.4907	6.127	6.127	0.0418	0.0418		
PCB-108	36:09	253958	1.61	1.2547	13.3	13.3	0.8237	0.8237		
PCB-124 (C108)	36:09	253958	1.61	1.2547	13.3	13.3	0.8237	0.8237		
PCB-107	36:24	639707	1.57	1.3580	31.0	31.0	0.7610	0.7610		Ma
PCB-123	36:31	88507	1.48	1.3407	4.452	4.452	0.7871	0.7871		Ma
PCB-106	36:35						0.8107	0.8107		
PCB-118	36:50	6995907	1.59	1.2892	350.5	350.5	0.7792	0.7792		
PCB-122	37:11	73530	1.61	1.1614	4.167	4.167	0.8899	0.8899		
PCB-114	37:22	135067	1.62	1.4051	6.400	6.400	0.7562	0.7562		
PCB-105	38:00	2242468	1.58	1.2887	113.8	113.8	0.7936	0.7936		
PCB-127	39:26						0.8048	0.8048		
PCB-126	41:07	25624	1.70	1.3416	1.244	1.244	0.7639	0.7639		Ma
S Total Hexachlorobipheny					4778.5	4778.4	0.1521	0.1521		RQ
D PCB-155L	31:36	842549	1.27	0.9499	100.6	100.6	0.1143	0.1143	101	
* PCB-138L	39:56	1212938	1.25	3.6E+04	100.0	100.0				
D PCB-167L	42:58	1294726	1.25	1.2544	85.1	85.1	0.3274	0.3274	85.09	
D PCB-156L	44:07	2582985	1.29	1.2289	173.3	173.3	0.3342	0.3342	86.64	
D PCB-157L (C156L)	44:07	2582985	1.29	1.2289	173.3	173.3	0.3342	0.3342	86.64	
D PCB-169L	47:22	1248664	1.30	1.0883	94.6	94.6	0.3774	0.3774	94.59	
PCB-155	31:38	8051	1.43	1.3028	0.7334	0.7334	0.0197	0.0197		
PCB-152	31:49	39431	1.23	1.2556	3.727	3.727	0.0204	0.0204		
PCB-150	31:59	72229	1.29	1.2368	6.931	6.931	0.0207	0.0207		
PCB-136	32:20	1495069	1.28	1.1563	153.5	153.5	0.0222	0.0222		
PCB-145	32:37	6575	1.24	1.1910	0.7484	0.6552	0.0215	0.0215		RQ
PCB-148	34:11	50619	1.26	0.8982	6.689	6.689	0.0285	0.0285		
PCB-135	34:45	3020935	1.27	0.8691	412.5	412.5	0.0295	0.0295		
PCB-151 (C135)	34:45	3020935	1.27	0.8691	412.5	412.5	0.0295	0.0295		
PCB-154	35:01	301447	1.27	1.0180	35.1	35.1	0.0252	0.0252		
PCB-144	35:19	363168	1.27	0.9185	46.9	46.9	0.0279	0.0279		
PCB-147	35:41	11427879	1.25	0.9747	914.9	914.9	0.2219	0.2219		
PCB-149 (C147)	35:41	11427879	1.25	0.9747	914.9	914.9	0.2219	0.2219		
PCB-134	35:52	625301	1.26	0.8518	57.3	57.3	0.2539	0.2539		a
PCB-143 (C134)	35:52	625301	1.26	0.8518	57.3	57.3	0.2539	0.2539		a
PCB-139	36:17	219679	1.28	0.9995	17.1	17.1	0.2164	0.2164		
PCB-140 (C139)	36:17	219679	1.28	0.9995	17.1	17.1	0.2164	0.2164		
PCB-131	36:29	115631	1.25	0.8584	10.5	10.5	0.2520	0.2520		
PCB-142	36:36						0.2516	0.2516		
PCB-132	36:56	3554024	1.25	0.8801	315.1	315.1	0.2458	0.2458		
PCB-133	37:28	266705	1.25	0.9064	23.0	23.0	0.2386	0.2386		
PCB-165	37:49						0.1930	0.1930		
PCB-146	38:07	2459815	1.26	1.0084	190.3	190.3	0.2145	0.2145		
PCB-161	38:12						0.1618	0.1618		
PCB-153	38:43	14359417	1.25	1.2207	917.9	917.9	0.1772	0.1772		
PCB-168 (C153)	38:43	14359417	1.25	1.2207	917.9	917.9	0.1772	0.1772		
PCB-141	38:55	2327360	1.26	0.9608	189.0	189.0	0.2251	0.2251		
PCB-130	39:19	621003	1.26	0.8274	58.6	58.6	0.2614	0.2614		
PCB-137	39:33	336380	1.27	1.0582	24.8	24.8	0.2044	0.2044		
PCB-164	39:40	1201248	1.25	1.2527	74.8	74.8	0.1727	0.1727		
PCB-129	39:58	13582146	1.25	1.0840	977.7	977.7	0.1995	0.1995		
PCB-138 (C129)	39:58	13582146	1.25	1.0840	977.7	977.7	0.1995	0.1995		
PCB-160 (C129)	39:58	13582146	1.25	1.0840	977.7	977.7	0.1995	0.1995		
PCB-163 (C129)	39:58	13582146	1.25	1.0840	977.7	977.7	0.1995	0.1995		

Compound	RT (min.)	Area	Ratio	Ical RRF	Amount pg/ul	EMPC pg/ul	Noise EDL	Final EDL	%Rec	Flags
PCB-158	40:21	1593909	1.25	1.3862	89.7	89.7	0.1560	0.1560		
PCB-128	41:13	1678203	1.26	1.1165	117.3	117.3	0.1937	0.1937		Ma
PCB-166 (C128)	41:13	1678203	1.26	1.1165	117.3	117.3	0.1937	0.1937		Ma
PCB-159	42:11	213809	1.27	1.3178	12.7	12.7	0.1641	0.1641		a
PCB-162	42:33	40928	1.30	1.3623	2.344	2.344	0.1588	0.1588		Ma
PCB-167	43:00	553945	1.24	1.3357	32.0	32.0	0.1372	0.1372		
PCB-156	44:07	1427092	1.26	1.2759	86.6	86.6	0.1968	0.1968		
PCB-157 (C156)	44:07	1427092	1.26	1.2759	86.6	86.6	0.1968	0.1968		
PCB-169	47:18						0.1538	0.1538		
S Total Heptachlorobiphen					3638.3	3638.3	0.0424	0.0424		
D PCB-188L	37:20	1050024	1.08	1.3162	87.1	87.1	0.0990	0.0990	87.09	
$ PCB-178L	40:25	810593	1.07	0.9222	96.0	96.0	0.1413	0.1413	95.95	
* PCB-180L	45:31	916017	1.08	3.2E+04	100.0	100.0				
D PCB-170L	46:46	626877	1.08	0.8357	81.9	81.9	0.1560	0.1560	81.89	
D PCB-189L	49:54	1541290	1.05	1.4666	92.2	92.2	0.9004	0.9004	92.16	
PCB-188	37:20						0.0276	0.0276		
PCB-179	37:41	2062795	1.06	1.4149	173.9	173.9	0.0305	0.0305		
PCB-184	38:12						0.0304	0.0304		
PCB-176	38:35	662789	1.06	1.5212	52.0	52.0	0.0284	0.0284		
PCB-186	39:00						0.0301	0.0301		
PCB-178	40:26	740928	1.07	1.0228	86.4	86.4	0.0422	0.0422		
PCB-175	41:04	158923	1.05	1.0690	17.7	17.7	0.0404	0.0404		
PCB-187	41:20	4744692	1.07	1.1106	509.5	509.5	0.0389	0.0389		
PCB-182	41:33	42280	1.08	1.1484	4.391	4.391	0.0376	0.0376		
PCB-183	41:57	2861895	1.05	1.1368	300.2	300.2	0.0380	0.0380		
PCB-185 (C183)	41:57	2861895	1.05	1.1368	300.2	300.2	0.0380	0.0380		
PCB-174	42:11	3518283	1.06	0.9547	439.5	439.5	0.0452	0.0452		
PCB-177	42:37	2083402	1.05	0.9426	263.6	263.6	0.0458	0.0458		
PCB-181	42:58						0.0390	0.0390		
PCB-171	43:15	1138143	1.06	0.9603	141.3	141.3	0.0449	0.0449		
PCB-173 (C171)	43:15	1138143	1.06	0.9603	141.3	141.3	0.0449	0.0449		
PCB-172	44:53	605671	1.04	0.9918	72.8	72.8	0.0435	0.0435		
PCB-192	45:06						0.0334	0.0334		
PCB-180	45:32	10123655	1.06	1.2286	982.8	982.8	0.0351	0.0351		
PCB-193 (C180)	45:32	10123655	1.06	1.2286	982.8	982.8	0.0351	0.0351		
PCB-191	45:53	226824	1.06	1.3848	19.5	19.5	0.0312	0.0312		
PCB-170	46:47	3711930	1.05	1.2700	466.2	466.2	0.0454	0.0454		
PCB-190	47:19	1058567	1.07	1.3774	91.7	91.7	0.0313	0.0313		
PCB-189	49:56	327740	1.07	1.2799	16.6	16.6	0.1512	0.1512		
S Total Octachlorobipheny					923.6	922.9	0.2066	0.2066		RQ
D PCB-202L	42:43	808084	0.90	1.0055	87.7	87.7	0.1101	0.1101	87.73	
* PCB-194L	52:01	1140317	0.92	3.5E+04	100.0	100.0				
D PCB-205L	52:30	1170303	0.91	1.2867	79.8	79.8	0.5794	0.5794	79.76	
PCB-202	42:45	336320	0.89	1.0531	39.5	39.5	0.0417	0.0417		
PCB-201	43:41	253872	0.91	1.1860	26.5	26.5	0.0370	0.0370		
PCB-204	44:18						0.0399	0.0399		
PCB-197	44:35	60911	0.89	1.2053	7.042	6.254	0.0364	0.0364		RQ
PCB-200	44:40	249022	0.95	1.1260	27.4	27.4	0.0390	0.0390		
PCB-198	47:31	1429488	0.90	0.8183	216.2	216.2	0.0537	0.0537		
PCB-199 (C198)	47:31	1429488	0.90	0.8183	216.2	216.2	0.0537	0.0537		
PCB-196	48:10	789226	0.92	0.8748	111.6	111.6	0.0502	0.0502		
PCB-203	48:22	1075965	0.90	0.9219	144.4	144.4	0.0476	0.0476		
PCB-195	49:40	1001332	0.91	0.7839	109.2	109.2	0.7773	0.7773		

Compound	RT (min.)	Area	Ratio	Ical RRF	Amount pg/ul	EMPC pg/ul	Noise EDL	Final EDL	%Rec	Flags
PCB-194	52:02	2504716	0.90	0.9282	230.6	230.6	0.6564	0.6564		
PCB-205	52:31	162059	0.91	1.2342	11.2	11.2	0.4937	0.4937		
S Total Nonachlorobipheny					159.6	132.9	0.1863	0.1863		RQ
D PCB-208L	49:25	1062647	0.80	1.1383	81.9	81.9	0.8156	0.8156	81.87	
D PCB-206L	54:15	803784	0.81	0.8938	78.9	78.9	1.039	1.039	78.86	
PCB-208	49:27	271483	0.79	1.1567	22.1	22.1	0.1663	0.1663		
PCB-207	50:23	126435	0.79	1.3964	9.702	9.702	0.1621	0.1621		
PCB-206	54:16	969278	0.77	1.1927	127.8	101.1	0.2304	0.2304		RQMa
D PCB-209L	55:54	727781	0.72	0.9809	65.1	65.1	0.0658	0.0658	65.07	
DCB Decachlorobiphenyl	55:55	263605	0.70	1.2455	29.1	29.1	0.0515	0.0515		
S Polychlorinated bipheny					14818	29.1	0.1407	0.1407		RQ

QC Flag Legend

Processing Flags
- R - Failed Signal Ratio Test
- Q - EMPC-Estimated Max. Possible Conc.

Review Flags
- M - Manually Integrated
- a - User Assigned ID

Eurofins TestAmerica, Knoxville
Target Compound Quantitation Worksheet Report

Data File: \\chromna\Knoxville\ChromData\D3D\20190829-12906.b\580-88125-b-18-c.d
Lims ID: 580-88125-B-18-C
Client ID: O7-0to27-101918
Sample Type: Client
Inject. Date: 29-Aug-2019 21:02:00 ALS Bottle#: 0 Worklist Smp#: 12
Injection Vol: 1.0 ul Dil. Factor: 1.0000
Sample Info:
Misc. Info.: 140-0012906-012
Operator ID: Xcalibur_System Instrument ID: D3D

Method: \\chromna\Knoxville\ChromData\D3D\20190829-12906.b\PCBs_D3D.m
Limit Group: HR - 1668A - ICAL
Last Update: 29-Aug-2019 22:15:29 Calib Date: 21-Aug-2019 19:05:00
Integrator: Picker
Quant Method: Isotopic Dilution Quant By: Initial Calibration
Last ICal File: \\chromna\Knoxville\ChromData\D3D\20190813-12717.b\d4190821i6.d

Column 1 : SPB-Octyl (0.25 mm) Det: F1(11.07 :21.70)
Process Host: CTX0305

First Level Reviewer: mcwhirterl Date: 29-Aug-2019 22:15:28

Signal	RT (min.)	Adj RT (min.)	Sec.	REL RT	Area	Height	Avg Noise	EDL Height	S/N	Ratio(Limits)	Flags
PCB-1L											
200.0795	11:46	11:47	-2	0.728	939058	373536	266	665	1404		
202.0766	11:46	11:47	-2	0.728	313337	120564	1047	2617	115	3.00(2.66-3.60)	
PCB-3L											
200.0795	13:56	13:56	-1	0.862	992175	344711	266	665	1296		
202.0766	13:56	13:56	-1	0.862	307474	105978	1047	2617	101	3.23(2.66-3.60)	
PCB-1											
188.0393	11:47	11:46	-1	1.001	45113	17627	60	150	294		
190.0363	11:47	11:46	-1	1.001	13936	5260	18	45	292	3.24(2.66-3.60)	
PCB-2											
188.0393	13:46	13:47	-2	0.988	40266	13856	60	150	231		
190.0363	13:46	13:47	-2	0.988	13368	4573	18	45	254	3.01(2.66-3.60)	
PCB-3											
188.0393	13:57	13:57	-1	1.001	36447	12608	60	150	210		
190.0363	13:57	13:57	-1	1.001	11613	3791	18	45	211	3.14(2.66-3.60)	
PCB-4L											
234.0406	14:11	14:12	-2	0.878	329790	110636	107	267	1034		
236.0376	14:11	14:12	-2	0.878	203917	67059	35	87	1916	1.62(1.33-1.79)	
PCB-9L											
234.0406	16:10	16:11	-1		720507	220297	107	267	2059		
236.0376	16:10	16:11	-1		442360	136310	35	87	3895	1.63(1.33-1.79)	
PCB-15L											
234.0406	20:05	20:04	0	1.243	649644	163585	107	267	1529		
236.0376	20:05	20:04	0	1.243	401850	103306	35	87	2952	1.62(1.33-1.79)	
PCB-4											
222.0003	14:12	14:12	-2	1.001	36420	12142	36	90	337		
223.9974	14:12	14:12	-2	1.001	21994	7521	19	47	396	1.66(1.33-1.79)	

Signal	RT (min.)	Adj RT (min.)	Sec.	REL RT	Area	Height	Avg Noise	EDL Height	S/N	Ratio(Limits)	Flags
PCB-10											
222.0003	14:23	14:22	-1	1.014	3272	860	36	90	24		
223.9974	14:23	14:22	-1	1.014	2028	520	19	47	27	1.61(1.33-1.79)	
PCB-9											
222.0003	16:10	16:09	-1	1.140	3907	1152	36	90	32		
223.9974	16:11	16:09	0	1.141	2384	646	19	47	34	1.64(1.33-1.79)	
PCB-7											RQ
222.0003	16:21	16:20	-1	1.152	3721	1053	36	90	29		
	Empc Correction				3208	887	36	90	25		
223.9974	16:21	16:20	-1	1.152	2057	569	19	47	30	1.81(1.33-1.79)	
PCB-6											
222.0003	16:35	16:34	-1	1.169	15831	4675	36	90	130		
223.9974	16:35	16:34	-1	1.169	9330	2806	19	47	148	1.70(1.33-1.79)	
PCB-5											RQ
222.0003	16:53	16:52	-1	1.190	1818	515	36	90	14		
	Empc Correction				1269	460	36	90	13		
223.9974	16:53	16:52	-1	1.190	814	295	19	47	16	2.23(1.33-1.79)	
PCB-8											
222.0003	17:01	16:59	-1	1.199	55720	16317	36	90	453		
223.9974	17:01	16:59	-1	1.199	33737	10106	19	47	532	1.65(1.33-1.79)	
PCB-14											RQMa
222.0003	18:38	18:38	-1	0.928	428	146	36	90	4		M
223.9974	18:37	18:38	-2	0.927	393	131	19	47	7	1.09(1.33-1.79)	
	Empc Correction				274	93	19	47	5		
PCB-11											
222.0003	19:29	19:29	0	0.970	90302	23533	36	90	654		
223.9974	19:29	19:29	0	0.970	55790	14709	19	47	774	1.62(1.33-1.79)	
PCB-12											
222.0003	19:46	19:48	-2	0.984	15786	2911	36	90	81		
223.9974	19:46	19:48	-2	0.984	9719	1843	19	47	97	1.62(1.33-1.79)	
PCB-13 (C12)											
222.0003	19:46	19:48	-2	0.984	15786	2911	36	90	81		
223.9974	19:46	19:48	-2	0.984	9719	1843	19	47	97	1.62(1.33-1.79)	
PCB-15											
222.0003	20:06	20:06	0	1.001	66884	16572	36	90	460		
223.9974	20:06	20:06	0	1.001	41112	10028	19	47	528	1.63(1.33-1.79)	
PCB-19L											
268.0016	17:17	17:19	-2	0.841	151641	44232	446	1115	99		
269.9986	17:17	17:19	-2	0.841	141161	40749	139	347	293	1.07(0.88-1.20)	
PCB-32L											
268.0016	20:33	20:34	0		312583	80835	446	1115	181		
269.9986	20:33	20:34	0		281598	73504	139	347	529	1.11(0.88-1.20)	
PCB-31L											
268.0016	22:49	22:50	0		1223912	295504	137	342	2157		
269.9986	22:49	22:50	0		1173356	285934	294	735	973	1.04(0.88-1.20)	

Signal	RT (min.)	Adj RT (min.)	Sec.	REL RT	Area	Height	Avg Noise	EDL Height	S/N	Ratio(Limits)	Flags
PCB-28L											
268.0016	23:07	23:07	0	1.013	1119637	268397	137	342	1959		
269.9986	23:07	23:07	0	1.013	1038908	250916	294	735	853	1.08(0.88-1.20)	
PCB-37L											
268.0016	27:08	27:06	1	1.189	1078664	225996	137	342	1650		
269.9986	27:08	27:06	1	1.189	962116	212460	294	735	723	1.12(0.88-1.20)	
PCB-19											
255.9613	17:19	17:18	-1	1.002	46849	13590	7	17	1941		
257.9584	17:19	17:18	-1	1.002	44018	12445	11	27	1131	1.06(0.88-1.20)	
PCB-18											
255.9613	19:11	19:08	0	1.110	32268	8635	7	17	1234		
257.9584	19:11	19:08	0	1.110	29293	7721	11	27	702	1.10(0.88-1.20)	
PCB-30 (C18)											
255.9613	19:11	19:08	0	1.110	32268	8635	7	17	1234		
257.9584	19:11	19:08	0	1.110	29293	7721	11	27	702	1.10(0.88-1.20)	
PCB-17											
255.9613	19:36	19:34	0	1.134	46937	12954	7	17	1851		
257.9584	19:36	19:34	0	1.134	41755	11332	11	27	1030	1.12(0.88-1.20)	
PCB-27											
255.9613	19:49	19:48	-1	1.146	14785	3893	7	17	556		
257.9584	19:49	19:48	-1	1.146	14040	3637	11	27	331	1.05(0.88-1.20)	
PCB-24											RQ
255.9613	19:56	19:55	-1	1.154	488	166	7	17	24		
257.9584	19:57	19:55	0	1.154	615	173	11	27	16	0.79(0.88-1.20)	
	Empc Correction				469	159	11	27	14		
PCB-16											
255.9613	20:03	20:02	-1	1.160	9509	2490	7	17	356		
257.9584	20:03	20:02	-1	1.160	8108	2055	11	27	187	1.17(0.88-1.20)	
PCB-32											
255.9613	20:34	20:33	-1	1.190	71141	18318	7	17	2617		
257.9584	20:34	20:33	-1	1.190	64365	16540	11	27	1504	1.11(0.88-1.20)	
PCB-34											
255.9613	21:51	21:48	0	1.264	2956	831	138	345	6		
257.9584	21:50	21:48	-1	1.263	3078	788	223	557	4	0.96(0.88-1.20)	
PCB-23											
255.9613	21:57						138	345			
257.9584	21:57						223	557			
PCB-26											
255.9613	22:17	22:16	-2	1.289	77200	18407	138	345	133		
257.9584	22:17	22:16	-2	1.289	72786	17667	223	557	79	1.06(0.88-1.20)	
PCB-29 (C26)											
255.9613	22:17	22:16	-2	1.289	77200	18407	138	345	133		
257.9584	22:17	22:16	-2	1.289	72786	17667	223	557	79	1.06(0.88-1.20)	
PCB-25											
255.9613	22:33	22:33	1	0.831	69111	14356	138	345	104		
257.9584	22:33	22:33	1	0.831	68531	14189	223	557	64	1.01(0.88-1.20)	

Signal	RT (min.)	Adj RT (min.)	Sec.	REL RT	Area	Height	Avg Noise	EDL Height	S/N	Ratio(Limits)	Flags
PCB-31											
255.9613	22:50	22:51	0	0.842	230048	55797	138	345	404		
257.9584	22:50	22:51	0	0.842	215444	51856	223	557	233	1.07(0.88-1.20)	
PCB-20											
255.9613	23:08	23:10	0	0.853	411380	97326	138	345	705		
257.9584	23:08	23:10	0	0.853	390034	90986	223	557	408	1.05(0.88-1.20)	
PCB-28 (C20)											
255.9613	23:08	23:10	0	0.853	411380	97326	138	345	705		
257.9584	23:08	23:10	0	0.853	390034	90986	223	557	408	1.05(0.88-1.20)	
PCB-21											Ma
255.9613	23:22	23:22	0	0.862	174823	31181	138	345	226		M
257.9584	23:22	23:22	0	0.862	165755	29458	223	557	132	1.05(0.88-1.20)	
PCB-33 (C21)											Ma
255.9613	23:22	23:22	0	0.862	174823	31181	138	345	226		M
257.9584	23:22	23:22	0	0.862	165755	29458	223	557	132	1.05(0.88-1.20)	
PCB-22											
255.9613	23:46	23:47	0	0.876	65444	15590	138	345	113		
257.9584	23:46	23:47	0	0.876	63878	15342	223	557	69	1.02(0.88-1.20)	
PCB-36											RQ
255.9613	25:21	25:21	1	0.934	14600	3234	138	345	23		
	Empc Correction				8654	2543	138	345	18		
257.9584	25:21	25:21	1	0.934	8322	2446	223	557	11	1.75(0.88-1.20)	
PCB-39											
255.9613	25:42						138	345			
257.9584	25:42						223	557			
PCB-38											
255.9613	26:17						138	345			
257.9584	26:17						223	557			
PCB-35											
255.9613	26:44	26:45	0	0.985	36203	8195	138	345	59		
257.9584	26:44	26:45	0	0.985	34739	8037	223	557	36	1.04(0.88-1.20)	
PCB-37											
255.9613	27:08	27:09	0	1.000	108757	23923	138	345	173		
257.9584	27:08	27:09	0	1.000	99675	22191	223	557	100	1.09(0.88-1.20)	
PCB-54L											
301.9626	20:23	20:23	0	0.817	181803	45037	10	25	4504		
303.9597	20:22	20:23	-1	0.816	218703	55740	21	52	2654	0.83(0.65-0.89)	
PCB-52L											
301.9626	24:57	24:57	0		580867	133146	96	240	1387		
303.9597	24:57	24:57	0		728872	167361	139	347	1204	0.80(0.65-0.89)	
PCB-81L											
301.9626	33:54	33:52	2	1.359	651910	132158	96	240	1377		
303.9597	33:54	33:52	2	1.359	811226	165101	139	347	1188	0.80(0.65-0.89)	
PCB-77L											
301.9626	34:28	34:25	2	1.381	695480	142341	96	240	1483		
303.9597	34:28	34:25	2	1.381	851934	170886	139	347	1229	0.82(0.65-0.89)	

Signal	RT (min.)	Adj RT (min.)	Sec.	REL RT	Area	Height	Avg Noise	EDL Height	S/N	Ratio(Limits)	Flags
PCB-54											
289.9224	20:24	20:24	0	1.000	40190	10143	6	15	1691		
291.9194	20:24	20:24	0	1.000	52088	13163	10	25	1316	0.77(0.65-0.89)	
PCB-50											
289.9224	22:34	22:35	-1	1.107	424607	99834	144	360	693		
291.9194	22:33	22:35	-2	1.107	538498	128160	117	292	1095	0.79(0.65-0.89)	
PCB-53 (C50)											
289.9224	22:34	22:35	-1	1.107	424607	99834	144	360	693		
291.9194	22:33	22:35	-2	1.107	538498	128160	117	292	1095	0.79(0.65-0.89)	
PCB-45											
289.9224	23:18	23:19	-1	1.143	846332	196879	144	360	1367		
291.9194	23:18	23:19	-1	1.143	1071019	249477	117	292	2132	0.79(0.65-0.89)	
PCB-51 (C45)											
289.9224	23:18	23:19	-1	1.143	846332	196879	144	360	1367		
291.9194	23:18	23:19	-1	1.143	1071019	249477	117	292	2132	0.79(0.65-0.89)	
PCB-46											
289.9224	23:32	23:33	-1	1.155	31567	7505	144	360	52		
291.9194	23:32	23:33	-1	1.155	43226	9177	117	292	78	0.73(0.65-0.89)	
PCB-52											
289.9224	24:58	24:57	1	1.225	1454538	338503	144	360	2351		
291.9194	24:58	24:57	1	1.225	1840668	430773	117	292	3682	0.79(0.65-0.89)	
PCB-43											RQ
289.9224	25:08	25:07	1	1.233	51639	11953	144	360	83		
291.9194	25:07	25:07	0	1.232	83137	15057	117	292	129	0.62(0.65-0.89)	
	Empc Correction				67063	15523	117	292	133		
PCB-73 (C43)											RQ
289.9224	25:08	25:07	1	1.233	51639	11953	144	360	83		
291.9194	25:07	25:07	0	1.232	83137	15057	117	292	129	0.62(0.65-0.89)	
	Empc Correction				67063	15523	117	292	133		
PCB-49											
289.9224	25:28	25:26	2	1.250	1106089	251991	144	360	1750		
291.9194	25:27	25:26	1	1.249	1406205	316000	117	292	2701	0.79(0.65-0.89)	
PCB-69 (C49)											
289.9224	25:28	25:26	2	1.250	1106089	251991	144	360	1750		
291.9194	25:27	25:26	1	1.249	1406205	316000	117	292	2701	0.79(0.65-0.89)	
PCB-48											
289.9224	25:45	25:44	1	1.263	39125	8903	144	360	62		
291.9194	25:45	25:44	1	1.263	54438	11635	117	292	99	0.72(0.65-0.89)	
PCB-44											
289.9224	26:01	25:59	1	1.276	2377566	449135	144	360	3119		
291.9194	26:01	25:59	1	1.276	2996233	560265	117	292	4789	0.79(0.65-0.89)	
PCB-47 (C44)											
289.9224	26:01	25:59	1	1.276	2377566	449135	144	360	3119		
291.9194	26:01	25:59	1	1.276	2996233	560265	117	292	4789	0.79(0.65-0.89)	
PCB-65 (C44)											
289.9224	26:01	25:59	1	1.276	2377566	449135	144	360	3119		
291.9194	26:01	25:59	1	1.276	2996233	560265	117	292	4789	0.79(0.65-0.89)	

Signal	RT (min.)	Adj RT (min.)	Sec.	REL RT	Area	Height	Avg Noise	EDL Height	S/N	Ratio(Limits)	Flags
PCB-59											
289.9224	26:20	26:16	4	1.292	94008	16712	144	360	116		
291.9194	26:20	26:16	4	1.292	127729	22068	117	292	189	0.74(0.65-0.89)	
PCB-62 (C59)											
289.9224	26:20	26:16	4	1.292	94008	16712	144	360	116		
291.9194	26:20	26:16	4	1.292	127729	22068	117	292	189	0.74(0.65-0.89)	
PCB-75 (C59)											
289.9224	26:20	26:16	4	1.292	94008	16712	144	360	116		
291.9194	26:20	26:16	4	1.292	127729	22068	117	292	189	0.74(0.65-0.89)	
PCB-42											
289.9224	26:30	26:29	0	1.300	106339	23936	144	360	166		
291.9194	26:30	26:29	0	1.300	142510	30627	117	292	262	0.75(0.65-0.89)	
PCB-40											
289.9224	27:00	26:59	0	1.325	338430	71809	144	360	499		
291.9194	27:00	26:59	0	1.325	431084	90830	117	292	776	0.79(0.65-0.89)	
PCB-41 (C40)											
289.9224	27:00	26:59	0	1.325	338430	71809	144	360	499		
291.9194	27:00	26:59	0	1.325	431084	90830	117	292	776	0.79(0.65-0.89)	
PCB-71 (C40)											
289.9224	27:00	26:59	0	1.325	338430	71809	144	360	499		
291.9194	27:00	26:59	0	1.325	431084	90830	117	292	776	0.79(0.65-0.89)	
PCB-64											
289.9224	27:13	27:12	0	1.335	263149	57501	144	360	399		
291.9194	27:13	27:12	0	1.335	331512	72363	117	292	618	0.79(0.65-0.89)	
PCB-72											
289.9224	28:03	28:04	0	0.828	32474	7112	144	360	49		
291.9194	28:03	28:04	0	0.828	41216	8926	117	292	76	0.79(0.65-0.89)	
PCB-68											
289.9224	28:21	28:21	1	0.836	46787	10226	144	360	71		
291.9194	28:21	28:21	1	0.836	64212	13130	117	292	112	0.73(0.65-0.89)	
PCB-57											
289.9224	28:46						144	360			
291.9194	28:46						117	292			
PCB-58											
289.9224	29:01						144	360			
291.9194	29:01						117	292			
PCB-67											
289.9224	29:10	29:11	0	0.860	27369	3384	144	360	24		
291.9194	29:10	29:11	0	0.860	39135	4598	117	292	39	0.70(0.65-0.89)	
PCB-63											
289.9224	29:27	29:27	1	0.869	38833	8289	144	360	58		
291.9194	29:27	29:27	1	0.869	45083	10048	117	292	86	0.86(0.65-0.89)	
PCB-61											Ma
289.9224	29:46	29:46	1	0.878	1476593	256329	144	360	1780		M
291.9194	29:46	29:46	1	0.878	1873729	324081	117	292	2770	0.79(0.65-0.89)	

Signal	RT (min.)	Adj RT (min.)	Sec.	REL RT	Area	Height	Avg Noise	EDL Height	S/N	Ratio(Limits)	Flags
PCB-70 (C61)											Ma
289.9224	29:46	29:46	1	0.878	1476593	256329	144	360	1780		M
291.9194	29:46	29:46	1	0.878	1873729	324081	117	292	2770	0.79(0.65-0.89)	
PCB-74 (C61)											Ma
289.9224	29:46	29:46	1	0.878	1476593	256329	144	360	1780		M
291.9194	29:46	29:46	1	0.878	1873729	324081	117	292	2770	0.79(0.65-0.89)	
PCB-76 (C61)											Ma
289.9224	29:46	29:46	1	0.878	1476593	256329	144	360	1780		M
291.9194	29:46	29:46	1	0.878	1873729	324081	117	292	2770	0.79(0.65-0.89)	
PCB-66											Ma
289.9224	30:06	30:06	2	0.888	712766	150591	144	360	1046		M
291.9194	30:06	30:06	2	0.888	899783	191860	117	292	1640	0.79(0.65-0.89)	
PCB-55											
289.9224	30:16						144	360			
291.9194	30:16						117	292			
PCB-56											
289.9224	30:45	30:47	0	0.907	186889	39505	144	360	274		
291.9194	30:45	30:47	0	0.907	237608	50716	117	292	433	0.79(0.65-0.89)	
PCB-60											
289.9224	30:58	30:59	1	0.914	56850	12140	144	360	84		
291.9194	30:58	30:59	1	0.914	71880	15077	117	292	129	0.79(0.65-0.89)	
PCB-80											
289.9224	31:24						144	360			
291.9194	31:24						117	292			
PCB-79											
289.9224	32:56	32:55	3	0.971	34056	7862	144	360	55		
291.9194	32:56	32:55	3	0.971	49307	10215	117	292	87	0.69(0.65-0.89)	
PCB-78											
289.9224	33:29						144	360			
291.9194	33:29						117	292			
PCB-81											RQMa
289.9224	33:54	33:54	1	1.000	3080	977	144	360	7		M
	Empc Correction				2311	896	144	360	6		
291.9194	33:54	33:54	1	1.000	3002	1164	117	292	10	1.03(0.65-0.89)	
PCB-77											
289.9224	34:29	34:28	3	1.001	69605	14919	144	360	104		
291.9194	34:29	34:28	3	1.001	86824	18139	117	292	155	0.80(0.65-0.89)	
PCB-104L											
337.9207	25:54	25:55	1	0.814	560502	126699	26	65	4873		
339.9178	25:54	25:55	1	0.814	353215	77005	36	90	2139	1.59(1.32-1.78)	
PCB-101L											
337.9207	31:49	31:48	1		542050	110933	26	65	4267		
339.9178	31:49	31:48	1		339835	70503	36	90	1958	1.60(1.32-1.78)	
PCB-111L											
337.9207	34:31	34:31	2	1.085	617440	123919	26	65	4766		
339.9178	34:31	34:31	2	1.085	386931	78618	36	90	2184	1.60(1.32-1.78)	

Signal	RT (min.)	Adj RT (min.)	Sec.	REL RT	Area	Height	Avg Noise	EDL Height	S/N	Ratio(Limits)	Flags
PCB-123L											
337.9207	36:29	36:28	3	1.147	906374	182161	461	1152	395		
339.9178	36:29	36:28	3	1.147	576407	116343	348	870	334	1.57(1.32-1.78)	
PCB-118L											
337.9207	36:49	36:47	3	1.157	946283	190468	461	1152	413		
339.9178	36:49	36:47	3	1.157	601775	123132	348	870	354	1.57(1.32-1.78)	
PCB-114L											
337.9207	37:20	37:19	3	1.173	928397	182318	461	1152	395		
339.9178	37:20	37:19	3	1.173	573689	114167	348	870	328	1.62(1.32-1.78)	
PCB-105L											
337.9207	37:59	37:57	3	1.193	938199	187450	461	1152	407		
339.9178	37:59	37:57	3	1.193	590997	120564	348	870	346	1.59(1.32-1.78)	
PCB-127L											
337.9207	39:29	39:25	3		1089330	219114	461	1152	475		
339.9178	39:29	39:25	3		673285	133497	348	870	384	1.62(1.32-1.78)	
PCB-126L											
337.9207	41:05	41:03	4	1.291	956337	191053	461	1152	414		
339.9178	41:05	41:03	4	1.291	579121	116325	348	870	334	1.65(1.32-1.78)	
PCB-104											
325.8804	25:56	25:56	1	1.001	37216	8516	24	60	355		
327.8775	25:56	25:56	1	1.001	23972	5335	27	67	198	1.55(1.32-1.78)	
PCB-96											
325.8804	26:17	26:18	0	1.015	78903	17335	24	60	722		
327.8775	26:17	26:18	0	1.015	49627	10717	27	67	397	1.59(1.32-1.78)	
PCB-103											
325.8804	28:14	28:14	0	1.090	176580	38198	24	60	1592		
327.8775	28:14	28:14	0	1.090	109588	23306	27	67	863	1.61(1.32-1.78)	
PCB-94											
325.8804	28:28	28:27	1	1.099	85498	17817	24	60	742		
327.8775	28:27	28:27	0	1.098	51433	11269	27	67	417	1.66(1.32-1.78)	
PCB-95											
325.8804	28:54	28:53	1	1.116	2854302	619392	24	60	25808		
327.8775	28:54	28:53	1	1.116	1780072	385830	27	67	14290	1.60(1.32-1.78)	
PCB-93											
325.8804	29:07	29:07	1	1.124	357786	73109	24	60	3046		
327.8775	29:07	29:07	1	1.124	221694	45656	27	67	1691	1.61(1.32-1.78)	
PCB-100 (C93)											
325.8804	29:07	29:07	1	1.124	357786	73109	24	60	3046		
327.8775	29:07	29:07	1	1.124	221694	45656	27	67	1691	1.61(1.32-1.78)	
PCB-98											
325.8804	29:16	29:16	0	1.130	195661	37264	24	60	1553		
327.8775	29:16	29:16	0	1.130	123400	23245	27	67	861	1.59(1.32-1.78)	
PCB-102 (C98)											
325.8804	29:16	29:16	0	1.130	195661	37264	24	60	1553		
327.8775	29:16	29:16	0	1.130	123400	23245	27	67	861	1.59(1.32-1.78)	

Signal	RT (min.)	Adj RT (min.)	Sec.	REL RT	Area	Height	Avg Noise	EDL Height	S/N	Ratio(Limits)	Flags
PCB-88											
325.8804	29:46	29:45	2	1.149	721615	149076	24	60	6212		
327.8775	29:46	29:45	2	1.149	447166	92026	27	67	3408	1.61(1.32-1.78)	
PCB-91 (C88)											
325.8804	29:46	29:45	2	1.149	721615	149076	24	60	6212		
327.8775	29:46	29:45	2	1.149	447166	92026	27	67	3408	1.61(1.32-1.78)	
PCB-84											
325.8804	29:59	29:58	2	1.158	649350	138886	24	60	5787		
327.8775	29:59	29:58	2	1.158	411944	86710	27	67	3211	1.58(1.32-1.78)	
PCB-89											
325.8804	30:28	30:27	1	1.176	20837	3855	24	60	161		
327.8775	30:27	30:27	0	1.176	12098	2230	27	67	83	1.72(1.32-1.78)	
PCB-121											
325.8804	30:53						24	60			
327.8775	30:53						27	67			
PCB-92											
325.8804	31:16	31:17	1	0.857	758132	170641	24	60	7110		
327.8775	31:16	31:17	1	0.857	471145	105361	27	67	3902	1.61(1.32-1.78)	
PCB-90											
325.8804	31:51	31:50	2	1.230	4203491	873035	24	60	36376		
327.8775	31:51	31:50	2	1.230	2625584	550263	27	67	20380	1.60(1.32-1.78)	
PCB-101 (C90)											
325.8804	31:51	31:50	2	1.230	4203491	873035	24	60	36376		
327.8775	31:51	31:50	2	1.230	2625584	550263	27	67	20380	1.60(1.32-1.78)	
PCB-113 (C90)											
325.8804	31:51	31:50	2	1.230	4203491	873035	24	60	36376		
327.8775	31:51	31:50	2	1.230	2625584	550263	27	67	20380	1.60(1.32-1.78)	
PCB-83											Ma
325.8804	32:26	32:26	2	1.252	1855075	359854	24	60	14994		M
327.8775	32:26	32:26	2	1.252	1154764	223745	27	67	8287	1.61(1.32-1.78)	
PCB-99 (C83)											Ma
325.8804	32:26	32:26	2	1.252	1855075	359854	24	60	14994		M
327.8775	32:26	32:26	2	1.252	1154764	223745	27	67	8287	1.61(1.32-1.78)	
PCB-112											
325.8804	32:32						24	60			
327.8775	32:32						27	67			
PCB-86											Ma
325.8804	33:01	33:01	8	1.275	2068085	216048	24	60	9002		M
327.8775	33:01	33:01	8	1.275	1294245	135848	27	67	5031	1.60(1.32-1.78)	
PCB-87 (C86)											Ma
325.8804	33:01	33:01	8	1.275	2068085	216048	24	60	9002		M
327.8775	33:01	33:01	8	1.275	1294245	135848	27	67	5031	1.60(1.32-1.78)	
PCB-97 (C86)											Ma
325.8804	33:01	33:01	8	1.275	2068085	216048	24	60	9002		M
327.8775	33:01	33:01	8	1.275	1294245	135848	27	67	5031	1.60(1.32-1.78)	

Signal	RT (min.)	Adj RT (min.)	Sec.	REL RT	Area	Height	Avg Noise	EDL Height	S/N	Ratio(Limits)	Flags
PCB-109 (C86)											Ma
325.8804	33:01	33:01	8	1.275	2068085	216048	24	60	9002		M
327.8775	33:01	33:01	8	1.275	1294245	135848	27	67	5031	1.60(1.32-1.78)	
PCB-119 (C86)											Ma
325.8804	33:01	33:01	8	1.275	2068085	216048	24	60	9002		M
327.8775	33:01	33:01	8	1.275	1294245	135848	27	67	5031	1.60(1.32-1.78)	
PCB-125 (C86)											Ma
325.8804	33:01	33:01	8	1.275	2068085	216048	24	60	9002		M
327.8775	33:01	33:01	8	1.275	1294245	135848	27	67	5031	1.60(1.32-1.78)	
PCB-85											
325.8804	33:39	33:38	2	1.299	495445	74458	24	60	3102		
327.8775	33:39	33:38	2	1.299	307832	46595	27	67	1726	1.61(1.32-1.78)	
PCB-116 (C85)											
325.8804	33:39	33:38	2	1.299	495445	74458	24	60	3102		
327.8775	33:39	33:38	2	1.299	307832	46595	27	67	1726	1.61(1.32-1.78)	
PCB-117 (C85)											
325.8804	33:39	33:38	2	1.299	495445	74458	24	60	3102		
327.8775	33:39	33:38	2	1.299	307832	46595	27	67	1726	1.61(1.32-1.78)	
PCB-110											
325.8804	33:49	33:53	-3	1.306	4595780	931880	24	60	38828		
327.8775	33:49	33:53	-3	1.306	2893682	587552	27	67	21761	1.59(1.32-1.78)	
PCB-115 (C110)											
325.8804	33:49	33:53	-3	1.306	4595780	931880	24	60	38828		
327.8775	33:49	33:53	-3	1.306	2893682	587552	27	67	21761	1.59(1.32-1.78)	
PCB-82											
325.8804	34:08	34:07	1	1.318	238244	45435	24	60	1893		
327.8775	34:08	34:07	1	1.318	150841	28097	27	67	1041	1.58(1.32-1.78)	
PCB-111											
325.8804	34:32						24	60			
327.8775	34:32						27	67			
PCB-120											
325.8804	35:01	34:59	3	1.352	52243	8843	24	60	368		
327.8775	35:01	34:59	3	1.352	31221	5717	27	67	212	1.67(1.32-1.78)	
PCB-108											
325.8804	36:09	36:07	3	1.396	156691	31080	794	1985	39		
327.8775	36:09	36:07	3	1.396	97267	19433	466	1165	42	1.61(1.32-1.78)	
PCB-124 (C108)											
325.8804	36:09	36:07	3	1.396	156691	31080	794	1985	39		
327.8775	36:09	36:07	3	1.396	97267	19433	466	1165	42	1.61(1.32-1.78)	
PCB-107											Ma
325.8804	36:24	36:24	3	1.405	390868	77340	794	1985	97		M
327.8775	36:24	36:24	3	1.405	248839	49344	466	1165	106	1.57(1.32-1.78)	
PCB-123											Ma
325.8804	36:31	36:31	3	1.001	52863	12588	794	1985	16		M
327.8775	36:30	36:31	2	1.000	35644	8146	466	1165	17	1.48(1.32-1.78)	

Signal	RT (min.)	Adj RT (min.)	Sec.	REL RT	Area	Height	Avg Noise	EDL Height	S/N	Ratio(Limits)	Flags
PCB-106											
325.8804	36:38						794	1985			
327.8775	36:38						466	1165			
PCB-118											
325.8804	36:50	36:50	3	1.001	4290011	837390	794	1985	1055		
327.8775	36:50	36:50	3	1.001	2705896	530603	466	1165	1139	1.59(1.32-1.78)	
PCB-122											
325.8804	37:11	37:11	3	1.010	45342	8939	794	1985	11		
327.8775	37:11	37:11	3	1.010	28188	5293	466	1165	11	1.61(1.32-1.78)	
PCB-114											
325.8804	37:22	37:22	3	1.001	83481	14078	794	1985	18		
327.8775	37:22	37:22	3	1.001	51586	8576	466	1165	18	1.62(1.32-1.78)	
PCB-105											
325.8804	38:00	38:00	3	1.001	1374701	265396	794	1985	334		
327.8775	38:00	38:00	3	1.001	867767	168555	466	1165	362	1.58(1.32-1.78)	
PCB-127											
325.8804	39:29						794	1985			
327.8775	39:29						466	1165			
PCB-126											Ma
325.8804	41:07	41:07	4	1.001	16142	3518	794	1985	4		M
327.8775	41:07	41:07	4	1.001	9482	1939	466	1165	4	1.70(1.32-1.78)	
PCB-155L											
371.8817	31:36	31:37	2	0.791	470598	97850	38	95	2575		
373.8788	31:36	31:37	2	0.791	371951	77743	41	102	1896	1.27(1.05-1.43)	
PCB-138L											
371.8817	39:56	39:54	3		674128	134730	279	697	483		
373.8788	39:56	39:54	3		538810	110442	124	310	891	1.25(1.05-1.43)	
PCB-167L											
371.8817	42:58	42:57	4	1.076	719128	143104	279	697	513		
373.8788	42:58	42:57	4	1.076	575598	111769	124	310	901	1.25(1.05-1.43)	
PCB-156L											
371.8817	44:07	44:06	3	1.104	1454569	210951	279	697	756		
373.8788	44:07	44:06	3	1.104	1128416	160979	124	310	1298	1.29(1.05-1.43)	
PCB-157L (C156L)											
371.8817	44:07	44:06	3	1.104	1454569	210951	279	697	756		
373.8788	44:07	44:06	3	1.104	1128416	160979	124	310	1298	1.29(1.05-1.43)	
PCB-169L											
371.8817	47:22	47:20	5	1.186	705619	131973	279	697	473		
373.8788	47:22	47:20	5	1.186	543045	104834	124	310	845	1.30(1.05-1.43)	
PCB-155											
359.8415	31:38	31:39	1	1.001	4731	966	9	22	107		
361.8385	31:38	31:39	1	1.001	3320	713	9	22	79	1.43(1.05-1.43)	
PCB-152											
359.8415	31:49	31:49	1	1.006	21788	4660	9	22	518		
361.8385	31:49	31:49	1	1.006	17643	3787	9	22	421	1.23(1.05-1.43)	

Signal	RT (min.)	Adj RT (min.)	Sec.	REL RT	Area	Height	Avg Noise	EDL Height	S/N	Ratio(Limits)	Flags
PCB-150											
359.8415	31:59	31:59	1	1.012	40627	8554	9	22	950		
361.8385	31:59	31:59	1	1.012	31602	6620	9	22	736	1.29(1.05-1.43)	
PCB-136											
359.8415	32:20	32:21	1	1.023	839454	176534	9	22	19615		
361.8385	32:20	32:21	1	1.023	655615	136270	9	22	15141	1.28(1.05-1.43)	
PCB-145											RQ
359.8415	32:37	32:39	0	1.032	3640	516	9	22	57		
361.8385	32:37	32:39	0	1.032	3870	461	9	22	51	0.94(1.05-1.43)	
	Empc Correction				2935	416	9	22	46		
PCB-148											
359.8415	34:11	34:10	3	1.081	28211	5506	9	22	612		
361.8385	34:10	34:10	2	1.081	22408	4277	9	22	475	1.26(1.05-1.43)	
PCB-135											
359.8415	34:45	34:45	2	1.100	1690387	242111	9	22	26901		
361.8385	34:45	34:45	2	1.100	1330548	186753	9	22	20750	1.27(1.05-1.43)	
PCB-151 (C135)											
359.8415	34:45	34:45	2	1.100	1690387	242111	9	22	26901		
361.8385	34:45	34:45	2	1.100	1330548	186753	9	22	20750	1.27(1.05-1.43)	
PCB-154											
359.8415	35:01	35:01	2	1.108	168360	32193	9	22	3577		
361.8385	35:01	35:01	2	1.108	133087	26136	9	22	2904	1.27(1.05-1.43)	
PCB-144											
359.8415	35:19	35:19	3	1.118	203508	41419	9	22	4602		
361.8385	35:19	35:19	3	1.118	159660	33266	9	22	3696	1.27(1.05-1.43)	
PCB-147											
359.8415	35:41	35:41	2	1.129	6358614	1267283	119	297	10649		
361.8385	35:41	35:41	2	1.129	5069265	1014715	68	170	14922	1.25(1.05-1.43)	
PCB-149 (C147)											
359.8415	35:41	35:41	2	1.129	6358614	1267283	119	297	10649		
361.8385	35:41	35:41	2	1.129	5069265	1014715	68	170	14922	1.25(1.05-1.43)	
PCB-134											a
359.8415	35:52	35:52	-4	1.135	349129	62705	119	297	527		a
361.8385	35:52	35:52	-4	1.135	276172	49431	68	170	727	1.26(1.05-1.43)	
PCB-143 (C134)											a
359.8415	35:52	35:52	-4	1.135	349129	62705	119	297	527		a
361.8385	35:52	35:52	-4	1.135	276172	49431	68	170	727	1.26(1.05-1.43)	
PCB-139											
359.8415	36:17	36:17	3	1.148	123179	22201	119	297	187		
361.8385	36:17	36:17	3	1.148	96500	17168	68	170	252	1.28(1.05-1.43)	
PCB-140 (C139)											
359.8415	36:17	36:17	3	1.148	123179	22201	119	297	187		
361.8385	36:17	36:17	3	1.148	96500	17168	68	170	252	1.28(1.05-1.43)	
PCB-131											
359.8415	36:29	36:29	2	1.154	64308	11832	119	297	99		
361.8385	36:29	36:29	2	1.154	51323	9457	68	170	139	1.25(1.05-1.43)	

Signal	RT (min.)	Adj RT (min.)	Sec.	REL RT	Area	Height	Avg Noise	EDL Height	S/N	Ratio(Limits)	Flags
PCB-142											
359.8415	36:38						119	297			
361.8385	36:38						68	170			
PCB-132											
359.8415	36:56	36:56	2	1.169	1976642	399809	119	297	3360		
361.8385	36:56	36:56	2	1.169	1577382	319716	68	170	4702	1.25(1.05-1.43)	
PCB-133											
359.8415	37:28	37:27	4	1.186	148384	29254	119	297	246		
361.8385	37:27	37:27	3	1.185	118321	23759	68	170	349	1.25(1.05-1.43)	
PCB-165											
359.8415	37:52						119	297			
361.8385	37:52						68	170			
PCB-146											
359.8415	38:07	38:07	3	0.887	1373139	273398	119	297	2297		
361.8385	38:07	38:07	3	0.887	1086676	213938	68	170	3146	1.26(1.05-1.43)	
PCB-161											
359.8415	38:15						119	297			
361.8385	38:15						68	170			
PCB-153											
359.8415	38:43	38:46	1	0.901	7985053	1589265	119	297	13355		
361.8385	38:43	38:46	1	0.901	6374364	1274086	68	170	18737	1.25(1.05-1.43)	
PCB-168 (C153)											
359.8415	38:43	38:46	1	0.901	7985053	1589265	119	297	13355		
361.8385	38:43	38:46	1	0.901	6374364	1274086	68	170	18737	1.25(1.05-1.43)	
PCB-141											
359.8415	38:55	38:55	3	0.906	1295719	250670	119	297	2106		
361.8385	38:54	38:55	3	0.905	1031641	197881	68	170	2910	1.26(1.05-1.43)	
PCB-130											
359.8415	39:19	39:20	3	0.915	346299	66676	119	297	560		
361.8385	39:19	39:20	3	0.915	274704	53470	68	170	786	1.26(1.05-1.43)	
PCB-137											
359.8415	39:33	39:34	3	0.920	188079	40140	119	297	337		
361.8385	39:33	39:34	3	0.920	148301	31838	68	170	468	1.27(1.05-1.43)	
PCB-164											
359.8415	39:40	39:40	3	0.923	667615	129463	119	297	1088		
361.8385	39:40	39:40	3	0.923	533633	103887	68	170	1528	1.25(1.05-1.43)	
PCB-129											
359.8415	39:58	40:00	2	0.930	7553648	1407373	119	297	11827		
361.8385	39:58	40:00	2	0.930	6028498	1127971	68	170	16588	1.25(1.05-1.43)	
PCB-138 (C129)											
359.8415	39:58	40:00	2	0.930	7553648	1407373	119	297	11827		
361.8385	39:58	40:00	2	0.930	6028498	1127971	68	170	16588	1.25(1.05-1.43)	
PCB-160 (C129)											
359.8415	39:58	40:00	2	0.930	7553648	1407373	119	297	11827		
361.8385	39:58	40:00	2	0.930	6028498	1127971	68	170	16588	1.25(1.05-1.43)	

Signal	RT (min.)	Adj RT (min.)	Sec.	REL RT	Area	Height	Avg Noise	EDL Height	S/N	Ratio(Limits)	Flags
PCB-163 (C129)											
359.8415	39:58	40:00	2	0.930	7553648	1407373	119	297	11827		
361.8385	39:58	40:00	2	0.930	6028498	1127971	68	170	16588	1.25(1.05-1.43)	
PCB-158											
359.8415	40:21	40:23	3	0.939	886777	165105	119	297	1387		
361.8385	40:21	40:23	3	0.939	707132	132205	68	170	1944	1.25(1.05-1.43)	
PCB-128											Ma
359.8415	41:13	41:13	4	0.959	934753	160907	119	297	1352		M
361.8385	41:13	41:13	4	0.959	743450	128082	68	170	1884	1.26(1.05-1.43)	
PCB-166 (C128)											Ma
359.8415	41:13	41:13	4	0.959	934753	160907	119	297	1352		M
361.8385	41:13	41:13	4	0.959	743450	128082	68	170	1884	1.26(1.05-1.43)	
PCB-159											a
359.8415	42:11	42:11	1	0.981	119777	22733	119	297	191		a
361.8385	42:11	42:11	1	0.981	94032	18024	68	170	265	1.27(1.05-1.43)	
PCB-162											Ma
359.8415	42:33	42:33	6	0.990	23117	4782	119	297	40		M
361.8385	42:31	42:33	4	0.989	17811	3614	68	170	53	1.30(1.05-1.43)	
PCB-167											
359.8415	43:00	43:00	4	1.001	306574	59098	119	297	497		
361.8385	43:00	43:00	4	1.001	247371	47453	68	170	698	1.24(1.05-1.43)	
PCB-156											
359.8415	44:07	44:07	3	1.000	796863	142406	119	297	1197		
361.8385	44:07	44:07	3	1.000	630229	112701	68	170	1657	1.26(1.05-1.43)	
PCB-157 (C156)											
359.8415	44:07	44:07	3	1.000	796863	142406	119	297	1197		
361.8385	44:07	44:07	3	1.000	630229	112701	68	170	1657	1.26(1.05-1.43)	
PCB-169											
359.8415	47:23						119	297			
361.8385	47:23						68	170			
PCB-188L											
405.8428	37:20	37:21	2	0.820	544656	106607	44	110	2423		
407.8398	37:21	37:21	3	0.821	505368	96519	49	122	1970	1.08(0.89-1.21)	
PCB-178L											
405.8428	40:25	40:24	3	0.888	419603	82842	44	110	1883		
407.8398	40:25	40:24	3	0.888	390990	77165	49	122	1575	1.07(0.89-1.21)	
PCB-180L											
405.8428	45:31	45:27	3		475751	93880	44	110	2134		
407.8398	45:31	45:27	3		440266	84113	49	122	1717	1.08(0.89-1.21)	
PCB-170L											
405.8428	46:46	46:45	4	1.028	325301	62904	44	110	1430		
407.8398	46:46	46:45	4	1.028	301576	58414	49	122	1192	1.08(0.89-1.21)	
PCB-189L											
405.8428	49:54	49:53	5	1.097	790247	153137	589	1472	260		
407.8398	49:54	49:53	5	1.097	751043	143995	532	1330	271	1.05(0.89-1.21)	

Signal	RT (min.)	Adj RT (min.)	Sec.	REL RT	Area	Height	Avg Noise	EDL Height	S/N	Ratio(Limits)	Flags
PCB-188											
393.8025	37:22						13	32			
395.7995	37:22						15	37			
PCB-179											
393.8025	37:41	37:41	2	1.009	1063837	211306	13	32	16254		
395.7995	37:41	37:41	2	1.009	998958	196545	15	37	13103	1.06(0.89-1.21)	
PCB-184											
393.8025	38:14						13	32			
395.7995	38:14						15	37			
PCB-176											
393.8025	38:35	38:35	2	1.033	341068	66140	13	32	5088		
395.7995	38:35	38:35	2	1.033	321721	63425	15	37	4228	1.06(0.89-1.21)	
PCB-186											
393.8025	39:02						13	32			
395.7995	39:02						15	37			
PCB-178											
393.8025	40:26	40:25	3	1.083	382260	74970	13	32	5767		
395.7995	40:26	40:25	3	1.083	358668	69707	15	37	4647	1.07(0.89-1.21)	
PCB-175											
393.8025	41:04	41:03	3	1.100	81334	16069	13	32	1236		
395.7995	41:04	41:03	3	1.100	77589	15515	15	37	1034	1.05(0.89-1.21)	
PCB-187											
393.8025	41:20	41:19	3	1.107	2447784	484439	13	32	37265		
395.7995	41:20	41:19	3	1.107	2296908	454866	15	37	30324	1.07(0.89-1.21)	
PCB-182											
393.8025	41:33	41:32	3	1.113	21954	3360	13	32	258		
395.7995	41:32	41:32	3	1.112	20326	2982	15	37	199	1.08(0.89-1.21)	
PCB-183											
393.8025	41:57	41:57	3	1.124	1467695	250009	13	32	19231		
395.7995	41:57	41:57	3	1.124	1394200	238117	15	37	15874	1.05(0.89-1.21)	
PCB-185 (C183)											
393.8025	41:57	41:57	3	1.124	1467695	250009	13	32	19231		
395.7995	41:57	41:57	3	1.124	1394200	238117	15	37	15874	1.05(0.89-1.21)	
PCB-174											
393.8025	42:11	42:10	3	1.130	1814250	349090	13	32	26853		
395.7995	42:11	42:10	3	1.130	1704033	328214	15	37	21881	1.06(0.89-1.21)	
PCB-177											
393.8025	42:37	42:37	3	1.142	1065574	206617	13	32	15894		
395.7995	42:37	42:37	3	1.142	1017828	196253	15	37	13084	1.05(0.89-1.21)	
PCB-181											
393.8025	43:00						13	32			
395.7995	43:00						15	37			
PCB-171											
393.8025	43:15	43:13	4	1.158	584793	108766	13	32	8367		
395.7995	43:15	43:13	4	1.158	553350	105272	15	37	7018	1.06(0.89-1.21)	

Signal	RT (min.)	Adj RT (min.)	Sec.	REL RT	Area	Height	Avg Noise	EDL Height	S/N	Ratio(Limits)	Flags
PCB-173 (C171)											
393.8025	43:15	43:13	4	1.158	584793	108766	13	32	8367		
395.7995	43:15	43:13	4	1.158	553350	105272	15	37	7018	1.06(0.89-1.21)	
PCB-172											
393.8025	44:53	44:54	3	0.899	308898	59047	13	32	4542		
395.7995	44:53	44:54	3	0.899	296773	57063	15	37	3804	1.04(0.89-1.21)	
PCB-192											
393.8025	45:11						13	32			
395.7995	45:11						15	37			
PCB-180											
393.8025	45:32	45:30	6	0.912	5213086	961487	13	32	73961		
395.7995	45:32	45:30	6	0.912	4910569	915923	15	37	61062	1.06(0.89-1.21)	
PCB-193 (C180)											
393.8025	45:32	45:30	6	0.912	5213086	961487	13	32	73961		
395.7995	45:32	45:30	6	0.912	4910569	915923	15	37	61062	1.06(0.89-1.21)	
PCB-191											
393.8025	45:53	45:54	4	0.920	116696	21450	13	32	1650		
395.7995	45:53	45:54	4	0.920	110128	20416	15	37	1361	1.06(0.89-1.21)	
PCB-170											
393.8025	46:47	46:48	4	0.938	1905572	366883	13	32	28222		
395.7995	46:47	46:48	4	0.938	1806358	346321	15	37	23088	1.05(0.89-1.21)	
PCB-190											
393.8025	47:19	47:20	4	0.948	546173	103299	13	32	7946		
395.7995	47:19	47:20	4	0.948	512394	97067	15	37	6471	1.07(0.89-1.21)	
PCB-189											
393.8025	49:56	49:56	5	1.001	169545	32363	126	315	257		
395.7995	49:55	49:56	4	1.000	158195	30061	104	260	289	1.07(0.89-1.21)	
PCB-202L											
439.8038	42:43	42:44	3	0.821	382740	71293	44	110	1620		
441.8008	42:43	42:44	3	0.821	425344	81288	35	87	2323	0.90(0.76-1.02)	
PCB-194L											
439.8038	52:01	51:57	4		546347	101639	335	837	303		
441.8008	52:01	51:57	4		593970	110548	298	745	371	0.92(0.76-1.02)	
PCB-205L											
439.8038	52:30	52:29	5	1.009	558542	107292	335	837	320		
441.8008	52:30	52:29	5	1.009	611761	116739	298	745	392	0.91(0.76-1.02)	
PCB-202											
427.7635	42:45	42:44	3	1.001	158522	30643	17	42	1803		
429.7606	42:45	42:44	3	1.001	177798	34121	10	25	3412	0.89(0.76-1.02)	
PCB-201											
427.7635	43:41	43:40	3	1.022	121094	24093	17	42	1417		
429.7606	43:41	43:40	3	1.022	132778	26219	10	25	2622	0.91(0.76-1.02)	
PCB-204											
427.7635	44:21						17	42			
429.7606	44:21						10	25			

Signal	RT (min.)	Adj RT (min.)	Sec.	REL RT	Area	Height	Avg Noise	EDL Height	S/N	Ratio(Limits)	Flags
PCB-197											RQ
427.7635	44:35	44:34	3	1.043	28683	8577	17	42	505		
429.7606	44:35	44:34	3	1.043	39906	9682	10	25	968	0.72(0.76-1.02)	
	Empc Correction				32228	9637	10	25	964		
PCB-200											
427.7635	44:40	44:41	2	1.046	121045	20778	17	42	1222		
429.7606	44:40	44:41	2	1.046	127977	23386	10	25	2339	0.95(0.76-1.02)	
PCB-198											
427.7635	47:31	47:28	5	1.112	676078	126422	17	42	7437		
429.7606	47:31	47:28	5	1.112	753410	140295	10	25	14030	0.90(0.76-1.02)	
PCB-199 (C198)											
427.7635	47:31	47:28	5	1.112	676078	126422	17	42	7437		
429.7606	47:31	47:28	5	1.112	753410	140295	10	25	14030	0.90(0.76-1.02)	
PCB-196											
427.7635	48:10	48:11	4	0.917	377098	71732	17	42	4220		
429.7606	48:10	48:11	4	0.917	412128	78573	10	25	7857	0.92(0.76-1.02)	
PCB-203											
427.7635	48:22	48:22	4	0.921	510082	96065	17	42	5651		
429.7606	48:22	48:22	4	0.921	565883	107509	10	25	10751	0.90(0.76-1.02)	
PCB-195											
427.7635	49:40	49:42	3	0.946	476486	91659	321	802	286		
429.7606	49:40	49:42	3	0.946	524846	101399	225	562	451	0.91(0.76-1.02)	
PCB-194											
427.7635	52:02	52:02	5	0.991	1185089	220536	321	802	687		
429.7606	52:02	52:02	5	0.991	1319627	246387	225	562	1095	0.90(0.76-1.02)	
PCB-205											
427.7635	52:31	52:31	6	1.000	77286	14871	321	802	46		
429.7606	52:31	52:31	6	1.000	84773	16426	225	562	73	0.91(0.76-1.02)	
PCB-208L											
473.7648	49:25	49:26	4	0.950	472639	90356	310	775	291		
475.7619	49:25	49:26	4	0.950	590008	113395	478	1195	237	0.80(0.65-0.89)	
PCB-206L											
473.7648	54:15	54:15	5	1.043	359954	63205	310	775	204		
475.7619	54:15	54:15	5	1.043	443830	79449	478	1195	166	0.81(0.65-0.89)	
PCB-208											
461.7246	49:27	49:27	4	1.001	119675	22664	72	180	315		
463.7216	49:27	49:27	4	1.001	151808	29718	85	212	350	0.79(0.65-0.89)	
PCB-207											
461.7246	50:23	50:22	4	1.020	55963	10575	72	180	147		
463.7216	50:23	50:22	4	1.020	70472	13671	85	212	161	0.79(0.65-0.89)	
PCB-206											RQMa
461.7246	54:16	54:16	4	1.000	677464	77319	72	180	1074		M
	Empc Correction				421663	63844	72	180	887		
463.7216	54:17	54:16	5	1.000	547615	82915	85	212	975	1.24(0.65-0.89)	
PCB-209L											
507.7258	55:54	55:53	5	1.075	305577	51933	33	82	1574		
509.7229	55:54	55:53	5	1.075	422204	72770	22	55	3308	0.72(0.59-0.79)	

Signal	RT (min.)	Adj RT (min.)	Sec.	REL RT	Area	Height	Avg Noise	EDL Height	S/N	Ratio(Limits)	Flags
DCB Decachlorobiphenyl											
495.6856	55:55	55:55	5	1.000	108451	18325	16	40	1145		
497.6826	55:55	55:55	5	1.000	155154	27164	16	40	1698	0.70(0.59-0.79)	

QC Flag Legend

Processing Flags

R - Failed Signal Ratio Test

Q - EMPC-Estimated Max. Possible Conc.

Review Flags

M - Manually Integrated

a - User Assigned ID

Report Date: 29-Aug-2019 22:15:38 Chrom Revision: 2.3 22-Aug-2019 12:55:36

Eurofins TestAmerica, Knoxville

Data File:	\\chromna\Knoxville\ChromData\D3D\20190829-12906.b\580-88125-b-18-c.d		
Injection Date:	29-Aug-2019 21:02:00	Injection Vol:	1.0 ul
Instrument ID:	D3D	Operator ID:	Xcalibur_System
Method:	PCBs_D3D	Limit Group:	HR - 1668A - ICAL
Client ID:	O7-0to27-101918		
Worklist#:	33136	Sample Line#:	12
Column Type:	SPB-Octyl	Column Dia:	0.25 mm

MoPCB F1

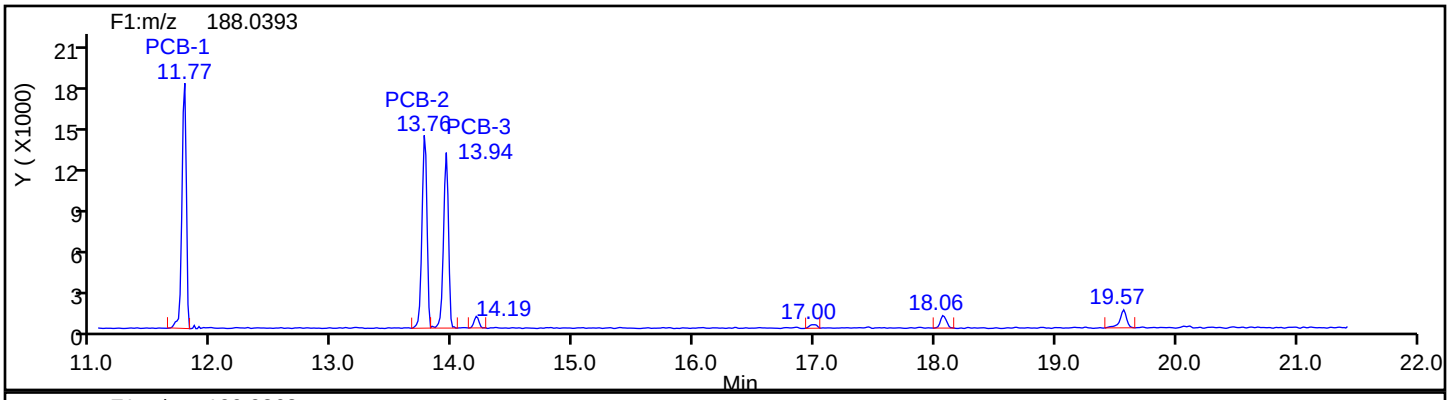

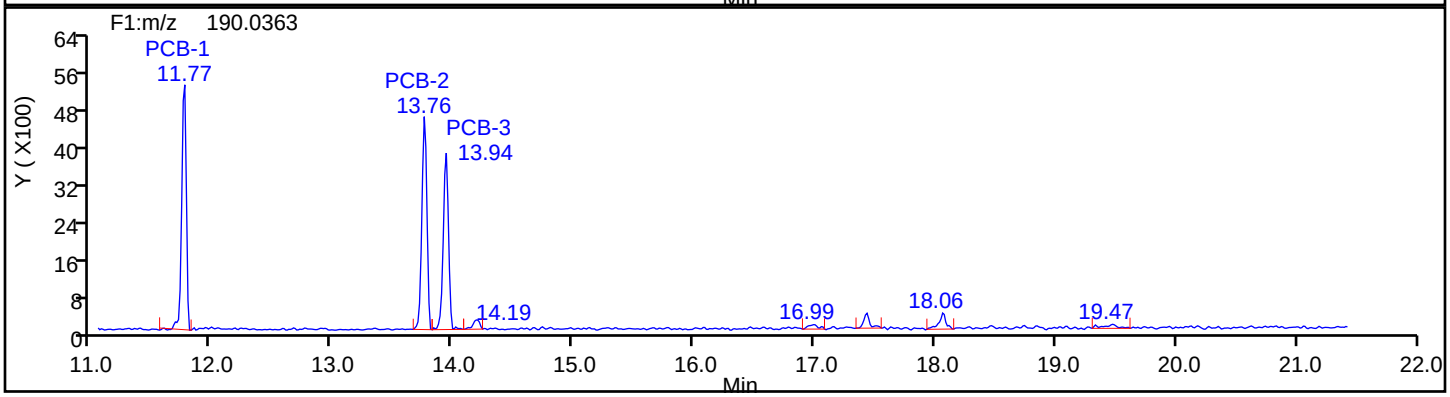

MoPCB F1 Standards

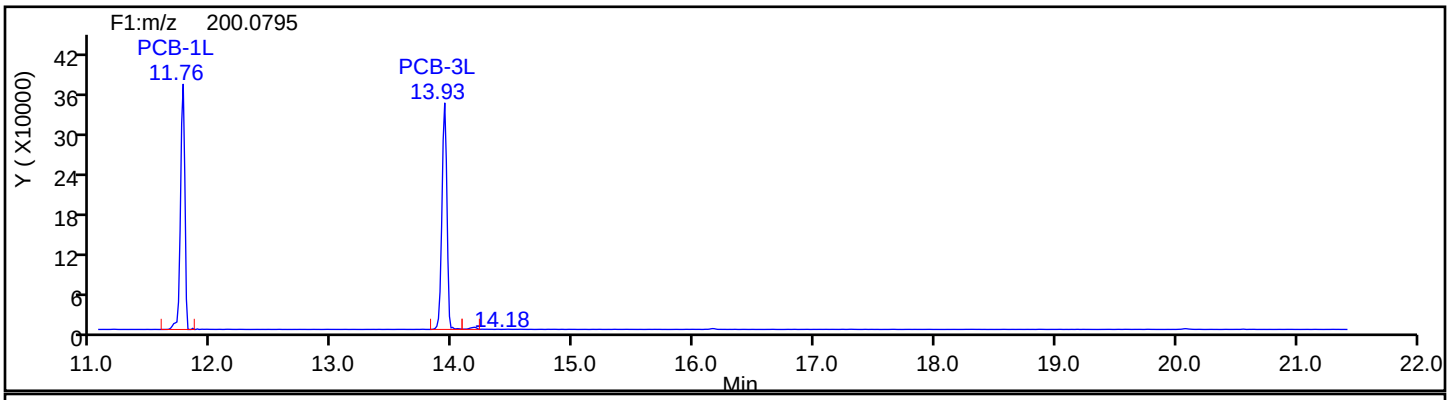

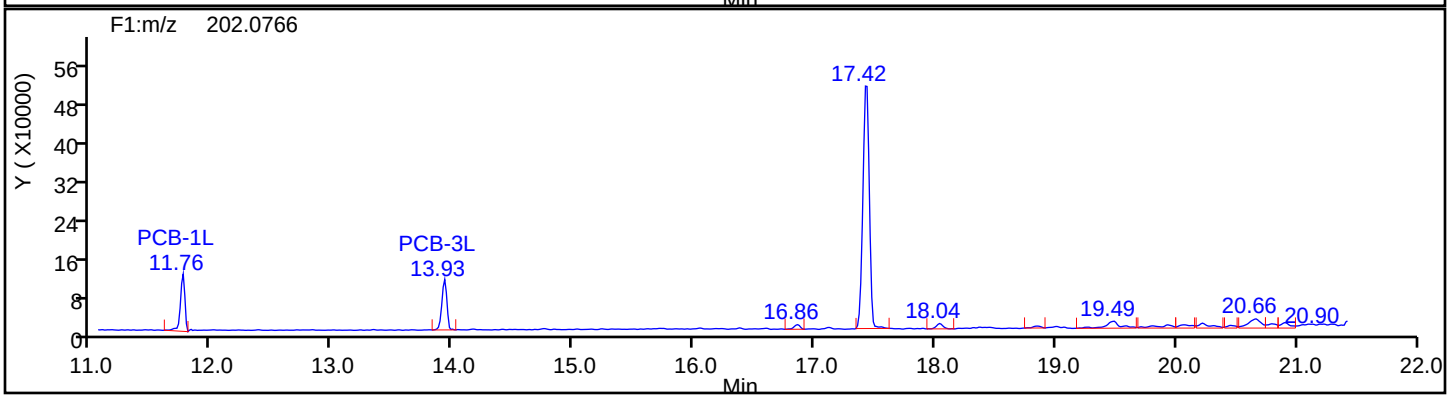

Eurofins TestAmerica, Knoxville

Data File:	\\chromna\Knoxville\ChromData\D3D\20190829-12906.b\580-88125-b-18-c.d		
Injection Date:	29-Aug-2019 21:02:00	Injection Vol:	1.0 ul
Instrument ID:	D3D	Operator ID:	Xcalibur_System
Method:	PCBs_D3D	Limit Group:	HR - 1668A - ICAL
Client ID:	O7-0to27-101918		
Worklist#:	33136	Sample Line#:	12
Column Type:	SPB-Octyl	Column Dia:	0.25 mm

MoPCB F1

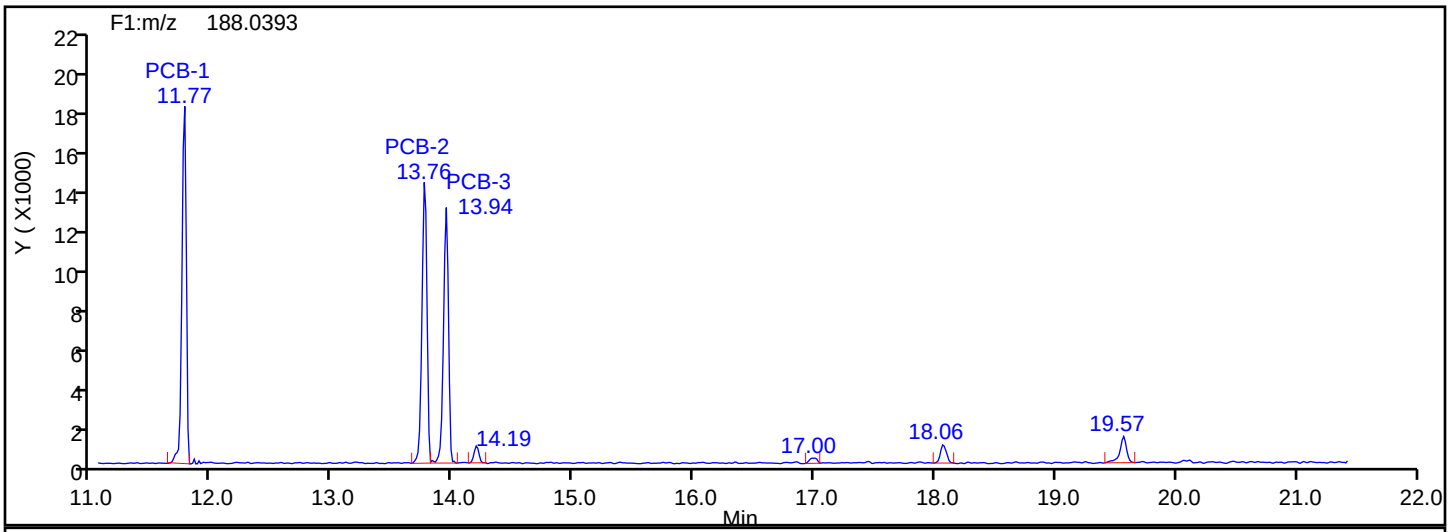

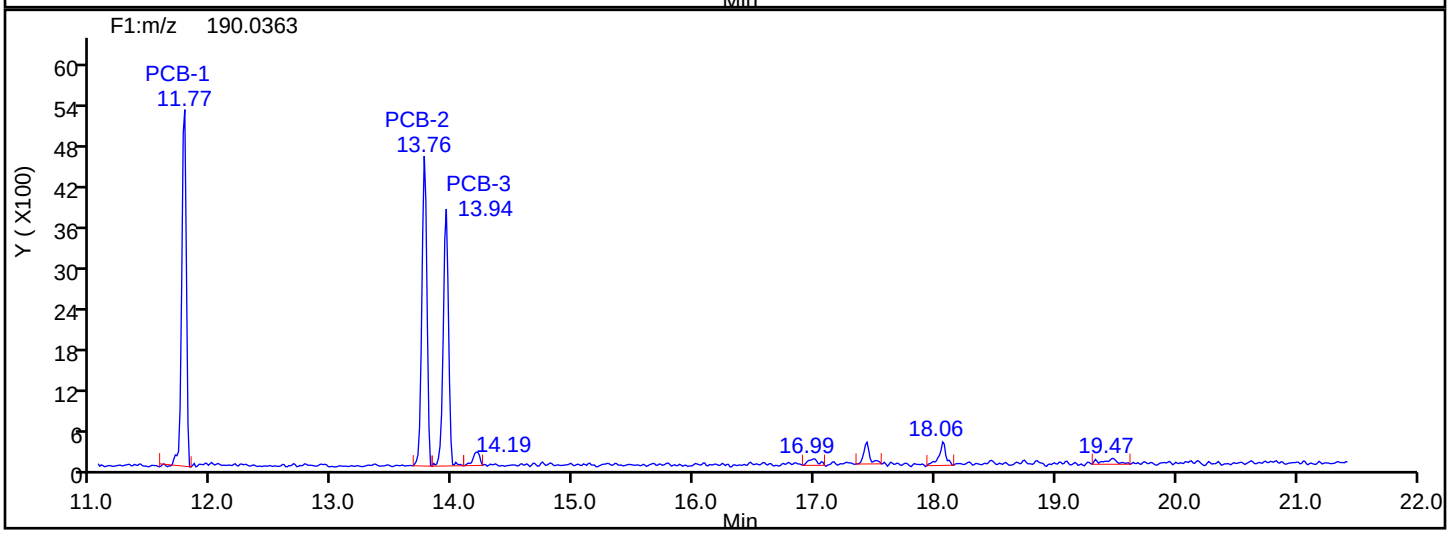

MoPCB F1 Lock Mass

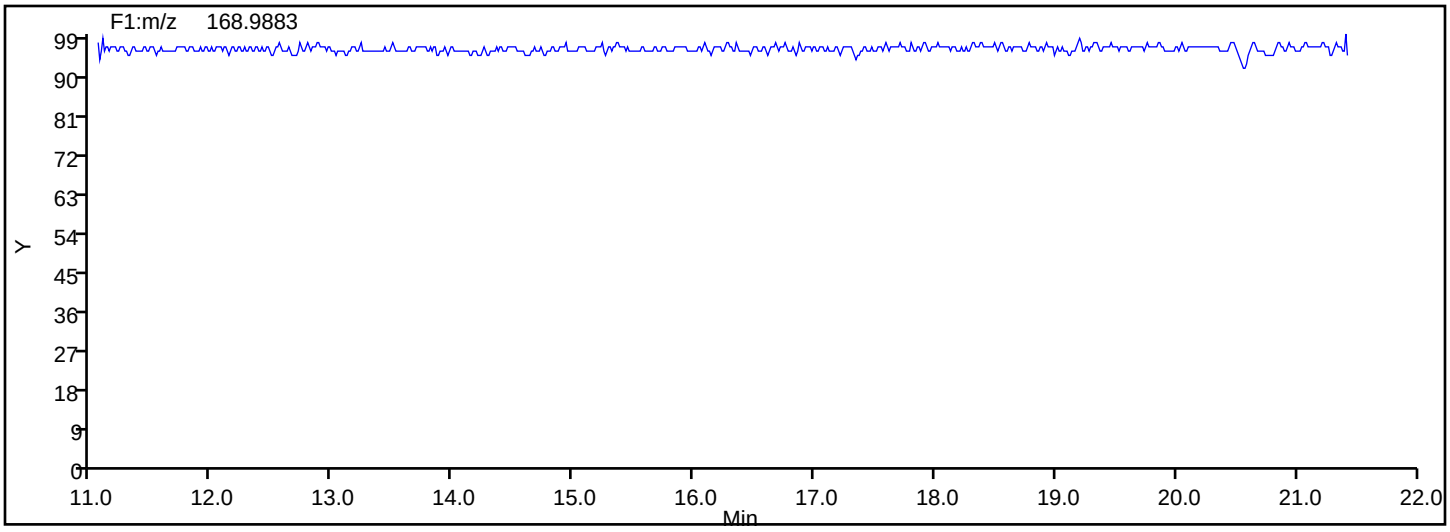

Report Date: 29-Aug-2019 22:15:38 Chrom Revision: 2.3 22-Aug-2019 12:55:36

Eurofins TestAmerica, Knoxville

Data File:	\\chromna\Knoxville\ChromData\D3D\20190829-12906.b\580-88125-b-18-c.d		
Injection Date:	29-Aug-2019 21:02:00	Injection Vol:	1.0 ul
Instrument ID:	D3D	Operator ID:	Xcalibur_System
Method:	PCBs_D3D	Limit Group:	HR - 1668A - ICAL
Client ID:	O7-0to27-101918		
Worklist#:	33136	Sample Line#:	12
Column Type:	SPB-Octyl	Column Dia:	0.25 mm

DiPCB F1

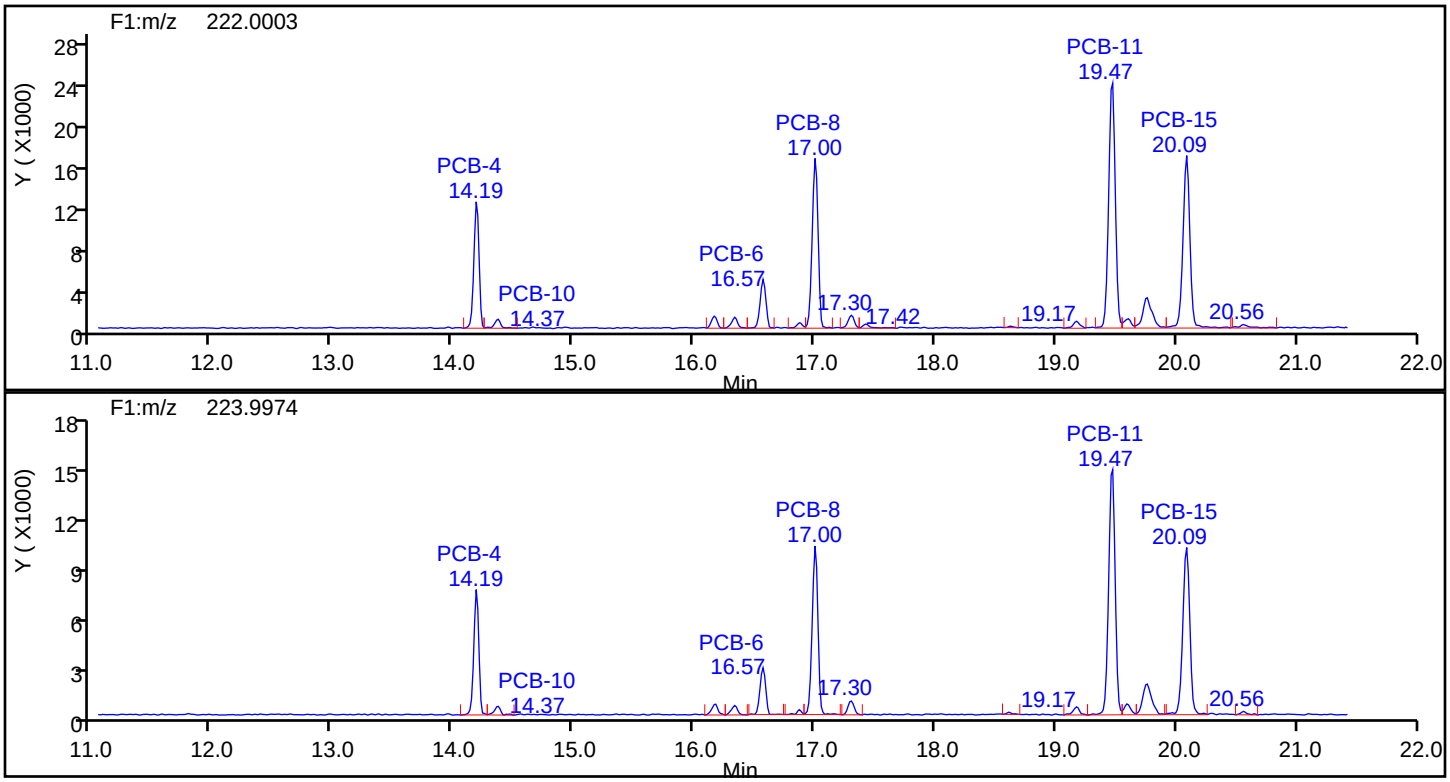

DiPCB F1 Standards

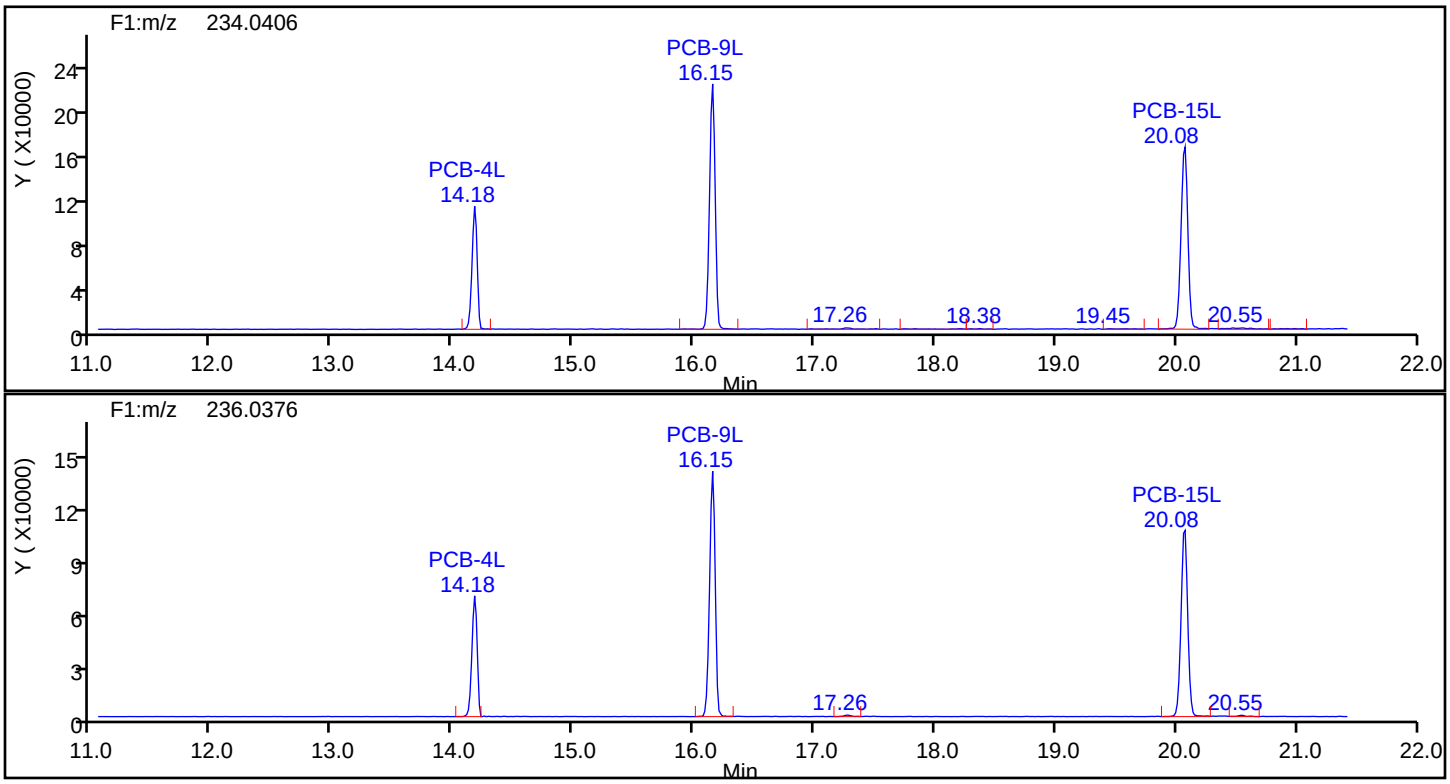

Eurofins TestAmerica, Knoxville

Data File:	\\chromna\Knoxville\ChromData\D3D\20190829-12906.b\580-88125-b-18-c.d		
Injection Date:	29-Aug-2019 21:02:00	Injection Vol:	1.0 ul
Instrument ID:	D3D	Operator ID:	Xcalibur_System
Method:	PCBs_D3D	Limit Group:	HR - 1668A - ICAL
Client ID:	O7-0to27-101918		
Worklist#:	33136	Sample Line#:	12
Column Type:	SPB-Octyl	Column Dia:	0.25 mm

DiPCB F1

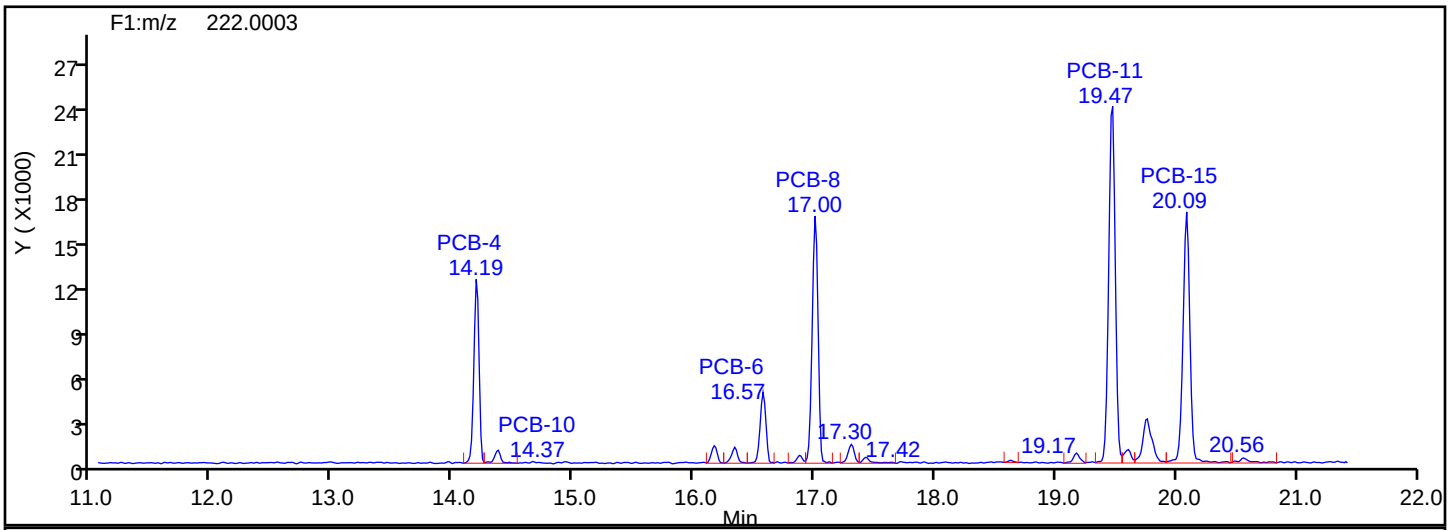

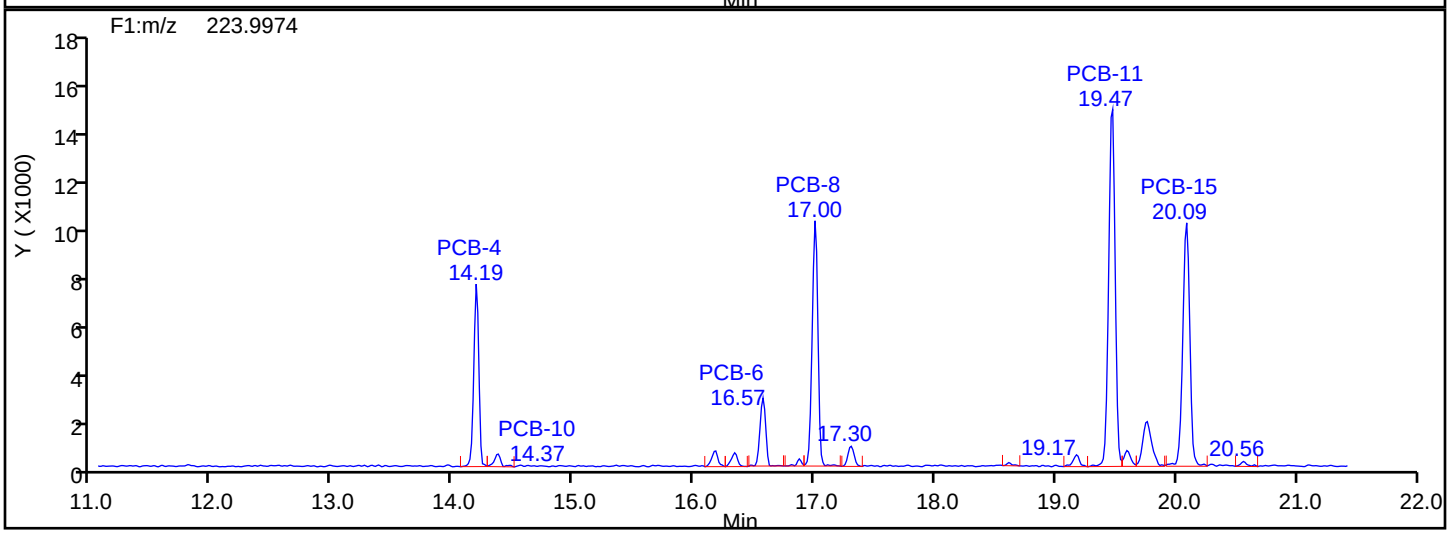

DiPCB F1 Lock Mass

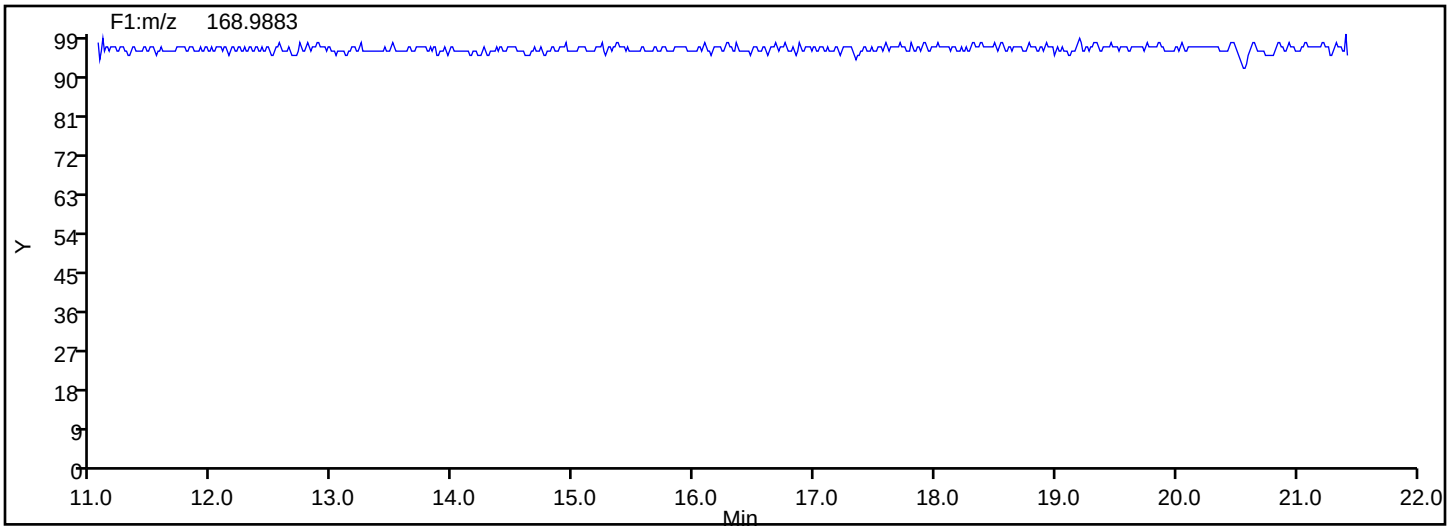

Manual Integration/User Assign Peak Report

Eurofins TestAmerica, Knoxville

Data File:	\\chromna\Knoxville\ChromData\D3D\20190829-12906.b\580-88125-b-18-c.d				
Injection Date:	29-Aug-2019 21:02:00	Instrument ID:	D3D		
Lims ID:	580-88125-B-18-C	Lab Sample ID:	140-88125-18		
Client ID:	O7-0to27-101918				
Operator ID:	Xcalibur_System	ALS Bottle#:	0	Worklist Smp#:	12
Injection Vol:	1.0 ul	Dil. Factor:	1.0000		
Method:	PCBs_D3D	Limit Group:	HR - 1668A - ICAL		
Column:	SPB-Octyl (0.25 mm)	Detector	F1(11.07 :21.70)		

PCB-14, CAS: 34883-41-5

Signal: 2

Processing Integration Results

RT: 18.61
Area: 689
Amount: 0.140391
Amount Units: pg/ul

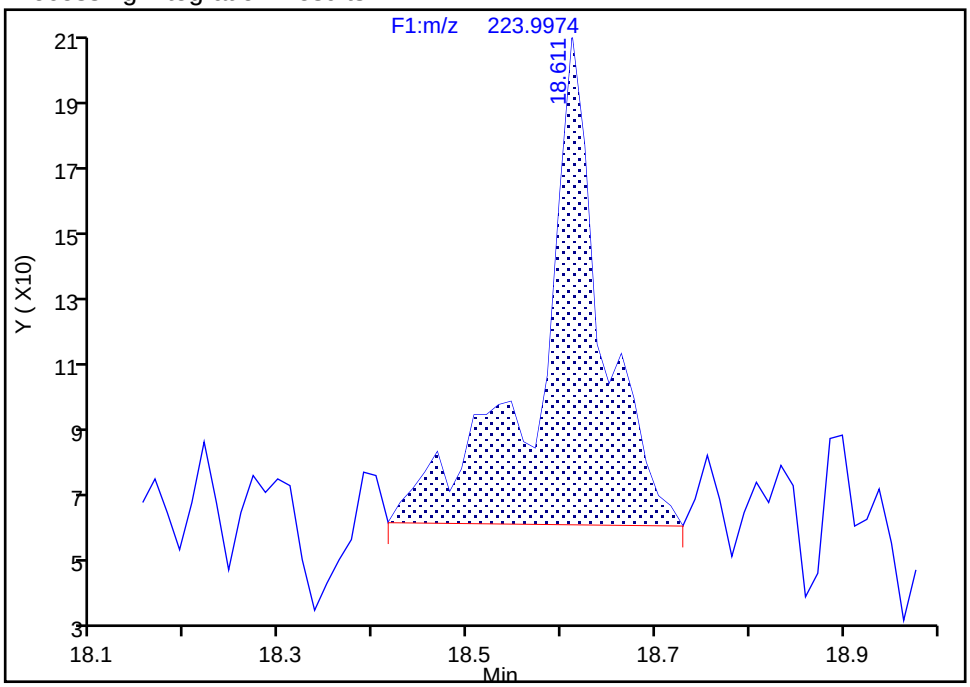

Manual Integration Results

RT: 18.61
Area: 393
Amount: 0.055281
Amount Units: pg/ul

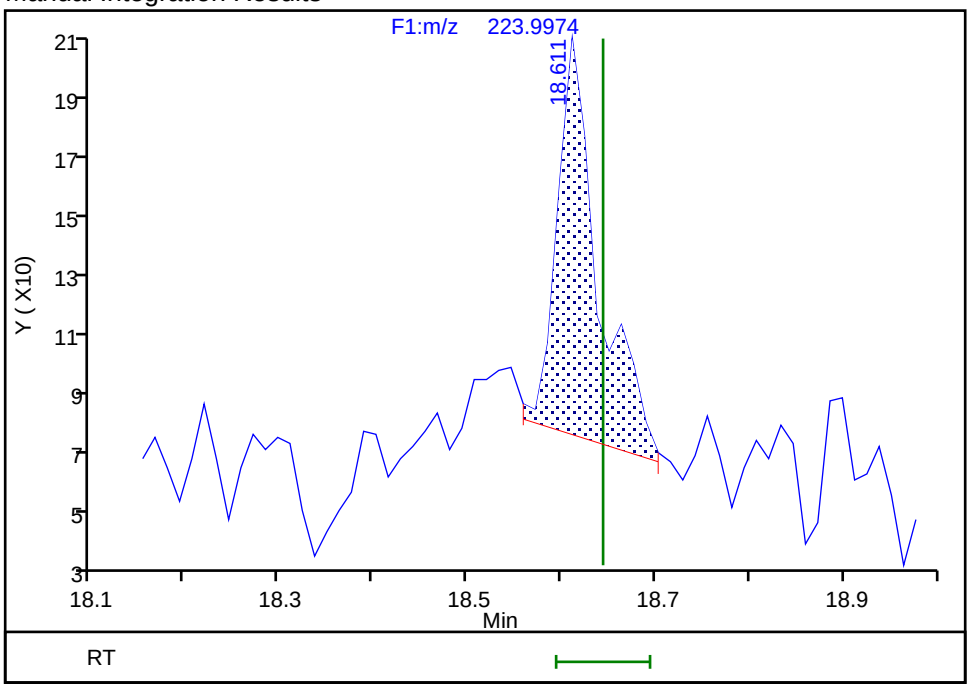

Reviewer: mcwhirterl, 29-Aug-2019 22:06:18

Audit Action: Marked Compound Undetected Audit Reason: Invalid Compound ID

Manual Integration/User Assign Peak Report

Eurofins TestAmerica, Knoxville

Data File:	\\chromna\Knoxville\ChromData\D3D\20190829-12906.b\580-88125-b-18-c.d				
Injection Date:	29-Aug-2019 21:02:00	Instrument ID:	D3D		
Lims ID:	580-88125-B-18-C	Lab Sample ID:	140-88125-18		
Client ID:	O7-0to27-101918				
Operator ID:	Xcalibur_System	ALS Bottle#:	0	Worklist Smp#:	12
Injection Vol:	1.0 ul	Dil. Factor:	1.0000		
Method:	PCBs_D3D	Limit Group:	HR - 1668A - ICAL		
Column:	SPB-Octyl (0.25 mm)	Detector	F1(11.07 :21.70)		

PCB-14, CAS: 34883-41-5

Signal: 3

Processing Integration Results

RT: 18.62
Area: 2085
Amount: 0.140391
Amount Units: pg/ul

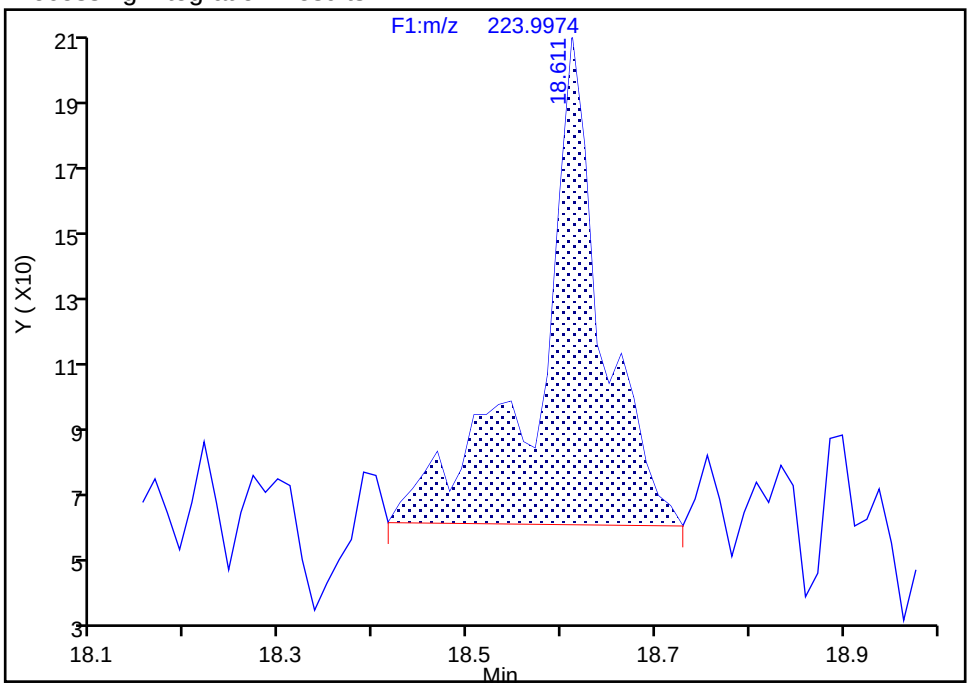

Manual Integration Results

RT: 18.62
Area: 821
Amount: 0.055281
Amount Units: pg/ul
Reviewer: mcwhirterl, 29-Aug-2019 22:06:18
Audit Action: Marked Compound Undetected Audit Reason: Invalid Compound ID

Manual Integration/User Assign Peak Report

Eurofins TestAmerica, Knoxville

Data File:	\\chromna\Knoxville\ChromData\D3D\20190829-12906.b\580-88125-b-18-c.d				
Injection Date:	29-Aug-2019 21:02:00	Instrument ID:	D3D		
Lims ID:	580-88125-B-18-C	Lab Sample ID:	140-88125-18		
Client ID:	O7-0to27-101918				
Operator ID:	Xcalibur_System	ALS Bottle#:	0	Worklist Smp#:	12
Injection Vol:	1.0 ul	Dil. Factor:	1.0000		
Method:	PCBs_D3D	Limit Group:	HR - 1668A - ICAL		
Column:	SPB-Octyl (0.25 mm)	Detector	F1(11.07 :21.70)		

PCB-14, CAS: 34883-41-5

Signal: 1

Processing Integration Results

RT: 18.62
Area: 1396
Amount: 0.140391
Amount Units: pg/ul

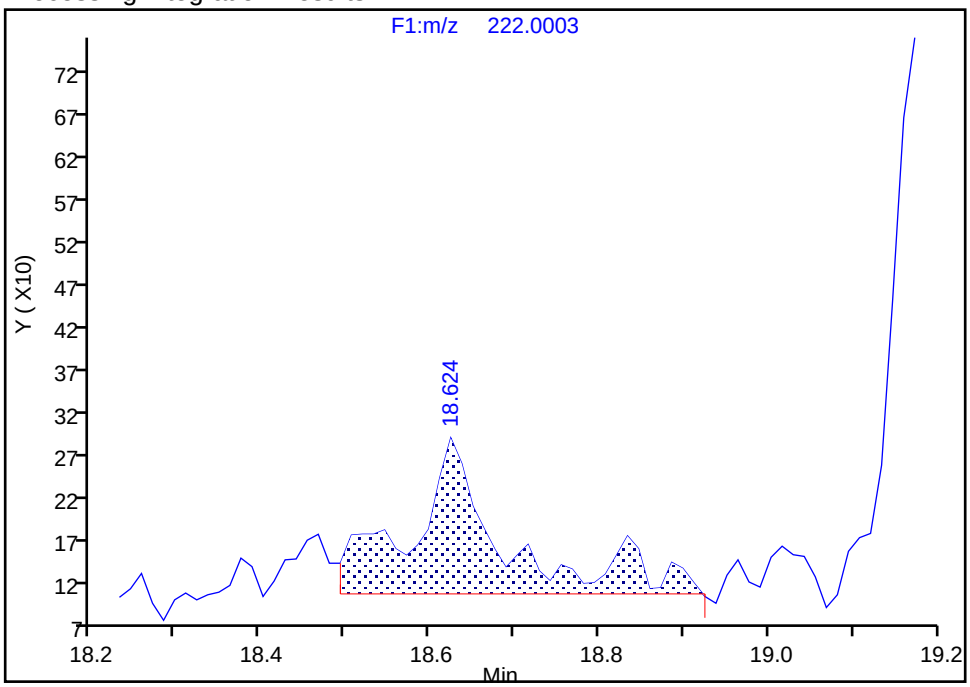

Manual Integration Results

RT: 18.62
Area: 428
Amount: 0.055281
Amount Units: pg/ul

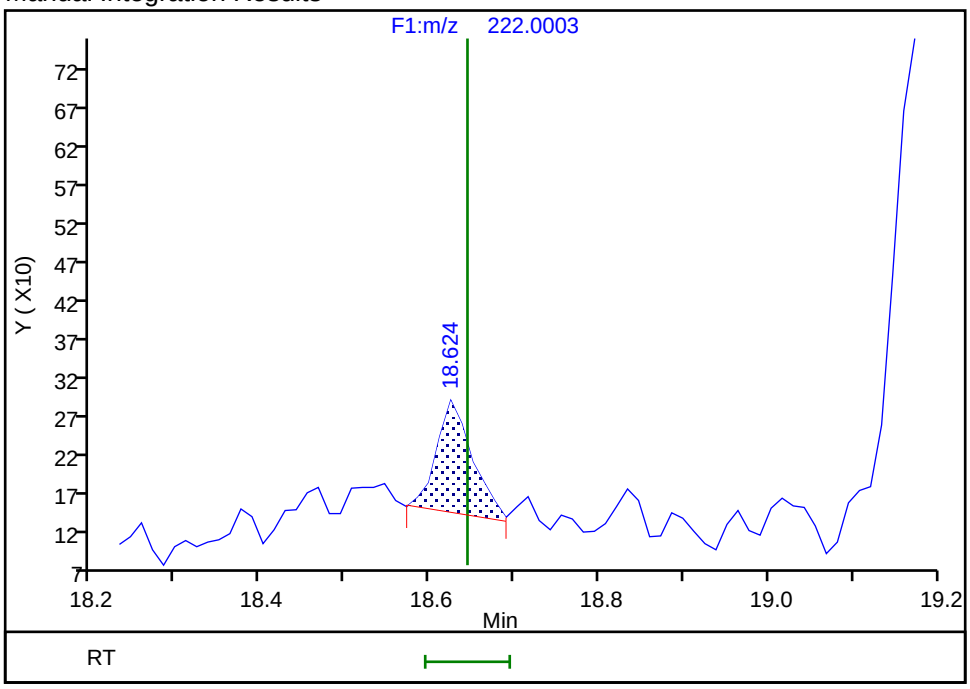

Reviewer: mcwhirterl, 29-Aug-2019 22:06:19

Audit Action: Manually Integrated/Assigned Compound ID Audit Reason: Baseline

Eurofins TestAmerica, Knoxville

Data File:	\\chromna\Knoxville\ChromData\D3D\20190829-12906.b\580-88125-b-18-c.d		
Injection Date:	29-Aug-2019 21:02:00	Injection Vol:	1.0 ul
Instrument ID:	D3D	Operator ID:	Xcalibur_System
Method:	PCBs_D3D	Limit Group:	HR - 1668A - ICAL
Client ID:	O7-0to27-101918		
Worklist#:	33136	Sample Line#:	12
Column Type:	SPB-Octyl	Column Dia:	0.25 mm

TriPCB F1

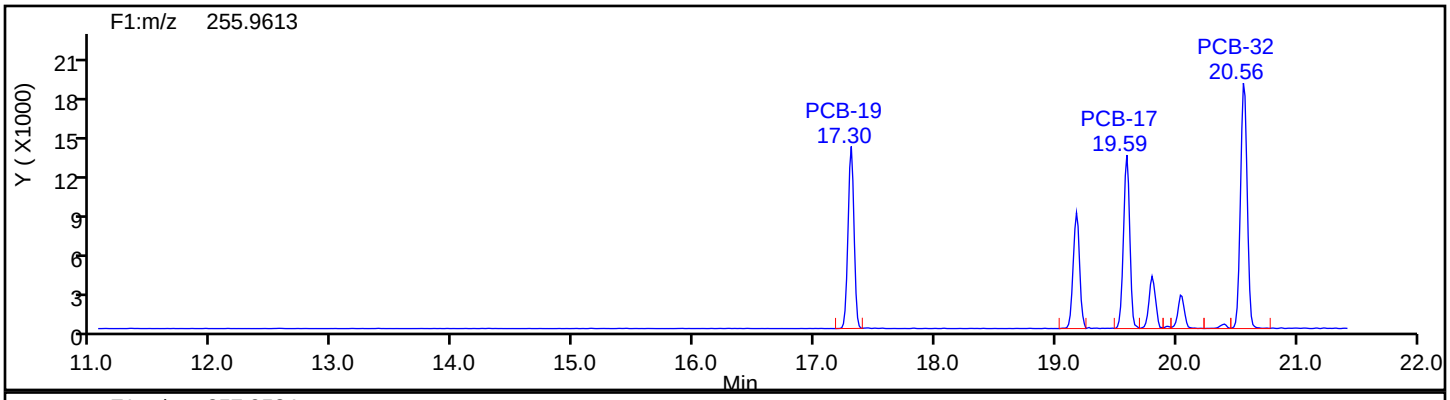

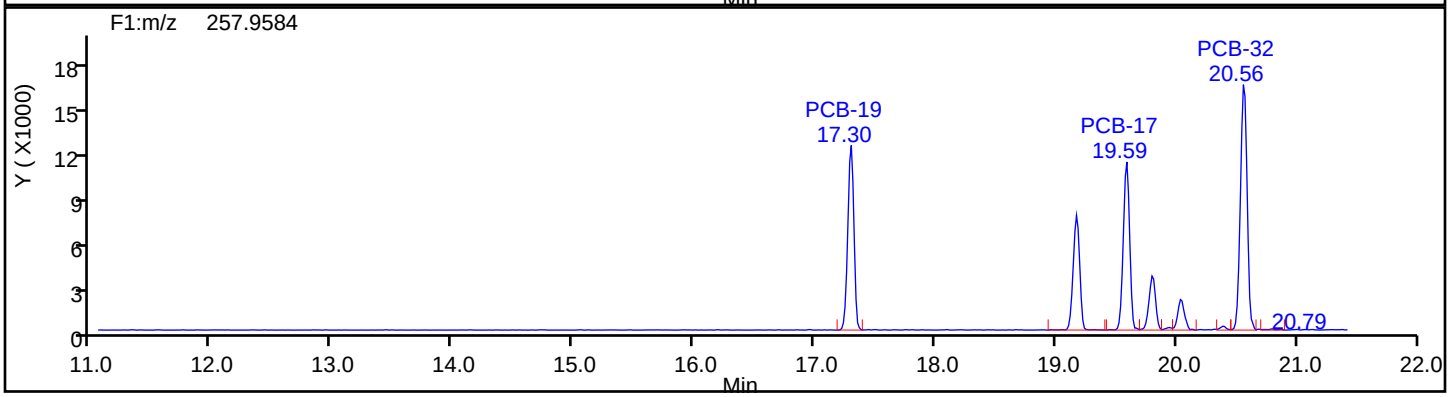

TriPCB F1 Standards

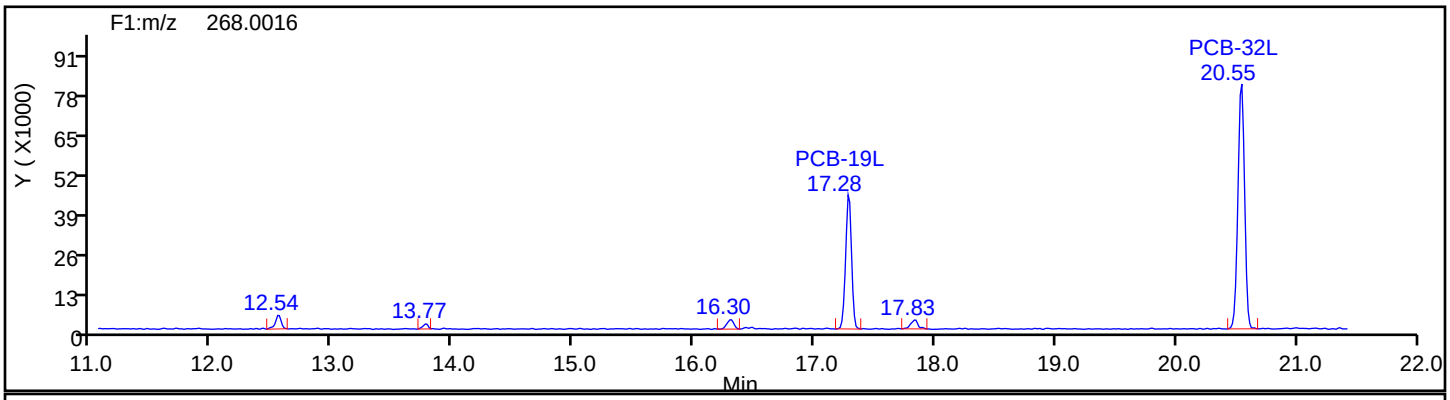

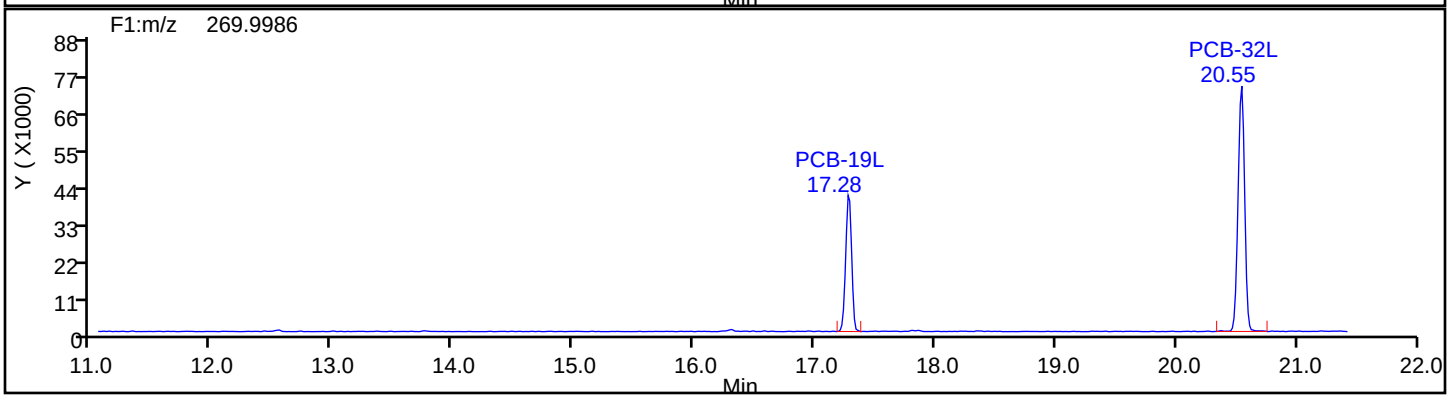

Eurofins TestAmerica, Knoxville

Data File:	\\chromna\Knoxville\ChromData\D3D\20190829-12906.b\580-88125-b-18-c.d		
Injection Date:	29-Aug-2019 21:02:00	Injection Vol:	1.0 ul
Instrument ID:	D3D	Operator ID:	Xcalibur_System
Method:	PCBs_D3D	Limit Group:	HR - 1668A - ICAL
Client ID:	O7-0to27-101918		
Worklist#:	33136	Sample Line#:	12
Column Type:	SPB-Octyl	Column Dia:	0.25 mm

TriPCB F1

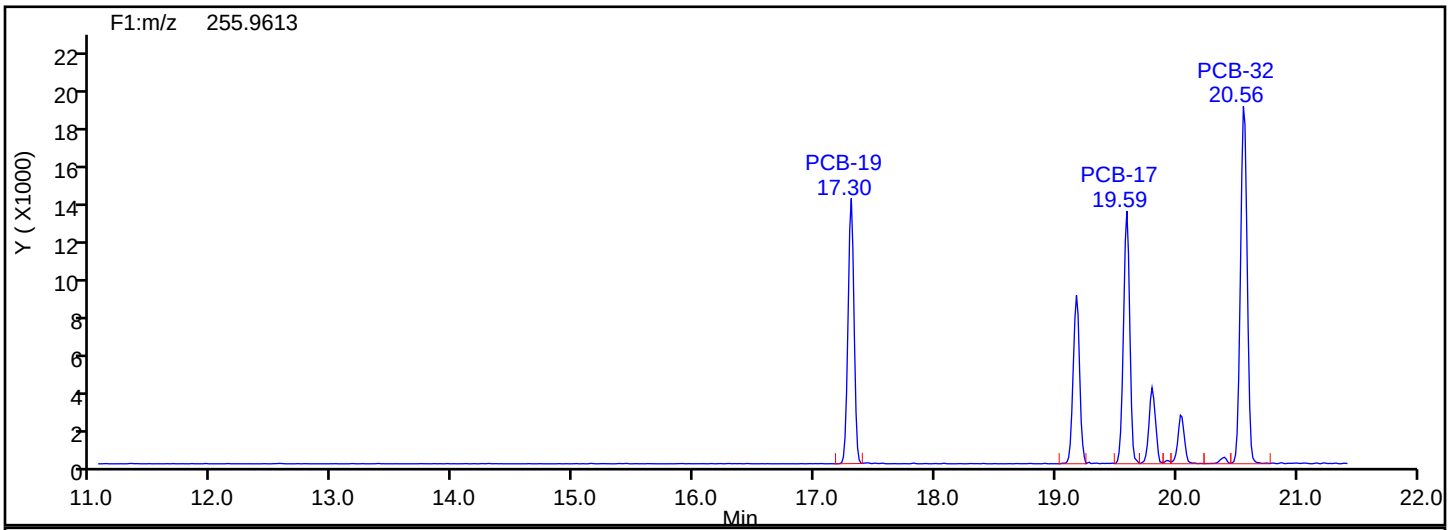

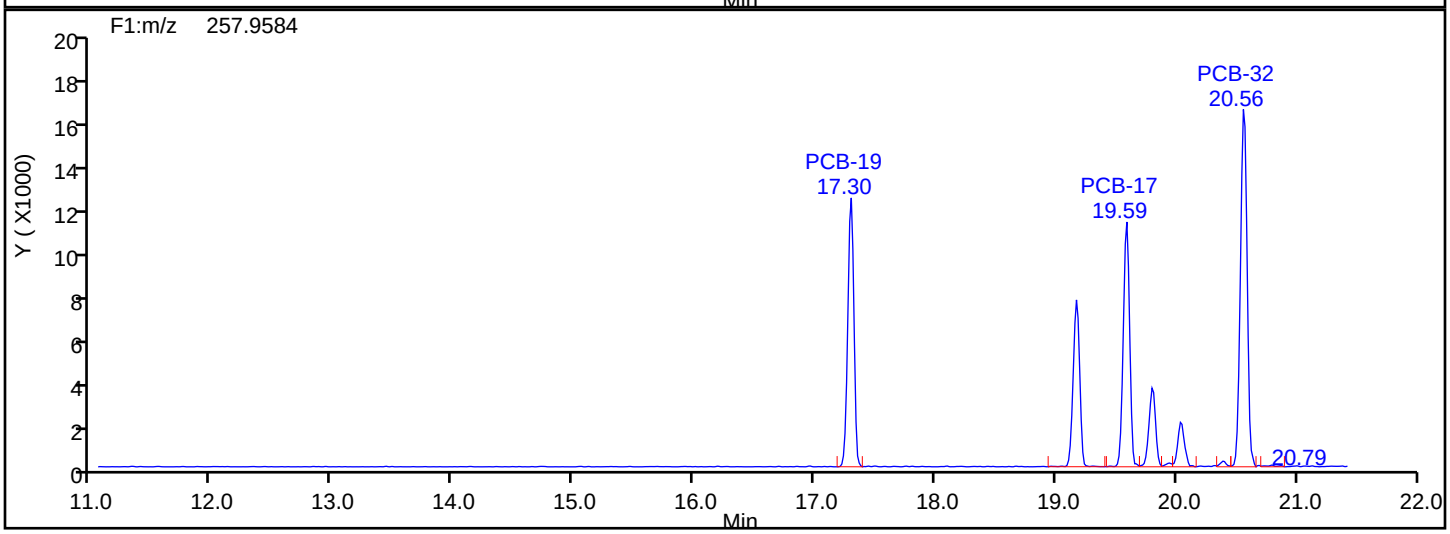

TriPCB F1 Lock Mass

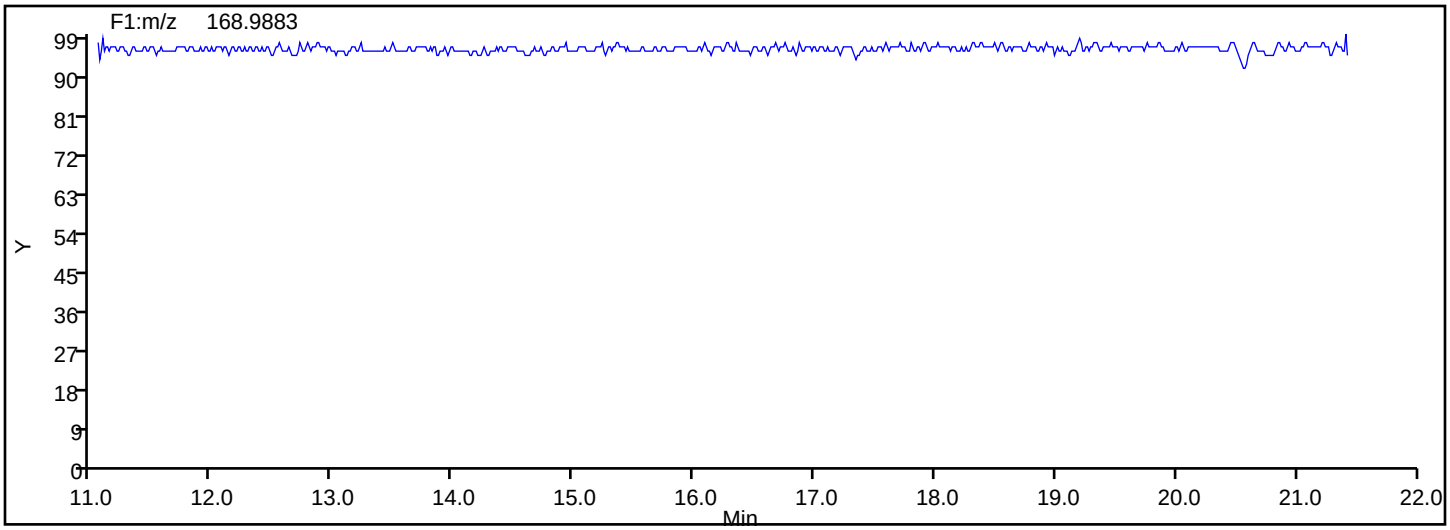

Eurofins TestAmerica, Knoxville

Data File:	\\chromna\Knoxville\ChromData\D3D\20190829-12906.b\580-88125-b-18-c.d		
Injection Date:	29-Aug-2019 21:02:00	Injection Vol:	1.0 ul
Instrument ID:	D3D	Operator ID:	Xcalibur_System
Method:	PCBs_D3D	Limit Group:	HR - 1668A - ICAL
Client ID:	O7-0to27-101918		
Worklist#:	33136	Sample Line#:	12
Column Type:	SPB-Octyl	Column Dia:	0.25 mm

TriPCB F2

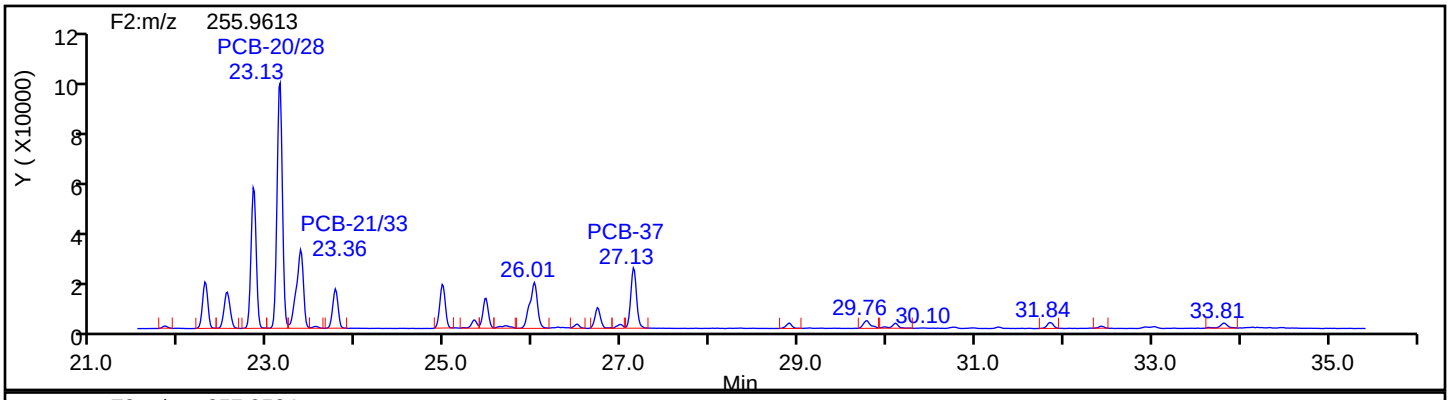

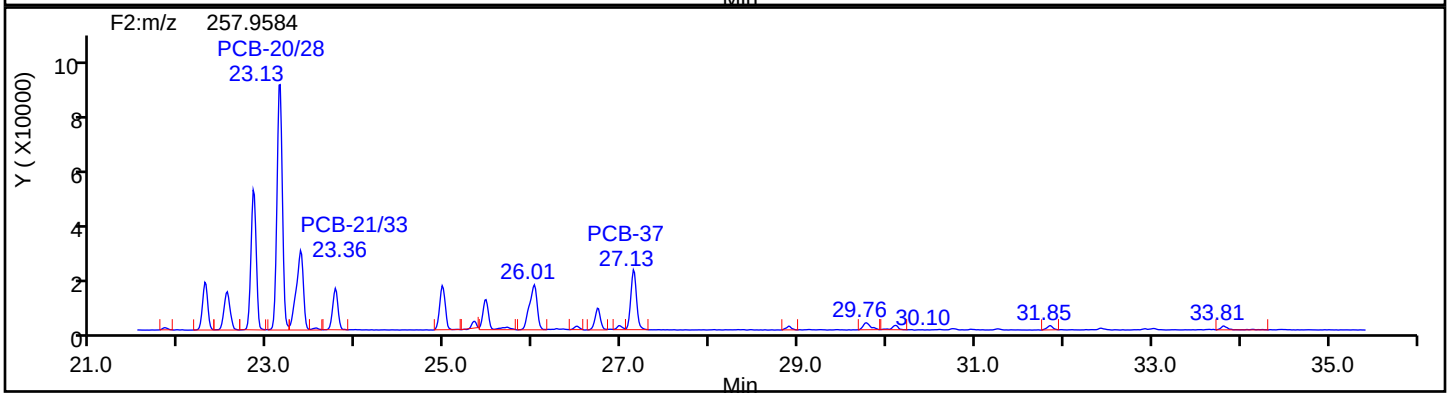

TriPCB F2 Standards

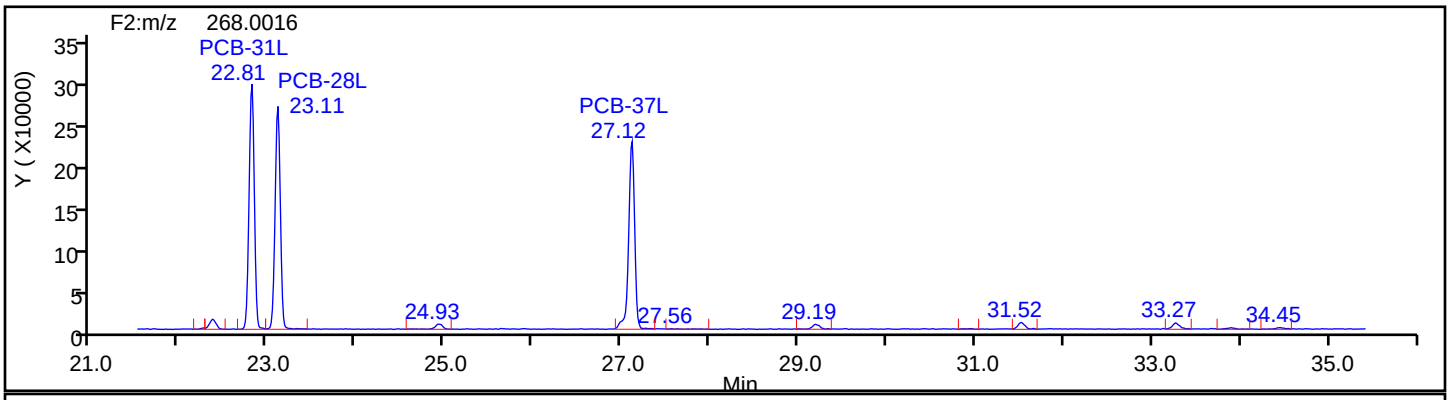

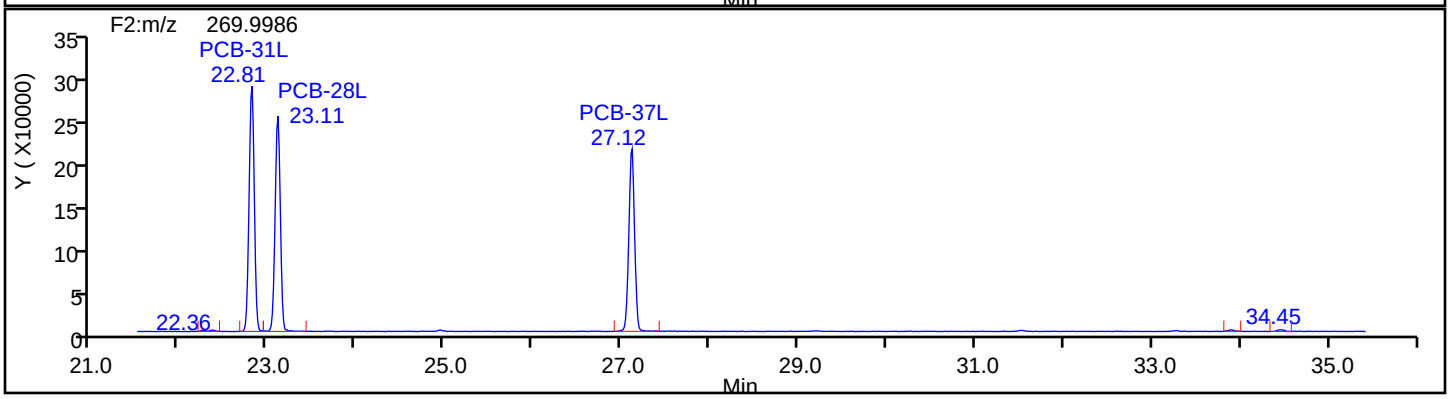

Eurofins TestAmerica, Knoxville

Data File:	\\chromna\Knoxville\ChromData\D3D\20190829-12906.b\580-88125-b-18-c.d		
Injection Date:	29-Aug-2019 21:02:00	Injection Vol:	1.0 ul
Instrument ID:	D3D	Operator ID:	Xcalibur_System
Method:	PCBs_D3D	Limit Group:	HR - 1668A - ICAL
Client ID:	O7-0to27-101918		
Worklist#:	33136	Sample Line#:	12
Column Type:	SPB-Octyl	Column Dia:	0.25 mm

TriPCB F2

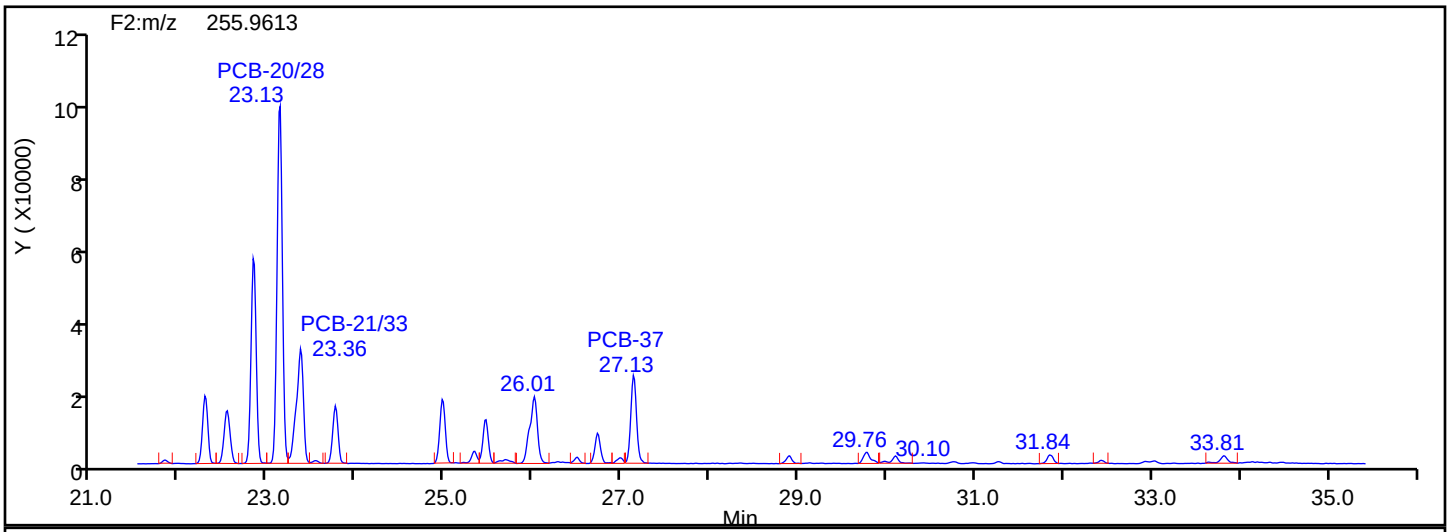

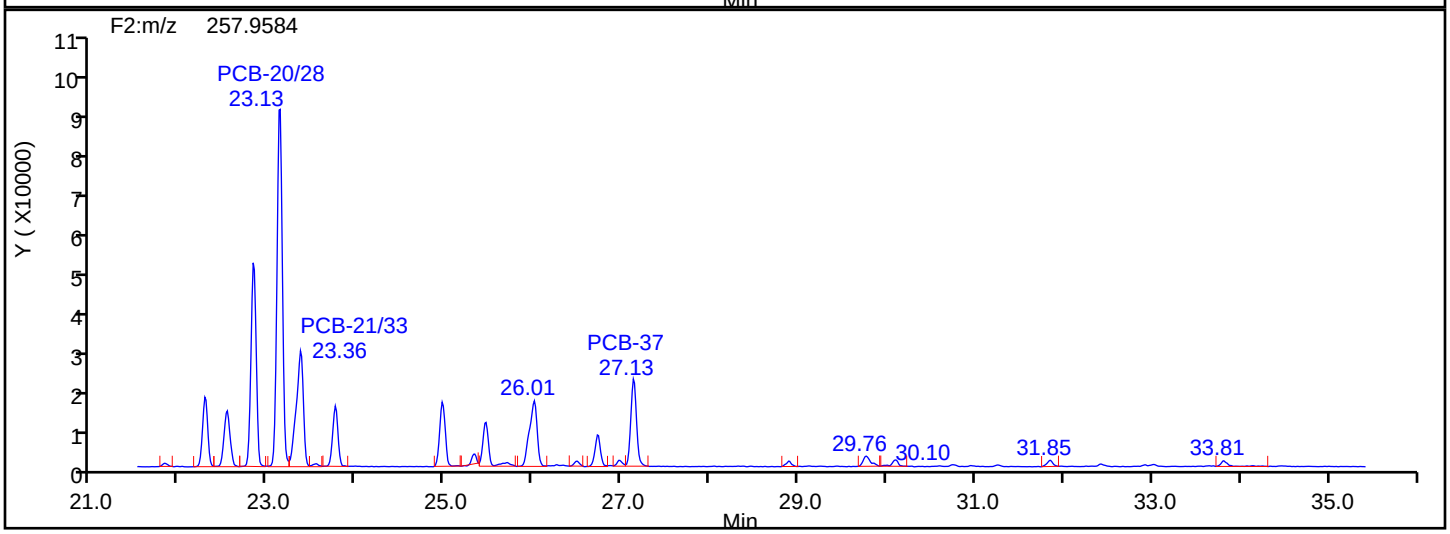

TriPCB F2 Lock Mass

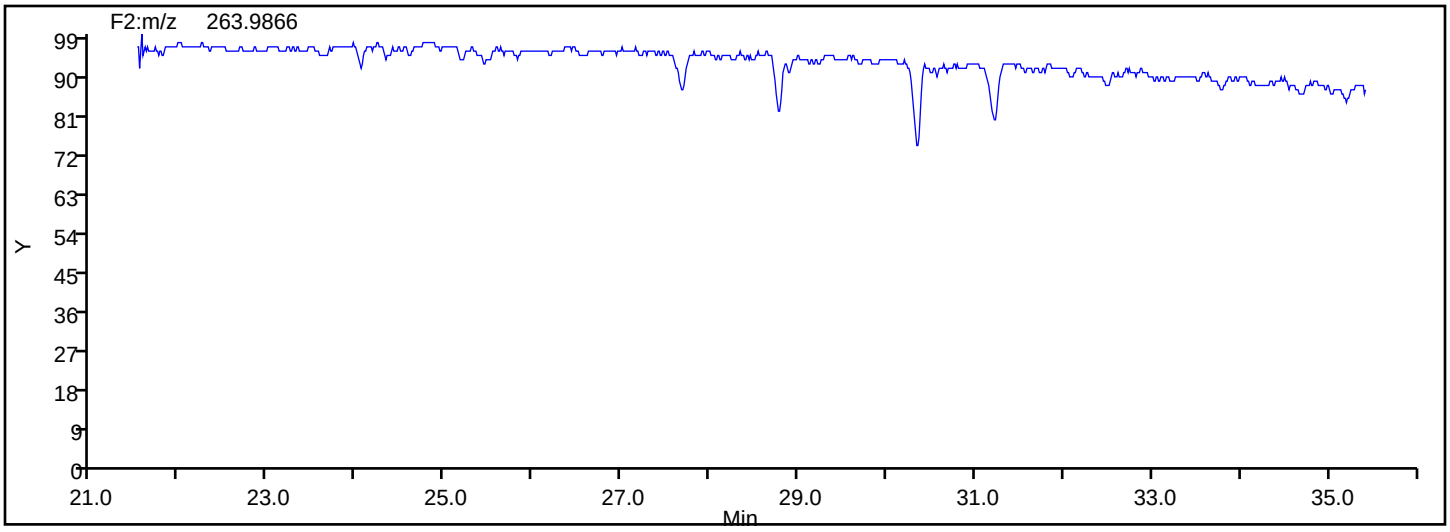

Manual Integration/User Assign Peak Report

Eurofins TestAmerica, Knoxville

Data File:	\\chromna\Knoxville\ChromData\D3D\20190829-12906.b\580-88125-b-18-c.d				
Injection Date:	29-Aug-2019 21:02:00	Instrument ID:	D3D		
Lims ID:	580-88125-B-18-C	Lab Sample ID:	140-88125-18		
Client ID:	O7-0to27-101918				
Operator ID:	Xcalibur_System	ALS Bottle#:	0	Worklist Smp#:	12
Injection Vol:	1.0 ul	Dil. Factor:	1.0000		
Method:	PCBs_D3D	Limit Group:	HR - 1668A - ICAL		
Column:	SPB-Octyl (0.25 mm)	Detector	F2(21.81 :35.54)		

PCB-21/33, CAS: STL01800

Signal: 2

Processing Integration Results

RT: 23.36
Area: 169385
Amount: 12.242931
Amount Units: pg/ul

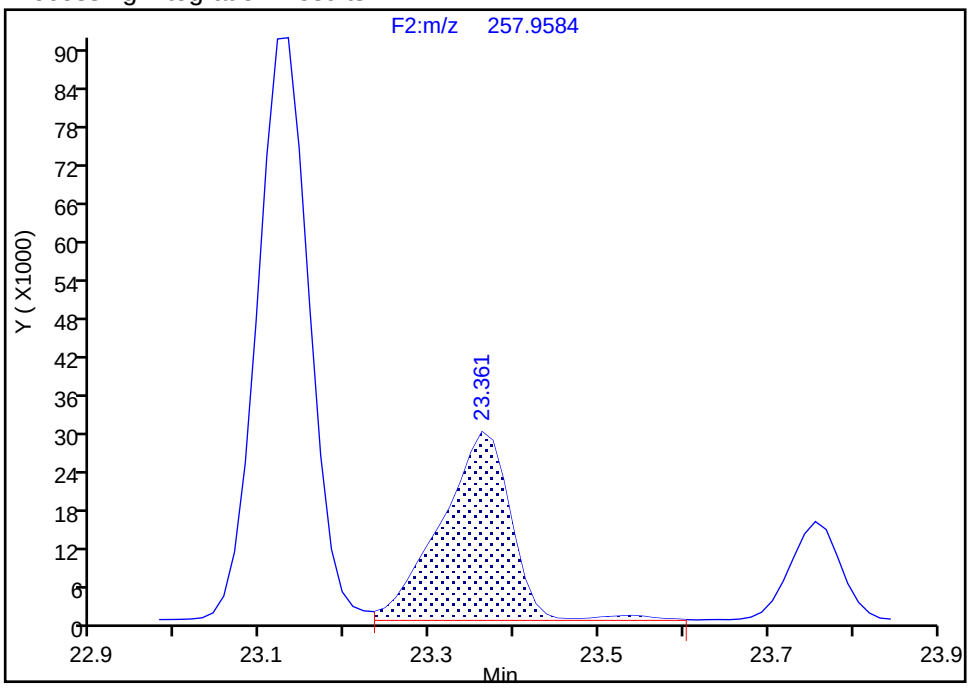

Manual Integration Results

RT: 23.36
Area: 165755
Amount: 12.113818
Amount Units: pg/ul

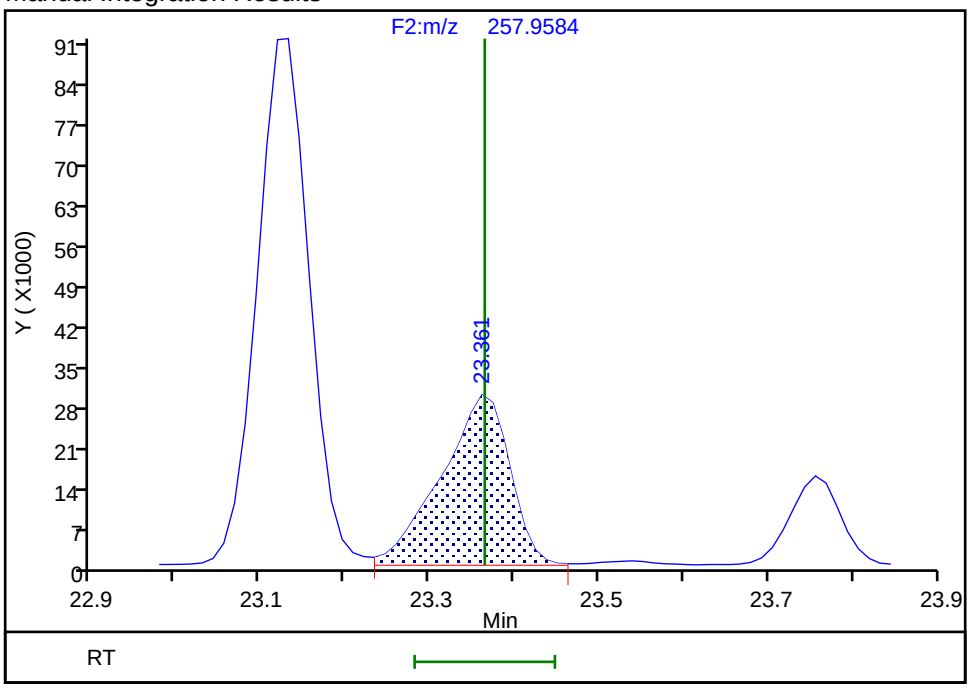

Reviewer: mcwhirterl, 29-Aug-2019 22:06:52

Audit Action: Marked Compound Undetected Audit Reason: Invalid Compound ID

Manual Integration/User Assign Peak Report

Eurofins TestAmerica, Knoxville

Data File:	\\chromna\Knoxville\ChromData\D3D\20190829-12906.b\580-88125-b-18-c.d				
Injection Date:	29-Aug-2019 21:02:00	Instrument ID:	D3D		
Lims ID:	580-88125-B-18-C	Lab Sample ID:	140-88125-18		
Client ID:	O7-0to27-101918				
Operator ID:	Xcalibur_System	ALS Bottle#:	0	Worklist Smp#:	12
Injection Vol:	1.0 ul	Dil. Factor:	1.0000		
Method:	PCBs_D3D	Limit Group:	HR - 1668A - ICAL		
Column:	SPB-Octyl (0.25 mm)	Detector	F2(21.81 :35.54)		

PCB-21/33, CAS: STL01800

Signal: 3

Processing Integration Results

RT: 23.36
Area: 344208
Amount: 12.242931
Amount Units: pg/ul

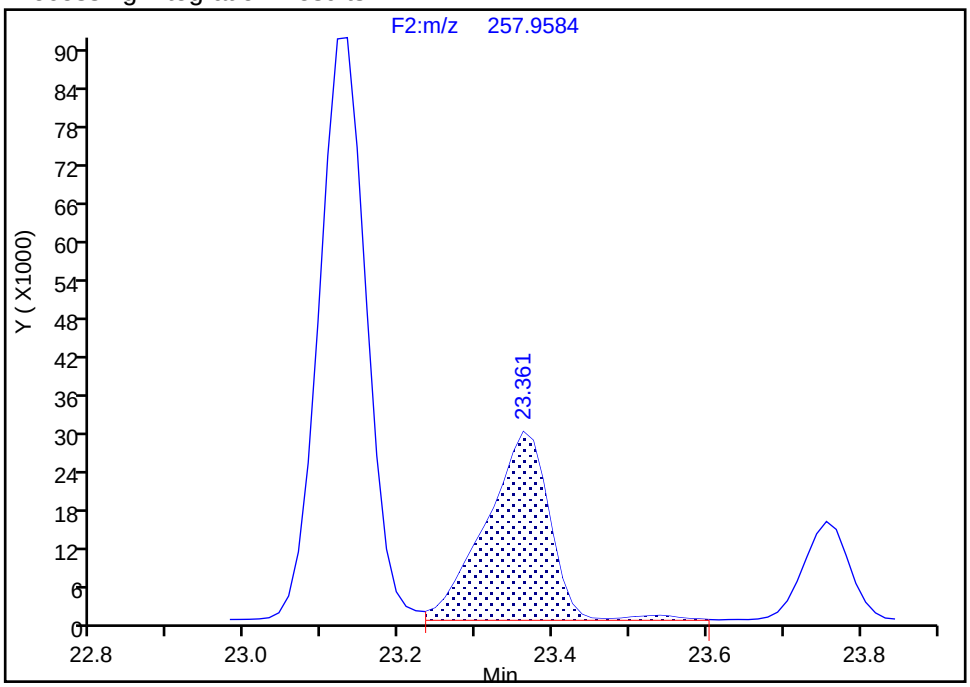

Manual Integration Results

RT: 23.36
Area: 340578
Amount: 12.113818
Amount Units: pg/ul
Reviewer: mcwhirterl, 29-Aug-2019 22:06:52
Audit Action: Marked Compound Undetected Audit Reason: Invalid Compound ID

Manual Integration/User Assign Peak Report

Eurofins TestAmerica, Knoxville

Data File:	\\chromna\Knoxville\ChromData\D3D\20190829-12906.b\580-88125-b-18-c.d				
Injection Date:	29-Aug-2019 21:02:00	Instrument ID:	D3D		
Lims ID:	580-88125-B-18-C	Lab Sample ID:	140-88125-18		
Client ID:	O7-0to27-101918				
Operator ID:	Xcalibur_System	ALS Bottle#:	0	Worklist Smp#:	12
Injection Vol:	1.0 ul	Dil. Factor:	1.0000		
Method:	PCBs_D3D	Limit Group:	HR - 1668A - ICAL		
Column:	SPB-Octyl (0.25 mm)	Detector	F2(21.81 :35.54)		

PCB-21/33, CAS: STL01800

Signal: 1

Processing Integration Results

RT: 23.36
Area: 174823
Amount: 12.242931
Amount Units: pg/ul

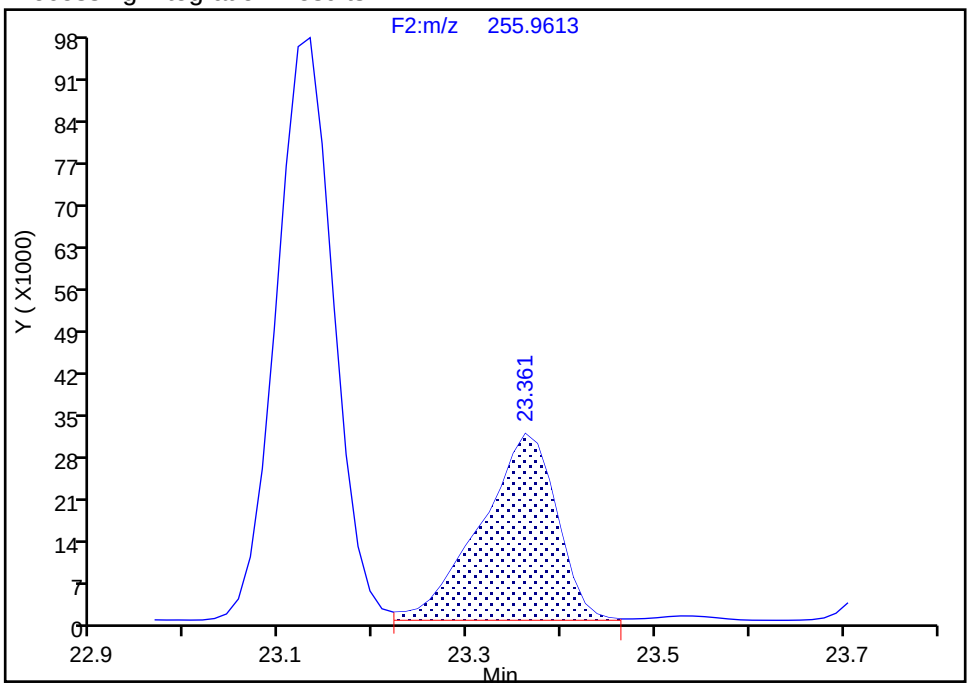

Manual Integration Results

RT: 23.36
Area: 174823
Amount: 12.113818
Amount Units: pg/ul

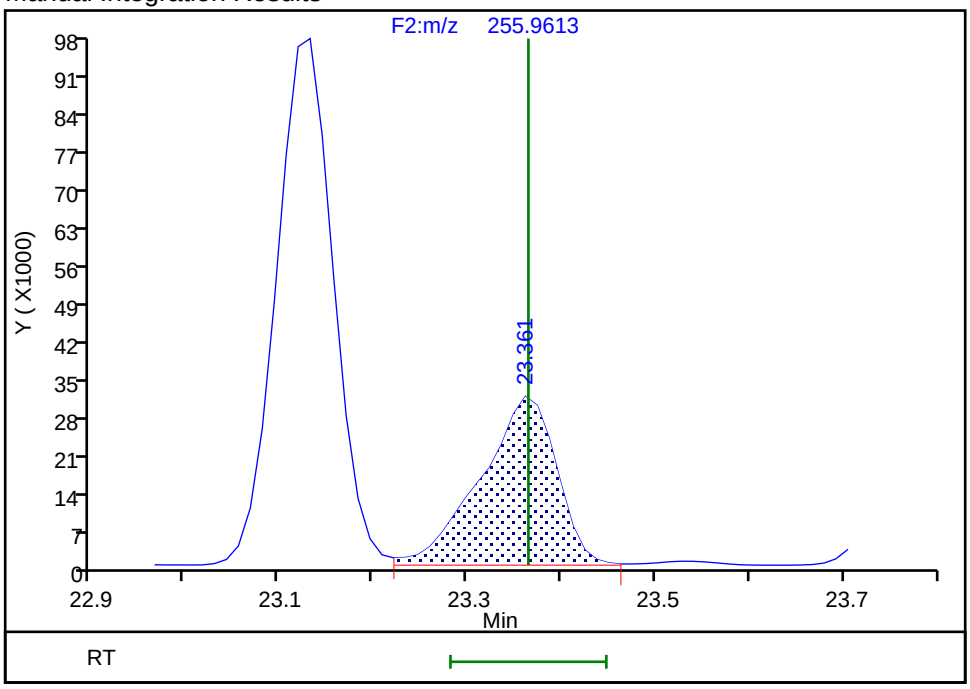

Reviewer: mcwhirterl, 29-Aug-2019 22:06:54

Audit Action: Manually Integrated/Assigned Compound ID Audit Reason: Split Peak

Report Date: 29-Aug-2019 22:15:39 Chrom Revision: 2.3 22-Aug-2019 12:55:36

Eurofins TestAmerica, Knoxville

Data File:	\\chromna\Knoxville\ChromData\D3D\20190829-12906.b\580-88125-b-18-c.d		
Injection Date:	29-Aug-2019 21:02:00	Injection Vol:	1.0 ul
Instrument ID:	D3D	Operator ID:	Xcalibur_System
Method:	PCBs_D3D	Limit Group:	HR - 1668A - ICAL
Client ID:	O7-0to27-101918		
Worklist#:	33136	Sample Line#:	12
Column Type:	SPB-Octyl	Column Dia:	0.25 mm

TePCB F1

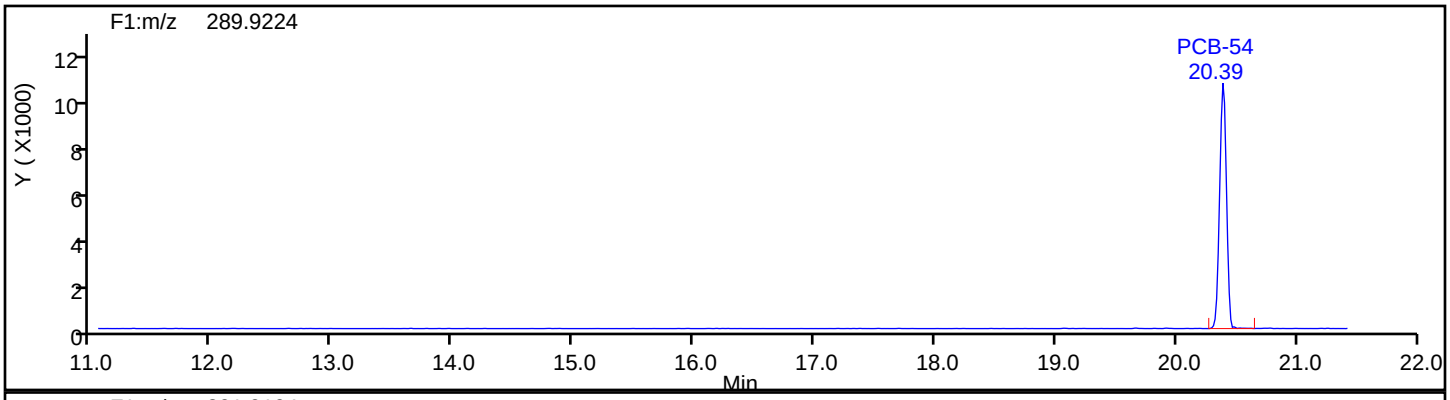

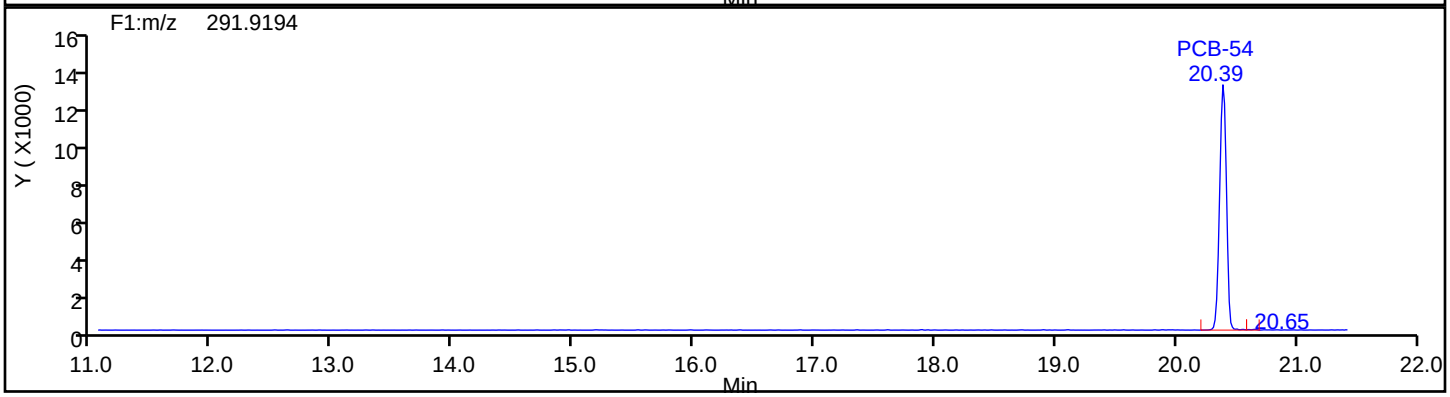

TePCB F1 Standards

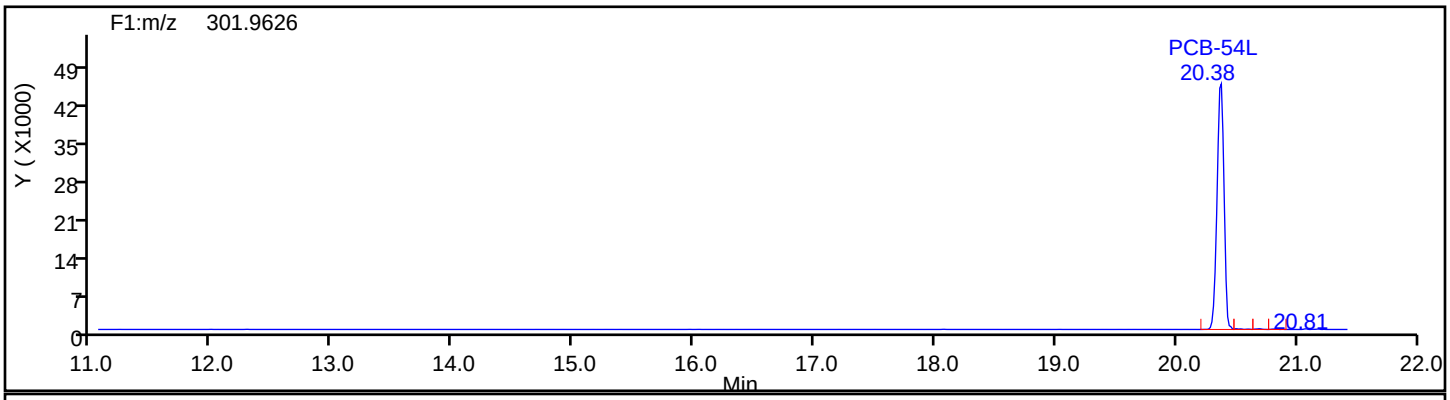

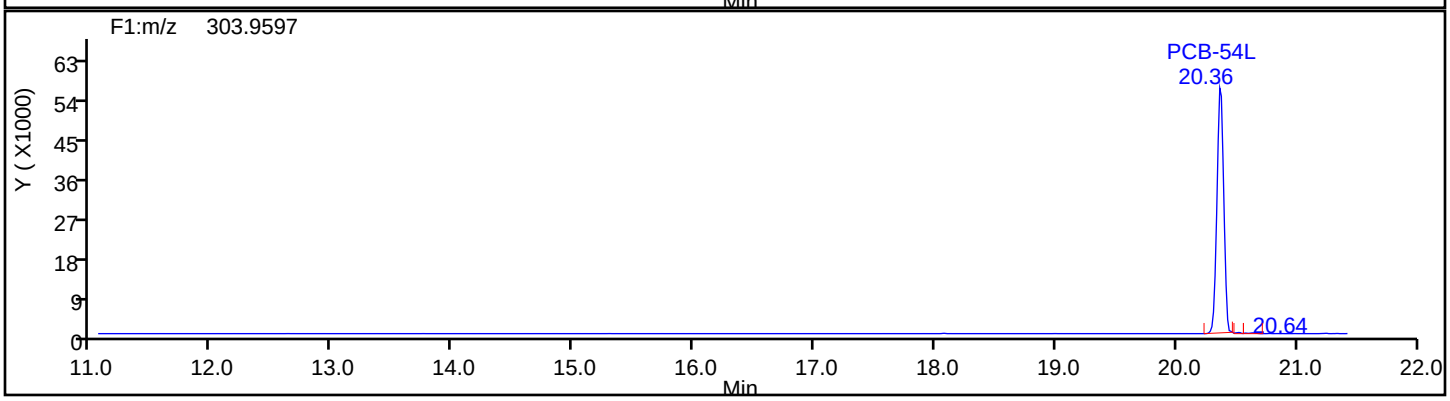

Eurofins TestAmerica, Knoxville

Data File:	\\chromna\Knoxville\ChromData\D3D\20190829-12906.b\580-88125-b-18-c.d		
Injection Date:	29-Aug-2019 21:02:00	Injection Vol:	1.0 ul
Instrument ID:	D3D	Operator ID:	Xcalibur_System
Method:	PCBs_D3D	Limit Group:	HR - 1668A - ICAL
Client ID:	O7-0to27-101918		
Worklist#:	33136	Sample Line#:	12
Column Type:	SPB-Octyl	Column Dia:	0.25 mm

TePCB F1

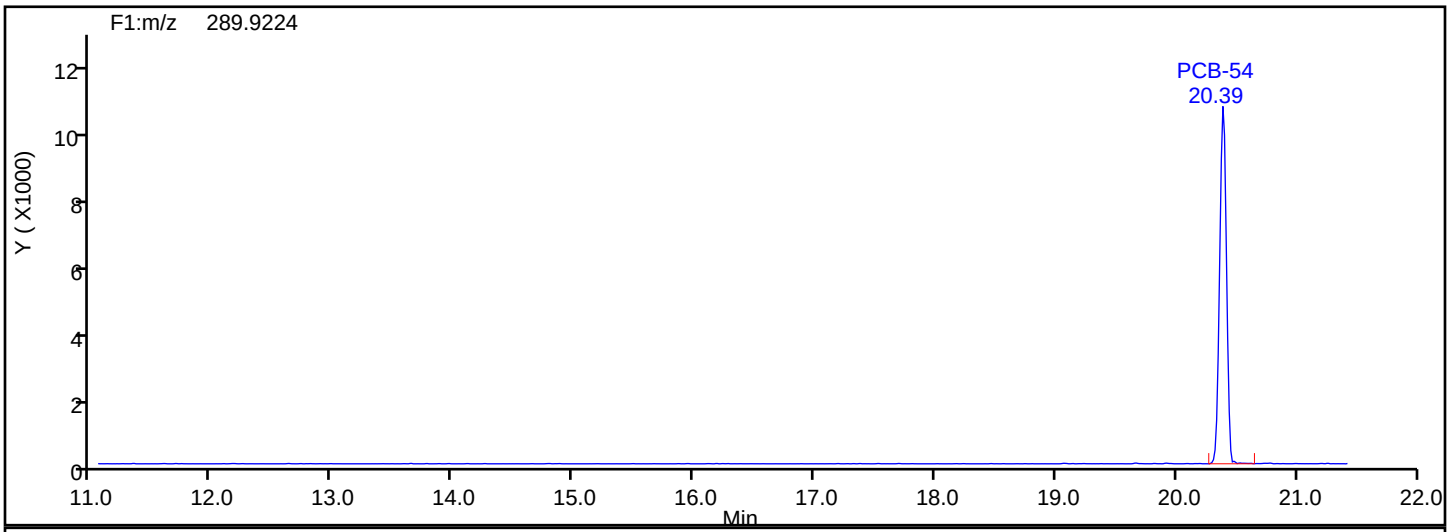

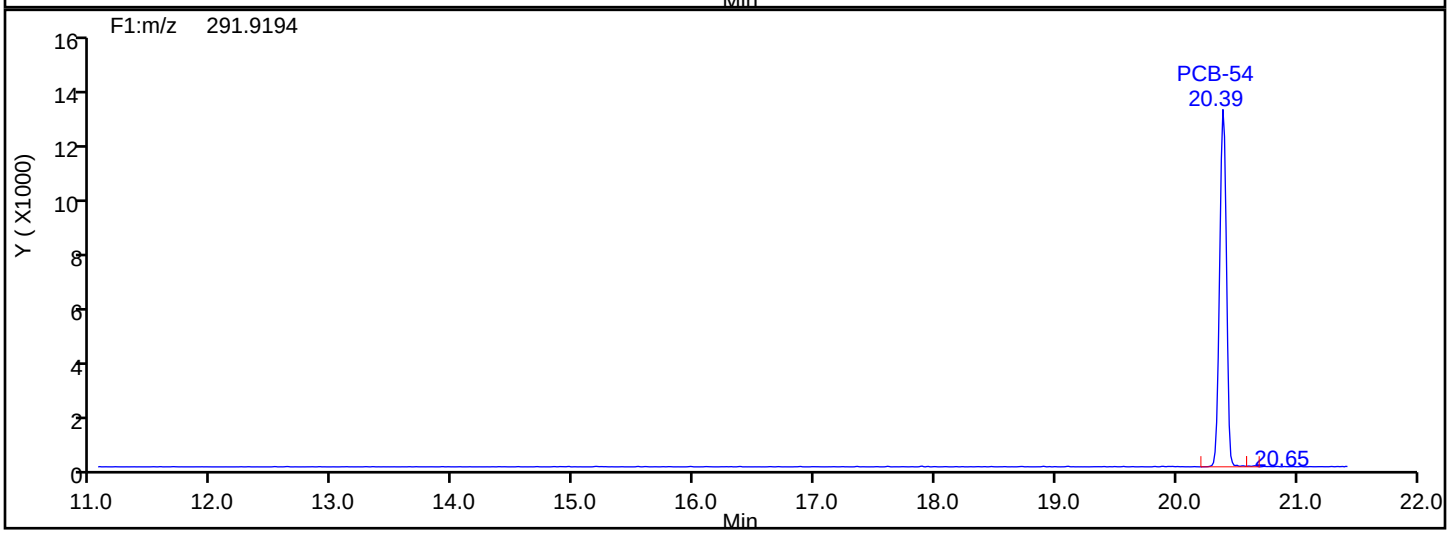

TePCB F1 Lock Mass

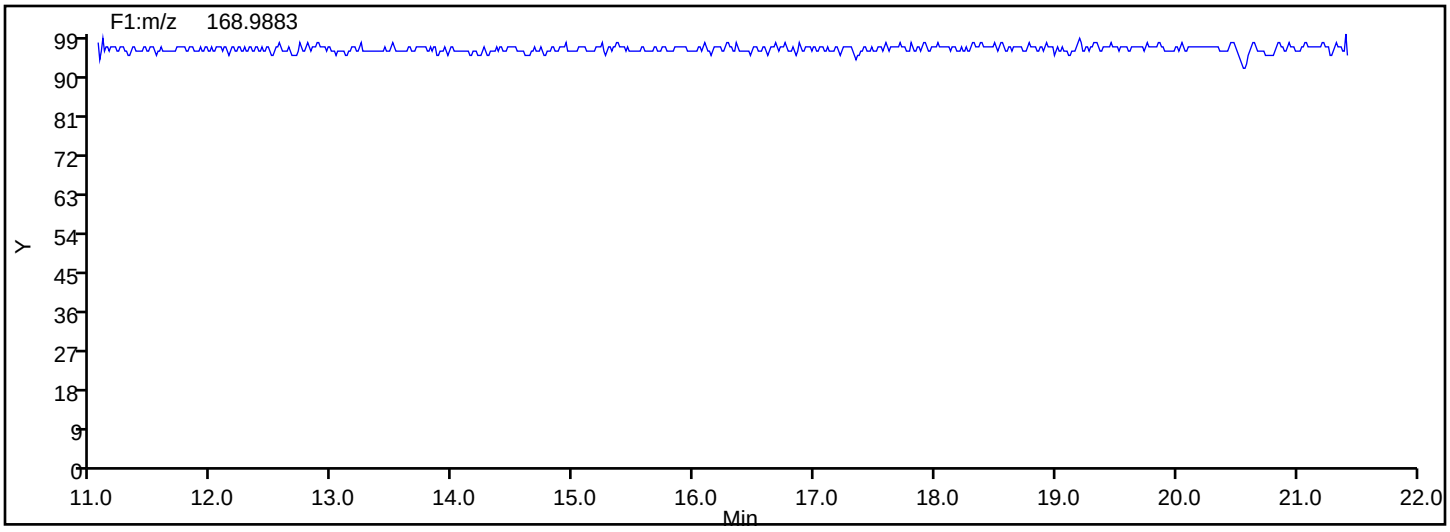

Eurofins TestAmerica, Knoxville

Data File:	\\chromna\Knoxville\ChromData\D3D\20190829-12906.b\580-88125-b-18-c.d		
Injection Date:	29-Aug-2019 21:02:00	Injection Vol:	1.0 ul
Instrument ID:	D3D	Operator ID:	Xcalibur_System
Method:	PCBs_D3D	Limit Group:	HR - 1668A - ICAL
Client ID:	O7-0to27-101918		
Worklist#:	33136	Sample Line#:	12
Column Type:	SPB-Octyl	Column Dia:	0.25 mm

TePCB F2

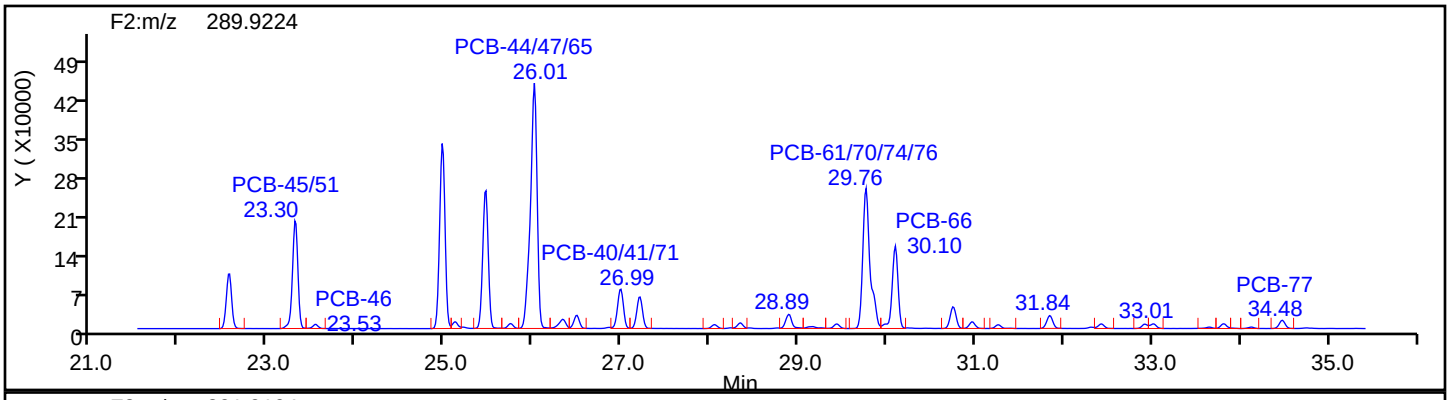

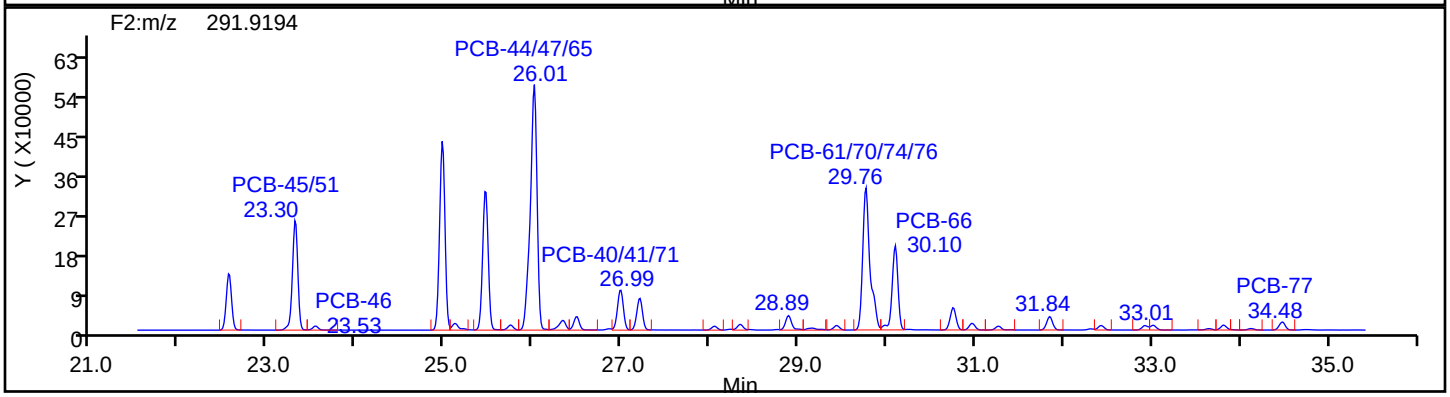

TePCB F2 Standards

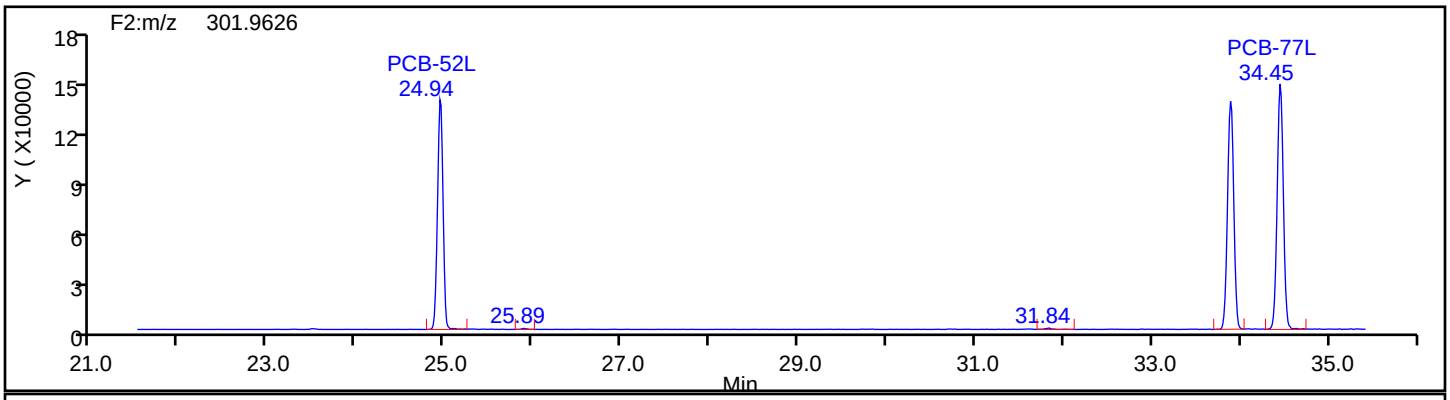

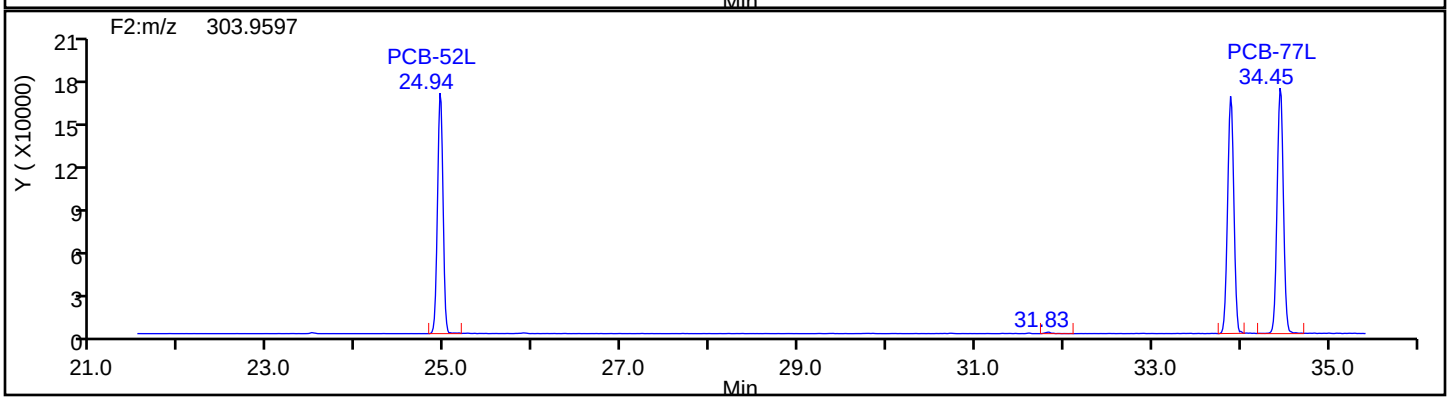

Eurofins TestAmerica, Knoxville

Data File:	\\chromna\Knoxville\ChromData\D3D\20190829-12906.b\580-88125-b-18-c.d		
Injection Date:	29-Aug-2019 21:02:00	Injection Vol:	1.0 ul
Instrument ID:	D3D	Operator ID:	Xcalibur_System
Method:	PCBs_D3D	Limit Group:	HR - 1668A - ICAL
Client ID:	O7-0to27-101918		
Worklist#:	33136	Sample Line#:	12
Column Type:	SPB-Octyl	Column Dia:	0.25 mm

TePCB F2

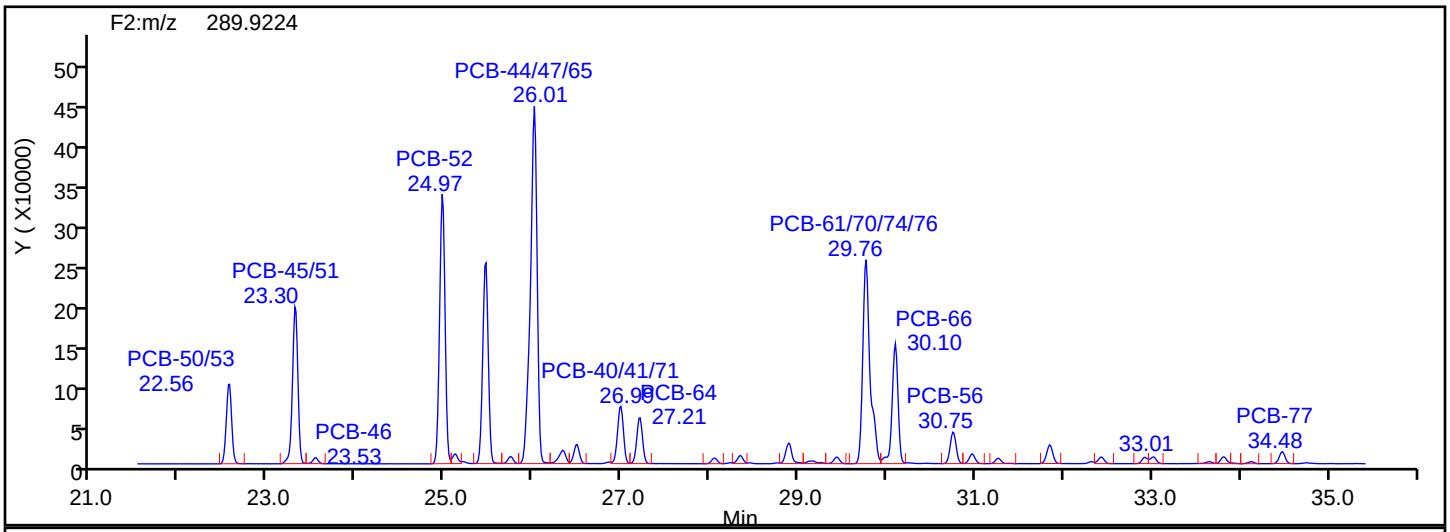

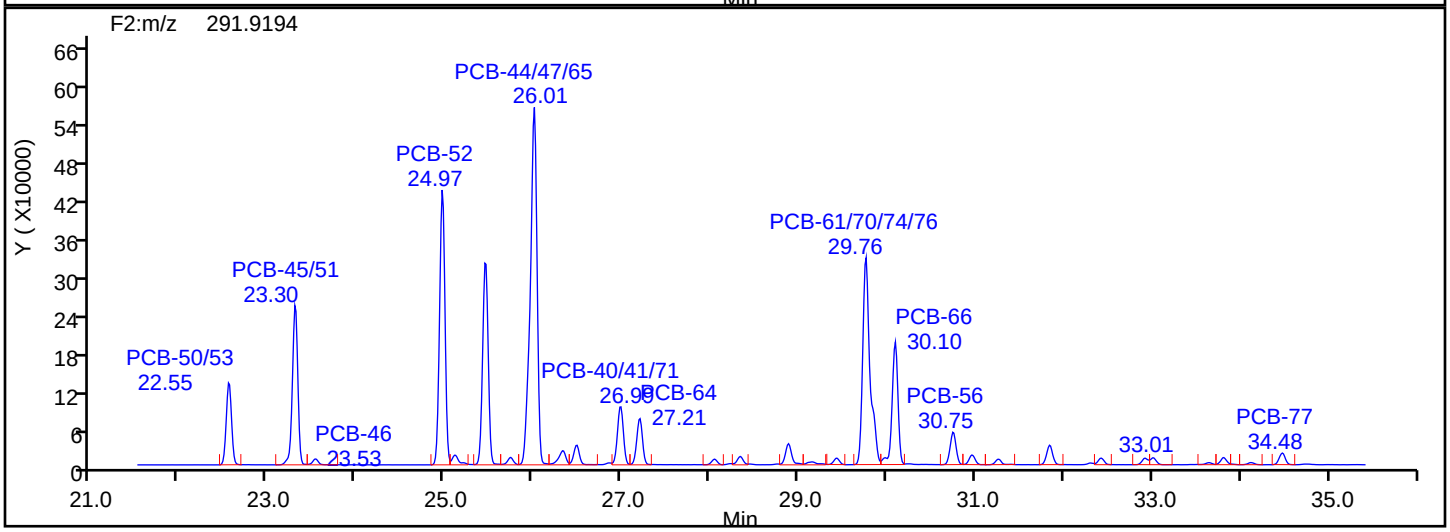

TePCB F2 Lock Mass

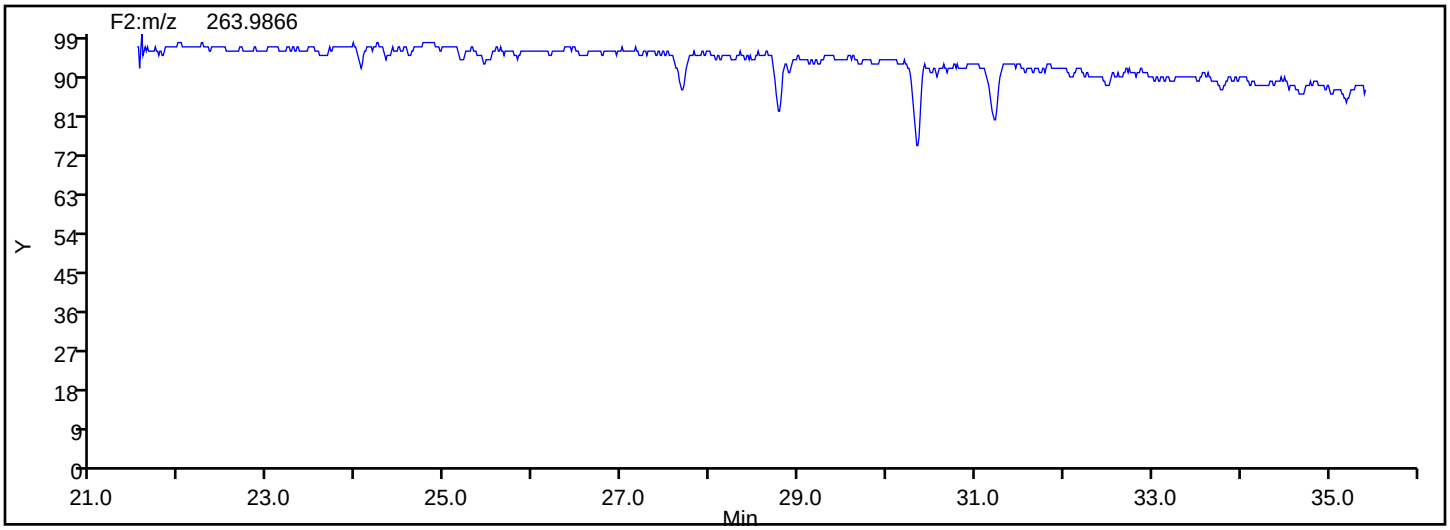

Manual Integration/User Assign Peak Report

Eurofins TestAmerica, Knoxville

Data File:	\\chromna\Knoxville\ChromData\D3D\20190829-12906.b\580-88125-b-18-c.d				
Injection Date:	29-Aug-2019 21:02:00	Instrument ID:	D3D		
Lims ID:	580-88125-B-18-C	Lab Sample ID:	140-88125-18		
Client ID:	O7-0to27-101918				
Operator ID:	Xcalibur_System	ALS Bottle#:	0	Worklist Smp#:	12
Injection Vol:	1.0 ul	Dil. Factor:	1.0000		
Method:	PCBs_D3D	Limit Group:	HR - 1668A - ICAL		
Column:	SPB-Octyl (0.25 mm)	Detector	F2(21.81 :35.54)		

PCB-61/70/74/76, CAS: STL01808

Signal: 2

Processing Integration Results

RT: 29.76
Area: 1873729
Amount: 165.3023
Amount Units: pg/ul

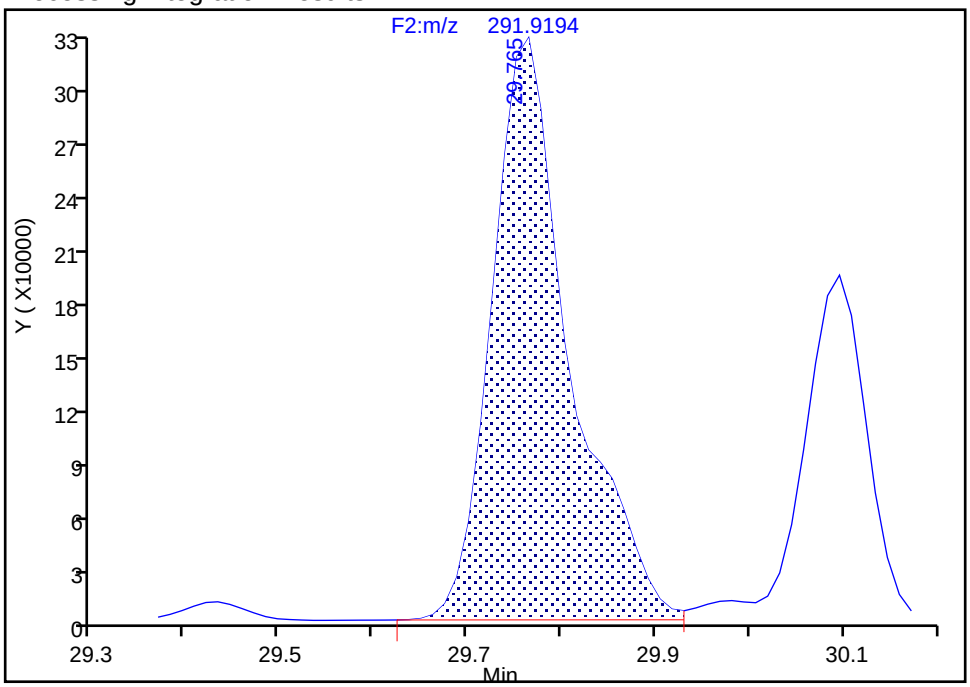

Manual Integration Results

RT: 29.76
Area: 1873729
Amount: 164.0751
Amount Units: pg/ul

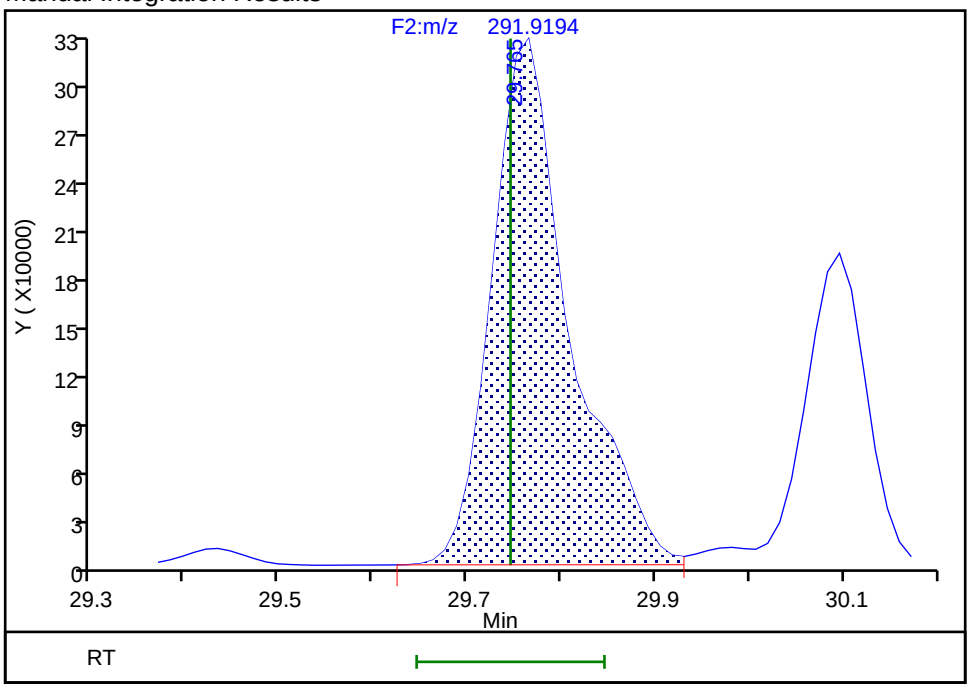

Reviewer: mcwhirterl, 29-Aug-2019 22:07:30

Audit Action: Marked Compound Undetected Audit Reason: Invalid Compound ID

Manual Integration/User Assign Peak Report

Eurofins TestAmerica, Knoxville

Data File:	\\chromna\Knoxville\ChromData\D3D\20190829-12906.b\580-88125-b-18-c.d				
Injection Date:	29-Aug-2019 21:02:00	Instrument ID:	D3D		
Lims ID:	580-88125-B-18-C	Lab Sample ID:	140-88125-18		
Client ID:	O7-0to27-101918				
Operator ID:	Xcalibur_System	ALS Bottle#:	0	Worklist Smp#:	12
Injection Vol:	1.0 ul	Dil. Factor:	1.0000		
Method:	PCBs_D3D	Limit Group:	HR - 1668A - ICAL		
Column:	SPB-Octyl (0.25 mm)	Detector	F2(21.81 :35.54)		

PCB-61/70/74/76, CAS: STL01808

Signal: 3

Processing Integration Results

RT: 29.76
Area: 3375382
Amount: 165.3023
Amount Units: pg/ul

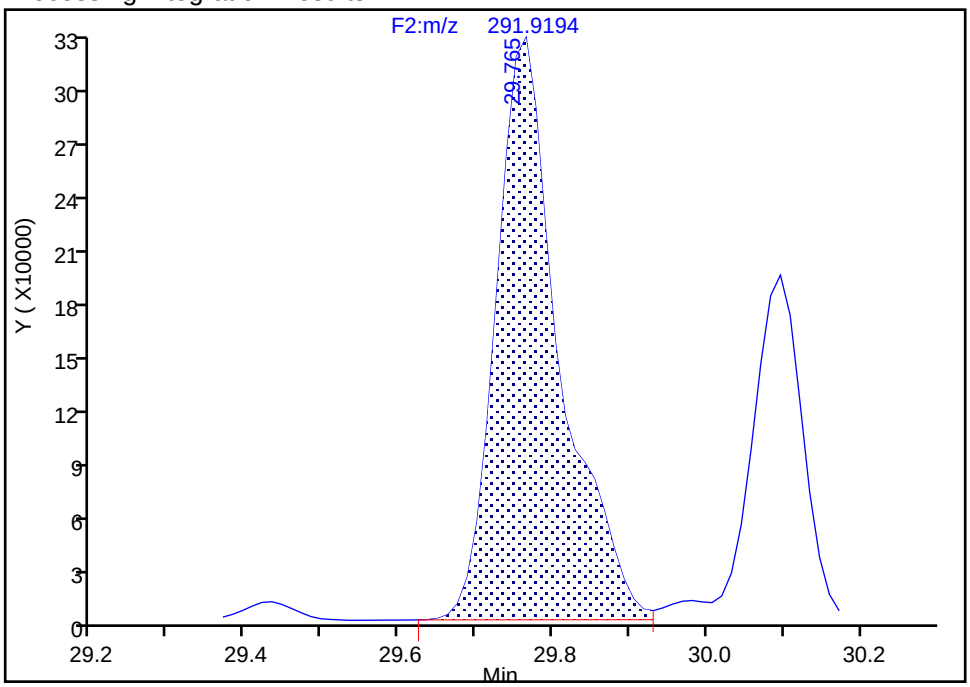

Manual Integration Results

RT: 29.76
Area: 3350322
Amount: 164.0751
Amount Units: pg/ul
Reviewer: mcwhirterl, 29-Aug-2019 22:07:30
Audit Action: Marked Compound Undetected Audit Reason: Invalid Compound ID

Manual Integration/User Assign Peak Report

Eurofins TestAmerica, Knoxville

Data File:	\\chromna\Knoxville\ChromData\D3D\20190829-12906.b\580-88125-b-18-c.d				
Injection Date:	29-Aug-2019 21:02:00	Instrument ID:	D3D		
Lims ID:	580-88125-B-18-C	Lab Sample ID:	140-88125-18		
Client ID:	O7-0to27-101918				
Operator ID:	Xcalibur_System	ALS Bottle#:	0	Worklist Smp#:	12
Injection Vol:	1.0 ul	Dil. Factor:	1.0000		
Method:	PCBs_D3D	Limit Group:	HR - 1668A - ICAL		
Column:	SPB-Octyl (0.25 mm)	Detector	F2(21.81 :35.54)		

PCB-61/70/74/76, CAS: STL01808

Signal: 1

Processing Integration Results

RT: 29.76
Area: 1501653
Amount: 165.3023
Amount Units: pg/ul

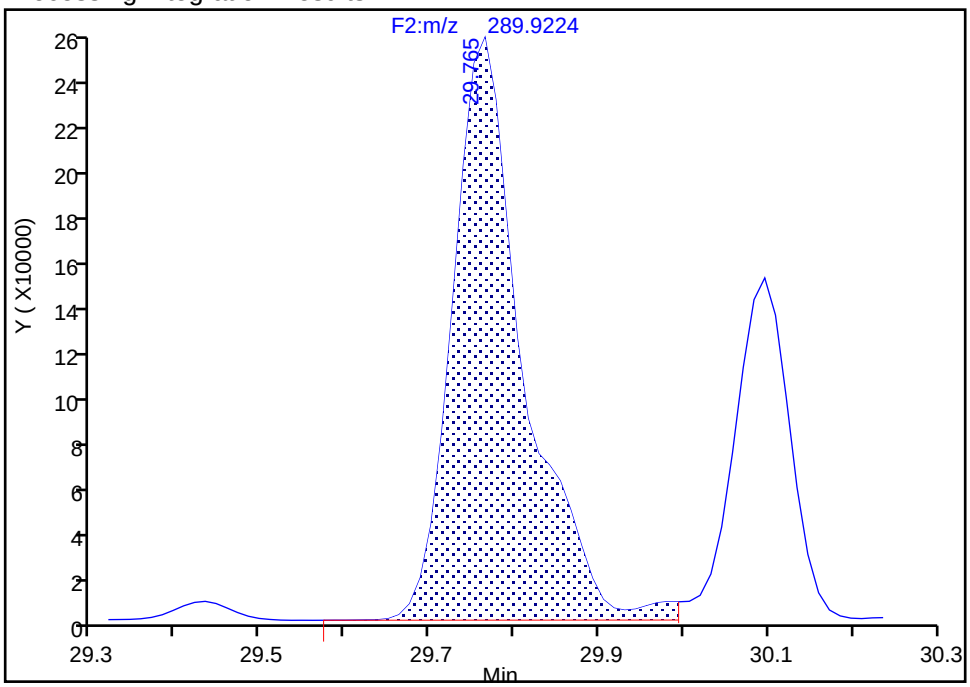

Manual Integration Results

RT: 29.76
Area: 1476593
Amount: 164.0751
Amount Units: pg/ul

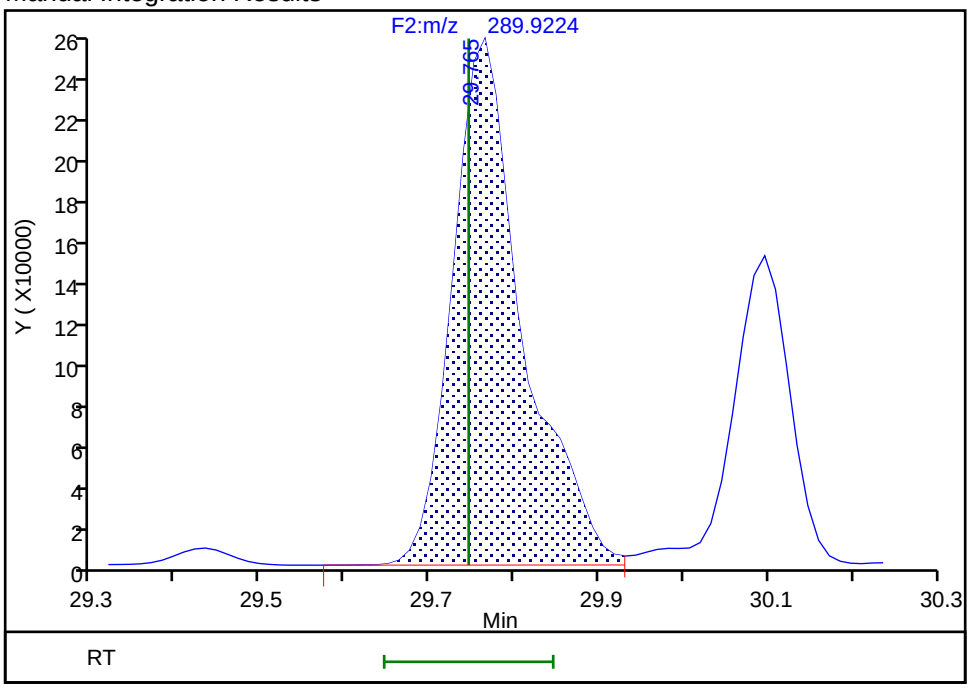

Reviewer: mcwhirterl, 29-Aug-2019 22:07:32

Audit Action: Manually Integrated/Assigned Compound ID Audit Reason: Split Peak

Manual Integration/User Assign Peak Report

Eurofins TestAmerica, Knoxville

Data File:	\\chromna\Knoxville\ChromData\D3D\20190829-12906.b\580-88125-b-18-c.d				
Injection Date:	29-Aug-2019 21:02:00	Instrument ID:	D3D		
Lims ID:	580-88125-B-18-C	Lab Sample ID:	140-88125-18		
Client ID:	O7-0to27-101918				
Operator ID:	Xcalibur_System	ALS Bottle#:	0	Worklist Smp#:	12
Injection Vol:	1.0 ul	Dil. Factor:	1.0000		
Method:	PCBs_D3D	Limit Group:	HR - 1668A - ICAL		
Column:	SPB-Octyl (0.25 mm)	Detector	F2(21.81 :35.54)		

PCB-66, CAS: 32598-10-0

Signal: 2

Processing Integration Results

RT: 30.10
Area: 864365
Amount: 80.523047
Amount Units: pg/ul

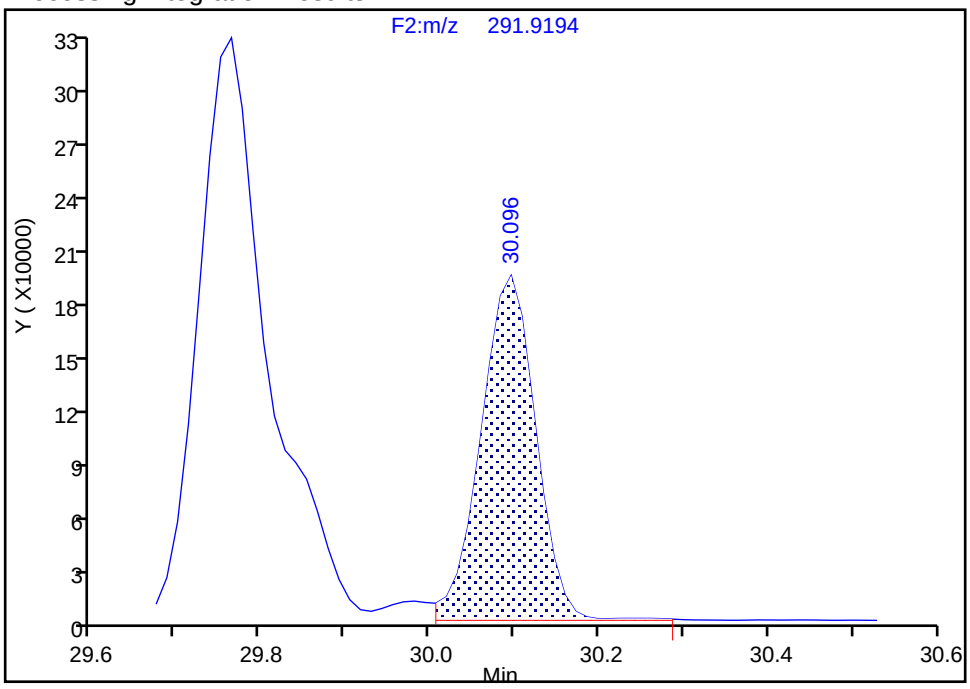

Manual Integration Results

RT: 30.10
Area: 899783
Amount: 83.693709
Amount Units: pg/ul

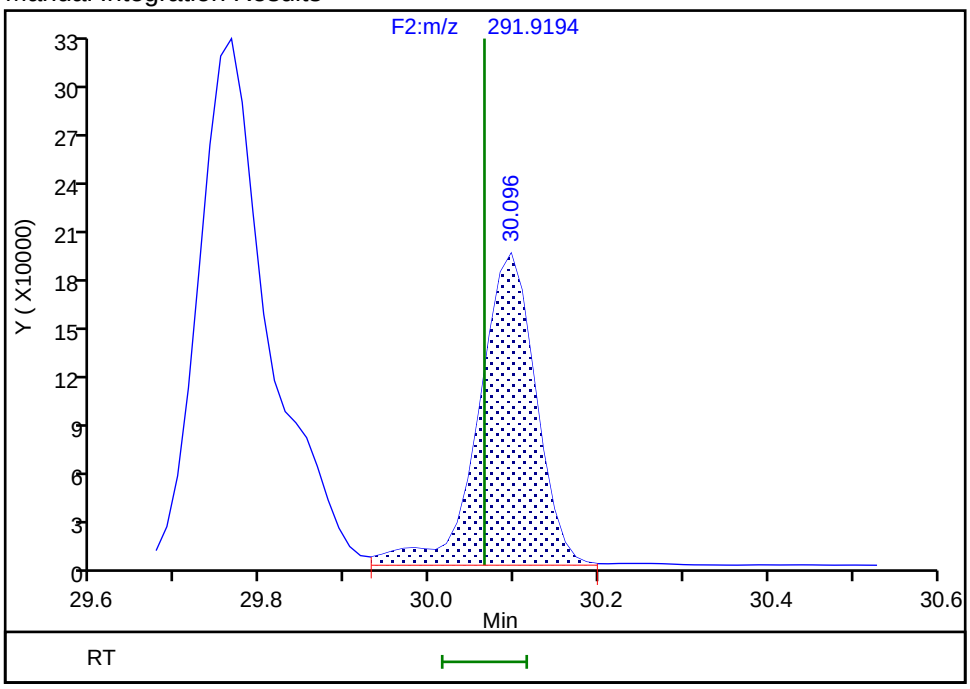

Reviewer: mcwhirterl, 29-Aug-2019 22:07:54

Audit Action: Marked Compound Undetected Audit Reason: Invalid Compound ID

Manual Integration/User Assign Peak Report

Eurofins TestAmerica, Knoxville

Data File:	\\chromna\Knoxville\ChromData\D3D\20190829-12906.b\580-88125-b-18-c.d				
Injection Date:	29-Aug-2019 21:02:00	Instrument ID:	D3D		
Lims ID:	580-88125-B-18-C	Lab Sample ID:	140-88125-18		
Client ID:	O7-0to27-101918				
Operator ID:	Xcalibur_System	ALS Bottle#:	0	Worklist Smp#:	12
Injection Vol:	1.0 ul	Dil. Factor:	1.0000		
Method:	PCBs_D3D	Limit Group:	HR - 1668A - ICAL		
Column:	SPB-Octyl (0.25 mm)	Detector	F2(21.81 :35.54)		

PCB-66, CAS: 32598-10-0

Signal: 3

Processing Integration Results

RT: 30.10
Area: 1551459
Amount: 80.523047
Amount Units: pg/ul

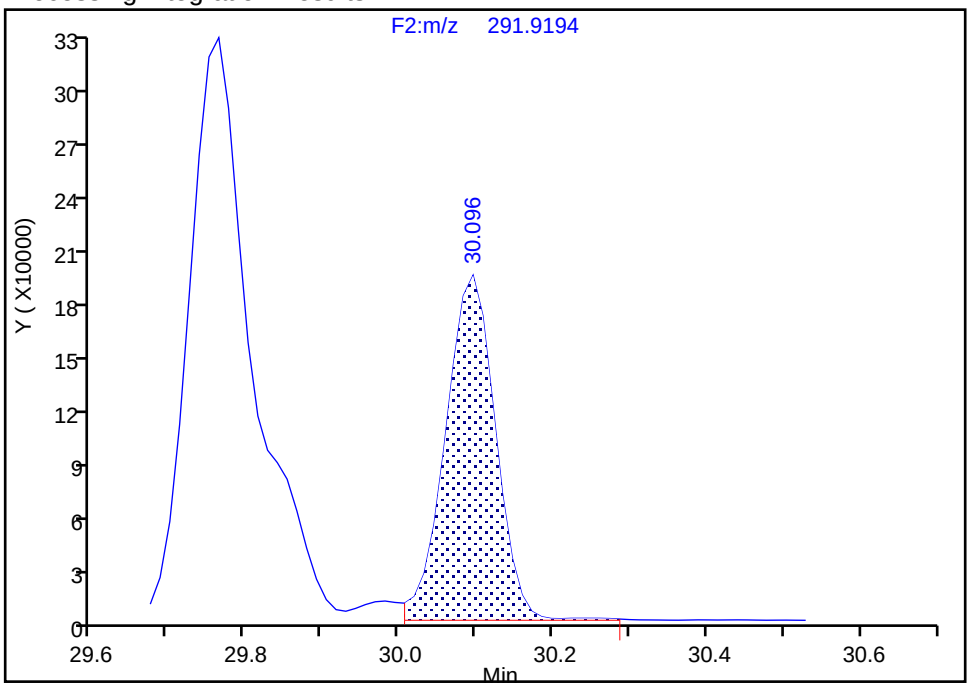

Manual Integration Results

RT: 30.10
Area: 1612549
Amount: 83.693709
Amount Units: pg/ul
Reviewer: mcwhirterl, 29-Aug-2019 22:07:54
Audit Action: Marked Compound Undetected Audit Reason: Invalid Compound ID

Manual Integration/User Assign Peak Report

Eurofins TestAmerica, Knoxville

Data File:	\\chromna\Knoxville\ChromData\D3D\20190829-12906.b\580-88125-b-18-c.d				
Injection Date:	29-Aug-2019 21:02:00	Instrument ID:	D3D		
Lims ID:	580-88125-B-18-C	Lab Sample ID:	140-88125-18		
Client ID:	O7-0to27-101918				
Operator ID:	Xcalibur_System	ALS Bottle#:	0	Worklist Smp#:	12
Injection Vol:	1.0 ul	Dil. Factor:	1.0000		
Method:	PCBs_D3D	Limit Group:	HR - 1668A - ICAL		
Column:	SPB-Octyl (0.25 mm)	Detector	F2(21.81 :35.54)		

PCB-66, CAS: 32598-10-0

Signal: 1

Processing Integration Results

RT: 30.10
Area: 687094
Amount: 80.523047
Amount Units: pg/ul

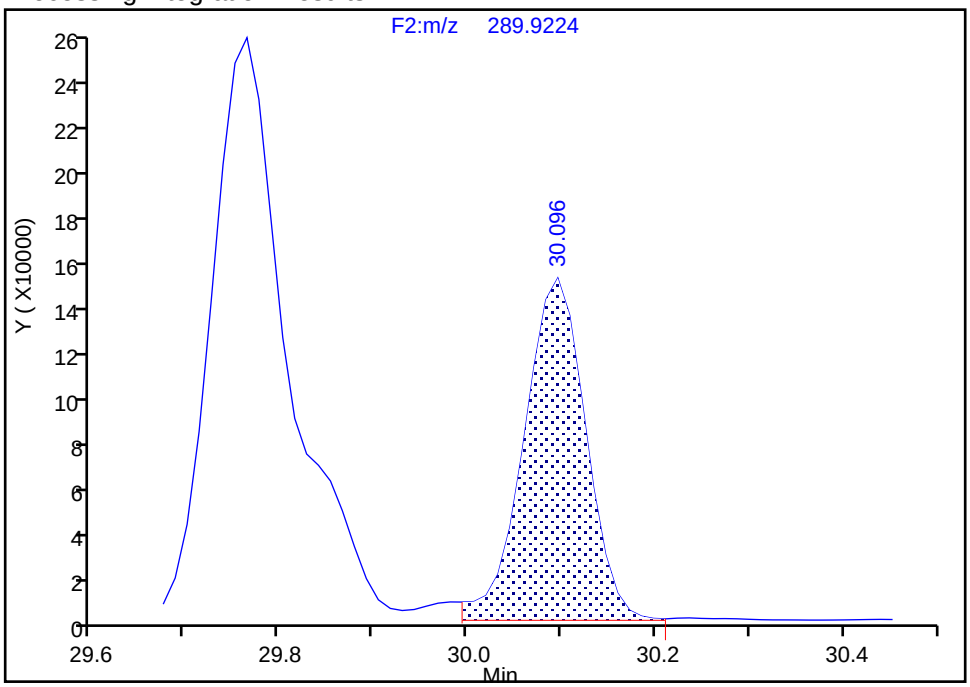

Manual Integration Results

RT: 30.10
Area: 712766
Amount: 83.693709
Amount Units: pg/ul

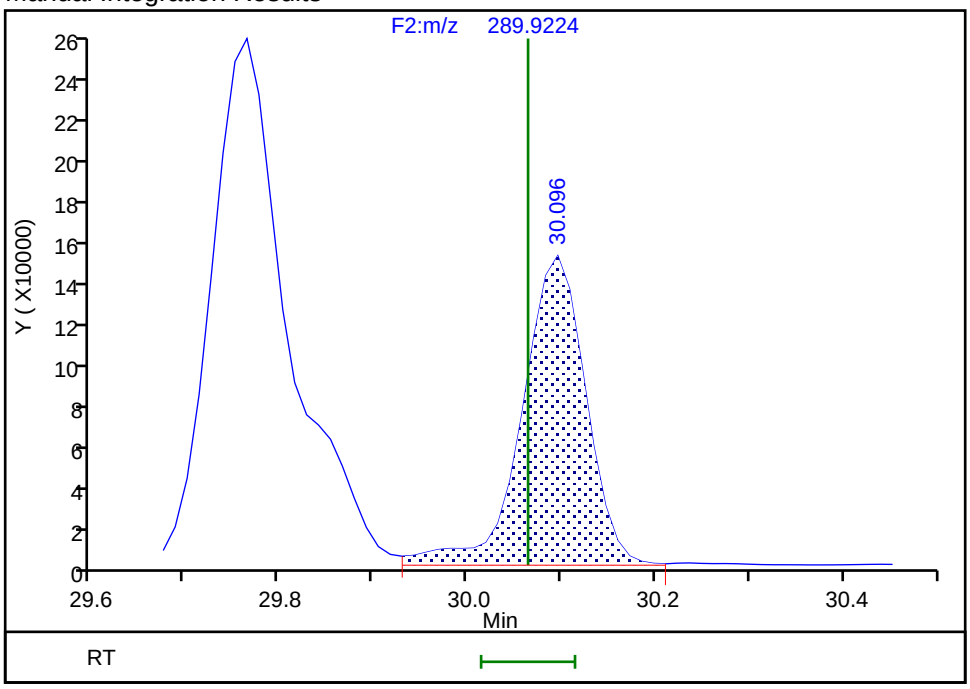

Reviewer: mcwhirterl, 29-Aug-2019 22:07:55

Audit Action: Manually Integrated/Assigned Compound ID Audit Reason: Incomplete Integration

Manual Integration/User Assign Peak Report

Eurofins TestAmerica, Knoxville

Data File:	\\chromna\Knoxville\ChromData\D3D\20190829-12906.b\580-88125-b-18-c.d				
Injection Date:	29-Aug-2019 21:02:00	Instrument ID:	D3D		
Lims ID:	580-88125-B-18-C	Lab Sample ID:	140-88125-18		
Client ID:	O7-0to27-101918				
Operator ID:	Xcalibur_System	ALS Bottle#:	0	Worklist Smp#:	12
Injection Vol:	1.0 ul	Dil. Factor:	1.0000		
Method:	PCBs_D3D	Limit Group:	HR - 1668A - ICAL		
Column:	SPB-Octyl (0.25 mm)	Detector	F2(21.81 :35.54)		

PCB-81, CAS: 70362-50-4

Signal: 2

Not Detected
Expected RT: 33.87

Processing Integration Results

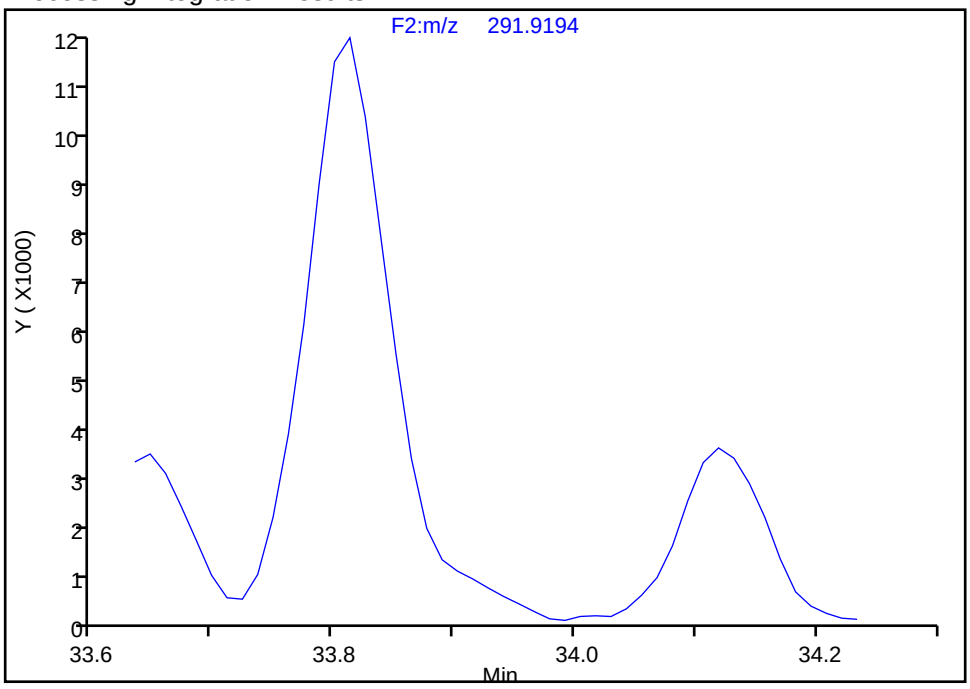

Manual Integration Results

RT: 33.89
Area: 3002
Amount: 0.314573
Amount Units: pg/ul

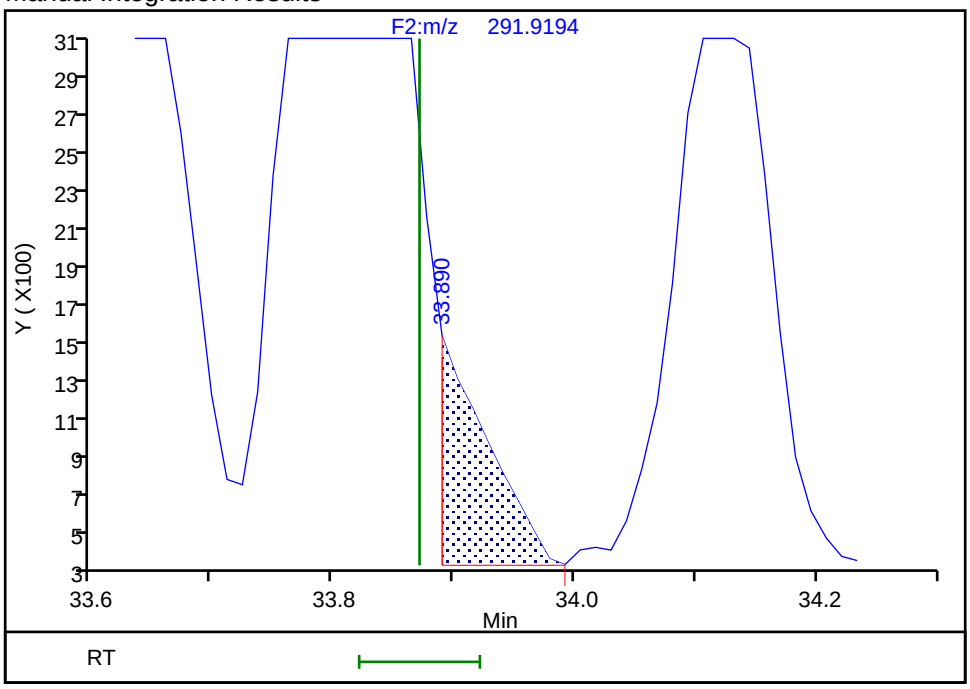

Reviewer: mcwhirterl, 29-Aug-2019 22:08:30
Audit Action: Split an Integrated Peak Audit Reason: Split Peak

Manual Integration/User Assign Peak Report

Eurofins TestAmerica, Knoxville

Data File:	\\chromna\Knoxville\ChromData\D3D\20190829-12906.b\580-88125-b-18-c.d				
Injection Date:	29-Aug-2019 21:02:00	Instrument ID:	D3D		
Lims ID:	580-88125-B-18-C	Lab Sample ID:	140-88125-18		
Client ID:	O7-0to27-101918				
Operator ID:	Xcalibur_System	ALS Bottle#:	0	Worklist Smp#:	12
Injection Vol:	1.0 ul	Dil. Factor:	1.0000		
Method:	PCBs_D3D	Limit Group:	HR - 1668A - ICAL		
Column:	SPB-Octyl (0.25 mm)	Detector	F2(21.81 :35.54)		

PCB-81, CAS: 70362-50-4

Signal: 1

Not Detected
Expected RT: 33.87

Processing Integration Results

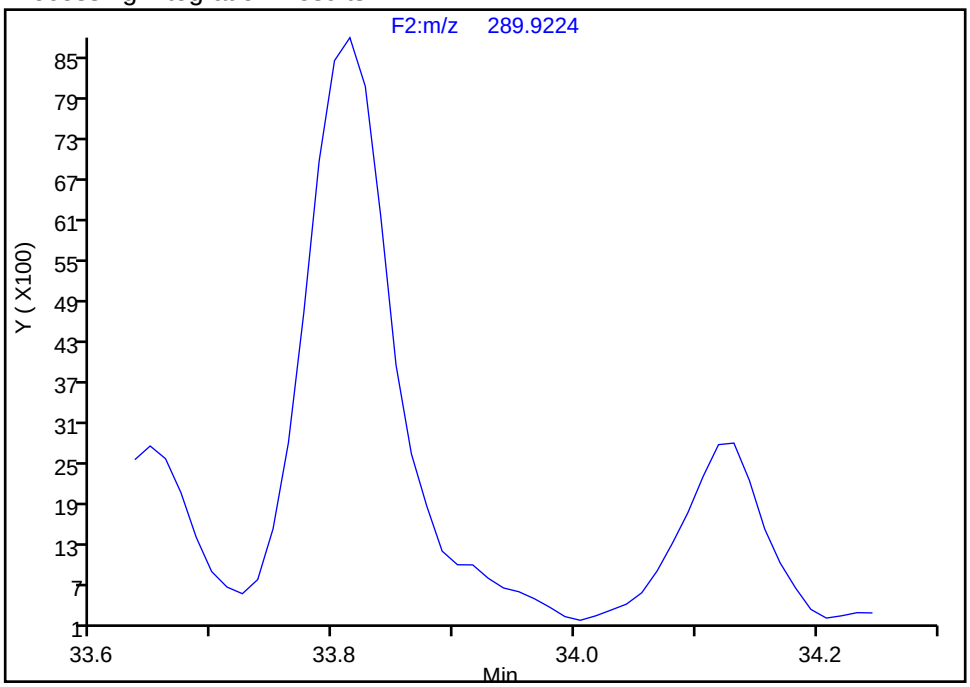

Manual Integration Results

RT: 33.89
Area: 3080
Amount: 0.314573
Amount Units: pg/ul

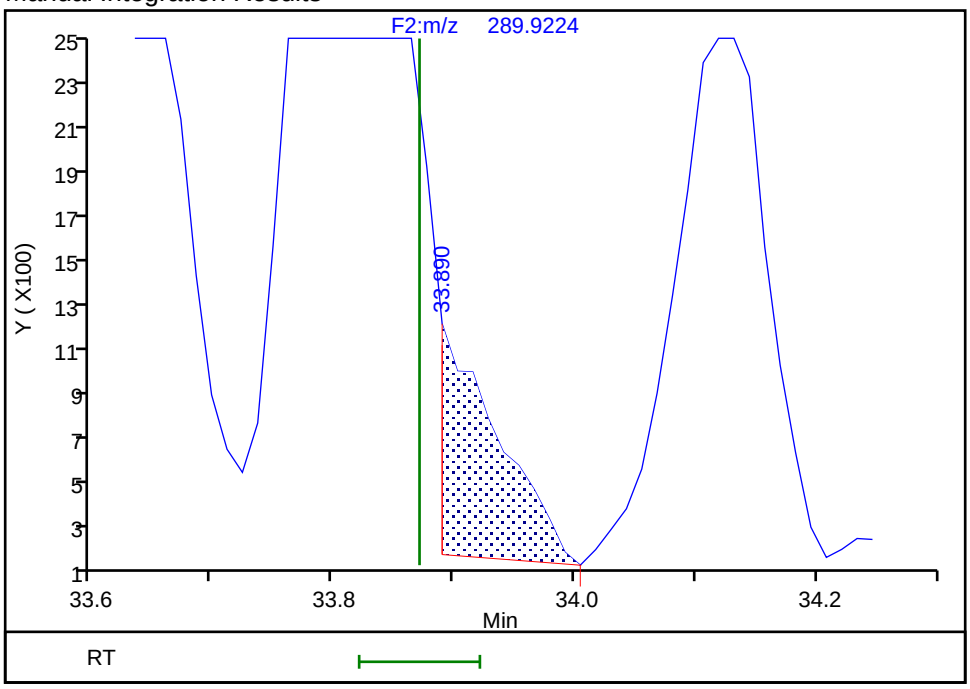

Reviewer: mcwhirterl, 29-Aug-2019 22:08:34
Audit Action: Manually Integrated/Assigned Compound ID Audit Reason: Split Peak

Eurofins TestAmerica, Knoxville

Data File:	\\chromna\Knoxville\ChromData\D3D\20190829-12906.b\580-88125-b-18-c.d		
Injection Date:	29-Aug-2019 21:02:00	Injection Vol:	1.0 ul
Instrument ID:	D3D	Operator ID:	Xcalibur_System
Method:	PCBs_D3D	Limit Group:	HR - 1668A - ICAL
Client ID:	O7-0to27-101918		
Worklist#:	33136	Sample Line#:	12
Column Type:	SPB-Octyl	Column Dia:	0.25 mm

PePCB F2

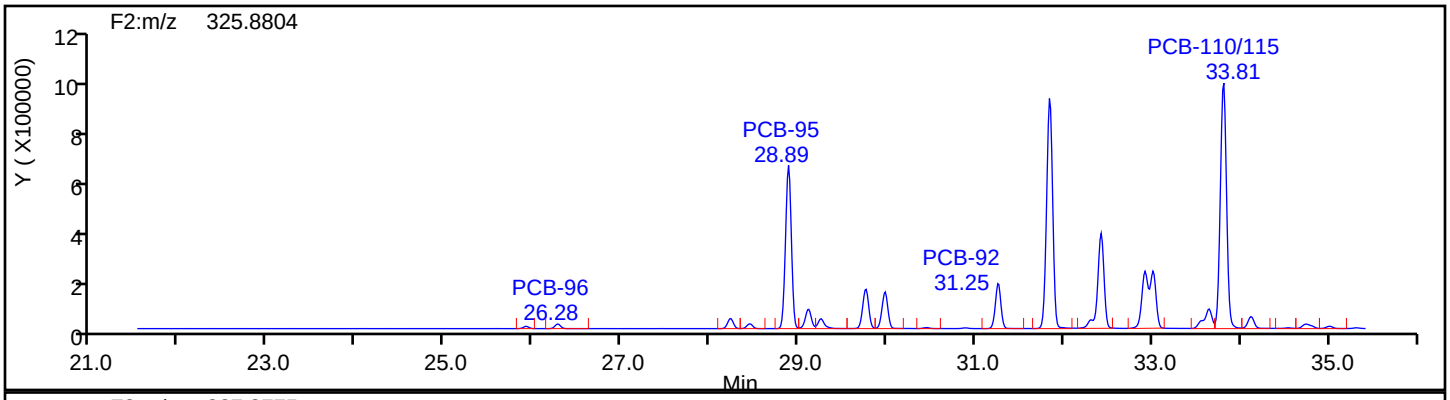

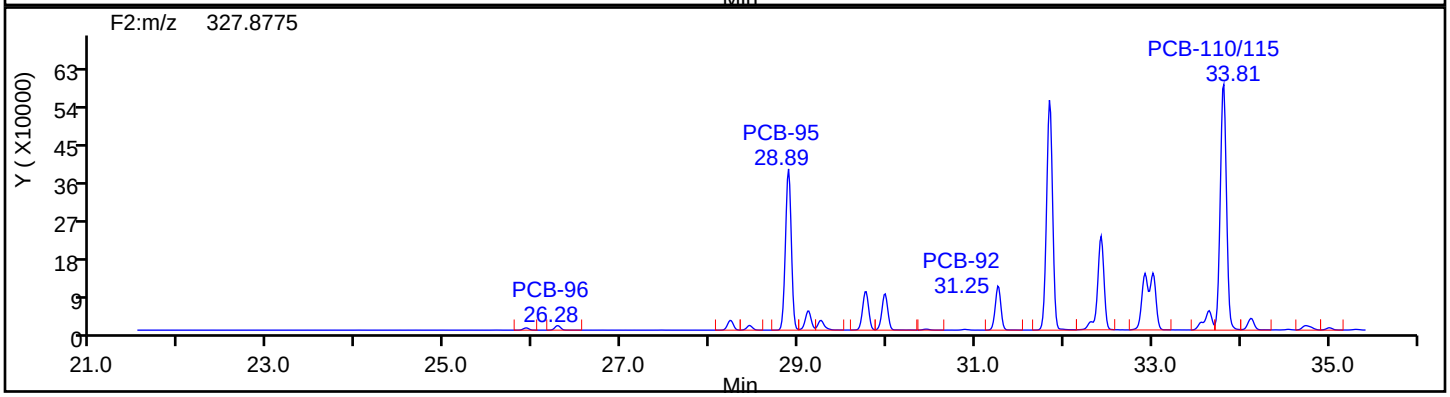

PePCB F2 Standards

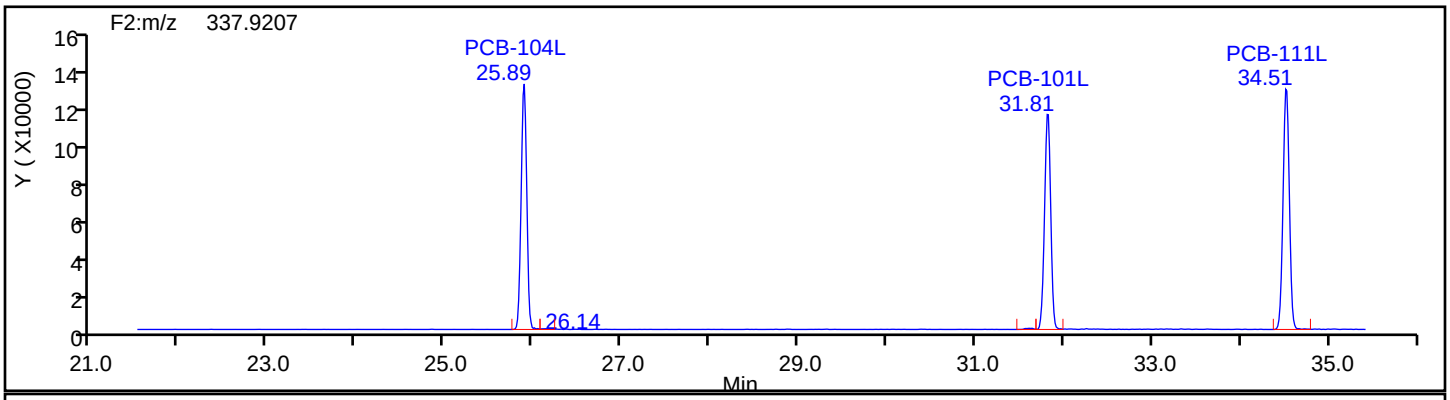

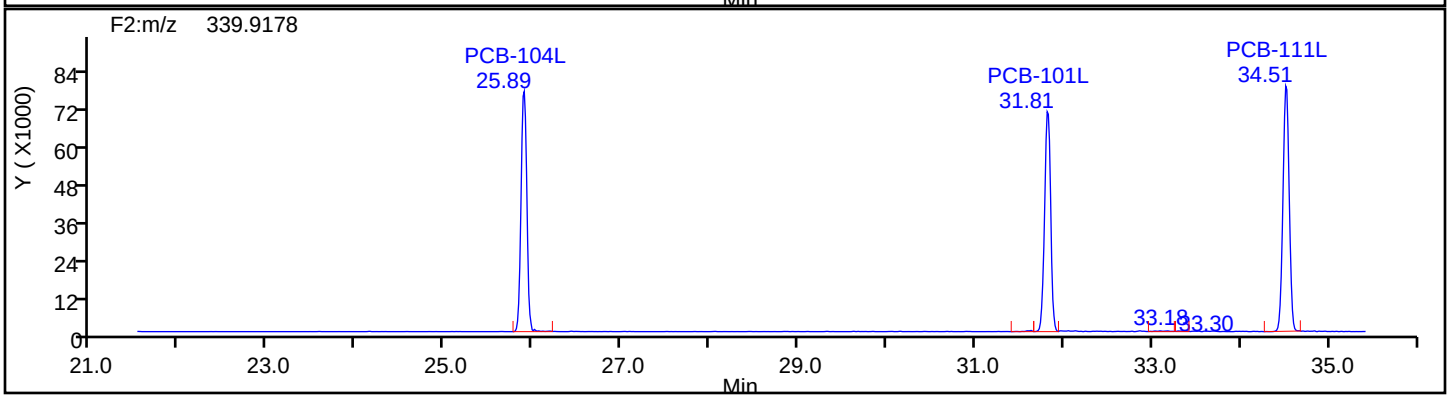

Eurofins TestAmerica, Knoxville

Data File:	\\chromna\Knoxville\ChromData\D3D\20190829-12906.b\580-88125-b-18-c.d		
Injection Date:	29-Aug-2019 21:02:00	Injection Vol:	1.0 ul
Instrument ID:	D3D	Operator ID:	Xcalibur_System
Method:	PCBs_D3D	Limit Group:	HR - 1668A - ICAL
Client ID:	O7-0to27-101918		
Worklist#:	33136	Sample Line#:	12
Column Type:	SPB-Octyl	Column Dia:	0.25 mm

PePCB F2

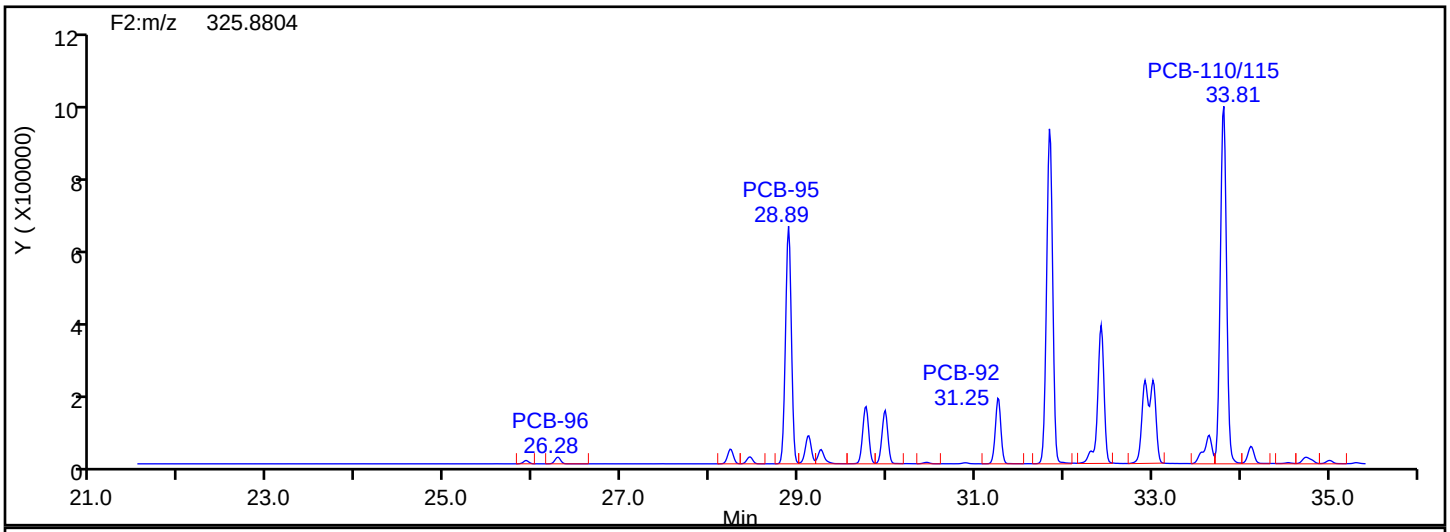

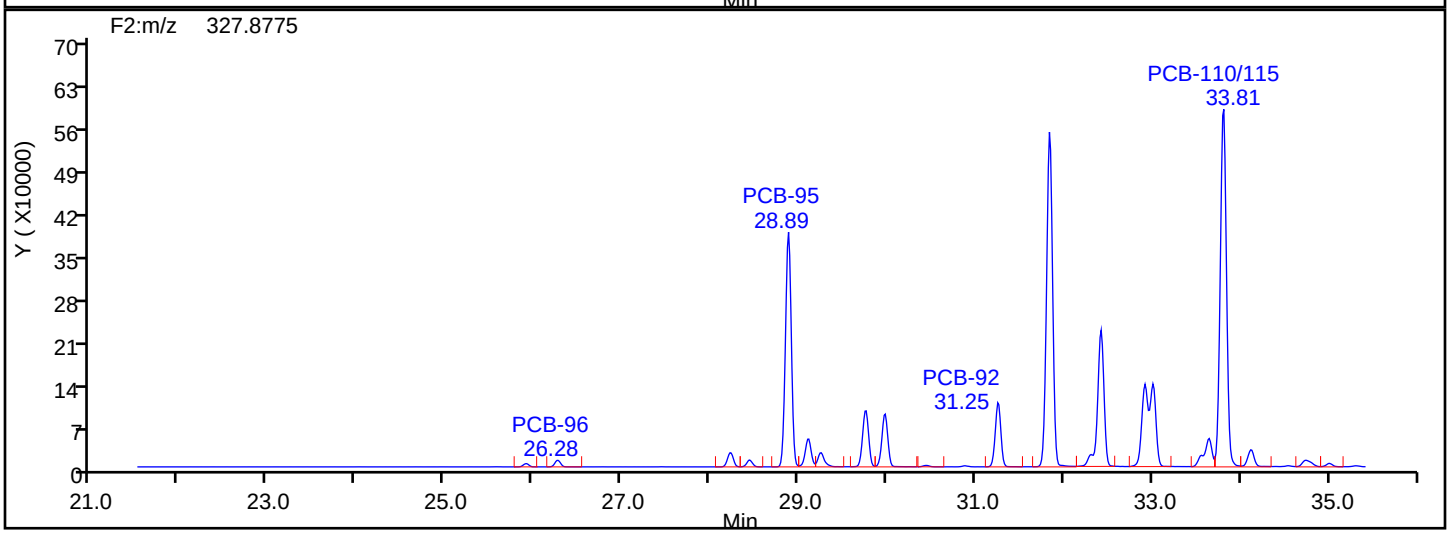

PePCB F2 Lock Mass

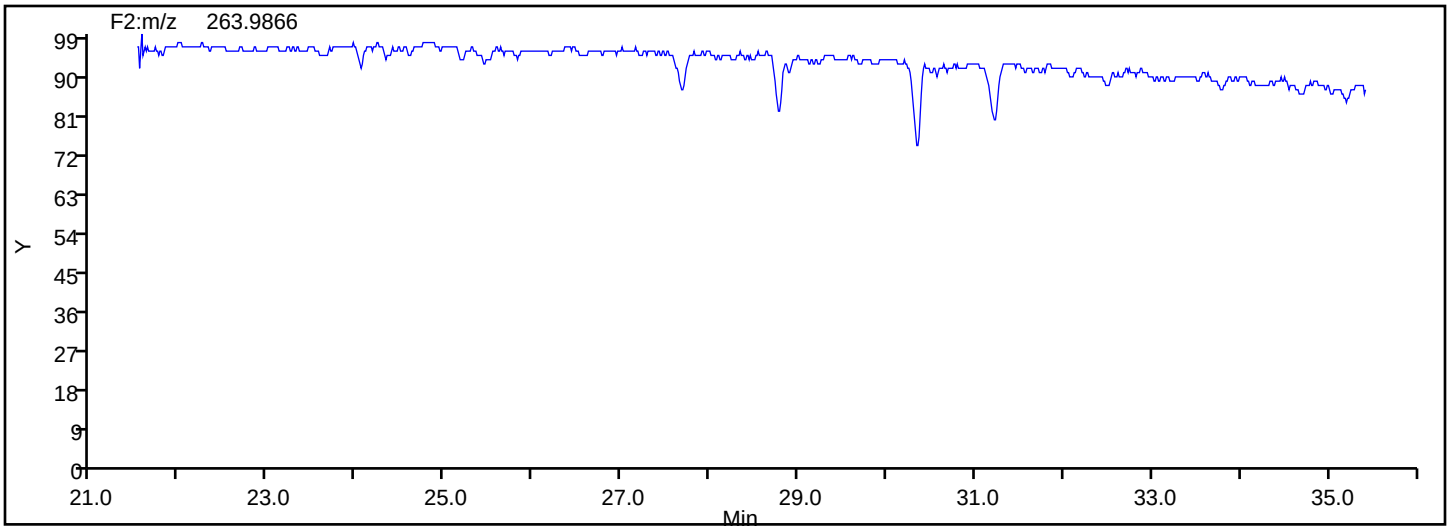

Manual Integration/User Assign Peak Report

Eurofins TestAmerica, Knoxville

Data File:	\\chromna\Knoxville\ChromData\D3D\20190829-12906.b\580-88125-b-18-c.d				
Injection Date:	29-Aug-2019 21:02:00	Instrument ID:	D3D		
Lims ID:	580-88125-B-18-C	Lab Sample ID:	140-88125-18		
Client ID:	O7-0to27-101918				
Operator ID:	Xcalibur_System	ALS Bottle#:	0	Worklist Smp#:	12
Injection Vol:	1.0 ul	Dil. Factor:	1.0000		
Method:	PCBs_D3D	Limit Group:	HR - 1668A - ICAL		
Column:	SPB-Octyl (0.25 mm)	Detector	F2(21.81 :35.54)		

PCB-83/99, CAS: STL01809

Signal: 2

Processing Integration Results

RT: 32.43
Area: 1086247
Amount: 329.4812
Amount Units: pg/ul

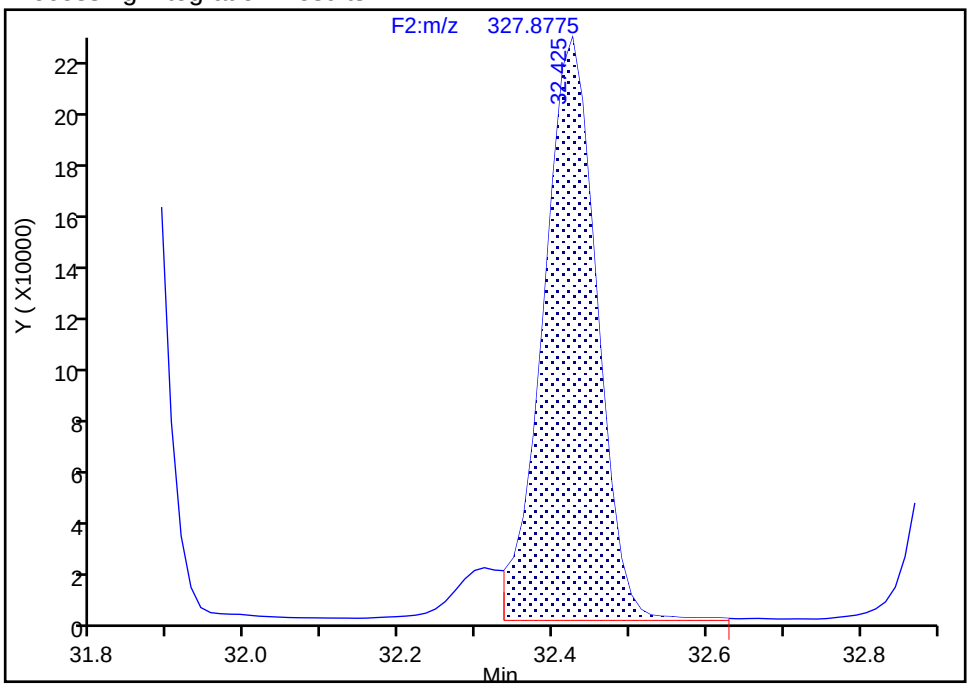

Manual Integration Results

RT: 32.43
Area: 1154764
Amount: 350.6846
Amount Units: pg/ul

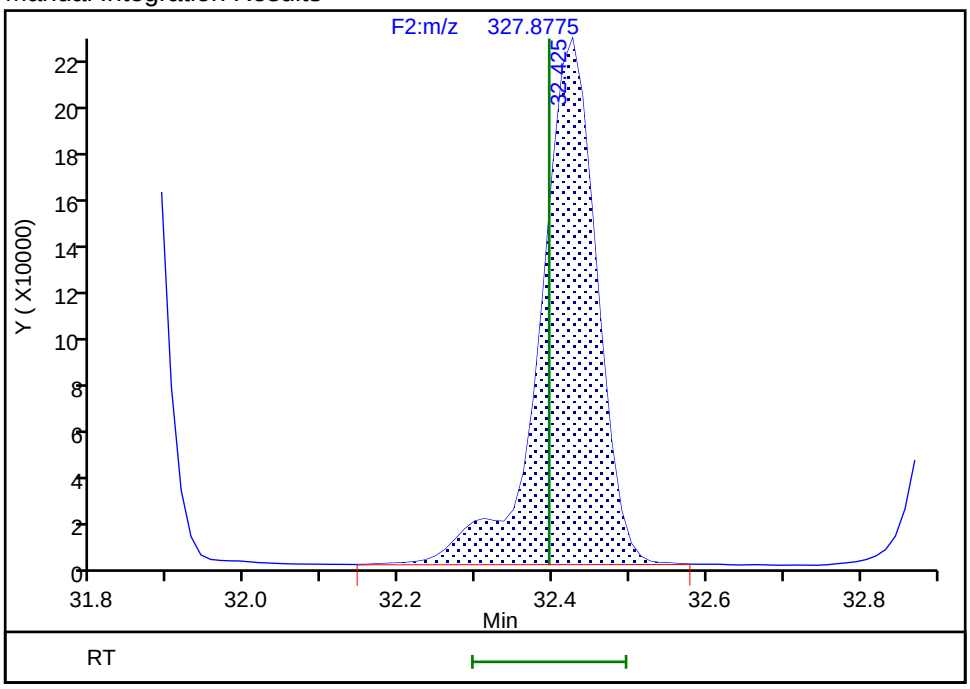

Reviewer: mcwhirterl, 29-Aug-2019 22:09:16

Audit Action: Marked Compound Undetected Audit Reason: Invalid Compound ID

Manual Integration/User Assign Peak Report

Eurofins TestAmerica, Knoxville

Data File:	\\chromna\Knoxville\ChromData\D3D\20190829-12906.b\580-88125-b-18-c.d				
Injection Date:	29-Aug-2019 21:02:00	Instrument ID:	D3D		
Lims ID:	580-88125-B-18-C	Lab Sample ID:	140-88125-18		
Client ID:	O7-0to27-101918				
Operator ID:	Xcalibur_System	ALS Bottle#:	0	Worklist Smp#:	12
Injection Vol:	1.0 ul	Dil. Factor:	1.0000		
Method:	PCBs_D3D	Limit Group:	HR - 1668A - ICAL		
Column:	SPB-Octyl (0.25 mm)	Detector	F2(21.81 :35.54)		

PCB-83/99, CAS: STL01809

Signal: 3

Processing Integration Results

RT: 32.43
Area: 2827855
Amount: 329.4812
Amount Units: pg/ul

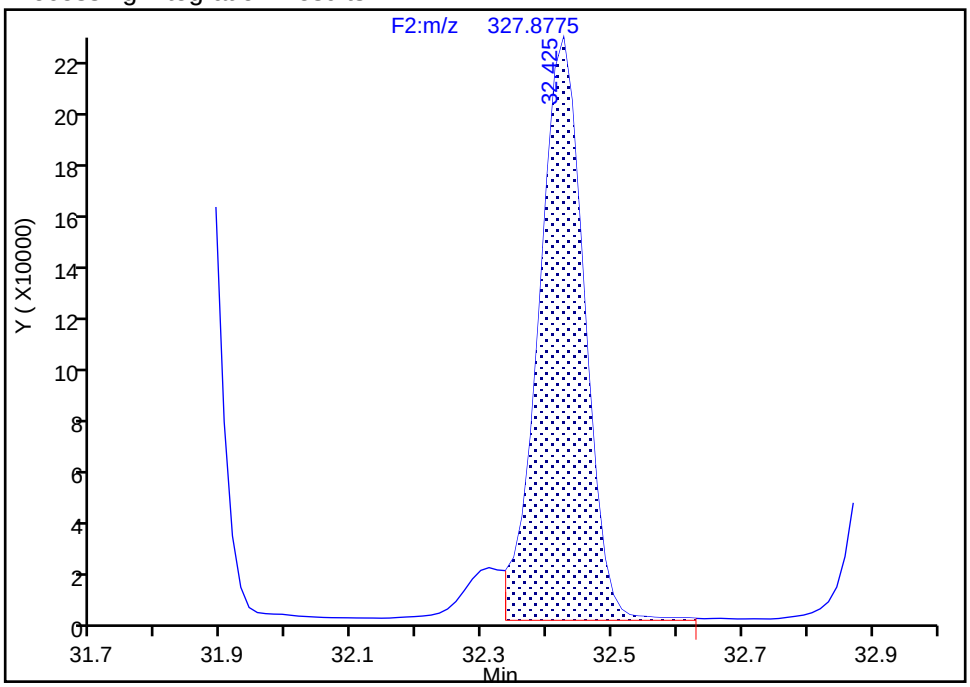

Manual Integration Results

RT: 32.43
Area: 3009839
Amount: 350.6846
Amount Units: pg/ul
Reviewer: mcwhirterl, 29-Aug-2019 22:09:16
Audit Action: Marked Compound Undetected Audit Reason: Invalid Compound ID

Manual Integration/User Assign Peak Report

Eurofins TestAmerica, Knoxville

Data File:	\\chromna\Knoxville\ChromData\D3D\20190829-12906.b\580-88125-b-18-c.d				
Injection Date:	29-Aug-2019 21:02:00	Instrument ID:	D3D		
Lims ID:	580-88125-B-18-C	Lab Sample ID:	140-88125-18		
Client ID:	O7-0to27-101918				
Operator ID:	Xcalibur_System	ALS Bottle#:	0	Worklist Smp#:	12
Injection Vol:	1.0 ul	Dil. Factor:	1.0000		
Method:	PCBs_D3D	Limit Group:	HR - 1668A - ICAL		
Column:	SPB-Octyl (0.25 mm)	Detector	F2(21.81 :35.54)		

PCB-83/99, CAS: STL01809

Signal: 1

Processing Integration Results

RT: 32.43
Area: 1741608
Amount: 329.4812
Amount Units: pg/ul

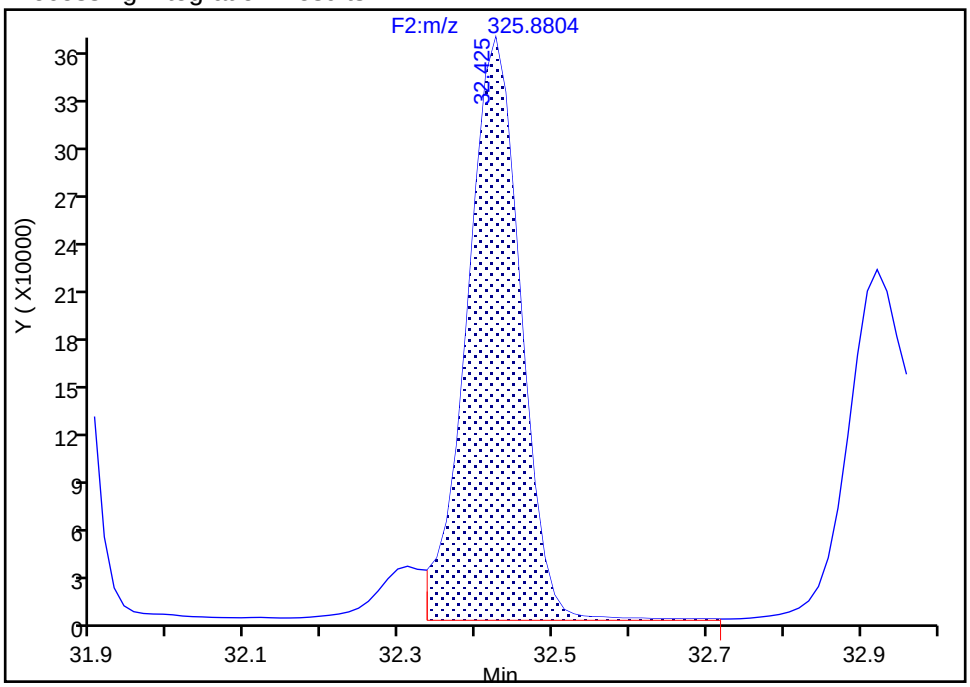

Manual Integration Results

RT: 32.43
Area: 1855075
Amount: 350.6846
Amount Units: pg/ul

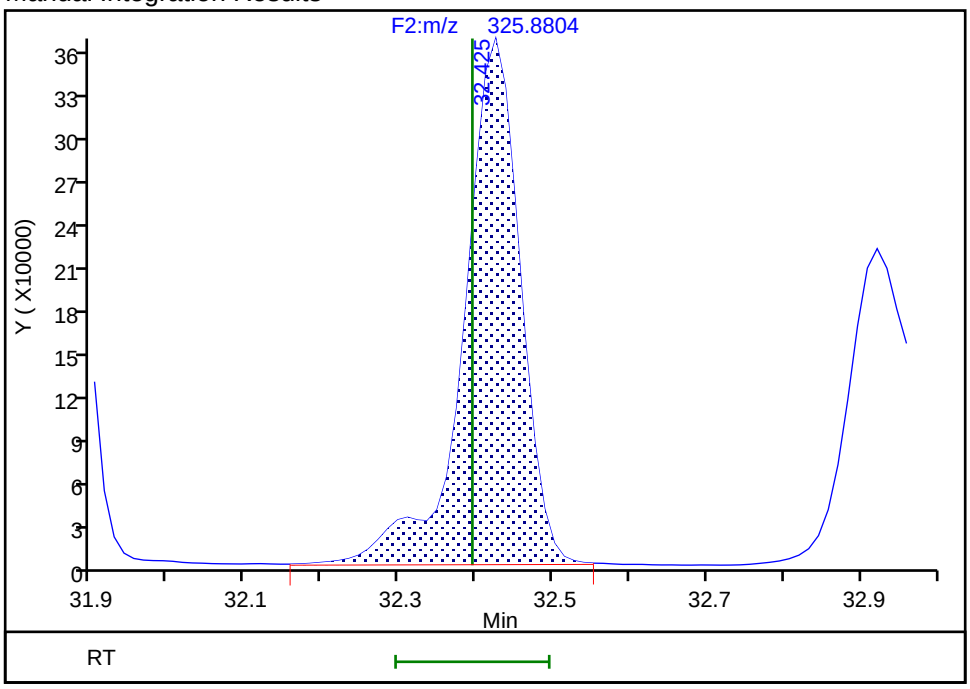

Reviewer: mcwhirterl, 29-Aug-2019 22:09:17

Audit Action: Manually Integrated/Assigned Compound ID Audit Reason: Incomplete Integration

Manual Integration/User Assign Peak Report

Eurofins TestAmerica, Knoxville

Data File:	\\chromna\Knoxville\ChromData\D3D\20190829-12906.b\580-88125-b-18-c.d				
Injection Date:	29-Aug-2019 21:02:00	Instrument ID:	D3D		
Lims ID:	580-88125-B-18-C	Lab Sample ID:	140-88125-18		
Client ID:	O7-0to27-101918				
Operator ID:	Xcalibur_System	ALS Bottle#:	0	Worklist Smp#:	12
Injection Vol:	1.0 ul	Dil. Factor:	1.0000		
Method:	PCBs_D3D	Limit Group:	HR - 1668A - ICAL		
Column:	SPB-Octyl (0.25 mm)	Detector	F2(21.81 :35.54)		

PCB-86/87/97/109/119/125, CAS: STL02295

Signal: 2

Processing Integration Results

RT: 32.92
Area: 630504
Amount: 160.6850
Amount Units: pg/ul

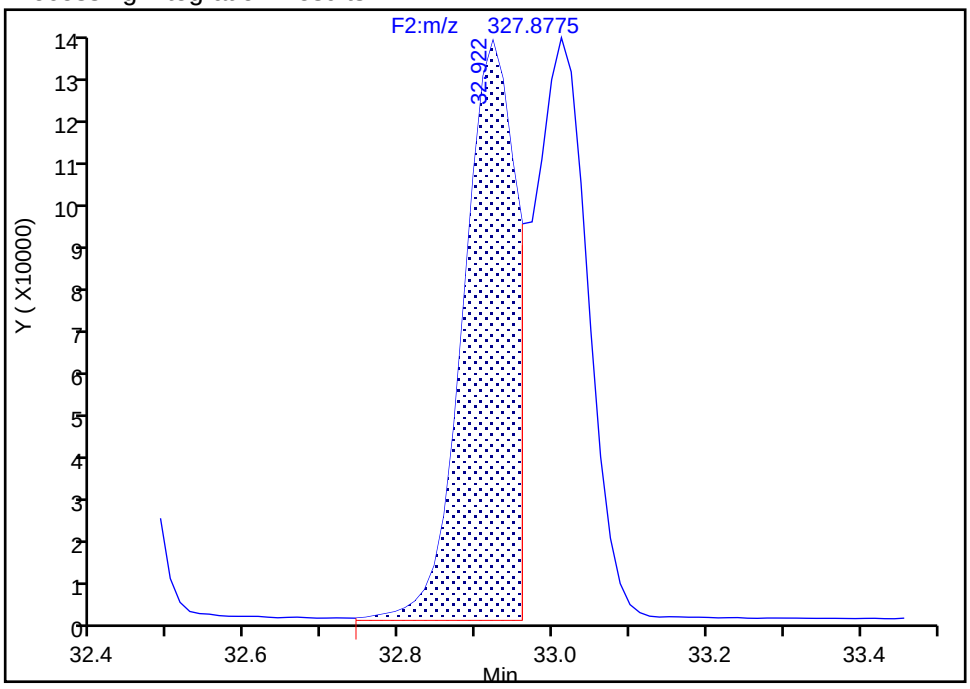

Manual Integration Results

RT: 33.01
Area: 1294245
Amount: 307.7350
Amount Units: pg/ul

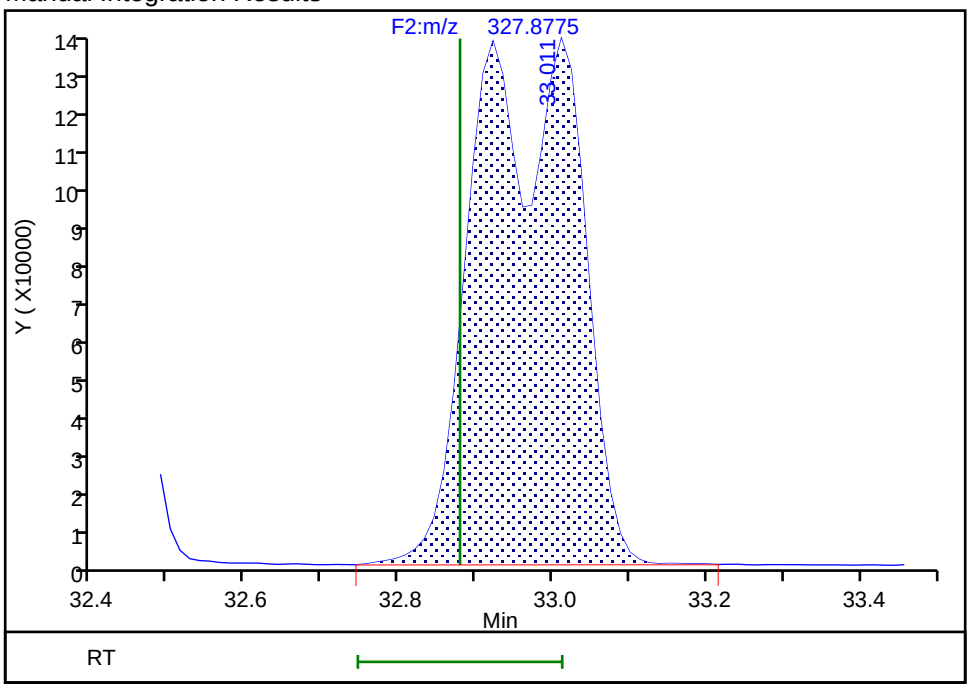

Reviewer: mcwhirterl, 29-Aug-2019 22:09:41

Audit Action: Marked Compound Undetected Audit Reason: Invalid Compound ID

Manual Integration/User Assign Peak Report

Eurofins TestAmerica, Knoxville

Data File:	\\chromna\Knoxville\ChromData\D3D\20190829-12906.b\580-88125-b-18-c.d				
Injection Date:	29-Aug-2019 21:02:00	Instrument ID:	D3D		
Lims ID:	580-88125-B-18-C	Lab Sample ID:	140-88125-18		
Client ID:	O7-0to27-101918				
Operator ID:	Xcalibur_System	ALS Bottle#:	0	Worklist Smp#:	12
Injection Vol:	1.0 ul	Dil. Factor:	1.0000		
Method:	PCBs_D3D	Limit Group:	HR - 1668A - ICAL		
Column:	SPB-Octyl (0.25 mm)	Detector	F2(21.81 :35.54)		

PCB-86/87/97/109/119/125, CAS: STL02295

Signal: 3

Processing Integration Results

RT: 32.92
Area: 1755653
Amount: 160.6850
Amount Units: pg/ul

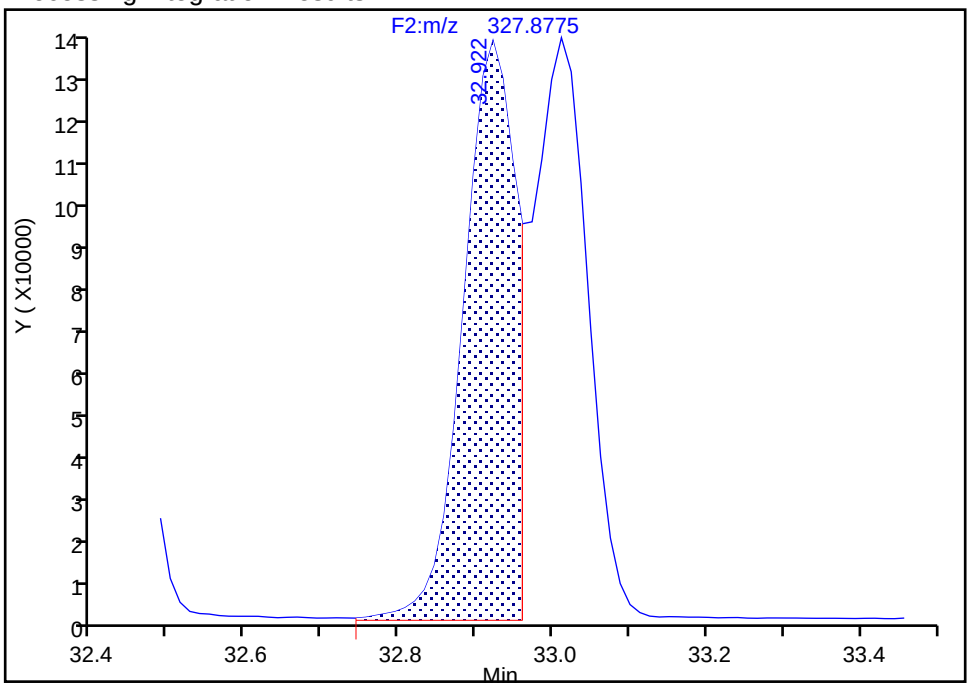

Manual Integration Results

RT: 33.01
Area: 3362330
Amount: 307.7350
Amount Units: pg/ul
Reviewer: mcwhirterl, 29-Aug-2019 22:09:41
Audit Action: Marked Compound Undetected Audit Reason: Invalid Compound ID

Manual Integration/User Assign Peak Report

Eurofins TestAmerica, Knoxville

Data File:	\\chromna\Knoxville\ChromData\D3D\20190829-12906.b\580-88125-b-18-c.d				
Injection Date:	29-Aug-2019 21:02:00	Instrument ID:	D3D		
Lims ID:	580-88125-B-18-C	Lab Sample ID:	140-88125-18		
Client ID:	O7-0to27-101918				
Operator ID:	Xcalibur_System	ALS Bottle#:	0	Worklist Smp#:	12
Injection Vol:	1.0 ul	Dil. Factor:	1.0000		
Method:	PCBs_D3D	Limit Group:	HR - 1668A - ICAL		
Column:	SPB-Octyl (0.25 mm)	Detector	F2(21.81 :35.54)		

PCB-86/87/97/109/119/125, CAS: STL02295

Signal: 1

Processing Integration Results

RT: 32.92
Area: 1125149
Amount: 160.6850
Amount Units: pg/ul

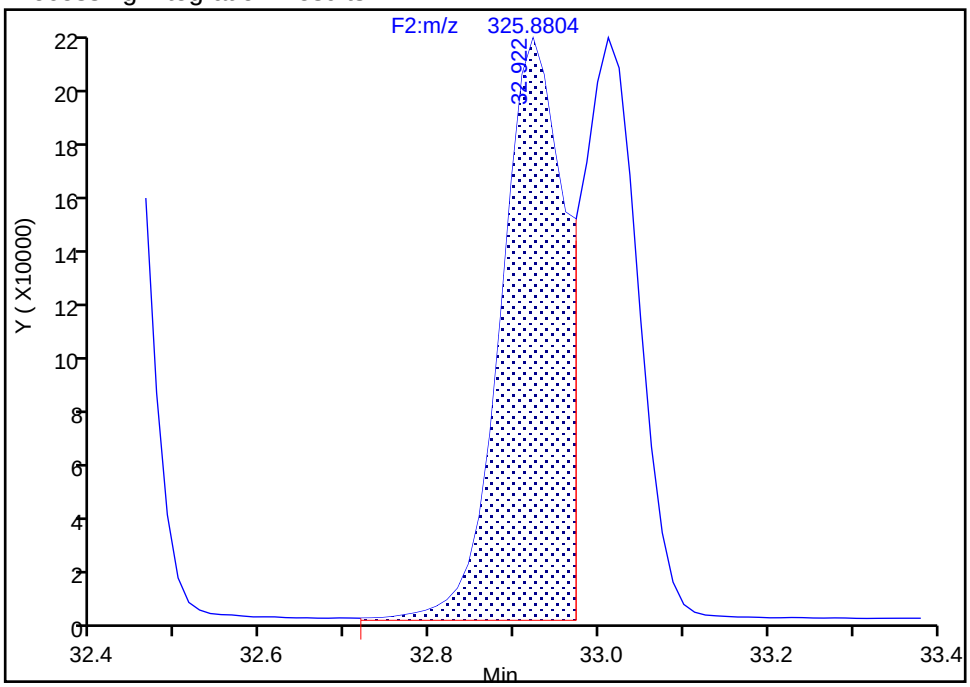

Manual Integration Results

RT: 33.01
Area: 2068085
Amount: 307.7350
Amount Units: pg/ul

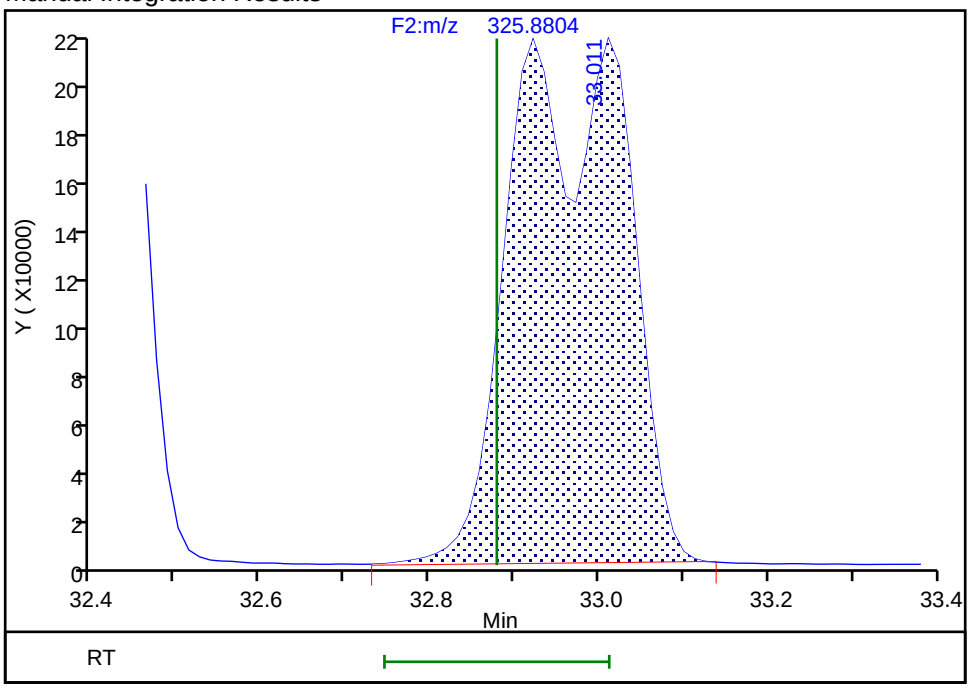

Reviewer: mcwhirterl, 29-Aug-2019 22:09:42

Audit Action: Manually Integrated/Assigned Compound ID Audit Reason: Incomplete Integration

Report Date: 29-Aug-2019 22:15:40 Chrom Revision: 2.3 22-Aug-2019 12:55:36

Eurofins TestAmerica, Knoxville

Data File:	\\chromna\Knoxville\ChromData\D3D\20190829-12906.b\580-88125-b-18-c.d		
Injection Date:	29-Aug-2019 21:02:00	Injection Vol:	1.0 ul
Instrument ID:	D3D	Operator ID:	Xcalibur_System
Method:	PCBs_D3D	Limit Group:	HR - 1668A - ICAL
Client ID:	O7-0to27-101918		
Worklist#:	33136	Sample Line#:	12
Column Type:	SPB-Octyl	Column Dia:	0.25 mm

PePCB F3

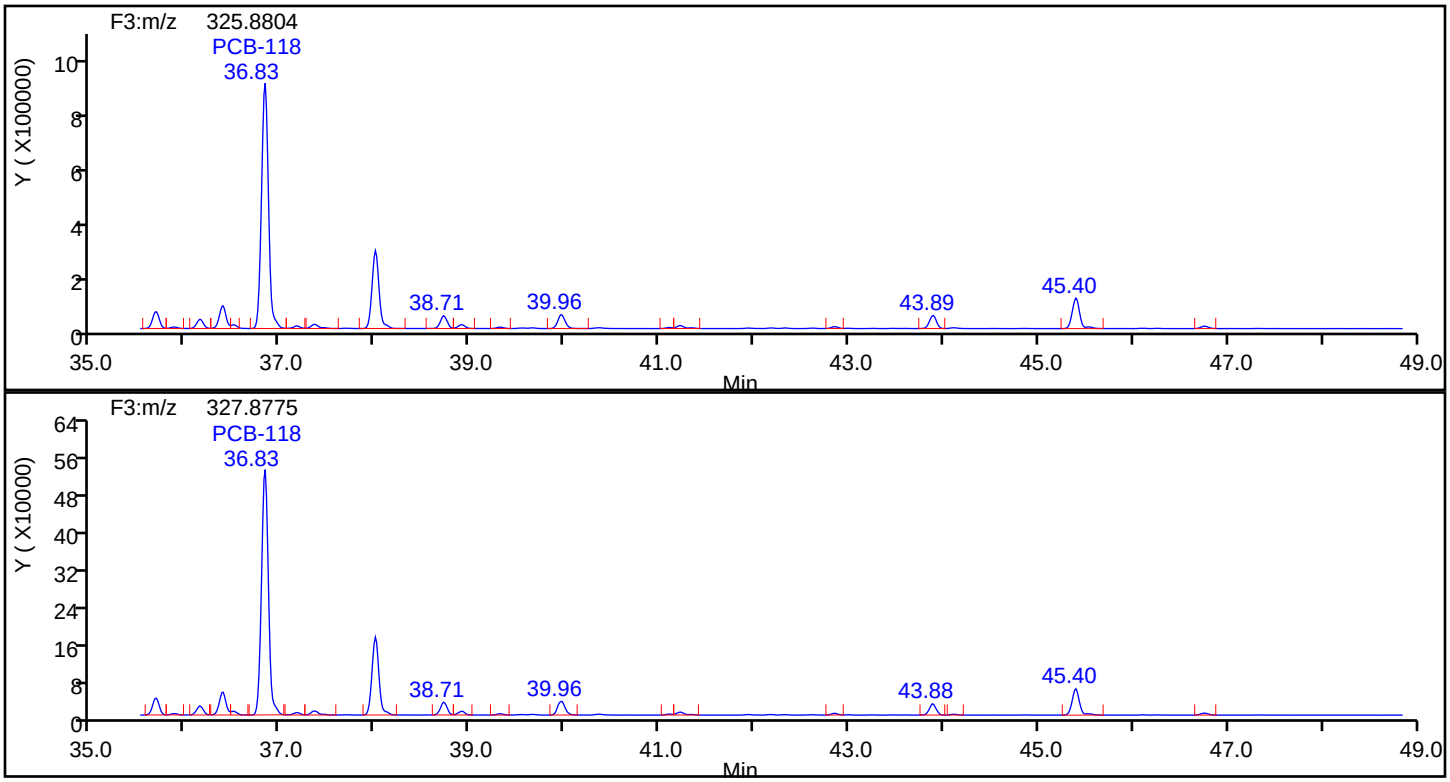

PePCB F3 Standards

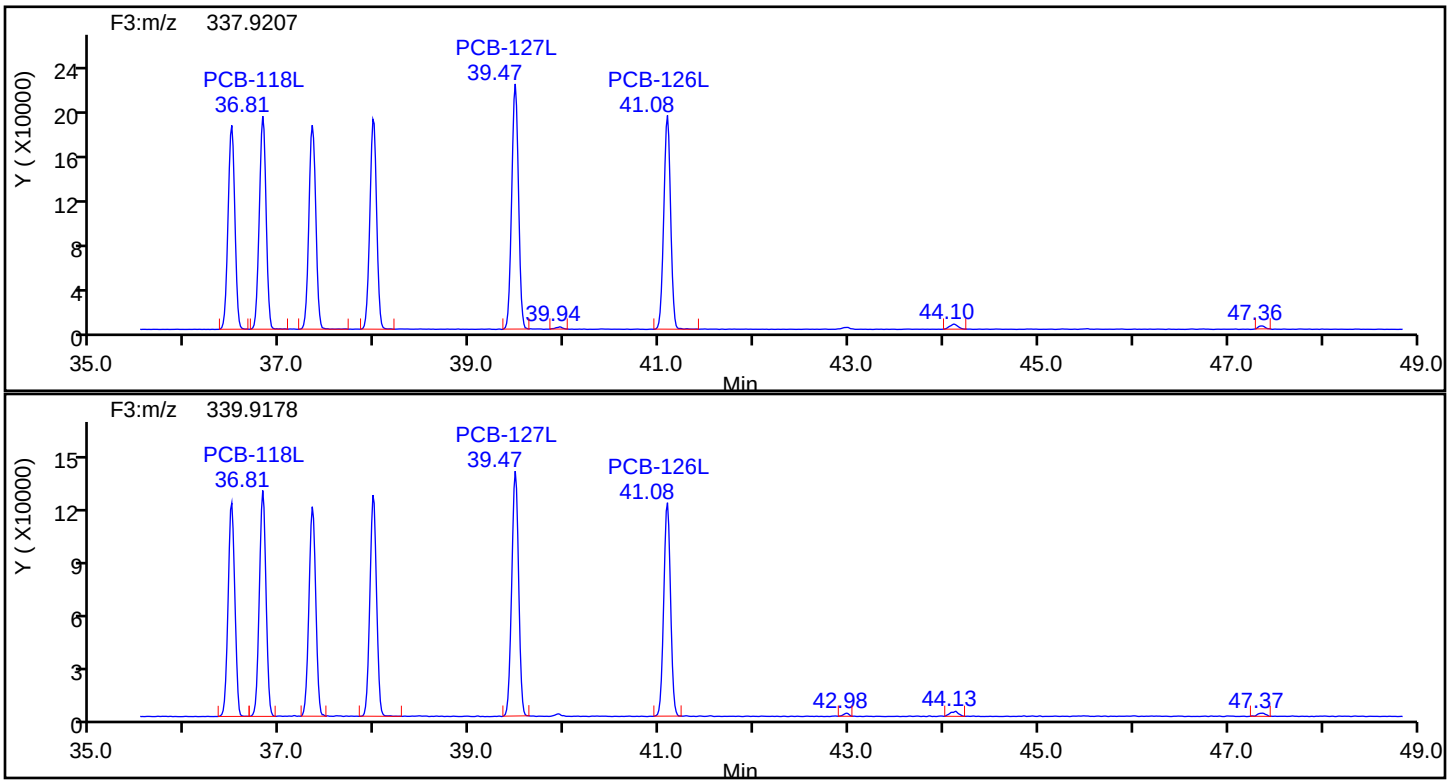

Eurofins TestAmerica, Knoxville

Data File:	\\chromna\Knoxville\ChromData\D3D\20190829-12906.b\580-88125-b-18-c.d		
Injection Date:	29-Aug-2019 21:02:00	Injection Vol:	1.0 ul
Instrument ID:	D3D	Operator ID:	Xcalibur_System
Method:	PCBs_D3D	Limit Group:	HR - 1668A - ICAL
Client ID:	O7-0to27-101918		
Worklist#:	33136	Sample Line#:	12
Column Type:	SPB-Octyl	Column Dia:	0.25 mm

PePCB F3

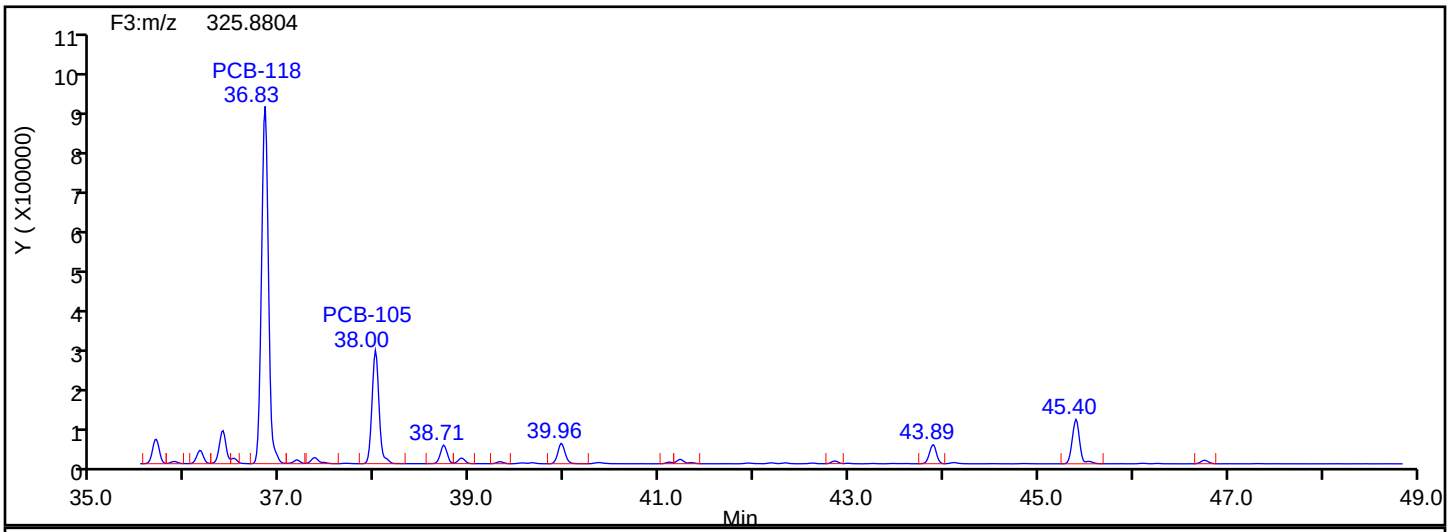

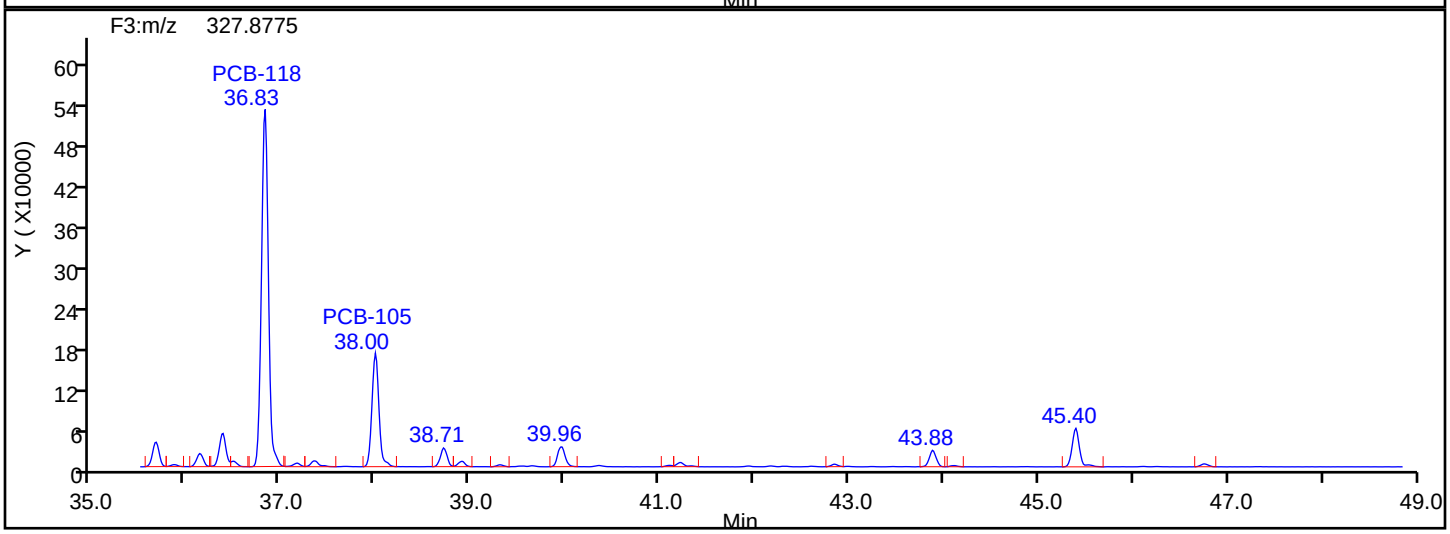

PePCB F3 Lock Mass

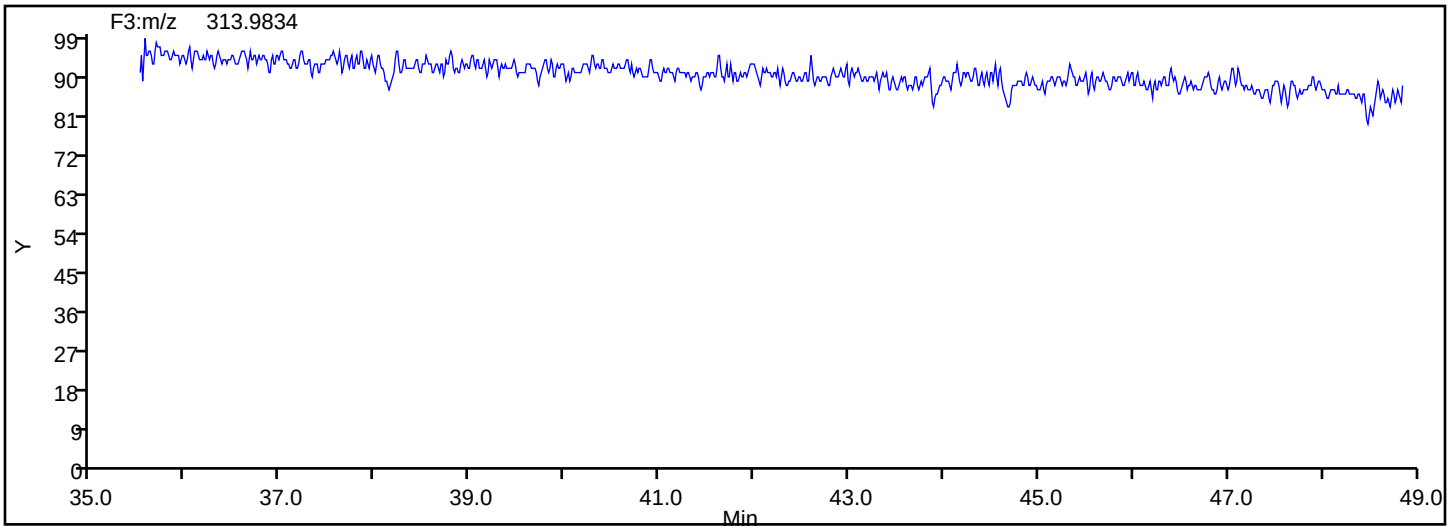

Manual Integration/User Assign Peak Report

Eurofins TestAmerica, Knoxville

Data File:	\\chromna\Knoxville\ChromData\D3D\20190829-12906.b\580-88125-b-18-c.d				
Injection Date:	29-Aug-2019 21:02:00	Instrument ID:	D3D		
Lims ID:	580-88125-B-18-C	Lab Sample ID:	140-88125-18		
Client ID:	O7-0to27-101918				
Operator ID:	Xcalibur_System	ALS Bottle#:	0	Worklist Smp#:	12
Injection Vol:	1.0 ul	Dil. Factor:	1.0000		
Method:	PCBs_D3D	Limit Group:	HR - 1668A - ICAL		
Column:	SPB-Octyl (0.25 mm)	Detector	F3(35.64 :49.10)		

PCB-107, CAS: 70424-68-9

Signal: 2

Processing Integration Results

RT: 36.39
Area: 284497
Amount: 35.291730
Amount Units: pg/ul

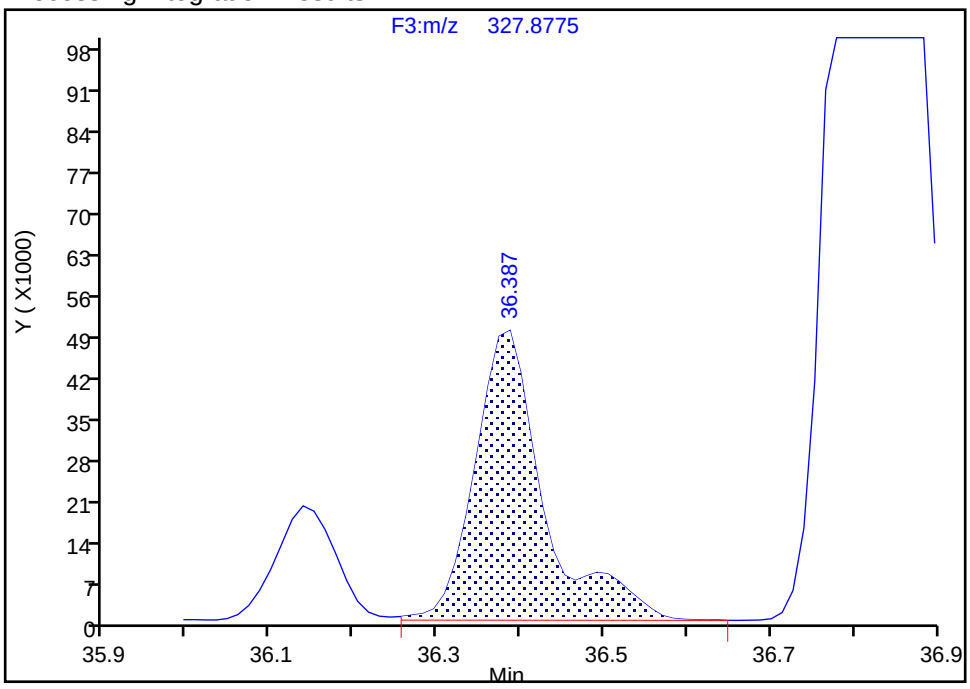

Manual Integration Results

RT: 36.39
Area: 248839
Amount: 31.001740
Amount Units: pg/ul

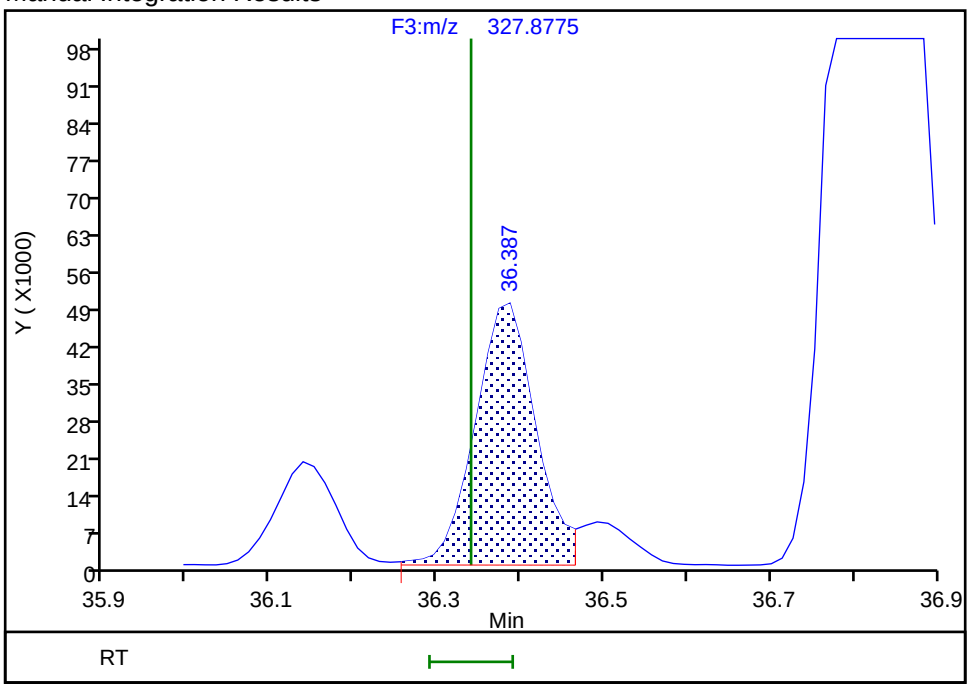

Reviewer: mcwhirterl, 29-Aug-2019 22:10:13

Audit Action: Marked Compound Undetected Audit Reason: Invalid Compound ID

Manual Integration/User Assign Peak Report

Eurofins TestAmerica, Knoxville

Data File:	\\chromna\Knoxville\ChromData\D3D\20190829-12906.b\580-88125-b-18-c.d				
Injection Date:	29-Aug-2019 21:02:00	Instrument ID:	D3D		
Lims ID:	580-88125-B-18-C	Lab Sample ID:	140-88125-18		
Client ID:	O7-0to27-101918				
Operator ID:	Xcalibur_System	ALS Bottle#:	0	Worklist Smp#:	12
Injection Vol:	1.0 ul	Dil. Factor:	1.0000		
Method:	PCBs_D3D	Limit Group:	HR - 1668A - ICAL		
Column:	SPB-Octyl (0.25 mm)	Detector	F3(35.64 :49.10)		

PCB-107, CAS: 70424-68-9

Signal: 3

Processing Integration Results

RT: 36.39
Area: 728229
Amount: 35.291730
Amount Units: pg/ul

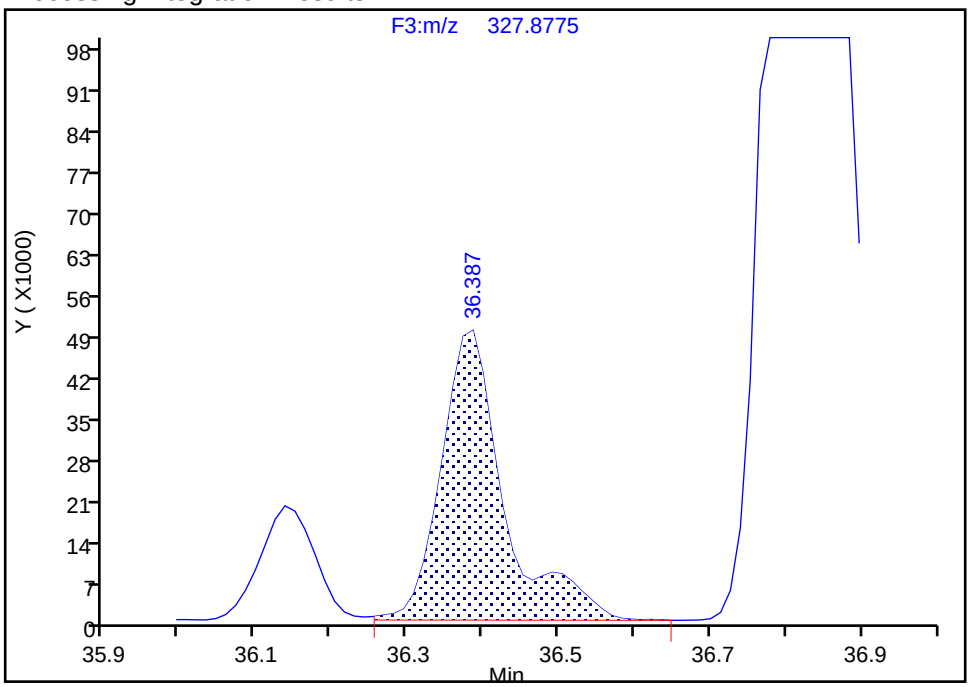

Manual Integration Results

RT: 36.39
Area: 639707
Amount: 31.001740
Amount Units: pg/ul
Reviewer: mcwhirterl, 29-Aug-2019 22:10:13
Audit Action: Marked Compound Undetected Audit Reason: Invalid Compound ID

Manual Integration/User Assign Peak Report

Eurofins TestAmerica, Knoxville

Data File:	\\chromna\Knoxville\ChromData\D3D\20190829-12906.b\580-88125-b-18-c.d				
Injection Date:	29-Aug-2019 21:02:00	Instrument ID:	D3D		
Lims ID:	580-88125-B-18-C	Lab Sample ID:	140-88125-18		
Client ID:	O7-0to27-101918				
Operator ID:	Xcalibur_System	ALS Bottle#:	0	Worklist Smp#:	12
Injection Vol:	1.0 ul	Dil. Factor:	1.0000		
Method:	PCBs_D3D	Limit Group:	HR - 1668A - ICAL		
Column:	SPB-Octyl (0.25 mm)	Detector	F3(35.64 :49.10)		

PCB-107, CAS: 70424-68-9

Signal: 1

Processing Integration Results

RT: 36.39
Area: 443732
Amount: 35.291730
Amount Units: pg/ul

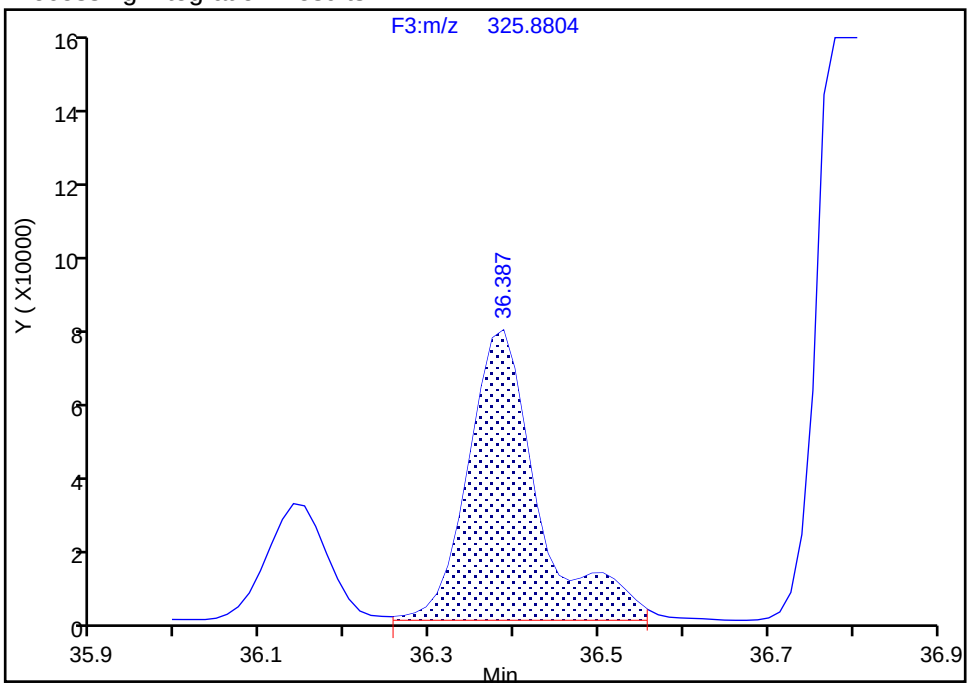

Manual Integration Results

RT: 36.39
Area: 390868
Amount: 31.001740
Amount Units: pg/ul

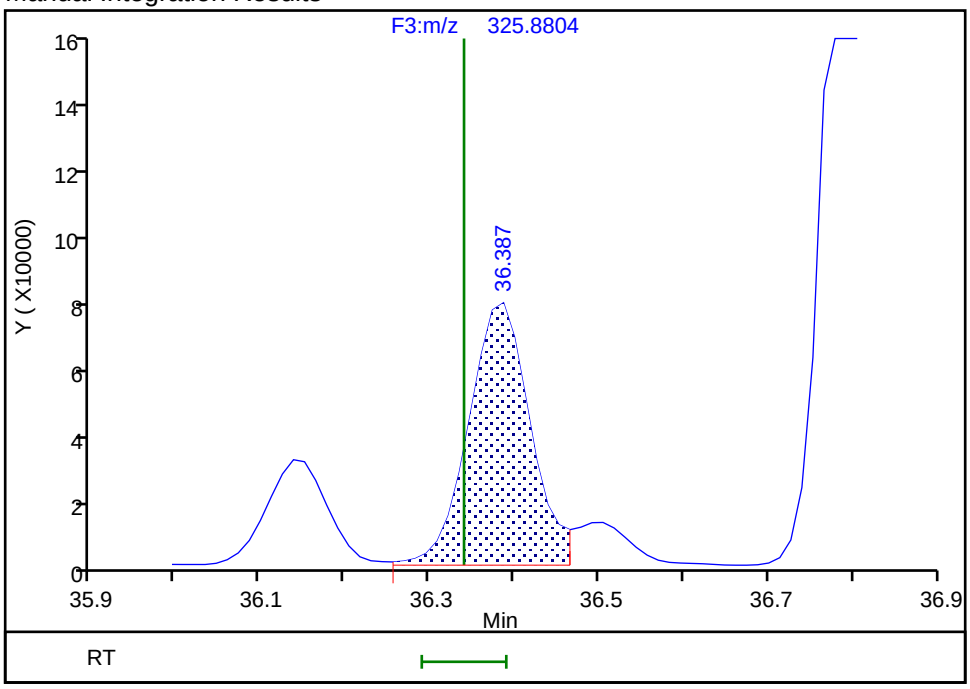

Reviewer: mcwhirterl, 29-Aug-2019 22:10:15

Audit Action: Manually Integrated/Assigned Compound ID Audit Reason: Split Peak

Manual Integration/User Assign Peak Report

Eurofins TestAmerica, Knoxville

Data File:	\\chromna\Knoxville\ChromData\D3D\20190829-12906.b\580-88125-b-18-c.d				
Injection Date:	29-Aug-2019 21:02:00	Instrument ID:	D3D		
Lims ID:	580-88125-B-18-C	Lab Sample ID:	140-88125-18		
Client ID:	O7-0to27-101918				
Operator ID:	Xcalibur_System	ALS Bottle#:	0	Worklist Smp#:	12
Injection Vol:	1.0 ul	Dil. Factor:	1.0000		
Method:	PCBs_D3D	Limit Group:	HR - 1668A - ICAL		
Column:	SPB-Octyl (0.25 mm)	Detector	F3(35.64 :49.10)		

PCB-123, CAS: 65510-44-3

Signal: 1

Not Detected
Expected RT: 36.46

Processing Integration Results

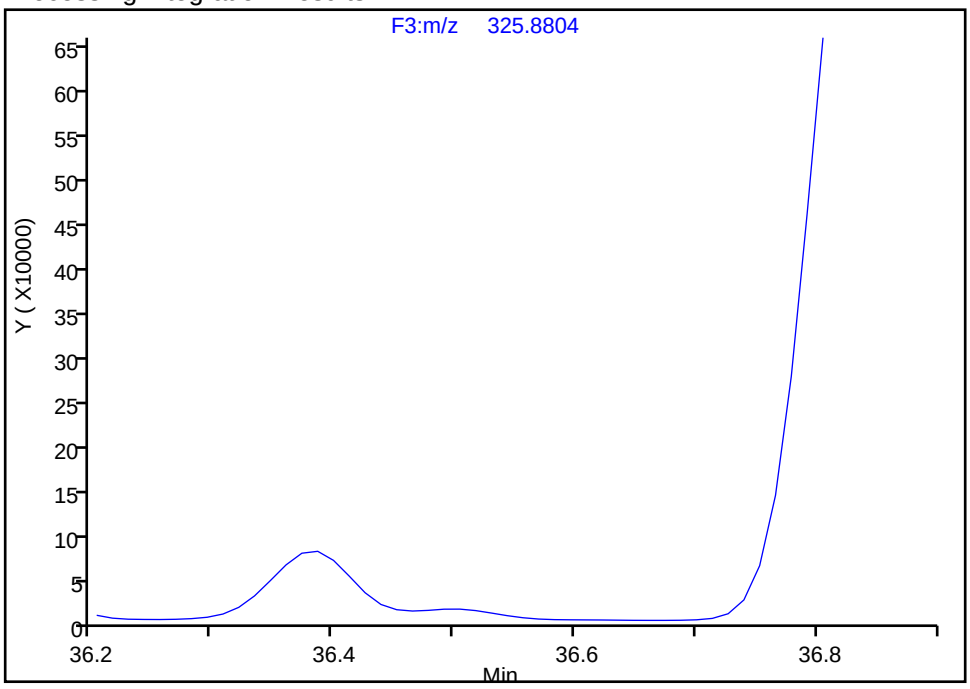

Manual Integration Results

RT: 36.50
Area: 52863
Amount: 4.452304
Amount Units: pg/ul

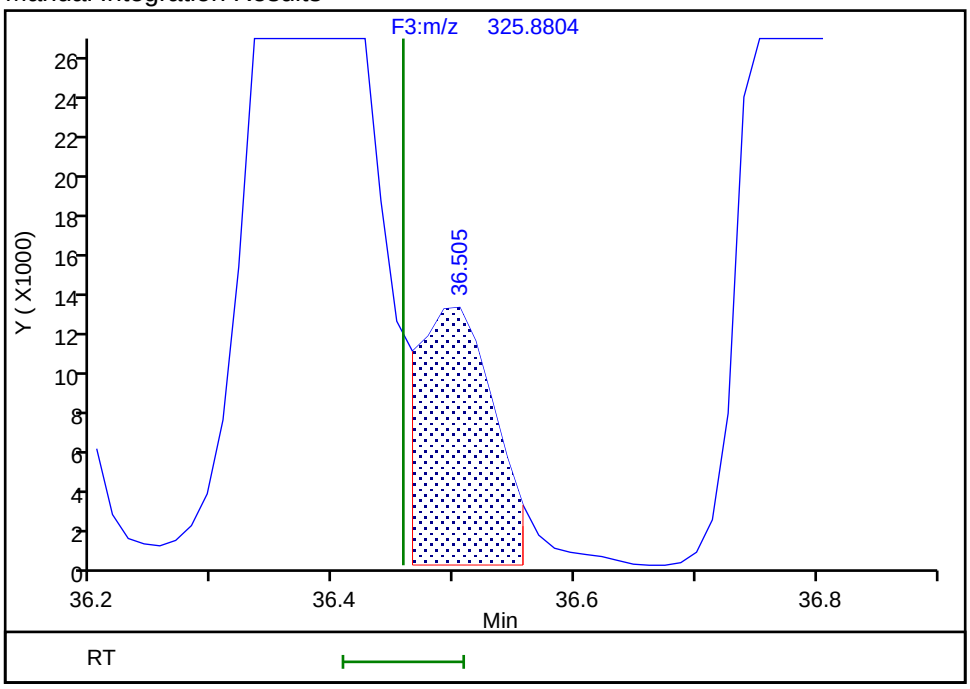

Reviewer: mcwhirterl, 29-Aug-2019 22:10:19
Audit Action: Manually Integrated/Assigned Compound ID Audit Reason: Split Peak

Manual Integration/User Assign Peak Report

Eurofins TestAmerica, Knoxville

Data File:	\\chromna\Knoxville\ChromData\D3D\20190829-12906.b\580-88125-b-18-c.d				
Injection Date:	29-Aug-2019 21:02:00	Instrument ID:	D3D		
Lims ID:	580-88125-B-18-C	Lab Sample ID:	140-88125-18		
Client ID:	O7-0to27-101918				
Operator ID:	Xcalibur_System	ALS Bottle#:	0	Worklist Smp#:	12
Injection Vol:	1.0 ul	Dil. Factor:	1.0000		
Method:	PCBs_D3D	Limit Group:	HR - 1668A - ICAL		
Column:	SPB-Octyl (0.25 mm)	Detector	F3(35.64 :49.10)		

PCB-126, CAS: 57465-28-8

Signal: 2

Not Detected
Expected RT: 41.04

Processing Integration Results

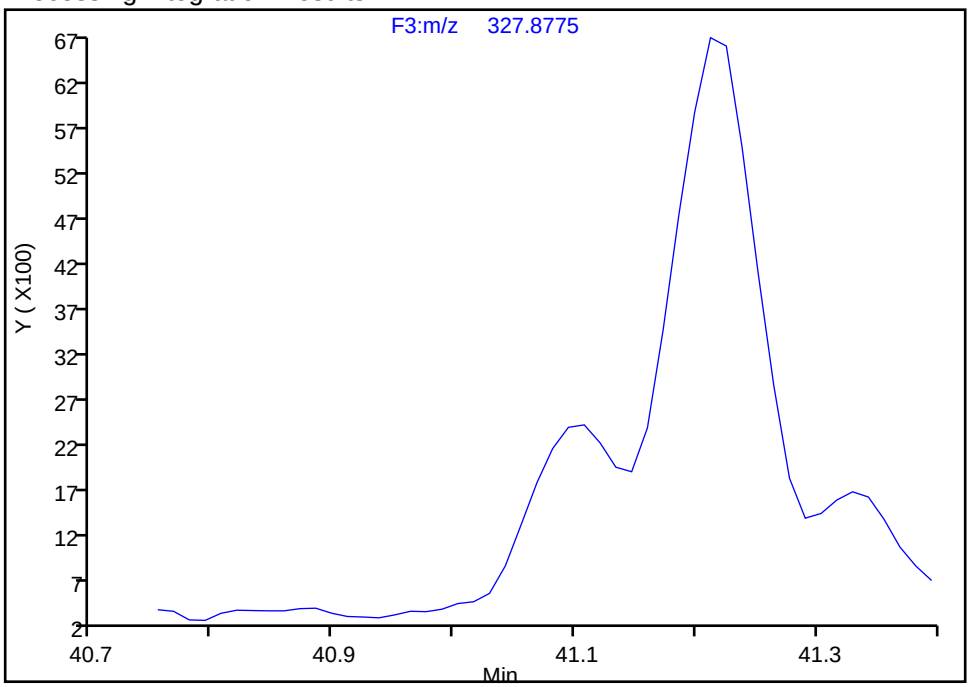

Manual Integration Results

RT: 41.11
Area: 9482
Amount: 1.243910
Amount Units: pg/ul

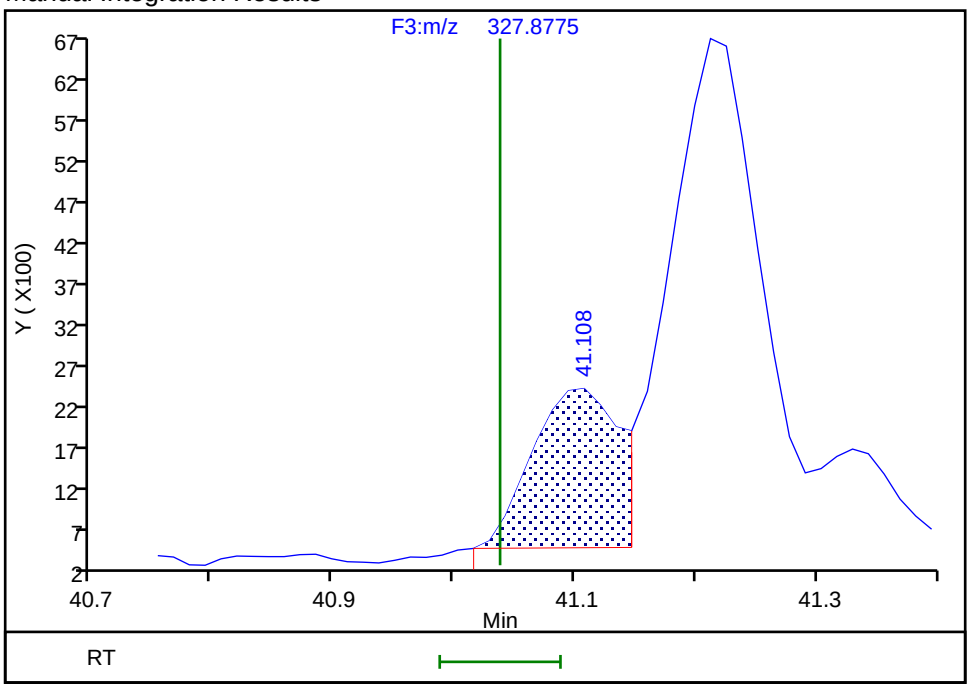

Reviewer: mcwhirterl, 29-Aug-2019 22:10:57
Audit Action: Split an Integrated Peak Audit Reason: Split Peak

Manual Integration/User Assign Peak Report

Eurofins TestAmerica, Knoxville

Data File:	\\chromna\Knoxville\ChromData\D3D\20190829-12906.b\580-88125-b-18-c.d				
Injection Date:	29-Aug-2019 21:02:00	Instrument ID:	D3D		
Lims ID:	580-88125-B-18-C	Lab Sample ID:	140-88125-18		
Client ID:	O7-0to27-101918				
Operator ID:	Xcalibur_System	ALS Bottle#:	0	Worklist Smp#:	12
Injection Vol:	1.0 ul	Dil. Factor:	1.0000		
Method:	PCBs_D3D	Limit Group:	HR - 1668A - ICAL		
Column:	SPB-Octyl (0.25 mm)	Detector	F3(35.64 :49.10)		

PCB-126, CAS: 57465-28-8

Signal: 1

Not Detected
Expected RT: 41.04

Processing Integration Results

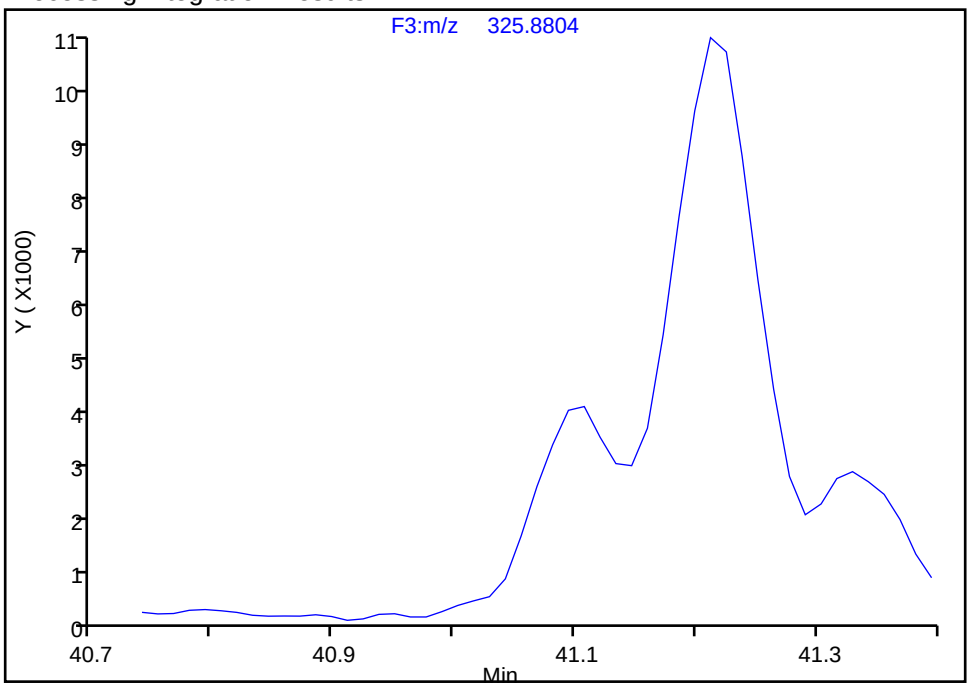

Manual Integration Results

RT: 41.11
Area: 16142
Amount: 1.243910
Amount Units: pg/ul

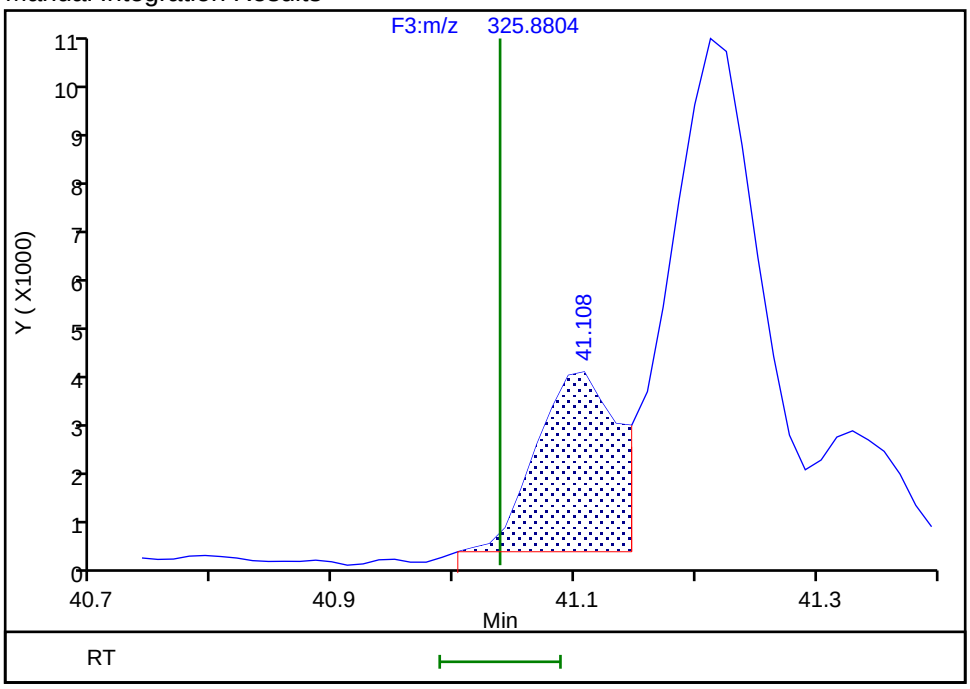

Reviewer: mcwhirterl, 29-Aug-2019 22:11:01
Audit Action: Manually Integrated/Assigned Compound ID Audit Reason: Split Peak

Eurofins TestAmerica, Knoxville

Data File:	\\chromna\Knoxville\ChromData\D3D\20190829-12906.b\580-88125-b-18-c.d		
Injection Date:	29-Aug-2019 21:02:00	Injection Vol:	1.0 ul
Instrument ID:	D3D	Operator ID:	Xcalibur_System
Method:	PCBs_D3D	Limit Group:	HR - 1668A - ICAL
Client ID:	O7-0to27-101918		
Worklist#:	33136	Sample Line#:	12
Column Type:	SPB-Octyl	Column Dia:	0.25 mm

HxPCB F2

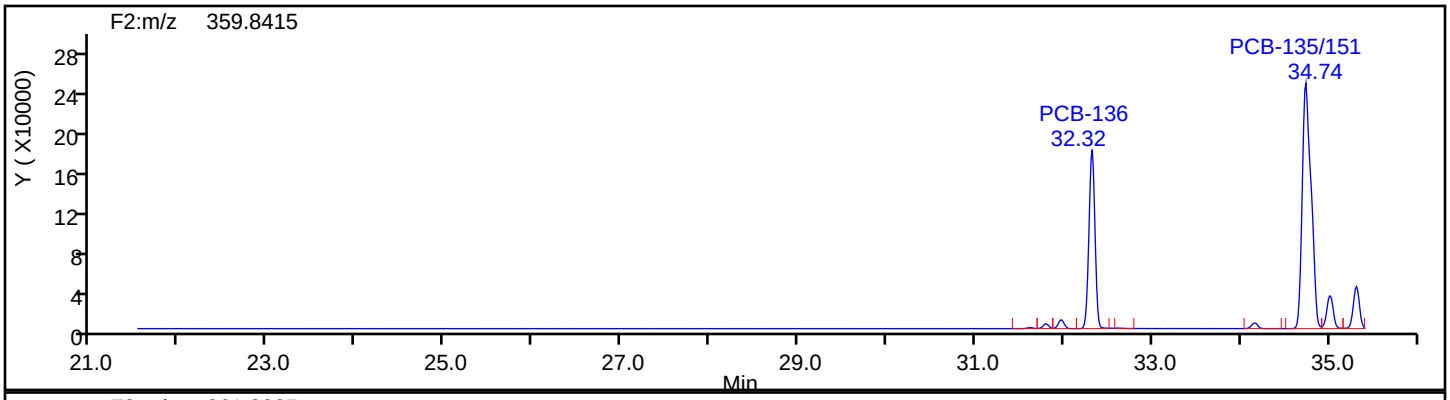

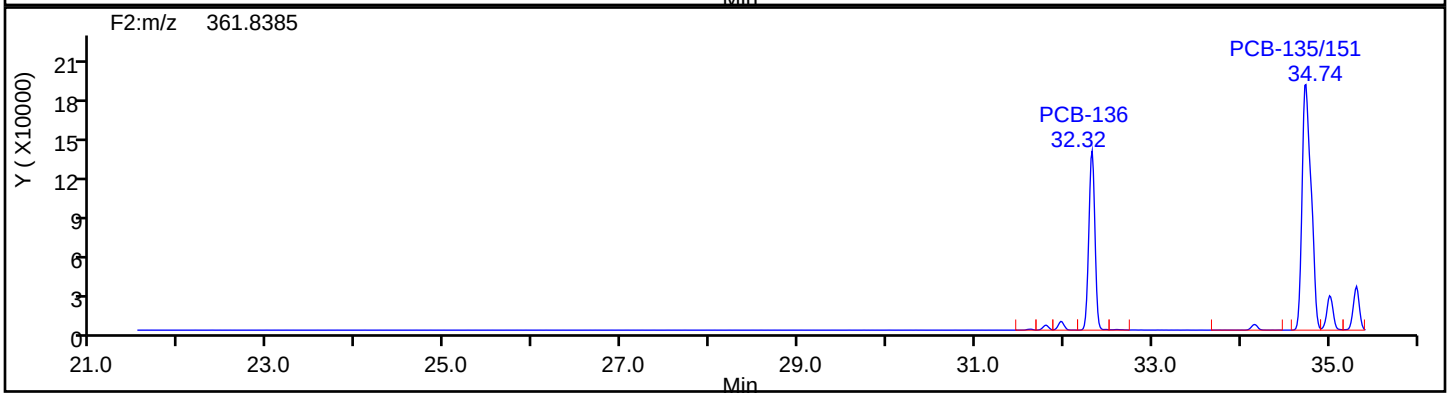

HxPCB F2 Standards

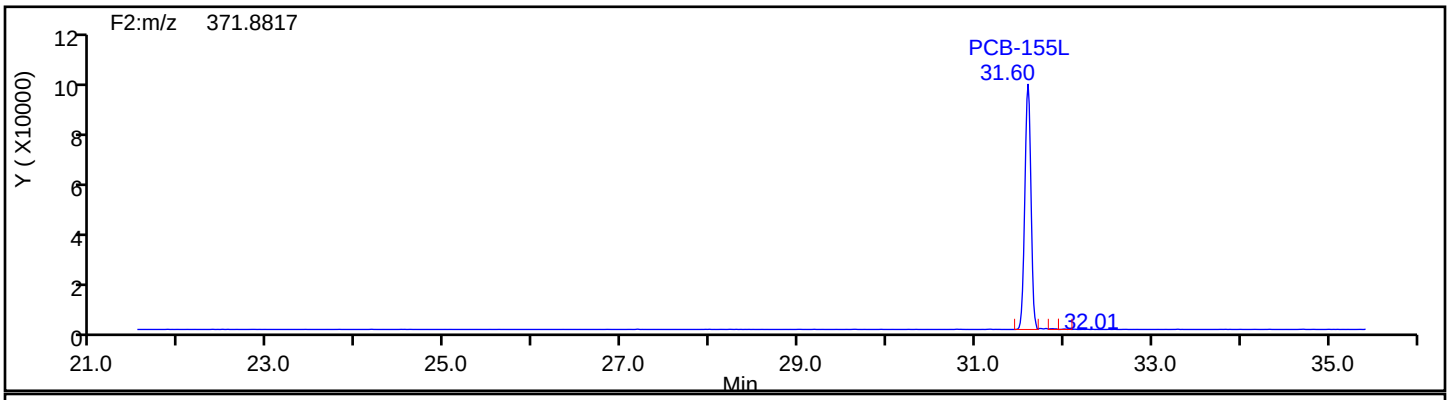

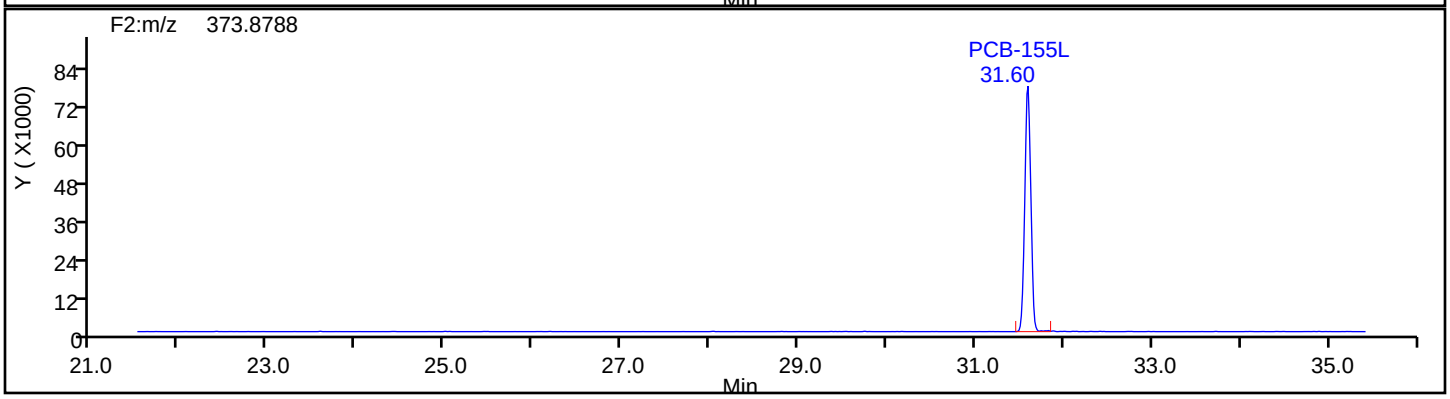

Eurofins TestAmerica, Knoxville

Data File:	\\chromna\Knoxville\ChromData\D3D\20190829-12906.b\580-88125-b-18-c.d		
Injection Date:	29-Aug-2019 21:02:00	Injection Vol:	1.0 ul
Instrument ID:	D3D	Operator ID:	Xcalibur_System
Method:	PCBs_D3D	Limit Group:	HR - 1668A - ICAL
Client ID:	O7-0to27-101918		
Worklist#:	33136	Sample Line#:	12
Column Type:	SPB-Octyl	Column Dia:	0.25 mm

HxPCB F2

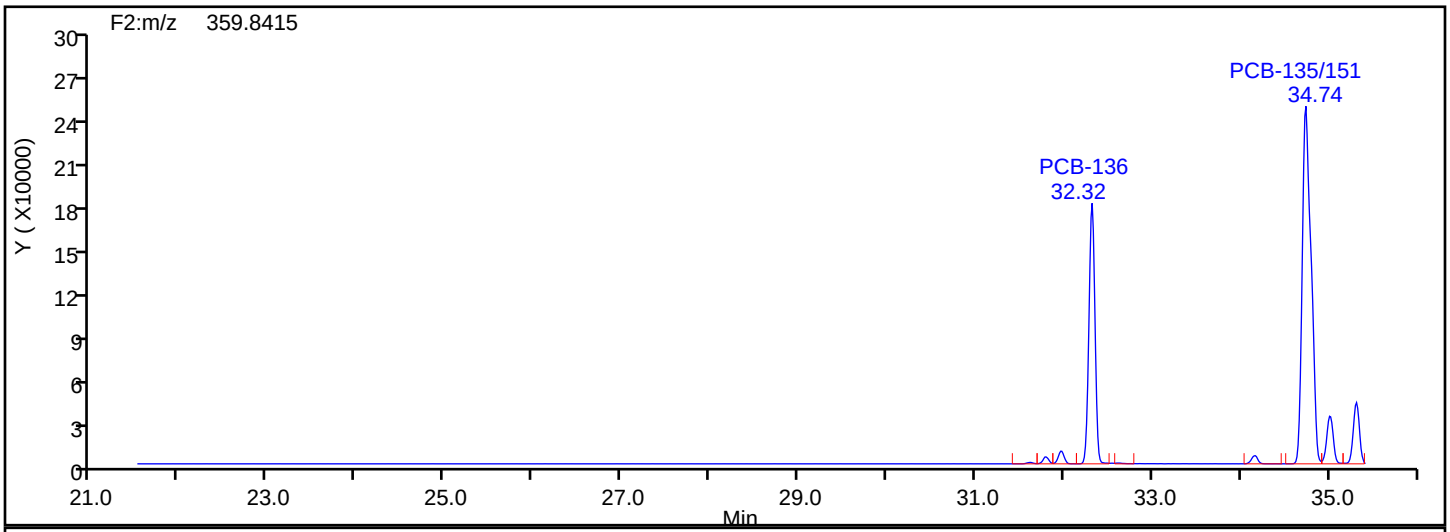

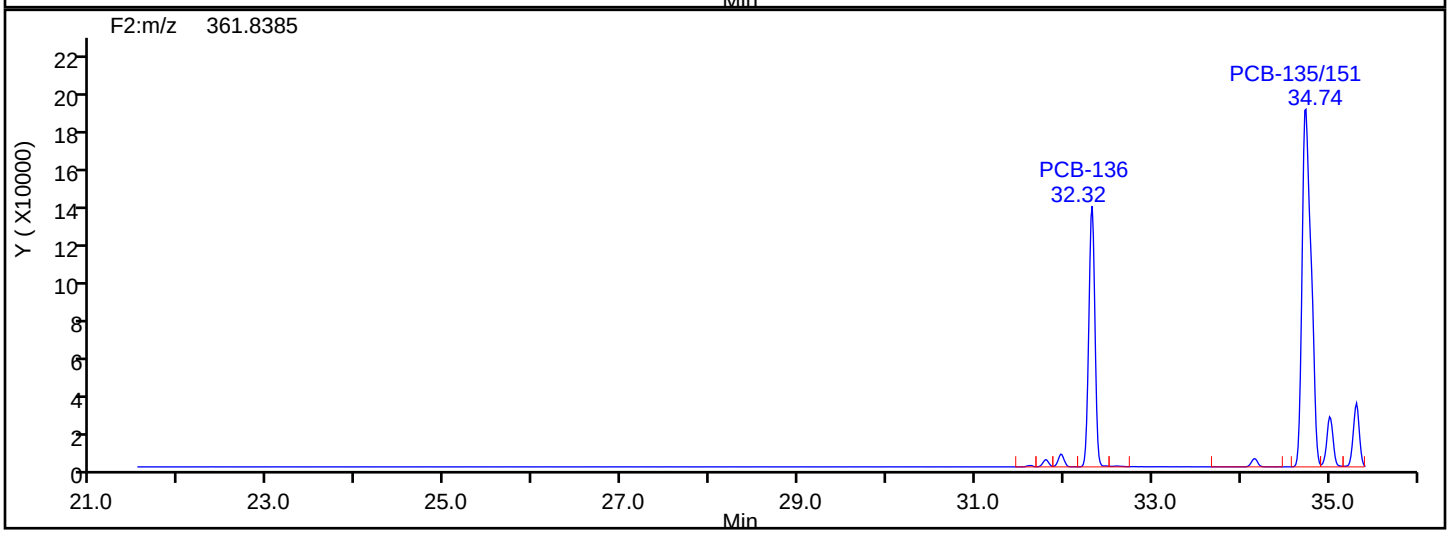

HxPCB F2 Lock Mass

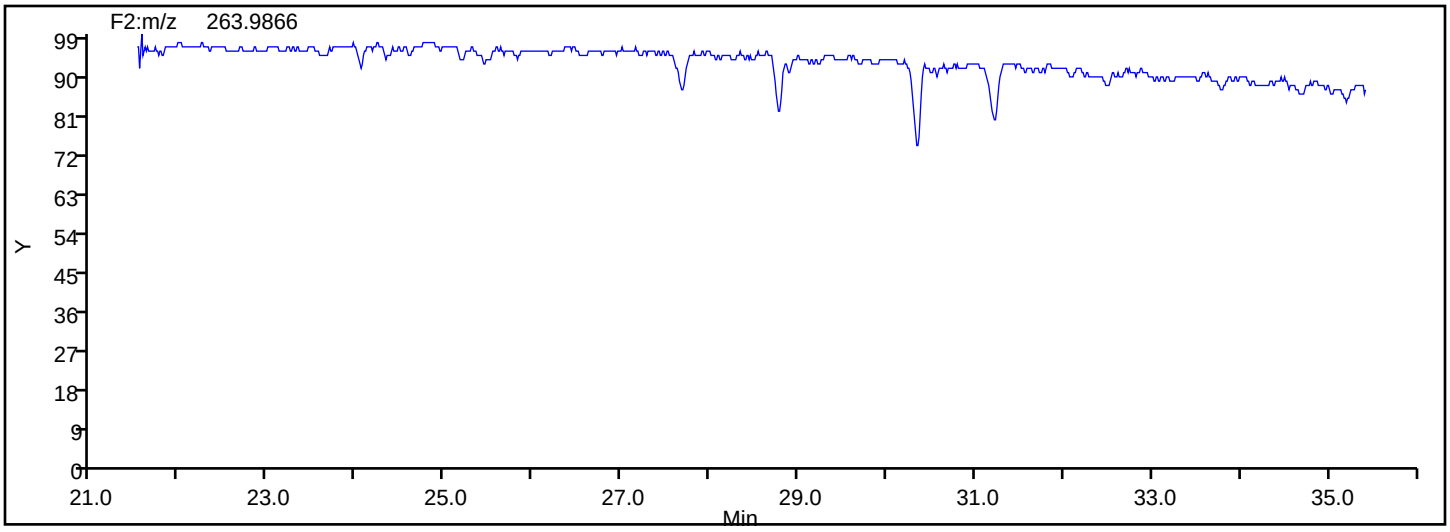

Report Date: 29-Aug-2019 22:15:41 Chrom Revision: 2.3 22-Aug-2019 12:55:36

Eurofins TestAmerica, Knoxville

Data File:	\\chromna\Knoxville\ChromData\D3D\20190829-12906.b\580-88125-b-18-c.d		
Injection Date:	29-Aug-2019 21:02:00	Injection Vol:	1.0 ul
Instrument ID:	D3D	Operator ID:	Xcalibur_System
Method:	PCBs_D3D	Limit Group:	HR - 1668A - ICAL
Client ID:	O7-0to27-101918		
Worklist#:	33136	Sample Line#:	12
Column Type:	SPB-Octyl	Column Dia:	0.25 mm

HxPCB F3

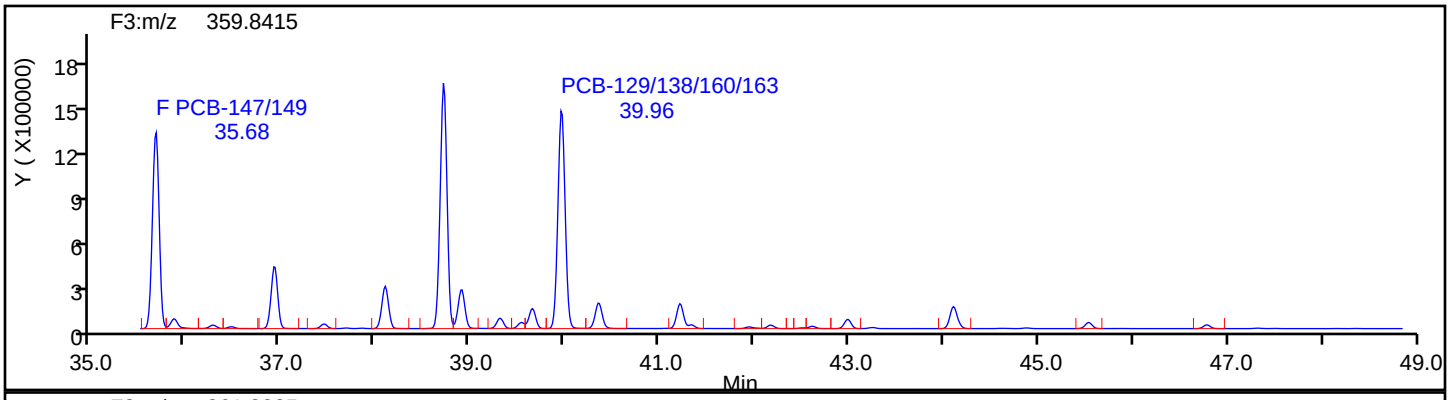

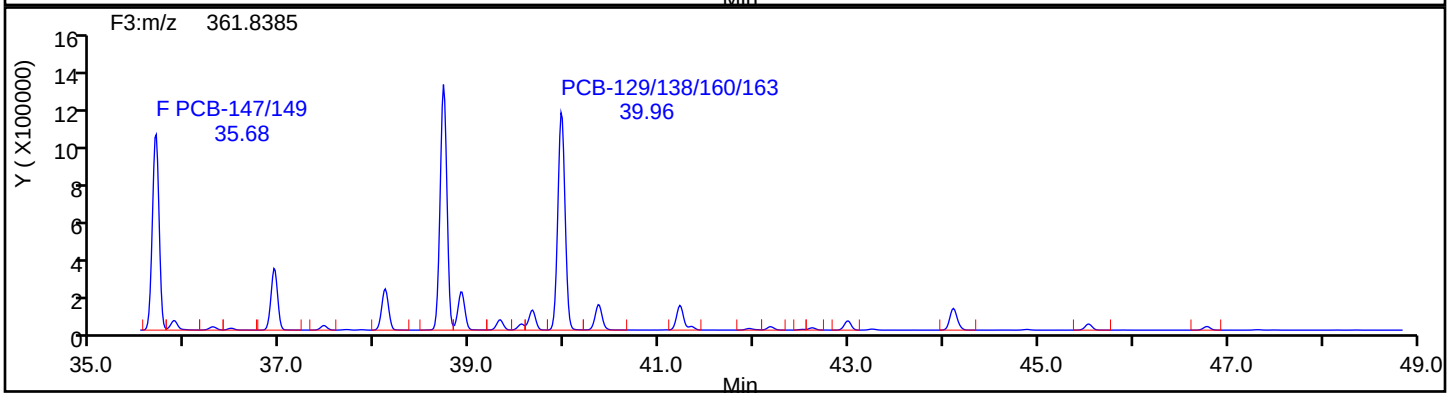

HxPCB F3 Standards

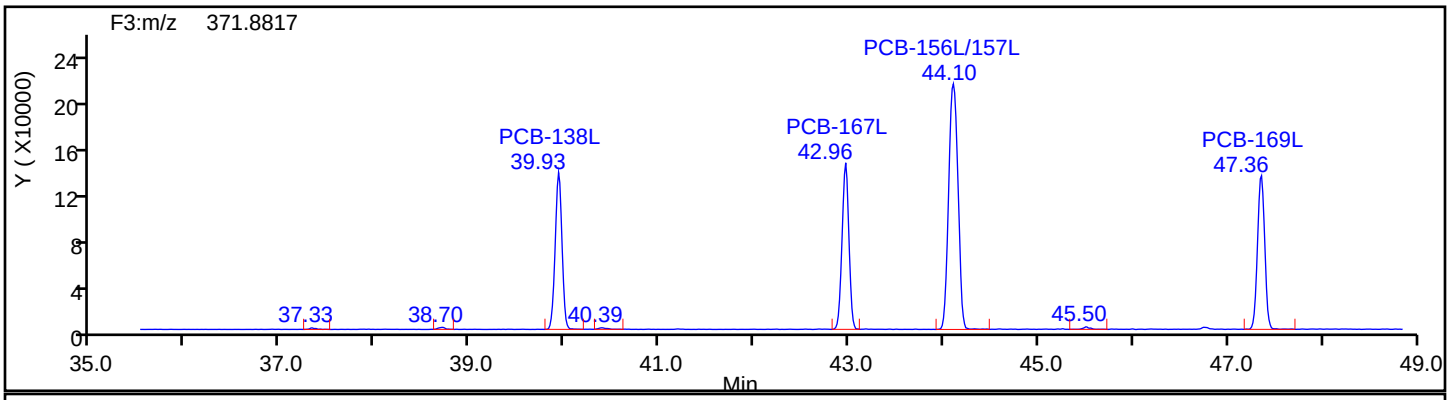

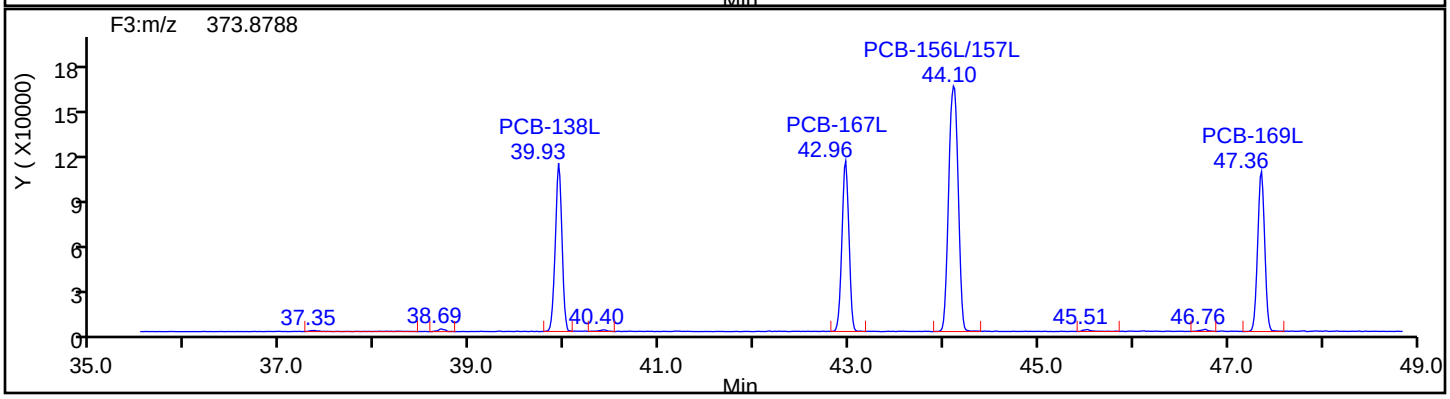

Eurofins TestAmerica, Knoxville

Data File:	\\chromna\Knoxville\ChromData\D3D\20190829-12906.b\580-88125-b-18-c.d		
Injection Date:	29-Aug-2019 21:02:00	Injection Vol:	1.0 ul
Instrument ID:	D3D	Operator ID:	Xcalibur_System
Method:	PCBs_D3D	Limit Group:	HR - 1668A - ICAL
Client ID:	O7-0to27-101918		
Worklist#:	33136	Sample Line#:	12
Column Type:	SPB-Octyl	Column Dia:	0.25 mm

HxPCB F3

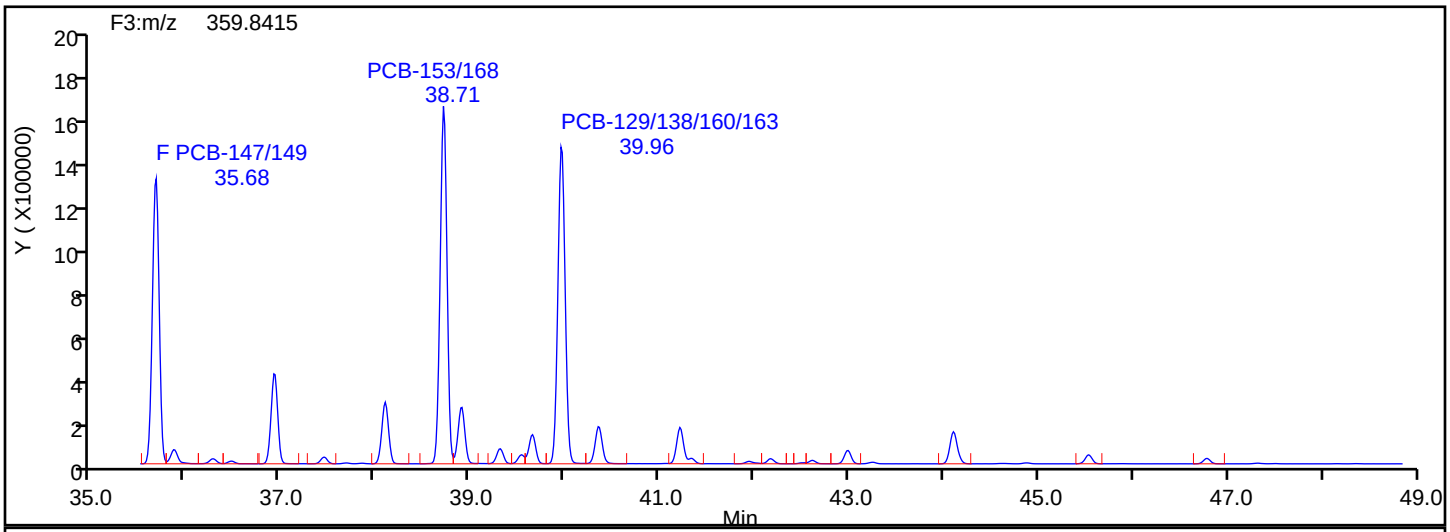

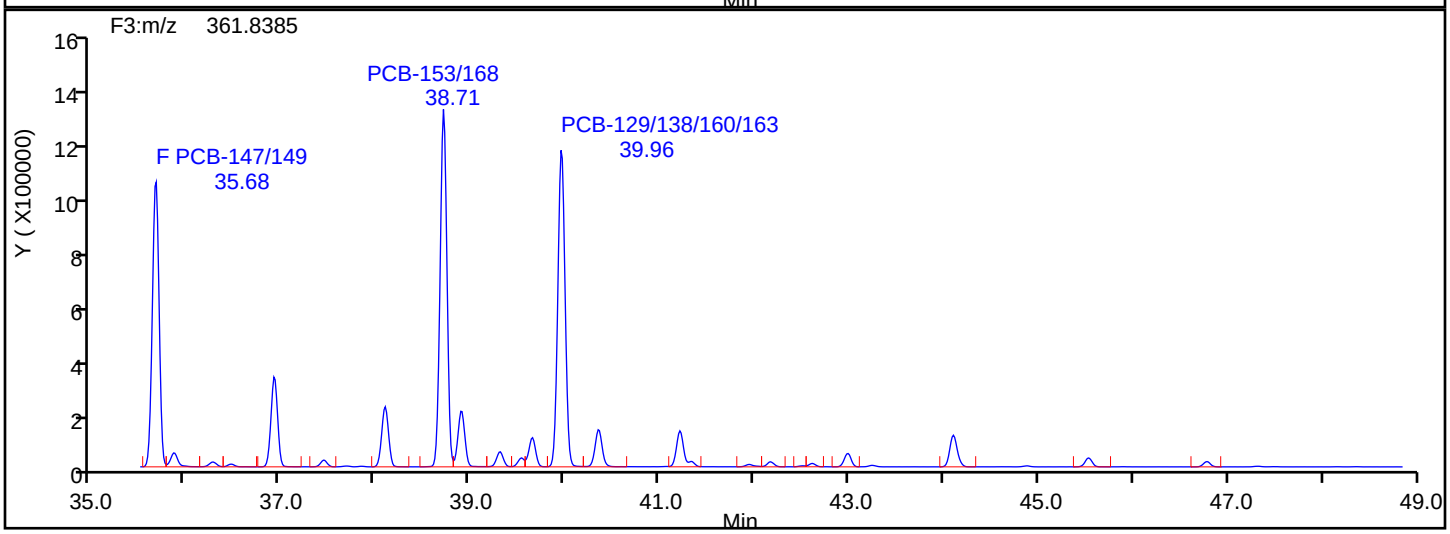

HxPCB F3 Lock Mass

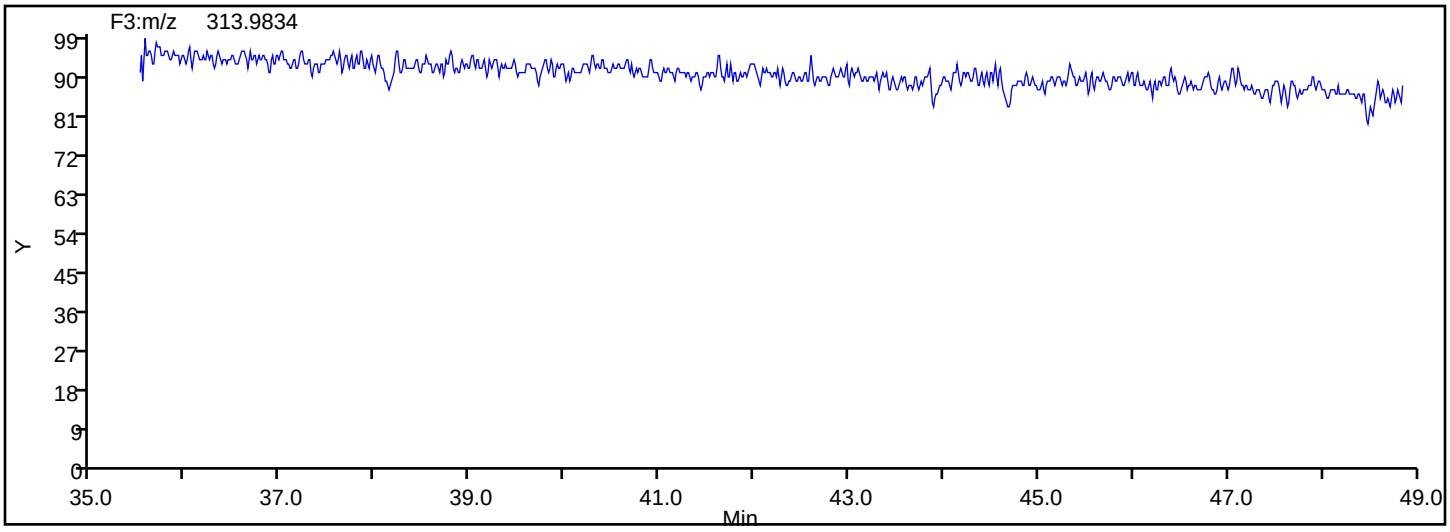

Manual Integration/User Assign Peak Report

Eurofins TestAmerica, Knoxville

Data File:	\\chromna\Knoxville\ChromData\D3D\20190829-12906.b\580-88125-b-18-c.d				
Injection Date:	29-Aug-2019 21:02:00	Instrument ID:	D3D		
Lims ID:	580-88125-B-18-C	Lab Sample ID:	140-88125-18		
Client ID:	O7-0to27-101918				
Operator ID:	Xcalibur_System	ALS Bottle#:	0	Worklist Smp#:	12
Injection Vol:	1.0 ul	Dil. Factor:	1.0000		
Method:	PCBs_D3D	Limit Group:	HR - 1668A - ICAL		
Column:	SPB-Octyl (0.25 mm)	Detector	F3(35.64 :49.10)		

PCB-134/143, CAS: STL01818

Signal: 1

Processing Integration Results

Not Detected
Expected RT: 35.93

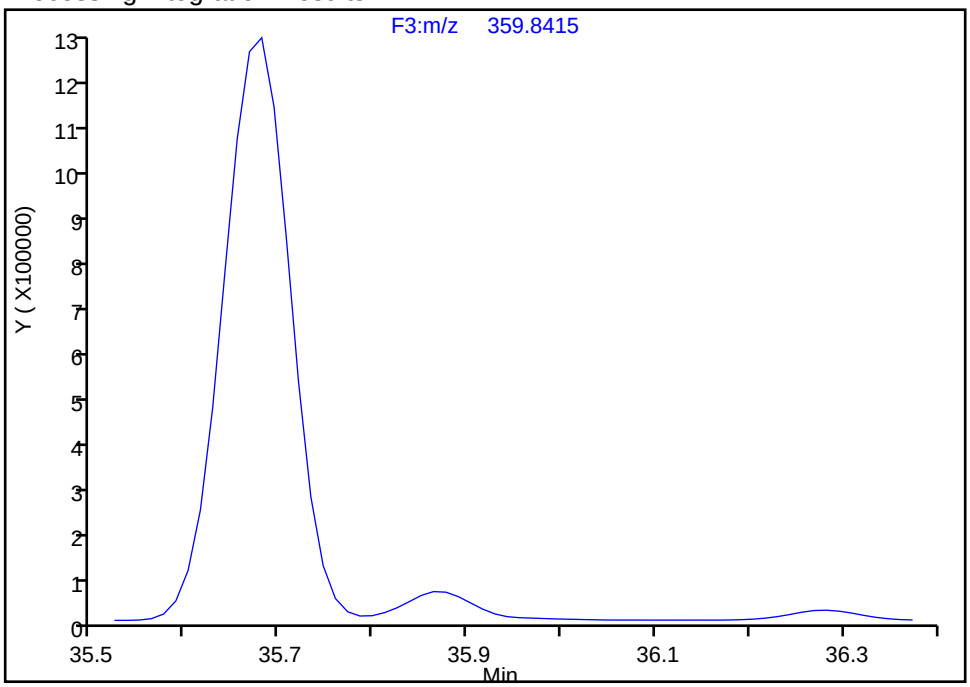

Manual Integration Results

RT: 35.86
Area: 349129
Amount: 57.278601
Amount Units: pg/ul

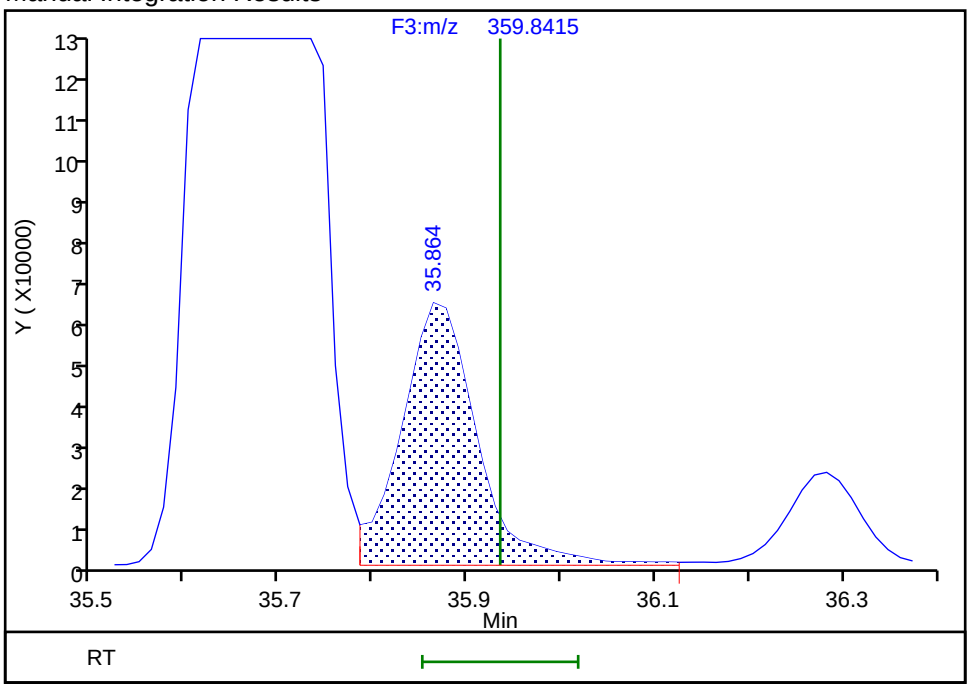

Reviewer: mcwhirterl, 29-Aug-2019 22:11:21
Audit Action: Assigned Compound ID Audit Reason: Split Peak

Manual Integration/User Assign Peak Report

Eurofins TestAmerica, Knoxville

Data File:	\\chromna\Knoxville\ChromData\D3D\20190829-12906.b\580-88125-b-18-c.d				
Injection Date:	29-Aug-2019 21:02:00	Instrument ID:	D3D		
Lims ID:	580-88125-B-18-C	Lab Sample ID:	140-88125-18		
Client ID:	O7-0to27-101918				
Operator ID:	Xcalibur_System	ALS Bottle#:	0	Worklist Smp#:	12
Injection Vol:	1.0 ul	Dil. Factor:	1.0000		
Method:	PCBs_D3D	Limit Group:	HR - 1668A - ICAL		
Column:	SPB-Octyl (0.25 mm)	Detector	F3(35.64 :49.10)		

PCB-128/166, CAS: STL01816

Signal: 2

Processing Integration Results

RT: 41.21
Area: 667662
Amount: 105.1046
Amount Units: pg/ul

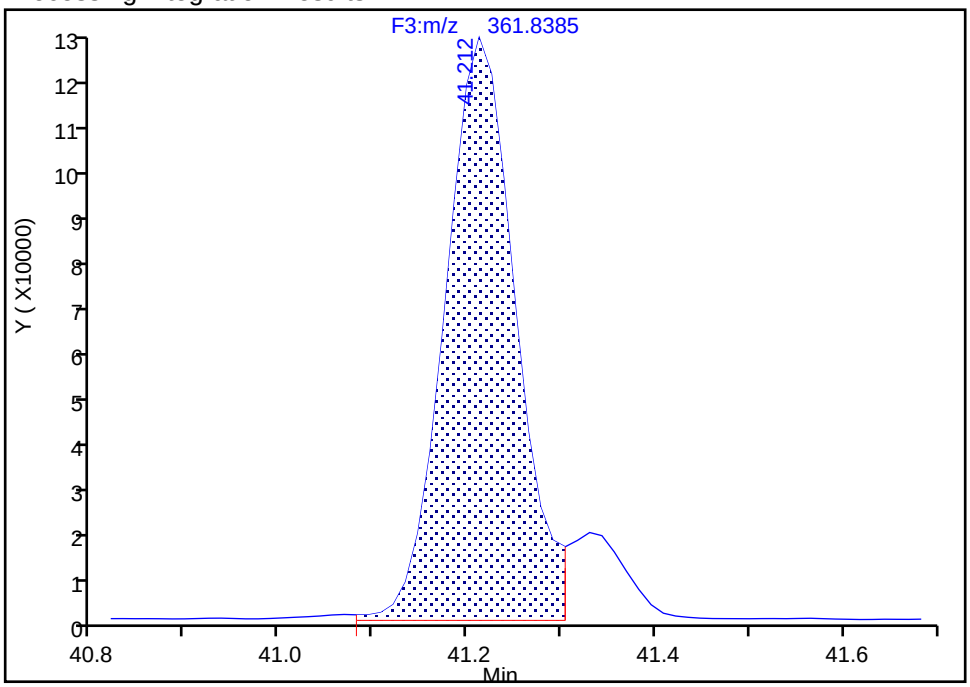

Manual Integration Results

RT: 41.21
Area: 743450
Amount: 117.2866
Amount Units: pg/ul

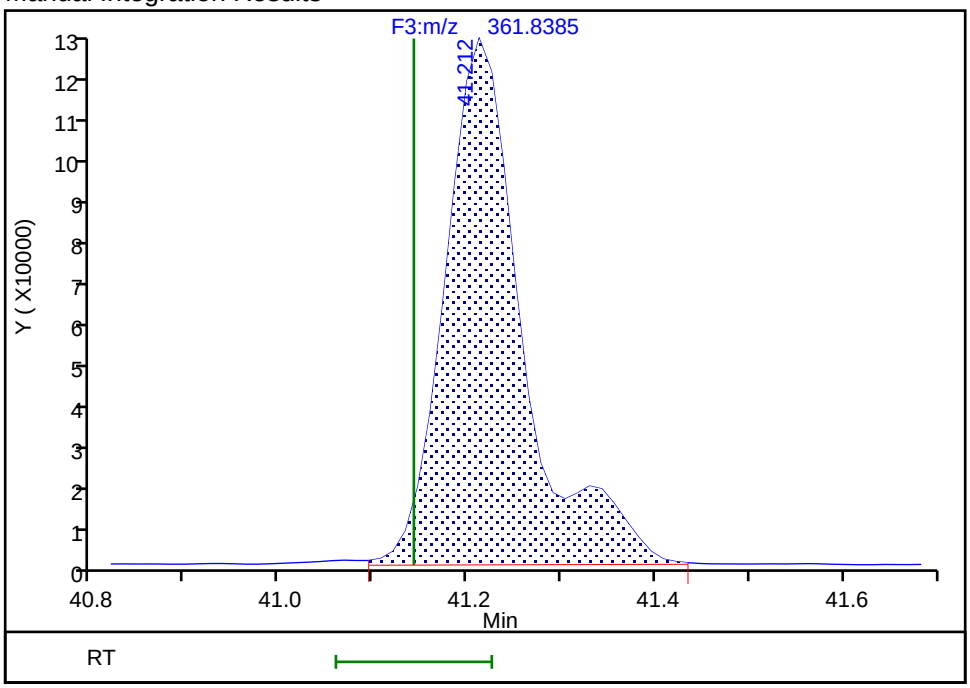

Reviewer: mcwhirterl, 29-Aug-2019 22:11:58

Audit Action: Marked Compound Undetected Audit Reason: Invalid Compound ID

Manual Integration/User Assign Peak Report

Eurofins TestAmerica, Knoxville

Data File:	\\chromna\Knoxville\ChromData\D3D\20190829-12906.b\580-88125-b-18-c.d				
Injection Date:	29-Aug-2019 21:02:00	Instrument ID:	D3D		
Lims ID:	580-88125-B-18-C	Lab Sample ID:	140-88125-18		
Client ID:	O7-0to27-101918				
Operator ID:	Xcalibur_System	ALS Bottle#:	0	Worklist Smp#:	12
Injection Vol:	1.0 ul	Dil. Factor:	1.0000		
Method:	PCBs_D3D	Limit Group:	HR - 1668A - ICAL		
Column:	SPB-Octyl (0.25 mm)	Detector	F3(35.64 :49.10)		

PCB-128/166, CAS: STL01816

Signal: 3

Processing Integration Results

RT: 41.21
Area: 1503897
Amount: 105.1046
Amount Units: pg/ul

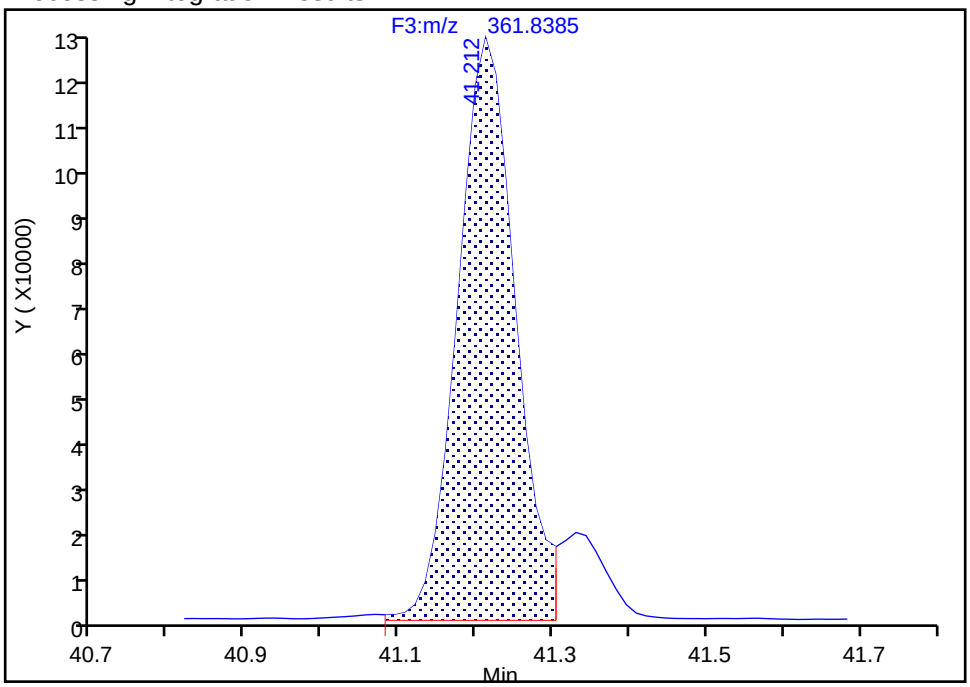

Manual Integration Results

RT: 41.21
Area: 1678203
Amount: 117.2866
Amount Units: pg/ul
Reviewer: mcwhirterl, 29-Aug-2019 22:11:58
Audit Action: Marked Compound Undetected Audit Reason: Invalid Compound ID

Manual Integration/User Assign Peak Report

Eurofins TestAmerica, Knoxville

Data File:	\\chromna\Knoxville\ChromData\D3D\20190829-12906.b\580-88125-b-18-c.d				
Injection Date:	29-Aug-2019 21:02:00	Instrument ID:	D3D		
Lims ID:	580-88125-B-18-C	Lab Sample ID:	140-88125-18		
Client ID:	O7-0to27-101918				
Operator ID:	Xcalibur_System	ALS Bottle#:	0	Worklist Smp#:	12
Injection Vol:	1.0 ul	Dil. Factor:	1.0000		
Method:	PCBs_D3D	Limit Group:	HR - 1668A - ICAL		
Column:	SPB-Octyl (0.25 mm)	Detector	F3(35.64 :49.10)		

PCB-128/166, CAS: STL01816

Signal: 1

Processing Integration Results

RT: 41.21
Area: 836235
Amount: 105.1046
Amount Units: pg/ul

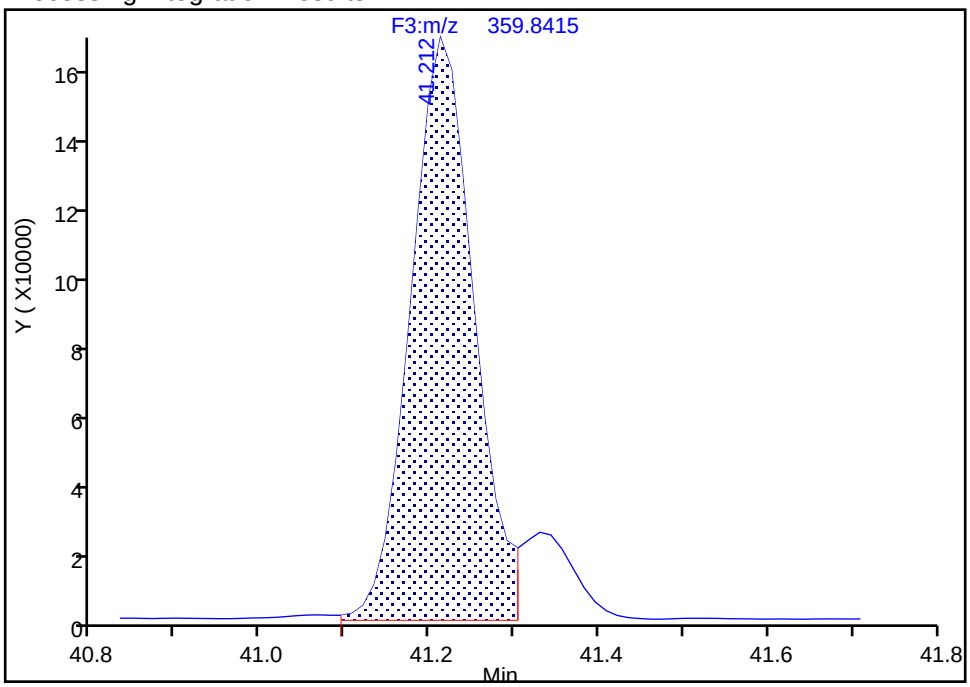

Manual Integration Results

RT: 41.21
Area: 934753
Amount: 117.2866
Amount Units: pg/ul

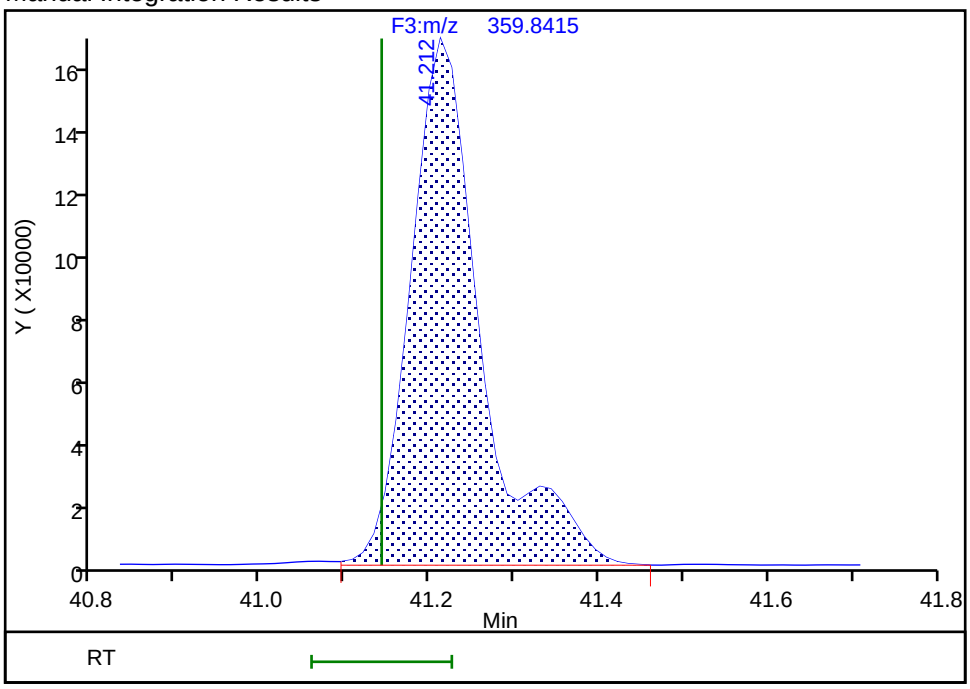

Reviewer: mcwhirterl, 29-Aug-2019 22:11:59

Audit Action: Manually Integrated/Assigned Compound ID Audit Reason: Incomplete Integration

Manual Integration/User Assign Peak Report

Eurofins TestAmerica, Knoxville

Data File:	\\chromna\Knoxville\ChromData\D3D\20190829-12906.b\580-88125-b-18-c.d				
Injection Date:	29-Aug-2019 21:02:00	Instrument ID:	D3D		
Lims ID:	580-88125-B-18-C	Lab Sample ID:	140-88125-18		
Client ID:	O7-0to27-101918				
Operator ID:	Xcalibur_System	ALS Bottle#:	0	Worklist Smp#:	12
Injection Vol:	1.0 ul	Dil. Factor:	1.0000		
Method:	PCBs_D3D	Limit Group:	HR - 1668A - ICAL		
Column:	SPB-Octyl (0.25 mm)	Detector	F3(35.64 :49.10)		

PCB-159, CAS: 39635-35-3

Signal: 1

Not Detected
Expected RT: 42.15

Processing Integration Results

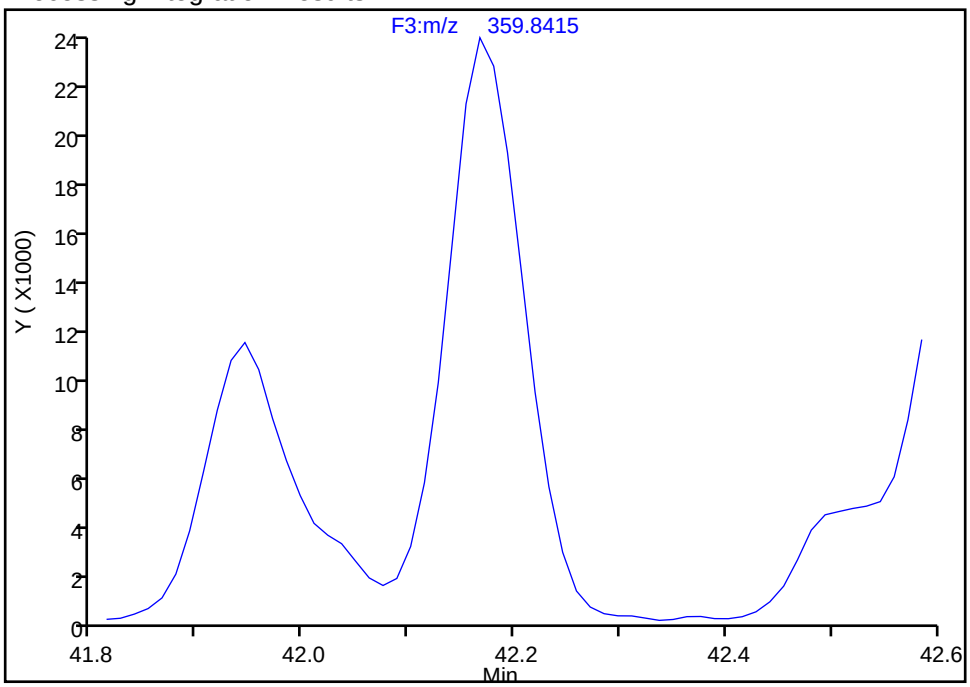

Manual Integration Results

RT: 42.17
Area: 119777
Amount: 12.659487
Amount Units: pg/ul

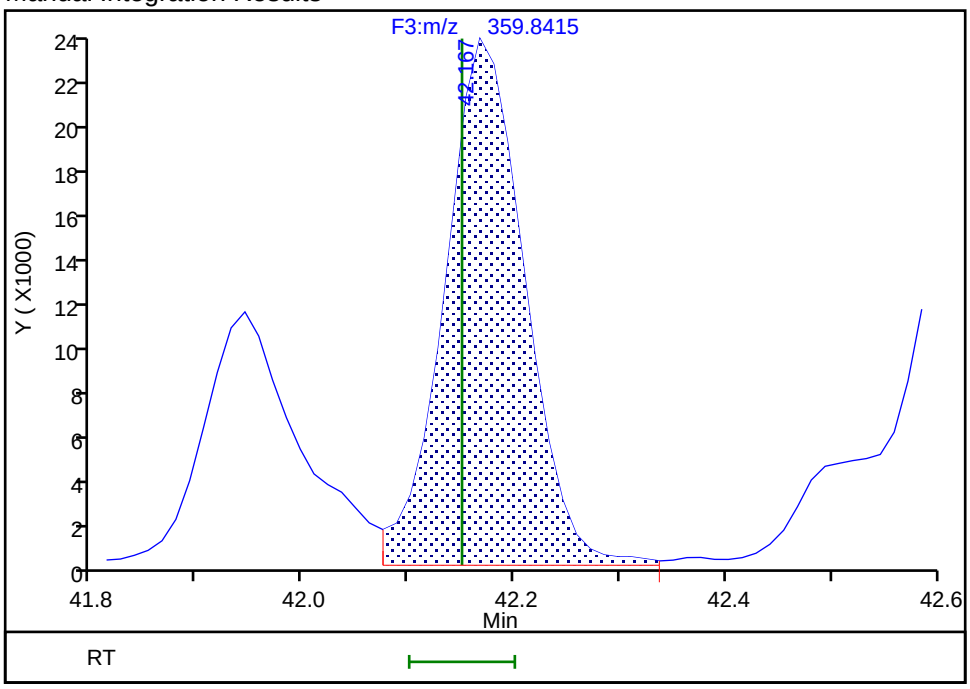

Reviewer: mcwhirterl, 29-Aug-2019 22:12:13
Audit Action: Assigned Compound ID Audit Reason: Incomplete Integration

Manual Integration/User Assign Peak Report

Eurofins TestAmerica, Knoxville

Data File:	\\chromna\Knoxville\ChromData\D3D\20190829-12906.b\580-88125-b-18-c.d				
Injection Date:	29-Aug-2019 21:02:00	Instrument ID:	D3D		
Lims ID:	580-88125-B-18-C	Lab Sample ID:	140-88125-18		
Client ID:	O7-0to27-101918				
Operator ID:	Xcalibur_System	ALS Bottle#:	0	Worklist Smp#:	12
Injection Vol:	1.0 ul	Dil. Factor:	1.0000		
Method:	PCBs_D3D	Limit Group:	HR - 1668A - ICAL		
Column:	SPB-Octyl (0.25 mm)	Detector	F3(35.64 :49.10)		

PCB-162, CAS: 39635-34-2

Signal: 2

Not Detected
Expected RT: 42.44

Processing Integration Results

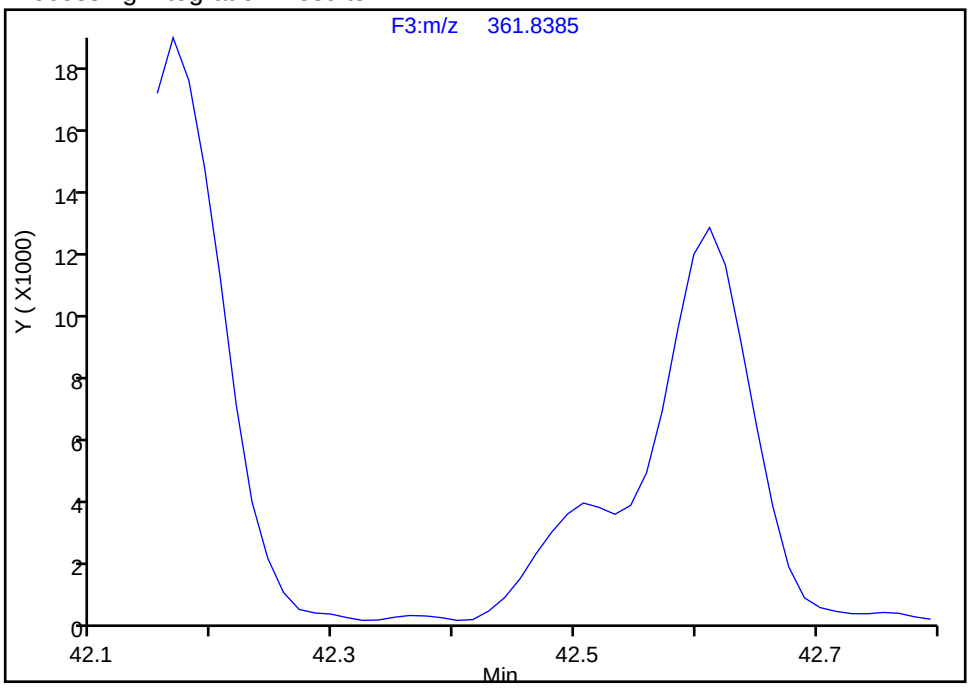

Manual Integration Results

RT: 42.51
Area: 17811
Amount: 2.344293
Amount Units: pg/ul

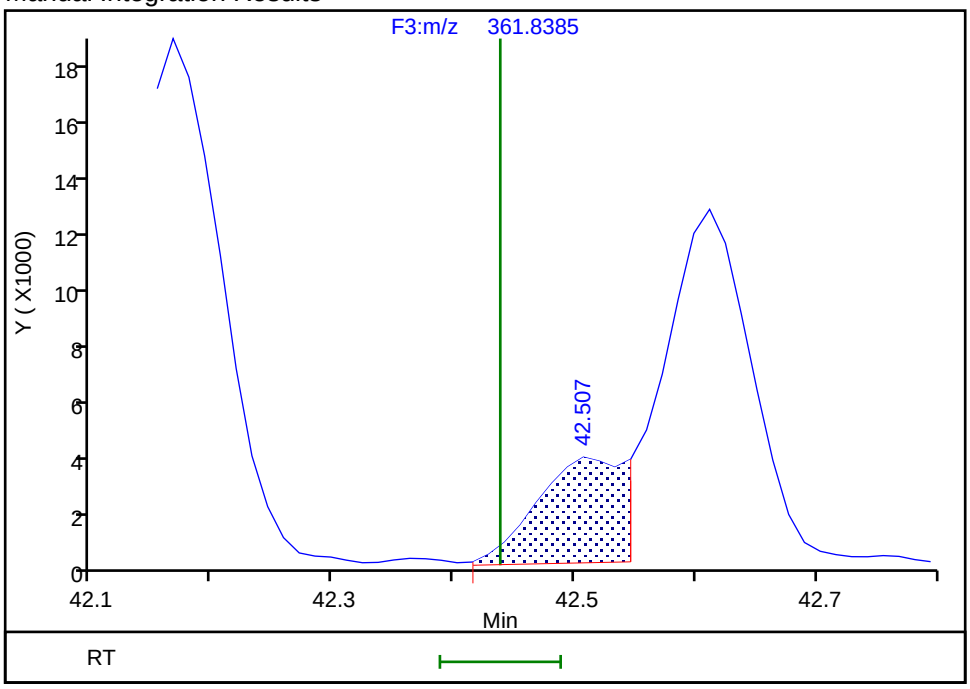

Reviewer: mcwhirterl, 29-Aug-2019 22:12:40
Audit Action: Split an Integrated Peak Audit Reason: Split Peak

Manual Integration/User Assign Peak Report

Eurofins TestAmerica, Knoxville

Data File:	\\chromna\Knoxville\ChromData\D3D\20190829-12906.b\580-88125-b-18-c.d				
Injection Date:	29-Aug-2019 21:02:00	Instrument ID:	D3D		
Lims ID:	580-88125-B-18-C	Lab Sample ID:	140-88125-18		
Client ID:	O7-0to27-101918				
Operator ID:	Xcalibur_System	ALS Bottle#:	0	Worklist Smp#:	12
Injection Vol:	1.0 ul	Dil. Factor:	1.0000		
Method:	PCBs_D3D	Limit Group:	HR - 1668A - ICAL		
Column:	SPB-Octyl (0.25 mm)	Detector	F3(35.64 :49.10)		

PCB-162, CAS: 39635-34-2

Signal: 1

Not Detected
Expected RT: 42.44

Processing Integration Results

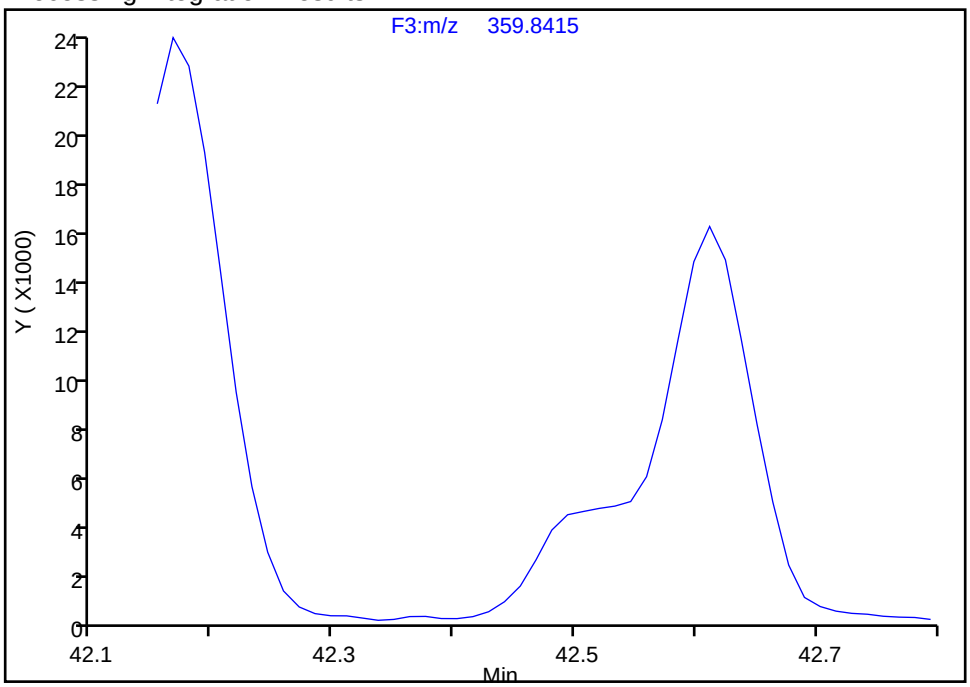

Manual Integration Results

RT: 42.55
Area: 23117
Amount: 2.344293
Amount Units: pg/ul

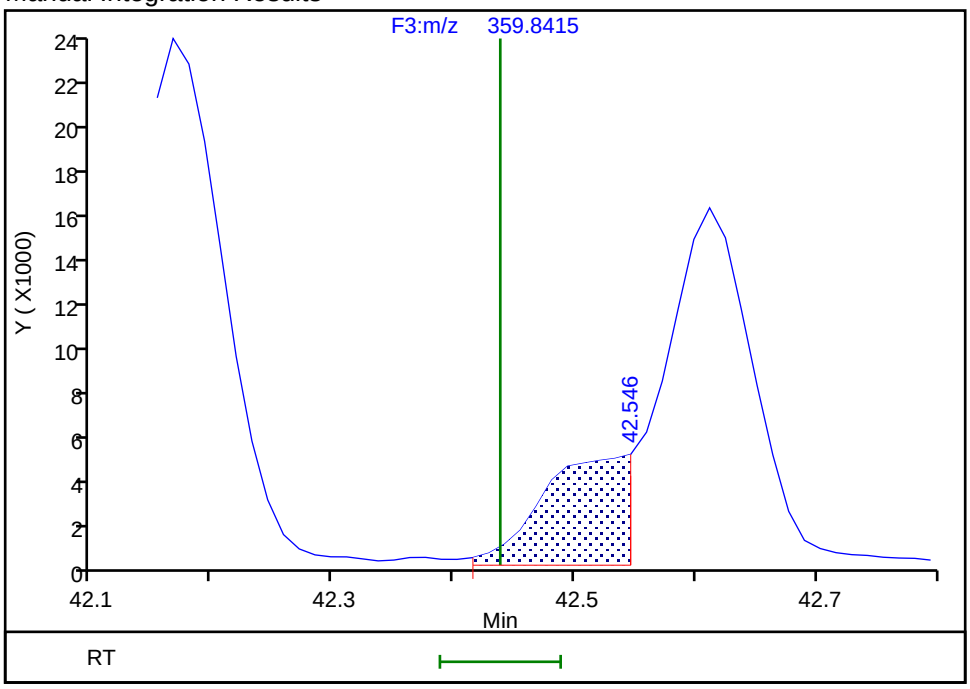

Reviewer: mcwhirterl, 29-Aug-2019 22:12:45
Audit Action: Manually Integrated/Assigned Compound ID Audit Reason: Split Peak

Eurofins TestAmerica, Knoxville

Data File:	\\chromna\Knoxville\ChromData\D3D\20190829-12906.b\580-88125-b-18-c.d		
Injection Date:	29-Aug-2019 21:02:00	Injection Vol:	1.0 ul
Instrument ID:	D3D	Operator ID:	Xcalibur_System
Method:	PCBs_D3D	Limit Group:	HR - 1668A - ICAL
Client ID:	O7-0to27-101918		
Worklist#:	33136	Sample Line#:	12
Column Type:	SPB-Octyl	Column Dia:	0.25 mm

HpPCB F3

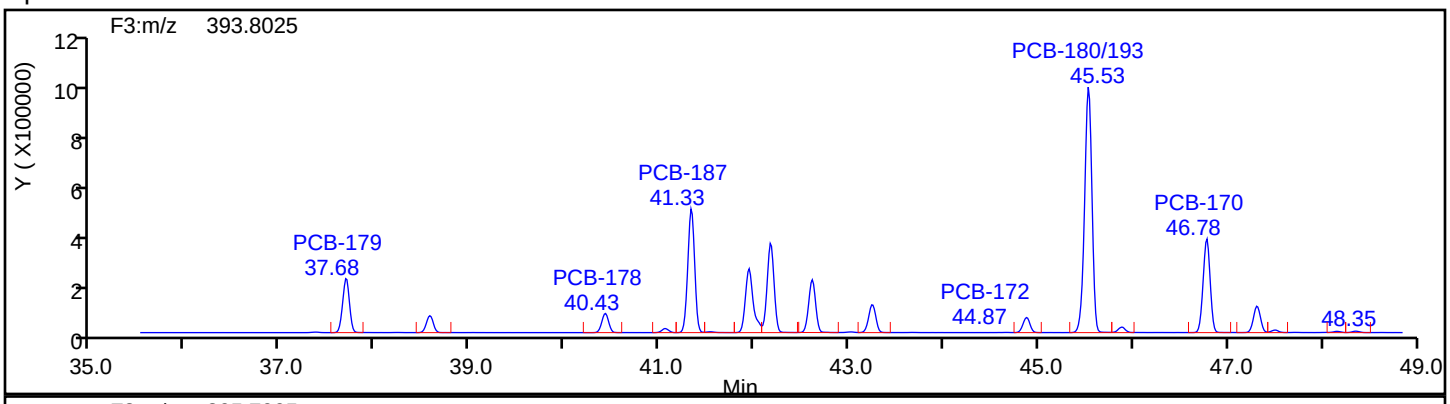

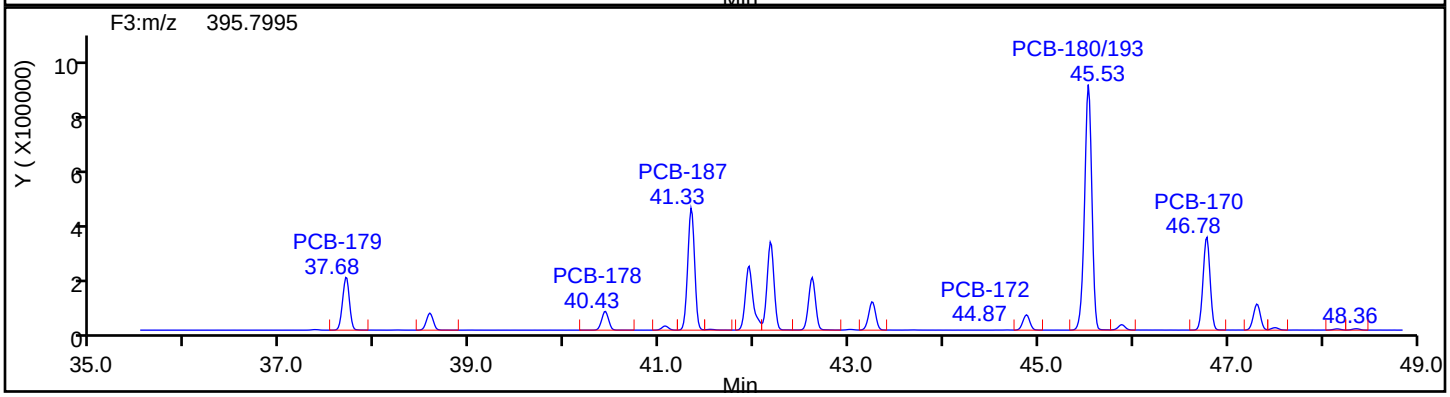

HpPCB F3 Standards

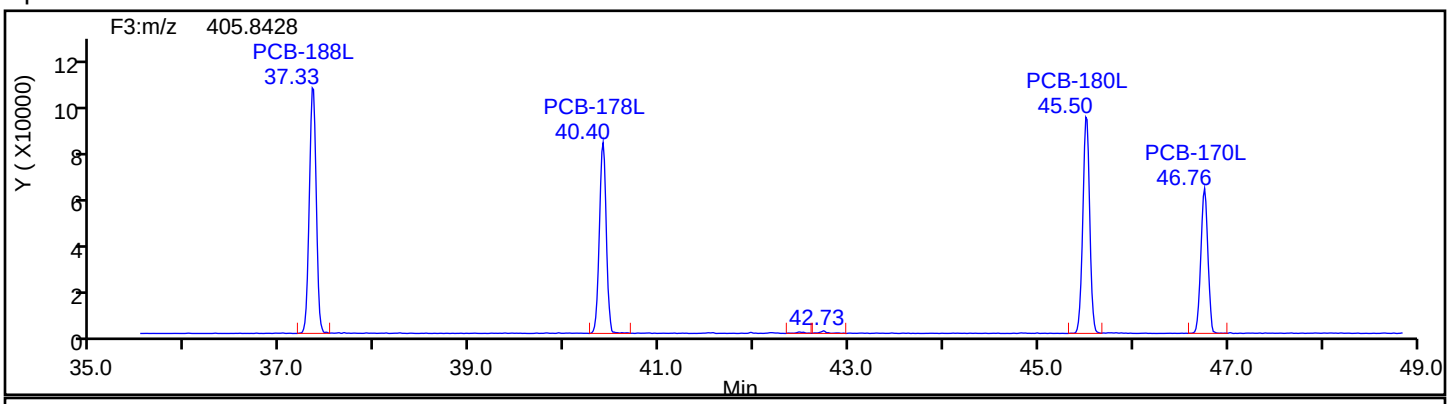

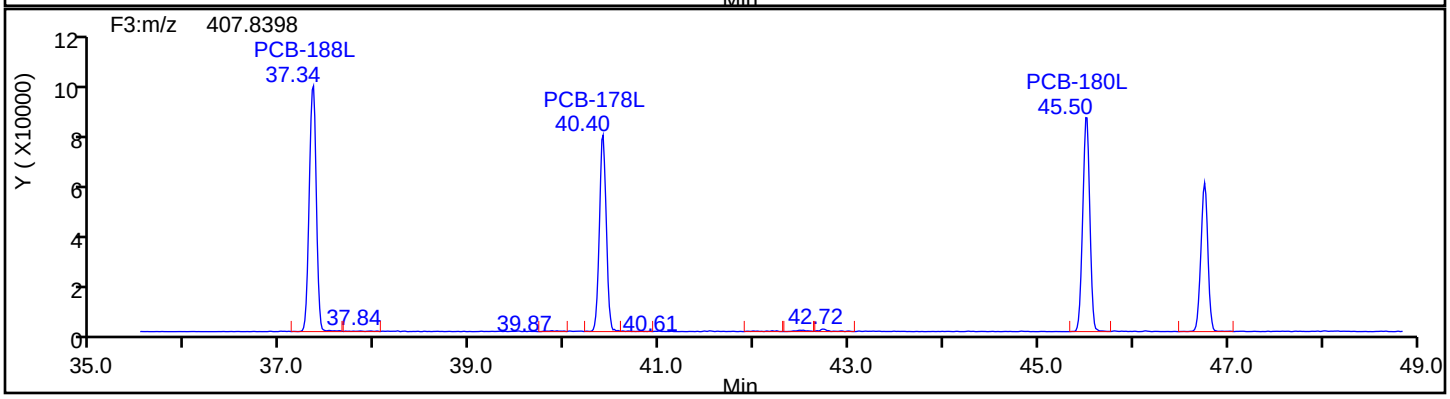

Eurofins TestAmerica, Knoxville

Data File:	\\chromna\Knoxville\ChromData\D3D\20190829-12906.b\580-88125-b-18-c.d		
Injection Date:	29-Aug-2019 21:02:00	Injection Vol:	1.0 ul
Instrument ID:	D3D	Operator ID:	Xcalibur_System
Method:	PCBs_D3D	Limit Group:	HR - 1668A - ICAL
Client ID:	O7-0to27-101918		
Worklist#:	33136	Sample Line#:	12
Column Type:	SPB-Octyl	Column Dia:	0.25 mm

HpPCB F3

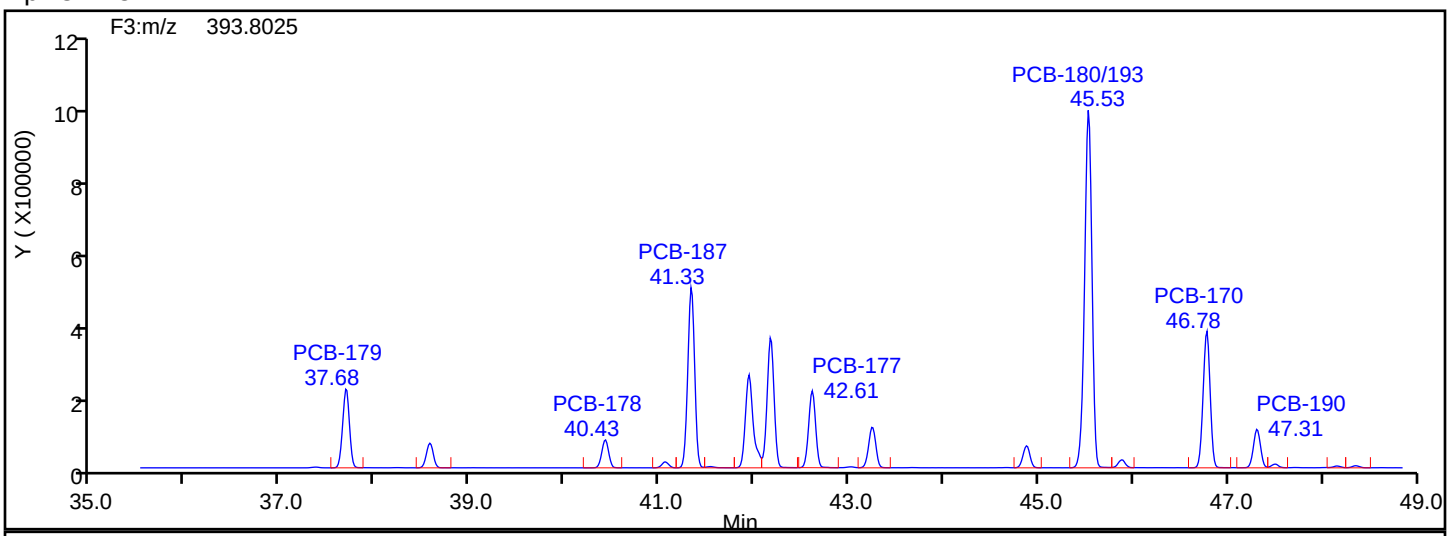

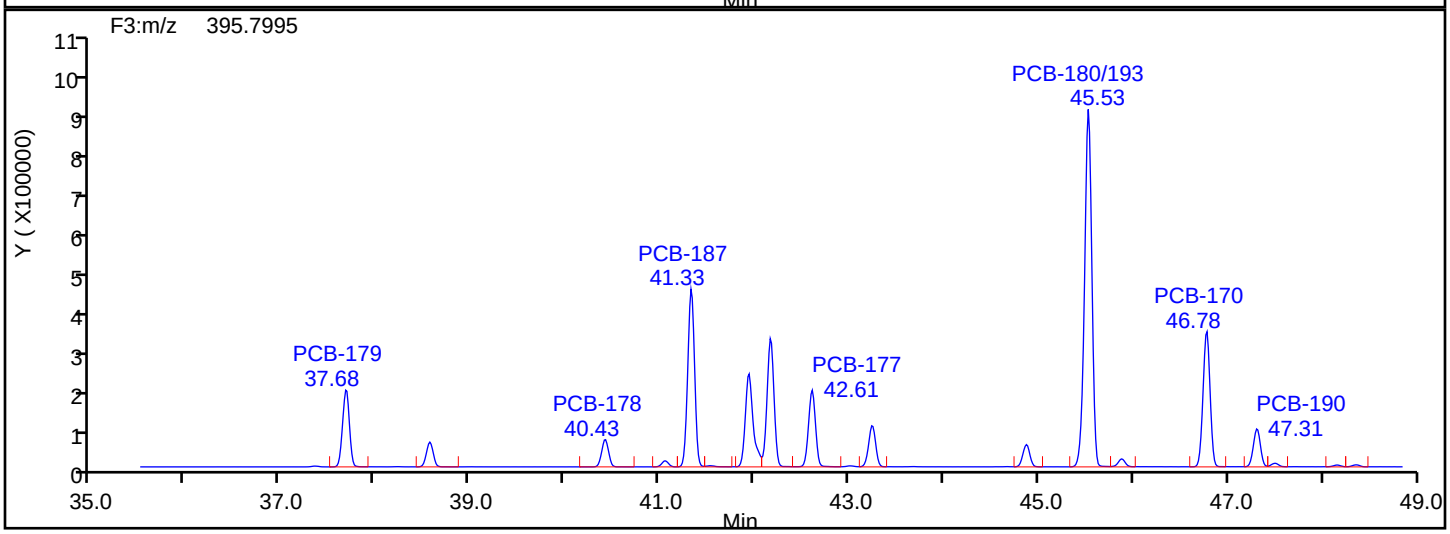

HpPCB F3 Lock Mass

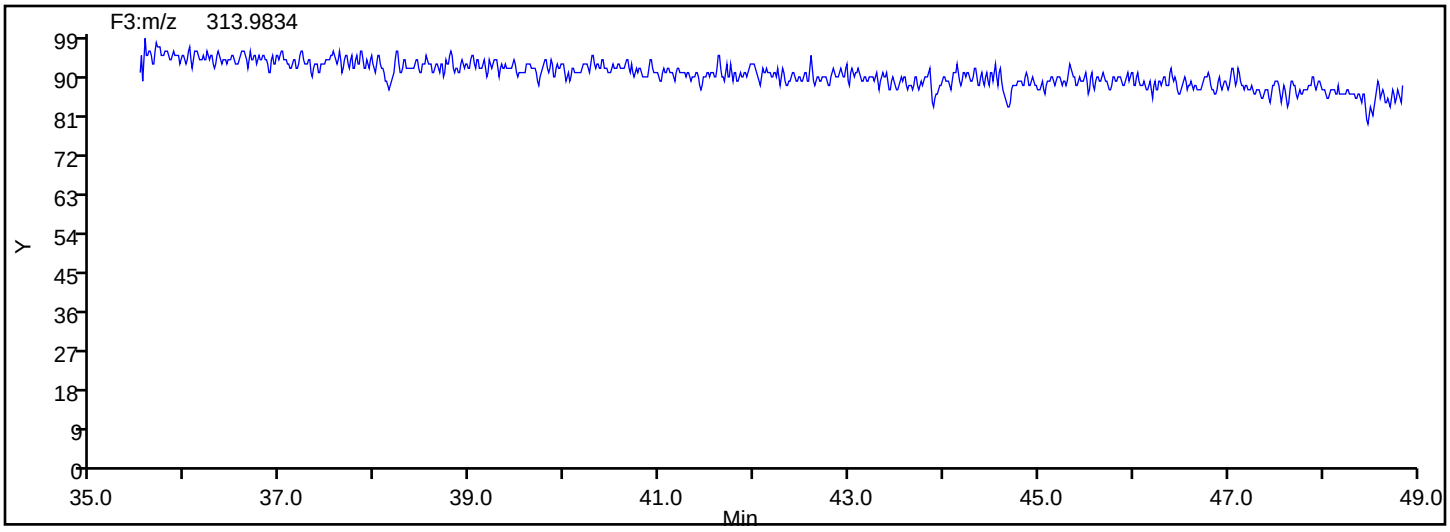

Eurofins TestAmerica, Knoxville

Data File:	\\chromna\Knoxville\ChromData\D3D\20190829-12906.b\580-88125-b-18-c.d		
Injection Date:	29-Aug-2019 21:02:00	Injection Vol:	1.0 ul
Instrument ID:	D3D	Operator ID:	Xcalibur_System
Method:	PCBs_D3D	Limit Group:	HR - 1668A - ICAL
Client ID:	O7-0to27-101918		
Worklist#:	33136	Sample Line#:	12
Column Type:	SPB-Octyl	Column Dia:	0.25 mm

HpPCB F4

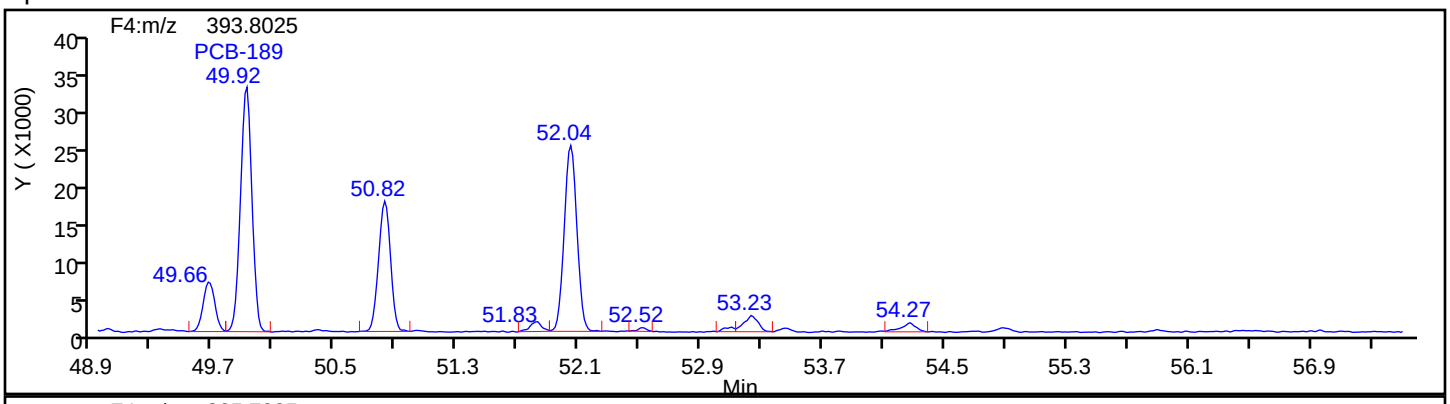

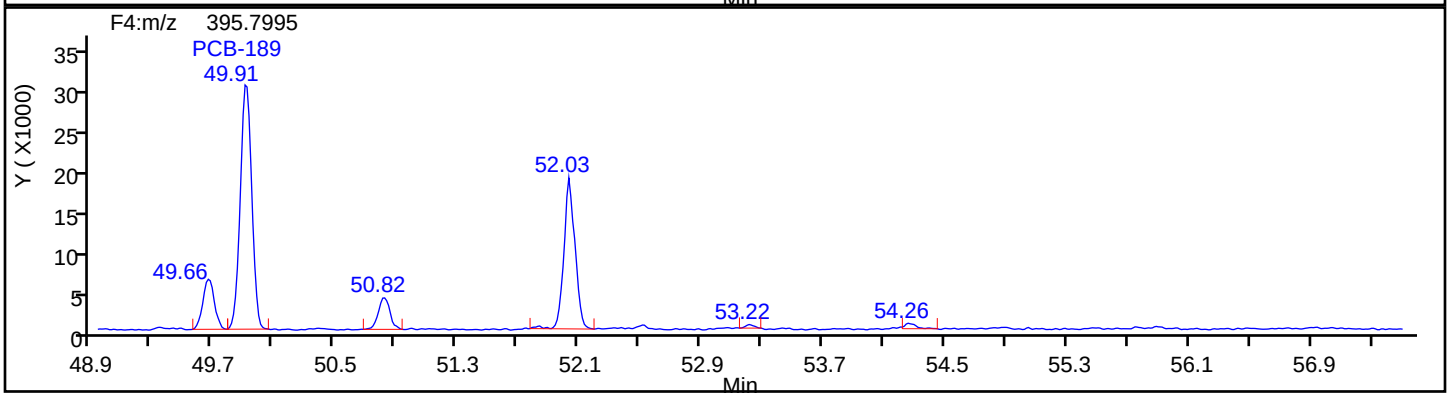

HpPCB F4 Standards

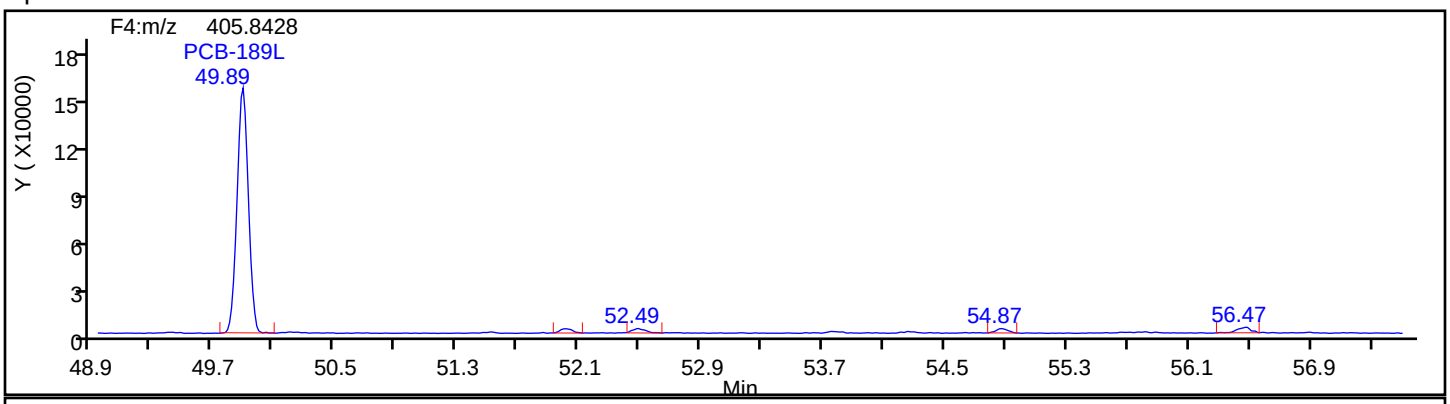

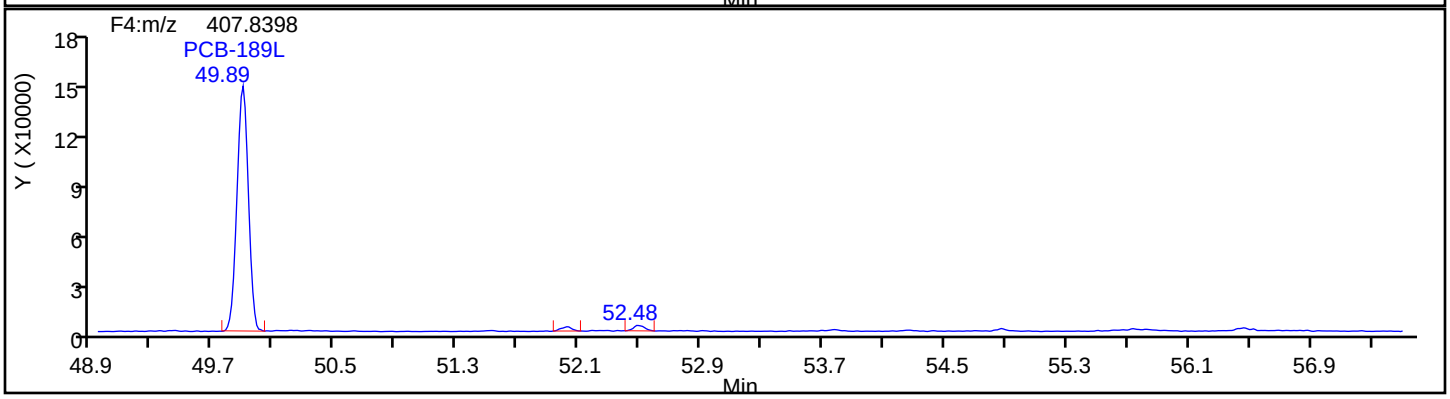

Eurofins TestAmerica, Knoxville

Data File:	\\chromna\Knoxville\ChromData\D3D\20190829-12906.b\580-88125-b-18-c.d		
Injection Date:	29-Aug-2019 21:02:00	Injection Vol:	1.0 ul
Instrument ID:	D3D	Operator ID:	Xcalibur_System
Method:	PCBs_D3D	Limit Group:	HR - 1668A - ICAL
Client ID:	O7-0to27-101918		
Worklist#:	33136	Sample Line#:	12
Column Type:	SPB-Octyl	Column Dia:	0.25 mm

HpPCB F4

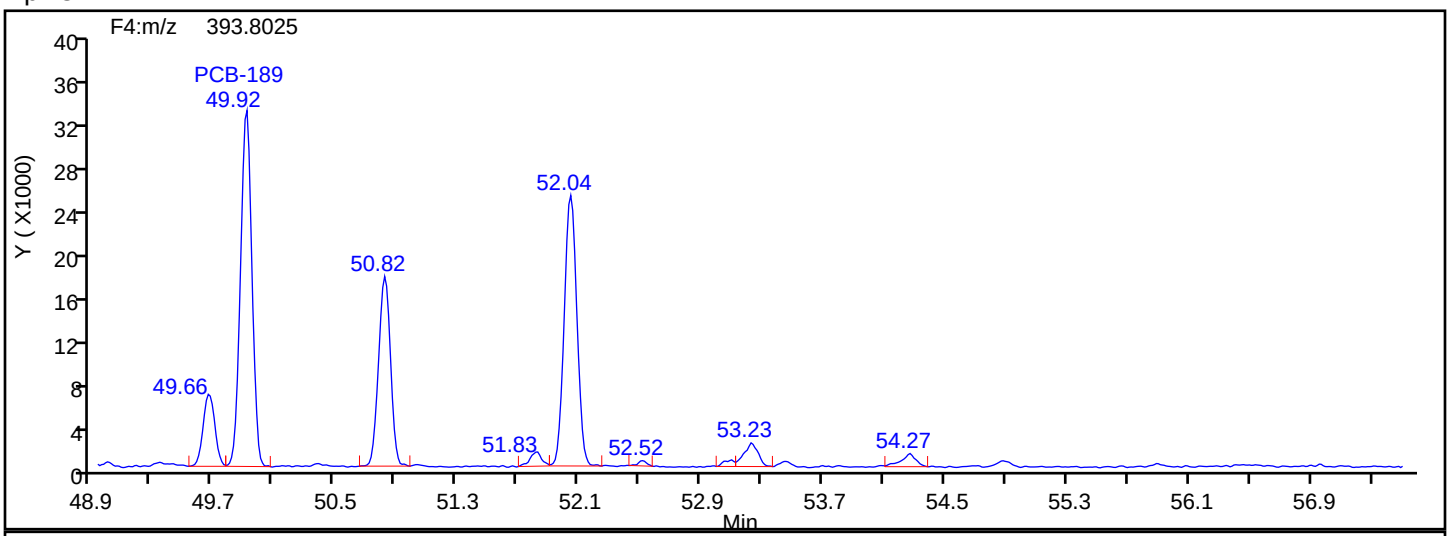

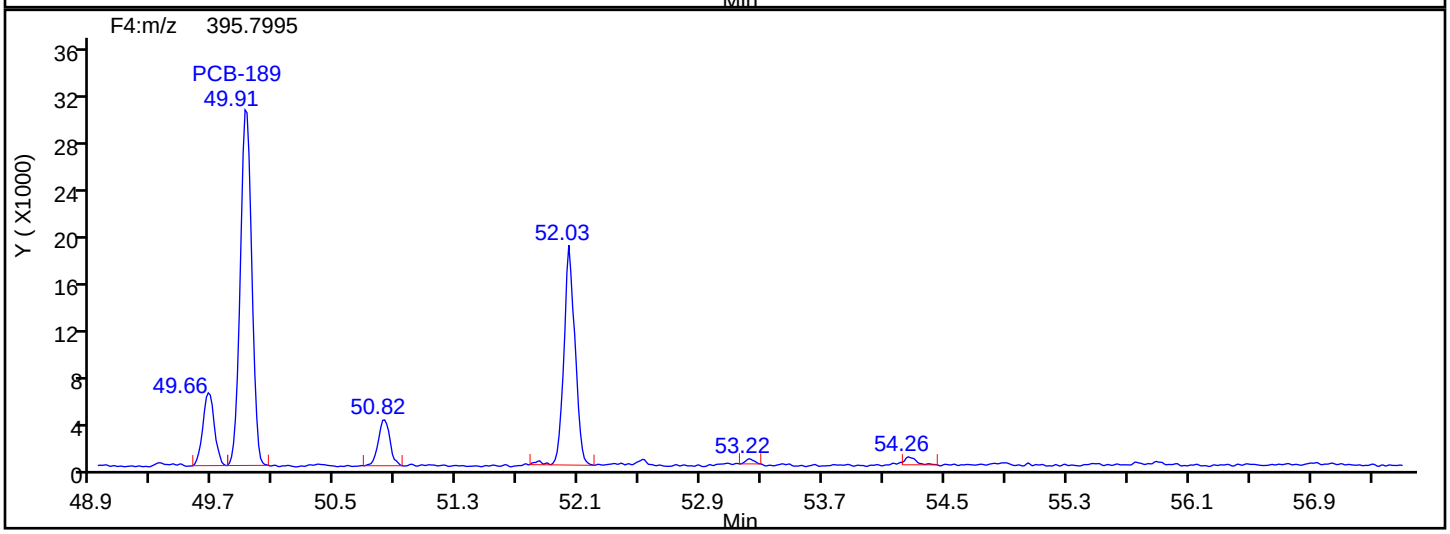

HpPCB F4 Lock Mass

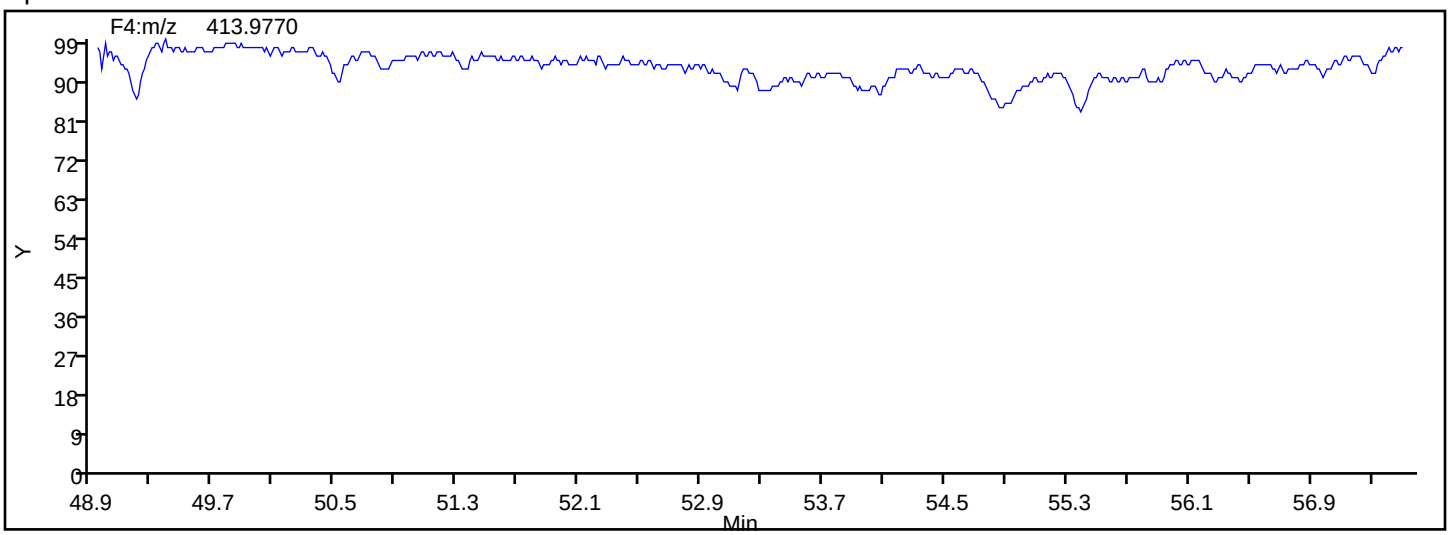

Eurofins TestAmerica, Knoxville

Data File:	\\chromna\Knoxville\ChromData\D3D\20190829-12906.b\580-88125-b-18-c.d		
Injection Date:	29-Aug-2019 21:02:00	Injection Vol:	1.0 ul
Instrument ID:	D3D	Operator ID:	Xcalibur_System
Method:	PCBs_D3D	Limit Group:	HR - 1668A - ICAL
Client ID:	O7-0to27-101918		
Worklist#:	33136	Sample Line#:	12
Column Type:	SPB-Octyl	Column Dia:	0.25 mm

OcPCB F3

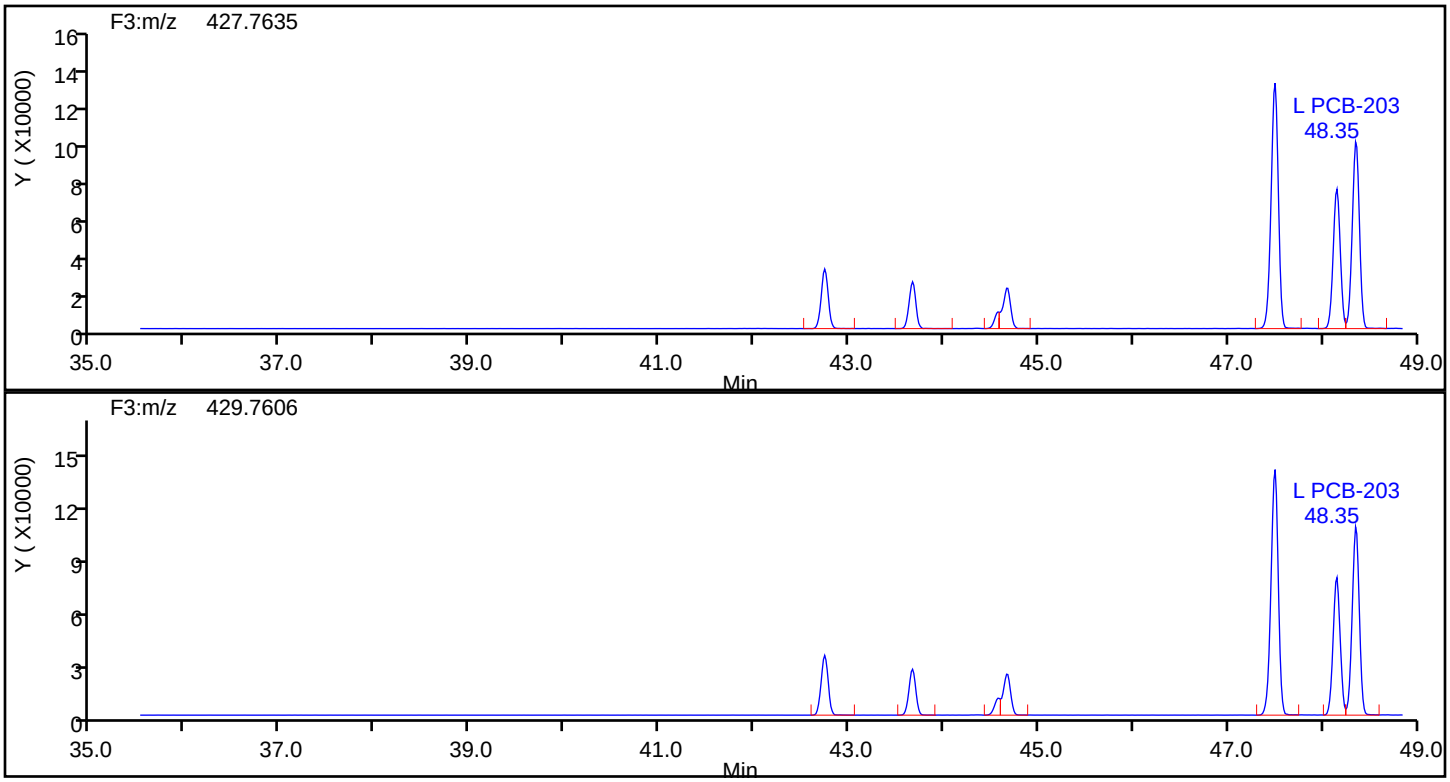

OcPCB F3 Standards

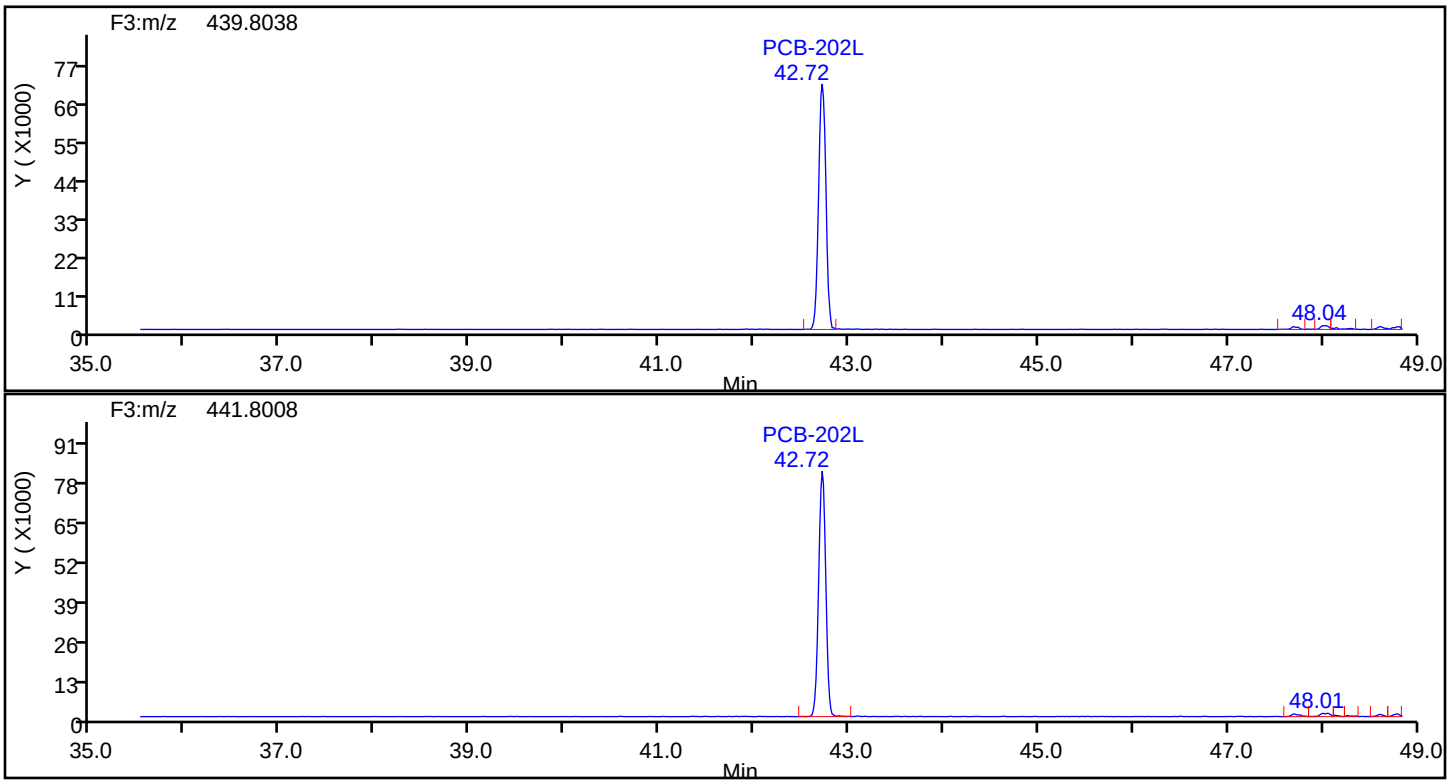

Eurofins TestAmerica, Knoxville

Data File:	\\chromna\Knoxville\ChromData\D3D\20190829-12906.b\580-88125-b-18-c.d		
Injection Date:	29-Aug-2019 21:02:00	Injection Vol:	1.0 ul
Instrument ID:	D3D	Operator ID:	Xcalibur_System
Method:	PCBs_D3D	Limit Group:	HR - 1668A - ICAL
Client ID:	O7-0to27-101918		
Worklist#:	33136	Sample Line#:	12
Column Type:	SPB-Octyl	Column Dia:	0.25 mm

OcPCB F3

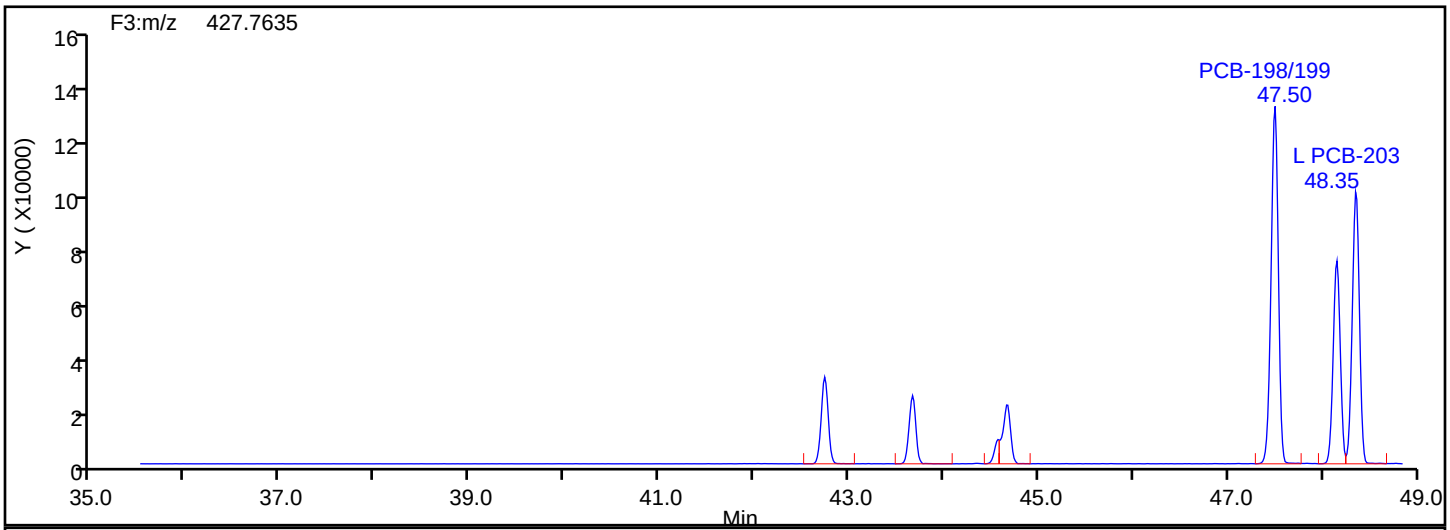

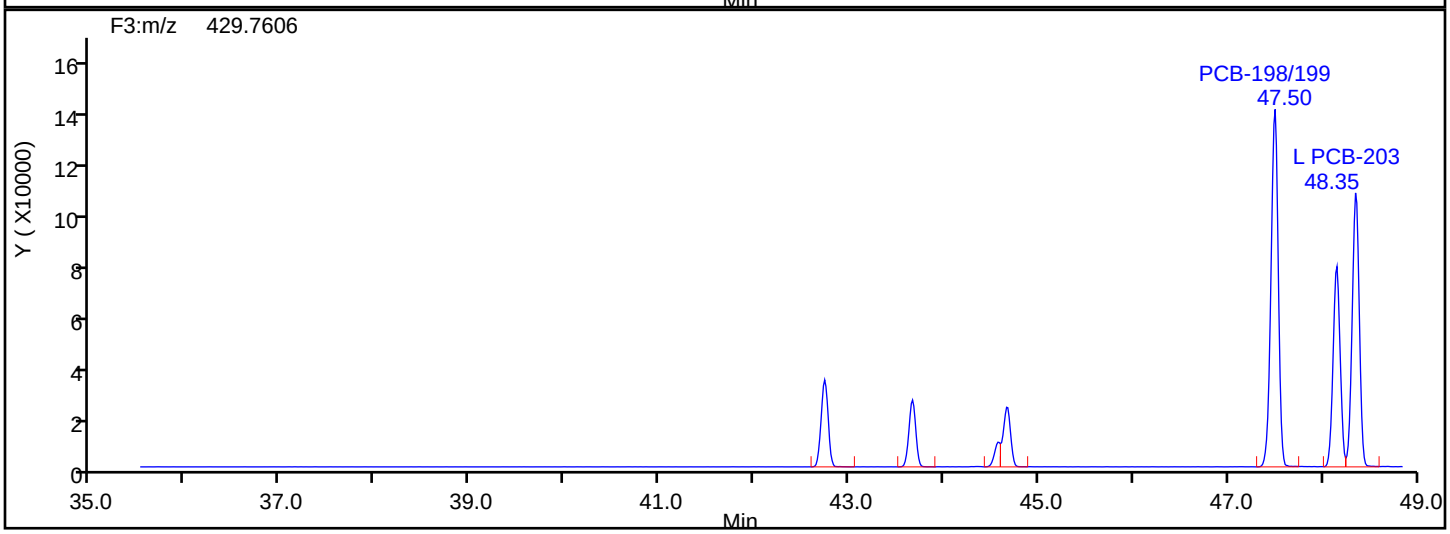

OcPCB F3 Lock Mass

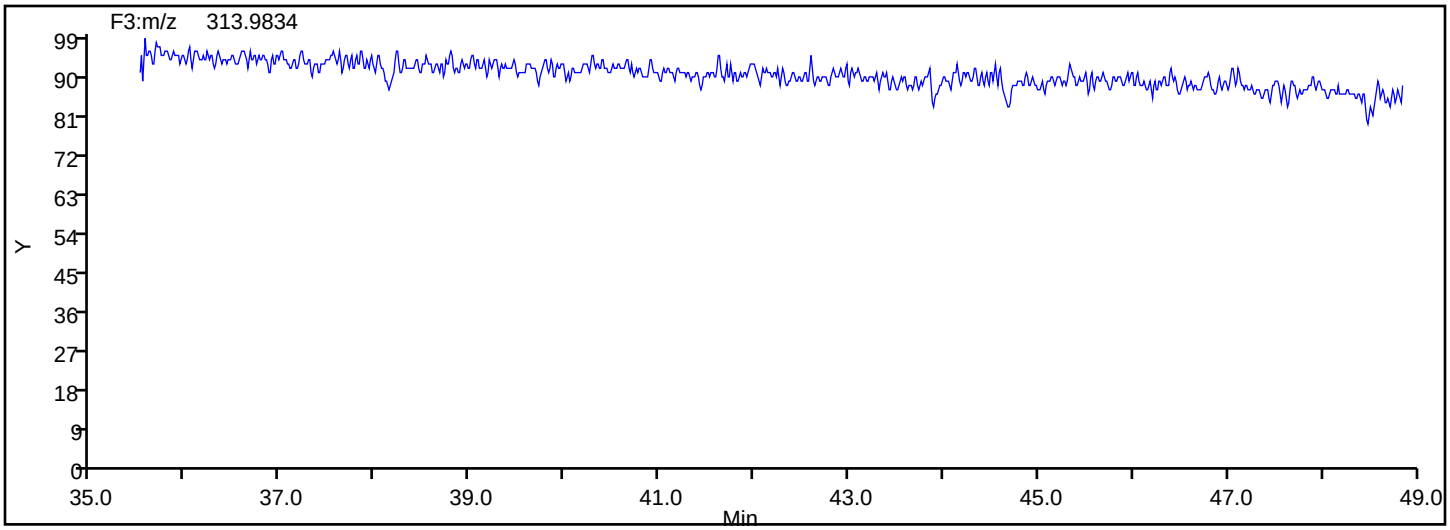

Eurofins TestAmerica, Knoxville

Data File:	\\chromna\Knoxville\ChromData\D3D\20190829-12906.b\580-88125-b-18-c.d		
Injection Date:	29-Aug-2019 21:02:00	Injection Vol:	1.0 ul
Instrument ID:	D3D	Operator ID:	Xcalibur_System
Method:	PCBs_D3D	Limit Group:	HR - 1668A - ICAL
Client ID:	O7-0to27-101918		
Worklist#:	33136	Sample Line#:	12
Column Type:	SPB-Octyl	Column Dia:	0.25 mm

OcPCB F4

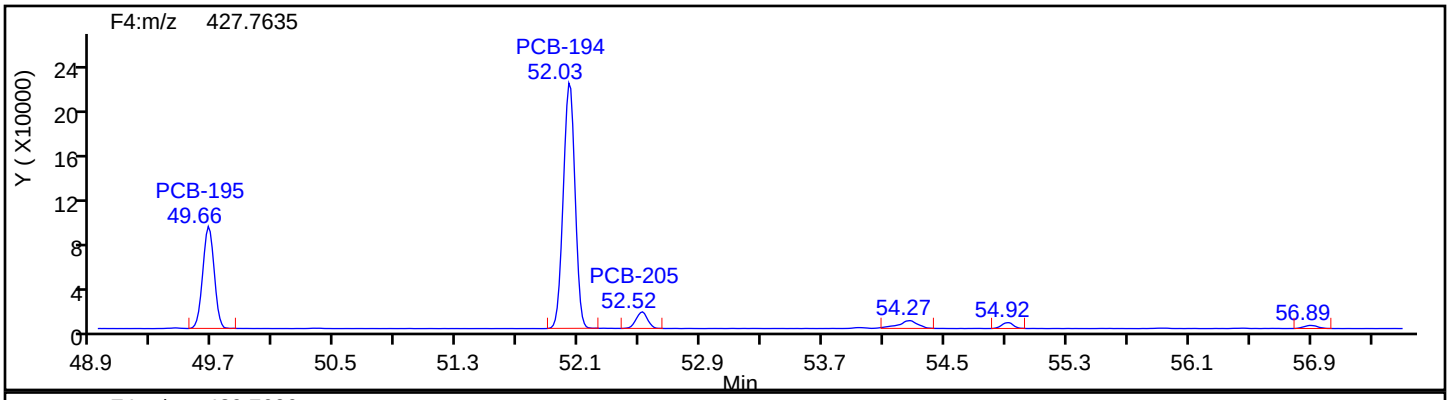

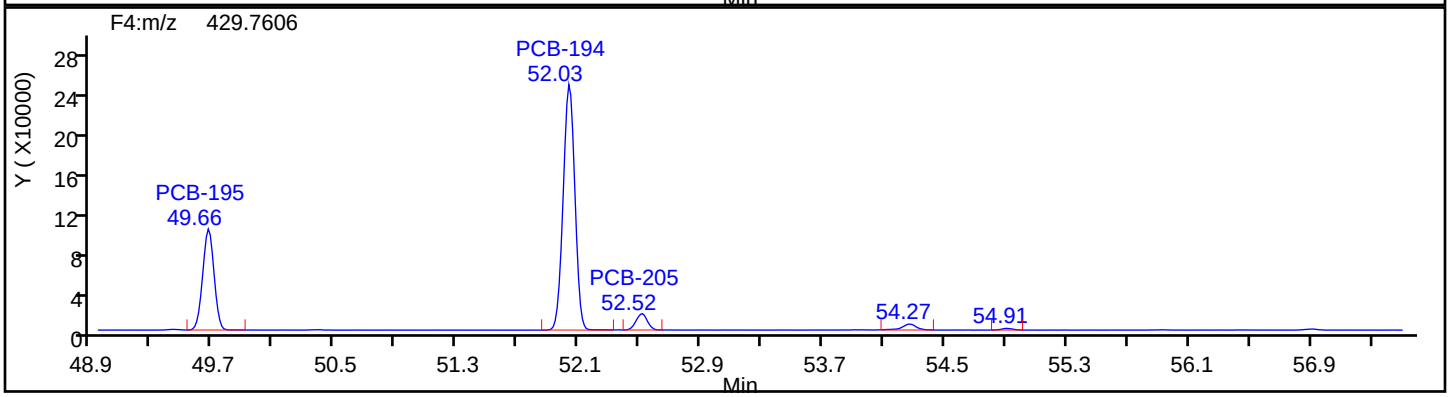

OcPCB F4 Standards

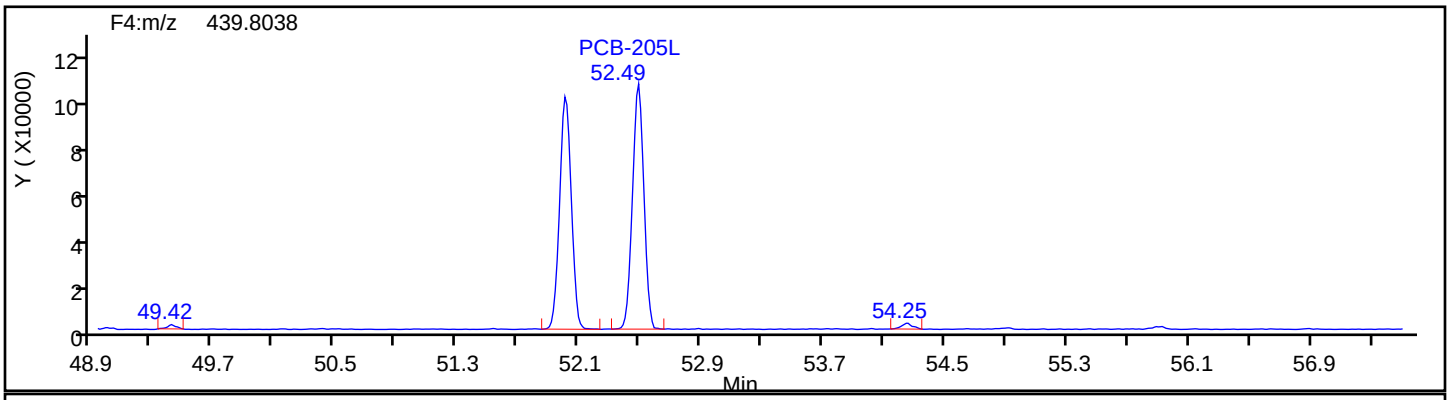

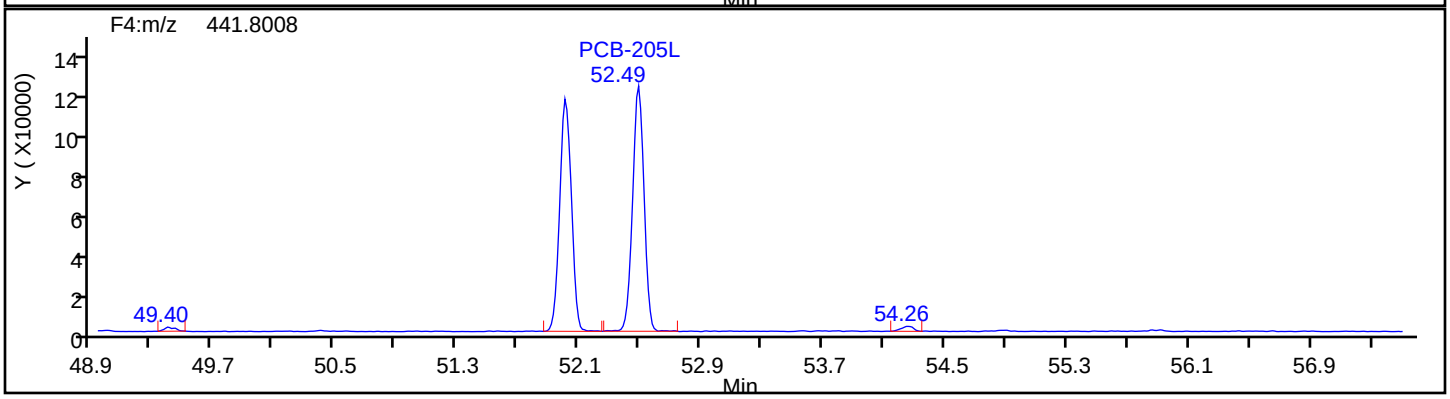

Eurofins TestAmerica, Knoxville

Data File:	\\chromna\Knoxville\ChromData\D3D\20190829-12906.b\580-88125-b-18-c.d		
Injection Date:	29-Aug-2019 21:02:00	Injection Vol:	1.0 ul
Instrument ID:	D3D	Operator ID:	Xcalibur_System
Method:	PCBs_D3D	Limit Group:	HR - 1668A - ICAL
Client ID:	O7-0to27-101918		
Worklist#:	33136	Sample Line#:	12
Column Type:	SPB-Octyl	Column Dia:	0.25 mm

OcPCB F4

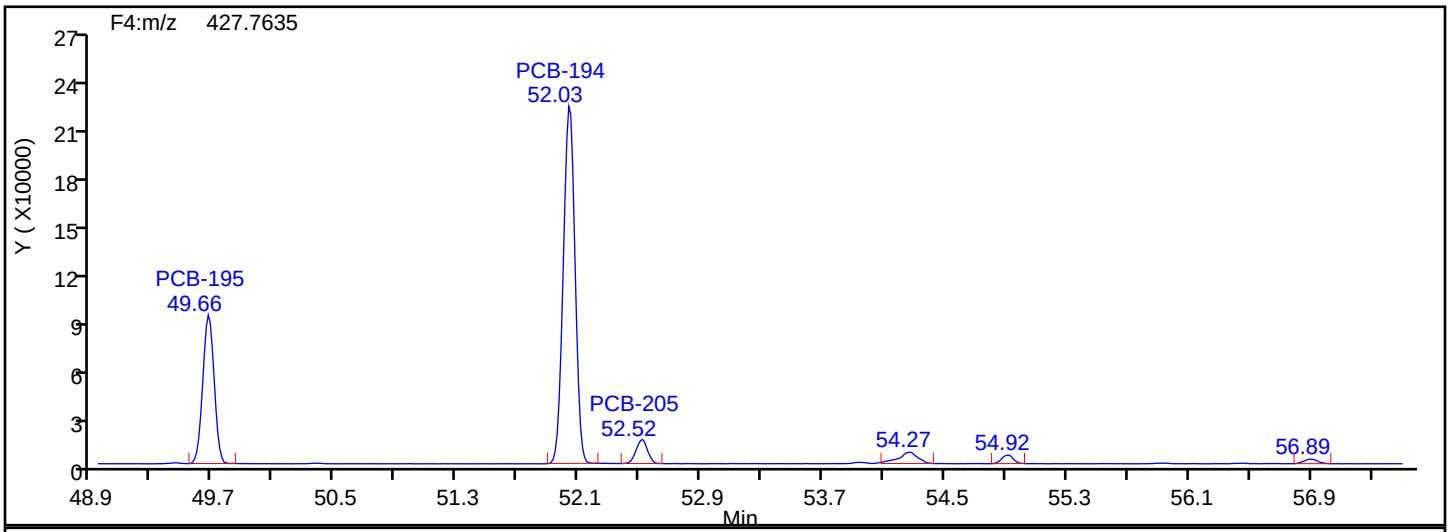

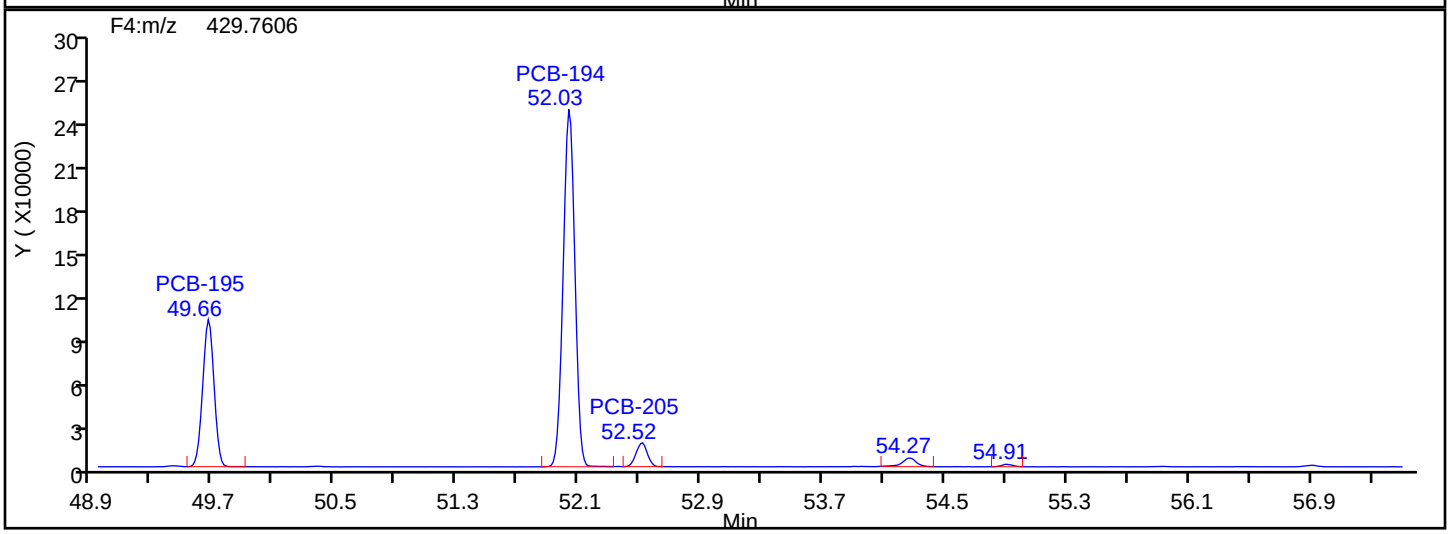

OcPCB F4 Lock Mass

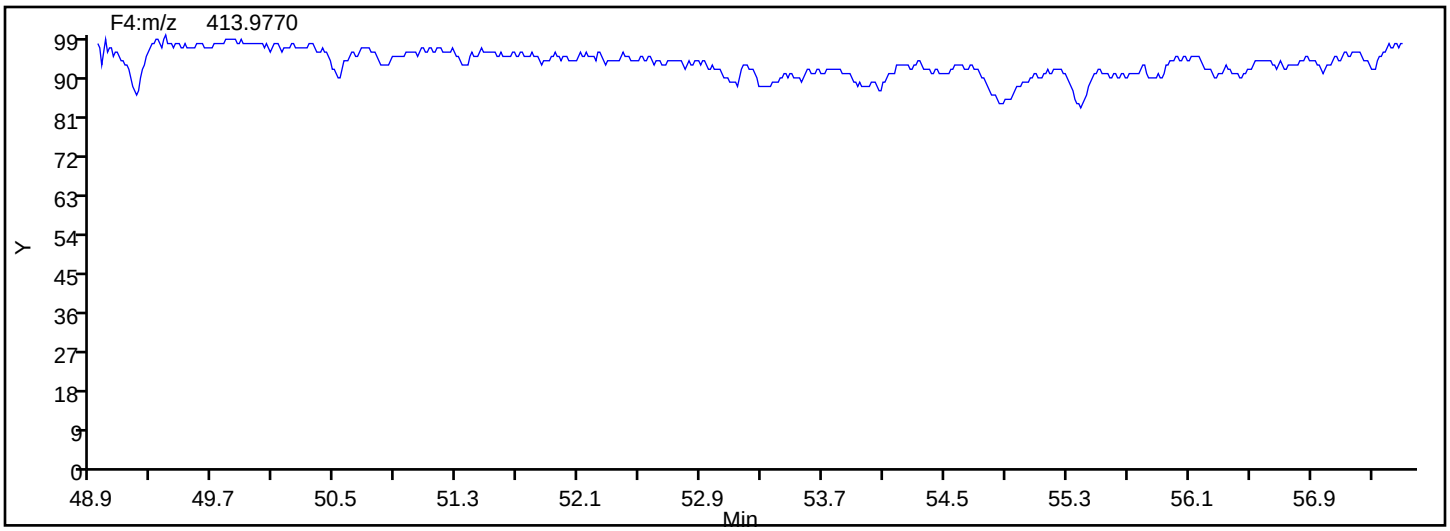

Eurofins TestAmerica, Knoxville

Data File:	\\chromna\Knoxville\ChromData\D3D\20190829-12906.b\580-88125-b-18-c.d		
Injection Date:	29-Aug-2019 21:02:00	Injection Vol:	1.0 ul
Instrument ID:	D3D	Operator ID:	Xcalibur_System
Method:	PCBs_D3D	Limit Group:	HR - 1668A - ICAL
Client ID:	O7-0to27-101918		
Worklist#:	33136	Sample Line#:	12
Column Type:	SPB-Octyl	Column Dia:	0.25 mm

NoPCB F4

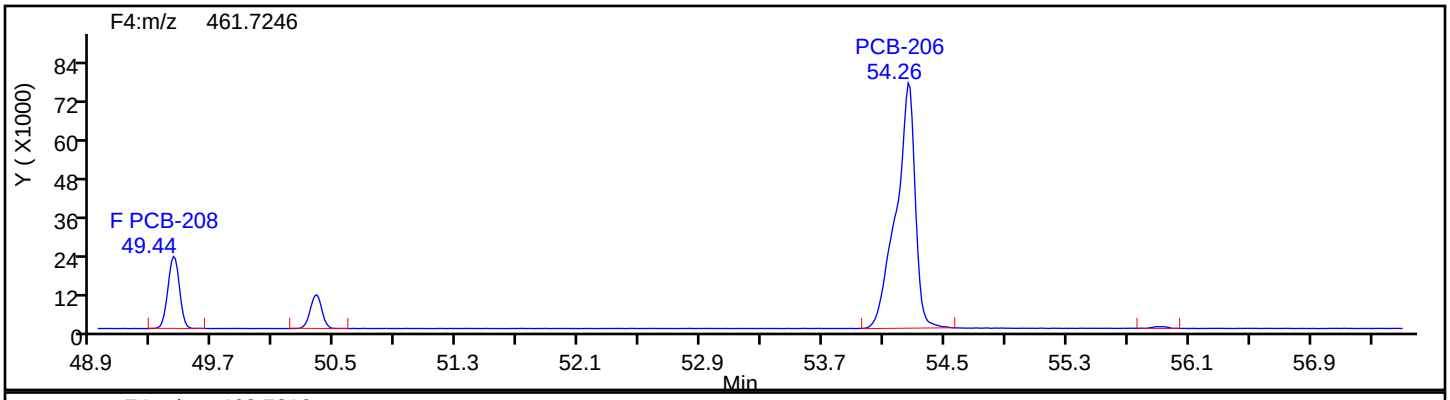

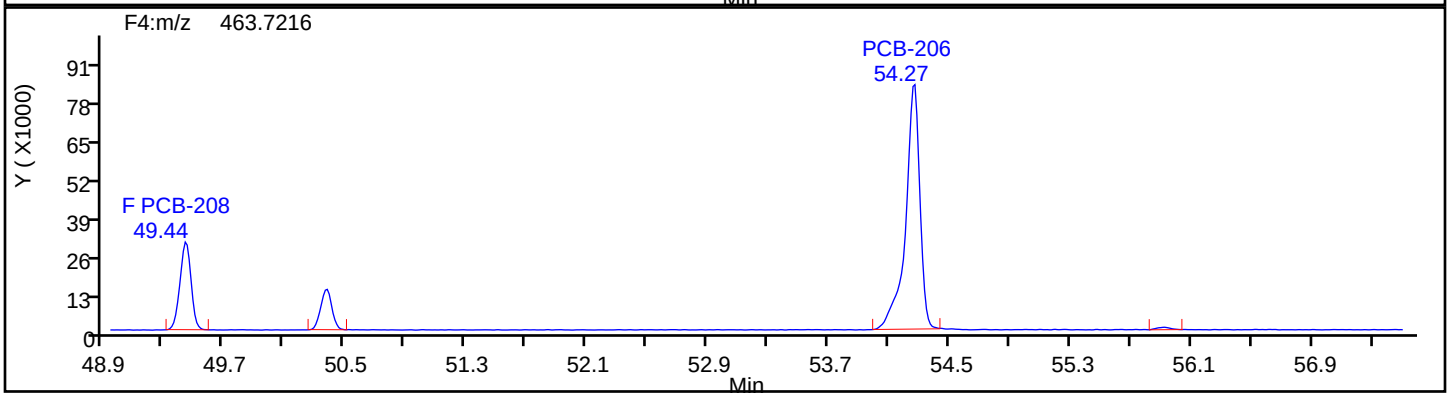

NoPCB F4 Standards

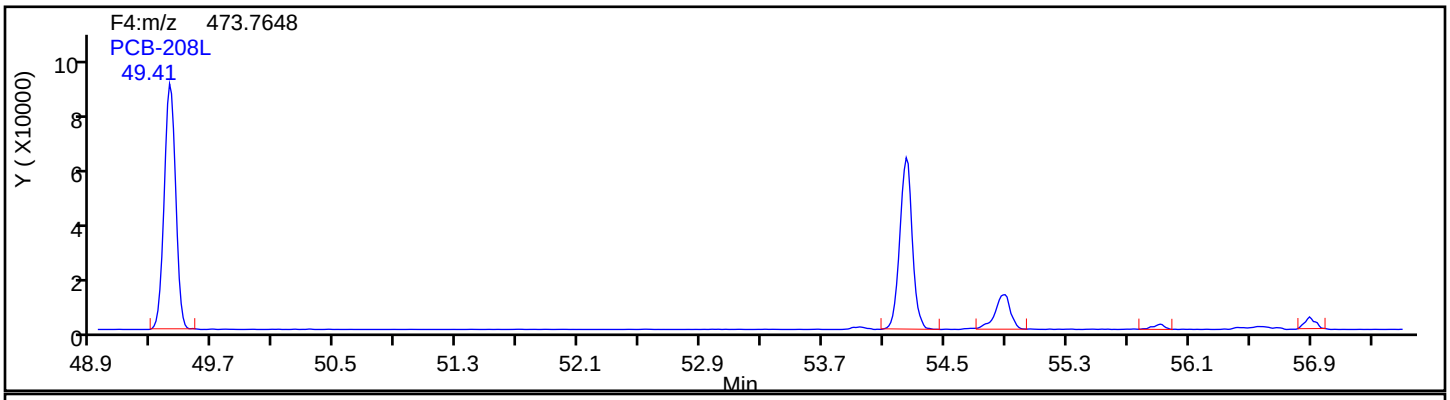

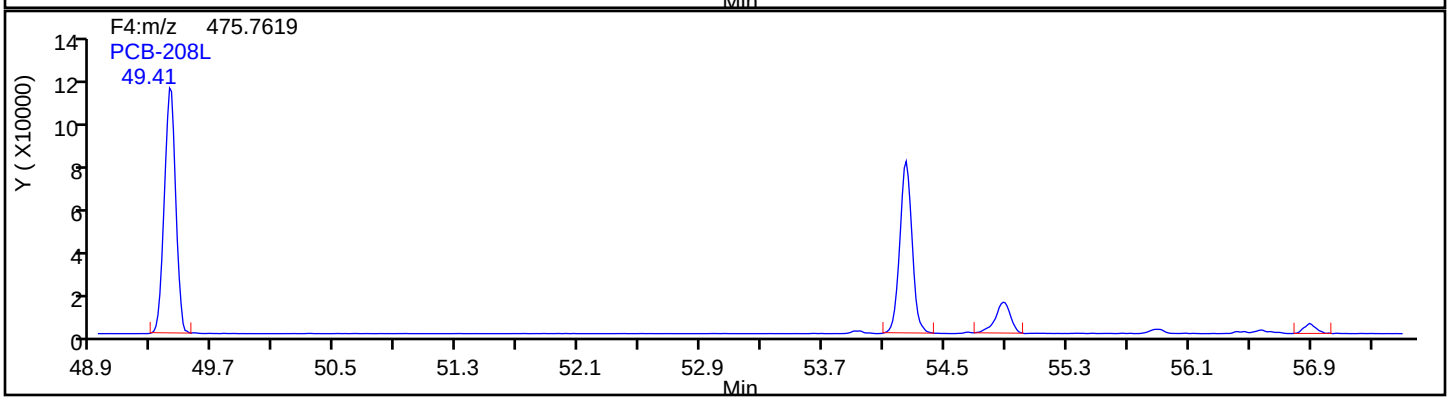

Eurofins TestAmerica, Knoxville

Data File:	\\chromna\Knoxville\ChromData\D3D\20190829-12906.b\580-88125-b-18-c.d		
Injection Date:	29-Aug-2019 21:02:00	Injection Vol:	1.0 ul
Instrument ID:	D3D	Operator ID:	Xcalibur_System
Method:	PCBs_D3D	Limit Group:	HR - 1668A - ICAL
Client ID:	O7-0to27-101918		
Worklist#:	33136	Sample Line#:	12
Column Type:	SPB-Octyl	Column Dia:	0.25 mm

NoPCB F4

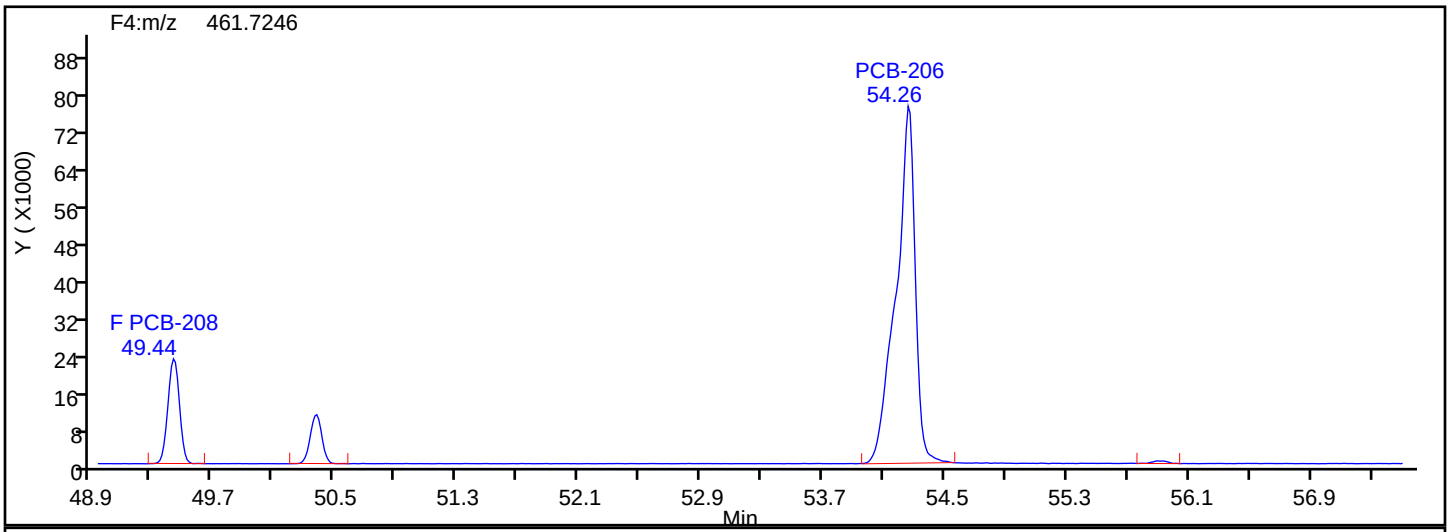

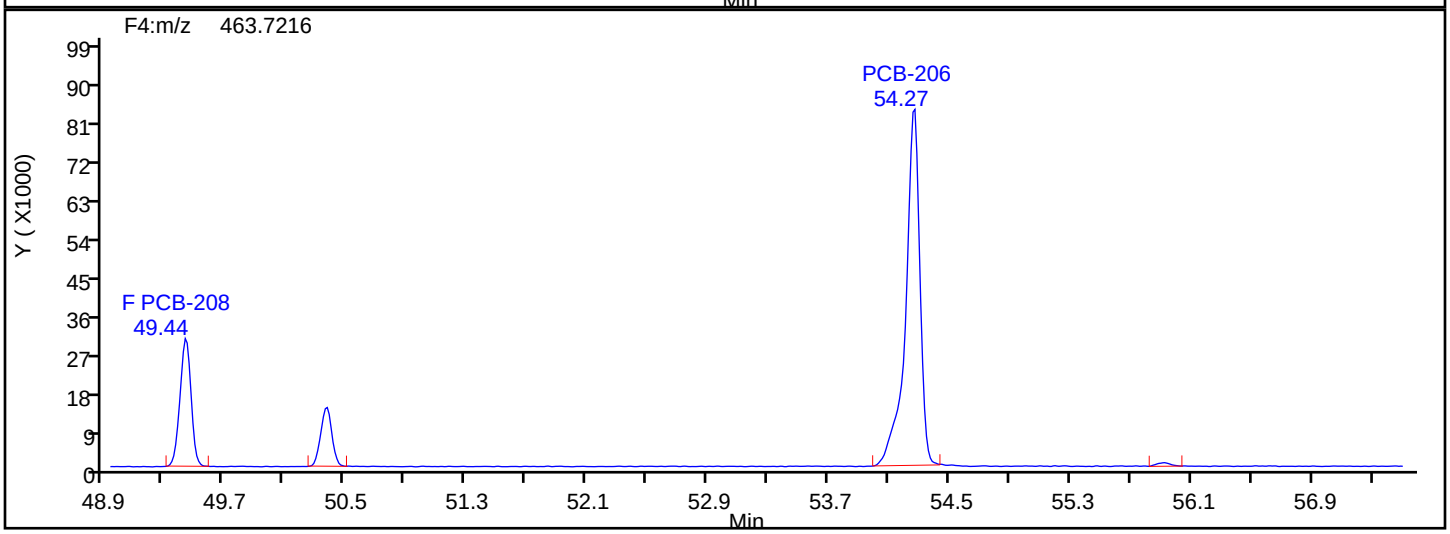

NoPCB F4 Lock Mass

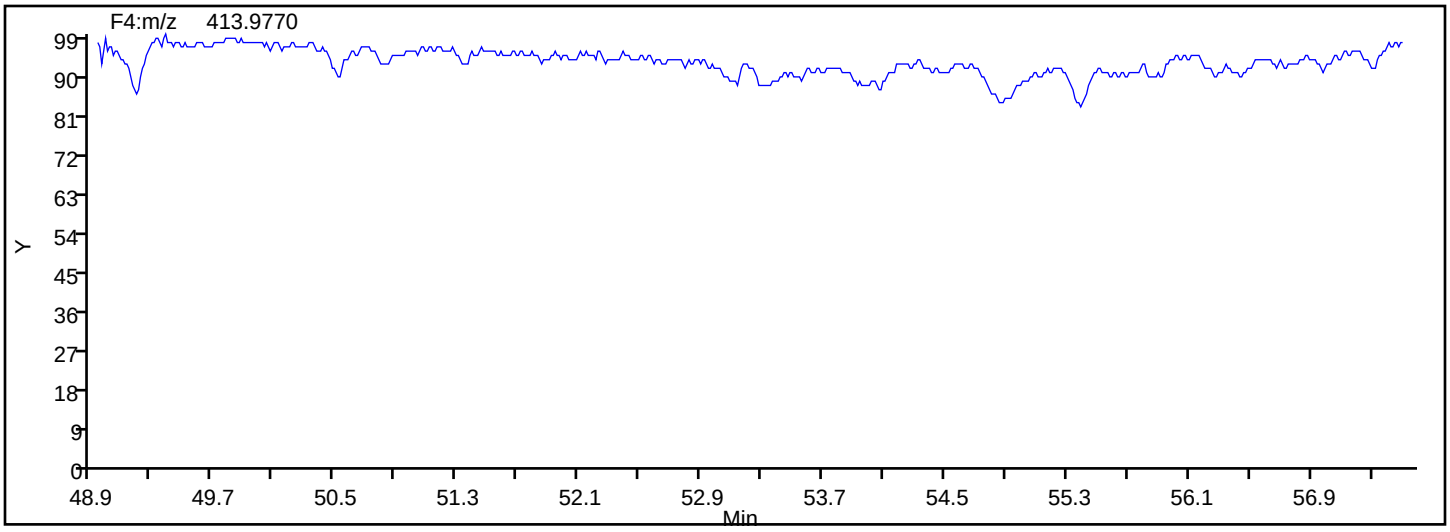

Eurofins TestAmerica, Knoxville

Data File:	\\chromna\Knoxville\ChromData\D3D\20190829-12906.b\580-88125-b-18-c.d				
Injection Date:	29-Aug-2019 21:02:00	Instrument ID:	D3D		
Lims ID:	580-88125-B-18-C	Lab Sample ID:	140-88125-18		
Client ID:	O7-0to27-101918				
Operator ID:	Xcalibur_System	ALS Bottle#:	0	Worklist Smp#:	12
Injection Vol:	1.0 ul	Dil. Factor:	1.0000		
Method:	PCBs_D3D	Limit Group:	HR - 1668A - ICAL		
Column:	SPB-Octyl (0.25 mm)	Detector	F4(49.20 :57.50)		

PCB-206, CAS: 40186-72-9

Signal: 2

Processing Integration Results

RT: 54.27
Area: 546301
Amount: 126.6148
Amount Units: pg/ul

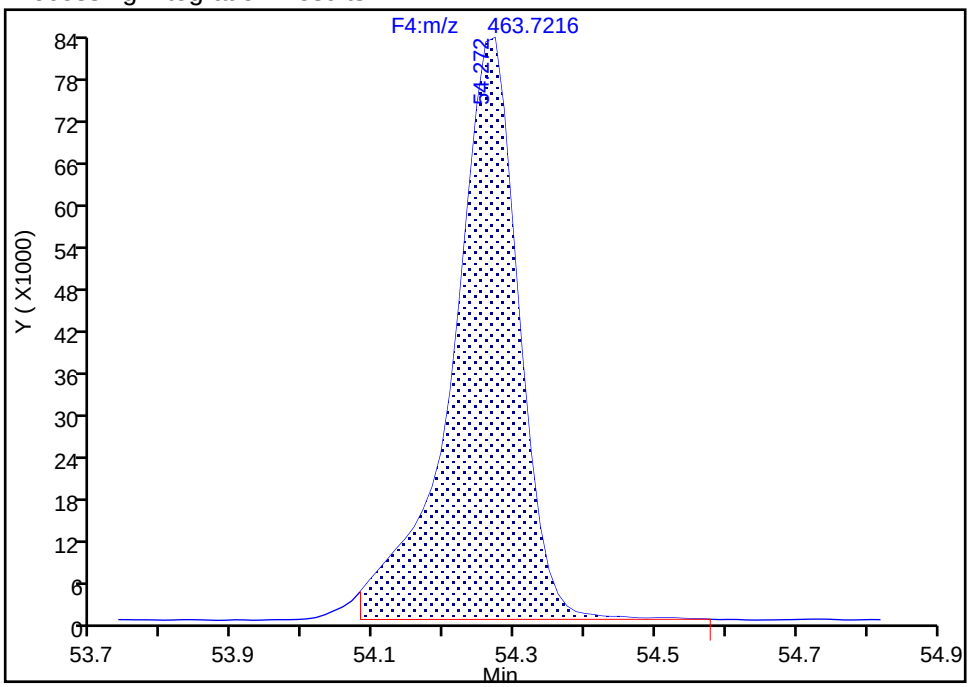

Manual Integration Results

RT: 54.27
Area: 547615
Amount: 127.7894
Amount Units: pg/ul

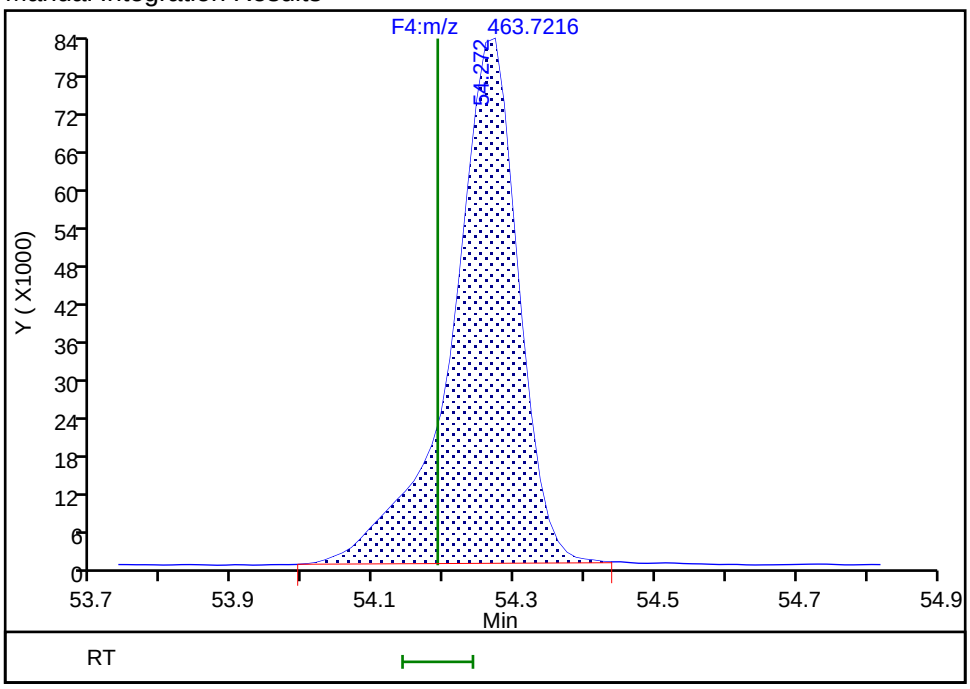

Reviewer: mcwhirterl, 29-Aug-2019 22:13:57
Audit Action: Marked Compound Undetected Audit Reason: Invalid Compound ID

Manual Integration/User Assign Peak Report

Eurofins TestAmerica, Knoxville

Data File:	\\chromna\Knoxville\ChromData\D3D\20190829-12906.b\580-88125-b-18-c.d				
Injection Date:	29-Aug-2019 21:02:00	Instrument ID:	D3D		
Lims ID:	580-88125-B-18-C	Lab Sample ID:	140-88125-18		
Client ID:	O7-0to27-101918				
Operator ID:	Xcalibur_System	ALS Bottle#:	0	Worklist Smp#:	12
Injection Vol:	1.0 ul	Dil. Factor:	1.0000		
Method:	PCBs_D3D	Limit Group:	HR - 1668A - ICAL		
Column:	SPB-Octyl (0.25 mm)	Detector	F4(49.20 :57.50)		

PCB-206, CAS: 40186-72-9

Signal: 3

Processing Integration Results

RT: 54.26
Area: 1213818
Amount: 126.6148
Amount Units: pg/ul

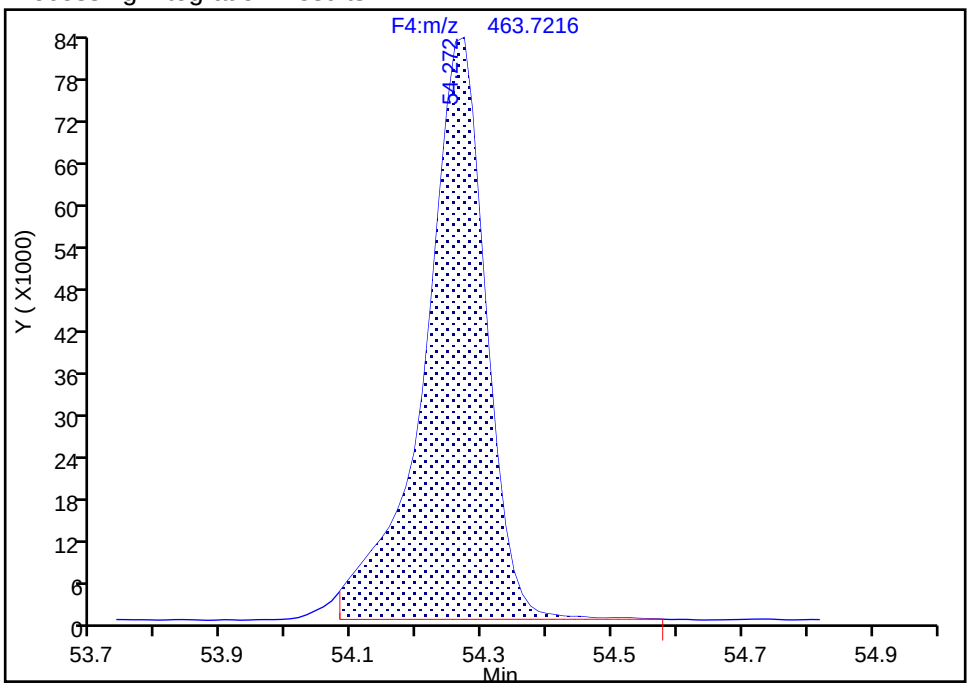

Manual Integration Results

RT: 54.26
Area: 1225079
Amount: 127.7894
Amount Units: pg/ul
Reviewer: mcwhirterl, 29-Aug-2019 22:13:57
Audit Action: Marked Compound Undetected Audit Reason: Invalid Compound ID

Manual Integration/User Assign Peak Report

Eurofins TestAmerica, Knoxville

Data File:	\\chromna\Knoxville\ChromData\D3D\20190829-12906.b\580-88125-b-18-c.d				
Injection Date:	29-Aug-2019 21:02:00	Instrument ID:	D3D		
Lims ID:	580-88125-B-18-C	Lab Sample ID:	140-88125-18		
Client ID:	O7-0to27-101918				
Operator ID:	Xcalibur_System	ALS Bottle#:	0	Worklist Smp#:	12
Injection Vol:	1.0 ul	Dil. Factor:	1.0000		
Method:	PCBs_D3D	Limit Group:	HR - 1668A - ICAL		
Column:	SPB-Octyl (0.25 mm)	Detector	F4(49.20 :57.50)		

PCB-206, CAS: 40186-72-9

Signal: 1

Processing Integration Results

RT: 54.26
Area: 667517
Amount: 126.6148
Amount Units: pg/ul

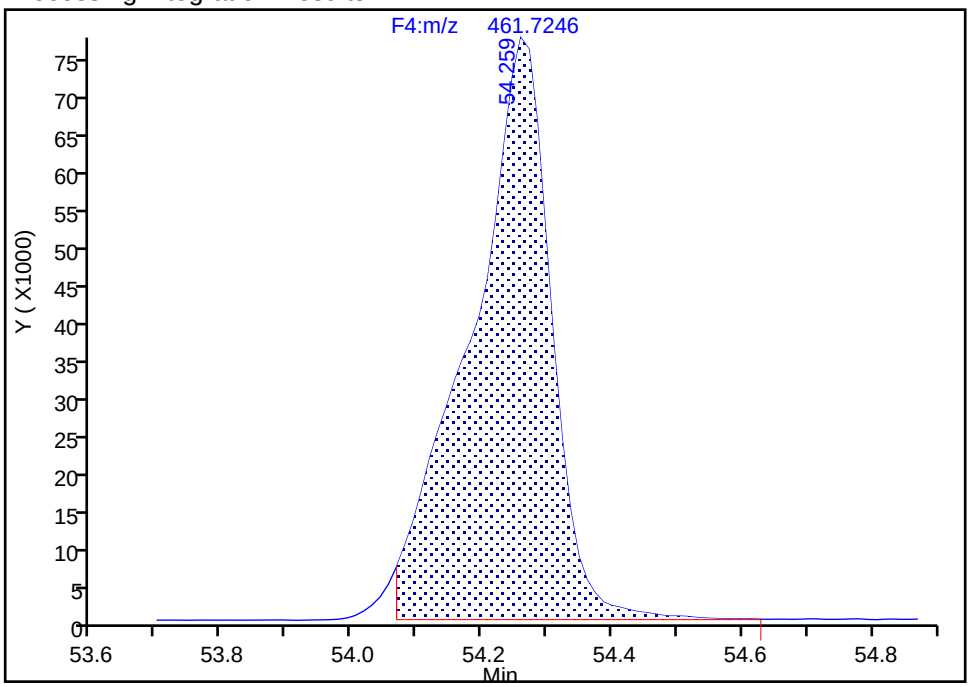

Manual Integration Results

RT: 54.26
Area: 677464
Amount: 127.7894
Amount Units: pg/ul

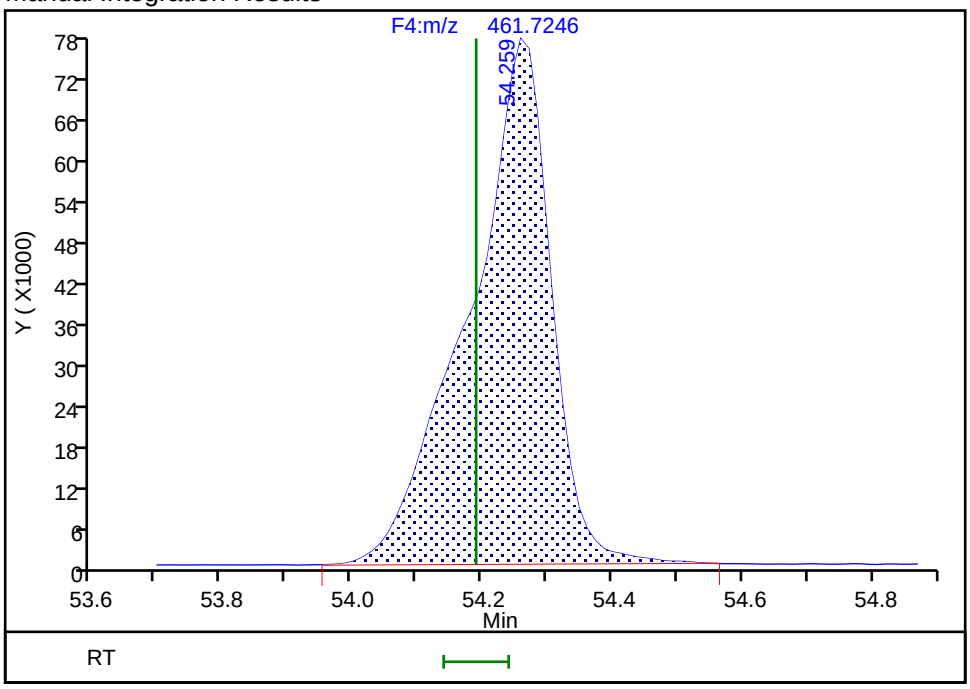

Reviewer: mcwhirterl, 29-Aug-2019 22:13:59

Audit Action: Manually Integrated/Assigned Compound ID Audit Reason: Incomplete Integration

Report Date: 29-Aug-2019 22:15:42 Chrom Revision: 2.3 22-Aug-2019 12:55:36

Eurofins TestAmerica, Knoxville

Data File:	\\chromna\Knoxville\ChromData\D3D\20190829-12906.b\580-88125-b-18-c.d		
Injection Date:	29-Aug-2019 21:02:00	Injection Vol:	1.0 ul
Instrument ID:	D3D	Operator ID:	Xcalibur_System
Method:	PCBs_D3D	Limit Group:	HR - 1668A - ICAL
Client ID:	O7-0to27-101918		
Worklist#:	33136	Sample Line#:	12
Column Type:	SPB-Octyl	Column Dia:	0.25 mm

DePCB F4

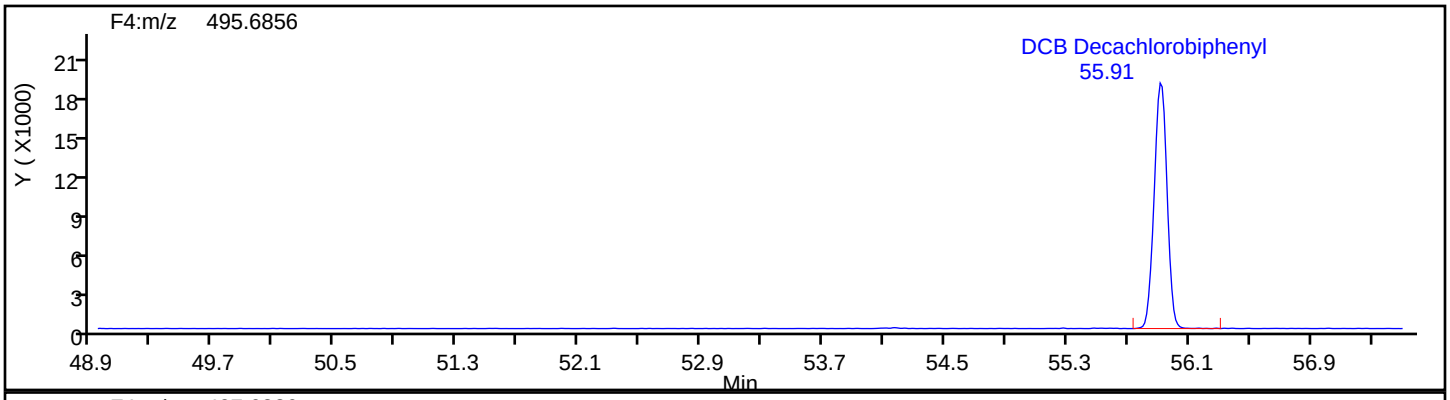

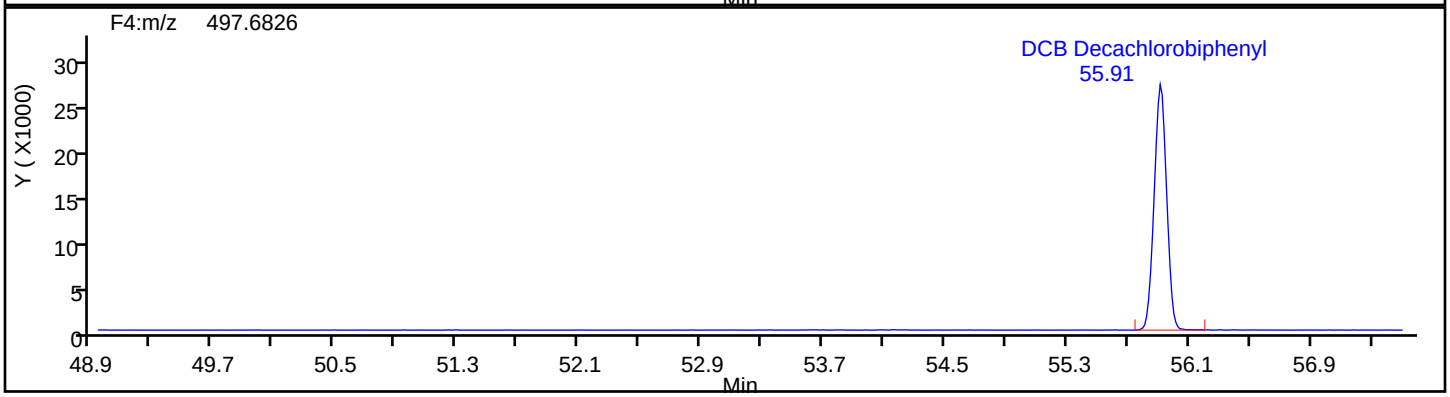

DePCB F4 Standards

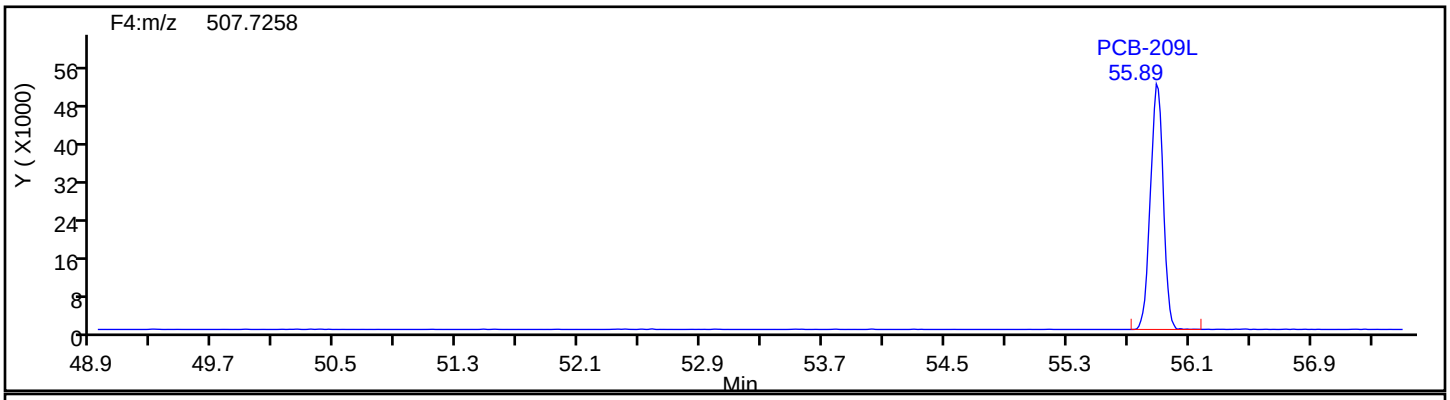

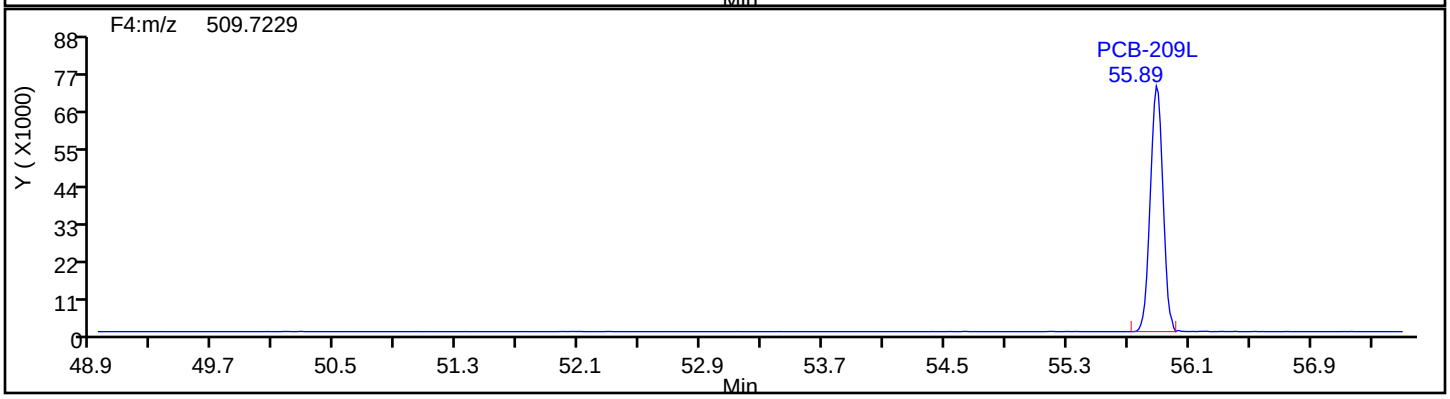

Eurofins TestAmerica, Knoxville

Data File:	\\chromna\Knoxville\ChromData\D3D\20190829-12906.b\580-88125-b-18-c.d		
Injection Date:	29-Aug-2019 21:02:00	Injection Vol:	1.0 ul
Instrument ID:	D3D	Operator ID:	Xcalibur_System
Method:	PCBs_D3D	Limit Group:	HR - 1668A - ICAL
Client ID:	O7-0to27-101918		
Worklist#:	33136	Sample Line#:	12
Column Type:	SPB-Octyl	Column Dia:	0.25 mm

DePCB F4

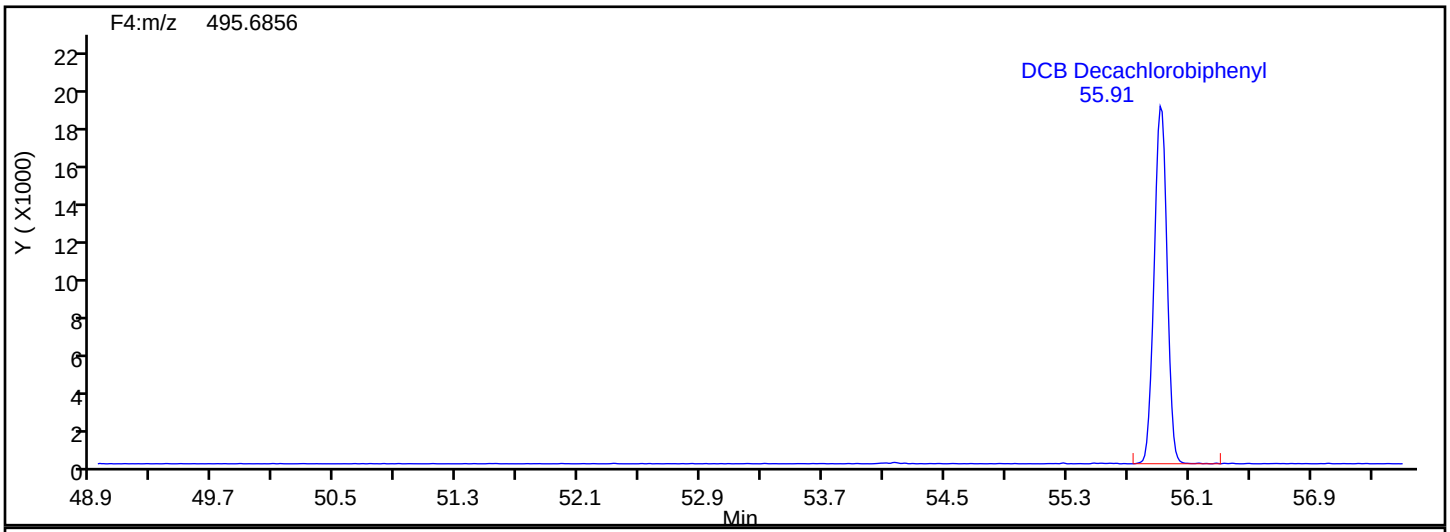

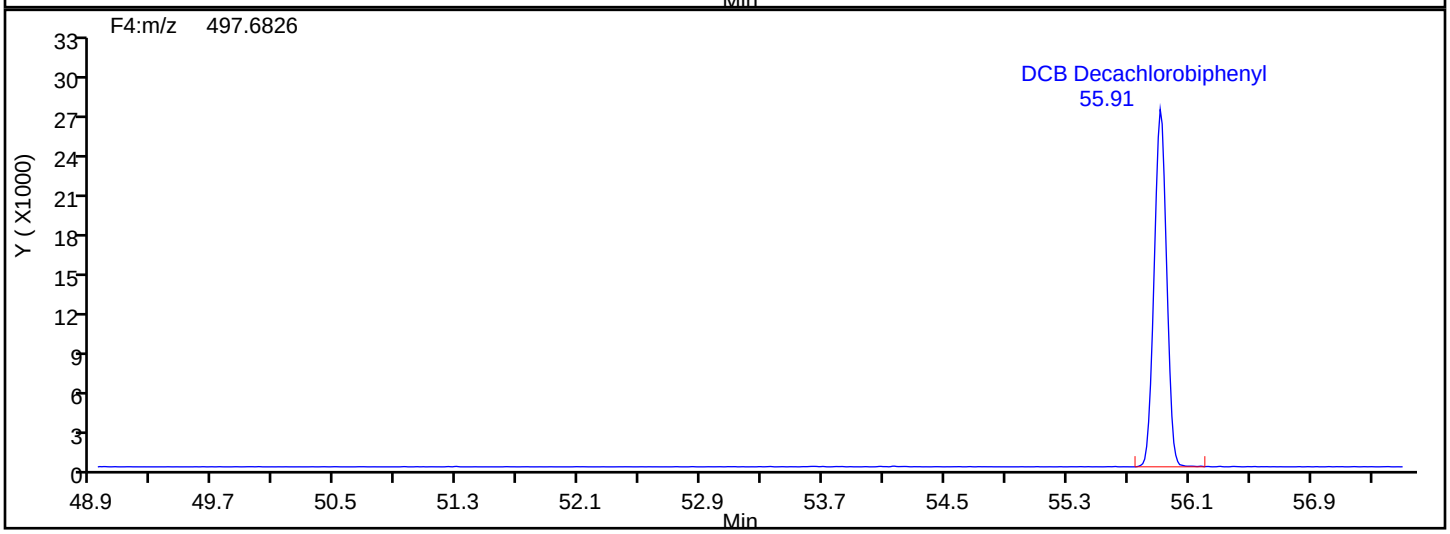

DePCB F4 Lock Mass

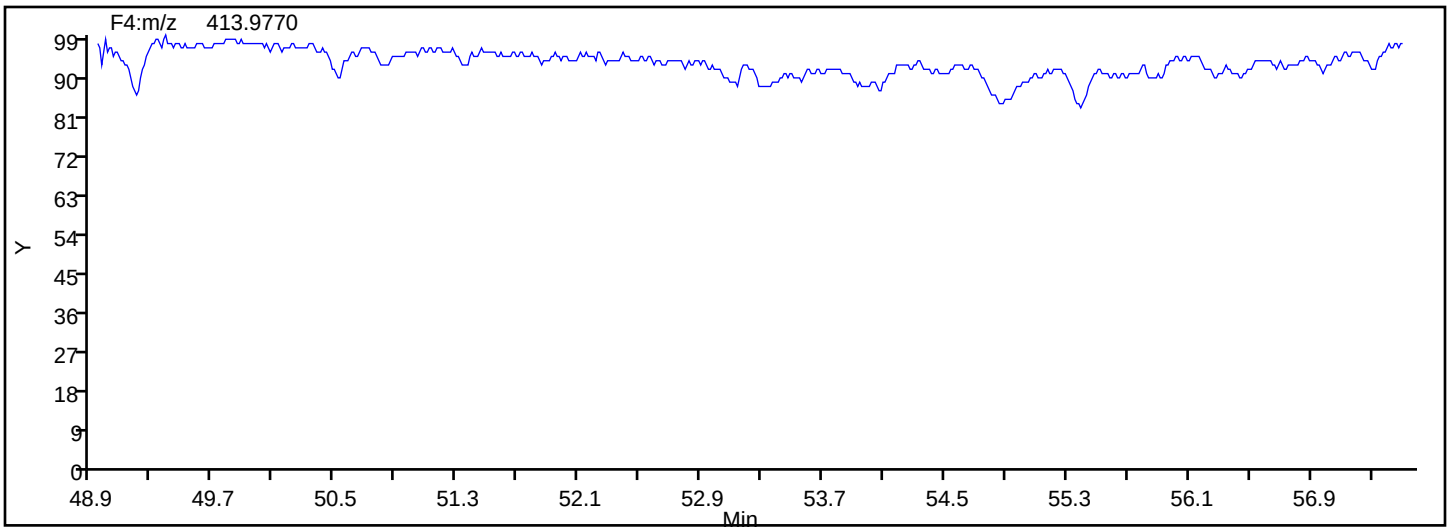

FORM I
HI-RES PCBS ORGANICS ANALYSIS DATA SHEET

Lab Name: Eurofins TestAmerica, Knoxville Job No.: 580-88125-2

SDG No.:

Client Sample ID: Q2-0to13-101818 Lab Sample ID: 580-88125-19

Matrix: Solid Lab File ID: 580-88125-b-19-c.d

Analysis Method: 1668A Date Collected: 10/18/2018 09:39

Extract. Method: HRMS-Sox Date Extracted: 08/20/2019 08:01

Sample wt/vol: 15.10(g) Date Analyzed: 08/29/2019 22:02

Con. Extract Vol.: 20(mL) Dilution Factor: 1

Injection Volume: 1(uL) Level: (low/med) Low

% Moisture: 31.6 GPC Cleanup:(Y/N) N

Analysis Batch No.: 33136 Units: ng/g

CAS NO.	COMPOUND NAME	RESULT	Q	RL	EDL
2051-60-7	PCB-1	0.0021	J B	0.0097	0.00053
2051-61-8	PCB-2	0.0015	J B	0.0097	0.00056
2051-62-9	PCB-3	ND		0.0097	0.00058
13029-08-8	PCB-4	0.015	J	0.019	0.0012
16605-91-7	PCB-5	ND		0.0097	0.00077
25569-80-6	PCB-6	ND		0.0097	0.00078
33284-50-3	PCB-7	ND		0.0097	0.00074
34883-43-7	PCB-8	0.0037	J B q	0.019	0.00076
34883-39-1	PCB-9	ND		0.0097	0.00085
33146-45-1	PCB-10	ND		0.0097	0.00081
2050-67-1	PCB-11	0.0082	J B	0.019	0.00074
2974-92-7	PCB-12	ND	C	0.019	0.00074
2974-90-5	PCB-13	ND	C12	0.019	0.00074
34883-41-5	PCB-14	ND		0.0097	0.00064
2050-68-2	PCB-15	0.0065	J B	0.0097	0.00073
38444-78-9	PCB-16	ND		0.0097	0.0015
37680-66-3	PCB-17	0.031	B	0.0097	0.0012
37680-65-2	PCB-18	0.0088	J C B	0.019	0.0010
38444-73-4	PCB-19	0.048	B q	0.0097	0.0014
38444-84-7	PCB-20	0.015	J C B	0.019	0.00074
55702-46-0	PCB-21	0.0057	J C B q	0.019	0.00070
38444-85-8	PCB-22	0.0021	J B q	0.0097	0.00077
55720-44-0	PCB-23	ND		0.0097	0.00076
55702-45-9	PCB-24	ND		0.0097	0.00089
55712-37-3	PCB-25	0.0041	J B	0.0097	0.00071
38444-81-4	PCB-26	0.0021	J C B q	0.019	0.00073
38444-76-7	PCB-27	0.0068	J B q	0.0097	0.00086
7012-37-5	PCB-28	0.015	J B C20	0.019	0.00074
15862-07-4	PCB-29	0.0021	J C26 B q	0.019	0.00073
35693-92-6	PCB-30	0.0088	J C18 B	0.019	0.0010
16606-02-3	PCB-31	0.0076	J B	0.019	0.00070

FORM I
HI-RES PCBS ORGANICS ANALYSIS DATA SHEET

Lab Name: Eurofins TestAmerica, Knoxville Job No.: 580-88125-2

SDG No.:

Client Sample ID: Q2-0to13-101818 Lab Sample ID: 580-88125-19

Matrix: Solid Lab File ID: 580-88125-b-19-c.d

Analysis Method: 1668A Date Collected: 10/18/2018 09:39

Extract. Method: HRMS-Sox Date Extracted: 08/20/2019 08:01

Sample wt/vol: 15.10(g) Date Analyzed: 08/29/2019 22:02

Con. Extract Vol.: 20(mL) Dilution Factor: 1

Injection Volume: 1(uL) Level: (low/med) Low

% Moisture: 31.6 GPC Cleanup:(Y/N) N

Analysis Batch No.: 33136 Units: ng/g

CAS NO.	COMPOUND NAME	RESULT	Q	RL	EDL
38444-77-8	PCB-32	0.015	B	0.0097	0.00080
38444-86-9	PCB-33	0.0057	J B C21 q	0.019	0.00070
37680-68-5	PCB-34	ND		0.0097	0.00079
37680-69-6	PCB-35	ND		0.0097	0.00079
38444-87-0	PCB-36	ND		0.0097	0.00071
38444-90-5	PCB-37	0.0045	J B	0.0097	0.00075
53555-66-1	PCB-38	ND		0.0097	0.00073
38444-88-1	PCB-39	ND		0.0097	0.00069
38444-93-8	PCB-40	0.026	J C	0.029	0.0013
52663-59-9	PCB-41	0.026	J C40	0.029	0.0013
36559-22-5	PCB-42	0.0074	J	0.0097	0.0014
70362-46-8	PCB-43	0.0052	J C	0.019	0.0012
41464-39-5	PCB-44	0.21	C B	0.029	0.0012
70362-45-7	PCB-45	0.10	C B	0.019	0.0014
41464-47-5	PCB-46	ND		0.0097	0.0016
2437-79-8	PCB-47	0.21	B C44	0.029	0.0012
70362-47-9	PCB-48	ND		0.0097	0.0013
41464-40-8	PCB-49	0.074	C B	0.019	0.0011
62796-65-0	PCB-50	0.048	C B	0.019	0.0013
68194-04-7	PCB-51	0.10	C45 B	0.019	0.0014
35693-99-3	PCB-52	0.065	B	0.0097	0.0014
41464-41-9	PCB-53	0.048	C50 B	0.019	0.0013
15968-05-5	PCB-54	0.024		0.0097	0.00079
74338-24-2	PCB-55	ND		0.0097	0.00094
41464-43-1	PCB-56	0.0087	J	0.0097	0.00096
70424-67-8	PCB-57	ND		0.0097	0.00095
41464-49-7	PCB-58	ND		0.0097	0.00092
74472-33-6	PCB-59	0.0082	J C	0.029	0.00089
33025-41-1	PCB-60	0.0038	J	0.0097	0.00091
33284-53-6	PCB-61	0.044	C B	0.039	0.00090
54230-22-7	PCB-62	0.0082	J C59	0.029	0.00089
74472-34-7	PCB-63	ND		0.0097	0.00083
52663-58-8	PCB-64	0.010		0.0097	0.00086
33284-54-7	PCB-65	0.21	B C44	0.029	0.0012

FORM I
HI-RES PCBS ORGANICS ANALYSIS DATA SHEET

Lab Name: Eurofins TestAmerica, Knoxville Job No.: 580-88125-2

SDG No.:

Client Sample ID: Q2-0to13-101818 Lab Sample ID: 580-88125-19

Matrix: Solid Lab File ID: 580-88125-b-19-c.d

Analysis Method: 1668A Date Collected: 10/18/2018 09:39

Extract. Method: HRMS-Sox Date Extracted: 08/20/2019 08:01

Sample wt/vol: 15.10(g) Date Analyzed: 08/29/2019 22:02

Con. Extract Vol.: 20(mL) Dilution Factor: 1

Injection Volume: 1(uL) Level: (low/med) Low

% Moisture: 31.6 GPC Cleanup:(Y/N) N

Analysis Batch No.: 33136 Units: ng/g

CAS NO.	COMPOUND NAME	RESULT	Q	RL	EDL
32598-10-0	PCB-66	0.026		0.0097	0.00095
73575-53-8	PCB-67	0.0012	J	0.0097	0.00087
73575-52-7	PCB-68	0.0022	J B q	0.0097	0.00082
60233-24-1	PCB-69	0.074	B C49	0.019	0.0011
32598-11-1	PCB-70	0.044	C61 B	0.039	0.00090
41464-46-4	PCB-71	0.026	J C40	0.029	0.0013
41464-42-0	PCB-72	ND		0.0097	0.00092
74338-23-1	PCB-73	0.0052	J C43	0.019	0.0012
32690-93-0	PCB-74	0.044	C61 B	0.039	0.00090
32598-12-2	PCB-75	0.0082	J C59	0.029	0.00089
70362-48-0	PCB-76	0.044	C61 B	0.039	0.00090
32598-13-3	PCB-77	0.0041	J B	0.0097	0.00089
70362-49-1	PCB-78	ND		0.0097	0.00092
41464-48-6	PCB-79	ND		0.0097	0.00079
33284-52-5	PCB-80	ND		0.0097	0.00083
70362-50-4	PCB-81	ND		0.0097	0.00095
52663-62-4	PCB-82	0.019		0.0097	0.0016
60145-20-2	PCB-83	0.11	C	0.019	0.0015
52663-60-2	PCB-84	0.032		0.0097	0.0016
65510-45-4	PCB-85	0.026	J C	0.029	0.0011
55312-69-1	PCB-86	0.090	C B	0.058	0.0012
38380-02-8	PCB-87	0.090	B C86	0.058	0.0012
55215-17-3	PCB-88	0.042	C	0.019	0.0014
73575-57-2	PCB-89	ND		0.0097	0.0016
68194-07-0	PCB-90	0.19	C B	0.029	0.0012
68194-05-8	PCB-91	0.042	C88	0.019	0.0014
52663-61-3	PCB-92	0.042		0.0097	0.0015
73575-56-1	PCB-93	0.041	C	0.019	0.0014
73575-55-0	PCB-94	0.0085	J q	0.0097	0.0015
38379-99-6	PCB-95	0.15	B	0.0097	0.0014
73575-54-9	PCB-96	0.0041	J q	0.0097	0.0011
41464-51-1	PCB-97	0.090	B C86	0.058	0.0012
60233-25-2	PCB-98	0.013	J C q	0.019	0.0014
38380-01-7	PCB-99	0.11	C83	0.019	0.0015

FORM I
HI-RES PCBS ORGANICS ANALYSIS DATA SHEET

Lab Name: Eurofins TestAmerica, Knoxville Job No.: 580-88125-2

SDG No.:

Client Sample ID: Q2-0to13-101818 Lab Sample ID: 580-88125-19

Matrix: Solid Lab File ID: 580-88125-b-19-c.d

Analysis Method: 1668A Date Collected: 10/18/2018 09:39

Extract. Method: HRMS-Sox Date Extracted: 08/20/2019 08:01

Sample wt/vol: 15.10(g) Date Analyzed: 08/29/2019 22:02

Con. Extract Vol.: 20(mL) Dilution Factor: 1

Injection Volume: 1(uL) Level: (low/med) Low

% Moisture: 31.6 GPC Cleanup:(Y/N) N

Analysis Batch No.: 33136 Units: ng/g

CAS NO.	COMPOUND NAME	RESULT	Q	RL	EDL
39485-83-1	PCB-100	0.041	C93	0.019	0.0014
37680-73-2	PCB-101	0.19	B C90	0.029	0.0012
68194-06-9	PCB-102	0.013	J C98 q	0.019	0.0014
60145-21-3	PCB-103	0.015	B	0.0097	0.0013
56558-16-8	PCB-104	0.0044	J	0.0097	0.00099
32598-14-4	PCB-105	0.035	B	0.0097	0.0011
70424-69-0	PCB-106	ND		0.0097	0.0011
70424-68-9	PCB-107	0.0094	J	0.0097	0.0010
70362-41-3	PCB-108	0.0053	J C	0.019	0.0011
74472-35-8	PCB-109	0.090	B C86	0.058	0.0012
38380-03-9	PCB-110	0.18	C	0.019	0.0010
39635-32-0	PCB-111	ND		0.0097	0.00097
74472-36-9	PCB-112	ND		0.0097	0.0010
68194-10-5	PCB-113	0.19	B C90	0.029	0.0012
74472-37-0	PCB-114	0.0032	J B	0.0097	0.0010
74472-38-1	PCB-115	0.18	C110	0.019	0.0010
18259-05-7	PCB-116	0.026	J C85	0.029	0.0011
68194-11-6	PCB-117	0.026	J C85	0.029	0.0011
31508-00-6	PCB-118	0.095	B	0.0097	0.0011
56558-17-9	PCB-119	0.090	B C86	0.058	0.0012
68194-12-7	PCB-120	ND		0.0097	0.00093
56558-18-0	PCB-121	0.0024	J q	0.0097	0.00099
76842-07-4	PCB-122	0.0026	J q	0.0097	0.0012
65510-44-3	PCB-123	0.0017	J B q	0.0097	0.0010
70424-70-3	PCB-124	0.0053	J C108	0.019	0.0011
74472-39-2	PCB-125	0.090	B C86	0.058	0.0012
57465-28-8	PCB-126	ND		0.0097	0.0011
39635-33-1	PCB-127	ND		0.0097	0.0011
38380-07-3	PCB-128	0.036	C B	0.019	0.0013
55215-18-4	PCB-129	0.27	C B	0.039	0.0013
52663-66-8	PCB-130	0.018		0.0097	0.0017
61798-70-7	PCB-131	0.0042	J q	0.0097	0.0017
38380-05-1	PCB-132	0.083		0.0097	0.0016

FORM I
HI-RES PCBS ORGANICS ANALYSIS DATA SHEET

Lab Name: Eurofins TestAmerica, Knoxville Job No.: 580-88125-2

SDG No.:

Client Sample ID: Q2-0to13-101818 Lab Sample ID: 580-88125-19

Matrix: Solid Lab File ID: 580-88125-b-19-c.d

Analysis Method: 1668A Date Collected: 10/18/2018 09:39

Extract. Method: HRMS-Sox Date Extracted: 08/20/2019 08:01

Sample wt/vol: 15.10(g) Date Analyzed: 08/29/2019 22:02

Con. Extract Vol.: 20(mL) Dilution Factor: 1

Injection Volume: 1(uL) Level: (low/med) Low

% Moisture: 31.6 GPC Cleanup:(Y/N) N

Analysis Batch No.: 33136 Units: ng/g

CAS NO.	COMPOUND NAME	RESULT	Q	RL	EDL
35694-04-3	PCB-133	0.0079	J	0.0097	0.0016
52704-70-8	PCB-134	0.016	J C q	0.019	0.0017
52744-13-5	PCB-135	0.13	C B	0.019	0.00094
38411-22-2	PCB-136	0.046	B	0.0097	0.00071
35694-06-5	PCB-137	0.0074	J q	0.0097	0.0014
35065-28-2	PCB-138	0.27	B C129	0.039	0.0013
56030-56-9	PCB-139	0.0049	J C B q	0.019	0.0014
59291-64-4	PCB-140	0.0049	J B C139 q	0.019	0.0014
52712-04-6	PCB-141	0.053		0.0097	0.0015
41411-61-4	PCB-142	ND		0.0097	0.0017
68194-15-0	PCB-143	0.016	J C134 q	0.019	0.0017
68194-14-9	PCB-144	0.015		0.0097	0.00089
74472-40-5	PCB-145	ND		0.0097	0.00069
51908-16-8	PCB-146	0.051	B	0.0097	0.0014
68194-13-8	PCB-147	0.25	C B	0.019	0.0015
74472-41-6	PCB-148	ND		0.0097	0.00091
38380-04-0	PCB-149	0.25	B C147	0.019	0.0015
68194-08-1	PCB-150	0.0048	J	0.0097	0.00066
52663-63-5	PCB-151	0.13	C135 B	0.019	0.00094
68194-09-2	PCB-152	0.0023	J	0.0097	0.00065
35065-27-1	PCB-153	0.25	C B	0.019	0.0012
60145-22-4	PCB-154	0.013		0.0097	0.00080
33979-03-2	PCB-155	0.0024	J B q	0.0097	0.00063
38380-08-4	PCB-156	0.023	C B q	0.019	0.0014
69782-90-7	PCB-157	0.023	C156 B q	0.019	0.0014
74472-42-7	PCB-158	0.028		0.0097	0.0010
39635-35-3	PCB-159	0.0037	J	0.0097	0.0011
41411-62-5	PCB-160	0.27	B C129	0.039	0.0013

FORM I
HI-RES PCBS ORGANICS ANALYSIS DATA SHEET

Lab Name: Eurofins TestAmerica, Knoxville Job No.: 580-88125-2

SDG No.:

Client Sample ID: Q2-0to13-101818 Lab Sample ID: 580-88125-19

Matrix: Solid Lab File ID: 580-88125-b-19-c.d

Analysis Method: 1668A Date Collected: 10/18/2018 09:39

Extract. Method: HRMS-Sox Date Extracted: 08/20/2019 08:01

Sample wt/vol: 15.10(g) Date Analyzed: 08/29/2019 22:02

Con. Extract Vol.: 20(mL) Dilution Factor: 1

Injection Volume: 1(uL) Level: (low/med) Low

% Moisture: 31.6 GPC Cleanup:(Y/N) N

Analysis Batch No.: 33136 Units: ng/g

CAS NO.	COMPOUND NAME	RESULT	Q	RL	EDL
74472-43-8	PCB-161	ND		0.0097	0.0011
39635-34-2	PCB-162	ND		0.0097	0.0011
74472-44-9	PCB-163	0.27	B C129	0.039	0.0013
74472-45-0	PCB-164	0.021		0.0097	0.0011
74472-46-1	PCB-165	ND		0.0097	0.0013
41411-63-6	PCB-166	0.036	C128 B	0.019	0.0013
52663-72-6	PCB-167	0.011	B	0.0097	0.00089
59291-65-5	PCB-168	0.25	B C153	0.019	0.0012
32774-16-6	PCB-169	ND		0.0097	0.00099
35065-30-6	PCB-170	0.087	B	0.0097	0.0015
52663-71-5	PCB-171	0.038	C B	0.019	0.0016
52663-74-8	PCB-172	0.018		0.0097	0.0015
68194-16-1	PCB-173	0.038	C171 B	0.019	0.0016
38411-25-5	PCB-174	0.10	B	0.0097	0.0016
40186-70-7	PCB-175	0.0052	J B	0.0097	0.0014
52663-65-7	PCB-176	0.014	B	0.0097	0.00098
52663-70-4	PCB-177	0.062	B	0.0097	0.0016
52663-67-9	PCB-178	0.023		0.0097	0.0015
52663-64-6	PCB-179	0.043	B	0.0097	0.0011
35065-29-3	PCB-180	0.20	C B	0.019	0.0012
74472-47-2	PCB-181	0.0022	J q	0.0097	0.0013
60145-23-5	PCB-182	0.0045	J	0.0097	0.0013
52663-69-1	PCB-183	0.065	C B	0.019	0.0013
74472-48-3	PCB-184	ND		0.0097	0.0011
52712-05-7	PCB-185	0.065	B C183	0.019	0.0013
74472-49-4	PCB-186	ND		0.0097	0.0010
52663-68-0	PCB-187	0.12	B	0.0097	0.0013
74487-85-7	PCB-188	ND		0.0097	0.00099
39635-31-9	PCB-189	ND		0.0097	0.0010
41411-64-7	PCB-190	0.019	B q	0.0097	0.0011
74472-50-7	PCB-191	0.0056	J	0.0097	0.0011

FORM I
HI-RES PCBS ORGANICS ANALYSIS DATA SHEET

Lab Name: Eurofins TestAmerica, Knoxville Job No.: 580-88125-2

SDG No.:

Client Sample ID: Q2-0to13-101818 Lab Sample ID: 580-88125-19

Matrix: Solid Lab File ID: 580-88125-b-19-c.d

Analysis Method: 1668A Date Collected: 10/18/2018 09:39

Extract. Method: HRMS-Sox Date Extracted: 08/20/2019 08:01

Sample wt/vol: 15.10(g) Date Analyzed: 08/29/2019 22:02

Con. Extract Vol.: 20(mL) Dilution Factor: 1

Injection Volume: 1(uL) Level: (low/med) Low

% Moisture: 31.6 GPC Cleanup:(Y/N) N

Analysis Batch No.: 33136 Units: ng/g

CAS NO.	COMPOUND NAME	RESULT	Q	RL	EDL
74472-51-8	PCB-192	0.0037	J B	0.0097	0.0012
69782-91-8	PCB-193	0.20	C180 B	0.019	0.0012
35694-08-7	PCB-194	0.038	B	0.0097	0.0026
52663-78-2	PCB-195	0.015	q	0.0097	0.0031
42740-50-1	PCB-196	0.021	B	0.0097	0.0012
33091-17-7	PCB-197	ND		0.0097	0.00089
68194-17-2	PCB-198	0.039	C B	0.019	0.0013
52663-75-9	PCB-199	0.039	C198 B	0.019	0.0013
52663-73-7	PCB-200	ND		0.0097	0.00096
40186-71-8	PCB-201	0.0057	J B q	0.0097	0.00091
2136-99-4	PCB-202	0.014	B	0.0097	0.0010
52663-76-0	PCB-203	0.026	B	0.0097	0.0012
74472-52-9	PCB-204	ND		0.0097	0.00098
74472-53-0	PCB-205	ND		0.0097	0.0020
40186-72-9	PCB-206	0.16	B q	0.0097	0.0079
52663-79-3	PCB-207	ND		0.0097	0.0056
52663-77-1	PCB-208	ND		0.0097	0.0058
2051-24-3	PCB-209	0.012	B	0.0097	0.0011
27323-18-8	Total Monochlorobiphenyls	0.0036	J B	0.0097	0.00055
25512-42-9	Total Dichlorobiphenyls	0.033	B q	0.019	0.00079
25323-68-6	Total Trichlorobiphenyls	0.15	B q	0.019	0.00086
26914-33-0	Total Tetrachlorobiphenyls	0.67	B q	0.039	0.0010
25429-29-2	Total Pentachlorobiphenyls	1.1	B q	0.058	0.0012
26601-64-9	Total Hexachlorobiphenyls	1.4	B q	0.039	0.0012
28655-71-2	Total Heptachlorobiphenyls	0.81	B q	0.019	0.0013
55722-26-4	Total Octachlorobiphenyls	0.16	B q	0.019	0.0015
53742-07-7	Total Nonachlorobiphenyls	0.16	B q	0.0097	0.0064
1336-36-3	Polychlorinated biphenyls, Total	4.5	B q	0.058	0.0017

FORM I
HI-RES PCBS ORGANICS ANALYSIS DATA SHEET

Lab Name: Eurofins TestAmerica, Knoxville Job No.: 580-88125-2

SDG No.:

Client Sample ID: Q2-0to13-101818 Lab Sample ID: 580-88125-19

Matrix: Solid Lab File ID: 580-88125-b-19-c.d

Analysis Method: 1668A Date Collected: 10/18/2018 09:39

Extract. Method: HRMS-Sox Date Extracted: 08/20/2019 08:01

Sample wt/vol: 15.10(g) Date Analyzed: 08/29/2019 22:02

Con. Extract Vol.: 20(mL) Dilution Factor: 1

Injection Volume: 1(uL) Level: (low/med) Low

% Moisture: 31.6 GPC Cleanup:(Y/N) N

Analysis Batch No.: 33136 Units: ng/g

CAS NO.	ISOTOPE DILUTION	%REC	Q	LIMITS
234432-85-0	PCB-1L	79		30-140
208263-77-8	PCB-3L	77		30-140
234432-86-1	PCB-4L	75		30-140
208263-67-6	PCB-15L	84		30-140
234432-87-2	PCB-19L	71		30-140
208263-79-0	PCB-37L	93		30-140
234432-88-3	PCB-54L	83		30-140
105600-23-5	PCB-77L	97		30-140
208461-24-9	PCB-81L	94		30-140
234432-89-4	PCB-104L	89		30-140
208263-62-1	PCB-105L	86		30-140
208263-63-2	PCB-114L	83		30-140
104130-40-7	PCB-118L	84		30-140
208263-64-3	PCB-123L	83		30-140
208263-65-4	PCB-126L	93		30-140
234432-90-7	PCB-155L	101		30-140
208263-68-7	PCB-156L	88	C	30-140
235416-30-5	PCB-157L	88	C156	30-140
208263-69-8	PCB-167L	88		30-140
208263-70-1	PCB-169L	100		30-140
160901-80-4	PCB-170L	87		30-140
234432-91-8	PCB-188L	80		30-140
208263-73-4	PCB-189L	84		30-140
105600-26-8	PCB-202L	97		30-140
234446-64-1	PCB-205L	80		30-140
208263-75-6	PCB-206L	74		30-140
234432-92-9	PCB-208L	82		30-140
105600-27-9	PCB-209L	71		30-140

CAS NO.	SURROGATE	%REC	Q	LIMITS
208263-76-7	PCB-28L	79		40-125
235416-29-2	PCB-111L	96		40-125
232919-67-4	PCB-178L	87		40-125

Eurofins TestAmerica, Knoxville
Target Compound Quantitation Report

Data File: \\chromna\Knoxville\ChromData\D3D\20190829-12906.b\580-88125-b-19-c.d
Lims ID: 580-88125-B-19-C
Client ID: Q2-0to13-101818
Sample Type: Client
Inject. Date: 29-Aug-2019 22:02:00 ALS Bottle#: 0 Worklist Smp#: 13
Injection Vol: 1.0 ul Dil. Factor: 1.0000
Sample Info:
Misc. Info.: 140-0012906-013
Operator ID: Xcalibur_System Instrument ID: D3D

Method: \\chromna\Knoxville\ChromData\D3D\20190829-12906.b\PCBs_D3D.m
Limit Group: HR - 1668A - ICAL
Last Update: 29-Aug-2019 23:42:45 Calib Date: 21-Aug-2019 19:05:00
Integrator: Picker
Quant Method: Isotopic Dilution Quant By: Initial Calibration
Last ICal File: \\chromna\Knoxville\ChromData\D3D\20190813-12717.b\d4190821i6.d

Column 1 : SPB-Octyl (0.25 mm) Det: F1(11.07 :21.70)
Process Host: CTX0305

First Level Reviewer: mcwhirterl Date: 29-Aug-2019 23:42:45

Compound	RT (min.)	Area	Ratio	Ical RRF	Amount pg/ul	EMPC pg/ul	Noise EDL	Final EDL	%Rec	Flags
S Total Monochlorobipheny					0.3702	0.3702	0.0573	0.0573		
D PCB-1L	11:43	303476	3.17	1.3140	78.6	78.6	2.216	2.216	78.65	
D PCB-3L	13:54	306238	3.12	1.3615	76.6	76.6	2.139	2.139	76.60	
PCB-1	11:44	764	3.04	1.1883	0.2119	0.2119	0.0547	0.0547		
PCB-2	13:43	575	3.20	1.1911	0.1584	0.1584	0.0575	0.0575		
PCB-3	13:58						0.0596	0.0596		
S Total Dichlorobiphenyls					3.500	3.460	0.0821	0.0821		RQ
D PCB-4L	14:08	132019	1.55	0.5996	75.0	75.0	0.7756	0.7756	74.98	
* PCB-9L	16:07	293647	1.52	4E+04	100.0	100.0				
D PCB-15L	20:02	252963	1.54	1.0280	83.8	83.8	0.4523	0.4523	83.80	Ma
PCB-4	14:09	2576	1.57	1.2533	1.557	1.557	0.1209	0.1209		Ma
PCB-10	14:24						0.0841	0.0841		
PCB-9	16:12						0.0878	0.0878		
PCB-7	16:22						0.0768	0.0768		
PCB-6	16:36						0.0803	0.0803		
PCB-5	16:54						0.0799	0.0799		
PCB-8	16:59	1176	1.56	1.5884	0.4252	0.3846	0.0785	0.0785		RQMa
PCB-14	18:39						0.0666	0.0666		
PCB-11	19:26	2658	1.77	1.6347	0.8447	0.8447	0.0763	0.0763		Ma
PCB-12	19:43						0.0760	0.0760		RQMU
PCB-13 (C12)	19:43						0.0760	0.0760		RQMU
PCB-15	20:03	2390	1.33	1.4024	0.6737	0.6737	0.0755	0.0755		Ma
S Total Trichlorobiphenyl					16.3	15.5	0.0892	0.0892		RQ
D PCB-19L	17:15	77138	1.12	0.6095	70.6	70.6	2.636	2.636	70.57	
* PCB-32L	20:31	179349	1.09	2.2E+04	100.0	100.0				
* PCB-31L	22:46	592195	1.07	6.8E+04	100.0	100.0				
$ PCB-28L	23:04	512441	1.05	1.0975	78.8	78.8	1.205	1.205	78.84	
D PCB-37L	27:04	497096	1.10	0.9024	93.0	93.0	1.466	1.466	93.02	
PCB-19	17:16	4938	1.04	1.3047	5.445	4.906	0.1477	0.1477		RQ
PCB-18	19:08	1274	1.15	1.8188	0.9081	0.9081	0.1060	0.1060		
PCB-30 (C18)	19:08	1274	1.15	1.8188	0.9081	0.9081	0.1060	0.1060		

Compound	RT (min.)	Area	Ratio	Ical RRF	Amount pg/ul	EMPC pg/ul	Noise EDL	Final EDL	%Rec	Flags
PCB-17	19:33	3894	1.02	1.5641	3.227	3.227	0.1232	0.1232		
PCB-27	19:47	1176	1.04	2.1680	0.8120	0.7032	0.0889	0.0889		RQ
PCB-24	19:58						0.0917	0.0917		
PCB-16	20:04						0.1572	0.1572		
PCB-32	20:32	2791	1.15	2.3416	1.545	1.545	0.0823	0.0823		
PCB-34	21:51						0.0816	0.0816		
PCB-23	22:00						0.0782	0.0782		
PCB-26	22:15	1397	1.04	1.3193	0.2542	0.2130	0.0752	0.0752		RQ
PCB-29 (C26)	22:15	1397	1.04	1.3193	0.2542	0.2130	0.0752	0.0752		RQ
PCB-25	22:30	2812	0.94	1.3523	0.4183	0.4183	0.0733	0.0733		
PCB-31	22:48	5410	1.08	1.3809	0.7881	0.7881	0.0718	0.0718		
PCB-20	23:06	9806	1.15	1.3057	1.511	1.511	0.0760	0.0760		
PCB-28 (C20)	23:06	9806	1.15	1.3057	1.511	1.511	0.0760	0.0760		
PCB-21	23:20	4035	1.04	1.3777	0.7057	0.5892	0.0720	0.0720		RQ
PCB-33 (C21)	23:20	4035	1.04	1.3777	0.7057	0.5892	0.0720	0.0720		RQ
PCB-22	23:43	1352	1.04	1.2430	0.2496	0.2188	0.0798	0.0798		RQ
PCB-36	25:20						0.0736	0.0736		
PCB-39	25:41						0.0710	0.0710		
PCB-38	26:16						0.0753	0.0753		
PCB-35	26:43						0.0815	0.0815		
PCB-37	27:07	2956	1.09	1.2879	0.4617	0.4617	0.0770	0.0770		
S Total Tetrachlorobiphen					69.1	69.1	0.1068	0.1068		RQ
D PCB-54L	20:20	97552	0.83	0.6515	83.5	83.5	0.2642	0.2642	83.49	
* PCB-52L	24:55	336425	0.80	3.9E+04	100.0	100.0				
D PCB-81L	33:51	389039	0.79	1.2328	93.8	93.8	0.2250	0.2250	93.80	
D PCB-77L	34:24	407199	0.78	1.2523	96.7	96.7	0.2215	0.2215	96.65	
PCB-54	20:21	3032	0.65	1.2558	2.475	2.475	0.0820	0.0820		
PCB-50	22:32	18513	0.81	0.9362	4.967	4.967	0.1340	0.1340		
PCB-53 (C50)	22:32	18513	0.81	0.9362	4.967	4.967	0.1340	0.1340		
PCB-45	23:16	37084	0.75	0.8850	10.5	10.5	0.1418	0.1418		
PCB-51 (C45)	23:16	37084	0.75	0.8850	10.5	10.5	0.1418	0.1418		
PCB-46	23:33						0.1653	0.1653		
PCB-52	24:56	24218	0.79	0.8992	6.765	6.765	0.1396	0.1396		
PCB-43	25:04	2157	0.71	0.9993	0.5422	0.5422	0.1256	0.1256		
PCB-73 (C43)	25:04	2157	0.71	0.9993	0.5422	0.5422	0.1256	0.1256		
PCB-49	25:25	34795	0.74	1.1366	7.690	7.690	0.1104	0.1104		
PCB-69 (C49)	25:25	34795	0.74	1.1366	7.690	7.690	0.1104	0.1104		
PCB-48	25:44						0.1327	0.1327		
PCB-44	25:59	88448	0.80	1.0323	21.5	21.5	0.1216	0.1216		Ma
PCB-47 (C44)	25:59	88448	0.80	1.0323	21.5	21.5	0.1216	0.1216		Ma
PCB-65 (C44)	25:59	88448	0.80	1.0323	21.5	21.5	0.1216	0.1216		Ma
PCB-59	26:18	4566	0.71	1.3609	0.8427	0.8427	0.0922	0.0922		a
PCB-62 (C59)	26:18	4566	0.71	1.3609	0.8427	0.8427	0.0922	0.0922		a
PCB-75 (C59)	26:18	4566	0.71	1.3609	0.8427	0.8427	0.0922	0.0922		a
PCB-42	26:27	2623	0.85	0.8670	0.7599	0.7599	0.1447	0.1447		
PCB-40	26:57	9792	0.76	0.9179	2.680	2.680	0.1367	0.1367		
PCB-41 (C40)	26:57	9792	0.76	0.9179	2.680	2.680	0.1367	0.1367		
PCB-71 (C40)	26:57	9792	0.76	0.9179	2.680	2.680	0.1367	0.1367		
PCB-64	27:10	5801	0.71	1.4164	1.029	1.029	0.0886	0.0886		
PCB-72	28:03						0.0954	0.0954		
PCB-68	28:18	1335	0.77	1.4782	0.2612	0.2268	0.0849	0.0849		RQ
PCB-57	28:45						0.0979	0.0979		
PCB-58	28:59						0.0950	0.0950		
PCB-67	29:09	709	0.72	1.3944	0.1277	0.1277	0.0900	0.0900		

Compound	RT (min.)	Area	Ratio	Ical RRF	Amount pg/ul	EMPC pg/ul	Noise EDL	Final EDL	%Rec	Flags
PCB-63	29:25						0.0855	0.0855		
PCB-61	29:42	24511	0.79	1.3565	4.539	4.539	0.0925	0.0925		Ma
PCB-70 (C61)	29:42	24511	0.79	1.3565	4.539	4.539	0.0925	0.0925		Ma
PCB-74 (C61)	29:42	24511	0.79	1.3565	4.539	4.539	0.0925	0.0925		Ma
PCB-76 (C61)	29:42	24511	0.79	1.3565	4.539	4.539	0.0925	0.0925		Ma
PCB-66	30:02	13548	0.86	1.2800	2.659	2.659	0.0980	0.0980		
PCB-55	30:14						0.0969	0.0969		
PCB-56	30:43	4521	0.81	1.2671	0.8962	0.8962	0.0990	0.0990		
PCB-60	30:56	2086	0.82	1.3288	0.3943	0.3943	0.0944	0.0944		
PCB-80	31:22						0.0854	0.0854		
PCB-79	32:53						0.0814	0.0814		
PCB-78	33:27						0.0954	0.0954		
PCB-81	33:53						0.0978	0.0978		
PCB-77	34:26	2274	0.86	1.3308	0.4196	0.4196	0.0917	0.0917		
S Total Pentachlorobiphen					115.9	115.3	0.1255	0.1255		RQ
D PCB-104L	25:51	242405	1.50	1.1164	89.1	89.1	0.1837	0.1837	89.10	
* PCB-101L	31:47	243684	1.67	3.4E+04	100.0	100.0				
$ PCB-111L	34:28	283838	1.59	1.2177	95.7	95.7	0.1684	0.1684	95.65	
D PCB-123L	36:25	401031	1.59	0.9909	83.2	83.2	0.8253	0.8253	83.22	
D PCB-118L	36:45	417806	1.63	1.0256	83.8	83.8	0.7974	0.7974	83.77	
D PCB-114L	37:16	404099	1.56	1.0030	82.8	82.8	0.8154	0.8154	82.85	
D PCB-105L	37:55	418891	1.63	1.0013	86.0	86.0	0.8168	0.8168	86.03	
* PCB-127L	39:24	486298	1.57	4.9E+04	100.0	100.0				
D PCB-126L	41:00	407236	1.53	0.9020	92.8	92.8	0.9067	0.9067	92.84	
PCB-104	25:53	1542	1.42	1.3926	0.4568	0.4568	0.1027	0.1027		
PCB-96	26:15	1273	1.55	1.2268	0.4836	0.4281	0.1166	0.1166		RQ
PCB-103	28:12	3804	1.70	1.0331	1.519	1.519	0.1385	0.1385		
PCB-94	28:25	1920	1.55	0.9036	1.032	0.8765	0.1583	0.1583		RQ
PCB-95	28:51	35265	1.63	0.9620	15.1	15.1	0.1487	0.1487		
PCB-93	29:04	10125	1.57	0.9806	4.259	4.259	0.1459	0.1459		
PCB-100 (C93)	29:04	10125	1.57	0.9806	4.259	4.259	0.1459	0.1459		
PCB-98	29:13	3302	1.55	0.9888	1.547	1.378	0.1447	0.1447		RQ
PCB-102 (C98)	29:13	3302	1.55	0.9888	1.547	1.378	0.1447	0.1447		RQ
PCB-88	29:42	10529	1.62	1.0052	4.321	4.321	0.1423	0.1423		
PCB-91 (C88)	29:42	10529	1.62	1.0052	4.321	4.321	0.1423	0.1423		
PCB-84	29:56	6978	1.60	0.8601	3.347	3.347	0.1664	0.1664		Ma
PCB-89	30:27						0.1601	0.1601		
PCB-121	30:51	830	1.55	1.3971	0.2717	0.2451	0.1024	0.1024		RQ
PCB-92	31:13	10038	1.62	0.9532	4.344	4.344	0.1501	0.1501		
PCB-90	31:48	54455	1.58	1.1367	19.8	19.8	0.1259	0.1259		
PCB-101 (C90)	31:48	54455	1.58	1.1367	19.8	19.8	0.1259	0.1259		
PCB-113 (C90)	31:48	54455	1.58	1.1367	19.8	19.8	0.1259	0.1259		
PCB-83	32:23	25095	1.47	0.9393	11.0	11.0	0.1523	0.1523		
PCB-99 (C83)	32:23	25095	1.47	0.9393	11.0	11.0	0.1523	0.1523		
PCB-112	32:31						0.1047	0.1047		
PCB-86	32:58	27025	1.63	1.1958	9.323	9.323	0.1197	0.1197		Ma
PCB-87 (C86)	32:58	27025	1.63	1.1958	9.323	9.323	0.1197	0.1197		Ma
PCB-97 (C86)	32:58	27025	1.63	1.1958	9.323	9.323	0.1197	0.1197		Ma
PCB-109 (C86)	32:58	27025	1.63	1.1958	9.323	9.323	0.1197	0.1197		Ma
PCB-119 (C86)	32:58	27025	1.63	1.1958	9.323	9.323	0.1197	0.1197		Ma
PCB-125 (C86)	32:58	27025	1.63	1.1958	9.323	9.323	0.1197	0.1197		Ma
PCB-85	33:36	7925	1.54	1.2126	2.696	2.696	0.1180	0.1180		
PCB-116 (C85)	33:36	7925	1.54	1.2126	2.696	2.696	0.1180	0.1180		
PCB-117 (C85)	33:36	7925	1.54	1.2126	2.696	2.696	0.1180	0.1180		

Compound	RT (min.)	Area	Ratio	Ical RRF	Amount pg/ul	EMPC pg/ul	Noise EDL	Final EDL	%Rec	Flags
PCB-110	33:46	60667	1.53	1.3511	18.5	18.5	0.1059	0.1059		
PCB-115 (C110)	33:46	60667	1.53	1.3511	18.5	18.5	0.1059	0.1059		
PCB-82	34:04	4096	1.68	0.8675	1.948	1.948	0.1649	0.1649		
PCB-111	34:31						0.1003	0.1003		
PCB-120	34:56						0.0960	0.0960		RQU
PCB-108	36:06	2817	1.65	1.2547	0.5479	0.5479	0.1163	0.1163		
PCB-124 (C108)	36:06	2817	1.65	1.2547	0.5479	0.5479	0.1163	0.1163		
PCB-107	36:20	5376	1.39	1.3580	0.9660	0.9660	0.1075	0.1075		Ma
PCB-123	36:27	928	1.55	1.3407	0.2040	0.1726	0.1082	0.1082		RQMa
PCB-106	36:35						0.1145	0.1145		
PCB-118	36:46	52830	1.62	1.2892	9.808	9.808	0.1139	0.1139		
PCB-122	37:06	1295	1.55	1.1614	0.3874	0.2721	0.1257	0.1257		RQ
PCB-114	37:17	1886	1.55	1.4051	0.3322	0.3322	0.1040	0.1040		
PCB-105	37:56	19714	1.62	1.2887	3.652	3.652	0.1101	0.1101		Ma
PCB-127	39:26						0.1137	0.1137		
PCB-126	41:03						0.1119	0.1119		
S Total Hexachlorobipheny					139.0	138.1	0.1220	0.1220		RQ
D PCB-155L	31:33	233438	1.24	0.9499	100.8	100.8	0.2673	0.2673	101	
* PCB-138L	39:52	345240	1.26	3.6E+04	100.0	100.0				
D PCB-167L	42:53	379562	1.26	1.2544	87.6	87.6	0.5031	0.5031	87.64	
D PCB-156L	44:03	744948	1.27	1.2289	175.6	175.6	0.5135	0.5135	87.79	
D PCB-157L (C156L)	44:03	744948	1.27	1.2289	175.6	175.6	0.5135	0.5135	87.79	
D PCB-169L	47:16	375989	1.28	1.0883	100.1	100.1	0.5798	0.5798	100	
PCB-155	31:32	757	1.24	1.3028	0.3433	0.2489	0.0649	0.0649		RQ
PCB-152	31:47	687	1.39	1.2556	0.2344	0.2344	0.0673	0.0673		
PCB-150	31:55	1440	1.41	1.2368	0.4987	0.4987	0.0683	0.0683		
PCB-136	32:17	12869	1.38	1.1563	4.768	4.768	0.0731	0.0731		
PCB-145	32:37						0.0709	0.0709		
PCB-148	34:08						0.0941	0.0941		
PCB-135	34:41	26858	1.26	0.8691	13.2	13.2	0.0972	0.0972		
PCB-151 (C135)	34:41	26858	1.26	0.8691	13.2	13.2	0.0972	0.0972		
PCB-154	34:58	3237	1.16	1.0180	1.362	1.362	0.0830	0.0830		
PCB-144	35:15	3305	1.12	0.9185	1.541	1.541	0.0920	0.0920		
PCB-147	35:38	92615	1.26	0.9747	25.3	25.3	0.1524	0.1524		
PCB-149 (C147)	35:38	92615	1.26	0.9747	25.3	25.3	0.1524	0.1524		
PCB-134	35:50	5274	1.24	0.8518	1.870	1.651	0.1744	0.1744		RQa
PCB-143 (C134)	35:50	5274	1.24	0.8518	1.870	1.651	0.1744	0.1744		RQa
PCB-139	36:15	1911	1.24	0.9995	0.6785	0.5097	0.1486	0.1486		RQ
PCB-140 (C139)	36:15	1911	1.24	0.9995	0.6785	0.5097	0.1486	0.1486		RQ
PCB-131	36:27	1397	1.24	0.8584	0.5292	0.4338	0.1731	0.1731		RQ
PCB-142	36:36						0.1728	0.1728		
PCB-132	36:53	28383	1.29	0.8801	8.597	8.597	0.1688	0.1688		
PCB-133	37:24	2789	1.15	0.9064	0.8203	0.8203	0.1639	0.1639		
PCB-165	37:49						0.1325	0.1325		
PCB-146	38:03	20091	1.31	1.0084	5.311	5.311	0.1473	0.1473		
PCB-161	38:12						0.1111	0.1111		
PCB-153	38:40	116320	1.27	1.2207	25.4	25.4	0.1217	0.1217		
PCB-168 (C153)	38:40	116320	1.27	1.2207	25.4	25.4	0.1217	0.1217		
PCB-141	38:51	19584	1.18	0.9608	5.434	5.434	0.1546	0.1546		
PCB-130	39:16	5906	1.22	0.8274	1.903	1.903	0.1795	0.1795		
PCB-137	39:29	3020	1.24	1.0582	0.8630	0.7608	0.1404	0.1404		RQ
PCB-164	39:37	10213	1.17	1.2527	2.173	2.173	0.1186	0.1186		
PCB-129	39:55	111413	1.26	1.0840	27.4	27.4	0.1371	0.1371		
PCB-138 (C129)	39:55	111413	1.26	1.0840	27.4	27.4	0.1371	0.1371		
PCB-160 (C129)	39:55	111413	1.26	1.0840	27.4	27.4	0.1371	0.1371		
PCB-163 (C129)	39:55	111413	1.26	1.0840	27.4	27.4	0.1371	0.1371		

Compound	RT (min.)	Area	Ratio	Ical RRF	Amount pg/ul	EMPC pg/ul	Noise EDL	Final EDL	%Rec	Flags
PCB-158	40:17	14895	1.26	1.3862	2.864	2.864	0.1072	0.1072		
PCB-128	41:09	15500	1.30	1.1165	3.701	3.701	0.1331	0.1331		Ma
PCB-166 (C128)	41:09	15500	1.30	1.1165	3.701	3.701	0.1331	0.1331		Ma
PCB-159	42:07	1868	1.13	1.3178	0.3779	0.3779	0.1127	0.1127		Ma
PCB-162	42:27						0.1091	0.1091		
PCB-167	42:55	5636	1.33	1.3357	1.112	1.112	0.0917	0.0917		
PCB-156	44:03	11448	1.24	1.2759	2.629	2.409	0.1404	0.1404		RQ
PCB-157 (C156)	44:03	11448	1.24	1.2759	2.629	2.409	0.1404	0.1404		RQ
PCB-169	47:18						0.1027	0.1027		
S Total Heptachlorobiphen					83.9	83.6	0.1304	0.1304		RQ
D PCB-188L	37:18	301244	1.04	1.3162	80.2	80.2	0.1909	0.1909	80.16	
$ PCB-178L	40:20	228156	1.12	0.9222	86.6	86.6	0.2724	0.2724	86.64	
* PCB-180L	45:26	285543	1.05	3.2E+04	100.0	100.0				
D PCB-170L	46:42	206888	1.11	0.8357	86.7	86.7	0.3006	0.3006	86.70	
D PCB-189L	49:49	443125	1.07	1.4666	84.2	84.2	1.004	1.004	84.25	
PCB-188	37:20						0.1027	0.1027		
PCB-179	37:37	15892	1.18	1.4149	4.421	4.421	0.1088	0.1088		
PCB-184	38:12						0.1085	0.1085		
PCB-176	38:31	5642	0.99	1.5212	1.460	1.460	0.1012	0.1012		
PCB-186	39:00						0.1073	0.1073		
PCB-178	40:22	6219	1.10	1.0228	2.393	2.393	0.1505	0.1505		
PCB-175	41:00	1463	0.93	1.0690	0.5387	0.5387	0.1440	0.1440		
PCB-187	41:16	34273	1.06	1.1106	12.1	12.1	0.1386	0.1386		
PCB-182	41:30	1361	0.97	1.1484	0.4665	0.4665	0.1341	0.1341		
PCB-183	41:53	19292	1.02	1.1368	6.679	6.679	0.1354	0.1354		
PCB-185 (C183)	41:53	19292	1.02	1.1368	6.679	6.679	0.1354	0.1354		
PCB-174	42:07	25536	1.11	0.9547	10.5	10.5	0.1612	0.1612		
PCB-177	42:33	15363	1.14	0.9426	6.415	6.415	0.1633	0.1633		
PCB-181	42:57	631	1.05	1.1075	0.2694	0.2243	0.1390	0.1390		RQMa
PCB-171	43:11	9565	1.01	0.9603	3.920	3.920	0.1603	0.1603		
PCB-173 (C171)	43:11	9565	1.01	0.9603	3.920	3.920	0.1603	0.1603		
PCB-172	44:49	4581	0.90	0.9918	1.818	1.818	0.1552	0.1552		
PCB-192	45:07	1239	0.96	1.2904	0.3779	0.3779	0.1193	0.1193		
PCB-180	45:28	64651	1.03	1.2286	20.7	20.7	0.1253	0.1253		
PCB-193 (C180)	45:28	64651	1.03	1.2286	20.7	20.7	0.1253	0.1253		
PCB-191	45:49	2034	1.12	1.3848	0.5781	0.5781	0.1112	0.1112		
PCB-170	46:43	23672	1.03	1.2700	9.009	9.009	0.1513	0.1513		
PCB-190	47:15	6789	1.05	1.3774	2.206	1.940	0.1118	0.1118		RQMa
PCB-189	49:51						0.1084	0.1084		
S Total Octachlorobipheny					16.9	16.5	0.1514	0.1514		RQ
D PCB-202L	42:40	278878	0.92	1.0055	97.1	97.1	1.947	1.947	97.13	Ma
* PCB-194L	51:56	358645	0.89	3.5E+04	100.0	100.0				
D PCB-205L	52:24	370948	0.89	1.2867	80.4	80.4	0.7363	0.7363	80.38	Ma
PCB-202	42:40	4373	0.99	1.0531	1.489	1.489	0.1056	0.1056		
PCB-201	43:37	1952	0.89	1.1860	0.6352	0.5902	0.0938	0.0938		RQMa
PCB-204	44:18						0.1011	0.1011		
PCB-197	44:32						0.0923	0.0923		RQMUa
PCB-200	44:38						0.0988	0.0988		RQMUa
PCB-198	47:27	9088	0.87	0.8183	3.983	3.983	0.1360	0.1360		Ma
PCB-199 (C198)	47:27	9088	0.87	0.8183	3.983	3.983	0.1360	0.1360		Ma
PCB-196	48:04	5383	0.90	0.8748	2.206	2.206	0.1272	0.1272		Ma
PCB-203	48:17	6976	0.83	0.9219	2.713	2.713	0.1207	0.1207		Ma
PCB-195	49:36	4579	0.89	0.7839	1.941	1.575	0.3184	0.3184		RQMa

Compound	RT (min.)	Area	Ratio	Ical RRF	Amount pg/ul	EMPC pg/ul	Noise EDL	Final EDL	%Rec	Flags
PCB-194	51:57	13465	1.01	0.9282	3.911	3.911	0.2689	0.2689		
PCB-205	52:26						0.2022	0.2022		RQU
S Total Nonachlorobipheny					32.2	16.8	0.6625	0.6625		RQ
D PCB-208L	49:21	332800	0.78	1.1383	81.5	81.5	0.8911	0.8911	81.52	
D PCB-206L	54:10	236202	0.80	0.8938	73.7	73.7	1.135	1.135	73.68	
PCB-208	49:23						0.5978	0.5978		
PCB-207	50:19						0.5778	0.5778		
PCB-206	54:13	47195	0.77	1.1927	32.2	16.8	0.8118	0.8118		RQMa
D PCB-209L	55:48	250731	0.70	0.9809	71.3	71.3	0.2729	0.2729	71.28	
DCB Decachlorobiphenyl	55:51	3836	0.68	1.2455	1.228	1.228	0.1087	0.1087		
S Polychlorinated bipheny					478.1	1.228	0.1754	0.1754		RQ

QC Flag Legend

Processing Flags
- R - Failed Signal Ratio Test
- Q - EMPC-Estimated Max. Possible Conc.

Review Flags
- M - Manually Integrated
- U - Marked Undetected
- a - User Assigned ID

Eurofins TestAmerica, Knoxville
Target Compound Quantitation Worksheet Report

Data File: \\chromna\Knoxville\ChromData\D3D\20190829-12906.b\580-88125-b-19-c.d
Lims ID: 580-88125-B-19-C
Client ID: Q2-0to13-101818
Sample Type: Client
Inject. Date: 29-Aug-2019 22:02:00 ALS Bottle#: 0 Worklist Smp#: 13
Injection Vol: 1.0 ul Dil. Factor: 1.0000
Sample Info:
Misc. Info.: 140-0012906-013
Operator ID: Xcalibur_System Instrument ID: D3D

Method: \\chromna\Knoxville\ChromData\D3D\20190829-12906.b\PCBs_D3D.m
Limit Group: HR - 1668A - ICAL
Last Update: 29-Aug-2019 23:42:45 Calib Date: 21-Aug-2019 19:05:00
Integrator: Picker
Quant Method: Isotopic Dilution Quant By: Initial Calibration
Last ICal File: \\chromna\Knoxville\ChromData\D3D\20190813-12717.b\d4190821i6.d

Column 1 : SPB-Octyl (0.25 mm) Det: F1(11.07 :21.70)
Process Host: CTX0305

First Level Reviewer: mcwhirterl Date: 29-Aug-2019 23:42:45

Signal	RT (min.)	Adj RT (min.)	Sec.	REL RT	Area	Height	Avg Noise	EDL Height	S/N	Ratio(Limits)	Flags
PCB-1L											
200.0795	11:43	11:45	-5	0.727	230710	88179	144	360	612		
202.0766	11:43	11:45	-5	0.727	72766	27148	858	2145	32	3.17(2.66-3.60)	
PCB-3L											
200.0795	13:54	13:54	-4	0.862	231889	78659	144	360	546		
202.0766	13:54	13:54	-4	0.862	74349	25108	858	2145	29	3.12(2.66-3.60)	
PCB-1											
188.0393	11:44	11:43	-4	1.001	575	196	21	52	9		
190.0363	11:42	11:43	-6	0.999	189	54	9	22	6	3.04(2.66-3.60)	
PCB-2											
188.0393	13:43	13:44	-5	0.988	438	165	21	52	8		
190.0363	13:43	13:44	-5	0.987	137	39	9	22	4	3.20(2.66-3.60)	
PCB-3											
188.0393	13:54						21	52			
190.0363	13:54						9	22			
PCB-4L											
234.0406	14:08	14:10	-5	0.877	80279	26901	112	280	240		
236.0376	14:08	14:10	-5	0.877	51740	17306	48	120	361	1.55(1.33-1.79)	
PCB-9L											
234.0406	16:07	16:11	-4		176984	51713	112	280	462		
236.0376	16:07	16:11	-4		116663	34303	48	120	715	1.52(1.33-1.79)	
PCB-15L											Ma
234.0406	20:02	20:02	-4	1.243	153402	37905	112	280	338		M
236.0376	20:02	20:02	-4	1.243	99561	25345	48	120	528	1.54(1.33-1.79)	
PCB-4											Ma
222.0003	14:09	14:09	-5	1.001	1572	447	22	55	20		M
223.9974	14:09	14:09	-5	1.001	1004	331	5	12	66	1.57(1.33-1.79)	

Signal	RT (min.)	Adj RT (min.)	Sec.	REL RT	Area	Height	Avg Noise	EDL Height	S/N	Ratio(Limits)	Flags
PCB-10											
222.0003	14:19						22	55			
223.9974	14:19						5	12			
PCB-9											
222.0003	16:06						22	55			
223.9974	16:06						5	12			
PCB-7											
222.0003	16:17						22	55			
223.9974	16:17						5	12			
PCB-6											
222.0003	16:31						22	55			
223.9974	16:31						5	12			
PCB-5											
222.0003	16:48						22	55			
223.9974	16:48						5	12			
PCB-8											RQMa
222.0003	16:59	16:59	-3	1.201	717	184	22	55	8		M
223.9974	16:57	16:59	-5	1.199	583	151	5	12	30	1.23(1.33-1.79)	
	Empc Correction				459	117	5	12	23		
PCB-14											
222.0003	18:36						22	55			
223.9974	18:36						5	12			
PCB-11											Ma
222.0003	19:26	19:26	-4	0.970	1698	416	22	55	19		M
223.9974	19:26	19:26	-4	0.970	960	254	5	12	51	1.77(1.33-1.79)	
PCB-12											RQMU
222.0003	19:45						22	55			
223.9974	19:45						5	12			
PCB-13 (C12)											RQMU
222.0003	19:45						22	55			
223.9974	19:45						5	12			
PCB-15											Ma
222.0003	20:03	20:03	-3	1.001	1364	314	22	55	14		M
223.9974	20:02	20:03	-4	1.000	1026	221	5	12	44	1.33(1.33-1.79)	
PCB-19L											
268.0016	17:15	17:17	-4	0.841	40733	11326	166	415	68		
269.9986	17:15	17:17	-5	0.840	36405	10464	114	285	92	1.12(0.88-1.20)	
PCB-32L											
268.0016	20:31	20:34	-3		93567	20836	166	415	126		
269.9986	20:31	20:34	-3		85782	22743	114	285	200	1.09(0.88-1.20)	
PCB-31L											
268.0016	22:46	22:50	-3		305901	73423	637	1592	115		
269.9986	22:46	22:50	-3		286294	69256	118	295	587	1.07(0.88-1.20)	
PCB-28L											
268.0016	23:04	23:04	-3	1.013	261994	63794	637	1592	100		
269.9986	23:04	23:04	-3	1.013	250447	60752	118	295	515	1.05(0.88-1.20)	

Signal	RT (min.)	Adj RT (min.)	Sec.	REL RT	Area	Height	Avg Noise	EDL Height	S/N	Ratio(Limits)	Flags
PCB-37L											
268.0016	27:04	27:02	-2	1.189	260756	56196	637	1592	88		
269.9986	27:04	27:02	-2	1.189	236340	51690	118	295	438	1.10(0.88-1.20)	
PCB-19											RQ
255.9613	17:16	17:16	-4	1.001	3059	880	7	17	126		
	Empc Correction				2517	741	7	17	106		
257.9584	17:16	17:16	-4	1.001	2421	713	10	25	71	1.26(0.88-1.20)	
PCB-18											
255.9613	19:08	19:06	-3	1.108	681	162	7	17	23		
257.9584	19:08	19:06	-3	1.108	593	171	10	25	17	1.15(0.88-1.20)	
PCB-30 (C18)											
255.9613	19:08	19:06	-3	1.108	681	162	7	17	23		
257.9584	19:08	19:06	-3	1.108	593	171	10	25	17	1.15(0.88-1.20)	
PCB-17											
255.9613	19:33	19:32	-3	1.134	1969	536	7	17	77		
257.9584	19:33	19:32	-3	1.134	1925	524	10	25	52	1.02(0.88-1.20)	
PCB-27											RQ
255.9613	19:47	19:45	-3	1.146	600	144	7	17	21		
257.9584	19:46	19:45	-4	1.146	758	199	10	25	20	0.79(0.88-1.20)	
	Empc Correction				576	138	10	25	14		
PCB-24											
255.9613	19:53						7	17			
257.9584	19:53						10	25			
PCB-16											
255.9613	19:59						7	17			
257.9584	19:59						10	25			
PCB-32											
255.9613	20:32	20:31	-4	1.190	1491	394	7	17	56		
257.9584	20:32	20:31	-4	1.190	1300	352	10	25	35	1.15(0.88-1.20)	
PCB-34											
255.9613	21:46						17	42			
257.9584	21:46						26	65			
PCB-23											
255.9613	21:55						17	42			
257.9584	21:55						26	65			
PCB-26											RQ
255.9613	22:15	22:14	-4	1.289	982	190	17	42	11		
	Empc Correction				712	145	17	42	9		
257.9584	22:16	22:14	-3	1.290	685	140	26	65	5	1.43(0.88-1.20)	
PCB-29 (C26)											RQ
255.9613	22:15	22:14	-4	1.289	982	190	17	42	11		
	Empc Correction				712	145	17	42	9		
257.9584	22:16	22:14	-3	1.290	685	140	26	65	5	1.43(0.88-1.20)	
PCB-25											
255.9613	22:30	22:30	-2	0.831	1359	257	17	42	15		
257.9584	22:30	22:30	-2	0.831	1453	295	26	65	11	0.94(0.88-1.20)	

Signal	RT (min.)	Adj RT (min.)	Sec.	REL RT	Area	Height	Avg Noise	EDL Height	S/N	Ratio(Limits)	Flags
PCB-31											
255.9613	22:48	22:49	-3	0.842	2808	691	17	42	41		
257.9584	22:47	22:49	-3	0.841	2602	595	26	65	23	1.08(0.88-1.20)	
PCB-20											
255.9613	23:06	23:07	-3	0.853	5237	1246	17	42	73		
257.9584	23:05	23:07	-3	0.853	4569	1095	26	65	42	1.15(0.88-1.20)	
PCB-28 (C20)											
255.9613	23:06	23:07	-3	0.853	5237	1246	17	42	73		
257.9584	23:05	23:07	-3	0.853	4569	1095	26	65	42	1.15(0.88-1.20)	
PCB-21											RQ
255.9613	23:20	23:21	-3	0.862	2855	436	17	42	26		
	Empc Correction				2057	326	17	42	19		
257.9584	23:20	23:21	-3	0.862	1978	314	26	65	12	1.44(0.88-1.20)	
PCB-33 (C21)											RQ
255.9613	23:20	23:21	-3	0.862	2855	436	17	42	26		
	Empc Correction				2057	326	17	42	19		
257.9584	23:20	23:21	-3	0.862	1978	314	26	65	12	1.44(0.88-1.20)	
PCB-22											RQ
255.9613	23:43	23:44	-3	0.876	879	260	17	42	15		
	Empc Correction				689	187	17	42	11		
257.9584	23:44	23:44	-2	0.877	663	180	26	65	7	1.33(0.88-1.20)	
PCB-36											
255.9613	25:18						17	42			
257.9584	25:18						26	65			
PCB-39											
255.9613	25:39						17	42			
257.9584	25:39						26	65			
PCB-38											
255.9613	26:14						17	42			
257.9584	26:14						26	65			
PCB-35											
255.9613	26:41						17	42			
257.9584	26:41						26	65			
PCB-37											
255.9613	27:07	27:06	-1	1.001	1544	315	17	42	19		
257.9584	27:07	27:06	-1	1.001	1412	292	26	65	11	1.09(0.88-1.20)	
PCB-54L											
301.9626	20:20	20:21	-4	0.816	44260	11685	23	57	508		
303.9597	20:20	20:21	-4	0.816	53292	14523	7	17	2075	0.83(0.65-0.89)	
PCB-52L											
301.9626	24:55	24:57	-3		149158	33571	48	120	699		
303.9597	24:55	24:57	-3		187267	42864	37	92	1158	0.80(0.65-0.89)	
PCB-81L											
301.9626	33:51	33:48	-1	1.359	172117	33804	48	120	704		
303.9597	33:51	33:48	-1	1.359	216922	43585	37	92	1178	0.79(0.65-0.89)	

Signal	RT (min.)	Adj RT (min.)	Sec.	REL RT	Area	Height	Avg Noise	EDL Height	S/N	Ratio(Limits)	Flags
PCB-77L											
301.9626	34:24	34:22	-1	1.381	178076	36289	48	120	756		
303.9597	34:24	34:22	-1	1.381	229123	45696	37	92	1235	0.78(0.65-0.89)	
PCB-54											
289.9224	20:21	20:24	-3	1.000	1196	312	4	10	78		
291.9194	20:21	20:24	-3	1.000	1836	471	7	17	67	0.65(0.65-0.89)	
PCB-50											
289.9224	22:32	22:31	-3	1.108	8305	1878	15	37	125		
291.9194	22:31	22:31	-4	1.108	10208	2262	25	62	90	0.81(0.65-0.89)	
PCB-53 (C50)											
289.9224	22:32	22:31	-3	1.108	8305	1878	15	37	125		
291.9194	22:31	22:31	-4	1.108	10208	2262	25	62	90	0.81(0.65-0.89)	
PCB-45											
289.9224	23:16	23:15	-3	1.144	15952	3822	15	37	255		
291.9194	23:16	23:15	-3	1.144	21132	4975	25	62	199	0.75(0.65-0.89)	
PCB-51 (C45)											
289.9224	23:16	23:15	-3	1.144	15952	3822	15	37	255		
291.9194	23:16	23:15	-3	1.144	21132	4975	25	62	199	0.75(0.65-0.89)	
PCB-46											
289.9224	23:29						15	37			
291.9194	23:29						25	62			
PCB-52											
289.9224	24:56	24:53	-2	1.227	10675	2573	15	37	172		
291.9194	24:55	24:53	-3	1.226	13543	3104	25	62	124	0.79(0.65-0.89)	
PCB-43											
289.9224	25:04	25:03	-3	1.233	896	298	15	37	20		
291.9194	25:04	25:03	-3	1.233	1261	305	25	62	12	0.71(0.65-0.89)	
PCB-73 (C43)											
289.9224	25:04	25:03	-3	1.233	896	298	15	37	20		
291.9194	25:04	25:03	-3	1.233	1261	305	25	62	12	0.71(0.65-0.89)	
PCB-49											
289.9224	25:25	25:22	-1	1.250	14786	3343	15	37	223		
291.9194	25:25	25:22	-1	1.250	20009	4768	25	62	191	0.74(0.65-0.89)	
PCB-69 (C49)											
289.9224	25:25	25:22	-1	1.250	14786	3343	15	37	223		
291.9194	25:25	25:22	-1	1.250	20009	4768	25	62	191	0.74(0.65-0.89)	
PCB-48											
289.9224	25:40						15	37			
291.9194	25:40						25	62			
PCB-44											Ma
289.9224	25:59	25:59	-1	1.278	39306	8160	15	37	544		M
291.9194	25:58	25:59	-2	1.277	49142	10200	25	62	408	0.80(0.65-0.89)	
PCB-47 (C44)											Ma
289.9224	25:59	25:59	-1	1.278	39306	8160	15	37	544		M
291.9194	25:58	25:59	-2	1.277	49142	10200	25	62	408	0.80(0.65-0.89)	

Signal	RT (min.)	Adj RT (min.)	Sec.	REL RT	Area	Height	Avg Noise	EDL Height	S/N	Ratio(Limits)	Flags
PCB-65 (C44)											Ma
289.9224	25:59	25:59	-1	1.278	39306	8160	15	37	544		M
291.9194	25:58	25:59	-2	1.277	49142	10200	25	62	408	0.80(0.65-0.89)	
PCB-59											a
289.9224	26:18	26:18	1	1.294	1903	353	15	37	24		a
291.9194	26:18	26:18	1	1.294	2663	532	25	62	21	0.71(0.65-0.89)	
PCB-62 (C59)											a
289.9224	26:18	26:18	1	1.294	1903	353	15	37	24		a
291.9194	26:18	26:18	1	1.294	2663	532	25	62	21	0.71(0.65-0.89)	
PCB-75 (C59)											a
289.9224	26:18	26:18	1	1.294	1903	353	15	37	24		a
291.9194	26:18	26:18	1	1.294	2663	532	25	62	21	0.71(0.65-0.89)	
PCB-42											
289.9224	26:27	26:25	-3	1.301	1205	196	15	37	13		
291.9194	26:27	26:25	-3	1.301	1418	281	25	62	11	0.85(0.65-0.89)	
PCB-40											
289.9224	26:57	26:55	-2	1.326	4221	812	15	37	54		
291.9194	26:57	26:55	-2	1.326	5571	1221	25	62	49	0.76(0.65-0.89)	
PCB-41 (C40)											
289.9224	26:57	26:55	-2	1.326	4221	812	15	37	54		
291.9194	26:57	26:55	-2	1.326	5571	1221	25	62	49	0.76(0.65-0.89)	
PCB-71 (C40)											
289.9224	26:57	26:55	-2	1.326	4221	812	15	37	54		
291.9194	26:57	26:55	-2	1.326	5571	1221	25	62	49	0.76(0.65-0.89)	
PCB-64											
289.9224	27:10	27:07	-3	1.336	2407	485	15	37	32		
291.9194	27:10	27:07	-2	1.337	3394	670	25	62	27	0.71(0.65-0.89)	
PCB-72											
289.9224	28:02						15	37			
291.9194	28:02						25	62			
PCB-68											RQ
289.9224	28:18	28:18	-2	0.836	581	129	15	37	9		
291.9194	28:18	28:18	-2	0.836	956	204	25	62	8	0.61(0.65-0.89)	
	Empc Correction				754	167	25	62	7		
PCB-57											
289.9224	28:44						15	37			
291.9194	28:44						25	62			
PCB-58											
289.9224	28:58						15	37			
291.9194	28:58						25	62			
PCB-67											
289.9224	29:09	29:08	0	0.861	296	59	15	37	4		
291.9194	29:07	29:08	-3	0.860	413	97	25	62	4	0.72(0.65-0.89)	
PCB-63											
289.9224	29:24						15	37			
291.9194	29:24						25	62			

Signal	RT (min.)	Adj RT (min.)	Sec.	REL RT	Area	Height	Avg Noise	EDL Height	S/N	Ratio(Limits)	Flags
PCB-61											Ma
289.9224	29:42	29:42	-3	0.878	10822	1880	15	37	125		M
291.9194	29:42	29:42	-3	0.878	13689	2265	25	62	91	0.79(0.65-0.89)	
PCB-70 (C61)											Ma
289.9224	29:42	29:42	-3	0.878	10822	1880	15	37	125		M
291.9194	29:42	29:42	-3	0.878	13689	2265	25	62	91	0.79(0.65-0.89)	
PCB-74 (C61)											Ma
289.9224	29:42	29:42	-3	0.878	10822	1880	15	37	125		M
291.9194	29:42	29:42	-3	0.878	13689	2265	25	62	91	0.79(0.65-0.89)	
PCB-76 (C61)											Ma
289.9224	29:42	29:42	-3	0.878	10822	1880	15	37	125		M
291.9194	29:42	29:42	-3	0.878	13689	2265	25	62	91	0.79(0.65-0.89)	
PCB-66											
289.9224	30:02	30:03	-2	0.888	6275	1203	15	37	80		
291.9194	30:03	30:03	-1	0.888	7273	1442	25	62	58	0.86(0.65-0.89)	
PCB-55											
289.9224	30:13						15	37			
291.9194	30:13						25	62			
PCB-56											
289.9224	30:43	30:44	-2	0.907	2020	397	15	37	26		
291.9194	30:43	30:44	-2	0.907	2501	456	25	62	18	0.81(0.65-0.89)	
PCB-60											
289.9224	30:56	30:56	-1	0.914	941	172	15	37	11		
291.9194	30:55	30:56	-2	0.913	1145	251	25	62	10	0.82(0.65-0.89)	
PCB-80											
289.9224	31:21						15	37			
291.9194	31:21						25	62			
PCB-79											
289.9224	32:52						15	37			
291.9194	32:52						25	62			
PCB-78											
289.9224	33:25						15	37			
291.9194	33:25						25	62			
PCB-81											
289.9224	33:51						15	37			
291.9194	33:51						25	62			
PCB-77											
289.9224	34:26	34:25	-1	1.001	1053	201	15	37	13		
291.9194	34:26	34:25	-1	1.001	1221	257	25	62	10	0.86(0.65-0.89)	
PCB-104L											
337.9207	25:51	25:53	-3	0.813	145329	32868	24	60	1370		
339.9178	25:51	25:53	-3	0.813	97076	20947	18	45	1164	1.50(1.32-1.78)	
PCB-101L											
337.9207	31:47	31:48	-1		152321	32078	24	60	1337		
339.9178	31:47	31:48	-1		91363	19129	18	45	1063	1.67(1.32-1.78)	

Signal	RT (min.)	Adj RT (min.)	Sec.	REL RT	Area	Height	Avg Noise	EDL Height	S/N	Ratio(Limits)	Flags
PCB-111L											
337.9207	34:28	34:28	-1	1.085	174152	37232	24	60	1551		
339.9178	34:28	34:28	-1	1.085	109686	22300	18	45	1239	1.59(1.32-1.78)	
PCB-123L											
337.9207	36:25	36:25	-1	1.146	246458	51157	164	410	312		
339.9178	36:25	36:25	-1	1.146	154573	31568	161	402	196	1.59(1.32-1.78)	
PCB-118L											
337.9207	36:45	36:44	-1	1.156	258787	50657	164	410	309		
339.9178	36:45	36:44	-1	1.156	159019	31058	161	402	193	1.63(1.32-1.78)	
PCB-114L											
337.9207	37:16	37:16	-1	1.173	246087	49266	164	410	300		
339.9178	37:17	37:16	-1	1.173	158012	32875	161	402	204	1.56(1.32-1.78)	
PCB-105L											
337.9207	37:55	37:54	-1	1.193	259440	53633	164	410	327		
339.9178	37:55	37:54	-1	1.193	159451	30932	161	402	192	1.63(1.32-1.78)	
PCB-127L											
337.9207	39:24	39:25	-1		297208	61291	164	410	374		
339.9178	39:24	39:25	-1		189090	37996	161	402	236	1.57(1.32-1.78)	
PCB-126L											
337.9207	41:00	40:59	-1	1.290	246333	48316	164	410	295		
339.9178	41:00	40:59	-1	1.290	160903	31638	161	402	197	1.53(1.32-1.78)	
PCB-104											
325.8804	25:53	25:53	-2	1.001	905	212	20	50	11		
327.8775	25:53	25:53	-2	1.001	637	148	11	27	13	1.42(1.32-1.78)	
PCB-96											RQ
325.8804	26:15	26:15	-3	1.015	774	167	20	50	8		
327.8775	26:15	26:15	-3	1.015	664	171	11	27	16	1.17(1.32-1.78)	
	Empc Correction				499	107	11	27	10		
PCB-103											
325.8804	28:12	28:11	-2	1.091	2393	560	20	50	28		
327.8775	28:12	28:11	-2	1.091	1411	317	11	27	29	1.70(1.32-1.78)	
PCB-94											RQ
325.8804	28:25	28:24	-1	1.100	1508	277	20	50	14		
	Empc Correction				1167	232	20	50	12		
327.8775	28:25	28:24	-2	1.099	753	150	11	27	14	2.00(1.32-1.78)	
PCB-95											
325.8804	28:51	28:50	-2	1.116	21859	4605	20	50	230		
327.8775	28:51	28:50	-2	1.116	13406	2873	11	27	261	1.63(1.32-1.78)	
PCB-93											
325.8804	29:04	29:03	-2	1.125	6187	1274	20	50	64		
327.8775	29:04	29:03	-3	1.124	3938	813	11	27	74	1.57(1.32-1.78)	
PCB-100 (C93)											
325.8804	29:04	29:03	-2	1.125	6187	1274	20	50	64		
327.8775	29:04	29:03	-3	1.124	3938	813	11	27	74	1.57(1.32-1.78)	

Signal	RT (min.)	Adj RT (min.)	Sec.	REL RT	Area	Height	Avg Noise	EDL Height	S/N	Ratio(Limits)	Flags
PCB-98											RQ
325.8804	29:13	29:12	-3	1.130	2412	439	20	50	22		
	Empc Correction				2007	488	20	50	24		
327.8775	29:13	29:12	-2	1.131	1295	315	11	27	29	1.86(1.32-1.78)	
PCB-102 (C98)											RQ
325.8804	29:13	29:12	-3	1.130	2412	439	20	50	22		
	Empc Correction				2007	488	20	50	24		
327.8775	29:13	29:12	-2	1.131	1295	315	11	27	29	1.86(1.32-1.78)	
PCB-88											
325.8804	29:42	29:41	-2	1.149	6509	1521	20	50	76		
327.8775	29:42	29:41	-2	1.149	4020	812	11	27	74	1.62(1.32-1.78)	
PCB-91 (C88)											
325.8804	29:42	29:41	-2	1.149	6509	1521	20	50	76		
327.8775	29:42	29:41	-2	1.149	4020	812	11	27	74	1.62(1.32-1.78)	
PCB-84											Ma
325.8804	29:56	29:56	-1	1.158	4298	842	20	50	42		M
327.8775	29:55	29:56	-2	1.158	2680	530	11	27	48	1.60(1.32-1.78)	
PCB-89											
325.8804	30:23						20	50			
327.8775	30:23						11	27			
PCB-121											RQ
325.8804	30:51	30:49	-1	1.194	505	153	20	50	8		
327.8775	30:50	30:49	-2	1.193	415	63	11	27	6	1.22(1.32-1.78)	
	Empc Correction				325	98	11	27	9		
PCB-92											
325.8804	31:13	31:14	-2	0.857	6207	1205	20	50	60		
327.8775	31:13	31:14	-1	0.857	3831	743	11	27	68	1.62(1.32-1.78)	
PCB-90											
325.8804	31:48	31:46	-1	1.230	33384	6788	20	50	339		
327.8775	31:48	31:46	-1	1.231	21071	4422	11	27	402	1.58(1.32-1.78)	
PCB-101 (C90)											
325.8804	31:48	31:46	-1	1.230	33384	6788	20	50	339		
327.8775	31:48	31:46	-1	1.231	21071	4422	11	27	402	1.58(1.32-1.78)	
PCB-113 (C90)											
325.8804	31:48	31:46	-1	1.230	33384	6788	20	50	339		
327.8775	31:48	31:46	-1	1.231	21071	4422	11	27	402	1.58(1.32-1.78)	
PCB-83											
325.8804	32:23	32:21	-1	1.253	14941	2810	20	50	141		
327.8775	32:23	32:21	-1	1.253	10154	1695	11	27	154	1.47(1.32-1.78)	
PCB-99 (C83)											
325.8804	32:23	32:21	-1	1.253	14941	2810	20	50	141		
327.8775	32:23	32:21	-1	1.253	10154	1695	11	27	154	1.47(1.32-1.78)	
PCB-112											
325.8804	32:28						20	50			
327.8775	32:28						11	27			

Signal	RT (min.)	Adj RT (min.)	Sec.	REL RT	Area	Height	Avg Noise	EDL Height	S/N	Ratio(Limits)	Flags
PCB-86											Ma
325.8804	32:58	32:58	5	1.275	16766	1752	20	50	88		M
327.8775	32:53	32:58	-1	1.272	10259	1214	11	27	110	1.63(1.32-1.78)	
PCB-87 (C86)											Ma
325.8804	32:58	32:58	5	1.275	16766	1752	20	50	88		M
327.8775	32:53	32:58	-1	1.272	10259	1214	11	27	110	1.63(1.32-1.78)	
PCB-97 (C86)											Ma
325.8804	32:58	32:58	5	1.275	16766	1752	20	50	88		M
327.8775	32:53	32:58	-1	1.272	10259	1214	11	27	110	1.63(1.32-1.78)	
PCB-109 (C86)											Ma
325.8804	32:58	32:58	5	1.275	16766	1752	20	50	88		M
327.8775	32:53	32:58	-1	1.272	10259	1214	11	27	110	1.63(1.32-1.78)	
PCB-119 (C86)											Ma
325.8804	32:58	32:58	5	1.275	16766	1752	20	50	88		M
327.8775	32:53	32:58	-1	1.272	10259	1214	11	27	110	1.63(1.32-1.78)	
PCB-125 (C86)											Ma
325.8804	32:58	32:58	5	1.275	16766	1752	20	50	88		M
327.8775	32:53	32:58	-1	1.272	10259	1214	11	27	110	1.63(1.32-1.78)	
PCB-85											
325.8804	33:36	33:34	-1	1.300	4809	647	20	50	32		
327.8775	33:36	33:34	-1	1.300	3116	500	11	27	45	1.54(1.32-1.78)	
PCB-116 (C85)											
325.8804	33:36	33:34	-1	1.300	4809	647	20	50	32		
327.8775	33:36	33:34	-1	1.300	3116	500	11	27	45	1.54(1.32-1.78)	
PCB-117 (C85)											
325.8804	33:36	33:34	-1	1.300	4809	647	20	50	32		
327.8775	33:36	33:34	-1	1.300	3116	500	11	27	45	1.54(1.32-1.78)	
PCB-110											
325.8804	33:46	33:49	-6	1.306	36709	7097	20	50	355		
327.8775	33:46	33:49	-6	1.306	23958	4729	11	27	430	1.53(1.32-1.78)	
PCB-115 (C110)											
325.8804	33:46	33:49	-6	1.306	36709	7097	20	50	355		
327.8775	33:46	33:49	-6	1.306	23958	4729	11	27	430	1.53(1.32-1.78)	
PCB-82											
325.8804	34:04	34:03	-2	1.318	2566	422	20	50	21		
327.8775	34:05	34:03	-1	1.319	1530	273	11	27	25	1.68(1.32-1.78)	
PCB-111											
325.8804	34:27						20	50			
327.8775	34:27						11	27			
PCB-120											RQU
325.8804	34:55						20	50			
327.8775	34:55						11	27			
PCB-108											
325.8804	36:06	36:02	0	1.397	1753	330	27	67	12		
327.8775	36:05	36:02	-1	1.396	1064	190	21	52	9	1.65(1.32-1.78)	

Signal	RT (min.)	Adj RT (min.)	Sec.	REL RT	Area	Height	Avg Noise	EDL Height	S/N	Ratio(Limits)	Flags
PCB-124 (C108)											
325.8804	36:06	36:02	0	1.397	1753	330	27	67	12		
327.8775	36:05	36:02	-1	1.396	1064	190	21	52	9	1.65(1.32-1.78)	
PCB-107											Ma
325.8804	36:20	36:20	-1	1.406	3123	527	27	67	20		M
327.8775	36:20	36:20	-1	1.405	2253	411	21	52	20	1.39(1.32-1.78)	
PCB-123											RQMa
325.8804	36:27	36:27	-1	1.001	733	159	27	67	6		M
	Empc Correction				564	158	27	67	6		
327.8775	36:27	36:27	-1	1.001	364	102	21	52	5	2.01(1.32-1.78)	
PCB-106											
325.8804	36:34						27	67			
327.8775	36:34						21	52			
PCB-118											
325.8804	36:46	36:46	-1	1.001	32684	6324	27	67	234		
327.8775	36:46	36:46	-1	1.001	20146	3804	21	52	181	1.62(1.32-1.78)	
PCB-122											RQ
325.8804	37:06	37:07	-2	1.010	1336	195	27	67	7		
	Empc Correction				787	141	27	67	5		
327.8775	37:07	37:07	-1	1.010	508	91	21	52	4	2.63(1.32-1.78)	
PCB-114											
325.8804	37:17	37:18	-2	1.000	1146	141	27	67	5		
327.8775	37:18	37:18	-1	1.001	740	150	21	52	7	1.55(1.32-1.78)	
PCB-105											Ma
325.8804	37:56	37:56	-1	1.000	12180	2150	27	67	80		M
327.8775	37:57	37:56	-1	1.001	7534	1508	21	52	72	1.62(1.32-1.78)	
PCB-127											
325.8804	39:26						27	67			
327.8775	39:26						21	52			
PCB-126											
325.8804	41:02						27	67			
327.8775	41:02						21	52			
PCB-155L											
371.8817	31:33	31:33	-1	0.791	129089	26973	28	70	963		
373.8788	31:33	31:33	-1	0.791	104349	22735	24	60	947	1.24(1.05-1.43)	
PCB-138L											
371.8817	39:52	39:54	-2		192218	38521	84	210	459		
373.8788	39:52	39:54	-2		153022	30411	90	225	338	1.26(1.05-1.43)	
PCB-167L											
371.8817	42:53	42:53	-1	1.076	211705	43564	84	210	519		
373.8788	42:53	42:53	-1	1.076	167857	34042	90	225	378	1.26(1.05-1.43)	
PCB-156L											
371.8817	44:03	44:02	-1	1.105	416929	59558	84	210	709		
373.8788	44:02	44:02	-2	1.104	328019	46509	90	225	517	1.27(1.05-1.43)	
PCB-157L (C156L)											
371.8817	44:03	44:02	-1	1.105	416929	59558	84	210	709		
373.8788	44:02	44:02	-2	1.104	328019	46509	90	225	517	1.27(1.05-1.43)	

Signal	RT (min.)	Adj RT (min.)	Δ Sec.	REL RT	Area	Height	Avg Noise	EDL Height	S/N	Ratio(Limits)	Flags
PCB-169L											
371.8817	47:16	47:16	-1	1.186	211324	40159	84	210	478		
373.8788	47:16	47:16	-1	1.186	164665	31952	90	225	355	1.28(1.05-1.43)	
PCB-155											RQ
359.8415	31:32	31:35	-4	1.000	706	100	9	22	11		
	Empc Correction				419	64	9	22	7		
361.8385	31:36	31:35	-1	1.002	338	52	8	20	7	2.09(1.05-1.43)	
PCB-152											
359.8415	31:47	31:46	-1	1.007	399	101	9	22	11		
361.8385	31:47	31:46	-1	1.007	288	71	8	20	9	1.39(1.05-1.43)	
PCB-150											
359.8415	31:55	31:56	-2	1.012	843	134	9	22	15		
361.8385	31:56	31:56	-1	1.012	597	129	8	20	16	1.41(1.05-1.43)	
PCB-136											
359.8415	32:17	32:17	-2	1.023	7459	1485	9	22	165		
361.8385	32:17	32:17	-1	1.023	5410	1127	8	20	141	1.38(1.05-1.43)	
PCB-145											
359.8415	32:36						9	22			
361.8385	32:36						8	20			
PCB-148											
359.8415	34:07						9	22			
361.8385	34:07						8	20			
PCB-135											
359.8415	34:41	34:42	-2	1.099	14962	2191	9	22	243		
361.8385	34:41	34:42	-2	1.099	11896	1758	8	20	220	1.26(1.05-1.43)	
PCB-151 (C135)											
359.8415	34:41	34:42	-2	1.099	14962	2191	9	22	243		
361.8385	34:41	34:42	-2	1.099	11896	1758	8	20	220	1.26(1.05-1.43)	
PCB-154											
359.8415	34:58	34:58	-1	1.108	1738	352	9	22	39		
361.8385	34:59	34:58	-1	1.109	1499	258	8	20	32	1.16(1.05-1.43)	
PCB-144											
359.8415	35:15	35:15	-1	1.117	1747	308	9	22	34		
361.8385	35:16	35:15	-1	1.118	1558	320	8	20	40	1.12(1.05-1.43)	
PCB-147											
359.8415	35:38	35:38	-1	1.129	51595	10782	20	50	539		
361.8385	35:37	35:38	-2	1.129	41020	8516	18	45	473	1.26(1.05-1.43)	
PCB-149 (C147)											
359.8415	35:38	35:38	-1	1.129	51595	10782	20	50	539		
361.8385	35:37	35:38	-2	1.129	41020	8516	18	45	473	1.26(1.05-1.43)	
PCB-134											RQa
359.8415	35:50	35:50	-7	1.136	2920	472	20	50	24		a
361.8385	35:49	35:50	-8	1.135	3055	457	18	45	25	0.96(1.05-1.43)	
	Empc Correction				2354	380	18	45	21		
PCB-143 (C134)											RQa
359.8415	35:50	35:50	-7	1.136	2920	472	20	50	24		a
361.8385	35:49	35:50	-8	1.135	3055	457	18	45	25	0.96(1.05-1.43)	
	Empc Correction				2354	380	18	45	21		

Signal	RT (min.)	Adj RT (min.)	Sec.	REL RT	Area	Height	Avg Noise	EDL Height	S/N	Ratio(Limits)	Flags
PCB-139											RQ
359.8415	36:15	36:13	0	1.149	1058	185	20	50	9		
361.8385	36:16	36:13	1	1.149	1486	256	18	45	14	0.71(1.05-1.43)	
	Empc Correction				853	149	18	45	8		
PCB-140 (C139)											RQ
359.8415	36:15	36:13	0	1.149	1058	185	20	50	9		
361.8385	36:16	36:13	1	1.149	1486	256	18	45	14	0.71(1.05-1.43)	
	Empc Correction				853	149	18	45	8		
PCB-131											RQ
359.8415	36:27	36:26	0	1.155	1080	144	20	50	7		
	Empc Correction				773	125	20	50	6		
361.8385	36:25	36:26	-2	1.154	624	101	18	45	6	1.73(1.05-1.43)	
PCB-142											
359.8415	36:34						20	50			
361.8385	36:34						18	45			
PCB-132											
359.8415	36:53	36:52	-1	1.169	15993	3173	20	50	159		
361.8385	36:53	36:52	-1	1.169	12390	2577	18	45	143	1.29(1.05-1.43)	
PCB-133											
359.8415	37:24	37:23	-1	1.185	1494	284	20	50	14		
361.8385	37:24	37:23	-1	1.185	1295	242	18	45	13	1.15(1.05-1.43)	
PCB-165											
359.8415	37:48						20	50			
361.8385	37:48						18	45			
PCB-146											
359.8415	38:03	38:03	-1	0.887	11381	2305	20	50	115		
361.8385	38:02	38:03	-1	0.887	8710	1828	18	45	102	1.31(1.05-1.43)	
PCB-161											
359.8415	38:11						20	50			
361.8385	38:11						18	45			
PCB-153											
359.8415	38:40	38:41	-2	0.901	65091	13055	20	50	653		
361.8385	38:40	38:41	-2	0.901	51229	10097	18	45	561	1.27(1.05-1.43)	
PCB-168 (C153)											
359.8415	38:40	38:41	-2	0.901	65091	13055	20	50	653		
361.8385	38:40	38:41	-2	0.901	51229	10097	18	45	561	1.27(1.05-1.43)	
PCB-141											
359.8415	38:51	38:51	-1	0.906	10600	2026	20	50	101		
361.8385	38:51	38:51	-1	0.906	8984	1741	18	45	97	1.18(1.05-1.43)	
PCB-130											
359.8415	39:16	39:15	0	0.916	3248	657	20	50	33		
361.8385	39:16	39:15	0	0.916	2658	497	18	45	28	1.22(1.05-1.43)	
PCB-137											RQ
359.8415	39:29	39:29	-1	0.920	1672	369	20	50	18		
361.8385	39:29	39:29	-1	0.920	1754	322	18	45	18	0.95(1.05-1.43)	
	Empc Correction				1348	297	18	45	17		

Signal	RT (min.)	Adj RT (min.)	Sec.	REL RT	Area	Height	Avg Noise	EDL Height	S/N	Ratio(Limits)	Flags
PCB-164											
359.8415	39:37	39:36	0	0.923	5500	989	20	50	49		
361.8385	39:37	39:36	0	0.923	4713	954	18	45	53	1.17(1.05-1.43)	
PCB-129											
359.8415	39:55	39:55	-2	0.930	62044	11500	20	50	575		
361.8385	39:55	39:55	-2	0.930	49369	9272	18	45	515	1.26(1.05-1.43)	
PCB-138 (C129)											
359.8415	39:55	39:55	-2	0.930	62044	11500	20	50	575		
361.8385	39:55	39:55	-2	0.930	49369	9272	18	45	515	1.26(1.05-1.43)	
PCB-160 (C129)											
359.8415	39:55	39:55	-2	0.930	62044	11500	20	50	575		
361.8385	39:55	39:55	-2	0.930	49369	9272	18	45	515	1.26(1.05-1.43)	
PCB-163 (C129)											
359.8415	39:55	39:55	-2	0.930	62044	11500	20	50	575		
361.8385	39:55	39:55	-2	0.930	49369	9272	18	45	515	1.26(1.05-1.43)	
PCB-158											
359.8415	40:17	40:18	-2	0.939	8292	1418	20	50	71		
361.8385	40:18	40:18	-1	0.940	6603	1145	18	45	64	1.26(1.05-1.43)	
PCB-128											Ma
359.8415	41:09	41:09	0	0.959	8763	1469	20	50	73		M
361.8385	41:10	41:09	1	0.960	6737	1199	18	45	67	1.30(1.05-1.43)	
PCB-166 (C128)											Ma
359.8415	41:09	41:09	0	0.959	8763	1469	20	50	73		M
361.8385	41:10	41:09	1	0.960	6737	1199	18	45	67	1.30(1.05-1.43)	
PCB-159											Ma
359.8415	42:07	42:07	-2	0.982	992	214	20	50	11		M
361.8385	42:06	42:07	-3	0.982	876	191	18	45	11	1.13(1.05-1.43)	
PCB-162											
359.8415	42:26						20	50			
361.8385	42:26						18	45			
PCB-167											
359.8415	42:55	42:55	-1	1.001	3217	539	20	50	27		
361.8385	42:56	42:55	0	1.001	2419	416	18	45	23	1.33(1.05-1.43)	
PCB-156											RQ
359.8415	44:03	44:03	-2	1.000	7384	1199	20	50	60		
	Empc Correction				6337	1066	20	50	53		
361.8385	44:03	44:03	-2	1.000	5111	860	18	45	48	1.44(1.05-1.43)	
PCB-157 (C156)											RQ
359.8415	44:03	44:03	-2	1.000	7384	1199	20	50	60		
	Empc Correction				6337	1066	20	50	53		
361.8385	44:03	44:03	-2	1.000	5111	860	18	45	48	1.44(1.05-1.43)	
PCB-169											
359.8415	47:17						20	50			
361.8385	47:17						18	45			
PCB-188L											
405.8428	37:18	37:18	-1	0.821	153248	30974	33	82	939		
407.8398	37:17	37:18	-1	0.820	147996	29003	24	60	1208	1.04(0.89-1.21)	

Signal	RT (min.)	Adj RT (min.)	Δ Sec.	REL RT	Area	Height	Avg Noise	EDL Height	S/N	Ratio(Limits)	Flags
PCB-178L											
405.8428	40:20	40:20	-1	0.888	120284	24107	33	82	731		
407.8398	40:20	40:20	-1	0.888	107872	24003	24	60	1000	1.12(0.89-1.21)	
PCB-180L											
405.8428	45:26	45:27	-1		146354	28871	33	82	875		
407.8398	45:26	45:27	-1		139189	27660	24	60	1153	1.05(0.89-1.21)	
PCB-170L											
405.8428	46:42	46:41	0	1.028	109042	20739	33	82	628		
407.8398	46:41	46:41	-1	1.027	97846	19320	24	60	805	1.11(0.89-1.21)	
PCB-189L											
405.8428	49:49	49:48	0	1.096	228581	45419	197	492	231		
407.8398	49:49	49:48	0	1.096	214544	41063	199	497	206	1.07(0.89-1.21)	
PCB-188											
393.8025	37:19						13	32			
395.7995	37:19						18	45			
PCB-179											
393.8025	37:37	37:39	-2	1.009	8595	1571	13	32	121		
395.7995	37:38	37:39	-1	1.009	7297	1469	18	45	82	1.18(0.89-1.21)	
PCB-184											
393.8025	38:11						13	32			
395.7995	38:11						18	45			
PCB-176											
393.8025	38:31	38:32	-1	1.033	2807	553	13	32	43		
395.7995	38:32	38:32	-1	1.033	2835	497	18	45	28	0.99(0.89-1.21)	
PCB-186											
393.8025	38:59						13	32			
395.7995	38:59						18	45			
PCB-178											
393.8025	40:22	40:22	-1	1.082	3252	692	13	32	53		
395.7995	40:22	40:22	-1	1.082	2967	537	18	45	30	1.10(0.89-1.21)	
PCB-175											
393.8025	41:00	41:01	-1	1.100	704	136	13	32	10		
395.7995	41:00	41:01	-1	1.100	759	147	18	45	8	0.93(0.89-1.21)	
PCB-187											
393.8025	41:16	41:16	-1	1.107	17609	3380	13	32	260		
395.7995	41:16	41:16	-1	1.107	16664	3370	18	45	187	1.06(0.89-1.21)	
PCB-182											
393.8025	41:30	41:29	0	1.113	671	128	13	32	10		
395.7995	41:28	41:29	-2	1.112	690	124	18	45	7	0.97(0.89-1.21)	
PCB-183											
393.8025	41:53	41:54	-2	1.123	9752	1808	13	32	139		
395.7995	41:52	41:54	-2	1.123	9540	1414	18	45	79	1.02(0.89-1.21)	
PCB-185 (C183)											
393.8025	41:53	41:54	-2	1.123	9752	1808	13	32	139		
395.7995	41:52	41:54	-2	1.123	9540	1414	18	45	79	1.02(0.89-1.21)	

Signal	RT (min.)	Adj RT (min.)	Sec.	REL RT	Area	Height	Avg Noise	EDL Height	S/N	Ratio(Limits)	Flags
PCB-174											
393.8025	42:07	42:07	-1	1.129	13449	2450	13	32	188		
395.7995	42:07	42:07	-1	1.129	12087	2259	18	45	126	1.11(0.89-1.21)	
PCB-177											
393.8025	42:33	42:34	-2	1.141	8197	1607	13	32	124		
395.7995	42:34	42:34	-1	1.141	7166	1331	18	45	74	1.14(0.89-1.21)	
PCB-181											RQMa
393.8025	42:57	42:57	-2	1.152	450	96	13	32	7		M
	Empc Correction				323	118	13	32	9		
395.7995	42:57	42:57	-1	1.152	308	113	18	45	6	1.46(0.89-1.21)	
PCB-171											
393.8025	43:11	43:10	0	1.158	4816	788	13	32	61		
395.7995	43:11	43:10	1	1.158	4749	865	18	45	48	1.01(0.89-1.21)	
PCB-173 (C171)											
393.8025	43:11	43:10	0	1.158	4816	788	13	32	61		
395.7995	43:11	43:10	1	1.158	4749	865	18	45	48	1.01(0.89-1.21)	
PCB-172											
393.8025	44:49	44:49	-1	0.900	2172	381	13	32	29		
395.7995	44:50	44:49	0	0.900	2409	421	18	45	23	0.90(0.89-1.21)	
PCB-192											
393.8025	45:07	45:06	1	0.906	607	89	13	32	7		
395.7995	45:06	45:06	0	0.905	632	77	18	45	4	0.96(0.89-1.21)	
PCB-180											
393.8025	45:28	45:26	2	0.913	32802	6414	13	32	493		
395.7995	45:28	45:26	2	0.913	31849	5971	18	45	332	1.03(0.89-1.21)	
PCB-193 (C180)											
393.8025	45:28	45:26	2	0.913	32802	6414	13	32	493		
395.7995	45:28	45:26	2	0.913	31849	5971	18	45	332	1.03(0.89-1.21)	
PCB-191											
393.8025	45:49	45:49	0	0.920	1076	232	13	32	18		
395.7995	45:50	45:49	1	0.920	958	151	18	45	8	1.12(0.89-1.21)	
PCB-170											
393.8025	46:43	46:43	0	0.938	12038	2160	13	32	166		
395.7995	46:43	46:43	0	0.938	11634	2228	18	45	124	1.03(0.89-1.21)	
PCB-190											RQMa
393.8025	47:15	47:15	0	0.948	4409	763	13	32	59		M
	Empc Correction				3477	642	13	32	49		
395.7995	47:14	47:15	-1	0.948	3312	612	18	45	34	1.33(0.89-1.21)	
PCB-189											
393.8025	49:50						22	55			
395.7995	49:50						26	65			
PCB-202L											Ma
439.8038	42:40	42:40	-1	0.822	133903	24087	251	627	96		M
441.8008	42:40	42:40	-1	0.822	144975	27151	192	480	141	0.92(0.76-1.02)	
PCB-194L											
439.8038	51:56	51:57	-1		169003	31439	79	197	398		
441.8008	51:56	51:57	-1		189642	35795	176	440	203	0.89(0.76-1.02)	

Signal	RT (min.)	Adj RT (min.)	Sec.	REL RT	Area	Height	Avg Noise	EDL Height	S/N	Ratio(Limits)	Flags
PCB-205L											Ma
439.8038	52:24	52:24	-1	1.009	175074	33315	79	197	422		M
441.8008	52:25	52:24	0	1.009	195874	37605	176	440	214	0.89(0.76-1.02)	
PCB-202											
427.7635	42:40	42:41	-2	1.000	2180	370	12	30	31		
429.7606	42:41	42:41	-1	1.000	2193	361	11	27	33	0.99(0.76-1.02)	
PCB-201											RQMa
427.7635	43:37	43:37	-1	1.022	1068	223	12	30	19		M
	Empc Correction				919	231	12	30	19		
429.7606	43:37	43:37	0	1.022	1033	260	11	27	24	1.03(0.76-1.02)	
PCB-204											
427.7635	44:17						12	30			
429.7606	44:17						11	27			
PCB-197											RQMUa
427.7635	44:32						12	30			
429.7606	44:32						11	27			
PCB-200											RQMUa
427.7635	44:38						12	30			
429.7606	44:38						11	27			
PCB-198											Ma
427.7635	47:27	47:27	1	1.112	4224	649	12	30	54		M
429.7606	47:26	47:27	1	1.112	4864	897	11	27	82	0.87(0.76-1.02)	
PCB-199 (C198)											Ma
427.7635	47:27	47:27	1	1.112	4224	649	12	30	54		M
429.7606	47:26	47:27	1	1.112	4864	897	11	27	82	0.87(0.76-1.02)	
PCB-196											Ma
427.7635	48:04	48:04	-2	0.917	2544	516	12	30	43		M
429.7606	48:06	48:04	0	0.918	2839	507	11	27	46	0.90(0.76-1.02)	
PCB-203											Ma
427.7635	48:17	48:17	-1	0.921	3166	613	12	30	51		M
429.7606	48:18	48:17	0	0.922	3810	687	11	27	62	0.83(0.76-1.02)	
PCB-195											RQMa
427.7635	49:36	49:36	-1	0.947	3222	495	48	120	10		M
	Empc Correction				2156	420	48	120	9		
429.7606	49:36	49:36	-1	0.947	2423	472	23	57	21	1.33(0.76-1.02)	
PCB-194											
427.7635	51:57	51:56	0	0.991	6761	1139	48	120	24		
429.7606	51:57	51:56	0	0.991	6704	1351	23	57	59	1.01(0.76-1.02)	
PCB-205											RQU
427.7635	52:25						48	120			
429.7606	52:25						23	57			
PCB-208L											
473.7648	49:21	49:21	0	0.950	145467	27998	150	375	187		
475.7619	49:21	49:21	-1	0.950	187333	35634	123	307	290	0.78(0.65-0.89)	
PCB-206L											
473.7648	54:10	54:09	0	1.043	104757	19359	150	375	129		
475.7619	54:10	54:09	0	1.043	131445	26082	123	307	212	0.80(0.65-0.89)	

Signal	RT (min.)	Adj RT (min.)	Δ Sec.	REL RT	Area	Height	Avg Noise	EDL Height	S/N	Ratio(Limits)	Flags
PCB-208											
461.7246	49:23						111	277			
463.7216	49:23						65	162			
PCB-207											
461.7246	50:19						111	277			
463.7216	50:19						65	162			
PCB-206											RQMa
461.7246	54:13	54:13	1	1.001	64126	29160	111	277	263		M
	Empc Correction				20531	9397	111	277	85		
463.7216	54:13	54:13	1	1.001	26664	12205	65	162	188	2.40(0.65-0.89)	
PCB-209L											
507.7258	55:48	55:48	-1	1.075	102846	16621	43	107	387		
509.7229	55:49	55:48	0	1.075	147885	25486	29	72	879	0.70(0.59-0.79)	
DCB Decachlorobiphenyl											
495.6856	55:51	55:49	0	1.001	1546	231	15	37	15		
497.6826	55:50	55:49	0	1.001	2290	436	8	20	55	0.68(0.59-0.79)	

QC Flag Legend

Processing Flags

R - Failed Signal Ratio Test

Q - EMPC-Estimated Max. Possible Conc.

Review Flags

M - Manually Integrated

U - Marked Undetected

a - User Assigned ID

Eurofins TestAmerica, Knoxville

Data File:	\\chromna\Knoxville\ChromData\D3D\20190829-12906.b\580-88125-b-19-c.d		
Injection Date:	29-Aug-2019 22:02:00	Injection Vol:	1.0 ul
Instrument ID:	D3D	Operator ID:	Xcalibur_System
Method:	PCBs_D3D	Limit Group:	HR - 1668A - ICAL
Client ID:	Q2-0to13-101818		
Worklist#:	33136	Sample Line#:	13
Column Type:	SPB-Octyl	Column Dia:	0.25 mm

MoPCB F1

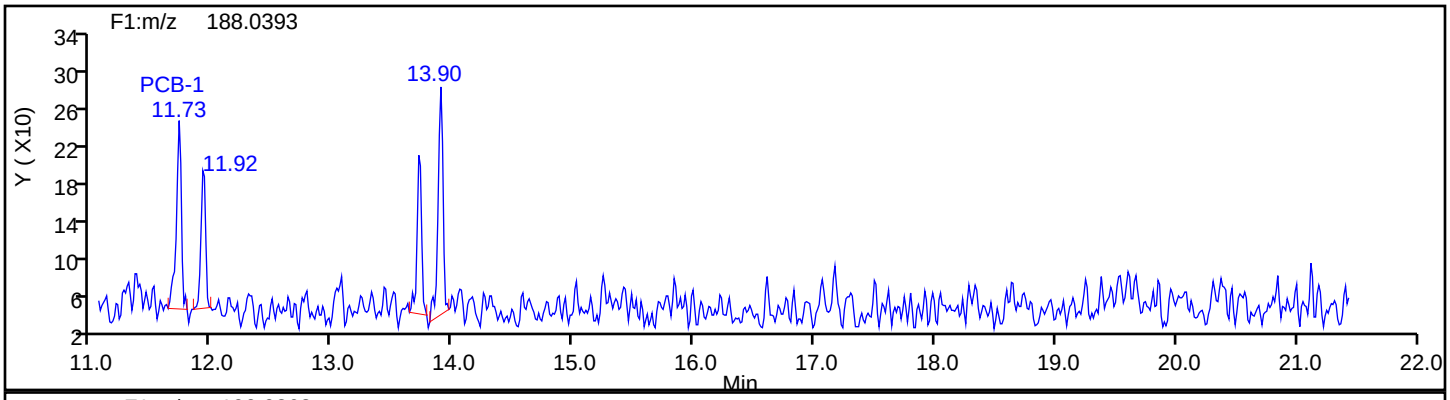

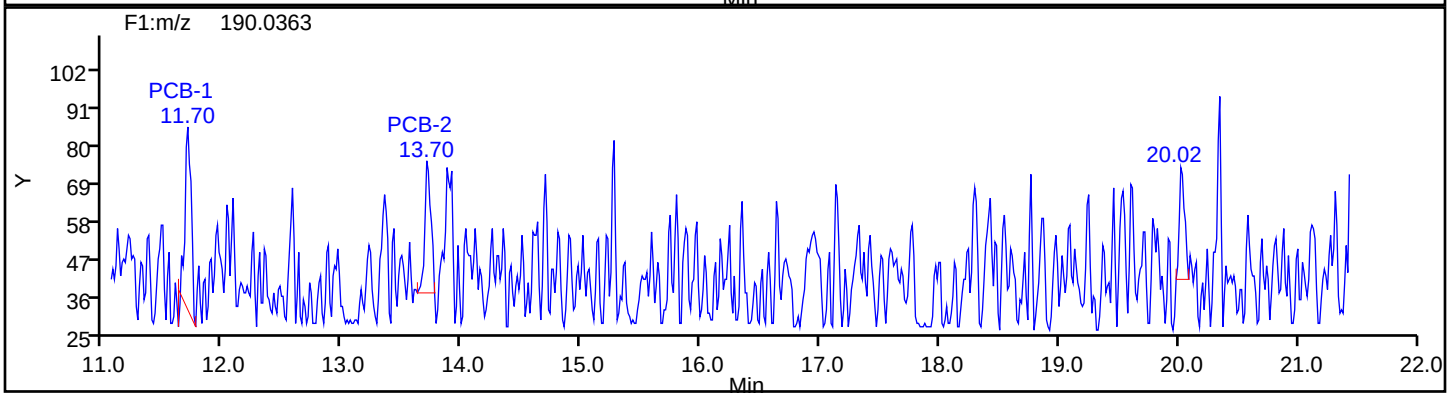

MoPCB F1 Standards

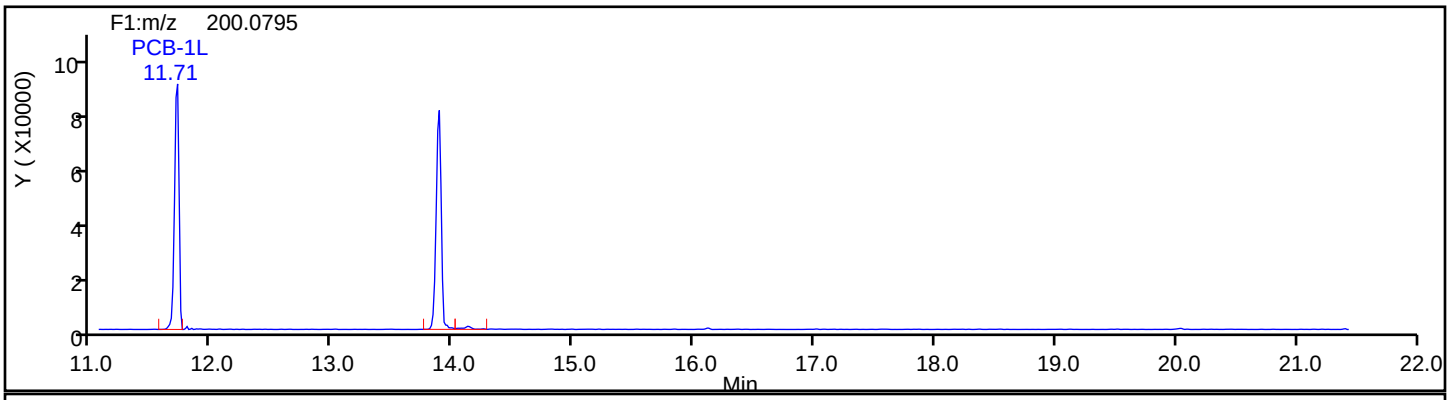

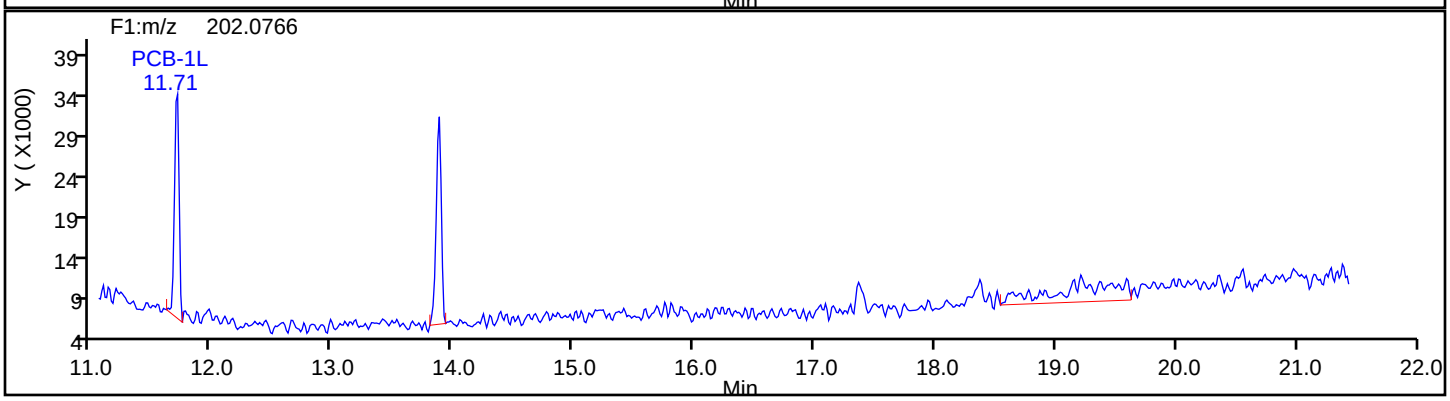

Eurofins TestAmerica, Knoxville

Data File:	\\chromna\Knoxville\ChromData\D3D\20190829-12906.b\580-88125-b-19-c.d		
Injection Date:	29-Aug-2019 22:02:00	Injection Vol:	1.0 ul
Instrument ID:	D3D	Operator ID:	Xcalibur_System
Method:	PCBs_D3D	Limit Group:	HR - 1668A - ICAL
Client ID:	Q2-0to13-101818		
Worklist#:	33136	Sample Line#:	13
Column Type:	SPB-Octyl	Column Dia:	0.25 mm

MoPCB F1

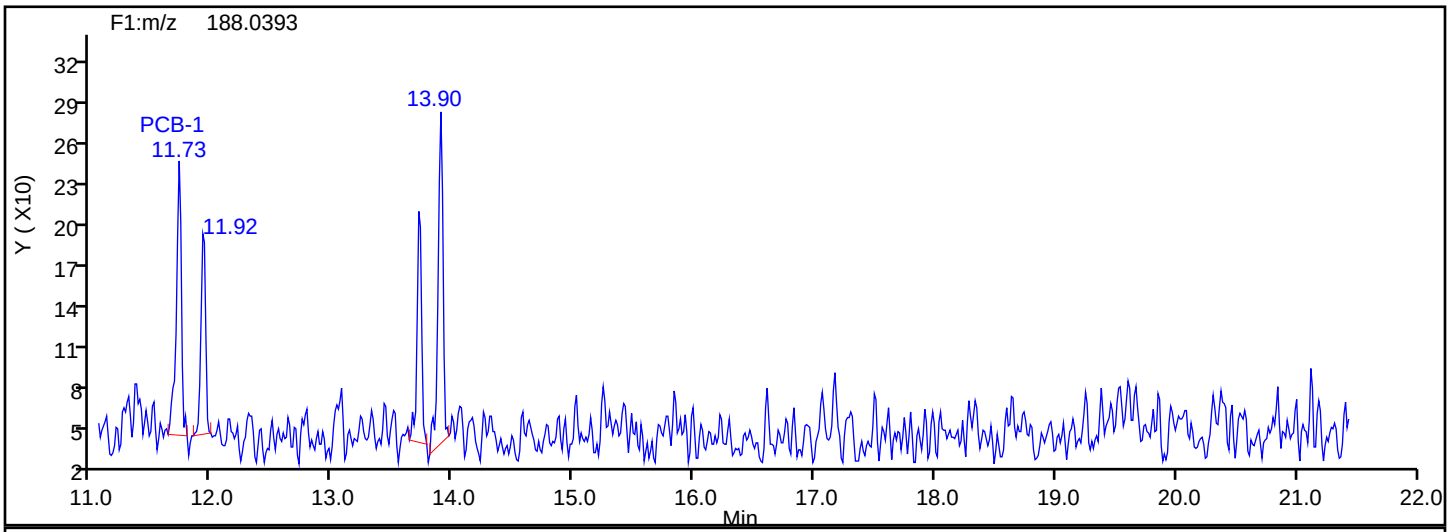

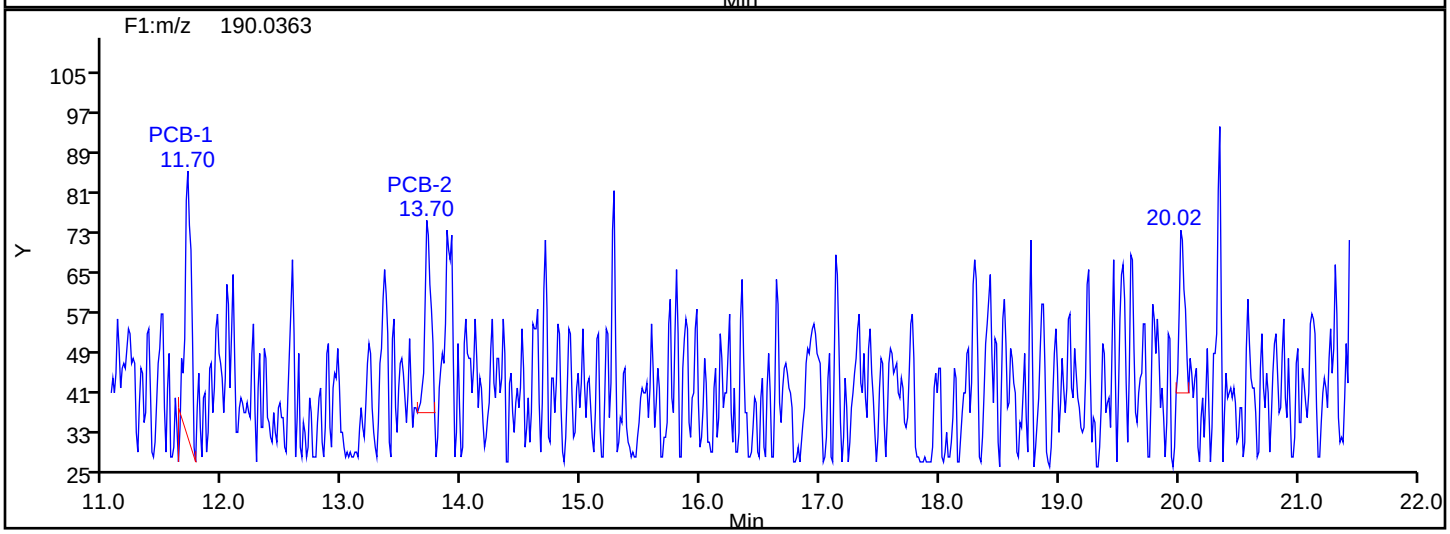

MoPCB F1 Lock Mass

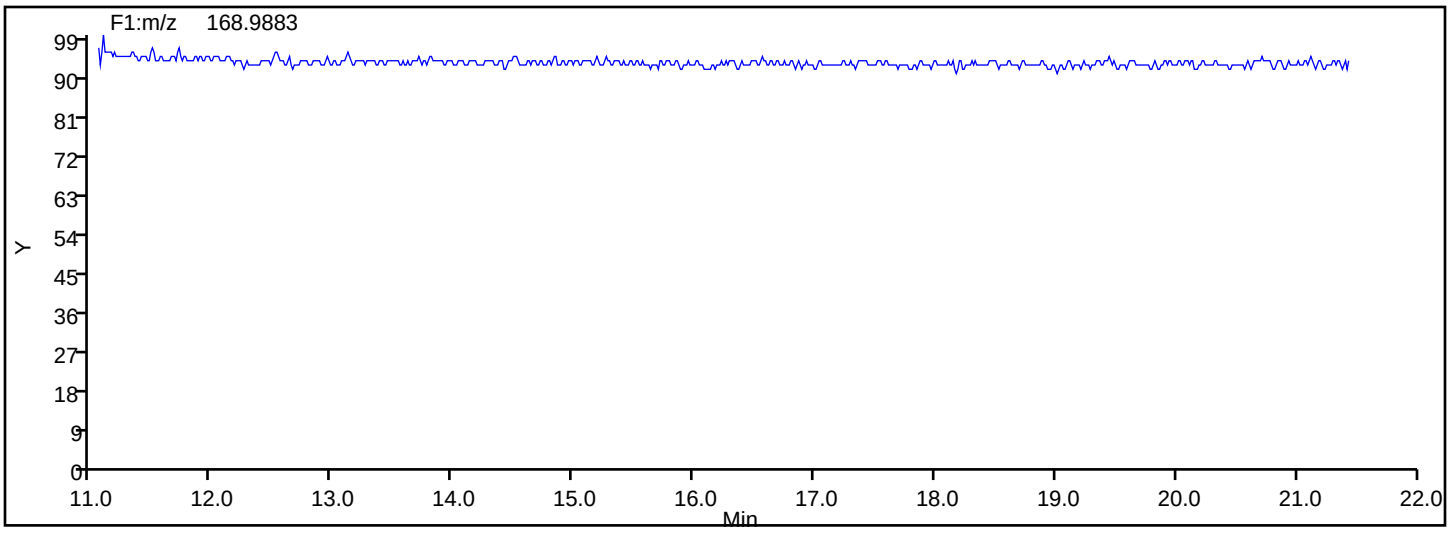

Eurofins TestAmerica, Knoxville

Data File:	\\chromna\Knoxville\ChromData\D3D\20190829-12906.b\580-88125-b-19-c.d		
Injection Date:	29-Aug-2019 22:02:00	Injection Vol:	1.0 ul
Instrument ID:	D3D	Operator ID:	Xcalibur_System
Method:	PCBs_D3D	Limit Group:	HR - 1668A - ICAL
Client ID:	Q2-0to13-101818		
Worklist#:	33136	Sample Line#:	13
Column Type:	SPB-Octyl	Column Dia:	0.25 mm

DiPCB F1

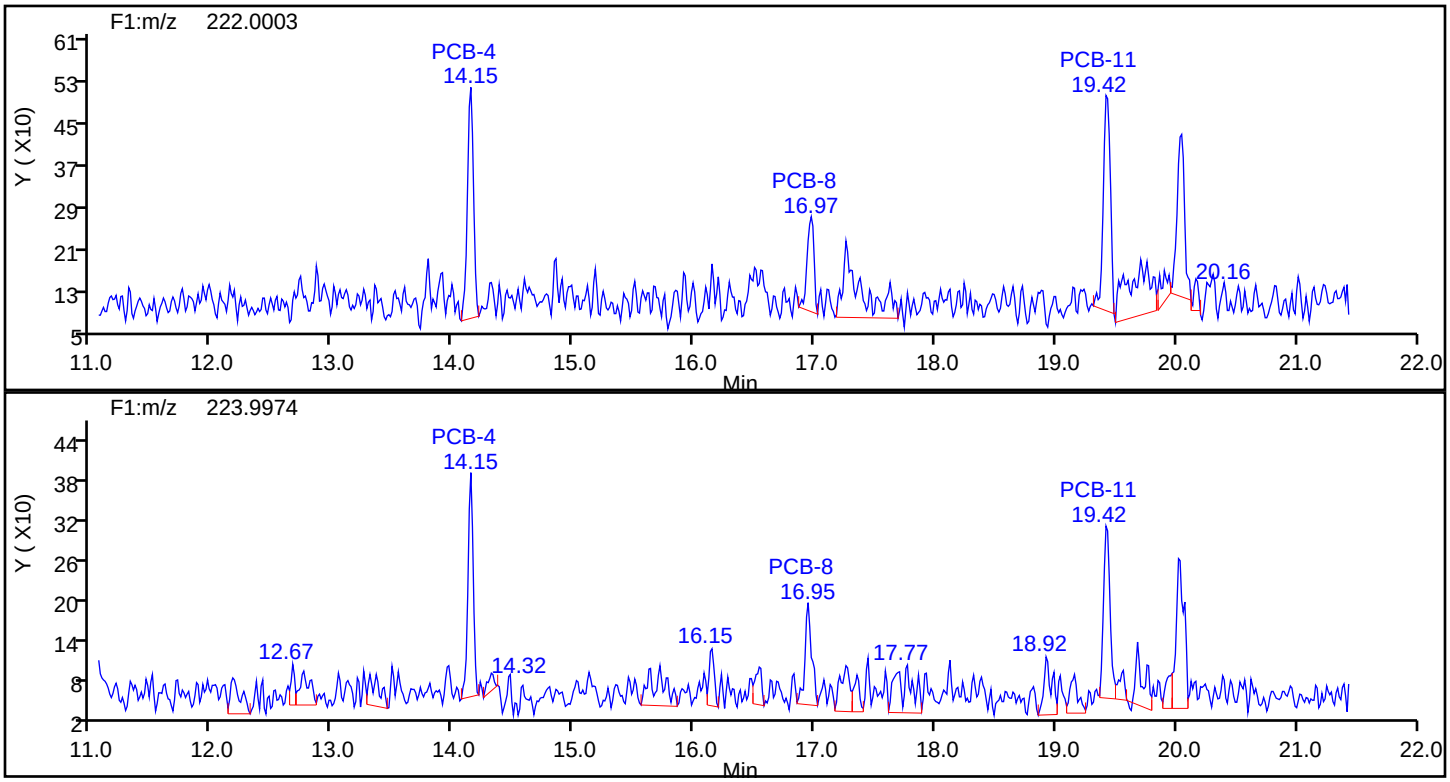

DiPCB F1 Standards

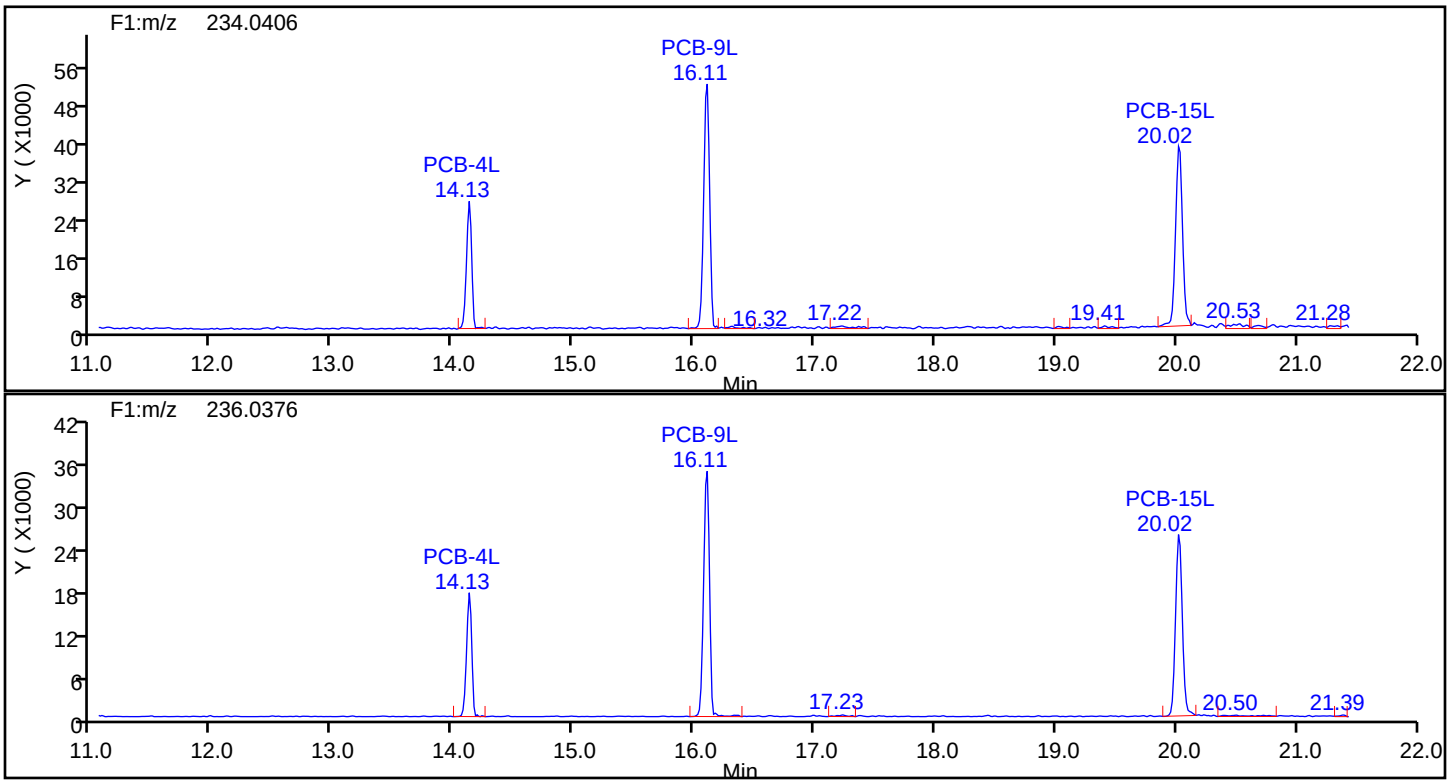

Eurofins TestAmerica, Knoxville

Data File:	\\chromna\Knoxville\ChromData\D3D\20190829-12906.b\580-88125-b-19-c.d		
Injection Date:	29-Aug-2019 22:02:00	Injection Vol:	1.0 ul
Instrument ID:	D3D	Operator ID:	Xcalibur_System
Method:	PCBs_D3D	Limit Group:	HR - 1668A - ICAL
Client ID:	Q2-0to13-101818		
Worklist#:	33136	Sample Line#:	13
Column Type:	SPB-Octyl	Column Dia:	0.25 mm

DiPCB F1

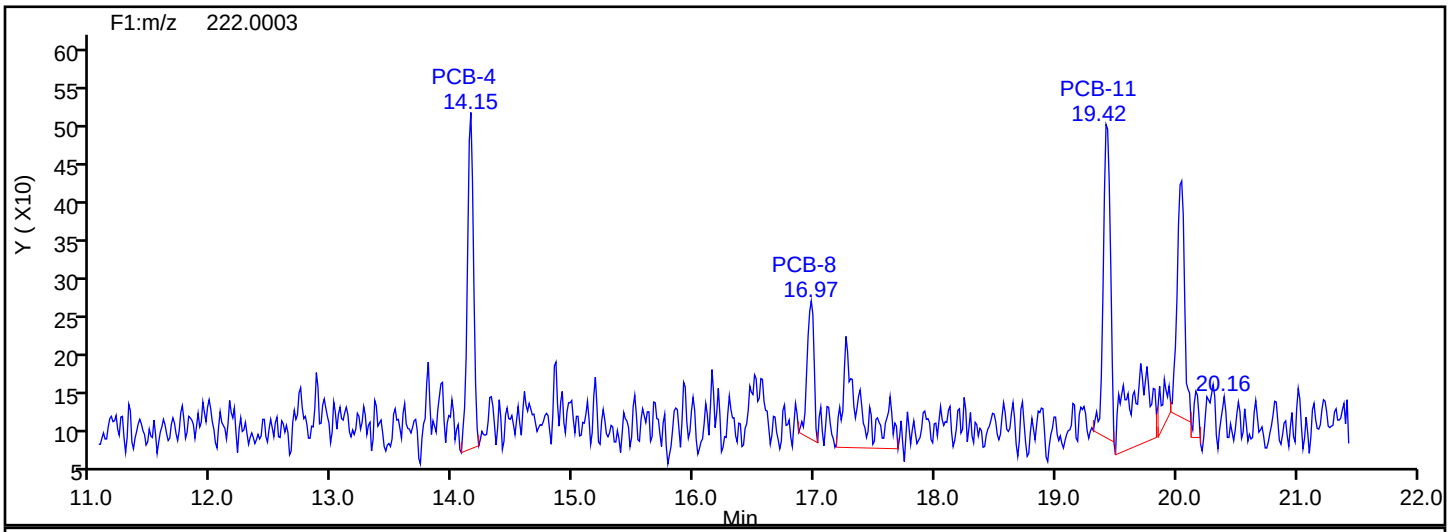

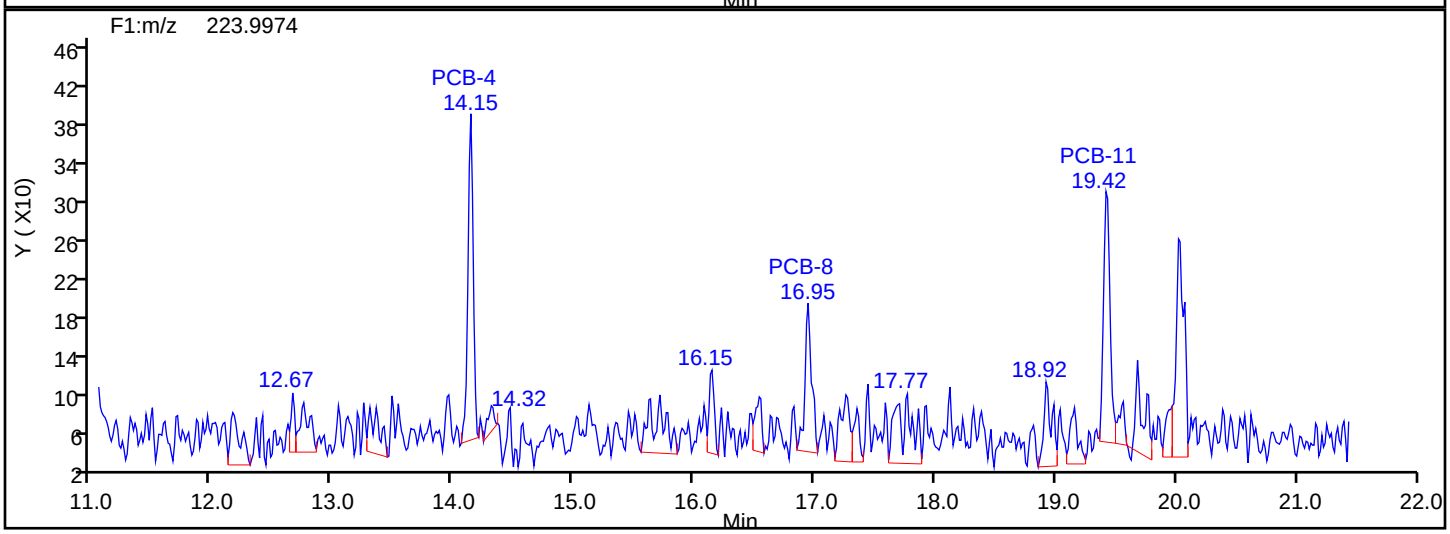

DiPCB F1 Lock Mass

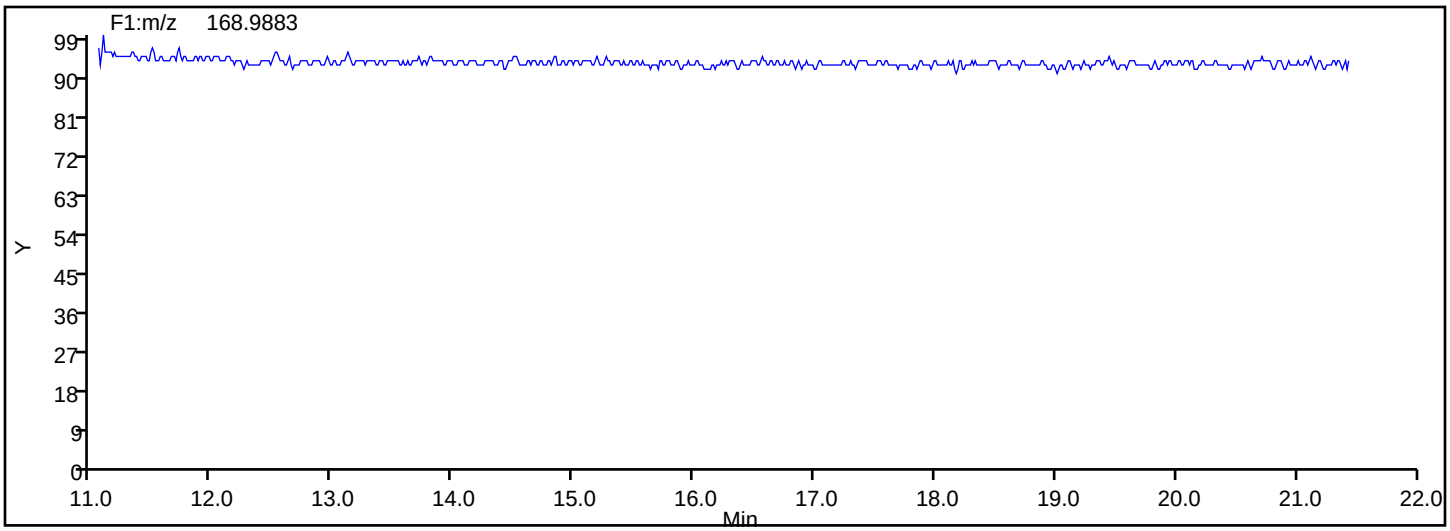

Manual Integration/User Assign Peak Report

Eurofins TestAmerica, Knoxville

Data File:	\\chromna\Knoxville\ChromData\D3D\20190829-12906.b\580-88125-b-19-c.d				
Injection Date:	29-Aug-2019 22:02:00	Instrument ID:	D3D		
Lims ID:	580-88125-B-19-C	Lab Sample ID:	140-88125-19		
Client ID:	Q2-0to13-101818				
Operator ID:	Xcalibur_System	ALS Bottle#:	0	Worklist Smp#:	13
Injection Vol:	1.0 ul	Dil. Factor:	1.0000		
Method:	PCBs_D3D	Limit Group:	HR - 1668A - ICAL		
Column:	SPB-Octyl (0.25 mm)	Detector	F1(11.07 :21.70)		

PCB-4, CAS: 13029-08-8

Signal: 2

Processing Integration Results

RT: 14.15
Area: 1147
Amount: 1.643295
Amount Units: pg/ul

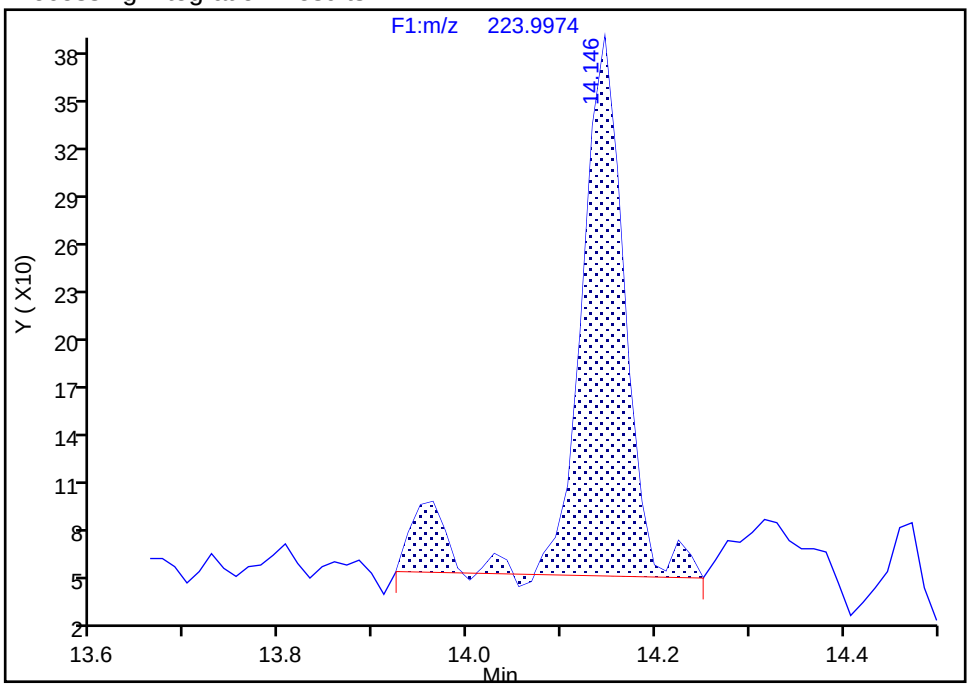

Manual Integration Results

RT: 14.15
Area: 1004
Amount: 1.556869
Amount Units: pg/ul

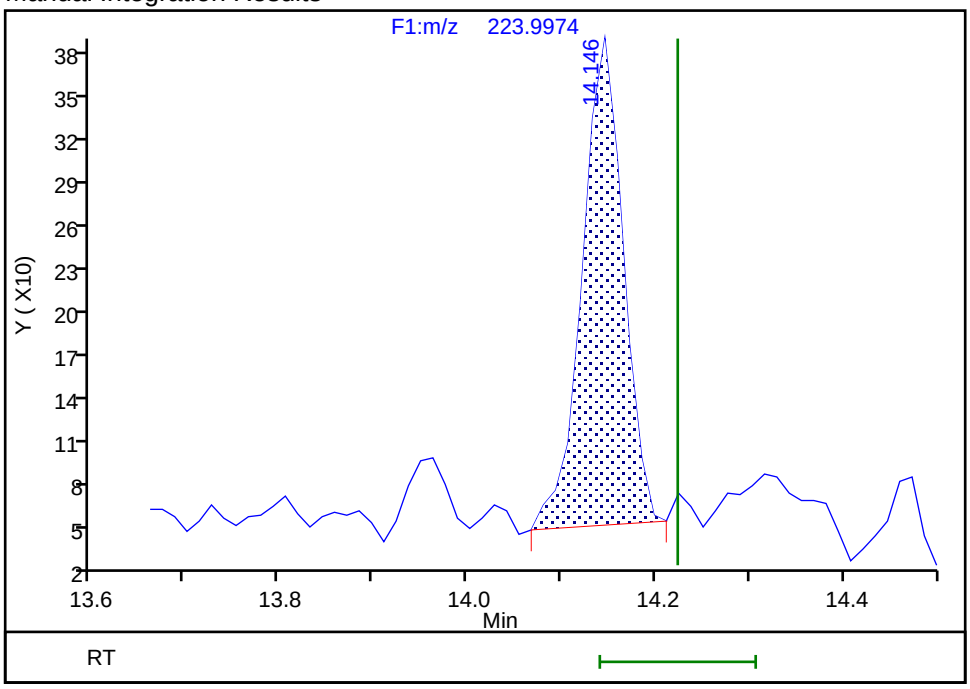

Reviewer: mcwhirterl, 29-Aug-2019 23:28:04

Audit Action: Marked Compound Undetected Audit Reason: Invalid Compound ID

Manual Integration/User Assign Peak Report

Eurofins TestAmerica, Knoxville

Data File:	\\chromna\Knoxville\ChromData\D3D\20190829-12906.b\580-88125-b-19-c.d				
Injection Date:	29-Aug-2019 22:02:00	Instrument ID:	D3D		
Lims ID:	580-88125-B-19-C	Lab Sample ID:	140-88125-19		
Client ID:	Q2-0to13-101818				
Operator ID:	Xcalibur_System	ALS Bottle#:	0	Worklist Smp#:	13
Injection Vol:	1.0 ul	Dil. Factor:	1.0000		
Method:	PCBs_D3D	Limit Group:	HR - 1668A - ICAL		
Column:	SPB-Octyl (0.25 mm)	Detector	F1(11.07 :21.70)		

PCB-4, CAS: 13029-08-8

Signal: 3

Processing Integration Results

RT: 14.15
Area: 2719
Amount: 1.643295
Amount Units: pg/ul

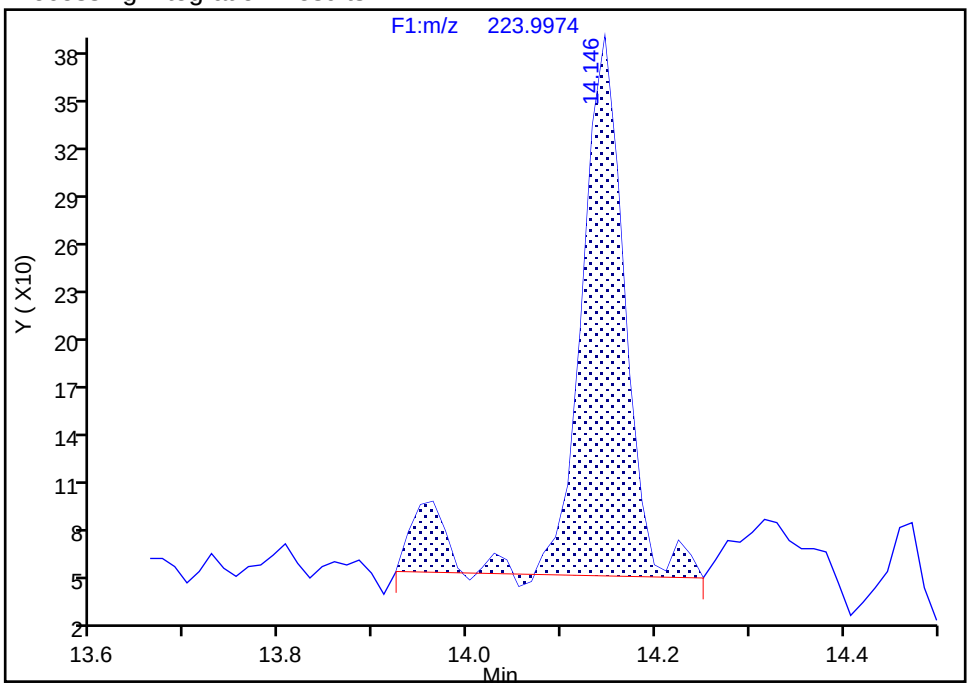

Manual Integration Results

RT: 14.15
Area: 2576
Amount: 1.556869
Amount Units: pg/ul
Reviewer: mcwhirterl, 29-Aug-2019 23:28:04
Audit Action: Marked Compound Undetected Audit Reason: Invalid Compound ID

Manual Integration/User Assign Peak Report

Eurofins TestAmerica, Knoxville

Data File:	\\chromna\Knoxville\ChromData\D3D\20190829-12906.b\580-88125-b-19-c.d				
Injection Date:	29-Aug-2019 22:02:00	Instrument ID:	D3D		
Lims ID:	580-88125-B-19-C	Lab Sample ID:	140-88125-19		
Client ID:	Q2-0to13-101818				
Operator ID:	Xcalibur_System	ALS Bottle#:	0	Worklist Smp#:	13
Injection Vol:	1.0 ul	Dil. Factor:	1.0000		
Method:	PCBs_D3D	Limit Group:	HR - 1668A - ICAL		
Column:	SPB-Octyl (0.25 mm)	Detector	F1(11.07 :21.70)		

PCB-4, CAS: 13029-08-8

Signal: 1

Processing Integration Results

RT: 14.15
Area: 1572
Amount: 1.643295
Amount Units: pg/ul

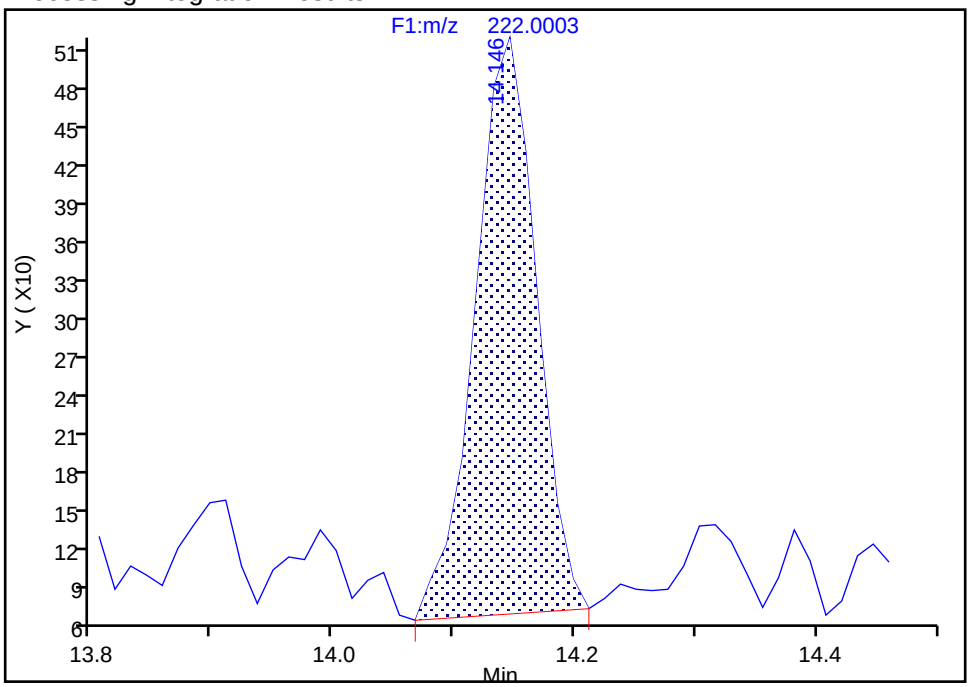

Manual Integration Results

RT: 14.15
Area: 1572
Amount: 1.556869
Amount Units: pg/ul

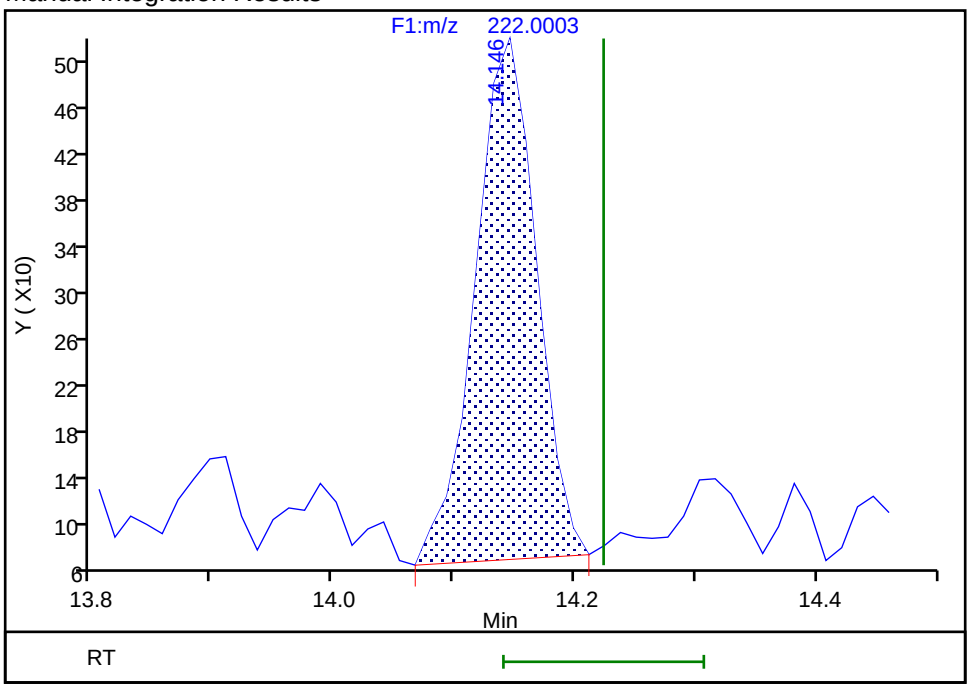

Reviewer: mcwhirterl, 29-Aug-2019 23:28:05

Audit Action: Manually Integrated/Assigned Compound ID Audit Reason: Baseline

Manual Integration/User Assign Peak Report

Eurofins TestAmerica, Knoxville

Data File:	\\chromna\Knoxville\ChromData\D3D\20190829-12906.b\580-88125-b-19-c.d				
Injection Date:	29-Aug-2019 22:02:00	Instrument ID:	D3D		
Lims ID:	580-88125-B-19-C	Lab Sample ID:	140-88125-19		
Client ID:	Q2-0to13-101818				
Operator ID:	Xcalibur_System	ALS Bottle#:	0	Worklist Smp#:	13
Injection Vol:	1.0 ul	Dil. Factor:	1.0000		
Method:	PCBs_D3D	Limit Group:	HR - 1668A - ICAL		
Column:	SPB-Octyl (0.25 mm)	Detector	F1(11.07 :21.70)		

PCB-8, CAS: 34883-43-7

Signal: 2

Processing Integration Results

RT: 16.95
Area: 430
Amount: 0.375150
Amount Units: pg/ul

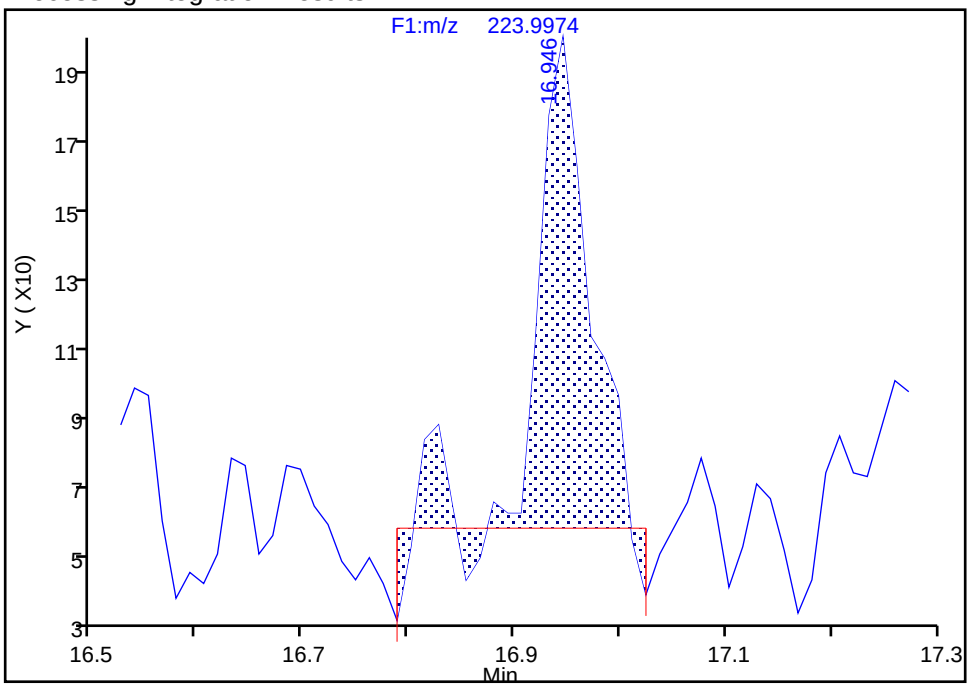

Manual Integration Results

RT: 16.95
Area: 583
Amount: 0.425192
Amount Units: pg/ul

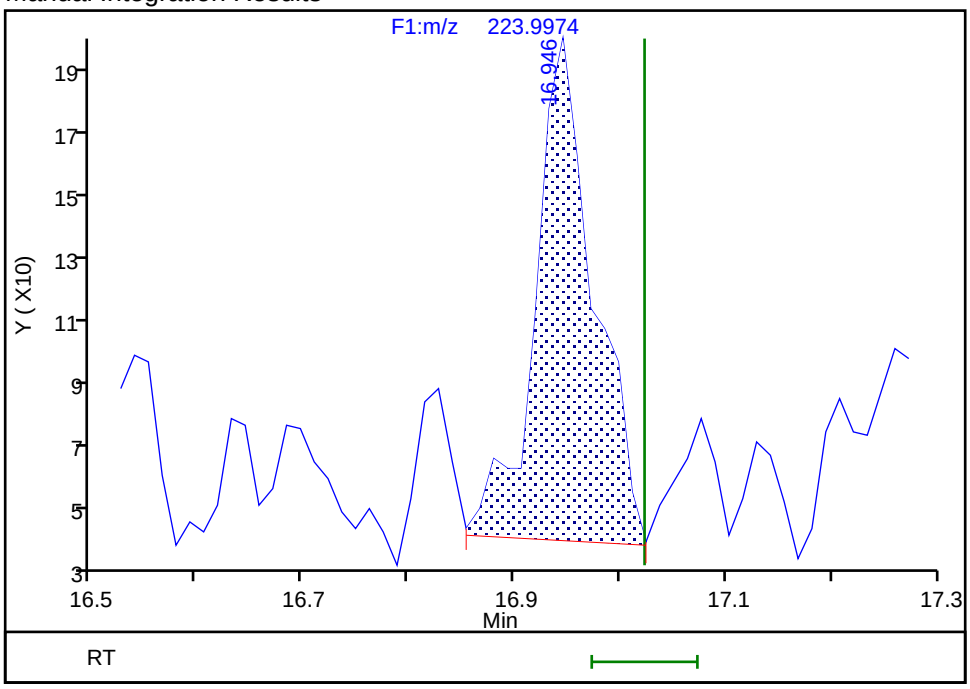

Reviewer: mcwhirterl, 29-Aug-2019 23:28:19

Audit Action: Marked Compound Undetected Audit Reason: Invalid Compound ID

Manual Integration/User Assign Peak Report

Eurofins TestAmerica, Knoxville

Data File:	\\chromna\Knoxville\ChromData\D3D\20190829-12906.b\580-88125-b-19-c.d				
Injection Date:	29-Aug-2019 22:02:00	Instrument ID:	D3D		
Lims ID:	580-88125-B-19-C	Lab Sample ID:	140-88125-19		
Client ID:	Q2-0to13-101818				
Operator ID:	Xcalibur_System	ALS Bottle#:	0	Worklist Smp#:	13
Injection Vol:	1.0 ul	Dil. Factor:	1.0000		
Method:	PCBs_D3D	Limit Group:	HR - 1668A - ICAL		
Column:	SPB-Octyl (0.25 mm)	Detector	F1(11.07 :21.70)		

PCB-8, CAS: 34883-43-7

Signal: 3

Processing Integration Results

RT: 16.97
Area: 1147
Amount: 0.375150
Amount Units: pg/ul

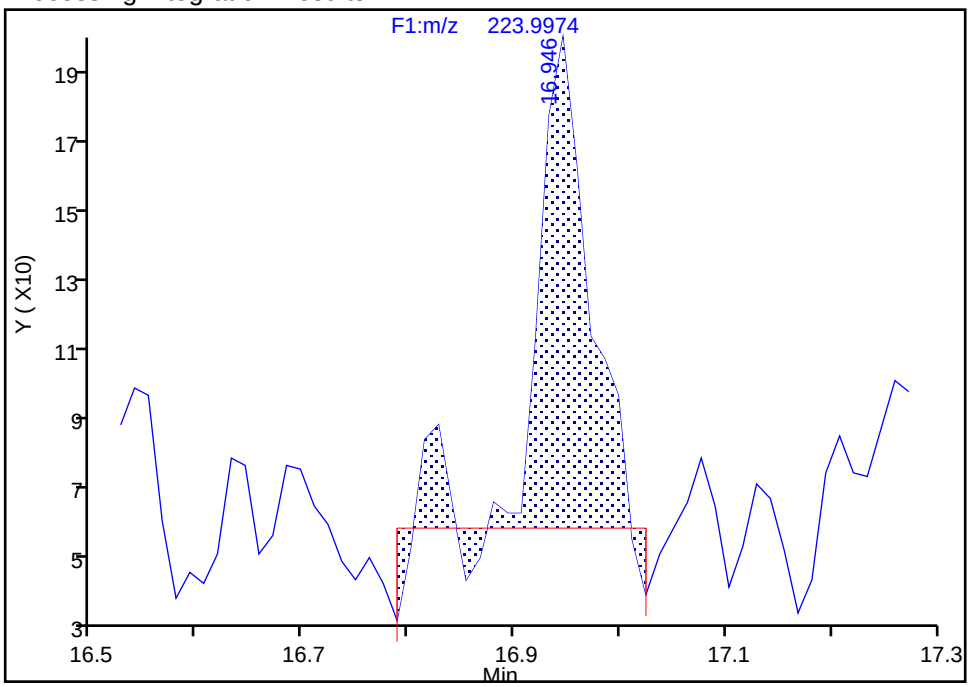

Manual Integration Results

RT: 16.97
Area: 1300
Amount: 0.425192
Amount Units: pg/ul

Reviewer: mcwhirterl, 29-Aug-2019 23:28:19

Audit Action: Marked Compound Undetected Audit Reason: Invalid Compound ID

Manual Integration/User Assign Peak Report

Eurofins TestAmerica, Knoxville

Data File:	\\chromna\Knoxville\ChromData\D3D\20190829-12906.b\580-88125-b-19-c.d				
Injection Date:	29-Aug-2019 22:02:00	Instrument ID:	D3D		
Lims ID:	580-88125-B-19-C	Lab Sample ID:	140-88125-19		
Client ID:	Q2-0to13-101818				
Operator ID:	Xcalibur_System	ALS Bottle#:	0	Worklist Smp#:	13
Injection Vol:	1.0 ul	Dil. Factor:	1.0000		
Method:	PCBs_D3D	Limit Group:	HR - 1668A - ICAL		
Column:	SPB-Octyl (0.25 mm)	Detector	F1(11.07 :21.70)		

PCB-8, CAS: 34883-43-7

Signal: 1

Processing Integration Results

RT: 16.97
Area: 717
Amount: 0.375150
Amount Units: pg/ul

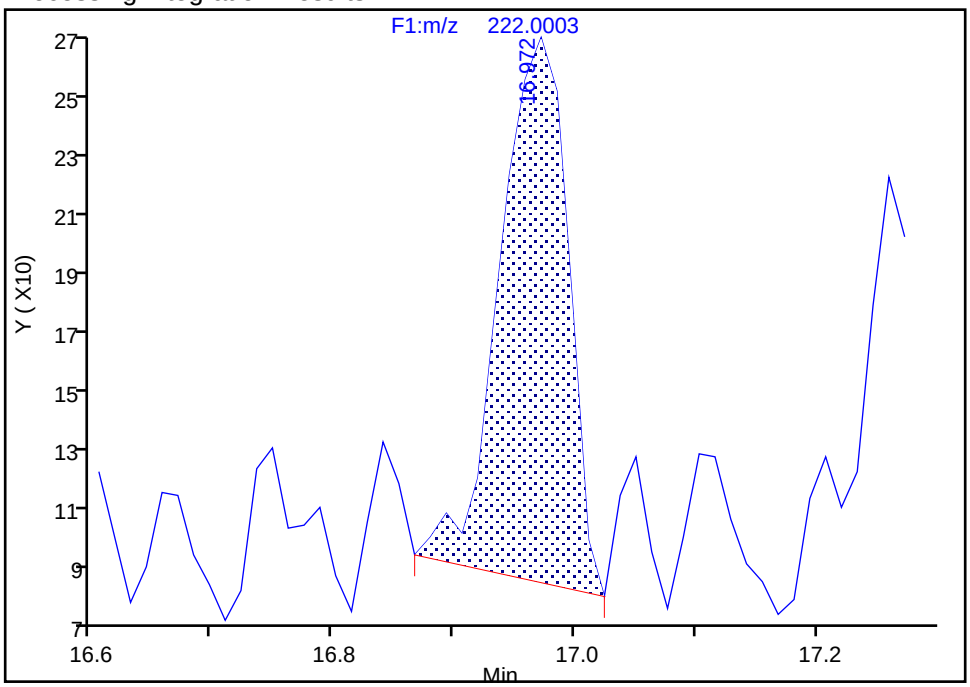

Manual Integration Results

RT: 16.97
Area: 717
Amount: 0.425192
Amount Units: pg/ul

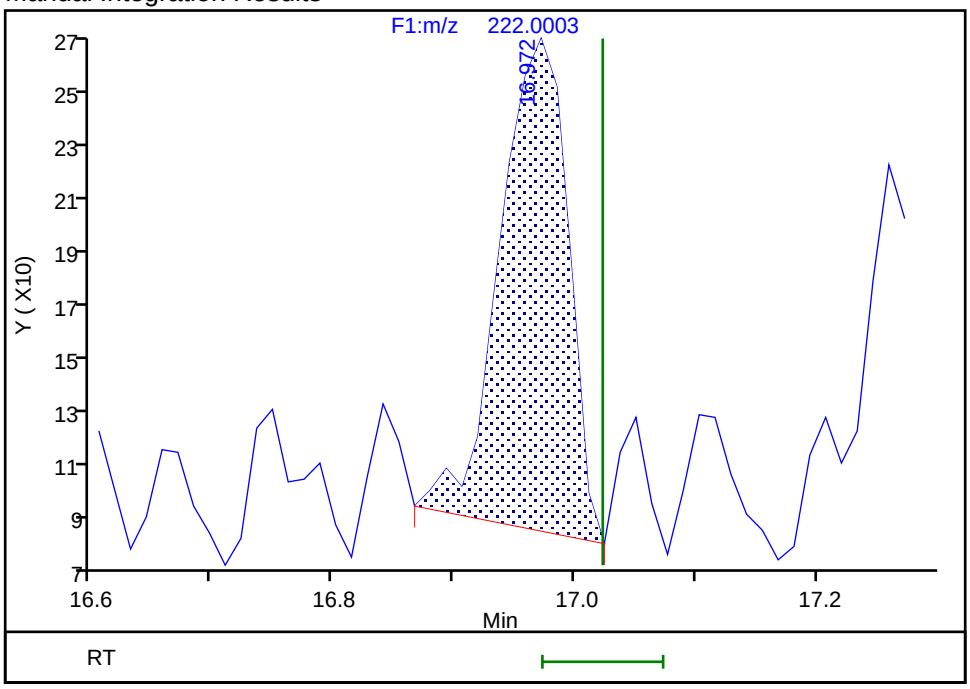

Reviewer: mcwhirterl, 29-Aug-2019 23:28:20

Audit Action: Manually Integrated/Assigned Compound ID Audit Reason: Baseline

Manual Integration/User Assign Peak Report

Eurofins TestAmerica, Knoxville

Data File:	\\chromna\Knoxville\ChromData\D3D\20190829-12906.b\580-88125-b-19-c.d				
Injection Date:	29-Aug-2019 22:02:00	Instrument ID:	D3D		
Lims ID:	580-88125-B-19-C	Lab Sample ID:	140-88125-19		
Client ID:	Q2-0to13-101818				
Operator ID:	Xcalibur_System	ALS Bottle#:	0	Worklist Smp#:	13
Injection Vol:	1.0 ul	Dil. Factor:	1.0000		
Method:	PCBs_D3D	Limit Group:	HR - 1668A - ICAL		
Column:	SPB-Octyl (0.25 mm)	Detector	F1(11.07 :21.70)		

PCB-11, CAS: 2050-67-1

Signal: 2

Processing Integration Results

RT: 19.42
Area: 1491
Amount: 1.013483
Amount Units: pg/ul

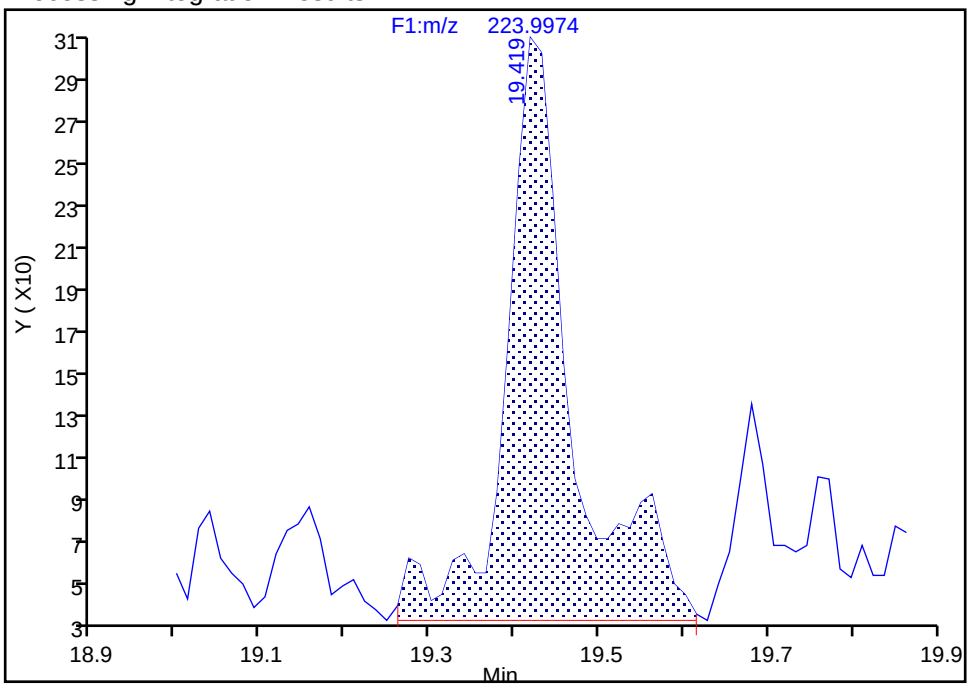

Manual Integration Results

RT: 19.42
Area: 960
Amount: 0.844728
Amount Units: pg/ul

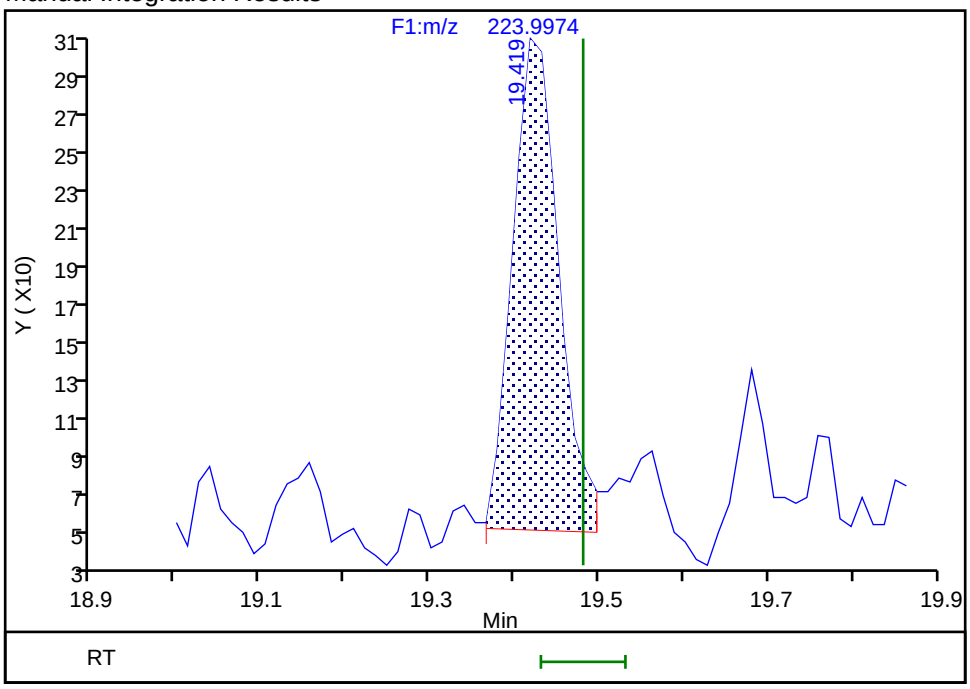

Reviewer: mcwhirterl, 29-Aug-2019 23:28:39
Audit Action: Marked Compound Undetected Audit Reason: Invalid Compound ID

Manual Integration/User Assign Peak Report

Eurofins TestAmerica, Knoxville

Data File:	\\chromna\Knoxville\ChromData\D3D\20190829-12906.b\580-88125-b-19-c.d				
Injection Date:	29-Aug-2019 22:02:00	Instrument ID:	D3D		
Lims ID:	580-88125-B-19-C	Lab Sample ID:	140-88125-19		
Client ID:	Q2-0to13-101818				
Operator ID:	Xcalibur_System	ALS Bottle#:	0	Worklist Smp#:	13
Injection Vol:	1.0 ul	Dil. Factor:	1.0000		
Method:	PCBs_D3D	Limit Group:	HR - 1668A - ICAL		
Column:	SPB-Octyl (0.25 mm)	Detector	F1(11.07 :21.70)		

PCB-11, CAS: 2050-67-1

Signal: 3

Processing Integration Results

RT: 19.42
Area: 3189
Amount: 1.013483
Amount Units: pg/ul

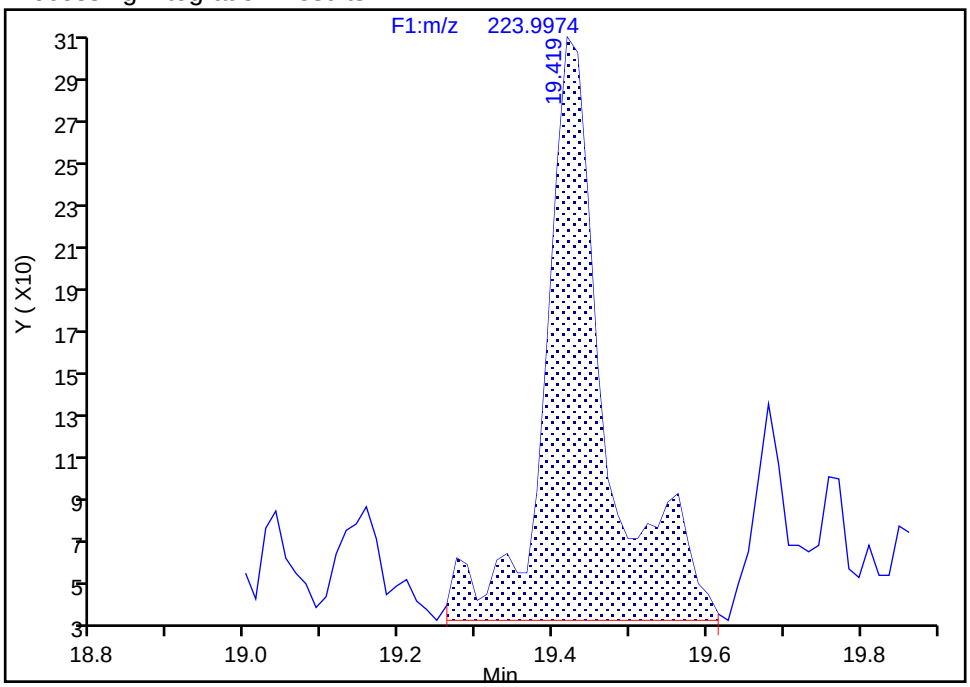

Manual Integration Results

RT: 19.42
Area: 2658
Amount: 0.844728
Amount Units: pg/ul
Reviewer: mcwhirterl, 29-Aug-2019 23:28:39
Audit Action: Marked Compound Undetected Audit Reason: Invalid Compound ID

Manual Integration/User Assign Peak Report

Eurofins TestAmerica, Knoxville

Data File:	\\chromna\Knoxville\ChromData\D3D\20190829-12906.b\580-88125-b-19-c.d				
Injection Date:	29-Aug-2019 22:02:00	Instrument ID:	D3D		
Lims ID:	580-88125-B-19-C	Lab Sample ID:	140-88125-19		
Client ID:	Q2-0to13-101818				
Operator ID:	Xcalibur_System	ALS Bottle#:	0	Worklist Smp#:	13
Injection Vol:	1.0 ul	Dil. Factor:	1.0000		
Method:	PCBs_D3D	Limit Group:	HR - 1668A - ICAL		
Column:	SPB-Octyl (0.25 mm)	Detector	F1(11.07 :21.70)		

PCB-11, CAS: 2050-67-1

Signal: 1

Processing Integration Results

RT: 19.42
Area: 1698
Amount: 1.013483
Amount Units: pg/ul

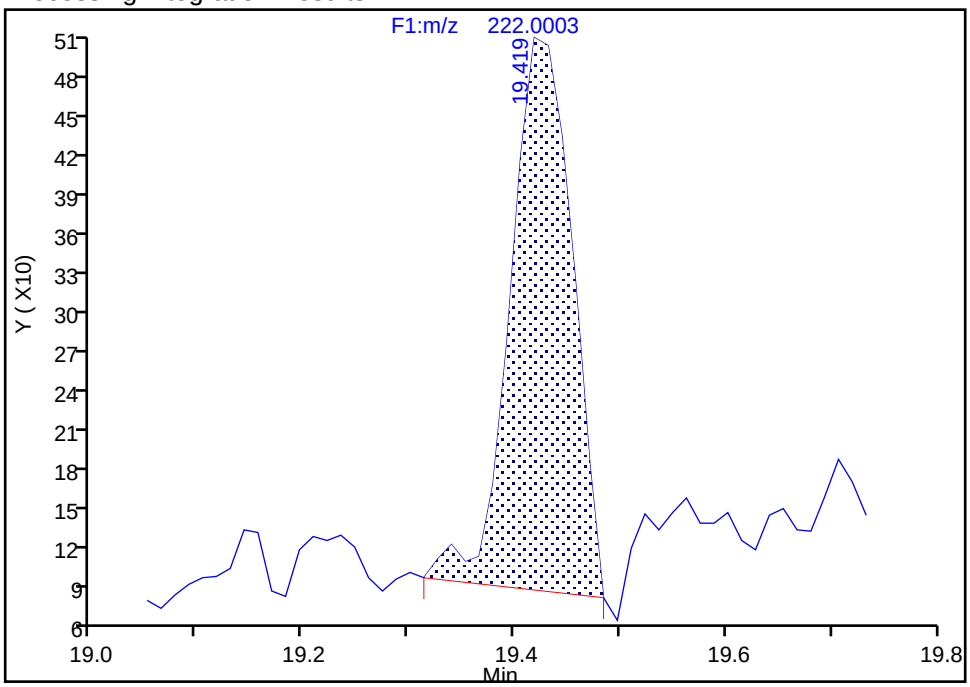

Manual Integration Results

RT: 19.42
Area: 1698
Amount: 0.844728
Amount Units: pg/ul

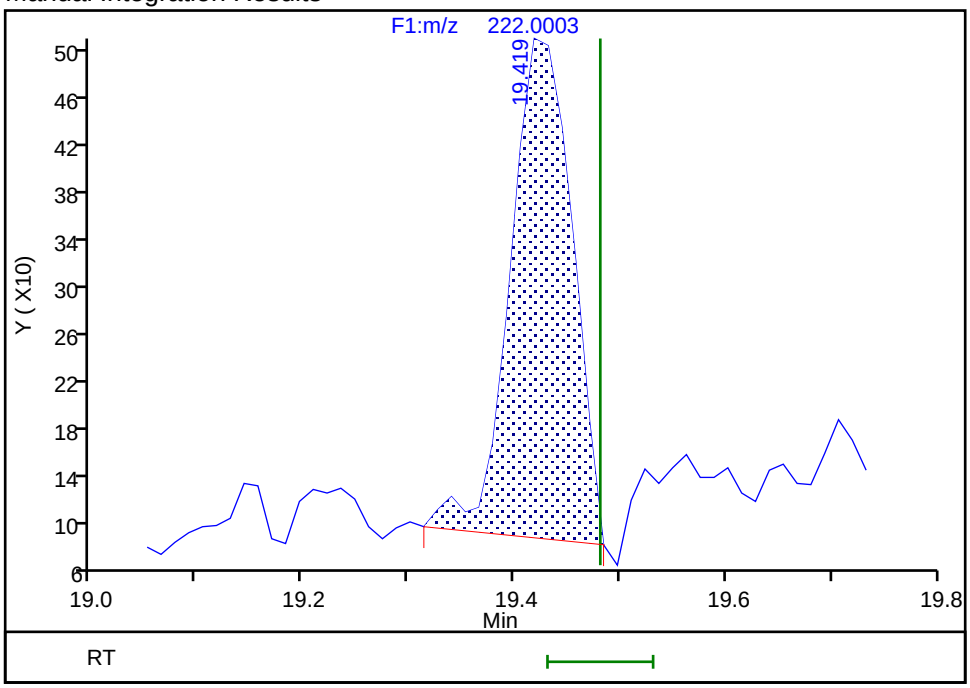

Reviewer: mcwhirterl, 29-Aug-2019 23:28:42

Audit Action: Manually Integrated/Assigned Compound ID Audit Reason: Split Peak

Manual Integration/User Assign Peak Report

Eurofins TestAmerica, Knoxville

Data File:	\\chromna\Knoxville\ChromData\D3D\20190829-12906.b\580-88125-b-19-c.d				
Injection Date:	29-Aug-2019 22:02:00	Instrument ID:	D3D		
Lims ID:	580-88125-B-19-C	Lab Sample ID:	140-88125-19		
Client ID:	Q2-0to13-101818				
Operator ID:	Xcalibur_System	ALS Bottle#:	0	Worklist Smp#:	13
Injection Vol:	1.0 ul	Dil. Factor:	1.0000		
Method:	PCBs_D3D	Limit Group:	HR - 1668A - ICAL		
Column:	SPB-Octyl (0.25 mm)	Detector	F1(11.07 :21.70)		

PCB-15, CAS: 2050-68-2

Signal: 2

Processing Integration Results

RT: 20.02
Area: 1211
Amount: 0.950503
Amount Units: pg/ul

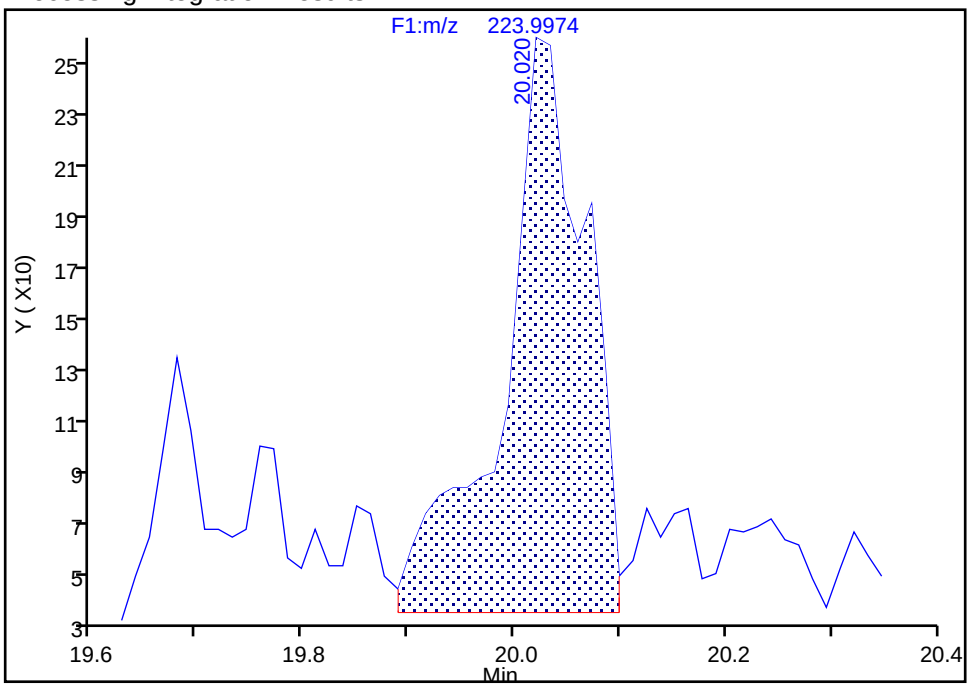

Manual Integration Results

RT: 20.02
Area: 1026
Amount: 0.673696
Amount Units: pg/ul

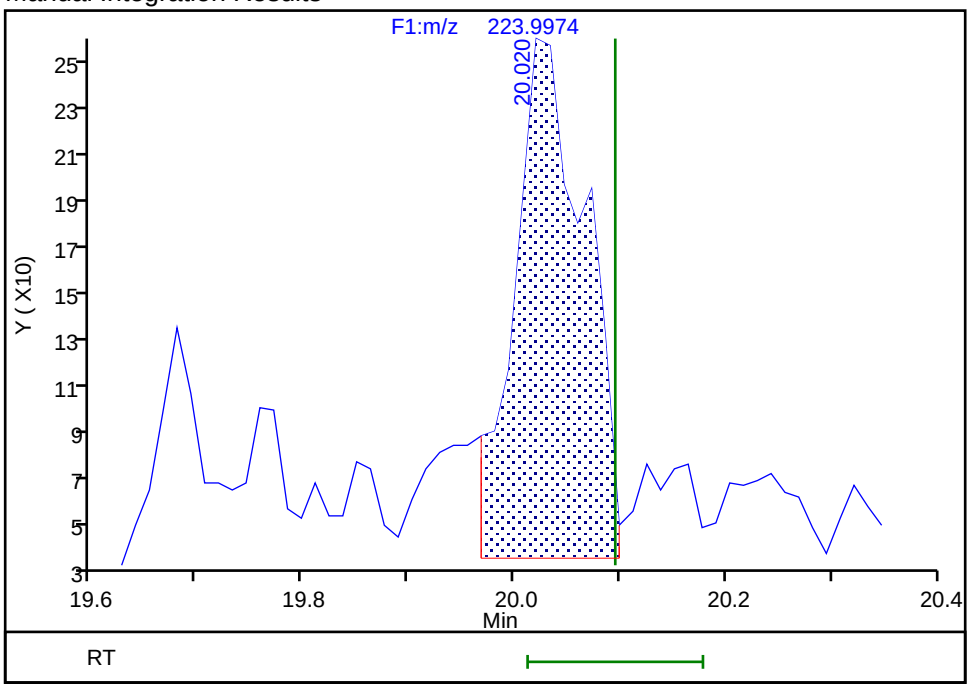

Reviewer: mcwhirterl, 29-Aug-2019 23:29:34

Audit Action: Marked Compound Undetected Audit Reason: Invalid Compound ID

Manual Integration/User Assign Peak Report

Eurofins TestAmerica, Knoxville

Data File:	\\chromna\Knoxville\ChromData\D3D\20190829-12906.b\580-88125-b-19-c.d				
Injection Date:	29-Aug-2019 22:02:00	Instrument ID:	D3D		
Lims ID:	580-88125-B-19-C	Lab Sample ID:	140-88125-19		
Client ID:	Q2-0to13-101818				
Operator ID:	Xcalibur_System	ALS Bottle#:	0	Worklist Smp#:	13
Injection Vol:	1.0 ul	Dil. Factor:	1.0000		
Method:	PCBs_D3D	Limit Group:	HR - 1668A - ICAL		
Column:	SPB-Octyl (0.25 mm)	Detector	F1(11.07 :21.70)		

PCB-15, CAS: 2050-68-2

Signal: 3

Processing Integration Results

RT: 20.05
Area: 3372
Amount: 0.950503
Amount Units: pg/ul

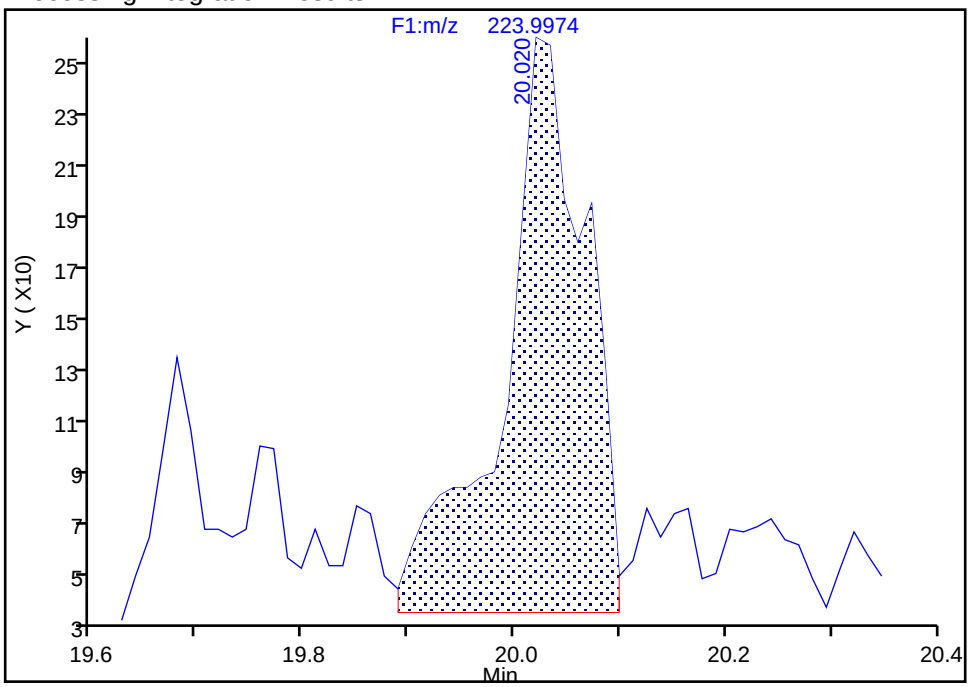

Manual Integration Results

RT: 20.05
Area: 2390
Amount: 0.673696
Amount Units: pg/ul
Reviewer: mcwhirterl, 29-Aug-2019 23:29:34
Audit Action: Marked Compound Undetected Audit Reason: Invalid Compound ID

Manual Integration/User Assign Peak Report

Eurofins TestAmerica, Knoxville

Data File:	\\chromna\Knoxville\ChromData\D3D\20190829-12906.b\580-88125-b-19-c.d				
Injection Date:	29-Aug-2019 22:02:00	Instrument ID:	D3D		
Lims ID:	580-88125-B-19-C	Lab Sample ID:	140-88125-19		
Client ID:	Q2-0to13-101818				
Operator ID:	Xcalibur_System	ALS Bottle#:	0	Worklist Smp#:	13
Injection Vol:	1.0 ul	Dil. Factor:	1.0000		
Method:	PCBs_D3D	Limit Group:	HR - 1668A - ICAL		
Column:	SPB-Octyl (0.25 mm)	Detector	F1(11.07 :21.70)		

PCB-15, CAS: 2050-68-2

Signal: 1

Processing Integration Results

RT: 20.05
Area: 2161
Amount: 0.950503
Amount Units: pg/ul

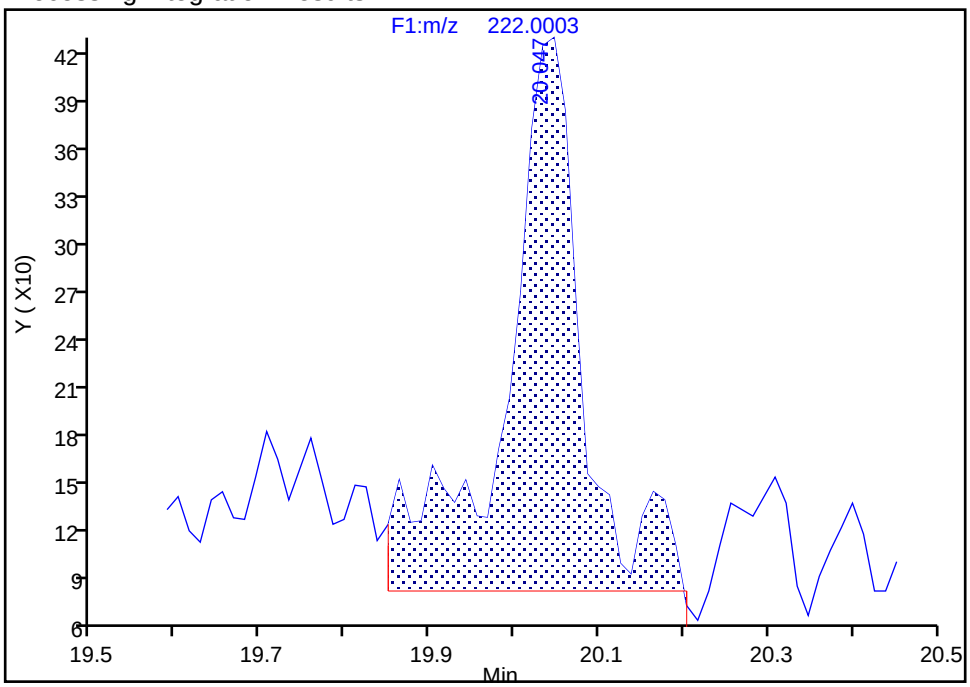

Manual Integration Results

RT: 20.05
Area: 1364
Amount: 0.673696
Amount Units: pg/ul

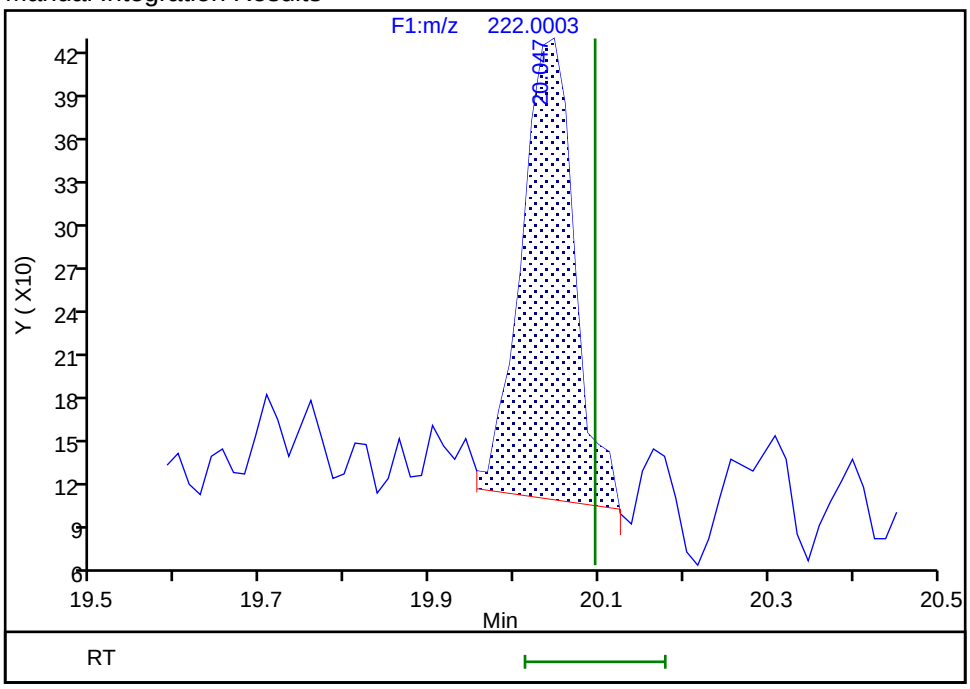

Reviewer: mcwhirterl, 29-Aug-2019 23:29:37

Audit Action: Manually Integrated/Assigned Compound ID Audit Reason: Baseline

Eurofins TestAmerica, Knoxville

Data File:	\\chromna\Knoxville\ChromData\D3D\20190829-12906.b\580-88125-b-19-c.d				
Injection Date:	29-Aug-2019 22:02:00	Instrument ID:	D3D		
Lims ID:	580-88125-B-19-C	Lab Sample ID:	140-88125-19		
Client ID:	Q2-0to13-101818				
Operator ID:	Xcalibur_System	ALS Bottle#:	0	Worklist Smp#:	13
Injection Vol:	1.0 ul	Dil. Factor:	1.0000		
Method:	PCBs_D3D	Limit Group:	HR - 1668A - ICAL		
Column:	SPB-Octyl (0.25 mm)	Detector	F1(11.07 :21.70)		

PCB-15L, CAS: 208263-67-6

Signal: 2

Processing Integration Results

RT: 20.02
Area: 102650
Amount: 91.502293
Amount Units: pg/ul

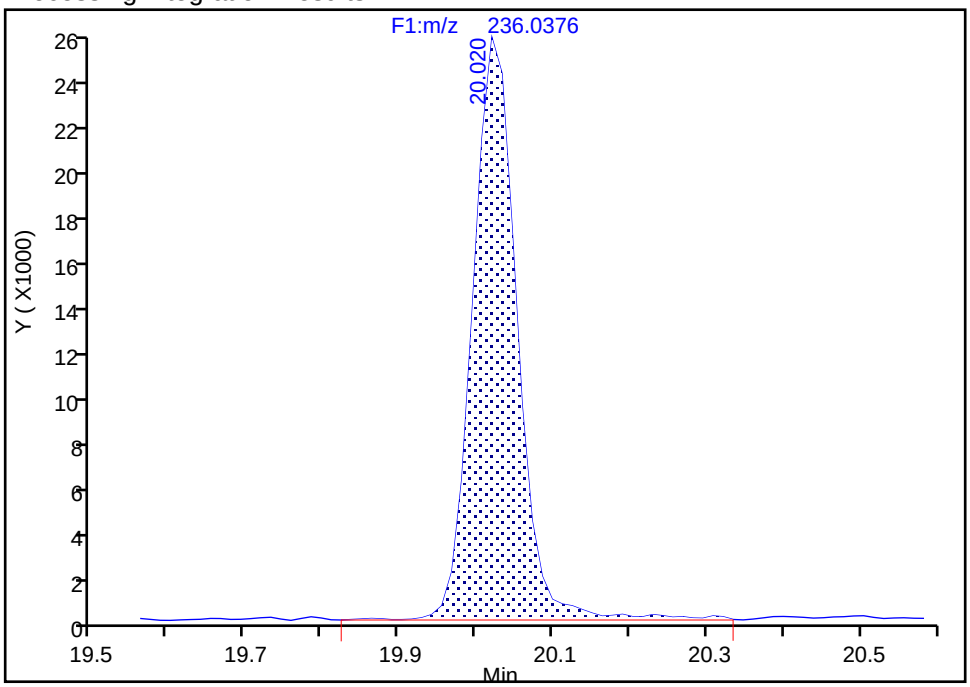

Manual Integration Results

RT: 20.02
Area: 99561
Amount: 83.796219
Amount Units: pg/ul

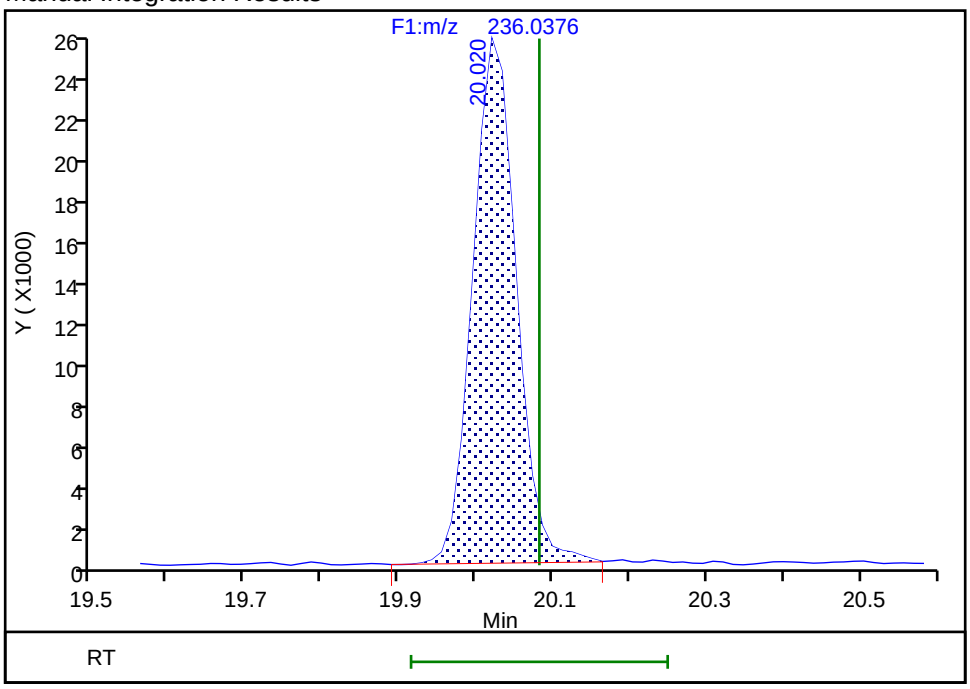

Reviewer: mcwhirterl, 29-Aug-2019 23:27:45
Audit Action: Marked Compound Undetected Audit Reason: Invalid Compound ID

Manual Integration/User Assign Peak Report

Eurofins TestAmerica, Knoxville

Data File:	\\chromna\Knoxville\ChromData\D3D\20190829-12906.b\580-88125-b-19-c.d				
Injection Date:	29-Aug-2019 22:02:00	Instrument ID:	D3D		
Lims ID:	580-88125-B-19-C	Lab Sample ID:	140-88125-19		
Client ID:	Q2-0to13-101818				
Operator ID:	Xcalibur_System	ALS Bottle#:	0	Worklist Smp#:	13
Injection Vol:	1.0 ul	Dil. Factor:	1.0000		
Method:	PCBs_D3D	Limit Group:	HR - 1668A - ICAL		
Column:	SPB-Octyl (0.25 mm)	Detector	F1(11.07 :21.70)		

PCB-15L, CAS: 208263-67-6

Signal: 3

Processing Integration Results

RT: 20.02
Area: 276226
Amount: 91.502293
Amount Units: pg/ul

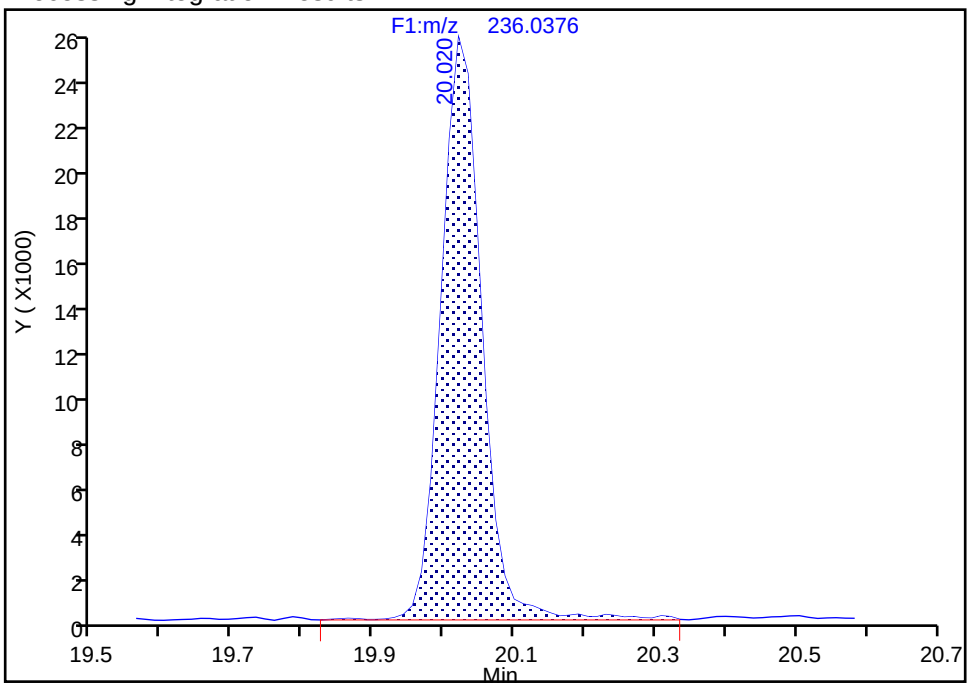

Manual Integration Results

RT: 20.02
Area: 252963
Amount: 83.796219
Amount Units: pg/ul
Reviewer: mcwhirterl, 29-Aug-2019 23:27:45
Audit Action: Marked Compound Undetected Audit Reason: Invalid Compound ID

Manual Integration/User Assign Peak Report

Eurofins TestAmerica, Knoxville

Data File:	\\chromna\Knoxville\ChromData\D3D\20190829-12906.b\580-88125-b-19-c.d				
Injection Date:	29-Aug-2019 22:02:00	Instrument ID:	D3D		
Lims ID:	580-88125-B-19-C	Lab Sample ID:	140-88125-19		
Client ID:	Q2-0to13-101818				
Operator ID:	Xcalibur_System	ALS Bottle#:	0	Worklist Smp#:	13
Injection Vol:	1.0 ul	Dil. Factor:	1.0000		
Method:	PCBs_D3D	Limit Group:	HR - 1668A - ICAL		
Column:	SPB-Octyl (0.25 mm)	Detector	F1(11.07 :21.70)		

PCB-15L, CAS: 208263-67-6

Signal: 1

Processing Integration Results

RT: 20.02
Area: 173576
Amount: 91.502293
Amount Units: pg/ul

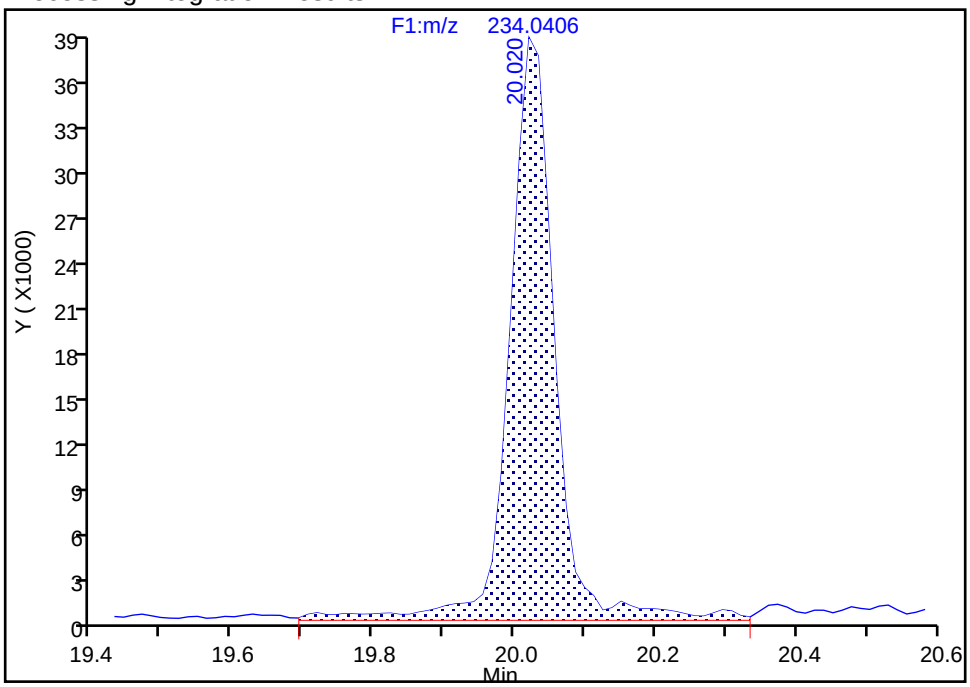

Manual Integration Results

RT: 20.02
Area: 153402
Amount: 83.796219
Amount Units: pg/ul

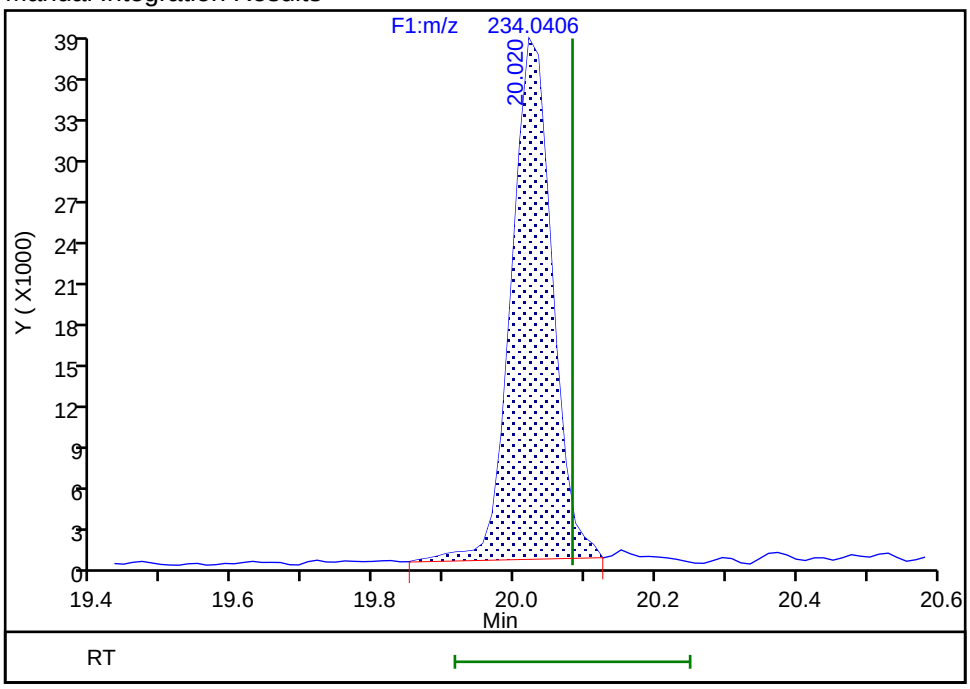

Reviewer: mcwhirterl, 29-Aug-2019 23:27:47

Audit Action: Manually Integrated/Assigned Compound ID Audit Reason: Baseline

Report Date: 29-Aug-2019 23:42:51 Chrom Revision: 2.3 22-Aug-2019 12:55:36

Eurofins TestAmerica, Knoxville

Data File:	\\chromna\Knoxville\ChromData\D3D\20190829-12906.b\580-88125-b-19-c.d		
Injection Date:	29-Aug-2019 22:02:00	Injection Vol:	1.0 ul
Instrument ID:	D3D	Operator ID:	Xcalibur_System
Method:	PCBs_D3D	Limit Group:	HR - 1668A - ICAL
Client ID:	Q2-0to13-101818		
Worklist#:	33136	Sample Line#:	13
Column Type:	SPB-Octyl	Column Dia:	0.25 mm

TriPCB F1

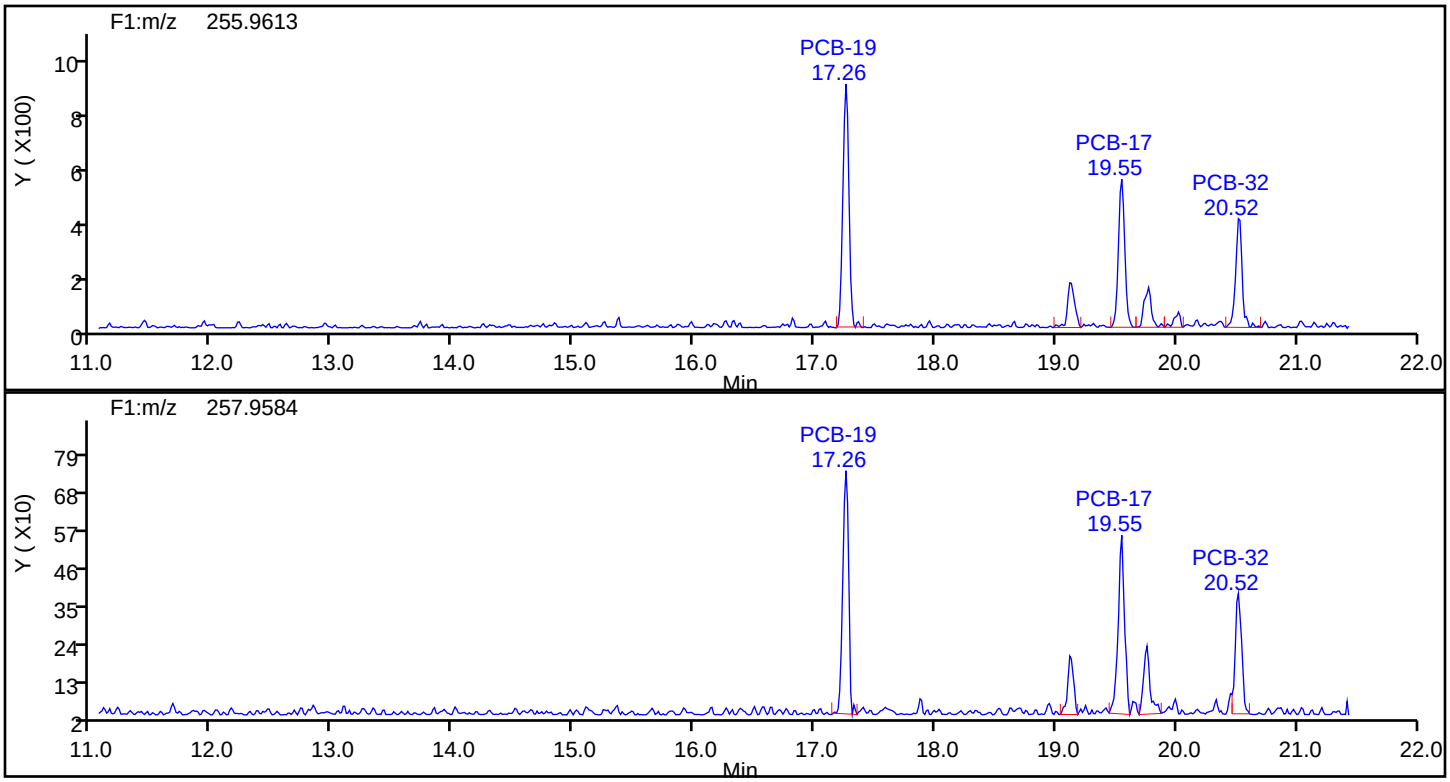

TriPCB F1 Standards

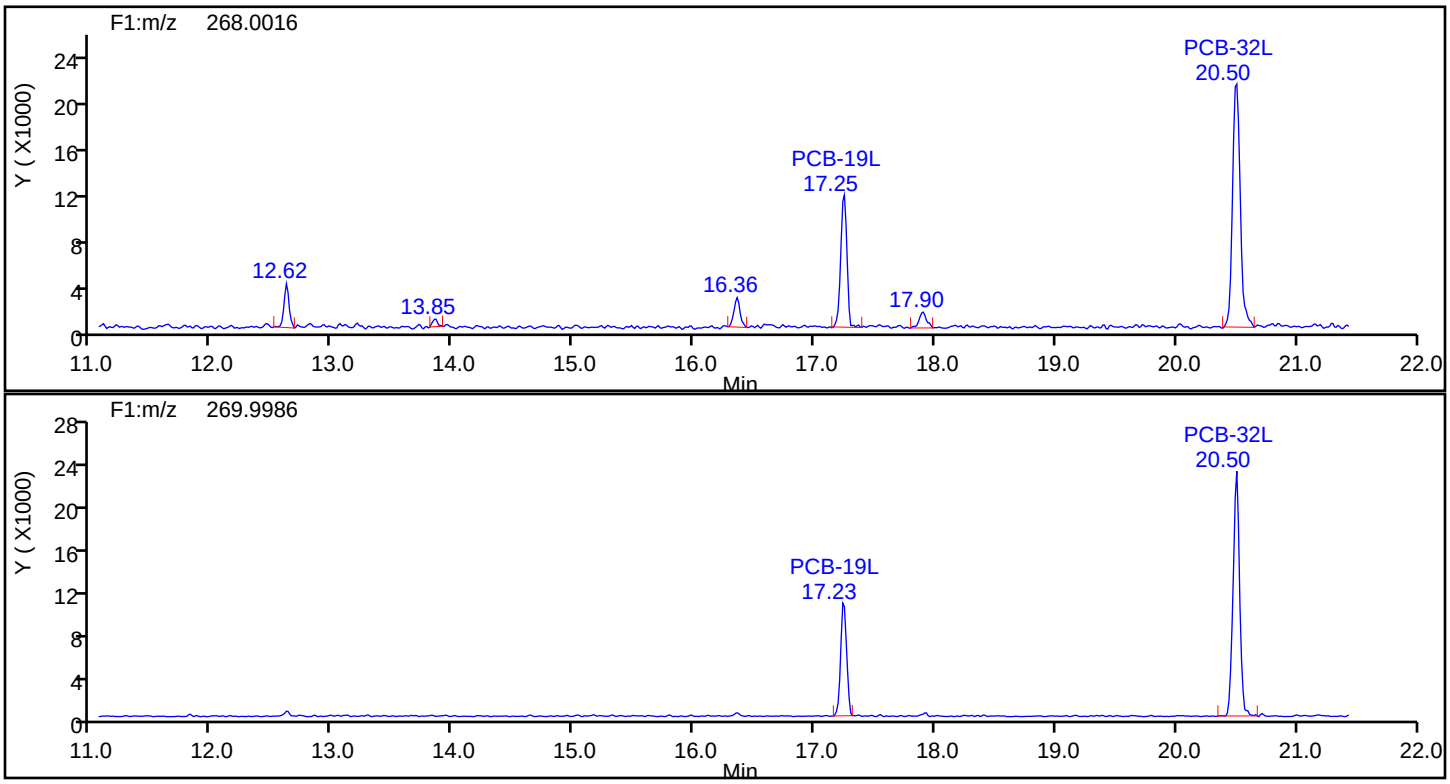

Eurofins TestAmerica, Knoxville

Data File:	\\chromna\Knoxville\ChromData\D3D\20190829-12906.b\580-88125-b-19-c.d		
Injection Date:	29-Aug-2019 22:02:00	Injection Vol:	1.0 ul
Instrument ID:	D3D	Operator ID:	Xcalibur_System
Method:	PCBs_D3D	Limit Group:	HR - 1668A - ICAL
Client ID:	Q2-0to13-101818		
Worklist#:	33136	Sample Line#:	13
Column Type:	SPB-Octyl	Column Dia:	0.25 mm

TriPCB F1

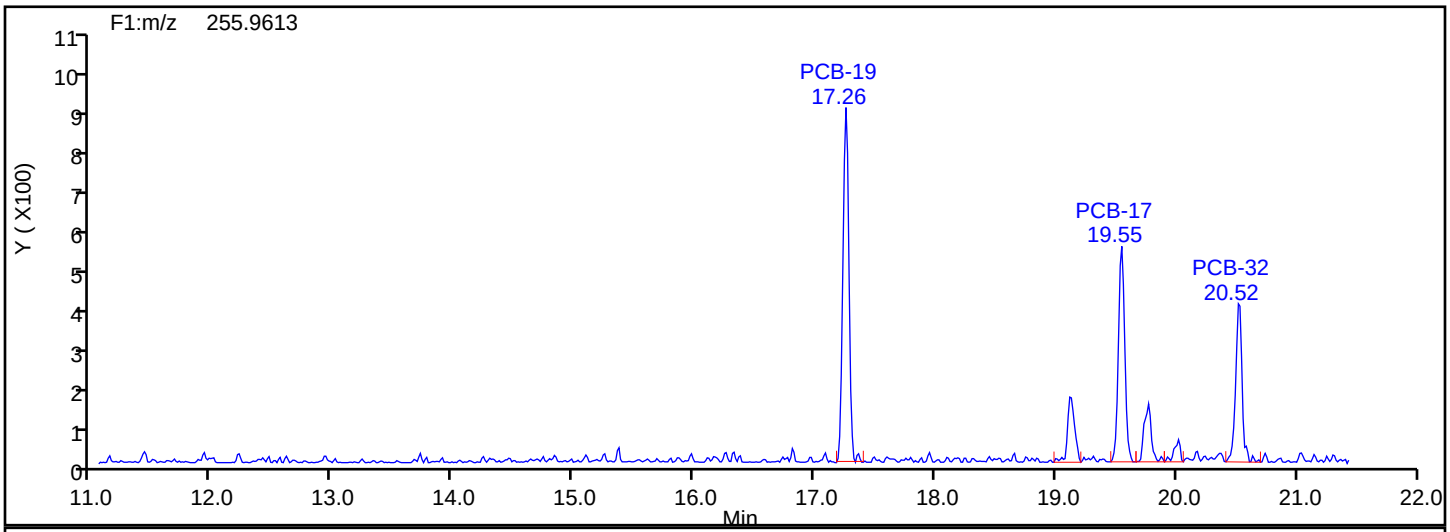

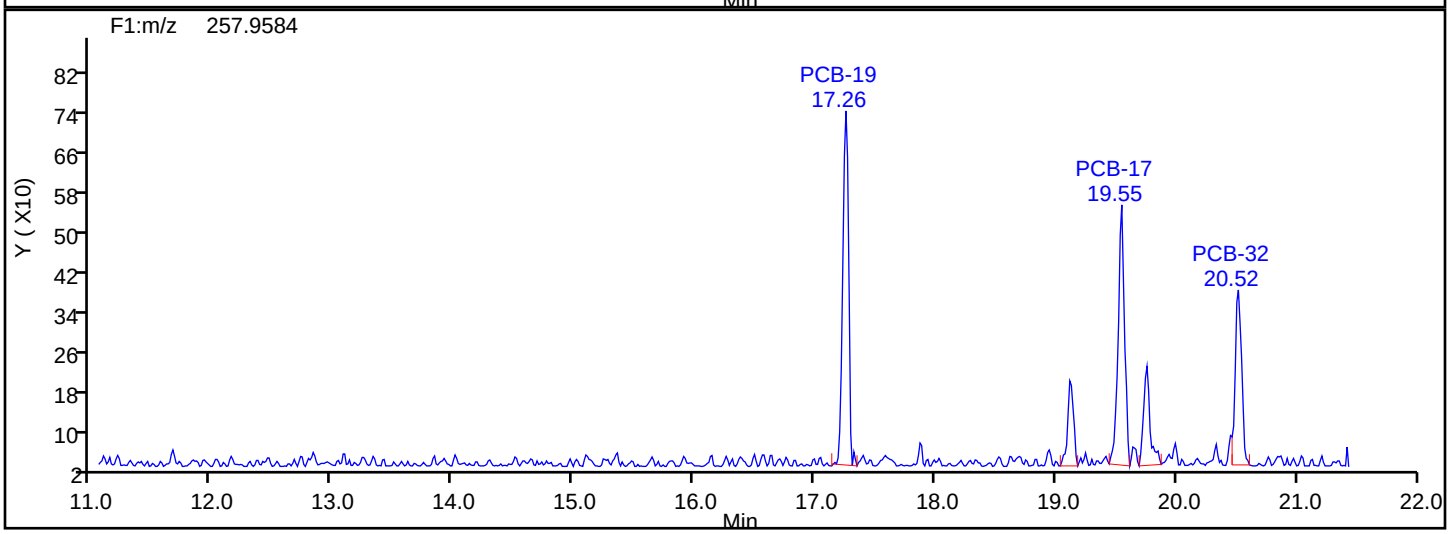

TriPCB F1 Lock Mass

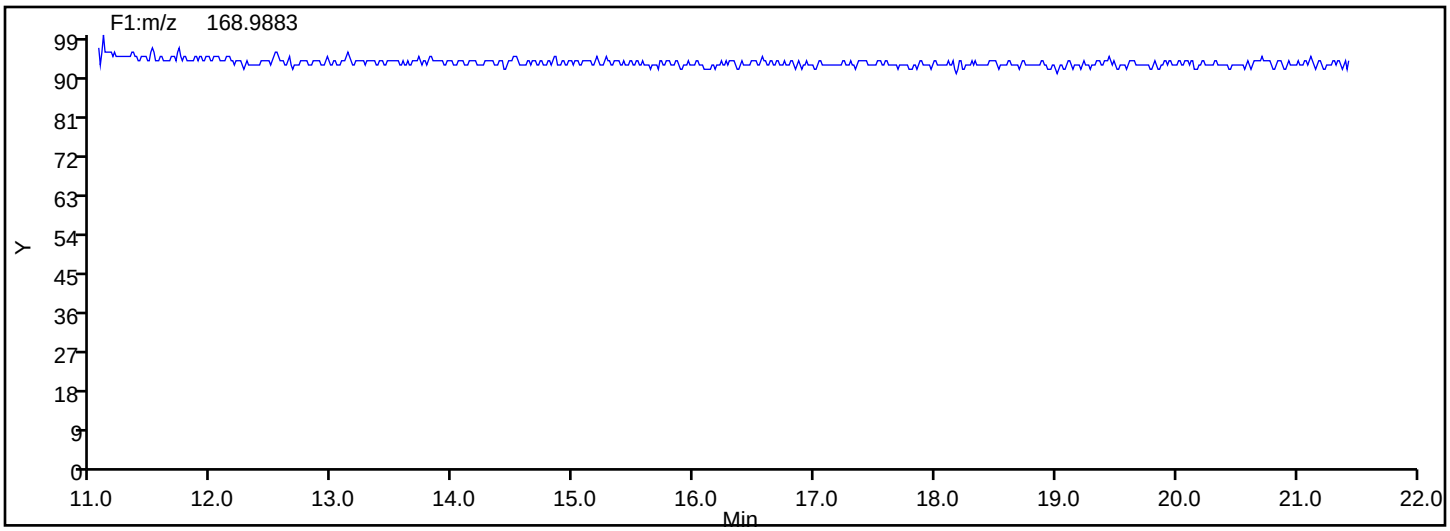

Eurofins TestAmerica, Knoxville

Data File:	\\chromna\Knoxville\ChromData\D3D\20190829-12906.b\580-88125-b-19-c.d		
Injection Date:	29-Aug-2019 22:02:00	Injection Vol:	1.0 ul
Instrument ID:	D3D	Operator ID:	Xcalibur_System
Method:	PCBs_D3D	Limit Group:	HR - 1668A - ICAL
Client ID:	Q2-0to13-101818		
Worklist#:	33136	Sample Line#:	13
Column Type:	SPB-Octyl	Column Dia:	0.25 mm

TriPCB F2

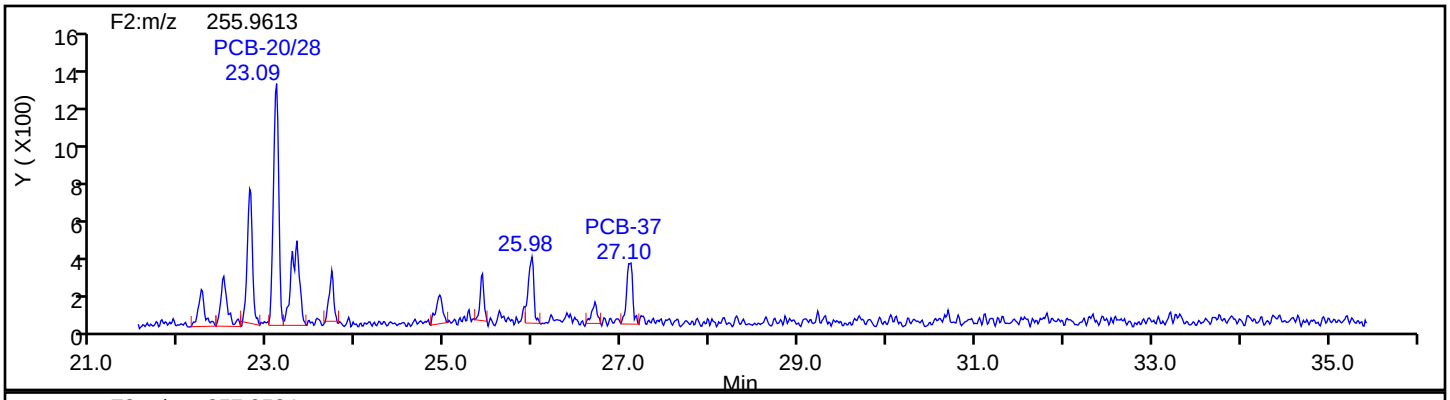

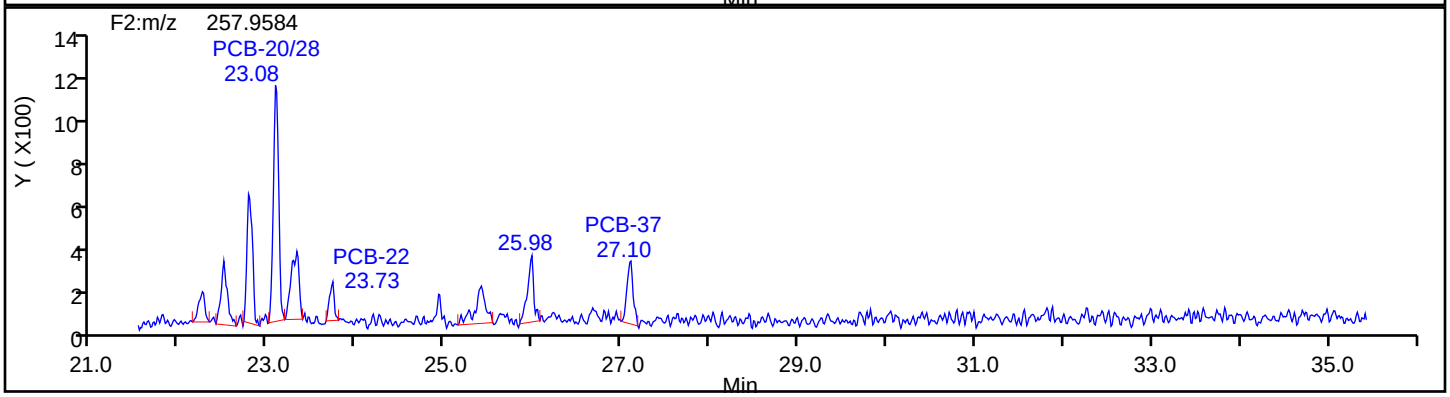

TriPCB F2 Standards

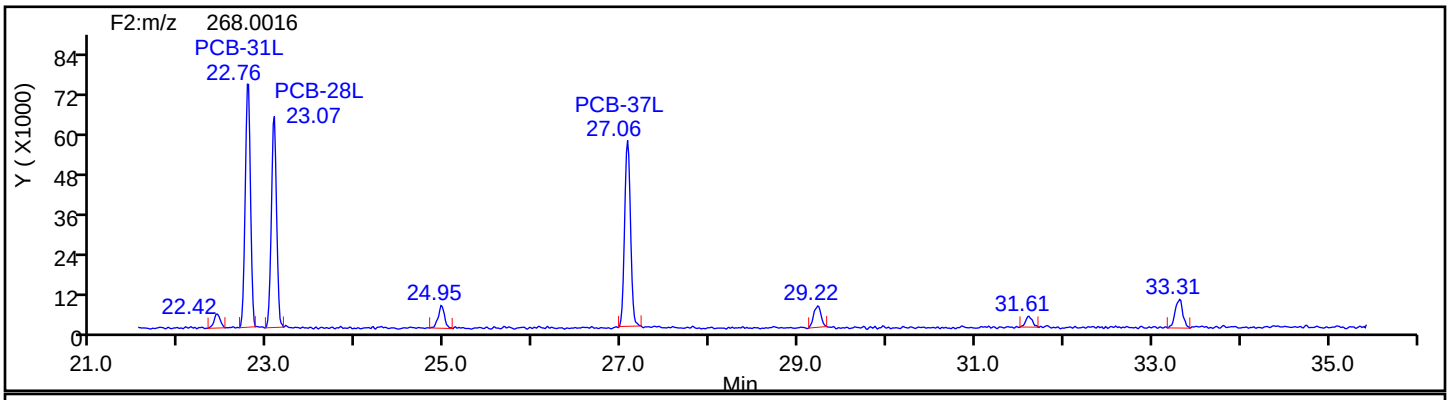

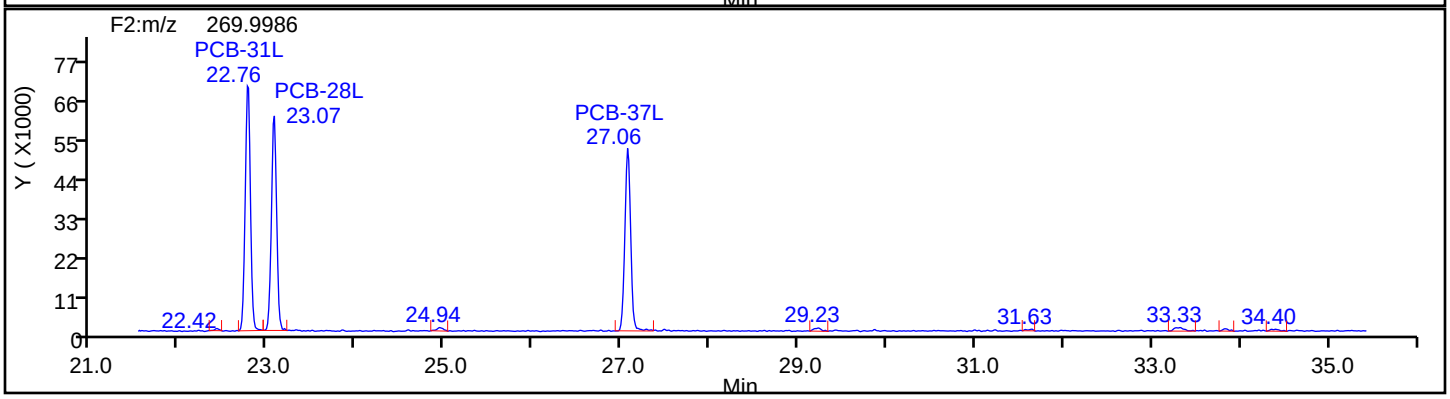

Eurofins TestAmerica, Knoxville

Data File:	\\chromna\Knoxville\ChromData\D3D\20190829-12906.b\580-88125-b-19-c.d		
Injection Date:	29-Aug-2019 22:02:00	Injection Vol:	1.0 ul
Instrument ID:	D3D	Operator ID:	Xcalibur_System
Method:	PCBs_D3D	Limit Group:	HR - 1668A - ICAL
Client ID:	Q2-0to13-101818		
Worklist#:	33136	Sample Line#:	13
Column Type:	SPB-Octyl	Column Dia:	0.25 mm

TriPCB F2

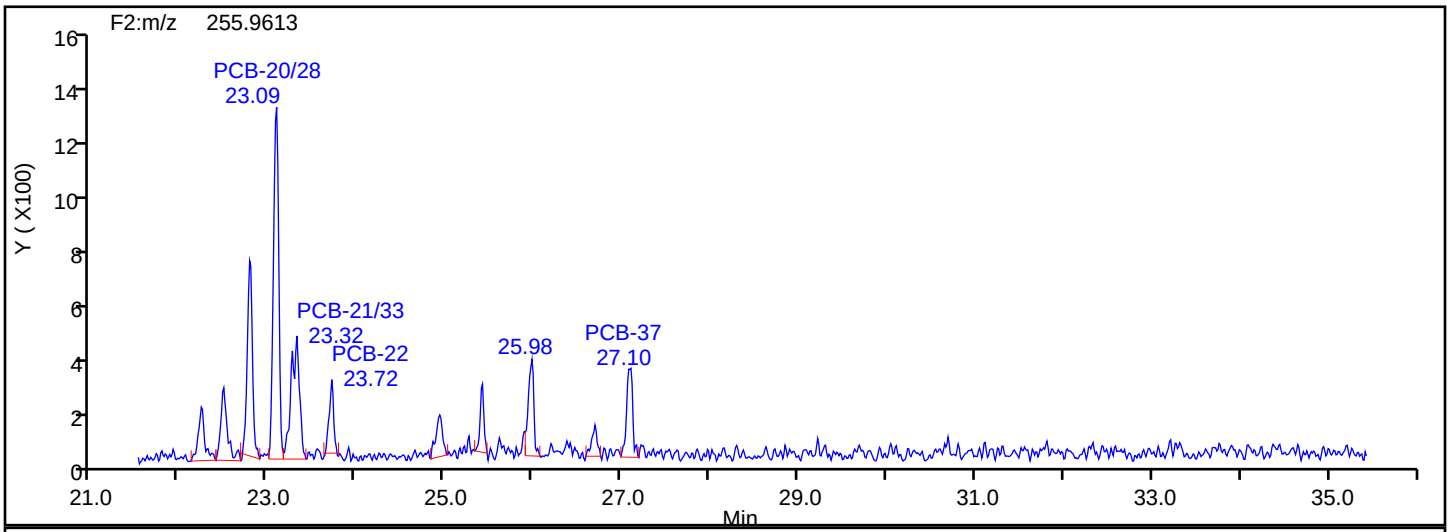

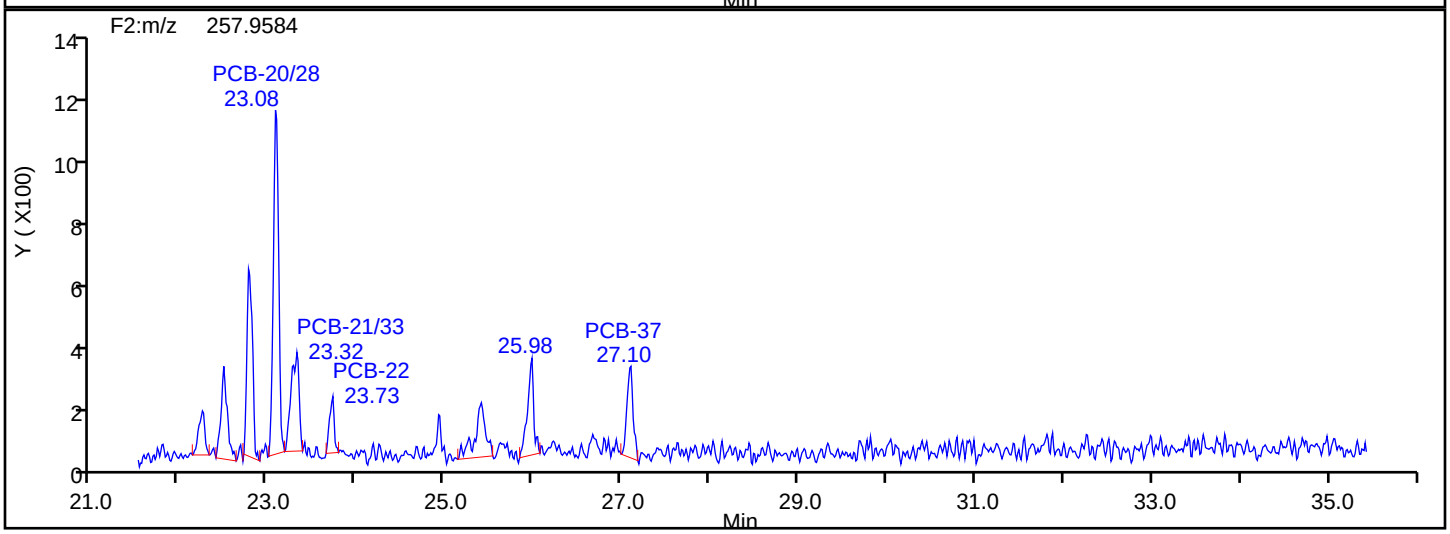

TriPCB F2 Lock Mass

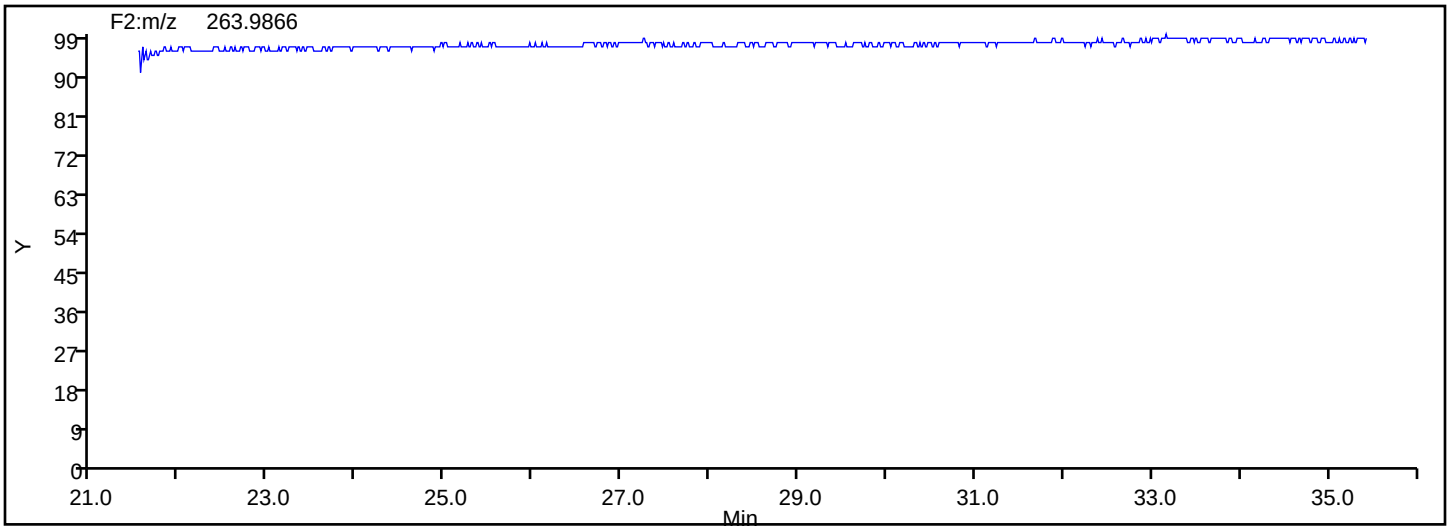

Eurofins TestAmerica, Knoxville

Data File:	\\chromna\Knoxville\ChromData\D3D\20190829-12906.b\580-88125-b-19-c.d		
Injection Date:	29-Aug-2019 22:02:00	Injection Vol:	1.0 ul
Instrument ID:	D3D	Operator ID:	Xcalibur_System
Method:	PCBs_D3D	Limit Group:	HR - 1668A - ICAL
Client ID:	Q2-0to13-101818		
Worklist#:	33136	Sample Line#:	13
Column Type:	SPB-Octyl	Column Dia:	0.25 mm

TePCB F1

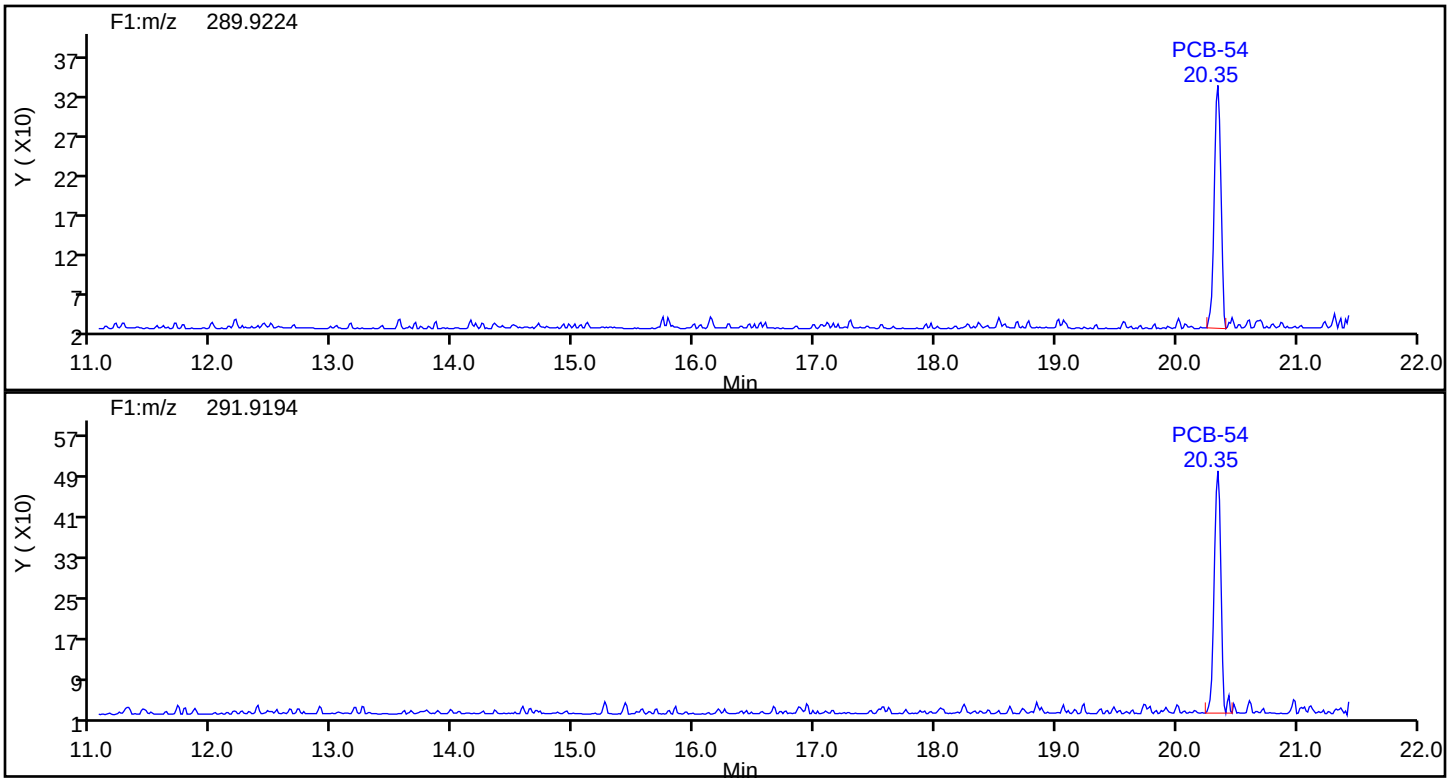

TePCB F1 Standards

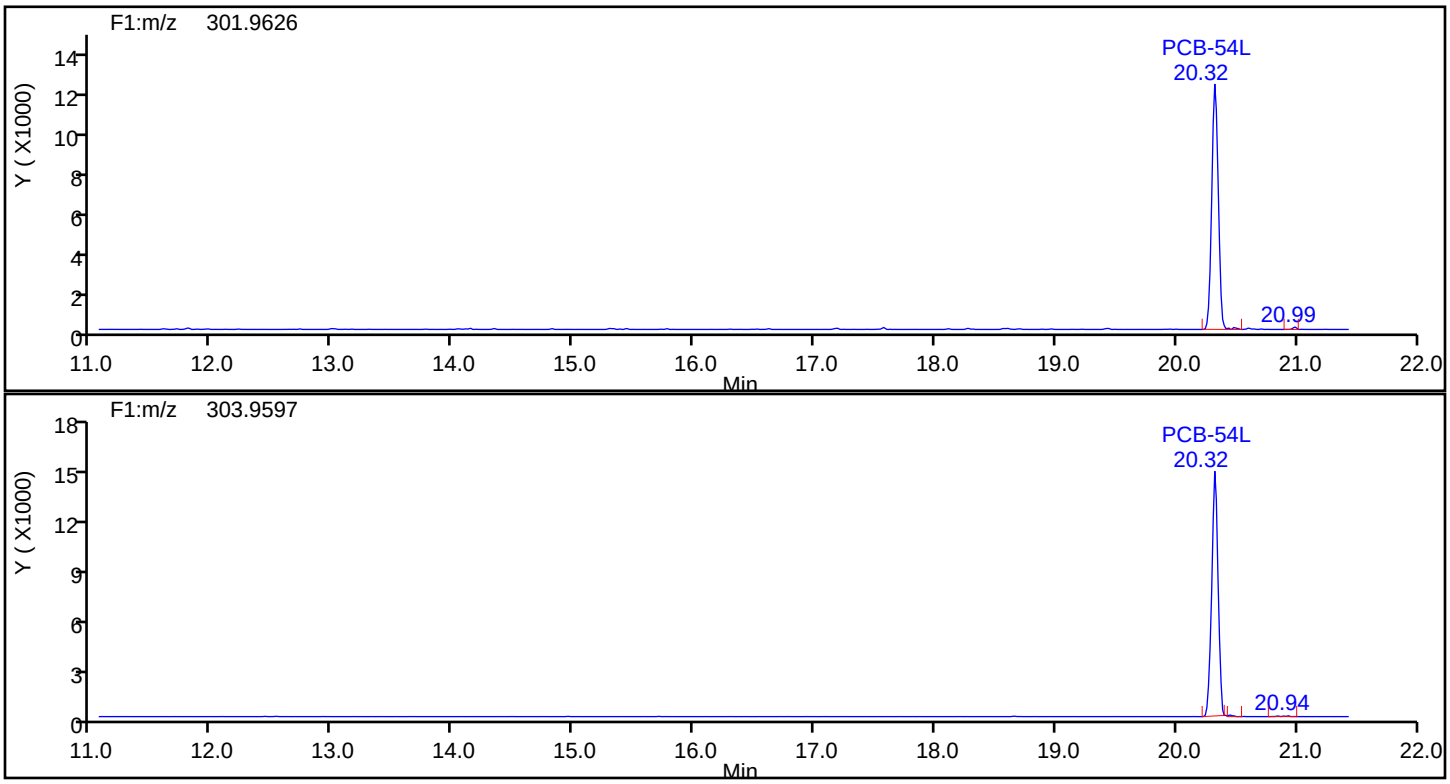

Eurofins TestAmerica, Knoxville

Data File:	\\chromna\Knoxville\ChromData\D3D\20190829-12906.b\580-88125-b-19-c.d		
Injection Date:	29-Aug-2019 22:02:00	Injection Vol:	1.0 ul
Instrument ID:	D3D	Operator ID:	Xcalibur_System
Method:	PCBs_D3D	Limit Group:	HR - 1668A - ICAL
Client ID:	Q2-0to13-101818		
Worklist#:	33136	Sample Line#:	13
Column Type:	SPB-Octyl	Column Dia:	0.25 mm

TePCB F1

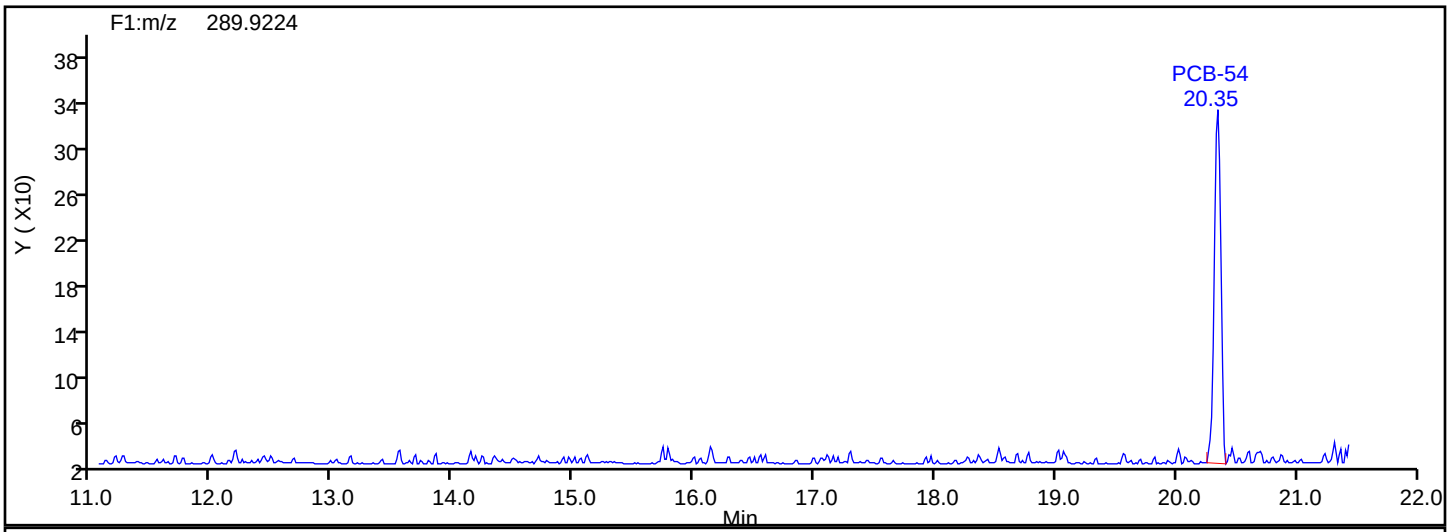

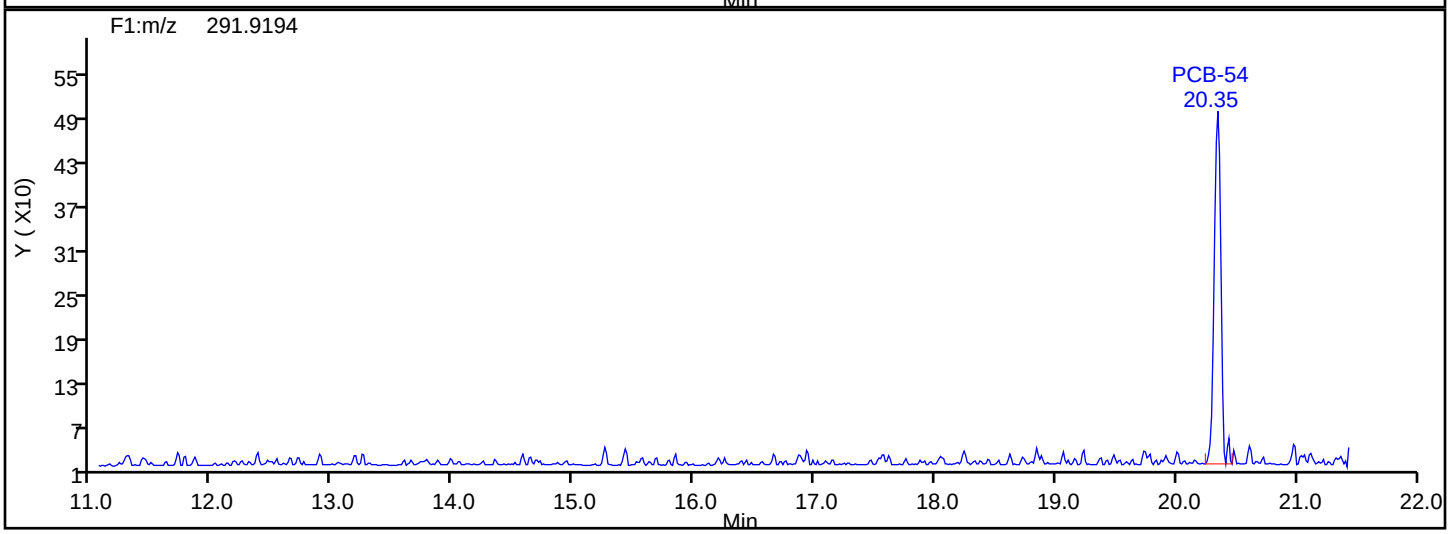

TePCB F1 Lock Mass

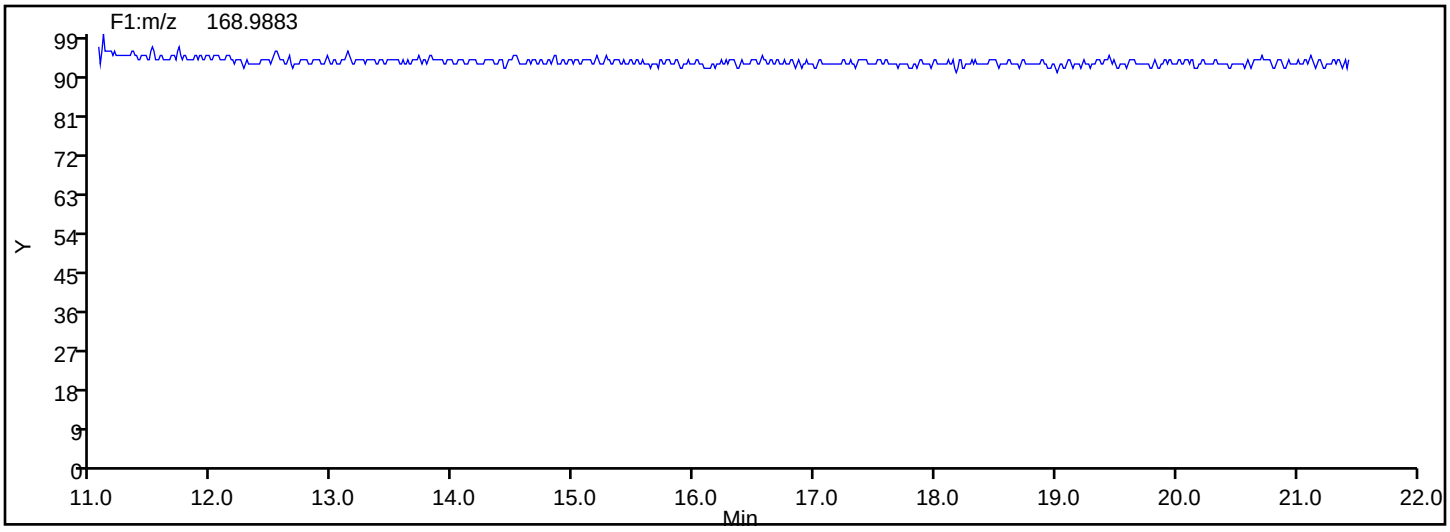

Eurofins TestAmerica, Knoxville

Data File:	\\chromna\Knoxville\ChromData\D3D\20190829-12906.b\580-88125-b-19-c.d		
Injection Date:	29-Aug-2019 22:02:00	Injection Vol:	1.0 ul
Instrument ID:	D3D	Operator ID:	Xcalibur_System
Method:	PCBs_D3D	Limit Group:	HR - 1668A - ICAL
Client ID:	Q2-0to13-101818		
Worklist#:	33136	Sample Line#:	13
Column Type:	SPB-Octyl	Column Dia:	0.25 mm

TePCB F2

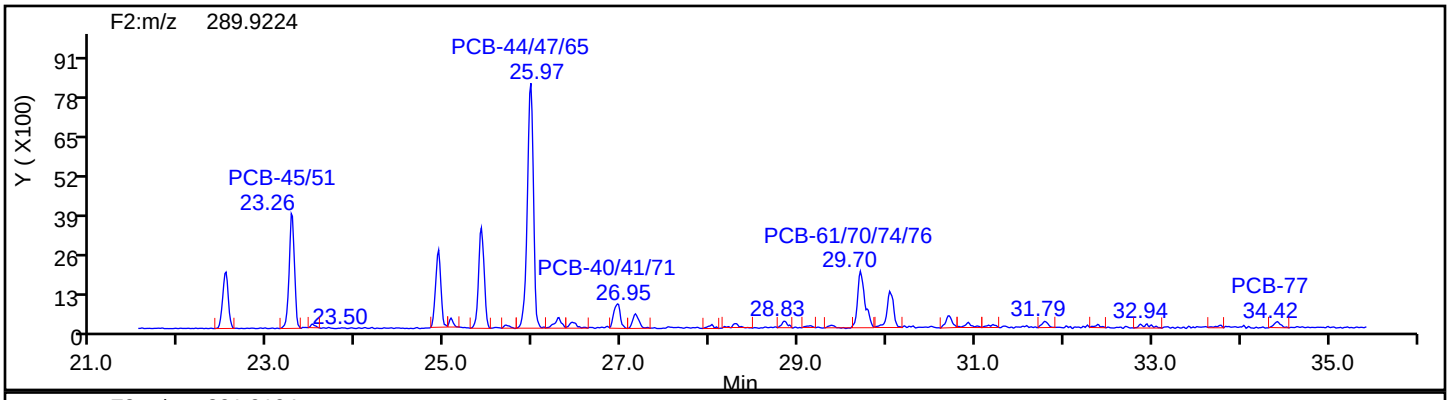

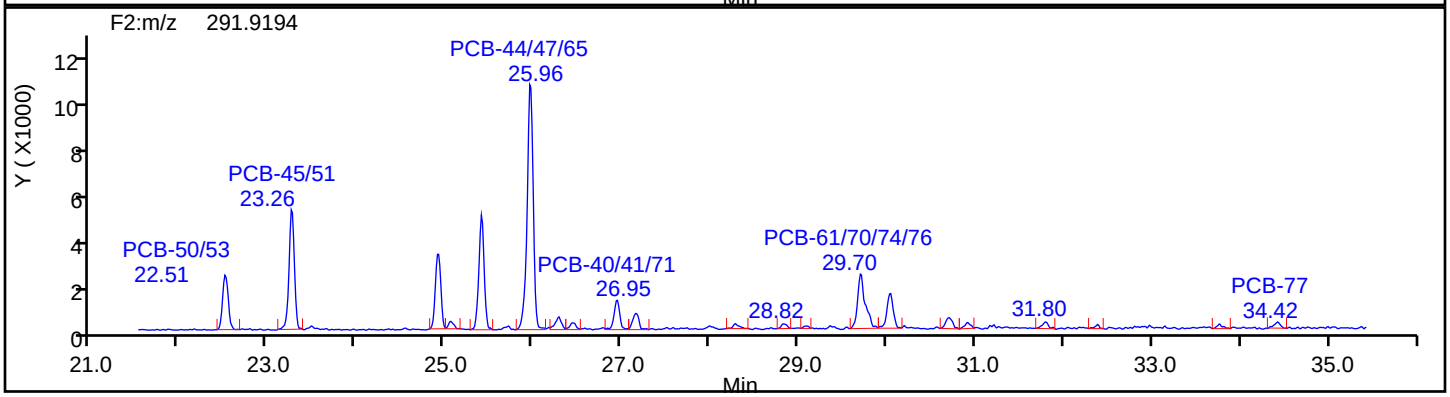

TePCB F2 Standards

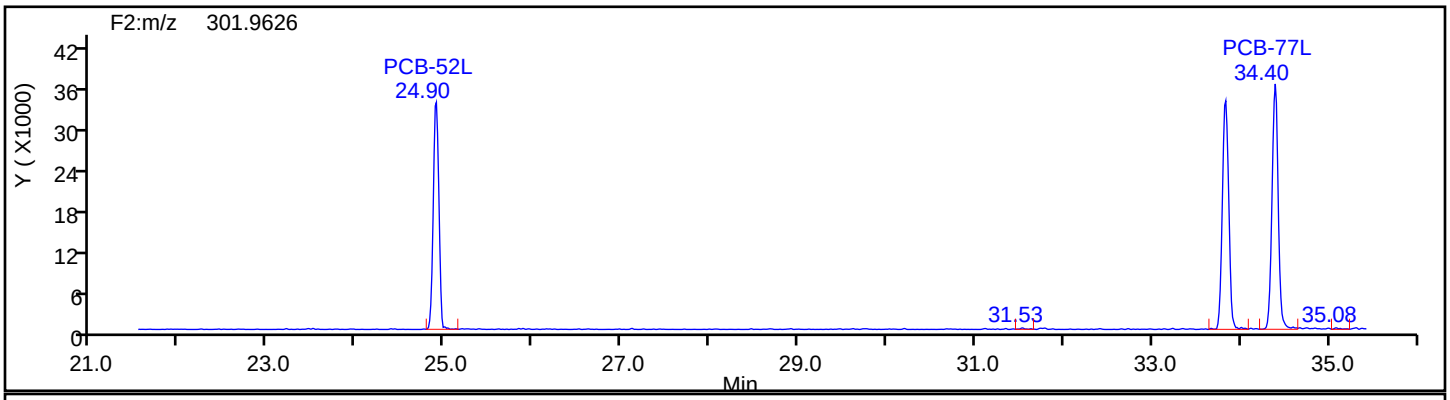

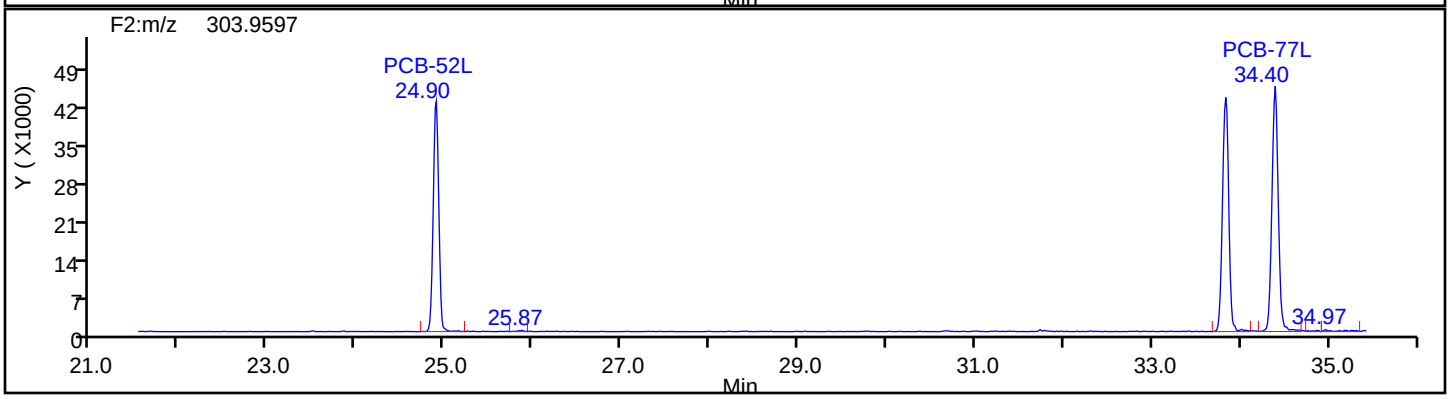

Eurofins TestAmerica, Knoxville

Data File:	\\chromna\Knoxville\ChromData\D3D\20190829-12906.b\580-88125-b-19-c.d		
Injection Date:	29-Aug-2019 22:02:00	Injection Vol:	1.0 ul
Instrument ID:	D3D	Operator ID:	Xcalibur_System
Method:	PCBs_D3D	Limit Group:	HR - 1668A - ICAL
Client ID:	Q2-0to13-101818		
Worklist#:	33136	Sample Line#:	13
Column Type:	SPB-Octyl	Column Dia:	0.25 mm

TePCB F2

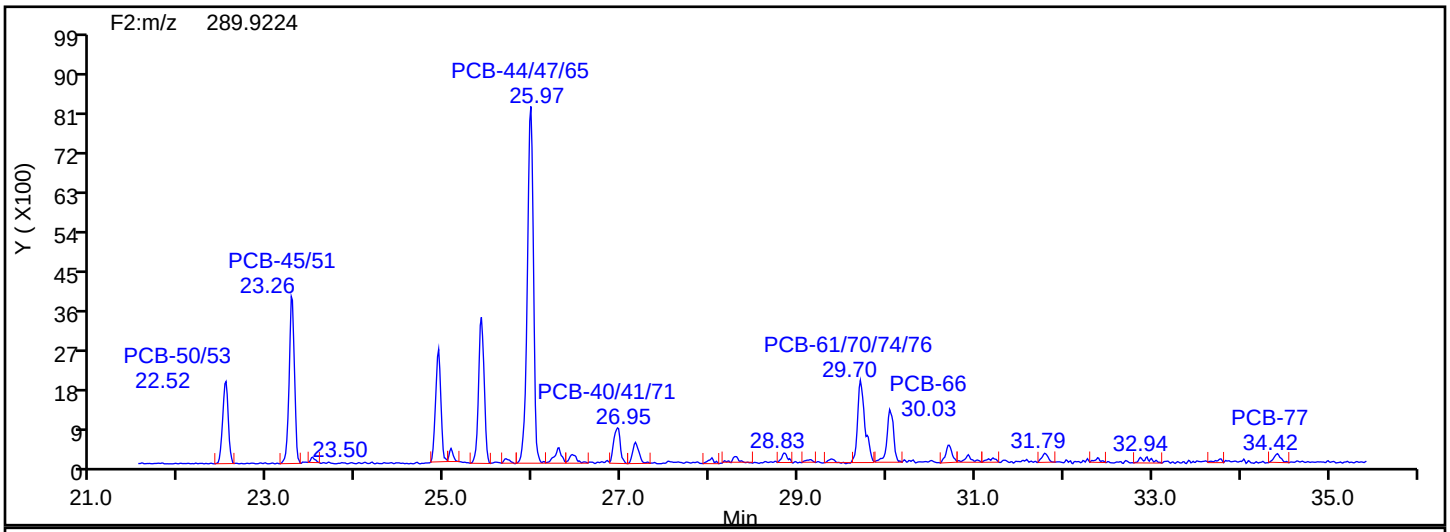

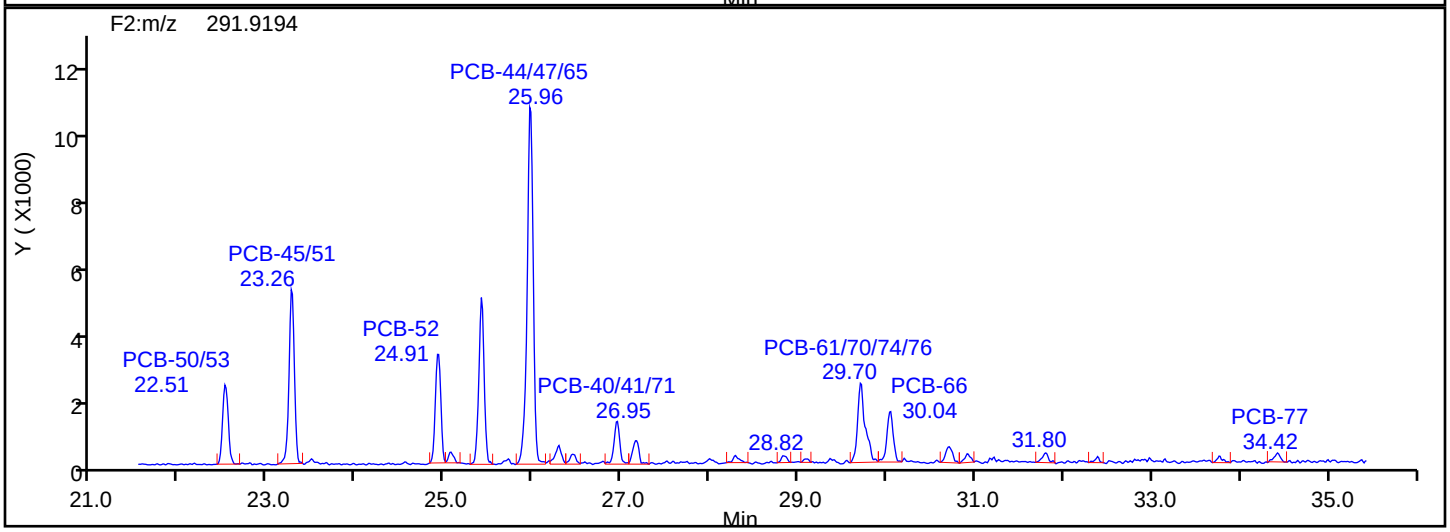

TePCB F2 Lock Mass

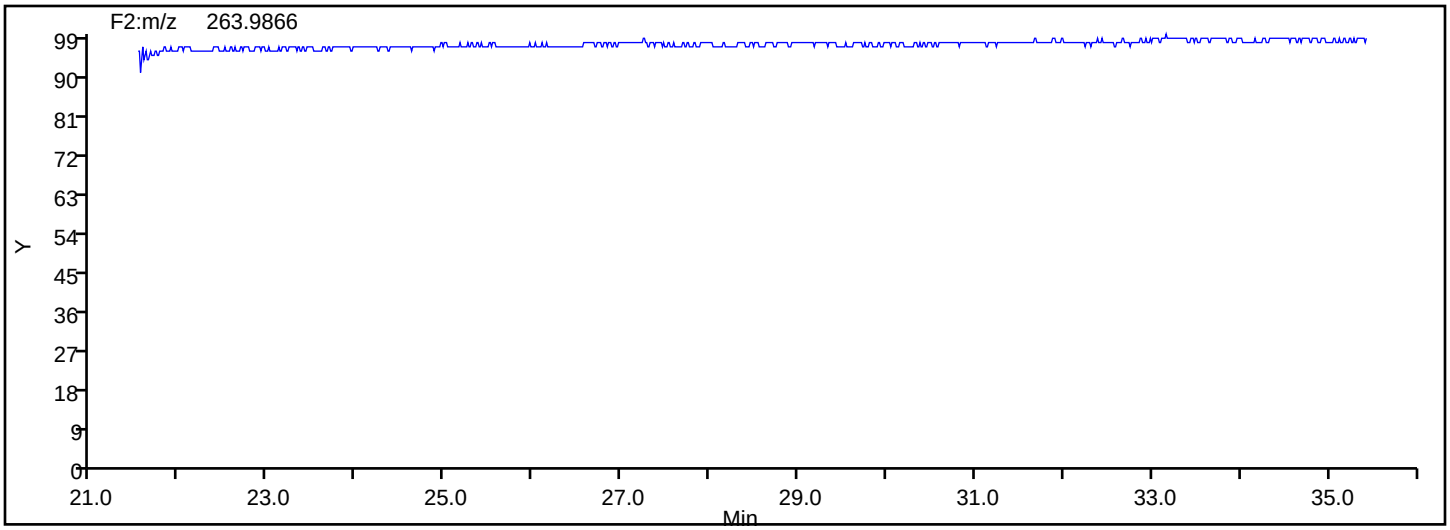

Manual Integration/User Assign Peak Report

Eurofins TestAmerica, Knoxville

Data File:	\\chromna\Knoxville\ChromData\D3D\20190829-12906.b\580-88125-b-19-c.d				
Injection Date:	29-Aug-2019 22:02:00	Instrument ID:	D3D		
Lims ID:	580-88125-B-19-C	Lab Sample ID:	140-88125-19		
Client ID:	Q2-0to13-101818				
Operator ID:	Xcalibur_System	ALS Bottle#:	0	Worklist Smp#:	13
Injection Vol:	1.0 ul	Dil. Factor:	1.0000		
Method:	PCBs_D3D	Limit Group:	HR - 1668A - ICAL		
Column:	SPB-Octyl (0.25 mm)	Detector	F2(21.81 :35.54)		

PCB-44/47/65, CAS: STL01803

Signal: 2

Processing Integration Results

RT: 25.96
Area: 49142
Amount: 21.628635
Amount Units: pg/ul

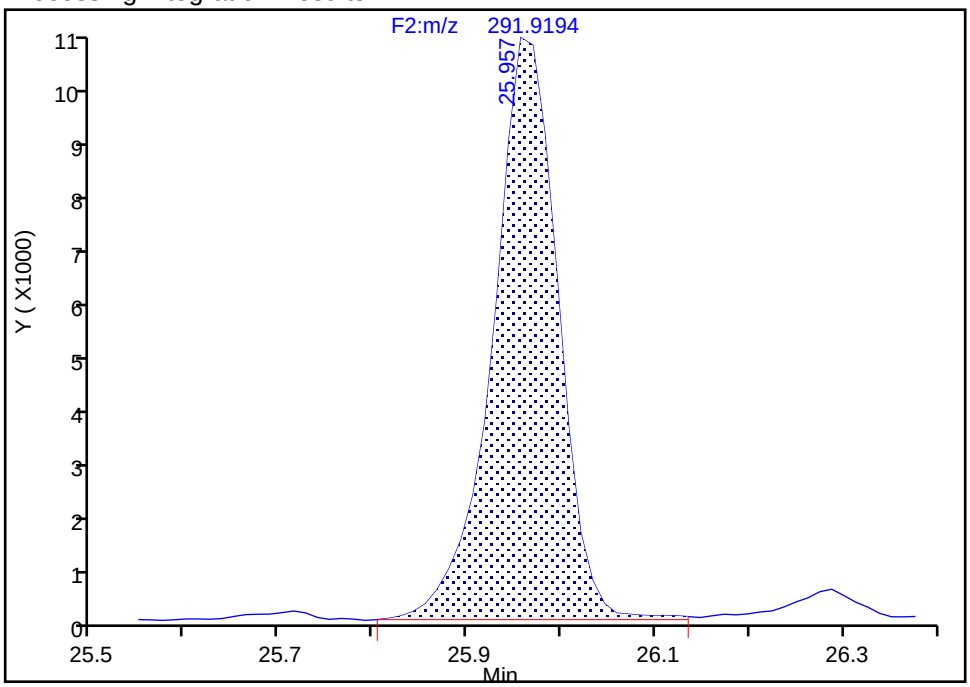

Manual Integration Results

RT: 25.96
Area: 49142
Amount: 21.521330
Amount Units: pg/ul

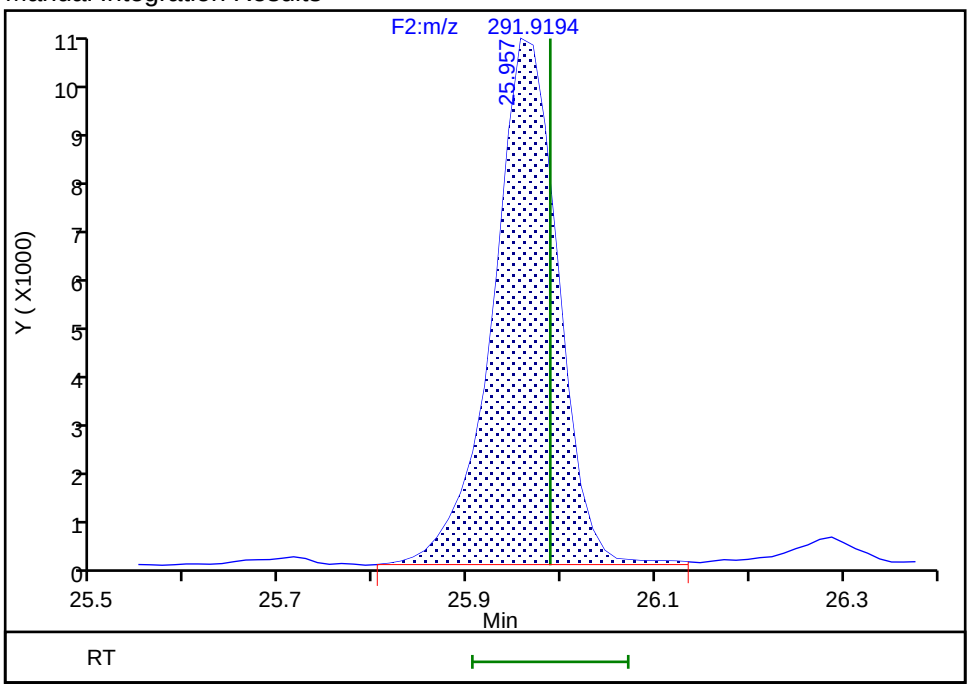

Reviewer: mcwhirterl, 29-Aug-2019 23:30:19

Audit Action: Marked Compound Undetected Audit Reason: Invalid Compound ID

Manual Integration/User Assign Peak Report

Eurofins TestAmerica, Knoxville

Data File:	\\chromna\Knoxville\ChromData\D3D\20190829-12906.b\580-88125-b-19-c.d				
Injection Date:	29-Aug-2019 22:02:00	Instrument ID:	D3D		
Lims ID:	580-88125-B-19-C	Lab Sample ID:	140-88125-19		
Client ID:	Q2-0to13-101818				
Operator ID:	Xcalibur_System	ALS Bottle#:	0	Worklist Smp#:	13
Injection Vol:	1.0 ul	Dil. Factor:	1.0000		
Method:	PCBs_D3D	Limit Group:	HR - 1668A - ICAL		
Column:	SPB-Octyl (0.25 mm)	Detector	F2(21.81 :35.54)		

PCB-44/47/65, CAS: STL01803

Signal: 3

Processing Integration Results

RT: 25.97
Area: 88889
Amount: 21.628635
Amount Units: pg/ul

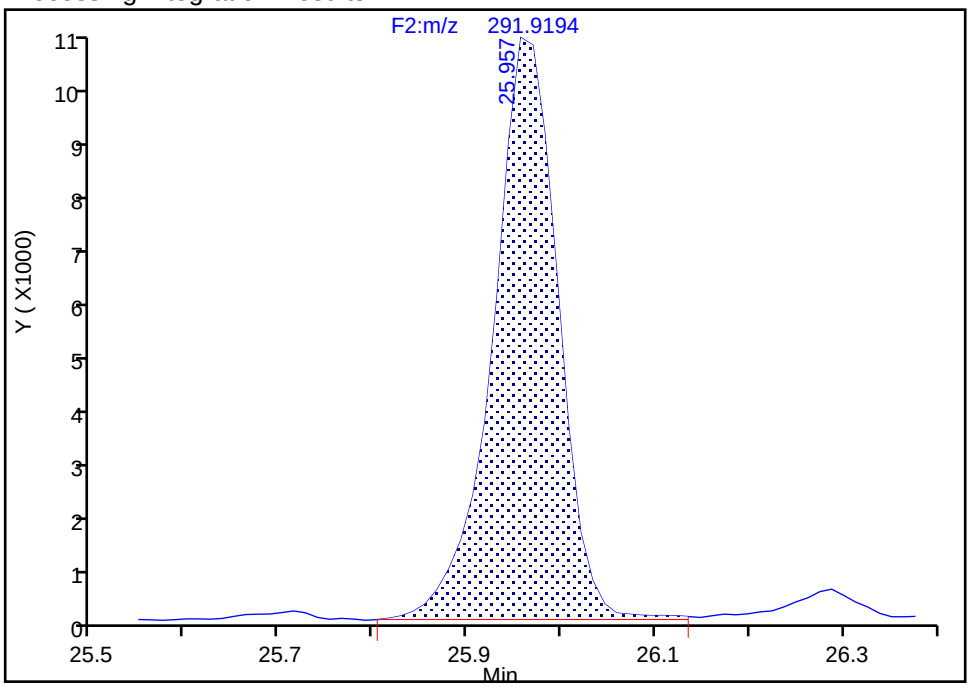

Manual Integration Results

RT: 25.97
Area: 88448
Amount: 21.521330
Amount Units: pg/ul
Reviewer: mcwhirterl, 29-Aug-2019 23:30:19
Audit Action: Marked Compound Undetected Audit Reason: Invalid Compound ID

Manual Integration/User Assign Peak Report

Eurofins TestAmerica, Knoxville

Data File:	\\chromna\Knoxville\ChromData\D3D\20190829-12906.b\580-88125-b-19-c.d				
Injection Date:	29-Aug-2019 22:02:00	Instrument ID:	D3D		
Lims ID:	580-88125-B-19-C	Lab Sample ID:	140-88125-19		
Client ID:	Q2-0to13-101818				
Operator ID:	Xcalibur_System	ALS Bottle#:	0	Worklist Smp#:	13
Injection Vol:	1.0 ul	Dil. Factor:	1.0000		
Method:	PCBs_D3D	Limit Group:	HR - 1668A - ICAL		
Column:	SPB-Octyl (0.25 mm)	Detector	F2(21.81 :35.54)		

PCB-44/47/65, CAS: STL01803

Signal: 1

Processing Integration Results

RT: 25.97
Area: 39747
Amount: 21.628635
Amount Units: pg/ul

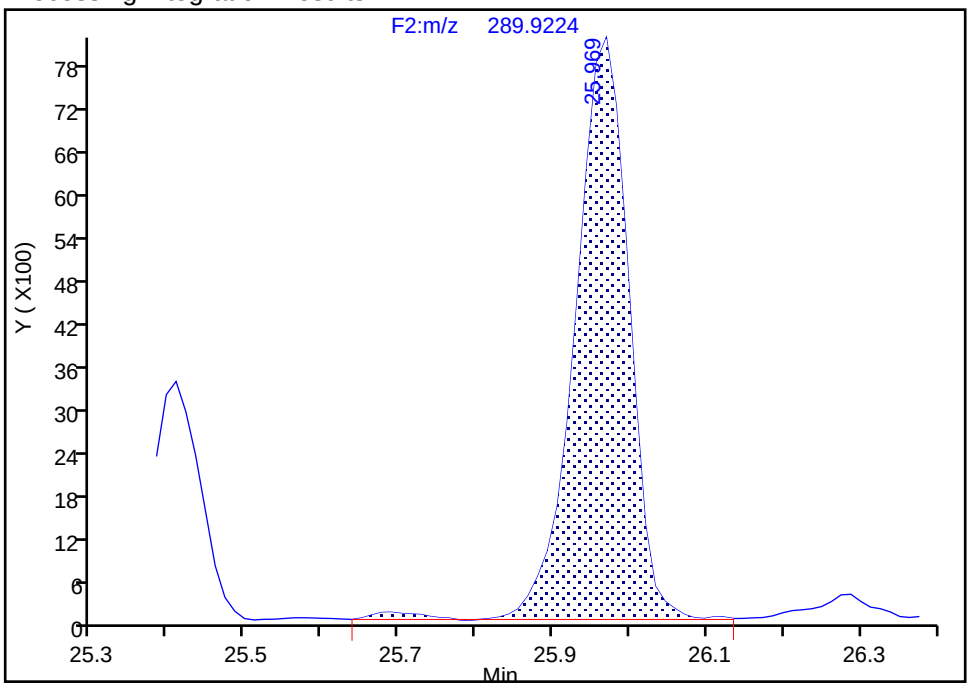

Manual Integration Results

RT: 25.97
Area: 39306
Amount: 21.521330
Amount Units: pg/ul

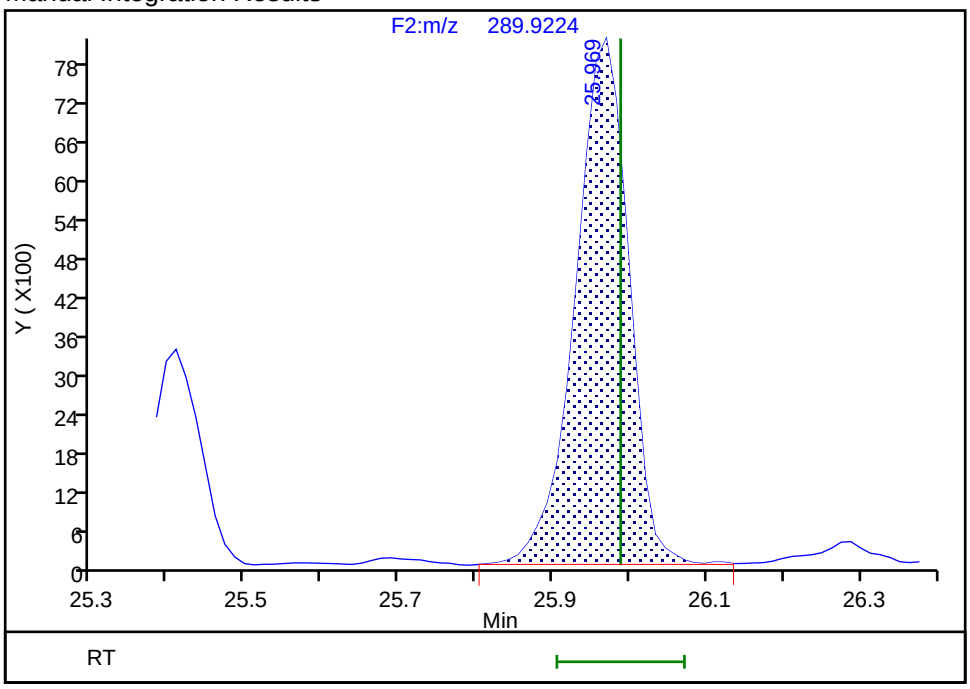

Reviewer: mcwhirterl, 29-Aug-2019 23:30:21

Audit Action: Manually Integrated/Assigned Compound ID Audit Reason: Split Peak

Manual Integration/User Assign Peak Report

Eurofins TestAmerica, Knoxville

Data File:	\\chromna\Knoxville\ChromData\D3D\20190829-12906.b\580-88125-b-19-c.d				
Injection Date:	29-Aug-2019 22:02:00	Instrument ID:	D3D		
Lims ID:	580-88125-B-19-C	Lab Sample ID:	140-88125-19		
Client ID:	Q2-0to13-101818				
Operator ID:	Xcalibur_System	ALS Bottle#:	0	Worklist Smp#:	13
Injection Vol:	1.0 ul	Dil. Factor:	1.0000		
Method:	PCBs_D3D	Limit Group:	HR - 1668A - ICAL		
Column:	SPB-Octyl (0.25 mm)	Detector	F2(21.81 :35.54)		

PCB-59/62/75, CAS: STL01807

Signal: 1

Not Detected
Expected RT: 26.27

Processing Integration Results

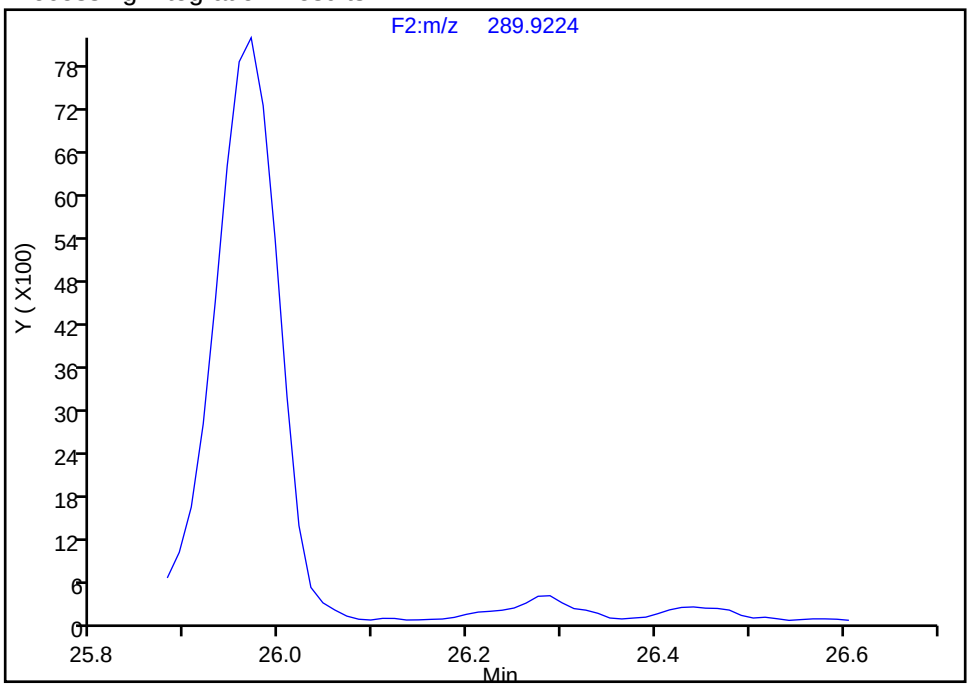

Manual Integration Results

RT: 26.29
Area: 1903
Amount: 0.842732
Amount Units: pg/ul

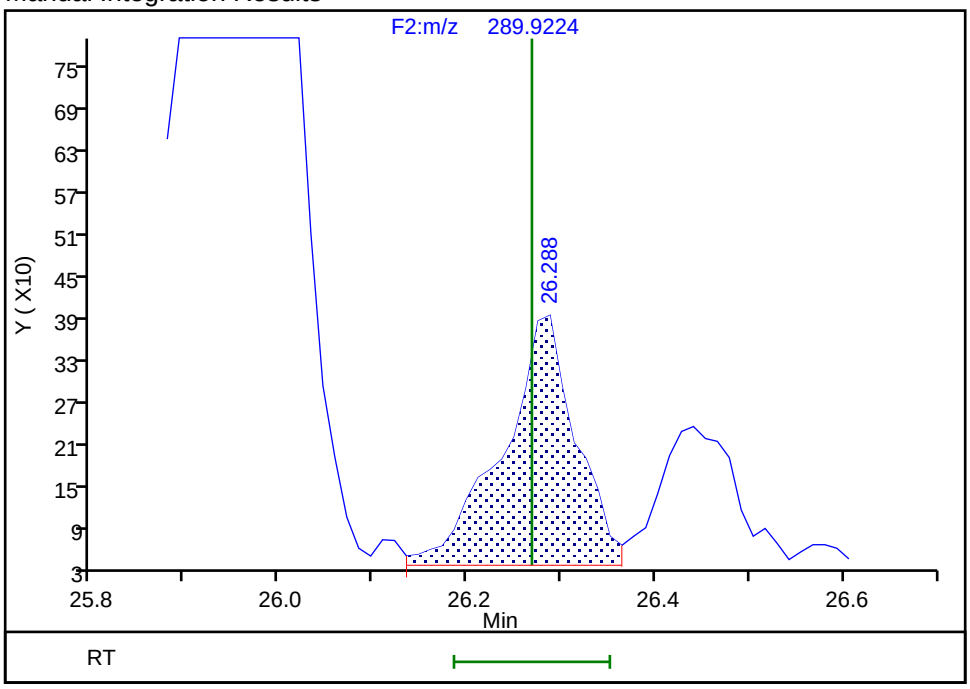

Reviewer: mcwhirterl, 29-Aug-2019 23:30:25
Audit Action: Assigned Compound ID Audit Reason: Split Peak

Manual Integration/User Assign Peak Report

Eurofins TestAmerica, Knoxville

Data File:	\\chromna\Knoxville\ChromData\D3D\20190829-12906.b\580-88125-b-19-c.d				
Injection Date:	29-Aug-2019 22:02:00	Instrument ID:	D3D		
Lims ID:	580-88125-B-19-C	Lab Sample ID:	140-88125-19		
Client ID:	Q2-0to13-101818				
Operator ID:	Xcalibur_System	ALS Bottle#:	0	Worklist Smp#:	13
Injection Vol:	1.0 ul	Dil. Factor:	1.0000		
Method:	PCBs_D3D	Limit Group:	HR - 1668A - ICAL		
Column:	SPB-Octyl (0.25 mm)	Detector	F2(21.81 :35.54)		

PCB-61/70/74/76, CAS: STL01808

Signal: 2

Processing Integration Results

RT: 29.70
Area: 13689
Amount: 4.602277
Amount Units: pg/ul

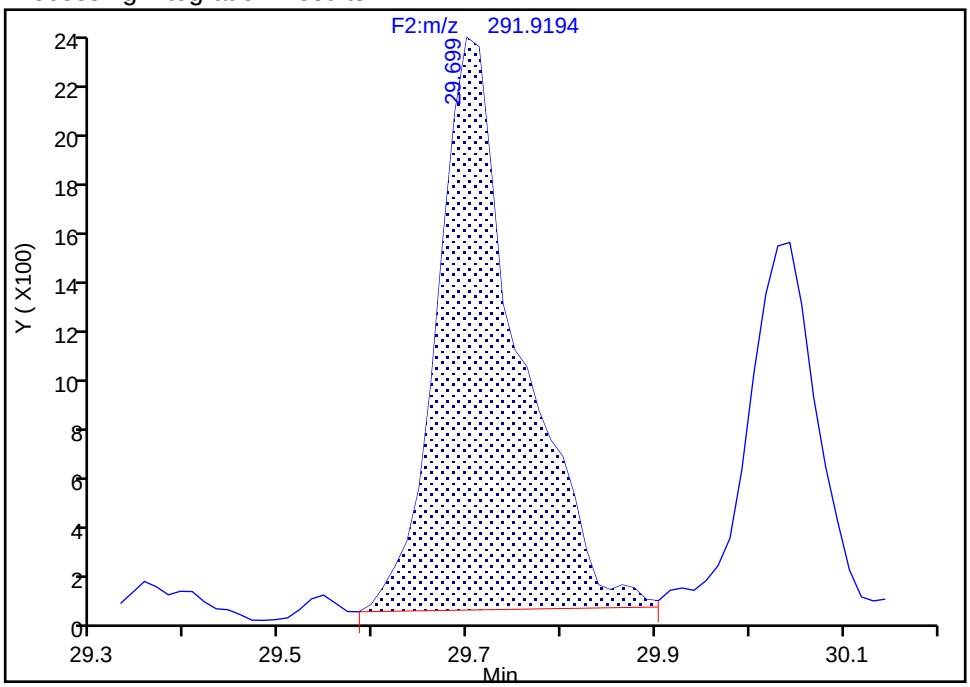

Manual Integration Results

RT: 29.70
Area: 13689
Amount: 4.538580
Amount Units: pg/ul

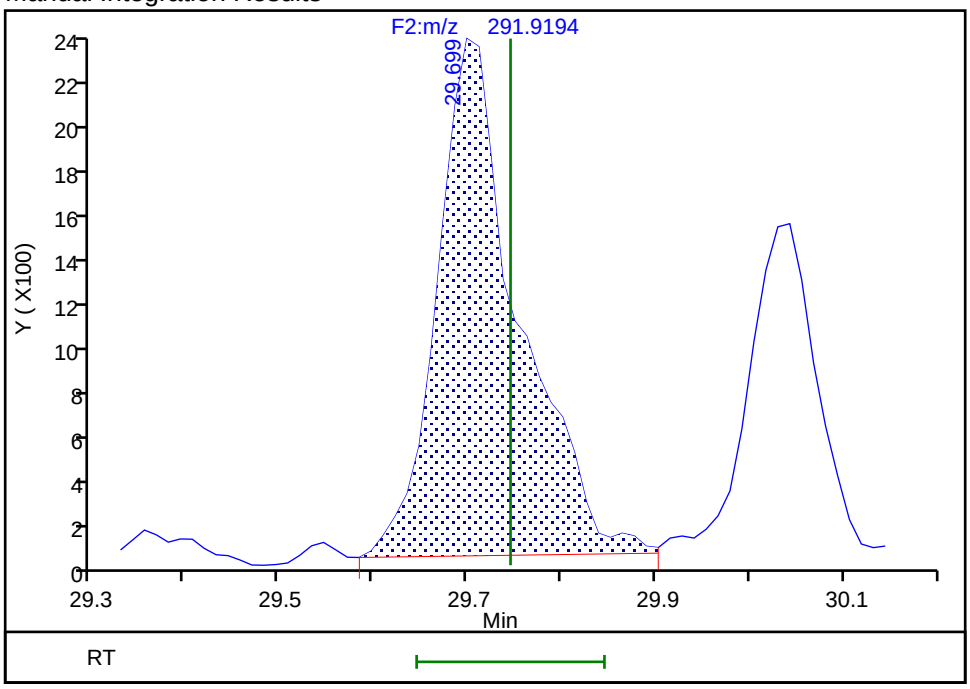

Reviewer: mcwhirterl, 29-Aug-2019 23:30:45

Audit Action: Marked Compound Undetected Audit Reason: Invalid Compound ID

Manual Integration/User Assign Peak Report

Eurofins TestAmerica, Knoxville

Data File:	\\chromna\Knoxville\ChromData\D3D\20190829-12906.b\580-88125-b-19-c.d				
Injection Date:	29-Aug-2019 22:02:00	Instrument ID:	D3D		
Lims ID:	580-88125-B-19-C	Lab Sample ID:	140-88125-19		
Client ID:	Q2-0to13-101818				
Operator ID:	Xcalibur_System	ALS Bottle#:	0	Worklist Smp#:	13
Injection Vol:	1.0 ul	Dil. Factor:	1.0000		
Method:	PCBs_D3D	Limit Group:	HR - 1668A - ICAL		
Column:	SPB-Octyl (0.25 mm)	Detector	F2(21.81 :35.54)		

PCB-61/70/74/76, CAS: STL01808

Signal: 3

Processing Integration Results

RT: 29.70
Area: 24855
Amount: 4.602277
Amount Units: pg/ul

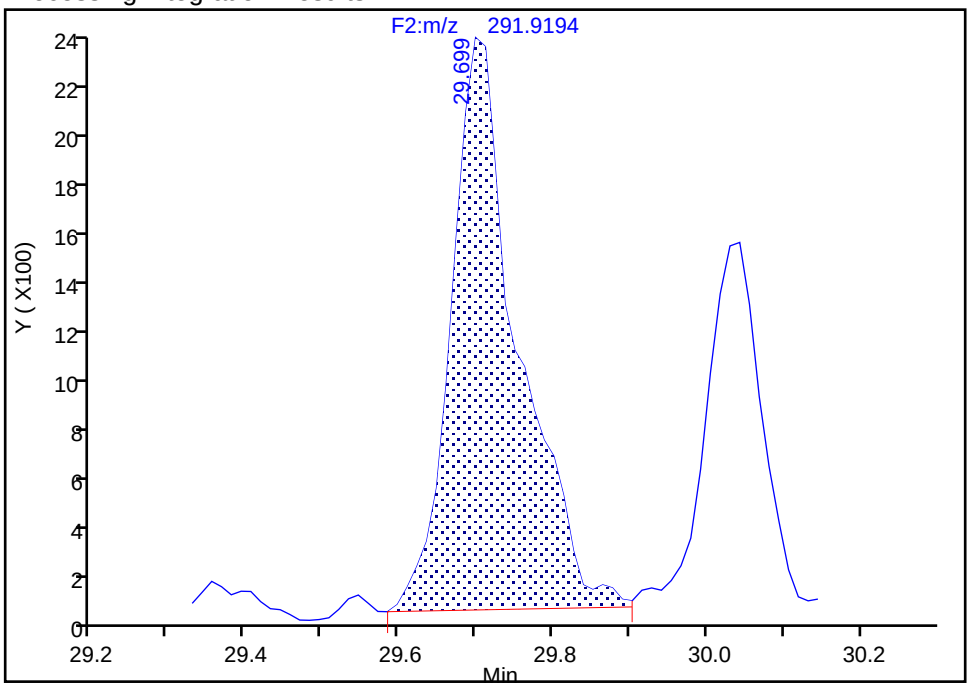

Manual Integration Results

RT: 29.70
Area: 24511
Amount: 4.538580
Amount Units: pg/ul
Reviewer: mcwhirterl, 29-Aug-2019 23:30:45
Audit Action: Marked Compound Undetected Audit Reason: Invalid Compound ID

Manual Integration/User Assign Peak Report

Eurofins TestAmerica, Knoxville

Data File:	\\chromna\Knoxville\ChromData\D3D\20190829-12906.b\580-88125-b-19-c.d				
Injection Date:	29-Aug-2019 22:02:00	Instrument ID:	D3D		
Lims ID:	580-88125-B-19-C	Lab Sample ID:	140-88125-19		
Client ID:	Q2-0to13-101818				
Operator ID:	Xcalibur_System	ALS Bottle#:	0	Worklist Smp#:	13
Injection Vol:	1.0 ul	Dil. Factor:	1.0000		
Method:	PCBs_D3D	Limit Group:	HR - 1668A - ICAL		
Column:	SPB-Octyl (0.25 mm)	Detector	F2(21.81 :35.54)		

PCB-61/70/74/76, CAS: STL01808

Signal: 1

Processing Integration Results

RT: 29.70
Area: 11166
Amount: 4.602277
Amount Units: pg/ul

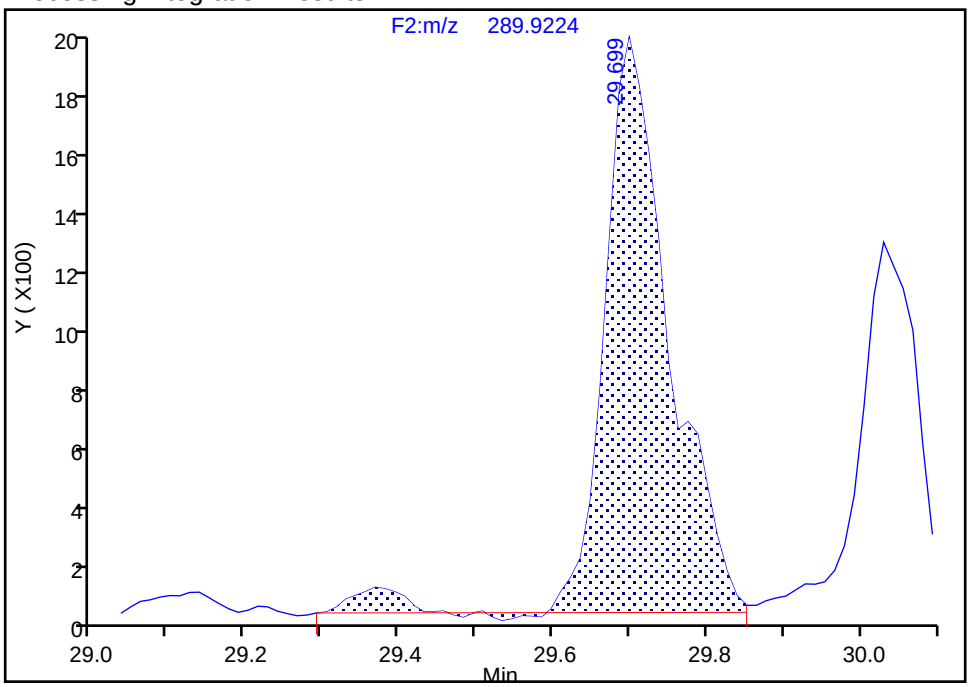

Manual Integration Results

RT: 29.70
Area: 10822
Amount: 4.538580
Amount Units: pg/ul

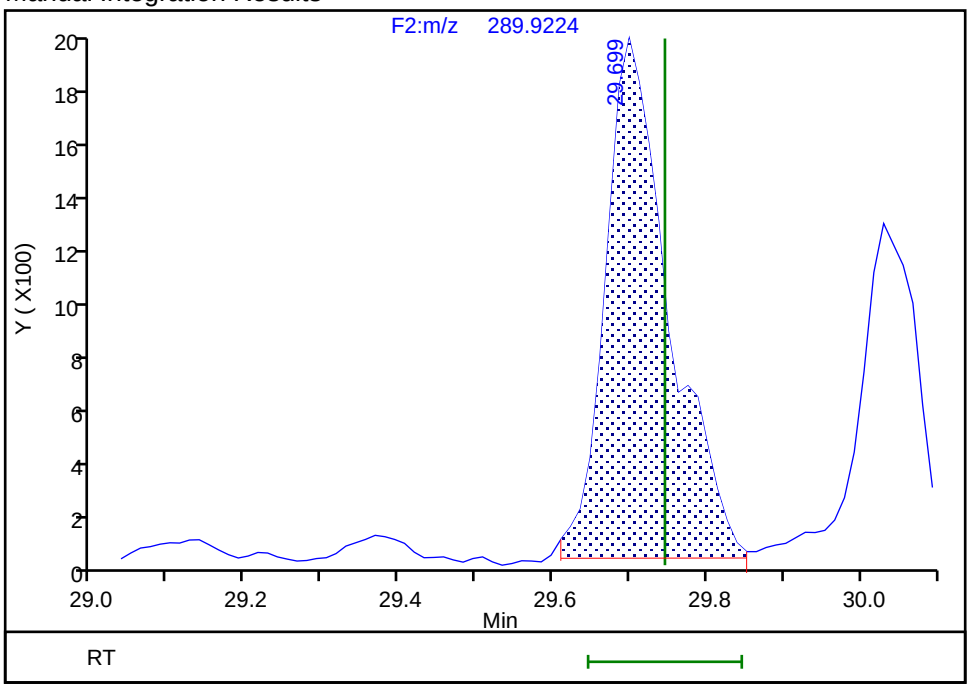

Reviewer: mcwhirterl, 29-Aug-2019 23:30:47

Audit Action: Manually Integrated/Assigned Compound ID Audit Reason: Split Peak

Report Date: 29-Aug-2019 23:42:52 Chrom Revision: 2.3 22-Aug-2019 12:55:36

Eurofins TestAmerica, Knoxville

Data File:	\\chromna\Knoxville\ChromData\D3D\20190829-12906.b\580-88125-b-19-c.d		
Injection Date:	29-Aug-2019 22:02:00	Injection Vol:	1.0 ul
Instrument ID:	D3D	Operator ID:	Xcalibur_System
Method:	PCBs_D3D	Limit Group:	HR - 1668A - ICAL
Client ID:	Q2-0to13-101818		
Worklist#:	33136	Sample Line#:	13
Column Type:	SPB-Octyl	Column Dia:	0.25 mm

PePCB F2

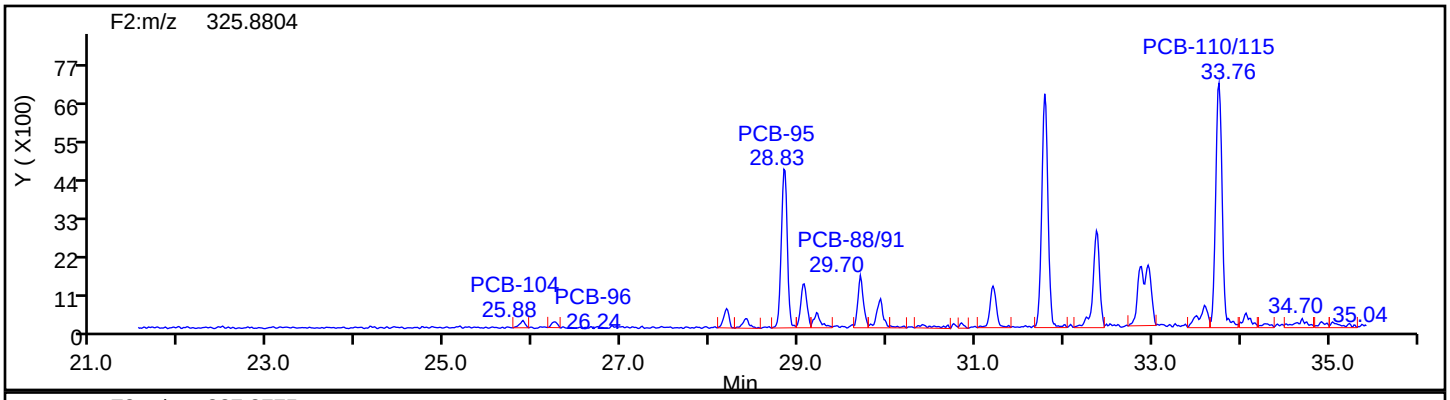

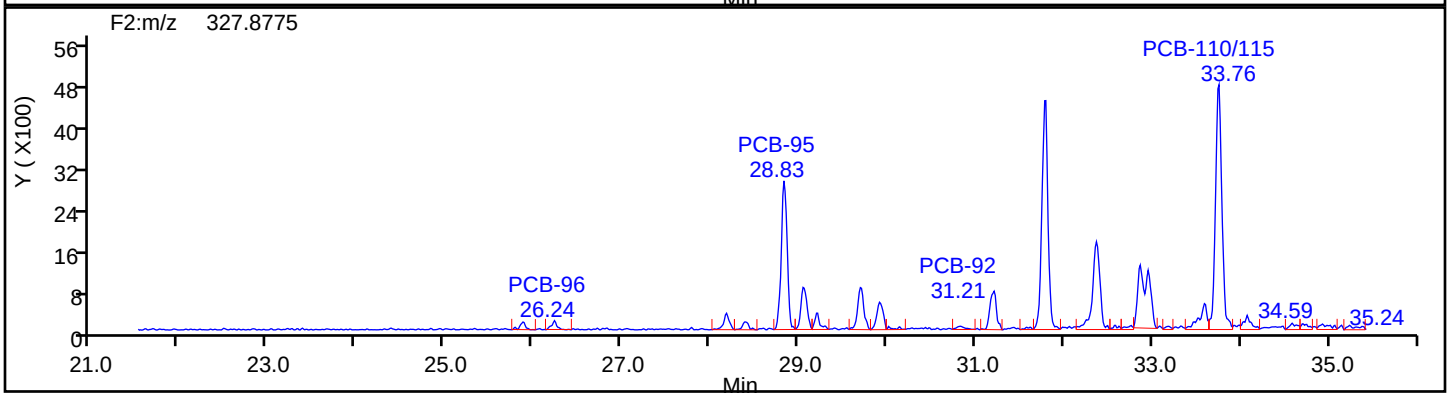

PePCB F2 Standards

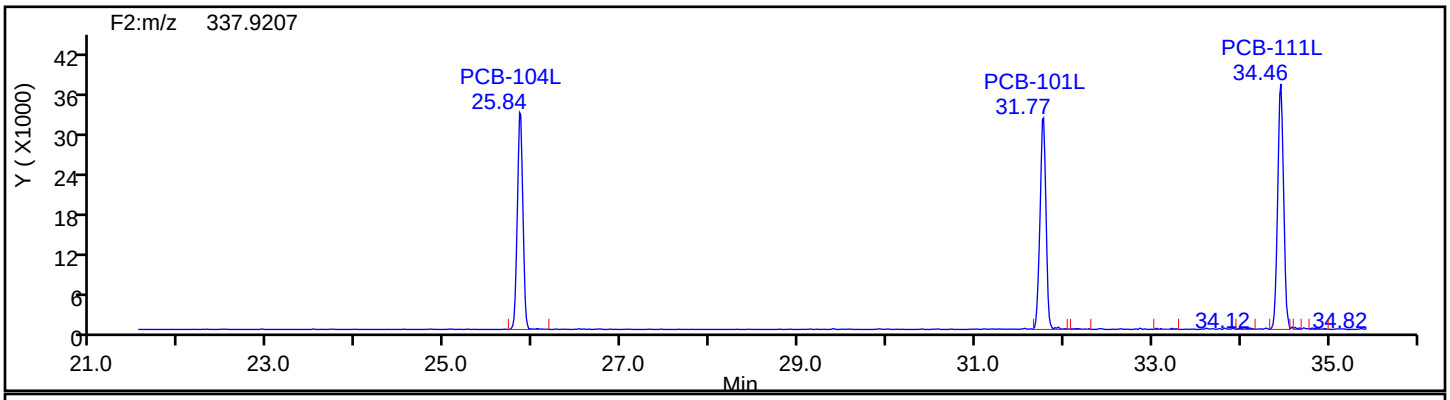

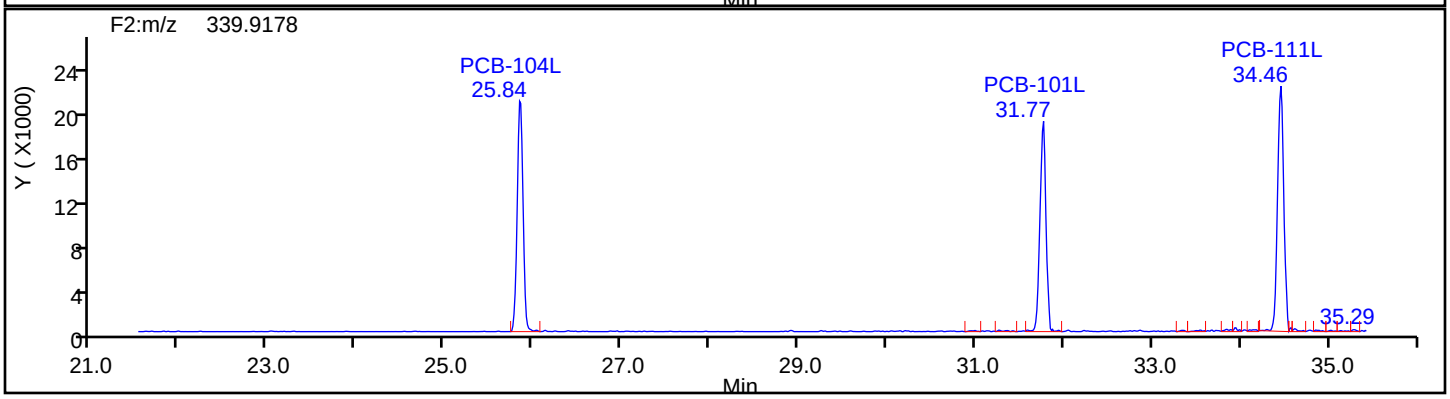

Eurofins TestAmerica, Knoxville

Data File:	\\chromna\Knoxville\ChromData\D3D\20190829-12906.b\580-88125-b-19-c.d		
Injection Date:	29-Aug-2019 22:02:00	Injection Vol:	1.0 ul
Instrument ID:	D3D	Operator ID:	Xcalibur_System
Method:	PCBs_D3D	Limit Group:	HR - 1668A - ICAL
Client ID:	Q2-0to13-101818		
Worklist#:	33136	Sample Line#:	13
Column Type:	SPB-Octyl	Column Dia:	0.25 mm

PePCB F2

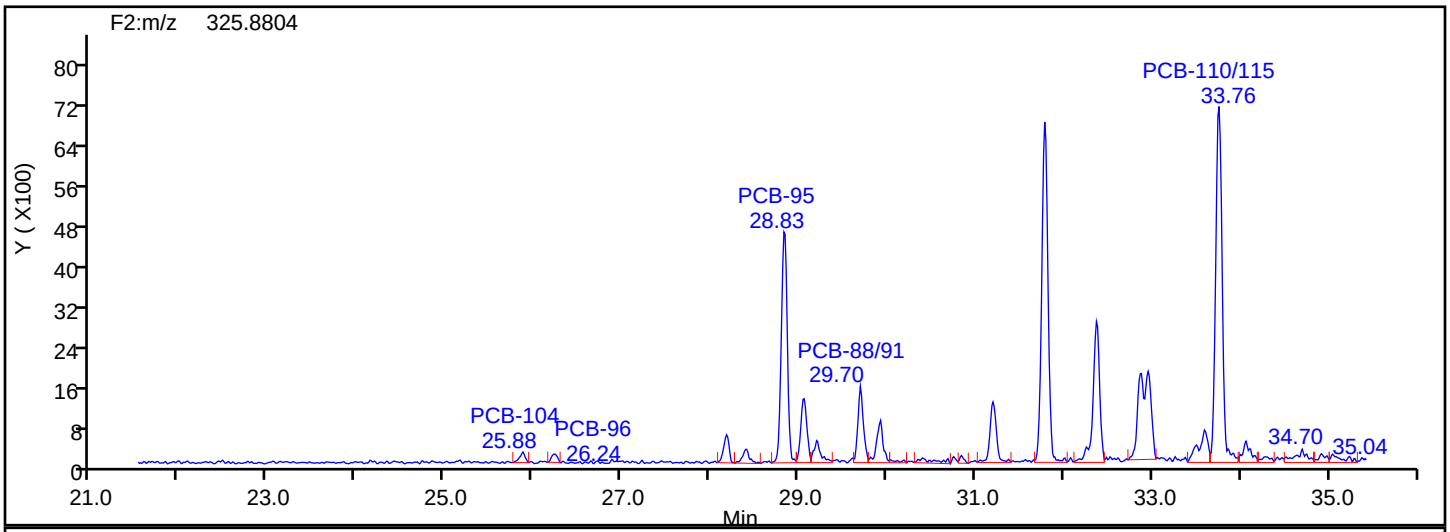

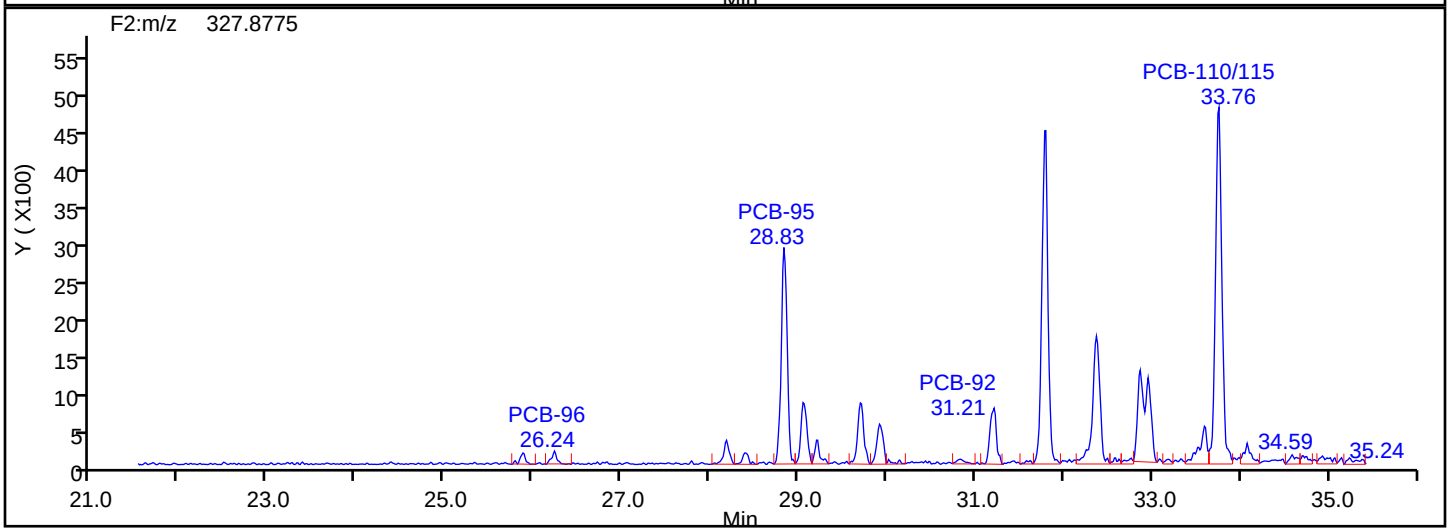

PePCB F2 Lock Mass

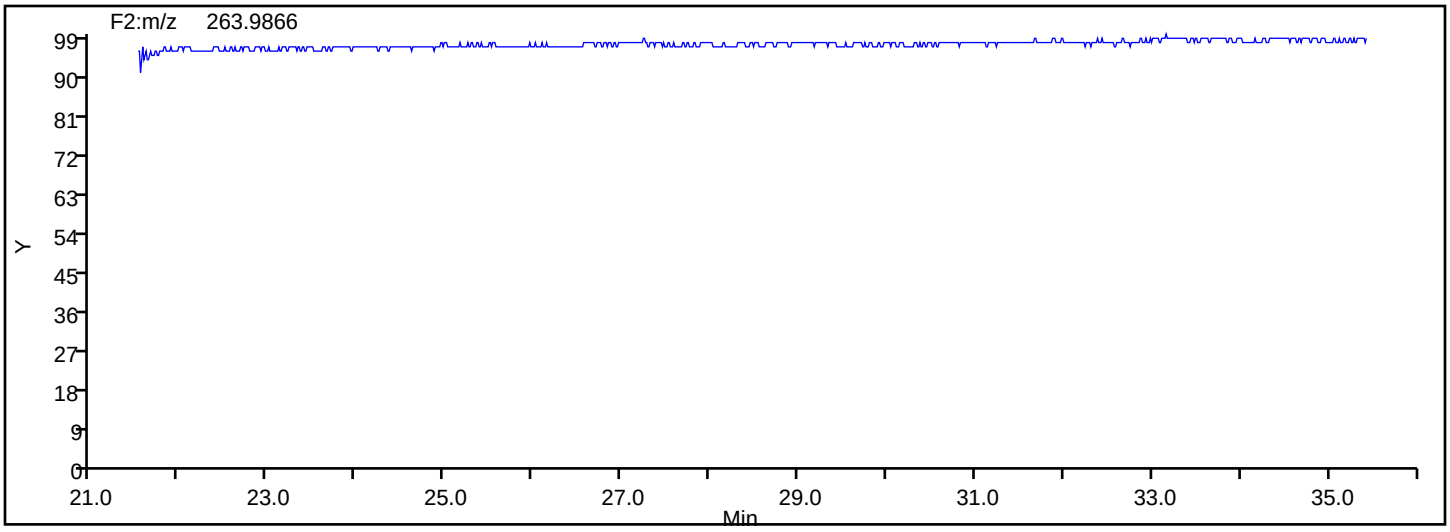

Manual Integration/User Assign Peak Report

Eurofins TestAmerica, Knoxville

Data File:	\\chromna\Knoxville\ChromData\D3D\20190829-12906.b\580-88125-b-19-c.d				
Injection Date:	29-Aug-2019 22:02:00	Instrument ID:	D3D		
Lims ID:	580-88125-B-19-C	Lab Sample ID:	140-88125-19		
Client ID:	Q2-0to13-101818				
Operator ID:	Xcalibur_System	ALS Bottle#:	0	Worklist Smp#:	13
Injection Vol:	1.0 ul	Dil. Factor:	1.0000		
Method:	PCBs_D3D	Limit Group:	HR - 1668A - ICAL		
Column:	SPB-Octyl (0.25 mm)	Detector	F2(21.81 :35.54)		

PCB-84, CAS: 52663-60-2

Signal: 2

Processing Integration Results

RT: 29.92
Area: 2955
Amount: 3.670034
Amount Units: pg/ul

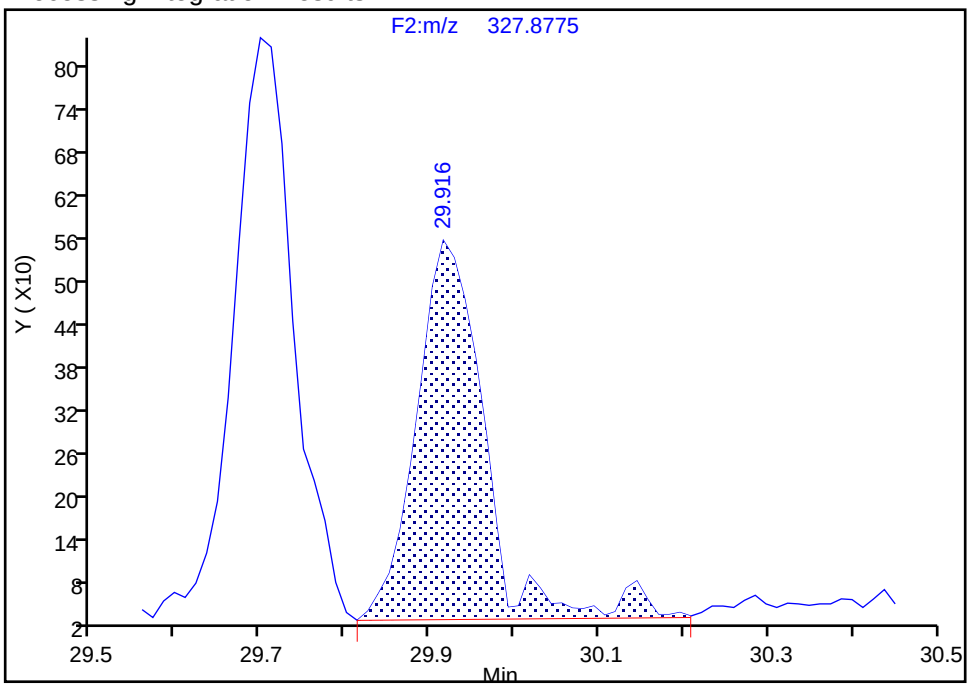

Manual Integration Results

RT: 29.92
Area: 2680
Amount: 3.346772
Amount Units: pg/ul

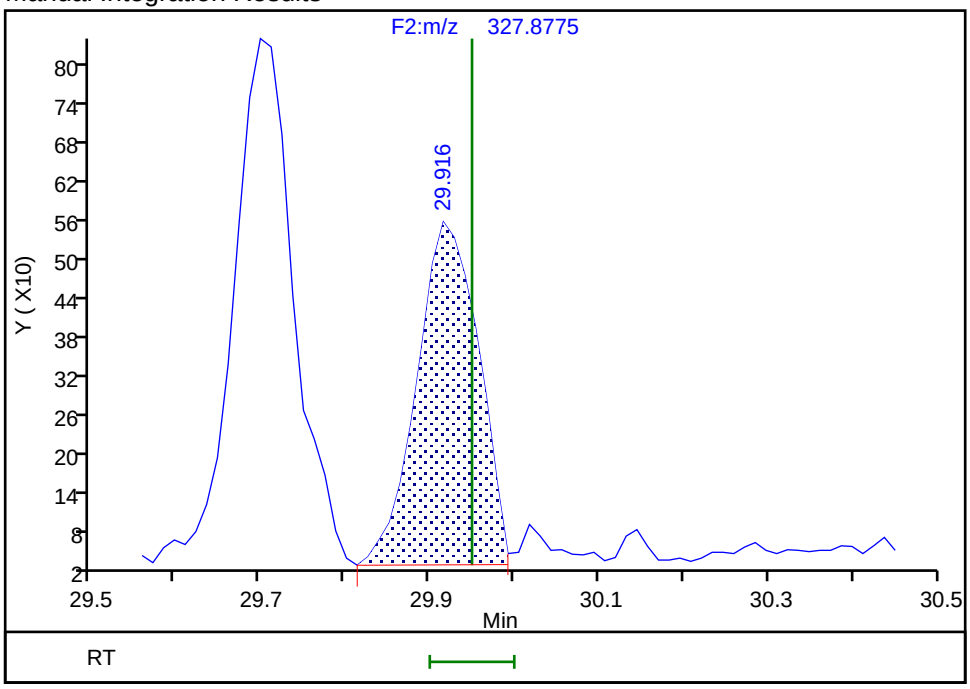

Reviewer: mcwhirterl, 29-Aug-2019 23:31:20

Audit Action: Marked Compound Undetected Audit Reason: Invalid Compound ID

Manual Integration/User Assign Peak Report

Eurofins TestAmerica, Knoxville

Data File:	\\chromna\Knoxville\ChromData\D3D\20190829-12906.b\580-88125-b-19-c.d				
Injection Date:	29-Aug-2019 22:02:00	Instrument ID:	D3D		
Lims ID:	580-88125-B-19-C	Lab Sample ID:	140-88125-19		
Client ID:	Q2-0to13-101818				
Operator ID:	Xcalibur_System	ALS Bottle#:	0	Worklist Smp#:	13
Injection Vol:	1.0 ul	Dil. Factor:	1.0000		
Method:	PCBs_D3D	Limit Group:	HR - 1668A - ICAL		
Column:	SPB-Octyl (0.25 mm)	Detector	F2(21.81 :35.54)		

PCB-84, CAS: 52663-60-2

Signal: 3

Processing Integration Results

RT: 29.93
Area: 7652
Amount: 3.670034
Amount Units: pg/ul

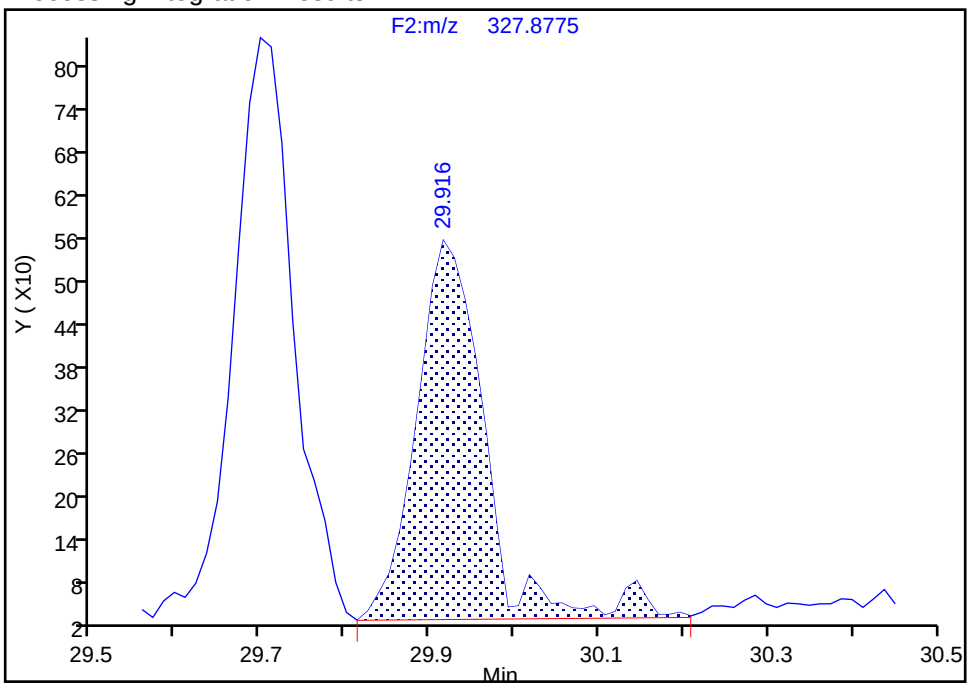

Manual Integration Results

RT: 29.93
Area: 6978
Amount: 3.346772
Amount Units: pg/ul
Reviewer: mcwhirterl, 29-Aug-2019 23:31:20
Audit Action: Marked Compound Undetected Audit Reason: Invalid Compound ID

Manual Integration/User Assign Peak Report

Eurofins TestAmerica, Knoxville

Data File:	\\chromna\Knoxville\ChromData\D3D\20190829-12906.b\580-88125-b-19-c.d				
Injection Date:	29-Aug-2019 22:02:00	Instrument ID:	D3D		
Lims ID:	580-88125-B-19-C	Lab Sample ID:	140-88125-19		
Client ID:	Q2-0to13-101818				
Operator ID:	Xcalibur_System	ALS Bottle#:	0	Worklist Smp#:	13
Injection Vol:	1.0 ul	Dil. Factor:	1.0000		
Method:	PCBs_D3D	Limit Group:	HR - 1668A - ICAL		
Column:	SPB-Octyl (0.25 mm)	Detector	F2(21.81 :35.54)		

PCB-84, CAS: 52663-60-2

Signal: 1

Processing Integration Results

RT: 29.93
Area: 4697
Amount: 3.670034
Amount Units: pg/ul

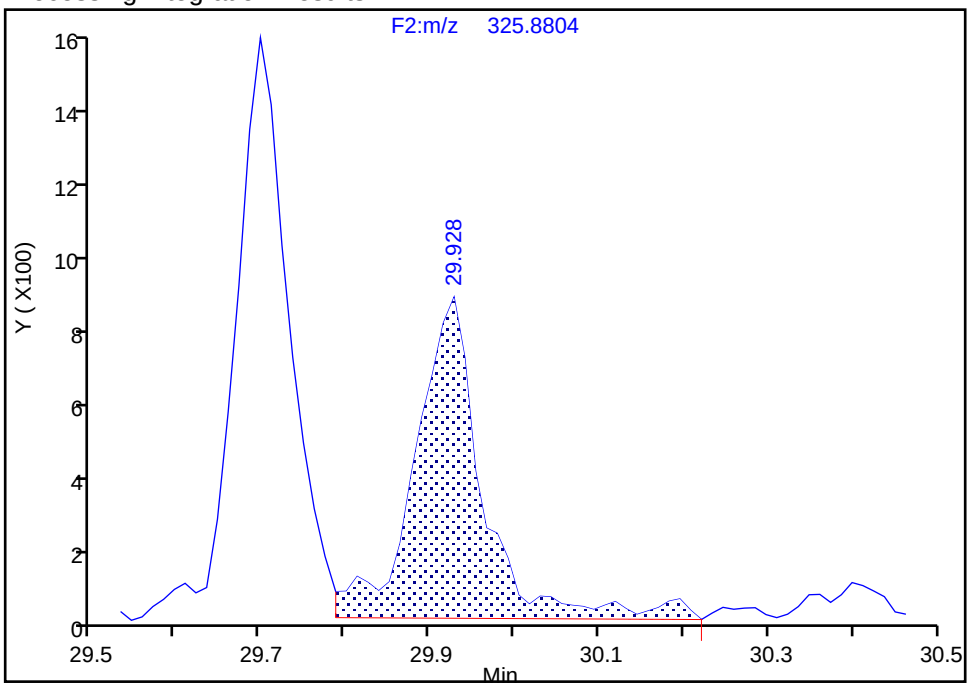

Manual Integration Results

RT: 29.93
Area: 4298
Amount: 3.346772
Amount Units: pg/ul

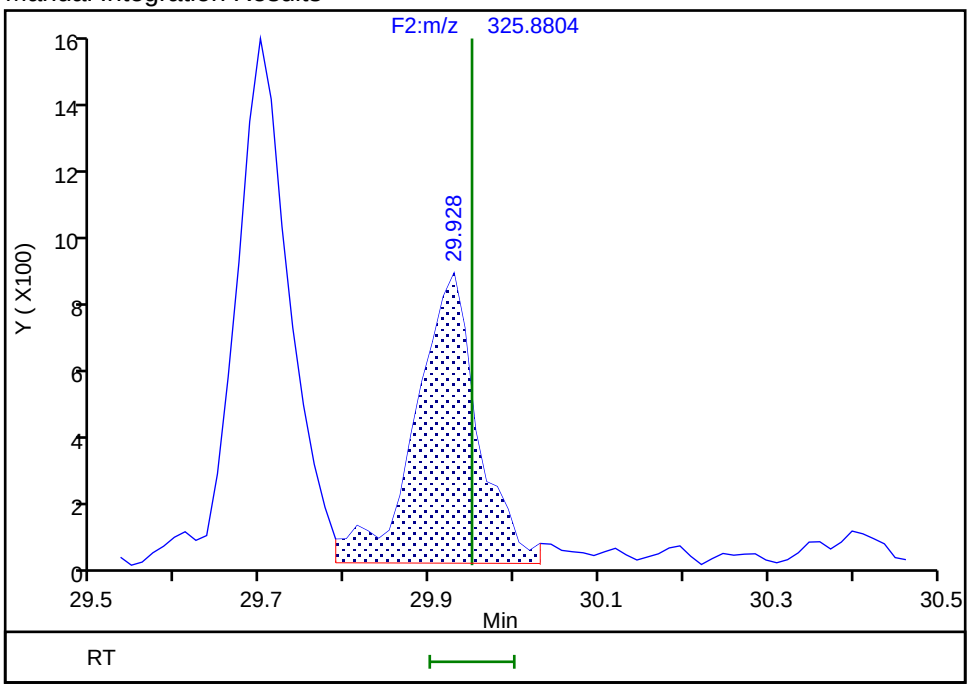

Reviewer: mcwhirterl, 29-Aug-2019 23:31:22

Audit Action: Manually Integrated/Assigned Compound ID Audit Reason: Split Peak

Manual Integration/User Assign Peak Report

Eurofins TestAmerica, Knoxville

Data File:	\\chromna\Knoxville\ChromData\D3D\20190829-12906.b\580-88125-b-19-c.d				
Injection Date:	29-Aug-2019 22:02:00	Instrument ID:	D3D		
Lims ID:	580-88125-B-19-C	Lab Sample ID:	140-88125-19		
Client ID:	Q2-0to13-101818				
Operator ID:	Xcalibur_System	ALS Bottle#:	0	Worklist Smp#:	13
Injection Vol:	1.0 ul	Dil. Factor:	1.0000		
Method:	PCBs_D3D	Limit Group:	HR - 1668A - ICAL		
Column:	SPB-Octyl (0.25 mm)	Detector	F2(21.81 :35.54)		

PCB-86/87/97/109/119/125, CAS: STL02295

Signal: 2

Processing Integration Results

RT: 32.87
Area: 5667
Amount: 5.209351
Amount Units: pg/ul

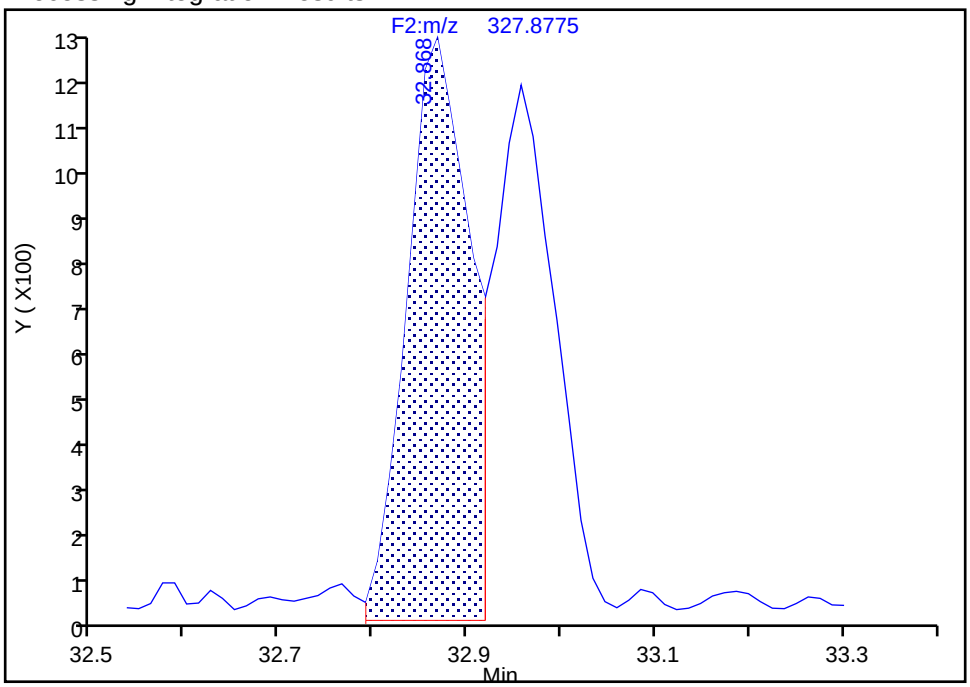

Manual Integration Results

RT: 32.87
Area: 10259
Amount: 9.323358
Amount Units: pg/ul

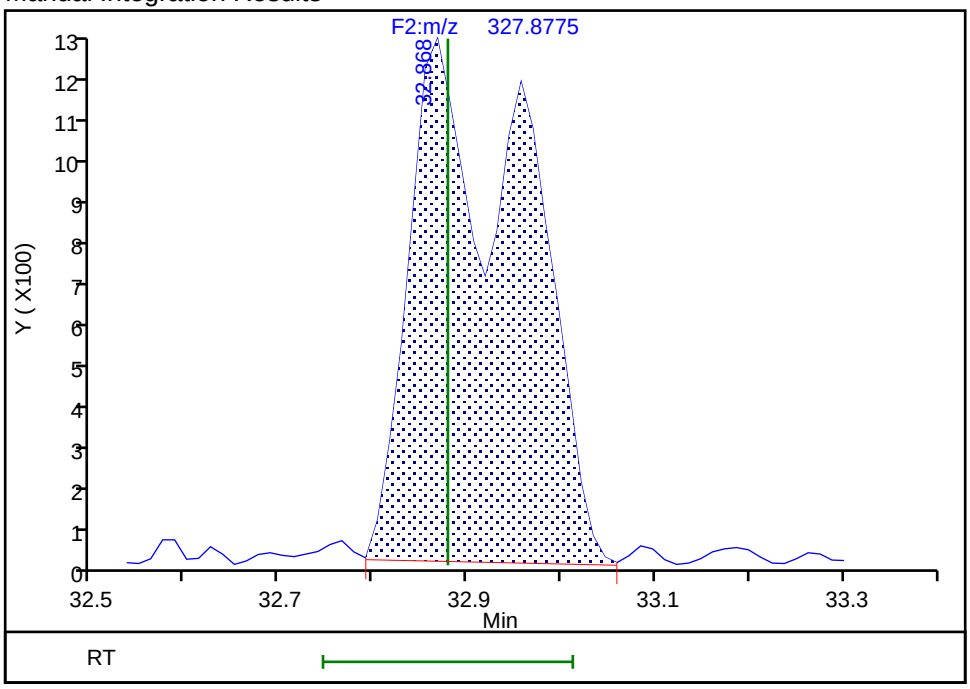

Reviewer: mcwhirterl, 29-Aug-2019 23:31:47

Audit Action: Marked Compound Undetected Audit Reason: Invalid Compound ID

Manual Integration/User Assign Peak Report

Eurofins TestAmerica, Knoxville

Data File:	\\chromna\Knoxville\ChromData\D3D\20190829-12906.b\580-88125-b-19-c.d				
Injection Date:	29-Aug-2019 22:02:00	Instrument ID:	D3D		
Lims ID:	580-88125-B-19-C	Lab Sample ID:	140-88125-19		
Client ID:	Q2-0to13-101818				
Operator ID:	Xcalibur_System	ALS Bottle#:	0	Worklist Smp#:	13
Injection Vol:	1.0 ul	Dil. Factor:	1.0000		
Method:	PCBs_D3D	Limit Group:	HR - 1668A - ICAL		
Column:	SPB-Octyl (0.25 mm)	Detector	F2(21.81 :35.54)		

PCB-86/87/97/109/119/125, CAS: STL02295

Signal: 3

Processing Integration Results

RT: 32.88
Area: 15100
Amount: 5.209351
Amount Units: pg/ul

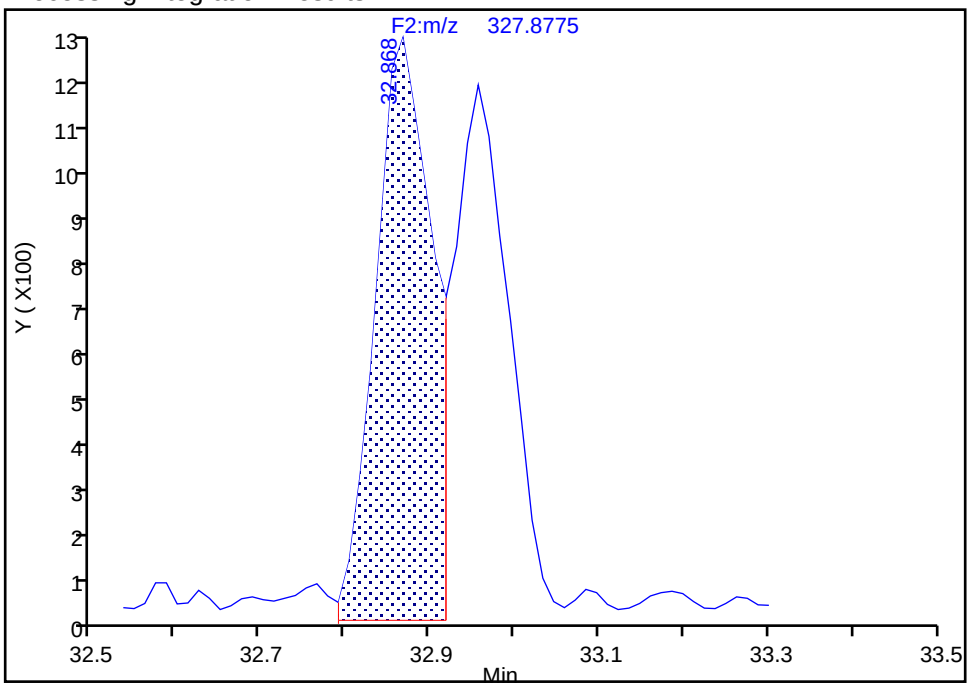

Manual Integration Results

RT: 32.96
Area: 27025
Amount: 9.323358
Amount Units: pg/ul
Reviewer: mcwhirterl, 29-Aug-2019 23:31:47
Audit Action: Marked Compound Undetected Audit Reason: Invalid Compound ID

Manual Integration/User Assign Peak Report

Eurofins TestAmerica, Knoxville

Data File:	\\chromna\Knoxville\ChromData\D3D\20190829-12906.b\580-88125-b-19-c.d				
Injection Date:	29-Aug-2019 22:02:00	Instrument ID:	D3D		
Lims ID:	580-88125-B-19-C	Lab Sample ID:	140-88125-19		
Client ID:	Q2-0to13-101818				
Operator ID:	Xcalibur_System	ALS Bottle#:	0	Worklist Smp#:	13
Injection Vol:	1.0 ul	Dil. Factor:	1.0000		
Method:	PCBs_D3D	Limit Group:	HR - 1668A - ICAL		
Column:	SPB-Octyl (0.25 mm)	Detector	F2(21.81 :35.54)		

PCB-86/87/97/109/119/125, CAS: STL02295

Signal: 1

Processing Integration Results

RT: 32.88
Area: 9433
Amount: 5.209351
Amount Units: pg/ul

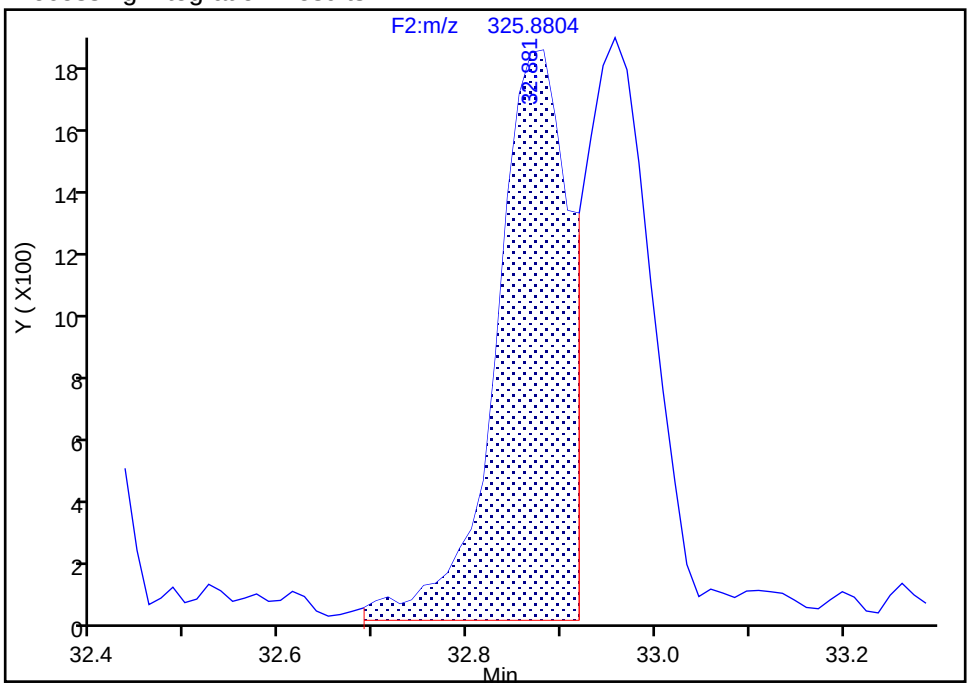

Manual Integration Results

RT: 32.96
Area: 16766
Amount: 9.323358
Amount Units: pg/ul

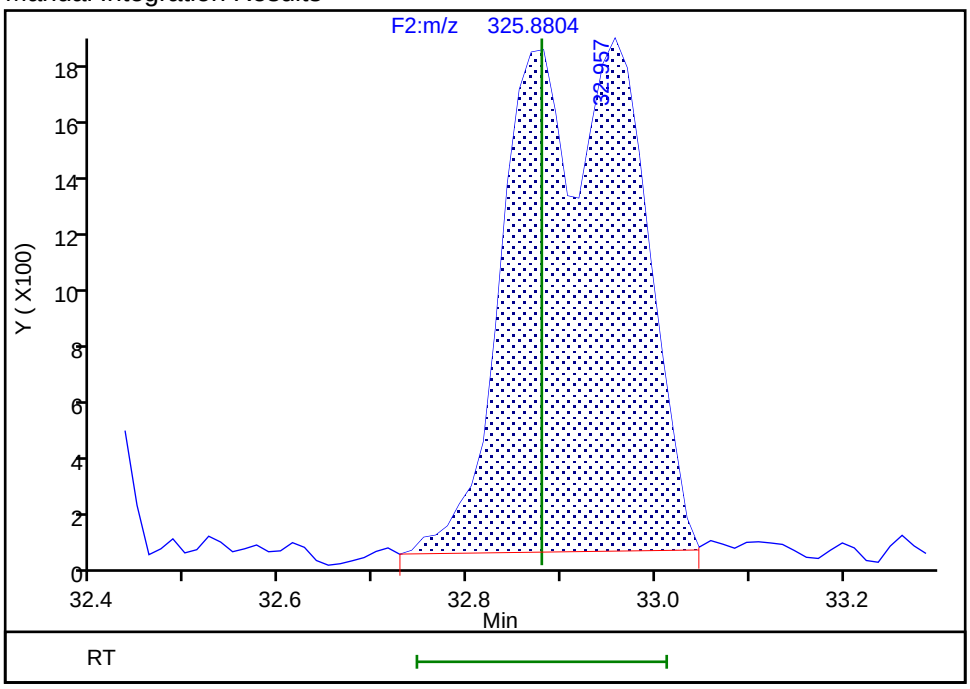

Reviewer: mcwhirterl, 29-Aug-2019 23:31:48

Audit Action: Manually Integrated/Assigned Compound ID Audit Reason: Incomplete Integration

Eurofins TestAmerica, Knoxville

Data File:	\\chromna\Knoxville\ChromData\D3D\20190829-12906.b\580-88125-b-19-c.d		
Injection Date:	29-Aug-2019 22:02:00	Injection Vol:	1.0 ul
Instrument ID:	D3D	Operator ID:	Xcalibur_System
Method:	PCBs_D3D	Limit Group:	HR - 1668A - ICAL
Client ID:	Q2-0to13-101818		
Worklist#:	33136	Sample Line#:	13
Column Type:	SPB-Octyl	Column Dia:	0.25 mm

PePCB F3

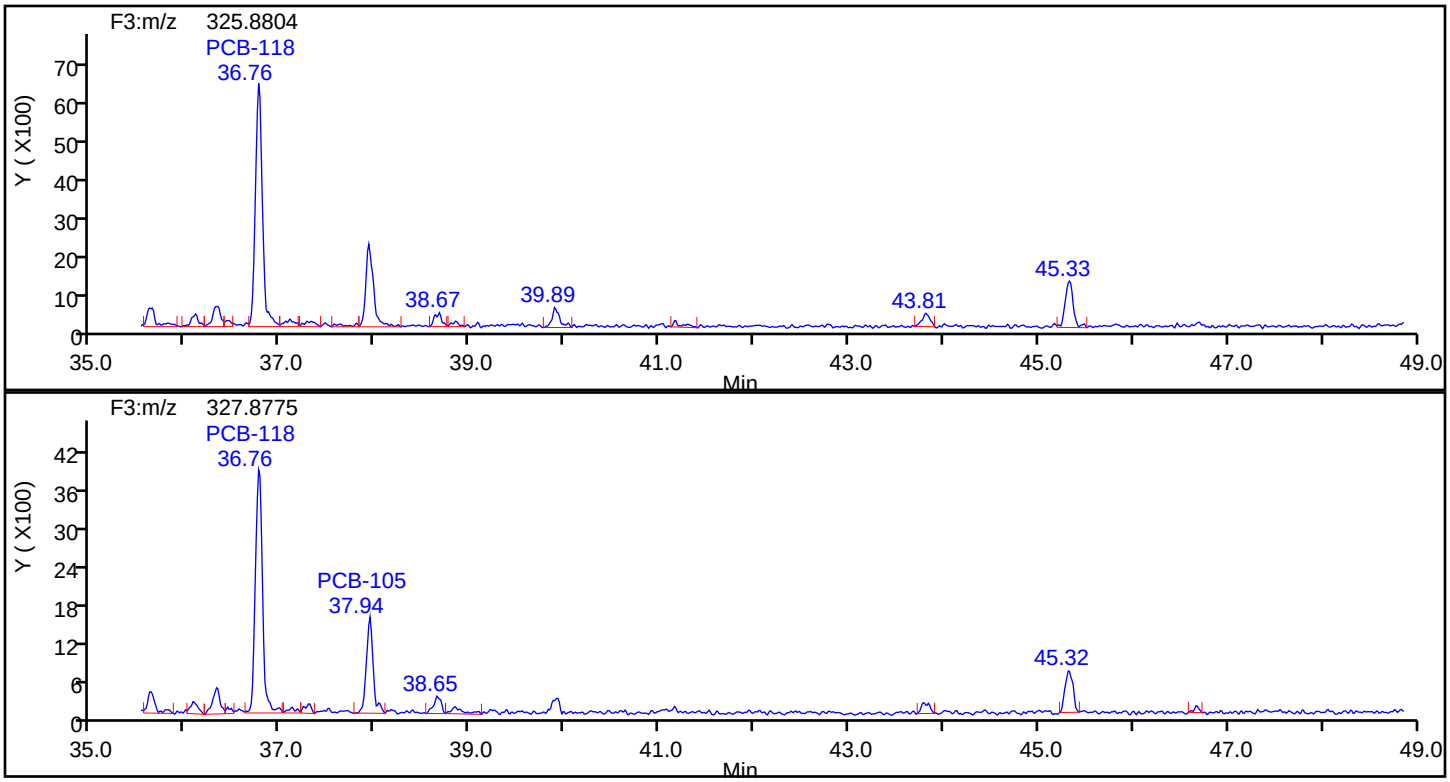

PePCB F3 Standards

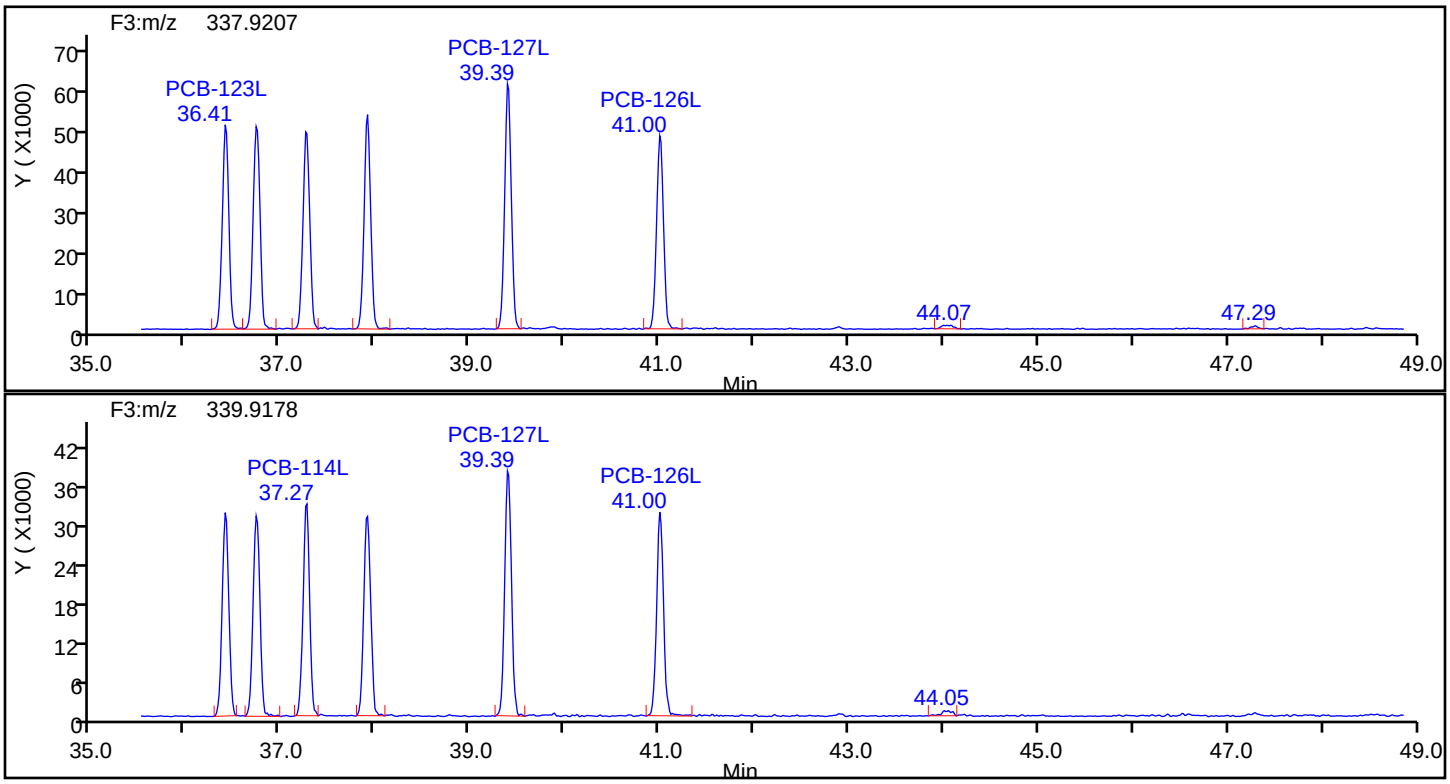

Eurofins TestAmerica, Knoxville

Data File:	\\chromna\Knoxville\ChromData\D3D\20190829-12906.b\580-88125-b-19-c.d		
Injection Date:	29-Aug-2019 22:02:00	Injection Vol:	1.0 ul
Instrument ID:	D3D	Operator ID:	Xcalibur_System
Method:	PCBs_D3D	Limit Group:	HR - 1668A - ICAL
Client ID:	Q2-0to13-101818		
Worklist#:	33136	Sample Line#:	13
Column Type:	SPB-Octyl	Column Dia:	0.25 mm

PePCB F3

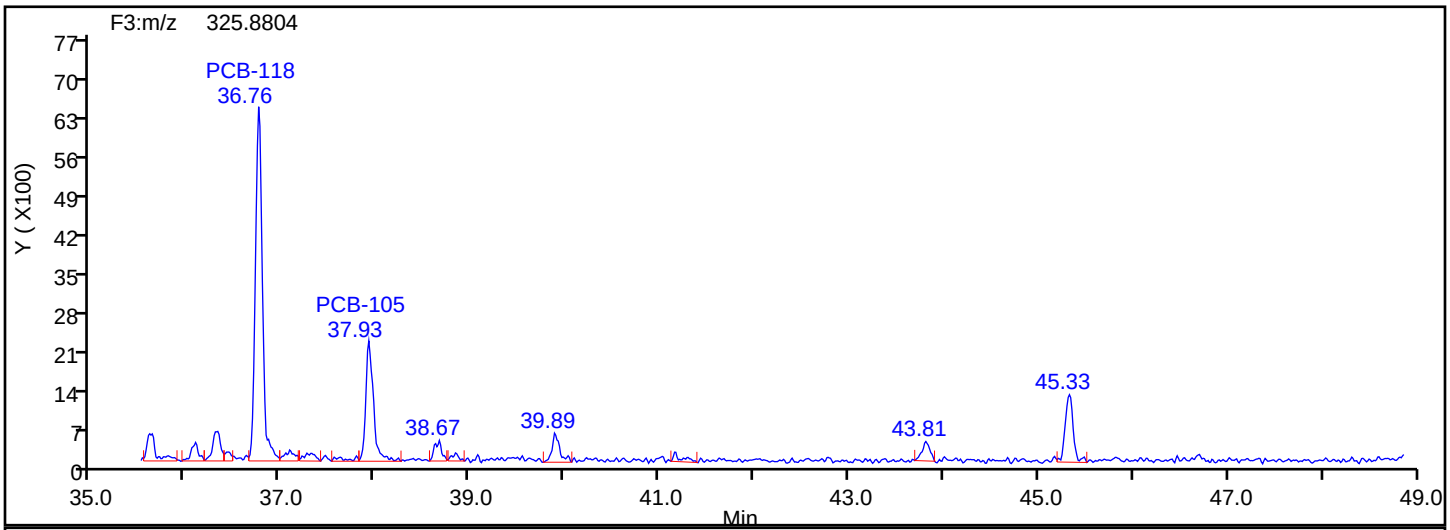

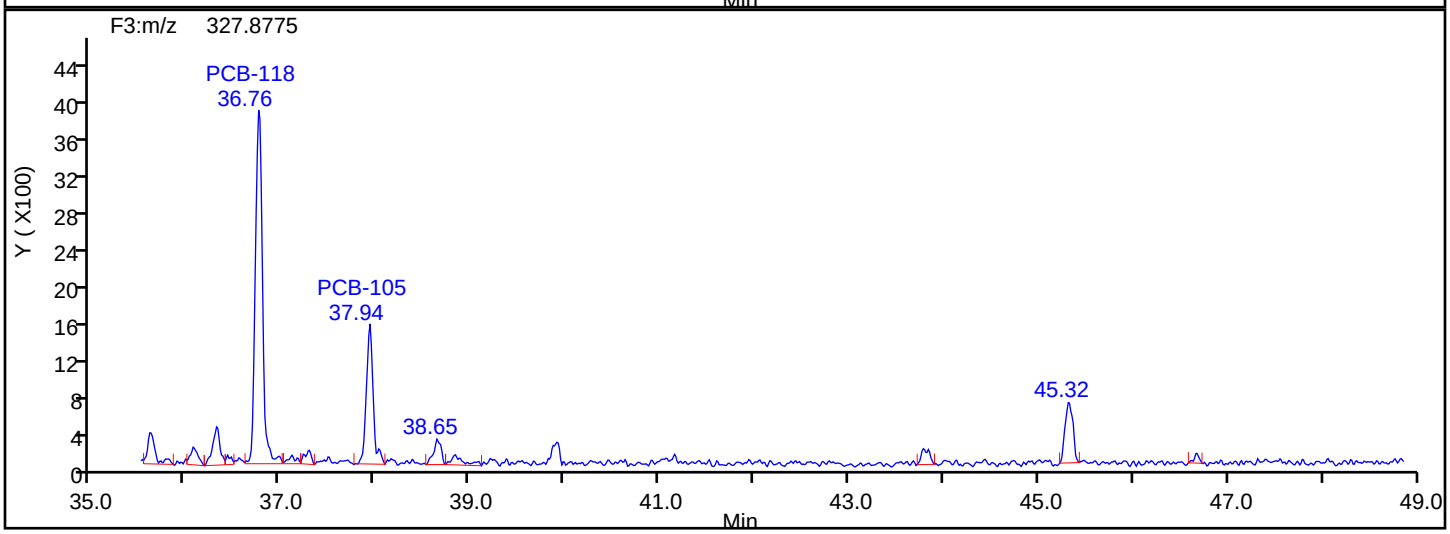

PePCB F3 Lock Mass

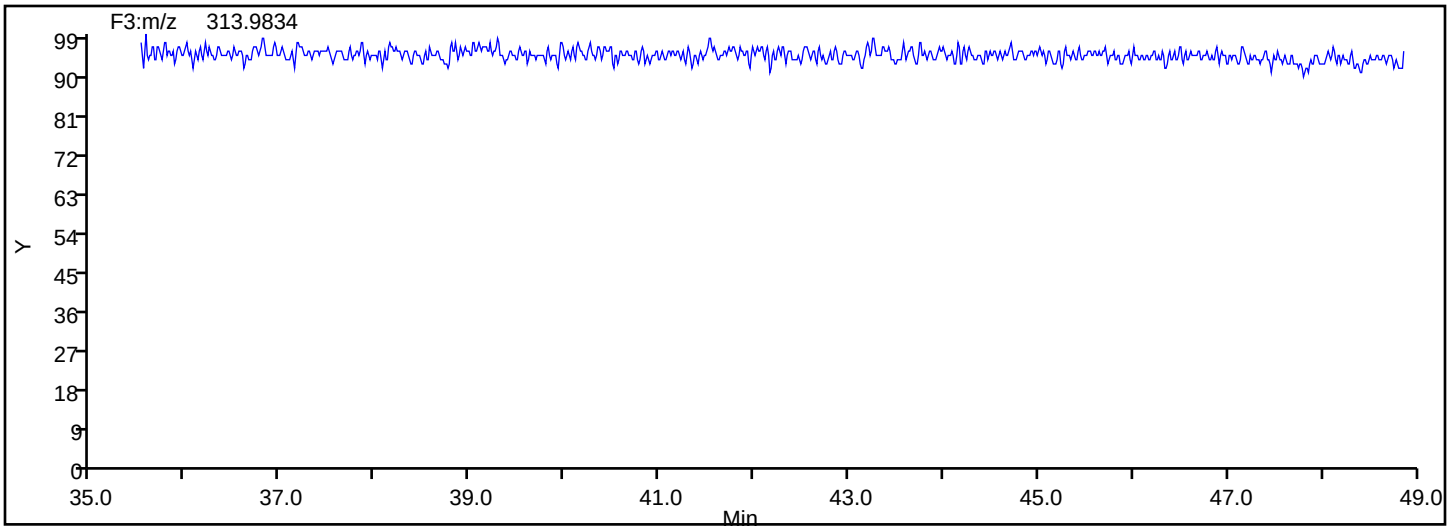

Manual Integration/User Assign Peak Report

Eurofins TestAmerica, Knoxville

Data File:	\\chromna\Knoxville\ChromData\D3D\20190829-12906.b\580-88125-b-19-c.d				
Injection Date:	29-Aug-2019 22:02:00	Instrument ID:	D3D		
Lims ID:	580-88125-B-19-C	Lab Sample ID:	140-88125-19		
Client ID:	Q2-0to13-101818				
Operator ID:	Xcalibur_System	ALS Bottle#:	0	Worklist Smp#:	13
Injection Vol:	1.0 ul	Dil. Factor:	1.0000		
Method:	PCBs_D3D	Limit Group:	HR - 1668A - ICAL		
Column:	SPB-Octyl (0.25 mm)	Detector	F3(35.64 :49.10)		

PCB-107, CAS: 70424-68-9

Signal: 1

Not Detected
Expected RT: 36.34

Processing Integration Results

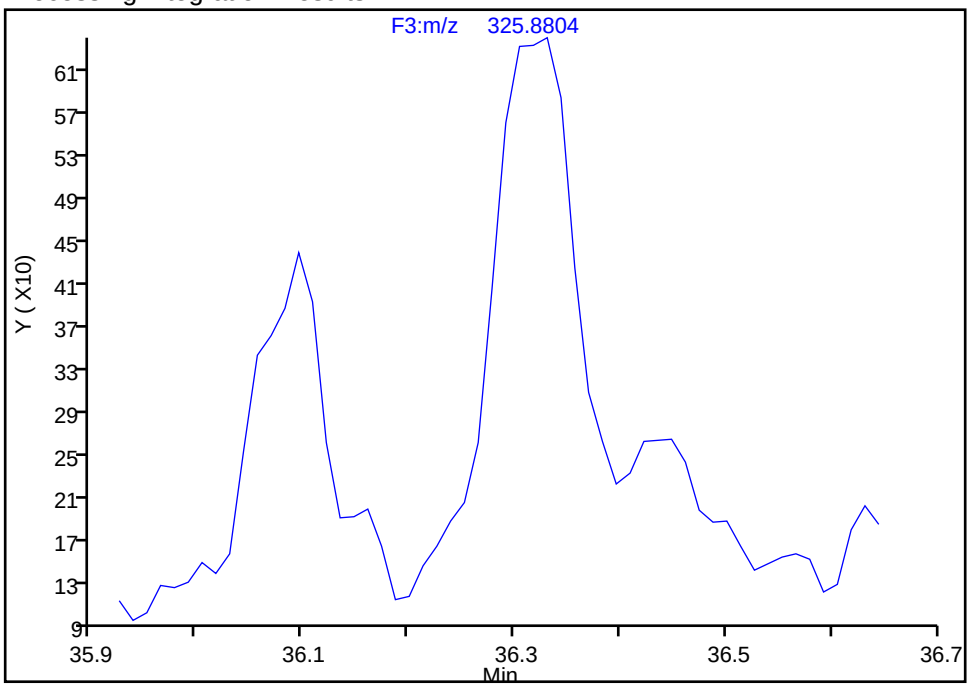

Manual Integration Results

RT: 36.33
Area: 3123
Amount: 0.966017
Amount Units: pg/ul

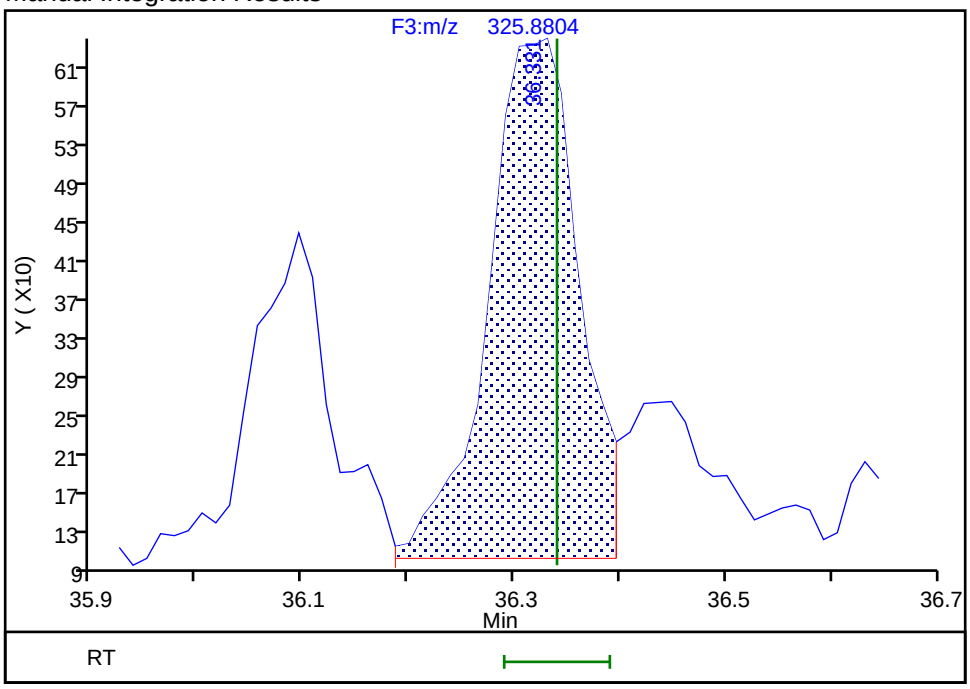

Reviewer: mcwhirterl, 29-Aug-2019 23:32:36
Audit Action: Manually Integrated/Assigned Compound ID Audit Reason: Split Peak

Manual Integration/User Assign Peak Report

Eurofins TestAmerica, Knoxville

Data File:	\\chromna\Knoxville\ChromData\D3D\20190829-12906.b\580-88125-b-19-c.d				
Injection Date:	29-Aug-2019 22:02:00	Instrument ID:	D3D		
Lims ID:	580-88125-B-19-C	Lab Sample ID:	140-88125-19		
Client ID:	Q2-0to13-101818				
Operator ID:	Xcalibur_System	ALS Bottle#:	0	Worklist Smp#:	13
Injection Vol:	1.0 ul	Dil. Factor:	1.0000		
Method:	PCBs_D3D	Limit Group:	HR - 1668A - ICAL		
Column:	SPB-Octyl (0.25 mm)	Detector	F3(35.64 :49.10)		

PCB-123, CAS: 65510-44-3

Signal: 1

Not Detected
Expected RT: 36.46

Processing Integration Results

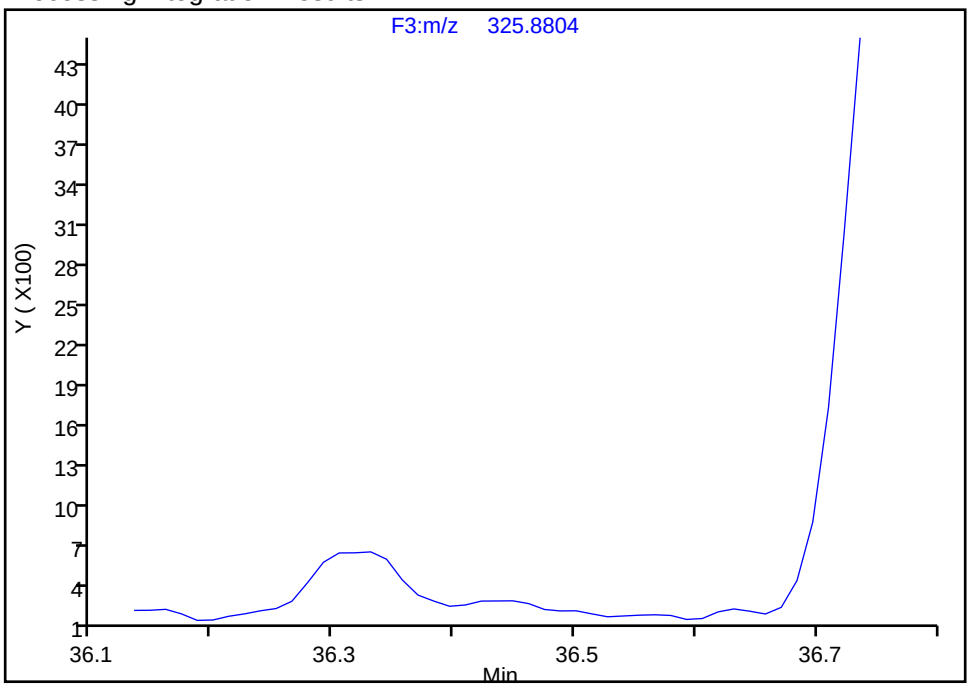

Manual Integration Results

RT: 36.45
Area: 733
Amount: 0.204039
Amount Units: pg/ul

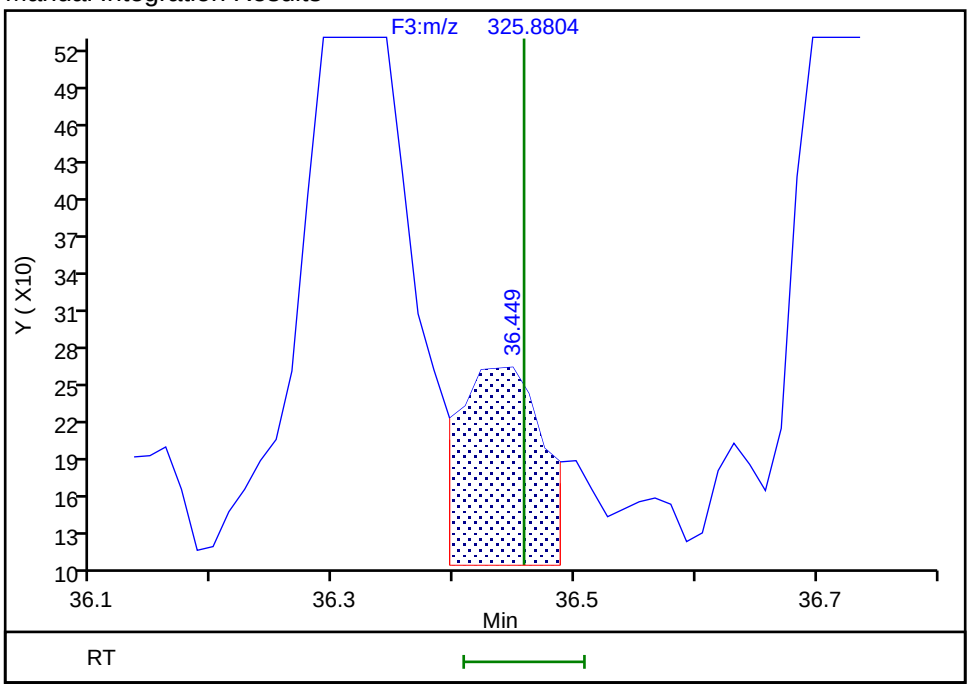

Reviewer: mcwhirterl, 29-Aug-2019 23:32:40
Audit Action: Manually Integrated/Assigned Compound ID Audit Reason: Split Peak

Manual Integration/User Assign Peak Report

Eurofins TestAmerica, Knoxville

Data File:	\\chromna\Knoxville\ChromData\D3D\20190829-12906.b\580-88125-b-19-c.d				
Injection Date:	29-Aug-2019 22:02:00	Instrument ID:	D3D		
Lims ID:	580-88125-B-19-C	Lab Sample ID:	140-88125-19		
Client ID:	Q2-0to13-101818				
Operator ID:	Xcalibur_System	ALS Bottle#:	0	Worklist Smp#:	13
Injection Vol:	1.0 ul	Dil. Factor:	1.0000		
Method:	PCBs_D3D	Limit Group:	HR - 1668A - ICAL		
Column:	SPB-Octyl (0.25 mm)	Detector	F3(35.64 :49.10)		

PCB-105, CAS: 32598-14-4

Signal: 2

Processing Integration Results

RT: 37.94
Area: 7534
Amount: 3.786317
Amount Units: pg/ul

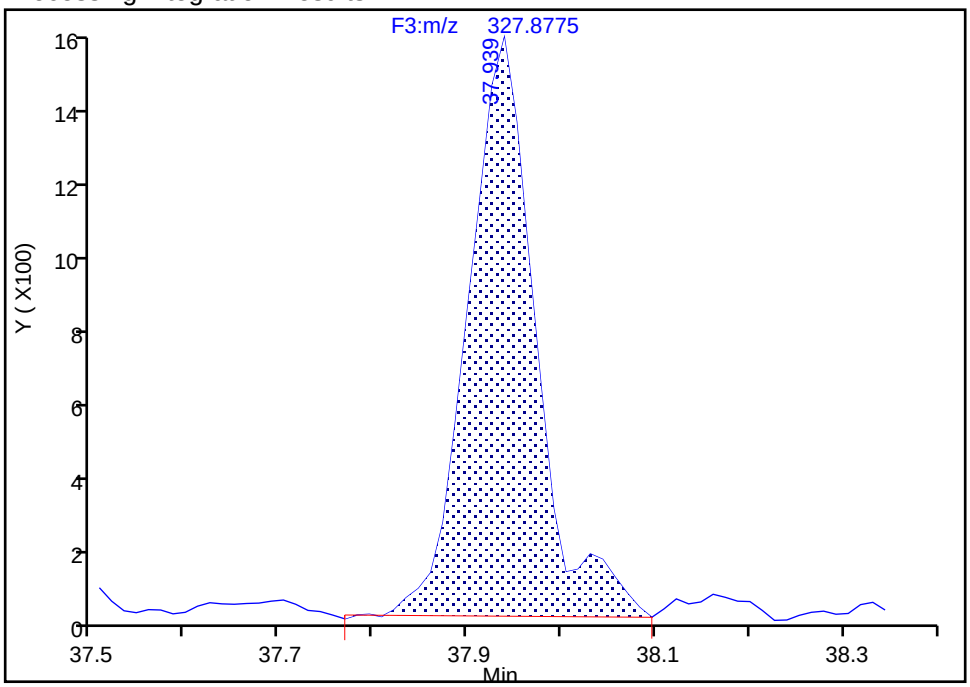

Manual Integration Results

RT: 37.94
Area: 7534
Amount: 3.651832
Amount Units: pg/ul

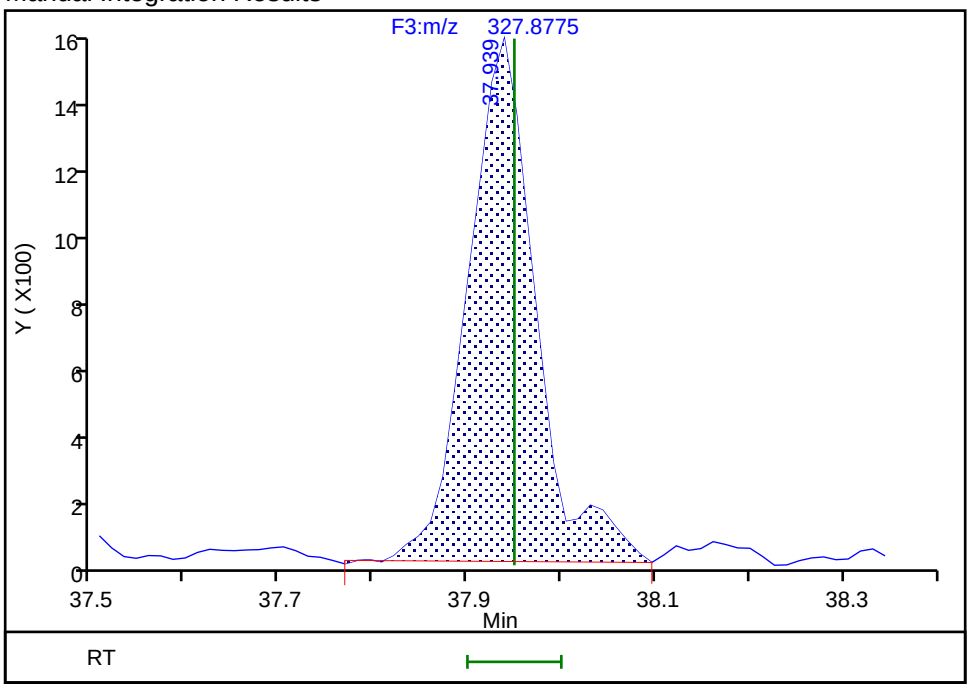

Reviewer: mcwhirterl, 29-Aug-2019 23:32:51

Audit Action: Marked Compound Undetected Audit Reason: Invalid Compound ID

Manual Integration/User Assign Peak Report

Eurofins TestAmerica, Knoxville

Data File:	\\chromna\Knoxville\ChromData\D3D\20190829-12906.b\580-88125-b-19-c.d				
Injection Date:	29-Aug-2019 22:02:00	Instrument ID:	D3D		
Lims ID:	580-88125-B-19-C	Lab Sample ID:	140-88125-19		
Client ID:	Q2-0to13-101818				
Operator ID:	Xcalibur_System	ALS Bottle#:	0	Worklist Smp#:	13
Injection Vol:	1.0 ul	Dil. Factor:	1.0000		
Method:	PCBs_D3D	Limit Group:	HR - 1668A - ICAL		
Column:	SPB-Octyl (0.25 mm)	Detector	F3(35.64 :49.10)		

PCB-105, CAS: 32598-14-4

Signal: 3

Processing Integration Results

RT: 37.93
Area: 20440
Amount: 3.786317
Amount Units: pg/ul

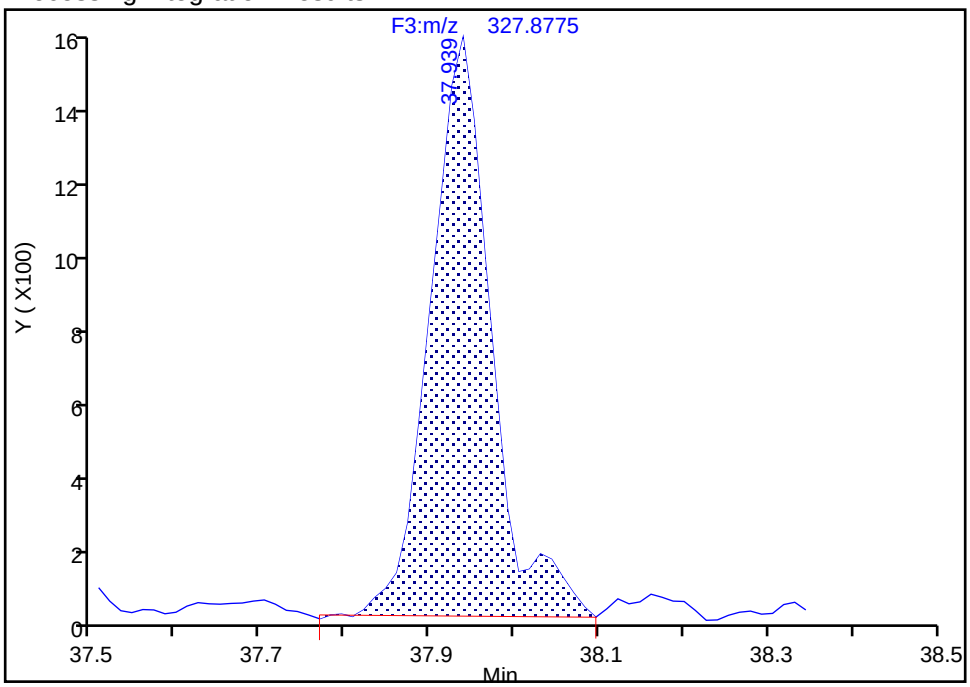

Manual Integration Results

RT: 37.93
Area: 19714
Amount: 3.651832
Amount Units: pg/ul
Reviewer: mcwhirterl, 29-Aug-2019 23:32:51
Audit Action: Marked Compound Undetected Audit Reason: Invalid Compound ID

Manual Integration/User Assign Peak Report

Eurofins TestAmerica, Knoxville

Data File:	\\chromna\Knoxville\ChromData\D3D\20190829-12906.b\580-88125-b-19-c.d				
Injection Date:	29-Aug-2019 22:02:00	Instrument ID:	D3D		
Lims ID:	580-88125-B-19-C	Lab Sample ID:	140-88125-19		
Client ID:	Q2-0to13-101818				
Operator ID:	Xcalibur_System	ALS Bottle#:	0	Worklist Smp#:	13
Injection Vol:	1.0 ul	Dil. Factor:	1.0000		
Method:	PCBs_D3D	Limit Group:	HR - 1668A - ICAL		
Column:	SPB-Octyl (0.25 mm)	Detector	F3(35.64 :49.10)		

PCB-105, CAS: 32598-14-4

Signal: 1

Processing Integration Results

RT: 37.93
Area: 12906
Amount: 3.786317
Amount Units: pg/ul

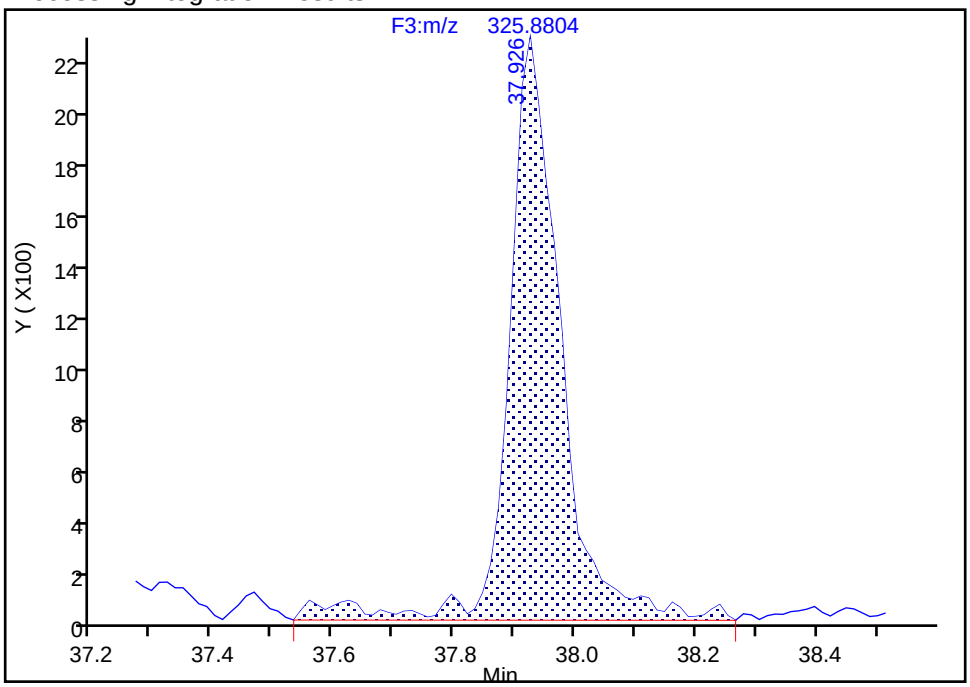

Manual Integration Results

RT: 37.93
Area: 12180
Amount: 3.651832
Amount Units: pg/ul

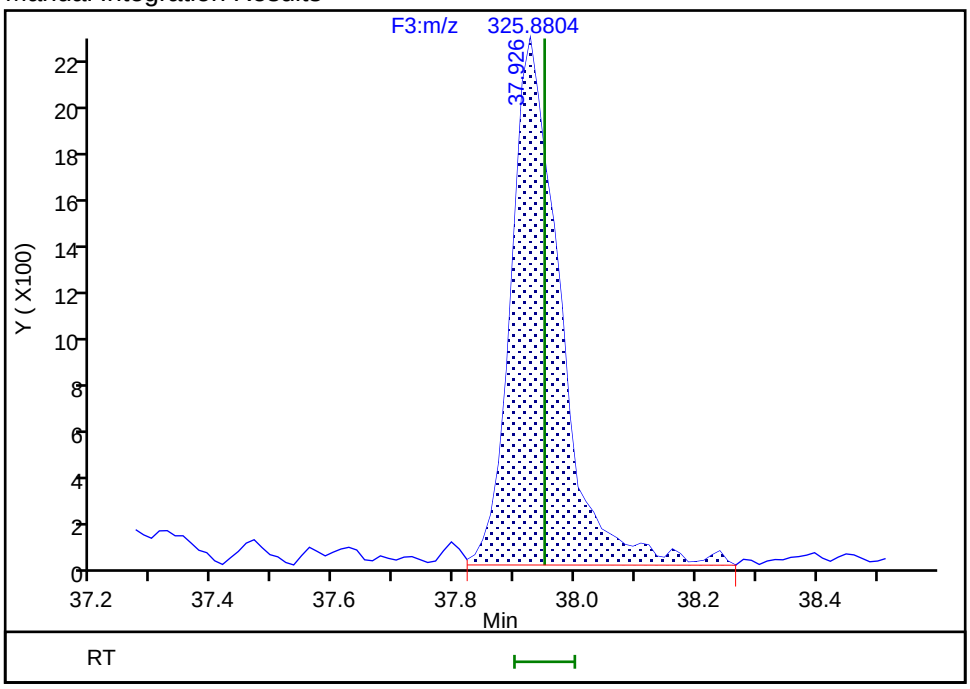

Reviewer: mcwhirterl, 29-Aug-2019 23:32:53
Audit Action: Manually Integrated/Assigned Compound ID Audit Reason: Split Peak

Eurofins TestAmerica, Knoxville

Data File:	\\chromna\Knoxville\ChromData\D3D\20190829-12906.b\580-88125-b-19-c.d		
Injection Date:	29-Aug-2019 22:02:00	Injection Vol:	1.0 ul
Instrument ID:	D3D	Operator ID:	Xcalibur_System
Method:	PCBs_D3D	Limit Group:	HR - 1668A - ICAL
Client ID:	Q2-0to13-101818		
Worklist#:	33136	Sample Line#:	13
Column Type:	SPB-Octyl	Column Dia:	0.25 mm

HxPCB F2

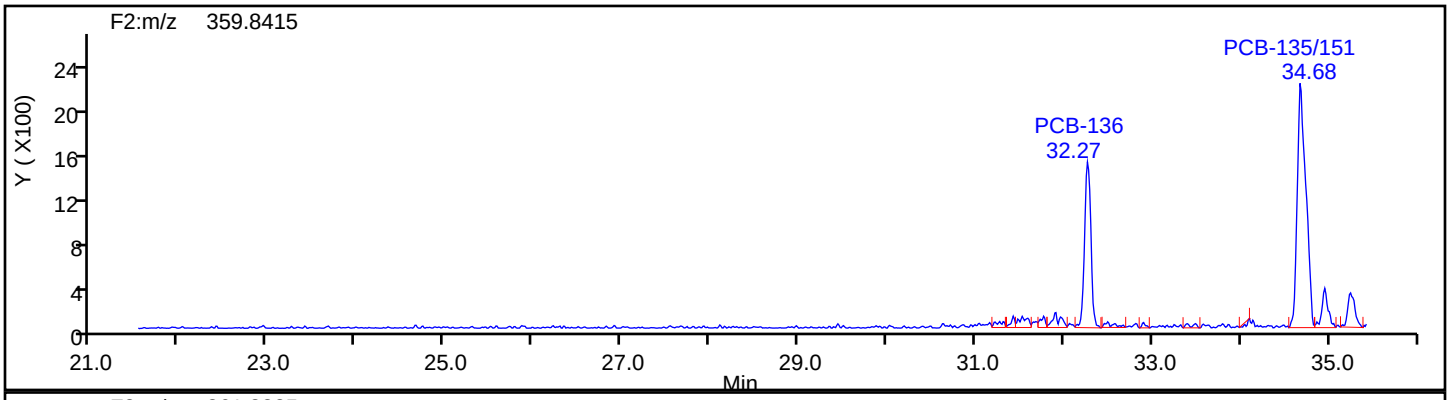

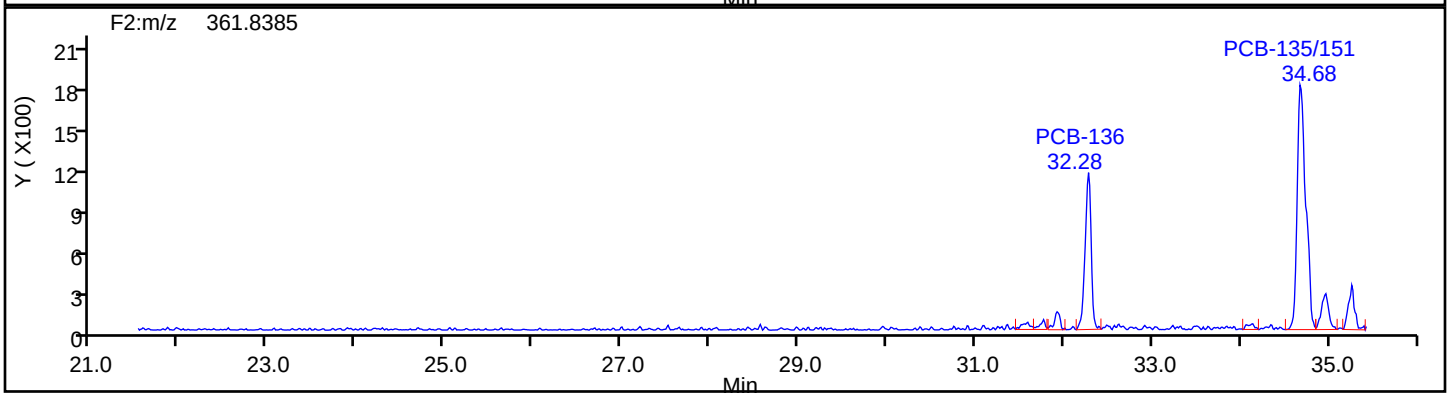

HxPCB F2 Standards

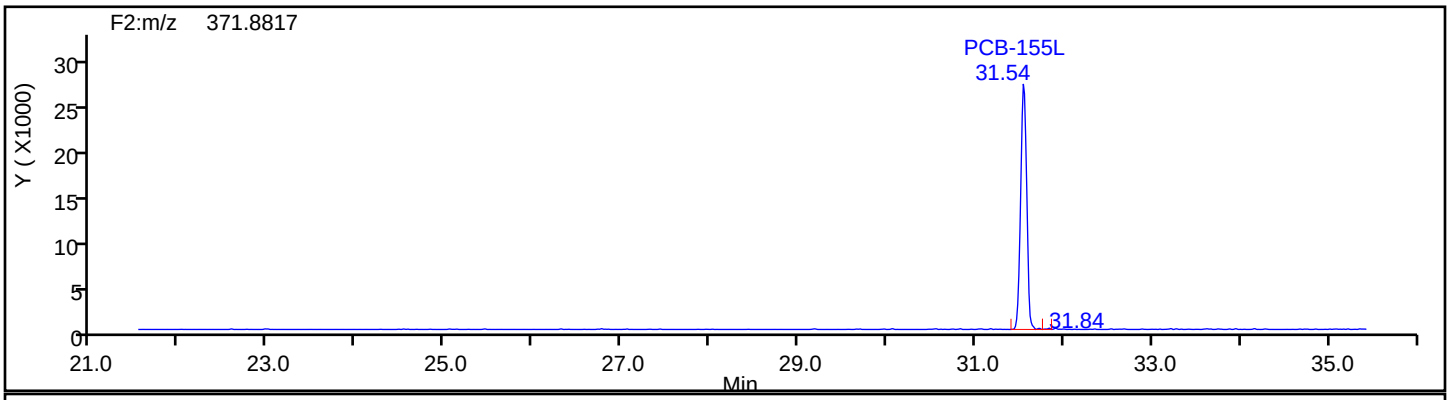

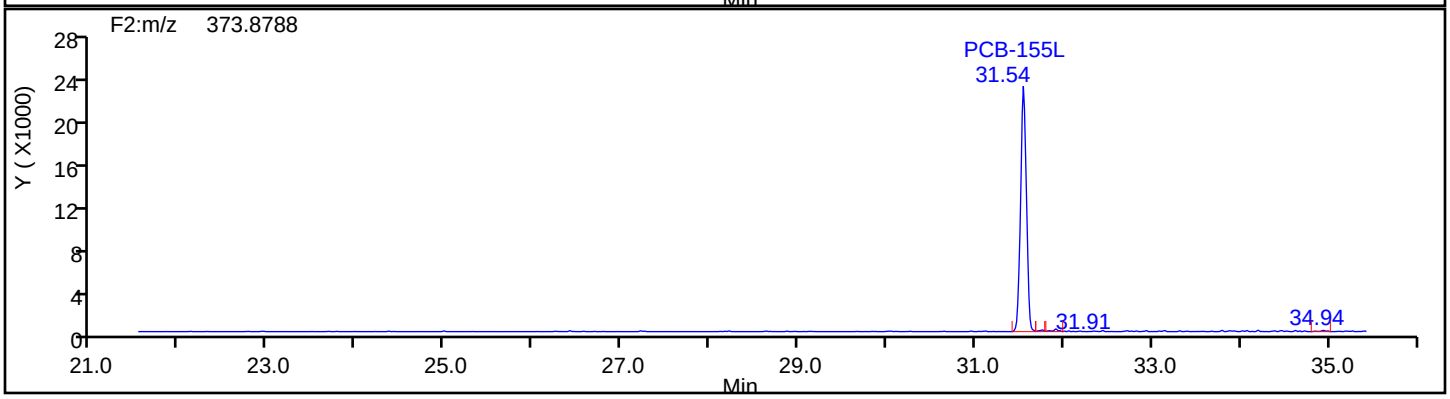

Eurofins TestAmerica, Knoxville

Data File:	\\chromna\Knoxville\ChromData\D3D\20190829-12906.b\580-88125-b-19-c.d		
Injection Date:	29-Aug-2019 22:02:00	Injection Vol:	1.0 ul
Instrument ID:	D3D	Operator ID:	Xcalibur_System
Method:	PCBs_D3D	Limit Group:	HR - 1668A - ICAL
Client ID:	Q2-0to13-101818		
Worklist#:	33136	Sample Line#:	13
Column Type:	SPB-Octyl	Column Dia:	0.25 mm

HxPCB F2

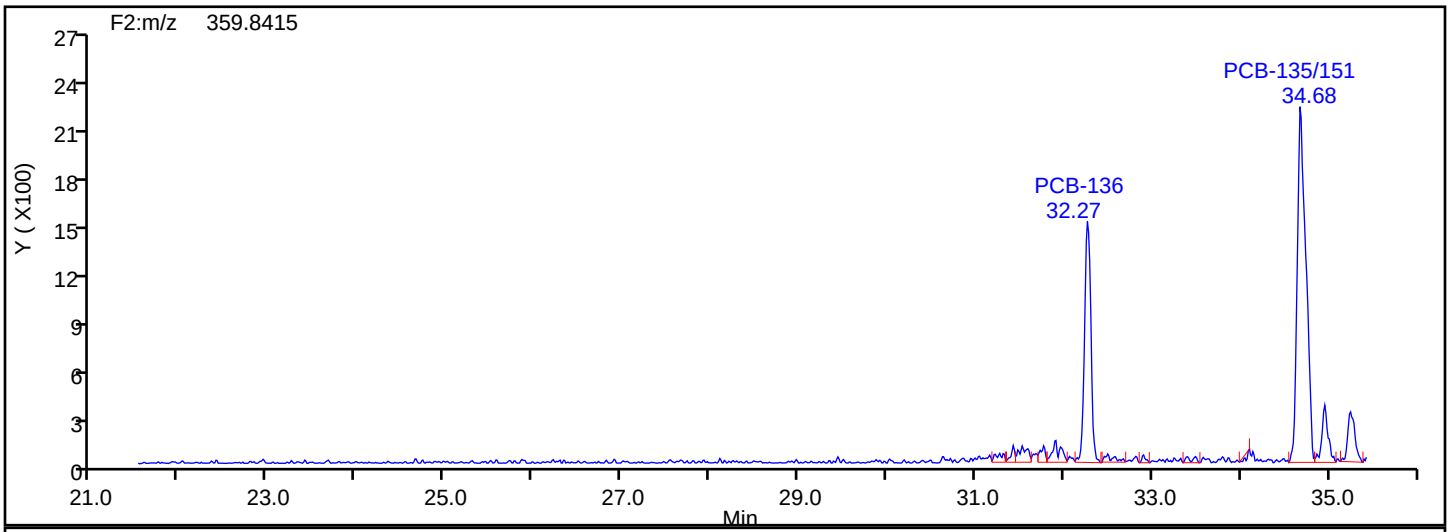

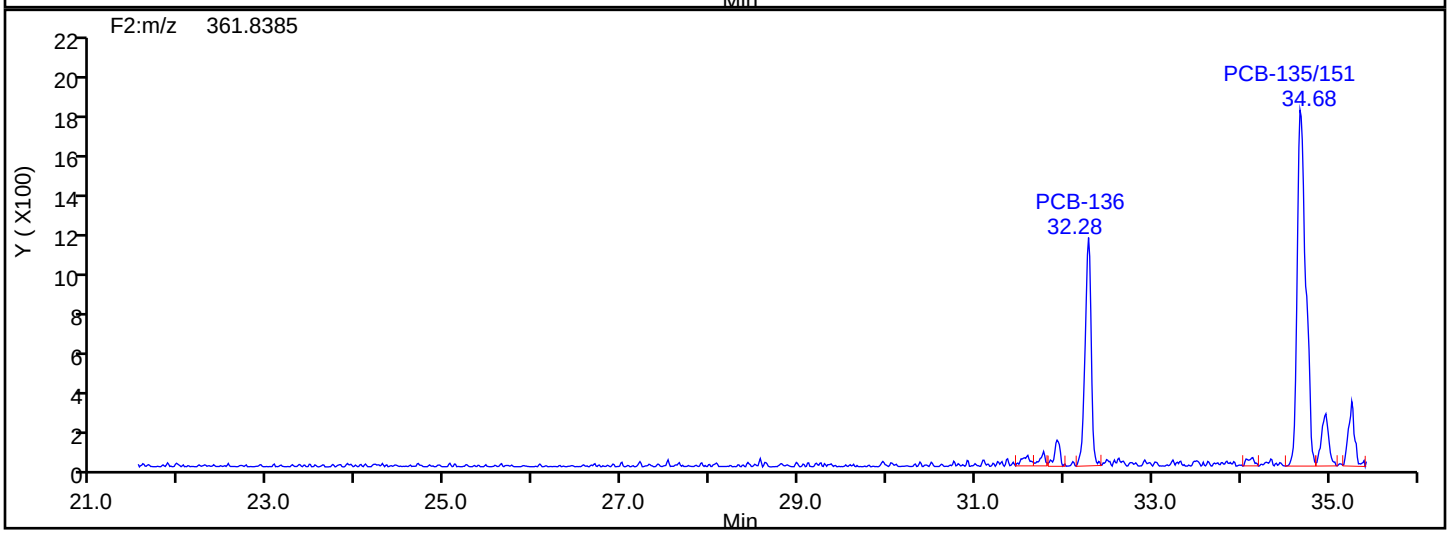

HxPCB F2 Lock Mass

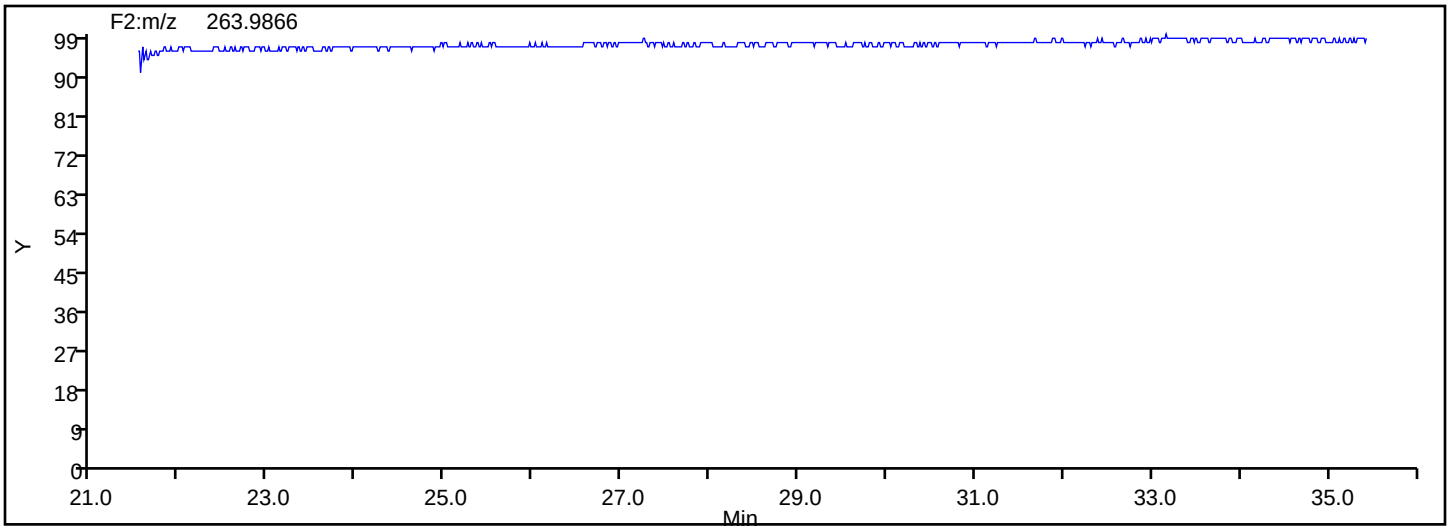

Eurofins TestAmerica, Knoxville

Data File:	\\chromna\Knoxville\ChromData\D3D\20190829-12906.b\580-88125-b-19-c.d		
Injection Date:	29-Aug-2019 22:02:00	Injection Vol:	1.0 ul
Instrument ID:	D3D	Operator ID:	Xcalibur_System
Method:	PCBs_D3D	Limit Group:	HR - 1668A - ICAL
Client ID:	Q2-0to13-101818		
Worklist#:	33136	Sample Line#:	13
Column Type:	SPB-Octyl	Column Dia:	0.25 mm

HxPCB F3

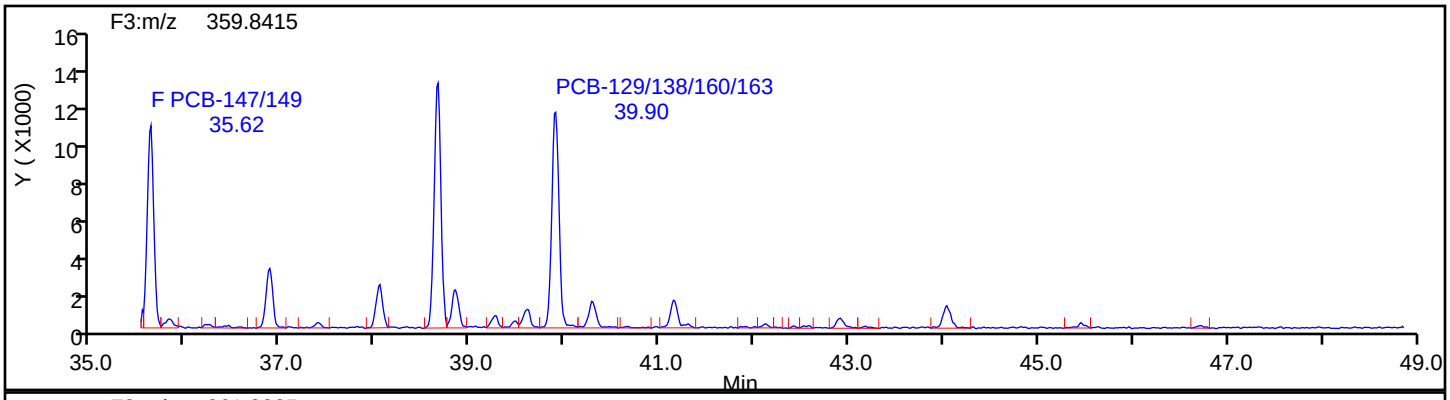

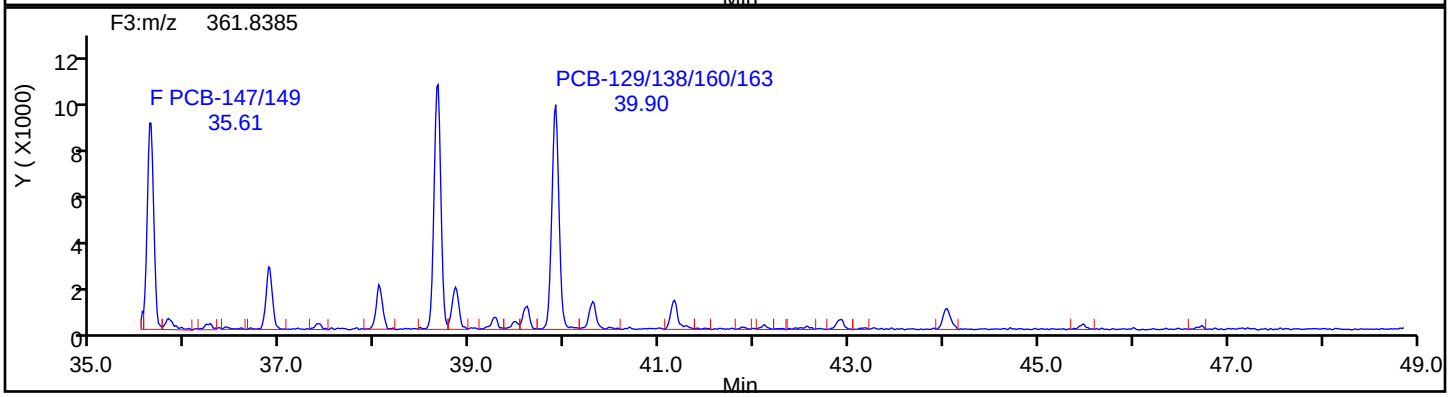

HxPCB F3 Standards

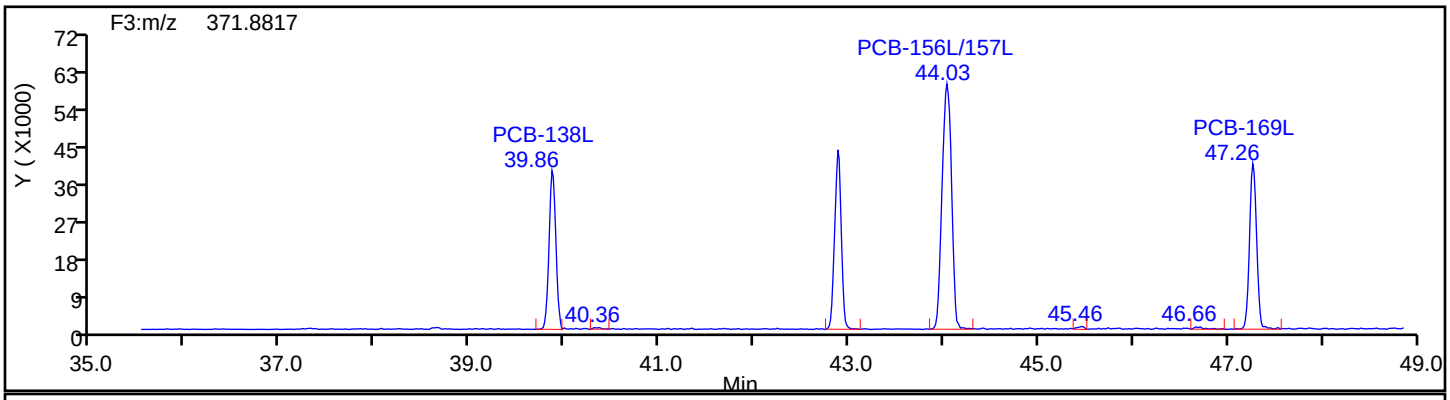

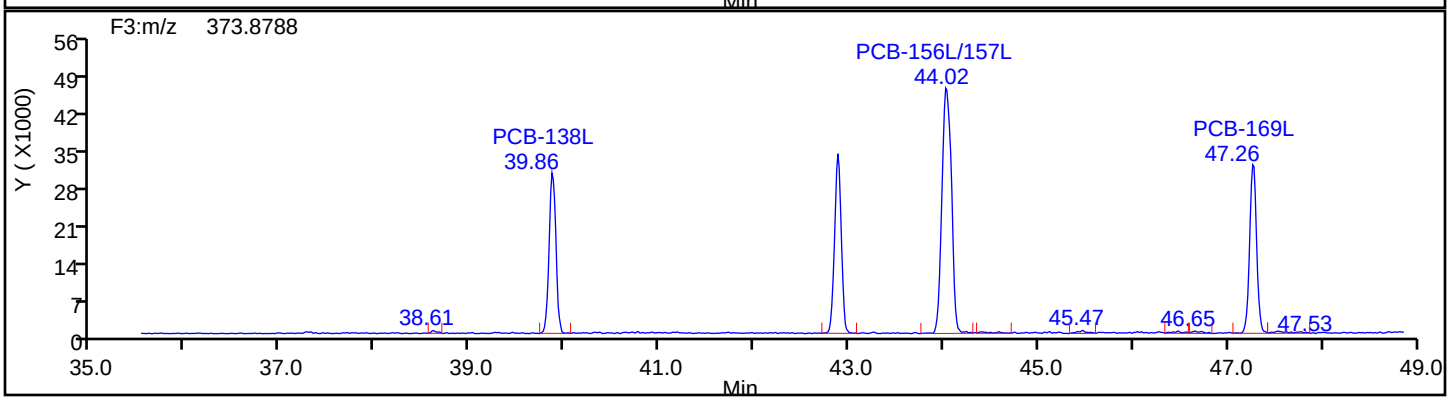

Eurofins TestAmerica, Knoxville

Data File:	\\chromna\Knoxville\ChromData\D3D\20190829-12906.b\580-88125-b-19-c.d		
Injection Date:	29-Aug-2019 22:02:00	Injection Vol:	1.0 ul
Instrument ID:	D3D	Operator ID:	Xcalibur_System
Method:	PCBs_D3D	Limit Group:	HR - 1668A - ICAL
Client ID:	Q2-0to13-101818		
Worklist#:	33136	Sample Line#:	13
Column Type:	SPB-Octyl	Column Dia:	0.25 mm

HxPCB F3

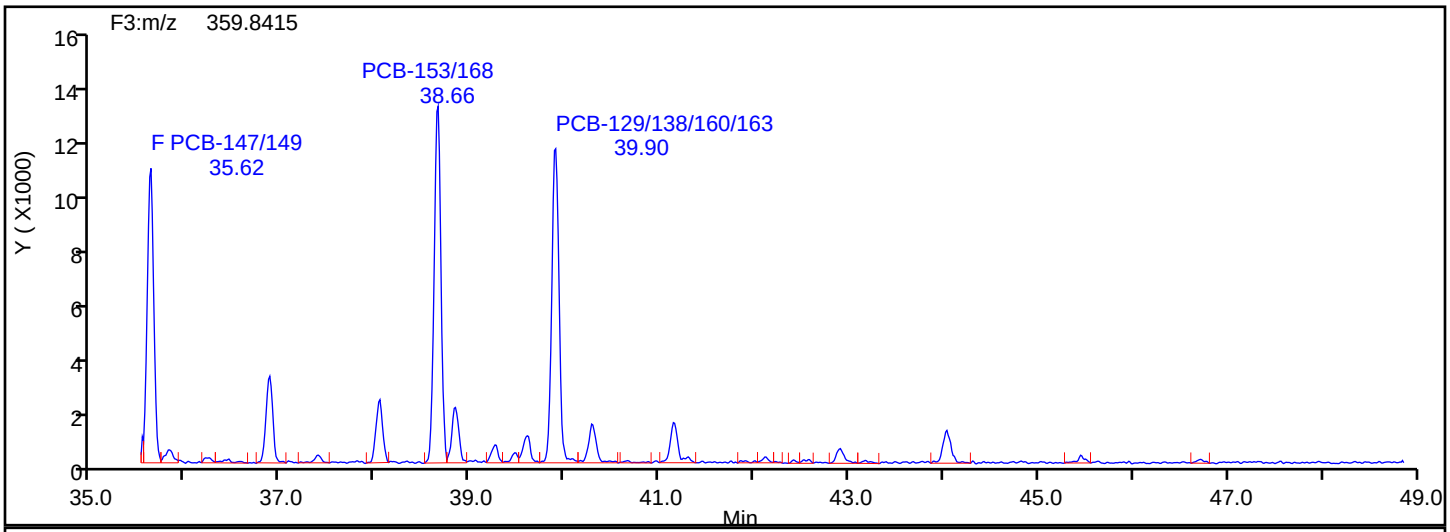

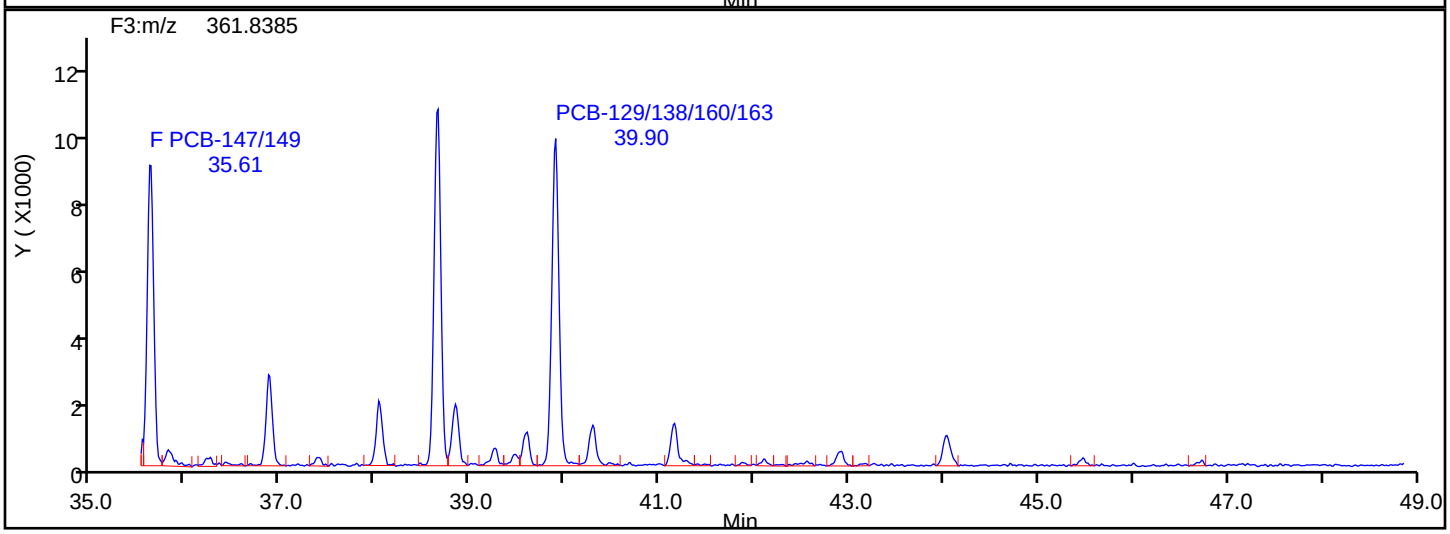

HxPCB F3 Lock Mass

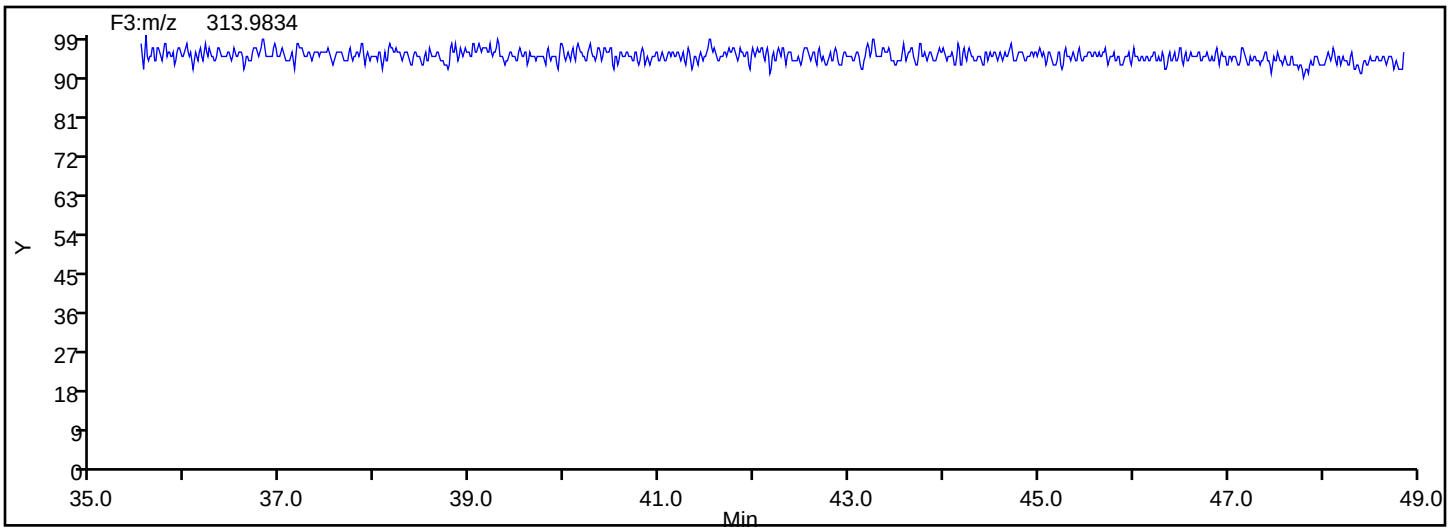

Manual Integration/User Assign Peak Report

Eurofins TestAmerica, Knoxville

Data File:	\\chromna\Knoxville\ChromData\D3D\20190829-12906.b\580-88125-b-19-c.d				
Injection Date:	29-Aug-2019 22:02:00	Instrument ID:	D3D		
Lims ID:	580-88125-B-19-C	Lab Sample ID:	140-88125-19		
Client ID:	Q2-0to13-101818				
Operator ID:	Xcalibur_System	ALS Bottle#:	0	Worklist Smp#:	13
Injection Vol:	1.0 ul	Dil. Factor:	1.0000		
Method:	PCBs_D3D	Limit Group:	HR - 1668A - ICAL		
Column:	SPB-Octyl (0.25 mm)	Detector	F3(35.64 :49.10)		

PCB-134/143, CAS: STL01818

Signal: 1

Not Detected
Expected RT: 35.93

Processing Integration Results

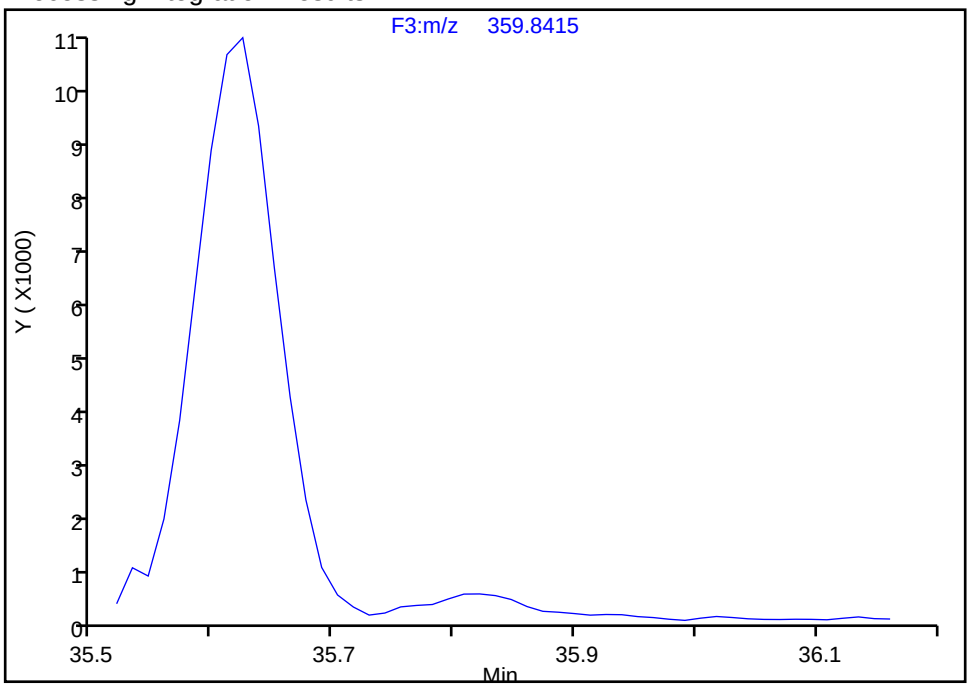

Manual Integration Results

RT: 35.82
Area: 2920
Amount: 1.869890
Amount Units: pg/ul

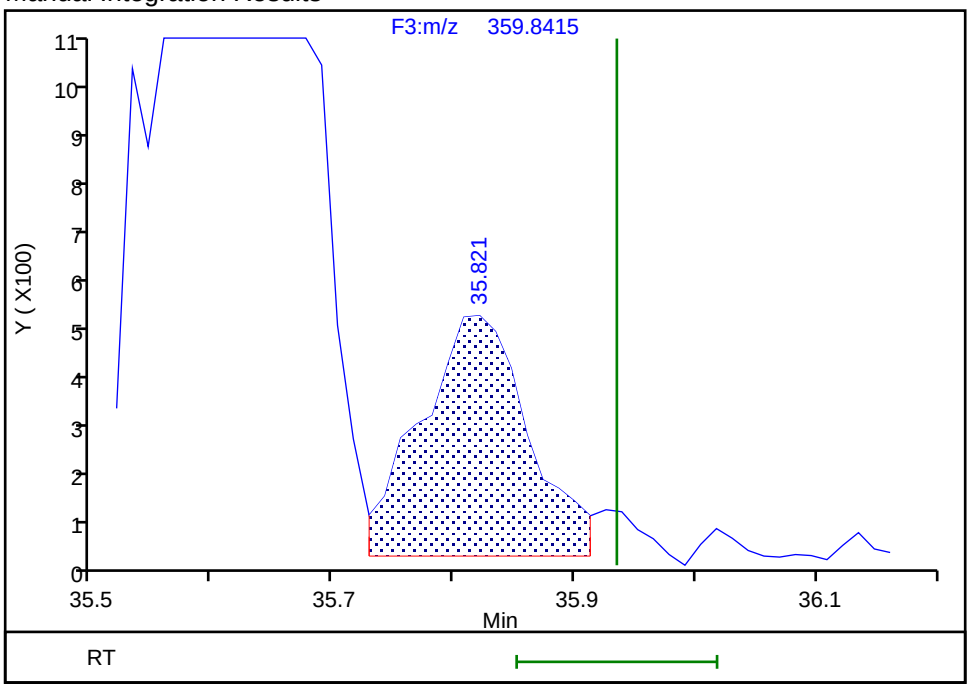

Reviewer: mcwhirterl, 29-Aug-2019 23:33:24
Audit Action: Assigned Compound ID Audit Reason: Split Peak

Manual Integration/User Assign Peak Report

Eurofins TestAmerica, Knoxville

Data File:	\\chromna\Knoxville\ChromData\D3D\20190829-12906.b\580-88125-b-19-c.d				
Injection Date:	29-Aug-2019 22:02:00	Instrument ID:	D3D		
Lims ID:	580-88125-B-19-C	Lab Sample ID:	140-88125-19		
Client ID:	Q2-0to13-101818				
Operator ID:	Xcalibur_System	ALS Bottle#:	0	Worklist Smp#:	13
Injection Vol:	1.0 ul	Dil. Factor:	1.0000		
Method:	PCBs_D3D	Limit Group:	HR - 1668A - ICAL		
Column:	SPB-Octyl (0.25 mm)	Detector	F3(35.64 :49.10)		

PCB-128/166, CAS: STL01816

Signal: 2

Processing Integration Results

RT: 41.16
Area: 7068
Amount: 3.566020
Amount Units: pg/ul

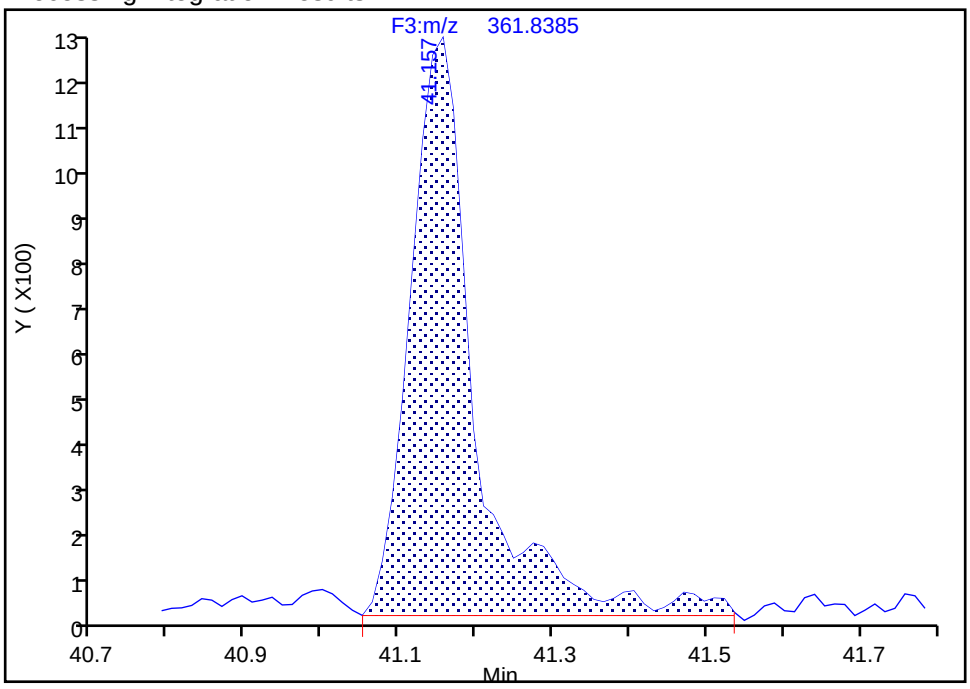

Manual Integration Results

RT: 41.16
Area: 6737
Amount: 3.700925
Amount Units: pg/ul

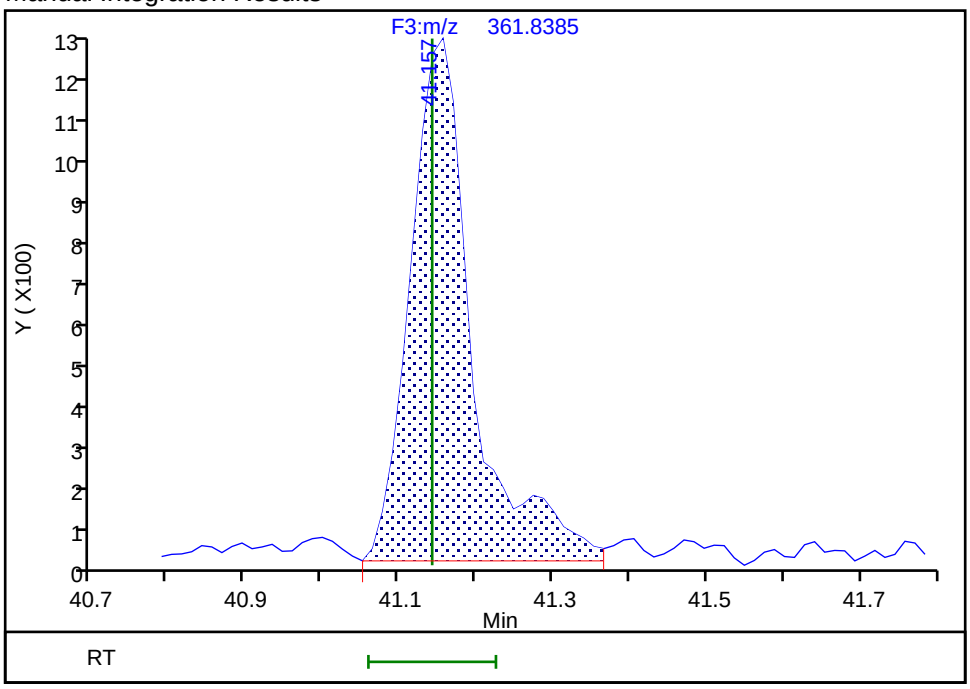

Reviewer: mcwhirterl, 29-Aug-2019 23:34:12

Audit Action: Marked Compound Undetected Audit Reason: Invalid Compound ID

Manual Integration/User Assign Peak Report

Eurofins TestAmerica, Knoxville

Data File:	\\chromna\Knoxville\ChromData\D3D\20190829-12906.b\580-88125-b-19-c.d				
Injection Date:	29-Aug-2019 22:02:00	Instrument ID:	D3D		
Lims ID:	580-88125-B-19-C	Lab Sample ID:	140-88125-19		
Client ID:	Q2-0to13-101818				
Operator ID:	Xcalibur_System	ALS Bottle#:	0	Worklist Smp#:	13
Injection Vol:	1.0 ul	Dil. Factor:	1.0000		
Method:	PCBs_D3D	Limit Group:	HR - 1668A - ICAL		
Column:	SPB-Octyl (0.25 mm)	Detector	F3(35.64 :49.10)		

PCB-128/166, CAS: STL01816

Signal: 3

Processing Integration Results

RT: 41.14
Area: 14935
Amount: 3.566020
Amount Units: pg/ul

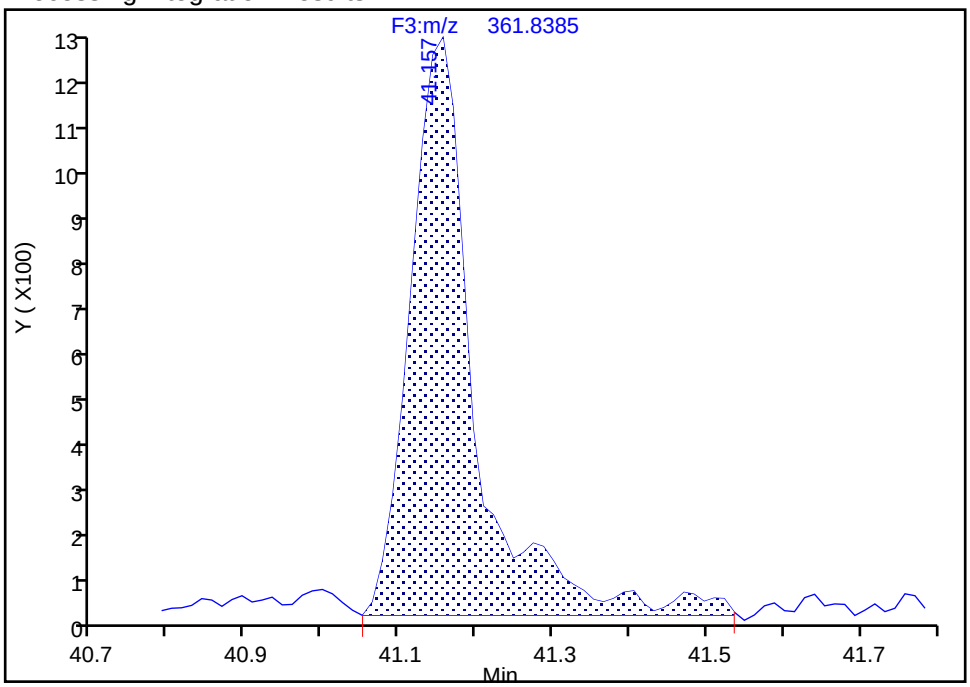

Manual Integration Results

RT: 41.14
Area: 15500
Amount: 3.700925
Amount Units: pg/ul
Reviewer: mcwhirterl, 29-Aug-2019 23:34:12
Audit Action: Marked Compound Undetected Audit Reason: Invalid Compound ID

Manual Integration/User Assign Peak Report

Eurofins TestAmerica, Knoxville

Data File:	\\chromna\Knoxville\ChromData\D3D\20190829-12906.b\580-88125-b-19-c.d				
Injection Date:	29-Aug-2019 22:02:00	Instrument ID:	D3D		
Lims ID:	580-88125-B-19-C	Lab Sample ID:	140-88125-19		
Client ID:	Q2-0to13-101818				
Operator ID:	Xcalibur_System	ALS Bottle#:	0	Worklist Smp#:	13
Injection Vol:	1.0 ul	Dil. Factor:	1.0000		
Method:	PCBs_D3D	Limit Group:	HR - 1668A - ICAL		
Column:	SPB-Octyl (0.25 mm)	Detector	F3(35.64 :49.10)		

PCB-128/166, CAS: STL01816

Signal: 1

Processing Integration Results

RT: 41.14
Area: 7867
Amount: 3.566020
Amount Units: pg/ul

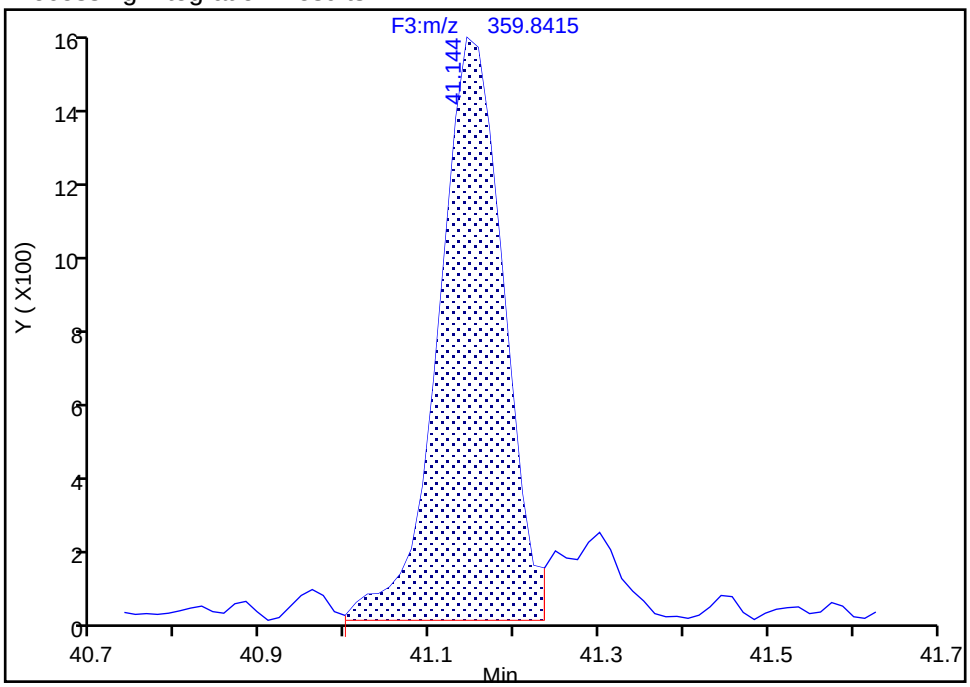

Manual Integration Results

RT: 41.14
Area: 8763
Amount: 3.700925
Amount Units: pg/ul

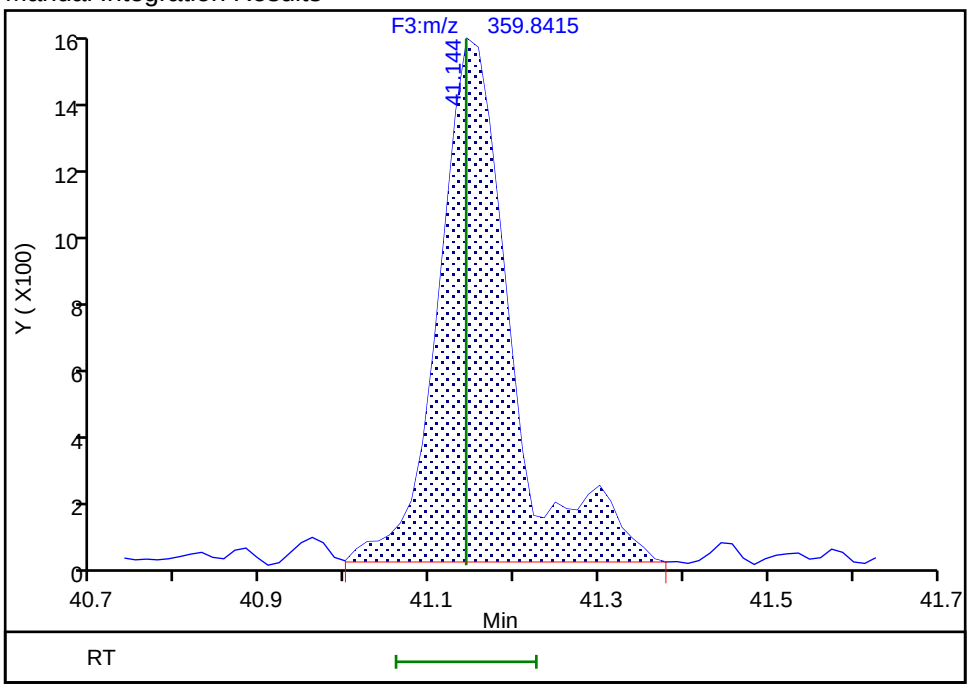

Reviewer: mcwhirterl, 29-Aug-2019 23:34:14

Audit Action: Manually Integrated/Assigned Compound ID Audit Reason: Split Peak

Manual Integration/User Assign Peak Report

Eurofins TestAmerica, Knoxville

Data File:	\\chromna\Knoxville\ChromData\D3D\20190829-12906.b\580-88125-b-19-c.d				
Injection Date:	29-Aug-2019 22:02:00	Instrument ID:	D3D		
Lims ID:	580-88125-B-19-C	Lab Sample ID:	140-88125-19		
Client ID:	Q2-0to13-101818				
Operator ID:	Xcalibur_System	ALS Bottle#:	0	Worklist Smp#:	13
Injection Vol:	1.0 ul	Dil. Factor:	1.0000		
Method:	PCBs_D3D	Limit Group:	HR - 1668A - ICAL		
Column:	SPB-Octyl (0.25 mm)	Detector	F3(35.64 :49.10)		

PCB-159, CAS: 39635-35-3

Signal: 2

Processing Integration Results

RT: 42.10
Area: 1132
Amount: 0.567006
Amount Units: pg/ul

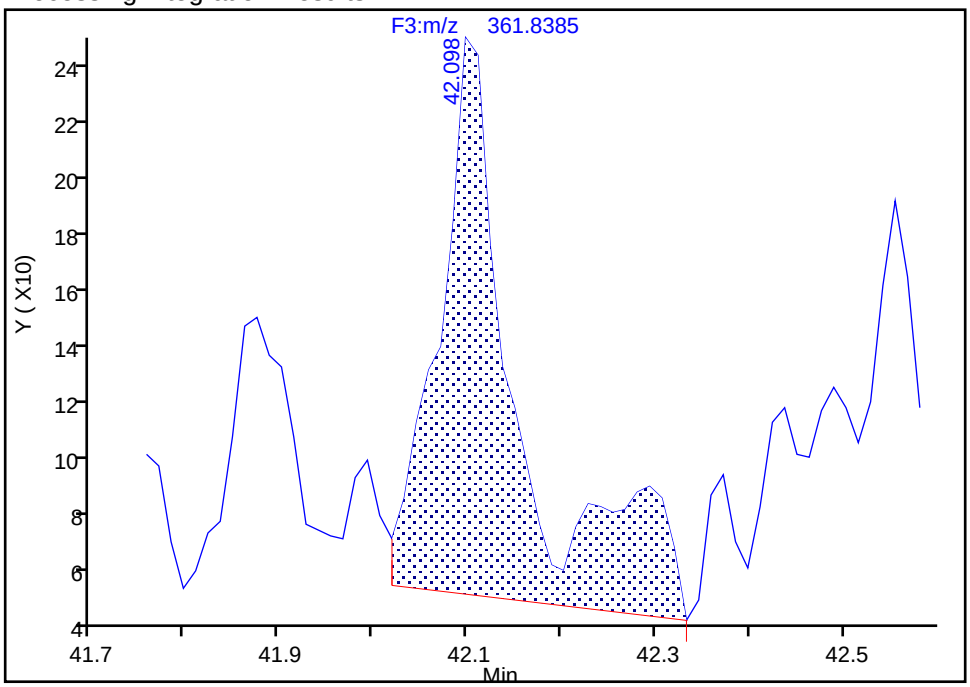

Manual Integration Results

RT: 42.10
Area: 876
Amount: 0.377869
Amount Units: pg/ul

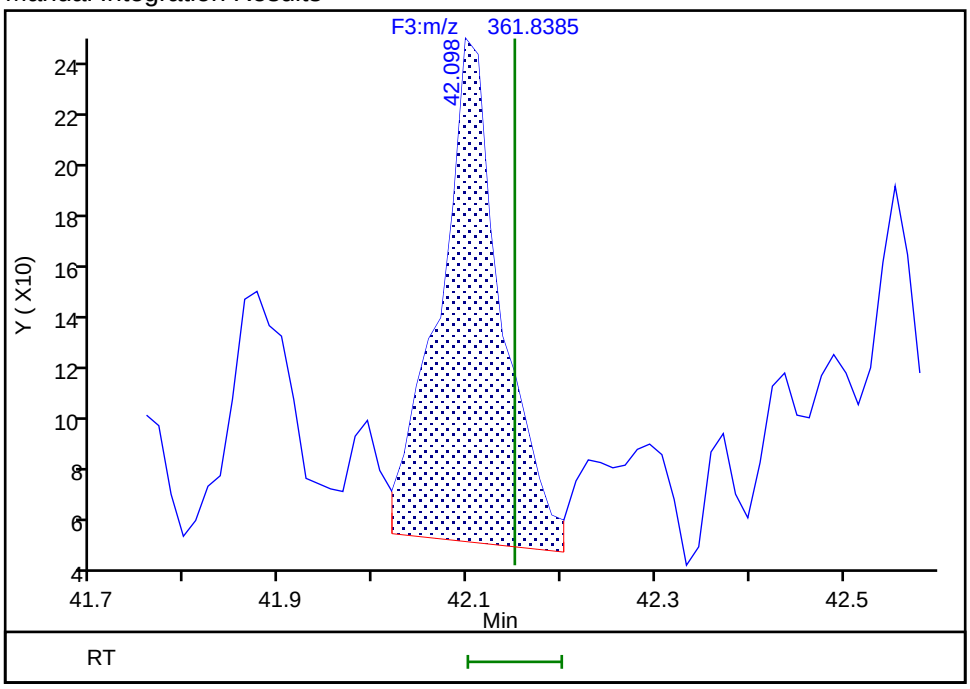

Reviewer: mcwhirterl, 29-Aug-2019 23:34:33

Audit Action: Marked Compound Undetected Audit Reason: Invalid Compound ID

Manual Integration/User Assign Peak Report

Eurofins TestAmerica, Knoxville

Data File: \\chromna\Knoxville\ChromData\D3D\20190829-12906.b\580-88125-b-19-c.d

Injection Date:	29-Aug-2019 22:02:00	Instrument ID:	D3D		
Lims ID:	580-88125-B-19-C	Lab Sample ID:	140-88125-19		
Client ID:	Q2-0to13-101818				
Operator ID:	Xcalibur_System	ALS Bottle#:	0	Worklist Smp#:	13
Injection Vol:	1.0 ul	Dil. Factor:	1.0000		
Method:	PCBs_D3D	Limit Group:	HR - 1668A - ICAL		
Column:	SPB-Octyl (0.25 mm)	Detector	F3(35.64 :49.10)		

PCB-159, CAS: 39635-35-3

Signal: 3

Processing Integration Results

RT: 42.11
Area: 2803
Amount: 0.567006
Amount Units: pg/ul

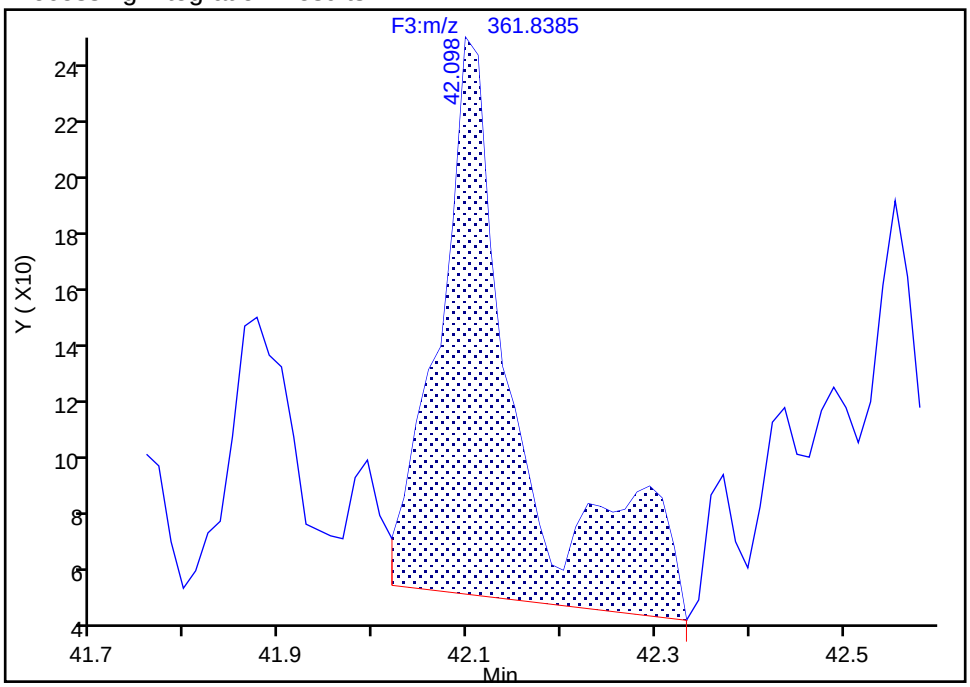

Manual Integration Results

RT: 42.11
Area: 1868
Amount: 0.377869
Amount Units: pg/ul
Reviewer: mcwhirterl, 29-Aug-2019 23:34:33
Audit Action: Marked Compound Undetected Audit Reason: Invalid Compound ID

Manual Integration/User Assign Peak Report

Eurofins TestAmerica, Knoxville

Data File:	\\chromna\Knoxville\ChromData\D3D\20190829-12906.b\580-88125-b-19-c.d				
Injection Date:	29-Aug-2019 22:02:00	Instrument ID:	D3D		
Lims ID:	580-88125-B-19-C	Lab Sample ID:	140-88125-19		
Client ID:	Q2-0to13-101818				
Operator ID:	Xcalibur_System	ALS Bottle#:	0	Worklist Smp#:	13
Injection Vol:	1.0 ul	Dil. Factor:	1.0000		
Method:	PCBs_D3D	Limit Group:	HR - 1668A - ICAL		
Column:	SPB-Octyl (0.25 mm)	Detector	F3(35.64 :49.10)		

PCB-159, CAS: 39635-35-3

Signal: 1

Processing Integration Results

RT: 42.11
Area: 1671
Amount: 0.567006
Amount Units: pg/ul

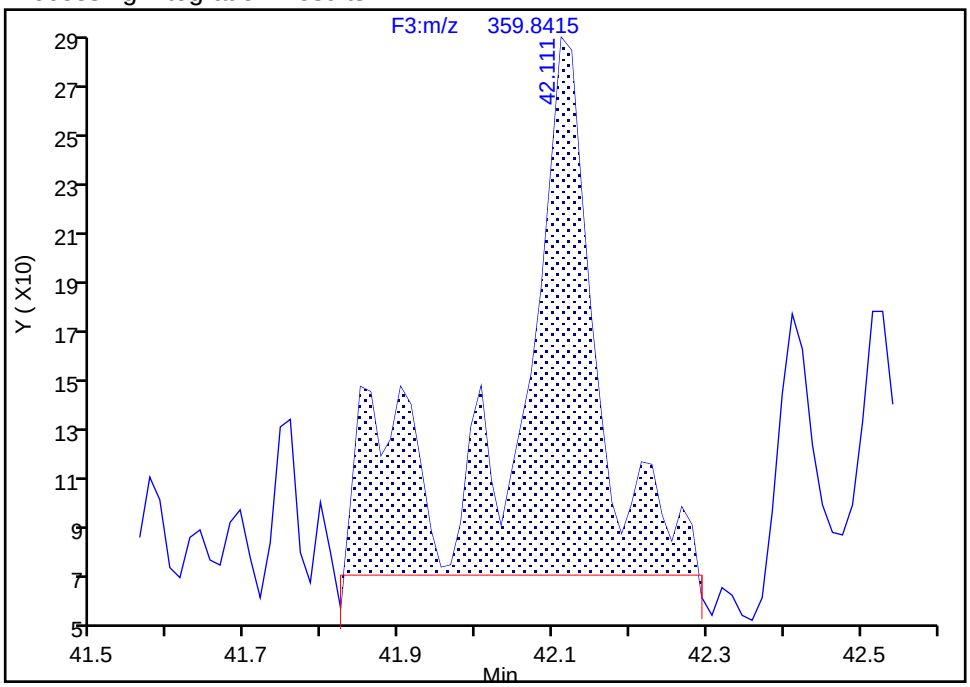

Manual Integration Results

RT: 42.11
Area: 992
Amount: 0.377869
Amount Units: pg/ul

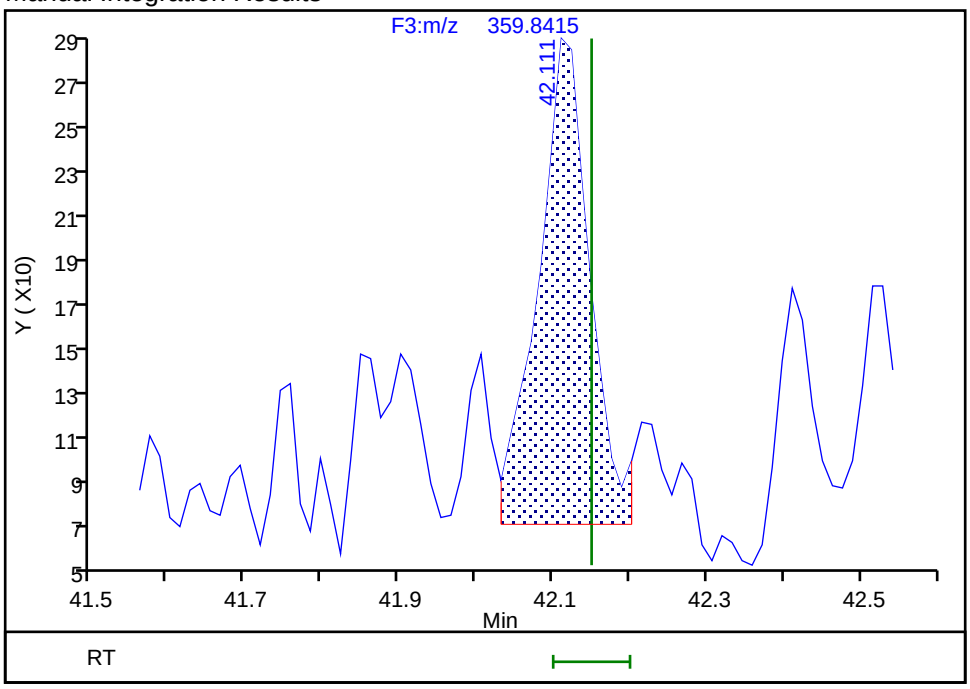

Reviewer: mcwhirterl, 29-Aug-2019 23:34:35

Audit Action: Manually Integrated/Assigned Compound ID Audit Reason: Split Peak

Report Date: 29-Aug-2019 23:42:54 Chrom Revision: 2.3 22-Aug-2019 12:55:36

Eurofins TestAmerica, Knoxville

Data File:	\\chromna\Knoxville\ChromData\D3D\20190829-12906.b\580-88125-b-19-c.d		
Injection Date:	29-Aug-2019 22:02:00	Injection Vol:	1.0 ul
Instrument ID:	D3D	Operator ID:	Xcalibur_System
Method:	PCBs_D3D	Limit Group:	HR - 1668A - ICAL
Client ID:	Q2-0to13-101818		
Worklist#:	33136	Sample Line#:	13
Column Type:	SPB-Octyl	Column Dia:	0.25 mm

HpPCB F3

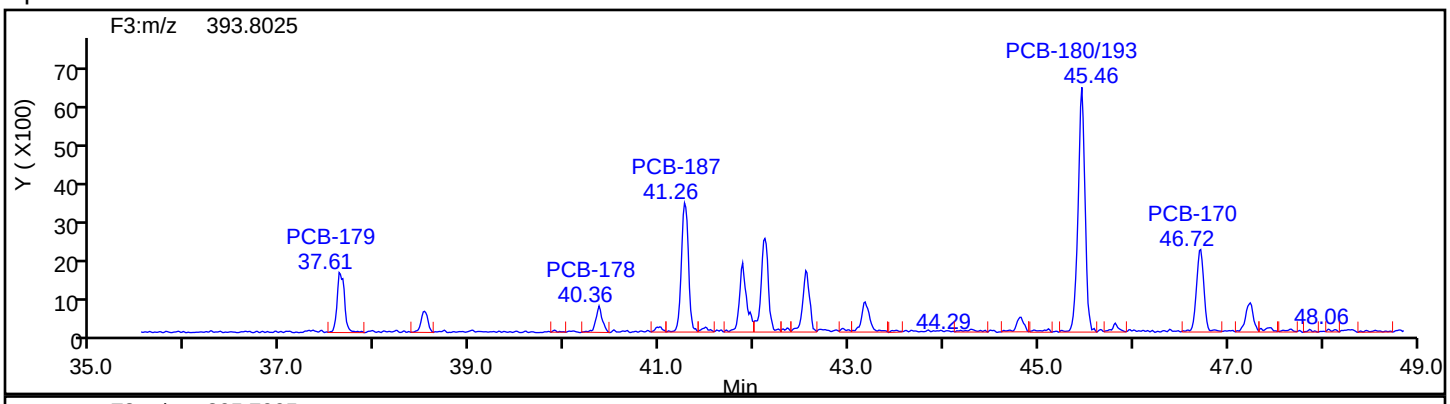

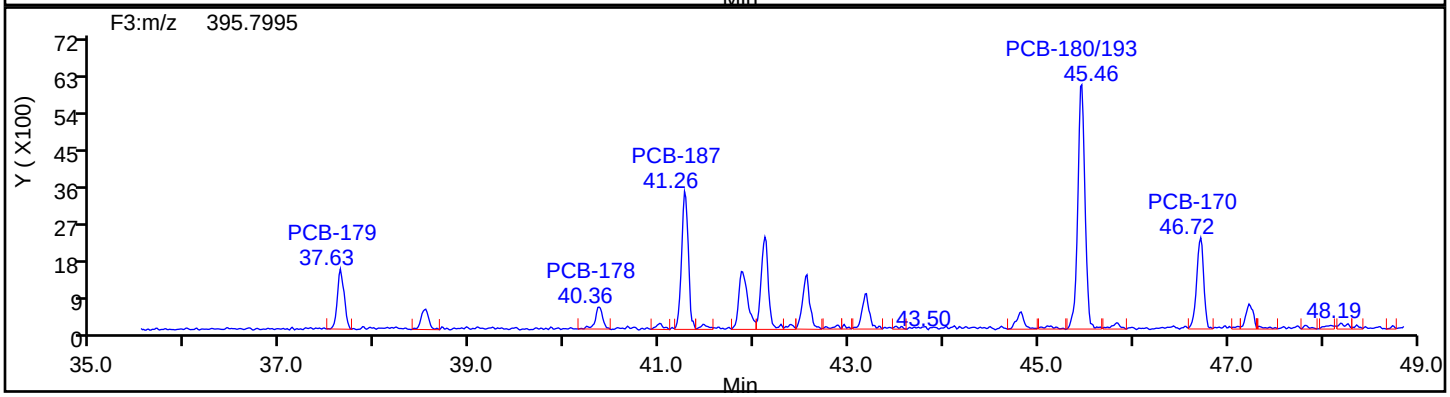

HpPCB F3 Standards

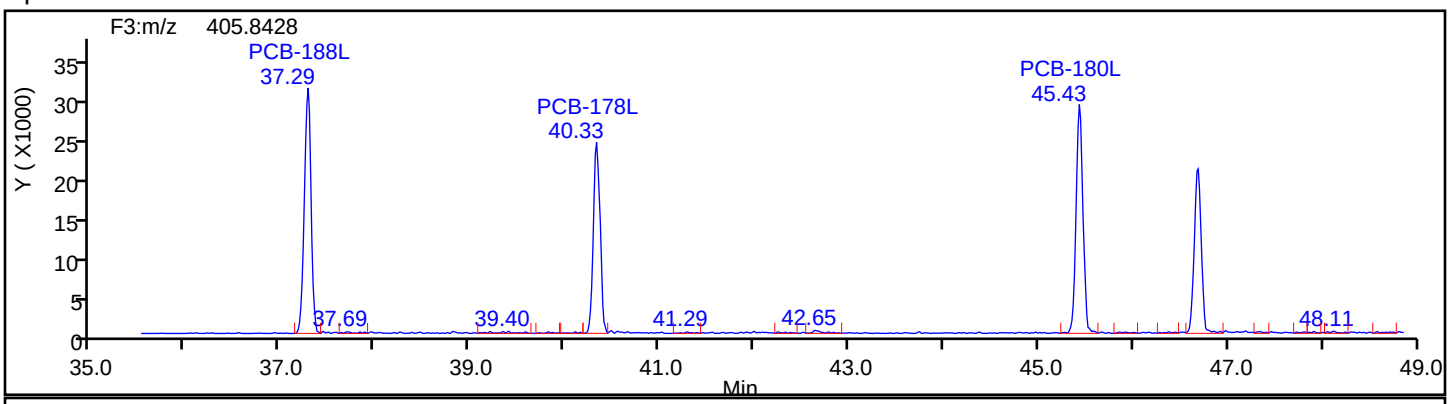

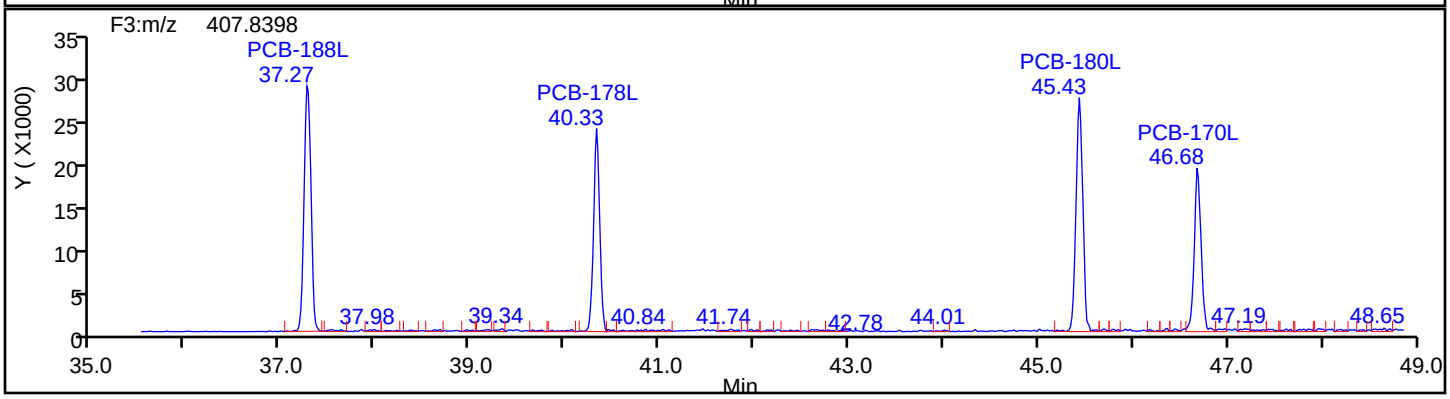

Eurofins TestAmerica, Knoxville

Data File:	\\chromna\Knoxville\ChromData\D3D\20190829-12906.b\580-88125-b-19-c.d		
Injection Date:	29-Aug-2019 22:02:00	Injection Vol:	1.0 ul
Instrument ID:	D3D	Operator ID:	Xcalibur_System
Method:	PCBs_D3D	Limit Group:	HR - 1668A - ICAL
Client ID:	Q2-0to13-101818		
Worklist#:	33136	Sample Line#:	13
Column Type:	SPB-Octyl	Column Dia:	0.25 mm

HpPCB F3

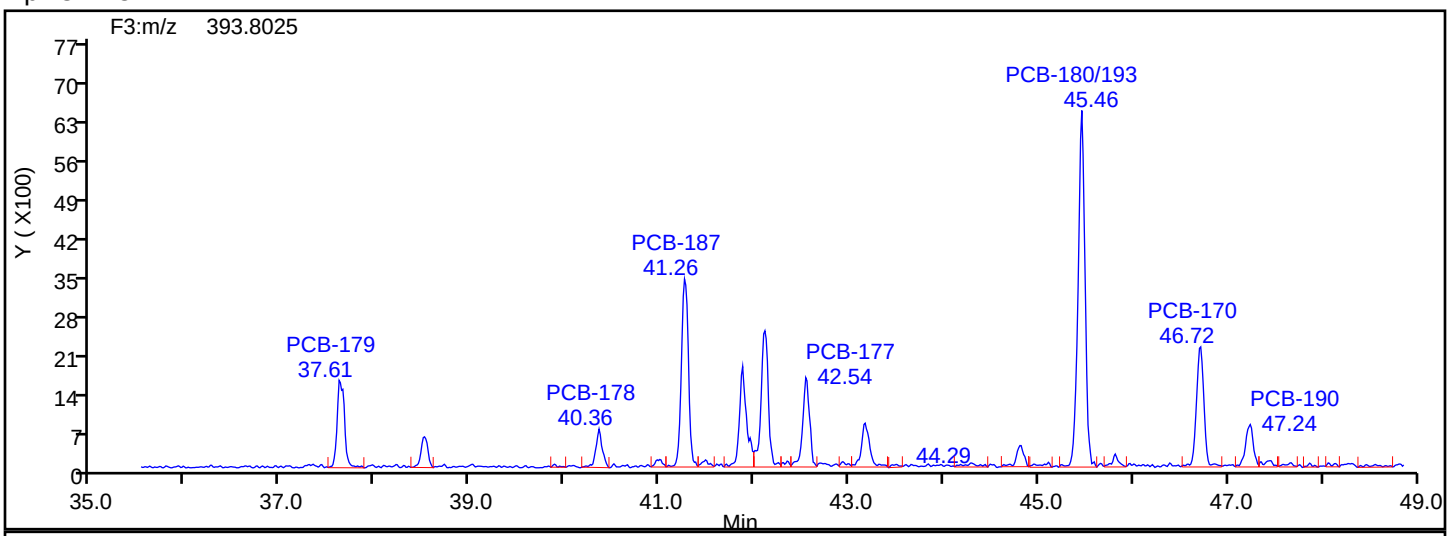

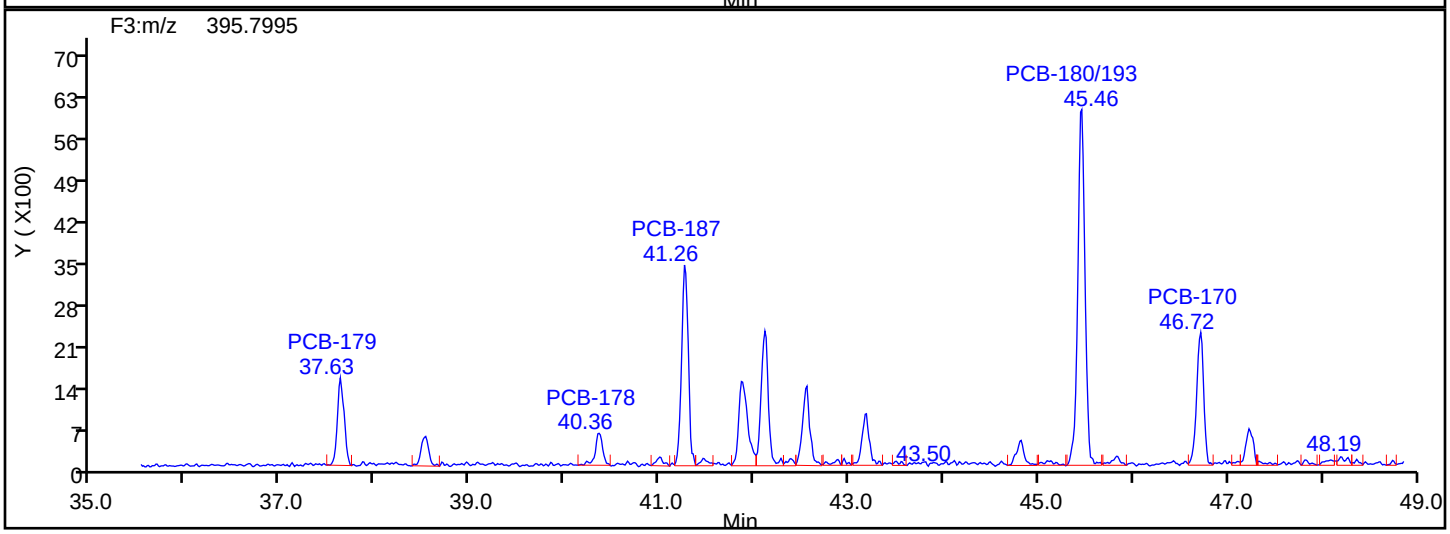

HpPCB F3 Lock Mass

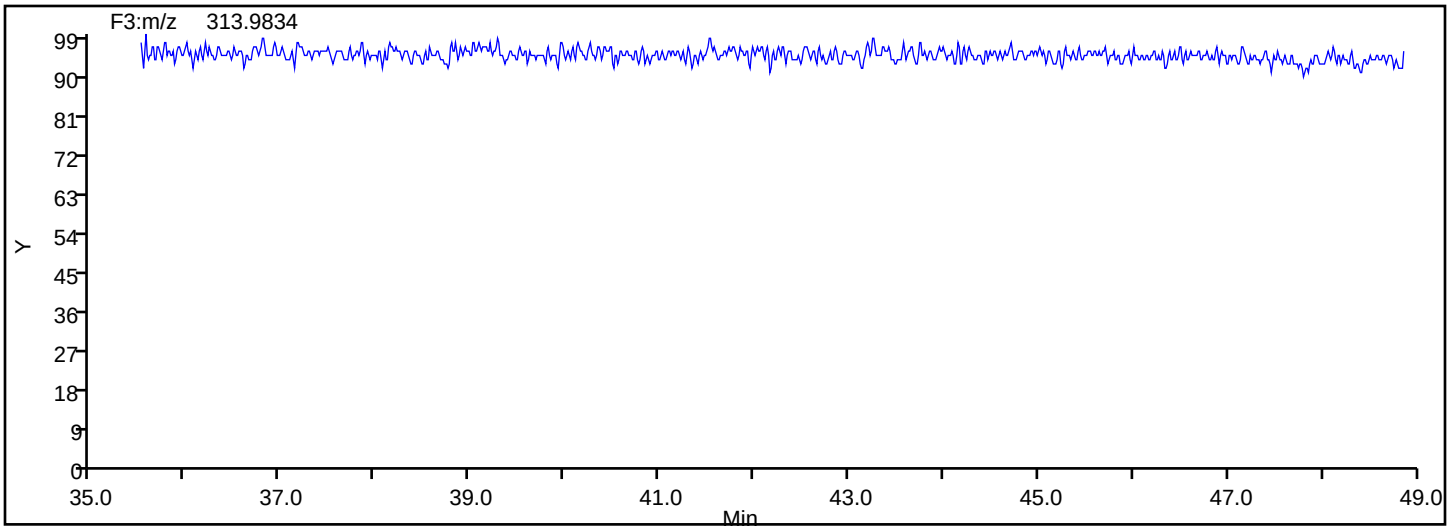

Manual Integration/User Assign Peak Report

Eurofins TestAmerica, Knoxville

Data File:	\\chromna\Knoxville\ChromData\D3D\20190829-12906.b\580-88125-b-19-c.d				
Injection Date:	29-Aug-2019 22:02:00	Instrument ID:	D3D		
Lims ID:	580-88125-B-19-C	Lab Sample ID:	140-88125-19		
Client ID:	Q2-0to13-101818				
Operator ID:	Xcalibur_System	ALS Bottle#:	0	Worklist Smp#:	13
Injection Vol:	1.0 ul	Dil. Factor:	1.0000		
Method:	PCBs_D3D	Limit Group:	HR - 1668A - ICAL		
Column:	SPB-Octyl (0.25 mm)	Detector	F3(35.64 :49.10)		

PCB-181, CAS: 74472-47-2

Signal: 2

Processing Integration Results

RT: 42.95
Area: 839
Amount: 0.458111
Amount Units: pg/ul

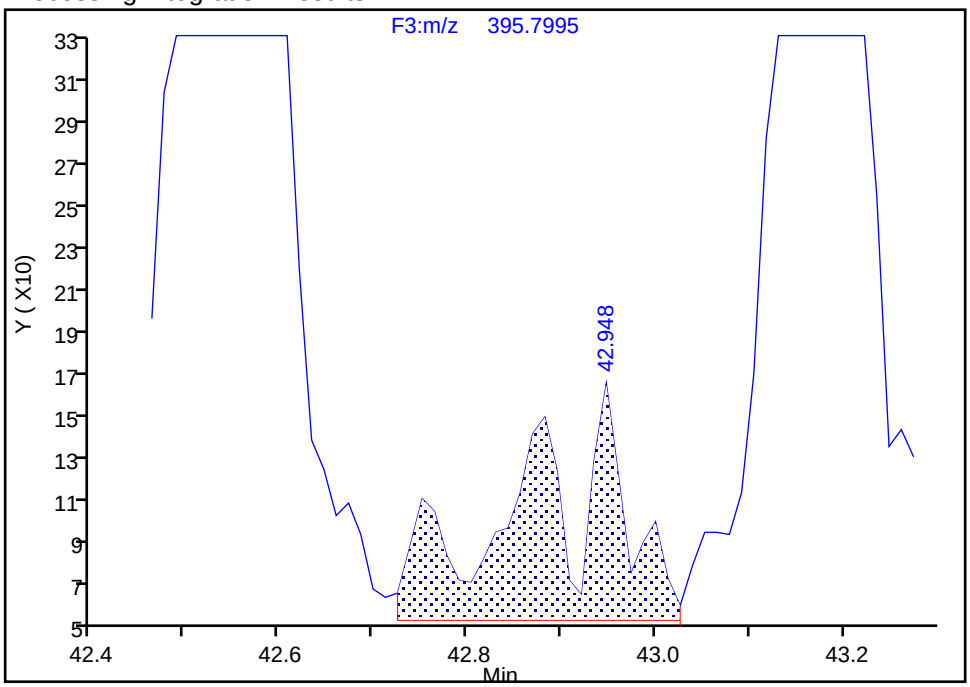

Manual Integration Results

RT: 42.95
Area: 308
Amount: 0.269393
Amount Units: pg/ul

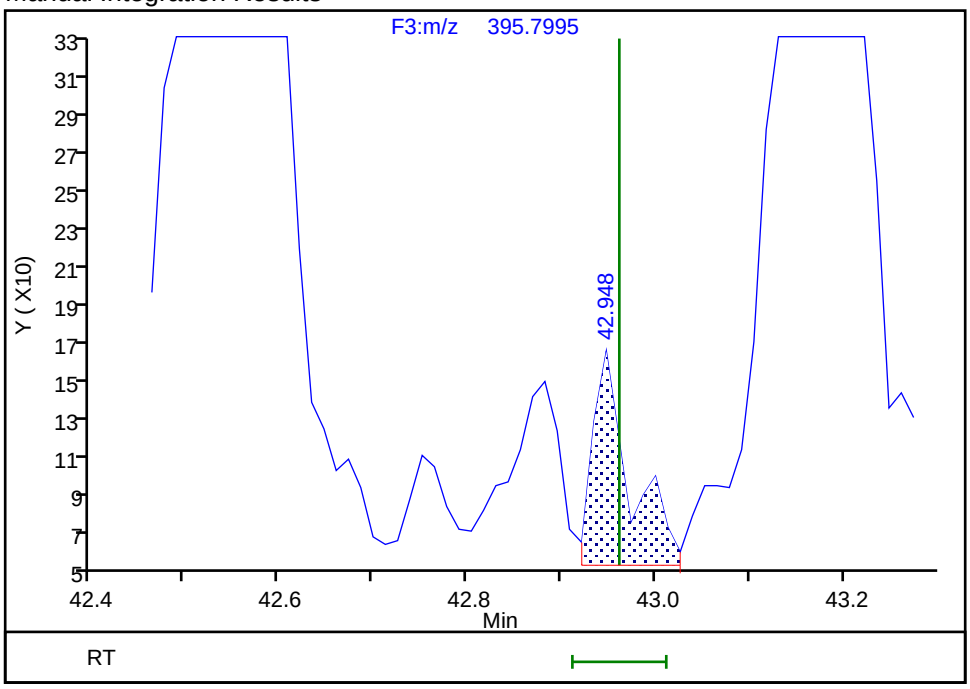

Reviewer: mcwhirterl, 29-Aug-2019 23:35:08
Audit Action: Marked Compound Undetected Audit Reason: Invalid Compound ID

Manual Integration/User Assign Peak Report

Eurofins TestAmerica, Knoxville

Data File:	\\chromna\Knoxville\ChromData\D3D\20190829-12906.b\580-88125-b-19-c.d				
Injection Date:	29-Aug-2019 22:02:00	Instrument ID:	D3D		
Lims ID:	580-88125-B-19-C	Lab Sample ID:	140-88125-19		
Client ID:	Q2-0to13-101818				
Operator ID:	Xcalibur_System	ALS Bottle#:	0	Worklist Smp#:	13
Injection Vol:	1.0 ul	Dil. Factor:	1.0000		
Method:	PCBs_D3D	Limit Group:	HR - 1668A - ICAL		
Column:	SPB-Octyl (0.25 mm)	Detector	F3(35.64 :49.10)		

PCB-181, CAS: 74472-47-2

Signal: 3

Processing Integration Results

RT: 42.93
Area: 1289
Amount: 0.458111
Amount Units: pg/ul

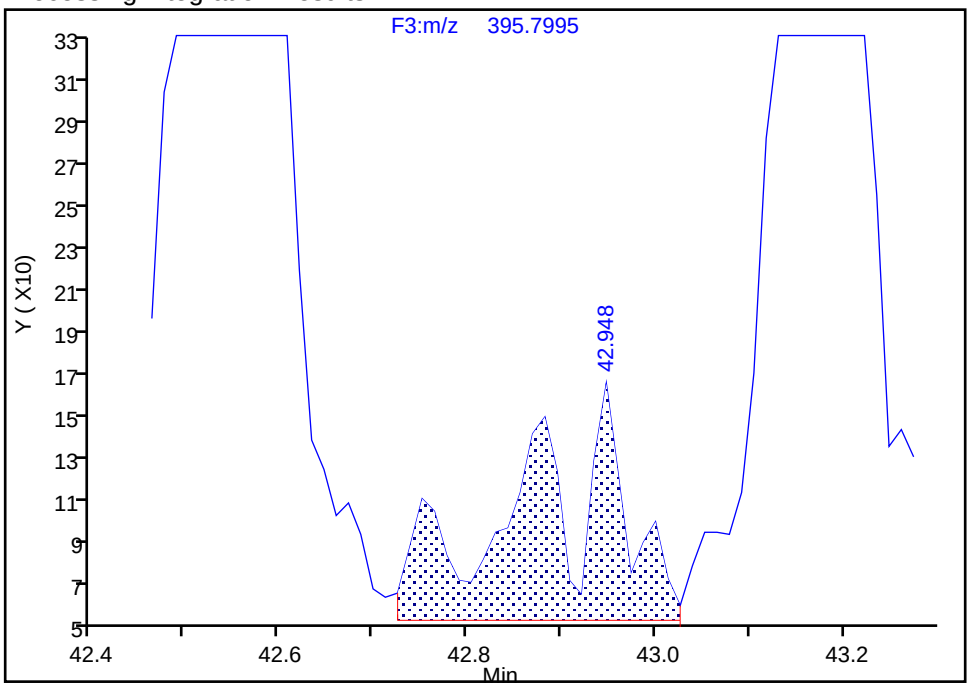

Manual Integration Results

RT: 42.93
Area: 758
Amount: 0.269393
Amount Units: pg/ul
Reviewer: mcwhirterl, 29-Aug-2019 23:35:08
Audit Action: Marked Compound Undetected Audit Reason: Invalid Compound ID

Manual Integration/User Assign Peak Report

Eurofins TestAmerica, Knoxville

Data File:	\\chromna\Knoxville\ChromData\D3D\20190829-12906.b\580-88125-b-19-c.d				
Injection Date:	29-Aug-2019 22:02:00	Instrument ID:	D3D		
Lims ID:	580-88125-B-19-C	Lab Sample ID:	140-88125-19		
Client ID:	Q2-0to13-101818				
Operator ID:	Xcalibur_System	ALS Bottle#:	0	Worklist Smp#:	13
Injection Vol:	1.0 ul	Dil. Factor:	1.0000		
Method:	PCBs_D3D	Limit Group:	HR - 1668A - ICAL		
Column:	SPB-Octyl (0.25 mm)	Detector	F3(35.64 :49.10)		

PCB-181, CAS: 74472-47-2

Signal: 1

Processing Integration Results

RT: 42.93
Area: 450
Amount: 0.458111
Amount Units: pg/ul

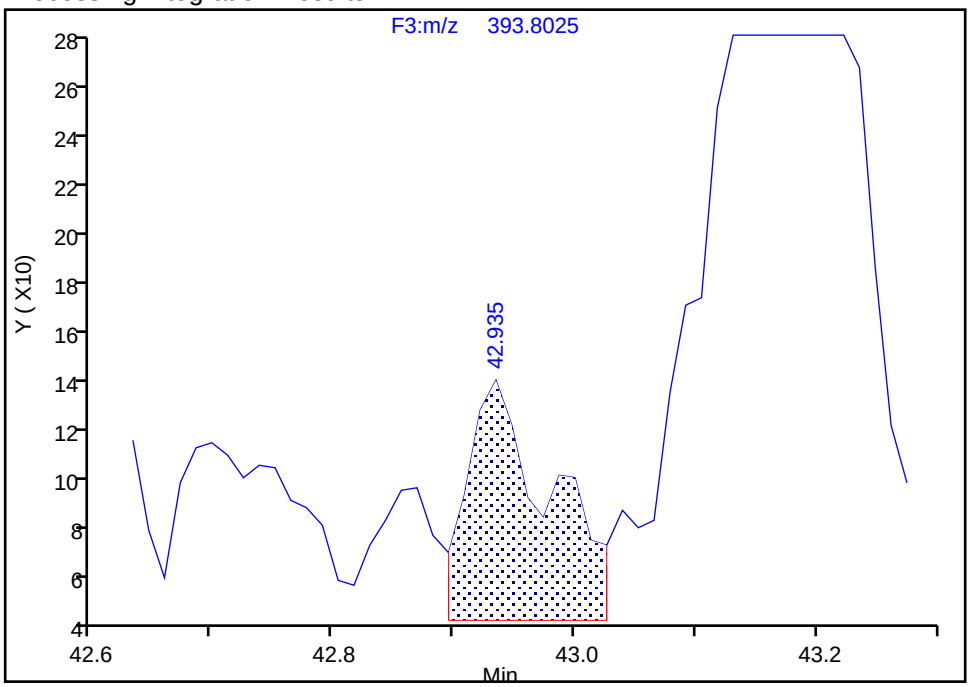

Manual Integration Results

RT: 42.93
Area: 450
Amount: 0.269393
Amount Units: pg/ul

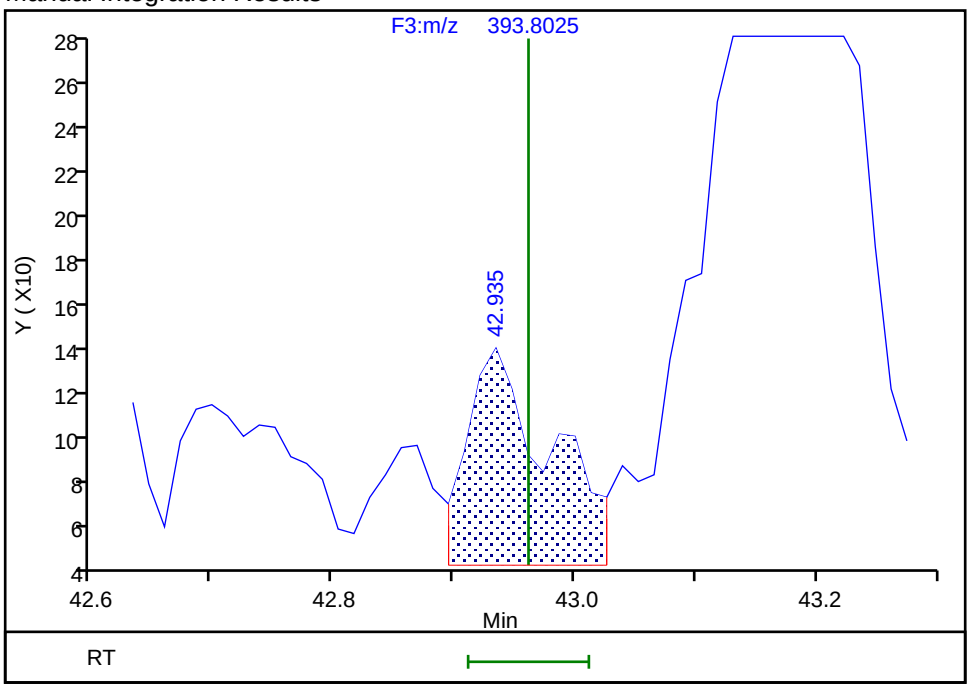

Reviewer: mcwhirterl, 29-Aug-2019 23:35:34

Audit Action: Manually Integrated/Assigned Compound ID Audit Reason: Split Peak

Manual Integration/User Assign Peak Report

Eurofins TestAmerica, Knoxville

Data File:	\\chromna\Knoxville\ChromData\D3D\20190829-12906.b\580-88125-b-19-c.d				
Injection Date:	29-Aug-2019 22:02:00	Instrument ID:	D3D		
Lims ID:	580-88125-B-19-C	Lab Sample ID:	140-88125-19		
Client ID:	Q2-0to13-101818				
Operator ID:	Xcalibur_System	ALS Bottle#:	0	Worklist Smp#:	13
Injection Vol:	1.0 ul	Dil. Factor:	1.0000		
Method:	PCBs_D3D	Limit Group:	HR - 1668A - ICAL		
Column:	SPB-Octyl (0.25 mm)	Detector	F3(35.64 :49.10)		

PCB-190, CAS: 41411-64-7

Signal: 2

Processing Integration Results

RT: 47.23
Area: 4063
Amount: 2.420935
Amount Units: pg/ul

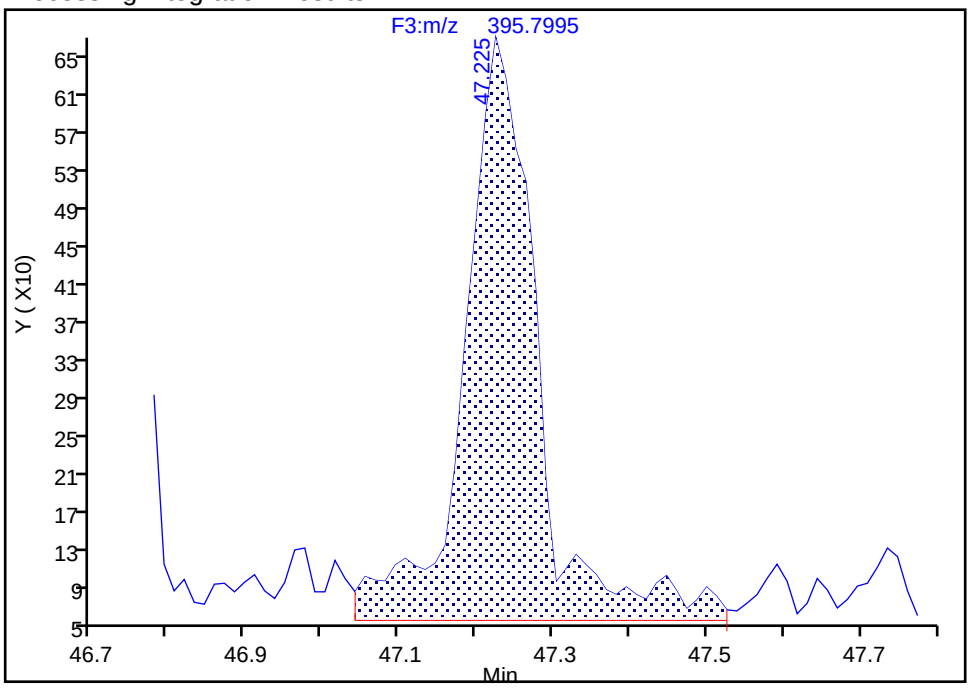

Manual Integration Results

RT: 47.23
Area: 3312
Amount: 2.206332
Amount Units: pg/ul

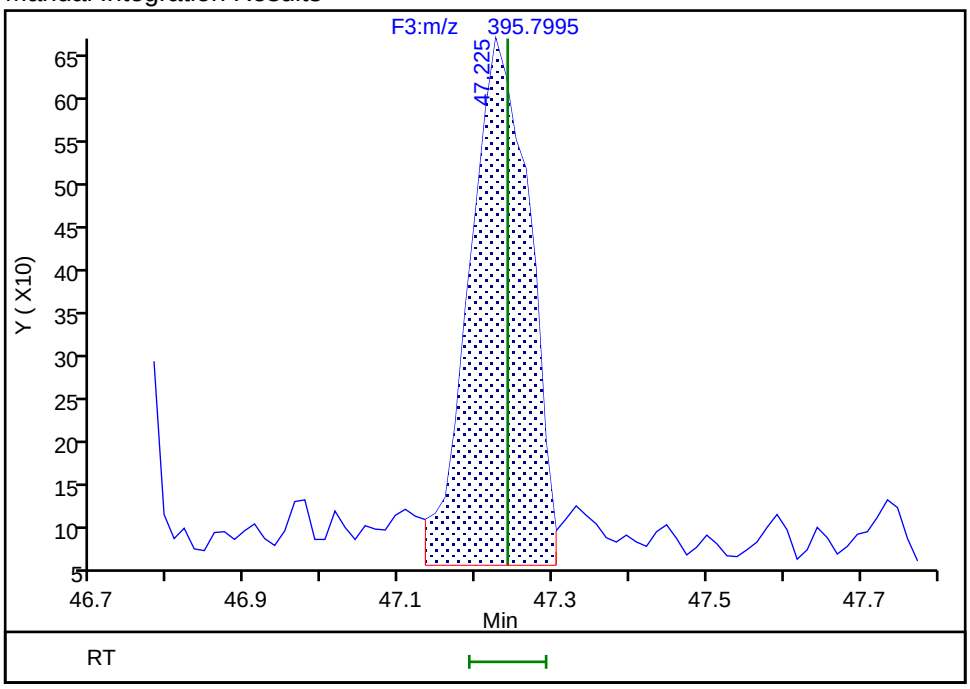

Reviewer: mcwhirterl, 29-Aug-2019 23:35:55

Audit Action: Marked Compound Undetected Audit Reason: Invalid Compound ID

Manual Integration/User Assign Peak Report

Eurofins TestAmerica, Knoxville

Data File:	\\chromna\Knoxville\ChromData\D3D\20190829-12906.b\580-88125-b-19-c.d				
Injection Date:	29-Aug-2019 22:02:00	Instrument ID:	D3D		
Lims ID:	580-88125-B-19-C	Lab Sample ID:	140-88125-19		
Client ID:	Q2-0to13-101818				
Operator ID:	Xcalibur_System	ALS Bottle#:	0	Worklist Smp#:	13
Injection Vol:	1.0 ul	Dil. Factor:	1.0000		
Method:	PCBs_D3D	Limit Group:	HR - 1668A - ICAL		
Column:	SPB-Octyl (0.25 mm)	Detector	F3(35.64 :49.10)		

PCB-190, CAS: 41411-64-7

Signal: 3

Processing Integration Results

RT: 47.24
Area: 8472
Amount: 2.420935
Amount Units: pg/ul

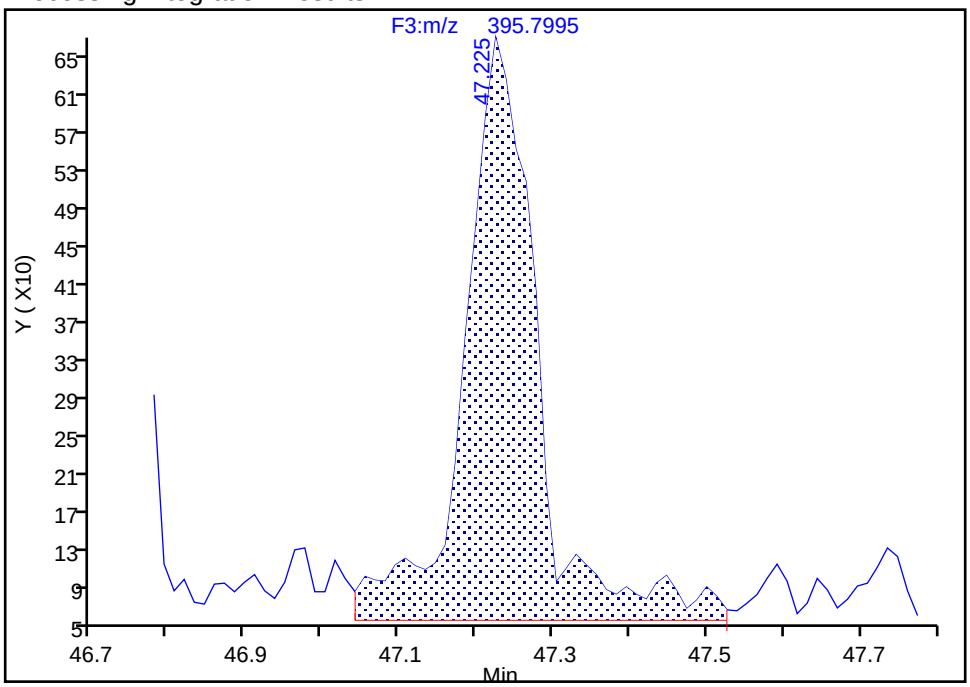

Manual Integration Results

RT: 47.24
Area: 7721
Amount: 2.206332
Amount Units: pg/ul
Reviewer: mcwhirterl, 29-Aug-2019 23:35:55
Audit Action: Marked Compound Undetected Audit Reason: Invalid Compound ID

Manual Integration/User Assign Peak Report

Eurofins TestAmerica, Knoxville

Data File:	\\chromna\Knoxville\ChromData\D3D\20190829-12906.b\580-88125-b-19-c.d				
Injection Date:	29-Aug-2019 22:02:00	Instrument ID:	D3D		
Lims ID:	580-88125-B-19-C	Lab Sample ID:	140-88125-19		
Client ID:	Q2-0to13-101818				
Operator ID:	Xcalibur_System	ALS Bottle#:	0	Worklist Smp#:	13
Injection Vol:	1.0 ul	Dil. Factor:	1.0000		
Method:	PCBs_D3D	Limit Group:	HR - 1668A - ICAL		
Column:	SPB-Octyl (0.25 mm)	Detector	F3(35.64 :49.10)		

PCB-190, CAS: 41411-64-7

Signal: 1

Processing Integration Results

RT: 47.24
Area: 4409
Amount: 2.420935
Amount Units: pg/ul

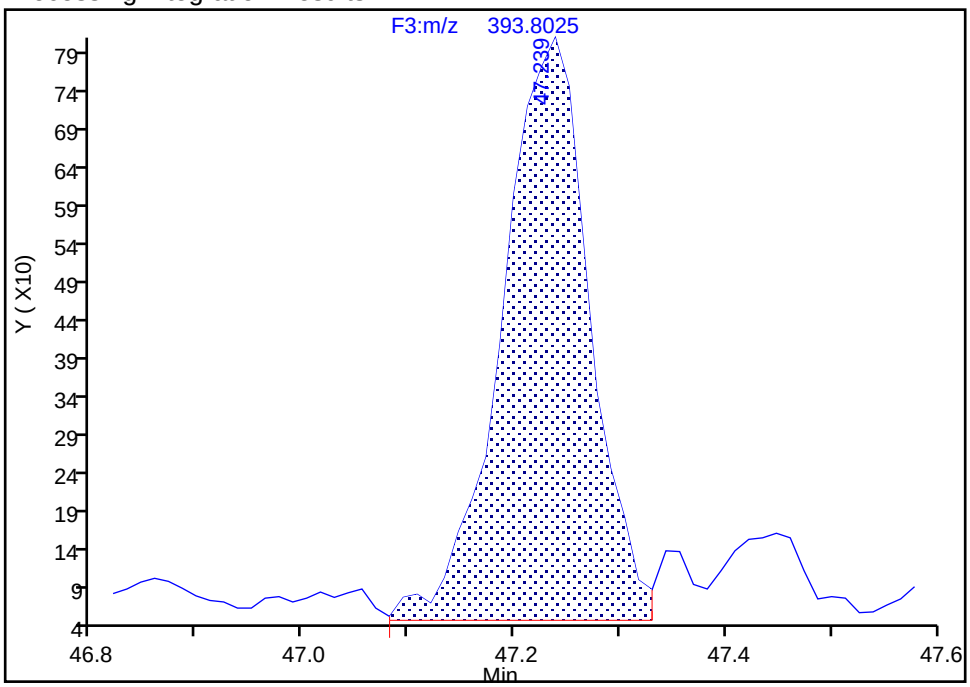

Manual Integration Results

RT: 47.24
Area: 4409
Amount: 2.206332
Amount Units: pg/ul

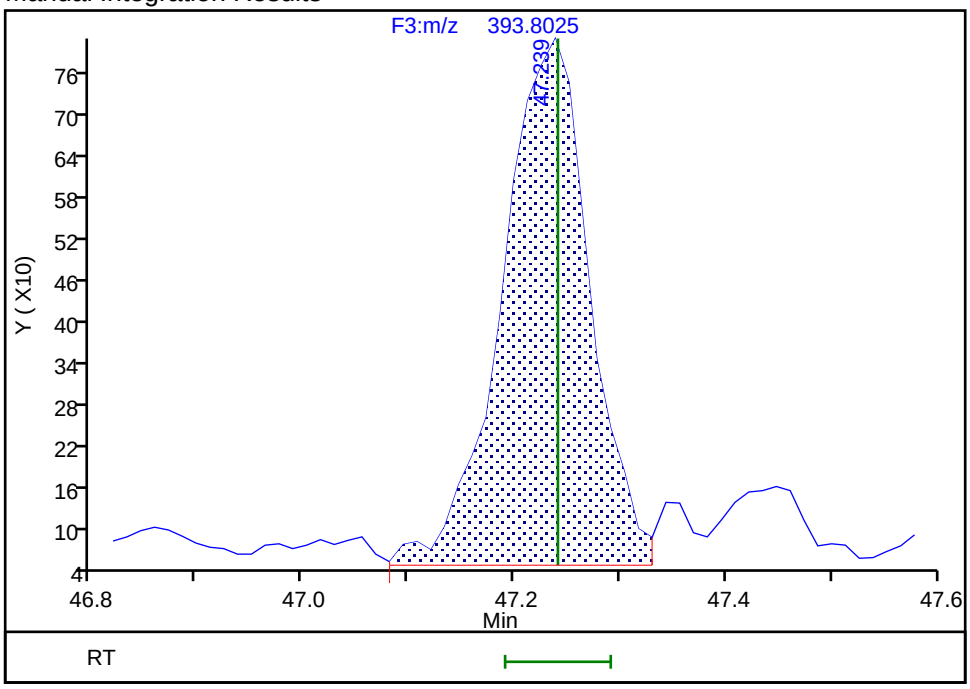

Reviewer: mcwhirterl, 29-Aug-2019 23:35:56

Audit Action: Manually Integrated/Assigned Compound ID Audit Reason: Split Peak

Report Date: 29-Aug-2019 23:42:54 Chrom Revision: 2.3 22-Aug-2019 12:55:36

Eurofins TestAmerica, Knoxville

Data File:	\\chromna\Knoxville\ChromData\D3D\20190829-12906.b\580-88125-b-19-c.d		
Injection Date:	29-Aug-2019 22:02:00	Injection Vol:	1.0 ul
Instrument ID:	D3D	Operator ID:	Xcalibur_System
Method:	PCBs_D3D	Limit Group:	HR - 1668A - ICAL
Client ID:	Q2-0to13-101818		
Worklist#:	33136	Sample Line#:	13
Column Type:	SPB-Octyl	Column Dia:	0.25 mm

HpPCB F4

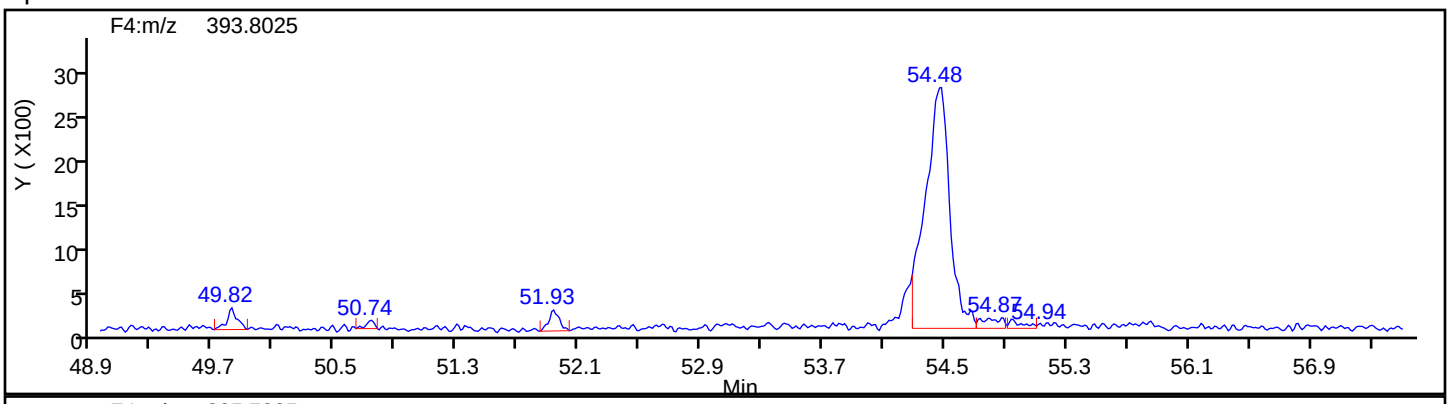

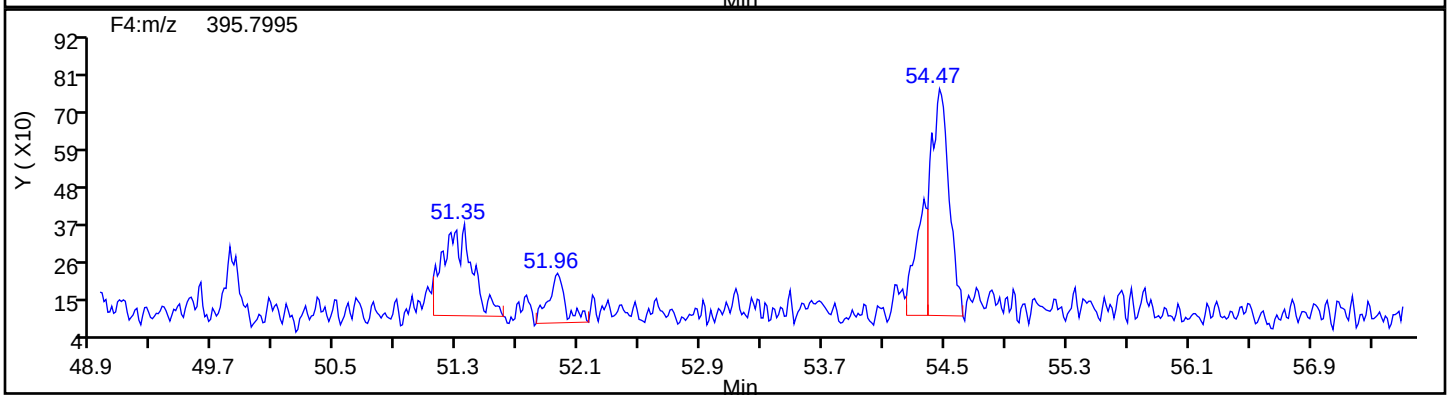

HpPCB F4 Standards

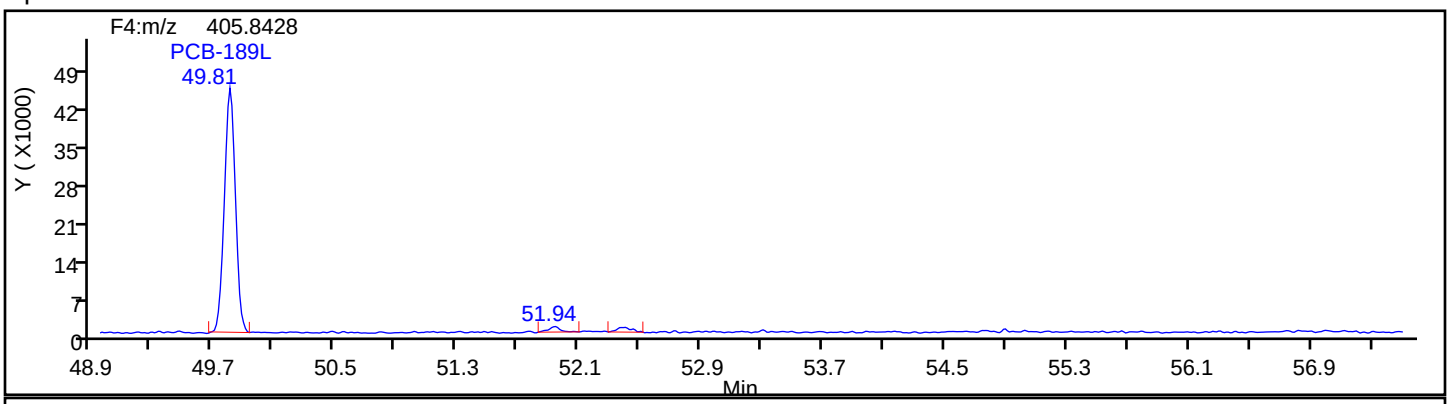

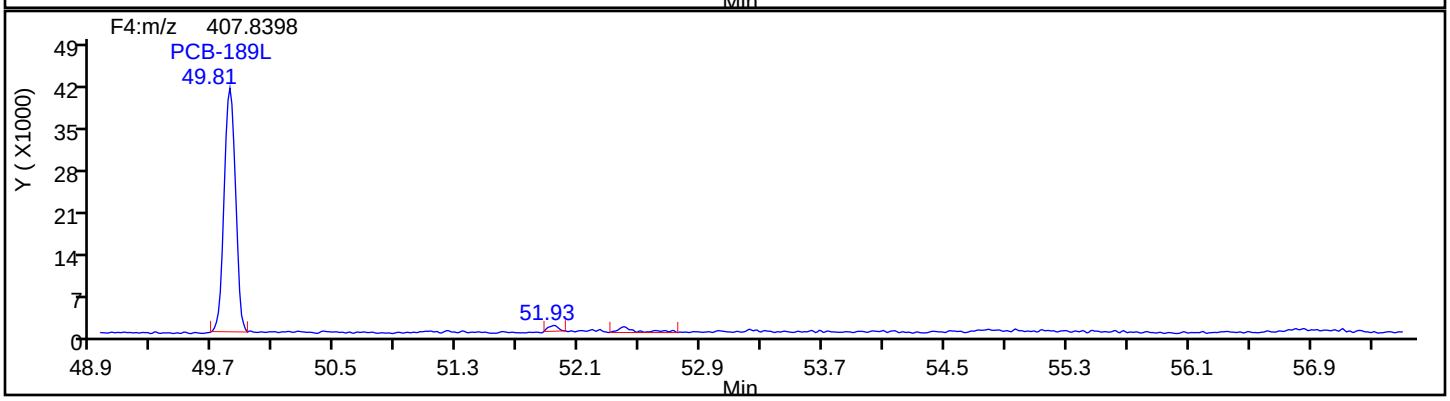

Eurofins TestAmerica, Knoxville

Data File:	\\chromna\Knoxville\ChromData\D3D\20190829-12906.b\580-88125-b-19-c.d		
Injection Date:	29-Aug-2019 22:02:00	Injection Vol:	1.0 ul
Instrument ID:	D3D	Operator ID:	Xcalibur_System
Method:	PCBs_D3D	Limit Group:	HR - 1668A - ICAL
Client ID:	Q2-0to13-101818		
Worklist#:	33136	Sample Line#:	13
Column Type:	SPB-Octyl	Column Dia:	0.25 mm

HpPCB F4

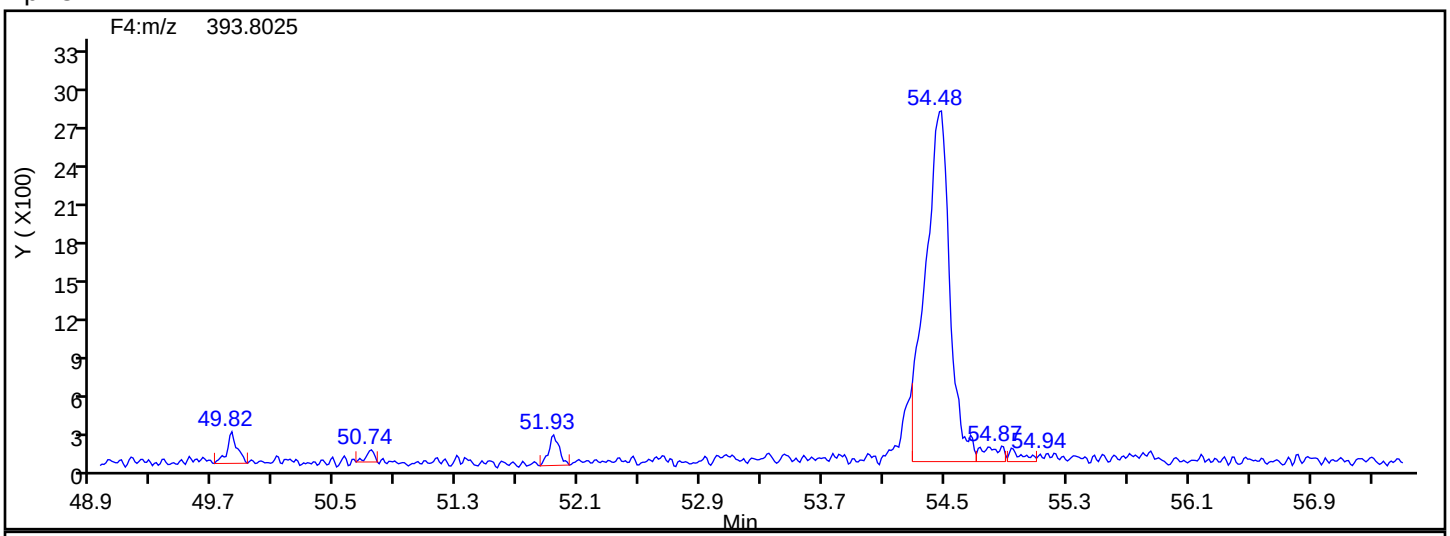

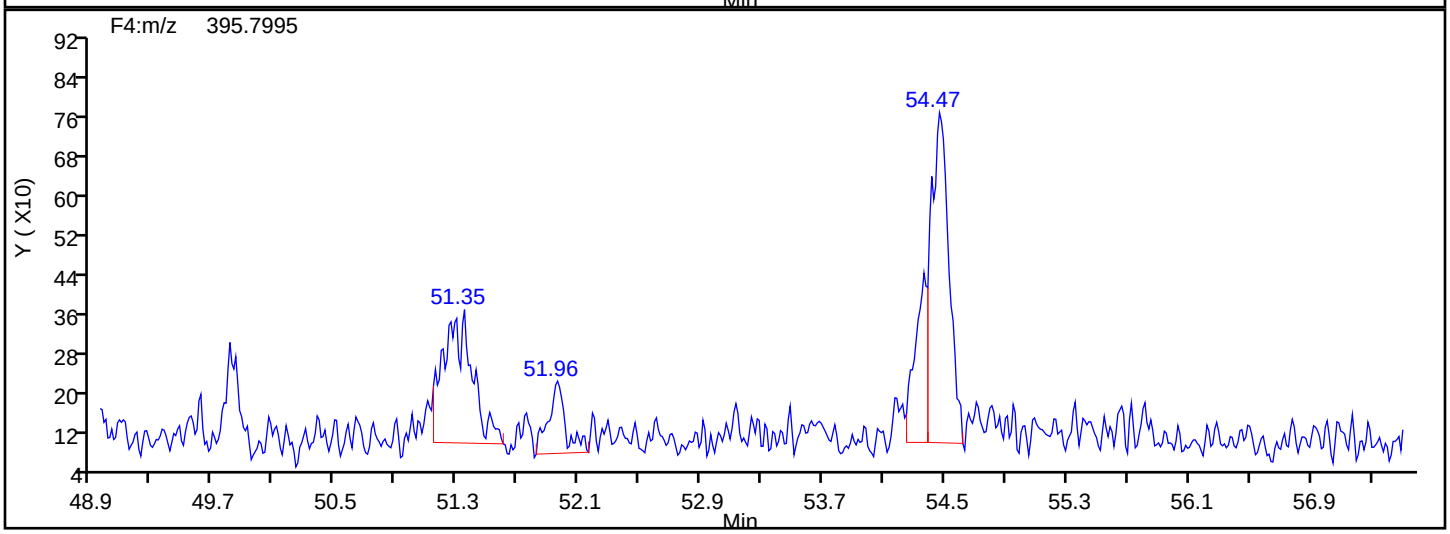

HpPCB F4 Lock Mass

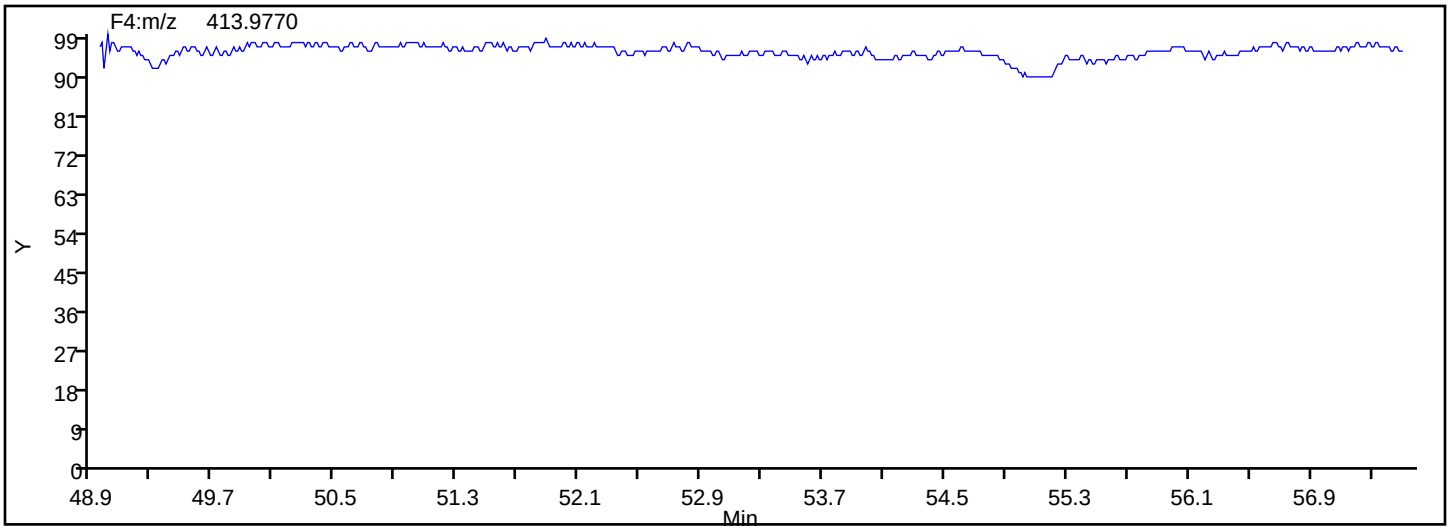

Eurofins TestAmerica, Knoxville

Data File:	\\chromna\Knoxville\ChromData\D3D\20190829-12906.b\580-88125-b-19-c.d		
Injection Date:	29-Aug-2019 22:02:00	Injection Vol:	1.0 ul
Instrument ID:	D3D	Operator ID:	Xcalibur_System
Method:	PCBs_D3D	Limit Group:	HR - 1668A - ICAL
Client ID:	Q2-0to13-101818		
Worklist#:	33136	Sample Line#:	13
Column Type:	SPB-Octyl	Column Dia:	0.25 mm

OcPCB F3

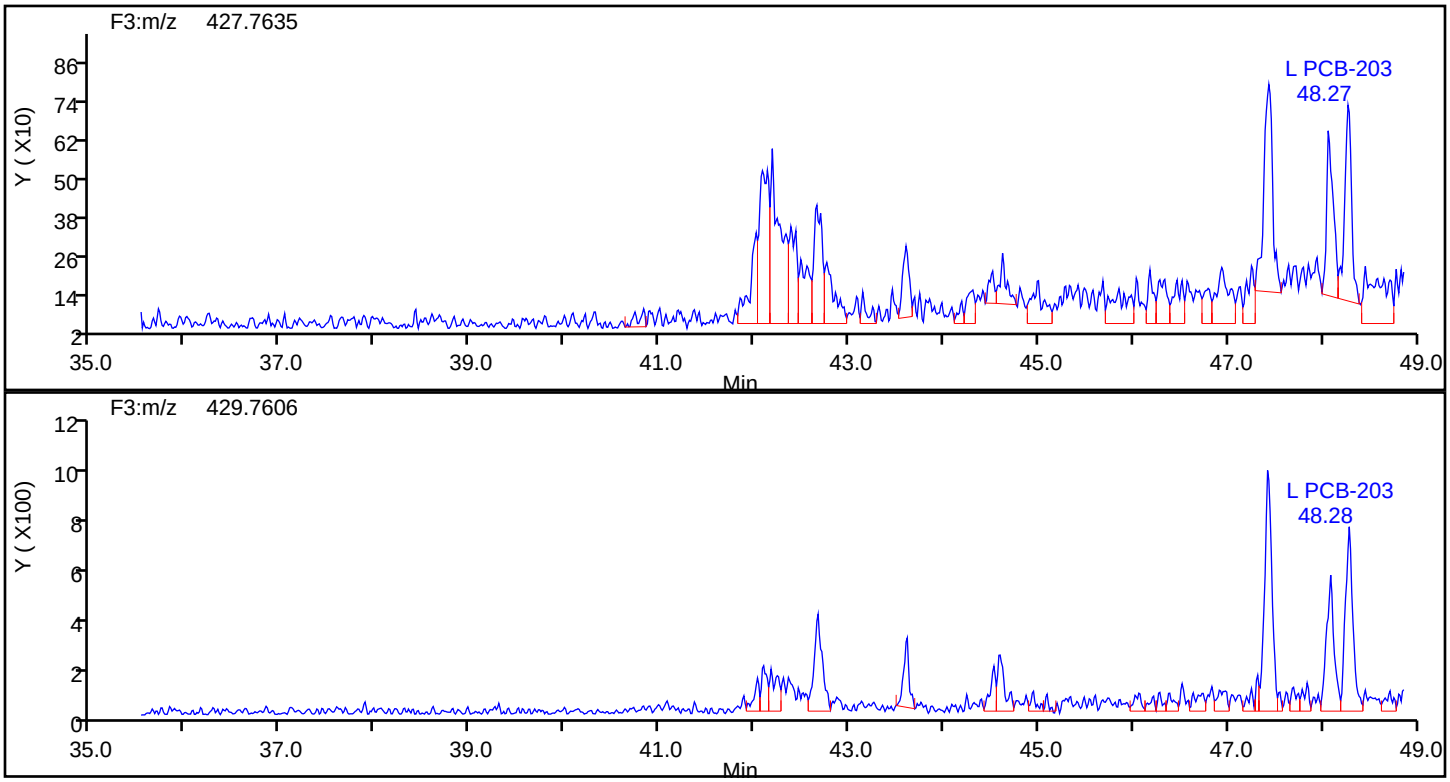

OcPCB F3 Standards

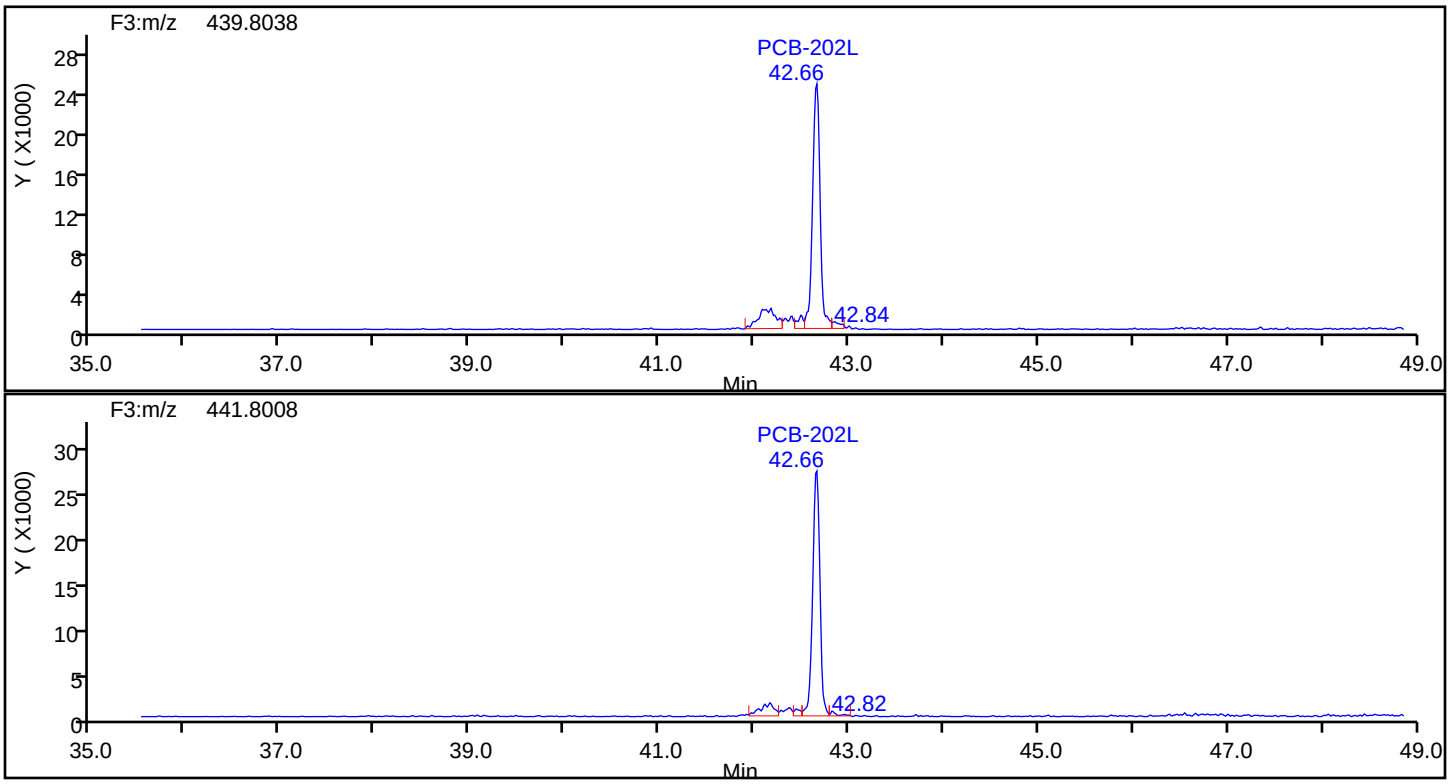

Eurofins TestAmerica, Knoxville

Data File:	\\chromna\Knoxville\ChromData\D3D\20190829-12906.b\580-88125-b-19-c.d		
Injection Date:	29-Aug-2019 22:02:00	Injection Vol:	1.0 ul
Instrument ID:	D3D	Operator ID:	Xcalibur_System
Method:	PCBs_D3D	Limit Group:	HR - 1668A - ICAL
Client ID:	Q2-0to13-101818		
Worklist#:	33136	Sample Line#:	13
Column Type:	SPB-Octyl	Column Dia:	0.25 mm

OcPCB F3

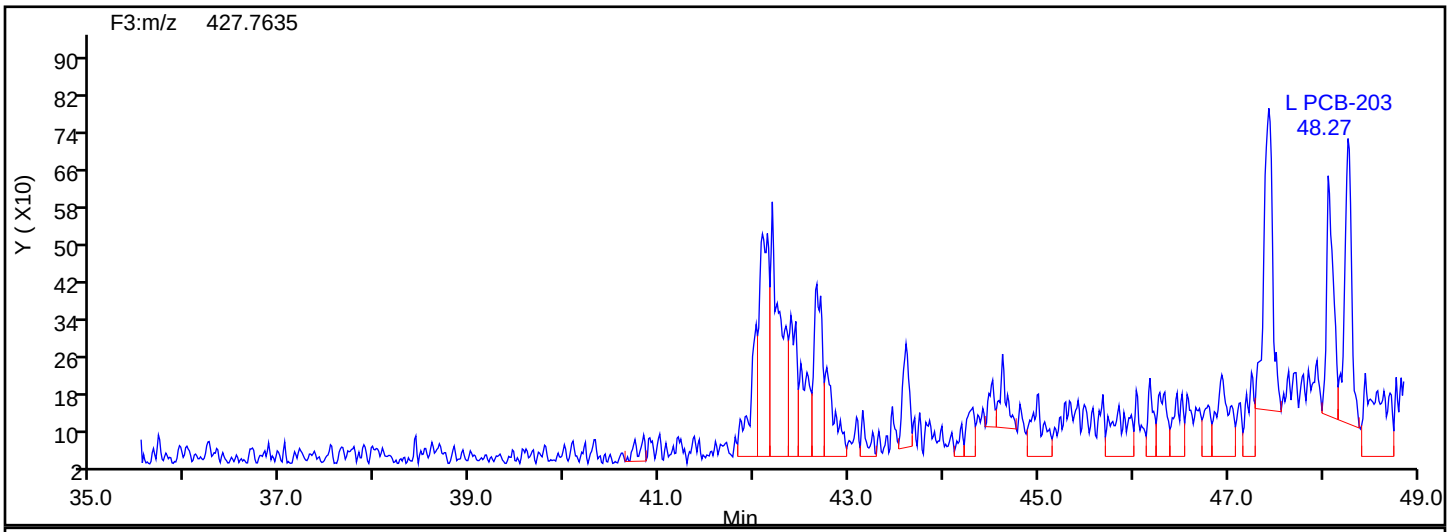

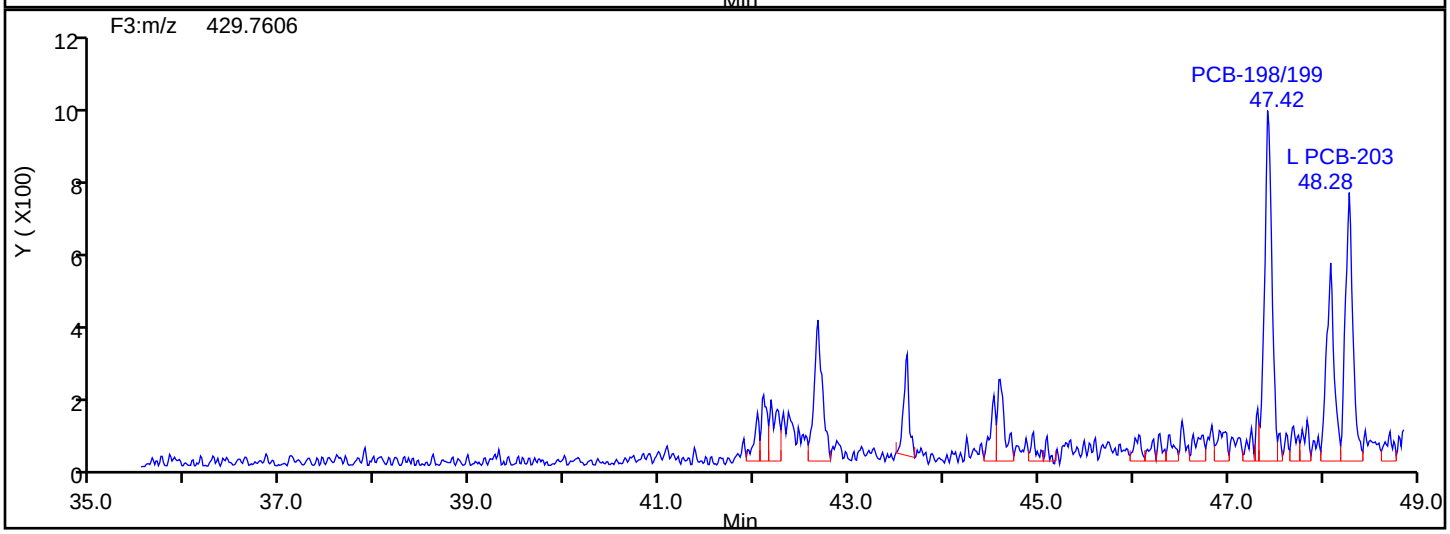

OcPCB F3 Lock Mass

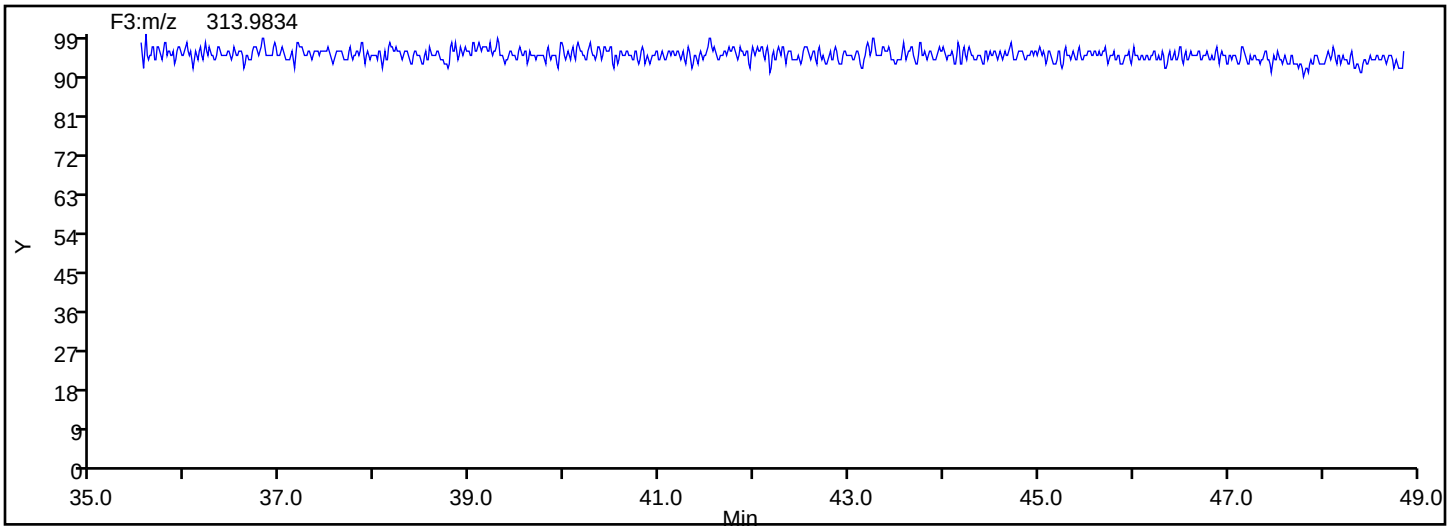

Manual Integration/User Assign Peak Report

Eurofins TestAmerica, Knoxville

Data File:	\\chromna\Knoxville\ChromData\D3D\20190829-12906.b\580-88125-b-19-c.d				
Injection Date:	29-Aug-2019 22:02:00	Instrument ID:	D3D		
Lims ID:	580-88125-B-19-C	Lab Sample ID:	140-88125-19		
Client ID:	Q2-0to13-101818				
Operator ID:	Xcalibur_System	ALS Bottle#:	0	Worklist Smp#:	13
Injection Vol:	1.0 ul	Dil. Factor:	1.0000		
Method:	PCBs_D3D	Limit Group:	HR - 1668A - ICAL		
Column:	SPB-Octyl (0.25 mm)	Detector	F3(35.64 :49.10)		

PCB-201, CAS: 40186-71-8

Signal: 2

Processing Integration Results

RT: 43.62
Area: 562
Amount: 0.793932
Amount Units: pg/ul

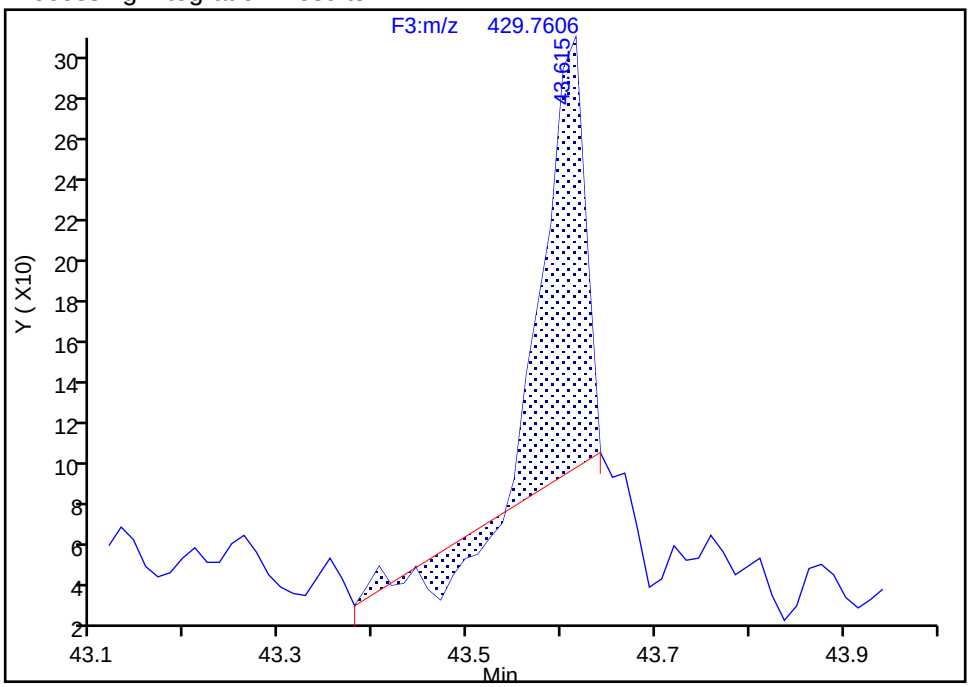

Manual Integration Results

RT: 43.62
Area: 1033
Amount: 0.635206
Amount Units: pg/ul

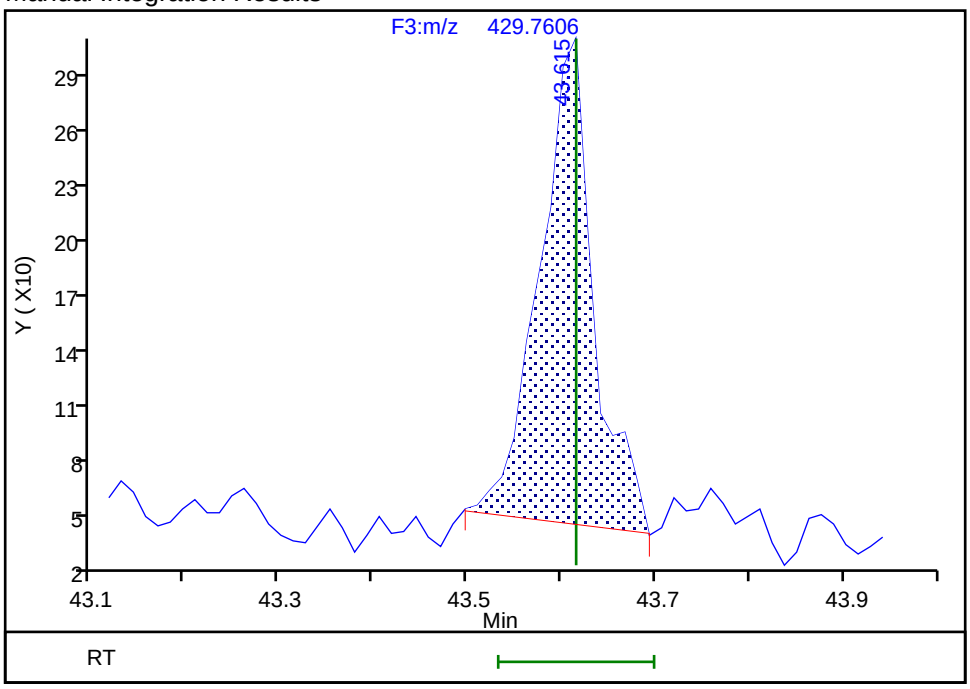

Reviewer: mcwhirterl, 29-Aug-2019 23:37:21

Audit Action: Marked Compound Undetected Audit Reason: Invalid Compound ID

Manual Integration/User Assign Peak Report

Eurofins TestAmerica, Knoxville

Data File: \\chromna\Knoxville\ChromData\D3D\20190829-12906.b\580-88125-b-19-c.d

Injection Date:	29-Aug-2019 22:02:00	Instrument ID:	D3D		
Lims ID:	580-88125-B-19-C	Lab Sample ID:	140-88125-19		
Client ID:	Q2-0to13-101818				
Operator ID:	Xcalibur_System	ALS Bottle#:	0	Worklist Smp#:	13
Injection Vol:	1.0 ul	Dil. Factor:	1.0000		
Method:	PCBs_D3D	Limit Group:	HR - 1668A - ICAL		
Column:	SPB-Octyl (0.25 mm)	Detector	F3(35.64 :49.10)		

PCB-201, CAS: 40186-71-8

Signal: 3

Processing Integration Results

RT: 43.60
Area: 2626
Amount: 0.793932
Amount Units: pg/ul

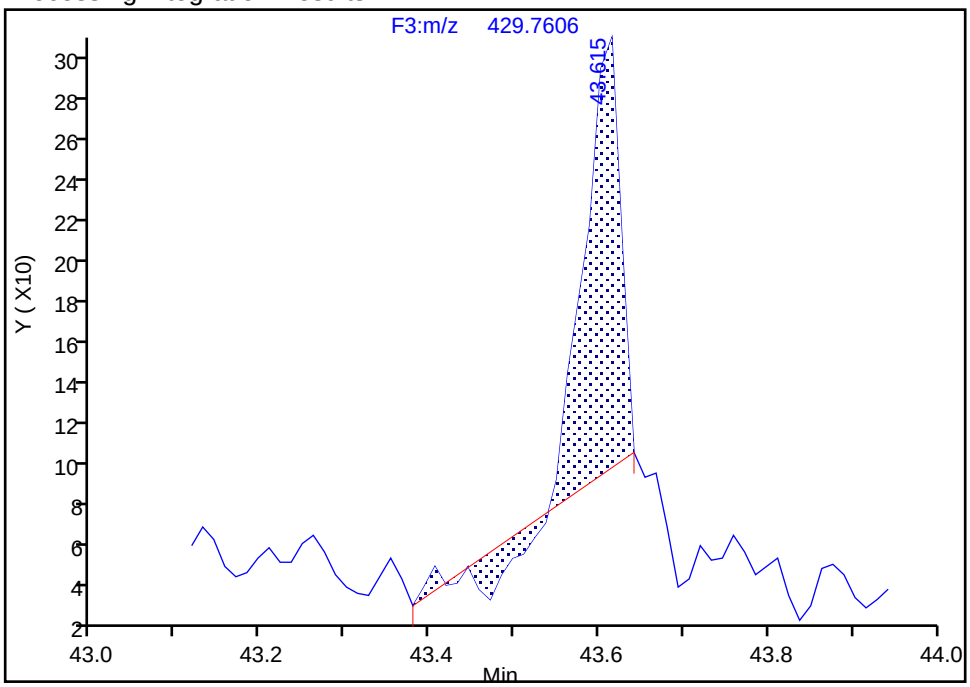

Manual Integration Results

RT: 43.60
Area: 2101
Amount: 0.635206
Amount Units: pg/ul
Reviewer: mcwhirterl, 29-Aug-2019 23:37:21
Audit Action: Marked Compound Undetected Audit Reason: Invalid Compound ID

Manual Integration/User Assign Peak Report

Eurofins TestAmerica, Knoxville

Data File:	\\chromna\Knoxville\ChromData\D3D\20190829-12906.b\580-88125-b-19-c.d				
Injection Date:	29-Aug-2019 22:02:00	Instrument ID:	D3D		
Lims ID:	580-88125-B-19-C	Lab Sample ID:	140-88125-19		
Client ID:	Q2-0to13-101818				
Operator ID:	Xcalibur_System	ALS Bottle#:	0	Worklist Smp#:	13
Injection Vol:	1.0 ul	Dil. Factor:	1.0000		
Method:	PCBs_D3D	Limit Group:	HR - 1668A - ICAL		
Column:	SPB-Octyl (0.25 mm)	Detector	F3(35.64 :49.10)		

PCB-201, CAS: 40186-71-8

Signal: 1

Processing Integration Results

RT: 43.60
Area: 2064
Amount: 0.793932
Amount Units: pg/ul

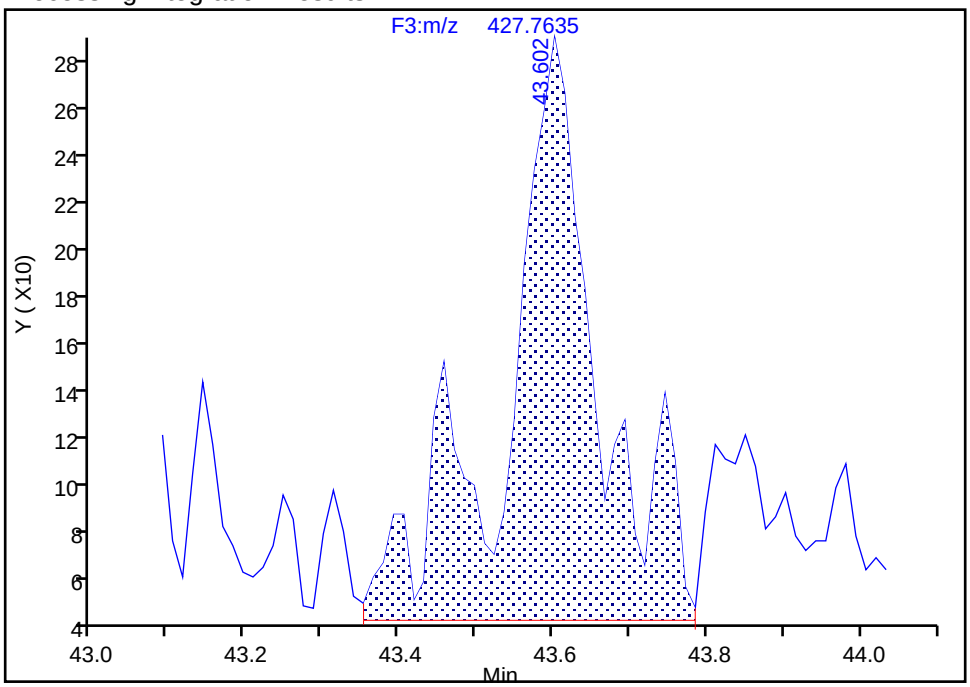

Manual Integration Results

RT: 43.60
Area: 1068
Amount: 0.635206
Amount Units: pg/ul

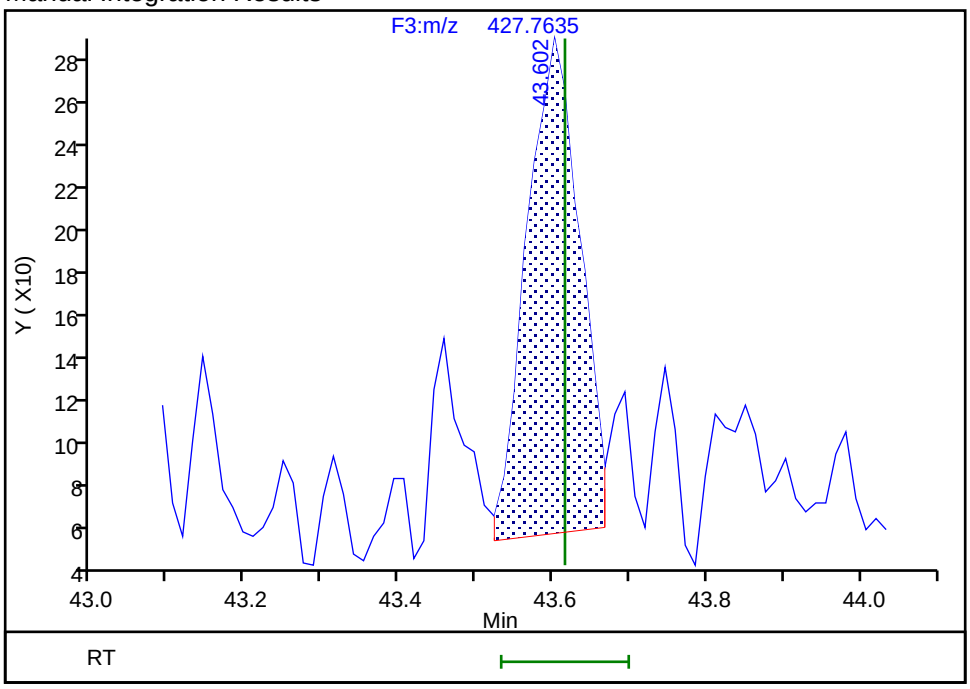

Reviewer: mcwhirterl, 29-Aug-2019 23:37:22

Audit Action: Manually Integrated/Assigned Compound ID Audit Reason: Baseline

Manual Integration/User Assign Peak Report

Eurofins TestAmerica, Knoxville

Data File:	\\chromna\Knoxville\ChromData\D3D\20190829-12906.b\580-88125-b-19-c.d				
Injection Date:	29-Aug-2019 22:02:00	Instrument ID:	D3D		
Lims ID:	580-88125-B-19-C	Lab Sample ID:	140-88125-19		
Client ID:	Q2-0to13-101818				
Operator ID:	Xcalibur_System	ALS Bottle#:	0	Worklist Smp#:	13
Injection Vol:	1.0 ul	Dil. Factor:	1.0000		
Method:	PCBs_D3D	Limit Group:	HR - 1668A - ICAL		
Column:	SPB-Octyl (0.25 mm)	Detector	F3(35.64 :49.10)		

PCB-198/199, CAS: STL01825

Signal: 2

Processing Integration Results

RT: 47.42
Area: 5616
Amount: 5.441804
Amount Units: pg/ul

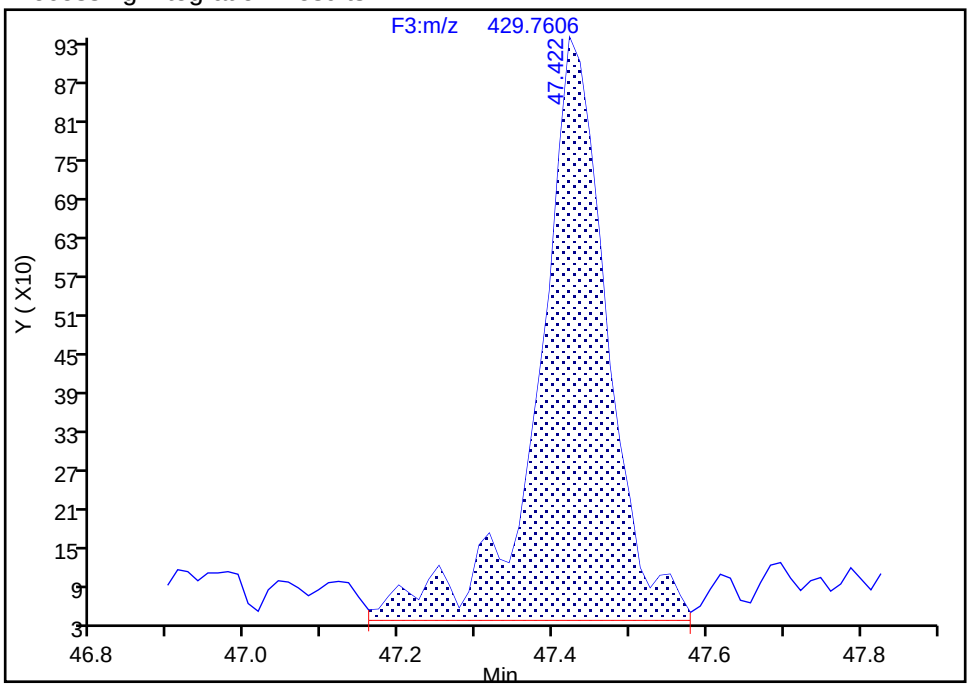

Manual Integration Results

RT: 47.42
Area: 4864
Amount: 3.982534
Amount Units: pg/ul

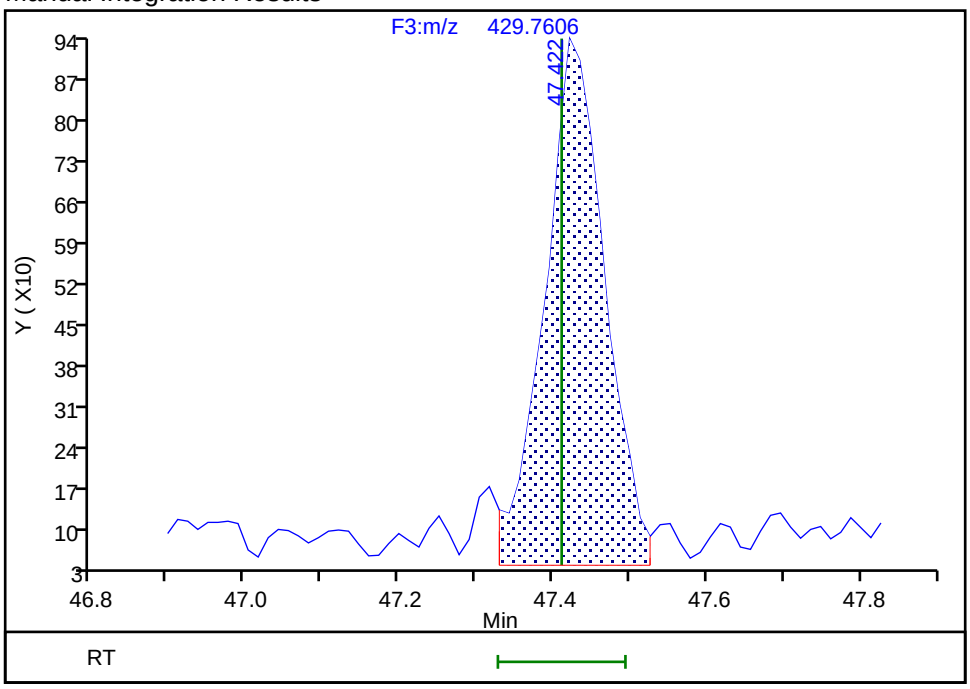

Reviewer: mcwhirterl, 29-Aug-2019 23:39:05

Audit Action: Marked Compound Undetected Audit Reason: Invalid Compound ID

Manual Integration/User Assign Peak Report

Eurofins TestAmerica, Knoxville

Data File:	\\chromna\Knoxville\ChromData\D3D\20190829-12906.b\580-88125-b-19-c.d				
Injection Date:	29-Aug-2019 22:02:00	Instrument ID:	D3D		
Lims ID:	580-88125-B-19-C	Lab Sample ID:	140-88125-19		
Client ID:	Q2-0to13-101818				
Operator ID:	Xcalibur_System	ALS Bottle#:	0	Worklist Smp#:	13
Injection Vol:	1.0 ul	Dil. Factor:	1.0000		
Method:	PCBs_D3D	Limit Group:	HR - 1668A - ICAL		
Column:	SPB-Octyl (0.25 mm)	Detector	F3(35.64 :49.10)		

PCB-198/199, CAS: STL01825

Signal: 3

Processing Integration Results

RT: 47.43
Area: 12418
Amount: 5.441804
Amount Units: pg/ul

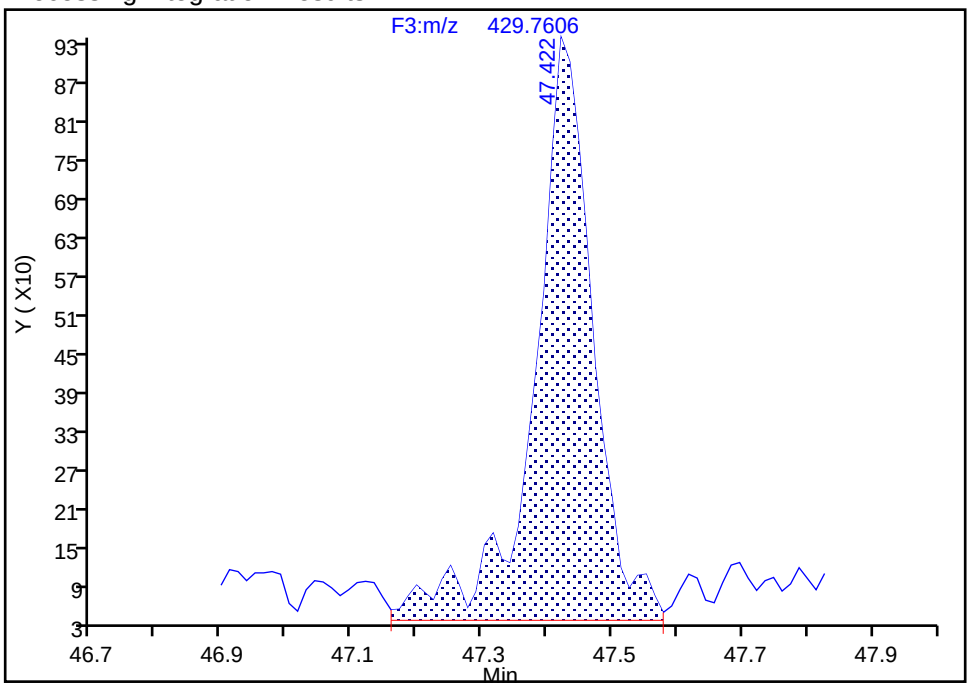

Manual Integration Results

RT: 47.43
Area: 9088
Amount: 3.982534
Amount Units: pg/ul
Reviewer: mcwhirterl, 29-Aug-2019 23:39:05
Audit Action: Marked Compound Undetected Audit Reason: Invalid Compound ID

Manual Integration/User Assign Peak Report

Eurofins TestAmerica, Knoxville

Data File:	\\chromna\Knoxville\ChromData\D3D\20190829-12906.b\580-88125-b-19-c.d				
Injection Date:	29-Aug-2019 22:02:00	Instrument ID:	D3D		
Lims ID:	580-88125-B-19-C	Lab Sample ID:	140-88125-19		
Client ID:	Q2-0to13-101818				
Operator ID:	Xcalibur_System	ALS Bottle#:	0	Worklist Smp#:	13
Injection Vol:	1.0 ul	Dil. Factor:	1.0000		
Method:	PCBs_D3D	Limit Group:	HR - 1668A - ICAL		
Column:	SPB-Octyl (0.25 mm)	Detector	F3(35.64 :49.10)		

PCB-198/199, CAS: STL01825

Signal: 1

Processing Integration Results

RT: 47.43
Area: 6802
Amount: 5.441804
Amount Units: pg/ul

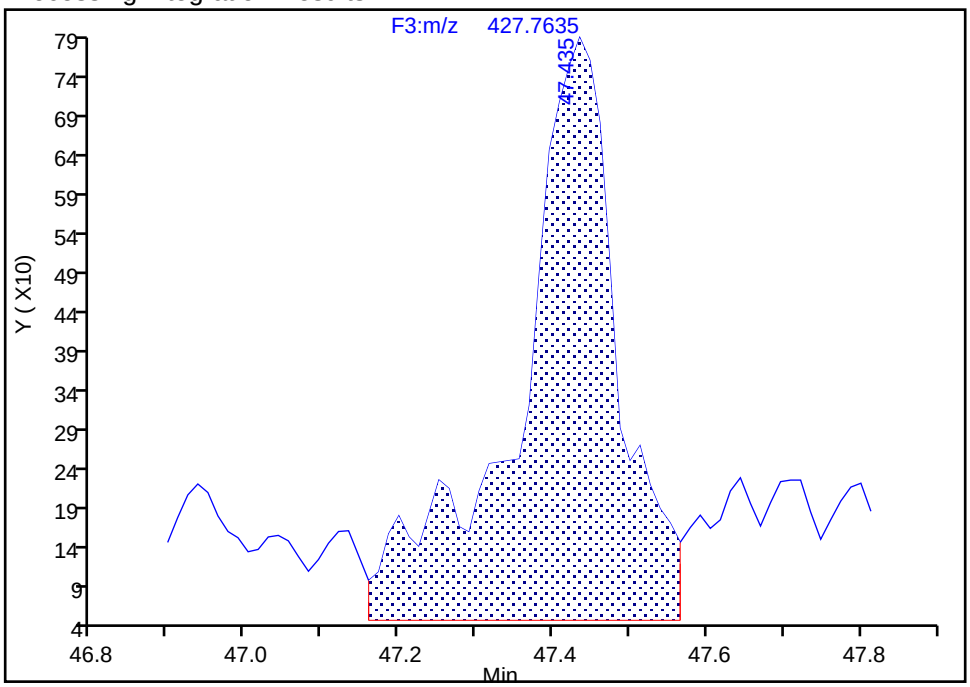

Manual Integration Results

RT: 47.43
Area: 4224
Amount: 3.982534
Amount Units: pg/ul

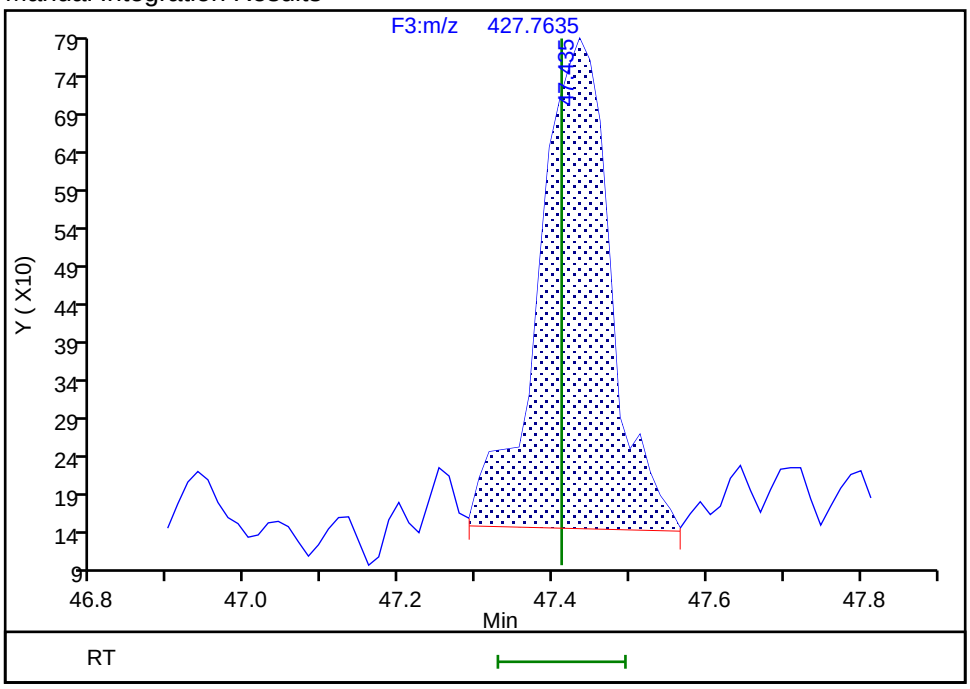

Reviewer: mcwhirterl, 29-Aug-2019 23:39:08
Audit Action: Manually Integrated/Assigned Compound ID Audit Reason: Baseline

Manual Integration/User Assign Peak Report

Eurofins TestAmerica, Knoxville

Data File:	\\chromna\Knoxville\ChromData\D3D\20190829-12906.b\580-88125-b-19-c.d				
Injection Date:	29-Aug-2019 22:02:00	Instrument ID:	D3D		
Lims ID:	580-88125-B-19-C	Lab Sample ID:	140-88125-19		
Client ID:	Q2-0to13-101818				
Operator ID:	Xcalibur_System	ALS Bottle#:	0	Worklist Smp#:	13
Injection Vol:	1.0 ul	Dil. Factor:	1.0000		
Method:	PCBs_D3D	Limit Group:	HR - 1668A - ICAL		
Column:	SPB-Octyl (0.25 mm)	Detector	F3(35.64 :49.10)		

PCB-196, CAS: 42740-50-1

Signal: 2

Processing Integration Results

RT: 48.09
Area: 2839
Amount: 3.026675
Amount Units: pg/ul

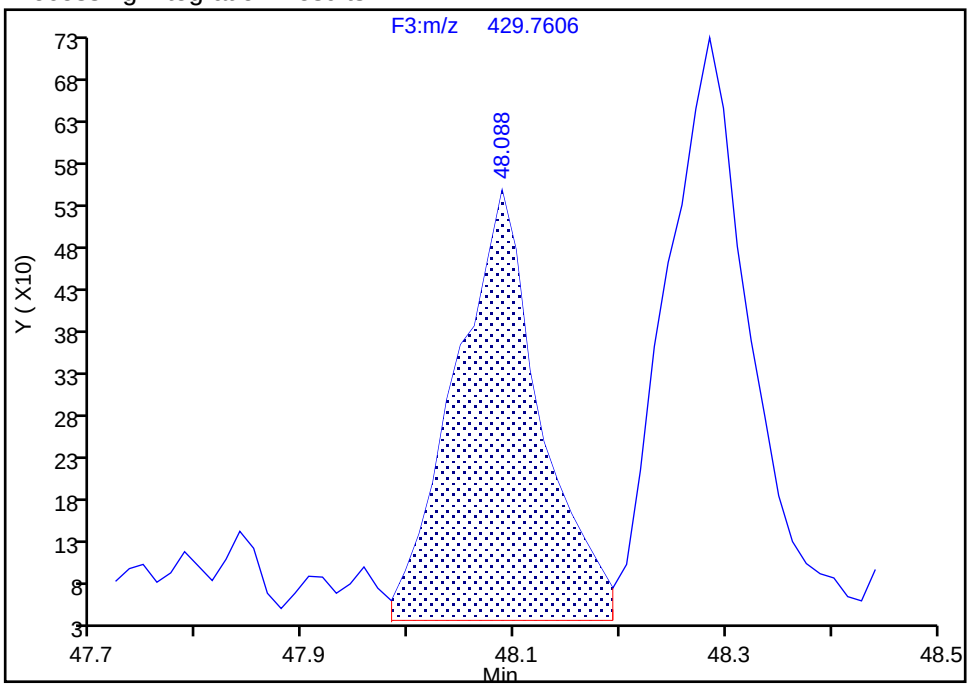

Manual Integration Results

RT: 48.09
Area: 2839
Amount: 2.206472
Amount Units: pg/ul

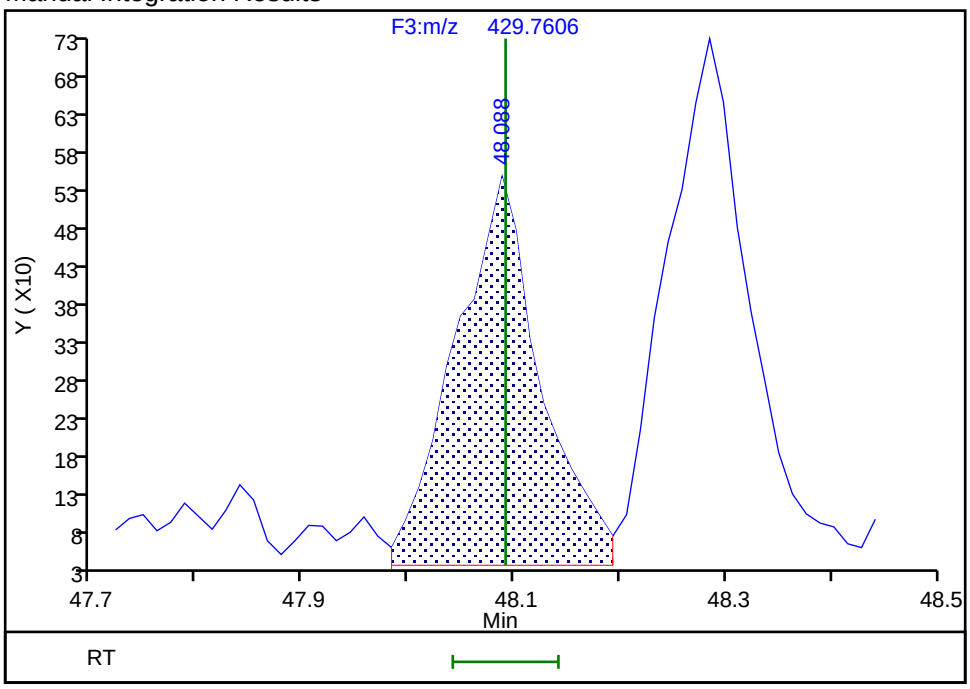

Reviewer: mcwhirterl, 29-Aug-2019 23:39:37

Audit Action: Marked Compound Undetected Audit Reason: Invalid Compound ID

Manual Integration/User Assign Peak Report

Eurofins TestAmerica, Knoxville

Data File:	\\chromna\Knoxville\ChromData\D3D\20190829-12906.b\580-88125-b-19-c.d				
Injection Date:	29-Aug-2019 22:02:00	Instrument ID:	D3D		
Lims ID:	580-88125-B-19-C	Lab Sample ID:	140-88125-19		
Client ID:	Q2-0to13-101818				
Operator ID:	Xcalibur_System	ALS Bottle#:	0	Worklist Smp#:	13
Injection Vol:	1.0 ul	Dil. Factor:	1.0000		
Method:	PCBs_D3D	Limit Group:	HR - 1668A - ICAL		
Column:	SPB-Octyl (0.25 mm)	Detector	F3(35.64 :49.10)		

PCB-196, CAS: 42740-50-1

Signal: 3

Processing Integration Results

RT: 48.06
Area: 7384
Amount: 3.026675
Amount Units: pg/ul

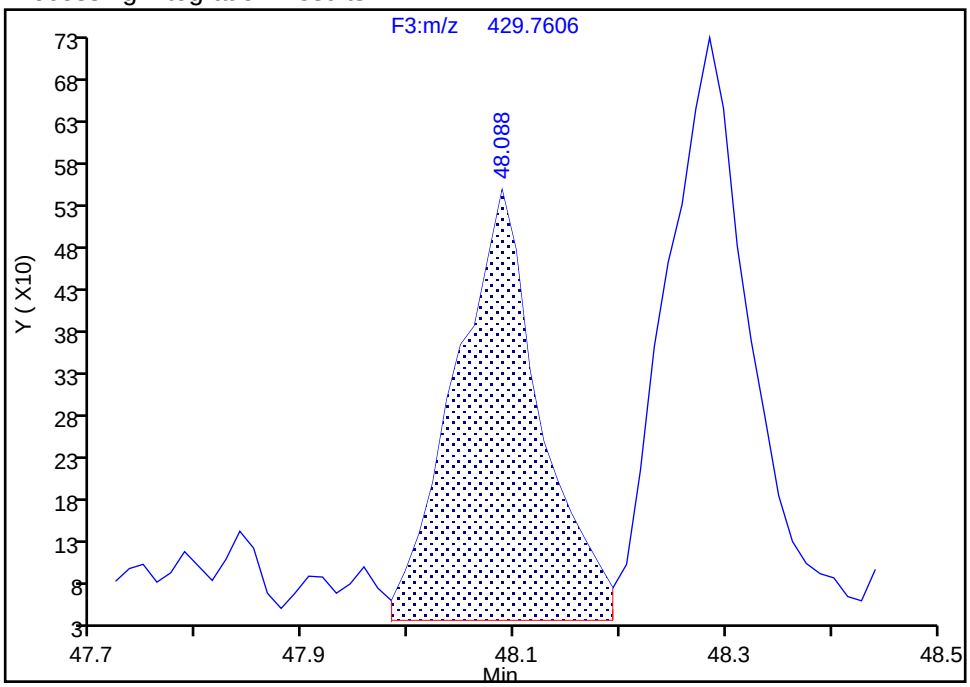

Manual Integration Results

RT: 48.06
Area: 5383
Amount: 2.206472
Amount Units: pg/ul
Reviewer: mcwhirterl, 29-Aug-2019 23:39:37
Audit Action: Marked Compound Undetected Audit Reason: Invalid Compound ID

Manual Integration/User Assign Peak Report

Eurofins TestAmerica, Knoxville

Data File:	\\chromna\Knoxville\ChromData\D3D\20190829-12906.b\580-88125-b-19-c.d				
Injection Date:	29-Aug-2019 22:02:00	Instrument ID:	D3D		
Lims ID:	580-88125-B-19-C	Lab Sample ID:	140-88125-19		
Client ID:	Q2-0to13-101818				
Operator ID:	Xcalibur_System	ALS Bottle#:	0	Worklist Smp#:	13
Injection Vol:	1.0 ul	Dil. Factor:	1.0000		
Method:	PCBs_D3D	Limit Group:	HR - 1668A - ICAL		
Column:	SPB-Octyl (0.25 mm)	Detector	F3(35.64 :49.10)		

PCB-196, CAS: 42740-50-1

Signal: 1

Processing Integration Results

RT: 48.06
Area: 4545
Amount: 3.026675
Amount Units: pg/ul

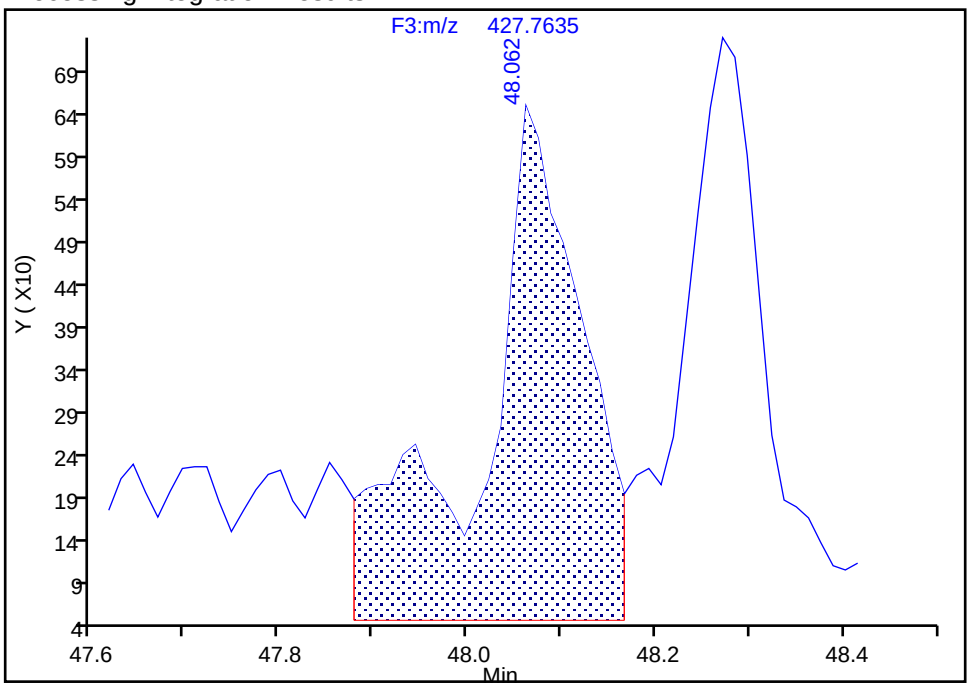

Manual Integration Results

RT: 48.06
Area: 2544
Amount: 2.206472
Amount Units: pg/ul

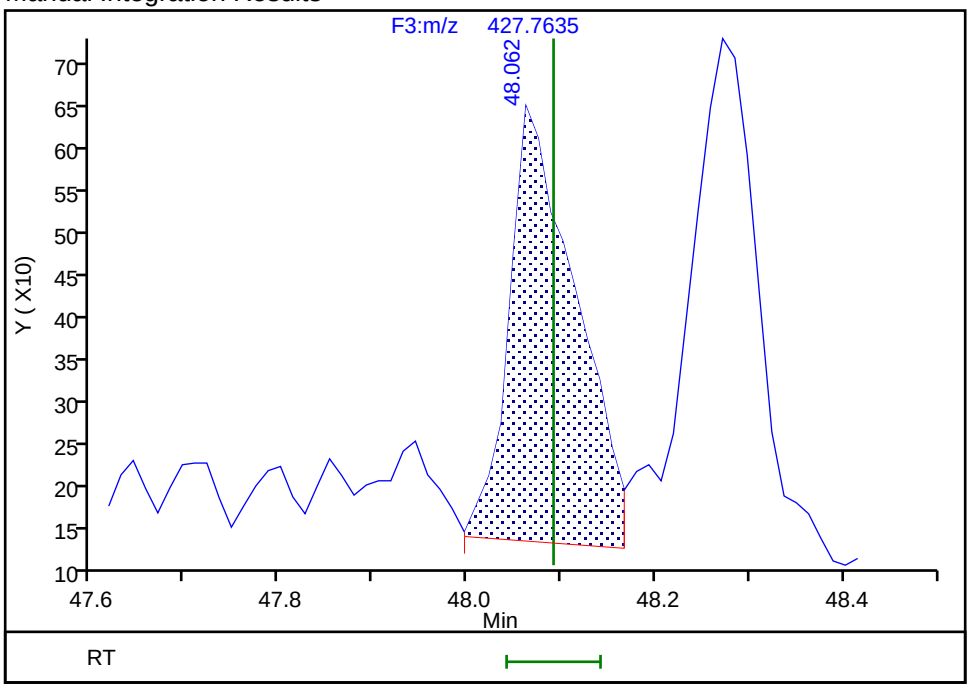

Reviewer: mcwhirterl, 29-Aug-2019 23:39:40

Audit Action: Manually Integrated/Assigned Compound ID Audit Reason: Split Peak

Manual Integration/User Assign Peak Report

Eurofins TestAmerica, Knoxville

Data File:	\\chromna\Knoxville\ChromData\D3D\20190829-12906.b\580-88125-b-19-c.d				
Injection Date:	29-Aug-2019 22:02:00	Instrument ID:	D3D		
Lims ID:	580-88125-B-19-C	Lab Sample ID:	140-88125-19		
Client ID:	Q2-0to13-101818				
Operator ID:	Xcalibur_System	ALS Bottle#:	0	Worklist Smp#:	13
Injection Vol:	1.0 ul	Dil. Factor:	1.0000		
Method:	PCBs_D3D	Limit Group:	HR - 1668A - ICAL		
Column:	SPB-Octyl (0.25 mm)	Detector	F3(35.64 :49.10)		

PCB-203, CAS: 52663-76-0

Signal: 1

Processing Integration Results

RT: 48.27
Area: 4148
Amount: 3.095316
Amount Units: pg/ul

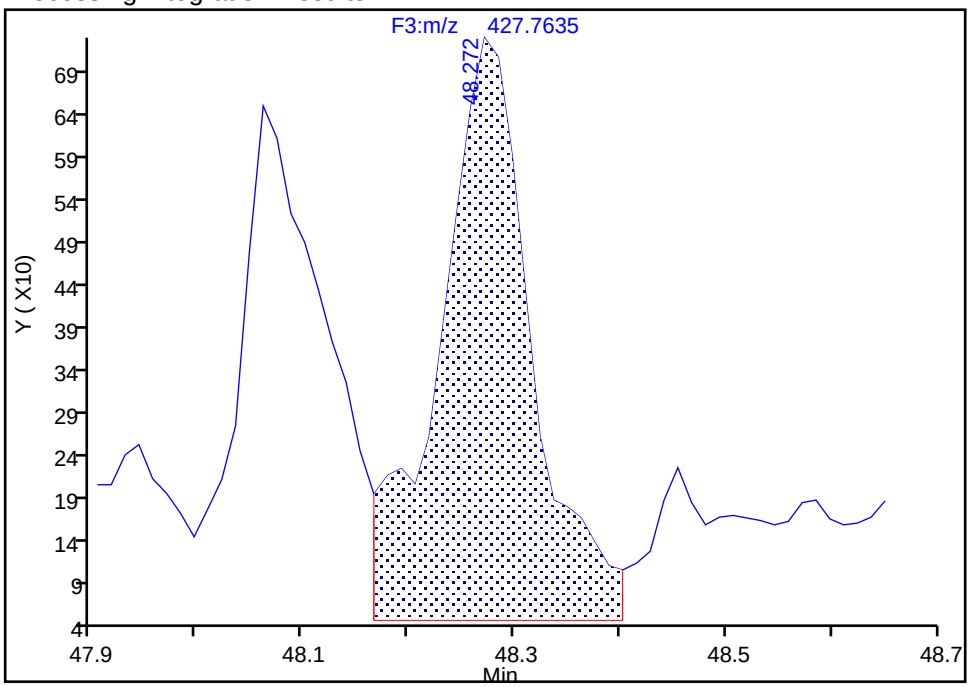

Manual Integration Results

RT: 48.27
Area: 3166
Amount: 2.713361
Amount Units: pg/ul

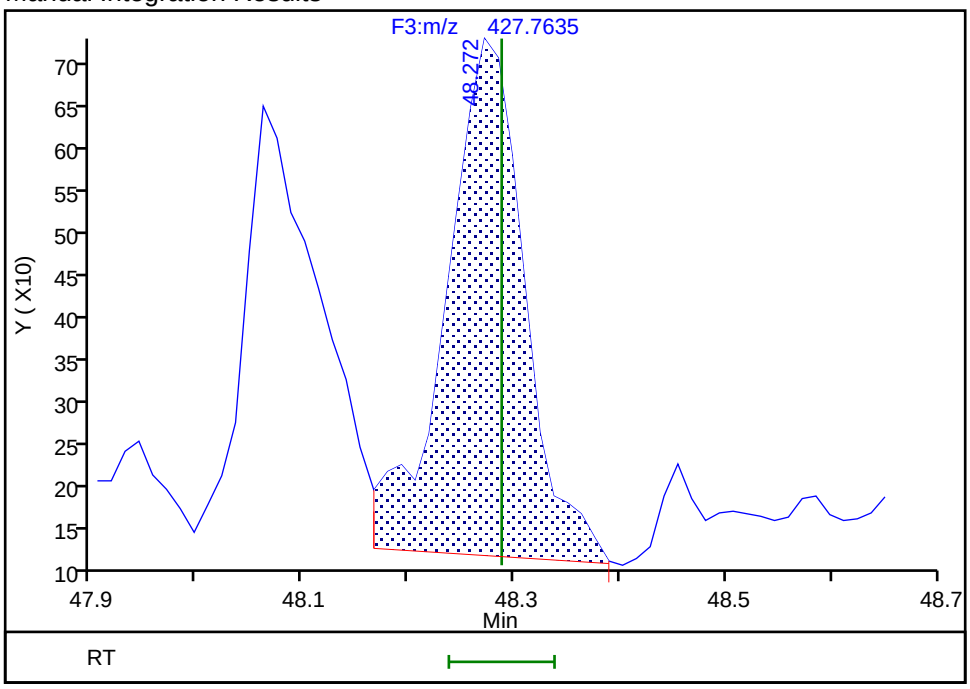

Reviewer: mcwhirterl, 29-Aug-2019 23:39:45

Audit Action: Manually Integrated/Assigned Compound ID Audit Reason: Split Peak

Eurofins TestAmerica, Knoxville

Data File:	\\chromna\Knoxville\ChromData\D3D\20190829-12906.b\580-88125-b-19-c.d				
Injection Date:	29-Aug-2019 22:02:00	Instrument ID:	D3D		
Lims ID:	580-88125-B-19-C	Lab Sample ID:	140-88125-19		
Client ID:	Q2-0to13-101818				
Operator ID:	Xcalibur_System	ALS Bottle#:	0	Worklist Smp#:	13
Injection Vol:	1.0 ul	Dil. Factor:	1.0000		
Method:	PCBs_D3D	Limit Group:	HR - 1668A - ICAL		
Column:	SPB-Octyl (0.25 mm)	Detector	F3(35.64 :49.10)		

PCB-202L, CAS: 105600-26-8

Signal: 2

Processing Integration Results

RT: 42.66
Area: 150718
Amount: 100.4947
Amount Units: pg/ul

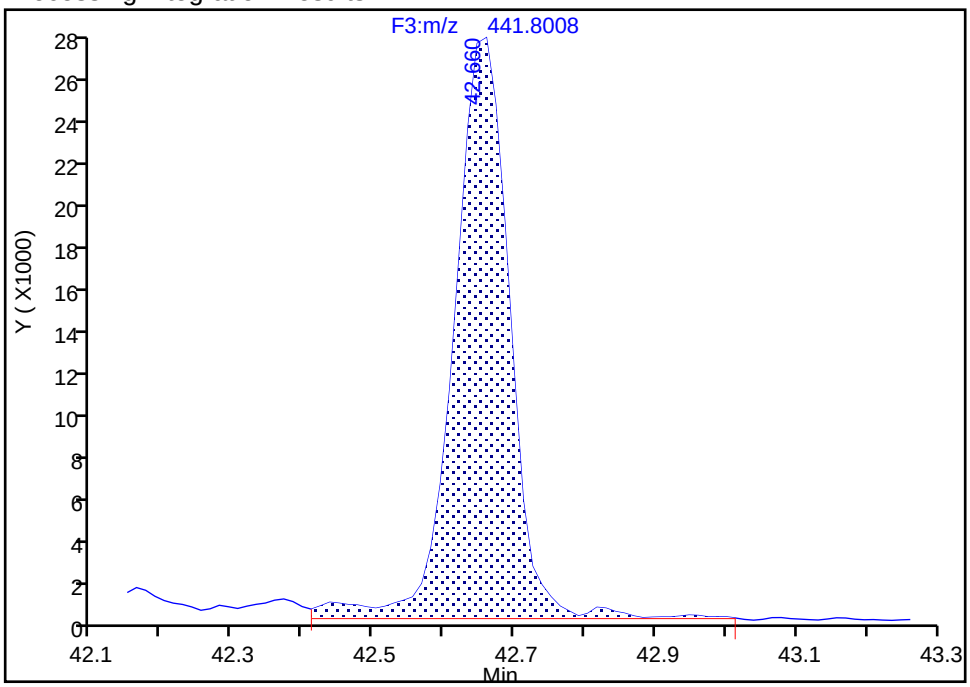

Manual Integration Results

RT: 42.66
Area: 144975
Amount: 97.128507
Amount Units: pg/ul

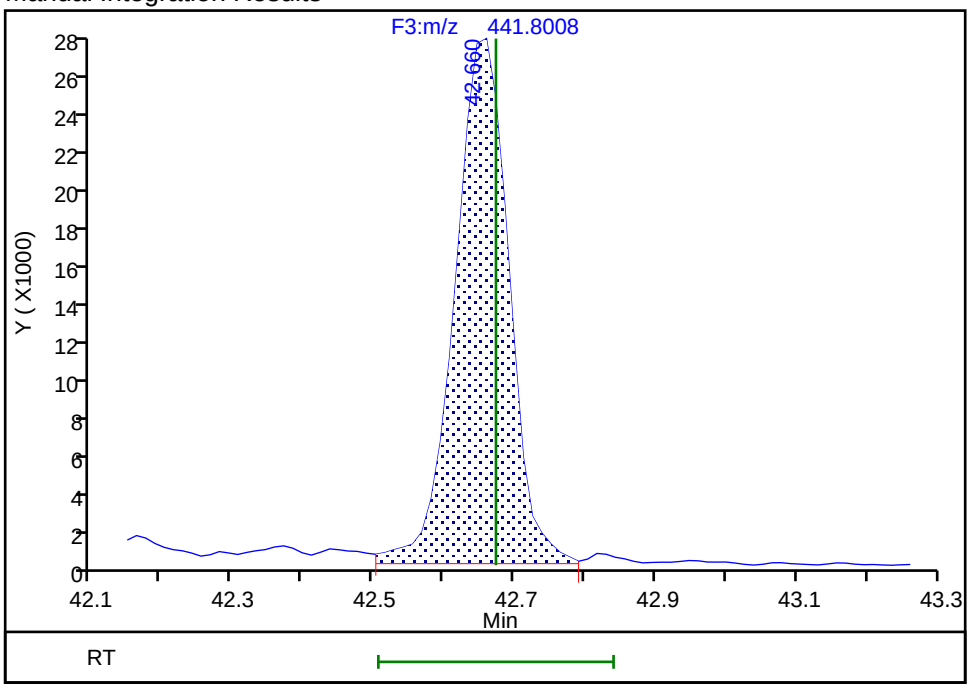

Reviewer: mcwhirterl, 29-Aug-2019 23:36:24
Audit Action: Marked Compound Undetected Audit Reason: Invalid Compound ID

Manual Integration/User Assign Peak Report

Eurofins TestAmerica, Knoxville

Data File:	\\chromna\Knoxville\ChromData\D3D\20190829-12906.b\580-88125-b-19-c.d				
Injection Date:	29-Aug-2019 22:02:00	Instrument ID:	D3D		
Lims ID:	580-88125-B-19-C	Lab Sample ID:	140-88125-19		
Client ID:	Q2-0to13-101818				
Operator ID:	Xcalibur_System	ALS Bottle#:	0	Worklist Smp#:	13
Injection Vol:	1.0 ul	Dil. Factor:	1.0000		
Method:	PCBs_D3D	Limit Group:	HR - 1668A - ICAL		
Column:	SPB-Octyl (0.25 mm)	Detector	F3(35.64 :49.10)		

PCB-202L, CAS: 105600-26-8

Signal: 3

Processing Integration Results

RT: 42.66
Area: 288543
Amount: 100.4947
Amount Units: pg/ul

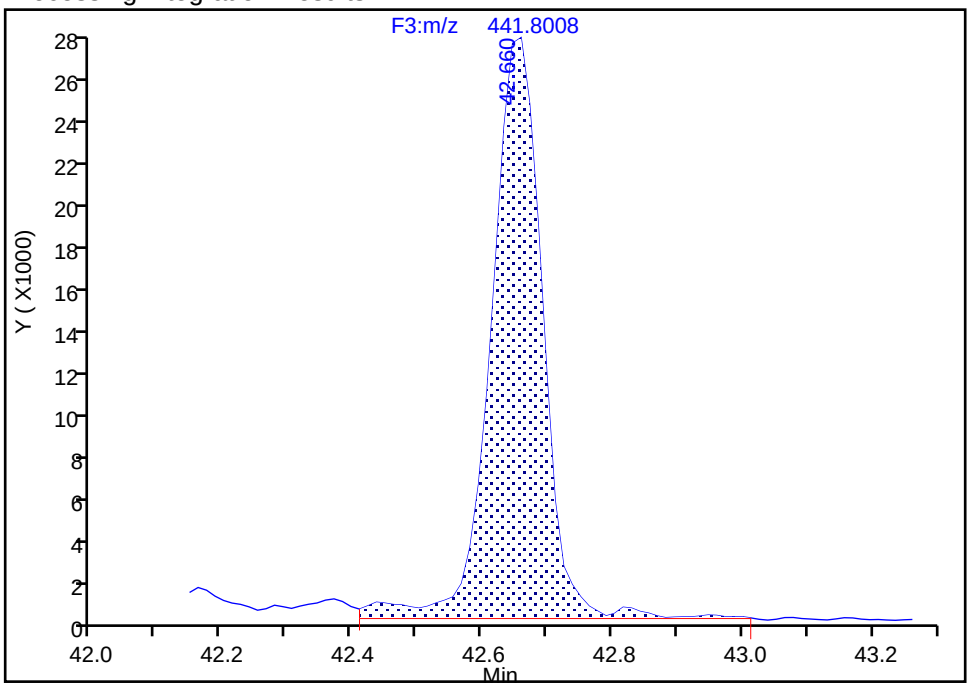

Manual Integration Results

RT: 42.66
Area: 278878
Amount: 97.128507
Amount Units: pg/ul
Reviewer: mcwhirterl, 29-Aug-2019 23:36:24
Audit Action: Marked Compound Undetected Audit Reason: Invalid Compound ID

Manual Integration/User Assign Peak Report

Eurofins TestAmerica, Knoxville

Data File:	\\chromna\Knoxville\ChromData\D3D\20190829-12906.b\580-88125-b-19-c.d				
Injection Date:	29-Aug-2019 22:02:00	Instrument ID:	D3D		
Lims ID:	580-88125-B-19-C	Lab Sample ID:	140-88125-19		
Client ID:	Q2-0to13-101818				
Operator ID:	Xcalibur_System	ALS Bottle#:	0	Worklist Smp#:	13
Injection Vol:	1.0 ul	Dil. Factor:	1.0000		
Method:	PCBs_D3D	Limit Group:	HR - 1668A - ICAL		
Column:	SPB-Octyl (0.25 mm)	Detector	F3(35.64 :49.10)		

PCB-202L, CAS: 105600-26-8

Signal: 1

Processing Integration Results

RT: 42.66
Area: 137825
Amount: 100.4947
Amount Units: pg/ul

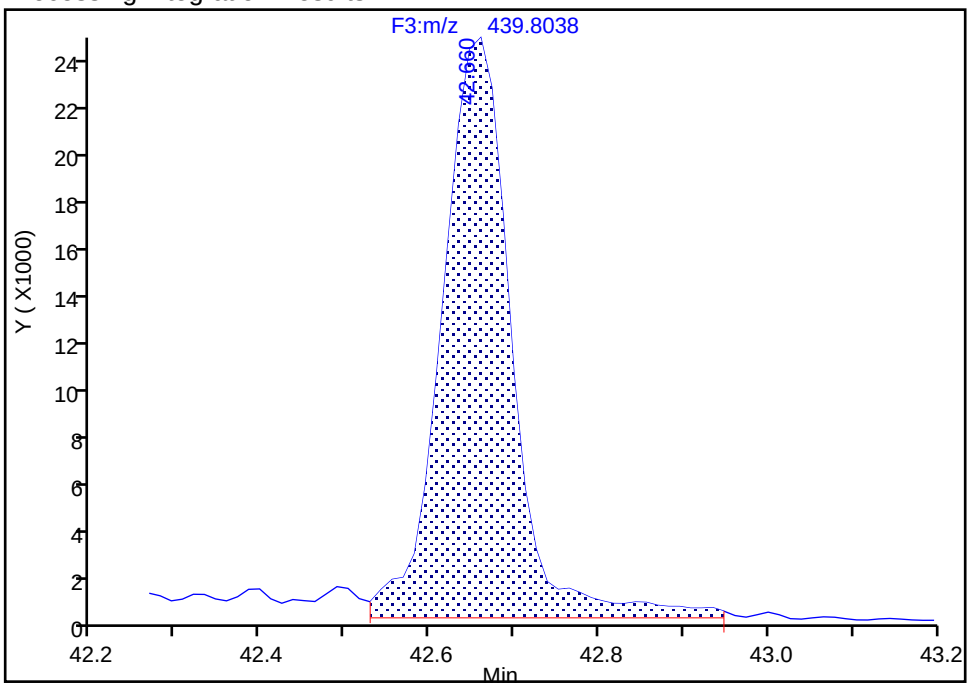

Manual Integration Results

RT: 42.66
Area: 133903
Amount: 97.128507
Amount Units: pg/ul

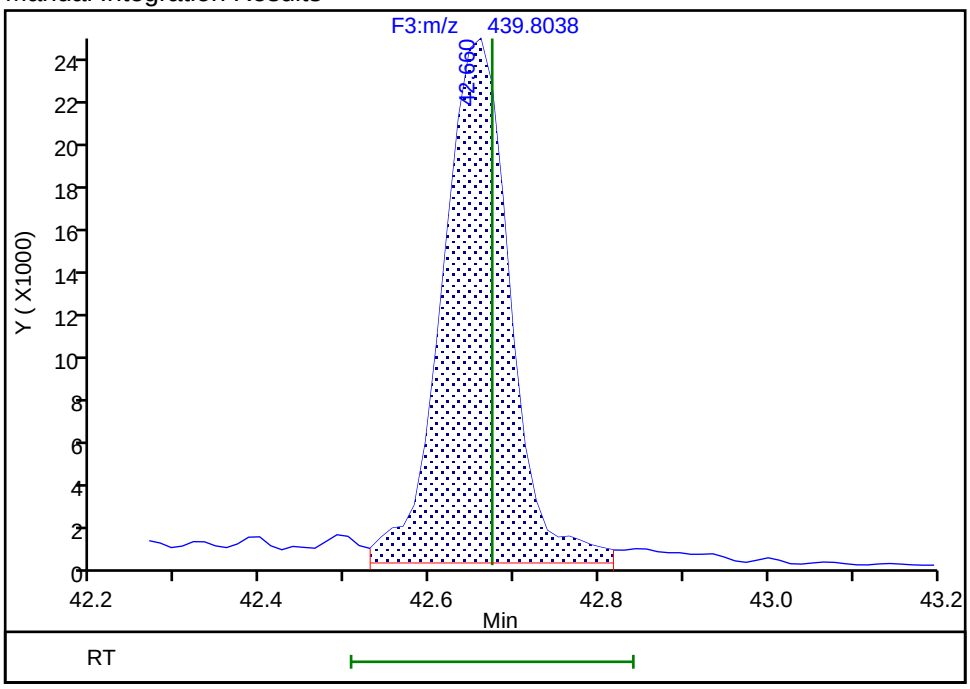

Reviewer: mcwhirterl, 29-Aug-2019 23:36:25

Audit Action: Manually Integrated/Assigned Compound ID Audit Reason: Split Peak

Report Date: 29-Aug-2019 23:42:54 Chrom Revision: 2.3 22-Aug-2019 12:55:36

Eurofins TestAmerica, Knoxville

Data File:	\\chromna\Knoxville\ChromData\D3D\20190829-12906.b\580-88125-b-19-c.d		
Injection Date:	29-Aug-2019 22:02:00	Injection Vol:	1.0 ul
Instrument ID:	D3D	Operator ID:	Xcalibur_System
Method:	PCBs_D3D	Limit Group:	HR - 1668A - ICAL
Client ID:	Q2-0to13-101818		
Worklist#:	33136	Sample Line#:	13
Column Type:	SPB-Octyl	Column Dia:	0.25 mm

OcPCB F4

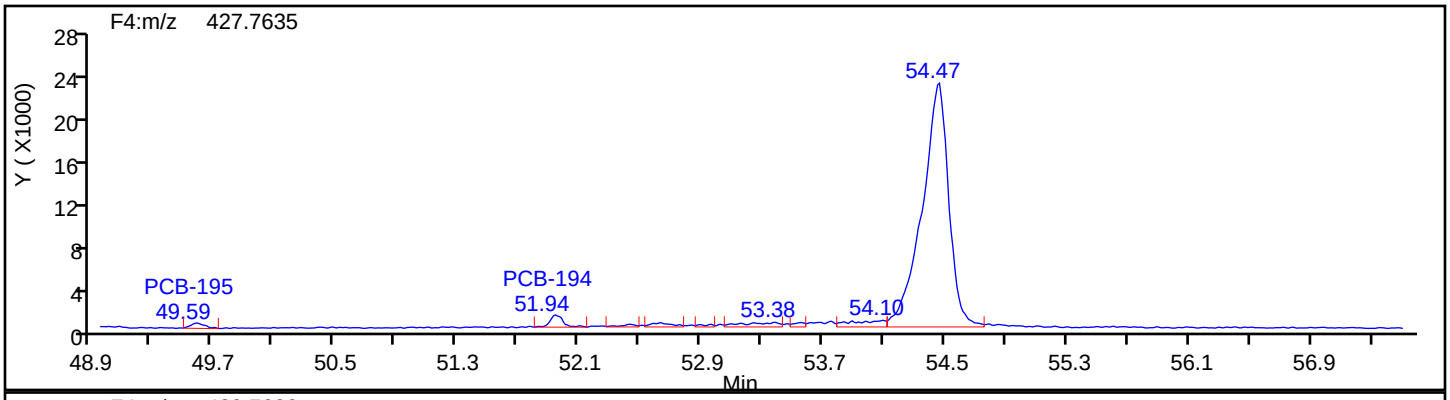

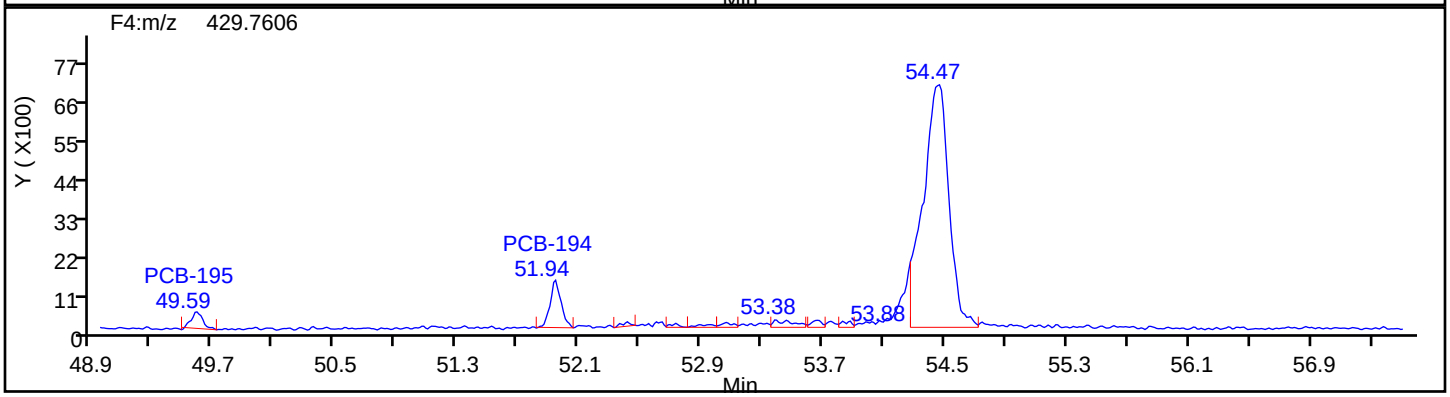

OcPCB F4 Standards

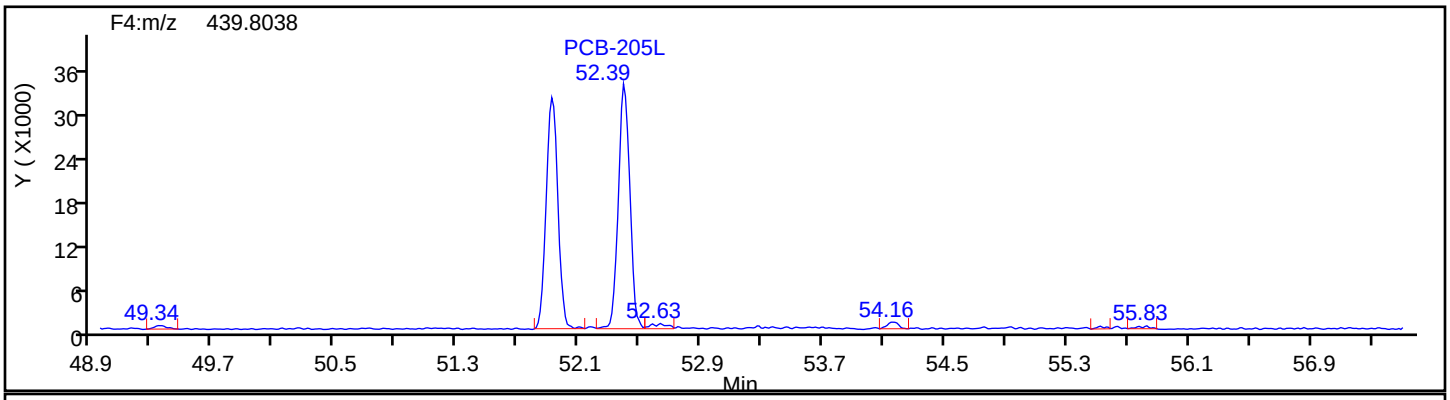

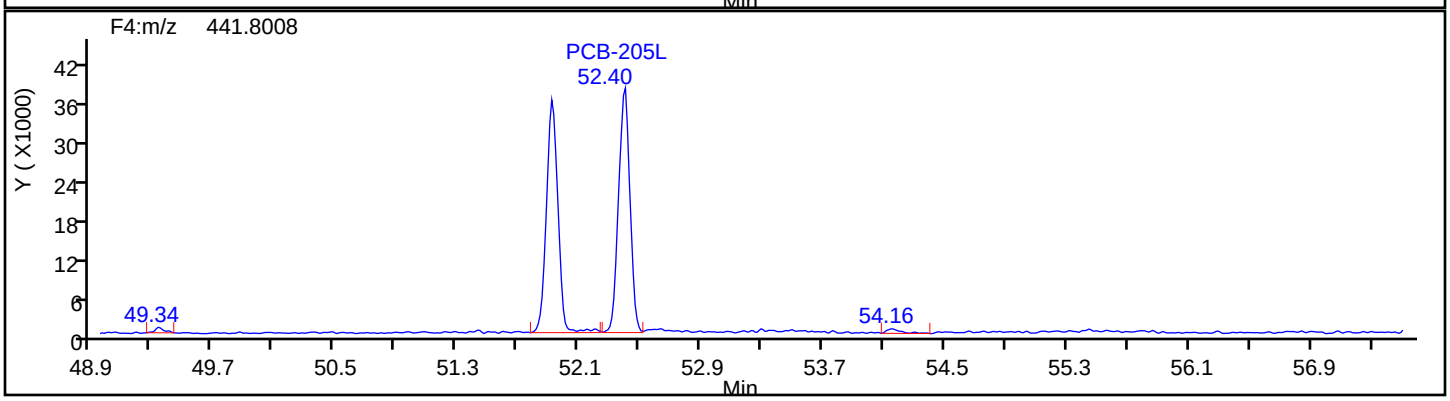

Eurofins TestAmerica, Knoxville

Data File:	\\chromna\Knoxville\ChromData\D3D\20190829-12906.b\580-88125-b-19-c.d		
Injection Date:	29-Aug-2019 22:02:00	Injection Vol:	1.0 ul
Instrument ID:	D3D	Operator ID:	Xcalibur_System
Method:	PCBs_D3D	Limit Group:	HR - 1668A - ICAL
Client ID:	Q2-0to13-101818		
Worklist#:	33136	Sample Line#:	13
Column Type:	SPB-Octyl	Column Dia:	0.25 mm

OcPCB F4

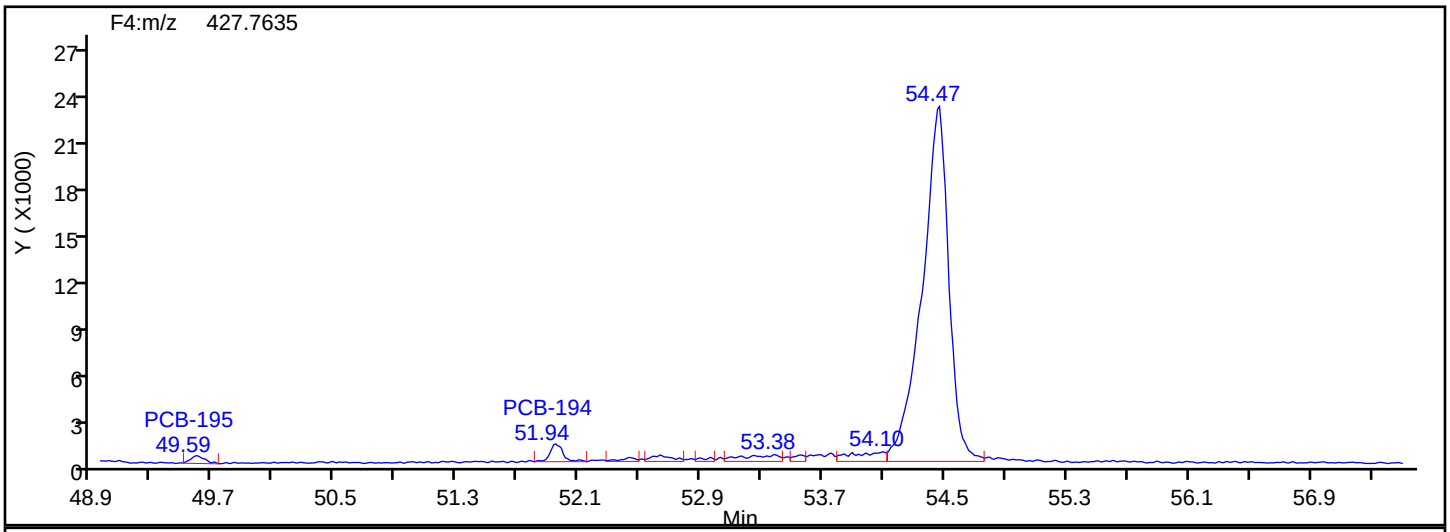

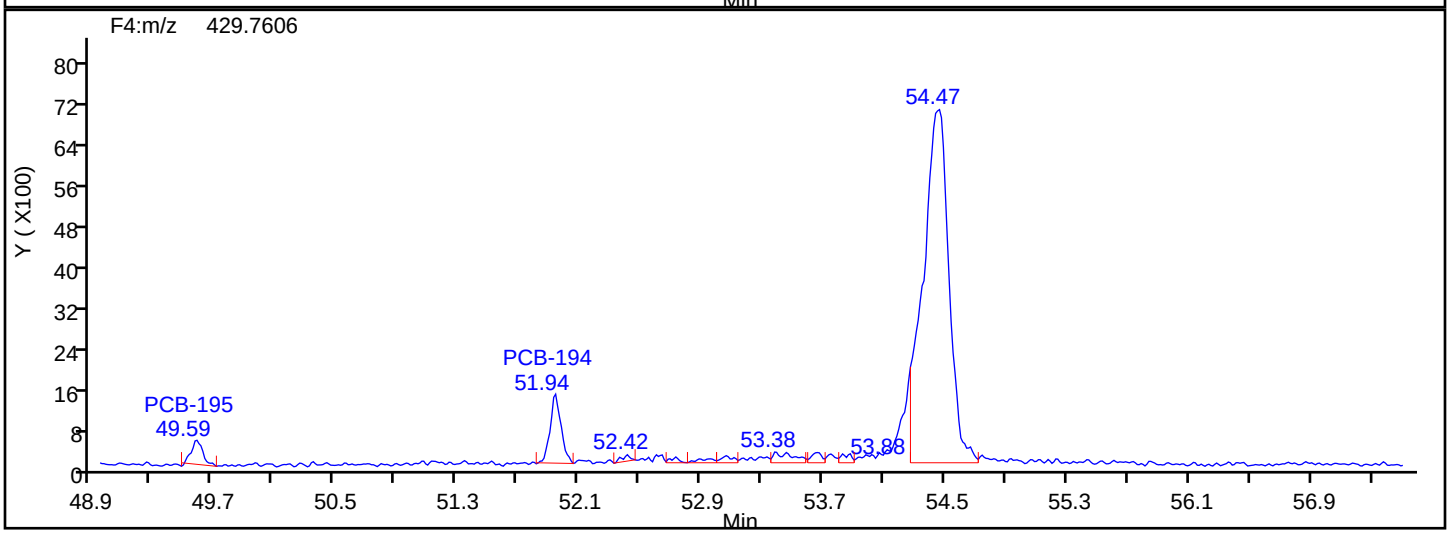

OcPCB F4 Lock Mass

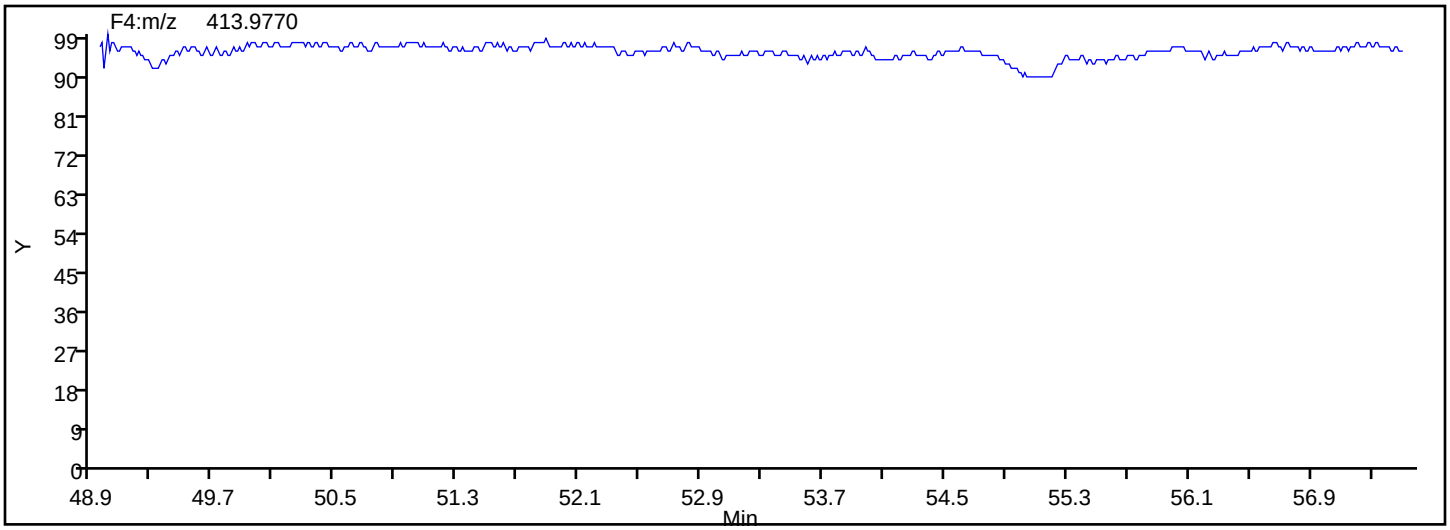

Manual Integration/User Assign Peak Report

Eurofins TestAmerica, Knoxville

Data File:	\\chromna\Knoxville\ChromData\D3D\20190829-12906.b\580-88125-b-19-c.d				
Injection Date:	29-Aug-2019 22:02:00	Instrument ID:	D3D		
Lims ID:	580-88125-B-19-C	Lab Sample ID:	140-88125-19		
Client ID:	Q2-0to13-101818				
Operator ID:	Xcalibur_System	ALS Bottle#:	0	Worklist Smp#:	13
Injection Vol:	1.0 ul	Dil. Factor:	1.0000		
Method:	PCBs_D3D	Limit Group:	HR - 1668A - ICAL		
Column:	SPB-Octyl (0.25 mm)	Detector	F4(49.20 :57.50)		

PCB-195, CAS: 52663-78-2

Signal: 2

Processing Integration Results

RT: 49.59
Area: 2423
Amount: 1.607752
Amount Units: pg/ul

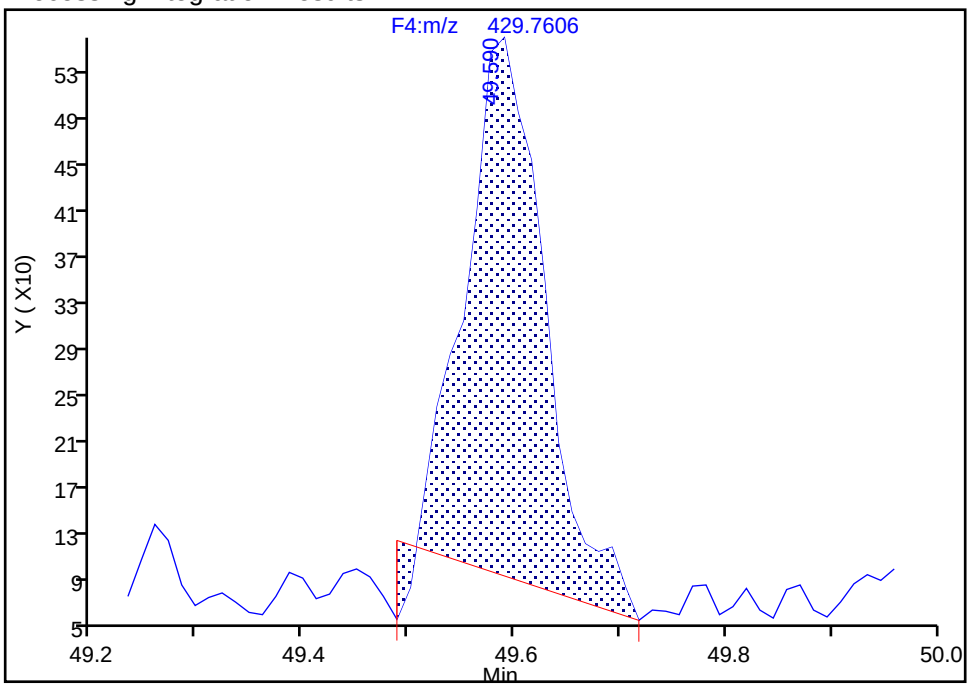

Manual Integration Results

RT: 49.59
Area: 2423
Amount: 1.941339
Amount Units: pg/ul

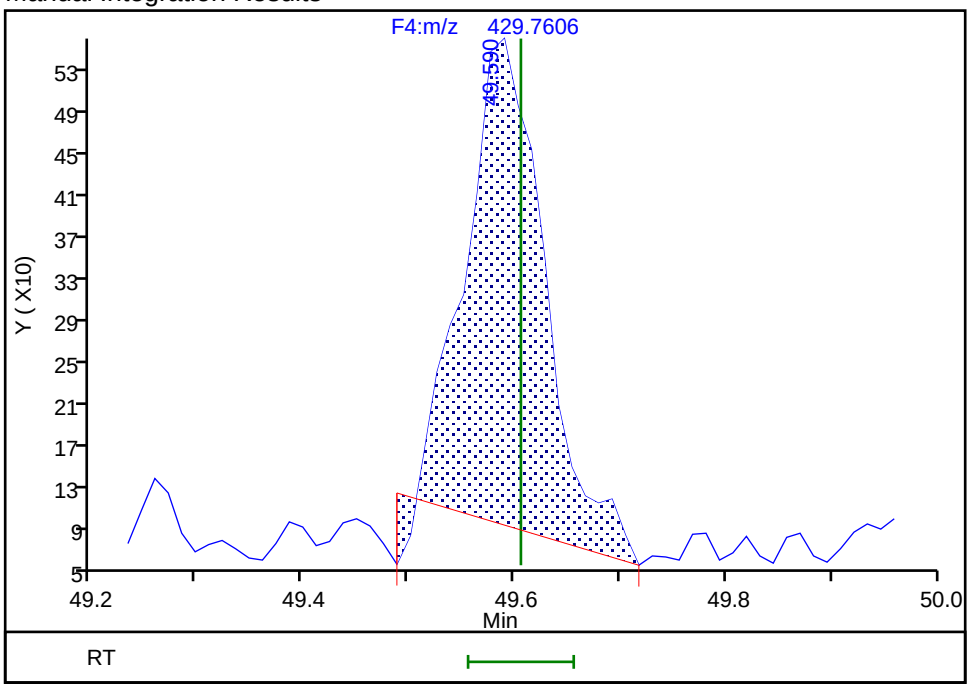

Reviewer: mcwhirterl, 29-Aug-2019 23:40:11

Audit Action: Marked Compound Undetected Audit Reason: Invalid Compound ID

Manual Integration/User Assign Peak Report

Eurofins TestAmerica, Knoxville

Data File:	\\chromna\Knoxville\ChromData\D3D\20190829-12906.b\580-88125-b-19-c.d				
Injection Date:	29-Aug-2019 22:02:00	Instrument ID:	D3D		
Lims ID:	580-88125-B-19-C	Lab Sample ID:	140-88125-19		
Client ID:	Q2-0to13-101818				
Operator ID:	Xcalibur_System	ALS Bottle#:	0	Worklist Smp#:	13
Injection Vol:	1.0 ul	Dil. Factor:	1.0000		
Method:	PCBs_D3D	Limit Group:	HR - 1668A - ICAL		
Column:	SPB-Octyl (0.25 mm)	Detector	F4(49.20 :57.50)		

PCB-195, CAS: 52663-78-2

Signal: 3

Processing Integration Results

RT: 49.59
Area: 4675
Amount: 1.607752
Amount Units: pg/ul

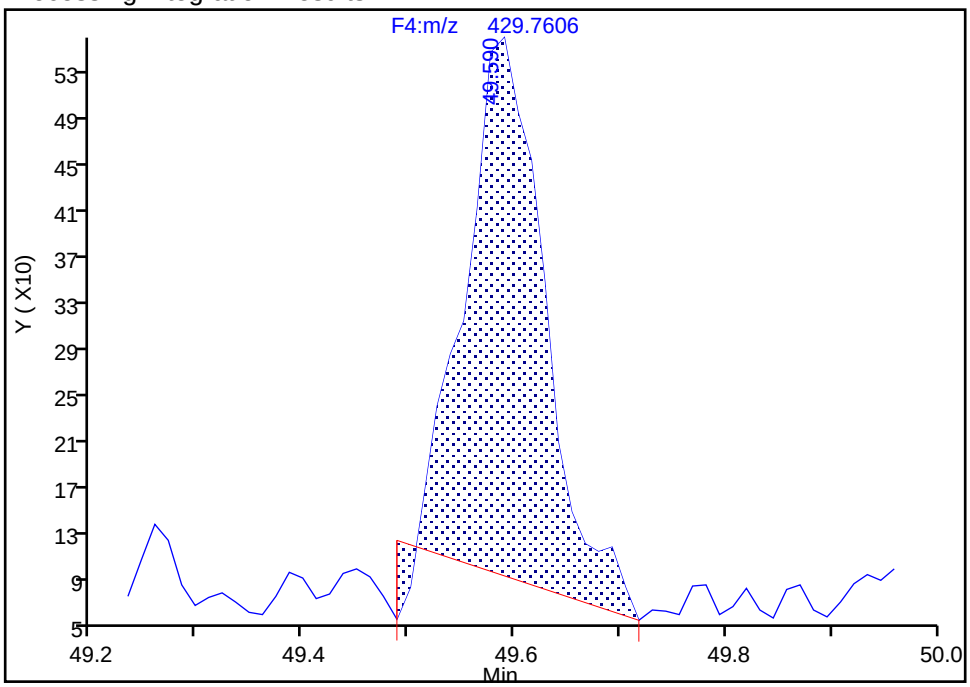

Manual Integration Results

RT: 49.59
Area: 5645
Amount: 1.941339
Amount Units: pg/ul
Reviewer: mcwhirterl, 29-Aug-2019 23:40:11
Audit Action: Marked Compound Undetected Audit Reason: Invalid Compound ID

Manual Integration/User Assign Peak Report

Eurofins TestAmerica, Knoxville

Data File:	\\chromna\Knoxville\ChromData\D3D\20190829-12906.b\580-88125-b-19-c.d				
Injection Date:	29-Aug-2019 22:02:00	Instrument ID:	D3D		
Lims ID:	580-88125-B-19-C	Lab Sample ID:	140-88125-19		
Client ID:	Q2-0to13-101818				
Operator ID:	Xcalibur_System	ALS Bottle#:	0	Worklist Smp#:	13
Injection Vol:	1.0 ul	Dil. Factor:	1.0000		
Method:	PCBs_D3D	Limit Group:	HR - 1668A - ICAL		
Column:	SPB-Octyl (0.25 mm)	Detector	F4(49.20 :57.50)		

PCB-195, CAS: 52663-78-2

Signal: 1

Processing Integration Results

RT: 49.59
Area: 2252
Amount: 1.607752
Amount Units: pg/ul

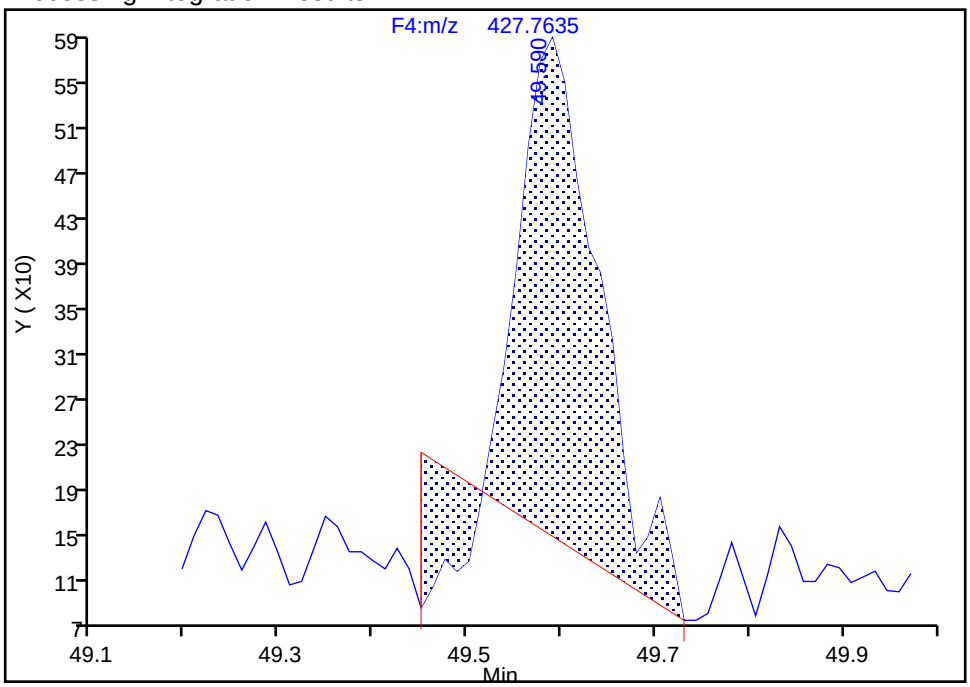

Manual Integration Results

RT: 49.59
Area: 3222
Amount: 1.941339
Amount Units: pg/ul

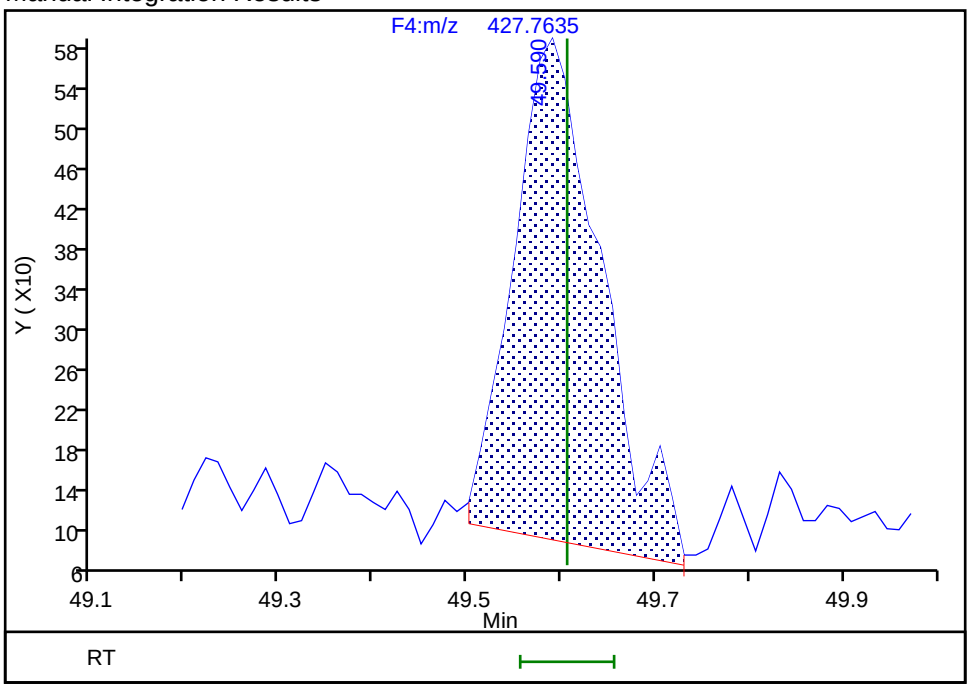

Reviewer: mcwhirterl, 29-Aug-2019 23:40:13
Audit Action: Manually Integrated/Assigned Compound ID Audit Reason: Baseline

Manual Integration/User Assign Peak Report

Eurofins TestAmerica, Knoxville

Data File:	\\chromna\Knoxville\ChromData\D3D\20190829-12906.b\580-88125-b-19-c.d				
Injection Date:	29-Aug-2019 22:02:00	Instrument ID:	D3D		
Lims ID:	580-88125-B-19-C	Lab Sample ID:	140-88125-19		
Client ID:	Q2-0to13-101818				
Operator ID:	Xcalibur_System	ALS Bottle#:	0	Worklist Smp#:	13
Injection Vol:	1.0 ul	Dil. Factor:	1.0000		
Method:	PCBs_D3D	Limit Group:	HR - 1668A - ICAL		
Column:	SPB-Octyl (0.25 mm)	Detector	F4(49.20 :57.50)		

PCB-205L, CAS: 234446-64-1

Signal: 2

Processing Integration Results

RT: 52.40
Area: 195874
Amount: 81.481228
Amount Units: pg/ul

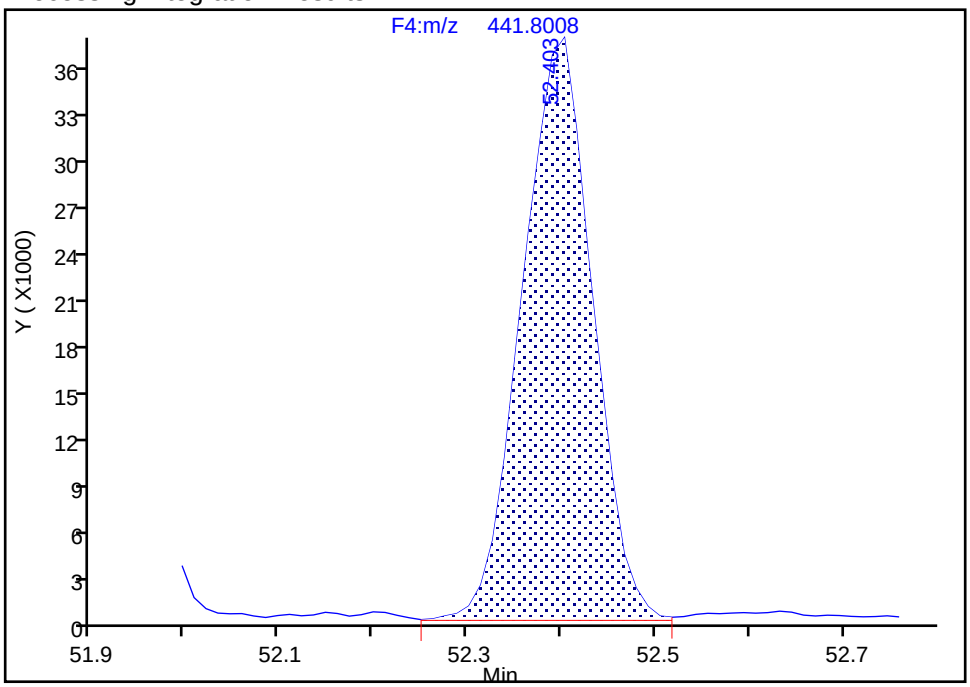

Manual Integration Results

RT: 52.40
Area: 195874
Amount: 80.382584
Amount Units: pg/ul

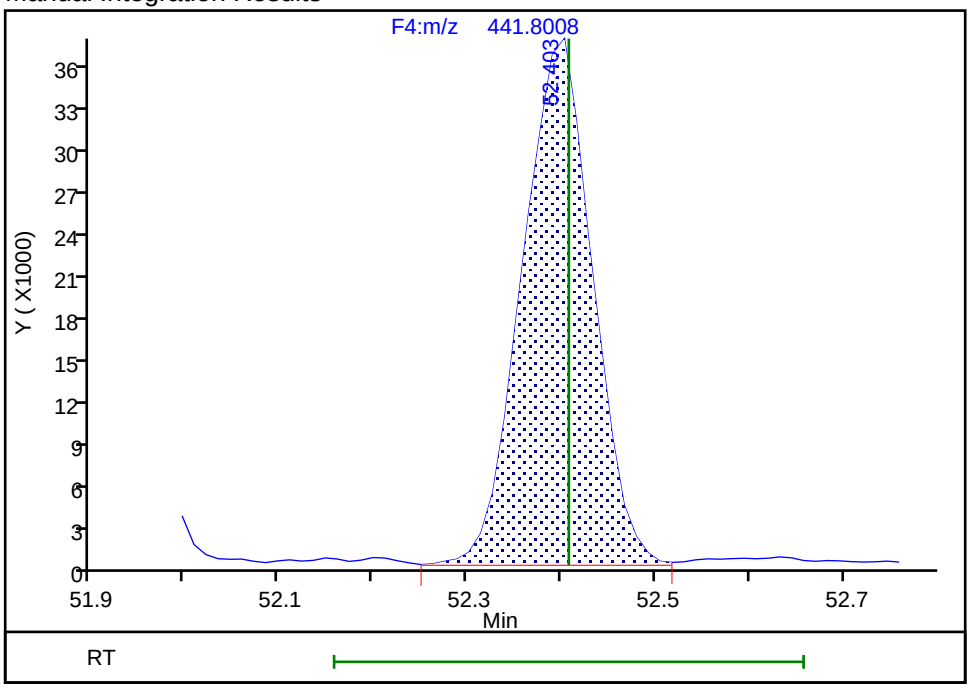

Reviewer: mcwhirterl, 29-Aug-2019 23:36:43

Audit Action: Marked Compound Undetected Audit Reason: Invalid Compound ID

Manual Integration/User Assign Peak Report

Eurofins TestAmerica, Knoxville

Data File:	\\chromna\Knoxville\ChromData\D3D\20190829-12906.b\580-88125-b-19-c.d				
Injection Date:	29-Aug-2019 22:02:00	Instrument ID:	D3D		
Lims ID:	580-88125-B-19-C	Lab Sample ID:	140-88125-19		
Client ID:	Q2-0to13-101818				
Operator ID:	Xcalibur_System	ALS Bottle#:	0	Worklist Smp#:	13
Injection Vol:	1.0 ul	Dil. Factor:	1.0000		
Method:	PCBs_D3D	Limit Group:	HR - 1668A - ICAL		
Column:	SPB-Octyl (0.25 mm)	Detector	F4(49.20 :57.50)		

PCB-205L, CAS: 234446-64-1

Signal: 3

Processing Integration Results

RT: 52.39
Area: 376018
Amount: 81.481228
Amount Units: pg/ul

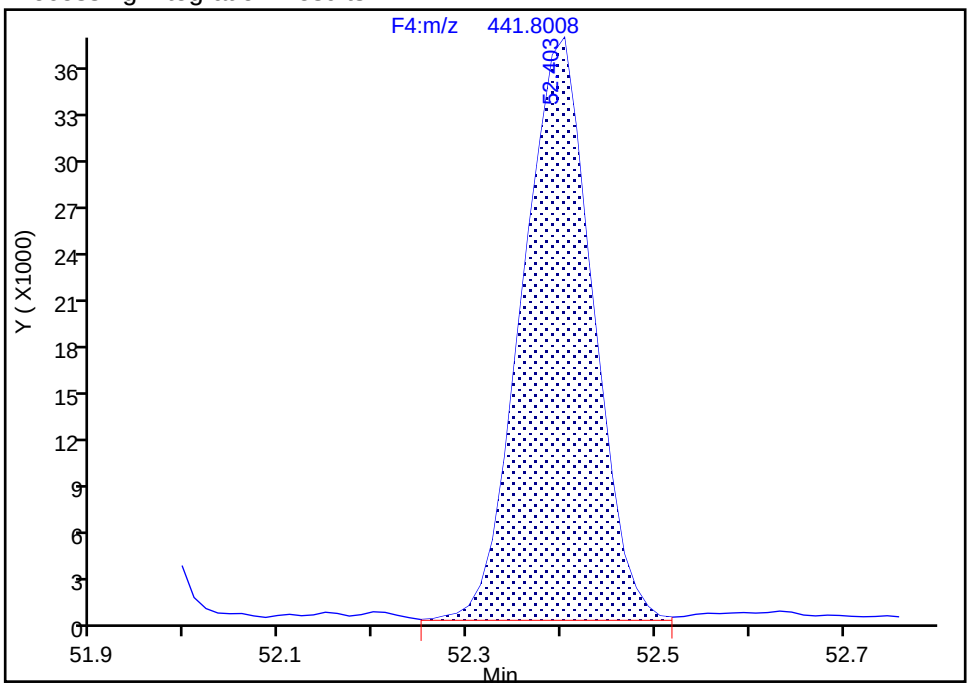

Manual Integration Results

RT: 52.39
Area: 370948
Amount: 80.382584
Amount Units: pg/ul
Reviewer: mcwhirterl, 29-Aug-2019 23:36:43
Audit Action: Marked Compound Undetected Audit Reason: Invalid Compound ID

Manual Integration/User Assign Peak Report

Eurofins TestAmerica, Knoxville

Data File:	\\chromna\Knoxville\ChromData\D3D\20190829-12906.b\580-88125-b-19-c.d				
Injection Date:	29-Aug-2019 22:02:00	Instrument ID:	D3D		
Lims ID:	580-88125-B-19-C	Lab Sample ID:	140-88125-19		
Client ID:	Q2-0to13-101818				
Operator ID:	Xcalibur_System	ALS Bottle#:	0	Worklist Smp#:	13
Injection Vol:	1.0 ul	Dil. Factor:	1.0000		
Method:	PCBs_D3D	Limit Group:	HR - 1668A - ICAL		
Column:	SPB-Octyl (0.25 mm)	Detector	F4(49.20 :57.50)		

PCB-205L, CAS: 234446-64-1

Signal: 1

Processing Integration Results

RT: 52.39
Area: 180144
Amount: 81.481228
Amount Units: pg/ul

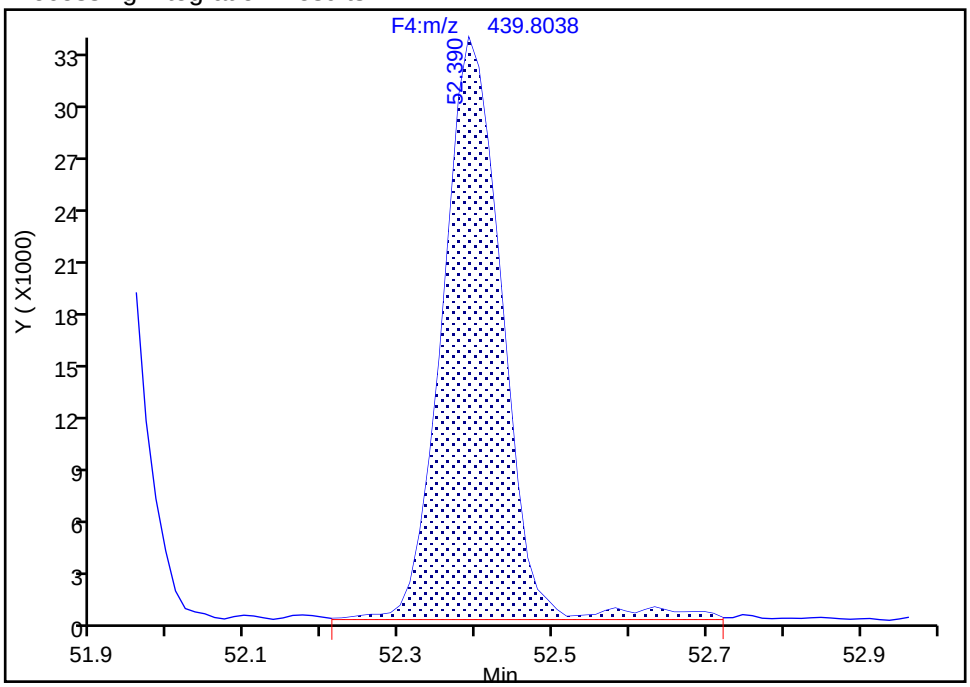

Manual Integration Results

RT: 52.39
Area: 175074
Amount: 80.382584
Amount Units: pg/ul

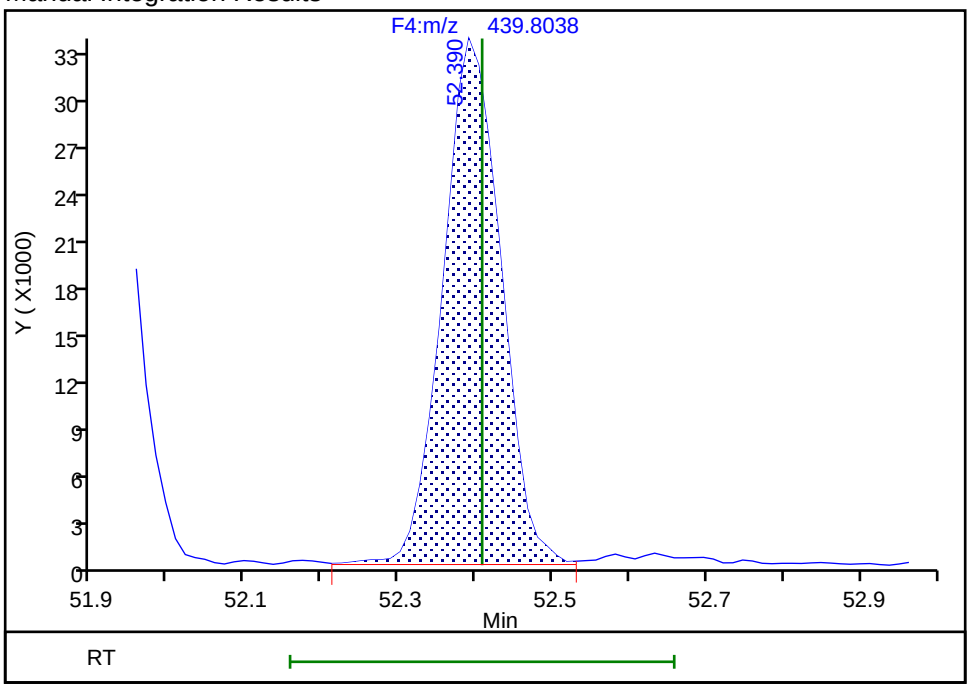

Reviewer: mcwhirterl, 29-Aug-2019 23:36:45

Audit Action: Manually Integrated/Assigned Compound ID Audit Reason: Split Peak

Eurofins TestAmerica, Knoxville

Data File:	\\chromna\Knoxville\ChromData\D3D\20190829-12906.b\580-88125-b-19-c.d		
Injection Date:	29-Aug-2019 22:02:00	Injection Vol:	1.0 ul
Instrument ID:	D3D	Operator ID:	Xcalibur_System
Method:	PCBs_D3D	Limit Group:	HR - 1668A - ICAL
Client ID:	Q2-0to13-101818		
Worklist#:	33136	Sample Line#:	13
Column Type:	SPB-Octyl	Column Dia:	0.25 mm

NoPCB F4

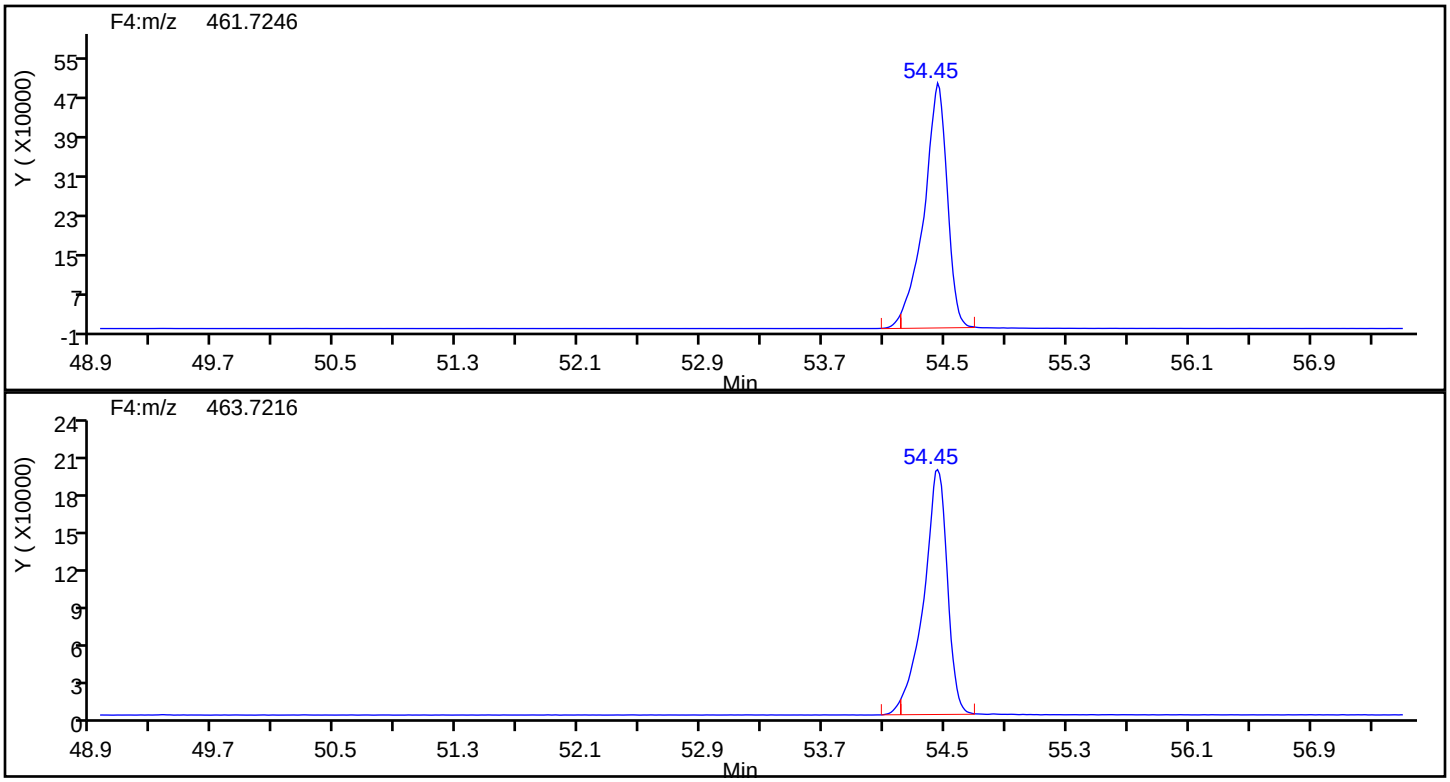

NoPCB F4 Standards

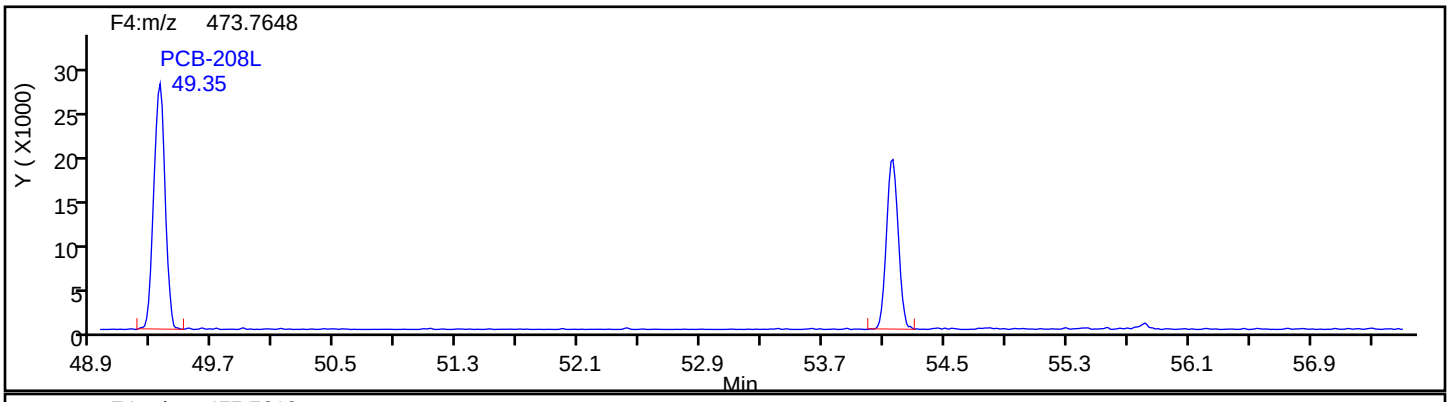

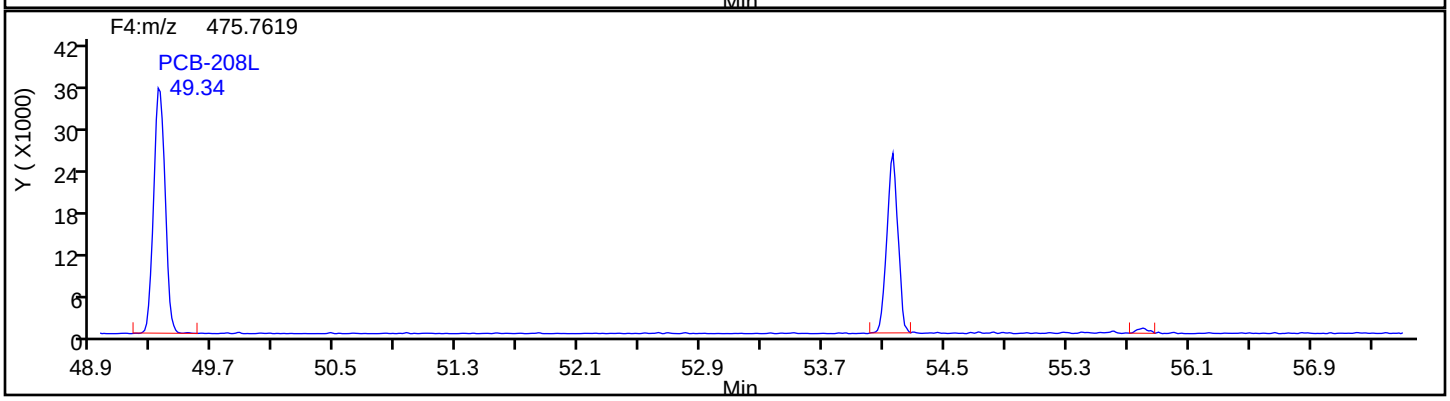

Eurofins TestAmerica, Knoxville

Data File:	\\chromna\Knoxville\ChromData\D3D\20190829-12906.b\580-88125-b-19-c.d		
Injection Date:	29-Aug-2019 22:02:00	Injection Vol:	1.0 ul
Instrument ID:	D3D	Operator ID:	Xcalibur_System
Method:	PCBs_D3D	Limit Group:	HR - 1668A - ICAL
Client ID:	Q2-0to13-101818		
Worklist#:	33136	Sample Line#:	13
Column Type:	SPB-Octyl	Column Dia:	0.25 mm

NoPCB F4

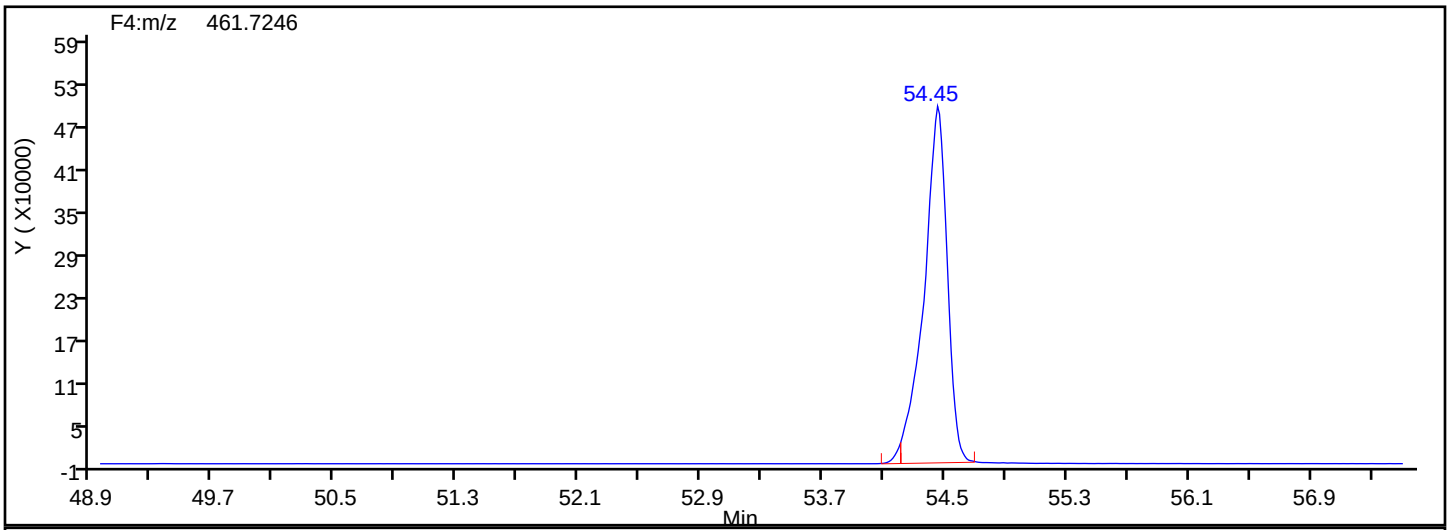

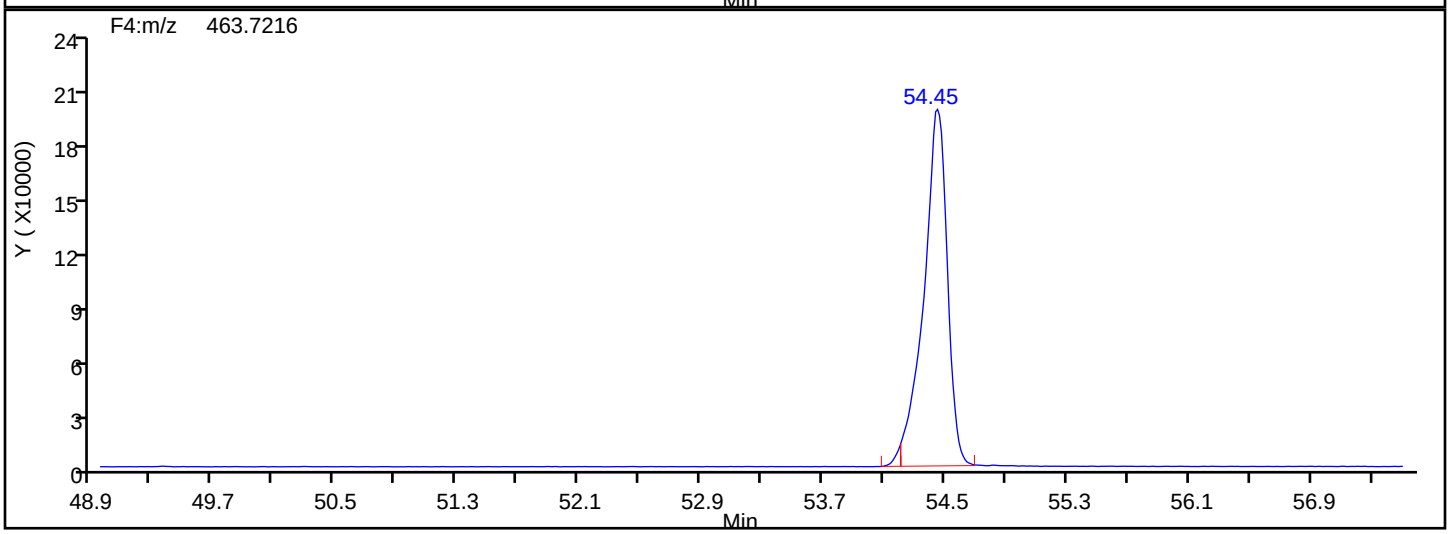

NoPCB F4 Lock Mass

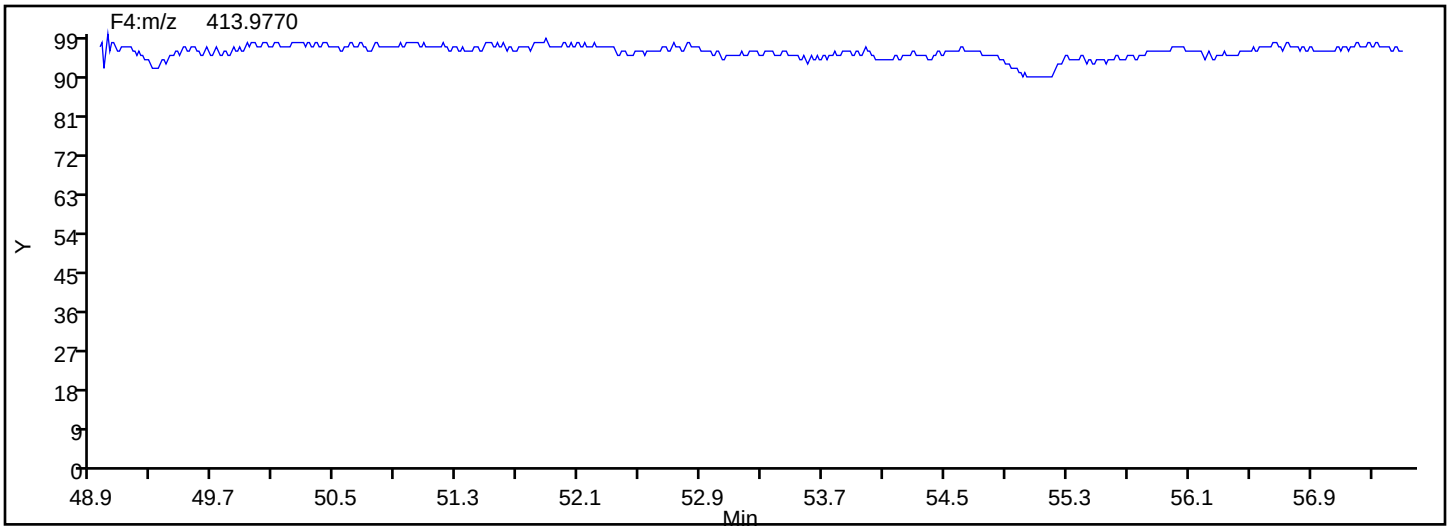

Manual Integration/User Assign Peak Report

Eurofins TestAmerica, Knoxville

Data File:	\\chromna\Knoxville\ChromData\D3D\20190829-12906.b\580-88125-b-19-c.d				
Injection Date:	29-Aug-2019 22:02:00	Instrument ID:	D3D		
Lims ID:	580-88125-B-19-C	Lab Sample ID:	140-88125-19		
Client ID:	Q2-0to13-101818				
Operator ID:	Xcalibur_System	ALS Bottle#:	0	Worklist Smp#:	13
Injection Vol:	1.0 ul	Dil. Factor:	1.0000		
Method:	PCBs_D3D	Limit Group:	HR - 1668A - ICAL		
Column:	SPB-Octyl (0.25 mm)	Detector	F4(49.20 :57.50)		

PCB-206, CAS: 40186-72-9

Signal: 2

Not Detected
Expected RT: 54.19

Processing Integration Results

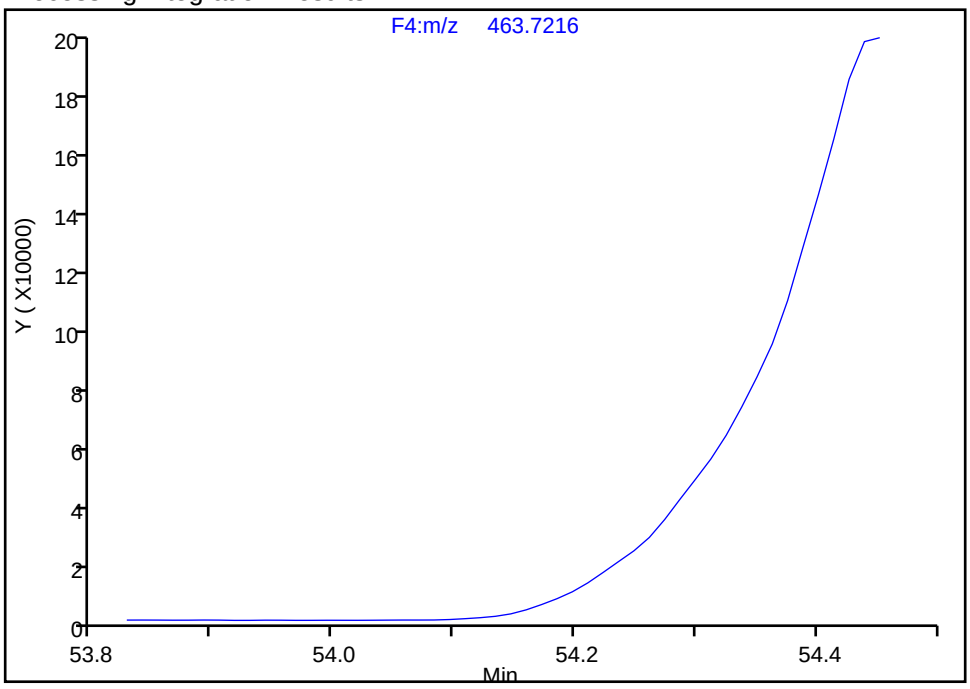

Manual Integration Results

RT: 54.21
Area: 26664
Amount: 32.227353
Amount Units: pg/ul

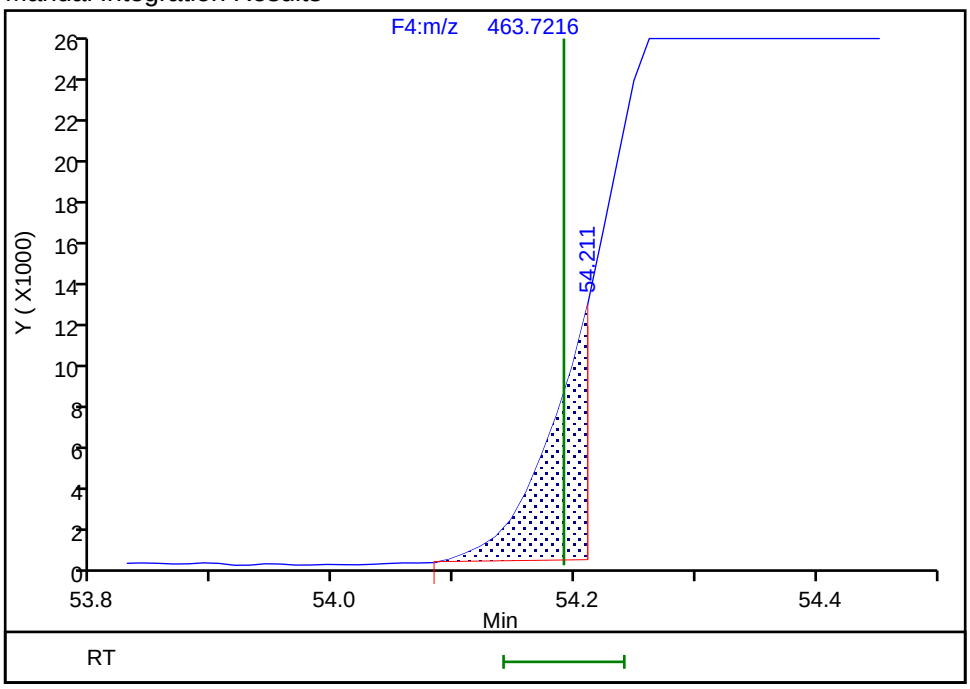

Reviewer: mcwhirterl, 29-Aug-2019 23:41:04
Audit Action: Split an Integrated Peak Audit Reason: Split Peak

Manual Integration/User Assign Peak Report

Eurofins TestAmerica, Knoxville

Data File:	\\chromna\Knoxville\ChromData\D3D\20190829-12906.b\580-88125-b-19-c.d				
Injection Date:	29-Aug-2019 22:02:00	Instrument ID:	D3D		
Lims ID:	580-88125-B-19-C	Lab Sample ID:	140-88125-19		
Client ID:	Q2-0to13-101818				
Operator ID:	Xcalibur_System	ALS Bottle#:	0	Worklist Smp#:	13
Injection Vol:	1.0 ul	Dil. Factor:	1.0000		
Method:	PCBs_D3D	Limit Group:	HR - 1668A - ICAL		
Column:	SPB-Octyl (0.25 mm)	Detector	F4(49.20 :57.50)		

PCB-206, CAS: 40186-72-9

Signal: 1

Not Detected
Expected RT: 54.19

Processing Integration Results

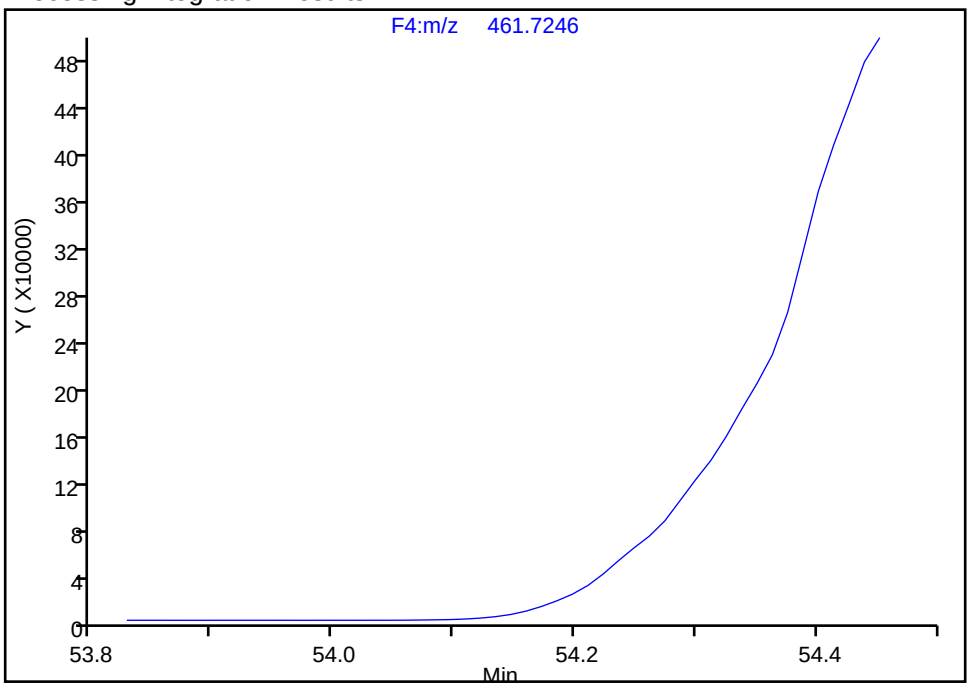

Manual Integration Results

RT: 54.21
Area: 64126
Amount: 32.227353
Amount Units: pg/ul

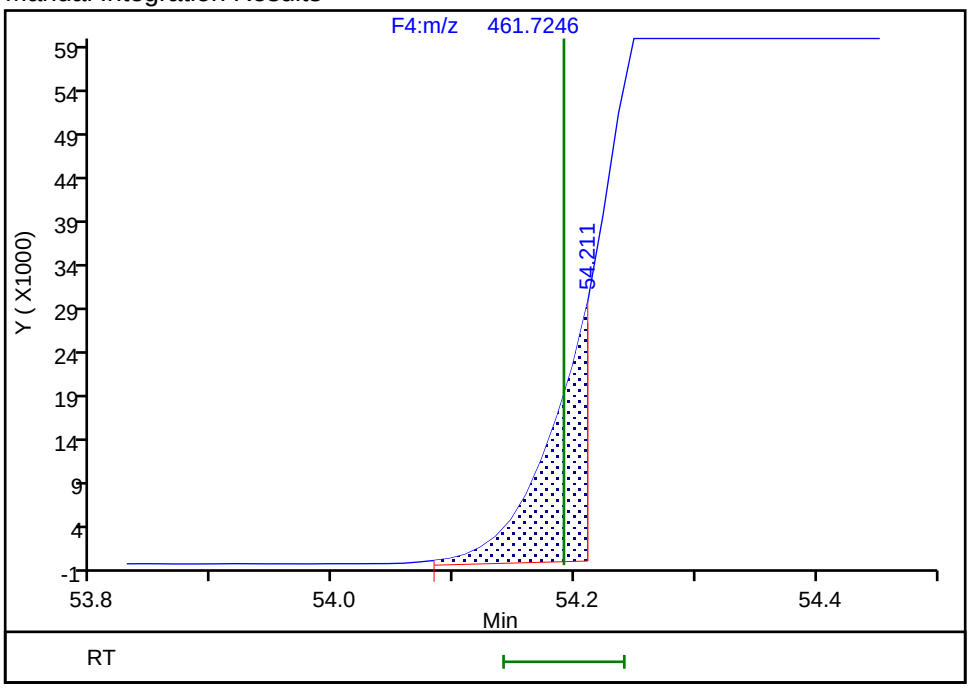

Reviewer: mcwhirterl, 29-Aug-2019 23:41:34
Audit Action: Manually Integrated/Assigned Compound ID Audit Reason: Split Peak

Eurofins TestAmerica, Knoxville

Data File:	\\chromna\Knoxville\ChromData\D3D\20190829-12906.b\580-88125-b-19-c.d		
Injection Date:	29-Aug-2019 22:02:00	Injection Vol:	1.0 ul
Instrument ID:	D3D	Operator ID:	Xcalibur_System
Method:	PCBs_D3D	Limit Group:	HR - 1668A - ICAL
Client ID:	Q2-0to13-101818		
Worklist#:	33136	Sample Line#:	13
Column Type:	SPB-Octyl	Column Dia:	0.25 mm

DePCB F4

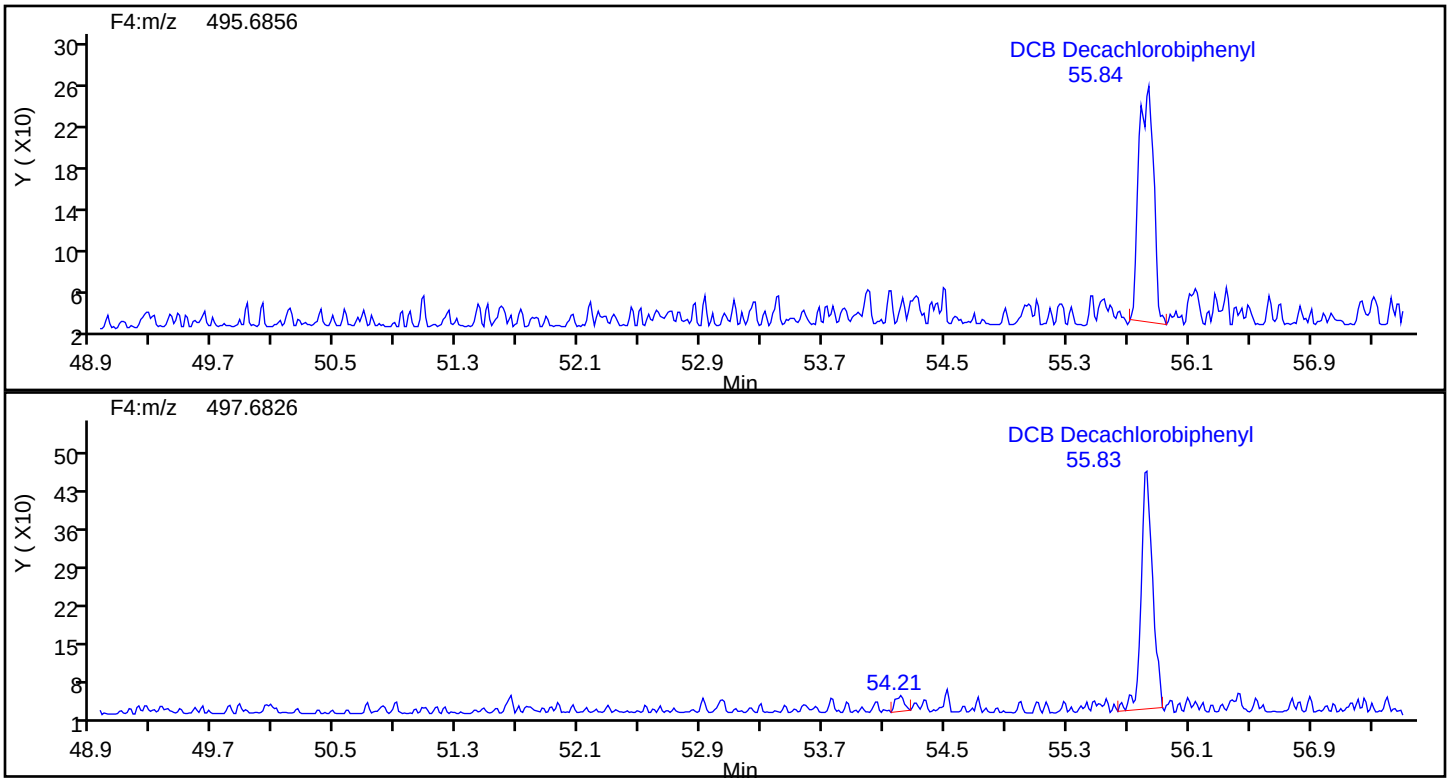

DePCB F4 Standards

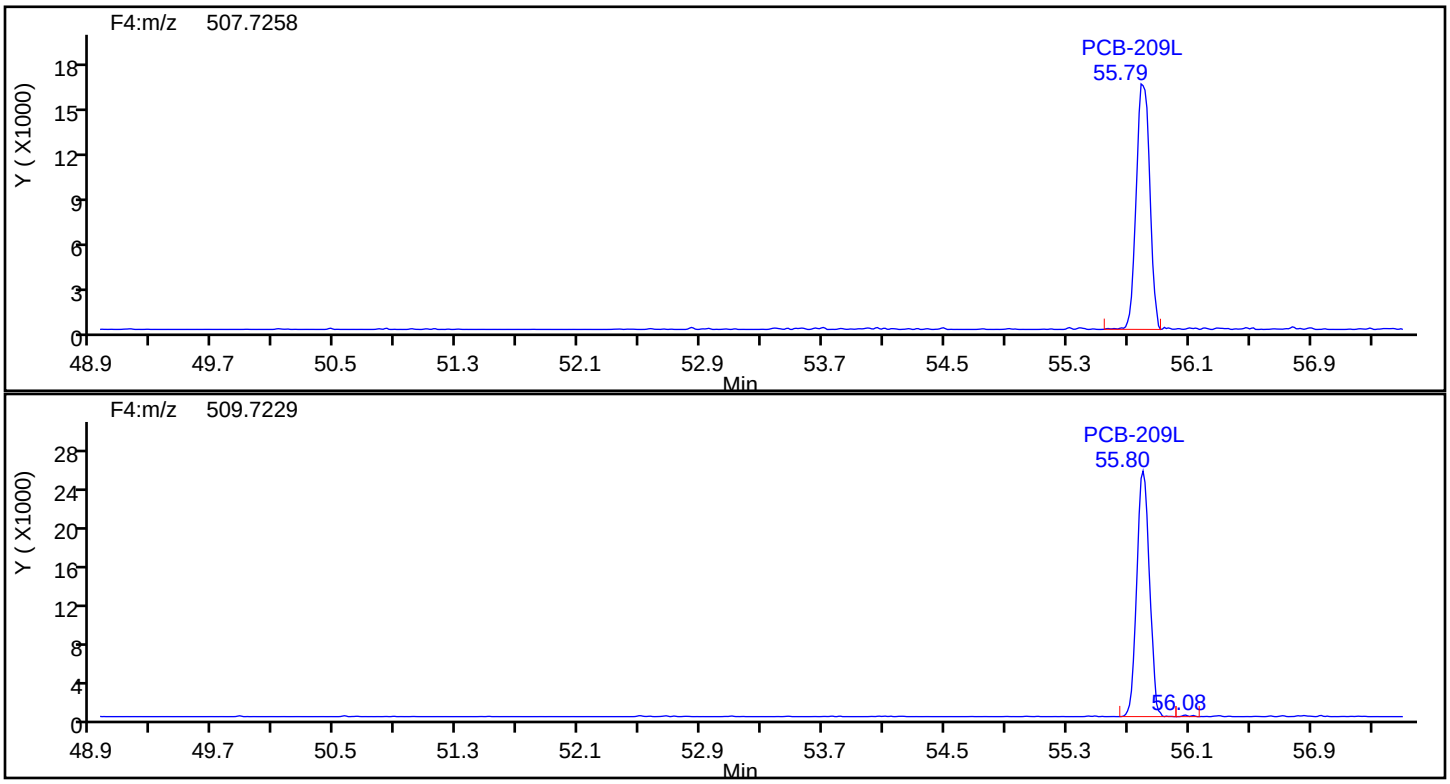

Eurofins TestAmerica, Knoxville

Data File:	\\chromna\Knoxville\ChromData\D3D\20190829-12906.b\580-88125-b-19-c.d		
Injection Date:	29-Aug-2019 22:02:00	Injection Vol:	1.0 ul
Instrument ID:	D3D	Operator ID:	Xcalibur_System
Method:	PCBs_D3D	Limit Group:	HR - 1668A - ICAL
Client ID:	Q2-0to13-101818		
Worklist#:	33136	Sample Line#:	13
Column Type:	SPB-Octyl	Column Dia:	0.25 mm

DePCB F4

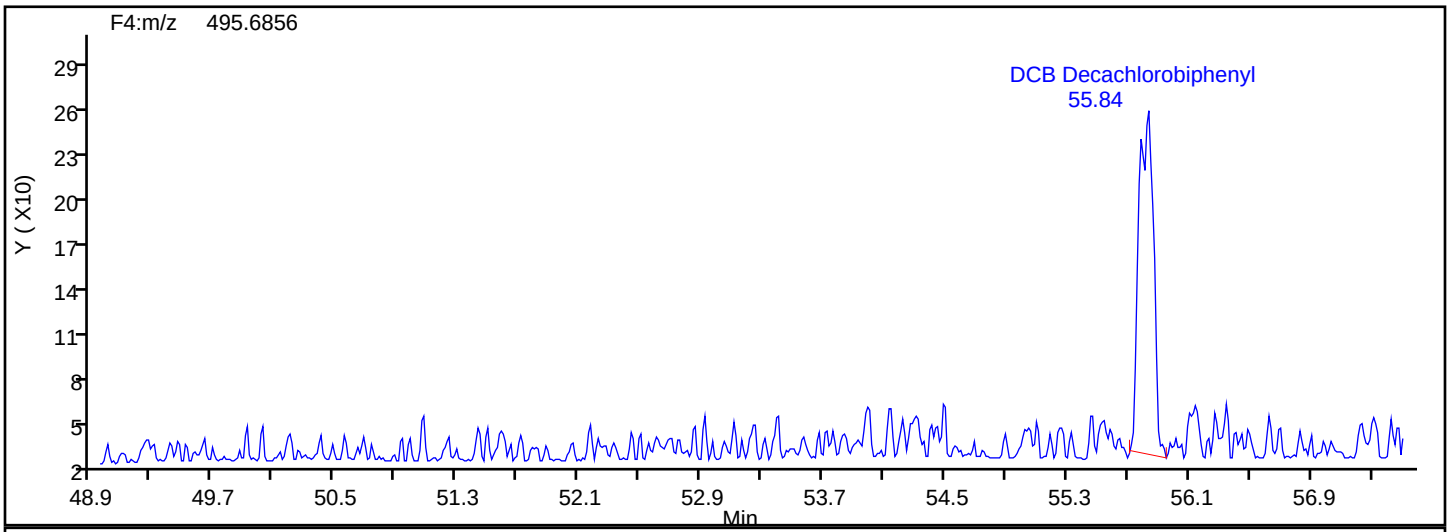

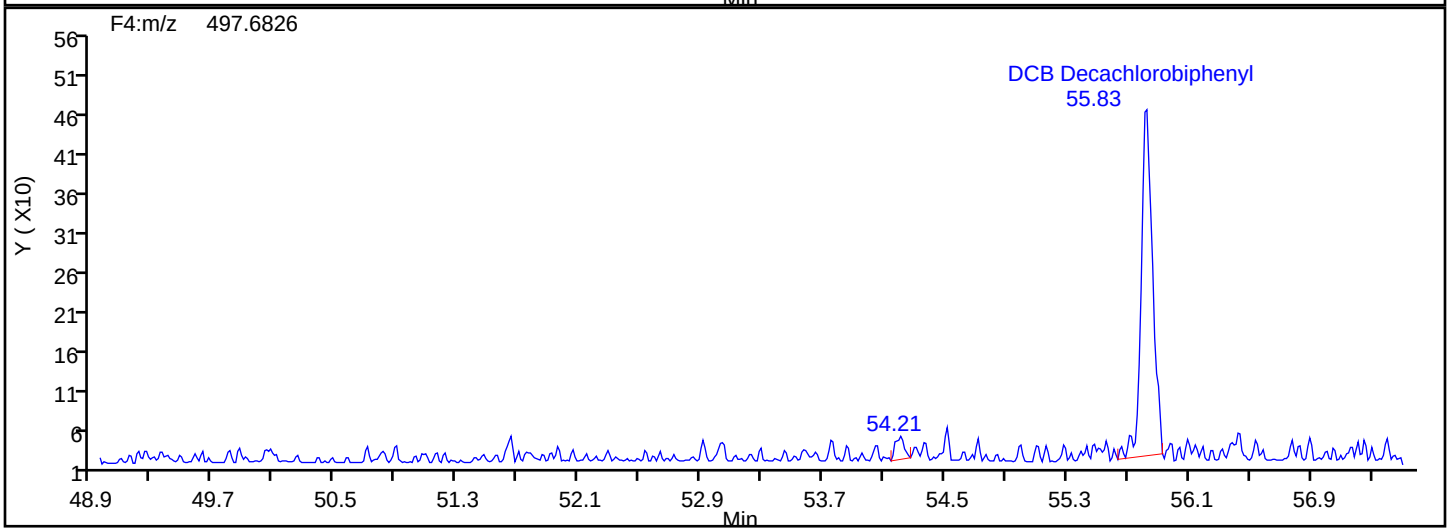

DePCB F4 Lock Mass

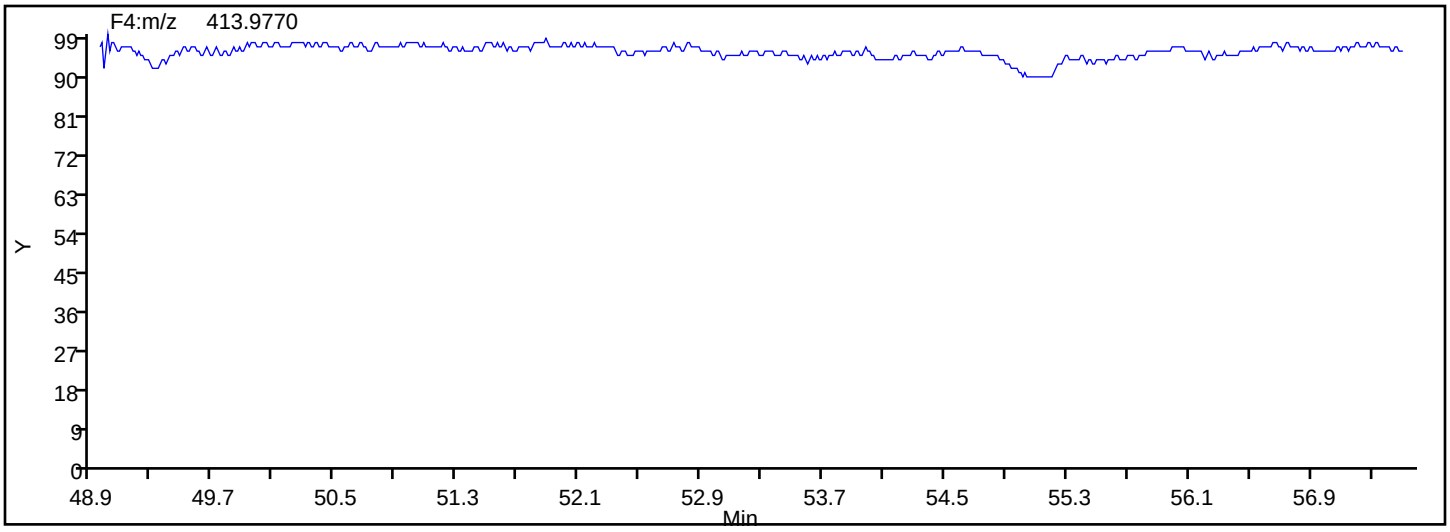

FORM I
HI-RES PCBS ORGANICS ANALYSIS DATA SHEET

Lab Name: Eurofins TestAmerica, Knoxville Job No.: 580-88125-2

SDG No.:

Client Sample ID: Q6-0to27-102018 Lab Sample ID: 580-88125-20

Matrix: Solid Lab File ID: 580-88125-b-20-c_190830082511.

Analysis Method: 1668A Date Collected: 10/20/2018 09:19

Extract. Method: HRMS-Sox Date Extracted: 08/20/2019 08:01

Sample wt/vol: 4.17(g) Date Analyzed: 08/30/2019 08:25

Con. Extract Vol.: 10(mL) Dilution Factor: 1

Injection Volume: 1(uL) Level: (low/med) Low

% Moisture: 69.5 GPC Cleanup:(Y/N) N

Analysis Batch No.: 33148 Units: ng/g

CAS NO.	COMPOUND NAME	RESULT	Q	RL	EDL
2051-60-7	PCB-1	0.046	J B	0.079	0.0015
2051-61-8	PCB-2	0.047	J B	0.079	0.0016
2051-62-9	PCB-3	0.046	J B	0.079	0.0017
13029-08-8	PCB-4	0.14	J	0.16	0.0035
16605-91-7	PCB-5	ND		0.079	0.0023
25569-80-6	PCB-6	0.018	J	0.079	0.0023
33284-50-3	PCB-7	0.0076	J q B	0.079	0.0022
34883-43-7	PCB-8	0.070	J B	0.16	0.0022
34883-39-1	PCB-9	0.0073	J q	0.079	0.0025
33146-45-1	PCB-10	0.0077	J	0.079	0.0024
2050-67-1	PCB-11	0.11	J B	0.16	0.0022
2974-92-7	PCB-12	0.021	J q C B	0.16	0.0022
2974-90-5	PCB-13	0.021	J q C12 B	0.16	0.0022
34883-41-5	PCB-14	ND		0.079	0.0019
2050-68-2	PCB-15	0.098	B	0.079	0.0021
38444-78-9	PCB-16	0.053	J	0.079	0.0037
37680-66-3	PCB-17	0.37	B	0.079	0.0029
37680-65-2	PCB-18	0.12	J C B	0.16	0.0025
38444-73-4	PCB-19	0.39	B	0.079	0.0034
38444-84-7	PCB-20	0.57	C B	0.16	0.0031
55702-46-0	PCB-21	0.14	J C B	0.16	0.0029
38444-85-8	PCB-22	0.062	J B	0.079	0.0032
55720-44-0	PCB-23	ND		0.079	0.0032
55702-45-9	PCB-24	ND		0.079	0.0021
55712-37-3	PCB-25	0.057	J B	0.079	0.0030
38444-81-4	PCB-26	0.044	J C B	0.16	0.0030
38444-76-7	PCB-27	0.085	B	0.079	0.0021
7012-37-5	PCB-28	0.57	C20 B	0.16	0.0031
15862-07-4	PCB-29	0.044	J C26 B	0.16	0.0030
35693-92-6	PCB-30	0.12	J C18 B	0.16	0.0025
16606-02-3	PCB-31	0.22	B	0.16	0.0029
38444-77-8	PCB-32	0.43	B	0.079	0.0019

FORM I
HI-RES PCBS ORGANICS ANALYSIS DATA SHEET

Lab Name: Eurofins TestAmerica, Knoxville Job No.: 580-88125-2

SDG No.:

Client Sample ID: Q6-0to27-102018 Lab Sample ID: 580-88125-20

Matrix: Solid Lab File ID: 580-88125-b-20-c_190830082511.

Analysis Method: 1668A Date Collected: 10/20/2018 09:19

Extract. Method: HRMS-Sox Date Extracted: 08/20/2019 08:01

Sample wt/vol: 4.17(g) Date Analyzed: 08/30/2019 08:25

Con. Extract Vol.: 10(mL) Dilution Factor: 1

Injection Volume: 1(uL) Level: (low/med) Low

% Moisture: 69.5 GPC Cleanup:(Y/N) N

Analysis Batch No.: 33148 Units: ng/g

CAS NO.	COMPOUND NAME	RESULT	Q	RL	EDL
38444-86-9	PCB-33	0.14	J C21 B	0.16	0.0029
37680-68-5	PCB-34	ND		0.079	0.0033
37680-69-6	PCB-35	0.0096	J	0.079	0.0033
38444-87-0	PCB-36	ND		0.079	0.0030
38444-90-5	PCB-37	0.11	B	0.079	0.0031
53555-66-1	PCB-38	ND		0.079	0.0030
38444-88-1	PCB-39	ND		0.079	0.0029
38444-93-8	PCB-40	0.85	C	0.24	0.0046
52663-59-9	PCB-41	0.85	C40	0.24	0.0046
36559-22-5	PCB-42	0.34		0.079	0.0049
70362-46-8	PCB-43	0.088	J q C	0.16	0.0042
41464-39-5	PCB-44	3.9	C B	0.24	0.0041
70362-45-7	PCB-45	1.6	C B	0.16	0.0048
41464-47-5	PCB-46	0.17		0.079	0.0055
2437-79-8	PCB-47	3.9	C44 B	0.24	0.0041
70362-47-9	PCB-48	0.077	J	0.079	0.0045
41464-40-8	PCB-49	1.9	C B	0.16	0.0037
62796-65-0	PCB-50	1.0	C B	0.16	0.0045
68194-04-7	PCB-51	1.6	C45 B	0.16	0.0048
35693-99-3	PCB-52	1.9	B	0.079	0.0047
41464-41-9	PCB-53	1.0	C50 B	0.16	0.0045
15968-05-5	PCB-54	0.20		0.079	0.0025
74338-24-2	PCB-55	ND		0.079	0.0033
41464-43-1	PCB-56	0.23		0.079	0.0033
70424-67-8	PCB-57	ND		0.079	0.0033
41464-49-7	PCB-58	ND		0.079	0.0032
74472-33-6	PCB-59	0.13	J C	0.24	0.0031
33025-41-1	PCB-60	0.058	J	0.079	0.0032
33284-53-6	PCB-61	1.3	C B	0.31	0.0031
54230-22-7	PCB-62	0.13	J C59	0.24	0.0031
74472-34-7	PCB-63	0.058	J	0.079	0.0029
52663-58-8	PCB-64	0.27		0.079	0.0030
33284-54-7	PCB-65	3.9	C44 B	0.24	0.0041
32598-10-0	PCB-66	1.0		0.079	0.0033

FORM I
HI-RES PCBS ORGANICS ANALYSIS DATA SHEET

Lab Name: Eurofins TestAmerica, Knoxville Job No.: 580-88125-2

SDG No.:

Client Sample ID: Q6-0to27-102018 Lab Sample ID: 580-88125-20

Matrix: Solid Lab File ID: 580-88125-b-20-c_190830082511.

Analysis Method: 1668A Date Collected: 10/20/2018 09:19

Extract. Method: HRMS-Sox Date Extracted: 08/20/2019 08:01

Sample wt/vol: 4.17(g) Date Analyzed: 08/30/2019 08:25

Con. Extract Vol.: 10(mL) Dilution Factor: 1

Injection Volume: 1(uL) Level: (low/med) Low

% Moisture: 69.5 GPC Cleanup:(Y/N) N

Analysis Batch No.: 33148 Units: ng/g

CAS NO.	COMPOUND NAME	RESULT	Q	RL	EDL
73575-53-8	PCB-67	0.024	J q	0.079	0.0030
73575-52-7	PCB-68	0.063	J q B	0.079	0.0028
60233-24-1	PCB-69	1.9	C49 B	0.16	0.0037
32598-11-1	PCB-70	1.3	C61 B	0.31	0.0031
41464-46-4	PCB-71	0.85	C40	0.24	0.0046
41464-42-0	PCB-72	0.051	J	0.079	0.0032
74338-23-1	PCB-73	0.088	J q C43	0.16	0.0042
32690-93-0	PCB-74	1.3	C61 B	0.31	0.0031
32598-12-2	PCB-75	0.13	J C59	0.24	0.0031
70362-48-0	PCB-76	1.3	C61 B	0.31	0.0031
32598-13-3	PCB-77	0.11	B	0.079	0.0031
70362-49-1	PCB-78	ND		0.079	0.0032
41464-48-6	PCB-79	0.026	J q	0.079	0.0027
33284-52-5	PCB-80	ND		0.079	0.0029
70362-50-4	PCB-81	0.0087	J q B	0.079	0.0033
52663-62-4	PCB-82	0.33		0.079	0.0049
60145-20-2	PCB-83	3.5	C	0.16	0.0045
52663-60-2	PCB-84	0.97		0.079	0.0049
65510-45-4	PCB-85	0.57	C	0.24	0.0035
55312-69-1	PCB-86	2.4	C B	0.47	0.0036
38380-02-8	PCB-87	2.4	C86 B	0.47	0.0036
55215-17-3	PCB-88	1.4	C	0.16	0.0042
73575-57-2	PCB-89	0.038	J	0.079	0.0048
68194-07-0	PCB-90	6.0	C B	0.24	0.0037
68194-05-8	PCB-91	1.4	C88	0.16	0.0042
52663-61-3	PCB-92	1.4		0.079	0.0045
73575-56-1	PCB-93	0.73	C	0.16	0.0043
73575-55-0	PCB-94	0.20		0.079	0.0047
38379-99-6	PCB-95	4.3	B	0.079	0.0044
73575-54-9	PCB-96	0.13		0.079	0.0035
41464-51-1	PCB-97	2.4	C86 B	0.47	0.0036
60233-25-2	PCB-98	0.39	C	0.16	0.0043
38380-01-7	PCB-99	3.5	C83	0.16	0.0045
39485-83-1	PCB-100	0.73	C93	0.16	0.0043

FORM I
HI-RES PCBS ORGANICS ANALYSIS DATA SHEET

Lab Name: Eurofins TestAmerica, Knoxville Job No.: 580-88125-2

SDG No.:

Client Sample ID: Q6-0to27-102018 Lab Sample ID: 580-88125-20

Matrix: Solid Lab File ID: 580-88125-b-20-c_190830082511.

Analysis Method: 1668A Date Collected: 10/20/2018 09:19

Extract. Method: HRMS-Sox Date Extracted: 08/20/2019 08:01

Sample wt/vol: 4.17(g) Date Analyzed: 08/30/2019 08:25

Con. Extract Vol.: 10(mL) Dilution Factor: 1

Injection Volume: 1(uL) Level: (low/med) Low

% Moisture: 69.5 GPC Cleanup:(Y/N) N

Analysis Batch No.: 33148 Units: ng/g

CAS NO.	COMPOUND NAME	RESULT	Q	RL	EDL
37680-73-2	PCB-101	6.0	C90 B	0.24	0.0037
68194-06-9	PCB-102	0.39	C98	0.16	0.0043
60145-21-3	PCB-103	0.35	B	0.079	0.0041
56558-16-8	PCB-104	0.051	J	0.079	0.0031
32598-14-4	PCB-105	0.74	B	0.079	0.0052
70424-69-0	PCB-106	ND		0.079	0.0053
70424-68-9	PCB-107	0.30		0.079	0.0050
70362-41-3	PCB-108	0.083	J q C	0.16	0.0054
74472-35-8	PCB-109	2.4	C86 B	0.47	0.0036
38380-03-9	PCB-110	5.0	C	0.16	0.0031
39635-32-0	PCB-111	0.033	J	0.079	0.0030
74472-36-9	PCB-112	ND		0.079	0.0031
68194-10-5	PCB-113	6.0	C90 B	0.24	0.0037
74472-37-0	PCB-114	0.047	J B	0.079	0.0049
74472-38-1	PCB-115	5.0	C110	0.16	0.0031
18259-05-7	PCB-116	0.57	C85	0.24	0.0035
68194-11-6	PCB-117	0.57	C85	0.24	0.0035
31508-00-6	PCB-118	2.7	B	0.079	0.0050
56558-17-9	PCB-119	2.4	C86 B	0.47	0.0036
68194-12-7	PCB-120	0.076	J q	0.079	0.0029
56558-18-0	PCB-121	0.028	J	0.079	0.0030
76842-07-4	PCB-122	0.030	J	0.079	0.0058
65510-44-3	PCB-123	0.049	J B	0.079	0.0052
70424-70-3	PCB-124	0.083	J q C108	0.16	0.0054
74472-39-2	PCB-125	2.4	C86 B	0.47	0.0036
57465-28-8	PCB-126	0.026	J B	0.079	0.0050
39635-33-1	PCB-127	ND		0.079	0.0052
38380-07-3	PCB-128	0.98	C B	0.16	0.0050
55215-18-4	PCB-129	9.4	C B	0.31	0.0051
52663-66-8	PCB-130	0.53		0.079	0.0067
61798-70-7	PCB-131	0.081		0.079	0.0065
38380-05-1	PCB-132	2.8		0.079	0.0063
35694-04-3	PCB-133	0.25		0.079	0.0061
52704-70-8	PCB-134	0.50	C	0.16	0.0065

FORM I
HI-RES PCBS ORGANICS ANALYSIS DATA SHEET

Lab Name: Eurofins TestAmerica, Knoxville Job No.: 580-88125-2

SDG No.:

Client Sample ID: Q6-0to27-102018 Lab Sample ID: 580-88125-20

Matrix: Solid Lab File ID: 580-88125-b-20-c_190830082511.

Analysis Method: 1668A Date Collected: 10/20/2018 09:19

Extract. Method: HRMS-Sox Date Extracted: 08/20/2019 08:01

Sample wt/vol: 4.17(g) Date Analyzed: 08/30/2019 08:25

Con. Extract Vol.: 10(mL) Dilution Factor: 1

Injection Volume: 1(uL) Level: (low/med) Low

% Moisture: 69.5 GPC Cleanup:(Y/N) N

Analysis Batch No.: 33148 Units: ng/g

CAS NO.	COMPOUND NAME	RESULT	Q	RL	EDL
52744-13-5	PCB-135	4.4	C B	0.16	0.0035
38411-22-2	PCB-136	1.5	B	0.079	0.0026
35694-06-5	PCB-137	0.17		0.079	0.0052
35065-28-2	PCB-138	9.4	C129 B	0.31	0.0051
56030-56-9	PCB-139	0.16	C B	0.16	0.0055
59291-64-4	PCB-140	0.16	C139 B	0.16	0.0055
52712-04-6	PCB-141	1.8		0.079	0.0058
41411-61-4	PCB-142	ND		0.079	0.0065
68194-15-0	PCB-143	0.50	C134	0.16	0.0065
68194-14-9	PCB-144	0.48		0.079	0.0033
74472-40-5	PCB-145	ND		0.079	0.0026
51908-16-8	PCB-146	2.1	B	0.079	0.0055
68194-13-8	PCB-147	9.1	C B	0.16	0.0057
74472-41-6	PCB-148	0.081		0.079	0.0034
38380-04-0	PCB-149	9.1	C147 B	0.16	0.0057
68194-08-1	PCB-150	0.085		0.079	0.0025
52663-63-5	PCB-151	4.4	C135 B	0.16	0.0035
68194-09-2	PCB-152	0.042	J	0.079	0.0024
35065-27-1	PCB-153	9.6	C B	0.16	0.0045
60145-22-4	PCB-154	0.43		0.079	0.0030
33979-03-2	PCB-155	0.011	J B	0.079	0.0023
38380-08-4	PCB-156	0.80	C B	0.16	0.0052
69782-90-7	PCB-157	0.80	C156 B	0.16	0.0052
74472-42-7	PCB-158	0.80		0.079	0.0040
39635-35-3	PCB-159	0.14		0.079	0.0042
41411-62-5	PCB-160	9.4	C129 B	0.31	0.0051
74472-43-8	PCB-161	ND		0.079	0.0041
39635-34-2	PCB-162	ND		0.079	0.0041
74472-44-9	PCB-163	9.4	C129 B	0.31	0.0051
74472-45-0	PCB-164	0.74		0.079	0.0044

FORM I
HI-RES PCBS ORGANICS ANALYSIS DATA SHEET

Lab Name: Eurofins TestAmerica, Knoxville Job No.: 580-88125-2

SDG No.:

Client Sample ID: Q6-0to27-102018 Lab Sample ID: 580-88125-20

Matrix: Solid Lab File ID: 580-88125-b-20-c_190830082511.

Analysis Method: 1668A Date Collected: 10/20/2018 09:19

Extract. Method: HRMS-Sox Date Extracted: 08/20/2019 08:01

Sample wt/vol: 4.17(g) Date Analyzed: 08/30/2019 08:25

Con. Extract Vol.: 10(mL) Dilution Factor: 1

Injection Volume: 1(uL) Level: (low/med) Low

% Moisture: 69.5 GPC Cleanup:(Y/N) N

Analysis Batch No.: 33148 Units: ng/g

CAS NO.	COMPOUND NAME	RESULT	Q	RL	EDL
74472-46-1	PCB-165	ND		0.079	0.0049
41411-63-6	PCB-166	0.98	C128 B	0.16	0.0050
52663-72-6	PCB-167	0.32	B	0.079	0.0035
59291-65-5	PCB-168	9.6	C153 B	0.16	0.0045
32774-16-6	PCB-169	ND		0.079	0.0037
35065-30-6	PCB-170	4.4	B	0.079	0.0037
52663-71-5	PCB-171	1.4	C B	0.16	0.0038
52663-74-8	PCB-172	0.69		0.079	0.0037
68194-16-1	PCB-173	1.4	C171 B	0.16	0.0038
38411-25-5	PCB-174	4.6	B	0.079	0.0038
40186-70-7	PCB-175	0.17	B	0.079	0.0034
52663-65-7	PCB-176	0.52	B	0.079	0.0024
52663-70-4	PCB-177	2.8	B	0.079	0.0039
52663-67-9	PCB-178	0.91		0.079	0.0035
52663-64-6	PCB-179	1.9	B	0.079	0.0026
35065-29-3	PCB-180	9.6	C B	0.16	0.0030
74472-47-2	PCB-181	0.039	J	0.079	0.0033
60145-23-5	PCB-182	0.047	J	0.079	0.0032
52663-69-1	PCB-183	2.9	C B	0.16	0.0032
74472-48-3	PCB-184	ND		0.079	0.0026
52712-05-7	PCB-185	2.9	C183 B	0.16	0.0032
74472-49-4	PCB-186	ND		0.079	0.0025
52663-68-0	PCB-187	5.4	B	0.079	0.0033
74487-85-7	PCB-188	ND		0.079	0.0024
39635-31-9	PCB-189	0.17	B	0.079	0.0029
41411-64-7	PCB-190	0.92	B	0.079	0.0026
74472-50-7	PCB-191	0.19		0.079	0.0026
74472-51-8	PCB-192	ND		0.079	0.0028
69782-91-8	PCB-193	9.6	C180 B	0.16	0.0030
35694-08-7	PCB-194	2.0	B	0.079	0.0078
52663-78-2	PCB-195	0.97		0.079	0.0093

FORM I
HI-RES PCBS ORGANICS ANALYSIS DATA SHEET

Lab Name: Eurofins TestAmerica, Knoxville Job No.: 580-88125-2

SDG No.:

Client Sample ID: Q6-0to27-102018 Lab Sample ID: 580-88125-20

Matrix: Solid Lab File ID: 580-88125-b-20-c_190830082511.

Analysis Method: 1668A Date Collected: 10/20/2018 09:19

Extract. Method: HRMS-Sox Date Extracted: 08/20/2019 08:01

Sample wt/vol: 4.17(g) Date Analyzed: 08/30/2019 08:25

Con. Extract Vol.: 10(mL) Dilution Factor: 1

Injection Volume: 1(uL) Level: (low/med) Low

% Moisture: 69.5 GPC Cleanup:(Y/N) N

Analysis Batch No.: 33148 Units: ng/g

CAS NO.	COMPOUND NAME	RESULT	Q	RL	EDL
42740-50-1	PCB-196	1.0	B	0.079	0.0075
33091-17-7	PCB-197	0.068	J B	0.079	0.0054
68194-17-2	PCB-198	2.0	C B	0.16	0.0080
52663-75-9	PCB-199	2.0	C198 B	0.16	0.0080
52663-73-7	PCB-200	0.25		0.079	0.0058
40186-71-8	PCB-201	0.23	B	0.079	0.0055
2136-99-4	PCB-202	0.36	B	0.079	0.0062
52663-76-0	PCB-203	1.2	B	0.079	0.0071
74472-52-9	PCB-204	ND		0.079	0.0060
74472-53-0	PCB-205	0.11	B	0.079	0.0059
40186-72-9	PCB-206	15	q B	0.079	0.012
52663-79-3	PCB-207	0.063	J	0.079	0.0084
52663-77-1	PCB-208	0.14		0.079	0.0085
2051-24-3	PCB-209	0.27	B	0.079	0.0020
27323-18-8	Total Monochlorobiphenyls	0.14	B	0.079	0.0016
25512-42-9	Total Dichlorobiphenyls	0.48	q B	0.16	0.0023
25323-68-6	Total Trichlorobiphenyls	2.7	B	0.16	0.0029
26914-33-0	Total Tetrachlorobiphenyls	15	q B	0.31	0.0036
25429-29-2	Total Pentachlorobiphenyls	32	q B	0.47	0.0043
26601-64-9	Total Hexachlorobiphenyls	47	B	0.31	0.0045
28655-71-2	Total Heptachlorobiphenyls	37	B	0.16	0.0031
55722-26-4	Total Octachlorobiphenyls	8.2	B	0.16	0.0068
53742-07-7	Total Nonachlorobiphenyls	15	q B	0.079	0.0096
1336-36-3	Polychlorinated biphenyls, Total	160	q B	0.47	0.0044

FORM I
HI-RES PCBS ORGANICS ANALYSIS DATA SHEET

Lab Name: Eurofins TestAmerica, Knoxville Job No.: 580-88125-2

SDG No.:

Client Sample ID: Q6-0to27-102018 Lab Sample ID: 580-88125-20

Matrix: Solid Lab File ID: 580-88125-b-20-c_190830082511.

Analysis Method: 1668A Date Collected: 10/20/2018 09:19

Extract. Method: HRMS-Sox Date Extracted: 08/20/2019 08:01

Sample wt/vol: 4.17(g) Date Analyzed: 08/30/2019 08:25

Con. Extract Vol.: 10(mL) Dilution Factor: 1

Injection Volume: 1(uL) Level: (low/med) Low

% Moisture: 69.5 GPC Cleanup:(Y/N) N

Analysis Batch No.: 33148 Units: ng/g

CAS NO.	ISOTOPE DILUTION	%REC	Q	LIMITS
234432-85-0	PCB-1L	73		30-140
208263-77-8	PCB-3L	74		30-140
234432-86-1	PCB-4L	73		30-140
208263-67-6	PCB-15L	80		30-140
234432-87-2	PCB-19L	78		30-140
208263-79-0	PCB-37L	95		30-140
234432-88-3	PCB-54L	101		30-140
105600-23-5	PCB-77L	102		30-140
208461-24-9	PCB-81L	98		30-140
234432-89-4	PCB-104L	86		30-140
208263-62-1	PCB-105L	86		30-140
208263-63-2	PCB-114L	85		30-140
104130-40-7	PCB-118L	86		30-140
208263-64-3	PCB-123L	84		30-140
208263-65-4	PCB-126L	96		30-140
234432-90-7	PCB-155L	101		30-140
208263-68-7	PCB-156L	89	C	30-140
235416-30-5	PCB-157L	89	C156	30-140
208263-69-8	PCB-167L	88		30-140
208263-70-1	PCB-169L	103		30-140
160901-80-4	PCB-170L	86		30-140
234432-91-8	PCB-188L	85		30-140
208263-73-4	PCB-189L	91		30-140
105600-26-8	PCB-202L	91		30-140
234446-64-1	PCB-205L	82		30-140
208263-75-6	PCB-206L	77		30-140
234432-92-9	PCB-208L	86		30-140
105600-27-9	PCB-209L	69		30-140

CAS NO.	SURROGATE	%REC	Q	LIMITS
208263-76-7	PCB-28L	79		40-125
235416-29-2	PCB-111L	94		40-125
232919-67-4	PCB-178L	91		40-125

Eurofins TestAmerica, Knoxville
Target Compound Quantitation Report

Data File: \\chromna\Knoxville\ChromData\D3D\20190829-12907.b\580-88125-b-20-c_190830082511.d
Lims ID: 580-88125-B-20-C
Client ID: Q6-0to27-102018
Sample Type: Client
Inject. Date: 30-Aug-2019 08:25:00 ALS Bottle#: 0 Worklist Smp#: 11
Injection Vol: 1.0 ul Dil. Factor: 1.0000
Sample Info:
Misc. Info.: 140-0012907-011
Operator ID: Xcalibur_System Instrument ID: D3D

Method: \\chromna\Knoxville\ChromData\D3D\20190829-12907.b\PCBs_D3D.m
Limit Group: HR - 1668A - ICAL
Last Update: 03-Sep-2019 08:42:32 Calib Date: 21-Aug-2019 19:05:00
Integrator: Picker
Quant Method: Isotopic Dilution Quant By: Initial Calibration
Last ICal File: \\chromna\Knoxville\ChromData\D3D\20190813-12717.b\d4190821i6.d

Column 1 : SPB-Octyl (0.25 mm) Det: F1(11.07 :21.70)
Process Host: CTX1009

First Level Reviewer: davidsonm Date: 03-Sep-2019 08:42:32

Compound	RT (min.)	Area	Ratio	Ical RRF	Amount pg/ul	EMPC pg/ul	Noise EDL	Final EDL	%Rec	Flags
S Total Monochlorobipheny					1.767	1.767	0.0206	0.0206		
D PCB-1L	11:44	856649	3.05	1.3140	72.6	72.6	0.4375	0.4375	72.63	
D PCB-3L	13:53	901719	3.26	1.3615	73.8	73.8	0.4222	0.4222	73.78	
PCB-1	11:45	5889	3.18	1.1883	0.5785	0.5785	0.0193	0.0193		
PCB-2	13:44	6310	2.85	1.1911	0.6026	0.6026	0.0207	0.0207		
PCB-3	13:54	6405	2.98	1.2130	0.5856	0.5856	0.0219	0.0219		
S Total Dichlorobiphenyls					6.160	6.086	0.0298	0.0298		RQ
D PCB-4L	14:09	395469	1.52	0.5996	73.5	73.5	0.1785	0.1785	73.48	
* PCB-9L	16:07	897619	1.61	4E+04	100.0	100.0				
D PCB-15L	20:01	735530	1.58	1.0280	79.7	79.7	0.1041	0.1041	79.71	
PCB-4	14:10	8589	1.54	1.2533	1.733	1.733	0.0446	0.0446		
PCB-10	14:19	825	1.52	1.4828	0.0984	0.0984	0.0305	0.0305		
PCB-9	16:08	743	1.56	1.4200	0.1159	0.0925	0.0319	0.0319		RQM
PCB-7	16:18	886	1.56	1.6244	0.1177	0.0965	0.0279	0.0279		RQ
PCB-6	16:32	2012	1.53	1.5539	0.2290	0.2290	0.0291	0.0291		M
PCB-5	16:54						0.0290	0.0290		
PCB-8	16:58	7982	1.71	1.5884	0.8887	0.8887	0.0285	0.0285		M
PCB-14	18:38						0.0242	0.0242		
PCB-11	19:25	13233	1.56	1.6347	1.432	1.432	0.0277	0.0277		M
PCB-12	19:42	2520	1.56	1.6410	0.3010	0.2716	0.0276	0.0276		RQM
PCB-13 (C12)	19:42	2520	1.56	1.6410	0.3010	0.2716	0.0276	0.0276		RQM
PCB-15	20:02	12844	1.55	1.4024	1.245	1.245	0.0271	0.0271		M
S Total Trichlorobiphenyl					33.8	33.8	0.0370	0.0370		
D PCB-19L	17:14	226789	1.05	0.6095	78.5	78.5	1.316	1.316	78.45	
* PCB-32L	20:30	474314	1.07	2.2E+04	100.0	100.0				
* PCB-31L	22:46	1789085	1.06	6.8E+04	100.0	100.0				
$ PCB-28L	23:03	1548824	1.08	1.0975	78.9	78.9	0.1976	0.1976	78.88	
D PCB-37L	27:03	1527068	1.12	0.9024	94.6	94.6	0.2404	0.2404	94.58	
PCB-19	17:16	14721	1.06	1.3047	4.975	4.975	0.0436	0.0436		
PCB-18	19:07	6300	1.09	1.8188	1.527	1.527	0.0313	0.0313		a
PCB-30 (C18)	19:07	6300	1.09	1.8188	1.527	1.527	0.0313	0.0313		a

Compound	RT (min.)	Area	Ratio	Ical RRF	Amount pg/ul	EMPC pg/ul	Noise EDL	Final EDL	%Rec	Flags
PCB-17	19:32	16709	1.11	1.5641	4.710	4.710	0.0364	0.0364		
PCB-27	19:45	5337	0.93	2.1680	1.085	1.085	0.0263	0.0263		M
PCB-24	19:57						0.0271	0.0271		
PCB-16	20:01	1866	1.01	1.2260	0.6711	0.6711	0.0464	0.0464		Ma
PCB-32	20:31	29211	1.14	2.3416	5.501	5.501	0.0243	0.0243		M
PCB-34	21:50						0.0418	0.0418		
PCB-23	21:59						0.0401	0.0401		
PCB-26	22:14	11278	1.04	1.3193	0.5598	0.5598	0.0385	0.0385		
PCB-29 (C26)	22:14	11278	1.04	1.3193	0.5598	0.5598	0.0385	0.0385		
PCB-25	22:29	14881	1.08	1.3523	0.7206	0.7206	0.0376	0.0376		
PCB-31	22:47	59814	1.06	1.3809	2.837	2.837	0.0368	0.0368		
PCB-20	23:05	143652	1.07	1.3057	7.204	7.204	0.0389	0.0389		
PCB-28 (C20)	23:05	143652	1.07	1.3057	7.204	7.204	0.0389	0.0389		
PCB-21	23:19	36408	1.04	1.3777	1.731	1.731	0.0369	0.0369		M
PCB-33 (C21)	23:19	36408	1.04	1.3777	1.731	1.731	0.0369	0.0369		M
PCB-22	23:42	15069	1.07	1.2430	0.7939	0.7939	0.0409	0.0409		
PCB-36	25:19						0.0377	0.0377		
PCB-39	25:40						0.0364	0.0364		
PCB-38	26:15						0.0386	0.0386		
PCB-35	26:40	2274	1.11	1.2166	0.1224	0.1224	0.0418	0.0418		M
PCB-37	27:05	26553	1.06	1.2879	1.350	1.350	0.0394	0.0394		
S Total Tetrachlorobiphen					197.0	196.6	0.0455	0.0455		RQ
D PCB-54L	20:19	313229	0.81	0.6515	101.4	101.4	0.1326	0.1326	101	
* PCB-52L	24:53	954142	0.79	3.9E+04	100.0	100.0				
D PCB-81L	33:50	1152602	0.79	1.2328	98.0	98.0	0.1549	0.1549	97.99	
D PCB-77L	34:24	1218254	0.79	1.2523	102.0	102.0	0.1525	0.1525	102	
PCB-54	20:20	9764	0.82	1.2558	2.482	2.482	0.0322	0.0322		
PCB-50	22:31	141842	0.78	0.9362	12.8	12.8	0.0572	0.0572		
PCB-53 (C50)	22:31	141842	0.78	0.9362	12.8	12.8	0.0572	0.0572		
PCB-45	23:16	217451	0.80	0.8850	20.7	20.7	0.0605	0.0605		
PCB-51 (C45)	23:16	217451	0.80	0.8850	20.7	20.7	0.0605	0.0605		
PCB-46	23:29	19373	0.80	0.7591	2.153	2.153	0.0706	0.0706		
PCB-52	24:55	256585	0.81	0.8992	24.1	24.1	0.0596	0.0596		
PCB-43	25:04	13299	0.77	0.9993	1.304	1.123	0.0536	0.0536		RQ
PCB-73 (C43)	25:04	13299	0.77	0.9993	1.304	1.123	0.0536	0.0536		RQ
PCB-49	25:24	332286	0.80	1.1366	24.7	24.7	0.0471	0.0471		
PCB-69 (C49)	25:24	332286	0.80	1.1366	24.7	24.7	0.0471	0.0471		
PCB-48	25:41	10932	0.85	0.9454	0.9755	0.9755	0.0567	0.0567		
PCB-44	25:58	606306	0.80	1.0323	49.5	49.5	0.0519	0.0519		
PCB-47 (C44)	25:58	606306	0.80	1.0323	49.5	49.5	0.0519	0.0519		
PCB-65 (C44)	25:58	606306	0.80	1.0323	49.5	49.5	0.0519	0.0519		
PCB-59	26:17	25928	0.81	1.3609	1.607	1.607	0.0394	0.0394		a
PCB-62 (C59)	26:17	25928	0.81	1.3609	1.607	1.607	0.0394	0.0394		a
PCB-75 (C59)	26:17	25928	0.81	1.3609	1.607	1.607	0.0394	0.0394		a
PCB-42	26:26	44199	0.80	0.8670	4.300	4.300	0.0618	0.0618		
PCB-40	26:56	117927	0.82	0.9179	10.8	10.8	0.0584	0.0584		
PCB-41 (C40)	26:56	117927	0.82	0.9179	10.8	10.8	0.0584	0.0584		
PCB-71 (C40)	26:56	117927	0.82	0.9179	10.8	10.8	0.0584	0.0584		
PCB-64	27:09	57752	0.80	1.4164	3.440	3.440	0.0378	0.0378		a
PCB-72	28:00	10204	0.83	1.3157	0.6542	0.6542	0.0407	0.0407		
PCB-68	28:17	14110	0.77	1.4782	0.8906	0.8052	0.0362	0.0362		RQ
PCB-57	28:44						0.0418	0.0418		
PCB-58	28:58						0.0405	0.0405		
PCB-67	29:05	5132	0.77	1.3944	0.3694	0.3105	0.0384	0.0384		RQ

Compound	RT (min.)	Area	Ratio	Ical RRF	Amount pg/ul	EMPC pg/ul	Noise EDL	Final EDL	%Rec	Flags
PCB-63	29:22	12826	0.79	1.4685	0.7368	0.7368	0.0365	0.0365		
PCB-61	29:42	273360	0.79	1.3565	17.0	17.0	0.0395	0.0395		
PCB-70 (C61)	29:42	273360	0.79	1.3565	17.0	17.0	0.0395	0.0395		
PCB-74 (C61)	29:42	273360	0.79	1.3565	17.0	17.0	0.0395	0.0395		
PCB-76 (C61)	29:42	273360	0.79	1.3565	17.0	17.0	0.0395	0.0395		
PCB-66	30:02	196682	0.80	1.2800	13.0	13.0	0.0418	0.0418		
PCB-55	30:13						0.0414	0.0414		
PCB-56	30:41	43207	0.79	1.2671	2.877	2.877	0.0423	0.0423		
PCB-60	30:54	11630	0.78	1.3288	0.7383	0.7383	0.0403	0.0403		
PCB-80	31:21						0.0365	0.0365		
PCB-79	32:53	6064	0.77	1.5421	0.3686	0.3317	0.0347	0.0347		RQ
PCB-78	33:26						0.0407	0.0407		
PCB-81	33:50	1682	0.77	1.3214	0.1290	0.1104	0.0416	0.0416		RQMa
PCB-77	34:24	22677	0.71	1.3308	1.399	1.399	0.0393	0.0393		M
S Total Pentachlorobiphen					405.7	405.4	0.0550	0.0550		RQ
D PCB-104L	25:51	693960	1.57	1.1164	86.3	86.3	0.0584	0.0584	86.29	
* PCB-101L	31:46	720376	1.60	3.4E+04	100.0	100.0				
$ PCB-111L	34:28	825257	1.63	1.2177	94.1	94.1	0.0535	0.0535	94.08	
D PCB-123L	36:25	1200670	1.60	0.9909	84.1	84.1	0.5447	0.5447	84.15	
D PCB-118L	36:44	1276490	1.60	1.0256	86.4	86.4	0.5263	0.5263	86.44	
D PCB-114L	37:16	1221317	1.62	1.0030	84.6	84.6	0.5381	0.5381	84.57	
D PCB-105L	37:55	1236480	1.61	1.0013	85.8	85.8	0.5391	0.5391	85.76	
* PCB-127L	39:24	1439903	1.61	4.9E+04	100.0	100.0				
D PCB-126L	41:01	1249772	1.61	0.9020	96.2	96.2	0.5984	0.5984	96.22	
PCB-104	25:52	6321	1.48	1.3926	0.6541	0.6541	0.0388	0.0388		
PCB-96	26:14	14370	1.78	1.2268	1.688	1.688	0.0441	0.0441		
PCB-103	28:10	31813	1.75	1.0331	4.437	4.437	0.0524	0.0524		
PCB-94	28:23	16256	1.54	0.9036	2.592	2.592	0.0599	0.0599		
PCB-95	28:50	365046	1.59	0.9620	54.7	54.7	0.0562	0.0562		
PCB-93	29:03	62990	1.65	0.9806	9.256	9.256	0.0552	0.0552		
PCB-100 (C93)	29:03	62990	1.65	0.9806	9.256	9.256	0.0552	0.0552		
PCB-98	29:12	34025	1.52	0.9888	4.958	4.958	0.0547	0.0547		
PCB-102 (C98)	29:12	34025	1.52	0.9888	4.958	4.958	0.0547	0.0547		
PCB-88	29:42	119842	1.60	1.0052	17.2	17.2	0.0538	0.0538		
PCB-91 (C88)	29:42	119842	1.60	1.0052	17.2	17.2	0.0538	0.0538		
PCB-84	29:55	73284	1.60	0.8601	12.3	12.3	0.0629	0.0629		
PCB-89	30:24	3021	1.63	0.8936	0.4872	0.4872	0.0605	0.0605		
PCB-121	30:49	3462	1.49	1.3971	0.3571	0.3571	0.0387	0.0387		
PCB-92	31:12	121901	1.65	0.9532	18.4	18.4	0.0567	0.0567		
PCB-90	31:47	603425	1.62	1.1367	76.5	76.5	0.0476	0.0476		
PCB-101 (C90)	31:47	603425	1.62	1.1367	76.5	76.5	0.0476	0.0476		
PCB-113 (C90)	31:47	603425	1.62	1.1367	76.5	76.5	0.0476	0.0476		
PCB-83	32:22	287416	1.68	0.9393	44.1	44.1	0.0576	0.0576		M
PCB-99 (C83)	32:22	287416	1.68	0.9393	44.1	44.1	0.0576	0.0576		M
PCB-112	32:30						0.0396	0.0396		
PCB-86	32:52	255139	1.66	1.1958	30.7	30.7	0.0452	0.0452		M
PCB-87 (C86)	32:52	255139	1.66	1.1958	30.7	30.7	0.0452	0.0452		M
PCB-97 (C86)	32:52	255139	1.66	1.1958	30.7	30.7	0.0452	0.0452		M
PCB-109 (C86)	32:52	255139	1.66	1.1958	30.7	30.7	0.0452	0.0452		M
PCB-119 (C86)	32:52	255139	1.66	1.1958	30.7	30.7	0.0452	0.0452		M
PCB-125 (C86)	32:52	255139	1.66	1.1958	30.7	30.7	0.0452	0.0452		M
PCB-85	33:36	61041	1.50	1.2126	7.254	7.254	0.0446	0.0446		M
PCB-116 (C85)	33:36	61041	1.50	1.2126	7.254	7.254	0.0446	0.0446		M
PCB-117 (C85)	33:36	61041	1.50	1.2126	7.254	7.254	0.0446	0.0446		M

Compound	RT (min.)	Area	Ratio	Ical RRF	Amount pg/ul	EMPC pg/ul	Noise EDL	Final EDL	%Rec	Flags
PCB-110	33:46	591988	1.60	1.3511	63.1	63.1	0.0400	0.0400		
PCB-115 (C110)	33:46	591988	1.60	1.3511	63.1	63.1	0.0400	0.0400		
PCB-82	34:04	25564	1.64	0.8675	4.246	4.246	0.0624	0.0624		
PCB-111	34:29	4108	1.66	1.4262	0.4151	0.4151	0.0379	0.0379		a
PCB-120	34:57	9973	1.55	1.4907	1.067	0.9640	0.0363	0.0363		RQa
PCB-108	36:05	16444	1.55	1.2547	1.231	1.060	0.0683	0.0683		RQ
PCB-124 (C108)	36:05	16444	1.55	1.2547	1.231	1.060	0.0683	0.0683		RQ
PCB-107	36:19	63276	1.60	1.3580	3.767	3.767	0.0631	0.0631		Ma
PCB-123	36:26	9927	1.68	1.3407	0.6167	0.6167	0.0660	0.0660		Ma
PCB-106	36:34						0.0672	0.0672		
PCB-118	36:46	573594	1.58	1.2892	34.9	34.9	0.0637	0.0637		
PCB-122	37:05	5487	1.55	1.1614	0.3820	0.3820	0.0738	0.0738		
PCB-114	37:17	10173	1.56	1.4051	0.5928	0.5928	0.0621	0.0621		M
PCB-105	37:56	150684	1.56	1.2887	9.456	9.456	0.0667	0.0667		
PCB-127	39:26						0.0667	0.0667		
PCB-126	41:01	5642	1.66	1.3416	0.3365	0.3365	0.0633	0.0633		
S Total Hexachlorobipheny					602.7	602.7	0.0576	0.0576		
D PCB-155L	31:33	692882	1.33	0.9499	101.3	101.3	0.1009	0.1009	101	
* PCB-138L	39:52	977853	1.28	3.6E+04	100.0	100.0				
D PCB-167L	42:54	1080609	1.32	1.2544	88.1	88.1	0.2961	0.2961	88.09	
D PCB-156L	44:03	2145829	1.30	1.2289	178.6	178.6	0.3023	0.3023	89.28	
D PCB-157L (C156L)	44:03	2145829	1.30	1.2289	178.6	178.6	0.3023	0.3023	89.28	
D PCB-169L	47:16	1100899	1.27	1.0883	103.4	103.4	0.3413	0.3413	103	
PCB-155	31:34	1247	1.23	1.3028	0.1381	0.1381	0.0298	0.0298		
PCB-152	31:45	4617	1.30	1.2556	0.5307	0.5307	0.0309	0.0309		
PCB-150	31:55	9301	1.26	1.2368	1.085	1.085	0.0313	0.0313		
PCB-136	32:16	156267	1.28	1.1563	19.5	19.5	0.0335	0.0335		
PCB-145	32:36						0.0326	0.0326		
PCB-148	34:06	6444	1.21	0.8982	1.035	1.035	0.0432	0.0432		
PCB-135	34:41	339742	1.27	0.8691	56.4	56.4	0.0446	0.0446		
PCB-151 (C135)	34:41	339742	1.27	0.8691	56.4	56.4	0.0446	0.0446		
PCB-154	34:57	38304	1.26	1.0180	5.430	5.430	0.0381	0.0381		
PCB-144	35:16	38939	1.22	0.9185	6.119	6.119	0.0422	0.0422		
PCB-147	35:37	1214796	1.26	0.9747	115.2	115.2	0.0723	0.0723		
PCB-149 (C147)	35:37	1214796	1.26	0.9747	115.2	115.2	0.0723	0.0723		
PCB-134	35:49	59077	1.24	0.8518	6.411	6.411	0.0828	0.0828		
PCB-143 (C134)	35:49	59077	1.24	0.8518	6.411	6.411	0.0828	0.0828		
PCB-139	36:14	22030	1.16	0.9995	2.037	2.037	0.0705	0.0705		
PCB-140 (C139)	36:14	22030	1.16	0.9995	2.037	2.037	0.0705	0.0705		
PCB-131	36:25	9542	1.26	0.8584	1.028	1.028	0.0821	0.0821		
PCB-142	36:35						0.0820	0.0820		
PCB-132	36:52	341425	1.27	0.8801	35.9	35.9	0.0801	0.0801		
PCB-133	37:23	31205	1.27	0.9064	3.182	3.182	0.0778	0.0778		
PCB-165	37:48						0.0629	0.0629		
PCB-146	38:03	293213	1.25	1.0084	26.9	26.9	0.0699	0.0699		
PCB-161	38:11						0.0527	0.0527		
PCB-153	38:39	1608499	1.27	1.2207	121.8	121.8	0.0578	0.0578		
PCB-168 (C153)	38:39	1608499	1.27	1.2207	121.8	121.8	0.0578	0.0578		
PCB-141	38:50	242137	1.23	0.9608	23.3	23.3	0.0734	0.0734		
PCB-130	39:15	60847	1.27	0.8274	6.797	6.797	0.0852	0.0852		
PCB-137	39:29	25028	1.21	1.0582	2.186	2.186	0.0666	0.0666		
PCB-164	39:36	127917	1.24	1.2527	9.439	9.439	0.0563	0.0563		
PCB-129	39:54	1403400	1.26	1.0840	119.7	119.7	0.0650	0.0650		
PCB-138 (C129)	39:54	1403400	1.26	1.0840	119.7	119.7	0.0650	0.0650		
PCB-160 (C129)	39:54	1403400	1.26	1.0840	119.7	119.7	0.0650	0.0650		
PCB-163 (C129)	39:54	1403400	1.26	1.0840	119.7	119.7	0.0650	0.0650		

Compound	RT (min.)	Area	Ratio	Ical RRF	Amount pg/ul	EMPC pg/ul	Noise EDL	Final EDL	%Rec	Flags
PCB-158	40:18	152055	1.25	1.3862	10.1	10.1	0.0509	0.0509		
PCB-128	41:09	150569	1.24	1.1165	12.5	12.5	0.0632	0.0632		M
PCB-166 (C128)	41:09	150569	1.24	1.1165	12.5	12.5	0.0632	0.0632		M
PCB-159	42:07	25424	1.20	1.3178	1.783	1.783	0.0535	0.0535		M
PCB-162	42:26						0.0518	0.0518		
PCB-167	42:55	59100	1.24	1.3357	4.095	4.095	0.0451	0.0451		
PCB-156	44:02	139388	1.26	1.2759	10.2	10.2	0.0662	0.0662		
PCB-157 (C156)	44:02	139388	1.26	1.2759	10.2	10.2	0.0662	0.0662		
PCB-169	47:17						0.0474	0.0474		
S Total Heptachlorobiphen					464.9	464.9	0.0393	0.0393		
D PCB-188L	37:16	878764	1.07	1.3162	84.7	84.7	0.0868	0.0868	84.66	
$ PCB-178L	40:20	659239	1.09	0.9222	90.6	90.6	0.1239	0.1239	90.64	
* PCB-180L	45:27	788623	1.04	3.2E+04	100.0	100.0				
D PCB-170L	46:41	567375	1.08	0.8357	86.1	86.1	0.1368	0.1368	86.09	
D PCB-189L	49:49	1315265	1.05	1.4666	90.9	90.9	0.7489	0.7489	90.92	
PCB-188	37:19						0.0300	0.0300		
PCB-179	37:38	240738	1.04	1.4149	23.5	23.5	0.0326	0.0326		
PCB-184	38:11						0.0325	0.0325		
PCB-176	38:31	72909	1.05	1.5212	6.629	6.629	0.0303	0.0303		
PCB-186	38:59						0.0322	0.0322		
PCB-178	40:21	85440	1.08	1.0228	11.6	11.6	0.0451	0.0451		
PCB-175	41:00	16915	1.12	1.0690	2.188	2.188	0.0432	0.0432		
PCB-187	41:16	549735	1.06	1.1106	68.5	68.5	0.0416	0.0416		
PCB-182	41:29	4910	1.08	1.1484	0.5913	0.5913	0.0402	0.0402		
PCB-183	41:53	307012	1.08	1.1368	37.3	37.3	0.0406	0.0406		
PCB-185 (C183)	41:53	307012	1.08	1.1368	37.3	37.3	0.0406	0.0406		
PCB-174	42:07	403222	1.05	0.9547	58.4	58.4	0.0483	0.0483		
PCB-177	42:33	240600	1.07	0.9426	35.3	35.3	0.0490	0.0490		
PCB-181	42:57	4010	1.06	1.1075	0.5008	0.5008	0.0417	0.0417		
PCB-171	43:11	124021	1.08	0.9603	17.9	17.9	0.0481	0.0481		
PCB-173 (C171)	43:11	124021	1.08	0.9603	17.9	17.9	0.0481	0.0481		
PCB-172	44:49	63020	1.03	0.9918	8.788	8.788	0.0465	0.0465		
PCB-192	45:06						0.0358	0.0358		
PCB-180	45:28	1079108	1.06	1.2286	121.5	121.5	0.0376	0.0376		a
PCB-193 (C180)	45:28	1079108	1.06	1.2286	121.5	121.5	0.0376	0.0376		a
PCB-191	45:49	24153	1.08	1.3848	2.412	2.412	0.0333	0.0333		
PCB-170	46:43	403600	1.06	1.2700	56.0	56.0	0.0471	0.0471		
PCB-190	47:15	116155	1.06	1.3774	11.7	11.7	0.0335	0.0335		
PCB-189	49:51	36109	1.17	1.2799	2.145	2.145	0.0363	0.0363		
S Total Octachlorobipheny					105.5	105.5	0.0861	0.0861		
D PCB-202L	42:39	719192	0.91	1.0055	90.7	90.7	0.3628	0.3628	90.69	
* PCB-194L	51:57	986369	0.92	3.5E+04	100.0	100.0				
D PCB-205L	52:25	1041902	0.91	1.2867	82.1	82.1	0.6322	0.6322	82.09	
PCB-202	42:41	34367	0.96	1.0531	4.538	4.538	0.0791	0.0791		
PCB-201	43:37	24540	0.94	1.1860	2.877	2.877	0.0702	0.0702		
PCB-204	44:18						0.0757	0.0757		
PCB-197	44:31	7463	0.87	1.2053	0.8610	0.8610	0.0691	0.0691		
PCB-200	44:36	26232	0.98	1.1260	3.239	3.239	0.0740	0.0740		
PCB-198	47:27	149781	0.90	0.8183	25.5	25.5	0.1018	0.1018		
PCB-199 (C198)	47:27	149781	0.90	0.8183	25.5	25.5	0.1018	0.1018		
PCB-196	48:05	81260	0.90	0.8748	12.9	12.9	0.0952	0.0952		
PCB-203	48:18	105195	0.91	0.9219	15.9	15.9	0.0903	0.0903		
PCB-195	49:36	100713	0.89	0.7839	12.3	12.3	0.1177	0.1177		

Compound	RT (min.)	Area	Ratio	Ical RRF	Amount pg/ul	EMPC pg/ul	Noise EDL	Final EDL	%Rec	Flags
PCB-194	51:57	251612	0.90	0.9282	26.0	26.0	0.0994	0.0994		
PCB-205	52:26	17415	0.91	1.2342	1.354	1.354	0.0747	0.0747		
S Total Nonachlorobipheny					380.5	195.5	0.1225	0.1225		RQ
D PCB-208L	49:22	965709	0.80	1.1383	86.0	86.0	0.6535	0.6535	86.01	
D PCB-206L	54:10	675324	0.80	0.8938	76.6	76.6	0.8322	0.8322	76.60	
PCB-208	49:23	20207	0.83	1.1567	1.809	1.809	0.1082	0.1082		
PCB-207	50:19	9240	0.67	1.3964	0.8065	0.8065	0.1063	0.1063		
PCB-206	54:10	1553267	0.77	1.1927	377.9	192.8	0.1530	0.1530		RQ
D PCB-209L	55:49	664501	0.70	0.9809	68.7	68.7	0.1436	0.1436	68.68	
DCB Decachlorobiphenyl	55:50	27912	0.71	1.2455	3.372	3.372	0.0258	0.0258		
S Polychlorinated bipheny					2199.6	3.372	0.0554	0.0554		RQ

QC Flag Legend

Processing Flags
- R - Failed Signal Ratio Test
- Q - EMPC-Estimated Max. Possible Conc.

Review Flags
- M - Manually Integrated
- a - User Assigned ID

Eurofins TestAmerica, Knoxville
Target Compound Quantitation Worksheet Report

Data File: \\chromna\Knoxville\ChromData\D3D\20190829-12907.b\580-88125-b-20-c_190830082511.d
Lims ID: 580-88125-B-20-C
Client ID: Q6-0to27-102018
Sample Type: Client
Inject. Date: 30-Aug-2019 08:25:00 ALS Bottle#: 0 Worklist Smp#: 11
Injection Vol: 1.0 ul Dil. Factor: 1.0000
Sample Info:
Misc. Info.: 140-0012907-011
Operator ID: Xcalibur_System Instrument ID: D3D

Method: \\chromna\Knoxville\ChromData\D3D\20190829-12907.b\PCBs_D3D.m
Limit Group: HR - 1668A - ICAL
Last Update: 03-Sep-2019 08:42:32 Calib Date: 21-Aug-2019 19:05:00
Integrator: Picker
Quant Method: Isotopic Dilution Quant By: Initial Calibration
Last ICal File: \\chromna\Knoxville\ChromData\D3D\20190813-12717.b\d4190821i6.d

Column 1 : SPB-Octyl (0.25 mm) Det: F1(11.07 :21.70)
Process Host: CTX1009

First Level Reviewer: davidsonm Date: 03-Sep-2019 08:42:32

Signal	RT (min.)	Adj RT (min.)	Δ Sec.	REL RT	Area	Height	Avg Noise	EDL Height	S/N	Ratio(Limits)	Flags
PCB-1L											
200.0795	11:44	11:44	-4	0.728	645312	254190	230	575	1105		
202.0766	11:44	11:44	-4	0.728	211337	82124	387	967	212	3.05(2.66-3.60)	
PCB-3L											
200.0795	13:53	13:53	-4	0.862	690245	222269	230	575	966		
202.0766	13:53	13:53	-4	0.862	211474	67260	387	967	174	3.26(2.66-3.60)	
PCB-1											
188.0393	11:45	11:44	-4	1.001	4481	1695	17	42	100		
190.0363	11:45	11:44	-4	1.001	1408	552	14	35	39	3.18(2.66-3.60)	
PCB-2											
188.0393	13:44	13:42	-3	0.989	4672	1582	17	42	93		
190.0363	13:44	13:42	-3	0.989	1638	484	14	35	35	2.85(2.66-3.60)	
PCB-3											
188.0393	13:54	13:53	-4	1.001	4794	1511	17	42	89		
190.0363	13:54	13:53	-4	1.001	1611	491	14	35	35	2.98(2.66-3.60)	
PCB-4L											
234.0406	14:09	14:09	-4	0.878	238795	75946	90	225	844		
236.0376	14:08	14:09	-5	0.877	156674	49193	25	62	1968	1.52(1.33-1.79)	
PCB-9L											
234.0406	16:07	16:10	-3		554036	166648	90	225	1852		
236.0376	16:07	16:10	-3		343583	101586	25	62	4063	1.61(1.33-1.79)	
PCB-15L											
234.0406	20:01	20:00	-4	1.243	450524	113622	90	225	1262		
236.0376	20:01	20:00	-4	1.243	285006	70498	25	62	2820	1.58(1.33-1.79)	
PCB-4											
222.0003	14:10	14:09	-4	1.001	5212	1805	19	47	95		
223.9974	14:10	14:09	-4	1.001	3377	1091	9	22	121	1.54(1.33-1.79)	

Signal	RT (min.)	Adj RT (min.)	Sec.	REL RT	Area	Height	Avg Noise	EDL Height	S/N	Ratio(Limits)	Flags
PCB-10											
222.0003	14:19	14:19	-4	1.012	497	155	19	47	8		
223.9974	14:20	14:19	-4	1.013	328	112	9	22	12	1.52(1.33-1.79)	
PCB-9											RQM
222.0003	16:08	16:08	-3	1.141	453	103	19	47	5		M
223.9974	16:07	16:08	-4	1.139	478	90	9	22	10	0.95(1.33-1.79)	M
	Empc Correction				290	66	9	22	7		
PCB-7											RQ
222.0003	16:18	16:15	-3	1.152	540	145	19	47	8		
223.9974	16:18	16:15	-3	1.152	541	145	9	22	16	1.00(1.33-1.79)	
	Empc Correction				346	92	9	22	10		
PCB-6											M
222.0003	16:32	16:31	-4	1.168	1216	342	19	47	18		
223.9974	16:31	16:31	-4	1.167	796	261	9	22	29	1.53(1.33-1.79)	M
PCB-5											
222.0003	16:49						19	47			
223.9974	16:49						9	22			
PCB-8											M
222.0003	16:58	16:58	-3	1.199	5032	1450	19	47	76		M
223.9974	16:58	16:58	-3	1.199	2950	794	9	22	88	1.71(1.33-1.79)	
PCB-14											
222.0003	18:34						19	47			
223.9974	18:34						9	22			
PCB-11											M
222.0003	19:25	19:25	-3	0.970	8058	2135	19	47	112		M
223.9974	19:25	19:25	-3	0.970	5175	1279	9	22	142	1.56(1.33-1.79)	
PCB-12											RQM
222.0003	19:42	19:42	-5	0.984	1536	306	19	47	16		M
223.9974	19:42	19:42	-5	0.984	1257	195	9	22	22	1.22(1.33-1.79)	M
	Empc Correction				984	196	9	22	22		
PCB-13 (C12)											RQM
222.0003	19:42	19:42	-5	0.984	1536	306	19	47	16		M
223.9974	19:42	19:42	-5	0.984	1257	195	9	22	22	1.22(1.33-1.79)	M
	Empc Correction				984	196	9	22	22		
PCB-15											M
222.0003	20:02	20:02	-3	1.001	7804	1890	19	47	99		M
223.9974	20:02	20:02	-3	1.001	5040	1240	9	22	138	1.55(1.33-1.79)	M
PCB-19L											
268.0016	17:14	17:15	-5	0.841	116167	33234	264	660	126		
269.9986	17:14	17:15	-5	0.841	110622	31766	126	315	252	1.05(0.88-1.20)	
PCB-32L											
268.0016	20:30	20:33	-3		244935	62494	264	660	237		
269.9986	20:30	20:33	-3		229379	59052	126	315	469	1.07(0.88-1.20)	
PCB-31L											
268.0016	22:46	22:48	-2		918663	225142	159	397	1416		
269.9986	22:46	22:48	-2		870422	211468	220	550	961	1.06(0.88-1.20)	

Signal	RT (min.)	Adj RT (min.)	Sec.	REL RT	Area	Height	Avg Noise	EDL Height	S/N	Ratio(Limits)	Flags
PCB-28L											
268.0016	23:03	23:03	-2	1.013	803408	191598	159	397	1205		
269.9986	23:03	23:03	-2	1.013	745416	174466	220	550	793	1.08(0.88-1.20)	
PCB-37L											
268.0016	27:03	27:01	-3	1.189	808232	169950	159	397	1069		
269.9986	27:03	27:01	-3	1.189	718836	158792	220	550	722	1.12(0.88-1.20)	
PCB-19											
255.9613	17:16	17:14	-4	1.002	7572	2123	7	17	303		
257.9584	17:15	17:14	-4	1.001	7149	1960	8	20	245	1.06(0.88-1.20)	
PCB-18											a
255.9613	19:07	19:07	-2	1.109	3284	875	7	17	125		a
257.9584	19:07	19:07	-2	1.109	3016	765	8	20	96	1.09(0.88-1.20)	
PCB-30 (C18)											a
255.9613	19:07	19:07	-2	1.109	3284	875	7	17	125		a
257.9584	19:07	19:07	-2	1.109	3016	765	8	20	96	1.09(0.88-1.20)	
PCB-17											
255.9613	19:32	19:30	-4	1.134	8773	2345	7	17	335		
257.9584	19:32	19:30	-4	1.134	7936	2056	8	20	257	1.11(0.88-1.20)	
PCB-27											M
255.9613	19:45	19:45	-4	1.146	2568	655	7	17	94		M
257.9584	19:45	19:45	-4	1.146	2769	701	8	20	88	0.93(0.88-1.20)	M
PCB-24											
255.9613	19:51						7	17			
257.9584	19:51						8	20			
PCB-16											Ma
255.9613	20:01	20:01	-2	1.161	937	220	7	17	31		M
257.9584	20:00	20:01	-3	1.160	929	230	8	20	29	1.01(0.88-1.20)	M
PCB-32											M
255.9613	20:31	20:31	-3	1.191	15537	3961	7	17	566		
257.9584	20:31	20:31	-3	1.191	13674	3405	8	20	426	1.14(0.88-1.20)	M
PCB-34											
255.9613	21:44						38	95			
257.9584	21:44						29	72			
PCB-23											
255.9613	21:53						38	95			
257.9584	21:53						29	72			
PCB-26											
255.9613	22:14	22:10	-4	1.290	5756	1495	38	95	39		
257.9584	22:14	22:10	-4	1.290	5522	1341	29	72	46	1.04(0.88-1.20)	
PCB-29 (C26)											
255.9613	22:14	22:10	-4	1.290	5756	1495	38	95	39		
257.9584	22:14	22:10	-4	1.290	5522	1341	29	72	46	1.04(0.88-1.20)	
PCB-25											
255.9613	22:29	22:29	-2	0.831	7733	1586	38	95	42		
257.9584	22:29	22:29	-2	0.831	7148	1325	29	72	46	1.08(0.88-1.20)	

Signal	RT (min.)	Adj RT (min.)	Sec.	REL RT	Area	Height	Avg Noise	EDL Height	S/N	Ratio(Limits)	Flags
PCB-31											
255.9613	22:47	22:47	-3	0.842	30822	7332	38	95	193		
257.9584	22:47	22:47	-3	0.842	28992	6957	29	72	240	1.06(0.88-1.20)	
PCB-20											
255.9613	23:05	23:05	-3	0.853	74144	17595	38	95	463		
257.9584	23:05	23:05	-3	0.853	69508	16482	29	72	568	1.07(0.88-1.20)	
PCB-28 (C20)											
255.9613	23:05	23:05	-3	0.853	74144	17595	38	95	463		
257.9584	23:05	23:05	-3	0.853	69508	16482	29	72	568	1.07(0.88-1.20)	
PCB-21											M
255.9613	23:19	23:19	-3	0.862	18520	3234	38	95	85		
257.9584	23:19	23:19	-3	0.862	17888	3018	29	72	104	1.04(0.88-1.20)	M
PCB-33 (C21)											M
255.9613	23:19	23:19	-3	0.862	18520	3234	38	95	85		
257.9584	23:19	23:19	-3	0.862	17888	3018	29	72	104	1.04(0.88-1.20)	M
PCB-22											
255.9613	23:42	23:42	-2	0.876	7803	1784	38	95	47		
257.9584	23:42	23:42	-2	0.876	7266	1741	29	72	60	1.07(0.88-1.20)	
PCB-36											
255.9613	25:16						38	95			
257.9584	25:16						29	72			
PCB-39											
255.9613	25:37						38	95			
257.9584	25:37						29	72			
PCB-38											
255.9613	26:12						38	95			
257.9584	26:12						29	72			
PCB-35											M
255.9613	26:40	26:40	-3	0.985	1197	331	38	95	9		
257.9584	26:40	26:40	-3	0.985	1077	215	29	72	7	1.11(0.88-1.20)	M
PCB-37											
255.9613	27:05	27:04	-2	1.001	13646	2921	38	95	77		
257.9584	27:05	27:04	-2	1.001	12907	2955	29	72	102	1.06(0.88-1.20)	
PCB-54L											
301.9626	20:19	20:20	-4	0.817	140195	35883	21	52	1709		
303.9597	20:19	20:20	-4	0.817	173034	43147	21	52	2055	0.81(0.65-0.89)	
PCB-52L											
301.9626	24:53	24:56	-2		419627	96866	85	212	1140		
303.9597	24:53	24:56	-2		534515	125657	85	212	1478	0.79(0.65-0.89)	
PCB-81L											
301.9626	33:50	33:47	-2	1.360	510352	104059	85	212	1224		
303.9597	33:50	33:47	-2	1.360	642250	132587	85	212	1560	0.79(0.65-0.89)	
PCB-77L											
301.9626	34:24	34:20	-2	1.382	537063	109347	85	212	1286		
303.9597	34:24	34:20	-2	1.382	681191	139446	85	212	1641	0.79(0.65-0.89)	

Signal	RT (min.)	Adj RT (min.)	Sec.	REL RT	Area	Height	Avg Noise	EDL Height	S/N	Ratio(Limits)	Flags
PCB-54											
289.9224	20:20	20:23	-3	1.000	4403	1150	5	12	230		
291.9194	20:20	20:23	-3	1.000	5361	1294	8	20	162	0.82(0.65-0.89)	
PCB-50											
289.9224	22:31	22:28	-4	1.107	62294	14868	25	62	595		
291.9194	22:31	22:28	-4	1.107	79548	18749	27	67	694	0.78(0.65-0.89)	
PCB-53 (C50)											
289.9224	22:31	22:28	-4	1.107	62294	14868	25	62	595		
291.9194	22:31	22:28	-4	1.107	79548	18749	27	67	694	0.78(0.65-0.89)	
PCB-45											
289.9224	23:16	23:12	-2	1.144	96828	22671	25	62	907		
291.9194	23:16	23:12	-2	1.144	120623	27903	27	67	1033	0.80(0.65-0.89)	
PCB-51 (C45)											
289.9224	23:16	23:12	-2	1.144	96828	22671	25	62	907		
291.9194	23:16	23:12	-2	1.144	120623	27903	27	67	1033	0.80(0.65-0.89)	
PCB-46											
289.9224	23:29	23:30	-2	1.156	8629	1901	25	62	76		
291.9194	23:29	23:30	-2	1.156	10744	2448	27	67	91	0.80(0.65-0.89)	
PCB-52											
289.9224	24:55	24:50	-2	1.226	114711	26561	25	62	1062		
291.9194	24:55	24:50	-2	1.226	141874	33271	27	67	1232	0.81(0.65-0.89)	
PCB-43											RQ
289.9224	25:04	25:00	-2	1.233	7930	1475	25	62	59		
	Empc Correction				5785	1357	25	62	54		
291.9194	25:03	25:00	-3	1.233	7514	1763	27	67	65	1.06(0.65-0.89)	
PCB-73 (C43)											RQ
289.9224	25:04	25:00	-2	1.233	7930	1475	25	62	59		
	Empc Correction				5785	1357	25	62	54		
291.9194	25:03	25:00	-3	1.233	7514	1763	27	67	65	1.06(0.65-0.89)	
PCB-49											
289.9224	25:24	25:24	-1	1.250	147979	33653	25	62	1346		
291.9194	25:24	25:24	-1	1.250	184307	42547	27	67	1576	0.80(0.65-0.89)	
PCB-69 (C49)											
289.9224	25:24	25:24	-1	1.250	147979	33653	25	62	1346		
291.9194	25:24	25:24	-1	1.250	184307	42547	27	67	1576	0.80(0.65-0.89)	
PCB-48											
289.9224	25:41	25:41	-3	1.264	5029	1188	25	62	48		
291.9194	25:41	25:41	-2	1.264	5903	1416	27	67	52	0.85(0.65-0.89)	
PCB-44											
289.9224	25:58	25:51	-1	1.277	268921	54961	25	62	2198		
291.9194	25:58	25:51	-1	1.277	337385	67505	27	67	2500	0.80(0.65-0.89)	
PCB-47 (C44)											
289.9224	25:58	25:51	-1	1.277	268921	54961	25	62	2198		
291.9194	25:58	25:51	-1	1.277	337385	67505	27	67	2500	0.80(0.65-0.89)	
PCB-65 (C44)											
289.9224	25:58	25:51	-1	1.277	268921	54961	25	62	2198		
291.9194	25:58	25:51	-1	1.277	337385	67505	27	67	2500	0.80(0.65-0.89)	

Signal	RT (min.)	Adj RT (min.)	Sec.	REL RT	Area	Height	Avg Noise	EDL Height	S/N	Ratio(Limits)	Flags
PCB-59											a
289.9224	26:17	26:17	1	1.293	11630	2066	25	62	83		a
291.9194	26:17	26:17	1	1.293	14298	2743	27	67	102	0.81(0.65-0.89)	
PCB-62 (C59)											a
289.9224	26:17	26:17	1	1.293	11630	2066	25	62	83		a
291.9194	26:17	26:17	1	1.293	14298	2743	27	67	102	0.81(0.65-0.89)	
PCB-75 (C59)											a
289.9224	26:17	26:17	1	1.293	11630	2066	25	62	83		a
291.9194	26:17	26:17	1	1.293	14298	2743	27	67	102	0.81(0.65-0.89)	
PCB-42											
289.9224	26:26	26:26	-3	1.300	19634	4433	25	62	177		
291.9194	26:26	26:26	-3	1.300	24565	5321	27	67	197	0.80(0.65-0.89)	
PCB-40											
289.9224	26:56	26:51	-1	1.326	53185	11634	25	62	465		
291.9194	26:56	26:51	-1	1.326	64742	14739	27	67	546	0.82(0.65-0.89)	
PCB-41 (C40)											
289.9224	26:56	26:51	-1	1.326	53185	11634	25	62	465		
291.9194	26:56	26:51	-1	1.326	64742	14739	27	67	546	0.82(0.65-0.89)	
PCB-71 (C40)											
289.9224	26:56	26:51	-1	1.326	53185	11634	25	62	465		
291.9194	26:56	26:51	-1	1.326	64742	14739	27	67	546	0.82(0.65-0.89)	
PCB-64											a
289.9224	27:09	27:09	-1	1.336	25639	5669	25	62	227		a
291.9194	27:09	27:09	-1	1.336	32113	7084	27	67	262	0.80(0.65-0.89)	
PCB-72											
289.9224	28:00	27:58	-2	0.827	4615	1056	25	62	42		
291.9194	28:00	27:58	-2	0.827	5589	1335	27	67	49	0.83(0.65-0.89)	
PCB-68											RQ
289.9224	28:17	28:15	-2	0.836	7635	1556	25	62	62		
	Empc Correction				6138	1416	25	62	57		
291.9194	28:17	28:15	-2	0.836	7972	1840	27	67	68	0.96(0.65-0.89)	
PCB-57											
289.9224	28:42						25	62			
291.9194	28:42						27	67			
PCB-58											
289.9224	28:56						25	62			
291.9194	28:56						27	67			
PCB-67											RQ
289.9224	29:05	29:05	-3	0.860	3206	401	25	62	16		
	Empc Correction				2232	316	25	62	13		
291.9194	29:04	29:05	-5	0.859	2900	411	27	67	15	1.11(0.65-0.89)	
PCB-63											
289.9224	29:22	29:20	-2	0.868	5648	1136	25	62	45		
291.9194	29:22	29:20	-2	0.868	7178	1616	27	67	60	0.79(0.65-0.89)	
PCB-61											
289.9224	29:42	29:41	-2	0.878	120516	20781	25	62	831		
291.9194	29:42	29:41	-2	0.878	152844	25910	27	67	960	0.79(0.65-0.89)	

Signal	RT (min.)	Adj RT (min.)	Δ Sec.	REL RT	Area	Height	Avg Noise	EDL Height	S/N	Ratio(Limits)	Flags
PCB-70 (C61)											
289.9224	29:42	29:41	-2	0.878	120516	20781	25	62	831		
291.9194	29:42	29:41	-2	0.878	152844	25910	27	67	960	0.79(0.65-0.89)	
PCB-74 (C61)											
289.9224	29:42	29:41	-2	0.878	120516	20781	25	62	831		
291.9194	29:42	29:41	-2	0.878	152844	25910	27	67	960	0.79(0.65-0.89)	
PCB-76 (C61)											
289.9224	29:42	29:41	-2	0.878	120516	20781	25	62	831		
291.9194	29:42	29:41	-2	0.878	152844	25910	27	67	960	0.79(0.65-0.89)	
PCB-66											
289.9224	30:02	30:02	-2	0.888	87506	18331	25	62	733		
291.9194	30:02	30:02	-2	0.888	109176	23775	27	67	881	0.80(0.65-0.89)	
PCB-55											
289.9224	30:12						25	62			
291.9194	30:12						27	67			
PCB-56											
289.9224	30:41	30:40	-2	0.907	19059	4110	25	62	164		
291.9194	30:41	30:40	-2	0.907	24148	5094	27	67	189	0.79(0.65-0.89)	
PCB-60											
289.9224	30:54	30:52	-2	0.913	5106	1145	25	62	46		
291.9194	30:54	30:52	-2	0.913	6524	1364	27	67	51	0.78(0.65-0.89)	
PCB-80											
289.9224	31:20						25	62			
291.9194	31:20						27	67			
PCB-79											RQ
289.9224	32:53	32:53	1	0.972	3313	571	25	62	23		
	Empc Correction				2638	657	25	62	26		
291.9194	32:52	32:53	0	0.971	3426	854	27	67	32	0.97(0.65-0.89)	
PCB-78											
289.9224	33:24						25	62			
291.9194	33:24						27	67			
PCB-81											RQMa
289.9224	33:50	33:50	-2	1.000	732	188	25	62	8		M
291.9194	33:51	33:50	-2	1.000	1232	304	27	67	11	0.59(0.65-0.89)	M
	Empc Correction				950	244	27	67	9		
PCB-77											M
289.9224	34:24	34:24	-1	1.000	9449	1890	25	62	76		M
291.9194	34:25	34:24	0	1.001	13228	2509	27	67	93	0.71(0.65-0.89)	M
PCB-104L											
337.9207	25:51	25:51	-3	0.814	424028	96847	15	37	6456		
339.9178	25:51	25:51	-3	0.814	269932	60290	26	65	2319	1.57(1.32-1.78)	
PCB-101L											
337.9207	31:46	31:47	-2		443438	97373	15	37	6492		
339.9178	31:46	31:47	-2		276938	59171	26	65	2276	1.60(1.32-1.78)	
PCB-111L											
337.9207	34:28	34:27	-1	1.085	511813	107898	15	37	7193		
339.9178	34:28	34:27	-1	1.085	313444	66249	26	65	2548	1.63(1.32-1.78)	

Signal	RT (min.)	Adj RT (min.)	Δ Sec.	REL RT	Area	Height	Avg Noise	EDL Height	S/N	Ratio(Limits)	Flags
PCB-123L											
337.9207	36:25	36:22	-2	1.146	738652	152033	351	877	433		
339.9178	36:25	36:22	-2	1.146	462018	93056	281	702	331	1.60(1.32-1.78)	
PCB-118L											
337.9207	36:44	36:42	-2	1.157	785504	162477	351	877	463		
339.9178	36:44	36:42	-2	1.157	490986	101770	281	702	362	1.60(1.32-1.78)	
PCB-114L											
337.9207	37:16	37:13	-1	1.174	755217	152857	351	877	435		
339.9178	37:16	37:13	-1	1.174	466100	96005	281	702	342	1.62(1.32-1.78)	
PCB-105L											
337.9207	37:55	37:51	-1	1.194	762622	155775	351	877	444		
339.9178	37:55	37:51	-1	1.194	473858	96575	281	702	344	1.61(1.32-1.78)	
PCB-127L											
337.9207	39:24	39:24	0		887883	179171	351	877	510		
339.9178	39:24	39:24	0		552020	113563	281	702	404	1.61(1.32-1.78)	
PCB-126L											
337.9207	41:01	40:59	-1	1.291	771093	158641	351	877	452		
339.9178	41:01	40:59	-1	1.291	478679	96962	281	702	345	1.61(1.32-1.78)	
PCB-104											
325.8804	25:52	25:51	-2	1.001	3773	801	18	45	45		
327.8775	25:51	25:51	-3	1.000	2548	607	16	40	38	1.48(1.32-1.78)	
PCB-96											
325.8804	26:14	26:11	-2	1.015	9198	1945	18	45	108		
327.8775	26:14	26:11	-2	1.015	5172	1186	16	40	74	1.78(1.32-1.78)	
PCB-103											
325.8804	28:10	28:08	-2	1.090	20227	4502	18	45	250		
327.8775	28:10	28:08	-2	1.090	11586	2621	16	40	164	1.75(1.32-1.78)	
PCB-94											
325.8804	28:23	28:21	-2	1.098	9857	2121	18	45	118		
327.8775	28:23	28:21	-2	1.098	6399	1391	16	40	87	1.54(1.32-1.78)	
PCB-95											
325.8804	28:50	28:46	-2	1.116	224325	49298	18	45	2739		
327.8775	28:50	28:46	-2	1.116	140721	30848	16	40	1928	1.59(1.32-1.78)	
PCB-93											
325.8804	29:03	29:00	-2	1.124	39194	8480	18	45	471		
327.8775	29:03	29:00	-2	1.124	23796	5118	16	40	320	1.65(1.32-1.78)	
PCB-100 (C93)											
325.8804	29:03	29:00	-2	1.124	39194	8480	18	45	471		
327.8775	29:03	29:00	-2	1.124	23796	5118	16	40	320	1.65(1.32-1.78)	
PCB-98											
325.8804	29:12	29:09	-2	1.130	20514	3723	18	45	207		
327.8775	29:12	29:09	-2	1.130	13511	2451	16	40	153	1.52(1.32-1.78)	
PCB-102 (C98)											
325.8804	29:12	29:09	-2	1.130	20514	3723	18	45	207		
327.8775	29:12	29:09	-2	1.130	13511	2451	16	40	153	1.52(1.32-1.78)	

Signal	RT (min.)	Adj RT (min.)	Sec.	REL RT	Area	Height	Avg Noise	EDL Height	S/N	Ratio(Limits)	Flags
PCB-88											
325.8804	29:42	29:38	-2	1.149	73675	16094	18	45	894		
327.8775	29:42	29:38	-2	1.149	46167	9823	16	40	614	1.60(1.32-1.78)	
PCB-91 (C88)											
325.8804	29:42	29:38	-2	1.149	73675	16094	18	45	894		
327.8775	29:42	29:38	-2	1.149	46167	9823	16	40	614	1.60(1.32-1.78)	
PCB-84											
325.8804	29:55	29:51	-2	1.158	45065	9485	18	45	527		
327.8775	29:55	29:51	-2	1.158	28219	6185	16	40	387	1.60(1.32-1.78)	
PCB-89											
325.8804	30:24	30:20	-2	1.176	1871	370	18	45	21		
327.8775	30:25	30:20	-1	1.177	1150	208	16	40	13	1.63(1.32-1.78)	
PCB-121											
325.8804	30:49	30:47	-2	1.193	2072	310	18	45	17		
327.8775	30:49	30:47	-2	1.193	1390	223	16	40	14	1.49(1.32-1.78)	
PCB-92											
325.8804	31:12	31:10	-2	0.857	75870	15908	18	45	884		
327.8775	31:12	31:10	-2	0.857	46031	9751	16	40	609	1.65(1.32-1.78)	
PCB-90											
325.8804	31:47	31:42	-1	1.230	373545	78783	18	45	4377		
327.8775	31:47	31:42	-1	1.230	229880	48057	16	40	3004	1.62(1.32-1.78)	
PCB-101 (C90)											
325.8804	31:47	31:42	-1	1.230	373545	78783	18	45	4377		
327.8775	31:47	31:42	-1	1.230	229880	48057	16	40	3004	1.62(1.32-1.78)	
PCB-113 (C90)											
325.8804	31:47	31:42	-1	1.230	373545	78783	18	45	4377		
327.8775	31:47	31:42	-1	1.230	229880	48057	16	40	3004	1.62(1.32-1.78)	
PCB-83											M
325.8804	32:22	32:17	-1	1.253	180141	35075	18	45	1949		M
327.8775	32:22	32:17	-1	1.253	107275	22300	16	40	1394	1.68(1.32-1.78)	
PCB-99 (C83)											M
325.8804	32:22	32:17	-1	1.253	180141	35075	18	45	1949		M
327.8775	32:22	32:17	-1	1.253	107275	22300	16	40	1394	1.68(1.32-1.78)	
PCB-112											
325.8804	32:26						18	45			
327.8775	32:26						16	40			
PCB-86											M
325.8804	32:52	32:47	-1	1.272	159303	18285	18	45	1016		M
327.8775	32:52	32:47	-1	1.272	95836	11348	16	40	709	1.66(1.32-1.78)	M
PCB-87 (C86)											M
325.8804	32:52	32:47	-1	1.272	159303	18285	18	45	1016		M
327.8775	32:52	32:47	-1	1.272	95836	11348	16	40	709	1.66(1.32-1.78)	M
PCB-97 (C86)											M
325.8804	32:52	32:47	-1	1.272	159303	18285	18	45	1016		M
327.8775	32:52	32:47	-1	1.272	95836	11348	16	40	709	1.66(1.32-1.78)	M

Signal	RT (min.)	Adj RT (min.)	Sec.	REL RT	Area	Height	Avg Noise	EDL Height	S/N	Ratio(Limits)	Flags
PCB-109 (C86)											M
325.8804	32:52	32:47	-1	1.272	159303	18285	18	45	1016		M
327.8775	32:52	32:47	-1	1.272	95836	11348	16	40	709	1.66(1.32-1.78)	M
PCB-119 (C86)											M
325.8804	32:52	32:47	-1	1.272	159303	18285	18	45	1016		M
327.8775	32:52	32:47	-1	1.272	95836	11348	16	40	709	1.66(1.32-1.78)	M
PCB-125 (C86)											M
325.8804	32:52	32:47	-1	1.272	159303	18285	18	45	1016		M
327.8775	32:52	32:47	-1	1.272	95836	11348	16	40	709	1.66(1.32-1.78)	M
PCB-85											M
325.8804	33:36	33:30	-1	1.300	36607	5269	18	45	293		M
327.8775	33:36	33:30	-1	1.300	24434	3258	16	40	204	1.50(1.32-1.78)	M
PCB-116 (C85)											M
325.8804	33:36	33:30	-1	1.300	36607	5269	18	45	293		M
327.8775	33:36	33:30	-1	1.300	24434	3258	16	40	204	1.50(1.32-1.78)	M
PCB-117 (C85)											M
325.8804	33:36	33:30	-1	1.300	36607	5269	18	45	293		M
327.8775	33:36	33:30	-1	1.300	24434	3258	16	40	204	1.50(1.32-1.78)	M
PCB-110											
325.8804	33:46	33:45	-5	1.306	364682	74094	18	45	4116		
327.8775	33:45	33:45	-6	1.306	227306	47219	16	40	2951	1.60(1.32-1.78)	
PCB-115 (C110)											
325.8804	33:46	33:45	-5	1.306	364682	74094	18	45	4116		
327.8775	33:45	33:45	-6	1.306	227306	47219	16	40	2951	1.60(1.32-1.78)	
PCB-82											
325.8804	34:04	34:04	-2	1.318	15894	2763	18	45	154		
327.8775	34:04	34:04	-2	1.318	9670	1887	16	40	118	1.64(1.32-1.78)	
PCB-111											a
325.8804	34:29	34:29	-1	1.334	2561	423	18	45	24		a
327.8775	34:28	34:29	-2	1.334	1547	254	16	40	16	1.66(1.32-1.78)	
PCB-120											RQa
325.8804	34:57	34:57	-1	1.352	7123	1279	18	45	71		a
	Empc Correction				6062	1177	18	45	65		
327.8775	34:57	34:57	-1	1.352	3911	760	16	40	48	1.82(1.32-1.78)	
PCB-108											RQ
325.8804	36:05	36:05	0	1.396	12650	2202	48	120	46		
	Empc Correction				9995	2059	48	120	43		
327.8775	36:05	36:05	0	1.396	6449	1329	39	97	34	1.96(1.32-1.78)	
PCB-124 (C108)											RQ
325.8804	36:05	36:05	0	1.396	12650	2202	48	120	46		
	Empc Correction				9995	2059	48	120	43		
327.8775	36:05	36:05	0	1.396	6449	1329	39	97	34	1.96(1.32-1.78)	
PCB-107											Ma
325.8804	36:19	36:19	-1	1.405	38933	7706	48	120	161		M
327.8775	36:19	36:19	-1	1.405	24343	4933	39	97	126	1.60(1.32-1.78)	

Signal	RT (min.)	Adj RT (min.)	Δ Sec.	REL RT	Area	Height	Avg Noise	EDL Height	S/N	Ratio(Limits)	Flags
PCB-123											Ma
325.8804	36:26	36:26	-1	1.001	6221	1172	48	120	24		M
327.8775	36:26	36:26	-1	1.001	3706	854	39	97	22	1.68(1.32-1.78)	
PCB-106											
325.8804	36:32						48	120			
327.8775	36:32						39	97			
PCB-118											
325.8804	36:46	36:42	-1	1.001	351551	69007	48	120	1438		
327.8775	36:46	36:42	-1	1.001	222043	43912	39	97	1126	1.58(1.32-1.78)	
PCB-122											
325.8804	37:05	37:03	-2	1.010	3338	559	48	120	12		
327.8775	37:06	37:03	-1	1.010	2149	435	39	97	11	1.55(1.32-1.78)	
PCB-114											M
325.8804	37:17	37:18	-1	1.000	6204	1185	48	120	25		M
327.8775	37:18	37:18	0	1.001	3969	726	39	97	19	1.56(1.32-1.78)	M
PCB-105											
325.8804	37:56	37:52	0	1.001	91823	16775	48	120	349		
327.8775	37:56	37:52	0	1.001	58861	10999	39	97	282	1.56(1.32-1.78)	
PCB-127											
325.8804	39:25						48	120			
327.8775	39:25						39	97			
PCB-126											
325.8804	41:01	40:58	0	1.000	3524	669	48	120	14		
327.8775	41:02	40:58	1	1.001	2118	427	39	97	11	1.66(1.32-1.78)	
PCB-155L											
371.8817	31:33	31:32	-2	0.791	395826	84763	28	70	3027		
373.8788	31:33	31:32	-2	0.791	297056	62264	32	80	1946	1.33(1.05-1.43)	
PCB-138L											
371.8817	39:52	39:52	0		549284	108969	156	390	699		
373.8788	39:52	39:52	0		428569	84849	132	330	643	1.28(1.05-1.43)	
PCB-167L											
371.8817	42:54	42:51	-1	1.076	614350	123438	156	390	791		
373.8788	42:54	42:51	-1	1.076	466259	92362	132	330	700	1.32(1.05-1.43)	
PCB-156L											
371.8817	44:03	44:00	-1	1.105	1214542	174162	156	390	1116		
373.8788	44:03	44:00	-1	1.105	931287	133702	132	330	1013	1.30(1.05-1.43)	
PCB-157L (C156L)											
371.8817	44:03	44:00	-1	1.105	1214542	174162	156	390	1116		
373.8788	44:03	44:00	-1	1.105	931287	133702	132	330	1013	1.30(1.05-1.43)	
PCB-169L											
371.8817	47:16	47:14	-1	1.186	616450	120194	156	390	770		
373.8788	47:16	47:14	-1	1.186	484449	93630	132	330	709	1.27(1.05-1.43)	
PCB-155											
359.8415	31:34	31:32	-2	1.001	689	168	12	30	14		
361.8385	31:35	31:32	-1	1.001	558	113	11	27	10	1.23(1.05-1.43)	

Signal	RT (min.)	Adj RT (min.)	Sec.	REL RT	Area	Height	Avg Noise	EDL Height	S/N	Ratio(Limits)	Flags
PCB-152											
359.8415	31:45	31:42	-2	1.006	2613	579	12	30	48		
361.8385	31:46	31:42	-1	1.007	2004	403	11	27	37	1.30(1.05-1.43)	
PCB-150											
359.8415	31:55	31:52	-2	1.012	5187	990	12	30	83		
361.8385	31:55	31:52	-2	1.012	4114	905	11	27	82	1.26(1.05-1.43)	
PCB-136											
359.8415	32:16	32:14	-2	1.023	87762	18931	12	30	1578		
361.8385	32:16	32:14	-2	1.023	68505	14561	11	27	1324	1.28(1.05-1.43)	
PCB-145											
359.8415	32:34						12	30			
361.8385	32:34						11	27			
PCB-148											
359.8415	34:06	34:03	-2	1.081	3527	771	12	30	64		
361.8385	34:05	34:03	-2	1.081	2917	504	11	27	46	1.21(1.05-1.43)	
PCB-135											
359.8415	34:41	34:38	-2	1.099	190394	27568	12	30	2297		
361.8385	34:41	34:38	-2	1.099	149348	22141	11	27	2013	1.27(1.05-1.43)	
PCB-151 (C135)											
359.8415	34:41	34:38	-2	1.099	190394	27568	12	30	2297		
361.8385	34:41	34:38	-2	1.099	149348	22141	11	27	2013	1.27(1.05-1.43)	
PCB-154											
359.8415	34:57	34:54	-1	1.108	21378	4402	12	30	367		
361.8385	34:57	34:54	-1	1.108	16926	3354	11	27	305	1.26(1.05-1.43)	
PCB-144											
359.8415	35:16	35:12	-1	1.118	21430	4372	12	30	364		
361.8385	35:16	35:12	-1	1.118	17509	3621	11	27	329	1.22(1.05-1.43)	
PCB-147											
359.8415	35:37	35:34	-1	1.129	676555	139983	31	77	4516		
361.8385	35:37	35:34	-2	1.129	538241	111077	21	52	5289	1.26(1.05-1.43)	
PCB-149 (C147)											
359.8415	35:37	35:34	-1	1.129	676555	139983	31	77	4516		
361.8385	35:37	35:34	-2	1.129	538241	111077	21	52	5289	1.26(1.05-1.43)	
PCB-134											
359.8415	35:49	35:51	-6	1.136	32663	5886	31	77	190		
361.8385	35:49	35:51	-6	1.136	26414	4938	21	52	235	1.24(1.05-1.43)	
PCB-143 (C134)											
359.8415	35:49	35:51	-6	1.136	32663	5886	31	77	190		
361.8385	35:49	35:51	-6	1.136	26414	4938	21	52	235	1.24(1.05-1.43)	
PCB-139											
359.8415	36:14	36:10	-1	1.148	11809	2189	31	77	71		
361.8385	36:14	36:10	-1	1.148	10221	1881	21	52	90	1.16(1.05-1.43)	
PCB-140 (C139)											
359.8415	36:14	36:10	-1	1.148	11809	2189	31	77	71		
361.8385	36:14	36:10	-1	1.148	10221	1881	21	52	90	1.16(1.05-1.43)	

Signal	RT (min.)	Adj RT (min.)	Sec.	REL RT	Area	Height	Avg Noise	EDL Height	S/N	Ratio(Limits)	Flags
PCB-131											
359.8415	36:25	36:21	-1	1.155	5319	1117	31	77	36		
361.8385	36:25	36:21	-1	1.155	4223	766	21	52	36	1.26(1.05-1.43)	
PCB-142											
359.8415	36:32						31	77			
361.8385	36:32						21	52			
PCB-132											
359.8415	36:52	36:49	-2	1.169	190880	39009	31	77	1258		
361.8385	36:52	36:49	-2	1.169	150545	30515	21	52	1453	1.27(1.05-1.43)	
PCB-133											
359.8415	37:23	37:19	-1	1.185	17477	3512	31	77	113		
361.8385	37:23	37:19	-1	1.185	13728	2892	21	52	138	1.27(1.05-1.43)	
PCB-165											
359.8415	37:47						31	77			
361.8385	37:47						21	52			
PCB-146											
359.8415	38:03	37:59	0	0.887	162879	33051	31	77	1066		
361.8385	38:03	37:59	0	0.887	130334	26450	21	52	1260	1.25(1.05-1.43)	
PCB-161											
359.8415	38:11						31	77			
361.8385	38:11						21	52			
PCB-153											
359.8415	38:39	38:38	-2	0.901	898666	182069	31	77	5873		
361.8385	38:39	38:38	-2	0.901	709833	143293	21	52	6823	1.27(1.05-1.43)	
PCB-168 (C153)											
359.8415	38:39	38:38	-2	0.901	898666	182069	31	77	5873		
361.8385	38:39	38:38	-2	0.901	709833	143293	21	52	6823	1.27(1.05-1.43)	
PCB-141											
359.8415	38:50	38:48	-1	0.906	133595	25911	31	77	836		
361.8385	38:50	38:48	-1	0.906	108542	21561	21	52	1027	1.23(1.05-1.43)	
PCB-130											
359.8415	39:15	39:12	-1	0.915	34037	6618	31	77	213		
361.8385	39:15	39:12	-1	0.915	26810	4945	21	52	235	1.27(1.05-1.43)	
PCB-137											
359.8415	39:29	39:25	0	0.920	13711	3082	31	77	99		
361.8385	39:29	39:25	0	0.920	11317	2702	21	52	129	1.21(1.05-1.43)	
PCB-164											
359.8415	39:36	39:32	0	0.923	70917	13681	31	77	441		
361.8385	39:35	39:32	-1	0.923	57000	10808	21	52	515	1.24(1.05-1.43)	
PCB-129											
359.8415	39:54	39:51	-1	0.930	781193	149852	31	77	4834		
361.8385	39:54	39:51	-1	0.930	622207	121265	21	52	5775	1.26(1.05-1.43)	
PCB-138 (C129)											
359.8415	39:54	39:51	-1	0.930	781193	149852	31	77	4834		
361.8385	39:54	39:51	-1	0.930	622207	121265	21	52	5775	1.26(1.05-1.43)	

Signal	RT (min.)	Adj RT (min.)	Sec.	REL RT	Area	Height	Avg Noise	EDL Height	S/N	Ratio(Limits)	Flags
PCB-160 (C129)											
359.8415	39:54	39:51	-1	0.930	781193	149852	31	77	4834		
361.8385	39:54	39:51	-1	0.930	622207	121265	21	52	5775	1.26(1.05-1.43)	
PCB-163 (C129)											
359.8415	39:54	39:51	-1	0.930	781193	149852	31	77	4834		
361.8385	39:54	39:51	-1	0.930	622207	121265	21	52	5775	1.26(1.05-1.43)	
PCB-158											
359.8415	40:18	40:14	0	0.939	84465	15703	31	77	507		
361.8385	40:18	40:14	0	0.939	67590	12516	21	52	596	1.25(1.05-1.43)	
PCB-128											M
359.8415	41:09	41:05	1	0.959	83319	13995	31	77	451		M
361.8385	41:09	41:05	1	0.959	67250	11263	21	52	536	1.24(1.05-1.43)	M
PCB-166 (C128)											M
359.8415	41:09	41:05	1	0.959	83319	13995	31	77	451		M
361.8385	41:09	41:05	1	0.959	67250	11263	21	52	536	1.24(1.05-1.43)	M
PCB-159											M
359.8415	42:07	42:07	-2	0.982	13869	2700	31	77	87		M
361.8385	42:07	42:07	-2	0.982	11555	2201	21	52	105	1.20(1.05-1.43)	
PCB-162											
359.8415	42:26						31	77			
361.8385	42:26						21	52			
PCB-167											
359.8415	42:55	42:50	1	1.001	32759	6337	31	77	204		
361.8385	42:54	42:50	0	1.000	26341	4865	21	52	232	1.24(1.05-1.43)	
PCB-156											
359.8415	44:02	44:00	-2	1.000	77825	13511	31	77	436		
361.8385	44:02	44:00	-2	1.000	61563	11071	21	52	527	1.26(1.05-1.43)	
PCB-157 (C156)											
359.8415	44:02	44:00	-2	1.000	77825	13511	31	77	436		
361.8385	44:02	44:00	-2	1.000	61563	11071	21	52	527	1.26(1.05-1.43)	
PCB-169											
359.8415	47:18						31	77			
361.8385	47:18						21	52			
PCB-188L											
405.8428	37:16	37:16	-2	0.820	454374	90491	39	97	2320		
407.8398	37:17	37:16	-1	0.820	424390	82611	32	80	2582	1.07(0.89-1.21)	
PCB-178L											
405.8428	40:20	40:18	-1	0.887	343078	68943	39	97	1768		
407.8398	40:21	40:18	0	0.888	316161	63433	32	80	1982	1.09(0.89-1.21)	
PCB-180L											
405.8428	45:27	45:27	0		402925	79254	39	97	2032		
407.8398	45:27	45:27	0		385698	75606	32	80	2363	1.04(0.89-1.21)	
PCB-170L											
405.8428	46:41	46:39	-1	1.027	294703	56471	39	97	1448		
407.8398	46:42	46:39	0	1.028	272672	52127	32	80	1629	1.08(0.89-1.21)	

Signal	RT (min.)	Adj RT (min.)	Sec.	REL RT	Area	Height	Avg Noise	EDL Height	S/N	Ratio(Limits)	Flags
PCB-189L											
405.8428	49:49	49:46	0	1.096	674663	132691	364	910	365		
407.8398	49:49	49:46	0	1.096	640602	125817	469	1172	268	1.05(0.89-1.21)	
PCB-188											
393.8025	37:17						11	27			
395.7995	37:17						15	37			
PCB-179											
393.8025	37:38	37:34	-1	1.009	122890	24723	11	27	2248		
395.7995	37:38	37:34	-1	1.009	117848	23565	15	37	1571	1.04(0.89-1.21)	
PCB-184											
393.8025	38:09						11	27			
395.7995	38:09						15	37			
PCB-176											
393.8025	38:31	38:27	-1	1.033	37382	7503	11	27	682		
395.7995	38:31	38:27	-1	1.033	35527	6886	15	37	459	1.05(0.89-1.21)	
PCB-186											
393.8025	38:57						11	27			
395.7995	38:57						15	37			
PCB-178											
393.8025	40:21	40:18	-1	1.083	44283	8737	11	27	794		
395.7995	40:21	40:18	-1	1.083	41157	8152	15	37	543	1.08(0.89-1.21)	
PCB-175											
393.8025	41:00	40:55	0	1.100	8937	1814	11	27	165		
395.7995	41:00	40:55	0	1.100	7978	1538	15	37	103	1.12(0.89-1.21)	
PCB-187											
393.8025	41:16	41:12	0	1.107	282963	56778	11	27	5162		
395.7995	41:16	41:12	0	1.107	266772	52655	15	37	3510	1.06(0.89-1.21)	
PCB-182											
393.8025	41:29	41:24	0	1.113	2548	422	11	27	38		
395.7995	41:28	41:24	-1	1.113	2362	343	15	37	23	1.08(0.89-1.21)	
PCB-183											
393.8025	41:53	41:49	0	1.124	159447	27842	11	27	2531		
395.7995	41:53	41:49	0	1.124	147565	25808	15	37	1721	1.08(0.89-1.21)	
PCB-185 (C183)											
393.8025	41:53	41:49	0	1.124	159447	27842	11	27	2531		
395.7995	41:53	41:49	0	1.124	147565	25808	15	37	1721	1.08(0.89-1.21)	
PCB-174											
393.8025	42:07	42:02	0	1.130	206457	40419	11	27	3674		
395.7995	42:07	42:02	0	1.130	196765	38970	15	37	2598	1.05(0.89-1.21)	
PCB-177											
393.8025	42:33	42:29	0	1.142	124536	24124	11	27	2193		
395.7995	42:33	42:29	0	1.142	116064	22051	15	37	1470	1.07(0.89-1.21)	
PCB-181											
393.8025	42:57	42:52	1	1.153	2065	372	11	27	34		
395.7995	42:57	42:52	0	1.152	1945	291	15	37	19	1.06(0.89-1.21)	

Signal	RT (min.)	Adj RT (min.)	Sec.	REL RT	Area	Height	Avg Noise	EDL Height	S/N	Ratio(Limits)	Flags
PCB-171											
393.8025	43:11	43:05	1	1.159	64280	11969	11	27	1088		
395.7995	43:11	43:05	1	1.159	59741	10873	15	37	725	1.08(0.89-1.21)	
PCB-173 (C171)											
393.8025	43:11	43:05	1	1.159	64280	11969	11	27	1088		
395.7995	43:11	43:05	1	1.159	59741	10873	15	37	725	1.08(0.89-1.21)	
PCB-172											
393.8025	44:49	44:45	1	0.900	31941	6236	11	27	567		
395.7995	44:49	44:45	1	0.900	31079	5858	15	37	391	1.03(0.89-1.21)	
PCB-192											
393.8025	45:06						11	27			
395.7995	45:06						15	37			
PCB-180											a
393.8025	45:28	45:28	3	0.913	555760	103423	11	27	9402		a
395.7995	45:28	45:28	3	0.913	523348	96307	15	37	6420	1.06(0.89-1.21)	
PCB-193 (C180)											a
393.8025	45:28	45:28	3	0.913	555760	103423	11	27	9402		a
395.7995	45:28	45:28	3	0.913	523348	96307	15	37	6420	1.06(0.89-1.21)	
PCB-191											
393.8025	45:49	45:46	1	0.920	12530	2246	11	27	204		
395.7995	45:49	45:46	0	0.920	11623	2054	15	37	137	1.08(0.89-1.21)	
PCB-170											
393.8025	46:43	46:40	0	0.938	207381	39851	11	27	3623		
395.7995	46:43	46:40	0	0.938	196219	38270	15	37	2551	1.06(0.89-1.21)	
PCB-190											
393.8025	47:15	47:11	1	0.948	59646	11502	11	27	1046		
395.7995	47:15	47:11	1	0.948	56509	10908	15	37	727	1.06(0.89-1.21)	
PCB-189											
393.8025	49:51	49:47	1	1.001	19447	3759	20	50	188		
395.7995	49:51	49:47	1	1.001	16662	3387	28	70	121	1.17(0.89-1.21)	
PCB-202L											
439.8038	42:39	42:40	-1	0.821	343567	66901	127	317	527		
441.8008	42:39	42:40	-1	0.821	375625	73586	99	247	743	0.91(0.76-1.02)	
PCB-194L											
439.8038	51:57	51:55	2		471814	90698	386	965	235		
441.8008	51:57	51:55	2		514555	98850	231	577	428	0.92(0.76-1.02)	
PCB-205L											
439.8038	52:25	52:23	0	1.009	495887	94322	386	965	244		
441.8008	52:25	52:23	0	1.009	546015	103017	231	577	446	0.91(0.76-1.02)	
PCB-202											
427.7635	42:41	42:37	0	1.001	16872	3216	30	75	107		
429.7606	42:41	42:37	0	1.001	17495	3472	17	42	204	0.96(0.76-1.02)	
PCB-201											
427.7635	43:37	43:33	0	1.022	11923	2129	30	75	71		
429.7606	43:37	43:33	0	1.022	12617	2575	17	42	151	0.94(0.76-1.02)	

Signal	RT (min.)	Adj RT (min.)	Sec.	REL RT	Area	Height	Avg Noise	EDL Height	S/N	Ratio(Limits)	Flags
PCB-204											
427.7635	44:16						30	75			
429.7606	44:16						17	42			
PCB-197											
427.7635	44:31	44:33	0	1.044	3463	825	30	75	28		
429.7606	44:31	44:33	0	1.044	4000	1028	17	42	60	0.87(0.76-1.02)	
PCB-200											
427.7635	44:36	44:38	-1	1.046	12961	2396	30	75	80		
429.7606	44:37	44:38	0	1.046	13271	2476	17	42	146	0.98(0.76-1.02)	
PCB-198											
427.7635	47:27	47:20	2	1.112	71028	12946	30	75	432		
429.7606	47:26	47:20	1	1.112	78753	14788	17	42	870	0.90(0.76-1.02)	
PCB-199 (C198)											
427.7635	47:27	47:20	2	1.112	71028	12946	30	75	432		
429.7606	47:26	47:20	1	1.112	78753	14788	17	42	870	0.90(0.76-1.02)	
PCB-196											
427.7635	48:05	48:02	0	0.917	38483	7242	30	75	241		
429.7606	48:05	48:02	0	0.917	42777	8199	17	42	482	0.90(0.76-1.02)	
PCB-203											
427.7635	48:18	48:13	1	0.921	50082	9645	30	75	322		
429.7606	48:17	48:13	0	0.921	55113	10778	17	42	634	0.91(0.76-1.02)	
PCB-195											
427.7635	49:36	49:32	0	0.946	47559	8996	37	92	243		
429.7606	49:37	49:32	1	0.947	53154	10193	36	90	283	0.89(0.76-1.02)	
PCB-194											
427.7635	51:57	51:53	0	0.991	118838	22668	37	92	613		
429.7606	51:57	51:53	0	0.991	132774	25288	36	90	702	0.90(0.76-1.02)	
PCB-205											
427.7635	52:26	52:22	1	1.000	8286	1486	37	92	40		
429.7606	52:26	52:22	1	1.000	9129	1637	36	90	45	0.91(0.76-1.02)	
PCB-208L											
473.7648	49:22	49:20	0	0.950	428722	83086	245	612	339		
475.7619	49:22	49:20	0	0.950	536987	102288	319	797	321	0.80(0.65-0.89)	
PCB-206L											
473.7648	54:10	54:09	0	1.043	300438	56139	245	612	229		
475.7619	54:10	54:09	0	1.043	374886	71006	319	797	223	0.80(0.65-0.89)	
PCB-208											
461.7246	49:23	49:19	1	1.001	9143	2000	42	105	48		
463.7216	49:23	49:19	1	1.001	11064	2298	51	127	45	0.83(0.65-0.89)	
PCB-207											
461.7246	50:19	50:16	0	1.019	3714	912	42	105	22		
463.7216	50:19	50:16	0	1.019	5526	1160	51	127	23	0.67(0.65-0.89)	
PCB-206											RQ
461.7246	54:10	54:10	-1	1.000	2166223	201893	42	105	4807		
	Empc Correction				675715	64115	42	105	1527		
463.7216	54:10	54:10	-1	1.000	877552	83267	51	127	1633	2.47(0.65-0.89)	

Signal	RT (min.)	Adj RT (min.)	Sec.	REL RT	Area	Height	Avg Noise	EDL Height	S/N	Ratio(Limits)	Flags
PCB-209L											
507.7258	55:49	55:47	0	1.075	272962	47515	62	155	766		
509.7229	55:49	55:47	0	1.075	391539	67671	45	112	1504	0.70(0.59-0.79)	
DCB Decachlorobiphenyl											
495.6856	55:50	55:47	0	1.000	11574	2098	8	20	262		
497.6826	55:50	55:47	0	1.000	16338	2921	7	17	417	0.71(0.59-0.79)	

QC Flag Legend

Processing Flags

R - Failed Signal Ratio Test

Q - EMPC-Estimated Max. Possible Conc.

Review Flags

M - Manually Integrated

a - User Assigned ID

Eurofins TestAmerica, Knoxville

Data File:	\\chromna\Knoxville\ChromData\D3D\20190829-12907.b\580-88125-b-20-c_190830082511.d		
Injection Date:	30-Aug-2019 08:25:00	Injection Vol:	1.0 ul
Instrument ID:	D3D	Operator ID:	Xcalibur_System
Method:	PCBs_D3D	Limit Group:	HR - 1668A - ICAL
Client ID:	Q6-0to27-102018		
Worklist#:	33148	Sample Line#:	11
Column Type:	SPB-Octyl	Column Dia:	0.25 mm

MoPCB F1

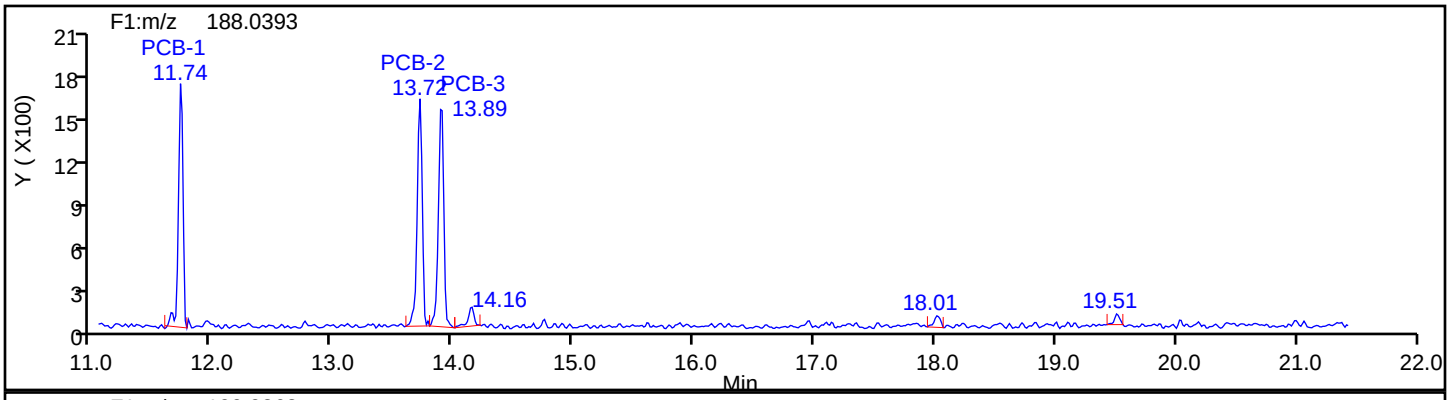

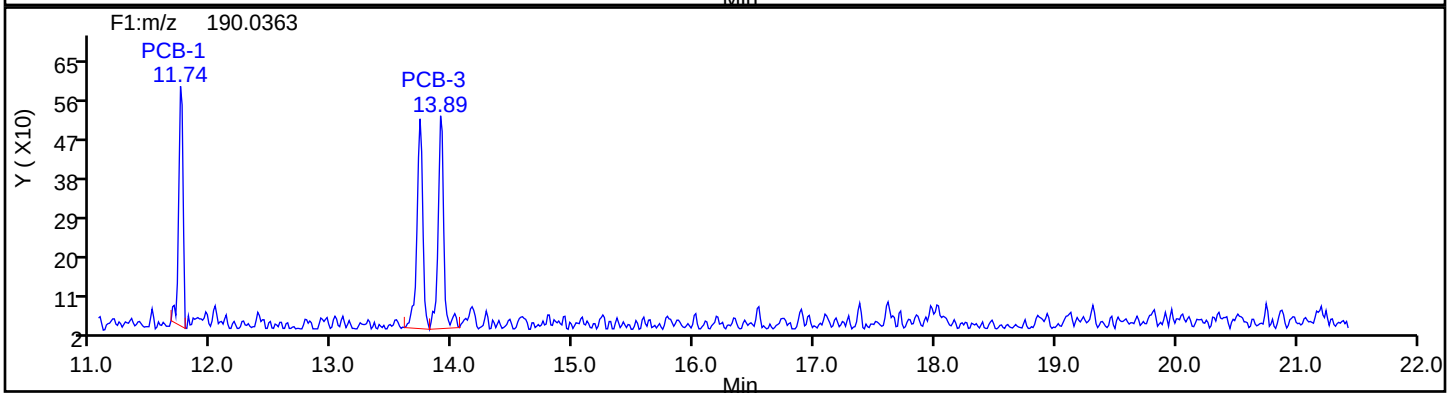

MoPCB F1 Standards

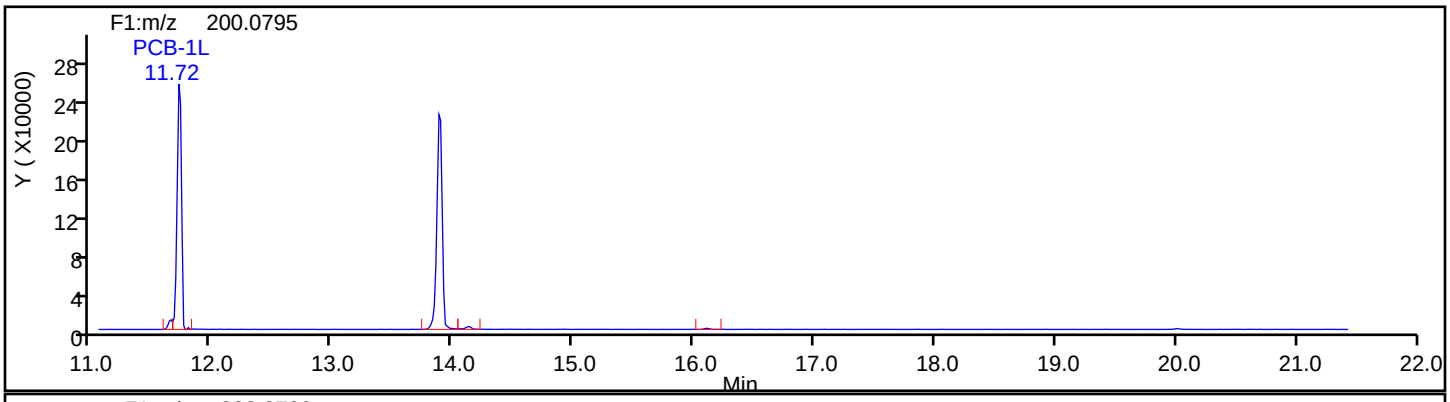

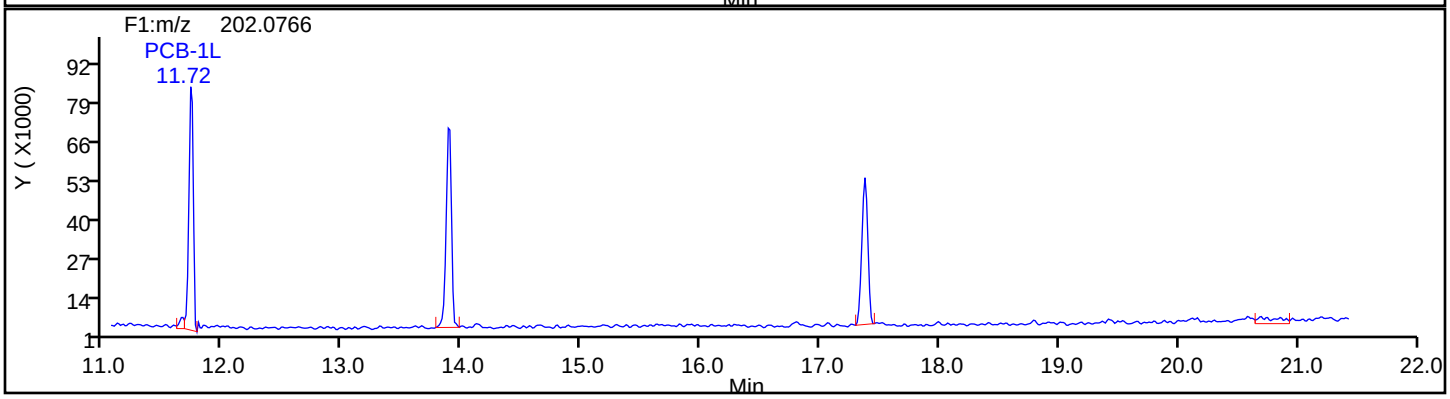

Eurofins TestAmerica, Knoxville

Data File:	\\chromna\Knoxville\ChromData\D3D\20190829-12907.b\580-88125-b-20-c_190830082511.d		
Injection Date:	30-Aug-2019 08:25:00	Injection Vol:	1.0 ul
Instrument ID:	D3D	Operator ID:	Xcalibur_System
Method:	PCBs_D3D	Limit Group:	HR - 1668A - ICAL
Client ID:	Q6-0to27-102018		
Worklist#:	33148	Sample Line#:	11
Column Type:	SPB-Octyl	Column Dia:	0.25 mm

MoPCB F1

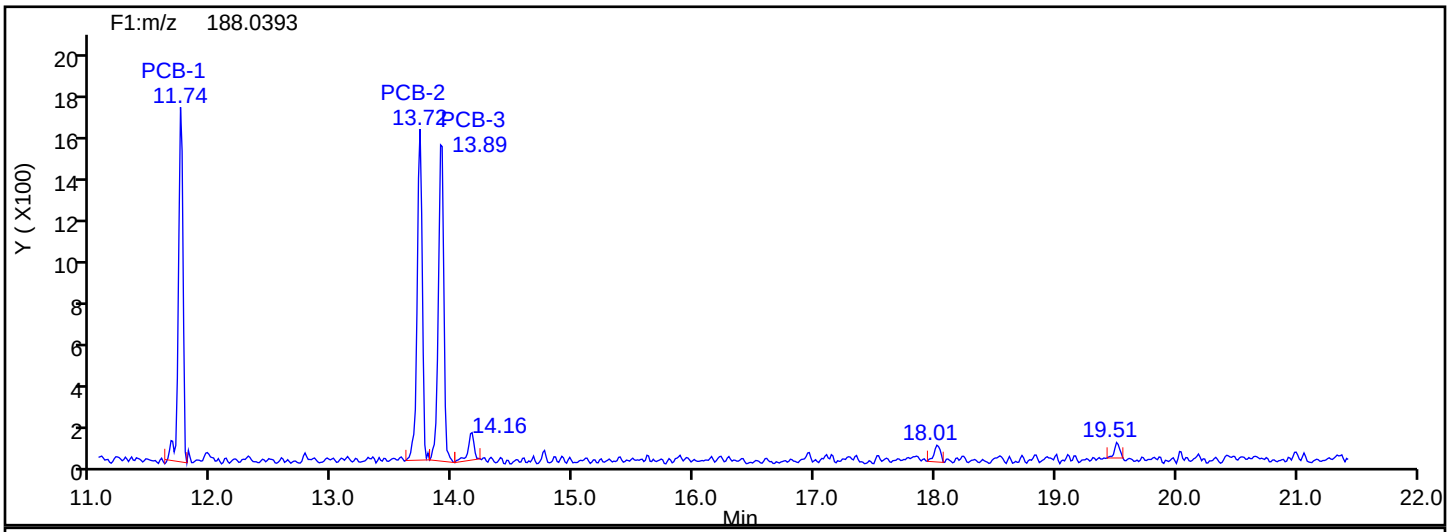

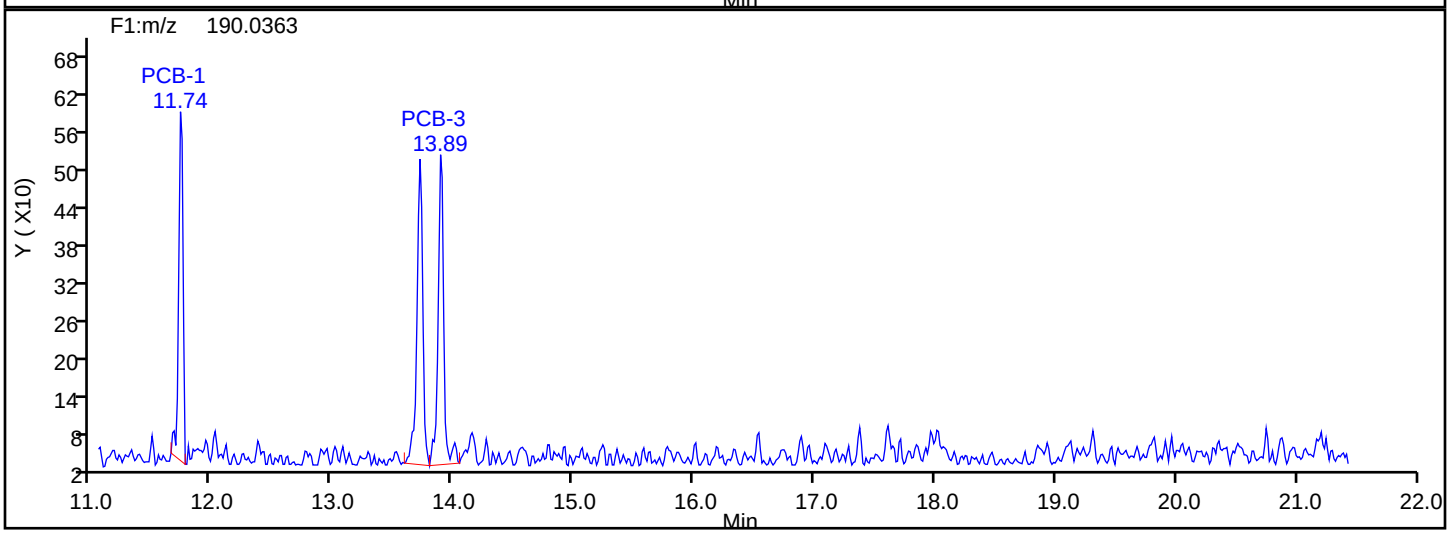

MoPCB F1 Lock Mass

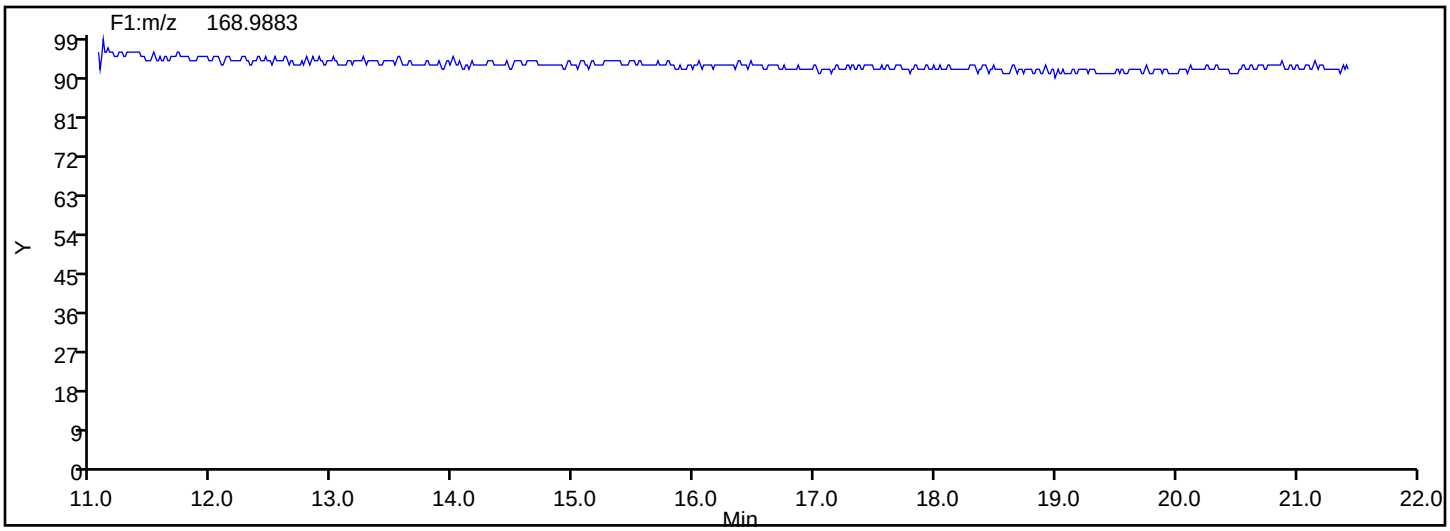

Eurofins TestAmerica, Knoxville

Data File:	\\chromna\Knoxville\ChromData\D3D\20190829-12907.b\580-88125-b-20-c_190830082511.d		
Injection Date:	30-Aug-2019 08:25:00	Injection Vol:	1.0 ul
Instrument ID:	D3D	Operator ID:	Xcalibur_System
Method:	PCBs_D3D	Limit Group:	HR - 1668A - ICAL
Client ID:	Q6-0to27-102018		
Worklist#:	33148	Sample Line#:	11
Column Type:	SPB-Octyl	Column Dia:	0.25 mm

DiPCB F1

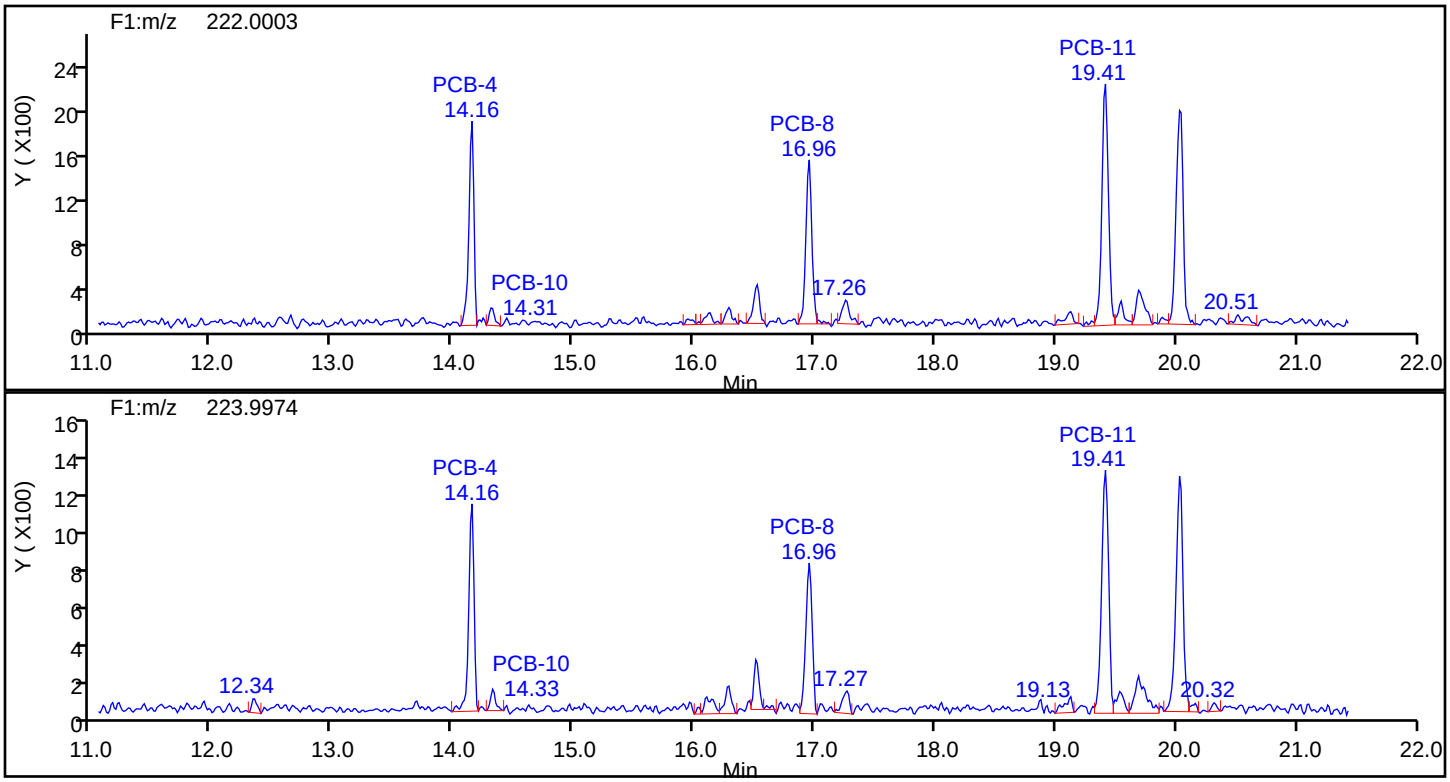

DiPCB F1 Standards

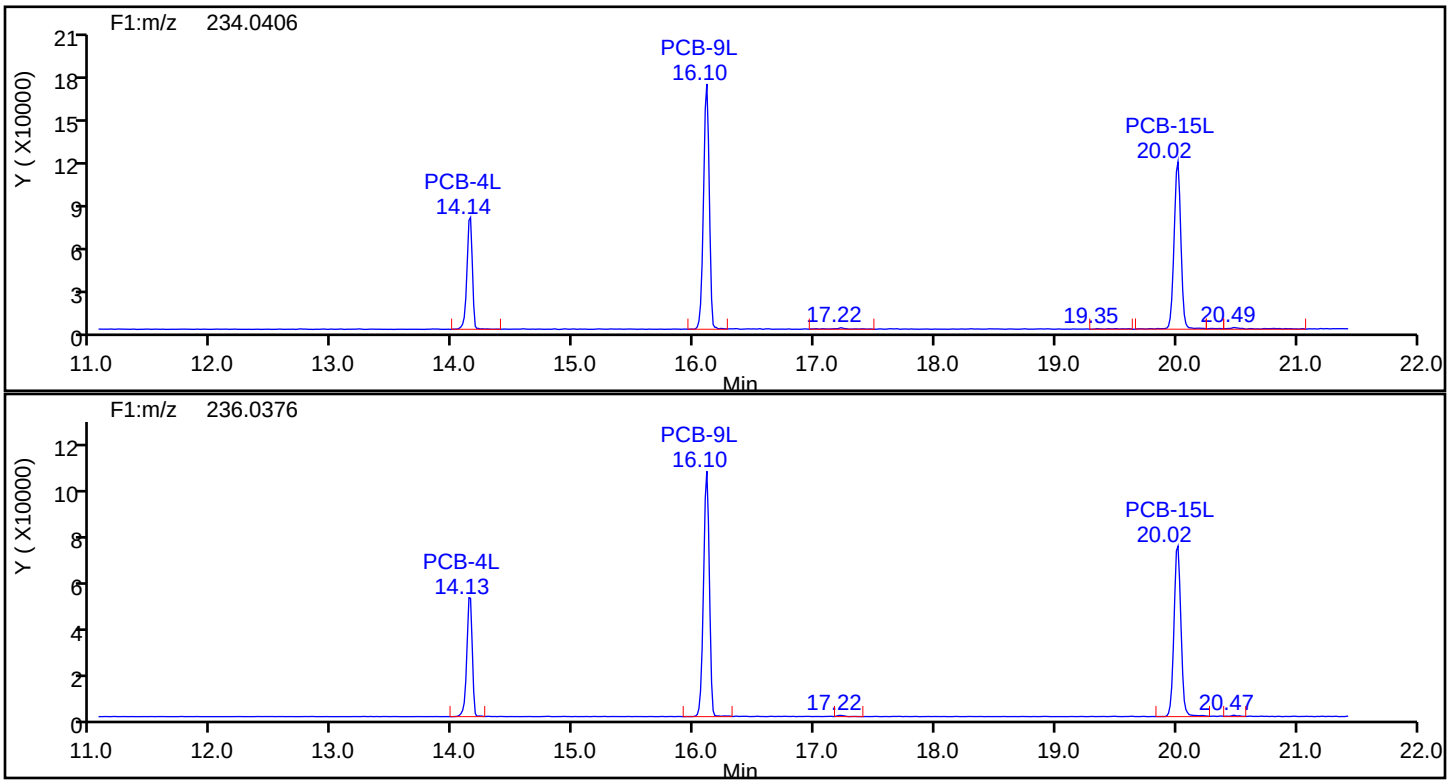

Eurofins TestAmerica, Knoxville

Data File:	\\chromna\Knoxville\ChromData\D3D\20190829-12907.b\580-88125-b-20-c_190830082511.d		
Injection Date:	30-Aug-2019 08:25:00	Injection Vol:	1.0 ul
Instrument ID:	D3D	Operator ID:	Xcalibur_System
Method:	PCBs_D3D	Limit Group:	HR - 1668A - ICAL
Client ID:	Q6-0to27-102018		
Worklist#:	33148	Sample Line#:	11
Column Type:	SPB-Octyl	Column Dia:	0.25 mm

DiPCB F1

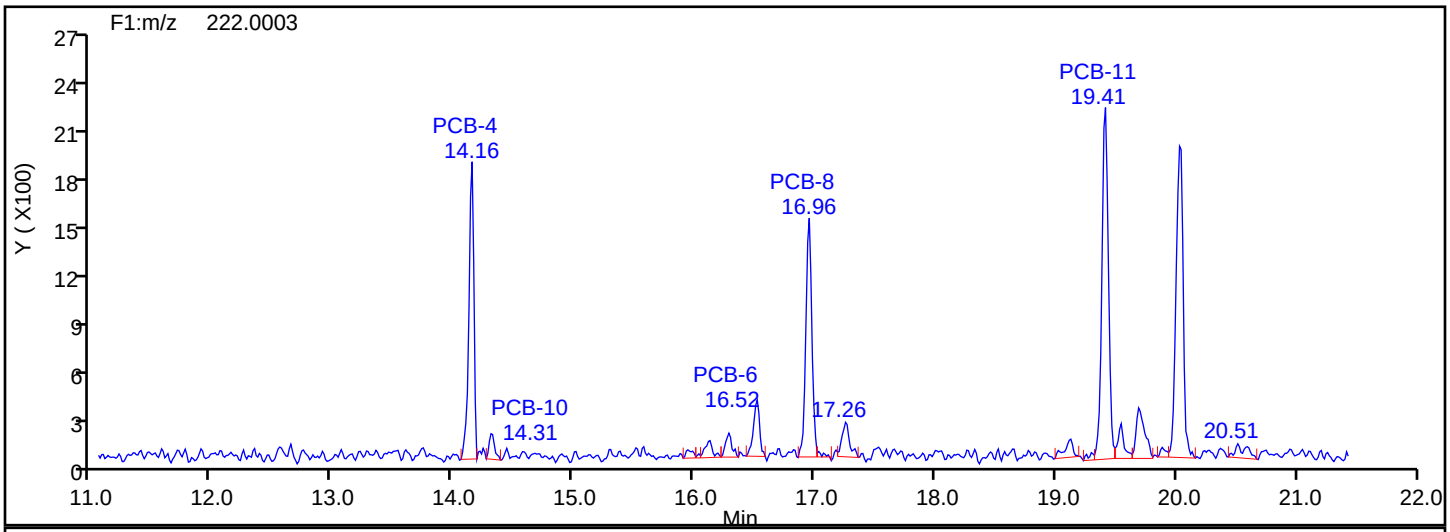

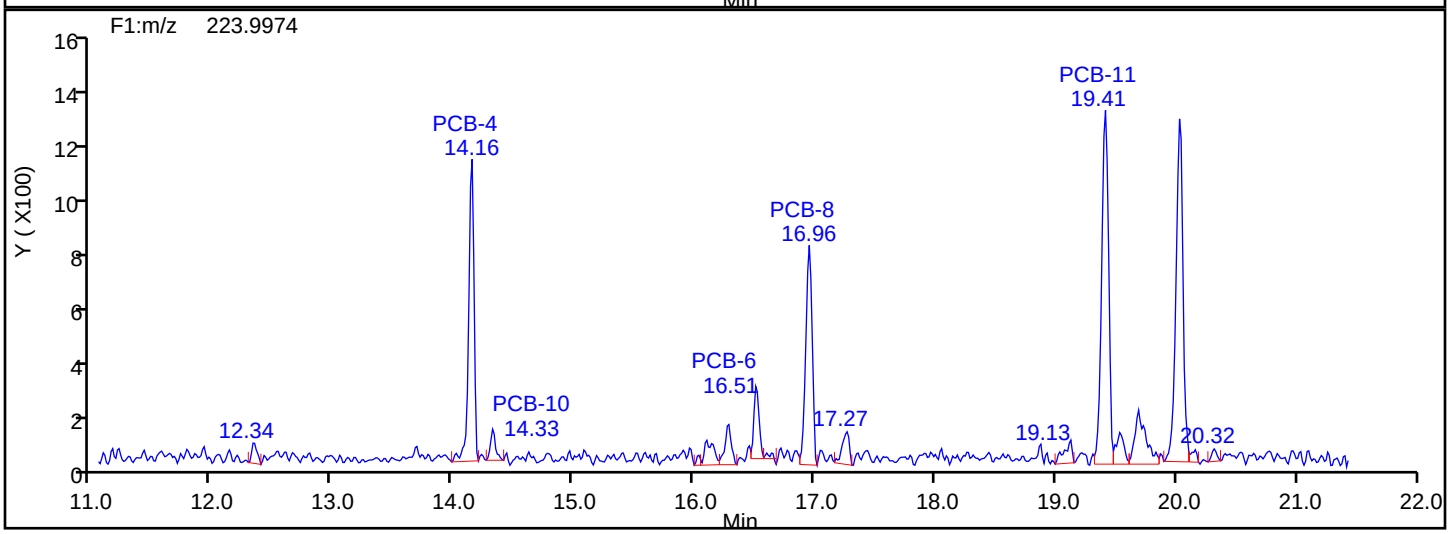

DiPCB F1 Lock Mass

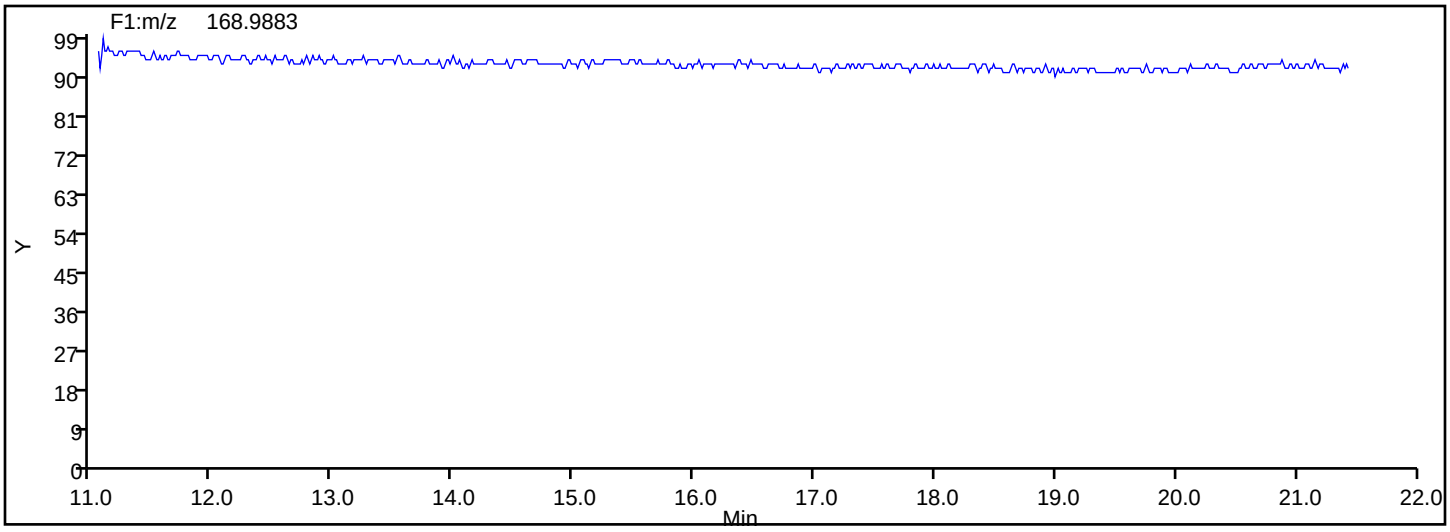

Manual Integration/User Assign Peak Report

Eurofins TestAmerica, Knoxville

Data File:	\\chromna\Knoxville\ChromData\D3D\20190829-12907.b\580-88125-b-20-c_190830082511.d				
Injection Date:	30-Aug-2019 08:25:00	Instrument ID:	D3D		
Lims ID:	580-88125-B-20-C	Lab Sample ID:	140-88125-20		
Client ID:	Q6-0to27-102018				
Operator ID:	Xcalibur_System	ALS Bottle#:	0	Worklist Smp#:	11
Injection Vol:	1.0 ul	Dil. Factor:	1.0000		
Method:	PCBs_D3D	Limit Group:	HR - 1668A - ICAL		
Column:	SPB-Octyl (0.25 mm)	Detector	F1(11.07 :21.70)		

PCB-9, CAS: 34883-39-1

Signal: 2

Processing Integration Results

RT: 16.10
Area: 546
Amount: 0.153426
Amount Units: pg/ul

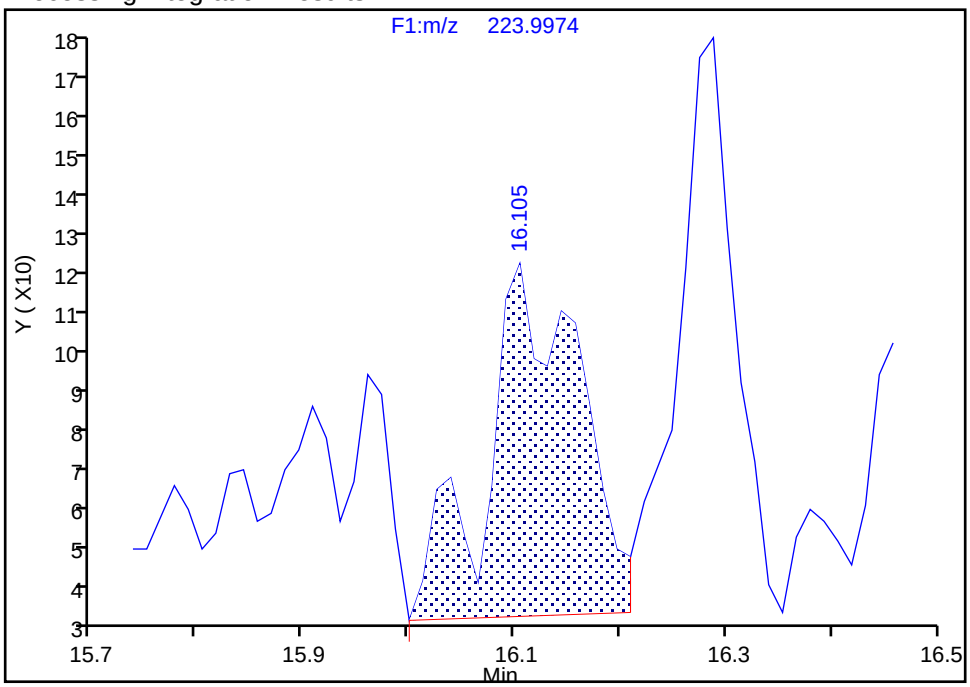

Manual Integration Results

RT: 16.10
Area: 478
Amount: 0.115941
Amount Units: pg/ul

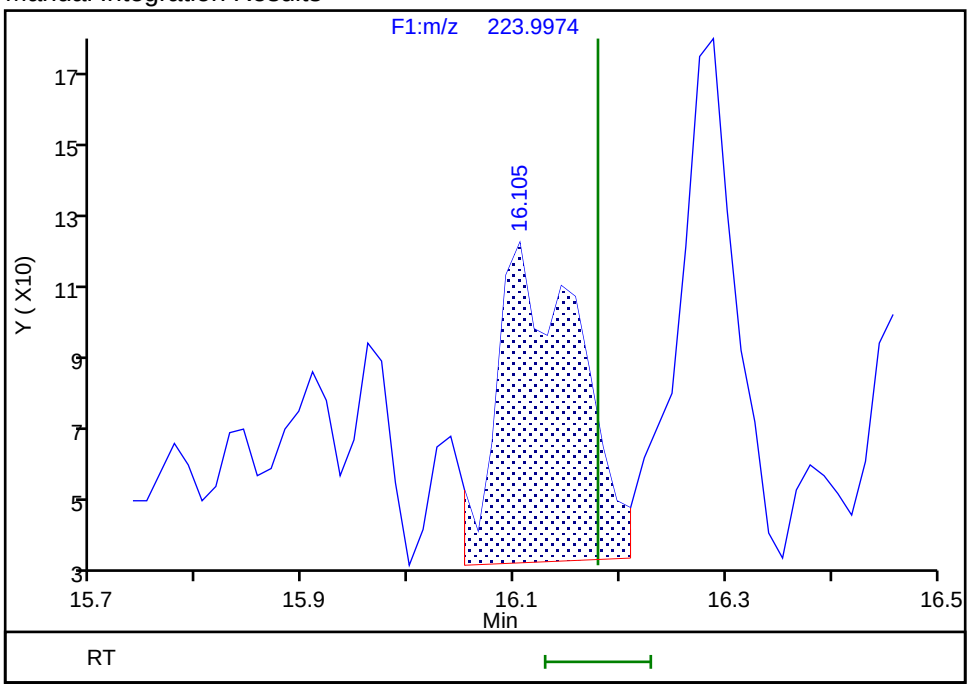

Reviewer: davidsonm, 03-Sep-2019 08:34:09

Audit Action: Split an Integrated Peak Audit Reason: Split Peak

Manual Integration/User Assign Peak Report

Eurofins TestAmerica, Knoxville

Data File:	\\chromna\Knoxville\ChromData\D3D\20190829-12907.b\580-88125-b-20-c_190830082511.d				
Injection Date:	30-Aug-2019 08:25:00	Instrument ID:	D3D		
Lims ID:	580-88125-B-20-C	Lab Sample ID:	140-88125-20		
Client ID:	Q6-0to27-102018				
Operator ID:	Xcalibur_System	ALS Bottle#:	0	Worklist Smp#:	11
Injection Vol:	1.0 ul	Dil. Factor:	1.0000		
Method:	PCBs_D3D	Limit Group:	HR - 1668A - ICAL		
Column:	SPB-Octyl (0.25 mm)	Detector	F1(11.07 :21.70)		

PCB-9, CAS: 34883-39-1

Signal: 1

Processing Integration Results

RT: 16.13
Area: 686
Amount: 0.153426
Amount Units: pg/ul

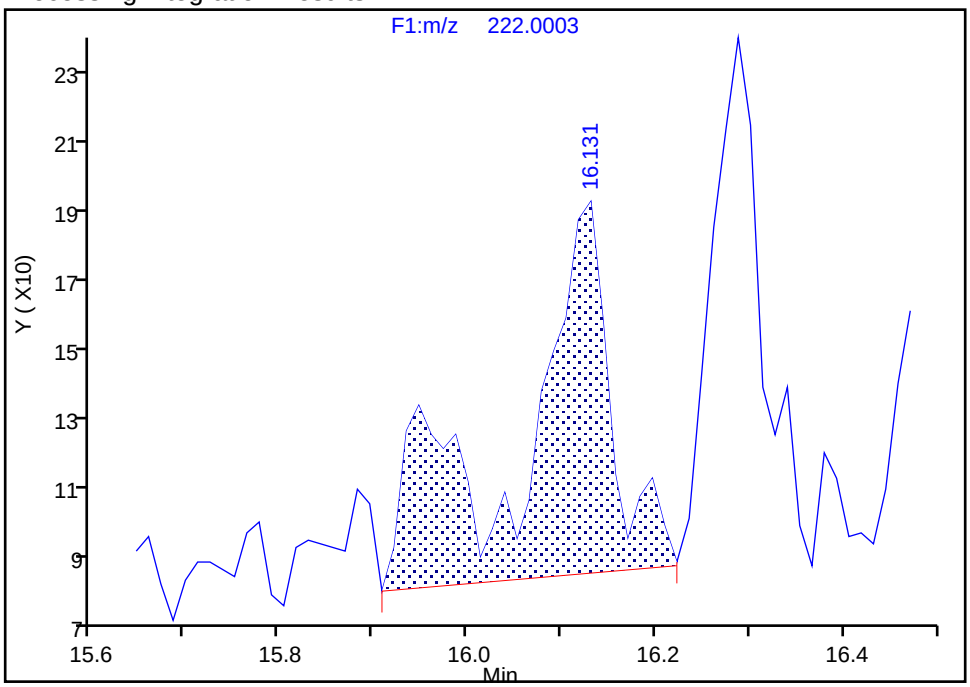

Manual Integration Results

RT: 16.13
Area: 453
Amount: 0.115941
Amount Units: pg/ul

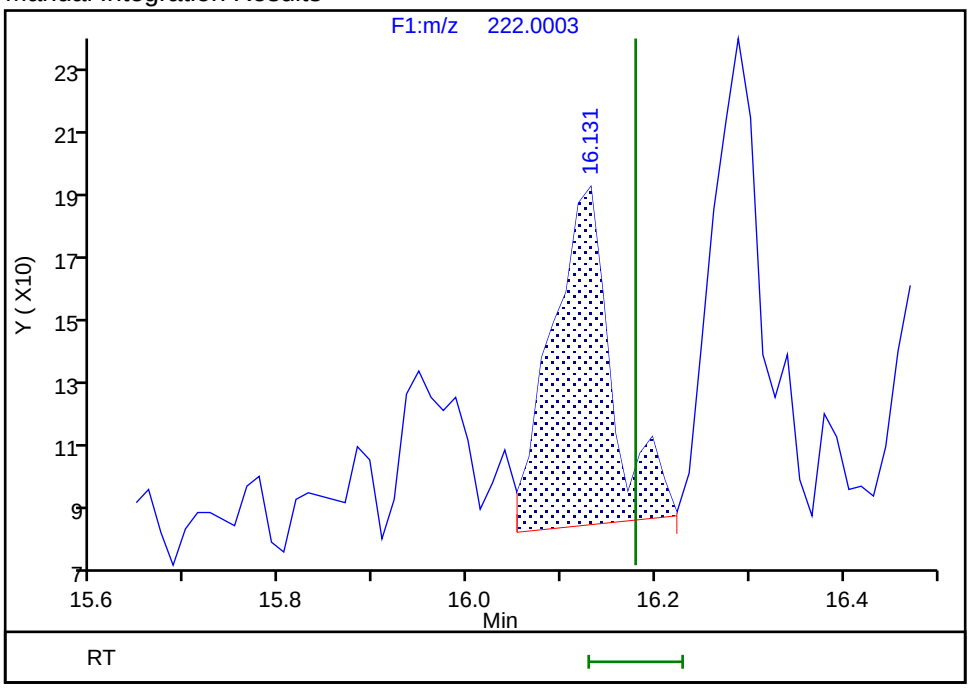

Reviewer: davidsonm, 03-Sep-2019 08:34:11

Audit Action: Split an Integrated Peak Audit Reason: Split Peak

Manual Integration/User Assign Peak Report

Eurofins TestAmerica, Knoxville

Data File:	\\chromna\Knoxville\ChromData\D3D\20190829-12907.b\580-88125-b-20-c_190830082511.d				
Injection Date:	30-Aug-2019 08:25:00	Instrument ID:	D3D		
Lims ID:	580-88125-B-20-C	Lab Sample ID:	140-88125-20		
Client ID:	Q6-0to27-102018				
Operator ID:	Xcalibur_System	ALS Bottle#:	0	Worklist Smp#:	11
Injection Vol:	1.0 ul	Dil. Factor:	1.0000		
Method:	PCBs_D3D	Limit Group:	HR - 1668A - ICAL		
Column:	SPB-Octyl (0.25 mm)	Detector	F1(11.07 :21.70)		

PCB-6, CAS: 25569-80-6

Signal: 2

Processing Integration Results

RT: 16.51
Area: 852
Amount: 0.235343
Amount Units: pg/ul

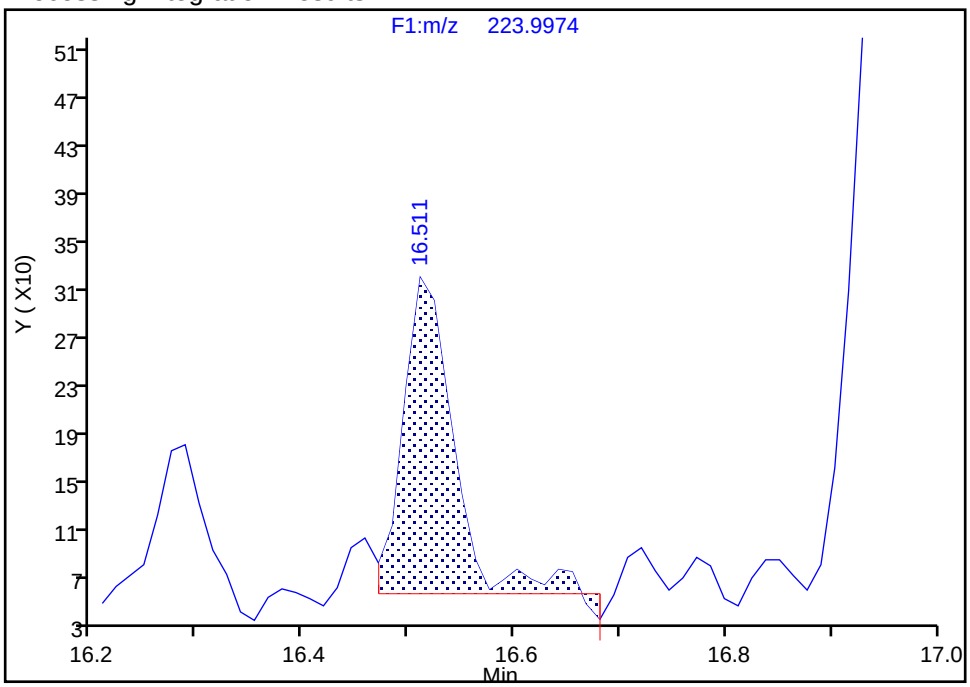

Manual Integration Results

RT: 16.51
Area: 796
Amount: 0.228970
Amount Units: pg/ul

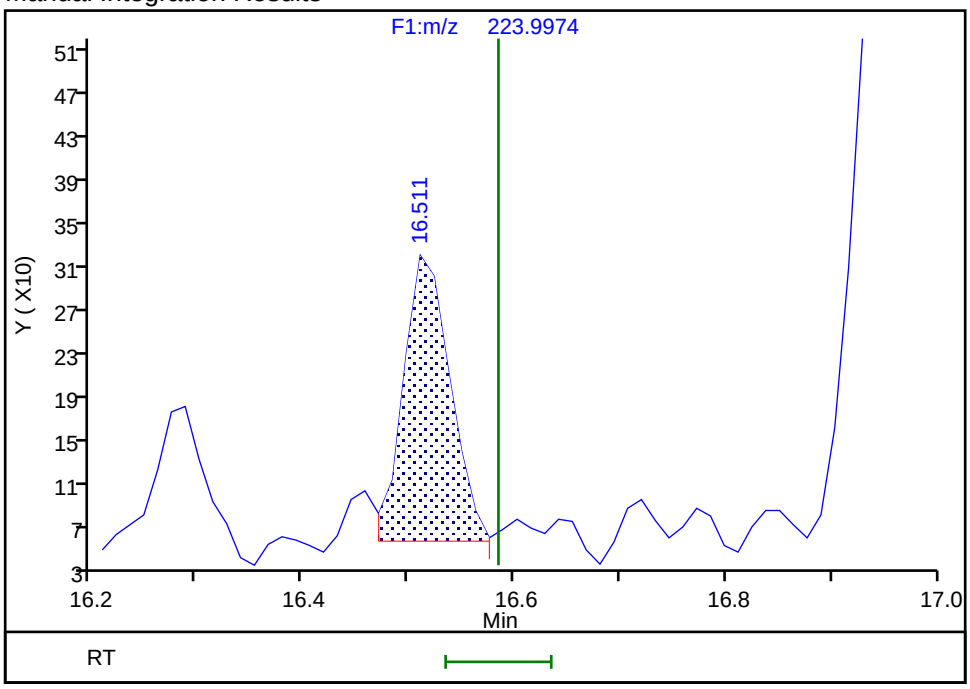

Reviewer: davidsonm, 03-Sep-2019 08:34:17

Audit Action: Split an Integrated Peak Audit Reason: Split Peak

Manual Integration/User Assign Peak Report

Eurofins TestAmerica, Knoxville

Data File:	\\chromna\Knoxville\ChromData\D3D\20190829-12907.b\580-88125-b-20-c_190830082511.d				
Injection Date:	30-Aug-2019 08:25:00	Instrument ID:	D3D		
Lims ID:	580-88125-B-20-C	Lab Sample ID:	140-88125-20		
Client ID:	Q6-0to27-102018				
Operator ID:	Xcalibur_System	ALS Bottle#:	0	Worklist Smp#:	11
Injection Vol:	1.0 ul	Dil. Factor:	1.0000		
Method:	PCBs_D3D	Limit Group:	HR - 1668A - ICAL		
Column:	SPB-Octyl (0.25 mm)	Detector	F1(11.07 :21.70)		

PCB-8, CAS: 34883-43-7

Signal: 1

Processing Integration Results

RT: 16.96
Area: 5118
Amount: 0.898228
Amount Units: pg/ul

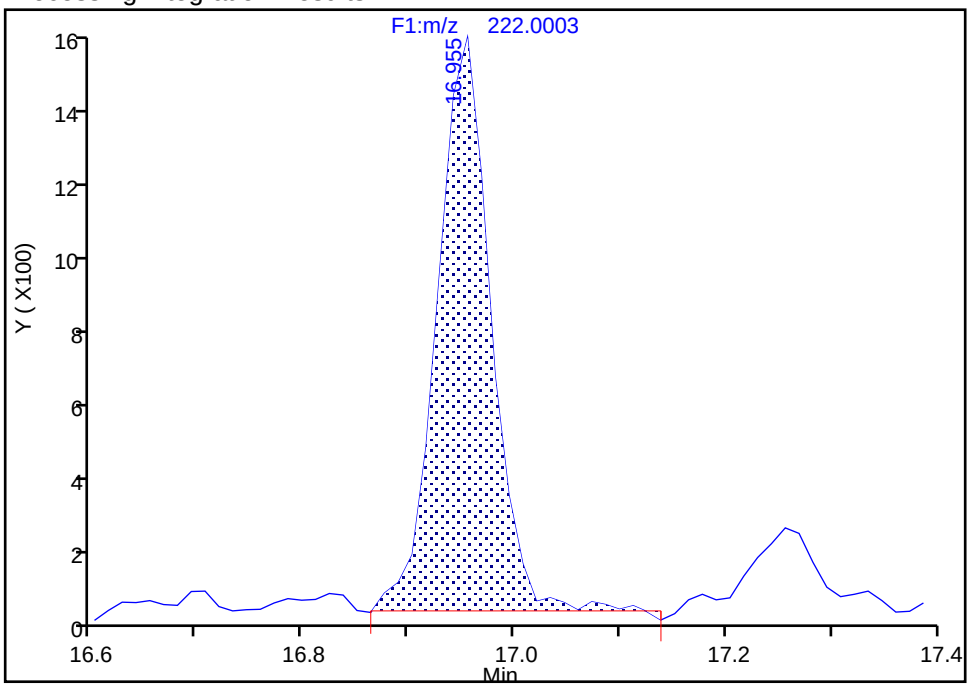

Manual Integration Results

RT: 16.96
Area: 5032
Amount: 0.888653
Amount Units: pg/ul

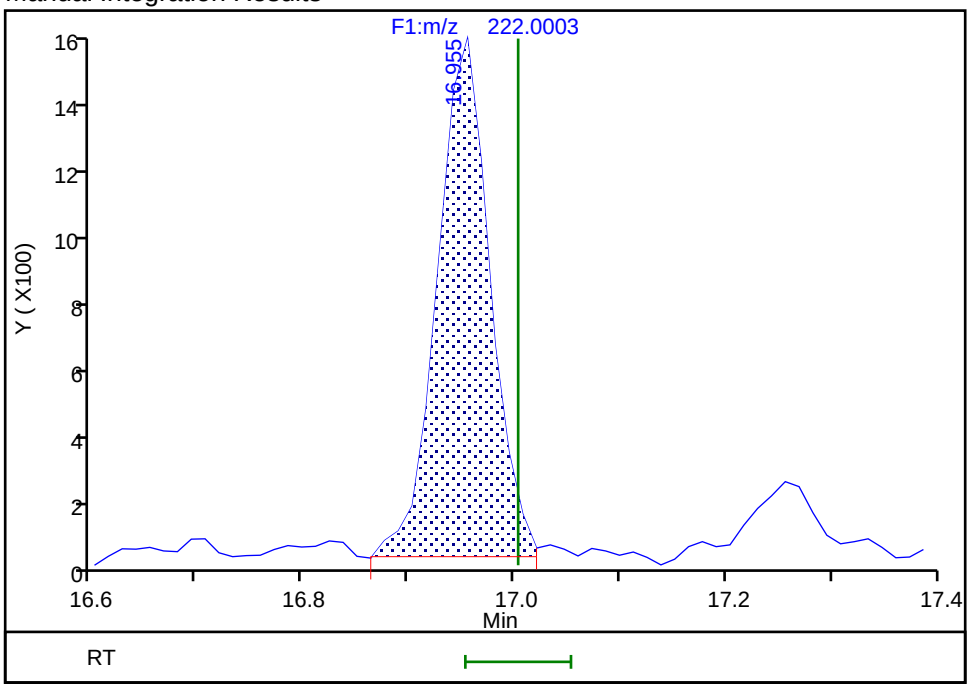

Reviewer: davidsonm, 03-Sep-2019 08:34:26

Audit Action: Split an Integrated Peak Audit Reason: Split Peak

Manual Integration/User Assign Peak Report

Eurofins TestAmerica, Knoxville

Data File:	\\chromna\Knoxville\ChromData\D3D\20190829-12907.b\580-88125-b-20-c_190830082511.d				
Injection Date:	30-Aug-2019 08:25:00	Instrument ID:	D3D		
Lims ID:	580-88125-B-20-C	Lab Sample ID:	140-88125-20		
Client ID:	Q6-0to27-102018				
Operator ID:	Xcalibur_System	ALS Bottle#:	0	Worklist Smp#:	11
Injection Vol:	1.0 ul	Dil. Factor:	1.0000		
Method:	PCBs_D3D	Limit Group:	HR - 1668A - ICAL		
Column:	SPB-Octyl (0.25 mm)	Detector	F1(11.07 :21.70)		

PCB-11, CAS: 2050-67-1

Signal: 1

Processing Integration Results

RT: 19.41
Area: 8206
Amount: 1.447536
Amount Units: pg/ul

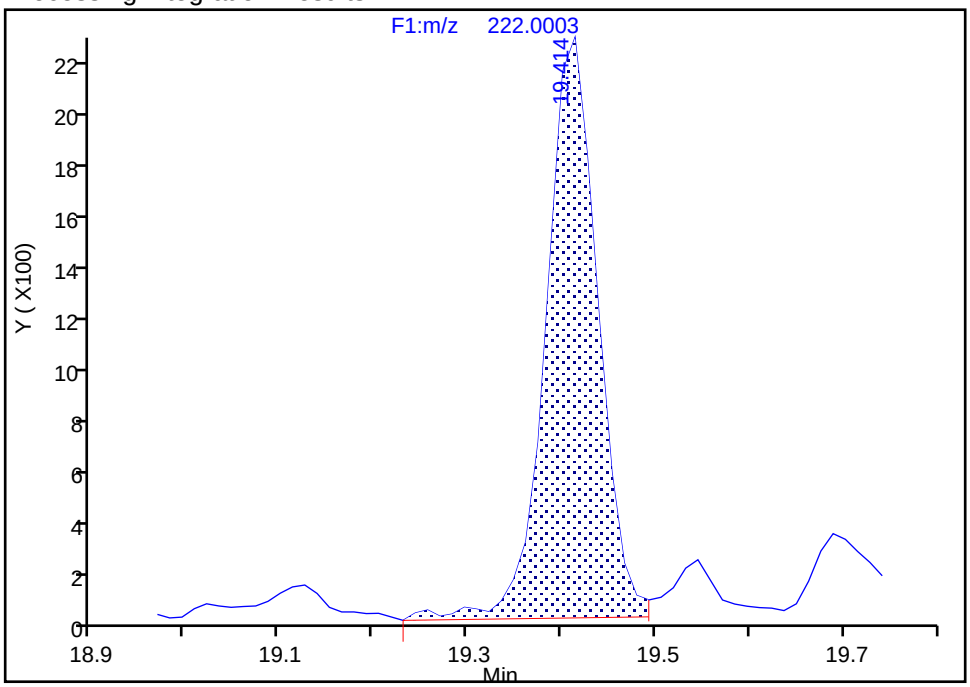

Manual Integration Results

RT: 19.41
Area: 8058
Amount: 1.431525
Amount Units: pg/ul

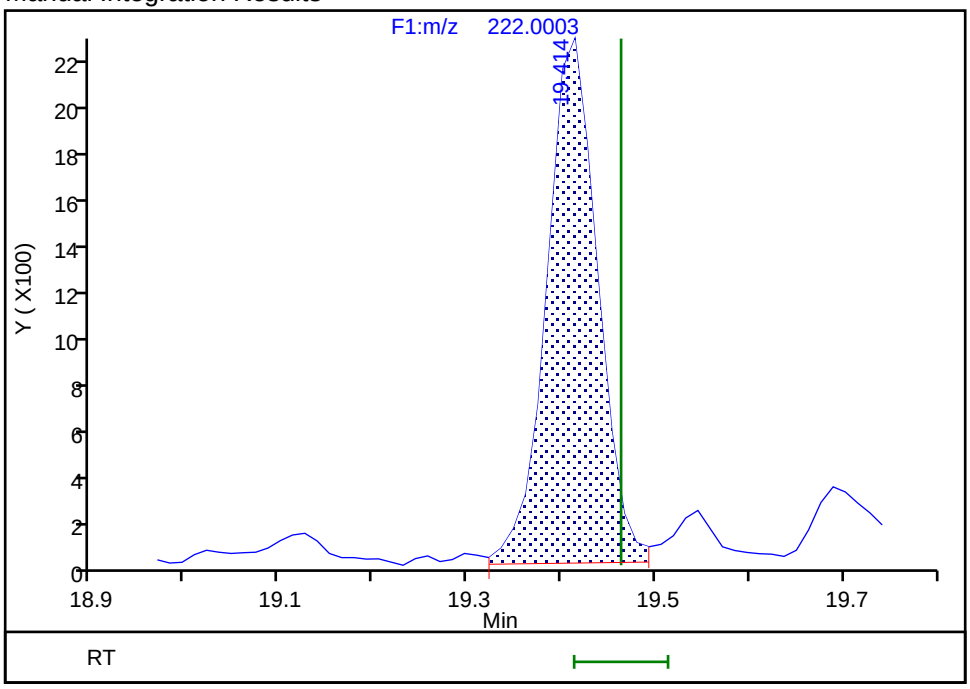

Reviewer: davidsonm, 03-Sep-2019 08:34:32

Audit Action: Split an Integrated Peak Audit Reason: Split Peak

Manual Integration/User Assign Peak Report

Eurofins TestAmerica, Knoxville

Data File:	\\chromna\Knoxville\ChromData\D3D\20190829-12907.b\580-88125-b-20-c_190830082511.d				
Injection Date:	30-Aug-2019 08:25:00	Instrument ID:	D3D		
Lims ID:	580-88125-B-20-C	Lab Sample ID:	140-88125-20		
Client ID:	Q6-0to27-102018				
Operator ID:	Xcalibur_System	ALS Bottle#:	0	Worklist Smp#:	11
Injection Vol:	1.0 ul	Dil. Factor:	1.0000		
Method:	PCBs_D3D	Limit Group:	HR - 1668A - ICAL		
Column:	SPB-Octyl (0.25 mm)	Detector	F1(11.07 :21.70)		

PCB-12/13, CAS: STL01797

Signal: 2

Processing Integration Results

RT: 19.69
Area: 1781
Amount: 0.438683
Amount Units: pg/ul

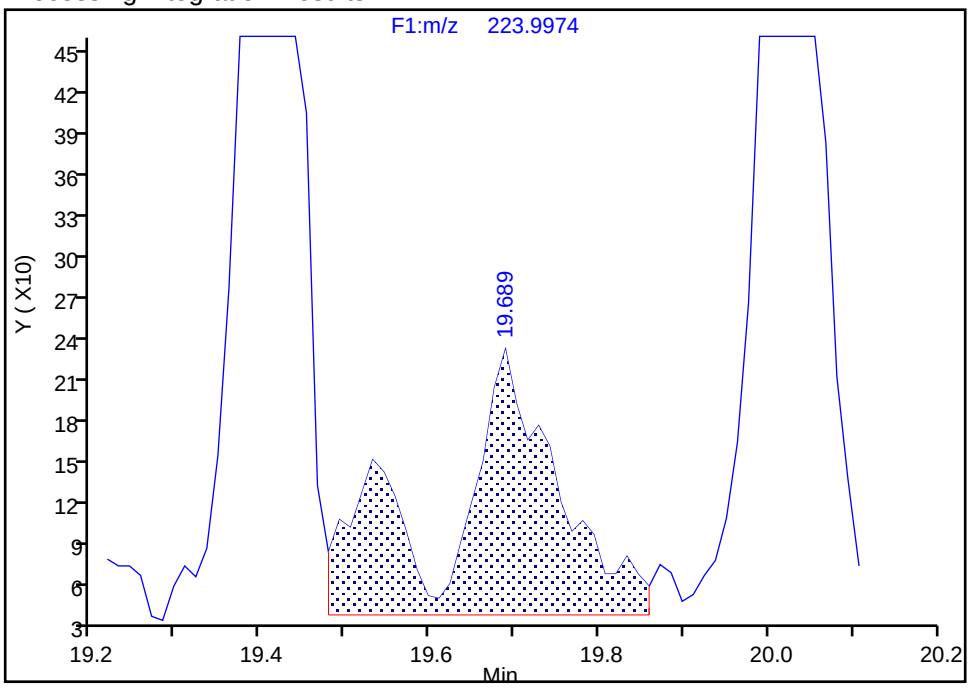

Manual Integration Results

RT: 19.69
Area: 1257
Amount: 0.300968
Amount Units: pg/ul

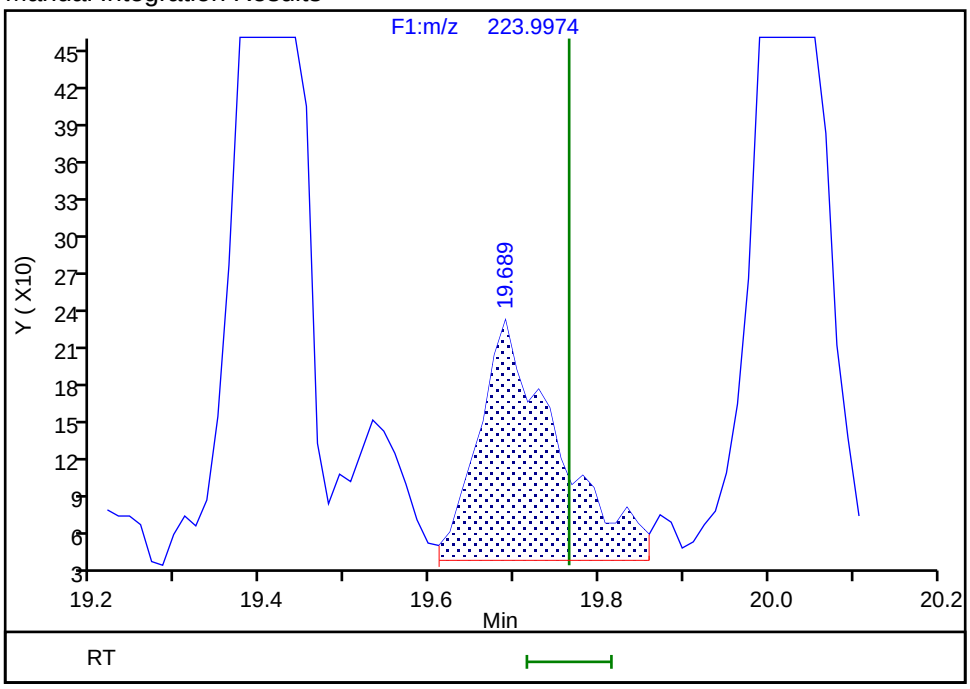

Reviewer: davidsonm, 03-Sep-2019 08:34:36

Audit Action: Split an Integrated Peak Audit Reason: Split Peak

Manual Integration/User Assign Peak Report

Eurofins TestAmerica, Knoxville

Data File:	\\chromna\Knoxville\ChromData\D3D\20190829-12907.b\580-88125-b-20-c_190830082511.d				
Injection Date:	30-Aug-2019 08:25:00	Instrument ID:	D3D		
Lims ID:	580-88125-B-20-C	Lab Sample ID:	140-88125-20		
Client ID:	Q6-0to27-102018				
Operator ID:	Xcalibur_System	ALS Bottle#:	0	Worklist Smp#:	11
Injection Vol:	1.0 ul	Dil. Factor:	1.0000		
Method:	PCBs_D3D	Limit Group:	HR - 1668A - ICAL		
Column:	SPB-Octyl (0.25 mm)	Detector	F1(11.07 :21.70)		

PCB-12/13, CAS: STL01797

Signal: 1

Processing Integration Results

RT: 19.69
Area: 2290
Amount: 0.438683
Amount Units: pg/ul

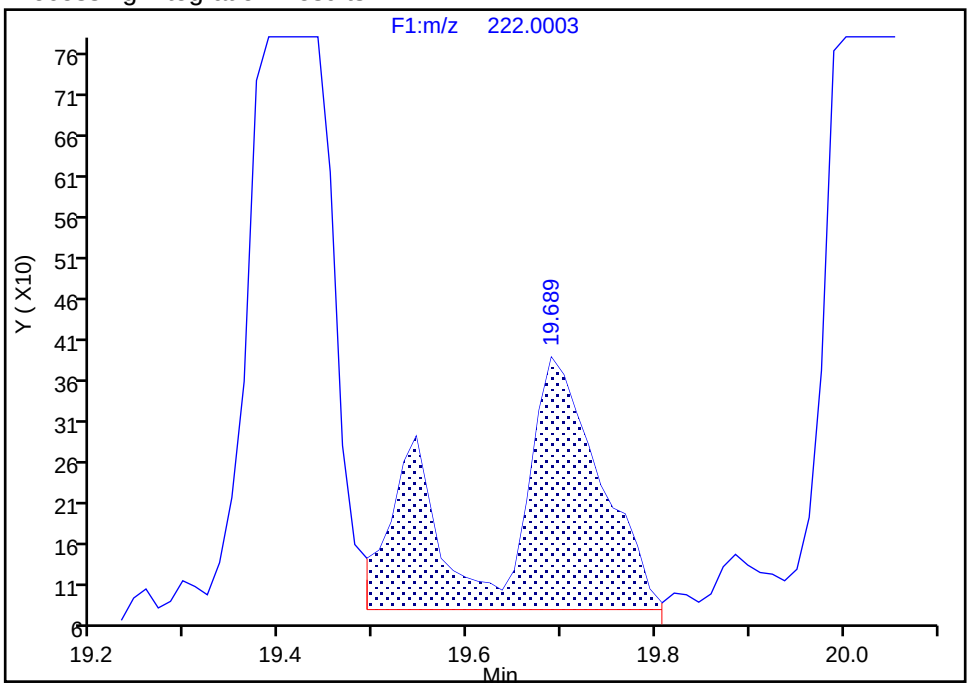

Manual Integration Results

RT: 19.69
Area: 1536
Amount: 0.300968
Amount Units: pg/ul

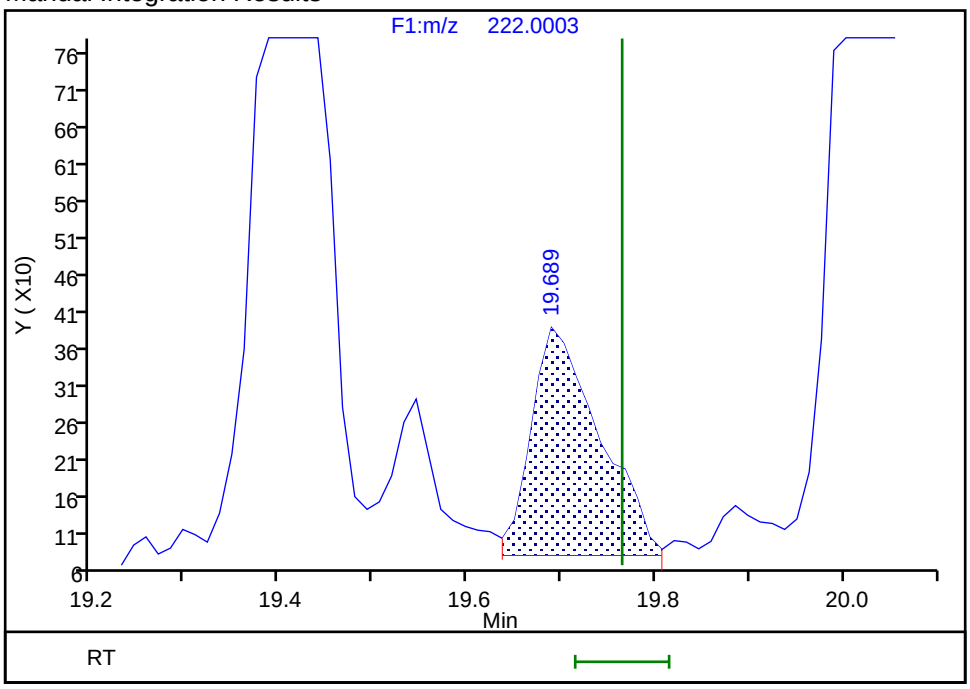

Reviewer: davidsonm, 03-Sep-2019 08:34:38

Audit Action: Split an Integrated Peak Audit Reason: Split Peak

Manual Integration/User Assign Peak Report

Eurofins TestAmerica, Knoxville

Data File:	\\chromna\Knoxville\ChromData\D3D\20190829-12907.b\580-88125-b-20-c_190830082511.d				
Injection Date:	30-Aug-2019 08:25:00	Instrument ID:	D3D		
Lims ID:	580-88125-B-20-C	Lab Sample ID:	140-88125-20		
Client ID:	Q6-0to27-102018				
Operator ID:	Xcalibur_System	ALS Bottle#:	0	Worklist Smp#:	11
Injection Vol:	1.0 ul	Dil. Factor:	1.0000		
Method:	PCBs_D3D	Limit Group:	HR - 1668A - ICAL		
Column:	SPB-Octyl (0.25 mm)	Detector	F1(11.07 :21.70)		

PCB-15, CAS: 2050-68-2

Signal: 1

Processing Integration Results

RT: 20.03
Area: 8004
Amount: 1.278793
Amount Units: pg/ul

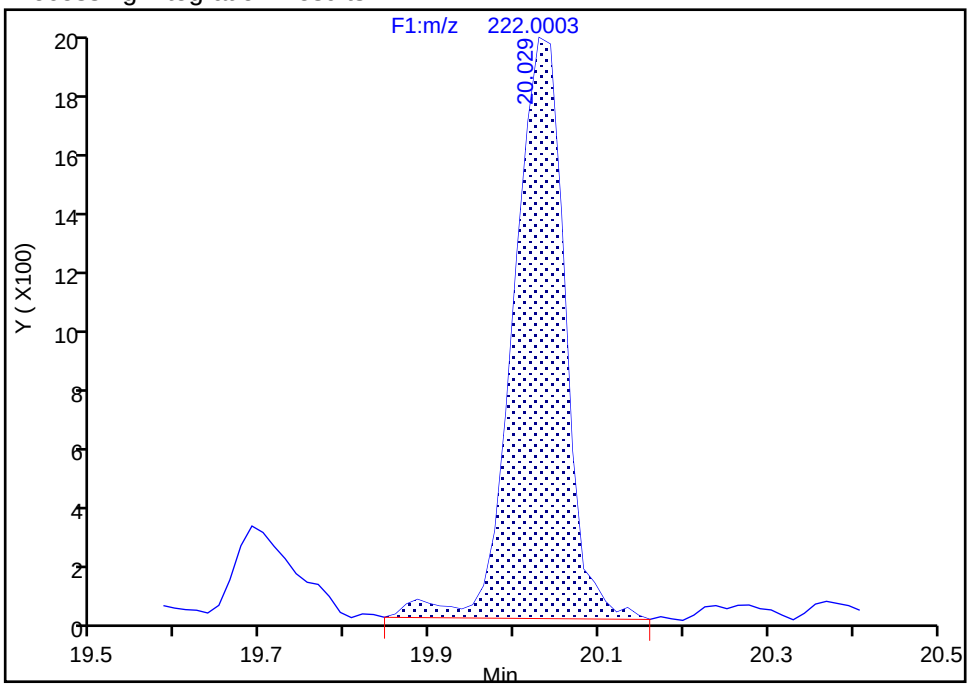

Manual Integration Results

RT: 20.03
Area: 7804
Amount: 1.245154
Amount Units: pg/ul

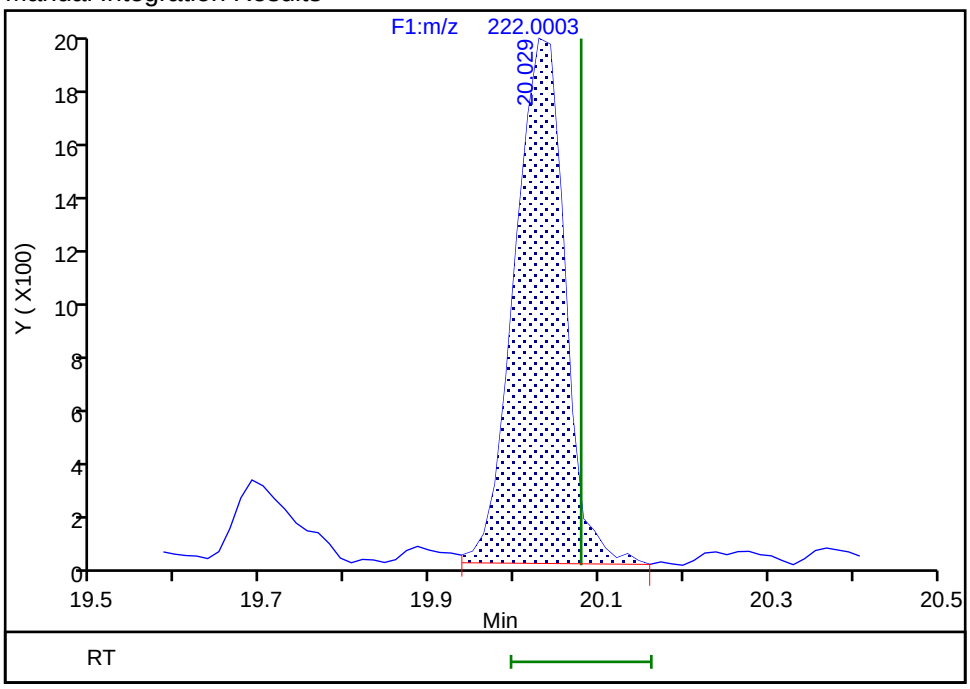

Reviewer: davidsonm, 03-Sep-2019 08:34:43

Audit Action: Split an Integrated Peak Audit Reason: Split Peak

Manual Integration/User Assign Peak Report

Eurofins TestAmerica, Knoxville

Data File:	\\chromna\Knoxville\ChromData\D3D\20190829-12907.b\580-88125-b-20-c_190830082511.d				
Injection Date:	30-Aug-2019 08:25:00	Instrument ID:	D3D		
Lims ID:	580-88125-B-20-C	Lab Sample ID:	140-88125-20		
Client ID:	Q6-0to27-102018				
Operator ID:	Xcalibur_System	ALS Bottle#:	0	Worklist Smp#:	11
Injection Vol:	1.0 ul	Dil. Factor:	1.0000		
Method:	PCBs_D3D	Limit Group:	HR - 1668A - ICAL		
Column:	SPB-Octyl (0.25 mm)	Detector	F1(11.07 :21.70)		

PCB-15, CAS: 2050-68-2

Signal: 2

Processing Integration Results

RT: 20.03
Area: 5187
Amount: 1.278793
Amount Units: pg/ul

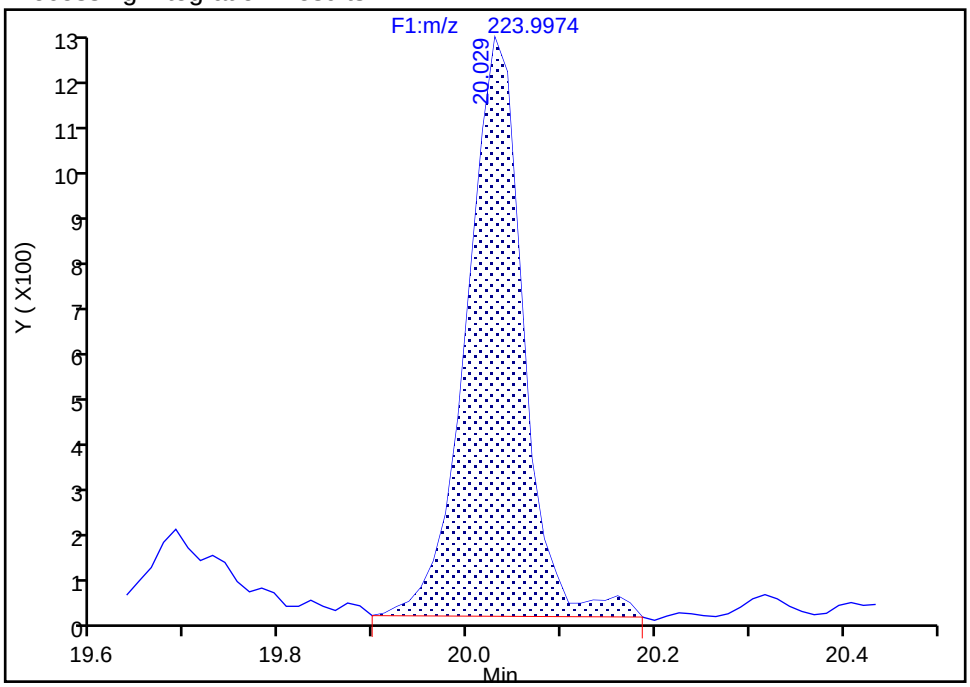

Manual Integration Results

RT: 20.03
Area: 5040
Amount: 1.245154
Amount Units: pg/ul

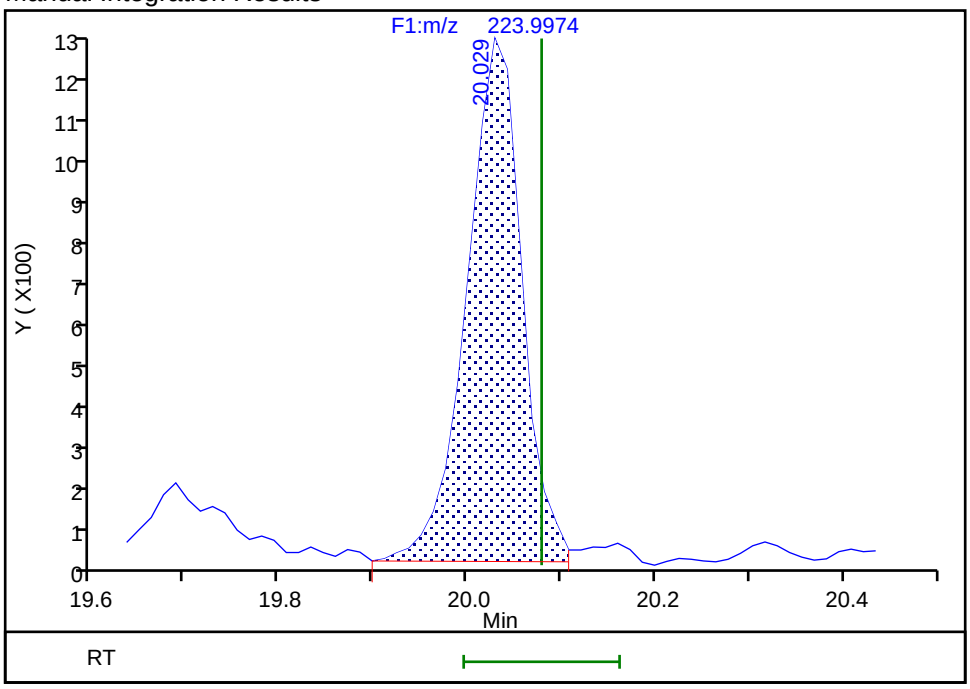

Reviewer: davidsonm, 03-Sep-2019 08:34:45

Audit Action: Split an Integrated Peak Audit Reason: Split Peak

Eurofins TestAmerica, Knoxville

Data File:	\\chromna\Knoxville\ChromData\D3D\20190829-12907.b\580-88125-b-20-c_190830082511.d		
Injection Date:	30-Aug-2019 08:25:00	Injection Vol:	1.0 ul
Instrument ID:	D3D	Operator ID:	Xcalibur_System
Method:	PCBs_D3D	Limit Group:	HR - 1668A - ICAL
Client ID:	Q6-0to27-102018		
Worklist#:	33148	Sample Line#:	11
Column Type:	SPB-Octyl	Column Dia:	0.25 mm

TriPCB F1

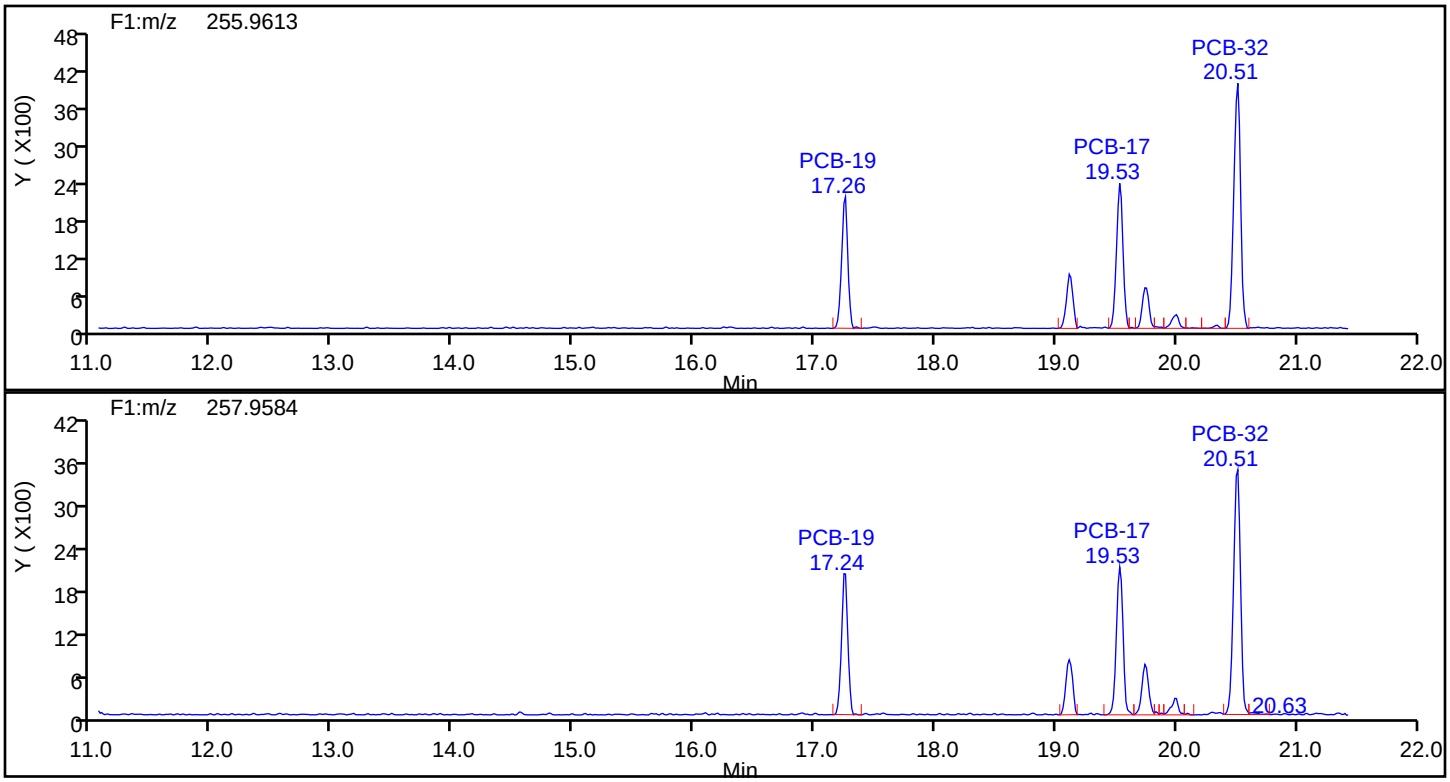

TriPCB F1 Standards

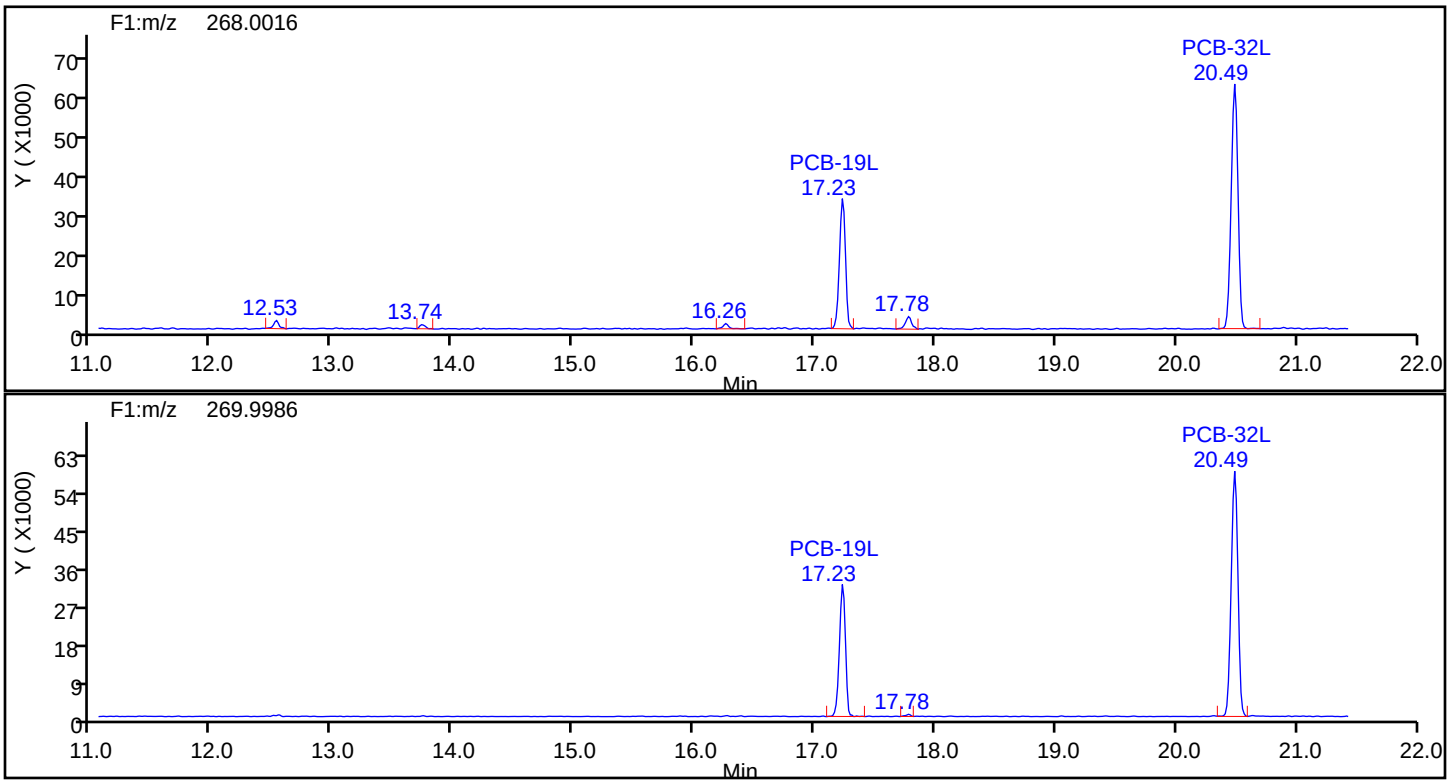

Eurofins TestAmerica, Knoxville

Data File:	\\chromna\Knoxville\ChromData\D3D\20190829-12907.b\580-88125-b-20-c_190830082511.d		
Injection Date:	30-Aug-2019 08:25:00	Injection Vol:	1.0 ul
Instrument ID:	D3D	Operator ID:	Xcalibur_System
Method:	PCBs_D3D	Limit Group:	HR - 1668A - ICAL
Client ID:	Q6-0to27-102018		
Worklist#:	33148	Sample Line#:	11
Column Type:	SPB-Octyl	Column Dia:	0.25 mm

TriPCB F1

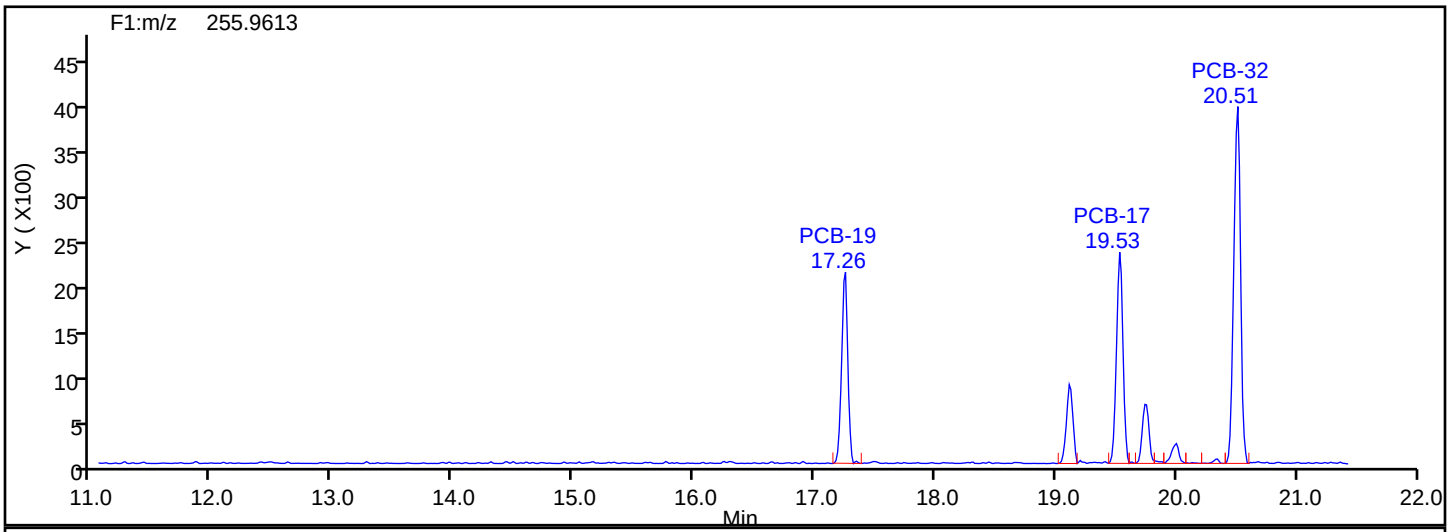

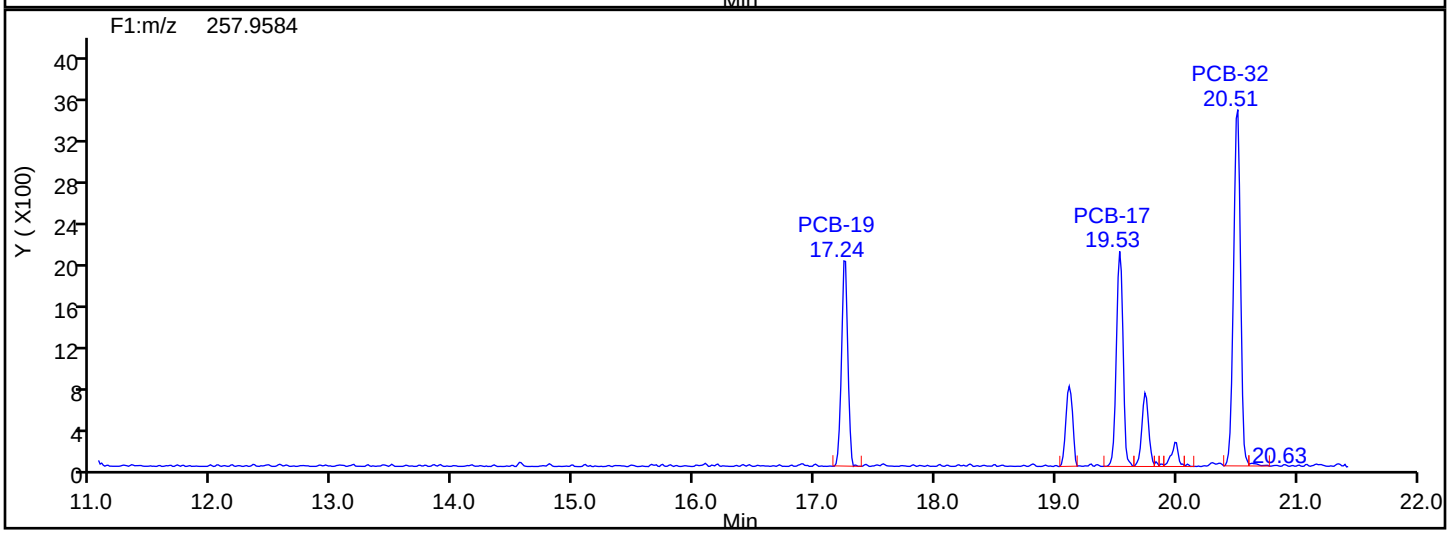

TriPCB F1 Lock Mass

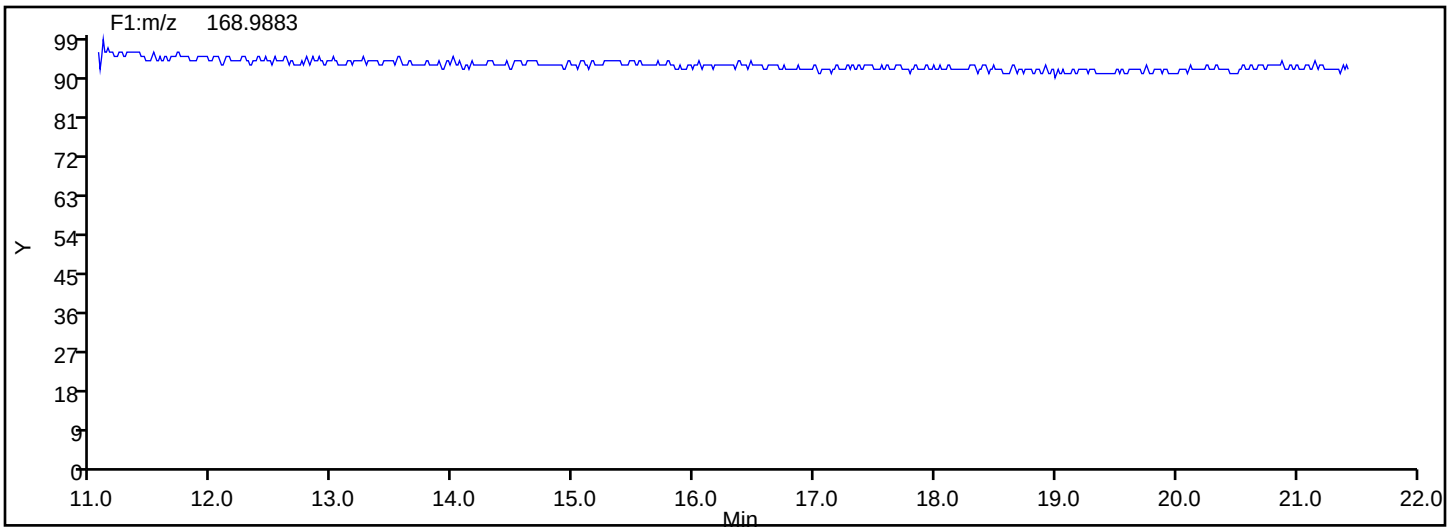

Manual Integration/User Assign Peak Report

Eurofins TestAmerica, Knoxville

Data File:	\\chromna\Knoxville\ChromData\D3D\20190829-12907.b\580-88125-b-20-c_190830082511.d				
Injection Date:	30-Aug-2019 08:25:00	Instrument ID:	D3D		
Lims ID:	580-88125-B-20-C	Lab Sample ID:	140-88125-20		
Client ID:	Q6-0to27-102018				
Operator ID:	Xcalibur_System	ALS Bottle#:	0	Worklist Smp#:	11
Injection Vol:	1.0 ul	Dil. Factor:	1.0000		
Method:	PCBs_D3D	Limit Group:	HR - 1668A - ICAL		
Column:	SPB-Octyl (0.25 mm)	Detector	F1(11.07 :21.70)		

PCB-18/30, CAS: STL01798

Signal: 1

Not Detected
Expected RT: 19.15

Processing Integration Results

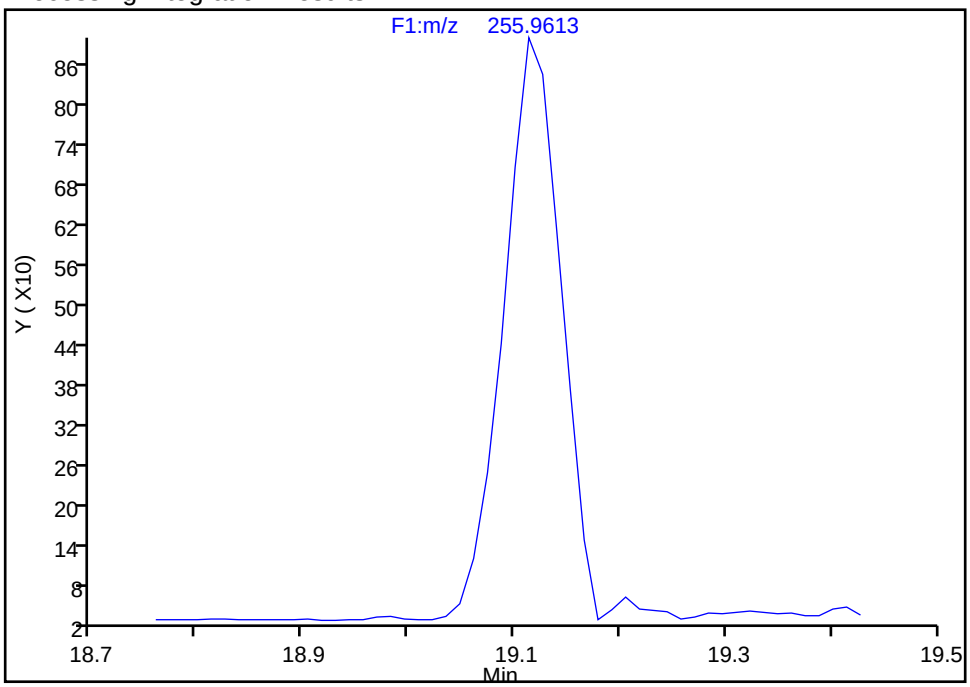

Manual Integration Results

RT: 19.11
Area: 3284
Amount: 1.527361
Amount Units: pg/ul

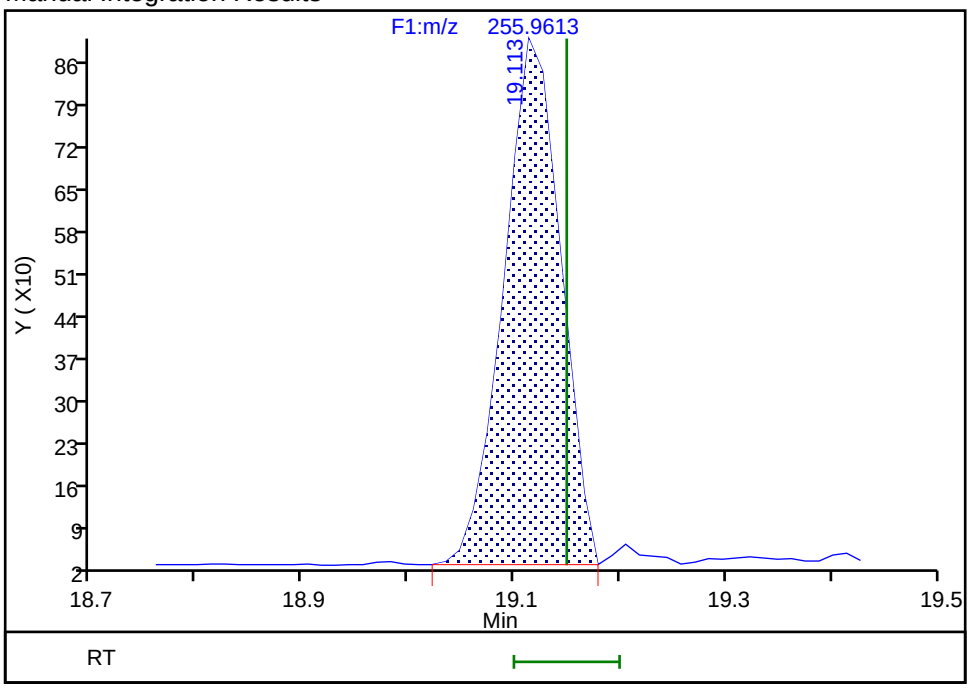

Reviewer: davidsonm, 03-Sep-2019 08:34:56
Audit Action: Assigned Compound ID Audit Reason: Split Peak

Manual Integration/User Assign Peak Report

Eurofins TestAmerica, Knoxville

Data File:	\\chromna\Knoxville\ChromData\D3D\20190829-12907.b\580-88125-b-20-c_190830082511.d				
Injection Date:	30-Aug-2019 08:25:00	Instrument ID:	D3D		
Lims ID:	580-88125-B-20-C	Lab Sample ID:	140-88125-20		
Client ID:	Q6-0to27-102018				
Operator ID:	Xcalibur_System	ALS Bottle#:	0	Worklist Smp#:	11
Injection Vol:	1.0 ul	Dil. Factor:	1.0000		
Method:	PCBs_D3D	Limit Group:	HR - 1668A - ICAL		
Column:	SPB-Octyl (0.25 mm)	Detector	F1(11.07 :21.70)		

PCB-27, CAS: 38444-76-7

Signal: 1

Processing Integration Results

RT: 19.74
Area: 2683
Amount: 1.122863
Amount Units: pg/ul

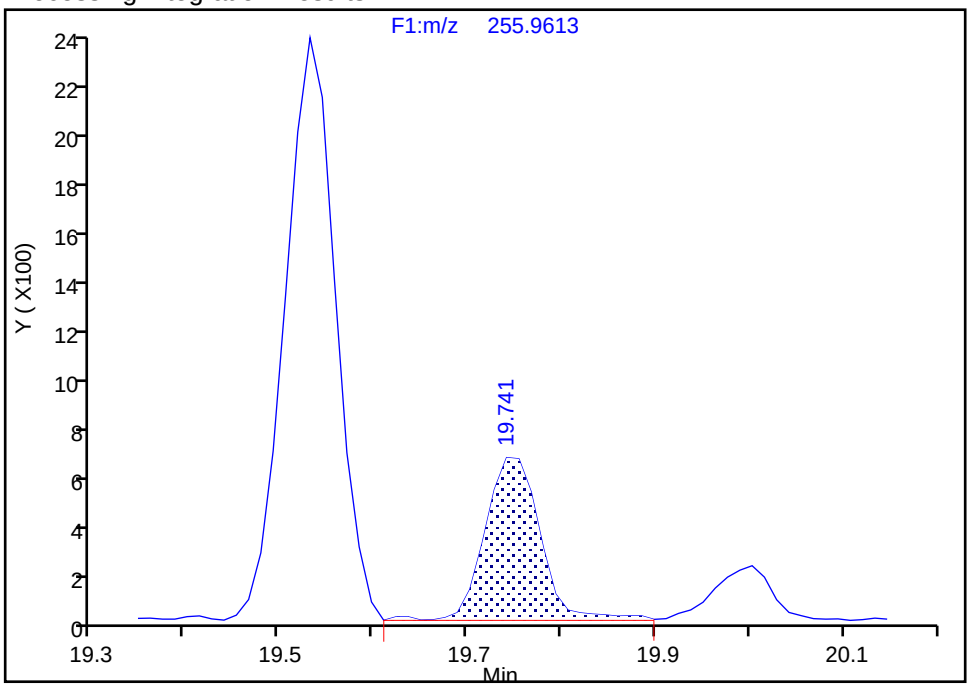

Manual Integration Results

RT: 19.74
Area: 2568
Amount: 1.085441
Amount Units: pg/ul

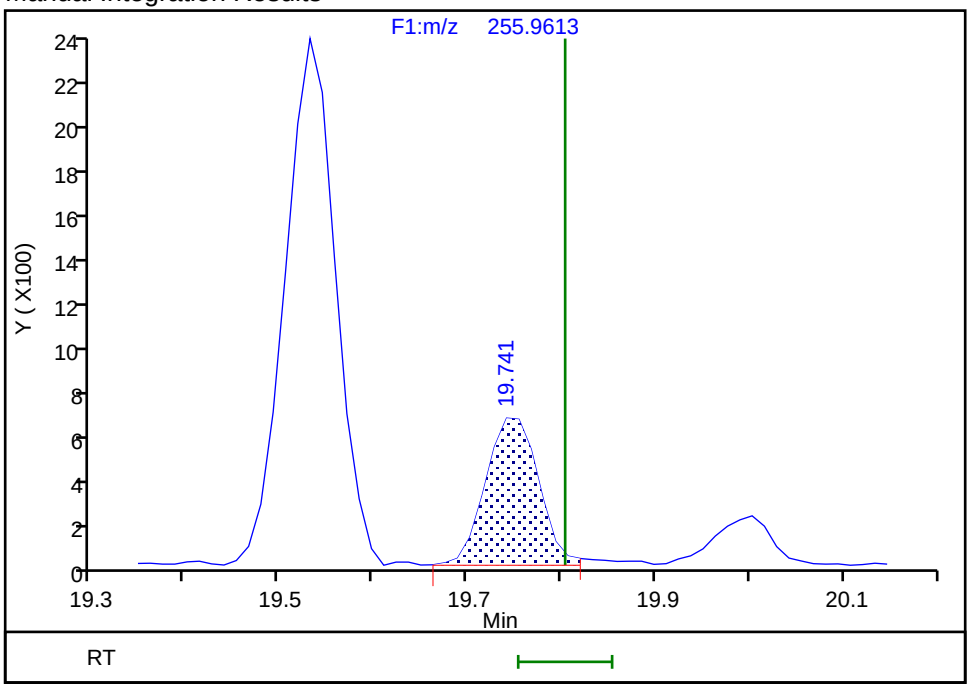

Reviewer: davidsonm, 03-Sep-2019 08:35:13

Audit Action: Split an Integrated Peak Audit Reason: Split Peak

Manual Integration/User Assign Peak Report

Eurofins TestAmerica, Knoxville

Data File:	\\chromna\Knoxville\ChromData\D3D\20190829-12907.b\580-88125-b-20-c_190830082511.d				
Injection Date:	30-Aug-2019 08:25:00	Instrument ID:	D3D		
Lims ID:	580-88125-B-20-C	Lab Sample ID:	140-88125-20		
Client ID:	Q6-0to27-102018				
Operator ID:	Xcalibur_System	ALS Bottle#:	0	Worklist Smp#:	11
Injection Vol:	1.0 ul	Dil. Factor:	1.0000		
Method:	PCBs_D3D	Limit Group:	HR - 1668A - ICAL		
Column:	SPB-Octyl (0.25 mm)	Detector	F1(11.07 :21.70)		

PCB-27, CAS: 38444-76-7

Signal: 2

Processing Integration Results

RT: 19.74
Area: 2838
Amount: 1.122863
Amount Units: pg/ul

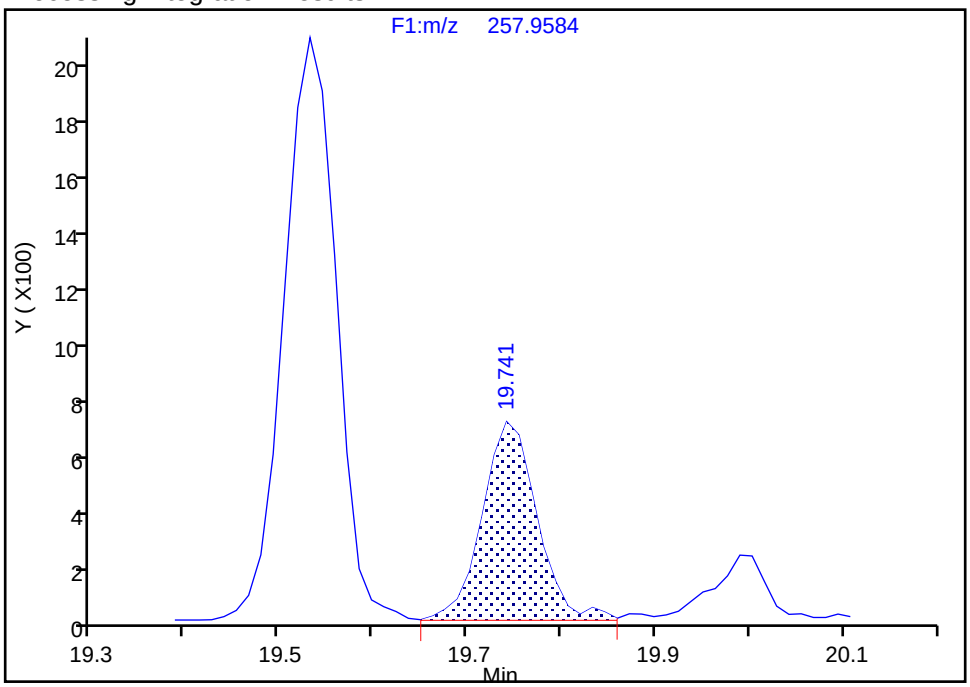

Manual Integration Results

RT: 19.74
Area: 2769
Amount: 1.085441
Amount Units: pg/ul

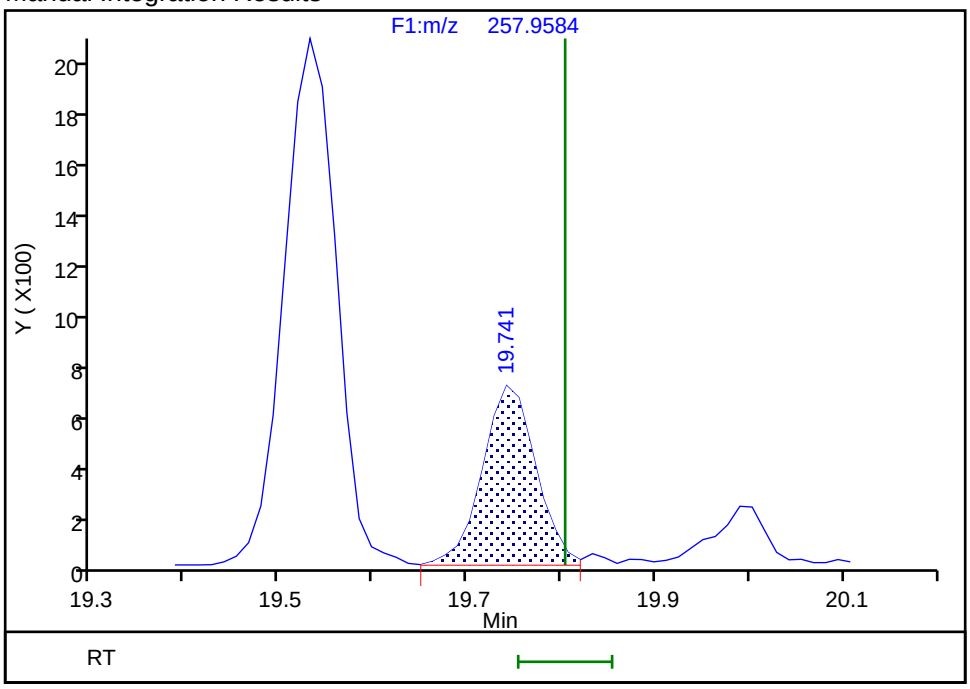

Reviewer: davidsonm, 03-Sep-2019 08:35:15

Audit Action: Split an Integrated Peak Audit Reason: Split Peak

Manual Integration/User Assign Peak Report

Eurofins TestAmerica, Knoxville

Data File:	\\chromna\Knoxville\ChromData\D3D\20190829-12907.b\580-88125-b-20-c_190830082511.d				
Injection Date:	30-Aug-2019 08:25:00	Instrument ID:	D3D		
Lims ID:	580-88125-B-20-C	Lab Sample ID:	140-88125-20		
Client ID:	Q6-0to27-102018				
Operator ID:	Xcalibur_System	ALS Bottle#:	0	Worklist Smp#:	11
Injection Vol:	1.0 ul	Dil. Factor:	1.0000		
Method:	PCBs_D3D	Limit Group:	HR - 1668A - ICAL		
Column:	SPB-Octyl (0.25 mm)	Detector	F1(11.07 :21.70)		

PCB-16, CAS: 38444-78-9

Signal: 2

Not Detected
Expected RT: 20.04

Processing Integration Results

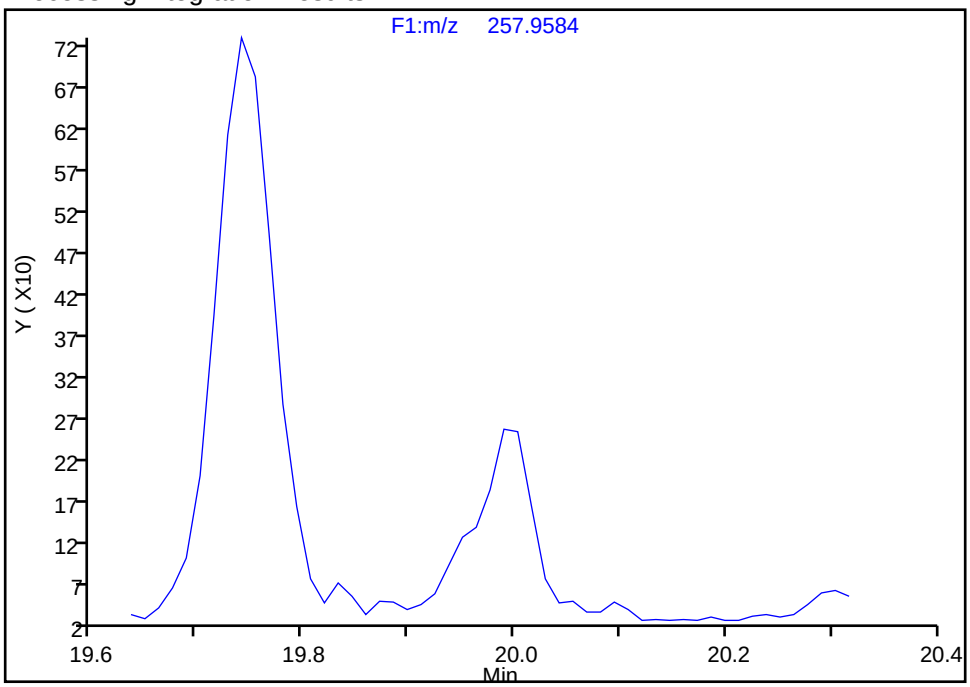

Manual Integration Results

RT: 19.99
Area: 929
Amount: 0.671112
Amount Units: pg/ul

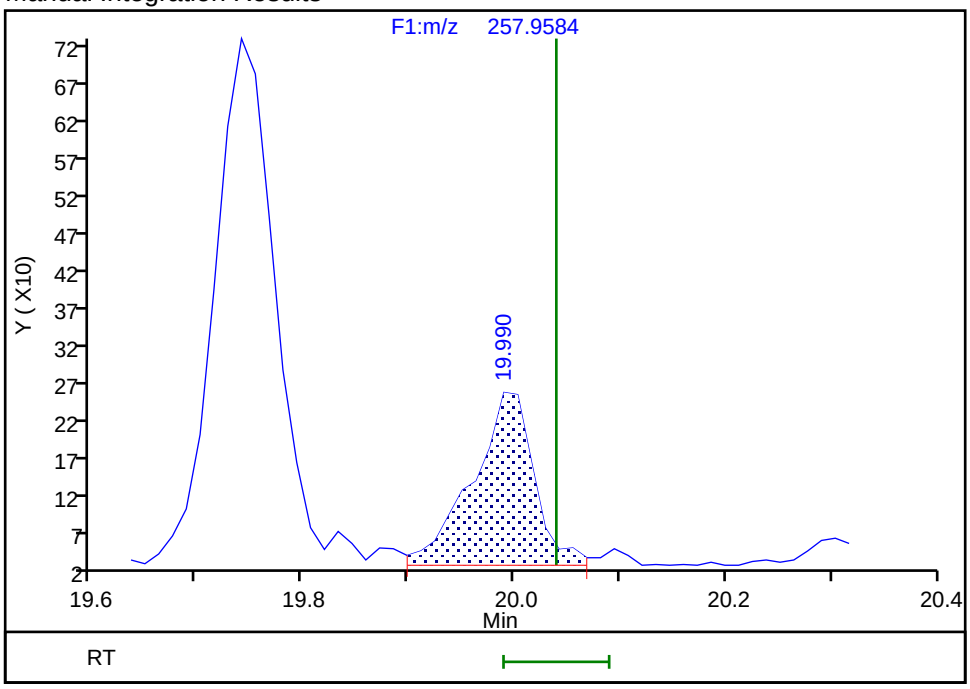

Reviewer: davidsonm, 03-Sep-2019 08:35:27
Audit Action: Split an Integrated Peak Audit Reason: Split Peak

Manual Integration/User Assign Peak Report

Eurofins TestAmerica, Knoxville

Data File:	\\chromna\Knoxville\ChromData\D3D\20190829-12907.b\580-88125-b-20-c_190830082511.d				
Injection Date:	30-Aug-2019 08:25:00	Instrument ID:	D3D		
Lims ID:	580-88125-B-20-C	Lab Sample ID:	140-88125-20		
Client ID:	Q6-0to27-102018				
Operator ID:	Xcalibur_System	ALS Bottle#:	0	Worklist Smp#:	11
Injection Vol:	1.0 ul	Dil. Factor:	1.0000		
Method:	PCBs_D3D	Limit Group:	HR - 1668A - ICAL		
Column:	SPB-Octyl (0.25 mm)	Detector	F1(11.07 :21.70)		

PCB-16, CAS: 38444-78-9

Signal: 1

Not Detected
Expected RT: 20.04

Processing Integration Results

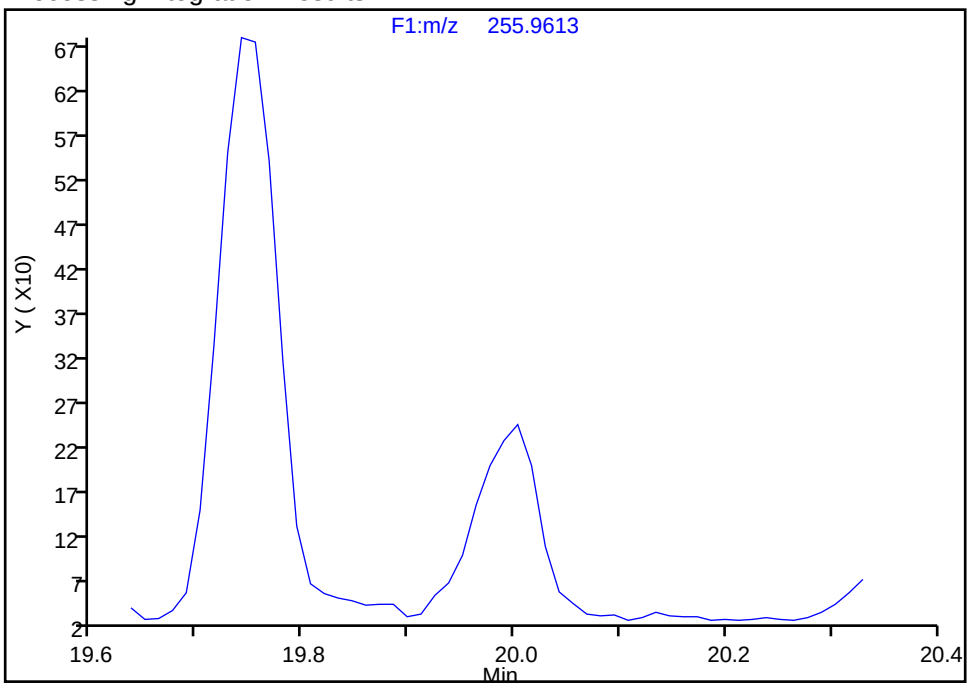

Manual Integration Results

RT: 20.00
Area: 937
Amount: 0.671112
Amount Units: pg/ul

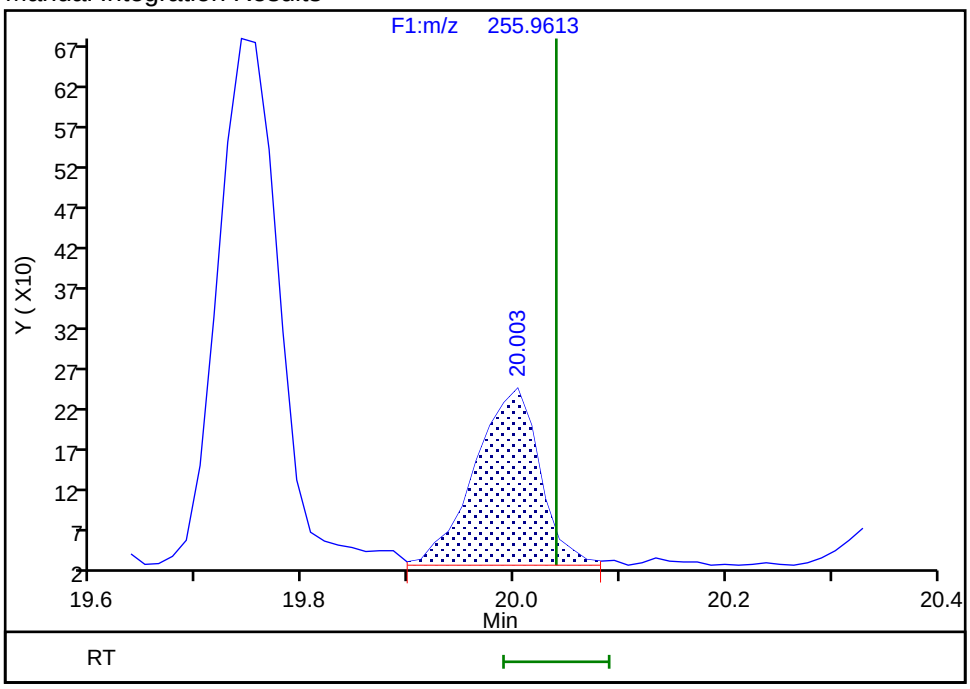

Reviewer: davidsonm, 03-Sep-2019 08:35:29
Audit Action: Split an Integrated Peak Audit Reason: Split Peak

Manual Integration/User Assign Peak Report

Eurofins TestAmerica, Knoxville

Data File:	\\chromna\Knoxville\ChromData\D3D\20190829-12907.b\580-88125-b-20-c_190830082511.d				
Injection Date:	30-Aug-2019 08:25:00	Instrument ID:	D3D		
Lims ID:	580-88125-B-20-C	Lab Sample ID:	140-88125-20		
Client ID:	Q6-0to27-102018				
Operator ID:	Xcalibur_System	ALS Bottle#:	0	Worklist Smp#:	11
Injection Vol:	1.0 ul	Dil. Factor:	1.0000		
Method:	PCBs_D3D	Limit Group:	HR - 1668A - ICAL		
Column:	SPB-Octyl (0.25 mm)	Detector	F1(11.07 :21.70)		

PCB-32, CAS: 38444-77-8

Signal: 2

Processing Integration Results

RT: 20.51
Area: 13807
Amount: 5.525727
Amount Units: pg/ul

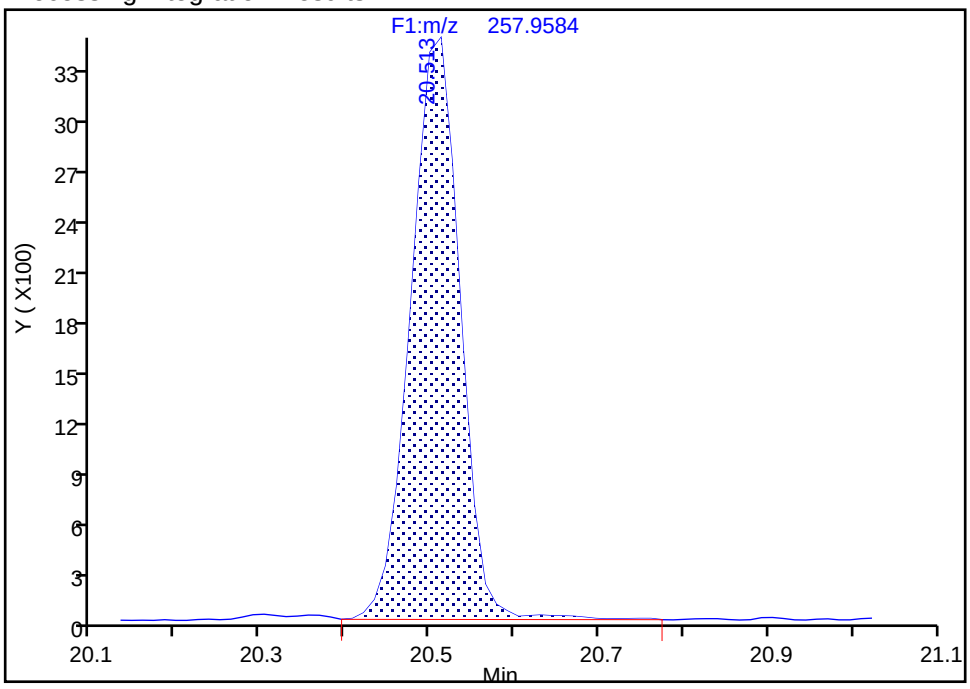

Manual Integration Results

RT: 20.51
Area: 13674
Amount: 5.500682
Amount Units: pg/ul

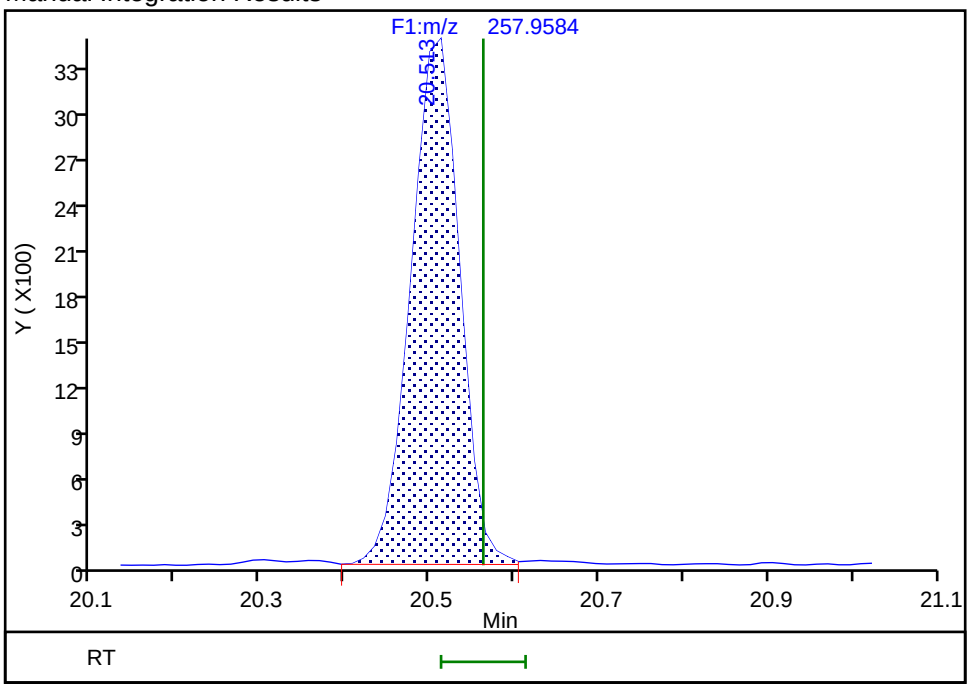

Reviewer: davidsonm, 03-Sep-2019 08:35:33

Audit Action: Split an Integrated Peak Audit Reason: Split Peak

Eurofins TestAmerica, Knoxville

Data File:	\\chromna\Knoxville\ChromData\D3D\20190829-12907.b\580-88125-b-20-c_190830082511.d		
Injection Date:	30-Aug-2019 08:25:00	Injection Vol:	1.0 ul
Instrument ID:	D3D	Operator ID:	Xcalibur_System
Method:	PCBs_D3D	Limit Group:	HR - 1668A - ICAL
Client ID:	Q6-0to27-102018		
Worklist#:	33148	Sample Line#:	11
Column Type:	SPB-Octyl	Column Dia:	0.25 mm

TriPCB F2

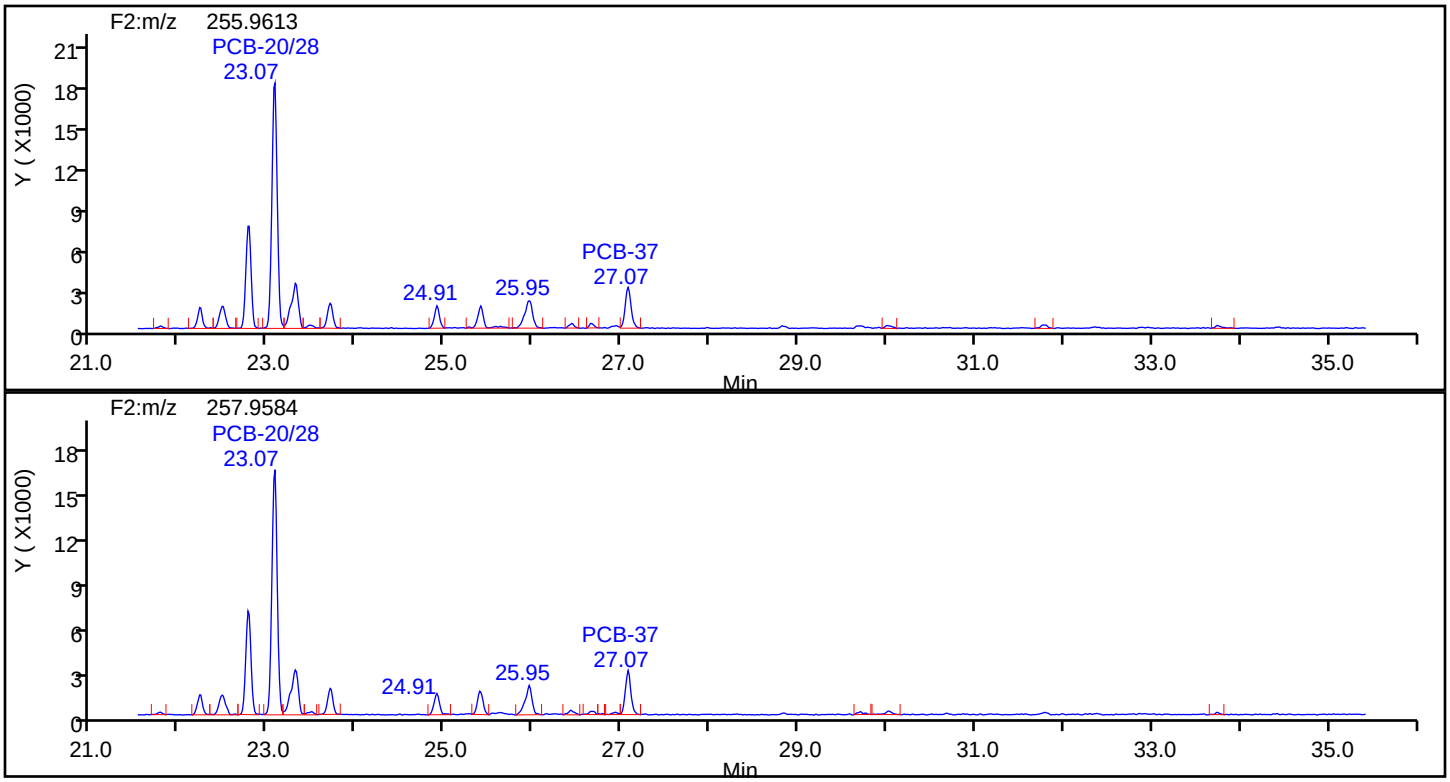

TriPCB F2 Standards

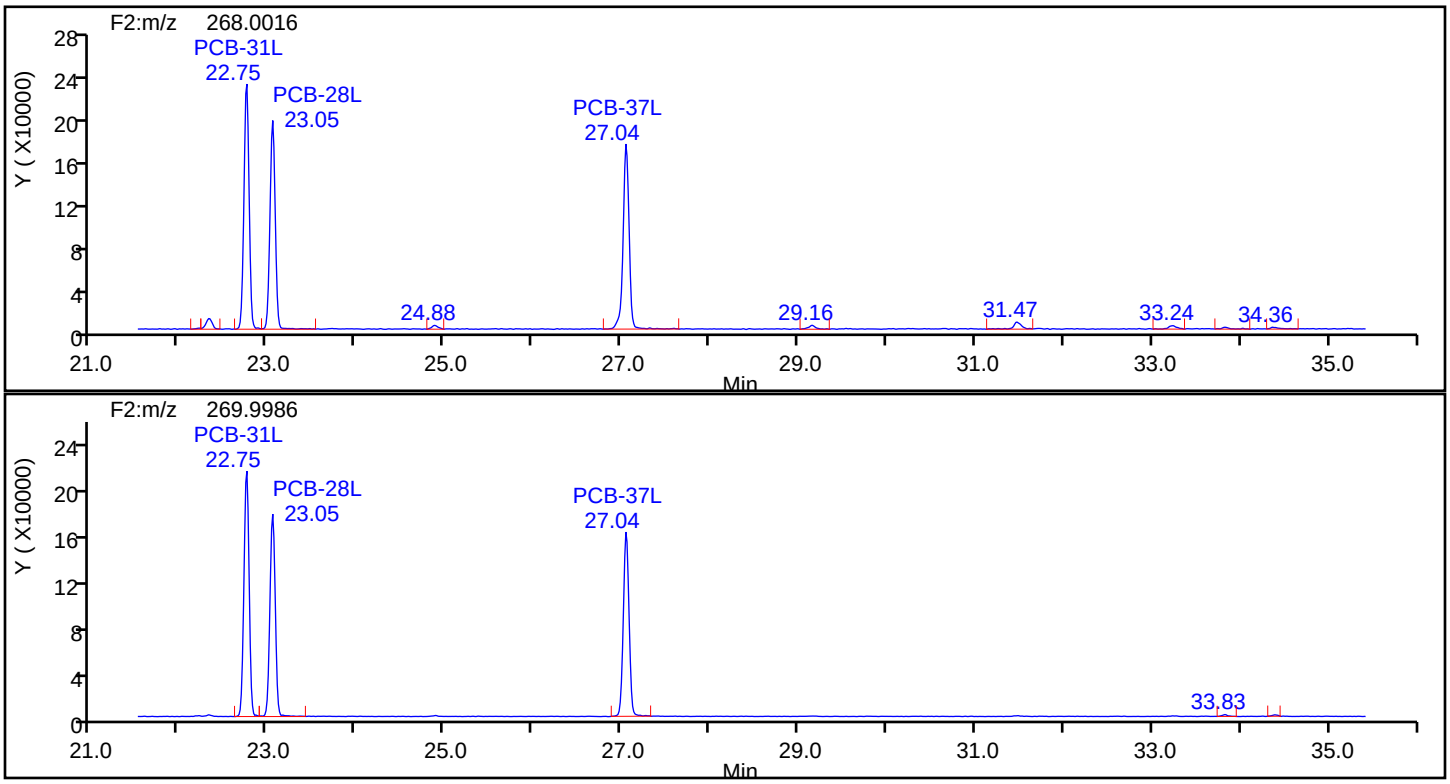

Eurofins TestAmerica, Knoxville

Data File:	\\chromna\Knoxville\ChromData\D3D\20190829-12907.b\580-88125-b-20-c_190830082511.d		
Injection Date:	30-Aug-2019 08:25:00	Injection Vol:	1.0 ul
Instrument ID:	D3D	Operator ID:	Xcalibur_System
Method:	PCBs_D3D	Limit Group:	HR - 1668A - ICAL
Client ID:	Q6-0to27-102018		
Worklist#:	33148	Sample Line#:	11
Column Type:	SPB-Octyl	Column Dia:	0.25 mm

TriPCB F2

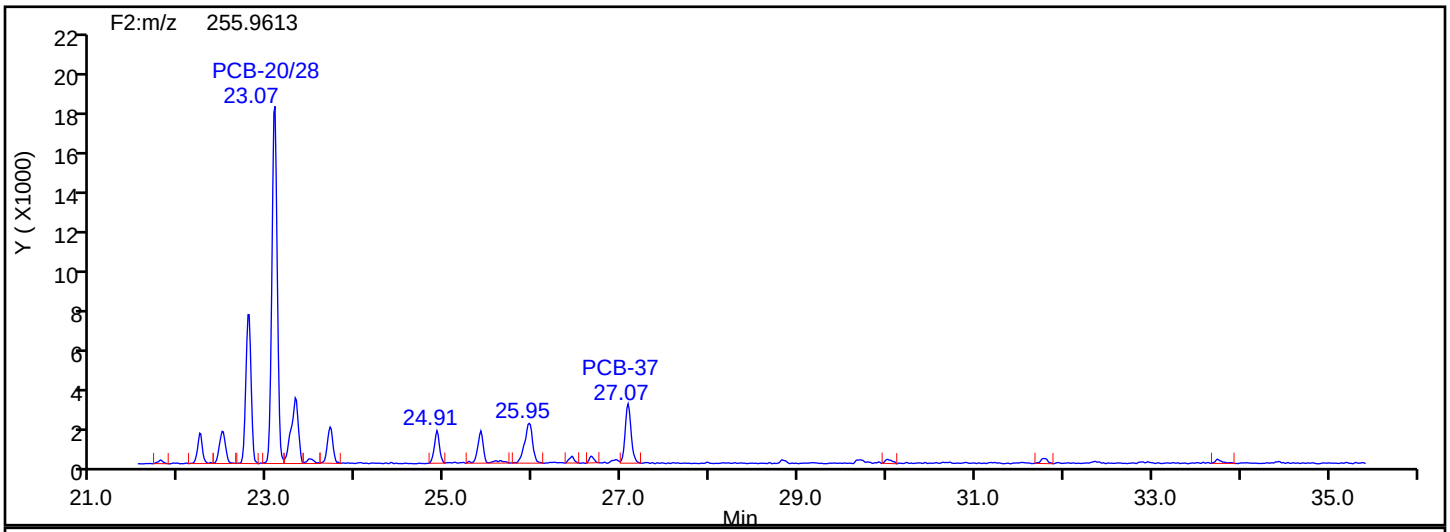

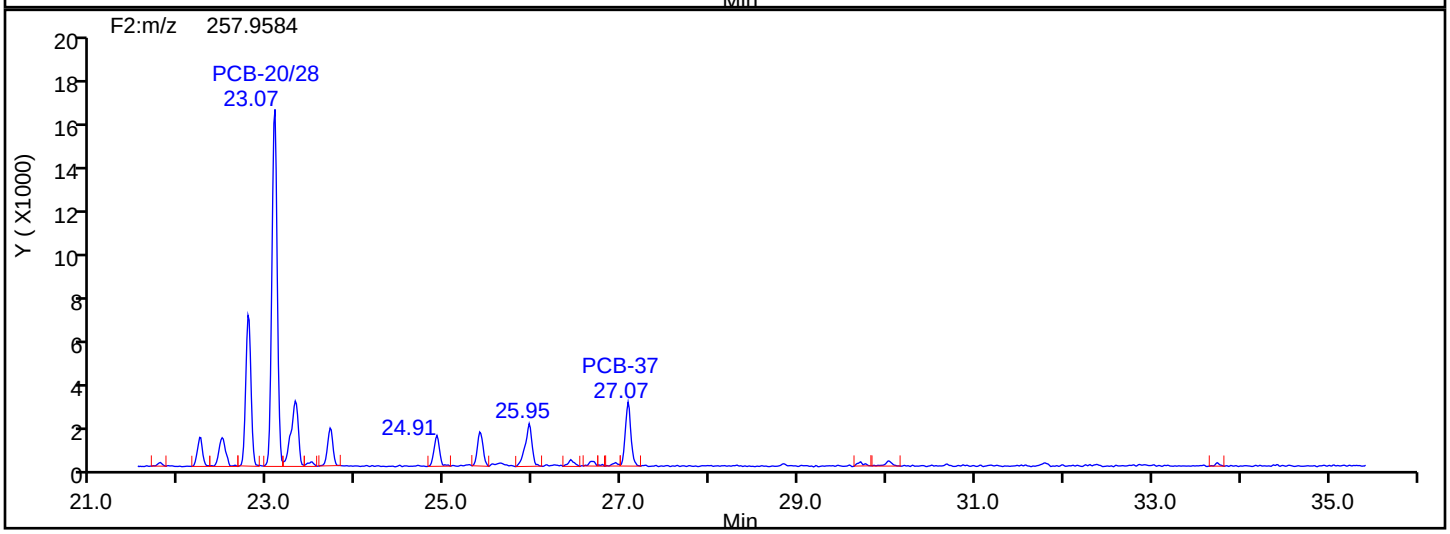

TriPCB F2 Lock Mass

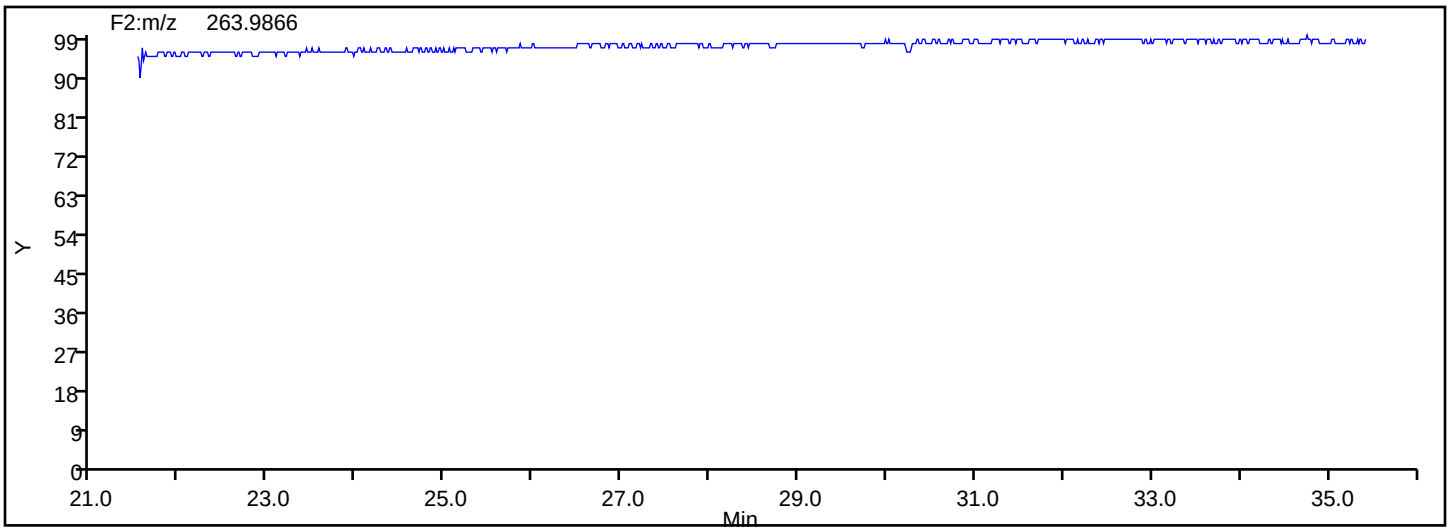

Manual Integration/User Assign Peak Report

Eurofins TestAmerica, Knoxville

Data File:	\\chromna\Knoxville\ChromData\D3D\20190829-12907.b\580-88125-b-20-c_190830082511.d				
Injection Date:	30-Aug-2019 08:25:00	Instrument ID:	D3D		
Lims ID:	580-88125-B-20-C	Lab Sample ID:	140-88125-20		
Client ID:	Q6-0to27-102018				
Operator ID:	Xcalibur_System	ALS Bottle#:	0	Worklist Smp#:	11
Injection Vol:	1.0 ul	Dil. Factor:	1.0000		
Method:	PCBs_D3D	Limit Group:	HR - 1668A - ICAL		
Column:	SPB-Octyl (0.25 mm)	Detector	F2(21.81 :35.54)		

PCB-21/33, CAS: STL01800

Signal: 2

Processing Integration Results

RT: 23.30
Area: 18947
Amount: 1.780948
Amount Units: pg/ul

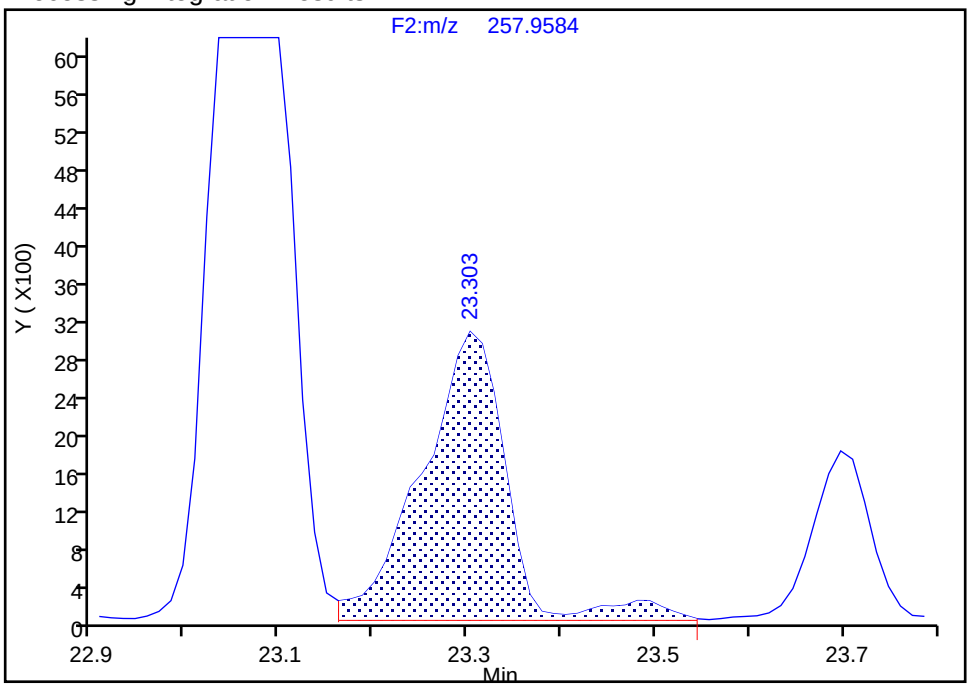

Manual Integration Results

RT: 23.30
Area: 17888
Amount: 1.730609
Amount Units: pg/ul

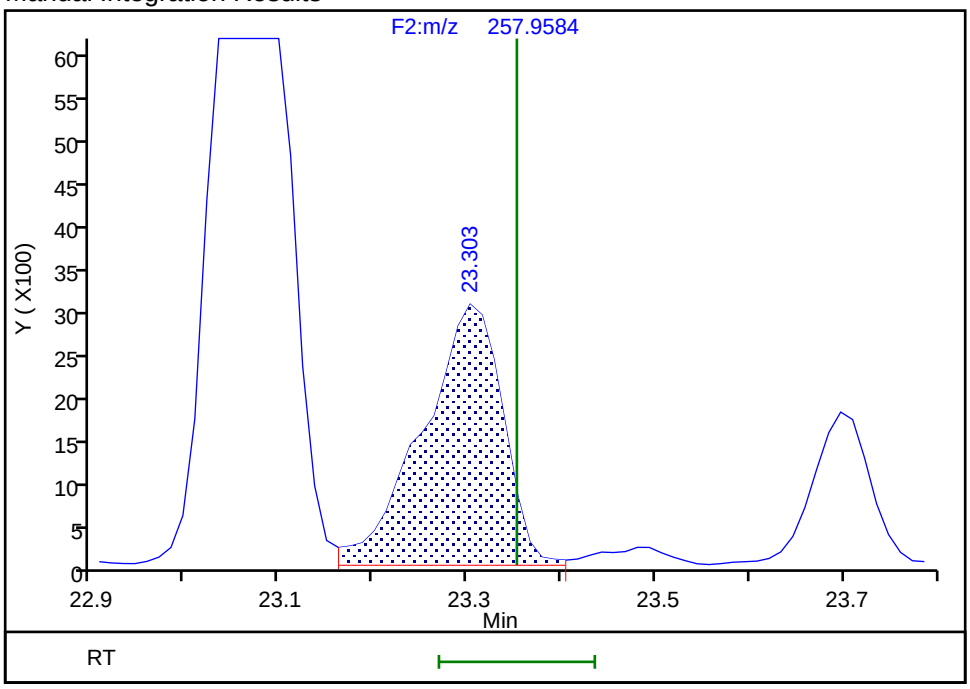

Reviewer: davidsonm, 03-Sep-2019 08:35:43

Audit Action: Split an Integrated Peak Audit Reason: Split Peak

Manual Integration/User Assign Peak Report

Eurofins TestAmerica, Knoxville

Data File:	\\chromna\Knoxville\ChromData\D3D\20190829-12907.b\580-88125-b-20-c_190830082511.d				
Injection Date:	30-Aug-2019 08:25:00	Instrument ID:	D3D		
Lims ID:	580-88125-B-20-C	Lab Sample ID:	140-88125-20		
Client ID:	Q6-0to27-102018				
Operator ID:	Xcalibur_System	ALS Bottle#:	0	Worklist Smp#:	11
Injection Vol:	1.0 ul	Dil. Factor:	1.0000		
Method:	PCBs_D3D	Limit Group:	HR - 1668A - ICAL		
Column:	SPB-Octyl (0.25 mm)	Detector	F2(21.81 :35.54)		

PCB-35, CAS: 37680-69-6

Signal: 2

Processing Integration Results

RT: 26.65
Area: 1300
Amount: 0.134399
Amount Units: pg/ul

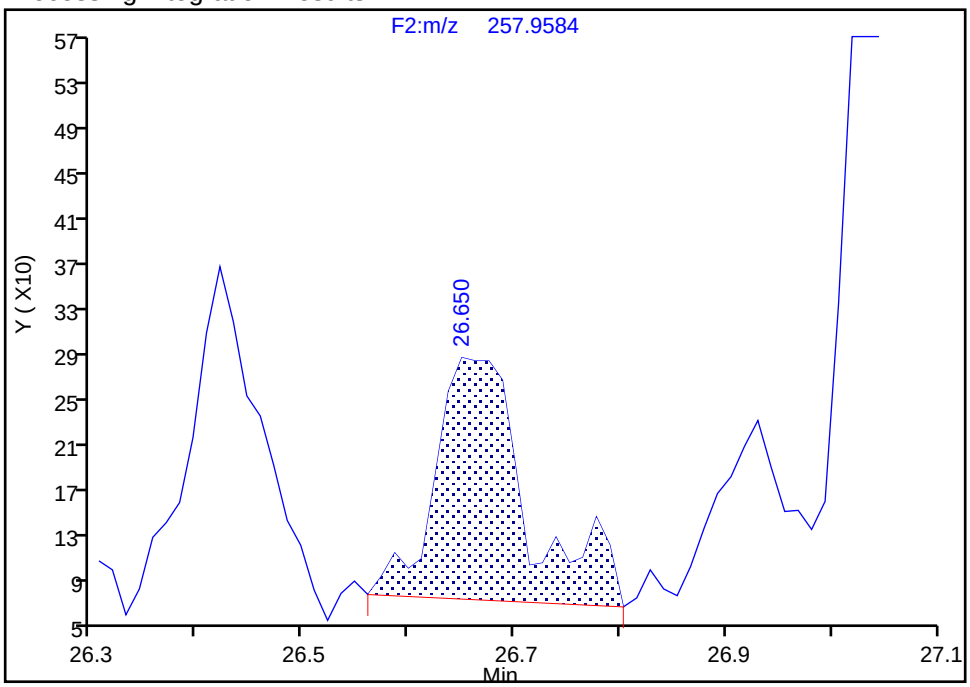

Manual Integration Results

RT: 26.65
Area: 1077
Amount: 0.122396
Amount Units: pg/ul

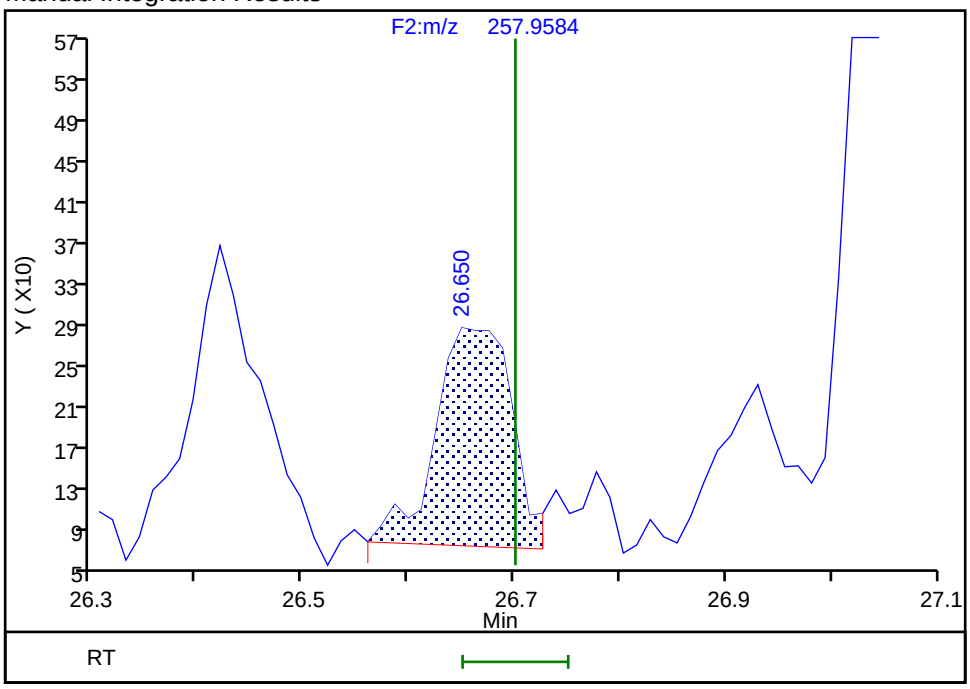

Reviewer: davidsonm, 03-Sep-2019 08:35:52

Audit Action: Split an Integrated Peak Audit Reason: Split Peak

Eurofins TestAmerica, Knoxville

Data File:	\\chromna\Knoxville\ChromData\D3D\20190829-12907.b\580-88125-b-20-c_190830082511.d		
Injection Date:	30-Aug-2019 08:25:00	Injection Vol:	1.0 ul
Instrument ID:	D3D	Operator ID:	Xcalibur_System
Method:	PCBs_D3D	Limit Group:	HR - 1668A - ICAL
Client ID:	Q6-0to27-102018		
Worklist#:	33148	Sample Line#:	11
Column Type:	SPB-Octyl	Column Dia:	0.25 mm

TePCB F1

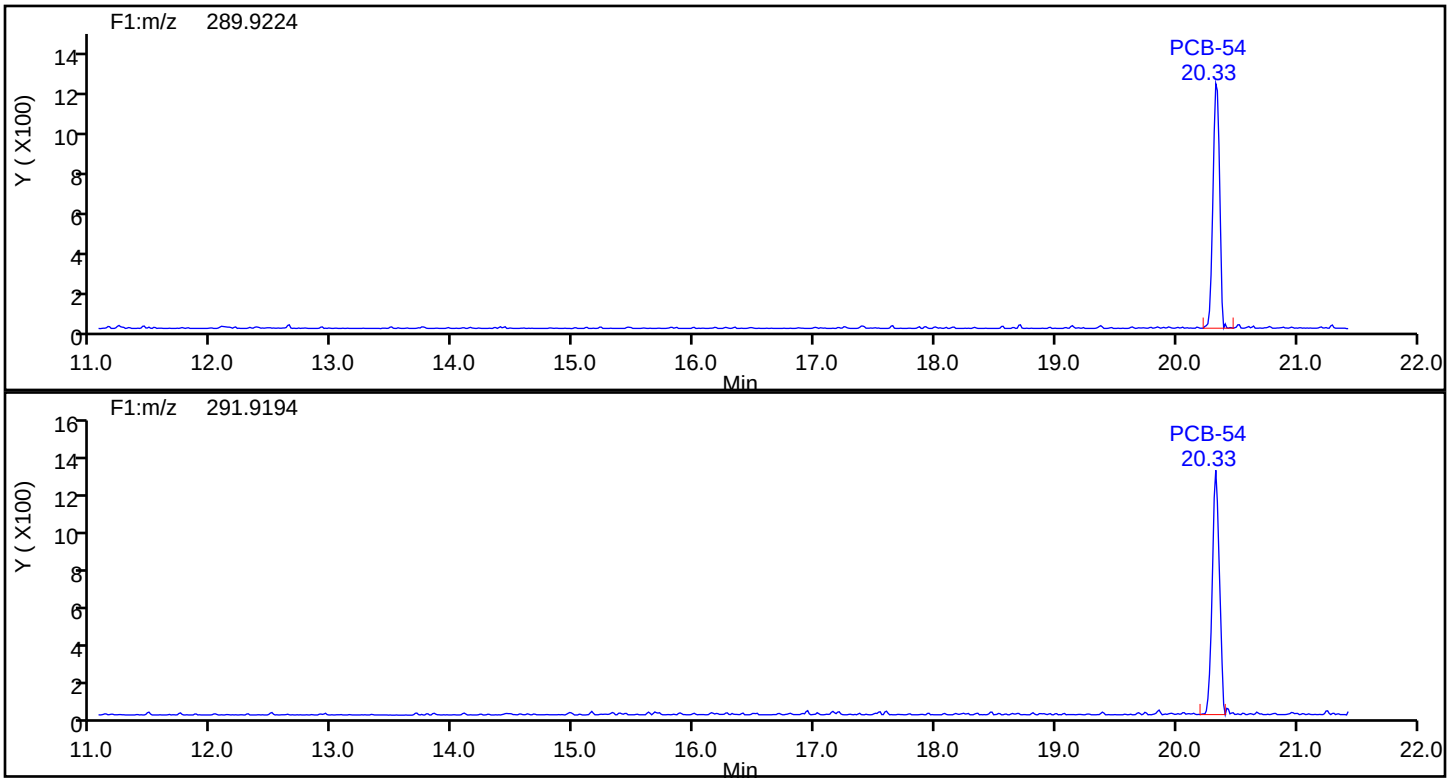

TePCB F1 Standards

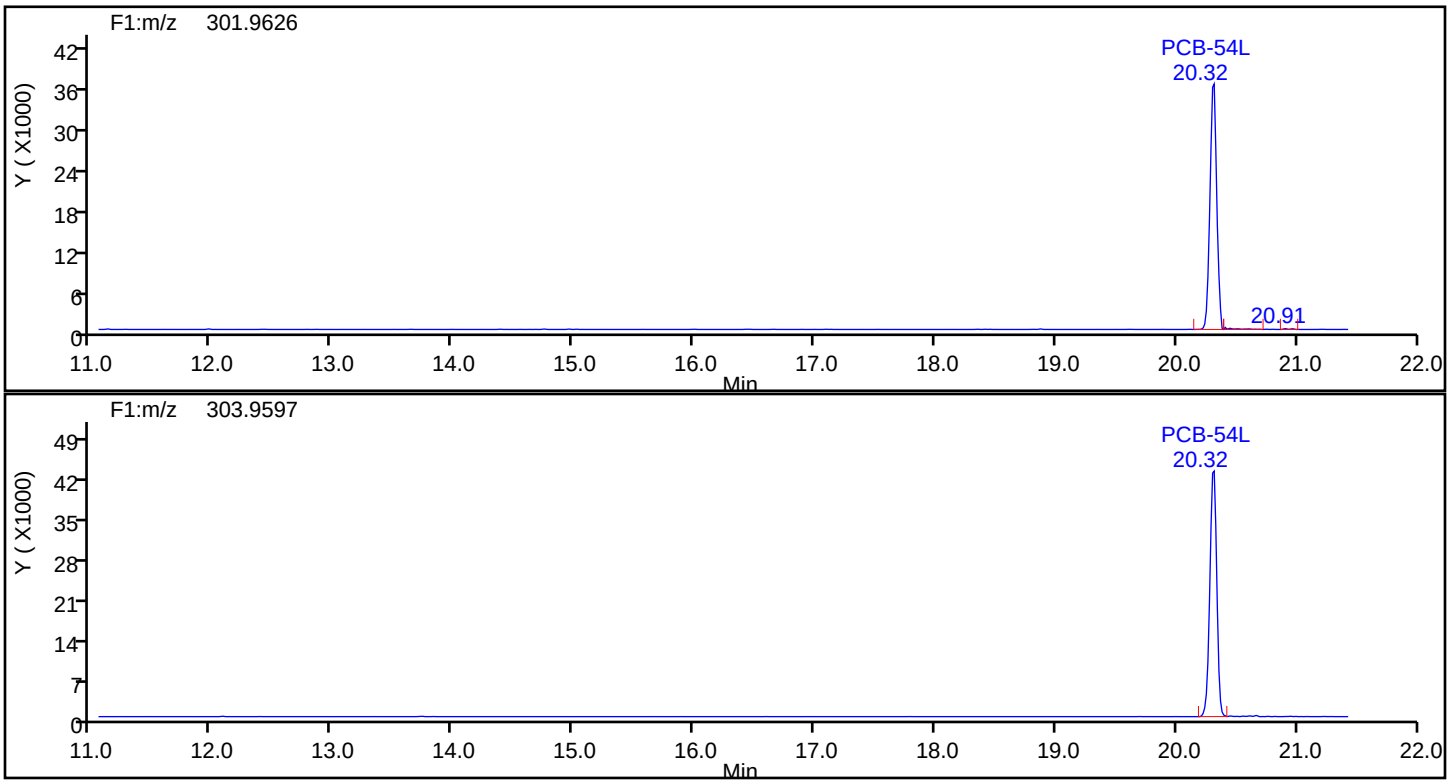

Eurofins TestAmerica, Knoxville

Data File:	\\chromna\Knoxville\ChromData\D3D\20190829-12907.b\580-88125-b-20-c_190830082511.d		
Injection Date:	30-Aug-2019 08:25:00	Injection Vol:	1.0 ul
Instrument ID:	D3D	Operator ID:	Xcalibur_System
Method:	PCBs_D3D	Limit Group:	HR - 1668A - ICAL
Client ID:	Q6-0to27-102018		
Worklist#:	33148	Sample Line#:	11
Column Type:	SPB-Octyl	Column Dia:	0.25 mm

TePCB F1

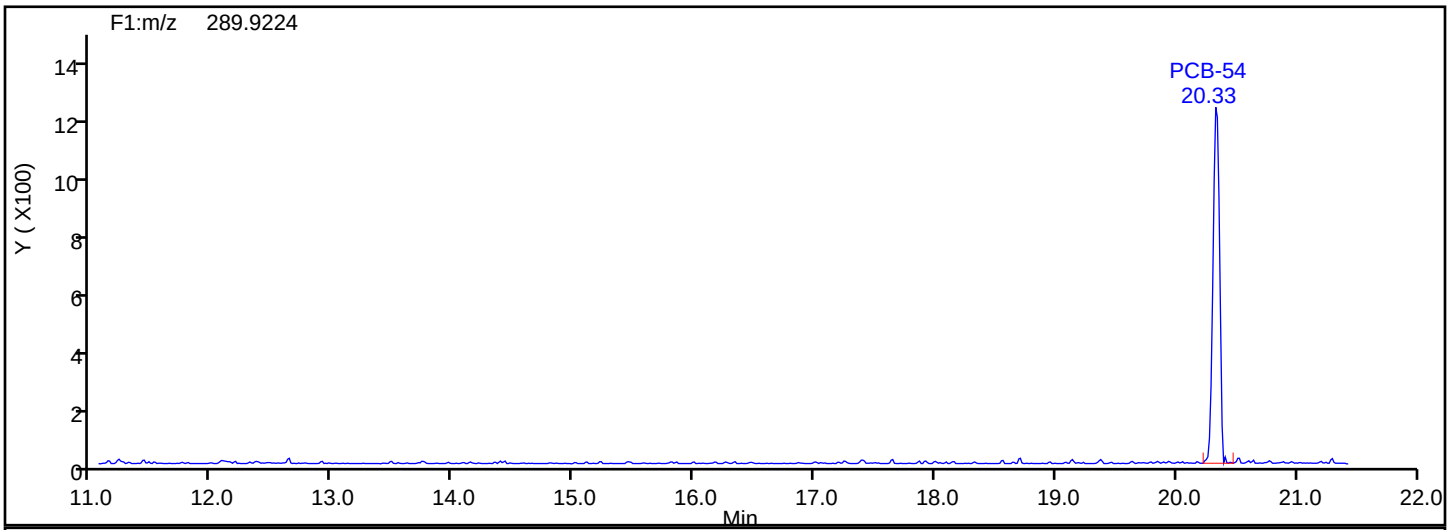

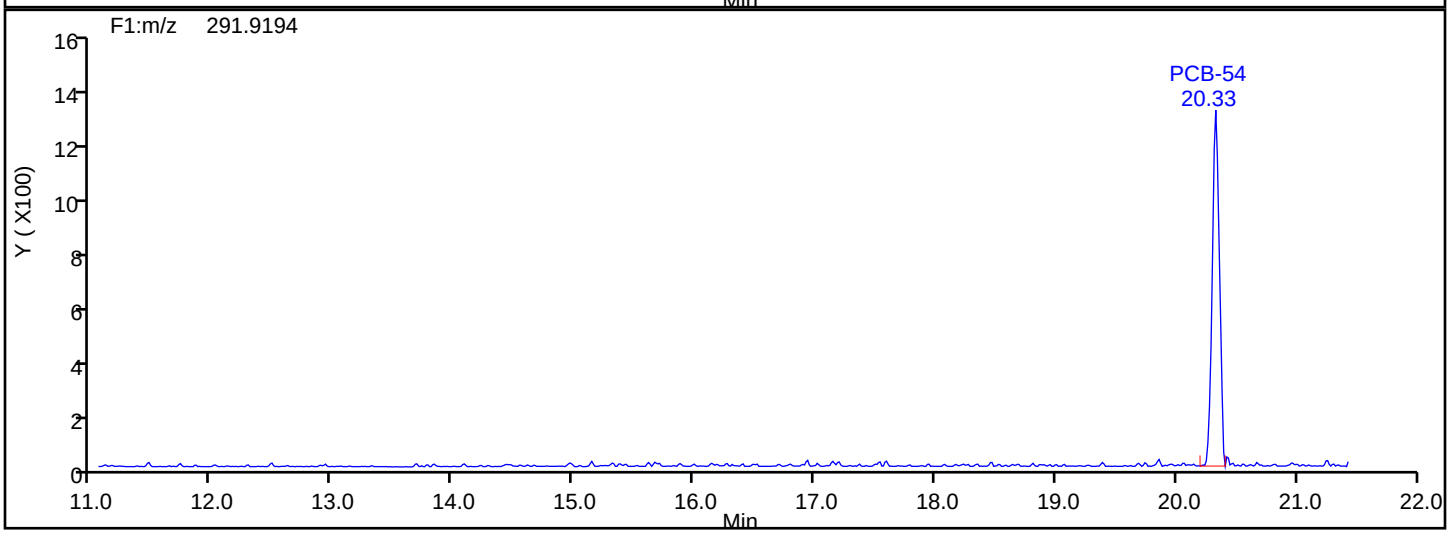

TePCB F1 Lock Mass

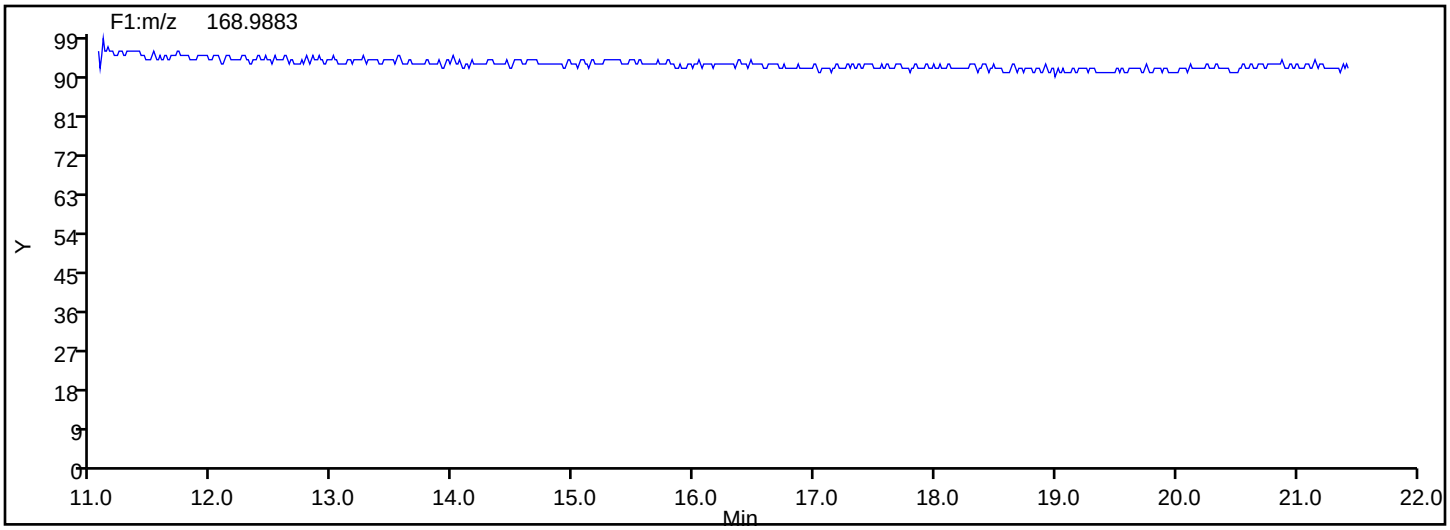

Eurofins TestAmerica, Knoxville

Data File:	\\chromna\Knoxville\ChromData\D3D\20190829-12907.b\580-88125-b-20-c_190830082511.d		
Injection Date:	30-Aug-2019 08:25:00	Injection Vol:	1.0 ul
Instrument ID:	D3D	Operator ID:	Xcalibur_System
Method:	PCBs_D3D	Limit Group:	HR - 1668A - ICAL
Client ID:	Q6-0to27-102018		
Worklist#:	33148	Sample Line#:	11
Column Type:	SPB-Octyl	Column Dia:	0.25 mm

TePCB F2

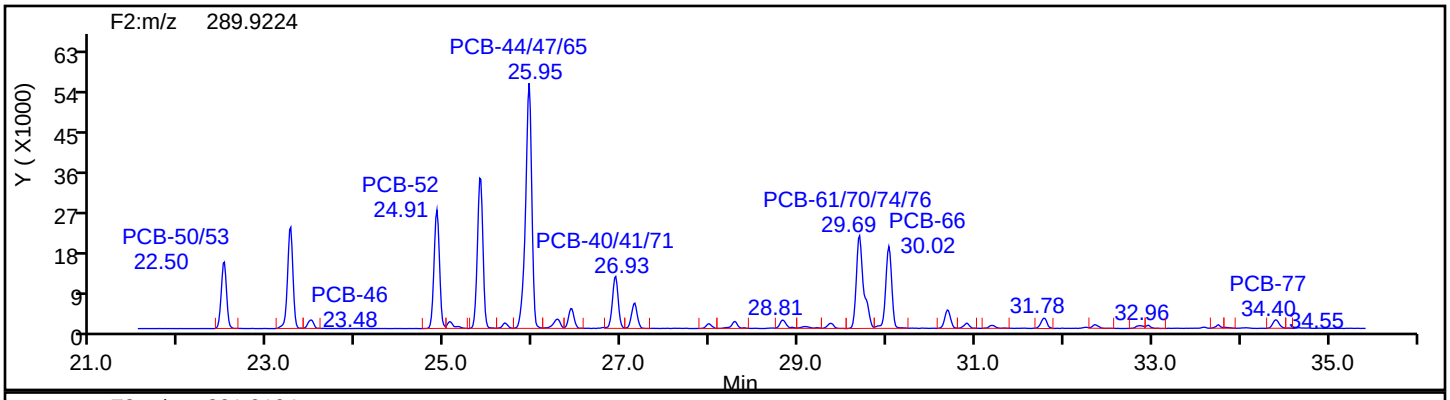

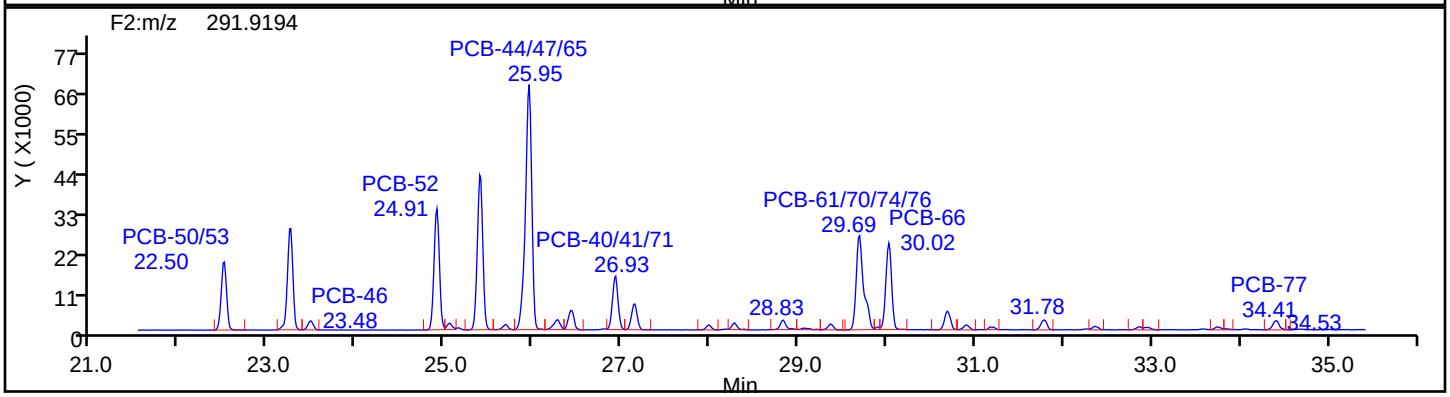

TePCB F2 Standards

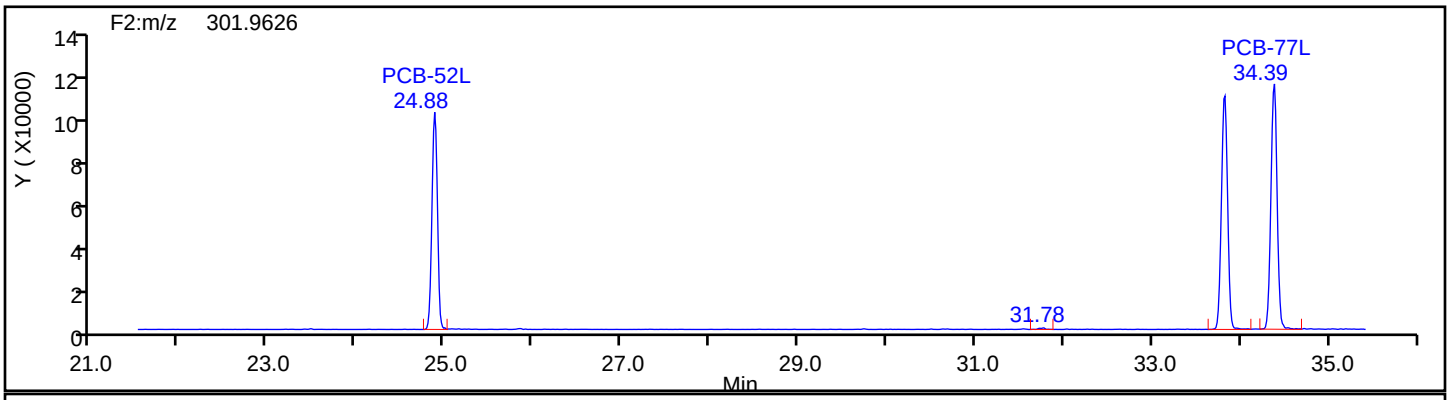

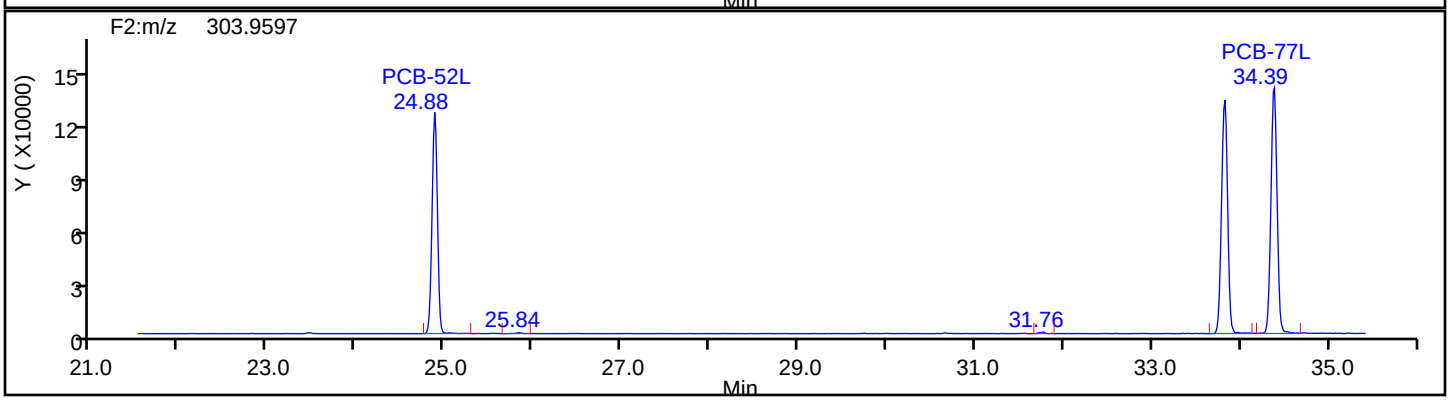

Eurofins TestAmerica, Knoxville

Data File:	\\chromna\Knoxville\ChromData\D3D\20190829-12907.b\580-88125-b-20-c_190830082511.d		
Injection Date:	30-Aug-2019 08:25:00	Injection Vol:	1.0 ul
Instrument ID:	D3D	Operator ID:	Xcalibur_System
Method:	PCBs_D3D	Limit Group:	HR - 1668A - ICAL
Client ID:	Q6-0to27-102018		
Worklist#:	33148	Sample Line#:	11
Column Type:	SPB-Octyl	Column Dia:	0.25 mm

TePCB F2

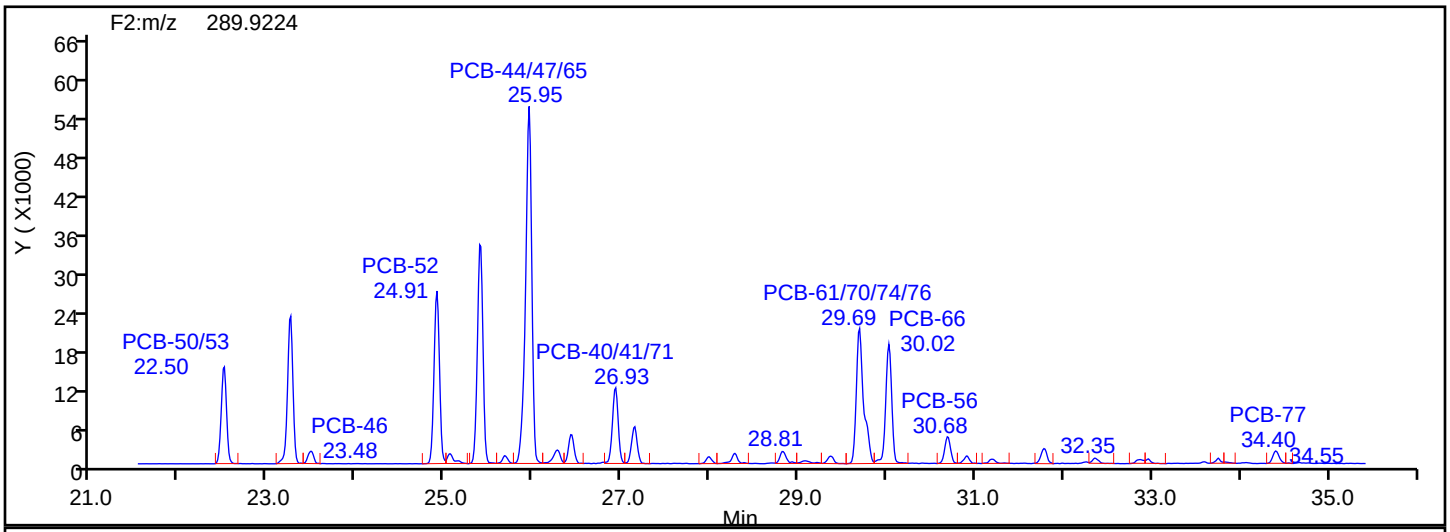

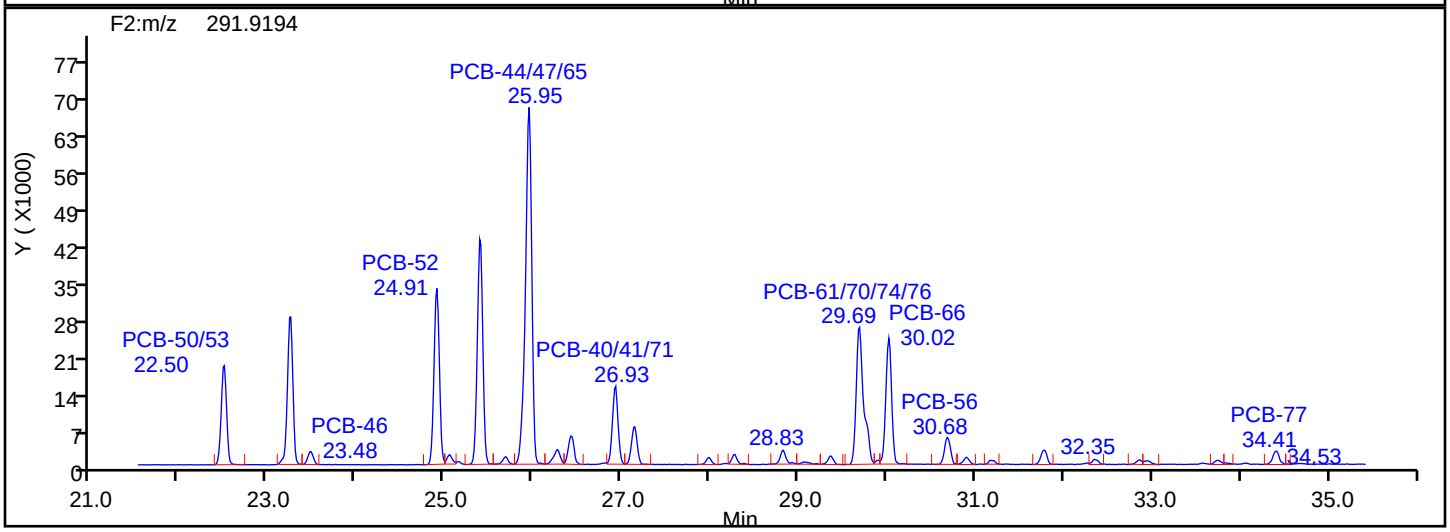

TePCB F2 Lock Mass

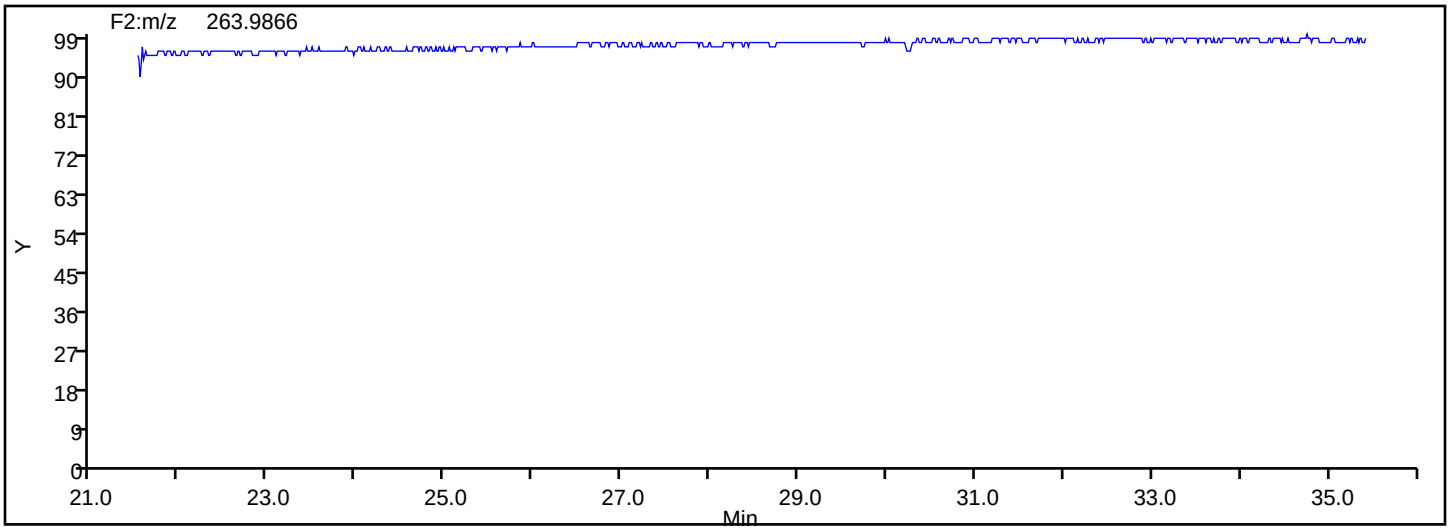

Manual Integration/User Assign Peak Report

Eurofins TestAmerica, Knoxville

Data File:	\\chromna\Knoxville\ChromData\D3D\20190829-12907.b\580-88125-b-20-c_190830082511.d				
Injection Date:	30-Aug-2019 08:25:00	Instrument ID:	D3D		
Lims ID:	580-88125-B-20-C	Lab Sample ID:	140-88125-20		
Client ID:	Q6-0to27-102018				
Operator ID:	Xcalibur_System	ALS Bottle#:	0	Worklist Smp#:	11
Injection Vol:	1.0 ul	Dil. Factor:	1.0000		
Method:	PCBs_D3D	Limit Group:	HR - 1668A - ICAL		
Column:	SPB-Octyl (0.25 mm)	Detector	F2(21.81 :35.54)		

PCB-59/62/75, CAS: STL01807

Signal: 1

Not Detected
Expected RT: 26.26

Processing Integration Results

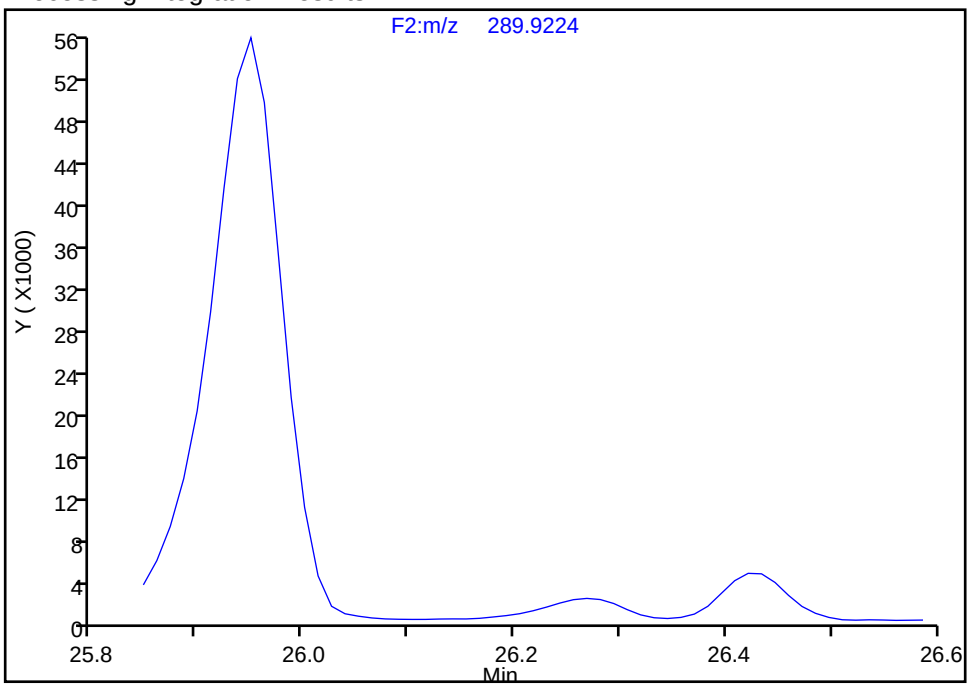

Manual Integration Results

RT: 26.27
Area: 11630
Amount: 1.607164
Amount Units: pg/ul

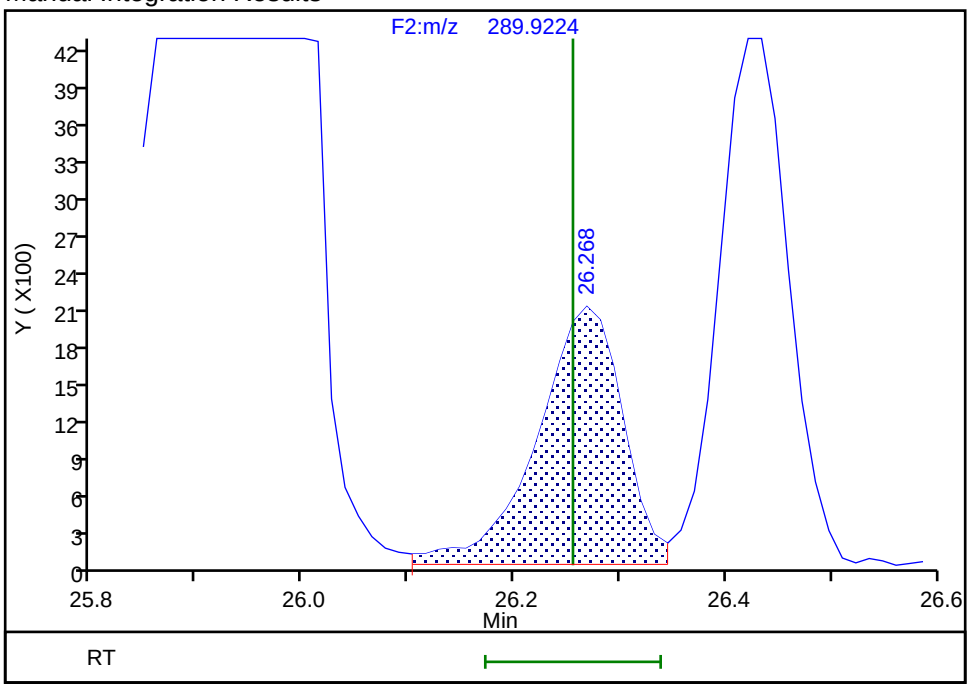

Reviewer: davidsonm, 03-Sep-2019 08:36:09
Audit Action: Assigned Compound ID Audit Reason: Split Peak

Manual Integration/User Assign Peak Report

Eurofins TestAmerica, Knoxville

Data File:	\\chromna\Knoxville\ChromData\D3D\20190829-12907.b\580-88125-b-20-c_190830082511.d				
Injection Date:	30-Aug-2019 08:25:00	Instrument ID:	D3D		
Lims ID:	580-88125-B-20-C	Lab Sample ID:	140-88125-20		
Client ID:	Q6-0to27-102018				
Operator ID:	Xcalibur_System	ALS Bottle#:	0	Worklist Smp#:	11
Injection Vol:	1.0 ul	Dil. Factor:	1.0000		
Method:	PCBs_D3D	Limit Group:	HR - 1668A - ICAL		
Column:	SPB-Octyl (0.25 mm)	Detector	F2(21.81 :35.54)		

PCB-64, CAS: 52663-58-8

Signal: 1

Not Detected
Expected RT: 27.17

Processing Integration Results

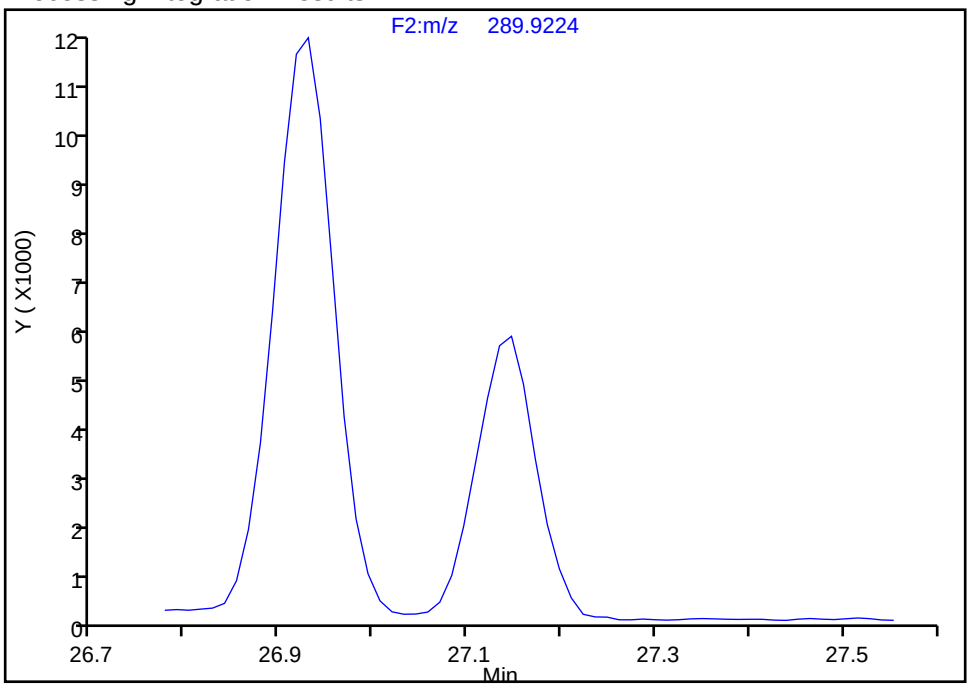

Manual Integration Results

RT: 27.15
Area: 25639
Amount: 3.439648
Amount Units: pg/ul

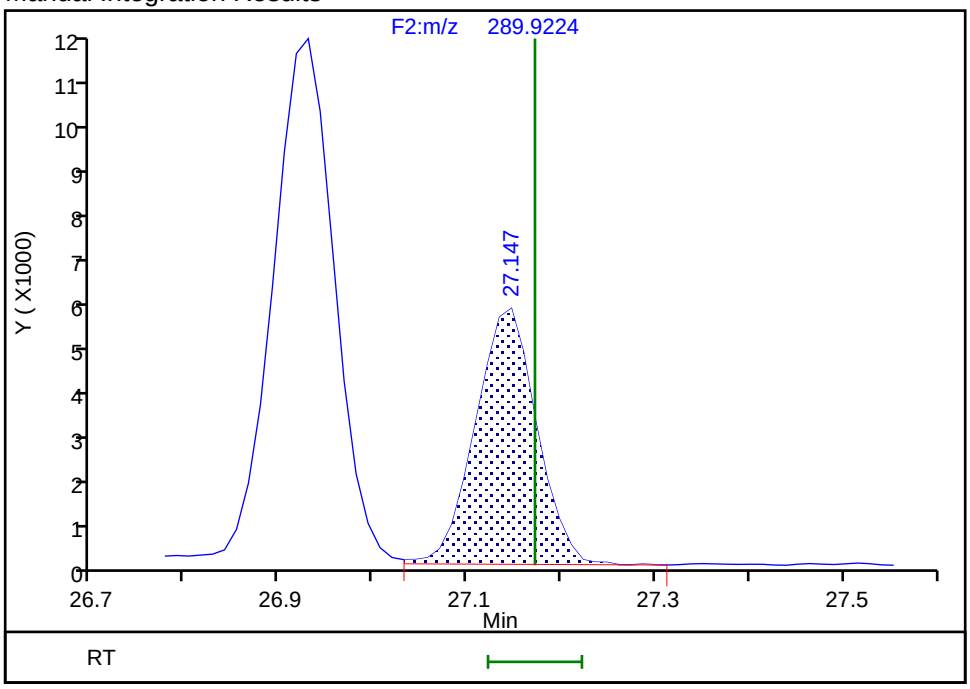

Reviewer: davidsonm, 03-Sep-2019 08:36:16
Audit Action: Assigned Compound ID Audit Reason: Split Peak

Manual Integration/User Assign Peak Report

Eurofins TestAmerica, Knoxville

Data File:	\\chromna\Knoxville\ChromData\D3D\20190829-12907.b\580-88125-b-20-c_190830082511.d				
Injection Date:	30-Aug-2019 08:25:00	Instrument ID:	D3D		
Lims ID:	580-88125-B-20-C	Lab Sample ID:	140-88125-20		
Client ID:	Q6-0to27-102018				
Operator ID:	Xcalibur_System	ALS Bottle#:	0	Worklist Smp#:	11
Injection Vol:	1.0 ul	Dil. Factor:	1.0000		
Method:	PCBs_D3D	Limit Group:	HR - 1668A - ICAL		
Column:	SPB-Octyl (0.25 mm)	Detector	F2(21.81 :35.54)		

PCB-81, CAS: 70362-50-4

Signal: 2

Not Detected
Expected RT: 33.87

Processing Integration Results

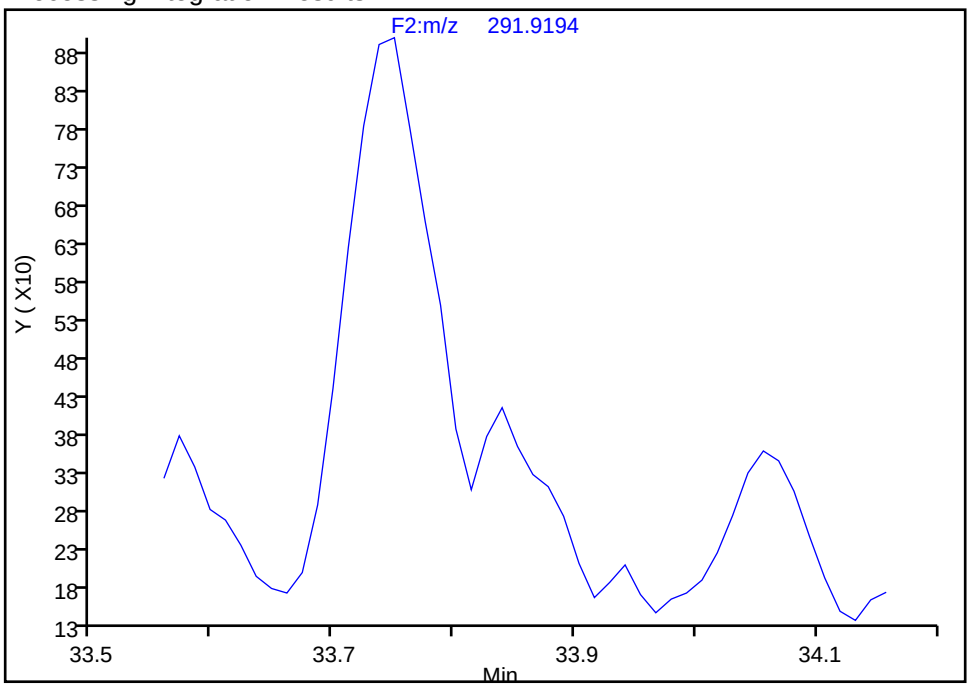

Manual Integration Results

RT: 33.84
Area: 1232
Amount: 0.128950
Amount Units: pg/ul

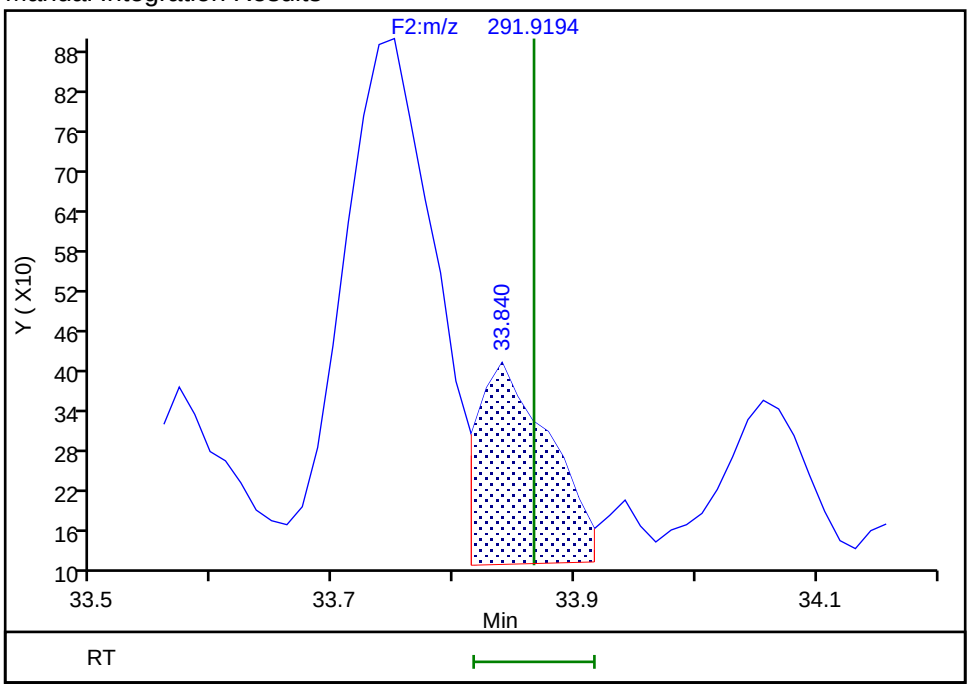

Reviewer: davidsonm, 03-Sep-2019 08:37:32
Audit Action: Manually Integrated Audit Reason: Incomplete Integration

Manual Integration/User Assign Peak Report

Eurofins TestAmerica, Knoxville

Data File:	\\chromna\Knoxville\ChromData\D3D\20190829-12907.b\580-88125-b-20-c_190830082511.d				
Injection Date:	30-Aug-2019 08:25:00	Instrument ID:	D3D		
Lims ID:	580-88125-B-20-C	Lab Sample ID:	140-88125-20		
Client ID:	Q6-0to27-102018				
Operator ID:	Xcalibur_System	ALS Bottle#:	0	Worklist Smp#:	11
Injection Vol:	1.0 ul	Dil. Factor:	1.0000		
Method:	PCBs_D3D	Limit Group:	HR - 1668A - ICAL		
Column:	SPB-Octyl (0.25 mm)	Detector	F2(21.81 :35.54)		

PCB-81, CAS: 70362-50-4

Signal: 1

Not Detected
Expected RT: 33.87

Processing Integration Results

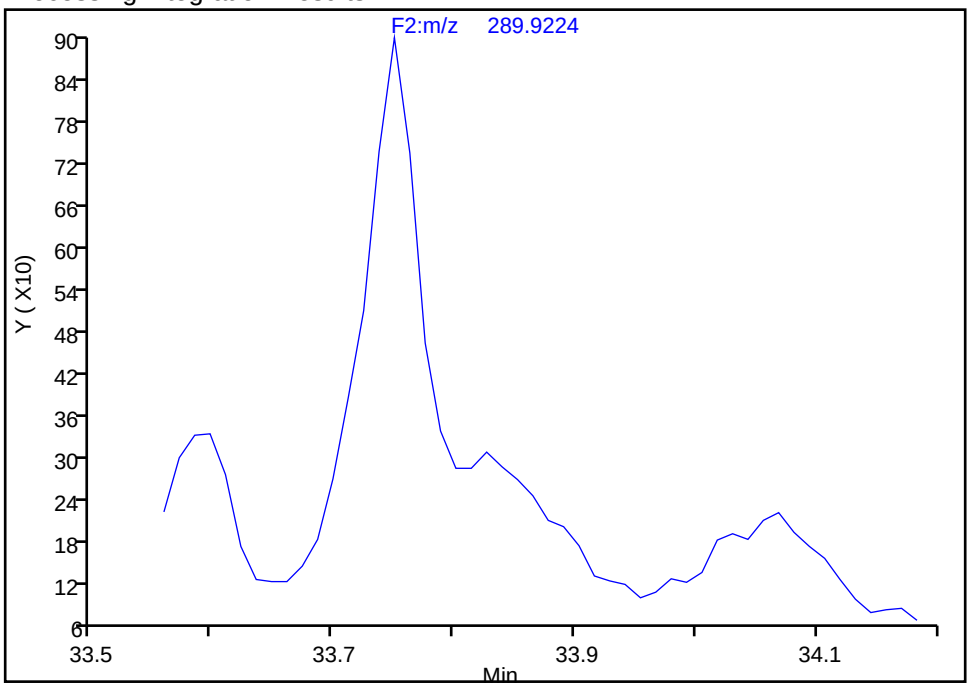

Manual Integration Results

RT: 33.83
Area: 732
Amount: 0.128950
Amount Units: pg/ul

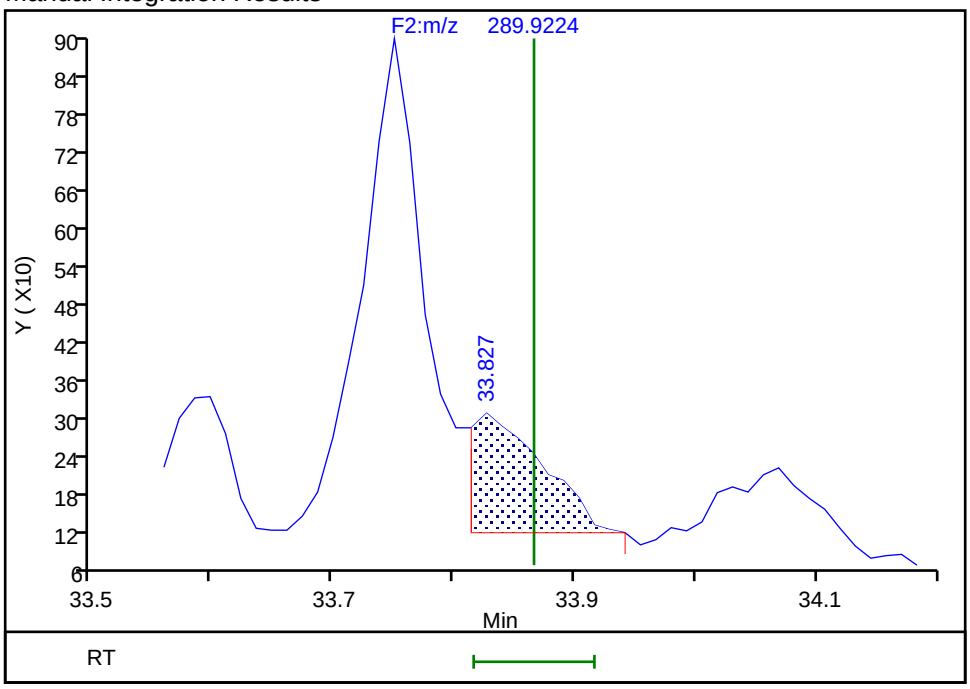

Reviewer: davidsonm, 03-Sep-2019 08:37:32
Audit Action: Manually Integrated Audit Reason: Incomplete Integration

Manual Integration/User Assign Peak Report

Eurofins TestAmerica, Knoxville

Data File:	\\chromna\Knoxville\ChromData\D3D\20190829-12907.b\580-88125-b-20-c_190830082511.d				
Injection Date:	30-Aug-2019 08:25:00	Instrument ID:	D3D		
Lims ID:	580-88125-B-20-C	Lab Sample ID:	140-88125-20		
Client ID:	Q6-0to27-102018				
Operator ID:	Xcalibur_System	ALS Bottle#:	0	Worklist Smp#:	11
Injection Vol:	1.0 ul	Dil. Factor:	1.0000		
Method:	PCBs_D3D	Limit Group:	HR - 1668A - ICAL		
Column:	SPB-Octyl (0.25 mm)	Detector	F2(21.81 :35.54)		

PCB-77, CAS: 32598-13-3

Signal: 2

Processing Integration Results

RT: 34.41
Area: 7828
Amount: 1.068612
Amount Units: pg/ul

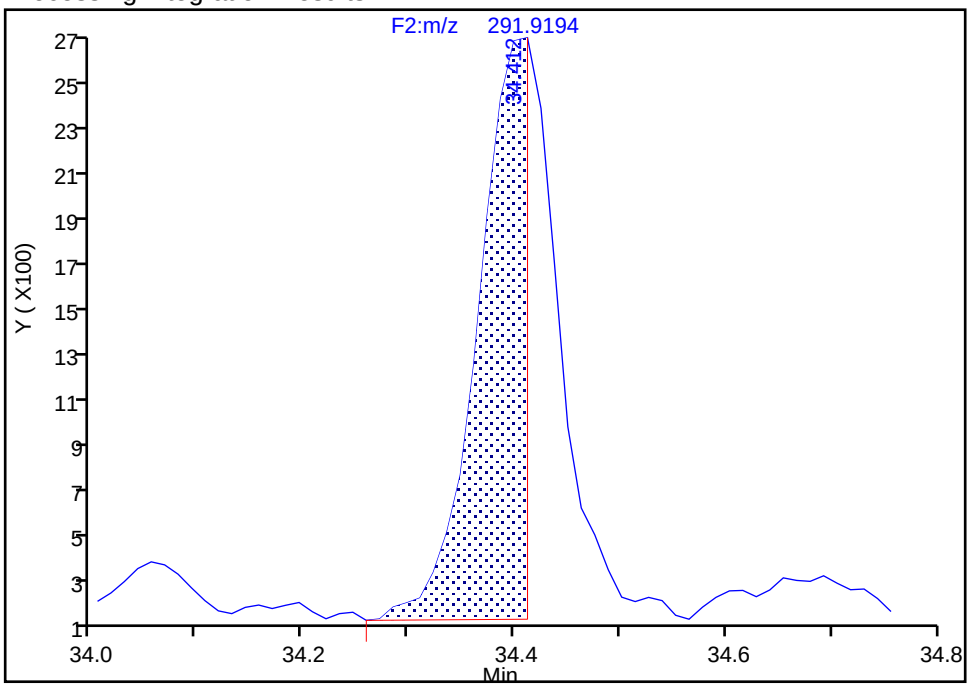

Manual Integration Results

RT: 34.41
Area: 13228
Amount: 1.398725
Amount Units: pg/ul

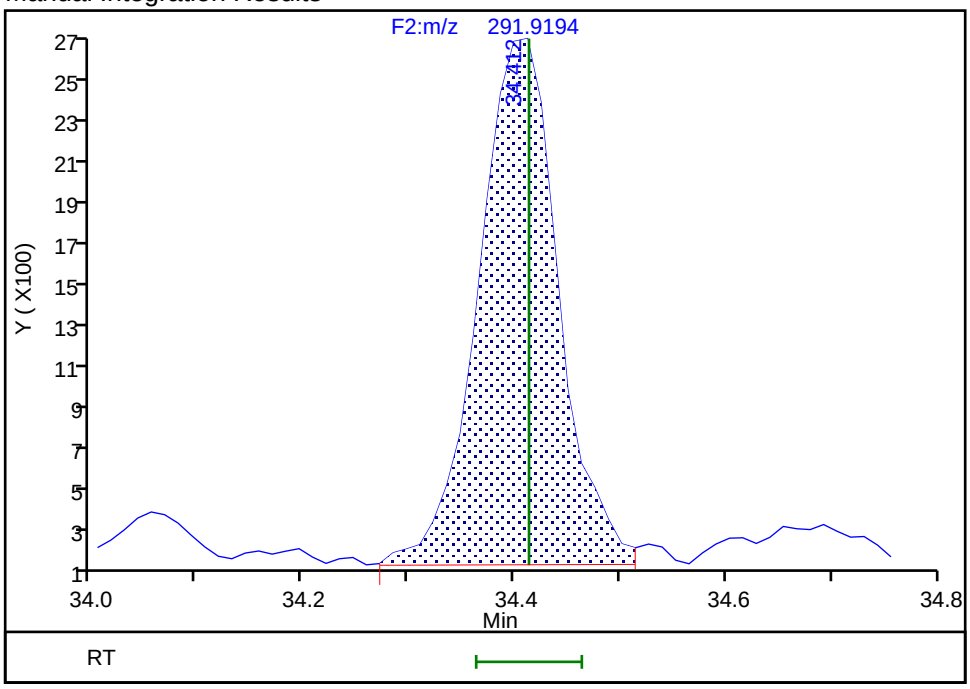

Reviewer: davidsonm, 03-Sep-2019 08:37:55

Audit Action: Split an Integrated Peak Audit Reason: Split Peak

Manual Integration/User Assign Peak Report

Eurofins TestAmerica, Knoxville

Data File:	\\chromna\Knoxville\ChromData\D3D\20190829-12907.b\580-88125-b-20-c_190830082511.d				
Injection Date:	30-Aug-2019 08:25:00	Instrument ID:	D3D		
Lims ID:	580-88125-B-20-C	Lab Sample ID:	140-88125-20		
Client ID:	Q6-0to27-102018				
Operator ID:	Xcalibur_System	ALS Bottle#:	0	Worklist Smp#:	11
Injection Vol:	1.0 ul	Dil. Factor:	1.0000		
Method:	PCBs_D3D	Limit Group:	HR - 1668A - ICAL		
Column:	SPB-Octyl (0.25 mm)	Detector	F2(21.81 :35.54)		

PCB-77, CAS: 32598-13-3

Signal: 1

Processing Integration Results

RT: 34.40
Area: 9497
Amount: 1.068612
Amount Units: pg/ul

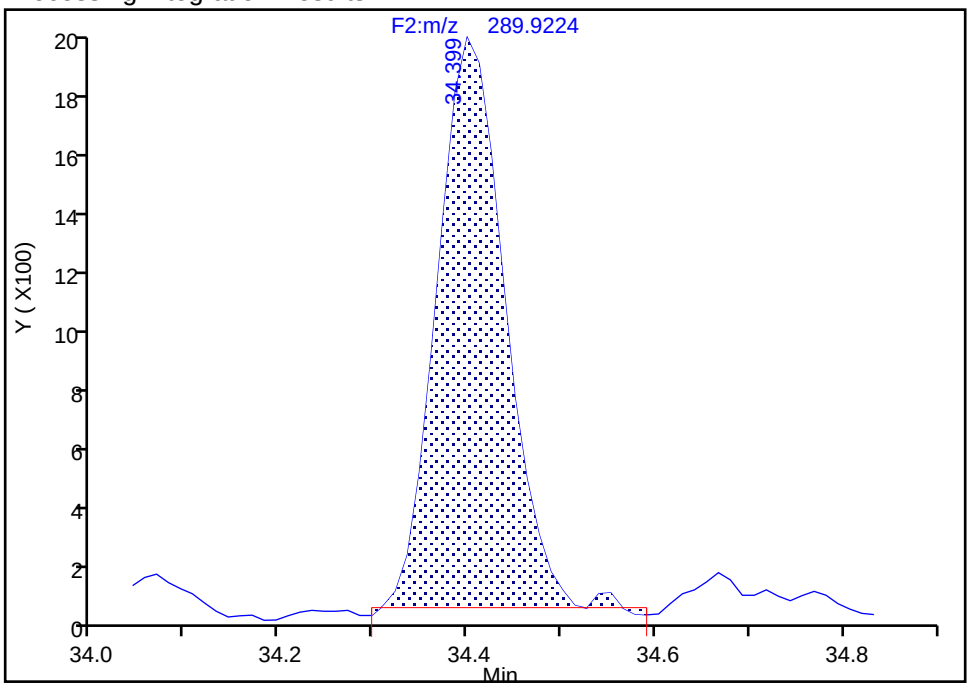

Manual Integration Results

RT: 34.40
Area: 9449
Amount: 1.398725
Amount Units: pg/ul

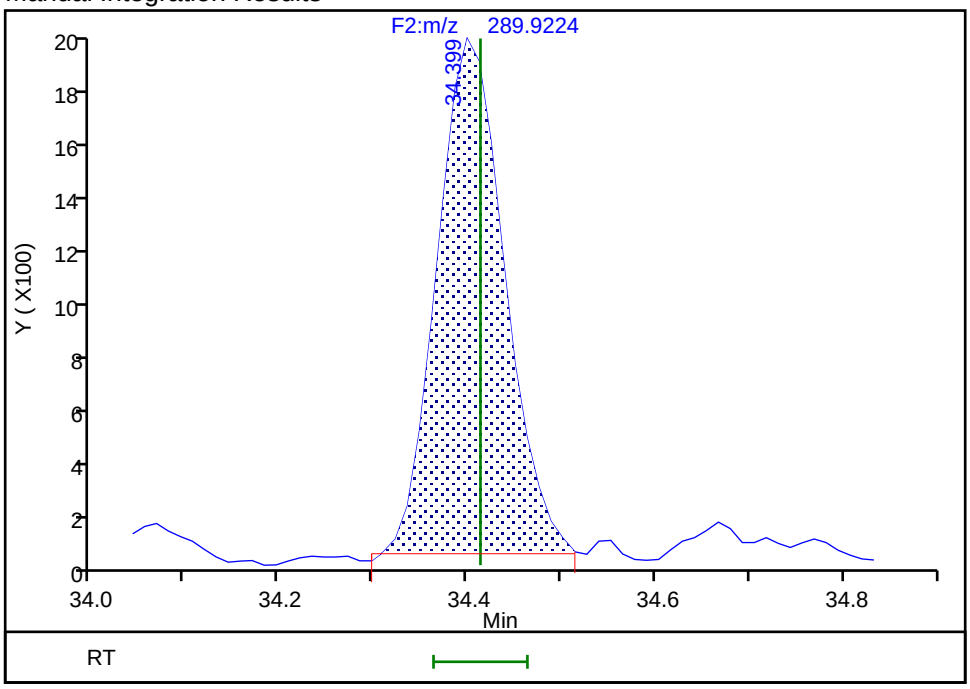

Reviewer: davidsonm, 03-Sep-2019 08:37:57

Audit Action: Split an Integrated Peak Audit Reason: Split Peak

Eurofins TestAmerica, Knoxville

Data File:	\\chromna\Knoxville\ChromData\D3D\20190829-12907.b\580-88125-b-20-c_190830082511.d		
Injection Date:	30-Aug-2019 08:25:00	Injection Vol:	1.0 ul
Instrument ID:	D3D	Operator ID:	Xcalibur_System
Method:	PCBs_D3D	Limit Group:	HR - 1668A - ICAL
Client ID:	Q6-0to27-102018		
Worklist#:	33148	Sample Line#:	11
Column Type:	SPB-Octyl	Column Dia:	0.25 mm

PePCB F2

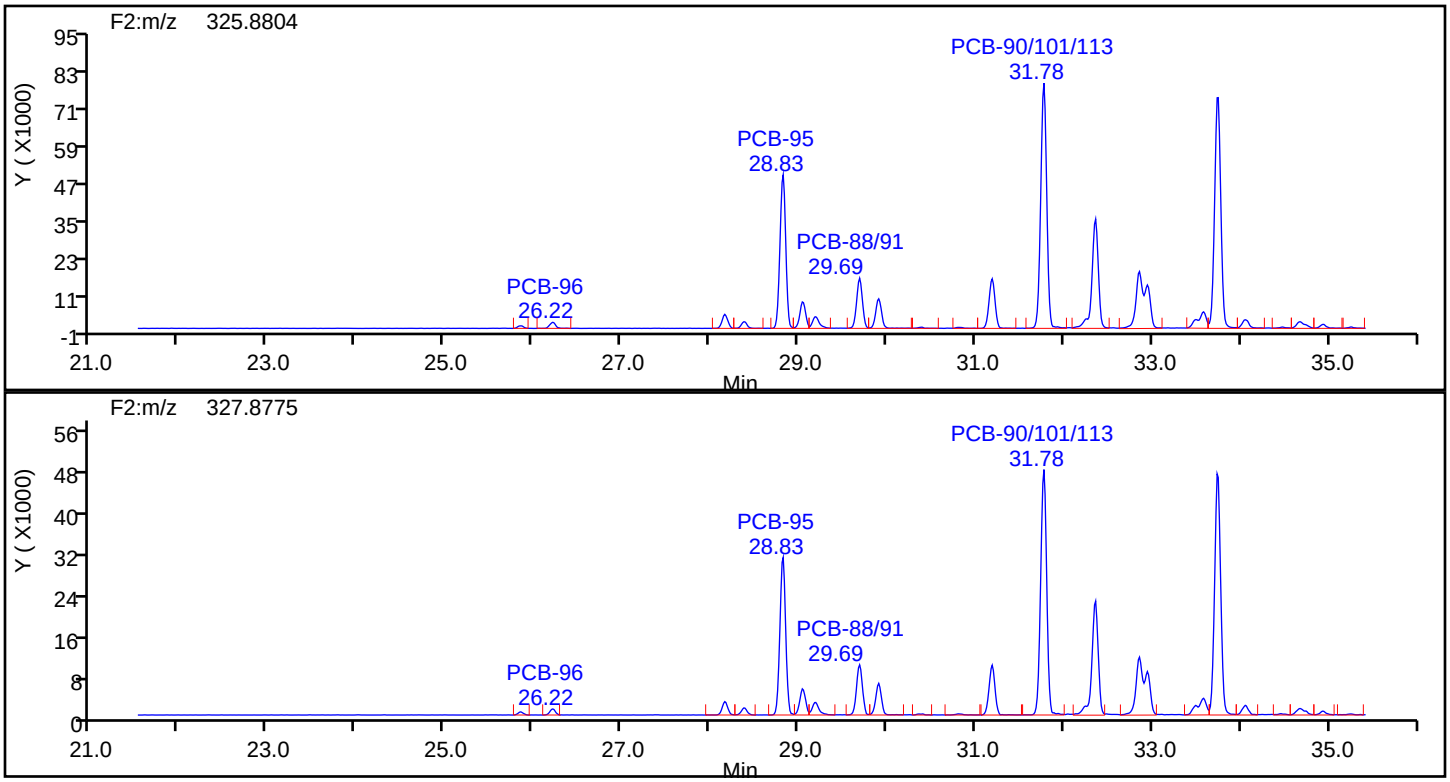

PePCB F2 Standards

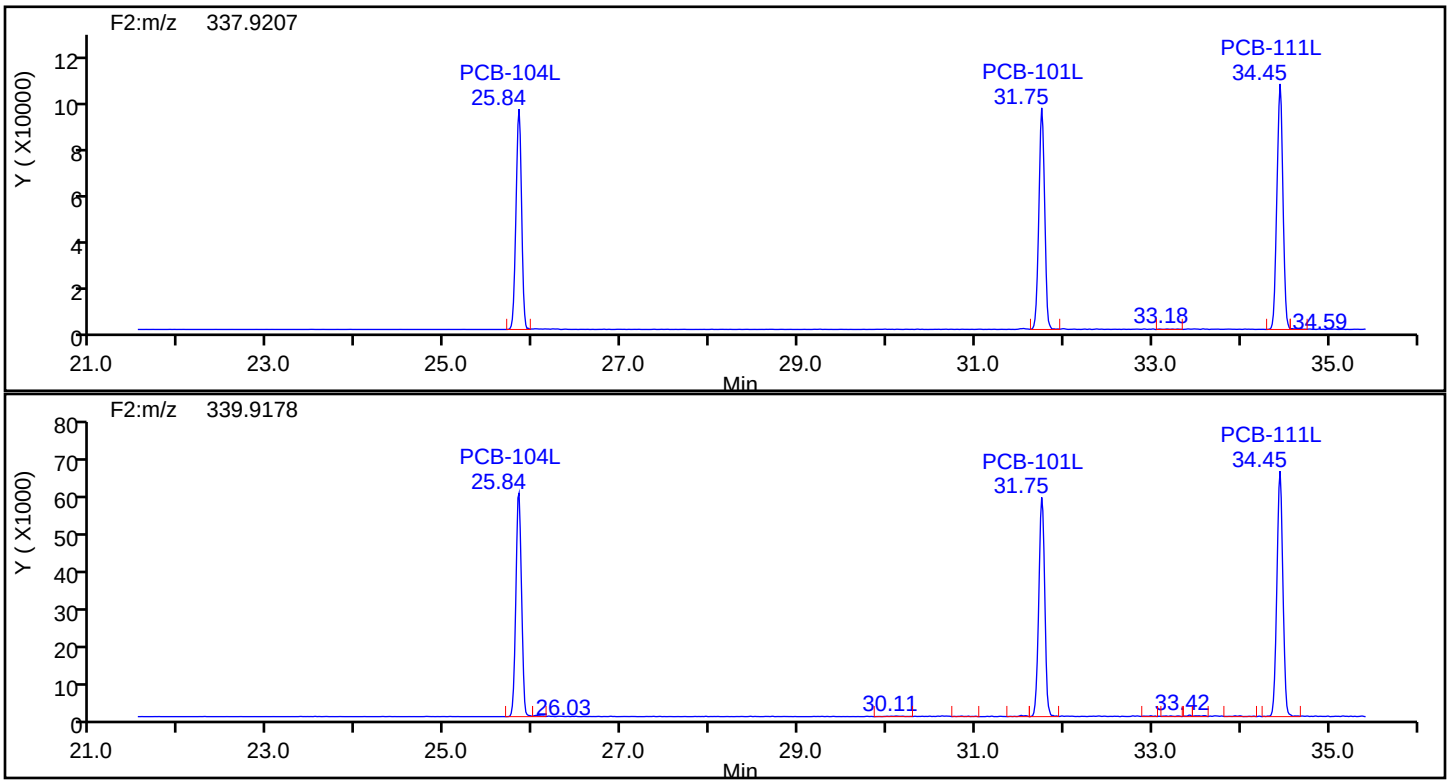

Eurofins TestAmerica, Knoxville

Data File:	\\chromna\Knoxville\ChromData\D3D\20190829-12907.b\580-88125-b-20-c_190830082511.d		
Injection Date:	30-Aug-2019 08:25:00	Injection Vol:	1.0 ul
Instrument ID:	D3D	Operator ID:	Xcalibur_System
Method:	PCBs_D3D	Limit Group:	HR - 1668A - ICAL
Client ID:	Q6-0to27-102018		
Worklist#:	33148	Sample Line#:	11
Column Type:	SPB-Octyl	Column Dia:	0.25 mm

PePCB F2

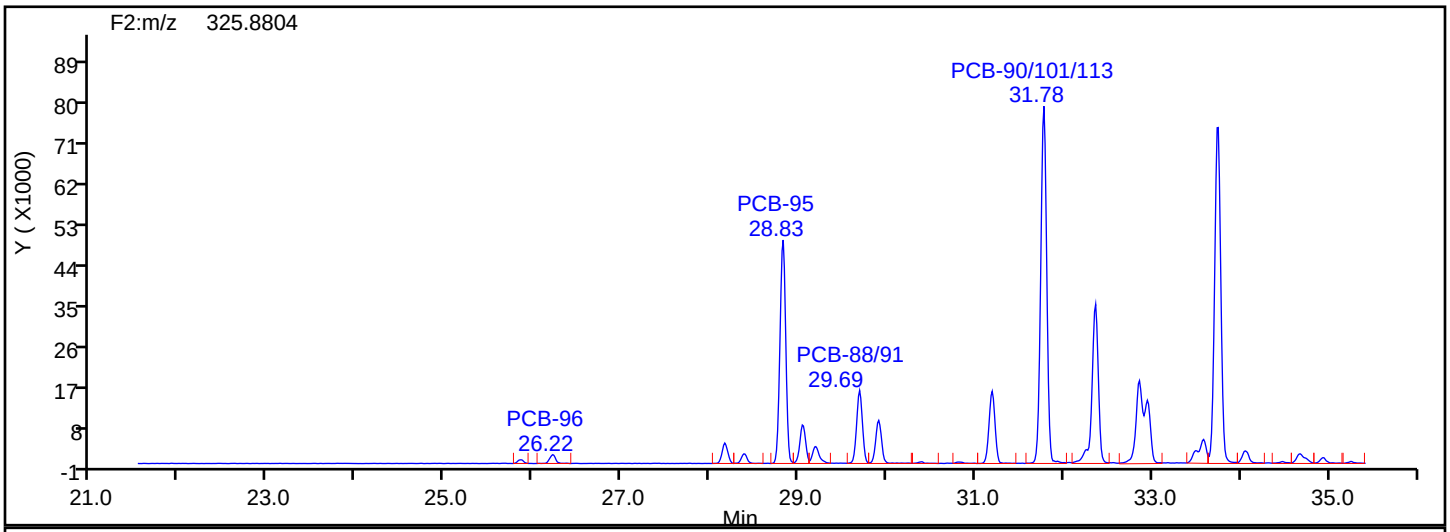

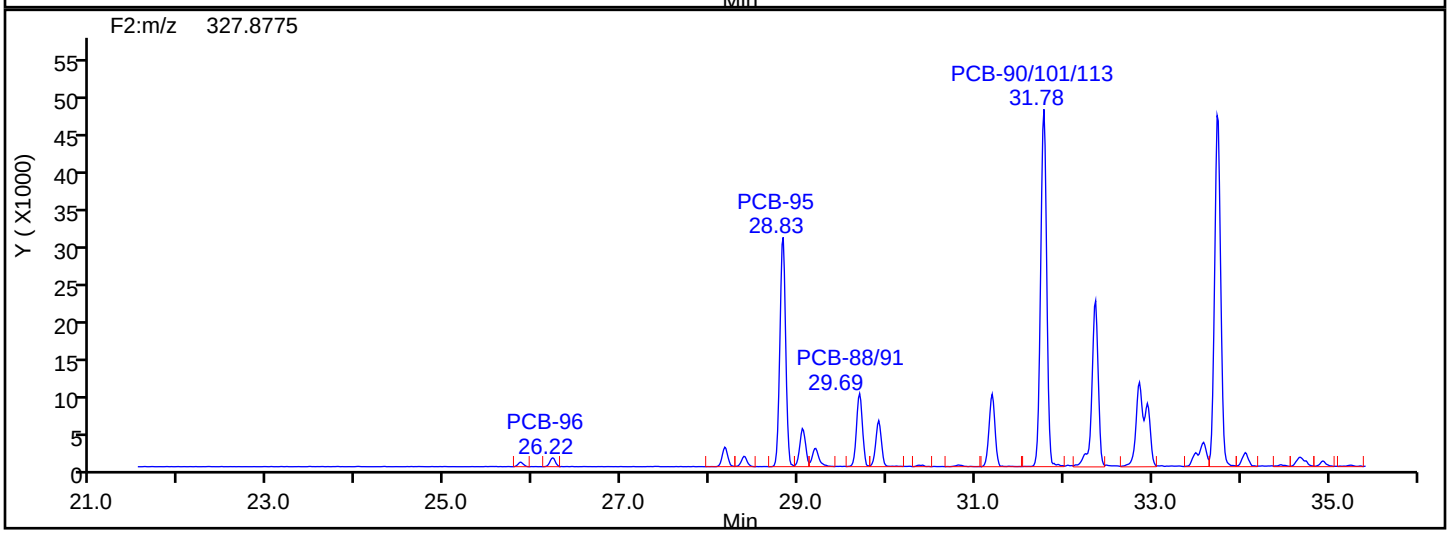

PePCB F2 Lock Mass

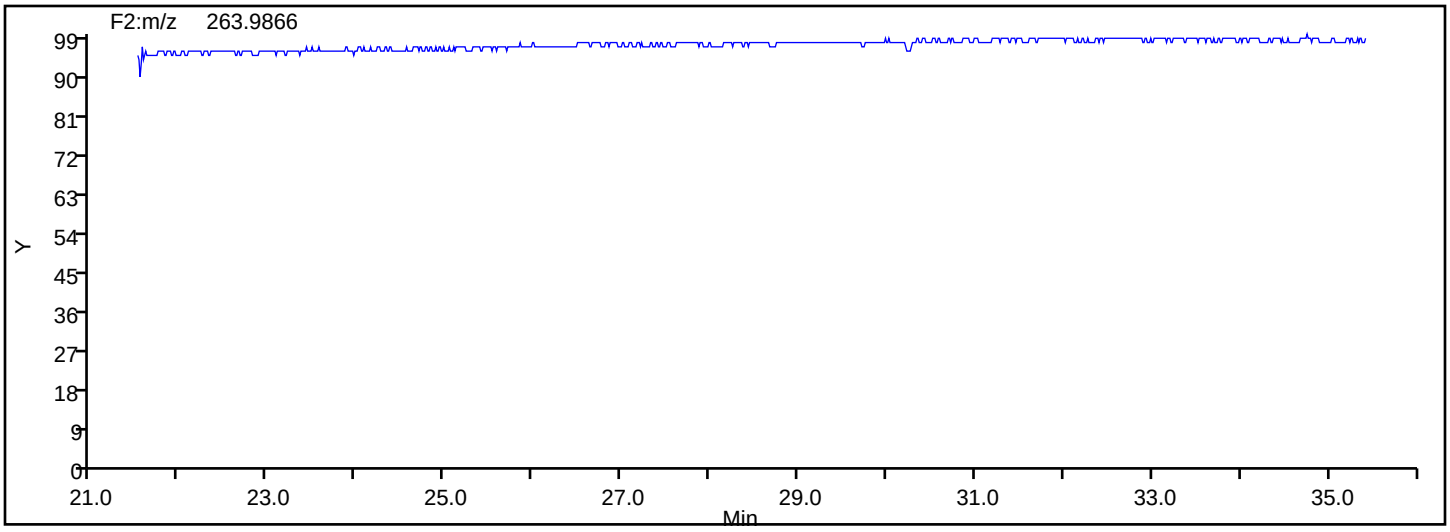

Manual Integration/User Assign Peak Report

Eurofins TestAmerica, Knoxville

Data File:	\\chromna\Knoxville\ChromData\D3D\20190829-12907.b\580-88125-b-20-c_190830082511.d				
Injection Date:	30-Aug-2019 08:25:00	Instrument ID:	D3D		
Lims ID:	580-88125-B-20-C	Lab Sample ID:	140-88125-20		
Client ID:	Q6-0to27-102018				
Operator ID:	Xcalibur_System	ALS Bottle#:	0	Worklist Smp#:	11
Injection Vol:	1.0 ul	Dil. Factor:	1.0000		
Method:	PCBs_D3D	Limit Group:	HR - 1668A - ICAL		
Column:	SPB-Octyl (0.25 mm)	Detector	F2(21.81 :35.54)		

PCB-83/99, CAS: STL01809

Signal: 1

Processing Integration Results

RT: 32.36
Area: 166824
Amount: 42.049241
Amount Units: pg/ul

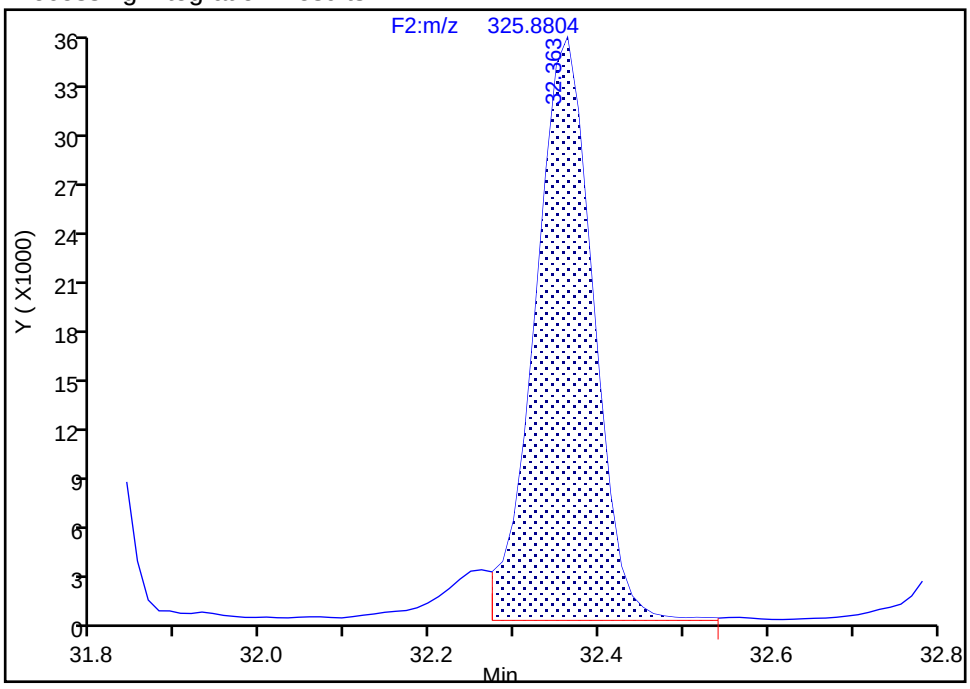

Manual Integration Results

RT: 32.36
Area: 180141
Amount: 44.092188
Amount Units: pg/ul

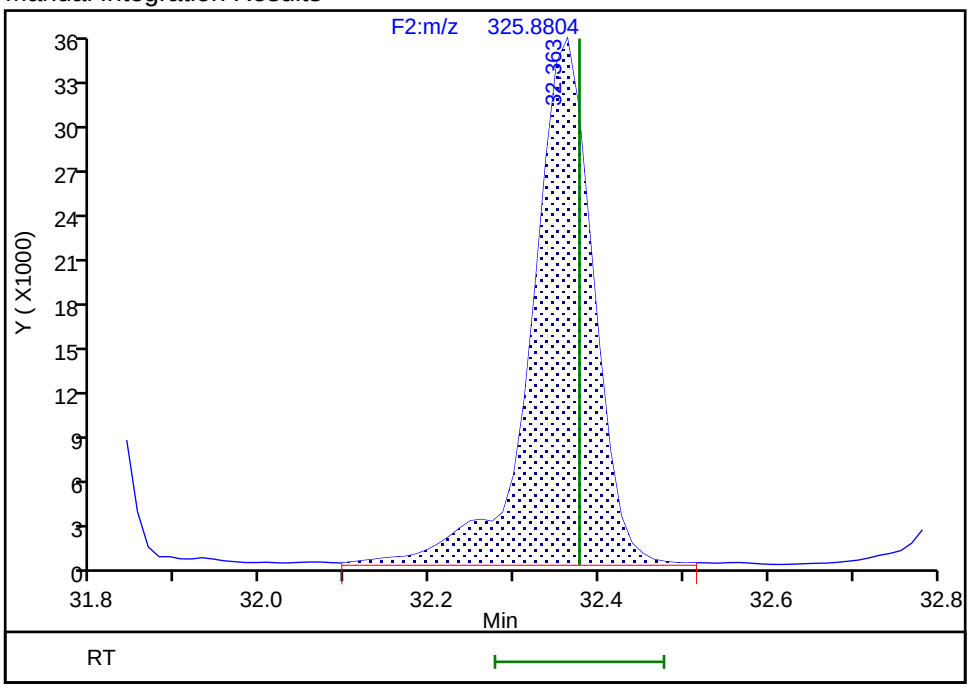

Reviewer: davidsonm, 03-Sep-2019 08:38:38

Audit Action: Manually Integrated Audit Reason: Incomplete Integration

Manual Integration/User Assign Peak Report

Eurofins TestAmerica, Knoxville

Data File:	\\chromna\Knoxville\ChromData\D3D\20190829-12907.b\580-88125-b-20-c_190830082511.d				
Injection Date:	30-Aug-2019 08:25:00	Instrument ID:	D3D		
Lims ID:	580-88125-B-20-C	Lab Sample ID:	140-88125-20		
Client ID:	Q6-0to27-102018				
Operator ID:	Xcalibur_System	ALS Bottle#:	0	Worklist Smp#:	11
Injection Vol:	1.0 ul	Dil. Factor:	1.0000		
Method:	PCBs_D3D	Limit Group:	HR - 1668A - ICAL		
Column:	SPB-Octyl (0.25 mm)	Detector	F2(21.81 :35.54)		

PCB-83/99, CAS: STL01809

Signal: 2

Processing Integration Results

RT: 32.36
Area: 107275
Amount: 42.049241
Amount Units: pg/ul

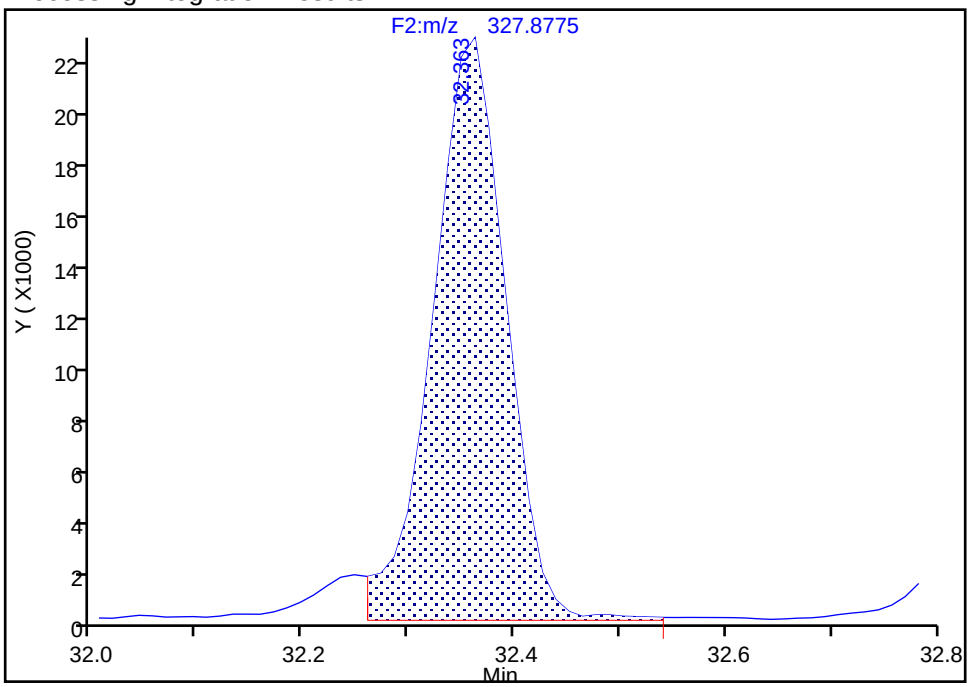

Manual Integration Results

RT: 32.36
Area: 107275
Amount: 44.092188
Amount Units: pg/ul

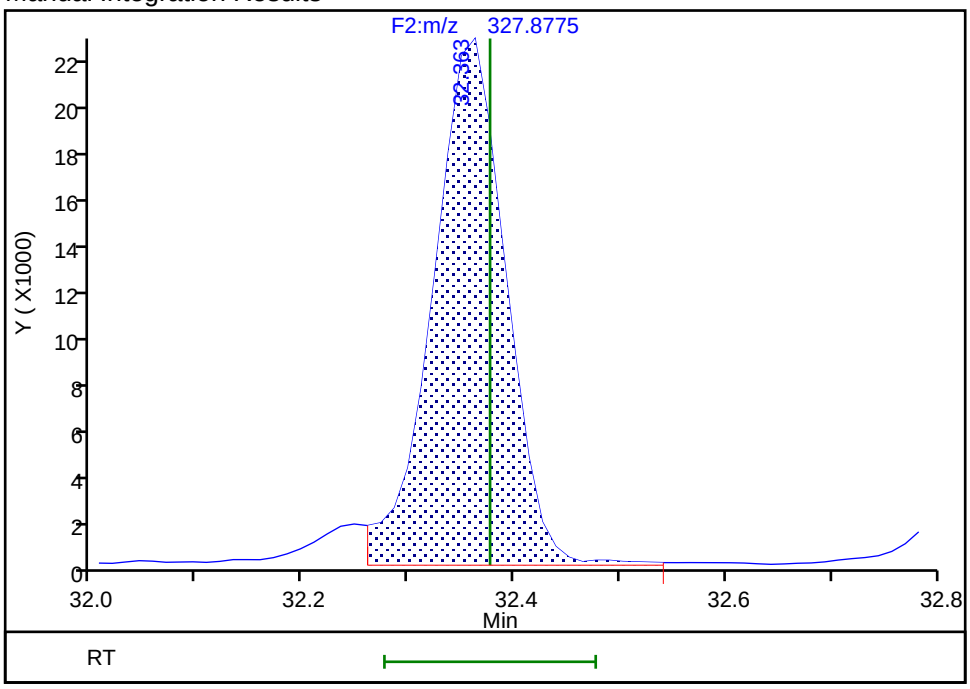

Reviewer: davidsonm, 03-Sep-2019 08:38:50

Audit Action: Manually Integrated Audit Reason: Incomplete Integration

Manual Integration/User Assign Peak Report

Eurofins TestAmerica, Knoxville

Data File:	\\chromna\Knoxville\ChromData\D3D\20190829-12907.b\580-88125-b-20-c_190830082511.d				
Injection Date:	30-Aug-2019 08:25:00	Instrument ID:	D3D		
Lims ID:	580-88125-B-20-C	Lab Sample ID:	140-88125-20		
Client ID:	Q6-0to27-102018				
Operator ID:	Xcalibur_System	ALS Bottle#:	0	Worklist Smp#:	11
Injection Vol:	1.0 ul	Dil. Factor:	1.0000		
Method:	PCBs_D3D	Limit Group:	HR - 1668A - ICAL		
Column:	SPB-Octyl (0.25 mm)	Detector	F2(21.81 :35.54)		

PCB-86/87/97/109/119/125, CAS: STL02295

Signal: 1

Processing Integration Results

RT: 32.86
Area: 94557
Amount: 18.377503
Amount Units: pg/ul

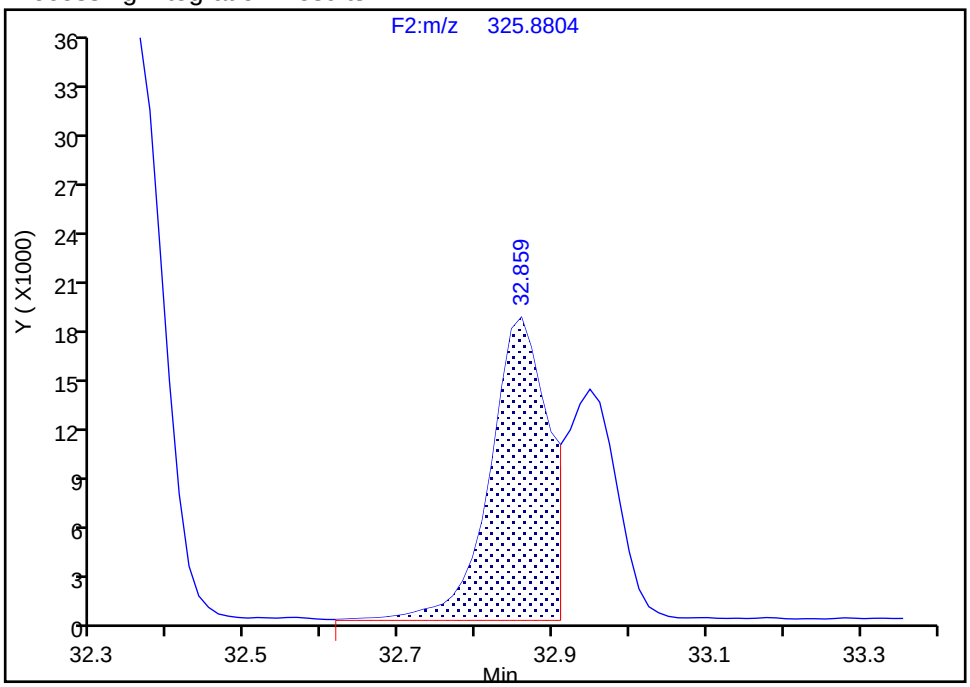

Manual Integration Results

RT: 32.86
Area: 159303
Amount: 30.746144
Amount Units: pg/ul

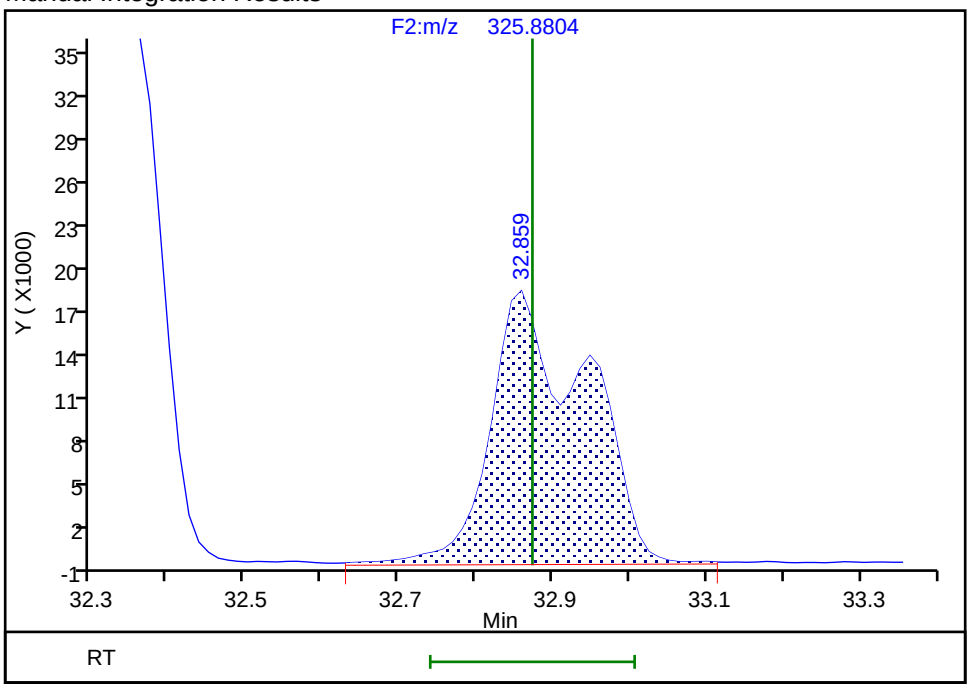

Reviewer: davidsonm, 03-Sep-2019 08:39:02

Audit Action: Manually Integrated Audit Reason: Incomplete Integration

Manual Integration/User Assign Peak Report

Eurofins TestAmerica, Knoxville

Data File:	\\chromna\Knoxville\ChromData\D3D\20190829-12907.b\580-88125-b-20-c_190830082511.d				
Injection Date:	30-Aug-2019 08:25:00	Instrument ID:	D3D		
Lims ID:	580-88125-B-20-C	Lab Sample ID:	140-88125-20		
Client ID:	Q6-0to27-102018				
Operator ID:	Xcalibur_System	ALS Bottle#:	0	Worklist Smp#:	11
Injection Vol:	1.0 ul	Dil. Factor:	1.0000		
Method:	PCBs_D3D	Limit Group:	HR - 1668A - ICAL		
Column:	SPB-Octyl (0.25 mm)	Detector	F2(21.81 :35.54)		

PCB-86/87/97/109/119/125, CAS: STL02295

Signal: 2

Processing Integration Results

RT: 32.86
Area: 57944
Amount: 18.377503
Amount Units: pg/ul

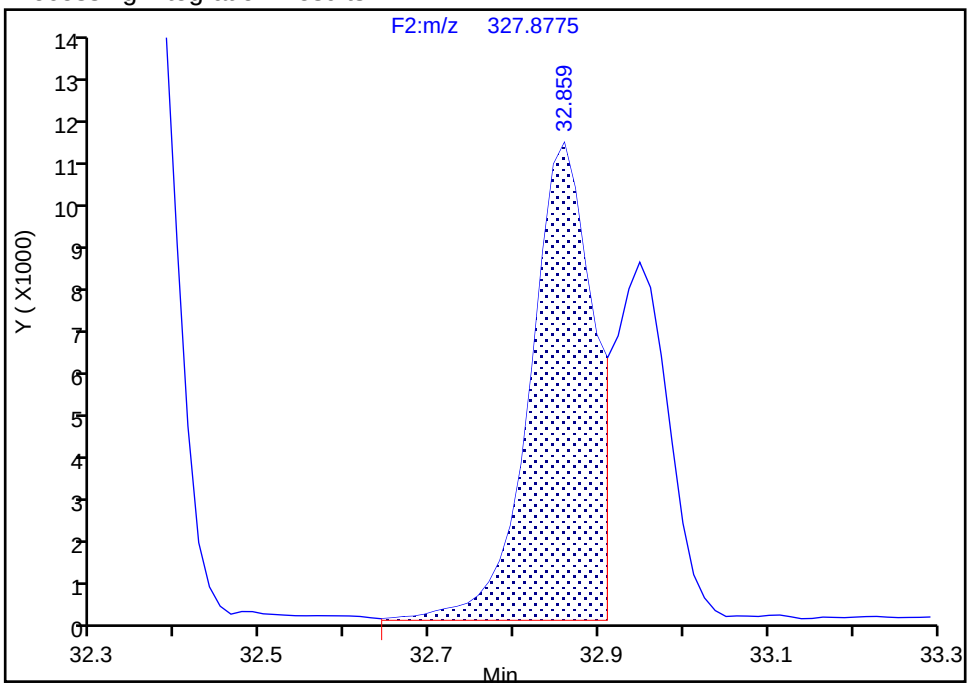

Manual Integration Results

RT: 32.86
Area: 95836
Amount: 30.746144
Amount Units: pg/ul

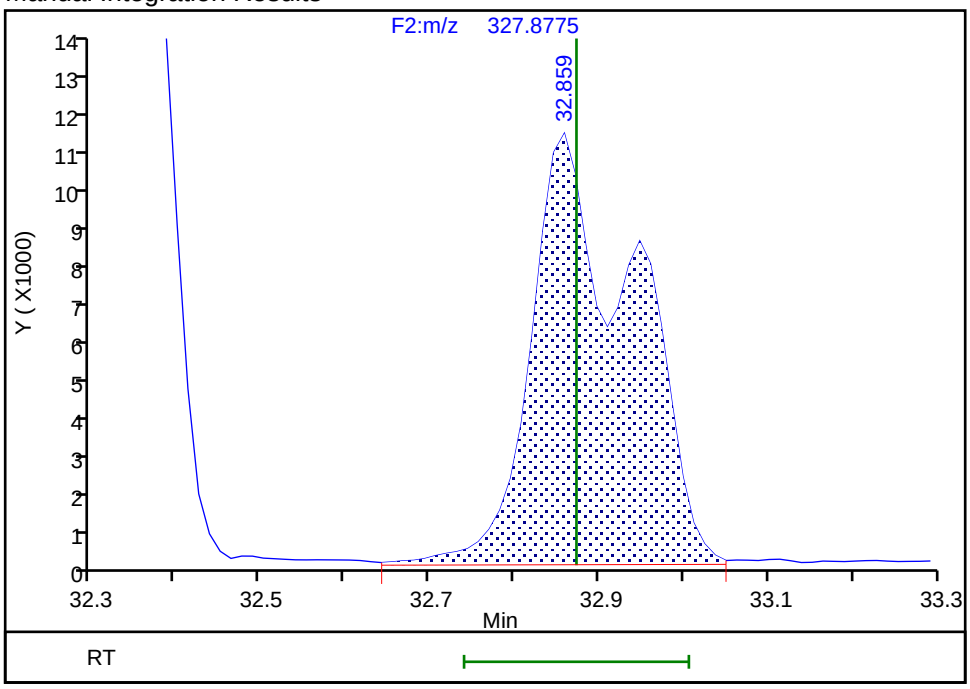

Reviewer: davidsonm, 03-Sep-2019 08:39:08

Audit Action: Manually Integrated Audit Reason: Incomplete Integration

Manual Integration/User Assign Peak Report

Eurofins TestAmerica, Knoxville

Data File:	\\chromna\Knoxville\ChromData\D3D\20190829-12907.b\580-88125-b-20-c_190830082511.d				
Injection Date:	30-Aug-2019 08:25:00	Instrument ID:	D3D		
Lims ID:	580-88125-B-20-C	Lab Sample ID:	140-88125-20		
Client ID:	Q6-0to27-102018				
Operator ID:	Xcalibur_System	ALS Bottle#:	0	Worklist Smp#:	11
Injection Vol:	1.0 ul	Dil. Factor:	1.0000		
Method:	PCBs_D3D	Limit Group:	HR - 1668A - ICAL		
Column:	SPB-Octyl (0.25 mm)	Detector	F2(21.81 :35.54)		

PCB-85/116/117, CAS: STL01810

Signal: 1

Processing Integration Results

RT: 33.50
Area: 11876
Amount: 2.326059
Amount Units: pg/ul

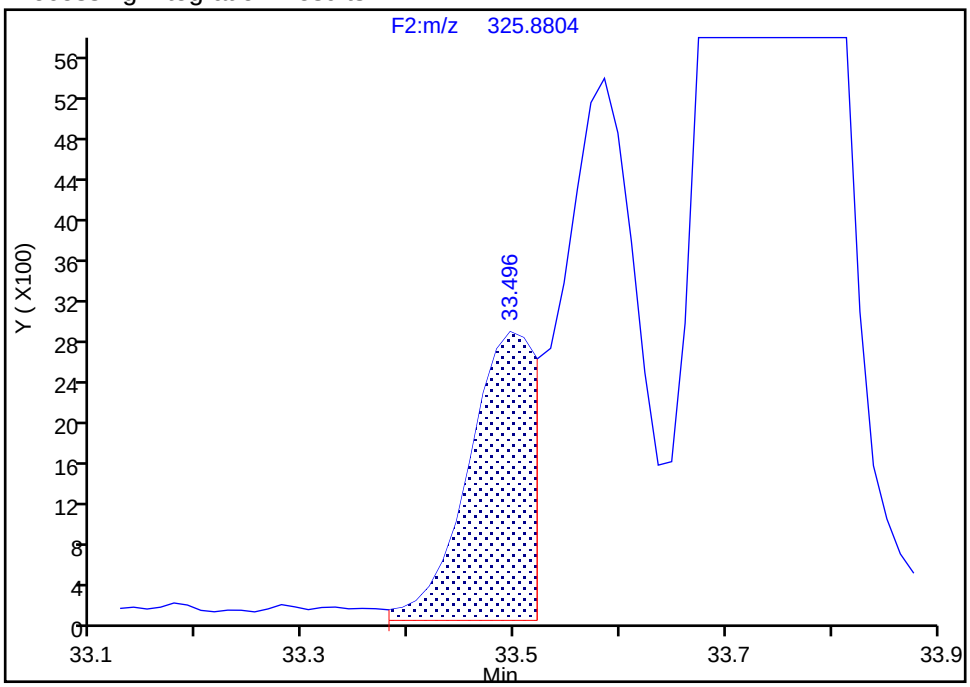

Manual Integration Results

RT: 33.59
Area: 36607
Amount: 7.253754
Amount Units: pg/ul

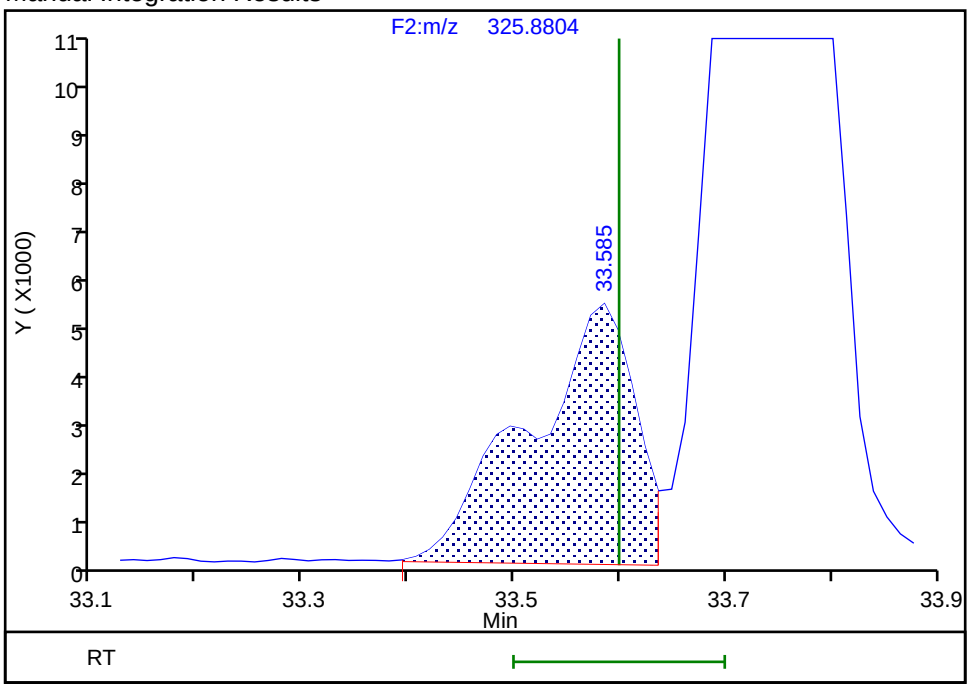

Reviewer: davidsonm, 03-Sep-2019 08:39:24

Audit Action: Manually Integrated Audit Reason: Incomplete Integration

Manual Integration/User Assign Peak Report

Eurofins TestAmerica, Knoxville

Data File:	\\chromna\Knoxville\ChromData\D3D\20190829-12907.b\580-88125-b-20-c_190830082511.d				
Injection Date:	30-Aug-2019 08:25:00	Instrument ID:	D3D		
Lims ID:	580-88125-B-20-C	Lab Sample ID:	140-88125-20		
Client ID:	Q6-0to27-102018				
Operator ID:	Xcalibur_System	ALS Bottle#:	0	Worklist Smp#:	11
Injection Vol:	1.0 ul	Dil. Factor:	1.0000		
Method:	PCBs_D3D	Limit Group:	HR - 1668A - ICAL		
Column:	SPB-Octyl (0.25 mm)	Detector	F2(21.81 :35.54)		

PCB-85/116/117, CAS: STL01810

Signal: 2

Processing Integration Results

RT: 33.50
Area: 7698
Amount: 2.326059
Amount Units: pg/ul

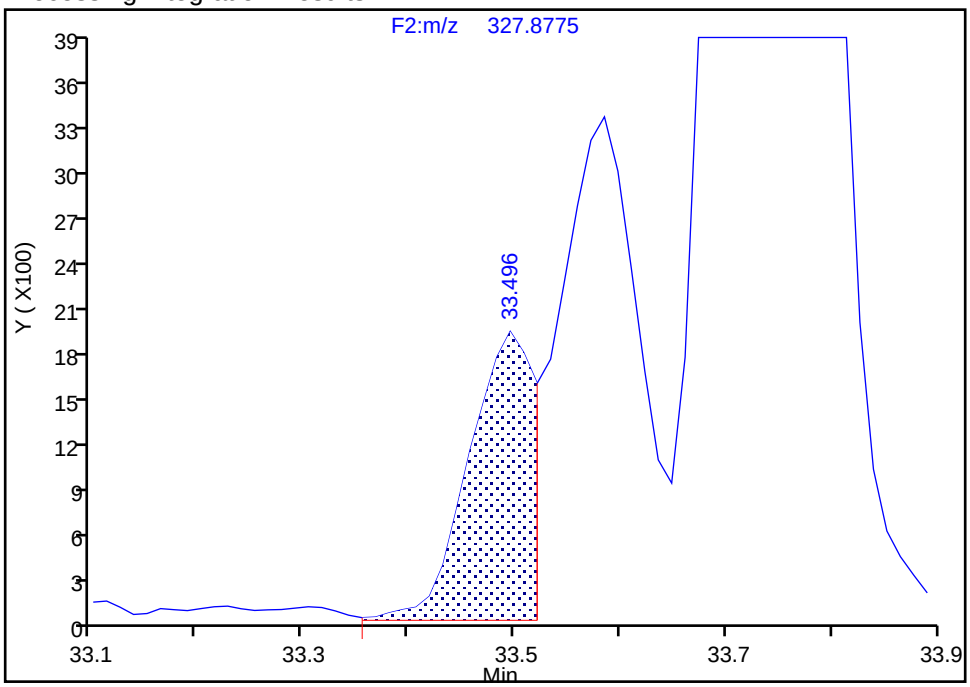

Manual Integration Results

RT: 33.59
Area: 24434
Amount: 7.253754
Amount Units: pg/ul

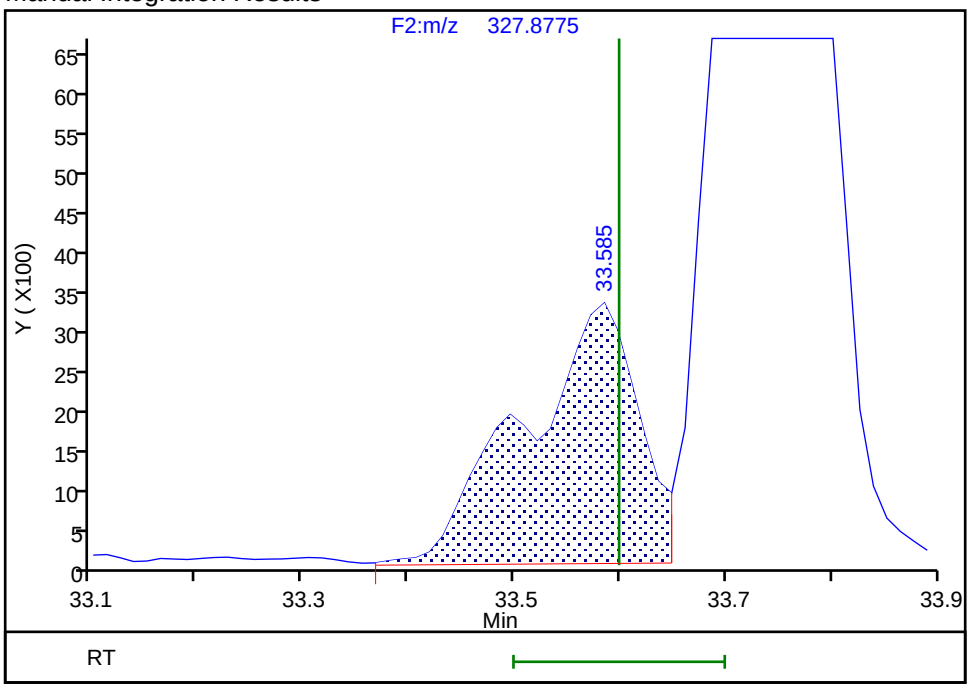

Reviewer: davidsonm, 03-Sep-2019 08:39:33
Audit Action: Manually Integrated Audit Reason: Incomplete Integration

Manual Integration/User Assign Peak Report

Eurofins TestAmerica, Knoxville

Data File:	\\chromna\Knoxville\ChromData\D3D\20190829-12907.b\580-88125-b-20-c_190830082511.d				
Injection Date:	30-Aug-2019 08:25:00	Instrument ID:	D3D		
Lims ID:	580-88125-B-20-C	Lab Sample ID:	140-88125-20		
Client ID:	Q6-0to27-102018				
Operator ID:	Xcalibur_System	ALS Bottle#:	0	Worklist Smp#:	11
Injection Vol:	1.0 ul	Dil. Factor:	1.0000		
Method:	PCBs_D3D	Limit Group:	HR - 1668A - ICAL		
Column:	SPB-Octyl (0.25 mm)	Detector	F2(21.81 :35.54)		

PCB-111, CAS: 39635-32-0

Signal: 1

Not Detected
Expected RT: 34.49

Processing Integration Results

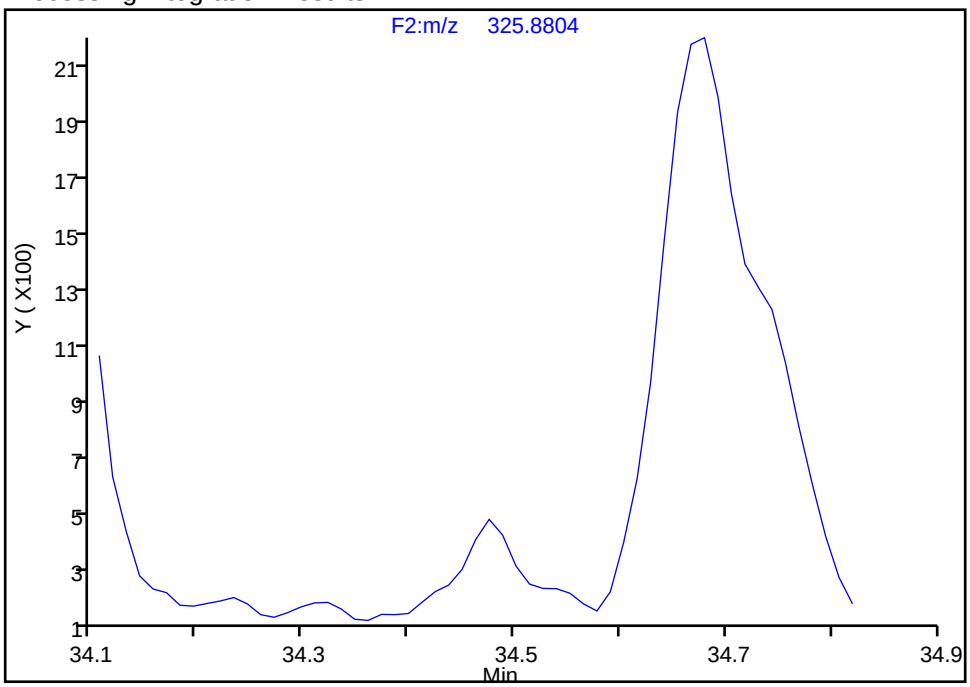

Manual Integration Results

RT: 34.48
Area: 2561
Amount: 0.415075
Amount Units: pg/ul

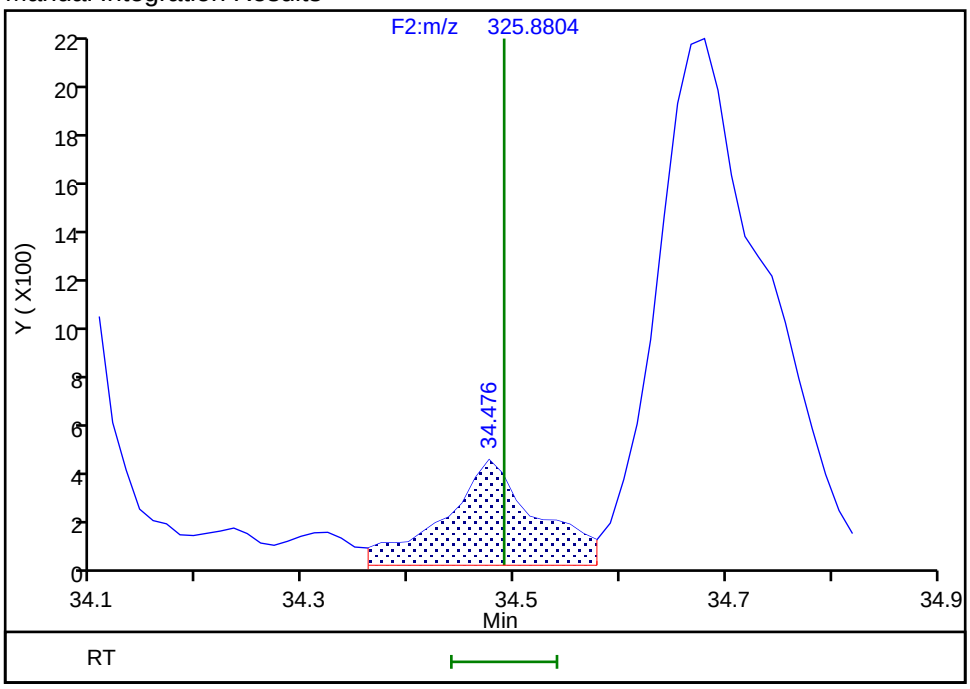

Reviewer: davidsonm, 03-Sep-2019 08:39:41
Audit Action: Assigned Compound ID Audit Reason: Incomplete Integration

Manual Integration/User Assign Peak Report

Eurofins TestAmerica, Knoxville

Data File:	\\chromna\Knoxville\ChromData\D3D\20190829-12907.b\580-88125-b-20-c_190830082511.d				
Injection Date:	30-Aug-2019 08:25:00	Instrument ID:	D3D		
Lims ID:	580-88125-B-20-C	Lab Sample ID:	140-88125-20		
Client ID:	Q6-0to27-102018				
Operator ID:	Xcalibur_System	ALS Bottle#:	0	Worklist Smp#:	11
Injection Vol:	1.0 ul	Dil. Factor:	1.0000		
Method:	PCBs_D3D	Limit Group:	HR - 1668A - ICAL		
Column:	SPB-Octyl (0.25 mm)	Detector	F2(21.81 :35.54)		

PCB-120, CAS: 68194-12-7

Signal: 1

Not Detected
Expected RT: 34.95

Processing Integration Results

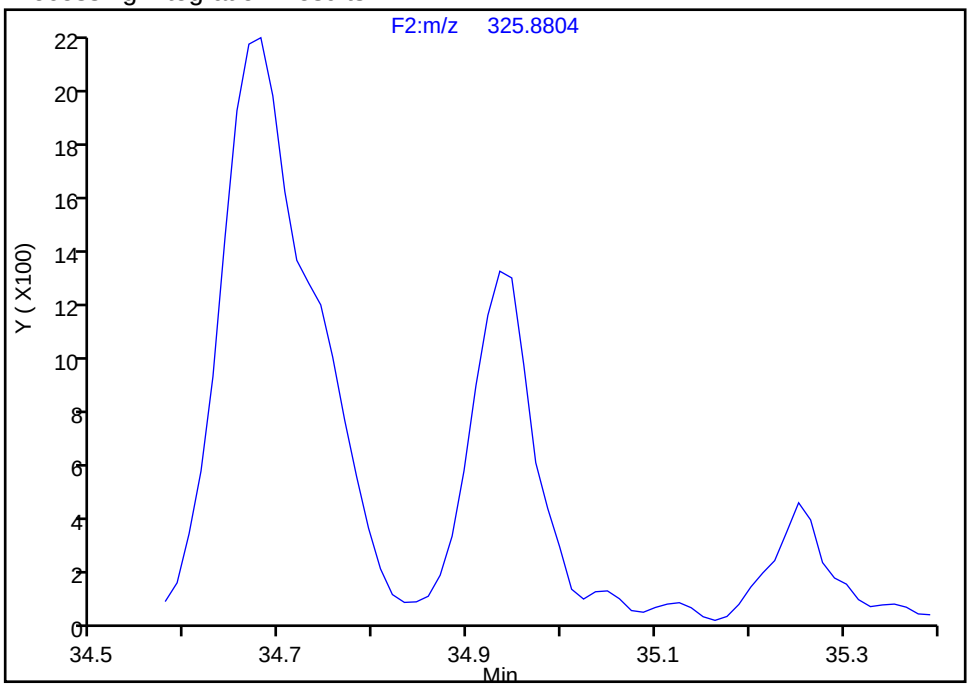

Manual Integration Results

RT: 34.93
Area: 7123
Amount: 1.066581
Amount Units: pg/ul

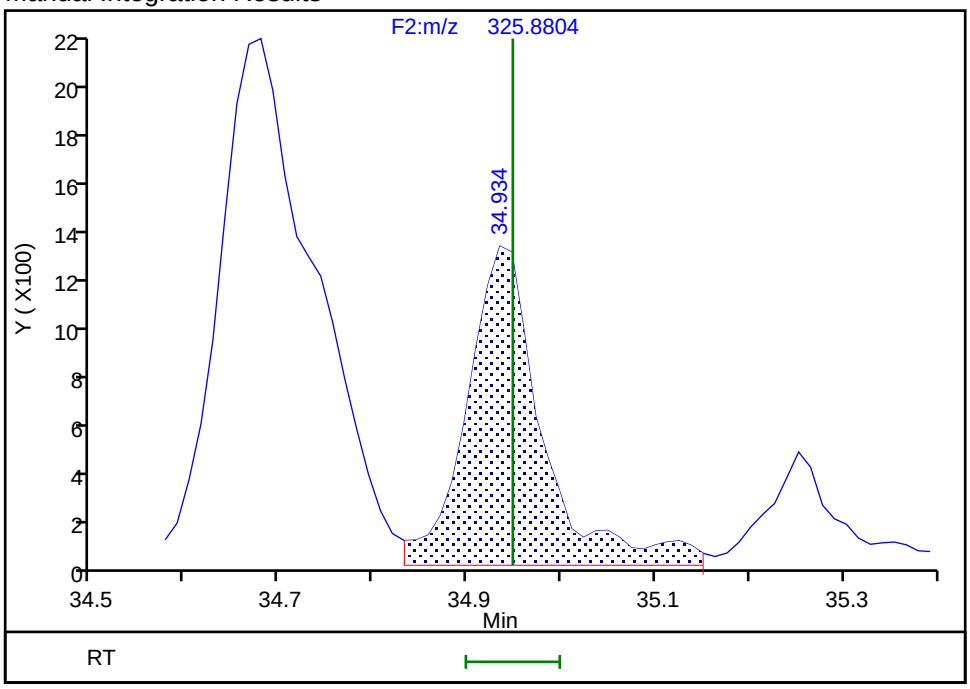

Reviewer: davidsonm, 03-Sep-2019 08:39:45
Audit Action: Assigned Compound ID Audit Reason: Incomplete Integration

Eurofins TestAmerica, Knoxville

Data File:	\\chromna\Knoxville\ChromData\D3D\20190829-12907.b\580-88125-b-20-c_190830082511.d		
Injection Date:	30-Aug-2019 08:25:00	Injection Vol:	1.0 ul
Instrument ID:	D3D	Operator ID:	Xcalibur_System
Method:	PCBs_D3D	Limit Group:	HR - 1668A - ICAL
Client ID:	Q6-0to27-102018		
Worklist#:	33148	Sample Line#:	11
Column Type:	SPB-Octyl	Column Dia:	0.25 mm

PePCB F3

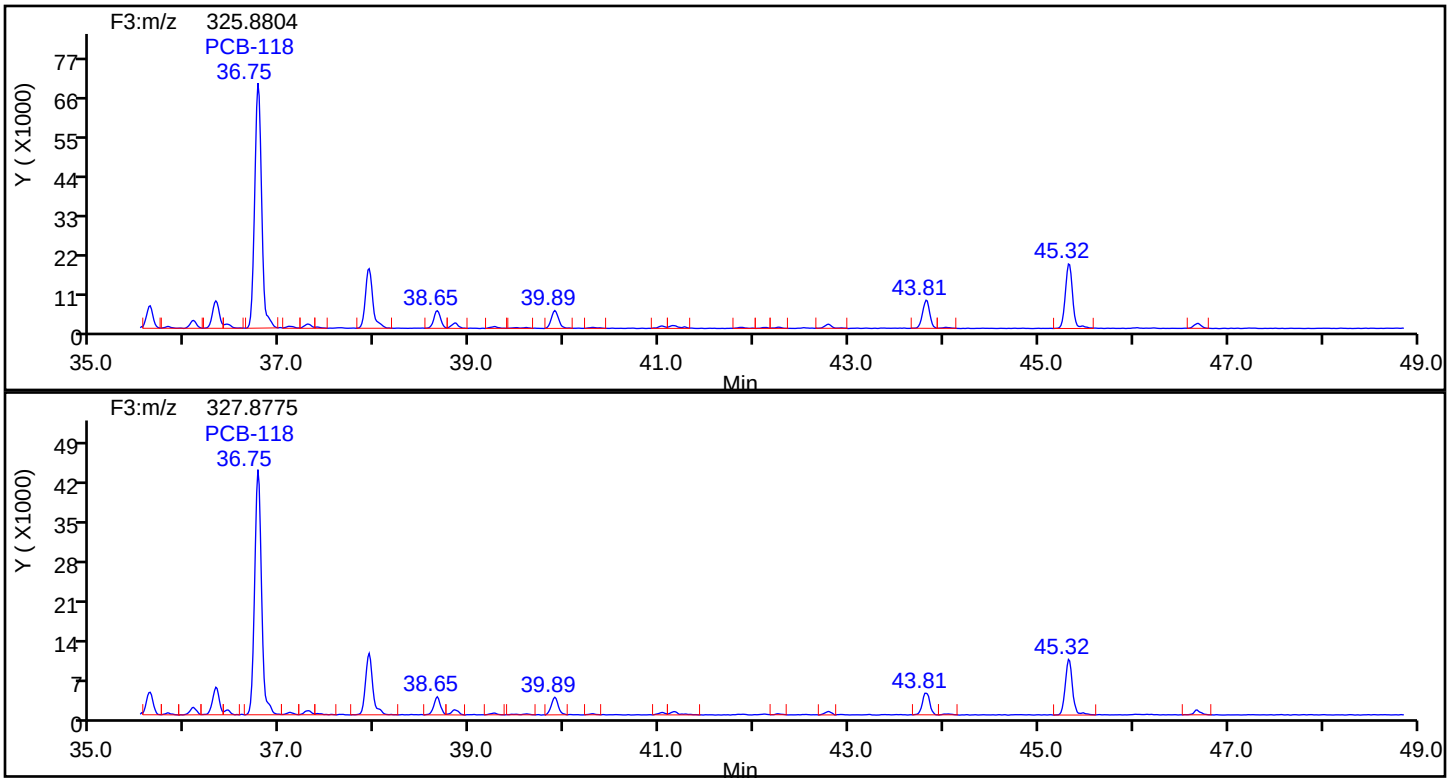

PePCB F3 Standards

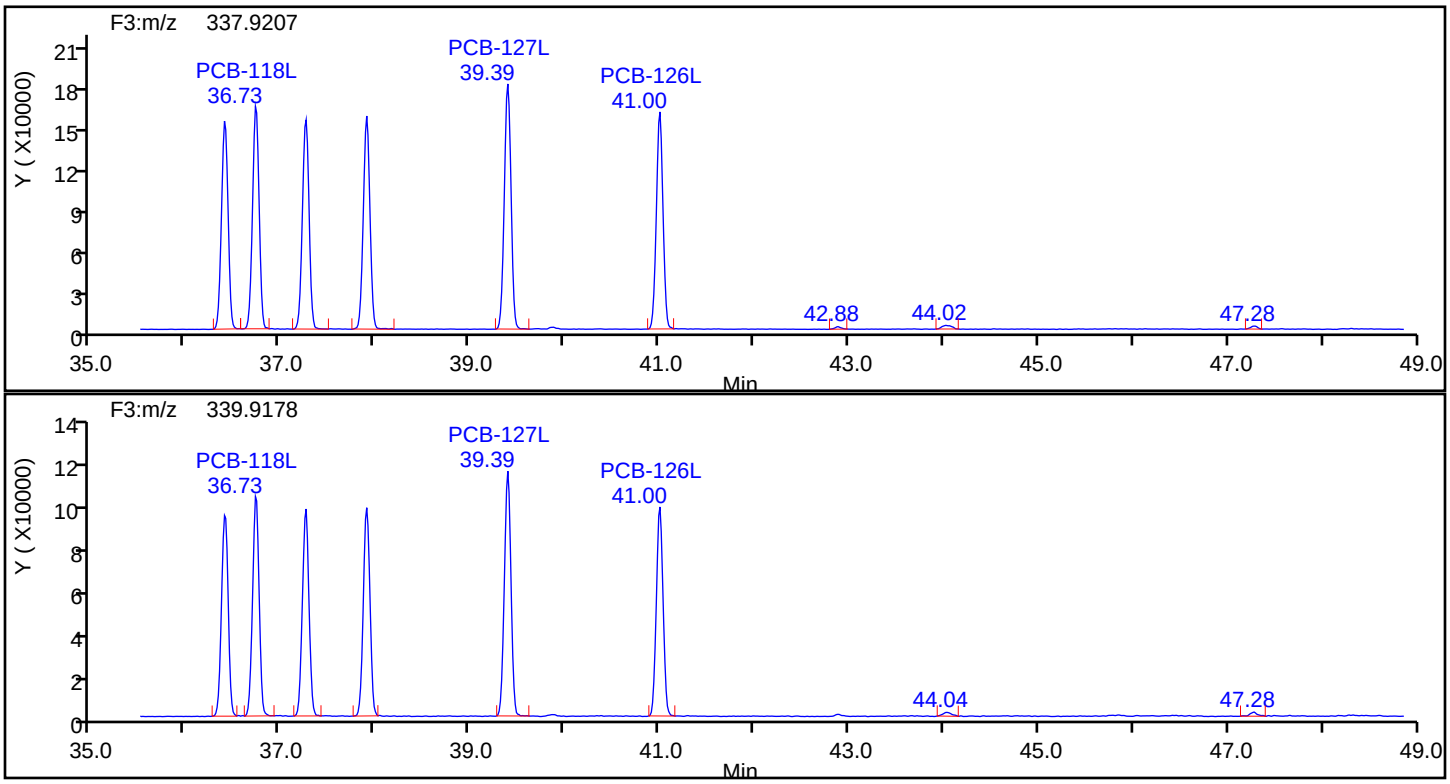

Eurofins TestAmerica, Knoxville

Data File:	\\chromna\Knoxville\ChromData\D3D\20190829-12907.b\580-88125-b-20-c_190830082511.d		
Injection Date:	30-Aug-2019 08:25:00	Injection Vol:	1.0 ul
Instrument ID:	D3D	Operator ID:	Xcalibur_System
Method:	PCBs_D3D	Limit Group:	HR - 1668A - ICAL
Client ID:	Q6-0to27-102018		
Worklist#:	33148	Sample Line#:	11
Column Type:	SPB-Octyl	Column Dia:	0.25 mm

PePCB F3

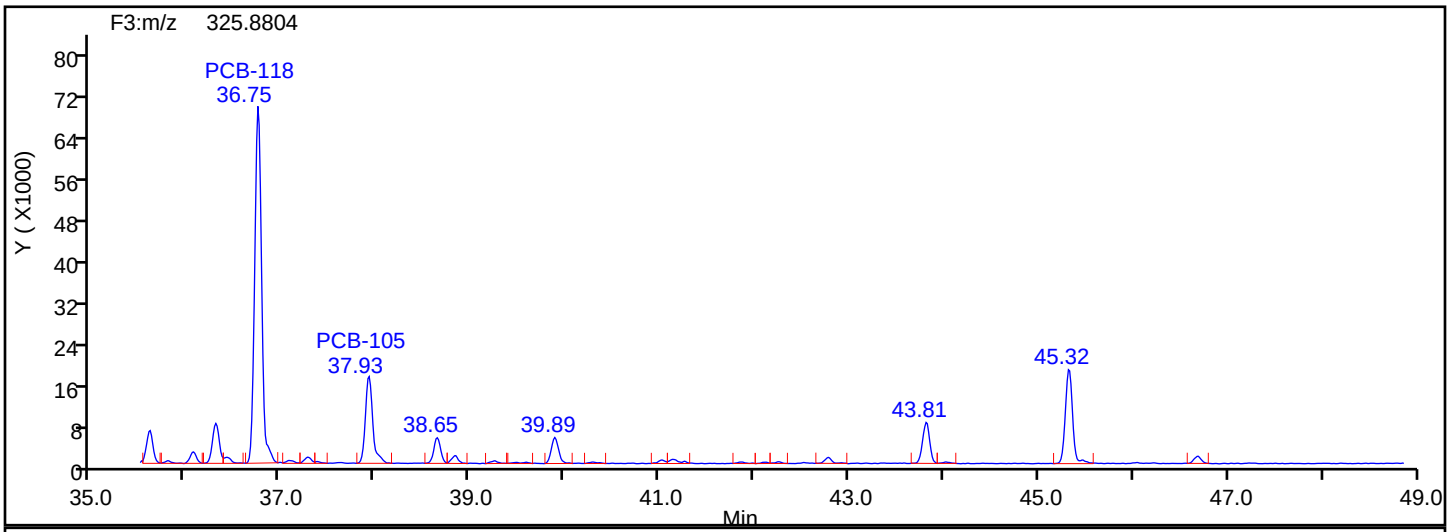

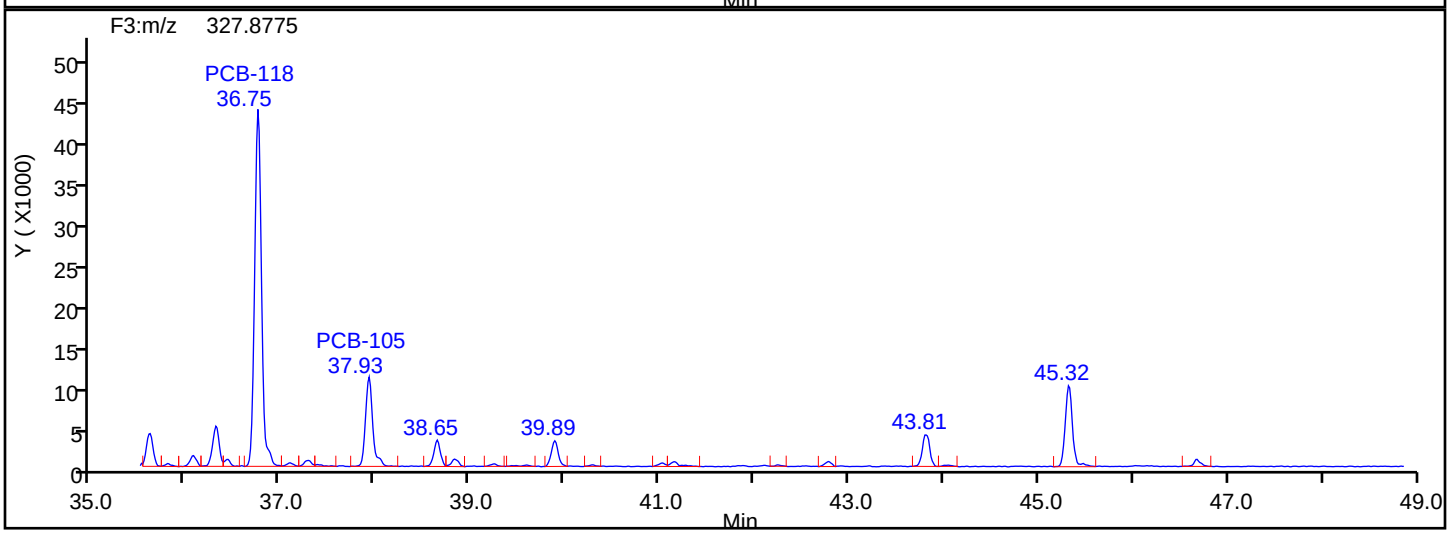

PePCB F3 Lock Mass

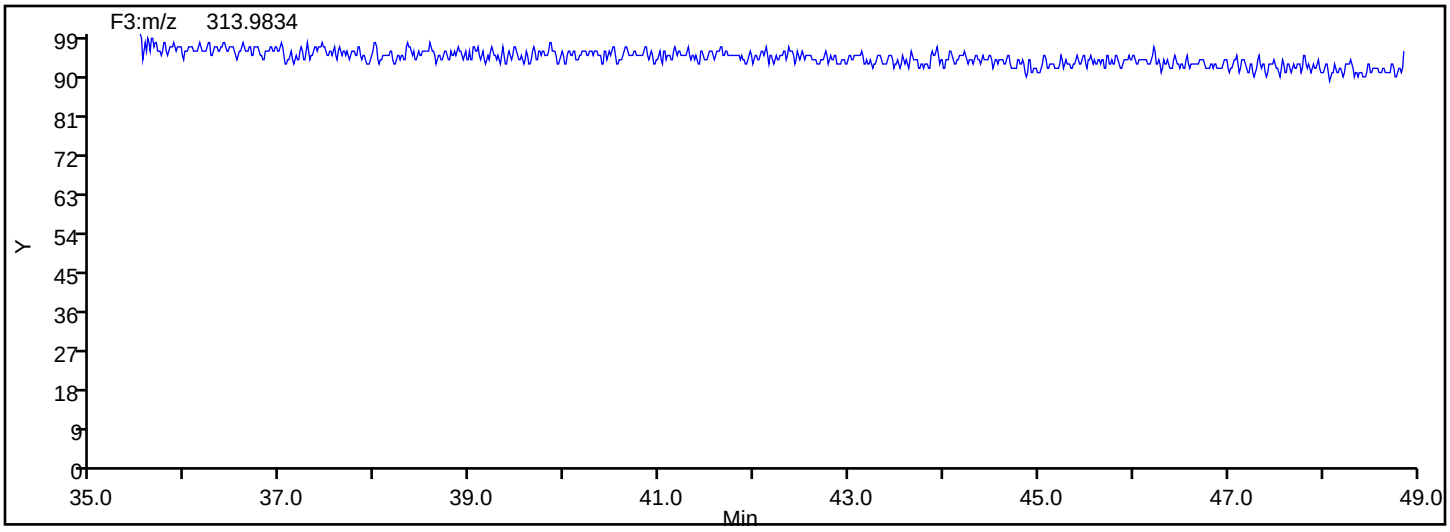

Manual Integration/User Assign Peak Report

Eurofins TestAmerica, Knoxville

Data File:	\\chromna\Knoxville\ChromData\D3D\20190829-12907.b\580-88125-b-20-c_190830082511.d				
Injection Date:	30-Aug-2019 08:25:00	Instrument ID:	D3D		
Lims ID:	580-88125-B-20-C	Lab Sample ID:	140-88125-20		
Client ID:	Q6-0to27-102018				
Operator ID:	Xcalibur_System	ALS Bottle#:	0	Worklist Smp#:	11
Injection Vol:	1.0 ul	Dil. Factor:	1.0000		
Method:	PCBs_D3D	Limit Group:	HR - 1668A - ICAL		
Column:	SPB-Octyl (0.25 mm)	Detector	F3(35.64 :49.10)		

PCB-107, CAS: 70424-68-9

Signal: 1

Not Detected
Expected RT: 36.32

Processing Integration Results

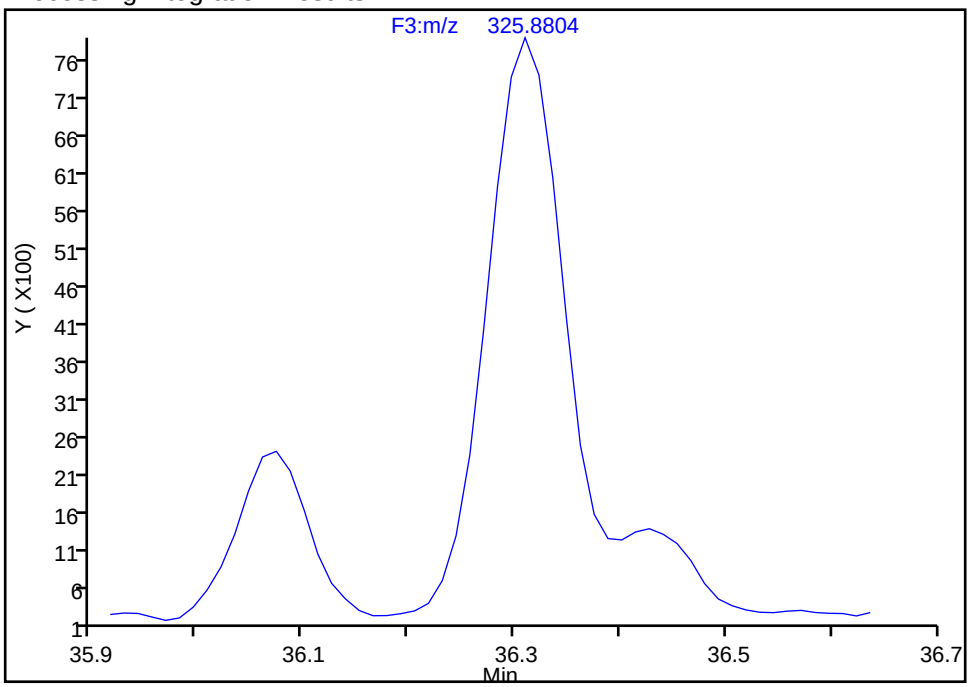

Manual Integration Results

RT: 36.31
Area: 38933
Amount: 3.767026
Amount Units: pg/ul

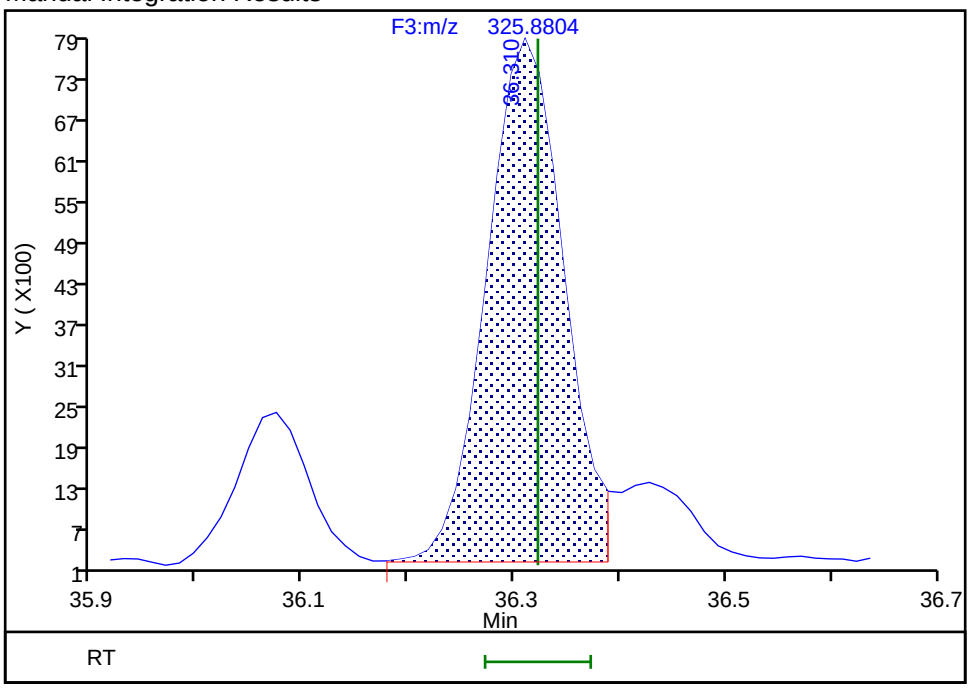

Reviewer: davidsonm, 03-Sep-2019 08:40:01
Audit Action: Split an Integrated Peak Audit Reason: Split Peak

Manual Integration/User Assign Peak Report

Eurofins TestAmerica, Knoxville

Data File:	\\chromna\Knoxville\ChromData\D3D\20190829-12907.b\580-88125-b-20-c_190830082511.d				
Injection Date:	30-Aug-2019 08:25:00	Instrument ID:	D3D		
Lims ID:	580-88125-B-20-C	Lab Sample ID:	140-88125-20		
Client ID:	Q6-0to27-102018				
Operator ID:	Xcalibur_System	ALS Bottle#:	0	Worklist Smp#:	11
Injection Vol:	1.0 ul	Dil. Factor:	1.0000		
Method:	PCBs_D3D	Limit Group:	HR - 1668A - ICAL		
Column:	SPB-Octyl (0.25 mm)	Detector	F3(35.64 :49.10)		

PCB-123, CAS: 65510-44-3

Signal: 1

Not Detected
Expected RT: 36.44

Processing Integration Results

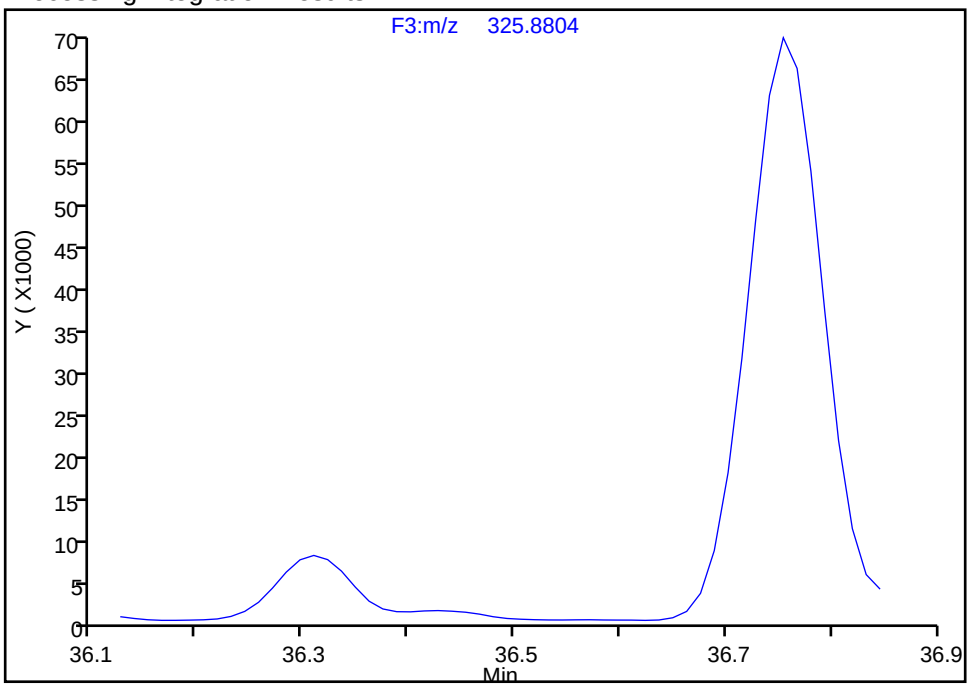

Manual Integration Results

RT: 36.43
Area: 6221
Amount: 0.616707
Amount Units: pg/ul

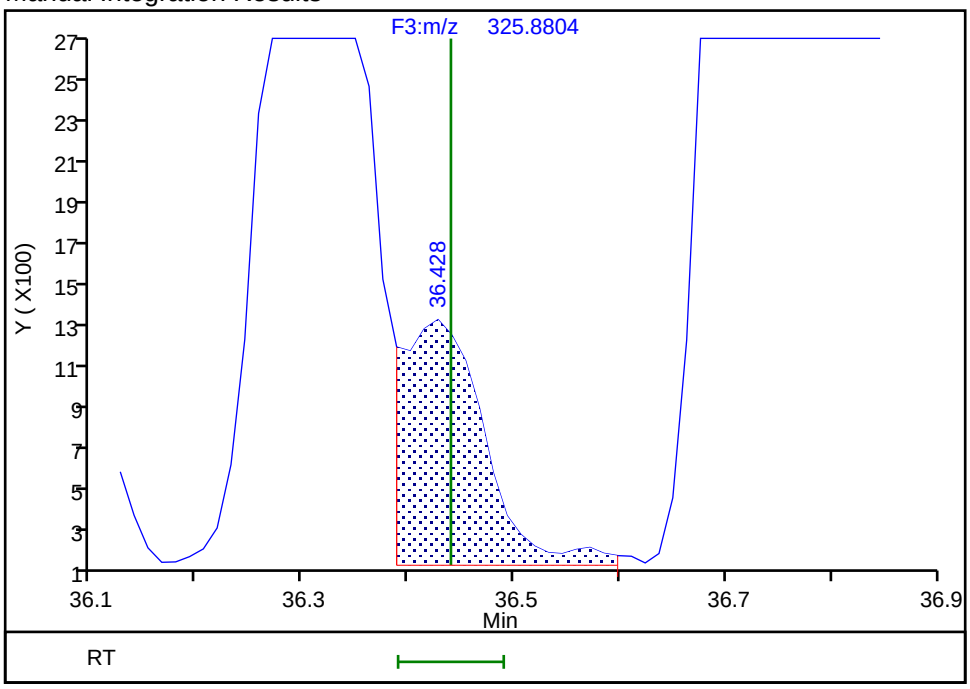

Reviewer: davidsonm, 03-Sep-2019 08:40:04
Audit Action: Manually Integrated/Assigned Compound ID Audit Reason: Split Peak

Manual Integration/User Assign Peak Report

Eurofins TestAmerica, Knoxville

Data File:	\\chromna\Knoxville\ChromData\D3D\20190829-12907.b\580-88125-b-20-c_190830082511.d				
Injection Date:	30-Aug-2019 08:25:00	Instrument ID:	D3D		
Lims ID:	580-88125-B-20-C	Lab Sample ID:	140-88125-20		
Client ID:	Q6-0to27-102018				
Operator ID:	Xcalibur_System	ALS Bottle#:	0	Worklist Smp#:	11
Injection Vol:	1.0 ul	Dil. Factor:	1.0000		
Method:	PCBs_D3D	Limit Group:	HR - 1668A - ICAL		
Column:	SPB-Octyl (0.25 mm)	Detector	F3(35.64 :49.10)		

PCB-114, CAS: 74472-37-0

Signal: 1

Processing Integration Results

RT: 37.28
Area: 7606
Amount: 0.748234
Amount Units: pg/ul

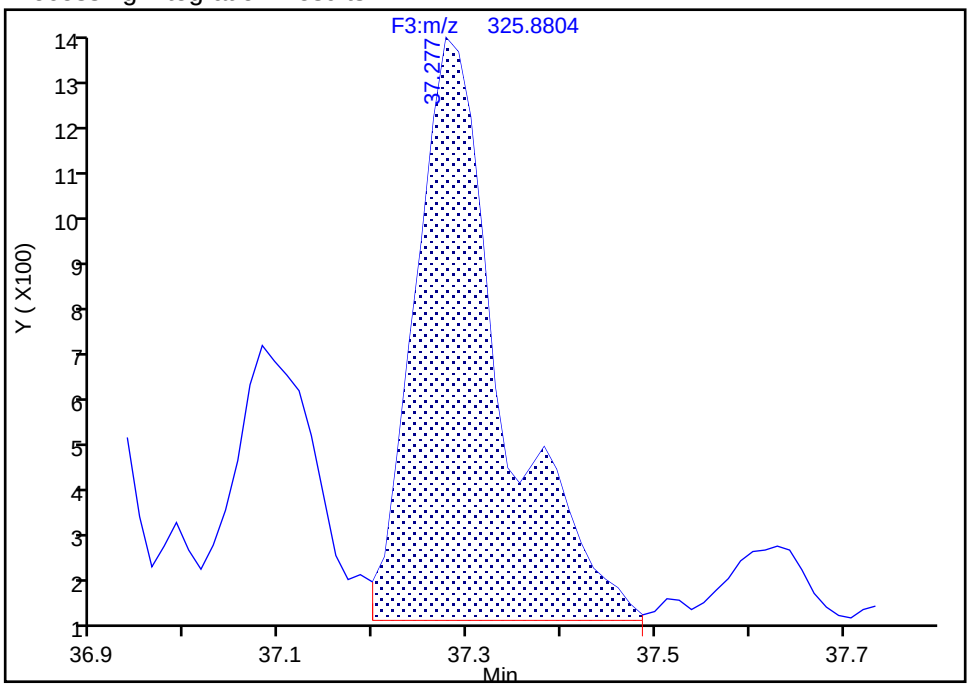

Manual Integration Results

RT: 37.28
Area: 6204
Amount: 0.592818
Amount Units: pg/ul

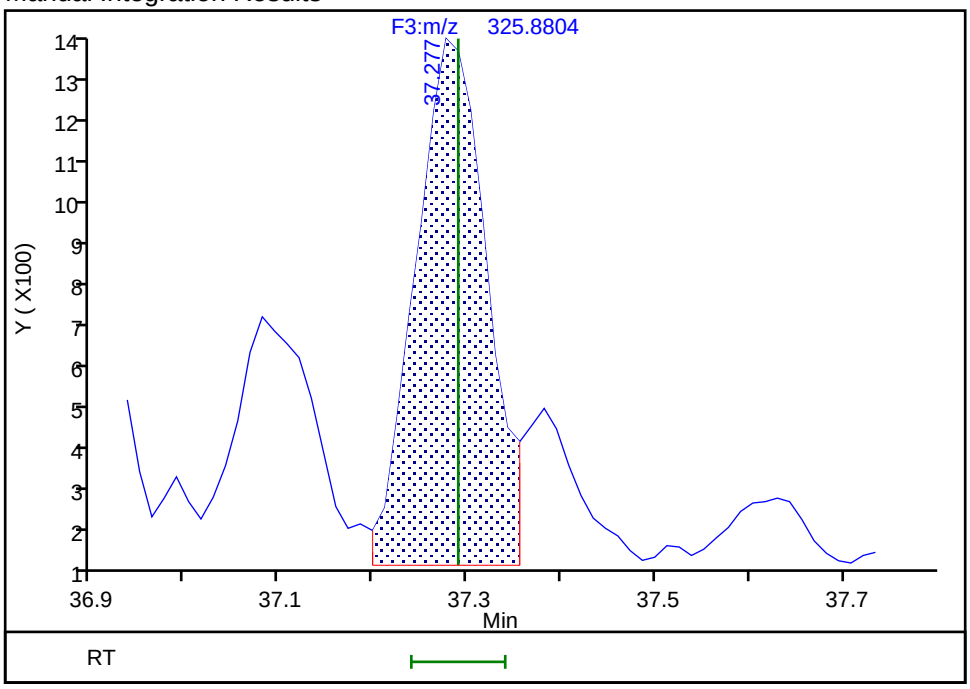

Reviewer: davidsonm, 03-Sep-2019 08:40:34

Audit Action: Split an Integrated Peak Audit Reason: Split Peak

Manual Integration/User Assign Peak Report

Eurofins TestAmerica, Knoxville

Data File:	\\chromna\Knoxville\ChromData\D3D\20190829-12907.b\580-88125-b-20-c_190830082511.d				
Injection Date:	30-Aug-2019 08:25:00	Instrument ID:	D3D		
Lims ID:	580-88125-B-20-C	Lab Sample ID:	140-88125-20		
Client ID:	Q6-0to27-102018				
Operator ID:	Xcalibur_System	ALS Bottle#:	0	Worklist Smp#:	11
Injection Vol:	1.0 ul	Dil. Factor:	1.0000		
Method:	PCBs_D3D	Limit Group:	HR - 1668A - ICAL		
Column:	SPB-Octyl (0.25 mm)	Detector	F3(35.64 :49.10)		

PCB-114, CAS: 74472-37-0

Signal: 2

Processing Integration Results

RT: 37.29
Area: 5234
Amount: 0.748234
Amount Units: pg/ul

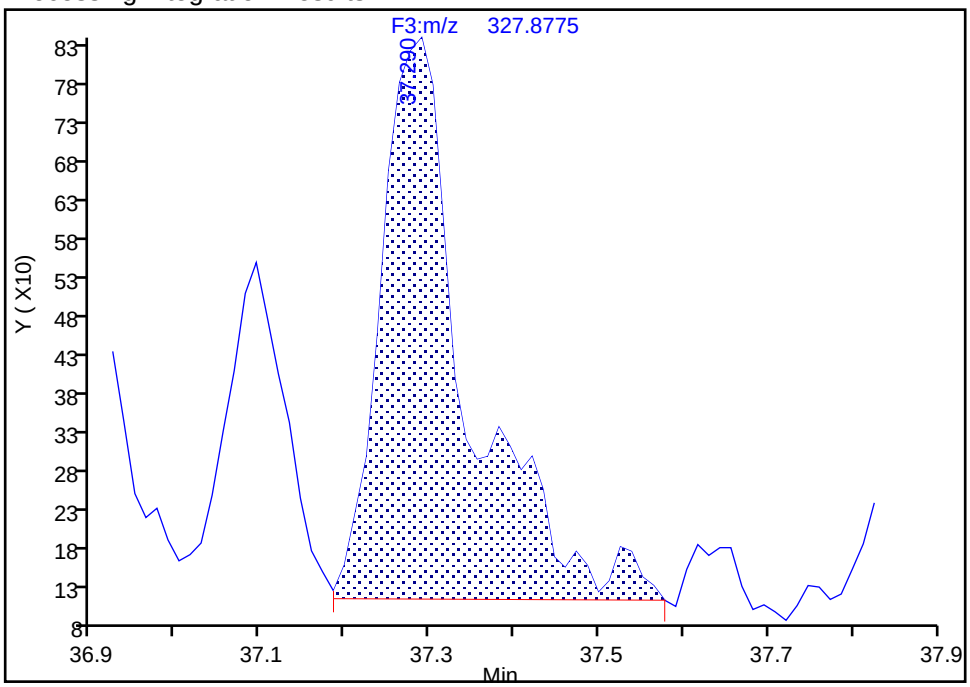

Manual Integration Results

RT: 37.29
Area: 3969
Amount: 0.592818
Amount Units: pg/ul

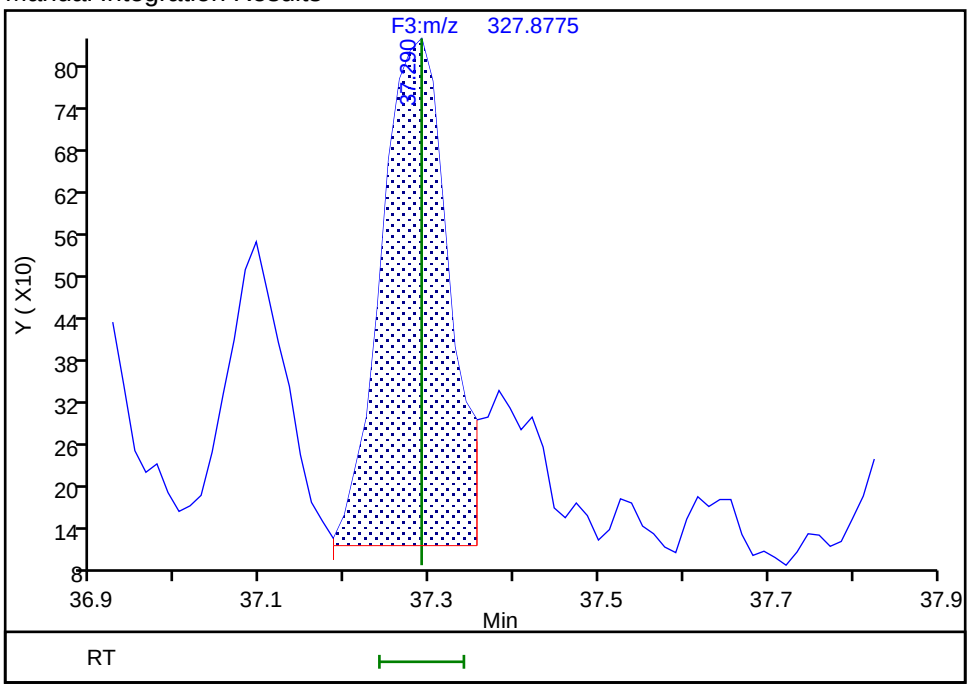

Reviewer: davidsonm, 03-Sep-2019 08:40:36

Audit Action: Split an Integrated Peak Audit Reason: Split Peak

Report Date: 03-Sep-2019 08:42:35 Chrom Revision: 2.3 22-Aug-2019 12:55:36

Eurofins TestAmerica, Knoxville

Data File:	\\chromna\Knoxville\ChromData\D3D\20190829-12907.b\580-88125-b-20-c_190830082511.d		
Injection Date:	30-Aug-2019 08:25:00	Injection Vol:	1.0 ul
Instrument ID:	D3D	Operator ID:	Xcalibur_System
Method:	PCBs_D3D	Limit Group:	HR - 1668A - ICAL
Client ID:	Q6-0to27-102018		
Worklist#:	33148	Sample Line#:	11
Column Type:	SPB-Octyl	Column Dia:	0.25 mm

HxPCB F2

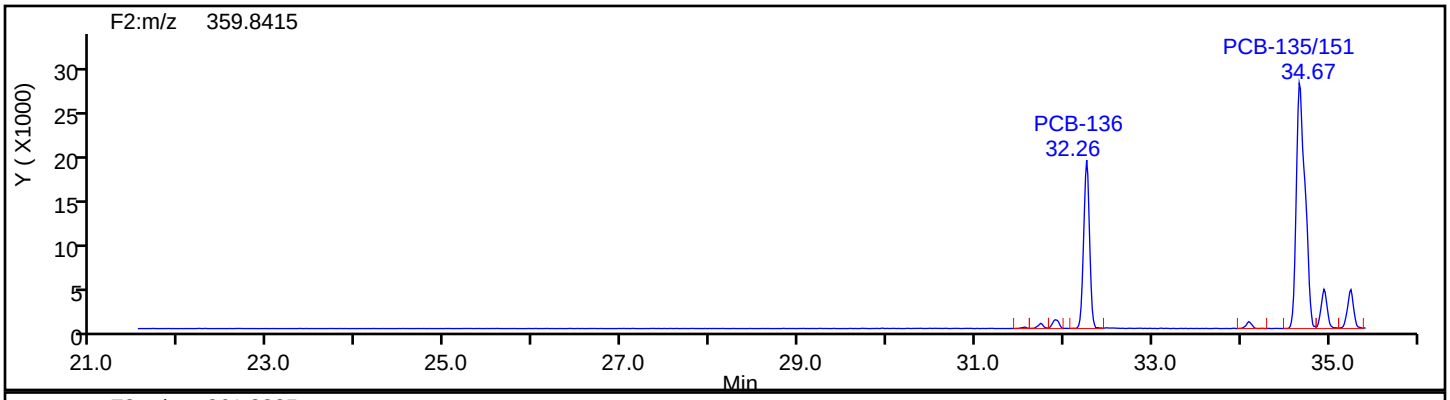

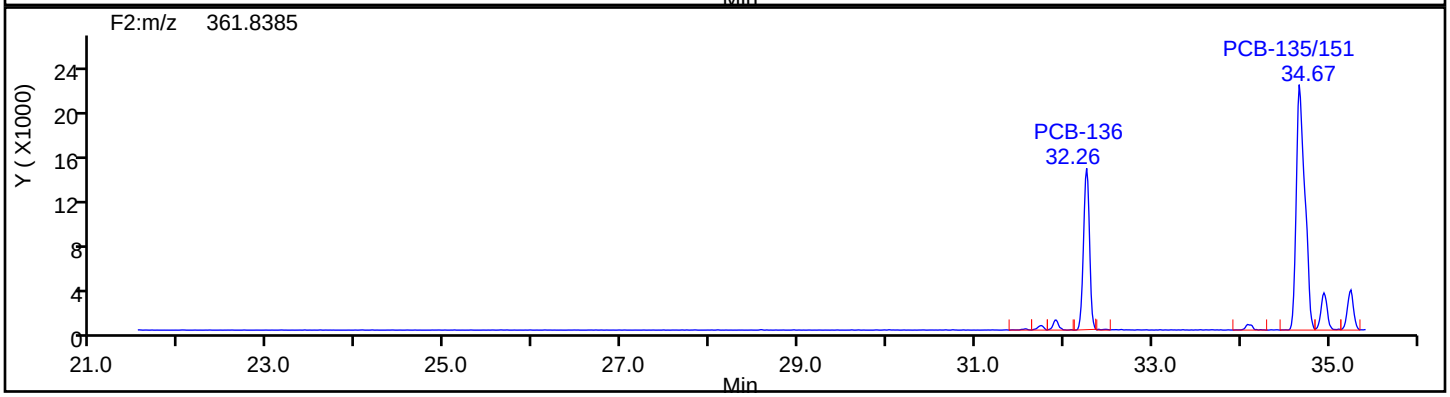

HxPCB F2 Standards

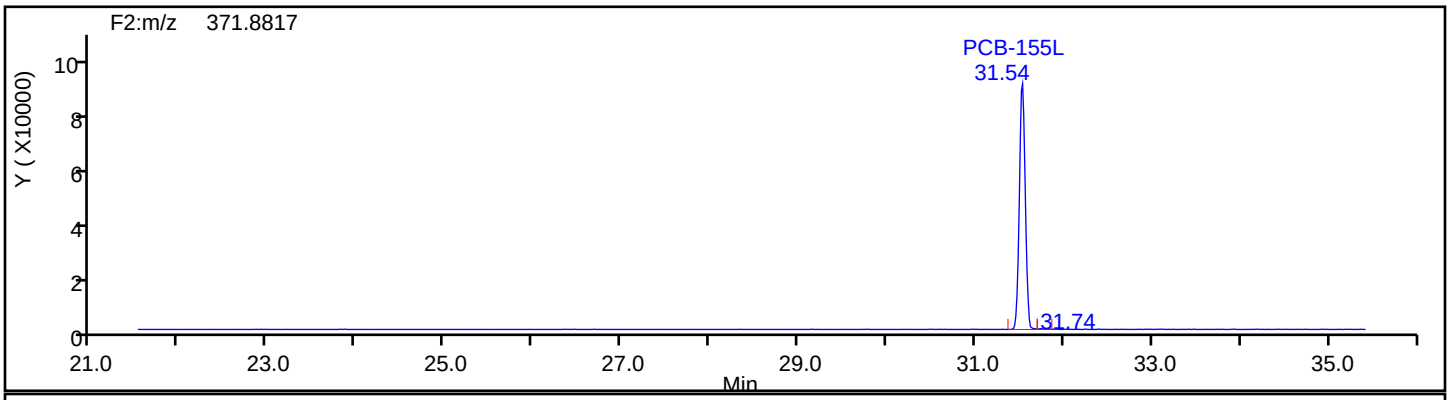

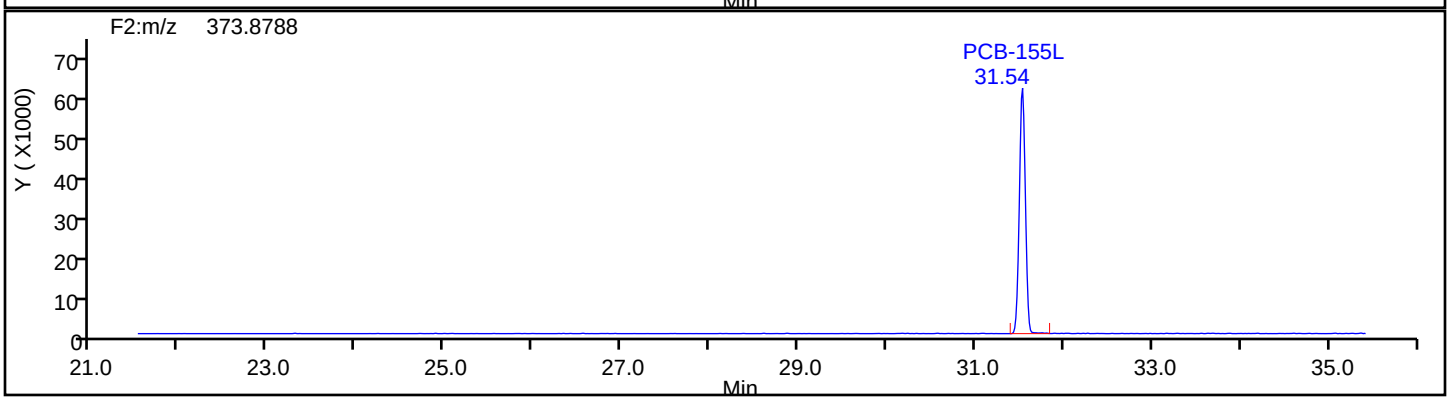

Eurofins TestAmerica, Knoxville

Data File:	\\chromna\Knoxville\ChromData\D3D\20190829-12907.b\580-88125-b-20-c_190830082511.d		
Injection Date:	30-Aug-2019 08:25:00	Injection Vol:	1.0 ul
Instrument ID:	D3D	Operator ID:	Xcalibur_System
Method:	PCBs_D3D	Limit Group:	HR - 1668A - ICAL
Client ID:	Q6-0to27-102018		
Worklist#:	33148	Sample Line#:	11
Column Type:	SPB-Octyl	Column Dia:	0.25 mm

HxPCB F2

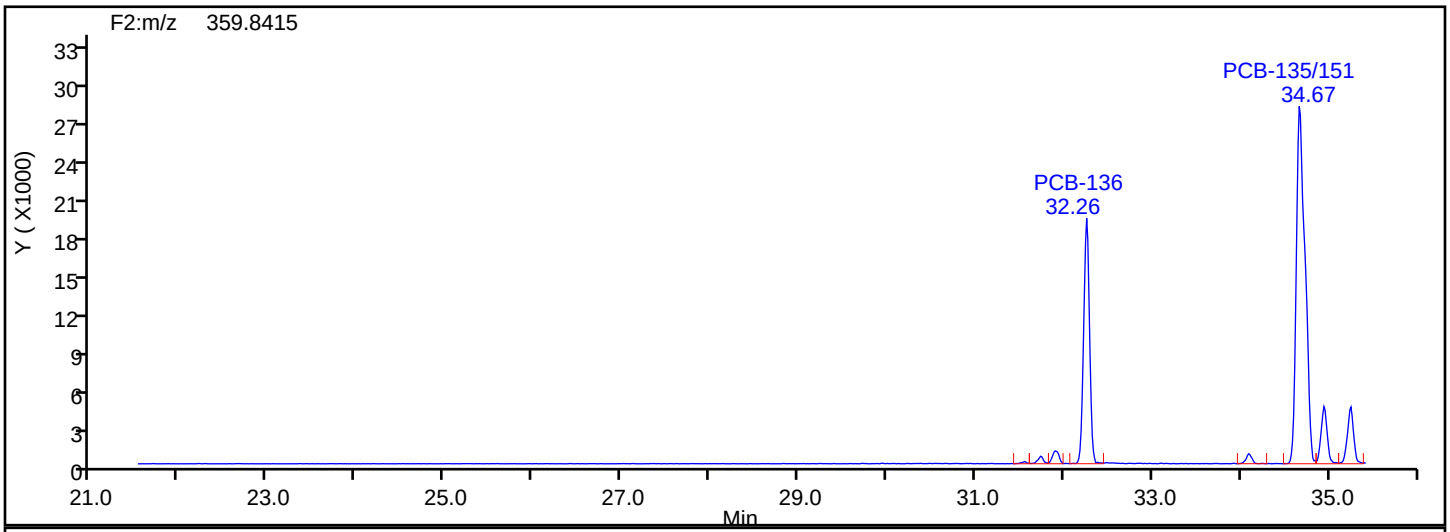

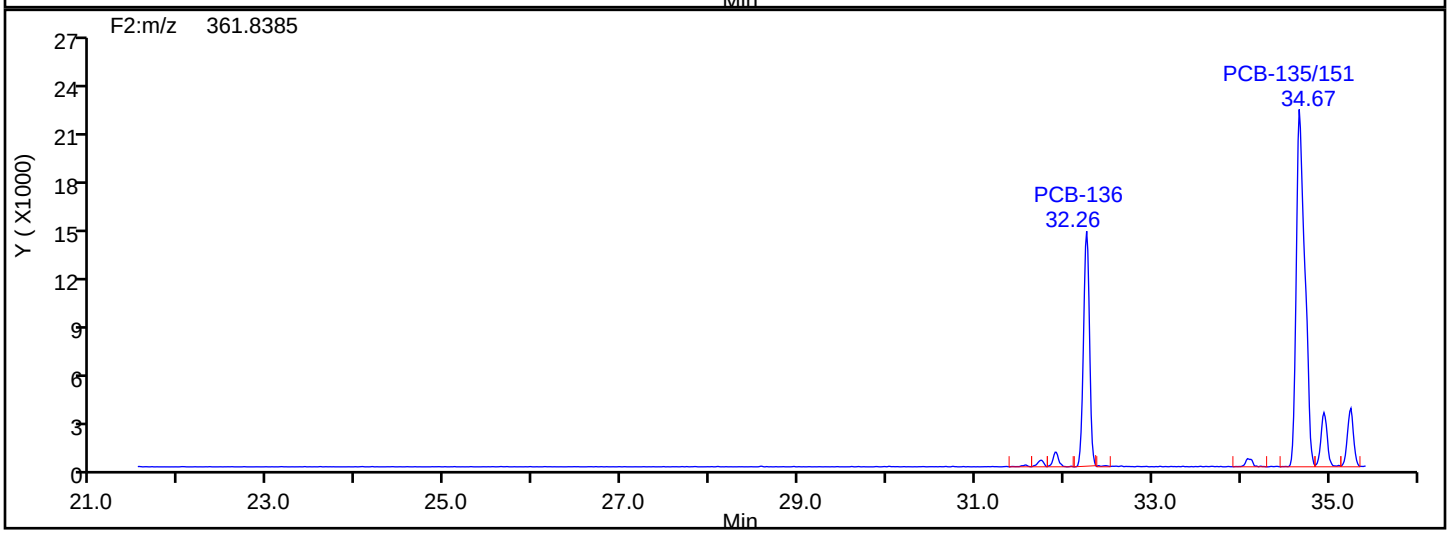

HxPCB F2 Lock Mass

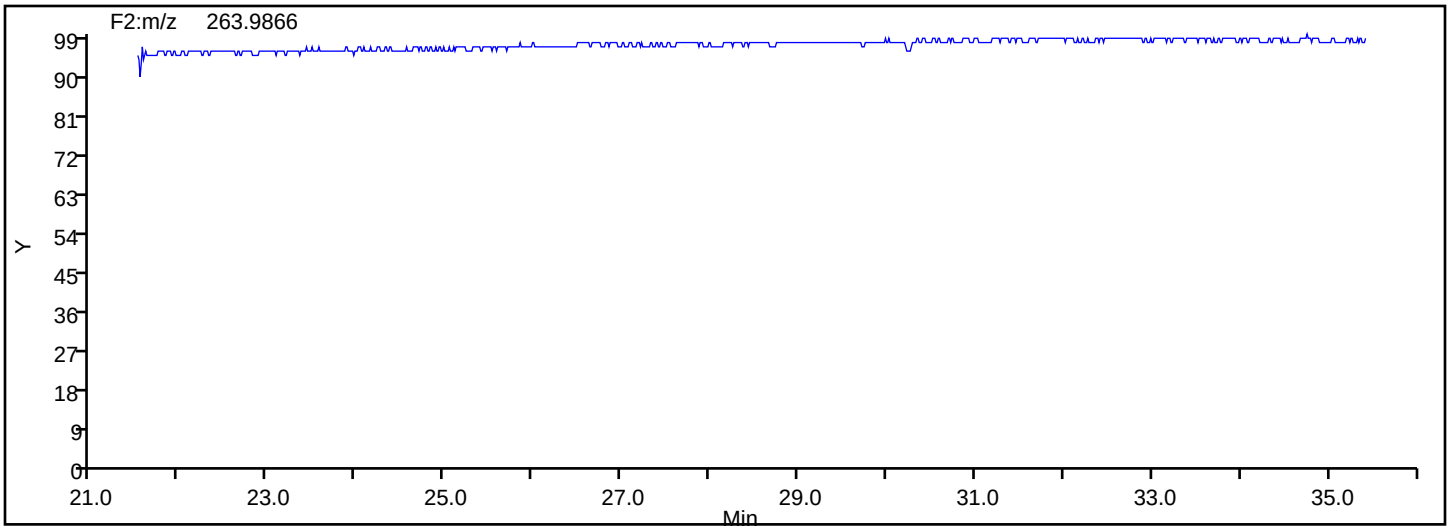

Eurofins TestAmerica, Knoxville

Data File:	\\chromna\Knoxville\ChromData\D3D\20190829-12907.b\580-88125-b-20-c_190830082511.d		
Injection Date:	30-Aug-2019 08:25:00	Injection Vol:	1.0 ul
Instrument ID:	D3D	Operator ID:	Xcalibur_System
Method:	PCBs_D3D	Limit Group:	HR - 1668A - ICAL
Client ID:	Q6-0to27-102018		
Worklist#:	33148	Sample Line#:	11
Column Type:	SPB-Octyl	Column Dia:	0.25 mm

HxPCB F3

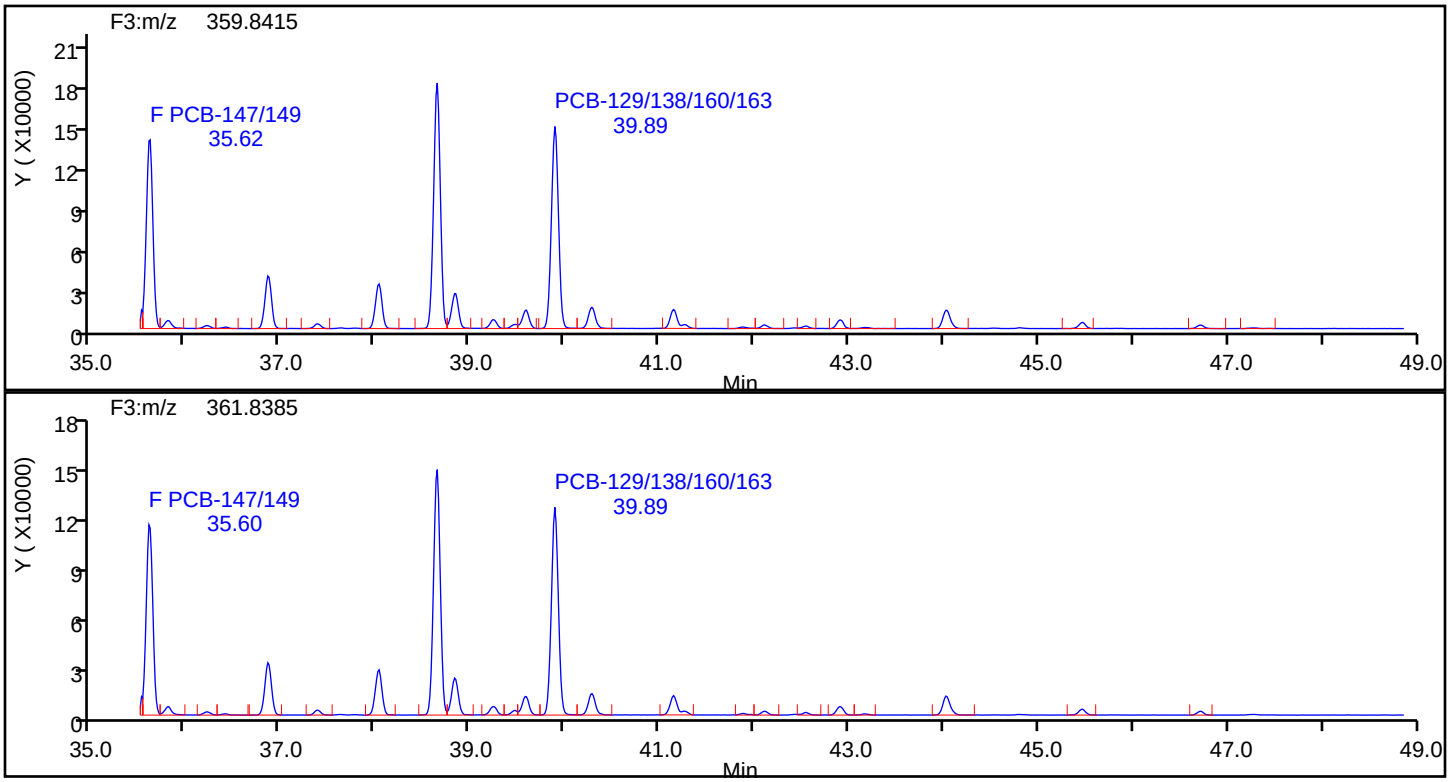

HxPCB F3 Standards

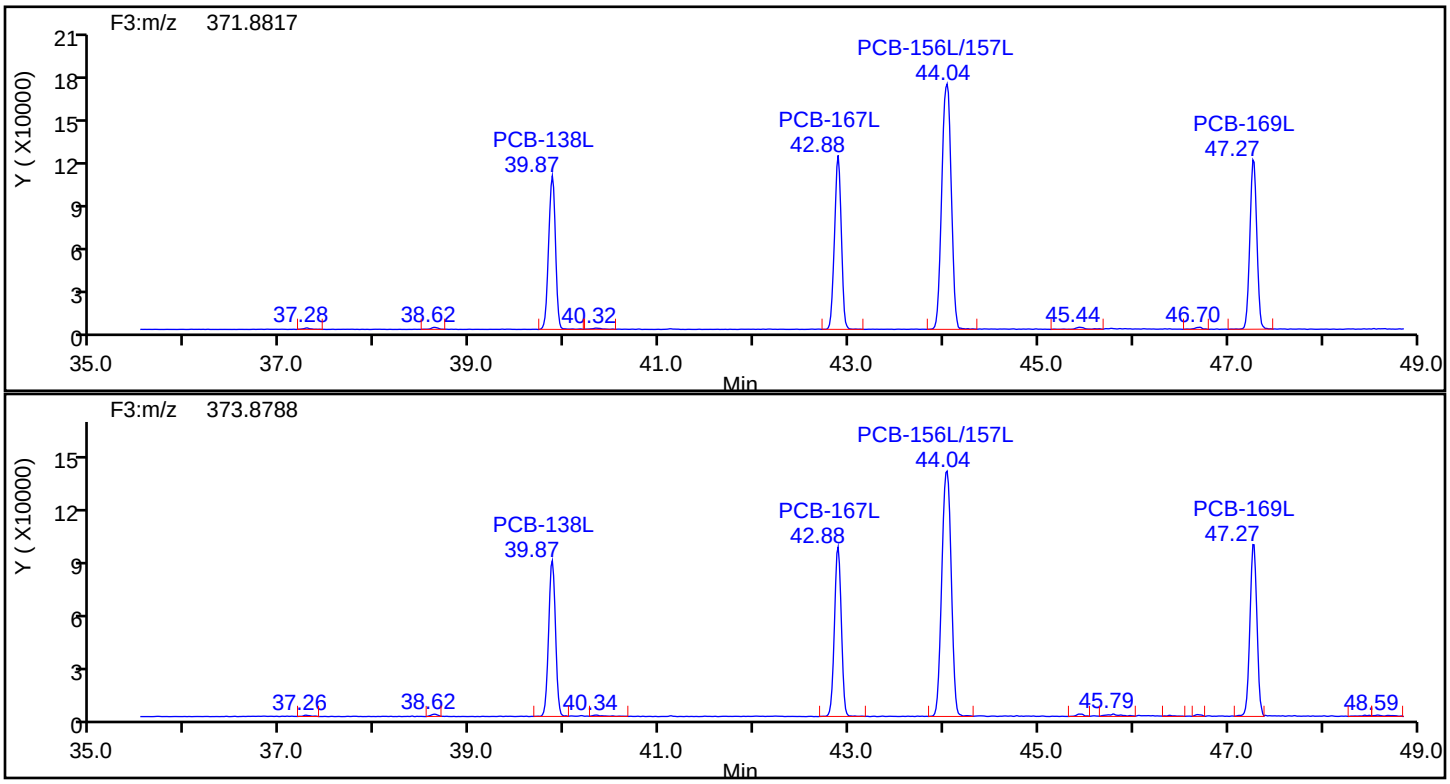

Eurofins TestAmerica, Knoxville

Data File:	\\chromna\Knoxville\ChromData\D3D\20190829-12907.b\580-88125-b-20-c_190830082511.d		
Injection Date:	30-Aug-2019 08:25:00	Injection Vol:	1.0 ul
Instrument ID:	D3D	Operator ID:	Xcalibur_System
Method:	PCBs_D3D	Limit Group:	HR - 1668A - ICAL
Client ID:	Q6-0to27-102018		
Worklist#:	33148	Sample Line#:	11
Column Type:	SPB-Octyl	Column Dia:	0.25 mm

HxPCB F3

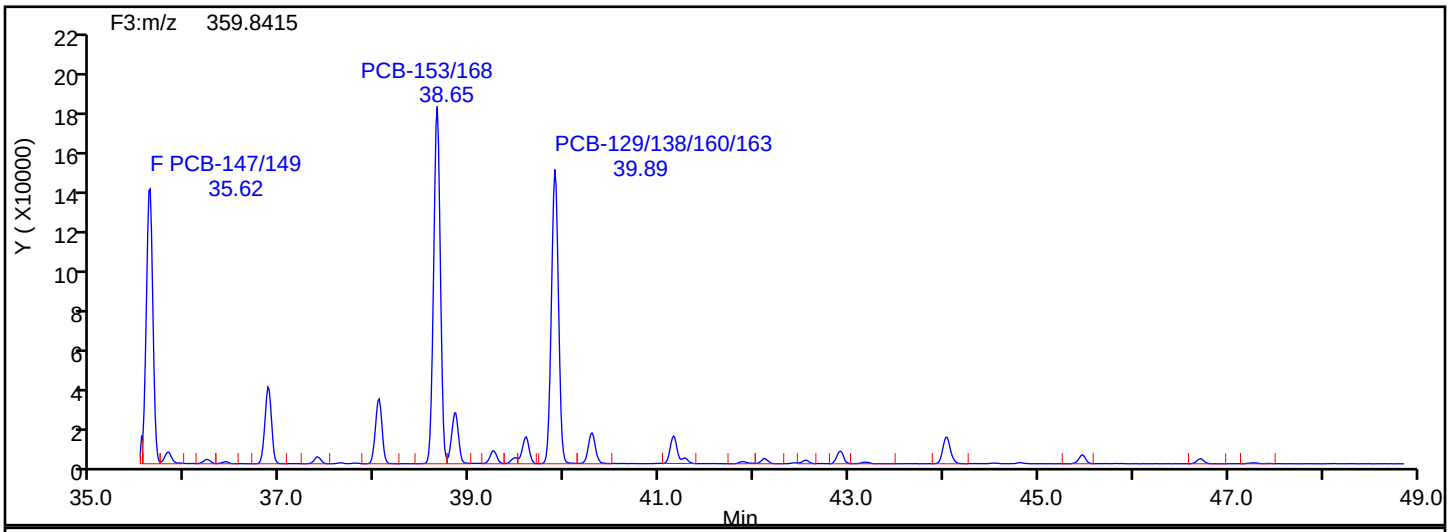

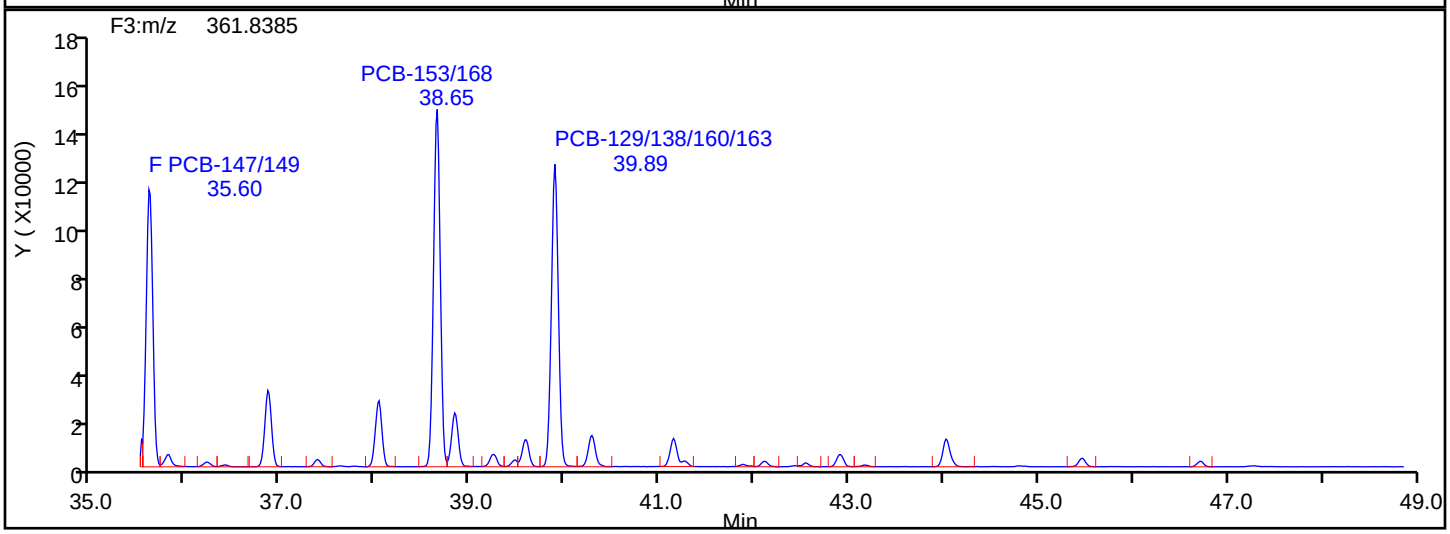

HxPCB F3 Lock Mass

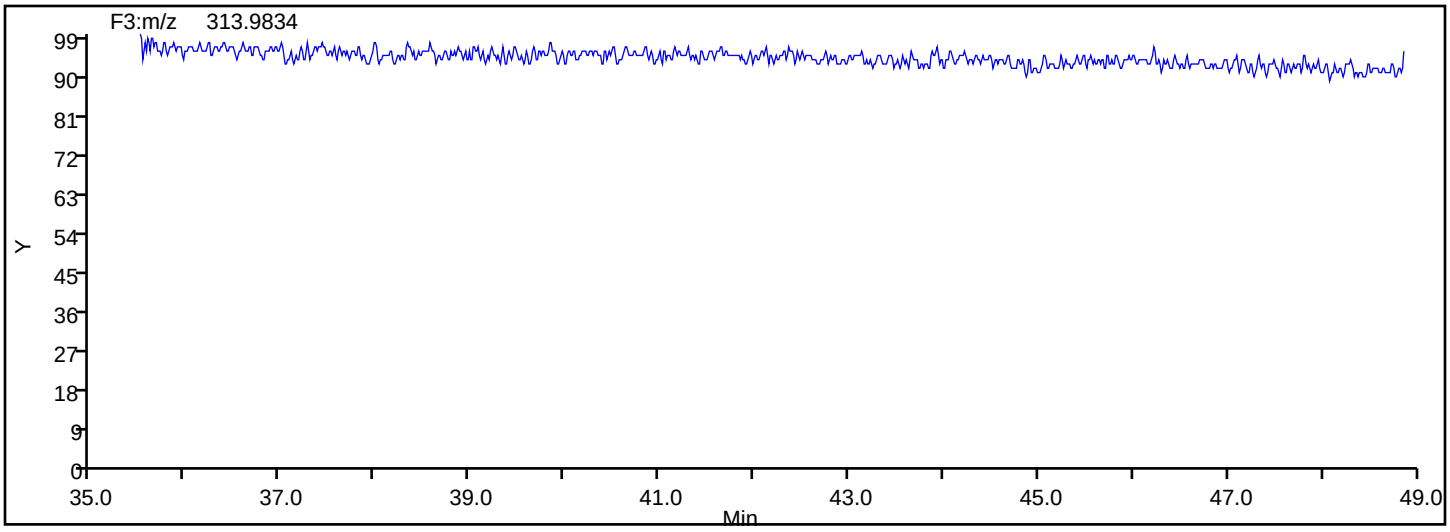

Manual Integration/User Assign Peak Report

Eurofins TestAmerica, Knoxville

Data File:	\\chromna\Knoxville\ChromData\D3D\20190829-12907.b\580-88125-b-20-c_190830082511.d				
Injection Date:	30-Aug-2019 08:25:00	Instrument ID:	D3D		
Lims ID:	580-88125-B-20-C	Lab Sample ID:	140-88125-20		
Client ID:	Q6-0to27-102018				
Operator ID:	Xcalibur_System	ALS Bottle#:	0	Worklist Smp#:	11
Injection Vol:	1.0 ul	Dil. Factor:	1.0000		
Method:	PCBs_D3D	Limit Group:	HR - 1668A - ICAL		
Column:	SPB-Octyl (0.25 mm)	Detector	F3(35.64 :49.10)		

PCB-128/166, CAS: STL01816

Signal: 1

Processing Integration Results

RT: 41.15
Area: 71778
Amount: 10.778238
Amount Units: pg/ul

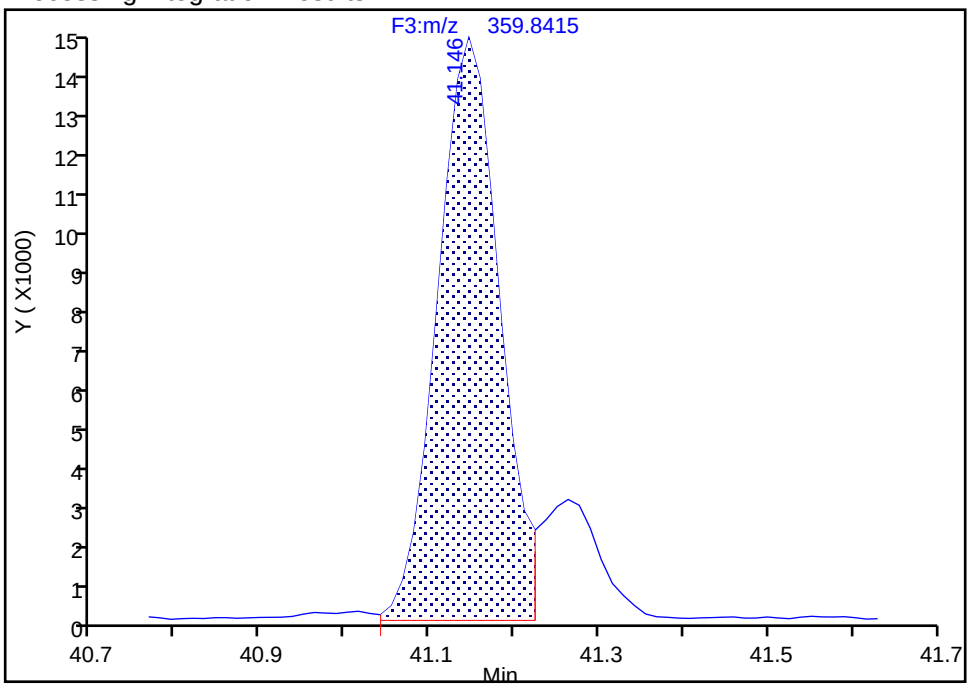

Manual Integration Results

RT: 41.15
Area: 83319
Amount: 12.466056
Amount Units: pg/ul

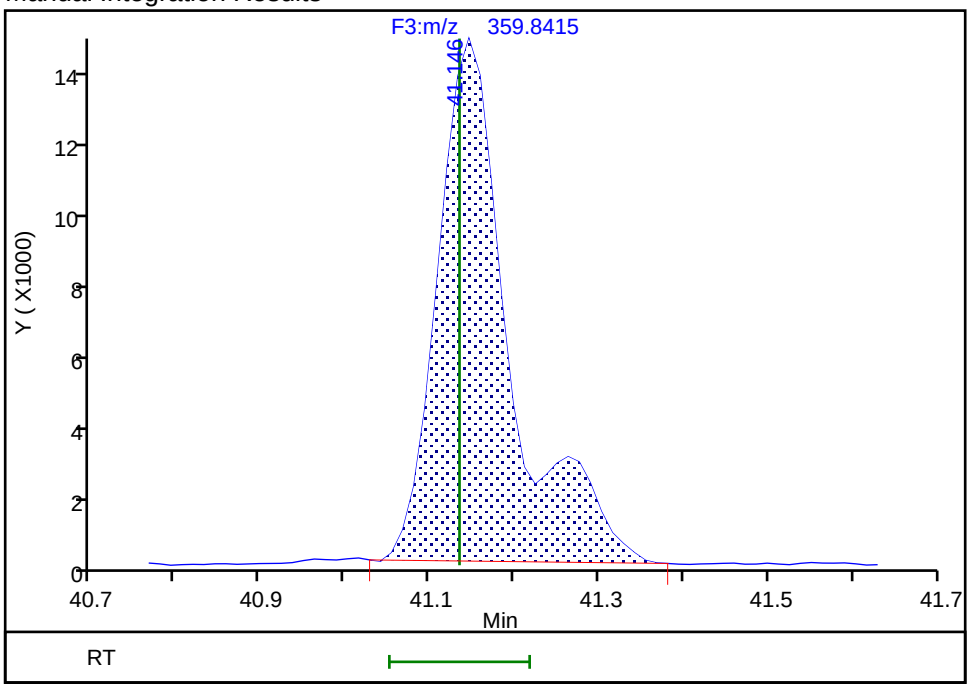

Reviewer: davidsonm, 03-Sep-2019 08:41:24

Audit Action: Manually Integrated Audit Reason: Incomplete Integration

Manual Integration/User Assign Peak Report

Eurofins TestAmerica, Knoxville

Data File:	\\chromna\Knoxville\ChromData\D3D\20190829-12907.b\580-88125-b-20-c_190830082511.d				
Injection Date:	30-Aug-2019 08:25:00	Instrument ID:	D3D		
Lims ID:	580-88125-B-20-C	Lab Sample ID:	140-88125-20		
Client ID:	Q6-0to27-102018				
Operator ID:	Xcalibur_System	ALS Bottle#:	0	Worklist Smp#:	11
Injection Vol:	1.0 ul	Dil. Factor:	1.0000		
Method:	PCBs_D3D	Limit Group:	HR - 1668A - ICAL		
Column:	SPB-Octyl (0.25 mm)	Detector	F3(35.64 :49.10)		

PCB-128/166, CAS: STL01816

Signal: 2

Processing Integration Results

RT: 41.15
Area: 58405
Amount: 10.778238
Amount Units: pg/ul

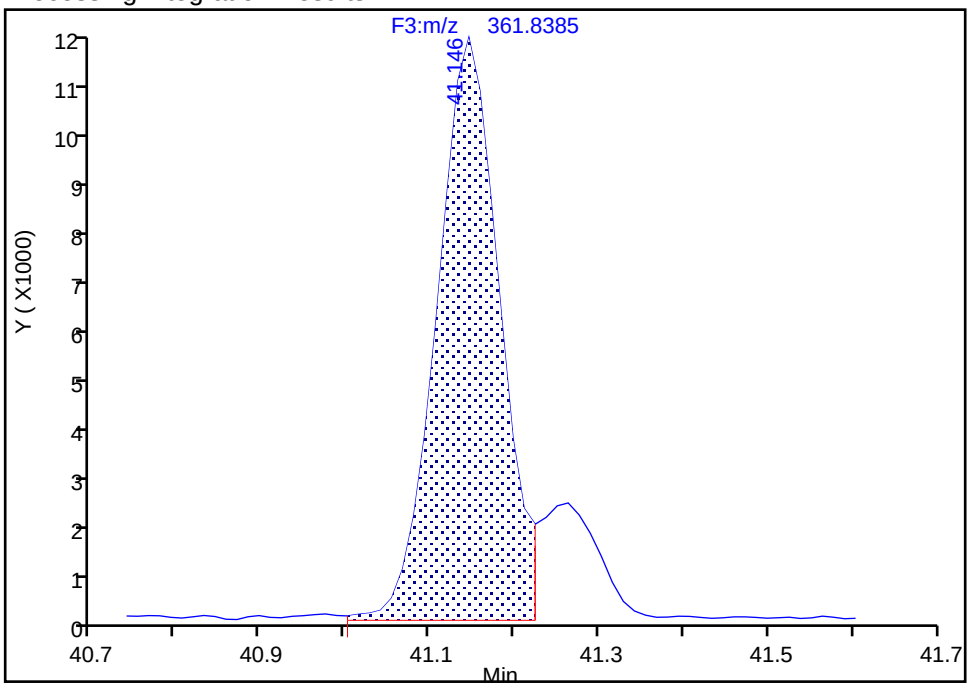

Manual Integration Results

RT: 41.15
Area: 67250
Amount: 12.466056
Amount Units: pg/ul

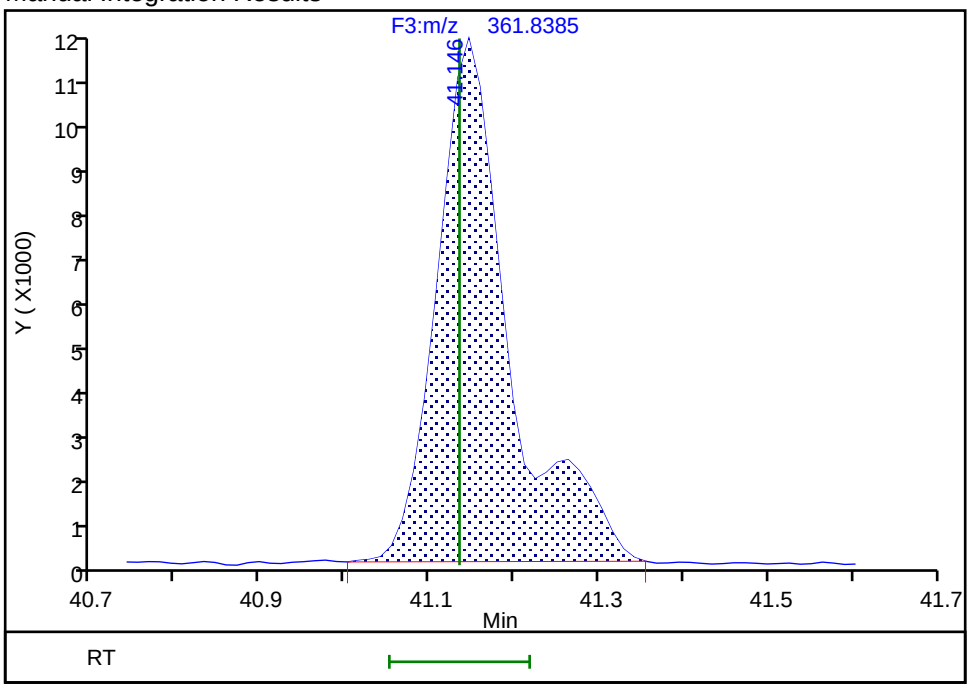

Reviewer: davidsonm, 03-Sep-2019 08:41:27

Audit Action: Manually Integrated Audit Reason: Incomplete Integration

Manual Integration/User Assign Peak Report

Eurofins TestAmerica, Knoxville

Data File:	\\chromna\Knoxville\ChromData\D3D\20190829-12907.b\580-88125-b-20-c_190830082511.d				
Injection Date:	30-Aug-2019 08:25:00	Instrument ID:	D3D		
Lims ID:	580-88125-B-20-C	Lab Sample ID:	140-88125-20		
Client ID:	Q6-0to27-102018				
Operator ID:	Xcalibur_System	ALS Bottle#:	0	Worklist Smp#:	11
Injection Vol:	1.0 ul	Dil. Factor:	1.0000		
Method:	PCBs_D3D	Limit Group:	HR - 1668A - ICAL		
Column:	SPB-Octyl (0.25 mm)	Detector	F3(35.64 :49.10)		

PCB-159, CAS: 39635-35-3

Signal: 1

Processing Integration Results

RT: 42.10
Area: 21082
Amount: 2.289233
Amount Units: pg/ul

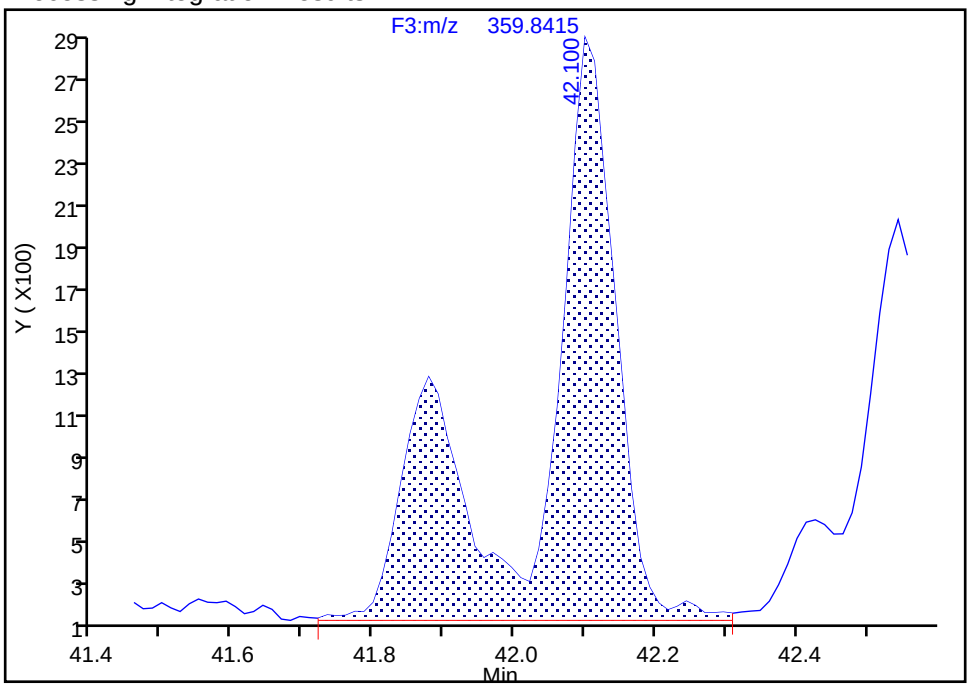

Manual Integration Results

RT: 42.10
Area: 13869
Amount: 1.783297
Amount Units: pg/ul

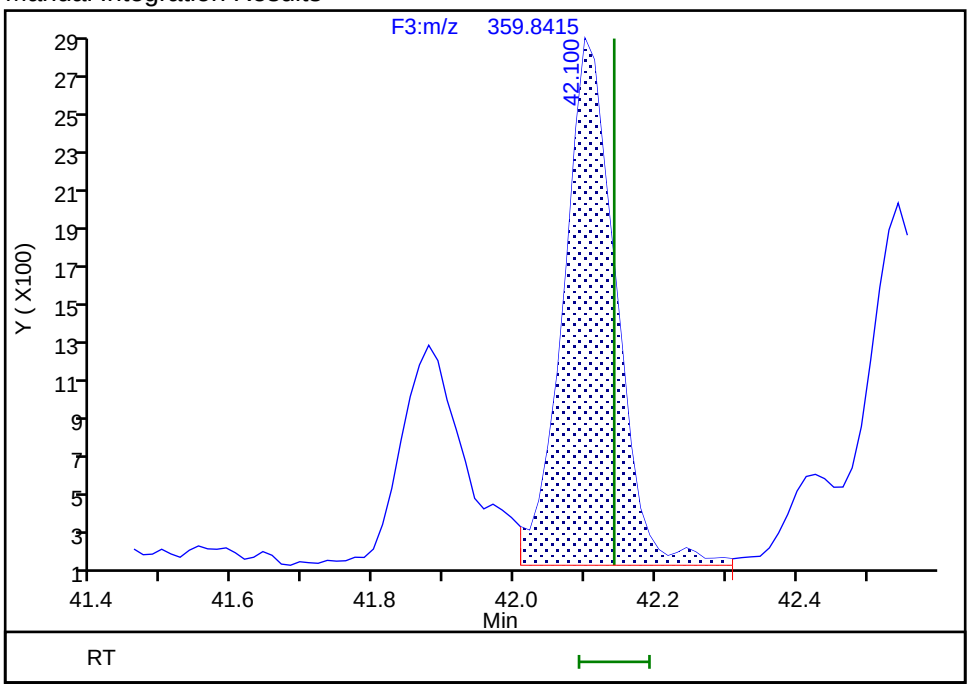

Reviewer: davidsonm, 03-Sep-2019 08:41:37

Audit Action: Split an Integrated Peak Audit Reason: Split Peak

Eurofins TestAmerica, Knoxville

Data File:	\\chromna\Knoxville\ChromData\D3D\20190829-12907.b\580-88125-b-20-c_190830082511.d		
Injection Date:	30-Aug-2019 08:25:00	Injection Vol:	1.0 ul
Instrument ID:	D3D	Operator ID:	Xcalibur_System
Method:	PCBs_D3D	Limit Group:	HR - 1668A - ICAL
Client ID:	Q6-0to27-102018		
Worklist#:	33148	Sample Line#:	11
Column Type:	SPB-Octyl	Column Dia:	0.25 mm

HpPCB F3

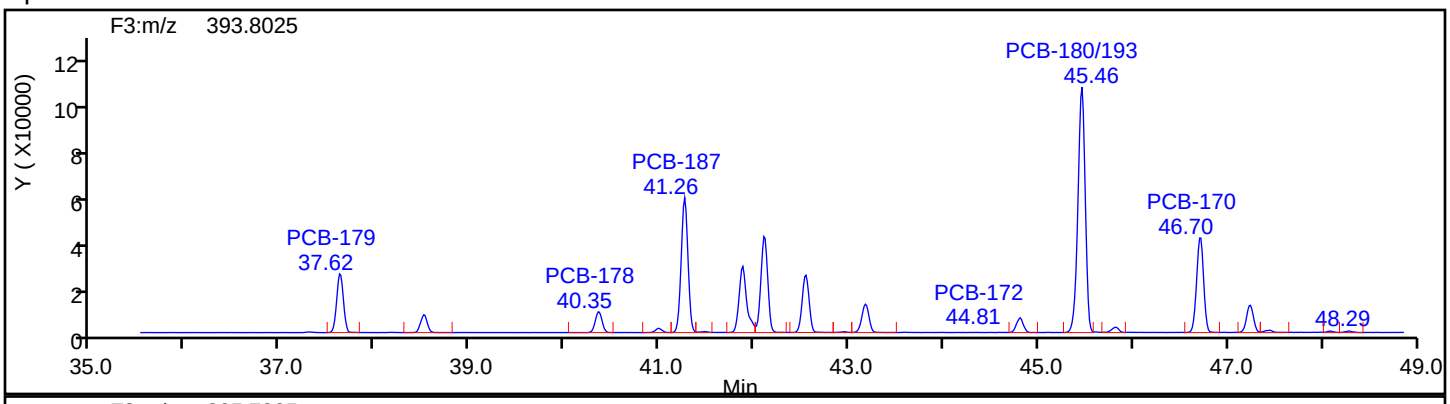

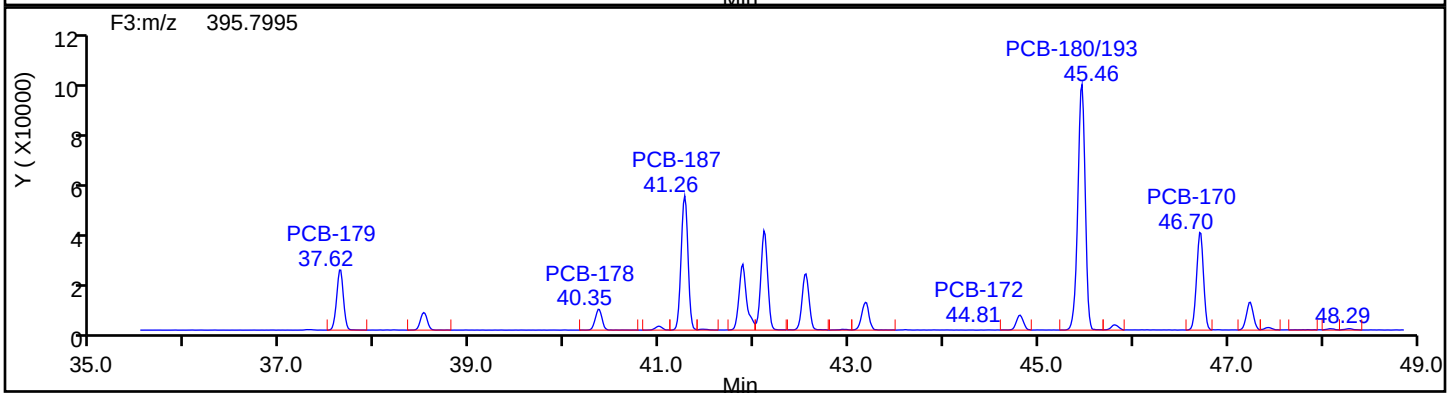

HpPCB F3 Standards

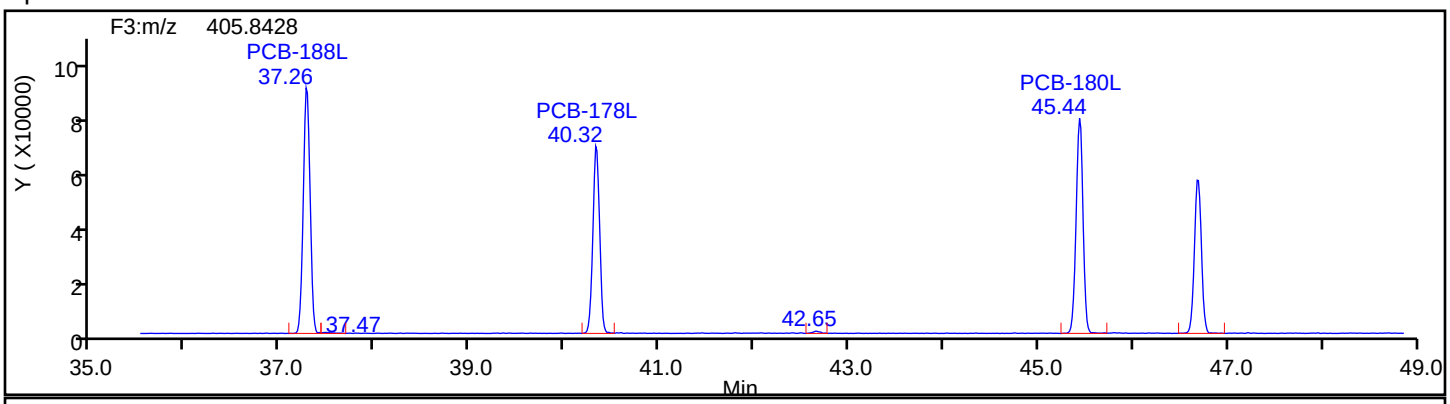

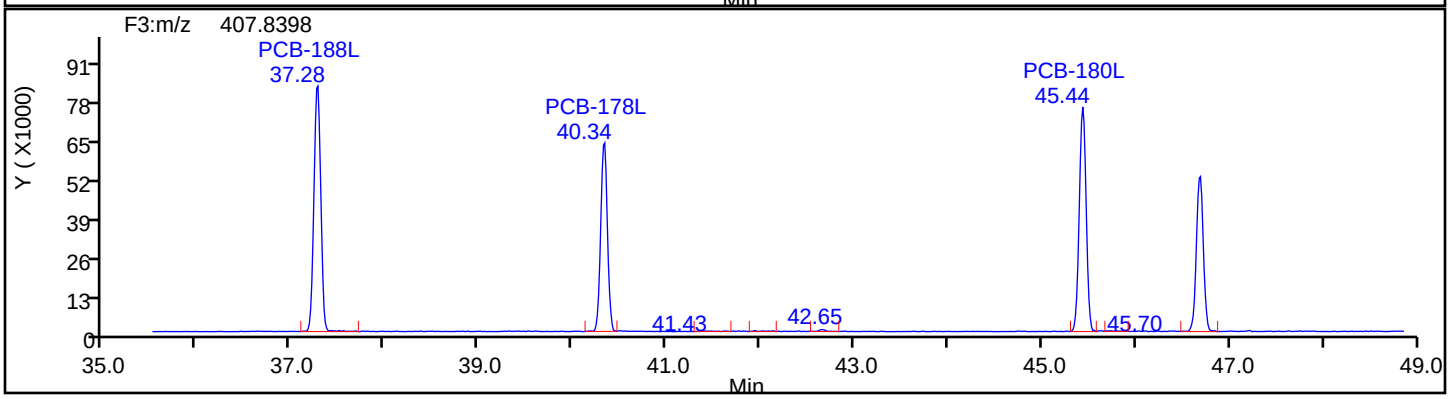

Eurofins TestAmerica, Knoxville

Data File:	\\chromna\Knoxville\ChromData\D3D\20190829-12907.b\580-88125-b-20-c_190830082511.d		
Injection Date:	30-Aug-2019 08:25:00	Injection Vol:	1.0 ul
Instrument ID:	D3D	Operator ID:	Xcalibur_System
Method:	PCBs_D3D	Limit Group:	HR - 1668A - ICAL
Client ID:	Q6-0to27-102018		
Worklist#:	33148	Sample Line#:	11
Column Type:	SPB-Octyl	Column Dia:	0.25 mm

HpPCB F3

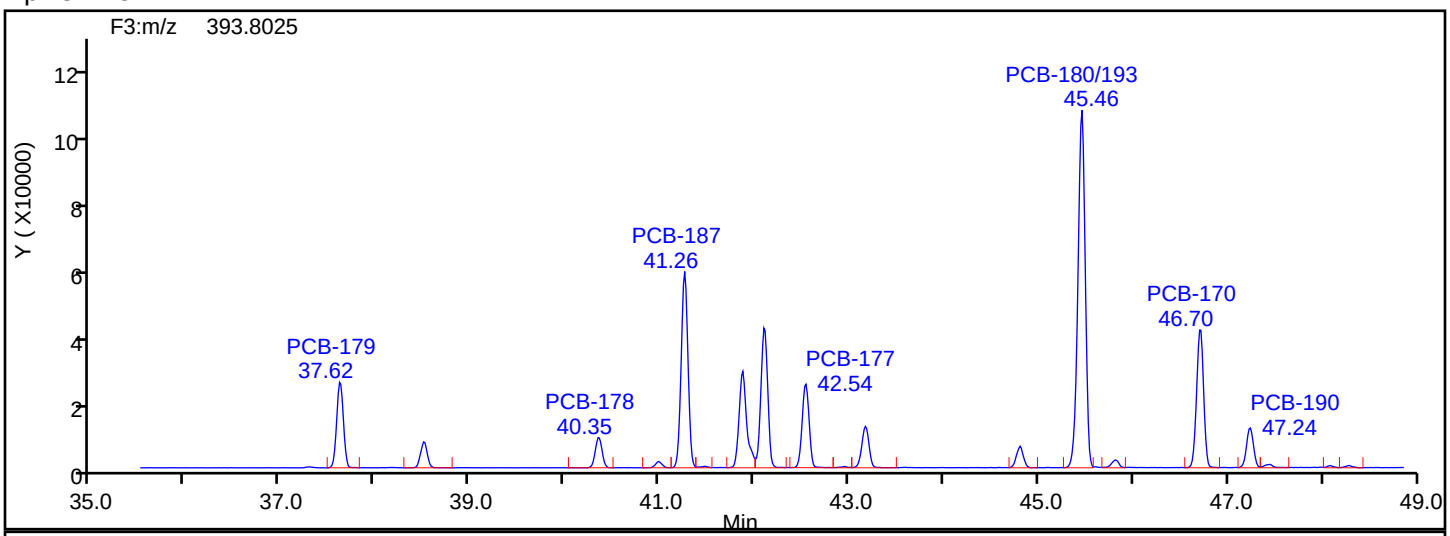

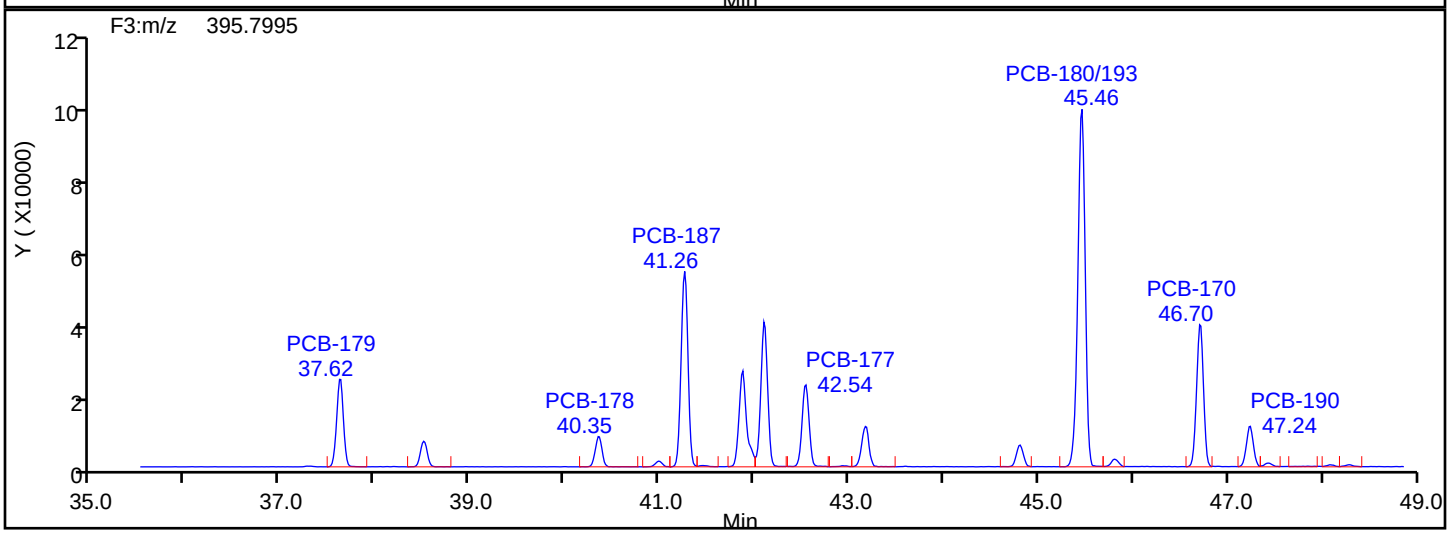

HpPCB F3 Lock Mass

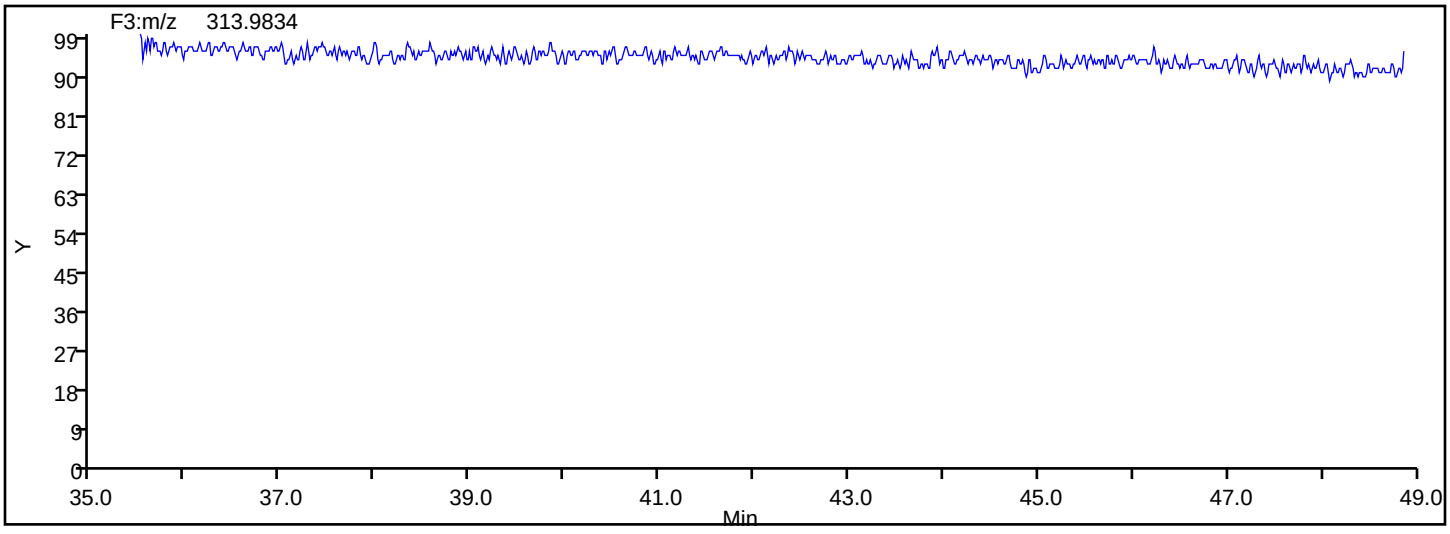

Manual Integration/User Assign Peak Report

Eurofins TestAmerica, Knoxville

Data File:	\\chromna\Knoxville\ChromData\D3D\20190829-12907.b\580-88125-b-20-c_190830082511.d				
Injection Date:	30-Aug-2019 08:25:00	Instrument ID:	D3D		
Lims ID:	580-88125-B-20-C	Lab Sample ID:	140-88125-20		
Client ID:	Q6-0to27-102018				
Operator ID:	Xcalibur_System	ALS Bottle#:	0	Worklist Smp#:	11
Injection Vol:	1.0 ul	Dil. Factor:	1.0000		
Method:	PCBs_D3D	Limit Group:	HR - 1668A - ICAL		
Column:	SPB-Octyl (0.25 mm)	Detector	F3(35.64 :49.10)		

PCB-180/193, CAS: STL01824

Signal: 1

Not Detected
Expected RT: 45.41

Processing Integration Results

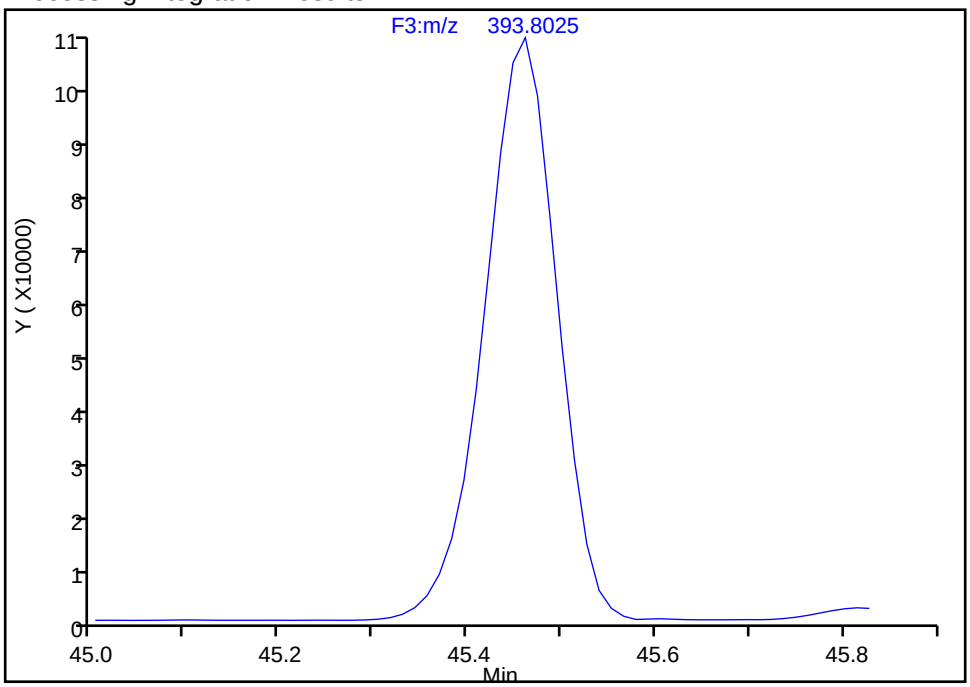

Manual Integration Results

RT: 45.46
Area: 555760
Amount: 121.4713
Amount Units: pg/ul

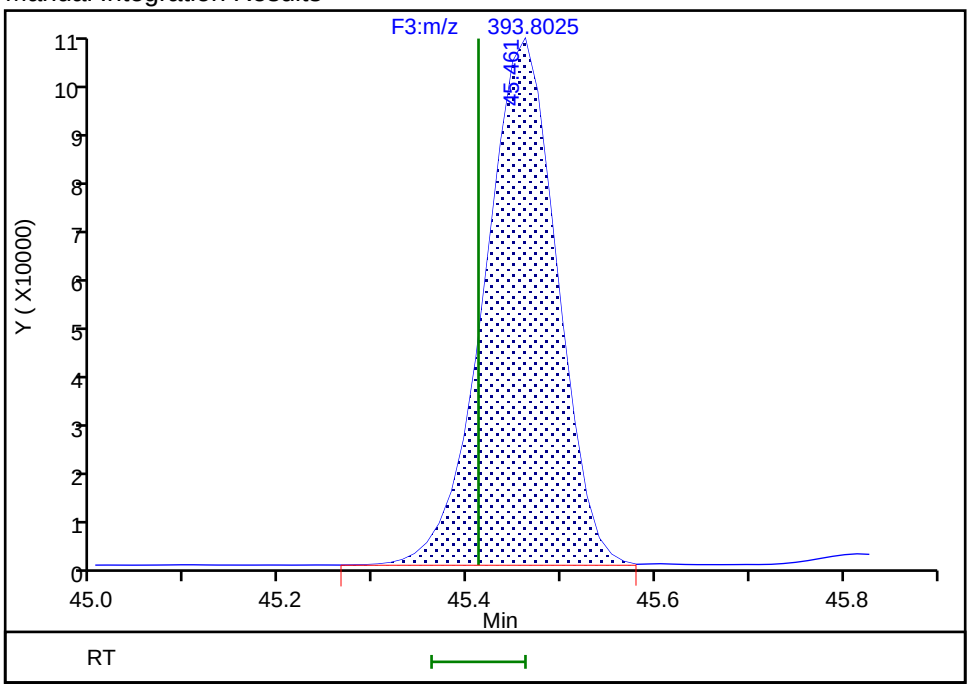

Reviewer: davidsonm, 03-Sep-2019 08:42:01
Audit Action: Assigned Compound ID Audit Reason: Split Peak

Eurofins TestAmerica, Knoxville

Data File:	\\chromna\Knoxville\ChromData\D3D\20190829-12907.b\580-88125-b-20-c_190830082511.d		
Injection Date:	30-Aug-2019 08:25:00	Injection Vol:	1.0 ul
Instrument ID:	D3D	Operator ID:	Xcalibur_System
Method:	PCBs_D3D	Limit Group:	HR - 1668A - ICAL
Client ID:	Q6-0to27-102018		
Worklist#:	33148	Sample Line#:	11
Column Type:	SPB-Octyl	Column Dia:	0.25 mm

HpPCB F4

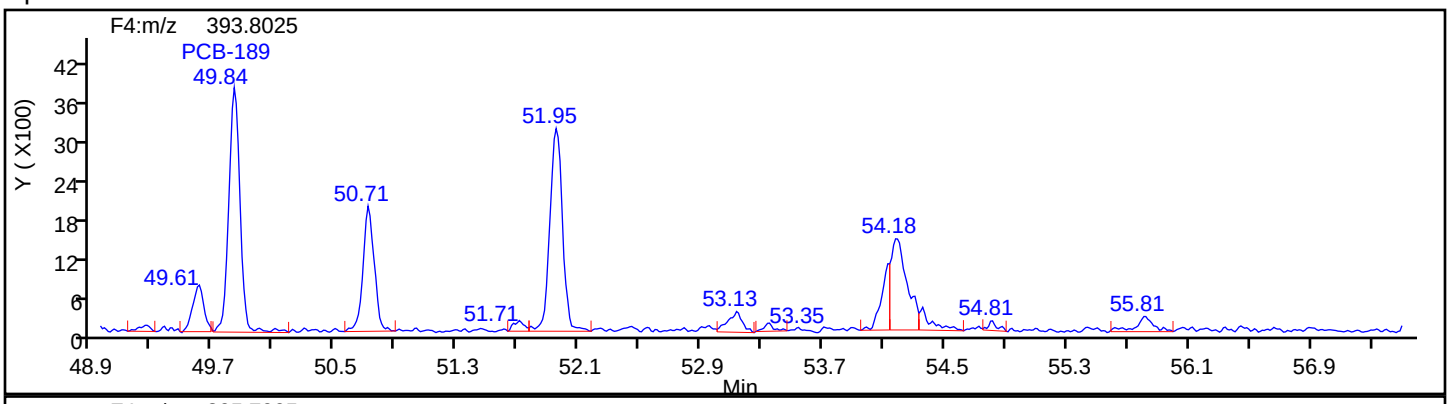

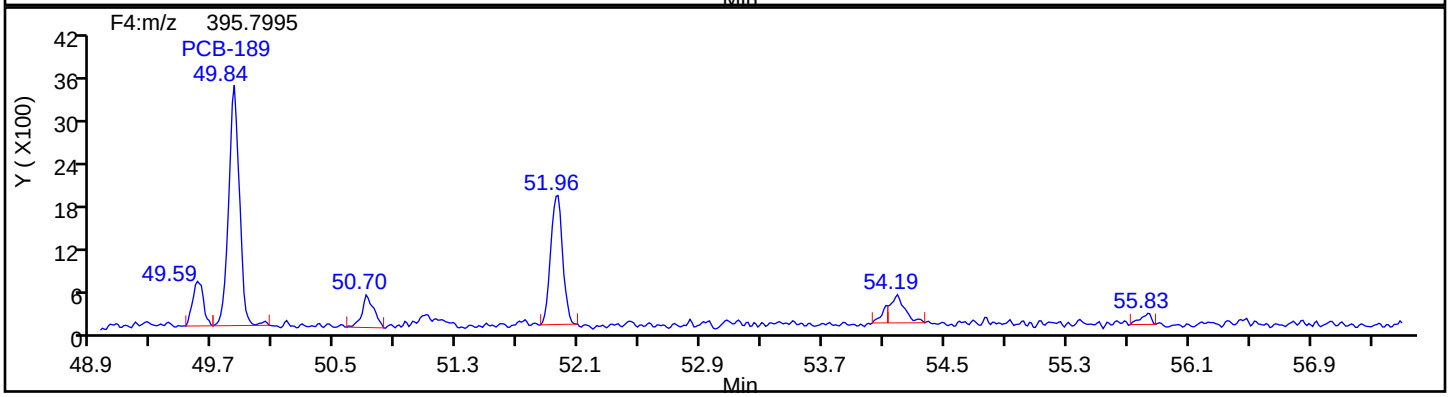

HpPCB F4 Standards

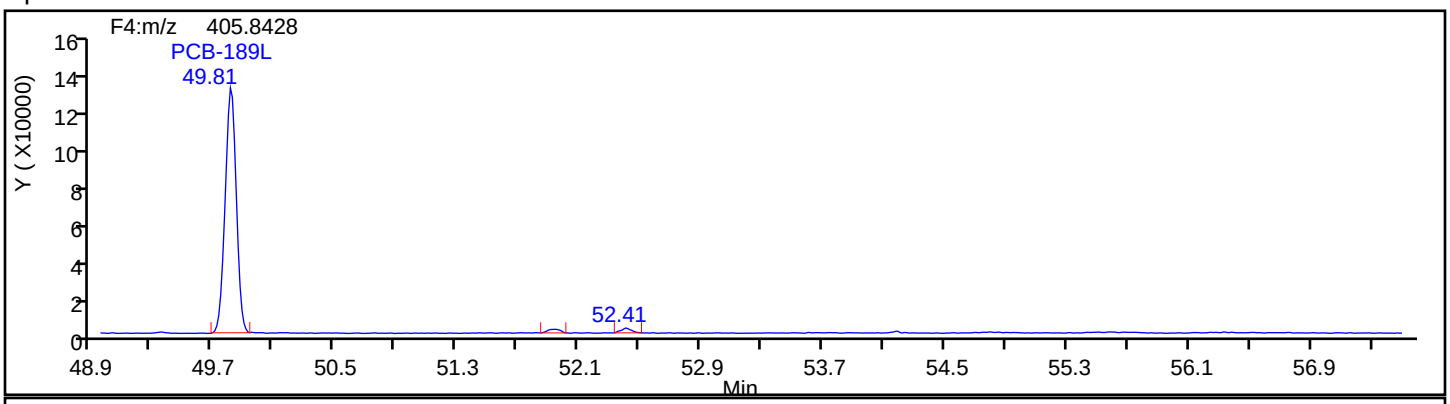

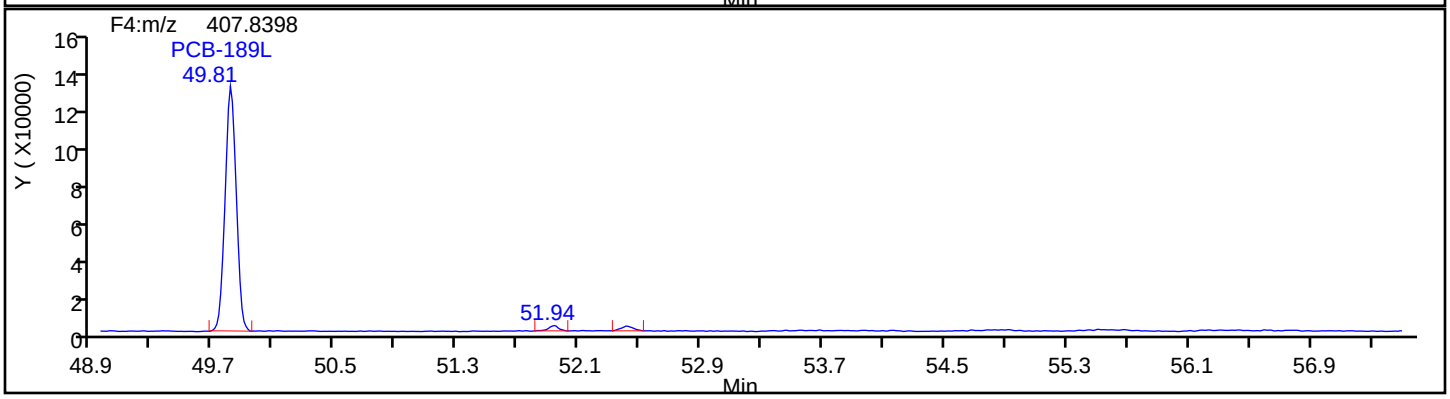

Eurofins TestAmerica, Knoxville

Data File:	\\chromna\Knoxville\ChromData\D3D\20190829-12907.b\580-88125-b-20-c_190830082511.d		
Injection Date:	30-Aug-2019 08:25:00	Injection Vol:	1.0 ul
Instrument ID:	D3D	Operator ID:	Xcalibur_System
Method:	PCBs_D3D	Limit Group:	HR - 1668A - ICAL
Client ID:	Q6-0to27-102018		
Worklist#:	33148	Sample Line#:	11
Column Type:	SPB-Octyl	Column Dia:	0.25 mm

HpPCB F4

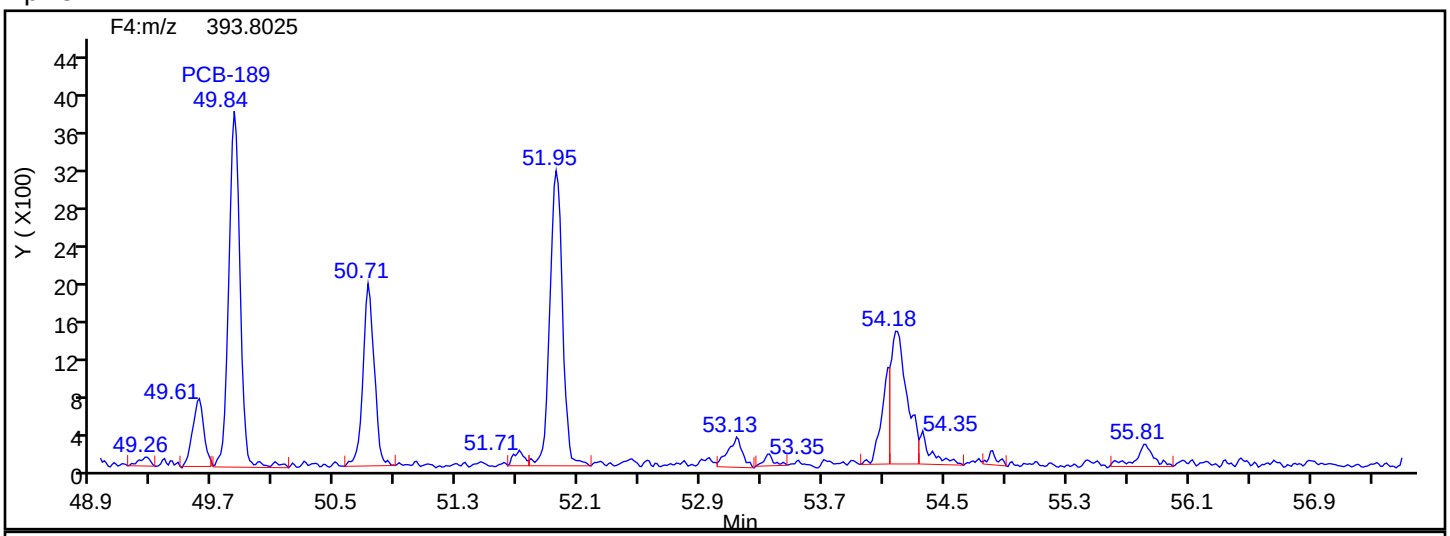

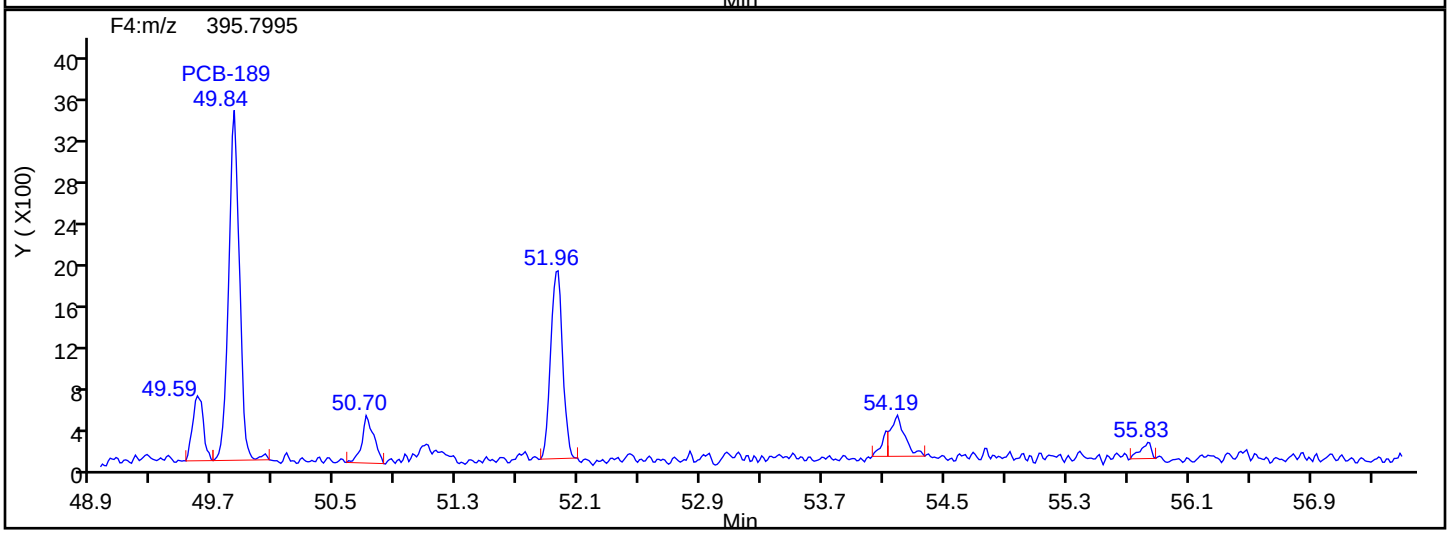

HpPCB F4 Lock Mass

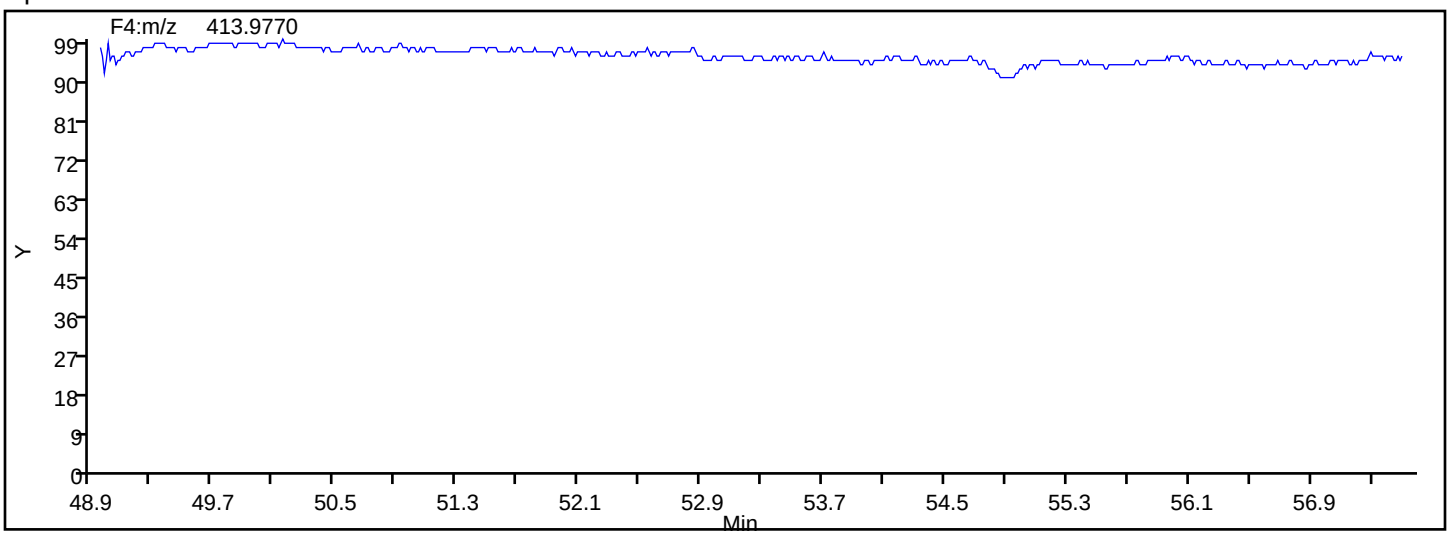

Eurofins TestAmerica, Knoxville

Data File:	\\chromna\Knoxville\ChromData\D3D\20190829-12907.b\580-88125-b-20-c_190830082511.d		
Injection Date:	30-Aug-2019 08:25:00	Injection Vol:	1.0 ul
Instrument ID:	D3D	Operator ID:	Xcalibur_System
Method:	PCBs_D3D	Limit Group:	HR - 1668A - ICAL
Client ID:	Q6-0to27-102018		
Worklist#:	33148	Sample Line#:	11
Column Type:	SPB-Octyl	Column Dia:	0.25 mm

OcPCB F3

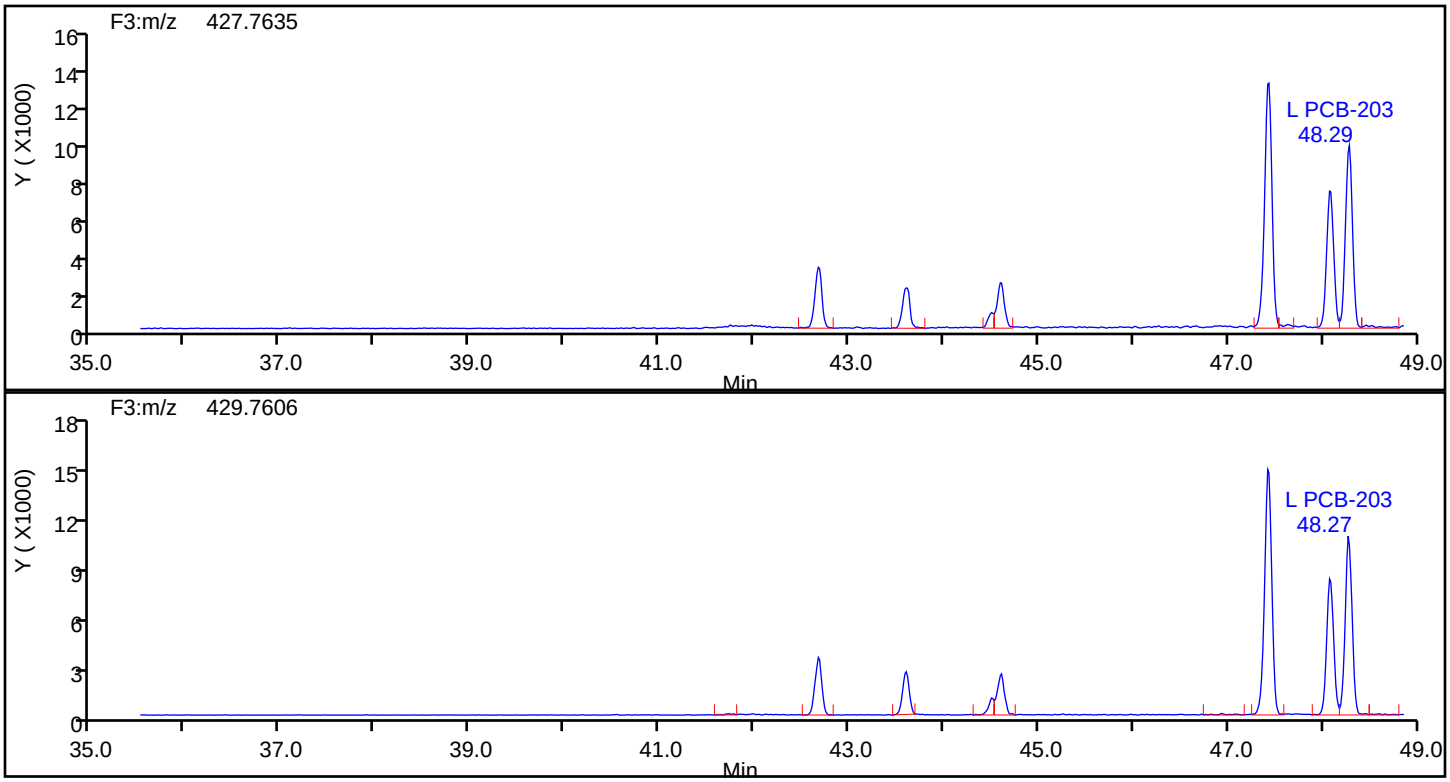

OcPCB F3 Standards

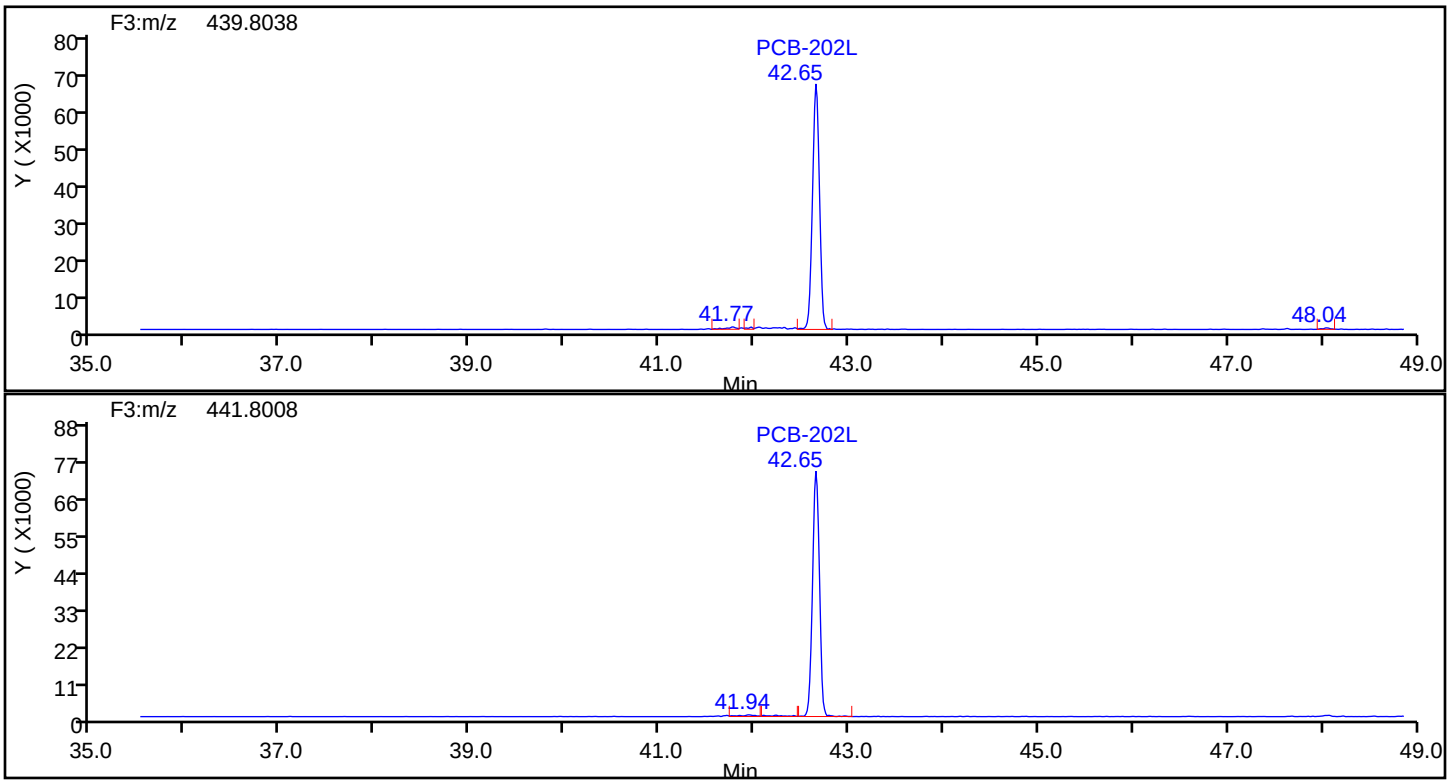

Eurofins TestAmerica, Knoxville

Data File:	\\chromna\Knoxville\ChromData\D3D\20190829-12907.b\580-88125-b-20-c_190830082511.d		
Injection Date:	30-Aug-2019 08:25:00	Injection Vol:	1.0 ul
Instrument ID:	D3D	Operator ID:	Xcalibur_System
Method:	PCBs_D3D	Limit Group:	HR - 1668A - ICAL
Client ID:	Q6-0to27-102018		
Worklist#:	33148	Sample Line#:	11
Column Type:	SPB-Octyl	Column Dia:	0.25 mm

OcPCB F3

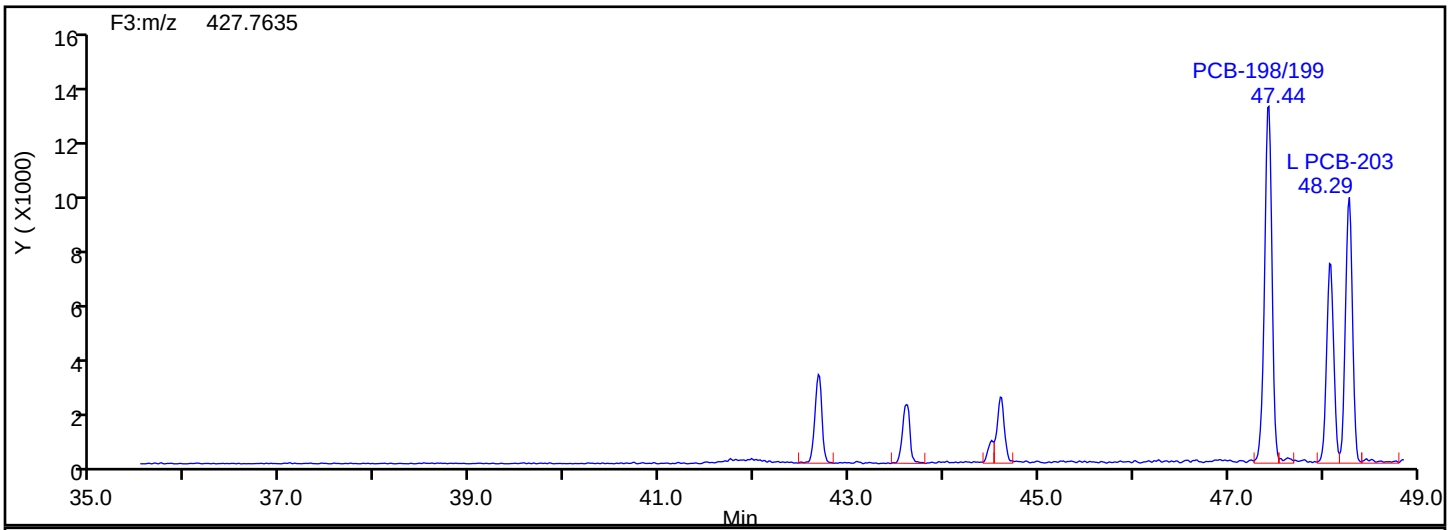

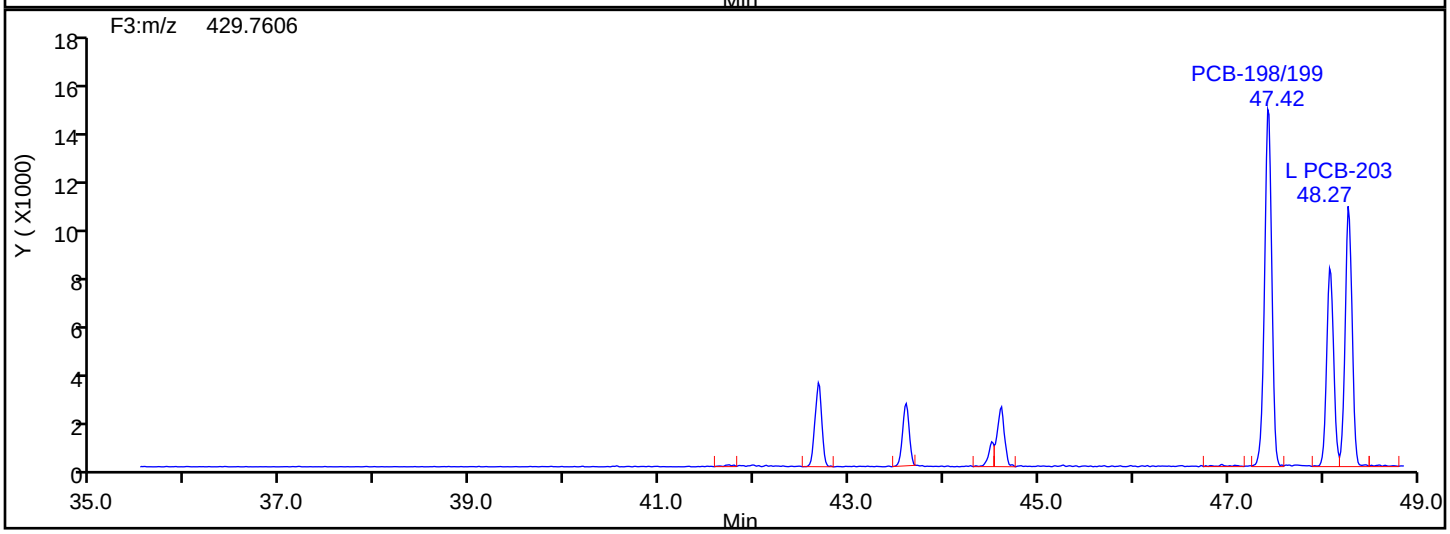

OcPCB F3 Lock Mass

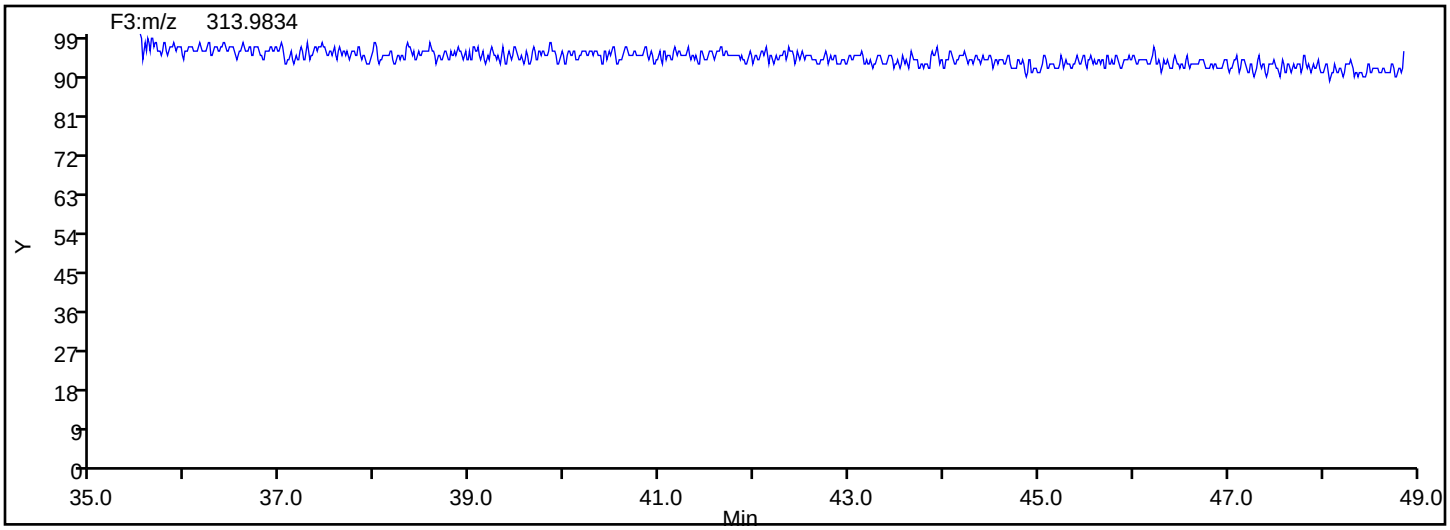

Eurofins TestAmerica, Knoxville

Data File:	\\chromna\Knoxville\ChromData\D3D\20190829-12907.b\580-88125-b-20-c_190830082511.d		
Injection Date:	30-Aug-2019 08:25:00	Injection Vol:	1.0 ul
Instrument ID:	D3D	Operator ID:	Xcalibur_System
Method:	PCBs_D3D	Limit Group:	HR - 1668A - ICAL
Client ID:	Q6-0to27-102018		
Worklist#:	33148	Sample Line#:	11
Column Type:	SPB-Octyl	Column Dia:	0.25 mm

OcPCB F4

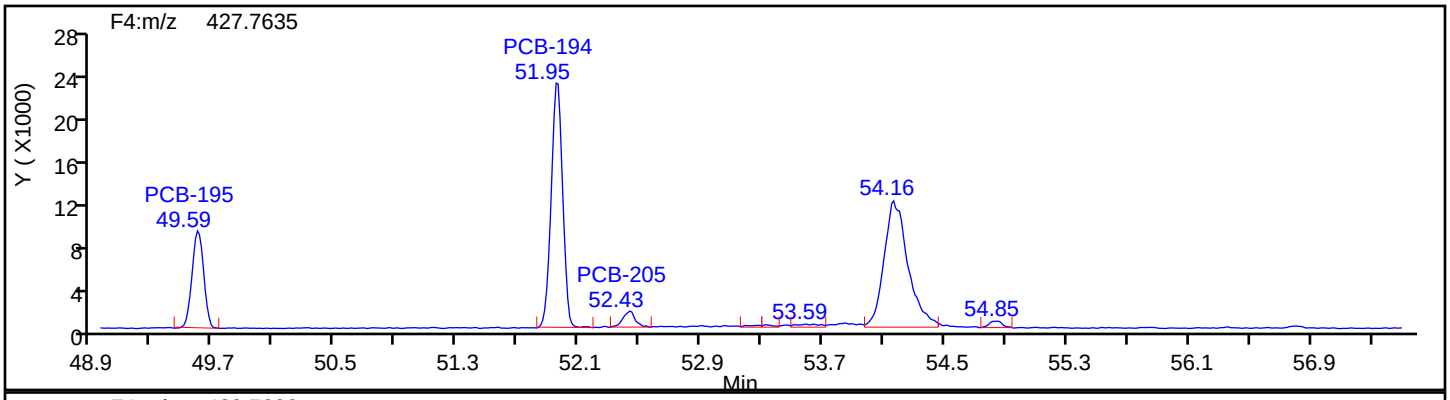

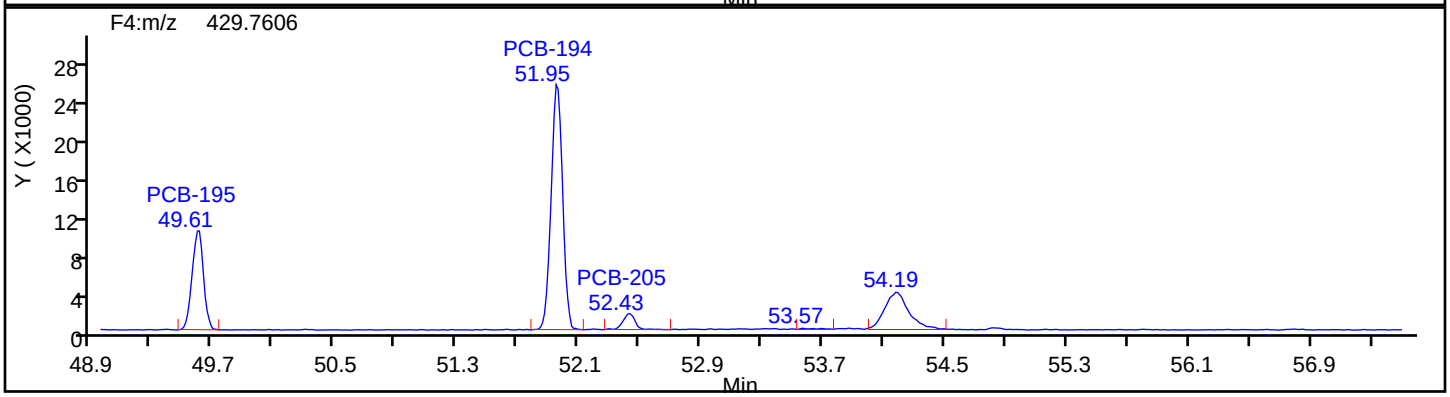

OcPCB F4 Standards

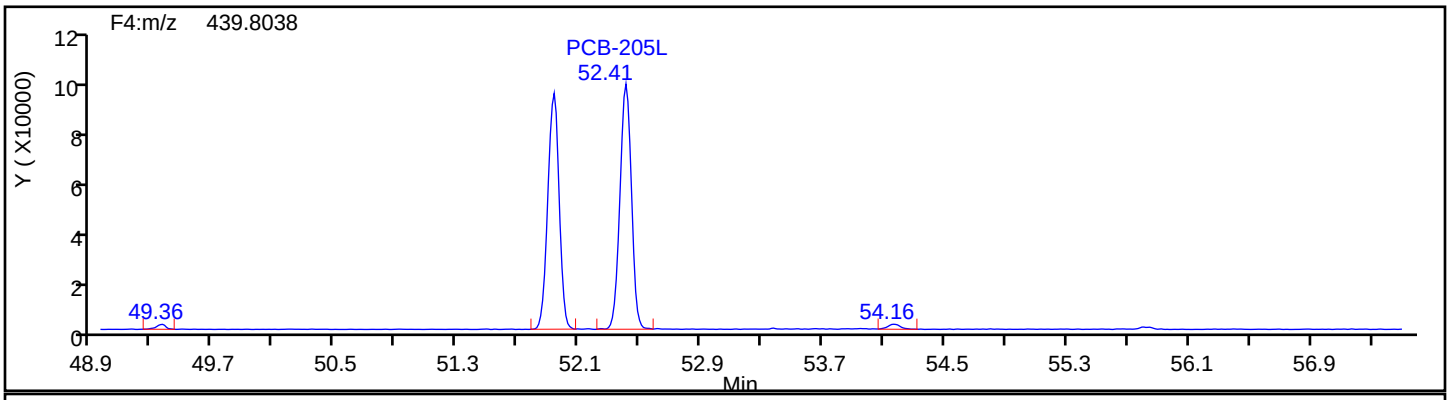

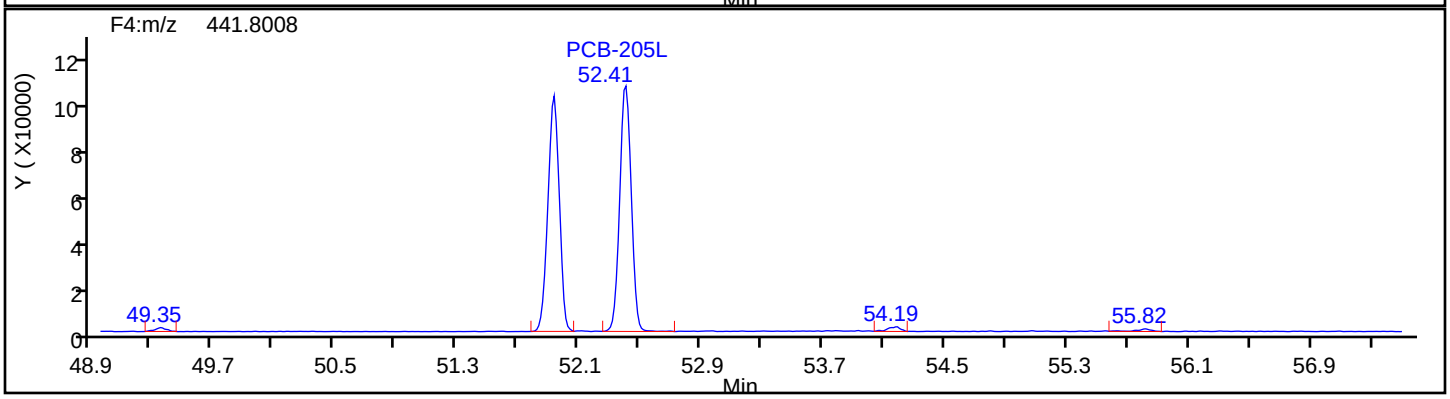

Eurofins TestAmerica, Knoxville

Data File:	\\chromna\Knoxville\ChromData\D3D\20190829-12907.b\580-88125-b-20-c_190830082511.d		
Injection Date:	30-Aug-2019 08:25:00	Injection Vol:	1.0 ul
Instrument ID:	D3D	Operator ID:	Xcalibur_System
Method:	PCBs_D3D	Limit Group:	HR - 1668A - ICAL
Client ID:	Q6-0to27-102018		
Worklist#:	33148	Sample Line#:	11
Column Type:	SPB-Octyl	Column Dia:	0.25 mm

OcPCB F4

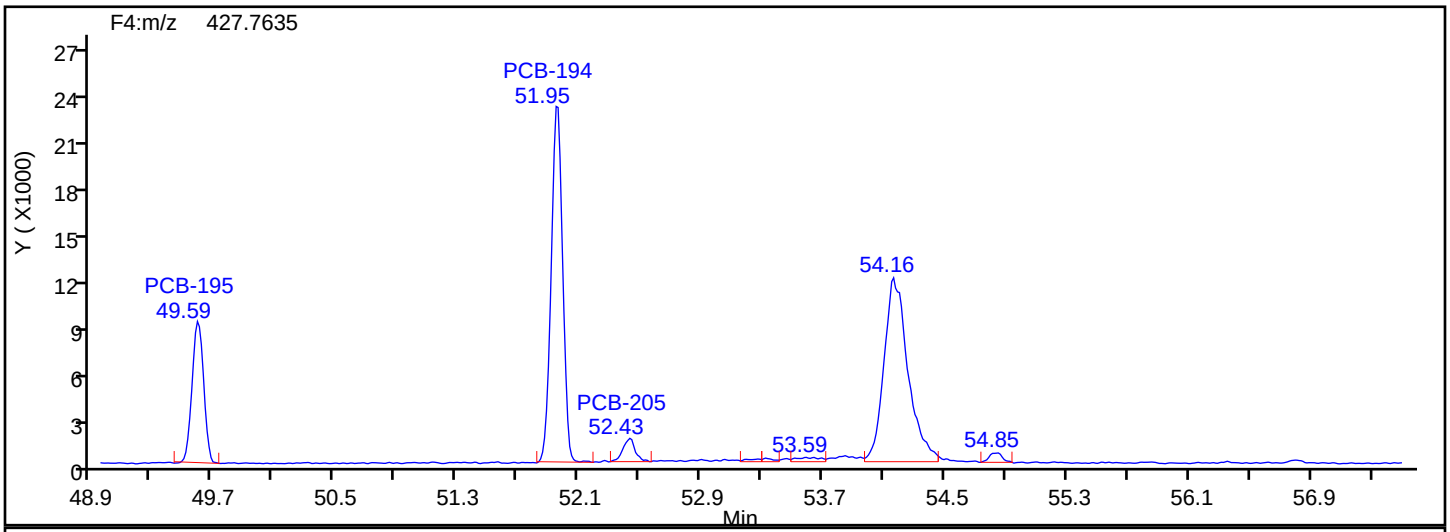

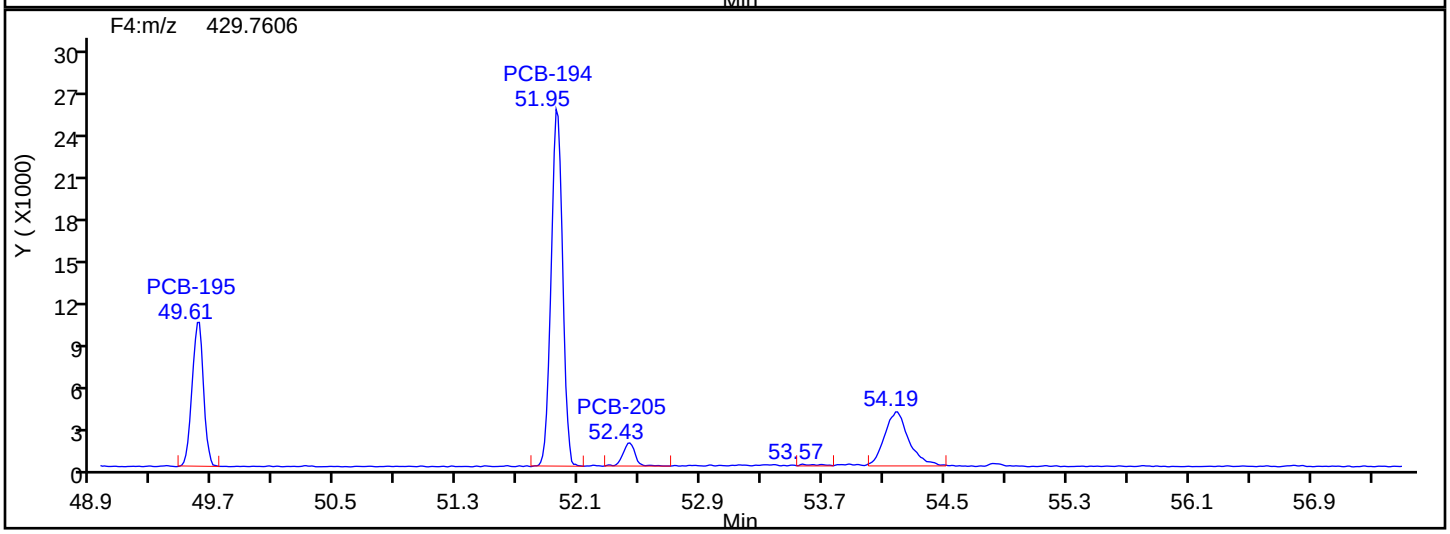

OcPCB F4 Lock Mass

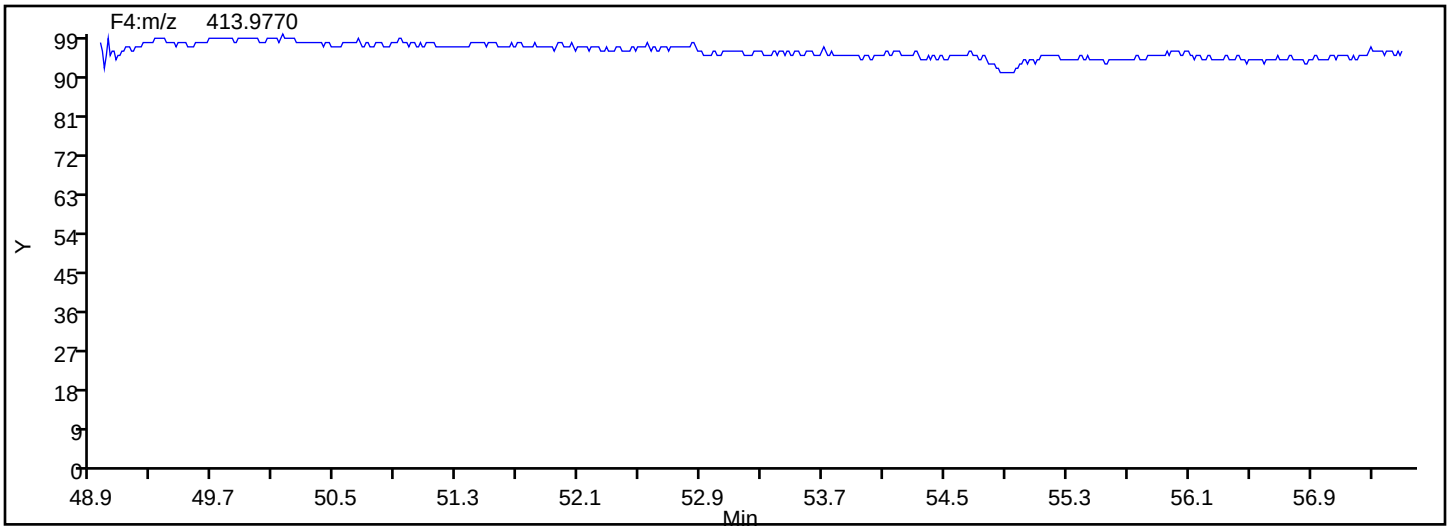

Eurofins TestAmerica, Knoxville

Data File:	\\chromna\Knoxville\ChromData\D3D\20190829-12907.b\580-88125-b-20-c_190830082511.d		
Injection Date:	30-Aug-2019 08:25:00	Injection Vol:	1.0 ul
Instrument ID:	D3D	Operator ID:	Xcalibur_System
Method:	PCBs_D3D	Limit Group:	HR - 1668A - ICAL
Client ID:	Q6-0to27-102018		
Worklist#:	33148	Sample Line#:	11
Column Type:	SPB-Octyl	Column Dia:	0.25 mm

NoPCB F4

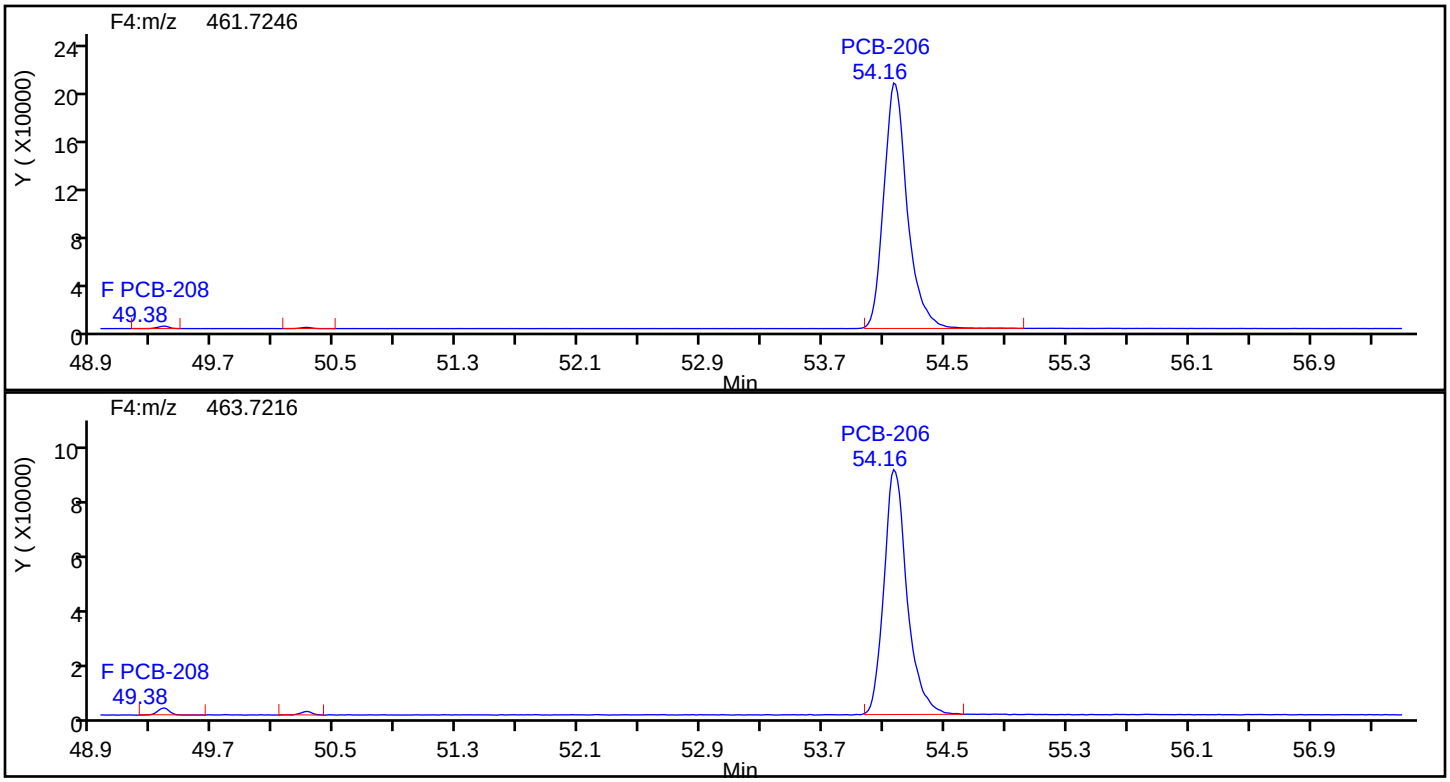

NoPCB F4 Standards

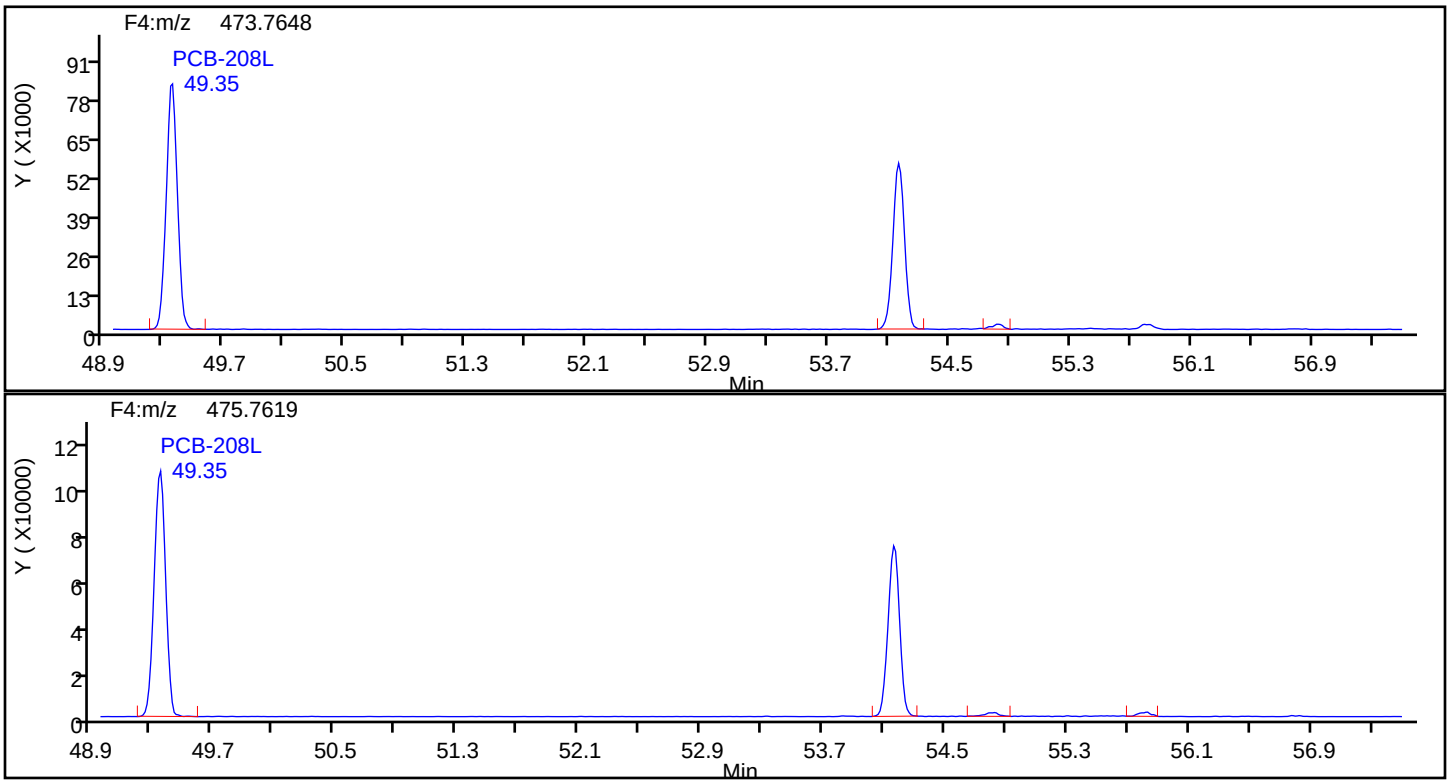

Eurofins TestAmerica, Knoxville

Data File:	\\chromna\Knoxville\ChromData\D3D\20190829-12907.b\580-88125-b-20-c_190830082511.d		
Injection Date:	30-Aug-2019 08:25:00	Injection Vol:	1.0 ul
Instrument ID:	D3D	Operator ID:	Xcalibur_System
Method:	PCBs_D3D	Limit Group:	HR - 1668A - ICAL
Client ID:	Q6-0to27-102018		
Worklist#:	33148	Sample Line#:	11
Column Type:	SPB-Octyl	Column Dia:	0.25 mm

NoPCB F4

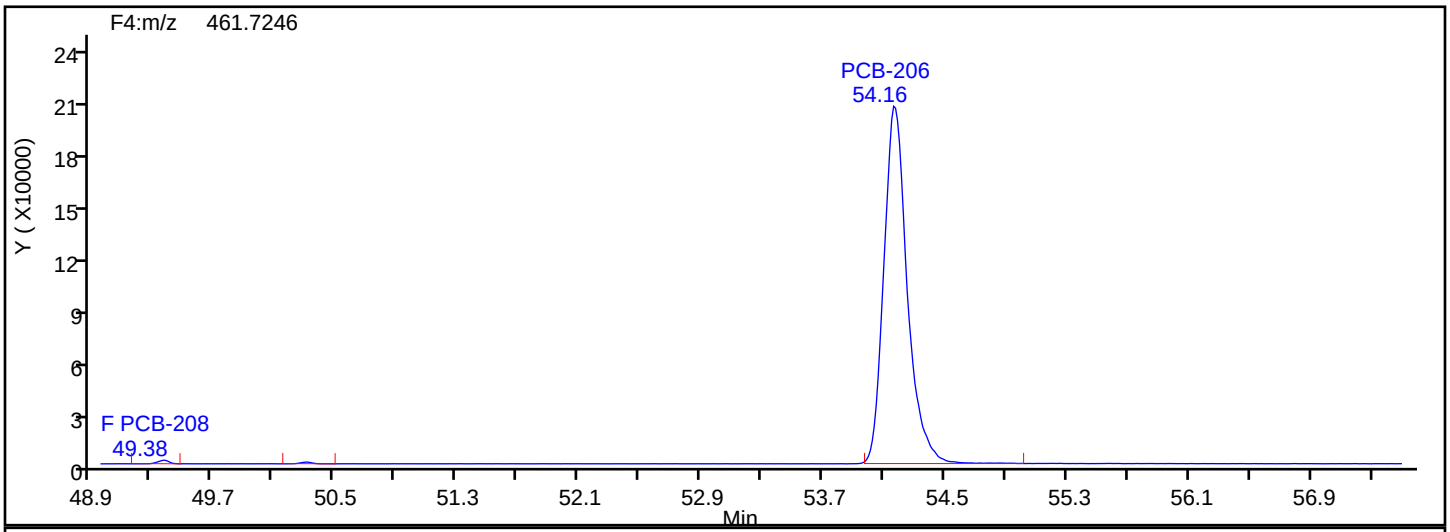

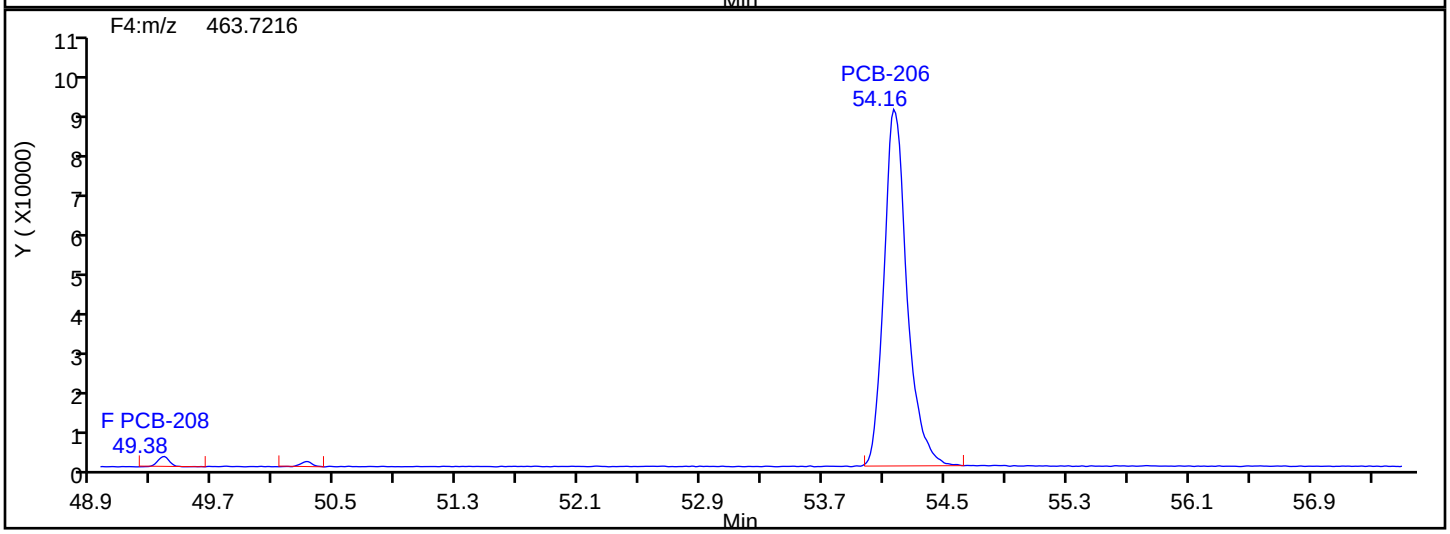

NoPCB F4 Lock Mass

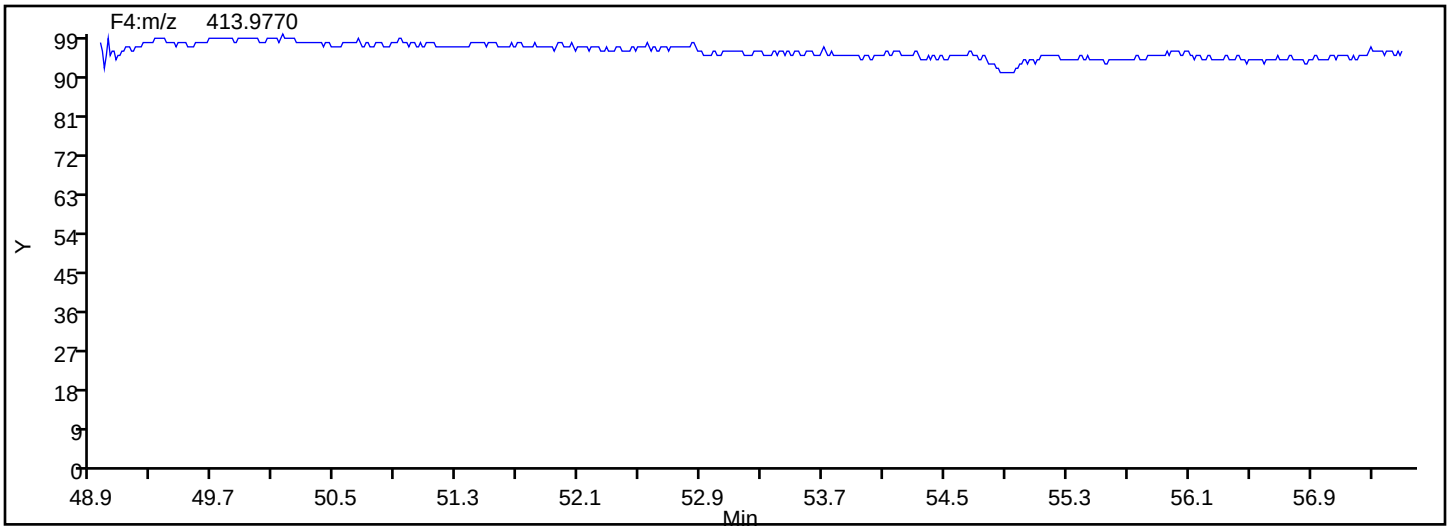

Report Date: 03-Sep-2019 08:42:36 Chrom Revision: 2.3 22-Aug-2019 12:55:36

Eurofins TestAmerica, Knoxville

Data File:	\\chromna\Knoxville\ChromData\D3D\20190829-12907.b\580-88125-b-20-c_190830082511.d		
Injection Date:	30-Aug-2019 08:25:00	Injection Vol:	1.0 ul
Instrument ID:	D3D	Operator ID:	Xcalibur_System
Method:	PCBs_D3D	Limit Group:	HR - 1668A - ICAL
Client ID:	Q6-0to27-102018		
Worklist#:	33148	Sample Line#:	11
Column Type:	SPB-Octyl	Column Dia:	0.25 mm

DePCB F4

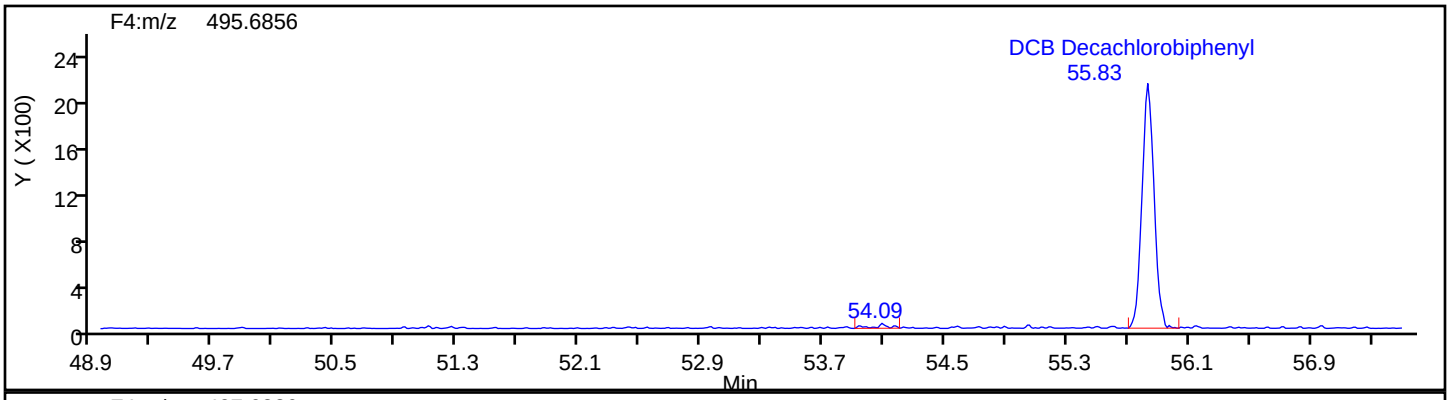

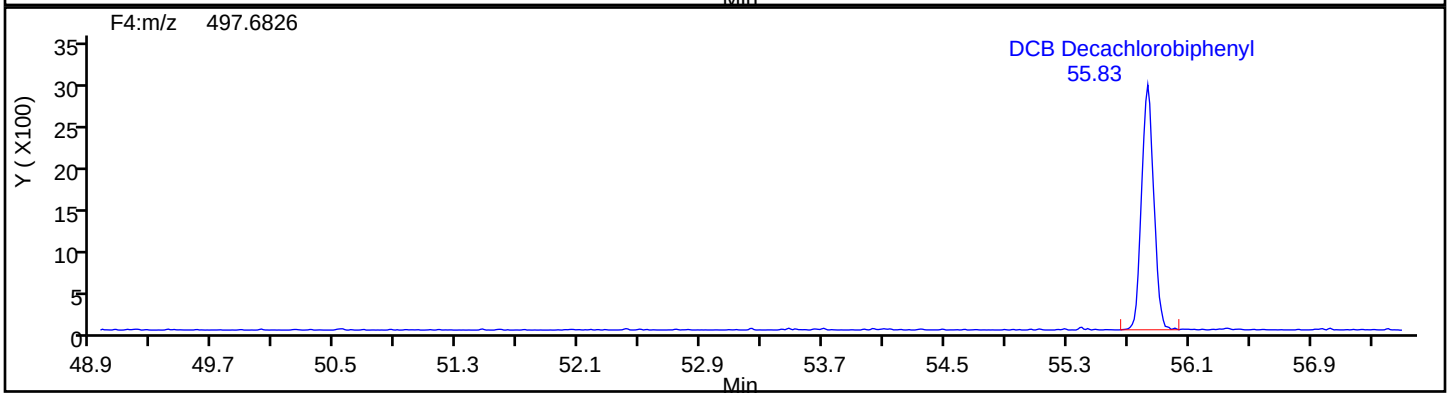

DePCB F4 Standards

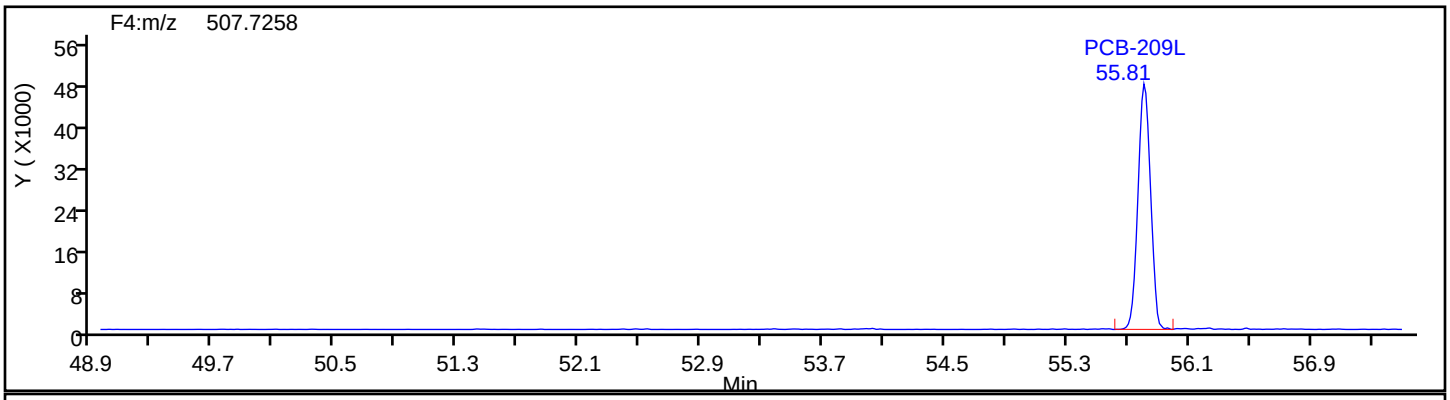

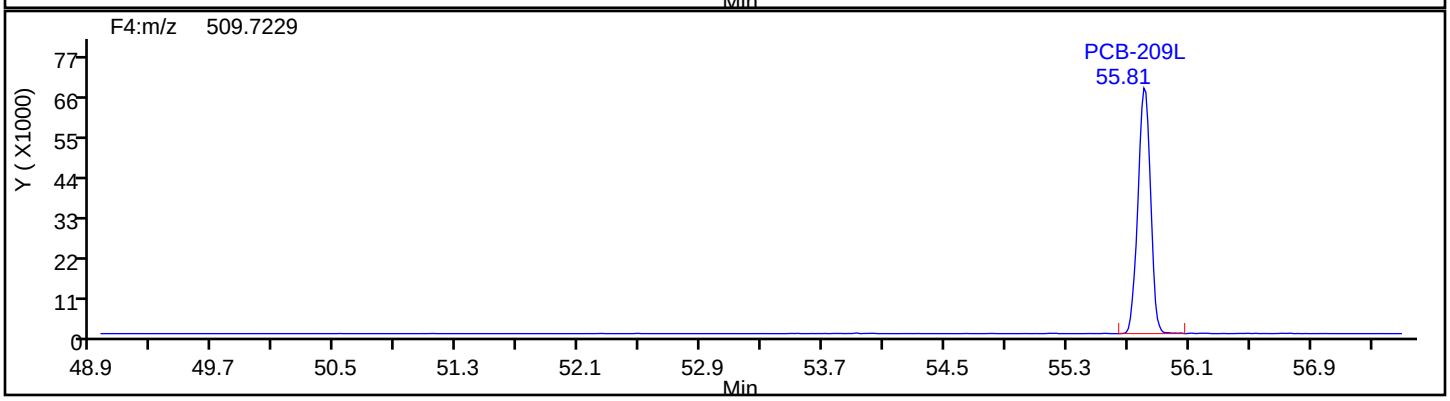

Eurofins TestAmerica, Knoxville

Data File:	\\chromna\Knoxville\ChromData\D3D\20190829-12907.b\580-88125-b-20-c_190830082511.d		
Injection Date:	30-Aug-2019 08:25:00	Injection Vol:	1.0 ul
Instrument ID:	D3D	Operator ID:	Xcalibur_System
Method:	PCBs_D3D	Limit Group:	HR - 1668A - ICAL
Client ID:	Q6-0to27-102018		
Worklist#:	33148	Sample Line#:	11
Column Type:	SPB-Octyl	Column Dia:	0.25 mm

DePCB F4

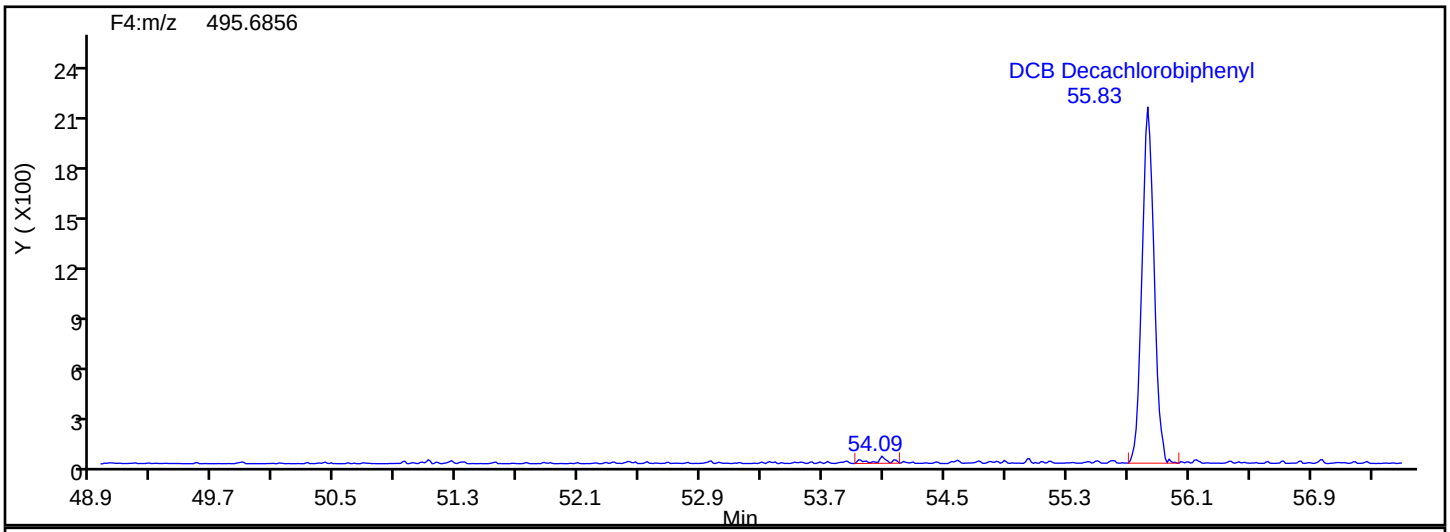

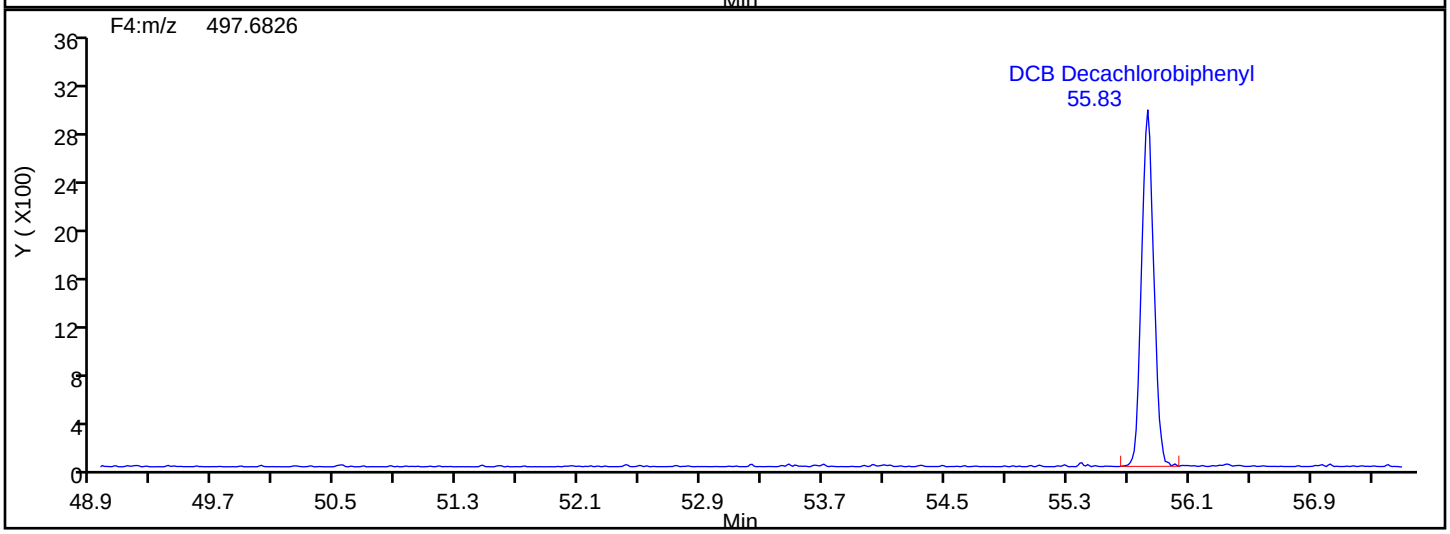

DePCB F4 Lock Mass

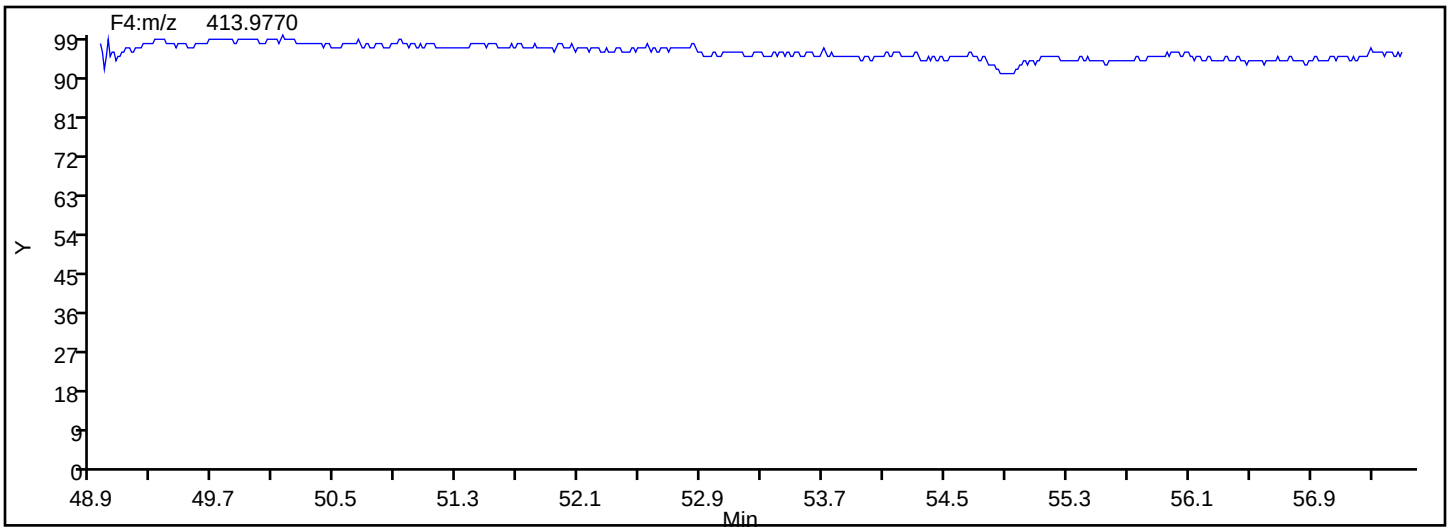

FORM I
HI-RES PCBS ORGANICS ANALYSIS DATA SHEET

Lab Name: Eurofins TestAmerica, Knoxville Job No.: 580-88125-2

SDG No.:

Client Sample ID: T6-0to29-101618 Lab Sample ID: 580-88125-21

Matrix: Solid Lab File ID: 580-88125-b-21-c.d

Analysis Method: 1668A Date Collected: 10/16/2018 14:38

Extract. Method: HRMS-Sox Date Extracted: 08/20/2019 08:01

Sample wt/vol: 20.22(g) Date Analyzed: 08/29/2019 23:04

Con. Extract Vol.: 20(mL) Dilution Factor: 1

Injection Volume: 1(uL) Level: (low/med) Low

% Moisture: 67.5 GPC Cleanup:(Y/N) N

Analysis Batch No.: 33136 Units: ng/g

CAS NO.	COMPOUND NAME	RESULT	Q	RL	EDL
2051-60-7	PCB-1	0.087	B	0.015	0.00037
2051-61-8	PCB-2	0.053	B	0.015	0.00040
2051-62-9	PCB-3	0.057	B	0.015	0.00042
13029-08-8	PCB-4	0.21		0.030	0.00097
16605-91-7	PCB-5	0.0036	J	0.015	0.00061
25569-80-6	PCB-6	0.051		0.015	0.00061
33284-50-3	PCB-7	0.0098	J B	0.015	0.00058
34883-43-7	PCB-8	0.17	B	0.030	0.00060
34883-39-1	PCB-9	0.012	J	0.015	0.00067
33146-45-1	PCB-10	0.0060	J q	0.015	0.00064
2050-67-1	PCB-11	0.098	B	0.030	0.00058
2974-92-7	PCB-12	0.039	C B	0.030	0.00058
2974-90-5	PCB-13	0.039	C12 B	0.030	0.00058
34883-41-5	PCB-14	ND		0.015	0.00051
2050-68-2	PCB-15	0.12	B	0.015	0.00056
38444-78-9	PCB-16	0.069	q	0.015	0.0010
37680-66-3	PCB-17	0.26	B	0.015	0.00081
37680-65-2	PCB-18	0.18	C B	0.030	0.00069
38444-73-4	PCB-19	0.24	B	0.015	0.00097
38444-84-7	PCB-20	0.41	C B	0.030	0.0023
55702-46-0	PCB-21	0.16	C B	0.030	0.0022
38444-85-8	PCB-22	0.076	B	0.015	0.0025
55720-44-0	PCB-23	ND		0.015	0.0024
55702-45-9	PCB-24	0.0027	J B	0.015	0.00060
55712-37-3	PCB-25	0.052	B	0.015	0.0023
38444-81-4	PCB-26	0.065	C B	0.030	0.0023
38444-76-7	PCB-27	0.058	B	0.015	0.00058
7012-37-5	PCB-28	0.41	C20 B	0.030	0.0023
15862-07-4	PCB-29	0.065	C26 B	0.030	0.0023
35693-92-6	PCB-30	0.18	C18 B	0.030	0.00069
16606-02-3	PCB-31	0.25	B	0.030	0.0022
38444-77-8	PCB-32	0.19	B	0.015	0.00054
38444-86-9	PCB-33	0.16	C21 B	0.030	0.0022
37680-68-5	PCB-34	0.0046	J	0.015	0.0025

FORM I
HI-RES PCBS ORGANICS ANALYSIS DATA SHEET

Lab Name: Eurofins TestAmerica, Knoxville Job No.: 580-88125-2

SDG No.:

Client Sample ID: T6-0to29-101618 Lab Sample ID: 580-88125-21

Matrix: Solid Lab File ID: 580-88125-b-21-c.d

Analysis Method: 1668A Date Collected: 10/16/2018 14:38

Extract. Method: HRMS-Sox Date Extracted: 08/20/2019 08:01

Sample wt/vol: 20.22(g) Date Analyzed: 08/29/2019 23:04

Con. Extract Vol.: 20(mL) Dilution Factor: 1

Injection Volume: 1(uL) Level: (low/med) Low

% Moisture: 67.5 GPC Cleanup:(Y/N) N

Analysis Batch No.: 33136 Units: ng/g

CAS NO.	COMPOUND NAME	RESULT	Q	RL	EDL
37680-69-6	PCB-35	0.0083	J	0.015	0.0025
38444-87-0	PCB-36	ND		0.015	0.0023
38444-90-5	PCB-37	0.13	B	0.015	0.0024
53555-66-1	PCB-38	ND		0.015	0.0023
38444-88-1	PCB-39	ND		0.015	0.0022
38444-93-8	PCB-40	0.61	C	0.046	0.0023
52663-59-9	PCB-41	0.61	C40	0.046	0.0023
36559-22-5	PCB-42	0.23		0.015	0.0024
70362-46-8	PCB-43	0.077	C	0.030	0.0021
41464-39-5	PCB-44	2.9	C B	0.046	0.0020
70362-45-7	PCB-45	1.0	C B	0.030	0.0023
41464-47-5	PCB-46	0.061		0.015	0.0027
2437-79-8	PCB-47	2.9	C44 B	0.046	0.0020
70362-47-9	PCB-48	0.098		0.015	0.0022
41464-40-8	PCB-49	1.4	C B	0.030	0.0018
62796-65-0	PCB-50	0.53	C B	0.030	0.0022
68194-04-7	PCB-51	1.0	C45 B	0.030	0.0023
35693-99-3	PCB-52	2.3	B	0.015	0.0023
41464-41-9	PCB-53	0.53	C50 B	0.030	0.0022
15968-05-5	PCB-54	0.12		0.015	0.00045
74338-24-2	PCB-55	ND		0.015	0.0016
41464-43-1	PCB-56	0.33		0.015	0.0016
70424-67-8	PCB-57	ND		0.015	0.0016
41464-49-7	PCB-58	ND		0.015	0.0016
74472-33-6	PCB-59	0.10	C	0.046	0.0015
33025-41-1	PCB-60	0.090		0.015	0.0016
33284-53-6	PCB-61	1.9	C B	0.061	0.0015
54230-22-7	PCB-62	0.10	C59	0.046	0.0015
74472-34-7	PCB-63	0.044		0.015	0.0014
52663-58-8	PCB-64	0.34		0.015	0.0015
33284-54-7	PCB-65	2.9	C44 B	0.046	0.0020
32598-10-0	PCB-66	1.1		0.015	0.0016
73575-53-8	PCB-67	0.029		0.015	0.0015
73575-52-7	PCB-68	0.046	B	0.015	0.0014

FORM I
HI-RES PCBS ORGANICS ANALYSIS DATA SHEET

Lab Name: Eurofins TestAmerica, Knoxville Job No.: 580-88125-2

SDG No.:

Client Sample ID: T6-0to29-101618 Lab Sample ID: 580-88125-21

Matrix: Solid Lab File ID: 580-88125-b-21-c.d

Analysis Method: 1668A Date Collected: 10/16/2018 14:38

Extract. Method: HRMS-Sox Date Extracted: 08/20/2019 08:01

Sample wt/vol: 20.22(g) Date Analyzed: 08/29/2019 23:04

Con. Extract Vol.: 20(mL) Dilution Factor: 1

Injection Volume: 1(uL) Level: (low/med) Low

% Moisture: 67.5 GPC Cleanup:(Y/N) N

Analysis Batch No.: 33136 Units: ng/g

CAS NO.	COMPOUND NAME	RESULT	Q	RL	EDL
60233-24-1	PCB-69	1.4	C49 B	0.030	0.0018
32598-11-1	PCB-70	1.9	C61 B	0.061	0.0015
41464-46-4	PCB-71	0.61	C40	0.046	0.0023
41464-42-0	PCB-72	0.046		0.015	0.0016
74338-23-1	PCB-73	0.077	C43	0.030	0.0021
32690-93-0	PCB-74	1.9	C61 B	0.061	0.0015
32598-12-2	PCB-75	0.10	C59	0.046	0.0015
70362-48-0	PCB-76	1.9	C61 B	0.061	0.0015
32598-13-3	PCB-77	0.097	B	0.015	0.0016
70362-49-1	PCB-78	ND		0.015	0.0016
41464-48-6	PCB-79	0.038		0.015	0.0013
33284-52-5	PCB-80	ND		0.015	0.0014
70362-50-4	PCB-81	ND		0.015	0.0016
52663-62-4	PCB-82	0.43		0.015	0.0010
60145-20-2	PCB-83	3.6	C	0.030	0.00095
52663-60-2	PCB-84	1.1		0.015	0.0010
65510-45-4	PCB-85	0.66	C	0.046	0.00074
55312-69-1	PCB-86	2.8	C B	0.091	0.00075
38380-02-8	PCB-87	2.8	C86 B	0.091	0.00075
55215-17-3	PCB-88	1.2	C	0.030	0.00089
73575-57-2	PCB-89	0.043		0.015	0.0010
68194-07-0	PCB-90	6.4	C B	0.046	0.00079
68194-05-8	PCB-91	1.2	C88	0.030	0.00089
52663-61-3	PCB-92	1.4		0.015	0.00094
73575-56-1	PCB-93	0.54	C	0.030	0.00091
73575-55-0	PCB-94	0.14		0.015	0.00099
38379-99-6	PCB-95	4.7	B	0.015	0.00093
73575-54-9	PCB-96	0.098		0.015	0.00073
41464-51-1	PCB-97	2.8	C86 B	0.091	0.00075
60233-25-2	PCB-98	0.34	C	0.030	0.00091
38380-01-7	PCB-99	3.6	C83	0.030	0.00095
39485-83-1	PCB-100	0.54	C93	0.030	0.00091
37680-73-2	PCB-101	6.4	C90 B	0.046	0.00079
68194-06-9	PCB-102	0.34	C98	0.030	0.00091

FORM I
HI-RES PCBS ORGANICS ANALYSIS DATA SHEET

Lab Name: Eurofins TestAmerica, Knoxville Job No.: 580-88125-2

SDG No.:

Client Sample ID: T6-0to29-101618 Lab Sample ID: 580-88125-21

Matrix: Solid Lab File ID: 580-88125-b-21-c.d

Analysis Method: 1668A Date Collected: 10/16/2018 14:38

Extract. Method: HRMS-Sox Date Extracted: 08/20/2019 08:01

Sample wt/vol: 20.22(g) Date Analyzed: 08/29/2019 23:04

Con. Extract Vol.: 20(mL) Dilution Factor: 1

Injection Volume: 1(uL) Level: (low/med) Low

% Moisture: 67.5 GPC Cleanup:(Y/N) N

Analysis Batch No.: 33136 Units: ng/g

CAS NO.	COMPOUND NAME	RESULT	Q	RL	EDL
60145-21-3	PCB-103	0.29	B	0.015	0.00087
56558-16-8	PCB-104	0.035		0.015	0.00064
32598-14-4	PCB-105	1.1	B	0.015	0.0035
70424-69-0	PCB-106	ND		0.015	0.0035
70424-68-9	PCB-107	0.33		0.015	0.0033
70362-41-3	PCB-108	0.12	C	0.030	0.0035
74472-35-8	PCB-109	2.8	C86 B	0.091	0.00075
38380-03-9	PCB-110	5.6	C	0.030	0.00066
39635-32-0	PCB-111	0.024	q	0.015	0.00063
74472-36-9	PCB-112	ND		0.015	0.00066
68194-10-5	PCB-113	6.4	C90 B	0.046	0.00079
74472-37-0	PCB-114	0.065	B	0.015	0.0031
74472-38-1	PCB-115	5.6	C110	0.030	0.00066
18259-05-7	PCB-116	0.66	C85	0.046	0.00074
68194-11-6	PCB-117	0.66	C85	0.046	0.00074
31508-00-6	PCB-118	3.4	B	0.015	0.0034
56558-17-9	PCB-119	2.8	C86 B	0.091	0.00075
68194-12-7	PCB-120	0.070		0.015	0.00060
56558-18-0	PCB-121	ND		0.015	0.00064
76842-07-4	PCB-122	0.039		0.015	0.0038
65510-44-3	PCB-123	0.045	B	0.015	0.0033
70424-70-3	PCB-124	0.12	C108	0.030	0.0035
74472-39-2	PCB-125	2.8	C86 B	0.091	0.00075
57465-28-8	PCB-126	0.013	J B	0.015	0.0034
39635-33-1	PCB-127	ND		0.015	0.0035
38380-07-3	PCB-128	1.1	C B	0.030	0.0024
55215-18-4	PCB-129	10	C B	0.061	0.0025
52663-66-8	PCB-130	0.60		0.015	0.0033
61798-70-7	PCB-131	0.094		0.015	0.0032
38380-05-1	PCB-132	3.2		0.015	0.0031
35694-04-3	PCB-133	0.27		0.015	0.0030
52704-70-8	PCB-134	0.57	C	0.030	0.0032
52744-13-5	PCB-135	4.5	C B	0.030	0.00037
38411-22-2	PCB-136	1.6	B	0.015	0.00028

FORM I
HI-RES PCBS ORGANICS ANALYSIS DATA SHEET

Lab Name: Eurofins TestAmerica, Knoxville Job No.: 580-88125-2

SDG No.:

Client Sample ID: T6-0to29-101618 Lab Sample ID: 580-88125-21

Matrix: Solid Lab File ID: 580-88125-b-21-c.d

Analysis Method: 1668A Date Collected: 10/16/2018 14:38

Extract. Method: HRMS-Sox Date Extracted: 08/20/2019 08:01

Sample wt/vol: 20.22(g) Date Analyzed: 08/29/2019 23:04

Con. Extract Vol.: 20(mL) Dilution Factor: 1

Injection Volume: 1(uL) Level: (low/med) Low

% Moisture: 67.5 GPC Cleanup:(Y/N) N

Analysis Batch No.: 33136 Units: ng/g

CAS NO.	COMPOUND NAME	RESULT	Q	RL	EDL
35694-06-5	PCB-137	0.22		0.015	0.0026
35065-28-2	PCB-138	10	C129 B	0.061	0.0025
56030-56-9	PCB-139	0.18	C B	0.030	0.0027
59291-64-4	PCB-140	0.18	C139 B	0.030	0.0027
52712-04-6	PCB-141	2.1		0.015	0.0028
41411-61-4	PCB-142	ND		0.015	0.0032
68194-15-0	PCB-143	0.57	C134	0.030	0.0032
68194-14-9	PCB-144	0.48		0.015	0.00035
74472-40-5	PCB-145	0.0033	J q	0.015	0.00027
51908-16-8	PCB-146	2.2	B	0.015	0.0027
68194-13-8	PCB-147	10	C B	0.030	0.0028
74472-41-6	PCB-148	0.077		0.015	0.00036
38380-04-0	PCB-149	10	C147 B	0.030	0.0028
68194-08-1	PCB-150	0.075		0.015	0.00026
52663-63-5	PCB-151	4.5	C135 B	0.030	0.00037
68194-09-2	PCB-152	0.034		0.015	0.00026
35065-27-1	PCB-153	10	C B	0.030	0.0022
60145-22-4	PCB-154	0.42		0.015	0.00032
33979-03-2	PCB-155	0.0070	J B	0.015	0.00025
38380-08-4	PCB-156	0.87	C B	0.030	0.0025
69782-90-7	PCB-157	0.87	C156 B	0.030	0.0025
74472-42-7	PCB-158	0.88		0.015	0.0020
39635-35-3	PCB-159	0.14		0.015	0.0021
41411-62-5	PCB-160	10	C129 B	0.061	0.0025
74472-43-8	PCB-161	ND		0.015	0.0020
39635-34-2	PCB-162	0.019		0.015	0.0020
74472-44-9	PCB-163	10	C129 B	0.061	0.0025
74472-45-0	PCB-164	0.80		0.015	0.0022
74472-46-1	PCB-165	ND		0.015	0.0024

FORM I
HI-RES PCBS ORGANICS ANALYSIS DATA SHEET

Lab Name: Eurofins TestAmerica, Knoxville Job No.: 580-88125-2

SDG No.:

Client Sample ID: T6-0to29-101618 Lab Sample ID: 580-88125-21

Matrix: Solid Lab File ID: 580-88125-b-21-c.d

Analysis Method: 1668A Date Collected: 10/16/2018 14:38

Extract. Method: HRMS-Sox Date Extracted: 08/20/2019 08:01

Sample wt/vol: 20.22(g) Date Analyzed: 08/29/2019 23:04

Con. Extract Vol.: 20(mL) Dilution Factor: 1

Injection Volume: 1(uL) Level: (low/med) Low

% Moisture: 67.5 GPC Cleanup:(Y/N) N

Analysis Batch No.: 33136 Units: ng/g

CAS NO.	COMPOUND NAME	RESULT	Q	RL	EDL
41411-63-6	PCB-166	1.1	C128 B	0.030	0.0024
52663-72-6	PCB-167	0.31	B	0.015	0.0017
59291-65-5	PCB-168	10	C153 B	0.030	0.0022
32774-16-6	PCB-169	ND		0.015	0.0019
35065-30-6	PCB-170	4.5	B	0.015	0.00047
52663-71-5	PCB-171	1.5	C B	0.030	0.00047
52663-74-8	PCB-172	0.75		0.015	0.00046
68194-16-1	PCB-173	1.5	C171 B	0.030	0.00047
38411-25-5	PCB-174	4.9	B	0.015	0.00048
40186-70-7	PCB-175	0.19	B	0.015	0.00042
52663-65-7	PCB-176	0.56	B	0.015	0.00030
52663-70-4	PCB-177	3.0	B	0.015	0.00048
52663-67-9	PCB-178	1.0		0.015	0.00044
52663-64-6	PCB-179	2.0	B	0.015	0.00032
35065-29-3	PCB-180	10	C B	0.030	0.00037
74472-47-2	PCB-181	ND		0.015	0.00041
60145-23-5	PCB-182	0.055		0.015	0.00040
52663-69-1	PCB-183	3.1	C B	0.030	0.00040
74472-48-3	PCB-184	ND		0.015	0.00032
52712-05-7	PCB-185	3.1	C183 B	0.030	0.00040
74472-49-4	PCB-186	ND		0.015	0.00032
52663-68-0	PCB-187	5.8	B	0.015	0.00041
74487-85-7	PCB-188	ND		0.015	0.00029
39635-31-9	PCB-189	0.15	B	0.015	0.0015
41411-64-7	PCB-190	0.92	B	0.015	0.00033
74472-50-7	PCB-191	0.20		0.015	0.00033
74472-51-8	PCB-192	ND		0.015	0.00035
69782-91-8	PCB-193	10	C180 B	0.030	0.00037
35694-08-7	PCB-194	2.1	B	0.015	0.0055
52663-78-2	PCB-195	1.0		0.015	0.0066
42740-50-1	PCB-196	0.98	B	0.015	0.00090

FORM I
HI-RES PCBS ORGANICS ANALYSIS DATA SHEET

Lab Name: Eurofins TestAmerica, Knoxville Job No.: 580-88125-2

SDG No.:

Client Sample ID: T6-0to29-101618 Lab Sample ID: 580-88125-21

Matrix: Solid Lab File ID: 580-88125-b-21-c.d

Analysis Method: 1668A Date Collected: 10/16/2018 14:38

Extract. Method: HRMS-Sox Date Extracted: 08/20/2019 08:01

Sample wt/vol: 20.22(g) Date Analyzed: 08/29/2019 23:04

Con. Extract Vol.: 20(mL) Dilution Factor: 1

Injection Volume: 1(uL) Level: (low/med) Low

% Moisture: 67.5 GPC Cleanup:(Y/N) N

Analysis Batch No.: 33136 Units: ng/g

CAS NO.	COMPOUND NAME	RESULT	Q	RL	EDL
33091-17-7	PCB-197	0.051	q B	0.015	0.00065
68194-17-2	PCB-198	2.0	C B	0.030	0.00096
52663-75-9	PCB-199	2.0	C198 B	0.030	0.00096
52663-73-7	PCB-200	0.26		0.015	0.00070
40186-71-8	PCB-201	0.24	B	0.015	0.00066
2136-99-4	PCB-202	0.39	B	0.015	0.00075
52663-76-0	PCB-203	1.2	B	0.015	0.00085
74472-52-9	PCB-204	ND		0.015	0.00072
74472-53-0	PCB-205	0.10	B	0.015	0.0042
40186-72-9	PCB-206	0.67	B	0.015	0.0026
52663-79-3	PCB-207	0.074		0.015	0.0018
52663-77-1	PCB-208	0.18		0.015	0.0019
2051-24-3	PCB-209	0.29	B	0.015	0.00081
27323-18-8	Total Monochlorobiphenyls	0.20	B	0.015	0.00040
25512-42-9	Total Dichlorobiphenyls	0.72	q B	0.030	0.00063
25323-68-6	Total Trichlorobiphenyls	2.2	q B	0.030	0.0018
26914-33-0	Total Tetrachlorobiphenyls	13	B	0.061	0.0017
25429-29-2	Total Pentachlorobiphenyls	35	q B	0.091	0.0017
26601-64-9	Total Hexachlorobiphenyls	51	q B	0.061	0.0019
28655-71-2	Total Heptachlorobiphenyls	39	B	0.030	0.00044
55722-26-4	Total Octachlorobiphenyls	8.3	q B	0.030	0.0020
53742-07-7	Total Nonachlorobiphenyls	0.92	B	0.015	0.0021
1336-36-3	Polychlorinated biphenyls, Total	150	q B	0.091	0.0015

FORM I
HI-RES PCBS ORGANICS ANALYSIS DATA SHEET

Lab Name: Eurofins TestAmerica, Knoxville Job No.: 580-88125-2

SDG No.:

Client Sample ID: T6-0to29-101618 Lab Sample ID: 580-88125-21

Matrix: Solid Lab File ID: 580-88125-b-21-c.d

Analysis Method: 1668A Date Collected: 10/16/2018 14:38

Extract. Method: HRMS-Sox Date Extracted: 08/20/2019 08:01

Sample wt/vol: 20.22(g) Date Analyzed: 08/29/2019 23:04

Con. Extract Vol.: 20(mL) Dilution Factor: 1

Injection Volume: 1(uL) Level: (low/med) Low

% Moisture: 67.5 GPC Cleanup:(Y/N) N

Analysis Batch No.: 33136 Units: ng/g

CAS NO.	ISOTOPE DILUTION	%REC	Q	LIMITS
234432-85-0	PCB-1L	76		30-140
208263-77-8	PCB-3L	79		30-140
234432-86-1	PCB-4L	77		30-140
208263-67-6	PCB-15L	88		30-140
234432-87-2	PCB-19L	82		30-140
208263-79-0	PCB-37L	98		30-140
234432-88-3	PCB-54L	104		30-140
105600-23-5	PCB-77L	97		30-140
208461-24-9	PCB-81L	95		30-140
234432-89-4	PCB-104L	95		30-140
208263-62-1	PCB-105L	87		30-140
208263-63-2	PCB-114L	87		30-140
104130-40-7	PCB-118L	88		30-140
208263-64-3	PCB-123L	88		30-140
208263-65-4	PCB-126L	97		30-140
234432-90-7	PCB-155L	102		30-140
208263-68-7	PCB-156L	85	C	30-140
235416-30-5	PCB-157L	85	C156	30-140
208263-69-8	PCB-167L	86		30-140
208263-70-1	PCB-169L	96		30-140
160901-80-4	PCB-170L	85		30-140
234432-91-8	PCB-188L	86		30-140
208263-73-4	PCB-189L	94		30-140
105600-26-8	PCB-202L	90		30-140
234446-64-1	PCB-205L	81		30-140
208263-75-6	PCB-206L	78		30-140
234432-92-9	PCB-208L	84		30-140
105600-27-9	PCB-209L	67		30-140

CAS NO.	SURROGATE	%REC	Q	LIMITS
208263-76-7	PCB-28L	82		40-125
235416-29-2	PCB-111L	95		40-125
232919-67-4	PCB-178L	96		40-125

Eurofins TestAmerica, Knoxville
Target Compound Quantitation Report

Data File: \\chromna\Knoxville\ChromData\D3D\20190829-12906.b\580-88125-b-21-c.d
Lims ID: 580-88125-B-21-C
Client ID: T6-0to29-101618
Sample Type: Client
Inject. Date: 29-Aug-2019 23:04:00 ALS Bottle#: 0 Worklist Smp#: 14
Injection Vol: 1.0 ul Dil. Factor: 1.0000
Sample Info:
Misc. Info.: 140-0012906-014
Operator ID: Xcalibur_System Instrument ID: D3D

Method: \\chromna\Knoxville\ChromData\D3D\20190829-12906.b\PCBs_D3D.m
Limit Group: HR - 1668A - ICAL
Last Update: 30-Aug-2019 02:51:50 Calib Date: 21-Aug-2019 19:05:00
Integrator: Picker
Quant Method: Isotopic Dilution Quant By: Initial Calibration
Last ICal File: \\chromna\Knoxville\ChromData\D3D\20190813-12717.b\d4190821i6.d

Column 1 : SPB-Octyl (0.25 mm) Det: F1(11.07 :21.70)
Process Host: CTX0305

First Level Reviewer: mcwhirterl Date: 30-Aug-2019 02:51:50

Compound	RT (min.)	Area	Ratio	Ical RRF	Amount pg/ul	EMPC pg/ul	Noise EDL	Final EDL	%Rec	Flags
S Total Monochlorobipheny					12.9	12.9	0.0260	0.0260		
D PCB-1L	11:44	1059954	3.13	1.3140	75.6	75.6	0.7420	0.7420	75.59	
D PCB-3L	13:54	1150191	3.21	1.3615	79.2	79.2	0.7161	0.7161	79.16	
PCB-1	11:44	71747	3.19	1.1883	5.696	5.696	0.0245	0.0245		
PCB-2	13:44	45485	3.14	1.1911	3.456	3.456	0.0261	0.0261		
PCB-3	13:55	52556	3.15	1.2130	3.767	3.767	0.0274	0.0274		
S Total Dichlorobiphenyls					47.2	47.2	0.0411	0.0411		RQ
D PCB-4L	14:09	490167	1.59	0.5996	76.6	76.6	0.2254	0.2254	76.61	
* PCB-9L	16:07	1067190	1.62	4E+04	100.0	100.0				
D PCB-15L	20:02	963714	1.64	1.0280	87.8	87.8	0.1315	0.1315	87.84	
PCB-4	14:10	83468	1.60	1.2533	13.6	13.6	0.0634	0.0634		
PCB-10	14:20	4228	1.56	1.4828	0.4230	0.3922	0.0420	0.0420		RQ
PCB-9	16:08	8430	1.52	1.4200	0.8167	0.8167	0.0438	0.0438		
PCB-7	16:18	7596	1.74	1.6244	0.6433	0.6433	0.0383	0.0383		
PCB-6	16:32	37938	1.63	1.5539	3.359	3.359	0.0400	0.0400		
PCB-5	16:50	2685	1.43	1.5606	0.2367	0.2367	0.0399	0.0399		
PCB-8	16:58	127453	1.62	1.5884	11.0	11.0	0.0392	0.0392		
PCB-14	18:39						0.0332	0.0332		
PCB-11	19:26	76684	1.64	1.6347	6.453	6.453	0.0381	0.0381		
PCB-12	19:43	30170	1.59	1.6410	2.529	2.529	0.0379	0.0379		
PCB-13 (C12)	19:43	30170	1.59	1.6410	2.529	2.529	0.0379	0.0379		
PCB-15	20:03	110338	1.59	1.4024	8.164	8.164	0.0364	0.0364		
S Total Trichlorobiphenyl					141.0	140.6	0.1171	0.1171		RQ
D PCB-19L	17:15	274121	1.09	0.6095	81.7	81.7	1.402	1.402	81.74	
* PCB-32L	20:31	550232	1.07	2.2E+04	100.0	100.0				
* PCB-31L	22:47	2163304	1.07	6.8E+04	100.0	100.0				
$ PCB-28L	23:04	1947523	1.08	1.0975	82.0	82.0	0.2400	0.2400	82.02	
D PCB-37L	27:05	1916656	1.17	0.9024	98.2	98.2	0.2919	0.2919	98.18	
PCB-19	17:16	55282	1.13	1.3047	15.5	15.5	0.0635	0.0635		
PCB-18	19:08	57661	1.06	1.8188	11.6	11.6	0.0455	0.0455		
PCB-30 (C18)	19:08	57661	1.06	1.8188	11.6	11.6	0.0455	0.0455		

Compound	RT (min.)	Area	Ratio	Ical RRF	Amount pg/ul	EMPC pg/ul	Noise EDL	Final EDL	%Rec	Flags
PCB-17	19:34	72873	1.08	1.5641	17.0	17.0	0.0530	0.0530		
PCB-27	19:46	22632	1.01	2.1680	3.808	3.808	0.0382	0.0382		
PCB-24	19:53	1037	1.13	2.1018	0.1800	0.1800	0.0394	0.0394		
PCB-16	20:00	15130	1.04	1.2260	4.872	4.502	0.0676	0.0676		RQ
PCB-32	20:32	78837	1.10	2.3416	12.3	12.3	0.0354	0.0354		
PCB-34	21:48	7013	0.99	1.2154	0.3010	0.3010	0.1655	0.1655		
PCB-23	22:00						0.1587	0.1587		
PCB-26	22:15	107438	1.09	1.3193	4.249	4.249	0.1524	0.1524		
PCB-29 (C26)	22:15	107438	1.09	1.3193	4.249	4.249	0.1524	0.1524		
PCB-25	22:29	87741	1.10	1.3523	3.385	3.385	0.1487	0.1487		Ma
PCB-31	22:48	437322	1.07	1.3809	16.5	16.5	0.1456	0.1456		
PCB-20	23:06	678808	1.08	1.3057	27.1	27.1	0.1540	0.1540		
PCB-28 (C20)	23:06	678808	1.08	1.3057	27.1	27.1	0.1540	0.1540		
PCB-21	23:21	269888	1.06	1.3777	10.2	10.2	0.1460	0.1460		Ma
PCB-33 (C21)	23:21	269888	1.06	1.3777	10.2	10.2	0.1460	0.1460		Ma
PCB-22	23:44	118661	1.06	1.2430	4.981	4.981	0.1618	0.1618		
PCB-36	25:19	3018	1.07	1.3468	0.1169	0.1169	0.1493	0.1493		Ma
PCB-39	25:41						0.1440	0.1440		
PCB-38	26:16						0.1526	0.1526		
PCB-35	26:42	12665	1.13	1.2166	0.5431	0.5431	0.1653	0.1653		
PCB-37	27:07	206244	1.06	1.2879	8.355	8.355	0.1561	0.1561		
S Total Tetrachlorobiphen					886.1	886.1	0.1139	0.1139		
D PCB-54L	20:20	372770	0.80	0.6515	104.0	104.0	0.1165	0.1165	104	
* PCB-52L	24:54	1147287	0.80	3.9E+04	100.0	100.0				
D PCB-81L	33:53	1349270	0.79	1.2328	95.4	95.4	0.1046	0.1046	95.40	
D PCB-77L	34:26	1396199	0.82	1.2523	97.2	97.2	0.1029	0.1029	97.18	
PCB-54	20:21	37468	0.76	1.2558	8.004	8.004	0.0296	0.0296		
PCB-50	22:32	450146	0.79	0.9362	35.0	35.0	0.1456	0.1456		
PCB-53 (C50)	22:32	450146	0.79	0.9362	35.0	35.0	0.1456	0.1456		
PCB-45	23:17	810684	0.79	0.8850	66.7	66.7	0.1540	0.1540		
PCB-51 (C45)	23:17	810684	0.79	0.8850	66.7	66.7	0.1540	0.1540		
PCB-46	23:30	41424	0.76	0.7591	3.975	3.975	0.1796	0.1796		
PCB-52	24:56	1835248	0.79	0.8992	148.7	148.7	0.1516	0.1516		
PCB-43	25:05	69642	0.77	0.9993	5.077	5.077	0.1364	0.1364		Ma
PCB-73 (C43)	25:05	69642	0.77	0.9993	5.077	5.077	0.1364	0.1364		Ma
PCB-49	25:26	1443714	0.79	1.1366	92.5	92.5	0.1199	0.1199		
PCB-69 (C49)	25:26	1443714	0.79	1.1366	92.5	92.5	0.1199	0.1199		
PCB-48	25:43	83211	0.76	0.9454	6.412	6.412	0.1442	0.1442		
PCB-44	25:59	2675214	0.79	1.0323	188.8	188.8	0.1321	0.1321		
PCB-47 (C44)	25:59	2675214	0.79	1.0323	188.8	188.8	0.1321	0.1321		
PCB-65 (C44)	25:59	2675214	0.79	1.0323	188.8	188.8	0.1321	0.1321		
PCB-59	26:18	128643	0.76	1.3609	6.886	6.886	0.1002	0.1002		a
PCB-62 (C59)	26:18	128643	0.76	1.3609	6.886	6.886	0.1002	0.1002		a
PCB-75 (C59)	26:18	128643	0.76	1.3609	6.886	6.886	0.1002	0.1002		a
PCB-42	26:28	183044	0.78	0.8670	15.4	15.4	0.1572	0.1572		
PCB-40	26:57	500574	0.79	0.9179	39.7	39.7	0.1485	0.1485		Ma
PCB-41 (C40)	26:57	500574	0.79	0.9179	39.7	39.7	0.1485	0.1485		Ma
PCB-71 (C40)	26:57	500574	0.79	0.9179	39.7	39.7	0.1485	0.1485		Ma
PCB-64	27:10	438980	0.78	1.4164	22.6	22.6	0.0963	0.0963		
PCB-72	28:02	54369	0.82	1.3157	3.010	3.010	0.1036	0.1036		
PCB-68	28:19	61196	0.73	1.4782	3.016	3.016	0.0922	0.0922		
PCB-57	28:45						0.1064	0.1064		
PCB-58	28:59						0.1032	0.1032		
PCB-67	29:08	36601	0.70	1.3944	1.912	1.912	0.0978	0.0978		

Compound	RT (min.)	Area	Ratio	Ical RRF	Amount pg/ul	EMPC pg/ul	Noise EDL	Final EDL	%Rec	Flags
PCB-63	29:25	57798	0.79	1.4685	2.867	2.867	0.0928	0.0928		
PCB-61	29:44	2309566	0.79	1.3565	124.0	124.0	0.1005	0.1005		
PCB-70 (C61)	29:44	2309566	0.79	1.3565	124.0	124.0	0.1005	0.1005		
PCB-74 (C61)	29:44	2309566	0.79	1.3565	124.0	124.0	0.1005	0.1005		
PCB-76 (C61)	29:44	2309566	0.79	1.3565	124.0	124.0	0.1005	0.1005		
PCB-66	30:04	1318812	0.79	1.2800	75.1	75.1	0.1065	0.1065		Ma
PCB-55	30:14						0.1053	0.1053		
PCB-56	30:44	375908	0.78	1.2671	21.6	21.6	0.1076	0.1076		
PCB-60	30:57	107309	0.75	1.3288	5.883	5.883	0.1026	0.1026		
PCB-80	31:22						0.0928	0.0928		
PCB-79	32:54	53237	0.87	1.5421	2.515	2.515	0.0884	0.0884		
PCB-78	33:27						0.1037	0.1037		
PCB-81	33:53						0.1029	0.1029		
PCB-77	34:28	118491	0.82	1.3308	6.377	6.377	0.1027	0.1027		
S Total Pentachlorobiphen					2271.2	2271.0	0.1091	0.1091		RQ
D PCB-104L	25:52	851472	1.60	1.1164	94.5	94.5	0.0643	0.0643	94.52	
* PCB-101L	31:48	806964	1.63	3.4E+04	100.0	100.0				
$ PCB-111L	34:30	932888	1.62	1.2177	94.9	94.9	0.0589	0.0589	94.94	
D PCB-123L	36:28	1384495	1.57	0.9909	87.7	87.7	0.6275	0.6275	87.72	
D PCB-118L	36:48	1433003	1.61	1.0256	87.7	87.7	0.6063	0.6063	87.72	
D PCB-114L	37:19	1385658	1.59	1.0030	86.7	86.7	0.6200	0.6200	86.73	
D PCB-105L	37:58	1385419	1.59	1.0013	86.9	86.9	0.6210	0.6210	86.87	
* PCB-127L	39:28	1592835	1.58	4.9E+04	100.0	100.0				
D PCB-126L	41:04	1388627	1.60	0.9020	96.6	96.6	0.6894	0.6894	96.65	
PCB-104	25:54	27193	1.74	1.3926	2.293	2.293	0.0423	0.0423		
PCB-96	26:15	66990	1.62	1.2268	6.413	6.413	0.0480	0.0480		
PCB-103	28:12	167437	1.57	1.0331	19.0	19.0	0.0570	0.0570		
PCB-94	28:25	68335	1.69	0.9036	8.882	8.882	0.0651	0.0651		
PCB-95	28:52	2539962	1.60	0.9620	310.1	310.1	0.0612	0.0612		
PCB-93	29:06	293762	1.60	0.9806	35.2	35.2	0.0600	0.0600		
PCB-100 (C93)	29:06	293762	1.60	0.9806	35.2	35.2	0.0600	0.0600		
PCB-98	29:14	186231	1.65	0.9888	22.1	22.1	0.0595	0.0595		
PCB-102 (C98)	29:14	186231	1.65	0.9888	22.1	22.1	0.0595	0.0595		
PCB-88	29:44	657361	1.61	1.0052	76.8	76.8	0.0585	0.0585		
PCB-91 (C88)	29:44	657361	1.61	1.0052	76.8	76.8	0.0585	0.0585		
PCB-84	29:57	546664	1.58	0.8601	74.6	74.6	0.0684	0.0684		
PCB-89	30:25	21725	1.55	0.8936	2.855	2.855	0.0658	0.0658		
PCB-121	30:53						0.0421	0.0421		
PCB-92	31:14	770295	1.61	0.9532	94.9	94.9	0.0617	0.0617		
PCB-90	31:49	4067736	1.60	1.1367	420.3	420.3	0.0518	0.0518		
PCB-101 (C90)	31:49	4067736	1.60	1.1367	420.3	420.3	0.0518	0.0518		
PCB-113 (C90)	31:49	4067736	1.60	1.1367	420.3	420.3	0.0518	0.0518		
PCB-83	32:24	1883757	1.60	0.9393	235.5	235.5	0.0626	0.0626		Ma
PCB-99 (C83)	32:24	1883757	1.60	0.9393	235.5	235.5	0.0626	0.0626		Ma
PCB-112	32:31						0.0430	0.0430		
PCB-86	32:55	1850837	1.59	1.1958	181.8	181.8	0.0492	0.0492		Ma
PCB-87 (C86)	32:55	1850837	1.59	1.1958	181.8	181.8	0.0492	0.0492		Ma
PCB-97 (C86)	32:55	1850837	1.59	1.1958	181.8	181.8	0.0492	0.0492		Ma
PCB-109 (C86)	32:55	1850837	1.59	1.1958	181.8	181.8	0.0492	0.0492		Ma
PCB-119 (C86)	32:55	1850837	1.59	1.1958	181.8	181.8	0.0492	0.0492		Ma
PCB-125 (C86)	32:55	1850837	1.59	1.1958	181.8	181.8	0.0492	0.0492		Ma
PCB-85	33:38	446730	1.59	1.2126	43.3	43.3	0.0485	0.0485		
PCB-116 (C85)	33:38	446730	1.59	1.2126	43.3	43.3	0.0485	0.0485		
PCB-117 (C85)	33:38	446730	1.59	1.2126	43.3	43.3	0.0485	0.0485		

Compound	RT (min.)	Area	Ratio	Ical RRF	Amount pg/ul	EMPC pg/ul	Noise EDL	Final EDL	%Rec	Flags
PCB-110	33:47	4212806	1.60	1.3511	366.2	366.2	0.0435	0.0435		
PCB-115 (C110)	33:47	4212806	1.60	1.3511	366.2	366.2	0.0435	0.0435		
PCB-82	34:07	207250	1.58	0.8675	28.1	28.1	0.0678	0.0678		
PCB-111	34:33	19234	1.55	1.4262	1.775	1.584	0.0413	0.0413		RQa
PCB-120	35:01	57983	1.59	1.4907	4.568	4.568	0.0395	0.0395		a
PCB-108	36:08	137275	1.61	1.2547	7.841	7.841	0.2319	0.2319		
PCB-124 (C108)	36:08	137275	1.61	1.2547	7.841	7.841	0.2319	0.2319		
PCB-107	36:23	414907	1.62	1.3580	21.9	21.9	0.2142	0.2142		a
PCB-123	36:29	54682	1.66	1.3407	2.946	2.946	0.2138	0.2138		
PCB-106	36:35						0.2282	0.2282		
PCB-118	36:49	4177283	1.58	1.2892	226.1	226.1	0.2211	0.2211		
PCB-122	37:10	41071	1.63	1.1614	2.534	2.534	0.2505	0.2505		
PCB-114	37:21	82650	1.78	1.4051	4.245	4.245	0.2059	0.2059		
PCB-105	37:59	1251368	1.59	1.2887	70.1	70.1	0.2302	0.2302		
PCB-127	39:26						0.2266	0.2266		
PCB-126	41:06	15842	1.73	1.3416	0.8504	0.8504	0.2218	0.2218		
S Total Hexachlorobipheny					3371.9	3371.8	0.1256	0.1256		RQ
D PCB-155L	31:35	783285	1.26	0.9499	102.2	102.2	0.0976	0.0976	102	
* PCB-138L	39:55	1117960	1.26	3.6E+04	100.0	100.0				
D PCB-167L	42:57	1202241	1.28	1.2544	85.7	85.7	0.3012	0.3012	85.73	
D PCB-156L	44:06	2347702	1.26	1.2289	170.9	170.9	0.3074	0.3074	85.44	
D PCB-157L (C156L)	44:06	2347702	1.26	1.2289	170.9	170.9	0.3074	0.3074	85.44	
D PCB-169L	47:21	1169984	1.23	1.0883	96.2	96.2	0.3472	0.3472	96.16	
PCB-155	31:36	4689	1.29	1.3028	0.4595	0.4595	0.0162	0.0162		
PCB-152	31:47	21749	1.21	1.2556	2.211	2.211	0.0168	0.0168		
PCB-150	31:58	47660	1.23	1.2368	4.919	4.919	0.0170	0.0170		
PCB-136	32:18	971599	1.27	1.1563	107.3	107.3	0.0182	0.0182		
PCB-145	32:36	1996	1.24	1.1910	0.3395	0.2140	0.0177	0.0177		RQ
PCB-148	34:09	35629	1.23	0.8982	5.064	5.064	0.0235	0.0235		
PCB-135	34:44	2005369	1.26	0.8691	294.6	294.6	0.0243	0.0243		
PCB-151 (C135)	34:44	2005369	1.26	0.8691	294.6	294.6	0.0243	0.0243		
PCB-154	35:01	218094	1.28	1.0180	27.4	27.4	0.0207	0.0207		
PCB-144	35:18	227087	1.28	0.9185	31.6	31.6	0.0230	0.0230		
PCB-147	35:40	7570045	1.26	0.9747	658.2	658.2	0.1834	0.1834		
PCB-149 (C147)	35:40	7570045	1.26	0.9747	658.2	658.2	0.1834	0.1834		
PCB-134	35:51	375537	1.23	0.8518	37.4	37.4	0.2098	0.2098		a
PCB-143 (C134)	35:51	375537	1.23	0.8518	37.4	37.4	0.2098	0.2098		a
PCB-139	36:16	140946	1.30	0.9995	12.0	12.0	0.1788	0.1788		
PCB-140 (C139)	36:16	140946	1.30	0.9995	12.0	12.0	0.1788	0.1788		
PCB-131	36:28	62539	1.24	0.8584	6.174	6.174	0.2082	0.2082		
PCB-142	36:36						0.2079	0.2079		
PCB-132	36:55	2206193	1.26	0.8801	212.4	212.4	0.2031	0.2031		
PCB-133	37:27	190627	1.25	0.9064	17.8	17.8	0.1972	0.1972		
PCB-165	37:49						0.1594	0.1594		
PCB-146	38:06	1707784	1.26	1.0084	143.5	143.5	0.1773	0.1773		
PCB-161	38:12						0.1337	0.1337		
PCB-153	38:42	9581826	1.26	1.2207	665.2	665.2	0.1464	0.1464		
PCB-168 (C153)	38:42	9581826	1.26	1.2207	665.2	665.2	0.1464	0.1464		
PCB-141	38:54	1530612	1.26	0.9608	135.0	135.0	0.1860	0.1860		
PCB-130	39:18	381437	1.26	0.8274	39.1	39.1	0.2160	0.2160		
PCB-137	39:33	179537	1.23	1.0582	14.4	14.4	0.1689	0.1689		
PCB-164	39:39	780569	1.26	1.2527	52.8	52.8	0.1427	0.1427		
PCB-129	39:58	8739414	1.26	1.0840	683.3	683.3	0.1649	0.1649		
PCB-138 (C129)	39:58	8739414	1.26	1.0840	683.3	683.3	0.1649	0.1649		
PCB-160 (C129)	39:58	8739414	1.26	1.0840	683.3	683.3	0.1649	0.1649		
PCB-163 (C129)	39:58	8739414	1.26	1.0840	683.3	683.3	0.1649	0.1649		

Compound	RT (min.)	Area	Ratio	Ical RRF	Amount pg/ul	EMPC pg/ul	Noise EDL	Final EDL	%Rec	Flags
PCB-158	40:21	945399	1.25	1.3862	57.8	57.8	0.1289	0.1289		
PCB-128	41:12	989146	1.25	1.1165	75.1	75.1	0.1601	0.1601		Ma
PCB-166 (C128)	41:12	989146	1.25	1.1165	75.1	75.1	0.1601	0.1601		Ma
PCB-159	42:10	144865	1.24	1.3178	9.316	9.316	0.1356	0.1356		
PCB-162	42:31	20481	1.29	1.3623	1.274	1.274	0.1312	0.1312		Ma
PCB-167	42:59	327775	1.26	1.3357	20.4	20.4	0.1133	0.1133		Ma
PCB-156	44:06	853724	1.26	1.2759	57.0	57.0	0.1648	0.1648		
PCB-157 (C156)	44:06	853724	1.26	1.2759	57.0	57.0	0.1648	0.1648		
PCB-169	47:18						0.1245	0.1245		
S Total Heptachlorobiphen					2544.2	2544.2	0.0289	0.0289		
D PCB-188L	37:19	946206	1.08	1.3162	86.2	86.2	0.0964	0.0964	86.16	
$ PCB-178L	40:24	739910	1.04	0.9222	96.2	96.2	0.1376	0.1376	96.15	
* PCB-180L	45:30	834397	1.04	3.2E+04	100.0	100.0				
D PCB-170L	46:46	593549	1.07	0.8357	85.1	85.1	0.1518	0.1518	85.12	
D PCB-189L	49:53	1432194	1.06	1.4666	94.4	94.4	0.9277	0.9277	94.39	
PCB-188	37:20						0.0191	0.0191		
PCB-179	37:40	1424918	1.06	1.4149	130.8	130.8	0.0211	0.0211		
PCB-184	38:12						0.0210	0.0210		
PCB-176	38:34	428035	1.06	1.5212	36.5	36.5	0.0196	0.0196		
PCB-186	39:00						0.0208	0.0208		
PCB-178	40:25	520335	1.06	1.0228	66.1	66.1	0.0291	0.0291		
PCB-175	41:04	101896	1.05	1.0690	12.4	12.4	0.0279	0.0279		
PCB-187	41:20	3257118	1.06	1.1106	380.9	380.9	0.0268	0.0268		
PCB-182	41:32	32022	1.08	1.1484	3.622	3.622	0.0259	0.0259		
PCB-183	41:56	1792874	1.06	1.1368	204.8	204.8	0.0262	0.0262		
PCB-185 (C183)	41:56	1792874	1.06	1.1368	204.8	204.8	0.0262	0.0262		
PCB-174	42:10	2385154	1.06	0.9547	324.5	324.5	0.0312	0.0312		
PCB-177	42:36	1434187	1.07	0.9426	197.6	197.6	0.0316	0.0316		
PCB-181	42:58						0.0269	0.0269		
PCB-171	43:15	721229	1.06	0.9603	97.5	97.5	0.0310	0.0310		
PCB-173 (C171)	43:15	721229	1.06	0.9603	97.5	97.5	0.0310	0.0310		
PCB-172	44:53	373973	1.06	0.9918	49.0	49.0	0.0300	0.0300		
PCB-192	45:06						0.0231	0.0231		
PCB-180	45:32	6231986	1.06	1.2286	658.9	658.9	0.0242	0.0242		
PCB-193 (C180)	45:32	6231986	1.06	1.2286	658.9	658.9	0.0242	0.0242		
PCB-191	45:53	138682	1.06	1.3848	13.0	13.0	0.0215	0.0215		
PCB-170	46:47	2247025	1.07	1.2700	298.1	298.1	0.0311	0.0311		
PCB-190	47:19	639454	1.06	1.3774	60.3	60.3	0.0216	0.0216		
PCB-189	49:55	183564	1.07	1.2799	10.0	10.0	0.0980	0.0980		
S Total Octachlorobipheny					551.4	551.0	0.1340	0.1340		RQ
D PCB-202L	42:43	752490	0.90	1.0055	89.7	89.7	0.1305	0.1305	89.69	
* PCB-194L	52:01	1034546	0.91	3.5E+04	100.0	100.0				
D PCB-205L	52:29	1078161	0.91	1.2867	81.0	81.0	0.7904	0.7904	80.99	
PCB-202	42:45	201310	0.88	1.0531	25.4	25.4	0.0491	0.0491		
PCB-201	43:40	142558	0.90	1.1860	16.0	16.0	0.0436	0.0436		
PCB-204	44:18						0.0470	0.0470		
PCB-197	44:34	30138	0.89	1.2053	3.677	3.323	0.0429	0.0429		RQ
PCB-200	44:40	143944	0.94	1.1260	17.0	17.0	0.0459	0.0459		
PCB-198	47:30	816973	0.90	0.8183	132.7	132.7	0.0632	0.0632		
PCB-199 (C198)	47:30	816973	0.90	0.8183	132.7	132.7	0.0632	0.0632		
PCB-196	48:09	421712	0.90	0.8748	64.1	64.1	0.0591	0.0591		
PCB-203	48:21	564786	0.90	0.9219	81.4	81.4	0.0561	0.0561		
PCB-195	49:40	556187	0.90	0.7839	65.8	65.8	0.4302	0.4302		

Compound	RT (min.)	Area	Ratio	Ical RRF	Amount pg/ul	EMPC pg/ul	Noise EDL	Final EDL	%Rec	Flags
PCB-194	52:03	1389082	0.90	0.9282	138.8	138.8	0.3633	0.3633		
PCB-205	52:31	87345	0.89	1.2342	6.564	6.564	0.2732	0.2732		
S Total Nonachlorobipheny					60.7	60.7	0.1387	0.1387		
D PCB-208L	49:25	993493	0.79	1.1383	84.4	84.4	0.6004	0.6004	84.37	
D PCB-206L	54:15	719679	0.78	0.8938	77.8	77.8	0.7646	0.7646	77.83	
PCB-208	49:27	136183	0.82	1.1567	11.9	11.9	0.1220	0.1220		
PCB-207	50:22	57868	0.83	1.3964	4.838	4.838	0.1202	0.1202		
PCB-206	54:16	377779	0.81	1.1927	44.0	44.0	0.1737	0.1737		
D PCB-209L	55:54	683723	0.71	0.9809	67.4	67.4	0.0741	0.0741	67.38	
DCB Decachlorobiphenyl	55:56	164670	0.69	1.2455	19.3	19.3	0.0530	0.0530		
S Polychlorinated bipheny					9893.0	19.3	0.0957	0.0957		RQ

QC Flag Legend

Processing Flags
- R - Failed Signal Ratio Test
- Q - EMPC-Estimated Max. Possible Conc.

Review Flags
- M - Manually Integrated
- a - User Assigned ID

Eurofins TestAmerica, Knoxville
Target Compound Quantitation Worksheet Report

Data File: \\chromna\Knoxville\ChromData\D3D\20190829-12906.b\580-88125-b-21-c.d
Lims ID: 580-88125-B-21-C
Client ID: T6-0to29-101618
Sample Type: Client
Inject. Date: 29-Aug-2019 23:04:00 ALS Bottle#: 0 Worklist Smp#: 14
Injection Vol: 1.0 ul Dil. Factor: 1.0000
Sample Info:
Misc. Info.: 140-0012906-014
Operator ID: Xcalibur_System Instrument ID: D3D

Method: \\chromna\Knoxville\ChromData\D3D\20190829-12906.b\PCBs_D3D.m
Limit Group: HR - 1668A - ICAL
Last Update: 30-Aug-2019 02:51:50 Calib Date: 21-Aug-2019 19:05:00
Integrator: Picker
Quant Method: Isotopic Dilution Quant By: Initial Calibration
Last ICal File: \\chromna\Knoxville\ChromData\D3D\20190813-12717.b\d4190821i6.d

Column 1 : SPB-Octyl (0.25 mm) Det: F1(11.07 :21.70)
Process Host: CTX0305

First Level Reviewer: mcwhirterl Date: 30-Aug-2019 02:51:50

Signal	RT (min.)	Adj RT (min.)	Δ Sec.	REL RT	Area	Height	Avg Noise	EDL Height	S/N	Ratio(Limits)	Flags
PCB-1L											
200.0795	11:44	11:45	-4	0.728	803569	331680	260	650	1276		
202.0766	11:44	11:45	-4	0.728	256385	104211	952	2380	109	3.13(2.66-3.60)	
PCB-3L											
200.0795	13:54	13:54	-4	0.863	876976	291772	260	650	1122		
202.0766	13:54	13:54	-4	0.863	273215	90273	952	2380	95	3.21(2.66-3.60)	
PCB-1											
188.0393	11:44	11:44	-4	1.001	54638	22287	29	72	769		
190.0363	11:44	11:44	-4	1.001	17109	7022	22	55	319	3.19(2.66-3.60)	
PCB-2											
188.0393	13:44	13:45	-4	0.988	34500	12138	29	72	419		
190.0363	13:44	13:45	-4	0.988	10985	3695	22	55	168	3.14(2.66-3.60)	
PCB-3											
188.0393	13:55	13:55	-4	1.001	39884	13206	29	72	455		
190.0363	13:55	13:55	-4	1.001	12672	4060	22	55	185	3.15(2.66-3.60)	
PCB-4L											
234.0406	14:09	14:09	-4	0.878	301035	97844	126	315	777		
236.0376	14:09	14:09	-4	0.878	189132	61862	42	105	1473	1.59(1.33-1.79)	
PCB-9L											
234.0406	16:07	16:11	-4		659712	191220	126	315	1518		
236.0376	16:07	16:11	-4		407478	119565	42	105	2847	1.62(1.33-1.79)	
PCB-15L											
234.0406	20:02	20:00	-4	1.244	599219	154005	126	315	1222		
236.0376	20:02	20:00	-4	1.244	364495	94449	42	105	2249	1.64(1.33-1.79)	
PCB-4											
222.0003	14:10	14:10	-4	1.001	51389	17261	28	70	616		
223.9974	14:10	14:10	-4	1.001	32079	10653	23	57	463	1.60(1.33-1.79)	

Signal	RT (min.)	Adj RT (min.)	Sec.	REL RT	Area	Height	Avg Noise	EDL Height	S/N	Ratio(Limits)	Flags
PCB-10											RQ
222.0003	14:20	14:20	-4	1.013	2577	864	28	70	31		
223.9974	14:20	14:20	-4	1.013	1983	586	23	57	25	1.30(1.33-1.79)	
	Empc Correction				1651	553	23	57	24		
PCB-9											
222.0003	16:08	16:07	-4	1.141	5082	1512	28	70	54		
223.9974	16:08	16:07	-4	1.141	3348	949	23	57	41	1.52(1.33-1.79)	
PCB-7											
222.0003	16:18	16:17	-4	1.153	4823	1392	28	70	50		
223.9974	16:18	16:17	-4	1.153	2773	759	23	57	33	1.74(1.33-1.79)	
PCB-6											
222.0003	16:32	16:31	-4	1.169	23510	6951	28	70	248		
223.9974	16:32	16:31	-4	1.168	14428	4047	23	57	176	1.63(1.33-1.79)	
PCB-5											
222.0003	16:50	16:49	-4	1.190	1578	406	28	70	15		
223.9974	16:50	16:49	-4	1.190	1107	262	23	57	11	1.43(1.33-1.79)	
PCB-8											
222.0003	16:58	16:57	-4	1.200	78790	22242	28	70	794		
223.9974	16:58	16:57	-4	1.200	48663	13786	23	57	599	1.62(1.33-1.79)	
PCB-14											
222.0003	18:36						28	70			
223.9974	18:36						23	57			
PCB-11											
222.0003	19:26	19:26	-4	0.970	47588	12900	28	70	461		
223.9974	19:26	19:26	-4	0.970	29096	7574	23	57	329	1.64(1.33-1.79)	
PCB-12											
222.0003	19:43	19:45	-5	0.984	18543	4003	28	70	143		
223.9974	19:43	19:45	-5	0.984	11627	2533	23	57	110	1.59(1.33-1.79)	
PCB-13 (C12)											
222.0003	19:43	19:45	-5	0.984	18543	4003	28	70	143		
223.9974	19:43	19:45	-5	0.984	11627	2533	23	57	110	1.59(1.33-1.79)	
PCB-15											
222.0003	20:03	20:03	-3	1.001	67726	16847	28	70	602		
223.9974	20:03	20:03	-3	1.001	42612	10379	23	57	451	1.59(1.33-1.79)	
PCB-19L											
268.0016	17:15	17:17	-4	0.841	142681	40925	336	840	122		
269.9986	17:15	17:17	-4	0.841	131440	37547	137	342	274	1.09(0.88-1.20)	
PCB-32L											
268.0016	20:31	20:34	-3		284984	70350	336	840	209		
269.9986	20:31	20:34	-3		265248	67980	137	342	496	1.07(0.88-1.20)	
PCB-31L											
268.0016	22:47	22:50	-3		1117848	275880	279	697	989		
269.9986	22:47	22:50	-3		1045456	260151	286	715	910	1.07(0.88-1.20)	
PCB-28L											
268.0016	23:04	23:04	-3	1.013	1010613	245574	279	697	880		
269.9986	23:04	23:04	-3	1.013	936910	230892	286	715	807	1.08(0.88-1.20)	

Signal	RT (min.)	Adj RT (min.)	Sec.	REL RT	Area	Height	Avg Noise	EDL Height	S/N	Ratio(Limits)	Flags
PCB-37L											
268.0016	27:05	27:03	-1	1.189	1032354	210794	279	697	756		
269.9986	27:05	27:03	-1	1.189	884302	194472	286	715	680	1.17(0.88-1.20)	
PCB-19											
255.9613	17:16	17:16	-4	1.001	29271	7731	12	30	644		
257.9584	17:16	17:16	-4	1.001	26011	7198	14	35	514	1.13(0.88-1.20)	
PCB-18											
255.9613	19:08	19:06	-2	1.110	29648	8026	12	30	669		
257.9584	19:08	19:06	-3	1.109	28013	7203	14	35	515	1.06(0.88-1.20)	
PCB-30 (C18)											
255.9613	19:08	19:06	-2	1.110	29648	8026	12	30	669		
257.9584	19:08	19:06	-3	1.109	28013	7203	14	35	515	1.06(0.88-1.20)	
PCB-17											
255.9613	19:34	19:31	-3	1.134	37796	9549	12	30	796		
257.9584	19:33	19:31	-4	1.134	35077	9543	14	35	682	1.08(0.88-1.20)	
PCB-27											
255.9613	19:46	19:45	-4	1.146	11360	2956	12	30	246		
257.9584	19:46	19:45	-4	1.146	11272	2730	14	35	195	1.01(0.88-1.20)	
PCB-24											
255.9613	19:53	19:53	-4	1.153	550	144	12	30	12		
257.9584	19:54	19:53	-4	1.154	487	169	14	35	12	1.13(0.88-1.20)	
PCB-16											RQ
255.9613	20:00	19:59	-4	1.160	8956	2326	12	30	194		
	Empc Correction				7713	2031	12	30	169		
257.9584	20:00	19:59	-4	1.160	7417	1953	14	35	140	1.21(0.88-1.20)	
PCB-32											
255.9613	20:32	20:30	-4	1.190	41367	10699	12	30	892		
257.9584	20:32	20:30	-4	1.190	37470	9812	14	35	701	1.10(0.88-1.20)	
PCB-34											
255.9613	21:48	21:45	-3	1.264	3486	931	169	422	6		
257.9584	21:48	21:45	-3	1.264	3527	887	157	392	6	0.99(0.88-1.20)	
PCB-23											
255.9613	21:54						169	422			
257.9584	21:54						157	392			
PCB-26											
255.9613	22:15	22:13	-4	1.290	55995	13388	169	422	79		
257.9584	22:15	22:13	-4	1.290	51443	12621	157	392	80	1.09(0.88-1.20)	
PCB-29 (C26)											
255.9613	22:15	22:13	-4	1.290	55995	13388	169	422	79		
257.9584	22:15	22:13	-4	1.290	51443	12621	157	392	80	1.09(0.88-1.20)	
PCB-25											Ma
255.9613	22:29	22:29	-3	0.830	46020	9554	169	422	57		M
257.9584	22:29	22:29	-3	0.830	41721	8590	157	392	55	1.10(0.88-1.20)	
PCB-31											
255.9613	22:48	22:49	-2	0.842	225846	54284	169	422	321		
257.9584	22:48	22:49	-2	0.842	211476	51526	157	392	328	1.07(0.88-1.20)	

Signal	RT (min.)	Adj RT (min.)	Sec.	REL RT	Area	Height	Avg Noise	EDL Height	S/N	Ratio(Limits)	Flags
PCB-20											
255.9613	23:06	23:08	-3	0.853	351849	83483	169	422	494		
257.9584	23:06	23:08	-3	0.853	326959	78414	157	392	499	1.08(0.88-1.20)	
PCB-28 (C20)											
255.9613	23:06	23:08	-3	0.853	351849	83483	169	422	494		
257.9584	23:06	23:08	-3	0.853	326959	78414	157	392	499	1.08(0.88-1.20)	
PCB-21											Ma
255.9613	23:21	23:21	-2	0.862	138785	28884	169	422	171		M
257.9584	23:21	23:21	-2	0.862	131103	26563	157	392	169	1.06(0.88-1.20)	
PCB-33 (C21)											Ma
255.9613	23:21	23:21	-2	0.862	138785	28884	169	422	171		M
257.9584	23:21	23:21	-2	0.862	131103	26563	157	392	169	1.06(0.88-1.20)	
PCB-22											
255.9613	23:44	23:45	-2	0.876	60930	14682	169	422	87		
257.9584	23:43	23:45	-3	0.876	57731	13434	157	392	86	1.06(0.88-1.20)	
PCB-36											Ma
255.9613	25:19	25:19	-1	0.935	1560	462	169	422	3		M
257.9584	25:18	25:19	-2	0.934	1458	453	157	392	3	1.07(0.88-1.20)	
PCB-39											
255.9613	25:39						169	422			
257.9584	25:39						157	392			
PCB-38											
255.9613	26:15						169	422			
257.9584	26:15						157	392			
PCB-35											
255.9613	26:42	26:42	-1	0.986	6720	1677	169	422	10		
257.9584	26:42	26:42	-1	0.986	5945	1381	157	392	9	1.13(0.88-1.20)	
PCB-37											
255.9613	27:07	27:07	-1	1.001	106008	22964	169	422	136		
257.9584	27:07	27:07	-1	1.001	100236	21904	157	392	140	1.06(0.88-1.20)	
PCB-54L											
301.9626	20:20	20:21	-4	0.816	165345	41098	25	62	1644		
303.9597	20:20	20:21	-4	0.816	207425	53046	17	42	3120	0.80(0.65-0.89)	
PCB-52L											
301.9626	24:54	24:57	-3		511182	114468	66	165	1734		
303.9597	24:55	24:57	-2		636105	145415	68	170	2138	0.80(0.65-0.89)	
PCB-81L											
301.9626	33:53	33:48	1	1.360	594229	122108	66	165	1850		
303.9597	33:53	33:48	1	1.360	755041	157428	68	170	2315	0.79(0.65-0.89)	
PCB-77L											
301.9626	34:26	34:22	1	1.383	627024	123102	66	165	1865		
303.9597	34:26	34:22	1	1.383	769175	154834	68	170	2277	0.82(0.65-0.89)	
PCB-54											
289.9224	20:21	20:24	-3	1.000	16194	4198	6	15	700		
291.9194	20:21	20:24	-3	1.000	21274	5464	8	20	683	0.76(0.65-0.89)	

Signal	RT (min.)	Adj RT (min.)	Sec.	REL RT	Area	Height	Avg Noise	EDL Height	S/N	Ratio(Limits)	Flags
PCB-50											
289.9224	22:32	22:31	-3	1.108	198208	46516	92	230	506		
291.9194	22:32	22:31	-3	1.108	251938	59475	60	150	991	0.79(0.65-0.89)	
PCB-53 (C50)											
289.9224	22:32	22:31	-3	1.108	198208	46516	92	230	506		
291.9194	22:32	22:31	-3	1.108	251938	59475	60	150	991	0.79(0.65-0.89)	
PCB-45											
289.9224	23:17	23:15	-3	1.145	358090	81126	92	230	882		
291.9194	23:17	23:15	-3	1.145	452594	100516	60	150	1675	0.79(0.65-0.89)	
PCB-51 (C45)											
289.9224	23:17	23:15	-3	1.145	358090	81126	92	230	882		
291.9194	23:17	23:15	-3	1.145	452594	100516	60	150	1675	0.79(0.65-0.89)	
PCB-46											
289.9224	23:30	23:29	-3	1.156	17865	4262	92	230	46		
291.9194	23:30	23:29	-3	1.156	23559	5256	60	150	88	0.76(0.65-0.89)	
PCB-52											
289.9224	24:56	24:53	-2	1.226	807647	184983	92	230	2011		
291.9194	24:56	24:53	-2	1.226	1027601	235601	60	150	3927	0.79(0.65-0.89)	
PCB-43											Ma
289.9224	25:05	25:05	-2	1.234	30201	5028	92	230	55		M
291.9194	25:05	25:05	-2	1.234	39441	6938	60	150	116	0.77(0.65-0.89)	
PCB-73 (C43)											Ma
289.9224	25:05	25:05	-2	1.234	30201	5028	92	230	55		M
291.9194	25:05	25:05	-2	1.234	39441	6938	60	150	116	0.77(0.65-0.89)	
PCB-49											
289.9224	25:26	25:22	0	1.251	636322	148027	92	230	1609		
291.9194	25:26	25:22	0	1.251	807392	185759	60	150	3096	0.79(0.65-0.89)	
PCB-69 (C49)											
289.9224	25:26	25:22	0	1.251	636322	148027	92	230	1609		
291.9194	25:26	25:22	0	1.251	807392	185759	60	150	3096	0.79(0.65-0.89)	
PCB-48											
289.9224	25:43	25:40	-2	1.265	35858	8166	92	230	89		
291.9194	25:43	25:40	-2	1.265	47353	10822	60	150	180	0.76(0.65-0.89)	
PCB-44											
289.9224	25:59	25:55	-1	1.278	1179970	205628	92	230	2235		
291.9194	25:59	25:55	-1	1.278	1495244	262379	60	150	4373	0.79(0.65-0.89)	
PCB-47 (C44)											
289.9224	25:59	25:55	-1	1.278	1179970	205628	92	230	2235		
291.9194	25:59	25:55	-1	1.278	1495244	262379	60	150	4373	0.79(0.65-0.89)	
PCB-65 (C44)											
289.9224	25:59	25:55	-1	1.278	1179970	205628	92	230	2235		
291.9194	25:59	25:55	-1	1.278	1495244	262379	60	150	4373	0.79(0.65-0.89)	
PCB-59											a
289.9224	26:18	26:18	2	1.294	55715	9488	92	230	103		a
291.9194	26:18	26:18	2	1.294	72928	12140	60	150	202	0.76(0.65-0.89)	

Signal	RT (min.)	Adj RT (min.)	Sec.	REL RT	Area	Height	Avg Noise	EDL Height	S/N	Ratio(Limits)	Flags
PCB-62 (C59)											a
289.9224	26:18	26:18	2	1.294	55715	9488	92	230	103		a
291.9194	26:18	26:18	2	1.294	72928	12140	60	150	202	0.76(0.65-0.89)	
PCB-75 (C59)											a
289.9224	26:18	26:18	2	1.294	55715	9488	92	230	103		a
291.9194	26:18	26:18	2	1.294	72928	12140	60	150	202	0.76(0.65-0.89)	
PCB-42											
289.9224	26:28	26:25	-2	1.302	80137	18338	92	230	199		
291.9194	26:28	26:25	-2	1.302	102907	23603	60	150	393	0.78(0.65-0.89)	
PCB-40											Ma
289.9224	26:57	26:57	-2	1.326	221247	46558	92	230	506		M
291.9194	26:57	26:57	-2	1.326	279327	57740	60	150	962	0.79(0.65-0.89)	
PCB-41 (C40)											Ma
289.9224	26:57	26:57	-2	1.326	221247	46558	92	230	506		M
291.9194	26:57	26:57	-2	1.326	279327	57740	60	150	962	0.79(0.65-0.89)	
PCB-71 (C40)											Ma
289.9224	26:57	26:57	-2	1.326	221247	46558	92	230	506		M
291.9194	26:57	26:57	-2	1.326	279327	57740	60	150	962	0.79(0.65-0.89)	
PCB-64											
289.9224	27:10	27:08	-2	1.337	191856	42786	92	230	465		
291.9194	27:10	27:08	-2	1.337	247124	54882	60	150	915	0.78(0.65-0.89)	
PCB-72											
289.9224	28:02	28:03	-1	0.827	24496	5851	92	230	64		
291.9194	28:02	28:03	-1	0.827	29873	6639	60	150	111	0.82(0.65-0.89)	
PCB-68											
289.9224	28:19	28:20	-1	0.836	25831	5742	92	230	62		
291.9194	28:19	28:20	-1	0.836	35365	7632	60	150	127	0.73(0.65-0.89)	
PCB-57											
289.9224	28:46						92	230			
291.9194	28:46						60	150			
PCB-58											
289.9224	29:00						92	230			
291.9194	29:00						60	150			
PCB-67											
289.9224	29:08	29:10	-1	0.860	15020	2199	92	230	24		
291.9194	29:08	29:10	-1	0.860	21581	2860	60	150	48	0.70(0.65-0.89)	
PCB-63											
289.9224	29:25	29:26	-1	0.868	25479	5654	92	230	61		
291.9194	29:24	29:26	-1	0.868	32319	6737	60	150	112	0.79(0.65-0.89)	
PCB-61											
289.9224	29:44	29:46	-1	0.878	1017537	171806	92	230	1867		
291.9194	29:44	29:46	-1	0.878	1292029	217920	60	150	3632	0.79(0.65-0.89)	
PCB-70 (C61)											
289.9224	29:44	29:46	-1	0.878	1017537	171806	92	230	1867		
291.9194	29:44	29:46	-1	0.878	1292029	217920	60	150	3632	0.79(0.65-0.89)	

Signal	RT (min.)	Adj RT (min.)	Sec.	REL RT	Area	Height	Avg Noise	EDL Height	S/N	Ratio(Limits)	Flags
PCB-74 (C61)											
289.9224	29:44	29:46	-1	0.878	1017537	171806	92	230	1867		
291.9194	29:44	29:46	-1	0.878	1292029	217920	60	150	3632	0.79(0.65-0.89)	
PCB-76 (C61)											
289.9224	29:44	29:46	-1	0.878	1017537	171806	92	230	1867		
291.9194	29:44	29:46	-1	0.878	1292029	217920	60	150	3632	0.79(0.65-0.89)	
PCB-66											Ma
289.9224	30:04	30:04	-1	0.887	582876	121725	92	230	1323		M
291.9194	30:04	30:04	-1	0.887	735936	154634	60	150	2577	0.79(0.65-0.89)	
PCB-55											
289.9224	30:15						92	230			
291.9194	30:15						60	150			
PCB-56											
289.9224	30:44	30:46	-1	0.907	165165	34877	92	230	379		
291.9194	30:43	30:46	-1	0.907	210743	44797	60	150	747	0.78(0.65-0.89)	
PCB-60											
289.9224	30:57	30:58	0	0.914	46021	10009	92	230	109		
291.9194	30:56	30:58	-1	0.913	61288	13000	60	150	217	0.75(0.65-0.89)	
PCB-80											
289.9224	31:19						92	230			
291.9194	31:19						60	150			
PCB-79											
289.9224	32:54	32:54	1	0.971	24793	4773	92	230	52		
291.9194	32:54	32:54	1	0.971	28444	6248	60	150	104	0.87(0.65-0.89)	
PCB-78											
289.9224	33:28						92	230			
291.9194	33:28						60	150			
PCB-81											
289.9224	33:54						92	230			
291.9194	33:54						60	150			
PCB-77											
289.9224	34:28	34:27	2	1.001	53217	10927	92	230	119		
291.9194	34:28	34:27	2	1.001	65274	13885	60	150	231	0.82(0.65-0.89)	
PCB-104L											
337.9207	25:52	25:54	-2	0.813	523381	116361	27	67	4310		
339.9178	25:52	25:54	-2	0.813	328091	73991	21	52	3523	1.60(1.32-1.78)	
PCB-101L											
337.9207	31:48	31:48	0		499829	103073	27	67	3818		
339.9178	31:48	31:48	0		307135	64100	21	52	3052	1.63(1.32-1.78)	
PCB-111L											
337.9207	34:30	34:30	1	1.085	576644	117514	27	67	4352		
339.9178	34:31	34:30	2	1.085	356244	69927	21	52	3330	1.62(1.32-1.78)	
PCB-123L											
337.9207	36:28	36:26	2	1.147	845858	174017	514	1285	339		
339.9178	36:28	36:26	2	1.147	538637	112103	258	645	435	1.57(1.32-1.78)	

Signal	RT (min.)	Adj RT (min.)	Sec.	REL RT	Area	Height	Avg Noise	EDL Height	S/N	Ratio(Limits)	Flags
PCB-118L											
337.9207	36:48	36:46	2	1.157	882964	178587	514	1285	347		
339.9178	36:48	36:46	2	1.157	550039	109085	258	645	423	1.61(1.32-1.78)	
PCB-114L											
337.9207	37:19	37:18	2	1.173	849822	172816	514	1285	336		
339.9178	37:19	37:18	2	1.173	535836	110605	258	645	429	1.59(1.32-1.78)	
PCB-105L											
337.9207	37:58	37:56	2	1.194	851407	169159	514	1285	329		
339.9178	37:58	37:56	2	1.194	534012	107283	258	645	416	1.59(1.32-1.78)	
PCB-127L											
337.9207	39:28	39:25	2		975394	189443	514	1285	369		
339.9178	39:28	39:25	2		617441	120941	258	645	469	1.58(1.32-1.78)	
PCB-126L											
337.9207	41:04	41:01	3	1.291	854659	167095	514	1285	325		
339.9178	41:04	41:01	3	1.291	533968	108472	258	645	420	1.60(1.32-1.78)	
PCB-104											
325.8804	25:54	25:53	-1	1.001	17255	3756	25	62	150		
327.8775	25:53	25:53	-2	1.001	9938	2117	20	50	106	1.74(1.32-1.78)	
PCB-96											
325.8804	26:15	26:15	-2	1.015	41469	9188	25	62	368		
327.8775	26:15	26:15	-2	1.015	25521	5711	20	50	286	1.62(1.32-1.78)	
PCB-103											
325.8804	28:12	28:11	-1	1.091	102335	22008	25	62	880		
327.8775	28:12	28:11	-1	1.091	65102	13999	20	50	700	1.57(1.32-1.78)	
PCB-94											
325.8804	28:25	28:24	-1	1.099	42936	8996	25	62	360		
327.8775	28:25	28:24	-1	1.099	25399	5656	20	50	283	1.69(1.32-1.78)	
PCB-95											
325.8804	28:52	28:50	-1	1.116	1564601	339879	25	62	13595		
327.8775	28:52	28:50	-1	1.116	975361	210543	20	50	10527	1.60(1.32-1.78)	
PCB-93											
325.8804	29:06	29:04	-1	1.125	180594	37622	25	62	1505		
327.8775	29:05	29:04	-1	1.125	113168	23854	20	50	1193	1.60(1.32-1.78)	
PCB-100 (C93)											
325.8804	29:06	29:04	-1	1.125	180594	37622	25	62	1505		
327.8775	29:05	29:04	-1	1.125	113168	23854	20	50	1193	1.60(1.32-1.78)	
PCB-98											
325.8804	29:14	29:13	-1	1.130	116013	21305	25	62	852		
327.8775	29:14	29:13	-1	1.130	70218	12654	20	50	633	1.65(1.32-1.78)	
PCB-102 (C98)											
325.8804	29:14	29:13	-1	1.130	116013	21305	25	62	852		
327.8775	29:14	29:13	-1	1.130	70218	12654	20	50	633	1.65(1.32-1.78)	
PCB-88											
325.8804	29:44	29:42	-1	1.150	405319	86546	25	62	3462		
327.8775	29:44	29:42	-1	1.150	252042	52847	20	50	2642	1.61(1.32-1.78)	

Signal	RT (min.)	Adj RT (min.)	Sec.	REL RT	Area	Height	Avg Noise	EDL Height	S/N	Ratio(Limits)	Flags
PCB-91 (C88)											
325.8804	29:44	29:42	-1	1.150	405319	86546	25	62	3462		
327.8775	29:44	29:42	-1	1.150	252042	52847	20	50	2642	1.61(1.32-1.78)	
PCB-84											
325.8804	29:57	29:55	-1	1.158	335075	71291	25	62	2852		
327.8775	29:57	29:55	-1	1.158	211589	45593	20	50	2280	1.58(1.32-1.78)	
PCB-89											
325.8804	30:25	30:24	-1	1.176	13189	2470	25	62	99		
327.8775	30:25	30:24	-1	1.176	8536	1510	20	50	76	1.55(1.32-1.78)	
PCB-121											
325.8804	30:50						25	62			
327.8775	30:50						20	50			
PCB-92											
325.8804	31:14	31:16	-1	0.856	474959	102309	25	62	4092		
327.8775	31:14	31:16	-1	0.856	295336	63814	20	50	3191	1.61(1.32-1.78)	
PCB-90											
325.8804	31:49	31:47	0	1.230	2501679	521645	25	62	20866		
327.8775	31:49	31:47	0	1.230	1566057	325356	20	50	16268	1.60(1.32-1.78)	
PCB-101 (C90)											
325.8804	31:49	31:47	0	1.230	2501679	521645	25	62	20866		
327.8775	31:49	31:47	0	1.230	1566057	325356	20	50	16268	1.60(1.32-1.78)	
PCB-113 (C90)											
325.8804	31:49	31:47	0	1.230	2501679	521645	25	62	20866		
327.8775	31:49	31:47	0	1.230	1566057	325356	20	50	16268	1.60(1.32-1.78)	
PCB-83											Ma
325.8804	32:24	32:24	0	1.253	1157851	222006	25	62	8880		M
327.8775	32:24	32:24	0	1.253	725906	139183	20	50	6959	1.60(1.32-1.78)	
PCB-99 (C83)											Ma
325.8804	32:24	32:24	0	1.253	1157851	222006	25	62	8880		M
327.8775	32:24	32:24	0	1.253	725906	139183	20	50	6959	1.60(1.32-1.78)	
PCB-112											
325.8804	32:29						25	62			
327.8775	32:29						20	50			
PCB-86											Ma
325.8804	32:55	32:55	2	1.273	1136773	124350	25	62	4974		M
327.8775	32:54	32:55	1	1.272	714064	77978	20	50	3899	1.59(1.32-1.78)	
PCB-87 (C86)											Ma
325.8804	32:55	32:55	2	1.273	1136773	124350	25	62	4974		M
327.8775	32:54	32:55	1	1.272	714064	77978	20	50	3899	1.59(1.32-1.78)	
PCB-97 (C86)											Ma
325.8804	32:55	32:55	2	1.273	1136773	124350	25	62	4974		M
327.8775	32:54	32:55	1	1.272	714064	77978	20	50	3899	1.59(1.32-1.78)	
PCB-109 (C86)											Ma
325.8804	32:55	32:55	2	1.273	1136773	124350	25	62	4974		M
327.8775	32:54	32:55	1	1.272	714064	77978	20	50	3899	1.59(1.32-1.78)	

Signal	RT (min.)	Adj RT (min.)	Sec.	REL RT	Area	Height	Avg Noise	EDL Height	S/N	Ratio(Limits)	Flags
PCB-119 (C86)											Ma
325.8804	32:55	32:55	2	1.273	1136773	124350	25	62	4974		M
327.8775	32:54	32:55	1	1.272	714064	77978	20	50	3899	1.59(1.32-1.78)	
PCB-125 (C86)											Ma
325.8804	32:55	32:55	2	1.273	1136773	124350	25	62	4974		M
327.8775	32:54	32:55	1	1.272	714064	77978	20	50	3899	1.59(1.32-1.78)	
PCB-85											
325.8804	33:38	33:35	1	1.301	273956	42595	25	62	1704		
327.8775	33:38	33:35	0	1.300	172774	26533	20	50	1327	1.59(1.32-1.78)	
PCB-116 (C85)											
325.8804	33:38	33:35	1	1.301	273956	42595	25	62	1704		
327.8775	33:38	33:35	0	1.300	172774	26533	20	50	1327	1.59(1.32-1.78)	
PCB-117 (C85)											
325.8804	33:38	33:35	1	1.301	273956	42595	25	62	1704		
327.8775	33:38	33:35	0	1.300	172774	26533	20	50	1327	1.59(1.32-1.78)	
PCB-110											
325.8804	33:47	33:49	-5	1.307	2589919	518198	25	62	20728		
327.8775	33:47	33:49	-5	1.307	1622887	327819	20	50	16391	1.60(1.32-1.78)	
PCB-115 (C110)											
325.8804	33:47	33:49	-5	1.307	2589919	518198	25	62	20728		
327.8775	33:47	33:49	-5	1.307	1622887	327819	20	50	16391	1.60(1.32-1.78)	
PCB-82											
325.8804	34:07	34:04	0	1.319	126828	24225	25	62	969		
327.8775	34:07	34:04	0	1.319	80422	15006	20	50	750	1.58(1.32-1.78)	
PCB-111											RQa
325.8804	34:33	34:33	2	1.336	14011	1912	25	62	76		a
	Empc Correction				11691	1729	25	62	69		
327.8775	34:32	34:33	1	1.335	7543	1116	20	50	56	1.86(1.32-1.78)	
PCB-120											a
325.8804	35:01	35:01	2	1.354	35610	6475	25	62	259		a
327.8775	35:01	35:01	2	1.354	22373	3804	20	50	190	1.59(1.32-1.78)	
PCB-108											
325.8804	36:08	36:03	2	1.397	84743	17012	207	517	82		
327.8775	36:08	36:03	2	1.397	52532	11045	121	302	91	1.61(1.32-1.78)	
PCB-124 (C108)											
325.8804	36:08	36:03	2	1.397	84743	17012	207	517	82		
327.8775	36:08	36:03	2	1.397	52532	11045	121	302	91	1.61(1.32-1.78)	
PCB-107											a
325.8804	36:23	36:23	2	1.407	256605	49951	207	517	241		a
327.8775	36:23	36:23	2	1.407	158302	31090	121	302	257	1.62(1.32-1.78)	
PCB-123											
325.8804	36:29	36:30	1	1.000	34157	7926	207	517	38		
327.8775	36:29	36:30	1	1.000	20525	4603	121	302	38	1.66(1.32-1.78)	
PCB-106											
325.8804	36:37						207	517			
327.8775	36:37						121	302			

Signal	RT (min.)	Adj RT (min.)	Δ Sec.	REL RT	Area	Height	Avg Noise	EDL Height	S/N	Ratio(Limits)	Flags
PCB-118											
325.8804	36:49	36:49	2	1.001	2556780	501261	207	517	2422		
327.8775	36:49	36:49	2	1.001	1620503	315086	121	302	2604	1.58(1.32-1.78)	
PCB-122											
325.8804	37:10	37:10	2	1.010	25479	4688	207	517	23		
327.8775	37:10	37:10	2	1.010	15592	3016	121	302	25	1.63(1.32-1.78)	
PCB-114											
325.8804	37:21	37:21	2	1.001	52962	8372	207	517	40		
327.8775	37:21	37:21	2	1.001	29688	5076	121	302	42	1.78(1.32-1.78)	
PCB-105											
325.8804	37:59	37:59	2	1.001	768010	146683	207	517	709		
327.8775	37:59	37:59	2	1.001	483358	92055	121	302	761	1.59(1.32-1.78)	
PCB-127											
325.8804	39:28						207	517			
327.8775	39:28						121	302			
PCB-126											
325.8804	41:06	41:06	3	1.001	10044	2226	207	517	11		
327.8775	41:06	41:06	3	1.001	5798	1288	121	302	11	1.73(1.32-1.78)	
PCB-155L											
371.8817	31:35	31:36	0	0.791	437079	94118	34	85	2768		
373.8788	31:35	31:36	0	0.791	346206	71899	28	70	2568	1.26(1.05-1.43)	
PCB-138L											
371.8817	39:55	39:54	2		623491	122161	200	500	611		
373.8788	39:55	39:54	2		494469	98838	134	335	738	1.26(1.05-1.43)	
PCB-167L											
371.8817	42:57	42:56	3	1.076	675904	133394	200	500	667		
373.8788	42:57	42:56	3	1.076	526337	101098	134	335	754	1.28(1.05-1.43)	
PCB-156L											
371.8817	44:06	44:05	2	1.105	1307633	187899	200	500	939		
373.8788	44:06	44:05	3	1.105	1040069	149815	134	335	1118	1.26(1.05-1.43)	
PCB-157L (C156L)											
371.8817	44:06	44:05	2	1.105	1307633	187899	200	500	939		
373.8788	44:06	44:05	3	1.105	1040069	149815	134	335	1118	1.26(1.05-1.43)	
PCB-169L											
371.8817	47:21	47:19	4	1.186	644592	123540	200	500	618		
373.8788	47:21	47:19	4	1.186	525392	98725	134	335	737	1.23(1.05-1.43)	
PCB-155											
359.8415	31:36	31:37	-1	1.001	2645	611	7	17	87		
361.8385	31:36	31:37	-1	1.001	2044	424	7	17	61	1.29(1.05-1.43)	
PCB-152											
359.8415	31:47	31:48	-1	1.006	11930	2545	7	17	364		
361.8385	31:47	31:48	-1	1.006	9819	2055	7	17	294	1.21(1.05-1.43)	
PCB-150											
359.8415	31:58	31:58	0	1.012	26299	5448	7	17	778		
361.8385	31:58	31:58	0	1.012	21361	4616	7	17	659	1.23(1.05-1.43)	

Signal	RT (min.)	Adj RT (min.)	Sec.	REL RT	Area	Height	Avg Noise	EDL Height	S/N	Ratio(Limits)	Flags
PCB-136											
359.8415	32:18	32:19	-1	1.023	544487	113542	7	17	16220		
361.8385	32:18	32:19	-1	1.023	427112	89195	7	17	12742	1.27(1.05-1.43)	
PCB-145											RQ
359.8415	32:36	32:37	-1	1.032	1105	198	7	17	28		
361.8385	32:36	32:37	-1	1.033	2062	273	7	17	39	0.54(1.05-1.43)	
	Empc Correction				891	159	7	17	23		
PCB-148											
359.8415	34:09	34:08	1	1.081	19677	4238	7	17	605		
361.8385	34:09	34:08	1	1.081	15952	3425	7	17	489	1.23(1.05-1.43)	
PCB-135											
359.8415	34:44	34:43	1	1.100	1119651	158547	7	17	22650		
361.8385	34:44	34:43	1	1.100	885718	123604	7	17	17658	1.26(1.05-1.43)	
PCB-151 (C135)											
359.8415	34:44	34:43	1	1.100	1119651	158547	7	17	22650		
361.8385	34:44	34:43	1	1.100	885718	123604	7	17	17658	1.26(1.05-1.43)	
PCB-154											
359.8415	35:01	34:59	2	1.109	122244	22087	7	17	3155		
361.8385	35:01	34:59	2	1.109	95850	17630	7	17	2519	1.28(1.05-1.43)	
PCB-144											
359.8415	35:18	35:17	2	1.118	127675	26813	7	17	3830		
361.8385	35:18	35:17	2	1.118	99412	21147	7	17	3021	1.28(1.05-1.43)	
PCB-147											
359.8415	35:40	35:39	1	1.130	4213350	857177	50	125	17144		
361.8385	35:40	35:39	1	1.130	3356695	681562	92	230	7408	1.26(1.05-1.43)	
PCB-149 (C147)											
359.8415	35:40	35:39	1	1.130	4213350	857177	50	125	17144		
361.8385	35:40	35:39	1	1.130	3356695	681562	92	230	7408	1.26(1.05-1.43)	
PCB-134											a
359.8415	35:51	35:51	-5	1.135	207294	37867	50	125	757		a
361.8385	35:51	35:51	-5	1.135	168243	30964	92	230	337	1.23(1.05-1.43)	
PCB-143 (C134)											a
359.8415	35:51	35:51	-5	1.135	207294	37867	50	125	757		a
361.8385	35:51	35:51	-5	1.135	168243	30964	92	230	337	1.23(1.05-1.43)	
PCB-139											
359.8415	36:16	36:15	2	1.149	79589	14507	50	125	290		
361.8385	36:16	36:15	2	1.149	61357	10756	92	230	117	1.30(1.05-1.43)	
PCB-140 (C139)											
359.8415	36:16	36:15	2	1.149	79589	14507	50	125	290		
361.8385	36:16	36:15	2	1.149	61357	10756	92	230	117	1.30(1.05-1.43)	
PCB-131											
359.8415	36:28	36:27	1	1.155	34622	6442	50	125	129		
361.8385	36:28	36:27	1	1.155	27917	5434	92	230	59	1.24(1.05-1.43)	
PCB-142											
359.8415	36:36						50	125			
361.8385	36:36						92	230			

Signal	RT (min.)	Adj RT (min.)	Sec.	REL RT	Area	Height	Avg Noise	EDL Height	S/N	Ratio(Limits)	Flags
PCB-132											
359.8415	36:55	36:54	1	1.169	1228362	247675	50	125	4954		
361.8385	36:55	36:54	1	1.169	977831	198038	92	230	2153	1.26(1.05-1.43)	
PCB-133											
359.8415	37:27	37:25	3	1.186	106075	21163	50	125	423		
361.8385	37:27	37:25	3	1.186	84552	16549	92	230	180	1.25(1.05-1.43)	
PCB-165											
359.8415	37:52						50	125			
361.8385	37:52						92	230			
PCB-146											
359.8415	38:06	38:07	2	0.887	951211	189955	50	125	3799		
361.8385	38:06	38:07	2	0.887	756573	149740	92	230	1628	1.26(1.05-1.43)	
PCB-161											
359.8415	38:14						50	125			
361.8385	38:14						92	230			
PCB-153											
359.8415	38:42	38:45	0	0.901	5336860	1045723	50	125	20914		
361.8385	38:42	38:45	0	0.901	4244966	838888	92	230	9118	1.26(1.05-1.43)	
PCB-168 (C153)											
359.8415	38:42	38:45	0	0.901	5336860	1045723	50	125	20914		
361.8385	38:42	38:45	0	0.901	4244966	838888	92	230	9118	1.26(1.05-1.43)	
PCB-141											
359.8415	38:54	38:55	2	0.906	853034	162798	50	125	3256		
361.8385	38:54	38:55	2	0.906	677578	130395	92	230	1417	1.26(1.05-1.43)	
PCB-130											
359.8415	39:18	39:19	2	0.915	212915	42086	50	125	842		
361.8385	39:18	39:19	2	0.915	168522	33042	92	230	359	1.26(1.05-1.43)	
PCB-137											
359.8415	39:33	39:33	2	0.921	99055	21252	50	125	425		
361.8385	39:32	39:33	2	0.920	80482	17134	92	230	186	1.23(1.05-1.43)	
PCB-164											
359.8415	39:39	39:39	2	0.923	435859	85612	50	125	1712		
361.8385	39:39	39:39	2	0.923	344710	67668	92	230	736	1.26(1.05-1.43)	
PCB-129											
359.8415	39:58	39:59	2	0.930	4864386	906696	50	125	18134		
361.8385	39:58	39:59	2	0.930	3875028	723920	92	230	7869	1.26(1.05-1.43)	
PCB-138 (C129)											
359.8415	39:58	39:59	2	0.930	4864386	906696	50	125	18134		
361.8385	39:58	39:59	2	0.930	3875028	723920	92	230	7869	1.26(1.05-1.43)	
PCB-160 (C129)											
359.8415	39:58	39:59	2	0.930	4864386	906696	50	125	18134		
361.8385	39:58	39:59	2	0.930	3875028	723920	92	230	7869	1.26(1.05-1.43)	
PCB-163 (C129)											
359.8415	39:58	39:59	2	0.930	4864386	906696	50	125	18134		
361.8385	39:58	39:59	2	0.930	3875028	723920	92	230	7869	1.26(1.05-1.43)	

Signal	RT (min.)	Adj RT (min.)	Sec.	REL RT	Area	Height	Avg Noise	EDL Height	S/N	Ratio(Limits)	Flags
PCB-158											
359.8415	40:21	40:22	2	0.939	525740	96601	50	125	1932		
361.8385	40:20	40:22	2	0.939	419659	77563	92	230	843	1.25(1.05-1.43)	
PCB-128											Ma
359.8415	41:12	41:12	3	0.959	550234	91960	50	125	1839		M
361.8385	41:12	41:12	3	0.959	438912	72740	92	230	791	1.25(1.05-1.43)	
PCB-166 (C128)											Ma
359.8415	41:12	41:12	3	0.959	550234	91960	50	125	1839		M
361.8385	41:12	41:12	3	0.959	438912	72740	92	230	791	1.25(1.05-1.43)	
PCB-159											
359.8415	42:10	42:13	1	0.982	80249	14882	50	125	298		
361.8385	42:10	42:13	1	0.982	64616	11942	92	230	130	1.24(1.05-1.43)	
PCB-162											Ma
359.8415	42:31	42:31	4	0.990	11520	2863	50	125	57		M
361.8385	42:31	42:31	5	0.990	8961	2204	92	230	24	1.29(1.05-1.43)	
PCB-167											Ma
359.8415	42:59	42:59	3	1.001	182784	34925	50	125	699		M
361.8385	42:59	42:59	3	1.001	144991	28400	92	230	309	1.26(1.05-1.43)	
PCB-156											
359.8415	44:06	44:06	2	1.000	476020	82491	50	125	1650		
361.8385	44:06	44:06	2	1.000	377704	66424	92	230	722	1.26(1.05-1.43)	
PCB-157 (C156)											
359.8415	44:06	44:06	2	1.000	476020	82491	50	125	1650		
361.8385	44:06	44:06	2	1.000	377704	66424	92	230	722	1.26(1.05-1.43)	
PCB-169											
359.8415	47:22						50	125			
361.8385	47:22						92	230			
PCB-188L											
405.8428	37:19	37:21	1	0.820	491597	98116	36	90	2725		
407.8398	37:19	37:21	1	0.820	454609	90219	46	115	1961	1.08(0.89-1.21)	
PCB-178L											
405.8428	40:24	40:24	2	0.888	377577	72151	36	90	2004		
407.8398	40:24	40:24	2	0.888	362333	71136	46	115	1546	1.04(0.89-1.21)	
PCB-180L											
405.8428	45:30	45:27	3		424638	81347	36	90	2260		
407.8398	45:30	45:27	3		409759	80216	46	115	1744	1.04(0.89-1.21)	
PCB-170L											
405.8428	46:46	46:45	4	1.028	306646	57135	36	90	1587		
407.8398	46:46	46:45	4	1.028	286903	56615	46	115	1231	1.07(0.89-1.21)	
PCB-189L											
405.8428	49:53	49:52	4	1.096	738583	140438	527	1317	266		
407.8398	49:53	49:52	4	1.096	693611	130705	522	1305	250	1.06(0.89-1.21)	
PCB-188											
393.8025	37:21						8	20			
395.7995	37:21						10	25			

Signal	RT (min.)	Adj RT (min.)	Sec.	REL RT	Area	Height	Avg Noise	EDL Height	S/N	Ratio(Limits)	Flags
PCB-179											
393.8025	37:40	37:40	1	1.009	734815	142891	8	20	17861		
395.7995	37:40	37:40	1	1.009	690103	134206	10	25	13421	1.06(0.89-1.21)	
PCB-184											
393.8025	38:13						8	20			
395.7995	38:13						10	25			
PCB-176											
393.8025	38:34	38:34	1	1.033	219800	44248	8	20	5531		
395.7995	38:34	38:34	1	1.033	208235	41298	10	25	4130	1.06(0.89-1.21)	
PCB-186											
393.8025	39:01						8	20			
395.7995	39:01						10	25			
PCB-178											
393.8025	40:25	40:24	2	1.083	267553	53553	8	20	6694		
395.7995	40:25	40:24	2	1.083	252782	49296	10	25	4930	1.06(0.89-1.21)	
PCB-175											
393.8025	41:04	41:02	2	1.100	52275	10145	8	20	1268		
395.7995	41:03	41:02	2	1.100	49621	9436	10	25	944	1.05(0.89-1.21)	
PCB-187											
393.8025	41:20	41:18	3	1.108	1675253	325215	8	20	40652		
395.7995	41:19	41:18	2	1.107	1581865	305061	10	25	30506	1.06(0.89-1.21)	
PCB-182											
393.8025	41:32	41:31	2	1.113	16651	2782	8	20	348		
395.7995	41:32	41:31	2	1.113	15371	2499	10	25	250	1.08(0.89-1.21)	
PCB-183											
393.8025	41:56	41:56	2	1.124	922335	158498	8	20	19812		
395.7995	41:56	41:56	2	1.124	870539	147869	10	25	14787	1.06(0.89-1.21)	
PCB-185 (C183)											
393.8025	41:56	41:56	2	1.124	922335	158498	8	20	19812		
395.7995	41:56	41:56	2	1.124	870539	147869	10	25	14787	1.06(0.89-1.21)	
PCB-174											
393.8025	42:10	42:09	2	1.130	1227754	236747	8	20	29593		
395.7995	42:10	42:09	2	1.130	1157400	222812	10	25	22281	1.06(0.89-1.21)	
PCB-177											
393.8025	42:36	42:36	2	1.142	739895	144281	8	20	18035		
395.7995	42:36	42:36	2	1.142	694292	136100	10	25	13610	1.07(0.89-1.21)	
PCB-181											
393.8025	42:59						8	20			
395.7995	42:59						10	25			
PCB-171											
393.8025	43:15	43:12	4	1.159	370743	69284	8	20	8661		
395.7995	43:15	43:12	4	1.159	350486	65816	10	25	6582	1.06(0.89-1.21)	
PCB-173 (C171)											
393.8025	43:15	43:12	4	1.159	370743	69284	8	20	8661		
395.7995	43:15	43:12	4	1.159	350486	65816	10	25	6582	1.06(0.89-1.21)	

Signal	RT (min.)	Adj RT (min.)	Sec.	REL RT	Area	Height	Avg Noise	EDL Height	S/N	Ratio(Limits)	Flags
PCB-172											
393.8025	44:53	44:54	3	0.900	192534	36575	8	20	4572		
395.7995	44:53	44:54	3	0.900	181439	34840	10	25	3484	1.06(0.89-1.21)	
PCB-192											
393.8025	45:10						8	20			
395.7995	45:10						10	25			
PCB-180											
393.8025	45:32	45:30	6	0.913	3201769	586041	8	20	73255		
395.7995	45:32	45:30	6	0.913	3030217	561689	10	25	56169	1.06(0.89-1.21)	
PCB-193 (C180)											
393.8025	45:32	45:30	6	0.913	3201769	586041	8	20	73255		
395.7995	45:32	45:30	6	0.913	3030217	561689	10	25	56169	1.06(0.89-1.21)	
PCB-191											
393.8025	45:53	45:53	4	0.920	71218	12505	8	20	1563		
395.7995	45:53	45:53	4	0.920	67464	12128	10	25	1213	1.06(0.89-1.21)	
PCB-170											
393.8025	46:47	46:48	3	0.938	1163571	222887	8	20	27861		
395.7995	46:47	46:48	3	0.938	1083454	207681	10	25	20768	1.07(0.89-1.21)	
PCB-190											
393.8025	47:19	47:19	4	0.948	328835	61973	8	20	7747		
395.7995	47:19	47:19	4	0.948	310619	59246	10	25	5925	1.06(0.89-1.21)	
PCB-189											
393.8025	49:55	49:55	4	1.001	94674	18704	66	165	283		
395.7995	49:55	49:55	4	1.001	88890	16716	70	175	239	1.07(0.89-1.21)	
PCB-202L											
439.8038	42:43	42:44	2	0.821	356359	67806	37	92	1833		
441.8008	42:43	42:44	2	0.821	396131	77235	48	120	1609	0.90(0.76-1.02)	
PCB-194L											
439.8038	52:01	51:57	4		493997	90313	347	867	260		
441.8008	52:01	51:57	4		540549	102397	437	1092	234	0.91(0.76-1.02)	
PCB-205L											
439.8038	52:29	52:29	4	1.009	513553	98436	347	867	284		
441.8008	52:29	52:29	4	1.009	564608	107669	437	1092	246	0.91(0.76-1.02)	
PCB-202											
427.7635	42:45	42:44	3	1.001	94348	18460	16	40	1154		
429.7606	42:44	42:44	2	1.000	106962	20613	14	35	1472	0.88(0.76-1.02)	
PCB-201											
427.7635	43:40	43:40	2	1.022	67713	13694	16	40	856		
429.7606	43:40	43:40	2	1.022	74845	14519	14	35	1037	0.90(0.76-1.02)	
PCB-204											
427.7635	44:21						16	40			
429.7606	44:21						14	35			
PCB-197											RQ
427.7635	44:34	44:34	2	1.043	14192	4566	16	40	285		
429.7606	44:35	44:34	3	1.043	19157	5249	14	35	375	0.74(0.76-1.02)	
	Empc Correction				15946	5130	14	35	366		

Signal	RT (min.)	Adj RT (min.)	Sec.	REL RT	Area	Height	Avg Noise	EDL Height	S/N	Ratio(Limits)	Flags
PCB-200											
427.7635	44:40	44:40	2	1.046	69845	11489	16	40	718		
429.7606	44:40	44:40	2	1.046	74099	12806	14	35	915	0.94(0.76-1.02)	
PCB-198											
427.7635	47:30	47:28	5	1.112	387279	69081	16	40	4318		
429.7606	47:30	47:28	4	1.112	429694	78476	14	35	5605	0.90(0.76-1.02)	
PCB-199 (C198)											
427.7635	47:30	47:28	5	1.112	387279	69081	16	40	4318		
429.7606	47:30	47:28	4	1.112	429694	78476	14	35	5605	0.90(0.76-1.02)	
PCB-196											
427.7635	48:09	48:10	3	0.917	199339	37386	16	40	2337		
429.7606	48:09	48:10	3	0.917	222373	41165	14	35	2940	0.90(0.76-1.02)	
PCB-203											
427.7635	48:21	48:22	4	0.921	267497	51463	16	40	3216		
429.7606	48:21	48:22	4	0.921	297289	55881	14	35	3992	0.90(0.76-1.02)	
PCB-195											
427.7635	49:40	49:41	4	0.946	263532	50223	148	370	339		
429.7606	49:40	49:41	4	0.946	292655	54584	130	325	420	0.90(0.76-1.02)	
PCB-194											
427.7635	52:03	52:02	5	0.992	658713	123082	148	370	832		
429.7606	52:03	52:02	5	0.992	730369	136573	130	325	1051	0.90(0.76-1.02)	
PCB-205											
427.7635	52:31	52:30	5	1.000	41058	7883	148	370	53		
429.7606	52:31	52:30	5	1.000	46287	8607	130	325	66	0.89(0.76-1.02)	
PCB-208L											
473.7648	49:25	49:26	4	0.950	439625	85160	271	677	314		
475.7619	49:25	49:26	4	0.950	553868	107561	256	640	420	0.79(0.65-0.89)	
PCB-206L											
473.7648	54:15	54:15	4	1.043	314324	57536	271	677	212		
475.7619	54:15	54:15	4	1.043	405355	73722	256	640	288	0.78(0.65-0.89)	
PCB-208											
461.7246	49:27	49:27	4	1.001	61298	11375	26	65	438		
463.7216	49:27	49:27	4	1.001	74885	14250	83	207	172	0.82(0.65-0.89)	
PCB-207											
461.7246	50:22	50:23	4	1.019	26181	4939	26	65	190		
463.7216	50:22	50:23	4	1.019	31687	6379	83	207	77	0.83(0.65-0.89)	
PCB-206											
461.7246	54:16	54:16	4	1.000	168724	31015	26	65	1193		
463.7216	54:16	54:16	4	1.000	209055	37836	83	207	456	0.81(0.65-0.89)	
PCB-209L											
507.7258	55:54	55:54	5	1.075	283431	48618	26	65	1870		
509.7229	55:54	55:54	5	1.075	400292	68054	30	75	2268	0.71(0.59-0.79)	
DCB Decachlorobiphenyl											
495.6856	55:56	55:56	5	1.000	67245	11284	13	32	868		
497.6826	55:56	55:56	5	1.000	97425	17350	18	45	964	0.69(0.59-0.79)	

QC Flag Legend

Processing Flags

R - Failed Signal Ratio Test

Q - EMPC-Estimated Max. Possible Conc.

Review Flags

M - Manually Integrated

a - User Assigned ID

Eurofins TestAmerica, Knoxville

Data File:	\\chromna\Knoxville\ChromData\D3D\20190829-12906.b\580-88125-b-21-c.d		
Injection Date:	29-Aug-2019 23:04:00	Injection Vol:	1.0 ul
Instrument ID:	D3D	Operator ID:	Xcalibur_System
Method:	PCBs_D3D	Limit Group:	HR - 1668A - ICAL
Client ID:	T6-0to29-101618		
Worklist#:	33136	Sample Line#:	14
Column Type:	SPB-Octyl	Column Dia:	0.25 mm

MoPCB F1

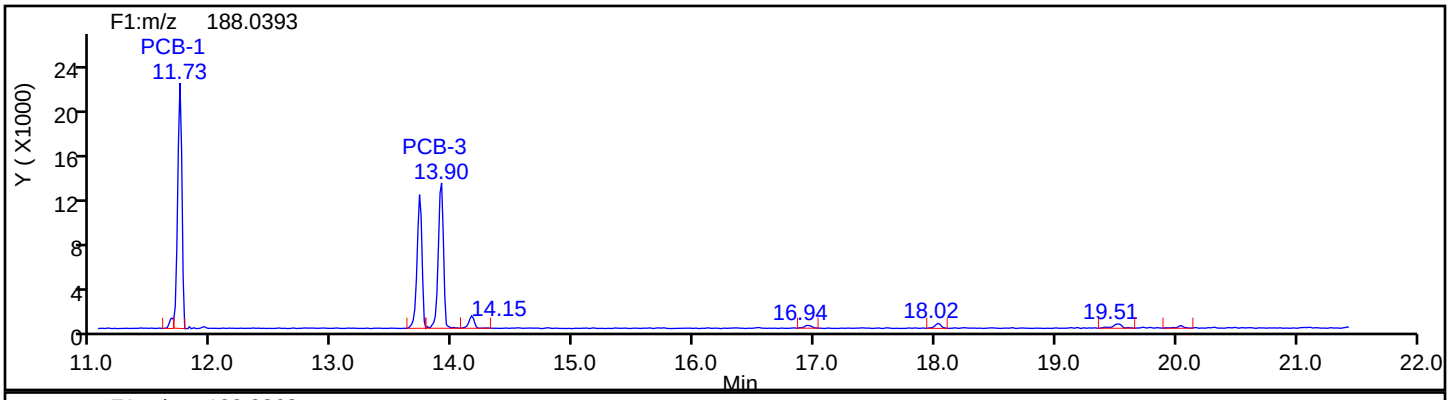

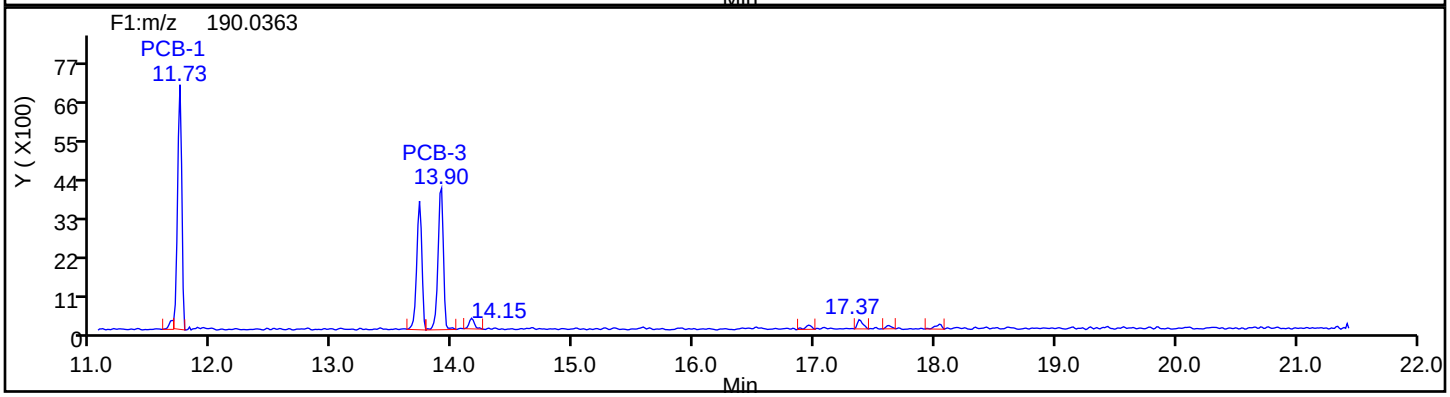

MoPCB F1 Standards

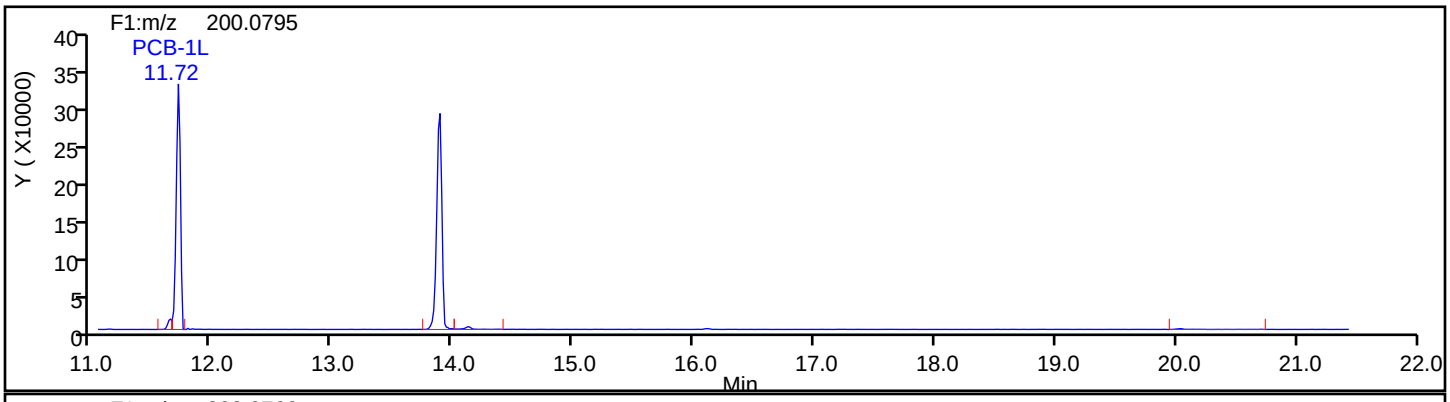

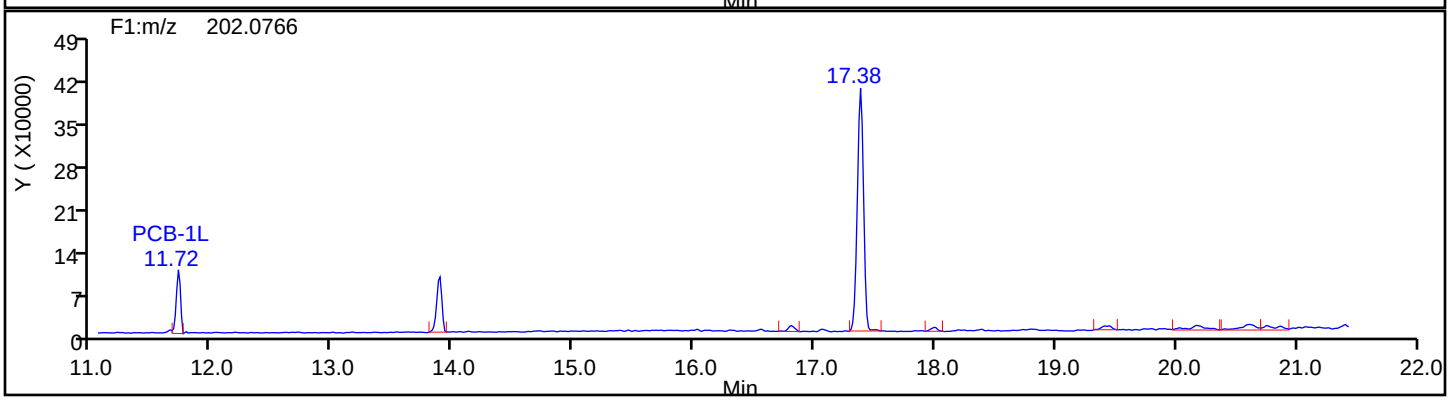

Eurofins TestAmerica, Knoxville

Data File:	\\chromna\Knoxville\ChromData\D3D\20190829-12906.b\580-88125-b-21-c.d		
Injection Date:	29-Aug-2019 23:04:00	Injection Vol:	1.0 ul
Instrument ID:	D3D	Operator ID:	Xcalibur_System
Method:	PCBs_D3D	Limit Group:	HR - 1668A - ICAL
Client ID:	T6-0to29-101618		
Worklist#:	33136	Sample Line#:	14
Column Type:	SPB-Octyl	Column Dia:	0.25 mm

MoPCB F1

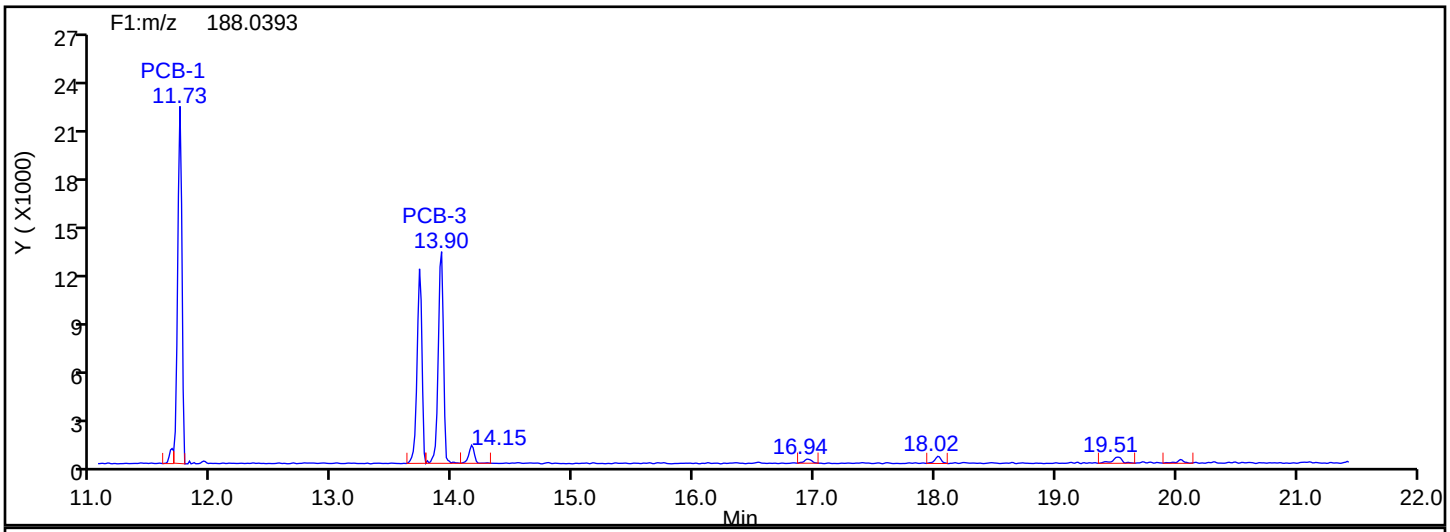

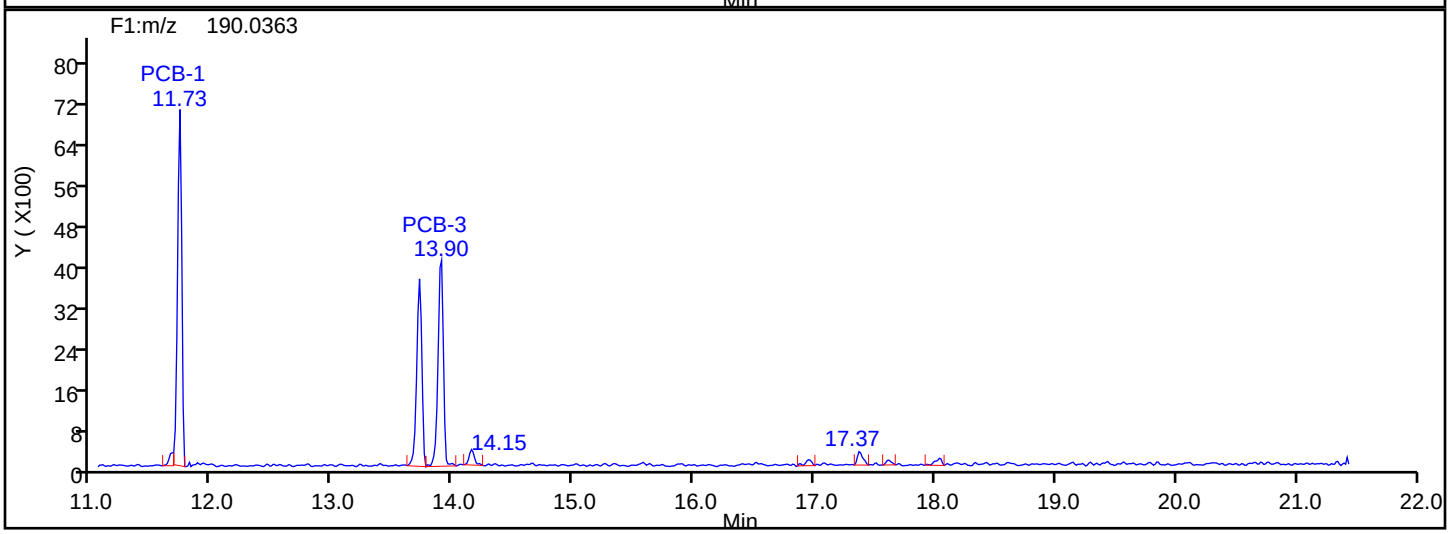

MoPCB F1 Lock Mass

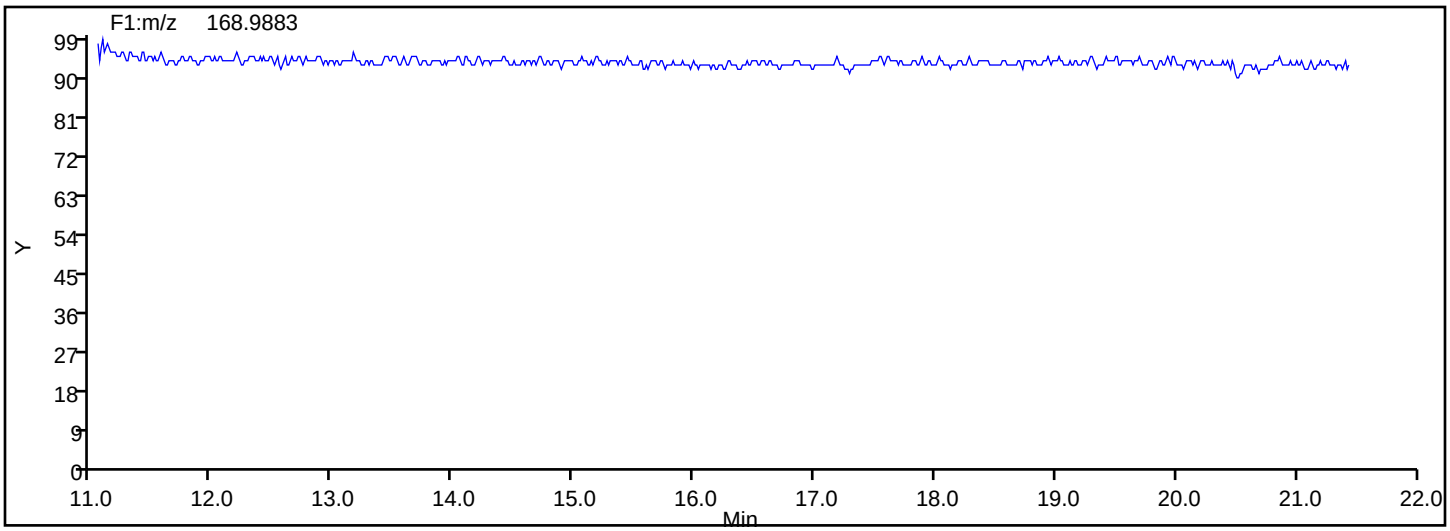

Eurofins TestAmerica, Knoxville

Data File:	\\chromna\Knoxville\ChromData\D3D\20190829-12906.b\580-88125-b-21-c.d		
Injection Date:	29-Aug-2019 23:04:00	Injection Vol:	1.0 ul
Instrument ID:	D3D	Operator ID:	Xcalibur_System
Method:	PCBs_D3D	Limit Group:	HR - 1668A - ICAL
Client ID:	T6-0to29-101618		
Worklist#:	33136	Sample Line#:	14
Column Type:	SPB-Octyl	Column Dia:	0.25 mm

DiPCB F1

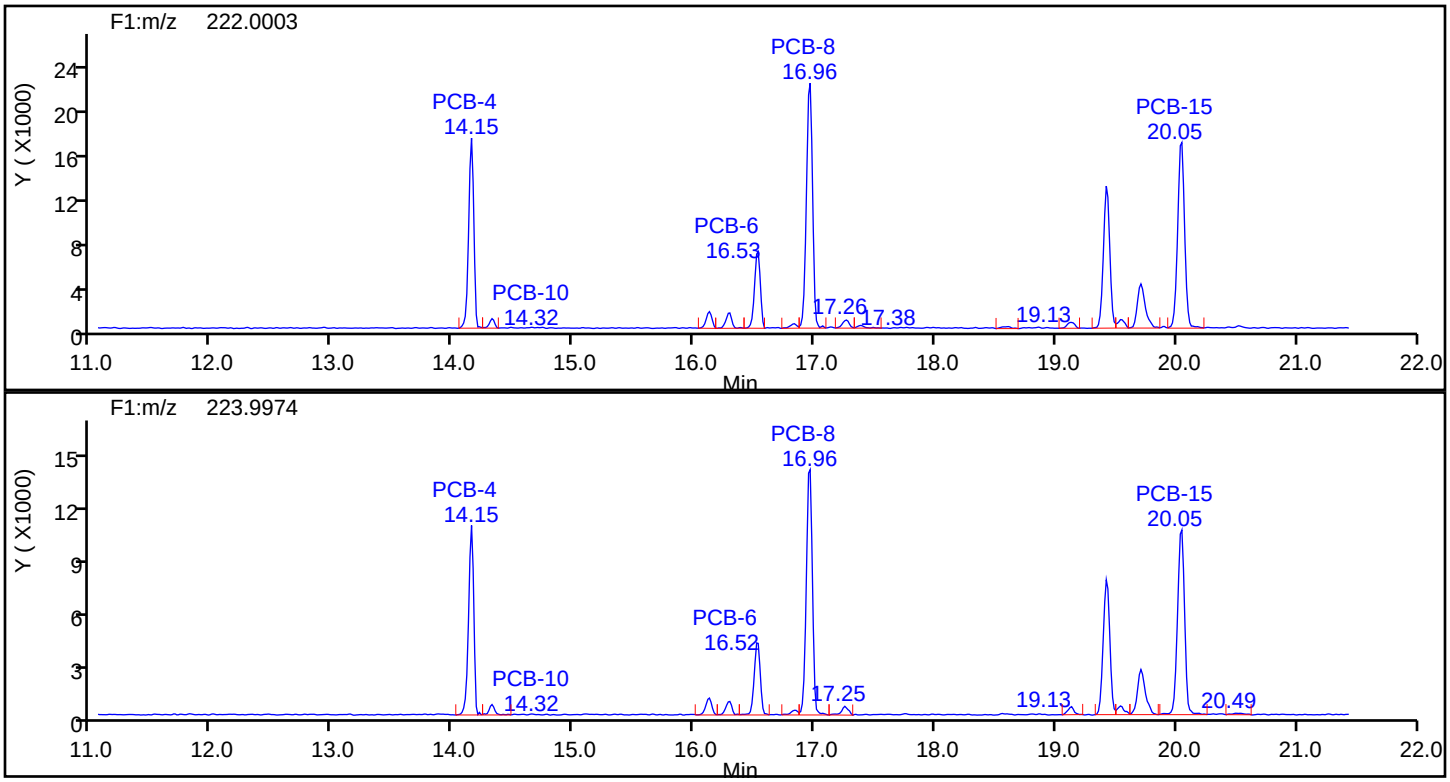

DiPCB F1 Standards

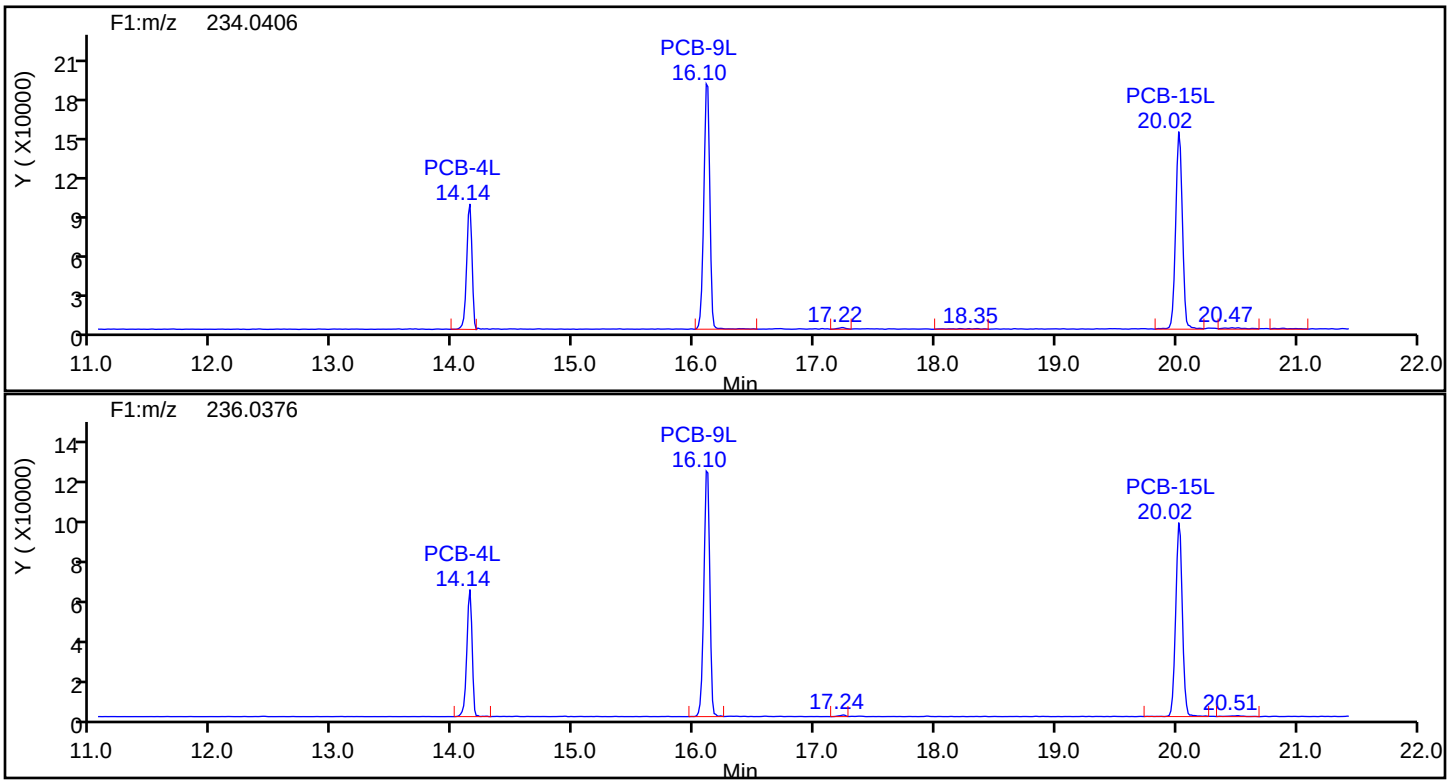

Eurofins TestAmerica, Knoxville

Data File:	\\chromna\Knoxville\ChromData\D3D\20190829-12906.b\580-88125-b-21-c.d		
Injection Date:	29-Aug-2019 23:04:00	Injection Vol:	1.0 ul
Instrument ID:	D3D	Operator ID:	Xcalibur_System
Method:	PCBs_D3D	Limit Group:	HR - 1668A - ICAL
Client ID:	T6-0to29-101618		
Worklist#:	33136	Sample Line#:	14
Column Type:	SPB-Octyl	Column Dia:	0.25 mm

DiPCB F1

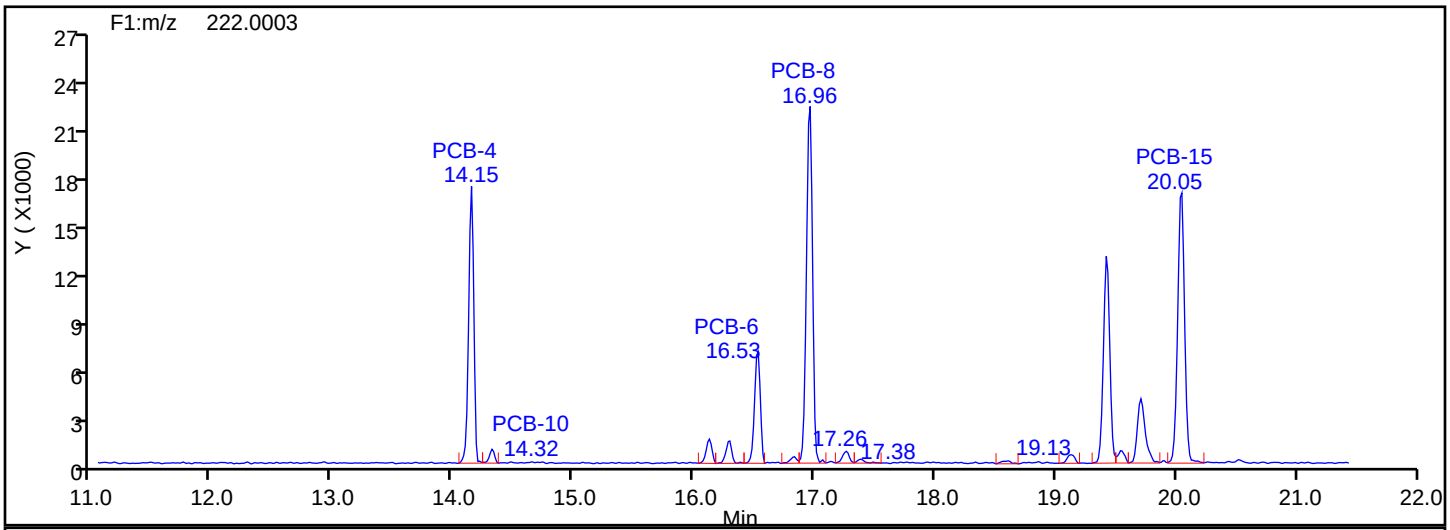

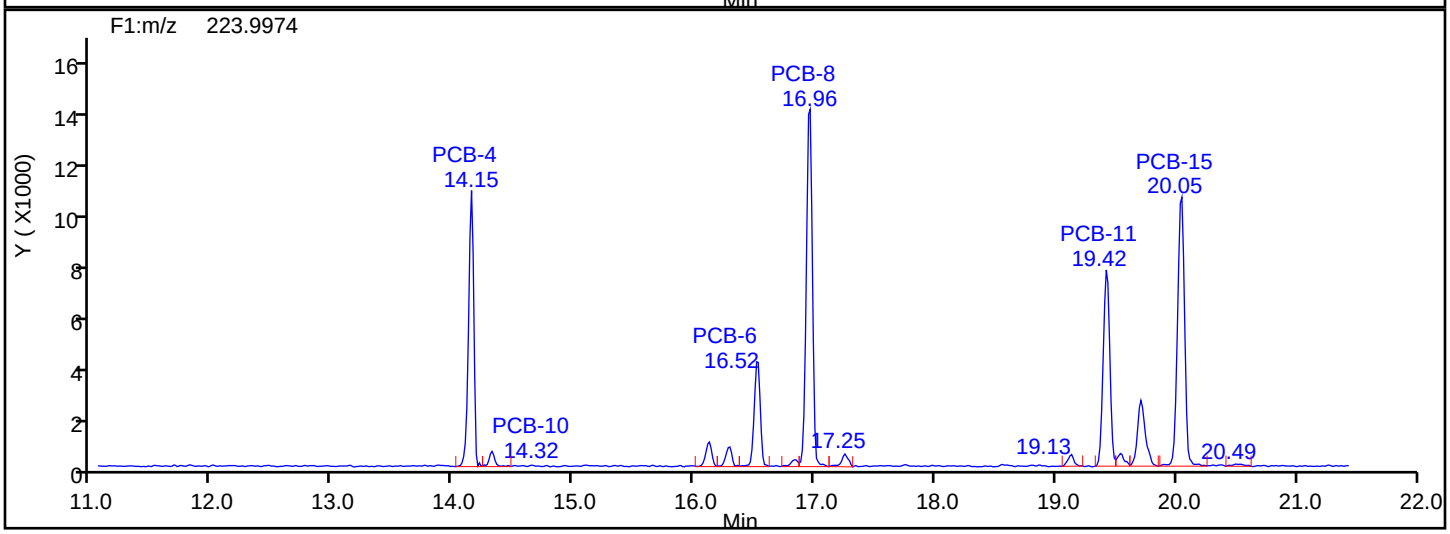

DiPCB F1 Lock Mass

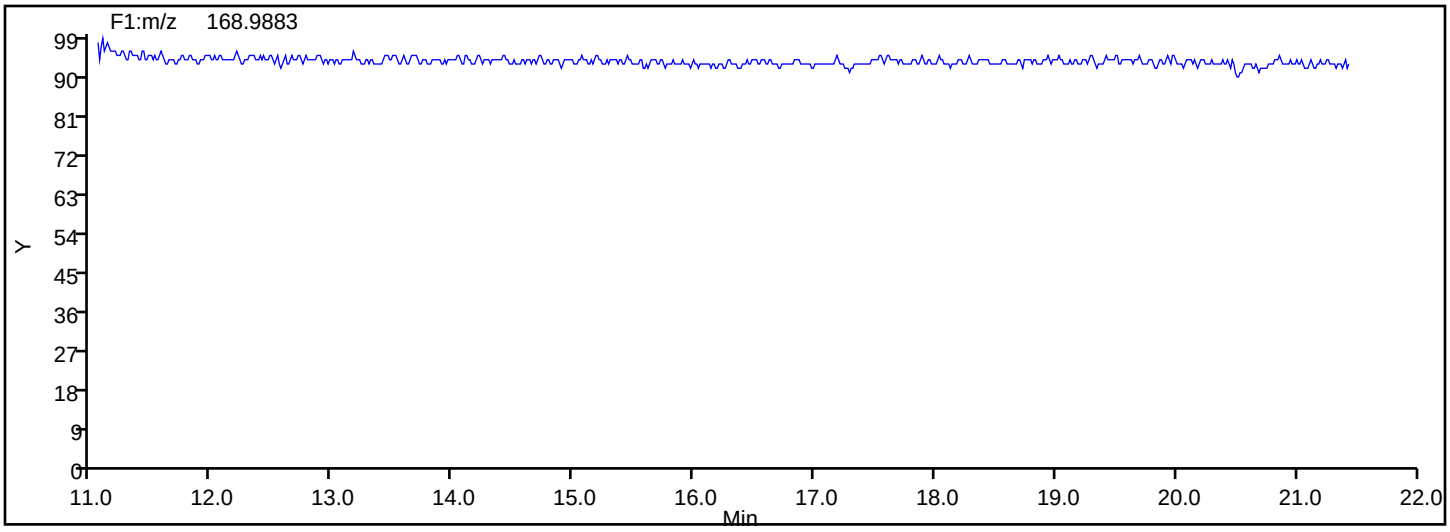

Eurofins TestAmerica, Knoxville

Data File:	\\chromna\Knoxville\ChromData\D3D\20190829-12906.b\580-88125-b-21-c.d		
Injection Date:	29-Aug-2019 23:04:00	Injection Vol:	1.0 ul
Instrument ID:	D3D	Operator ID:	Xcalibur_System
Method:	PCBs_D3D	Limit Group:	HR - 1668A - ICAL
Client ID:	T6-0to29-101618		
Worklist#:	33136	Sample Line#:	14
Column Type:	SPB-Octyl	Column Dia:	0.25 mm

TriPCB F1

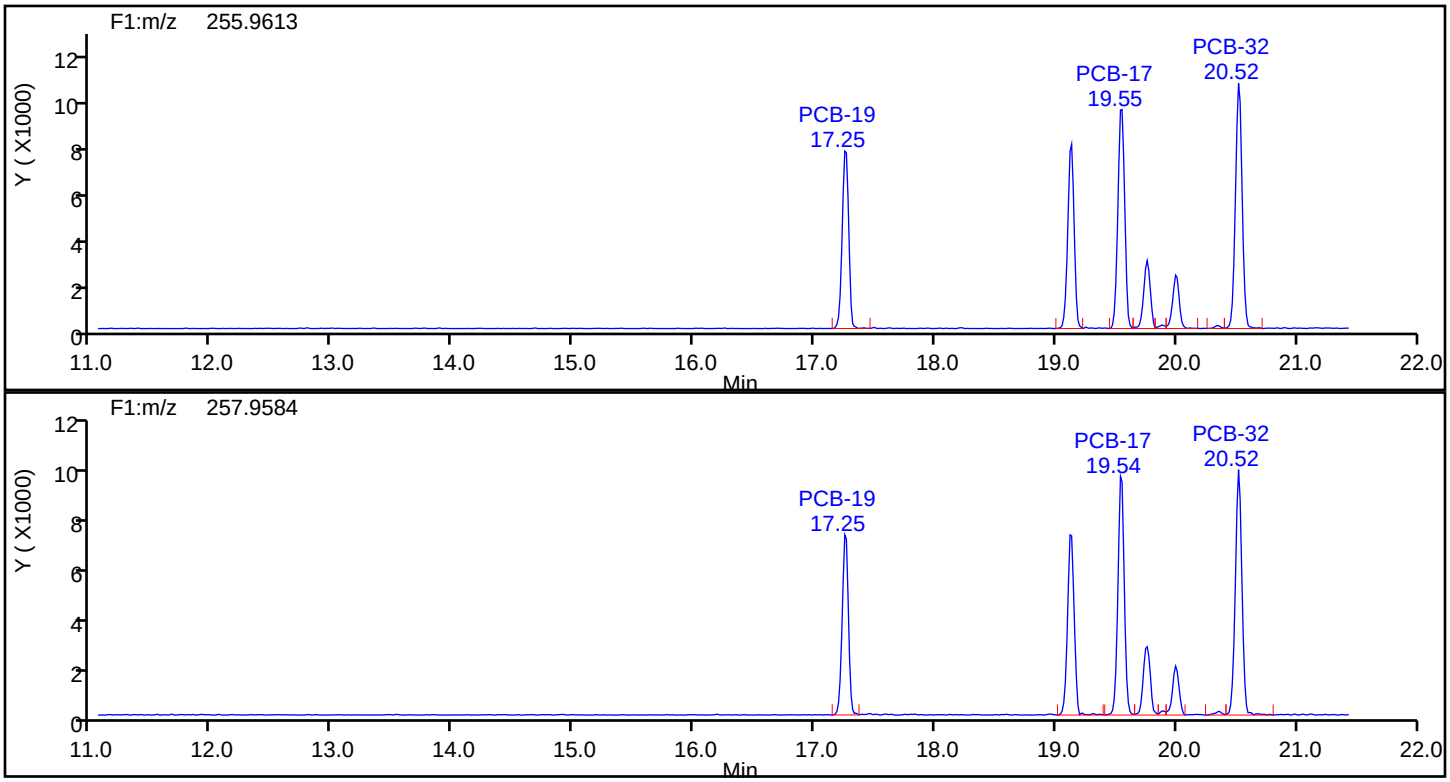

TriPCB F1 Standards

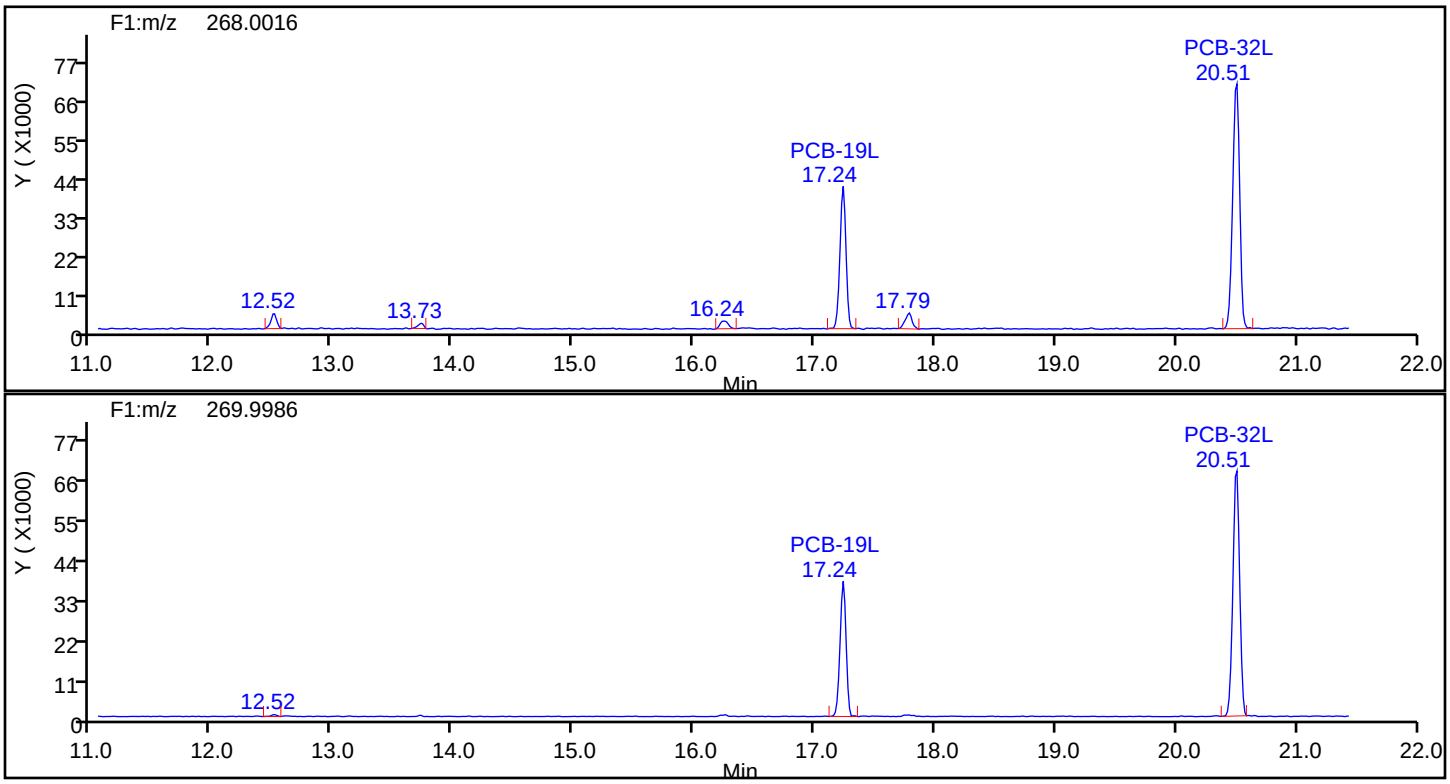

Eurofins TestAmerica, Knoxville

Data File:	\\chromna\Knoxville\ChromData\D3D\20190829-12906.b\580-88125-b-21-c.d		
Injection Date:	29-Aug-2019 23:04:00	Injection Vol:	1.0 ul
Instrument ID:	D3D	Operator ID:	Xcalibur_System
Method:	PCBs_D3D	Limit Group:	HR - 1668A - ICAL
Client ID:	T6-0to29-101618		
Worklist#:	33136	Sample Line#:	14
Column Type:	SPB-Octyl	Column Dia:	0.25 mm

TriPCB F1

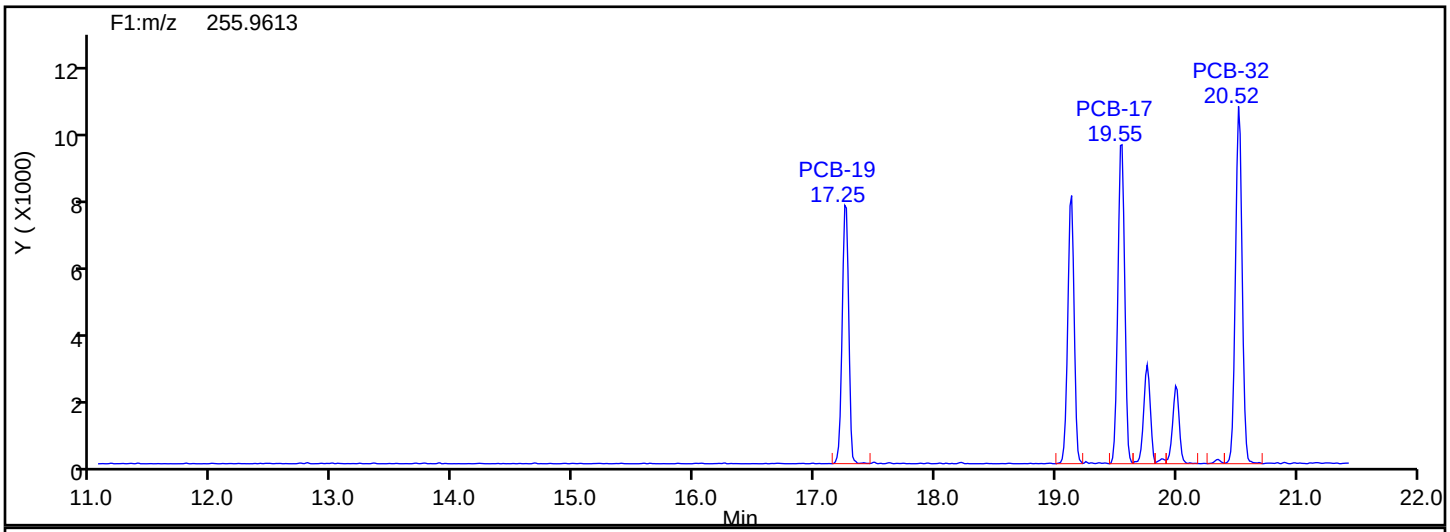

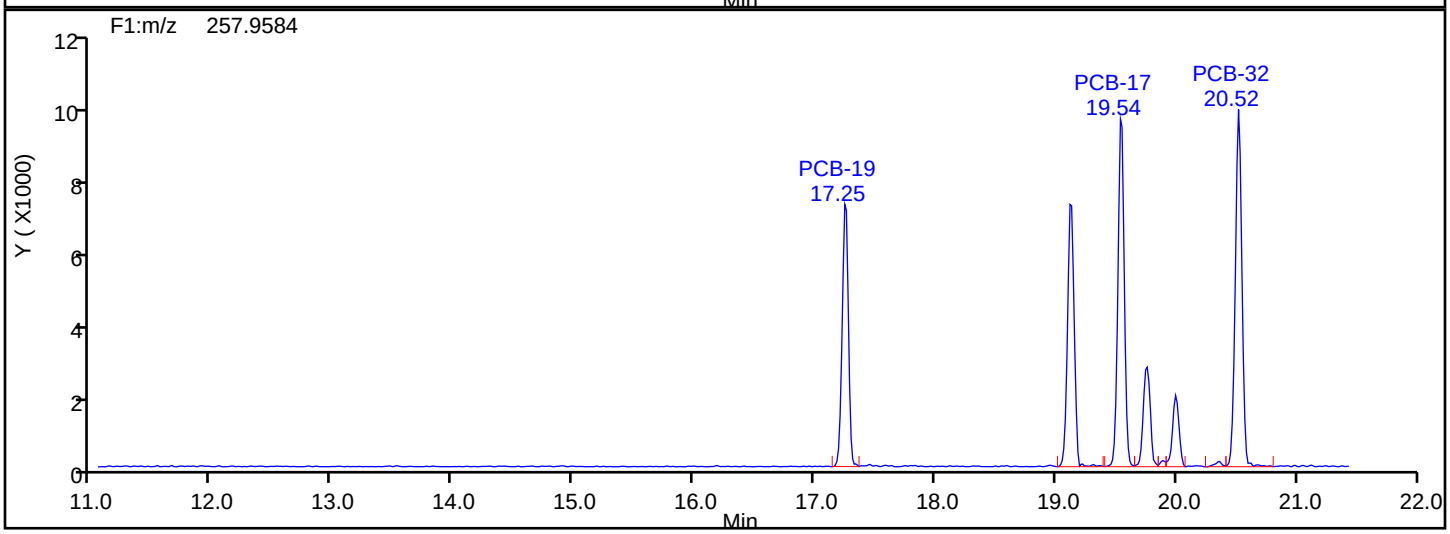

TriPCB F1 Lock Mass

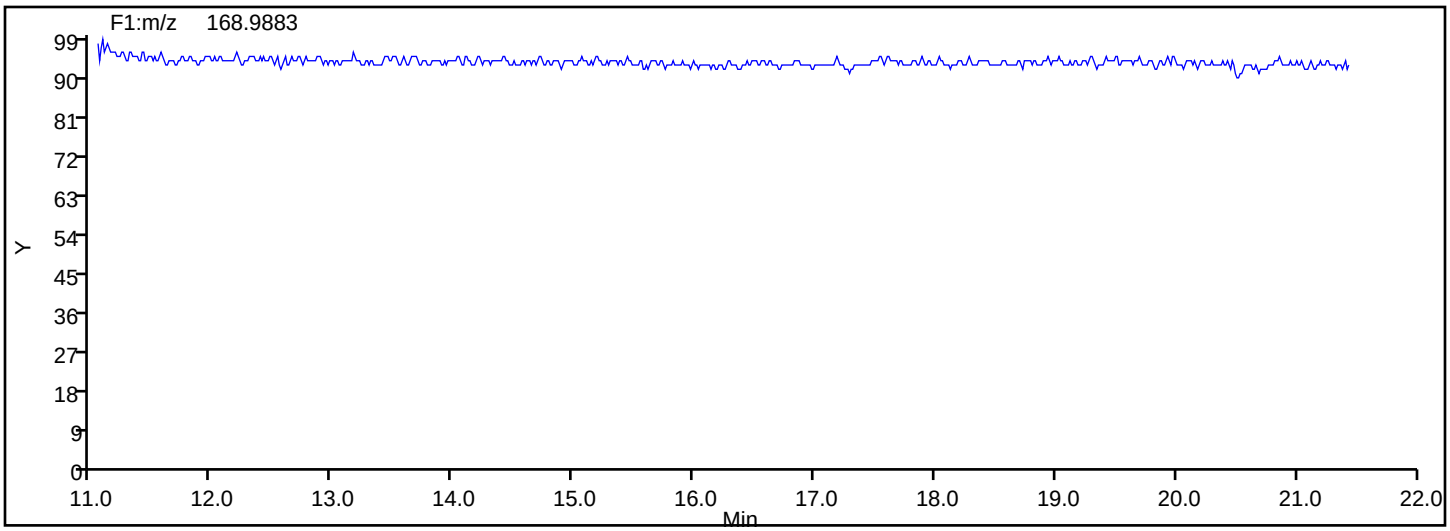

Eurofins TestAmerica, Knoxville

Data File:	\\chromna\Knoxville\ChromData\D3D\20190829-12906.b\580-88125-b-21-c.d		
Injection Date:	29-Aug-2019 23:04:00	Injection Vol:	1.0 ul
Instrument ID:	D3D	Operator ID:	Xcalibur_System
Method:	PCBs_D3D	Limit Group:	HR - 1668A - ICAL
Client ID:	T6-0to29-101618		
Worklist#:	33136	Sample Line#:	14
Column Type:	SPB-Octyl	Column Dia:	0.25 mm

TriPCB F2

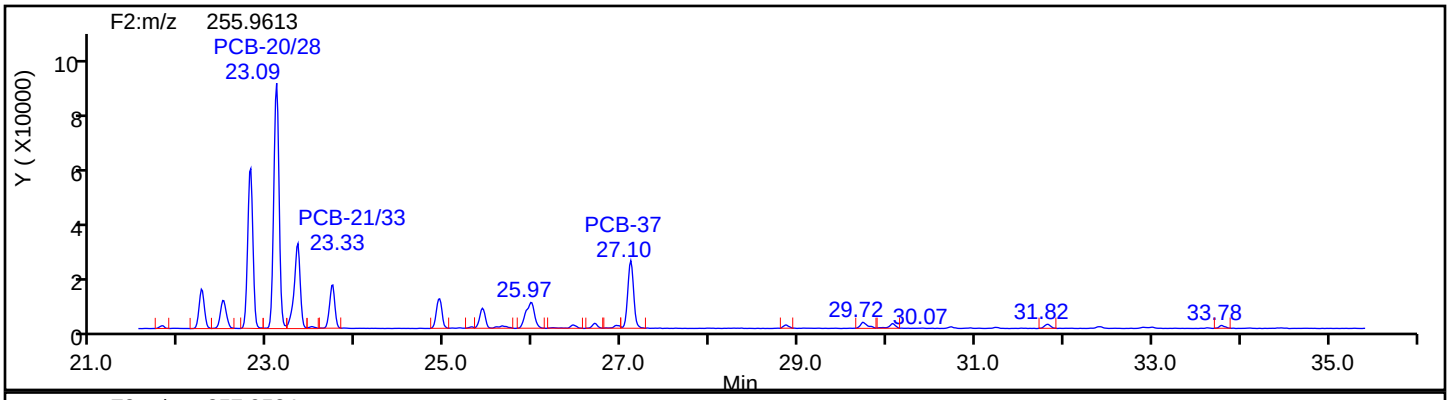

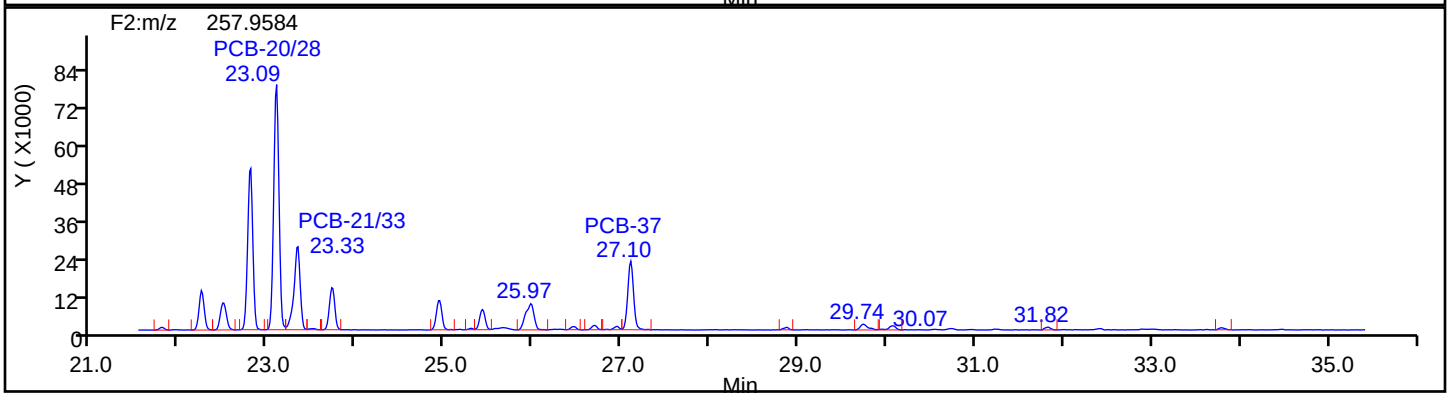

TriPCB F2 Standards

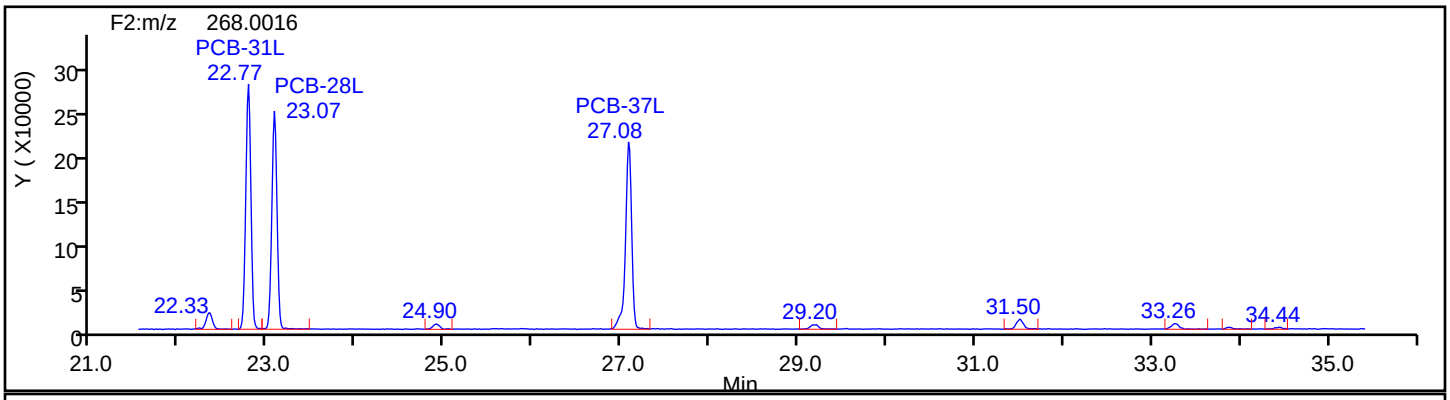

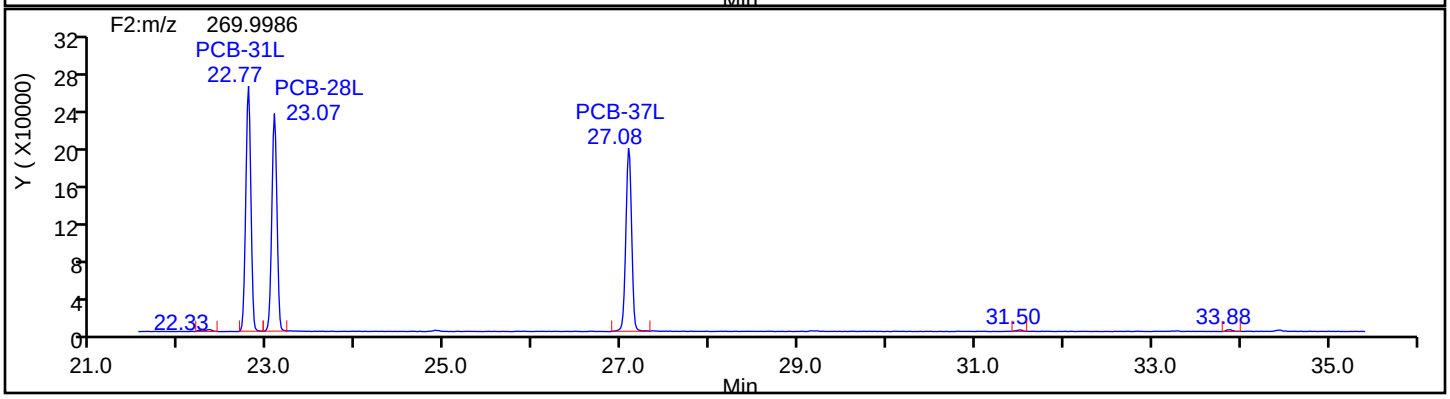

Eurofins TestAmerica, Knoxville

Data File:	\\chromna\Knoxville\ChromData\D3D\20190829-12906.b\580-88125-b-21-c.d		
Injection Date:	29-Aug-2019 23:04:00	Injection Vol:	1.0 ul
Instrument ID:	D3D	Operator ID:	Xcalibur_System
Method:	PCBs_D3D	Limit Group:	HR - 1668A - ICAL
Client ID:	T6-0to29-101618		
Worklist#:	33136	Sample Line#:	14
Column Type:	SPB-Octyl	Column Dia:	0.25 mm

TriPCB F2

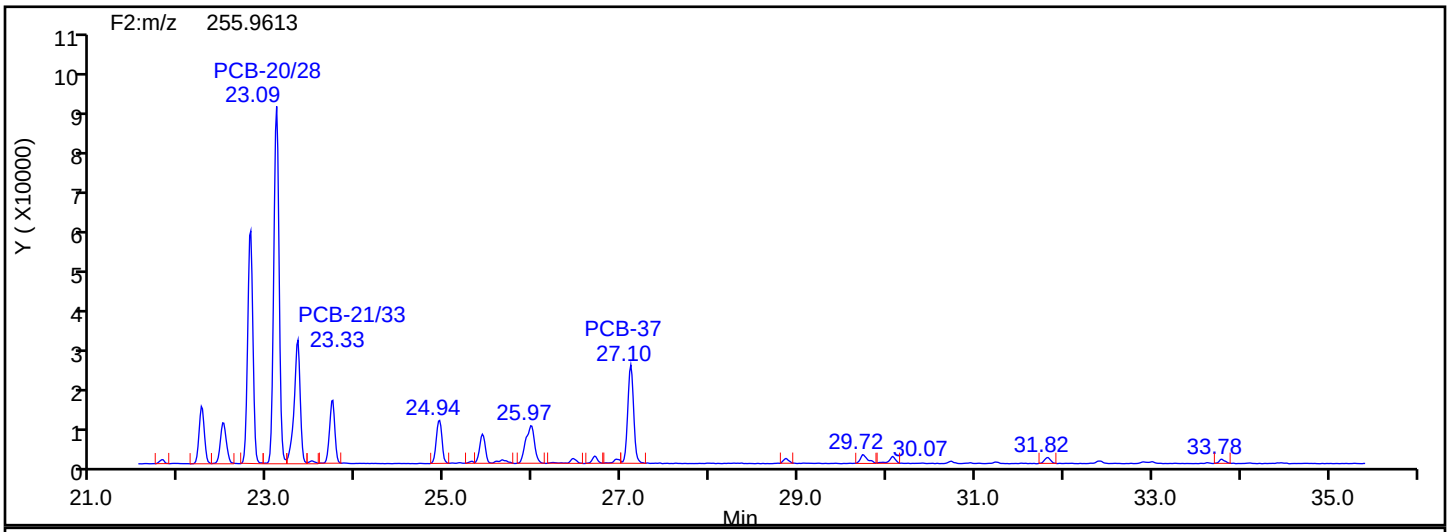

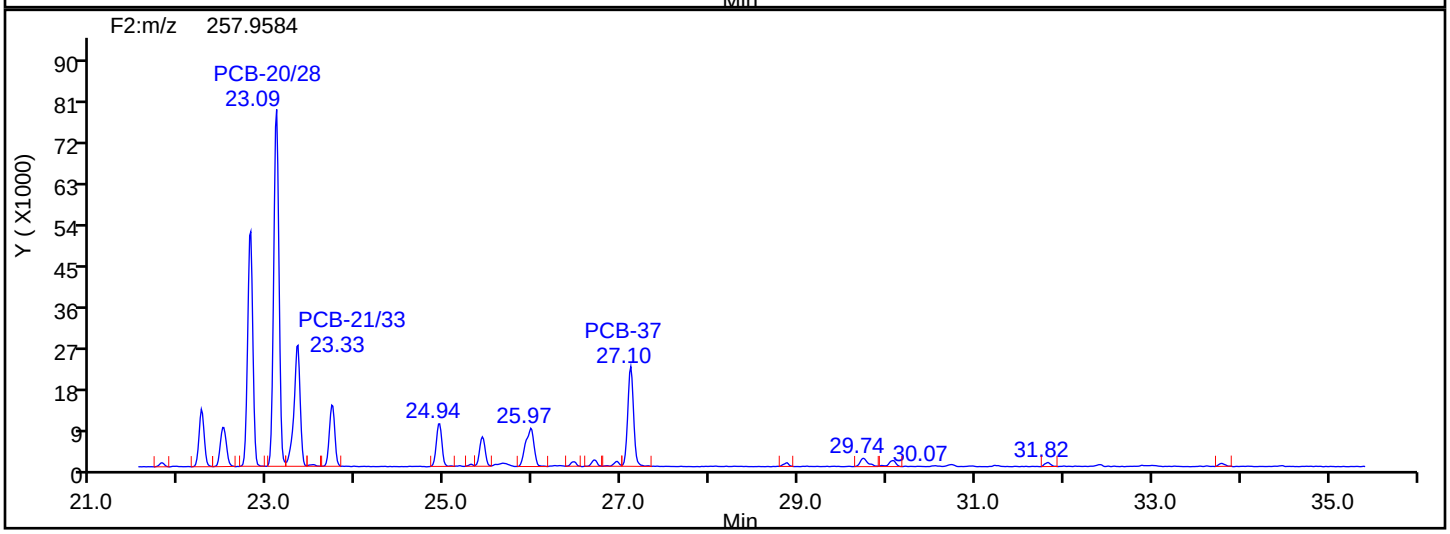

TriPCB F2 Lock Mass

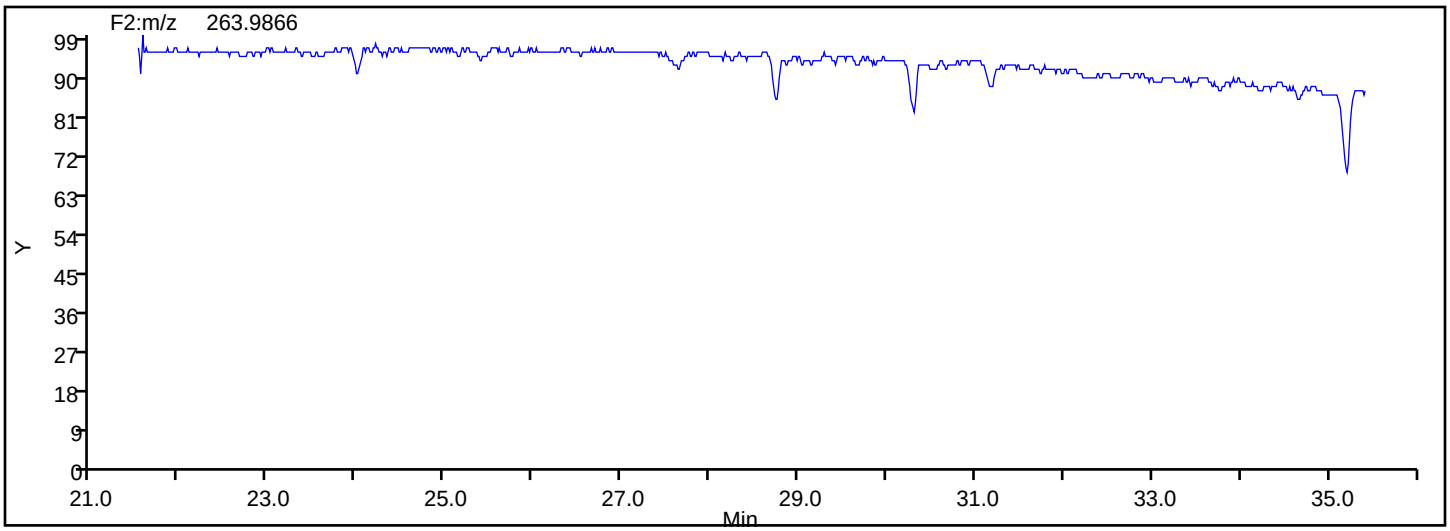

Manual Integration/User Assign Peak Report

Eurofins TestAmerica, Knoxville

Data File:	\\chromna\Knoxville\ChromData\D3D\20190829-12906.b\580-88125-b-21-c.d				
Injection Date:	29-Aug-2019 23:04:00	Instrument ID:	D3D		
Lims ID:	580-88125-B-21-C	Lab Sample ID:	140-88125-21		
Client ID:	T6-0to29-101618				
Operator ID:	Xcalibur_System	ALS Bottle#:	0	Worklist Smp#:	14
Injection Vol:	1.0 ul	Dil. Factor:	1.0000		
Method:	PCBs_D3D	Limit Group:	HR - 1668A - ICAL		
Column:	SPB-Octyl (0.25 mm)	Detector	F2(21.81 :35.54)		

PCB-25, CAS: 55712-37-3

Signal: 2

Processing Integration Results

RT: 22.47
Area: 16913
Amount: 2.428086
Amount Units: pg/ul

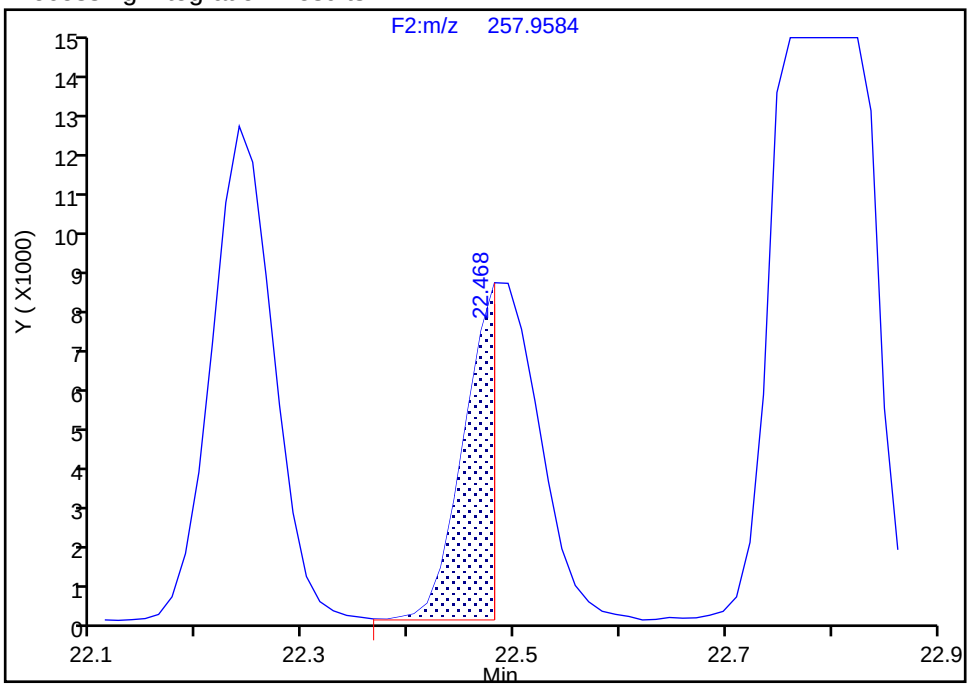

Manual Integration Results

RT: 22.48
Area: 41721
Amount: 3.385230
Amount Units: pg/ul

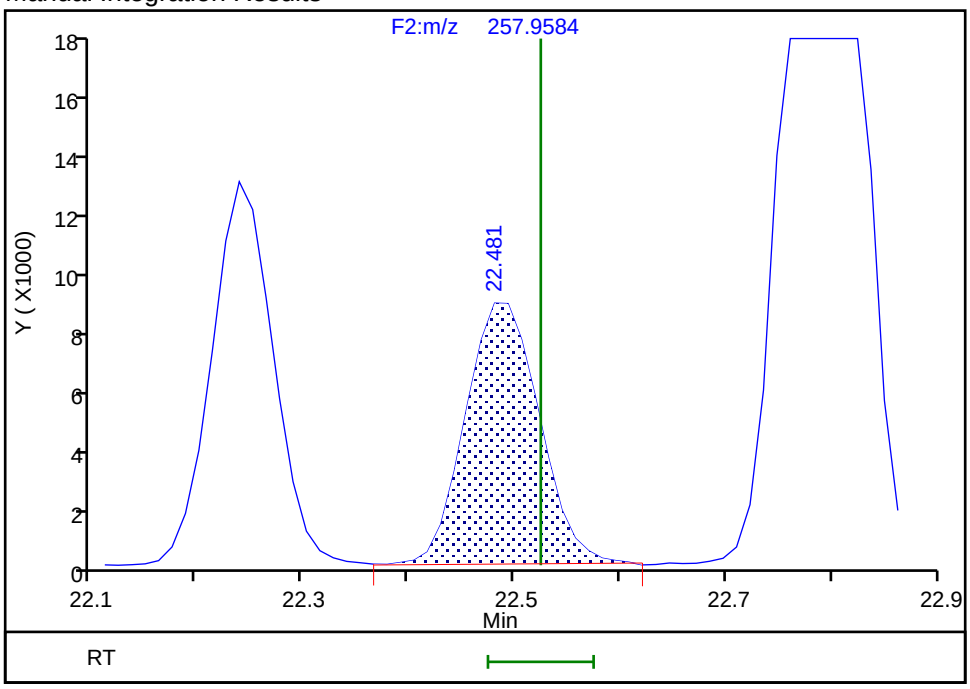

Reviewer: mcwhirterl, 30-Aug-2019 00:46:04

Audit Action: Marked Compound Undetected Audit Reason: Invalid Compound ID

Manual Integration/User Assign Peak Report

Eurofins TestAmerica, Knoxville

Data File:	\\chromna\Knoxville\ChromData\D3D\20190829-12906.b\580-88125-b-21-c.d				
Injection Date:	29-Aug-2019 23:04:00	Instrument ID:	D3D		
Lims ID:	580-88125-B-21-C	Lab Sample ID:	140-88125-21		
Client ID:	T6-0to29-101618				
Operator ID:	Xcalibur_System	ALS Bottle#:	0	Worklist Smp#:	14
Injection Vol:	1.0 ul	Dil. Factor:	1.0000		
Method:	PCBs_D3D	Limit Group:	HR - 1668A - ICAL		
Column:	SPB-Octyl (0.25 mm)	Detector	F2(21.81 :35.54)		

PCB-25, CAS: 55712-37-3

Signal: 3

Processing Integration Results

RT: 22.48
Area: 62933
Amount: 2.428086
Amount Units: pg/ul

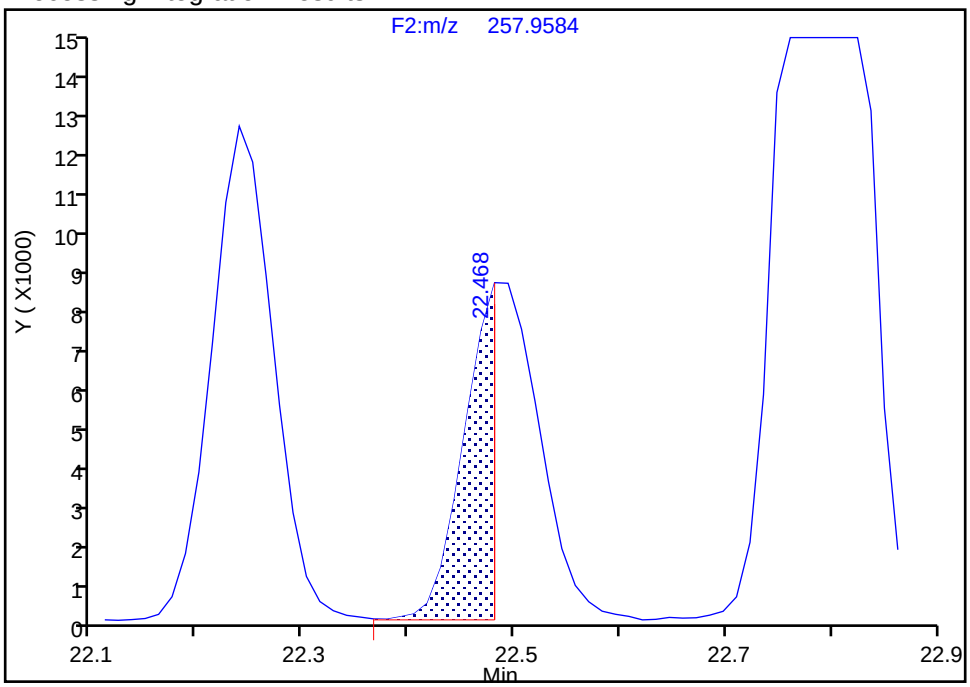

Manual Integration Results

RT: 22.48
Area: 87741
Amount: 3.385230
Amount Units: pg/ul
Reviewer: mcwhirterl, 30-Aug-2019 00:46:04
Audit Action: Marked Compound Undetected Audit Reason: Invalid Compound ID

Manual Integration/User Assign Peak Report

Eurofins TestAmerica, Knoxville

Data File:	\\chromna\Knoxville\ChromData\D3D\20190829-12906.b\580-88125-b-21-c.d				
Injection Date:	29-Aug-2019 23:04:00	Instrument ID:	D3D		
Lims ID:	580-88125-B-21-C	Lab Sample ID:	140-88125-21		
Client ID:	T6-0to29-101618				
Operator ID:	Xcalibur_System	ALS Bottle#:	0	Worklist Smp#:	14
Injection Vol:	1.0 ul	Dil. Factor:	1.0000		
Method:	PCBs_D3D	Limit Group:	HR - 1668A - ICAL		
Column:	SPB-Octyl (0.25 mm)	Detector	F2(21.81 :35.54)		

PCB-25, CAS: 55712-37-3

Signal: 1

Processing Integration Results

RT: 22.48
Area: 46020
Amount: 2.428086
Amount Units: pg/ul

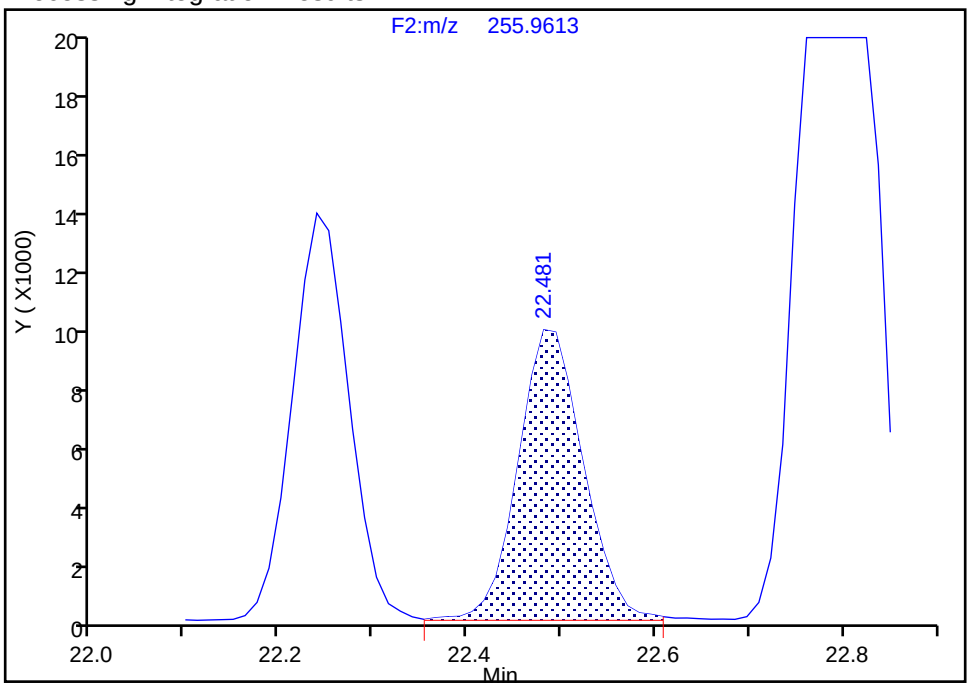

Manual Integration Results

RT: 22.48
Area: 46020
Amount: 3.385230
Amount Units: pg/ul

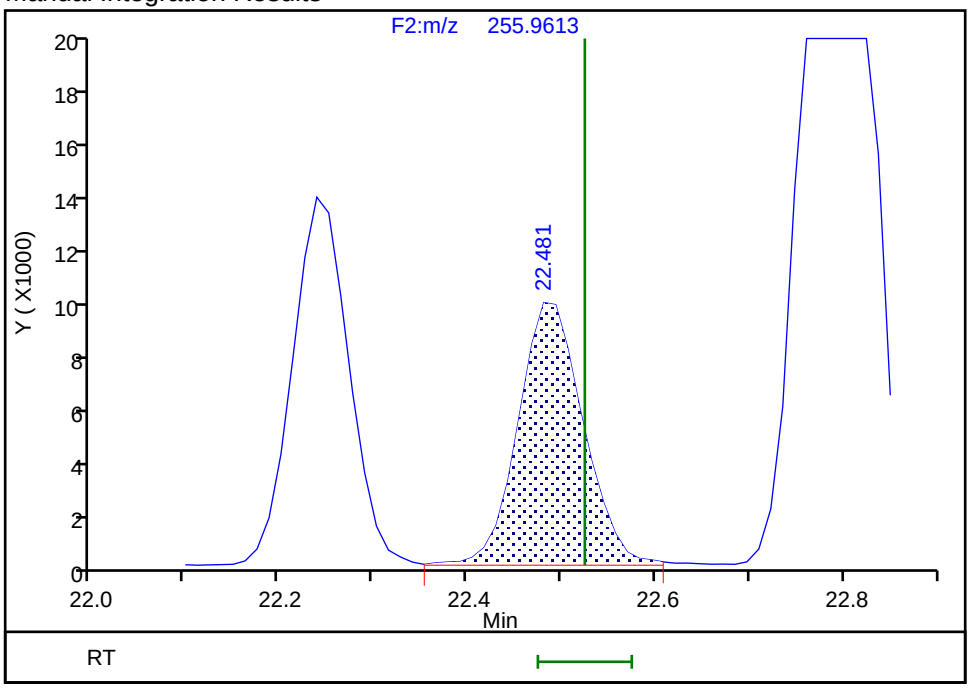

Reviewer: mcwhirterl, 30-Aug-2019 00:46:06

Audit Action: Manually Integrated/Assigned Compound ID Audit Reason: Incomplete Integration

Manual Integration/User Assign Peak Report

Eurofins TestAmerica, Knoxville

Data File:	\\chromna\Knoxville\ChromData\D3D\20190829-12906.b\580-88125-b-21-c.d				
Injection Date:	29-Aug-2019 23:04:00	Instrument ID:	D3D		
Lims ID:	580-88125-B-21-C	Lab Sample ID:	140-88125-21		
Client ID:	T6-0to29-101618				
Operator ID:	Xcalibur_System	ALS Bottle#:	0	Worklist Smp#:	14
Injection Vol:	1.0 ul	Dil. Factor:	1.0000		
Method:	PCBs_D3D	Limit Group:	HR - 1668A - ICAL		
Column:	SPB-Octyl (0.25 mm)	Detector	F2(21.81 :35.54)		

PCB-21/33, CAS: STL01800

Signal: 2

Processing Integration Results

RT: 23.33
Area: 132976
Amount: 10.412296
Amount Units: pg/ul

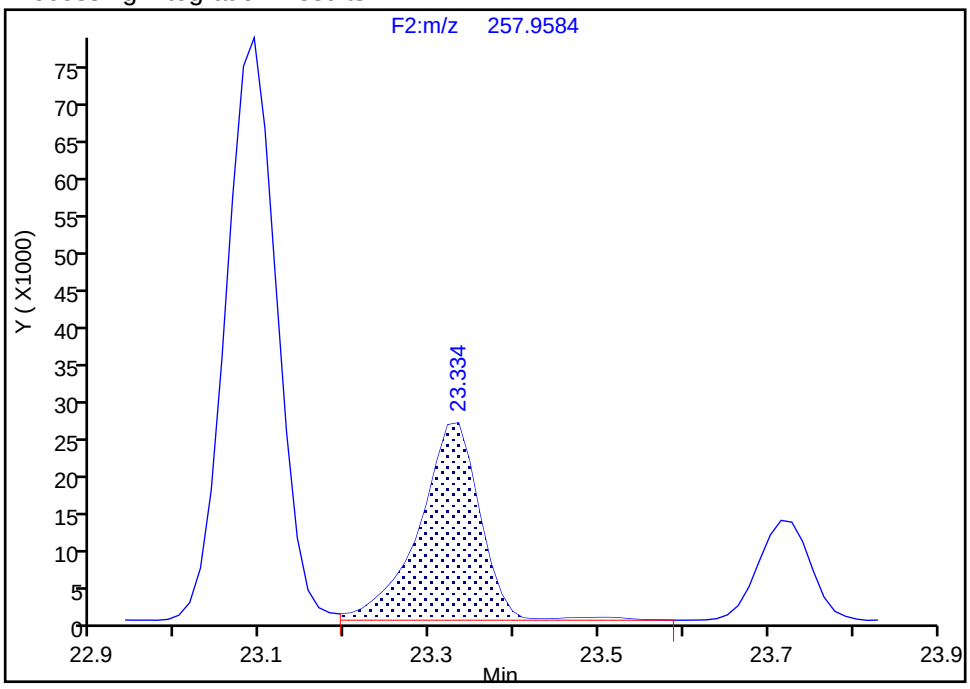

Manual Integration Results

RT: 23.33
Area: 131103
Amount: 10.221157
Amount Units: pg/ul

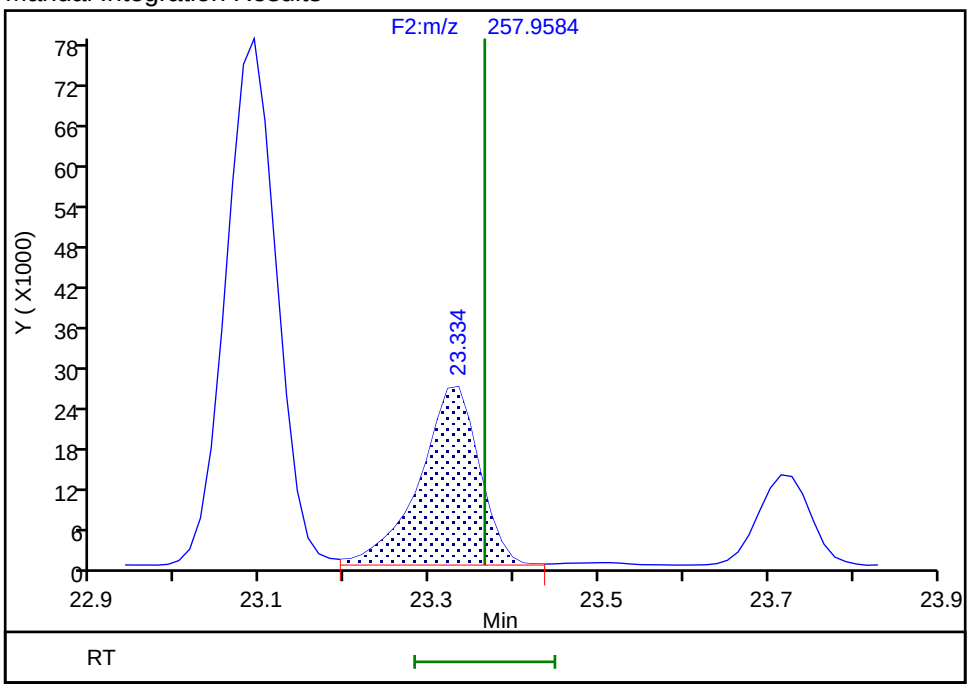

Reviewer: mcwhirterl, 30-Aug-2019 00:46:23

Audit Action: Marked Compound Undetected Audit Reason: Invalid Compound ID

Manual Integration/User Assign Peak Report

Eurofins TestAmerica, Knoxville

Data File:	\\chromna\Knoxville\ChromData\D3D\20190829-12906.b\580-88125-b-21-c.d				
Injection Date:	29-Aug-2019 23:04:00	Instrument ID:	D3D		
Lims ID:	580-88125-B-21-C	Lab Sample ID:	140-88125-21		
Client ID:	T6-0to29-101618				
Operator ID:	Xcalibur_System	ALS Bottle#:	0	Worklist Smp#:	14
Injection Vol:	1.0 ul	Dil. Factor:	1.0000		
Method:	PCBs_D3D	Limit Group:	HR - 1668A - ICAL		
Column:	SPB-Octyl (0.25 mm)	Detector	F2(21.81 :35.54)		

PCB-21/33, CAS: STL01800

Signal: 3

Processing Integration Results

RT: 23.33
Area: 274935
Amount: 10.412296
Amount Units: pg/ul

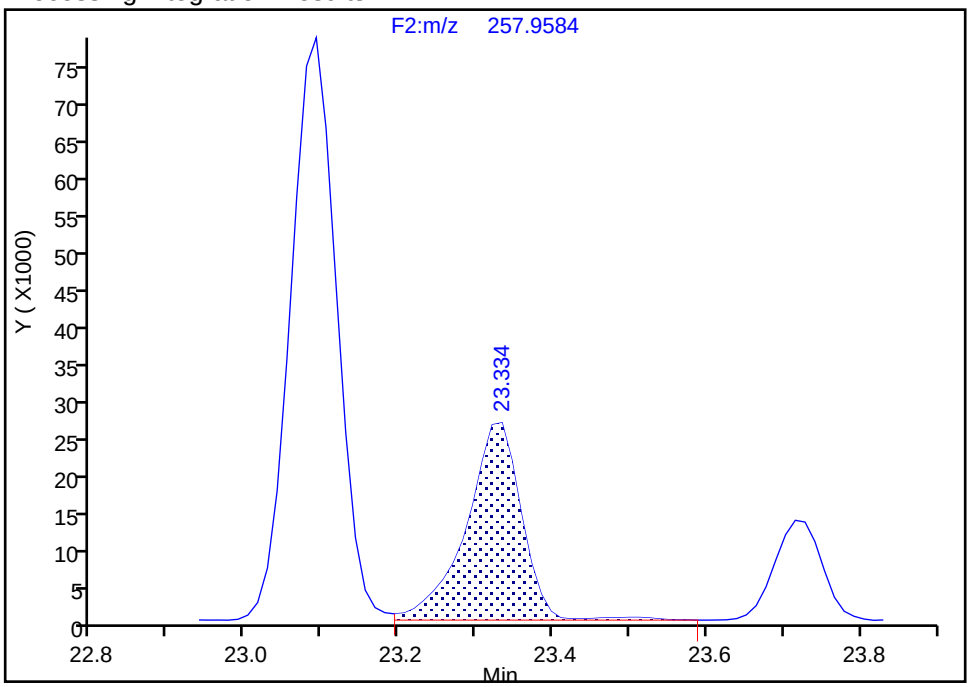

Manual Integration Results

RT: 23.33
Area: 269888
Amount: 10.221157
Amount Units: pg/ul
Reviewer: mcwhirterl, 30-Aug-2019 00:46:23
Audit Action: Marked Compound Undetected Audit Reason: Invalid Compound ID

Manual Integration/User Assign Peak Report

Eurofins TestAmerica, Knoxville

Data File:	\\chromna\Knoxville\ChromData\D3D\20190829-12906.b\580-88125-b-21-c.d				
Injection Date:	29-Aug-2019 23:04:00	Instrument ID:	D3D		
Lims ID:	580-88125-B-21-C	Lab Sample ID:	140-88125-21		
Client ID:	T6-0to29-101618				
Operator ID:	Xcalibur_System	ALS Bottle#:	0	Worklist Smp#:	14
Injection Vol:	1.0 ul	Dil. Factor:	1.0000		
Method:	PCBs_D3D	Limit Group:	HR - 1668A - ICAL		
Column:	SPB-Octyl (0.25 mm)	Detector	F2(21.81 :35.54)		

PCB-21/33, CAS: STL01800

Signal: 1

Processing Integration Results

RT: 23.33
Area: 141959
Amount: 10.412296
Amount Units: pg/ul

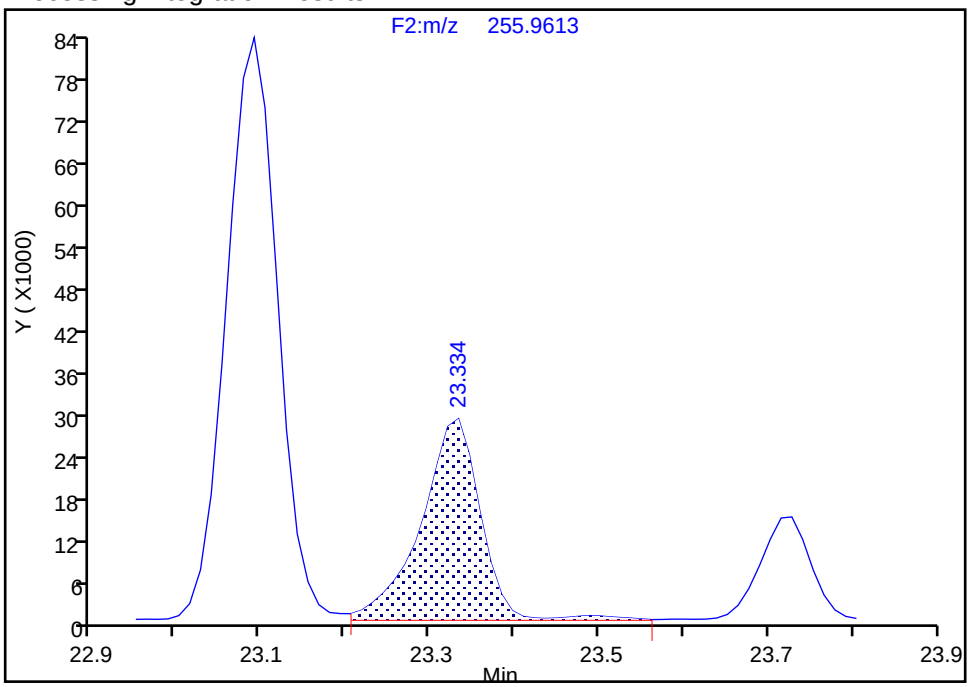

Manual Integration Results

RT: 23.33
Area: 138785
Amount: 10.221157
Amount Units: pg/ul

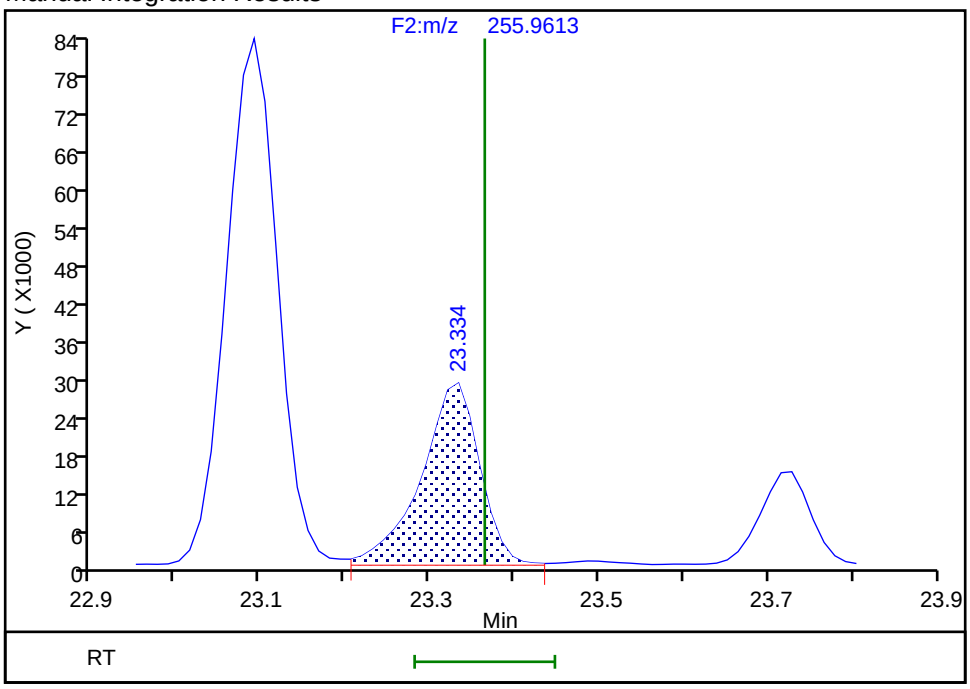

Reviewer: mcwhirterl, 30-Aug-2019 00:46:25

Audit Action: Manually Integrated/Assigned Compound ID Audit Reason: Split Peak

Manual Integration/User Assign Peak Report

Eurofins TestAmerica, Knoxville

Data File:	\\chromna\Knoxville\ChromData\D3D\20190829-12906.b\580-88125-b-21-c.d				
Injection Date:	29-Aug-2019 23:04:00	Instrument ID:	D3D		
Lims ID:	580-88125-B-21-C	Lab Sample ID:	140-88125-21		
Client ID:	T6-0to29-101618				
Operator ID:	Xcalibur_System	ALS Bottle#:	0	Worklist Smp#:	14
Injection Vol:	1.0 ul	Dil. Factor:	1.0000		
Method:	PCBs_D3D	Limit Group:	HR - 1668A - ICAL		
Column:	SPB-Octyl (0.25 mm)	Detector	F2(21.81 :35.54)		

PCB-36, CAS: 38444-87-0

Signal: 2

Not Detected
Expected RT: 25.33

Processing Integration Results

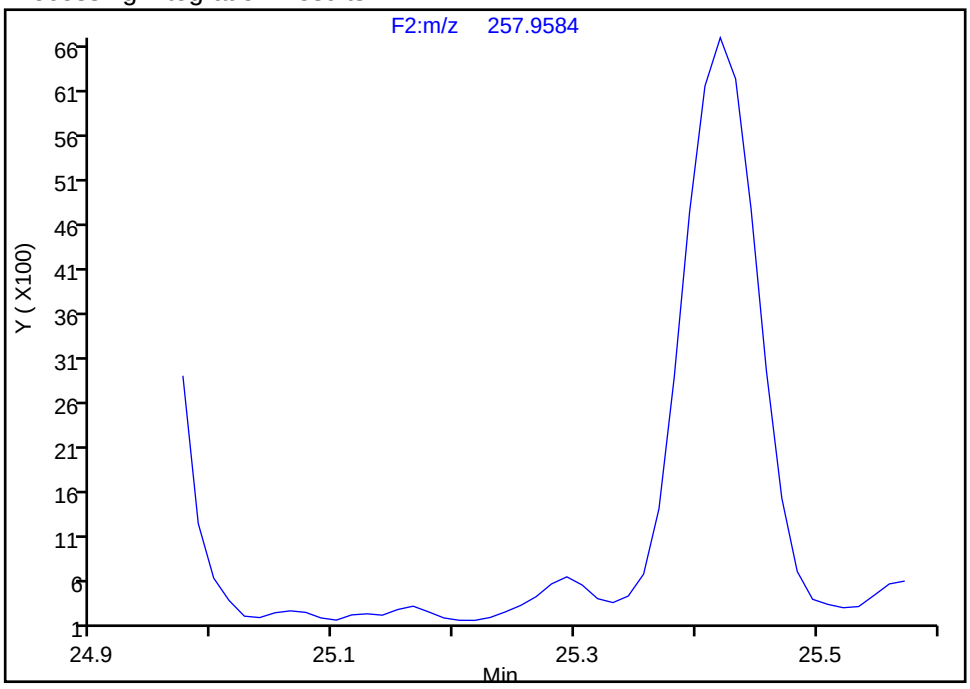

Manual Integration Results

RT: 25.29
Area: 1458
Amount: 0.116912
Amount Units: pg/ul

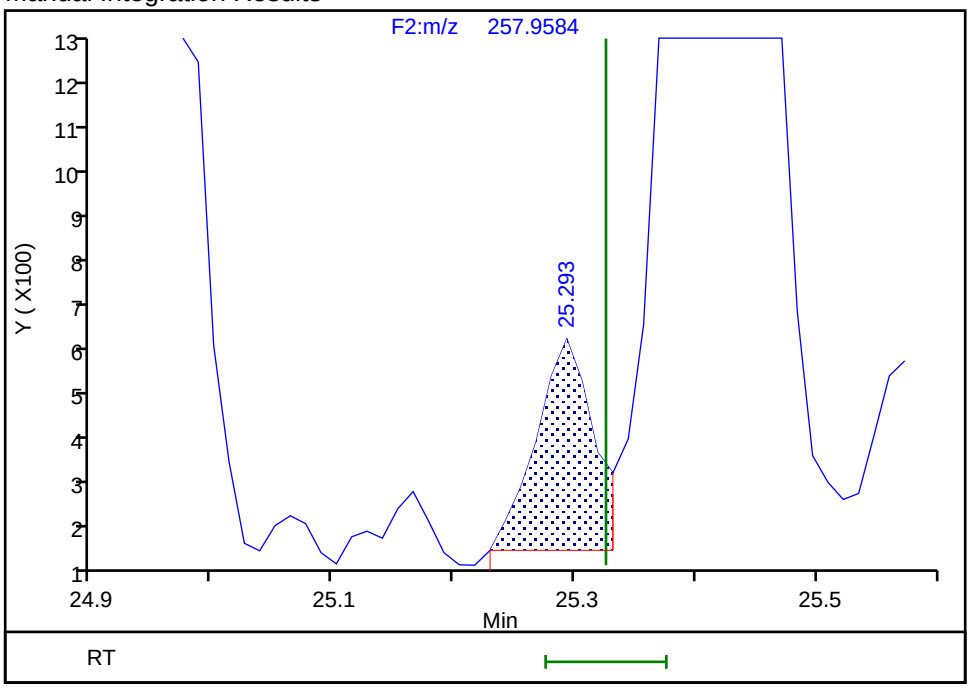

Reviewer: mcwhirterl, 30-Aug-2019 00:46:42
Audit Action: Split an Integrated Peak Audit Reason: Split Peak

Manual Integration/User Assign Peak Report

Eurofins TestAmerica, Knoxville

Data File:	\\chromna\Knoxville\ChromData\D3D\20190829-12906.b\580-88125-b-21-c.d				
Injection Date:	29-Aug-2019 23:04:00	Instrument ID:	D3D		
Lims ID:	580-88125-B-21-C	Lab Sample ID:	140-88125-21		
Client ID:	T6-0to29-101618				
Operator ID:	Xcalibur_System	ALS Bottle#:	0	Worklist Smp#:	14
Injection Vol:	1.0 ul	Dil. Factor:	1.0000		
Method:	PCBs_D3D	Limit Group:	HR - 1668A - ICAL		
Column:	SPB-Octyl (0.25 mm)	Detector	F2(21.81 :35.54)		

PCB-36, CAS: 38444-87-0

Signal: 1

Not Detected
Expected RT: 25.33

Processing Integration Results

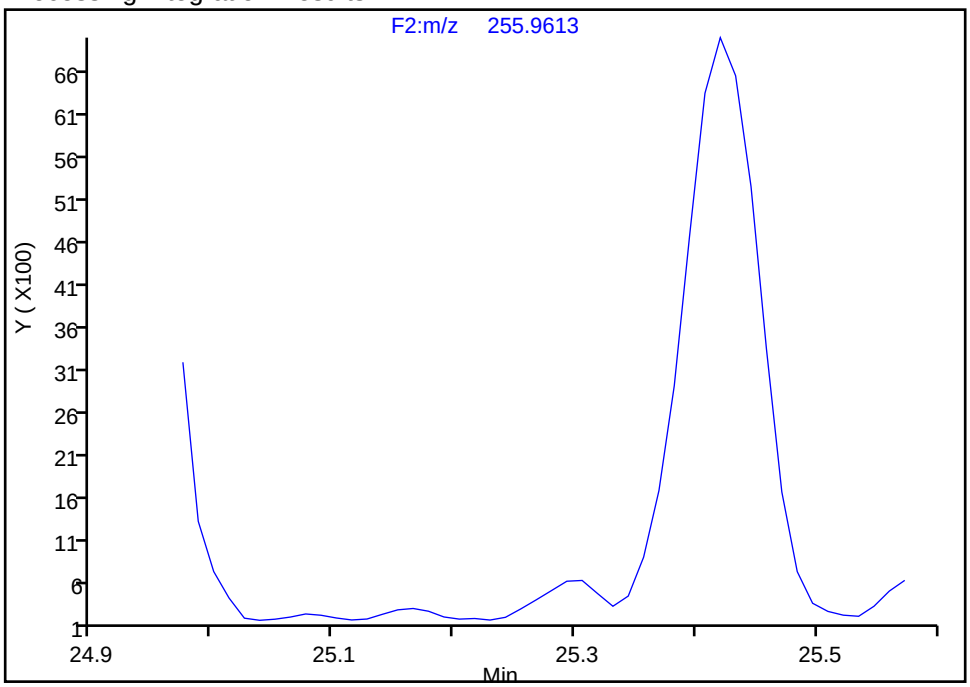

Manual Integration Results

RT: 25.31
Area: 1560
Amount: 0.116912
Amount Units: pg/ul

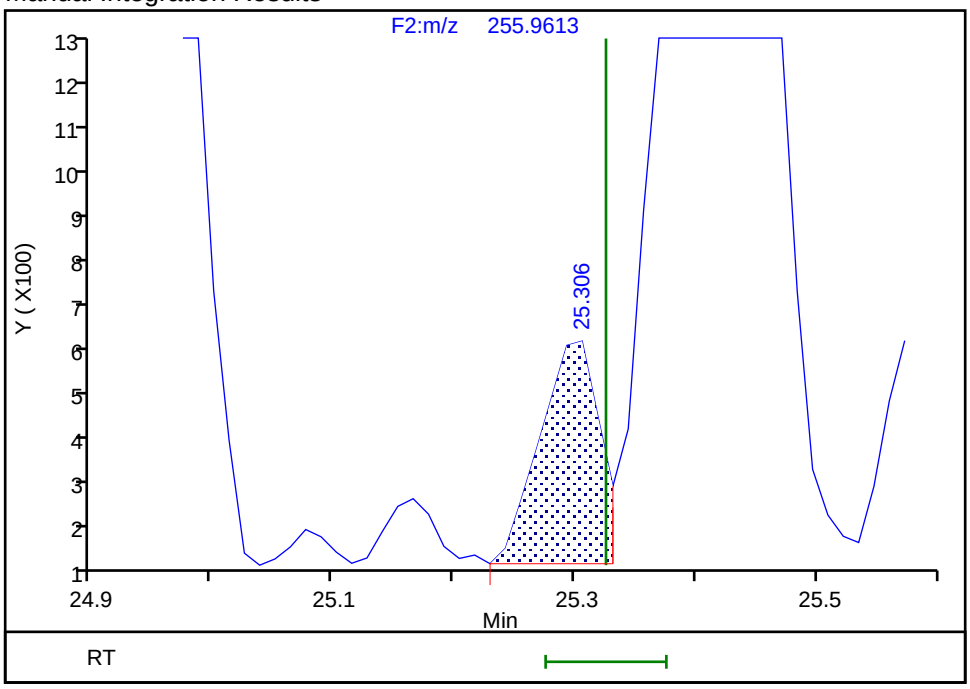

Reviewer: mcwhirterl, 30-Aug-2019 00:46:46
Audit Action: Manually Integrated/Assigned Compound ID Audit Reason: Split Peak

Report Date: 30-Aug-2019 02:51:52 Chrom Revision: 2.3 22-Aug-2019 12:55:36

Eurofins TestAmerica, Knoxville

Data File:	\\chromna\Knoxville\ChromData\D3D\20190829-12906.b\580-88125-b-21-c.d		
Injection Date:	29-Aug-2019 23:04:00	Injection Vol:	1.0 ul
Instrument ID:	D3D	Operator ID:	Xcalibur_System
Method:	PCBs_D3D	Limit Group:	HR - 1668A - ICAL
Client ID:	T6-0to29-101618		
Worklist#:	33136	Sample Line#:	14
Column Type:	SPB-Octyl	Column Dia:	0.25 mm

TePCB F1

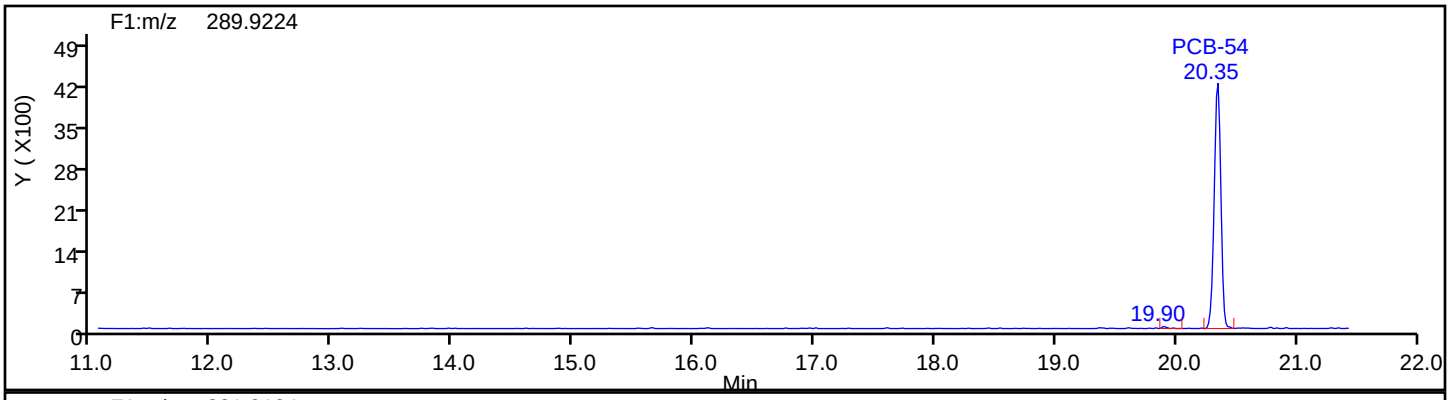

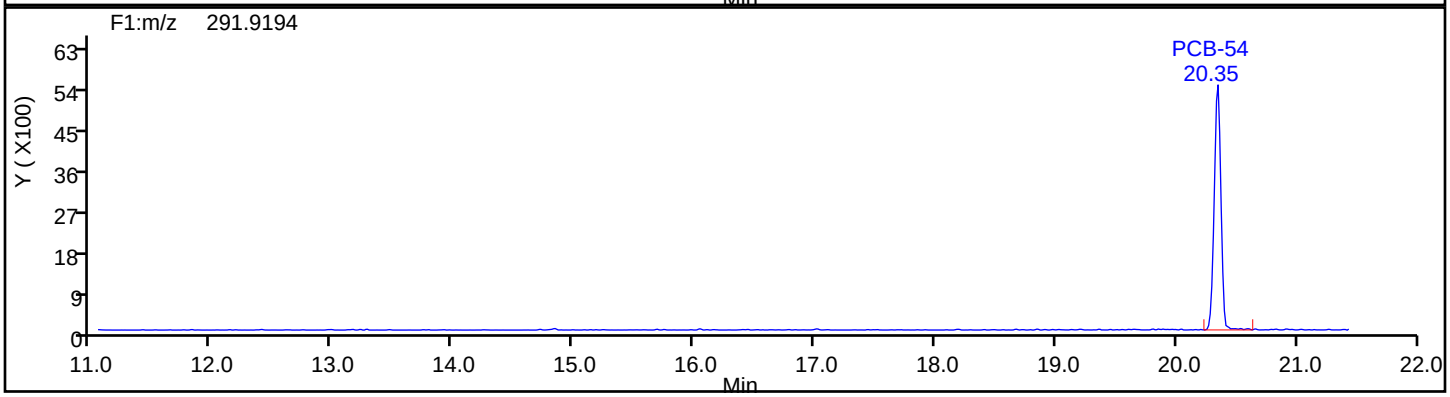

TePCB F1 Standards

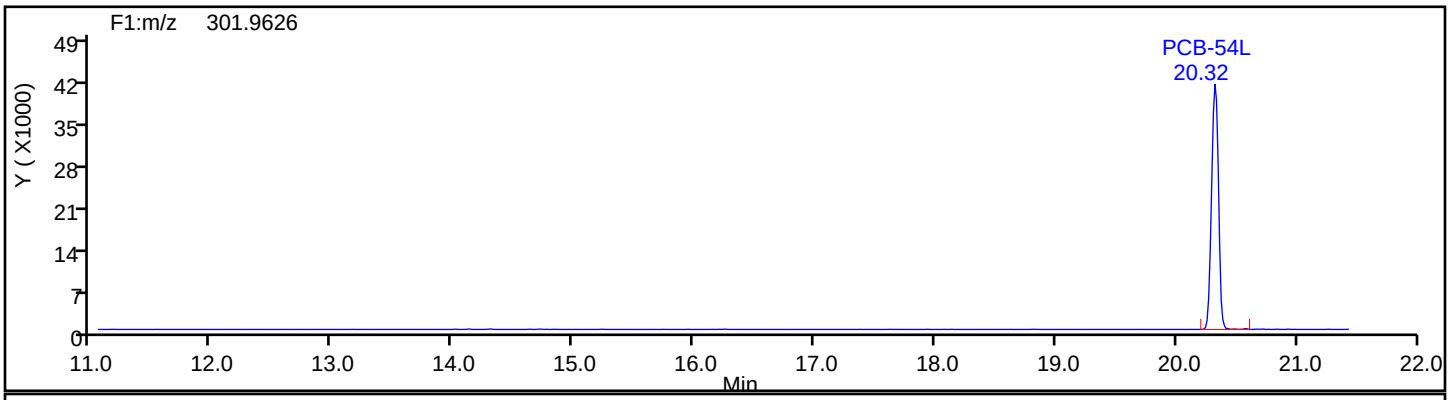

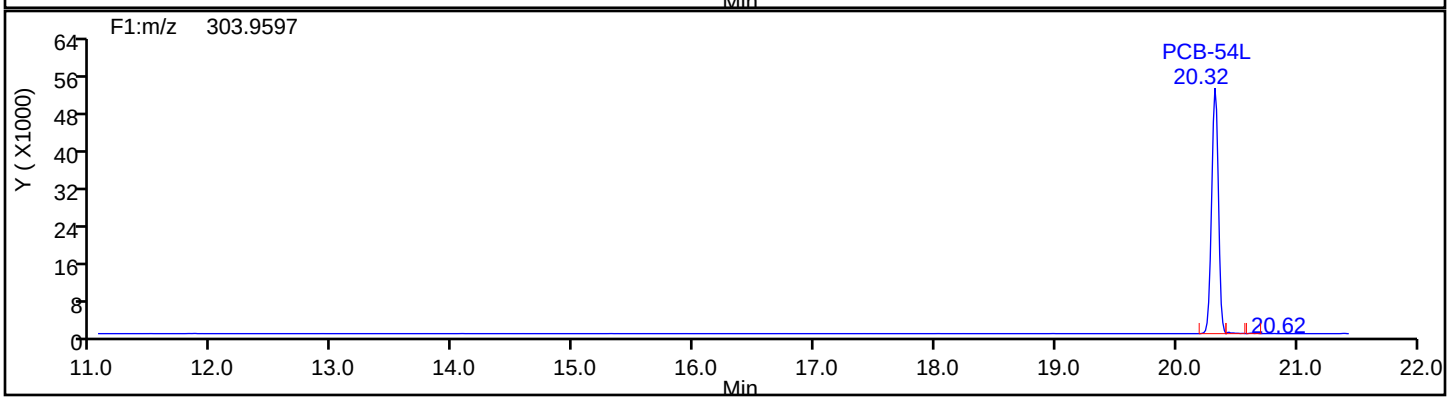

Eurofins TestAmerica, Knoxville

Data File:	\\chromna\Knoxville\ChromData\D3D\20190829-12906.b\580-88125-b-21-c.d		
Injection Date:	29-Aug-2019 23:04:00	Injection Vol:	1.0 ul
Instrument ID:	D3D	Operator ID:	Xcalibur_System
Method:	PCBs_D3D	Limit Group:	HR - 1668A - ICAL
Client ID:	T6-0to29-101618		
Worklist#:	33136	Sample Line#:	14
Column Type:	SPB-Octyl	Column Dia:	0.25 mm

TePCB F1

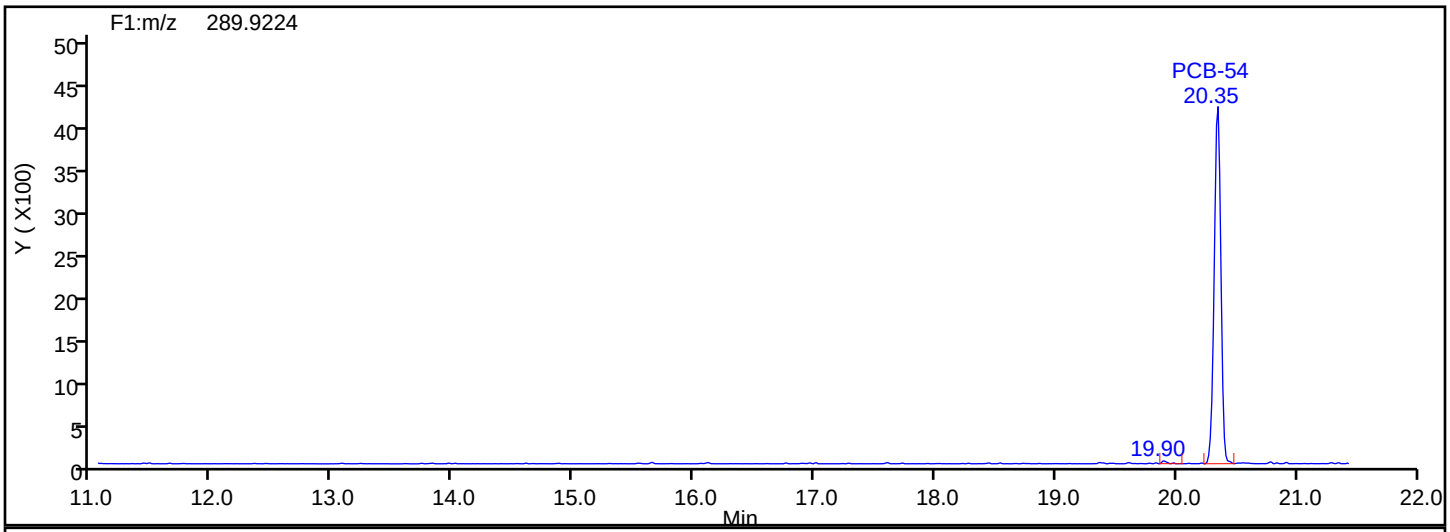

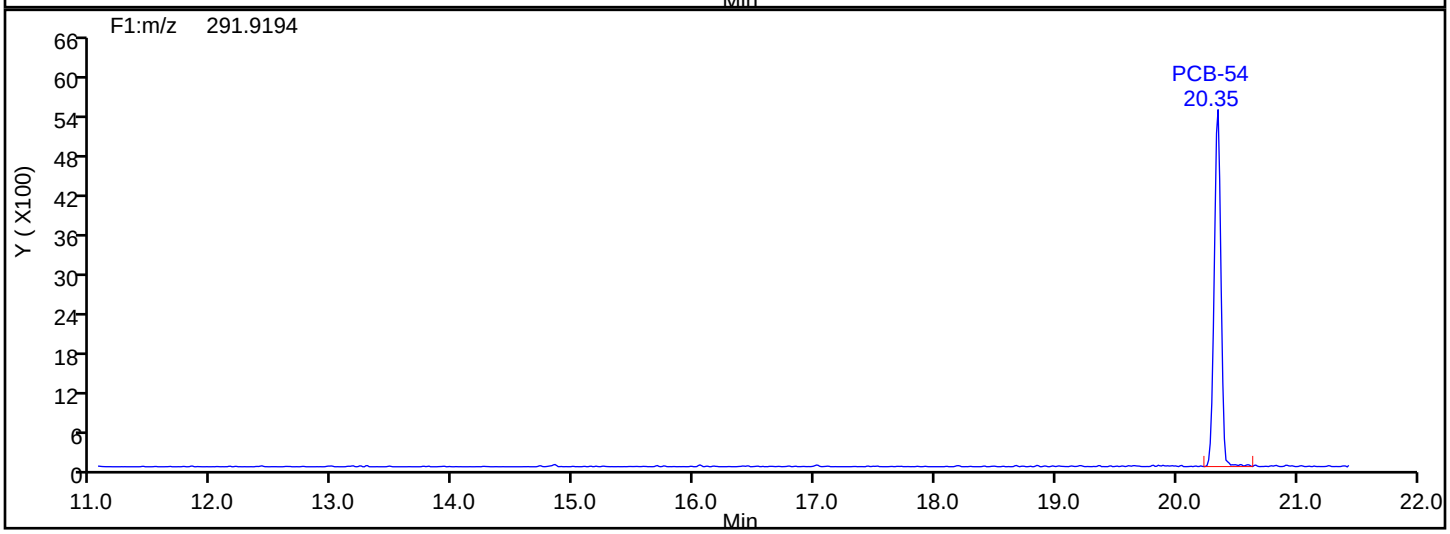

TePCB F1 Lock Mass

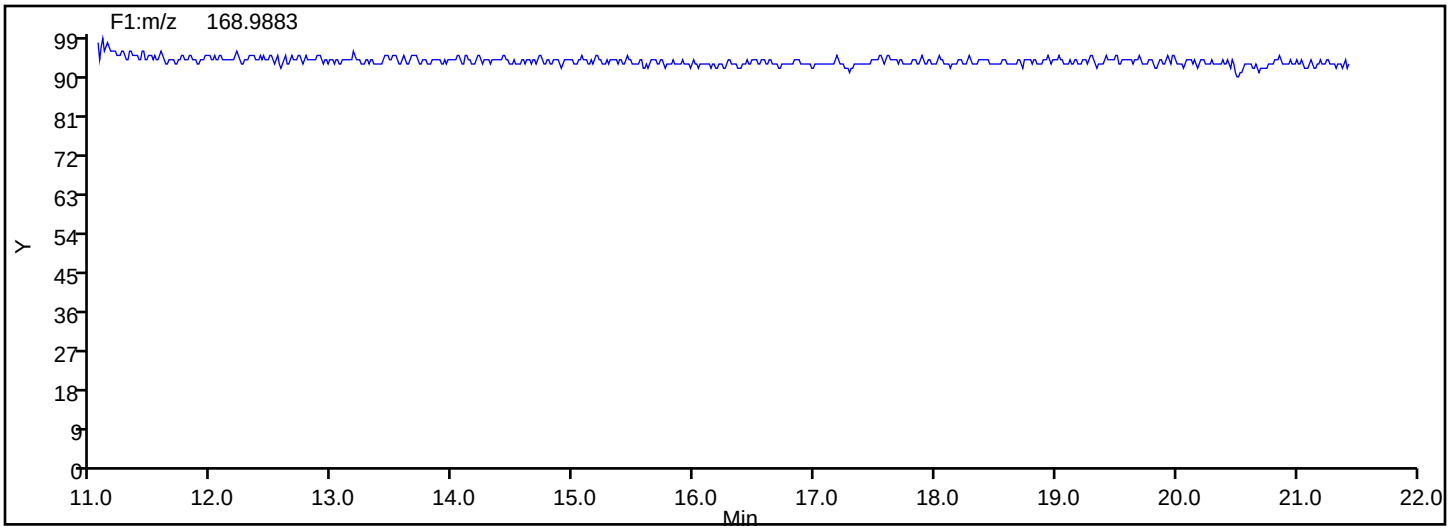

Report Date: 30-Aug-2019 02:51:52 Chrom Revision: 2.3 22-Aug-2019 12:55:36

Eurofins TestAmerica, Knoxville

Data File:	\\chromna\Knoxville\ChromData\D3D\20190829-12906.b\580-88125-b-21-c.d		
Injection Date:	29-Aug-2019 23:04:00	Injection Vol:	1.0 ul
Instrument ID:	D3D	Operator ID:	Xcalibur_System
Method:	PCBs_D3D	Limit Group:	HR - 1668A - ICAL
Client ID:	T6-0to29-101618		
Worklist#:	33136	Sample Line#:	14
Column Type:	SPB-Octyl	Column Dia:	0.25 mm

TePCB F2

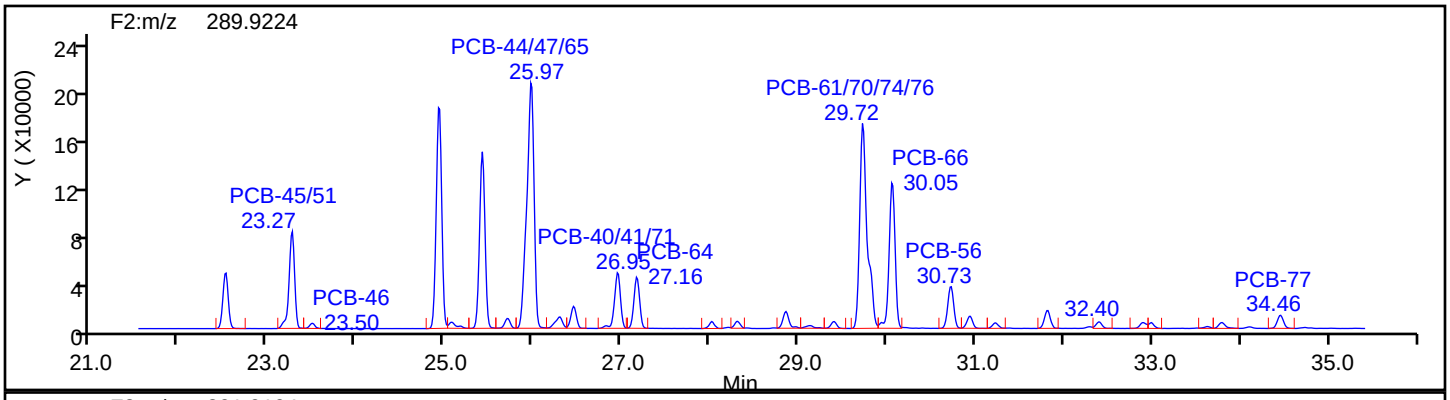

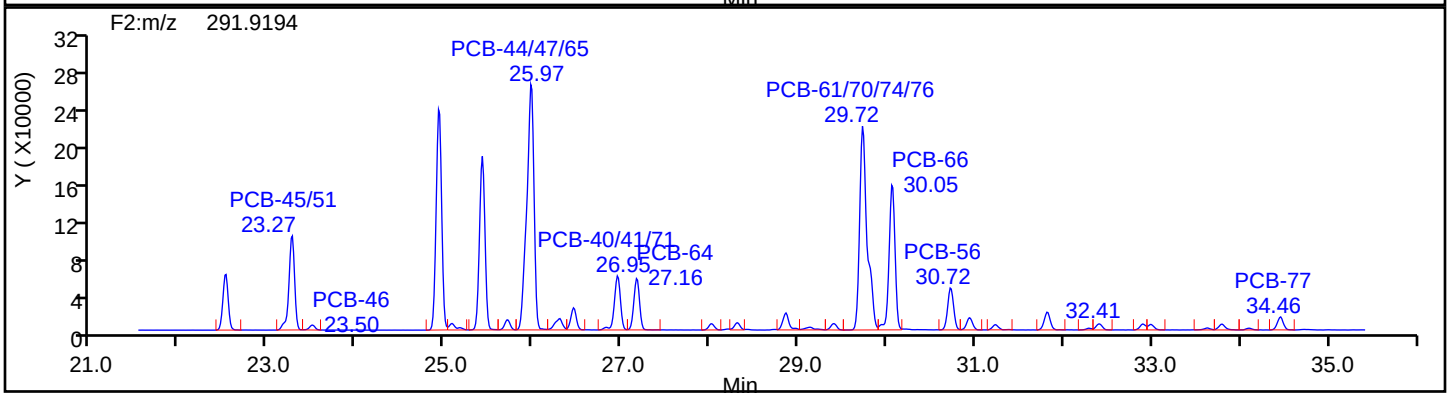

TePCB F2 Standards

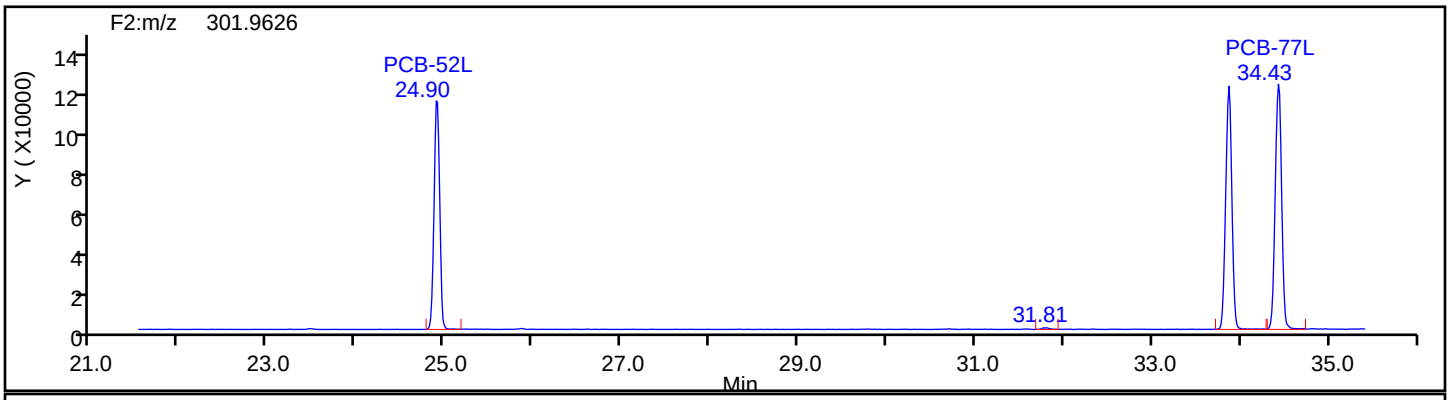

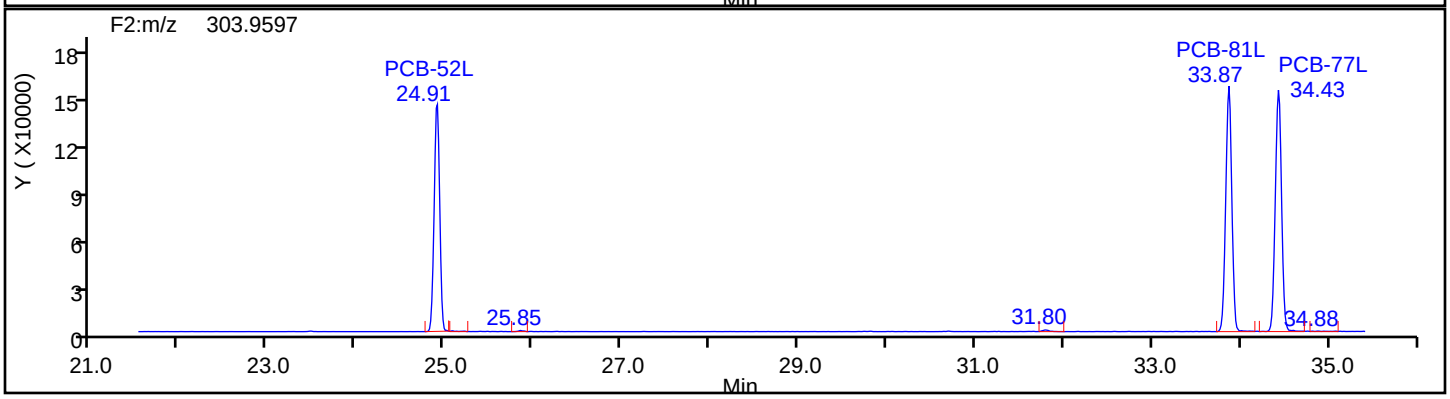

Eurofins TestAmerica, Knoxville

Data File:	\\chromna\Knoxville\ChromData\D3D\20190829-12906.b\580-88125-b-21-c.d		
Injection Date:	29-Aug-2019 23:04:00	Injection Vol:	1.0 ul
Instrument ID:	D3D	Operator ID:	Xcalibur_System
Method:	PCBs_D3D	Limit Group:	HR - 1668A - ICAL
Client ID:	T6-0to29-101618		
Worklist#:	33136	Sample Line#:	14
Column Type:	SPB-Octyl	Column Dia:	0.25 mm

TePCB F2

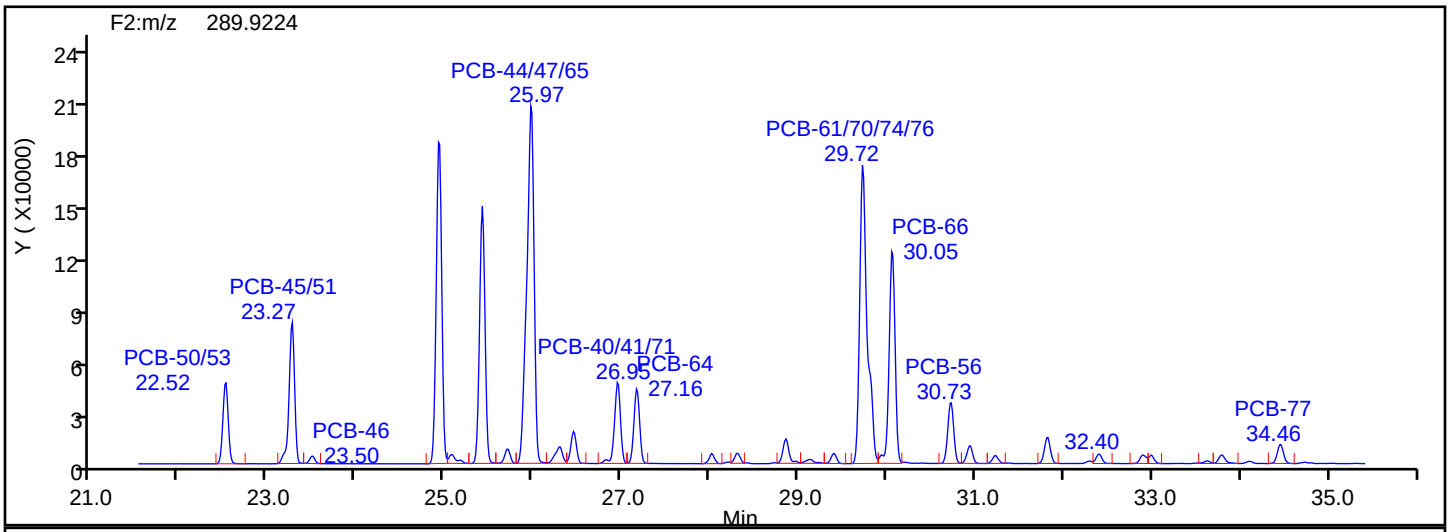

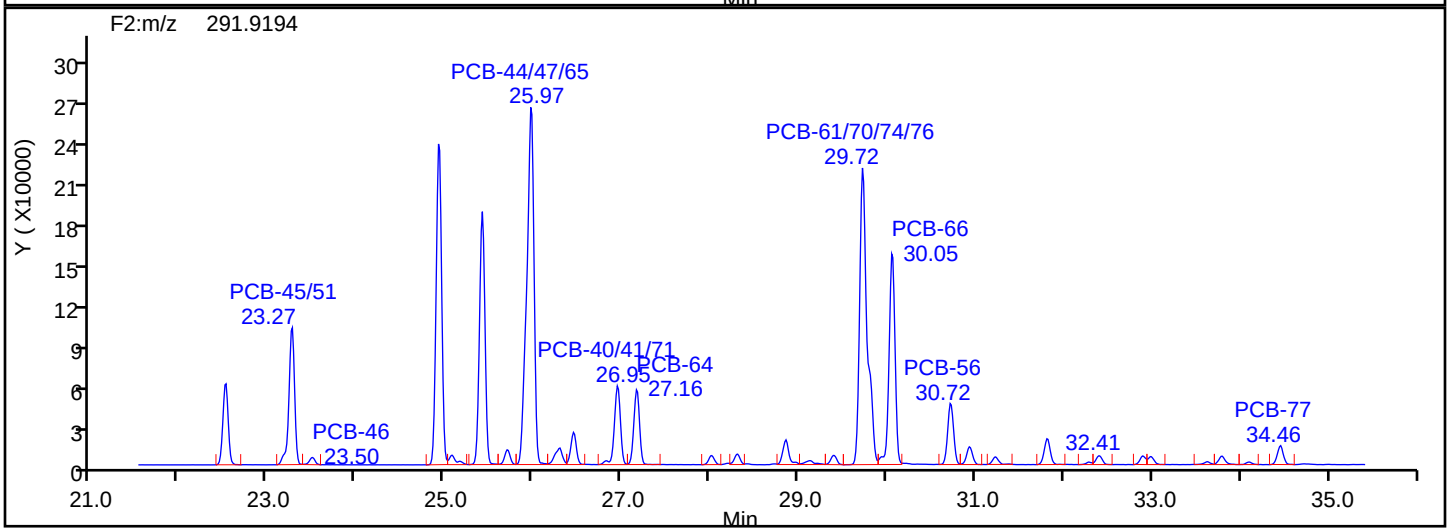

TePCB F2 Lock Mass

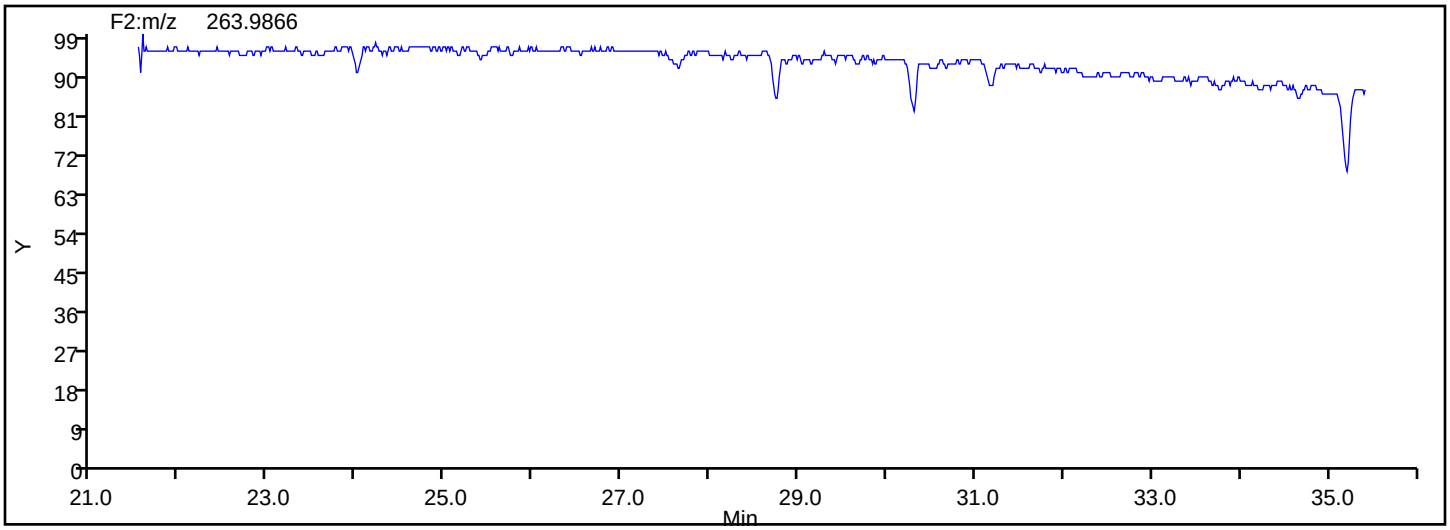

Manual Integration/User Assign Peak Report

Eurofins TestAmerica, Knoxville

Data File:	\\chromna\Knoxville\ChromData\D3D\20190829-12906.b\580-88125-b-21-c.d				
Injection Date:	29-Aug-2019 23:04:00	Instrument ID:	D3D		
Lims ID:	580-88125-B-21-C	Lab Sample ID:	140-88125-21		
Client ID:	T6-0to29-101618				
Operator ID:	Xcalibur_System	ALS Bottle#:	0	Worklist Smp#:	14
Injection Vol:	1.0 ul	Dil. Factor:	1.0000		
Method:	PCBs_D3D	Limit Group:	HR - 1668A - ICAL		
Column:	SPB-Octyl (0.25 mm)	Detector	F2(21.81 :35.54)		

PCB-43/73, CAS: STL02293

Signal: 2

Processing Integration Results

RT: 25.08
Area: 29968
Amount: 4.386030
Amount Units: pg/ul

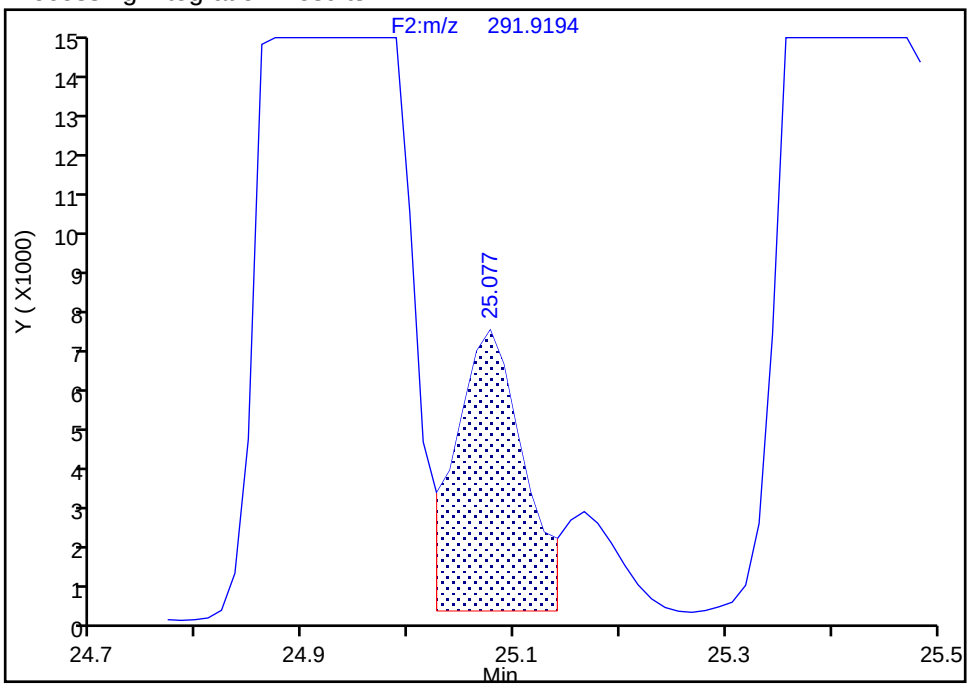

Manual Integration Results

RT: 25.08
Area: 39441
Amount: 5.076567
Amount Units: pg/ul

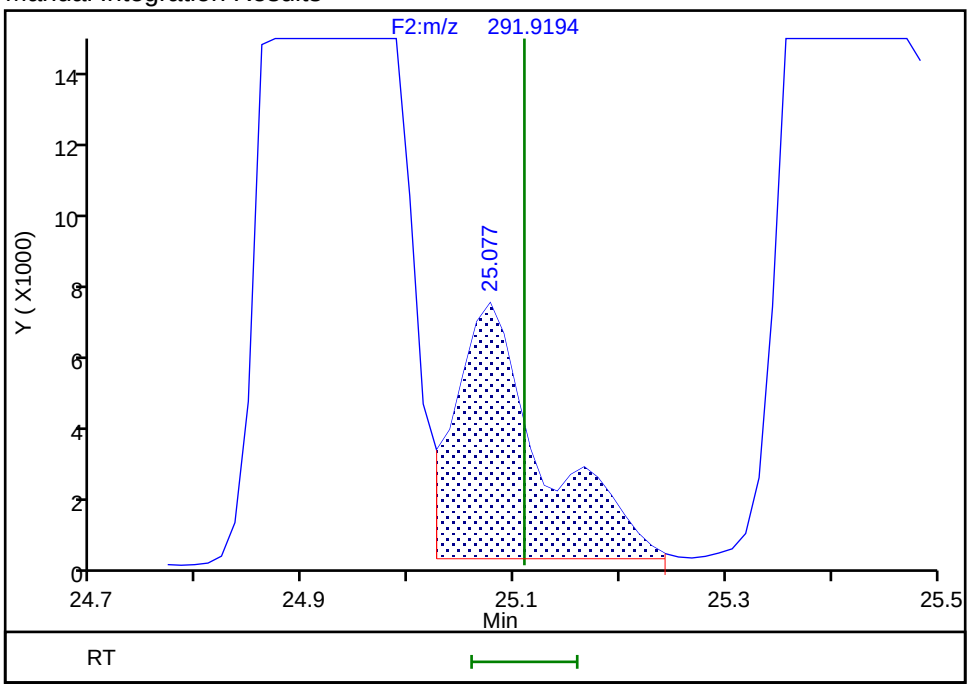

Reviewer: mcwhirterl, 30-Aug-2019 00:47:25

Audit Action: Marked Compound Undetected Audit Reason: Invalid Compound ID

Manual Integration/User Assign Peak Report

Eurofins TestAmerica, Knoxville

Data File:	\\chromna\Knoxville\ChromData\D3D\20190829-12906.b\580-88125-b-21-c.d				
Injection Date:	29-Aug-2019 23:04:00	Instrument ID:	D3D		
Lims ID:	580-88125-B-21-C	Lab Sample ID:	140-88125-21		
Client ID:	T6-0to29-101618				
Operator ID:	Xcalibur_System	ALS Bottle#:	0	Worklist Smp#:	14
Injection Vol:	1.0 ul	Dil. Factor:	1.0000		
Method:	PCBs_D3D	Limit Group:	HR - 1668A - ICAL		
Column:	SPB-Octyl (0.25 mm)	Detector	F2(21.81 :35.54)		

PCB-43/73, CAS: STL02293

Signal: 3

Processing Integration Results

RT: 25.08
Area: 60169
Amount: 4.386030
Amount Units: pg/ul

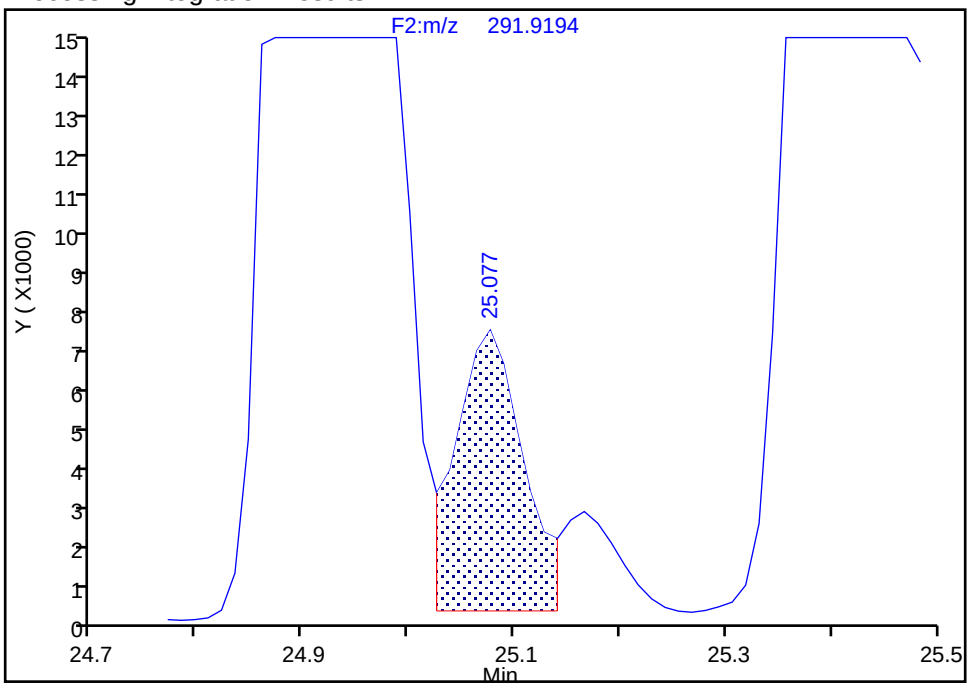

Manual Integration Results

RT: 25.08
Area: 69642
Amount: 5.076567
Amount Units: pg/ul
Reviewer: mcwhirterl, 30-Aug-2019 00:47:25
Audit Action: Marked Compound Undetected Audit Reason: Invalid Compound ID

Manual Integration/User Assign Peak Report

Eurofins TestAmerica, Knoxville

Data File:	\\chromna\Knoxville\ChromData\D3D\20190829-12906.b\580-88125-b-21-c.d				
Injection Date:	29-Aug-2019 23:04:00	Instrument ID:	D3D		
Lims ID:	580-88125-B-21-C	Lab Sample ID:	140-88125-21		
Client ID:	T6-0to29-101618				
Operator ID:	Xcalibur_System	ALS Bottle#:	0	Worklist Smp#:	14
Injection Vol:	1.0 ul	Dil. Factor:	1.0000		
Method:	PCBs_D3D	Limit Group:	HR - 1668A - ICAL		
Column:	SPB-Octyl (0.25 mm)	Detector	F2(21.81 :35.54)		

PCB-43/73, CAS: STL02293

Signal: 1

Processing Integration Results

RT: 25.08
Area: 30201
Amount: 4.386030
Amount Units: pg/ul

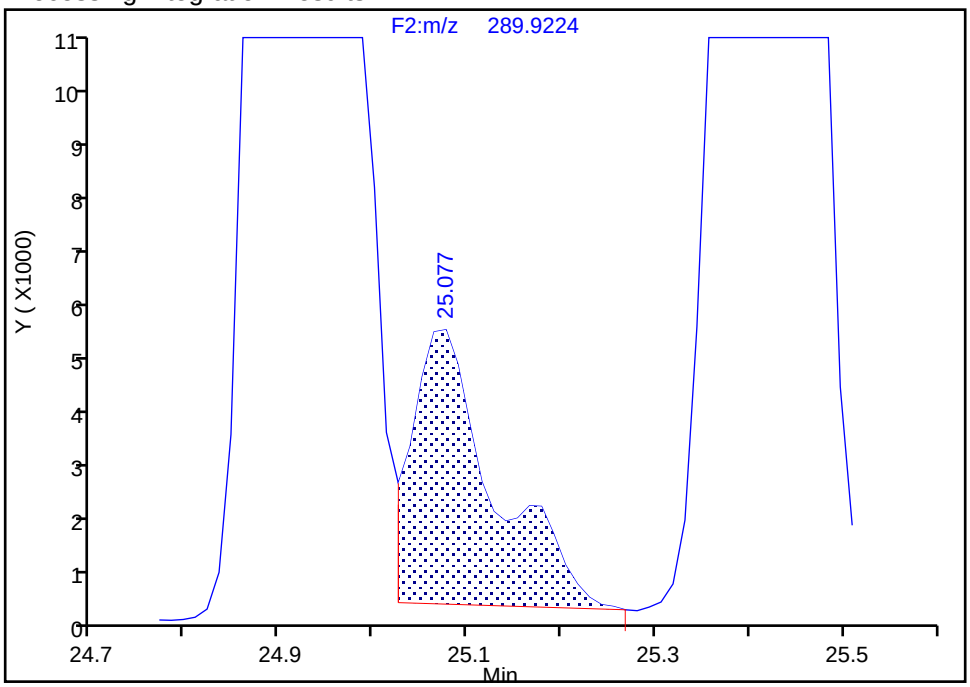

Manual Integration Results

RT: 25.08
Area: 30201
Amount: 5.076567
Amount Units: pg/ul

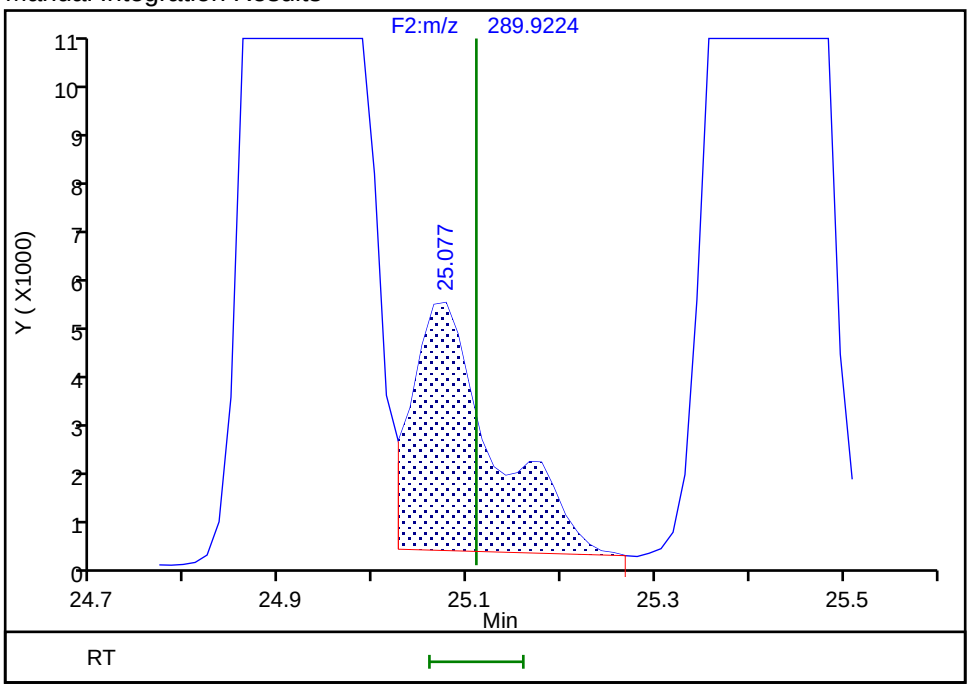

Reviewer: mcwhirterl, 30-Aug-2019 00:47:27

Audit Action: Manually Integrated/Assigned Compound ID Audit Reason: Incomplete Integration

Manual Integration/User Assign Peak Report

Eurofins TestAmerica, Knoxville

Data File:	\\chromna\Knoxville\ChromData\D3D\20190829-12906.b\580-88125-b-21-c.d				
Injection Date:	29-Aug-2019 23:04:00	Instrument ID:	D3D		
Lims ID:	580-88125-B-21-C	Lab Sample ID:	140-88125-21		
Client ID:	T6-0to29-101618				
Operator ID:	Xcalibur_System	ALS Bottle#:	0	Worklist Smp#:	14
Injection Vol:	1.0 ul	Dil. Factor:	1.0000		
Method:	PCBs_D3D	Limit Group:	HR - 1668A - ICAL		
Column:	SPB-Octyl (0.25 mm)	Detector	F2(21.81 :35.54)		

PCB-59/62/75, CAS: STL01807

Signal: 1

Not Detected
Expected RT: 26.27

Processing Integration Results

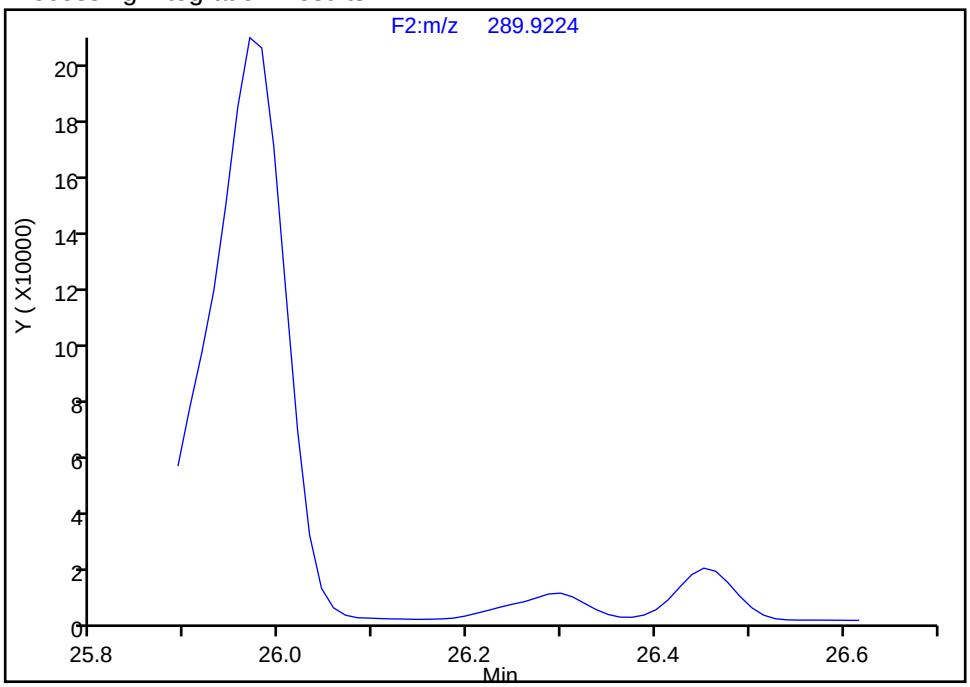

Manual Integration Results

RT: 26.30
Area: 55715
Amount: 6.885985
Amount Units: pg/ul

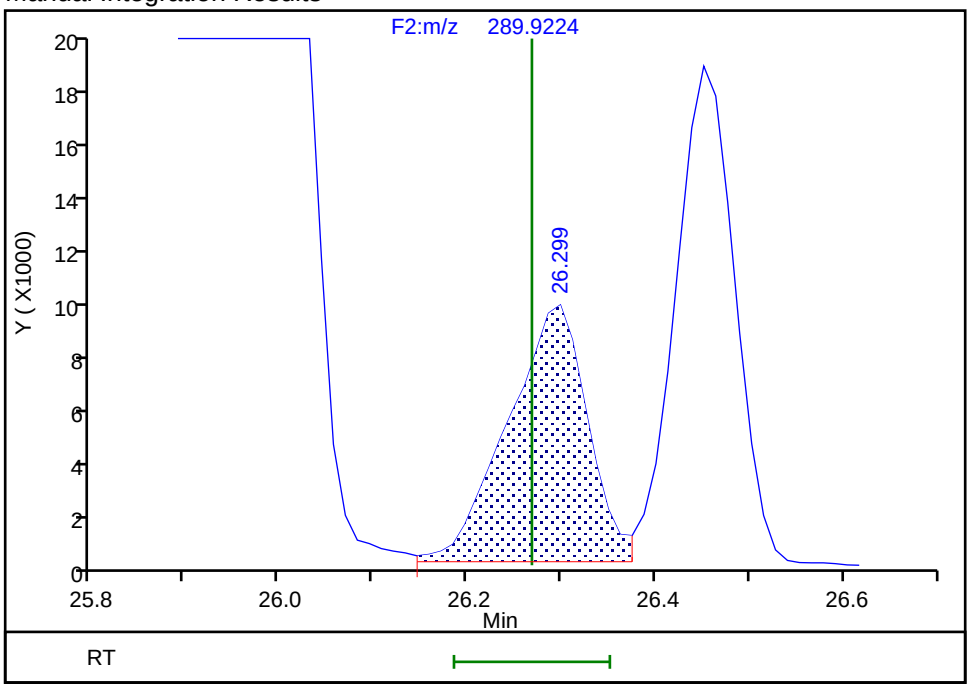

Reviewer: mcwhirterl, 30-Aug-2019 00:47:34
Audit Action: Assigned Compound ID Audit Reason: Incomplete Integration

Manual Integration/User Assign Peak Report

Eurofins TestAmerica, Knoxville

Data File:	\\chromna\Knoxville\ChromData\D3D\20190829-12906.b\580-88125-b-21-c.d				
Injection Date:	29-Aug-2019 23:04:00	Instrument ID:	D3D		
Lims ID:	580-88125-B-21-C	Lab Sample ID:	140-88125-21		
Client ID:	T6-0to29-101618				
Operator ID:	Xcalibur_System	ALS Bottle#:	0	Worklist Smp#:	14
Injection Vol:	1.0 ul	Dil. Factor:	1.0000		
Method:	PCBs_D3D	Limit Group:	HR - 1668A - ICAL		
Column:	SPB-Octyl (0.25 mm)	Detector	F2(21.81 :35.54)		

PCB-40/41/71, CAS: STL02292

Signal: 2

Processing Integration Results

RT: 26.95
Area: 267364
Amount: 38.080382
Amount Units: pg/ul

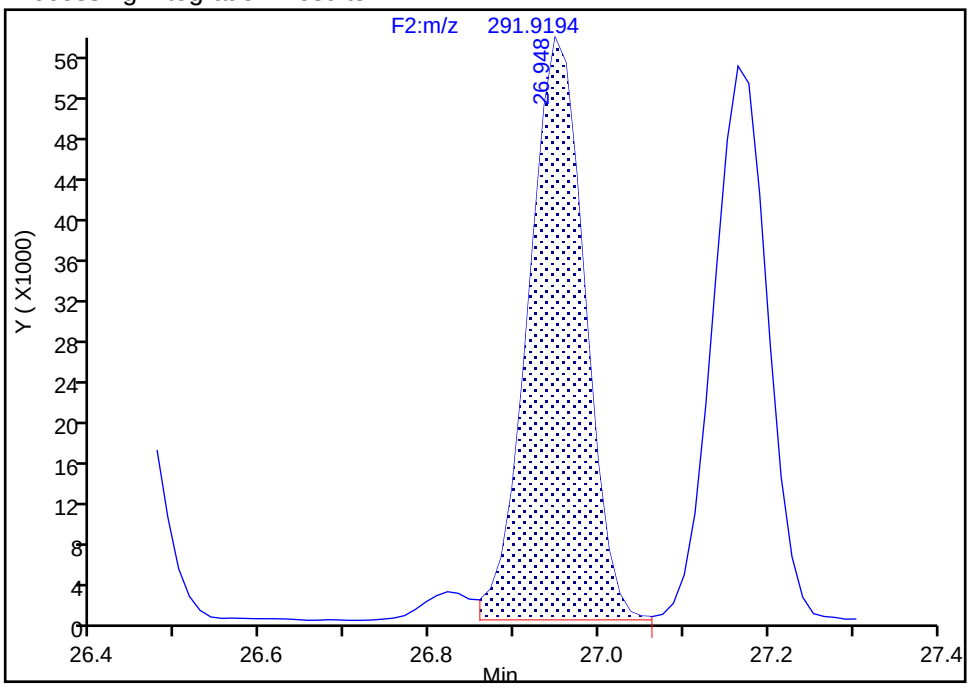

Manual Integration Results

RT: 26.95
Area: 279327
Amount: 39.727252
Amount Units: pg/ul

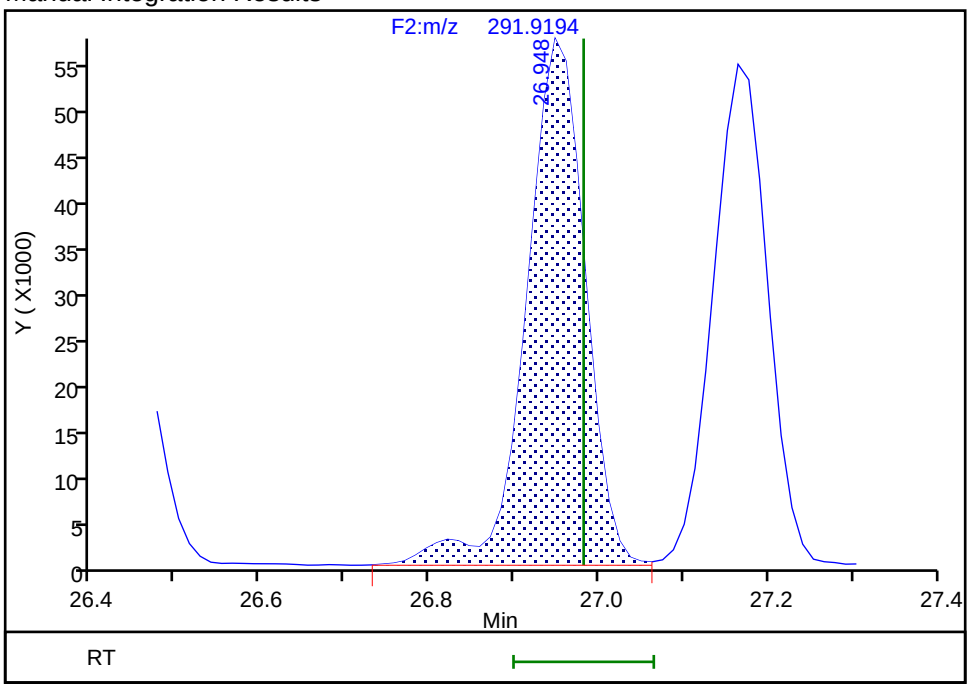

Reviewer: mcwhirterl, 30-Aug-2019 00:48:06

Audit Action: Marked Compound Undetected Audit Reason: Invalid Compound ID

Manual Integration/User Assign Peak Report

Eurofins TestAmerica, Knoxville

Data File:	\\chromna\Knoxville\ChromData\D3D\20190829-12906.b\580-88125-b-21-c.d				
Injection Date:	29-Aug-2019 23:04:00	Instrument ID:	D3D		
Lims ID:	580-88125-B-21-C	Lab Sample ID:	140-88125-21		
Client ID:	T6-0to29-101618				
Operator ID:	Xcalibur_System	ALS Bottle#:	0	Worklist Smp#:	14
Injection Vol:	1.0 ul	Dil. Factor:	1.0000		
Method:	PCBs_D3D	Limit Group:	HR - 1668A - ICAL		
Column:	SPB-Octyl (0.25 mm)	Detector	F2(21.81 :35.54)		

PCB-40/41/71, CAS: STL02292

Signal: 3

Processing Integration Results

RT: 26.95
Area: 479823
Amount: 38.080382
Amount Units: pg/ul

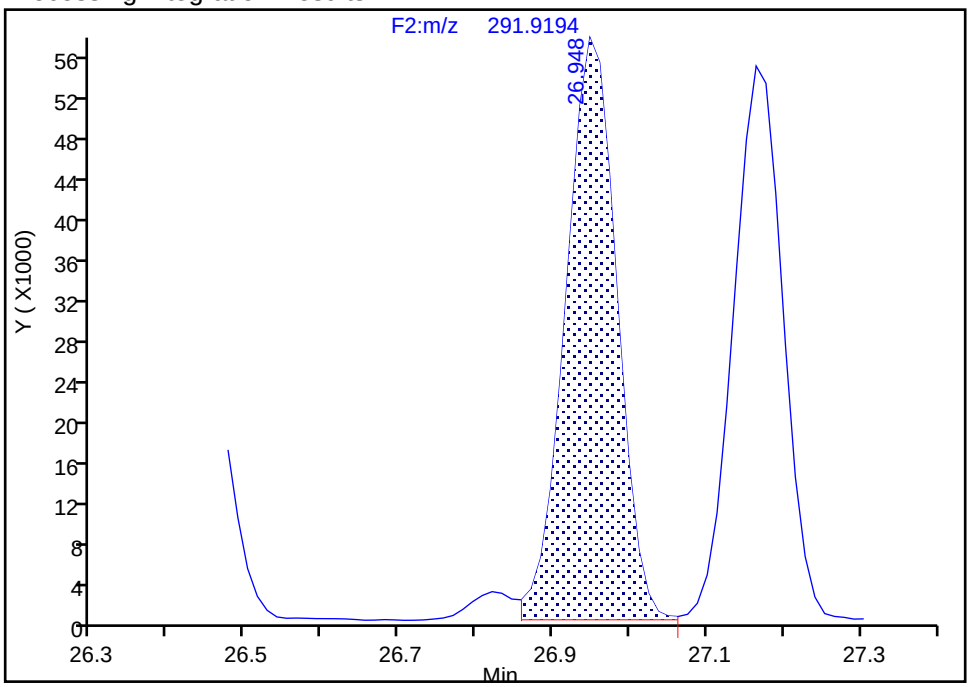

Manual Integration Results

RT: 26.95
Area: 500574
Amount: 39.727252
Amount Units: pg/ul
Reviewer: mcwhirterl, 30-Aug-2019 00:48:06
Audit Action: Marked Compound Undetected Audit Reason: Invalid Compound ID

Manual Integration/User Assign Peak Report

Eurofins TestAmerica, Knoxville

Data File:	\\chromna\Knoxville\ChromData\D3D\20190829-12906.b\580-88125-b-21-c.d				
Injection Date:	29-Aug-2019 23:04:00	Instrument ID:	D3D		
Lims ID:	580-88125-B-21-C	Lab Sample ID:	140-88125-21		
Client ID:	T6-0to29-101618				
Operator ID:	Xcalibur_System	ALS Bottle#:	0	Worklist Smp#:	14
Injection Vol:	1.0 ul	Dil. Factor:	1.0000		
Method:	PCBs_D3D	Limit Group:	HR - 1668A - ICAL		
Column:	SPB-Octyl (0.25 mm)	Detector	F2(21.81 :35.54)		

PCB-40/41/71, CAS: STL02292

Signal: 1

Processing Integration Results

RT: 26.95
Area: 212459
Amount: 38.080382
Amount Units: pg/ul

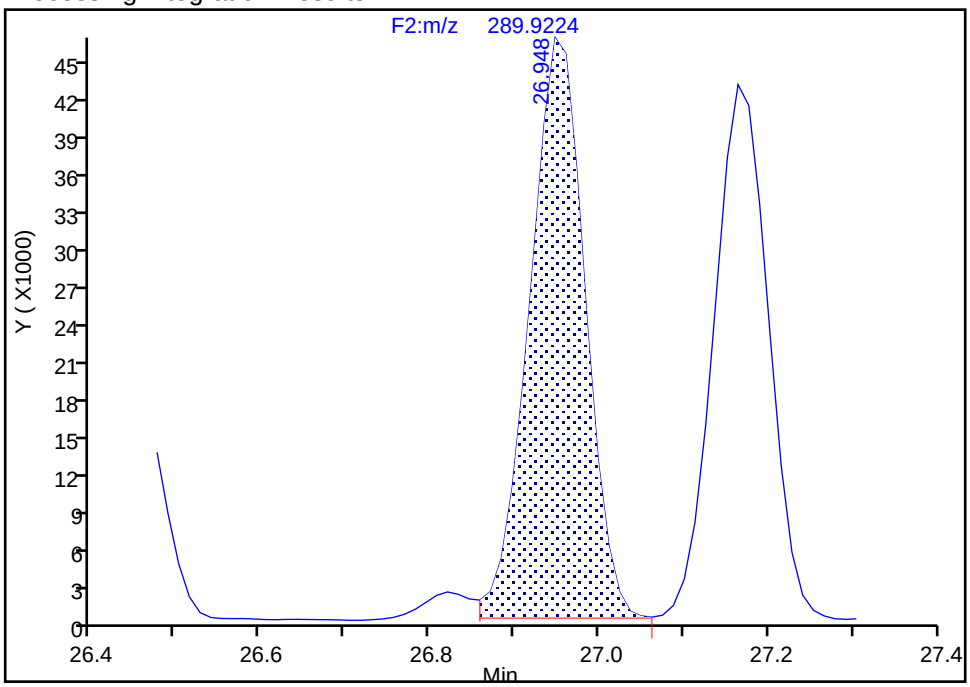

Manual Integration Results

RT: 26.95
Area: 221247
Amount: 39.727252
Amount Units: pg/ul

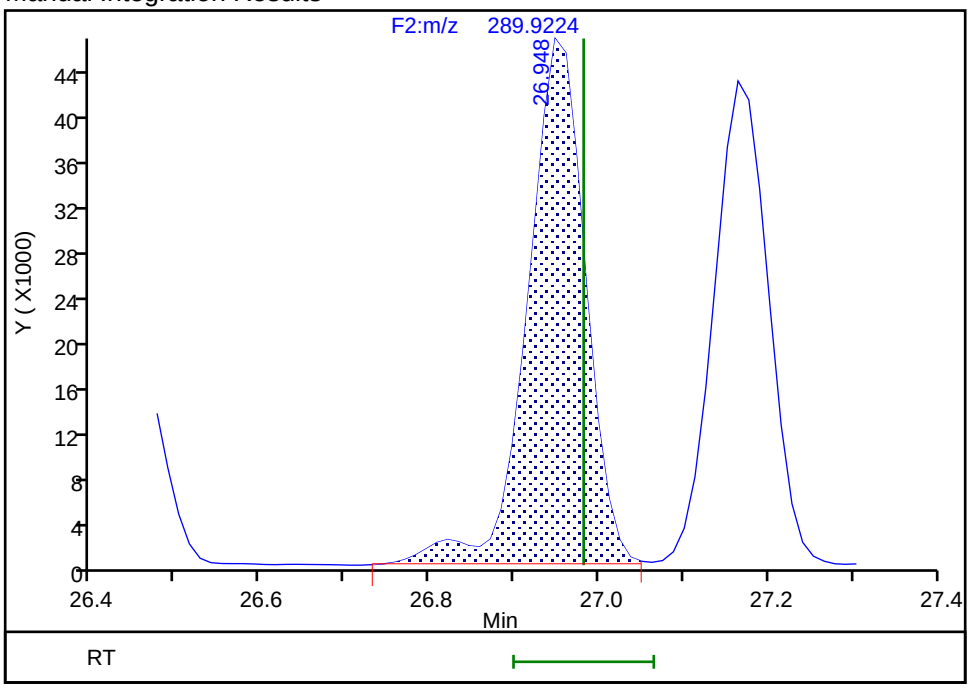

Reviewer: mcwhirterl, 30-Aug-2019 00:48:08

Audit Action: Manually Integrated/Assigned Compound ID Audit Reason: Incomplete Integration

Manual Integration/User Assign Peak Report

Eurofins TestAmerica, Knoxville

Data File:	\\chromna\Knoxville\ChromData\D3D\20190829-12906.b\580-88125-b-21-c.d				
Injection Date:	29-Aug-2019 23:04:00	Instrument ID:	D3D		
Lims ID:	580-88125-B-21-C	Lab Sample ID:	140-88125-21		
Client ID:	T6-0to29-101618				
Operator ID:	Xcalibur_System	ALS Bottle#:	0	Worklist Smp#:	14
Injection Vol:	1.0 ul	Dil. Factor:	1.0000		
Method:	PCBs_D3D	Limit Group:	HR - 1668A - ICAL		
Column:	SPB-Octyl (0.25 mm)	Detector	F2(21.81 :35.54)		

PCB-66, CAS: 32598-10-0

Signal: 2

Processing Integration Results

RT: 30.05
Area: 727179
Amount: 73.766627
Amount Units: pg/ul

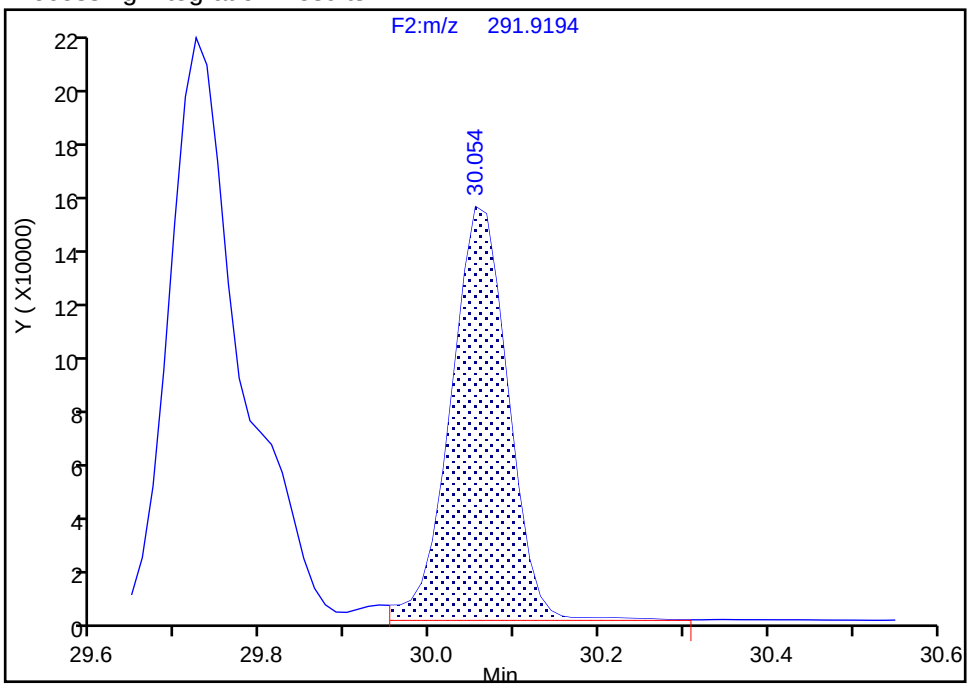

Manual Integration Results

RT: 30.05
Area: 735936
Amount: 75.057180
Amount Units: pg/ul

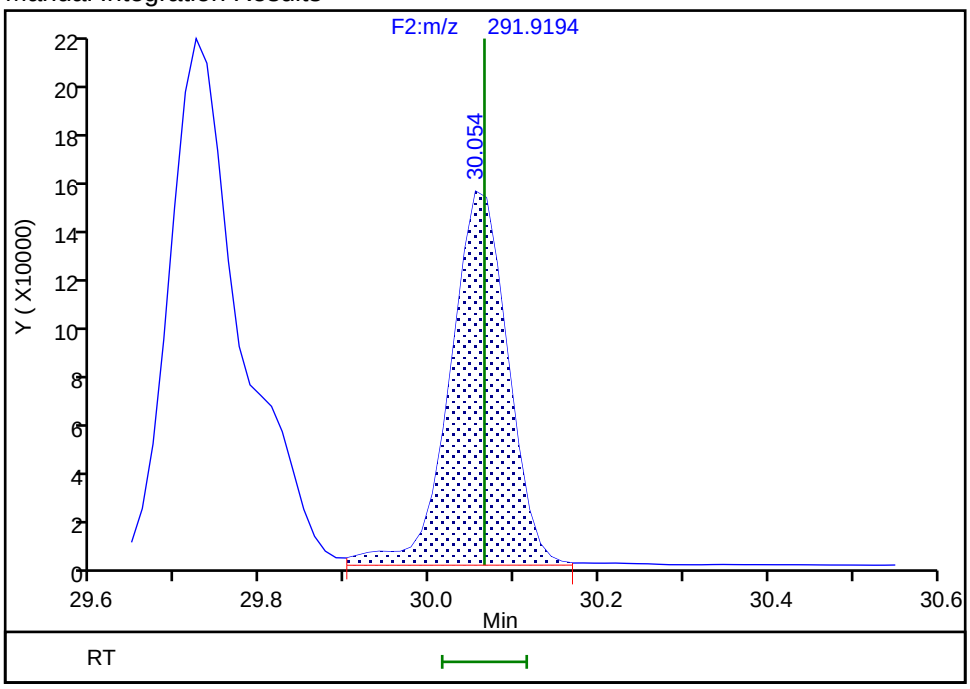

Reviewer: mcwhirterl, 30-Aug-2019 00:48:45
Audit Action: Marked Compound Undetected Audit Reason: Invalid Compound ID

Manual Integration/User Assign Peak Report

Eurofins TestAmerica, Knoxville

Data File:	\\chromna\Knoxville\ChromData\D3D\20190829-12906.b\580-88125-b-21-c.d				
Injection Date:	29-Aug-2019 23:04:00	Instrument ID:	D3D		
Lims ID:	580-88125-B-21-C	Lab Sample ID:	140-88125-21		
Client ID:	T6-0to29-101618				
Operator ID:	Xcalibur_System	ALS Bottle#:	0	Worklist Smp#:	14
Injection Vol:	1.0 ul	Dil. Factor:	1.0000		
Method:	PCBs_D3D	Limit Group:	HR - 1668A - ICAL		
Column:	SPB-Octyl (0.25 mm)	Detector	F2(21.81 :35.54)		

PCB-66, CAS: 32598-10-0

Signal: 3

Processing Integration Results

RT: 30.05
Area: 1296136
Amount: 73.766627
Amount Units: pg/ul

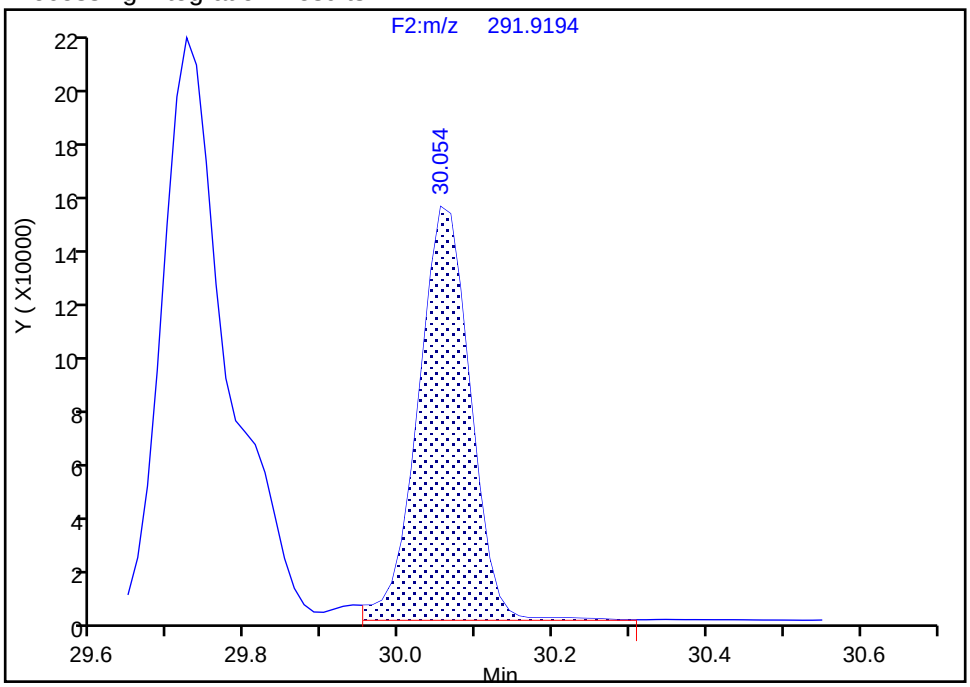

Manual Integration Results

RT: 30.05
Area: 1318812
Amount: 75.057180
Amount Units: pg/ul
Reviewer: mcwhirterl, 30-Aug-2019 00:48:45
Audit Action: Marked Compound Undetected Audit Reason: Invalid Compound ID

Manual Integration/User Assign Peak Report

Eurofins TestAmerica, Knoxville

Data File:	\\chromna\Knoxville\ChromData\D3D\20190829-12906.b\580-88125-b-21-c.d				
Injection Date:	29-Aug-2019 23:04:00	Instrument ID:	D3D		
Lims ID:	580-88125-B-21-C	Lab Sample ID:	140-88125-21		
Client ID:	T6-0to29-101618				
Operator ID:	Xcalibur_System	ALS Bottle#:	0	Worklist Smp#:	14
Injection Vol:	1.0 ul	Dil. Factor:	1.0000		
Method:	PCBs_D3D	Limit Group:	HR - 1668A - ICAL		
Column:	SPB-Octyl (0.25 mm)	Detector	F2(21.81 :35.54)		

PCB-66, CAS: 32598-10-0

Signal: 1

Processing Integration Results

RT: 30.05
Area: 568957
Amount: 73.766627
Amount Units: pg/ul

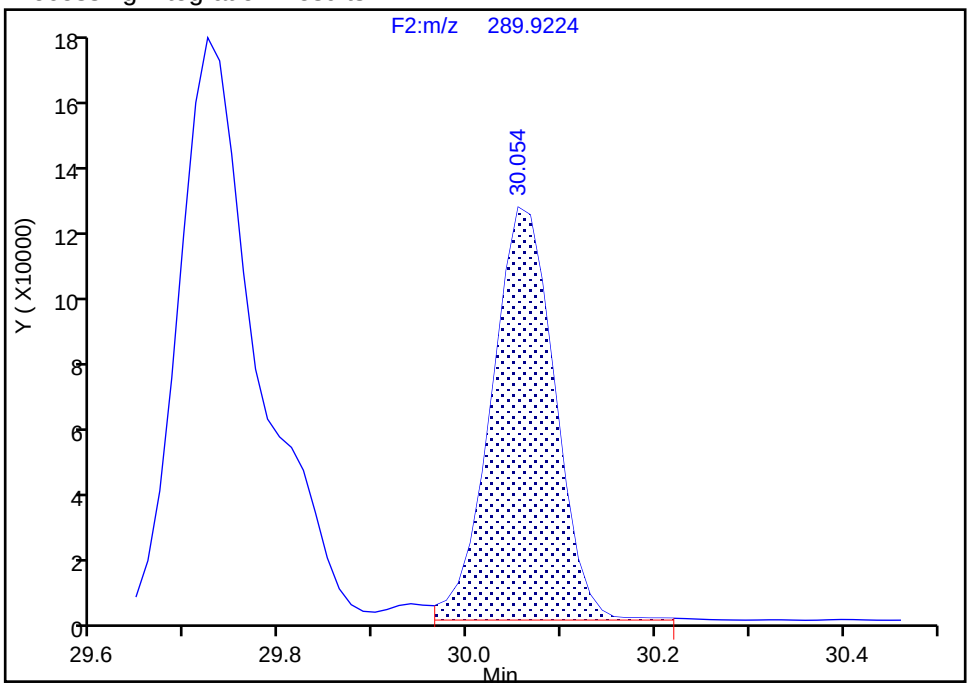

Manual Integration Results

RT: 30.05
Area: 582876
Amount: 75.057180
Amount Units: pg/ul

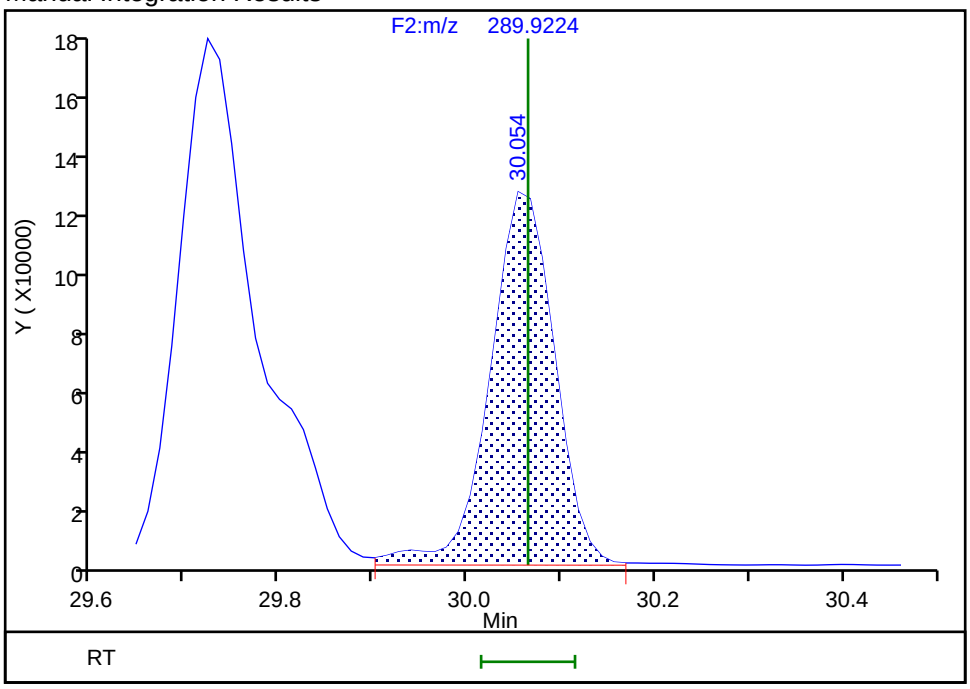

Reviewer: mcwhirterl, 30-Aug-2019 00:48:46

Audit Action: Manually Integrated/Assigned Compound ID Audit Reason: Incomplete Integration

Eurofins TestAmerica, Knoxville

Data File:	\\chromna\Knoxville\ChromData\D3D\20190829-12906.b\580-88125-b-21-c.d		
Injection Date:	29-Aug-2019 23:04:00	Injection Vol:	1.0 ul
Instrument ID:	D3D	Operator ID:	Xcalibur_System
Method:	PCBs_D3D	Limit Group:	HR - 1668A - ICAL
Client ID:	T6-0to29-101618		
Worklist#:	33136	Sample Line#:	14
Column Type:	SPB-Octyl	Column Dia:	0.25 mm

PePCB F2

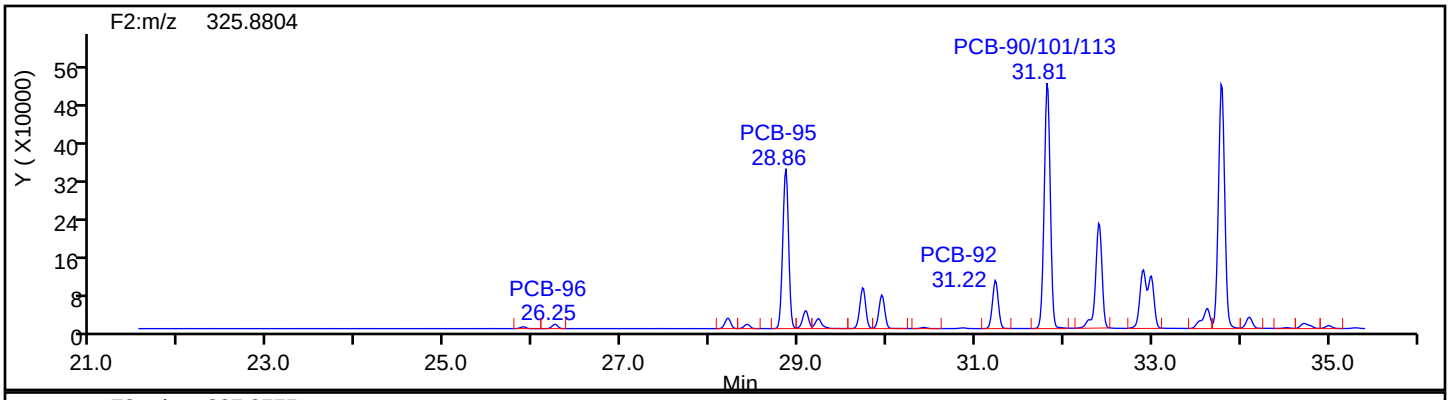

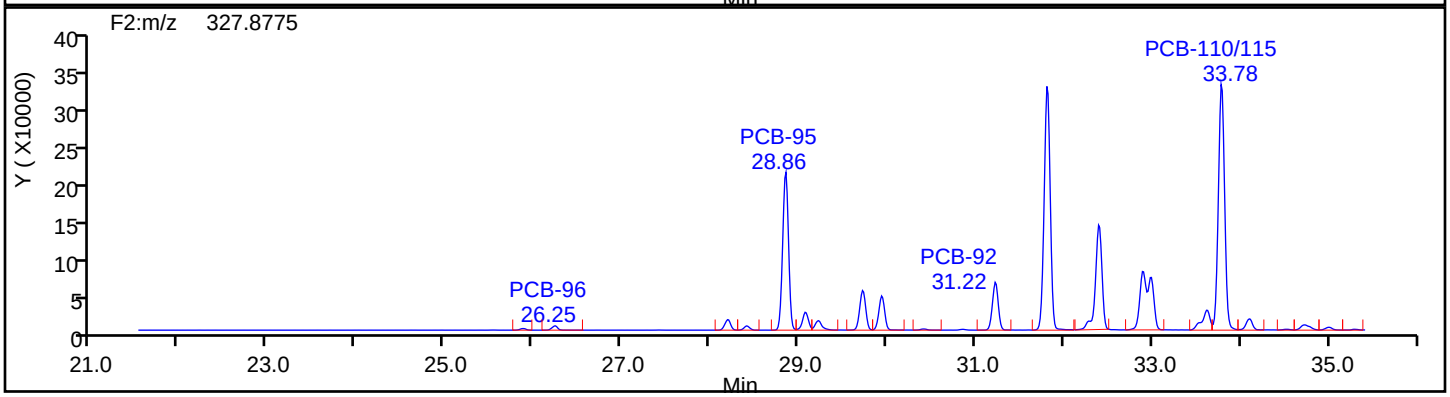

PePCB F2 Standards

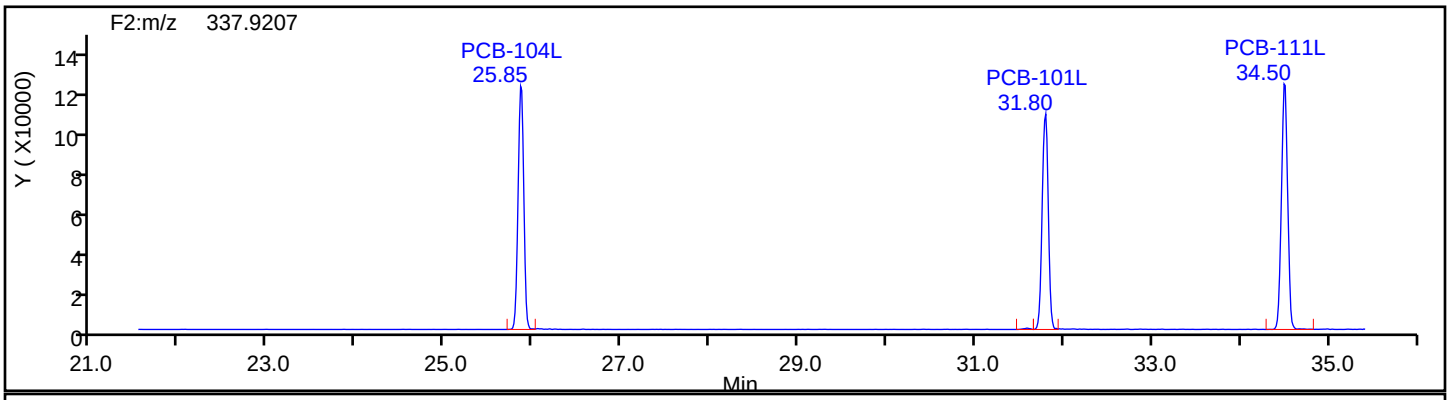

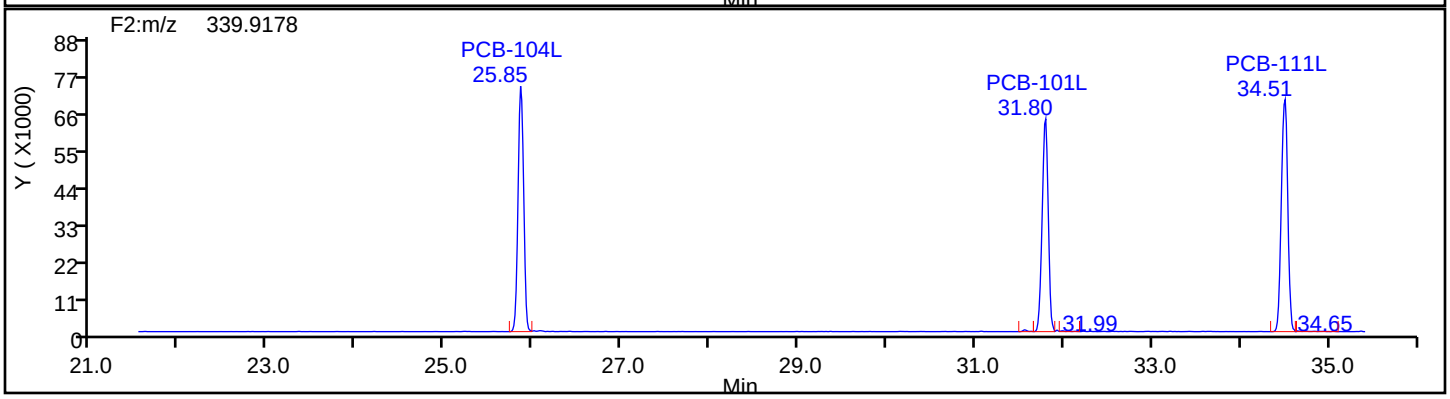

Eurofins TestAmerica, Knoxville

Data File:	\\chromna\Knoxville\ChromData\D3D\20190829-12906.b\580-88125-b-21-c.d		
Injection Date:	29-Aug-2019 23:04:00	Injection Vol:	1.0 ul
Instrument ID:	D3D	Operator ID:	Xcalibur_System
Method:	PCBs_D3D	Limit Group:	HR - 1668A - ICAL
Client ID:	T6-0to29-101618		
Worklist#:	33136	Sample Line#:	14
Column Type:	SPB-Octyl	Column Dia:	0.25 mm

PePCB F2

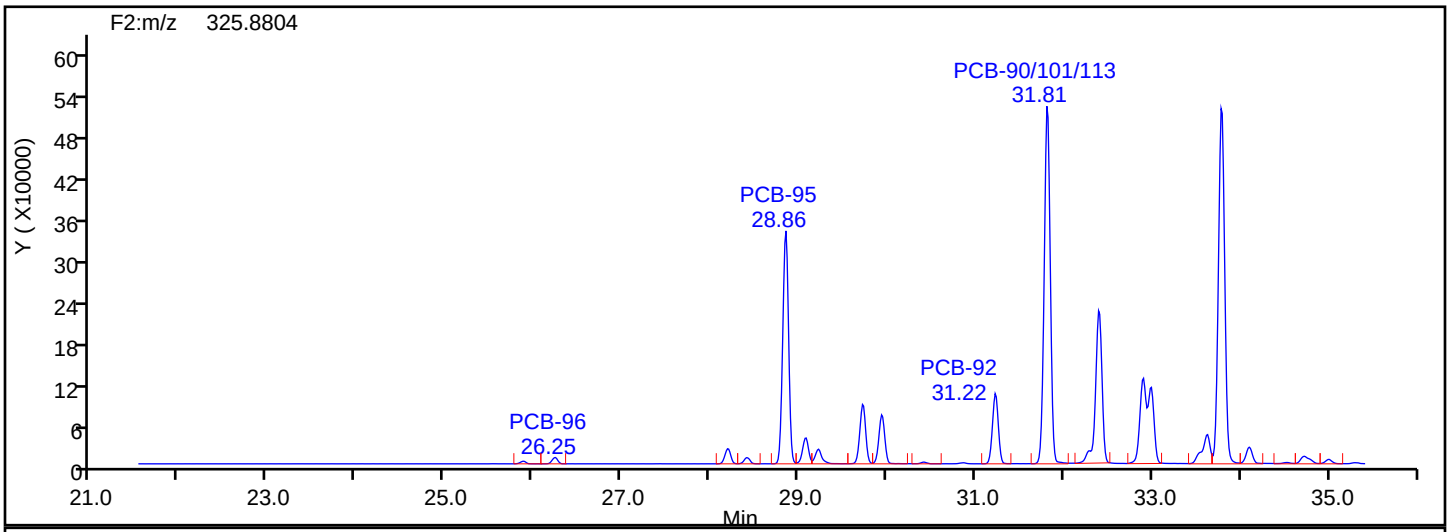

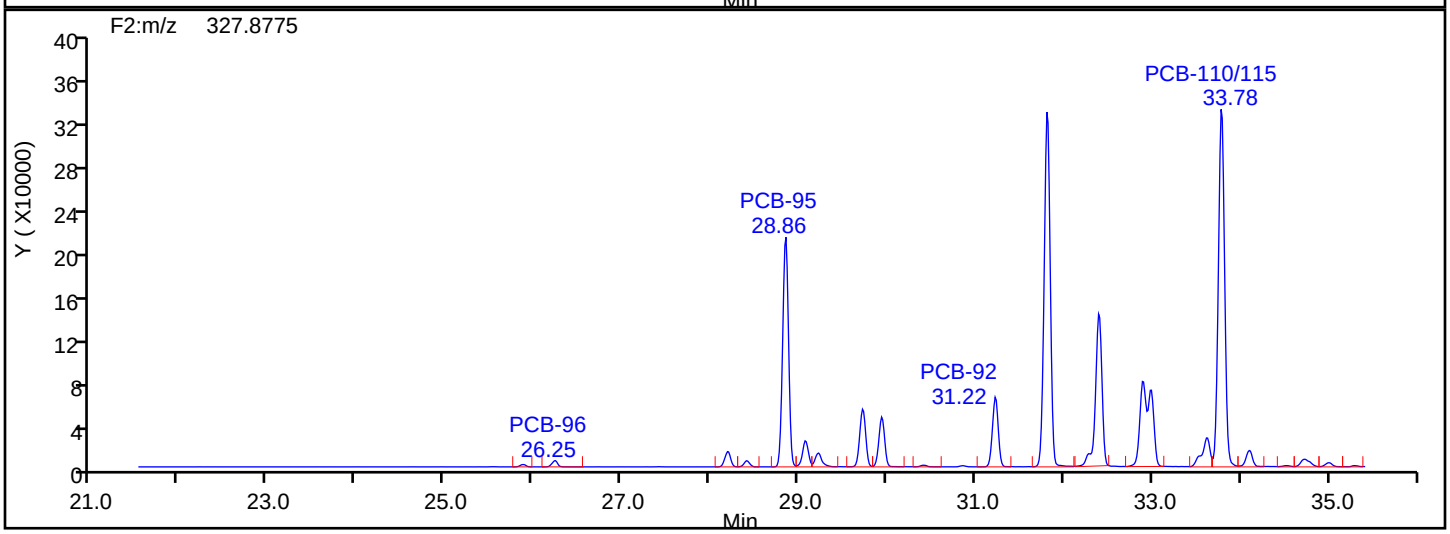

PePCB F2 Lock Mass

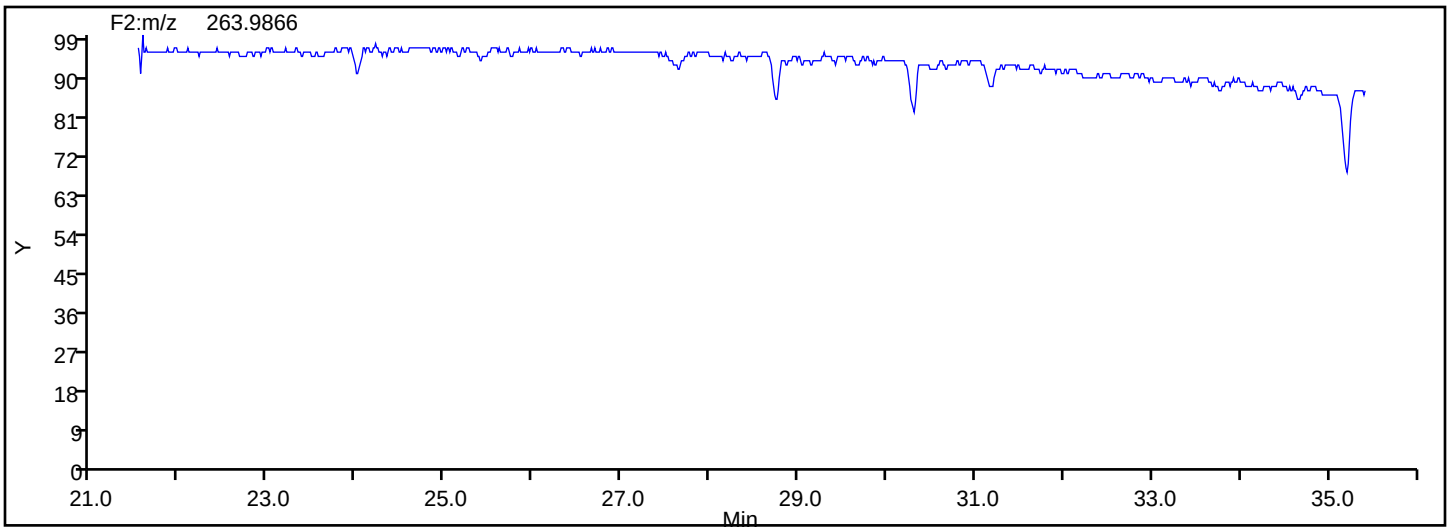

Manual Integration/User Assign Peak Report

Eurofins TestAmerica, Knoxville

Data File:	\\chromna\Knoxville\ChromData\D3D\20190829-12906.b\580-88125-b-21-c.d				
Injection Date:	29-Aug-2019 23:04:00	Instrument ID:	D3D		
Lims ID:	580-88125-B-21-C	Lab Sample ID:	140-88125-21		
Client ID:	T6-0to29-101618				
Operator ID:	Xcalibur_System	ALS Bottle#:	0	Worklist Smp#:	14
Injection Vol:	1.0 ul	Dil. Factor:	1.0000		
Method:	PCBs_D3D	Limit Group:	HR - 1668A - ICAL		
Column:	SPB-Octyl (0.25 mm)	Detector	F2(21.81 :35.54)		

PCB-83/99, CAS: STL01809

Signal: 2

Processing Integration Results

RT: 32.40
Area: 695713
Amount: 225.9111
Amount Units: pg/ul

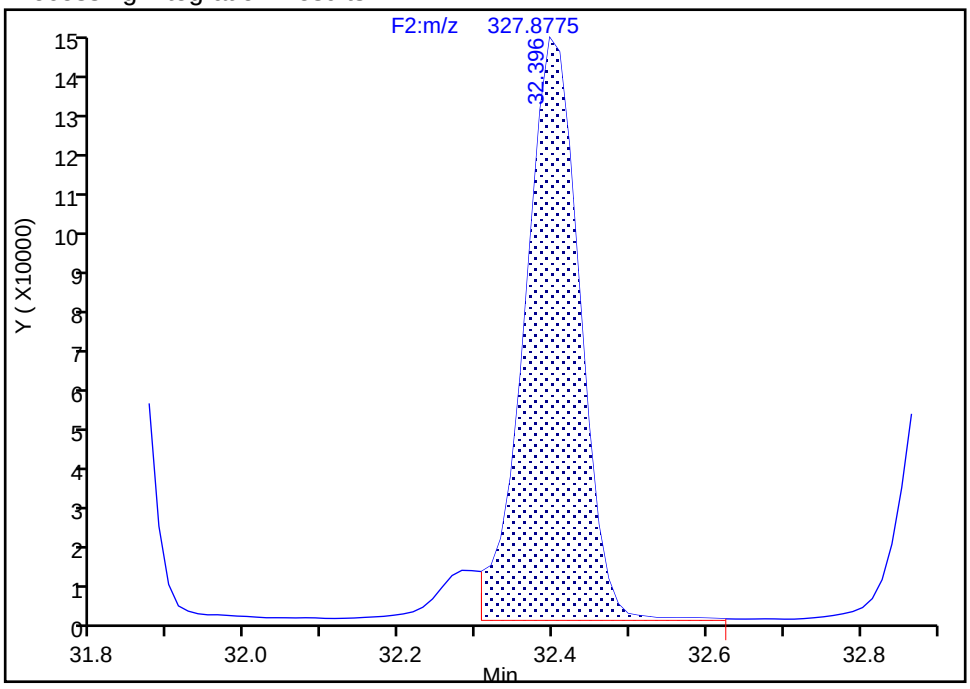

Manual Integration Results

RT: 32.40
Area: 725906
Amount: 235.5264
Amount Units: pg/ul

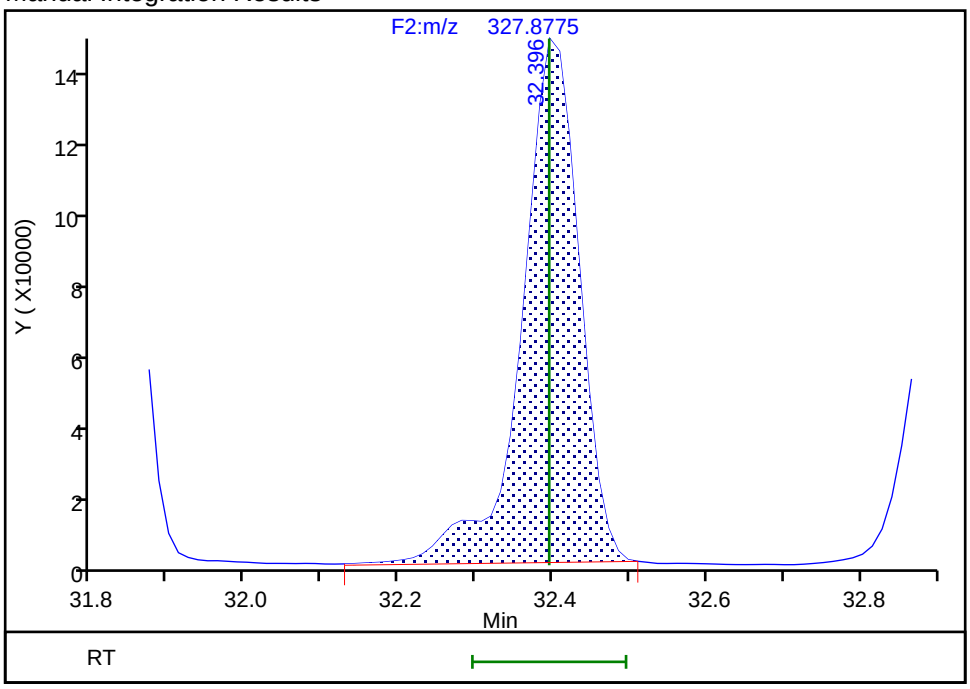

Reviewer: mcwhirterl, 30-Aug-2019 00:52:58

Audit Action: Marked Compound Undetected Audit Reason: Invalid Compound ID

Manual Integration/User Assign Peak Report

Eurofins TestAmerica, Knoxville

Data File:	\\chromna\Knoxville\ChromData\D3D\20190829-12906.b\580-88125-b-21-c.d				
Injection Date:	29-Aug-2019 23:04:00	Instrument ID:	D3D		
Lims ID:	580-88125-B-21-C	Lab Sample ID:	140-88125-21		
Client ID:	T6-0to29-101618				
Operator ID:	Xcalibur_System	ALS Bottle#:	0	Worklist Smp#:	14
Injection Vol:	1.0 ul	Dil. Factor:	1.0000		
Method:	PCBs_D3D	Limit Group:	HR - 1668A - ICAL		
Column:	SPB-Octyl (0.25 mm)	Detector	F2(21.81 :35.54)		

PCB-83/99, CAS: STL01809

Signal: 3

Processing Integration Results

RT: 32.40
Area: 1806853
Amount: 225.9111
Amount Units: pg/ul

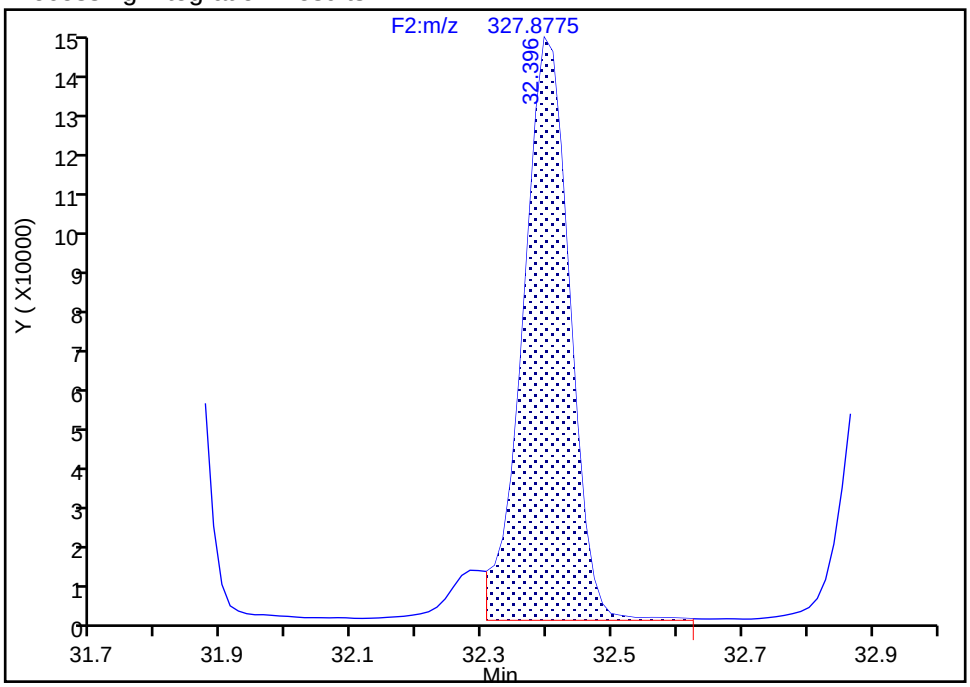

Manual Integration Results

RT: 32.40
Area: 1883757
Amount: 235.5264
Amount Units: pg/ul
Reviewer: mcwhirterl, 30-Aug-2019 00:52:58
Audit Action: Marked Compound Undetected Audit Reason: Invalid Compound ID

Eurofins TestAmerica, Knoxville

Data File:	\\chromna\Knoxville\ChromData\D3D\20190829-12906.b\580-88125-b-21-c.d				
Injection Date:	29-Aug-2019 23:04:00	Instrument ID:	D3D		
Lims ID:	580-88125-B-21-C	Lab Sample ID:	140-88125-21		
Client ID:	T6-0to29-101618				
Operator ID:	Xcalibur_System	ALS Bottle#:	0	Worklist Smp#:	14
Injection Vol:	1.0 ul	Dil. Factor:	1.0000		
Method:	PCBs_D3D	Limit Group:	HR - 1668A - ICAL		
Column:	SPB-Octyl (0.25 mm)	Detector	F2(21.81 :35.54)		

PCB-83/99, CAS: STL01809

Signal: 1

Processing Integration Results

RT: 32.40
Area: 1111140
Amount: 225.9111
Amount Units: pg/ul

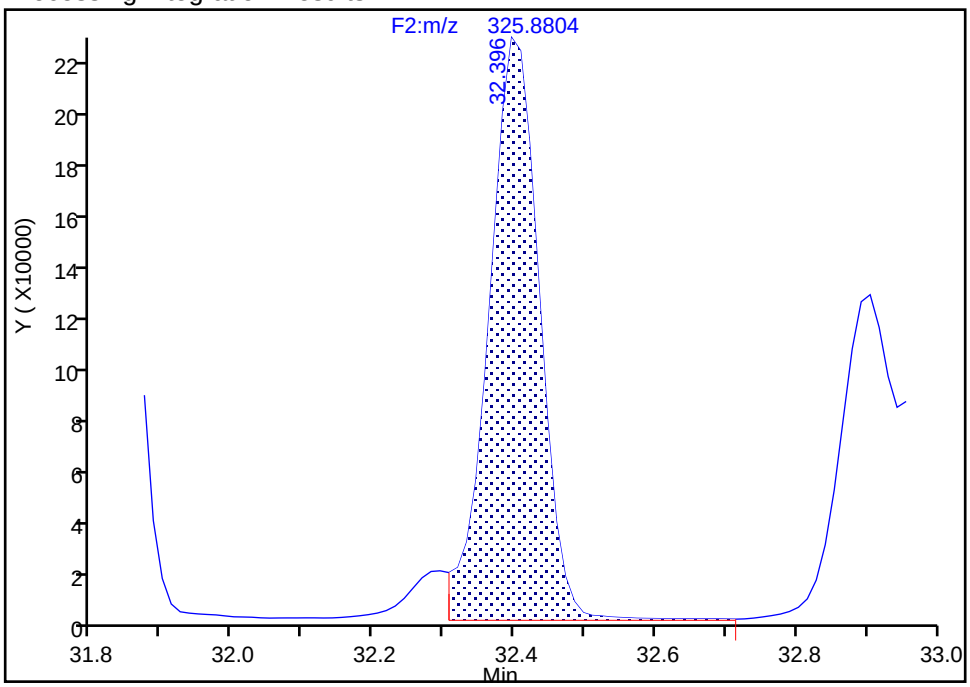

Manual Integration Results

RT: 32.40
Area: 1157851
Amount: 235.5264
Amount Units: pg/ul

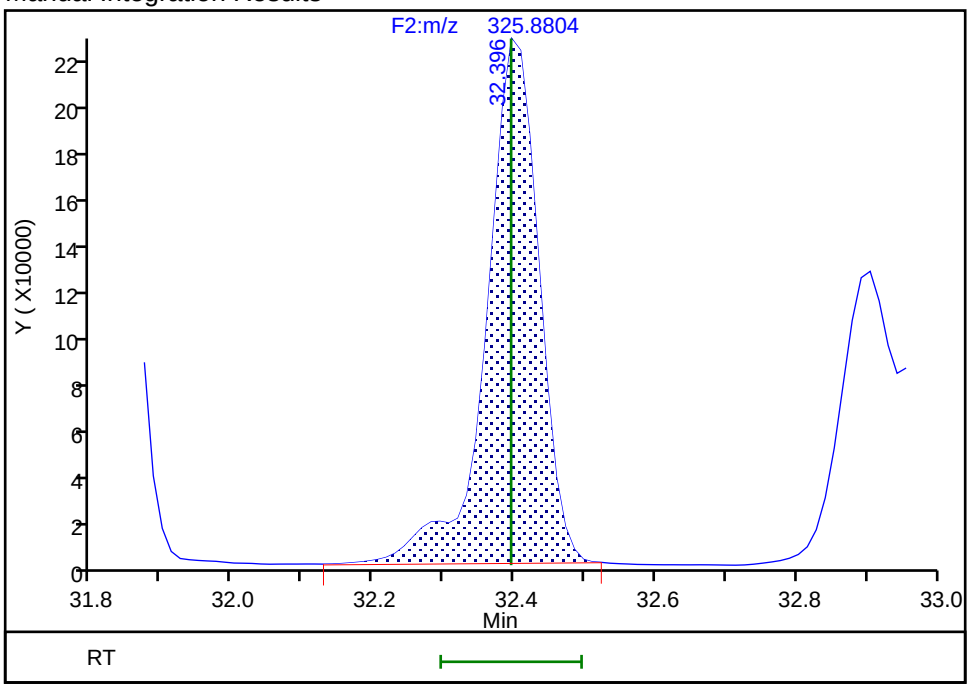

Reviewer: mcwhirterl, 30-Aug-2019 00:53:00
Audit Action: Manually Integrated/Assigned Compound ID Audit Reason: Incomplete Integration

Manual Integration/User Assign Peak Report

Eurofins TestAmerica, Knoxville

Data File:	\\chromna\Knoxville\ChromData\D3D\20190829-12906.b\580-88125-b-21-c.d				
Injection Date:	29-Aug-2019 23:04:00	Instrument ID:	D3D		
Lims ID:	580-88125-B-21-C	Lab Sample ID:	140-88125-21		
Client ID:	T6-0to29-101618				
Operator ID:	Xcalibur_System	ALS Bottle#:	0	Worklist Smp#:	14
Injection Vol:	1.0 ul	Dil. Factor:	1.0000		
Method:	PCBs_D3D	Limit Group:	HR - 1668A - ICAL		
Column:	SPB-Octyl (0.25 mm)	Detector	F2(21.81 :35.54)		

PCB-86/87/97/109/119/125, CAS: STL02295

Signal: 2

Processing Integration Results

RT: 32.89
Area: 383881
Amount: 97.211845
Amount Units: pg/ul

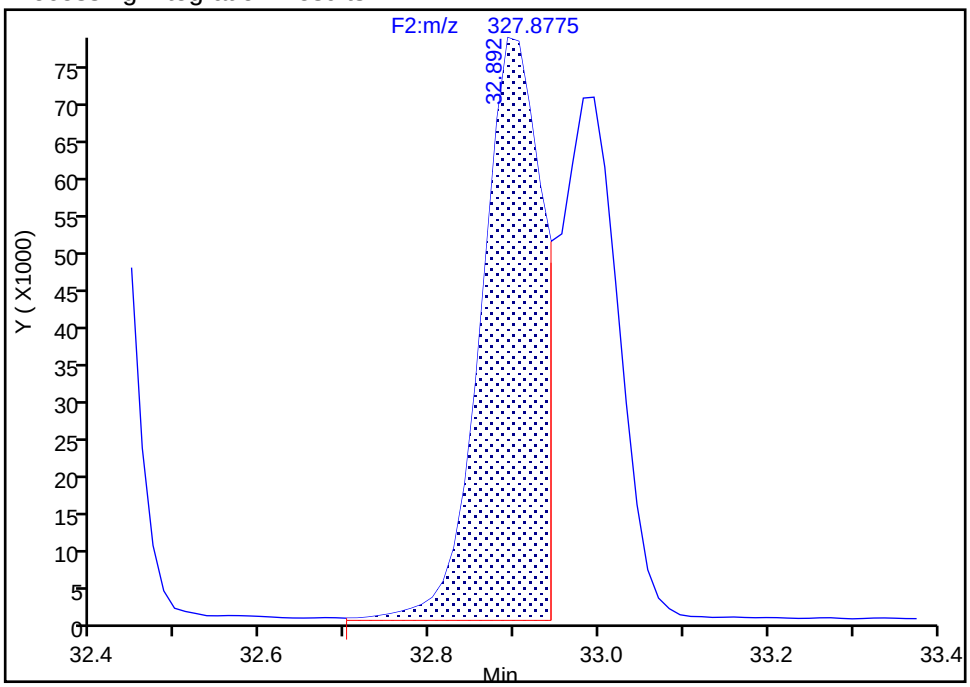

Manual Integration Results

RT: 32.89
Area: 714064
Amount: 181.7800
Amount Units: pg/ul

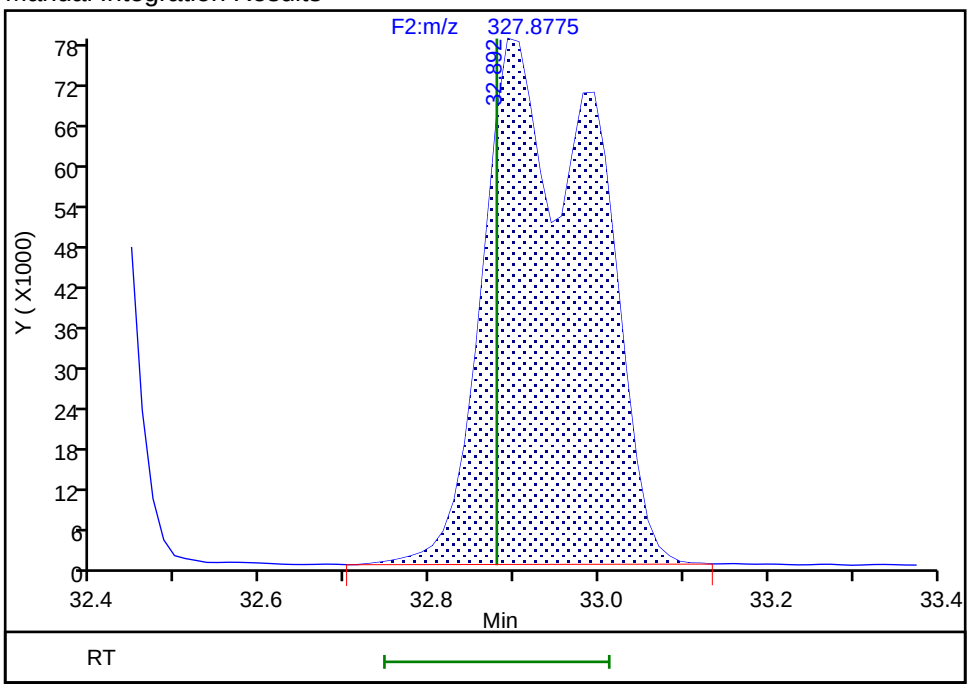

Reviewer: mcwhirterl, 30-Aug-2019 00:53:16

Audit Action: Marked Compound Undetected Audit Reason: Invalid Compound ID

Manual Integration/User Assign Peak Report

Eurofins TestAmerica, Knoxville

Data File:	\\chromna\Knoxville\ChromData\D3D\20190829-12906.b\580-88125-b-21-c.d				
Injection Date:	29-Aug-2019 23:04:00	Instrument ID:	D3D		
Lims ID:	580-88125-B-21-C	Lab Sample ID:	140-88125-21		
Client ID:	T6-0to29-101618				
Operator ID:	Xcalibur_System	ALS Bottle#:	0	Worklist Smp#:	14
Injection Vol:	1.0 ul	Dil. Factor:	1.0000		
Method:	PCBs_D3D	Limit Group:	HR - 1668A - ICAL		
Column:	SPB-Octyl (0.25 mm)	Detector	F2(21.81 :35.54)		

PCB-86/87/97/109/119/125, CAS: STL02295

Signal: 3

Processing Integration Results

RT: 32.90
Area: 989786
Amount: 97.211845
Amount Units: pg/ul

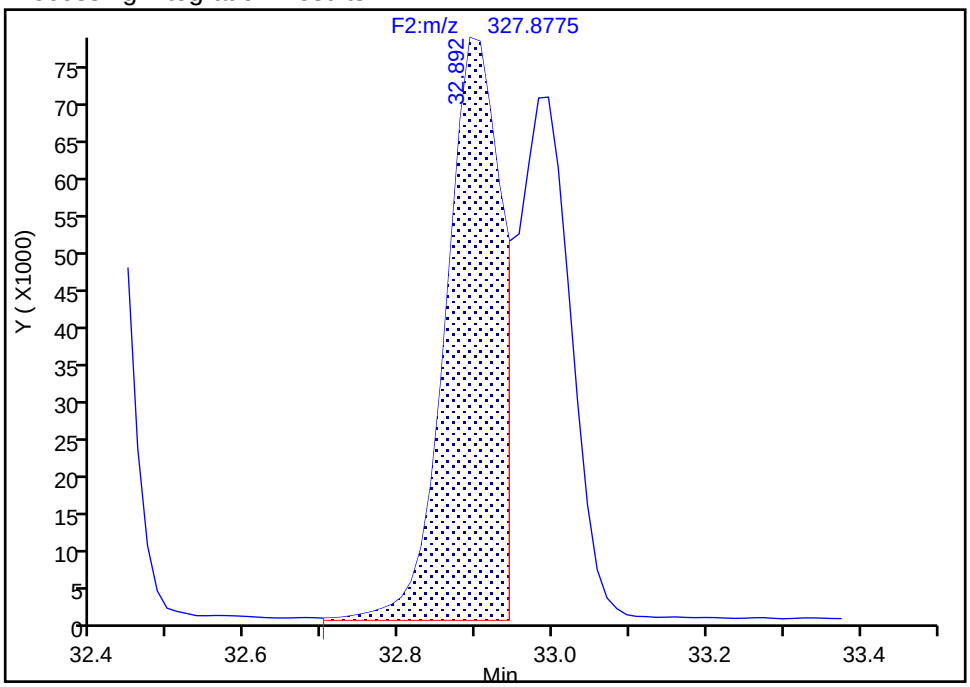

Manual Integration Results

RT: 32.90
Area: 1850837
Amount: 181.7800
Amount Units: pg/ul
Reviewer: mcwhirterl, 30-Aug-2019 00:53:16
Audit Action: Marked Compound Undetected Audit Reason: Invalid Compound ID

Manual Integration/User Assign Peak Report

Eurofins TestAmerica, Knoxville

Data File:	\\chromna\Knoxville\ChromData\D3D\20190829-12906.b\580-88125-b-21-c.d				
Injection Date:	29-Aug-2019 23:04:00	Instrument ID:	D3D		
Lims ID:	580-88125-B-21-C	Lab Sample ID:	140-88125-21		
Client ID:	T6-0to29-101618				
Operator ID:	Xcalibur_System	ALS Bottle#:	0	Worklist Smp#:	14
Injection Vol:	1.0 ul	Dil. Factor:	1.0000		
Method:	PCBs_D3D	Limit Group:	HR - 1668A - ICAL		
Column:	SPB-Octyl (0.25 mm)	Detector	F2(21.81 :35.54)		

PCB-86/87/97/109/119/125, CAS: STL02295

Signal: 1

Processing Integration Results

RT: 32.90
Area: 605905
Amount: 97.211845
Amount Units: pg/ul

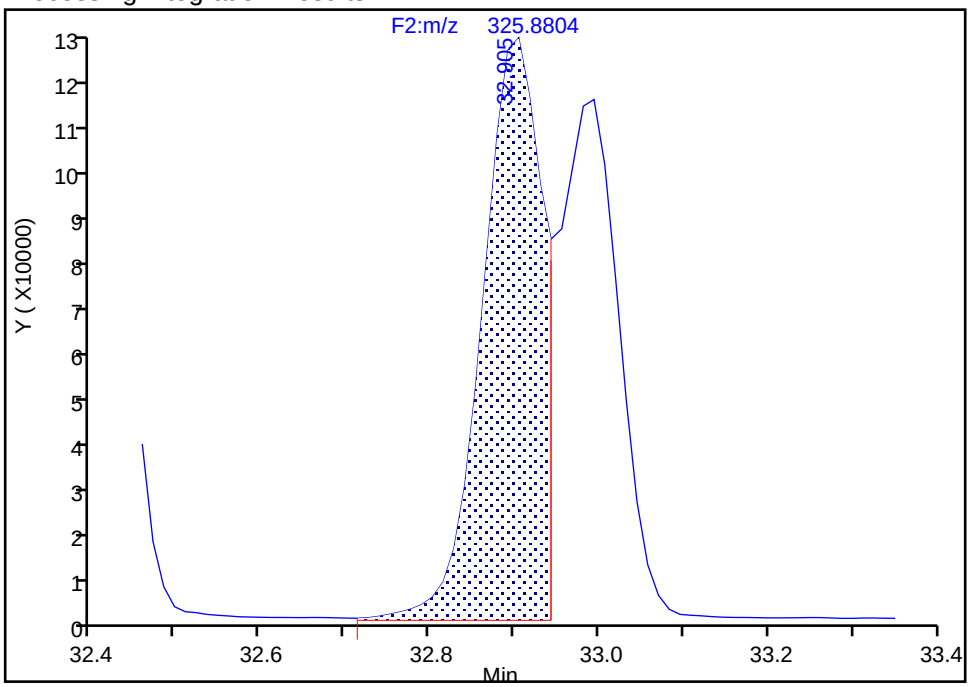

Manual Integration Results

RT: 32.90
Area: 1136773
Amount: 181.7800
Amount Units: pg/ul

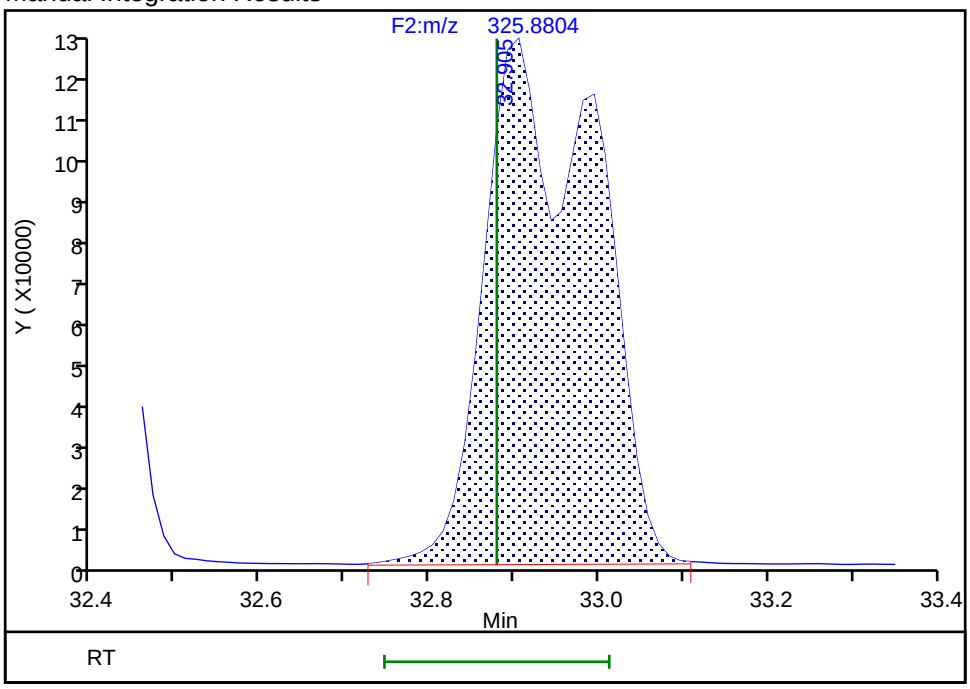

Reviewer: mcwhirterl, 30-Aug-2019 00:53:18

Audit Action: Manually Integrated/Assigned Compound ID Audit Reason: Incomplete Integration

Manual Integration/User Assign Peak Report

Eurofins TestAmerica, Knoxville

Data File:	\\chromna\Knoxville\ChromData\D3D\20190829-12906.b\580-88125-b-21-c.d				
Injection Date:	29-Aug-2019 23:04:00	Instrument ID:	D3D		
Lims ID:	580-88125-B-21-C	Lab Sample ID:	140-88125-21		
Client ID:	T6-0to29-101618				
Operator ID:	Xcalibur_System	ALS Bottle#:	0	Worklist Smp#:	14
Injection Vol:	1.0 ul	Dil. Factor:	1.0000		
Method:	PCBs_D3D	Limit Group:	HR - 1668A - ICAL		
Column:	SPB-Octyl (0.25 mm)	Detector	F2(21.81 :35.54)		

PCB-111, CAS: 39635-32-0

Signal: 1

Not Detected
Expected RT: 34.51

Processing Integration Results

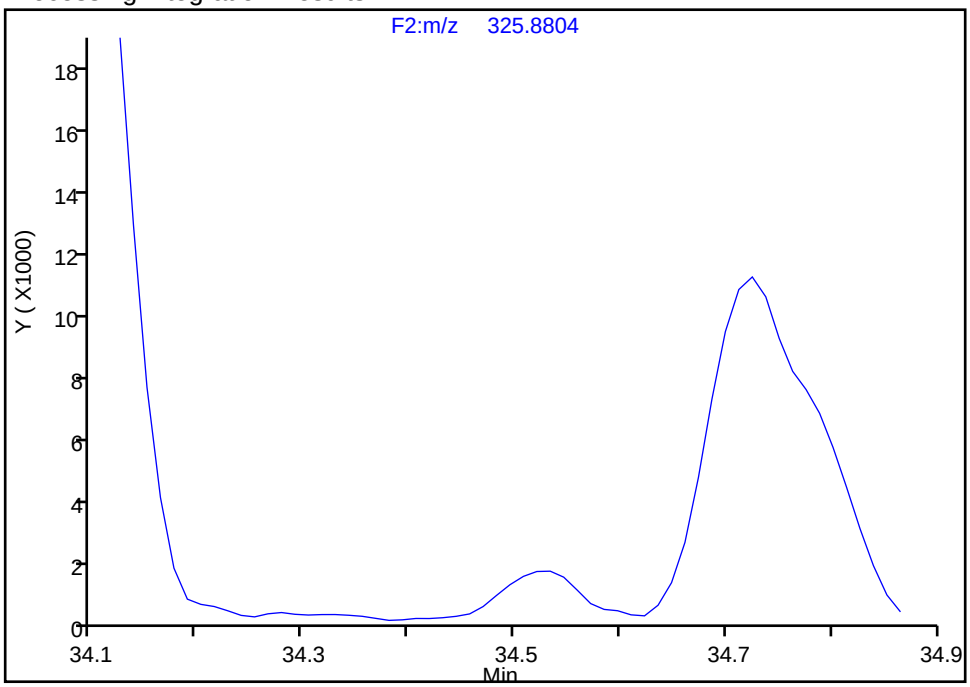

Manual Integration Results

RT: 34.53
Area: 14011
Amount: 1.774958
Amount Units: pg/ul

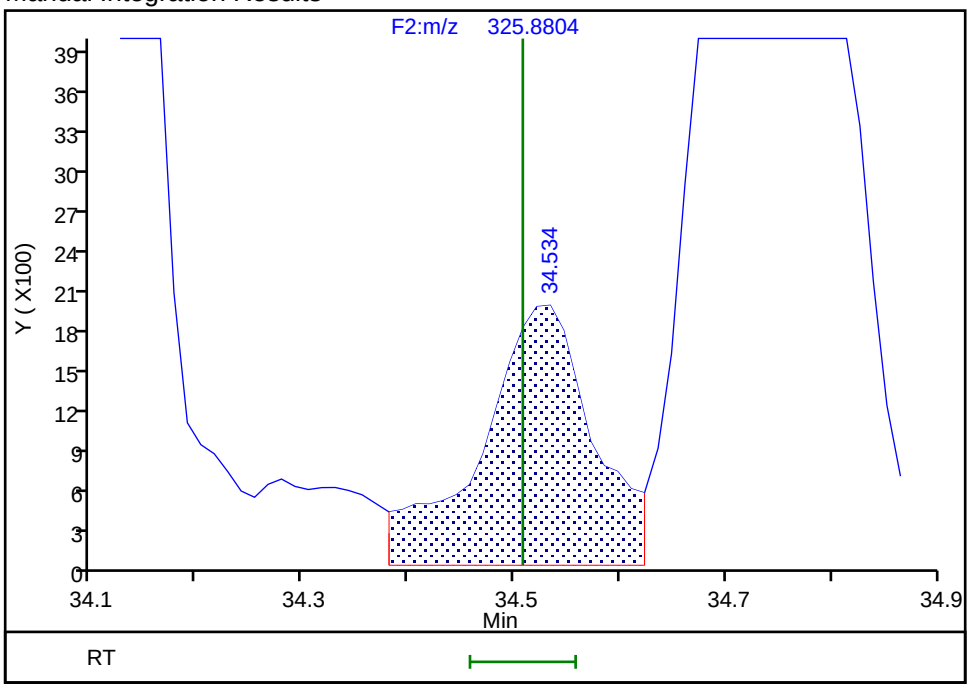

Reviewer: mcwhirterl, 30-Aug-2019 00:53:34
Audit Action: Assigned Compound ID Audit Reason: Incomplete Integration

Manual Integration/User Assign Peak Report

Eurofins TestAmerica, Knoxville

Data File:	\\chromna\Knoxville\ChromData\D3D\20190829-12906.b\580-88125-b-21-c.d				
Injection Date:	29-Aug-2019 23:04:00	Instrument ID:	D3D		
Lims ID:	580-88125-B-21-C	Lab Sample ID:	140-88125-21		
Client ID:	T6-0to29-101618				
Operator ID:	Xcalibur_System	ALS Bottle#:	0	Worklist Smp#:	14
Injection Vol:	1.0 ul	Dil. Factor:	1.0000		
Method:	PCBs_D3D	Limit Group:	HR - 1668A - ICAL		
Column:	SPB-Octyl (0.25 mm)	Detector	F2(21.81 :35.54)		

PCB-120, CAS: 68194-12-7

Signal: 1

Not Detected
Expected RT: 34.97

Processing Integration Results

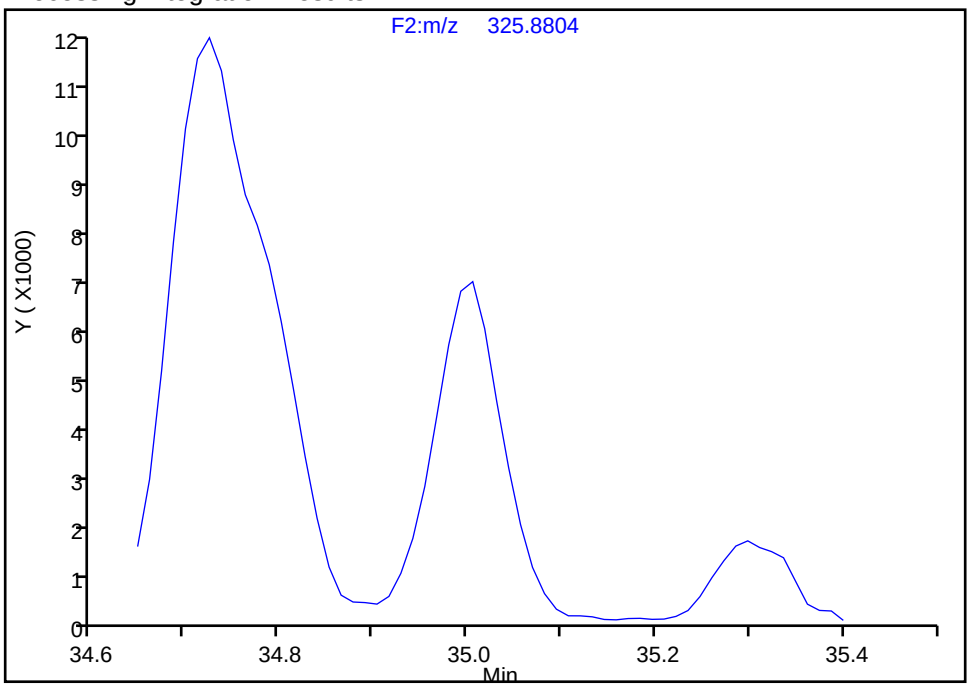

Manual Integration Results

RT: 35.01
Area: 35610
Amount: 4.567996
Amount Units: pg/ul

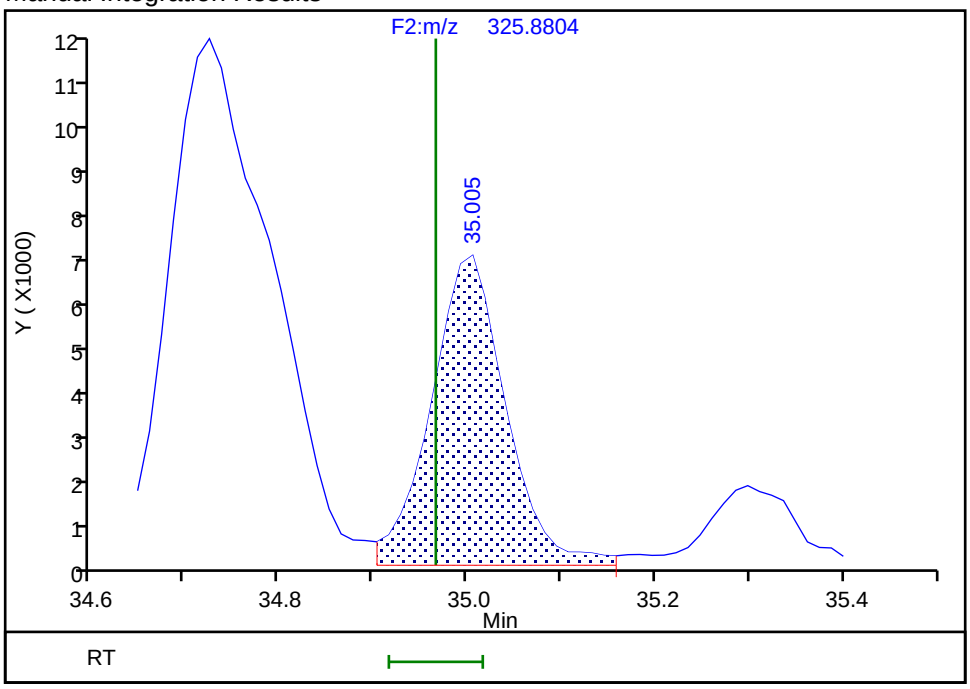

Reviewer: mcwhirterl, 30-Aug-2019 00:53:38
Audit Action: Assigned Compound ID Audit Reason: Incomplete Integration

Eurofins TestAmerica, Knoxville

Data File:	\\chromna\Knoxville\ChromData\D3D\20190829-12906.b\580-88125-b-21-c.d		
Injection Date:	29-Aug-2019 23:04:00	Injection Vol:	1.0 ul
Instrument ID:	D3D	Operator ID:	Xcalibur_System
Method:	PCBs_D3D	Limit Group:	HR - 1668A - ICAL
Client ID:	T6-0to29-101618		
Worklist#:	33136	Sample Line#:	14
Column Type:	SPB-Octyl	Column Dia:	0.25 mm

PePCB F3

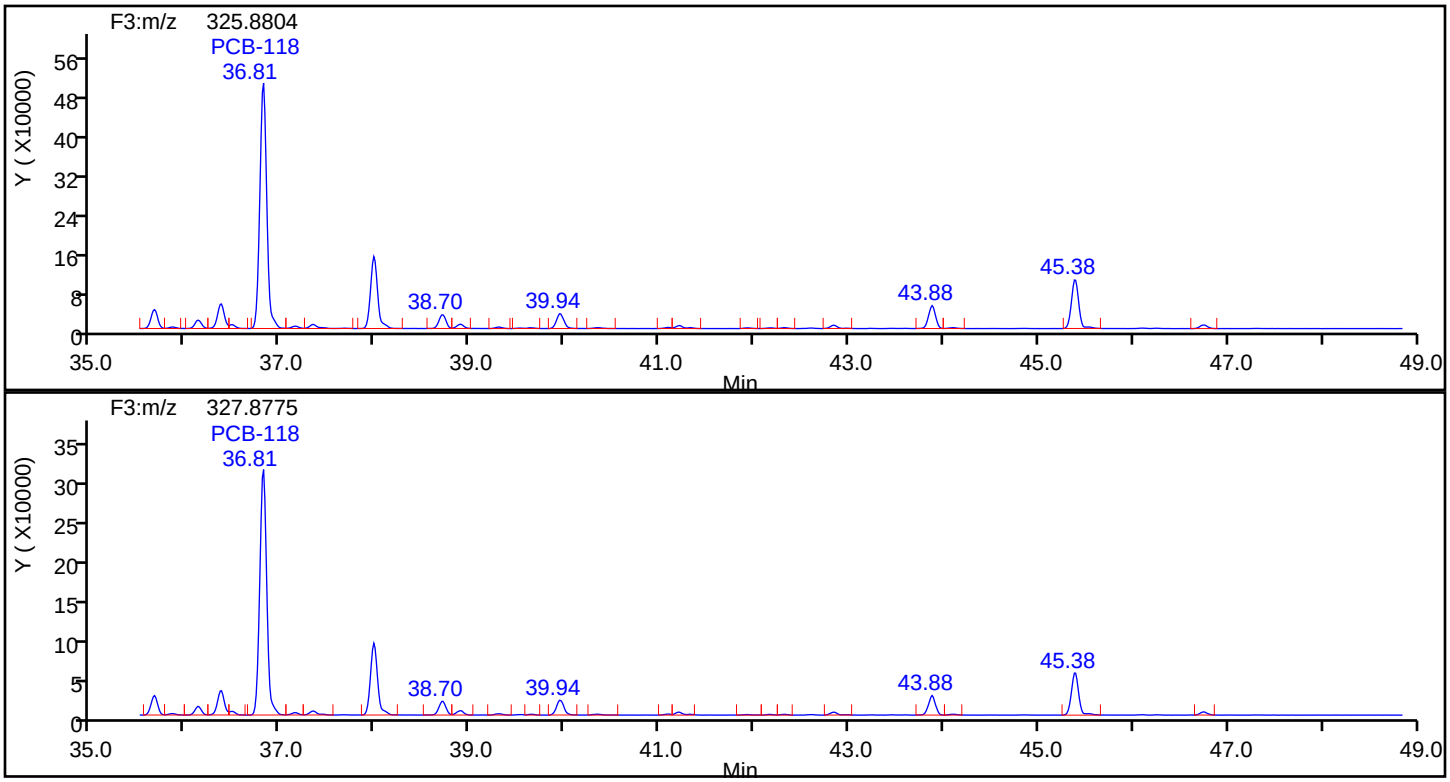

PePCB F3 Standards

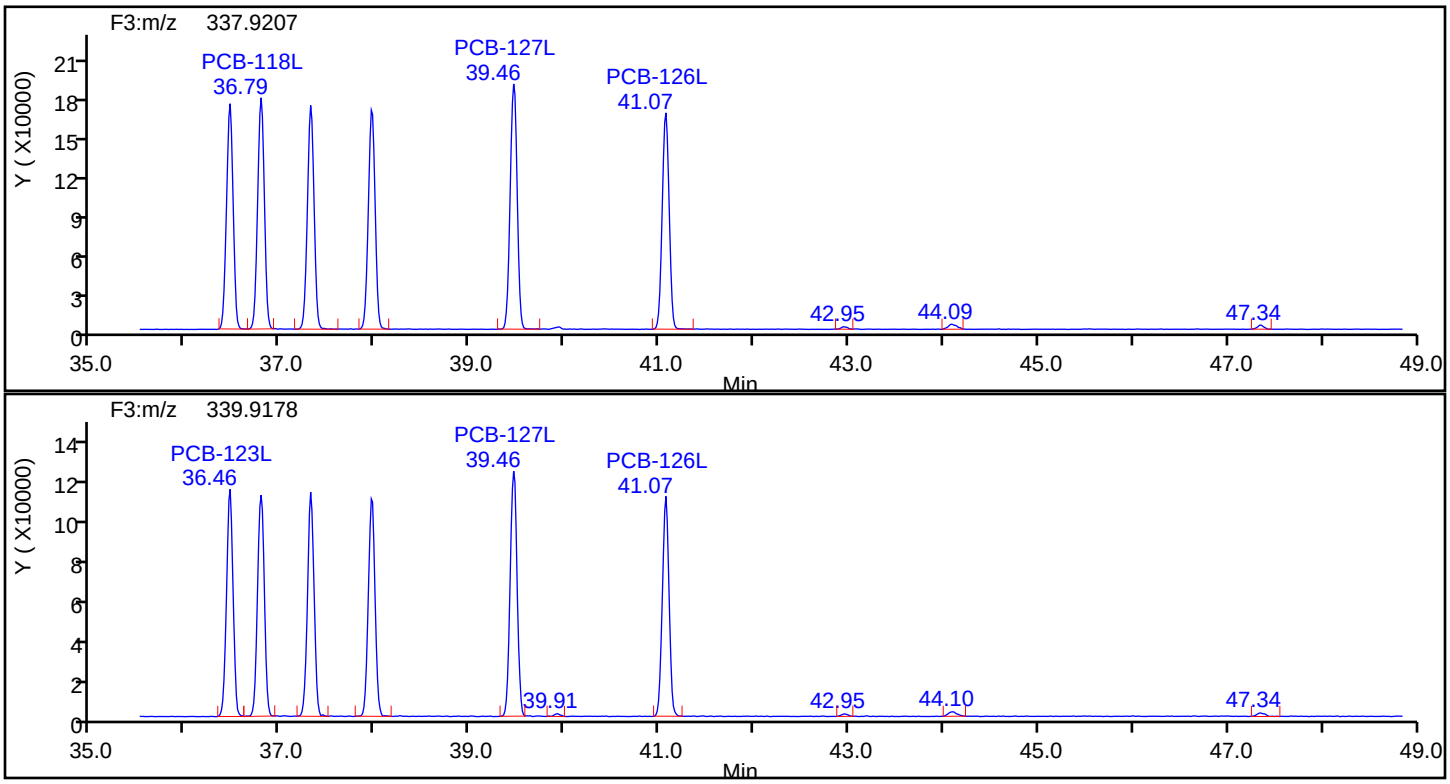

Eurofins TestAmerica, Knoxville

Data File:	\\chromna\Knoxville\ChromData\D3D\20190829-12906.b\580-88125-b-21-c.d		
Injection Date:	29-Aug-2019 23:04:00	Injection Vol:	1.0 ul
Instrument ID:	D3D	Operator ID:	Xcalibur_System
Method:	PCBs_D3D	Limit Group:	HR - 1668A - ICAL
Client ID:	T6-0to29-101618		
Worklist#:	33136	Sample Line#:	14
Column Type:	SPB-Octyl	Column Dia:	0.25 mm

PePCB F3

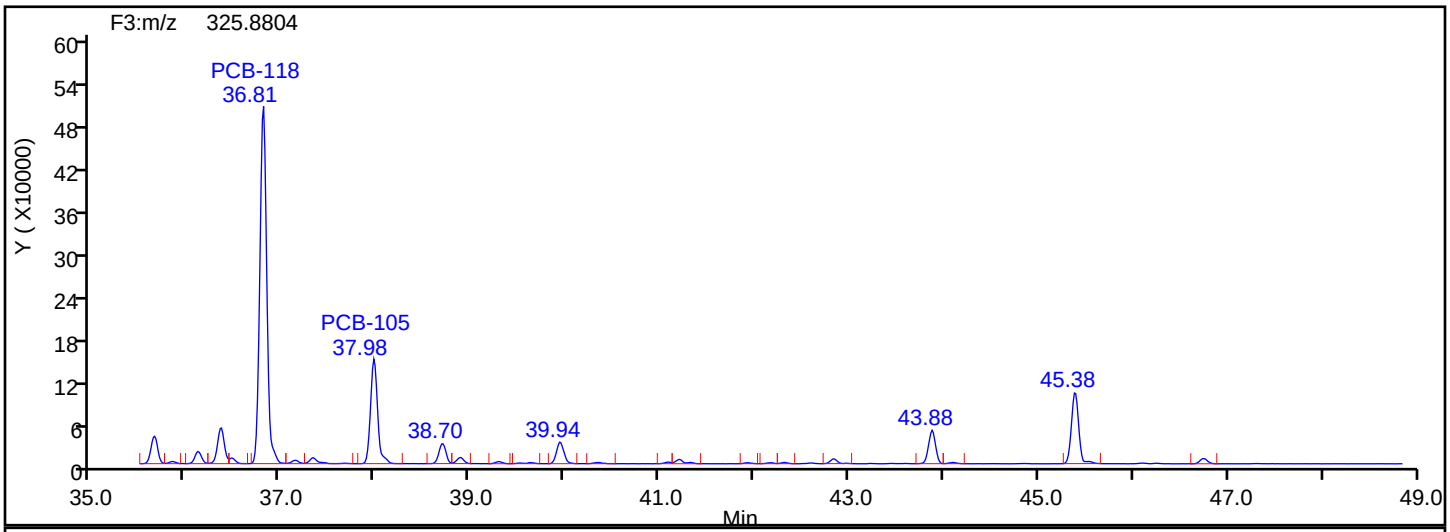

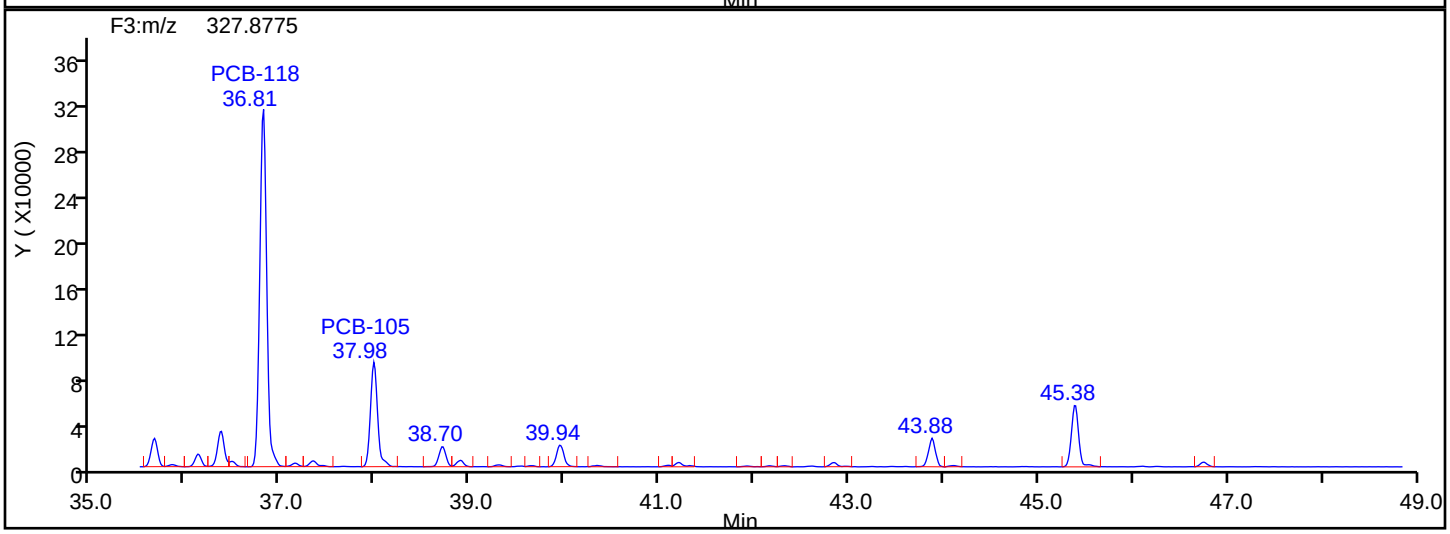

PePCB F3 Lock Mass

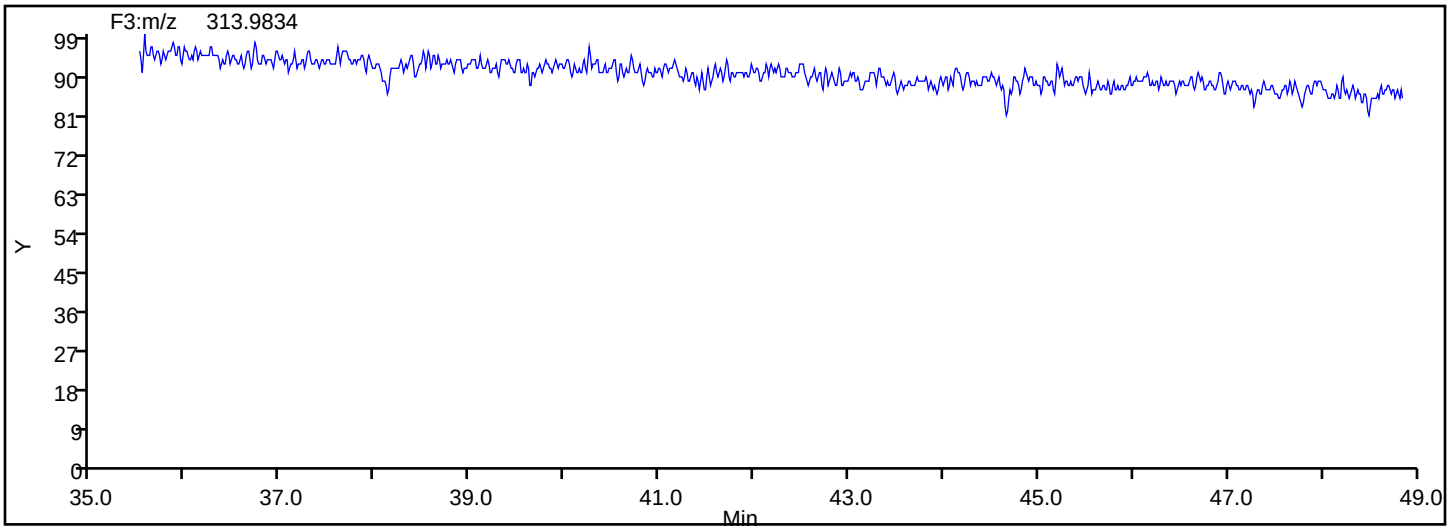

Manual Integration/User Assign Peak Report

Eurofins TestAmerica, Knoxville

Data File:	\\chromna\Knoxville\ChromData\D3D\20190829-12906.b\580-88125-b-21-c.d				
Injection Date:	29-Aug-2019 23:04:00	Instrument ID:	D3D		
Lims ID:	580-88125-B-21-C	Lab Sample ID:	140-88125-21		
Client ID:	T6-0to29-101618				
Operator ID:	Xcalibur_System	ALS Bottle#:	0	Worklist Smp#:	14
Injection Vol:	1.0 ul	Dil. Factor:	1.0000		
Method:	PCBs_D3D	Limit Group:	HR - 1668A - ICAL		
Column:	SPB-Octyl (0.25 mm)	Detector	F3(35.64 :49.10)		

PCB-107, CAS: 70424-68-9

Signal: 1

Not Detected
Expected RT: 36.34

Processing Integration Results

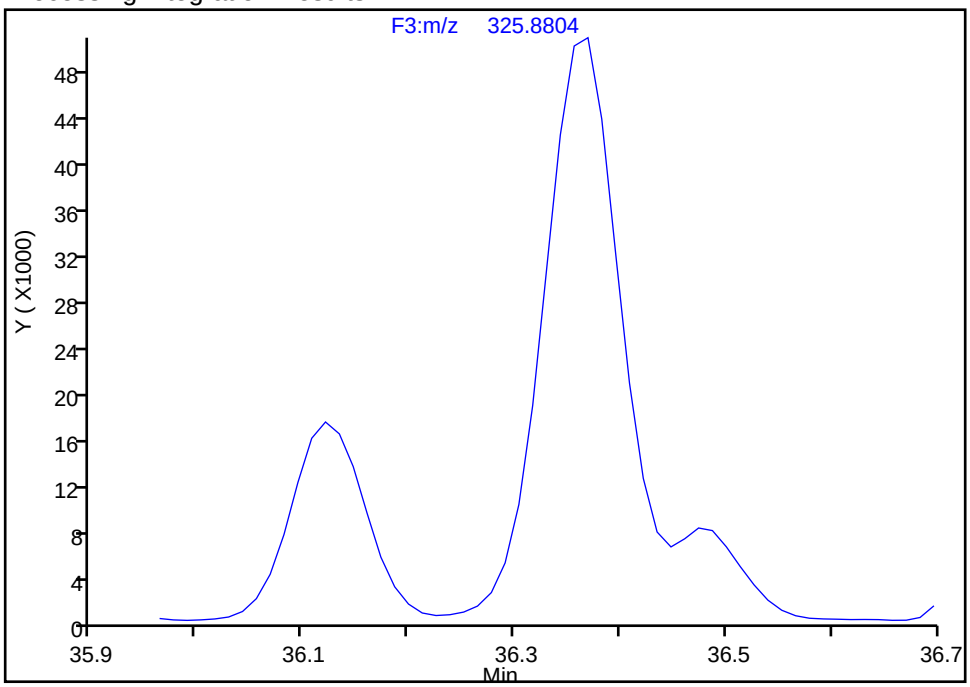

Manual Integration Results

RT: 36.37
Area: 256605
Amount: 21.895232
Amount Units: pg/ul

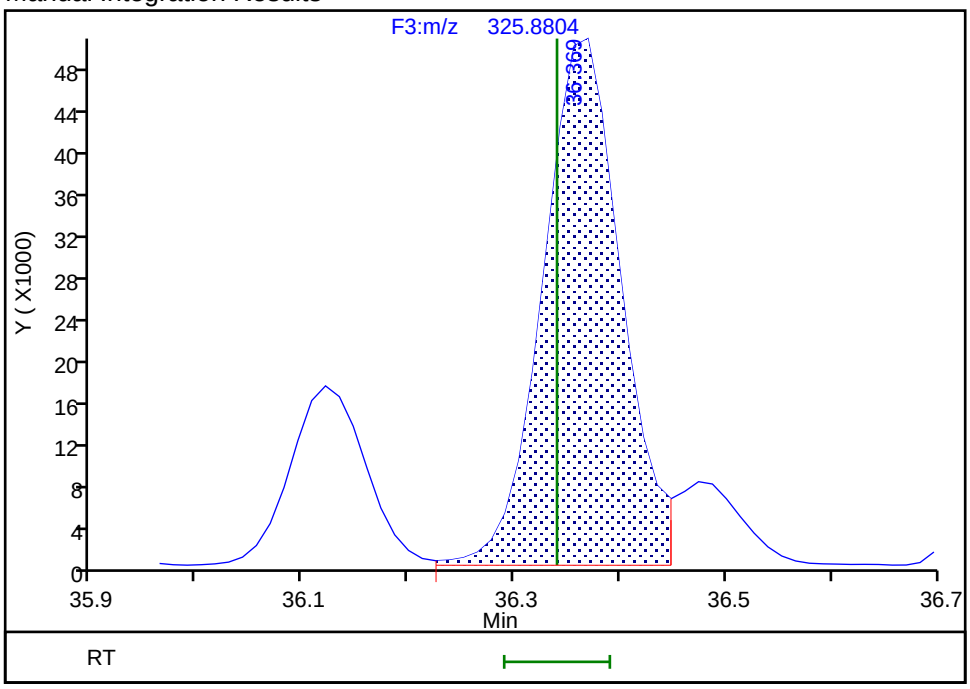

Reviewer: mcwhirterl, 30-Aug-2019 00:53:50
Audit Action: Assigned Compound ID Audit Reason: Incomplete Integration

Report Date: 30-Aug-2019 02:51:53 Chrom Revision: 2.3 22-Aug-2019 12:55:36

Eurofins TestAmerica, Knoxville

Data File:	\\chromna\Knoxville\ChromData\D3D\20190829-12906.b\580-88125-b-21-c.d		
Injection Date:	29-Aug-2019 23:04:00	Injection Vol:	1.0 ul
Instrument ID:	D3D	Operator ID:	Xcalibur_System
Method:	PCBs_D3D	Limit Group:	HR - 1668A - ICAL
Client ID:	T6-0to29-101618		
Worklist#:	33136	Sample Line#:	14
Column Type:	SPB-Octyl	Column Dia:	0.25 mm

HxPCB F2

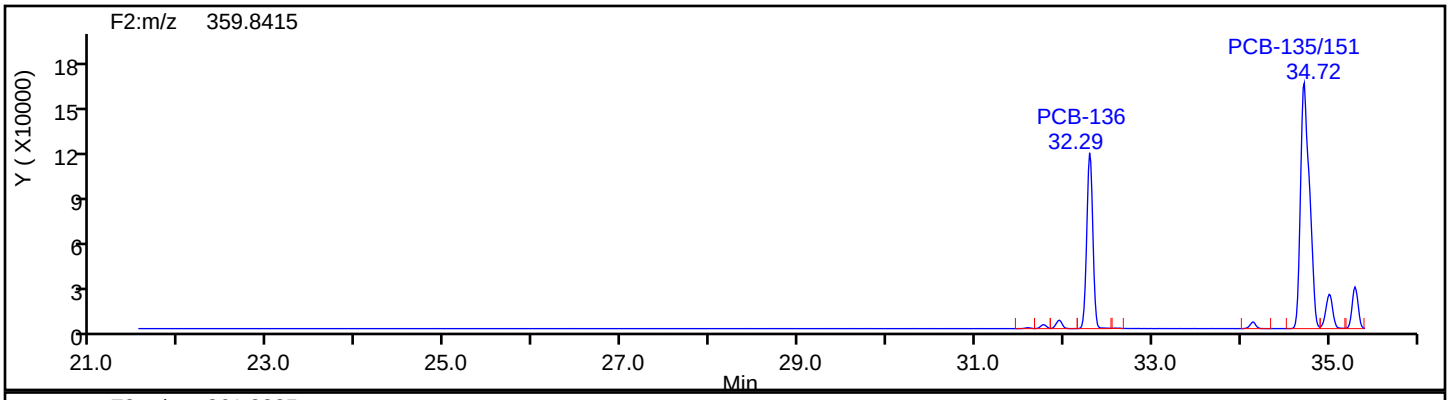

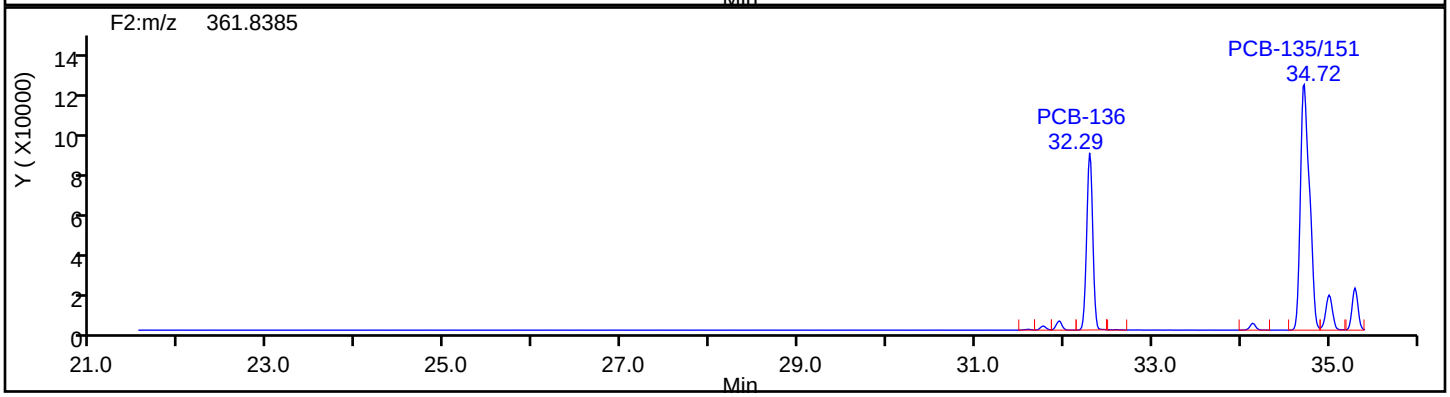

HxPCB F2 Standards

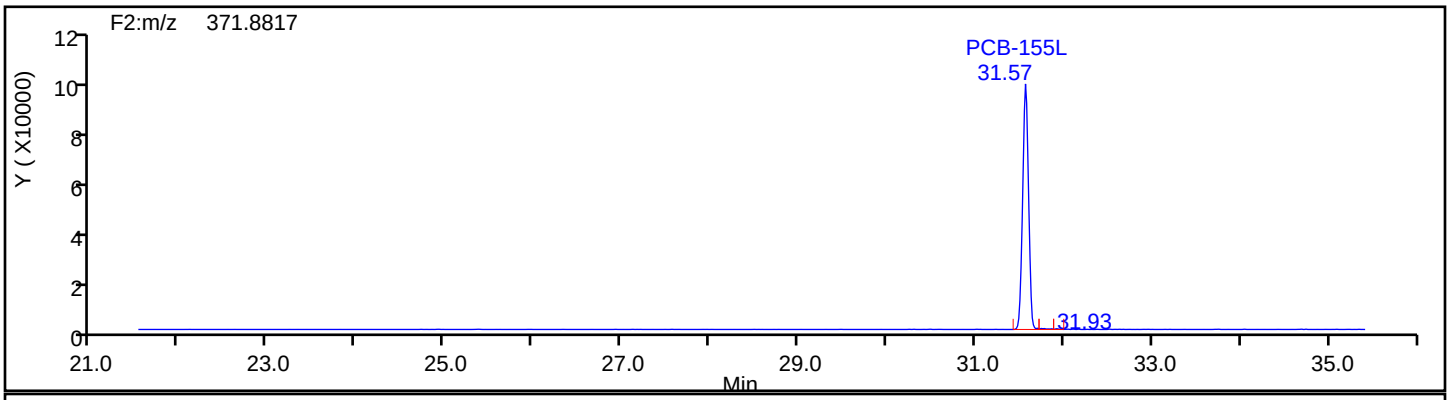

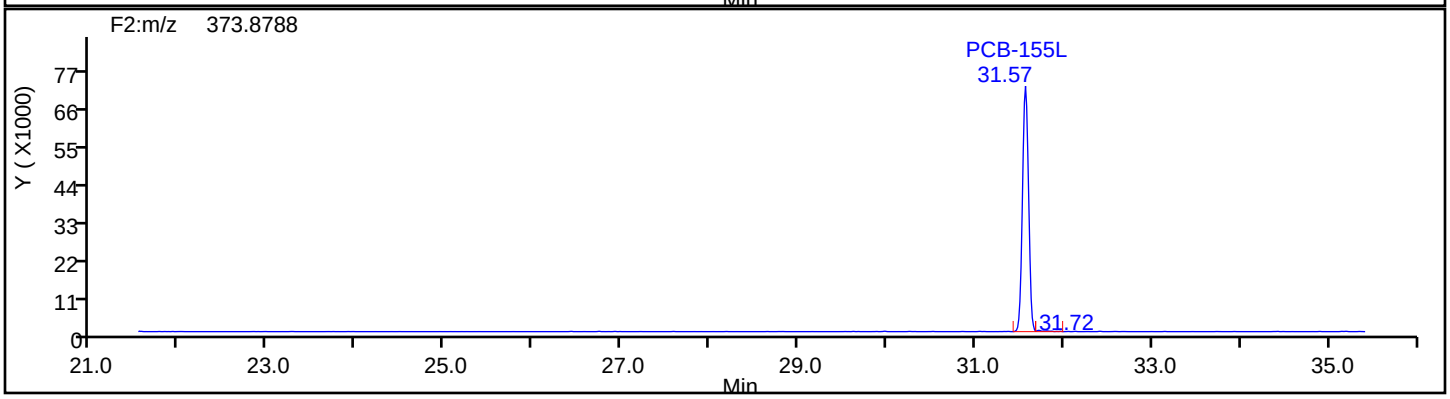

Eurofins TestAmerica, Knoxville

Data File:	\\chromna\Knoxville\ChromData\D3D\20190829-12906.b\580-88125-b-21-c.d		
Injection Date:	29-Aug-2019 23:04:00	Injection Vol:	1.0 ul
Instrument ID:	D3D	Operator ID:	Xcalibur_System
Method:	PCBs_D3D	Limit Group:	HR - 1668A - ICAL
Client ID:	T6-0to29-101618		
Worklist#:	33136	Sample Line#:	14
Column Type:	SPB-Octyl	Column Dia:	0.25 mm

HxPCB F2

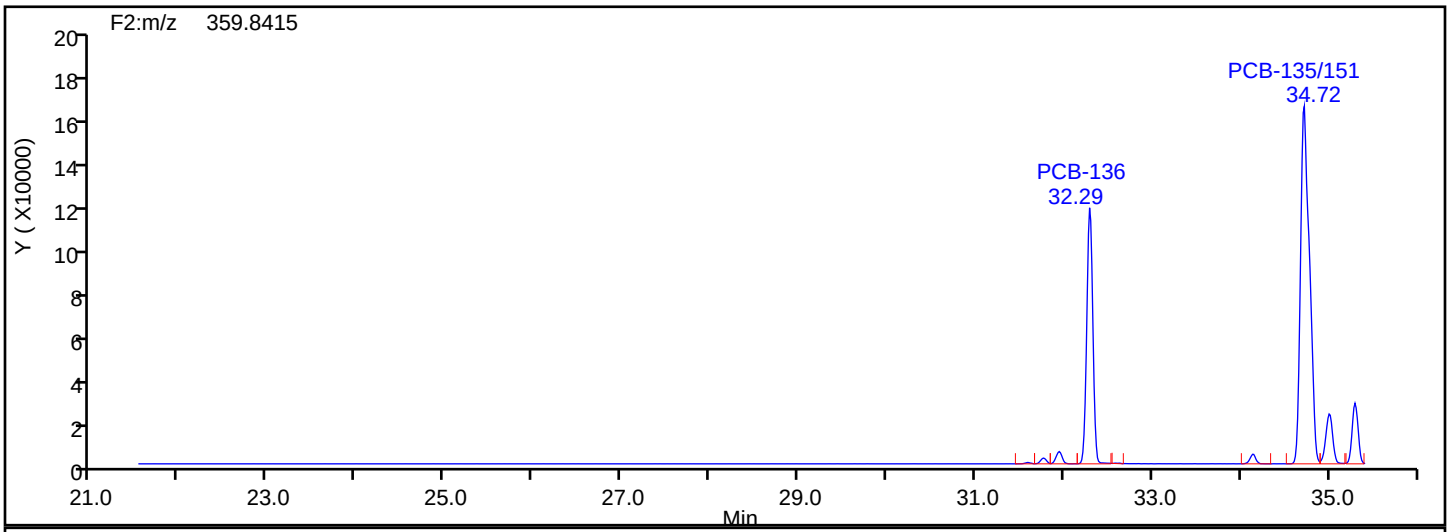

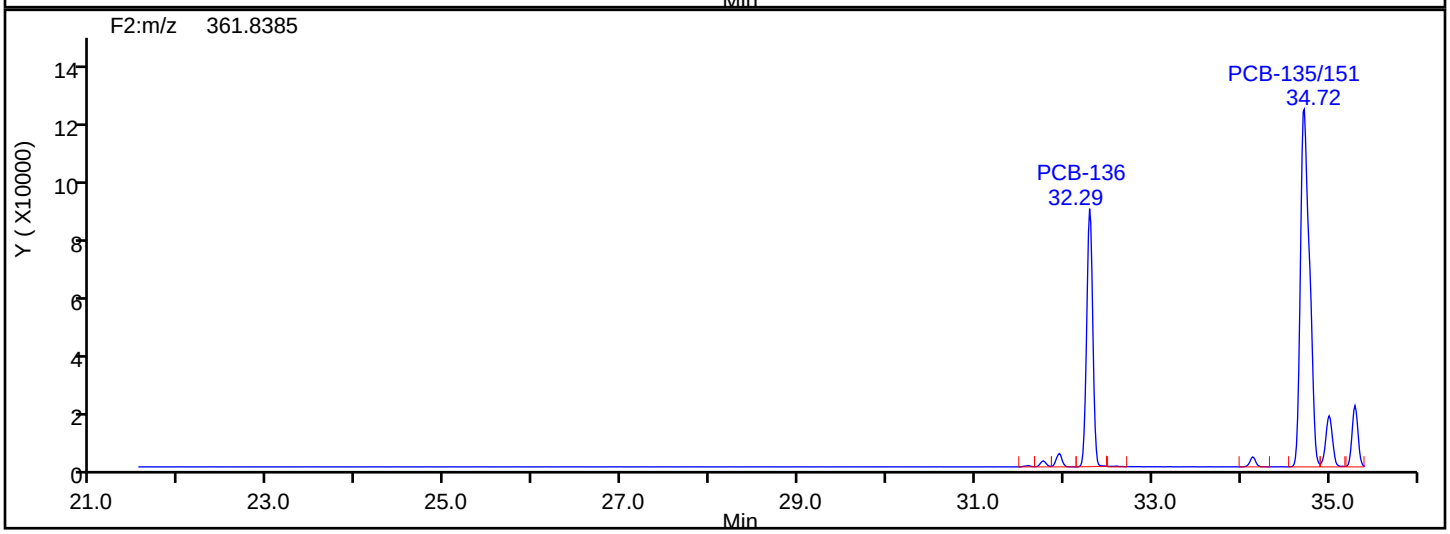

HxPCB F2 Lock Mass

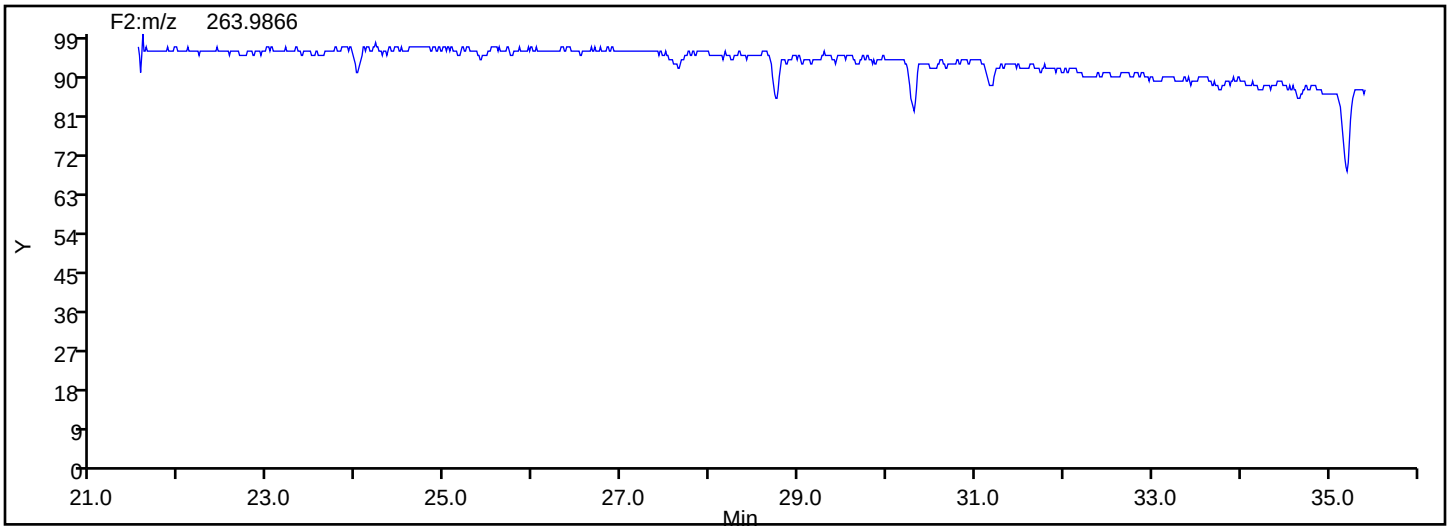

Eurofins TestAmerica, Knoxville

Data File:	\\chromna\Knoxville\ChromData\D3D\20190829-12906.b\580-88125-b-21-c.d		
Injection Date:	29-Aug-2019 23:04:00	Injection Vol:	1.0 ul
Instrument ID:	D3D	Operator ID:	Xcalibur_System
Method:	PCBs_D3D	Limit Group:	HR - 1668A - ICAL
Client ID:	T6-0to29-101618		
Worklist#:	33136	Sample Line#:	14
Column Type:	SPB-Octyl	Column Dia:	0.25 mm

HxPCB F3

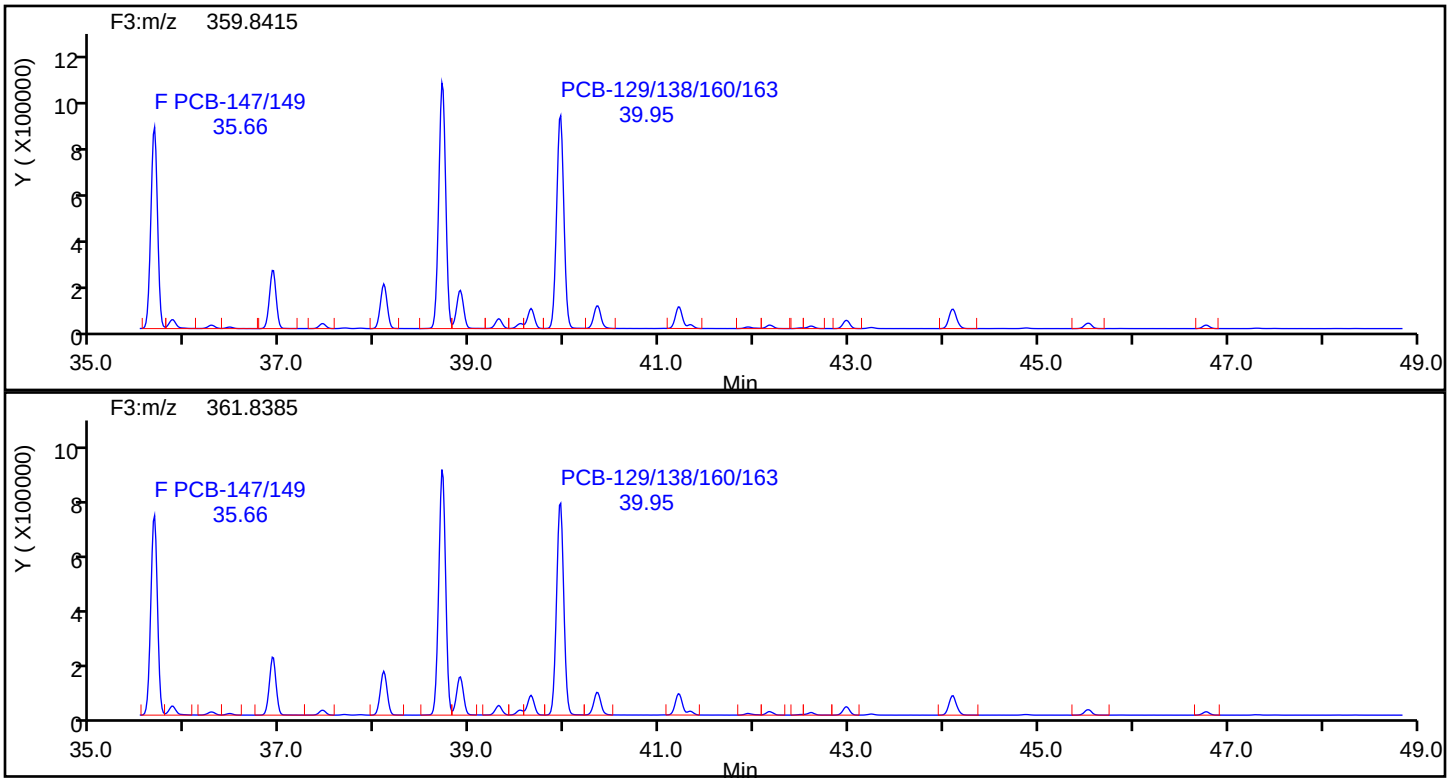

HxPCB F3 Standards

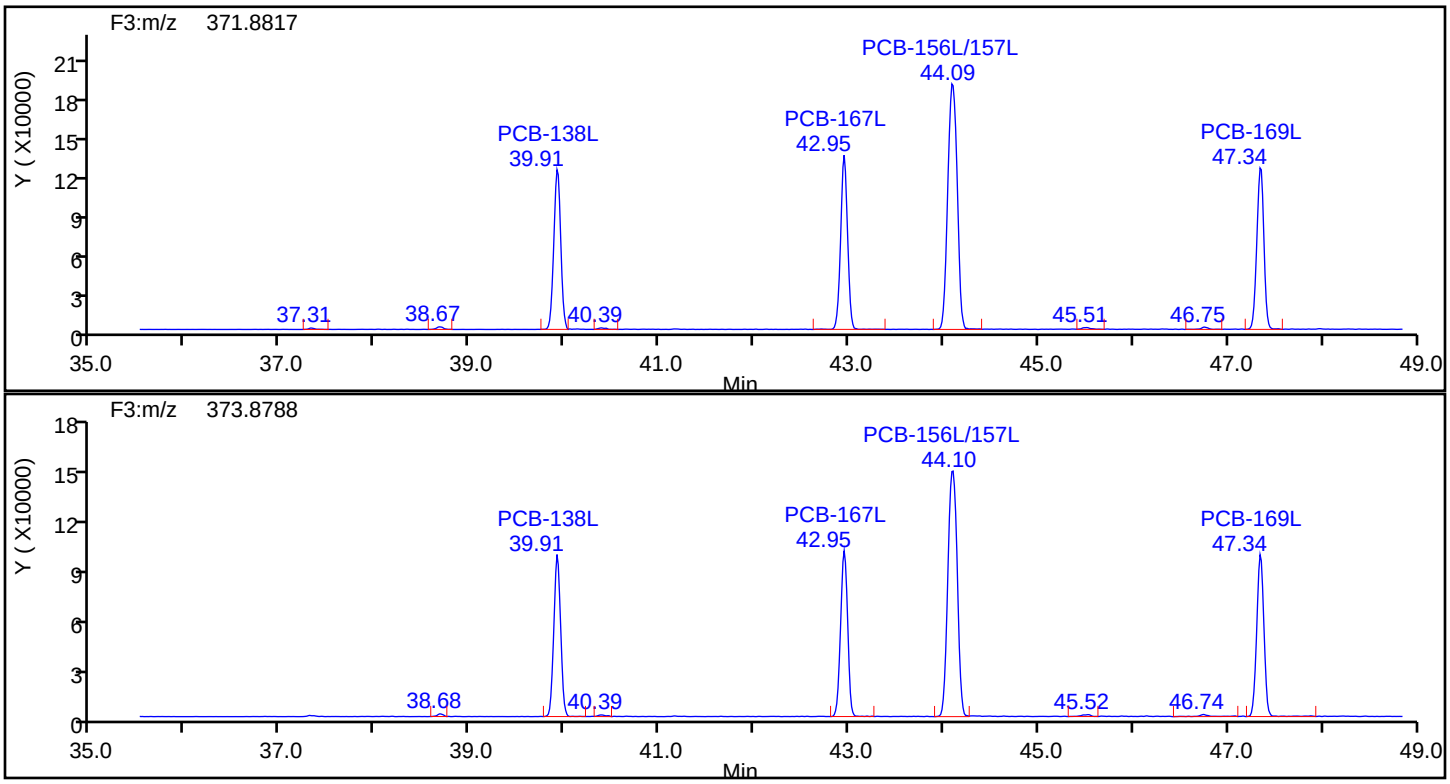

Eurofins TestAmerica, Knoxville

Data File:	\\chromna\Knoxville\ChromData\D3D\20190829-12906.b\580-88125-b-21-c.d		
Injection Date:	29-Aug-2019 23:04:00	Injection Vol:	1.0 ul
Instrument ID:	D3D	Operator ID:	Xcalibur_System
Method:	PCBs_D3D	Limit Group:	HR - 1668A - ICAL
Client ID:	T6-0to29-101618		
Worklist#:	33136	Sample Line#:	14
Column Type:	SPB-Octyl	Column Dia:	0.25 mm

HxPCB F3

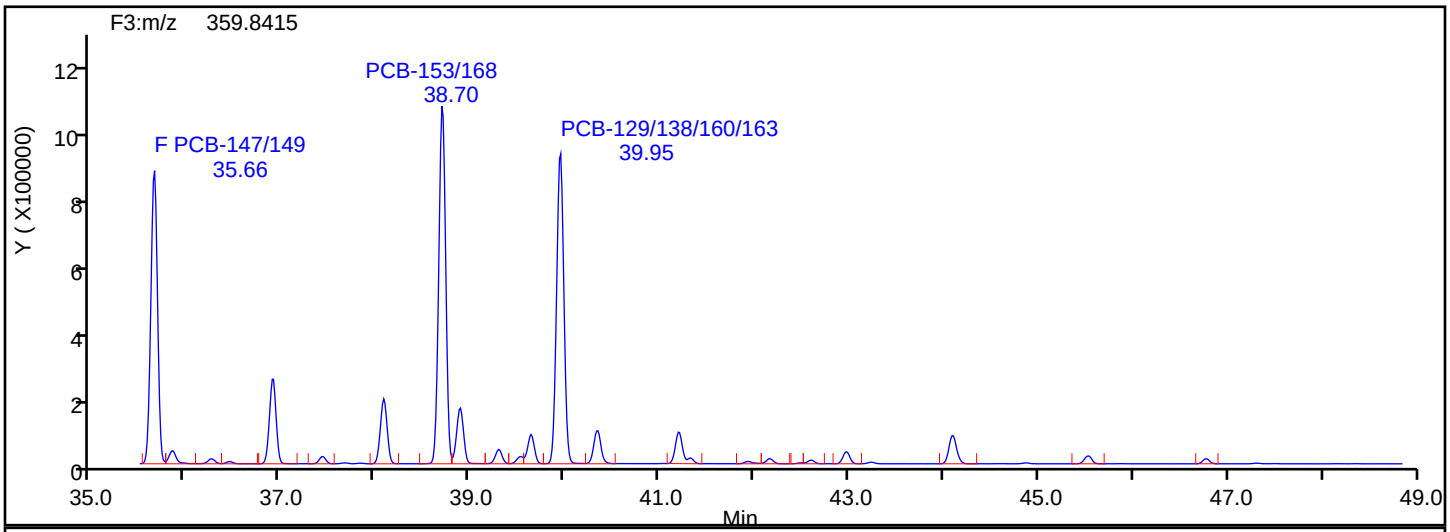

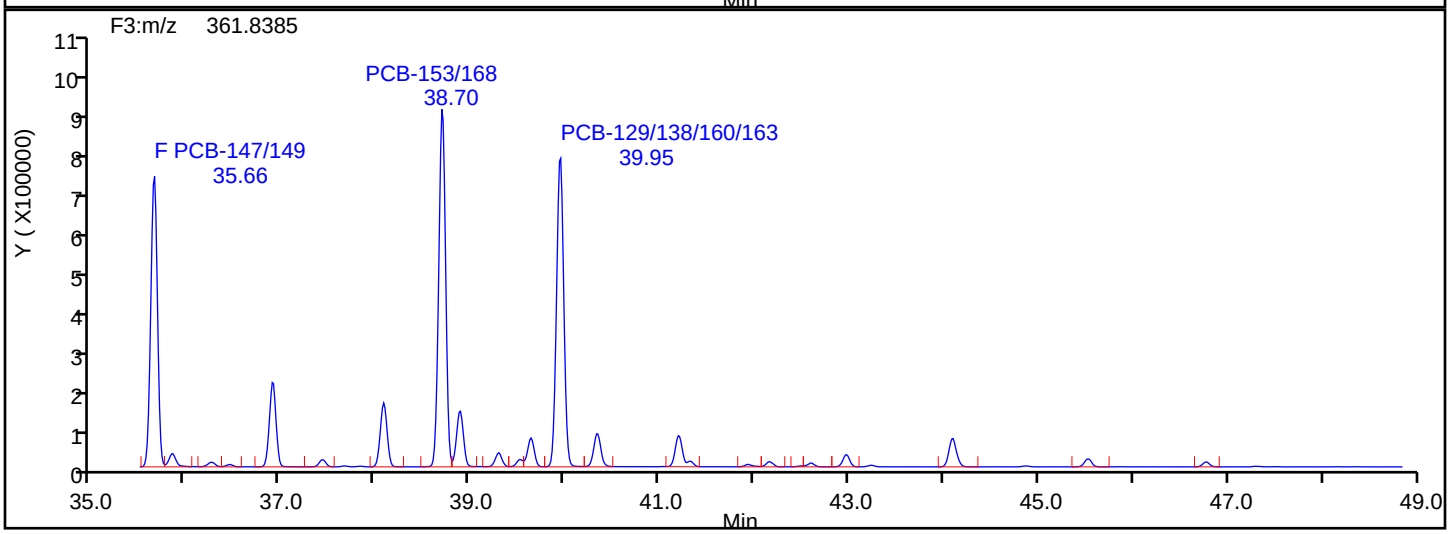

HxPCB F3 Lock Mass

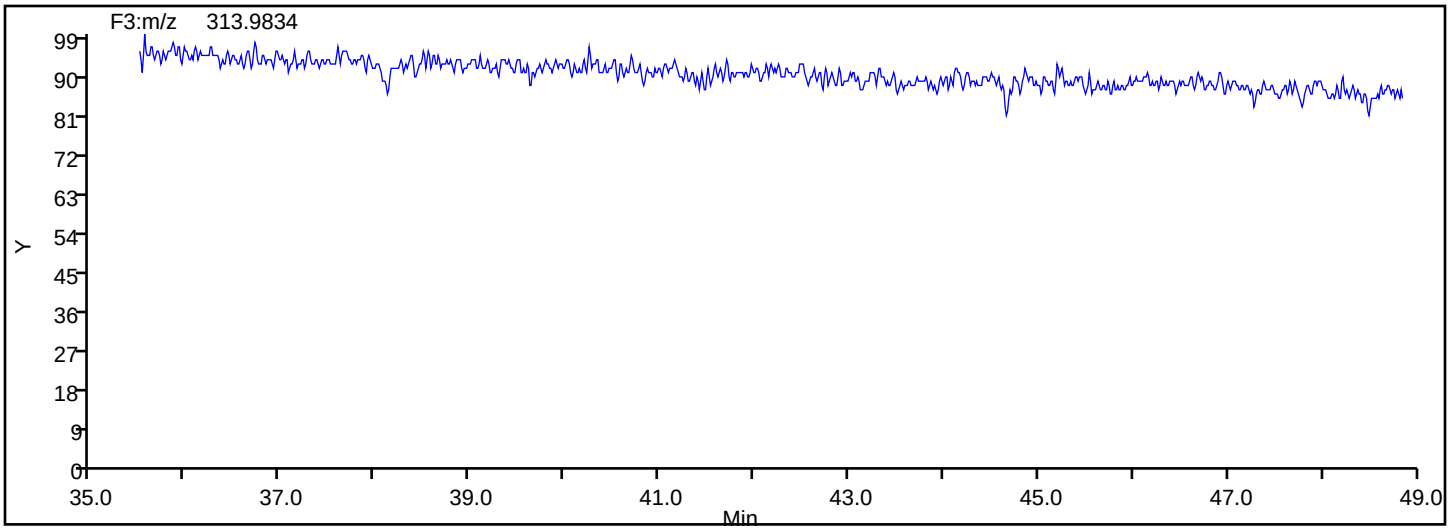

Manual Integration/User Assign Peak Report

Eurofins TestAmerica, Knoxville

Data File:	\\chromna\Knoxville\ChromData\D3D\20190829-12906.b\580-88125-b-21-c.d				
Injection Date:	29-Aug-2019 23:04:00	Instrument ID:	D3D		
Lims ID:	580-88125-B-21-C	Lab Sample ID:	140-88125-21		
Client ID:	T6-0to29-101618				
Operator ID:	Xcalibur_System	ALS Bottle#:	0	Worklist Smp#:	14
Injection Vol:	1.0 ul	Dil. Factor:	1.0000		
Method:	PCBs_D3D	Limit Group:	HR - 1668A - ICAL		
Column:	SPB-Octyl (0.25 mm)	Detector	F3(35.64 :49.10)		

PCB-134/143, CAS: STL01818

Signal: 1

Not Detected
Expected RT: 35.93

Processing Integration Results

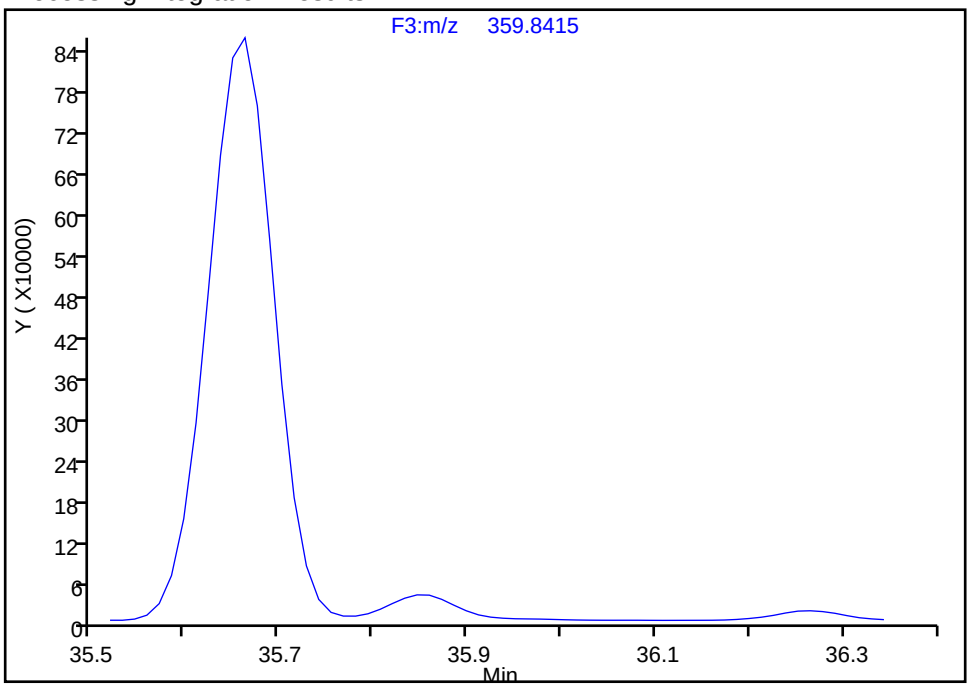

Manual Integration Results

RT: 35.85
Area: 207294
Amount: 37.362070
Amount Units: pg/ul

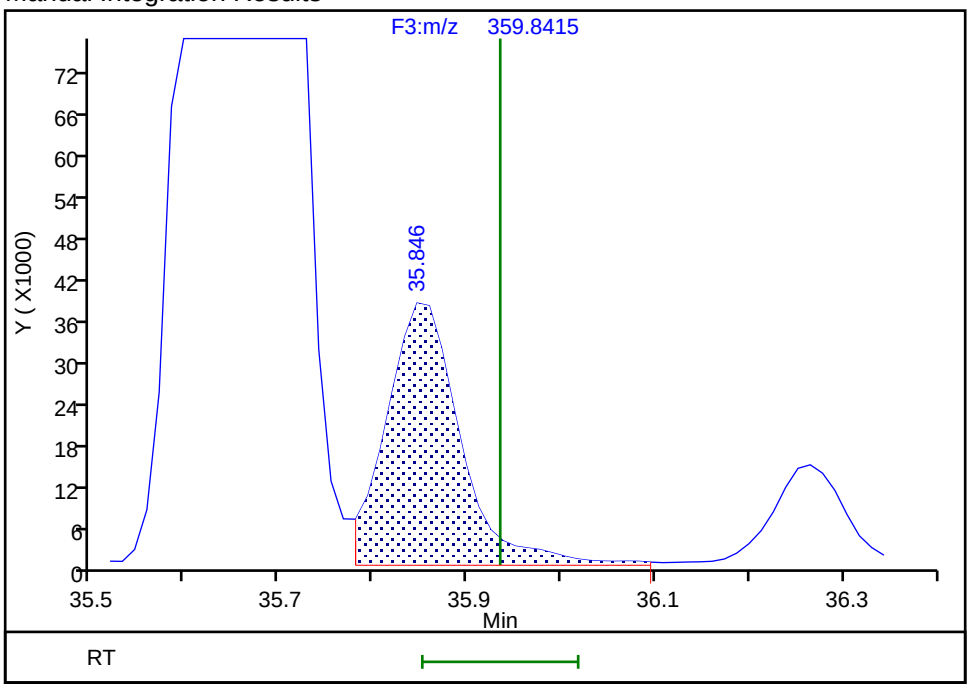

Reviewer: mcwhirterl, 30-Aug-2019 00:55:08
Audit Action: Assigned Compound ID Audit Reason: Other

Manual Integration/User Assign Peak Report

Eurofins TestAmerica, Knoxville

Data File:	\\chromna\Knoxville\ChromData\D3D\20190829-12906.b\580-88125-b-21-c.d				
Injection Date:	29-Aug-2019 23:04:00	Instrument ID:	D3D		
Lims ID:	580-88125-B-21-C	Lab Sample ID:	140-88125-21		
Client ID:	T6-0to29-101618				
Operator ID:	Xcalibur_System	ALS Bottle#:	0	Worklist Smp#:	14
Injection Vol:	1.0 ul	Dil. Factor:	1.0000		
Method:	PCBs_D3D	Limit Group:	HR - 1668A - ICAL		
Column:	SPB-Octyl (0.25 mm)	Detector	F3(35.64 :49.10)		

PCB-128/166, CAS: STL01816

Signal: 2

Processing Integration Results

RT: 41.20
Area: 388456
Amount: 66.328809
Amount Units: pg/ul

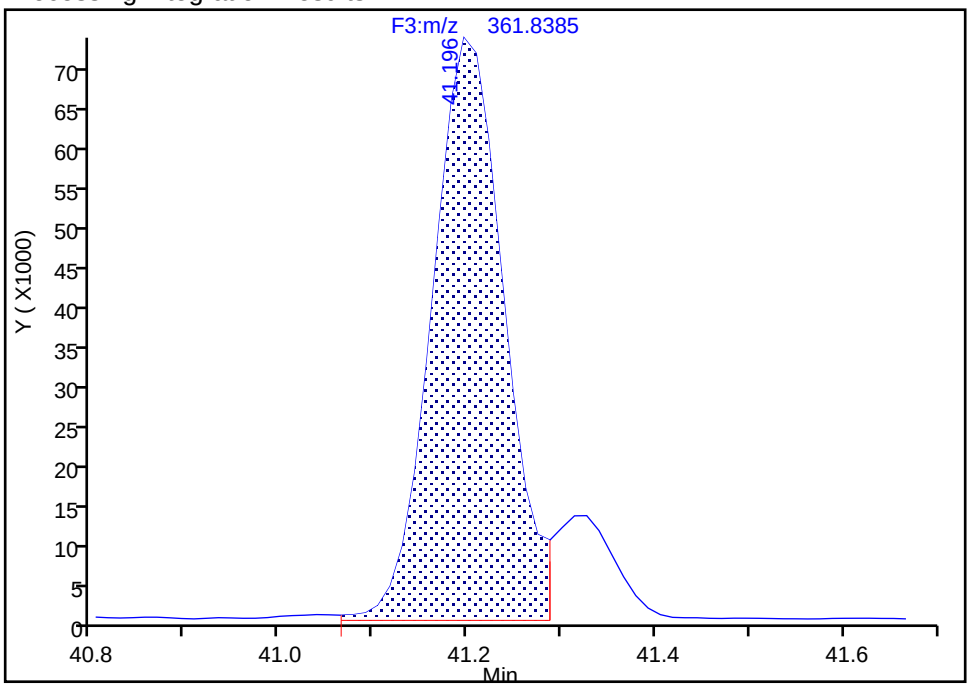

Manual Integration Results

RT: 41.20
Area: 438912
Amount: 75.082569
Amount Units: pg/ul

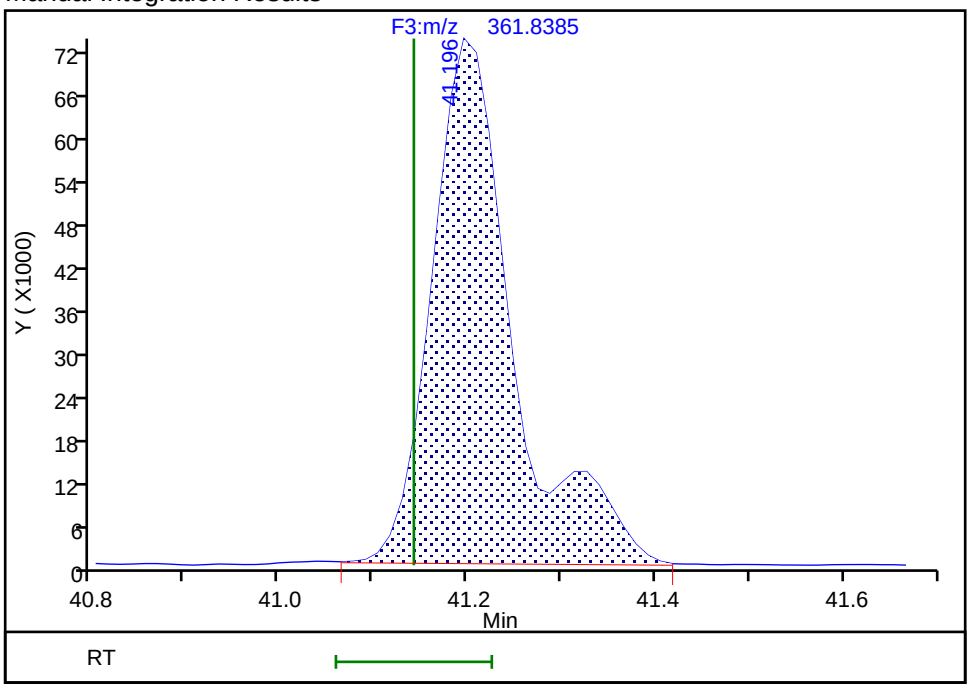

Reviewer: mcwhirterl, 30-Aug-2019 00:55:43

Audit Action: Marked Compound Undetected Audit Reason: Invalid Compound ID

Manual Integration/User Assign Peak Report

Eurofins TestAmerica, Knoxville

Data File:	\\chromna\Knoxville\ChromData\D3D\20190829-12906.b\580-88125-b-21-c.d				
Injection Date:	29-Aug-2019 23:04:00	Instrument ID:	D3D		
Lims ID:	580-88125-B-21-C	Lab Sample ID:	140-88125-21		
Client ID:	T6-0to29-101618				
Operator ID:	Xcalibur_System	ALS Bottle#:	0	Worklist Smp#:	14
Injection Vol:	1.0 ul	Dil. Factor:	1.0000		
Method:	PCBs_D3D	Limit Group:	HR - 1668A - ICAL		
Column:	SPB-Octyl (0.25 mm)	Detector	F3(35.64 :49.10)		

PCB-128/166, CAS: STL01816

Signal: 3

Processing Integration Results

RT: 41.20
Area: 873823
Amount: 66.328809
Amount Units: pg/ul

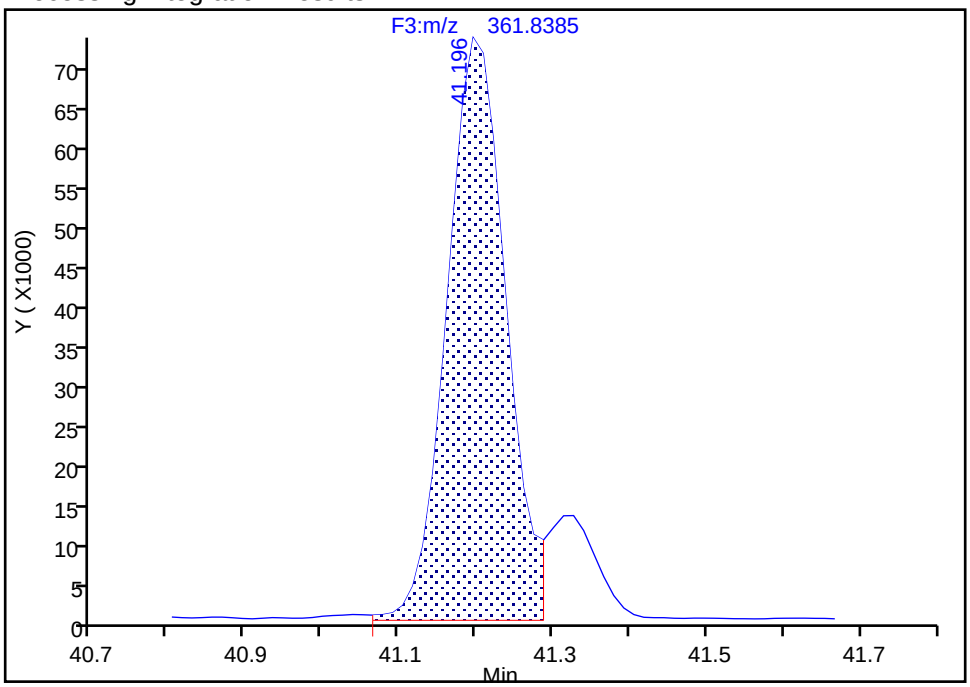

Manual Integration Results

RT: 41.20
Area: 989146
Amount: 75.082569
Amount Units: pg/ul
Reviewer: mcwhirterl, 30-Aug-2019 00:55:43
Audit Action: Marked Compound Undetected Audit Reason: Invalid Compound ID

Manual Integration/User Assign Peak Report

Eurofins TestAmerica, Knoxville

Data File:	\\chromna\Knoxville\ChromData\D3D\20190829-12906.b\580-88125-b-21-c.d				
Injection Date:	29-Aug-2019 23:04:00	Instrument ID:	D3D		
Lims ID:	580-88125-B-21-C	Lab Sample ID:	140-88125-21		
Client ID:	T6-0to29-101618				
Operator ID:	Xcalibur_System	ALS Bottle#:	0	Worklist Smp#:	14
Injection Vol:	1.0 ul	Dil. Factor:	1.0000		
Method:	PCBs_D3D	Limit Group:	HR - 1668A - ICAL		
Column:	SPB-Octyl (0.25 mm)	Detector	F3(35.64 :49.10)		

PCB-128/166, CAS: STL01816

Signal: 1

Processing Integration Results

RT: 41.20
Area: 485367
Amount: 66.328809
Amount Units: pg/ul

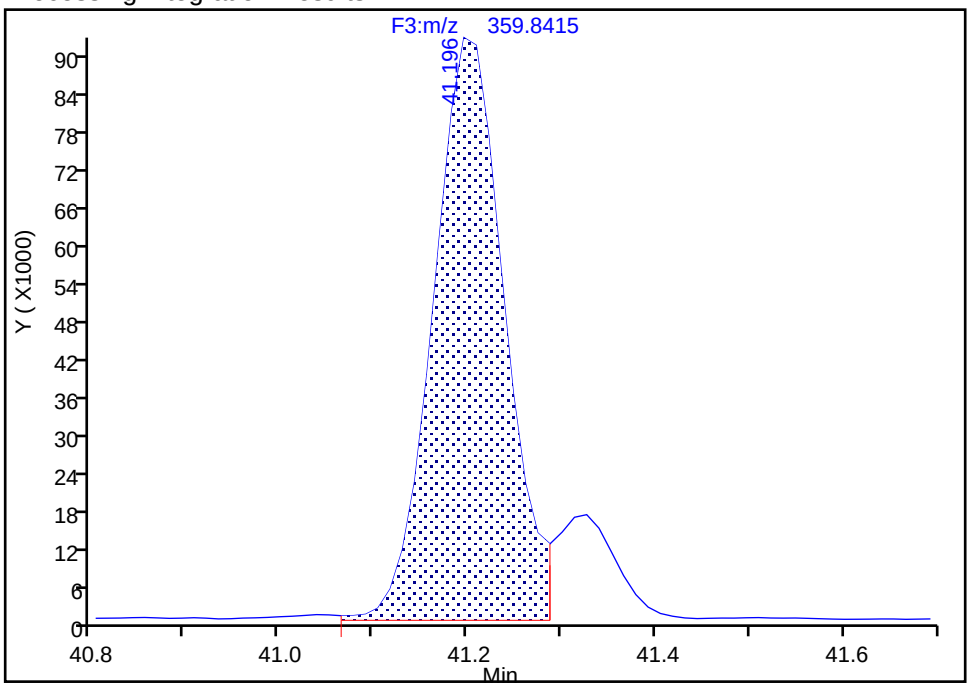

Manual Integration Results

RT: 41.20
Area: 550234
Amount: 75.082569
Amount Units: pg/ul

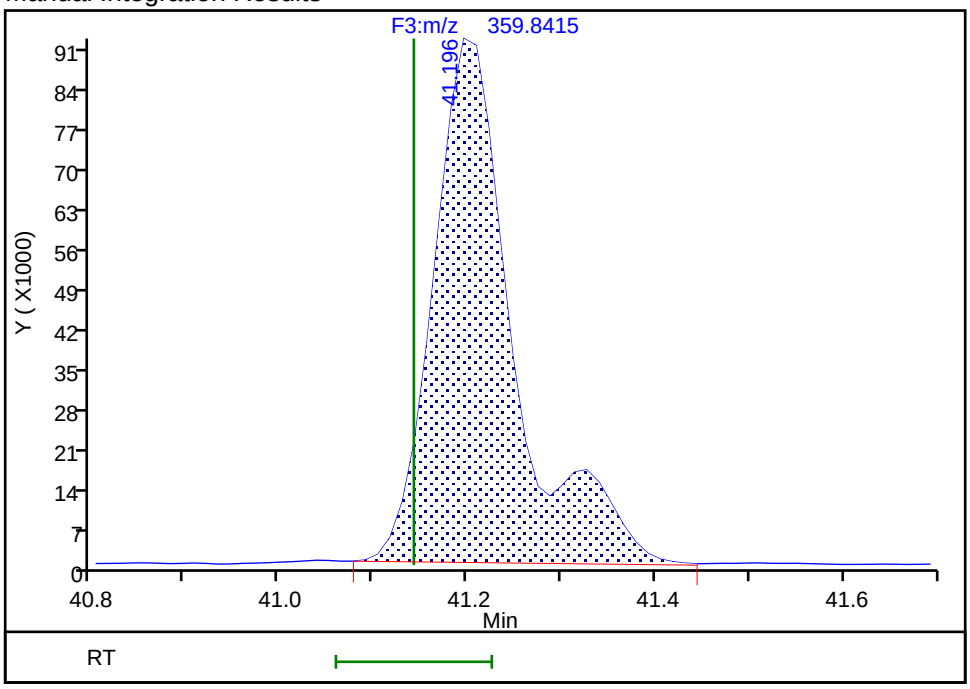

Reviewer: mcwhirterl, 30-Aug-2019 00:55:45

Audit Action: Manually Integrated/Assigned Compound ID Audit Reason: Incomplete Integration

Manual Integration/User Assign Peak Report

Eurofins TestAmerica, Knoxville

Data File:	\\chromna\Knoxville\ChromData\D3D\20190829-12906.b\580-88125-b-21-c.d				
Injection Date:	29-Aug-2019 23:04:00	Instrument ID:	D3D		
Lims ID:	580-88125-B-21-C	Lab Sample ID:	140-88125-21		
Client ID:	T6-0to29-101618				
Operator ID:	Xcalibur_System	ALS Bottle#:	0	Worklist Smp#:	14
Injection Vol:	1.0 ul	Dil. Factor:	1.0000		
Method:	PCBs_D3D	Limit Group:	HR - 1668A - ICAL		
Column:	SPB-Octyl (0.25 mm)	Detector	F3(35.64 :49.10)		

PCB-162, CAS: 39635-34-2

Signal: 2

Not Detected
Expected RT: 42.44

Processing Integration Results

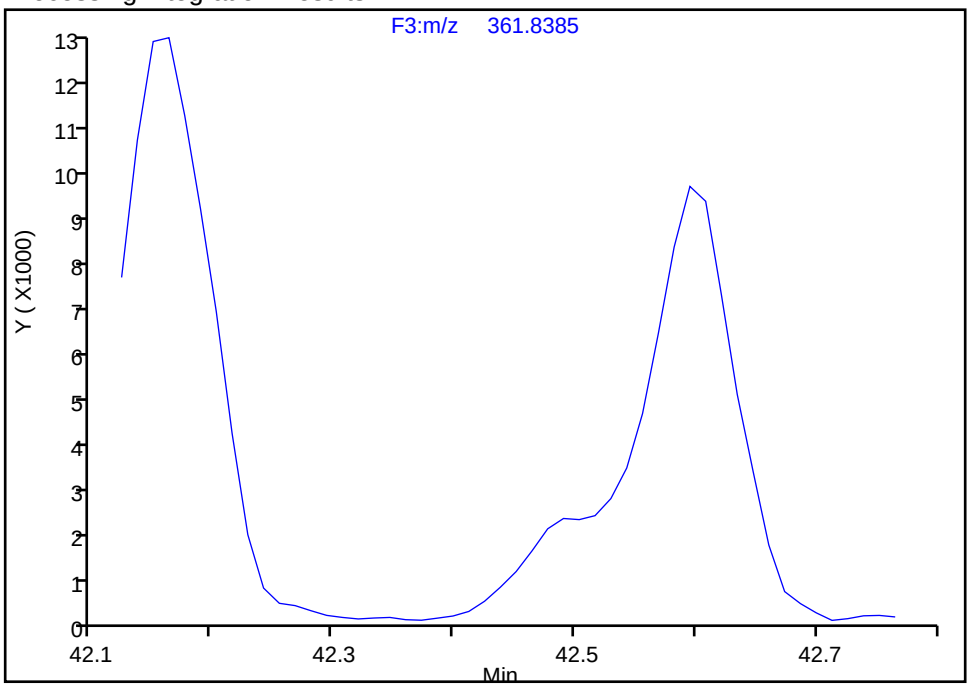

Manual Integration Results

RT: 42.52
Area: 8961
Amount: 1.274141
Amount Units: pg/ul

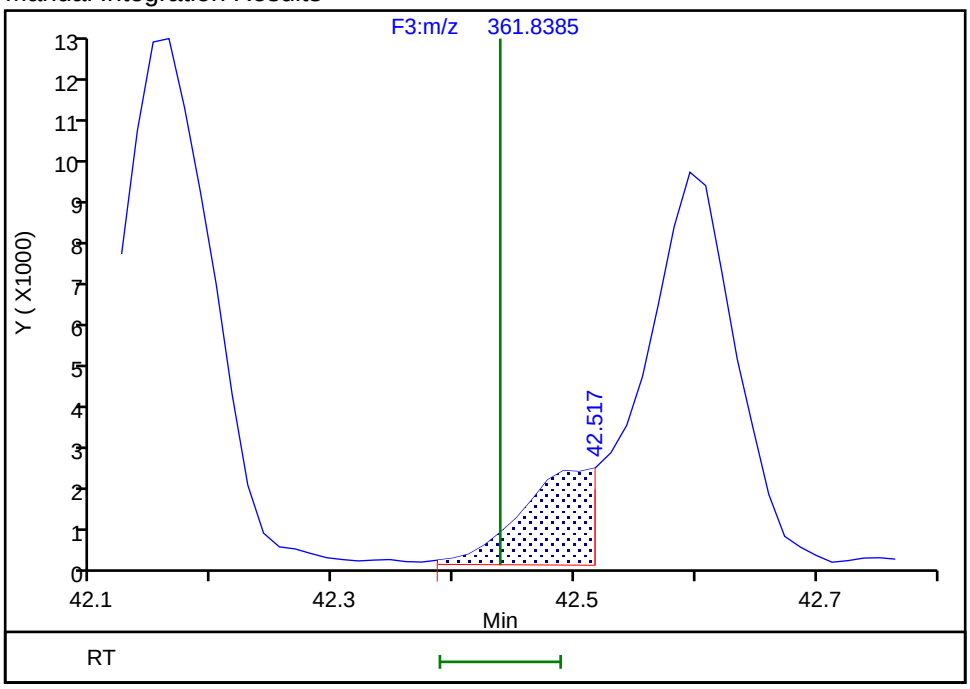

Reviewer: mcwhirterl, 30-Aug-2019 00:56:23
Audit Action: Split an Integrated Peak Audit Reason: Split Peak

Manual Integration/User Assign Peak Report

Eurofins TestAmerica, Knoxville

Data File:	\\chromna\Knoxville\ChromData\D3D\20190829-12906.b\580-88125-b-21-c.d				
Injection Date:	29-Aug-2019 23:04:00	Instrument ID:	D3D		
Lims ID:	580-88125-B-21-C	Lab Sample ID:	140-88125-21		
Client ID:	T6-0to29-101618				
Operator ID:	Xcalibur_System	ALS Bottle#:	0	Worklist Smp#:	14
Injection Vol:	1.0 ul	Dil. Factor:	1.0000		
Method:	PCBs_D3D	Limit Group:	HR - 1668A - ICAL		
Column:	SPB-Octyl (0.25 mm)	Detector	F3(35.64 :49.10)		

PCB-162, CAS: 39635-34-2

Signal: 1

Not Detected
Expected RT: 42.44

Processing Integration Results

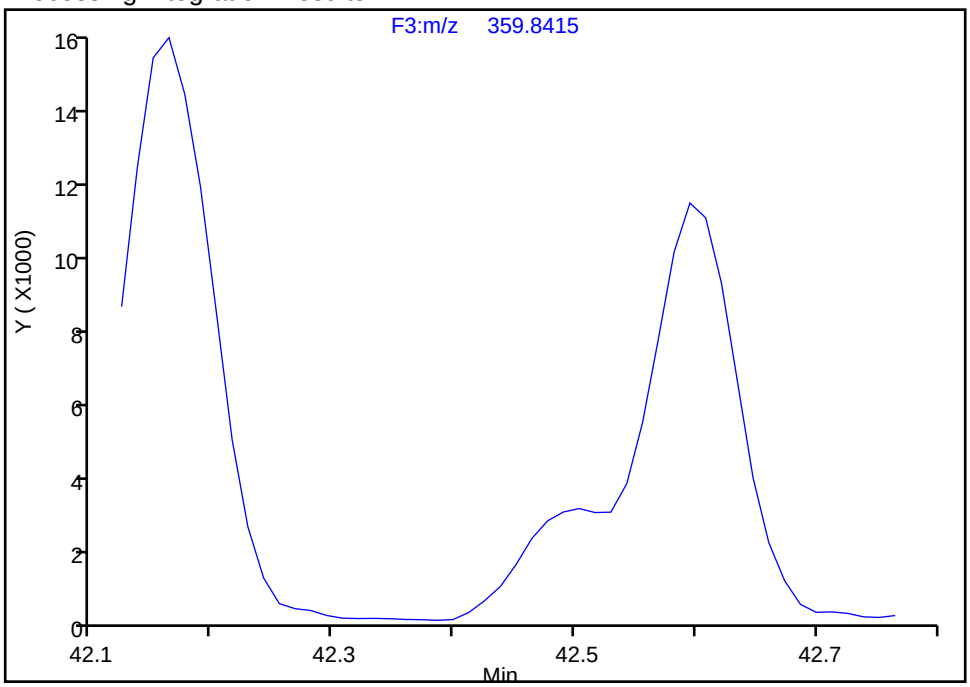

Manual Integration Results

RT: 42.50
Area: 11520
Amount: 1.274141
Amount Units: pg/ul

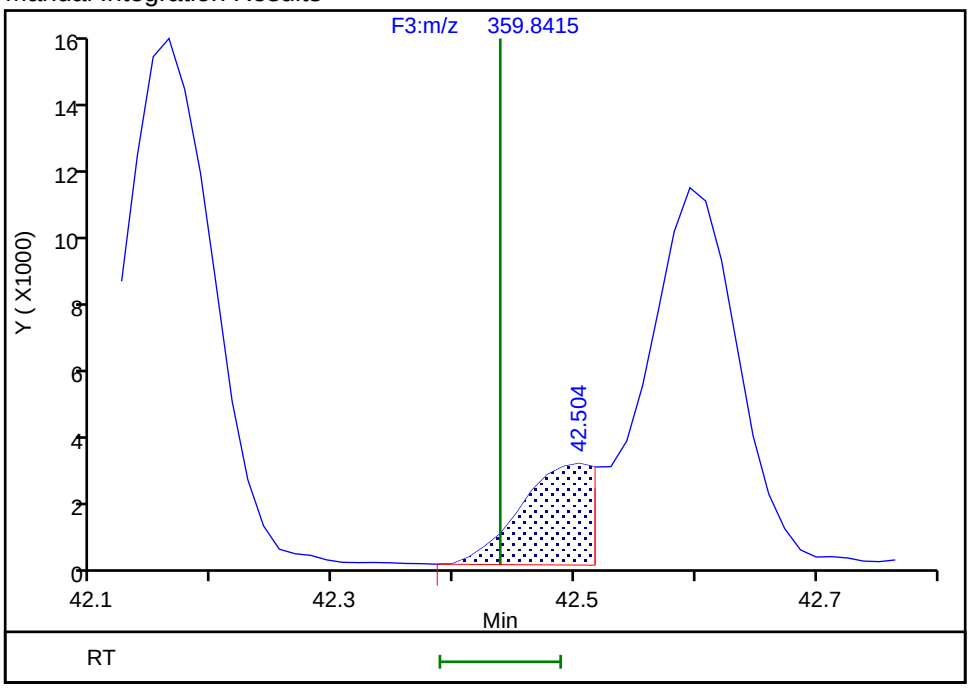

Reviewer: mcwhirterl, 30-Aug-2019 00:56:29
Audit Action: Manually Integrated/Assigned Compound ID Audit Reason: Split Peak

Manual Integration/User Assign Peak Report

Eurofins TestAmerica, Knoxville

Data File:	\\chromna\Knoxville\ChromData\D3D\20190829-12906.b\580-88125-b-21-c.d				
Injection Date:	29-Aug-2019 23:04:00	Instrument ID:	D3D		
Lims ID:	580-88125-B-21-C	Lab Sample ID:	140-88125-21		
Client ID:	T6-0to29-101618				
Operator ID:	Xcalibur_System	ALS Bottle#:	0	Worklist Smp#:	14
Injection Vol:	1.0 ul	Dil. Factor:	1.0000		
Method:	PCBs_D3D	Limit Group:	HR - 1668A - ICAL		
Column:	SPB-Octyl (0.25 mm)	Detector	F3(35.64 :49.10)		

PCB-167, CAS: 52663-72-6

Signal: 2

Processing Integration Results

RT: 42.97
Area: 145733
Amount: 20.458379
Amount Units: pg/ul

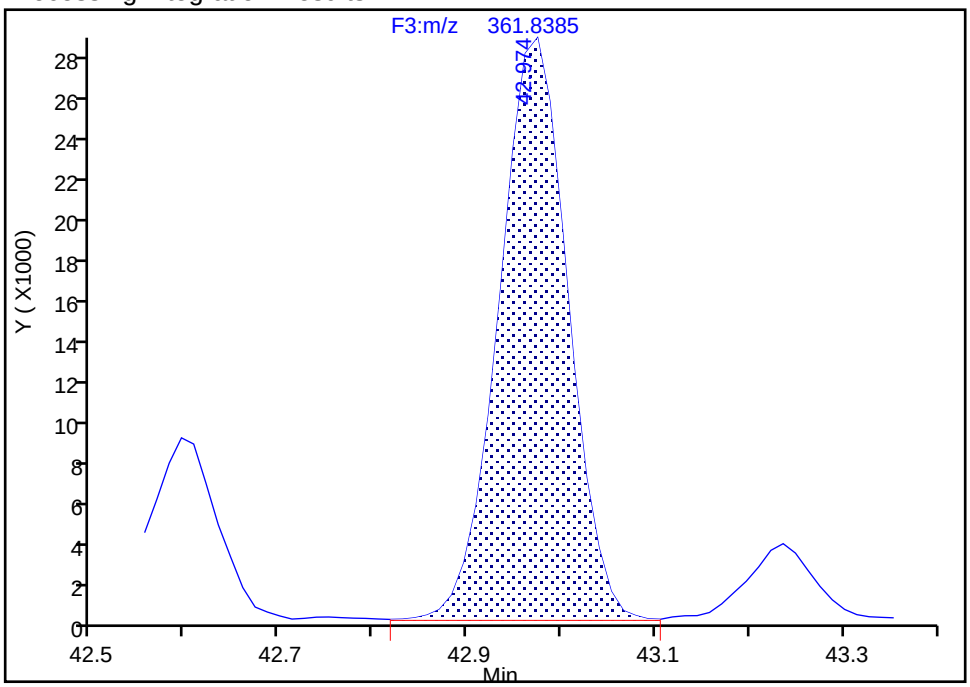

Manual Integration Results

RT: 42.97
Area: 144991
Amount: 20.412171
Amount Units: pg/ul

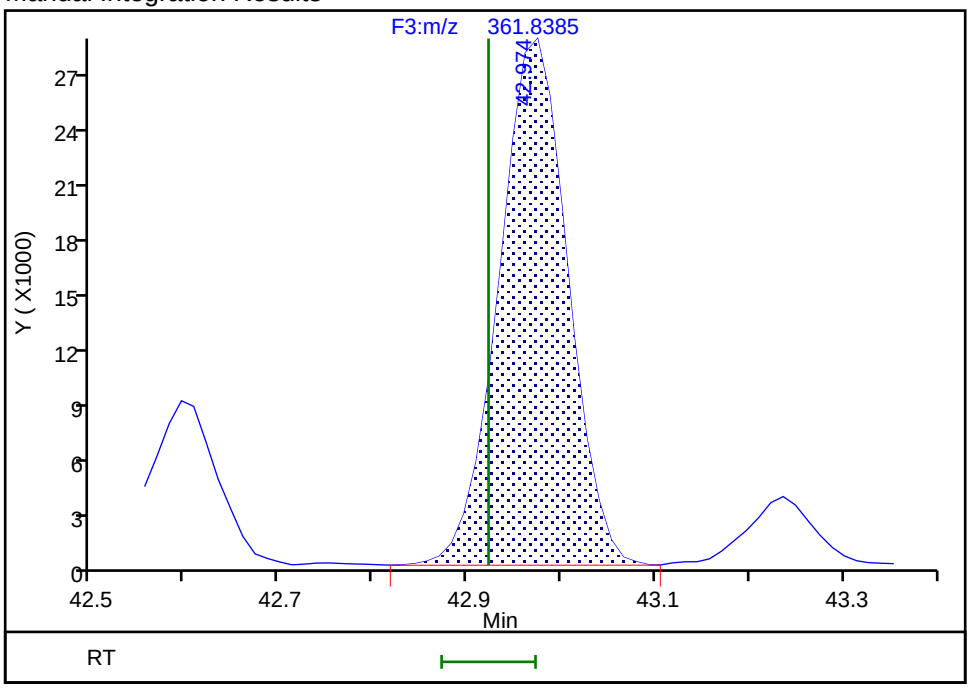

Reviewer: mcwhirterl, 30-Aug-2019 02:51:44

Audit Action: Marked Compound Undetected Audit Reason: Invalid Compound ID

Manual Integration/User Assign Peak Report

Eurofins TestAmerica, Knoxville

Data File:	\\chromna\Knoxville\ChromData\D3D\20190829-12906.b\580-88125-b-21-c.d				
Injection Date:	29-Aug-2019 23:04:00	Instrument ID:	D3D		
Lims ID:	580-88125-B-21-C	Lab Sample ID:	140-88125-21		
Client ID:	T6-0to29-101618				
Operator ID:	Xcalibur_System	ALS Bottle#:	0	Worklist Smp#:	14
Injection Vol:	1.0 ul	Dil. Factor:	1.0000		
Method:	PCBs_D3D	Limit Group:	HR - 1668A - ICAL		
Column:	SPB-Octyl (0.25 mm)	Detector	F3(35.64 :49.10)		

PCB-167, CAS: 52663-72-6

Signal: 3

Processing Integration Results

RT: 42.97
Area: 328517
Amount: 20.458379
Amount Units: pg/ul

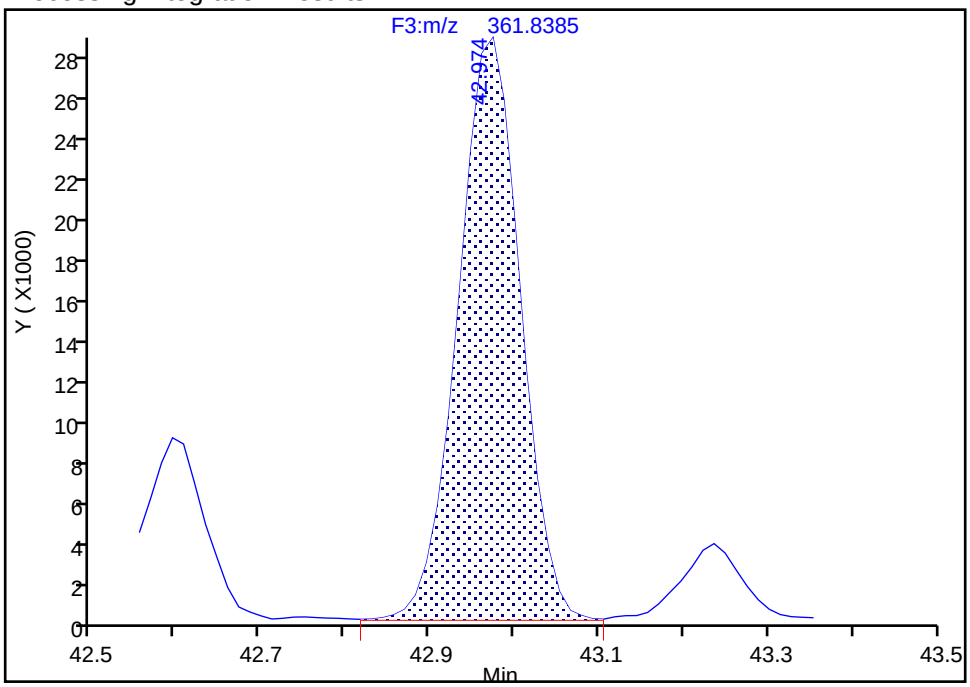

Manual Integration Results

RT: 42.97
Area: 327775
Amount: 20.412171
Amount Units: pg/ul
Reviewer: mcwhirterl, 30-Aug-2019 02:51:44
Audit Action: Marked Compound Undetected Audit Reason: Invalid Compound ID

Manual Integration/User Assign Peak Report

Eurofins TestAmerica, Knoxville

Data File:	\\chromna\Knoxville\ChromData\D3D\20190829-12906.b\580-88125-b-21-c.d				
Injection Date:	29-Aug-2019 23:04:00	Instrument ID:	D3D		
Lims ID:	580-88125-B-21-C	Lab Sample ID:	140-88125-21		
Client ID:	T6-0to29-101618				
Operator ID:	Xcalibur_System	ALS Bottle#:	0	Worklist Smp#:	14
Injection Vol:	1.0 ul	Dil. Factor:	1.0000		
Method:	PCBs_D3D	Limit Group:	HR - 1668A - ICAL		
Column:	SPB-Octyl (0.25 mm)	Detector	F3(35.64 :49.10)		

PCB-167, CAS: 52663-72-6

Signal: 1

Processing Integration Results

RT: 42.97
Area: 182784
Amount: 20.458379
Amount Units: pg/ul

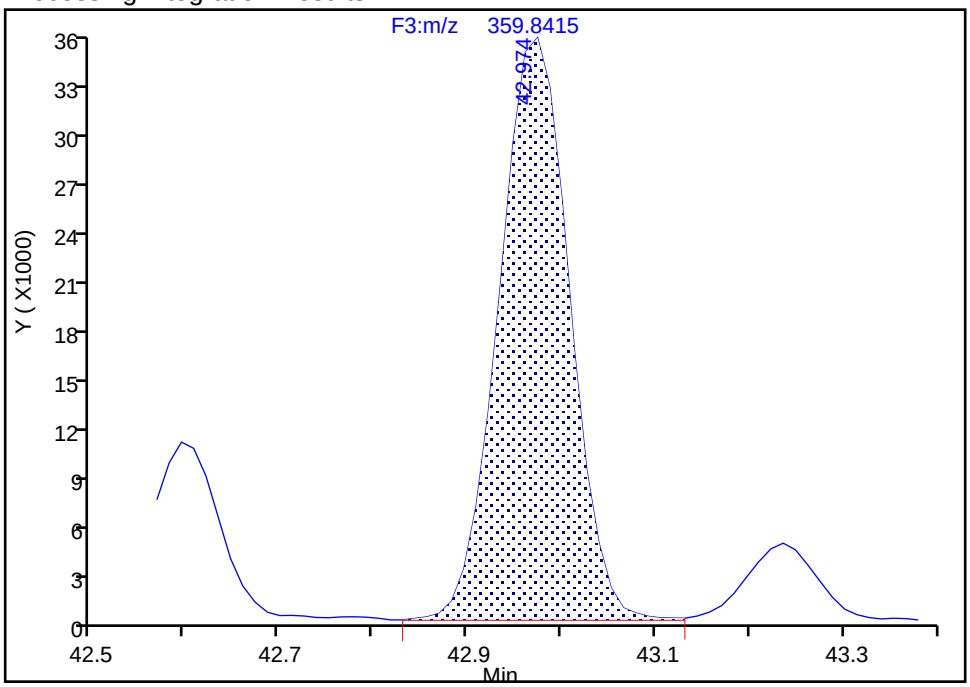

Manual Integration Results

RT: 42.97
Area: 182784
Amount: 20.412171
Amount Units: pg/ul

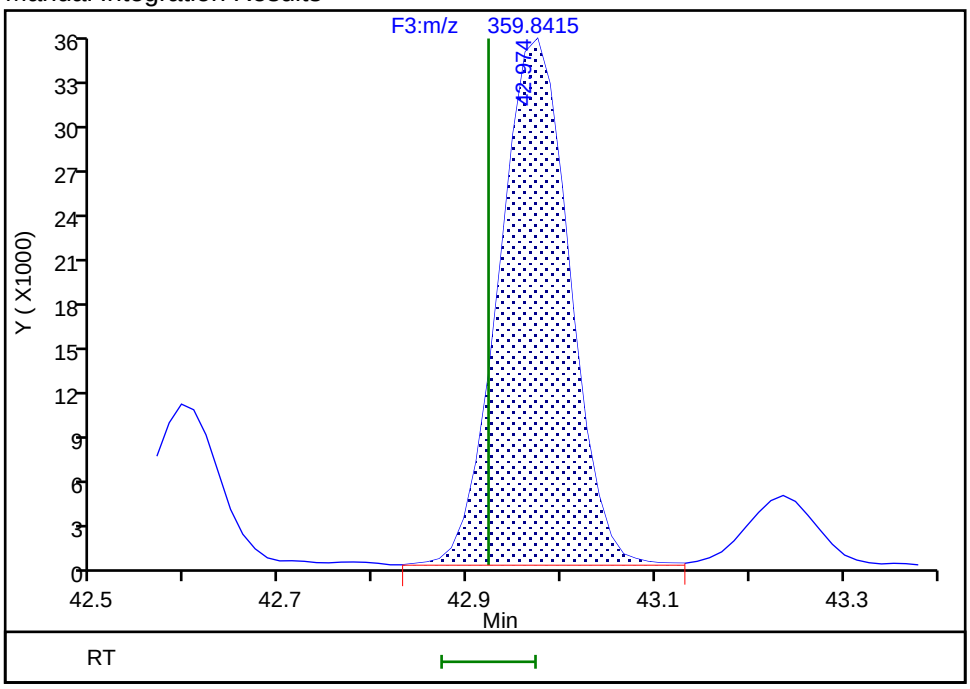

Reviewer: mcwhirterl, 30-Aug-2019 02:51:46

Audit Action: Manually Integrated/Assigned Compound ID Audit Reason: Baseline

Eurofins TestAmerica, Knoxville

Data File:	\\chromna\Knoxville\ChromData\D3D\20190829-12906.b\580-88125-b-21-c.d		
Injection Date:	29-Aug-2019 23:04:00	Injection Vol:	1.0 ul
Instrument ID:	D3D	Operator ID:	Xcalibur_System
Method:	PCBs_D3D	Limit Group:	HR - 1668A - ICAL
Client ID:	T6-0to29-101618		
Worklist#:	33136	Sample Line#:	14
Column Type:	SPB-Octyl	Column Dia:	0.25 mm

HpPCB F3

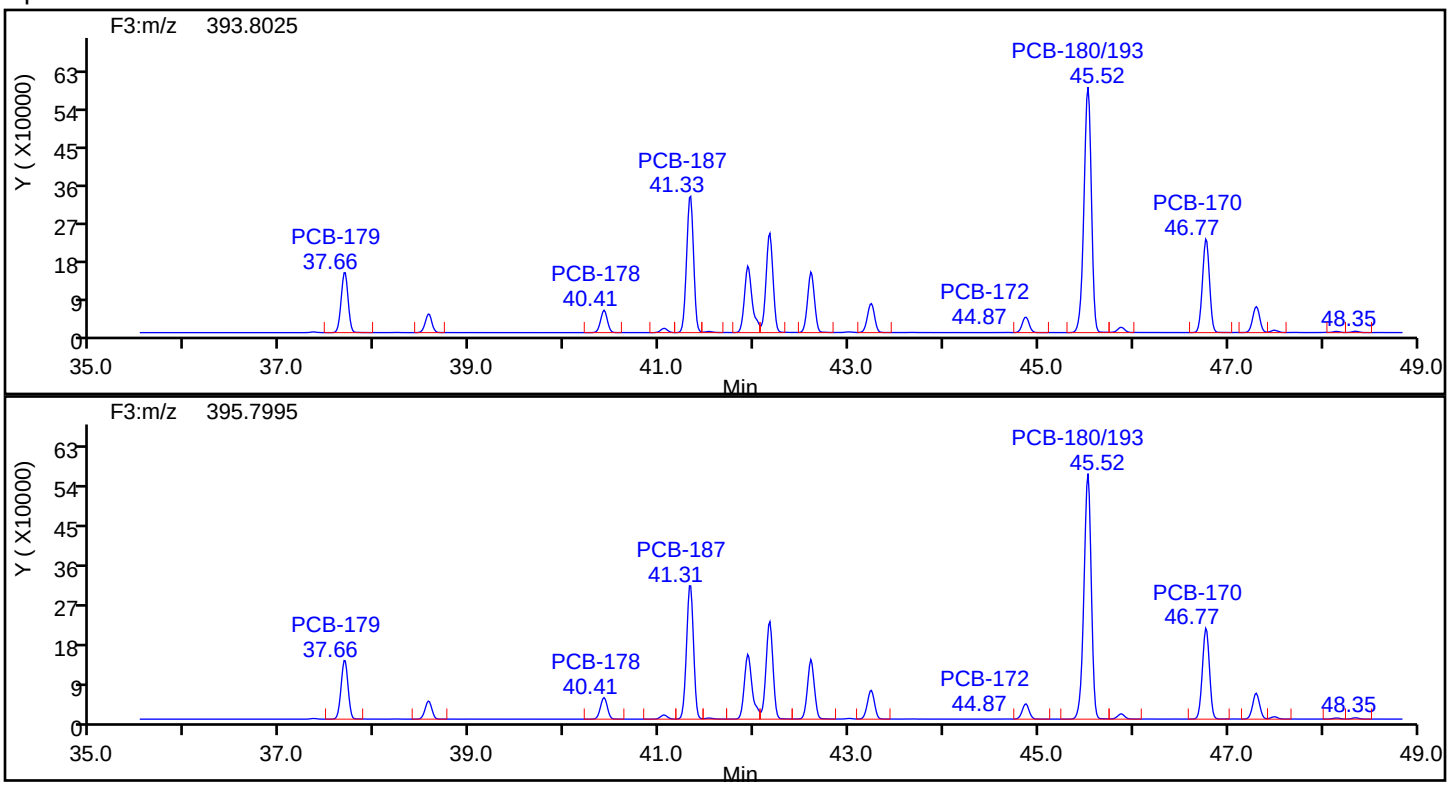

HpPCB F3 Standards

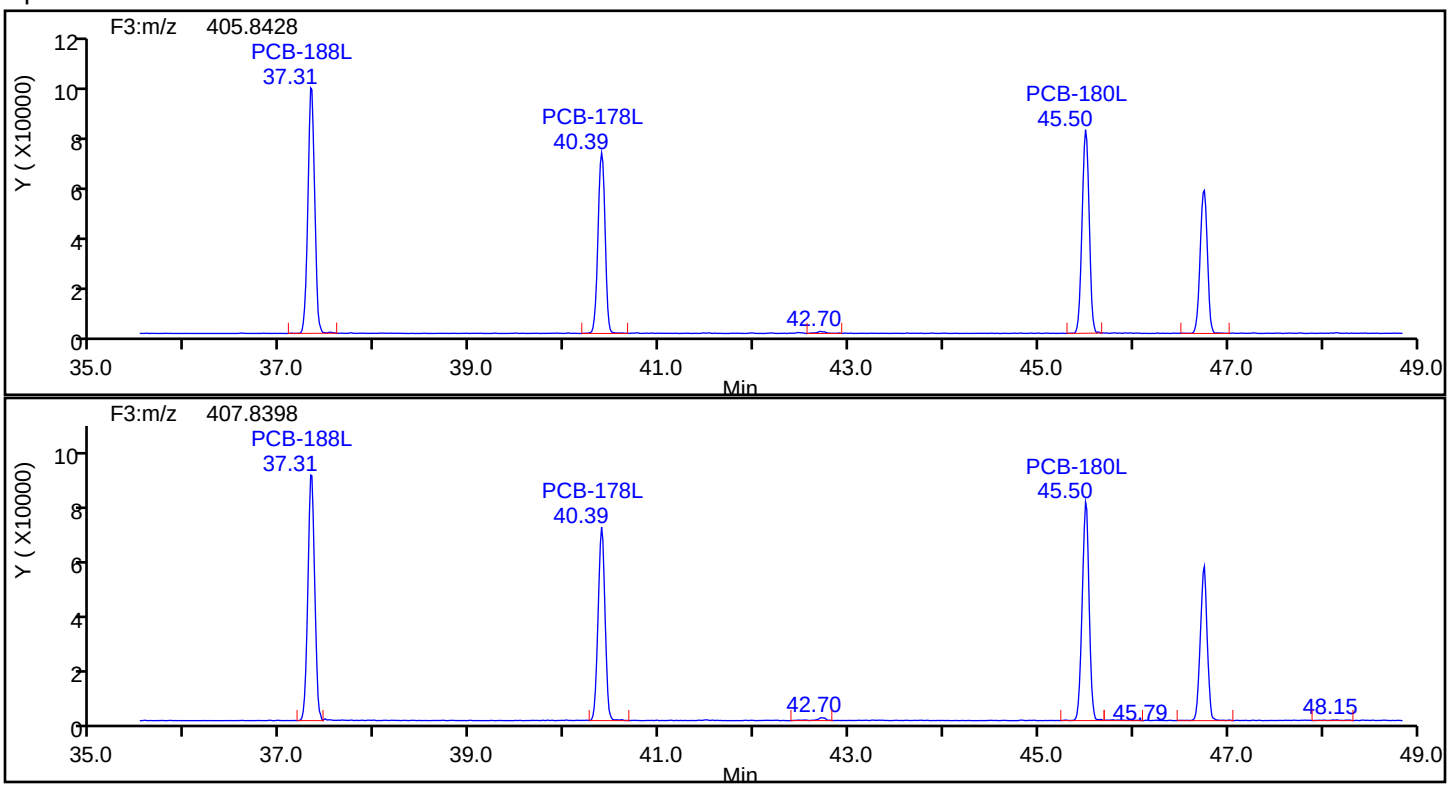

Eurofins TestAmerica, Knoxville

Data File:	\\chromna\Knoxville\ChromData\D3D\20190829-12906.b\580-88125-b-21-c.d		
Injection Date:	29-Aug-2019 23:04:00	Injection Vol:	1.0 ul
Instrument ID:	D3D	Operator ID:	Xcalibur_System
Method:	PCBs_D3D	Limit Group:	HR - 1668A - ICAL
Client ID:	T6-0to29-101618		
Worklist#:	33136	Sample Line#:	14
Column Type:	SPB-Octyl	Column Dia:	0.25 mm

HpPCB F3

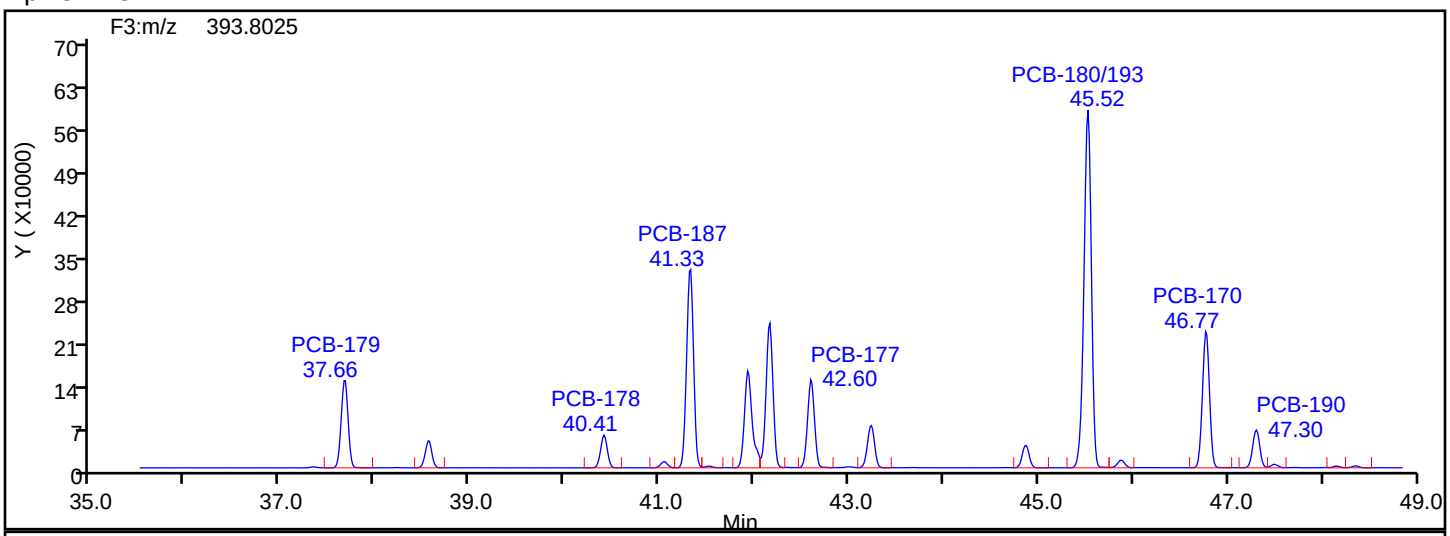

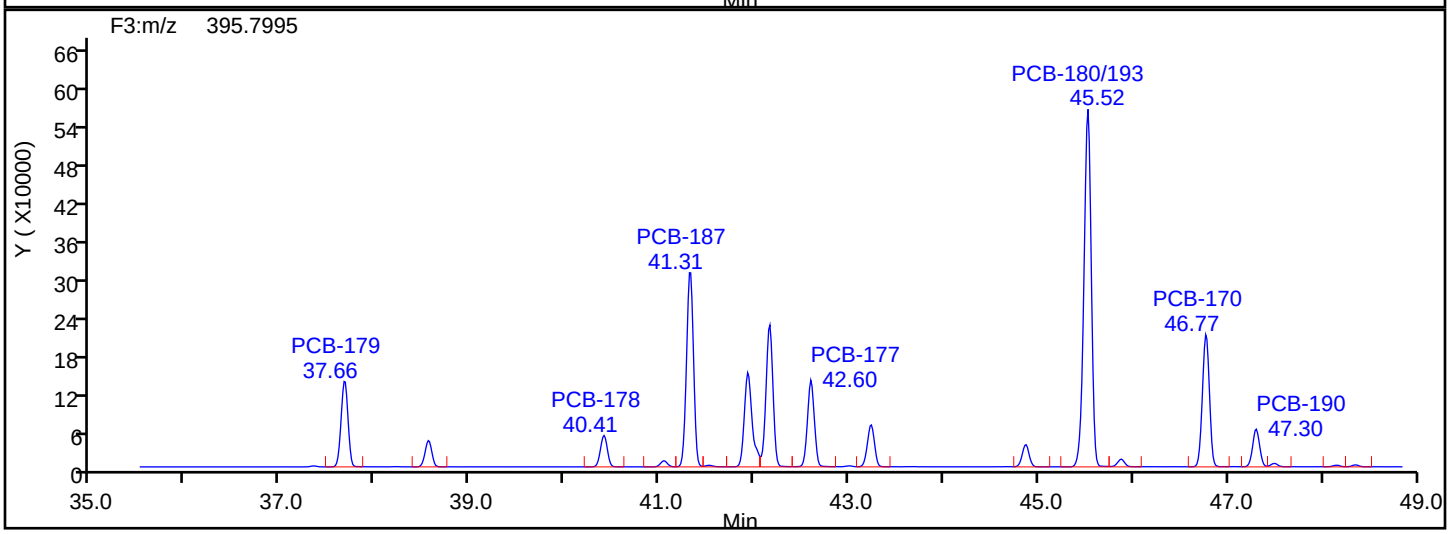

HpPCB F3 Lock Mass

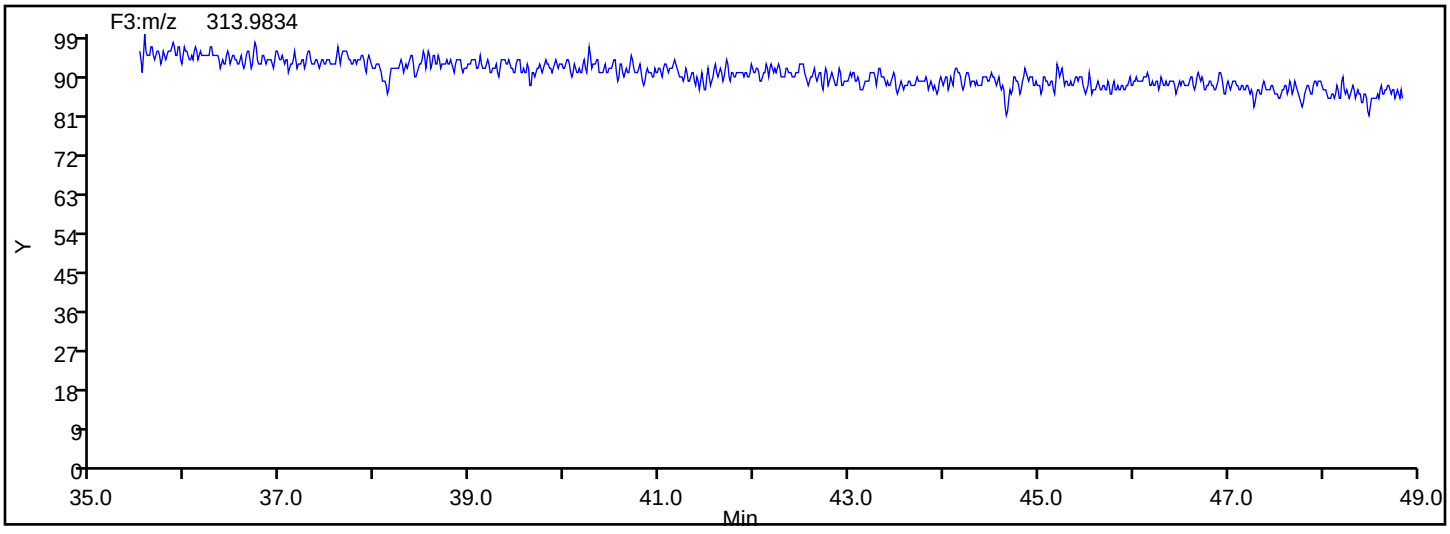

Eurofins TestAmerica, Knoxville

Data File:	\\chromna\Knoxville\ChromData\D3D\20190829-12906.b\580-88125-b-21-c.d		
Injection Date:	29-Aug-2019 23:04:00	Injection Vol:	1.0 ul
Instrument ID:	D3D	Operator ID:	Xcalibur_System
Method:	PCBs_D3D	Limit Group:	HR - 1668A - ICAL
Client ID:	T6-0to29-101618		
Worklist#:	33136	Sample Line#:	14
Column Type:	SPB-Octyl	Column Dia:	0.25 mm

HpPCB F4

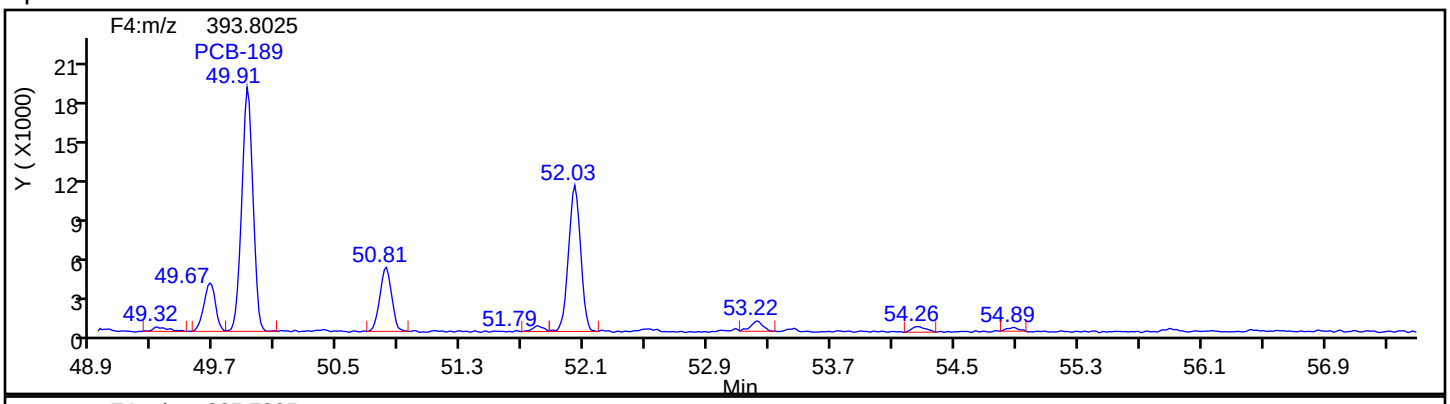

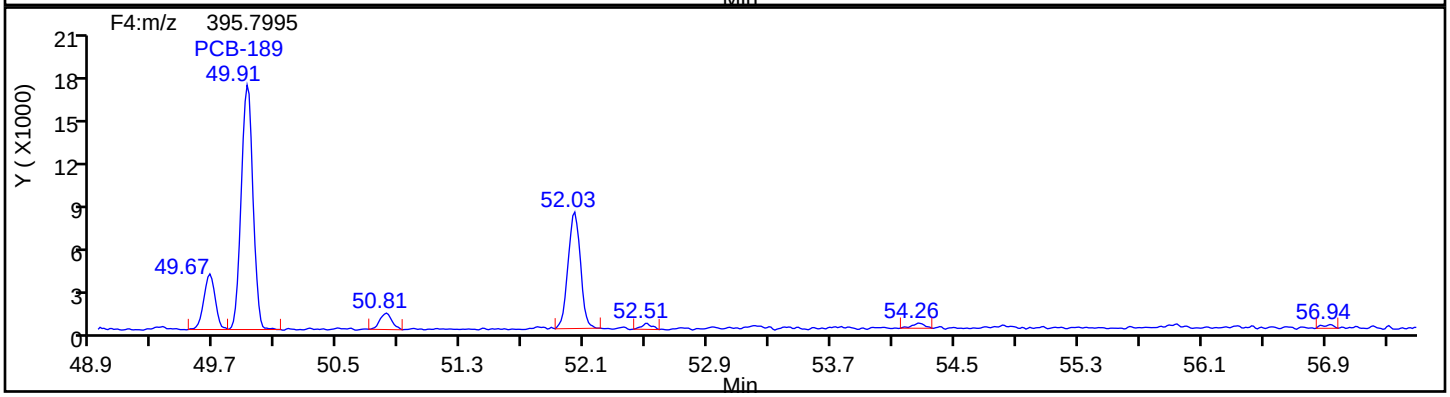

HpPCB F4 Standards

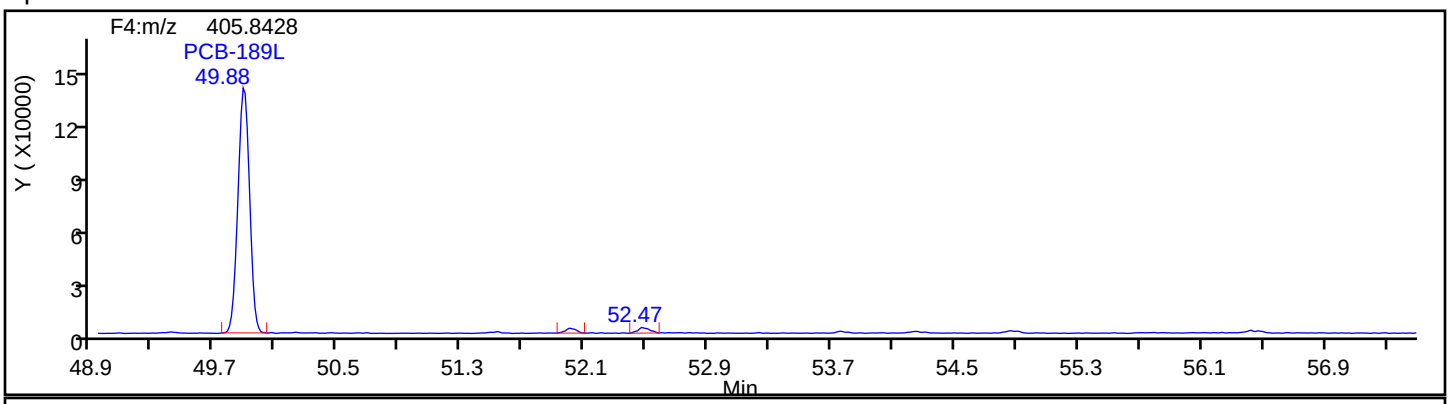

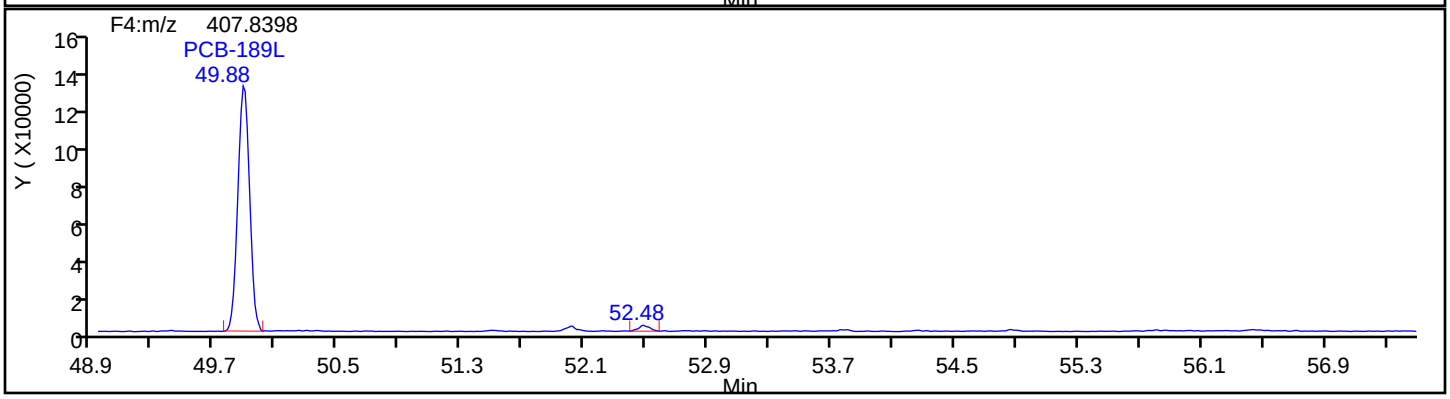

Eurofins TestAmerica, Knoxville

Data File:	\\chromna\Knoxville\ChromData\D3D\20190829-12906.b\580-88125-b-21-c.d		
Injection Date:	29-Aug-2019 23:04:00	Injection Vol:	1.0 ul
Instrument ID:	D3D	Operator ID:	Xcalibur_System
Method:	PCBs_D3D	Limit Group:	HR - 1668A - ICAL
Client ID:	T6-0to29-101618		
Worklist#:	33136	Sample Line#:	14
Column Type:	SPB-Octyl	Column Dia:	0.25 mm

HpPCB F4

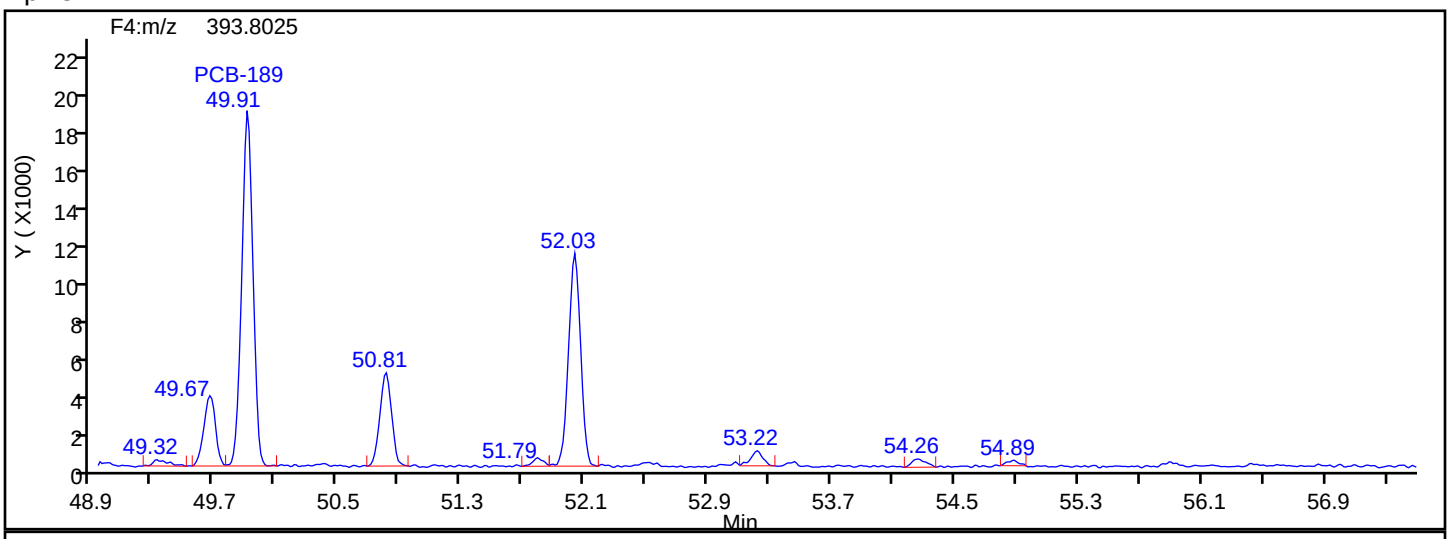

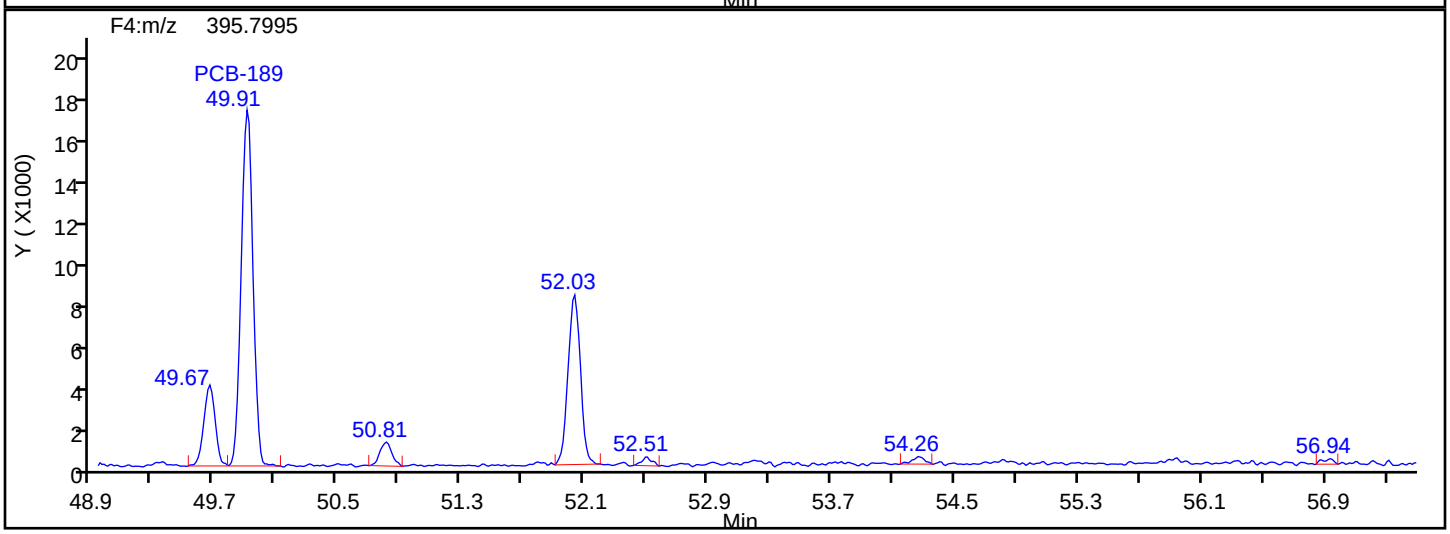

HpPCB F4 Lock Mass

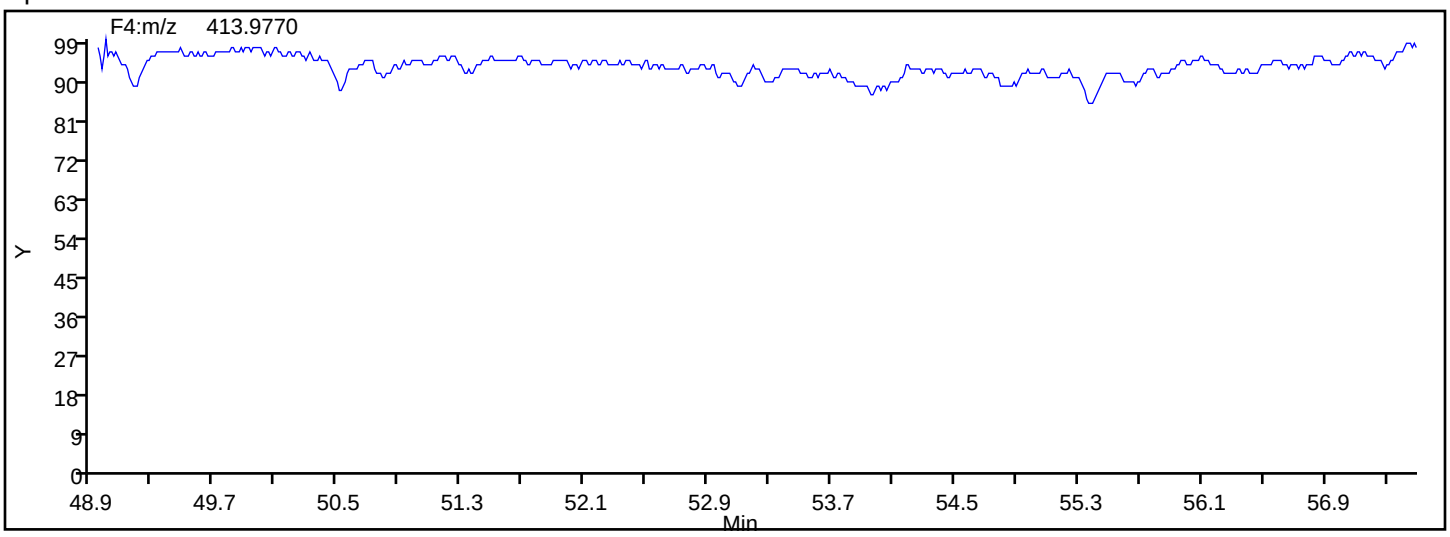

Eurofins TestAmerica, Knoxville

Data File:	\\chromna\Knoxville\ChromData\D3D\20190829-12906.b\580-88125-b-21-c.d		
Injection Date:	29-Aug-2019 23:04:00	Injection Vol:	1.0 ul
Instrument ID:	D3D	Operator ID:	Xcalibur_System
Method:	PCBs_D3D	Limit Group:	HR - 1668A - ICAL
Client ID:	T6-0to29-101618		
Worklist#:	33136	Sample Line#:	14
Column Type:	SPB-Octyl	Column Dia:	0.25 mm

OcPCB F3

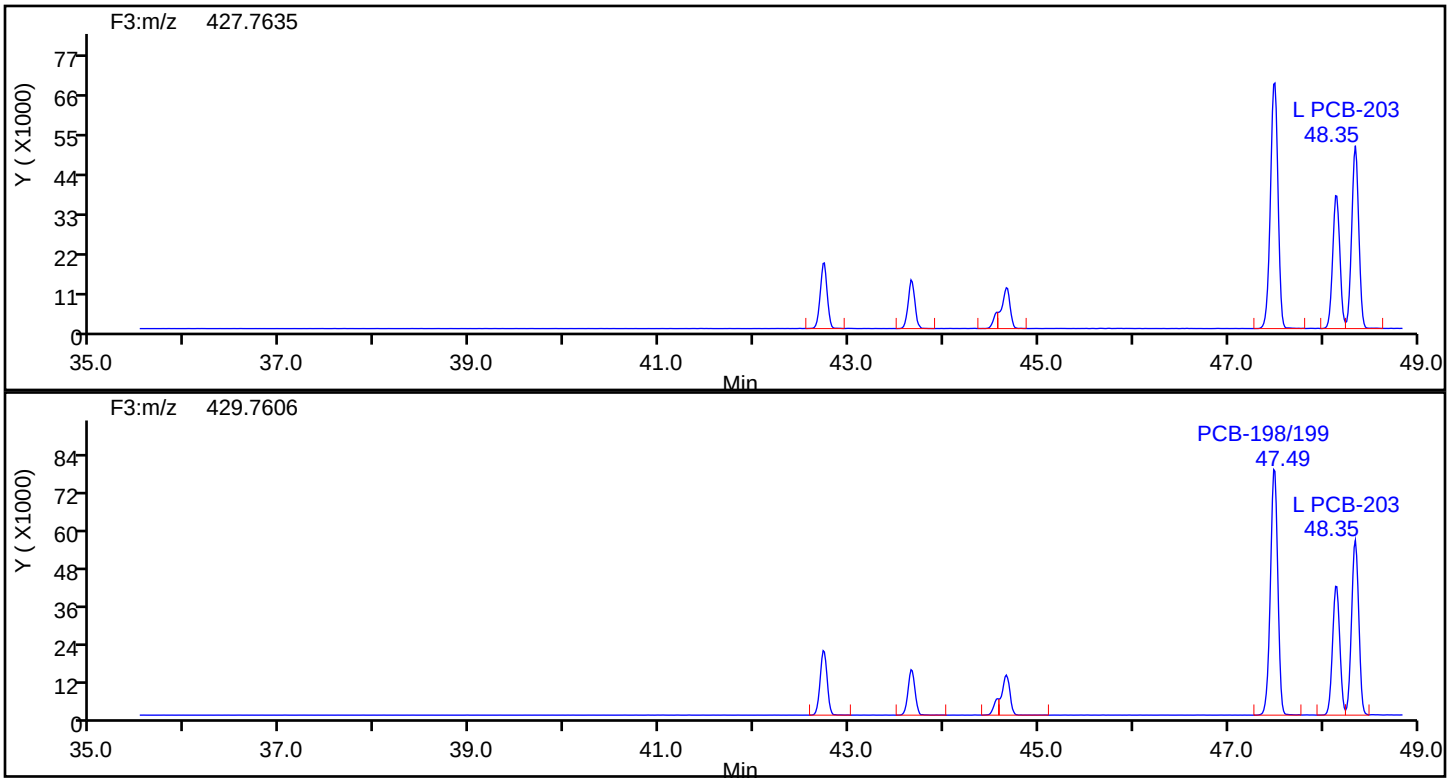

OcPCB F3 Standards

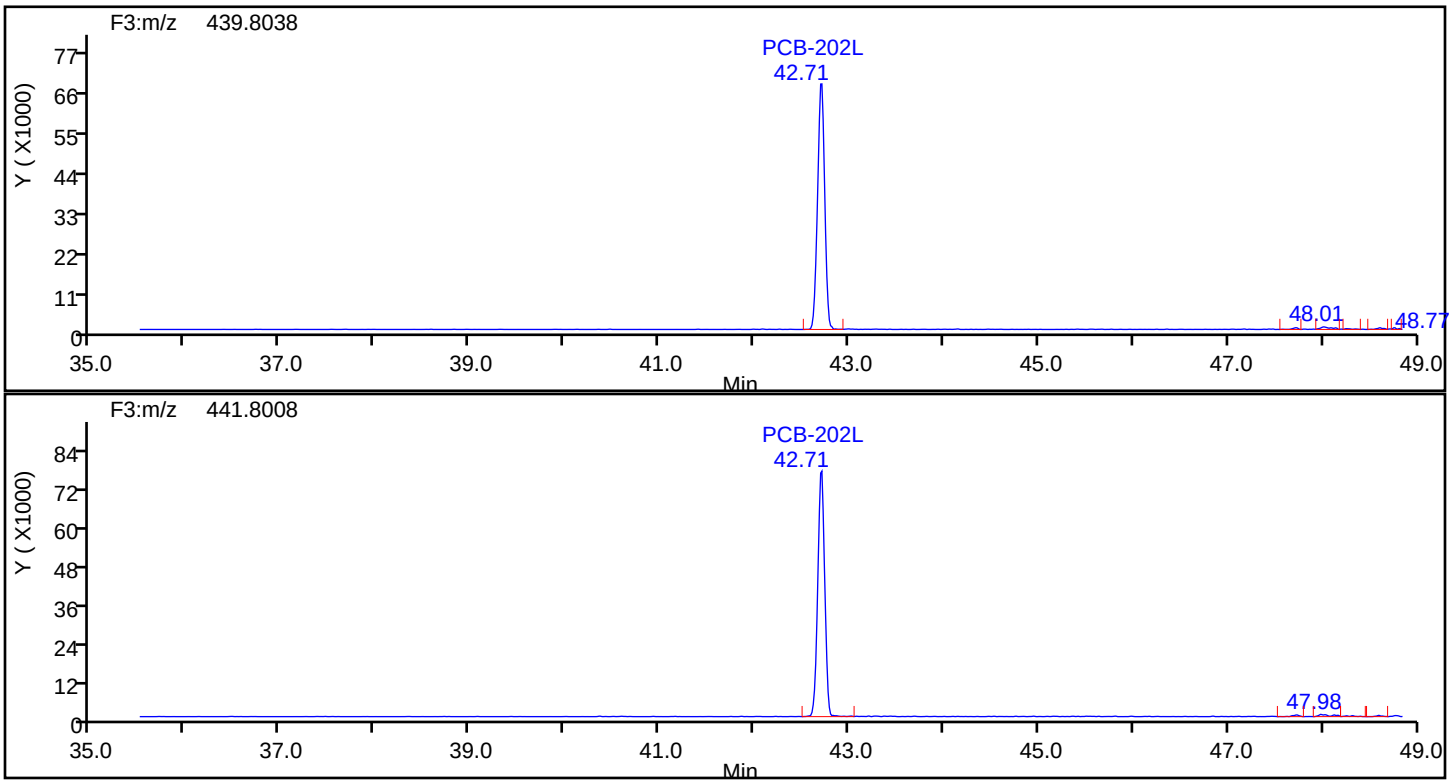

Eurofins TestAmerica, Knoxville

Data File:	\\chromna\Knoxville\ChromData\D3D\20190829-12906.b\580-88125-b-21-c.d		
Injection Date:	29-Aug-2019 23:04:00	Injection Vol:	1.0 ul
Instrument ID:	D3D	Operator ID:	Xcalibur_System
Method:	PCBs_D3D	Limit Group:	HR - 1668A - ICAL
Client ID:	T6-0to29-101618		
Worklist#:	33136	Sample Line#:	14
Column Type:	SPB-Octyl	Column Dia:	0.25 mm

OcPCB F3

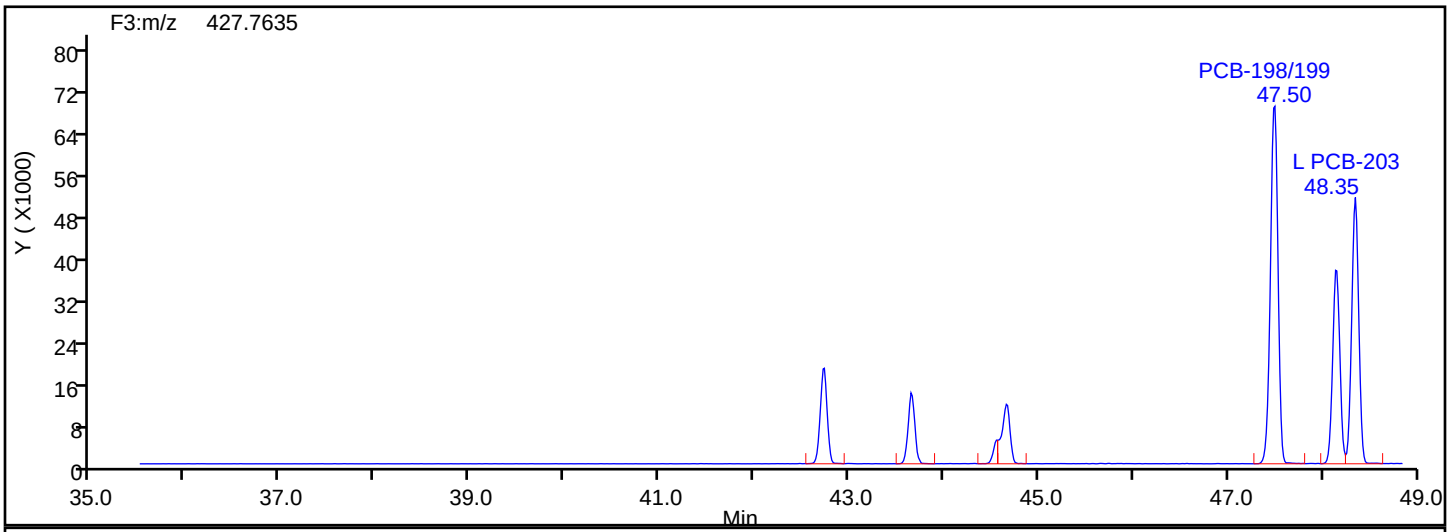

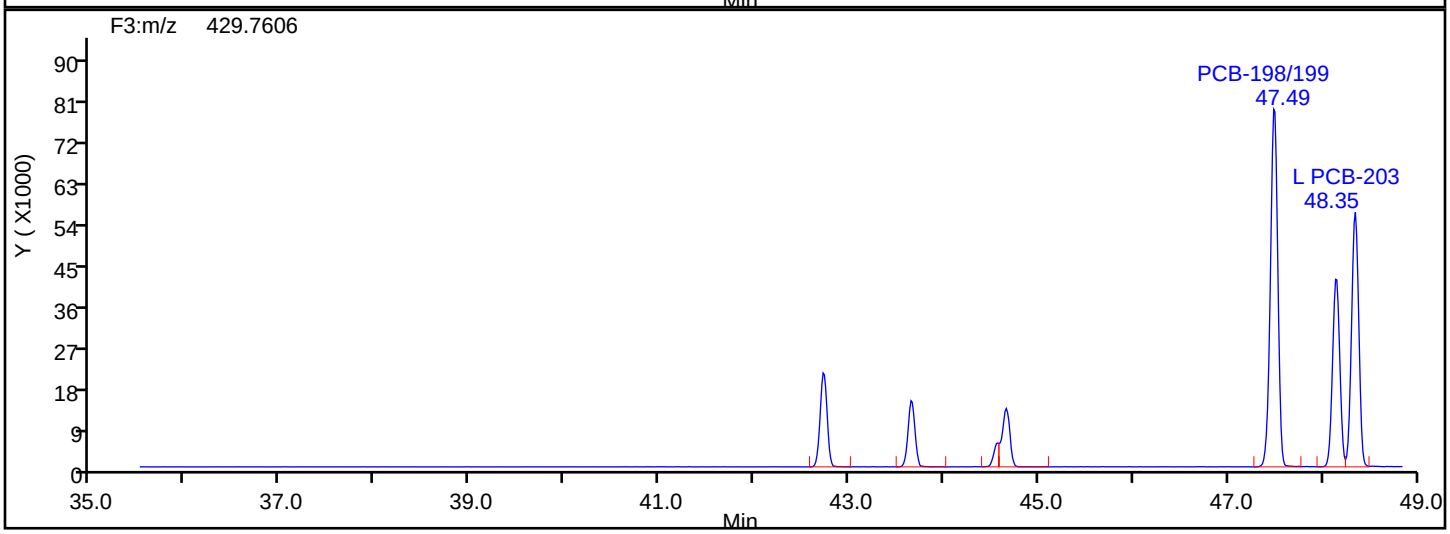

OcPCB F3 Lock Mass

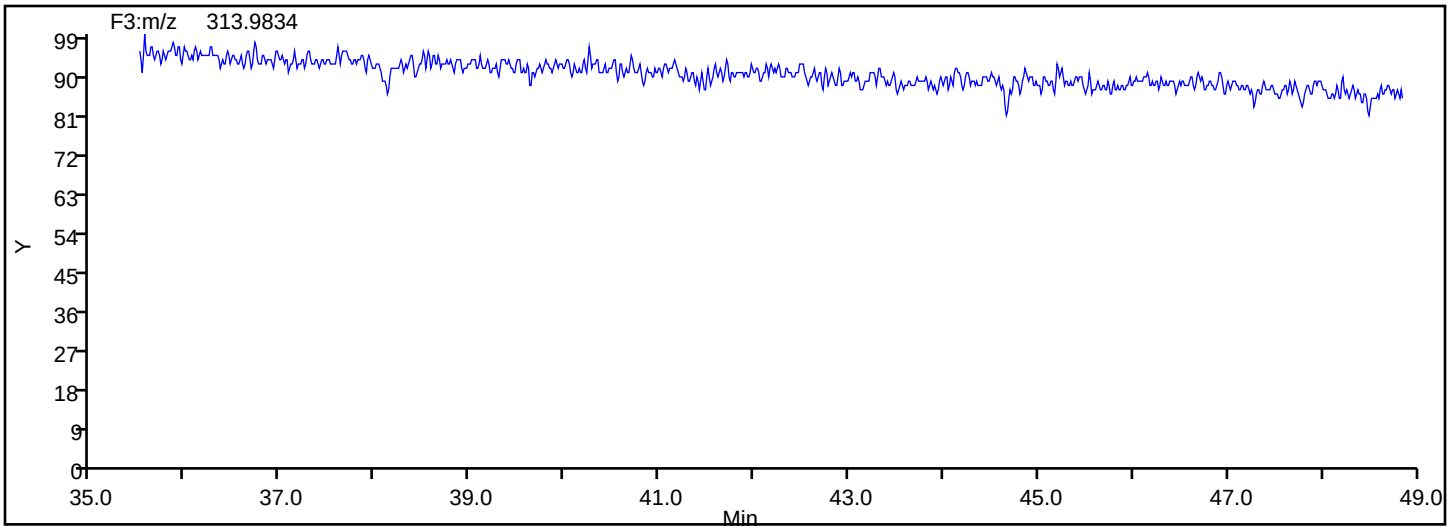

Eurofins TestAmerica, Knoxville

Data File:	\\chromna\Knoxville\ChromData\D3D\20190829-12906.b\580-88125-b-21-c.d		
Injection Date:	29-Aug-2019 23:04:00	Injection Vol:	1.0 ul
Instrument ID:	D3D	Operator ID:	Xcalibur_System
Method:	PCBs_D3D	Limit Group:	HR - 1668A - ICAL
Client ID:	T6-0to29-101618		
Worklist#:	33136	Sample Line#:	14
Column Type:	SPB-Octyl	Column Dia:	0.25 mm

OcPCB F4

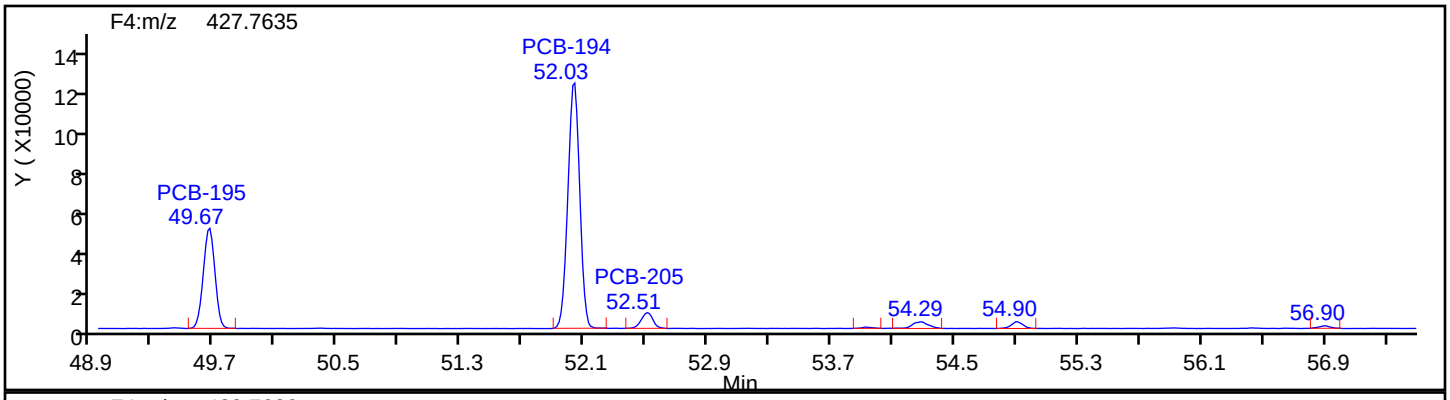

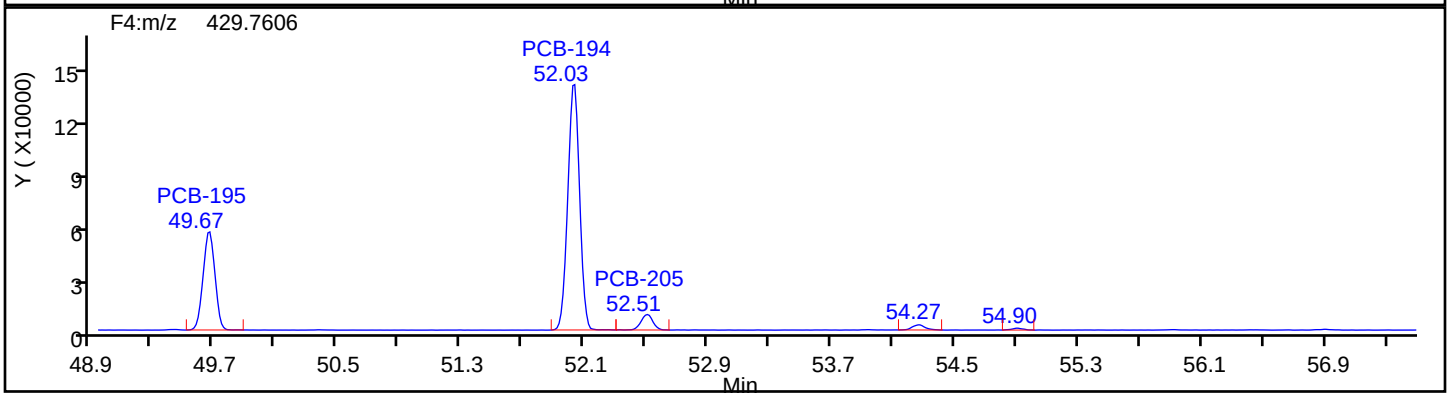

OcPCB F4 Standards

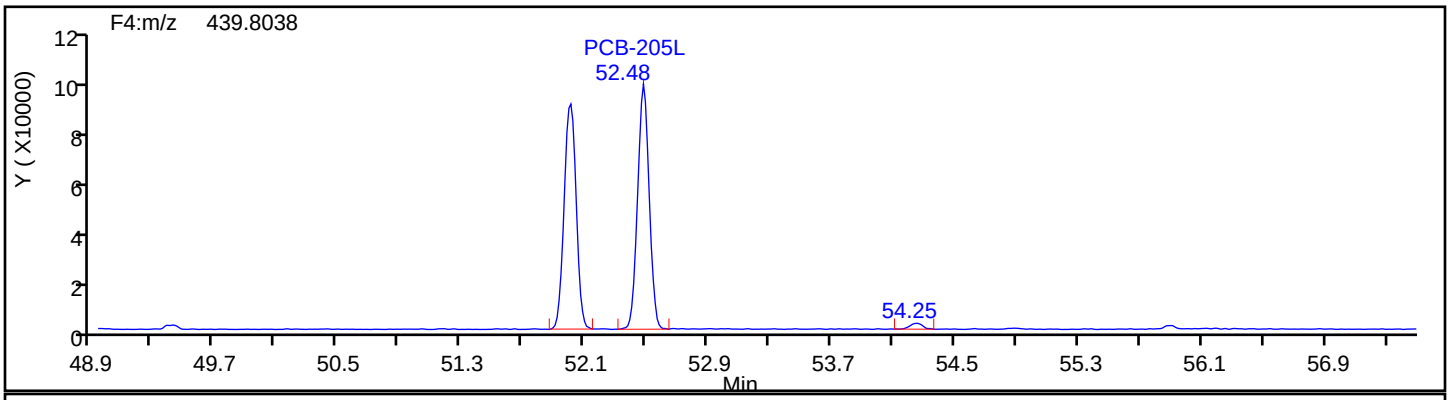

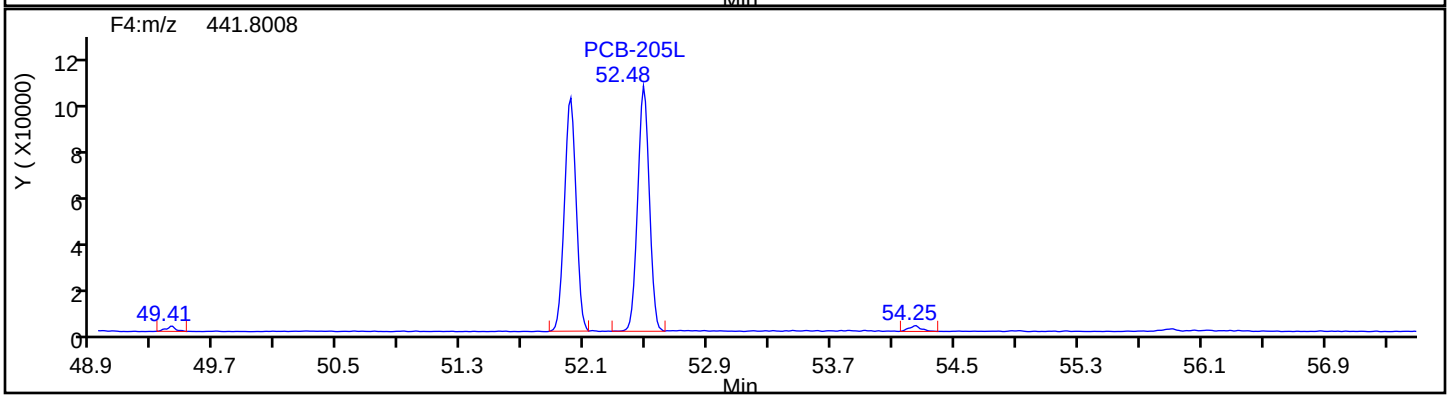

Eurofins TestAmerica, Knoxville

Data File:	\\chromna\Knoxville\ChromData\D3D\20190829-12906.b\580-88125-b-21-c.d		
Injection Date:	29-Aug-2019 23:04:00	Injection Vol:	1.0 ul
Instrument ID:	D3D	Operator ID:	Xcalibur_System
Method:	PCBs_D3D	Limit Group:	HR - 1668A - ICAL
Client ID:	T6-0to29-101618		
Worklist#:	33136	Sample Line#:	14
Column Type:	SPB-Octyl	Column Dia:	0.25 mm

OcPCB F4

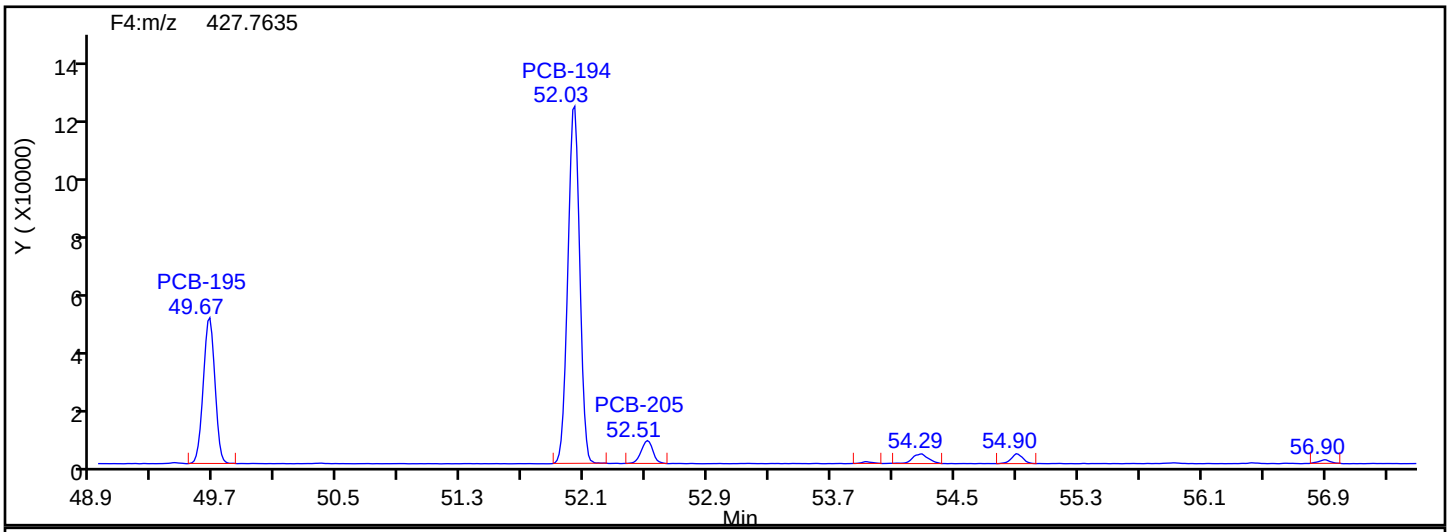

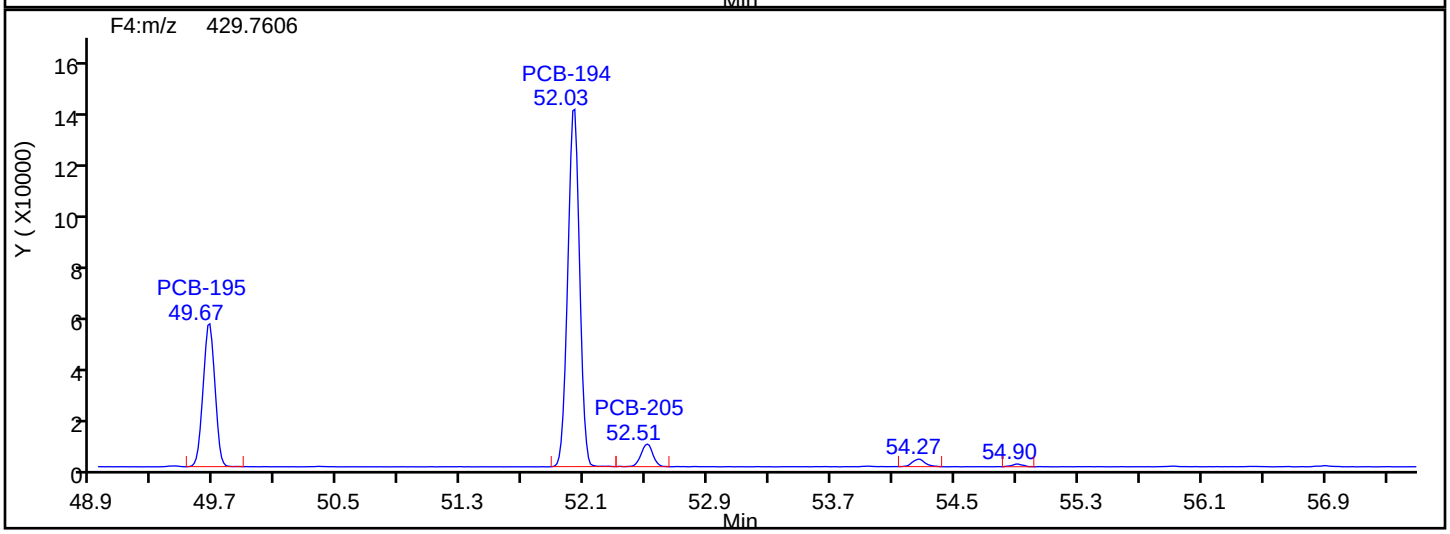

OcPCB F4 Lock Mass

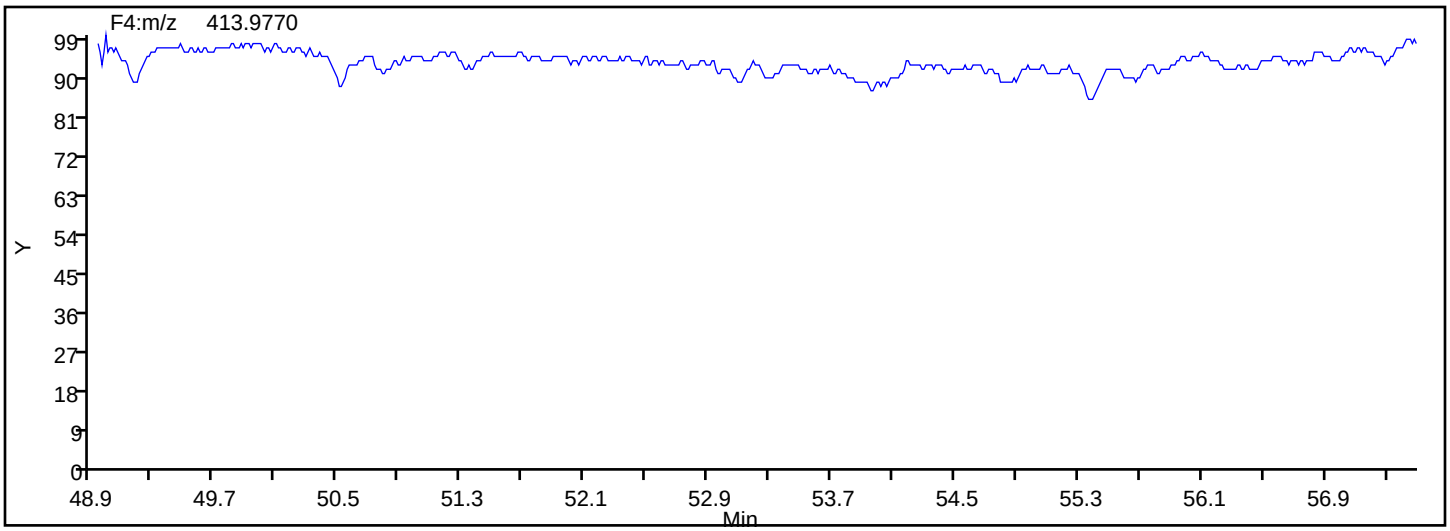

Report Date: 30-Aug-2019 02:51:54 Chrom Revision: 2.3 22-Aug-2019 12:55:36

Eurofins TestAmerica, Knoxville

Data File:	\\chromna\Knoxville\ChromData\D3D\20190829-12906.b\580-88125-b-21-c.d		
Injection Date:	29-Aug-2019 23:04:00	Injection Vol:	1.0 ul
Instrument ID:	D3D	Operator ID:	Xcalibur_System
Method:	PCBs_D3D	Limit Group:	HR - 1668A - ICAL
Client ID:	T6-0to29-101618		
Worklist#:	33136	Sample Line#:	14
Column Type:	SPB-Octyl	Column Dia:	0.25 mm

NoPCB F4

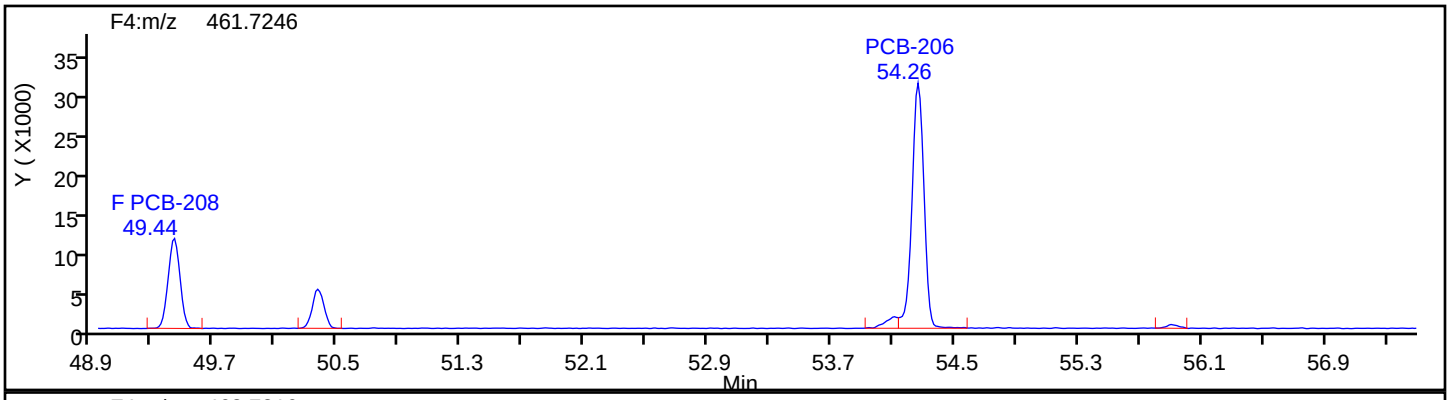

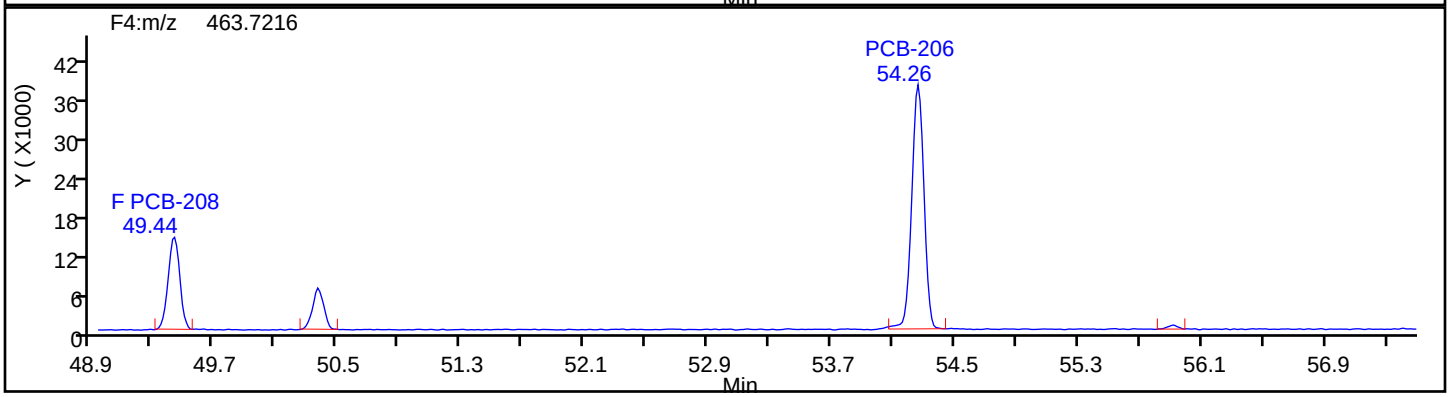

NoPCB F4 Standards

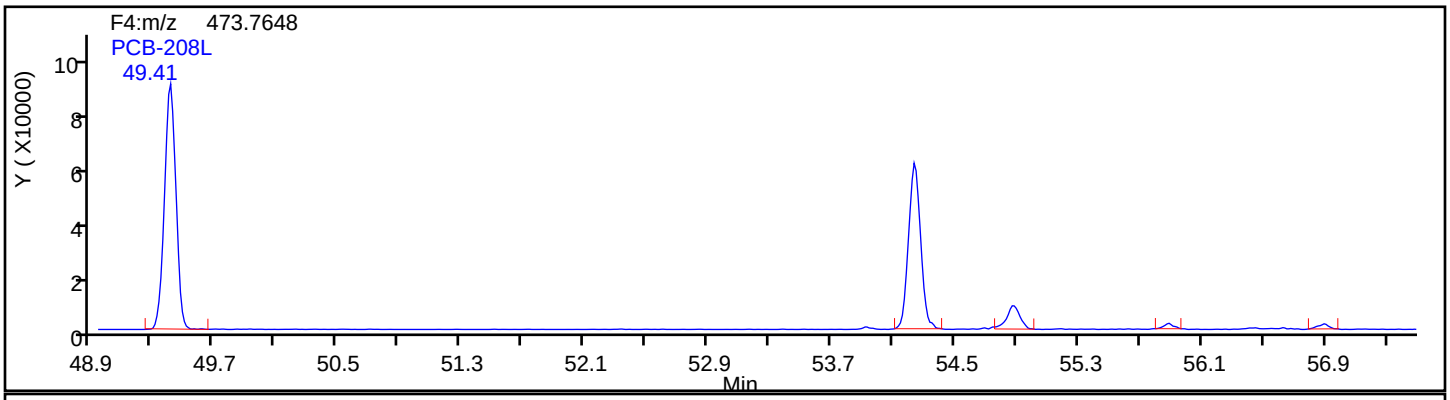

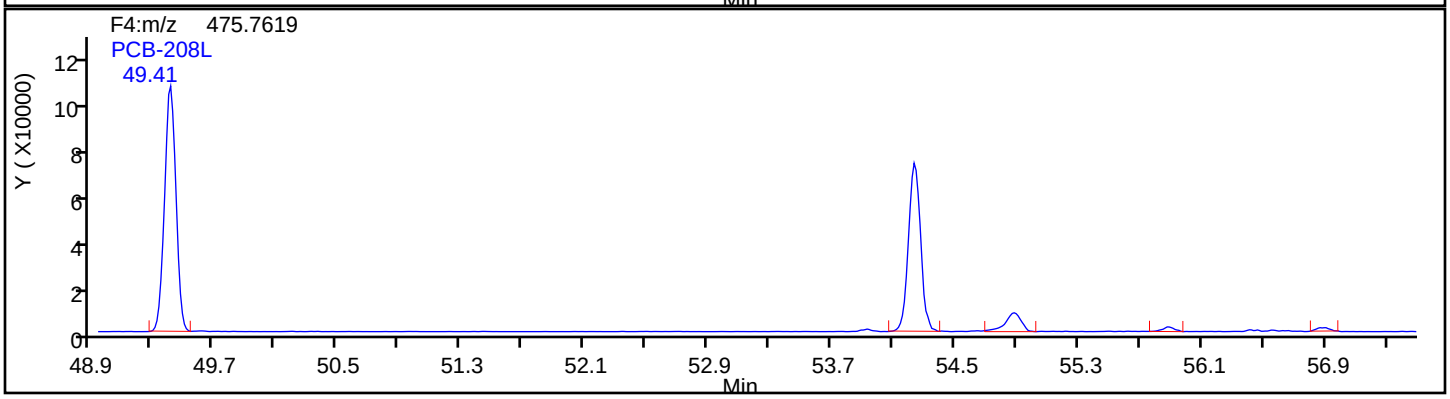

Eurofins TestAmerica, Knoxville

Data File:	\\chromna\Knoxville\ChromData\D3D\20190829-12906.b\580-88125-b-21-c.d		
Injection Date:	29-Aug-2019 23:04:00	Injection Vol:	1.0 ul
Instrument ID:	D3D	Operator ID:	Xcalibur_System
Method:	PCBs_D3D	Limit Group:	HR - 1668A - ICAL
Client ID:	T6-0to29-101618		
Worklist#:	33136	Sample Line#:	14
Column Type:	SPB-Octyl	Column Dia:	0.25 mm

NoPCB F4

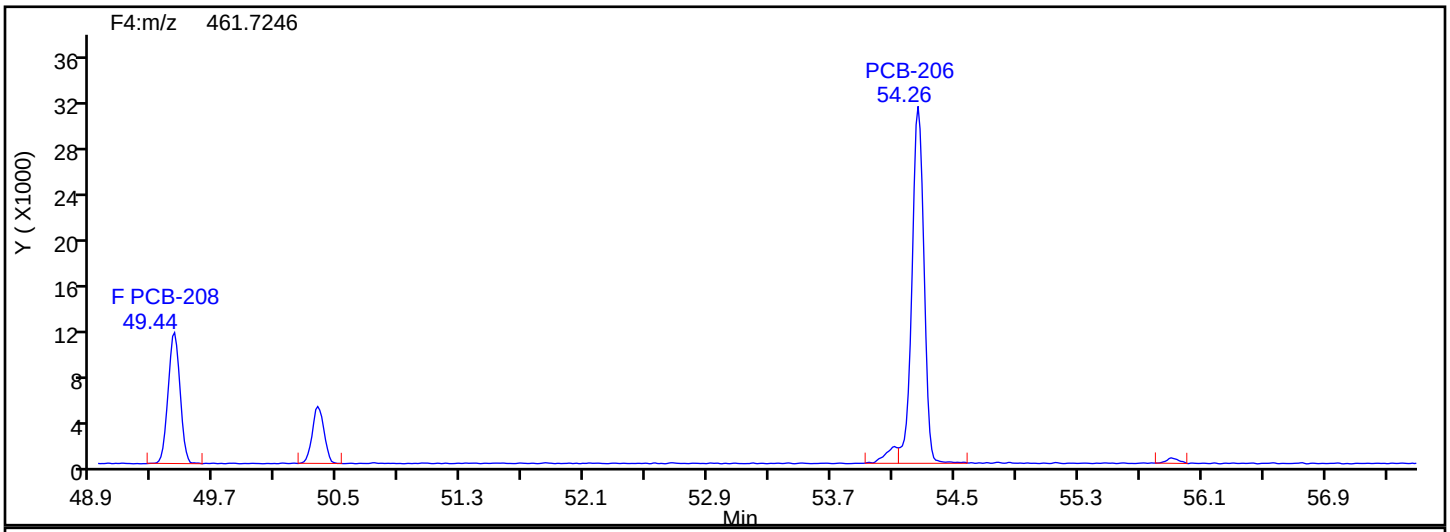

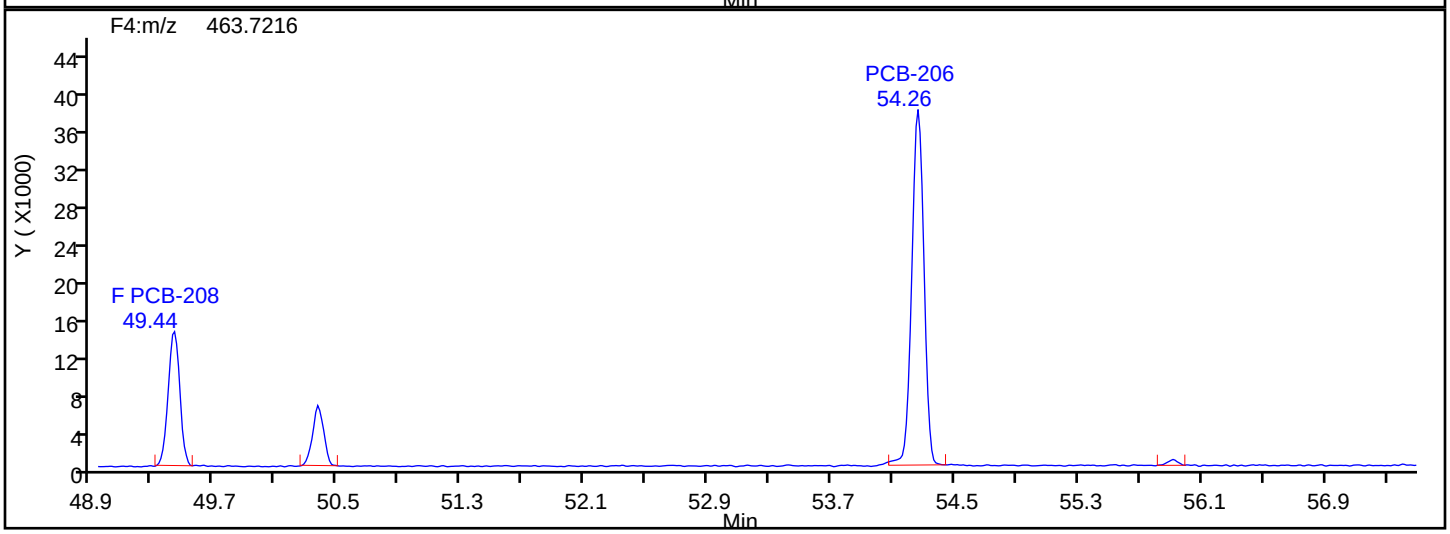

NoPCB F4 Lock Mass

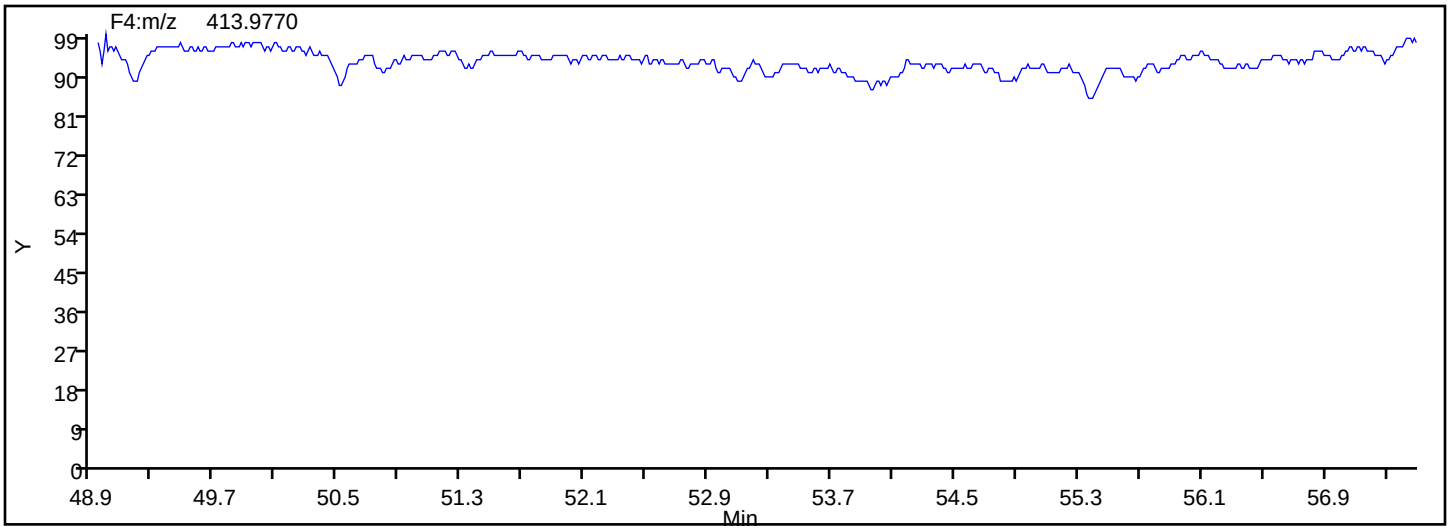

Report Date: 30-Aug-2019 02:51:54 Chrom Revision: 2.3 22-Aug-2019 12:55:36

Eurofins TestAmerica, Knoxville

Data File:	\\chromna\Knoxville\ChromData\D3D\20190829-12906.b\580-88125-b-21-c.d		
Injection Date:	29-Aug-2019 23:04:00	Injection Vol:	1.0 ul
Instrument ID:	D3D	Operator ID:	Xcalibur_System
Method:	PCBs_D3D	Limit Group:	HR - 1668A - ICAL
Client ID:	T6-0to29-101618		
Worklist#:	33136	Sample Line#:	14
Column Type:	SPB-Octyl	Column Dia:	0.25 mm

DePCB F4

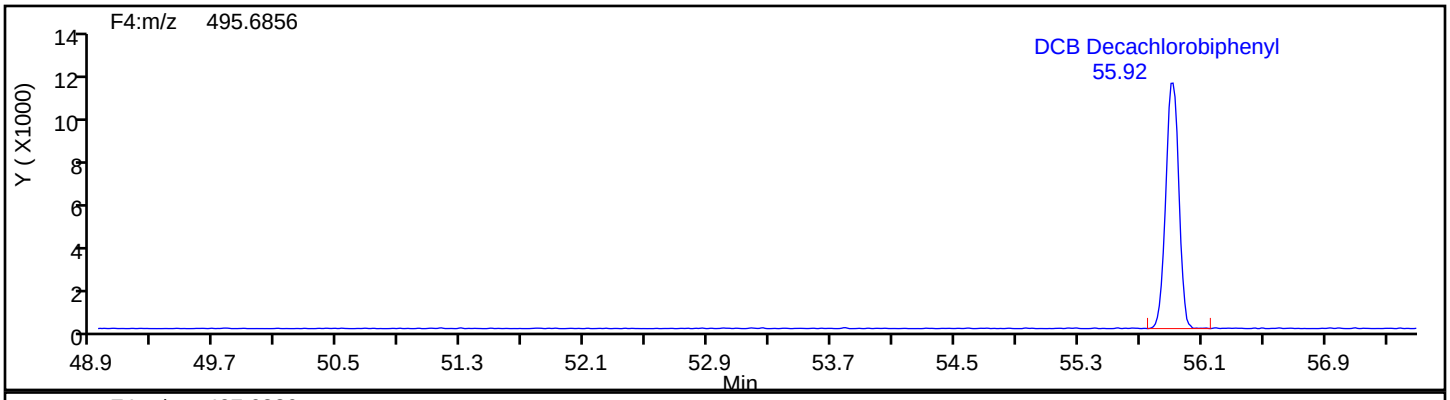

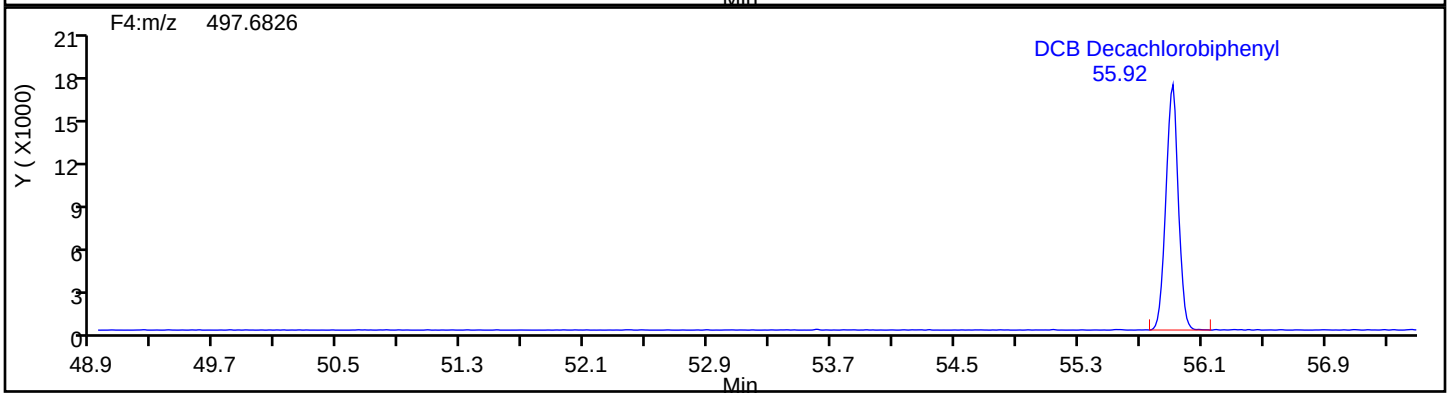

DePCB F4 Standards

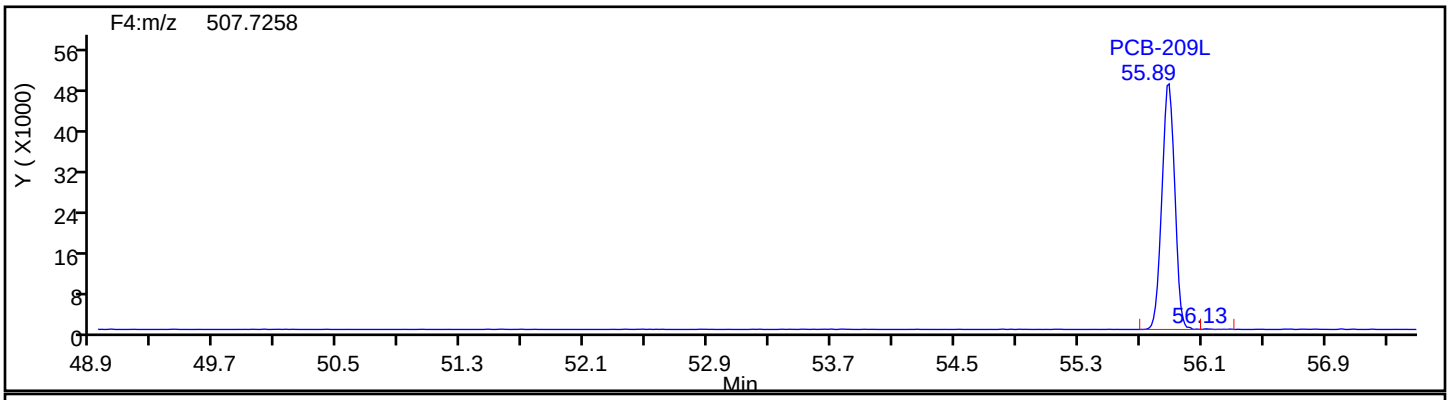

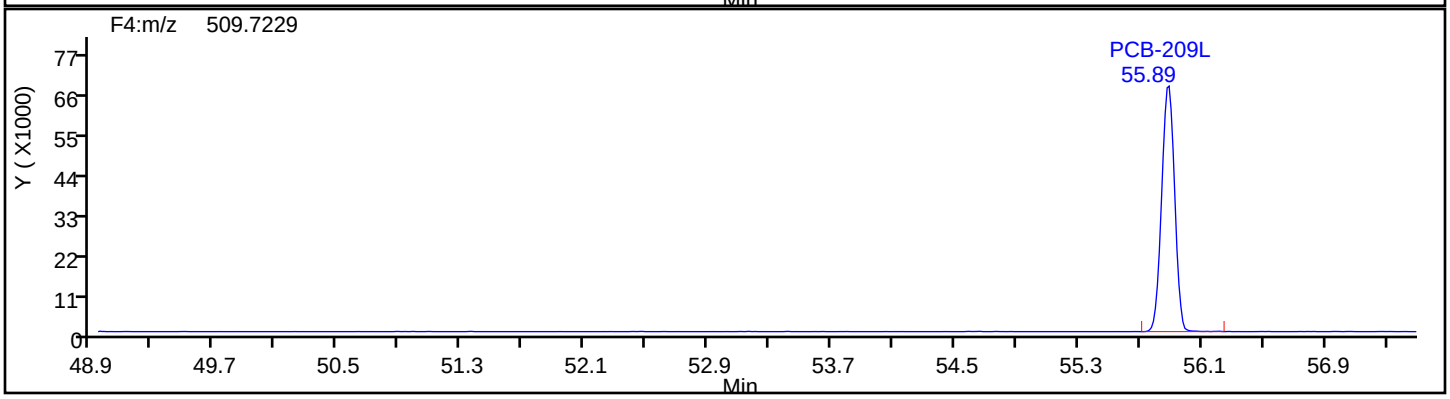

Eurofins TestAmerica, Knoxville

Data File:	\\chromna\Knoxville\ChromData\D3D\20190829-12906.b\580-88125-b-21-c.d		
Injection Date:	29-Aug-2019 23:04:00	Injection Vol:	1.0 ul
Instrument ID:	D3D	Operator ID:	Xcalibur_System
Method:	PCBs_D3D	Limit Group:	HR - 1668A - ICAL
Client ID:	T6-0to29-101618		
Worklist#:	33136	Sample Line#:	14
Column Type:	SPB-Octyl	Column Dia:	0.25 mm

DePCB F4

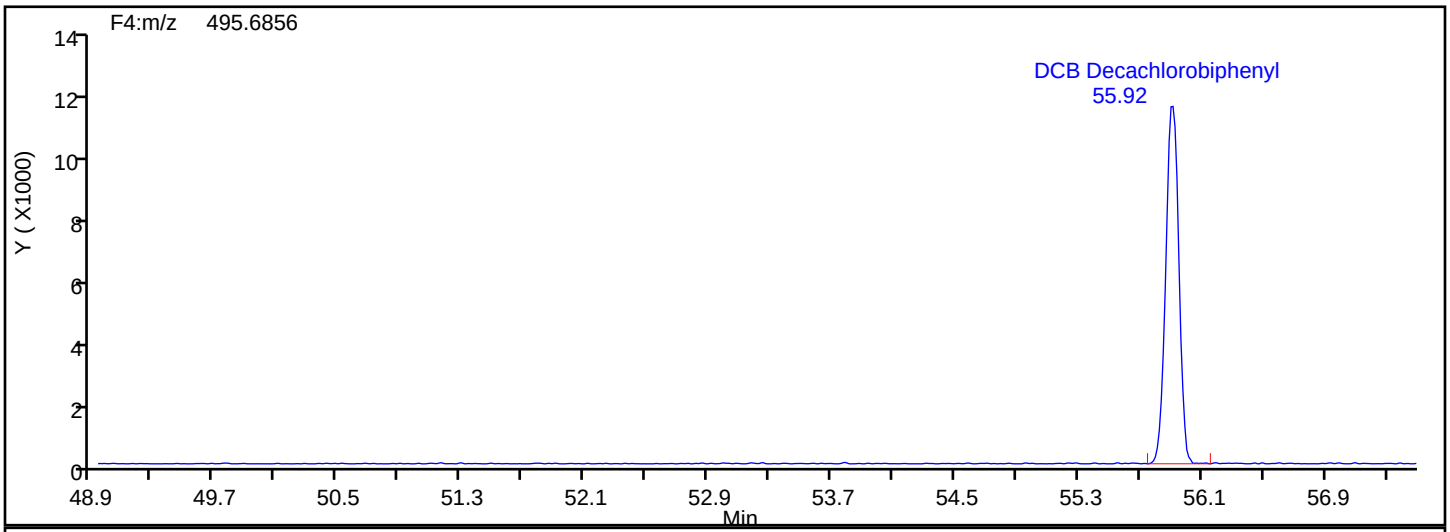

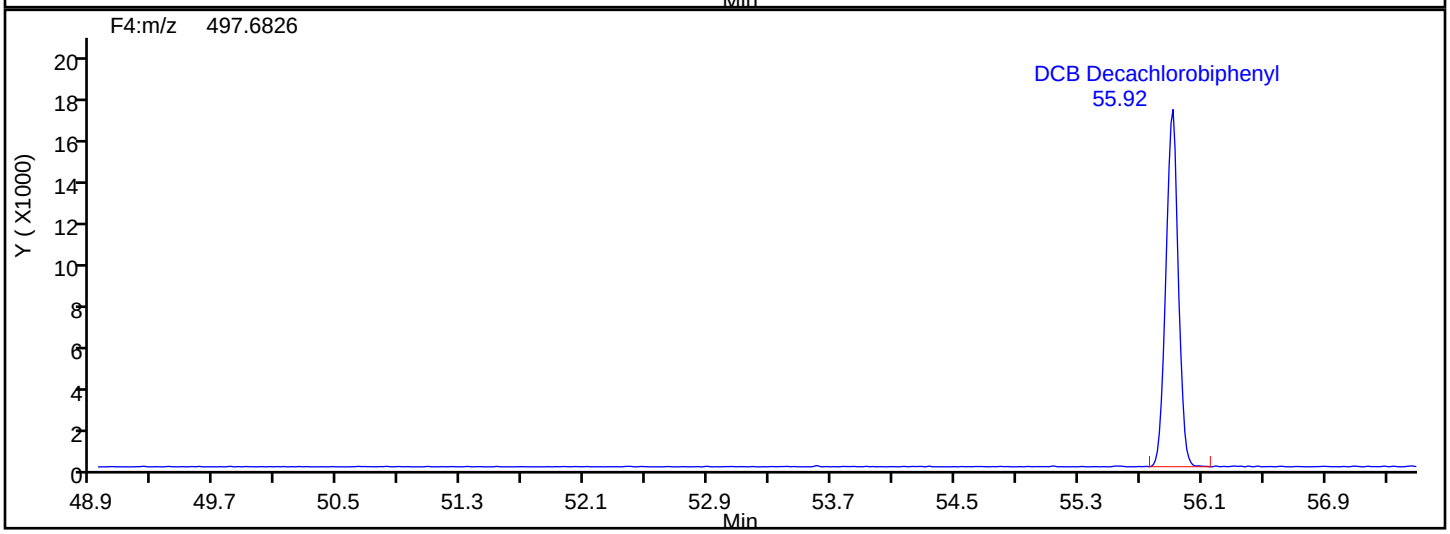

DePCB F4 Lock Mass

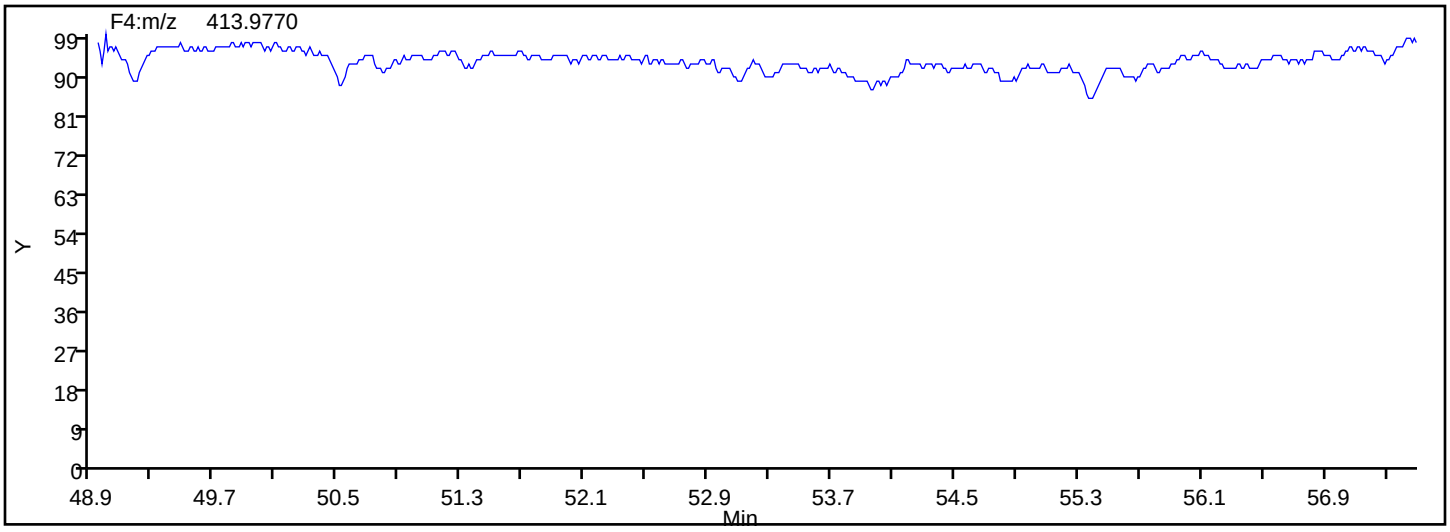

FORM VI
HI-RES PCBS BY ISOTOPIC DILUTION - INITIAL CALIBRATION DATA
CURVE EVALUATION

Lab Name: Eurofins TestAmerica, Knoxville Job No.: 580-88125-2 Analy Batch No.: 33168

SDG No.:

Instrument ID: D3D GC Column: SPB-Octyl ID: 0.25(mm) Heated Purge: (Y/N) N

Calibration Start Date: 08/21/2019 13:37 Calibration End Date: 08/21/2019 19:05 Calibration ID: 2117

Calibration Files:

LEVEL:	LAB SAMPLE ID:	LAB FILE ID:
Level 1	IC 140-33168/1	d4190821i1c.d
Level 2	IC 140-33168/2	d4190821i2.d
Level 3	IC 140-33168/3	d4190821i3.d
Level 4	IC 140-33168/4	d4190821i4.d
Level 5	IC 140-33168/5	d4190821i5.d
Level 6	IC 140-33168/6	d4190821i6.d

ANALYTE	RRF					CURVE TYPE	COEFFICIENT			#	MIN RRF	%RSD	#	MAX %RSD	R^2 OR COD	#	MIN R^2 OR COD
	LVL 1 LVL 6	LVL 2	LVL 3	LVL 4	LVL 5		B	M1	M2								
PCB-1	1.0677 1.4328	1.1803	1.1651	1.1393	1.1442	AveID		1.1883				10.6		20.0			
PCB-2	1.1118 1.3972	1.2050	1.1554	1.1254	1.1516	AveID		1.1911				8.9		35.0			
PCB-3	1.2644 1.3331	1.2576	1.1752	1.1304	1.1173	AveID		1.2130				7.0		20.0			
PCB-4	1.2341 1.2975	1.3301	1.2437	1.2182	1.1963	AveID		1.2533				4.0		20.0			
PCB-10	1.4405 1.5087	1.5169	1.5501	1.4970	1.3836	AveID		1.4828				4.1		35.0			
PCB-9	1.4762 1.4052	1.4640	1.4705	1.3925	1.3114	AveID		1.4200				4.5		35.0			
PCB-7	1.6793 1.6604	1.6569	1.6612	1.5885	1.5000	AveID		1.6244				4.2		35.0			
PCB-6	1.5999 1.5339	1.6641	1.5991	1.5105	1.4158	AveID		1.5539				5.6		35.0			
PCB-5	1.5910 1.5666	1.7025	1.5503	1.5217	1.4317	AveID		1.5606				5.7		35.0			
PCB-8	1.6271 1.6039	1.6854	1.6000	1.5288	1.4850	AveID		1.5884				4.5		35.0			
PCB-19	1.3129 1.3010	1.3484	1.3198	1.2779	1.2684	AveID		1.3047				2.2		20.0			
PCB-14	1.9949 1.9112	1.9786	1.8796	1.7653	1.7130	AveID		1.8738				6.1		35.0			
PCB-18	1.8469 1.9346	1.8832	1.8017	1.7324	1.7138	AveID		1.8188				4.7		35.0			
PCB-18/30	1.8469 1.9346	1.8832	1.8017	1.7324	1.7138	AveID		1.8188				4.7		35.0			
PCB-30	1.8469 1.9346	1.8832	1.8017	1.7324	1.7138	AveID		1.8188				4.7		35.0			

Note: The M1 coefficient is the same as Ave RRF for an Ave curve type.

FORM VI
HI-RES PCBS BY ISOTOPIC DILUTION - INITIAL CALIBRATION DATA
CURVE EVALUATION

Lab Name: Eurofins TestAmerica, Knoxville Job No.: 580-88125-2 Analy Batch No.: 33168

SDG No.:

Instrument ID: D3D GC Column: SPB-Octyl ID: 0.25(mm) Heated Purge: (Y/N) N

Calibration Start Date: 08/21/2019 13:37 Calibration End Date: 08/21/2019 19:05 Calibration ID: 2117

ANALYTE	RRF					CURVE TYPE	COEFFICIENT			#	MIN RRF	%RSD	#	MAX %RSD	R^2 OR COD	#	MIN R^2 OR COD
	LVL 1 LVL 6	LVL 2	LVL 3	LVL 4	LVL 5		B	M1	M2								
PCB-11	1.8548 1.6340	1.7237	1.6266	1.4965	1.4723	AveID		1.6347				8.7		35.0			
PCB-17	1.6786 1.5674	1.6402	1.5395	1.4635	1.4956	AveID		1.5641				5.3		35.0			
PCB-12	1.7397 1.7503	1.7500	1.6042	1.4984	1.5035	AveID		1.6410				7.4		35.0			
PCB-12/13	1.7397 1.7503	1.7500	1.6042	1.4984	1.5035	AveID		1.6410				7.4		35.0			
PCB-13	1.7397 1.7503	1.7500	1.6042	1.4984	1.5035	AveID		1.6410				7.4		35.0			
PCB-27	2.2543 2.3352	2.2148	2.0681	2.0236	2.1122	AveID		2.1680				5.5		35.0			
PCB-24	2.2417 2.1116	2.3188	1.9968	1.9819	1.9600	AveID		2.1018				7.1		35.0			
PCB-16	1.3152 1.2414	1.3050	1.1712	1.1241	1.1992	AveID		1.2260				6.2		35.0			
PCB-15	1.5587 1.3552	1.5217	1.4038	1.3153	1.2597	AveID		1.4024				8.4		20.0			
PCB-54	1.4638 1.1807	1.3108	1.2136	1.1712	1.1947	AveID		1.2558				9.1		20.0			
PCB-32	2.5867 2.3359	2.5010	2.2902	2.1607	2.1748	AveID		2.3416				7.4		35.0			
PCB-34	1.2505 1.1853	1.3312	1.2437	1.1924	1.0894	AveID		1.2154				6.7		35.0			
PCB-23	1.3714 1.2280	1.4102	1.2614	1.2116	1.1224	AveID		1.2675				8.4		35.0			
PCB-26	1.4204 1.4142	1.3974	1.2846	1.2442	1.1548	AveID		1.3193				8.3		35.0			
PCB-26/29	1.4204 1.4142	1.3974	1.2846	1.2442	1.1548	AveID		1.3193				8.3		35.0			
PCB-29	1.4204 1.4142	1.3974	1.2846	1.2442	1.1548	AveID		1.3193				8.3		35.0			
PCB-25	1.4923 1.3075	1.5098	1.3376	1.2856	1.1810	AveID		1.3523				9.4		35.0			
PCB-50	1.0128 0.9046	0.9975	0.9463	0.9204	0.8355	AveID		0.9362				6.9		35.0			
PCB-50/53	1.0128 0.9046	0.9975	0.9463	0.9204	0.8355	AveID		0.9362				6.9		35.0			
PCB-53	1.0128 0.9046	0.9975	0.9463	0.9204	0.8355	AveID		0.9362				6.9		35.0			

Note: The M1 coefficient is the same as Ave RRF for an Ave curve type.

FORM VI
HI-RES PCBS BY ISOTOPIC DILUTION - INITIAL CALIBRATION DATA
CURVE EVALUATION

Lab Name: Eurofins TestAmerica, Knoxville Job No.: 580-88125-2 Analy Batch No.: 33168

SDG No.:

Instrument ID: D3D GC Column: SPB-Octyl ID: 0.25(mm) Heated Purge: (Y/N) N

Calibration Start Date: 08/21/2019 13:37 Calibration End Date: 08/21/2019 19:05 Calibration ID: 2117

ANALYTE	RRF					CURVE TYPE	COEFFICIENT			#	MIN RRF	%RSD	#	MAX %RSD	R^2 OR COD	#	MIN R^2 OR COD
	LVL 1 LVL 6	LVL 2	LVL 3	LVL 4	LVL 5		B	M1	M2								
PCB-31	1.5883 1.3308	1.5121	1.3590	1.3007	1.1944	AveID		1.3809				10.5		35.0			
PCB-20	1.4109 1.4388	1.3676	1.2430	1.2179	1.1561	AveID		1.3057				8.8		35.0			
PCB-20/28	1.4109 1.4388	1.3676	1.2430	1.2179	1.1561	AveID		1.3057				8.8		35.0			
PCB-28	1.4109 1.4388	1.3676	1.2430	1.2179	1.1561	AveID		1.3057				8.8		35.0			
PCB-45	0.9260 0.8223	0.9903	0.8932	0.8760	0.8023	AveID		0.8850				7.8		35.0			
PCB-45/51	0.9260 0.8223	0.9903	0.8932	0.8760	0.8023	AveID		0.8850				7.8		35.0			
PCB-51	0.9260 0.8223	0.9903	0.8932	0.8760	0.8023	AveID		0.8850				7.8		35.0			
PCB-21	1.4776 1.4427	1.4733	1.3352	1.3140	1.2230	AveID		1.3777				7.5		35.0			
PCB-21/33	1.4776 1.4427	1.4733	1.3352	1.3140	1.2230	AveID		1.3777				7.5		35.0			
PCB-33	1.4776 1.4427	1.4733	1.3352	1.3140	1.2230	AveID		1.3777				7.5		35.0			
PCB-46	0.8655 0.6617	0.8356	0.7693	0.7393	0.6832	AveID		0.7591				10.7		35.0			
PCB-22	1.4064 1.1998	1.3182	1.2638	1.1833	1.0864	AveID		1.2430				9.0		35.0			
PCB-52	0.9882 0.7944	1.0063	0.9222	0.8854	0.7990	AveID		0.8992				10.1		35.0			
PCB-43	1.0947 0.9092	1.1130	1.0066	0.9877	0.8849	AveID		0.9993				9.3		35.0			
PCB-43/73	1.0947 0.9092	1.1130	1.0066	0.9877	0.8849	AveID		0.9993				9.3		35.0			
PCB-73	1.0947 0.9092	1.1130	1.0066	0.9877	0.8849	AveID		0.9993				9.3		35.0			
PCB-36	1.5657 1.3546	1.3906	1.3142	1.2613	1.1947	AveID		1.3468				9.5		35.0			
PCB-49	1.2414 1.1100	1.2735	1.1007	1.1001	0.9938	AveID		1.1366				9.1		35.0			
PCB-49/69	1.2414 1.1100	1.2735	1.1007	1.1001	0.9938	AveID		1.1366				9.1		35.0			
PCB-69	1.2414 1.1100	1.2735	1.1007	1.1001	0.9938	AveID		1.1366				9.1		35.0			

Note: The M1 coefficient is the same as Ave RRF for an Ave curve type.

FORM VI
HI-RES PCBS BY ISOTOPIC DILUTION - INITIAL CALIBRATION DATA
CURVE EVALUATION

Lab Name: Eurofins TestAmerica, Knoxville Job No.: 580-88125-2 Analy Batch No.: 33168

SDG No.:

Instrument ID: D3D GC Column: SPB-Octyl ID: 0.25(mm) Heated Purge: (Y/N) N

Calibration Start Date: 08/21/2019 13:37 Calibration End Date: 08/21/2019 19:05 Calibration ID: 2117

ANALYTE	RRF					CURVE TYPE	COEFFICIENT			#	MIN RRF	%RSD	#	MAX %RSD	R^2 OR COD	#	MIN R^2 OR COD
	LVL 1 LVL 6	LVL 2	LVL 3	LVL 4	LVL 5		B	M1	M2								
PCB-39	1.5342 1.4286	1.5024	1.3644	1.3119	1.2407	AveID		1.3970				8.1		35.0			
PCB-48	1.0933 0.8610	1.0757	0.9130	0.9003	0.8290	AveID		0.9454				11.8		35.0			
PCB-104	1.5781 1.4041	1.4613	1.3289	1.2940	1.2891	AveID		1.3926				8.1		20.0			
PCB-44	1.1705 1.0708	1.1285	0.9796	0.9553	0.8891	AveID		1.0323				10.5		35.0			
PCB-44/47/65	1.1705 1.0708	1.1285	0.9796	0.9553	0.8891	AveID		1.0323				10.5		35.0			
PCB-47	1.1705 1.0708	1.1285	0.9796	0.9553	0.8891	AveID		1.0323				10.5		35.0			
PCB-65	1.1705 1.0708	1.1285	0.9796	0.9553	0.8891	AveID		1.0323				10.5		35.0			
PCB-38	1.4783 1.4116	1.4107	1.2494	1.1963	1.1598	AveID		1.3177				10.0		35.0			
PCB-59	1.4339 1.5203	1.4711	1.3042	1.2471	1.1890	AveID		1.3609				9.8		35.0			
PCB-59/62/75	1.4339 1.5203	1.4711	1.3042	1.2471	1.1890	AveID		1.3609				9.8		35.0			
PCB-62	1.4339 1.5203	1.4711	1.3042	1.2471	1.1890	AveID		1.3609				9.8		35.0			
PCB-75	1.4339 1.5203	1.4711	1.3042	1.2471	1.1890	AveID		1.3609				9.8		35.0			
PCB-96	1.3134 1.3160	1.2595	1.1594	1.1403	1.1722	AveID		1.2268				6.5		35.0			
PCB-42	1.0427 0.7749	0.9378	0.8540	0.8277	0.7652	AveID		0.8670				12.3		35.0			
PCB-35	1.4220 1.2304	1.2700	1.1506	1.1351	1.0919	AveID		1.2166				9.8		35.0			
PCB-40	1.0411 0.8854	1.0146	0.8998	0.8698	0.7966	AveID		0.9179				10.1		35.0			
PCB-40/41/71	1.0411 0.8854	1.0146	0.8998	0.8698	0.7966	AveID		0.9179				10.1		35.0			
PCB-41	1.0411 0.8854	1.0146	0.8998	0.8698	0.7966	AveID		0.9179				10.1		35.0			
PCB-71	1.0411 0.8854	1.0146	0.8998	0.8698	0.7966	AveID		0.9179				10.1		35.0			
PCB-37	1.4511 1.3246	1.3577	1.2496	1.2009	1.1437	AveID		1.2879				8.7		20.0			

Note: The M1 coefficient is the same as Ave RRF for an Ave curve type.

FORM VI
HI-RES PCBS BY ISOTOPIC DILUTION - INITIAL CALIBRATION DATA
CURVE EVALUATION

Lab Name: Eurofins TestAmerica, Knoxville Job No.: 580-88125-2 Analy Batch No.: 33168

SDG No.:

Instrument ID: D3D GC Column: SPB-Octyl ID: 0.25(mm) Heated Purge: (Y/N) N

Calibration Start Date: 08/21/2019 13:37 Calibration End Date: 08/21/2019 19:05 Calibration ID: 2117

ANALYTE	RRF					CURVE TYPE	COEFFICIENT			#	MIN RRF	%RSD	#	MAX %RSD	R^2 OR COD	#	MIN R^2 OR COD
	LVL 1 LVL 6	LVL 2	LVL 3	LVL 4	LVL 5		B	M1	M2								
PCB-64	1.6458 1.3466	1.5150	1.4317	1.3364	1.2227	AveID		1.4164				10.5		35.0			
PCB-72	1.4734 1.2333	1.4354	1.3303	1.2668	1.1553	AveID		1.3157				9.3		35.0			
PCB-103	1.1743 1.0093	1.1054	0.9782	0.9788	0.9524	AveID		1.0331				8.5		35.0			
PCB-68	1.7059 1.4123	1.6091	1.4677	1.4047	1.2697	AveID		1.4782				10.6		35.0			
PCB-94	1.0007 0.8763	0.9469	0.8825	0.8671	0.8483	AveID		0.9036				6.4		35.0			
PCB-57	1.5455 1.1832	1.4083	1.2395	1.2089	1.1048	AveID		1.2817				12.8		35.0			
PCB-95	1.0838 0.9363	1.0013	0.9267	0.9154	0.9088	AveID		0.9620				7.1		35.0			
PCB-58	1.5015 1.2546	1.4870	1.2730	1.2477	1.1645	AveID		1.3214				10.5		35.0			
PCB-100	1.0715 1.0427	1.0467	0.9166	0.9142	0.8923	AveID		0.9806				8.3		35.0			
PCB-93	1.0715 1.0427	1.0467	0.9166	0.9142	0.8923	AveID		0.9806				8.3		35.0			
PCB-93/100	1.0715 1.0427	1.0467	0.9166	0.9142	0.8923	AveID		0.9806				8.3		35.0			
PCB-67	1.5987 1.3551	1.4903	1.3439	1.3475	1.2311	AveID		1.3944				9.3		35.0			
PCB-102	1.1241 0.9778	1.0440	0.9472	0.9280	0.9118	AveID		0.9888				8.2		35.0			
PCB-98	1.1241 0.9778	1.0440	0.9472	0.9280	0.9118	AveID		0.9888				8.2		35.0			
PCB-98/102	1.1241 0.9778	1.0440	0.9472	0.9280	0.9118	AveID		0.9888				8.2		35.0			
PCB-63	1.6885 1.3929	1.6635	1.4083	1.3908	1.2666	AveID		1.4685				11.5		35.0			
PCB-88	1.1955 1.0292	1.0252	0.9317	0.9205	0.9293	AveID		1.0052				10.5		35.0			
PCB-88/91	1.1955 1.0292	1.0252	0.9317	0.9205	0.9293	AveID		1.0052				10.5		35.0			
PCB-91	1.1955 1.0292	1.0252	0.9317	0.9205	0.9293	AveID		1.0052				10.5		35.0			
PCB-61	1.5127 1.4624	1.4401	1.2888	1.2571	1.1781	AveID		1.3565				9.8		35.0			

Note: The M1 coefficient is the same as Ave RRF for an Ave curve type.

FORM VI
HI-RES PCBS BY ISOTOPIC DILUTION - INITIAL CALIBRATION DATA
CURVE EVALUATION

Lab Name: Eurofins TestAmerica, Knoxville Job No.: 580-88125-2 Analy Batch No.: 33168

SDG No.:

Instrument ID: D3D GC Column: SPB-Octyl ID: 0.25(mm) Heated Purge: (Y/N) N

Calibration Start Date: 08/21/2019 13:37 Calibration End Date: 08/21/2019 19:05 Calibration ID: 2117

ANALYTE	RRF					CURVE TYPE	COEFFICIENT			#	MIN RRF	%RSD	#	MAX %RSD	R^2 OR COD	#	MIN R^2 OR COD
	LVL 1 LVL 6	LVL 2	LVL 3	LVL 4	LVL 5		B	M1	M2								
PCB-61/70/74/76	1.5127 1.4624	1.4401	1.2888	1.2571	1.1781	AveID		1.3565				9.8		35.0			
PCB-70	1.5127 1.4624	1.4401	1.2888	1.2571	1.1781	AveID		1.3565				9.8		35.0			
PCB-74	1.5127 1.4624	1.4401	1.2888	1.2571	1.1781	AveID		1.3565				9.8		35.0			
PCB-76	1.5127 1.4624	1.4401	1.2888	1.2571	1.1781	AveID		1.3565				9.8		35.0			
PCB-84	1.0545 0.8026	0.9245	0.8188	0.7859	0.7745	AveID		0.8601				12.7		35.0			
PCB-66	1.4820 1.1895	1.4923	1.2130	1.2230	1.0802	AveID		1.2800				13.2		35.0			
PCB-55	1.5716 1.2054	1.4114	1.2538	1.2182	1.1104	AveID		1.2951				12.9		35.0			
PCB-89	1.0017 0.8428	0.9697	0.8786	0.8440	0.8246	AveID		0.8936				8.3		35.0			
PCB-56	1.5161 1.1548	1.4549	1.2117	1.1819	1.0830	AveID		1.2671				13.9		35.0			
PCB-121	1.6594 1.3783	1.4558	1.3554	1.2817	1.2521	AveID		1.3971				10.6		35.0			
PCB-60	1.6114 1.2459	1.4942	1.2768	1.2130	1.1317	AveID		1.3288				13.8		35.0			
PCB-92	1.1163 0.9113	1.0150	0.9178	0.8858	0.8731	AveID		0.9532				9.9		35.0			
PCB-80	1.6520 1.4249	1.6267	1.4691	1.3786	1.2650	AveID		1.4694				10.1		35.0			
PCB-155	1.5021 1.2447	1.4040	1.2470	1.2023	1.2168	AveID		1.3028				9.3		20.0			
PCB-152	1.4405 1.2800	1.3347	1.1664	1.1223	1.1899	AveID		1.2556				9.5		35.0			
PCB-101	1.2750 1.2380	1.1666	1.0862	1.0306	1.0236	AveID		1.1367				9.4		35.0			
PCB-113	1.2750 1.2380	1.1666	1.0862	1.0306	1.0236	AveID		1.1367				9.4		35.0			
PCB-90	1.2750 1.2380	1.1666	1.0862	1.0306	1.0236	AveID		1.1367				9.4		35.0			
PCB-90/101/113	1.2750 1.2380	1.1666	1.0862	1.0306	1.0236	AveID		1.1367				9.4		35.0			
PCB-150	1.3495 1.2121	1.3498	1.1980	1.1417	1.1700	AveID		1.2368				7.3		35.0			

Note: The M1 coefficient is the same as Ave RRF for an Ave curve type.

FORM VI
HI-RES PCBS BY ISOTOPIC DILUTION - INITIAL CALIBRATION DATA
CURVE EVALUATION

Lab Name: Eurofins TestAmerica, Knoxville Job No.: 580-88125-2 Analy Batch No.: 33168

SDG No.:

Instrument ID: D3D GC Column: SPB-Octyl ID: 0.25(mm) Heated Purge: (Y/N) N

Calibration Start Date: 08/21/2019 13:37 Calibration End Date: 08/21/2019 19:05 Calibration ID: 2117

ANALYTE	RRF					CURVE TYPE	COEFFICIENT			#	MIN RRF	%RSD	#	MAX %RSD	R^2 OR COD	#	MIN R^2 OR COD
	LVL 1 LVL 6	LVL 2	LVL 3	LVL 4	LVL 5		B	M1	M2								
PCB-136	1.2532 1.1657	1.2762	1.0794	1.0603	1.1031	AveID		1.1563				7.9		35.0			
PCB-83	1.0534 0.9153	0.9922	0.9056	0.8848	0.8847	AveID		0.9393				7.3		35.0			
PCB-83/99	1.0534 0.9153	0.9922	0.9056	0.8848	0.8847	AveID		0.9393				7.3		35.0			
PCB-99	1.0534 0.9153	0.9922	0.9056	0.8848	0.8847	AveID		0.9393				7.3		35.0			
PCB-112	1.5815 1.3778	1.3707	1.3446	1.2802	1.2484	AveID		1.3672				8.5		35.0			
PCB-145	1.3922 1.1538	1.2537	1.1391	1.0896	1.1176	AveID		1.1910				9.5		35.0			
PCB-79	1.6723 1.6285	1.6209	1.5014	1.4380	1.3914	AveID		1.5421				7.4		35.0			
PCB-109	1.3033 1.4413	1.1963	1.0981	1.0603	1.0754	AveID		1.1958				12.6		35.0			
PCB-119	1.3033 1.4413	1.1963	1.0981	1.0603	1.0754	AveID		1.1958				12.6		35.0			
PCB-125	1.3033 1.4413	1.1963	1.0981	1.0603	1.0754	AveID		1.1958				12.6		35.0			
PCB-86	1.3033 1.4413	1.1963	1.0981	1.0603	1.0754	AveID		1.1958				12.6		35.0			
PCB-86/87/97/109/119/125	1.3033 1.4413	1.1963	1.0981	1.0603	1.0754	AveID		1.1958				12.6		35.0			
PCB-87	1.3033 1.4413	1.1963	1.0981	1.0603	1.0754	AveID		1.1958				12.6		35.0			
PCB-97	1.3033 1.4413	1.1963	1.0981	1.0603	1.0754	AveID		1.1958				12.6		35.0			
PCB-78	1.8052 1.1940	1.4134	1.2354	1.1630	1.0790	AveID		1.3150				20.1		35.0			
PCB-116	1.3767 1.3023	1.2693	1.1377	1.1072	1.0826	AveID		1.2126				9.9		35.0			
PCB-117	1.3767 1.3023	1.2693	1.1377	1.1072	1.0826	AveID		1.2126				9.9		35.0			
PCB-85	1.3767 1.3023	1.2693	1.1377	1.1072	1.0826	AveID		1.2126				9.9		35.0			
PCB-85/116/117	1.3767 1.3023	1.2693	1.1377	1.1072	1.0826	AveID		1.2126				9.9		35.0			
PCB-110	1.5906 1.3900	1.3904	1.2932	1.2302	1.2122	AveID		1.3511				10.3		35.0			

Note: The M1 coefficient is the same as Ave RRF for an Ave curve type.

FORM VI
HI-RES PCBS BY ISOTOPIC DILUTION - INITIAL CALIBRATION DATA
CURVE EVALUATION

Lab Name: Eurofins TestAmerica, Knoxville Job No.: 580-88125-2 Analy Batch No.: 33168

SDG No.:

Instrument ID: D3D GC Column: SPB-Octyl ID: 0.25(mm) Heated Purge: (Y/N) N

Calibration Start Date: 08/21/2019 13:37 Calibration End Date: 08/21/2019 19:05 Calibration ID: 2117

ANALYTE	RRF					CURVE TYPE	COEFFICIENT			#	MIN RRF	%RSD	#	MAX %RSD	R^2 OR COD	#	MIN R^2 OR COD
	LVL 1 LVL 6	LVL 2	LVL 3	LVL 4	LVL 5		B	M1	M2								
PCB-110/115	1.5906 1.3900	1.3904	1.2932	1.2302	1.2122	AveID		1.3511				10.3		35.0			
PCB-115	1.5906 1.3900	1.3904	1.2932	1.2302	1.2122	AveID		1.3511				10.3		35.0			
PCB-81	1.5484 1.2979	1.4396	1.2512	1.2164	1.1749	AveID		1.3214				10.9		20.0			
PCB-82	1.0367 0.8414	0.9140	0.8059	0.8073	0.7998	AveID		0.8675				10.7		35.0			
PCB-148	1.0378 0.8885	0.9468	0.8569	0.8131	0.8461	AveID		0.8982				9.1		35.0			
PCB-77	1.6500 1.3177	1.4120	1.2842	1.1924	1.1284	AveID		1.3308				13.9		20.0			
PCB-111	1.6070 1.4719	1.4794	1.3631	1.3211	1.3145	AveID		1.4262				8.0		35.0			
PCB-135	1.0294 0.8515	0.9237	0.8153	0.7821	0.8127	AveID		0.8691				10.6		35.0			
PCB-135/151	1.0294 0.8515	0.9237	0.8153	0.7821	0.8127	AveID		0.8691				10.6		35.0			
PCB-151	1.0294 0.8515	0.9237	0.8153	0.7821	0.8127	AveID		0.8691				10.6		35.0			
PCB-120	1.7603 1.5433	1.5201	1.4157	1.3604	1.3447	AveID		1.4907				10.4		35.0			
PCB-154	1.1547 1.0240	1.1047	0.9529	0.9132	0.9586	AveID		1.0180				9.3		35.0			
PCB-144	1.0885 0.8762	0.9974	0.8716	0.8302	0.8471	AveID		0.9185				11.1		35.0			
PCB-147	1.1041 0.9669	1.0406	0.9361	0.9192	0.8811	AveID		0.9747				8.5		35.0			
PCB-147/149	1.1041 0.9669	1.0406	0.9361	0.9192	0.8811	AveID		0.9747				8.5		35.0			
PCB-149	1.1041 0.9669	1.0406	0.9361	0.9192	0.8811	AveID		0.9747				8.5		35.0			
PCB-134	1.0540 0.7458	0.9013	0.8253	0.8071	0.7775	AveID		0.8518				13.2		35.0			
PCB-134/143	1.0540 0.7458	0.9013	0.8253	0.8071	0.7775	AveID		0.8518				13.2		35.0			
PCB-143	1.0540 0.7458	0.9013	0.8253	0.8071	0.7775	AveID		0.8518				13.2		35.0			
PCB-108	1.4149 1.3626	1.2950	1.1778	1.1573	1.1204	AveID		1.2547				9.6		35.0			

Note: The M1 coefficient is the same as Ave RRF for an Ave curve type.

FORM VI
HI-RES PCBS BY ISOTOPIC DILUTION - INITIAL CALIBRATION DATA
CURVE EVALUATION

Lab Name: Eurofins TestAmerica, Knoxville Job No.: 580-88125-2 Analy Batch No.: 33168

SDG No.:

Instrument ID: D3D GC Column: SPB-Octyl ID: 0.25(mm) Heated Purge: (Y/N) N

Calibration Start Date: 08/21/2019 13:37 Calibration End Date: 08/21/2019 19:05 Calibration ID: 2117

ANALYTE	RRF					CURVE TYPE	COEFFICIENT			#	MIN RRF	%RSD	#	MAX %RSD	R^2 OR COD	#	MIN R^2 OR COD
	LVL 1 LVL 6	LVL 2	LVL 3	LVL 4	LVL 5		B	M1	M2								
PCB-108/124	1.4149 1.3626	1.2950	1.1778	1.1573	1.1204	AveID		1.2547				9.6		35.0			
PCB-124	1.4149 1.3626	1.2950	1.1778	1.1573	1.1204	AveID		1.2547				9.6		35.0			
PCB-139	1.1636 0.9785	1.0808	0.9504	0.9245	0.8992	AveID		0.9995				10.2		35.0			
PCB-139/140	1.1636 0.9785	1.0808	0.9504	0.9245	0.8992	AveID		0.9995				10.2		35.0			
PCB-140	1.1636 0.9785	1.0808	0.9504	0.9245	0.8992	AveID		0.9995				10.2		35.0			
PCB-107	1.4746 1.3398	1.4834	1.3148	1.2509	1.2843	AveID		1.3580				7.2		35.0			
PCB-131	0.9349 0.8056	0.9294	0.8582	0.8178	0.8045	AveID		0.8584				7.0		35.0			
PCB-123	1.5260 1.3343	1.4066	1.3003	1.2468	1.2300	AveID		1.3407				8.3		20.0			
PCB-106	1.4046 1.2563	1.3538	1.2710	1.2313	1.1322	AveID		1.2749				7.5		35.0			
PCB-142	0.9645 0.8048	0.9471	0.8250	0.8193	0.7975	AveID		0.8597				8.8		35.0			
PCB-118	1.4456 1.2874	1.3586	1.2581	1.2105	1.1748	AveID		1.2892				7.7		20.0			
PCB-132	1.1042 0.7731	0.9617	0.8169	0.8266	0.7978	AveID		0.8801				14.5		35.0			
PCB-122	1.3396 1.0945	1.2540	1.1549	1.0824	1.0428	AveID		1.1614				9.8		35.0			
PCB-114	1.5995 1.3951	1.5407	1.3403	1.2930	1.2618	AveID		1.4051				9.7		20.0			
PCB-188	1.4373 1.2319	1.3441	1.2072	1.1468	1.1339	AveID		1.2502				9.5		20.0			
PCB-133	1.0737 0.8269	0.9773	0.8714	0.8587	0.8304	AveID		0.9064				10.9		35.0			
PCB-179	1.6758 1.3139	1.5341	1.3472	1.3440	1.2742	AveID		1.4149				11.0		35.0			
PCB-165	1.3188 1.0225	1.1814	1.0945	1.0748	1.0338	AveID		1.1210				10.0		35.0			
PCB-105	1.4796 1.2553	1.4224	1.2462	1.1802	1.1489	AveID		1.2887				10.3		20.0			
PCB-146	1.2396 0.9209	1.0652	0.9547	0.9246	0.9451	AveID		1.0084				12.4		35.0			

Note: The M1 coefficient is the same as Ave RRF for an Ave curve type.

FORM VI
HI-RES PCBS BY ISOTOPIC DILUTION - INITIAL CALIBRATION DATA
CURVE EVALUATION

Lab Name: Eurofins TestAmerica, Knoxville Job No.: 580-88125-2 Analy Batch No.: 33168

SDG No.:

Instrument ID: D3D GC Column: SPB-Octyl ID: 0.25(mm) Heated Purge: (Y/N) N

Calibration Start Date: 08/21/2019 13:37 Calibration End Date: 08/21/2019 19:05 Calibration ID: 2117

ANALYTE	RRF					CURVE TYPE	COEFFICIENT			#	MIN RRF	%RSD	#	MAX %RSD	R^2 OR COD	#	MIN R^2 OR COD
	LVL 1 LVL 6	LVL 2	LVL 3	LVL 4	LVL 5		B	M1	M2								
PCB-161	1.5253 1.2542	1.4684	1.3195	1.2602	1.1943	AveID		1.3370				9.8		35.0			
PCB-184	1.5856 1.3936	1.5115	1.3668	1.3467	1.3104	AveID		1.4191				7.5		35.0			
PCB-176	1.7489 1.4402	1.6370	1.4572	1.4511	1.3926	AveID		1.5212				9.2		35.0			
PCB-153	1.3807 1.1832	1.3474	1.1684	1.1450	1.0993	AveID		1.2207				9.4		35.0			
PCB-153/168	1.3807 1.1832	1.3474	1.1684	1.1450	1.0993	AveID		1.2207				9.4		35.0			
PCB-168	1.3807 1.1832	1.3474	1.1684	1.1450	1.0993	AveID		1.2207				9.4		35.0			
PCB-141	1.1849 0.8499	1.0444	0.9010	0.9025	0.8820	AveID		0.9608				13.4		35.0			
PCB-186	1.6818 1.3556	1.5304	1.3674	1.3569	1.3179	AveID		1.4350				9.9		35.0			
PCB-130	1.0161 0.7222	0.8981	0.8001	0.7781	0.7500	AveID		0.8274				13.3		35.0			
PCB-127	1.3693 1.2695	1.4197	1.2582	1.1917	1.1962	AveID		1.2841				7.2		35.0			
PCB-137	1.2232 0.9802	1.1144	1.0617	1.0001	0.9700	AveID		1.0582				9.2		35.0			
PCB-164	1.4661 1.1558	1.4259	1.1893	1.1543	1.1247	AveID		1.2527				12.1		35.0			
PCB-129	1.2397 1.0966	1.1560	1.0351	1.0073	0.9691	AveID		1.0840				9.3		35.0			
PCB-129/138/160/163	1.2397 1.0966	1.1560	1.0351	1.0073	0.9691	AveID		1.0840				9.3		35.0			
PCB-138	1.2397 1.0966	1.1560	1.0351	1.0073	0.9691	AveID		1.0840				9.3		35.0			
PCB-160	1.2397 1.0966	1.1560	1.0351	1.0073	0.9691	AveID		1.0840				9.3		35.0			
PCB-163	1.2397 1.0966	1.1560	1.0351	1.0073	0.9691	AveID		1.0840				9.3		35.0			
PCB-158	1.5815 1.2858	1.5099	1.3631	1.3163	1.2605	AveID		1.3862				9.4		35.0			
PCB-178	1.1367 0.9647	1.1243	0.9638	0.9874	0.9597	AveID		1.0228				8.2		35.0			
PCB-175	1.1942 1.0110	1.2018	1.0282	1.0086	0.9702	AveID		1.0690				9.5		35.0			

Note: The M1 coefficient is the same as Ave RRF for an Ave curve type.

FORM VI
HI-RES PCBS BY ISOTOPIC DILUTION - INITIAL CALIBRATION DATA
CURVE EVALUATION

Lab Name: Eurofins TestAmerica, Knoxville Job No.: 580-88125-2 Analy Batch No.: 33168

SDG No.:

Instrument ID: D3D GC Column: SPB-Octyl ID: 0.25(mm) Heated Purge: (Y/N) N

Calibration Start Date: 08/21/2019 13:37 Calibration End Date: 08/21/2019 19:05 Calibration ID: 2117

ANALYTE	RRF					CURVE TYPE	COEFFICIENT			#	MIN RRF	%RSD	#	MAX %RSD	R^2 OR COD	#	MIN R^2 OR COD
	LVL 1 LVL 6	LVL 2	LVL 3	LVL 4	LVL 5		B	M1	M2								
PCB-126	1.5228 1.3010	1.4582	1.2884	1.2578	1.2213	AveID		1.3416				9.0		20.0			
PCB-128	1.2457 1.1268	1.2099	1.0918	1.0381	0.9866	AveID		1.1165				8.9		35.0			
PCB-128/166	1.2457 1.1268	1.2099	1.0918	1.0381	0.9866	AveID		1.1165				8.9		35.0			
PCB-166	1.2457 1.1268	1.2099	1.0918	1.0381	0.9866	AveID		1.1165				8.9		35.0			
PCB-187	1.2704 1.0418	1.2461	1.0389	1.0564	1.0100	AveID		1.1106				10.4		35.0			
PCB-182	1.3421 1.0607	1.2631	1.0908	1.1008	1.0327	AveID		1.1484				10.8		35.0			
PCB-183	1.3601 1.0759	1.2333	1.0658	1.0706	1.0154	AveID		1.1368				11.6		35.0			
PCB-183/185	1.3601 1.0759	1.2333	1.0658	1.0706	1.0154	AveID		1.1368				11.6		35.0			
PCB-185	1.3601 1.0759	1.2333	1.0658	1.0706	1.0154	AveID		1.1368				11.6		35.0			
PCB-174	1.0482 0.9163	1.0504	0.9166	0.9078	0.8888	AveID		0.9547				7.8		35.0			
PCB-159	1.5046 1.2599	1.4500	1.2796	1.2281	1.1848	AveID		1.3178				9.8		35.0			
PCB-162	1.5384 1.2590	1.5088	1.3653	1.2768	1.2252	AveID		1.3623				9.8		35.0			
PCB-177	1.1084 0.8721	1.0263	0.9103	0.8836	0.8547	AveID		0.9426				10.8		35.0			
PCB-202	1.2405 0.9933	1.1173	1.0176	0.9791	0.9706	AveID		1.0531				10.1		20.0			
PCB-167	1.4962 1.3100	1.4673	1.2890	1.2300	1.2215	AveID		1.3357				8.9		20.0			
PCB-181	1.2730 1.0669	1.1894	1.0733	1.0431	0.9992	AveID		1.1075				9.3		35.0			
PCB-171	1.0910 0.9428	1.0447	0.9256	0.8992	0.8587	AveID		0.9603				9.3		35.0			
PCB-171/173	1.0910 0.9428	1.0447	0.9256	0.8992	0.8587	AveID		0.9603				9.3		35.0			
PCB-173	1.0910 0.9428	1.0447	0.9256	0.8992	0.8587	AveID		0.9603				9.3		35.0			
PCB-201	1.3656 1.1072	1.3656	1.1362	1.0740	1.0675	AveID		1.1860				11.9		35.0			

Note: The M1 coefficient is the same as Ave RRF for an Ave curve type.

FORM VI
HI-RES PCBS BY ISOTOPIC DILUTION - INITIAL CALIBRATION DATA
CURVE EVALUATION

Lab Name: Eurofins TestAmerica, Knoxville Job No.: 580-88125-2 Analy Batch No.: 33168

SDG No.:

Instrument ID: D3D GC Column: SPB-Octyl ID: 0.25(mm) Heated Purge: (Y/N) N

Calibration Start Date: 08/21/2019 13:37 Calibration End Date: 08/21/2019 19:05 Calibration ID: 2117

ANALYTE	RRF					CURVE TYPE	COEFFICIENT			#	MIN RRF	%RSD	#	MAX %RSD	R^2 OR COD	#	MIN R^2 OR COD
	LVL 1 LVL 6	LVL 2	LVL 3	LVL 4	LVL 5		B	M1	M2								
PCB-156	1.5203 1.2772	1.3511	1.2194	1.1599	1.1275	AveID		1.2759				11.3		20.0			
PCB-156/157	1.5203 1.2772	1.3511	1.2194	1.1599	1.1275	AveID		1.2759				11.3		35.0			
PCB-157	1.5203 1.2772	1.3511	1.2194	1.1599	1.1275	AveID		1.2759				11.3		20.0			
PCB-204	1.3076 1.0337	1.1774	1.0632	1.0149	1.0083	AveID		1.1009				10.8		35.0			
PCB-197	1.3547 1.1137	1.3947	1.1957	1.1011	1.0719	AveID		1.2053				11.5		35.0			
PCB-200	1.3849 1.0739	1.1900	1.0657	1.0052	1.0365	AveID		1.1260				12.6		35.0			
PCB-172	1.2041 0.9096	1.0738	0.9440	0.9211	0.8982	AveID		0.9918				12.3		35.0			
PCB-192	1.4984 1.2146	1.3880	1.2327	1.2332	1.1753	AveID		1.2904				9.7		35.0			
PCB-180	1.4082 1.1925	1.3489	1.1612	1.1548	1.1059	AveID		1.2286				9.8		35.0			
PCB-180/193	1.4082 1.1925	1.3489	1.1612	1.1548	1.1059	AveID		1.2286				9.8		35.0			
PCB-193	1.4082 1.1925	1.3489	1.1612	1.1548	1.1059	AveID		1.2286				9.8		35.0			
PCB-191	1.6454 1.2928	1.4788	1.3268	1.3052	1.2601	AveID		1.3848				10.7		35.0			
PCB-170	1.4927 1.1696	1.3835	1.1857	1.2644	1.1244	AveID		1.2700				11.2		20.0			
PCB-190	1.6330 1.3122	1.4805	1.3120	1.2863	1.2404	AveID		1.3774				10.8		35.0			
PCB-169	1.4548 1.2153	1.3848	1.2668	1.1959	1.1775	AveID		1.2825				8.8		20.0			
PCB-198	0.9896 0.7826	0.8793	0.7820	0.7349	0.7413	AveID		0.8183				12.0		35.0			
PCB-198/199	0.9896 0.7826	0.8793	0.7820	0.7349	0.7413	AveID		0.8183				12.0		35.0			
PCB-199	0.9896 0.7826	0.8793	0.7820	0.7349	0.7413	AveID		0.8183				12.0		35.0			
PCB-196	1.1077 0.7876	0.9499	0.8275	0.7914	0.7847	AveID		0.8748				14.9		35.0			
PCB-203	1.1308 0.8346	1.0269	0.8776	0.8284	0.8330	AveID		0.9219				13.8		35.0			

Note: The M1 coefficient is the same as Ave RRF for an Ave curve type.

FORM VI
HI-RES PCBS BY ISOTOPIC DILUTION - INITIAL CALIBRATION DATA
CURVE EVALUATION

Lab Name: Eurofins TestAmerica, Knoxville Job No.: 580-88125-2 Analy Batch No.: 33168

SDG No.:

Instrument ID: D3D GC Column: SPB-Octyl ID: 0.25(mm) Heated Purge: (Y/N) N

Calibration Start Date: 08/21/2019 13:37 Calibration End Date: 08/21/2019 19:05 Calibration ID: 2117

ANALYTE	RRF					CURVE TYPE	COEFFICIENT			#	MIN RRF	%RSD	#	MAX %RSD	R^2 OR COD	#	MIN R^2 OR COD
	LVL 1 LVL 6	LVL 2	LVL 3	LVL 4	LVL 5		B	M1	M2								
PCB-208	1.3405 1.0949	1.2730	1.1292	1.0502	1.0525	AveID		1.1567				10.5		20.0			
PCB-195	0.8484 0.7577	0.8425	0.7633	0.7433	0.7480	AveID		0.7839				6.2		35.0			
PCB-189	1.4489 1.2689	1.3650	1.2406	1.1895	1.1661	AveID		1.2799				8.5		20.0			
PCB-207	1.6521 1.3238	1.5350	1.3639	1.2566	1.2470	AveID		1.3964				11.7		35.0			
PCB-194	1.0931 0.8886	0.9527	0.8897	0.8711	0.8738	AveID		0.9282				9.3		35.0			
PCB-205	1.4235 1.1849	1.3676	1.1726	1.1314	1.1252	AveID		1.2342				10.4		20.0			
PCB-206	1.3877 1.0949	1.3411	1.1464	1.0862	1.0999	AveID		1.1927				11.4		20.0			
PCB-209	1.4485 1.1699	1.3557	1.2055	1.1386	1.1549	AveID		1.2455				10.2		20.0			
PCB-1L	1.3344 1.2856	1.2901	1.3090	1.3557	1.3094	Ave		1.3140				2.0		35.0			
PCB-3L	1.3511 1.3892	1.3178	1.3383	1.3972	1.3756	Ave		1.3615				2.3		35.0			
PCB-4L	0.6154 0.5777	0.6024	0.5938	0.6079	0.6002	Ave		0.5996				2.2		35.0			
PCB-19L	0.6049 0.5914	0.6129	0.5976	0.6291	0.6209	Ave		0.6095				2.3		35.0			
PCB-15L	1.0162 1.1188	0.9790	0.9659	1.0108	1.0775	Ave		1.0280				5.7		35.0			
PCB-54L	0.6228 0.6453	0.6715	0.6491	0.6674	0.6527	Ave		0.6515				2.7		35.0			
PCB-104L	1.1436 0.9973	1.1492	1.1111	1.2291	1.0680	Ave		1.1164				7.1		35.0			
PCB-37L	0.8860 0.9755	0.8728	0.8546	0.9028	0.9229	Ave		0.9024				4.8		35.0			
PCB-155L	0.9743 0.8461	0.9652	0.9615	1.0612	0.8909	Ave		0.9499				7.8		35.0			
PCB-81L	1.2308 1.3979	1.1622	1.1432	1.1964	1.2664	Ave		1.2328				7.5		35.0			
PCB-77L	1.2452 1.3676	1.1888	1.1508	1.2386	1.3226	Ave		1.2523				6.5		35.0			
PCB-123L	0.9830 1.0325	0.9829	0.9789	0.9897	0.9786	Ave		0.9909				2.1		35.0			

Note: The M1 coefficient is the same as Ave RRF for an Ave curve type.

FORM VI
HI-RES PCBS BY ISOTOPIC DILUTION - INITIAL CALIBRATION DATA
CURVE EVALUATION

Lab Name: Eurofins TestAmerica, Knoxville Job No.: 580-88125-2 Analy Batch No.: 33168

SDG No.:

Instrument ID: D3D GC Column: SPB-Octyl ID: 0.25(mm) Heated Purge: (Y/N) N

Calibration Start Date: 08/21/2019 13:37 Calibration End Date: 08/21/2019 19:05 Calibration ID: 2117

ANALYTE	RRF					CURVE TYPE	COEFFICIENT			#	MIN RRF	%RSD	#	MAX %RSD	R^2 OR COD	#	MIN R^2 OR COD
	LVL 1 LVL 6	LVL 2	LVL 3	LVL 4	LVL 5		B	M1	M2								
PCB-118L	1.0354 0.9946	1.0385	1.0240	1.0418	1.0192	Ave		1.0256				1.7		35.0			
PCB-114L	1.0273 0.9979	1.0208	0.9948	0.9991	0.9781	Ave		1.0030				1.8		35.0			
PCB-188L	1.3048 1.3135	1.3205	1.2719	1.3840	1.3023	Ave		1.3162				2.8		35.0			
PCB-105L	1.0311 0.9769	1.0308	0.9797	1.0026	0.9865	Ave		1.0013				2.5		35.0			
PCB-126L	0.9063 0.9586	0.8953	0.8776	0.8777	0.8965	Ave		0.9020				3.3		35.0			
PCB-202L	0.9980 0.9839	1.0150	0.9789	1.0556	1.0018	Ave		1.0055				2.8		35.0			
PCB-167L	1.2847 1.2735	1.2680	1.2398	1.2313	1.2294	Ave		1.2544				1.9		35.0			
PCB-156L	1.2570 1.2678	1.2141	1.2107	1.1947	1.2292	Ave		1.2289				2.3		35.0			
PCB-156L/157L	1.2570 1.2678	1.2141	1.2107	1.1947	1.2292	Ave		1.2289				2.3		35.0			
PCB-157L	1.2570 1.2678	1.2141	1.2107	1.1947	1.2292	Ave		1.2289				2.3		35.0			
PCB-170L	0.8666 0.8142	0.8562	0.8391	0.7918	0.8464	Ave		0.8357				3.3		35.0			
PCB-169L	1.1232 1.1614	1.0782	1.0403	1.0275	1.0995	Ave		1.0883				4.6		35.0			
PCB-208L	1.1461 1.1450	1.1489	1.1347	1.0949	1.1600	Ave		1.1383				2.0		35.0			
PCB-189L	1.4462 1.5725	1.4504	1.4574	1.3638	1.5092	Ave		1.4666				4.8		35.0			
PCB-205L	1.3017 1.3278	1.2998	1.2862	1.2050	1.2999	Ave		1.2867				3.3		35.0			
PCB-206L	0.9198 0.8787	0.9072	0.8913	0.8558	0.9103	Ave		0.8938				2.6		35.0			
PCB-209L	1.0180 0.9300	1.0035	0.9971	0.9500	0.9865	Ave		0.9809				3.5		35.0			
PCB-8L			1.5788	1.1860	1.1608	AveID		1.3085				17.9		35.0			
PCB-28L			1.2595	1.0741	0.9591	Ave		1.0975				13.8		35.0			
PCB-95L			0.8542	0.7403	0.7364	AveID		0.7770				8.6		35.0			

Note: The M1 coefficient is the same as Ave RRF for an Ave curve type.

FORM VI
HI-RES PCBS BY ISOTOPIC DILUTION - INITIAL CALIBRATION DATA
CURVE EVALUATION

Lab Name: Eurofins TestAmerica, Knoxville Job No.: 580-88125-2 Analy Batch No.: 33168

SDG No.:

Instrument ID: D3D GC Column: SPB-Octyl ID: 0.25(mm) Heated Purge: (Y/N) N

Calibration Start Date: 08/21/2019 13:37 Calibration End Date: 08/21/2019 19:05 Calibration ID: 2117

ANALYTE	RRF					CURVE TYPE	COEFFICIENT			#	MIN RRF	%RSD	#	MAX %RSD	R^2 OR COD	#	MIN R^2 OR COD
	LVL 1 LVL 6	LVL 2	LVL 3	LVL 4	LVL 5		B	M1	M2								
PCB-79L			1.2621	1.0485	1.0612	AveID		1.1239				10.7		35.0			
PCB-111L			1.2562	1.2965	1.1004	Ave		1.2177				8.5		35.0			
PCB-153L			1.1017	0.8915	0.8860	AveID		0.9597				12.8		35.0			
PCB-178L			0.9086	0.9819	0.8762	Ave		0.9222				5.9		35.0			

Note: The M1 coefficient is the same as Ave RRF for an Ave curve type.

FORM VI
HI-RES PCBS BY ISOTOPIC DILUTION - INITIAL CALIBRATION DATA
RESPONSE AND CONCENTRATION

Lab Name: Eurofins TestAmerica, Knoxville Job No.: 580-88125-2 Analy Batch No.: 33168

SDG No.:

Instrument ID: D3D GC Column: SPB-Octyl ID: 0.25(mm) Heated Purge: (Y/N) N

Calibration Start Date: 08/21/2019 13:37 Calibration End Date: 08/21/2019 19:05 Calibration ID: 2117

Calibration Files:

LEVEL:	LAB SAMPLE ID:	LAB FILE ID:
Level 1	IC 140-33168/1	d4190821i1c.d
Level 2	IC 140-33168/2	d4190821i2.d
Level 3	IC 140-33168/3	d4190821i3.d
Level 4	IC 140-33168/4	d4190821i4.d
Level 5	IC 140-33168/5	d4190821i5.d
Level 6	IC 140-33168/6	d4190821i6.d

ANALYTE	IS REF	CURVE TYPE	RESPONSE					CONCENTRATION (PG/UL)				
			LVL 1 LVL 6	LVL 2	LVL 3	LVL 4	LVL 5	LVL 1 LVL 6	LVL 2	LVL 3	LVL 4	LVL 5
PCB-1		AveID	29635 152260272	60493	301249	2942665	24867266	0.500 2000	1.00	5.00	50.0	400
PCB-2		AveID	31052 154451753	62423	302100	2951274	25660641	0.500 2000	1.00	5.00	50.0	400
PCB-3		AveID	35532 153079802	65837	310673	3008990	25508195	0.500 2000	1.00	5.00	50.0	400
PCB-4		AveID	15797 61961098	31831	145887	1410784	11916144	0.500 2000	1.00	5.00	50.0	400
PCB-10		AveID	24444 105778172	47648	238786	2308232	19262938	0.500 2000	1.00	5.00	50.0	400
PCB-9		AveID	25050 98526181	45986	226529	2147070	18258481	0.500 2000	1.00	5.00	50.0	400
PCB-7		AveID	28496 116418451	52046	255909	2449243	20883781	0.500 2000	1.00	5.00	50.0	400
PCB-6		AveID	27150 107547193	52272	246335	2329109	19710653	0.500 2000	1.00	5.00	50.0	400
PCB-5		AveID	26998 109842442	53478	238823	2346347	19933349	0.500 2000	1.00	5.00	50.0	400
PCB-8		AveID	27610 112458991	52940	246476	2357245	20674754	0.500 2000	1.00	5.00	50.0	400
PCB-19		AveID	9143 34954485	17400	84906	822828	7172394	0.500 2000	1.00	5.00	50.0	400
PCB-14		AveID	33852 133999258	62152	289545	2721907	23849335	0.500 2000	1.00	5.00	50.0	400
PCB-18		AveID	25723 103955789	48602	231814	2230930	19382395	1.00 4000	2.00	10.0	100	800
PCB-18/30		AveID	25723 103955789	48602	231814	2230930	19382395	1.00 4000	2.00	10.0	100	800
PCB-30		AveID	25723 103955789	48602	231814	2230930	19382395	1.00 4000	2.00	10.0	100	800
PCB-11		AveID	31474 114567710	54146	250576	2307528	20497777	0.500 2000	1.00	5.00	50.0	400

FORM VI
HI-RES PCBS BY ISOTOPIC DILUTION - INITIAL CALIBRATION DATA
RESPONSE AND CONCENTRATION

Lab Name: Eurofins TestAmerica, Knoxville Job No.: 580-88125-2 Analy Batch No.: 33168

SDG No.:

Instrument ID: D3D GC Column: SPB-Octyl ID: 0.25(mm) Heated Purge: (Y/N) N

Calibration Start Date: 08/21/2019 13:37 Calibration End Date: 08/21/2019 19:05 Calibration ID: 2117

ANALYTE	IS REF	CURVE TYPE	RESPONSE					CONCENTRATION (PG/UL)				
			LVL 1 LVL 6	LVL 2	LVL 3	LVL 4	LVL 5	LVL 1 LVL 6	LVL 2	LVL 3	LVL 4	LVL 5
PCB-17		AveID	11690 42112206	21165	99038	942347	8457362	0.500 2000	1.00	5.00	50.0	400
PCB-12		AveID	59042 245446158	109943	494264	4620819	41865532	1.00 4000	2.00	10.0	100	800
PCB-12/13		AveID	59042 245446158	109943	494264	4620819	41865532	1.00 4000	2.00	10.0	100	800
PCB-13		AveID	59042 245446158	109943	494264	4620819	41865532	1.00 4000	2.00	10.0	100	800
PCB-27		AveID	15699 62738940	28581	133042	1302984	11944362	0.500 2000	1.00	5.00	50.0	400
PCB-24		AveID	15611 56732674	29922	128456	1276110	11083648	0.500 2000	1.00	5.00	50.0	400
PCB-16		AveID	9159 33352172	16840	75342	723817	6781223	0.500 2000	1.00	5.00	50.0	400
PCB-15		AveID	32948 125319245	59183	267846	2532939	22528547	0.500 2000	1.00	5.00	50.0	400
PCB-54		AveID	10496 34609856	18533	84803	800063	7101900	0.500 2000	1.00	5.00	50.0	400
PCB-32		AveID	18014 62758251	32274	147332	1391262	12298317	0.500 2000	1.00	5.00	50.0	400
PCB-34		AveID	38026 169050618	75133	350608	3374594	28976053	0.500 2000	1.00	5.00	50.0	400
PCB-23		AveID	41703 175140417	79595	355592	3429109	29853326	0.500 2000	1.00	5.00	50.0	400
PCB-26		AveID	86383 403411095	157750	724253	7042573	61432493	1.00 4000	2.00	10.0	100	800
PCB-26/29		AveID	86383 403411095	157750	724253	7042573	61432493	1.00 4000	2.00	10.0	100	800
PCB-29		AveID	86383 403411095	157750	724253	7042573	61432493	1.00 4000	2.00	10.0	100	800
PCB-25		AveID	45378 186478705	85219	377061	3638384	31411834	0.500 2000	1.00	5.00	50.0	400
PCB-50		AveID	51152 206498120	89779	419667	4041208	35613667	1.00 4000	2.00	10.0	100	800
PCB-50/53		AveID	51152 206498120	89779	419667	4041208	35613667	1.00 4000	2.00	10.0	100	800
PCB-53		AveID	51152 206498120	89779	419667	4041208	35613667	1.00 4000	2.00	10.0	100	800
PCB-31		AveID	48297 189803426	85348	383109	3681168	31769902	0.500 2000	1.00	5.00	50.0	400
PCB-20		AveID	85808 410406021	154375	700784	6894018	61502862	1.00 4000	2.00	10.0	100	800

FORM VI
HI-RES PCBS BY ISOTOPIC DILUTION - INITIAL CALIBRATION DATA
RESPONSE AND CONCENTRATION

Lab Name: Eurofins TestAmerica, Knoxville Job No.: 580-88125-2 Analy Batch No.: 33168

SDG No.:

Instrument ID: D3D GC Column: SPB-Octyl ID: 0.25(mm) Heated Purge: (Y/N) N

Calibration Start Date: 08/21/2019 13:37 Calibration End Date: 08/21/2019 19:05 Calibration ID: 2117

ANALYTE	IS REF	CURVE TYPE	RESPONSE					CONCENTRATION (PG/UL)				
			LVL 1 LVL 6	LVL 2	LVL 3	LVL 4	LVL 5	LVL 1 LVL 6	LVL 2	LVL 3	LVL 4	LVL 5
PCB-20/28		AveID	85808 410406021	154375	700784	6894018	61502862	1.00 4000	2.00	10.0	100	800
PCB-28		AveID	85808 410406021	154375	700784	6894018	61502862	1.00 4000	2.00	10.0	100	800
PCB-45		AveID	46769 187725057	89134	396129	3846398	34199279	1.00 4000	2.00	10.0	100	800
PCB-45/51		AveID	46769 187725057	89134	396129	3846398	34199279	1.00 4000	2.00	10.0	100	800
PCB-51		AveID	46769 187725057	89134	396129	3846398	34199279	1.00 4000	2.00	10.0	100	800
PCB-21		AveID	89864 411528332	166315	752775	7437779	65062043	1.00 4000	2.00	10.0	100	800
PCB-21/33		AveID	89864 411528332	166315	752775	7437779	65062043	1.00 4000	2.00	10.0	100	800
PCB-33		AveID	89864 411528332	166315	752775	7437779	65062043	1.00 4000	2.00	10.0	100	800
PCB-46		AveID	21856 75525407	37604	170589	1623140	14561053	0.500 2000	1.00	5.00	50.0	400
PCB-22		AveID	42765 171126132	74401	356260	3348880	28897362	0.500 2000	1.00	5.00	50.0	400
PCB-52		AveID	24956 90672216	45285	204488	1943889	17028661	0.500 2000	1.00	5.00	50.0	400
PCB-43		AveID	55292 207549562	100171	446416	4336762	37721085	1.00 4000	2.00	10.0	100	800
PCB-43/73		AveID	55292 207549562	100171	446416	4336762	37721085	1.00 4000	2.00	10.0	100	800
PCB-73		AveID	55292 207549562	100171	446416	4336762	37721085	1.00 4000	2.00	10.0	100	800
PCB-36		AveID	47610 193196963	78488	370462	3569714	31776768	0.500 2000	1.00	5.00	50.0	400
PCB-49		AveID	62700 253391460	114625	488138	4830305	42362396	1.00 4000	2.00	10.0	100	800
PCB-49/69		AveID	62700 253391460	114625	488138	4830305	42362396	1.00 4000	2.00	10.0	100	800
PCB-69		AveID	62700 253391460	114625	488138	4830305	42362396	1.00 4000	2.00	10.0	100	800
PCB-39		AveID	46651 203751809	84801	384617	3712888	33000163	0.500 2000	1.00	5.00	50.0	400
PCB-48		AveID	27610 98272807	48411	202442	1976598	17668528	0.500 2000	1.00	5.00	50.0	400
PCB-104		AveID	31095 110413744	53577	232826	2213044	19939816	0.500 2000	1.00	5.00	50.0	400

FORM VI
HI-RES PCBS BY ISOTOPIC DILUTION - INITIAL CALIBRATION DATA
RESPONSE AND CONCENTRATION

Lab Name: Eurofins TestAmerica, Knoxville Job No.: 580-88125-2 Analy Batch No.: 33168

SDG No.:

Instrument ID: D3D GC Column: SPB-Octyl ID: 0.25(mm) Heated Purge: (Y/N) N

Calibration Start Date: 08/21/2019 13:37 Calibration End Date: 08/21/2019 19:05 Calibration ID: 2117

ANALYTE	IS REF	CURVE TYPE	RESPONSE					CONCENTRATION (PG/UL)				
			LVL 1 LVL 6	LVL 2	LVL 3	LVL 4	LVL 5	LVL 1 LVL 6	LVL 2	LVL 3	LVL 4	LVL 5
PCB-44		AveID	88678 366670262	152359	651635	6291717	56851328	1.50 6000	3.00	15.0	150	1200
PCB-44/47/65		AveID	88678 366670262	152359	651635	6291717	56851328	1.50 6000	3.00	15.0	150	1200
PCB-47		AveID	88678 366670262	152359	651635	6291717	56851328	1.50 6000	3.00	15.0	150	1200
PCB-65		AveID	88678 366670262	152359	651635	6291717	56851328	1.50 6000	3.00	15.0	150	1200
PCB-38		AveID	44951 201326682	79624	352193	3385804	30847733	0.500 2000	1.00	5.00	50.0	400
PCB-59		AveID	108632 520585037	198612	867590	8213585	76023540	1.50 6000	3.00	15.0	150	1200
PCB-59/62/75		AveID	108632 520585037	198612	867590	8213585	76023540	1.50 6000	3.00	15.0	150	1200
PCB-62		AveID	108632 520585037	198612	867590	8213585	76023540	1.50 6000	3.00	15.0	150	1200
PCB-75		AveID	108632 520585037	198612	867590	8213585	76023540	1.50 6000	3.00	15.0	150	1200
PCB-96		AveID	25880 103490517	46180	203124	1950213	18131068	0.500 2000	1.00	5.00	50.0	400
PCB-42		AveID	26332 88445019	42205	189358	1817079	16308589	0.500 2000	1.00	5.00	50.0	400
PCB-35		AveID	43239 175484646	71681	324345	3212497	29042243	0.500 2000	1.00	5.00	50.0	400
PCB-40		AveID	78874 303194668	136982	598544	5729021	50936397	1.50 6000	3.00	15.0	150	1200
PCB-40/41/71		AveID	78874 303194668	136982	598544	5729021	50936397	1.50 6000	3.00	15.0	150	1200
PCB-41		AveID	78874 303194668	136982	598544	5729021	50936397	1.50 6000	3.00	15.0	150	1200
PCB-71		AveID	78874 303194668	136982	598544	5729021	50936397	1.50 6000	3.00	15.0	150	1200
PCB-37		AveID	44126 188916926	76632	352271	3398698	30420237	0.500 2000	1.00	5.00	50.0	400
PCB-64		AveID	41562 153698323	68180	317477	2934052	26059913	0.500 2000	1.00	5.00	50.0	400
PCB-72		AveID	37208 140764520	64594	294991	2781272	24624423	0.500 2000	1.00	5.00	50.0	400
PCB-103		AveID	23139 79367725	40529	171389	1674111	14731733	0.500 2000	1.00	5.00	50.0	400
PCB-68		AveID	43081 161202811	72411	325454	3083963	27061566	0.500 2000	1.00	5.00	50.0	400

FORM VI
HI-RES PCBS BY ISOTOPIC DILUTION - INITIAL CALIBRATION DATA
RESPONSE AND CONCENTRATION

Lab Name: Eurofins TestAmerica, Knoxville Job No.: 580-88125-2 Analy Batch No.: 33168

SDG No.:

Instrument ID: D3D GC Column: SPB-Octyl ID: 0.25(mm) Heated Purge: (Y/N) N

Calibration Start Date: 08/21/2019 13:37 Calibration End Date: 08/21/2019 19:05 Calibration ID: 2117

ANALYTE	IS REF	CURVE TYPE	RESPONSE					CONCENTRATION (PG/UL)				
			LVL 1 LVL 6	LVL 2	LVL 3	LVL 4	LVL 5	LVL 1 LVL 6	LVL 2	LVL 3	LVL 4	LVL 5
PCB-94		AveID	19719 68908326	34718	154612	1482949	13120797	0.500 2000	1.00	5.00	50.0	400
PCB-57		AveID	39029 135052840	63377	274851	2654000	23547774	0.500 2000	1.00	5.00	50.0	400
PCB-95		AveID	21355 73627709	36712	162351	1565685	14057651	0.500 2000	1.00	5.00	50.0	400
PCB-58		AveID	37917 143200602	66918	282269	2739184	24819728	0.500 2000	1.00	5.00	50.0	400
PCB-100		AveID	42226 163985862	76757	321164	3126988	27602418	1.00 4000	2.00	10.0	100	800
PCB-93		AveID	42226 163985862	76757	321164	3126988	27602418	1.00 4000	2.00	10.0	100	800
PCB-93/100		AveID	42226 163985862	76757	321164	3126988	27602418	1.00 4000	2.00	10.0	100	800
PCB-67		AveID	40373 154676013	67069	297988	2958470	26238720	0.500 2000	1.00	5.00	50.0	400
PCB-102		AveID	44301 153788273	76557	331906	3174177	28205854	1.00 4000	2.00	10.0	100	800
PCB-98		AveID	44301 153788273	76557	331906	3174177	28205854	1.00 4000	2.00	10.0	100	800
PCB-98/102		AveID	44301 153788273	76557	331906	3174177	28205854	1.00 4000	2.00	10.0	100	800
PCB-63		AveID	42641 158990187	74863	312280	3053427	26996836	0.500 2000	1.00	5.00	50.0	400
PCB-88		AveID	47112 161872044	75176	326482	3148581	28749469	1.00 4000	2.00	10.0	100	800
PCB-88/91		AveID	47112 161872044	75176	326482	3148581	28749469	1.00 4000	2.00	10.0	100	800
PCB-91		AveID	47112 161872044	75176	326482	3148581	28749469	1.00 4000	2.00	10.0	100	800
PCB-61		AveID	152802 667683512	259232	1143091	11039315	100441027	2.00 8000	4.00	20.0	200	1600
PCB-61/70/74/76		AveID	152802 667683512	259232	1143091	11039315	100441027	2.00 8000	4.00	20.0	200	1600
PCB-70		AveID	152802 667683512	259232	1143091	11039315	100441027	2.00 8000	4.00	20.0	200	1600
PCB-74		AveID	152802 667683512	259232	1143091	11039315	100441027	2.00 8000	4.00	20.0	200	1600
PCB-76		AveID	152802 667683512	259232	1143091	11039315	100441027	2.00 8000	4.00	20.0	200	1600
PCB-84		AveID	20778 63117332	33898	143449	1344137	11979007	0.500 2000	1.00	5.00	50.0	400

FORM VI
HI-RES PCBS BY ISOTOPIC DILUTION - INITIAL CALIBRATION DATA
RESPONSE AND CONCENTRATION

Lab Name: Eurofins TestAmerica, Knoxville Job No.: 580-88125-2 Analy Batch No.: 33168

SDG No.:

Instrument ID: D3D GC Column: SPB-Octyl ID: 0.25(mm) Heated Purge: (Y/N) N

Calibration Start Date: 08/21/2019 13:37 Calibration End Date: 08/21/2019 19:05 Calibration ID: 2117

ANALYTE	IS REF	CURVE TYPE	RESPONSE					CONCENTRATION (PG/UL)				
			LVL 1 LVL 6	LVL 2	LVL 3	LVL 4	LVL 5	LVL 1 LVL 6	LVL 2	LVL 3	LVL 4	LVL 5
PCB-66		AveID	37425 135772437	67155	268967	2685042	23022529	0.500 2000	1.00	5.00	50.0	400
PCB-55		AveID	39689 137589634	63515	278022	2674419	23666262	0.500 2000	1.00	5.00	50.0	400
PCB-89		AveID	19738 66276429	35554	153929	1443509	12755151	0.500 2000	1.00	5.00	50.0	400
PCB-56		AveID	38287 131806866	65476	268692	2594900	23083523	0.500 2000	1.00	5.00	50.0	400
PCB-121		AveID	32697 108389874	53378	237469	2192027	19367352	0.500 2000	1.00	5.00	50.0	400
PCB-60		AveID	40693 142203023	67243	283116	2663106	24120394	0.500 2000	1.00	5.00	50.0	400
PCB-92		AveID	21995 71660358	37215	160798	1515004	13505587	0.500 2000	1.00	5.00	50.0	400
PCB-80		AveID	41718 162638038	73205	325763	3026713	26961704	0.500 2000	1.00	5.00	50.0	400
PCB-155		AveID	25217 83038868	43238	189076	1775424	15700173	0.500 2000	1.00	5.00	50.0	400
PCB-152		AveID	24183 85396126	41104	176852	1657250	15352985	0.500 2000	1.00	5.00	50.0	400
PCB-101		AveID	75371 292072513	128323	570910	5287793	47500483	1.50 6000	3.00	15.0	150	1200
PCB-113		AveID	75371 292072513	128323	570910	5287793	47500483	1.50 6000	3.00	15.0	150	1200
PCB-90		AveID	75371 292072513	128323	570910	5287793	47500483	1.50 6000	3.00	15.0	150	1200
PCB-90/101/113		AveID	75371 292072513	128323	570910	5287793	47500483	1.50 6000	3.00	15.0	150	1200
PCB-150		AveID	22656 80863694	41568	181636	1685924	15096242	0.500 2000	1.00	5.00	50.0	400
PCB-136		AveID	21038 77764846	39303	163656	1565672	14233407	0.500 2000	1.00	5.00	50.0	400
PCB-83		AveID	41512 143948890	72759	317328	3026501	27368672	1.00 4000	2.00	10.0	100	800
PCB-83/99		AveID	41512 143948890	72759	317328	3026501	27368672	1.00 4000	2.00	10.0	100	800
PCB-99		AveID	41512 143948890	72759	317328	3026501	27368672	1.00 4000	2.00	10.0	100	800
PCB-112		AveID	31162 108352141	50256	235571	2189579	19309969	0.500 2000	1.00	5.00	50.0	400
PCB-145		AveID	23372 76975232	38608	172706	1609000	14420939	0.500 2000	1.00	5.00	50.0	400

FORM VI
HI-RES PCBS BY ISOTOPIC DILUTION - INITIAL CALIBRATION DATA
RESPONSE AND CONCENTRATION

Lab Name: Eurofins TestAmerica, Knoxville Job No.: 580-88125-2 Analy Batch No.: 33168

SDG No.:

Instrument ID: D3D GC Column: SPB-Octyl ID: 0.25(mm) Heated Purge: (Y/N) N

Calibration Start Date: 08/21/2019 13:37 Calibration End Date: 08/21/2019 19:05 Calibration ID: 2117

ANALYTE	IS REF	CURVE TYPE	RESPONSE					CONCENTRATION (PG/UL)				
			LVL 1 LVL 6	LVL 2	LVL 3	LVL 4	LVL 5	LVL 1 LVL 6	LVL 2	LVL 3	LVL 4	LVL 5
PCB-79		AveID	42232 185880249	72945	332914	3157102	29655368	0.500 2000	1.00	5.00	50.0	400
PCB-109		AveID	154081 680048715	263174	1154367	10880499	99803745	3.00 12000	6.00	30.0	300	2400
PCB-119		AveID	154081 680048715	263174	1154367	10880499	99803745	3.00 12000	6.00	30.0	300	2400
PCB-125		AveID	154081 680048715	263174	1154367	10880499	99803745	3.00 12000	6.00	30.0	300	2400
PCB-86		AveID	154081 680048715	263174	1154367	10880499	99803745	3.00 12000	6.00	30.0	300	2400
PCB-86/87/97/109/119/125		AveID	154081 680048715	263174	1154367	10880499	99803745	3.00 12000	6.00	30.0	300	2400
PCB-87		AveID	154081 680048715	263174	1154367	10880499	99803745	3.00 12000	6.00	30.0	300	2400
PCB-97		AveID	154081 680048715	263174	1154367	10880499	99803745	3.00 12000	6.00	30.0	300	2400
PCB-78		AveID	45588 136281139	63604	273939	2553375	22996840	0.500 2000	1.00	5.00	50.0	400
PCB-116		AveID	81379 307227526	139618	597969	5680814	50236356	1.50 6000	3.00	15.0	150	1200
PCB-117		AveID	81379 307227526	139618	597969	5680814	50236356	1.50 6000	3.00	15.0	150	1200
PCB-85		AveID	81379 307227526	139618	597969	5680814	50236356	1.50 6000	3.00	15.0	150	1200
PCB-85/116/117		AveID	81379 307227526	139618	597969	5680814	50236356	1.50 6000	3.00	15.0	150	1200
PCB-110		AveID	62684 218611059	101957	453130	4208133	37499797	1.00 4000	2.00	10.0	100	800
PCB-110/115		AveID	62684 218611059	101957	453130	4208133	37499797	1.00 4000	2.00	10.0	100	800
PCB-115		AveID	62684 218611059	101957	453130	4208133	37499797	1.00 4000	2.00	10.0	100	800
PCB-81		AveID	38876 149770757	64050	276529	2624358	24498603	0.500 2000	1.00	5.00	50.0	400
PCB-82		AveID	20427 66167749	33511	141190	1380748	12370504	0.500 2000	1.00	5.00	50.0	400
PCB-148		AveID	17422 59277690	29157	129916	1200710	10917485	0.500 2000	1.00	5.00	50.0	400
PCB-77		AveID	41910 148761431	64266	285715	2663278	24571433	0.500 2000	1.00	5.00	50.0	400
PCB-111		AveID	31664 115749347	54242	238818	2259440	20332928	0.500 2000	1.00	5.00	50.0	400

FORM VI
HI-RES PCBS BY ISOTOPIC DILUTION - INITIAL CALIBRATION DATA
RESPONSE AND CONCENTRATION

Lab Name: Eurofins TestAmerica, Knoxville Job No.: 580-88125-2 Analy Batch No.: 33168

SDG No.:

Instrument ID: D3D GC Column: SPB-Octyl ID: 0.25(mm) Heated Purge: (Y/N) N

Calibration Start Date: 08/21/2019 13:37 Calibration End Date: 08/21/2019 19:05 Calibration ID: 2117

ANALYTE	IS REF	CURVE TYPE	RESPONSE					CONCENTRATION (PG/UL)				
			LVL 1 LVL 6	LVL 2	LVL 3	LVL 4	LVL 5	LVL 1 LVL 6	LVL 2	LVL 3	LVL 4	LVL 5
PCB-135		AveID	34564 113612301	56893	247239	2309667	20973904	1.00 4000	2.00	10.0	100	800
PCB-135/151		AveID	34564 113612301	56893	247239	2309667	20973904	1.00 4000	2.00	10.0	100	800
PCB-151		AveID	34564 113612301	56893	247239	2309667	20973904	1.00 4000	2.00	10.0	100	800
PCB-120		AveID	34685 121359628	55736	248031	2326693	20800013	0.500 2000	1.00	5.00	50.0	400
PCB-154		AveID	19385 68314494	34019	144479	1348490	12369172	0.500 2000	1.00	5.00	50.0	400
PCB-144		AveID	18273 58452336	30716	132147	1225934	10930009	0.500 2000	1.00	5.00	50.0	400
PCB-147		AveID	49987 200408965	85004	371588	3542569	31289518	1.00 4000	2.00	10.0	100	800
PCB-147/149		AveID	49987 200408965	85004	371588	3542569	31289518	1.00 4000	2.00	10.0	100	800
PCB-149		AveID	49987 200408965	85004	371588	3542569	31289518	1.00 4000	2.00	10.0	100	800
PCB-134		AveID	47719 154582038	73624	327593	3110347	27608696	1.00 4000	2.00	10.0	100	800
PCB-134/143		AveID	47719 154582038	73624	327593	3110347	27608696	1.00 4000	2.00	10.0	100	800
PCB-143		AveID	47719 154582038	73624	327593	3110347	27608696	1.00 4000	2.00	10.0	100	800
PCB-108		AveID	70396 315054227	118271	525589	5051257	44827418	1.00 4000	2.00	10.0	100	800
PCB-108/124		AveID	70396 315054227	118271	525589	5051257	44827418	1.00 4000	2.00	10.0	100	800
PCB-124		AveID	70396 315054227	118271	525589	5051257	44827418	1.00 4000	2.00	10.0	100	800
PCB-139		AveID	52680 202813665	88292	377274	3563098	31930694	1.00 4000	2.00	10.0	100	800
PCB-139/140		AveID	52680 202813665	88292	377274	3563098	31930694	1.00 4000	2.00	10.0	100	800
PCB-140		AveID	52680 202813665	88292	377274	3563098	31930694	1.00 4000	2.00	10.0	100	800
PCB-107		AveID	36685 154884951	67736	293349	2729879	25693980	0.500 2000	1.00	5.00	50.0	400
PCB-131		AveID	21164 83484473	37962	170333	1575852	14284332	0.500 2000	1.00	5.00	50.0	400
PCB-123		AveID	37444 160533581	63530	292490	2741739	24778487	0.500 2000	1.00	5.00	50.0	400

FORM VI
HI-RES PCBS BY ISOTOPIC DILUTION - INITIAL CALIBRATION DATA
RESPONSE AND CONCENTRATION

Lab Name: Eurofins TestAmerica, Knoxville Job No.: 580-88125-2 Analy Batch No.: 33168

SDG No.:

Instrument ID: D3D GC Column: SPB-Octyl ID: 0.25(mm) Heated Purge: (Y/N) N

Calibration Start Date: 08/21/2019 13:37 Calibration End Date: 08/21/2019 19:05 Calibration ID: 2117

ANALYTE	IS REF	CURVE TYPE	RESPONSE					CONCENTRATION (PG/UL)				
			LVL 1 LVL 6	LVL 2	LVL 3	LVL 4	LVL 5	LVL 1 LVL 6	LVL 2	LVL 3	LVL 4	LVL 5
PCB-106		AveID	34943 145235317	61821	283593	2687027	22649655	0.500 2000	1.00	5.00	50.0	400
PCB-142		AveID	21834 83407345	38685	163736	1578799	14159007	0.500 2000	1.00	5.00	50.0	400
PCB-118		AveID	37363 149198389	64839	296024	2801925	24649157	0.500 2000	1.00	5.00	50.0	400
PCB-132		AveID	24997 80126088	39282	162129	1592857	14165338	0.500 2000	1.00	5.00	50.0	400
PCB-122		AveID	33326 126526615	57263	257689	2362195	20861320	0.500 2000	1.00	5.00	50.0	400
PCB-114		AveID	41016 162222205	72278	306367	2870489	25405514	0.500 2000	1.00	5.00	50.0	400
PCB-188		AveID	31470 117928101	53716	233440	2193707	19128963	0.500 2000	1.00	5.00	50.0	400
PCB-133		AveID	24306 85692535	39918	172954	1654737	14743068	0.500 2000	1.00	5.00	50.0	400
PCB-179		AveID	30531 101872453	50529	216184	2020954	17734130	0.500 2000	1.00	5.00	50.0	400
PCB-165		AveID	29854 105969594	48254	217228	2071149	18355615	0.500 2000	1.00	5.00	50.0	400
PCB-105		AveID	38080 142895705	67379	280544	2628859	23332202	0.500 2000	1.00	5.00	50.0	400
PCB-146		AveID	28061 95435156	43506	189489	1781689	16780928	0.500 2000	1.00	5.00	50.0	400
PCB-161		AveID	34529 129985942	59977	261885	2428339	21204828	0.500 2000	1.00	5.00	50.0	400
PCB-184		AveID	28886 108051831	49784	219332	2025147	18236717	0.500 2000	1.00	5.00	50.0	400
PCB-176		AveID	31862 111668275	53917	233837	2182067	19381957	0.500 2000	1.00	5.00	50.0	400
PCB-153		AveID	62510 245235709	110066	463808	4412656	39035598	1.00 4000	2.00	10.0	100	800
PCB-153/168		AveID	62510 245235709	110066	463808	4412656	39035598	1.00 4000	2.00	10.0	100	800
PCB-168		AveID	62510 245235709	110066	463808	4412656	39035598	1.00 4000	2.00	10.0	100	800
PCB-141		AveID	26822 88083280	42658	178814	1739103	15660642	0.500 2000	1.00	5.00	50.0	400
PCB-186		AveID	30639 105107050	50407	219426	2040391	18342414	0.500 2000	1.00	5.00	50.0	400
PCB-130		AveID	23002 74844561	36681	158789	1499412	13316651	0.500 2000	1.00	5.00	50.0	400

FORM VI
HI-RES PCBS BY ISOTOPIC DILUTION - INITIAL CALIBRATION DATA
RESPONSE AND CONCENTRATION

Lab Name: Eurofins TestAmerica, Knoxville Job No.: 580-88125-2 Analy Batch No.: 33168

SDG No.:

Instrument ID: D3D GC Column: SPB-Octyl ID: 0.25(mm) Heated Purge: (Y/N) N

Calibration Start Date: 08/21/2019 13:37 Calibration End Date: 08/21/2019 19:05 Calibration ID: 2117

ANALYTE	IS REF	CURVE TYPE	RESPONSE					CONCENTRATION (PG/UL)				
			LVL 1 LVL 6	LVL 2	LVL 3	LVL 4	LVL 5	LVL 1 LVL 6	LVL 2	LVL 3	LVL 4	LVL 5
PCB-127		AveID	34065 146765196	64830	280721	2600695	23929718	0.500 2000	1.00	5.00	50.0	400
PCB-137		AveID	27690 101584779	45515	210709	1927094	17221912	0.500 2000	1.00	5.00	50.0	400
PCB-164		AveID	33188 119784248	58239	236038	2224247	19969941	0.500 2000	1.00	5.00	50.0	400
PCB-129		AveID	112251 454601428	188865	821725	7764180	68826005	2.00 8000	4.00	20.0	200	1600
PCB-129/138/160/163		AveID	112251 454601428	188865	821725	7764180	68826005	2.00 8000	4.00	20.0	200	1600
PCB-138		AveID	112251 454601428	188865	821725	7764180	68826005	2.00 8000	4.00	20.0	200	1600
PCB-160		AveID	112251 454601428	188865	821725	7764180	68826005	2.00 8000	4.00	20.0	200	1600
PCB-163		AveID	112251 454601428	188865	821725	7764180	68826005	2.00 8000	4.00	20.0	200	1600
PCB-158		AveID	35801 133258309	61670	270534	2536518	22380066	0.500 2000	1.00	5.00	50.0	400
PCB-178		AveID	20709 74798076	37031	154671	1484812	13357159	0.500 2000	1.00	5.00	50.0	400
PCB-175		AveID	21757 78386761	39582	164997	1516592	13502356	0.500 2000	1.00	5.00	50.0	400
PCB-126		AveID	34450 145322101	59998	259825	2453007	22540837	0.500 2000	1.00	5.00	50.0	400
PCB-128		AveID	56397 233562279	98831	433379	4000589	35034050	1.00 4000	2.00	10.0	100	800
PCB-128/166		AveID	56397 233562279	98831	433379	4000589	35034050	1.00 4000	2.00	10.0	100	800
PCB-166		AveID	56397 233562279	98831	433379	4000589	35034050	1.00 4000	2.00	10.0	100	800
PCB-187		AveID	23144 80773464	41041	166721	1588468	14057264	0.500 2000	1.00	5.00	50.0	400
PCB-182		AveID	24450 82240004	41604	175046	1655245	14372635	0.500 2000	1.00	5.00	50.0	400
PCB-183		AveID	49559 166836744	81242	342077	3219653	28262842	1.00 4000	2.00	10.0	100	800
PCB-183/185		AveID	49559 166836744	81242	342077	3219653	28262842	1.00 4000	2.00	10.0	100	800
PCB-185		AveID	49559 166836744	81242	342077	3219653	28262842	1.00 4000	2.00	10.0	100	800
PCB-174		AveID	19097 71048448	34598	147090	1365071	12369667	0.500 2000	1.00	5.00	50.0	400

FORM VI
HI-RES PCBS BY ISOTOPIC DILUTION - INITIAL CALIBRATION DATA
RESPONSE AND CONCENTRATION

Lab Name: Eurofins TestAmerica, Knoxville Job No.: 580-88125-2 Analy Batch No.: 33168

SDG No.:

Instrument ID: D3D GC Column: SPB-Octyl ID: 0.25(mm) Heated Purge: (Y/N) N

Calibration Start Date: 08/21/2019 13:37 Calibration End Date: 08/21/2019 19:05 Calibration ID: 2117

ANALYTE	IS REF	CURVE TYPE	RESPONSE					CONCENTRATION (PG/UL)				
			LVL 1 LVL 6	LVL 2	LVL 3	LVL 4	LVL 5	LVL 1 LVL 6	LVL 2	LVL 3	LVL 4	LVL 5
PCB-159		AveID	34059 130569944	59226	253955	2366513	21036748	0.500 2000	1.00	5.00	50.0	400
PCB-162		AveID	34825 130481170	61626	270981	2460285	21753274	0.500 2000	1.00	5.00	50.0	400
PCB-177		AveID	20193 67617070	33802	146078	1328705	11895552	0.500 2000	1.00	5.00	50.0	400
PCB-202		AveID	20775 71230477	34321	151437	1428490	12596736	0.500 2000	1.00	5.00	50.0	400
PCB-167		AveID	35361 139138710	63668	269837	2511265	22278824	0.500 2000	1.00	5.00	50.0	400
PCB-181		AveID	23192 82721023	39174	172244	1568574	13905789	0.500 2000	1.00	5.00	50.0	400
PCB-171		AveID	39752 146209673	68817	297081	2704300	23901931	1.00 4000	2.00	10.0	100	800
PCB-171/173		AveID	39752 146209673	68817	297081	2704300	23901931	1.00 4000	2.00	10.0	100	800
PCB-173		AveID	39752 146209673	68817	297081	2704300	23901931	1.00 4000	2.00	10.0	100	800
PCB-201		AveID	22870 79398274	41949	169096	1566972	13854415	0.500 2000	1.00	5.00	50.0	400
PCB-156		AveID	70314 270090351	112265	498584	4595990	41120666	1.00 4000	2.00	10.0	100	800
PCB-156/157		AveID	70314 270090351	112265	498584	4595990	41120666	1.00 4000	2.00	10.0	100	800
PCB-157		AveID	70314 270090351	112265	498584	4595990	41120666	1.00 4000	2.00	10.0	100	800
PCB-204		AveID	21898 74125825	36168	158231	1480779	13086230	0.500 2000	1.00	5.00	50.0	400
PCB-197		AveID	22687 79862479	42842	177943	1606495	13910578	0.500 2000	1.00	5.00	50.0	400
PCB-200		AveID	23193 77008171	36554	158599	1466692	13451803	0.500 2000	1.00	5.00	50.0	400
PCB-172		AveID	21936 70525820	35367	151490	1385067	12501177	0.500 2000	1.00	5.00	50.0	400
PCB-192		AveID	27299 94173268	45718	197816	1854430	16356669	0.500 2000	1.00	5.00	50.0	400
PCB-180		AveID	51311 184924746	88854	372695	3473168	30783792	1.00 4000	2.00	10.0	100	800
PCB-180/193		AveID	51311 184924746	88854	372695	3473168	30783792	1.00 4000	2.00	10.0	100	800
PCB-193		AveID	51311 184924746	88854	372695	3473168	30783792	1.00 4000	2.00	10.0	100	800

FORM VI
HI-RES PCBS BY ISOTOPIC DILUTION - INITIAL CALIBRATION DATA
RESPONSE AND CONCENTRATION

Lab Name: Eurofins TestAmerica, Knoxville Job No.: 580-88125-2 Analy Batch No.: 33168

SDG No.:

Instrument ID: D3D GC Column: SPB-Octyl ID: 0.25(mm) Heated Purge: (Y/N) N

Calibration Start Date: 08/21/2019 13:37 Calibration End Date: 08/21/2019 19:05 Calibration ID: 2117

ANALYTE	IS REF	CURVE TYPE	RESPONSE					CONCENTRATION (PG/UL)				
			LVL 1 LVL 6	LVL 2	LVL 3	LVL 4	LVL 5	LVL 1 LVL 6	LVL 2	LVL 3	LVL 4	LVL 5
PCB-191		AveID	29976 100238737	48707	212919	1962655	17537203	0.500 2000	1.00	5.00	50.0	400
PCB-170		AveID	21707 69403405	35847	151262	1383873	12328709	0.500 2000	1.00	5.00	50.0	400
PCB-190		AveID	29751 101742010	48762	210540	1934185	17263071	0.500 2000	1.00	5.00	50.0	400
PCB-169		AveID	30062 117711265	51092	222540	2037605	19205556	0.500 2000	1.00	5.00	50.0	400
PCB-198		AveID	33144 112236180	54023	232746	2144389	19241219	1.00 4000	2.00	10.0	100	800
PCB-198/199		AveID	33144 112236180	54023	232746	2144389	19241219	1.00 4000	2.00	10.0	100	800
PCB-199		AveID	33144 112236180	54023	232746	2144389	19241219	1.00 4000	2.00	10.0	100	800
PCB-196		AveID	18551 56478088	29180	123147	1154642	10184196	0.500 2000	1.00	5.00	50.0	400
PCB-203		AveID	18937 59851836	31545	130606	1208710	10811193	0.500 2000	1.00	5.00	50.0	400
PCB-208		AveID	29351 95345727	49428	212921	1974038	17016595	0.500 2000	1.00	5.00	50.0	400
PCB-195		AveID	21098 76512886	37010	163167	1537485	13551019	0.500 2000	1.00	5.00	50.0	400
PCB-189		AveID	40031 151753525	66908	300476	2784992	24529116	0.500 2000	1.00	5.00	50.0	400
PCB-207		AveID	32601 101868613	53329	229594	2104033	17990397	0.500 2000	1.00	5.00	50.0	400
PCB-194		AveID	27183 89727279	41850	190183	1801792	15829586	0.500 2000	1.00	5.00	50.0	400
PCB-205		AveID	35399 119652844	60075	250640	2340395	20385492	0.500 2000	1.00	5.00	50.0	400
PCB-206		AveID	24384 73166887	41115	169806	1595777	13954359	0.500 2000	1.00	5.00	50.0	400
PCB-209		AveID	28172 82741010	45977	199748	1856973	15878520	0.500 2000	1.00	5.00	50.0	400
PCB-1L		Ave	5551091 5313201	5125161	5171353	5165537	5433135	100 100	100	100	100	100
PCB-3L		Ave	5620482 5741345	5235222	5287112	5323867	5707701	100 100	100	100	100	100
PCB-4L		Ave	2560163 2387667	2393181	2346022	2316178	2490238	100 100	100	100	100	100
PCB-19L	PCB32L	Ave	1392796 1343350	1290429	1286615	1287759	1413720	100 100	100	100	100	100

FORM VI
HI-RES PCBS BY ISOTOPIC DILUTION - INITIAL CALIBRATION DATA
RESPONSE AND CONCENTRATION

Lab Name: Eurofins TestAmerica, Knoxville Job No.: 580-88125-2 Analy Batch No.: 33168

SDG No.:

Instrument ID: D3D GC Column: SPB-Octyl ID: 0.25(mm) Heated Purge: (Y/N) N

Calibration Start Date: 08/21/2019 13:37 Calibration End Date: 08/21/2019 19:05 Calibration ID: 2117

ANALYTE	IS REF	CURVE TYPE	RESPONSE					CONCENTRATION (PG/UL)				
			LVL 1 LVL 6	LVL 2	LVL 3	LVL 4	LVL 5	LVL 1 LVL 6	LVL 2	LVL 3	LVL 4	LVL 5
PCB-15L		Ave	4227552 4623729	3889169	3815985	3851417	4470951	100 100	100	100	100	100
PCB-54L	PCB32L	Ave	1434036 1465666	1413832	1397529	1366200	1486094	100 100	100	100	100	100
PCB-104L	PCB101L	Ave	3940846 3931948	3666516	3504021	3420602	3866938	100 100	100	100	100	100
PCB-37L	PCB31L	Ave	6081625 7131201	5644210	5637927	5660350	6649635	100 100	100	100	100	100
PCB-155L	PCB101L	Ave	3357573 3335674	3079570	3032405	2953311	3225807	100 100	100	100	100	100
PCB-81L	PCB52L	Ave	5021460 5769564	4449159	4420116	4314839	5212831	100 100	100	100	100	100
PCB-77L	PCB52L	Ave	5079937 5644529	4551294	4449542	4466971	5444032	100 100	100	100	100	100
PCB-123L		Ave	4907403 6015868	4516694	4498685	4398105	5036450	100 100	100	100	100	100
PCB-118L		Ave	5169119 5794708	4772397	4705804	4629343	5245495	100 100	100	100	100	100
PCB-114L		Ave	5128530 5814155	4691123	4571584	4439888	5033756	100 100	100	100	100	100
PCB-188L	PCB180L	Ave	4378911 4786599	3996320	3867481	3825950	4217544	100 100	100	100	100	100
PCB-105L		Ave	5147501 5691805	4736976	4502539	4455117	5077289	100 100	100	100	100	100
PCB-126L		Ave	4524674 5585131	4114417	4033220	3900384	4614032	100 100	100	100	100	100
PCB-202L	PCB180L	Ave	3349362 3585531	3071794	2976415	2918065	3244517	100 100	100	100	100	100
PCB-167L	PCB138L	Ave	4726791 5310685	4339219	4186858	4083430	4559564	100 100	100	100	100	100
PCB-156L	PCB138L	Ave	9250047 10573637	8309040	8177576	7924583	9117746	200 200	200	200	200	200
PCB-156L/157L	PCB138L	Ave	9250047 10573637	8309040	8177576	7924583	9117746	200 200	200	200	200	200
PCB-157L	PCB138L	Ave	9250047 10573637	8309040	8177576	7924583	9117746	200 200	200	200	200	200
PCB-170L	PCB180L	Ave	2908401 2967012	2591053	2551480	2188977	2741165	100 100	100	100	100	100
PCB-169L	PCB138L	Ave	4132864 4842978	3689459	3513305	3407599	4077784	100 100	100	100	100	100
PCB-208L	PCB194L	Ave	4379091 4353887	3882773	3771289	3759211	4041867	100 100	100	100	100	100

FORM VI
HI-RES PCBS BY ISOTOPIC DILUTION - INITIAL CALIBRATION DATA
RESPONSE AND CONCENTRATION

Lab Name: Eurofins TestAmerica, Knoxville Job No.: 580-88125-2 Analy Batch No.: 33168

SDG No.:

Instrument ID: D3D GC Column: SPB-Octyl ID: 0.25(mm) Heated Purge: (Y/N) N

Calibration Start Date: 08/21/2019 13:37 Calibration End Date: 08/21/2019 19:05 Calibration ID: 2117

ANALYTE	IS REF	CURVE TYPE	RESPONSE					CONCENTRATION (PG/UL)				
			LVL 1 LVL 6	LVL 2	LVL 3	LVL 4	LVL 5	LVL 1 LVL 6	LVL 2	LVL 3	LVL 4	LVL 5
PCB-189L	PCB1 94L	Ave	5525796 5979565	4901650	4843863	4682515	5258583	100 100	100	100	100	100
PCB-205L	PCB1 94L	Ave	4973418 5048991	4392680	4275099	4137039	4529133	100 100	100	100	100	100
PCB-206L	PCB1 94L	Ave	3514362 3341299	3065719	2962309	2938376	3171775	100 100	100	100	100	100
PCB-209L	PCB1 94L	Ave	3889770 3536159	3391284	3313924	3261764	3437344	100 100	100	100	100	100
PCB-8L		AveID			243214	1828686	16161411			5.00	50.0	400
PCB-28L	PCB3 1L	Ave			415435	3367202	27642704			5.00	50.0	400
PCB-95L		AveID			149660	1266206	11390476			5.00	50.0	400
PCB-79L		AveID			279860	2301919	22619005			5.00	50.0	400
PCB-111L	PCB1 01L	Ave			198083	1804129	15937020			5.00	50.0	400
PCB-153L		AveID			218660	1717896	15731242			5.00	50.0	400
PCB-178L	PCB1 80L	Ave			138131	1357283	11350161			5.00	50.0	400

Curve Type Legend:

Ave = Average ISTD
AveID = Average isotope dilution

Resolution Check Report (DFS SN: 343)

eurofins | Environment Testing TestAmerica

Date:	21 Aug 2019 11:38
MID Experiment:	ResCheck_pcb
Target Resolution:	10000
Resolution Warning :	9500
Resolution Error :	9000
Reference:	FC43KnxPCB.lua
Status:	RESOLUTION PASSED

Segment 1

_190821ib

Lock mass 168.9883 [m/z] Resolution: 11071 [5%height]

Cali. mass 263.9866 [m/z] Resolution: 10491 [5%height]

Ref. mass 213.9897 [m/z] Resolution: 10629 [5%height]

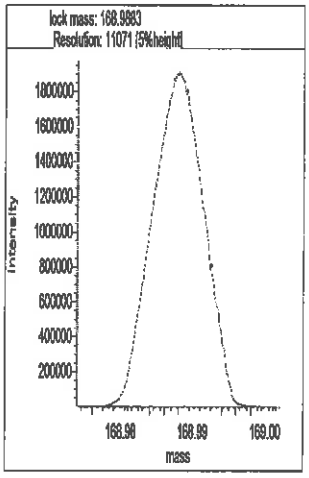

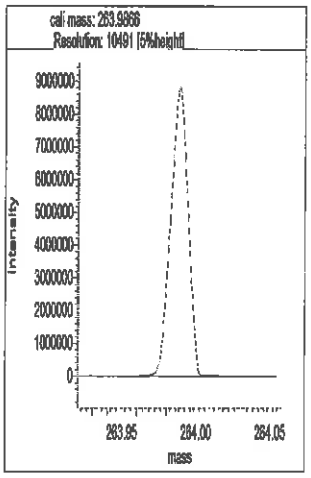

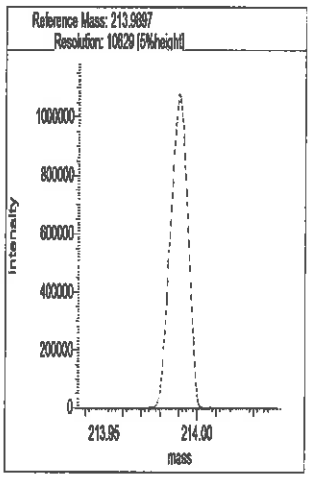

Segment 2

Lock mass 263.9866 [m/z] Resolution: 11209 [5%height]

Cali. mass 375.9802 [m/z] Resolution: 11175 [5%height]

Ref. mass 313.9834 [m/z] Resolution: 11095 [5%height]

Ref. mass 313.9834 [m/z] Resolution: 10960 [5%height]

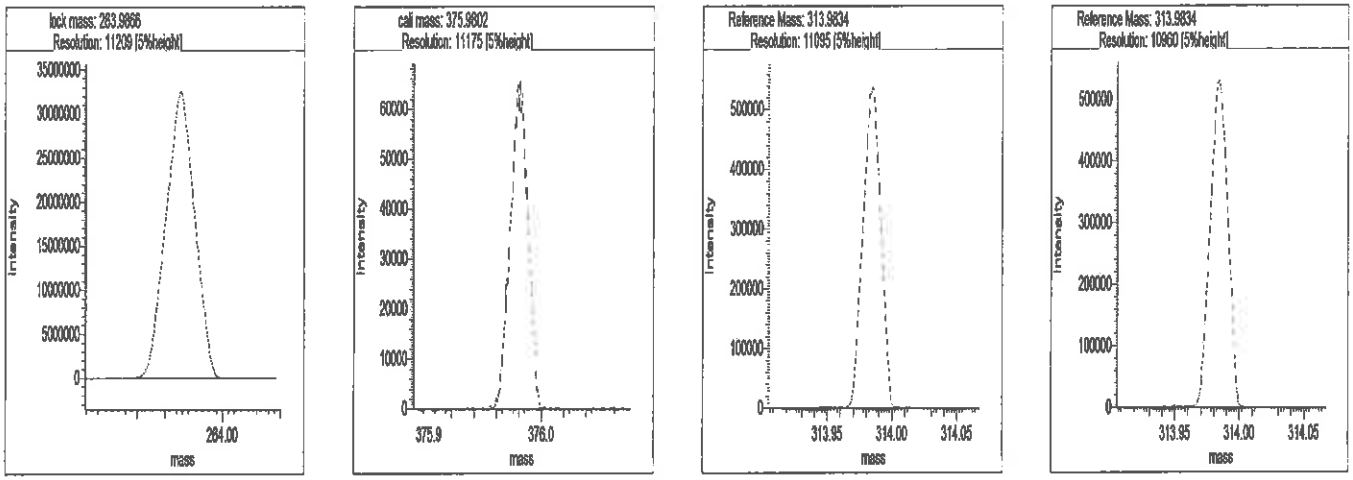

Segment 3

Lock mass 313.9834 [m/z] Resolution: 10849 [5%height]

Cali. mass 413.9770 [m/z] Resolution: 10820 [5%height]

Ref. mass 375.9802 [m/z] Resolution: 11024 [5%height]

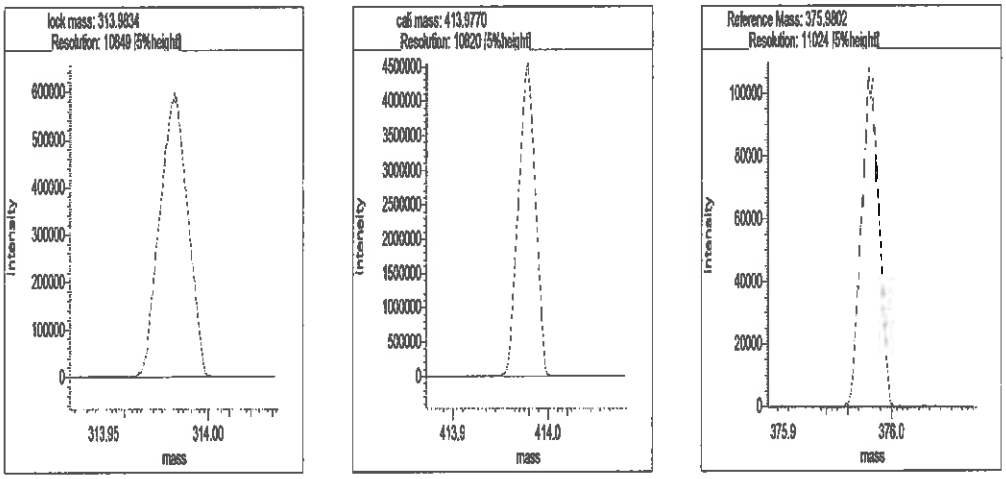

Segment 4

Lock mass 413.9775 [m/z] Resolution: 10909 [5%height]

Cali. mass 501.9706 [m/z] Resolution: 10861 [5%height]

Ref. mass 463.9738 [m/z] Resolution: 10985 [5%height]

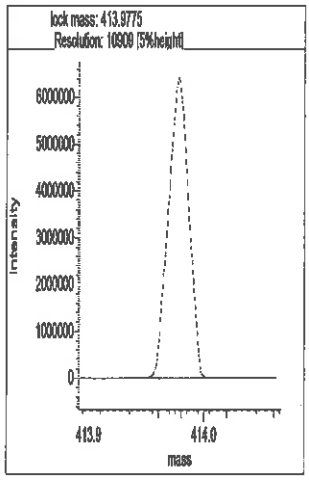
lock mass: 413.9775
Resolution: 10909 (5%height)
Intensity
6000000
5000000
4000000
3000000
2000000
1000000
0
413.9
414.0
mass

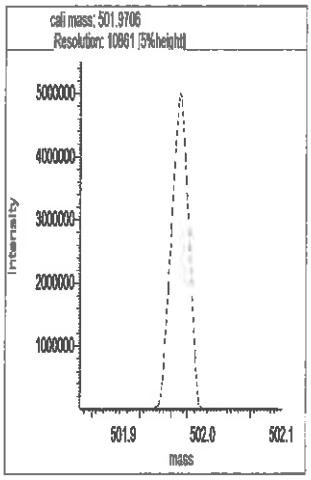
cali mass: 501.9706
Resolution: 10861 (5%height)
Intensity
5000000
4000000
3000000
2000000
1000000
501.9
502.0
502.1
mass

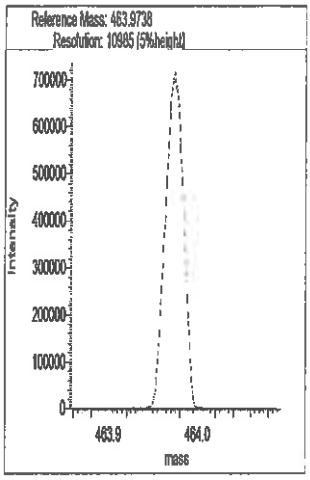
Reference Mass: 463.9738
Resolution: 10985 (5%height)
Intensity
700000
600000
500000
400000
300000
200000
100000
0
463.9
464.0
mass

```
Reports
11:47:17:  Peak matching procedure started
11:47:17:
11:47:18:  Reference mass: 168.98827
11:47:18:  Sample mass: 214.0
11:47:19:
11:47:19:  Finding reference mass
11:47:20:  Finding sample mass
11:47:21:
11:47:26:  [1]   213.9894 amu, mean: 213.9894
11:47:29:  [2]   213.9896 amu, mean: 213.9895     SD: 0.09 mmu or: 0.41 ppm
11:47:33:  [3]   213.9896 amu, mean: 213.9895     SD: 0.07 mmu or: 0.33 ppm
11:47:36:  [4]   213.9896 amu, mean: 213.9895     SD: 0.07 mmu or: 0.32 ppm
11:47:37:
11:47:37:  Stop requested. Please wait for procedure to finish.
11:47:37:
```

Signature MM/DD 8/21/19

```
Reports
11:48:04:  Peak matching procedure started
11:48:05:
11:48:05:  Reference mass: 213.98975
11:48:06:  Sample mass: 264.0
11:48:06:
11:48:07:  Finding reference mass
11:48:08:  Finding sample mass
11:48:09:
11:48:14:  [1]    263.9867 amu, mean: 263.9867
11:48:17:  [2]    263.9867 amu, mean: 263.9867     SD: 0.01 mmu or: 0.05 ppm
11:48:20:  [3]    263.9867 amu, mean: 263.9867     SD: 0.03 mmu or: 0.13 ppm
11:48:23:  [4]    263.9866 amu, mean: 263.9867     SD: 0.07 mmu or: 0.28 ppm
11:48:24:
11:48:24:  Stop requested. Please wait for procedure to finish.
11:48:24:
```

Signature MM/D 8/21/19

```
Reports
11:48:58:  Peak matching procedure started
11:48:58:
11:48:59:  Reference mass: 263.98656
11:48:59:  Sample mass: 314.0
11:49:00:
11:49:00:  Finding reference mass
11:49:01:  Finding sample mass
11:49:02:
11:49:08:  [1]   313.9833 amu, mean: 313.9833
11:49:11:  [2]   313.9832 amu, mean: 313.9833     SD: 0.09 mmu or: 0.29 ppm
11:49:14:  [3]   313.9830 amu, mean: 313.9832     SD: 0.17 mmu or: 0.55 ppm
11:49:17:  [4]   313.9825 amu, mean: 313.9830     SD: 0.35 mmu or: 1.12 ppm
11:49:17:
11:49:17:  Stop requested. Please wait for procedure to finish.
11:49:17:
```

Signature  8/21/19

Reports

```
11:49:45:  Peak matching procedure started
11:49:45:
11:49:46:  Reference mass: 313.98336
11:49:46:  Sample mass: 376.0
11:49:47:
11:49:47:  Finding reference mass
11:49:48:  Finding sample mass
11:49:49:
11:49:54:  [1]   375.9800 amu, mean: 375.9800
11:49:58:  [2]   375.9805 amu, mean: 375.9803     SD: 0.33 mmu or: 0.89 ppm
11:50:01:  [3]   375.9798 amu, mean: 375.9801     SD: 0.34 mmu or: 0.90 ppm
11:50:04:  [4]   375.9800 amu, mean: 375.9801     SD: 0.28 mmu or: 0.74 ppm
11:50:04:
11:50:04:  Stop requested. Please wait for procedure to finish.
11:50:04:
```

Signature MM/10 8/21/19

```
Reports
11:49:45:  Peak matching procedure started
11:49:45:
11:49:46:  Reference mass: 313.98336
11:49:46:  Sample mass: 376.0
11:49:47:
11:49:47:  Finding reference mass
11:49:48:  Finding sample mass
11:49:49:
11:49:54:  [1]    375.9800 amu, mean: 375.9800
11:49:58:  [2]    375.9805 amu, mean: 375.9803      SD: 0.33 mmu or: 0.89 ppm
11:50:01:  [3]    375.9798 amu, mean: 375.9801      SD: 0.34 mmu or: 0.90 ppm
11:50:04:  [4]    375.9800 amu, mean: 375.9801      SD: 0.28 mmu or: 0.74 ppm
11:50:04:
11:50:04:  Stop requested. Please wait for procedure to finish.
11:50:04:
```

Signature MM/10 8/21/19

```
Reports
11:50:35:  Peak matching procedure started
11:50:36:
11:50:36:  Reference mass: 375.98017
11:50:37:  Sample mass: 414.0
11:50:37:
11:50:38:  Finding reference mass
11:50:39:  Finding sample mass
11:50:39:
11:50:45:  [1]    413.9773 amu, mean: 413.9773
11:50:48:  [2]    413.9769 amu, mean: 413.9771     SD: 0.25 mmu or: 0.61 ppm
11:50:51:  [3]    413.9774 amu, mean: 413.9772     SD: 0.24 mmu or: 0.58 ppm
11:50:54:  [4]    413.9773 amu, mean: 413.9772     SD: 0.20 mmu or: 0.48 ppm
11:50:55:
11:50:55:  Stop requested. Please wait for procedure to finish.
11:50:55:
```

Signature MM/10 8/21/19

Reports

```
11:51:24:  Peak matching procedure started
11:51:25:
11:51:25:  Reference mass: 413.97698
11:51:26:  Sample mass: 464.0
11:51:26:
11:51:27:  Finding reference mass
11:51:28:  Finding sample mass
11:51:29:
11:51:34:  [1]    463.9736 amu, mean: 463.9736
11:51:37:  [2]    463.9735 amu, mean: 463.9735     SD: 0.07 mmu or: 0.16 ppm
11:51:40:  [3]    463.9734 amu, mean: 463.9735     SD: 0.10 mmu or: 0.21 ppm
11:51:43:  [4]    463.9734 amu, mean: 463.9734     SD: 0.08 mmu or: 0.18 ppm
11:51:44:
11:51:44:  Stop requested. Please wait for procedure to finish.
11:51:44:
```

Signature MD 8/21/19

Reports

```
11:52:10:  Peak matching procedure started
11:52:11:
11:52:11:  Reference mass: 463.97378
11:52:12:  Sample mass: 502.0
11:52:12:
11:52:13:  Finding reference mass
11:52:14:  Finding sample mass
11:52:14:
11:52:20:  [1]    501.9709 amu, mean: 501.9709
11:52:23:  [2]    501.9715 amu, mean: 501.9712     SD: 0.41 mmu or: 0.83 ppm
11:52:26:  [3]    501.9716 amu, mean: 501.9714     SD: 0.37 mmu or: 0.74 ppm
11:52:29:  [4]    501.9719 amu, mean: 501.9715     SD: 0.40 mmu or: 0.79 ppm
11:52:30:
11:52:30:  Stop requested. Please wait for procedure to finish.
11:52:30:
```

Signature MM/10 8/21/19

Resolution Check Report (DFS SN: 343)

eurofins | Environment Testing TestAmerica

Date:	22 Aug 2019 16:10
MID Experiment:	ResCheck_pcb
Target Resolution:	10000
Resolution Warning :	9500
Resolution Error :	9000
Reference:	FC43KnxPCB.lua
Status:	RESOLUTION PASSED

Segment 1

_190822icvb

Lock mass 168.9883 [m/z] Resolution: 11373 [5%height]

Cali. mass 263.9866 [m/z] Resolution: 10916 [5%height]

Ref. mass 213.9897 [m/z] Resolution: 10707 [5%height]

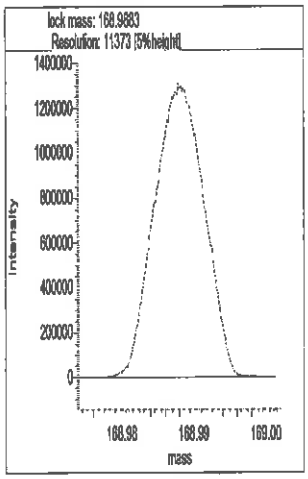

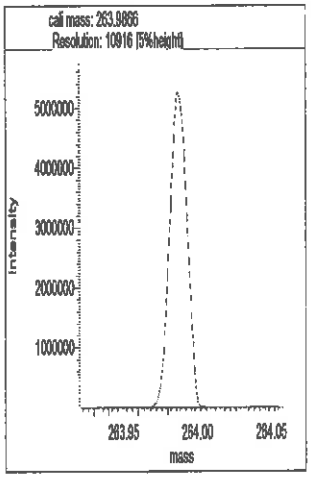



Segment 2

Lock mass 263.9866 [m/z] Resolution: 11212 [5%height]

Cali. mass 375.9802 [m/z] Resolution: 10881 [5%height]

Ref. mass 313.9834 [m/z] Resolution: 10943 [5%height]

Ref. mass 313.9834 [m/z] Resolution: 10701 [5%height]

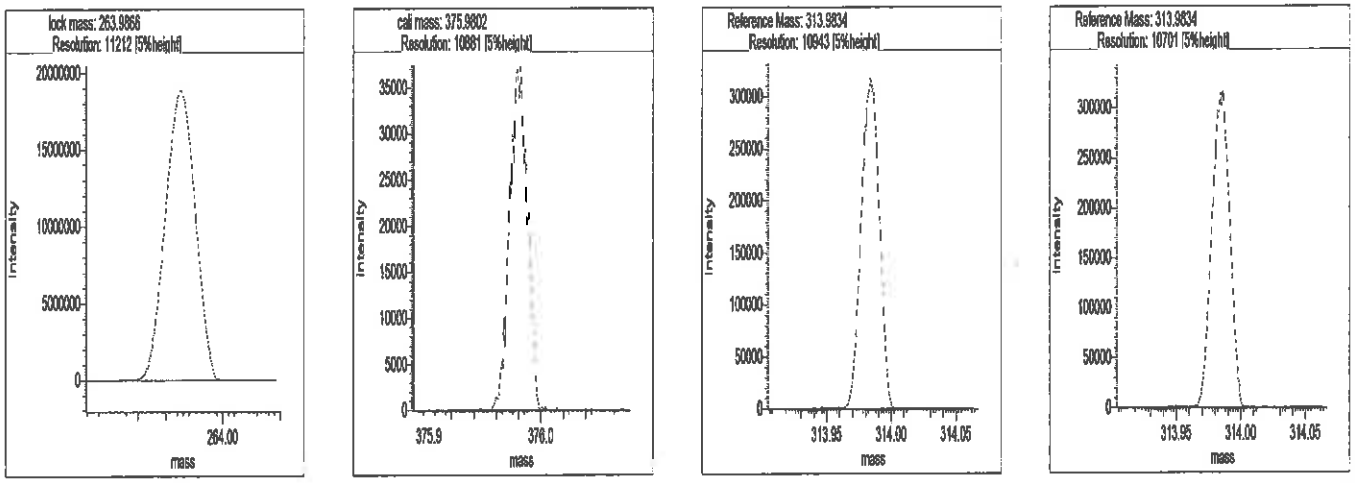

Segment 3

Lock mass 313.9834 [m/z] Resolution: 11136 [5%height]

Cali. mass 413.9770 [m/z] Resolution: 10611 [5%height]

Ref. mass 375.9802 [m/z] Resolution: 11050 [5%height]

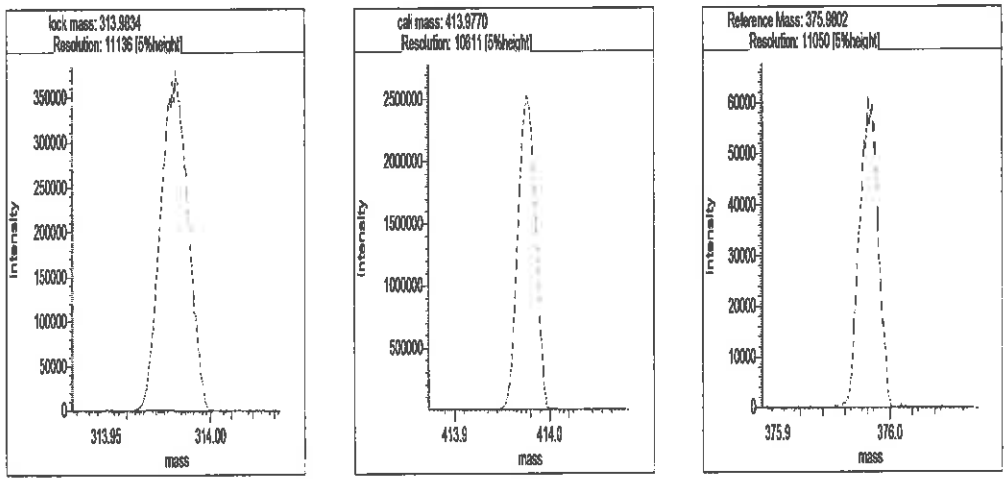

Segment 4

Lock mass 413.9775 [m/z] Resolution: 10943 [5%height]

Cali. mass 501.9706 [m/z] Resolution: 10696 [5%height]

Ref. mass 463.9738 [m/z] Resolution: 10680 [5%height]

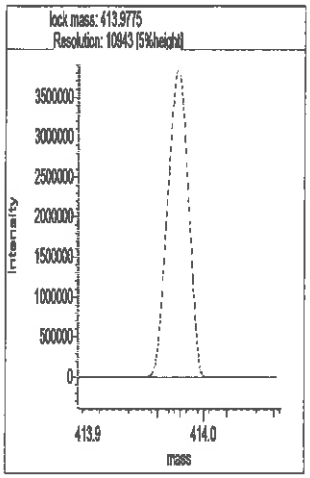
lock mass: 413.9775
Resolution: 10943 [5%height]
Intensity
3500000
3000000
2500000
2000000
1500000
1000000
500000
0
413.9
414.0
mass

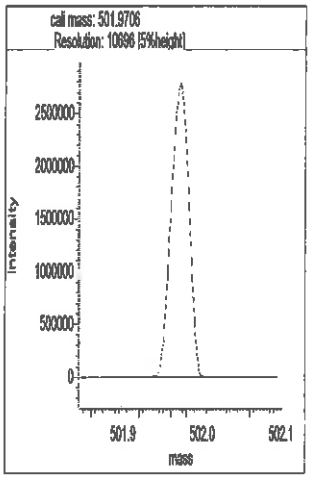
cali mass: 501.9706
Resolution: 10896 [5%height]
Intensity
2500000
2000000
1500000
1000000
500000
0
501.9
502.0
502.1
mass

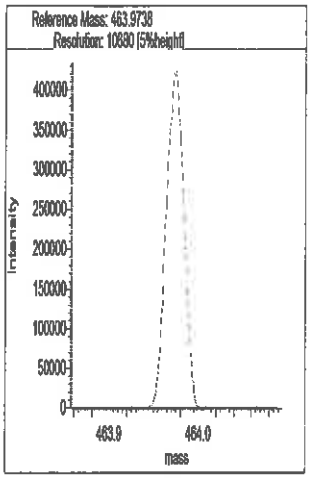
Reference Mass: 463.9738
Resolution: 10830 [5%height]
Intensity
400000
350000
300000
250000
200000
150000
100000
50000
0
463.9
464.0
mass

Reports

```
16:19:25:  Peak matching procedure started
16:19:25:
16:19:26:  Reference mass: 168.98827
16:19:26:  Sample mass: 214.0
16:19:27:
16:19:27:  Finding reference mass
16:19:28:  Finding sample mass
16:19:29:
16:19:34:  [1]   213.9892 amu, mean: 213.9892
16:19:37:  [2]   213.9892 amu, mean: 213.9892     SD: 0.01 mmu or: 0.04 ppm
16:19:41:  [3]   213.9893 amu, mean: 213.9893     SD: 0.06 mmu or: 0.26 ppm
16:19:44:  [4]   213.9894 amu, mean: 213.9893     SD: 0.06 mmu or: 0.30 ppm
16:19:45:
16:19:45:  Stop requested. Please wait for procedure to finish.
16:19:45:
16:19:47:  [5]   213.9891 amu, mean: 213.9893     SD: 0.10 mmu or: 0.47 ppm
```

Signature MM/ID 8/22/19

Reports

```
16:20:24:  Peak matching procedure started
16:20:24:
16:20:25:  Reference mass: 213.98975
16:20:26:  Sample mass: 264.0
16:20:26:
16:20:27:  Finding reference mass
16:20:28:  Finding sample mass
16:20:28:
16:20:34:  [1]    263.9861 amu, mean: 263.9861
16:20:37:  [2]    263.9861 amu, mean: 263.9861     SD: 0.05 mmu or: 0.17 ppm
16:20:40:  [3]    263.9862 amu, mean: 263.9861     SD: 0.07 mmu or: 0.25 ppm
16:20:43:  [4]    263.9863 amu, mean: 263.9862     SD: 0.09 mmu or: 0.33 ppm
16:20:44:
16:20:44:  Stop requested. Please wait for procedure to finish.
16:20:44:
16:20:47:
16:20:47:  Peakmatching stopped
```

Signature MM/DD 8/22/19

Reports

```
16:21:40:  Peak matching procedure started
16:21:40:
16:21:41:  Reference mass: 263.98656
16:21:41:  Sample mass: 314.0
16:21:42:
16:21:42:  Finding reference mass
16:21:43:  Finding sample mass
16:21:44:
16:21:50:  [1]   313.9827 amu, mean: 313.9827
16:21:53:  [2]   313.9826 amu, mean: 313.9826     SD: 0.08 mmu or: 0.26 ppm
16:21:56:  [3]   313.9826 amu, mean: 313.9826     SD: 0.06 mmu or: 0.20 ppm
16:21:59:  [4]   313.9825 amu, mean: 313.9826     SD: 0.07 mmu or: 0.22 ppm
16:22:00:
16:22:00:  Stop requested. Please wait for procedure to finish.
16:22:00:
```

Signature MM/D 8/22/19

Reports

```
16:22:26:  Peak matching procedure started
16:22:26:
16:22:27:  Reference mass: 313.98336
16:22:27:  Sample mass: 376.0
16:22:28:
16:22:28:  Finding reference mass
16:22:29:  Finding sample mass
16:22:30:
16:22:36:  [1]   375.9793 amu, mean: 375.9793
16:22:39:  [2]   375.9789 amu, mean: 375.9791     SD: 0.29 mmu or: 0.76 ppm
16:22:42:  [3]   375.9794 amu, mean: 375.9792     SD: 0.28 mmu or: 0.75 ppm
16:22:45:  [4]   375.9795 amu, mean: 375.9793     SD: 0.27 mmu or: 0.73 ppm
16:22:45:
16:22:45:  Stop requested. Please wait for procedure to finish.
16:22:45:
```

Signature MM/ID 8/22/19

```
Reports
16:22:26:  Peak matching procedure started
16:22:26:
16:22:27:  Reference mass: 313.98336
16:22:27:  Sample mass: 376.0
16:22:28:
16:22:28:  Finding reference mass
16:22:29:  Finding sample mass
16:22:30:
16:22:36:  [1]    375.9793 amu, mean: 375.9793
16:22:39:  [2]    375.9789 amu, mean: 375.9791     SD: 0.29 mmu or: 0.76 ppm
16:22:42:  [3]    375.9794 amu, mean: 375.9792     SD: 0.28 mmu or: 0.75 ppm
16:22:45:  [4]    375.9795 amu, mean: 375.9793     SD: 0.27 mmu or: 0.73 ppm
16:22:45:
16:22:45:  Stop requested. Please wait for procedure to finish.
16:22:45:
```

Signature MW/ID 8/22/19

Xcalibur rev. 2.1, DC rev. 2.2 8/22/2019 4:22:51 PM

Reports

```
16:23:15:  Peak matching procedure started
16:23:15:
16:23:16:  Reference mass: 375.98017
16:23:16:  Sample mass: 414.0
16:23:17:
16:23:17:  Finding reference mass
16:23:18:  Finding sample mass
16:23:19:
16:23:25:  [1]    413.9763 amu, mean: 413.9763
16:23:28:  [2]    413.9773 amu, mean: 413.9768      SD: 0.68 mmu or: 1.65 ppm
16:23:31:  [3]    413.9771 amu, mean: 413.9769      SD: 0.52 mmu or: 1.25 ppm
16:23:34:  [4]    413.9775 amu, mean: 413.9771      SD: 0.51 mmu or: 1.24 ppm
16:23:35:
16:23:35:  Stop requested. Please wait for procedure to finish.
16:23:35:
```

Signature 8/22/19

Reports

```
16:24:02:  Peak matching procedure started
16:24:02:
16:24:03:  Reference mass: 413.97698
16:24:03:  Sample mass: 464.0
16:24:04:
16:24:04:  Finding reference mass
16:24:05:  Finding sample mass
16:24:06:
16:24:12:  [1]    463.9734 amu, mean: 463.9734
16:24:15:  [2]    463.9733 amu, mean: 463.9733      SD: 0.02 mmu or: 0.04 ppm
16:24:18:  [3]    463.9733 amu, mean: 463.9733      SD: 0.02 mmu or: 0.04 ppm
16:24:21:  [4]    463.9731 amu, mean: 463.9733      SD: 0.12 mmu or: 0.26 ppm
16:24:22:
16:24:22:  Stop requested. Please wait for procedure to finish.
16:24:22:
```

Signature 8/22/19

```
Reports
16:24:48:  Peak matching procedure started
16:24:48:
16:24:49:  Reference mass: 463.97378
16:24:49:  Sample mass: 502.0
16:24:50:
16:24:50:  Finding reference mass
16:24:51:  Finding sample mass
16:24:52:
16:24:57:  [1]    501.9698 amu, mean: 501.9698
16:25:01:  [2]    501.9701 amu, mean: 501.9700     SD: 0.25 mmu or: 0.51 ppm
16:25:04:  [3]    501.9703 amu, mean: 501.9701     SD: 0.26 mmu or: 0.52 ppm
16:25:07:  [4]    501.9704 amu, mean: 501.9701     SD: 0.26 mmu or: 0.51 ppm
16:25:07:
16:25:07:  Stop requested. Please wait for procedure to finish.
16:25:07:
```

Signature CMD 8/22/19

Eurofins TestAmerica, Knoxville
Target Compound Quantitation Report

Data File: \\chromna\Knoxville\ChromData\D3D\20190813-12717.b\d4190821i1c.d
Lims ID: IC L1
Client ID:
Sample Type: IC Calib Level: 1
Inject. Date: 21-Aug-2019 13:37:00 ALS Bottle#: 0 Worklist Smp#: 1
Injection Vol: 1.0 ul Dil. Factor: 1.0000
Sample Info:
Misc. Info.: 140-0012717-001
Operator ID: Xcalibur_System Instrument ID: D3D
Sublist: chrom-PCBs_D3D*sub1

Method: \\chromna\Knoxville\ChromData\D3D\20190813-12717.b\PCBs_D3D.m
Limit Group: HR - 1668A - ICAL
Last Update: 30-Aug-2019 11:36:08 Calib Date: 21-Aug-2019 19:05:00
Integrator: Picker
Quant Method: Isotopic Dilution Quant By: Initial Calibration
Last ICal File: \\chromna\Knoxville\ChromData\D3D\20190813-12717.b\d4190821i6.d

Column 1 : SPB-Octyl (0.25 mm) Det: F1(11.07 :21.70)
Process Host: CTX1006

First Level Reviewer: davidsonm Date: 21-Aug-2019 15:13:50

Compound	RT (min.)	Area	Ratio	Ical RRF	Amount pg/ul	EMPC pg/ul	Noise EDL	Final EDL	%Rec	Flags
S Total Monochlorobipheny					1.437	1.437	0.007215	0.007215		
D PCB-1L	11:48	5551091	3.04	1.3140	101.6	101.6	0.2289	0.2289	102	
D PCB-3L	13:58	5620482	3.17	1.3615	99.2	99.2	0.2209	0.2209	99.23	
PCB-1	11:48	29635	3.56	1.1883	0.4493	0.4493	0.006605	0.006605	89.86	a
PCB-2	13:48	31052	2.70	1.1911	0.4667	0.4667	0.007214	0.007214	93.34	M
PCB-3	13:59	35532	2.91	1.2130	0.5212	0.5212	0.007826	0.007826	104	
S Total Dichlorobiphenyls					6.267	6.223	0.0233	0.0233		RQ
D PCB-4L	14:13	2560163	1.57	0.5996	102.6	102.6	0.2520	0.2520	103	
* PCB-9L	16:11	4159953	1.59	4E+04	100.0	100.0				
D PCB-15L	20:07	4227552	1.66	1.0280	98.9	98.9	0.1470	0.1470	98.85	
PCB-4	14:14	15797	1.77	1.2533	0.4923	0.4923	0.0310	0.0310	98.46	M
PCB-10	14:25	24444	1.49	1.4828	0.4857	0.4857	0.0240	0.0240	97.15	
PCB-9	16:12	25050	1.41	1.4200	0.5198	0.5198	0.0250	0.0250	104	
PCB-7	16:22	28496	1.58	1.6244	0.5169	0.5169	0.0219	0.0219	103	
PCB-6	16:36	27150	1.50	1.5539	0.5148	0.5148	0.0229	0.0229	103	
PCB-5	16:55	26998	1.49	1.5606	0.5097	0.5097	0.0228	0.0228	102	
PCB-8	17:03	25259	1.56	1.5884	0.5122	0.4686	0.0224	0.0224	102	RQM
PCB-14	18:40	33852	1.50	1.8738	0.5323	0.5323	0.0190	0.0190	106	
PCB-11	19:31	31474	1.49	1.6347	0.5673	0.5673	0.0218	0.0218	113	
PCB-12	19:50	59042	1.45	1.6410	1.060	1.060	0.0217	0.0217	106	
PCB-13 (C12)	19:50	59042	1.45	1.6410	1.060	1.060	0.0217	0.0217	106	
PCB-15	20:07	32948	1.49	1.4024	0.5557	0.5557	0.0234	0.0234	111	M
S Total Trichlorobiphenyl					13.0	13.0	0.0211	0.0211		
D PCB-19L	17:20	1392796	1.06	0.6095	99.2	99.2	0.6317	0.6317	99.25	
* PCB-32L	20:35	2302531	1.10	2.2E+04	100.0	100.0				
* PCB-31L	22:51	6864193	1.05	6.8E+04	100.0	100.0				
D PCB-37L	27:09	6081625	1.06	0.9024	98.2	98.2	0.2421	0.2421	98.18	
PCB-19	17:21	9143	1.09	1.3047	0.5031	0.5031	0.0215	0.0215	101	
PCB-18	19:12	25723	1.01	1.8188	1.015	1.015	0.0154	0.0154	102	
PCB-30 (C18)	19:12	25723	1.01	1.8188	1.015	1.015	0.0154	0.0154	102	

Compound	RT (min.)	Area	Ratio	Ical RRF	Amount pg/ul	EMPC pg/ul	Noise EDL	Final EDL	%Rec	Flags
PCB-17	19:38	11690	1.13	1.5641	0.5366	0.5366	0.0179	0.0179	107	
PCB-27	19:50	15699	0.95	2.1680	0.5199	0.5199	0.0129	0.0129	104	
PCB-24	19:59	15611	1.00	2.1018	0.5333	0.5333	0.0133	0.0133	107	
PCB-16	20:05	9159	1.14	1.2260	0.5364	0.5364	0.0229	0.0229	107	
PCB-32	20:36	18014	1.18	2.3416	0.5524	0.5524	0.0120	0.0120	110	M
PCB-34	21:53	38026	1.02	1.2154	0.5144	0.5144	0.0253	0.0253	103	
PCB-23	22:01	41703	1.13	1.2675	0.5410	0.5410	0.0242	0.0242	108	
PCB-26	22:20	86383	1.02	1.3193	1.077	1.077	0.0233	0.0233	108	
PCB-29 (C26)	22:20	86383	1.02	1.3193	1.077	1.077	0.0233	0.0233	108	
PCB-25	22:33	45378	1.04	1.3523	0.5518	0.5518	0.0227	0.0227	110	
PCB-31	22:52	48297	1.11	1.3809	0.5751	0.5751	0.0222	0.0222	115	
PCB-20	23:11	85808	1.05	1.3057	1.081	1.081	0.0235	0.0235	108	
PCB-28 (C20)	23:11	85808	1.05	1.3057	1.081	1.081	0.0235	0.0235	108	
PCB-21	23:24	89864	1.09	1.3777	1.073	1.073	0.0223	0.0223	107	
PCB-33 (C21)	23:24	89864	1.09	1.3777	1.073	1.073	0.0223	0.0223	107	
PCB-22	23:48	42765	1.08	1.2430	0.5657	0.5657	0.0247	0.0247	113	
PCB-36	25:21	47610	1.10	1.3468	0.5812	0.5812	0.0228	0.0228	116	
PCB-39	25:43	46651	1.04	1.3970	0.5491	0.5491	0.0220	0.0220	110	
PCB-38	26:18	44951	1.07	1.3177	0.5609	0.5609	0.0233	0.0233	112	M
PCB-35	26:46	43239	1.07	1.2166	0.5844	0.5844	0.0252	0.0252	117	M
PCB-37	27:10	44126	1.04	1.2879	0.5634	0.5634	0.0238	0.0238	113	M
S Total Tetrachlorobiphen					23.8	23.8	0.0335	0.0335		
D PCB-54L	20:25	1434036	0.85	0.6515	95.6	95.6	0.0338	0.0338	95.60	
* PCB-52L	24:58	4079775	0.80	3.9E+04	100.0	100.0				
D PCB-81L	33:54	5021460	0.80	1.2328	99.8	99.8	0.1774	0.1774	99.84	
D PCB-77L	34:27	5079937	0.80	1.2523	99.4	99.4	0.1746	0.1746	99.43	
PCB-54	20:26	10496	0.73	1.2558	0.5828	0.5828	0.0122	0.0122	117	
PCB-50	22:37	51152	0.76	0.9362	1.082	1.082	0.0427	0.0427	108	
PCB-53 (C50)	22:37	51152	0.76	0.9362	1.082	1.082	0.0427	0.0427	108	
PCB-45	23:15	46769	0.81	0.8850	1.046	1.046	0.0452	0.0452	105	M
PCB-51 (C45)	23:15	46769	0.81	0.8850	1.046	1.046	0.0452	0.0452	105	M
PCB-46	23:34	21856	0.76	0.7591	0.5701	0.5701	0.0527	0.0527	114	
PCB-52	25:01	24956	0.71	0.8992	0.5495	0.5495	0.0445	0.0445	110	
PCB-43	25:09	55292	0.85	0.9993	1.095	1.095	0.0400	0.0400	110	M
PCB-73 (C43)	25:09	55292	0.85	0.9993	1.095	1.095	0.0400	0.0400	110	M
PCB-49	25:28	62700	0.85	1.1366	1.092	1.092	0.0352	0.0352	109	M
PCB-69 (C49)	25:28	62700	0.85	1.1366	1.092	1.092	0.0352	0.0352	109	M
PCB-48	25:47	27610	0.75	0.9454	0.5782	0.5782	0.0423	0.0423	116	
PCB-44	26:02	88678	0.79	1.0323	1.701	1.701	0.0387	0.0387	113	
PCB-47 (C44)	26:02	88678	0.79	1.0323	1.701	1.701	0.0387	0.0387	113	
PCB-65 (C44)	26:02	88678	0.79	1.0323	1.701	1.701	0.0387	0.0387	113	
PCB-59	26:18	108632	0.78	1.3609	1.580	1.580	0.0294	0.0294	105	
PCB-62 (C59)	26:18	108632	0.78	1.3609	1.580	1.580	0.0294	0.0294	105	
PCB-75 (C59)	26:18	108632	0.78	1.3609	1.580	1.580	0.0294	0.0294	105	
PCB-42	26:31	26332	0.88	0.8670	0.6013	0.6013	0.0461	0.0461	120	
PCB-40	27:01	78874	0.77	0.9179	1.701	1.701	0.0436	0.0436	113	M
PCB-41 (C40)	27:01	78874	0.77	0.9179	1.701	1.701	0.0436	0.0436	113	M
PCB-71 (C40)	27:01	78874	0.77	0.9179	1.701	1.701	0.0436	0.0436	113	M
PCB-64	27:14	41562	0.77	1.4164	0.5810	0.5810	0.0282	0.0282	116	
PCB-72	28:04	37208	0.78	1.3157	0.5599	0.5599	0.0304	0.0304	112	
PCB-68	28:22	43081	0.78	1.4782	0.5770	0.5770	0.0270	0.0270	115	
PCB-57	28:47	39029	0.78	1.2817	0.6029	0.6029	0.0312	0.0312	121	
PCB-58	29:01	37917	0.77	1.3214	0.5681	0.5681	0.0303	0.0303	114	
PCB-67	29:12	40373	0.77	1.3944	0.5732	0.5732	0.0287	0.0287	115	

Compound	RT (min.)	Area	Ratio	Ical RRF	Amount pg/ul	EMPC pg/ul	Noise EDL	Final EDL	%Rec	Flags
PCB-63	29:27	42641	0.78	1.4685	0.5749	0.5749	0.0272	0.0272	115	
PCB-61	29:47	152802	0.80	1.3565	2.230	2.230	0.0295	0.0295	112	
PCB-70 (C61)	29:47	152802	0.80	1.3565	2.230	2.230	0.0295	0.0295	112	
PCB-74 (C61)	29:47	152802	0.80	1.3565	2.230	2.230	0.0295	0.0295	112	
PCB-76 (C61)	29:47	152802	0.80	1.3565	2.230	2.230	0.0295	0.0295	112	
PCB-66	30:07	37425	0.77	1.2800	0.5789	0.5789	0.0312	0.0312	116	
PCB-55	30:16	39689	0.75	1.2951	0.6067	0.6067	0.0309	0.0309	121	
PCB-56	30:47	38287	0.75	1.2671	0.5983	0.5983	0.0316	0.0316	120	
PCB-60	31:00	40693	0.82	1.3288	0.6063	0.6063	0.0301	0.0301	121	
PCB-80	31:25	41718	0.77	1.4694	0.5621	0.5621	0.0272	0.0272	112	
PCB-79	32:56	42232	0.83	1.5421	0.5422	0.5422	0.0259	0.0259	108	
PCB-78	33:29	45588	0.74	1.3150	0.6864	0.6864	0.0304	0.0304	137	
PCB-81	33:55	38876	0.68	1.3214	0.5859	0.5859	0.0298	0.0298	117	
PCB-77	34:28	41910	0.70	1.3308	0.6199	0.6199	0.0306	0.0306	124	
S Total Pentachlorobiphen					26.0	25.9	0.0178	0.0178		RQ
D PCB-104L	25:55	3940846	1.60	1.1164	102.4	102.4	0.0229	0.0229	102	
* PCB-101L	31:50	3446031	1.61	3.4E+04	100.0	100.0				
D PCB-123L	36:29	4907403	1.59	0.9909	99.2	99.2	1.051	1.051	99.20	
D PCB-118L	36:49	5169119	1.58	1.0256	101.0	101.0	1.016	1.016	101	
D PCB-114L	37:20	5128530	1.57	1.0030	102.4	102.4	1.039	1.039	102	
D PCB-105L	37:59	5147501	1.58	1.0013	103.0	103.0	1.040	1.040	103	
* PCB-127L	39:28	4992306	1.55	4.9E+04	100.0	100.0				
D PCB-126L	41:04	4524674	1.56	0.9020	100.5	100.5	1.155	1.155	100	
PCB-104	25:57	31095	1.61	1.3926	0.5666	0.5666	0.0130	0.0130	113	
PCB-96	26:19	25880	1.44	1.2268	0.5353	0.5353	0.0148	0.0148	107	
PCB-103	28:16	23139	1.78	1.0331	0.5684	0.5684	0.0175	0.0175	114	M
PCB-94	28:28	19719	1.45	0.9036	0.5537	0.5537	0.0201	0.0201	111	
PCB-95	28:55	21355	1.76	0.9620	0.5633	0.5633	0.0188	0.0188	113	
PCB-93	29:09	42226	1.61	0.9806	1.093	1.093	0.0185	0.0185	109	
PCB-100 (C93)	29:09	42226	1.61	0.9806	1.093	1.093	0.0185	0.0185	109	
PCB-98	29:19	44301	1.52	0.9888	1.137	1.137	0.0183	0.0183	114	M
PCB-102 (C98)	29:19	44301	1.52	0.9888	1.137	1.137	0.0183	0.0183	114	M
PCB-88	29:47	47112	1.66	1.0052	1.189	1.189	0.0180	0.0180	119	Ma
PCB-91 (C88)	29:47	47112	1.66	1.0052	1.189	1.189	0.0180	0.0180	119	Ma
PCB-84	30:00	18400	1.55	0.8601	0.6130	0.5428	0.0211	0.0211	123	RQMa
PCB-89	30:29	19738	1.74	0.8936	0.5605	0.5605	0.0203	0.0203	112	M
PCB-121	30:55	32697	1.78	1.3971	0.5939	0.5939	0.0130	0.0130	119	
PCB-92	31:16	21995	1.74	0.9532	0.5855	0.5855	0.0190	0.0190	117	
PCB-90	31:51	75371	1.68	1.1367	1.683	1.683	0.0159	0.0159	112	
PCB-101 (C90)	31:51	75371	1.68	1.1367	1.683	1.683	0.0159	0.0159	112	
PCB-113 (C90)	31:51	75371	1.68	1.1367	1.683	1.683	0.0159	0.0159	112	
PCB-83	32:28	41512	1.48	0.9393	1.121	1.121	0.0193	0.0193	112	M
PCB-99 (C83)	32:28	41512	1.48	0.9393	1.121	1.121	0.0193	0.0193	112	M
PCB-112	32:34	31162	1.71	1.3672	0.5784	0.5784	0.0133	0.0133	116	
PCB-86	32:57	154081	1.67	1.1958	3.270	3.270	0.0152	0.0152	109	M
PCB-87 (C86)	32:57	154081	1.67	1.1958	3.270	3.270	0.0152	0.0152	109	M
PCB-97 (C86)	32:57	154081	1.67	1.1958	3.270	3.270	0.0152	0.0152	109	M
PCB-109 (C86)	32:57	154081	1.67	1.1958	3.270	3.270	0.0152	0.0152	109	M
PCB-119 (C86)	32:57	154081	1.67	1.1958	3.270	3.270	0.0152	0.0152	109	M
PCB-125 (C86)	32:57	154081	1.67	1.1958	3.270	3.270	0.0152	0.0152	109	M
PCB-85	33:40	81379	1.67	1.2126	1.703	1.703	0.0149	0.0149	114	
PCB-116 (C85)	33:40	81379	1.67	1.2126	1.703	1.703	0.0149	0.0149	114	
PCB-117 (C85)	33:40	81379	1.67	1.2126	1.703	1.703	0.0149	0.0149	114	
PCB-110	33:55	62684	1.56	1.3511	1.177	1.177	0.0134	0.0134	118	Ma
PCB-115 (C110)	33:55	62684	1.56	1.3511	1.177	1.177	0.0134	0.0134	118	Ma

Compound	RT (min.)	Area	Ratio	Ical RRF	Amount pg/ul	EMPC pg/ul	Noise EDL	Final EDL	%Rec	Flags
PCB-82	34:08	18482	1.55	0.8675	0.5975	0.5406	0.0209	0.0209	120	RQMa
PCB-111	34:34	31664	1.56	1.4262	0.5634	0.5634	0.0127	0.0127	113	
PCB-120	35:01	34685	1.63	1.4907	0.5904	0.5904	0.0122	0.0122	118	
PCB-108	36:09	70396	1.60	1.2547	1.128	1.128	0.0207	0.0207	113	
PCB-124 (C108)	36:09	70396	1.60	1.2547	1.128	1.128	0.0207	0.0207	113	
PCB-107	36:23	36685	1.52	1.3580	0.5430	0.5430	0.0191	0.0191	109	
PCB-123	36:30	37444	1.50	1.3407	0.5691	0.5691	0.0193	0.0193	114	
PCB-106	36:37	34943	1.70	1.2749	0.5509	0.5509	0.0204	0.0204	110	
PCB-118	36:50	37363	1.57	1.2892	0.5607	0.5607	0.0194	0.0194	112	
PCB-122	37:10	33326	1.76	1.1614	0.5767	0.5767	0.0224	0.0224	115	
PCB-114	37:21	41016	1.61	1.4051	0.5692	0.5692	0.0179	0.0179	114	
PCB-105	38:00	38080	1.54	1.2887	0.5740	0.5740	0.0193	0.0193	115	
PCB-127	39:29	34065	1.59	1.2841	0.5332	0.5332	0.0202	0.0202	107	
PCB-126	41:05	34450	1.58	1.3416	0.5675	0.5675	0.0220	0.0220	114	
S Total Hexachlorobipheny					24.3	24.3	0.0172	0.0172		
D PCB-155L	31:37	3357573	1.26	0.9499	102.6	102.6	0.0265	0.0265	103	
* PCB-138L	39:56	3679411	1.26	3.6E+04	100.0	100.0				
D PCB-167L	42:57	4726791	1.28	1.2544	102.4	102.4	0.3685	0.3685	102	
D PCB-156L	44:05	9250047	1.28	1.2289	204.6	204.6	0.3761	0.3761	102	
D PCB-157L (C156L)	44:05	9250047	1.28	1.2289	204.6	204.6	0.3761	0.3761	102	
D PCB-169L	47:20	4132864	1.27	1.0883	103.2	103.2	0.4247	0.4247	103	
PCB-155	31:39	25217	1.32	1.3028	0.5765	0.5765	0.0147	0.0147	115	
PCB-152	31:50	24183	1.16	1.2556	0.5736	0.5736	0.0153	0.0153	115	
PCB-150	32:00	22656	1.32	1.2368	0.5456	0.5456	0.0155	0.0155	109	
PCB-136	32:21	21038	1.22	1.1563	0.5419	0.5419	0.0166	0.0166	108	
PCB-145	32:39	23372	1.18	1.1910	0.5845	0.5845	0.0161	0.0161	117	
PCB-148	34:11	17422	1.38	0.8982	0.5777	0.5777	0.0214	0.0214	116	
PCB-135	34:46	34564	1.17	0.8691	1.184	1.184	0.0221	0.0221	118	M
PCB-151 (C135)	34:46	34564	1.17	0.8691	1.184	1.184	0.0221	0.0221	118	M
PCB-154	35:02	19385	1.35	1.0180	0.5671	0.5671	0.0189	0.0189	113	
PCB-144	35:20	18273	1.22	0.9185	0.5925	0.5925	0.0209	0.0209	119	
PCB-147	35:42	49987	1.29	0.9747	1.133	1.133	0.0186	0.0186	113	
PCB-149 (C147)	35:42	49987	1.29	0.9747	1.133	1.133	0.0186	0.0186	113	
PCB-134	35:59	47719	1.26	0.8518	1.237	1.237	0.0213	0.0213	124	
PCB-143 (C134)	35:59	47719	1.26	0.8518	1.237	1.237	0.0213	0.0213	124	
PCB-139	36:18	52680	1.30	0.9995	1.164	1.164	0.0181	0.0181	116	
PCB-140 (C139)	36:18	52680	1.30	0.9995	1.164	1.164	0.0181	0.0181	116	
PCB-131	36:30	21164	1.16	0.8584	0.5446	0.5446	0.0211	0.0211	109	
PCB-142	36:38	21834	1.27	0.8597	0.5610	0.5610	0.0211	0.0211	112	
PCB-132	36:57	24997	1.33	0.8801	0.6274	0.6274	0.0206	0.0206	125	
PCB-133	37:28	24306	1.29	0.9064	0.5923	0.5923	0.0200	0.0200	118	
PCB-165	37:51	29854	1.28	1.1210	0.5882	0.5882	0.0162	0.0162	118	
PCB-146	38:06	28061	1.24	1.0084	0.6147	0.6147	0.0180	0.0180	123	
PCB-161	38:15	34529	1.21	1.3370	0.5704	0.5704	0.0136	0.0136	114	
PCB-153	38:45	62510	1.28	1.2207	1.131	1.131	0.0148	0.0148	113	
PCB-168 (C153)	38:45	62510	1.28	1.2207	1.131	1.131	0.0148	0.0148	113	
PCB-141	38:55	26822	1.10	0.9608	0.6166	0.6166	0.0189	0.0189	123	
PCB-130	39:18	23002	1.38	0.8274	0.6140	0.6140	0.0219	0.0219	123	
PCB-137	39:32	27690	1.32	1.0582	0.5779	0.5779	0.0171	0.0171	116	
PCB-164	39:39	33188	1.42	1.2527	0.5852	0.5852	0.0145	0.0145	117	M
PCB-129	39:58	112251	1.26	1.0840	2.287	2.287	0.0167	0.0167	114	M
PCB-138 (C129)	39:58	112251	1.26	1.0840	2.287	2.287	0.0167	0.0167	114	M
PCB-160 (C129)	39:58	112251	1.26	1.0840	2.287	2.287	0.0167	0.0167	114	M
PCB-163 (C129)	39:58	112251	1.26	1.0840	2.287	2.287	0.0167	0.0167	114	M

Compound	RT (min.)	Area	Ratio	Ical RRF	Amount pg/ul	EMPC pg/ul	Noise EDL	Final EDL	%Rec	Flags
PCB-158	40:21	35801	1.14	1.3862	0.5705	0.5705	0.0131	0.0131	114	
PCB-128	41:12	56397	1.28	1.1165	1.116	1.116	0.0162	0.0162	112	M
PCB-166 (C128)	41:12	56397	1.28	1.1165	1.116	1.116	0.0162	0.0162	112	M
PCB-159	42:12	34059	1.26	1.3178	0.5708	0.5708	0.0138	0.0138	114	
PCB-162	42:30	34825	1.24	1.3623	0.5647	0.5647	0.0133	0.0133	113	
PCB-167	42:58	35361	1.17	1.3357	0.5601	0.5601	0.0111	0.0111	112	M
PCB-156	44:07	70314	1.31	1.2759	1.192	1.192	0.0163	0.0163	119	
PCB-157 (C156)	44:07	70314	1.31	1.2759	1.192	1.192	0.0163	0.0163	119	
PCB-169	47:21	30062	1.18	1.2825	0.5672	0.5672	0.0137	0.0137	113	
S Total Heptachlorobiphen					13.9	13.9	0.0119	0.0119		
D PCB-188L	37:21	4378911	1.08	1.3162	99.1	99.1	0.0416	0.0416	99.14	
* PCB-180L	45:30	3356052	1.06	3.2E+04	100.0	100.0				
D PCB-170L	46:45	2908401	1.06	0.8357	103.7	103.7	0.0656	0.0656	104	
D PCB-189L	49:52	5525796	1.05	1.4666	98.6	98.6	0.2150	0.2150	98.61	
PCB-188	37:22	31470	1.06	1.2502	0.5748	0.5748	0.009079	0.009079	115	
PCB-179	37:43	30531	0.98	1.4149	0.5922	0.5922	0.009847	0.009847	118	
PCB-184	38:15	28886	1.13	1.4191	0.5587	0.5587	0.009817	0.009817	112	
PCB-176	38:35	31862	1.11	1.5212	0.5749	0.5749	0.009159	0.009159	115	
PCB-186	39:02	30639	1.04	1.4350	0.5860	0.5860	0.009709	0.009709	117	
PCB-178	40:26	20709	0.93	1.0228	0.5557	0.5557	0.0136	0.0136	111	
PCB-175	41:03	21757	1.12	1.0690	0.5586	0.5586	0.0130	0.0130	112	
PCB-187	41:20	23144	0.95	1.1106	0.5719	0.5719	0.0125	0.0125	114	
PCB-182	41:32	24450	1.09	1.1484	0.5843	0.5843	0.0121	0.0121	117	
PCB-183	41:57	49559	1.14	1.1368	1.196	1.196	0.0123	0.0123	120	M
PCB-185 (C183)	41:57	49559	1.14	1.1368	1.196	1.196	0.0123	0.0123	120	M
PCB-174	42:11	19097	1.08	0.9547	0.5490	0.5490	0.0146	0.0146	110	
PCB-177	42:37	20193	1.08	0.9426	0.5880	0.5880	0.0148	0.0148	118	M
PCB-181	43:00	23192	1.03	1.1075	0.5747	0.5747	0.0126	0.0126	115	
PCB-171	43:14	39752	1.11	0.9603	1.136	1.136	0.0145	0.0145	114	
PCB-173 (C171)	43:14	39752	1.11	0.9603	1.136	1.136	0.0145	0.0145	114	
PCB-172	44:53	21936	1.13	0.9918	0.6070	0.6070	0.0140	0.0140	121	
PCB-192	45:09	27299	1.07	1.2904	0.5806	0.5806	0.0108	0.0108	116	
PCB-180	45:27	51311	0.97	1.2286	1.146	1.146	0.0113	0.0113	115	
PCB-193 (C180)	45:27	51311	0.97	1.2286	1.146	1.146	0.0113	0.0113	115	
PCB-191	45:53	29976	1.04	1.3848	0.5941	0.5941	0.0101	0.0101	119	
PCB-170	46:47	21707	1.00	1.2700	0.5877	0.5877	0.0142	0.0142	118	
PCB-190	47:17	29751	1.12	1.3774	0.5928	0.5928	0.0101	0.0101	119	M
PCB-189	49:54	40031	1.04	1.2799	0.5660	0.5660	0.0121	0.0121	113	
S Total Octachlorobipheny					7.098	7.043	0.0148	0.0148		RQ
D PCB-202L	42:43	3349362	0.92	1.0055	99.3	99.3	0.0295	0.0295	99.25	
* PCB-194L	51:59	3820815	0.90	3.5E+04	100.0	100.0				
D PCB-205L	52:28	4973418	0.90	1.2867	101.2	101.2	0.0723	0.0723	101	
PCB-202	42:45	20775	0.92	1.0531	0.5890	0.5890	0.0131	0.0131	118	
PCB-201	43:40	22870	0.87	1.1860	0.5757	0.5757	0.0116	0.0116	115	
PCB-204	44:20	21898	0.80	1.1009	0.5939	0.5939	0.0125	0.0125	119	
PCB-197	44:34	22687	0.98	1.2053	0.5620	0.5620	0.0114	0.0114	112	Ma
PCB-200	44:40	23193	0.90	1.1260	0.6150	0.6150	0.0122	0.0122	123	Ma
PCB-198	47:28	33144	0.90	0.8183	1.209	1.209	0.0168	0.0168	121	
PCB-199 (C198)	47:28	33144	0.90	0.8183	1.209	1.209	0.0168	0.0168	121	
PCB-196	48:08	16928	0.89	0.8748	0.6331	0.5777	0.0157	0.0157	127	RQ
PCB-203	48:19	18937	0.98	0.9219	0.6133	0.6133	0.0149	0.0149	123	
PCB-195	49:40	21098	0.92	0.7839	0.5412	0.5412	0.0222	0.0222	108	M
PCB-194	52:00	27183	0.86	0.9282	0.5889	0.5889	0.0187	0.0187	118	

Compound	RT (min.)	Area	Ratio	Ical RRF	Amount pg/ul	EMPC pg/ul	Noise EDL	Final EDL	%Rec	Flags
PCB-205	52:29	35399	0.98	1.2342	0.5767	0.5767	0.0141	0.0141	115	
S Total Nonachlorobipheny					1.753	1.753	0.0484	0.0484		
D PCB-208L	49:25	4379091	0.80	1.1383	100.7	100.7	0.3050	0.3050	101	
D PCB-206L	54:13	3514362	0.80	0.8938	102.9	102.9	0.3883	0.3883	103	
PCB-208	49:26	29351	0.82	1.1567	0.5794	0.5794	0.0453	0.0453	116	M
PCB-207	50:22	32601	0.74	1.3964	0.5915	0.5915	0.0425	0.0425	118	M
PCB-206	54:15	24384	0.70	1.1927	0.5817	0.5817	0.0573	0.0573	116	M
D PCB-209L	55:52	3889770	0.70	0.9809	103.8	103.8	0.0401	0.0401	104	
DCB Decachlorobiphenyl	55:54	28172	0.68	1.2455	0.5815	0.5815	0.008769	0.008769	116	
S Polychlorinated bipheny					116.8	0.5815	0.0219	0.0219		RQ

QC Flag Legend

Processing Flags
- R - Failed Signal Ratio Test
- Q - EMPC-Estimated Max. Possible Conc.

Review Flags
- M - Manually Integrated
- a - User Assigned ID

Reagents:

61L0.51668P_00004 Amount Added: 20.00 Units: uL

Eurofins TestAmerica, Knoxville
Target Compound Quantitation Worksheet Report

Data File: \\chromna\Knoxville\ChromData\D3D\20190813-12717.b\d4190821i1c.d
Lims ID: IC L1
Client ID:
Sample Type: IC Calib Level: 1
Inject. Date: 21-Aug-2019 13:37:00 ALS Bottle#: 0 Worklist Smp#: 1
Injection Vol: 1.0 ul Dil. Factor: 1.0000
Sample Info:
Misc. Info.: 140-0012717-001
Operator ID: Xcalibur_System Instrument ID: D3D
Sublist: chrom-PCBs_D3D*sub1

Method: \\chromna\Knoxville\ChromData\D3D\20190813-12717.b\PCBs_D3D.m
Limit Group: HR - 1668A - ICAL
Last Update: 30-Aug-2019 11:36:08 Calib Date: 21-Aug-2019 19:05:00
Integrator: Picker
Quant Method: Isotopic Dilution Quant By: Initial Calibration
Last ICal File: \\chromna\Knoxville\ChromData\D3D\20190813-12717.b\d4190821i6.d

Column 1 : SPB-Octyl (0.25 mm) Det: F1(11.07 :21.70)
Process Host: CTX1006

First Level Reviewer: davidsonm Date: 21-Aug-2019 15:13:50

Signal	RT (min.)	Adj RT (min.)	Δ Sec.	REL RT	Area	Height	Avg Noise	EDL Height	S/N	Ratio(Limits)	Flags
PCB-1L											
200.0795	11:48	11:48	0	0.728	4176814	1699288	865	2162	1964		
202.0766	11:48	11:48	0	0.728	1374277	555956	652	1630	853	3.04(2.66-3.60)	
PCB-3L											
200.0795	13:58	13:58	0	0.863	4272487	1415401	865	2162	1636		
202.0766	13:58	13:58	0	0.863	1347995	449196	652	1630	689	3.17(2.66-3.60)	
PCB-1											a
188.0393	11:48	11:49	0	1.001	23135	9581	40	100	240		a
190.0363	11:48	11:49	0	1.001	6500	2512	31	77	81	3.56(2.66-3.60)	
PCB-2											M
188.0393	13:48	13:49	-1	0.988	22667	7022	40	100	176		M
190.0363	13:48	13:49	-1	0.988	8385	2761	31	77	89	2.70(2.66-3.60)	M
PCB-3											
188.0393	13:59	13:59	0	1.001	26444	9023	40	100	226		
190.0363	13:58	13:59	-1	1.000	9088	2686	31	77	87	2.91(2.66-3.60)	
PCB-4L											
234.0406	14:13	14:14	-1	0.878	1563945	520603	593	1482	878		
236.0376	14:13	14:14	-1	0.878	996218	329902	169	422	1952	1.57(1.33-1.79)	
PCB-9L											
234.0406	16:11	16:11	0		2551660	778967	593	1482	1314		
236.0376	16:11	16:11	0		1608293	481772	169	422	2851	1.59(1.33-1.79)	
PCB-15L											
234.0406	20:07	20:07	0	1.242	2636276	621201	593	1482	1048		
236.0376	20:06	20:07	-1	1.242	1591276	383816	169	422	2271	1.66(1.33-1.79)	

Signal	RT (min.)	Adj RT (min.)	Sec.	REL RT	Area	Height	Avg Noise	EDL Height	S/N	Ratio(Limits)	Flags
PCB-4											M
222.0003	14:14	14:14	0	1.002	10094	3156	48	120	66		M
223.9974	14:14	14:14	-1	1.001	5703	1959	84	210	23	1.77(1.33-1.79)	
PCB-10											
222.0003	14:25	14:25	0	1.014	14640	4963	48	120	103		
223.9974	14:25	14:25	0	1.014	9804	3105	84	210	37	1.49(1.33-1.79)	
PCB-9											
222.0003	16:12	16:13	-1	1.140	14670	4522	48	120	94		
223.9974	16:12	16:13	-1	1.140	10380	3217	84	210	38	1.41(1.33-1.79)	
PCB-7											
222.0003	16:22	16:23	-1	1.152	17453	5113	48	120	107		
223.9974	16:22	16:23	-1	1.152	11043	3086	84	210	37	1.58(1.33-1.79)	
PCB-6											
222.0003	16:36	16:37	-1	1.168	16288	4334	48	120	90		
223.9974	16:36	16:37	-1	1.168	10862	3275	84	210	39	1.50(1.33-1.79)	
PCB-5											
222.0003	16:55	16:55	0	1.191	16176	4639	48	120	97		
223.9974	16:55	16:55	0	1.191	10822	3119	84	210	37	1.49(1.33-1.79)	
PCB-8											RQM
222.0003	17:03	17:03	0	1.200	17743	4803	48	120	100		M
	Empc Correction				15392	4422	48	120	92		
223.9974	17:02	17:03	-1	1.199	9867	2835	84	210	34	1.80(1.33-1.79)	M
PCB-14											
222.0003	18:40	18:40	0	0.928	20320	5034	48	120	105		
223.9974	18:40	18:40	0	0.928	13532	3295	84	210	39	1.50(1.33-1.79)	
PCB-11											
222.0003	19:31	19:30	0	0.970	18826	4441	48	120	93		
223.9974	19:31	19:30	0	0.970	12648	2943	84	210	35	1.49(1.33-1.79)	
PCB-12											
222.0003	19:50	19:50	0	0.986	34982	5651	48	120	118		
223.9974	19:50	19:50	0	0.986	24060	3977	84	210	47	1.45(1.33-1.79)	
PCB-13 (C12)											
222.0003	19:50	19:50	0	0.986	34982	5651	48	120	118		
223.9974	19:50	19:50	0	0.986	24060	3977	84	210	47	1.45(1.33-1.79)	
PCB-15											M
222.0003	20:07	20:07	0	1.001	19726	4880	48	120	102		M
223.9974	20:07	20:07	0	1.001	13222	3058	84	210	36	1.49(1.33-1.79)	M
PCB-19L											
268.0016	17:20	17:19	0	0.842	716376	206989	618	1545	335		
269.9986	17:20	17:19	0	0.842	676420	192558	292	730	659	1.06(0.88-1.20)	
PCB-32L											
268.0016	20:35	20:36	-1		1208101	309097	618	1545	500		
269.9986	20:35	20:36	-1		1094430	281809	292	730	965	1.10(0.88-1.20)	
PCB-31L											
268.0016	22:51	22:51	-1		3520798	826648	552	1380	1498		
269.9986	22:51	22:51	-1		3343395	791574	862	2155	918	1.05(0.88-1.20)	

Signal	RT (min.)	Adj RT (min.)	Sec.	REL RT	Area	Height	Avg Noise	EDL Height	S/N	Ratio(Limits)	Flags
PCB-37L											
268.0016	27:09	27:09	0	1.188	3125476	639728	552	1380	1159		
269.9986	27:09	27:09	0	1.188	2956149	620787	862	2155	720	1.06(0.88-1.20)	
PCB-19											
255.9613	17:21	17:21	0	1.002	4770	1414	19	47	74		
257.9584	17:20	17:21	-1	1.001	4373	1163	26	65	45	1.09(0.88-1.20)	
PCB-18											
255.9613	19:12	19:12	0	1.108	12940	3044	19	47	160		
257.9584	19:12	19:12	0	1.108	12783	2735	26	65	105	1.01(0.88-1.20)	
PCB-30 (C18)											
255.9613	19:12	19:12	0	1.108	12940	3044	19	47	160		
257.9584	19:12	19:12	0	1.108	12783	2735	26	65	105	1.01(0.88-1.20)	
PCB-17											
255.9613	19:38	19:38	-1	1.133	6202	1500	19	47	79		
257.9584	19:38	19:38	-1	1.133	5488	1574	26	65	61	1.13(0.88-1.20)	
PCB-27											
255.9613	19:50	19:51	-1	1.145	7643	2054	19	47	108		
257.9584	19:50	19:51	-1	1.145	8056	1985	26	65	76	0.95(0.88-1.20)	
PCB-24											
255.9613	19:59	19:59	0	1.153	7815	1852	19	47	97		
257.9584	19:59	19:59	0	1.153	7796	1994	26	65	77	1.00(0.88-1.20)	
PCB-16											
255.9613	20:05	20:06	-1	1.159	4877	1231	19	47	65		
257.9584	20:05	20:06	-1	1.159	4282	1214	26	65	47	1.14(0.88-1.20)	
PCB-32											M
255.9613	20:36	20:37	-1	1.190	9761	2436	19	47	128		M
257.9584	20:36	20:37	-1	1.189	8253	2068	26	65	80	1.18(0.88-1.20)	
PCB-34											
255.9613	21:53	21:53	0	1.263	19186	4649	94	235	49		
257.9584	21:52	21:53	-1	1.262	18840	4913	61	152	81	1.02(0.88-1.20)	
PCB-23											
255.9613	22:01	22:02	-1	1.271	22140	5877	94	235	63		
257.9584	22:01	22:02	-1	1.271	19563	4905	61	152	80	1.13(0.88-1.20)	
PCB-26											
255.9613	22:20	22:21	-1	1.289	43657	8263	94	235	88		
257.9584	22:20	22:21	-1	1.289	42726	7907	61	152	130	1.02(0.88-1.20)	
PCB-29 (C26)											
255.9613	22:20	22:21	-1	1.289	43657	8263	94	235	88		
257.9584	22:20	22:21	-1	1.289	42726	7907	61	152	130	1.02(0.88-1.20)	
PCB-25											
255.9613	22:33	22:34	-1	0.831	23085	5424	94	235	58		
257.9584	22:34	22:34	0	0.831	22293	4755	61	152	78	1.04(0.88-1.20)	
PCB-31											
255.9613	22:52	22:53	-1	0.842	25416	6270	94	235	67		
257.9584	22:52	22:53	-1	0.843	22881	5716	61	152	94	1.11(0.88-1.20)	

Signal	RT (min.)	Adj RT (min.)	Sec.	REL RT	Area	Height	Avg Noise	EDL Height	S/N	Ratio(Limits)	Flags
PCB-20											
255.9613	23:11	23:11	-1	0.854	43868	9240	94	235	98		
257.9584	23:11	23:11	-1	0.854	41940	8426	61	152	138	1.05(0.88-1.20)	
PCB-28 (C20)											
255.9613	23:11	23:11	-1	0.854	43868	9240	94	235	98		
257.9584	23:11	23:11	-1	0.854	41940	8426	61	152	138	1.05(0.88-1.20)	
PCB-21											
255.9613	23:24	23:25	-1	0.862	46952	6152	94	235	65		
257.9584	23:24	23:25	-1	0.862	42912	5430	61	152	89	1.09(0.88-1.20)	
PCB-33 (C21)											
255.9613	23:24	23:25	-1	0.862	46952	6152	94	235	65		
257.9584	23:24	23:25	-1	0.862	42912	5430	61	152	89	1.09(0.88-1.20)	
PCB-22											
255.9613	23:48	23:49	-1	0.877	22210	5031	94	235	54		
257.9584	23:48	23:49	-1	0.877	20555	4486	61	152	74	1.08(0.88-1.20)	
PCB-36											
255.9613	25:21	25:22	-1	0.934	24911	4923	94	235	52		
257.9584	25:22	25:22	-1	0.934	22699	5384	61	152	88	1.10(0.88-1.20)	
PCB-39											
255.9613	25:43	25:44	-1	0.948	23753	5022	94	235	53		
257.9584	25:43	25:44	-1	0.948	22898	5280	61	152	87	1.04(0.88-1.20)	
PCB-38											M
255.9613	26:18	26:19	-1	0.969	23255	5001	94	235	53		M
257.9584	26:18	26:19	-1	0.969	21696	4287	61	152	70	1.07(0.88-1.20)	
PCB-35											M
255.9613	26:46	26:46	0	0.986	22327	5083	94	235	54		
257.9584	26:46	26:46	0	0.986	20912	4245	61	152	70	1.07(0.88-1.20)	M
PCB-37											M
255.9613	27:10	27:11	-1	1.000	22526	5116	94	235	54		M
257.9584	27:10	27:11	-1	1.000	21600	4400	61	152	72	1.04(0.88-1.20)	
PCB-54L											
301.9626	20:25	20:25	0	0.817	656795	167457	47	117	3563		
303.9597	20:25	20:25	0	0.817	777241	203123	5	12	40625	0.85(0.65-0.89)	
PCB-52L											
301.9626	24:58	25:00	-1		1817914	405282	231	577	1754		
303.9597	24:59	25:00	-1		2261861	502495	563	1407	893	0.80(0.65-0.89)	
PCB-81L											
301.9626	33:54	33:56	-2	1.358	2229516	432333	231	577	1872		
303.9597	33:54	33:56	-2	1.358	2791944	546678	563	1407	971	0.80(0.65-0.89)	
PCB-77L											
301.9626	34:27	34:29	-2	1.380	2259413	426196	231	577	1845		
303.9597	34:27	34:29	-2	1.380	2820524	520543	563	1407	925	0.80(0.65-0.89)	
PCB-54											
289.9224	20:26	20:26	0	1.000	4412	1199	9	22	133		
291.9194	20:25	20:26	-1	0.999	6084	1481	14	35	106	0.73(0.65-0.89)	

Signal	RT (min.)	Adj RT (min.)	Sec.	REL RT	Area	Height	Avg Noise	EDL Height	S/N	Ratio(Limits)	Flags
PCB-50											
289.9224	22:37	22:37	0	1.108	22069	4049	49	122	83		
291.9194	22:37	22:37	0	1.108	29083	5540	105	262	53	0.76(0.65-0.89)	
PCB-53 (C50)											
289.9224	22:37	22:37	0	1.108	22069	4049	49	122	83		
291.9194	22:37	22:37	0	1.108	29083	5540	105	262	53	0.76(0.65-0.89)	
PCB-45											M
289.9224	23:15	23:21	-6	1.139	20980	2729	49	122	56		M
291.9194	23:21	23:21	-1	1.144	25789	3282	105	262	31	0.81(0.65-0.89)	
PCB-51 (C45)											M
289.9224	23:15	23:21	-6	1.139	20980	2729	49	122	56		M
291.9194	23:21	23:21	-1	1.144	25789	3282	105	262	31	0.81(0.65-0.89)	
PCB-46											
289.9224	23:34	23:35	-1	1.155	9429	2165	49	122	44		
291.9194	23:35	23:35	0	1.155	12427	2845	105	262	27	0.76(0.65-0.89)	
PCB-52											
289.9224	25:01	25:00	0	1.225	10400	2381	49	122	49		
291.9194	25:01	25:00	0	1.225	14556	3355	105	262	32	0.71(0.65-0.89)	
PCB-43											M
289.9224	25:09	25:09	-1	1.232	25422	3710	49	122	76		M
291.9194	25:09	25:09	-1	1.232	29870	4144	105	262	39	0.85(0.65-0.89)	M
PCB-73 (C43)											M
289.9224	25:09	25:09	-1	1.232	25422	3710	49	122	76		M
291.9194	25:09	25:09	-1	1.232	29870	4144	105	262	39	0.85(0.65-0.89)	M
PCB-49											M
289.9224	25:28	25:29	-1	1.248	28720	4669	49	122	95		
291.9194	25:27	25:29	-1	1.247	33980	5359	105	262	51	0.85(0.65-0.89)	M
PCB-69 (C49)											M
289.9224	25:28	25:29	-1	1.248	28720	4669	49	122	95		
291.9194	25:27	25:29	-1	1.247	33980	5359	105	262	51	0.85(0.65-0.89)	M
PCB-48											
289.9224	25:47	25:48	-1	1.263	11867	2643	49	122	54		
291.9194	25:46	25:48	-1	1.263	15743	3377	105	262	32	0.75(0.65-0.89)	
PCB-44											
289.9224	26:02	26:02	-1	1.275	39171	6470	49	122	132		
291.9194	26:01	26:02	-1	1.275	49507	8062	105	262	77	0.79(0.65-0.89)	
PCB-47 (C44)											
289.9224	26:02	26:02	-1	1.275	39171	6470	49	122	132		
291.9194	26:01	26:02	-1	1.275	49507	8062	105	262	77	0.79(0.65-0.89)	
PCB-65 (C44)											
289.9224	26:02	26:02	-1	1.275	39171	6470	49	122	132		
291.9194	26:01	26:02	-1	1.275	49507	8062	105	262	77	0.79(0.65-0.89)	
PCB-59											
289.9224	26:18	26:20	-1	1.289	47531	7039	49	122	144		
291.9194	26:18	26:20	-1	1.289	61101	8653	105	262	82	0.78(0.65-0.89)	

Signal	RT (min.)	Adj RT (min.)	Sec.	REL RT	Area	Height	Avg Noise	EDL Height	S/N	Ratio(Limits)	Flags
PCB-62 (C59)											
289.9224	26:18	26:20	-1	1.289	47531	7039	49	122	144		
291.9194	26:18	26:20	-1	1.289	61101	8653	105	262	82	0.78(0.65-0.89)	
PCB-75 (C59)											
289.9224	26:18	26:20	-1	1.289	47531	7039	49	122	144		
291.9194	26:18	26:20	-1	1.289	61101	8653	105	262	82	0.78(0.65-0.89)	
PCB-42											
289.9224	26:31	26:33	-1	1.299	12330	2808	49	122	57		
291.9194	26:31	26:33	-1	1.299	14002	2973	105	262	28	0.88(0.65-0.89)	
PCB-40											M
289.9224	27:01	27:02	0	1.324	34367	4734	49	122	97		
291.9194	27:01	27:02	0	1.324	44507	6525	105	262	62	0.77(0.65-0.89)	M
PCB-41 (C40)											M
289.9224	27:01	27:02	0	1.324	34367	4734	49	122	97		
291.9194	27:01	27:02	0	1.324	44507	6525	105	262	62	0.77(0.65-0.89)	M
PCB-71 (C40)											M
289.9224	27:01	27:02	0	1.324	34367	4734	49	122	97		
291.9194	27:01	27:02	0	1.324	44507	6525	105	262	62	0.77(0.65-0.89)	M
PCB-64											
289.9224	27:14	27:15	-1	1.334	18115	3960	49	122	81		
291.9194	27:14	27:15	-1	1.334	23447	5330	105	262	51	0.77(0.65-0.89)	
PCB-72											
289.9224	28:04	28:06	-1	0.828	16318	3413	49	122	70		
291.9194	28:05	28:06	0	0.829	20890	5024	105	262	48	0.78(0.65-0.89)	
PCB-68											
289.9224	28:22	28:23	-1	0.837	18830	3631	49	122	74		
291.9194	28:22	28:23	-1	0.837	24251	5132	105	262	49	0.78(0.65-0.89)	
PCB-57											
289.9224	28:47	28:48	0	0.849	17144	3433	49	122	70		
291.9194	28:47	28:48	0	0.849	21885	4595	105	262	44	0.78(0.65-0.89)	
PCB-58											
289.9224	29:01	29:02	-1	0.856	16545	3419	49	122	70		
291.9194	29:02	29:02	0	0.856	21372	4967	105	262	47	0.77(0.65-0.89)	
PCB-67											
289.9224	29:12	29:12	0	0.861	17515	3484	49	122	71		
291.9194	29:11	29:12	-1	0.861	22858	4273	105	262	41	0.77(0.65-0.89)	
PCB-63											
289.9224	29:27	29:28	-1	0.869	18672	4014	49	122	82		
291.9194	29:28	29:28	0	0.869	23969	4568	105	262	44	0.78(0.65-0.89)	
PCB-61											
289.9224	29:47	29:49	-1	0.879	67704	7729	49	122	158		
291.9194	29:47	29:49	-1	0.879	85098	9598	105	262	91	0.80(0.65-0.89)	
PCB-70 (C61)											
289.9224	29:47	29:49	-1	0.879	67704	7729	49	122	158		
291.9194	29:47	29:49	-1	0.879	85098	9598	105	262	91	0.80(0.65-0.89)	

Signal	RT (min.)	Adj RT (min.)	Sec.	REL RT	Area	Height	Avg Noise	EDL Height	S/N	Ratio(Limits)	Flags
PCB-74 (C61)											
289.9224	29:47	29:49	-1	0.879	67704	7729	49	122	158		
291.9194	29:47	29:49	-1	0.879	85098	9598	105	262	91	0.80(0.65-0.89)	
PCB-76 (C61)											
289.9224	29:47	29:49	-1	0.879	67704	7729	49	122	158		
291.9194	29:47	29:49	-1	0.879	85098	9598	105	262	91	0.80(0.65-0.89)	
PCB-66											
289.9224	30:07	30:08	-1	0.888	16299	3507	49	122	72		
291.9194	30:07	30:08	-1	0.888	21126	4073	105	262	39	0.77(0.65-0.89)	
PCB-55											
289.9224	30:16	30:18	-1	0.893	17007	3338	49	122	68		
291.9194	30:16	30:18	-1	0.893	22682	4436	105	262	42	0.75(0.65-0.89)	
PCB-56											
289.9224	30:47	30:48	-1	0.908	16372	3372	49	122	69		
291.9194	30:47	30:48	-1	0.908	21915	4481	105	262	43	0.75(0.65-0.89)	
PCB-60											
289.9224	31:00	31:00	0	0.914	18384	3517	49	122	72		
291.9194	30:59	31:00	-1	0.914	22309	4323	105	262	41	0.82(0.65-0.89)	
PCB-80											
289.9224	31:25	31:26	0	0.927	18146	3930	49	122	80		
291.9194	31:24	31:26	-1	0.926	23572	5071	105	262	48	0.77(0.65-0.89)	
PCB-79											
289.9224	32:56	32:57	-1	0.971	19150	3427	49	122	70		
291.9194	32:56	32:57	-1	0.971	23082	4573	105	262	44	0.83(0.65-0.89)	
PCB-78											
289.9224	33:29	33:31	-1	0.988	19330	3282	49	122	67		
291.9194	33:29	33:31	-1	0.988	26258	4033	105	262	38	0.74(0.65-0.89)	
PCB-81											
289.9224	33:55	33:57	-1	1.001	15746	3568	49	122	73		
291.9194	33:56	33:57	0	1.001	23130	4077	105	262	39	0.68(0.65-0.89)	
PCB-77											
289.9224	34:28	34:30	-2	1.000	17275	2944	49	122	60		
291.9194	34:29	34:30	-1	1.001	24635	4295	105	262	41	0.70(0.65-0.89)	
PCB-104L											
337.9207	25:55	25:57	-1	0.814	2427756	543154	52	130	10445		
339.9178	25:55	25:57	-1	0.814	1513090	339506	22	55	15432	1.60(1.32-1.78)	
PCB-101L											
337.9207	31:50	31:51	-1		2124319	441719	52	130	8495		
339.9178	31:50	31:51	-1		1321712	280461	22	55	12748	1.61(1.32-1.78)	
PCB-123L											
337.9207	36:29	36:30	-1	1.146	3010207	614908	2697	6742	228		
339.9178	36:29	36:30	-1	1.146	1897196	380032	1341	3352	283	1.59(1.32-1.78)	
PCB-118L											
337.9207	36:49	36:50	-1	1.156	3163790	628736	2697	6742	233		
339.9178	36:49	36:50	-1	1.156	2005329	398057	1341	3352	297	1.58(1.32-1.78)	

Signal	RT (min.)	Adj RT (min.)	Sec.	REL RT	Area	Height	Avg Noise	EDL Height	S/N	Ratio(Limits)	Flags
PCB-114L											
337.9207	37:20	37:22	-2	1.173	3136378	622014	2697	6742	231		
339.9178	37:20	37:22	-2	1.173	1992152	401672	1341	3352	300	1.57(1.32-1.78)	
PCB-105L											
337.9207	37:59	38:00	-1	1.193	3156147	634522	2697	6742	235		
339.9178	37:59	38:00	-1	1.193	1991354	399105	1341	3352	298	1.58(1.32-1.78)	
PCB-127L											
337.9207	39:28	39:30	-2		3031506	587887	2697	6742	218		
339.9178	39:28	39:30	-2		1960800	381099	1341	3352	284	1.55(1.32-1.78)	
PCB-126L											
337.9207	41:04	41:05	-1	1.290	2754096	527447	2697	6742	196		
339.9178	41:04	41:05	-1	1.290	1770578	341783	1341	3352	255	1.56(1.32-1.78)	
PCB-104											
325.8804	25:57	25:58	-1	1.001	19202	4567	35	87	130		
327.8775	25:58	25:58	-1	1.001	11893	2485	29	72	86	1.61(1.32-1.78)	
PCB-96											
325.8804	26:19	26:20	-1	1.015	15254	3559	35	87	102		
327.8775	26:19	26:20	-1	1.015	10626	2160	29	72	74	1.44(1.32-1.78)	
PCB-103											M
325.8804	28:16	28:16	0	1.090	14801	3127	35	87	89		M
327.8775	28:16	28:16	0	1.090	8338	1929	29	72	67	1.78(1.32-1.78)	
PCB-94											
325.8804	28:28	28:30	-2	1.098	11684	2376	35	87	68		
327.8775	28:29	28:30	-1	1.099	8035	1792	29	72	62	1.45(1.32-1.78)	
PCB-95											
325.8804	28:55	28:56	-1	1.115	13623	2827	35	87	81		
327.8775	28:55	28:56	-1	1.115	7732	1865	29	72	64	1.76(1.32-1.78)	
PCB-93											
325.8804	29:09	29:10	-1	1.124	26032	5458	35	87	156		
327.8775	29:08	29:10	-2	1.124	16194	3277	29	72	113	1.61(1.32-1.78)	
PCB-100 (C93)											
325.8804	29:09	29:10	-1	1.124	26032	5458	35	87	156		
327.8775	29:08	29:10	-2	1.124	16194	3277	29	72	113	1.61(1.32-1.78)	
PCB-98											M
325.8804	29:19	29:18	1	1.131	26696	3115	35	87	89		M
327.8775	29:18	29:18	0	1.130	17605	2091	29	72	72	1.52(1.32-1.78)	M
PCB-102 (C98)											M
325.8804	29:19	29:18	1	1.131	26696	3115	35	87	89		M
327.8775	29:18	29:18	0	1.130	17605	2091	29	72	72	1.52(1.32-1.78)	M
PCB-88											Ma
325.8804	29:47	29:48	0	1.149	29418	3617	35	87	103		M
327.8775	29:47	29:48	0	1.149	17694	1996	29	72	69	1.66(1.32-1.78)	
PCB-91 (C88)											Ma
325.8804	29:47	29:48	0	1.149	29418	3617	35	87	103		M
327.8775	29:47	29:48	0	1.149	17694	1996	29	72	69	1.66(1.32-1.78)	

Signal	RT (min.)	Adj RT (min.)	Sec.	REL RT	Area	Height	Avg Noise	EDL Height	S/N	Ratio(Limits)	Flags
PCB-84											RQMa
325.8804	30:00	30:01	0	1.158	13562	2817	35	87	80		M
	Empc Correction				11184	2583	35	87	74		
327.8775	30:00	30:01	0	1.158	7216	1667	29	72	57	1.88(1.32-1.78)	
PCB-89											M
325.8804	30:29	30:30	0	1.176	12547	2463	35	87	70		M
327.8775	30:29	30:30	0	1.176	7191	1575	29	72	54	1.74(1.32-1.78)	
PCB-121											
325.8804	30:55	30:56	-1	1.192	20952	4471	35	87	128		
327.8775	30:55	30:56	-1	1.192	11745	2462	29	72	85	1.78(1.32-1.78)	
PCB-92											
325.8804	31:16	31:18	-2	0.857	13971	2784	35	87	80		
327.8775	31:16	31:18	-2	0.857	8024	1829	29	72	63	1.74(1.32-1.78)	
PCB-90											
325.8804	31:51	31:52	-1	1.229	47223	6866	35	87	196		
327.8775	31:51	31:52	-1	1.229	28148	4497	29	72	155	1.68(1.32-1.78)	
PCB-101 (C90)											
325.8804	31:51	31:52	-1	1.229	47223	6866	35	87	196		
327.8775	31:51	31:52	-1	1.229	28148	4497	29	72	155	1.68(1.32-1.78)	
PCB-113 (C90)											
325.8804	31:51	31:52	-1	1.229	47223	6866	35	87	196		
327.8775	31:51	31:52	-1	1.229	28148	4497	29	72	155	1.68(1.32-1.78)	
PCB-83											M
325.8804	32:28	32:28	0	1.252	24771	3337	35	87	95		
327.8775	32:20	32:28	-8	1.247	16741	1873	29	72	65	1.48(1.32-1.78)	M
PCB-99 (C83)											M
325.8804	32:28	32:28	0	1.252	24771	3337	35	87	95		
327.8775	32:20	32:28	-8	1.247	16741	1873	29	72	65	1.48(1.32-1.78)	M
PCB-112											
325.8804	32:34	32:35	-1	1.256	19645	3846	35	87	110		
327.8775	32:34	32:35	-1	1.256	11517	2658	29	72	92	1.71(1.32-1.78)	
PCB-86											M
325.8804	32:57	32:57	0	1.271	96439	10514	35	87	300		M
327.8775	32:56	32:57	-1	1.270	57642	6636	29	72	229	1.67(1.32-1.78)	M
PCB-87 (C86)											M
325.8804	32:57	32:57	0	1.271	96439	10514	35	87	300		M
327.8775	32:56	32:57	-1	1.270	57642	6636	29	72	229	1.67(1.32-1.78)	M
PCB-97 (C86)											M
325.8804	32:57	32:57	0	1.271	96439	10514	35	87	300		M
327.8775	32:56	32:57	-1	1.270	57642	6636	29	72	229	1.67(1.32-1.78)	M
PCB-109 (C86)											M
325.8804	32:57	32:57	0	1.271	96439	10514	35	87	300		M
327.8775	32:56	32:57	-1	1.270	57642	6636	29	72	229	1.67(1.32-1.78)	M
PCB-119 (C86)											M
325.8804	32:57	32:57	0	1.271	96439	10514	35	87	300		M
327.8775	32:56	32:57	-1	1.270	57642	6636	29	72	229	1.67(1.32-1.78)	M

Signal	RT (min.)	Adj RT (min.)	Sec.	REL RT	Area	Height	Avg Noise	EDL Height	S/N	Ratio(Limits)	Flags
PCB-125 (C86)											M
325.8804	32:57	32:57	0	1.271	96439	10514	35	87	300		M
327.8775	32:56	32:57	-1	1.270	57642	6636	29	72	229	1.67(1.32-1.78)	M
PCB-85											
325.8804	33:40	33:41	-1	1.299	50911	6552	35	87	187		
327.8775	33:39	33:41	-2	1.298	30468	4040	29	72	139	1.67(1.32-1.78)	
PCB-116 (C85)											
325.8804	33:40	33:41	-1	1.299	50911	6552	35	87	187		
327.8775	33:39	33:41	-2	1.298	30468	4040	29	72	139	1.67(1.32-1.78)	
PCB-117 (C85)											
325.8804	33:40	33:41	-1	1.299	50911	6552	35	87	187		
327.8775	33:39	33:41	-2	1.298	30468	4040	29	72	139	1.67(1.32-1.78)	
PCB-110											Ma
325.8804	33:55	33:56	-1	1.308	38186	4242	35	87	121		M
327.8775	33:50	33:56	-6	1.305	24498	2706	29	72	93	1.56(1.32-1.78)	
PCB-115 (C110)											Ma
325.8804	33:55	33:56	-1	1.308	38186	4242	35	87	121		M
327.8775	33:50	33:56	-6	1.305	24498	2706	29	72	93	1.56(1.32-1.78)	
PCB-82											RQMa
325.8804	34:08	34:10	-2	1.317	13179	2773	35	87	79		M
	Empc Correction				11234	2249	35	87	64		
327.8775	34:08	34:10	-2	1.317	7248	1451	29	72	50	1.82(1.32-1.78)	
PCB-111											
325.8804	34:34	34:35	-1	1.333	19279	4124	35	87	118		
327.8775	34:34	34:35	-1	1.333	12385	2590	29	72	89	1.56(1.32-1.78)	
PCB-120											
325.8804	35:01	35:02	-1	1.351	21474	4594	35	87	131		
327.8775	35:00	35:02	-2	1.350	13211	2377	29	72	82	1.63(1.32-1.78)	
PCB-108											
325.8804	36:09	36:10	-1	1.394	43328	8373	56	140	150		
327.8775	36:09	36:10	-1	1.394	27068	5396	47	117	115	1.60(1.32-1.78)	
PCB-124 (C108)											
325.8804	36:09	36:10	-1	1.394	43328	8373	56	140	150		
327.8775	36:09	36:10	-1	1.394	27068	5396	47	117	115	1.60(1.32-1.78)	
PCB-107											
325.8804	36:23	36:25	-1	1.404	22114	4199	56	140	75		
327.8775	36:23	36:25	-1	1.404	14571	2979	47	117	63	1.52(1.32-1.78)	
PCB-123											
325.8804	36:30	36:32	-2	1.000	22449	4723	56	140	84		
327.8775	36:30	36:32	-2	1.000	14995	2886	47	117	61	1.50(1.32-1.78)	
PCB-106											
325.8804	36:37	36:39	-2	1.004	22024	4446	56	140	79		
327.8775	36:38	36:39	-1	1.004	12919	2864	47	117	61	1.70(1.32-1.78)	
PCB-118											
325.8804	36:50	36:51	-1	1.001	22810	4296	56	140	77		
327.8775	36:50	36:51	-1	1.001	14553	2593	47	117	55	1.57(1.32-1.78)	

Signal	RT (min.)	Adj RT (min.)	Sec.	REL RT	Area	Height	Avg Noise	EDL Height	S/N	Ratio(Limits)	Flags
PCB-122											
325.8804	37:10	37:12	-1	1.010	21236	4568	56	140	82		
327.8775	37:10	37:12	-1	1.010	12090	2635	47	117	56	1.76(1.32-1.78)	
PCB-114											
325.8804	37:21	37:23	-1	1.001	25310	4693	56	140	84		
327.8775	37:21	37:23	-1	1.001	15706	2846	47	117	61	1.61(1.32-1.78)	
PCB-105											
325.8804	38:00	38:02	-2	1.000	23062	4625	56	140	83		
327.8775	38:00	38:02	-2	1.000	15018	2941	47	117	63	1.54(1.32-1.78)	
PCB-127											
325.8804	39:29	39:31	-1	1.040	20918	3733	56	140	67		
327.8775	39:29	39:31	-1	1.040	13147	2527	47	117	54	1.59(1.32-1.78)	
PCB-126											
325.8804	41:05	41:07	-2	1.000	21077	4080	56	140	73		
327.8775	41:06	41:07	-1	1.001	13373	2376	47	117	51	1.58(1.32-1.78)	
PCB-155L											
371.8817	31:37	31:38	-1	0.792	1871920	396513	33	82	12016		
373.8788	31:37	31:38	-1	0.792	1485653	316786	40	100	7920	1.26(1.05-1.43)	
PCB-138L											
371.8817	39:56	39:58	-2		2049783	406335	788	1970	516		
373.8788	39:56	39:58	-2		1629628	327470	569	1422	576	1.26(1.05-1.43)	
PCB-167L											
371.8817	42:57	42:58	-1	1.076	2651328	520431	788	1970	660		
373.8788	42:57	42:58	-1	1.076	2075463	406244	569	1422	714	1.28(1.05-1.43)	
PCB-156L											
371.8817	44:05	44:07	-2	1.104	5187545	748077	788	1970	949		
373.8788	44:05	44:07	-2	1.104	4062502	567592	569	1422	998	1.28(1.05-1.43)	
PCB-157L (C156L)											
371.8817	44:05	44:07	-2	1.104	5187545	748077	788	1970	949		
373.8788	44:05	44:07	-2	1.104	4062502	567592	569	1422	998	1.28(1.05-1.43)	
PCB-169L											
371.8817	47:20	47:22	-2	1.185	2308559	442402	788	1970	561		
373.8788	47:20	47:22	-2	1.185	1824305	338956	569	1422	596	1.27(1.05-1.43)	
PCB-155											
359.8415	31:39	31:40	-1	1.001	14367	3429	34	85	101		
361.8385	31:39	31:40	-1	1.001	10850	2317	21	52	110	1.32(1.05-1.43)	
PCB-152											
359.8415	31:50	31:51	-1	1.006	13005	2783	34	85	82		
361.8385	31:49	31:51	-2	1.006	11178	2252	21	52	107	1.16(1.05-1.43)	
PCB-150											
359.8415	32:00	32:01	-1	1.012	12885	2864	34	85	84		
361.8385	32:01	32:01	0	1.012	9771	2153	21	52	103	1.32(1.05-1.43)	
PCB-136											
359.8415	32:21	32:22	-1	1.023	11566	2280	34	85	67		
361.8385	32:22	32:22	0	1.023	9472	1967	21	52	94	1.22(1.05-1.43)	

Signal	RT (min.)	Adj RT (min.)	Sec.	REL RT	Area	Height	Avg Noise	EDL Height	S/N	Ratio(Limits)	Flags
PCB-145											
359.8415	32:39	32:41	-2	1.033	12656	2772	34	85	82		
361.8385	32:39	32:41	-2	1.033	10716	2273	21	52	108	1.18(1.05-1.43)	
PCB-148											
359.8415	34:11	34:13	-2	1.081	10093	1888	34	85	56		
361.8385	34:11	34:13	-2	1.081	7329	1572	21	52	75	1.38(1.05-1.43)	
PCB-135											M
359.8415	34:46	34:47	-1	1.099	18670	2428	34	85	71		
361.8385	34:48	34:47	1	1.101	15894	1997	21	52	95	1.17(1.05-1.43)	M
PCB-151 (C135)											M
359.8415	34:46	34:47	-1	1.099	18670	2428	34	85	71		
361.8385	34:48	34:47	1	1.101	15894	1997	21	52	95	1.17(1.05-1.43)	M
PCB-154											
359.8415	35:02	35:03	-1	1.108	11132	2453	34	85	72		
361.8385	35:01	35:03	-2	1.107	8253	1577	21	52	75	1.35(1.05-1.43)	
PCB-144											
359.8415	35:20	35:21	-1	1.117	10032	1937	34	85	57		
361.8385	35:19	35:21	-2	1.117	8241	1466	21	52	70	1.22(1.05-1.43)	
PCB-147											
359.8415	35:42	35:43	-1	1.129	28147	5802	31	77	187		
361.8385	35:41	35:43	-2	1.129	21840	4513	24	60	188	1.29(1.05-1.43)	
PCB-149 (C147)											
359.8415	35:42	35:43	-1	1.129	28147	5802	31	77	187		
361.8385	35:41	35:43	-2	1.129	21840	4513	24	60	188	1.29(1.05-1.43)	
PCB-134											
359.8415	35:59	36:00	-1	1.138	26643	3251	31	77	105		
361.8385	36:00	36:00	-1	1.138	21076	2357	24	60	98	1.26(1.05-1.43)	
PCB-143 (C134)											
359.8415	35:59	36:00	-1	1.138	26643	3251	31	77	105		
361.8385	36:00	36:00	-1	1.138	21076	2357	24	60	98	1.26(1.05-1.43)	
PCB-139											
359.8415	36:18	36:19	-1	1.148	29806	5376	31	77	173		
361.8385	36:18	36:19	-1	1.148	22874	4219	24	60	176	1.30(1.05-1.43)	
PCB-140 (C139)											
359.8415	36:18	36:19	-1	1.148	29806	5376	31	77	173		
361.8385	36:18	36:19	-1	1.148	22874	4219	24	60	176	1.30(1.05-1.43)	
PCB-131											
359.8415	36:30	36:31	-1	1.154	11345	2323	31	77	75		
361.8385	36:30	36:31	-1	1.154	9819	1969	24	60	82	1.16(1.05-1.43)	
PCB-142											
359.8415	36:38	36:40	-1	1.159	12212	2351	31	77	76		
361.8385	36:39	36:40	-1	1.159	9622	1914	24	60	80	1.27(1.05-1.43)	
PCB-132											
359.8415	36:57	36:58	-1	1.169	14254	2805	31	77	90		
361.8385	36:56	36:58	-2	1.168	10743	2258	24	60	94	1.33(1.05-1.43)	

Signal	RT (min.)	Adj RT (min.)	Sec.	REL RT	Area	Height	Avg Noise	EDL Height	S/N	Ratio(Limits)	Flags
PCB-133											
359.8415	37:28	37:29	-1	1.185	13677	2542	31	77	82		
361.8385	37:27	37:29	-2	1.184	10629	2008	24	60	84	1.29(1.05-1.43)	
PCB-165											
359.8415	37:51	37:53	-1	0.881	16738	3027	31	77	98		
361.8385	37:51	37:53	-1	0.881	13116	2669	24	60	111	1.28(1.05-1.43)	
PCB-146											
359.8415	38:06	38:08	-2	0.887	15534	3457	31	77	112		
361.8385	38:06	38:08	-2	0.887	12527	2460	24	60	103	1.24(1.05-1.43)	
PCB-161											
359.8415	38:15	38:16	-1	0.890	18923	3449	31	77	111		
361.8385	38:15	38:16	-1	0.890	15606	3059	24	60	127	1.21(1.05-1.43)	
PCB-153											
359.8415	38:45	38:47	-2	0.902	35083	4972	31	77	160		
361.8385	38:45	38:47	-2	0.902	27427	4247	24	60	177	1.28(1.05-1.43)	
PCB-168 (C153)											
359.8415	38:45	38:47	-2	0.902	35083	4972	31	77	160		
361.8385	38:45	38:47	-2	0.902	27427	4247	24	60	177	1.28(1.05-1.43)	
PCB-141											
359.8415	38:55	38:56	-1	0.906	14045	2496	31	77	81		
361.8385	38:55	38:56	-1	0.906	12777	2365	24	60	99	1.10(1.05-1.43)	
PCB-130											
359.8415	39:18	39:20	-2	0.915	13345	2713	31	77	88		
361.8385	39:19	39:20	-1	0.915	9657	1862	24	60	78	1.38(1.05-1.43)	
PCB-137											
359.8415	39:32	39:35	-2	0.921	15752	3086	31	77	100		
361.8385	39:32	39:35	-2	0.921	11938	2640	24	60	110	1.32(1.05-1.43)	
PCB-164											M
359.8415	39:39	39:41	-1	0.923	19493	3883	31	77	125		M
361.8385	39:39	39:41	-1	0.923	13695	2564	24	60	107	1.42(1.05-1.43)	
PCB-129											M
359.8415	39:58	40:00	-2	0.931	62568	7069	31	77	228		M
361.8385	39:58	40:00	-2	0.931	49683	5511	24	60	230	1.26(1.05-1.43)	M
PCB-138 (C129)											M
359.8415	39:58	40:00	-2	0.931	62568	7069	31	77	228		M
361.8385	39:58	40:00	-2	0.931	49683	5511	24	60	230	1.26(1.05-1.43)	M
PCB-160 (C129)											M
359.8415	39:58	40:00	-2	0.931	62568	7069	31	77	228		M
361.8385	39:58	40:00	-2	0.931	49683	5511	24	60	230	1.26(1.05-1.43)	M
PCB-163 (C129)											M
359.8415	39:58	40:00	-2	0.931	62568	7069	31	77	228		M
361.8385	39:58	40:00	-2	0.931	49683	5511	24	60	230	1.26(1.05-1.43)	M
PCB-158											
359.8415	40:21	40:23	-2	0.939	19100	3286	31	77	106		
361.8385	40:21	40:23	-2	0.939	16701	2856	24	60	119	1.14(1.05-1.43)	

Signal	RT (min.)	Adj RT (min.)	Sec.	REL RT	Area	Height	Avg Noise	EDL Height	S/N	Ratio(Limits)	Flags
PCB-128											M
359.8415	41:12	41:14	-2	0.959	31669	5427	31	77	175		M
361.8385	41:12	41:14	-2	0.959	24728	4258	24	60	177	1.28(1.05-1.43)	M
PCB-166 (C128)											M
359.8415	41:12	41:14	-2	0.959	31669	5427	31	77	175		M
361.8385	41:12	41:14	-2	0.959	24728	4258	24	60	177	1.28(1.05-1.43)	M
PCB-159											
359.8415	42:12	42:14	-2	0.983	18998	3586	31	77	116		
361.8385	42:12	42:14	-2	0.983	15061	2933	24	60	122	1.26(1.05-1.43)	
PCB-162											
359.8415	42:30	42:32	-1	0.990	19251	3454	31	77	111		
361.8385	42:30	42:32	-2	0.989	15574	2684	24	60	112	1.24(1.05-1.43)	
PCB-167											M
359.8415	42:58	43:00	-2	1.000	19064	3794	31	77	122		M
361.8385	42:58	43:00	-2	1.000	16297	3168	24	60	132	1.17(1.05-1.43)	
PCB-156											
359.8415	44:07	44:09	-2	1.001	39844	5730	31	77	185		
361.8385	44:06	44:09	-3	1.000	30470	4516	24	60	188	1.31(1.05-1.43)	
PCB-157 (C156)											
359.8415	44:07	44:09	-2	1.001	39844	5730	31	77	185		
361.8385	44:06	44:09	-3	1.000	30470	4516	24	60	188	1.31(1.05-1.43)	
PCB-169											
359.8415	47:21	47:23	-3	1.000	16296	3103	31	77	100		
361.8385	47:21	47:23	-2	1.001	13766	2669	24	60	111	1.18(1.05-1.43)	
PCB-188L											
405.8428	37:21	37:23	-2	0.821	2270574	451746	85	212	5315		
407.8398	37:21	37:23	-2	0.821	2108337	429263	57	142	7531	1.08(0.89-1.21)	
PCB-180L											
405.8428	45:30	45:32	-2		1724061	335584	85	212	3948		
407.8398	45:30	45:32	-2		1631991	312132	57	142	5476	1.06(0.89-1.21)	
PCB-170L											
405.8428	46:45	46:47	-1	1.028	1497616	285264	85	212	3356		
407.8398	46:45	46:47	-1	1.028	1410785	269298	57	142	4725	1.06(0.89-1.21)	
PCB-189L											
405.8428	49:52	49:54	-2	1.096	2834364	546108	488	1220	1119		
407.8398	49:52	49:54	-2	1.096	2691432	519759	417	1042	1246	1.05(0.89-1.21)	
PCB-188											
393.8025	37:22	37:24	-2	1.001	16200	3333	22	55	152		
395.7995	37:23	37:24	-1	1.001	15270	2705	18	45	150	1.06(0.89-1.21)	
PCB-179											
393.8025	37:43	37:44	-1	1.010	15098	3069	22	55	140		
395.7995	37:42	37:44	-2	1.009	15433	2944	18	45	164	0.98(0.89-1.21)	
PCB-184											
393.8025	38:15	38:16	-1	1.024	15298	3086	22	55	140		
395.7995	38:15	38:16	-1	1.024	13588	3152	18	45	175	1.13(0.89-1.21)	

Signal	RT (min.)	Adj RT (min.)	Sec.	REL RT	Area	Height	Avg Noise	EDL Height	S/N	Ratio(Limits)	Flags
PCB-176											
393.8025	38:35	38:36	-1	1.033	16738	3199	22	55	145		
395.7995	38:35	38:36	-1	1.033	15124	3160	18	45	176	1.11(0.89-1.21)	
PCB-186											
393.8025	39:02	39:04	-2	1.045	15651	3068	22	55	139		
395.7995	39:03	39:04	-1	1.045	14988	2947	18	45	164	1.04(0.89-1.21)	
PCB-178											
393.8025	40:26	40:27	-1	1.083	9981	1917	22	55	87		
395.7995	40:25	40:27	-2	1.082	10728	2116	18	45	118	0.93(0.89-1.21)	
PCB-175											
393.8025	41:03	41:05	-2	1.099	11474	2201	22	55	100		
395.7995	41:03	41:05	-2	1.099	10283	2108	18	45	117	1.12(0.89-1.21)	
PCB-187											
393.8025	41:20	41:22	-2	1.107	11251	2017	22	55	92		
395.7995	41:20	41:22	-2	1.107	11893	2402	18	45	133	0.95(0.89-1.21)	
PCB-182											
393.8025	41:32	41:34	-2	1.112	12735	2366	22	55	108		
395.7995	41:32	41:34	-2	1.112	11715	2274	18	45	126	1.09(0.89-1.21)	
PCB-183											M
393.8025	41:57	41:59	-2	1.123	26402	3066	22	55	139		M
395.7995	41:57	41:59	-1	1.124	23157	2673	18	45	149	1.14(0.89-1.21)	
PCB-185 (C183)											M
393.8025	41:57	41:59	-2	1.123	26402	3066	22	55	139		M
395.7995	41:57	41:59	-1	1.124	23157	2673	18	45	149	1.14(0.89-1.21)	
PCB-174											
393.8025	42:11	42:12	-1	1.129	9920	1869	22	55	85		
395.7995	42:10	42:12	-2	1.129	9177	1964	18	45	109	1.08(0.89-1.21)	
PCB-177											M
393.8025	42:37	42:39	-2	1.141	10478	2323	22	55	106		M
395.7995	42:37	42:39	-2	1.141	9715	2176	18	45	121	1.08(0.89-1.21)	M
PCB-181											
393.8025	43:00	43:02	-2	1.152	11772	2297	22	55	104		
395.7995	43:00	43:02	-2	1.152	11420	1997	18	45	111	1.03(0.89-1.21)	
PCB-171											
393.8025	43:14	43:16	-1	1.158	20876	3415	22	55	155		
395.7995	43:13	43:16	-2	1.157	18876	3379	18	45	188	1.11(0.89-1.21)	
PCB-173 (C171)											
393.8025	43:14	43:16	-1	1.158	20876	3415	22	55	155		
395.7995	43:13	43:16	-2	1.157	18876	3379	18	45	188	1.11(0.89-1.21)	
PCB-172											
393.8025	44:53	44:54	-1	0.900	11651	2145	22	55	98		
395.7995	44:51	44:54	-3	0.900	10285	1974	18	45	110	1.13(0.89-1.21)	
PCB-192											
393.8025	45:09	45:11	-2	0.905	14138	2636	22	55	120		
395.7995	45:09	45:11	-2	0.905	13161	2777	18	45	154	1.07(0.89-1.21)	

Signal	RT (min.)	Adj RT (min.)	Δ Sec.	REL RT	Area	Height	Avg Noise	EDL Height	S/N	Ratio(Limits)	Flags
PCB-180											
393.8025	45:27	45:30	-4	0.911	25242	3170	22	55	144		
395.7995	45:28	45:30	-2	0.912	26069	3370	18	45	187	0.97(0.89-1.21)	
PCB-193 (C180)											
393.8025	45:27	45:30	-4	0.911	25242	3170	22	55	144		
395.7995	45:28	45:30	-2	0.912	26069	3370	18	45	187	0.97(0.89-1.21)	
PCB-191											
393.8025	45:53	45:55	-2	0.920	15290	2987	22	55	136		
395.7995	45:53	45:55	-2	0.920	14686	3168	18	45	176	1.04(0.89-1.21)	
PCB-170											
393.8025	46:47	46:48	-1	0.938	10860	2161	22	55	98		
395.7995	46:47	46:48	-1	0.938	10847	2042	18	45	113	1.00(0.89-1.21)	
PCB-190											M
393.8025	47:17	47:20	-3	0.948	15702	2982	22	55	136		
395.7995	47:17	47:20	-3	0.948	14049	2799	18	45	156	1.12(0.89-1.21)	M
PCB-189											
393.8025	49:54	49:56	-2	1.001	20410	3990	33	82	121		
395.7995	49:53	49:56	-3	1.000	19621	3463	33	82	105	1.04(0.89-1.21)	
PCB-202L											
439.8038	42:43	42:45	-2	0.822	1601057	321420	48	120	6696		
441.8008	42:43	42:45	-2	0.822	1748305	348022	29	72	12001	0.92(0.76-1.02)	
PCB-194L											
439.8038	51:59	52:01	-2		1804721	340082	148	370	2298		
441.8008	51:59	52:01	-2		2016094	377246	119	297	3170	0.90(0.76-1.02)	
PCB-205L											
439.8038	52:28	52:30	-2	1.009	2356257	440102	148	370	2974		
441.8008	52:28	52:30	-2	1.009	2617161	492885	119	297	4142	0.90(0.76-1.02)	
PCB-202											
427.7635	42:45	42:47	-1	1.001	9981	2068	22	55	94		
429.7606	42:44	42:47	-2	1.001	10794	2059	15	37	137	0.92(0.76-1.02)	
PCB-201											
427.7635	43:40	43:42	-2	1.022	10642	2263	22	55	103		
429.7606	43:39	43:42	-3	1.022	12228	2425	15	37	162	0.87(0.76-1.02)	
PCB-204											
427.7635	44:20	44:23	-3	1.038	9708	1748	22	55	79		
429.7606	44:21	44:23	-2	1.038	12190	2263	15	37	151	0.80(0.76-1.02)	
PCB-197											Ma
427.7635	44:34	44:36	-2	1.043	11219	2313	22	55	105		M
429.7606	44:34	44:36	-2	1.043	11468	2259	15	37	151	0.98(0.76-1.02)	
PCB-200											Ma
427.7635	44:40	44:42	-1	1.046	10991	1988	22	55	90		M
429.7606	44:41	44:42	-1	1.046	12202	2192	15	37	146	0.90(0.76-1.02)	
PCB-198											
427.7635	47:28	47:30	-2	1.111	15743	2278	22	55	104		
429.7606	47:27	47:30	-3	1.111	17401	2318	15	37	155	0.90(0.76-1.02)	

Signal	RT (min.)	Adj RT (min.)	Sec.	REL RT	Area	Height	Avg Noise	EDL Height	S/N	Ratio(Limits)	Flags
PCB-199 (C198)											
427.7635	47:28	47:30	-2	1.111	15743	2278	22	55	104		
429.7606	47:27	47:30	-3	1.111	17401	2318	15	37	155	0.90(0.76-1.02)	
PCB-196											RQ
427.7635	48:08	48:10	-2	0.918	9594	1838	22	55	84		
	Empc Correction				7971	1626	22	55	74		
429.7606	48:08	48:10	-2	0.918	8957	1827	15	37	122	1.07(0.76-1.02)	
PCB-203											
427.7635	48:19	48:22	-3	0.921	9369	1770	22	55	80		
429.7606	48:19	48:22	-3	0.921	9568	1739	15	37	116	0.98(0.76-1.02)	
PCB-195											M
427.7635	49:40	49:42	-2	0.947	10120	1892	32	80	59		M
429.7606	49:40	49:42	-2	0.947	10978	2420	33	82	73	0.92(0.76-1.02)	
PCB-194											
427.7635	52:00	52:03	-3	0.991	12561	2226	32	80	70		
429.7606	52:00	52:03	-3	0.991	14622	2832	33	82	86	0.86(0.76-1.02)	
PCB-205											
427.7635	52:29	52:31	-3	1.000	17492	3247	32	80	101		
429.7606	52:29	52:31	-3	1.000	17907	3559	33	82	108	0.98(0.76-1.02)	
PCB-208L											
473.7648	49:25	49:26	-2	0.951	1940306	374344	525	1312	713		
475.7619	49:25	49:26	-2	0.951	2438785	484007	471	1177	1028	0.80(0.65-0.89)	
PCB-206L											
473.7648	54:13	54:15	-2	1.043	1559736	295525	525	1312	563		
475.7619	54:13	54:15	-2	1.043	1954626	363460	471	1177	772	0.80(0.65-0.89)	
PCB-208											M
461.7246	49:26	49:28	-2	1.001	13185	3010	56	140	54		M
463.7216	49:27	49:28	-1	1.001	16166	3087	124	310	25	0.82(0.65-0.89)	M
PCB-207											M
461.7246	50:22	50:24	-2	1.019	13891	2546	56	140	45		M
463.7216	50:23	50:24	0	1.020	18710	3250	124	310	26	0.74(0.65-0.89)	M
PCB-206											M
461.7246	54:15	54:17	-2	1.000	10044	2254	56	140	40		M
463.7216	54:14	54:17	-3	1.000	14340	2873	124	310	23	0.70(0.65-0.89)	M
PCB-209L											
507.7258	55:52	55:55	-3	1.075	1606957	288365	47	117	6135		
509.7229	55:52	55:55	-3	1.075	2282813	398346	66	165	6036	0.70(0.59-0.79)	
DCB Decachlorobiphenyl											
495.6856	55:54	55:56	-2	1.001	11424	2135	16	40	133		
497.6826	55:54	55:56	-2	1.001	16748	2940	14	35	210	0.68(0.59-0.79)	

QC Flag Legend

Processing Flags

R - Failed Signal Ratio Test

Q - EMPC-Estimated Max. Possible Conc.

Review Flags
M - Manually Integrated
a - User Assigned ID

Reagents:

61L0.51668P_00004 Amount Added: 20.00 Units: uL

Eurofins TestAmerica, Knoxville

Data File:	\\chromna\Knoxville\ChromData\D3D\20190813-12717.b\d4190821i1c.d		
Injection Date:	21-Aug-2019 13:37:00	Injection Vol:	1.0 ul
Instrument ID:	D3D	Operator ID:	Xcalibur_System
Method:	PCBs_D3D	Limit Group:	HR - 1668A - ICAL
Client ID:			
Worklist#:	33168	Sample Line#:	1
Column Type:	SPB-Octyl	Column Dia:	0.25 mm

MoPCB F1

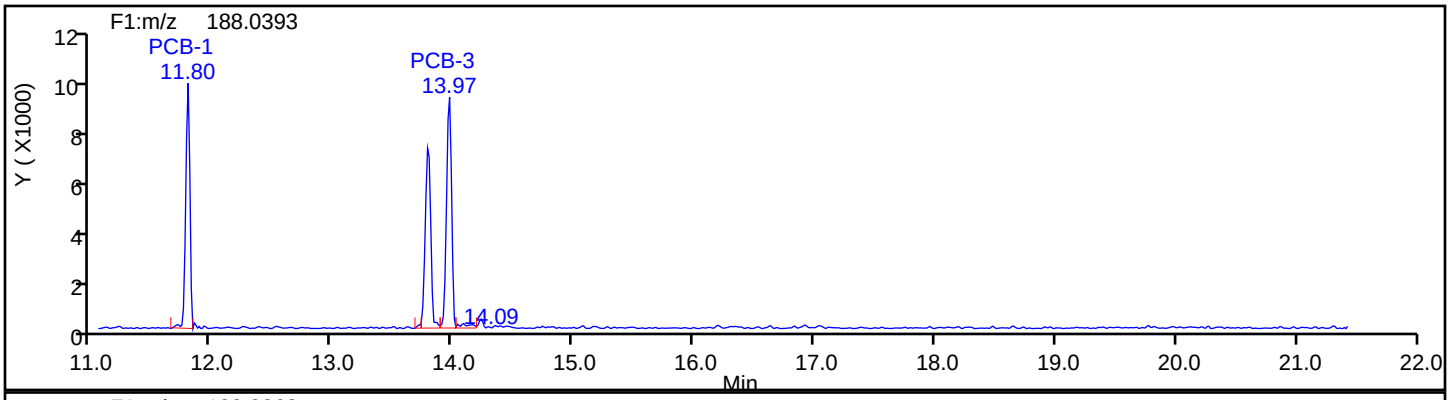

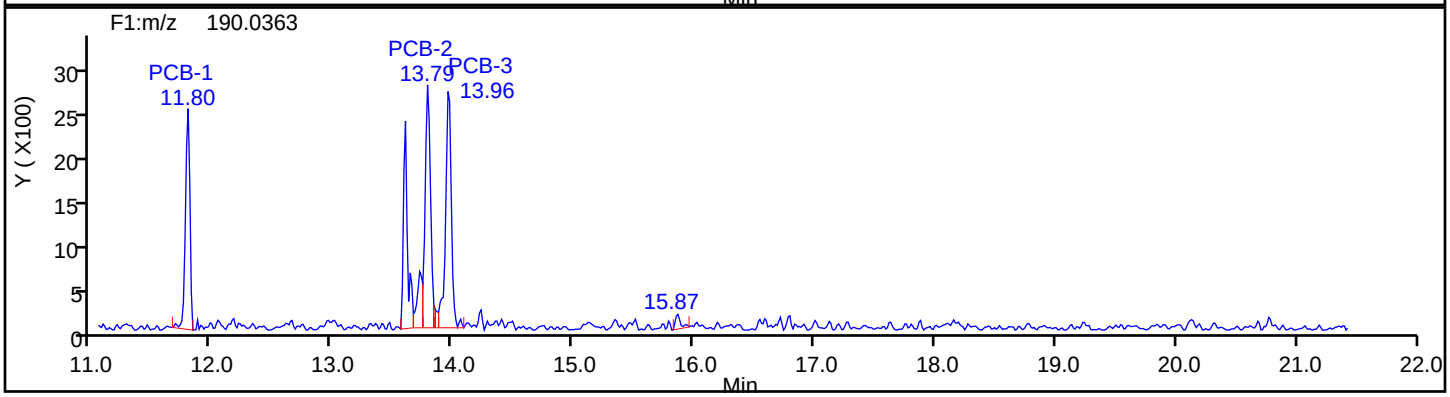

MoPCB F1 Standards

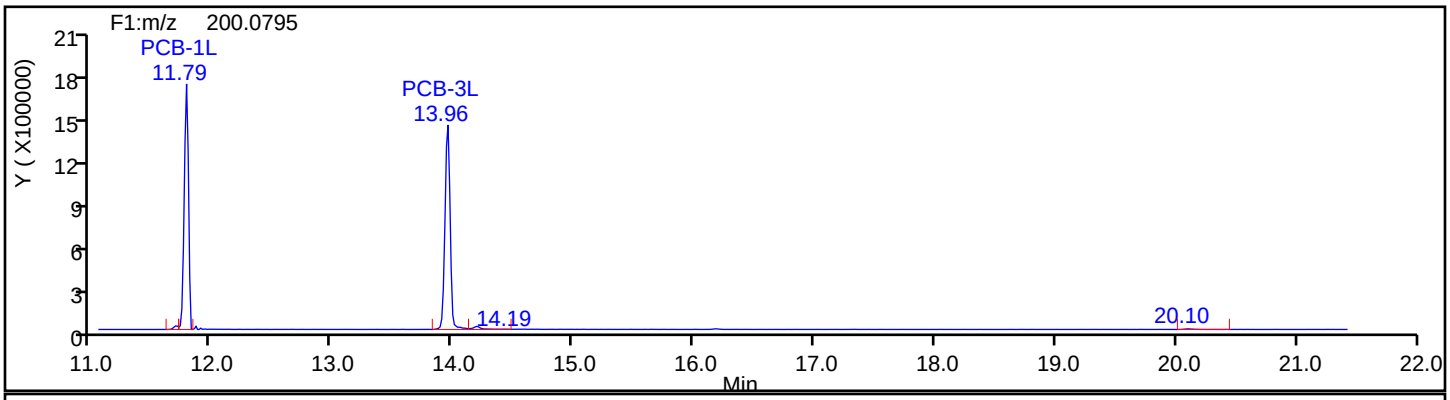

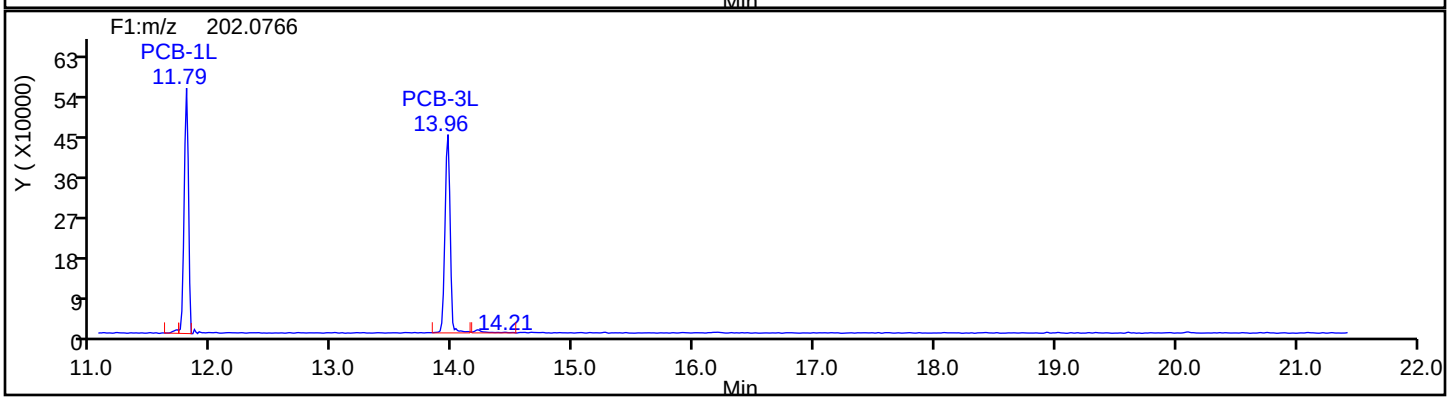

Eurofins TestAmerica, Knoxville

Data File:	\\chromna\Knoxville\ChromData\D3D\20190813-12717.b\d4190821i1c.d		
Injection Date:	21-Aug-2019 13:37:00	Injection Vol:	1.0 ul
Instrument ID:	D3D	Operator ID:	Xcalibur_System
Method:	PCBs_D3D	Limit Group:	HR - 1668A - ICAL
Client ID:			
Worklist#:	33168	Sample Line#:	1
Column Type:	SPB-Octyl	Column Dia:	0.25 mm

MoPCB F1

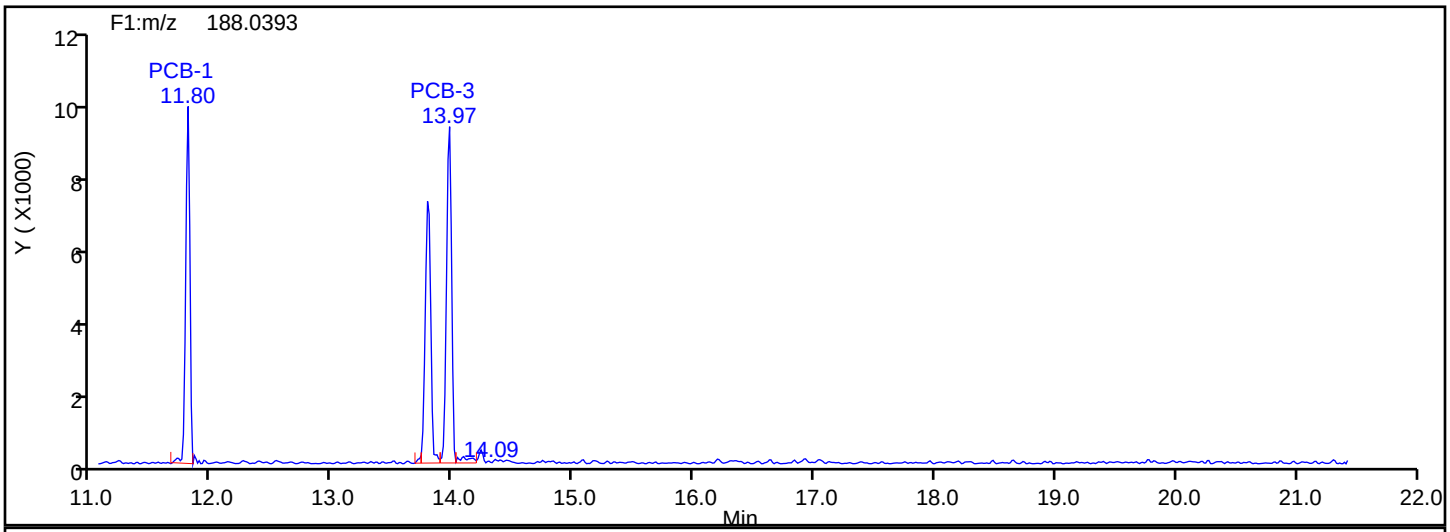

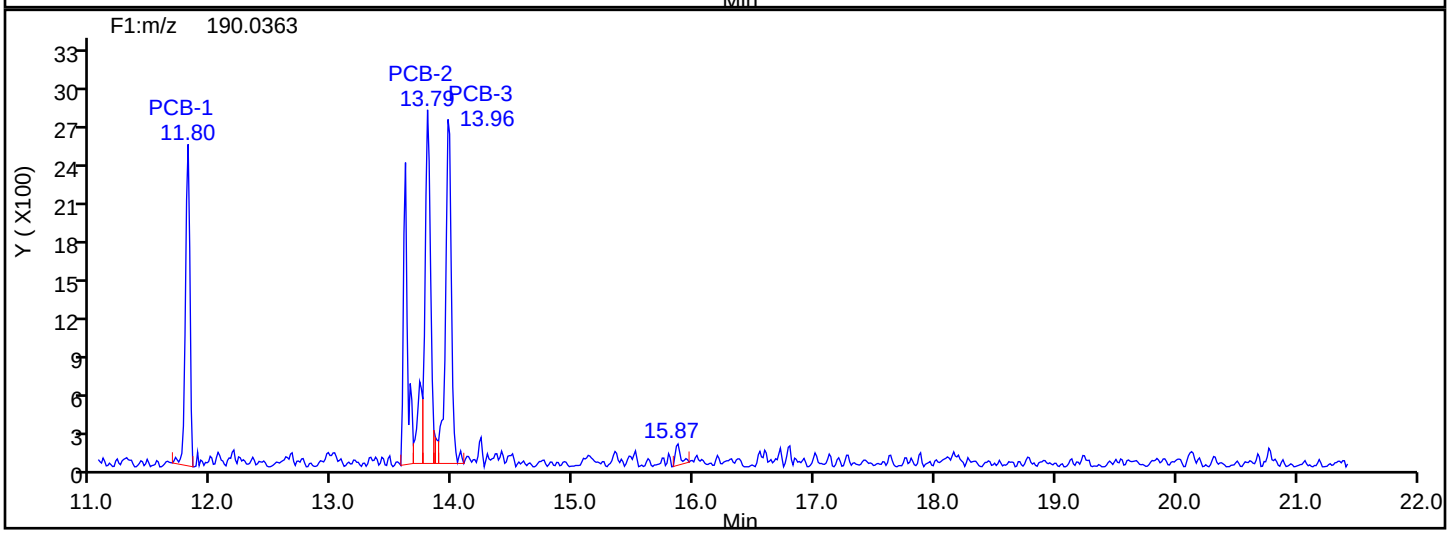

MoPCB F1 Lock Mass

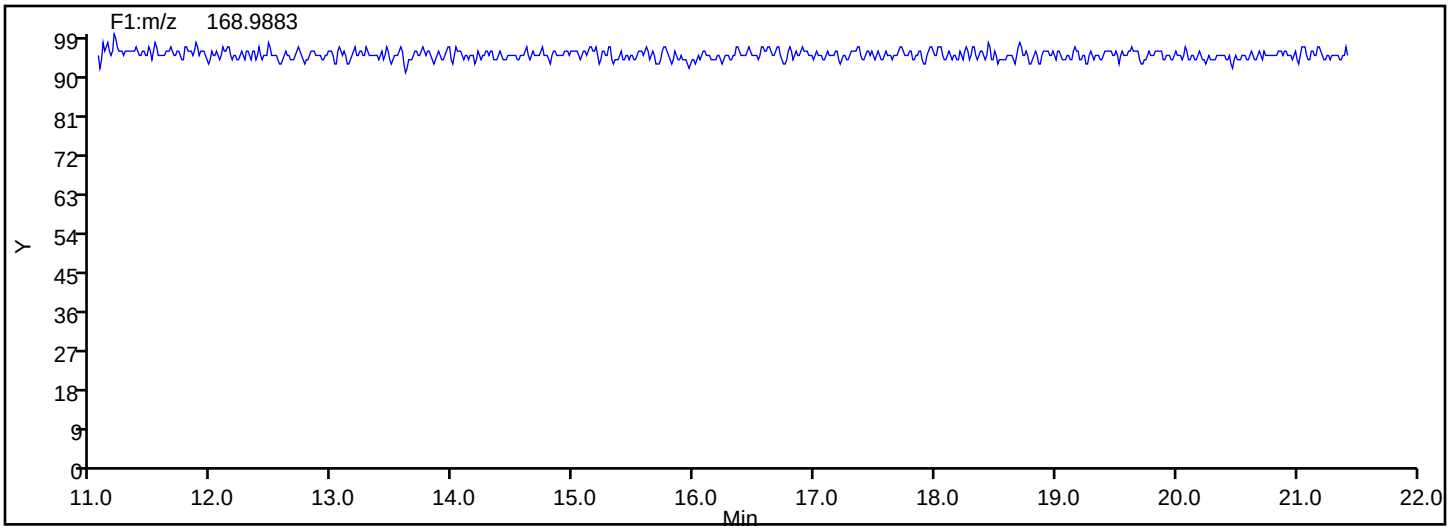

Manual Integration/User Assign Peak Report

Eurofins TestAmerica, Knoxville

Data File:	\\chromna\Knoxville\ChromData\D3D\20190813-12717.b\d4190821i1c.d				
Injection Date:	21-Aug-2019 13:37:00	Instrument ID:	D3D		
Lims ID:	IC L1				
Client ID:					
Operator ID:	Xcalibur_System	ALS Bottle#:	0	Worklist Smp#:	1
Injection Vol:	1.0 ul	Dil. Factor:	1.0000		
Method:	PCBs_D3D	Limit Group:	HR - 1668A - ICAL		
Column:	SPB-Octyl (0.25 mm)	Detector	F1(11.07 :21.70)		

PCB-1, CAS: 2051-60-7

Signal: 2

Processing Integration Results

RT: 11.80
Area: 6500
Amount: 0.439126
Amount Units: pg/ul

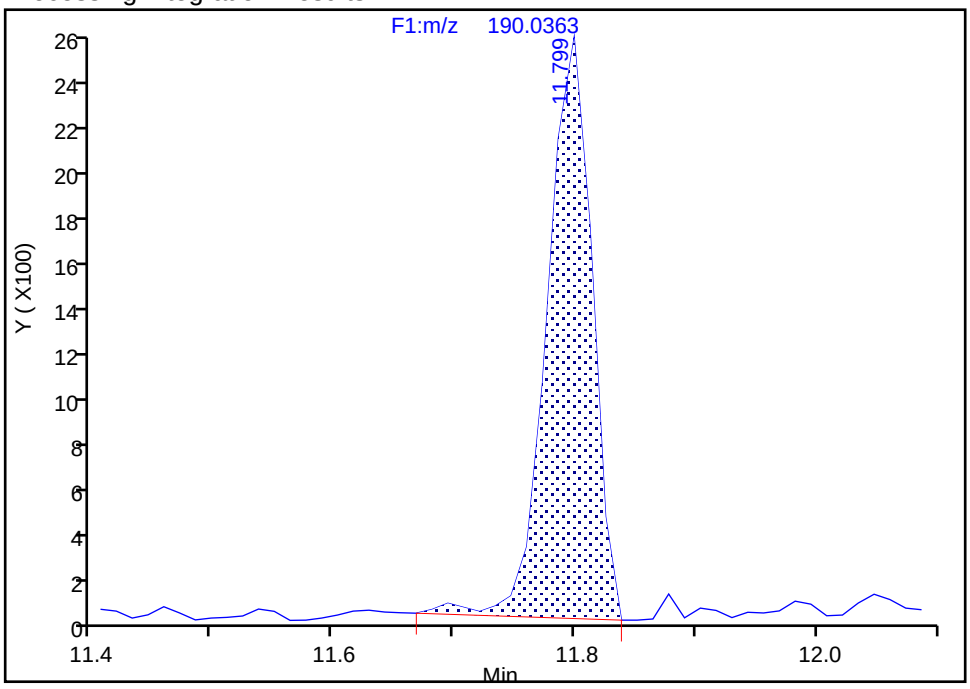

Manual Integration Results

RT: 11.80
Area: 6500
Amount: 0.449279
Amount Units: pg/ul

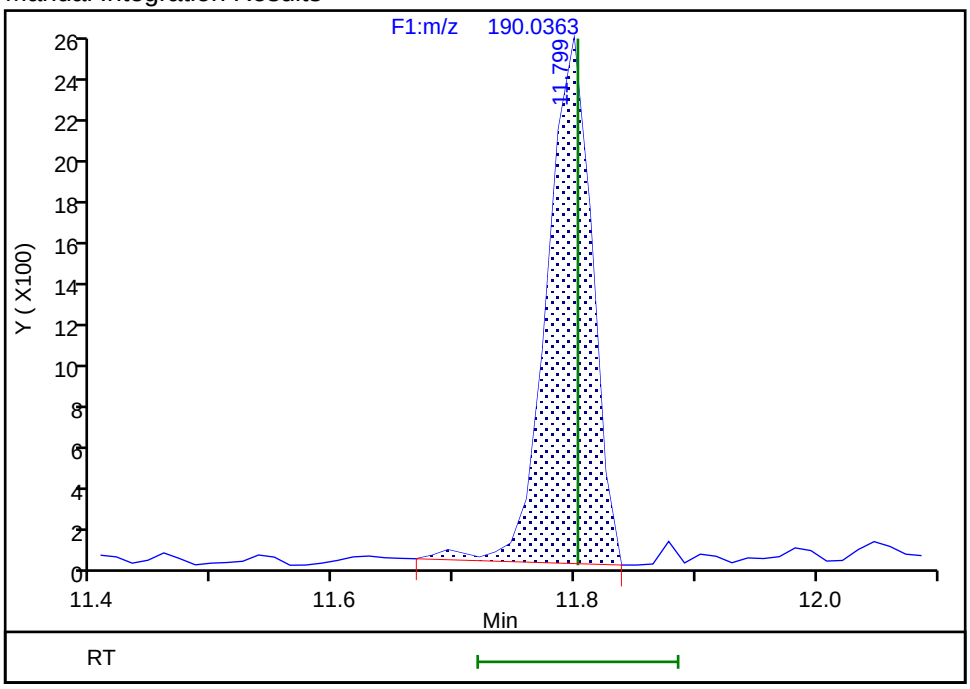

Reviewer: davidsonm, 21-Aug-2019 14:44:10

Audit Action: Marked Compound Undetected Audit Reason: Invalid Compound ID

Manual Integration/User Assign Peak Report

Eurofins TestAmerica, Knoxville

Data File: \\chromna\Knoxville\ChromData\D3D\20190813-12717.b\d4190821i1c.d
Injection Date: 21-Aug-2019 13:37:00 Instrument ID: D3D
Lims ID: IC L1
Client ID:
Operator ID: Xcalibur_System ALS Bottle#: 0 Worklist Smp#: 1
Injection Vol: 1.0 ul Dil. Factor: 1.0000
Method: PCBs_D3D Limit Group: HR - 1668A - ICAL
Column: SPB-Octyl (0.25 mm) Detector F1(11.07 :21.70)

PCB-1, CAS: 2051-60-7

Signal: 3

Processing Integration Results

RT: 11.80
Area: 29635
Amount: 0.439126
Amount Units: pg/ul

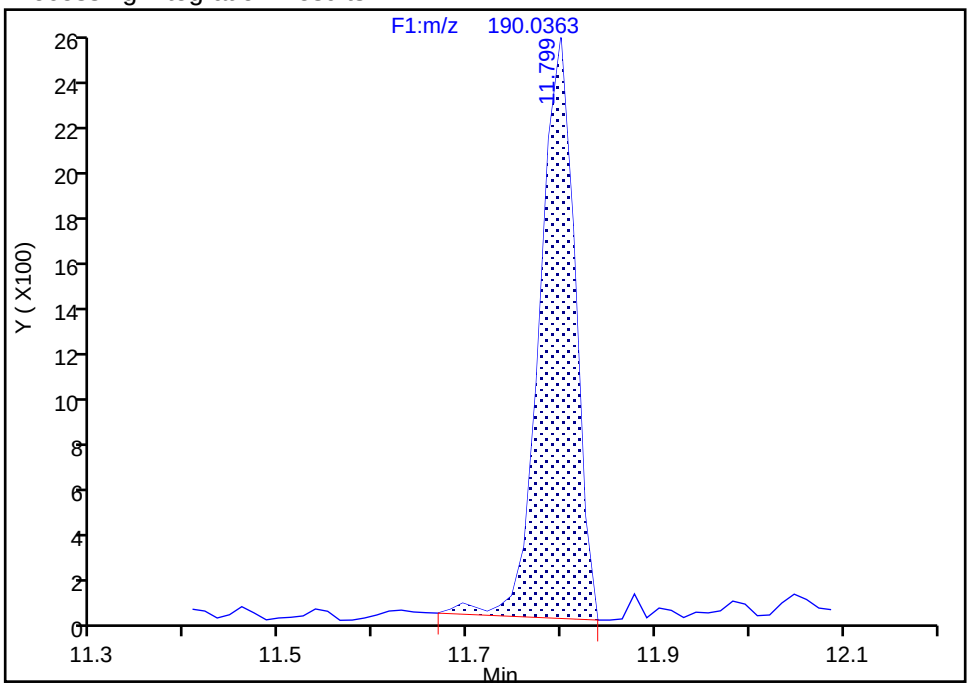

Manual Integration Results

RT: 11.80
Area: 29635
Amount: 0.449279
Amount Units: pg/ul
Reviewer: davidsonm, 21-Aug-2019 14:44:10
Audit Action: Marked Compound Undetected Audit Reason: Invalid Compound ID

Manual Integration/User Assign Peak Report

Eurofins TestAmerica, Knoxville

Data File: \\chromna\Knoxville\ChromData\D3D\20190813-12717.b\d4190821i1c.d
Injection Date: 21-Aug-2019 13:37:00 Instrument ID: D3D
Lims ID: IC L1
Client ID:
Operator ID: Xcalibur_System ALS Bottle#: 0 Worklist Smp#: 1
Injection Vol: 1.0 ul Dil. Factor: 1.0000
Method: PCBs_D3D Limit Group: HR - 1668A - ICAL
Column: SPB-Octyl (0.25 mm) Detector F1(11.07 :21.70)

PCB-1, CAS: 2051-60-7

Signal: 1

Processing Integration Results

RT: 11.80
Area: 23135
Amount: 0.439126
Amount Units: pg/ul

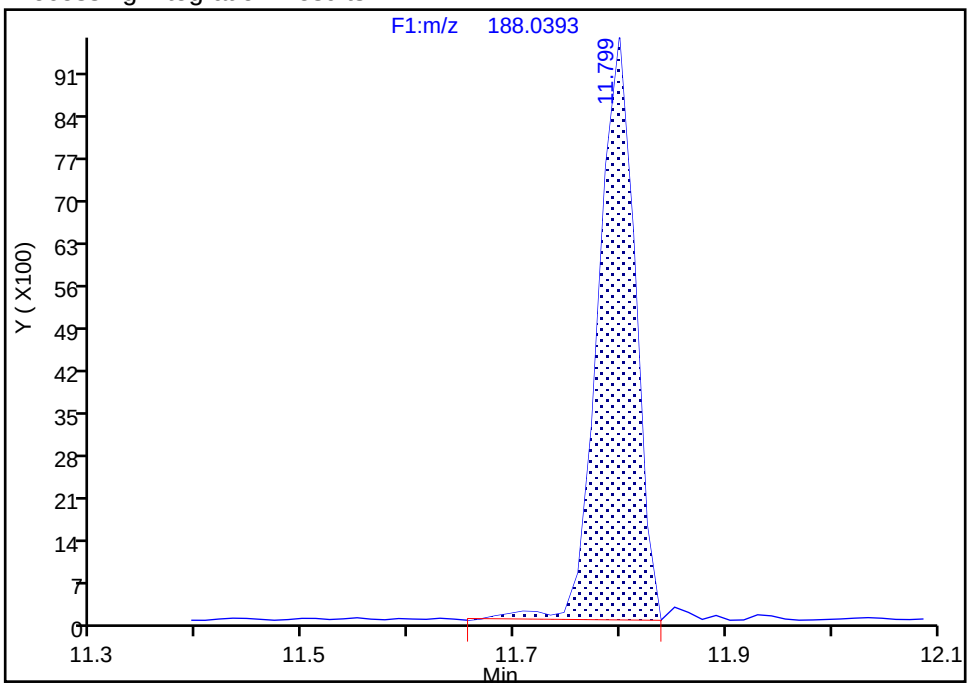

Manual Integration Results

RT: 11.80
Area: 23135
Amount: 0.449279
Amount Units: pg/ul

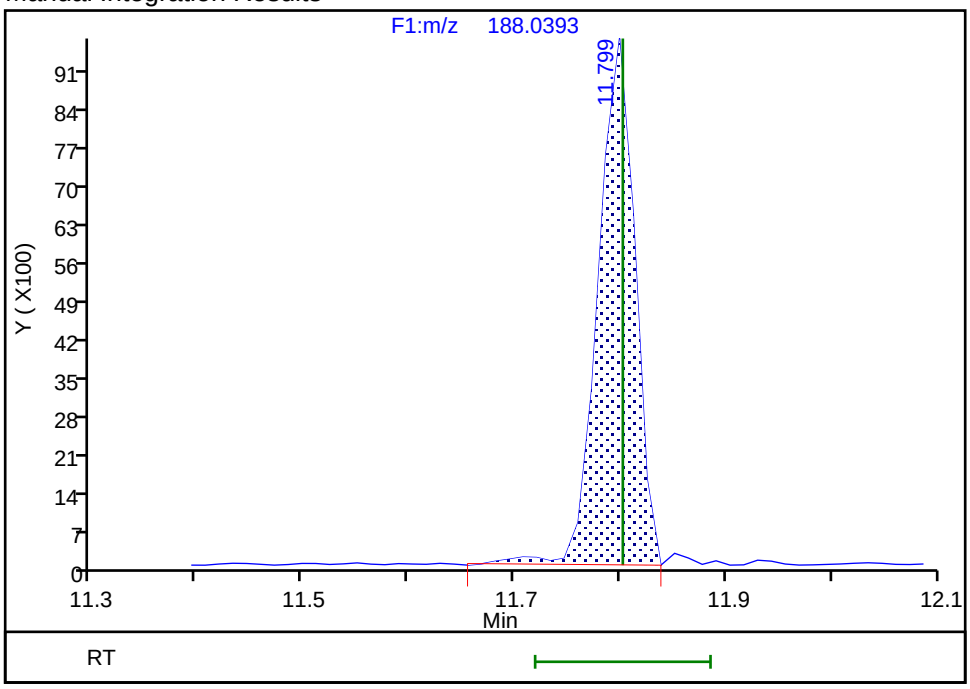

Reviewer: davidsonm, 21-Aug-2019 14:44:13
Audit Action: Assigned Compound ID Audit Reason: Peak assignment corrected

Manual Integration/User Assign Peak Report

Eurofins TestAmerica, Knoxville

Data File: \\chromna\Knoxville\ChromData\D3D\20190813-12717.b\d4190821i1c.d
Injection Date: 21-Aug-2019 13:37:00 Instrument ID: D3D
Lims ID: IC L1
Client ID:
Operator ID: Xcalibur_System ALS Bottle#: 0 Worklist Smp#: 1
Injection Vol: 1.0 ul Dil. Factor: 1.0000
Method: PCBs_D3D Limit Group: HR - 1668A - ICAL
Column: SPB-Octyl (0.25 mm) Detector F1(11.07 :21.70)

PCB-2, CAS: 2051-61-8

Signal: 1

Processing Integration Results

RT: 13.79
Area: 22961
Amount: 0.487582
Amount Units: pg/ul

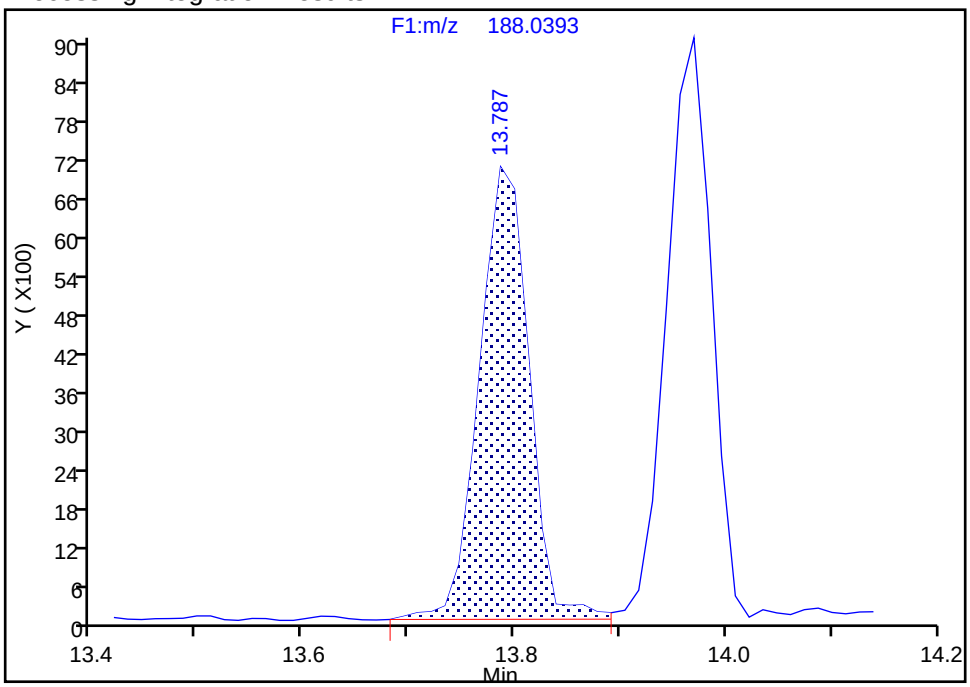

Manual Integration Results

RT: 13.79
Area: 22667
Amount: 0.466725
Amount Units: pg/ul

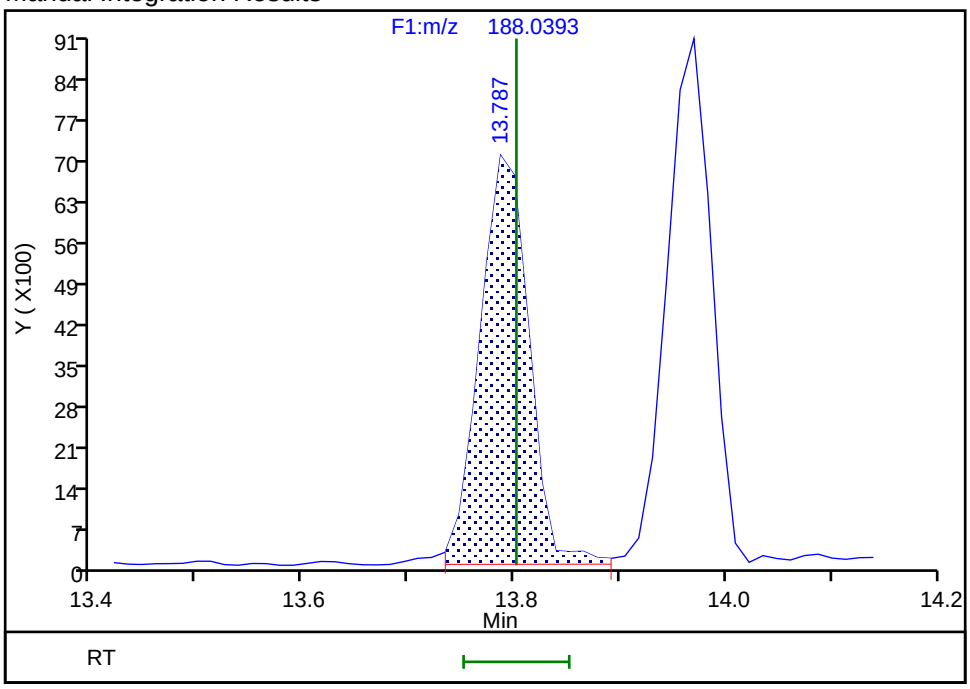

Reviewer: davidsonm, 21-Aug-2019 14:55:09
Audit Action: Split an Integrated Peak Audit Reason: Split Peak

Manual Integration/User Assign Peak Report

Eurofins TestAmerica, Knoxville

Data File:	\\chromna\Knoxville\ChromData\D3D\20190813-12717.b\d4190821i1c.d				
Injection Date:	21-Aug-2019 13:37:00	Instrument ID:	D3D		
Lims ID:	IC L1				
Client ID:					
Operator ID:	Xcalibur_System	ALS Bottle#:	0	Worklist Smp#:	1
Injection Vol:	1.0 ul	Dil. Factor:	1.0000		
Method:	PCBs_D3D	Limit Group:	HR - 1668A - ICAL		
Column:	SPB-Octyl (0.25 mm)	Detector	F1(11.07 :21.70)		

PCB-2, CAS: 2051-61-8

Signal: 2

Processing Integration Results

RT: 13.79
Area: 10782
Amount: 0.487582
Amount Units: pg/ul

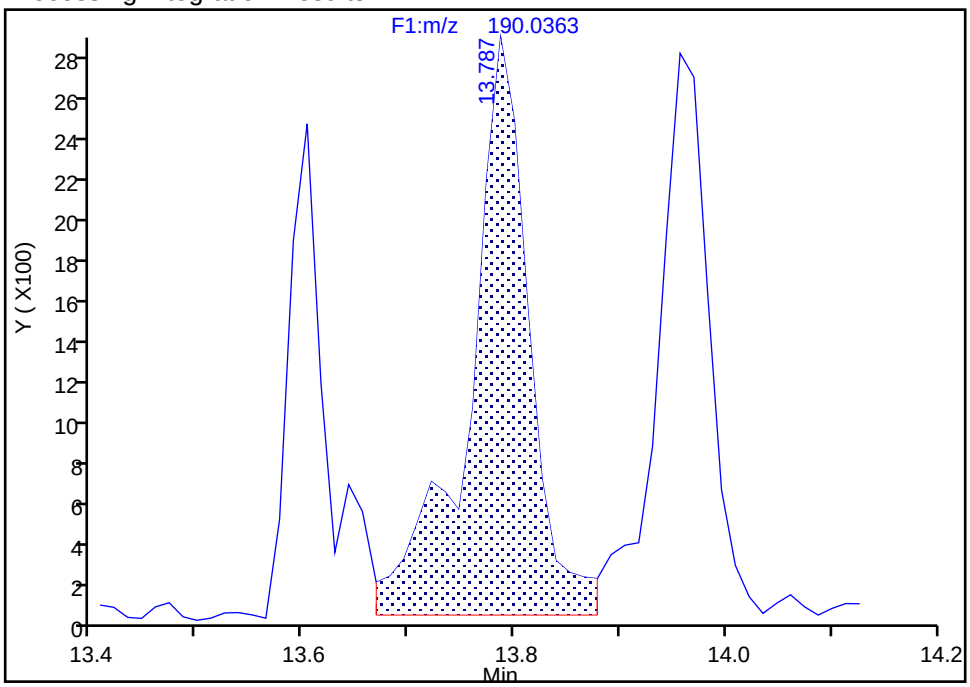

Manual Integration Results

RT: 13.79
Area: 8385
Amount: 0.466725
Amount Units: pg/ul

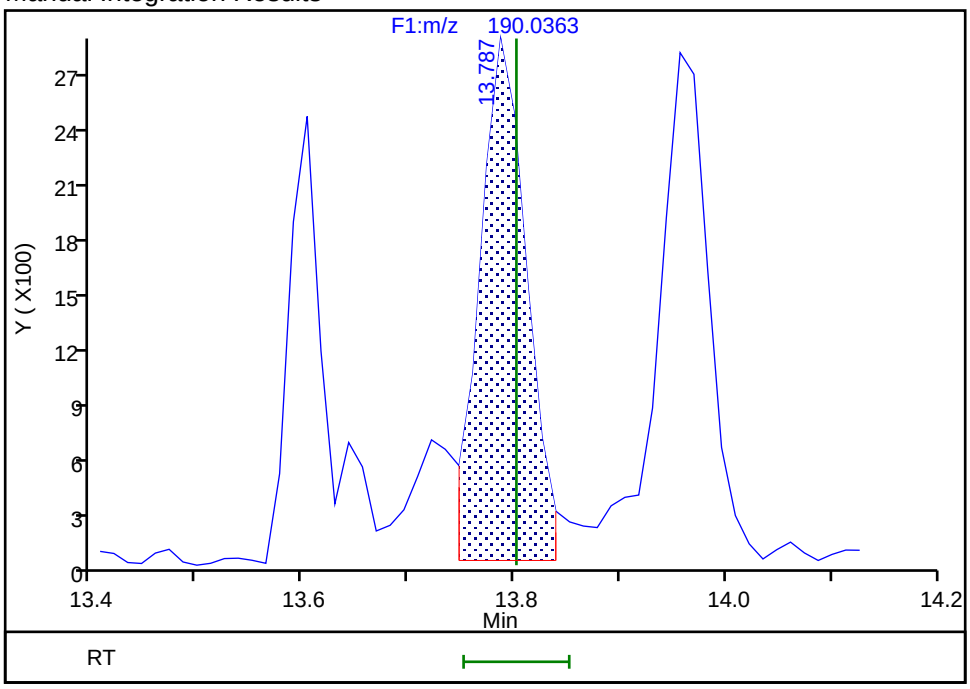

Reviewer: davidsonm, 21-Aug-2019 14:55:27
Audit Action: Split an Integrated Peak Audit Reason: Split Peak

Eurofins TestAmerica, Knoxville

Data File:	\\chromna\Knoxville\ChromData\D3D\20190813-12717.b\d4190821i1c.d		
Injection Date:	21-Aug-2019 13:37:00	Injection Vol:	1.0 ul
Instrument ID:	D3D	Operator ID:	Xcalibur_System
Method:	PCBs_D3D	Limit Group:	HR - 1668A - ICAL
Client ID:			
Worklist#:	33168	Sample Line#:	1
Column Type:	SPB-Octyl	Column Dia:	0.25 mm

DiPCB F1

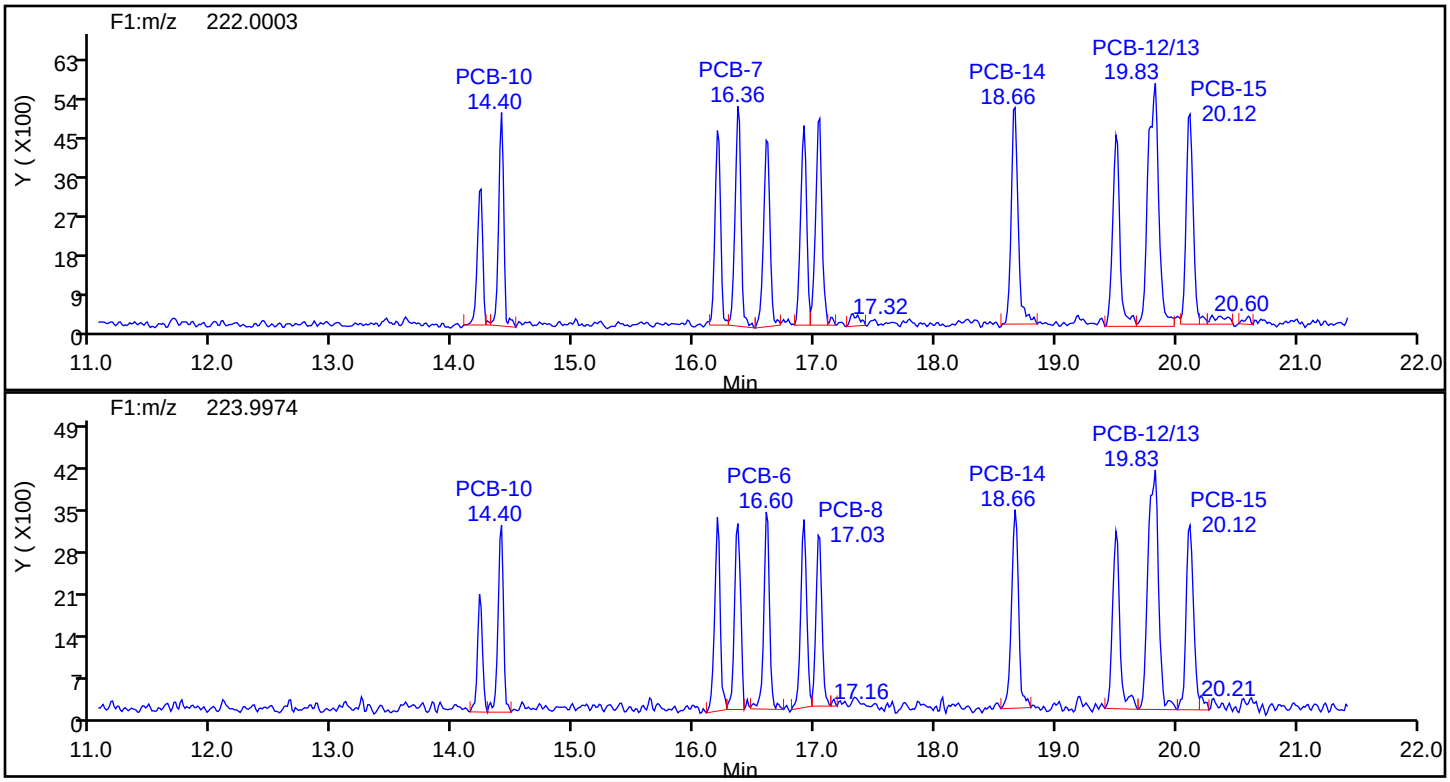

DiPCB F1 Standards

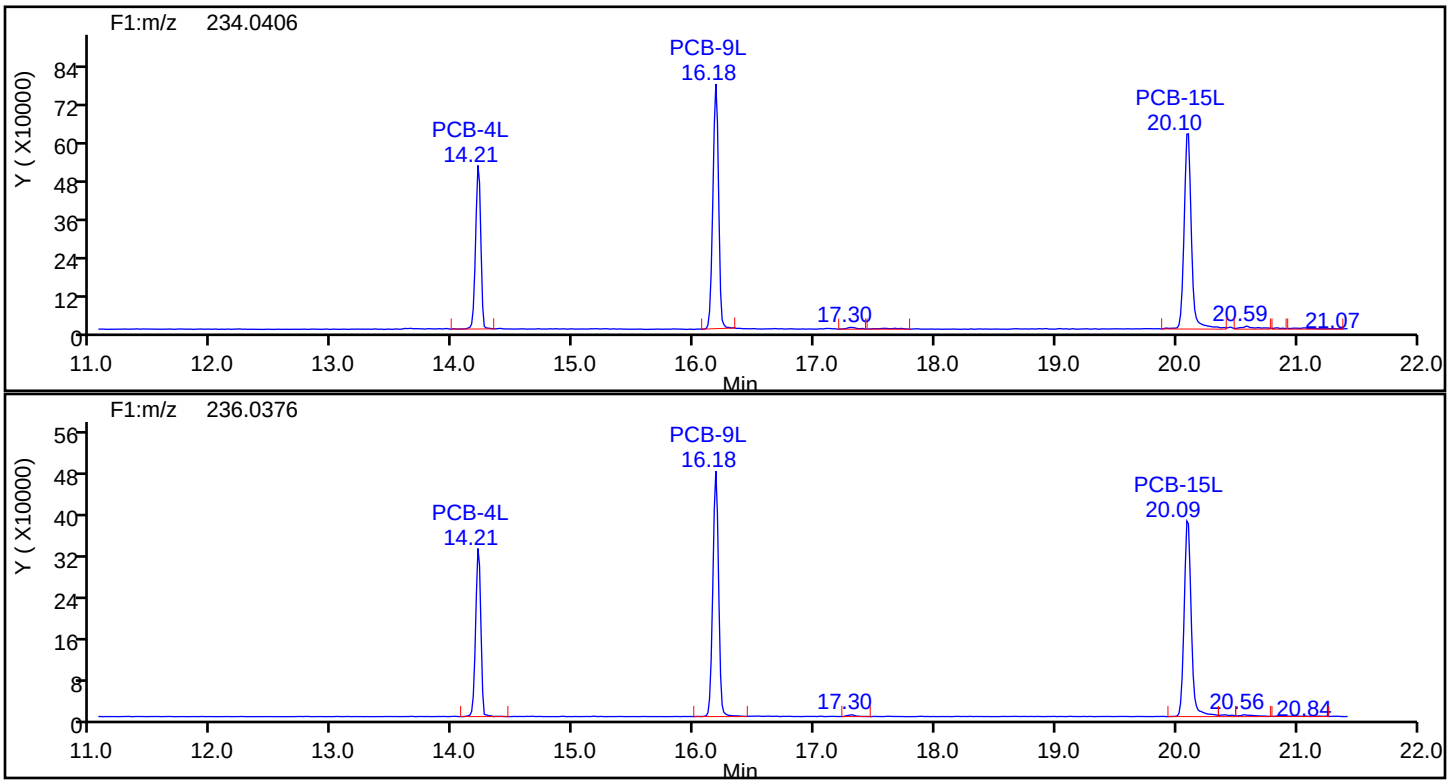

Eurofins TestAmerica, Knoxville

Data File:	\\chromna\Knoxville\ChromData\D3D\20190813-12717.b\d4190821i1c.d		
Injection Date:	21-Aug-2019 13:37:00	Injection Vol:	1.0 ul
Instrument ID:	D3D	Operator ID:	Xcalibur_System
Method:	PCBs_D3D	Limit Group:	HR - 1668A - ICAL
Client ID:			
Worklist#:	33168	Sample Line#:	1
Column Type:	SPB-Octyl	Column Dia:	0.25 mm

DiPCB F1

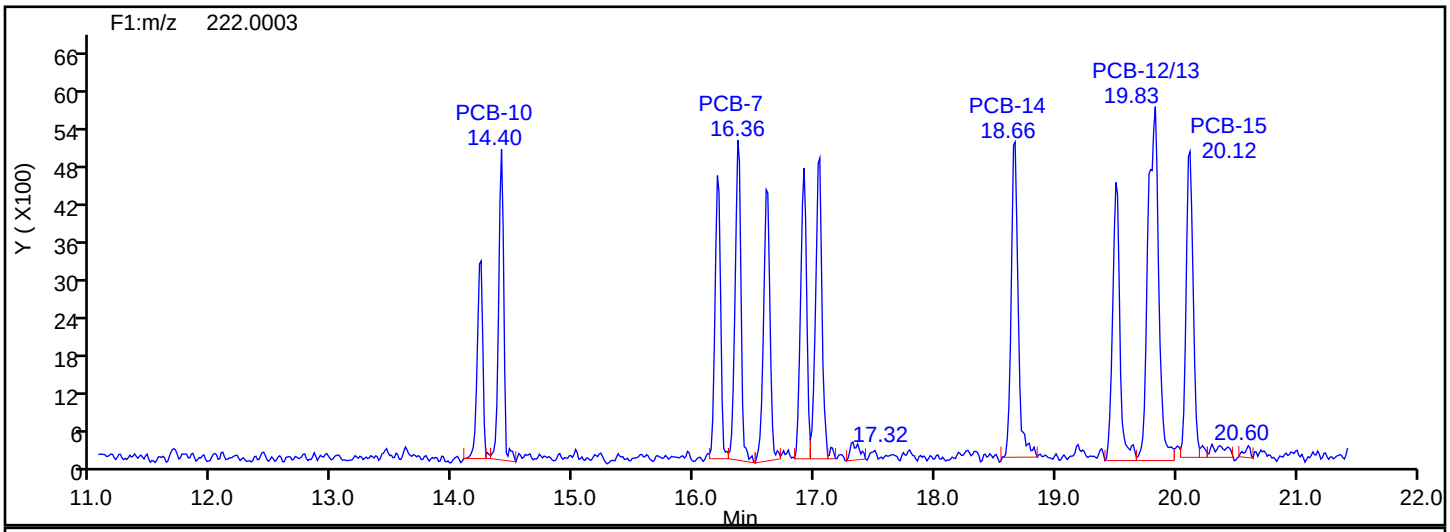

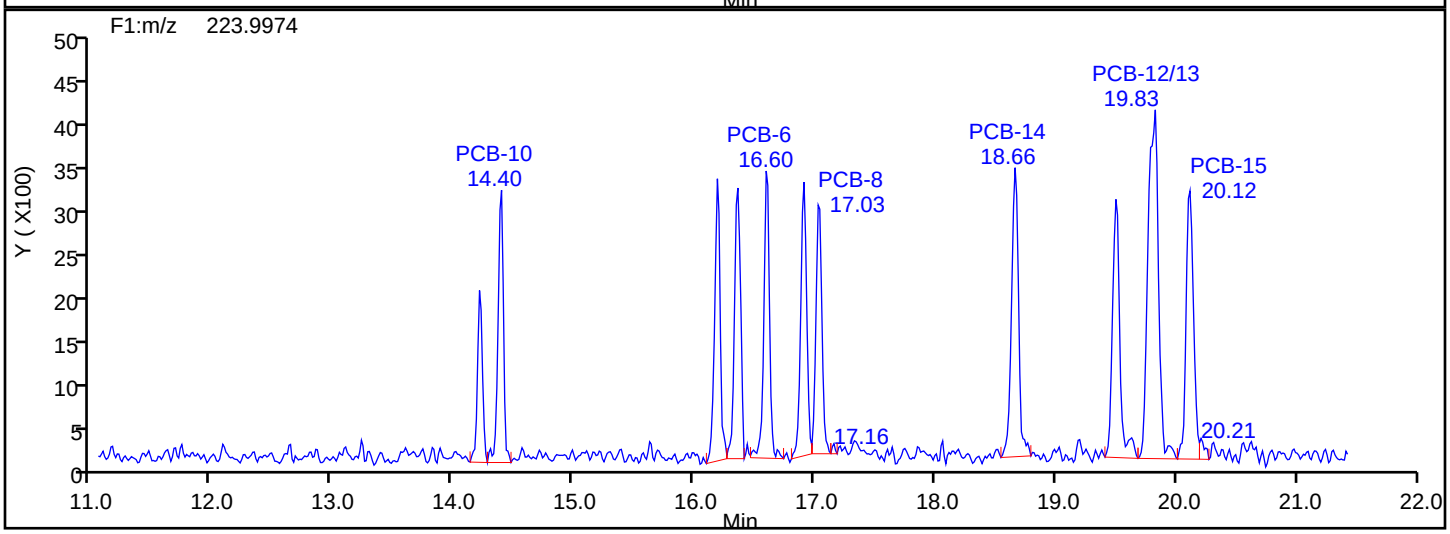

DiPCB F1 Lock Mass

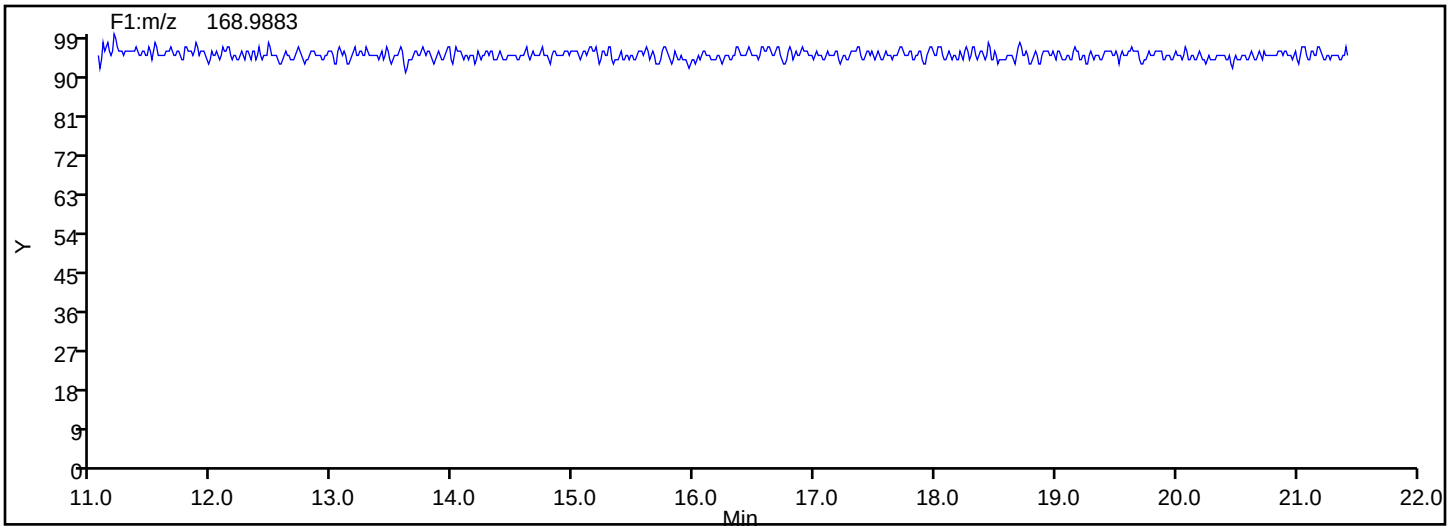

Manual Integration/User Assign Peak Report

Eurofins TestAmerica, Knoxville

Data File: \\chromna\Knoxville\ChromData\D3D\20190813-12717.b\d4190821i1c.d
Injection Date: 21-Aug-2019 13:37:00 Instrument ID: D3D
Lims ID: IC L1
Client ID:
Operator ID: Xcalibur_System ALS Bottle#: 0 Worklist Smp#: 1
Injection Vol: 1.0 ul Dil. Factor: 1.0000
Method: PCBs_D3D Limit Group: HR - 1668A - ICAL
Column: SPB-Octyl (0.25 mm) Detector F1(11.07 :21.70)

PCB-4, CAS: 13029-08-8

Signal: 1

Processing Integration Results

RT: 14.23
Area: 10267
Amount: 0.496310
Amount Units: pg/ul

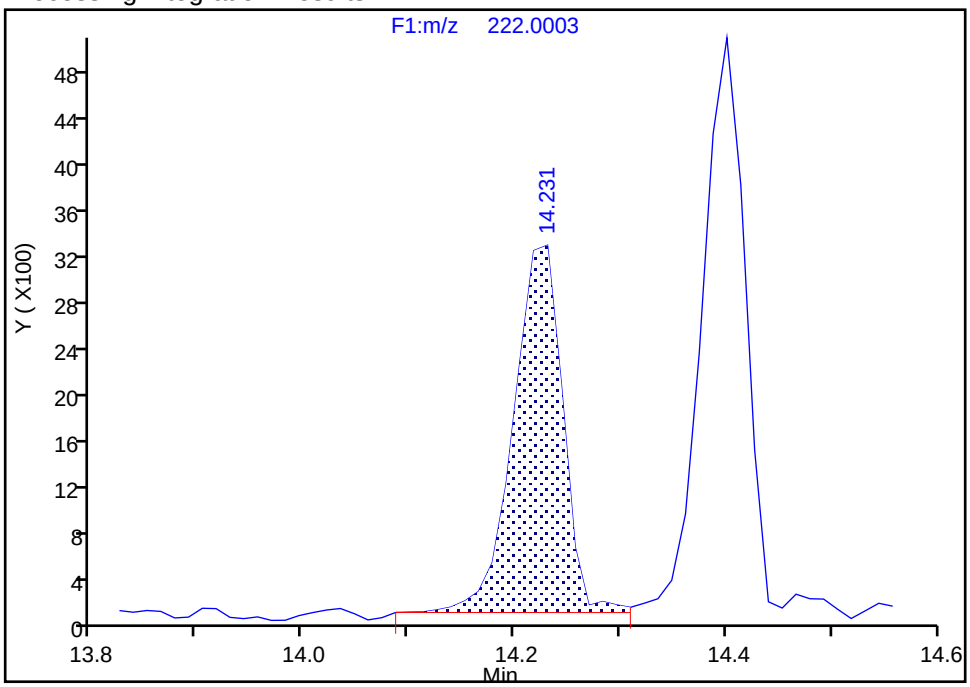

Manual Integration Results

RT: 14.23
Area: 10094
Amount: 0.492323
Amount Units: pg/ul

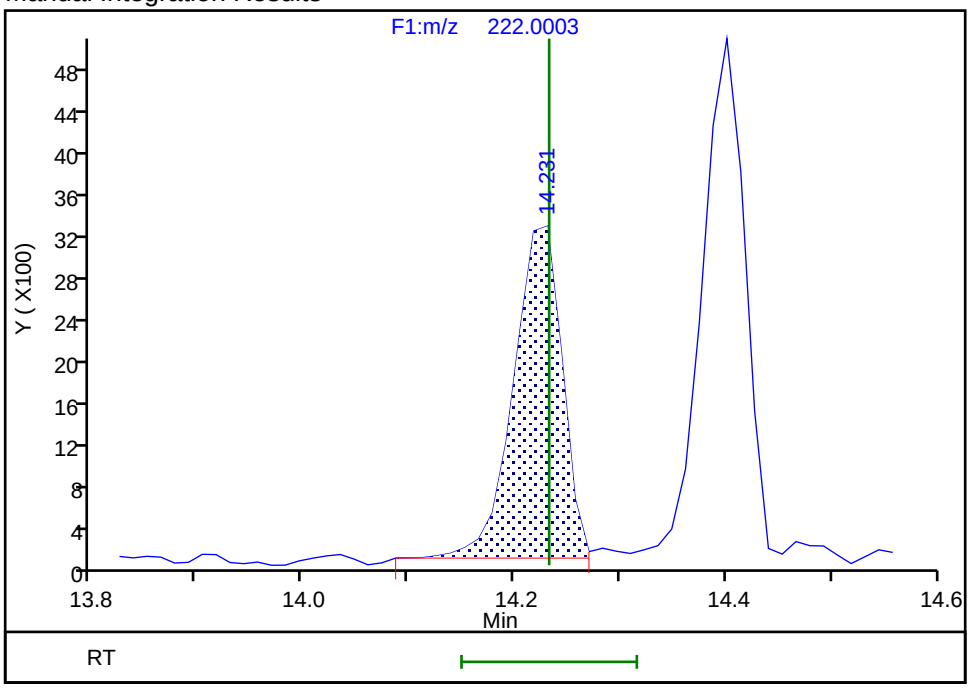

Reviewer: davidsonm, 21-Aug-2019 14:44:38
Audit Action: Split an Integrated Peak Audit Reason: Split Peak

Manual Integration/User Assign Peak Report

Eurofins TestAmerica, Knoxville

Data File:	\\chromna\Knoxville\ChromData\D3D\20190813-12717.b\d4190821i1c.d				
Injection Date:	21-Aug-2019 13:37:00	Instrument ID:	D3D		
Lims ID:	IC L1				
Client ID:					
Operator ID:	Xcalibur_System	ALS Bottle#:	0	Worklist Smp#:	1
Injection Vol:	1.0 ul	Dil. Factor:	1.0000		
Method:	PCBs_D3D	Limit Group:	HR - 1668A - ICAL		
Column:	SPB-Octyl (0.25 mm)	Detector	F1(11.07 :21.70)		

PCB-8, CAS: 34883-43-7

Signal: 2

Processing Integration Results

RT: 17.03
Area: 10053
Amount: 0.523271
Amount Units: pg/ul

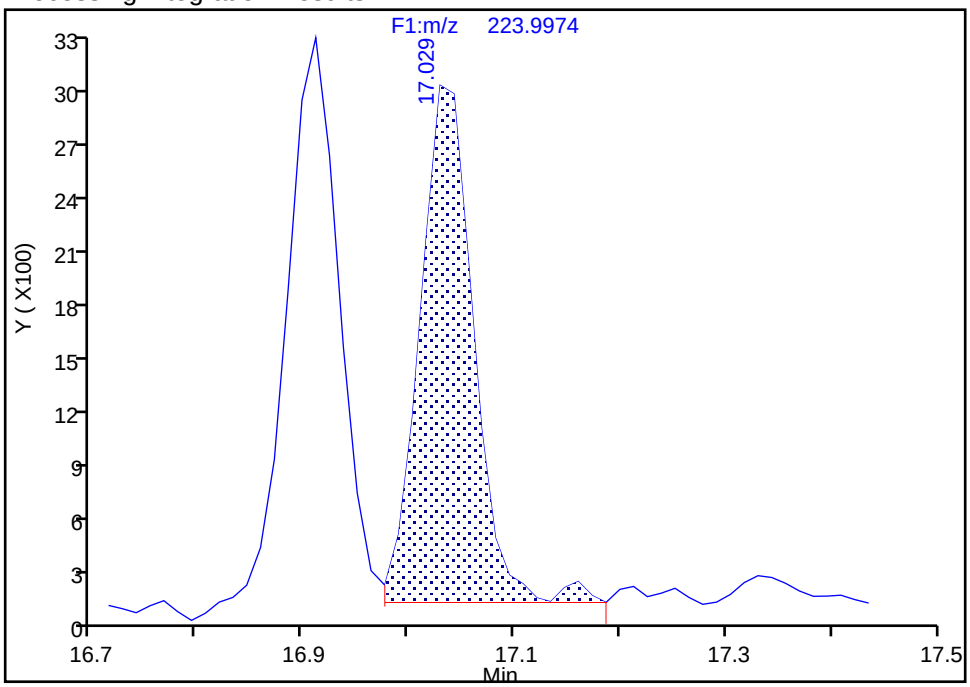

Manual Integration Results

RT: 17.03
Area: 9867
Amount: 0.512183
Amount Units: pg/ul

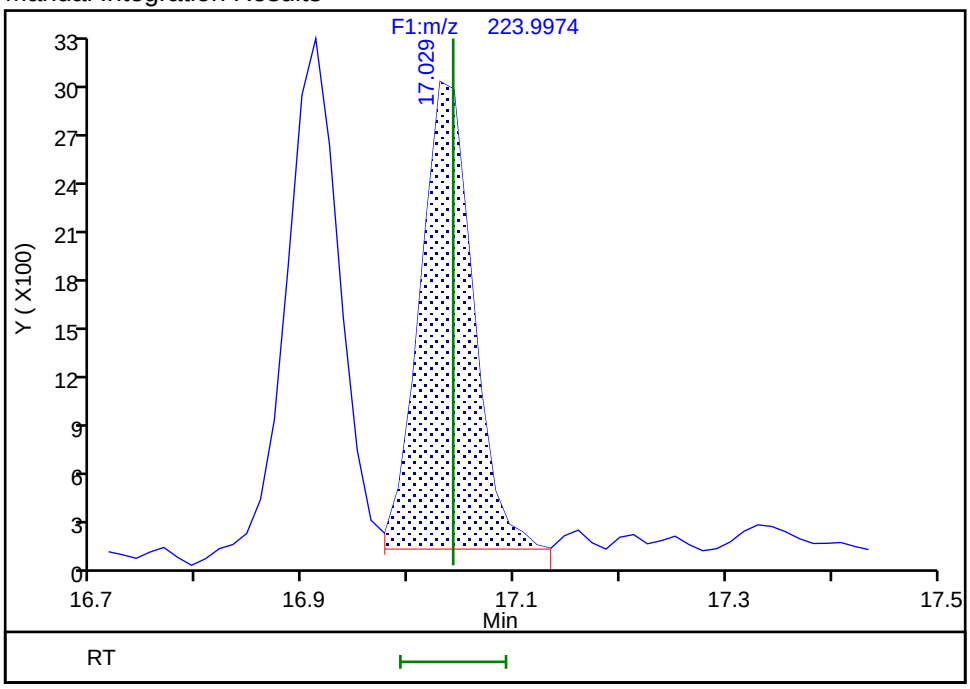

Reviewer: davidsonm, 21-Aug-2019 14:56:06

Audit Action: Split an Integrated Peak Audit Reason: Split Peak

Manual Integration/User Assign Peak Report

Eurofins TestAmerica, Knoxville

Data File: \\chromna\Knoxville\ChromData\D3D\20190813-12717.b\d4190821i1c.d
Injection Date: 21-Aug-2019 13:37:00 Instrument ID: D3D
Lims ID: IC L1
Client ID:
Operator ID: Xcalibur_System ALS Bottle#: 0 Worklist Smp#: 1
Injection Vol: 1.0 ul Dil. Factor: 1.0000
Method: PCBs_D3D Limit Group: HR - 1668A - ICAL
Column: SPB-Octyl (0.25 mm) Detector F1(11.07 :21.70)

PCB-8, CAS: 34883-43-7

Signal: 1

Processing Integration Results

RT: 17.04
Area: 18152
Amount: 0.523271
Amount Units: pg/ul

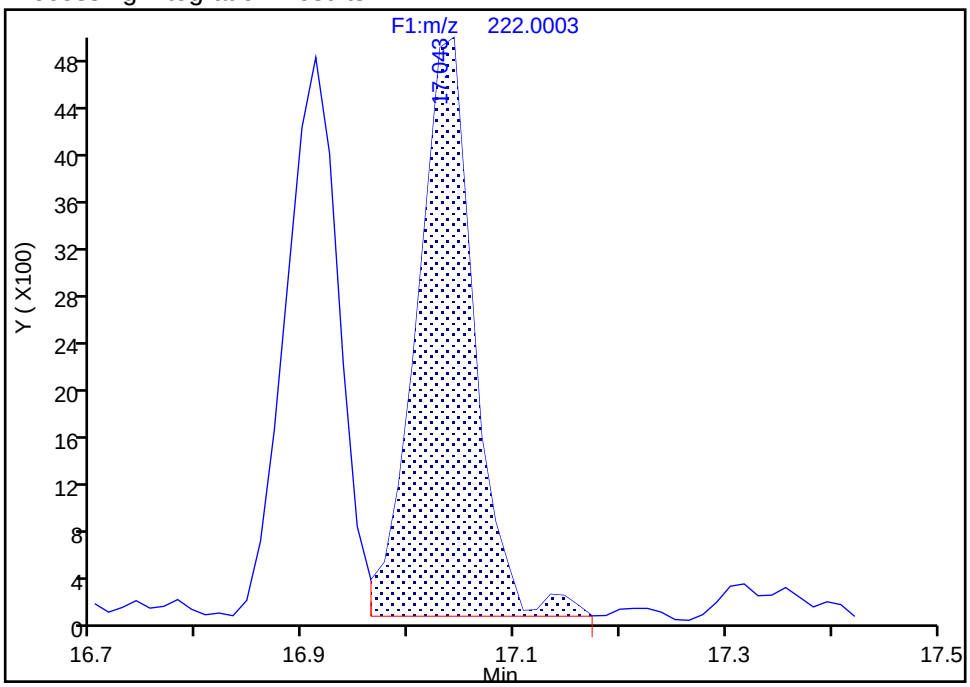

Manual Integration Results

RT: 17.04
Area: 17743
Amount: 0.512183
Amount Units: pg/ul

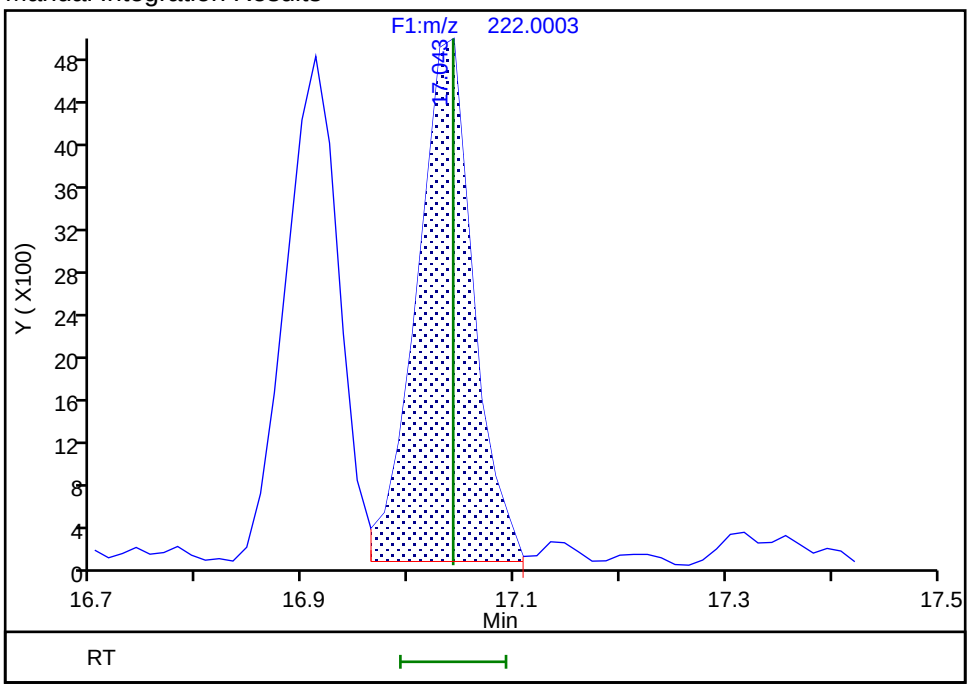

Reviewer: davidsonm, 21-Aug-2019 14:56:10
Audit Action: Split an Integrated Peak Audit Reason: Split Peak

Manual Integration/User Assign Peak Report

Eurofins TestAmerica, Knoxville

Data File:	\\chromna\Knoxville\ChromData\D3D\20190813-12717.b\d4190821i1c.d				
Injection Date:	21-Aug-2019 13:37:00	Instrument ID:	D3D		
Lims ID:	IC L1				
Client ID:					
Operator ID:	Xcalibur_System	ALS Bottle#:	0	Worklist Smp#:	1
Injection Vol:	1.0 ul	Dil. Factor:	1.0000		
Method:	PCBs_D3D	Limit Group:	HR - 1668A - ICAL		
Column:	SPB-Octyl (0.25 mm)	Detector	F1(11.07 :21.70)		

PCB-15, CAS: 2050-68-2

Signal: 1

Processing Integration Results

RT: 20.12
Area: 21958
Amount: 0.592612
Amount Units: pg/ul

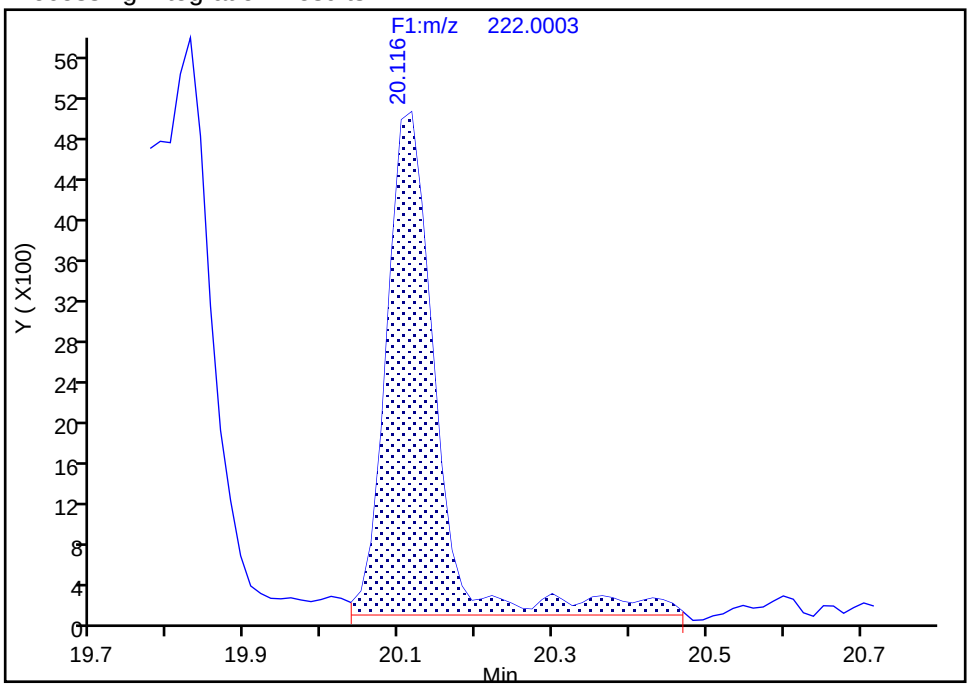

Manual Integration Results

RT: 20.12
Area: 19726
Amount: 0.555729
Amount Units: pg/ul

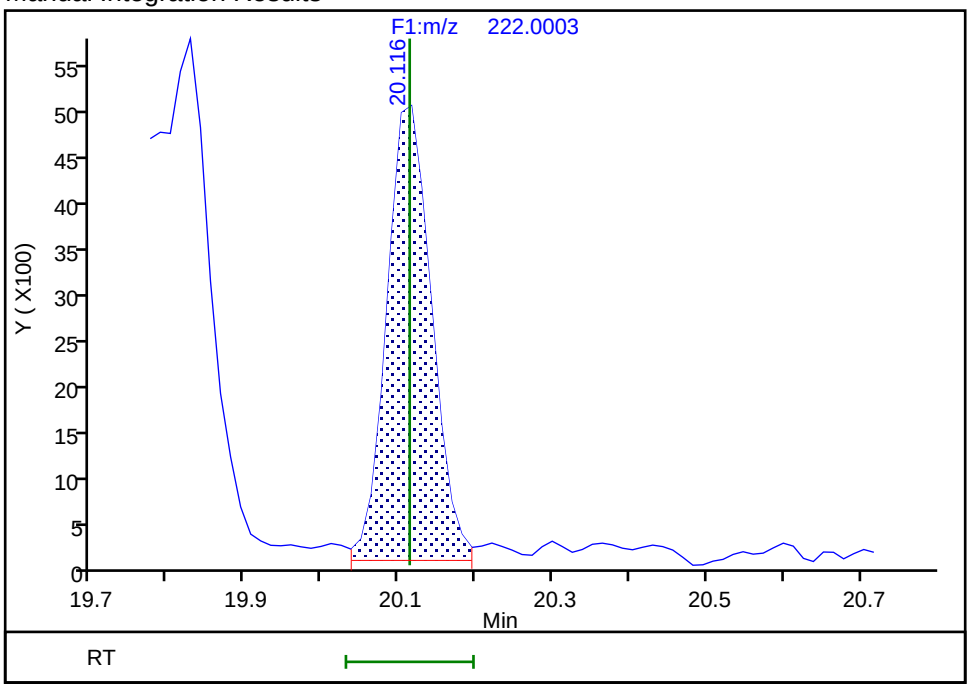

Reviewer: davidsonm, 21-Aug-2019 14:45:00

Audit Action: Split an Integrated Peak Audit Reason: Split Peak

Manual Integration/User Assign Peak Report

Eurofins TestAmerica, Knoxville

Data File:	\\chromna\Knoxville\ChromData\D3D\20190813-12717.b\d4190821i1c.d				
Injection Date:	21-Aug-2019 13:37:00	Instrument ID:	D3D		
Lims ID:	IC L1				
Client ID:					
Operator ID:	Xcalibur_System	ALS Bottle#:	0	Worklist Smp#:	1
Injection Vol:	1.0 ul	Dil. Factor:	1.0000		
Method:	PCBs_D3D	Limit Group:	HR - 1668A - ICAL		
Column:	SPB-Octyl (0.25 mm)	Detector	F1(11.07 :21.70)		

PCB-15, CAS: 2050-68-2

Signal: 2

Processing Integration Results

RT: 20.12
Area: 13917
Amount: 0.592612
Amount Units: pg/ul

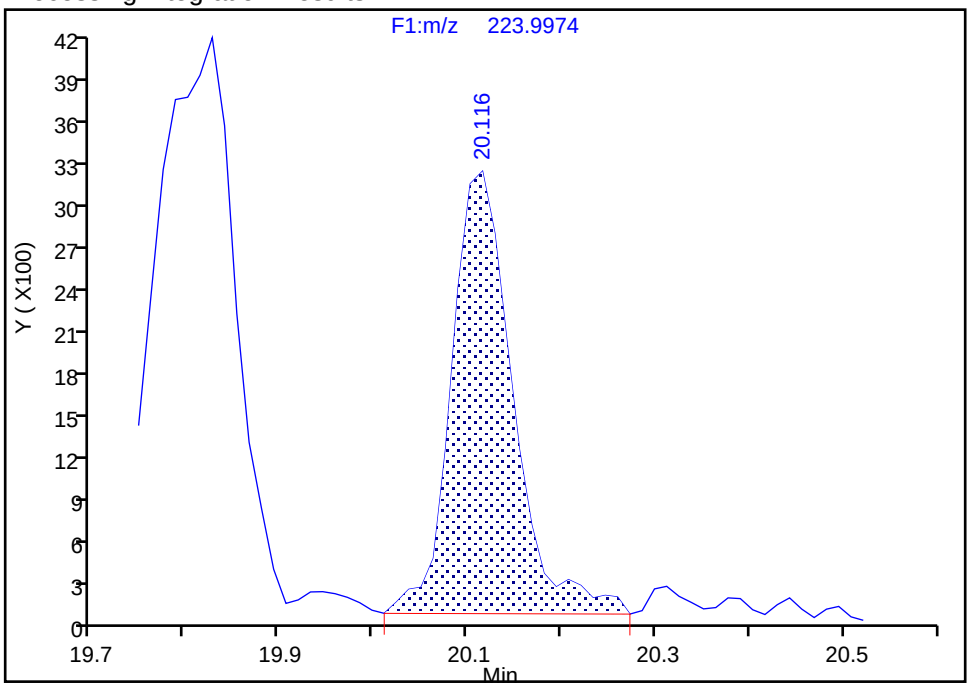

Manual Integration Results

RT: 20.12
Area: 13222
Amount: 0.555729
Amount Units: pg/ul

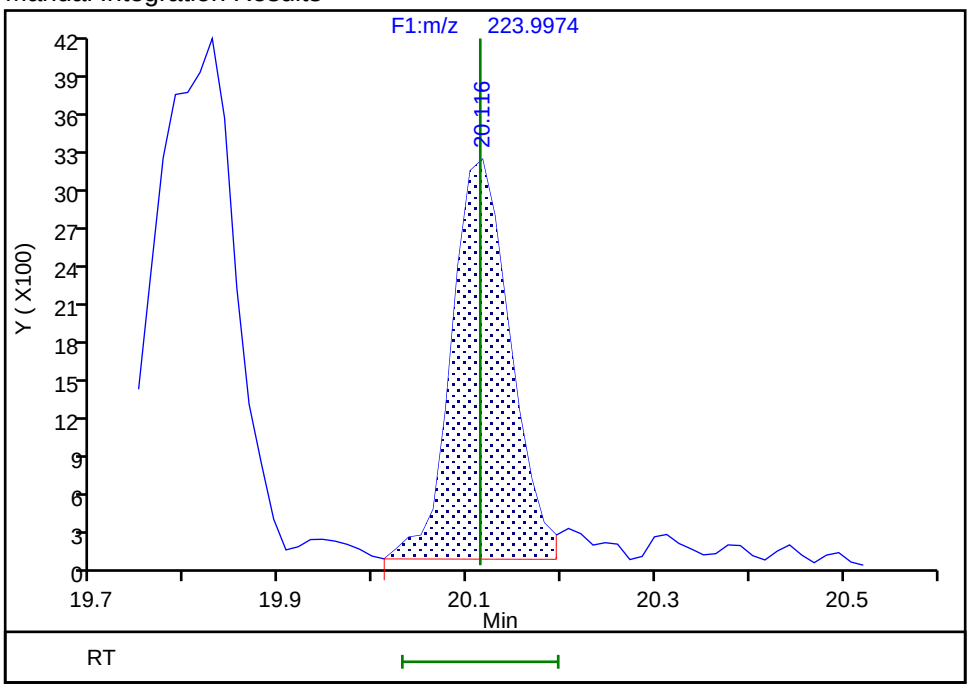

Reviewer: davidsonm, 21-Aug-2019 14:45:02

Audit Action: Split an Integrated Peak Audit Reason: Split Peak

Eurofins TestAmerica, Knoxville

Data File:	\\chromna\Knoxville\ChromData\D3D\20190813-12717.b\d4190821i1c.d		
Injection Date:	21-Aug-2019 13:37:00	Injection Vol:	1.0 ul
Instrument ID:	D3D	Operator ID:	Xcalibur_System
Method:	PCBs_D3D	Limit Group:	HR - 1668A - ICAL
Client ID:			
Worklist#:	33168	Sample Line#:	1
Column Type:	SPB-Octyl	Column Dia:	0.25 mm

TriPCB F1

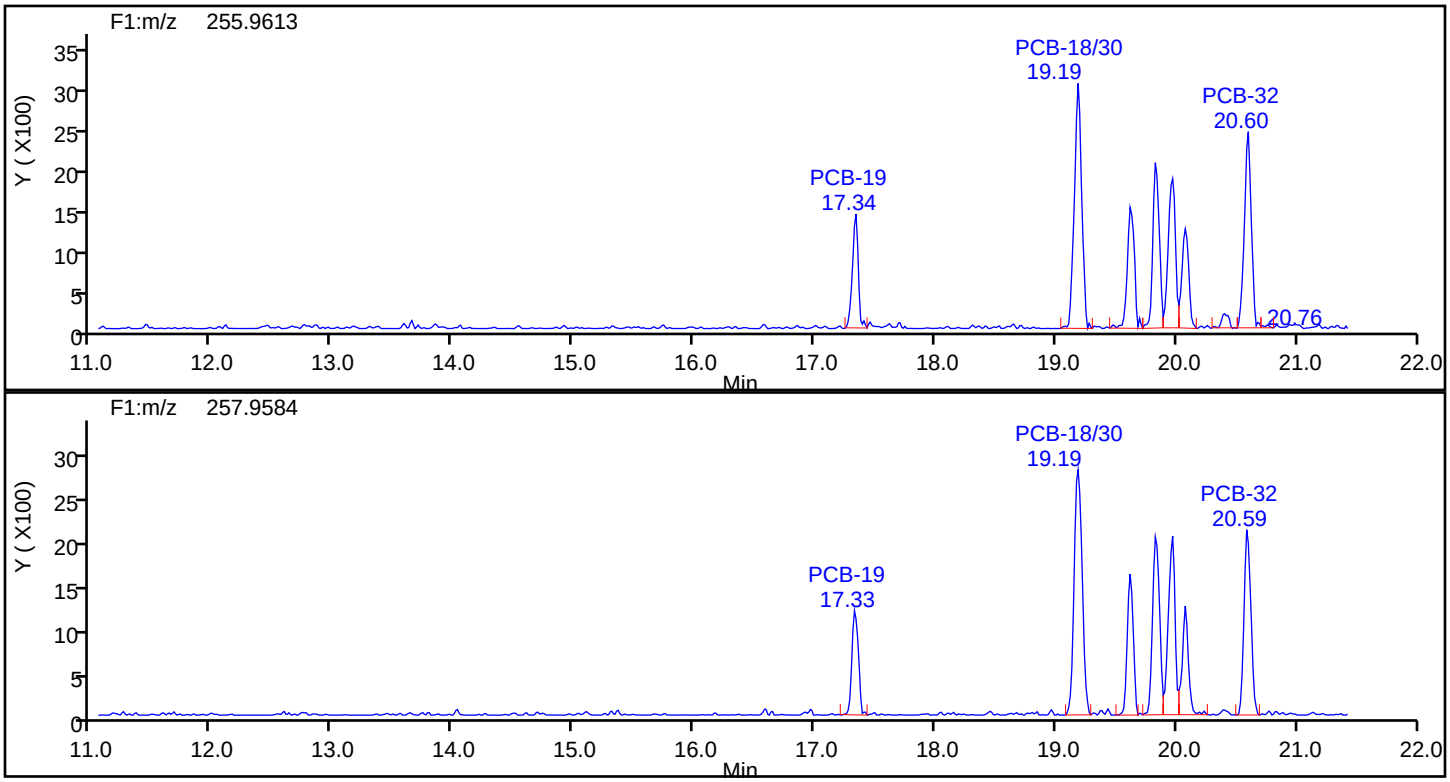

TriPCB F1 Standards

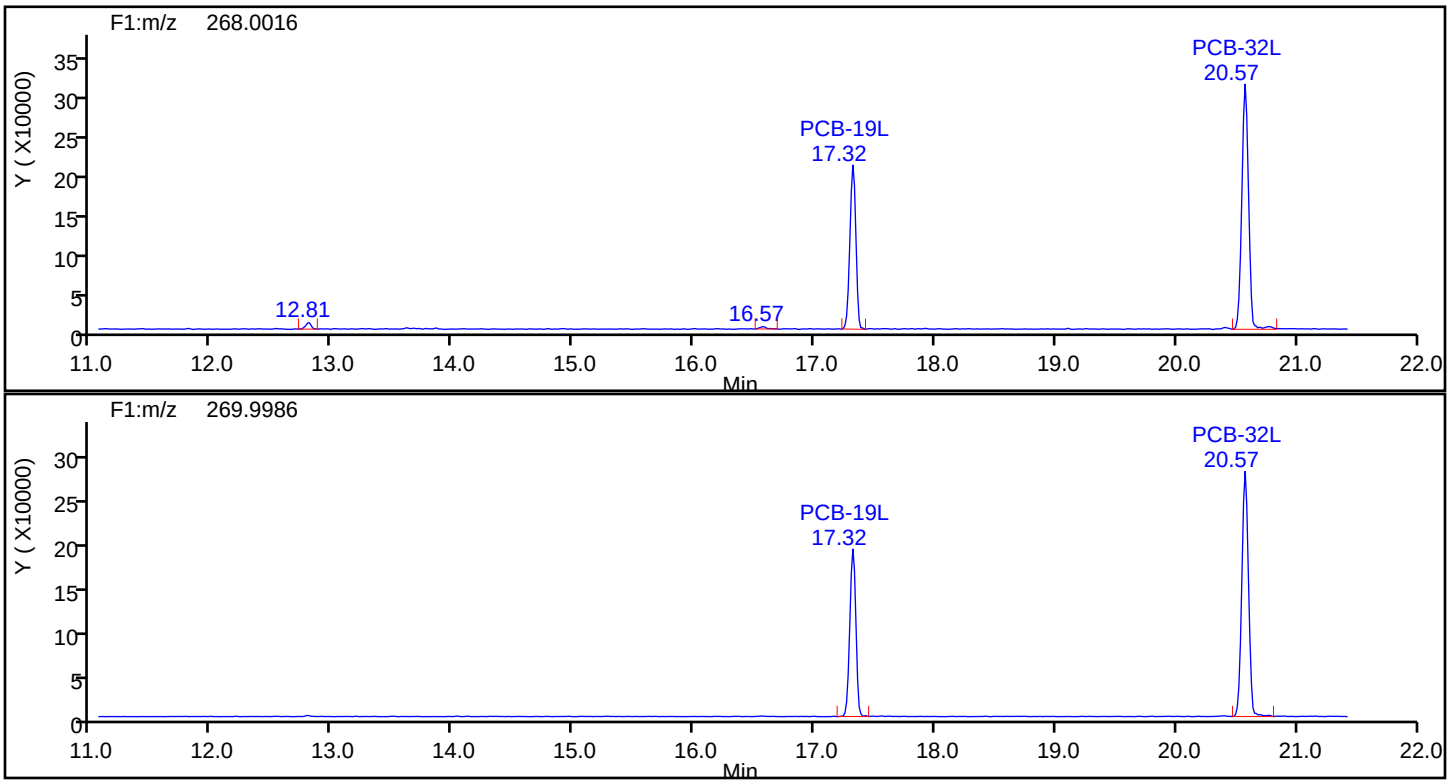

Eurofins TestAmerica, Knoxville

Data File:	\\chromna\Knoxville\ChromData\D3D\20190813-12717.b\d4190821i1c.d		
Injection Date:	21-Aug-2019 13:37:00	Injection Vol:	1.0 ul
Instrument ID:	D3D	Operator ID:	Xcalibur_System
Method:	PCBs_D3D	Limit Group:	HR - 1668A - ICAL
Client ID:			
Worklist#:	33168	Sample Line#:	1
Column Type:	SPB-Octyl	Column Dia:	0.25 mm

TriPCB F1

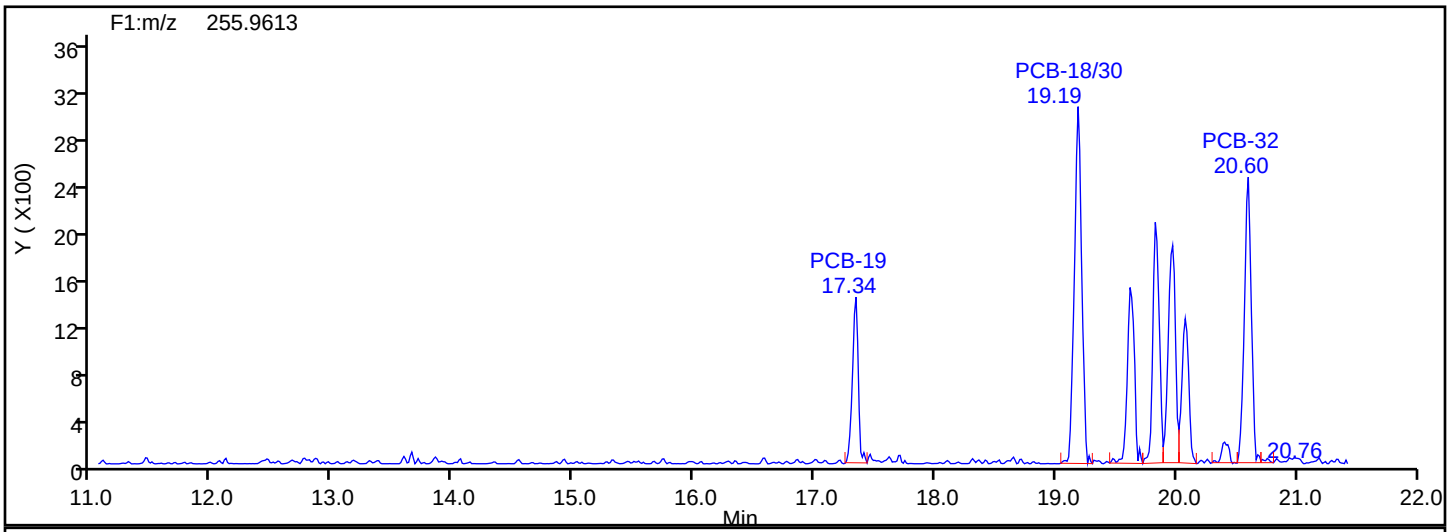

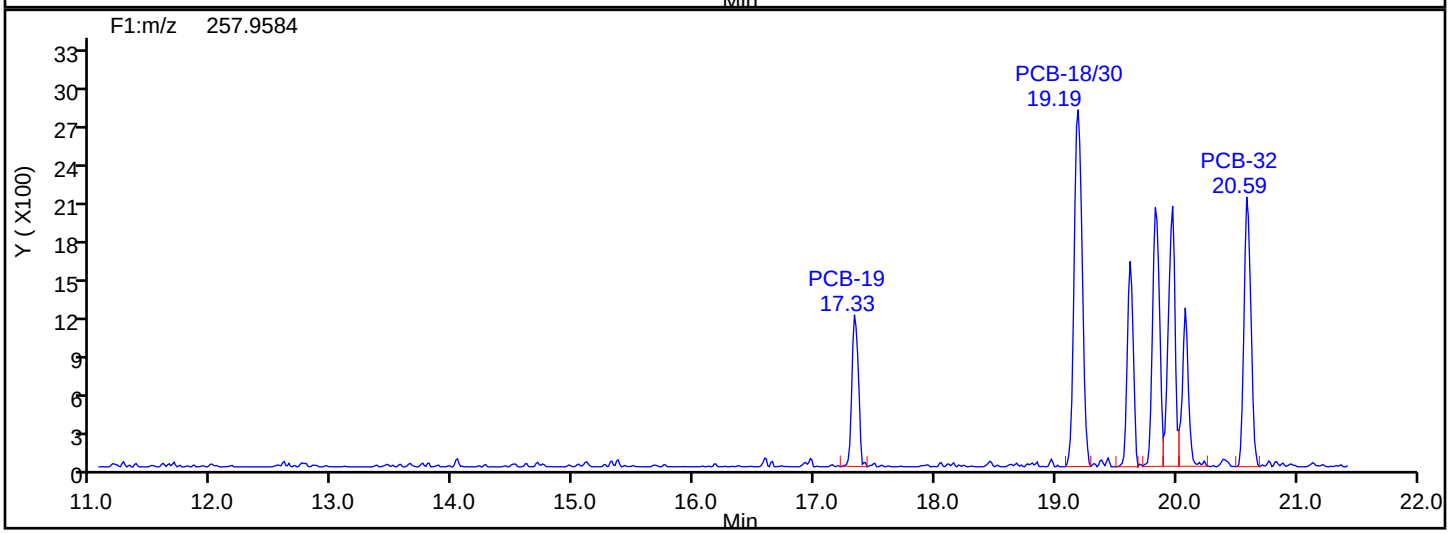

TriPCB F1 Lock Mass

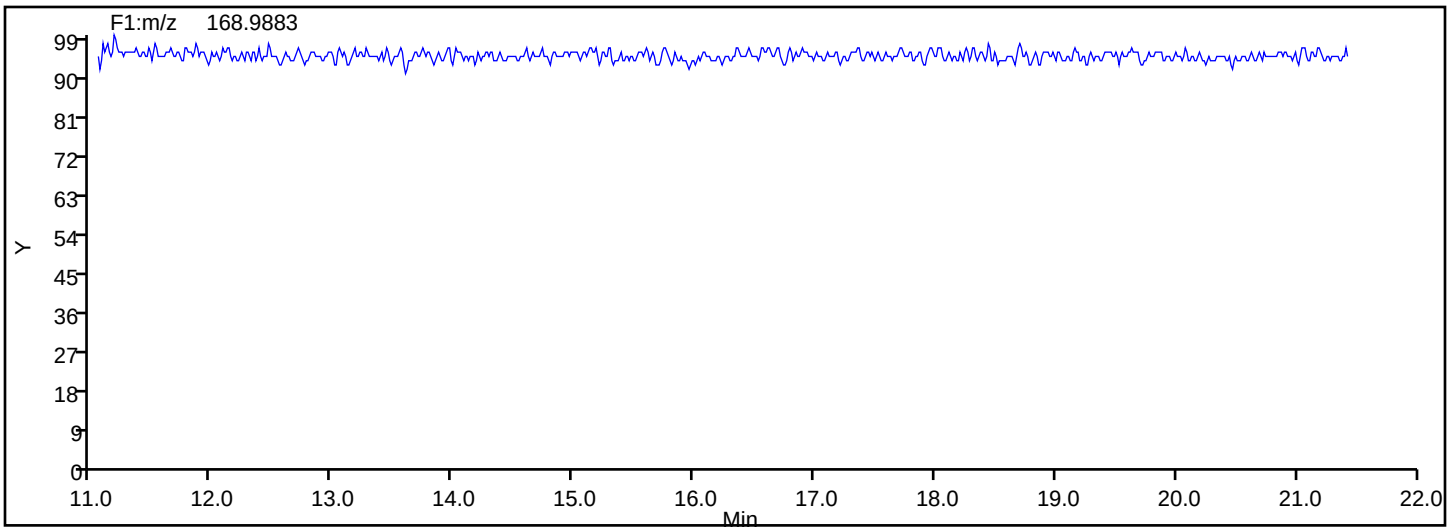

Manual Integration/User Assign Peak Report

Eurofins TestAmerica, Knoxville

Data File:	\\chromna\Knoxville\ChromData\D3D\20190813-12717.b\d4190821i1c.d				
Injection Date:	21-Aug-2019 13:37:00	Instrument ID:	D3D		
Lims ID:	IC L1				
Client ID:					
Operator ID:	Xcalibur_System	ALS Bottle#:	0	Worklist Smp#:	1
Injection Vol:	1.0 ul	Dil. Factor:	1.0000		
Method:	PCBs_D3D	Limit Group:	HR - 1668A - ICAL		
Column:	SPB-Octyl (0.25 mm)	Detector	F1(11.07 :21.70)		

PCB-32, CAS: 38444-77-8

Signal: 1

Processing Integration Results

RT: 20.60
Area: 10602
Amount: 0.587467
Amount Units: pg/ul

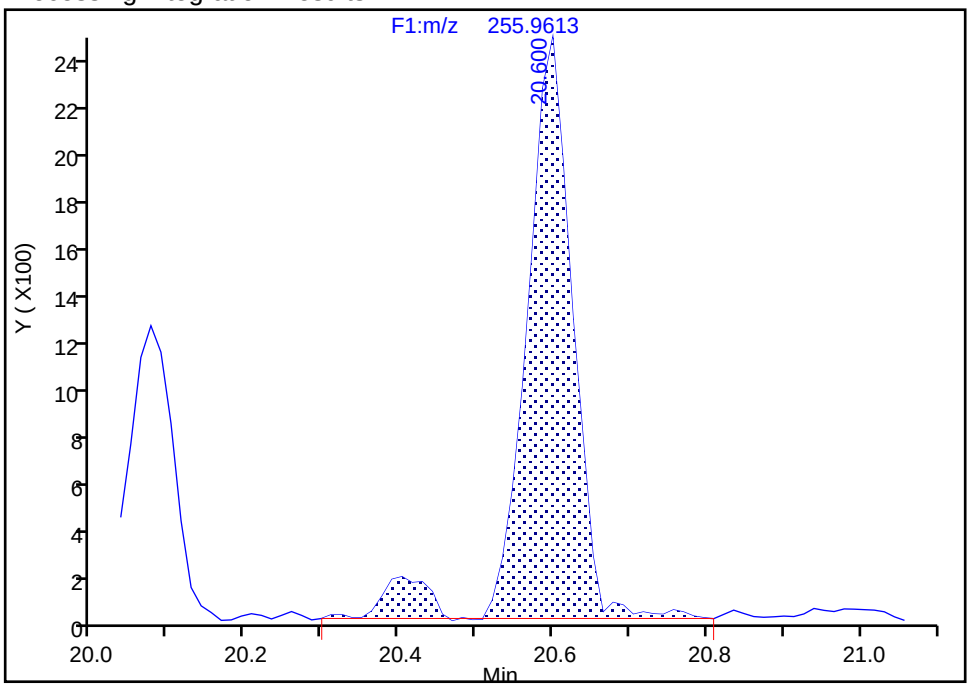

Manual Integration Results

RT: 20.60
Area: 9761
Amount: 0.552350
Amount Units: pg/ul

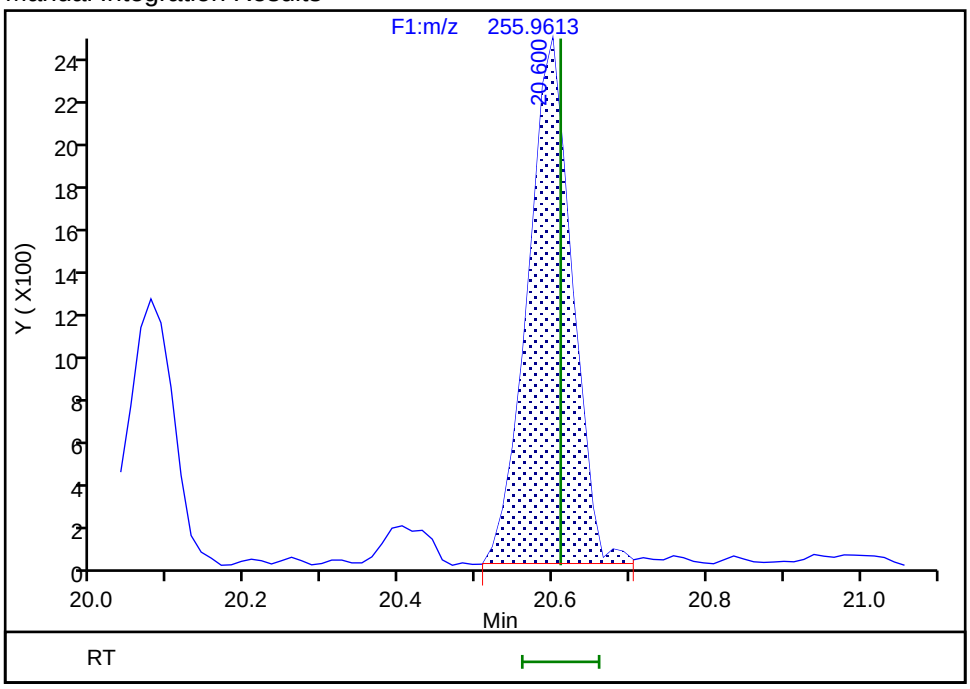

Reviewer: davidsonm, 21-Aug-2019 14:56:52

Audit Action: Split an Integrated Peak Audit Reason: Split Peak

Eurofins TestAmerica, Knoxville

Data File:	\\chromna\Knoxville\ChromData\D3D\20190813-12717.b\d4190821i1c.d		
Injection Date:	21-Aug-2019 13:37:00	Injection Vol:	1.0 ul
Instrument ID:	D3D	Operator ID:	Xcalibur_System
Method:	PCBs_D3D	Limit Group:	HR - 1668A - ICAL
Client ID:			
Worklist#:	33168	Sample Line#:	1
Column Type:	SPB-Octyl	Column Dia:	0.25 mm

TriPCB F2

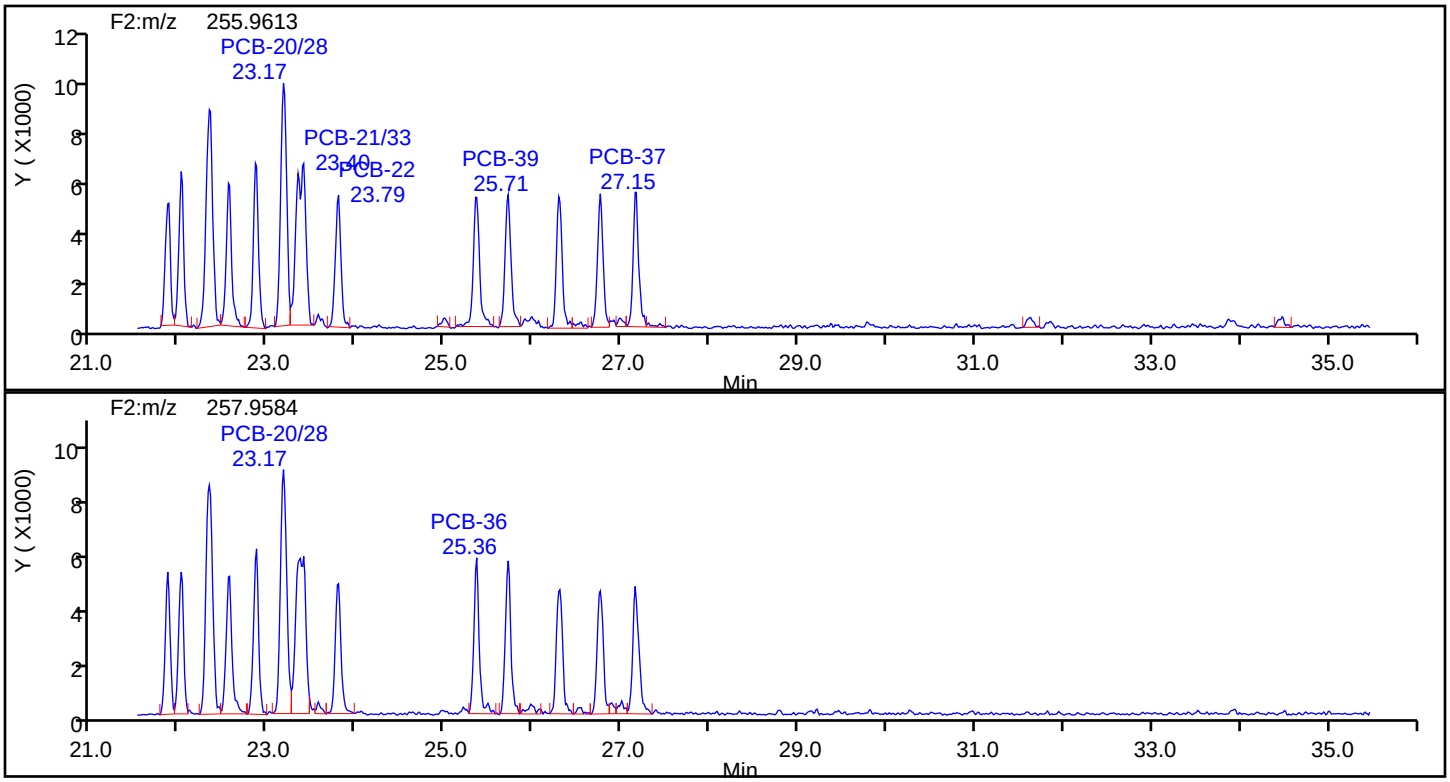

TriPCB F2 Standards

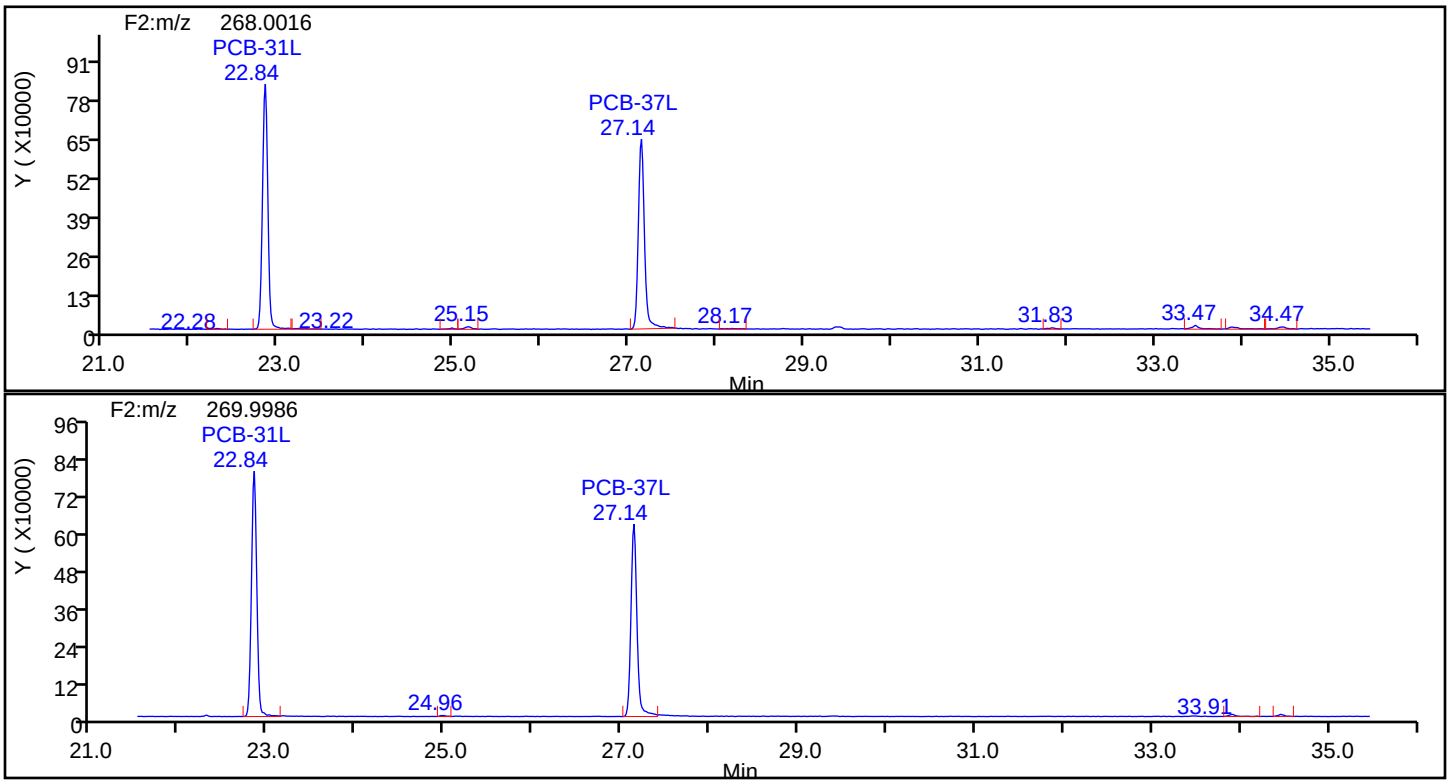

Eurofins TestAmerica, Knoxville

Data File:	\\chromna\Knoxville\ChromData\D3D\20190813-12717.b\d4190821i1c.d		
Injection Date:	21-Aug-2019 13:37:00	Injection Vol:	1.0 ul
Instrument ID:	D3D	Operator ID:	Xcalibur_System
Method:	PCBs_D3D	Limit Group:	HR - 1668A - ICAL
Client ID:			
Worklist#:	33168	Sample Line#:	1
Column Type:	SPB-Octyl	Column Dia:	0.25 mm

TriPCB F2

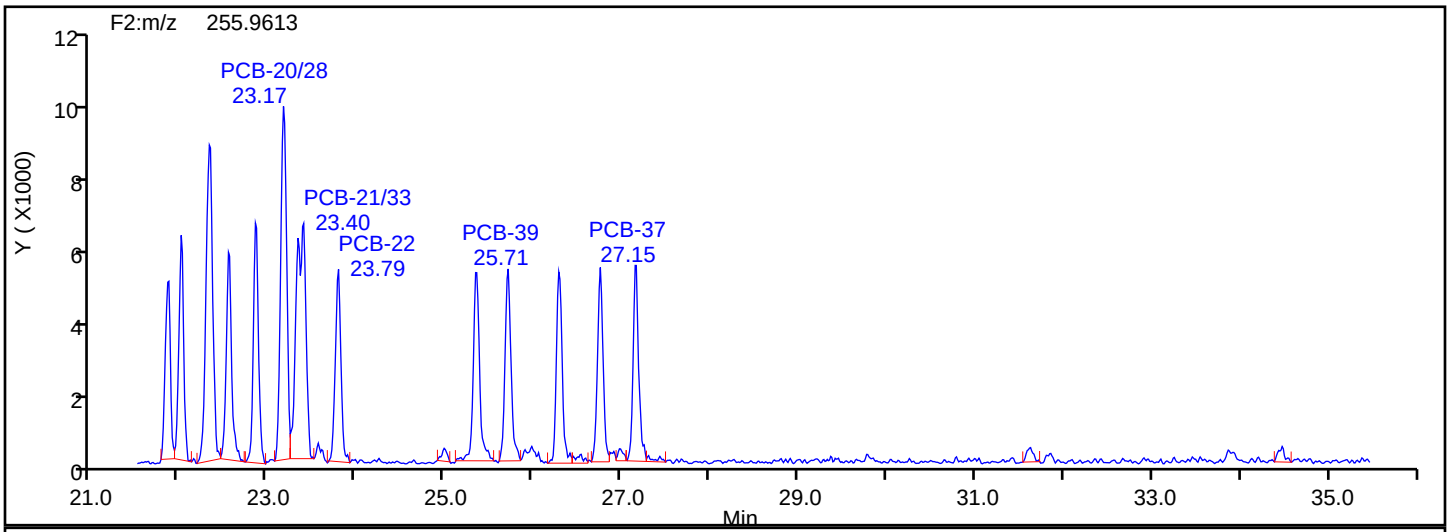

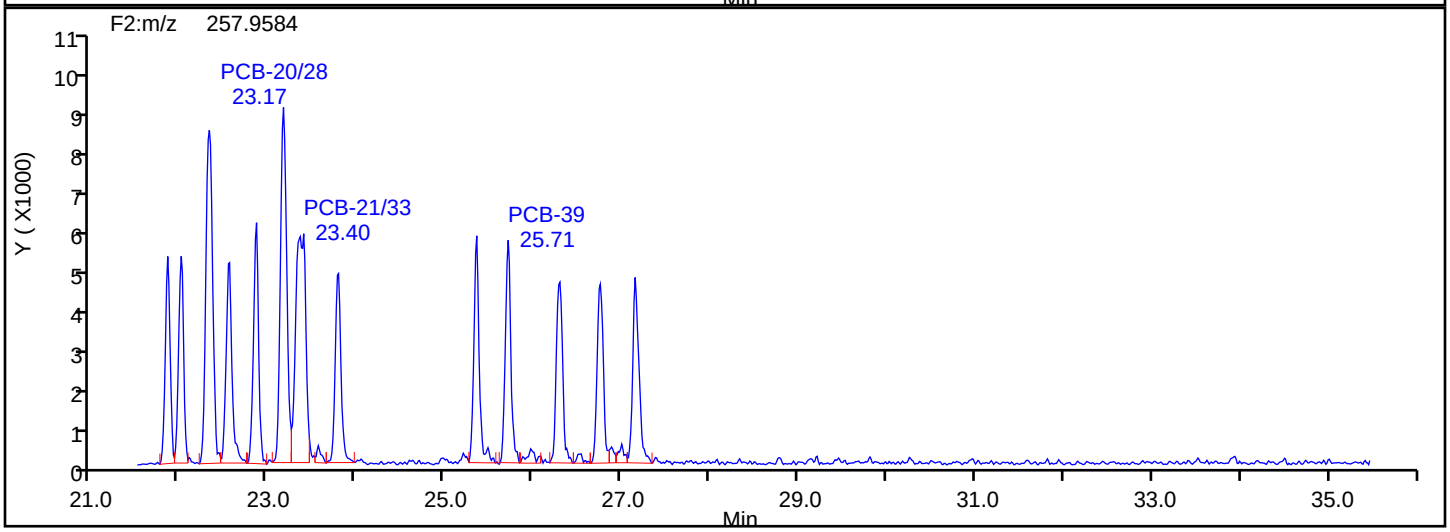

TriPCB F2 Lock Mass

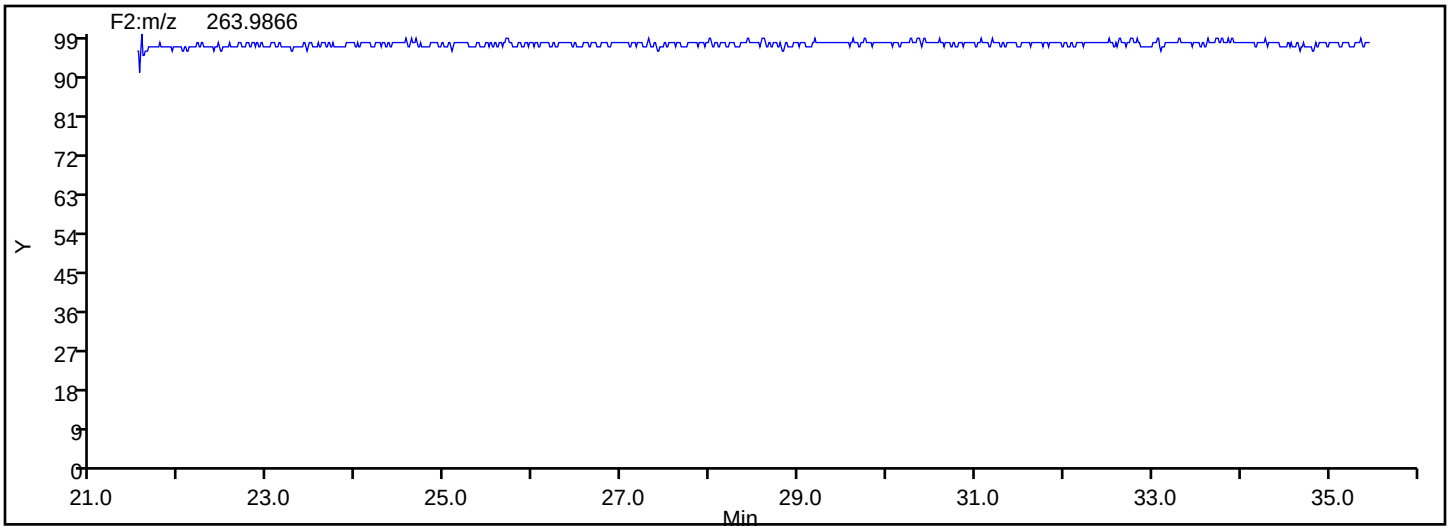

Manual Integration/User Assign Peak Report

Eurofins TestAmerica, Knoxville

Data File:	\\chromna\Knoxville\ChromData\D3D\20190813-12717.b\d4190821i1c.d				
Injection Date:	21-Aug-2019 13:37:00	Instrument ID:	D3D		
Lims ID:	IC L1				
Client ID:					
Operator ID:	Xcalibur_System	ALS Bottle#:	0	Worklist Smp#:	1
Injection Vol:	1.0 ul	Dil. Factor:	1.0000		
Method:	PCBs_D3D	Limit Group:	HR - 1668A - ICAL		
Column:	SPB-Octyl (0.25 mm)	Detector	F2(21.81 :35.54)		

PCB-38, CAS: 53555-66-1

Signal: 1

Processing Integration Results

RT: 26.29
Area: 24695
Amount: 0.551117
Amount Units: pg/ul

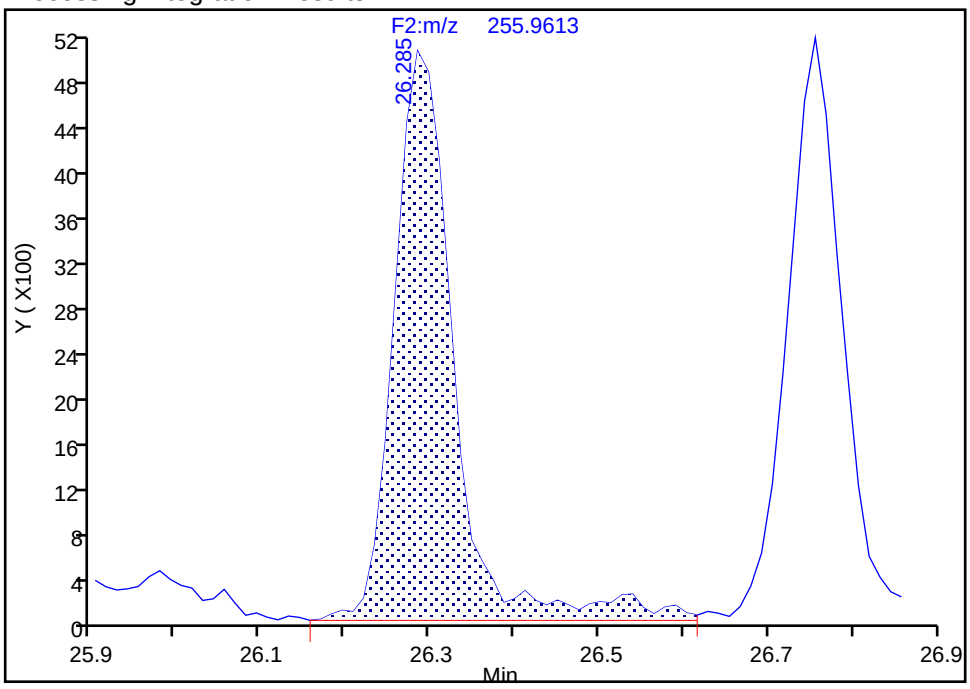

Manual Integration Results

RT: 26.29
Area: 23255
Amount: 0.560936
Amount Units: pg/ul

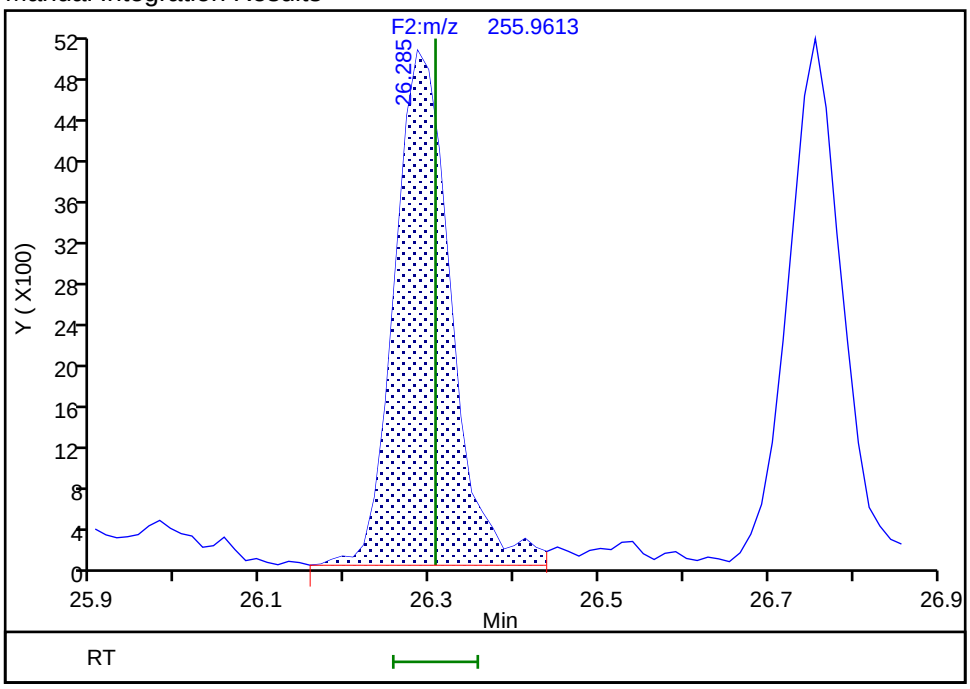

Reviewer: davidsonm, 21-Aug-2019 14:57:18

Audit Action: Split an Integrated Peak Audit Reason: Split Peak

Manual Integration/User Assign Peak Report

Eurofins TestAmerica, Knoxville

Data File: \\chromna\Knoxville\ChromData\D3D\20190813-12717.b\d4190821i1c.d
Injection Date: 21-Aug-2019 13:37:00 Instrument ID: D3D
Lims ID: IC L1
Client ID:
Operator ID: Xcalibur_System ALS Bottle#: 0 Worklist Smp#: 1
Injection Vol: 1.0 ul Dil. Factor: 1.0000
Method: PCBs_D3D Limit Group: HR - 1668A - ICAL
Column: SPB-Octyl (0.25 mm) Detector F2(21.81 :35.54)

PCB-35, CAS: 37680-69-6

Signal: 2

Processing Integration Results

RT: 26.76
Area: 22222
Amount: 0.548583
Amount Units: pg/ul

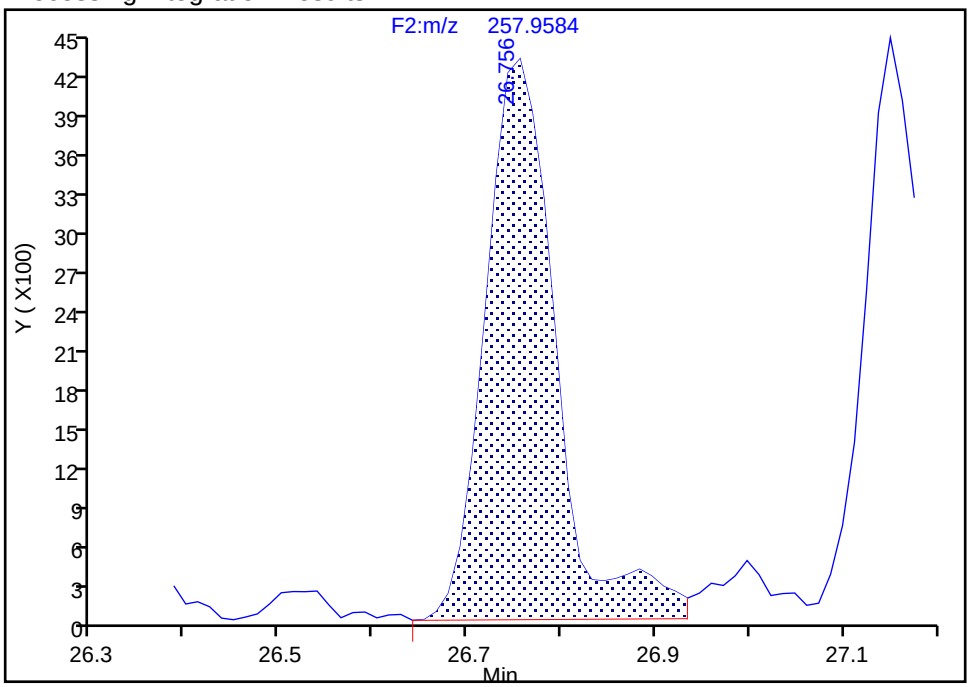

Manual Integration Results

RT: 26.76
Area: 20912
Amount: 0.584374
Amount Units: pg/ul

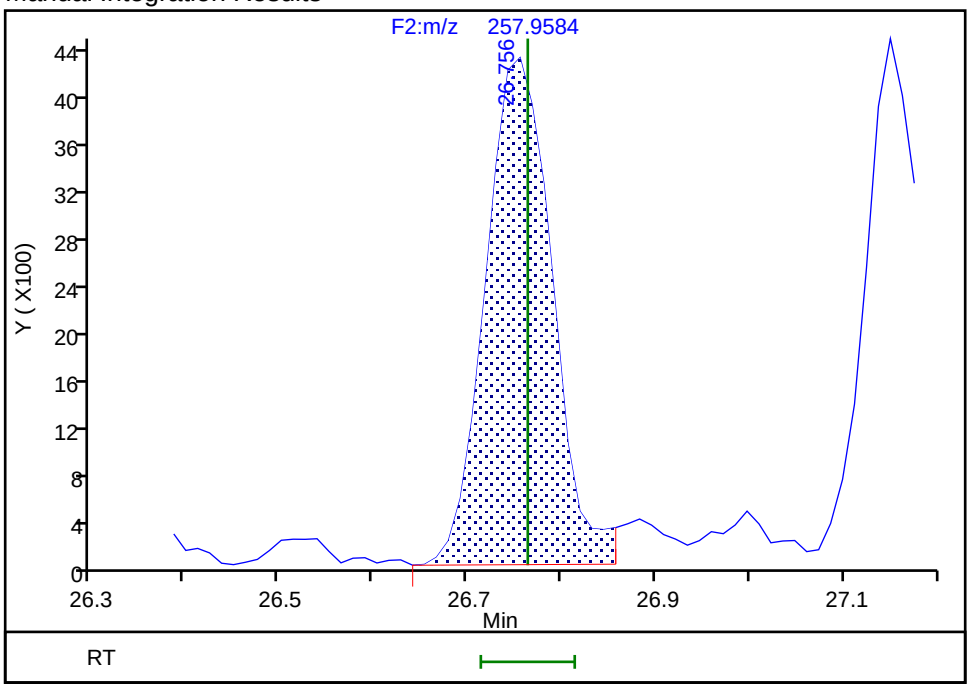

Reviewer: davidsonm, 21-Aug-2019 14:57:31
Audit Action: Split an Integrated Peak Audit Reason: Split Peak

Manual Integration/User Assign Peak Report

Eurofins TestAmerica, Knoxville

Data File:	\\chromna\Knoxville\ChromData\D3D\20190813-12717.b\d4190821i1c.d				
Injection Date:	21-Aug-2019 13:37:00	Instrument ID:	D3D		
Lims ID:	IC L1				
Client ID:					
Operator ID:	Xcalibur_System	ALS Bottle#:	0	Worklist Smp#:	1
Injection Vol:	1.0 ul	Dil. Factor:	1.0000		
Method:	PCBs_D3D	Limit Group:	HR - 1668A - ICAL		
Column:	SPB-Octyl (0.25 mm)	Detector	F2(21.81 :35.54)		

PCB-37, CAS: 38444-90-5

Signal: 1

Processing Integration Results

RT: 27.15
Area: 23448
Amount: 0.544463
Amount Units: pg/ul

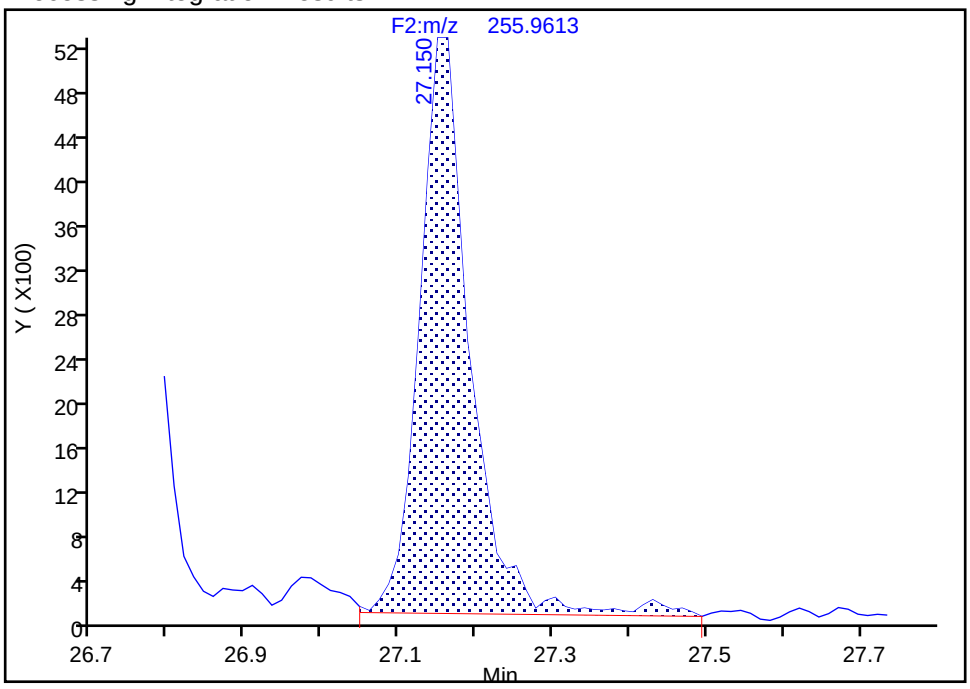

Manual Integration Results

RT: 27.15
Area: 22526
Amount: 0.563353
Amount Units: pg/ul

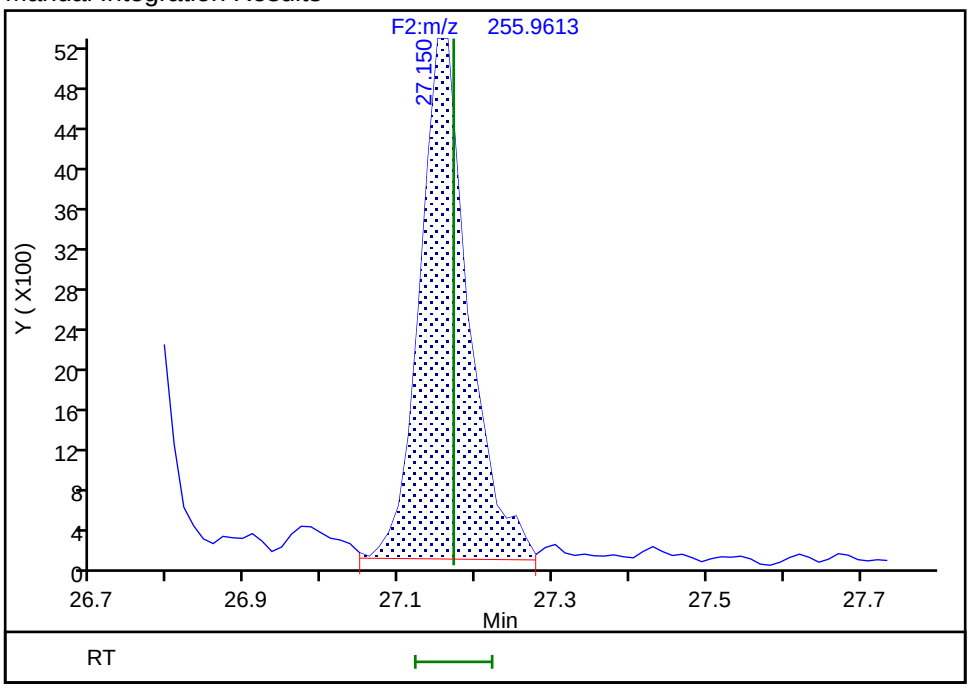

Reviewer: davidsonm, 21-Aug-2019 14:57:38

Audit Action: Split an Integrated Peak Audit Reason: Split Peak

Eurofins TestAmerica, Knoxville

Data File:	\\chromna\Knoxville\ChromData\D3D\20190813-12717.b\d4190821i1c.d		
Injection Date:	21-Aug-2019 13:37:00	Injection Vol:	1.0 ul
Instrument ID:	D3D	Operator ID:	Xcalibur_System
Method:	PCBs_D3D	Limit Group:	HR - 1668A - ICAL
Client ID:			
Worklist#:	33168	Sample Line#:	1
Column Type:	SPB-Octyl	Column Dia:	0.25 mm

TePCB F1

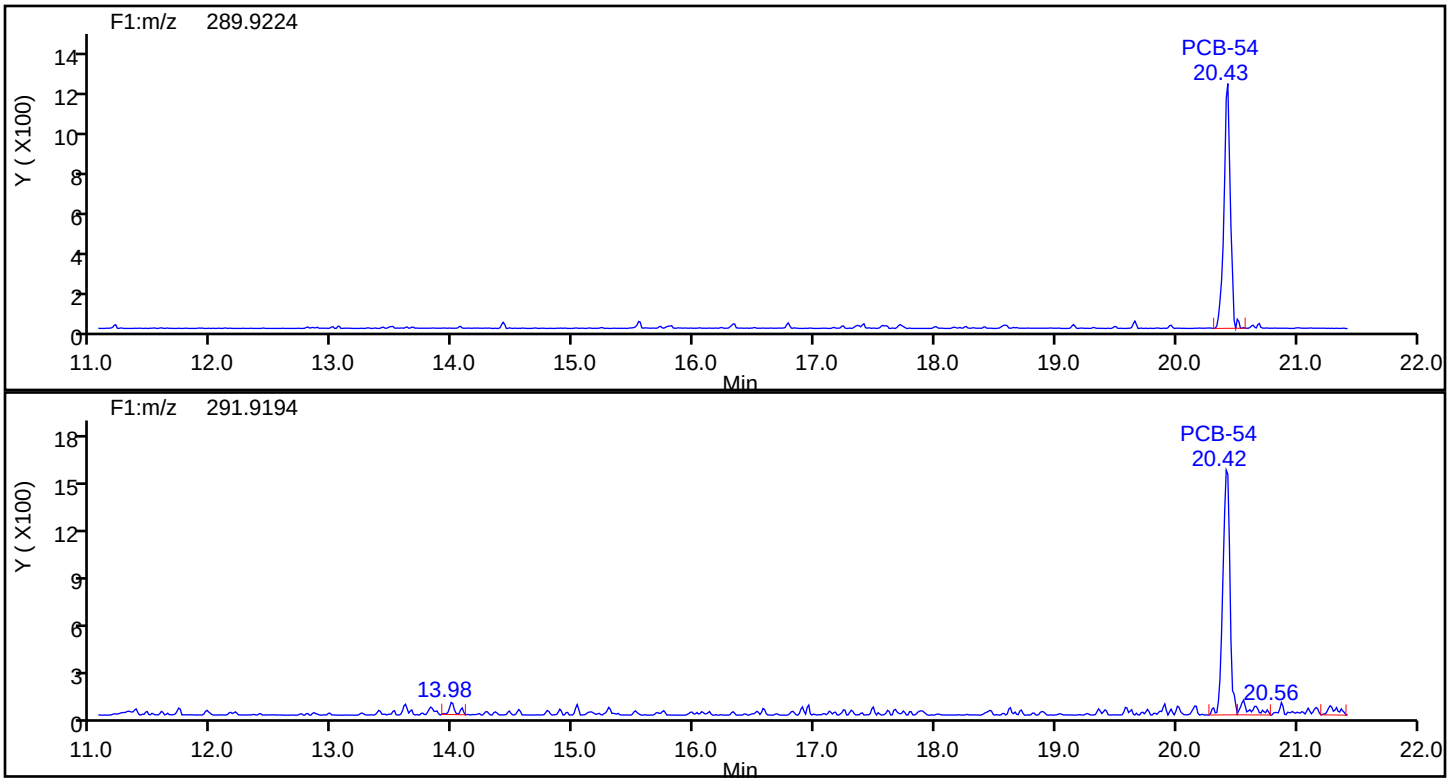

TePCB F1 Standards

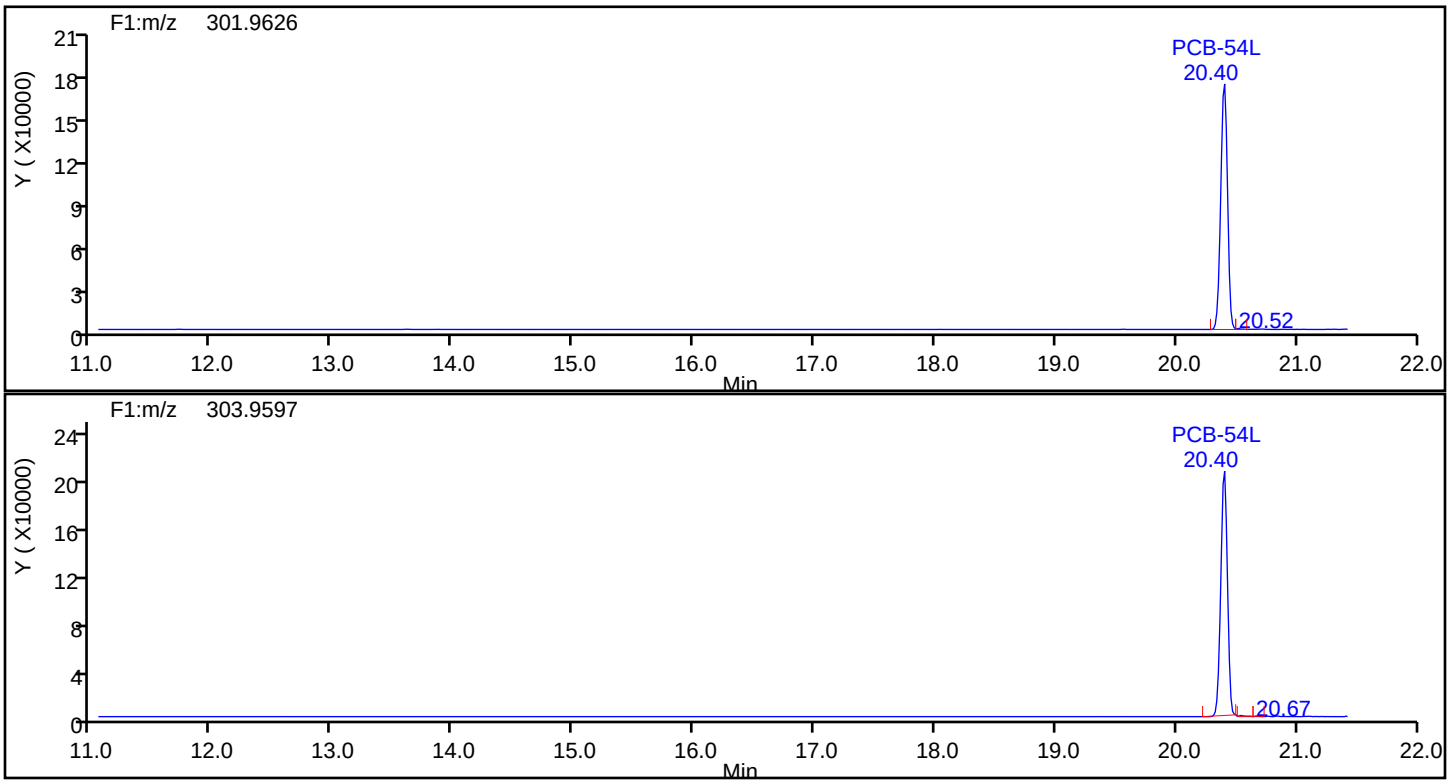

Report Date: 30-Aug-2019 11:36:15 Chrom Revision: 2.3 22-Aug-2019 12:55:36

Eurofins TestAmerica, Knoxville

Data File: \\chromna\Knoxville\ChromData\D3D\20190813-12717.b\d4190821i1c.d

Injection Date:	21-Aug-2019 13:37:00	Injection Vol:	1.0 ul
Instrument ID:	D3D	Operator ID:	Xcalibur_System
Method:	PCBs_D3D	Limit Group:	HR - 1668A - ICAL
Client ID:			
Worklist#:	33168	Sample Line#:	1
Column Type:	SPB-Octyl	Column Dia:	0.25 mm

TePCB F1

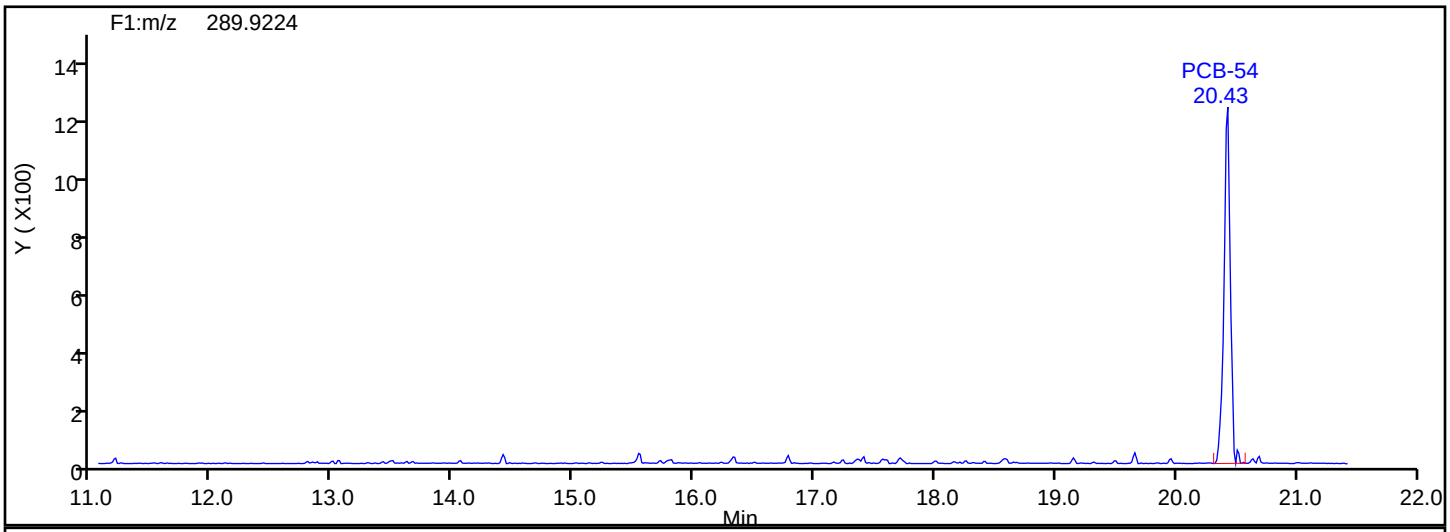

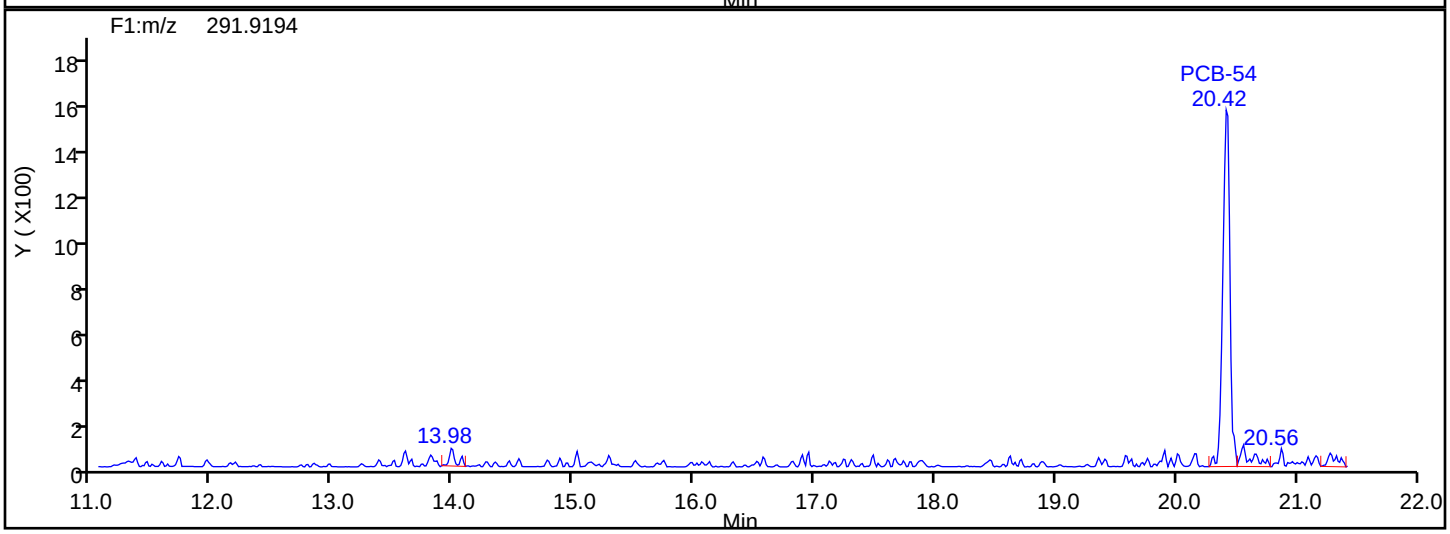

TePCB F1 Lock Mass

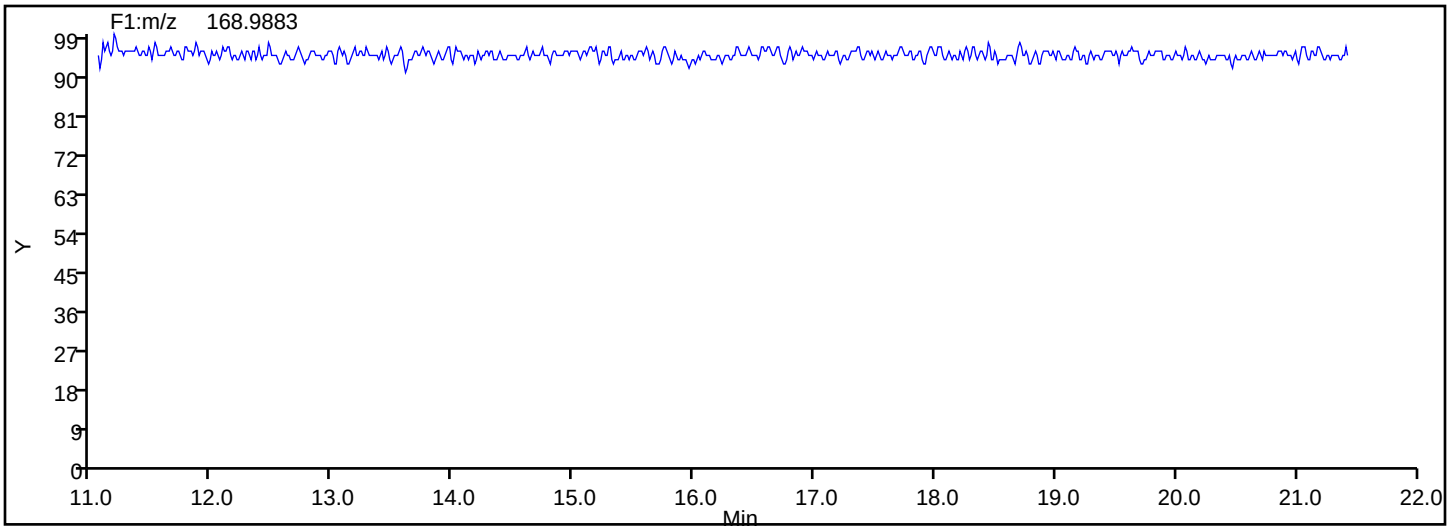

Eurofins TestAmerica, Knoxville

Data File:	\\chromna\Knoxville\ChromData\D3D\20190813-12717.b\d4190821i1c.d		
Injection Date:	21-Aug-2019 13:37:00	Injection Vol:	1.0 ul
Instrument ID:	D3D	Operator ID:	Xcalibur_System
Method:	PCBs_D3D	Limit Group:	HR - 1668A - ICAL
Client ID:			
Worklist#:	33168	Sample Line#:	1
Column Type:	SPB-Octyl	Column Dia:	0.25 mm

TePCB F2

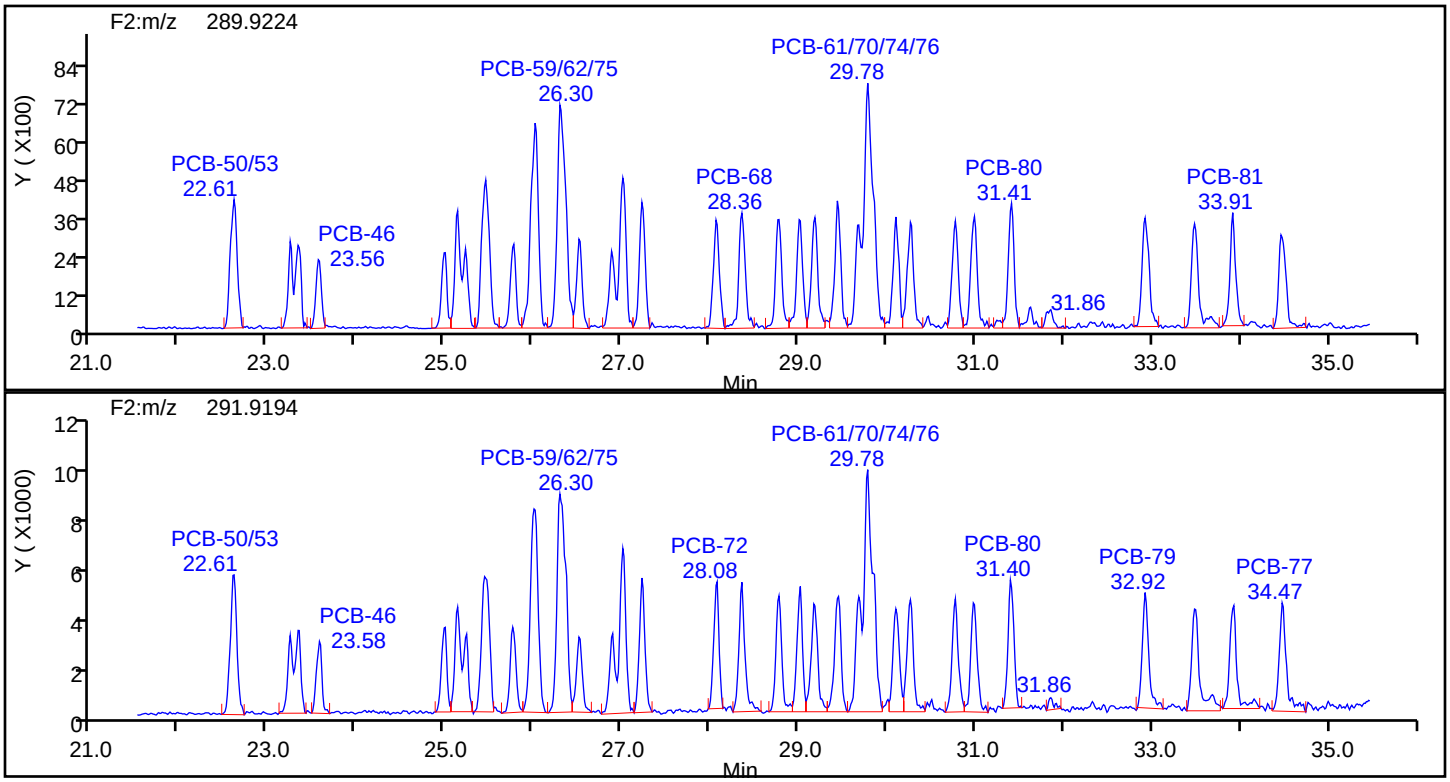

TePCB F2 Standards

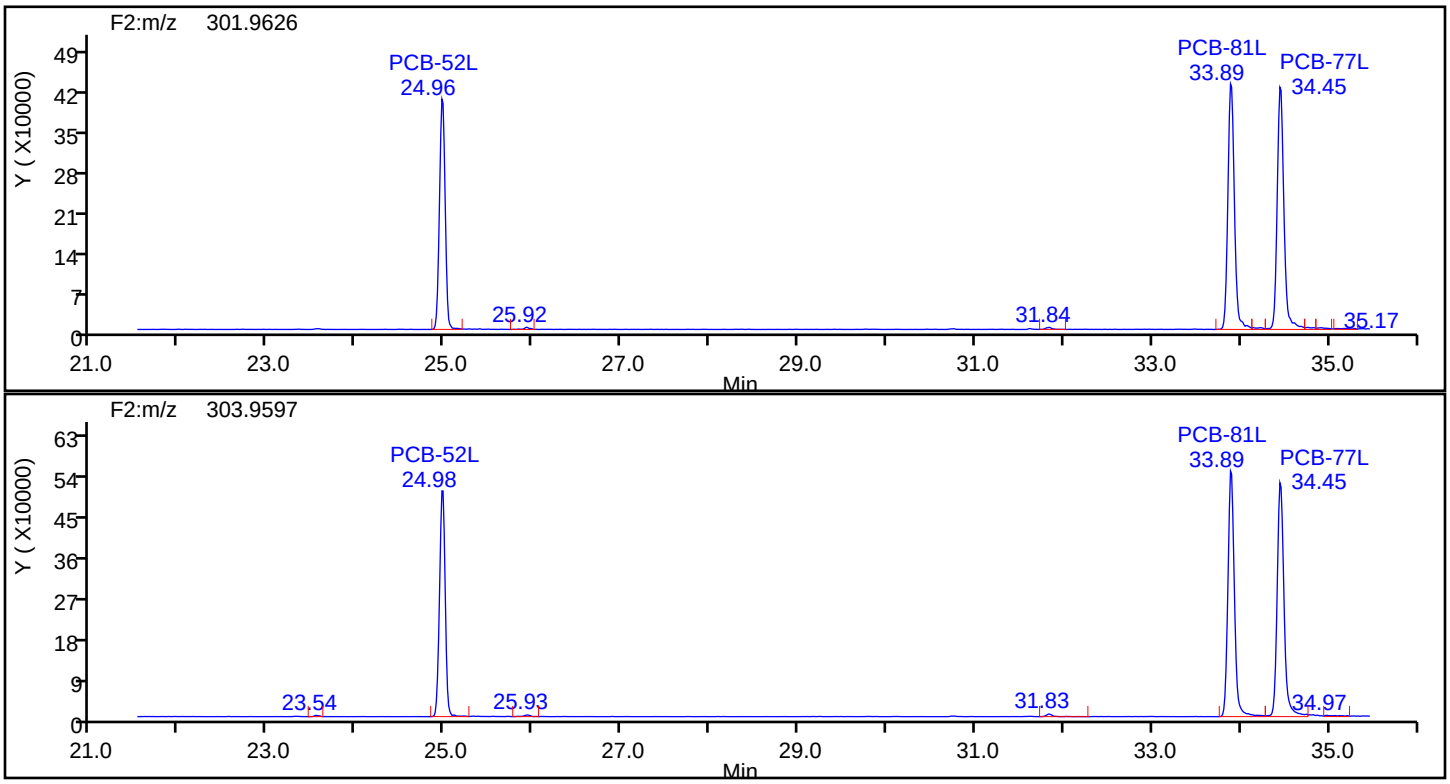

Eurofins TestAmerica, Knoxville

Data File:	\\chromna\Knoxville\ChromData\D3D\20190813-12717.b\d4190821i1c.d		
Injection Date:	21-Aug-2019 13:37:00	Injection Vol:	1.0 ul
Instrument ID:	D3D	Operator ID:	Xcalibur_System
Method:	PCBs_D3D	Limit Group:	HR - 1668A - ICAL
Client ID:			
Worklist#:	33168	Sample Line#:	1
Column Type:	SPB-Octyl	Column Dia:	0.25 mm

TePCB F2

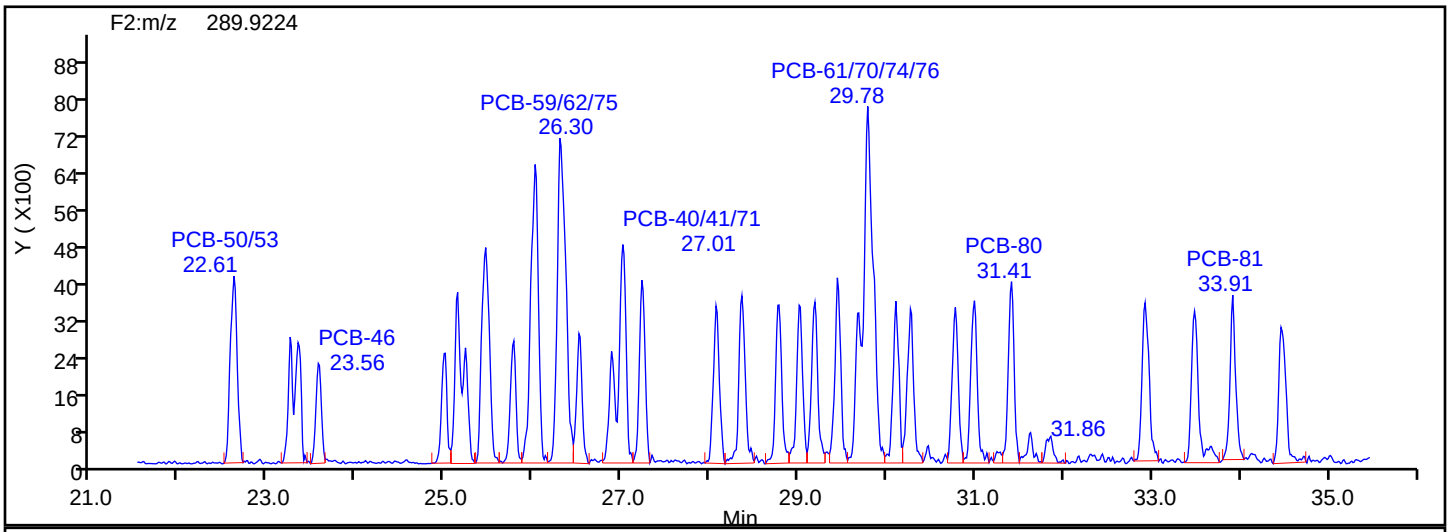

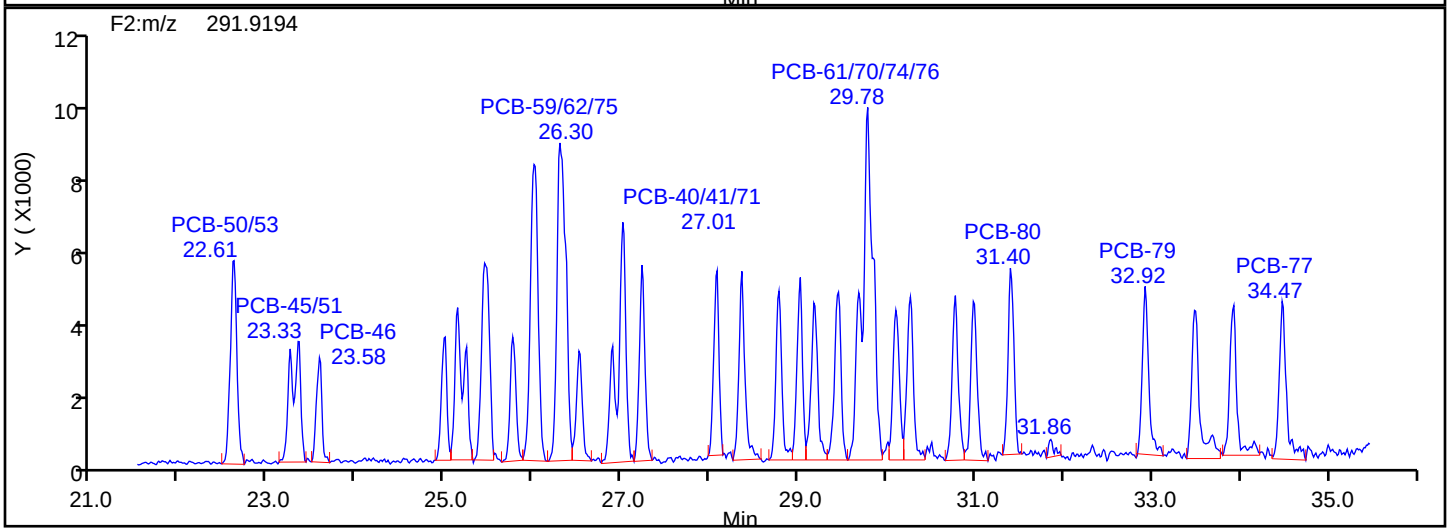

TePCB F2 Lock Mass

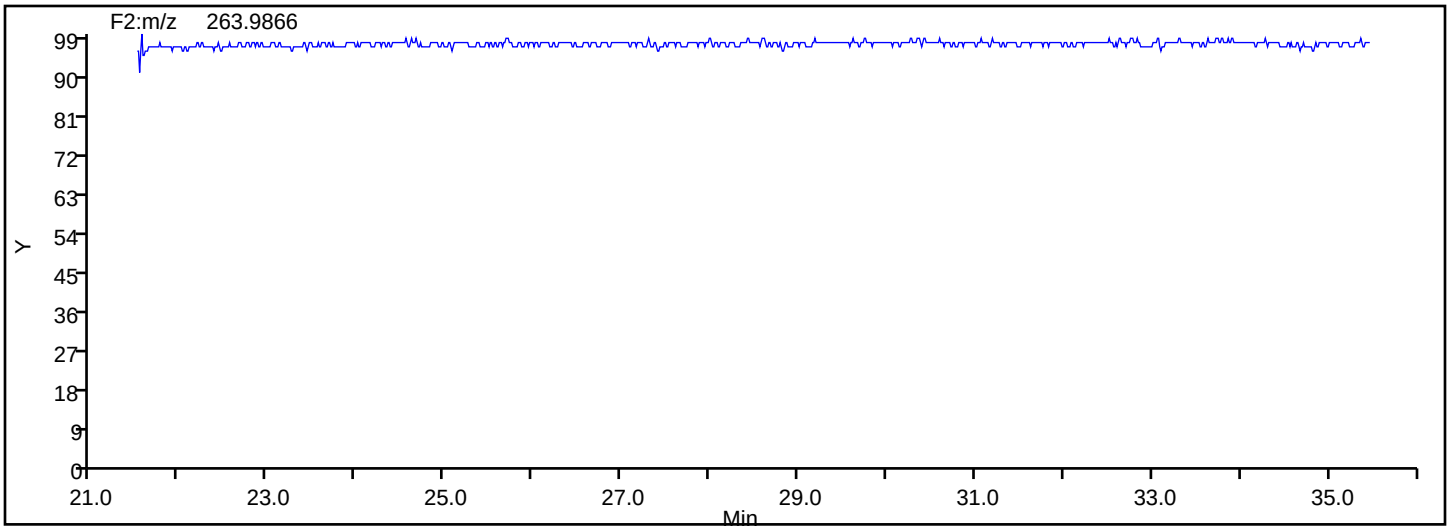

Manual Integration/User Assign Peak Report

Eurofins TestAmerica, Knoxville

Data File:	\\chromna\Knoxville\ChromData\D3D\20190813-12717.b\d4190821i1c.d				
Injection Date:	21-Aug-2019 13:37:00	Instrument ID:	D3D		
Lims ID:	IC L1				
Client ID:					
Operator ID:	Xcalibur_System	ALS Bottle#:	0	Worklist Smp#:	1
Injection Vol:	1.0 ul	Dil. Factor:	1.0000		
Method:	PCBs_D3D	Limit Group:	HR - 1668A - ICAL		
Column:	SPB-Octyl (0.25 mm)	Detector	F2(21.81 :35.54)		

PCB-45/51, CAS: STL01804

Signal: 1

Processing Integration Results

RT: 23.33
Area: 12098
Amount: 1.146240
Amount Units: pg/ul

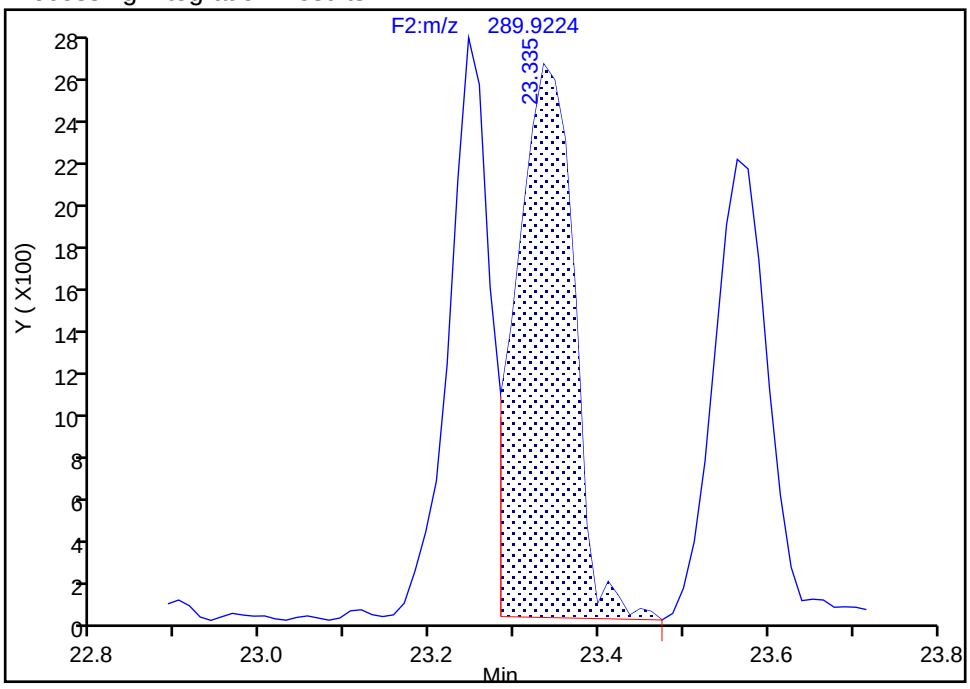

Manual Integration Results

RT: 23.25
Area: 20980
Amount: 1.046287
Amount Units: pg/ul

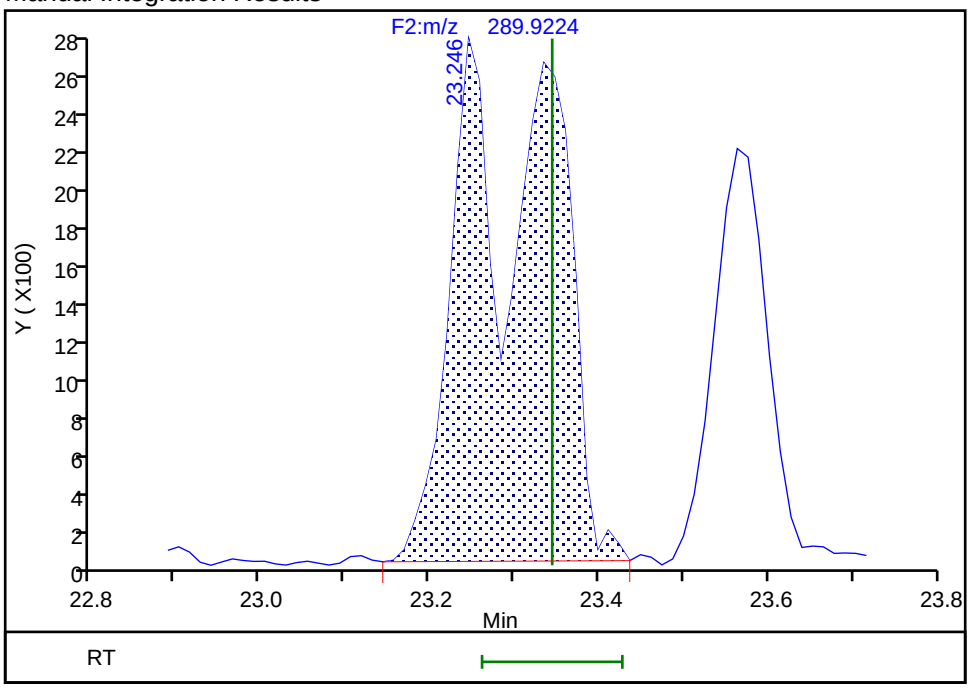

Reviewer: davidsonm, 21-Aug-2019 14:58:04

Audit Action: Manually Integrated Audit Reason: Incomplete Integration

Manual Integration/User Assign Peak Report

Eurofins TestAmerica, Knoxville

Data File:	\\chromna\Knoxville\ChromData\D3D\20190813-12717.b\d4190821i1c.d				
Injection Date:	21-Aug-2019 13:37:00	Instrument ID:	D3D		
Lims ID:	IC L1				
Client ID:					
Operator ID:	Xcalibur_System	ALS Bottle#:	0	Worklist Smp#:	1
Injection Vol:	1.0 ul	Dil. Factor:	1.0000		
Method:	PCBs_D3D	Limit Group:	HR - 1668A - ICAL		
Column:	SPB-Octyl (0.25 mm)	Detector	F2(21.81 :35.54)		

PCB-43/73, CAS: STL02293

Signal: 1

Processing Integration Results

RT: 25.14
Area: 15441
Amount: 1.056026
Amount Units: pg/ul

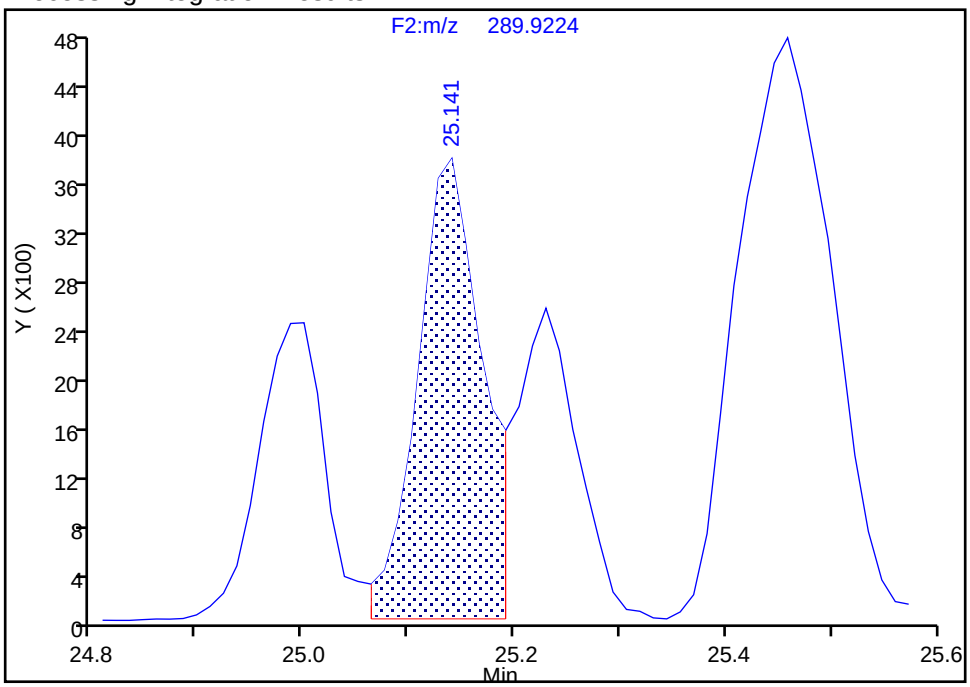

Manual Integration Results

RT: 25.14
Area: 25422
Amount: 1.095459
Amount Units: pg/ul

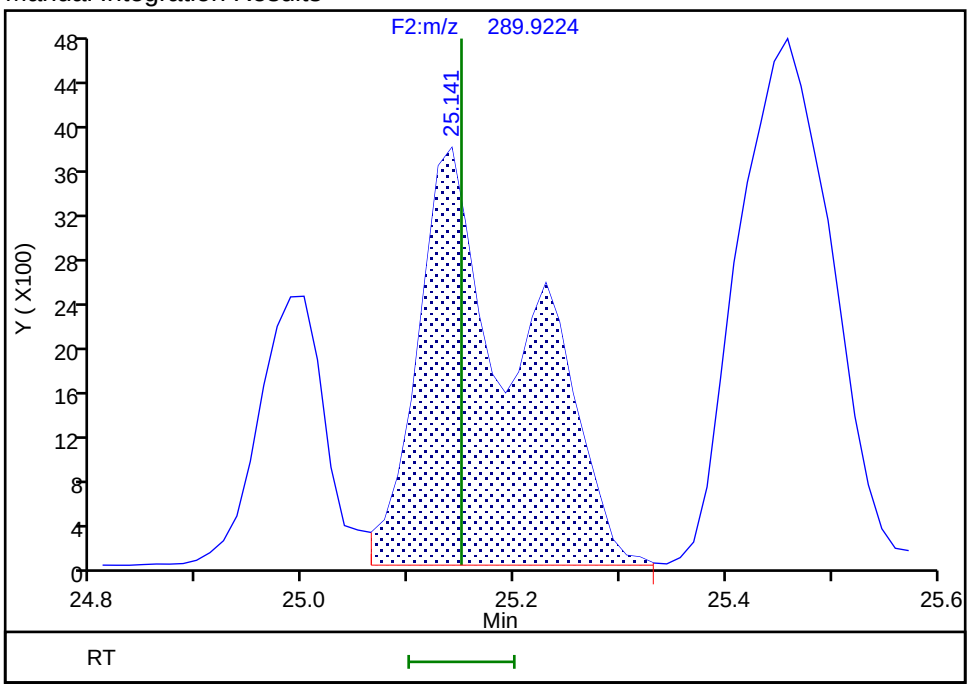

Reviewer: davidsonm, 21-Aug-2019 14:58:28

Audit Action: Manually Integrated Audit Reason: Incomplete Integration

Manual Integration/User Assign Peak Report

Eurofins TestAmerica, Knoxville

Data File: \\chromna\Knoxville\ChromData\D3D\20190813-12717.b\d4190821i1c.d
Injection Date: 21-Aug-2019 13:37:00 Instrument ID: D3D
Lims ID: IC L1
Client ID:
Operator ID: Xcalibur_System ALS Bottle#: 0 Worklist Smp#: 1
Injection Vol: 1.0 ul Dil. Factor: 1.0000
Method: PCBs_D3D Limit Group: HR - 1668A - ICAL
Column: SPB-Octyl (0.25 mm) Detector F2(21.81 :35.54)

PCB-43/73, CAS: STL02293

Signal: 2

Processing Integration Results

RT: 25.14
Area: 17967
Amount: 1.056026
Amount Units: pg/ul

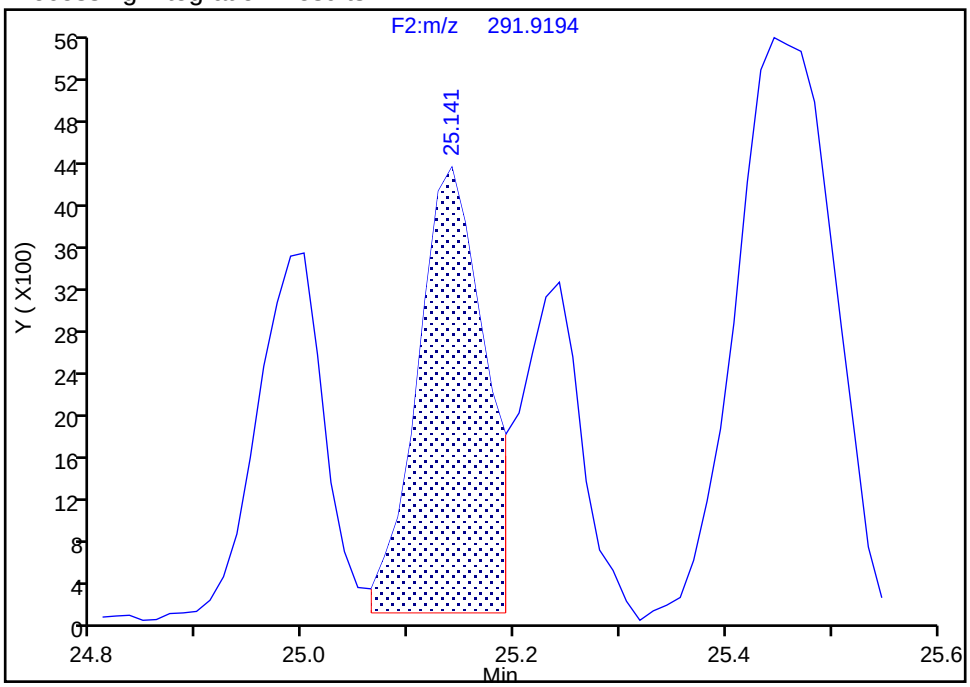

Manual Integration Results

RT: 25.14
Area: 29870
Amount: 1.095459
Amount Units: pg/ul

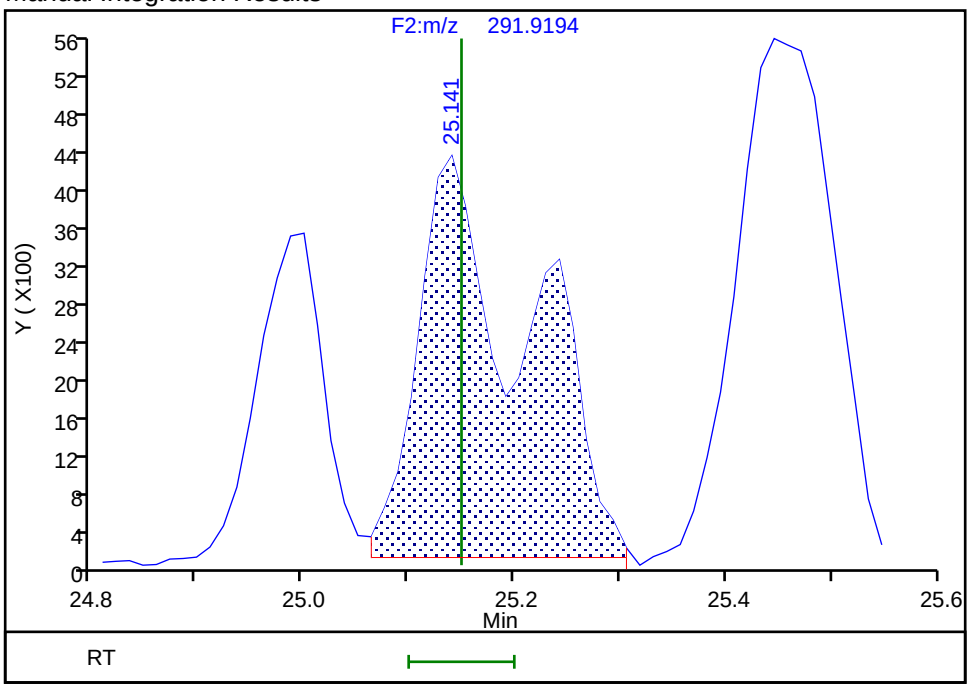

Reviewer: davidsonm, 21-Aug-2019 14:58:37
Audit Action: Manually Integrated Audit Reason: Incomplete Integration

Manual Integration/User Assign Peak Report

Eurofins TestAmerica, Knoxville

Data File:	\\chromna\Knoxville\ChromData\D3D\20190813-12717.b\d4190821i1c.d				
Injection Date:	21-Aug-2019 13:37:00	Instrument ID:	D3D		
Lims ID:	IC L1				
Client ID:					
Operator ID:	Xcalibur_System	ALS Bottle#:	0	Worklist Smp#:	1
Injection Vol:	1.0 ul	Dil. Factor:	1.0000		
Method:	PCBs_D3D	Limit Group:	HR - 1668A - ICAL		
Column:	SPB-Octyl (0.25 mm)	Detector	F2(21.81 :35.54)		

PCB-49/69, CAS: STL01805

Signal: 2

Processing Integration Results

RT: 25.45
Area: 46100
Amount: 1.197280
Amount Units: pg/ul

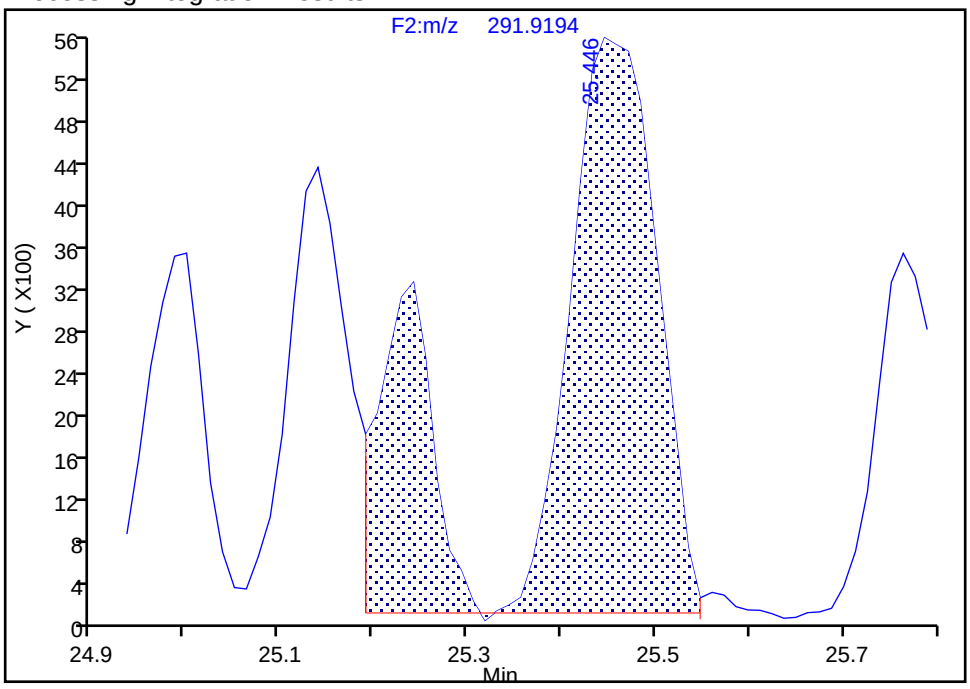

Manual Integration Results

RT: 25.45
Area: 33980
Amount: 1.092232
Amount Units: pg/ul

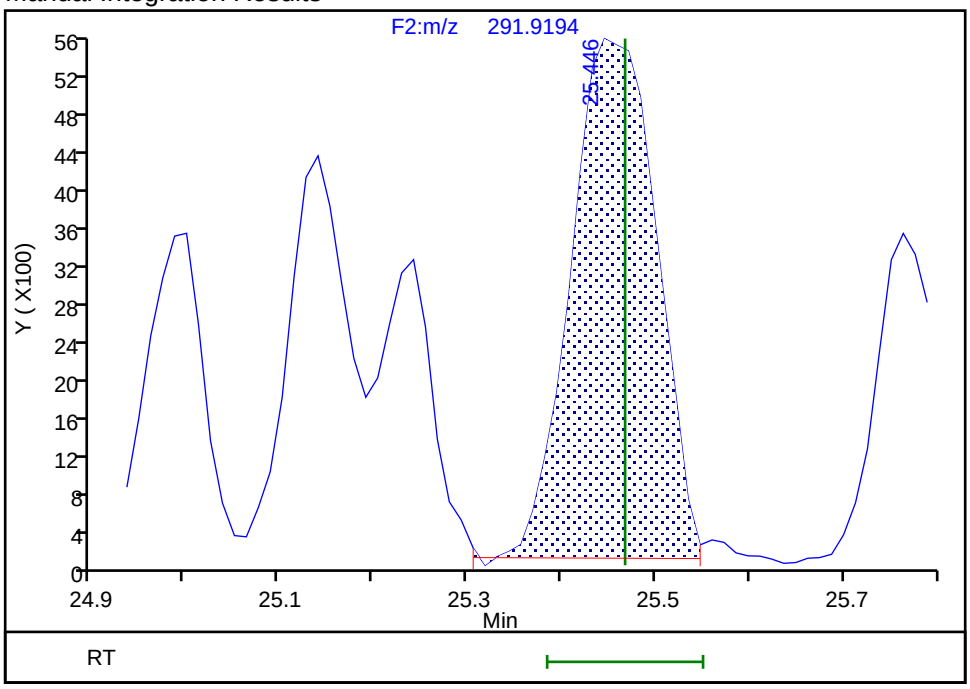

Reviewer: davidsonm, 21-Aug-2019 14:58:37

Audit Action: Manually Integrated Audit Reason: Incomplete Integration

Manual Integration/User Assign Peak Report

Eurofins TestAmerica, Knoxville

Data File:	\\chromna\Knoxville\ChromData\D3D\20190813-12717.b\d4190821i1c.d				
Injection Date:	21-Aug-2019 13:37:00	Instrument ID:	D3D		
Lims ID:	IC L1				
Client ID:					
Operator ID:	Xcalibur_System	ALS Bottle#:	0	Worklist Smp#:	1
Injection Vol:	1.0 ul	Dil. Factor:	1.0000		
Method:	PCBs_D3D	Limit Group:	HR - 1668A - ICAL		
Column:	SPB-Octyl (0.25 mm)	Detector	F2(21.81 :35.54)		

PCB-40/41/71, CAS: STL02292

Signal: 2

Processing Integration Results

RT: 27.01
Area: 30118
Amount: 1.627810
Amount Units: pg/ul

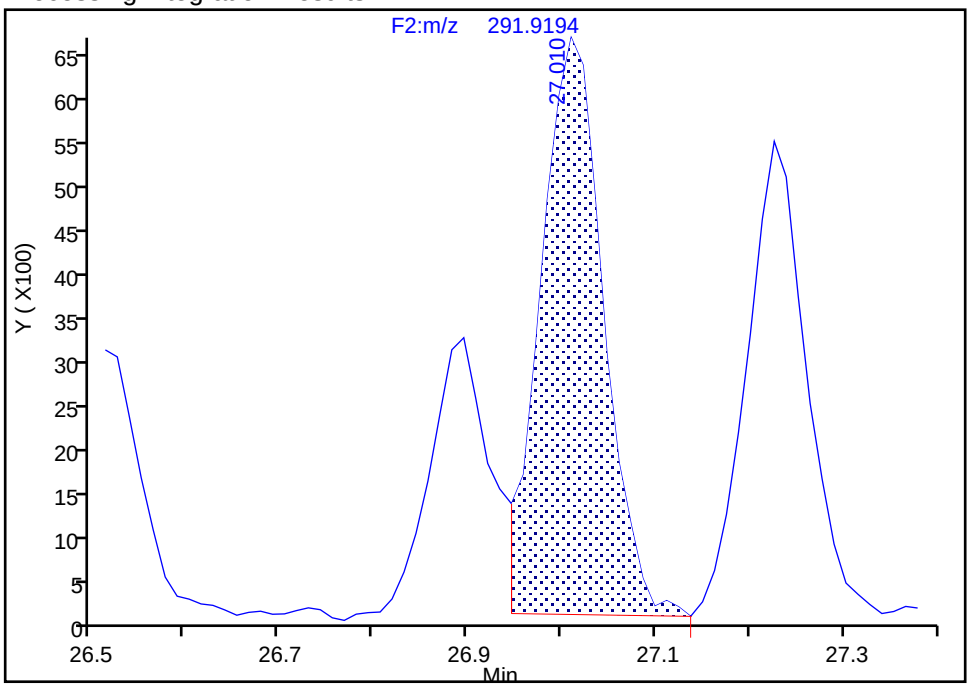

Manual Integration Results

RT: 27.01
Area: 44507
Amount: 1.701332
Amount Units: pg/ul

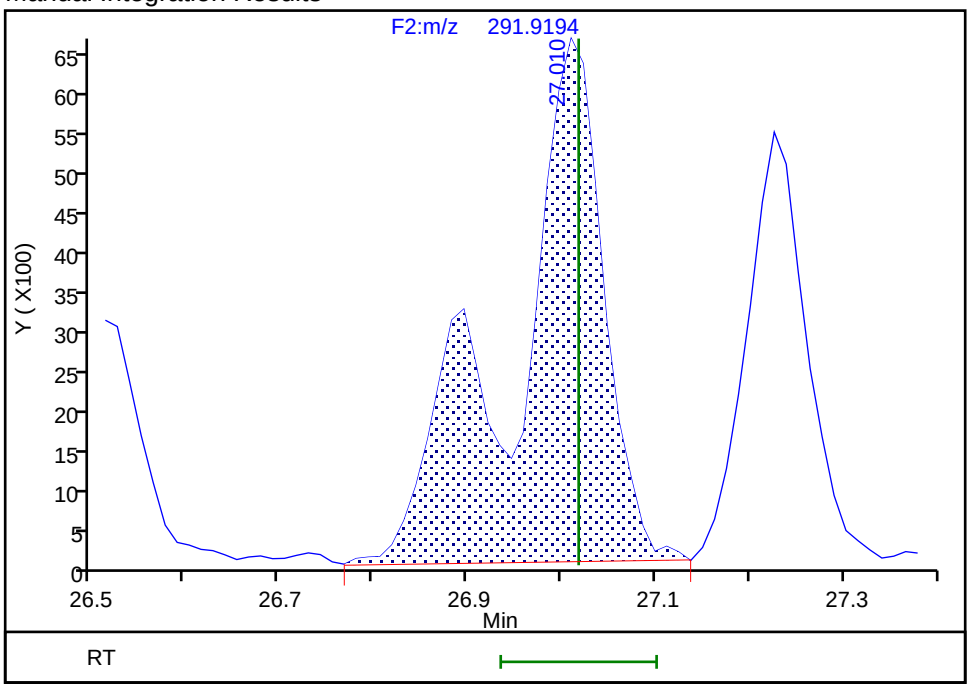

Reviewer: davidsonm, 21-Aug-2019 15:03:23

Audit Action: Manually Integrated Audit Reason: Incomplete Integration

Eurofins TestAmerica, Knoxville

Data File:	\\chromna\Knoxville\ChromData\D3D\20190813-12717.b\d4190821i1c.d		
Injection Date:	21-Aug-2019 13:37:00	Injection Vol:	1.0 ul
Instrument ID:	D3D	Operator ID:	Xcalibur_System
Method:	PCBs_D3D	Limit Group:	HR - 1668A - ICAL
Client ID:			
Worklist#:	33168	Sample Line#:	1
Column Type:	SPB-Octyl	Column Dia:	0.25 mm

PePCB F2

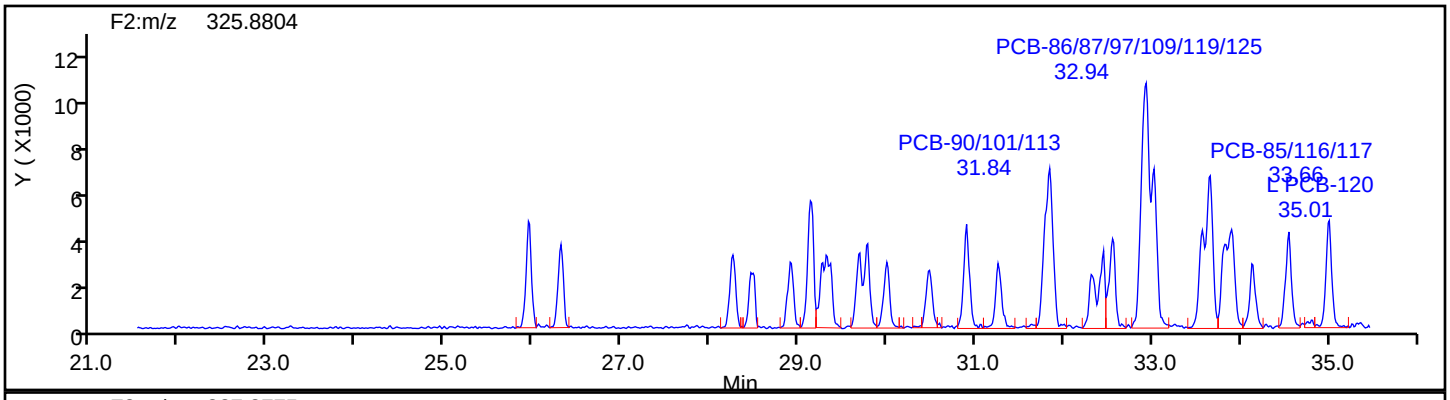

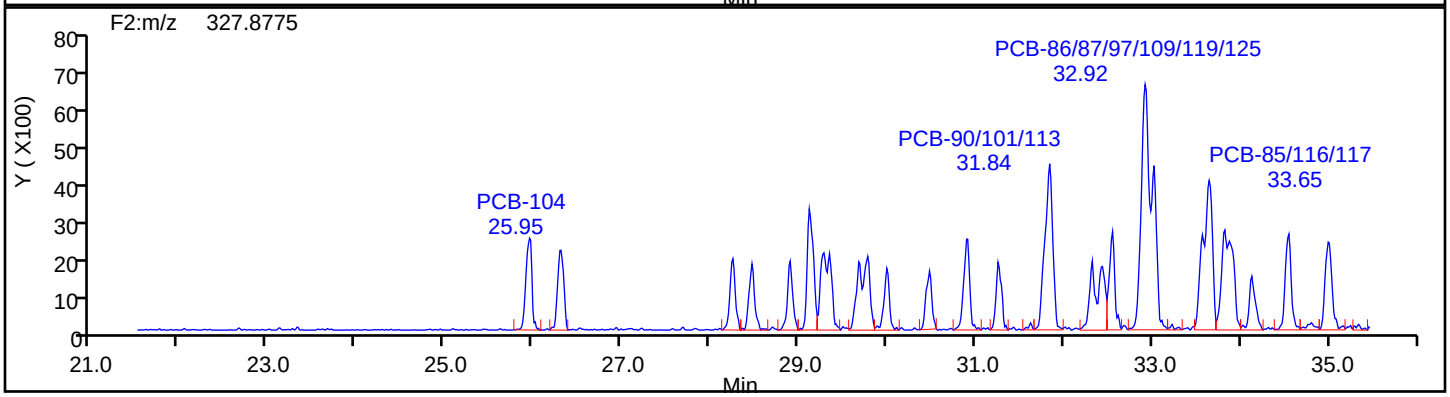

PePCB F2 Standards

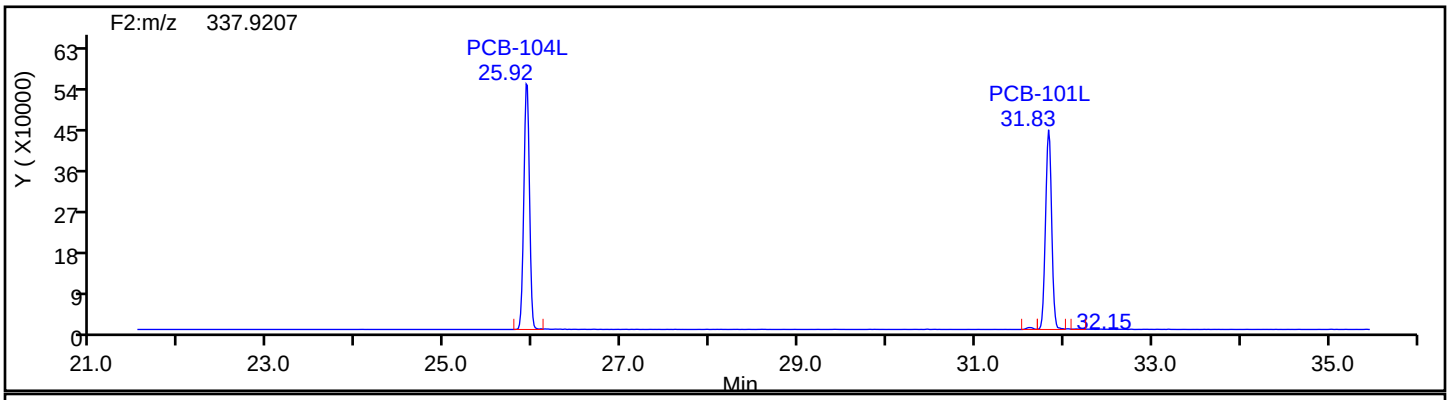

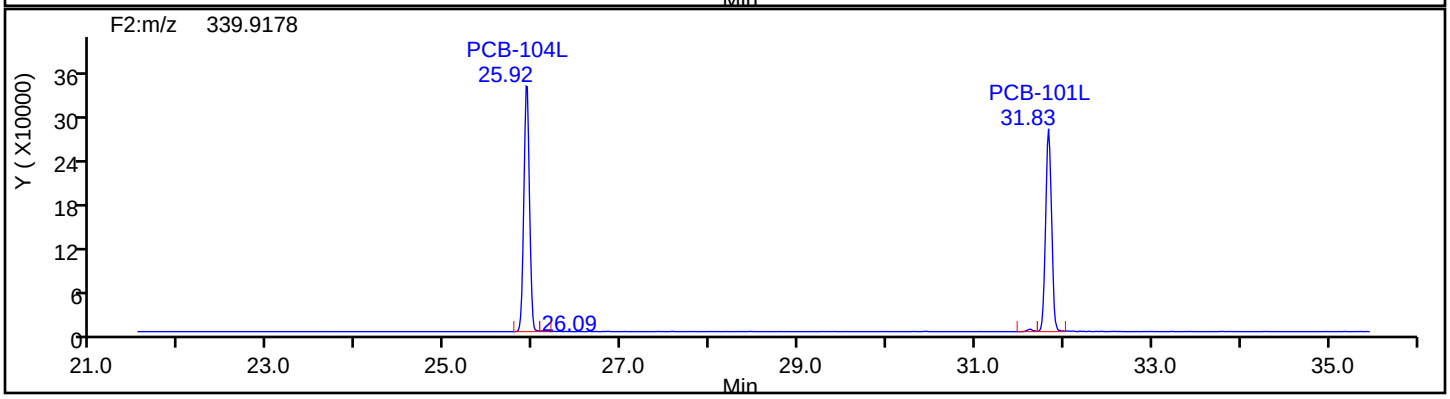

Eurofins TestAmerica, Knoxville

Data File:	\\chromna\Knoxville\ChromData\D3D\20190813-12717.b\d4190821i1c.d		
Injection Date:	21-Aug-2019 13:37:00	Injection Vol:	1.0 ul
Instrument ID:	D3D	Operator ID:	Xcalibur_System
Method:	PCBs_D3D	Limit Group:	HR - 1668A - ICAL
Client ID:			
Worklist#:	33168	Sample Line#:	1
Column Type:	SPB-Octyl	Column Dia:	0.25 mm

PePCB F2

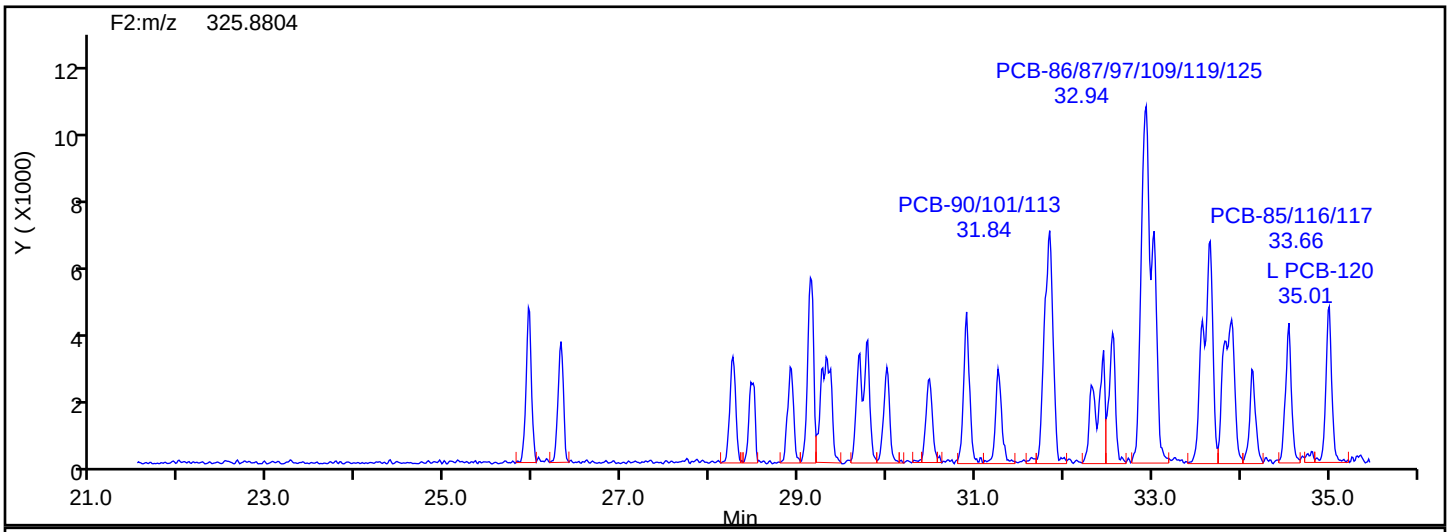

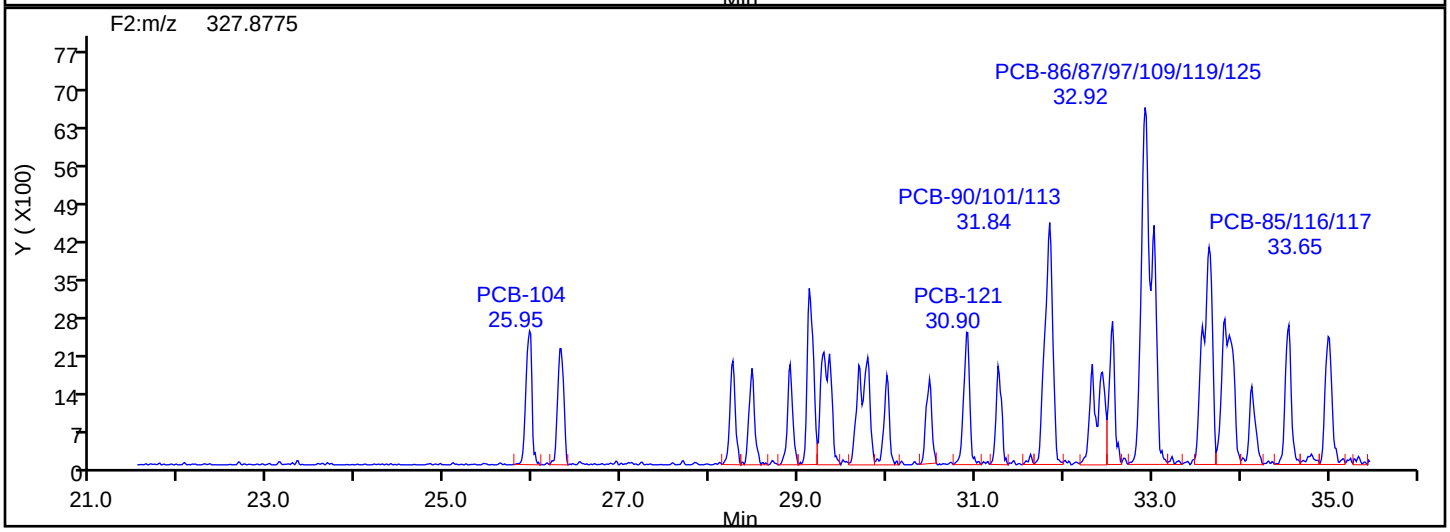

PePCB F2 Lock Mass

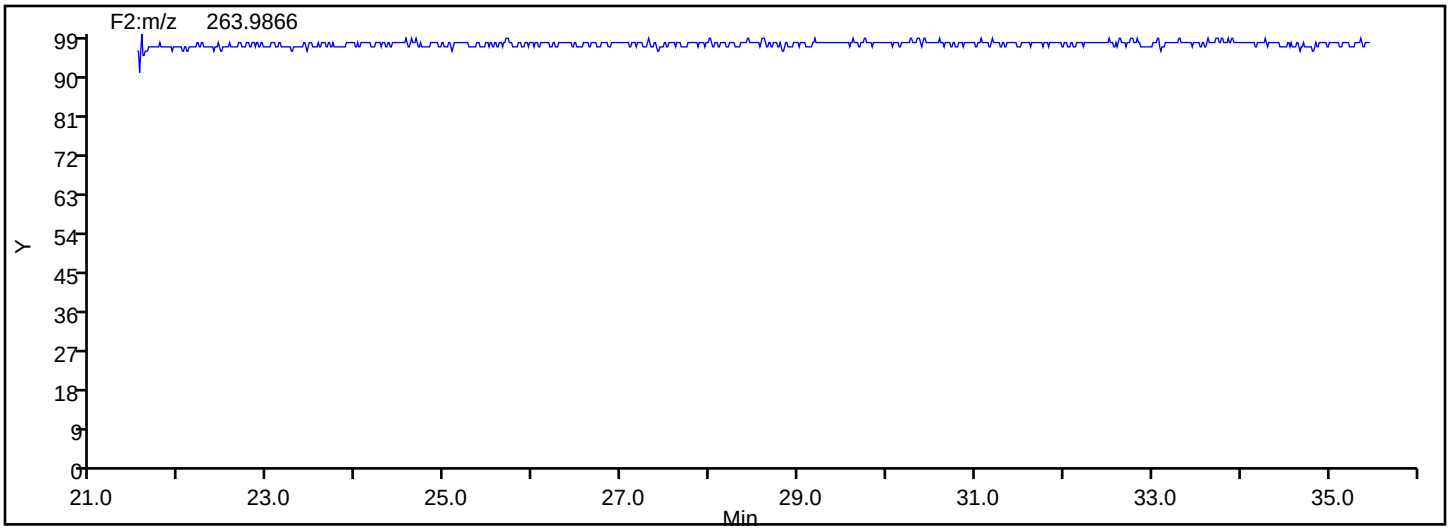

Manual Integration/User Assign Peak Report

Eurofins TestAmerica, Knoxville

Data File:	\\chromna\Knoxville\ChromData\D3D\20190813-12717.b\d4190821i1c.d				
Injection Date:	21-Aug-2019 13:37:00	Instrument ID:	D3D		
Lims ID:	IC L1				
Client ID:					
Operator ID:	Xcalibur_System	ALS Bottle#:	0	Worklist Smp#:	1
Injection Vol:	1.0 ul	Dil. Factor:	1.0000		
Method:	PCBs_D3D	Limit Group:	HR - 1668A - ICAL		
Column:	SPB-Octyl (0.25 mm)	Detector	F2(21.81 :35.54)		

PCB-103, CAS: 60145-21-3

Signal: 1

Processing Integration Results

RT: 28.26
Area: 14886
Amount: 0.561467
Amount Units: pg/ul

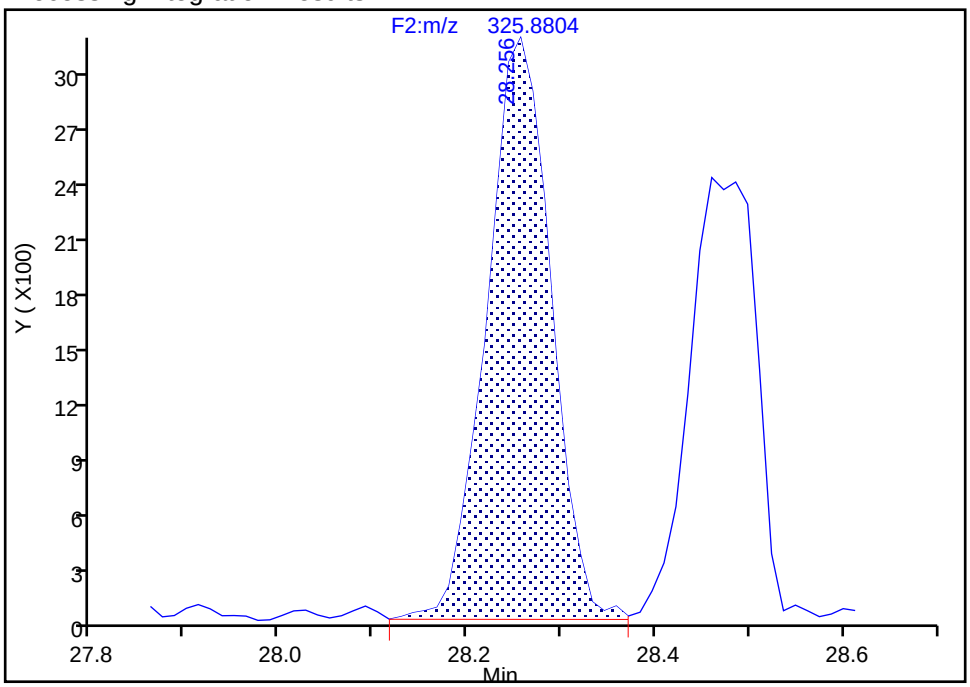

Manual Integration Results

RT: 28.26
Area: 14801
Amount: 0.568358
Amount Units: pg/ul

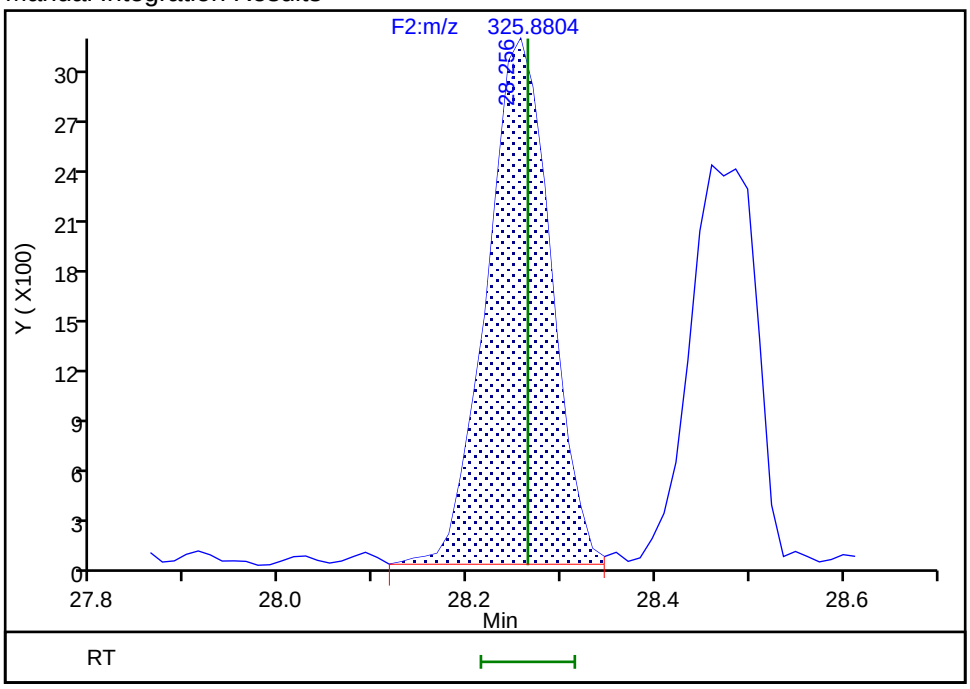

Reviewer: davidsonm, 21-Aug-2019 15:04:45

Audit Action: Split an Integrated Peak Audit Reason: Split Peak

Manual Integration/User Assign Peak Report

Eurofins TestAmerica, Knoxville

Data File:	\\chromna\Knoxville\ChromData\D3D\20190813-12717.b\d4190821i1c.d				
Injection Date:	21-Aug-2019 13:37:00	Instrument ID:	D3D		
Lims ID:	IC L1				
Client ID:					
Operator ID:	Xcalibur_System	ALS Bottle#:	0	Worklist Smp#:	1
Injection Vol:	1.0 ul	Dil. Factor:	1.0000		
Method:	PCBs_D3D	Limit Group:	HR - 1668A - ICAL		
Column:	SPB-Octyl (0.25 mm)	Detector	F2(21.81 :35.54)		

PCB-98/102, CAS: STL01843

Signal: 2

Processing Integration Results

RT: 29.29
Area: 10153
Amount: 0.771644
Amount Units: pg/ul

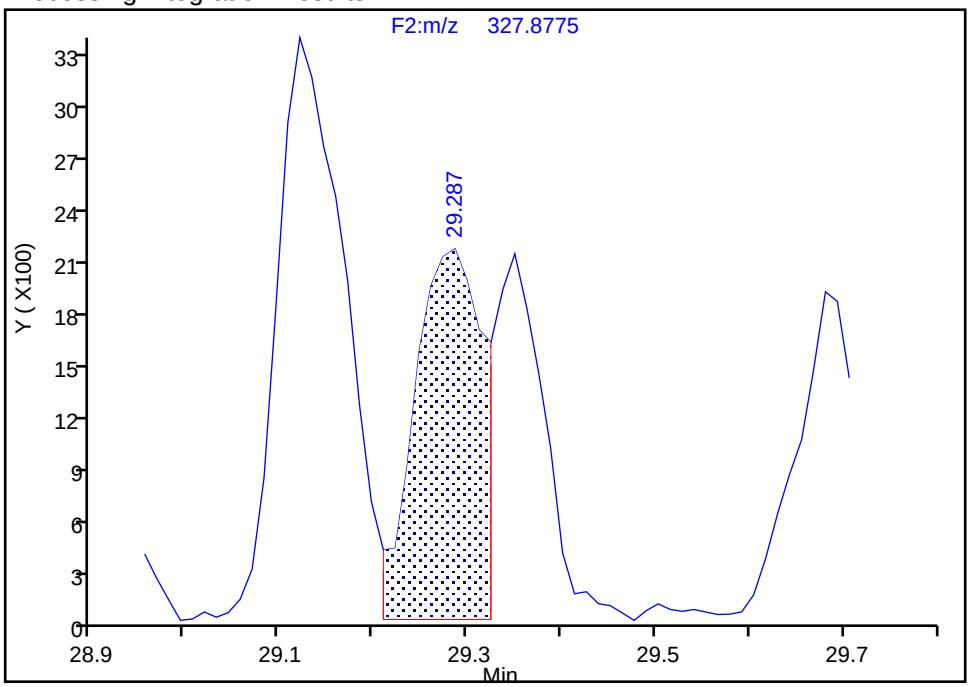

Manual Integration Results

RT: 29.29
Area: 17605
Amount: 1.136863
Amount Units: pg/ul

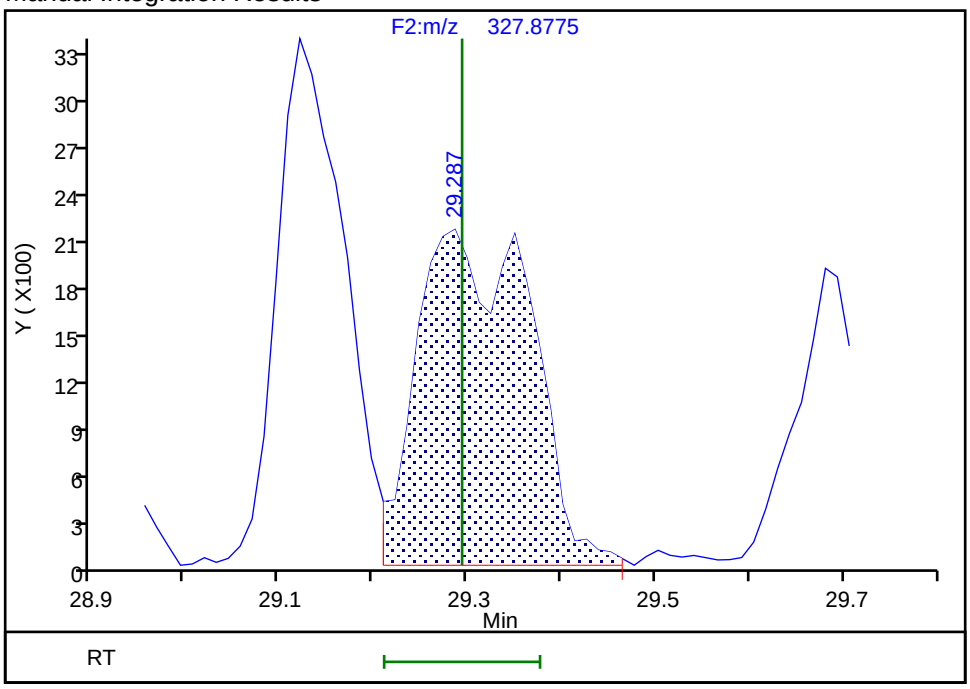

Reviewer: davidsonm, 21-Aug-2019 15:04:08

Audit Action: Manually Integrated Audit Reason: Incomplete Integration

Manual Integration/User Assign Peak Report

Eurofins TestAmerica, Knoxville

Data File: \\chromna\Knoxville\ChromData\D3D\20190813-12717.b\d4190821i1c.d
Injection Date: 21-Aug-2019 13:37:00 Instrument ID: D3D
Lims ID: IC L1
Client ID:
Operator ID: Xcalibur_System ALS Bottle#: 0 Worklist Smp#: 1
Injection Vol: 1.0 ul Dil. Factor: 1.0000
Method: PCBs_D3D Limit Group: HR - 1668A - ICAL
Column: SPB-Octyl (0.25 mm) Detector F2(21.81 :35.54)

PCB-98/102, CAS: STL01843

Signal: 1

Processing Integration Results

RT: 29.27
Area: 9379
Amount: 0.771644
Amount Units: pg/ul

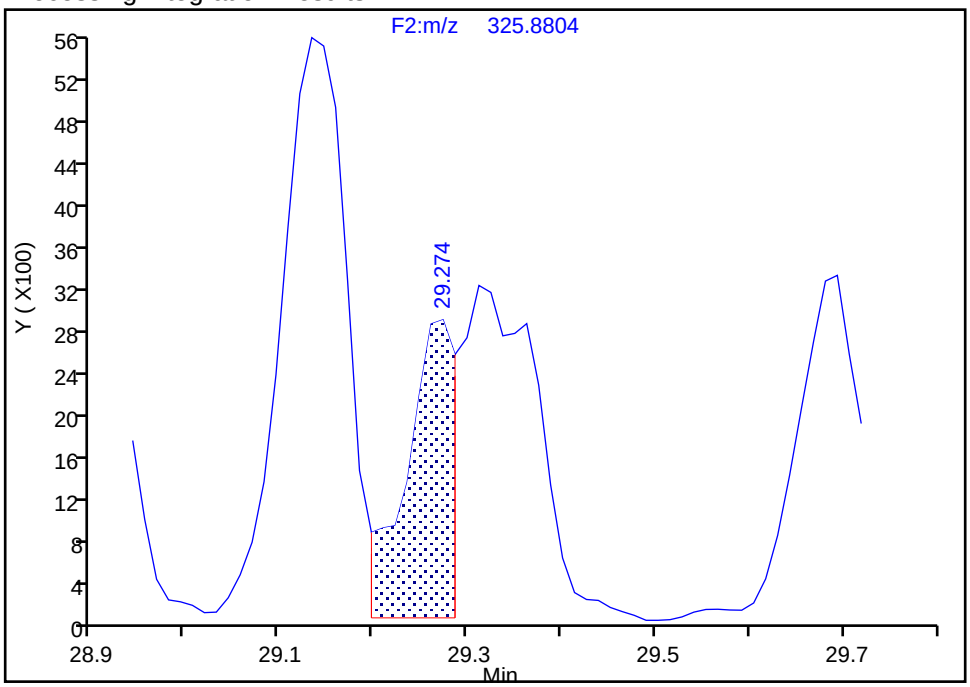

Manual Integration Results

RT: 29.31
Area: 26696
Amount: 1.136863
Amount Units: pg/ul

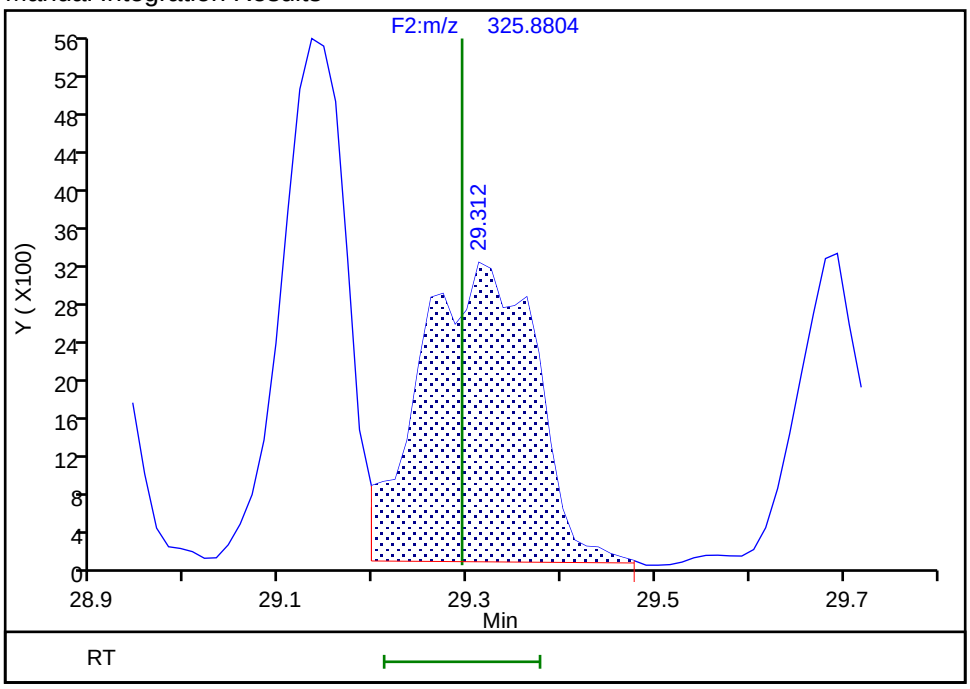

Reviewer: davidsonm, 21-Aug-2019 15:04:17
Audit Action: Manually Integrated Audit Reason: Incomplete Integration

Manual Integration/User Assign Peak Report

Eurofins TestAmerica, Knoxville

Data File: \\chromna\Knoxville\ChromData\D3D\20190813-12717.b\d4190821i1c.d
Injection Date: 21-Aug-2019 13:37:00 Instrument ID: D3D
Lims ID: IC L1
Client ID:
Operator ID: Xcalibur_System ALS Bottle#: 0 Worklist Smp#: 1
Injection Vol: 1.0 ul Dil. Factor: 1.0000
Method: PCBs_D3D Limit Group: HR - 1668A - ICAL
Column: SPB-Octyl (0.25 mm) Detector F2(21.81 :35.54)

PCB-88/91, CAS: STL01812

Signal: 2

Processing Integration Results

RT: 29.78
Area: 17612
Amount: 1.110302
Amount Units: pg/ul

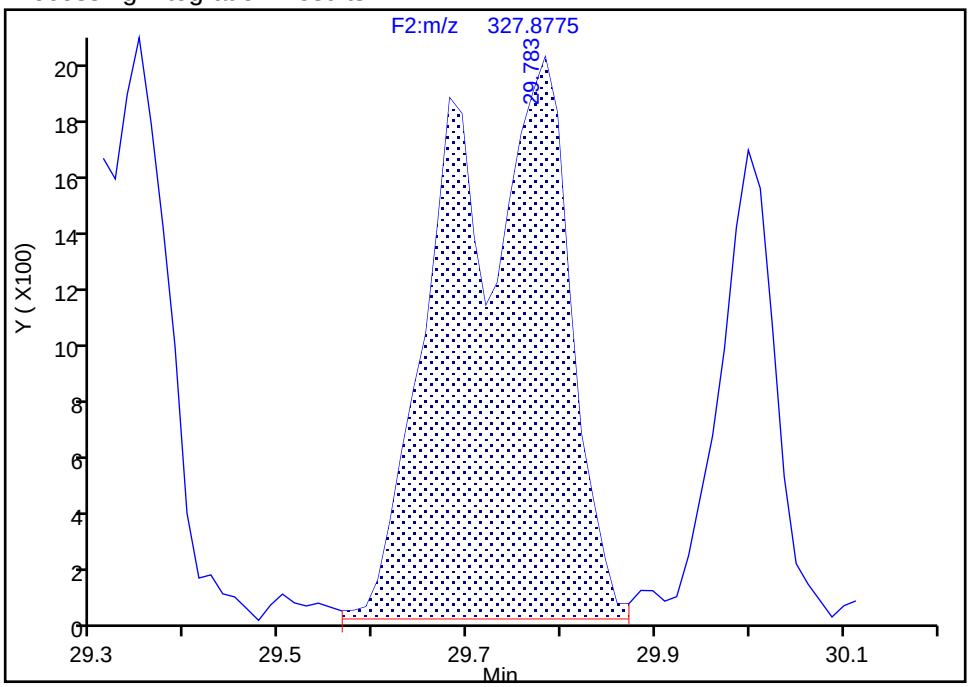

Manual Integration Results

RT: 29.78
Area: 17694
Amount: 1.189254
Amount Units: pg/ul

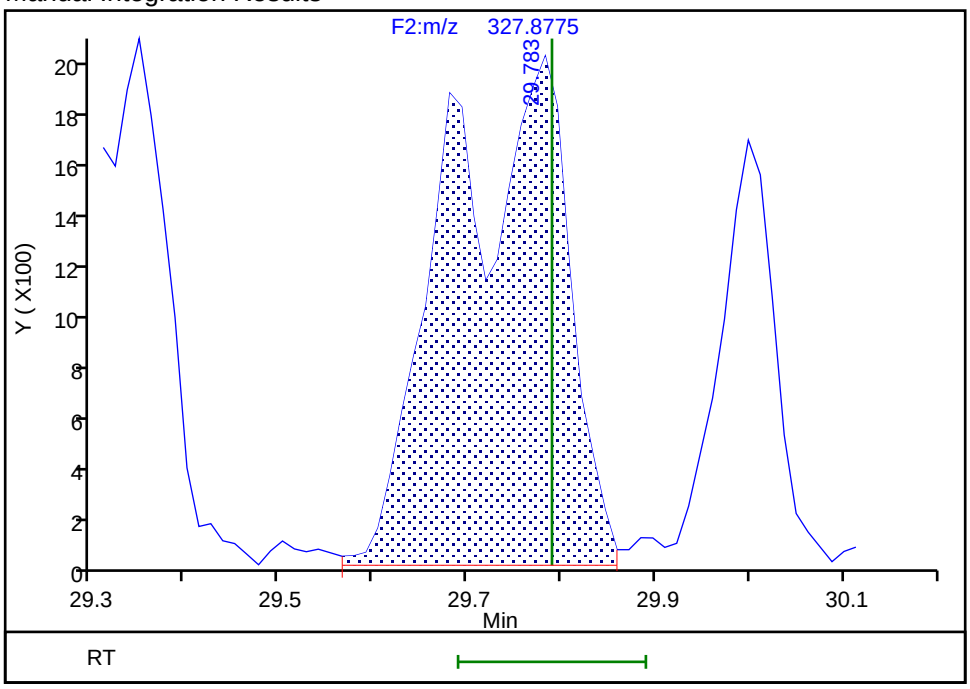

Reviewer: mcwhirterl, 21-Aug-2019 20:29:41
Audit Action: Marked Compound Undetected Audit Reason: Invalid Compound ID

Manual Integration/User Assign Peak Report

Eurofins TestAmerica, Knoxville

Data File: \\chromna\Knoxville\ChromData\D3D\20190813-12717.b\d4190821i1c.d
Injection Date: 21-Aug-2019 13:37:00 Instrument ID: D3D
Lims ID: IC L1
Client ID:
Operator ID: Xcalibur_System ALS Bottle#: 0 Worklist Smp#: 1
Injection Vol: 1.0 ul Dil. Factor: 1.0000
Method: PCBs_D3D Limit Group: HR - 1668A - ICAL
Column: SPB-Octyl (0.25 mm) Detector F2(21.81 :35.54)

PCB-88/91, CAS: STL01812

Signal: 3

Processing Integration Results

RT: 29.78
Area: 47030
Amount: 1.110302
Amount Units: pg/ul

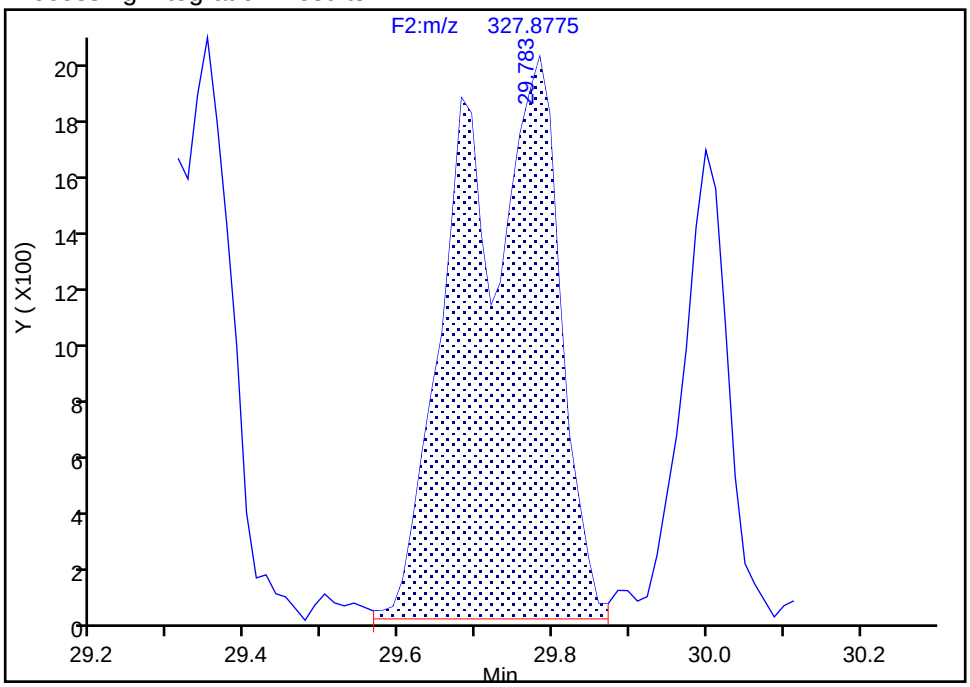

Manual Integration Results

RT: 29.78
Area: 47112
Amount: 1.189254
Amount Units: pg/ul
Reviewer: mcwhirterl, 21-Aug-2019 20:29:41
Audit Action: Marked Compound Undetected Audit Reason: Invalid Compound ID

Manual Integration/User Assign Peak Report

Eurofins TestAmerica, Knoxville

Data File: \\chromna\Knoxville\ChromData\D3D\20190813-12717.b\d4190821i1c.d
Injection Date: 21-Aug-2019 13:37:00 Instrument ID: D3D
Lims ID: IC L1
Client ID:
Operator ID: Xcalibur_System ALS Bottle#: 0 Worklist Smp#: 1
Injection Vol: 1.0 ul Dil. Factor: 1.0000
Method: PCBs_D3D Limit Group: HR - 1668A - ICAL
Column: SPB-Octyl (0.25 mm) Detector F2(21.81 :35.54)

PCB-88/91, CAS: STL01812

Signal: 1

Processing Integration Results

RT: 29.78
Area: 29418
Amount: 1.110302
Amount Units: pg/ul

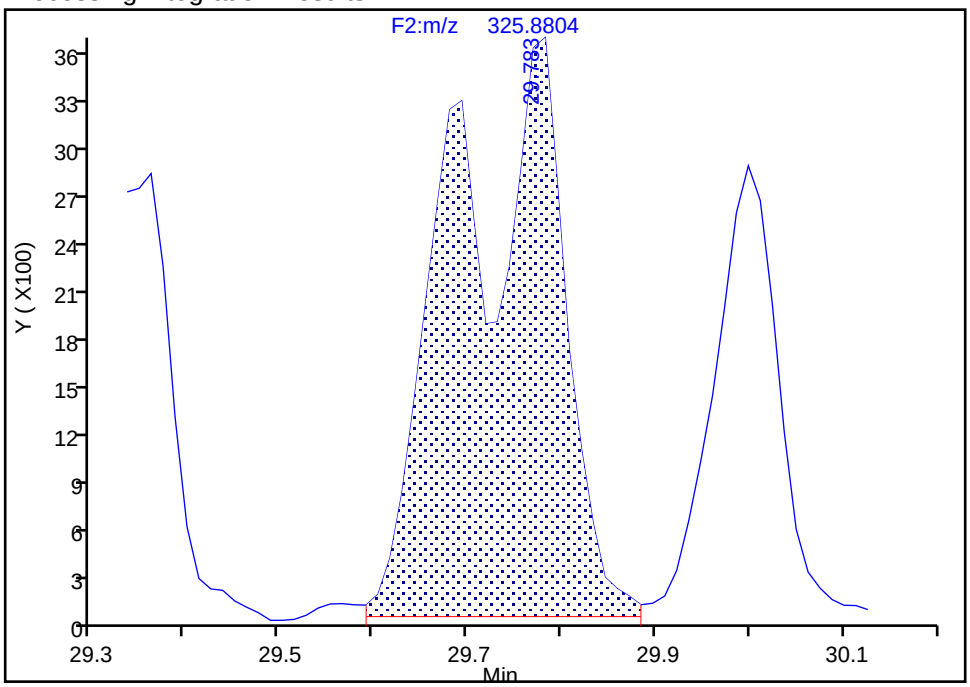

Manual Integration Results

RT: 29.78
Area: 29418
Amount: 1.189254
Amount Units: pg/ul

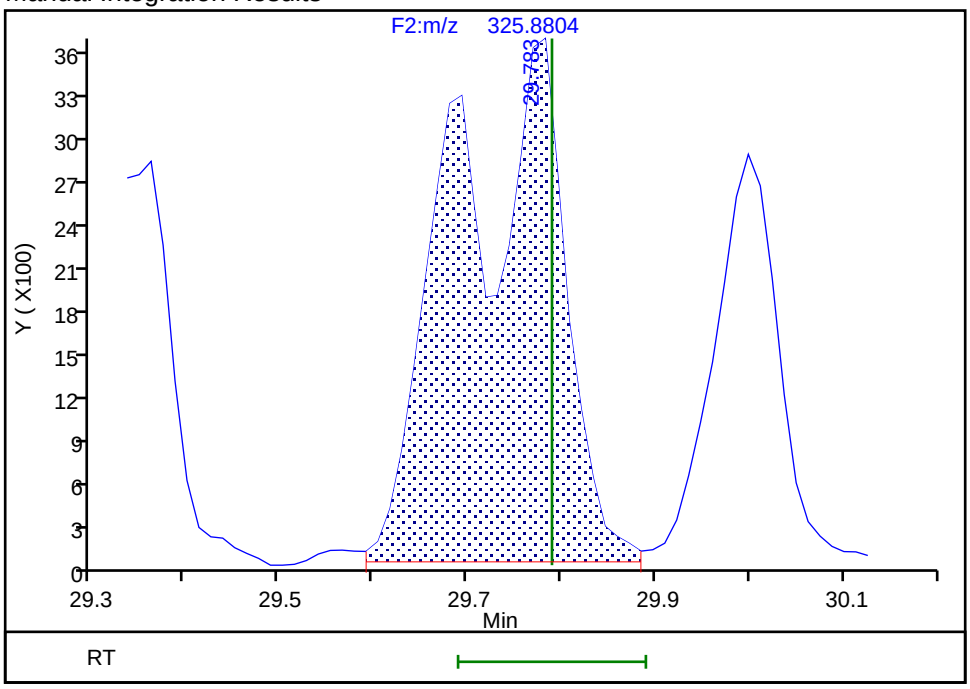

Reviewer: mcwhirterl, 21-Aug-2019 20:29:43
Audit Action: Manually Integrated/Assigned Compound ID Audit Reason: Split Peak

Manual Integration/User Assign Peak Report

Eurofins TestAmerica, Knoxville

Data File: \\chromna\Knoxville\ChromData\D3D\20190813-12717.b\d4190821i1c.d
Injection Date: 21-Aug-2019 13:37:00 Instrument ID: D3D
Lims ID: IC L1
Client ID:
Operator ID: Xcalibur_System ALS Bottle#: 0 Worklist Smp#: 1
Injection Vol: 1.0 ul Dil. Factor: 1.0000
Method: PCBs_D3D Limit Group: HR - 1668A - ICAL
Column: SPB-Octyl (0.25 mm) Detector F2(21.81 :35.54)

PCB-84, CAS: 52663-60-2

Signal: 2

Processing Integration Results

RT: 30.00
Area: 7098
Amount: 0.603543
Amount Units: pg/ul

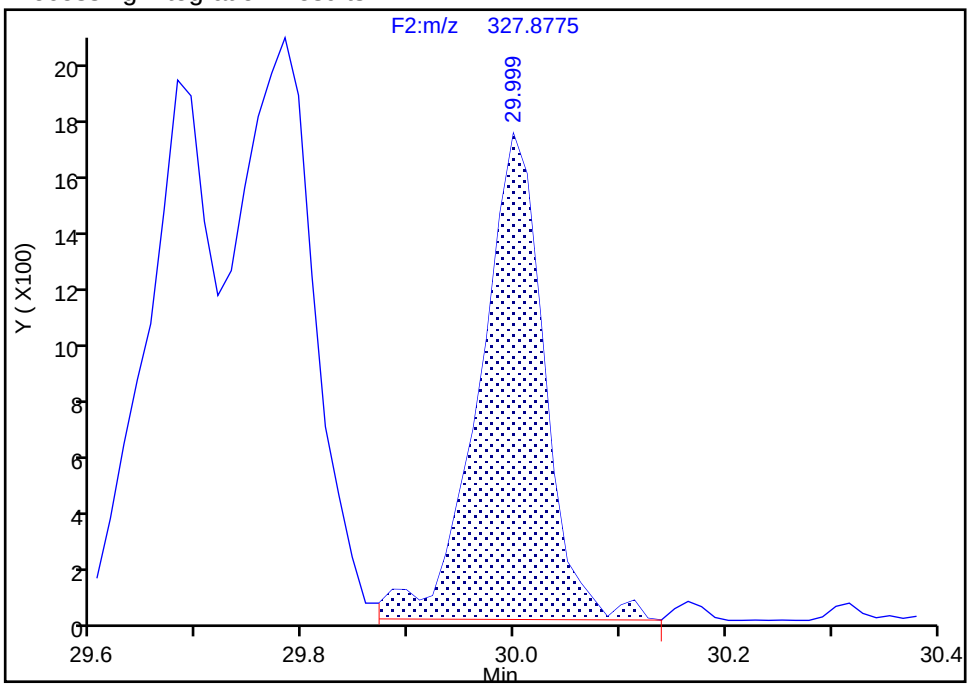

Manual Integration Results

RT: 30.00
Area: 7216
Amount: 0.612987
Amount Units: pg/ul

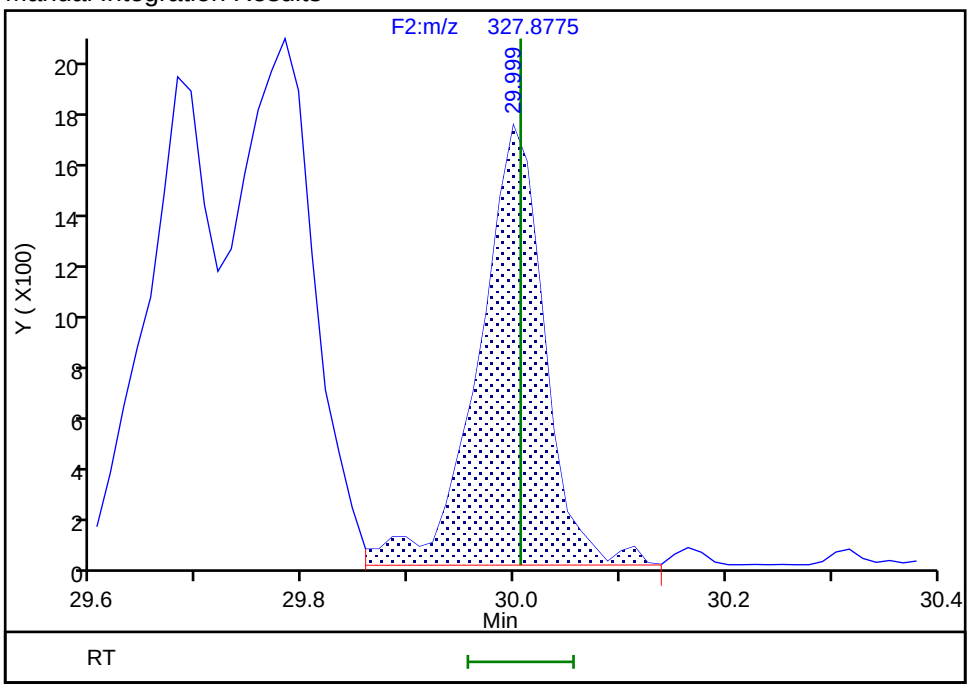

Reviewer: mcwhirterl, 21-Aug-2019 20:29:37
Audit Action: Marked Compound Undetected Audit Reason: Invalid Compound ID

Manual Integration/User Assign Peak Report

Eurofins TestAmerica, Knoxville

Data File: \\chromna\Knoxville\ChromData\D3D\20190813-12717.b\d4190821i1c.d
Injection Date: 21-Aug-2019 13:37:00 Instrument ID: D3D
Lims ID: IC L1
Client ID:
Operator ID: Xcalibur_System ALS Bottle#: 0 Worklist Smp#: 1
Injection Vol: 1.0 ul Dil. Factor: 1.0000
Method: PCBs_D3D Limit Group: HR - 1668A - ICAL
Column: SPB-Octyl (0.25 mm) Detector F2(21.81 :35.54)

PCB-84, CAS: 52663-60-2

Signal: 3

Processing Integration Results

RT: 30.00
Area: 20799
Amount: 0.603543
Amount Units: pg/ul

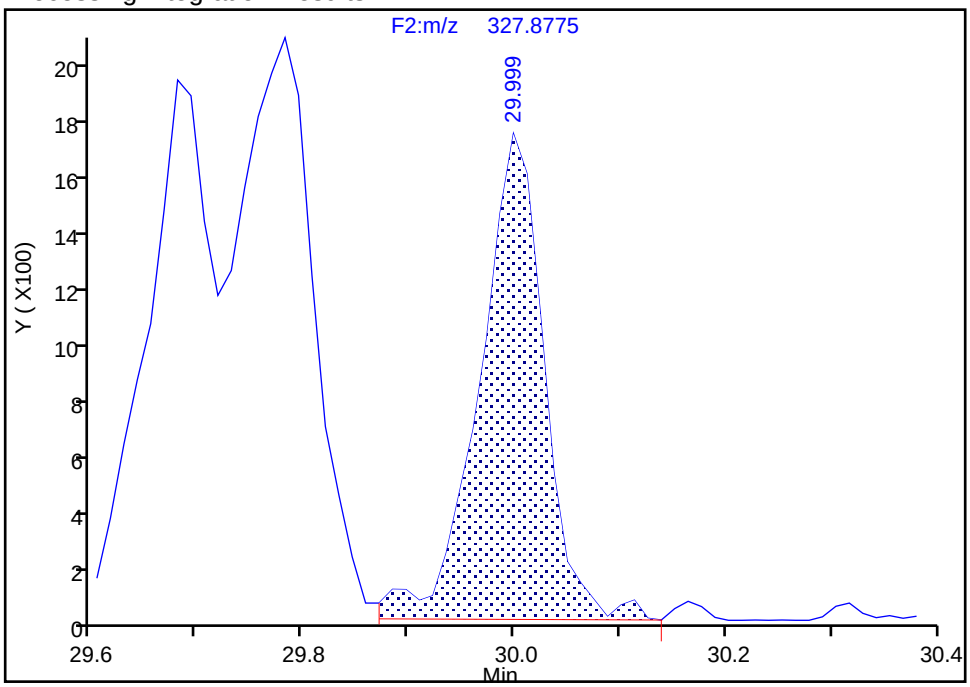

Manual Integration Results

RT: 30.00
Area: 20778
Amount: 0.612987
Amount Units: pg/ul
Reviewer: mcwhirterl, 21-Aug-2019 20:29:37
Audit Action: Marked Compound Undetected Audit Reason: Invalid Compound ID

Manual Integration/User Assign Peak Report

Eurofins TestAmerica, Knoxville

Data File: \\chromna\Knoxville\ChromData\D3D\20190813-12717.b\d4190821i1c.d
Injection Date: 21-Aug-2019 13:37:00 Instrument ID: D3D
Lims ID: IC L1
Client ID:
Operator ID: Xcalibur_System ALS Bottle#: 0 Worklist Smp#: 1
Injection Vol: 1.0 ul Dil. Factor: 1.0000
Method: PCBs_D3D Limit Group: HR - 1668A - ICAL
Column: SPB-Octyl (0.25 mm) Detector F2(21.81 :35.54)

PCB-84, CAS: 52663-60-2

Signal: 1

Processing Integration Results

RT: 30.00
Area: 13701
Amount: 0.603543
Amount Units: pg/ul

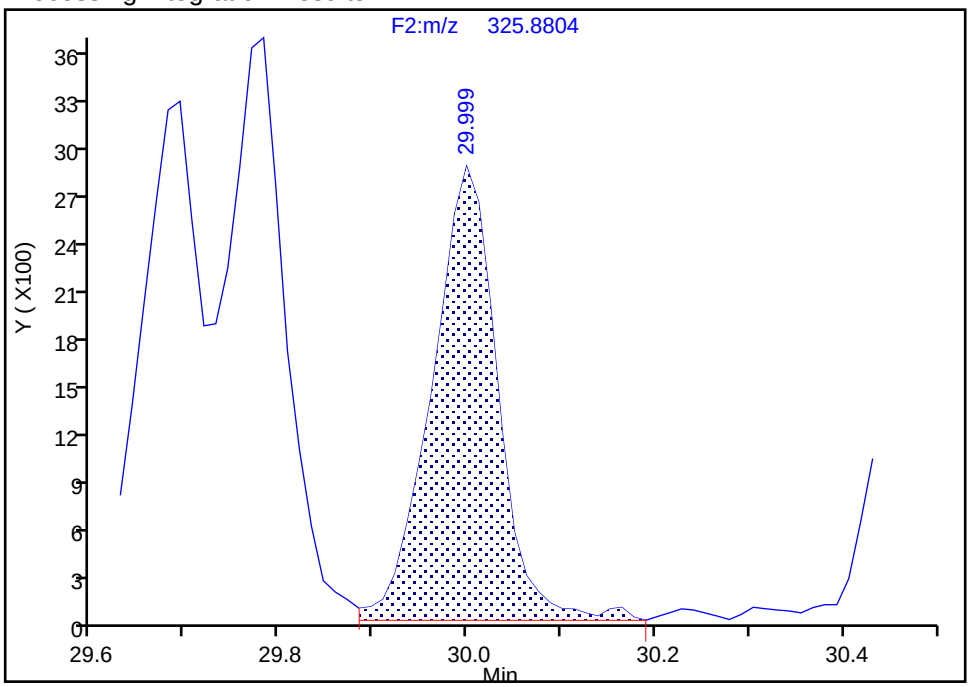

Manual Integration Results

RT: 30.00
Area: 13562
Amount: 0.612987
Amount Units: pg/ul

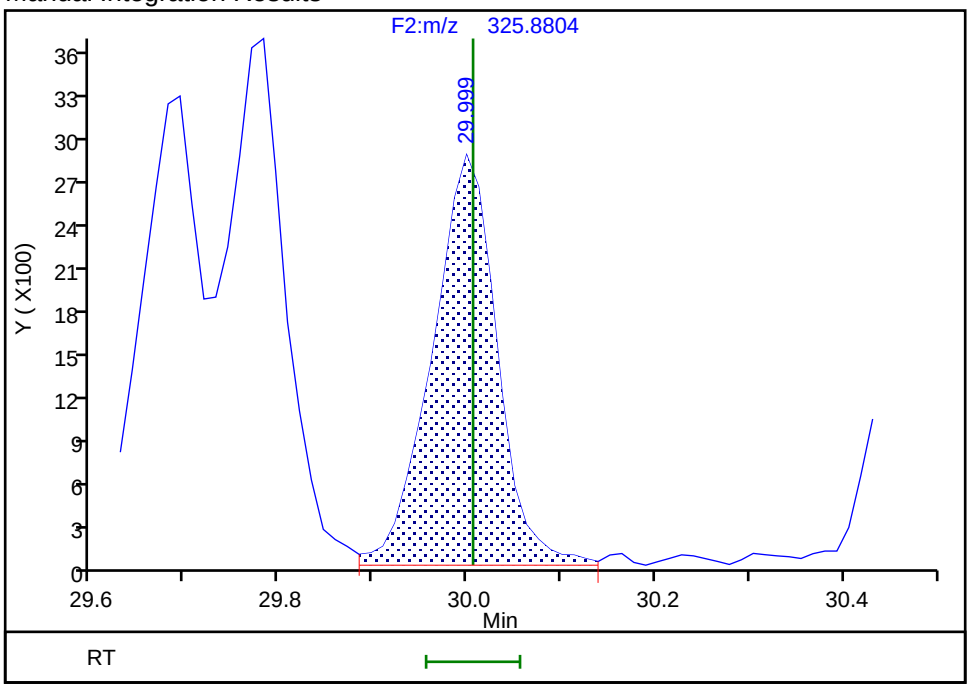

Reviewer: mcwhirterl, 21-Aug-2019 20:29:38
Audit Action: Manually Integrated/Assigned Compound ID Audit Reason: Split Peak

Manual Integration/User Assign Peak Report

Eurofins TestAmerica, Knoxville

Data File: \\chromna\Knoxville\ChromData\D3D\20190813-12717.b\d4190821i1c.d
Injection Date: 21-Aug-2019 13:37:00 Instrument ID: D3D
Lims ID: IC L1
Client ID:
Operator ID: Xcalibur_System ALS Bottle#: 0 Worklist Smp#: 1
Injection Vol: 1.0 ul Dil. Factor: 1.0000
Method: PCBs_D3D Limit Group: HR - 1668A - ICAL
Column: SPB-Octyl (0.25 mm) Detector F2(21.81 :35.54)

PCB-89, CAS: 73575-57-2

Signal: 1

Processing Integration Results

RT: 30.48
Area: 13249
Amount: 0.571802
Amount Units: pg/ul

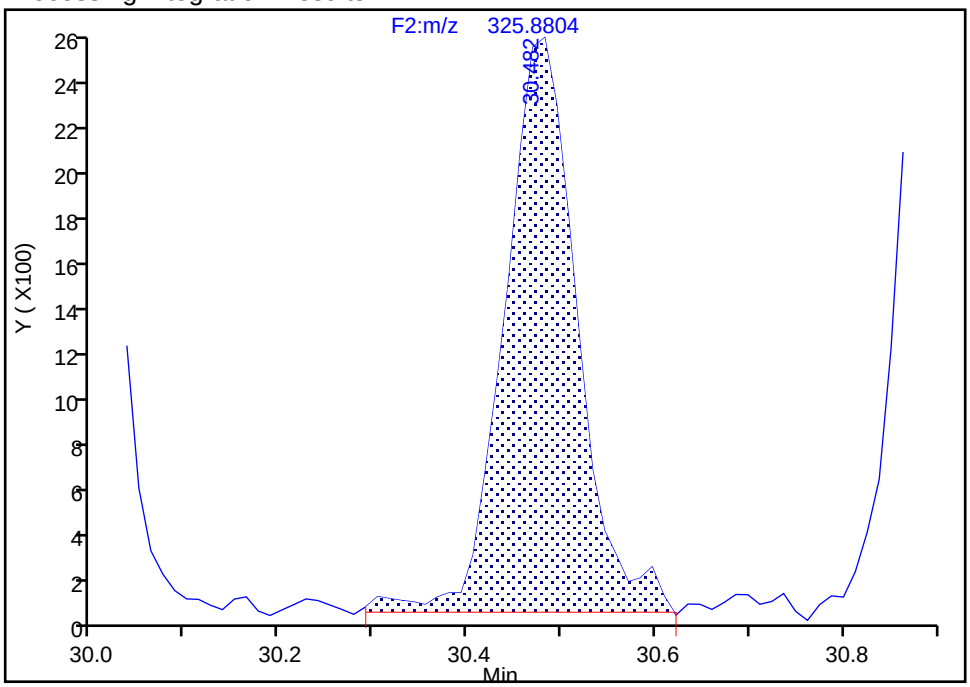

Manual Integration Results

RT: 30.48
Area: 12547
Amount: 0.560512
Amount Units: pg/ul

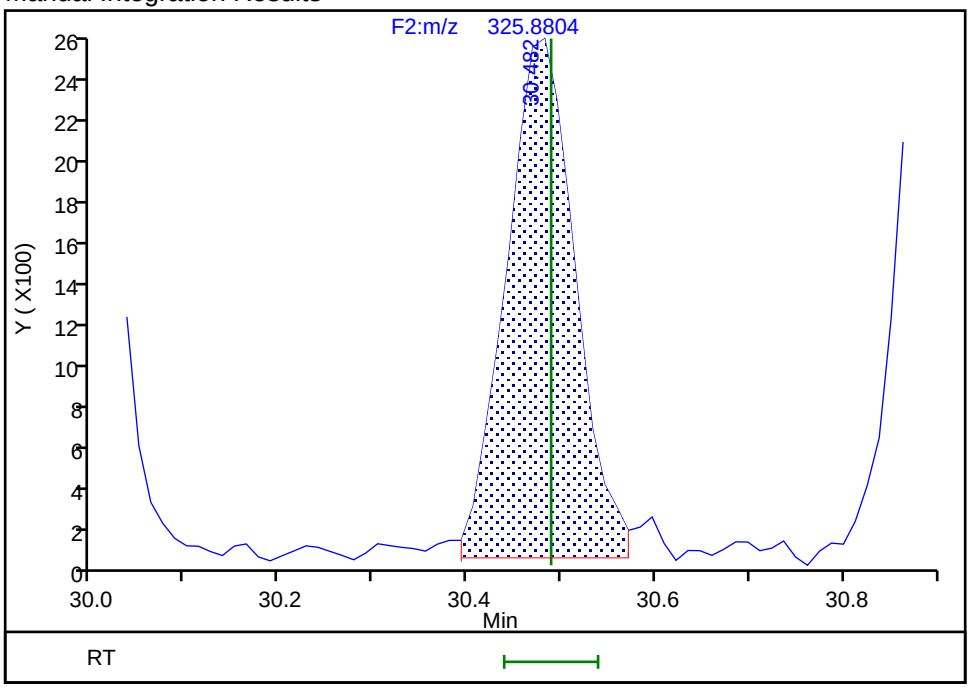

Reviewer: davidsonm, 21-Aug-2019 15:05:26
Audit Action: Split an Integrated Peak Audit Reason: Split Peak

Manual Integration/User Assign Peak Report

Eurofins TestAmerica, Knoxville

Data File:	\\chromna\Knoxville\ChromData\D3D\20190813-12717.b\d4190821i1c.d				
Injection Date:	21-Aug-2019 13:37:00	Instrument ID:	D3D		
Lims ID:	IC L1				
Client ID:					
Operator ID:	Xcalibur_System	ALS Bottle#:	0	Worklist Smp#:	1
Injection Vol:	1.0 ul	Dil. Factor:	1.0000		
Method:	PCBs_D3D	Limit Group:	HR - 1668A - ICAL		
Column:	SPB-Octyl (0.25 mm)	Detector	F2(21.81 :35.54)		

PCB-83/99, CAS: STL01809

Signal: 2

Processing Integration Results

RT: 32.44
Area: 8723
Amount: 1.032360
Amount Units: pg/ul

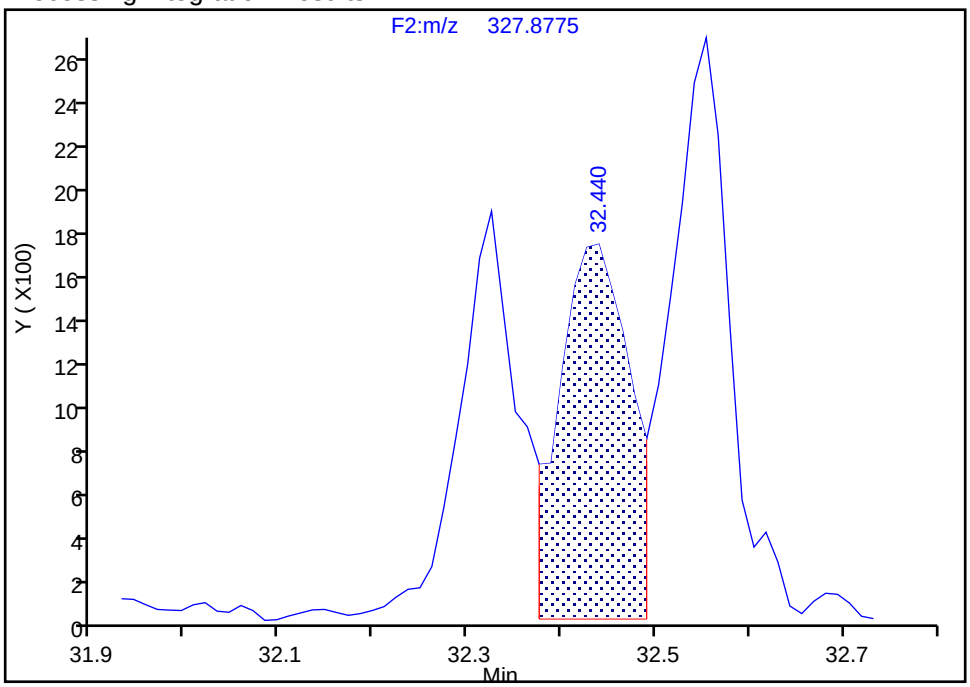

Manual Integration Results

RT: 32.33
Area: 16741
Amount: 1.121423
Amount Units: pg/ul

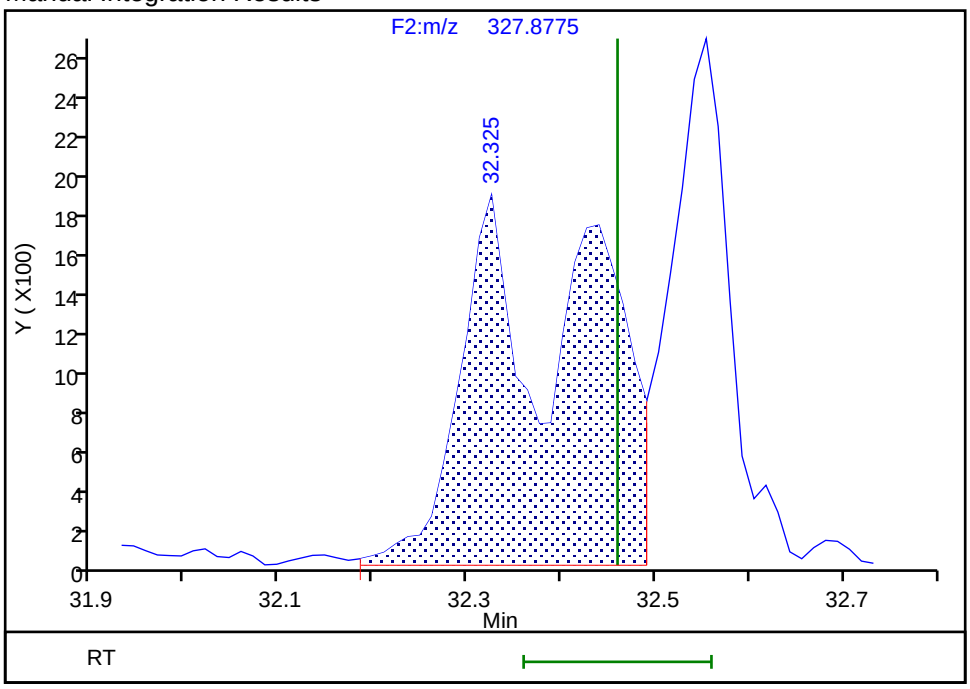

Reviewer: davidsonm, 21-Aug-2019 15:05:53

Audit Action: Manually Integrated Audit Reason: Incomplete Integration

Manual Integration/User Assign Peak Report

Eurofins TestAmerica, Knoxville

Data File:	\\chromna\Knoxville\ChromData\D3D\20190813-12717.b\d4190821i1c.d				
Injection Date:	21-Aug-2019 13:37:00	Instrument ID:	D3D		
Lims ID:	IC L1				
Client ID:					
Operator ID:	Xcalibur_System	ALS Bottle#:	0	Worklist Smp#:	1
Injection Vol:	1.0 ul	Dil. Factor:	1.0000		
Method:	PCBs_D3D	Limit Group:	HR - 1668A - ICAL		
Column:	SPB-Octyl (0.25 mm)	Detector	F2(21.81 :35.54)		

PCB-86/87/97/109/119/125, CAS: STL02295

Signal: 1

Processing Integration Results

RT: 32.94
Area: 65859
Amount: 3.264312
Amount Units: pg/ul

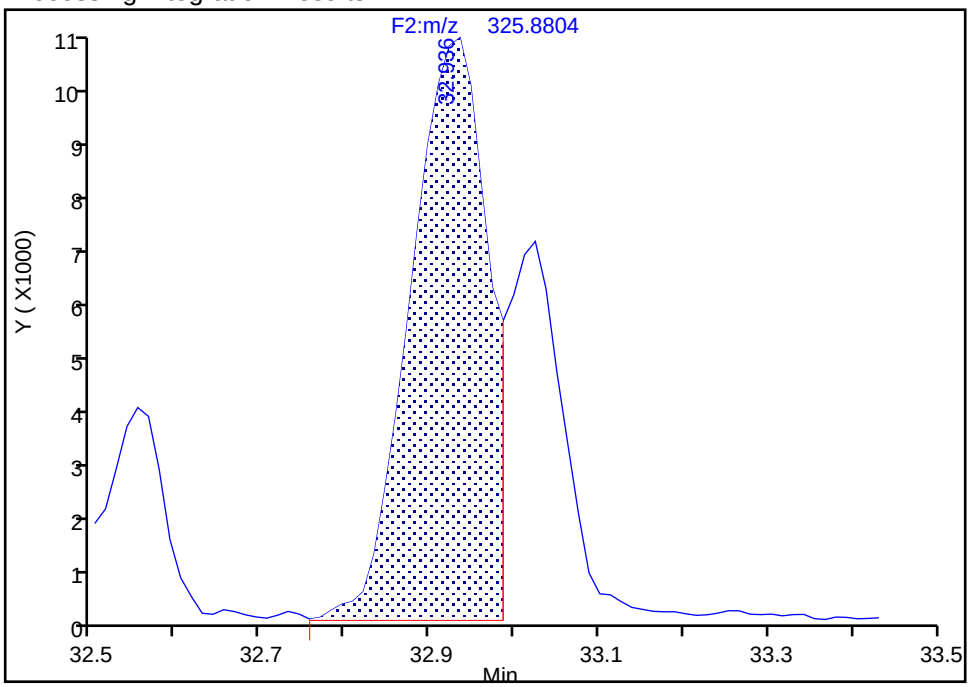

Manual Integration Results

RT: 32.94
Area: 96439
Amount: 3.269700
Amount Units: pg/ul

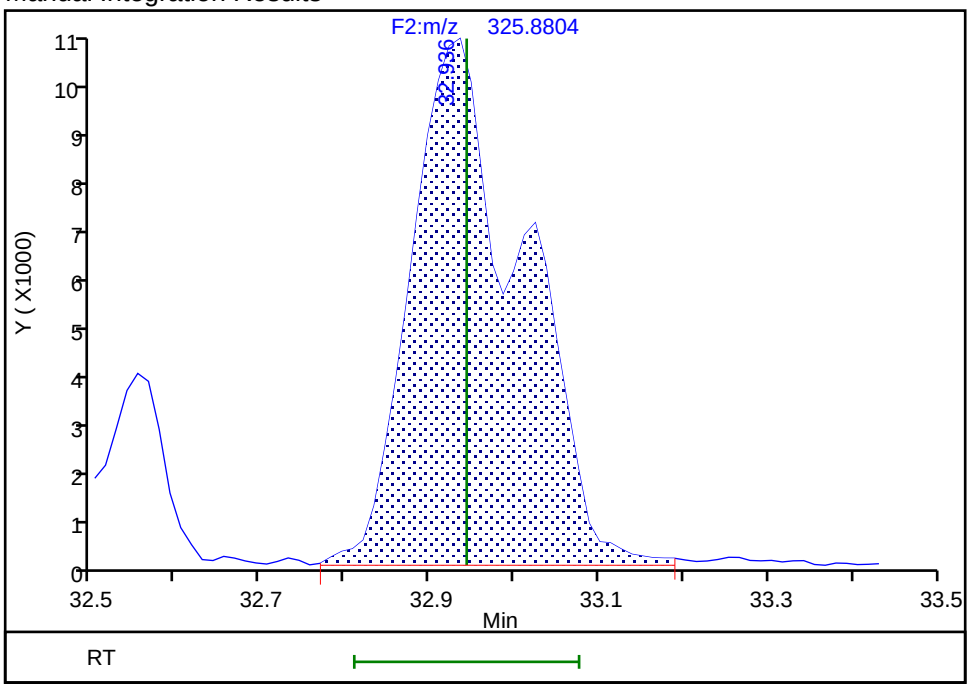

Reviewer: davidsonm, 21-Aug-2019 15:06:11

Audit Action: Manually Integrated Audit Reason: Incomplete Integration

Manual Integration/User Assign Peak Report

Eurofins TestAmerica, Knoxville

Data File:	\\chromna\Knoxville\ChromData\D3D\20190813-12717.b\d4190821i1c.d				
Injection Date:	21-Aug-2019 13:37:00	Instrument ID:	D3D		
Lims ID:	IC L1				
Client ID:					
Operator ID:	Xcalibur_System	ALS Bottle#:	0	Worklist Smp#:	1
Injection Vol:	1.0 ul	Dil. Factor:	1.0000		
Method:	PCBs_D3D	Limit Group:	HR - 1668A - ICAL		
Column:	SPB-Octyl (0.25 mm)	Detector	F2(21.81 :35.54)		

PCB-86/87/97/109/119/125, CAS: STL02295

Signal: 2

Processing Integration Results

RT: 32.92
Area: 39263
Amount: 3.264312
Amount Units: pg/ul

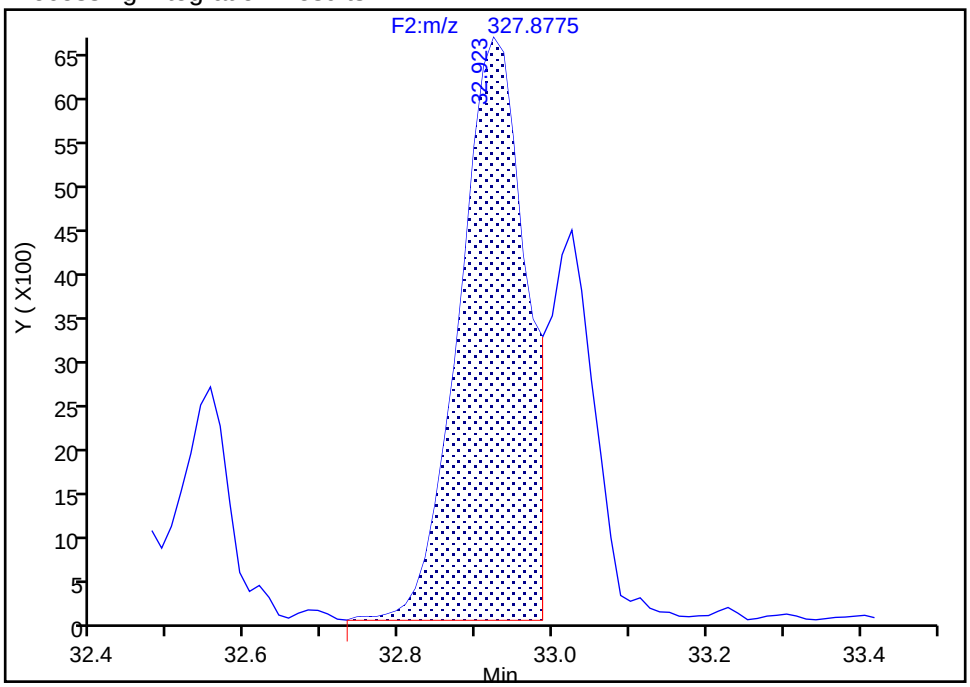

Manual Integration Results

RT: 32.92
Area: 57642
Amount: 3.269700
Amount Units: pg/ul

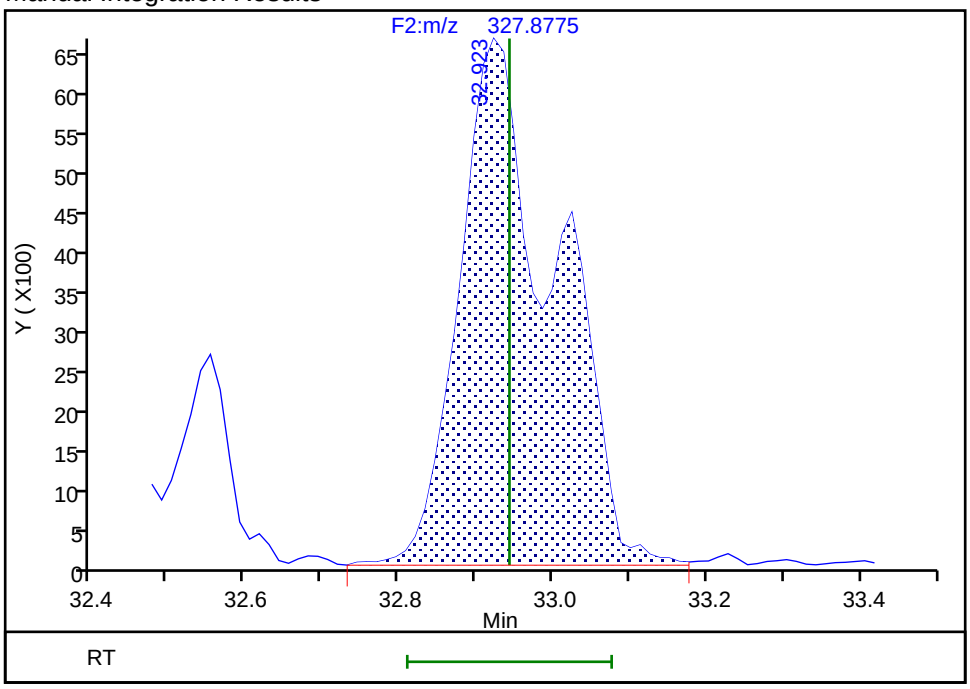

Reviewer: davidsonm, 21-Aug-2019 15:06:22

Audit Action: Manually Integrated Audit Reason: Incomplete Integration

Manual Integration/User Assign Peak Report

Eurofins TestAmerica, Knoxville

Data File: \\chromna\Knoxville\ChromData\D3D\20190813-12717.b\d4190821i1c.d
Injection Date: 21-Aug-2019 13:37:00 Instrument ID: D3D
Lims ID: IC L1
Client ID:
Operator ID: Xcalibur_System ALS Bottle#: 0 Worklist Smp#: 1
Injection Vol: 1.0 ul Dil. Factor: 1.0000
Method: PCBs_D3D Limit Group: HR - 1668A - ICAL
Column: SPB-Octyl (0.25 mm) Detector F2(21.81 :35.54)

PCB-110/115, CAS: STL01826

Signal: 2

Processing Integration Results

RT: 33.88
Area: 13383
Amount: 1.099353
Amount Units: pg/ul

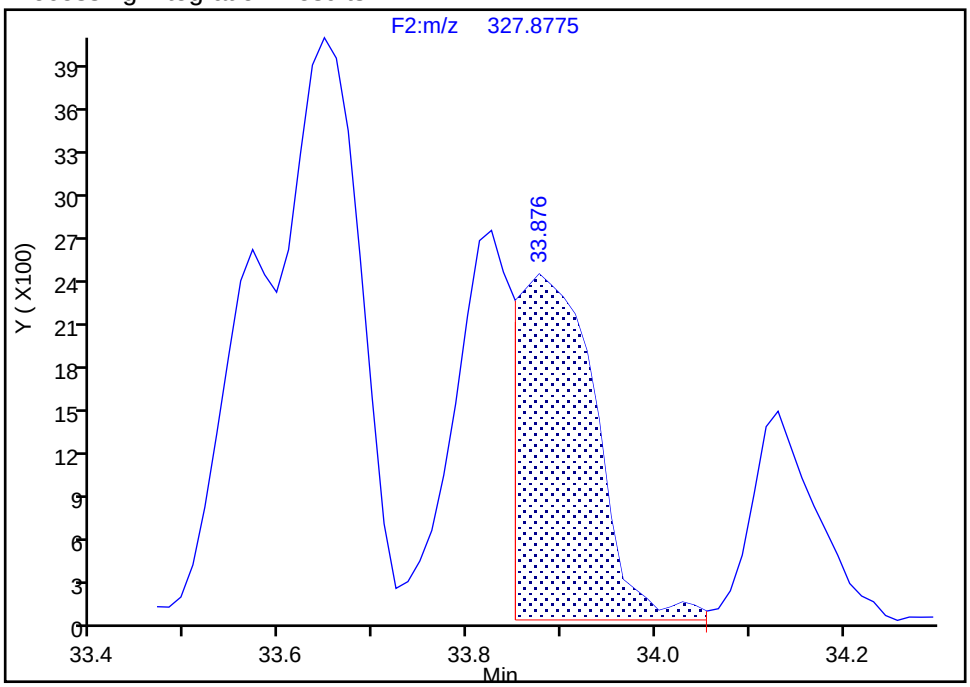

Manual Integration Results

RT: 33.83
Area: 24498
Amount: 1.177285
Amount Units: pg/ul

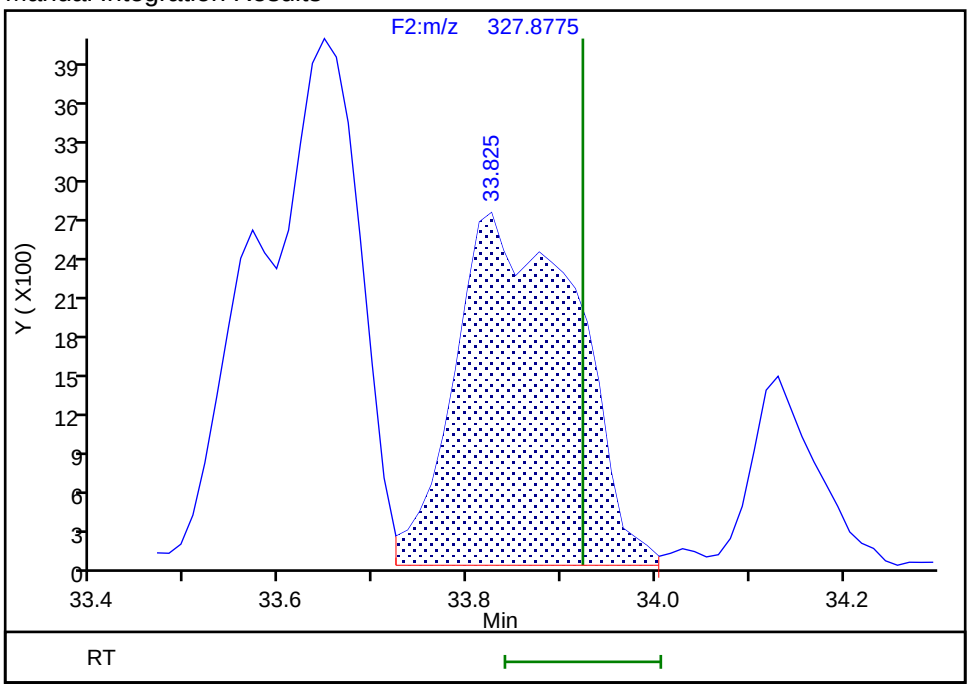

Reviewer: mcwhirterl, 21-Aug-2019 20:30:49
Audit Action: Marked Compound Undetected Audit Reason: Invalid Compound ID

Manual Integration/User Assign Peak Report

Eurofins TestAmerica, Knoxville

Data File: \\chromna\Knoxville\ChromData\D3D\20190813-12717.b\d4190821i1c.d
Injection Date: 21-Aug-2019 13:37:00 Instrument ID: D3D
Lims ID: IC L1
Client ID:
Operator ID: Xcalibur_System ALS Bottle#: 0 Worklist Smp#: 1
Injection Vol: 1.0 ul Dil. Factor: 1.0000
Method: PCBs_D3D Limit Group: HR - 1668A - ICAL
Column: SPB-Octyl (0.25 mm) Detector F2(21.81 :35.54)

PCB-110/115, CAS: STL01826

Signal: 3

Processing Integration Results

RT: 33.90
Area: 51569
Amount: 1.099353
Amount Units: pg/ul

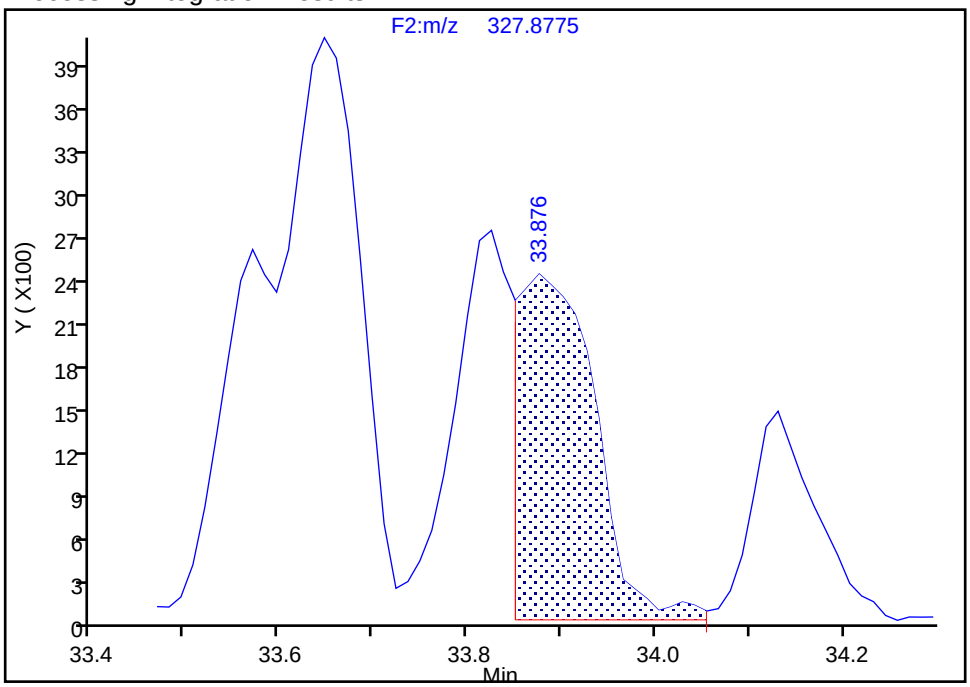

Manual Integration Results

RT: 33.90
Area: 62684
Amount: 1.177285
Amount Units: pg/ul
Reviewer: mcwhirterl, 21-Aug-2019 20:30:49
Audit Action: Marked Compound Undetected Audit Reason: Invalid Compound ID

Manual Integration/User Assign Peak Report

Eurofins TestAmerica, Knoxville

Data File:	\\chromna\Knoxville\ChromData\D3D\20190813-12717.b\d4190821i1c.d				
Injection Date:	21-Aug-2019 13:37:00	Instrument ID:	D3D		
Lims ID:	IC L1				
Client ID:					
Operator ID:	Xcalibur_System	ALS Bottle#:	0	Worklist Smp#:	1
Injection Vol:	1.0 ul	Dil. Factor:	1.0000		
Method:	PCBs_D3D	Limit Group:	HR - 1668A - ICAL		
Column:	SPB-Octyl (0.25 mm)	Detector	F2(21.81 :35.54)		

PCB-110/115, CAS: STL01826

Signal: 1

Processing Integration Results

RT: 33.90
Area: 38186
Amount: 1.099353
Amount Units: pg/ul

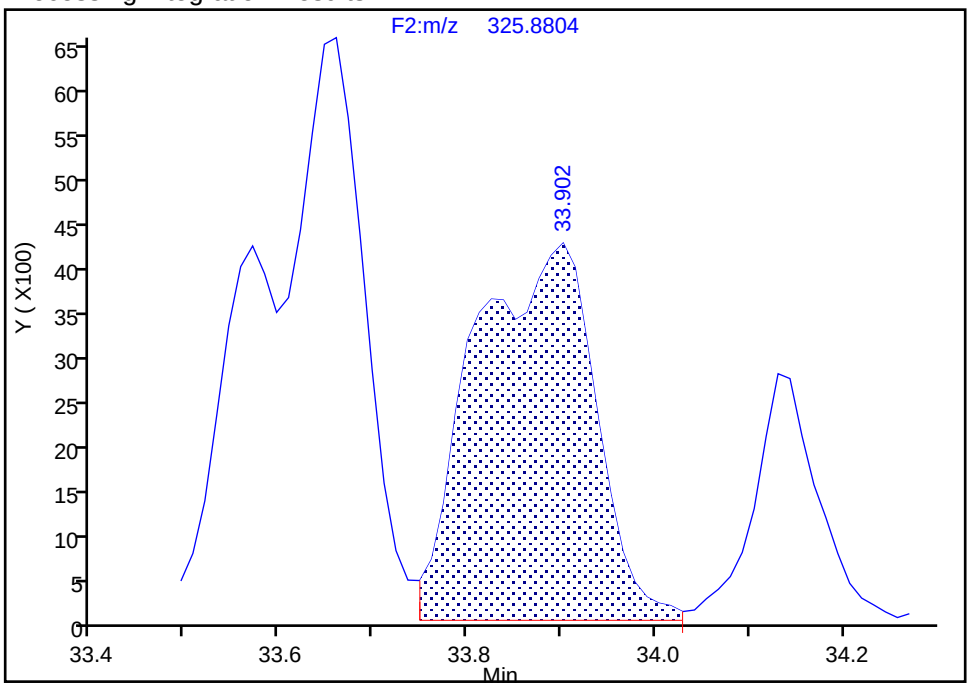

Manual Integration Results

RT: 33.90
Area: 38186
Amount: 1.177285
Amount Units: pg/ul

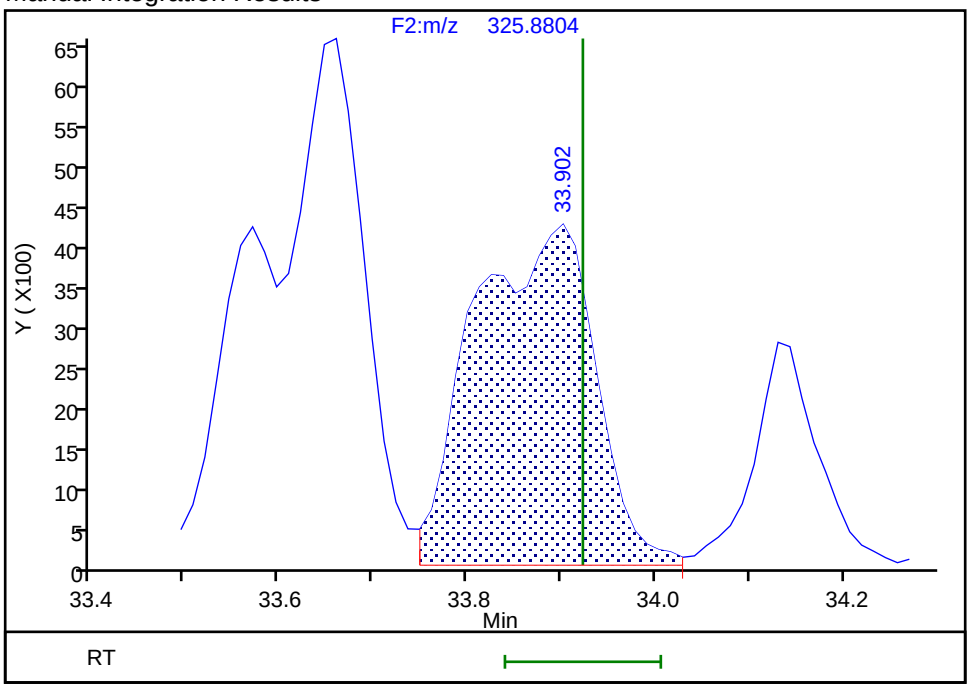

Reviewer: mcwhirterl, 21-Aug-2019 20:30:50

Audit Action: Manually Integrated/Assigned Compound ID Audit Reason: Split Peak

Manual Integration/User Assign Peak Report

Eurofins TestAmerica, Knoxville

Data File:	\\chromna\Knoxville\ChromData\D3D\20190813-12717.b\d4190821i1c.d				
Injection Date:	21-Aug-2019 13:37:00	Instrument ID:	D3D		
Lims ID:	IC L1				
Client ID:					
Operator ID:	Xcalibur_System	ALS Bottle#:	0	Worklist Smp#:	1
Injection Vol:	1.0 ul	Dil. Factor:	1.0000		
Method:	PCBs_D3D	Limit Group:	HR - 1668A - ICAL		
Column:	SPB-Octyl (0.25 mm)	Detector	F2(21.81 :35.54)		

PCB-82, CAS: 52663-62-4

Signal: 2

Processing Integration Results

RT: 34.13
Area: 6932
Amount: 0.588353
Amount Units: pg/ul

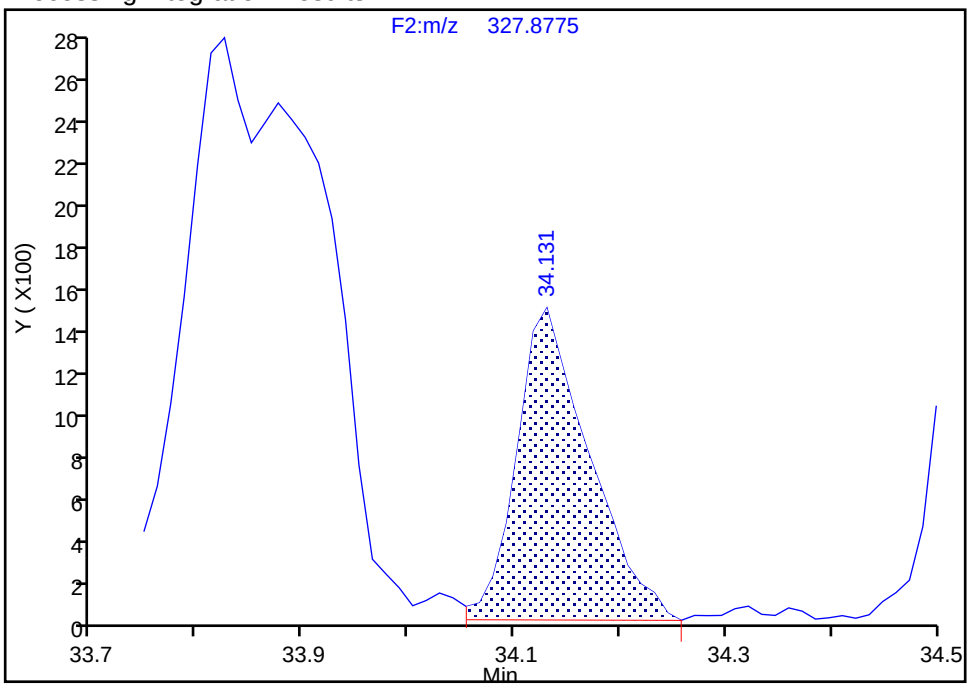

Manual Integration Results

RT: 34.13
Area: 7248
Amount: 0.597509
Amount Units: pg/ul

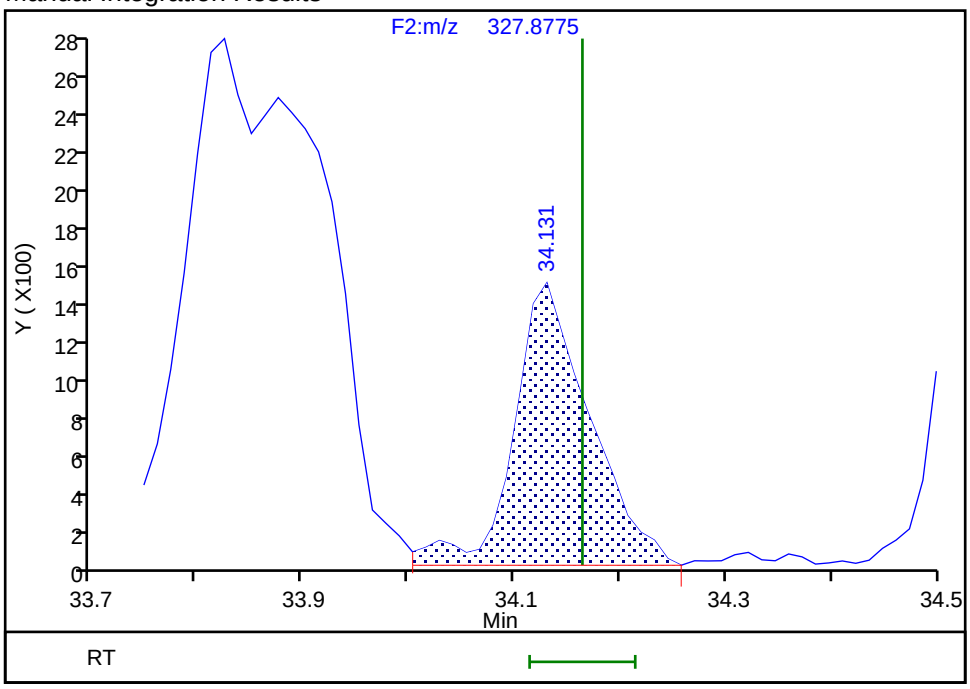

Reviewer: mcwhirterl, 21-Aug-2019 20:30:45
Audit Action: Marked Compound Undetected Audit Reason: Invalid Compound ID

Manual Integration/User Assign Peak Report

Eurofins TestAmerica, Knoxville

Data File: \\chromna\Knoxville\ChromData\D3D\20190813-12717.b\d4190821i1c.d
Injection Date: 21-Aug-2019 13:37:00 Instrument ID: D3D
Lims ID: IC L1
Client ID:
Operator ID: Xcalibur_System ALS Bottle#: 0 Worklist Smp#: 1
Injection Vol: 1.0 ul Dil. Factor: 1.0000
Method: PCBs_D3D Limit Group: HR - 1668A - ICAL
Column: SPB-Octyl (0.25 mm) Detector F2(21.81 :35.54)

PCB-82, CAS: 52663-62-4

Signal: 3

Processing Integration Results

RT: 34.13
Area: 20111
Amount: 0.588353
Amount Units: pg/ul

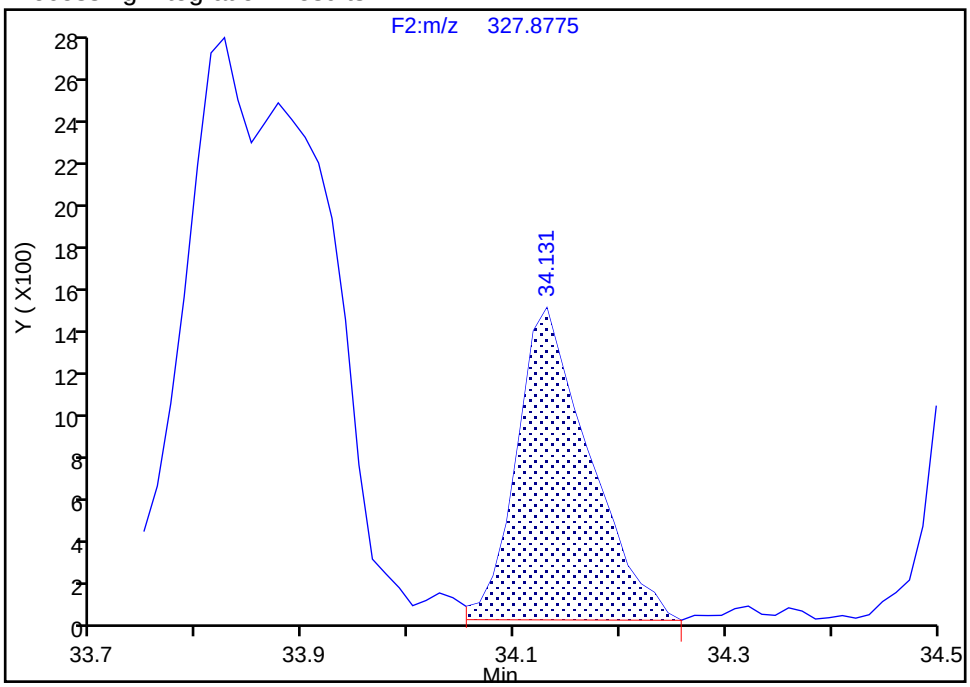

Manual Integration Results

RT: 34.13
Area: 20427
Amount: 0.597509
Amount Units: pg/ul
Reviewer: mcwhirterl, 21-Aug-2019 20:30:45
Audit Action: Marked Compound Undetected Audit Reason: Invalid Compound ID

Manual Integration/User Assign Peak Report

Eurofins TestAmerica, Knoxville

Data File:	\\chromna\Knoxville\ChromData\D3D\20190813-12717.b\d4190821i1c.d				
Injection Date:	21-Aug-2019 13:37:00	Instrument ID:	D3D		
Lims ID:	IC L1				
Client ID:					
Operator ID:	Xcalibur_System	ALS Bottle#:	0	Worklist Smp#:	1
Injection Vol:	1.0 ul	Dil. Factor:	1.0000		
Method:	PCBs_D3D	Limit Group:	HR - 1668A - ICAL		
Column:	SPB-Octyl (0.25 mm)	Detector	F2(21.81 :35.54)		

PCB-82, CAS: 52663-62-4

Signal: 1

Processing Integration Results

RT: 34.13
Area: 13179
Amount: 0.588353
Amount Units: pg/ul

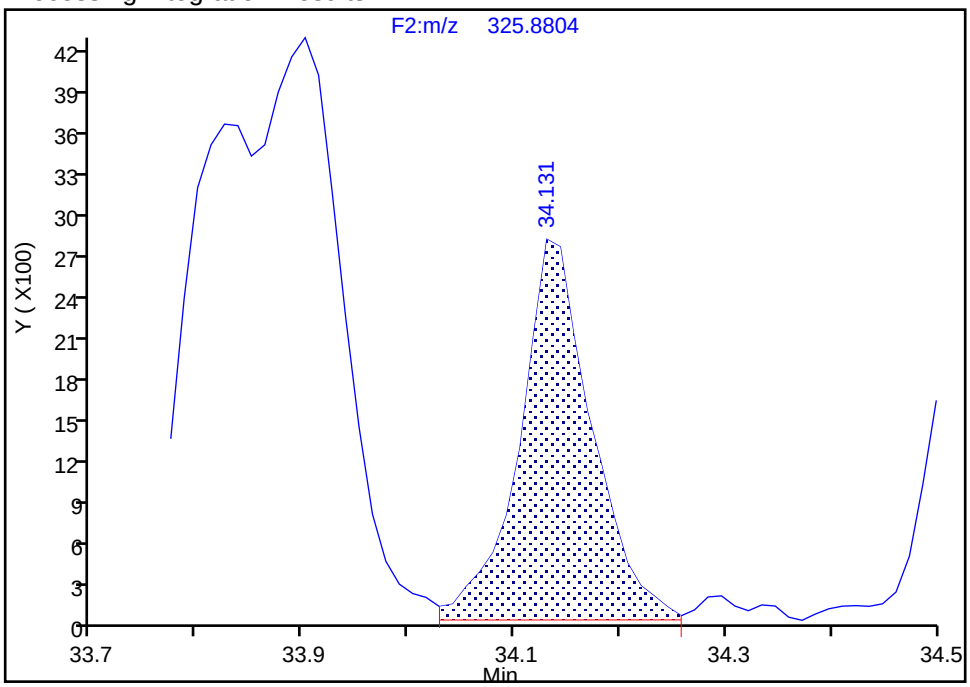

Manual Integration Results

RT: 34.13
Area: 13179
Amount: 0.597509
Amount Units: pg/ul

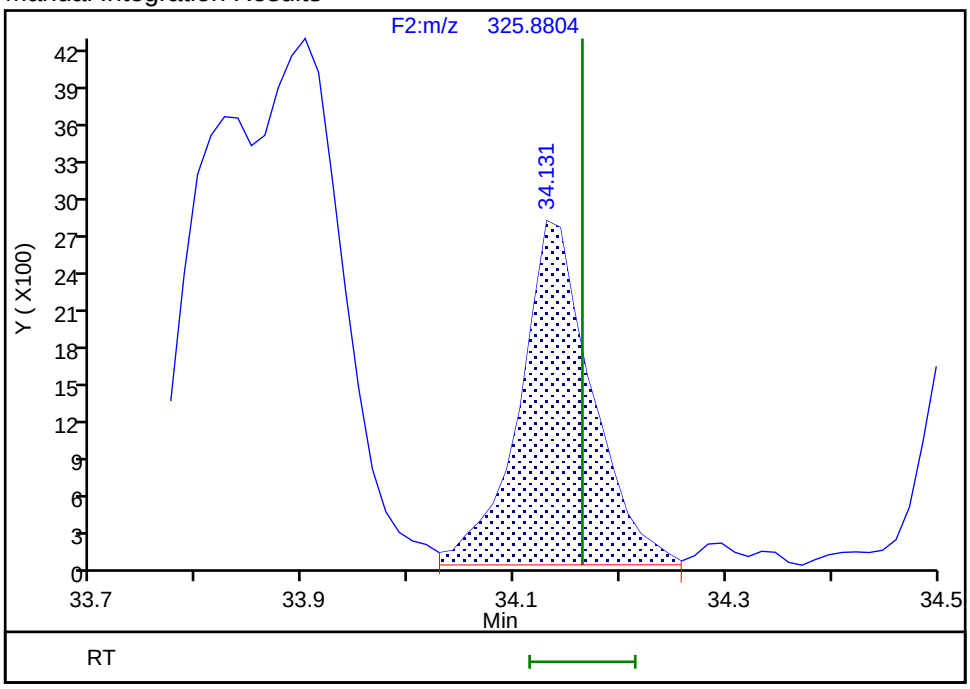

Reviewer: mcwhirterl, 21-Aug-2019 20:30:46

Audit Action: Manually Integrated/Assigned Compound ID Audit Reason: Split Peak

Eurofins TestAmerica, Knoxville

Data File:	\\chromna\Knoxville\ChromData\D3D\20190813-12717.b\d4190821i1c.d		
Injection Date:	21-Aug-2019 13:37:00	Injection Vol:	1.0 ul
Instrument ID:	D3D	Operator ID:	Xcalibur_System
Method:	PCBs_D3D	Limit Group:	HR - 1668A - ICAL
Client ID:			
Worklist#:	33168	Sample Line#:	1
Column Type:	SPB-Octyl	Column Dia:	0.25 mm

PePCB F3

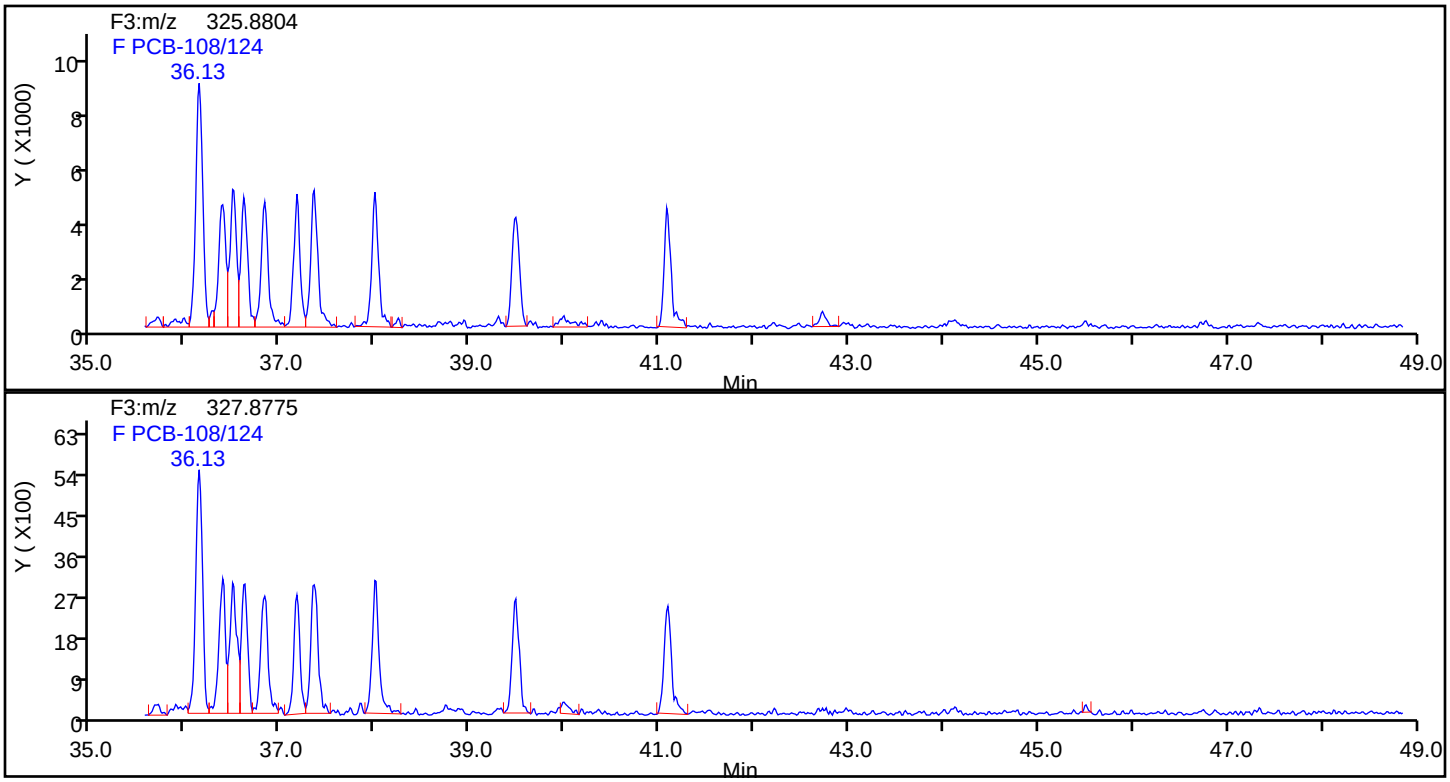

PePCB F3 Standards

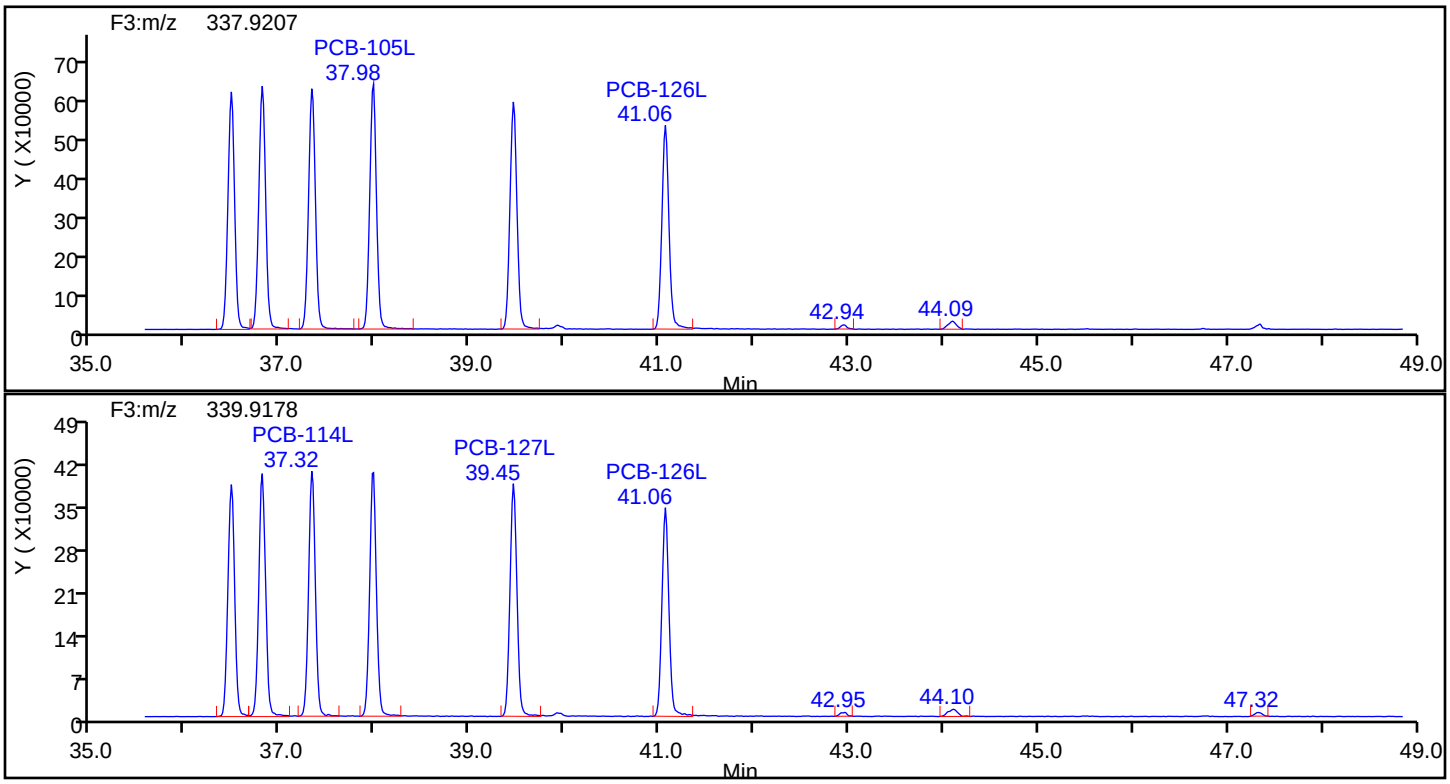

Eurofins TestAmerica, Knoxville

Data File:	\\chromna\Knoxville\ChromData\D3D\20190813-12717.b\d4190821i1c.d		
Injection Date:	21-Aug-2019 13:37:00	Injection Vol:	1.0 ul
Instrument ID:	D3D	Operator ID:	Xcalibur_System
Method:	PCBs_D3D	Limit Group:	HR - 1668A - ICAL
Client ID:			
Worklist#:	33168	Sample Line#:	1
Column Type:	SPB-Octyl	Column Dia:	0.25 mm

PePCB F3

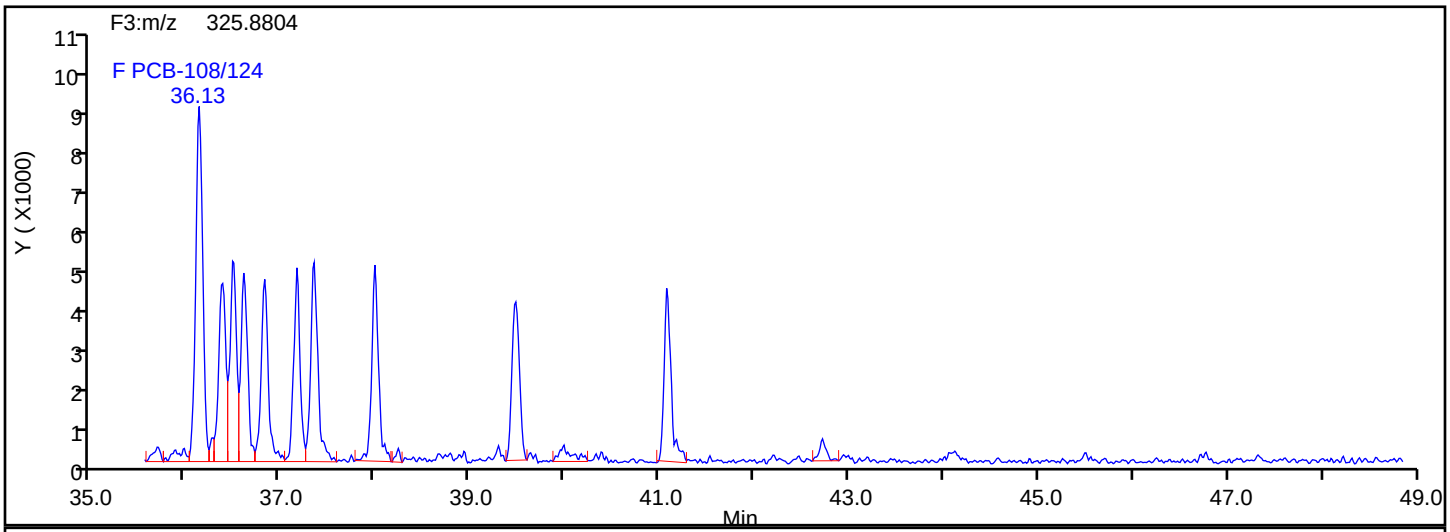

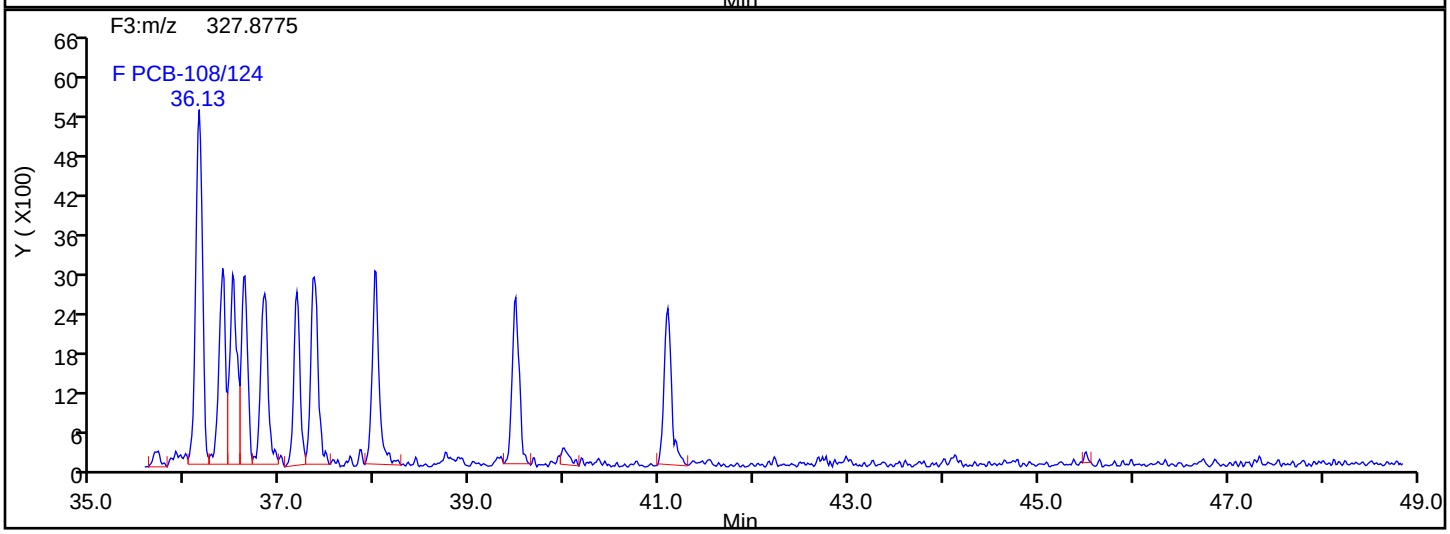

PePCB F3 Lock Mass

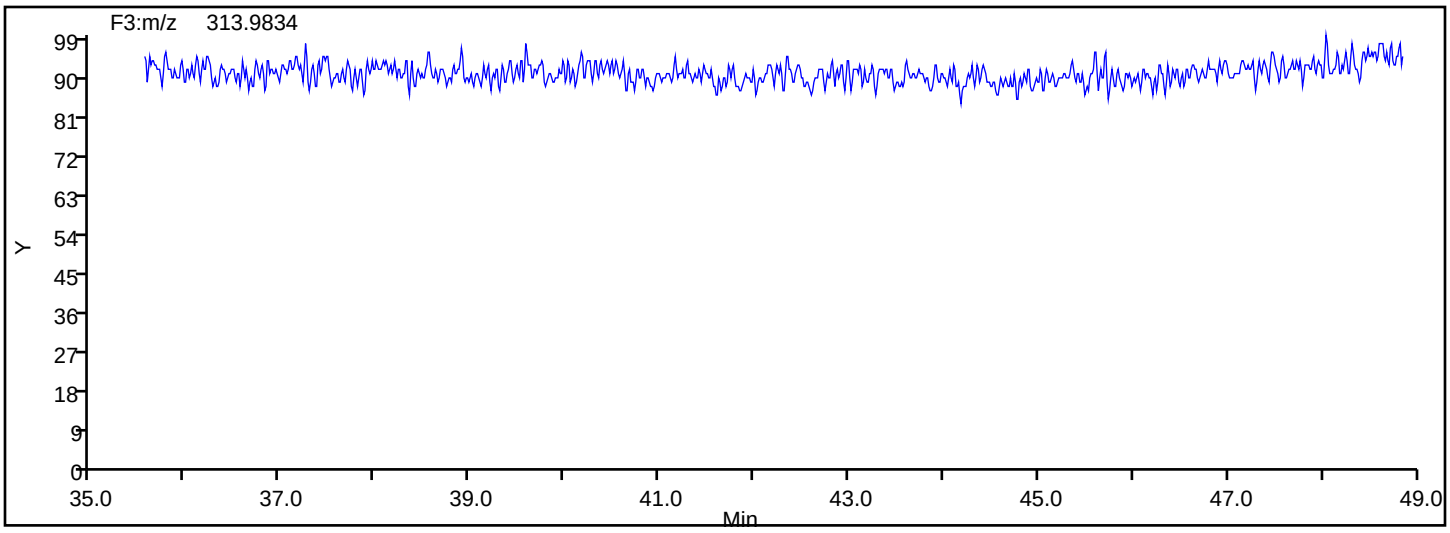

Eurofins TestAmerica, Knoxville

Data File:	\\chromna\Knoxville\ChromData\D3D\20190813-12717.b\d4190821i1c.d		
Injection Date:	21-Aug-2019 13:37:00	Injection Vol:	1.0 ul
Instrument ID:	D3D	Operator ID:	Xcalibur_System
Method:	PCBs_D3D	Limit Group:	HR - 1668A - ICAL
Client ID:			
Worklist#:	33168	Sample Line#:	1
Column Type:	SPB-Octyl	Column Dia:	0.25 mm

HxPCB F2

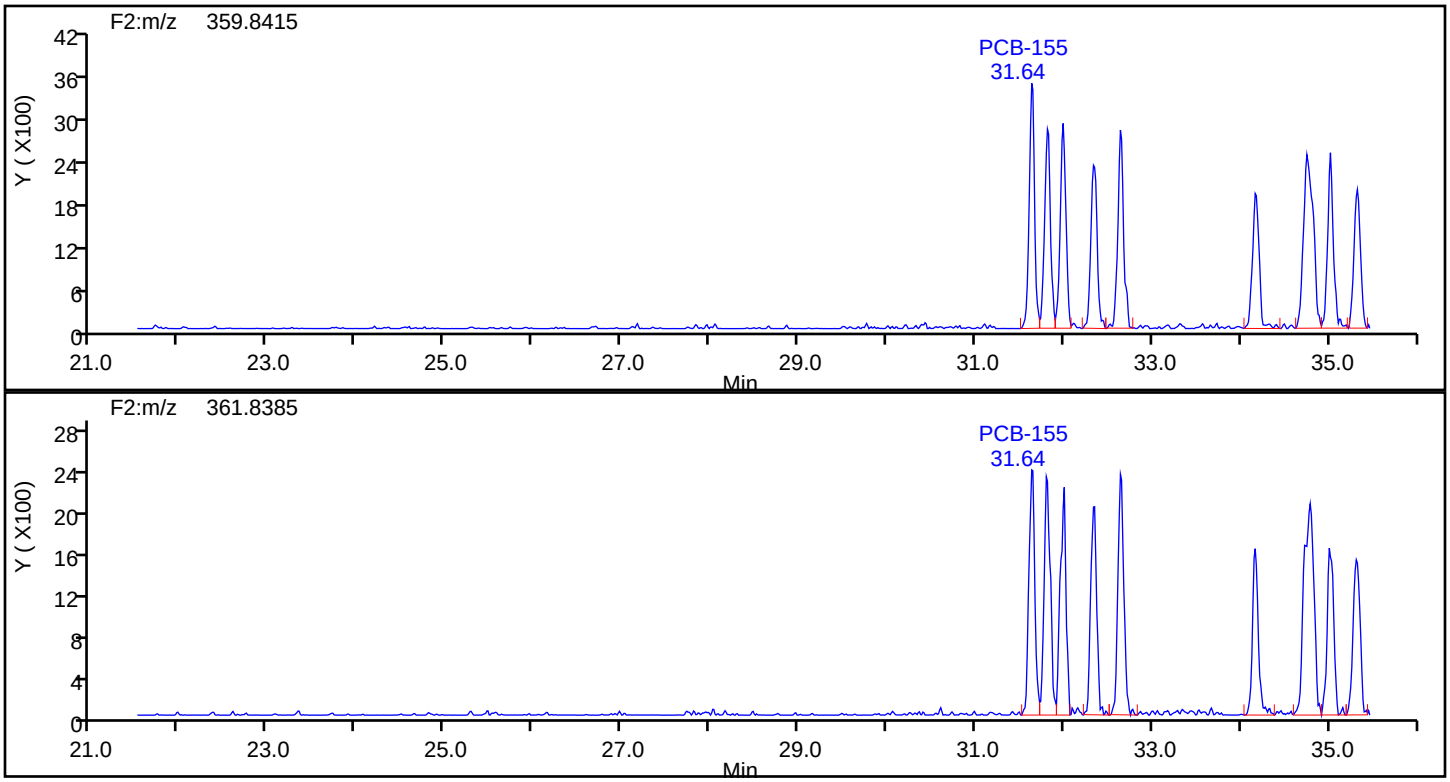

HxPCB F2 Standards

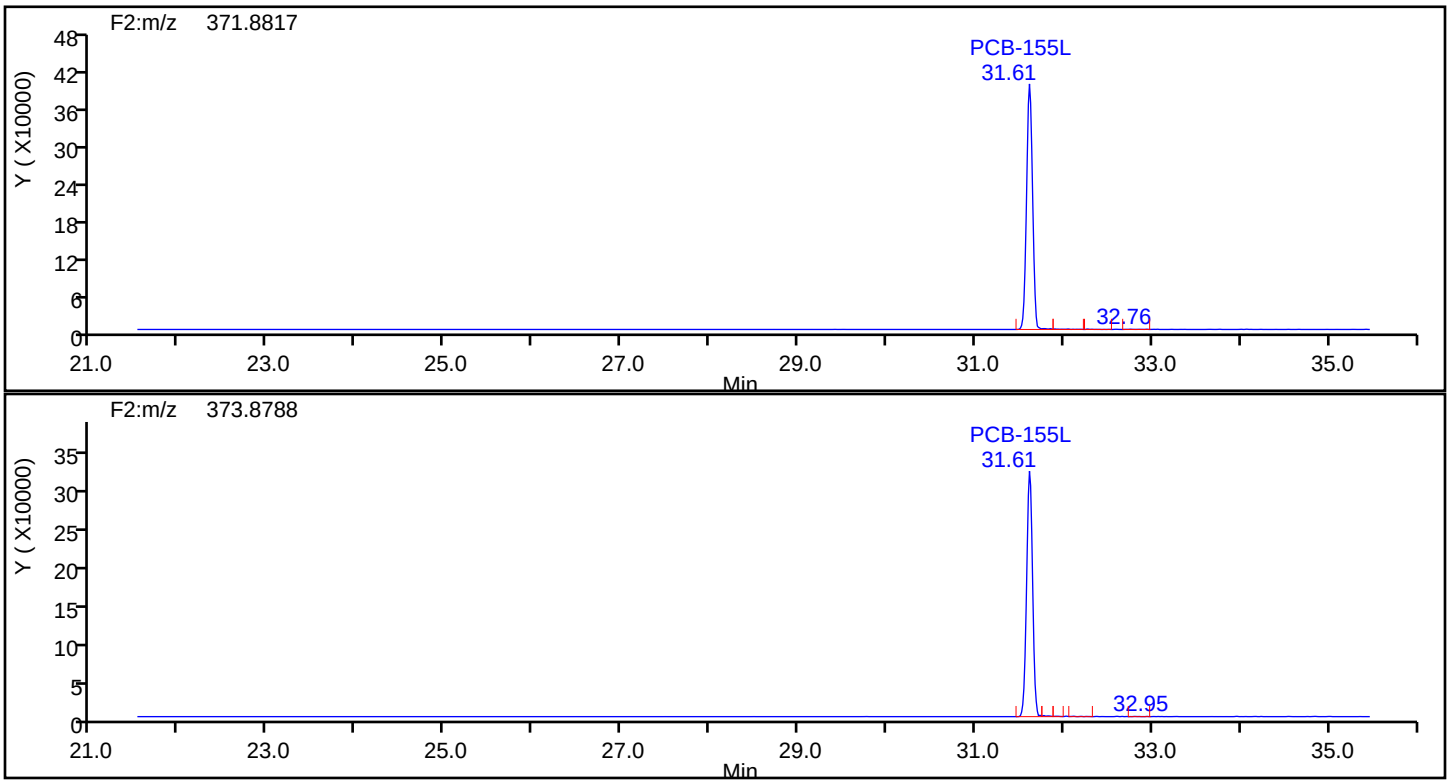

Eurofins TestAmerica, Knoxville

Data File:	\\chromna\Knoxville\ChromData\D3D\20190813-12717.b\d4190821i1c.d		
Injection Date:	21-Aug-2019 13:37:00	Injection Vol:	1.0 ul
Instrument ID:	D3D	Operator ID:	Xcalibur_System
Method:	PCBs_D3D	Limit Group:	HR - 1668A - ICAL
Client ID:			
Worklist#:	33168	Sample Line#:	1
Column Type:	SPB-Octyl	Column Dia:	0.25 mm

HxPCB F2

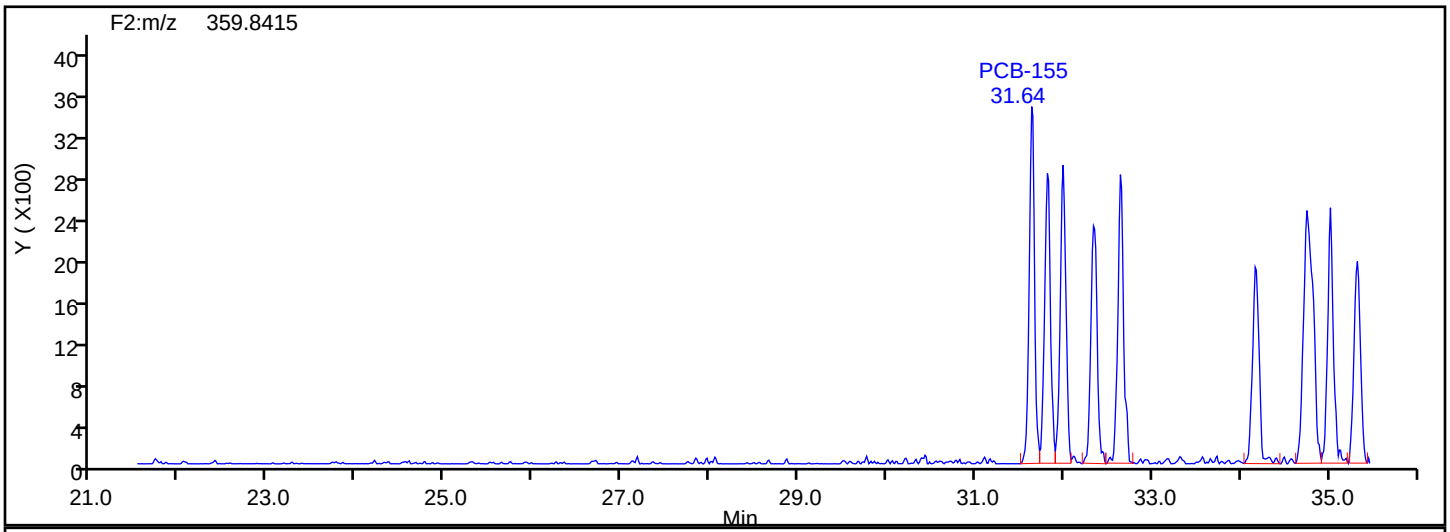

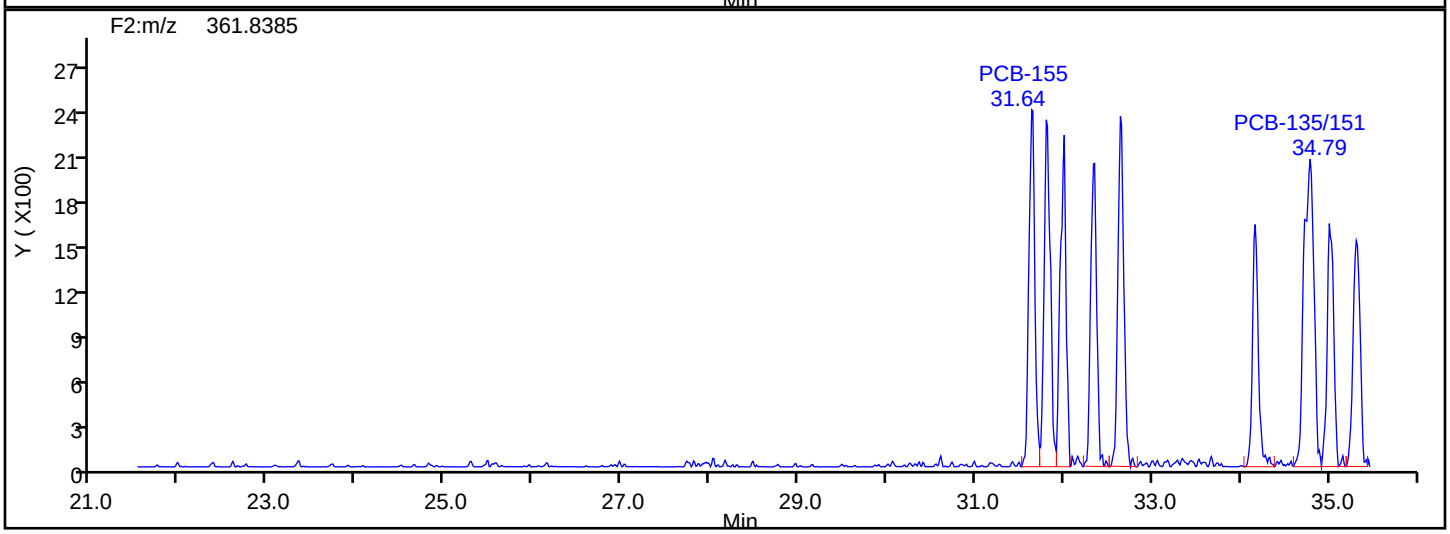

HxPCB F2 Lock Mass

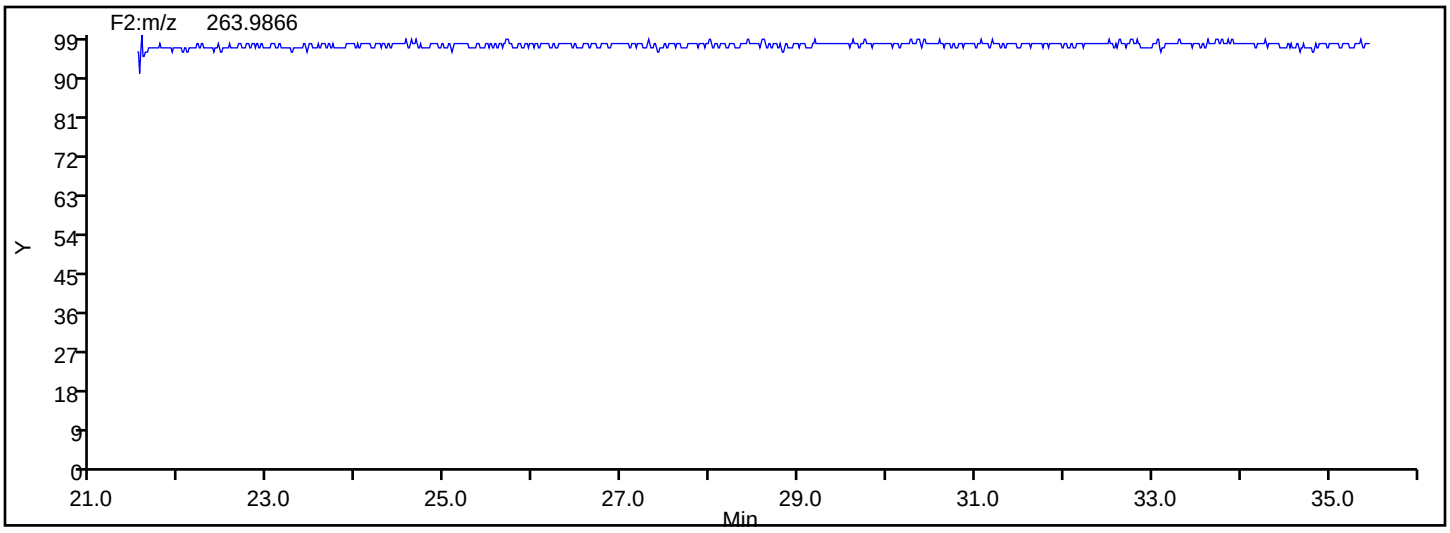

Manual Integration/User Assign Peak Report

Eurofins TestAmerica, Knoxville

Data File: \\chromna\Knoxville\ChromData\D3D\20190813-12717.b\d4190821i1c.d
Injection Date: 21-Aug-2019 13:37:00 Instrument ID: D3D
Lims ID: IC L1
Client ID:
Operator ID: Xcalibur_System ALS Bottle#: 0 Worklist Smp#: 1
Injection Vol: 1.0 ul Dil. Factor: 1.0000
Method: PCBs_D3D Limit Group: HR - 1668A - ICAL
Column: SPB-Octyl (0.25 mm) Detector F2(21.81 :35.54)

PCB-135/151, CAS: STL01819

Signal: 2

Processing Integration Results

RT: 34.73
Area: 5543
Amount: 1.061277
Amount Units: pg/ul

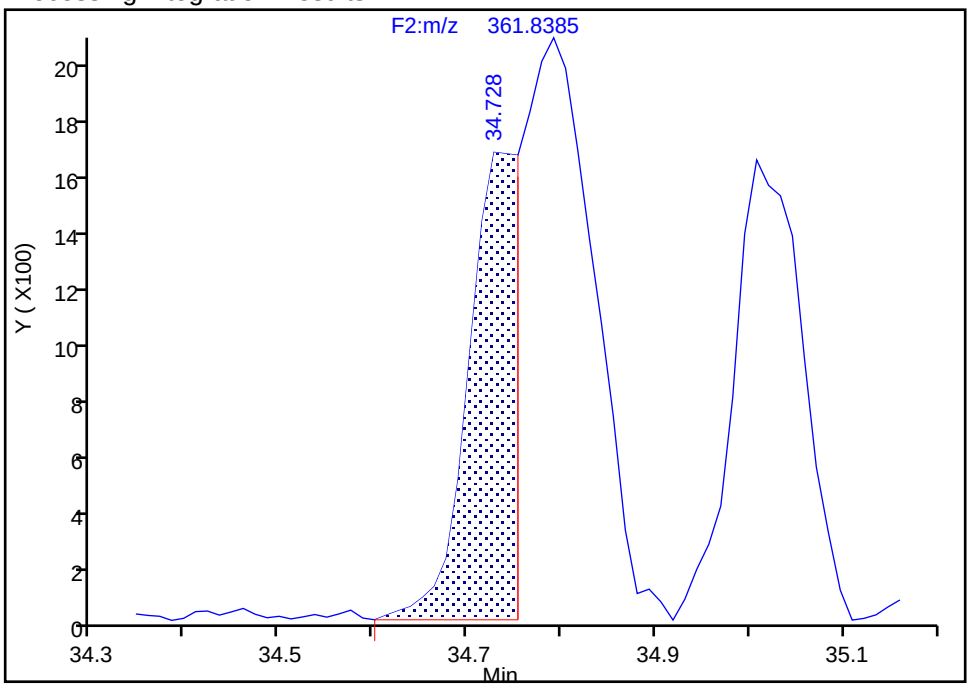

Manual Integration Results

RT: 34.79
Area: 15894
Amount: 1.184445
Amount Units: pg/ul

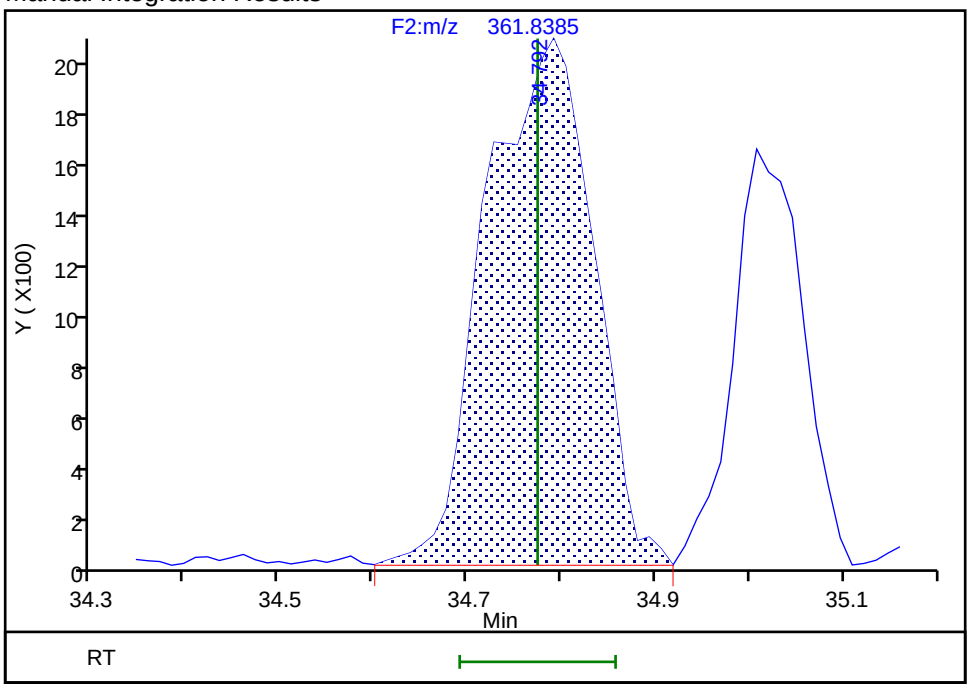

Reviewer: davidsonm, 21-Aug-2019 15:08:00
Audit Action: Manually Integrated Audit Reason: Incomplete Integration

Report Date: 30-Aug-2019 11:36:16 Chrom Revision: 2.3 22-Aug-2019 12:55:36

Eurofins TestAmerica, Knoxville

Data File:	\\chromna\Knoxville\ChromData\D3D\20190813-12717.b\d4190821i1c.d		
Injection Date:	21-Aug-2019 13:37:00	Injection Vol:	1.0 ul
Instrument ID:	D3D	Operator ID:	Xcalibur_System
Method:	PCBs_D3D	Limit Group:	HR - 1668A - ICAL
Client ID:			
Worklist#:	33168	Sample Line#:	1
Column Type:	SPB-Octyl	Column Dia:	0.25 mm

HxPCB F3

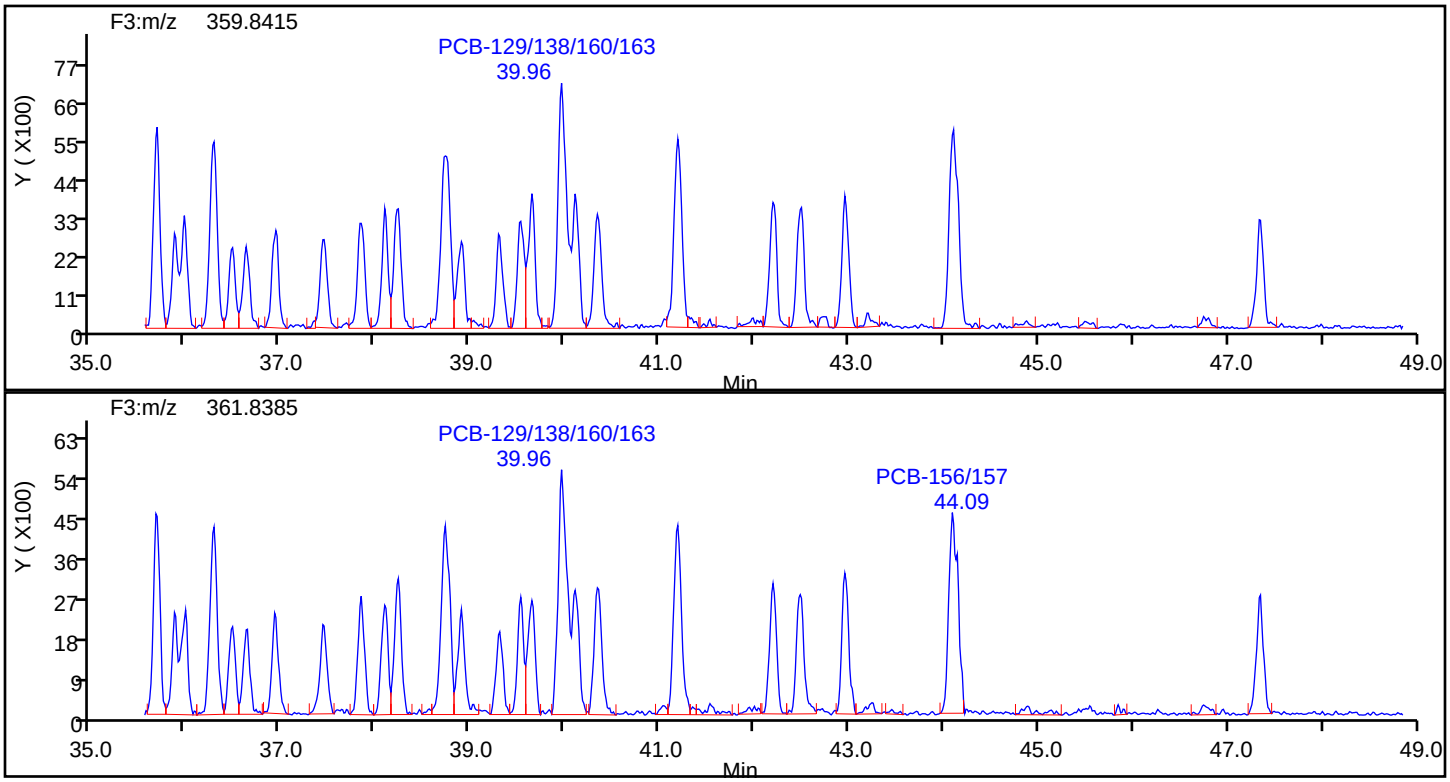

HxPCB F3 Standards

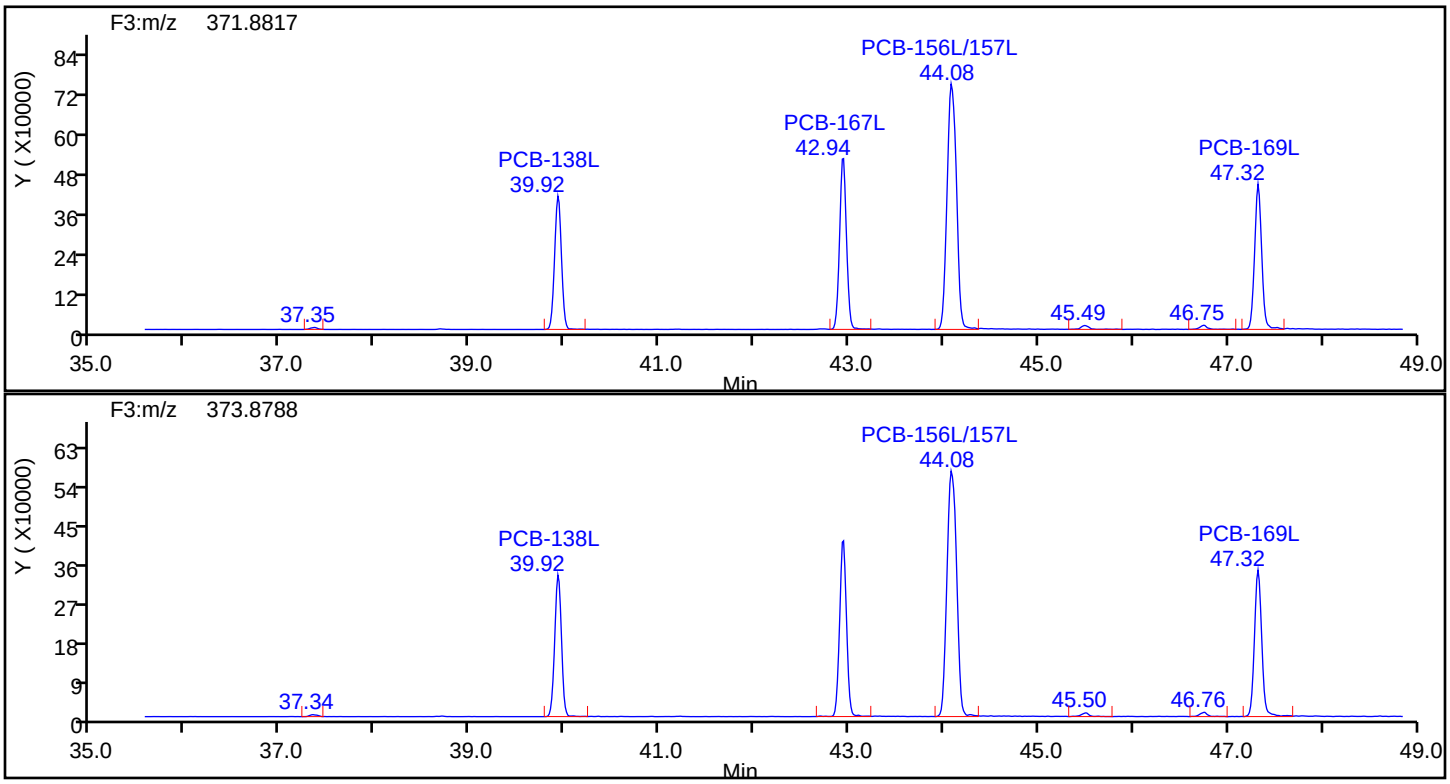

Eurofins TestAmerica, Knoxville

Data File:	\\chromna\Knoxville\ChromData\D3D\20190813-12717.b\d4190821i1c.d		
Injection Date:	21-Aug-2019 13:37:00	Injection Vol:	1.0 ul
Instrument ID:	D3D	Operator ID:	Xcalibur_System
Method:	PCBs_D3D	Limit Group:	HR - 1668A - ICAL
Client ID:			
Worklist#:	33168	Sample Line#:	1
Column Type:	SPB-Octyl	Column Dia:	0.25 mm

HxPCB F3

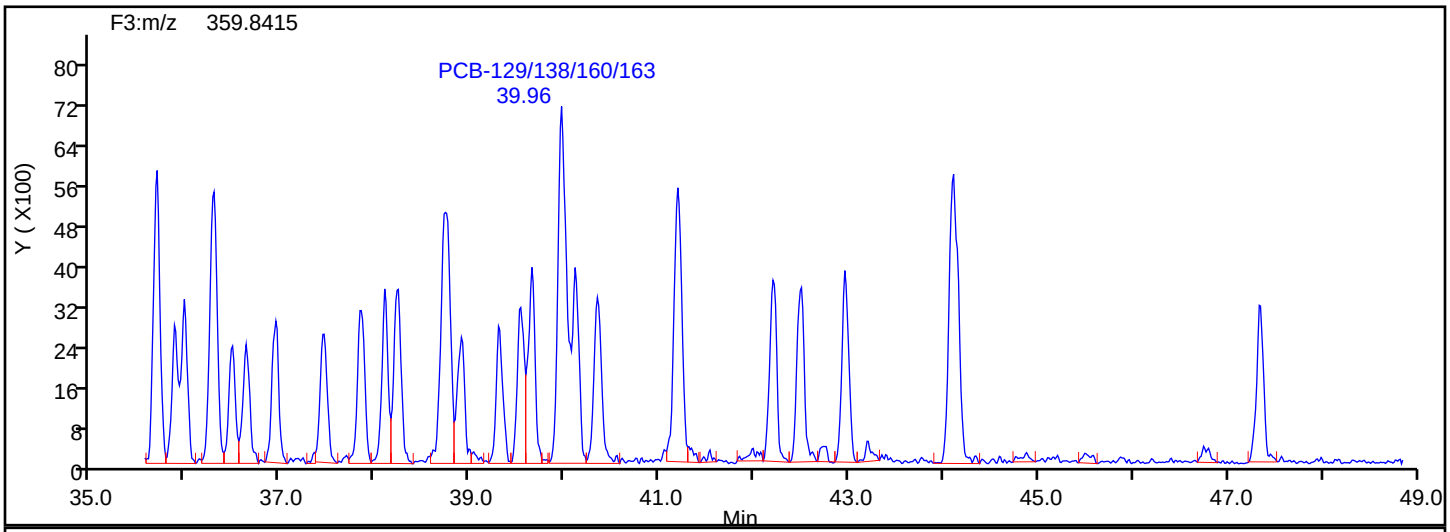

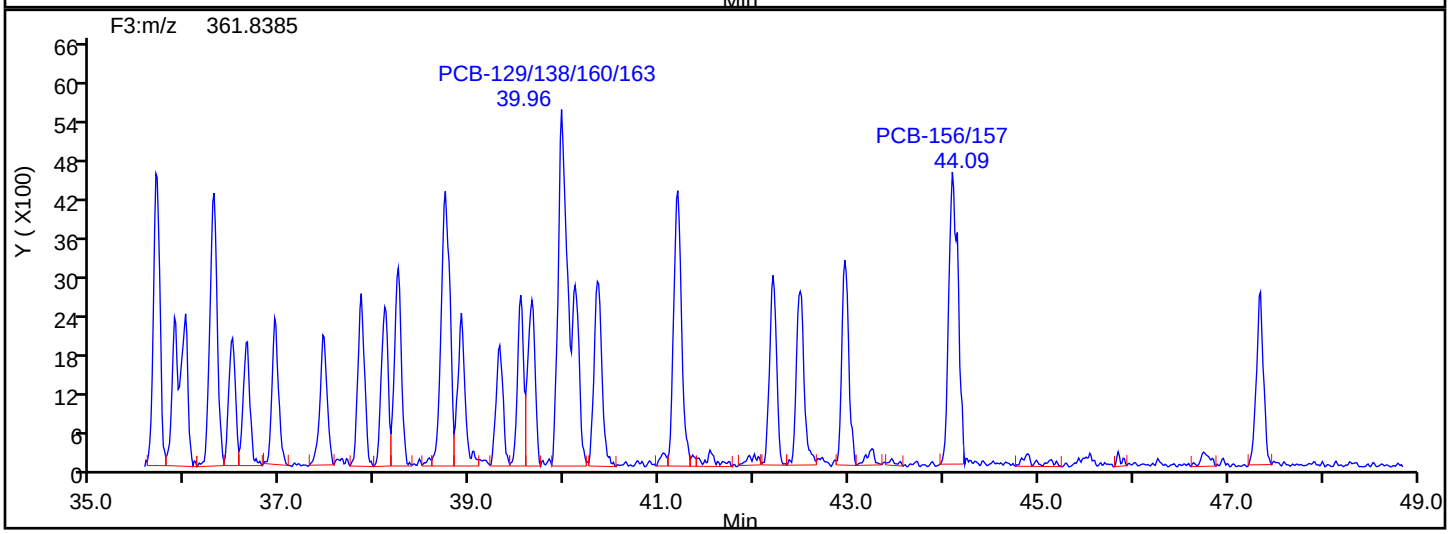

HxPCB F3 Lock Mass

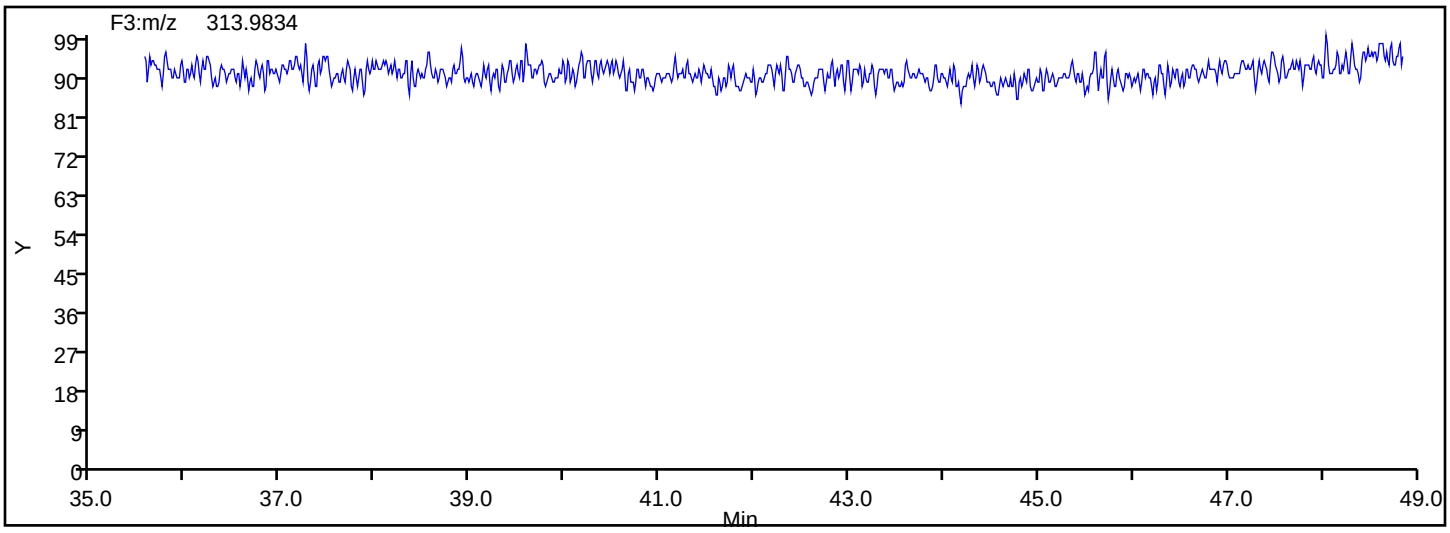

Manual Integration/User Assign Peak Report

Eurofins TestAmerica, Knoxville

Data File:	\\chromna\Knoxville\ChromData\D3D\20190813-12717.b\d4190821i1c.d				
Injection Date:	21-Aug-2019 13:37:00	Instrument ID:	D3D		
Lims ID:	IC L1				
Client ID:					
Operator ID:	Xcalibur_System	ALS Bottle#:	0	Worklist Smp#:	1
Injection Vol:	1.0 ul	Dil. Factor:	1.0000		
Method:	PCBs_D3D	Limit Group:	HR - 1668A - ICAL		
Column:	SPB-Octyl (0.25 mm)	Detector	F3(35.64 :49.10)		

PCB-164, CAS: 74472-45-0

Signal: 1

Processing Integration Results

RT: 39.65
Area: 19770
Amount: 0.574882
Amount Units: pg/ul

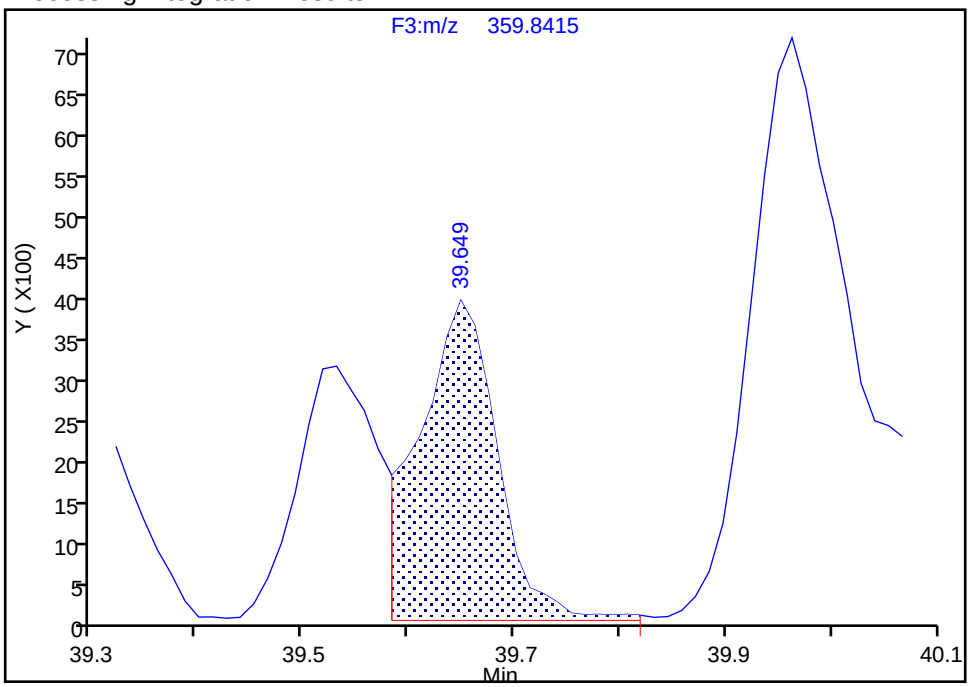

Manual Integration Results

RT: 39.65
Area: 19493
Amount: 0.585180
Amount Units: pg/ul

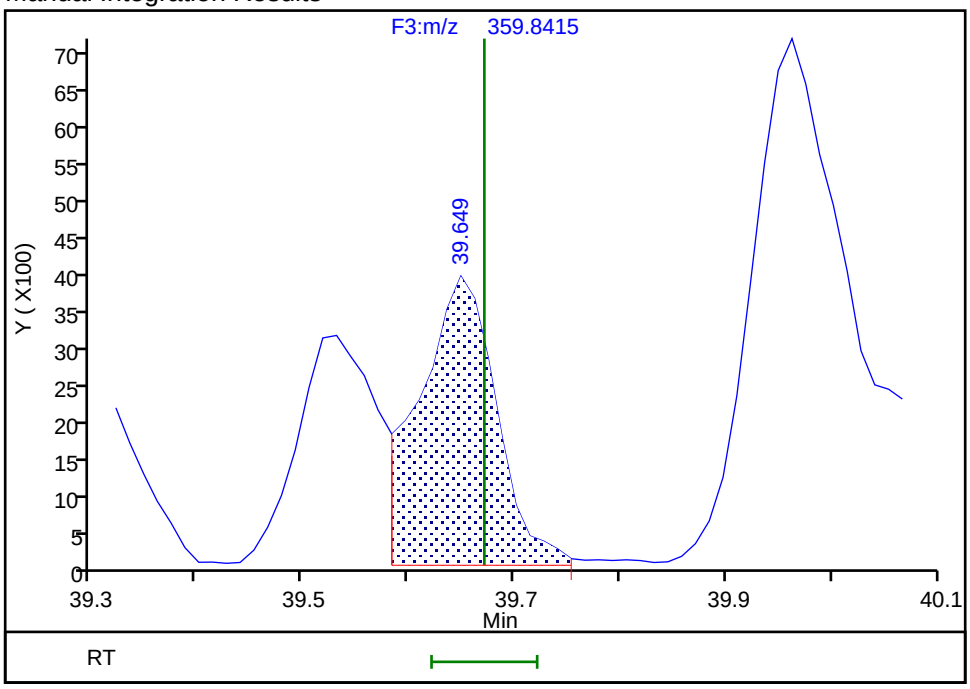

Reviewer: davidsonm, 21-Aug-2019 15:09:04
Audit Action: Split an Integrated Peak Audit Reason: Split Peak

Manual Integration/User Assign Peak Report

Eurofins TestAmerica, Knoxville

Data File:	\\chromna\Knoxville\ChromData\D3D\20190813-12717.b\d4190821i1c.d				
Injection Date:	21-Aug-2019 13:37:00	Instrument ID:	D3D		
Lims ID:	IC L1				
Client ID:					
Operator ID:	Xcalibur_System	ALS Bottle#:	0	Worklist Smp#:	1
Injection Vol:	1.0 ul	Dil. Factor:	1.0000		
Method:	PCBs_D3D	Limit Group:	HR - 1668A - ICAL		
Column:	SPB-Octyl (0.25 mm)	Detector	F3(35.64 :49.10)		

PCB-129/138/160/163, CAS: STL02296

Signal: 2

Processing Integration Results

RT: 39.96
Area: 35635
Amount: 2.228957
Amount Units: pg/ul

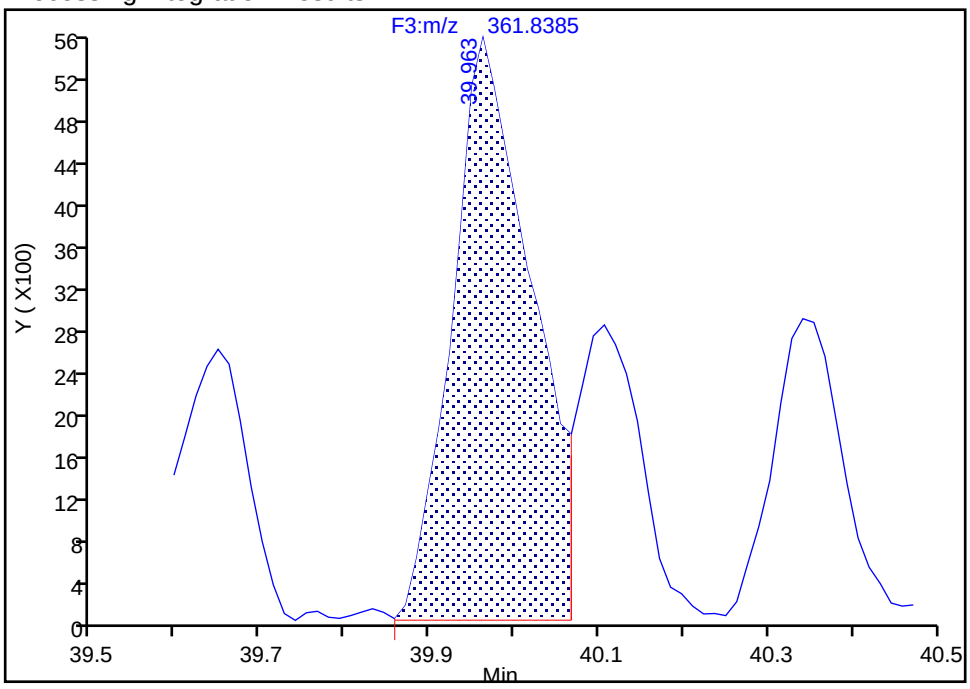

Manual Integration Results

RT: 39.96
Area: 49683
Amount: 2.287303
Amount Units: pg/ul

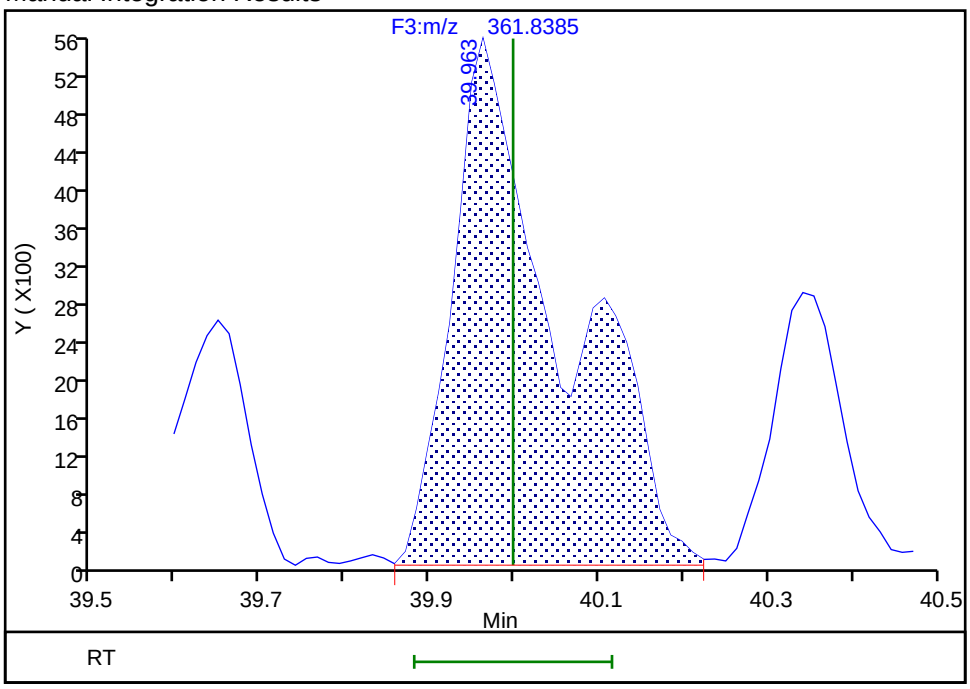

Reviewer: davidsonm, 21-Aug-2019 15:08:41

Audit Action: Manually Integrated Audit Reason: Incomplete Integration

Manual Integration/User Assign Peak Report

Eurofins TestAmerica, Knoxville

Data File:	\\chromna\Knoxville\ChromData\D3D\20190813-12717.b\d4190821i1c.d				
Injection Date:	21-Aug-2019 13:37:00	Instrument ID:	D3D		
Lims ID:	IC L1				
Client ID:					
Operator ID:	Xcalibur_System	ALS Bottle#:	0	Worklist Smp#:	1
Injection Vol:	1.0 ul	Dil. Factor:	1.0000		
Method:	PCBs_D3D	Limit Group:	HR - 1668A - ICAL		
Column:	SPB-Octyl (0.25 mm)	Detector	F3(35.64 :49.10)		

PCB-129/138/160/163, CAS: STL02296

Signal: 1

Processing Integration Results

RT: 39.96
Area: 44678
Amount: 2.228957
Amount Units: pg/ul

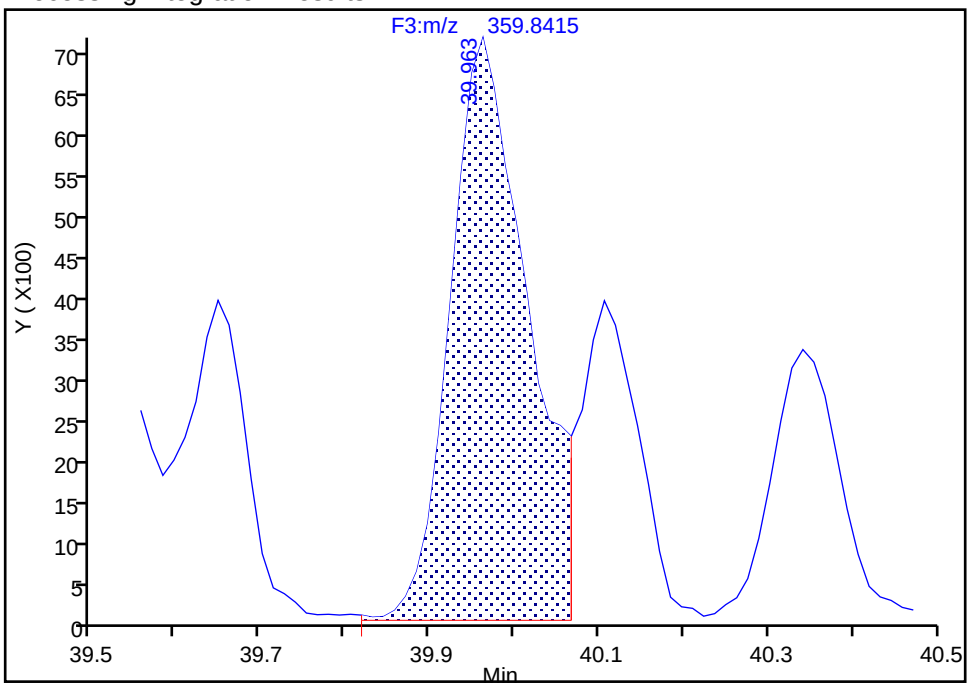

Manual Integration Results

RT: 39.96
Area: 62568
Amount: 2.287303
Amount Units: pg/ul

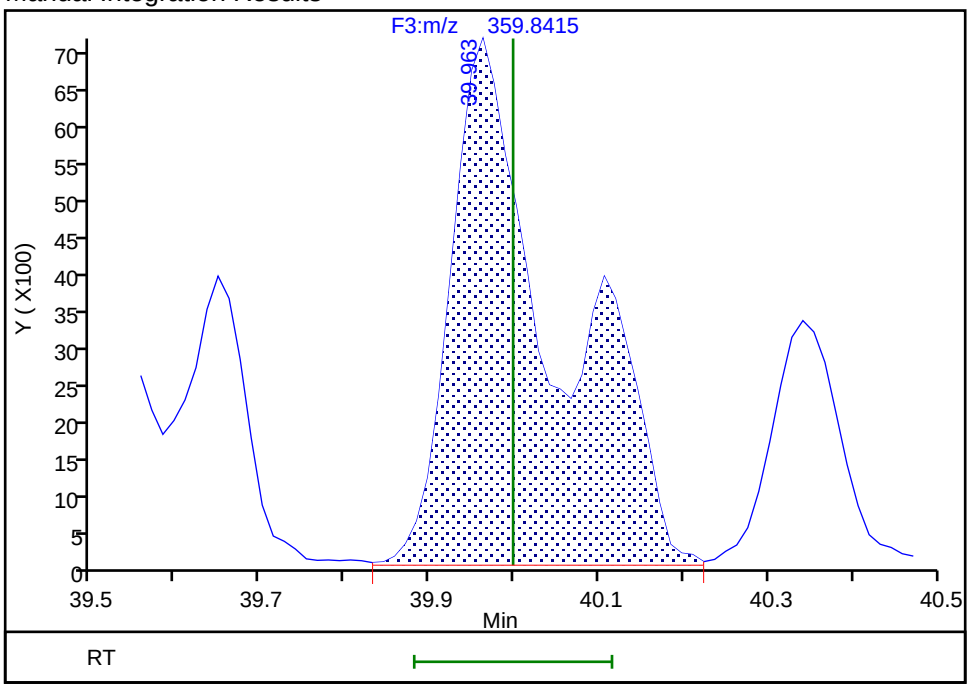

Reviewer: davidsonm, 21-Aug-2019 15:08:48

Audit Action: Manually Integrated Audit Reason: Incomplete Integration

Manual Integration/User Assign Peak Report

Eurofins TestAmerica, Knoxville

Data File:	\\chromna\Knoxville\ChromData\D3D\20190813-12717.b\d4190821i1c.d				
Injection Date:	21-Aug-2019 13:37:00	Instrument ID:	D3D		
Lims ID:	IC L1				
Client ID:					
Operator ID:	Xcalibur_System	ALS Bottle#:	0	Worklist Smp#:	1
Injection Vol:	1.0 ul	Dil. Factor:	1.0000		
Method:	PCBs_D3D	Limit Group:	HR - 1668A - ICAL		
Column:	SPB-Octyl (0.25 mm)	Detector	F3(35.64 :49.10)		

PCB-128/166, CAS: STL01816

Signal: 2

Processing Integration Results

RT: 41.19
Area: 27282
Amount: 1.164398
Amount Units: pg/ul

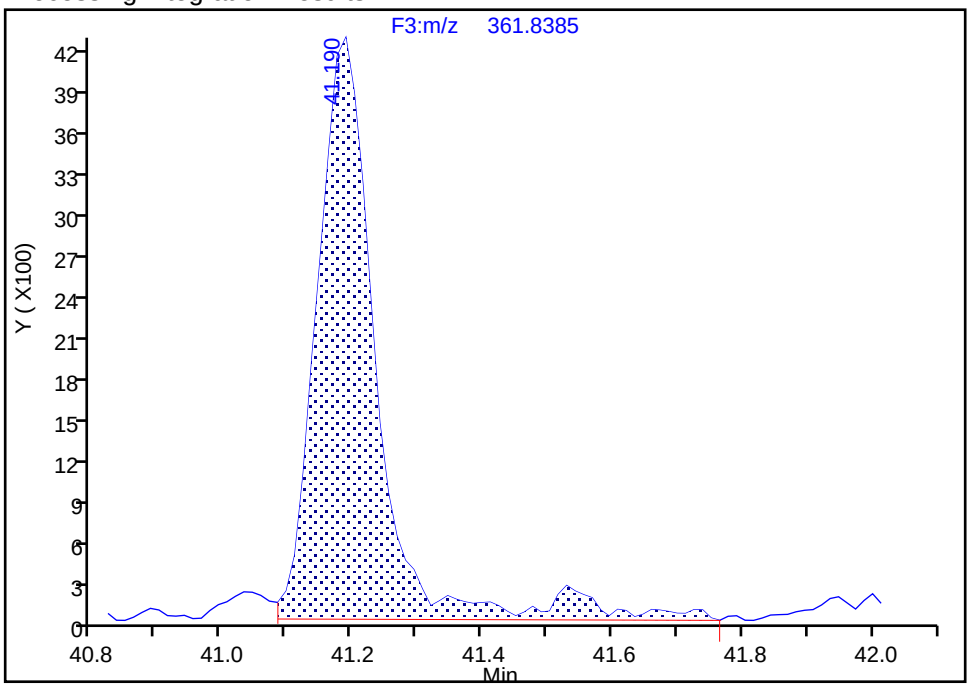

Manual Integration Results

RT: 41.19
Area: 24728
Amount: 1.115729
Amount Units: pg/ul

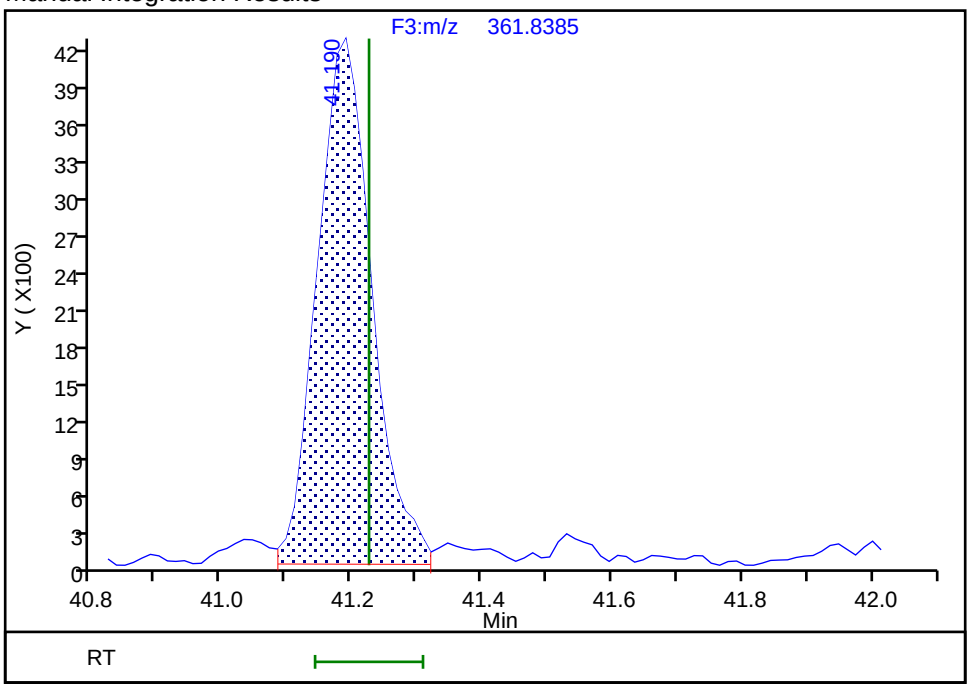

Reviewer: davidsonm, 21-Aug-2019 15:09:20

Audit Action: Split an Integrated Peak Audit Reason: Split Peak

Manual Integration/User Assign Peak Report

Eurofins TestAmerica, Knoxville

Data File: \\chromna\Knoxville\ChromData\D3D\20190813-12717.b\d4190821i1c.d
Injection Date: 21-Aug-2019 13:37:00 Instrument ID: D3D
Lims ID: IC L1
Client ID:
Operator ID: Xcalibur_System ALS Bottle#: 0 Worklist Smp#: 1
Injection Vol: 1.0 ul Dil. Factor: 1.0000
Method: PCBs_D3D Limit Group: HR - 1668A - ICAL
Column: SPB-Octyl (0.25 mm) Detector F3(35.64 :49.10)

PCB-128/166, CAS: STL01816

Signal: 1

Processing Integration Results

RT: 41.19
Area: 33057
Amount: 1.164398
Amount Units: pg/ul

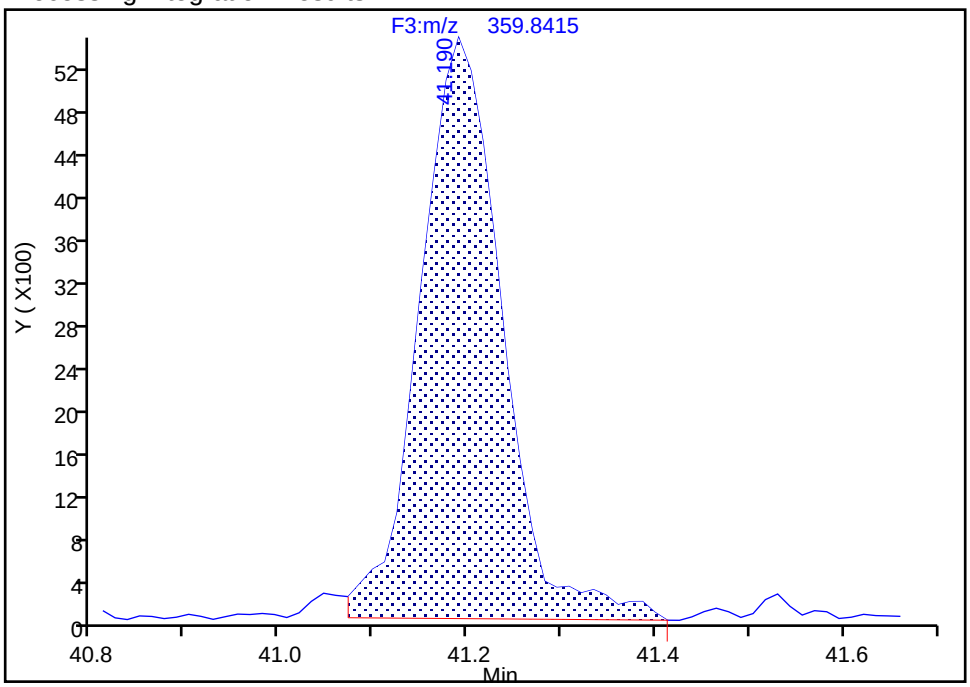

Manual Integration Results

RT: 41.19
Area: 31669
Amount: 1.115729
Amount Units: pg/ul

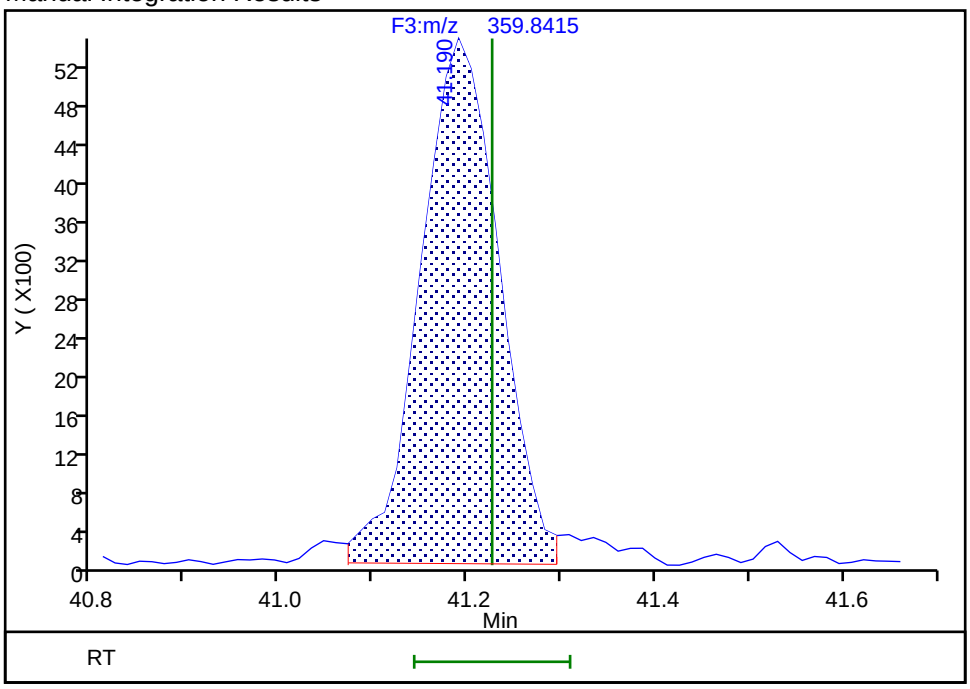

Reviewer: davidsonm, 21-Aug-2019 15:09:23
Audit Action: Split an Integrated Peak Audit Reason: Split Peak

Manual Integration/User Assign Peak Report

Eurofins TestAmerica, Knoxville

Data File:	\\chromna\Knoxville\ChromData\D3D\20190813-12717.b\d4190821i1c.d				
Injection Date:	21-Aug-2019 13:37:00	Instrument ID:	D3D		
Lims ID:	IC L1				
Client ID:					
Operator ID:	Xcalibur_System	ALS Bottle#:	0	Worklist Smp#:	1
Injection Vol:	1.0 ul	Dil. Factor:	1.0000		
Method:	PCBs_D3D	Limit Group:	HR - 1668A - ICAL		
Column:	SPB-Octyl (0.25 mm)	Detector	F3(35.64 :49.10)		

PCB-167, CAS: 52663-72-6

Signal: 1

Processing Integration Results

RT: 42.95
Area: 20638
Amount: 0.569168
Amount Units: pg/ul

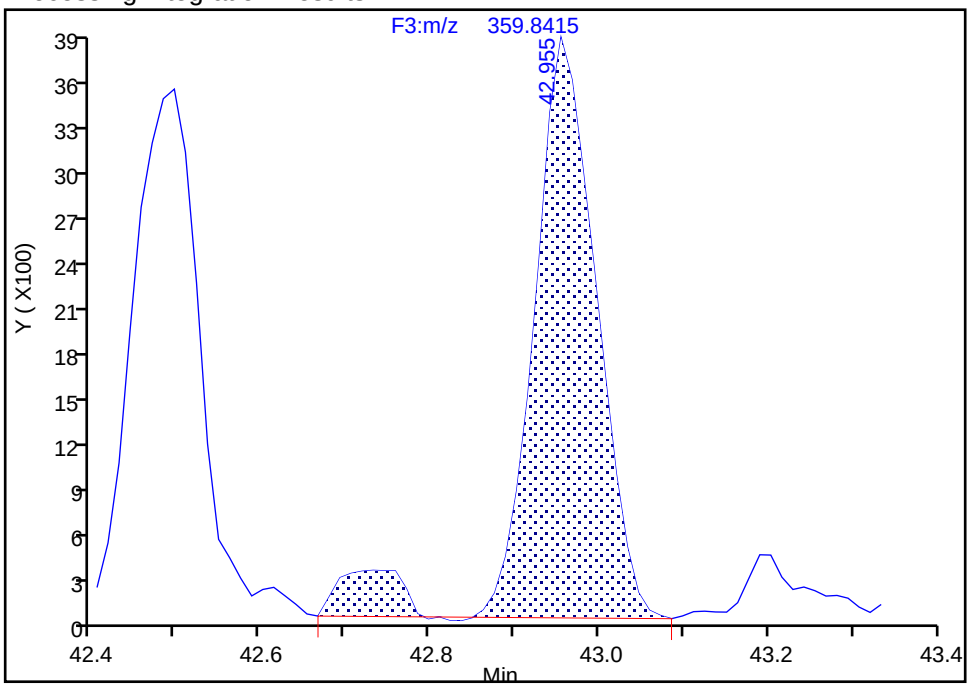

Manual Integration Results

RT: 42.95
Area: 19064
Amount: 0.560097
Amount Units: pg/ul

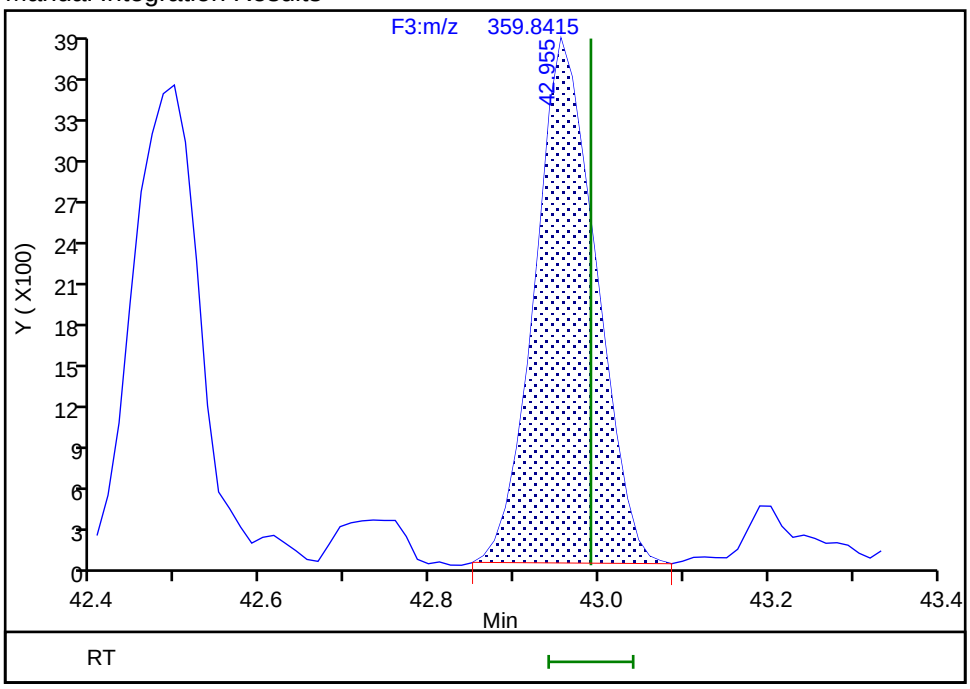

Reviewer: davidsonm, 21-Aug-2019 15:09:37

Audit Action: Split an Integrated Peak Audit Reason: Split Peak

Eurofins TestAmerica, Knoxville

Data File:	\\chromna\Knoxville\ChromData\D3D\20190813-12717.b\d4190821i1c.d		
Injection Date:	21-Aug-2019 13:37:00	Injection Vol:	1.0 ul
Instrument ID:	D3D	Operator ID:	Xcalibur_System
Method:	PCBs_D3D	Limit Group:	HR - 1668A - ICAL
Client ID:			
Worklist#:	33168	Sample Line#:	1
Column Type:	SPB-Octyl	Column Dia:	0.25 mm

HpPCB F3

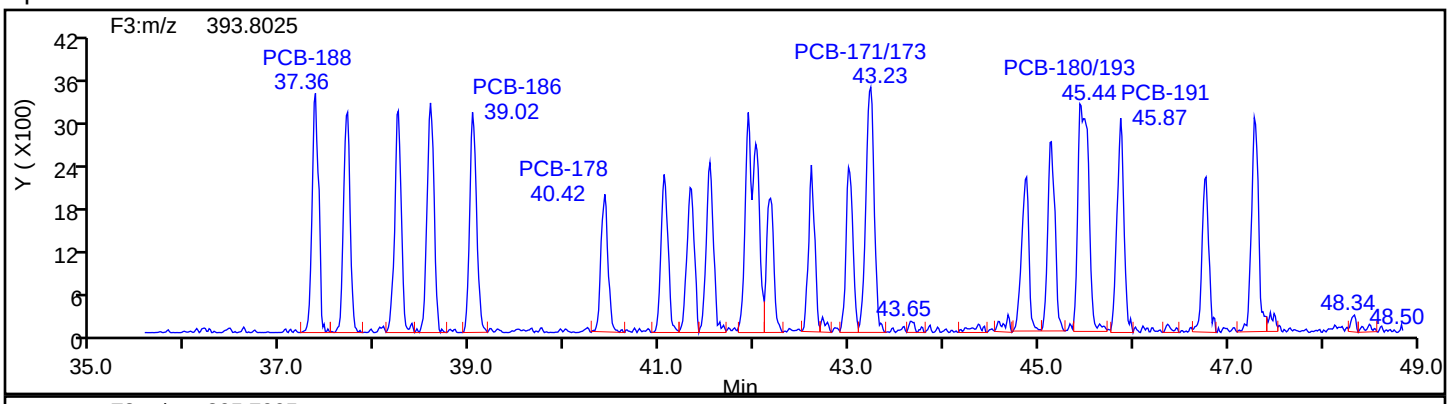

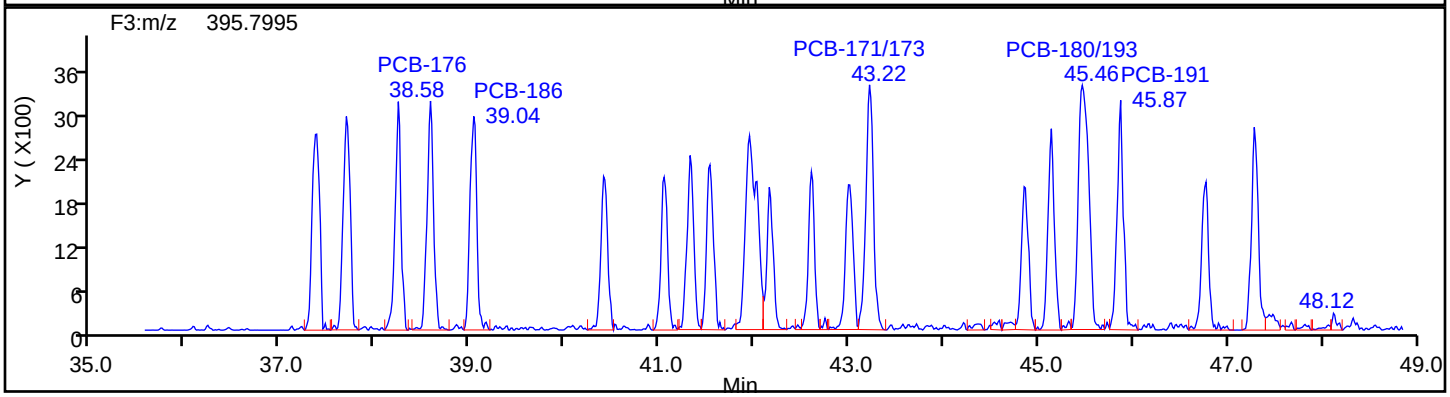

HpPCB F3 Standards

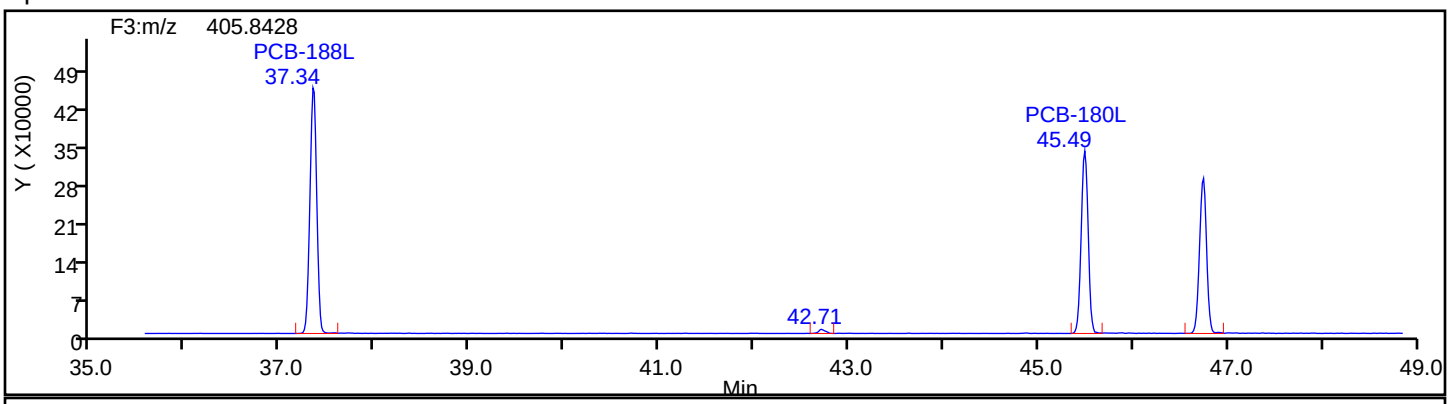

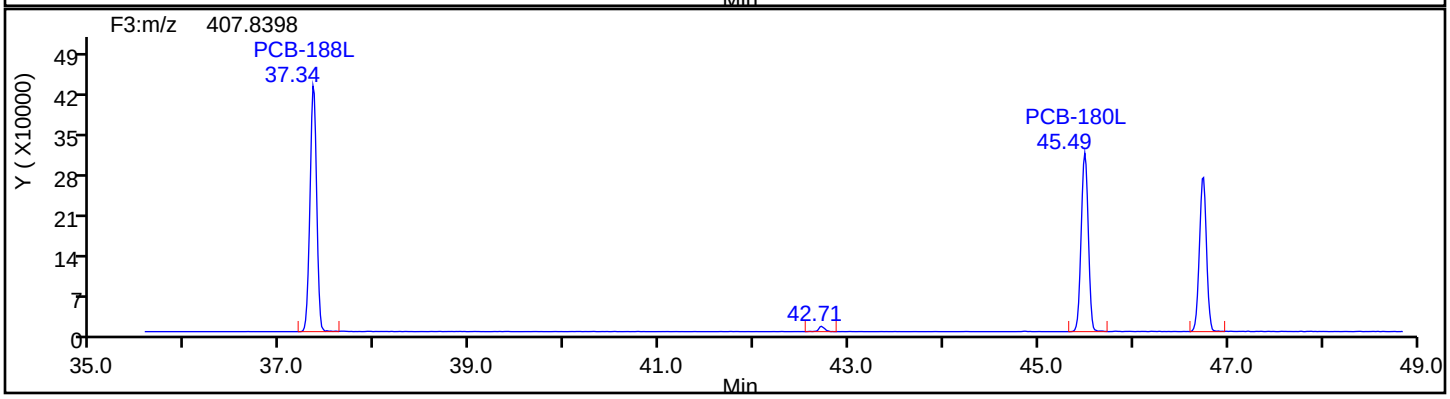

Eurofins TestAmerica, Knoxville

Data File:	\\chromna\Knoxville\ChromData\D3D\20190813-12717.b\d4190821i1c.d		
Injection Date:	21-Aug-2019 13:37:00	Injection Vol:	1.0 ul
Instrument ID:	D3D	Operator ID:	Xcalibur_System
Method:	PCBs_D3D	Limit Group:	HR - 1668A - ICAL
Client ID:			
Worklist#:	33168	Sample Line#:	1
Column Type:	SPB-Octyl	Column Dia:	0.25 mm

HpPCB F3

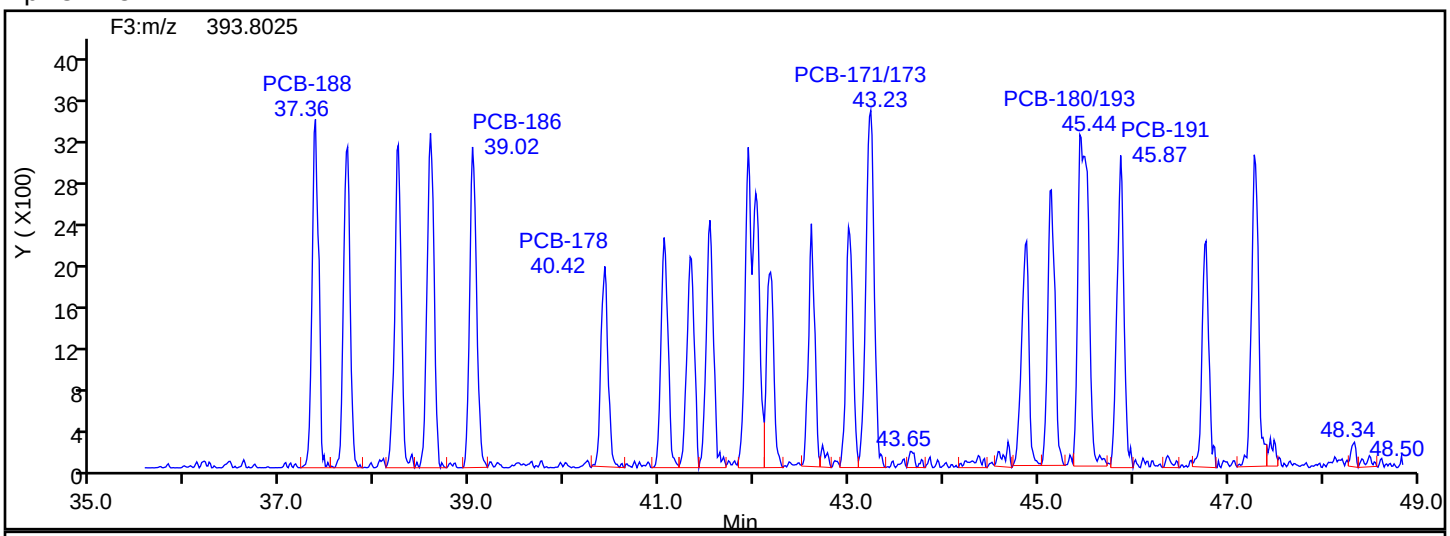

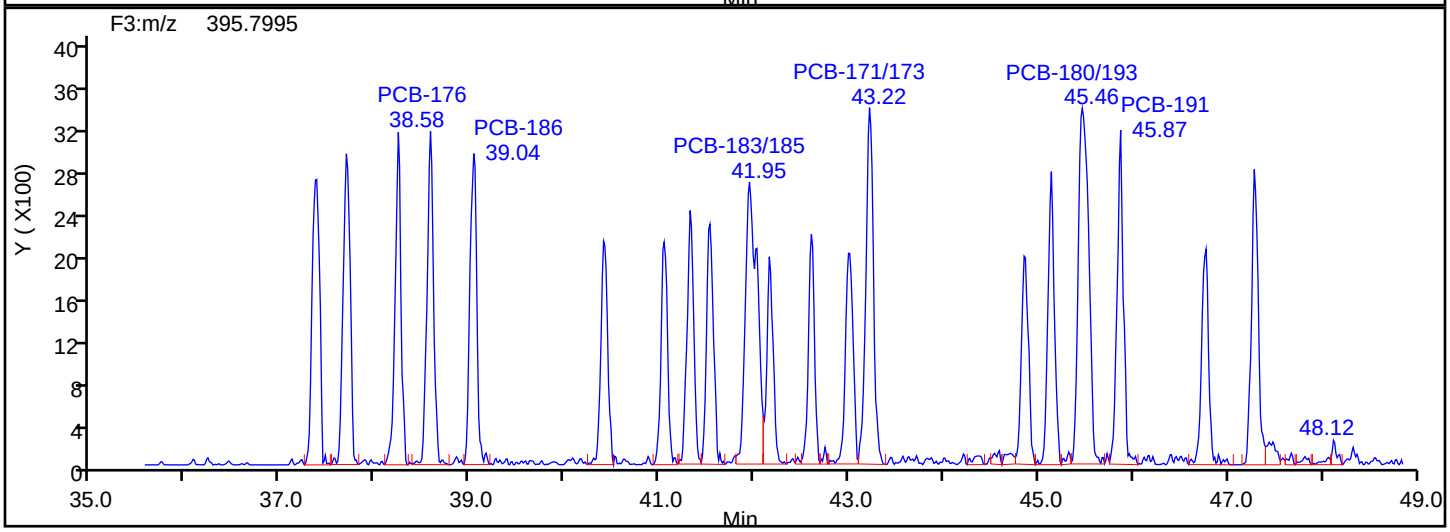

HpPCB F3 Lock Mass

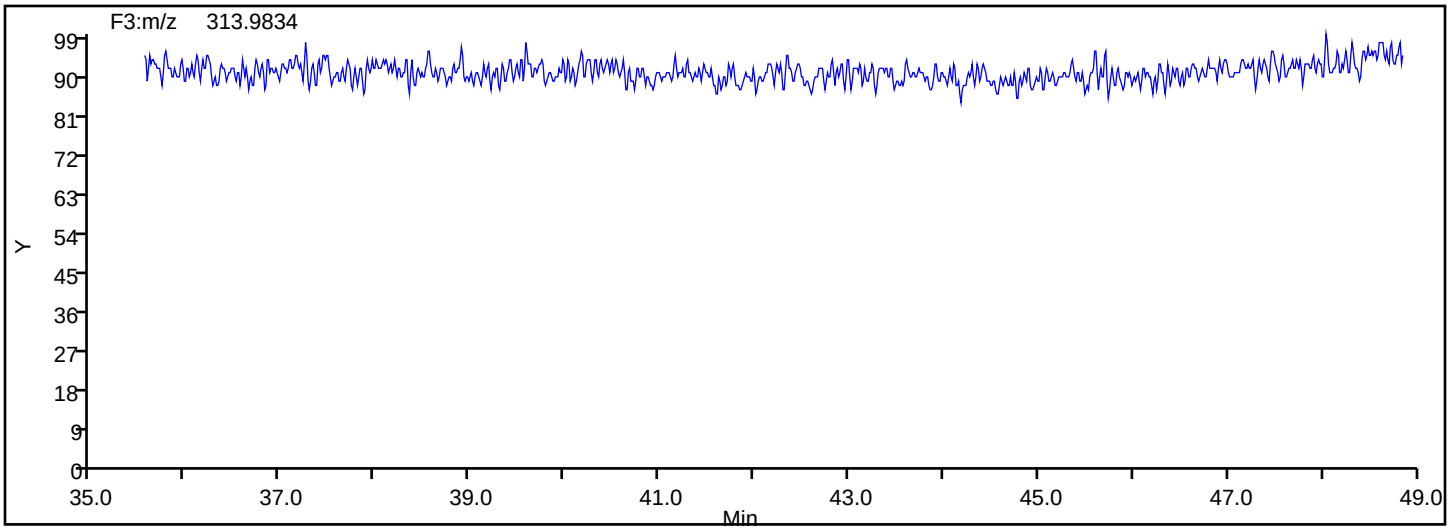

Manual Integration/User Assign Peak Report

Eurofins TestAmerica, Knoxville

Data File: \\chromna\Knoxville\ChromData\D3D\20190813-12717.b\d4190821i1c.d
Injection Date: 21-Aug-2019 13:37:00 Instrument ID: D3D
Lims ID: IC L1
Client ID:
Operator ID: Xcalibur_System ALS Bottle#: 0 Worklist Smp#: 1
Injection Vol: 1.0 ul Dil. Factor: 1.0000
Method: PCBs_D3D Limit Group: HR - 1668A - ICAL
Column: SPB-Octyl (0.25 mm) Detector F3(35.64 :49.10)

PCB-183/185, CAS: STL02297

Signal: 1

Processing Integration Results

RT: 41.94
Area: 13108
Amount: 1.522565
Amount Units: pg/ul

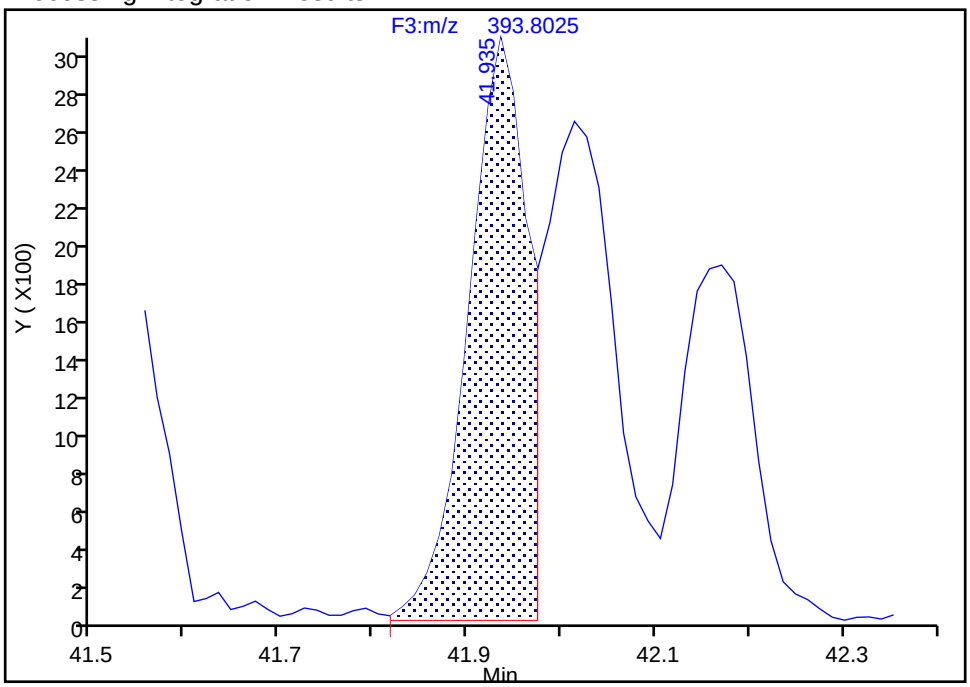

Manual Integration Results

RT: 41.94
Area: 26402
Amount: 1.196420
Amount Units: pg/ul

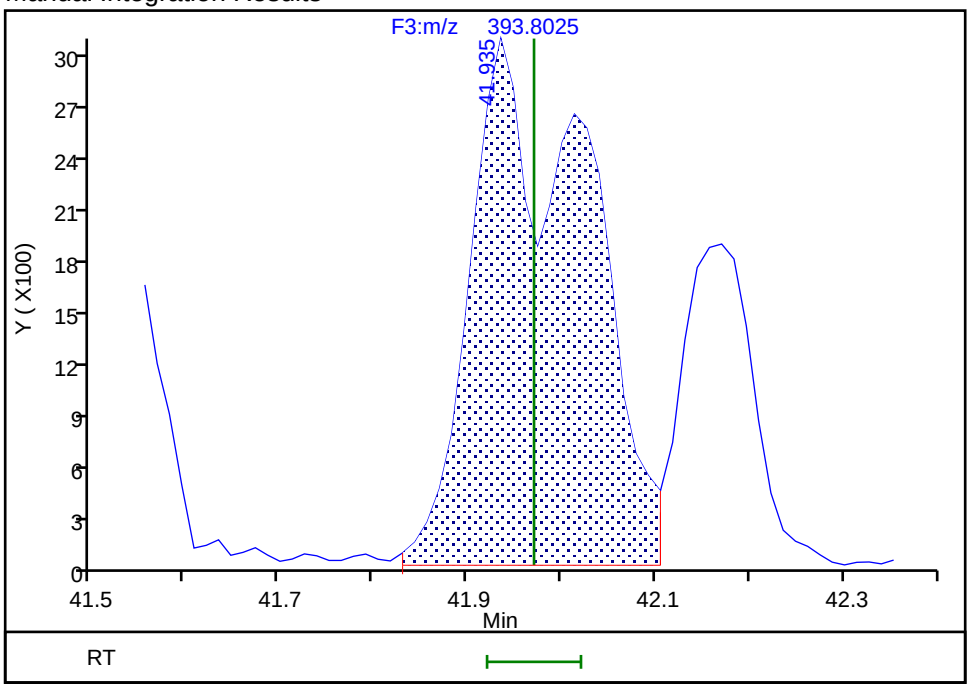

Reviewer: davidsonm, 21-Aug-2019 15:10:12
Audit Action: Manually Integrated Audit Reason: Incomplete Integration

Manual Integration/User Assign Peak Report

Eurofins TestAmerica, Knoxville

Data File:	\\chromna\Knoxville\ChromData\D3D\20190813-12717.b\d4190821i1c.d				
Injection Date:	21-Aug-2019 13:37:00	Instrument ID:	D3D		
Lims ID:	IC L1				
Client ID:					
Operator ID:	Xcalibur_System	ALS Bottle#:	0	Worklist Smp#:	1
Injection Vol:	1.0 ul	Dil. Factor:	1.0000		
Method:	PCBs_D3D	Limit Group:	HR - 1668A - ICAL		
Column:	SPB-Octyl (0.25 mm)	Detector	F3(35.64 :49.10)		

PCB-177, CAS: 52663-70-4

Signal: 1

Processing Integration Results

RT: 42.60
Area: 11282
Amount: 0.603038
Amount Units: pg/ul

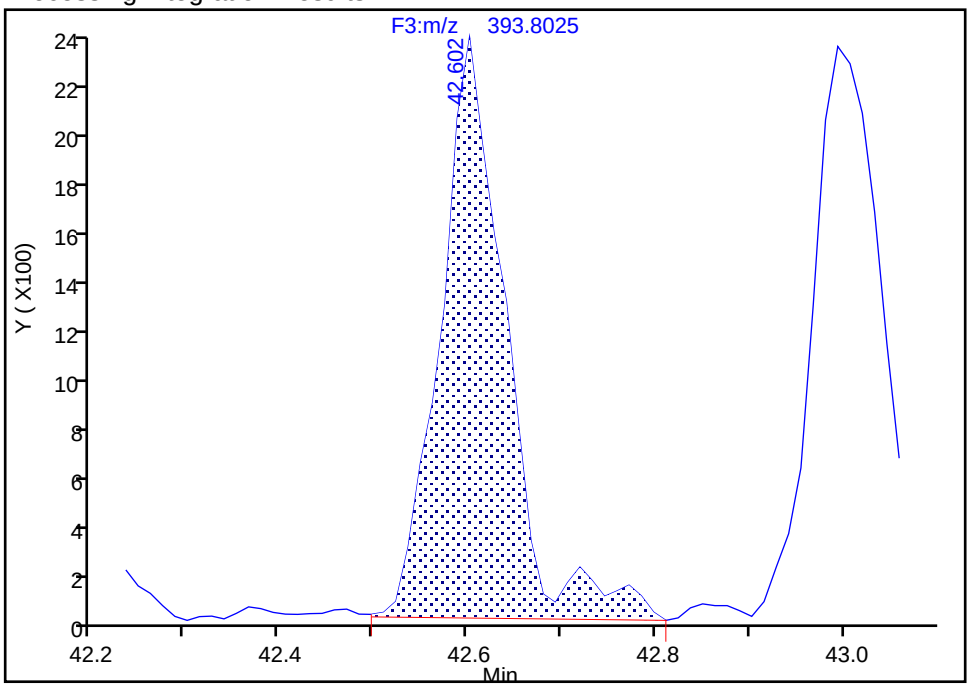

Manual Integration Results

RT: 42.60
Area: 10478
Amount: 0.587970
Amount Units: pg/ul

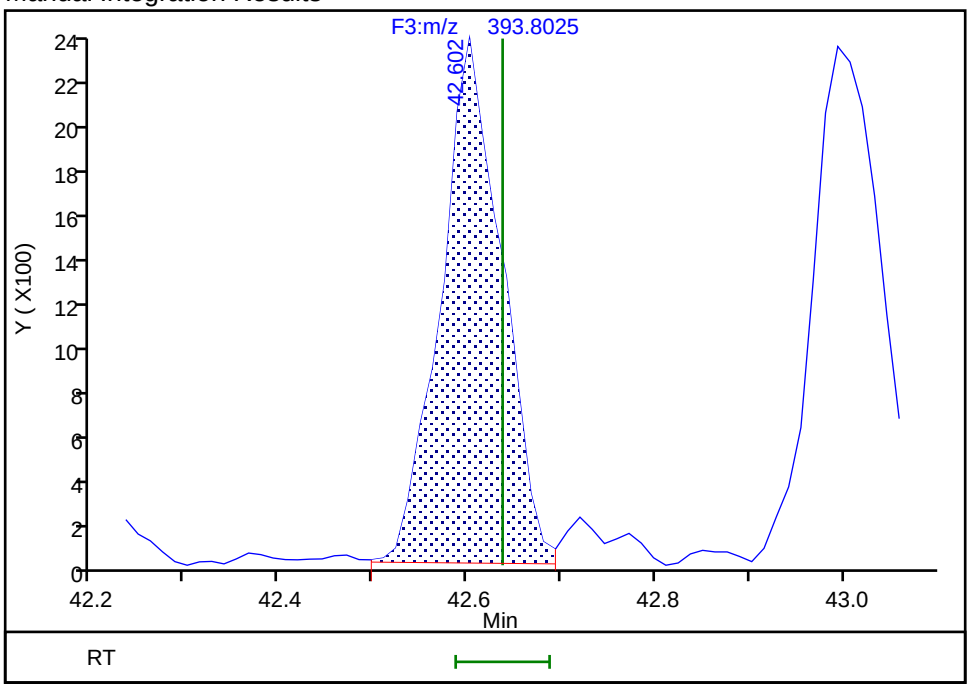

Reviewer: davidsonm, 21-Aug-2019 15:10:31

Audit Action: Split an Integrated Peak Audit Reason: Split Peak

Manual Integration/User Assign Peak Report

Eurofins TestAmerica, Knoxville

Data File: \\chromna\Knoxville\ChromData\D3D\20190813-12717.b\d4190821i1c.d
Injection Date: 21-Aug-2019 13:37:00 Instrument ID: D3D
Lims ID: IC L1
Client ID:
Operator ID: Xcalibur_System ALS Bottle#: 0 Worklist Smp#: 1
Injection Vol: 1.0 ul Dil. Factor: 1.0000
Method: PCBs_D3D Limit Group: HR - 1668A - ICAL
Column: SPB-Octyl (0.25 mm) Detector F3(35.64 :49.10)

PCB-177, CAS: 52663-70-4

Signal: 2

Processing Integration Results

RT: 42.60
Area: 10194
Amount: 0.603038
Amount Units: pg/ul

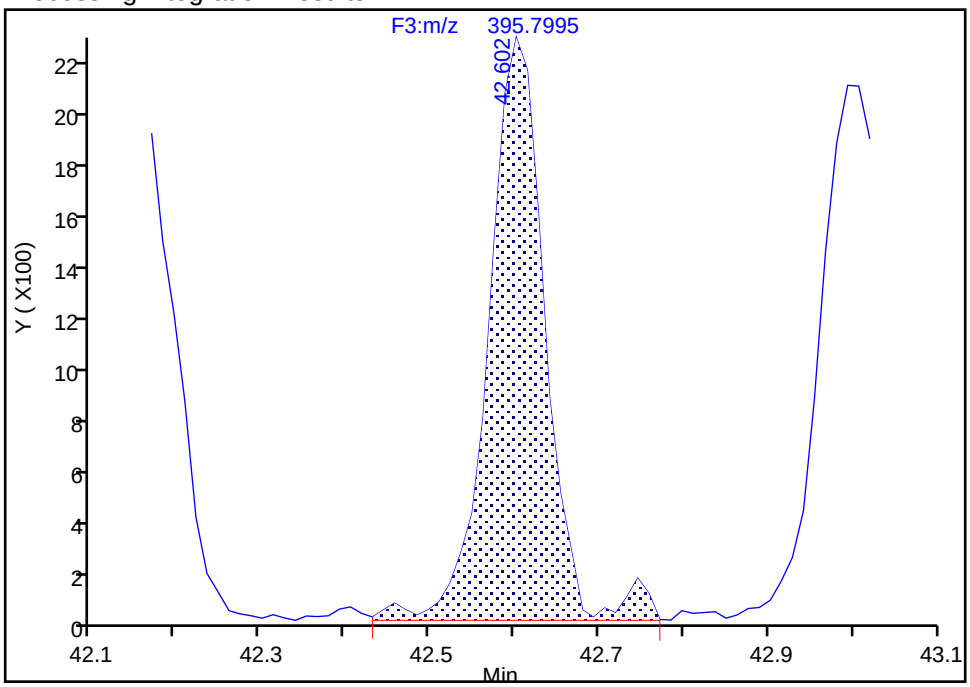

Manual Integration Results

RT: 42.60
Area: 9715
Amount: 0.587970
Amount Units: pg/ul

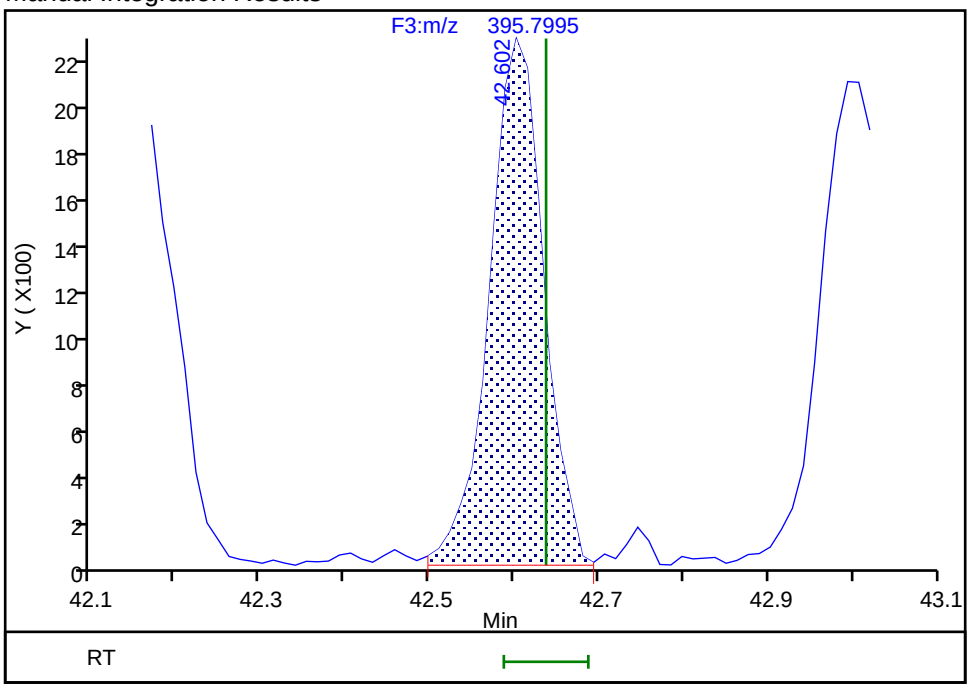

Reviewer: davidsonm, 21-Aug-2019 15:10:36
Audit Action: Split an Integrated Peak Audit Reason: Split Peak

Manual Integration/User Assign Peak Report

Eurofins TestAmerica, Knoxville

Data File:	\\chromna\Knoxville\ChromData\D3D\20190813-12717.b\d4190821i1c.d				
Injection Date:	21-Aug-2019 13:37:00	Instrument ID:	D3D		
Lims ID:	IC L1				
Client ID:					
Operator ID:	Xcalibur_System	ALS Bottle#:	0	Worklist Smp#:	1
Injection Vol:	1.0 ul	Dil. Factor:	1.0000		
Method:	PCBs_D3D	Limit Group:	HR - 1668A - ICAL		
Column:	SPB-Octyl (0.25 mm)	Detector	F3(35.64 :49.10)		

PCB-190, CAS: 41411-64-7

Signal: 2

Processing Integration Results

RT: 47.28
Area: 15560
Amount: 0.613587
Amount Units: pg/ul

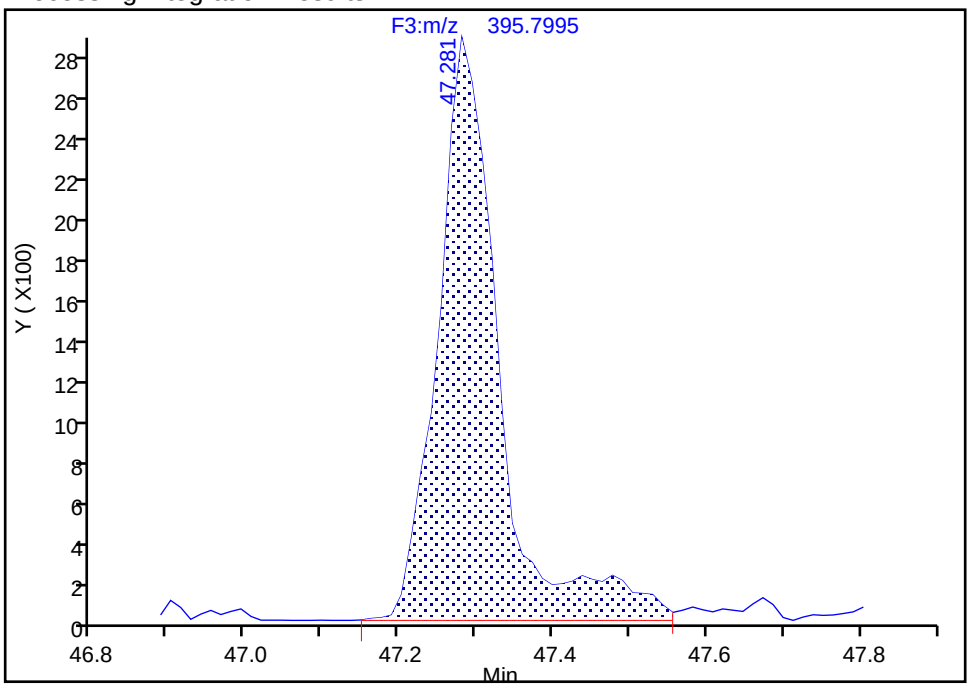

Manual Integration Results

RT: 47.28
Area: 14049
Amount: 0.592800
Amount Units: pg/ul

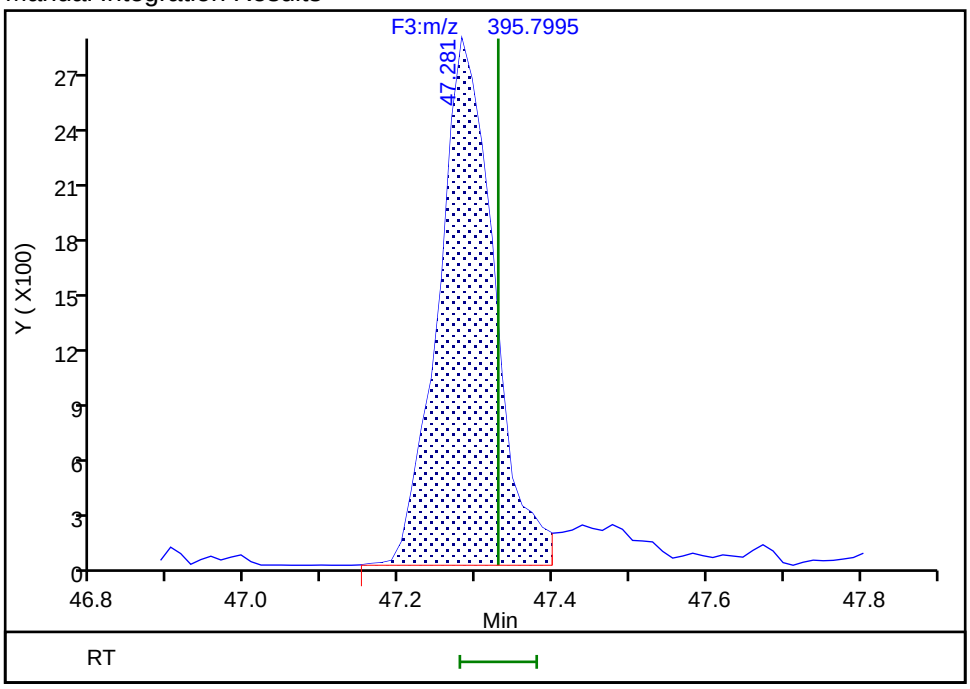

Reviewer: davidsonm, 21-Aug-2019 15:11:04

Audit Action: Split an Integrated Peak Audit Reason: Split Peak

Eurofins TestAmerica, Knoxville

Data File:	\\chromna\Knoxville\ChromData\D3D\20190813-12717.b\d4190821i1c.d		
Injection Date:	21-Aug-2019 13:37:00	Injection Vol:	1.0 ul
Instrument ID:	D3D	Operator ID:	Xcalibur_System
Method:	PCBs_D3D	Limit Group:	HR - 1668A - ICAL
Client ID:			
Worklist#:	33168	Sample Line#:	1
Column Type:	SPB-Octyl	Column Dia:	0.25 mm

HpPCB F4

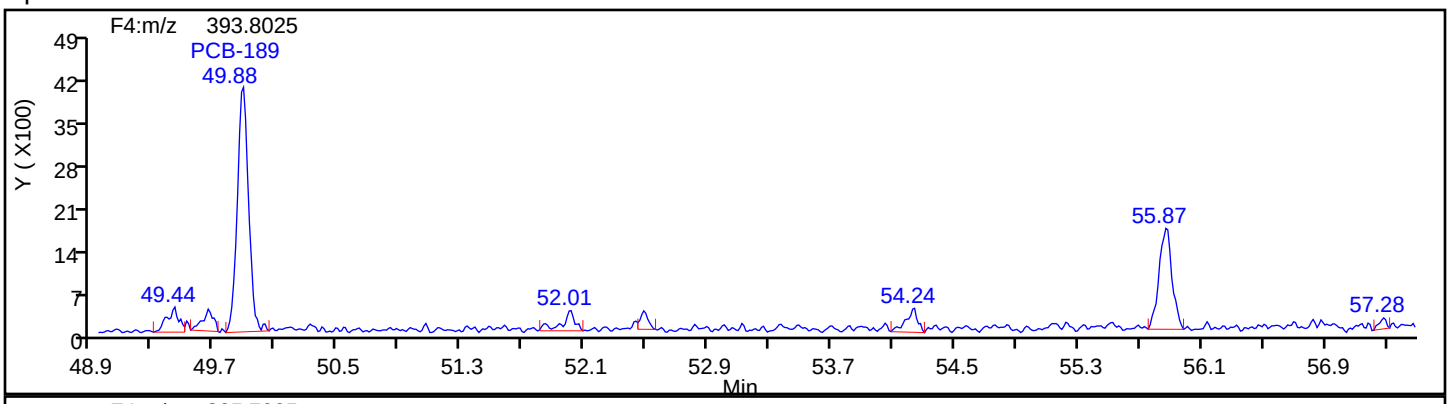

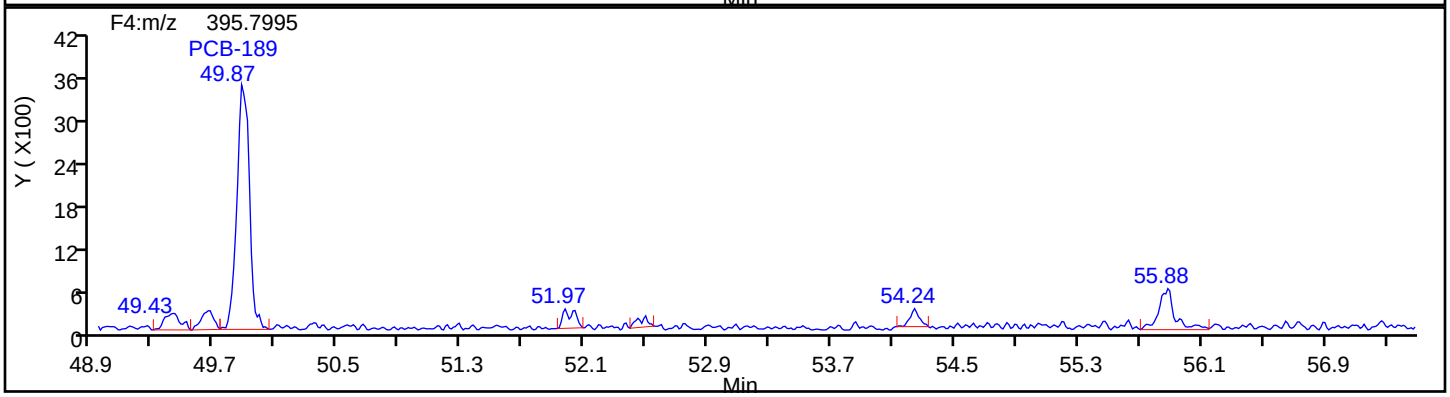

HpPCB F4 Standards

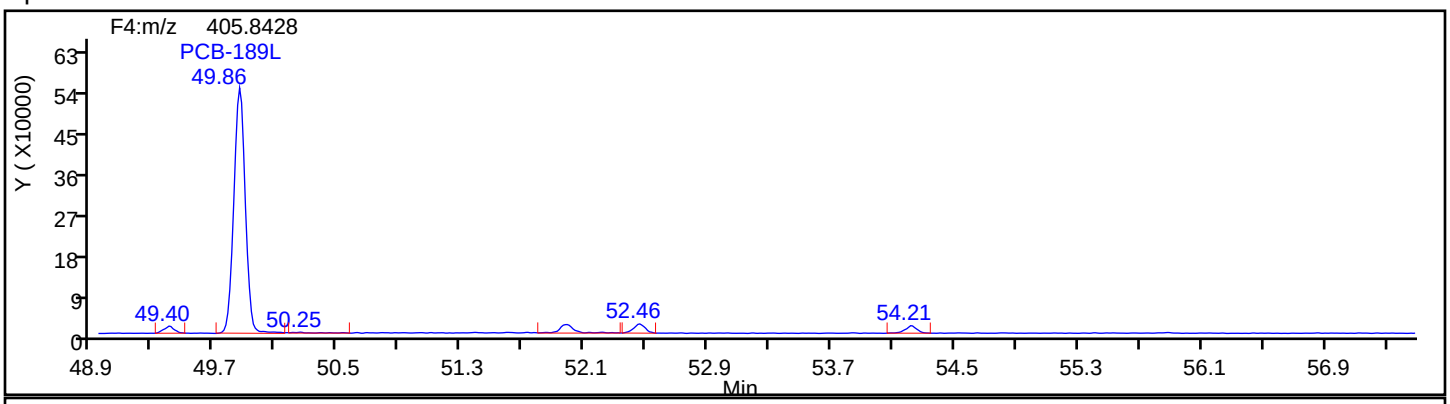

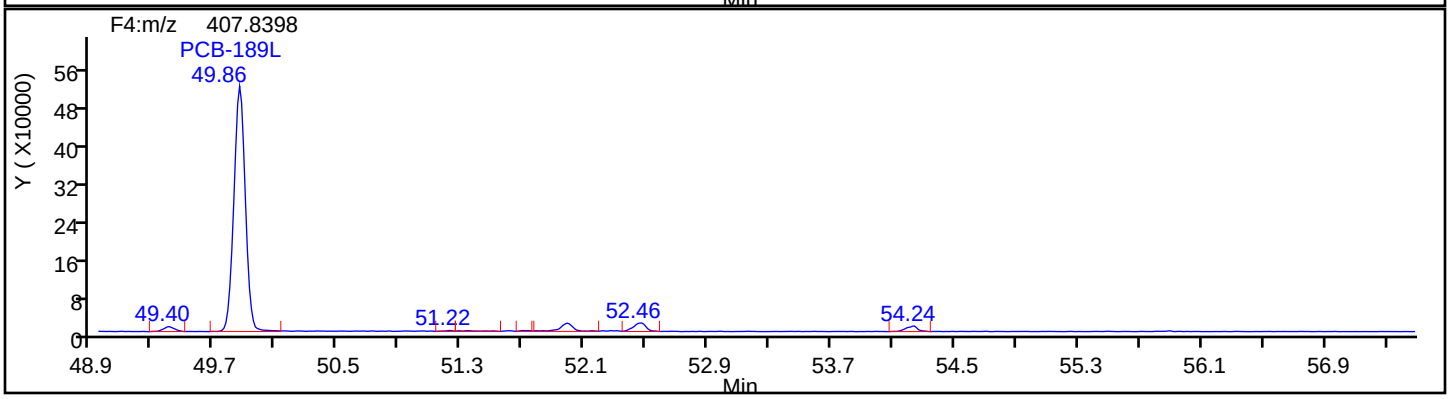

Eurofins TestAmerica, Knoxville

Data File:	\\chromna\Knoxville\ChromData\D3D\20190813-12717.b\d4190821i1c.d		
Injection Date:	21-Aug-2019 13:37:00	Injection Vol:	1.0 ul
Instrument ID:	D3D	Operator ID:	Xcalibur_System
Method:	PCBs_D3D	Limit Group:	HR - 1668A - ICAL
Client ID:			
Worklist#:	33168	Sample Line#:	1
Column Type:	SPB-Octyl	Column Dia:	0.25 mm

HpPCB F4

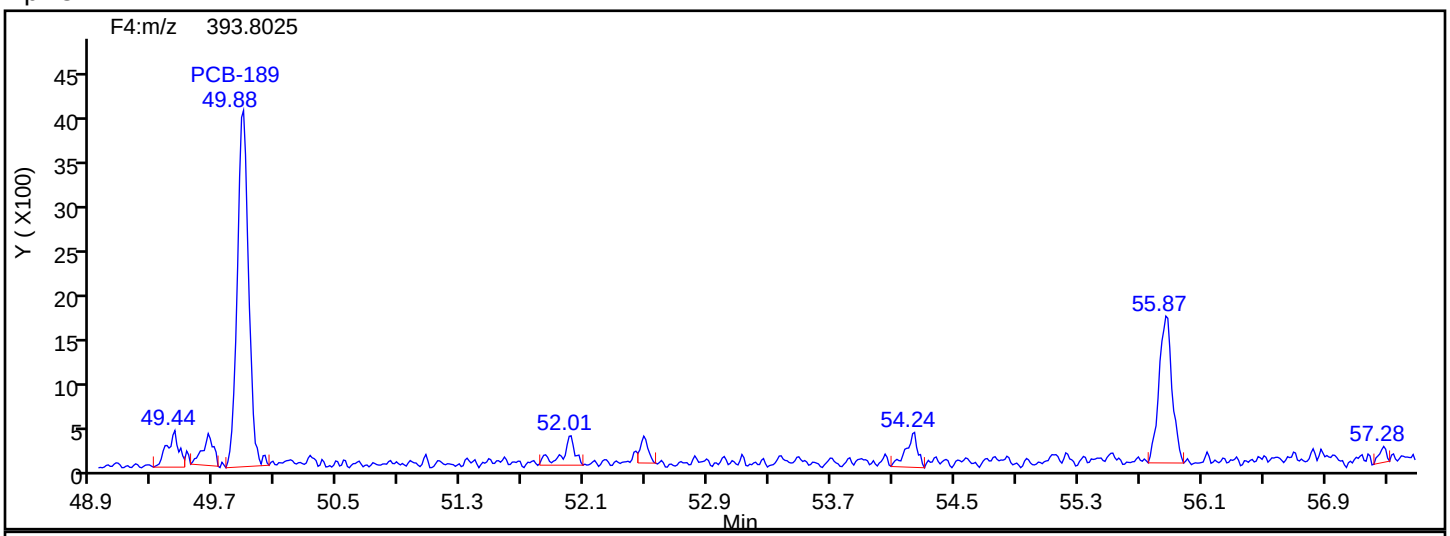

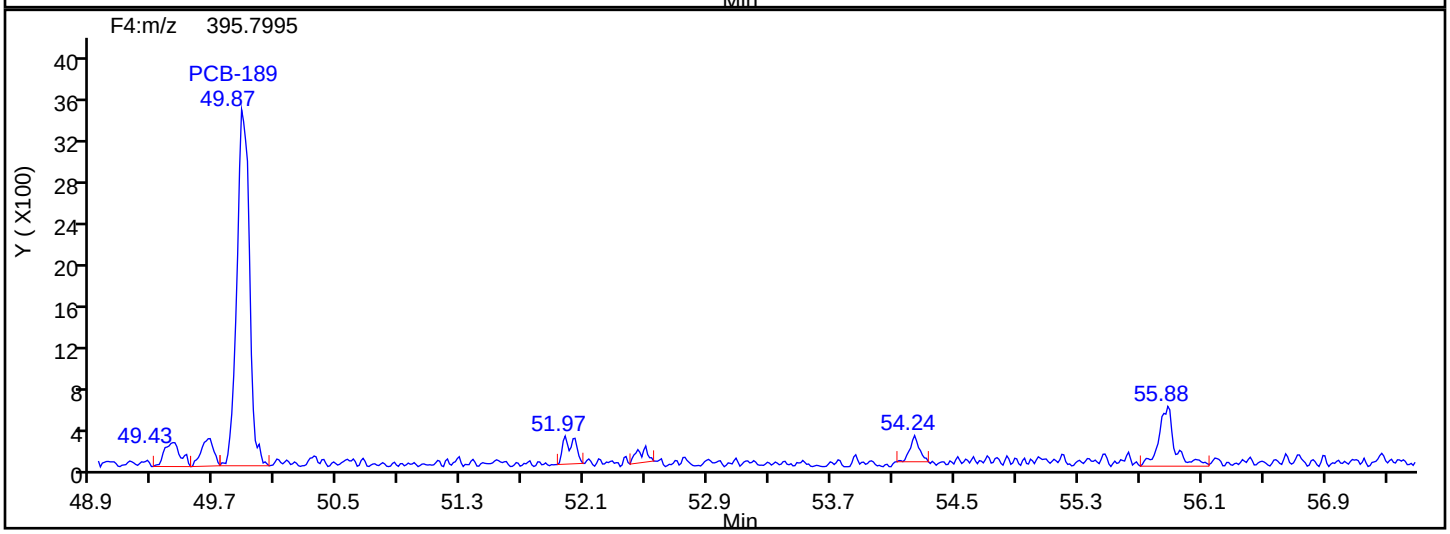

HpPCB F4 Lock Mass

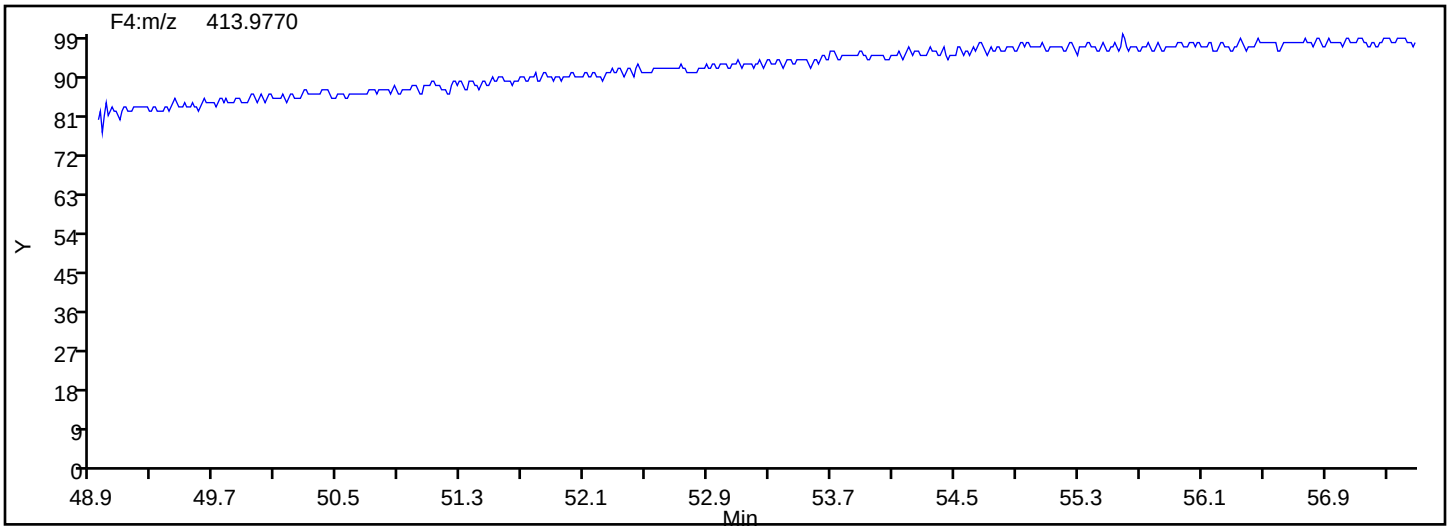

Eurofins TestAmerica, Knoxville

Data File:	\\chromna\Knoxville\ChromData\D3D\20190813-12717.b\d4190821i1c.d		
Injection Date:	21-Aug-2019 13:37:00	Injection Vol:	1.0 ul
Instrument ID:	D3D	Operator ID:	Xcalibur_System
Method:	PCBs_D3D	Limit Group:	HR - 1668A - ICAL
Client ID:			
Worklist#:	33168	Sample Line#:	1
Column Type:	SPB-Octyl	Column Dia:	0.25 mm

OcPCB F3

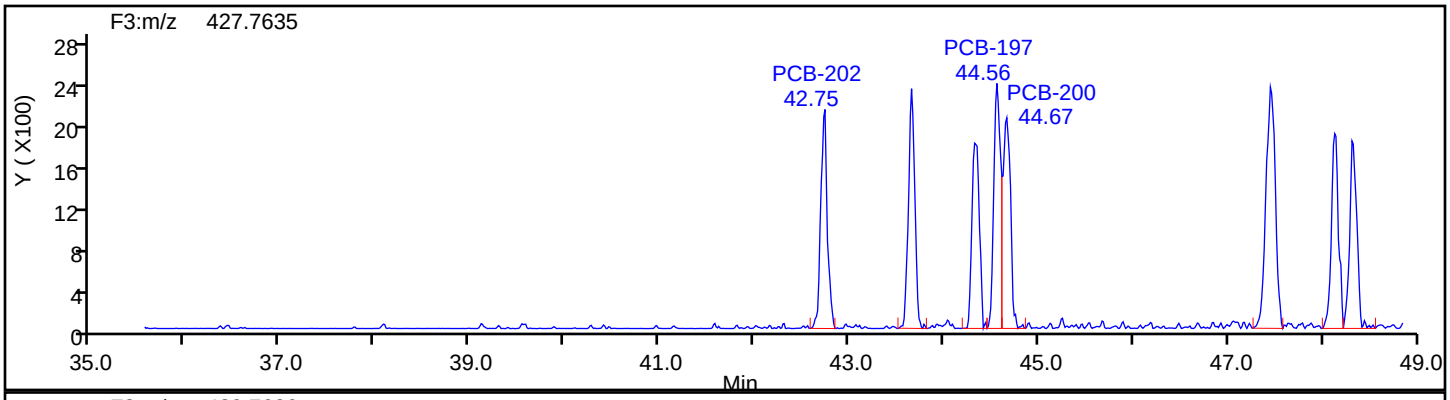

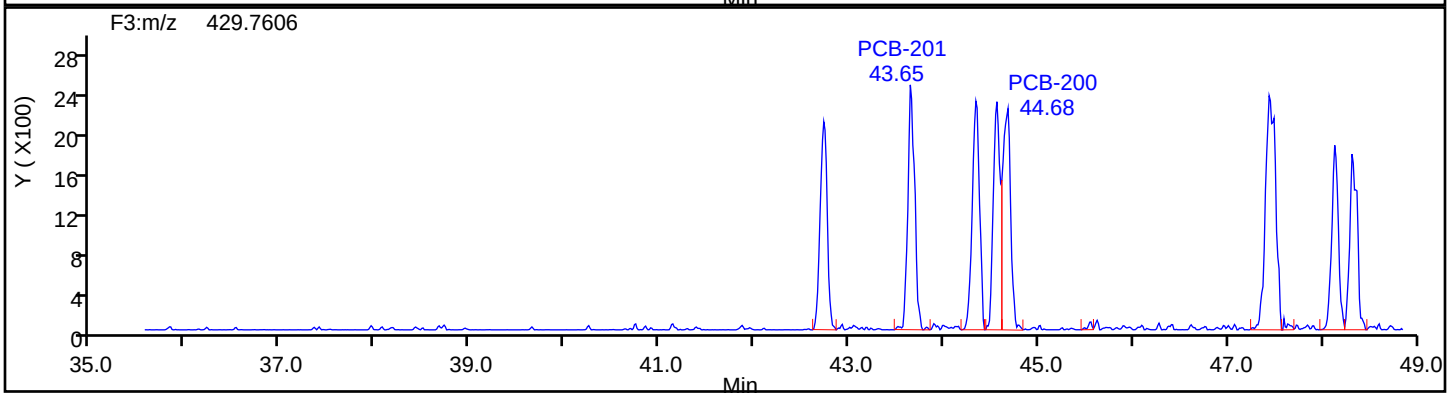

OcPCB F3 Standards

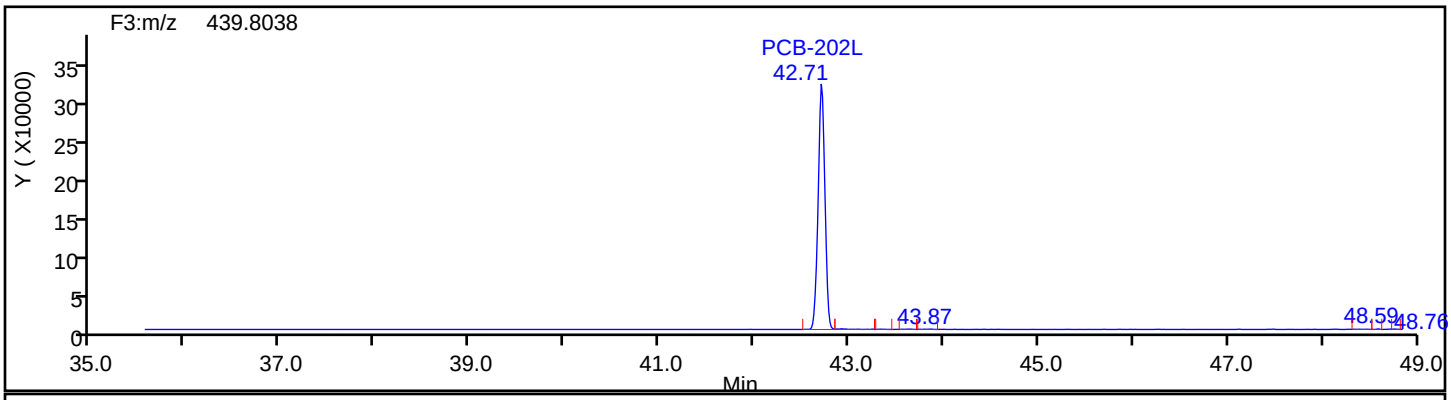

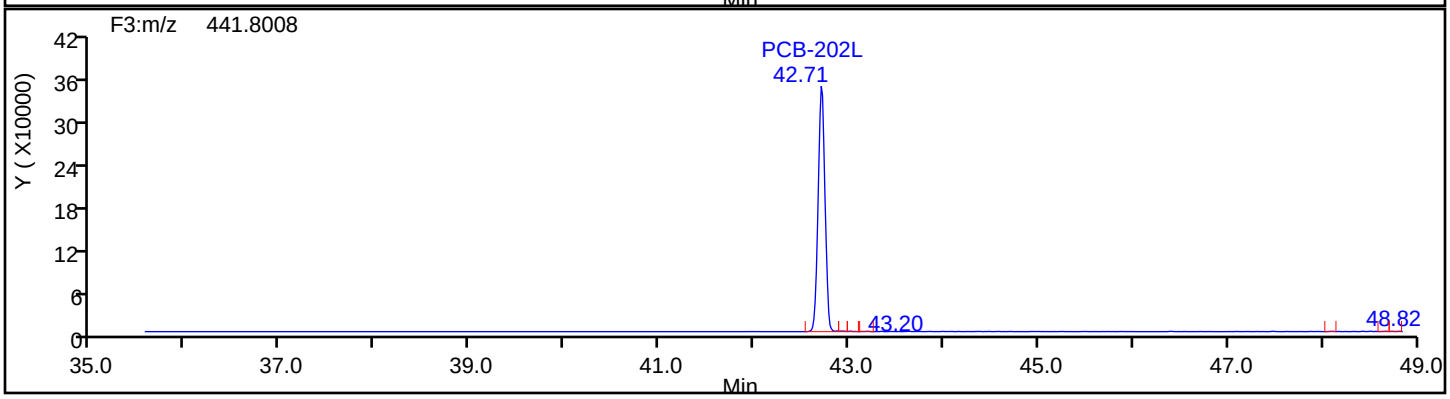

Eurofins TestAmerica, Knoxville

Data File:	\\chromna\Knoxville\ChromData\D3D\20190813-12717.b\d4190821i1c.d		
Injection Date:	21-Aug-2019 13:37:00	Injection Vol:	1.0 ul
Instrument ID:	D3D	Operator ID:	Xcalibur_System
Method:	PCBs_D3D	Limit Group:	HR - 1668A - ICAL
Client ID:			
Worklist#:	33168	Sample Line#:	1
Column Type:	SPB-Octyl	Column Dia:	0.25 mm

OcPCB F3

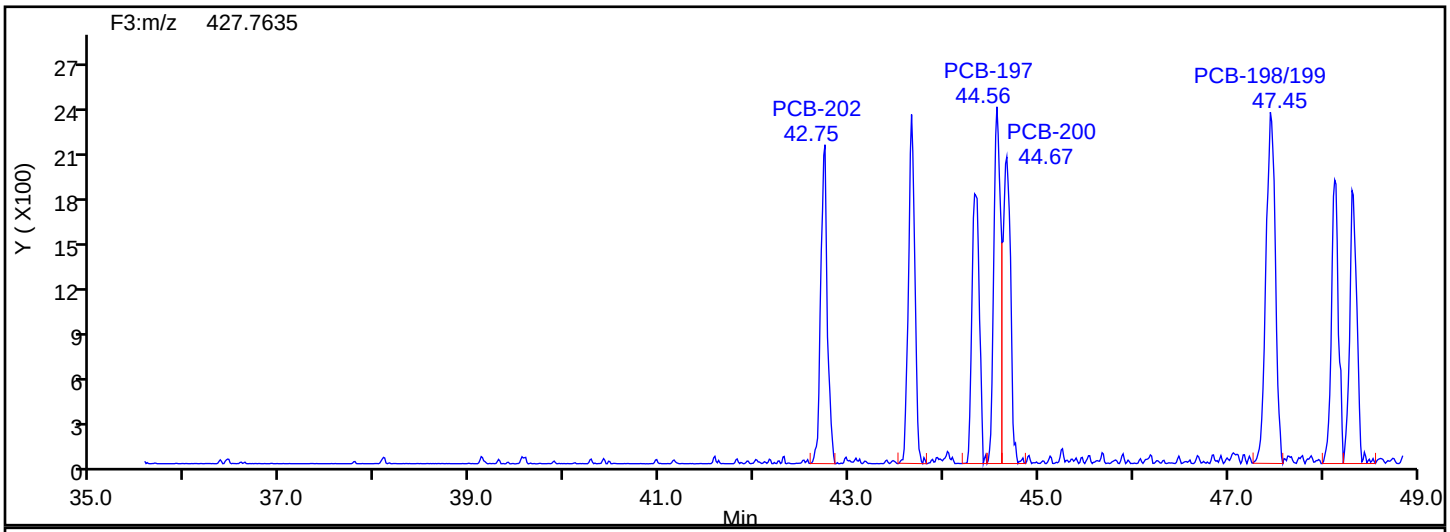

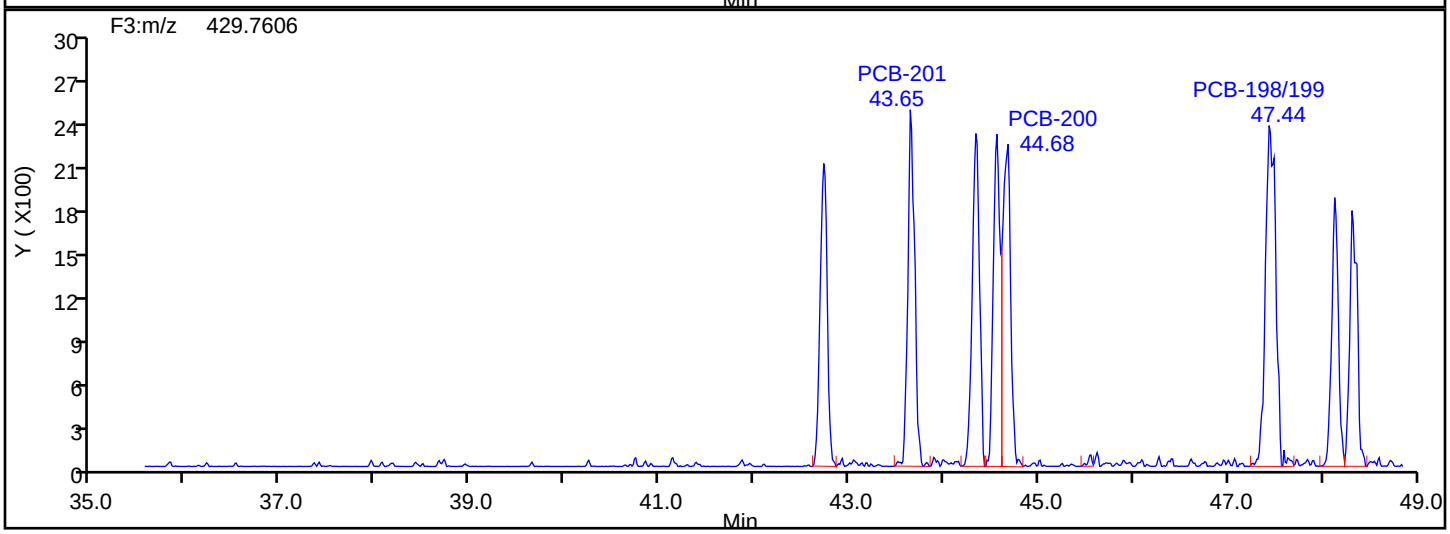

OcPCB F3 Lock Mass

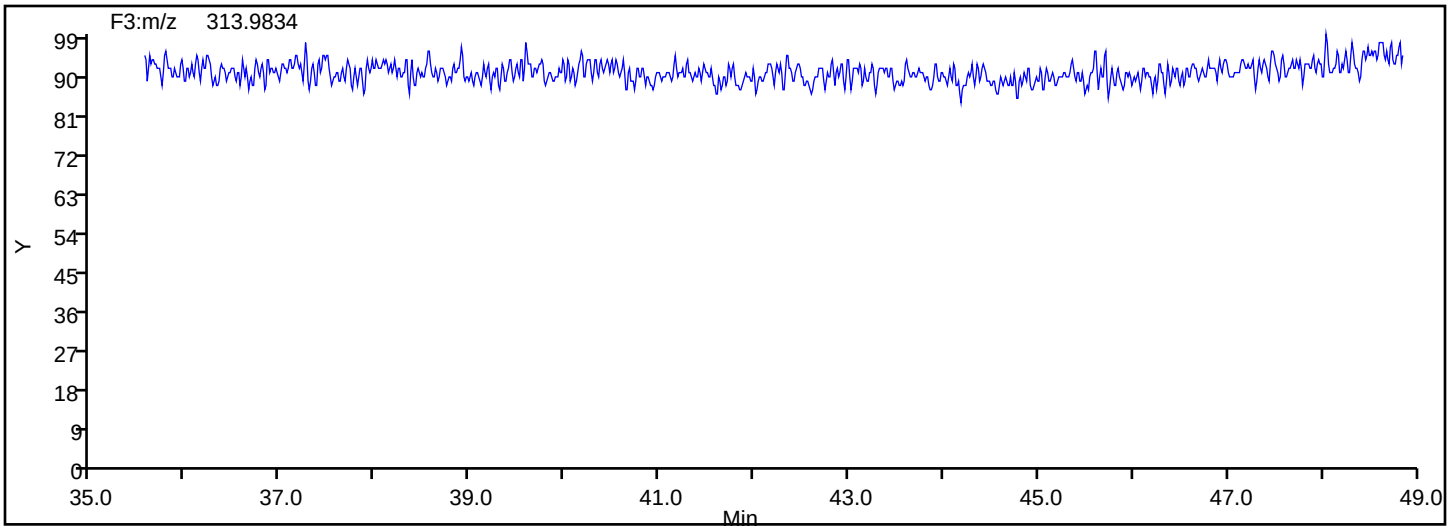

Manual Integration/User Assign Peak Report

Eurofins TestAmerica, Knoxville

Data File:	\\chromna\Knoxville\ChromData\D3D\20190813-12717.b\d4190821i1c.d				
Injection Date:	21-Aug-2019 13:37:00	Instrument ID:	D3D		
Lims ID:	IC L1				
Client ID:					
Operator ID:	Xcalibur_System	ALS Bottle#:	0	Worklist Smp#:	1
Injection Vol:	1.0 ul	Dil. Factor:	1.0000		
Method:	PCBs_D3D	Limit Group:	HR - 1668A - ICAL		
Column:	SPB-Octyl (0.25 mm)	Detector	F3(35.64 :49.10)		

PCB-197, CAS: 33091-17-7

Signal: 2

Processing Integration Results

RT: 44.56
Area: 10312
Amount: 0.536866
Amount Units: pg/ul

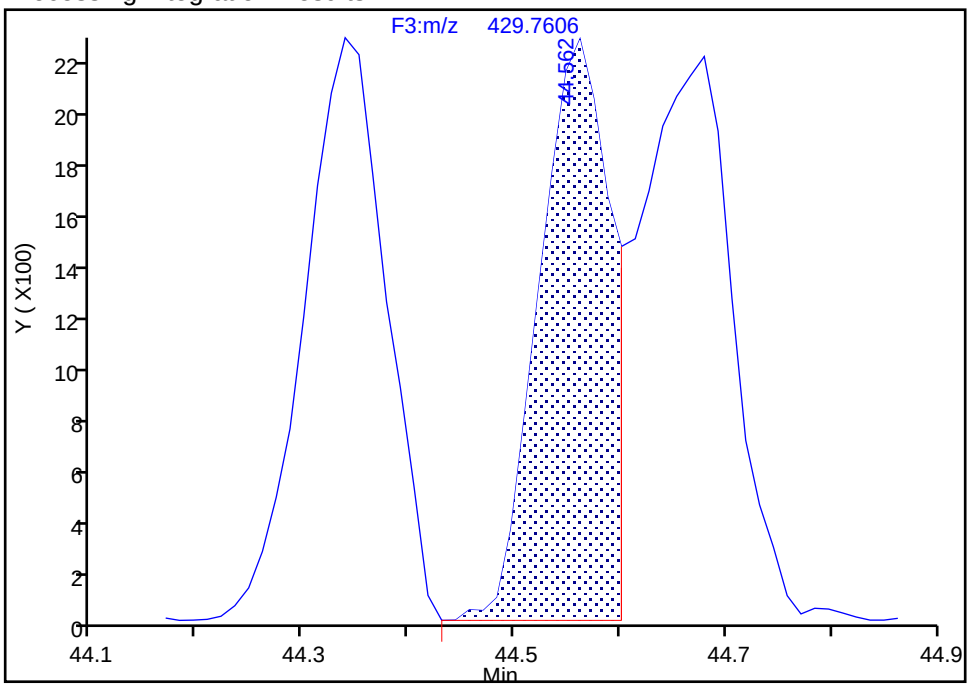

Manual Integration Results

RT: 44.56
Area: 11468
Amount: 0.561988
Amount Units: pg/ul

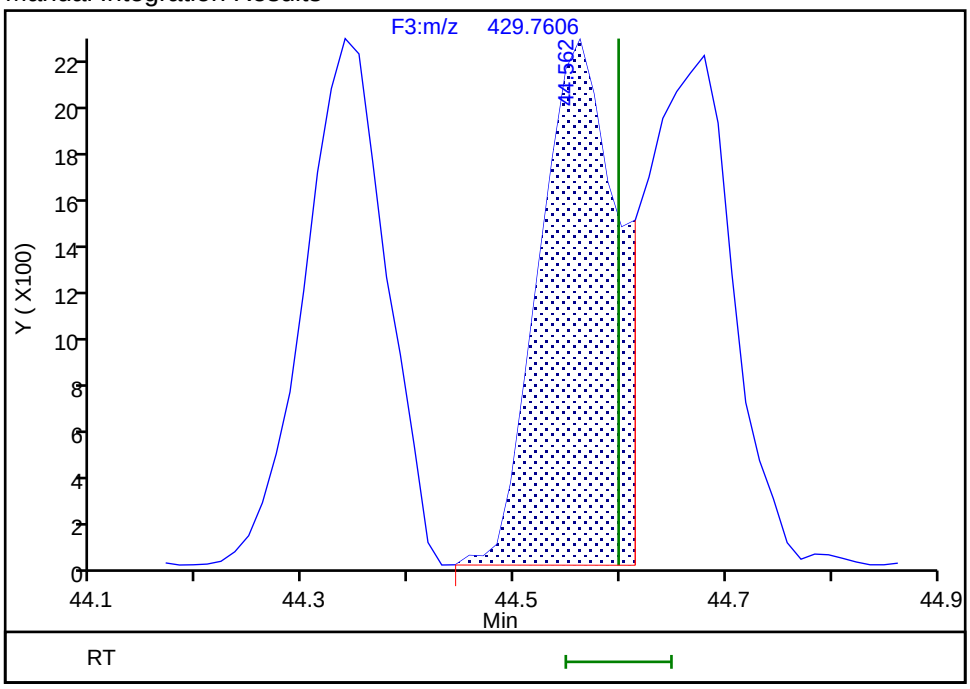

Reviewer: mcwhirterl, 21-Aug-2019 20:31:49

Audit Action: Marked Compound Undetected Audit Reason: Invalid Compound ID

Manual Integration/User Assign Peak Report

Eurofins TestAmerica, Knoxville

Data File: \\chromna\Knoxville\ChromData\D3D\20190813-12717.b\d4190821i1c.d
Injection Date: 21-Aug-2019 13:37:00 Instrument ID: D3D
Lims ID: IC L1
Client ID:
Operator ID: Xcalibur_System ALS Bottle#: 0 Worklist Smp#: 1
Injection Vol: 1.0 ul Dil. Factor: 1.0000
Method: PCBs_D3D Limit Group: HR - 1668A - ICAL
Column: SPB-Octyl (0.25 mm) Detector F3(35.64 :49.10)

PCB-197, CAS: 33091-17-7

Signal: 3

Processing Integration Results

RT: 44.56
Area: 21531
Amount: 0.536866
Amount Units: pg/ul

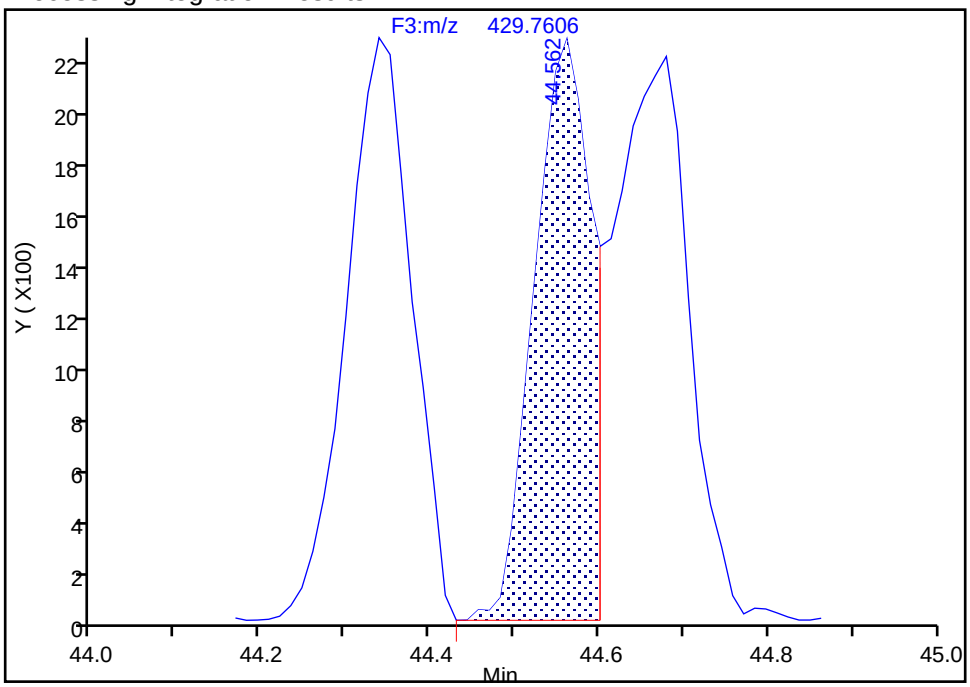

Manual Integration Results

RT: 44.56
Area: 22687
Amount: 0.561988
Amount Units: pg/ul
Reviewer: mcwhirterl, 21-Aug-2019 20:31:49
Audit Action: Marked Compound Undetected Audit Reason: Invalid Compound ID

Manual Integration/User Assign Peak Report

Eurofins TestAmerica, Knoxville

Data File: \\chromna\Knoxville\ChromData\D3D\20190813-12717.b\d4190821i1c.d
Injection Date: 21-Aug-2019 13:37:00 Instrument ID: D3D
Lims ID: IC L1
Client ID:
Operator ID: Xcalibur_System ALS Bottle#: 0 Worklist Smp#: 1
Injection Vol: 1.0 ul Dil. Factor: 1.0000
Method: PCBs_D3D Limit Group: HR - 1668A - ICAL
Column: SPB-Octyl (0.25 mm) Detector F3(35.64 :49.10)

PCB-197, CAS: 33091-17-7

Signal: 1

Processing Integration Results

RT: 44.56
Area: 11219
Amount: 0.536866
Amount Units: pg/ul

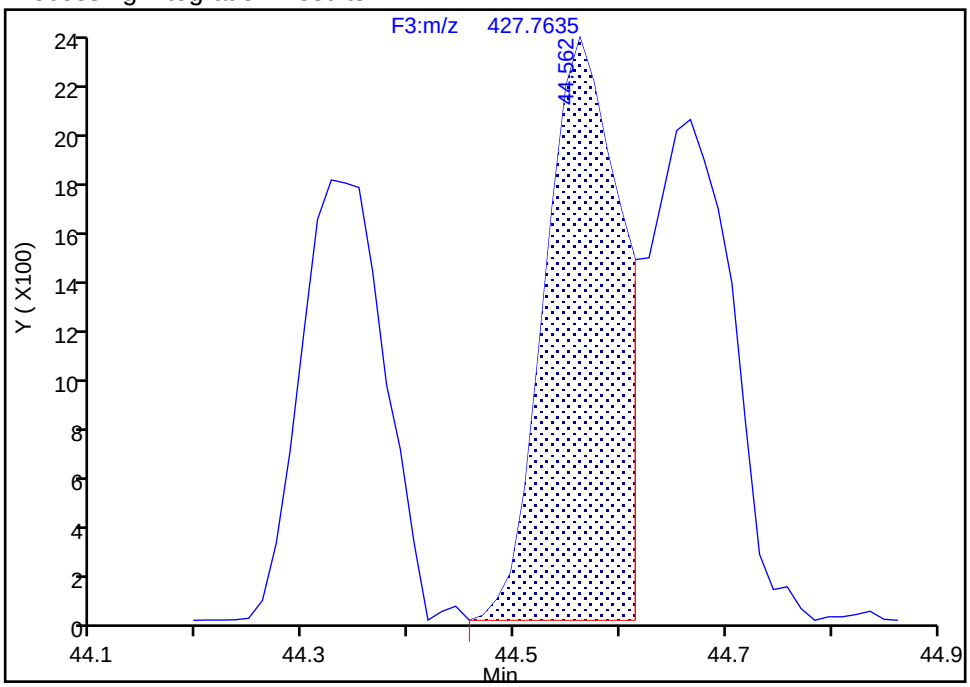

Manual Integration Results

RT: 44.56
Area: 11219
Amount: 0.561988
Amount Units: pg/ul

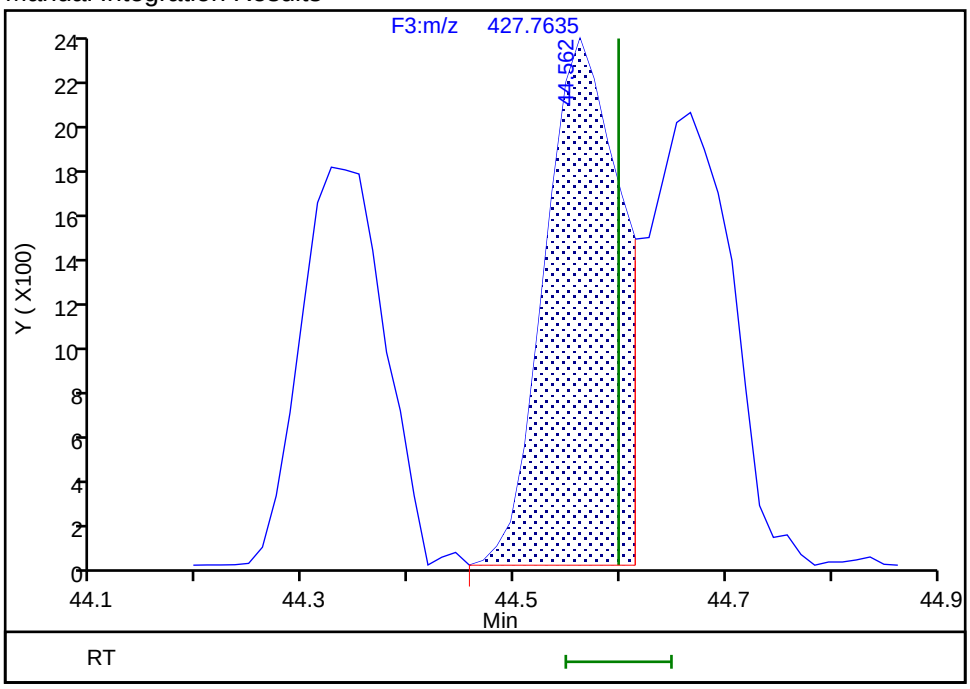

Reviewer: mcwhirterl, 21-Aug-2019 20:31:51
Audit Action: Manually Integrated/Assigned Compound ID Audit Reason: Split Peak

Manual Integration/User Assign Peak Report

Eurofins TestAmerica, Knoxville

Data File:	\\chromna\Knoxville\ChromData\D3D\20190813-12717.b\d4190821i1c.d				
Injection Date:	21-Aug-2019 13:37:00	Instrument ID:	D3D		
Lims ID:	IC L1				
Client ID:					
Operator ID:	Xcalibur_System	ALS Bottle#:	0	Worklist Smp#:	1
Injection Vol:	1.0 ul	Dil. Factor:	1.0000		
Method:	PCBs_D3D	Limit Group:	HR - 1668A - ICAL		
Column:	SPB-Octyl (0.25 mm)	Detector	F3(35.64 :49.10)		

PCB-200, CAS: 52663-73-7

Signal: 2

Processing Integration Results

RT: 44.68
Area: 13313
Amount: 0.639925
Amount Units: pg/ul

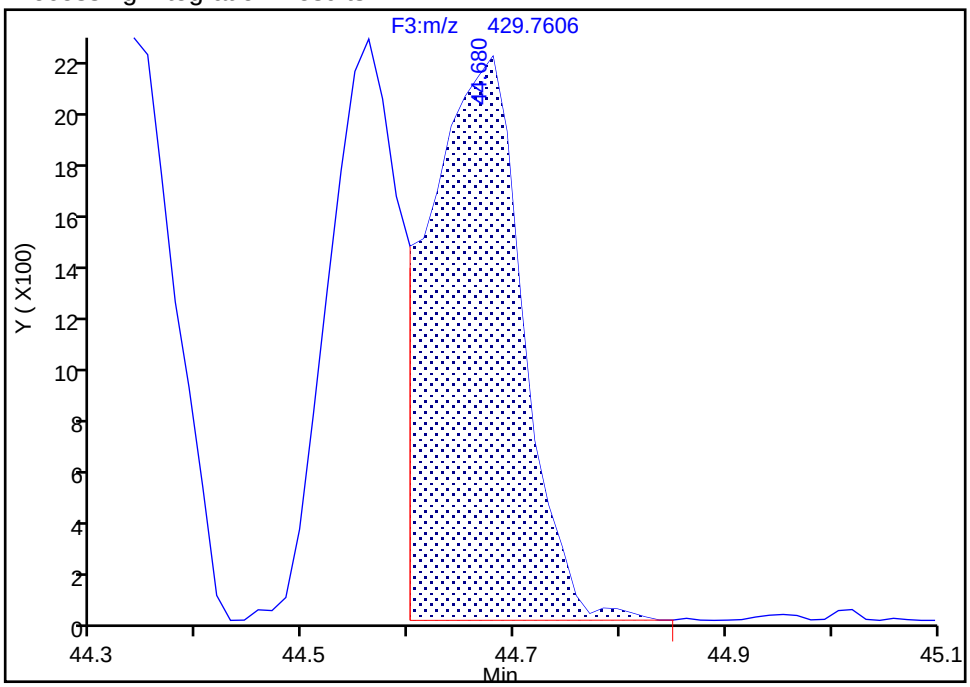

Manual Integration Results

RT: 44.68
Area: 12202
Amount: 0.614952
Amount Units: pg/ul

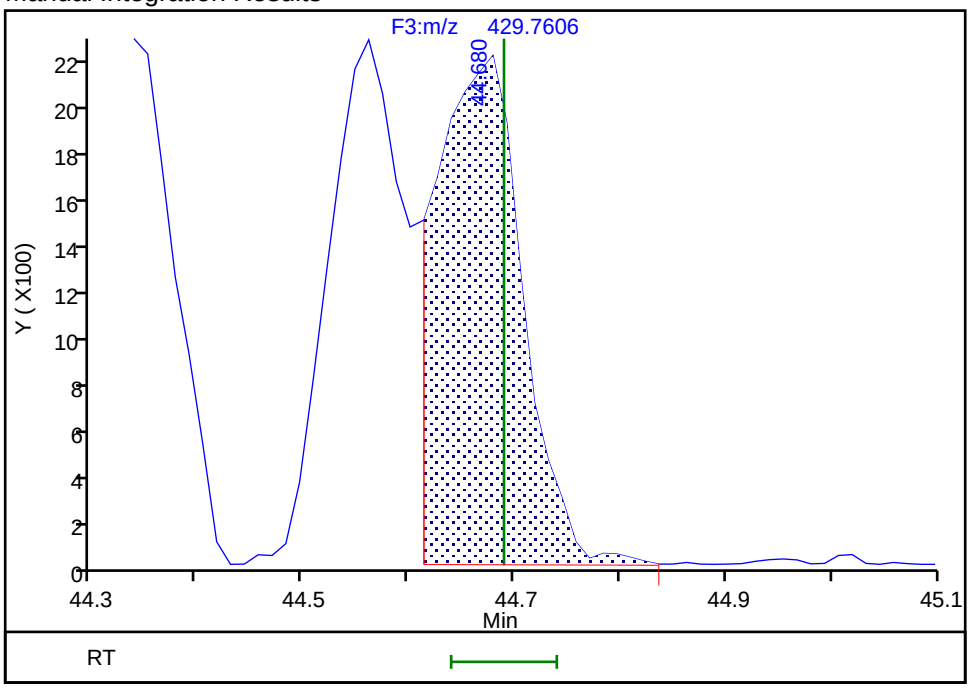

Reviewer: mcwhirterl, 21-Aug-2019 20:31:54

Audit Action: Marked Compound Undetected Audit Reason: Invalid Compound ID

Manual Integration/User Assign Peak Report

Eurofins TestAmerica, Knoxville

Data File: \\chromna\Knoxville\ChromData\D3D\20190813-12717.b\d4190821i1c.d
Injection Date: 21-Aug-2019 13:37:00 Instrument ID: D3D
Lims ID: IC L1
Client ID:
Operator ID: Xcalibur_System ALS Bottle#: 0 Worklist Smp#: 1
Injection Vol: 1.0 ul Dil. Factor: 1.0000
Method: PCBs_D3D Limit Group: HR - 1668A - ICAL
Column: SPB-Octyl (0.25 mm) Detector F3(35.64 :49.10)

PCB-200, CAS: 52663-73-7

Signal: 3

Processing Integration Results

RT: 44.67
Area: 24304
Amount: 0.639925
Amount Units: pg/ul

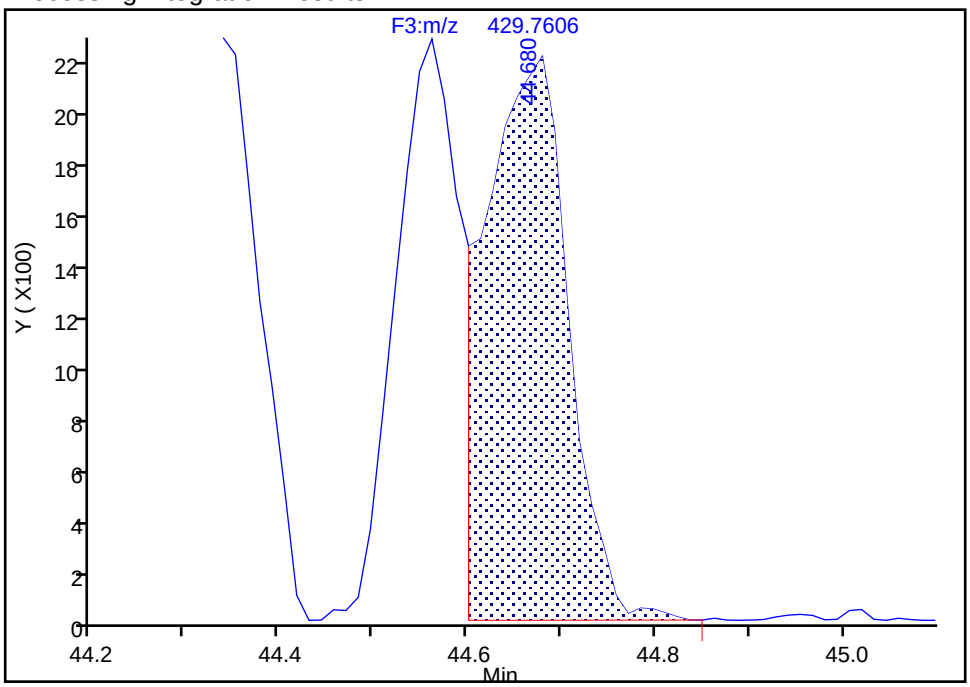

Manual Integration Results

RT: 44.67
Area: 23193
Amount: 0.614952
Amount Units: pg/ul
Reviewer: mcwhirterl, 21-Aug-2019 20:31:54
Audit Action: Marked Compound Undetected Audit Reason: Invalid Compound ID

Manual Integration/User Assign Peak Report

Eurofins TestAmerica, Knoxville

Data File: \\chromna\Knoxville\ChromData\D3D\20190813-12717.b\d4190821i1c.d
Injection Date: 21-Aug-2019 13:37:00 Instrument ID: D3D
Lims ID: IC L1
Client ID:
Operator ID: Xcalibur_System ALS Bottle#: 0 Worklist Smp#: 1
Injection Vol: 1.0 ul Dil. Factor: 1.0000
Method: PCBs_D3D Limit Group: HR - 1668A - ICAL
Column: SPB-Octyl (0.25 mm) Detector F3(35.64 :49.10)

PCB-200, CAS: 52663-73-7

Signal: 1

Processing Integration Results

RT: 44.67
Area: 10991
Amount: 0.639925
Amount Units: pg/ul

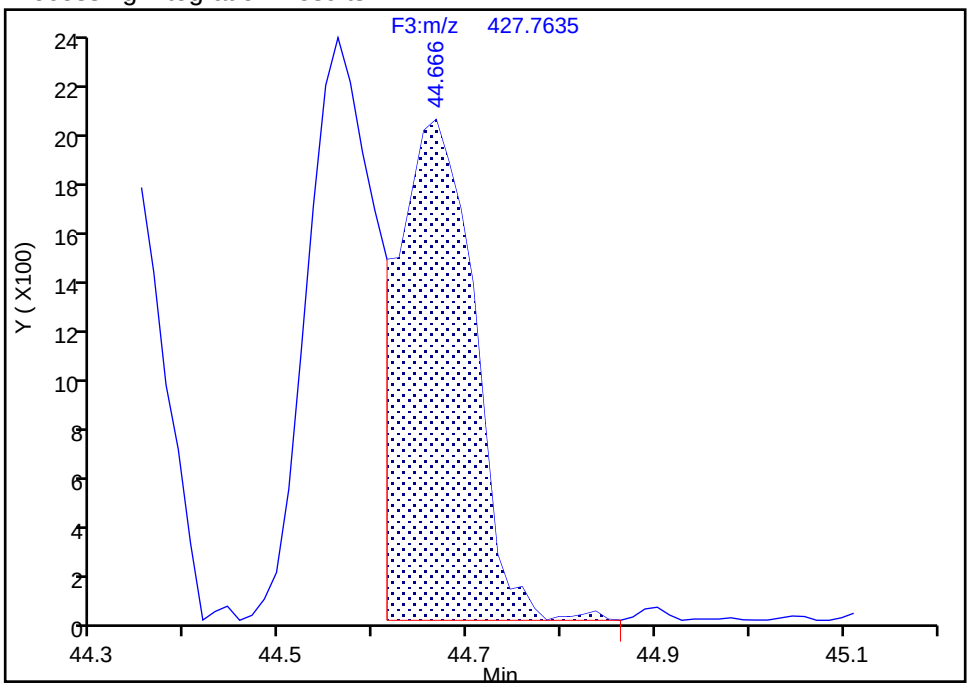

Manual Integration Results

RT: 44.67
Area: 10991
Amount: 0.614952
Amount Units: pg/ul

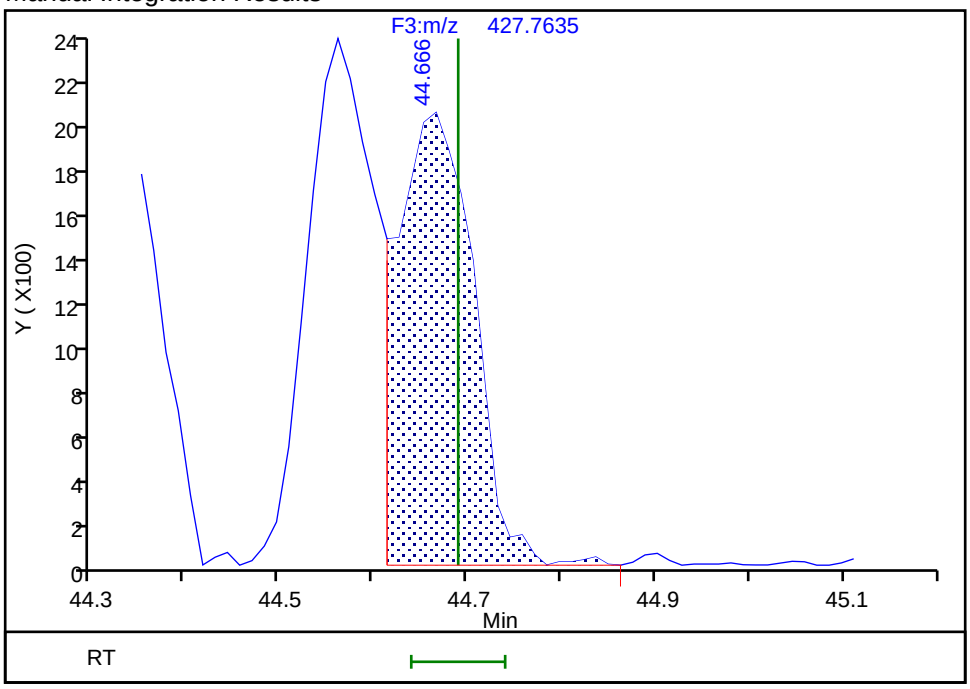

Reviewer: mcwhirterl, 21-Aug-2019 20:31:55
Audit Action: Manually Integrated/Assigned Compound ID Audit Reason: Split Peak

Eurofins TestAmerica, Knoxville

Data File:	\\chromna\Knoxville\ChromData\D3D\20190813-12717.b\d4190821i1c.d		
Injection Date:	21-Aug-2019 13:37:00	Injection Vol:	1.0 ul
Instrument ID:	D3D	Operator ID:	Xcalibur_System
Method:	PCBs_D3D	Limit Group:	HR - 1668A - ICAL
Client ID:			
Worklist#:	33168	Sample Line#:	1
Column Type:	SPB-Octyl	Column Dia:	0.25 mm

OcPCB F4

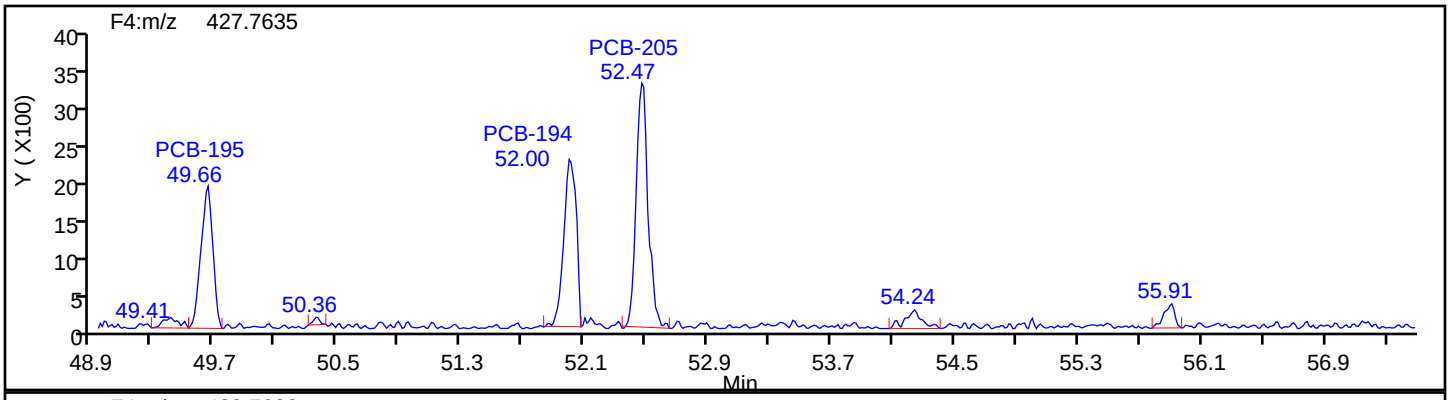

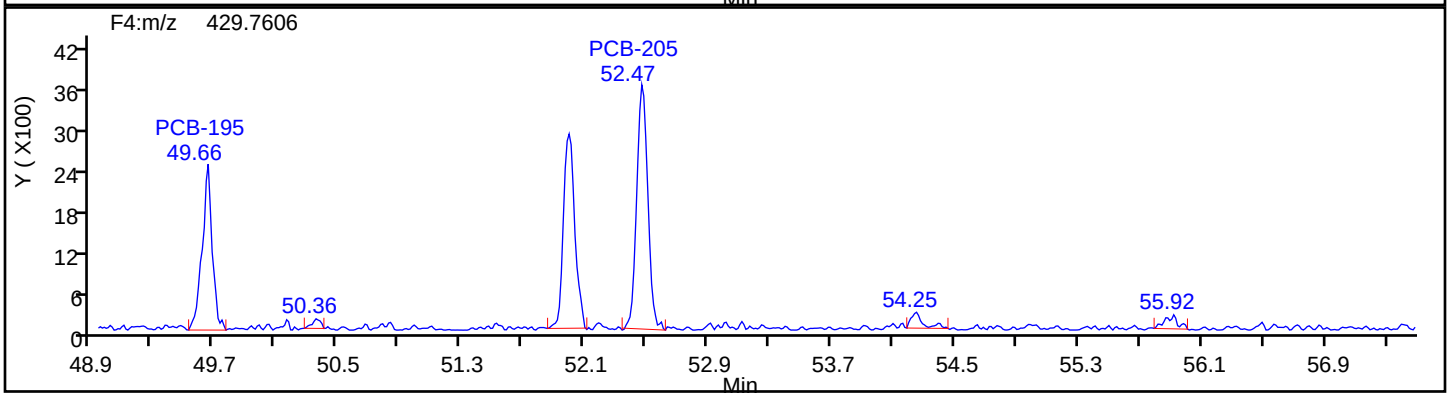

OcPCB F4 Standards

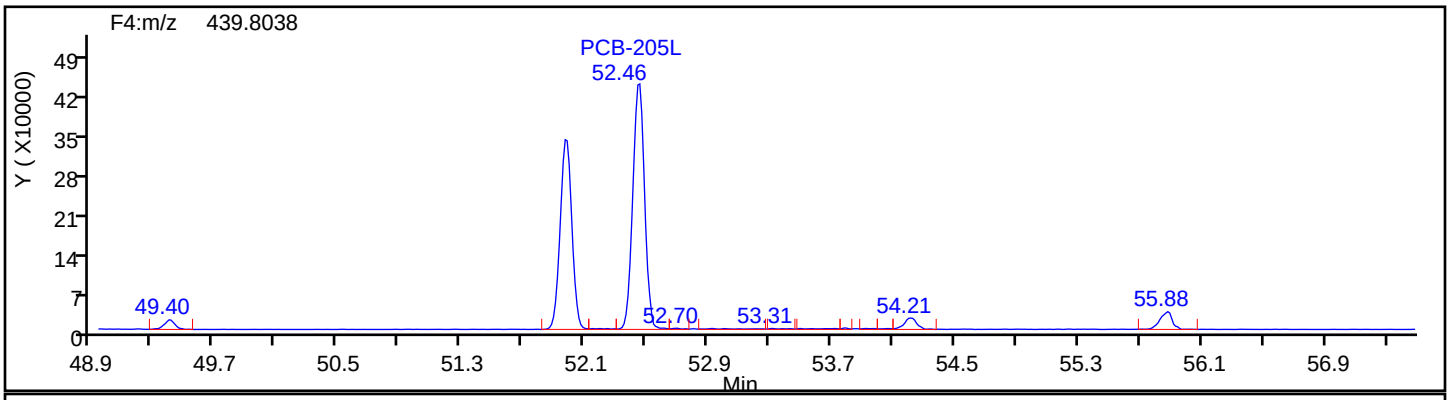

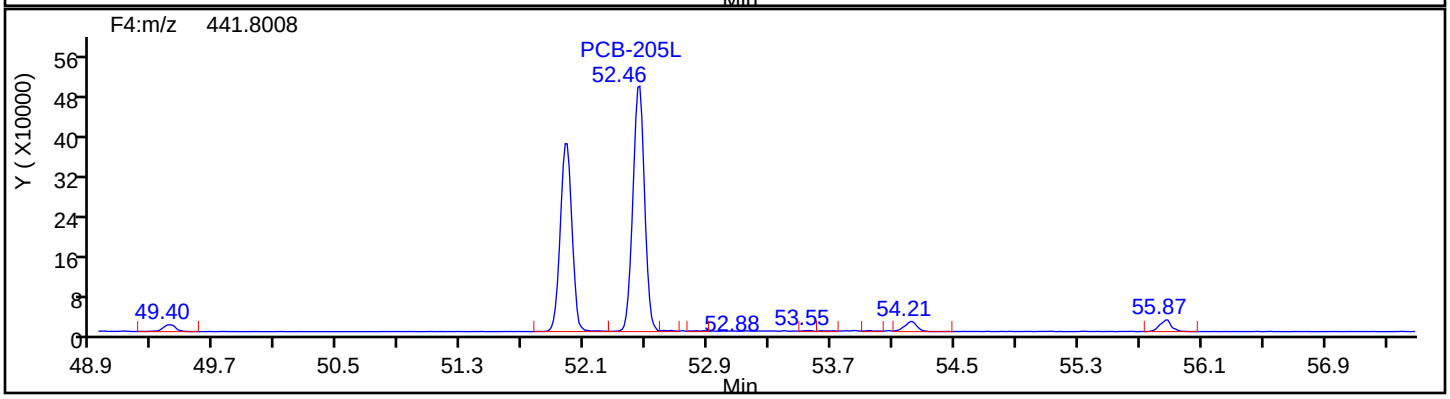

Eurofins TestAmerica, Knoxville

Data File:	\\chromna\Knoxville\ChromData\D3D\20190813-12717.b\d4190821i1c.d		
Injection Date:	21-Aug-2019 13:37:00	Injection Vol:	1.0 ul
Instrument ID:	D3D	Operator ID:	Xcalibur_System
Method:	PCBs_D3D	Limit Group:	HR - 1668A - ICAL
Client ID:			
Worklist#:	33168	Sample Line#:	1
Column Type:	SPB-Octyl	Column Dia:	0.25 mm

OcPCB F4

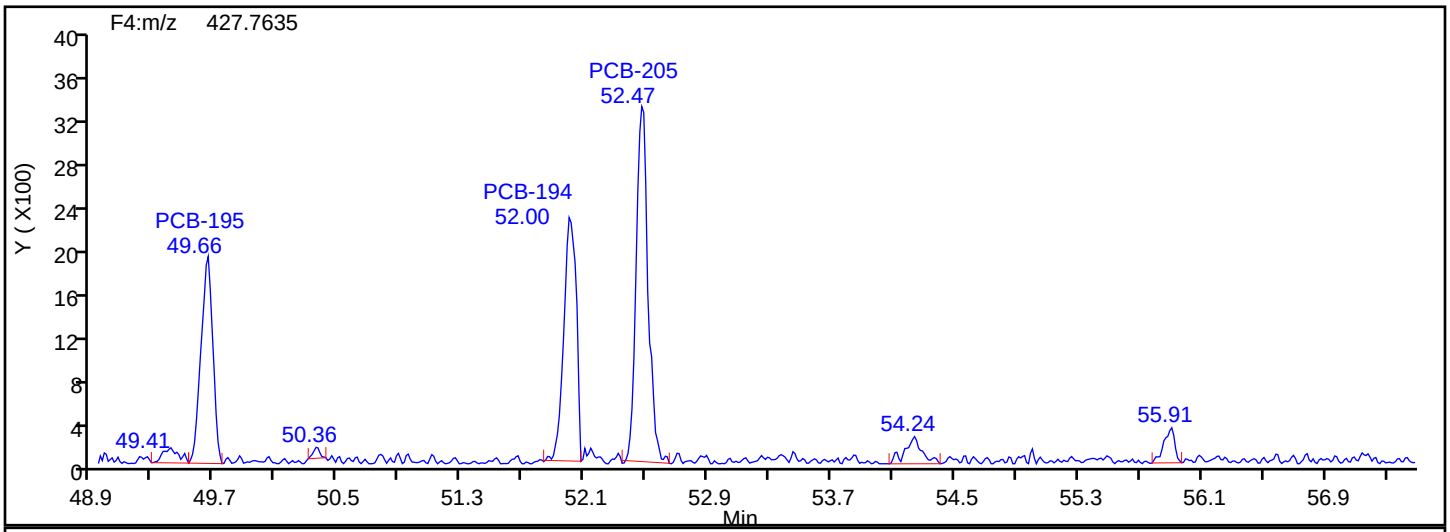

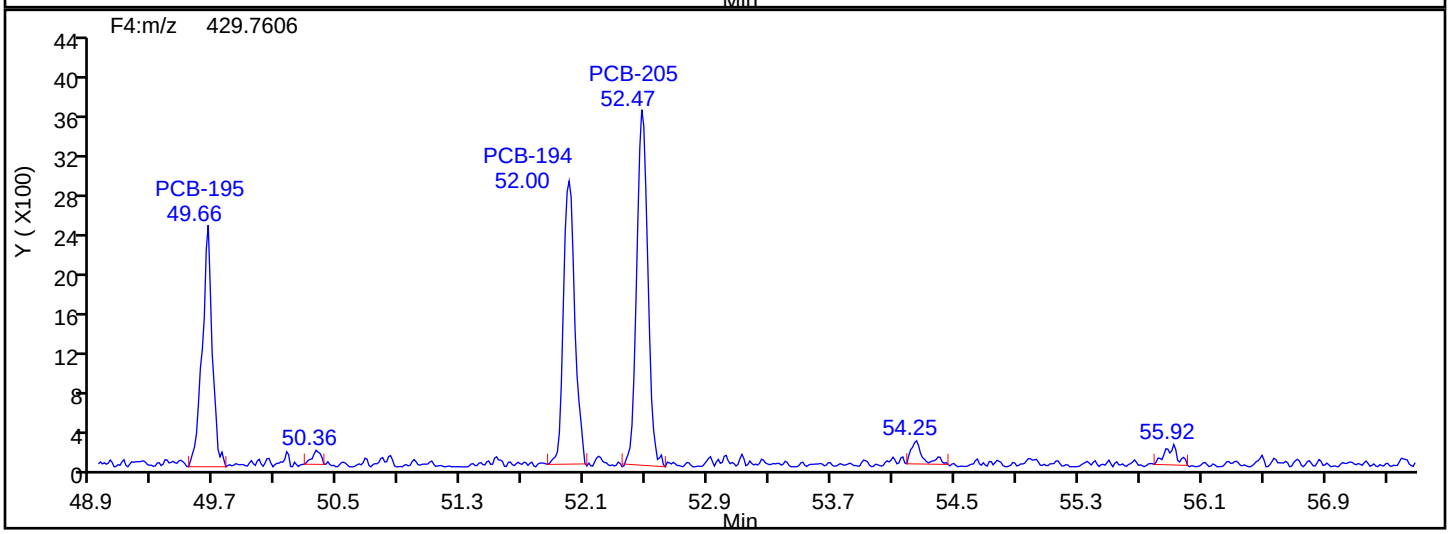

OcPCB F4 Lock Mass

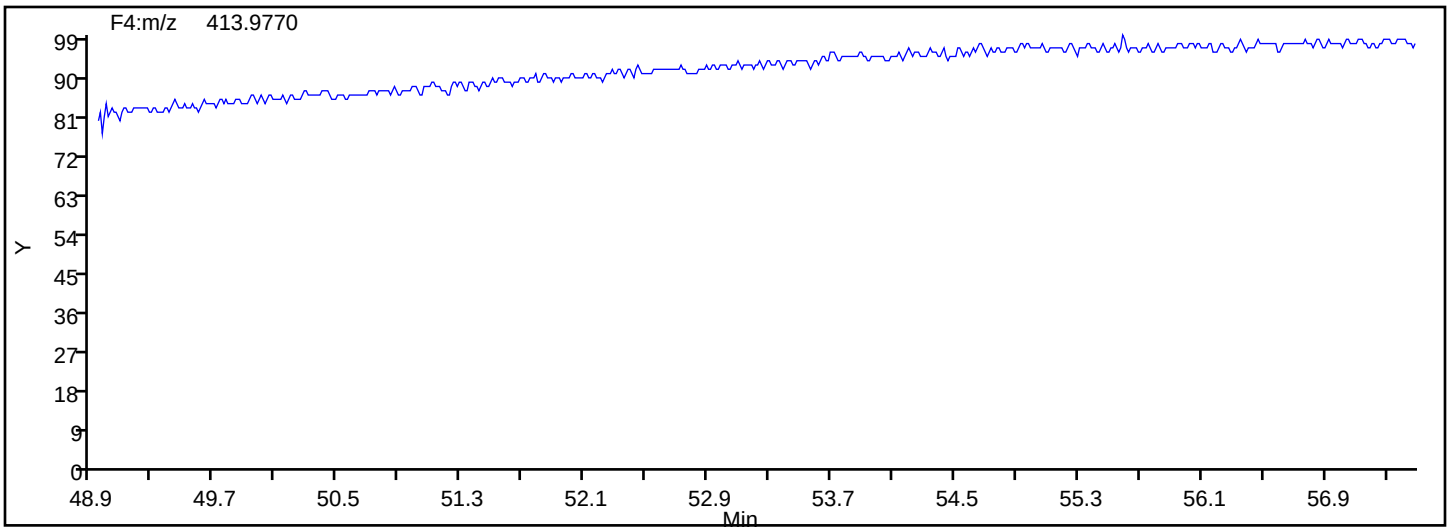

Manual Integration/User Assign Peak Report

Eurofins TestAmerica, Knoxville

Data File:	\\chromna\Knoxville\ChromData\D3D\20190813-12717.b\d4190821i1c.d				
Injection Date:	21-Aug-2019 13:37:00	Instrument ID:	D3D		
Lims ID:	IC L1				
Client ID:					
Operator ID:	Xcalibur_System	ALS Bottle#:	0	Worklist Smp#:	1
Injection Vol:	1.0 ul	Dil. Factor:	1.0000		
Method:	PCBs_D3D	Limit Group:	HR - 1668A - ICAL		
Column:	SPB-Octyl (0.25 mm)	Detector	F4(49.20 :57.50)		

PCB-195, CAS: 52663-78-2

Signal: 1

Processing Integration Results

RT: 49.66
Area: 11114
Amount: 0.534965
Amount Units: pg/ul

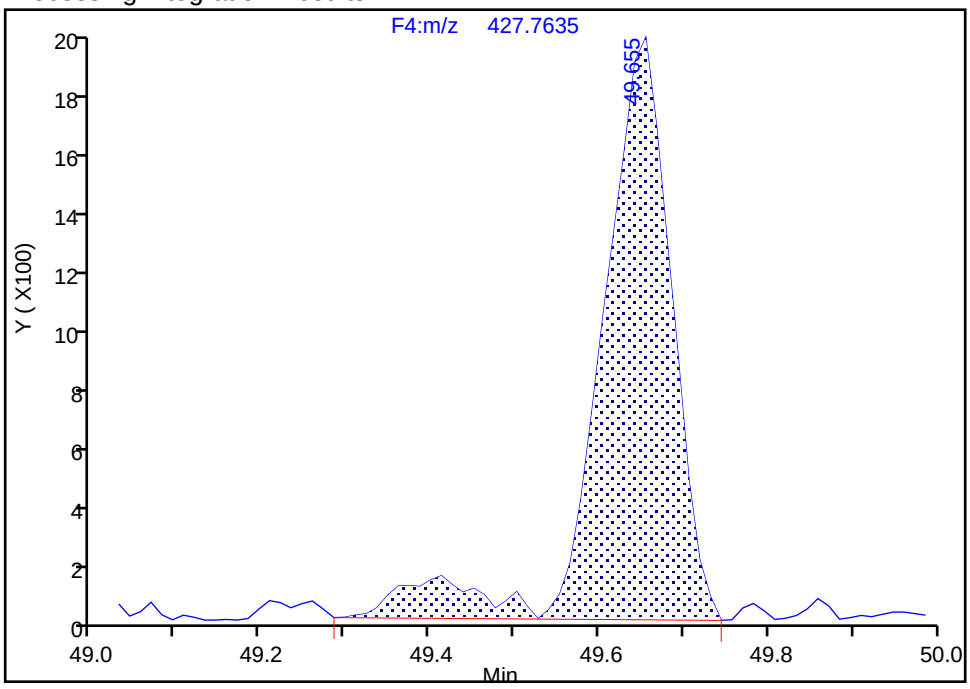

Manual Integration Results

RT: 49.66
Area: 10120
Amount: 0.541174
Amount Units: pg/ul

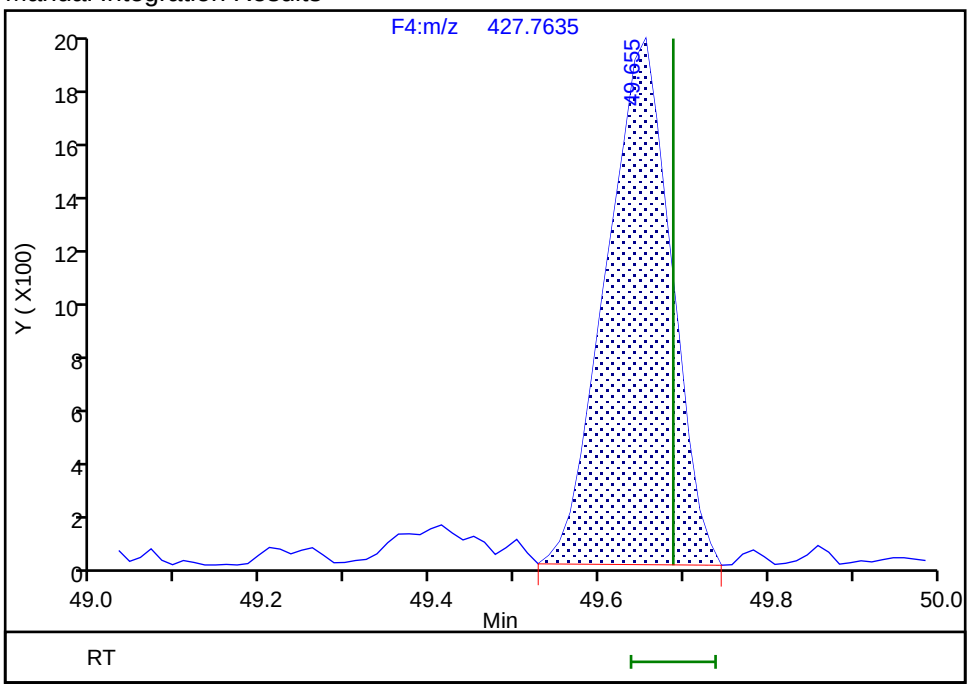

Reviewer: davidsonm, 21-Aug-2019 15:11:30

Audit Action: Split an Integrated Peak Audit Reason: Split Peak

Eurofins TestAmerica, Knoxville

Data File:	\\chromna\Knoxville\ChromData\D3D\20190813-12717.b\d4190821i1c.d		
Injection Date:	21-Aug-2019 13:37:00	Injection Vol:	1.0 ul
Instrument ID:	D3D	Operator ID:	Xcalibur_System
Method:	PCBs_D3D	Limit Group:	HR - 1668A - ICAL
Client ID:			
Worklist#:	33168	Sample Line#:	1
Column Type:	SPB-Octyl	Column Dia:	0.25 mm

NoPCB F4

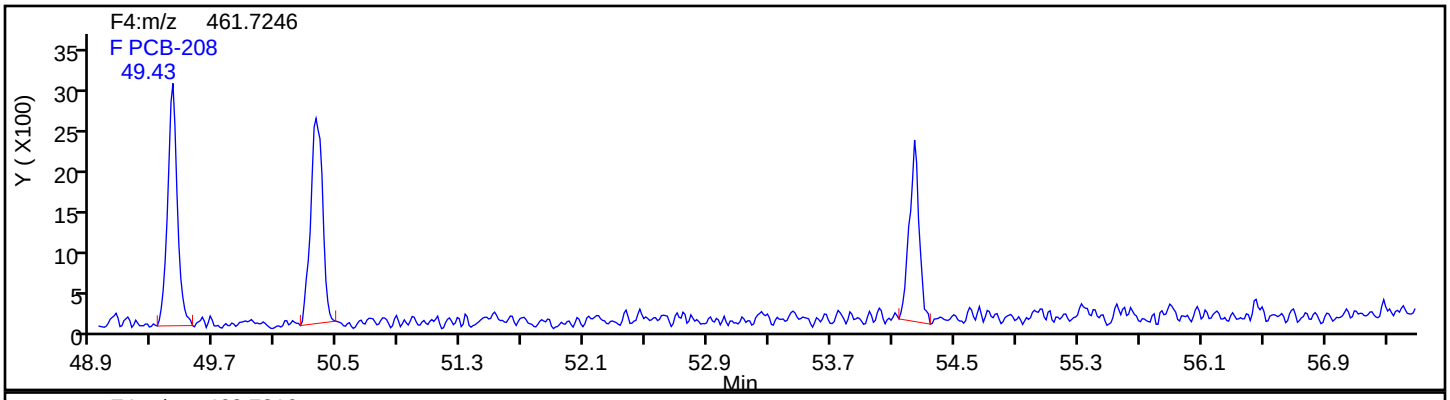

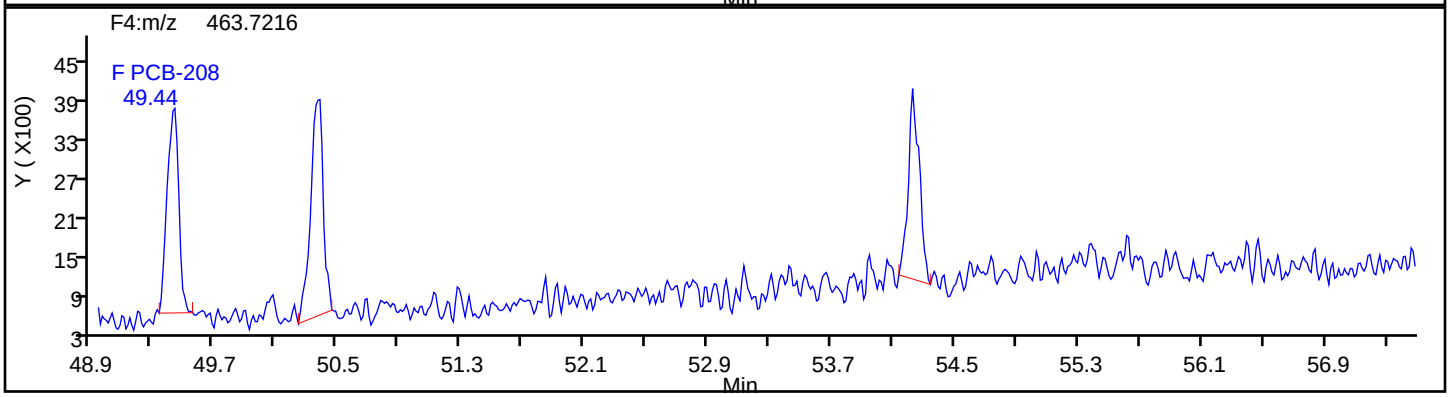

NoPCB F4 Standards

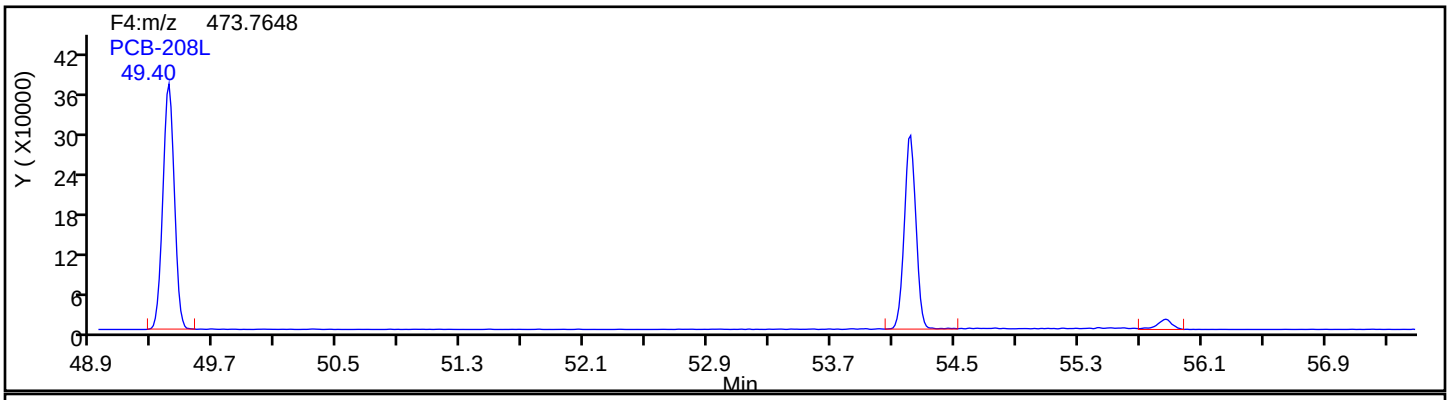

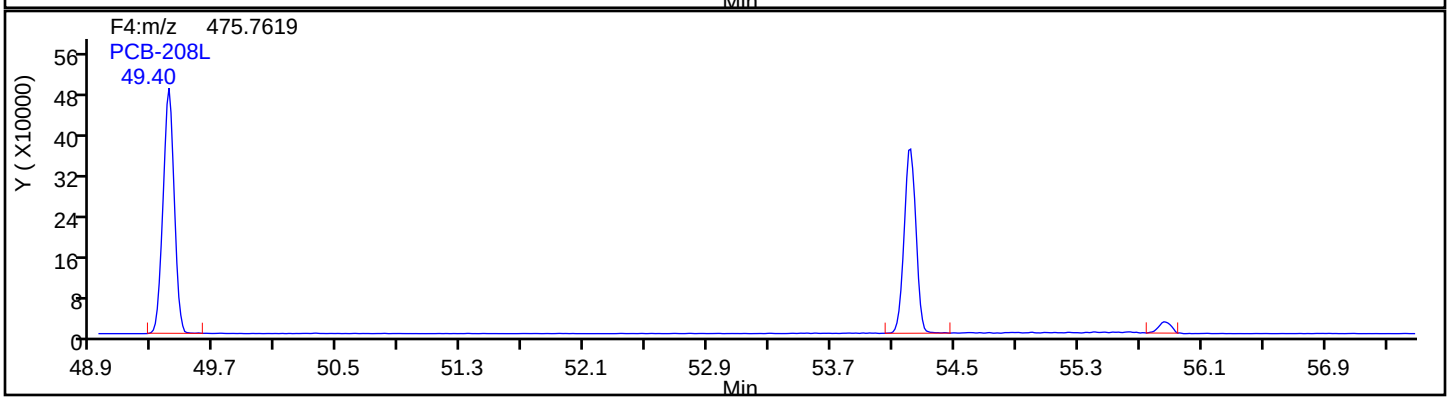

Eurofins TestAmerica, Knoxville

Data File:	\\chromna\Knoxville\ChromData\D3D\20190813-12717.b\d4190821i1c.d		
Injection Date:	21-Aug-2019 13:37:00	Injection Vol:	1.0 ul
Instrument ID:	D3D	Operator ID:	Xcalibur_System
Method:	PCBs_D3D	Limit Group:	HR - 1668A - ICAL
Client ID:			
Worklist#:	33168	Sample Line#:	1
Column Type:	SPB-Octyl	Column Dia:	0.25 mm

NoPCB F4

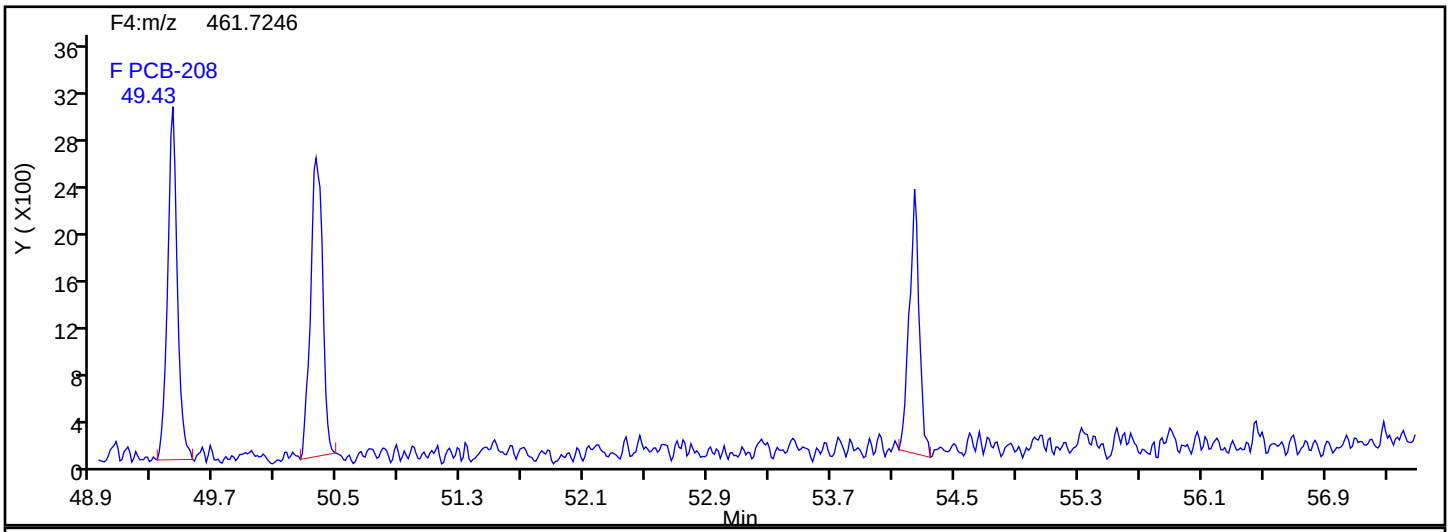

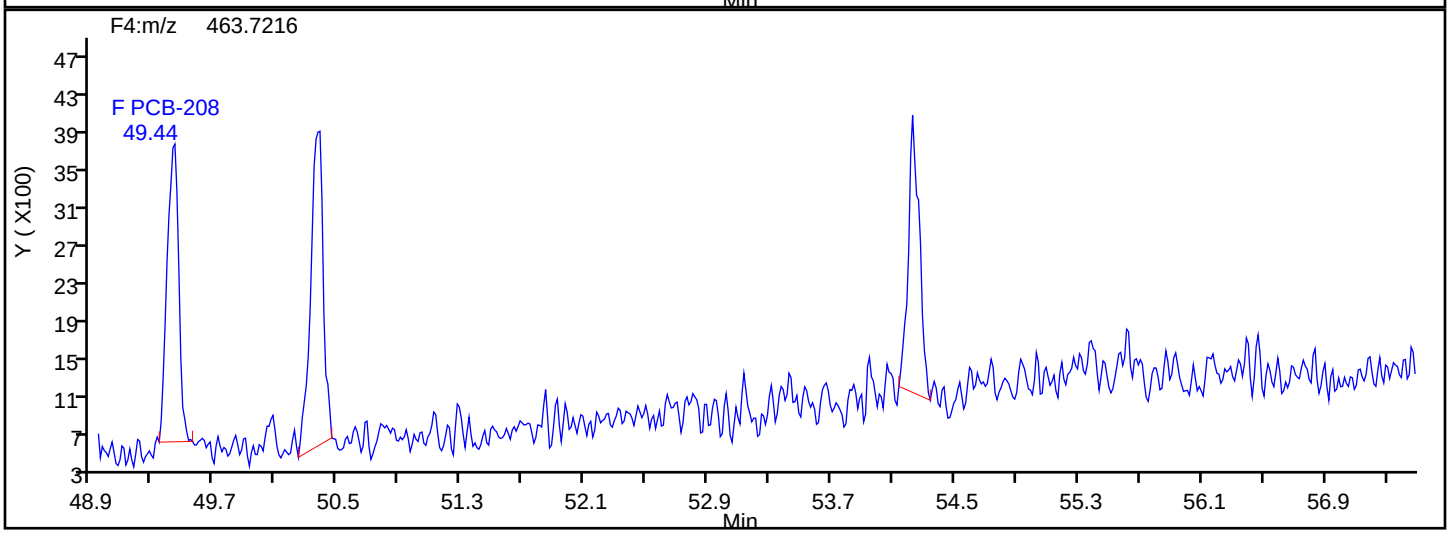

NoPCB F4 Lock Mass

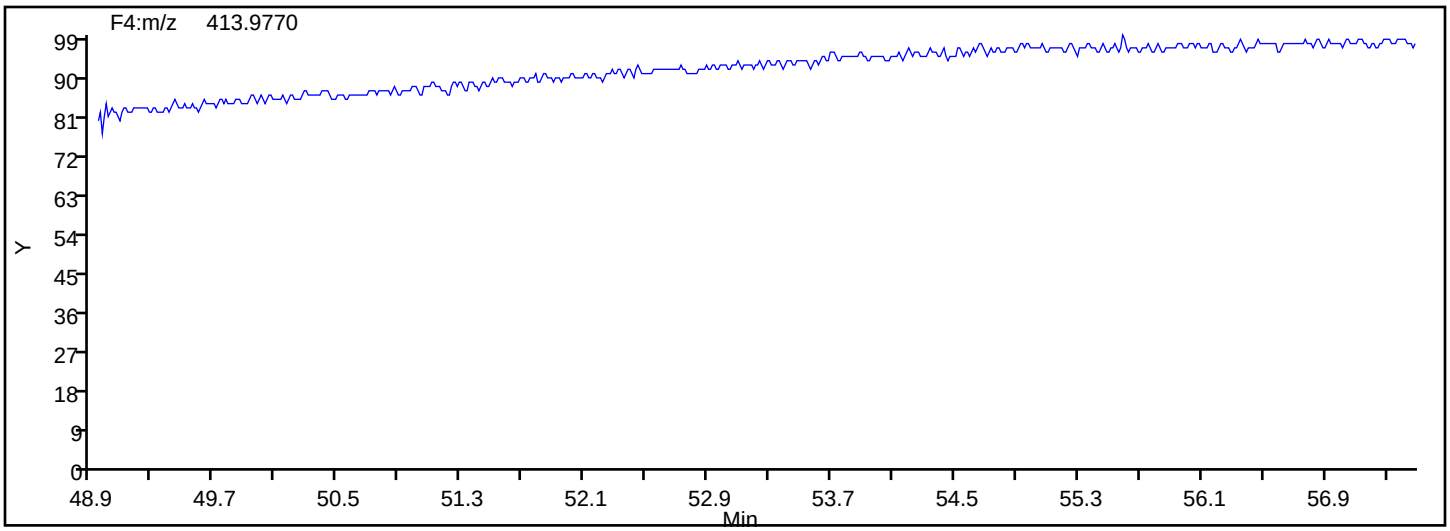

Manual Integration/User Assign Peak Report

Eurofins TestAmerica, Knoxville

Data File:	\\chromna\Knoxville\ChromData\D3D\20190813-12717.b\d4190821i1c.d				
Injection Date:	21-Aug-2019 13:37:00	Instrument ID:	D3D		
Lims ID:	IC L1				
Client ID:					
Operator ID:	Xcalibur_System	ALS Bottle#:	0	Worklist Smp#:	1
Injection Vol:	1.0 ul	Dil. Factor:	1.0000		
Method:	PCBs_D3D	Limit Group:	HR - 1668A - ICAL		
Column:	SPB-Octyl (0.25 mm)	Detector	F4(49.20 :57.50)		

PCB-208, CAS: 52663-77-1

Signal: 1

Processing Integration Results

RT: 49.43
Area: 10525
Amount: 0.475460
Amount Units: pg/ul

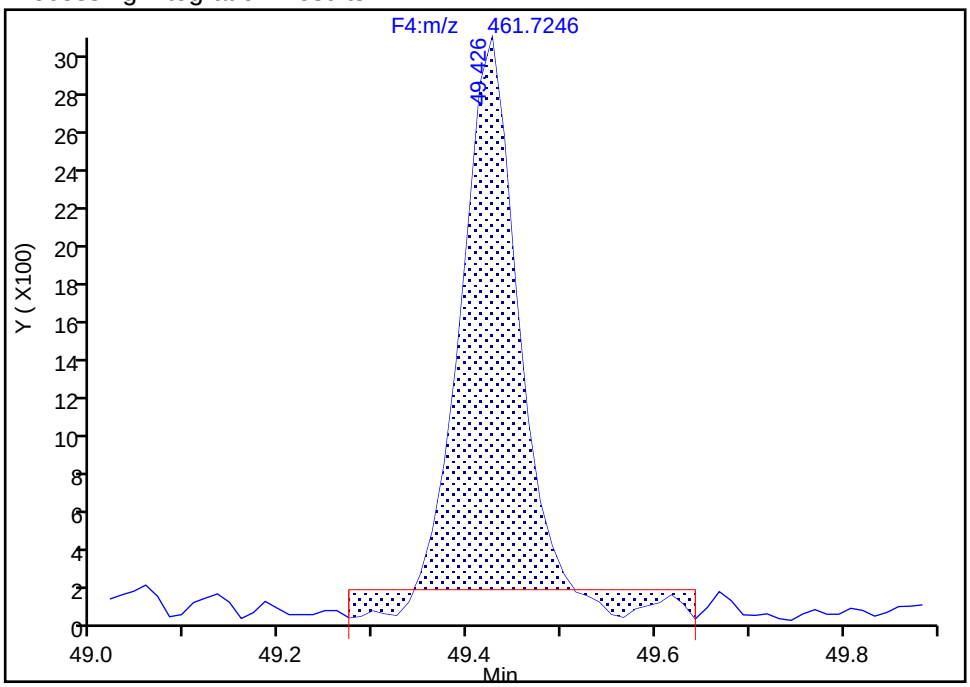

Manual Integration Results

RT: 49.43
Area: 13185
Amount: 0.579437
Amount Units: pg/ul

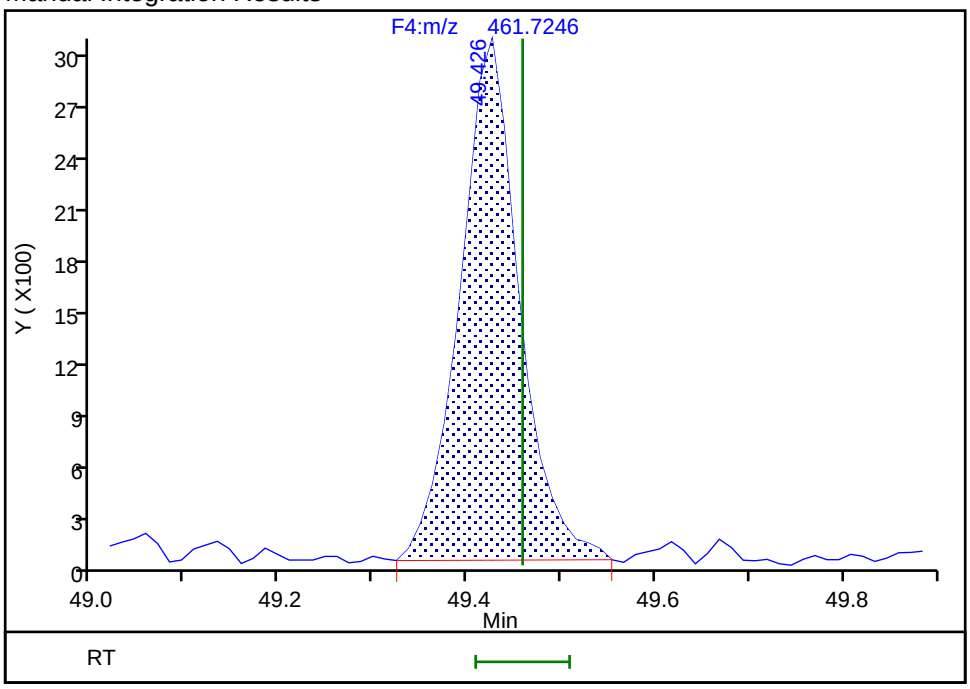

Reviewer: davidsonm, 21-Aug-2019 14:46:15

Audit Action: Manually Integrated Audit Reason: Baseline

Manual Integration/User Assign Peak Report

Eurofins TestAmerica, Knoxville

Data File: \\chromna\Knoxville\ChromData\D3D\20190813-12717.b\d4190821i1c.d
Injection Date: 21-Aug-2019 13:37:00 Instrument ID: D3D
Lims ID: IC L1
Client ID:
Operator ID: Xcalibur_System ALS Bottle#: 0 Worklist Smp#: 1
Injection Vol: 1.0 ul Dil. Factor: 1.0000
Method: PCBs_D3D Limit Group: HR - 1668A - ICAL
Column: SPB-Octyl (0.25 mm) Detector F4(49.20 :57.50)

PCB-208, CAS: 52663-77-1

Signal: 2

Processing Integration Results

RT: 49.44
Area: 12214
Amount: 0.475460
Amount Units: pg/ul

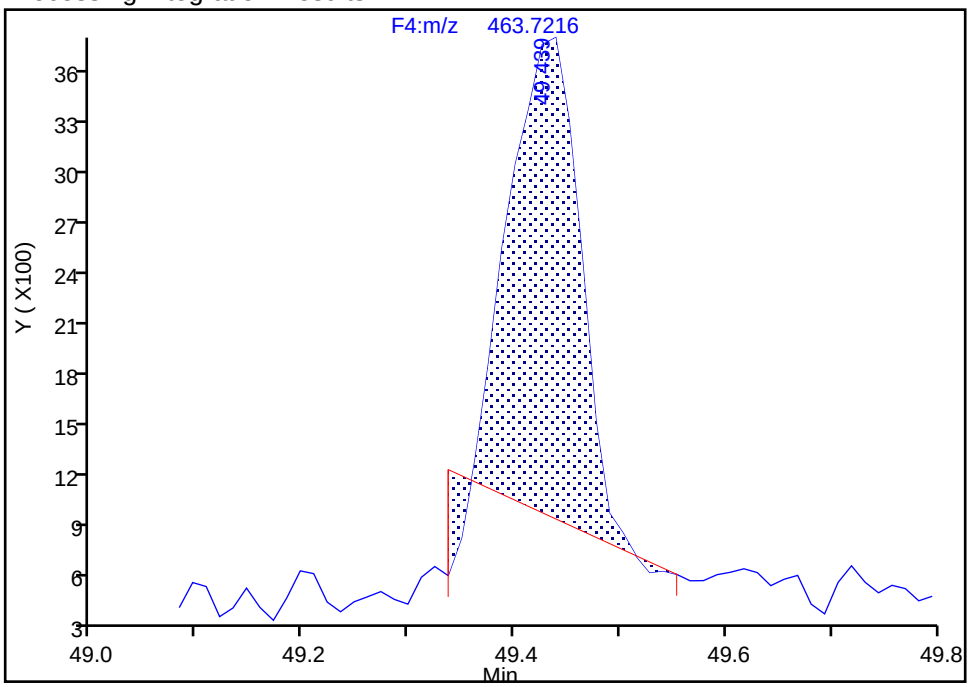

Manual Integration Results

RT: 49.44
Area: 16166
Amount: 0.579437
Amount Units: pg/ul

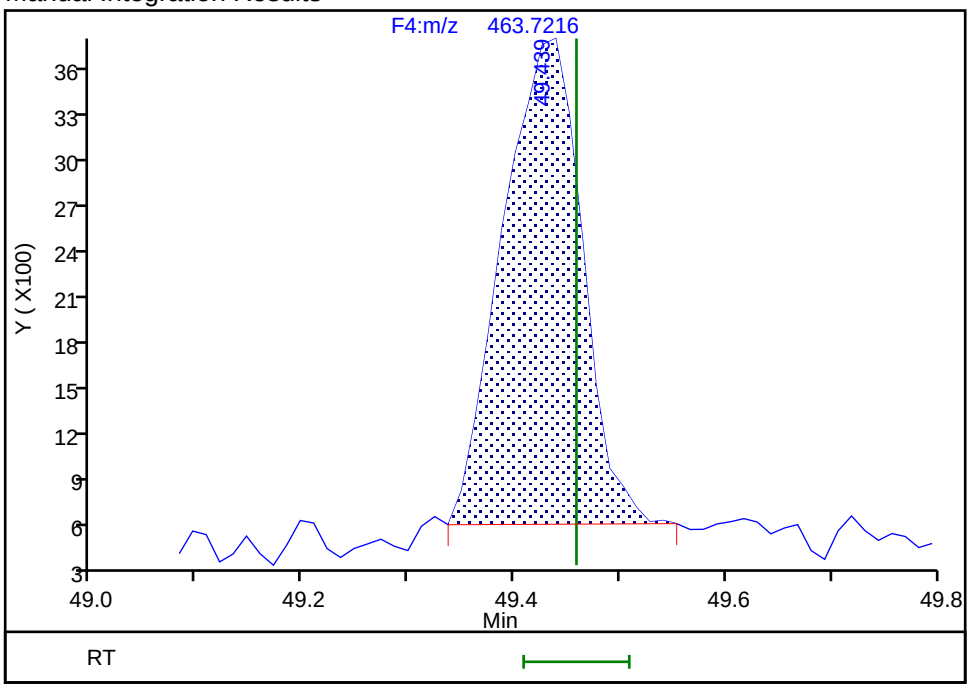

Reviewer: davidsonm, 21-Aug-2019 14:46:19
Audit Action: Manually Integrated Audit Reason: Baseline

Manual Integration/User Assign Peak Report

Eurofins TestAmerica, Knoxville

Data File:	\\chromna\Knoxville\ChromData\D3D\20190813-12717.b\d4190821i1c.d				
Injection Date:	21-Aug-2019 13:37:00	Instrument ID:	D3D		
Lims ID:	IC L1				
Client ID:					
Operator ID:	Xcalibur_System	ALS Bottle#:	0	Worklist Smp#:	1
Injection Vol:	1.0 ul	Dil. Factor:	1.0000		
Method:	PCBs_D3D	Limit Group:	HR - 1668A - ICAL		
Column:	SPB-Octyl (0.25 mm)	Detector	F4(49.20 :57.50)		

PCB-207, CAS: 52663-79-3

Signal: 1

Processing Integration Results

RT: 50.36
Area: 12588
Amount: 0.493741
Amount Units: pg/ul

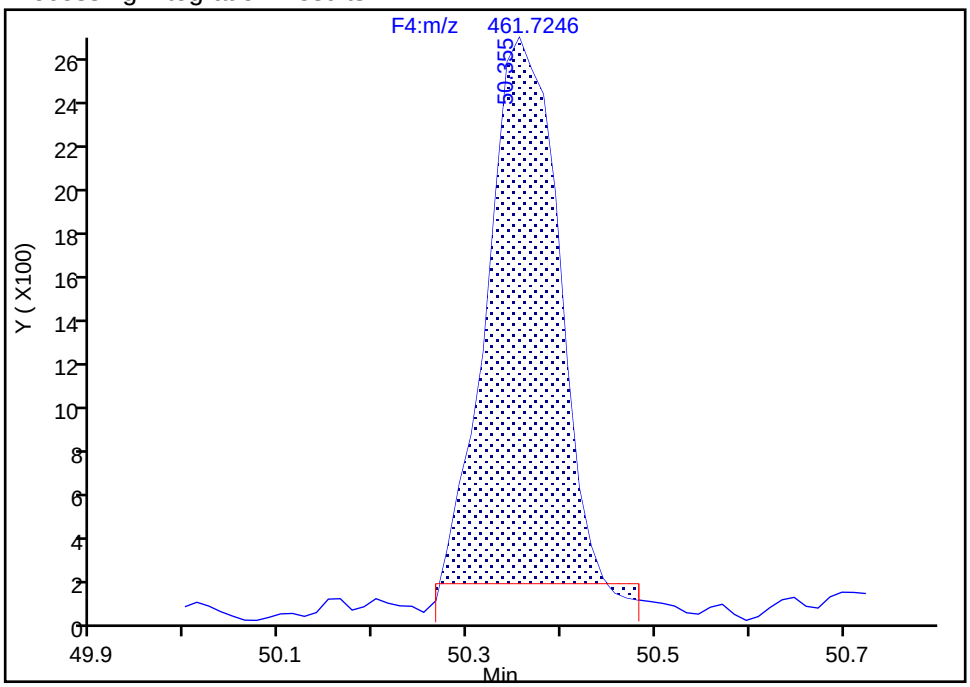

Manual Integration Results

RT: 50.36
Area: 13891
Amount: 0.591550
Amount Units: pg/ul

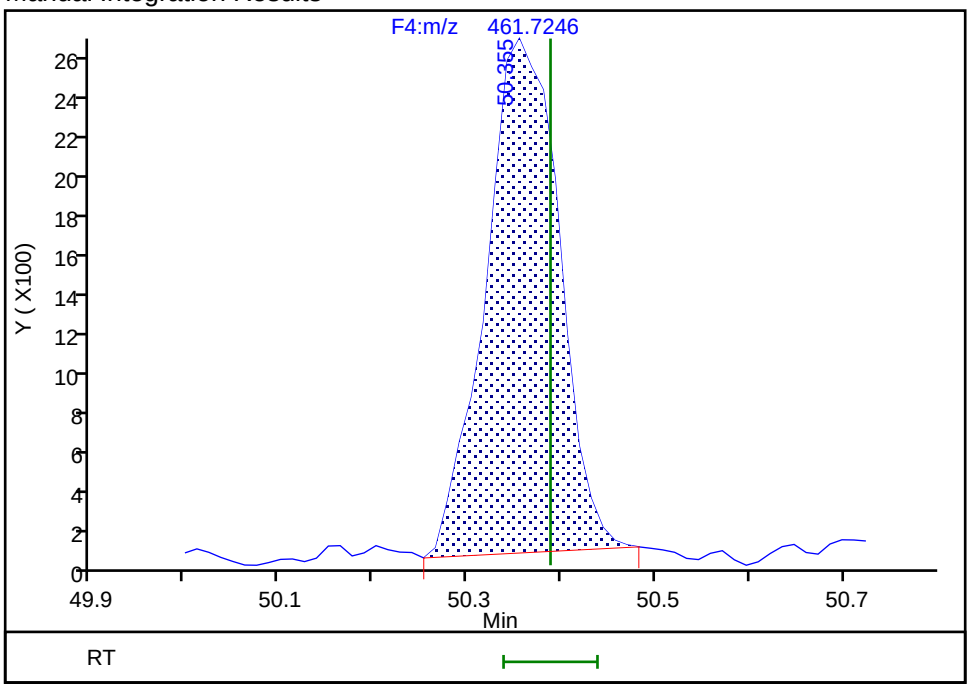

Reviewer: davidsonm, 21-Aug-2019 14:46:27

Audit Action: Manually Integrated Audit Reason: Baseline

Manual Integration/User Assign Peak Report

Eurofins TestAmerica, Knoxville

Data File:	\\chromna\Knoxville\ChromData\D3D\20190813-12717.b\d4190821i1c.d				
Injection Date:	21-Aug-2019 13:37:00	Instrument ID:	D3D		
Lims ID:	IC L1				
Client ID:					
Operator ID:	Xcalibur_System	ALS Bottle#:	0	Worklist Smp#:	1
Injection Vol:	1.0 ul	Dil. Factor:	1.0000		
Method:	PCBs_D3D	Limit Group:	HR - 1668A - ICAL		
Column:	SPB-Octyl (0.25 mm)	Detector	F4(49.20 :57.50)		

PCB-207, CAS: 52663-79-3

Signal: 2

Processing Integration Results

RT: 50.38
Area: 13694
Amount: 0.493741
Amount Units: pg/ul

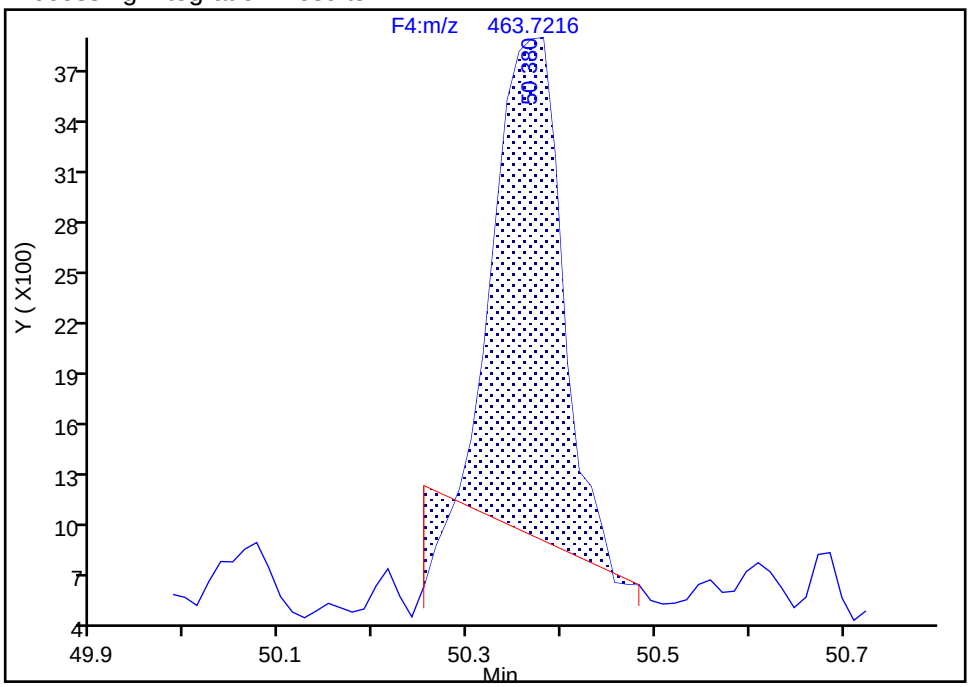

Manual Integration Results

RT: 50.38
Area: 18710
Amount: 0.591550
Amount Units: pg/ul

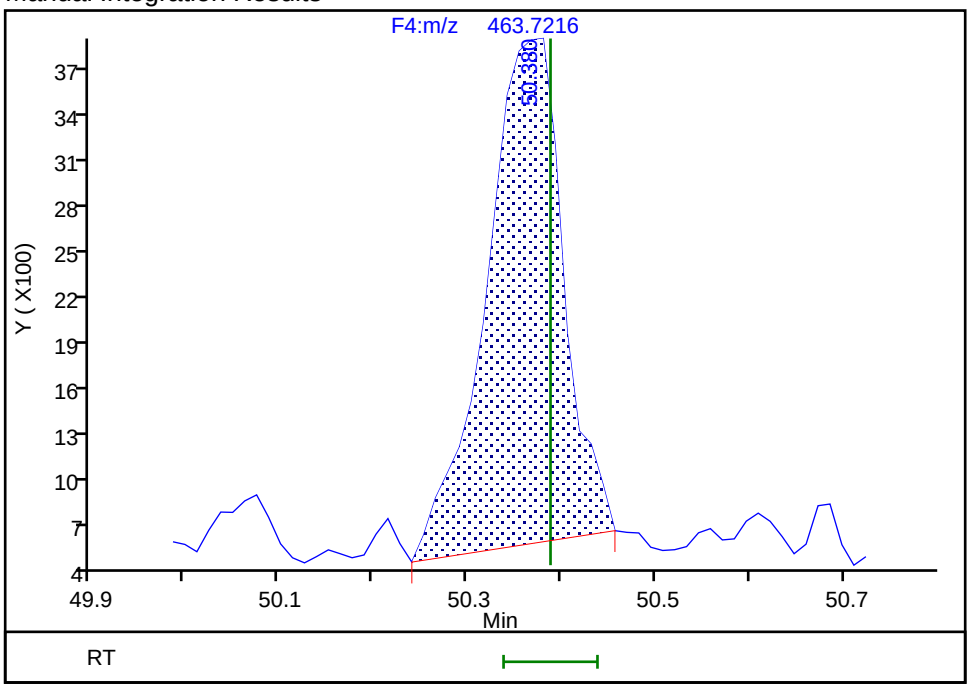

Reviewer: davidsonm, 21-Aug-2019 14:46:30
Audit Action: Manually Integrated Audit Reason: Baseline

Manual Integration/User Assign Peak Report

Eurofins TestAmerica, Knoxville

Data File:	\\chromna\Knoxville\ChromData\D3D\20190813-12717.b\d4190821i1c.d				
Injection Date:	21-Aug-2019 13:37:00	Instrument ID:	D3D		
Lims ID:	IC L1				
Client ID:					
Operator ID:	Xcalibur_System	ALS Bottle#:	0	Worklist Smp#:	1
Injection Vol:	1.0 ul	Dil. Factor:	1.0000		
Method:	PCBs_D3D	Limit Group:	HR - 1668A - ICAL		
Column:	SPB-Octyl (0.25 mm)	Detector	F4(49.20 :57.50)		

PCB-206, CAS: 40186-72-9

Signal: 1

Processing Integration Results

RT: 54.24
Area: 9889
Amount: 0.529156
Amount Units: pg/ul

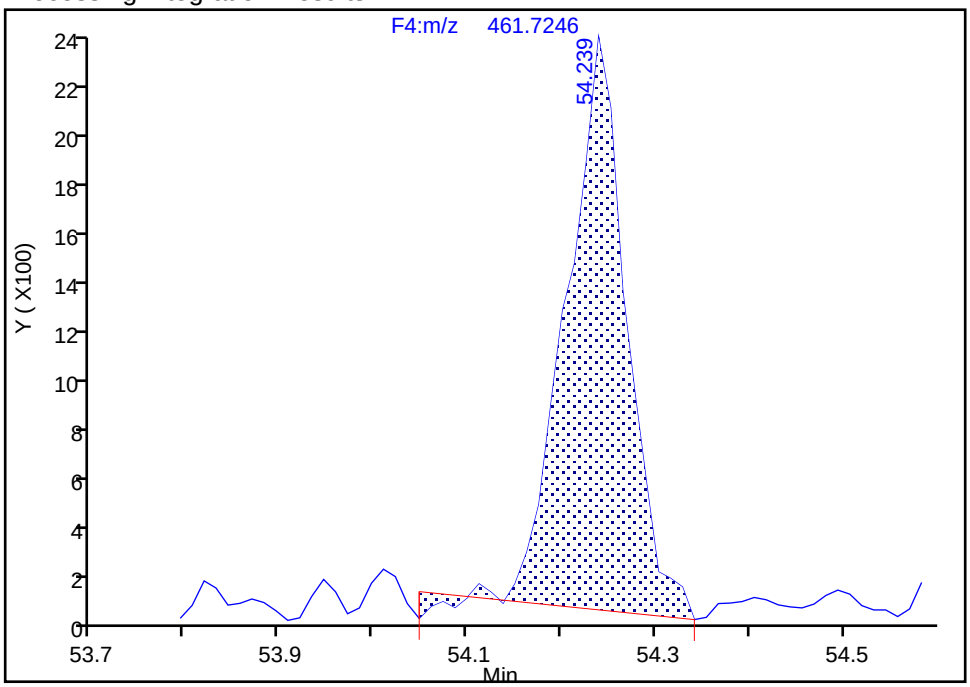

Manual Integration Results

RT: 54.24
Area: 10044
Amount: 0.581740
Amount Units: pg/ul

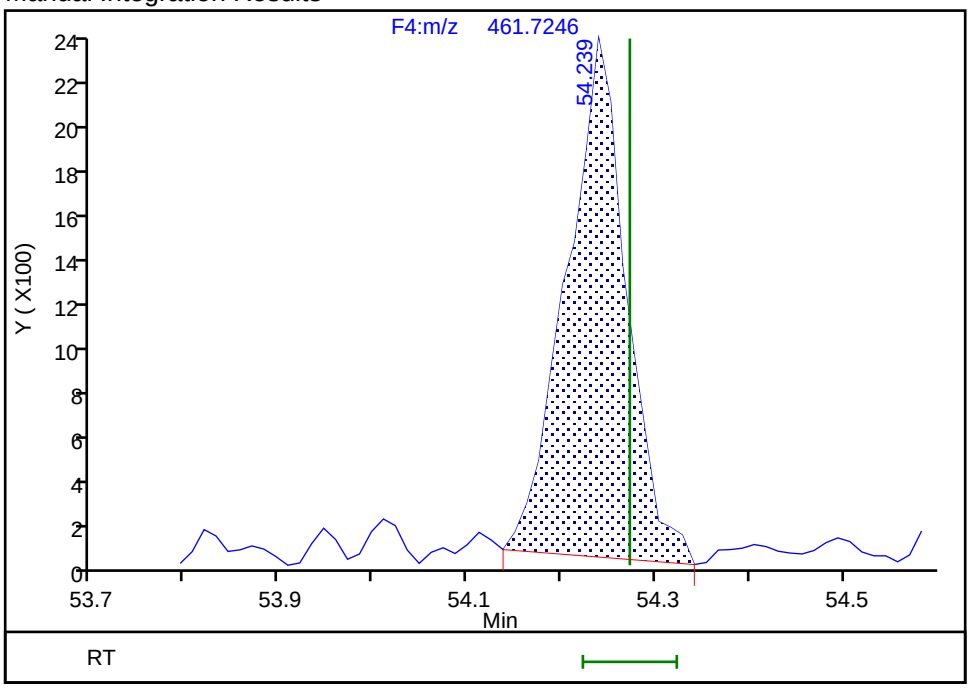

Reviewer: davidsonm, 21-Aug-2019 14:46:36

Audit Action: Manually Integrated Audit Reason: Baseline

Manual Integration/User Assign Peak Report

Eurofins TestAmerica, Knoxville

Data File:	\\chromna\Knoxville\ChromData\D3D\20190813-12717.b\d4190821i1c.d				
Injection Date:	21-Aug-2019 13:37:00	Instrument ID:	D3D		
Lims ID:	IC L1				
Client ID:					
Operator ID:	Xcalibur_System	ALS Bottle#:	0	Worklist Smp#:	1
Injection Vol:	1.0 ul	Dil. Factor:	1.0000		
Method:	PCBs_D3D	Limit Group:	HR - 1668A - ICAL		
Column:	SPB-Octyl (0.25 mm)	Detector	F4(49.20 :57.50)		

PCB-206, CAS: 40186-72-9

Signal: 2

Processing Integration Results

RT: 54.23
Area: 12107
Amount: 0.529156
Amount Units: pg/ul

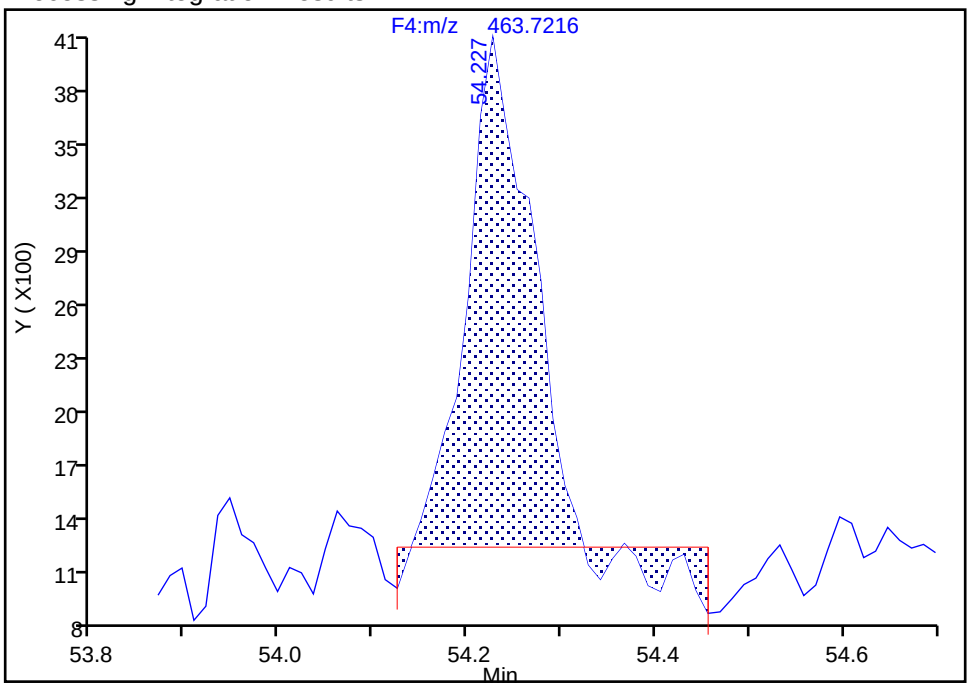

Manual Integration Results

RT: 54.23
Area: 14340
Amount: 0.581740
Amount Units: pg/ul

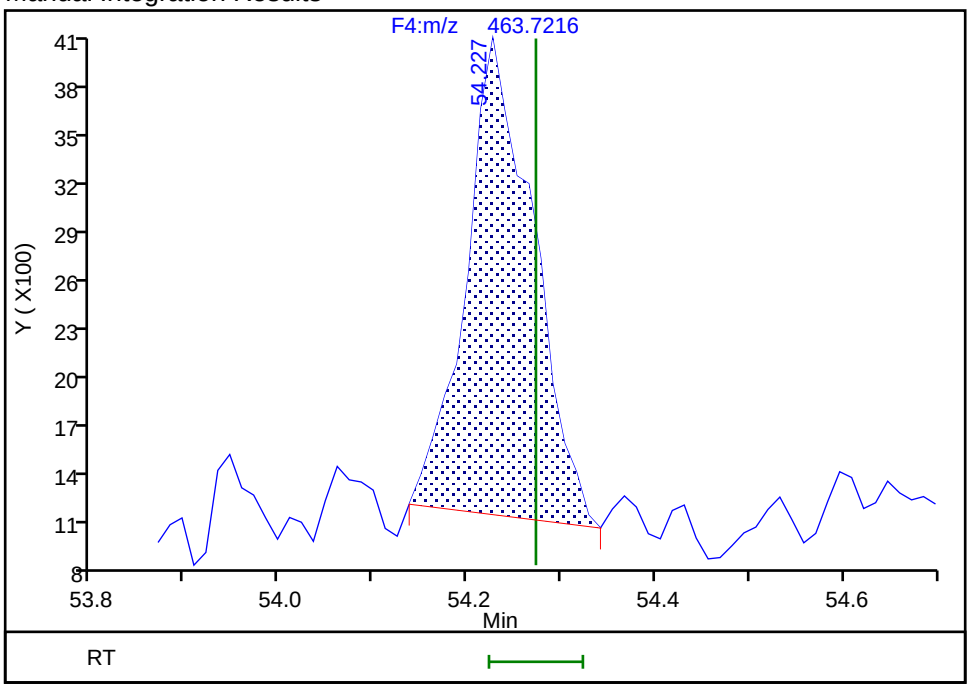

Reviewer: davidsonm, 21-Aug-2019 14:47:10
Audit Action: Manually Integrated Audit Reason: Baseline

Eurofins TestAmerica, Knoxville

Data File:	\\chromna\Knoxville\ChromData\D3D\20190813-12717.b\d4190821i1c.d		
Injection Date:	21-Aug-2019 13:37:00	Injection Vol:	1.0 ul
Instrument ID:	D3D	Operator ID:	Xcalibur_System
Method:	PCBs_D3D	Limit Group:	HR - 1668A - ICAL
Client ID:			
Worklist#:	33168	Sample Line#:	1
Column Type:	SPB-Octyl	Column Dia:	0.25 mm

DePCB F4

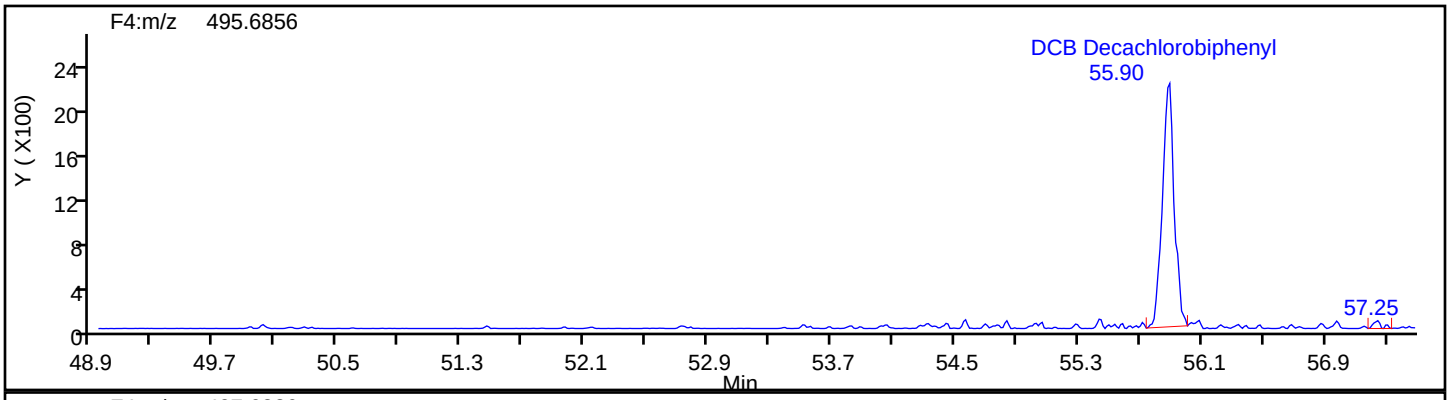

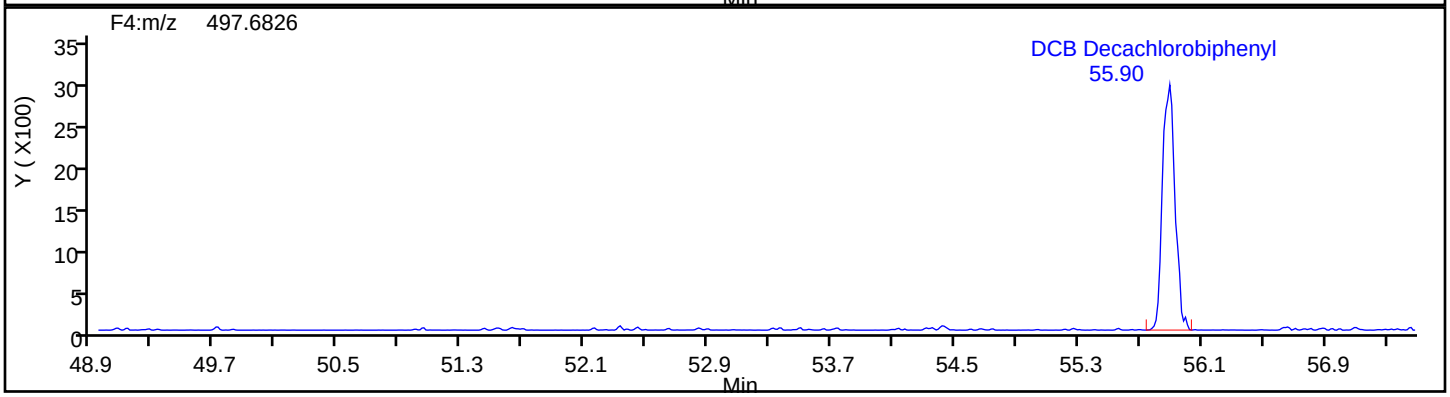

DePCB F4 Standards

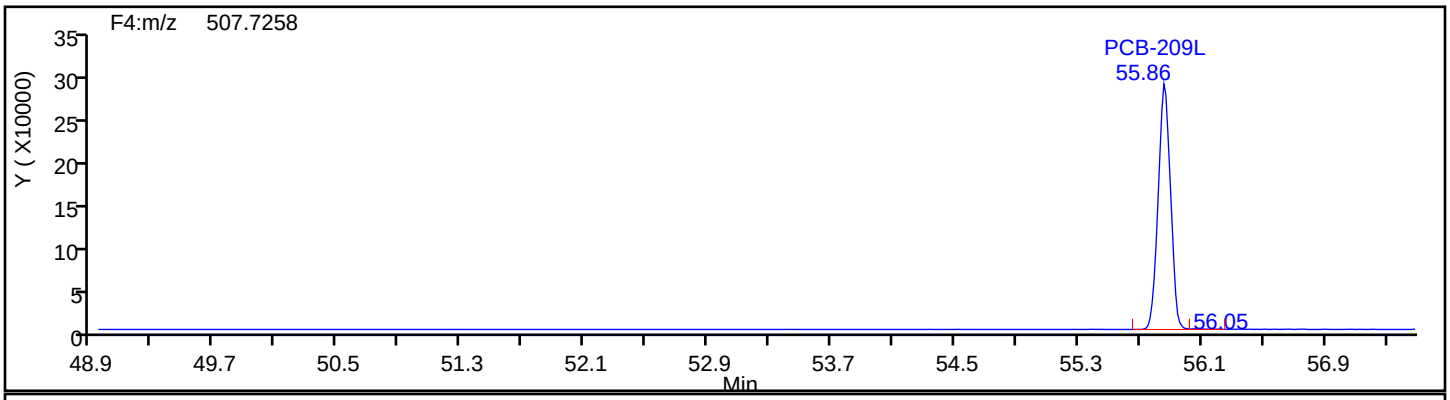

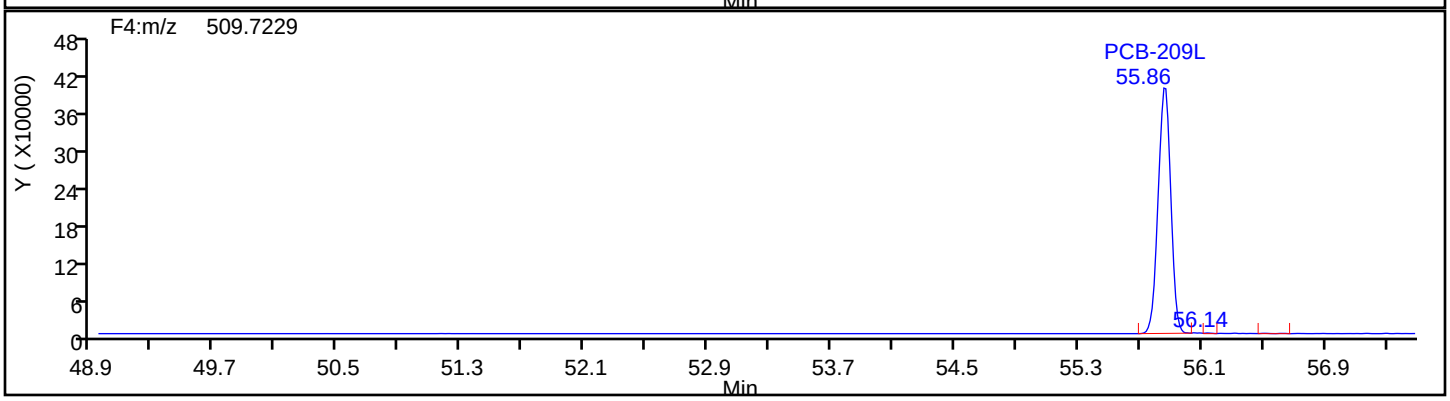

Eurofins TestAmerica, Knoxville

Data File:	\\chromna\Knoxville\ChromData\D3D\20190813-12717.b\d4190821i1c.d		
Injection Date:	21-Aug-2019 13:37:00	Injection Vol:	1.0 ul
Instrument ID:	D3D	Operator ID:	Xcalibur_System
Method:	PCBs_D3D	Limit Group:	HR - 1668A - ICAL
Client ID:			
Worklist#:	33168	Sample Line#:	1
Column Type:	SPB-Octyl	Column Dia:	0.25 mm

DePCB F4

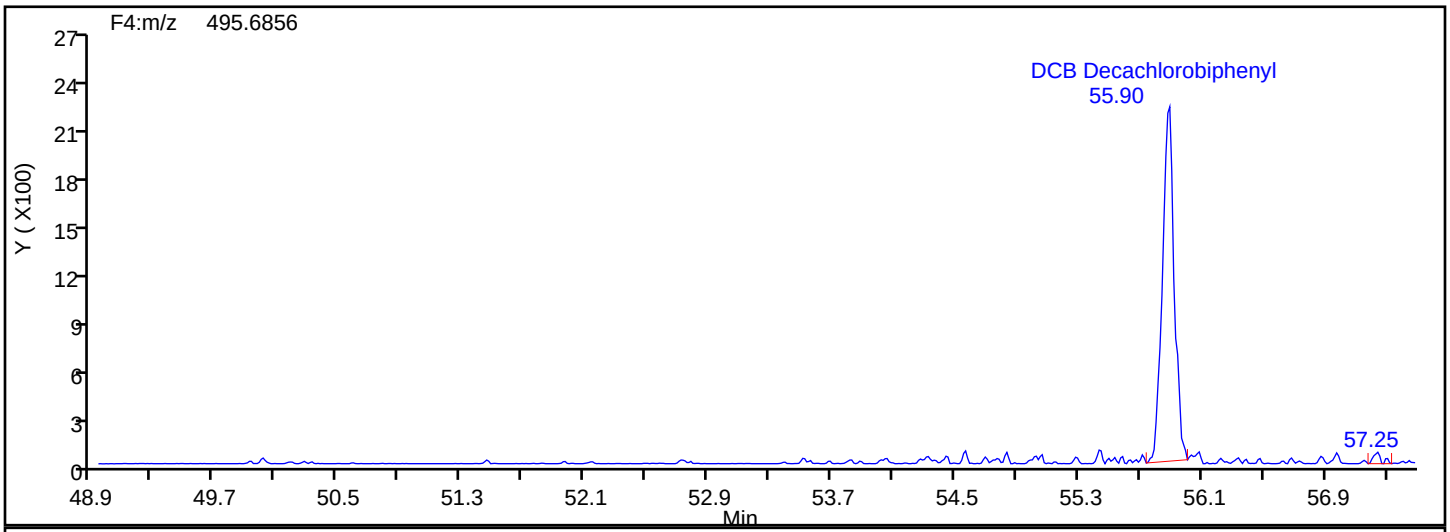

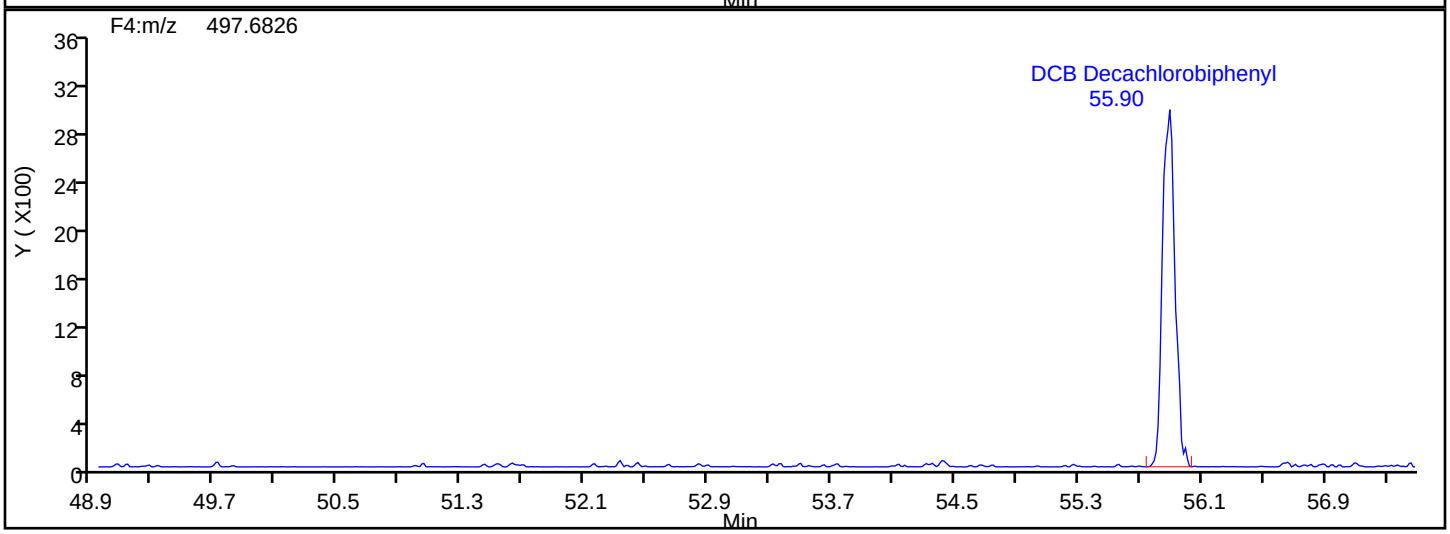

DePCB F4 Lock Mass

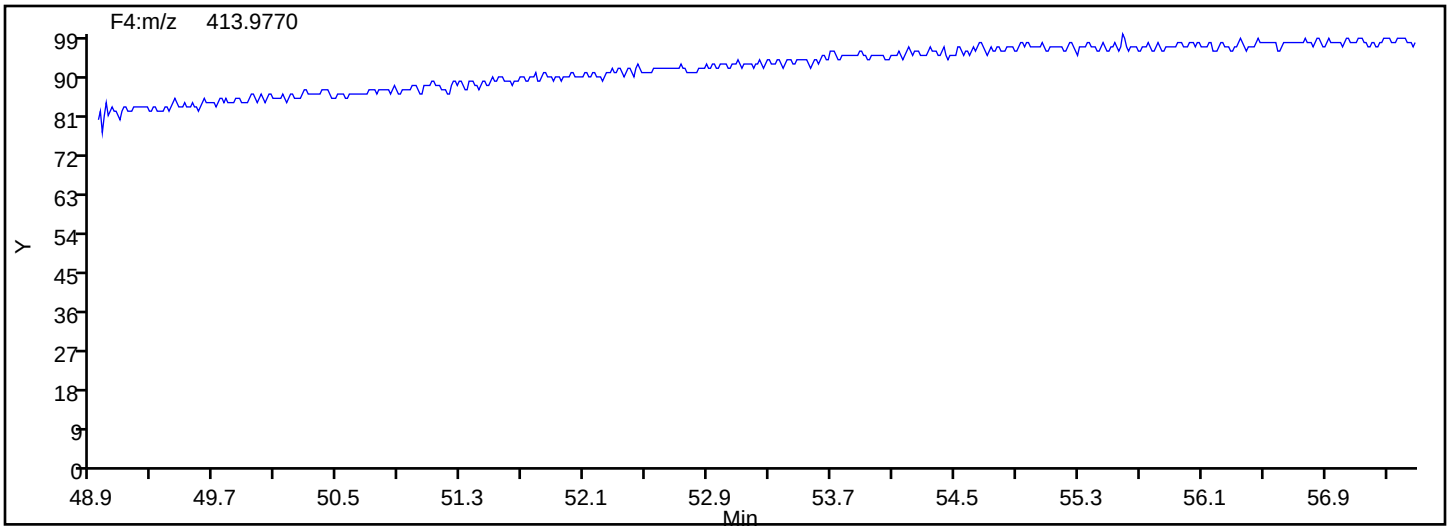

Eurofins TestAmerica, Knoxville
Target Compound Quantitation Report

Data File: \\chromna\Knoxville\ChromData\D3D\20190813-12717.b\d4190821i2.d
Lims ID: IC L2
Client ID:
Sample Type: IC Calib Level: 2
Inject. Date: 21-Aug-2019 14:49:00 ALS Bottle#: 0 Worklist Smp#: 2
Injection Vol: 1.0 ul Dil. Factor: 1.0000
Sample Info:
Misc. Info.: 140-0012717-002
Operator ID: Xcalibur_System Instrument ID: D3D
Sublist: chrom-PCBs_D3D*sub1

Method: \\chromna\Knoxville\ChromData\D3D\20190813-12717.b\PCBs_D3D.m
Limit Group: HR - 1668A - ICAL
Last Update: 30-Aug-2019 11:36:39 Calib Date: 21-Aug-2019 19:05:00
Integrator: Picker
Quant Method: Isotopic Dilution Quant By: Initial Calibration
Last ICal File: \\chromna\Knoxville\ChromData\D3D\20190813-12717.b\d4190821i6.d

Column 1 : SPB-Octyl (0.25 mm) Det: F1(11.07 :21.70)
Process Host: CTX1006

First Level Reviewer: davidsonm Date: 21-Aug-2019 16:16:39

Compound	RT (min.)	Area	Ratio	Ical RRF	Amount pg/ul	EMPC pg/ul	Noise EDL	Final EDL	%Rec	Flags
S Total Monochlorobipheny					3.042	3.042	0.0104	0.0104		
D PCB-1L	11:48	5125161	3.12	1.3140	98.2	98.2	0.2542	0.2542	98.18	
D PCB-3L	13:59	5235222	3.21	1.3615	96.8	96.8	0.2453	0.2453	96.79	
PCB-1	11:49	60493	3.20	1.1883	0.993	0.993	0.009666	0.009666	99.33	
PCB-2	13:48	62423	2.67	1.1911	1.012	1.012	0.0104	0.0104	101	M
PCB-3	13:59	65837	2.89	1.2130	1.037	1.037	0.0111	0.0111	104	M
S Total Dichlorobiphenyls					12.7	12.7	0.0229	0.0229		
D PCB-4L	14:14	2393181	1.61	0.5996	100.5	100.5	0.3434	0.3434	100	
* PCB-9L	16:12	3972628	1.61	4E+04	100.0	100.0				
D PCB-15L	20:07	3889169	1.64	1.0280	95.2	95.2	0.2003	0.2003	95.23	
PCB-4	14:14	31831	1.53	1.2533	1.061	1.061	0.0308	0.0308	106	
PCB-10	14:25	47648	1.62	1.4828	1.023	1.023	0.0236	0.0236	102	
PCB-9	16:13	45986	1.54	1.4200	1.031	1.031	0.0247	0.0247	103	
PCB-7	16:23	52046	1.48	1.6244	1.020	1.020	0.0216	0.0216	102	
PCB-6	16:38	52272	1.60	1.5539	1.071	1.071	0.0226	0.0226	107	
PCB-5	16:56	53478	1.44	1.5606	1.091	1.091	0.0225	0.0225	109	
PCB-8	17:04	52940	1.50	1.5884	1.061	1.061	0.0221	0.0221	106	
PCB-14	18:42	62152	1.56	1.8738	1.056	1.056	0.0187	0.0187	106	
PCB-11	19:32	54146	1.63	1.6347	1.055	1.055	0.0214	0.0214	105	M
PCB-12	19:51	109943	1.56	1.6410	2.133	2.133	0.0214	0.0214	107	M
PCB-13 (C12)	19:51	109943	1.56	1.6410	2.133	2.133	0.0214	0.0214	107	M
PCB-15	20:08	59183	1.55	1.4024	1.085	1.085	0.0229	0.0229	109	M
S Total Trichlorobiphenyl					25.5	25.5	0.0296	0.0296		
D PCB-19L	17:21	1290429	1.07	0.6095	100.6	100.6	0.5022	0.5022	101	
* PCB-32L	20:36	2105422	1.05	2.2E+04	100.0	100.0				
* PCB-31L	22:52	6467000	1.07	6.8E+04	100.0	100.0				
D PCB-37L	27:10	5644210	1.08	0.9024	96.7	96.7	0.1914	0.1914	96.71	
PCB-19	17:22	17400	0.96	1.3047	1.033	1.033	0.0334	0.0334	103	
PCB-18	19:13	48602	1.02	1.8188	2.071	2.071	0.0240	0.0240	104	
PCB-30 (C18)	19:13	48602	1.02	1.8188	2.071	2.071	0.0240	0.0240	104	

Compound	RT (min.)	Area	Ratio	Ical RRF	Amount pg/ul	EMPC pg/ul	Noise EDL	Final EDL	%Rec	Flags
PCB-17	19:39	21165	1.10	1.5641	1.049	1.049	0.0279	0.0279	105	
PCB-27	19:51	28581	1.15	2.1680	1.022	1.022	0.0201	0.0201	102	
PCB-24	19:59	29922	1.03	2.1018	1.103	1.103	0.0208	0.0208	110	
PCB-16	20:06	16840	1.10	1.2260	1.064	1.064	0.0356	0.0356	106	
PCB-32	20:37	32274	1.07	2.3416	1.068	1.068	0.0186	0.0186	107	
PCB-34	21:53	75133	1.03	1.2154	1.095	1.095	0.0341	0.0341	110	
PCB-23	22:02	79595	1.02	1.2675	1.113	1.113	0.0327	0.0327	111	
PCB-26	22:21	157750	1.08	1.3193	2.118	2.118	0.0314	0.0314	106	
PCB-29 (C26)	22:21	157750	1.08	1.3193	2.118	2.118	0.0314	0.0314	106	
PCB-25	22:34	85219	1.10	1.3523	1.117	1.117	0.0307	0.0307	112	
PCB-31	22:53	85348	1.01	1.3809	1.095	1.095	0.0300	0.0300	110	M
PCB-20	23:12	154375	1.04	1.3057	2.095	2.095	0.0317	0.0317	105	
PCB-28 (C20)	23:12	154375	1.04	1.3057	2.095	2.095	0.0317	0.0317	105	
PCB-21	23:25	166315	1.02	1.3777	2.139	2.139	0.0301	0.0301	107	M
PCB-33 (C21)	23:25	166315	1.02	1.3777	2.139	2.139	0.0301	0.0301	107	M
PCB-22	23:48	74401	1.03	1.2430	1.061	1.061	0.0334	0.0334	106	
PCB-36	25:23	78488	1.06	1.3468	1.032	1.032	0.0308	0.0308	103	M
PCB-39	25:44	84801	1.11	1.3970	1.075	1.075	0.0297	0.0297	108	
PCB-38	26:19	79624	1.04	1.3177	1.071	1.071	0.0315	0.0315	107	M
PCB-35	26:47	71681	1.06	1.2166	1.044	1.044	0.0341	0.0341	104	M
PCB-37	27:10	76632	1.00	1.2879	1.054	1.054	0.0322	0.0322	105	M
S Total Tetrachlorobiphen					46.0	46.0	0.0344	0.0344		
D PCB-54L	20:26	1413832	0.84	0.6515	103.1	103.1	0.0714	0.0714	103	
* PCB-52L	24:59	3828353	0.79	3.9E+04	100.0	100.0				
D PCB-81L	33:55	4449159	0.79	1.2328	94.3	94.3	0.1793	0.1793	94.27	
D PCB-77L	34:28	4551294	0.79	1.2523	94.9	94.9	0.1765	0.1765	94.94	
PCB-54	20:27	18533	0.79	1.2558	1.044	1.044	0.009659	0.009659	104	
PCB-50	22:38	89779	0.77	0.9362	2.131	2.131	0.0439	0.0439	107	
PCB-53 (C50)	22:38	89779	0.77	0.9362	2.131	2.131	0.0439	0.0439	107	
PCB-45	23:22	89134	0.79	0.8850	2.238	2.238	0.0464	0.0464	112	Ma
PCB-51 (C45)	23:22	89134	0.79	0.8850	2.238	2.238	0.0464	0.0464	112	Ma
PCB-46	23:35	37604	0.73	0.7591	1.101	1.101	0.0541	0.0541	110	
PCB-52	25:02	45285	0.85	0.8992	1.119	1.119	0.0457	0.0457	112	
PCB-43	25:10	100171	0.77	0.9993	2.227	2.227	0.0411	0.0411	111	M
PCB-73 (C43)	25:10	100171	0.77	0.9993	2.227	2.227	0.0411	0.0411	111	M
PCB-49	25:27	114625	0.78	1.1366	2.241	2.241	0.0362	0.0362	112	M
PCB-69 (C49)	25:27	114625	0.78	1.1366	2.241	2.241	0.0362	0.0362	112	M
PCB-48	25:47	48411	0.73	0.9454	1.138	1.138	0.0435	0.0435	114	
PCB-44	26:02	152359	0.84	1.0323	3.280	3.280	0.0398	0.0398	109	
PCB-47 (C44)	26:02	152359	0.84	1.0323	3.280	3.280	0.0398	0.0398	109	
PCB-65 (C44)	26:02	152359	0.84	1.0323	3.280	3.280	0.0398	0.0398	109	
PCB-59	26:20	198612	0.80	1.3609	3.243	3.243	0.0302	0.0302	108	Ma
PCB-62 (C59)	26:20	198612	0.80	1.3609	3.243	3.243	0.0302	0.0302	108	Ma
PCB-75 (C59)	26:20	198612	0.80	1.3609	3.243	3.243	0.0302	0.0302	108	Ma
PCB-42	26:32	42205	0.86	0.8670	1.082	1.082	0.0474	0.0474	108	Ma
PCB-40	27:02	136982	0.76	0.9179	3.316	3.316	0.0448	0.0448	111	M
PCB-41 (C40)	27:02	136982	0.76	0.9179	3.316	3.316	0.0448	0.0448	111	M
PCB-71 (C40)	27:02	136982	0.76	0.9179	3.316	3.316	0.0448	0.0448	111	M
PCB-64	27:15	68180	0.76	1.4164	1.070	1.070	0.0290	0.0290	107	
PCB-72	28:05	64594	0.78	1.3157	1.091	1.091	0.0312	0.0312	109	
PCB-68	28:23	72411	0.75	1.4782	1.088	1.088	0.0278	0.0278	109	
PCB-57	28:48	63377	0.82	1.2817	1.099	1.099	0.0321	0.0321	110	
PCB-58	29:03	66918	0.83	1.3214	1.125	1.125	0.0311	0.0311	113	
PCB-67	29:12	67069	0.85	1.3944	1.069	1.069	0.0295	0.0295	107	

Compound	RT (min.)	Area	Ratio	Ical RRF	Amount pg/ul	EMPC pg/ul	Noise EDL	Final EDL	%Rec	Flags
PCB-63	29:28	74863	0.78	1.4685	1.133	1.133	0.0280	0.0280	113	
PCB-61	29:48	259232	0.78	1.3565	4.246	4.246	0.0303	0.0303	106	
PCB-70 (C61)	29:48	259232	0.78	1.3565	4.246	4.246	0.0303	0.0303	106	
PCB-74 (C61)	29:48	259232	0.78	1.3565	4.246	4.246	0.0303	0.0303	106	
PCB-76 (C61)	29:48	259232	0.78	1.3565	4.246	4.246	0.0303	0.0303	106	
PCB-66	30:07	67155	0.81	1.2800	1.166	1.166	0.0321	0.0321	117	
PCB-55	30:17	63515	0.79	1.2951	1.090	1.090	0.0317	0.0317	109	
PCB-56	30:48	65476	0.75	1.2671	1.148	1.148	0.0324	0.0324	115	
PCB-60	31:00	67243	0.83	1.3288	1.124	1.124	0.0309	0.0309	112	
PCB-80	31:25	73205	0.82	1.4694	1.107	1.107	0.0280	0.0280	111	
PCB-79	32:57	72945	0.84	1.5421	1.051	1.051	0.0266	0.0266	105	
PCB-78	33:30	63604	0.74	1.3150	1.075	1.075	0.0312	0.0312	107	
PCB-81	33:56	64050	0.74	1.3214	1.089	1.089	0.0309	0.0309	109	
PCB-77	34:31	64266	0.88	1.3308	1.061	1.061	0.0311	0.0311	106	
S Total Pentachlorobiphen					48.1	48.1	0.0229	0.0229		
D PCB-104L	25:56	3666516	1.63	1.1164	102.9	102.9	0.0132	0.0132	103	
* PCB-101L	31:51	3190450	1.60	3.4E+04	100.0	100.0				
D PCB-123L	36:30	4516694	1.57	0.9909	99.2	99.2	0.8800	0.8800	99.19	
D PCB-118L	36:49	4772397	1.57	1.0256	101.3	101.3	0.8503	0.8503	101	
D PCB-114L	37:22	4691123	1.60	1.0030	101.8	101.8	0.8694	0.8694	102	
D PCB-105L	38:00	4736976	1.58	1.0013	102.9	102.9	0.8709	0.8709	103	
* PCB-127L	39:29	4595469	1.62	4.9E+04	100.0	100.0				
D PCB-126L	41:05	4114417	1.57	0.9020	99.3	99.3	0.9667	0.9667	99.26	
PCB-104	25:59	53577	1.69	1.3926	1.049	1.049	0.0159	0.0159	105	
PCB-96	26:20	46180	1.61	1.2268	1.027	1.027	0.0180	0.0180	103	
PCB-103	28:16	40529	1.67	1.0331	1.070	1.070	0.0214	0.0214	107	
PCB-94	28:30	34718	1.48	0.9036	1.048	1.048	0.0245	0.0245	105	
PCB-95	28:56	36712	1.52	0.9620	1.041	1.041	0.0230	0.0230	104	
PCB-93	29:09	76757	1.57	0.9806	2.135	2.135	0.0225	0.0225	107	
PCB-100 (C93)	29:09	76757	1.57	0.9806	2.135	2.135	0.0225	0.0225	107	
PCB-98	29:18	76557	1.53	0.9888	2.112	2.112	0.0223	0.0223	106	M
PCB-102 (C98)	29:18	76557	1.53	0.9888	2.112	2.112	0.0223	0.0223	106	M
PCB-88	29:48	75176	1.65	1.0052	2.040	2.040	0.0220	0.0220	102	M
PCB-91 (C88)	29:48	75176	1.65	1.0052	2.040	2.040	0.0220	0.0220	102	M
PCB-84	30:01	33898	1.55	0.8601	1.075	1.075	0.0257	0.0257	107	
PCB-89	30:30	35554	1.58	0.8936	1.085	1.085	0.0247	0.0247	109	
PCB-121	30:56	53378	1.59	1.3971	1.042	1.042	0.0158	0.0158	104	
PCB-92	31:18	37215	1.60	0.9532	1.065	1.065	0.0232	0.0232	106	
PCB-90	31:52	128323	1.51	1.1367	3.079	3.079	0.0194	0.0194	103	
PCB-101 (C90)	31:52	128323	1.51	1.1367	3.079	3.079	0.0194	0.0194	103	
PCB-113 (C90)	31:52	128323	1.51	1.1367	3.079	3.079	0.0194	0.0194	103	
PCB-83	32:28	72759	1.53	0.9393	2.113	2.113	0.0235	0.0235	106	
PCB-99 (C83)	32:28	72759	1.53	0.9393	2.113	2.113	0.0235	0.0235	106	
PCB-112	32:35	50256	1.65	1.3672	1.003	1.003	0.0162	0.0162	100	
PCB-86	32:58	263174	1.60	1.1958	6.003	6.003	0.0185	0.0185	100	M
PCB-87 (C86)	32:58	263174	1.60	1.1958	6.003	6.003	0.0185	0.0185	100	M
PCB-97 (C86)	32:58	263174	1.60	1.1958	6.003	6.003	0.0185	0.0185	100	M
PCB-109 (C86)	32:58	263174	1.60	1.1958	6.003	6.003	0.0185	0.0185	100	M
PCB-119 (C86)	32:58	263174	1.60	1.1958	6.003	6.003	0.0185	0.0185	100	M
PCB-125 (C86)	32:58	263174	1.60	1.1958	6.003	6.003	0.0185	0.0185	100	M
PCB-85	33:40	139618	1.54	1.2126	3.140	3.140	0.0182	0.0182	105	
PCB-116 (C85)	33:40	139618	1.54	1.2126	3.140	3.140	0.0182	0.0182	105	
PCB-117 (C85)	33:40	139618	1.54	1.2126	3.140	3.140	0.0182	0.0182	105	
PCB-110	33:51	101957	1.55	1.3511	2.058	2.058	0.0164	0.0164	103	Ma
PCB-115 (C110)	33:51	101957	1.55	1.3511	2.058	2.058	0.0164	0.0164	103	Ma

Compound	RT (min.)	Area	Ratio	Ical RRF	Amount pg/ul	EMPC pg/ul	Noise EDL	Final EDL	%Rec	Flags
PCB-82	34:10	33511	1.67	0.8675	1.054	1.054	0.0255	0.0255	105	
PCB-111	34:34	54242	1.47	1.4262	1.037	1.037	0.0155	0.0155	104	
PCB-120	35:01	55736	1.47	1.4907	1.020	1.020	0.0148	0.0148	102	
PCB-108	36:10	118271	1.56	1.2547	2.064	2.064	0.0293	0.0293	103	
PCB-124 (C108)	36:10	118271	1.56	1.2547	2.064	2.064	0.0293	0.0293	103	
PCB-107	36:24	67736	1.46	1.3580	1.092	1.092	0.0271	0.0271	109	
PCB-123	36:31	63530	1.72	1.3407	1.049	1.049	0.0269	0.0269	105	
PCB-106	36:39	61821	1.68	1.2749	1.062	1.062	0.0288	0.0288	106	
PCB-118	36:51	64839	1.67	1.2892	1.054	1.054	0.0268	0.0268	105	
PCB-122	37:11	57263	1.64	1.1614	1.080	1.080	0.0316	0.0316	108	
PCB-114	37:22	72278	1.56	1.4051	1.097	1.097	0.0259	0.0259	110	
PCB-105	38:02	67379	1.61	1.2887	1.104	1.104	0.0274	0.0274	110	
PCB-127	39:30	64830	1.55	1.2841	1.106	1.106	0.0286	0.0286	111	
PCB-126	41:07	59998	1.56	1.3416	1.087	1.087	0.0316	0.0316	109	
S Total Hexachlorobipheny					45.3	45.3	0.0204	0.0204		
D PCB-155L	31:38	3079570	1.31	0.9499	101.6	101.6	0.0319	0.0319	102	
* PCB-138L	39:57	3422010	1.26	3.6E+04	100.0	100.0				
D PCB-167L	42:58	4339219	1.26	1.2544	101.1	101.1	0.5137	0.5137	101	
D PCB-156L	44:07	8309040	1.26	1.2289	197.6	197.6	0.5244	0.5244	98.79	
D PCB-157L (C156L)	44:07	8309040	1.26	1.2289	197.6	197.6	0.5244	0.5244	98.79	
D PCB-169L	47:21	3689459	1.25	1.0883	99.1	99.1	0.5921	0.5921	99.06	
PCB-155	31:40	43238	1.36	1.3028	1.078	1.078	0.0101	0.0101	108	
PCB-152	31:50	41104	1.25	1.2556	1.063	1.063	0.0105	0.0105	106	
PCB-150	32:01	41568	1.25	1.2368	1.091	1.091	0.0107	0.0107	109	
PCB-136	32:23	39303	1.21	1.1563	1.104	1.104	0.0114	0.0114	110	
PCB-145	32:41	38608	1.38	1.1910	1.053	1.053	0.0111	0.0111	105	
PCB-148	34:12	29157	1.27	0.8982	1.054	1.054	0.0147	0.0147	105	
PCB-135	34:48	56893	1.27	0.8691	2.126	2.126	0.0152	0.0152	106	
PCB-151 (C135)	34:48	56893	1.27	0.8691	2.126	2.126	0.0152	0.0152	106	
PCB-154	35:03	34019	1.40	1.0180	1.085	1.085	0.0130	0.0130	109	
PCB-144	35:21	30716	1.32	0.9185	1.086	1.086	0.0144	0.0144	109	
PCB-147	35:43	85004	1.20	0.9747	2.135	2.135	0.0258	0.0258	107	
PCB-149 (C147)	35:43	85004	1.20	0.9747	2.135	2.135	0.0258	0.0258	107	
PCB-134	36:00	73624	1.33	0.8518	2.116	2.116	0.0295	0.0295	106	M
PCB-143 (C134)	36:00	73624	1.33	0.8518	2.116	2.116	0.0295	0.0295	106	M
PCB-139	36:19	88292	1.27	0.9995	2.163	2.163	0.0251	0.0251	108	
PCB-140 (C139)	36:19	88292	1.27	0.9995	2.163	2.163	0.0251	0.0251	108	
PCB-131	36:31	37962	1.23	0.8584	1.083	1.083	0.0293	0.0293	108	
PCB-142	36:39	38685	1.19	0.8597	1.102	1.102	0.0292	0.0292	110	
PCB-132	36:57	39282	1.32	0.8801	1.093	1.093	0.0286	0.0286	109	
PCB-133	37:28	39918	1.18	0.9064	1.078	1.078	0.0277	0.0277	108	
PCB-165	37:52	48254	1.34	1.1210	1.054	1.054	0.0224	0.0224	105	
PCB-146	38:07	43506	1.19	1.0084	1.056	1.056	0.0249	0.0249	106	
PCB-161	38:16	59977	1.20	1.3370	1.098	1.098	0.0188	0.0188	110	
PCB-153	38:46	110066	1.12	1.2207	2.208	2.208	0.0206	0.0206	110	
PCB-168 (C153)	38:46	110066	1.12	1.2207	2.208	2.208	0.0206	0.0206	110	
PCB-141	38:56	42658	1.26	0.9608	1.087	1.087	0.0262	0.0262	109	
PCB-130	39:20	36681	1.20	0.8274	1.085	1.085	0.0304	0.0304	109	
PCB-137	39:33	45515	1.19	1.0582	1.053	1.053	0.0238	0.0238	105	
PCB-164	39:40	58239	1.29	1.2527	1.138	1.138	0.0201	0.0201	114	
PCB-129	40:00	188865	1.27	1.0840	4.266	4.266	0.0232	0.0232	107	M
PCB-138 (C129)	40:00	188865	1.27	1.0840	4.266	4.266	0.0232	0.0232	107	M
PCB-160 (C129)	40:00	188865	1.27	1.0840	4.266	4.266	0.0232	0.0232	107	M
PCB-163 (C129)	40:00	188865	1.27	1.0840	4.266	4.266	0.0232	0.0232	107	M

Compound	RT (min.)	Area	Ratio	Ical RRF	Amount pg/ul	EMPC pg/ul	Noise EDL	Final EDL	%Rec	Flags
PCB-158	40:23	61670	1.31	1.3862	1.089	1.089	0.0181	0.0181	109	
PCB-128	41:13	98831	1.24	1.1165	2.167	2.167	0.0225	0.0225	108	
PCB-166 (C128)	41:13	98831	1.24	1.1165	2.167	2.167	0.0225	0.0225	108	
PCB-159	42:13	59226	1.24	1.3178	1.100	1.100	0.0191	0.0191	110	
PCB-162	42:31	61626	1.23	1.3623	1.108	1.108	0.0185	0.0185	111	
PCB-167	43:00	63668	1.28	1.3357	1.099	1.099	0.0149	0.0149	110	
PCB-156	44:08	112265	1.28	1.2759	2.118	2.118	0.0227	0.0227	106	
PCB-157 (C156)	44:08	112265	1.28	1.2759	2.118	2.118	0.0227	0.0227	106	
PCB-169	47:23	51092	1.26	1.2825	1.080	1.080	0.0196	0.0196	108	
S Total Heptachlorobiphen					26.1	26.1	0.0112	0.0112		
D PCB-188L	37:22	3996320	1.08	1.3162	100.3	100.3	0.0155	0.0155	100	
* PCB-180L	45:31	3026289	1.05	3.2E+04	100.0	100.0				
D PCB-170L	46:46	2591053	1.08	0.8357	102.4	102.4	0.0245	0.0245	102	
D PCB-189L	49:54	4901650	1.06	1.4666	98.9	98.9	0.2173	0.2173	98.90	
PCB-188	37:24	53716	1.01	1.2502	1.075	1.075	0.008180	0.008180	108	
PCB-179	37:44	50529	1.05	1.4149	1.084	1.084	0.008942	0.008942	108	
PCB-184	38:16	49784	1.02	1.4191	1.065	1.065	0.008915	0.008915	107	
PCB-176	38:36	53917	1.06	1.5212	1.076	1.076	0.008317	0.008317	108	
PCB-186	39:03	50407	1.10	1.4350	1.066	1.066	0.008816	0.008816	107	
PCB-178	40:27	37031	1.07	1.0228	1.099	1.099	0.0124	0.0124	110	
PCB-175	41:05	39582	1.04	1.0690	1.124	1.124	0.0118	0.0118	112	
PCB-187	41:21	41041	1.06	1.1106	1.122	1.122	0.0114	0.0114	112	
PCB-182	41:33	41604	0.92	1.1484	1.100	1.100	0.0110	0.0110	110	
PCB-183	41:58	81242	1.05	1.1368	2.170	2.170	0.0111	0.0111	108	M
PCB-185 (C183)	41:58	81242	1.05	1.1368	2.170	2.170	0.0111	0.0111	108	M
PCB-174	42:12	34598	0.97	0.9547	1.100	1.100	0.0133	0.0133	110	
PCB-177	42:38	33802	1.08	0.9426	1.089	1.089	0.0134	0.0134	109	
PCB-181	43:02	39174	1.11	1.1075	1.074	1.074	0.0114	0.0114	107	
PCB-171	43:14	68817	0.99	0.9603	2.176	2.176	0.0132	0.0132	109	
PCB-173 (C171)	43:14	68817	0.99	0.9603	2.176	2.176	0.0132	0.0132	109	
PCB-172	44:53	35367	0.98	0.9918	1.083	1.083	0.0128	0.0128	108	
PCB-192	45:10	45718	1.08	1.2904	1.076	1.076	0.009804	0.009804	108	
PCB-180	45:30	88854	1.09	1.2286	2.196	2.196	0.0103	0.0103	110	
PCB-193 (C180)	45:30	88854	1.09	1.2286	2.196	2.196	0.0103	0.0103	110	
PCB-191	45:53	48707	1.08	1.3848	1.068	1.068	0.009136	0.009136	107	
PCB-170	46:47	35847	1.08	1.2700	1.089	1.089	0.0131	0.0131	109	
PCB-190	47:19	48762	1.06	1.3774	1.075	1.075	0.009185	0.009185	107	
PCB-189	49:54	66908	1.06	1.2799	1.067	1.067	0.0185	0.0185	107	
S Total Octachlorobipheny					13.1	13.1	0.0165	0.0165		
D PCB-202L	42:45	3071794	0.94	1.0055	100.9	100.9	0.0628	0.0628	101	
* PCB-194L	52:00	3379501	0.91	3.5E+04	100.0	100.0				
D PCB-205L	52:29	4392680	0.90	1.2867	101.0	101.0	0.0851	0.0851	101	
PCB-202	42:46	34321	0.84	1.0531	1.061	1.061	0.0133	0.0133	106	
PCB-201	43:42	41949	1.01	1.1860	1.151	1.151	0.0118	0.0118	115	
PCB-204	44:23	36168	0.82	1.1009	1.070	1.070	0.0127	0.0127	107	
PCB-197	44:35	42842	0.97	1.2053	1.157	1.157	0.0116	0.0116	116	
PCB-200	44:42	36554	0.80	1.1260	1.057	1.057	0.0124	0.0124	106	
PCB-198	47:30	54023	0.91	0.8183	2.149	2.149	0.0171	0.0171	107	
PCB-199 (C198)	47:30	54023	0.91	0.8183	2.149	2.149	0.0171	0.0171	107	
PCB-196	48:10	29180	0.87	0.8748	1.086	1.086	0.0160	0.0160	109	
PCB-203	48:21	31545	0.87	0.9219	1.114	1.114	0.0151	0.0151	111	
PCB-195	49:41	37010	0.83	0.7839	1.075	1.075	0.0291	0.0291	107	
PCB-194	52:02	41850	0.89	0.9282	1.026	1.026	0.0246	0.0246	103	

Compound	RT (min.)	Area	Ratio	Ical RRF	Amount pg/ul	EMPC pg/ul	Noise EDL	Final EDL	%Rec	Flags
PCB-205	52:30	60075	0.89	1.2342	1.108	1.108	0.0185	0.0185	111	
S Total Nonachlorobipheny					3.324	3.324	0.0647	0.0647		
D PCB-208L	49:25	3882773	0.78	1.1383	100.9	100.9	0.3034	0.3034	101	
D PCB-206L	54:15	3065719	0.81	0.8938	101.5	101.5	0.3863	0.3863	101	
PCB-208	49:27	49428	0.77	1.1567	1.101	1.101	0.0605	0.0605	110	M
PCB-207	50:23	53329	0.87	1.3964	1.099	1.099	0.0568	0.0568	110	M
PCB-206	54:15	41115	0.73	1.1927	1.124	1.124	0.0767	0.0767	112	M
D PCB-209L	55:53	3391284	0.72	0.9809	102.3	102.3	0.0474	0.0474	102	
DCB Decachlorobiphenyl	55:55	45977	0.73	1.2455	1.088	1.088	0.006915	0.006915	109	
S Polychlorinated bipheny					221.1	221.1	0.0255	0.0255		

QC Flag Legend

Review Flags
- M - Manually Integrated
- a - User Assigned ID

Reagents:

61L11668P_00002 Amount Added: 20.00 Units: uL

Eurofins TestAmerica, Knoxville
Target Compound Quantitation Worksheet Report

Data File: \\chromna\Knoxville\ChromData\D3D\20190813-12717.b\d4190821i2.d
Lims ID: IC L2
Client ID:
Sample Type: IC Calib Level: 2
Inject. Date: 21-Aug-2019 14:49:00 ALS Bottle#: 0 Worklist Smp#: 2
Injection Vol: 1.0 ul Dil. Factor: 1.0000
Sample Info:
Misc. Info.: 140-0012717-002
Operator ID: Xcalibur_System Instrument ID: D3D
Sublist: chrom-PCBs_D3D*sub1

Method: \\chromna\Knoxville\ChromData\D3D\20190813-12717.b\PCBs_D3D.m
Limit Group: HR - 1668A - ICAL
Last Update: 30-Aug-2019 11:36:39 Calib Date: 21-Aug-2019 19:05:00
Integrator: Picker
Quant Method: Isotopic Dilution Quant By: Initial Calibration
Last ICal File: \\chromna\Knoxville\ChromData\D3D\20190813-12717.b\d4190821i6.d

Column 1 : SPB-Octyl (0.25 mm) Det: F1(11.07 :21.70)
Process Host: CTX1006

First Level Reviewer: davidsonm Date: 21-Aug-2019 16:16:39

Signal	RT (min.)	Adj RT (min.)	Sec.	REL RT	Area	Height	Avg Noise	EDL Height	S/N	Ratio(Limits)	Flags
PCB-1L											
200.0795	11:48	11:48	1	0.729	3882640	1580668	923	2307	1713		
202.0766	11:48	11:48	1	0.729	1242521	508974	626	1565	813	3.12(2.66-3.60)	
PCB-3L											
200.0795	13:59	13:58	1	0.863	3990489	1352907	923	2307	1466		
202.0766	13:59	13:58	1	0.863	1244733	425231	626	1565	679	3.21(2.66-3.60)	
PCB-1											
188.0393	11:49	11:49	1	1.001	46100	18584	46	115	404		
190.0363	11:49	11:49	1	1.001	14393	6018	50	125	120	3.20(2.66-3.60)	
PCB-2											M
188.0393	13:48	13:49	0	0.988	45404	14785	46	115	321		
190.0363	13:48	13:49	0	0.988	17019	5248	50	125	105	2.67(2.66-3.60)	M
PCB-3											M
188.0393	13:59	13:59	1	1.001	48910	16550	46	115	360		M
190.0363	13:59	13:59	1	1.001	16927	5376	50	125	108	2.89(2.66-3.60)	M
PCB-4L											
234.0406	14:14	14:14	0	0.878	1476842	470314	796	1990	591		
236.0376	14:14	14:14	0	0.878	916339	298512	159	397	1877	1.61(1.33-1.79)	
PCB-9L											
234.0406	16:12	16:11	1		2451673	710720	796	1990	893		
236.0376	16:12	16:11	1		1520955	448479	159	397	2821	1.61(1.33-1.79)	
PCB-15L											
234.0406	20:07	20:07	1	1.242	2415822	569170	796	1990	715		
236.0376	20:07	20:07	1	1.242	1473347	356512	159	397	2242	1.64(1.33-1.79)	

Signal	RT (min.)	Adj RT (min.)	Sec.	REL RT	Area	Height	Avg Noise	EDL Height	S/N	Ratio(Limits)	Flags
PCB-4											
222.0003	14:14	14:14	0	1.001	19267	6076	57	142	107		
223.9974	14:14	14:14	0	1.001	12564	4033	62	155	65	1.53(1.33-1.79)	
PCB-10											
222.0003	14:25	14:25	1	1.014	29445	9742	57	142	171		
223.9974	14:25	14:25	1	1.014	18203	5422	62	155	87	1.62(1.33-1.79)	
PCB-9											
222.0003	16:13	16:13	1	1.141	27903	8557	57	142	150		
223.9974	16:13	16:13	0	1.140	18083	5212	62	155	84	1.54(1.33-1.79)	
PCB-7											
222.0003	16:23	16:23	0	1.152	31072	8862	57	142	155		
223.9974	16:23	16:23	0	1.152	20974	5841	62	155	94	1.48(1.33-1.79)	
PCB-6											
222.0003	16:38	16:37	1	1.169	32149	9416	57	142	165		
223.9974	16:38	16:37	1	1.169	20123	5852	62	155	94	1.60(1.33-1.79)	
PCB-5											
222.0003	16:56	16:55	1	1.190	31588	9403	57	142	165		
223.9974	16:56	16:55	1	1.190	21890	6016	62	155	97	1.44(1.33-1.79)	
PCB-8											
222.0003	17:04	17:03	1	1.199	31745	8606	57	142	151		
223.9974	17:04	17:03	1	1.199	21195	5747	62	155	93	1.50(1.33-1.79)	
PCB-14											
222.0003	18:42	18:40	1	0.929	37848	10068	57	142	177		
223.9974	18:41	18:40	1	0.929	24304	6158	62	155	99	1.56(1.33-1.79)	
PCB-11											M
222.0003	19:32	19:30	1	0.971	33538	7927	57	142	139		M
223.9974	19:32	19:30	1	0.971	20608	5503	62	155	89	1.63(1.33-1.79)	M
PCB-12											M
222.0003	19:51	19:50	1	0.986	66952	10011	57	142	176		M
223.9974	19:50	19:50	0	0.986	42991	6572	62	155	106	1.56(1.33-1.79)	M
PCB-13 (C12)											M
222.0003	19:51	19:50	1	0.986	66952	10011	57	142	176		M
223.9974	19:50	19:50	0	0.986	42991	6572	62	155	106	1.56(1.33-1.79)	M
PCB-15											M
222.0003	20:08	20:07	1	1.001	35968	7830	57	142	137		M
223.9974	20:09	20:07	1	1.001	23215	5010	62	155	81	1.55(1.33-1.79)	M
PCB-19L											
268.0016	17:21	17:19	1	0.842	667903	189342	456	1140	415		
269.9986	17:21	17:19	1	0.842	622526	177276	202	505	878	1.07(0.88-1.20)	
PCB-32L											
268.0016	20:36	20:36	1		1079101	276199	456	1140	606		
269.9986	20:36	20:36	1		1026321	261263	202	505	1293	1.05(0.88-1.20)	
PCB-31L											
268.0016	22:52	22:51	0		3341428	784847	628	1570	1250		
269.9986	22:52	22:51	0		3125572	736012	423	1057	1740	1.07(0.88-1.20)	

Signal	RT (min.)	Adj RT (min.)	Sec.	REL RT	Area	Height	Avg Noise	EDL Height	S/N	Ratio(Limits)	Flags
PCB-37L											
268.0016	27:10	27:09	1	1.188	2927557	603105	628	1570	960		
269.9986	27:10	27:09	1	1.188	2716653	554748	423	1057	1311	1.08(0.88-1.20)	
PCB-19											
255.9613	17:22	17:21	1	1.001	8544	2508	39	97	64		
257.9584	17:22	17:21	1	1.001	8856	2486	25	62	99	0.96(0.88-1.20)	
PCB-18											
255.9613	19:13	19:12	1	1.108	24598	5486	39	97	141		
257.9584	19:12	19:12	1	1.107	24004	5406	25	62	216	1.02(0.88-1.20)	
PCB-30 (C18)											
255.9613	19:13	19:12	1	1.108	24598	5486	39	97	141		
257.9584	19:12	19:12	1	1.107	24004	5406	25	62	216	1.02(0.88-1.20)	
PCB-17											
255.9613	19:39	19:38	1	1.133	11110	2856	39	97	73		
257.9584	19:39	19:38	1	1.133	10055	2759	25	62	110	1.10(0.88-1.20)	
PCB-27											
255.9613	19:51	19:51	1	1.145	15290	3779	39	97	97		
257.9584	19:51	19:51	1	1.145	13291	3498	25	62	140	1.15(0.88-1.20)	
PCB-24											
255.9613	19:59	19:59	1	1.152	15192	3866	39	97	99		
257.9584	19:59	19:59	1	1.152	14730	3851	25	62	154	1.03(0.88-1.20)	
PCB-16											
255.9613	20:06	20:06	0	1.158	8823	2126	39	97	55		
257.9584	20:06	20:06	1	1.159	8017	2024	25	62	81	1.10(0.88-1.20)	
PCB-32											
255.9613	20:37	20:37	0	1.188	16674	4004	39	97	103		
257.9584	20:37	20:37	0	1.188	15600	4117	25	62	165	1.07(0.88-1.20)	
PCB-34											
255.9613	21:53	21:53	1	1.262	38119	9350	107	267	87		
257.9584	21:53	21:53	1	1.262	37014	9106	85	212	107	1.03(0.88-1.20)	
PCB-23											
255.9613	22:02	22:02	1	1.271	40165	9984	107	267	93		
257.9584	22:02	22:02	1	1.271	39430	10058	85	212	118	1.02(0.88-1.20)	
PCB-26											
255.9613	22:21	22:21	1	1.289	82064	14767	107	267	138		
257.9584	22:21	22:21	1	1.289	75686	14201	85	212	167	1.08(0.88-1.20)	
PCB-29 (C26)											
255.9613	22:21	22:21	1	1.289	82064	14767	107	267	138		
257.9584	22:21	22:21	1	1.289	75686	14201	85	212	167	1.08(0.88-1.20)	
PCB-25											
255.9613	22:34	22:34	1	0.831	44544	10133	107	267	95		
257.9584	22:34	22:34	1	0.831	40675	9193	85	212	108	1.10(0.88-1.20)	
PCB-31											M
255.9613	22:53	22:53	0	0.843	42844	10613	107	267	99		
257.9584	22:53	22:53	0	0.842	42504	9874	85	212	116	1.01(0.88-1.20)	M

Signal	RT (min.)	Adj RT (min.)	Sec.	REL RT	Area	Height	Avg Noise	EDL Height	S/N	Ratio(Limits)	Flags
PCB-20											
255.9613	23:12	23:11	0	0.854	78829	15550	107	267	145		
257.9584	23:12	23:11	0	0.854	75546	15864	85	212	187	1.04(0.88-1.20)	
PCB-28 (C20)											
255.9613	23:12	23:11	0	0.854	78829	15550	107	267	145		
257.9584	23:12	23:11	0	0.854	75546	15864	85	212	187	1.04(0.88-1.20)	
PCB-21											M
255.9613	23:25	23:25	0	0.862	84036	10392	107	267	97		M
257.9584	23:25	23:25	0	0.862	82279	10672	85	212	126	1.02(0.88-1.20)	M
PCB-33 (C21)											M
255.9613	23:25	23:25	0	0.862	84036	10392	107	267	97		M
257.9584	23:25	23:25	0	0.862	82279	10672	85	212	126	1.02(0.88-1.20)	M
PCB-22											
255.9613	23:48	23:49	0	0.876	37728	8588	107	267	80		
257.9584	23:49	23:49	0	0.877	36673	8684	85	212	102	1.03(0.88-1.20)	
PCB-36											M
255.9613	25:23	25:22	0	0.934	40369	8930	107	267	83		M
257.9584	25:23	25:22	0	0.934	38119	7866	85	212	93	1.06(0.88-1.20)	M
PCB-39											
255.9613	25:44	25:44	0	0.948	44554	9303	107	267	87		
257.9584	25:44	25:44	0	0.948	40247	8457	85	212	99	1.11(0.88-1.20)	
PCB-38											M
255.9613	26:19	26:19	0	0.969	40605	8876	107	267	83		M
257.9584	26:19	26:19	0	0.969	39019	8785	85	212	103	1.04(0.88-1.20)	
PCB-35											M
255.9613	26:47	26:46	1	0.986	36830	8100	107	267	76		M
257.9584	26:47	26:46	1	0.986	34851	7640	85	212	90	1.06(0.88-1.20)	M
PCB-37											M
255.9613	27:10	27:11	0	1.000	38229	8136	107	267	76		
257.9584	27:10	27:11	0	1.000	38403	8358	85	212	98	1.00(0.88-1.20)	M
PCB-54L											
301.9626	20:26	20:25	1	0.818	645980	156939	72	180	2180		
303.9597	20:25	20:25	1	0.817	767852	189313	28	70	6761	0.84(0.65-0.89)	
PCB-52L											
301.9626	24:59	25:00	0		1689960	384516	565	1412	681		
303.9597	24:59	25:00	0		2138393	491771	210	525	2342	0.79(0.65-0.89)	
PCB-81L											
301.9626	33:55	33:56	-1	1.357	1966288	382612	565	1412	677		
303.9597	33:55	33:56	-1	1.357	2482871	486592	210	525	2317	0.79(0.65-0.89)	
PCB-77L											
301.9626	34:28	34:29	-1	1.380	2010031	381366	565	1412	675		
303.9597	34:28	34:29	-1	1.380	2541263	477390	210	525	2273	0.79(0.65-0.89)	
PCB-54											
289.9224	20:27	20:26	1	1.000	8197	2093	8	20	262		
291.9194	20:27	20:26	1	1.001	10336	2578	9	22	286	0.79(0.65-0.89)	

Signal	RT (min.)	Adj RT (min.)	Sec.	REL RT	Area	Height	Avg Noise	EDL Height	S/N	Ratio(Limits)	Flags
PCB-50											
289.9224	22:38	22:37	1	1.108	38951	6974	61	152	114		
291.9194	22:37	22:37	0	1.107	50828	9866	81	202	122	0.77(0.65-0.89)	
PCB-53 (C50)											
289.9224	22:38	22:37	1	1.108	38951	6974	61	152	114		
291.9194	22:37	22:37	0	1.107	50828	9866	81	202	122	0.77(0.65-0.89)	
PCB-45											Ma
289.9224	23:22	23:21	0	1.143	39348	5140	61	152	84		M
291.9194	23:22	23:21	0	1.143	49786	6761	81	202	83	0.79(0.65-0.89)	
PCB-51 (C45)											Ma
289.9224	23:22	23:21	0	1.143	39348	5140	61	152	84		M
291.9194	23:22	23:21	0	1.143	49786	6761	81	202	83	0.79(0.65-0.89)	
PCB-46											
289.9224	23:35	23:35	0	1.155	15922	3679	61	152	60		
291.9194	23:35	23:35	0	1.155	21682	5210	81	202	64	0.73(0.65-0.89)	
PCB-52											
289.9224	25:02	25:00	1	1.225	20808	4754	61	152	78		
291.9194	25:01	25:00	0	1.224	24477	5642	81	202	70	0.85(0.65-0.89)	
PCB-43											M
289.9224	25:10	25:09	0	1.232	43667	6007	61	152	98		M
291.9194	25:10	25:09	0	1.232	56504	8364	81	202	103	0.77(0.65-0.89)	M
PCB-73 (C43)											M
289.9224	25:10	25:09	0	1.232	43667	6007	61	152	98		M
291.9194	25:10	25:09	0	1.232	56504	8364	81	202	103	0.77(0.65-0.89)	M
PCB-49											M
289.9224	25:27	25:29	-1	1.246	50101	7646	61	152	125		
291.9194	25:29	25:29	0	1.247	64524	10387	81	202	128	0.78(0.65-0.89)	M
PCB-69 (C49)											M
289.9224	25:27	25:29	-1	1.246	50101	7646	61	152	125		
291.9194	25:29	25:29	0	1.247	64524	10387	81	202	128	0.78(0.65-0.89)	M
PCB-48											
289.9224	25:47	25:48	0	1.262	20498	5179	61	152	85		
291.9194	25:47	25:48	0	1.262	27913	6401	81	202	79	0.73(0.65-0.89)	
PCB-44											
289.9224	26:02	26:02	0	1.274	69626	10996	61	152	180		
291.9194	26:03	26:02	0	1.275	82733	13640	81	202	168	0.84(0.65-0.89)	
PCB-47 (C44)											
289.9224	26:02	26:02	0	1.274	69626	10996	61	152	180		
291.9194	26:03	26:02	0	1.275	82733	13640	81	202	168	0.84(0.65-0.89)	
PCB-65 (C44)											
289.9224	26:02	26:02	0	1.274	69626	10996	61	152	180		
291.9194	26:03	26:02	0	1.275	82733	13640	81	202	168	0.84(0.65-0.89)	
PCB-59											Ma
289.9224	26:20	26:20	0	1.289	88519	13530	61	152	222		M
291.9194	26:20	26:20	0	1.289	110093	15840	81	202	196	0.80(0.65-0.89)	

Signal	RT (min.)	Adj RT (min.)	Sec.	REL RT	Area	Height	Avg Noise	EDL Height	S/N	Ratio(Limits)	Flags
PCB-62 (C59)											Ma
289.9224	26:20	26:20	0	1.289	88519	13530	61	152	222		M
291.9194	26:20	26:20	0	1.289	110093	15840	81	202	196	0.80(0.65-0.89)	
PCB-75 (C59)											Ma
289.9224	26:20	26:20	0	1.289	88519	13530	61	152	222		M
291.9194	26:20	26:20	0	1.289	110093	15840	81	202	196	0.80(0.65-0.89)	
PCB-42											Ma
289.9224	26:32	26:33	0	1.299	19554	4277	61	152	70		M
291.9194	26:32	26:33	0	1.299	22651	5155	81	202	64	0.86(0.65-0.89)	
PCB-40											M
289.9224	27:02	27:02	1	1.323	59098	8377	61	152	137		M
291.9194	27:02	27:02	1	1.323	77884	12011	81	202	148	0.76(0.65-0.89)	M
PCB-41 (C40)											M
289.9224	27:02	27:02	1	1.323	59098	8377	61	152	137		M
291.9194	27:02	27:02	1	1.323	77884	12011	81	202	148	0.76(0.65-0.89)	M
PCB-71 (C40)											M
289.9224	27:02	27:02	1	1.323	59098	8377	61	152	137		M
291.9194	27:02	27:02	1	1.323	77884	12011	81	202	148	0.76(0.65-0.89)	M
PCB-64											
289.9224	27:15	27:15	0	1.334	29435	6755	61	152	111		
291.9194	27:15	27:15	0	1.334	38745	8316	81	202	103	0.76(0.65-0.89)	
PCB-72											
289.9224	28:05	28:06	0	0.828	28284	6372	61	152	104		
291.9194	28:05	28:06	0	0.828	36310	8460	81	202	104	0.78(0.65-0.89)	
PCB-68											
289.9224	28:23	28:23	0	0.837	31027	6296	61	152	103		
291.9194	28:23	28:23	0	0.837	41384	8632	81	202	107	0.75(0.65-0.89)	
PCB-57											
289.9224	28:48	28:48	1	0.849	28494	6883	61	152	113		
291.9194	28:48	28:48	1	0.849	34883	7982	81	202	99	0.82(0.65-0.89)	
PCB-58											
289.9224	29:03	29:02	1	0.856	30414	6214	61	152	102		
291.9194	29:03	29:02	1	0.856	36504	7414	81	202	92	0.83(0.65-0.89)	
PCB-67											
289.9224	29:12	29:12	0	0.861	30911	5769	61	152	95		
291.9194	29:13	29:12	0	0.861	36158	7438	81	202	92	0.85(0.65-0.89)	
PCB-63											
289.9224	29:28	29:28	0	0.869	32914	6920	61	152	113		
291.9194	29:28	29:28	0	0.869	41949	8867	81	202	109	0.78(0.65-0.89)	
PCB-61											
289.9224	29:48	29:49	0	0.879	113634	12535	61	152	205		
291.9194	29:48	29:49	-1	0.878	145598	15738	81	202	194	0.78(0.65-0.89)	
PCB-70 (C61)											
289.9224	29:48	29:49	0	0.879	113634	12535	61	152	205		
291.9194	29:48	29:49	-1	0.878	145598	15738	81	202	194	0.78(0.65-0.89)	

Signal	RT (min.)	Adj RT (min.)	Sec.	REL RT	Area	Height	Avg Noise	EDL Height	S/N	Ratio(Limits)	Flags
PCB-74 (C61)											
289.9224	29:48	29:49	0	0.879	113634	12535	61	152	205		
291.9194	29:48	29:49	-1	0.878	145598	15738	81	202	194	0.78(0.65-0.89)	
PCB-76 (C61)											
289.9224	29:48	29:49	0	0.879	113634	12535	61	152	205		
291.9194	29:48	29:49	-1	0.878	145598	15738	81	202	194	0.78(0.65-0.89)	
PCB-66											
289.9224	30:07	30:08	0	0.888	30146	6278	61	152	103		
291.9194	30:08	30:08	1	0.889	37009	7590	81	202	94	0.81(0.65-0.89)	
PCB-55											
289.9224	30:17	30:18	0	0.893	27947	5692	61	152	93		
291.9194	30:17	30:18	0	0.893	35568	7688	81	202	95	0.79(0.65-0.89)	
PCB-56											
289.9224	30:48	30:48	0	0.908	28019	5959	61	152	98		
291.9194	30:48	30:48	0	0.908	37457	7837	81	202	97	0.75(0.65-0.89)	
PCB-60											
289.9224	31:00	31:00	0	0.914	30509	6019	61	152	99		
291.9194	31:01	31:00	1	0.914	36734	7635	81	202	94	0.83(0.65-0.89)	
PCB-80											
289.9224	31:25	31:26	0	0.926	32903	6718	61	152	110		
291.9194	31:26	31:26	1	0.927	40302	8036	81	202	99	0.82(0.65-0.89)	
PCB-79											
289.9224	32:57	32:57	0	0.971	33364	6427	61	152	105		
291.9194	32:57	32:57	0	0.971	39581	7716	81	202	95	0.84(0.65-0.89)	
PCB-78											
289.9224	33:30	33:31	0	0.988	26964	5216	61	152	86		
291.9194	33:30	33:31	0	0.988	36640	6957	81	202	86	0.74(0.65-0.89)	
PCB-81											
289.9224	33:56	33:57	0	1.001	27201	5406	61	152	89		
291.9194	33:56	33:57	0	1.001	36849	7047	81	202	87	0.74(0.65-0.89)	
PCB-77											
289.9224	34:31	34:30	1	1.001	30097	5833	61	152	96		
291.9194	34:31	34:30	1	1.001	34169	6286	81	202	78	0.88(0.65-0.89)	
PCB-104L											
337.9207	25:56	25:57	0	0.814	2273307	516241	35	87	14750		
339.9178	25:56	25:57	0	0.814	1393209	307295	5	12	61459	1.63(1.32-1.78)	
PCB-101L											
337.9207	31:51	31:51	0		1964374	418050	35	87	11944		
339.9178	31:51	31:51	0		1226076	258777	5	12	51755	1.60(1.32-1.78)	
PCB-123L											
337.9207	36:30	36:30	0	1.146	2760242	565236	1708	4270	331		
339.9178	36:30	36:30	0	1.146	1756452	356500	1387	3467	257	1.57(1.32-1.78)	
PCB-118L											
337.9207	36:49	36:50	0	1.156	2915165	584952	1708	4270	342		
339.9178	36:49	36:50	0	1.156	1857232	377640	1387	3467	272	1.57(1.32-1.78)	

Signal	RT (min.)	Adj RT (min.)	Sec.	REL RT	Area	Height	Avg Noise	EDL Height	S/N	Ratio(Limits)	Flags
PCB-114L											
337.9207	37:22	37:22	0	1.173	2886231	565913	1708	4270	331		
339.9178	37:22	37:22	0	1.173	1804892	347366	1387	3467	250	1.60(1.32-1.78)	
PCB-105L											
337.9207	38:00	38:00	0	1.193	2901447	575417	1708	4270	337		
339.9178	38:00	38:00	0	1.193	1835529	363168	1387	3467	262	1.58(1.32-1.78)	
PCB-127L											
337.9207	39:29	39:30	-1		2843901	555136	1708	4270	325		
339.9178	39:29	39:30	-1		1751568	332128	1387	3467	239	1.62(1.32-1.78)	
PCB-126L											
337.9207	41:05	41:05	0	1.290	2513746	481541	1708	4270	282		
339.9178	41:05	41:05	0	1.290	1600671	300963	1387	3467	217	1.57(1.32-1.78)	
PCB-104											
325.8804	25:59	25:58	0	1.001	33645	7695	40	100	192		
327.8775	25:58	25:58	0	1.001	19932	4611	33	82	140	1.69(1.32-1.78)	
PCB-96											
325.8804	26:20	26:20	0	1.015	28506	6521	40	100	163		
327.8775	26:19	26:20	0	1.015	17674	3914	33	82	119	1.61(1.32-1.78)	
PCB-103											
325.8804	28:16	28:16	0	1.090	25335	5576	40	100	139		
327.8775	28:17	28:16	1	1.090	15194	3323	33	82	101	1.67(1.32-1.78)	
PCB-94											
325.8804	28:30	28:30	0	1.099	20694	4565	40	100	114		
327.8775	28:30	28:30	0	1.099	14024	3030	33	82	92	1.48(1.32-1.78)	
PCB-95											
325.8804	28:56	28:56	0	1.115	22168	4914	40	100	123		
327.8775	28:56	28:56	0	1.115	14544	3053	33	82	93	1.52(1.32-1.78)	
PCB-93											
325.8804	29:09	29:10	0	1.124	46846	9769	40	100	244		
327.8775	29:10	29:10	1	1.125	29911	6003	33	82	182	1.57(1.32-1.78)	
PCB-100 (C93)											
325.8804	29:09	29:10	0	1.124	46846	9769	40	100	244		
327.8775	29:10	29:10	1	1.125	29911	6003	33	82	182	1.57(1.32-1.78)	
PCB-98											M
325.8804	29:18	29:18	0	1.129	46344	5610	40	100	140		M
327.8775	29:22	29:18	4	1.132	30213	3481	33	82	105	1.53(1.32-1.78)	M
PCB-102 (C98)											M
325.8804	29:18	29:18	0	1.129	46344	5610	40	100	140		M
327.8775	29:22	29:18	4	1.132	30213	3481	33	82	105	1.53(1.32-1.78)	M
PCB-88											M
325.8804	29:48	29:48	0	1.149	46788	5755	40	100	144		
327.8775	29:42	29:48	-6	1.145	28388	2960	33	82	90	1.65(1.32-1.78)	M
PCB-91 (C88)											M
325.8804	29:48	29:48	0	1.149	46788	5755	40	100	144		
327.8775	29:42	29:48	-6	1.145	28388	2960	33	82	90	1.65(1.32-1.78)	M

Signal	RT (min.)	Adj RT (min.)	Sec.	REL RT	Area	Height	Avg Noise	EDL Height	S/N	Ratio(Limits)	Flags
PCB-84											
325.8804	30:01	30:01	1	1.157	20590	3908	40	100	98		
327.8775	30:01	30:01	0	1.157	13308	2814	33	82	85	1.55(1.32-1.78)	
PCB-89											
325.8804	30:30	30:30	1	1.176	21767	4787	40	100	120		
327.8775	30:30	30:30	1	1.176	13787	2829	33	82	86	1.58(1.32-1.78)	
PCB-121											
325.8804	30:56	30:56	0	1.192	32740	6962	40	100	174		
327.8775	30:56	30:56	0	1.192	20638	4179	33	82	127	1.59(1.32-1.78)	
PCB-92											
325.8804	31:18	31:18	0	0.857	22897	4602	40	100	115		
327.8775	31:18	31:18	0	0.857	14318	3263	33	82	99	1.60(1.32-1.78)	
PCB-90											
325.8804	31:52	31:52	0	1.228	77135	11456	40	100	286		
327.8775	31:52	31:52	0	1.228	51188	7434	33	82	225	1.51(1.32-1.78)	
PCB-101 (C90)											
325.8804	31:52	31:52	0	1.228	77135	11456	40	100	286		
327.8775	31:52	31:52	0	1.228	51188	7434	33	82	225	1.51(1.32-1.78)	
PCB-113 (C90)											
325.8804	31:52	31:52	0	1.228	77135	11456	40	100	286		
327.8775	31:52	31:52	0	1.228	51188	7434	33	82	225	1.51(1.32-1.78)	
PCB-83											
325.8804	32:28	32:28	0	1.252	44029	5188	40	100	130		
327.8775	32:28	32:28	0	1.252	28730	3593	33	82	109	1.53(1.32-1.78)	
PCB-99 (C83)											
325.8804	32:28	32:28	0	1.252	44029	5188	40	100	130		
327.8775	32:28	32:28	0	1.252	28730	3593	33	82	109	1.53(1.32-1.78)	
PCB-112											
325.8804	32:35	32:35	0	1.256	31266	6343	40	100	159		
327.8775	32:35	32:35	0	1.256	18990	3669	33	82	111	1.65(1.32-1.78)	
PCB-86											M
325.8804	32:58	32:57	1	1.271	161850	18328	40	100	458		M
327.8775	32:56	32:57	-1	1.270	101324	11337	33	82	344	1.60(1.32-1.78)	M
PCB-87 (C86)											M
325.8804	32:58	32:57	1	1.271	161850	18328	40	100	458		M
327.8775	32:56	32:57	-1	1.270	101324	11337	33	82	344	1.60(1.32-1.78)	M
PCB-97 (C86)											M
325.8804	32:58	32:57	1	1.271	161850	18328	40	100	458		M
327.8775	32:56	32:57	-1	1.270	101324	11337	33	82	344	1.60(1.32-1.78)	M
PCB-109 (C86)											M
325.8804	32:58	32:57	1	1.271	161850	18328	40	100	458		M
327.8775	32:56	32:57	-1	1.270	101324	11337	33	82	344	1.60(1.32-1.78)	M
PCB-119 (C86)											M
325.8804	32:58	32:57	1	1.271	161850	18328	40	100	458		M
327.8775	32:56	32:57	-1	1.270	101324	11337	33	82	344	1.60(1.32-1.78)	M

Signal	RT (min.)	Adj RT (min.)	Sec.	REL RT	Area	Height	Avg Noise	EDL Height	S/N	Ratio(Limits)	Flags
PCB-125 (C86)											M
325.8804	32:58	32:57	1	1.271	161850	18328	40	100	458		M
327.8775	32:56	32:57	-1	1.270	101324	11337	33	82	344	1.60(1.32-1.78)	M
PCB-85											
325.8804	33:40	33:41	-1	1.298	84548	10660	40	100	267		
327.8775	33:41	33:41	0	1.299	55070	7576	33	82	230	1.54(1.32-1.78)	
PCB-116 (C85)											
325.8804	33:40	33:41	-1	1.298	84548	10660	40	100	267		
327.8775	33:41	33:41	0	1.299	55070	7576	33	82	230	1.54(1.32-1.78)	
PCB-117 (C85)											
325.8804	33:40	33:41	-1	1.298	84548	10660	40	100	267		
327.8775	33:41	33:41	0	1.299	55070	7576	33	82	230	1.54(1.32-1.78)	
PCB-110											Ma
325.8804	33:51	33:56	-5	1.305	62040	6749	40	100	169		M
327.8775	33:56	33:56	0	1.308	39917	4370	33	82	132	1.55(1.32-1.78)	
PCB-115 (C110)											Ma
325.8804	33:51	33:56	-5	1.305	62040	6749	40	100	169		M
327.8775	33:56	33:56	0	1.308	39917	4370	33	82	132	1.55(1.32-1.78)	
PCB-82											
325.8804	34:10	34:10	0	1.317	20967	4009	40	100	100		
327.8775	34:09	34:10	-1	1.317	12544	2596	33	82	79	1.67(1.32-1.78)	
PCB-111											
325.8804	34:34	34:35	-1	1.332	32314	6363	40	100	159		
327.8775	34:35	34:35	0	1.333	21928	4248	33	82	129	1.47(1.32-1.78)	
PCB-120											
325.8804	35:01	35:02	-1	1.350	33150	6623	40	100	166		
327.8775	35:02	35:02	0	1.351	22586	4465	33	82	135	1.47(1.32-1.78)	
PCB-108											
325.8804	36:10	36:10	0	1.394	72109	13850	75	187	185		
327.8775	36:10	36:10	0	1.394	46162	9288	58	145	160	1.56(1.32-1.78)	
PCB-124 (C108)											
325.8804	36:10	36:10	0	1.394	72109	13850	75	187	185		
327.8775	36:10	36:10	0	1.394	46162	9288	58	145	160	1.56(1.32-1.78)	
PCB-107											
325.8804	36:24	36:25	0	1.404	40211	7298	75	187	97		
327.8775	36:24	36:25	-1	1.403	27525	5054	58	145	87	1.46(1.32-1.78)	
PCB-123											
325.8804	36:31	36:32	0	1.001	40142	7883	75	187	105		
327.8775	36:31	36:32	0	1.001	23388	5264	58	145	91	1.72(1.32-1.78)	
PCB-106											
325.8804	36:39	36:39	0	1.004	38768	7727	75	187	103		
327.8775	36:39	36:39	0	1.004	23053	4498	58	145	78	1.68(1.32-1.78)	
PCB-118											
325.8804	36:51	36:51	0	1.001	40538	7632	75	187	102		
327.8775	36:51	36:51	0	1.001	24301	4574	58	145	79	1.67(1.32-1.78)	

Signal	RT (min.)	Adj RT (min.)	Sec.	REL RT	Area	Height	Avg Noise	EDL Height	S/N	Ratio(Limits)	Flags
PCB-122											
325.8804	37:11	37:12	0	1.010	35562	7360	75	187	98		
327.8775	37:11	37:12	0	1.010	21701	4198	58	145	72	1.64(1.32-1.78)	
PCB-114											
325.8804	37:22	37:23	0	1.000	43999	8161	75	187	109		
327.8775	37:22	37:23	0	1.000	28279	5366	58	145	93	1.56(1.32-1.78)	
PCB-105											
325.8804	38:02	38:02	0	1.001	41522	7799	75	187	104		
327.8775	38:02	38:02	0	1.001	25857	4817	58	145	83	1.61(1.32-1.78)	
PCB-127											
325.8804	39:30	39:31	0	1.040	39454	7216	75	187	96		
327.8775	39:30	39:31	0	1.040	25376	4943	58	145	85	1.55(1.32-1.78)	
PCB-126											
325.8804	41:07	41:07	0	1.001	36584	6095	75	187	81		
327.8775	41:07	41:07	0	1.001	23414	3794	58	145	65	1.56(1.32-1.78)	
PCB-155L											
371.8817	31:38	31:38	0	0.792	1747125	379409	61	152	6220		
373.8788	31:38	31:38	0	0.792	1332445	279487	21	52	13309	1.31(1.05-1.43)	
PCB-138L											
371.8817	39:57	39:58	-1		1908448	381920	1130	2825	338		
373.8788	39:58	39:58	0		1513562	305535	642	1605	476	1.26(1.05-1.43)	
PCB-167L											
371.8817	42:58	42:58	0	1.076	2415946	476948	1130	2825	422		
373.8788	42:58	42:58	0	1.076	1923273	375643	642	1605	585	1.26(1.05-1.43)	
PCB-156L											
371.8817	44:07	44:07	0	1.104	4640348	655855	1130	2825	580		
373.8788	44:07	44:07	0	1.104	3668692	520200	642	1605	810	1.26(1.05-1.43)	
PCB-157L (C156L)											
371.8817	44:07	44:07	0	1.104	4640348	655855	1130	2825	580		
373.8788	44:07	44:07	0	1.104	3668692	520200	642	1605	810	1.26(1.05-1.43)	
PCB-169L											
371.8817	47:21	47:22	-1	1.185	2050163	376265	1130	2825	333		
373.8788	47:21	47:22	-1	1.185	1639296	300397	642	1605	468	1.25(1.05-1.43)	
PCB-155											
359.8415	31:40	31:40	0	1.001	24912	5850	18	45	325		
361.8385	31:40	31:40	0	1.001	18326	4008	17	42	236	1.36(1.05-1.43)	
PCB-152											
359.8415	31:50	31:51	0	1.006	22845	4718	18	45	262		
361.8385	31:50	31:51	0	1.006	18259	3668	17	42	216	1.25(1.05-1.43)	
PCB-150											
359.8415	32:01	32:01	0	1.012	23061	5241	18	45	291		
361.8385	32:02	32:01	1	1.012	18507	3861	17	42	227	1.25(1.05-1.43)	
PCB-136											
359.8415	32:23	32:22	1	1.023	21557	4592	18	45	255		
361.8385	32:23	32:22	1	1.023	17746	3592	17	42	211	1.21(1.05-1.43)	

Signal	RT (min.)	Adj RT (min.)	Sec.	REL RT	Area	Height	Avg Noise	EDL Height	S/N	Ratio(Limits)	Flags
PCB-145											
359.8415	32:41	32:41	0	1.033	22354	4861	18	45	270		
361.8385	32:41	32:41	0	1.033	16254	3491	17	42	205	1.38(1.05-1.43)	
PCB-148											
359.8415	34:12	34:13	0	1.081	16300	3562	18	45	198		
361.8385	34:12	34:13	-1	1.081	12857	2676	17	42	157	1.27(1.05-1.43)	
PCB-135											
359.8415	34:48	34:47	1	1.100	31807	3823	18	45	212		
361.8385	34:48	34:47	1	1.100	25086	2831	17	42	167	1.27(1.05-1.43)	
PCB-151 (C135)											
359.8415	34:48	34:47	1	1.100	31807	3823	18	45	212		
361.8385	34:48	34:47	1	1.100	25086	2831	17	42	167	1.27(1.05-1.43)	
PCB-154											
359.8415	35:03	35:03	0	1.108	19848	3817	18	45	212		
361.8385	35:04	35:03	1	1.108	14171	2755	17	42	162	1.40(1.05-1.43)	
PCB-144											
359.8415	35:21	35:21	0	1.117	17469	3609	18	45	201		
361.8385	35:21	35:21	0	1.117	13247	2683	17	42	158	1.32(1.05-1.43)	
PCB-147											
359.8415	35:43	35:43	0	1.129	46289	9588	28	70	342		
361.8385	35:42	35:43	-1	1.128	38715	7657	40	100	191	1.20(1.05-1.43)	
PCB-149 (C147)											
359.8415	35:43	35:43	0	1.129	46289	9588	28	70	342		
361.8385	35:42	35:43	-1	1.128	38715	7657	40	100	191	1.20(1.05-1.43)	
PCB-134											M
359.8415	36:00	36:00	0	1.138	41961	4468	28	70	160		
361.8385	35:54	36:00	-7	1.135	31663	3388	40	100	85	1.33(1.05-1.43)	M
PCB-143 (C134)											M
359.8415	36:00	36:00	0	1.138	41961	4468	28	70	160		
361.8385	35:54	36:00	-7	1.135	31663	3388	40	100	85	1.33(1.05-1.43)	M
PCB-139											
359.8415	36:19	36:19	0	1.148	49403	9182	28	70	328		
361.8385	36:18	36:19	-1	1.147	38889	6782	40	100	170	1.27(1.05-1.43)	
PCB-140 (C139)											
359.8415	36:19	36:19	0	1.148	49403	9182	28	70	328		
361.8385	36:18	36:19	-1	1.147	38889	6782	40	100	170	1.27(1.05-1.43)	
PCB-131											
359.8415	36:31	36:31	0	1.154	20959	4252	28	70	152		
361.8385	36:31	36:31	0	1.154	17003	3546	40	100	89	1.23(1.05-1.43)	
PCB-142											
359.8415	36:39	36:40	0	1.159	20995	4818	28	70	172		
361.8385	36:39	36:40	0	1.159	17690	3460	40	100	87	1.19(1.05-1.43)	
PCB-132											
359.8415	36:57	36:58	-1	1.168	22364	4721	28	70	169		
361.8385	36:57	36:58	-1	1.168	16918	3417	40	100	85	1.32(1.05-1.43)	

Signal	RT (min.)	Adj RT (min.)	Sec.	REL RT	Area	Height	Avg Noise	EDL Height	S/N	Ratio(Limits)	Flags
PCB-133											
359.8415	37:28	37:29	-1	1.184	21643	4248	28	70	152		
361.8385	37:29	37:29	0	1.185	18275	3627	40	100	91	1.18(1.05-1.43)	
PCB-165											
359.8415	37:52	37:53	0	0.881	27604	5366	28	70	192		
361.8385	37:52	37:53	0	0.881	20650	4496	40	100	112	1.34(1.05-1.43)	
PCB-146											
359.8415	38:07	38:08	-1	0.887	23636	5034	28	70	180		
361.8385	38:07	38:08	-1	0.887	19870	4057	40	100	101	1.19(1.05-1.43)	
PCB-161											
359.8415	38:16	38:16	0	0.890	32773	6366	28	70	227		
361.8385	38:16	38:16	0	0.890	27204	5231	40	100	131	1.20(1.05-1.43)	
PCB-153											
359.8415	38:46	38:47	0	0.902	58098	8862	28	70	317		
361.8385	38:45	38:47	-1	0.902	51968	7652	40	100	191	1.12(1.05-1.43)	
PCB-168 (C153)											
359.8415	38:46	38:47	0	0.902	58098	8862	28	70	317		
361.8385	38:45	38:47	-1	0.902	51968	7652	40	100	191	1.12(1.05-1.43)	
PCB-141											
359.8415	38:56	38:56	0	0.906	23800	4696	28	70	168		
361.8385	38:56	38:56	0	0.906	18858	3593	40	100	90	1.26(1.05-1.43)	
PCB-130											
359.8415	39:20	39:20	0	0.915	20006	4406	28	70	157		
361.8385	39:21	39:20	0	0.916	16675	3461	40	100	87	1.20(1.05-1.43)	
PCB-137											
359.8415	39:33	39:35	-1	0.921	24705	5279	28	70	189		
361.8385	39:33	39:35	-1	0.921	20810	4151	40	100	104	1.19(1.05-1.43)	
PCB-164											
359.8415	39:40	39:41	0	0.923	32836	6908	28	70	247		
361.8385	39:40	39:41	0	0.923	25403	4923	40	100	123	1.29(1.05-1.43)	
PCB-129											M
359.8415	40:00	40:00	0	0.931	105556	11150	28	70	398		M
361.8385	39:59	40:00	-1	0.931	83309	9785	40	100	245	1.27(1.05-1.43)	M
PCB-138 (C129)											M
359.8415	40:00	40:00	0	0.931	105556	11150	28	70	398		M
361.8385	39:59	40:00	-1	0.931	83309	9785	40	100	245	1.27(1.05-1.43)	M
PCB-160 (C129)											M
359.8415	40:00	40:00	0	0.931	105556	11150	28	70	398		M
361.8385	39:59	40:00	-1	0.931	83309	9785	40	100	245	1.27(1.05-1.43)	M
PCB-163 (C129)											M
359.8415	40:00	40:00	0	0.931	105556	11150	28	70	398		M
361.8385	39:59	40:00	-1	0.931	83309	9785	40	100	245	1.27(1.05-1.43)	M
PCB-158											
359.8415	40:23	40:23	0	0.940	35013	6518	28	70	233		
361.8385	40:23	40:23	0	0.940	26657	4706	40	100	118	1.31(1.05-1.43)	

Signal	RT (min.)	Adj RT (min.)	Sec.	REL RT	Area	Height	Avg Noise	EDL Height	S/N	Ratio(Limits)	Flags
PCB-128											
359.8415	41:13	41:14	-1	0.959	54800	9934	28	70	355		
361.8385	41:13	41:14	-1	0.959	44031	7900	40	100	198	1.24(1.05-1.43)	
PCB-166 (C128)											
359.8415	41:13	41:14	-1	0.959	54800	9934	28	70	355		
361.8385	41:13	41:14	-1	0.959	44031	7900	40	100	198	1.24(1.05-1.43)	
PCB-159											
359.8415	42:13	42:14	-1	0.983	32768	6192	28	70	221		
361.8385	42:13	42:14	-1	0.983	26458	5287	40	100	132	1.24(1.05-1.43)	
PCB-162											
359.8415	42:31	42:32	-1	0.989	33956	6044	28	70	216		
361.8385	42:31	42:32	-1	0.989	27670	5388	40	100	135	1.23(1.05-1.43)	
PCB-167											
359.8415	43:00	43:00	0	1.001	35763	6963	28	70	249		
361.8385	42:59	43:00	-1	1.000	27905	5051	40	100	126	1.28(1.05-1.43)	
PCB-156											
359.8415	44:08	44:09	-1	1.000	62937	8520	28	70	304		
361.8385	44:09	44:09	0	1.001	49328	6984	40	100	175	1.28(1.05-1.43)	
PCB-157 (C156)											
359.8415	44:08	44:09	-1	1.000	62937	8520	28	70	304		
361.8385	44:09	44:09	0	1.001	49328	6984	40	100	175	1.28(1.05-1.43)	
PCB-169											
359.8415	47:23	47:23	0	1.001	28500	4657	28	70	166		
361.8385	47:22	47:23	-1	1.001	22592	4089	40	100	102	1.26(1.05-1.43)	
PCB-188L											
405.8428	37:22	37:23	0	0.821	2070518	412823	48	120	8600		
407.8398	37:22	37:23	0	0.821	1925802	389020	1	2	389020	1.08(0.89-1.21)	
PCB-180L											
405.8428	45:31	45:32	-1		1549880	306360	48	120	6383		
407.8398	45:31	45:32	-1		1476409	290677	1	2	290677	1.05(0.89-1.21)	
PCB-170L											
405.8428	46:46	46:47	0	1.028	1347724	259892	48	120	5414		
407.8398	46:46	46:47	0	1.028	1243329	234565	1	2	234565	1.08(0.89-1.21)	
PCB-189L											
405.8428	49:54	49:54	0	1.096	2521041	473436	451	1127	1050		
407.8398	49:53	49:54	-1	1.096	2380609	457234	364	910	1256	1.06(0.89-1.21)	
PCB-188											
393.8025	37:24	37:24	0	1.001	26969	5440	16	40	340		
395.7995	37:23	37:24	-1	1.000	26747	5752	17	42	338	1.01(0.89-1.21)	
PCB-179											
393.8025	37:44	37:44	0	1.009	25866	5608	16	40	351		
395.7995	37:43	37:44	-1	1.009	24663	5154	17	42	303	1.05(0.89-1.21)	
PCB-184											
393.8025	38:16	38:16	0	1.024	25188	5275	16	40	330		
395.7995	38:16	38:16	0	1.024	24596	5180	17	42	305	1.02(0.89-1.21)	

Signal	RT (min.)	Adj RT (min.)	Sec.	REL RT	Area	Height	Avg Noise	EDL Height	S/N	Ratio(Limits)	Flags
PCB-176											
393.8025	38:36	38:36	0	1.033	27721	5781	16	40	361		
395.7995	38:36	38:36	0	1.033	26196	5198	17	42	306	1.06(0.89-1.21)	
PCB-186											
393.8025	39:03	39:04	-1	1.045	26438	5230	16	40	327		
395.7995	39:04	39:04	0	1.045	23969	4651	17	42	274	1.10(0.89-1.21)	
PCB-178											
393.8025	40:27	40:27	0	1.082	19184	3902	16	40	244		
395.7995	40:27	40:27	0	1.082	17847	3751	17	42	221	1.07(0.89-1.21)	
PCB-175											
393.8025	41:05	41:05	0	1.099	20186	4141	16	40	259		
395.7995	41:04	41:05	-1	1.099	19396	3932	17	42	231	1.04(0.89-1.21)	
PCB-187											
393.8025	41:21	41:22	-1	1.106	21097	4373	16	40	273		
395.7995	41:21	41:22	-1	1.106	19944	3730	17	42	219	1.06(0.89-1.21)	
PCB-182											
393.8025	41:33	41:34	-1	1.112	19889	3827	16	40	239		
395.7995	41:33	41:34	-1	1.112	21715	4425	17	42	260	0.92(0.89-1.21)	
PCB-183											M
393.8025	41:58	41:59	0	1.123	41563	4511	16	40	282		M
395.7995	42:02	41:59	4	1.125	39679	4347	17	42	256	1.05(0.89-1.21)	M
PCB-185 (C183)											M
393.8025	41:58	41:59	0	1.123	41563	4511	16	40	282		M
395.7995	42:02	41:59	4	1.125	39679	4347	17	42	256	1.05(0.89-1.21)	M
PCB-174											
393.8025	42:12	42:12	0	1.129	17035	3524	16	40	220		
395.7995	42:11	42:12	-1	1.129	17563	3931	17	42	231	0.97(0.89-1.21)	
PCB-177											
393.8025	42:38	42:39	-1	1.141	17524	3158	16	40	197		
395.7995	42:38	42:39	0	1.141	16278	2942	17	42	173	1.08(0.89-1.21)	
PCB-181											
393.8025	43:02	43:02	0	1.151	20626	4163	16	40	260		
395.7995	43:01	43:02	-1	1.151	18548	3711	17	42	218	1.11(0.89-1.21)	
PCB-171											
393.8025	43:14	43:16	-1	1.157	34312	5756	16	40	360		
395.7995	43:14	43:16	-1	1.157	34505	5967	17	42	351	0.99(0.89-1.21)	
PCB-173 (C171)											
393.8025	43:14	43:16	-1	1.157	34312	5756	16	40	360		
395.7995	43:14	43:16	-1	1.157	34505	5967	17	42	351	0.99(0.89-1.21)	
PCB-172											
393.8025	44:53	44:54	-1	0.900	17470	3517	16	40	220		
395.7995	44:53	44:54	-1	0.900	17897	3621	17	42	213	0.98(0.89-1.21)	
PCB-192											
393.8025	45:10	45:11	-1	0.905	23776	4617	16	40	289		
395.7995	45:10	45:11	0	0.905	21942	4063	17	42	239	1.08(0.89-1.21)	

Signal	RT (min.)	Adj RT (min.)	Sec.	REL RT	Area	Height	Avg Noise	EDL Height	S/N	Ratio(Limits)	Flags
PCB-180											
393.8025	45:30	45:30	0	0.912	46391	6152	16	40	385		
395.7995	45:29	45:30	-1	0.912	42463	6002	17	42	353	1.09(0.89-1.21)	
PCB-193 (C180)											
393.8025	45:30	45:30	0	0.912	46391	6152	16	40	385		
395.7995	45:29	45:30	-1	0.912	42463	6002	17	42	353	1.09(0.89-1.21)	
PCB-191											
393.8025	45:53	45:55	-2	0.920	25309	4777	16	40	299		
395.7995	45:54	45:55	-1	0.920	23398	4738	17	42	279	1.08(0.89-1.21)	
PCB-170											
393.8025	46:47	46:48	-1	0.938	18651	3399	16	40	212		
395.7995	46:48	46:48	0	0.938	17196	3331	17	42	196	1.08(0.89-1.21)	
PCB-190											
393.8025	47:19	47:20	-1	0.948	25118	4708	16	40	294		
395.7995	47:19	47:20	-1	0.948	23644	4435	17	42	261	1.06(0.89-1.21)	
PCB-189											
393.8025	49:54	49:56	-1	1.000	34481	6836	57	142	120		
395.7995	49:54	49:56	-1	1.000	32427	6258	31	77	202	1.06(0.89-1.21)	
PCB-202L											
439.8038	42:45	42:45	0	0.822	1486371	287746	83	207	3467		
441.8008	42:44	42:45	-1	0.822	1585423	299922	68	170	4411	0.94(0.76-1.02)	
PCB-194L											
439.8038	52:00	52:01	-1		1610153	296424	150	375	1976		
441.8008	52:00	52:01	-1		1769348	342674	130	325	2636	0.91(0.76-1.02)	
PCB-205L											
439.8038	52:29	52:30	-1	1.009	2079614	395714	150	375	2638		
441.8008	52:29	52:30	-1	1.009	2313066	436535	130	325	3358	0.90(0.76-1.02)	
PCB-202											
427.7635	42:46	42:47	0	1.001	15645	3398	16	40	212		
429.7606	42:46	42:47	0	1.001	18676	3809	17	42	224	0.84(0.76-1.02)	
PCB-201											
427.7635	43:42	43:42	0	1.022	21028	3934	16	40	246		
429.7606	43:42	43:42	0	1.022	20921	4402	17	42	259	1.01(0.76-1.02)	
PCB-204											
427.7635	44:23	44:23	0	1.038	16302	2978	16	40	186		
429.7606	44:23	44:23	0	1.038	19866	3528	17	42	208	0.82(0.76-1.02)	
PCB-197											
427.7635	44:35	44:36	-1	1.043	21133	3700	16	40	231		
429.7606	44:35	44:36	-1	1.043	21709	4629	17	42	272	0.97(0.76-1.02)	
PCB-200											
427.7635	44:42	44:42	0	1.046	16281	3760	16	40	235		
429.7606	44:41	44:42	0	1.046	20273	3961	17	42	233	0.80(0.76-1.02)	
PCB-198											
427.7635	47:30	47:30	0	1.111	25740	3430	16	40	214		
429.7606	47:29	47:30	-1	1.111	28283	3937	17	42	232	0.91(0.76-1.02)	

Signal	RT (min.)	Adj RT (min.)	Sec.	REL RT	Area	Height	Avg Noise	EDL Height	S/N	Ratio(Limits)	Flags
PCB-199 (C198)											
427.7635	47:30	47:30	0	1.111	25740	3430	16	40	214		
429.7606	47:29	47:30	-1	1.111	28283	3937	17	42	232	0.91(0.76-1.02)	
PCB-196											
427.7635	48:10	48:10	0	0.918	13542	2465	16	40	154		
429.7606	48:10	48:10	0	0.918	15638	2850	17	42	168	0.87(0.76-1.02)	
PCB-203											
427.7635	48:21	48:22	-1	0.921	14661	2663	16	40	166		
429.7606	48:22	48:22	0	0.922	16884	3269	17	42	192	0.87(0.76-1.02)	
PCB-195											
427.7635	49:41	49:42	-1	0.947	16772	3027	35	87	86		
429.7606	49:41	49:42	-1	0.947	20238	3926	41	102	96	0.83(0.76-1.02)	
PCB-194											
427.7635	52:02	52:03	-1	0.992	19724	3850	35	87	110		
429.7606	52:01	52:03	-2	0.991	22126	4062	41	102	99	0.89(0.76-1.02)	
PCB-205											
427.7635	52:30	52:31	-1	1.000	28325	5177	35	87	148		
429.7606	52:30	52:31	-1	1.000	31750	6467	41	102	158	0.89(0.76-1.02)	
PCB-208L											
473.7648	49:25	49:26	-1	0.950	1702024	333076	378	945	881		
475.7619	49:25	49:26	-1	0.950	2180749	423857	505	1262	839	0.78(0.65-0.89)	
PCB-206L											
473.7648	54:15	54:15	-1	1.043	1373675	260240	378	945	688		
475.7619	54:14	54:15	-1	1.043	1692044	319337	505	1262	632	0.81(0.65-0.89)	
PCB-208											M
461.7246	49:27	49:28	-1	1.001	21528	4474	55	137	81		M
463.7216	49:27	49:28	-1	1.001	27900	5322	157	392	34	0.77(0.65-0.89)	M
PCB-207											M
461.7246	50:23	50:24	0	1.020	24828	4983	55	137	91		M
463.7216	50:23	50:24	0	1.020	28501	5880	157	392	37	0.87(0.65-0.89)	M
PCB-206											M
461.7246	54:15	54:17	-2	1.000	17378	2925	55	137	53		M
463.7216	54:16	54:17	-1	1.000	23737	4213	157	392	27	0.73(0.65-0.89)	M
PCB-209L											
507.7258	55:53	55:55	-1	1.075	1421817	240842	60	150	4014		
509.7229	55:53	55:55	-1	1.075	1969467	339724	59	147	5758	0.72(0.59-0.79)	
DCB Decachlorobiphenyl											
495.6856	55:55	55:56	-1	1.000	19334	3503	10	25	350		
497.6826	55:54	55:56	-2	1.000	26643	4687	10	25	469	0.73(0.59-0.79)	

QC Flag Legend

Review Flags

M - Manually Integrated

a - User Assigned ID

Reagents:

61L11668P_00002 Amount Added: 20.00 Units: uL

Eurofins TestAmerica, Knoxville

Data File:	\\chromna\Knoxville\ChromData\D3D\20190813-12717.b\d4190821i2.d		
Injection Date:	21-Aug-2019 14:49:00	Injection Vol:	1.0 ul
Instrument ID:	D3D	Operator ID:	Xcalibur_System
Method:	PCBs_D3D	Limit Group:	HR - 1668A - ICAL
Client ID:			
Worklist#:	33168	Sample Line#:	2
Column Type:	SPB-Octyl	Column Dia:	0.25 mm

MoPCB F1

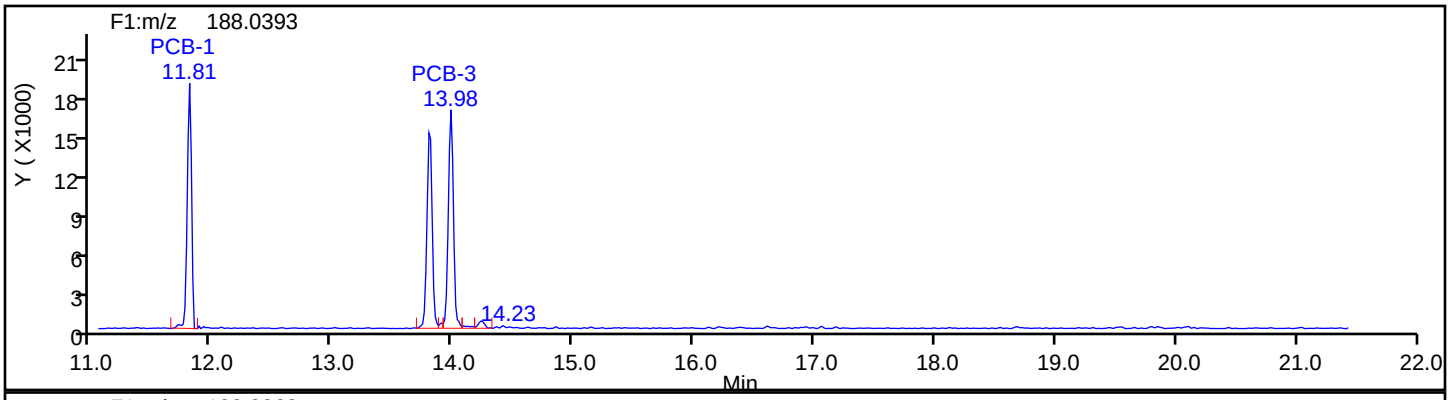

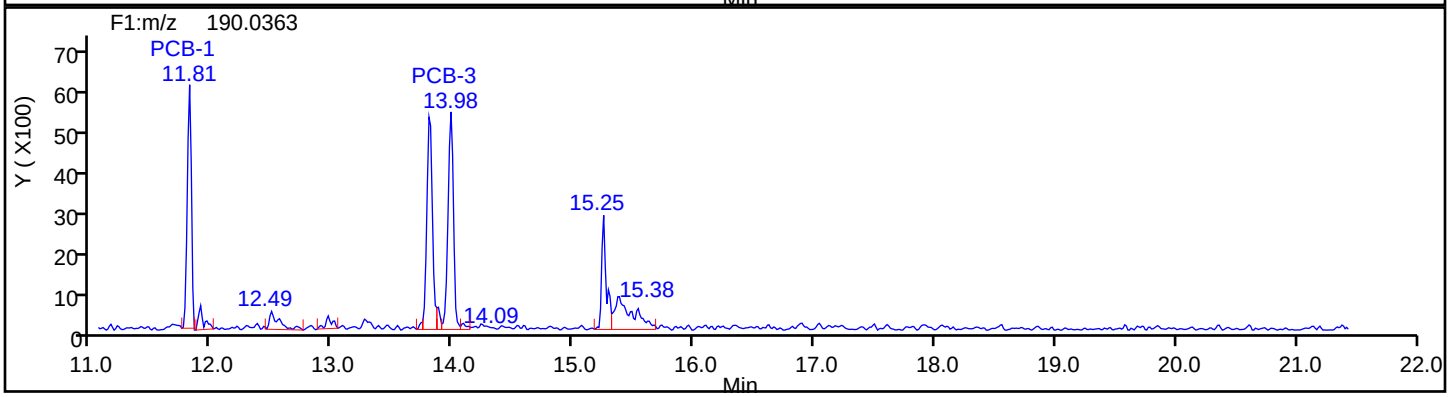

MoPCB F1 Standards

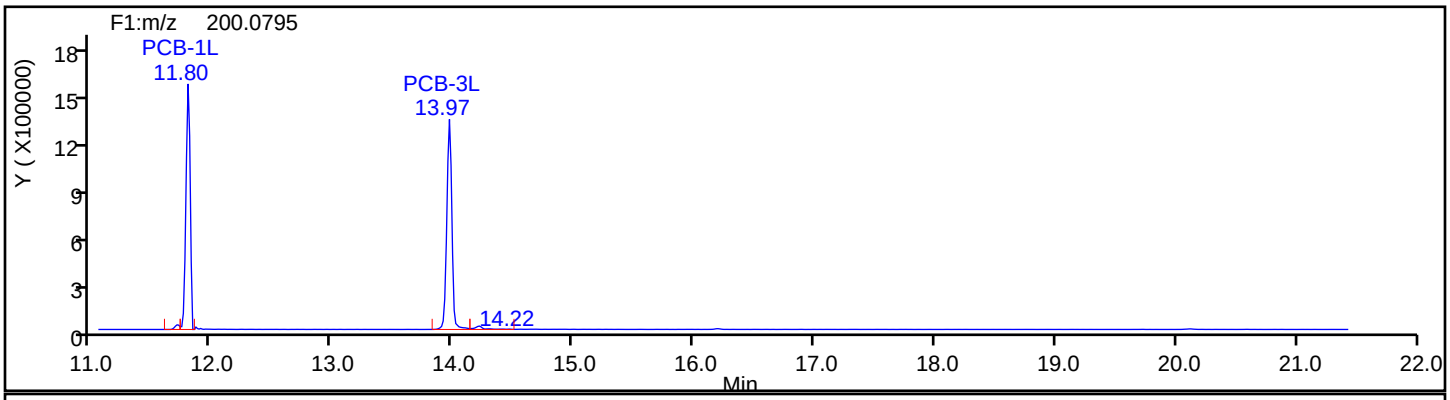

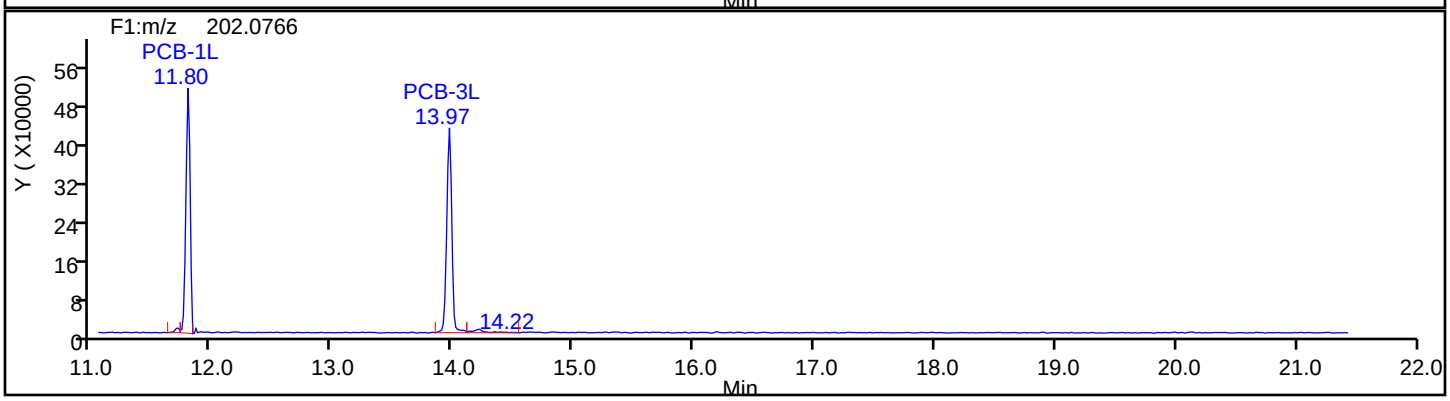

Eurofins TestAmerica, Knoxville

Data File:	\\chromna\Knoxville\ChromData\D3D\20190813-12717.b\d4190821i2.d		
Injection Date:	21-Aug-2019 14:49:00	Injection Vol:	1.0 ul
Instrument ID:	D3D	Operator ID:	Xcalibur_System
Method:	PCBs_D3D	Limit Group:	HR - 1668A - ICAL
Client ID:			
Worklist#:	33168	Sample Line#:	2
Column Type:	SPB-Octyl	Column Dia:	0.25 mm

MoPCB F1

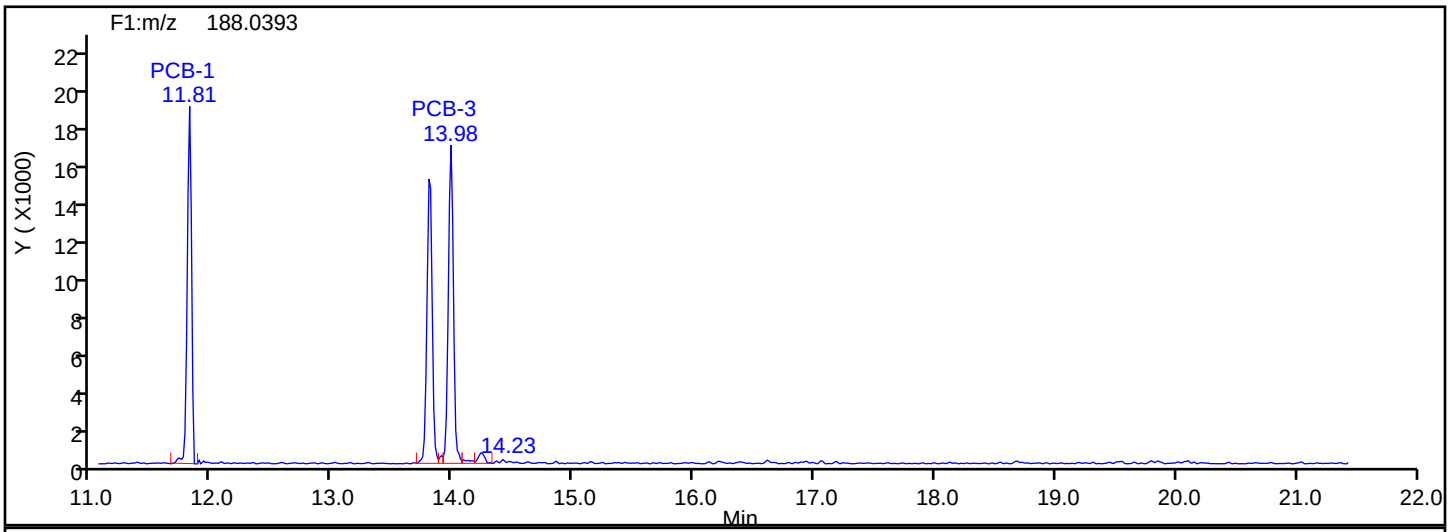

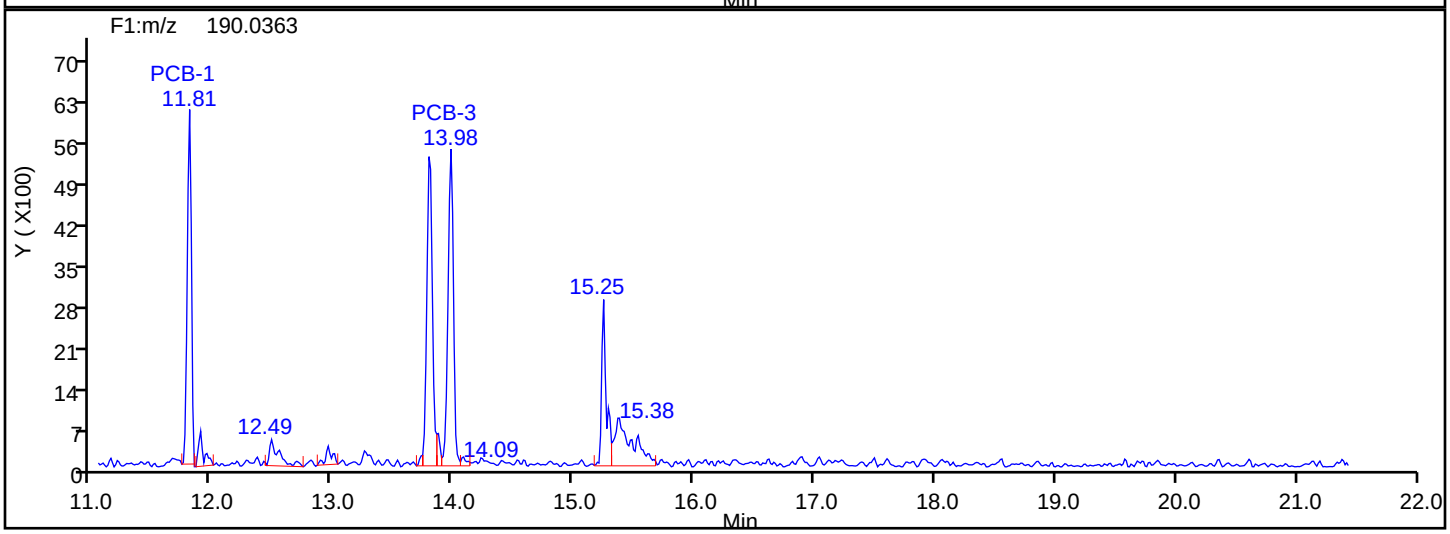

MoPCB F1 Lock Mass

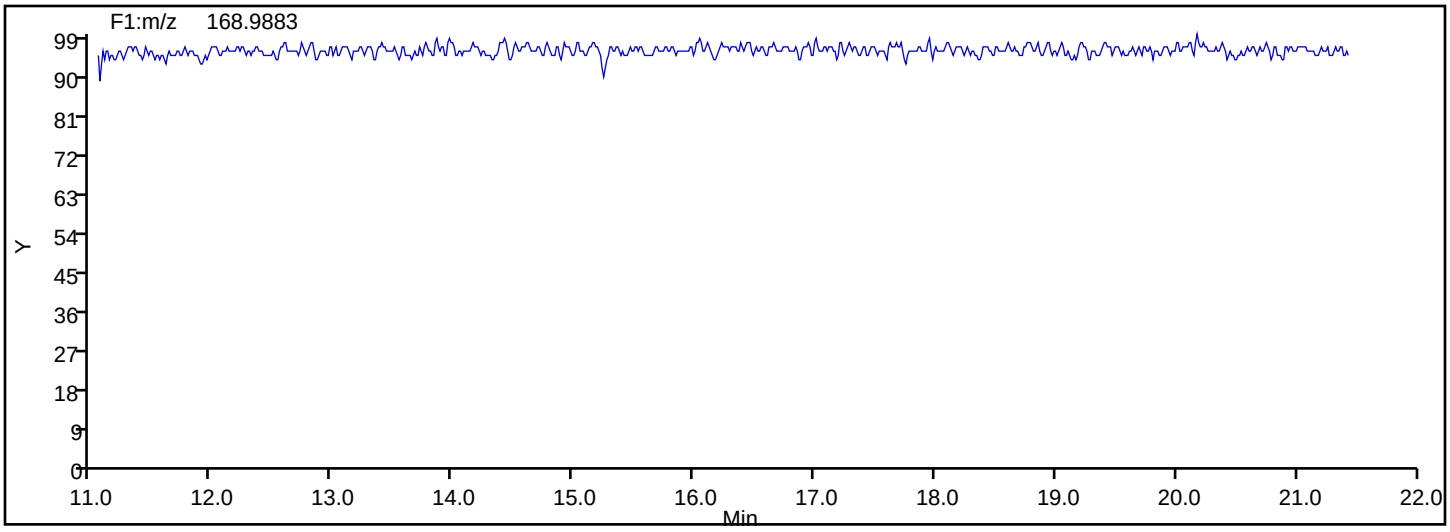

Manual Integration/User Assign Peak Report

Eurofins TestAmerica, Knoxville

Data File:	\\chromna\Knoxville\ChromData\D3D\20190813-12717.b\d4190821i2.d				
Injection Date:	21-Aug-2019 14:49:00	Instrument ID:	D3D		
Lims ID:	IC L2				
Client ID:					
Operator ID:	Xcalibur_System	ALS Bottle#:	0	Worklist Smp#:	2
Injection Vol:	1.0 ul	Dil. Factor:	1.0000		
Method:	PCBs_D3D	Limit Group:	HR - 1668A - ICAL		
Column:	SPB-Octyl (0.25 mm)	Detector	F1(11.07 :21.70)		

PCB-2, CAS: 2051-61-8

Signal: 2

Processing Integration Results

RT: 13.80
Area: 18285
Amount: 1.008249
Amount Units: pg/ul

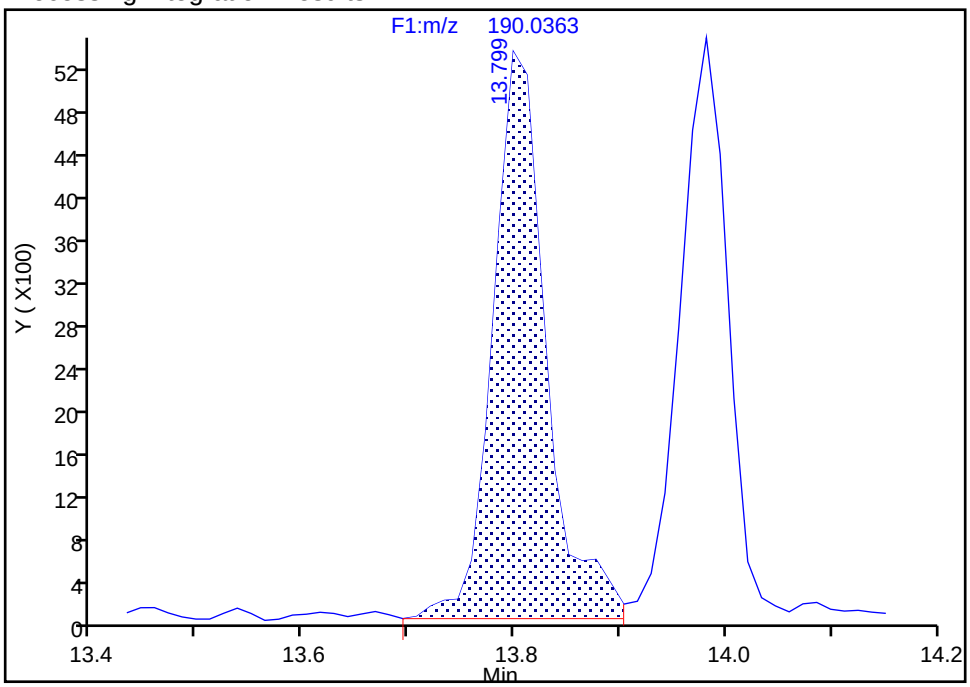

Manual Integration Results

RT: 13.80
Area: 17019
Amount: 1.011706
Amount Units: pg/ul

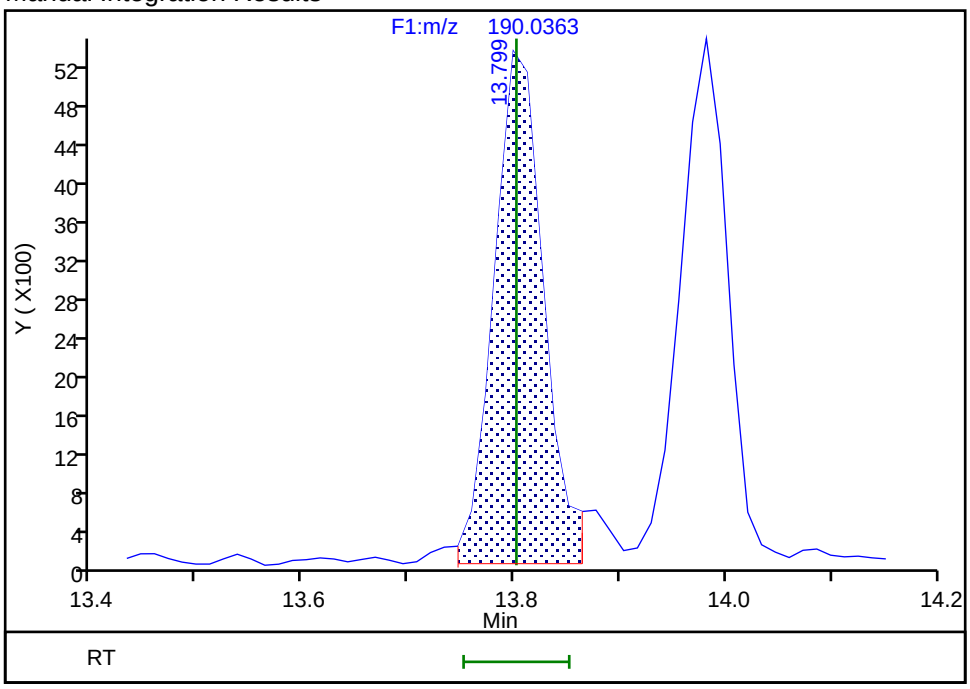

Reviewer: davidsonm, 21-Aug-2019 16:04:17

Audit Action: Split an Integrated Peak Audit Reason: Split Peak

Manual Integration/User Assign Peak Report

Eurofins TestAmerica, Knoxville

Data File: \\chromna\Knoxville\ChromData\D3D\20190813-12717.b\d4190821i2.d
Injection Date: 21-Aug-2019 14:49:00 Instrument ID: D3D
Lims ID: IC L2
Client ID:
Operator ID: Xcalibur_System ALS Bottle#: 0 Worklist Smp#: 2
Injection Vol: 1.0 ul Dil. Factor: 1.0000
Method: PCBs_D3D Limit Group: HR - 1668A - ICAL
Column: SPB-Octyl (0.25 mm) Detector F1(11.07 :21.70)

PCB-3, CAS: 2051-62-9

Signal: 1

Processing Integration Results

RT: 13.98
Area: 50513
Amount: 1.039671
Amount Units: pg/ul

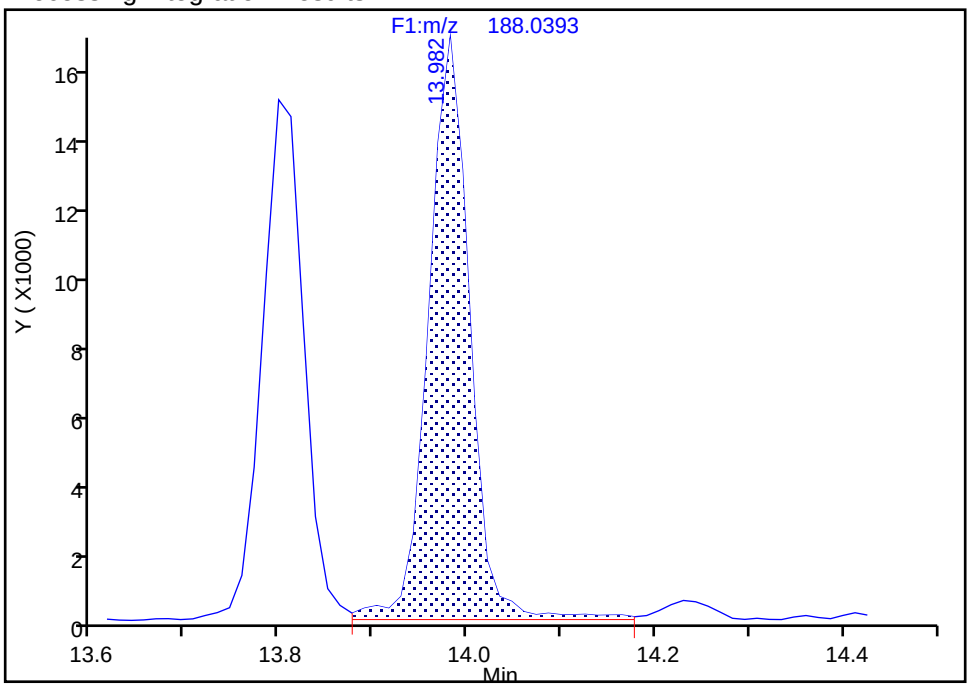

Manual Integration Results

RT: 13.98
Area: 48910
Amount: 1.036758
Amount Units: pg/ul

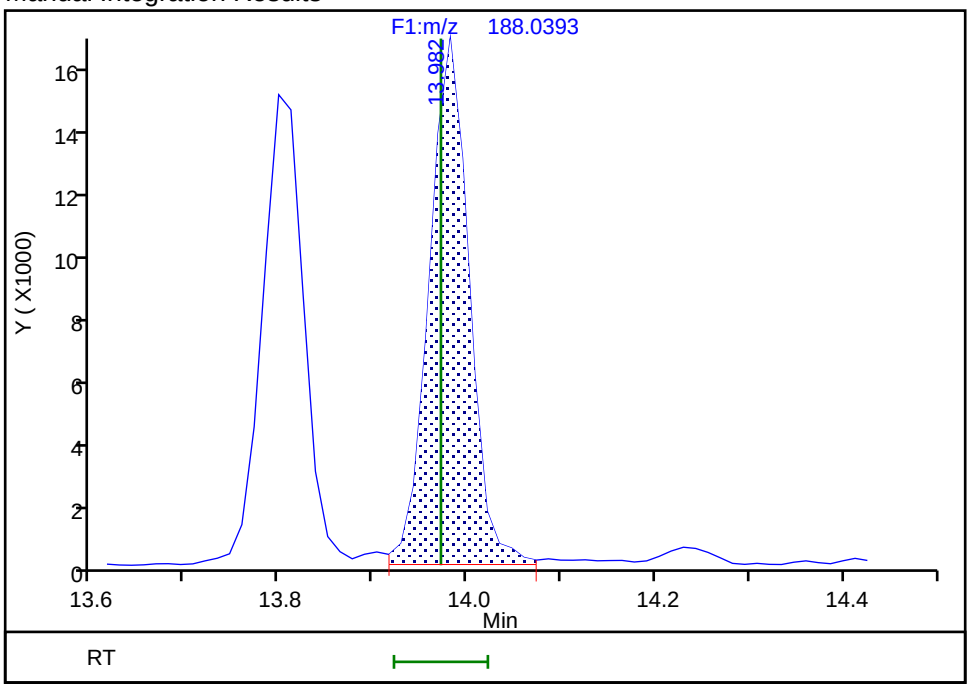

Reviewer: davidsonm, 21-Aug-2019 16:04:30
Audit Action: Split an Integrated Peak Audit Reason: Split Peak

Manual Integration/User Assign Peak Report

Eurofins TestAmerica, Knoxville

Data File: \\chromna\Knoxville\ChromData\D3D\20190813-12717.b\d4190821i2.d
Injection Date: 21-Aug-2019 14:49:00 Instrument ID: D3D
Lims ID: IC L2
Client ID:
Operator ID: Xcalibur_System ALS Bottle#: 0 Worklist Smp#: 2
Injection Vol: 1.0 ul Dil. Factor: 1.0000
Method: PCBs_D3D Limit Group: HR - 1668A - ICAL
Column: SPB-Octyl (0.25 mm) Detector F1(11.07 :21.70)

PCB-3, CAS: 2051-62-9

Signal: 2

Processing Integration Results

RT: 13.98
Area: 17383
Amount: 1.039671
Amount Units: pg/ul

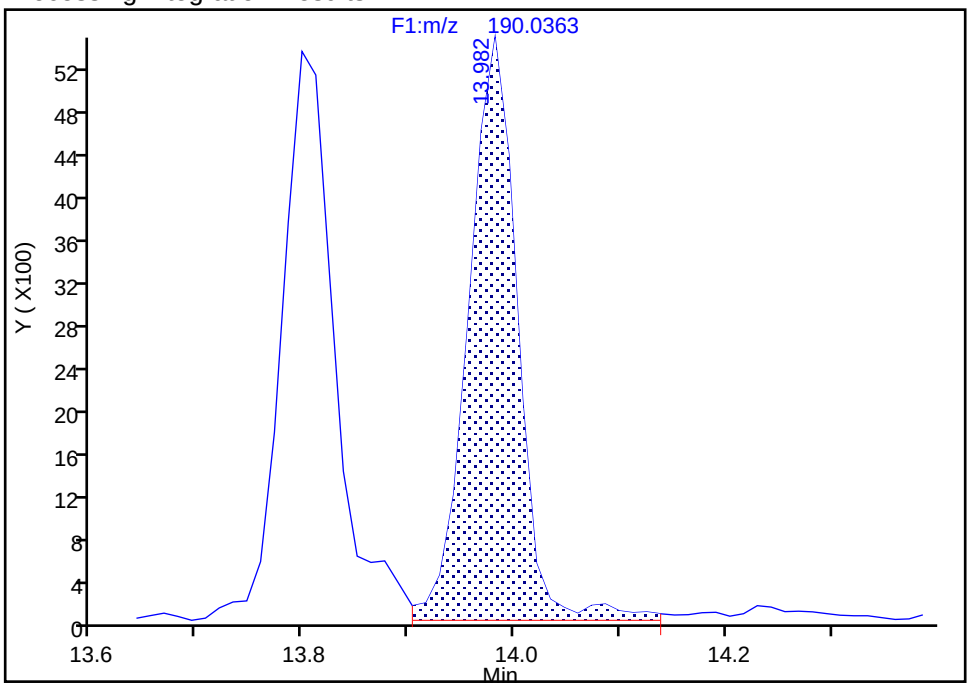

Manual Integration Results

RT: 13.98
Area: 16927
Amount: 1.036758
Amount Units: pg/ul

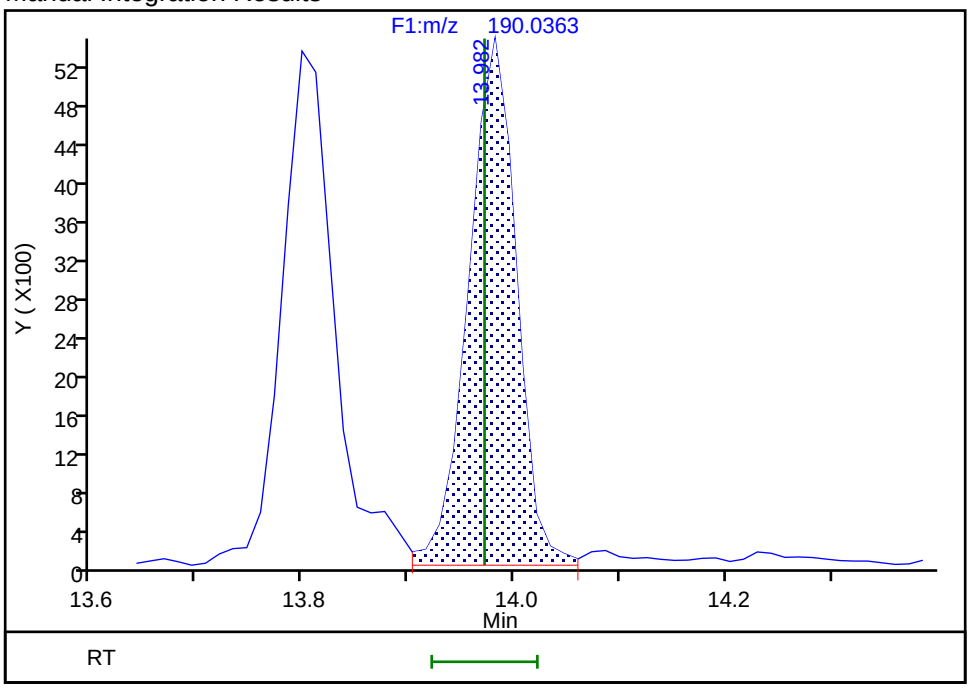

Reviewer: davidsonm, 21-Aug-2019 16:04:32
Audit Action: Split an Integrated Peak Audit Reason: Split Peak

Eurofins TestAmerica, Knoxville

Data File:	\\chromna\Knoxville\ChromData\D3D\20190813-12717.b\d4190821i2.d		
Injection Date:	21-Aug-2019 14:49:00	Injection Vol:	1.0 ul
Instrument ID:	D3D	Operator ID:	Xcalibur_System
Method:	PCBs_D3D	Limit Group:	HR - 1668A - ICAL
Client ID:			
Worklist#:	33168	Sample Line#:	2
Column Type:	SPB-Octyl	Column Dia:	0.25 mm

DiPCB F1

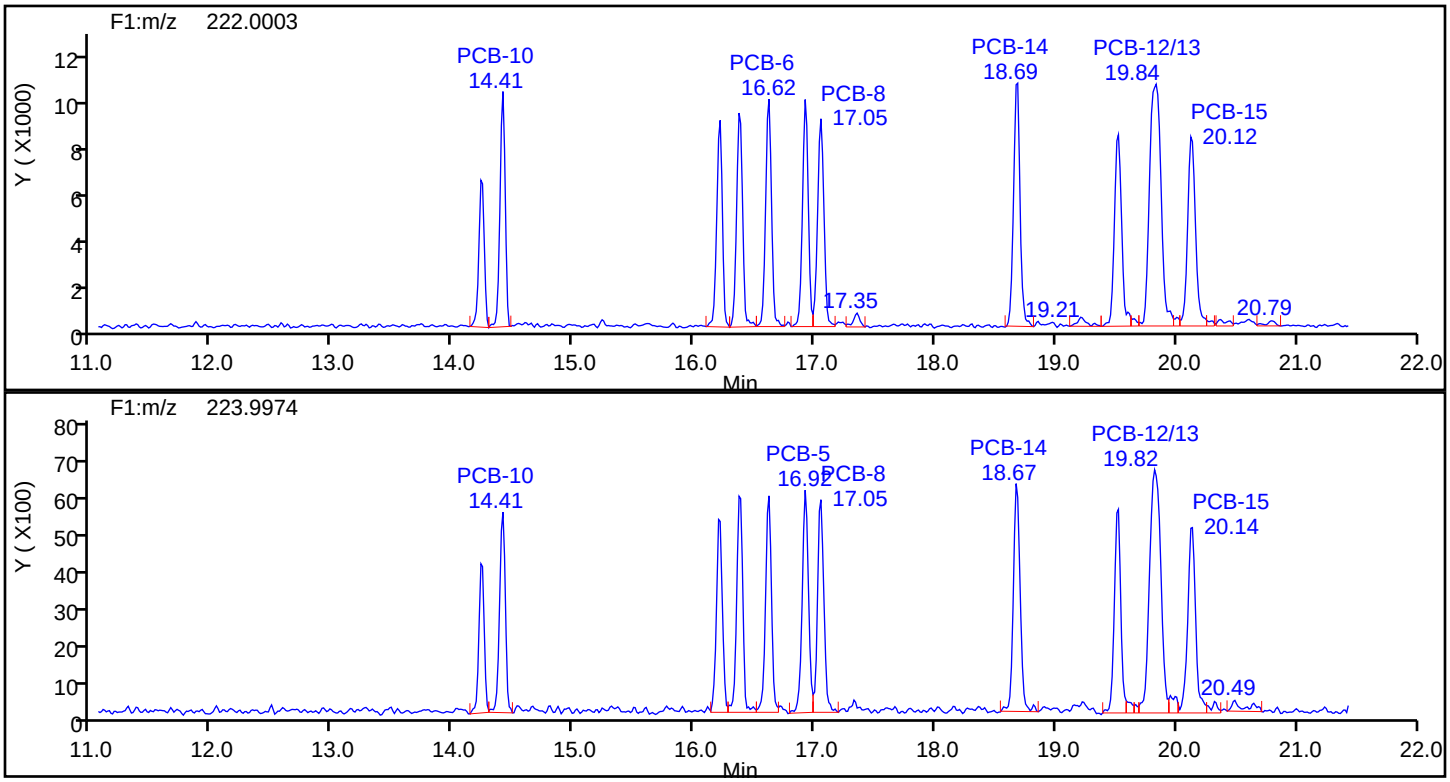

DiPCB F1 Standards

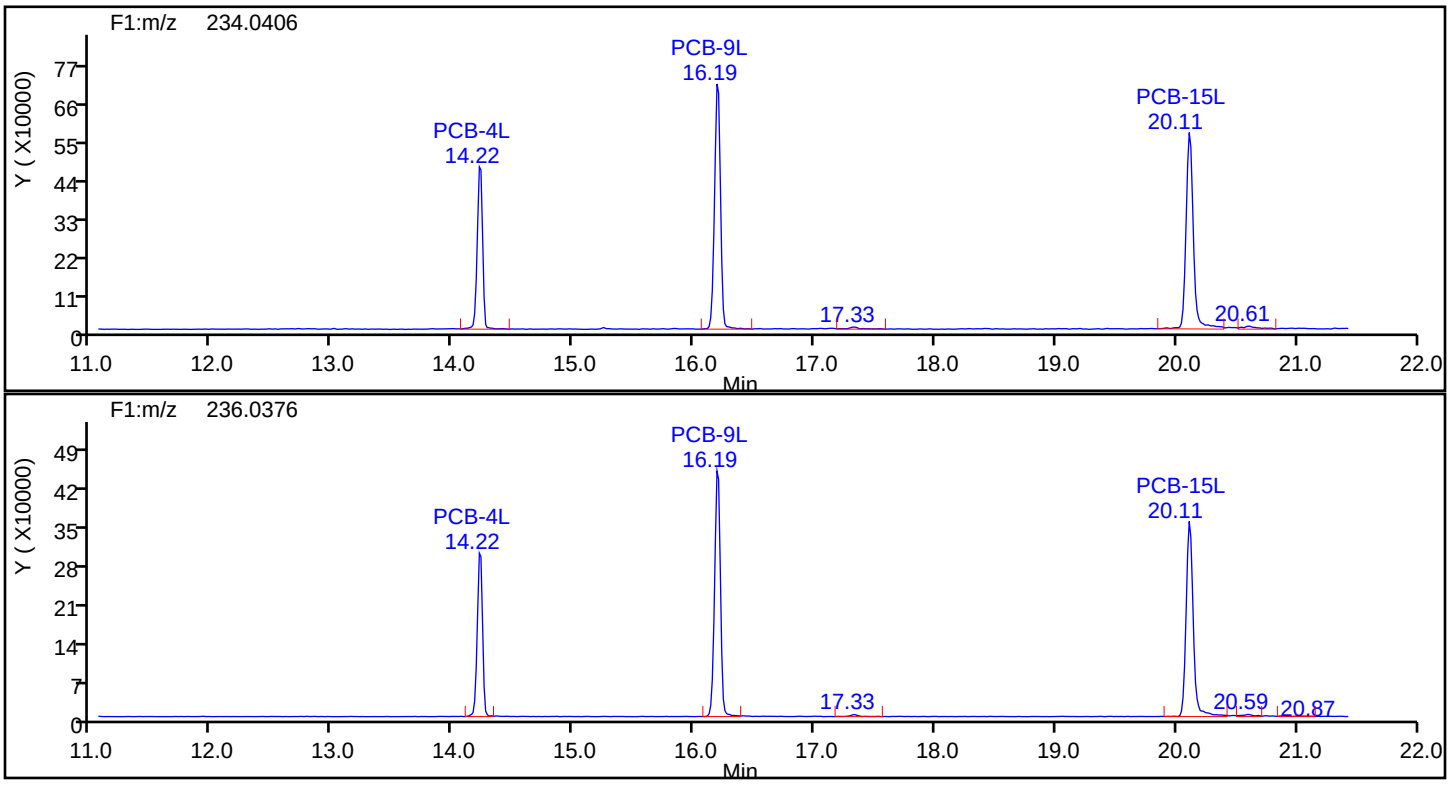

Eurofins TestAmerica, Knoxville

Data File:	\\chromna\Knoxville\ChromData\D3D\20190813-12717.b\d4190821i2.d		
Injection Date:	21-Aug-2019 14:49:00	Injection Vol:	1.0 ul
Instrument ID:	D3D	Operator ID:	Xcalibur_System
Method:	PCBs_D3D	Limit Group:	HR - 1668A - ICAL
Client ID:			
Worklist#:	33168	Sample Line#:	2
Column Type:	SPB-Octyl	Column Dia:	0.25 mm

DiPCB F1

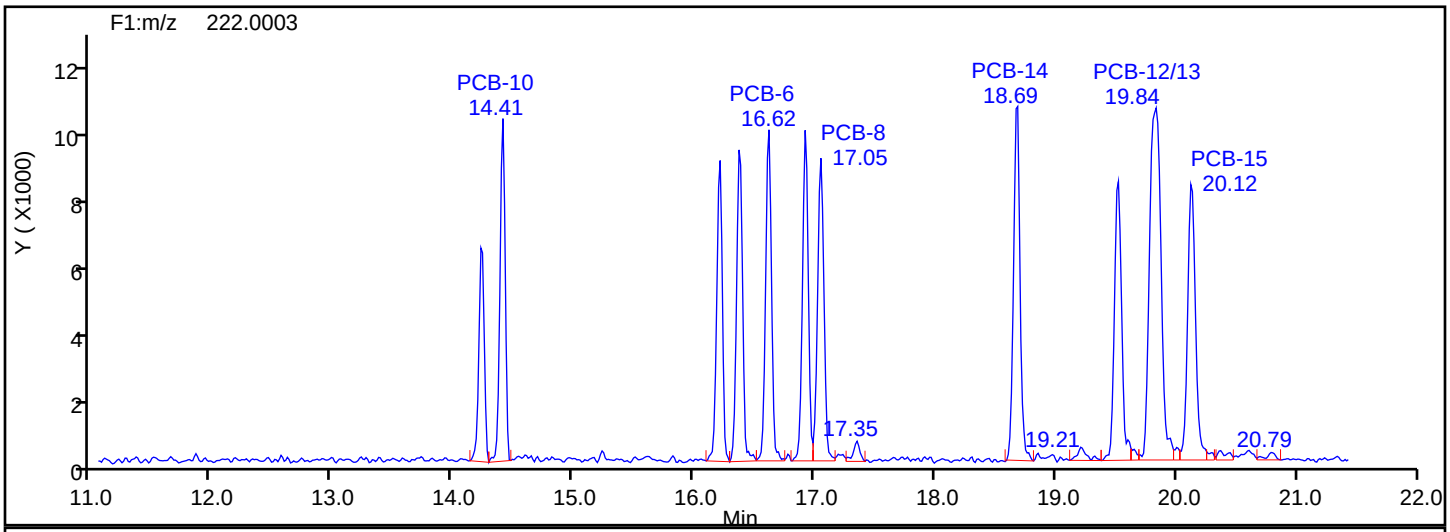

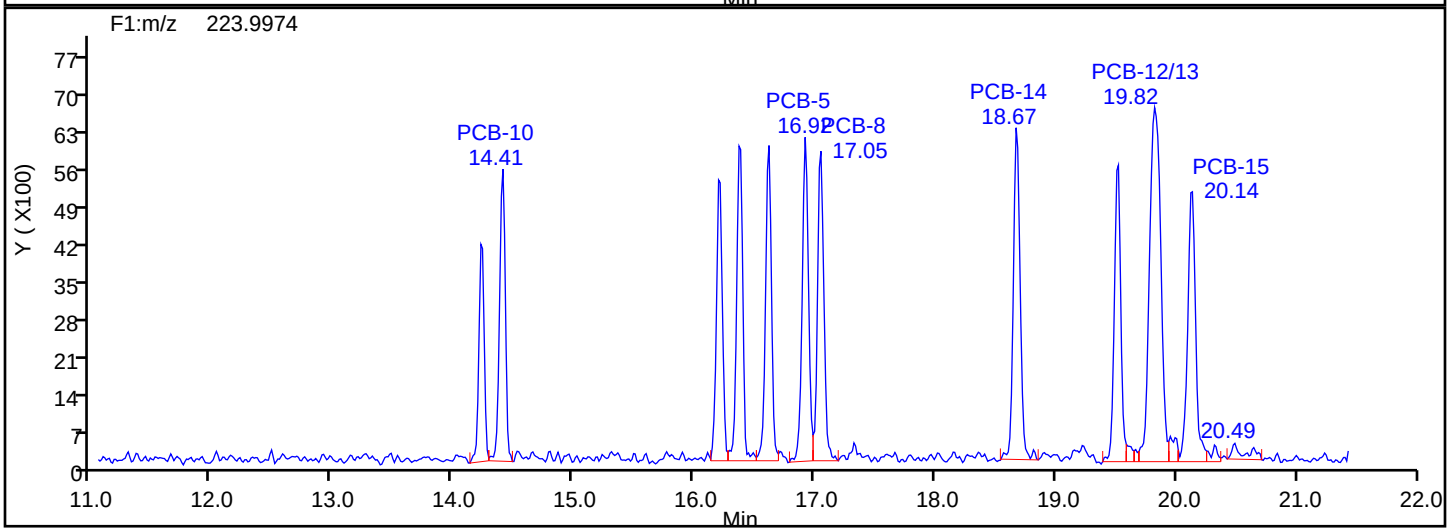

DiPCB F1 Lock Mass

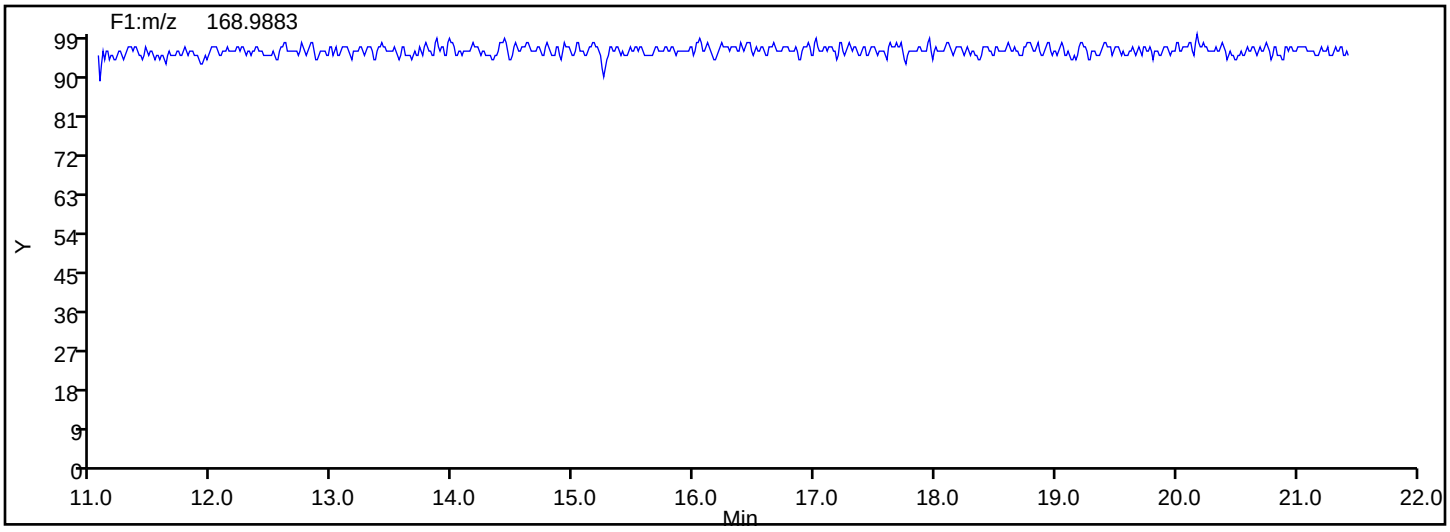

Manual Integration/User Assign Peak Report

Eurofins TestAmerica, Knoxville

Data File:	\\chromna\Knoxville\ChromData\D3D\20190813-12717.b\d4190821i2.d				
Injection Date:	21-Aug-2019 14:49:00	Instrument ID:	D3D		
Lims ID:	IC L2				
Client ID:					
Operator ID:	Xcalibur_System	ALS Bottle#:	0	Worklist Smp#:	2
Injection Vol:	1.0 ul	Dil. Factor:	1.0000		
Method:	PCBs_D3D	Limit Group:	HR - 1668A - ICAL		
Column:	SPB-Octyl (0.25 mm)	Detector	F1(11.07 :21.70)		

PCB-11, CAS: 2050-67-1

Signal: 1

Processing Integration Results

RT: 19.52
Area: 34481
Amount: 1.099599
Amount Units: pg/ul

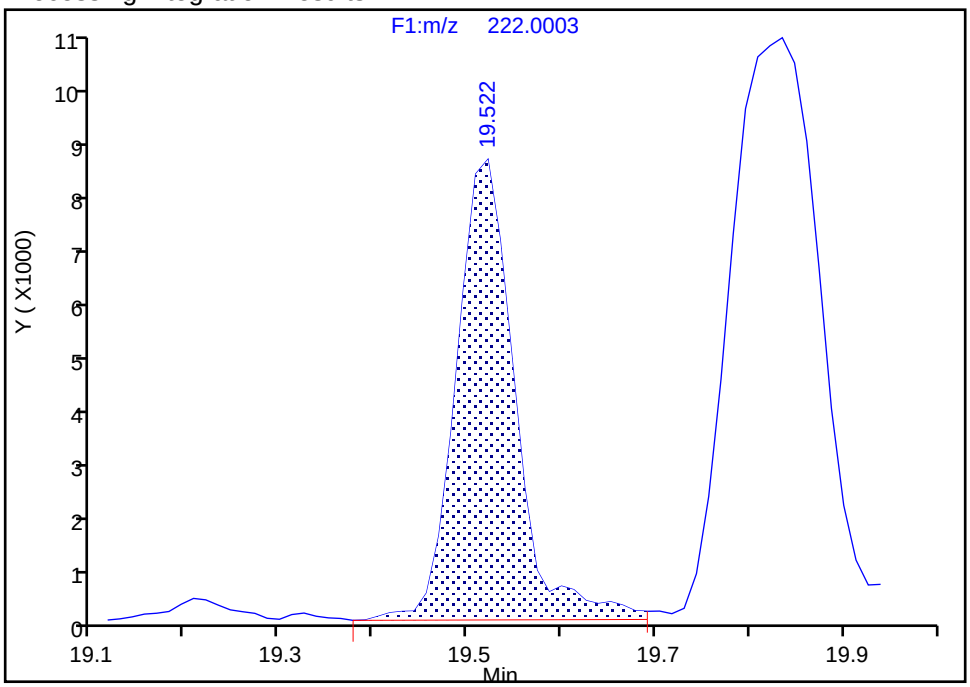

Manual Integration Results

RT: 19.52
Area: 33538
Amount: 1.054500
Amount Units: pg/ul

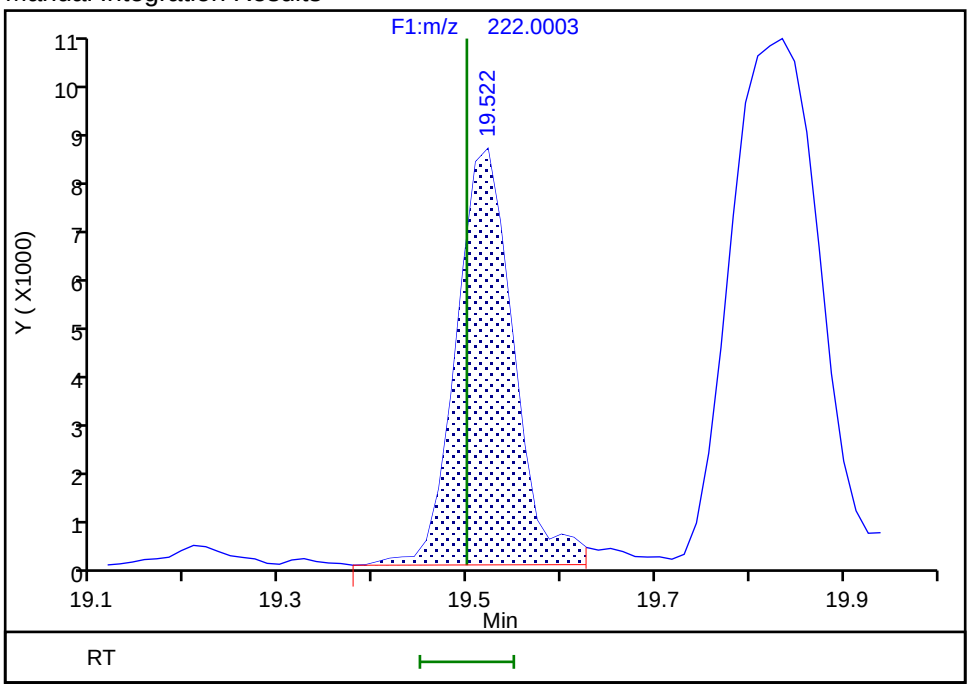

Reviewer: davidsonm, 21-Aug-2019 16:05:08

Audit Action: Split an Integrated Peak Audit Reason: Split Peak

Manual Integration/User Assign Peak Report

Eurofins TestAmerica, Knoxville

Data File:	\\chromna\Knoxville\ChromData\D3D\20190813-12717.b\d4190821i2.d				
Injection Date:	21-Aug-2019 14:49:00	Instrument ID:	D3D		
Lims ID:	IC L2				
Client ID:					
Operator ID:	Xcalibur_System	ALS Bottle#:	0	Worklist Smp#:	2
Injection Vol:	1.0 ul	Dil. Factor:	1.0000		
Method:	PCBs_D3D	Limit Group:	HR - 1668A - ICAL		
Column:	SPB-Octyl (0.25 mm)	Detector	F1(11.07 :21.70)		

PCB-11, CAS: 2050-67-1

Signal: 2

Processing Integration Results

RT: 19.52
Area: 21649
Amount: 1.099599
Amount Units: pg/ul

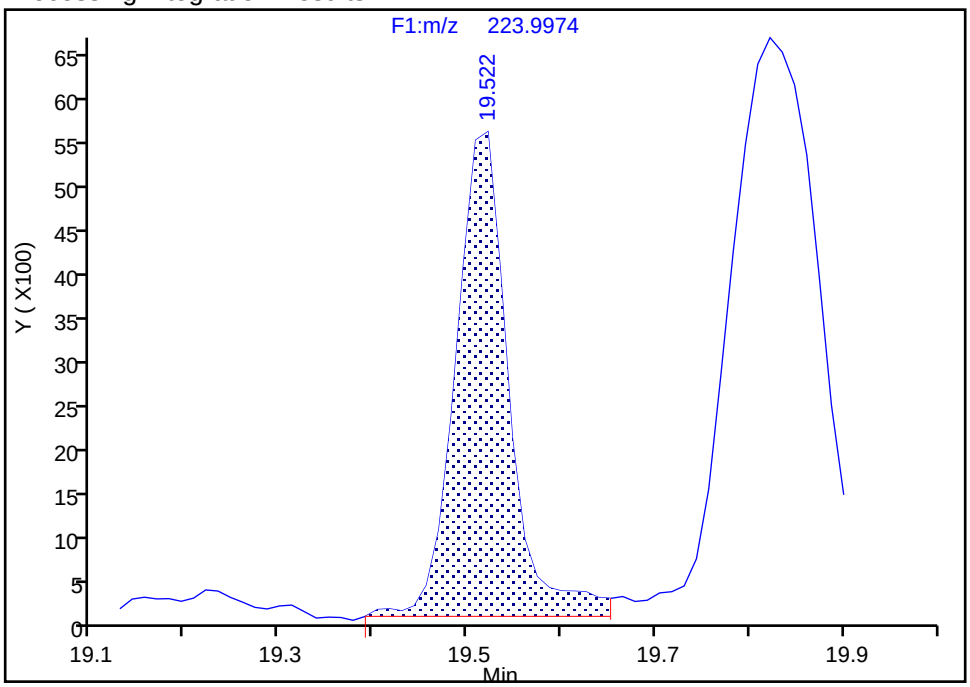

Manual Integration Results

RT: 19.52
Area: 20608
Amount: 1.054500
Amount Units: pg/ul

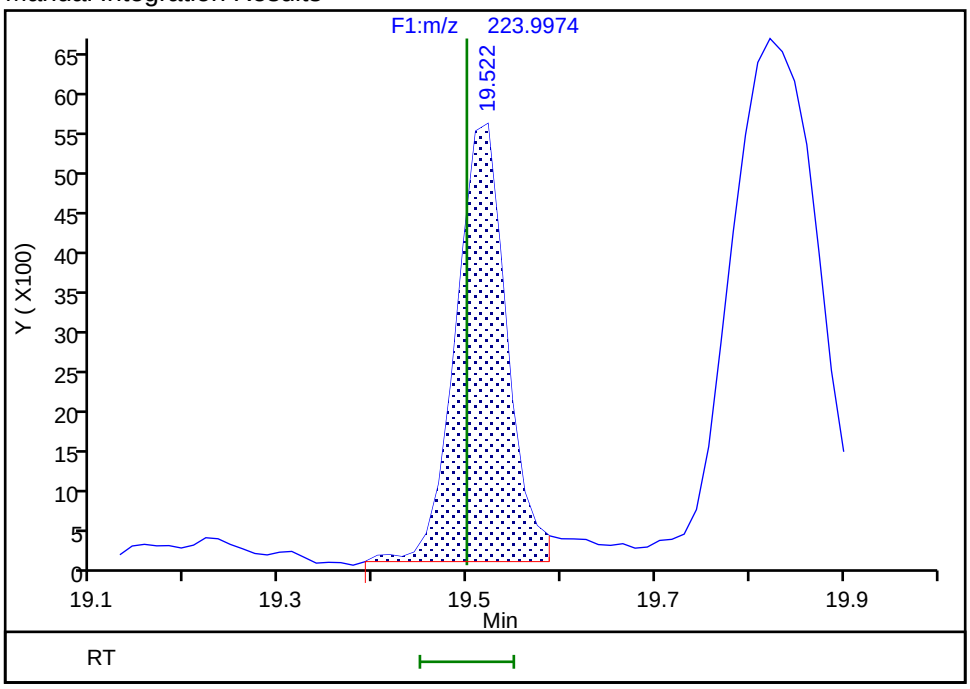

Reviewer: davidsonm, 21-Aug-2019 16:05:11
Audit Action: Split an Integrated Peak Audit Reason: Split Peak

Manual Integration/User Assign Peak Report

Eurofins TestAmerica, Knoxville

Data File:	\\chromna\Knoxville\ChromData\D3D\20190813-12717.b\d4190821i2.d				
Injection Date:	21-Aug-2019 14:49:00	Instrument ID:	D3D		
Lims ID:	IC L2				
Client ID:					
Operator ID:	Xcalibur_System	ALS Bottle#:	0	Worklist Smp#:	2
Injection Vol:	1.0 ul	Dil. Factor:	1.0000		
Method:	PCBs_D3D	Limit Group:	HR - 1668A - ICAL		
Column:	SPB-Octyl (0.25 mm)	Detector	F1(11.07 :21.70)		

PCB-12/13, CAS: STL01797

Signal: 2

Processing Integration Results

RT: 19.82
Area: 45329
Amount: 2.208911
Amount Units: pg/ul

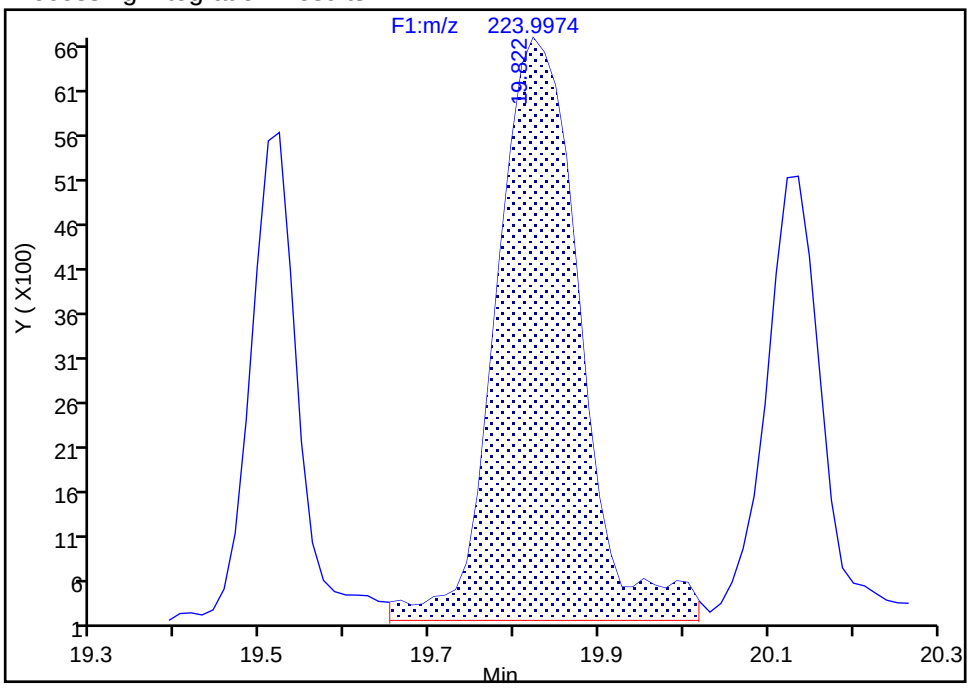

Manual Integration Results

RT: 19.82
Area: 42991
Amount: 2.132834
Amount Units: pg/ul

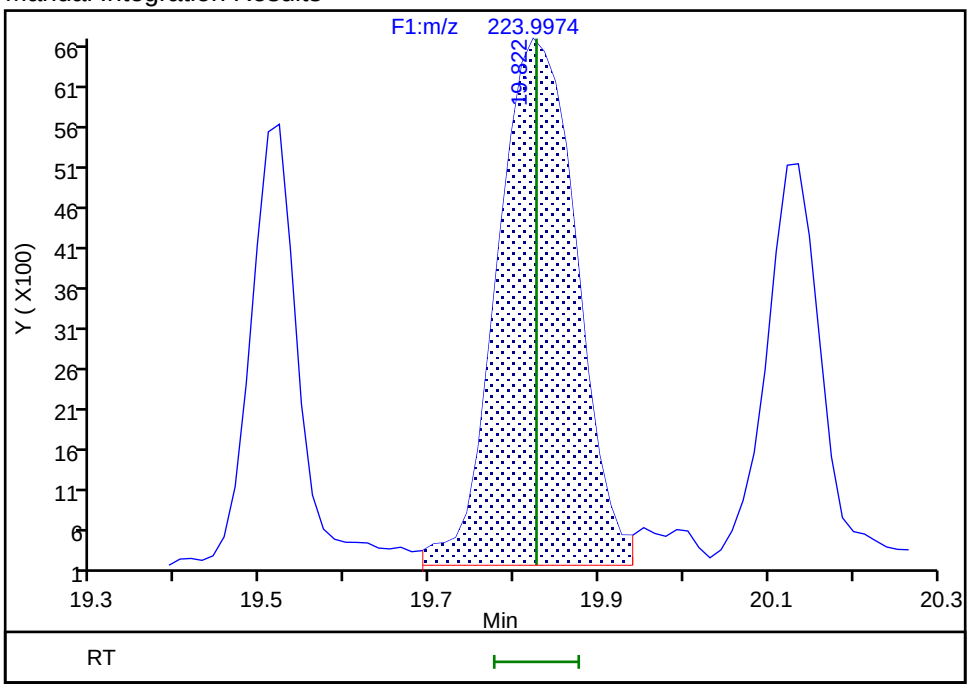

Reviewer: davidsonm, 21-Aug-2019 16:05:21

Audit Action: Split an Integrated Peak Audit Reason: Split Peak

Manual Integration/User Assign Peak Report

Eurofins TestAmerica, Knoxville

Data File: \\chromna\Knoxville\ChromData\D3D\20190813-12717.b\d4190821i2.d
Injection Date: 21-Aug-2019 14:49:00 Instrument ID: D3D
Lims ID: IC L2
Client ID:
Operator ID: Xcalibur_System ALS Bottle#: 0 Worklist Smp#: 2
Injection Vol: 1.0 ul Dil. Factor: 1.0000
Method: PCBs_D3D Limit Group: HR - 1668A - ICAL
Column: SPB-Octyl (0.25 mm) Detector F1(11.07 :21.70)

PCB-12/13, CAS: STL01797

Signal: 1

Processing Integration Results

RT: 19.84
Area: 67922
Amount: 2.208911
Amount Units: pg/ul

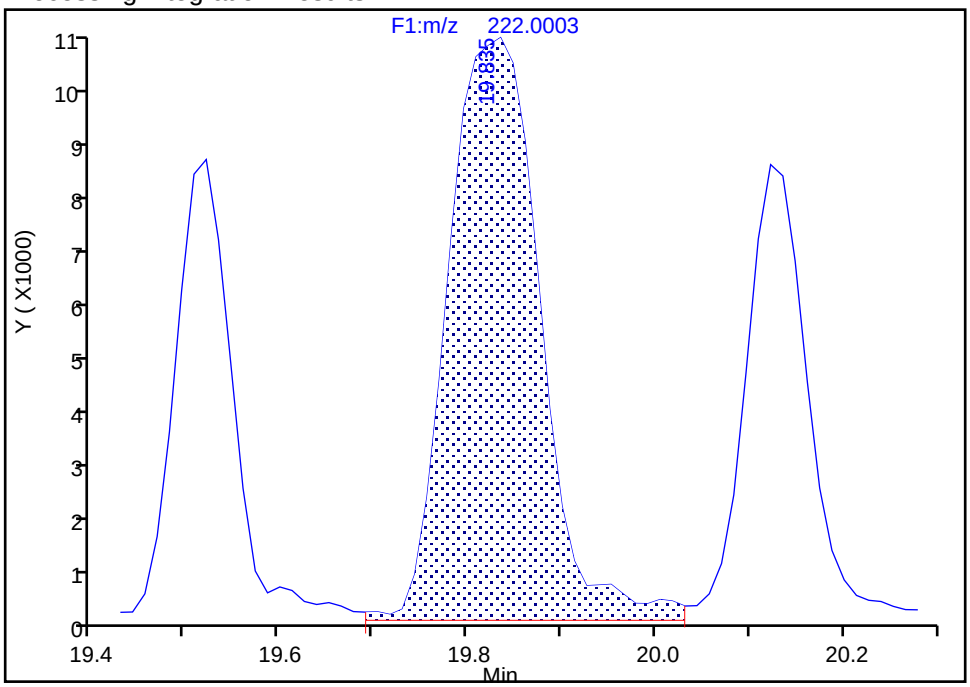

Manual Integration Results

RT: 19.84
Area: 66952
Amount: 2.132834
Amount Units: pg/ul

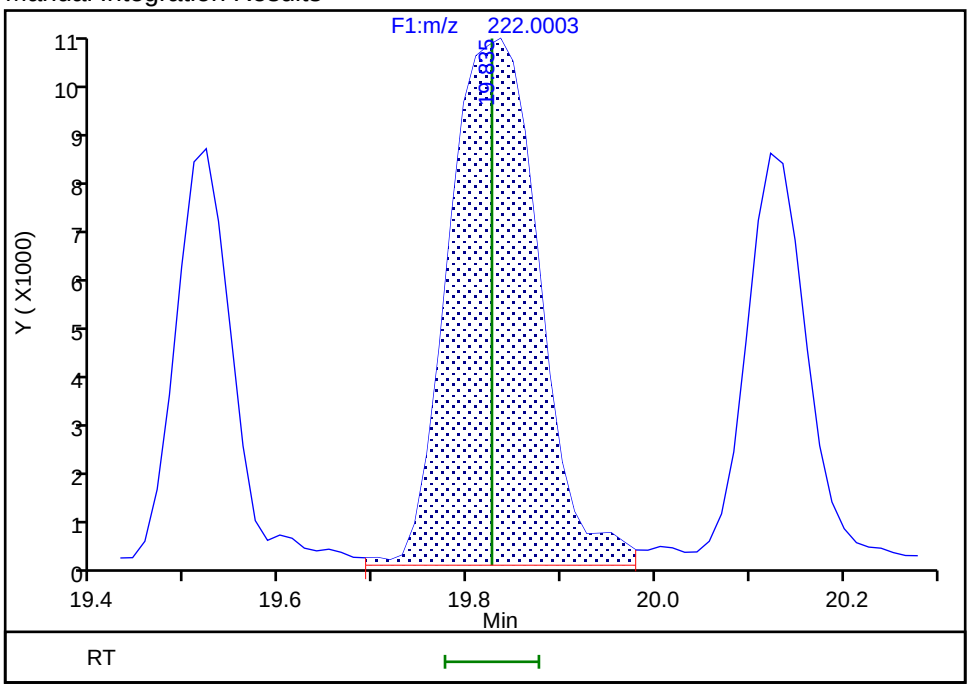

Reviewer: davidsonm, 21-Aug-2019 16:05:24
Audit Action: Split an Integrated Peak Audit Reason: Split Peak

Manual Integration/User Assign Peak Report

Eurofins TestAmerica, Knoxville

Data File:	\\chromna\Knoxville\ChromData\D3D\20190813-12717.b\d4190821i2.d				
Injection Date:	21-Aug-2019 14:49:00	Instrument ID:	D3D		
Lims ID:	IC L2				
Client ID:					
Operator ID:	Xcalibur_System	ALS Bottle#:	0	Worklist Smp#:	2
Injection Vol:	1.0 ul	Dil. Factor:	1.0000		
Method:	PCBs_D3D	Limit Group:	HR - 1668A - ICAL		
Column:	SPB-Octyl (0.25 mm)	Detector	F1(11.07 :21.70)		

PCB-15, CAS: 2050-68-2

Signal: 2

Processing Integration Results

RT: 20.14
Area: 24412
Amount: 1.122796
Amount Units: pg/ul

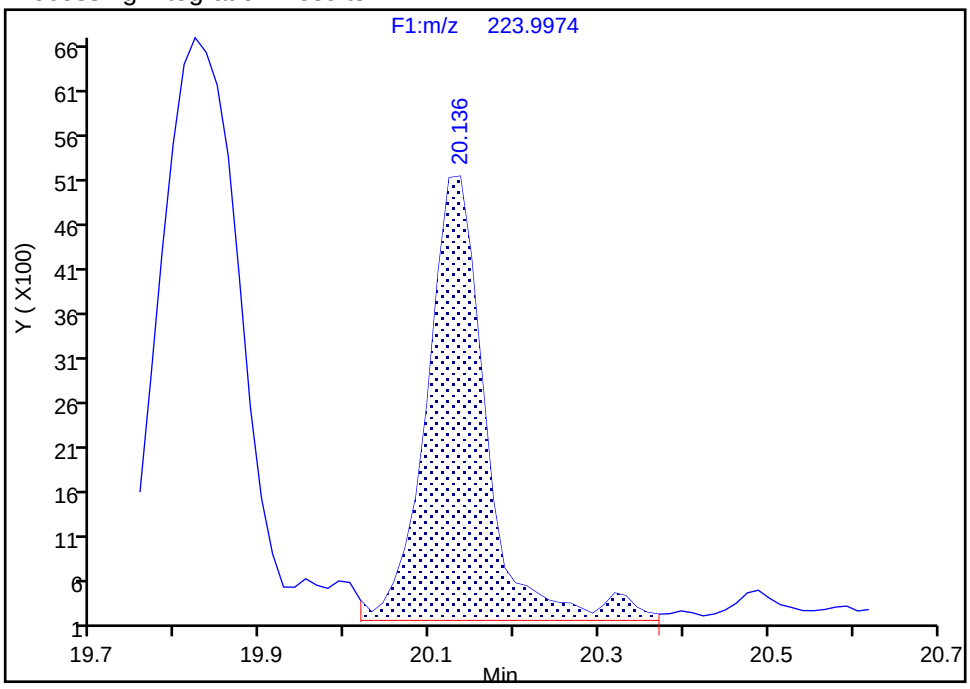

Manual Integration Results

RT: 20.14
Area: 23215
Amount: 1.085084
Amount Units: pg/ul

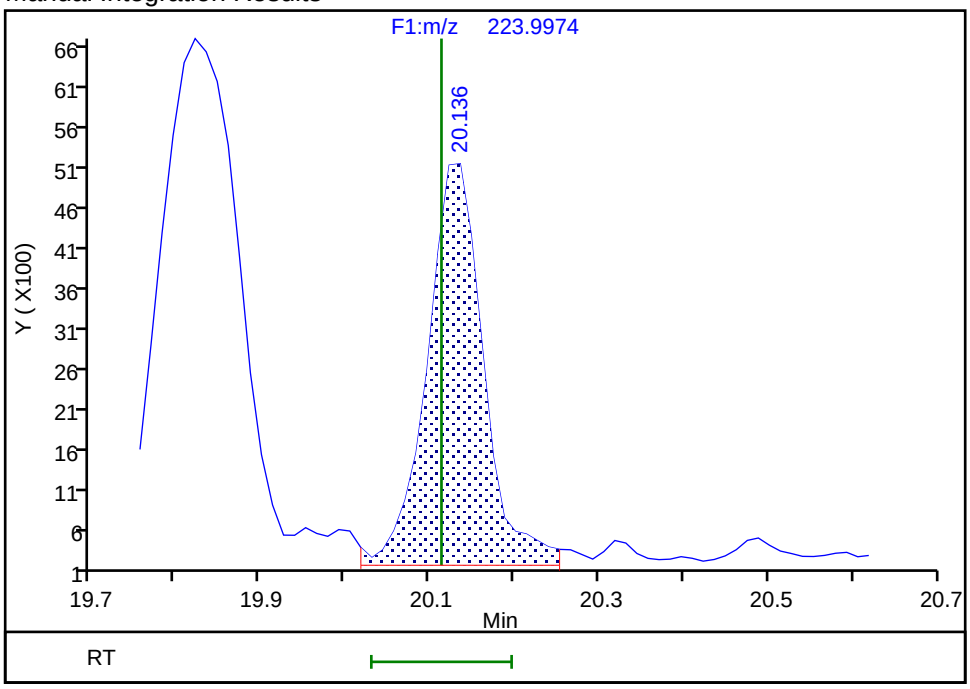

Reviewer: davidsonm, 21-Aug-2019 16:05:34

Audit Action: Split an Integrated Peak Audit Reason: Split Peak

Manual Integration/User Assign Peak Report

Eurofins TestAmerica, Knoxville

Data File:	\\chromna\Knoxville\ChromData\D3D\20190813-12717.b\d4190821i2.d				
Injection Date:	21-Aug-2019 14:49:00	Instrument ID:	D3D		
Lims ID:	IC L2				
Client ID:					
Operator ID:	Xcalibur_System	ALS Bottle#:	0	Worklist Smp#:	2
Injection Vol:	1.0 ul	Dil. Factor:	1.0000		
Method:	PCBs_D3D	Limit Group:	HR - 1668A - ICAL		
Column:	SPB-Octyl (0.25 mm)	Detector	F1(11.07 :21.70)		

PCB-15, CAS: 2050-68-2

Signal: 1

Processing Integration Results

RT: 20.12
Area: 36708
Amount: 1.122796
Amount Units: pg/ul

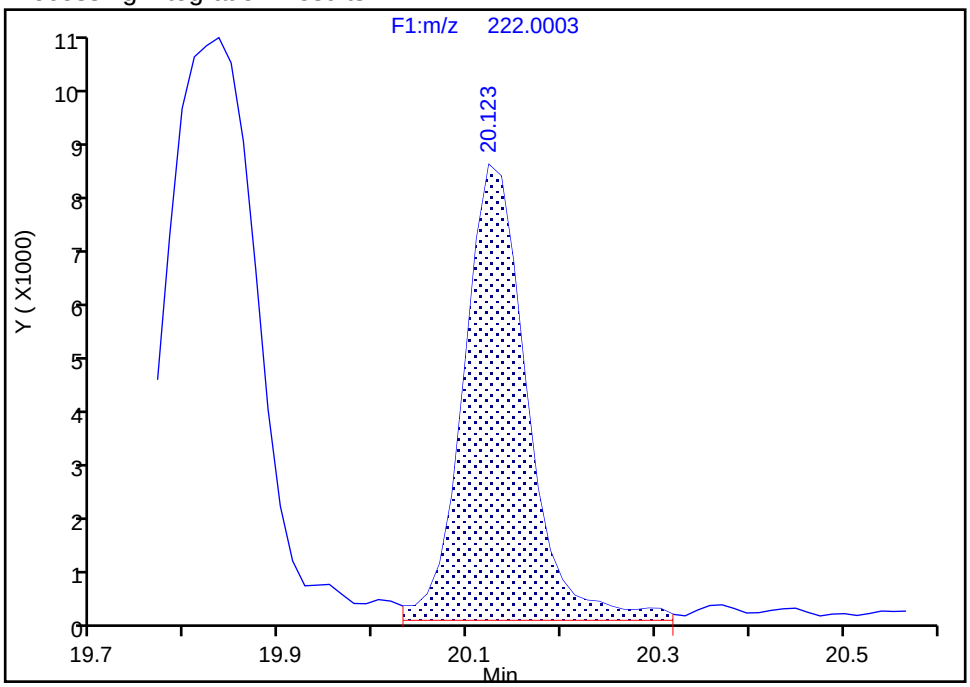

Manual Integration Results

RT: 20.12
Area: 35968
Amount: 1.085084
Amount Units: pg/ul

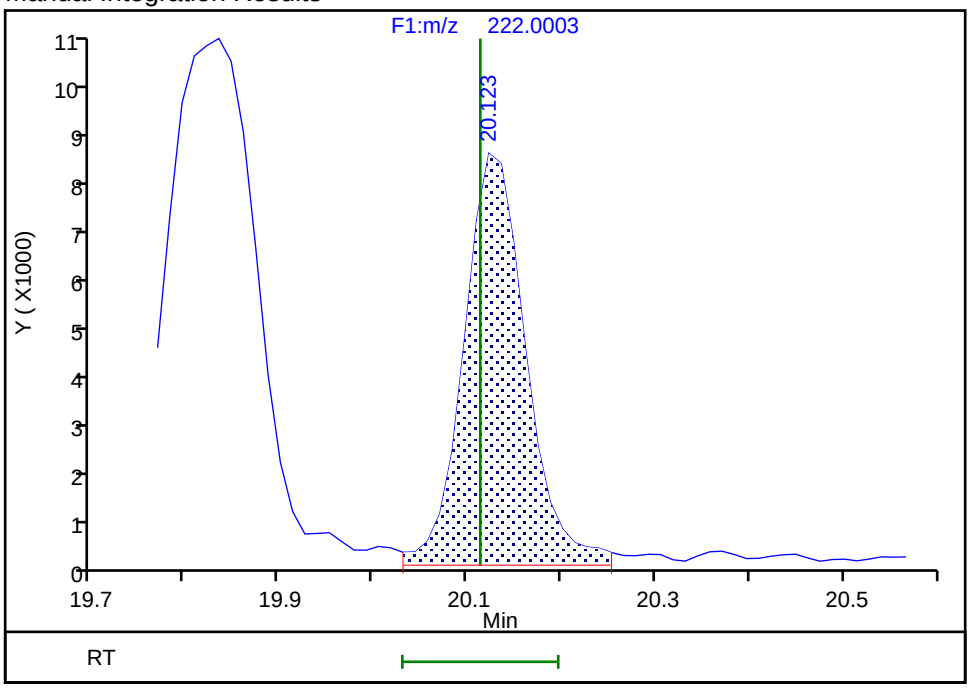

Reviewer: davidsonm, 21-Aug-2019 16:05:36
Audit Action: Split an Integrated Peak Audit Reason: Split Peak

Report Date: 30-Aug-2019 11:36:42 Chrom Revision: 2.3 22-Aug-2019 12:55:36

Eurofins TestAmerica, Knoxville

Data File:	\\chromna\Knoxville\ChromData\D3D\20190813-12717.b\d4190821i2.d		
Injection Date:	21-Aug-2019 14:49:00	Injection Vol:	1.0 ul
Instrument ID:	D3D	Operator ID:	Xcalibur_System
Method:	PCBs_D3D	Limit Group:	HR - 1668A - ICAL
Client ID:			
Worklist#:	33168	Sample Line#:	2
Column Type:	SPB-Octyl	Column Dia:	0.25 mm

TriPCB F1

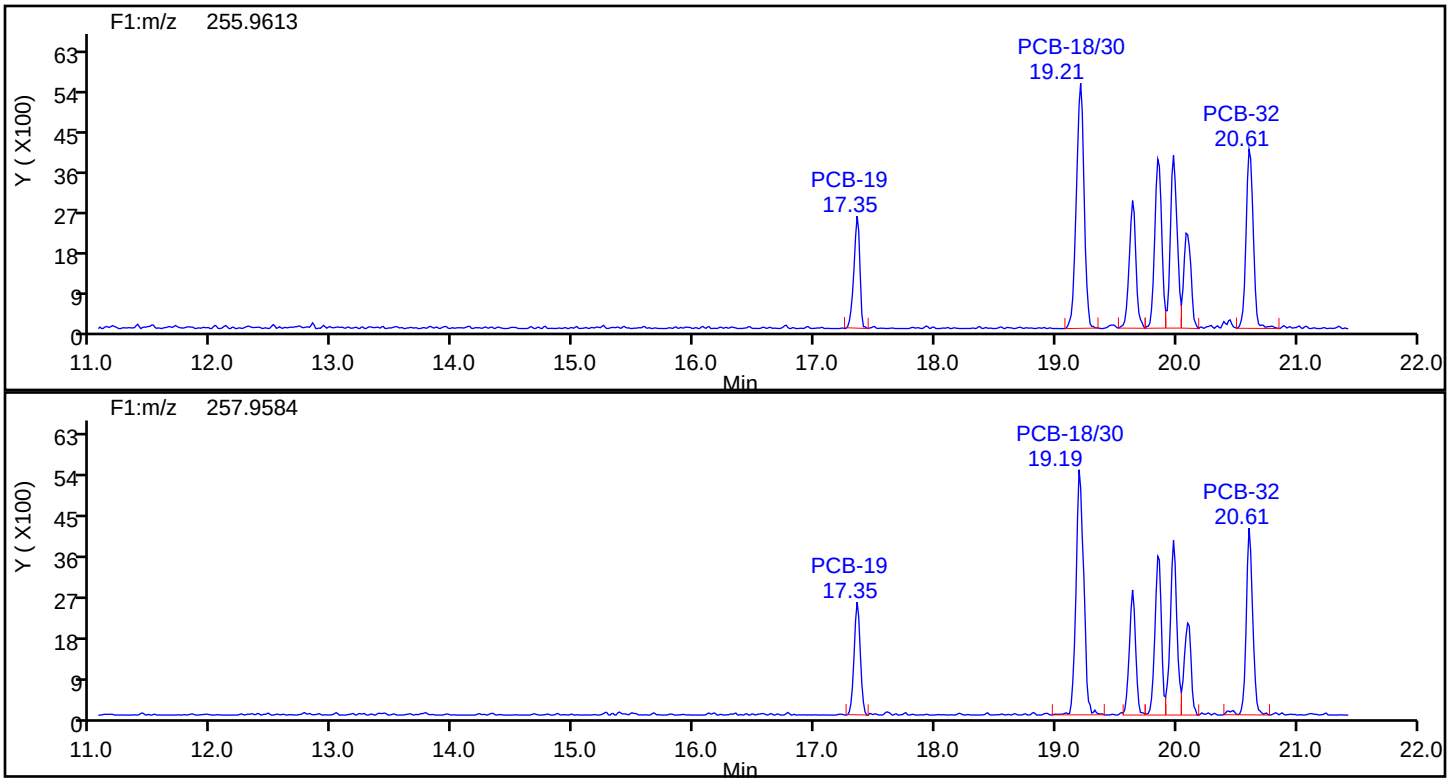

TriPCB F1 Standards

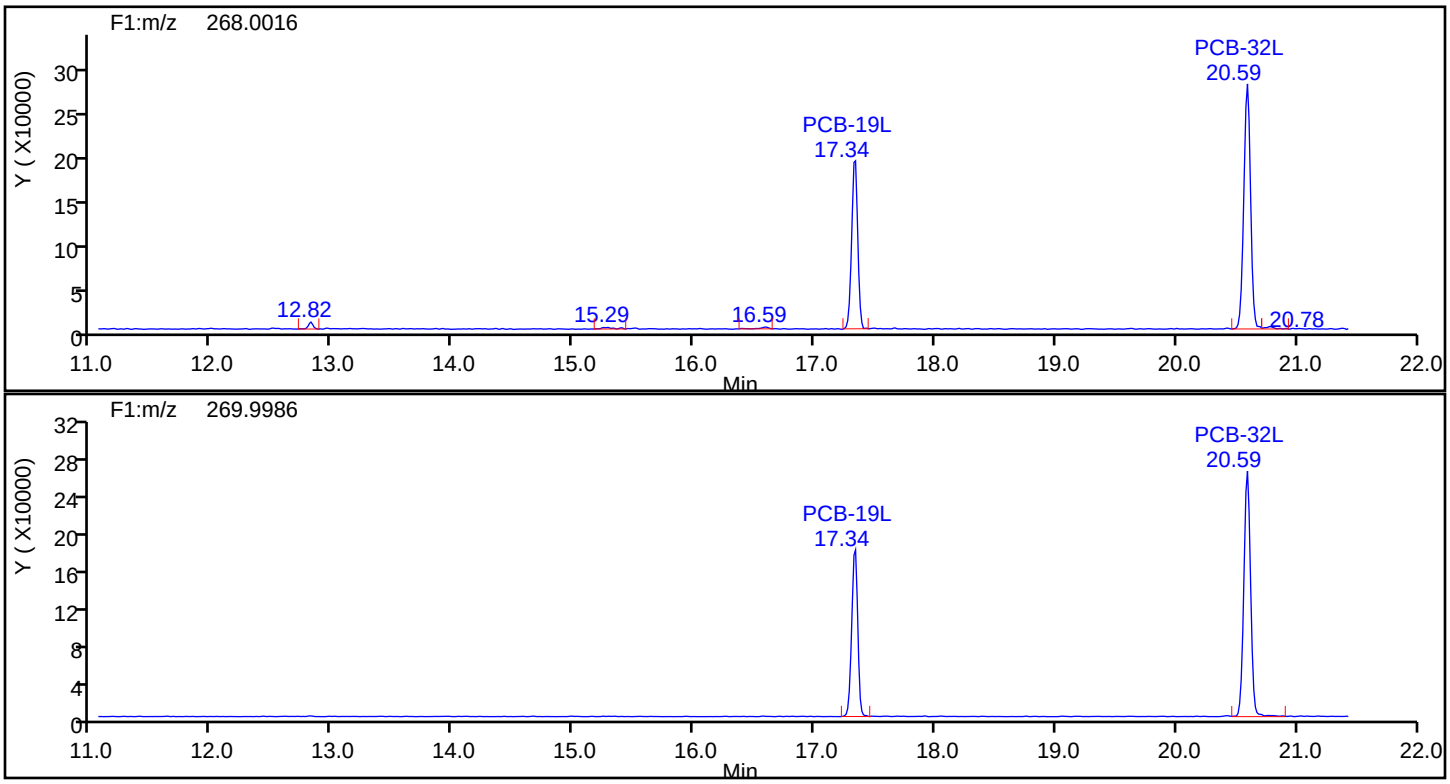

Eurofins TestAmerica, Knoxville

Data File:	\\chromna\Knoxville\ChromData\D3D\20190813-12717.b\d4190821i2.d		
Injection Date:	21-Aug-2019 14:49:00	Injection Vol:	1.0 ul
Instrument ID:	D3D	Operator ID:	Xcalibur_System
Method:	PCBs_D3D	Limit Group:	HR - 1668A - ICAL
Client ID:			
Worklist#:	33168	Sample Line#:	2
Column Type:	SPB-Octyl	Column Dia:	0.25 mm

TriPCB F1

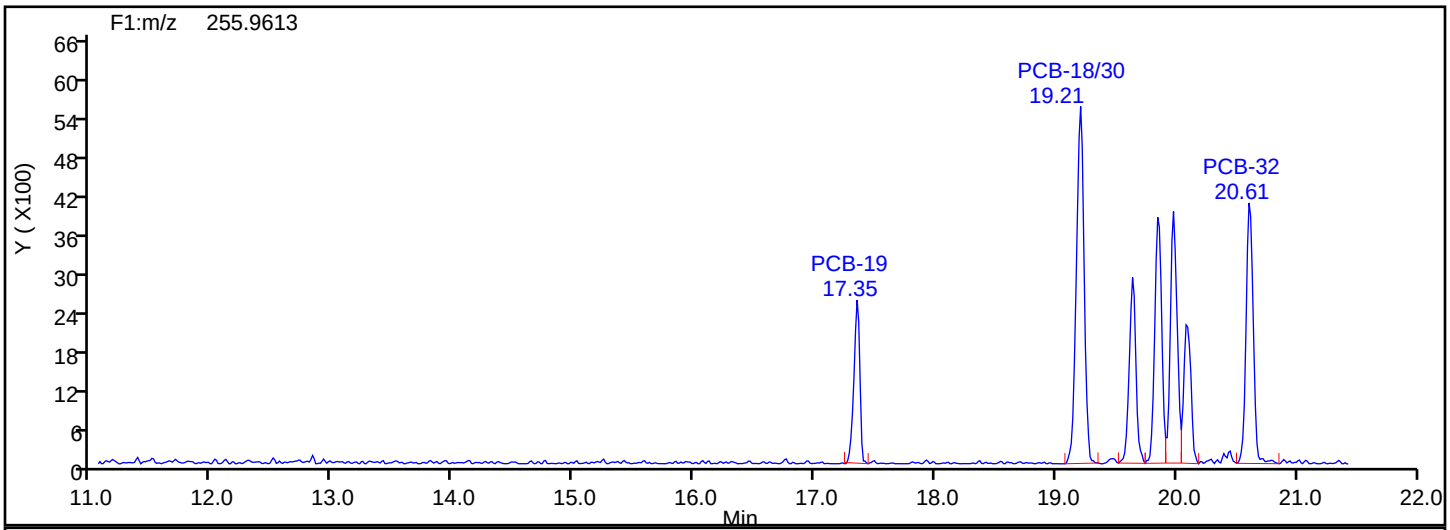

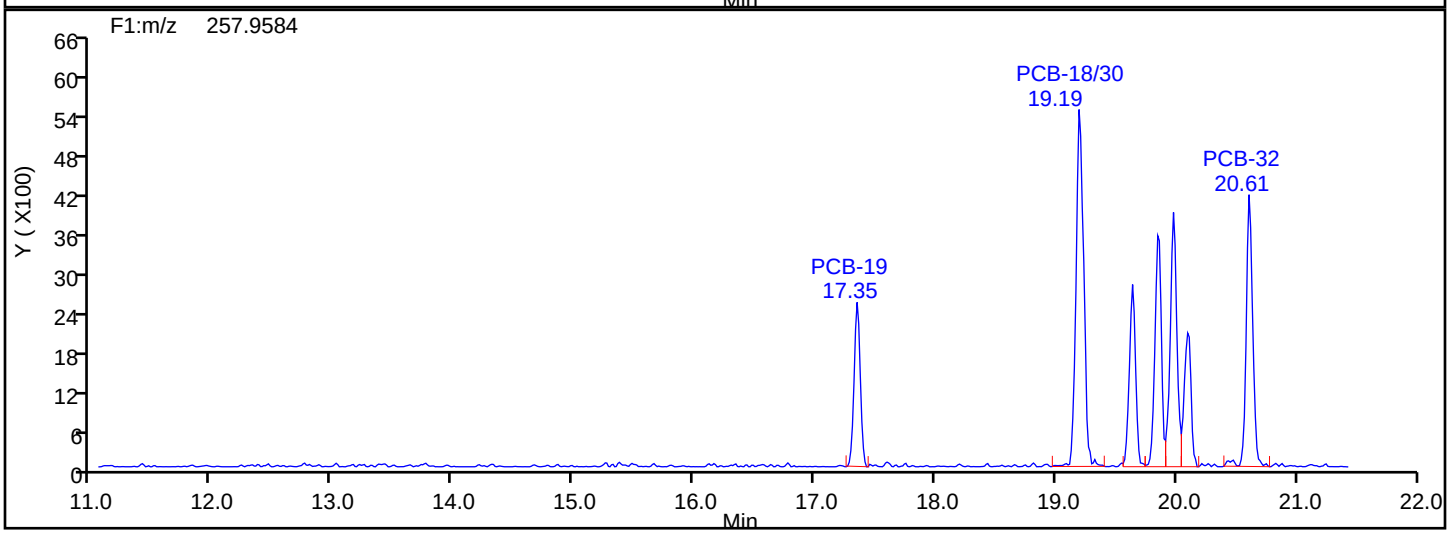

TriPCB F1 Lock Mass

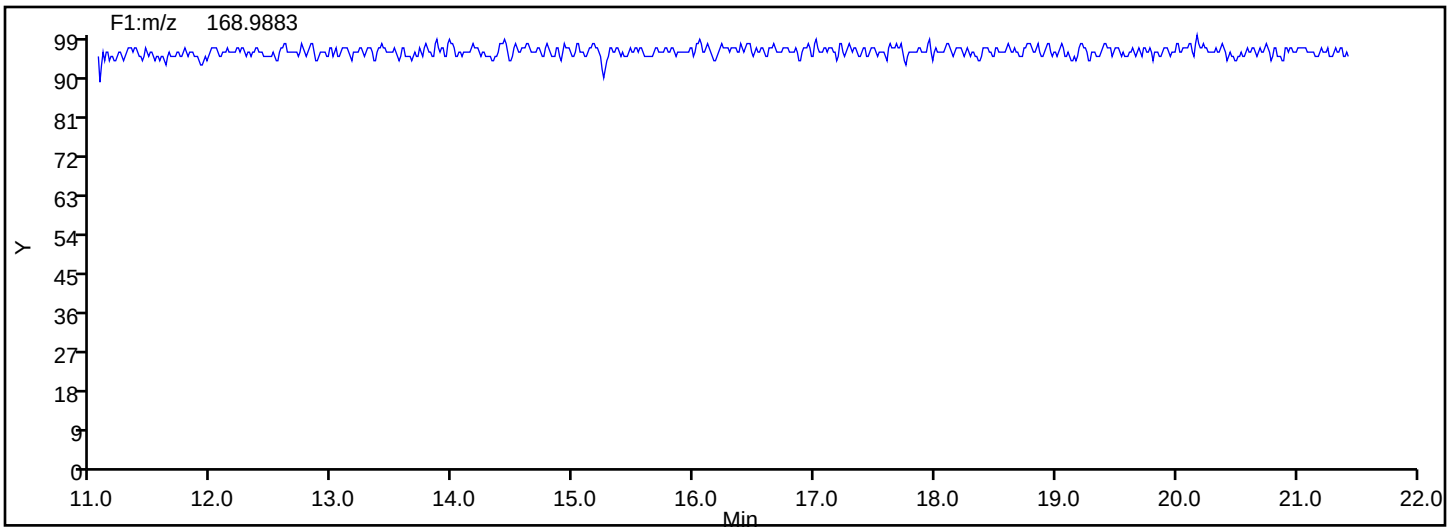

Eurofins TestAmerica, Knoxville

Data File:	\\chromna\Knoxville\ChromData\D3D\20190813-12717.b\d4190821i2.d		
Injection Date:	21-Aug-2019 14:49:00	Injection Vol:	1.0 ul
Instrument ID:	D3D	Operator ID:	Xcalibur_System
Method:	PCBs_D3D	Limit Group:	HR - 1668A - ICAL
Client ID:			
Worklist#:	33168	Sample Line#:	2
Column Type:	SPB-Octyl	Column Dia:	0.25 mm

TriPCB F2

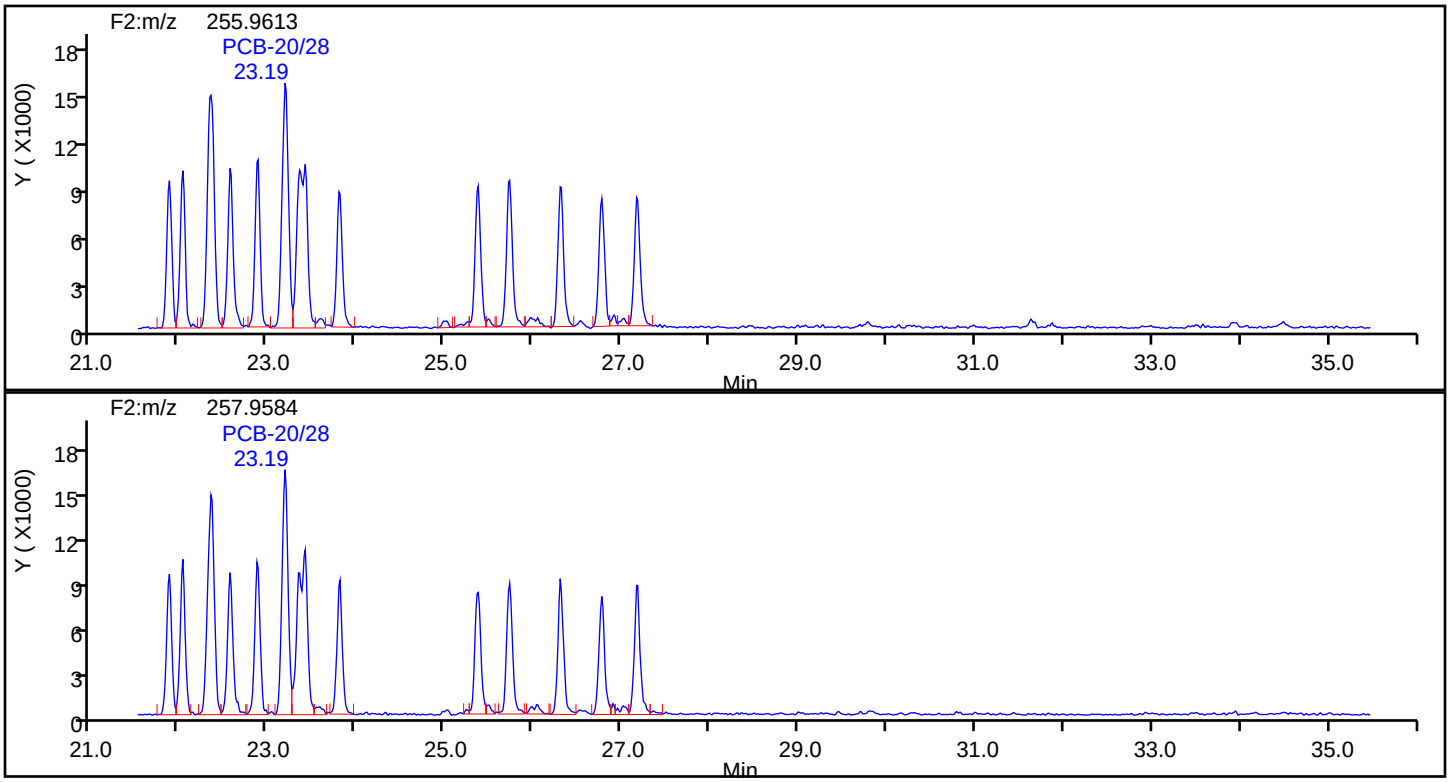

TriPCB F2 Standards

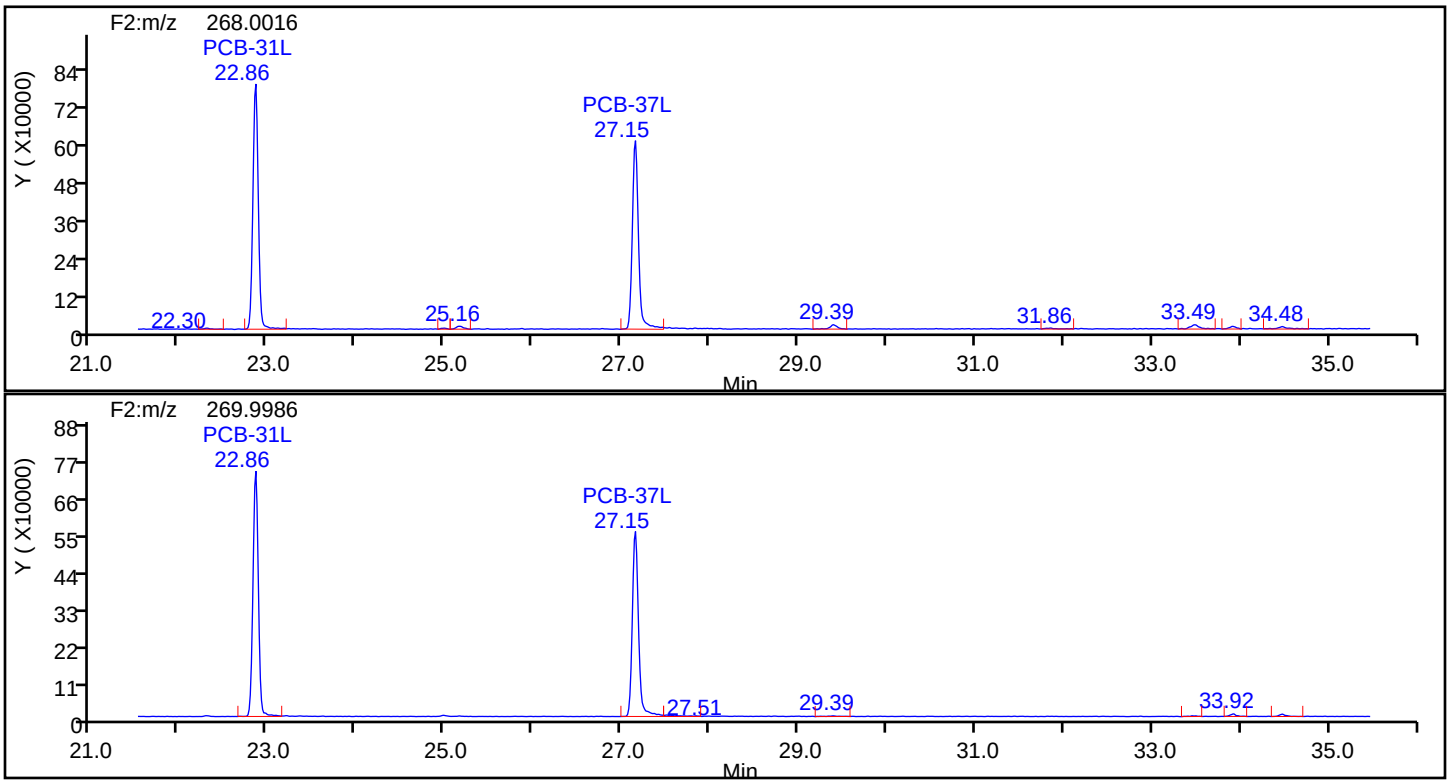

Eurofins TestAmerica, Knoxville

Data File:	\\chromna\Knoxville\ChromData\D3D\20190813-12717.b\d4190821i2.d		
Injection Date:	21-Aug-2019 14:49:00	Injection Vol:	1.0 ul
Instrument ID:	D3D	Operator ID:	Xcalibur_System
Method:	PCBs_D3D	Limit Group:	HR - 1668A - ICAL
Client ID:			
Worklist#:	33168	Sample Line#:	2
Column Type:	SPB-Octyl	Column Dia:	0.25 mm

TriPCB F2

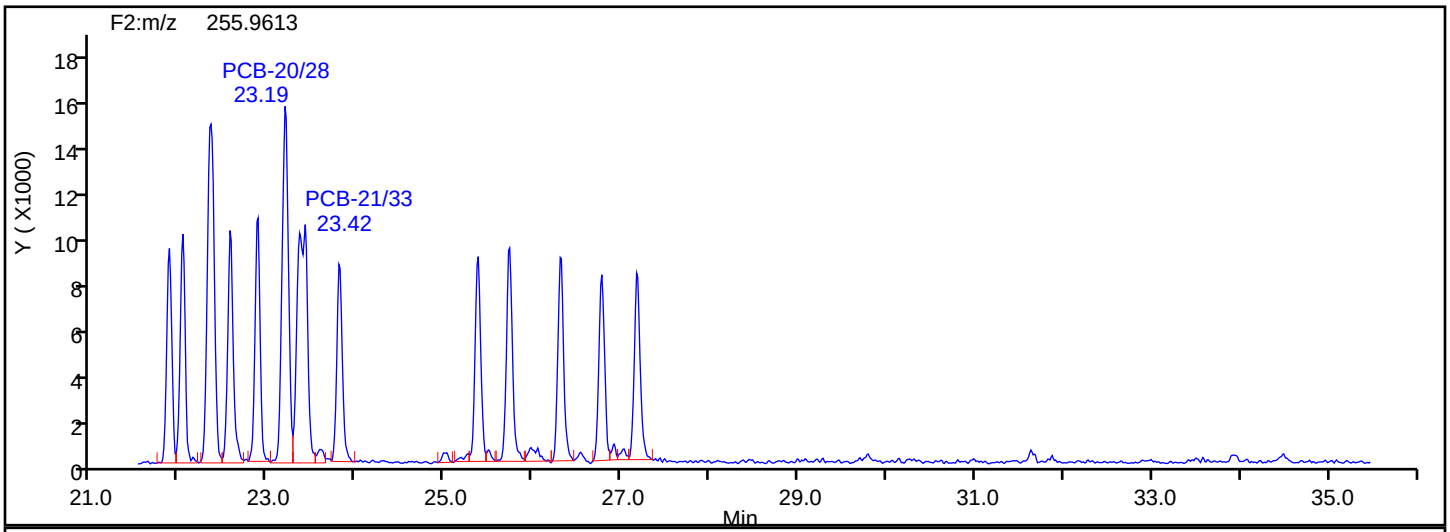

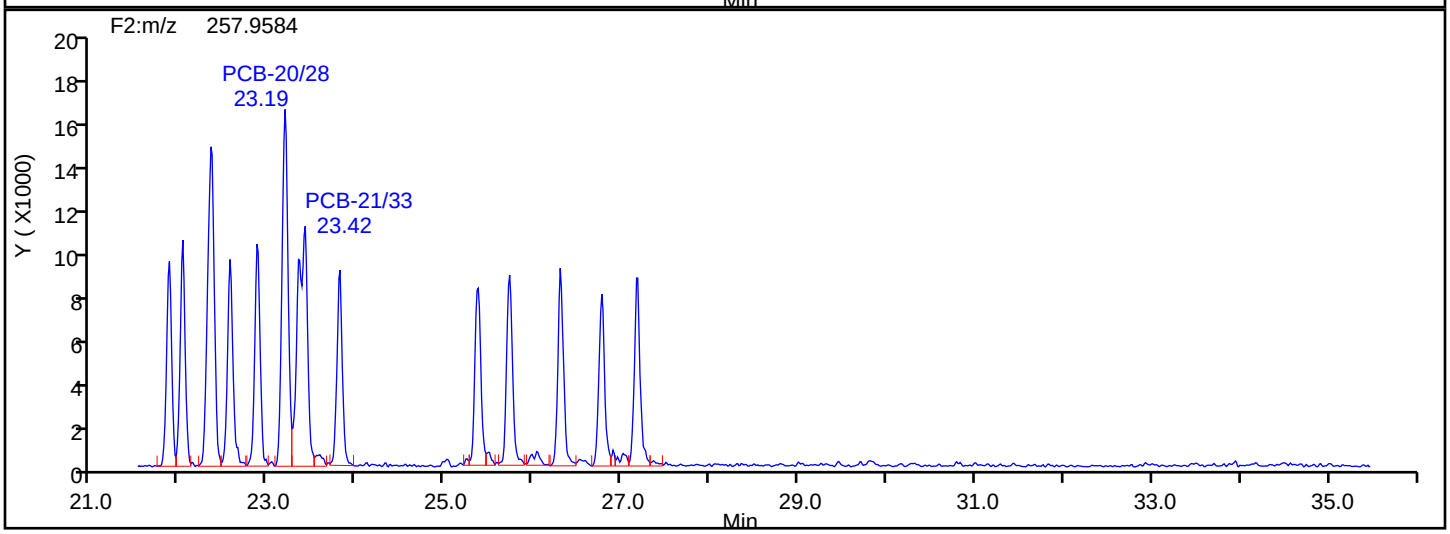

TriPCB F2 Lock Mass

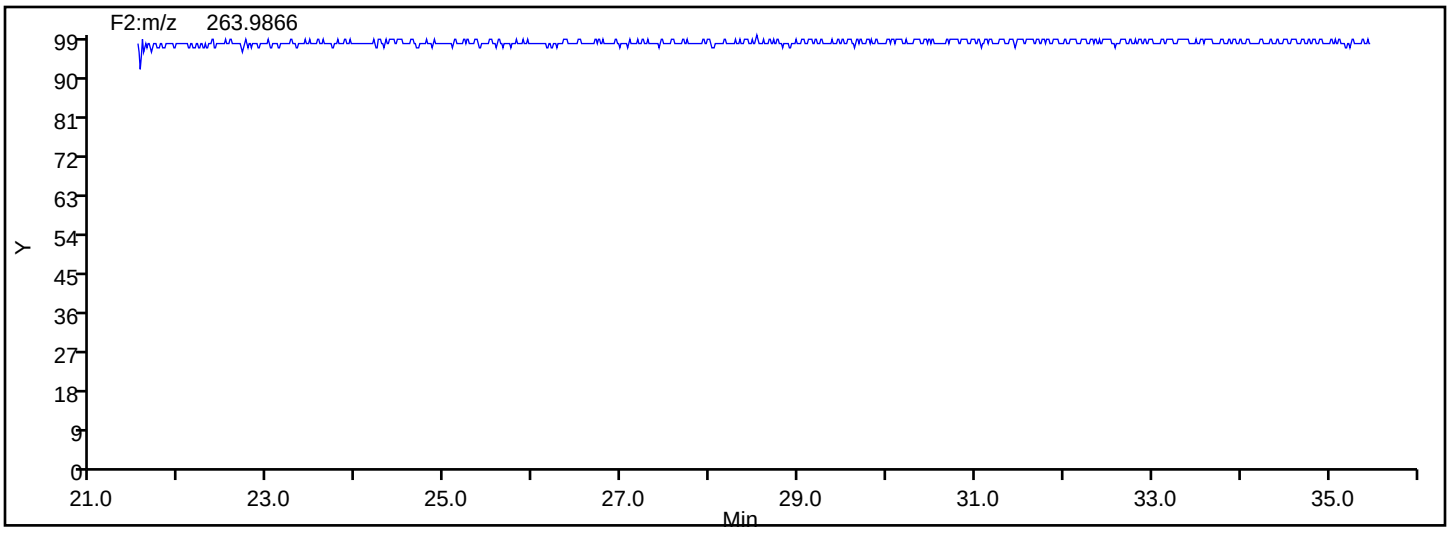

Manual Integration/User Assign Peak Report

Eurofins TestAmerica, Knoxville

Data File: \\chromna\Knoxville\ChromData\D3D\20190813-12717.b\d4190821i2.d
Injection Date: 21-Aug-2019 14:49:00 Instrument ID: D3D
Lims ID: IC L2
Client ID:
Operator ID: Xcalibur_System ALS Bottle#: 0 Worklist Smp#: 2
Injection Vol: 1.0 ul Dil. Factor: 1.0000
Method: PCBs_D3D Limit Group: HR - 1668A - ICAL
Column: SPB-Octyl (0.25 mm) Detector F2(21.81 :35.54)

PCB-31, CAS: 16606-02-3

Signal: 2

Processing Integration Results

RT: 22.87
Area: 18113
Amount: 0.788874
Amount Units: pg/ul

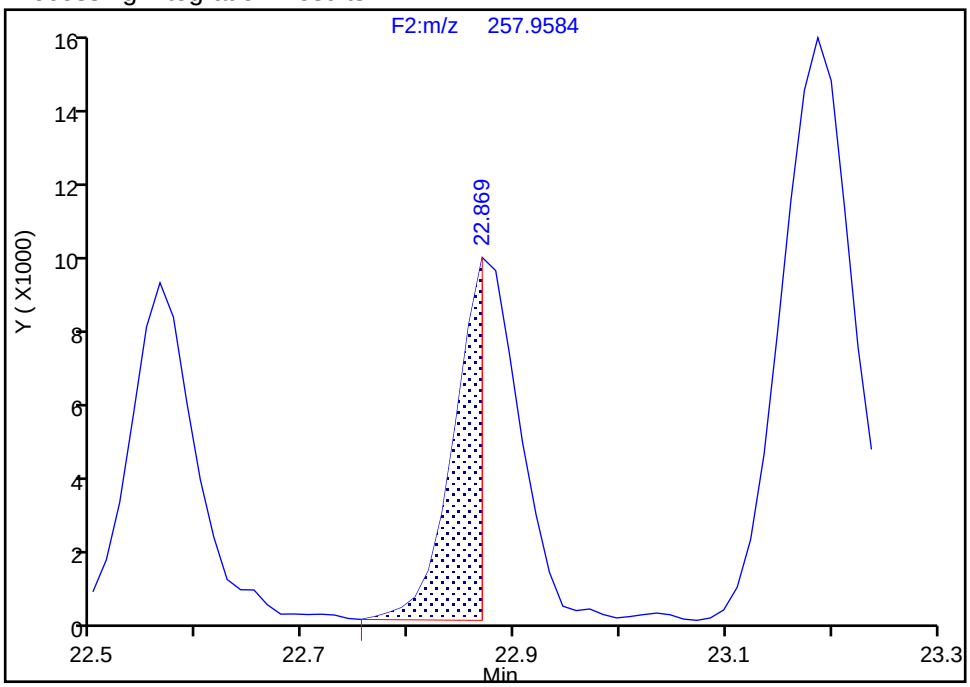

Manual Integration Results

RT: 22.87
Area: 42504
Amount: 1.095039
Amount Units: pg/ul

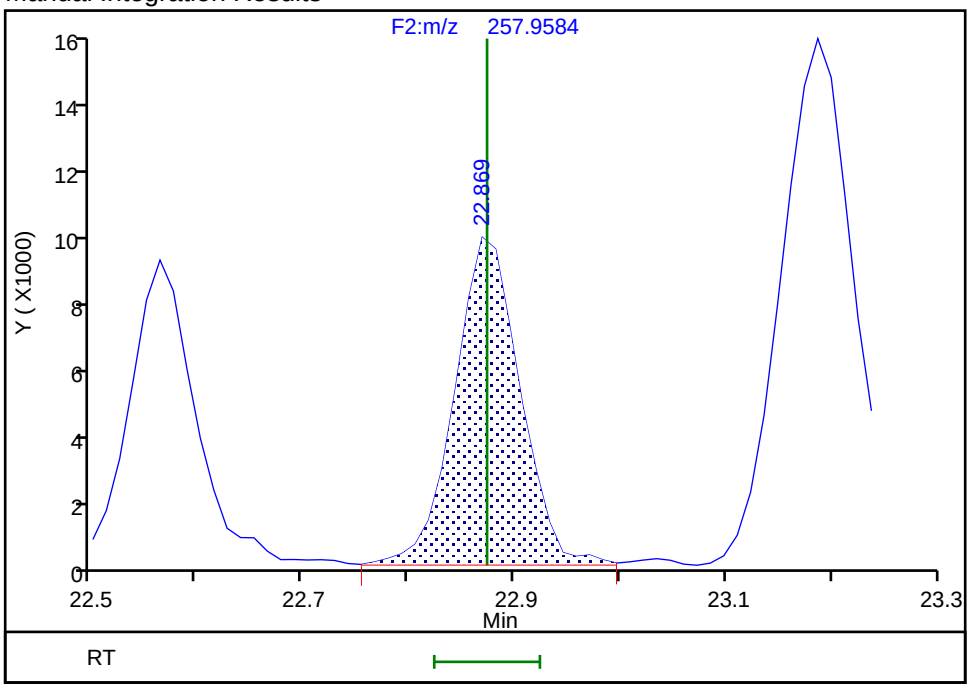

Reviewer: davidsonm, 21-Aug-2019 16:06:24
Audit Action: Manually Integrated Audit Reason: Incomplete Integration

Manual Integration/User Assign Peak Report

Eurofins TestAmerica, Knoxville

Data File: \\chromna\Knoxville\ChromData\D3D\20190813-12717.b\d4190821i2.d
Injection Date: 21-Aug-2019 14:49:00 Instrument ID: D3D
Lims ID: IC L2
Client ID:
Operator ID: Xcalibur_System ALS Bottle#: 0 Worklist Smp#: 2
Injection Vol: 1.0 ul Dil. Factor: 1.0000
Method: PCBs_D3D Limit Group: HR - 1668A - ICAL
Column: SPB-Octyl (0.25 mm) Detector F2(21.81 :35.54)

PCB-21/33, CAS: STL01800

Signal: 1

Processing Integration Results

RT: 23.42
Area: 87084
Amount: 2.123446
Amount Units: pg/ul

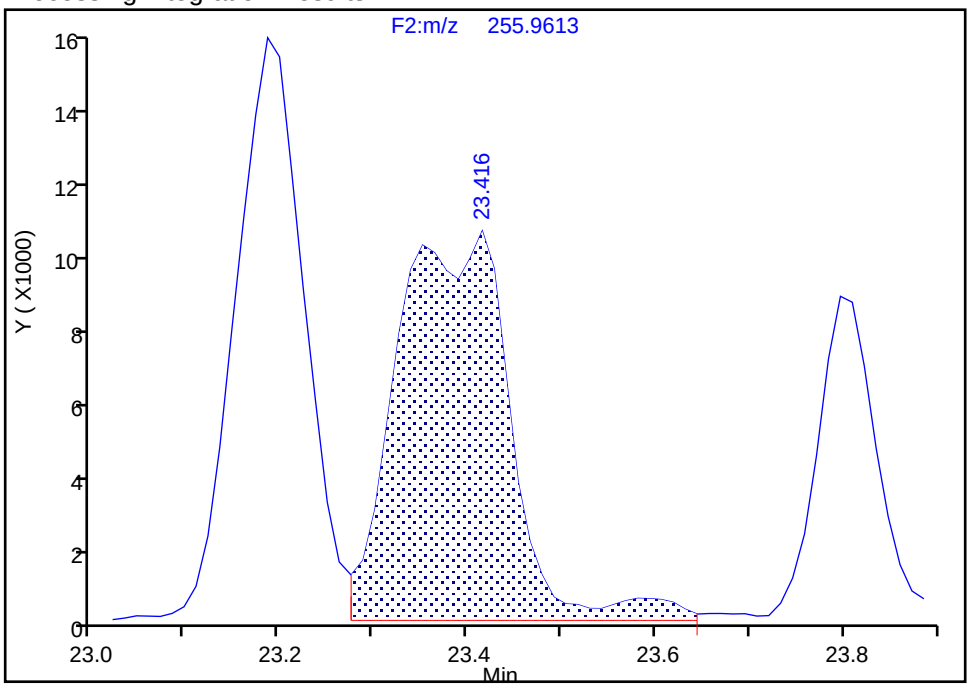

Manual Integration Results

RT: 23.42
Area: 84036
Amount: 2.138892
Amount Units: pg/ul

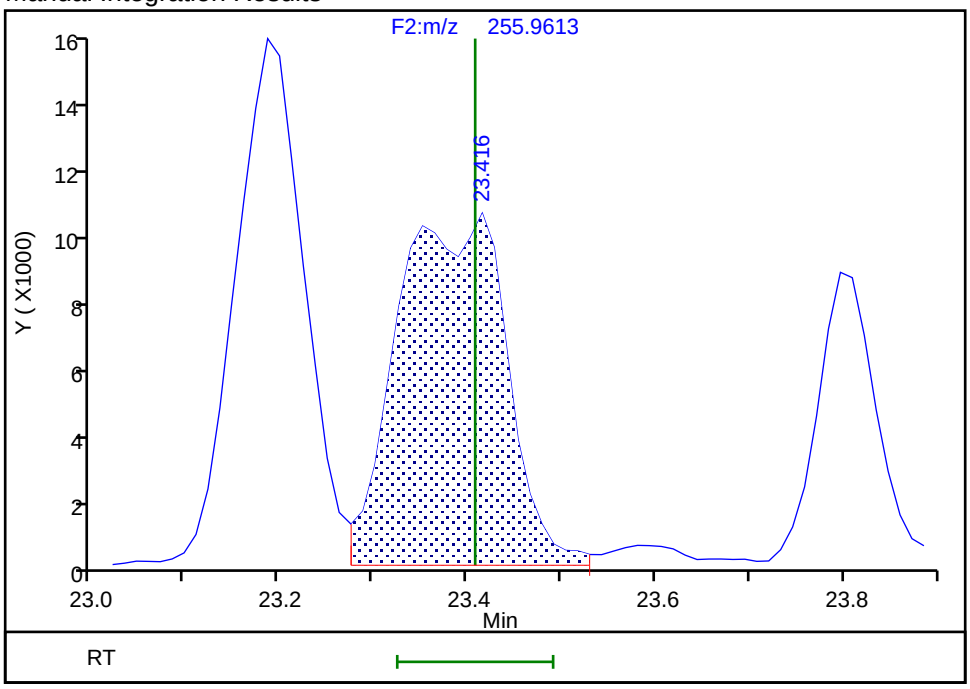

Reviewer: davidsonm, 21-Aug-2019 16:06:41
Audit Action: Split an Integrated Peak Audit Reason: Split Peak

Manual Integration/User Assign Peak Report

Eurofins TestAmerica, Knoxville

Data File: \\chromna\Knoxville\ChromData\D3D\20190813-12717.b\d4190821i2.d
Injection Date: 21-Aug-2019 14:49:00 Instrument ID: D3D
Lims ID: IC L2
Client ID:
Operator ID: Xcalibur_System ALS Bottle#: 0 Worklist Smp#: 2
Injection Vol: 1.0 ul Dil. Factor: 1.0000
Method: PCBs_D3D Limit Group: HR - 1668A - ICAL
Column: SPB-Octyl (0.25 mm) Detector F2(21.81 :35.54)

PCB-21/33, CAS: STL01800

Signal: 2

Processing Integration Results

RT: 23.42
Area: 85416
Amount: 2.123446
Amount Units: pg/ul

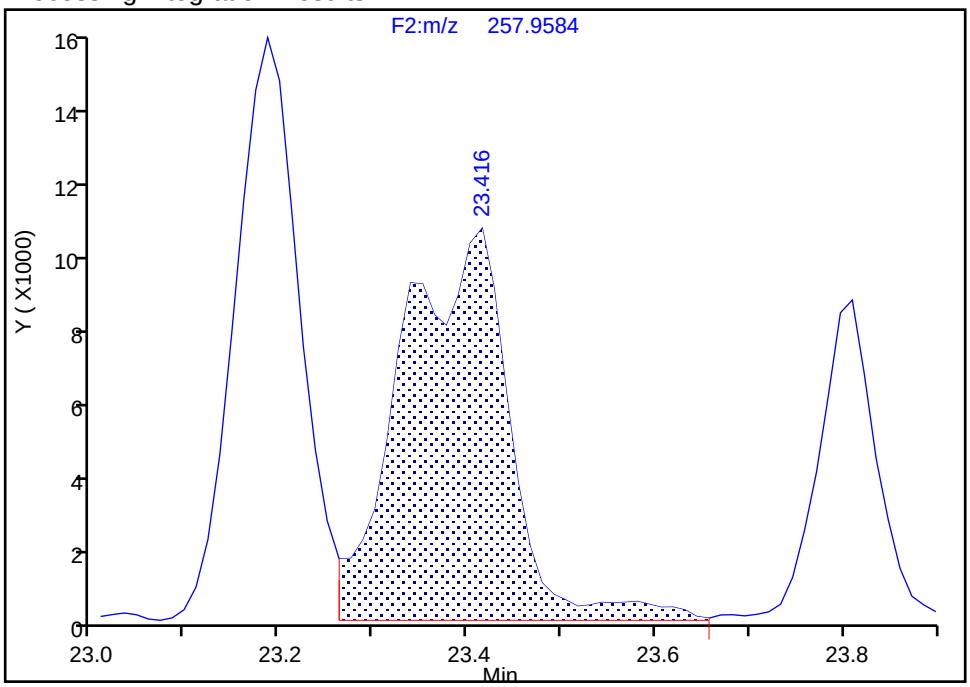

Manual Integration Results

RT: 23.42
Area: 82279
Amount: 2.138892
Amount Units: pg/ul

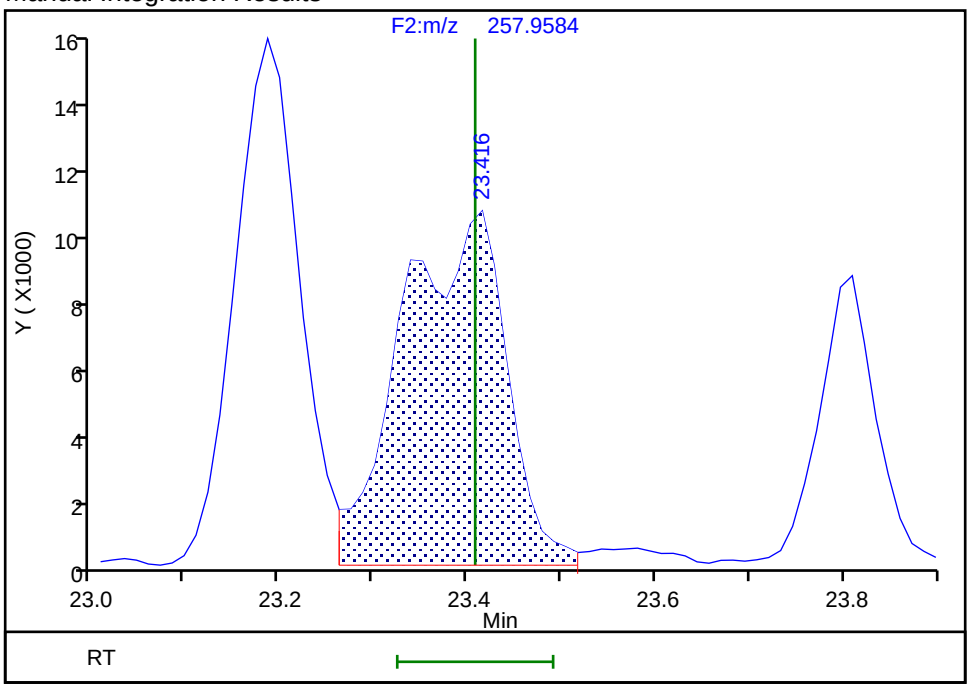

Reviewer: davidsonm, 21-Aug-2019 16:06:43
Audit Action: Split an Integrated Peak Audit Reason: Split Peak

Manual Integration/User Assign Peak Report

Eurofins TestAmerica, Knoxville

Data File: \\chromna\Knoxville\ChromData\D3D\20190813-12717.b\d4190821i2.d
Injection Date: 21-Aug-2019 14:49:00 Instrument ID: D3D
Lims ID: IC L2
Client ID:
Operator ID: Xcalibur_System ALS Bottle#: 0 Worklist Smp#: 2
Injection Vol: 1.0 ul Dil. Factor: 1.0000
Method: PCBs_D3D Limit Group: HR - 1668A - ICAL
Column: SPB-Octyl (0.25 mm) Detector F2(21.81 :35.54)

PCB-36, CAS: 38444-87-0

Signal: 1

Processing Integration Results

RT: 25.37
Area: 43691
Amount: 1.031776
Amount Units: pg/ul

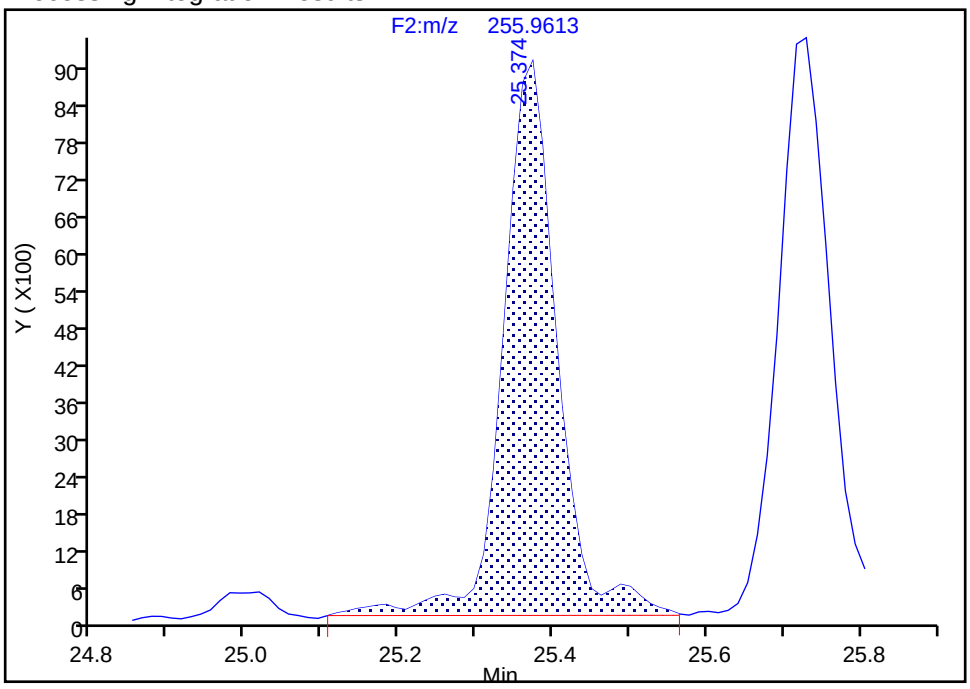

Manual Integration Results

RT: 25.37
Area: 40369
Amount: 1.032485
Amount Units: pg/ul

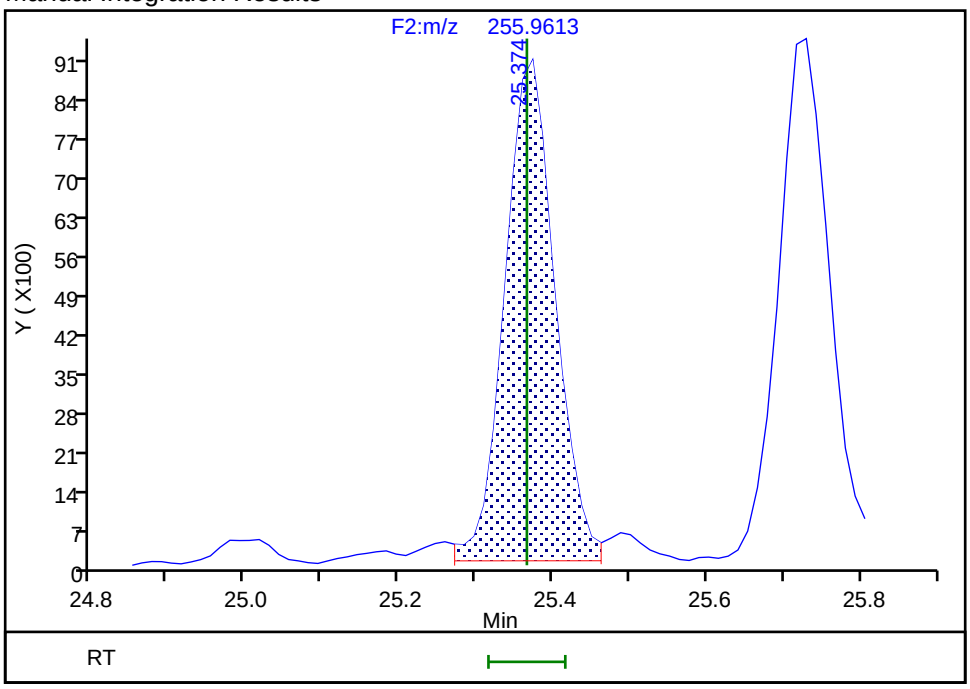

Reviewer: davidsonm, 21-Aug-2019 16:06:58
Audit Action: Split an Integrated Peak Audit Reason: Split Peak

Manual Integration/User Assign Peak Report

Eurofins TestAmerica, Knoxville

Data File:	\\chromna\Knoxville\ChromData\D3D\20190813-12717.b\d4190821i2.d				
Injection Date:	21-Aug-2019 14:49:00	Instrument ID:	D3D		
Lims ID:	IC L2				
Client ID:					
Operator ID:	Xcalibur_System	ALS Bottle#:	0	Worklist Smp#:	2
Injection Vol:	1.0 ul	Dil. Factor:	1.0000		
Method:	PCBs_D3D	Limit Group:	HR - 1668A - ICAL		
Column:	SPB-Octyl (0.25 mm)	Detector	F2(21.81 :35.54)		

PCB-36, CAS: 38444-87-0

Signal: 2

Processing Integration Results

RT: 25.37
Area: 41079
Amount: 1.031776
Amount Units: pg/ul

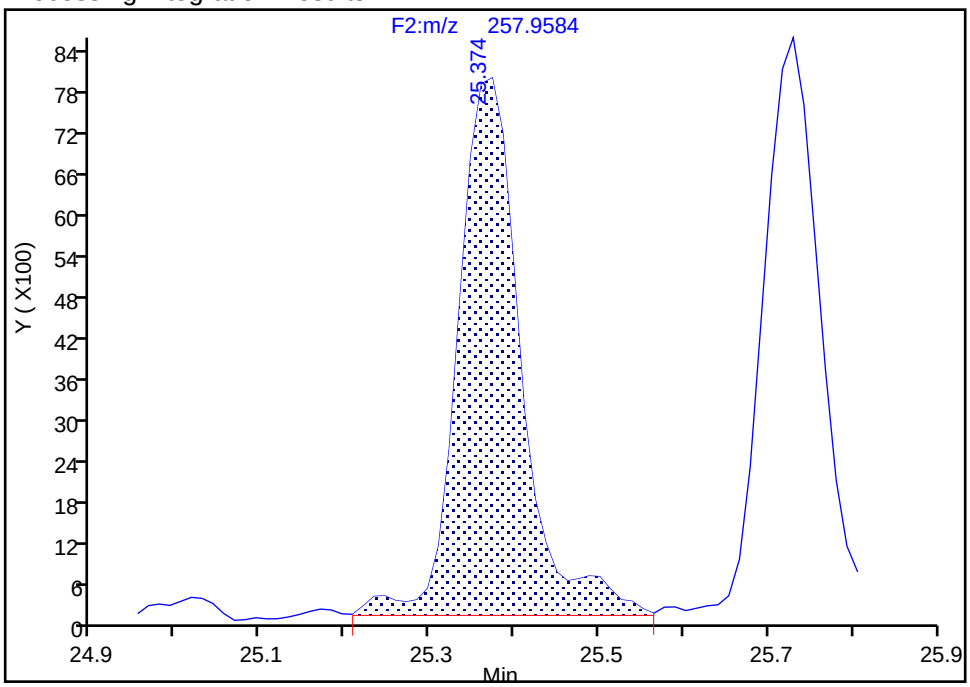

Manual Integration Results

RT: 25.37
Area: 38119
Amount: 1.032485
Amount Units: pg/ul

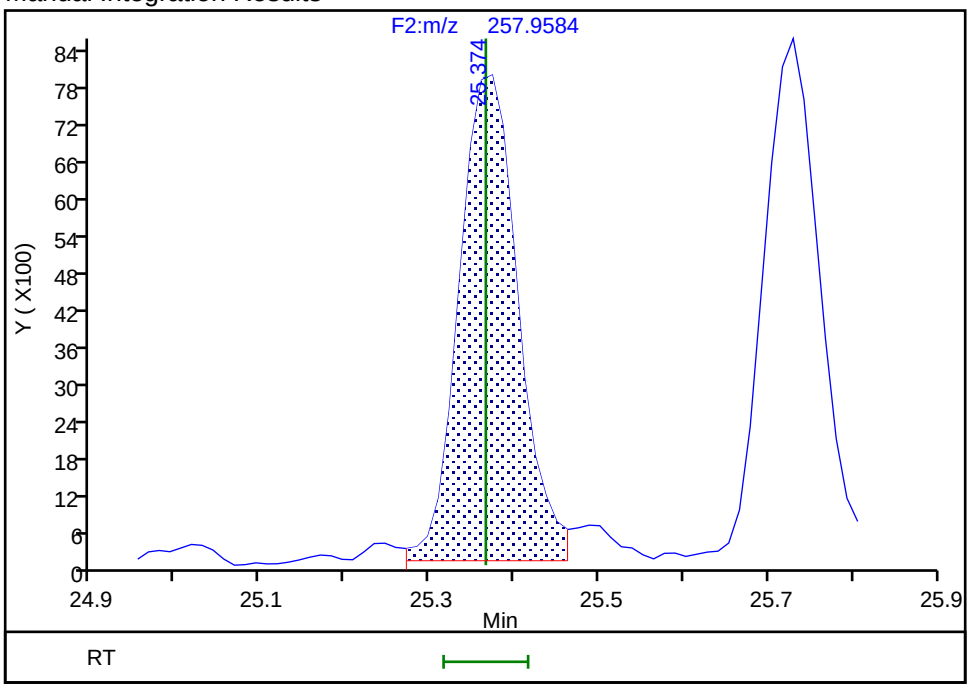

Reviewer: davidsonm, 21-Aug-2019 16:07:00

Audit Action: Split an Integrated Peak Audit Reason: Split Peak

Manual Integration/User Assign Peak Report

Eurofins TestAmerica, Knoxville

Data File:	\\chromna\Knoxville\ChromData\D3D\20190813-12717.b\d4190821i2.d				
Injection Date:	21-Aug-2019 14:49:00	Instrument ID:	D3D		
Lims ID:	IC L2				
Client ID:					
Operator ID:	Xcalibur_System	ALS Bottle#:	0	Worklist Smp#:	2
Injection Vol:	1.0 ul	Dil. Factor:	1.0000		
Method:	PCBs_D3D	Limit Group:	HR - 1668A - ICAL		
Column:	SPB-Octyl (0.25 mm)	Detector	F2(21.81 :35.54)		

PCB-38, CAS: 53555-66-1

Signal: 1

Processing Integration Results

RT: 26.30
Area: 45298
Amount: 1.084983
Amount Units: pg/ul

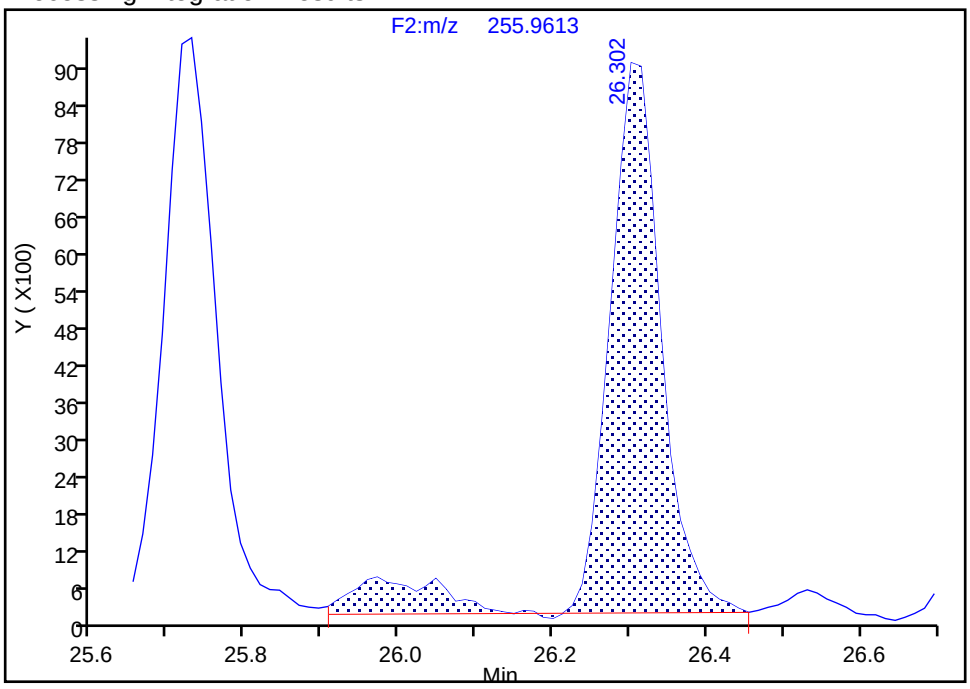

Manual Integration Results

RT: 26.30
Area: 40605
Amount: 1.070618
Amount Units: pg/ul

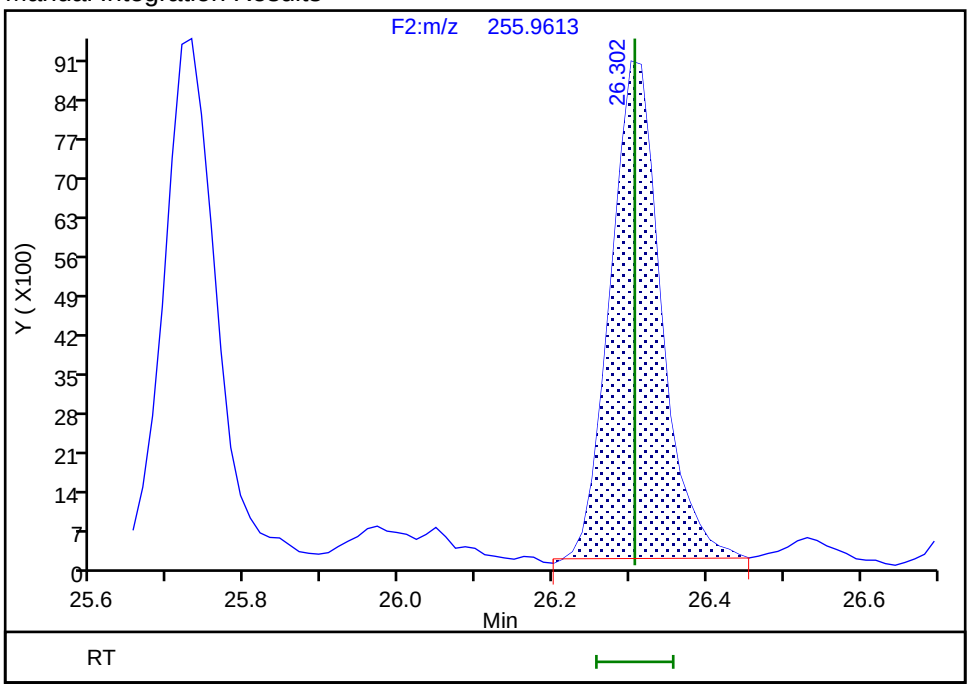

Reviewer: davidsonm, 21-Aug-2019 16:07:08

Audit Action: Split an Integrated Peak Audit Reason: Split Peak

Manual Integration/User Assign Peak Report

Eurofins TestAmerica, Knoxville

Data File: \\chromna\Knoxville\ChromData\D3D\20190813-12717.b\d4190821i2.d
Injection Date: 21-Aug-2019 14:49:00 Instrument ID: D3D
Lims ID: IC L2
Client ID:
Operator ID: Xcalibur_System ALS Bottle#: 0 Worklist Smp#: 2
Injection Vol: 1.0 ul Dil. Factor: 1.0000
Method: PCBs_D3D Limit Group: HR - 1668A - ICAL
Column: SPB-Octyl (0.25 mm) Detector F2(21.81 :35.54)

PCB-35, CAS: 37680-69-6

Signal: 1

Processing Integration Results

RT: 26.77
Area: 39124
Amount: 1.024690
Amount Units: pg/ul

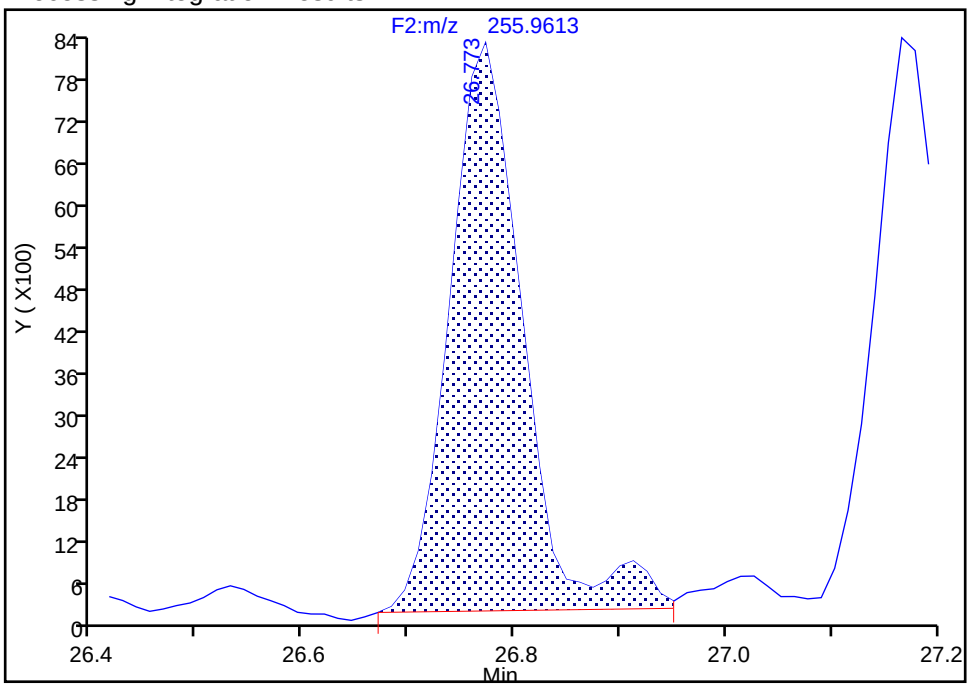

Manual Integration Results

RT: 26.77
Area: 36830
Amount: 1.043844
Amount Units: pg/ul

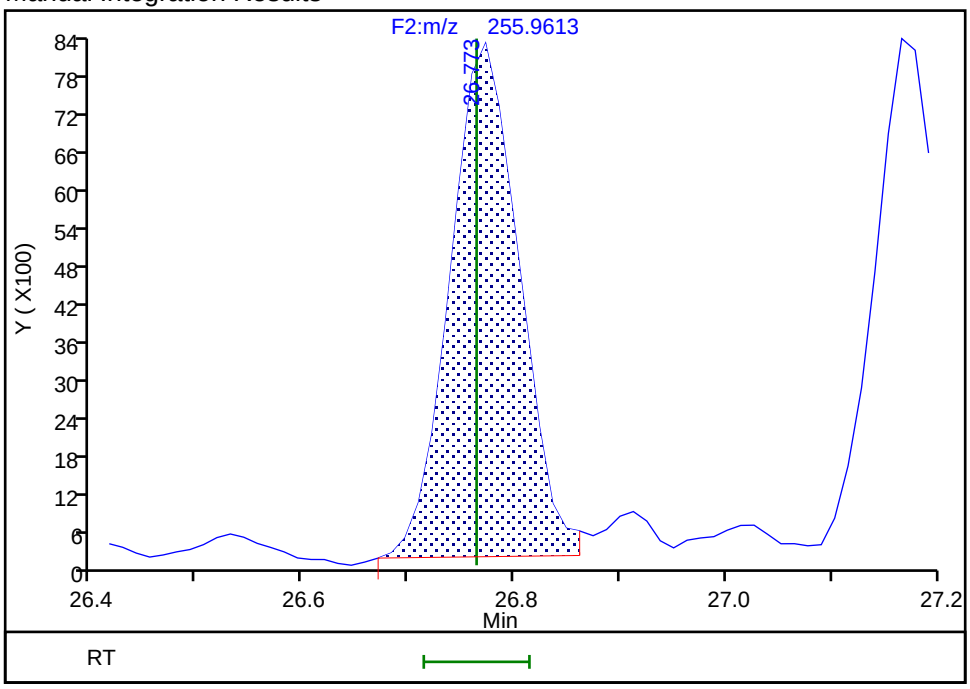

Reviewer: davidsonm, 21-Aug-2019 16:07:15
Audit Action: Split an Integrated Peak Audit Reason: Split Peak

Manual Integration/User Assign Peak Report

Eurofins TestAmerica, Knoxville

Data File: \\chromna\Knoxville\ChromData\D3D\20190813-12717.b\d4190821i2.d
Injection Date: 21-Aug-2019 14:49:00 Instrument ID: D3D
Lims ID: IC L2
Client ID:
Operator ID: Xcalibur_System ALS Bottle#: 0 Worklist Smp#: 2
Injection Vol: 1.0 ul Dil. Factor: 1.0000
Method: PCBs_D3D Limit Group: HR - 1668A - ICAL
Column: SPB-Octyl (0.25 mm) Detector F2(21.81 :35.54)

PCB-35, CAS: 37680-69-6

Signal: 2

Processing Integration Results

RT: 26.77
Area: 36405
Amount: 1.024690
Amount Units: pg/ul

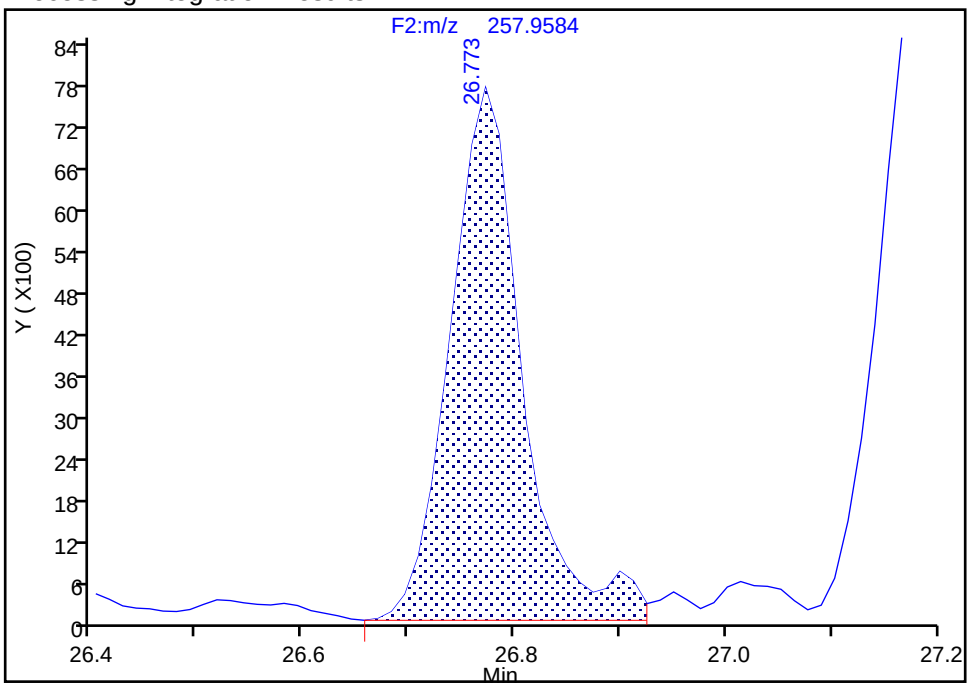

Manual Integration Results

RT: 26.77
Area: 34851
Amount: 1.043844
Amount Units: pg/ul

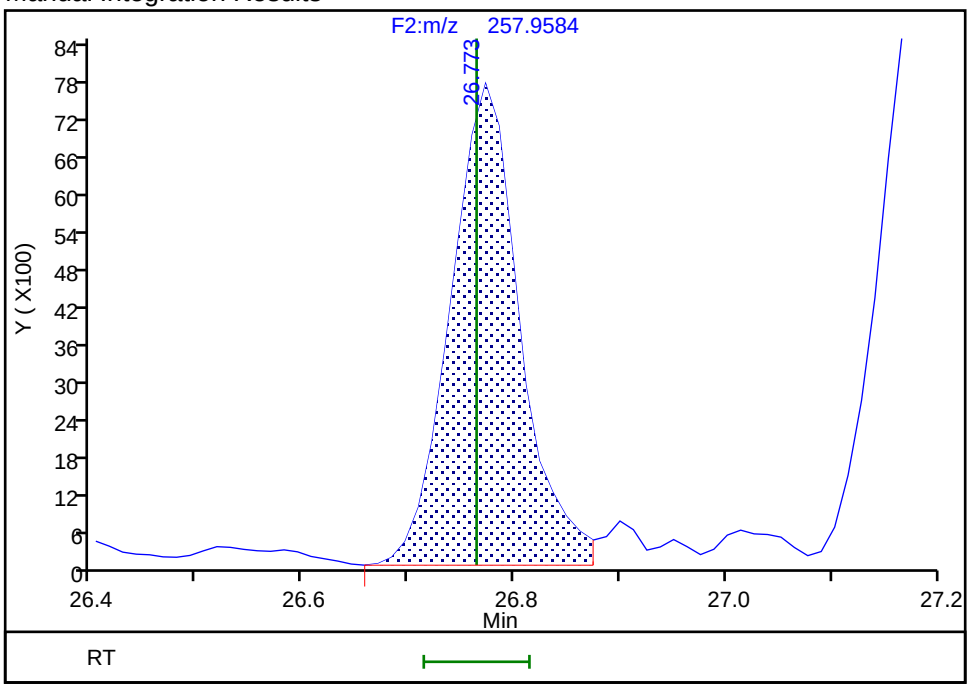

Reviewer: davidsonm, 21-Aug-2019 16:07:18
Audit Action: Split an Integrated Peak Audit Reason: Split Peak

Manual Integration/User Assign Peak Report

Eurofins TestAmerica, Knoxville

Data File: \\chromna\Knoxville\ChromData\D3D\20190813-12717.b\d4190821i2.d
Injection Date: 21-Aug-2019 14:49:00 Instrument ID: D3D
Lims ID: IC L2
Client ID:
Operator ID: Xcalibur_System ALS Bottle#: 0 Worklist Smp#: 2
Injection Vol: 1.0 ul Dil. Factor: 1.0000
Method: PCBs_D3D Limit Group: HR - 1668A - ICAL
Column: SPB-Octyl (0.25 mm) Detector F2(21.81 :35.54)

PCB-37, CAS: 38444-90-5

Signal: 2

Processing Integration Results

RT: 27.17
Area: 39603
Amount: 1.027383
Amount Units: pg/ul

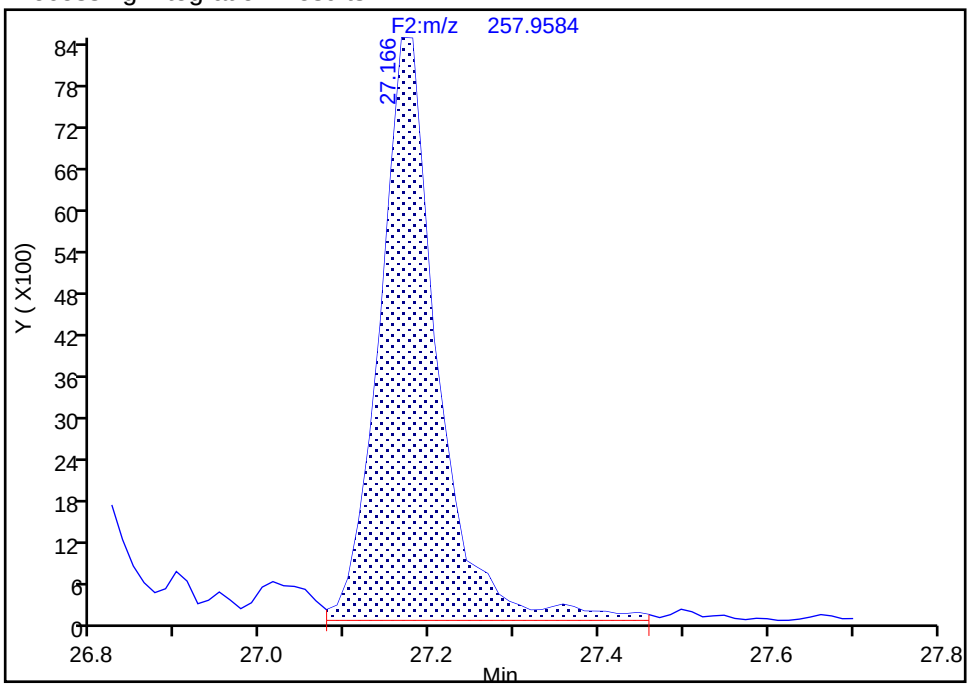

Manual Integration Results

RT: 27.17
Area: 38403
Amount: 1.054174
Amount Units: pg/ul

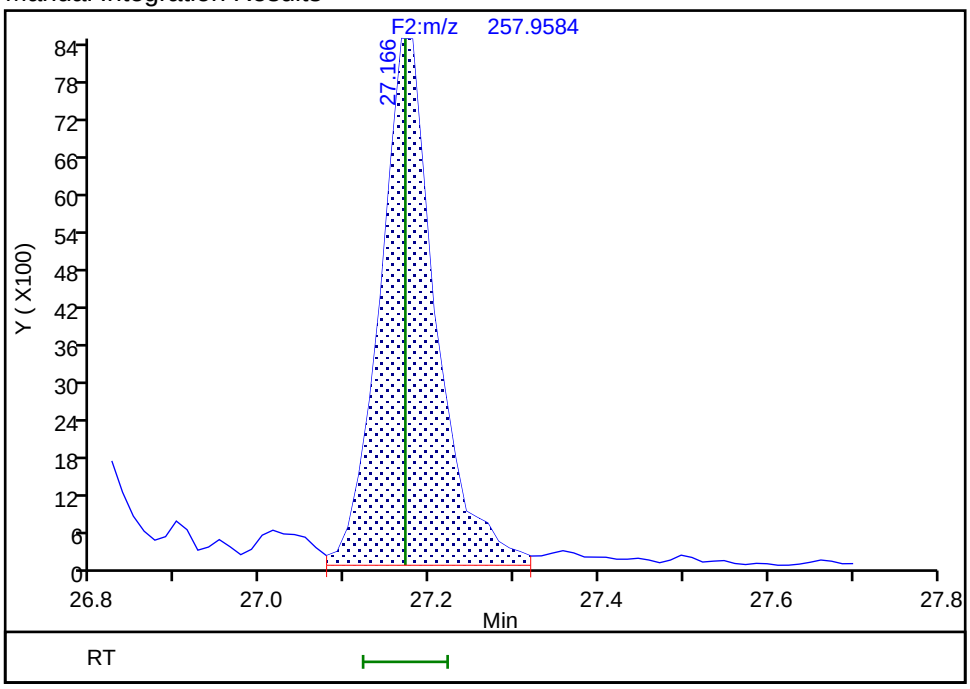

Reviewer: davidsonm, 21-Aug-2019 16:07:23
Audit Action: Split an Integrated Peak Audit Reason: Split Peak

Eurofins TestAmerica, Knoxville

Data File:	\\chromna\Knoxville\ChromData\D3D\20190813-12717.b\d4190821i2.d		
Injection Date:	21-Aug-2019 14:49:00	Injection Vol:	1.0 ul
Instrument ID:	D3D	Operator ID:	Xcalibur_System
Method:	PCBs_D3D	Limit Group:	HR - 1668A - ICAL
Client ID:			
Worklist#:	33168	Sample Line#:	2
Column Type:	SPB-Octyl	Column Dia:	0.25 mm

TePCB F1

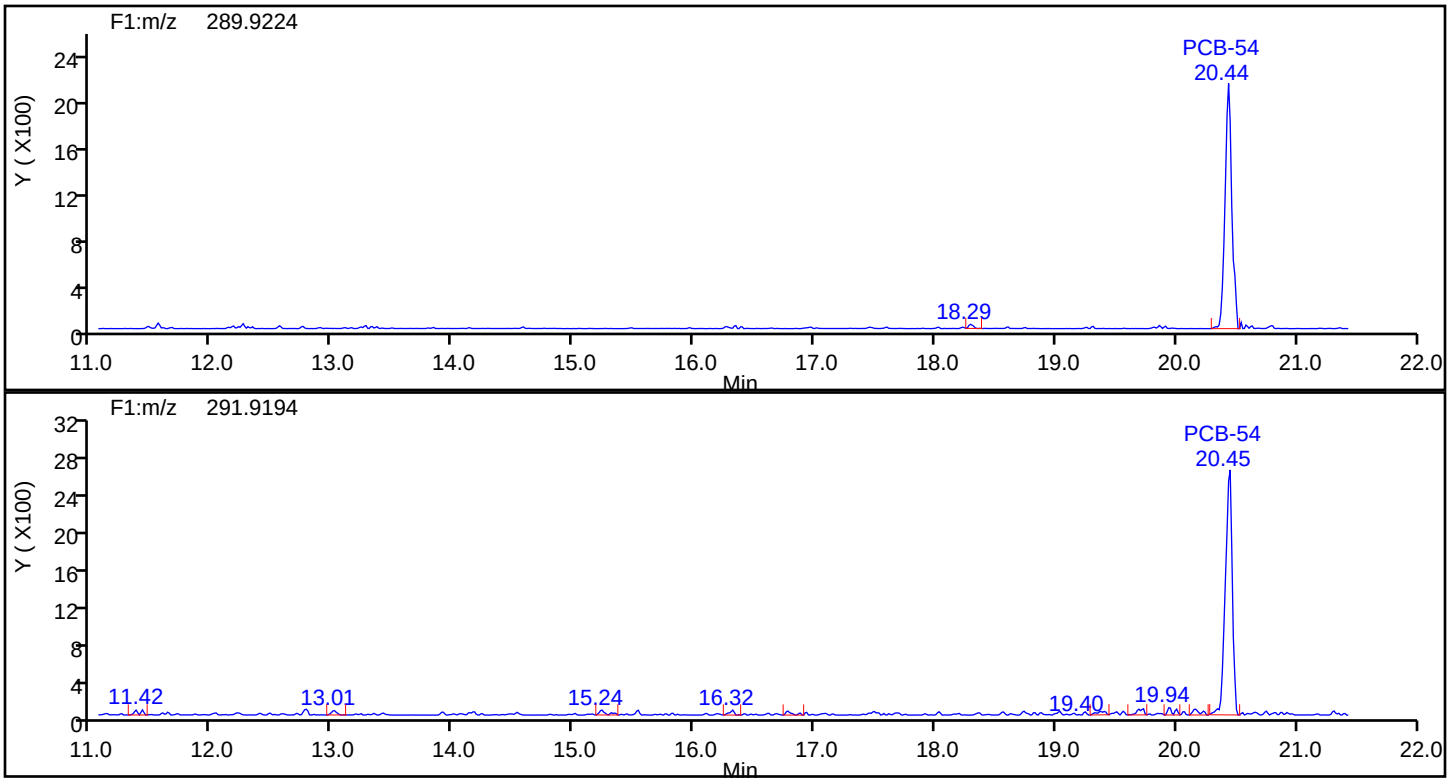

TePCB F1 Standards

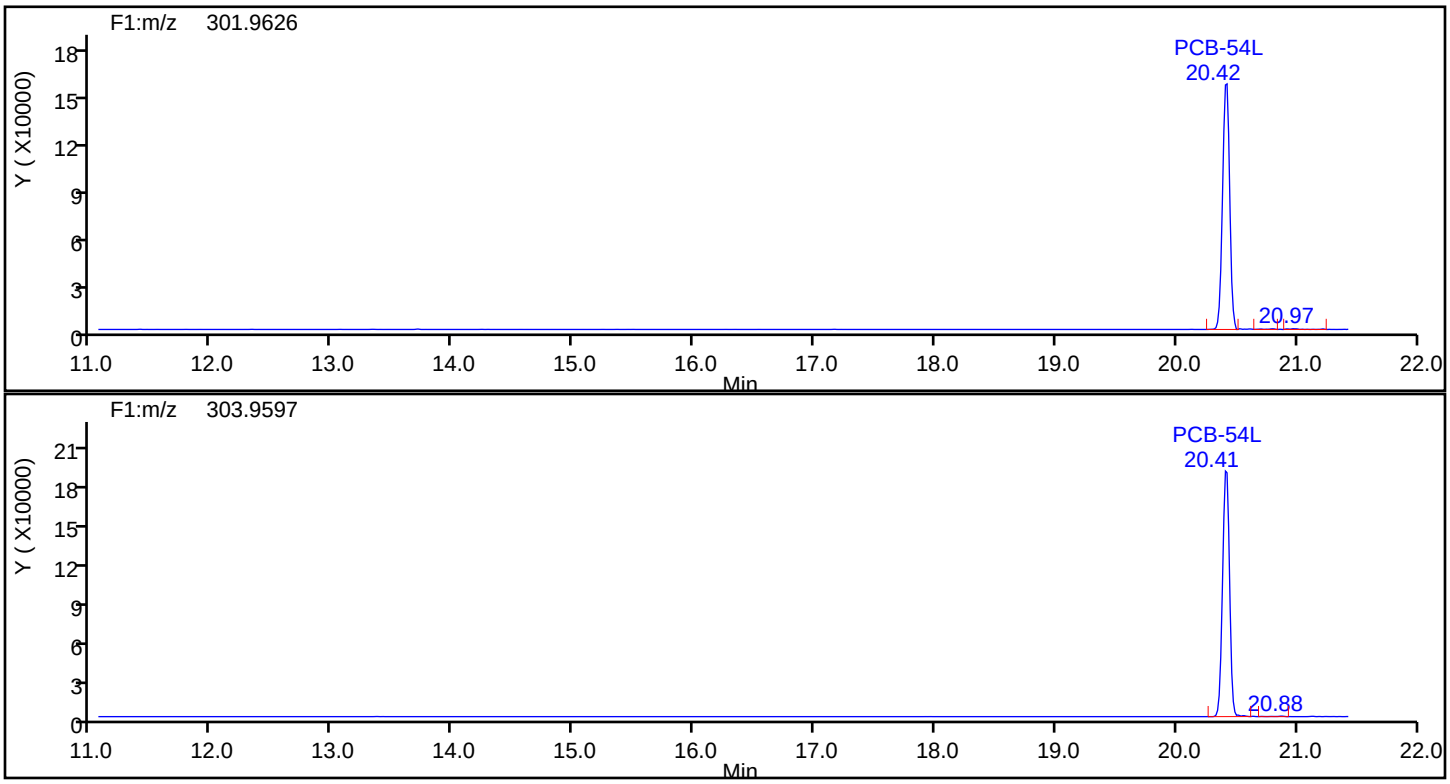

Eurofins TestAmerica, Knoxville

Data File:	\\chromna\Knoxville\ChromData\D3D\20190813-12717.b\d4190821i2.d		
Injection Date:	21-Aug-2019 14:49:00	Injection Vol:	1.0 ul
Instrument ID:	D3D	Operator ID:	Xcalibur_System
Method:	PCBs_D3D	Limit Group:	HR - 1668A - ICAL
Client ID:			
Worklist#:	33168	Sample Line#:	2
Column Type:	SPB-Octyl	Column Dia:	0.25 mm

TePCB F1

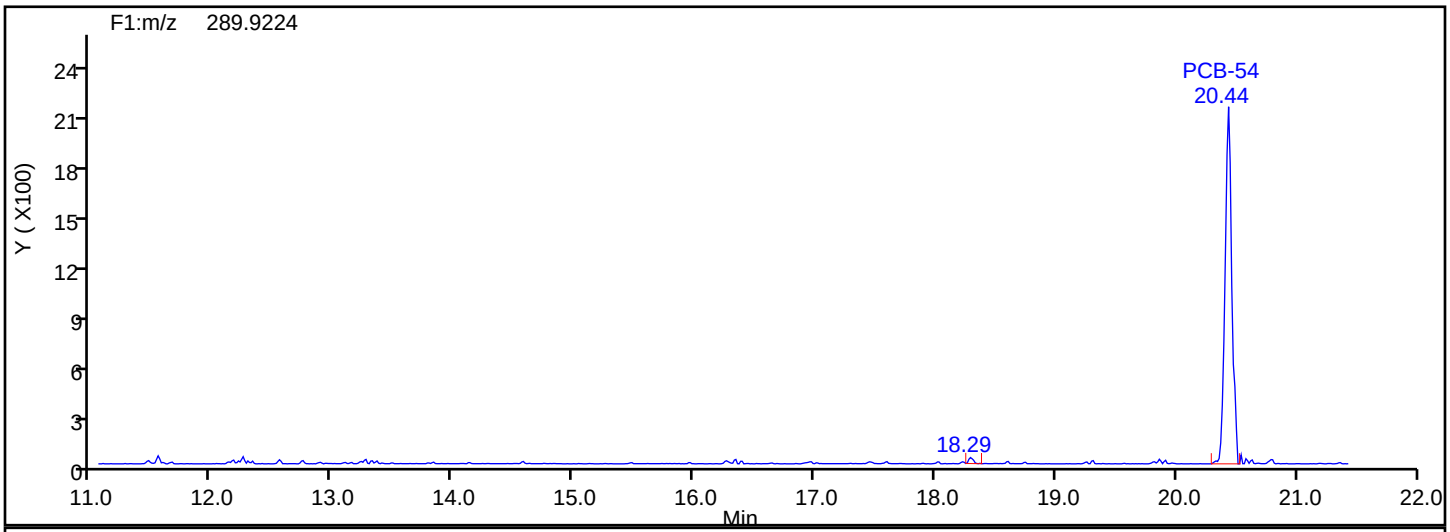

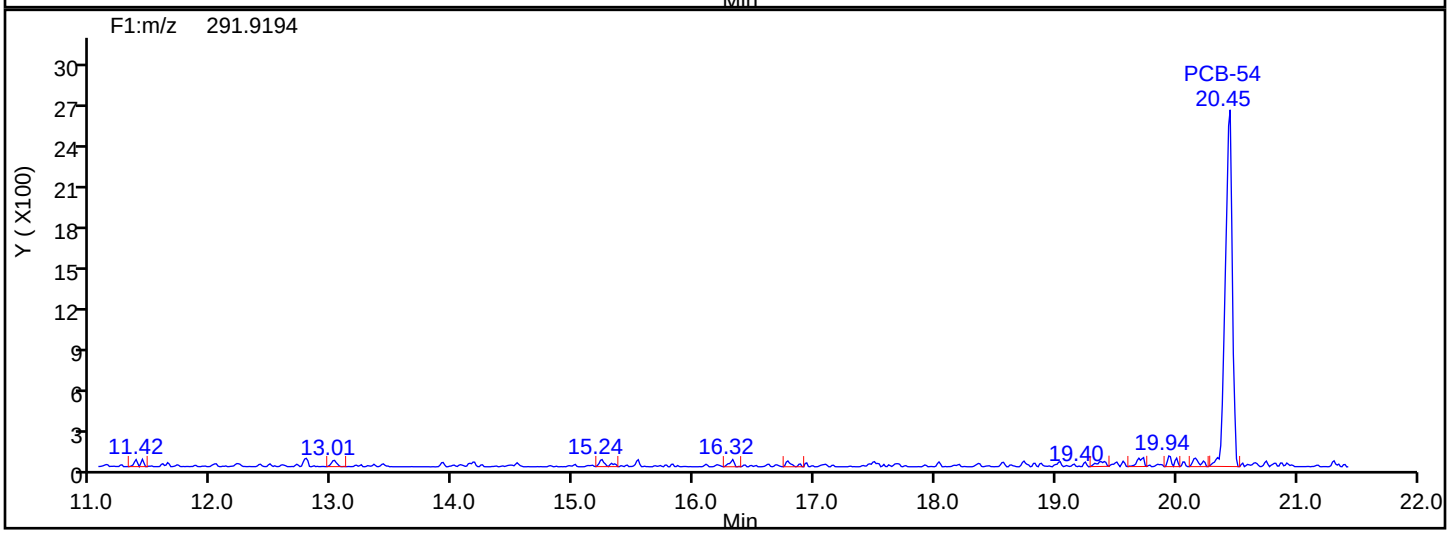

TePCB F1 Lock Mass

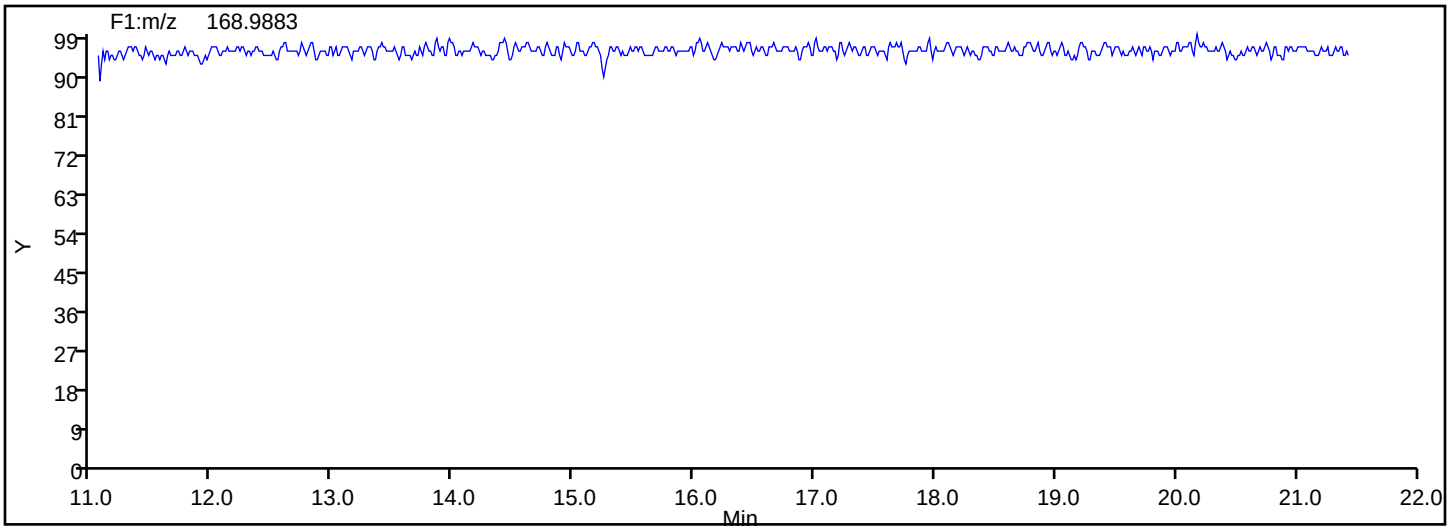

Report Date: 30-Aug-2019 11:36:43 Chrom Revision: 2.3 22-Aug-2019 12:55:36

Eurofins TestAmerica, Knoxville

Data File:	\\chromna\Knoxville\ChromData\D3D\20190813-12717.b\d4190821i2.d		
Injection Date:	21-Aug-2019 14:49:00	Injection Vol:	1.0 ul
Instrument ID:	D3D	Operator ID:	Xcalibur_System
Method:	PCBs_D3D	Limit Group:	HR - 1668A - ICAL
Client ID:			
Worklist#:	33168	Sample Line#:	2
Column Type:	SPB-Octyl	Column Dia:	0.25 mm

TePCB F2

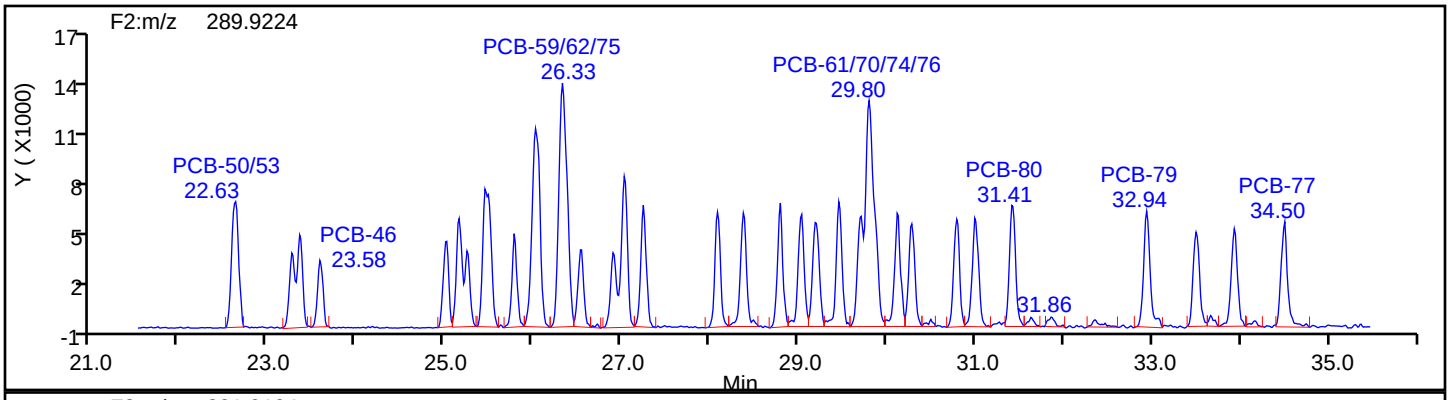

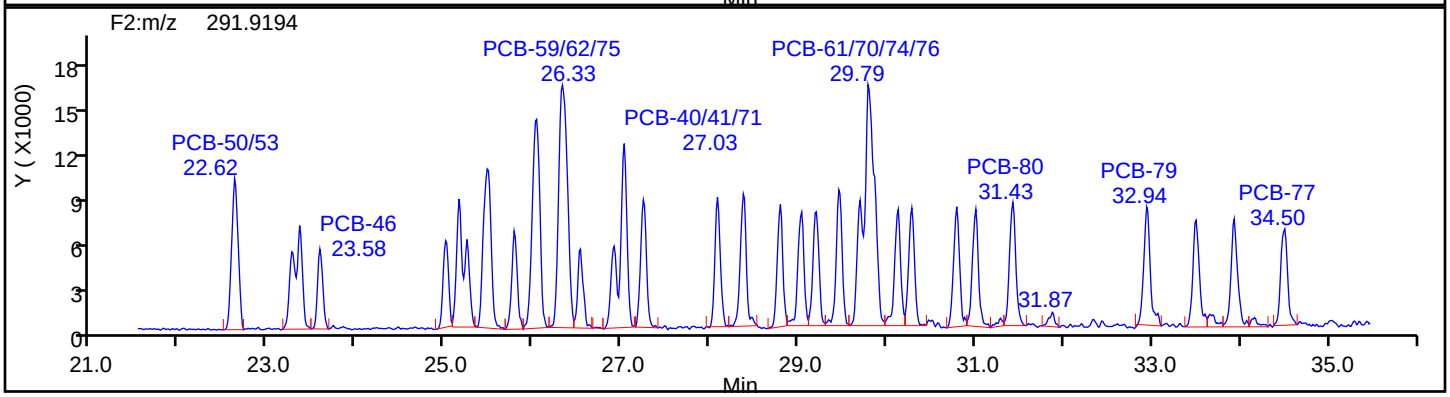

TePCB F2 Standards

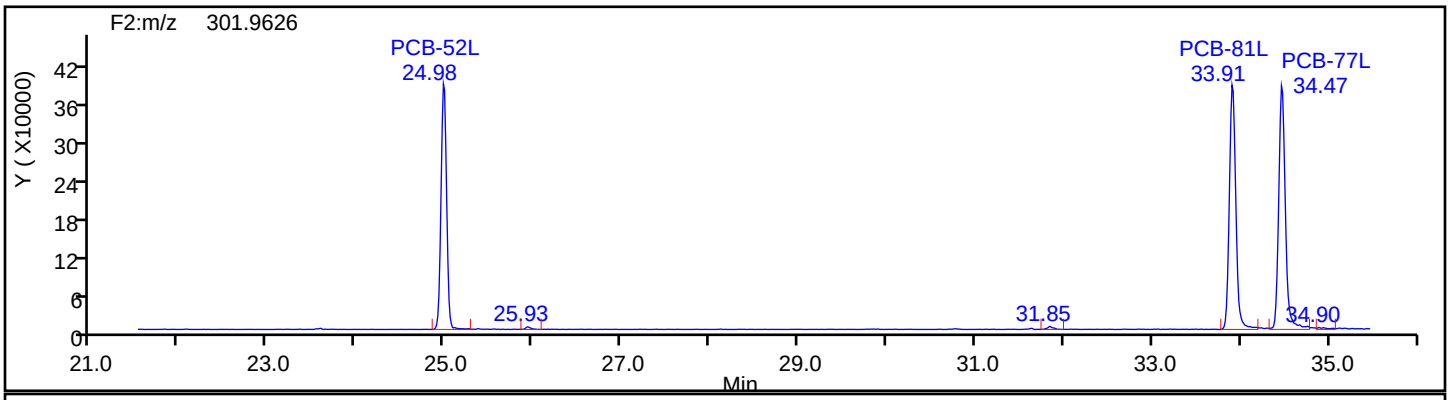

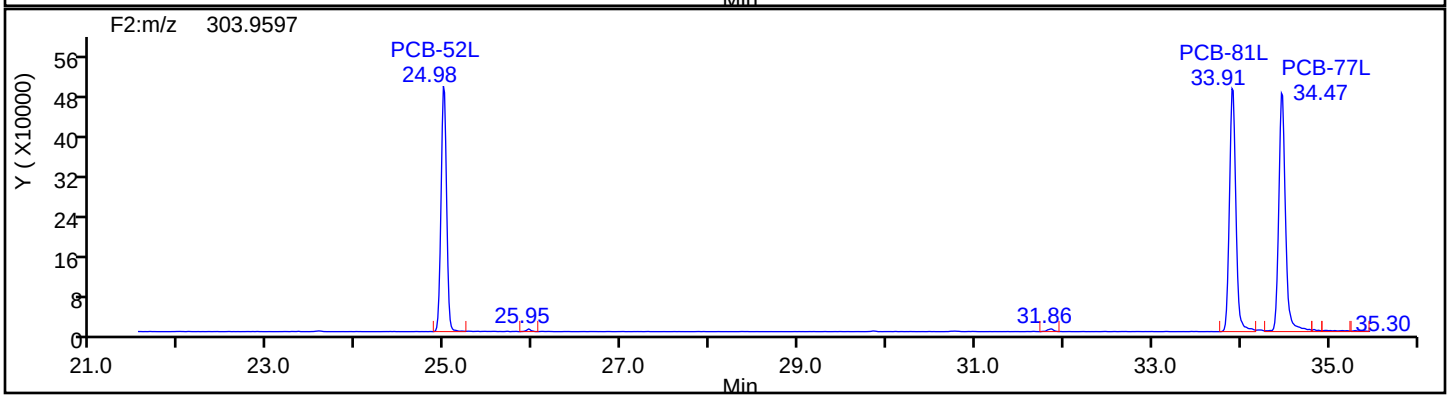

Eurofins TestAmerica, Knoxville

Data File:	\\chromna\Knoxville\ChromData\D3D\20190813-12717.b\d4190821i2.d		
Injection Date:	21-Aug-2019 14:49:00	Injection Vol:	1.0 ul
Instrument ID:	D3D	Operator ID:	Xcalibur_System
Method:	PCBs_D3D	Limit Group:	HR - 1668A - ICAL
Client ID:			
Worklist#:	33168	Sample Line#:	2
Column Type:	SPB-Octyl	Column Dia:	0.25 mm

TePCB F2

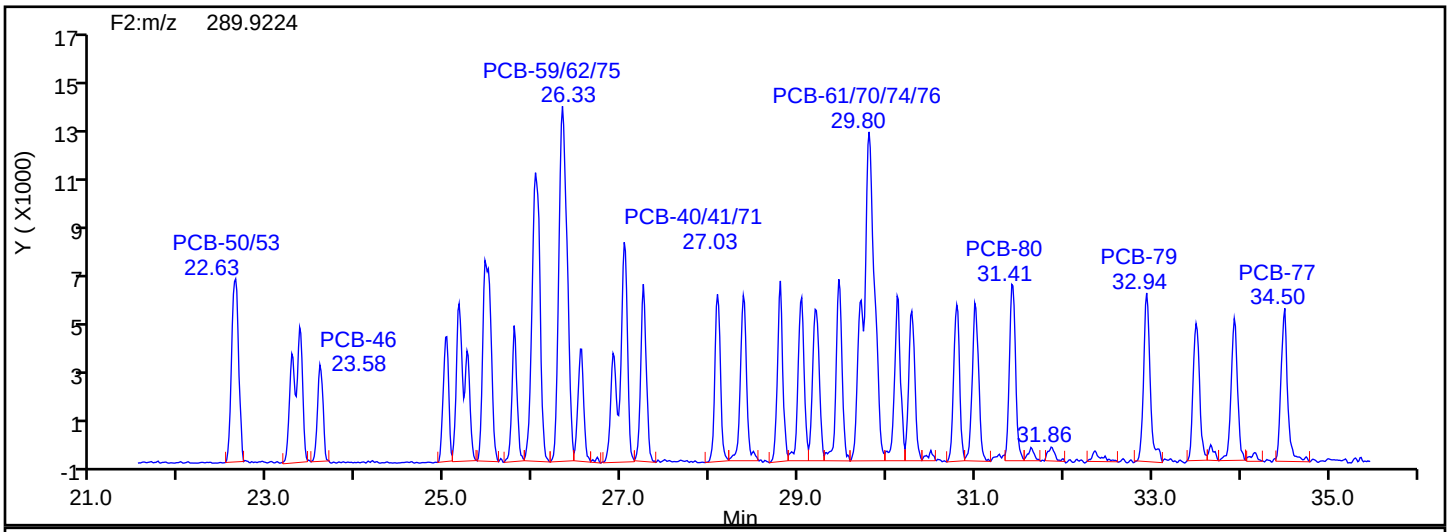

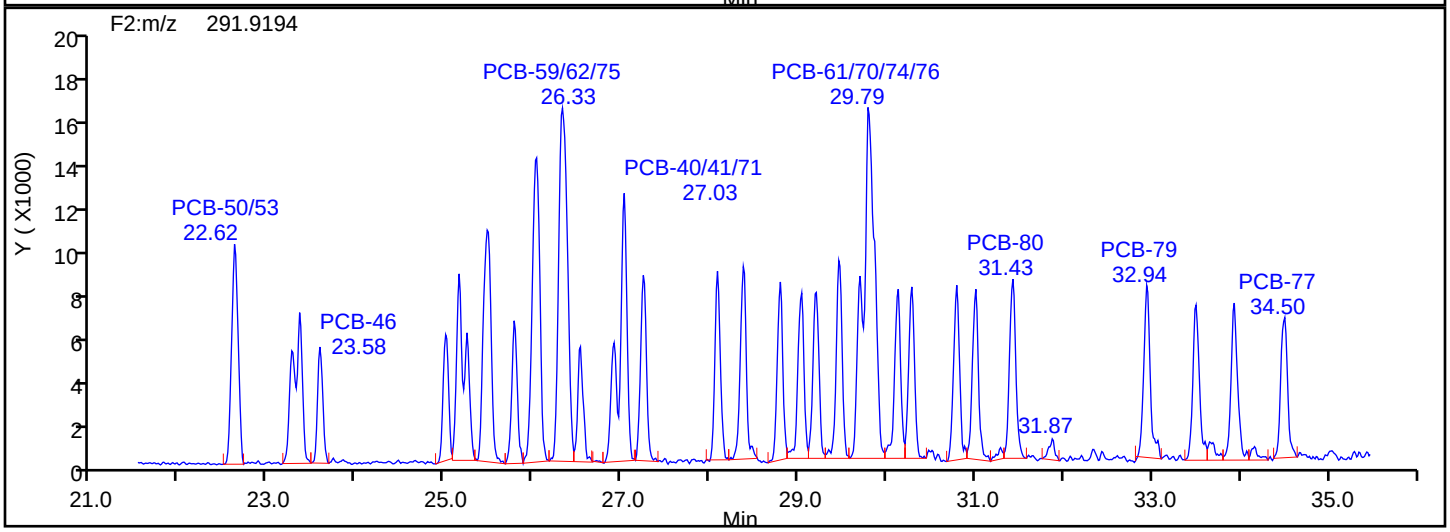

TePCB F2 Lock Mass

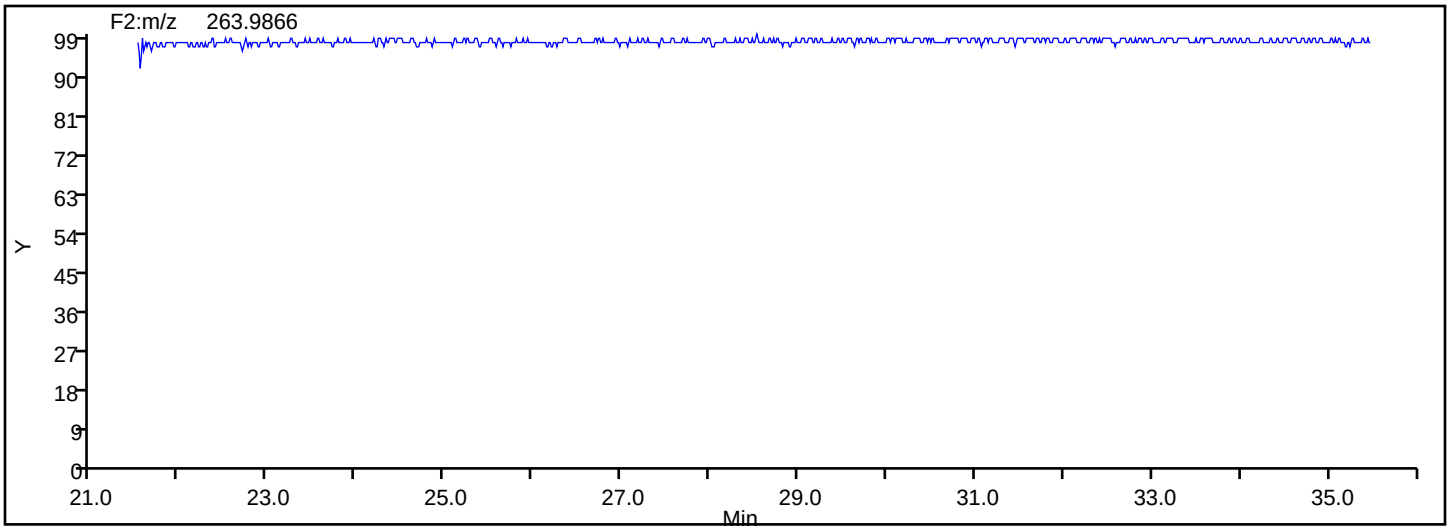

Manual Integration/User Assign Peak Report

Eurofins TestAmerica, Knoxville

Data File:	\\chromna\Knoxville\ChromData\D3D\20190813-12717.b\d4190821i2.d				
Injection Date:	21-Aug-2019 14:49:00	Instrument ID:	D3D		
Lims ID:	IC L2				
Client ID:					
Operator ID:	Xcalibur_System	ALS Bottle#:	0	Worklist Smp#:	2
Injection Vol:	1.0 ul	Dil. Factor:	1.0000		
Method:	PCBs_D3D	Limit Group:	HR - 1668A - ICAL		
Column:	SPB-Octyl (0.25 mm)	Detector	F2(21.81 :35.54)		

PCB-45/51, CAS: STL01804

Signal: 2

Processing Integration Results

RT: 23.35
Area: 47487
Amount: 2.382653
Amount Units: pg/ul

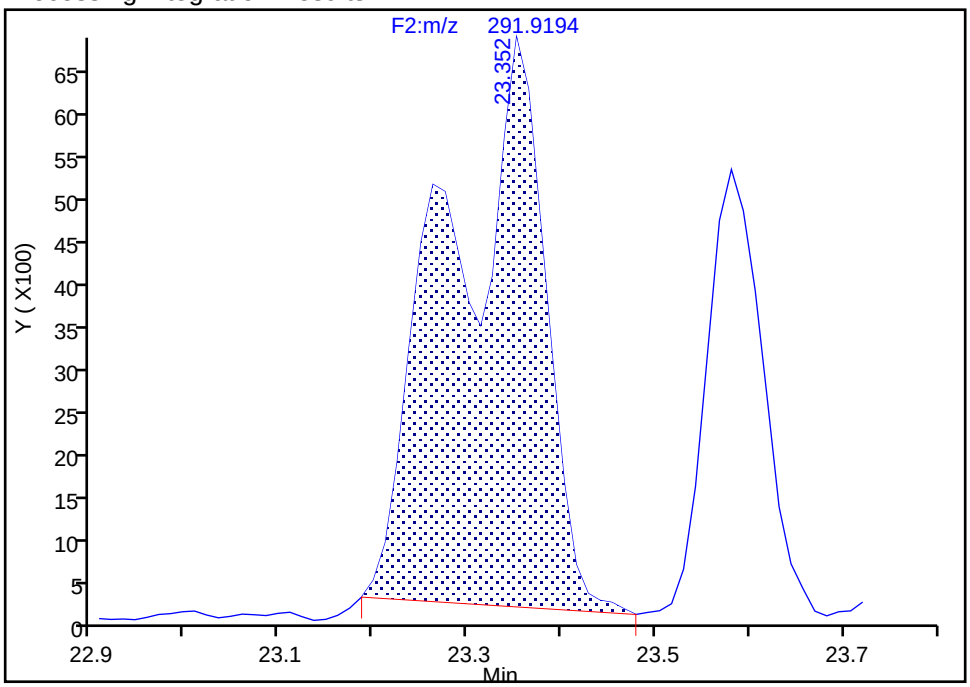

Manual Integration Results

RT: 23.35
Area: 49786
Amount: 2.237964
Amount Units: pg/ul

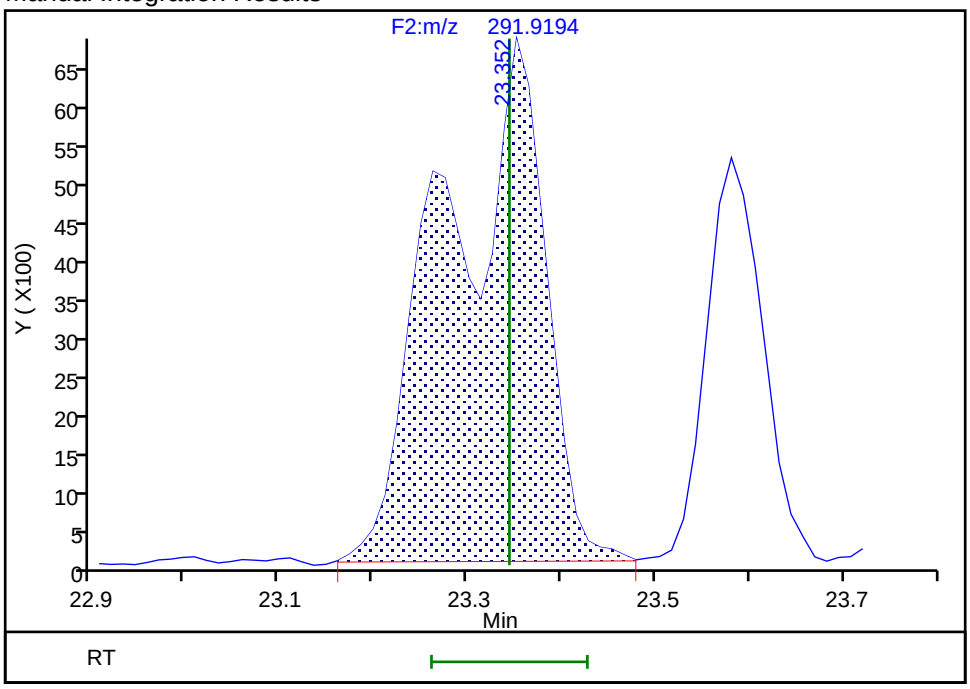

Reviewer: mcwhirterl, 21-Aug-2019 20:06:37

Audit Action: Marked Compound Undetected Audit Reason: Invalid Compound ID

Manual Integration/User Assign Peak Report

Eurofins TestAmerica, Knoxville

Data File: \\chromna\Knoxville\ChromData\D3D\20190813-12717.b\d4190821i2.d
Injection Date: 21-Aug-2019 14:49:00 Instrument ID: D3D
Lims ID: IC L2
Client ID:
Operator ID: Xcalibur_System ALS Bottle#: 0 Worklist Smp#: 2
Injection Vol: 1.0 ul Dil. Factor: 1.0000
Method: PCBs_D3D Limit Group: HR - 1668A - ICAL
Column: SPB-Octyl (0.25 mm) Detector F2(21.81 :35.54)

PCB-45/51, CAS: STL01804

Signal: 3

Processing Integration Results

RT: 23.35
Area: 68154
Amount: 2.382653
Amount Units: pg/ul

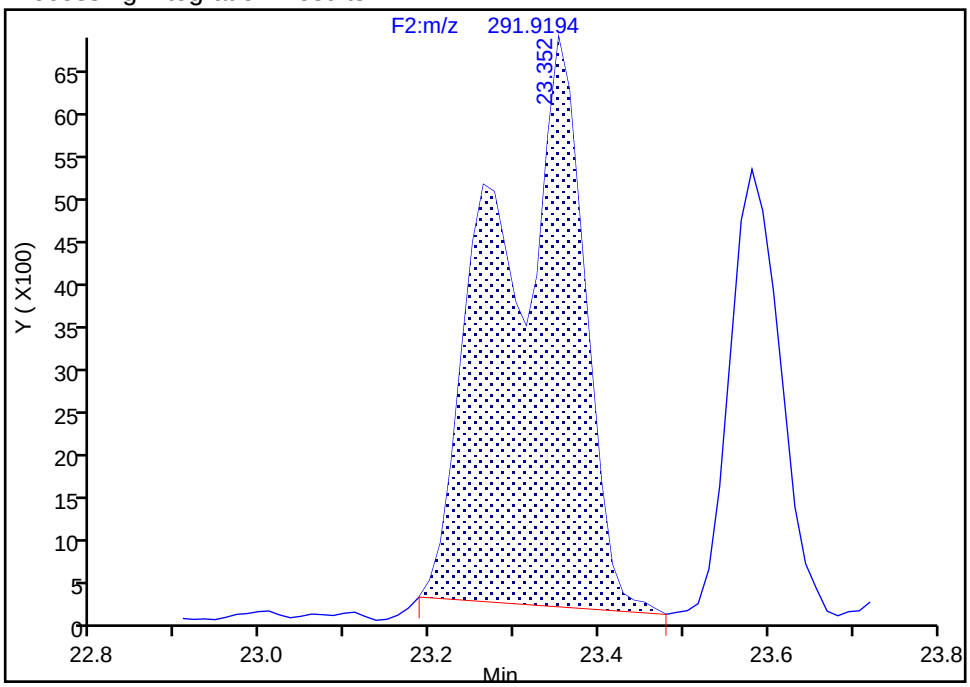

Manual Integration Results

RT: 23.35
Area: 89134
Amount: 2.237964
Amount Units: pg/ul
Reviewer: mcwhirterl, 21-Aug-2019 20:06:37
Audit Action: Marked Compound Undetected Audit Reason: Invalid Compound ID

Manual Integration/User Assign Peak Report

Eurofins TestAmerica, Knoxville

Data File:	\\chromna\Knoxville\ChromData\D3D\20190813-12717.b\d4190821i2.d				
Injection Date:	21-Aug-2019 14:49:00	Instrument ID:	D3D		
Lims ID:	IC L2				
Client ID:					
Operator ID:	Xcalibur_System	ALS Bottle#:	0	Worklist Smp#:	2
Injection Vol:	1.0 ul	Dil. Factor:	1.0000		
Method:	PCBs_D3D	Limit Group:	HR - 1668A - ICAL		
Column:	SPB-Octyl (0.25 mm)	Detector	F2(21.81 :35.54)		

PCB-45/51, CAS: STL01804

Signal: 1

Processing Integration Results

RT: 23.35
Area: 20667
Amount: 2.382653
Amount Units: pg/ul

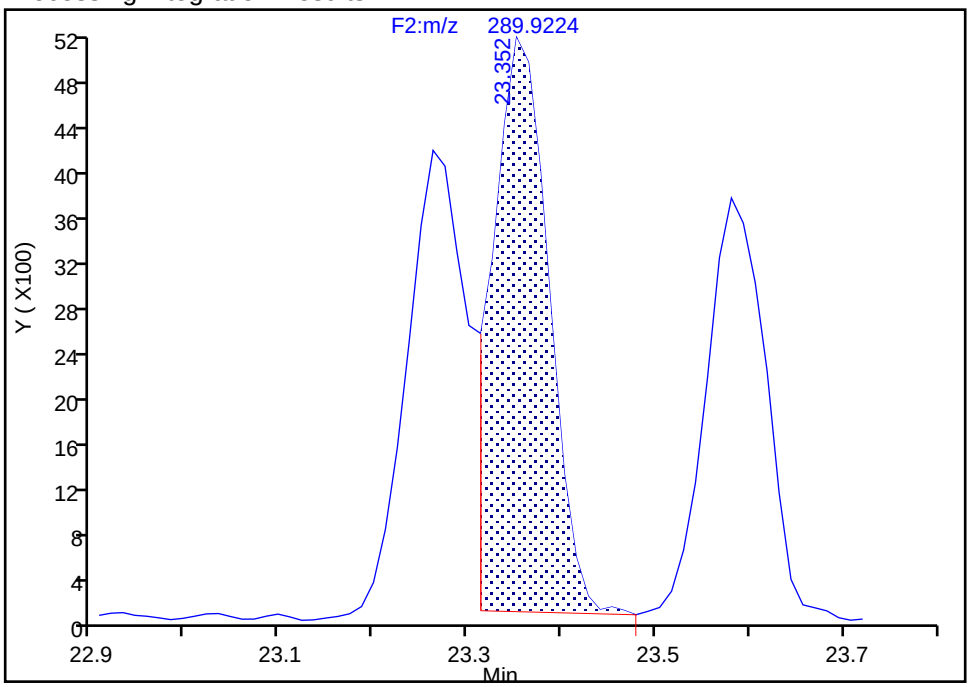

Manual Integration Results

RT: 23.35
Area: 39348
Amount: 2.237964
Amount Units: pg/ul

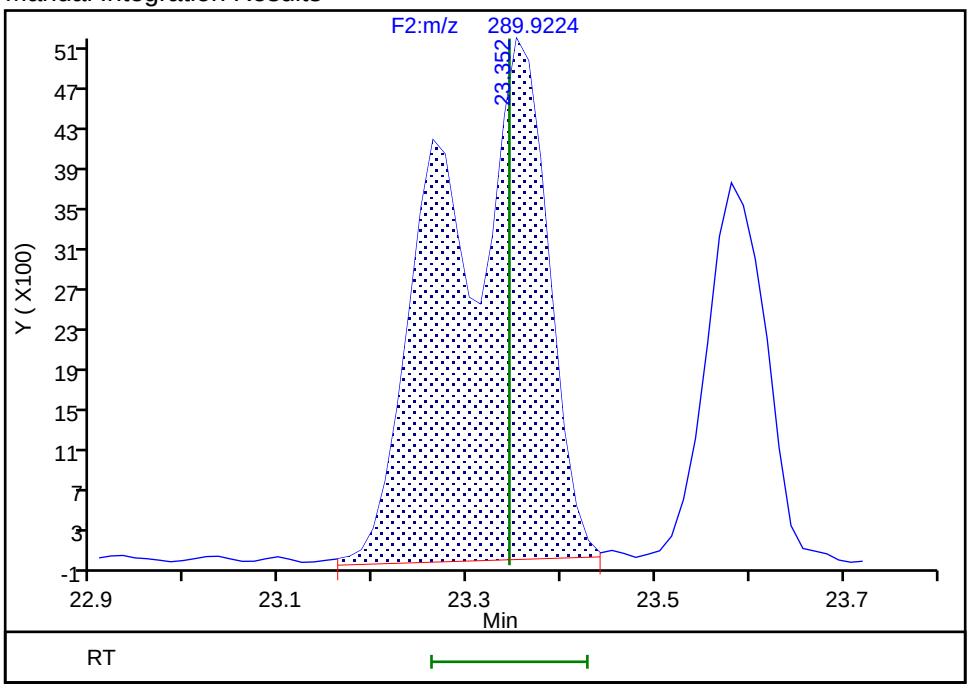

Reviewer: mcwhirterl, 21-Aug-2019 20:06:38

Audit Action: Manually Integrated/Assigned Compound ID Audit Reason: Baseline

Manual Integration/User Assign Peak Report

Eurofins TestAmerica, Knoxville

Data File: \\chromna\Knoxville\ChromData\D3D\20190813-12717.b\d4190821i2.d
Injection Date: 21-Aug-2019 14:49:00 Instrument ID: D3D
Lims ID: IC L2
Client ID:
Operator ID: Xcalibur_System ALS Bottle#: 0 Worklist Smp#: 2
Injection Vol: 1.0 ul Dil. Factor: 1.0000
Method: PCBs_D3D Limit Group: HR - 1668A - ICAL
Column: SPB-Octyl (0.25 mm) Detector F2(21.81 :35.54)

PCB-43/73, CAS: STL02293

Signal: 1

Processing Integration Results

RT: 25.16
Area: 26380
Amount: 1.926568
Amount Units: pg/ul

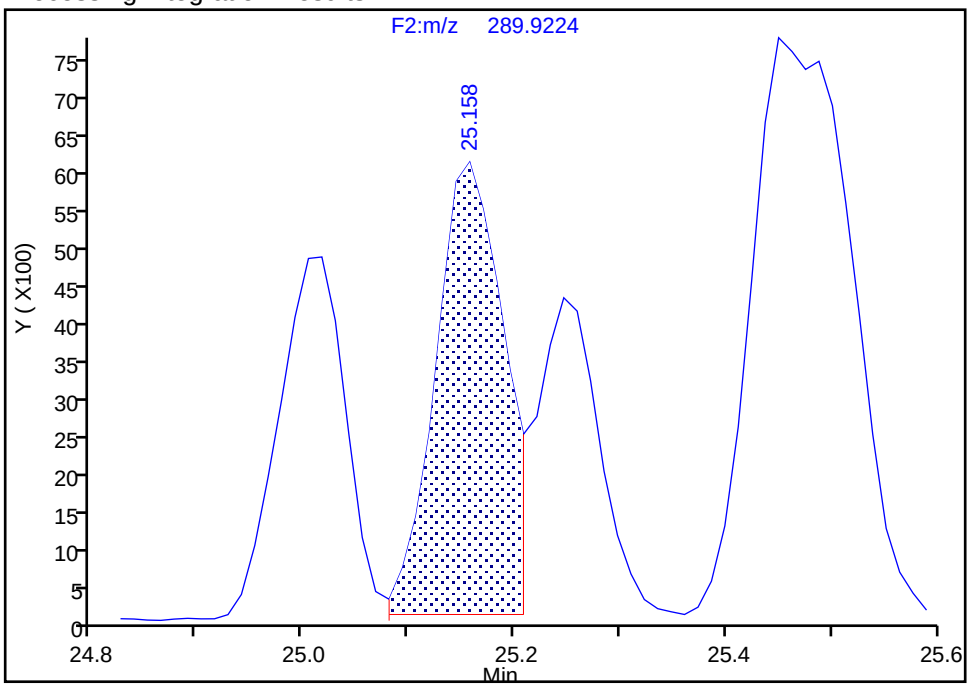

Manual Integration Results

RT: 25.16
Area: 43667
Amount: 2.227373
Amount Units: pg/ul

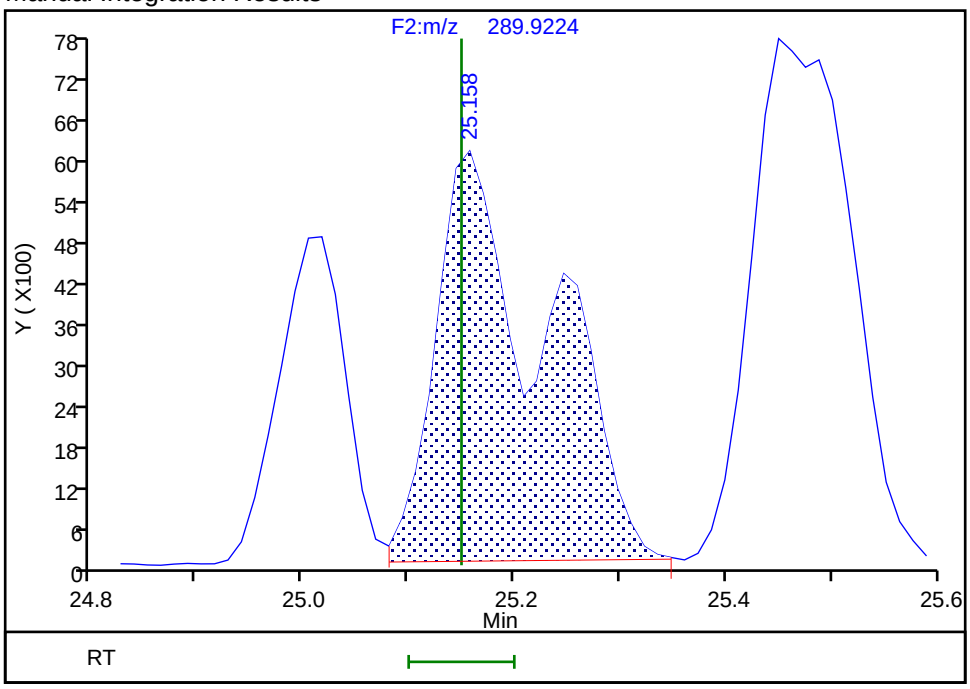

Reviewer: davidsonm, 21-Aug-2019 16:08:20
Audit Action: Manually Integrated Audit Reason: Incomplete Integration

Manual Integration/User Assign Peak Report

Eurofins TestAmerica, Knoxville

Data File: \\chromna\Knoxville\ChromData\D3D\20190813-12717.b\d4190821i2.d
Injection Date: 21-Aug-2019 14:49:00 Instrument ID: D3D
Lims ID: IC L2
Client ID:
Operator ID: Xcalibur_System ALS Bottle#: 0 Worklist Smp#: 2
Injection Vol: 1.0 ul Dil. Factor: 1.0000
Method: PCBs_D3D Limit Group: HR - 1668A - ICAL
Column: SPB-Octyl (0.25 mm) Detector F2(21.81 :35.54)

PCB-43/73, CAS: STL02293

Signal: 2

Processing Integration Results

RT: 25.16
Area: 33526
Amount: 1.926568
Amount Units: pg/ul

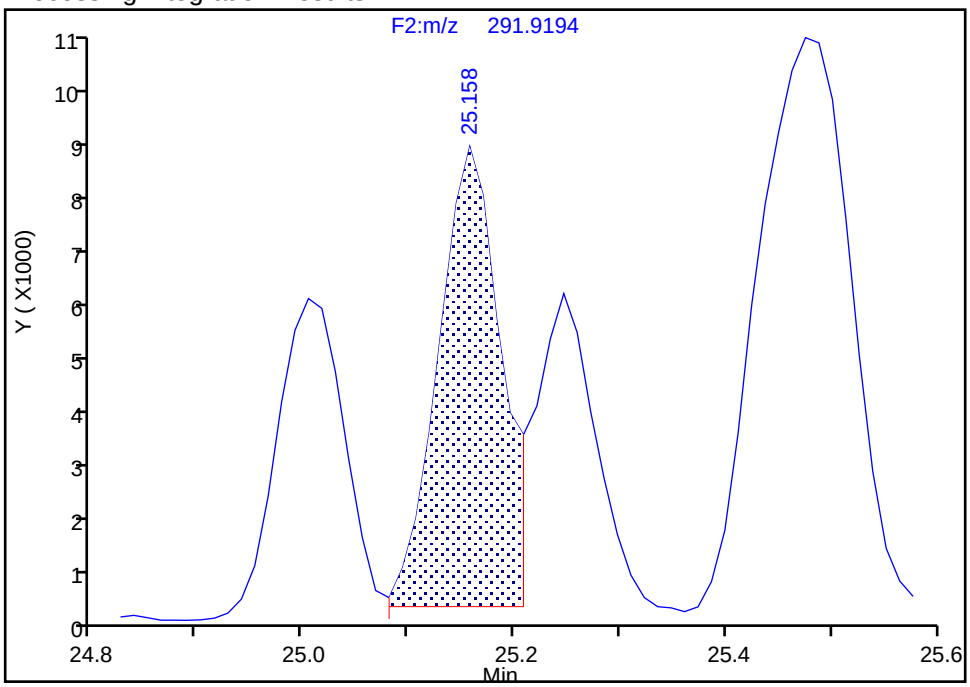

Manual Integration Results

RT: 25.16
Area: 56504
Amount: 2.227373
Amount Units: pg/ul

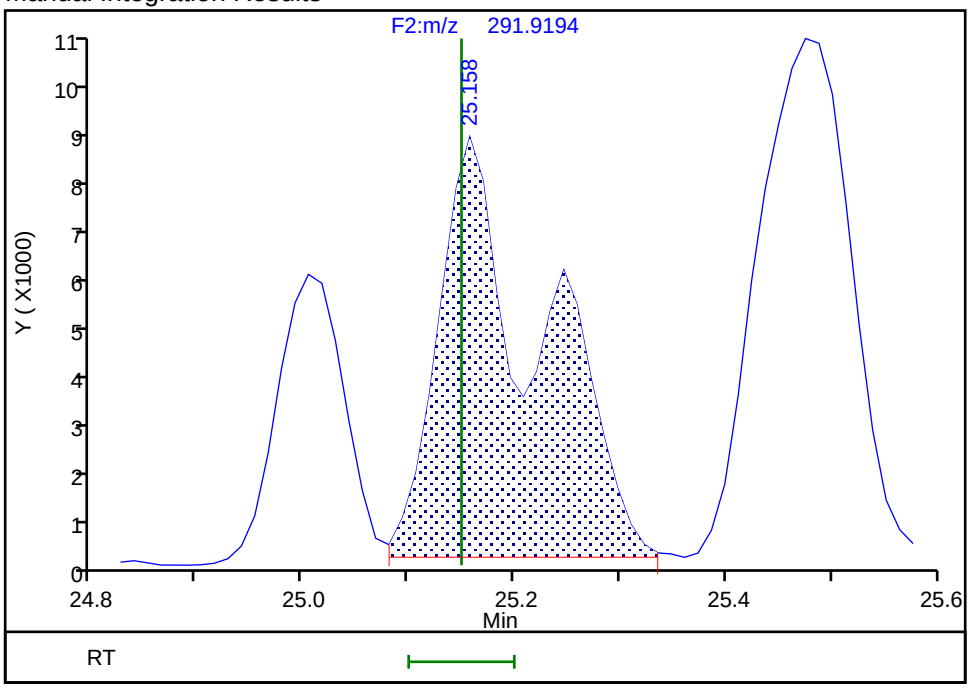

Reviewer: davidsonm, 21-Aug-2019 16:08:25
Audit Action: Manually Integrated Audit Reason: Incomplete Integration

Manual Integration/User Assign Peak Report

Eurofins TestAmerica, Knoxville

Data File:	\\chromna\Knoxville\ChromData\D3D\20190813-12717.b\d4190821i2.d				
Injection Date:	21-Aug-2019 14:49:00	Instrument ID:	D3D		
Lims ID:	IC L2				
Client ID:					
Operator ID:	Xcalibur_System	ALS Bottle#:	0	Worklist Smp#:	2
Injection Vol:	1.0 ul	Dil. Factor:	1.0000		
Method:	PCBs_D3D	Limit Group:	HR - 1668A - ICAL		
Column:	SPB-Octyl (0.25 mm)	Detector	F2(21.81 :35.54)		

PCB-49/69, CAS: STL01805

Signal: 2

Processing Integration Results

RT: 25.48
Area: 86198
Amount: 2.451749
Amount Units: pg/ul

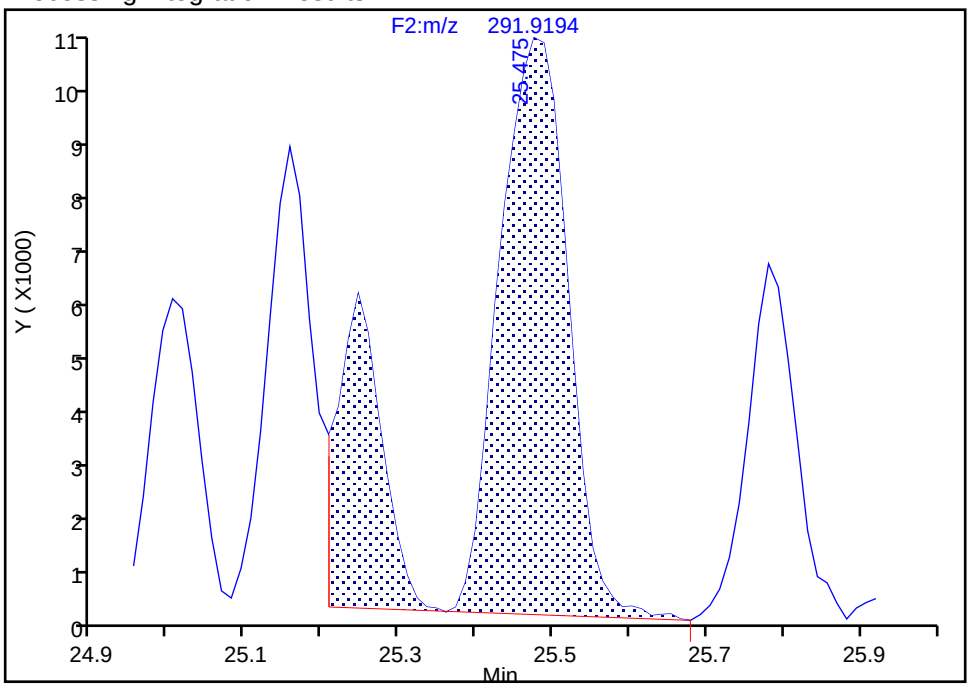

Manual Integration Results

RT: 25.48
Area: 64524
Amount: 2.241010
Amount Units: pg/ul

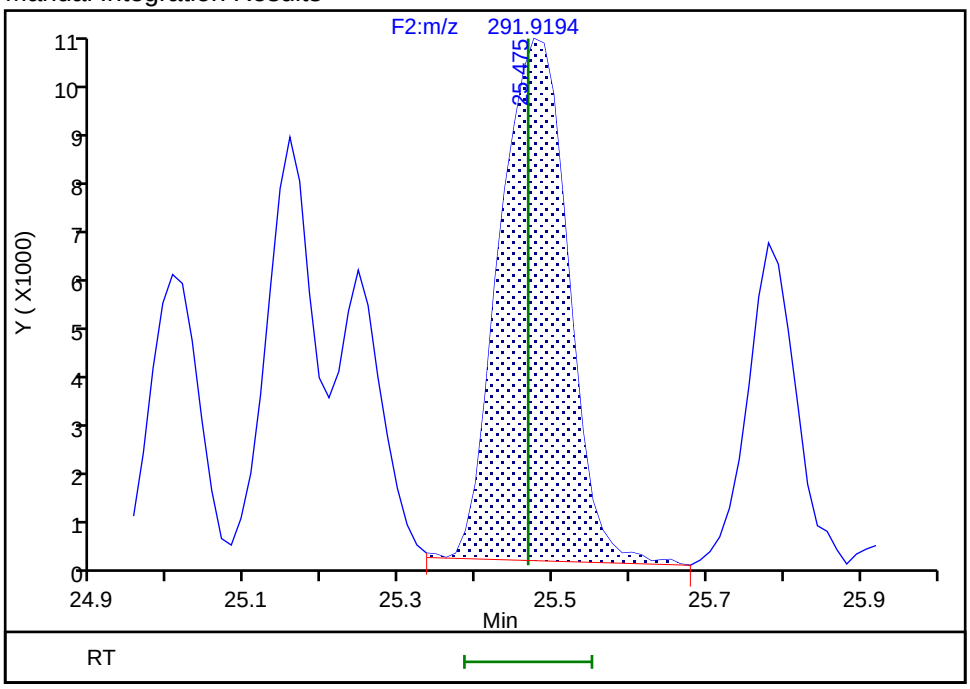

Reviewer: davidsonm, 21-Aug-2019 16:08:25

Audit Action: Manually Integrated Audit Reason: Incomplete Integration

Manual Integration/User Assign Peak Report

Eurofins TestAmerica, Knoxville

Data File: \\chromna\Knoxville\ChromData\D3D\20190813-12717.b\d4190821i2.d
Injection Date: 21-Aug-2019 14:49:00 Instrument ID: D3D
Lims ID: IC L2
Client ID:
Operator ID: Xcalibur_System ALS Bottle#: 0 Worklist Smp#: 2
Injection Vol: 1.0 ul Dil. Factor: 1.0000
Method: PCBs_D3D Limit Group: HR - 1668A - ICAL
Column: SPB-Octyl (0.25 mm) Detector F2(21.81 :35.54)

PCB-59/62/75, CAS: STL01807

Signal: 2

Processing Integration Results

RT: 26.33
Area: 108885
Amount: 3.261862
Amount Units: pg/ul

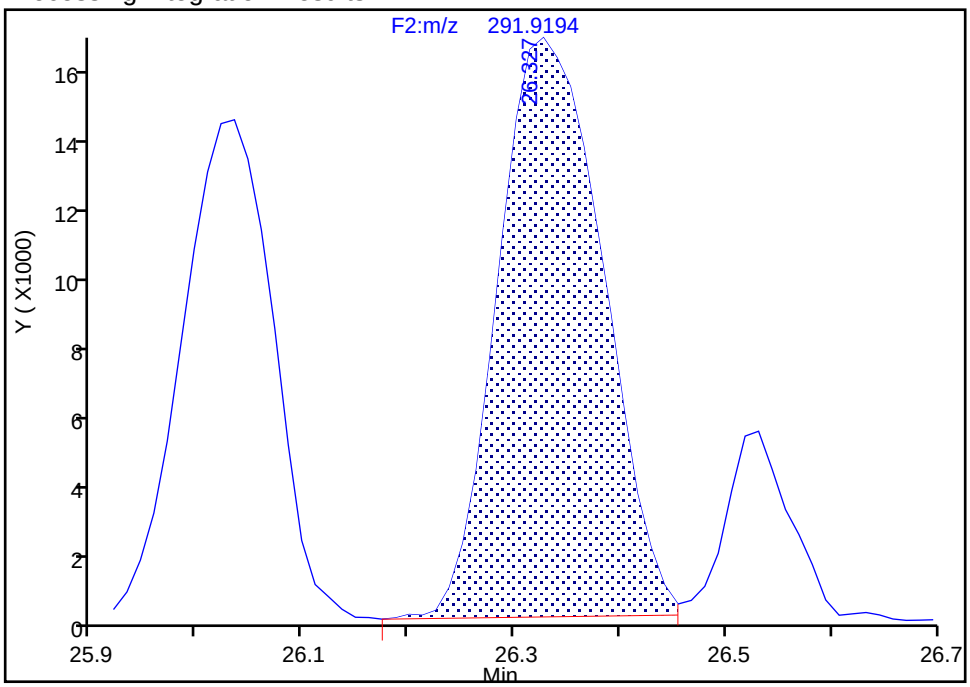

Manual Integration Results

RT: 26.33
Area: 110093
Amount: 3.242929
Amount Units: pg/ul

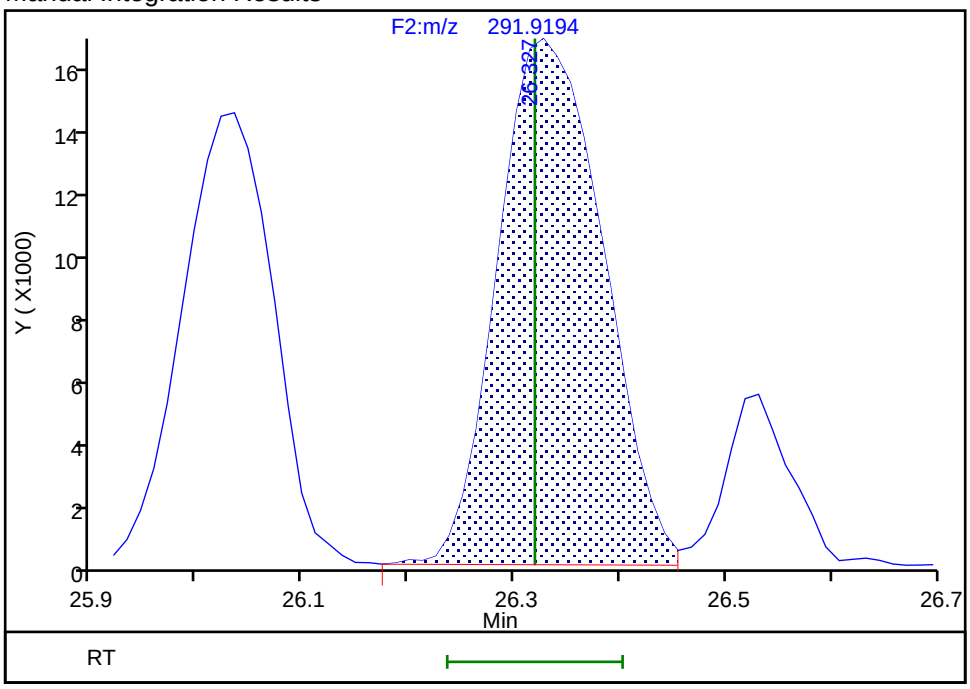

Reviewer: mcwhirterl, 21-Aug-2019 20:26:38
Audit Action: Marked Compound Undetected Audit Reason: Invalid Compound ID

Manual Integration/User Assign Peak Report

Eurofins TestAmerica, Knoxville

Data File: \\chromna\Knoxville\ChromData\D3D\20190813-12717.b\d4190821i2.d
Injection Date: 21-Aug-2019 14:49:00 Instrument ID: D3D
Lims ID: IC L2
Client ID:
Operator ID: Xcalibur_System ALS Bottle#: 0 Worklist Smp#: 2
Injection Vol: 1.0 ul Dil. Factor: 1.0000
Method: PCBs_D3D Limit Group: HR - 1668A - ICAL
Column: SPB-Octyl (0.25 mm) Detector F2(21.81 :35.54)

PCB-59/62/75, CAS: STL01807

Signal: 3

Processing Integration Results

RT: 26.33
Area: 197404
Amount: 3.261862
Amount Units: pg/ul

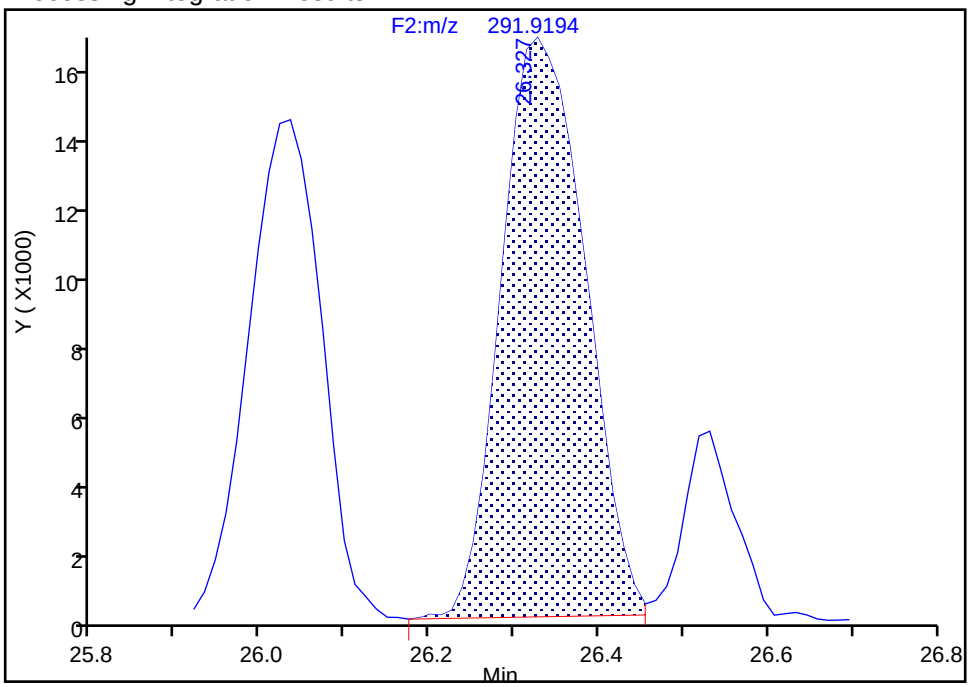

Manual Integration Results

RT: 26.33
Area: 198612
Amount: 3.242929
Amount Units: pg/ul
Reviewer: mcwhirterl, 21-Aug-2019 20:26:38
Audit Action: Marked Compound Undetected Audit Reason: Invalid Compound ID

Manual Integration/User Assign Peak Report

Eurofins TestAmerica, Knoxville

Data File: \\chromna\Knoxville\ChromData\D3D\20190813-12717.b\d4190821i2.d
Injection Date: 21-Aug-2019 14:49:00 Instrument ID: D3D
Lims ID: IC L2
Client ID:
Operator ID: Xcalibur_System ALS Bottle#: 0 Worklist Smp#: 2
Injection Vol: 1.0 ul Dil. Factor: 1.0000
Method: PCBs_D3D Limit Group: HR - 1668A - ICAL
Column: SPB-Octyl (0.25 mm) Detector F2(21.81 :35.54)

PCB-59/62/75, CAS: STL01807

Signal: 1

Processing Integration Results

RT: 26.33
Area: 88519
Amount: 3.261862
Amount Units: pg/ul

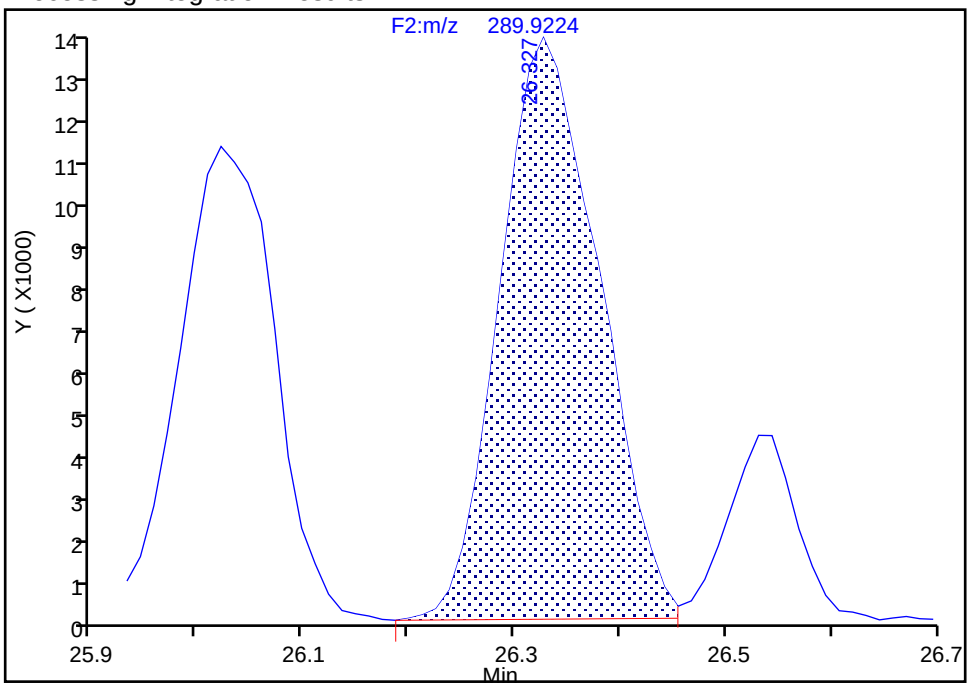

Manual Integration Results

RT: 26.33
Area: 88519
Amount: 3.242929
Amount Units: pg/ul

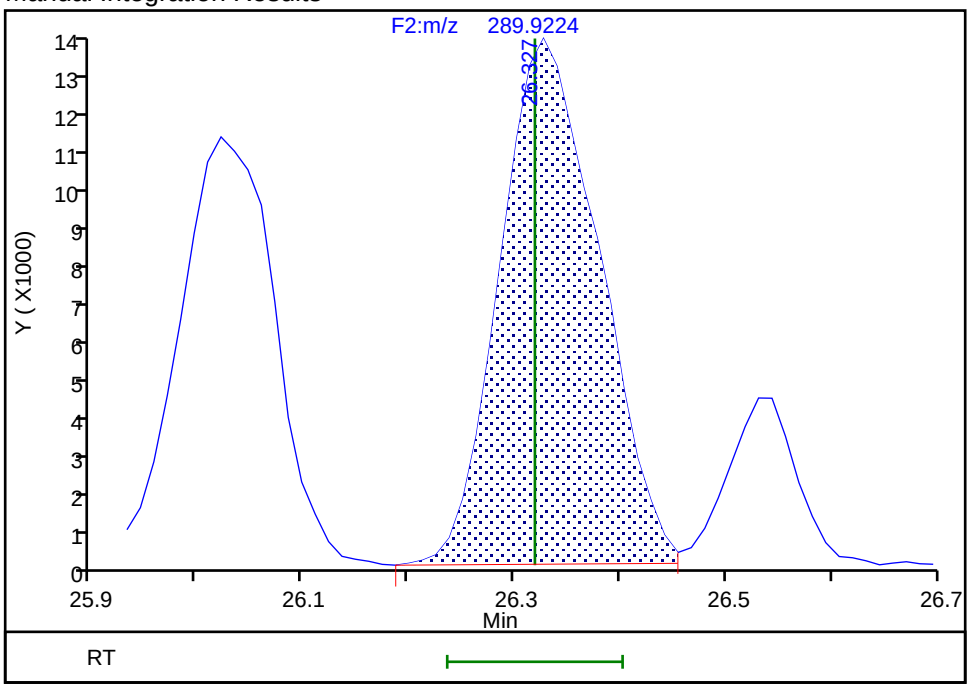

Reviewer: mcwhirterl, 21-Aug-2019 20:26:43
Audit Action: Manually Integrated/Assigned Compound ID Audit Reason: Split Peak

Manual Integration/User Assign Peak Report

Eurofins TestAmerica, Knoxville

Data File: \\chromna\Knoxville\ChromData\D3D\20190813-12717.b\d4190821i2.d
Injection Date: 21-Aug-2019 14:49:00 Instrument ID: D3D
Lims ID: IC L2
Client ID:
Operator ID: Xcalibur_System ALS Bottle#: 0 Worklist Smp#: 2
Injection Vol: 1.0 ul Dil. Factor: 1.0000
Method: PCBs_D3D Limit Group: HR - 1668A - ICAL
Column: SPB-Octyl (0.25 mm) Detector F2(21.81 :35.54)

PCB-42, CAS: 36559-22-5

Signal: 2

Processing Integration Results

RT: 26.53
Area: 21636
Amount: 1.037914
Amount Units: pg/ul

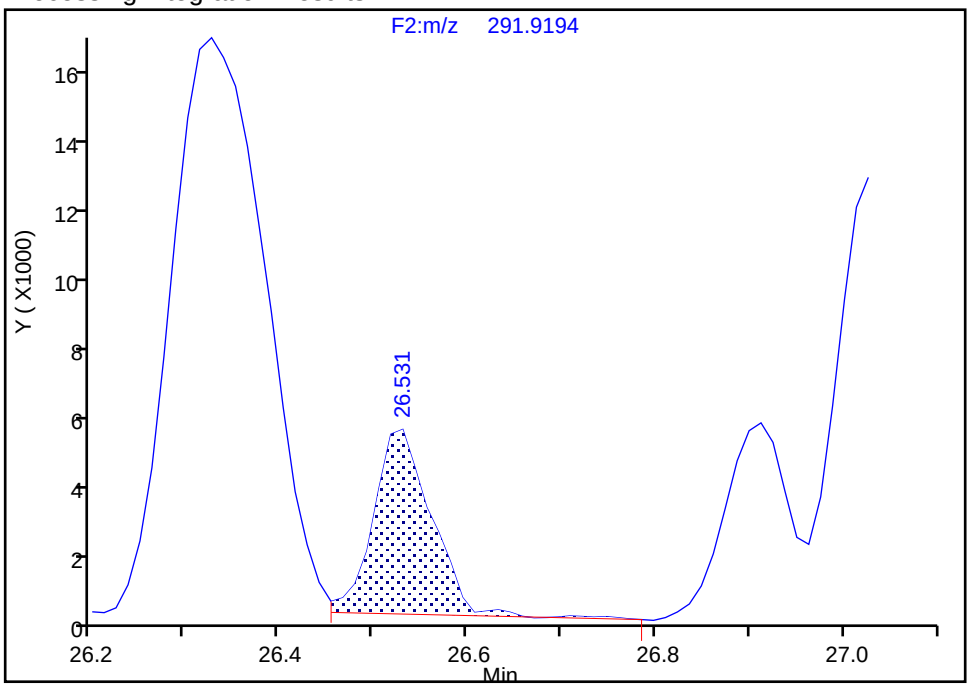

Manual Integration Results

RT: 26.53
Area: 22651
Amount: 1.081666
Amount Units: pg/ul

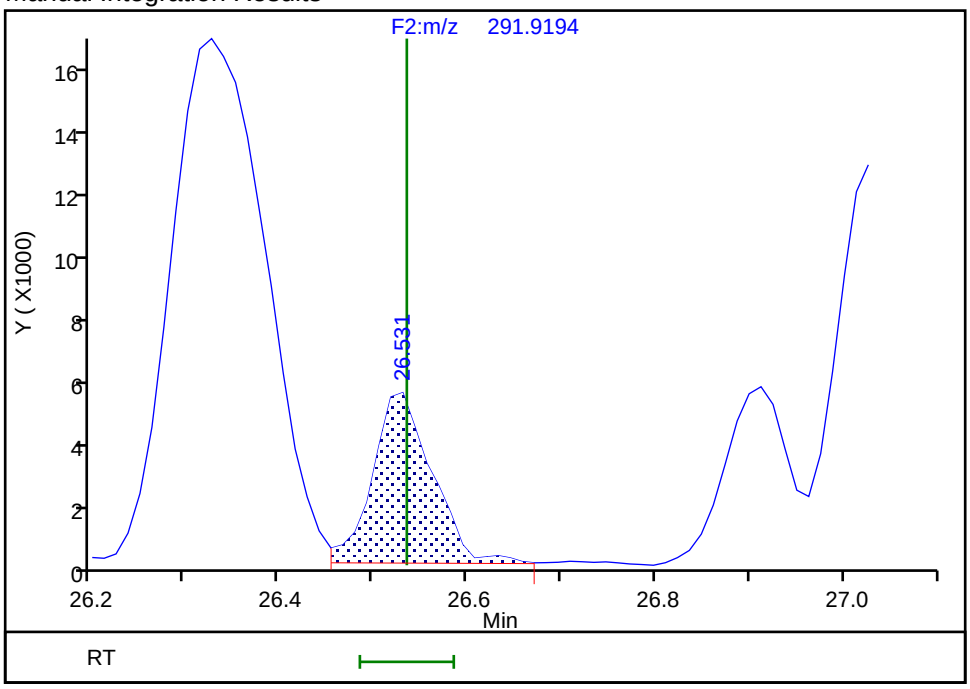

Reviewer: mcwhirterl, 21-Aug-2019 20:26:34
Audit Action: Marked Compound Undetected Audit Reason: Invalid Compound ID

Manual Integration/User Assign Peak Report

Eurofins TestAmerica, Knoxville

Data File: \\chromna\Knoxville\ChromData\D3D\20190813-12717.b\d4190821i2.d
Injection Date: 21-Aug-2019 14:49:00 Instrument ID: D3D
Lims ID: IC L2
Client ID:
Operator ID: Xcalibur_System ALS Bottle#: 0 Worklist Smp#: 2
Injection Vol: 1.0 ul Dil. Factor: 1.0000
Method: PCBs_D3D Limit Group: HR - 1668A - ICAL
Column: SPB-Octyl (0.25 mm) Detector F2(21.81 :35.54)

PCB-42, CAS: 36559-22-5

Signal: 3

Processing Integration Results

RT: 26.53
Area: 41792
Amount: 1.037914
Amount Units: pg/ul

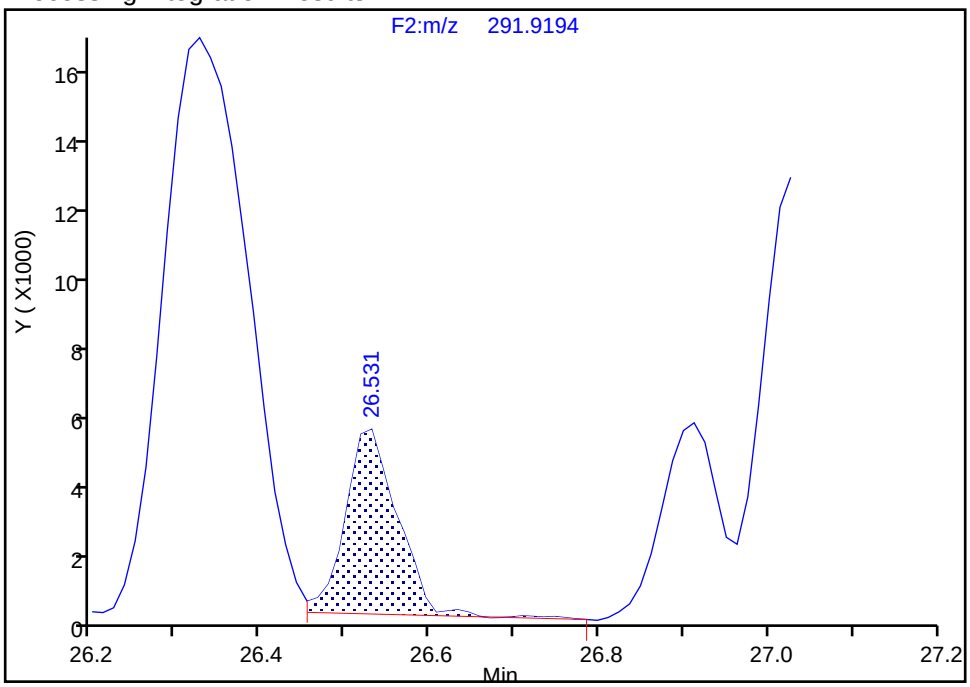

Manual Integration Results

RT: 26.53
Area: 42205
Amount: 1.081666
Amount Units: pg/ul
Reviewer: mcwhirterl, 21-Aug-2019 20:26:34
Audit Action: Marked Compound Undetected Audit Reason: Invalid Compound ID

Manual Integration/User Assign Peak Report

Eurofins TestAmerica, Knoxville

Data File: \\chromna\Knoxville\ChromData\D3D\20190813-12717.b\d4190821i2.d
Injection Date: 21-Aug-2019 14:49:00 Instrument ID: D3D
Lims ID: IC L2
Client ID:
Operator ID: Xcalibur_System ALS Bottle#: 0 Worklist Smp#: 2
Injection Vol: 1.0 ul Dil. Factor: 1.0000
Method: PCBs_D3D Limit Group: HR - 1668A - ICAL
Column: SPB-Octyl (0.25 mm) Detector F2(21.81 :35.54)

PCB-42, CAS: 36559-22-5

Signal: 1

Processing Integration Results

RT: 26.53
Area: 20156
Amount: 1.037914
Amount Units: pg/ul

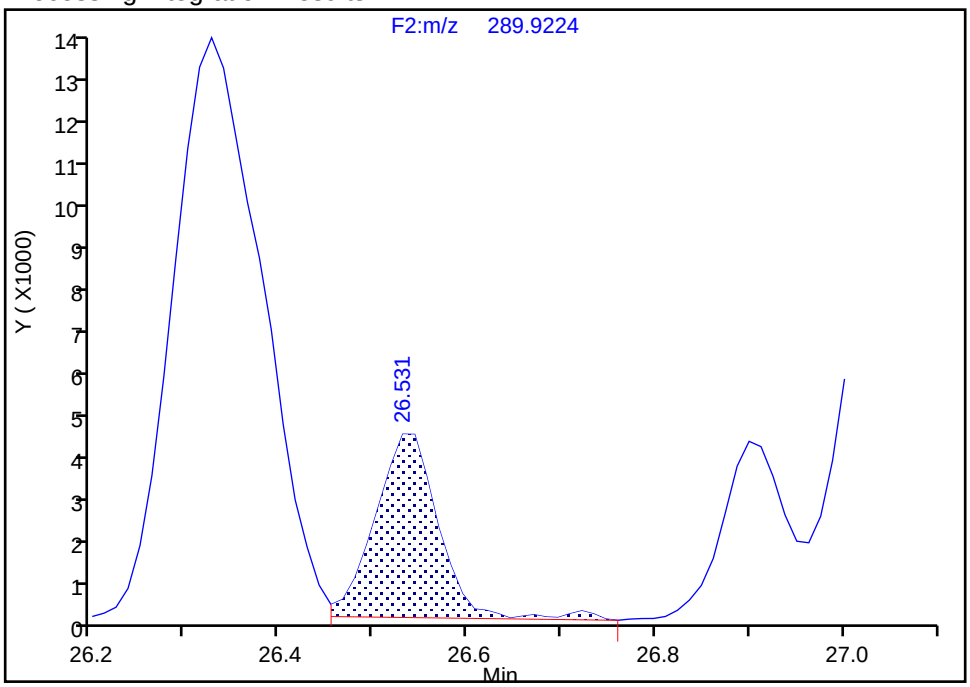

Manual Integration Results

RT: 26.53
Area: 19554
Amount: 1.081666
Amount Units: pg/ul

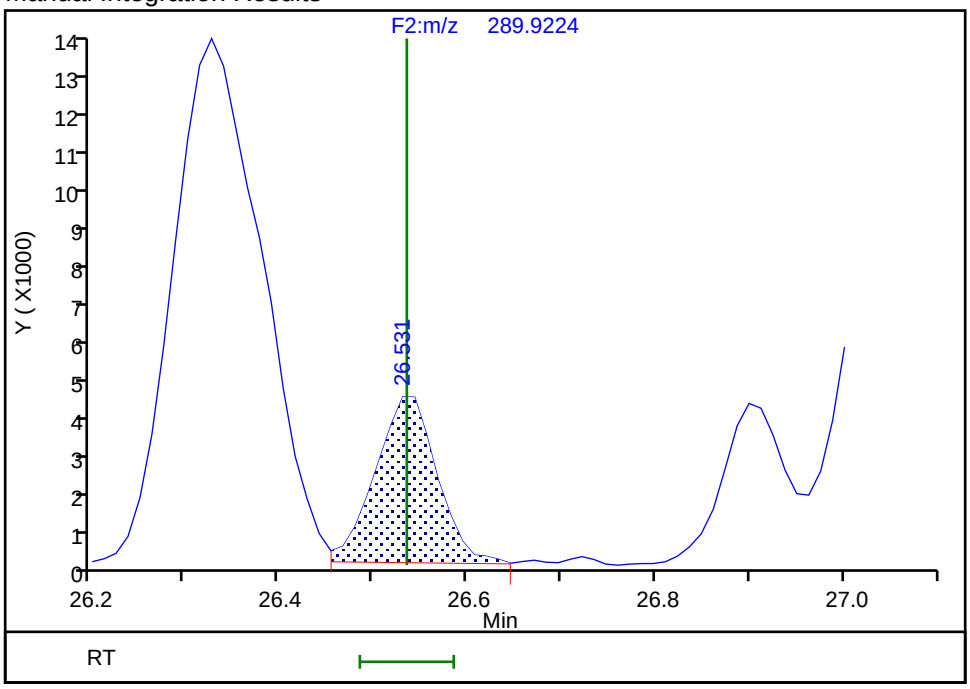

Reviewer: mcwhirterl, 21-Aug-2019 20:26:35
Audit Action: Manually Integrated/Assigned Compound ID Audit Reason: Split Peak

Manual Integration/User Assign Peak Report

Eurofins TestAmerica, Knoxville

Data File:	\\chromna\Knoxville\ChromData\D3D\20190813-12717.b\d4190821i2.d				
Injection Date:	21-Aug-2019 14:49:00	Instrument ID:	D3D		
Lims ID:	IC L2				
Client ID:					
Operator ID:	Xcalibur_System	ALS Bottle#:	0	Worklist Smp#:	2
Injection Vol:	1.0 ul	Dil. Factor:	1.0000		
Method:	PCBs_D3D	Limit Group:	HR - 1668A - ICAL		
Column:	SPB-Octyl (0.25 mm)	Detector	F2(21.81 :35.54)		

PCB-40/41/71, CAS: STL02292

Signal: 1

Processing Integration Results

RT: 27.03
Area: 38955
Amount: 2.683057
Amount Units: pg/ul

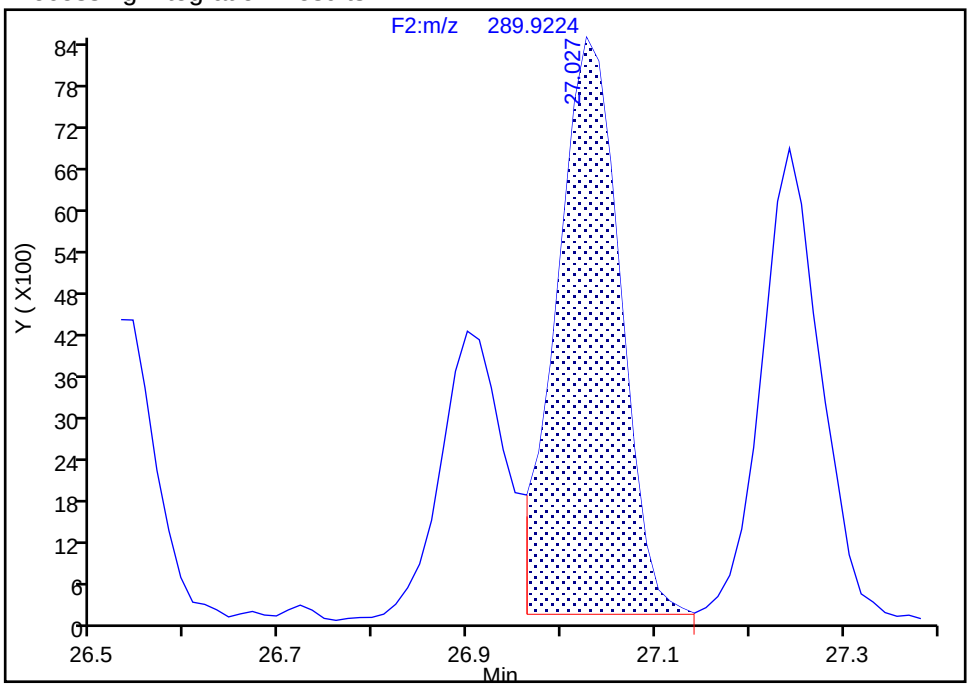

Manual Integration Results

RT: 27.03
Area: 59098
Amount: 3.316163
Amount Units: pg/ul

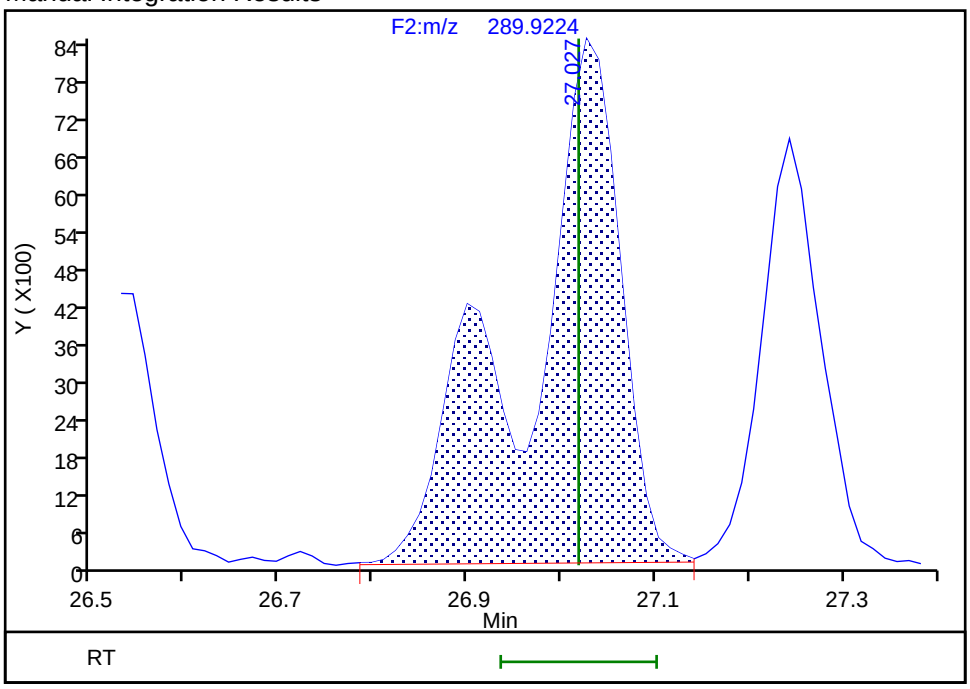

Reviewer: davidsonm, 21-Aug-2019 16:09:14

Audit Action: Manually Integrated Audit Reason: Incomplete Integration

Manual Integration/User Assign Peak Report

Eurofins TestAmerica, Knoxville

Data File: \\chromna\Knoxville\ChromData\D3D\20190813-12717.b\d4190821i2.d
Injection Date: 21-Aug-2019 14:49:00 Instrument ID: D3D
Lims ID: IC L2
Client ID:
Operator ID: Xcalibur_System ALS Bottle#: 0 Worklist Smp#: 2
Injection Vol: 1.0 ul Dil. Factor: 1.0000
Method: PCBs_D3D Limit Group: HR - 1668A - ICAL
Column: SPB-Octyl (0.25 mm) Detector F2(21.81 :35.54)

PCB-40/41/71, CAS: STL02292

Signal: 2

Processing Integration Results

RT: 27.03
Area: 52403
Amount: 2.683057
Amount Units: pg/ul

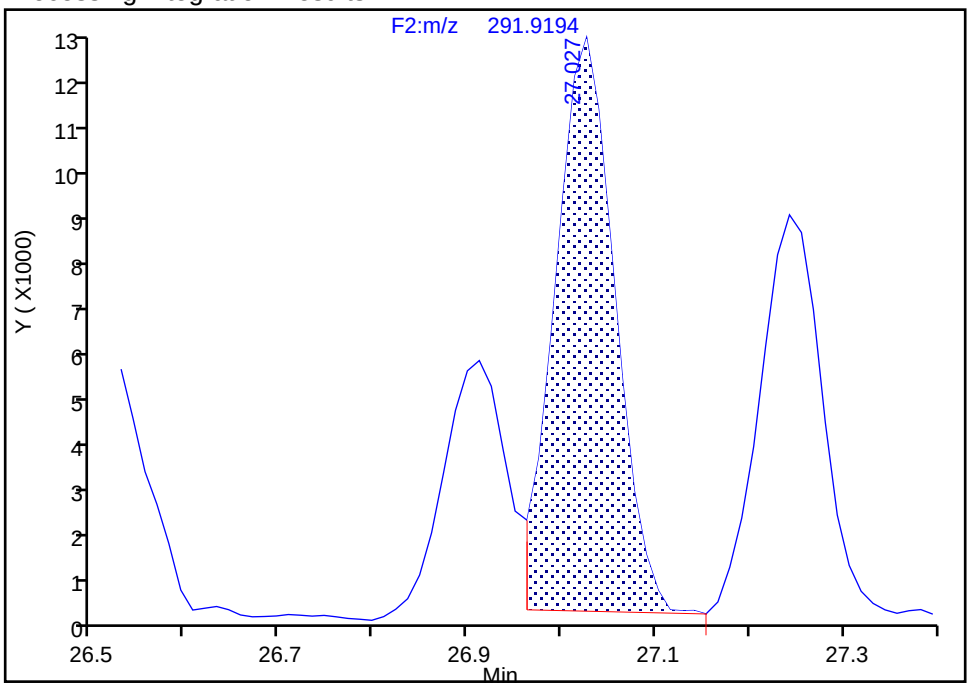

Manual Integration Results

RT: 27.03
Area: 77884
Amount: 3.316163
Amount Units: pg/ul

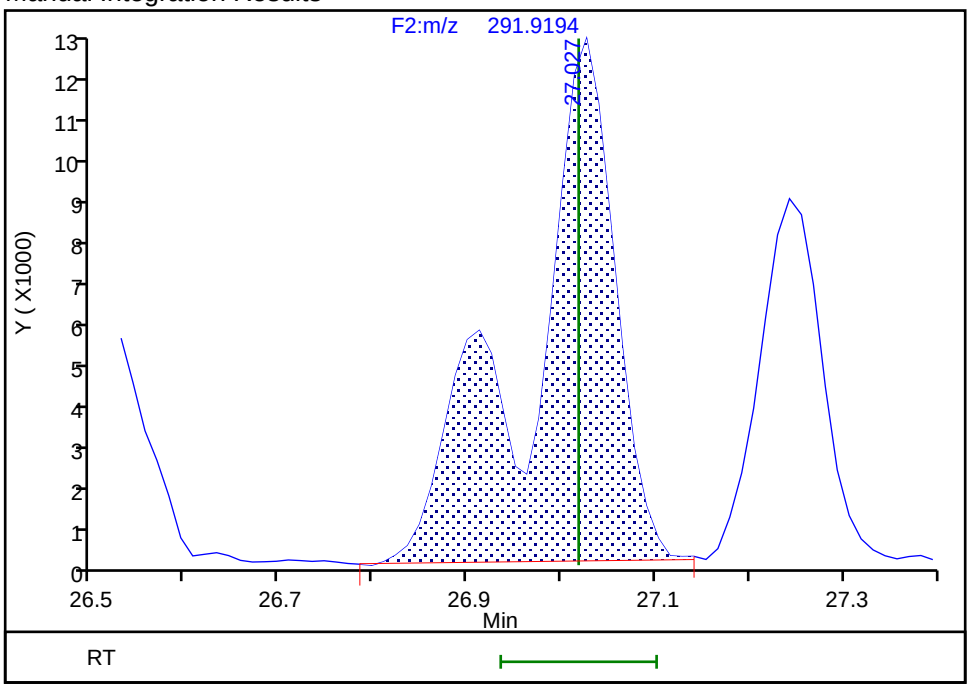

Reviewer: davidsonm, 21-Aug-2019 16:09:24
Audit Action: Manually Integrated Audit Reason: Incomplete Integration

Eurofins TestAmerica, Knoxville

Data File:	\\chromna\Knoxville\ChromData\D3D\20190813-12717.b\d4190821i2.d		
Injection Date:	21-Aug-2019 14:49:00	Injection Vol:	1.0 ul
Instrument ID:	D3D	Operator ID:	Xcalibur_System
Method:	PCBs_D3D	Limit Group:	HR - 1668A - ICAL
Client ID:			
Worklist#:	33168	Sample Line#:	2
Column Type:	SPB-Octyl	Column Dia:	0.25 mm

PePCB F2

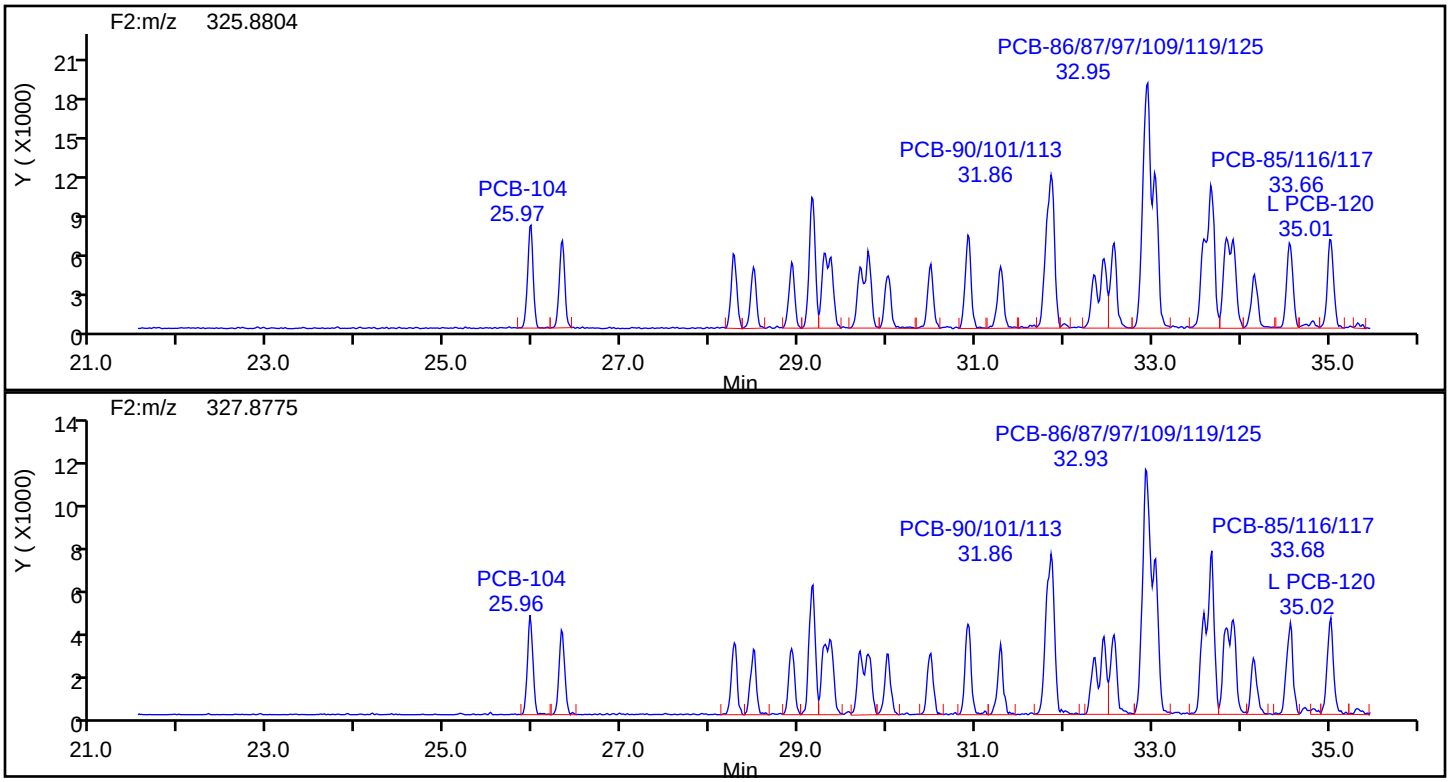

PePCB F2 Standards

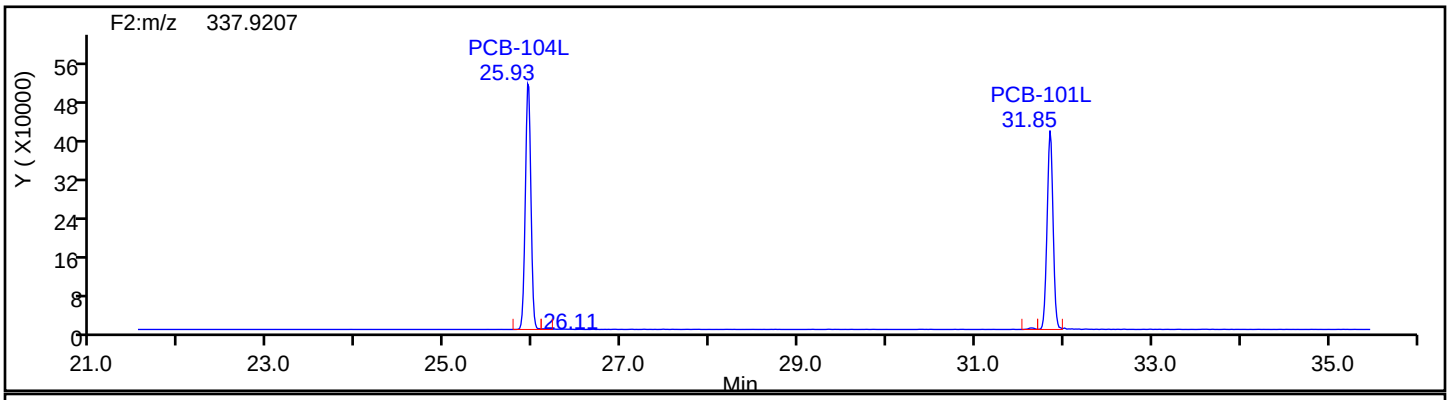

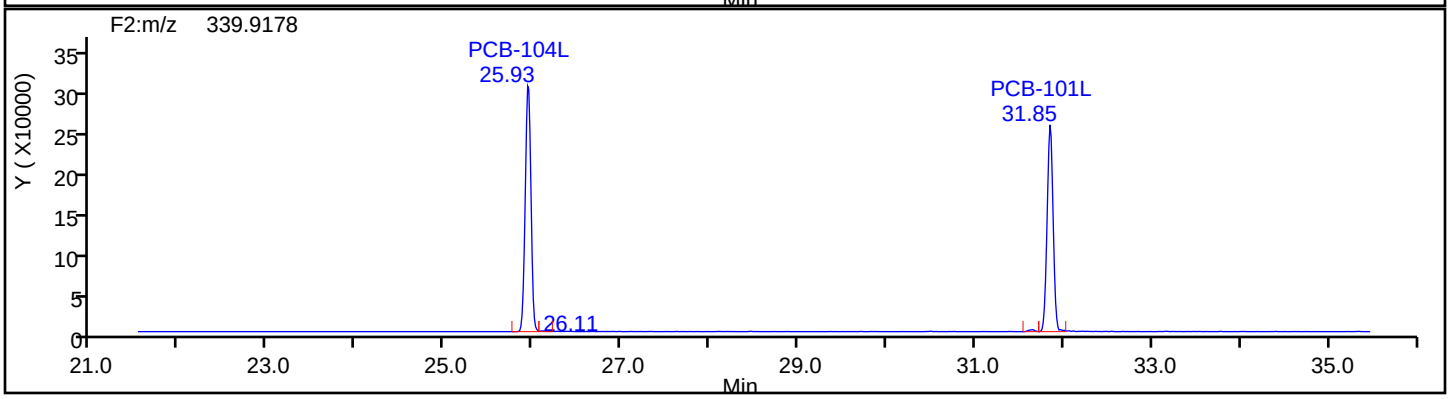

Eurofins TestAmerica, Knoxville

Data File:	\\chromna\Knoxville\ChromData\D3D\20190813-12717.b\d4190821i2.d		
Injection Date:	21-Aug-2019 14:49:00	Injection Vol:	1.0 ul
Instrument ID:	D3D	Operator ID:	Xcalibur_System
Method:	PCBs_D3D	Limit Group:	HR - 1668A - ICAL
Client ID:			
Worklist#:	33168	Sample Line#:	2
Column Type:	SPB-Octyl	Column Dia:	0.25 mm

PePCB F2

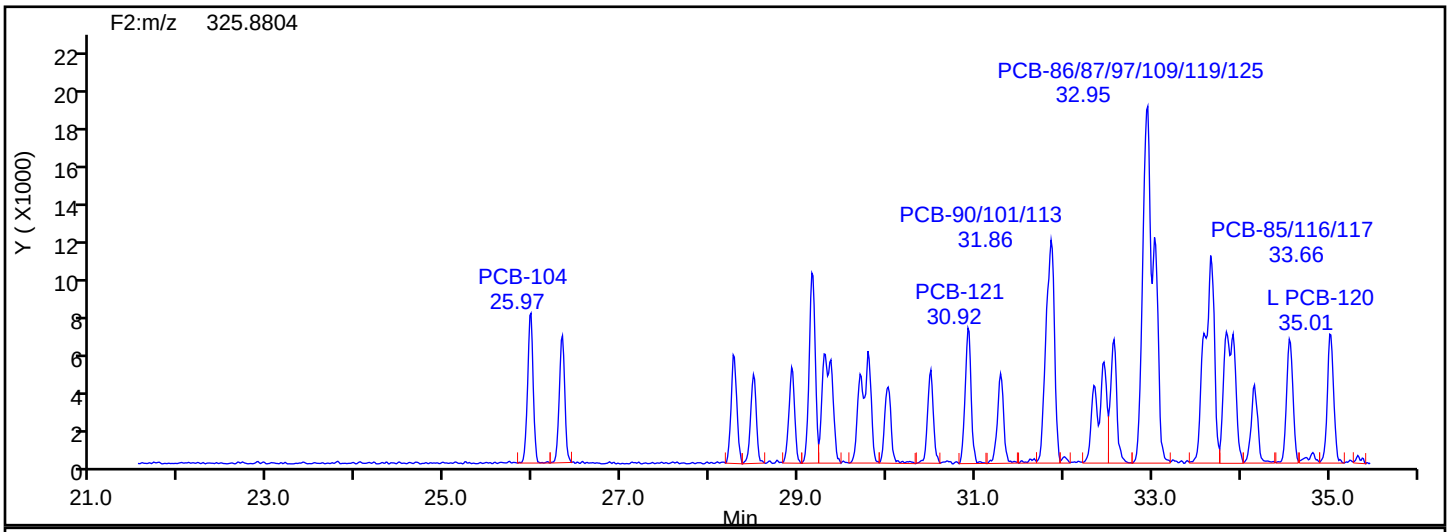

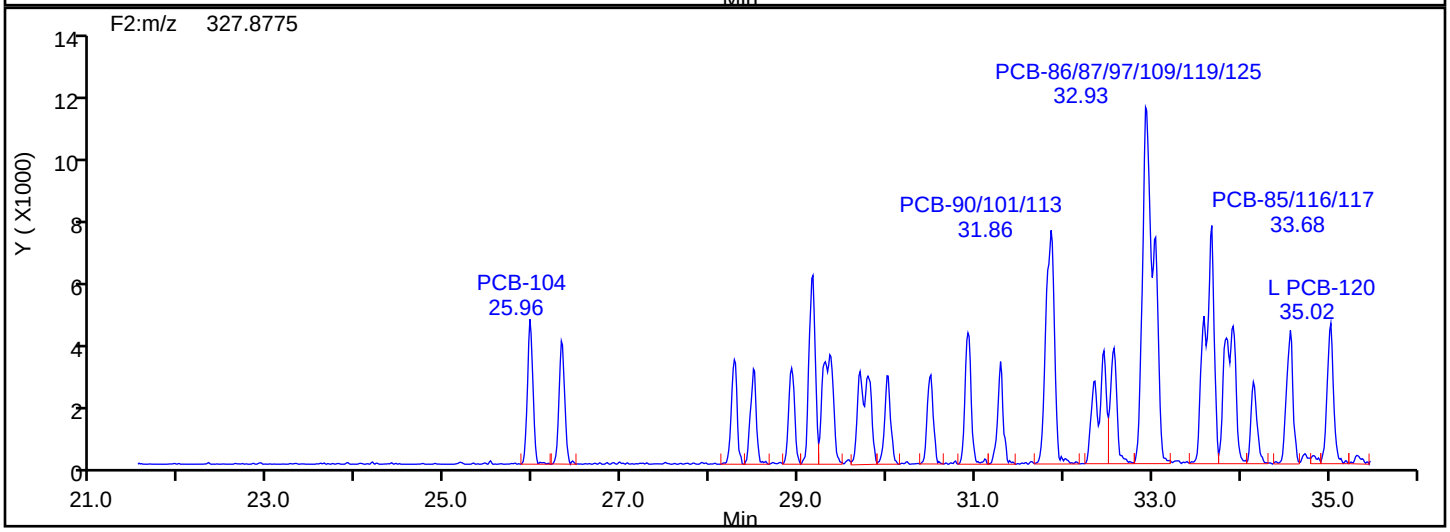

PePCB F2 Lock Mass

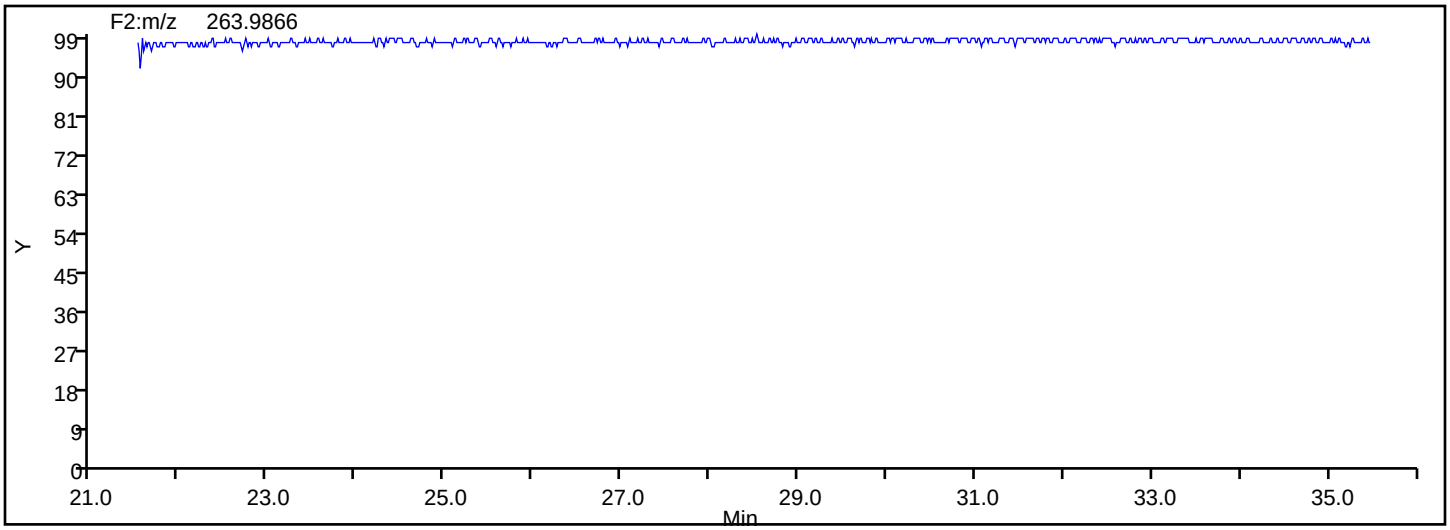

Manual Integration/User Assign Peak Report

Eurofins TestAmerica, Knoxville

Data File:	\\chromna\Knoxville\ChromData\D3D\20190813-12717.b\d4190821i2.d				
Injection Date:	21-Aug-2019 14:49:00	Instrument ID:	D3D		
Lims ID:	IC L2				
Client ID:					
Operator ID:	Xcalibur_System	ALS Bottle#:	0	Worklist Smp#:	2
Injection Vol:	1.0 ul	Dil. Factor:	1.0000		
Method:	PCBs_D3D	Limit Group:	HR - 1668A - ICAL		
Column:	SPB-Octyl (0.25 mm)	Detector	F2(21.81 :35.54)		

PCB-98/102, CAS: STL01843

Signal: 1

Processing Integration Results

RT: 29.29
Area: 23513
Amount: 1.518368
Amount Units: pg/ul

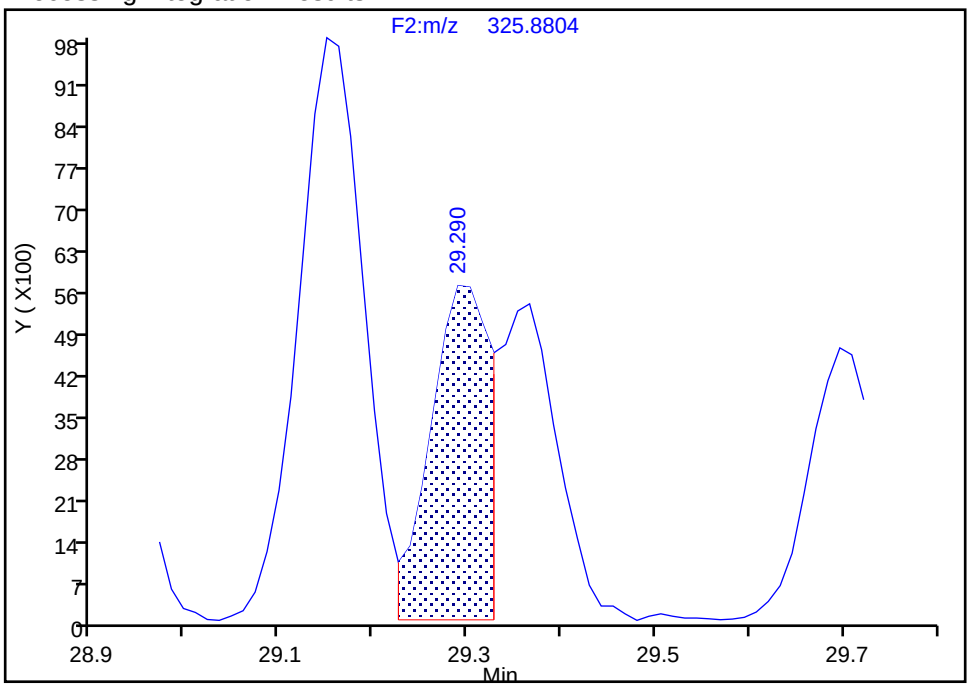

Manual Integration Results

RT: 29.29
Area: 46344
Amount: 2.111619
Amount Units: pg/ul

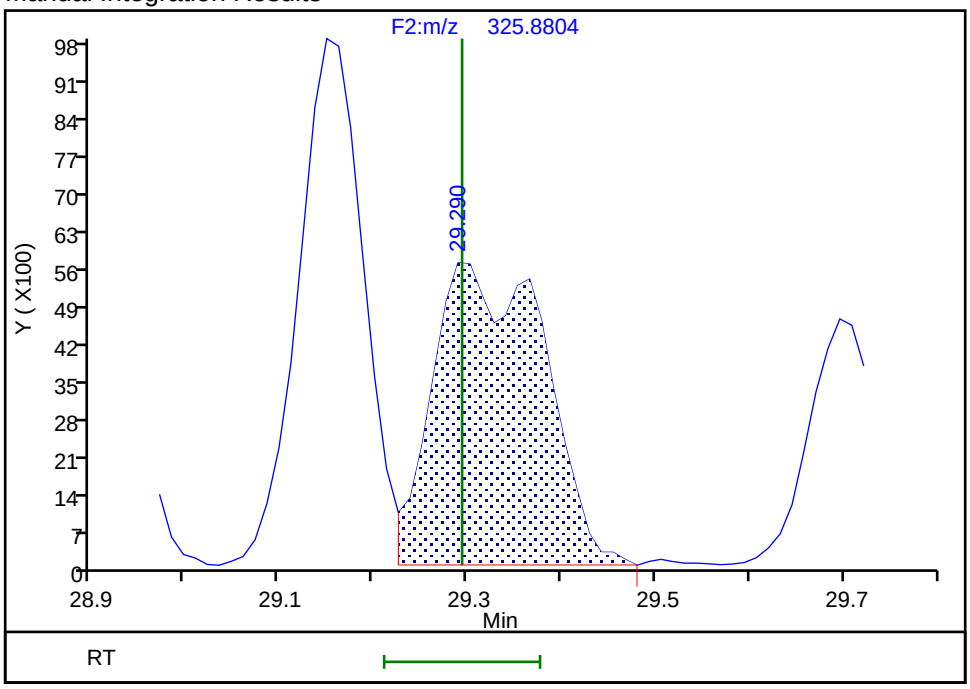

Reviewer: davidsonm, 21-Aug-2019 16:10:20

Audit Action: Manually Integrated Audit Reason: Incomplete Integration

Manual Integration/User Assign Peak Report

Eurofins TestAmerica, Knoxville

Data File: \\chromna\Knoxville\ChromData\D3D\20190813-12717.b\d4190821i2.d
Injection Date: 21-Aug-2019 14:49:00 Instrument ID: D3D
Lims ID: IC L2
Client ID:
Operator ID: Xcalibur_System ALS Bottle#: 0 Worklist Smp#: 2
Injection Vol: 1.0 ul Dil. Factor: 1.0000
Method: PCBs_D3D Limit Group: HR - 1668A - ICAL
Column: SPB-Octyl (0.25 mm) Detector F2(21.81 :35.54)

PCB-98/102, CAS: STL01843

Signal: 2

Processing Integration Results

RT: 29.30
Area: 14655
Amount: 1.518368
Amount Units: pg/ul

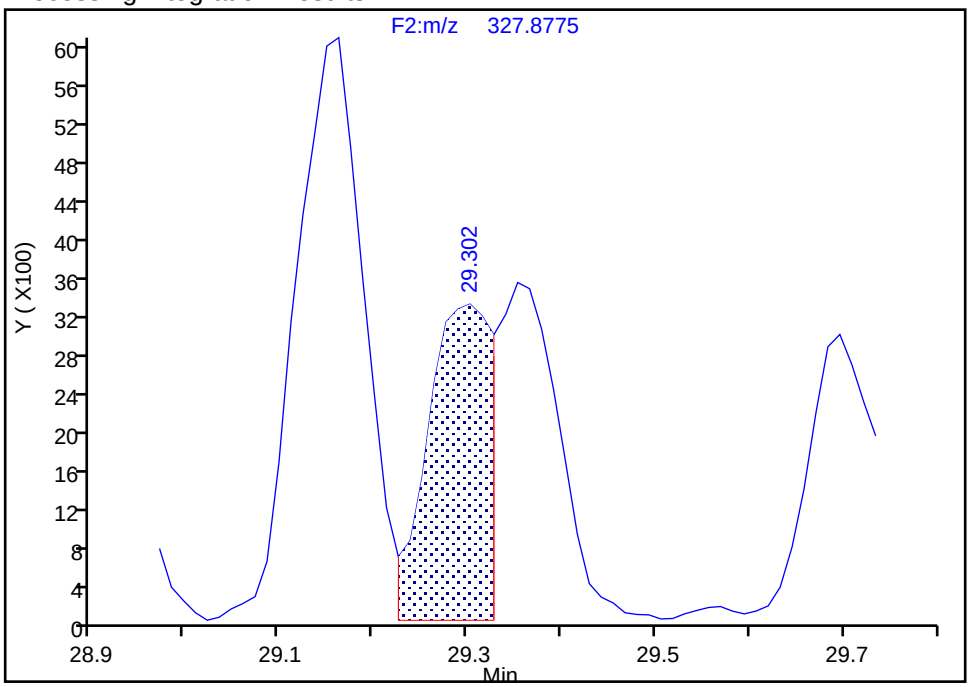

Manual Integration Results

RT: 29.35
Area: 30213
Amount: 2.111619
Amount Units: pg/ul

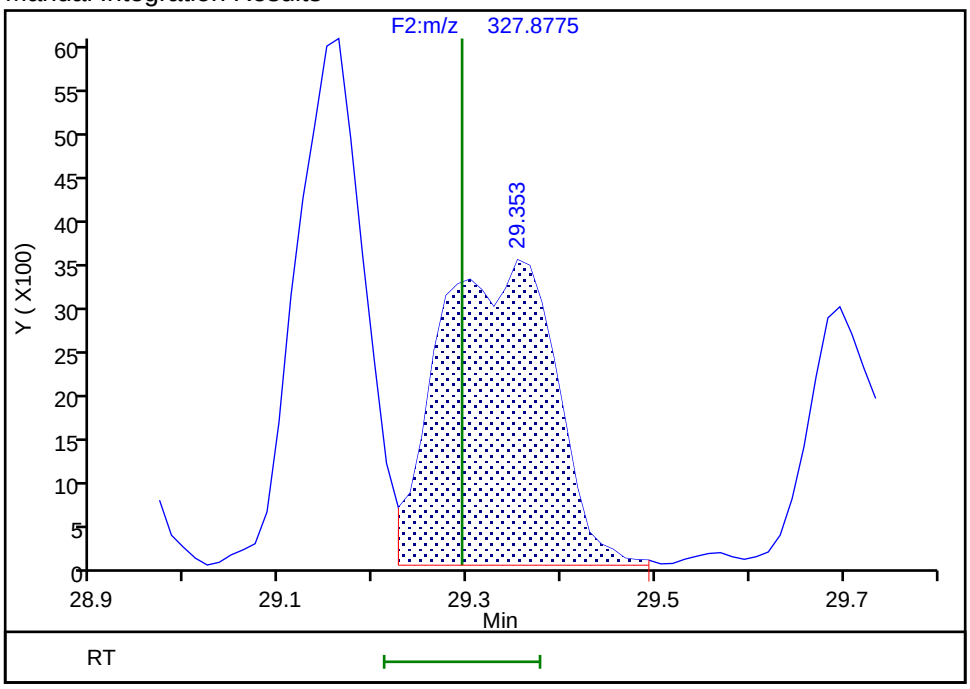

Reviewer: davidsonm, 21-Aug-2019 16:10:44
Audit Action: Manually Integrated Audit Reason: Incomplete Integration

Manual Integration/User Assign Peak Report

Eurofins TestAmerica, Knoxville

Data File: \\chromna\Knoxville\ChromData\D3D\20190813-12717.b\d4190821i2.d
Injection Date: 21-Aug-2019 14:49:00 Instrument ID: D3D
Lims ID: IC L2
Client ID:
Operator ID: Xcalibur_System ALS Bottle#: 0 Worklist Smp#: 2
Injection Vol: 1.0 ul Dil. Factor: 1.0000
Method: PCBs_D3D Limit Group: HR - 1668A - ICAL
Column: SPB-Octyl (0.25 mm) Detector F2(21.81 :35.54)

PCB-88/91, CAS: STL01812

Signal: 2

Processing Integration Results

RT: 29.79
Area: 14195
Amount: 1.689340
Amount Units: pg/ul

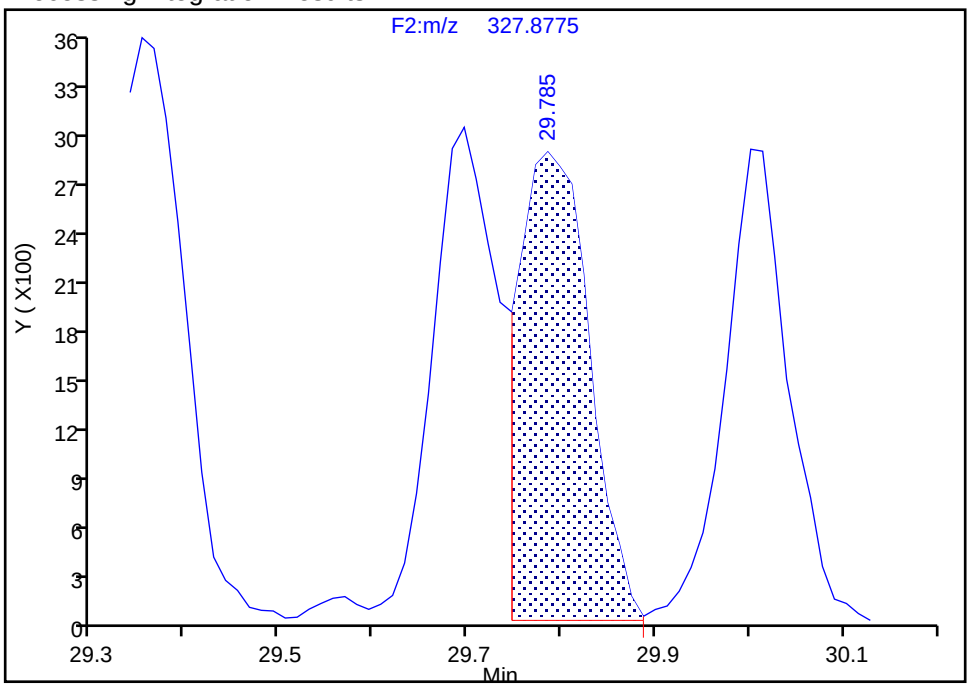

Manual Integration Results

RT: 29.70
Area: 28388
Amount: 2.039663
Amount Units: pg/ul

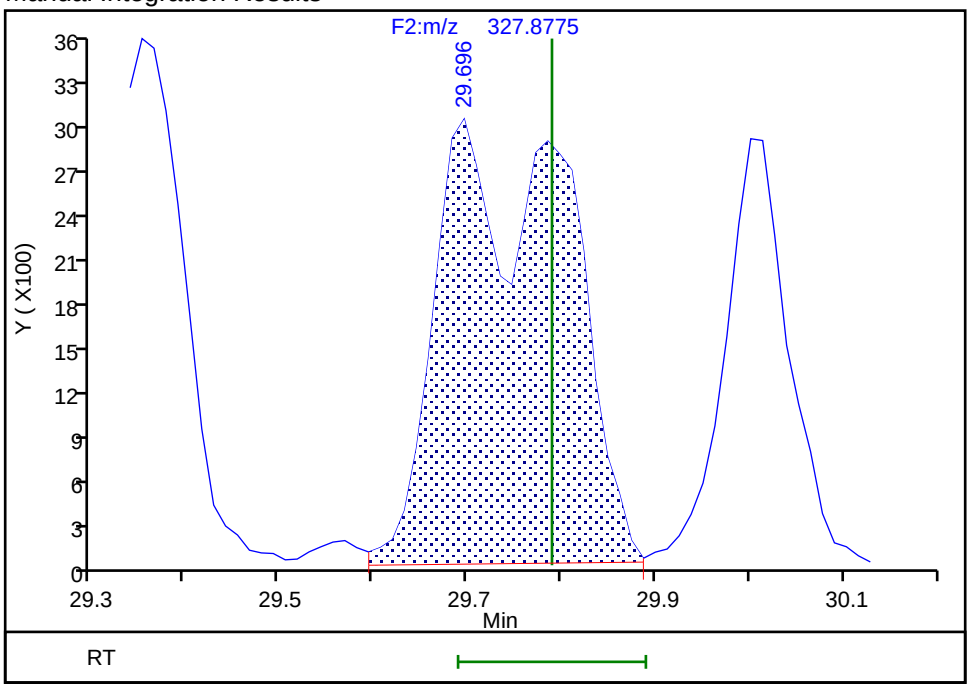

Reviewer: davidsonm, 21-Aug-2019 16:10:52
Audit Action: Manually Integrated Audit Reason: Incomplete Integration

Manual Integration/User Assign Peak Report

Eurofins TestAmerica, Knoxville

Data File: \\chromna\Knoxville\ChromData\D3D\20190813-12717.b\d4190821i2.d
Injection Date: 21-Aug-2019 14:49:00 Instrument ID: D3D
Lims ID: IC L2
Client ID:
Operator ID: Xcalibur_System ALS Bottle#: 0 Worklist Smp#: 2
Injection Vol: 1.0 ul Dil. Factor: 1.0000
Method: PCBs_D3D Limit Group: HR - 1668A - ICAL
Column: SPB-Octyl (0.25 mm) Detector F2(21.81 :35.54)

PCB-86/87/97/109/119/125, CAS: STL02295

Signal: 1

Processing Integration Results

RT: 32.95
Area: 111457
Amount: 5.594578
Amount Units: pg/ul

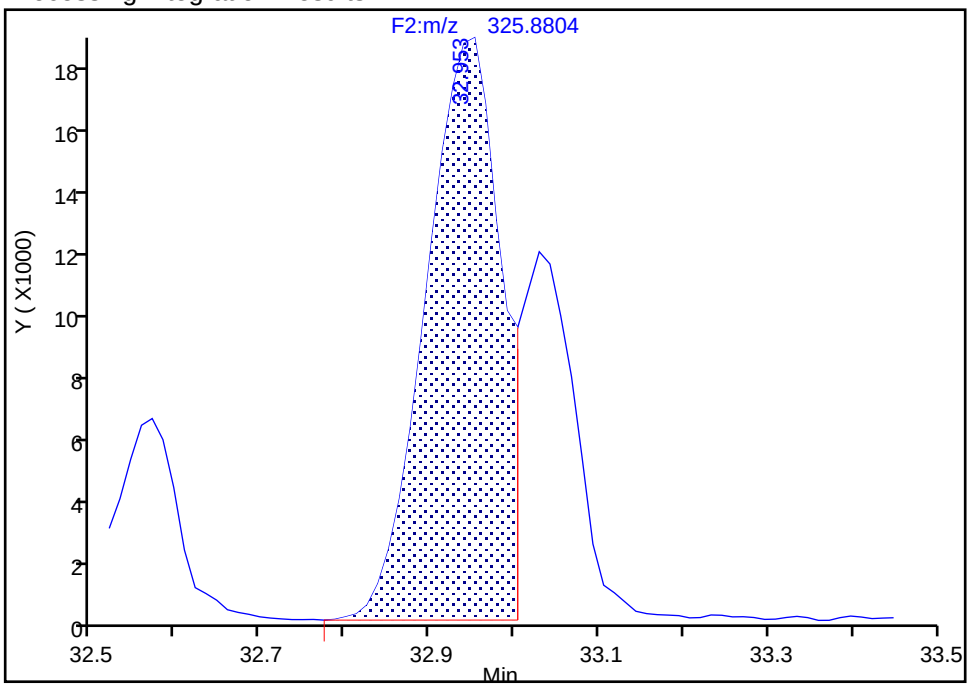

Manual Integration Results

RT: 32.95
Area: 161850
Amount: 6.002576
Amount Units: pg/ul

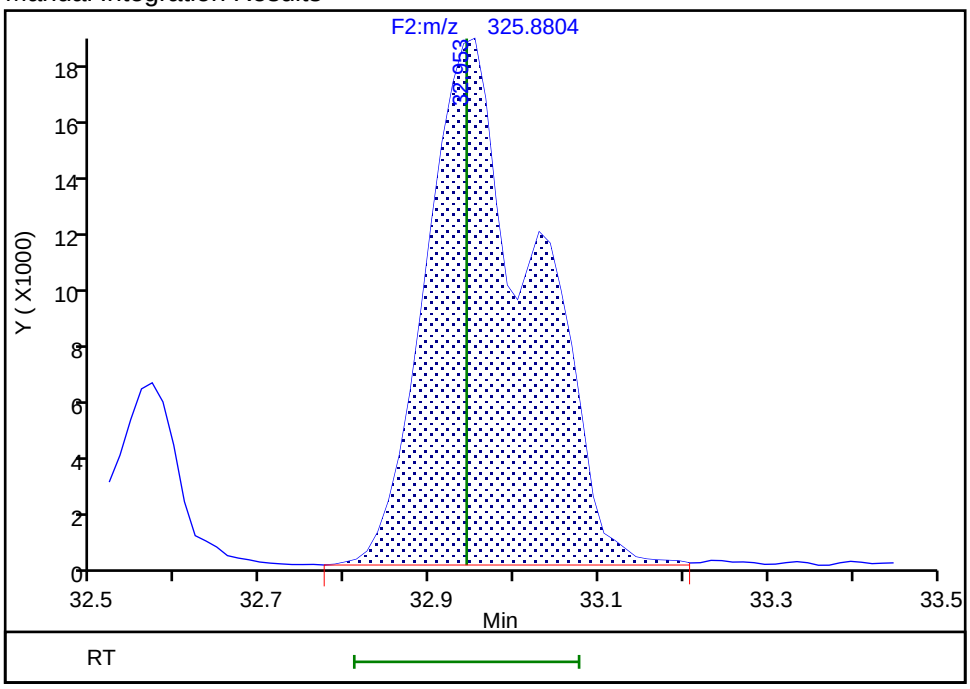

Reviewer: davidsonm, 21-Aug-2019 16:11:18
Audit Action: Manually Integrated Audit Reason: Incomplete Integration

Manual Integration/User Assign Peak Report

Eurofins TestAmerica, Knoxville

Data File: \\chromna\Knoxville\ChromData\D3D\20190813-12717.b\d4190821i2.d
Injection Date: 21-Aug-2019 14:49:00 Instrument ID: D3D
Lims ID: IC L2
Client ID:
Operator ID: Xcalibur_System ALS Bottle#: 0 Worklist Smp#: 2
Injection Vol: 1.0 ul Dil. Factor: 1.0000
Method: PCBs_D3D Limit Group: HR - 1668A - ICAL
Column: SPB-Octyl (0.25 mm) Detector F2(21.81 :35.54)

PCB-86/87/97/109/119/125, CAS: STL02295

Signal: 2

Processing Integration Results

RT: 32.93
Area: 69506
Amount: 5.594578
Amount Units: pg/ul

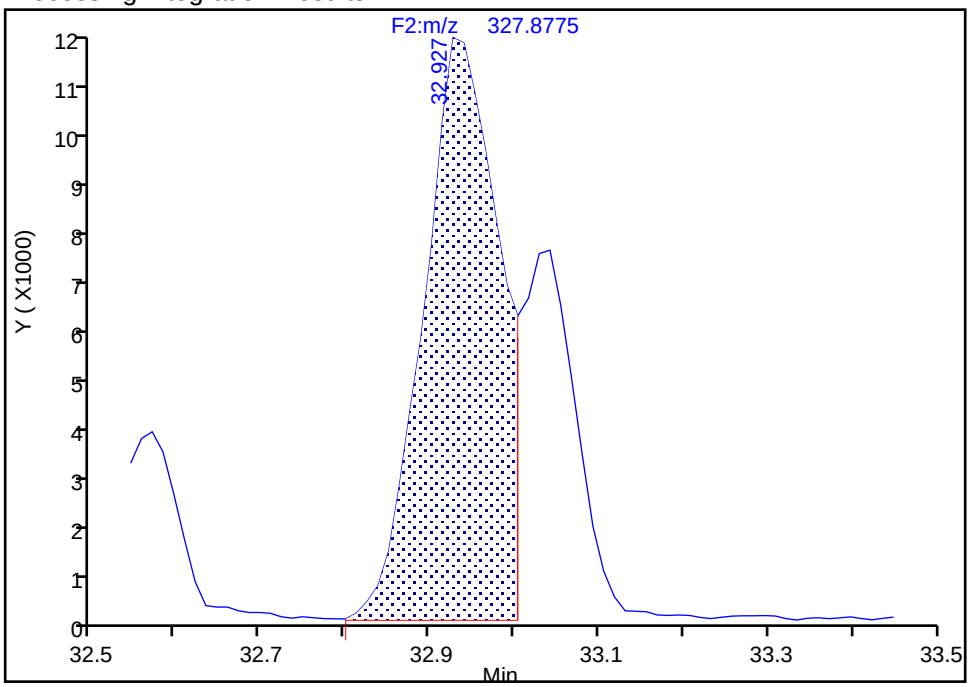

Manual Integration Results

RT: 32.93
Area: 101324
Amount: 6.002576
Amount Units: pg/ul

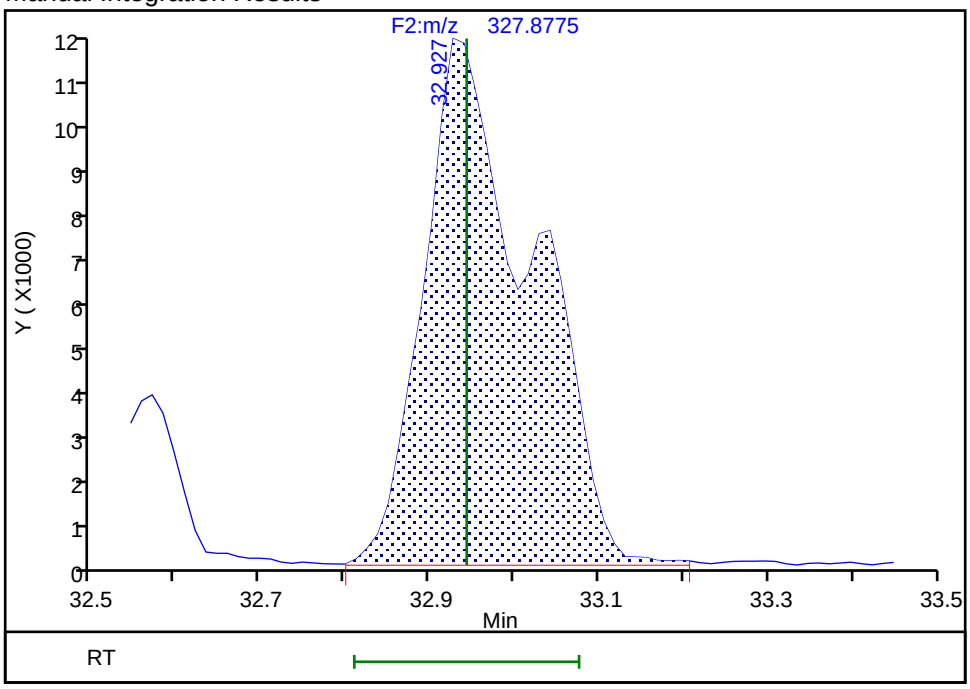

Reviewer: davidsonm, 21-Aug-2019 16:11:31
Audit Action: Manually Integrated Audit Reason: Incomplete Integration

Manual Integration/User Assign Peak Report

Eurofins TestAmerica, Knoxville

Data File: \\chromna\Knoxville\ChromData\D3D\20190813-12717.b\d4190821i2.d
Injection Date: 21-Aug-2019 14:49:00 Instrument ID: D3D
Lims ID: IC L2
Client ID:
Operator ID: Xcalibur_System ALS Bottle#: 0 Worklist Smp#: 2
Injection Vol: 1.0 ul Dil. Factor: 1.0000
Method: PCBs_D3D Limit Group: HR - 1668A - ICAL
Column: SPB-Octyl (0.25 mm) Detector F2(21.81 :35.54)

PCB-110/115, CAS: STL01826

Signal: 2

Processing Integration Results

RT: 33.92
Area: 39917
Amount: 1.490597
Amount Units: pg/ul

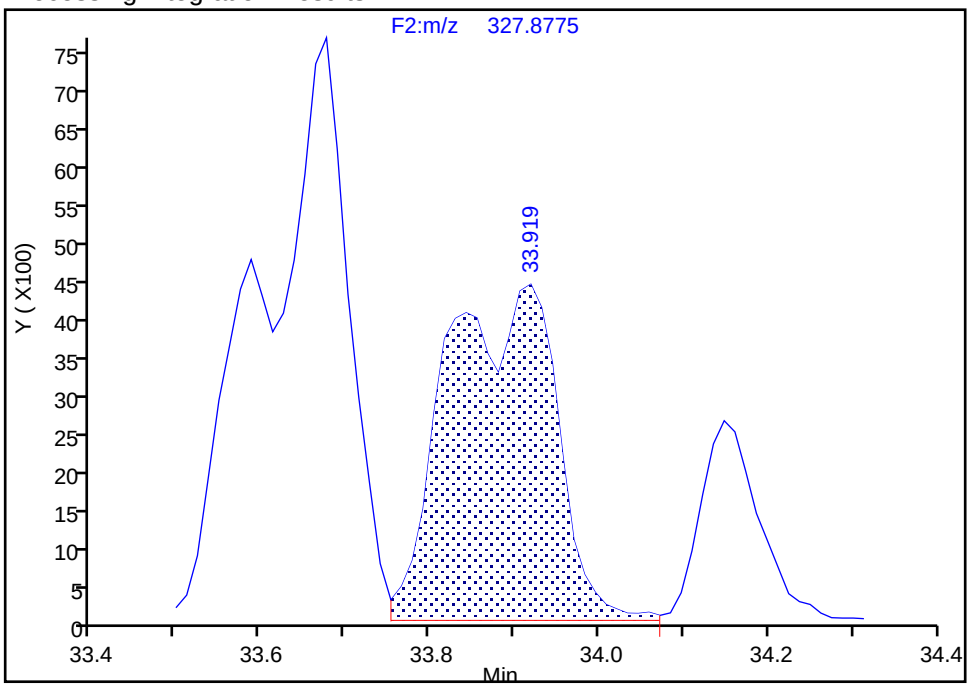

Manual Integration Results

RT: 33.92
Area: 39917
Amount: 2.058154
Amount Units: pg/ul

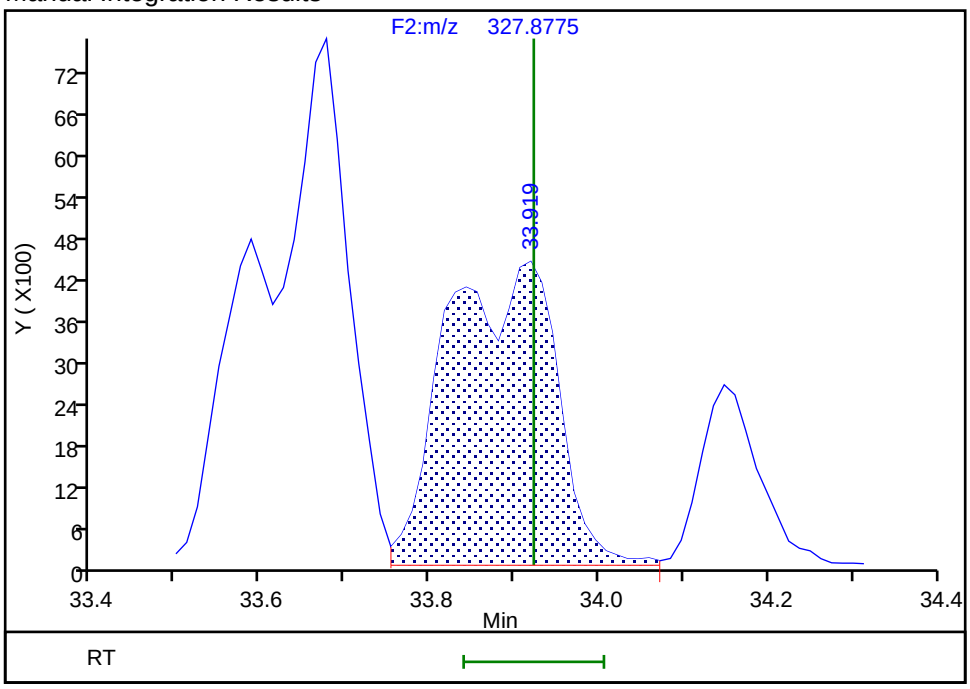

Reviewer: davidsonm, 21-Aug-2019 16:11:50
Audit Action: Marked Compound Undetected Audit Reason: Invalid Compound ID

Manual Integration/User Assign Peak Report

Eurofins TestAmerica, Knoxville

Data File: \\chromna\Knoxville\ChromData\D3D\20190813-12717.b\d4190821i2.d
Injection Date: 21-Aug-2019 14:49:00 Instrument ID: D3D
Lims ID: IC L2
Client ID:
Operator ID: Xcalibur_System ALS Bottle#: 0 Worklist Smp#: 2
Injection Vol: 1.0 ul Dil. Factor: 1.0000
Method: PCBs_D3D Limit Group: HR - 1668A - ICAL
Column: SPB-Octyl (0.25 mm) Detector F2(21.81 :35.54)

PCB-110/115, CAS: STL01826

Signal: 3

Processing Integration Results

RT: 33.92
Area: 70300
Amount: 1.490597
Amount Units: pg/ul

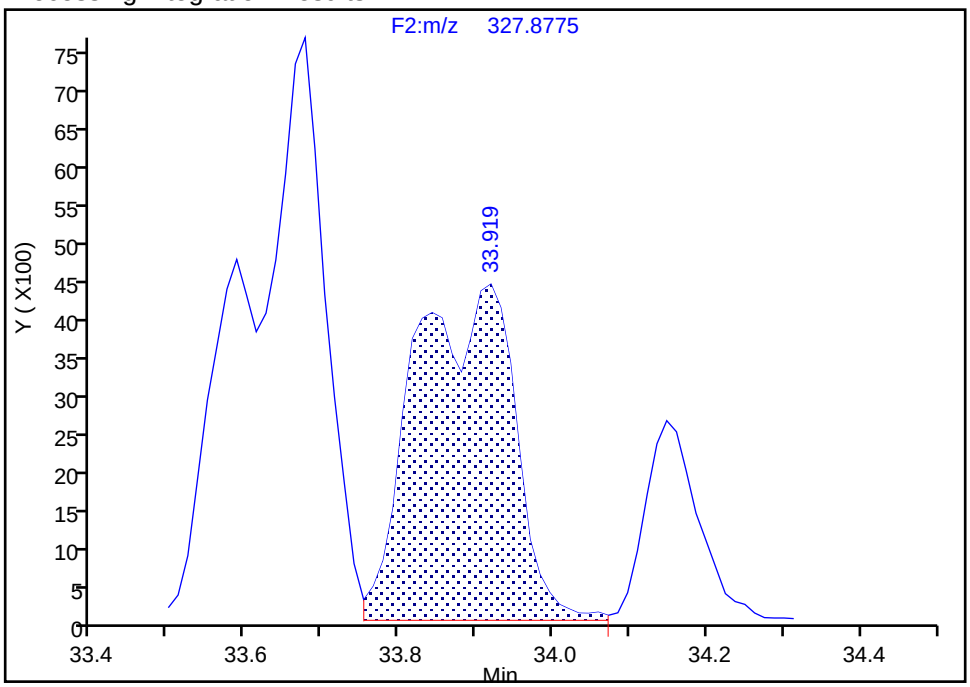

Manual Integration Results

RT: 33.84
Area: 101957
Amount: 2.058154
Amount Units: pg/ul
Reviewer: davidsonm, 21-Aug-2019 16:11:50
Audit Action: Marked Compound Undetected Audit Reason: Invalid Compound ID

Manual Integration/User Assign Peak Report

Eurofins TestAmerica, Knoxville

Data File: \\chromna\Knoxville\ChromData\D3D\20190813-12717.b\d4190821i2.d
Injection Date: 21-Aug-2019 14:49:00 Instrument ID: D3D
Lims ID: IC L2
Client ID:
Operator ID: Xcalibur_System ALS Bottle#: 0 Worklist Smp#: 2
Injection Vol: 1.0 ul Dil. Factor: 1.0000
Method: PCBs_D3D Limit Group: HR - 1668A - ICAL
Column: SPB-Octyl (0.25 mm) Detector F2(21.81 :35.54)

PCB-110/115, CAS: STL01826

Signal: 1

Processing Integration Results

RT: 33.92
Area: 30383
Amount: 1.490597
Amount Units: pg/ul

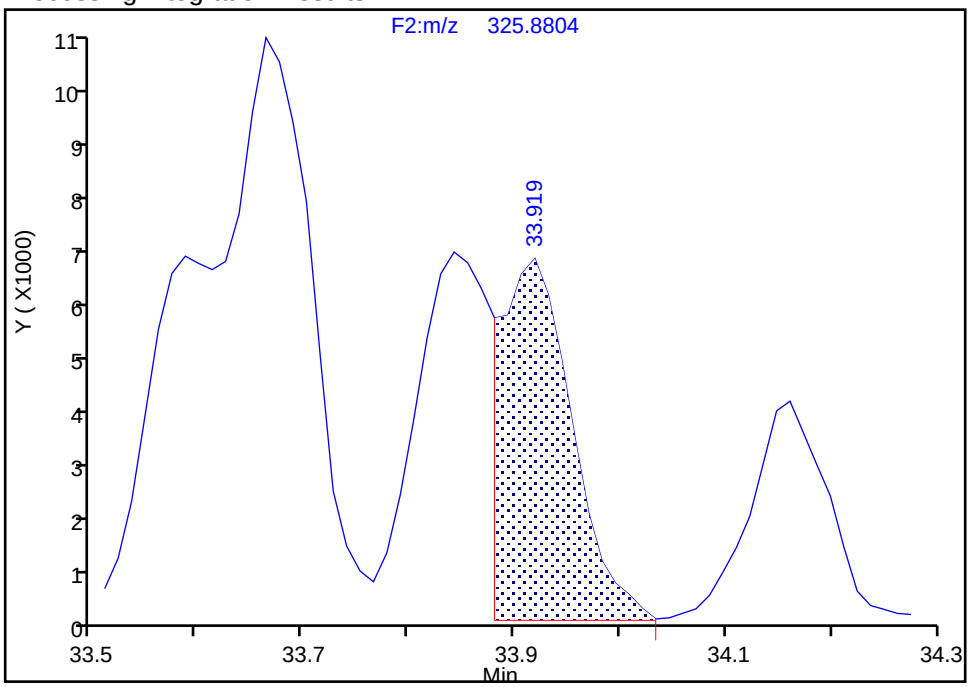

Manual Integration Results

RT: 33.84
Area: 62040
Amount: 2.058154
Amount Units: pg/ul

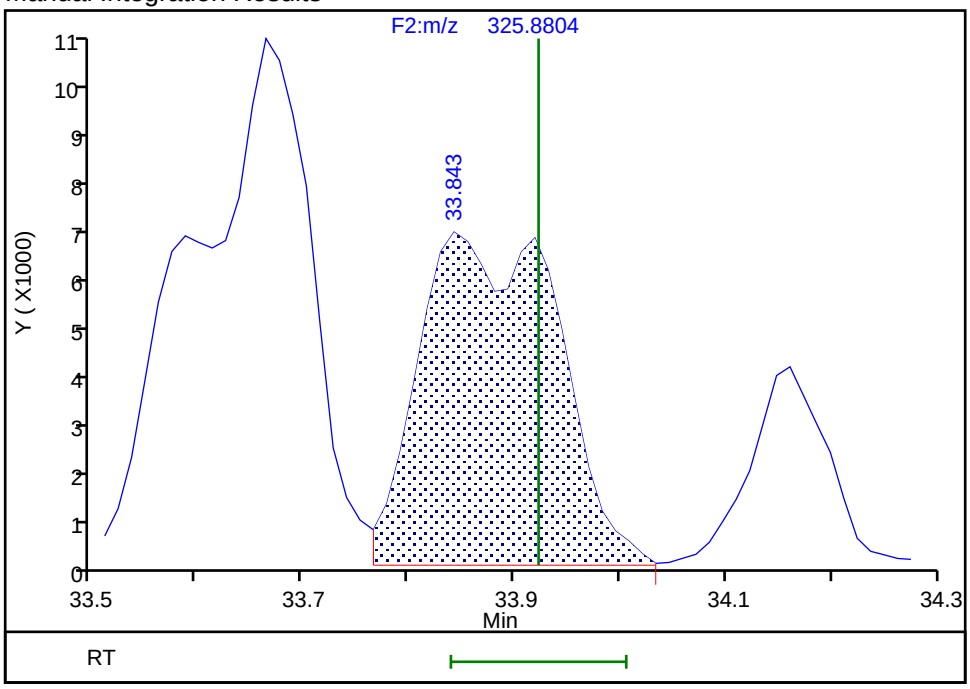

Reviewer: davidsonm, 21-Aug-2019 16:11:52
Audit Action: Manually Integrated/Assigned Compound ID Audit Reason: Incomplete Integration

Report Date: 30-Aug-2019 11:36:44 Chrom Revision: 2.3 22-Aug-2019 12:55:36

Eurofins TestAmerica, Knoxville

Data File:	\\chromna\Knoxville\ChromData\D3D\20190813-12717.b\d4190821i2.d		
Injection Date:	21-Aug-2019 14:49:00	Injection Vol:	1.0 ul
Instrument ID:	D3D	Operator ID:	Xcalibur_System
Method:	PCBs_D3D	Limit Group:	HR - 1668A - ICAL
Client ID:			
Worklist#:	33168	Sample Line#:	2
Column Type:	SPB-Octyl	Column Dia:	0.25 mm

PePCB F3

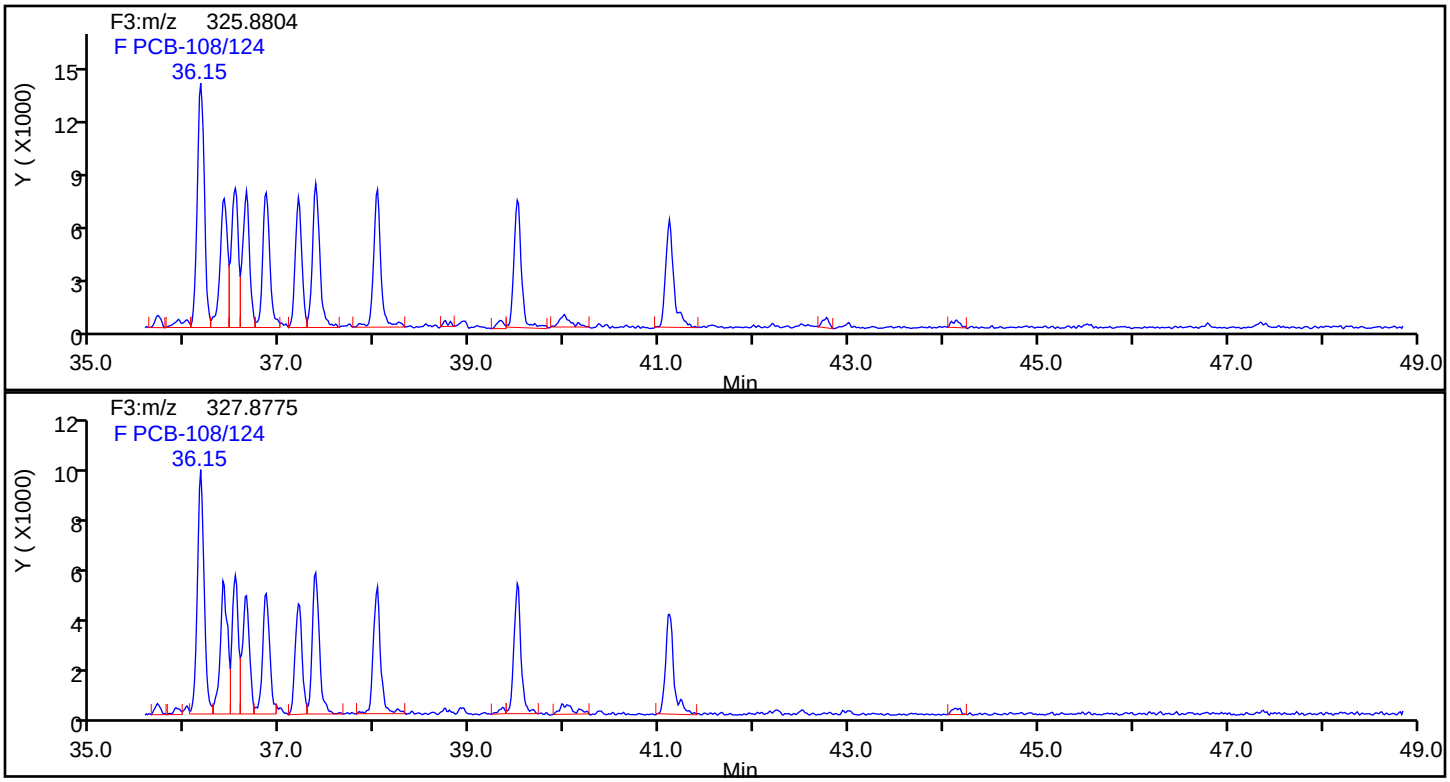

PePCB F3 Standards

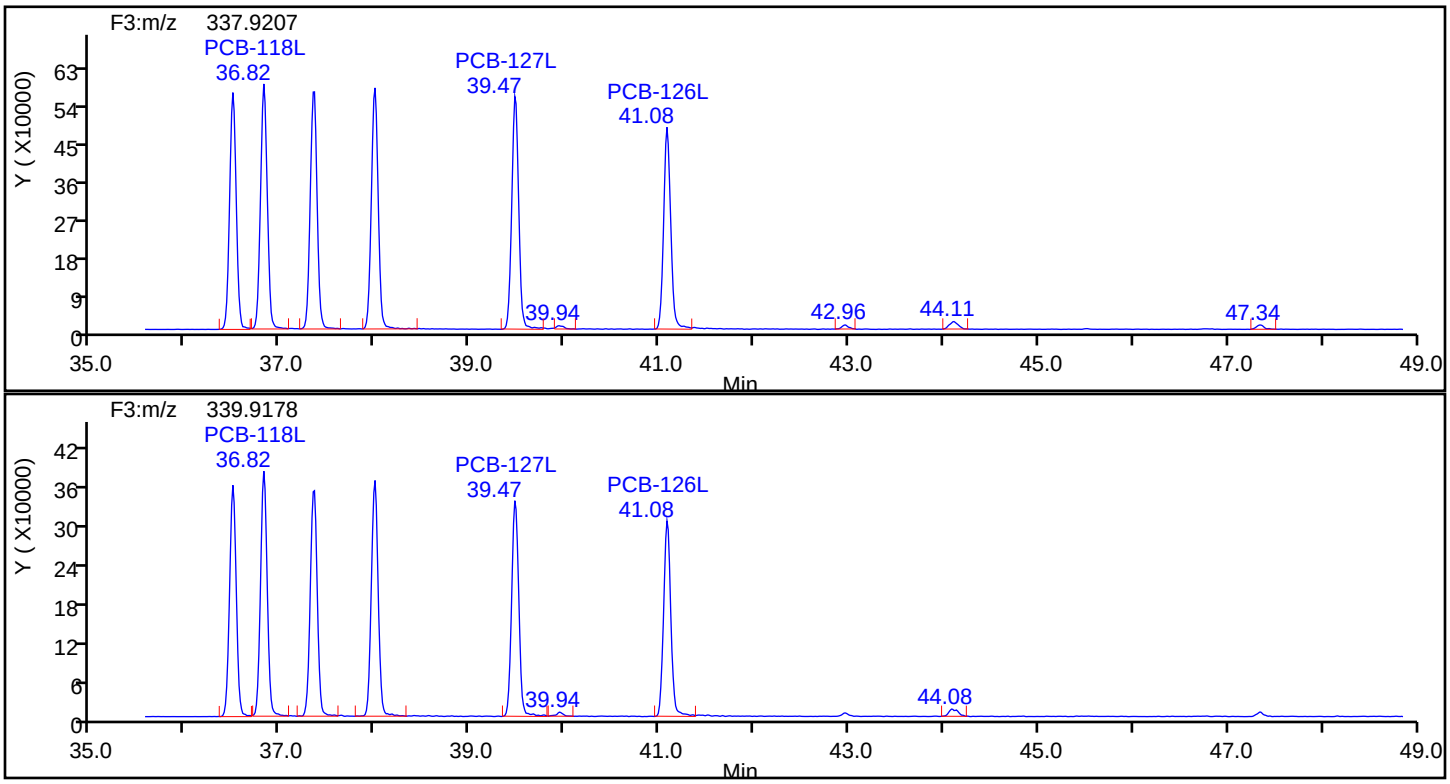

Eurofins TestAmerica, Knoxville

Data File:	\\chromna\Knoxville\ChromData\D3D\20190813-12717.b\d4190821i2.d		
Injection Date:	21-Aug-2019 14:49:00	Injection Vol:	1.0 ul
Instrument ID:	D3D	Operator ID:	Xcalibur_System
Method:	PCBs_D3D	Limit Group:	HR - 1668A - ICAL
Client ID:			
Worklist#:	33168	Sample Line#:	2
Column Type:	SPB-Octyl	Column Dia:	0.25 mm

PePCB F3

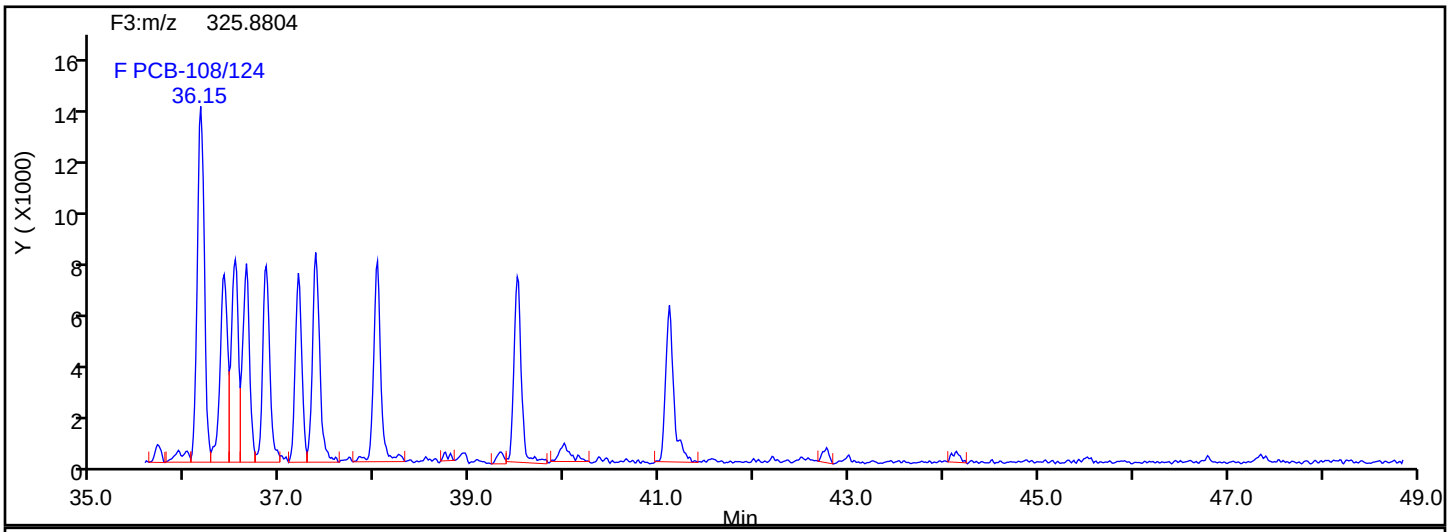

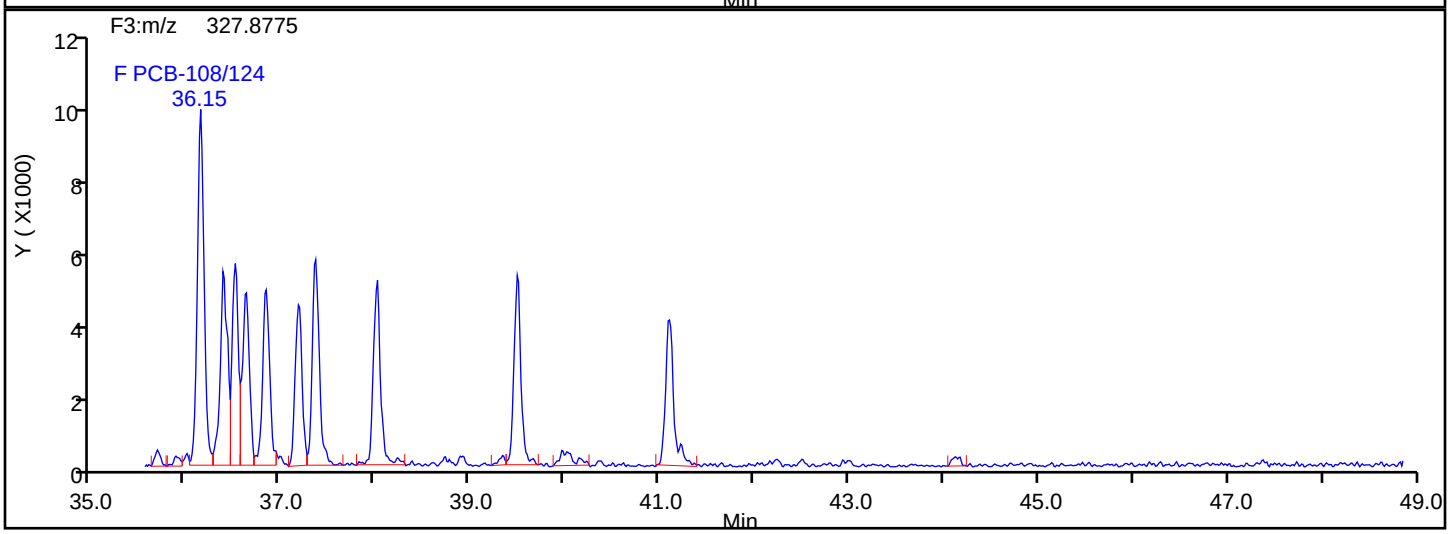

PePCB F3 Lock Mass

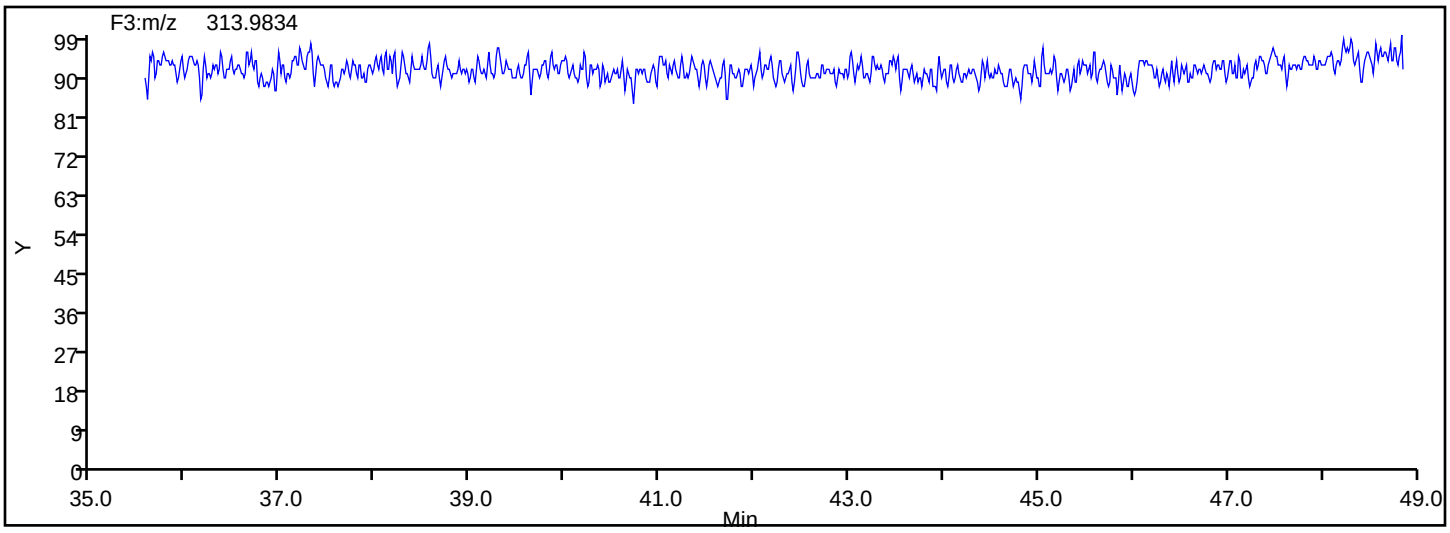

Eurofins TestAmerica, Knoxville

Data File:	\\chromna\Knoxville\ChromData\D3D\20190813-12717.b\d4190821i2.d		
Injection Date:	21-Aug-2019 14:49:00	Injection Vol:	1.0 ul
Instrument ID:	D3D	Operator ID:	Xcalibur_System
Method:	PCBs_D3D	Limit Group:	HR - 1668A - ICAL
Client ID:			
Worklist#:	33168	Sample Line#:	2
Column Type:	SPB-Octyl	Column Dia:	0.25 mm

HxPCB F2

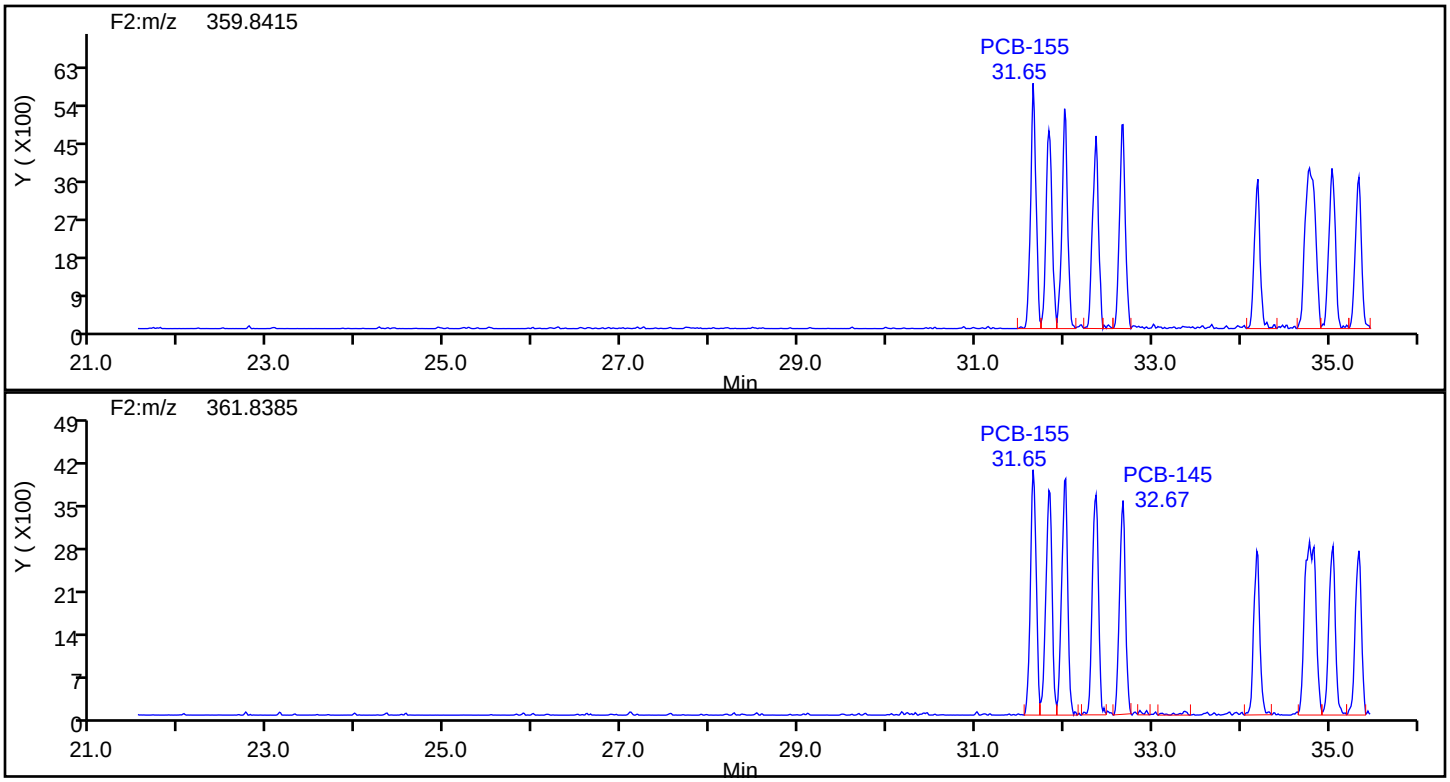

HxPCB F2 Standards

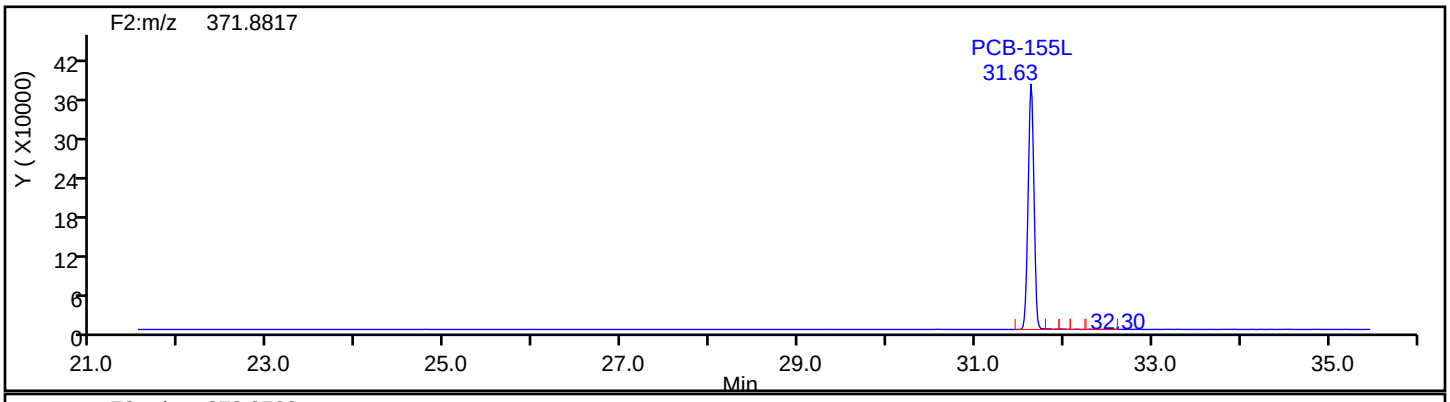

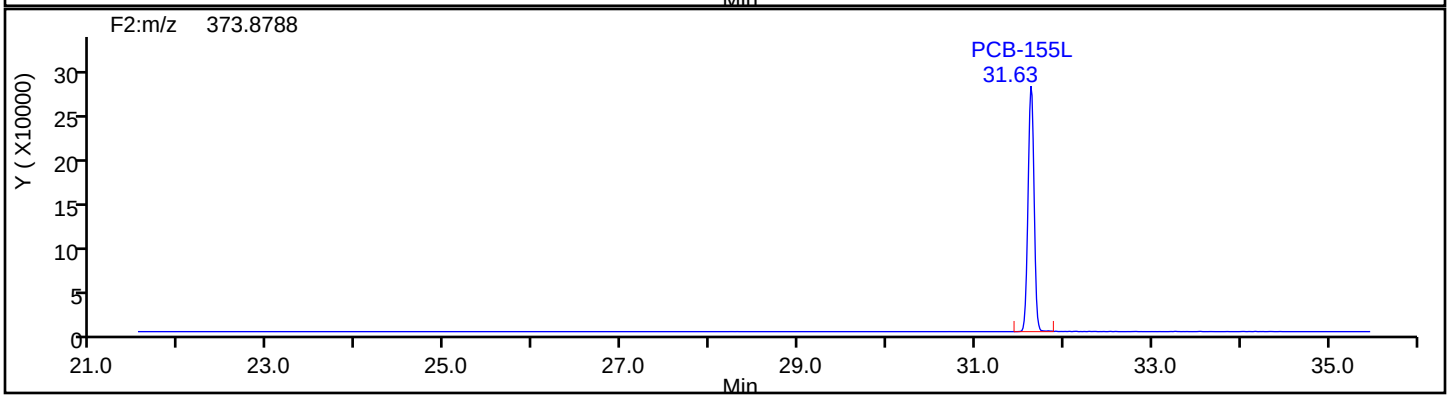

Eurofins TestAmerica, Knoxville

Data File:	\\chromna\Knoxville\ChromData\D3D\20190813-12717.b\d4190821i2.d		
Injection Date:	21-Aug-2019 14:49:00	Injection Vol:	1.0 ul
Instrument ID:	D3D	Operator ID:	Xcalibur_System
Method:	PCBs_D3D	Limit Group:	HR - 1668A - ICAL
Client ID:			
Worklist#:	33168	Sample Line#:	2
Column Type:	SPB-Octyl	Column Dia:	0.25 mm

HxPCB F2

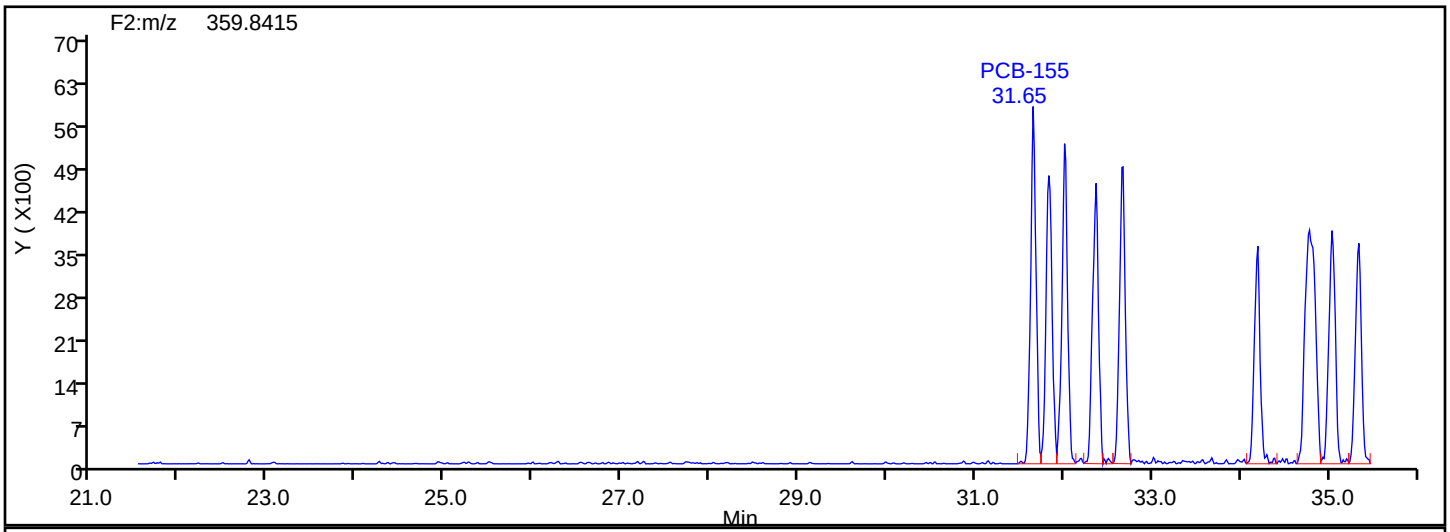

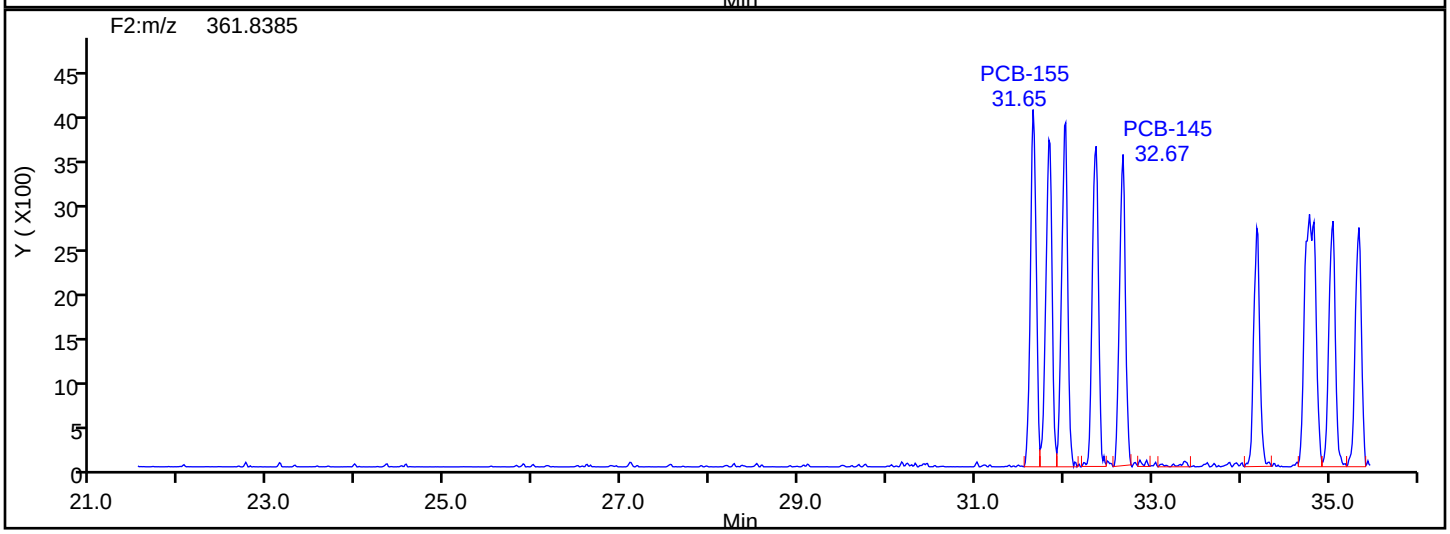

HxPCB F2 Lock Mass

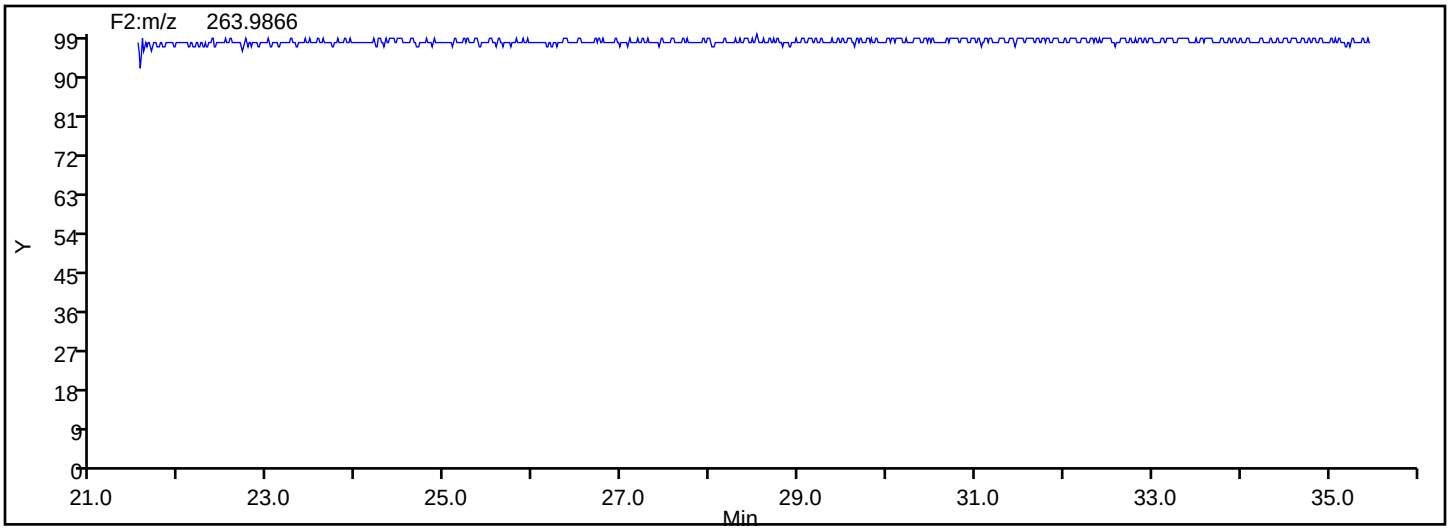

Report Date: 30-Aug-2019 11:36:44 Chrom Revision: 2.3 22-Aug-2019 12:55:36

Eurofins TestAmerica, Knoxville

Data File:	\\chromna\Knoxville\ChromData\D3D\20190813-12717.b\d4190821i2.d		
Injection Date:	21-Aug-2019 14:49:00	Injection Vol:	1.0 ul
Instrument ID:	D3D	Operator ID:	Xcalibur_System
Method:	PCBs_D3D	Limit Group:	HR - 1668A - ICAL
Client ID:			
Worklist#:	33168	Sample Line#:	2
Column Type:	SPB-Octyl	Column Dia:	0.25 mm

HxPCB F3

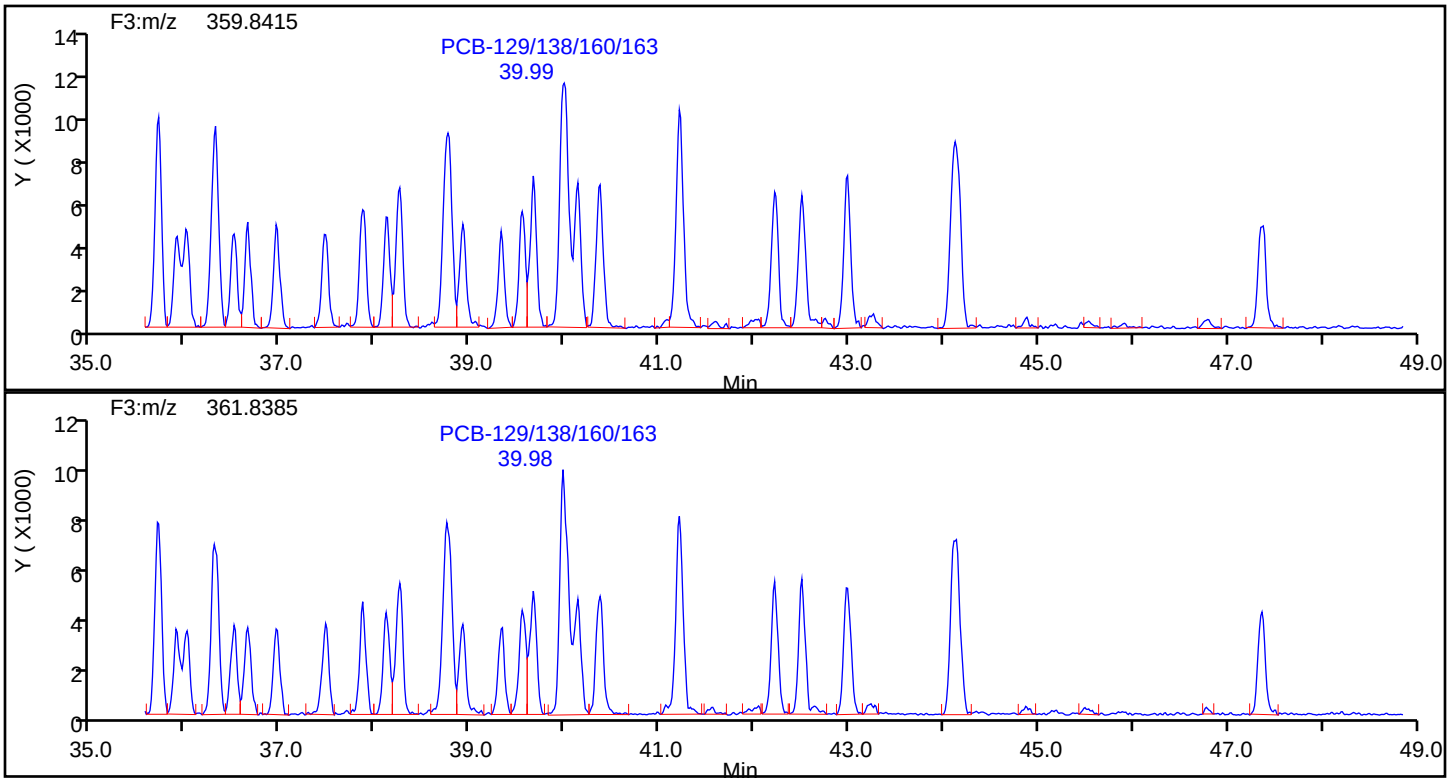

HxPCB F3 Standards

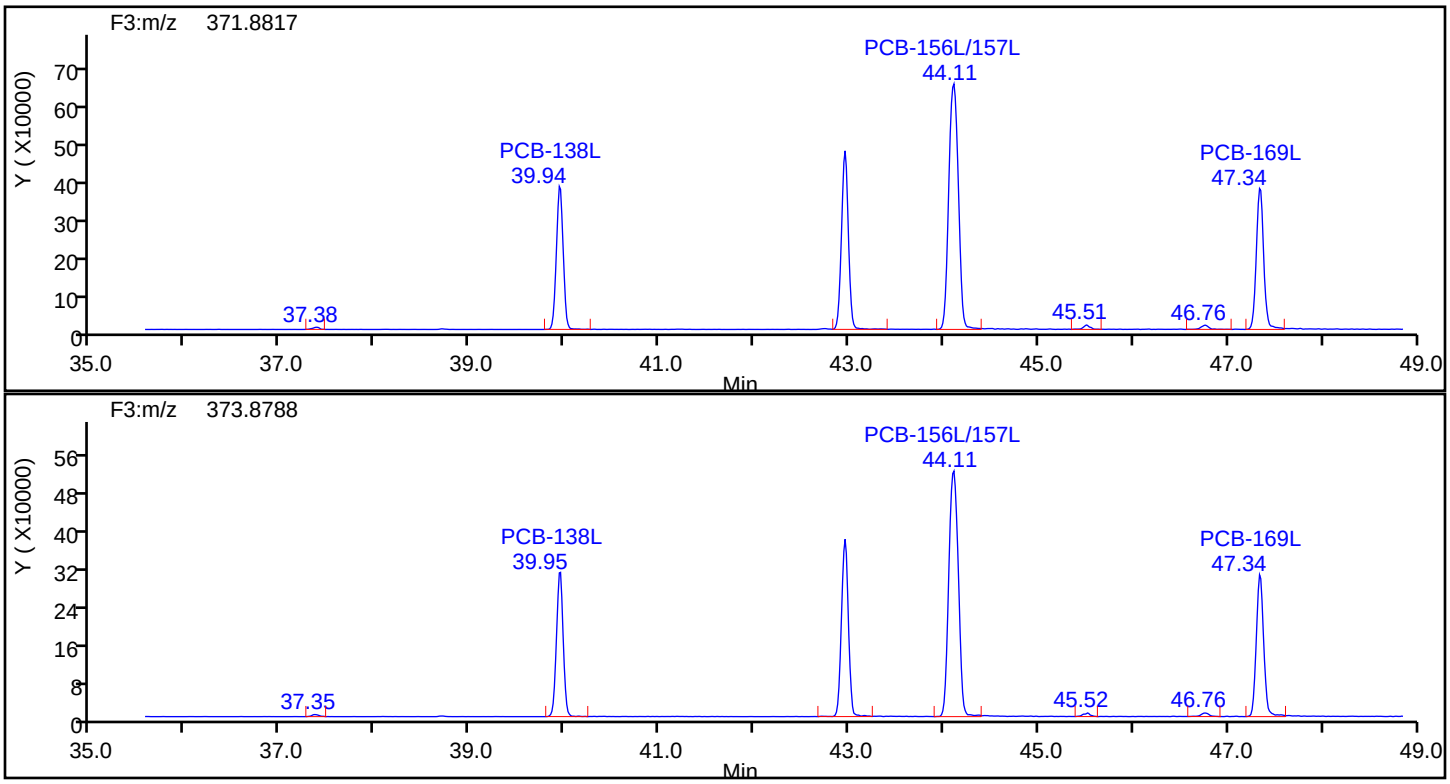

Eurofins TestAmerica, Knoxville

Data File:	\\chromna\Knoxville\ChromData\D3D\20190813-12717.b\d4190821i2.d		
Injection Date:	21-Aug-2019 14:49:00	Injection Vol:	1.0 ul
Instrument ID:	D3D	Operator ID:	Xcalibur_System
Method:	PCBs_D3D	Limit Group:	HR - 1668A - ICAL
Client ID:			
Worklist#:	33168	Sample Line#:	2
Column Type:	SPB-Octyl	Column Dia:	0.25 mm

HxPCB F3

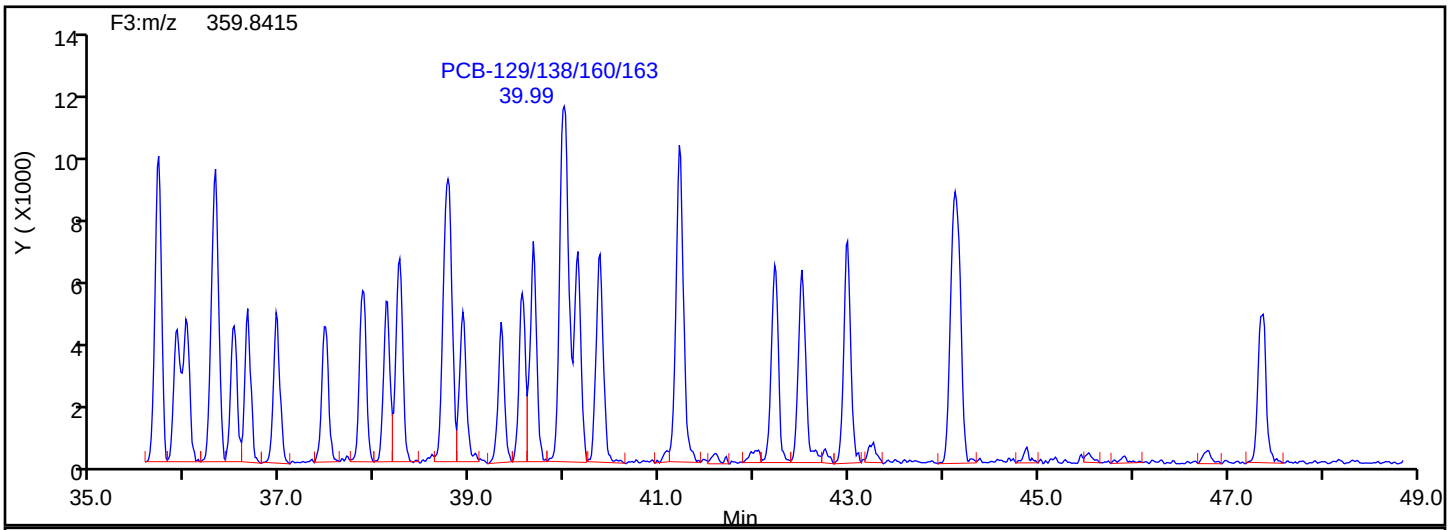

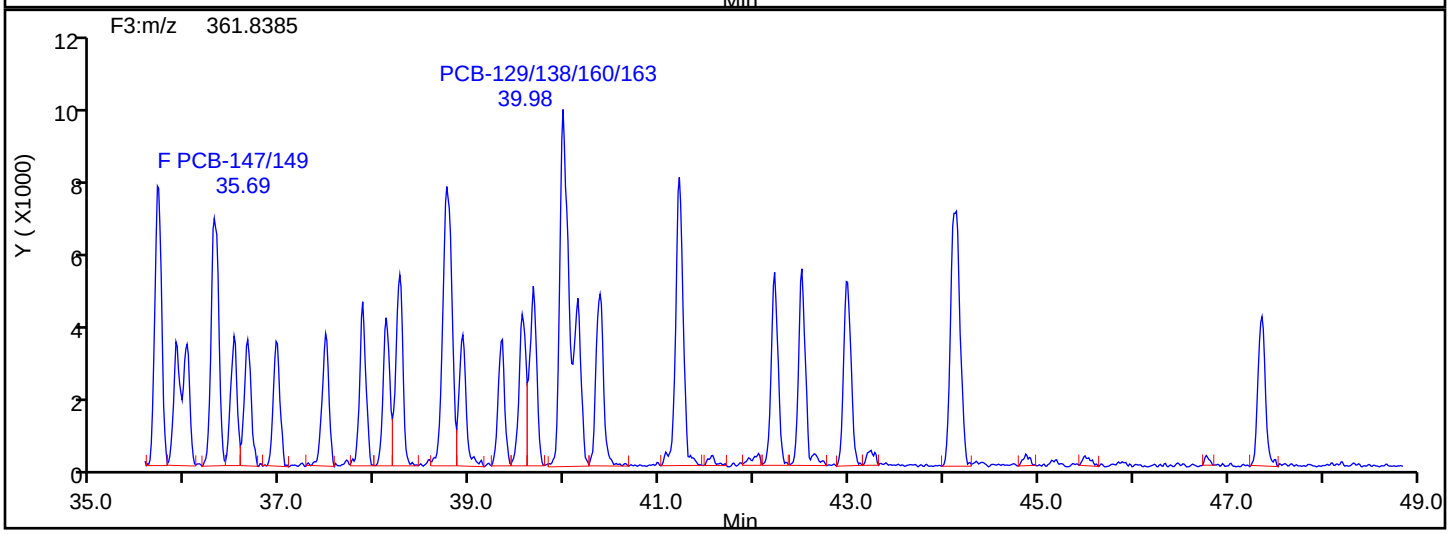

HxPCB F3 Lock Mass

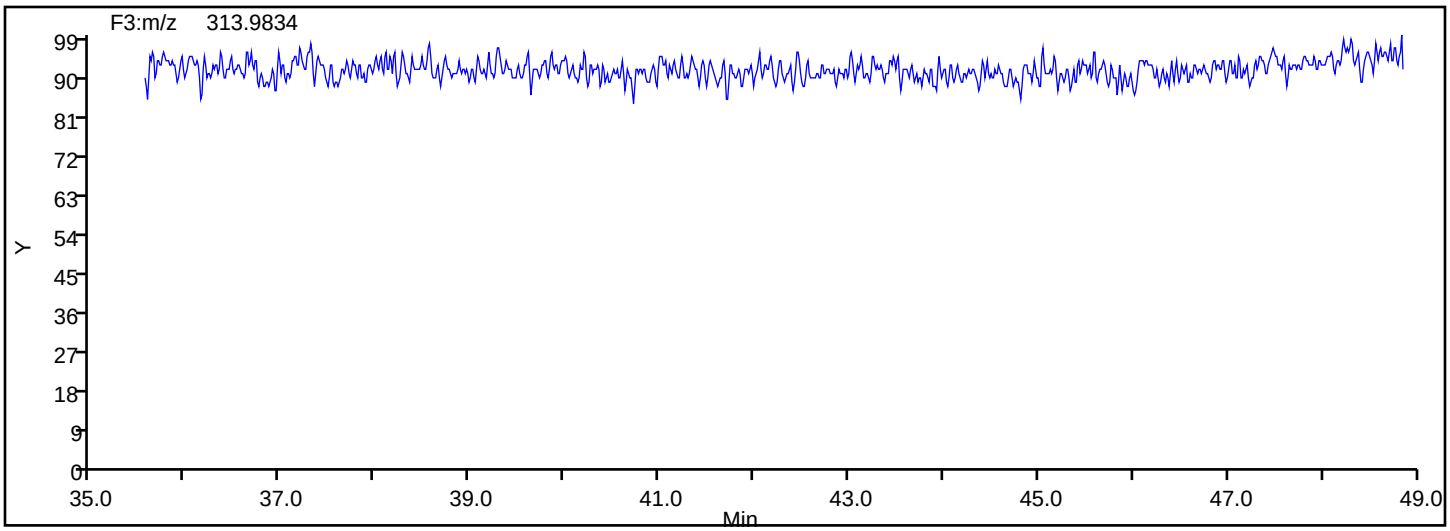

Manual Integration/User Assign Peak Report

Eurofins TestAmerica, Knoxville

Data File:	\\chromna\Knoxville\ChromData\D3D\20190813-12717.b\d4190821i2.d				
Injection Date:	21-Aug-2019 14:49:00	Instrument ID:	D3D		
Lims ID:	IC L2				
Client ID:					
Operator ID:	Xcalibur_System	ALS Bottle#:	0	Worklist Smp#:	2
Injection Vol:	1.0 ul	Dil. Factor:	1.0000		
Method:	PCBs_D3D	Limit Group:	HR - 1668A - ICAL		
Column:	SPB-Octyl (0.25 mm)	Detector	F3(35.64 :49.10)		

PCB-134/143, CAS: STL01818

Signal: 2

Processing Integration Results

RT: 36.01
Area: 15613
Amount: 1.766346
Amount Units: pg/ul

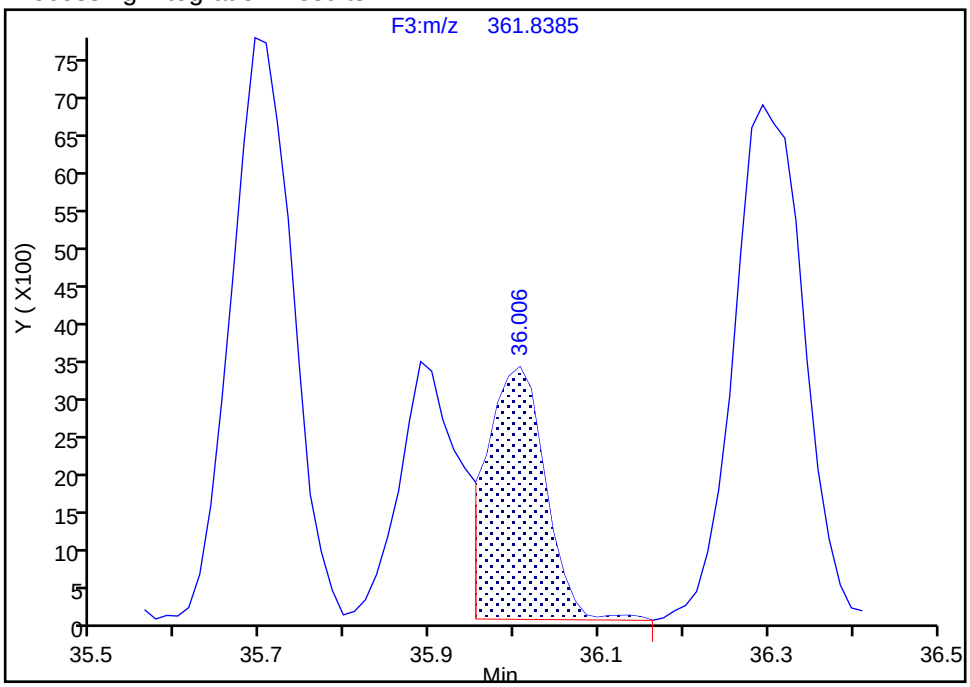

Manual Integration Results

RT: 35.89
Area: 31663
Amount: 2.116126
Amount Units: pg/ul

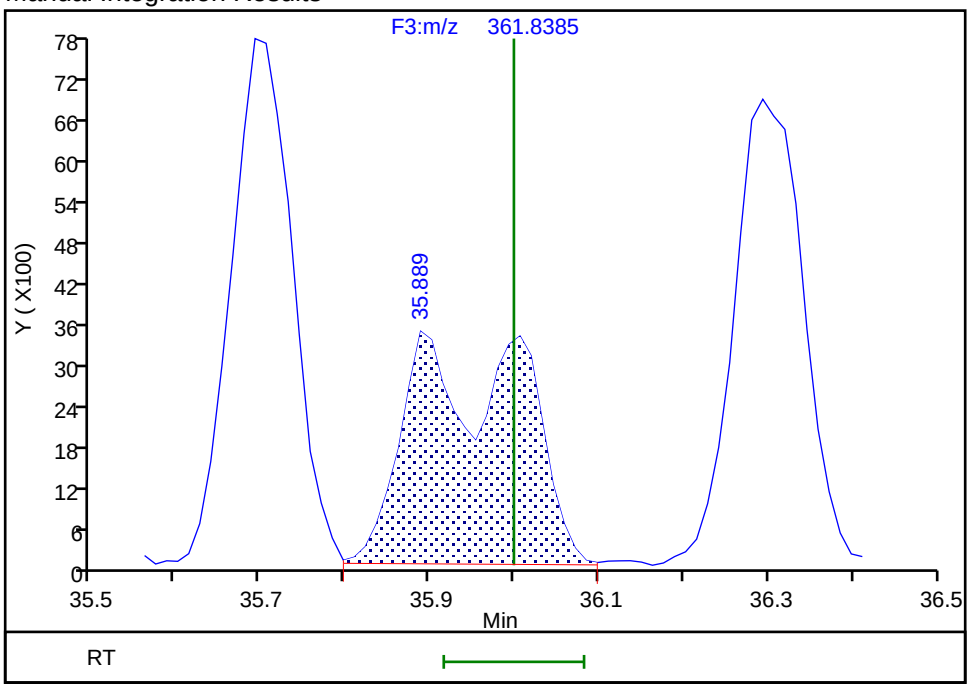

Reviewer: davidsonm, 21-Aug-2019 16:12:45

Audit Action: Manually Integrated Audit Reason: Incomplete Integration

Manual Integration/User Assign Peak Report

Eurofins TestAmerica, Knoxville

Data File:	\\chromna\Knoxville\ChromData\D3D\20190813-12717.b\d4190821i2.d				
Injection Date:	21-Aug-2019 14:49:00	Instrument ID:	D3D		
Lims ID:	IC L2				
Client ID:					
Operator ID:	Xcalibur_System	ALS Bottle#:	0	Worklist Smp#:	2
Injection Vol:	1.0 ul	Dil. Factor:	1.0000		
Method:	PCBs_D3D	Limit Group:	HR - 1668A - ICAL		
Column:	SPB-Octyl (0.25 mm)	Detector	F3(35.64 :49.10)		

PCB-129/138/160/163, CAS: STL02296

Signal: 1

Processing Integration Results

RT: 39.99
Area: 74270
Amount: 3.901257
Amount Units: pg/ul

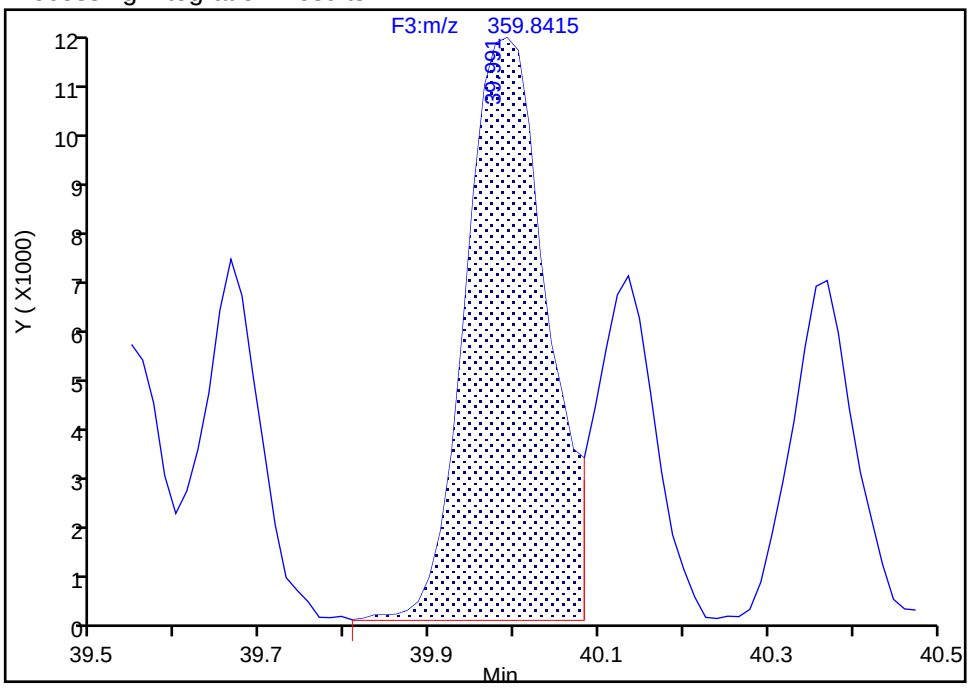

Manual Integration Results

RT: 39.99
Area: 105556
Amount: 4.265842
Amount Units: pg/ul

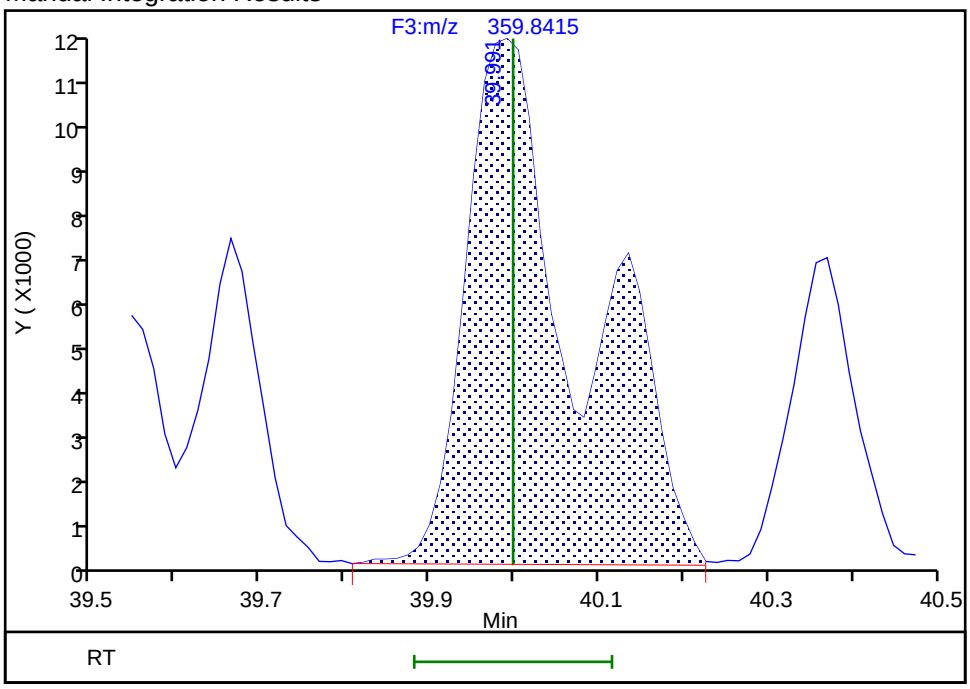

Reviewer: davidsonm, 21-Aug-2019 16:13:12

Audit Action: Manually Integrated Audit Reason: Incomplete Integration

Manual Integration/User Assign Peak Report

Eurofins TestAmerica, Knoxville

Data File:	\\chromna\Knoxville\ChromData\D3D\20190813-12717.b\d4190821i2.d				
Injection Date:	21-Aug-2019 14:49:00	Instrument ID:	D3D		
Lims ID:	IC L2				
Client ID:					
Operator ID:	Xcalibur_System	ALS Bottle#:	0	Worklist Smp#:	2
Injection Vol:	1.0 ul	Dil. Factor:	1.0000		
Method:	PCBs_D3D	Limit Group:	HR - 1668A - ICAL		
Column:	SPB-Octyl (0.25 mm)	Detector	F3(35.64 :49.10)		

PCB-129/138/160/163, CAS: STL02296

Signal: 2

Processing Integration Results

RT: 39.98
Area: 60171
Amount: 3.901257
Amount Units: pg/ul

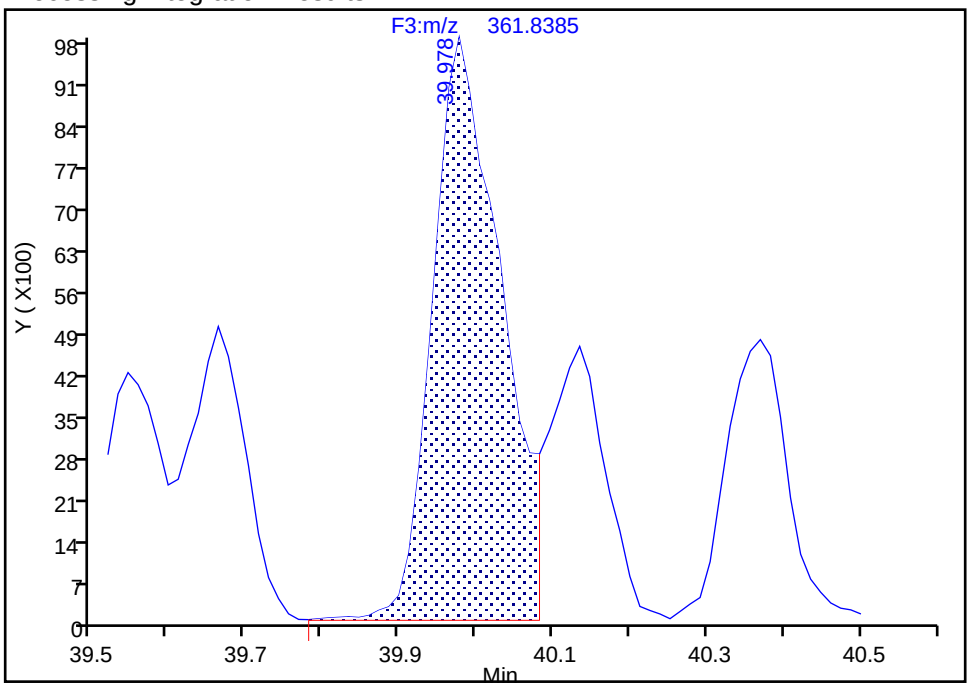

Manual Integration Results

RT: 39.98
Area: 83309
Amount: 4.265842
Amount Units: pg/ul

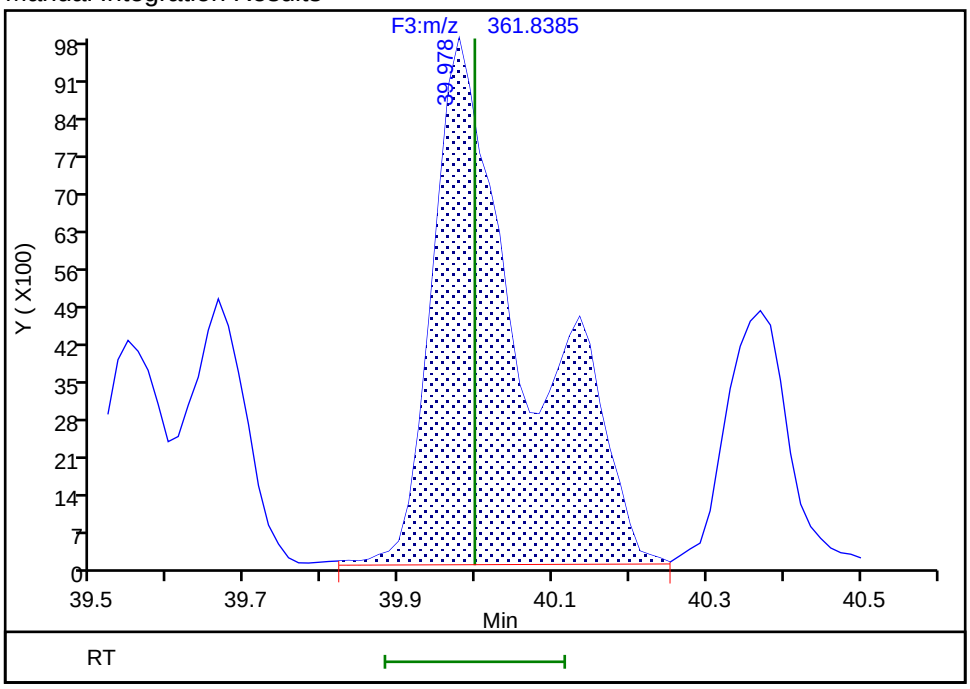

Reviewer: davidsonm, 21-Aug-2019 16:13:20

Audit Action: Manually Integrated Audit Reason: Incomplete Integration

Report Date: 30-Aug-2019 11:36:44 Chrom Revision: 2.3 22-Aug-2019 12:55:36

Eurofins TestAmerica, Knoxville

Data File:	\\chromna\Knoxville\ChromData\D3D\20190813-12717.b\d4190821i2.d		
Injection Date:	21-Aug-2019 14:49:00	Injection Vol:	1.0 ul
Instrument ID:	D3D	Operator ID:	Xcalibur_System
Method:	PCBs_D3D	Limit Group:	HR - 1668A - ICAL
Client ID:			
Worklist#:	33168	Sample Line#:	2
Column Type:	SPB-Octyl	Column Dia:	0.25 mm

HpPCB F3

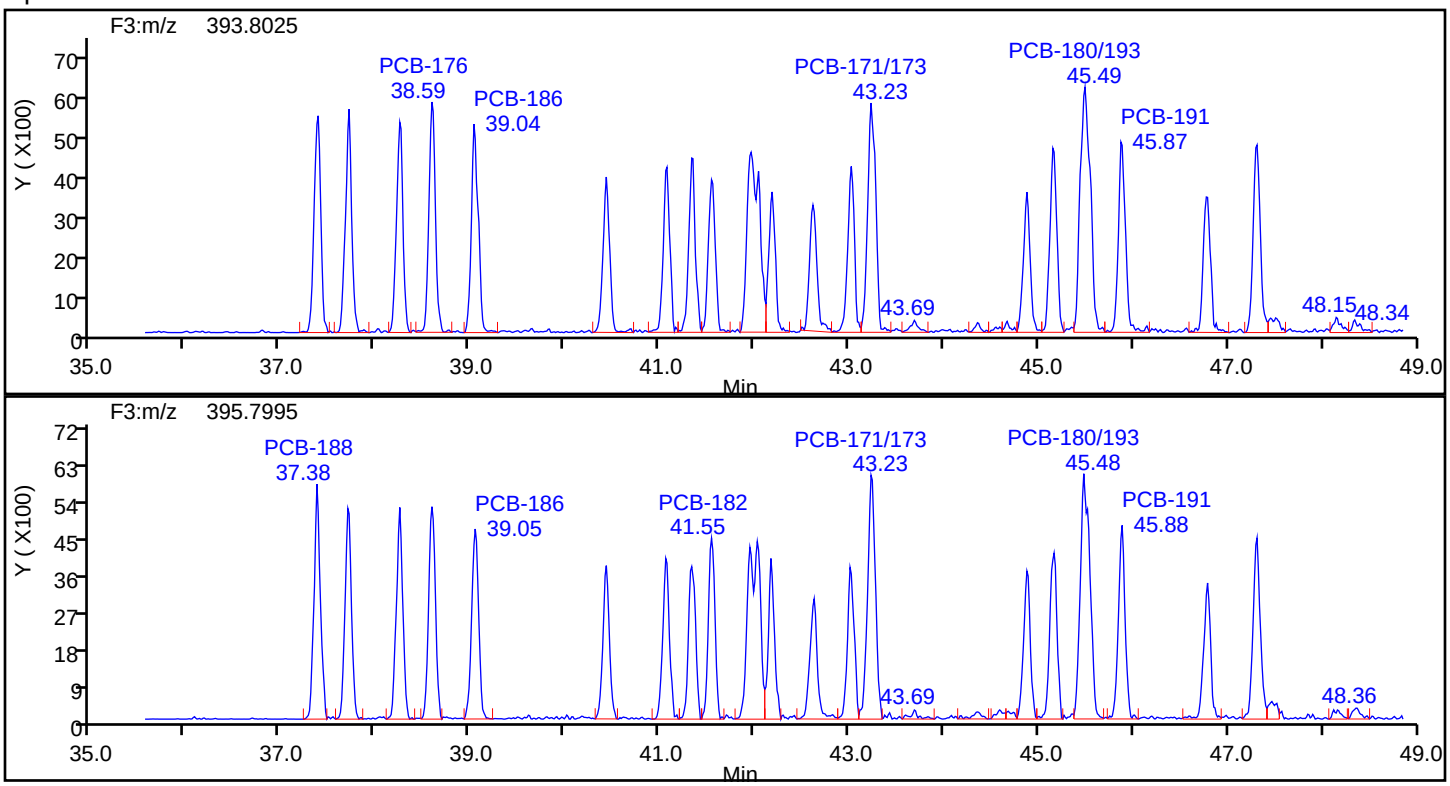

HpPCB F3 Standards

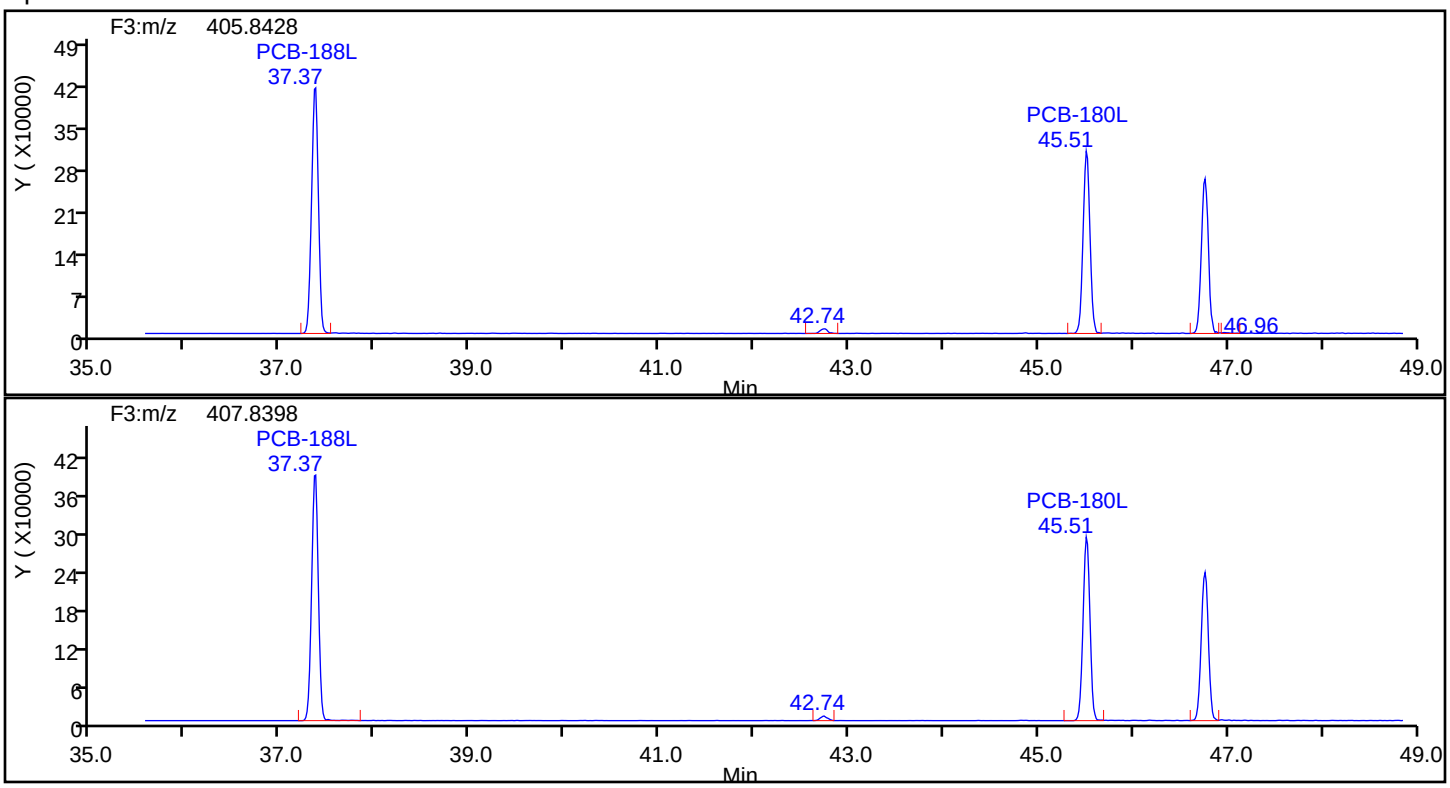

Eurofins TestAmerica, Knoxville

Data File:	\\chromna\Knoxville\ChromData\D3D\20190813-12717.b\d4190821i2.d		
Injection Date:	21-Aug-2019 14:49:00	Injection Vol:	1.0 ul
Instrument ID:	D3D	Operator ID:	Xcalibur_System
Method:	PCBs_D3D	Limit Group:	HR - 1668A - ICAL
Client ID:			
Worklist#:	33168	Sample Line#:	2
Column Type:	SPB-Octyl	Column Dia:	0.25 mm

HpPCB F3

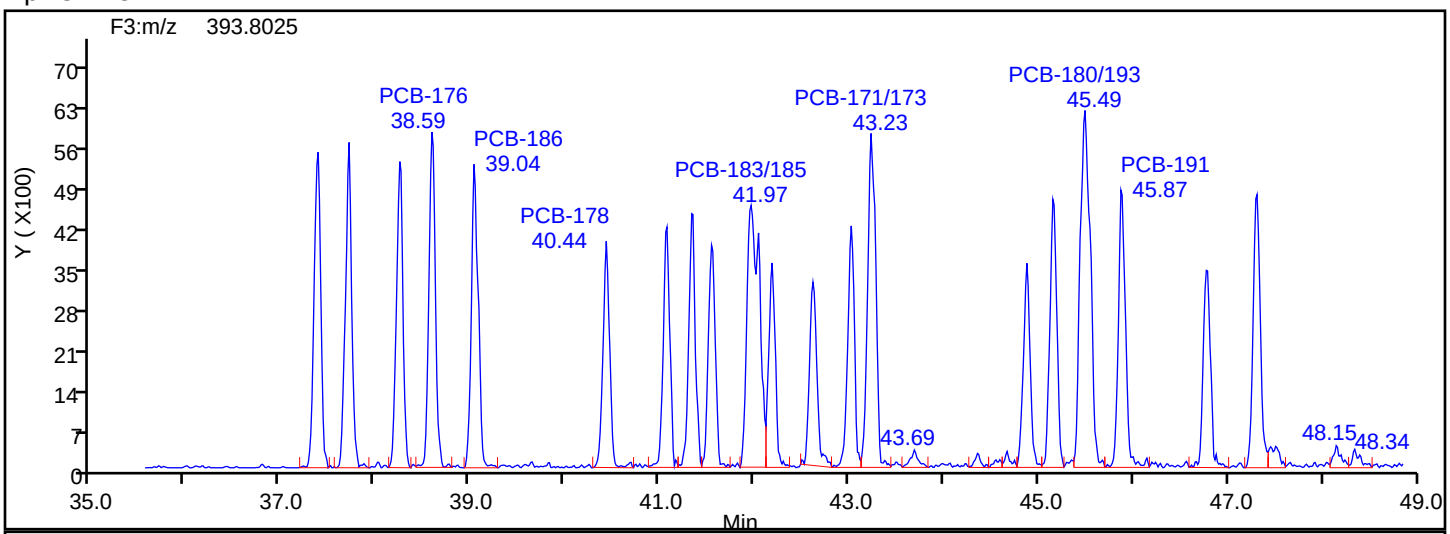

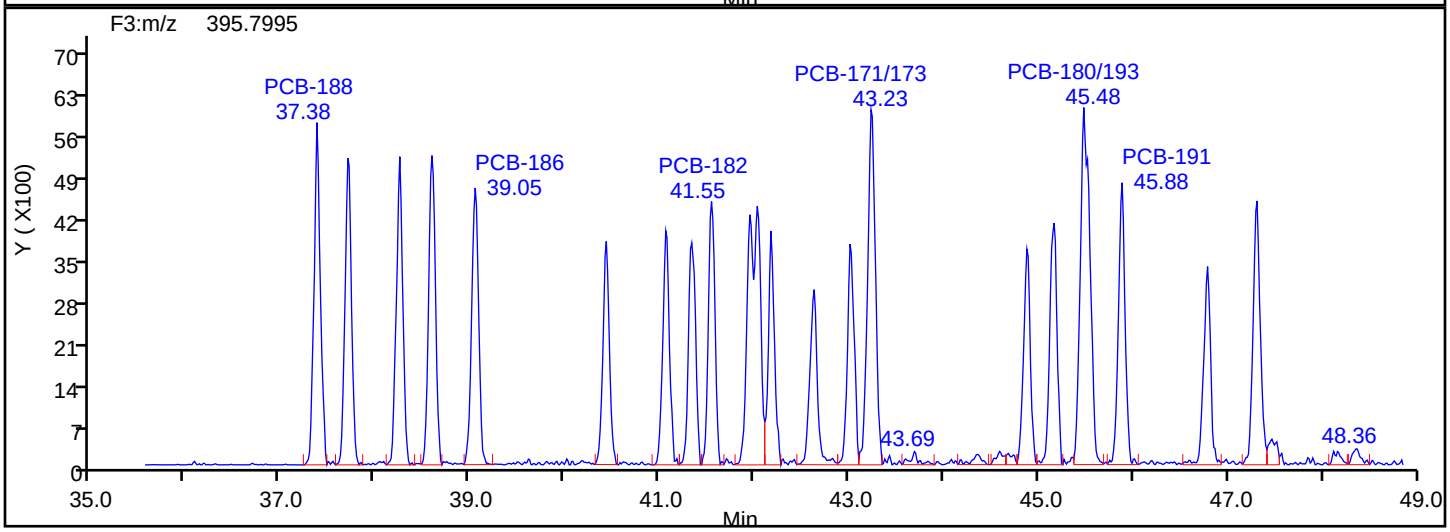

HpPCB F3 Lock Mass

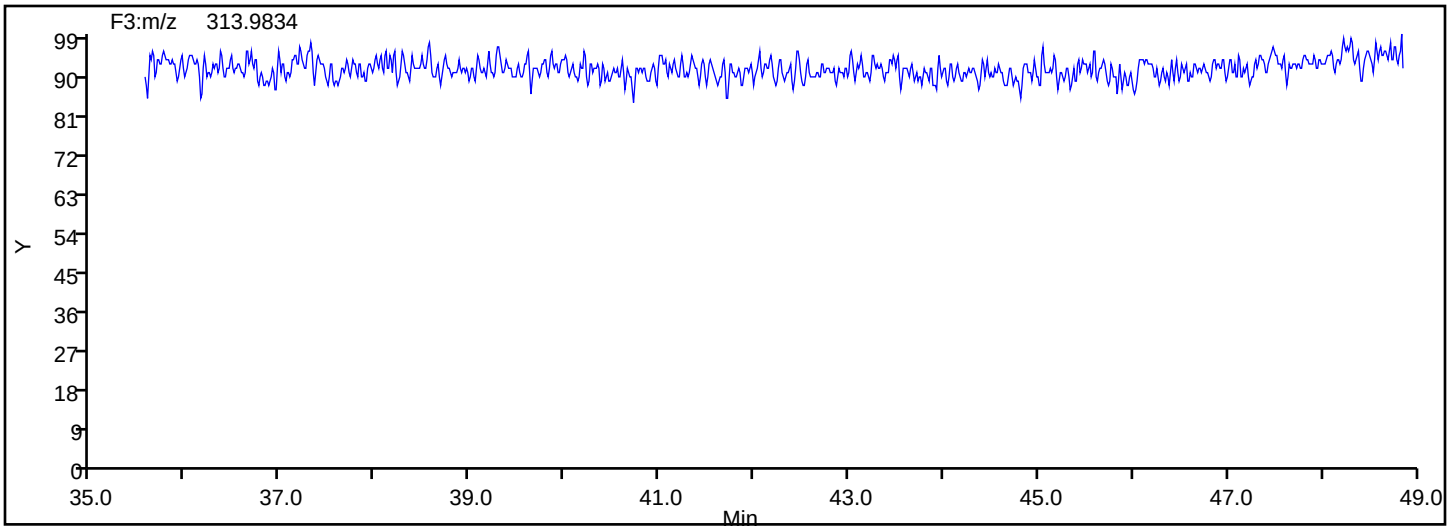

Manual Integration/User Assign Peak Report

Eurofins TestAmerica, Knoxville

Data File: \\chromna\Knoxville\ChromData\D3D\20190813-12717.b\d4190821i2.d
Injection Date: 21-Aug-2019 14:49:00 Instrument ID: D3D
Lims ID: IC L2
Client ID:
Operator ID: Xcalibur_System ALS Bottle#: 0 Worklist Smp#: 2
Injection Vol: 1.0 ul Dil. Factor: 1.0000
Method: PCBs_D3D Limit Group: HR - 1668A - ICAL
Column: SPB-Octyl (0.25 mm) Detector F3(35.64 :49.10)

PCB-183/185, CAS: STL02297

Signal: 1

Processing Integration Results

RT: 41.97
Area: 26596
Amount: 1.949117
Amount Units: pg/ul

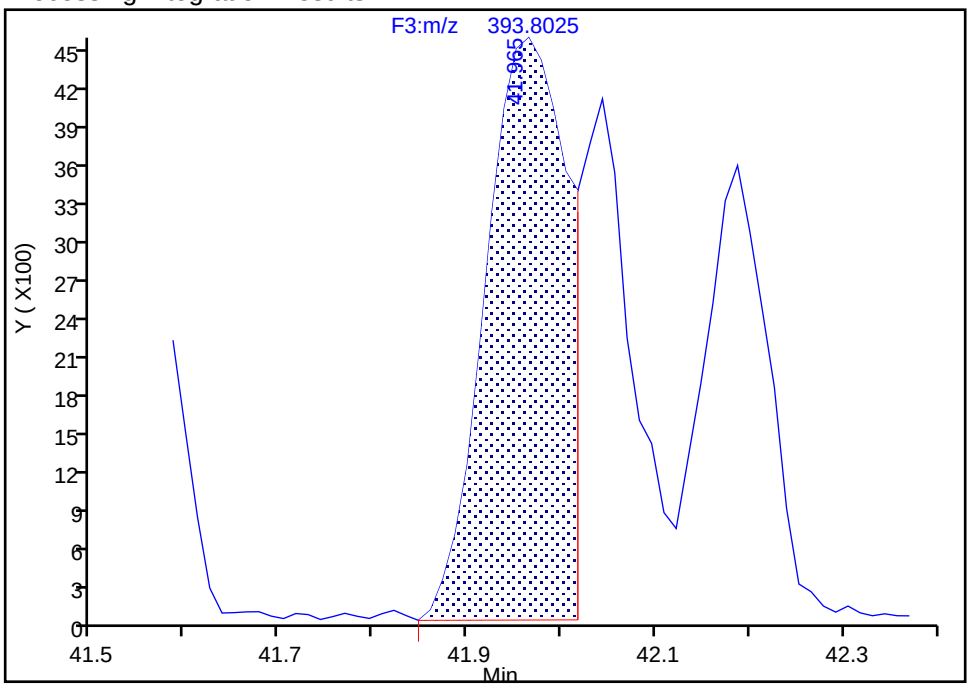

Manual Integration Results

RT: 41.97
Area: 41563
Amount: 2.169686
Amount Units: pg/ul

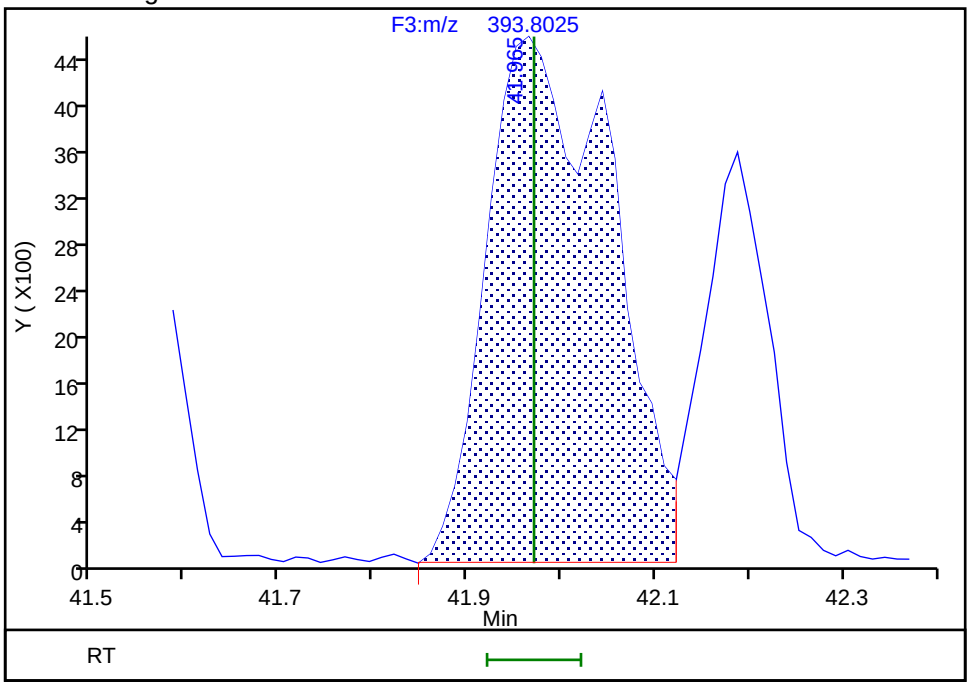

Reviewer: davidsonm, 21-Aug-2019 16:14:01
Audit Action: Manually Integrated Audit Reason: Incomplete Integration

Manual Integration/User Assign Peak Report

Eurofins TestAmerica, Knoxville

Data File: \\chromna\Knoxville\ChromData\D3D\20190813-12717.b\d4190821i2.d
Injection Date: 21-Aug-2019 14:49:00 Instrument ID: D3D
Lims ID: IC L2
Client ID:
Operator ID: Xcalibur_System ALS Bottle#: 0 Worklist Smp#: 2
Injection Vol: 1.0 ul Dil. Factor: 1.0000
Method: PCBs_D3D Limit Group: HR - 1668A - ICAL
Column: SPB-Octyl (0.25 mm) Detector F3(35.64 :49.10)

PCB-183/185, CAS: STL02297

Signal: 2

Processing Integration Results

RT: 41.95
Area: 19086
Amount: 1.949117
Amount Units: pg/ul

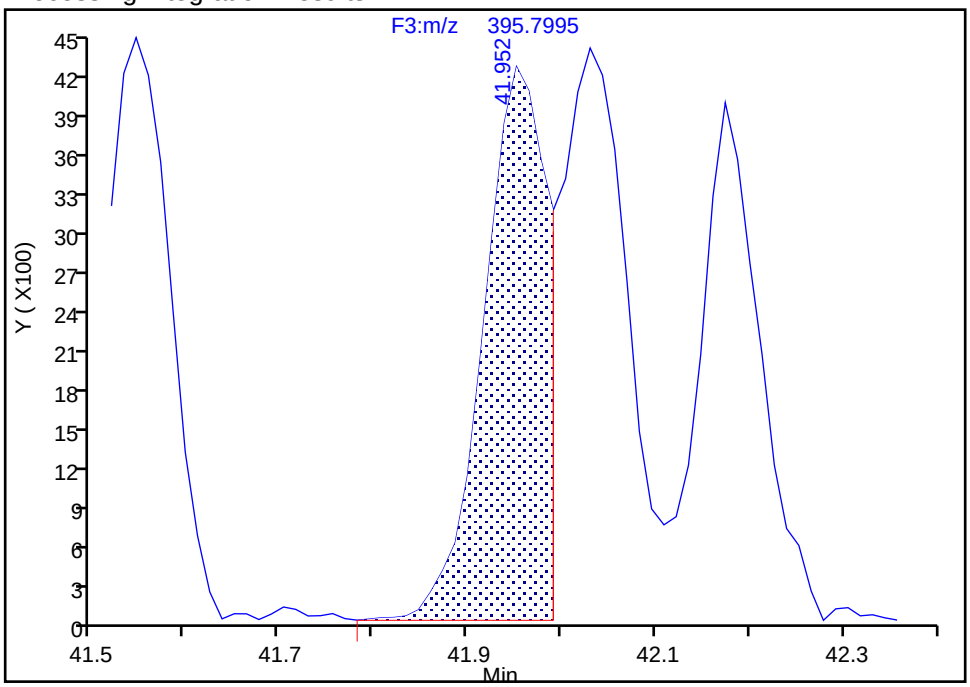

Manual Integration Results

RT: 42.03
Area: 39679
Amount: 2.169686
Amount Units: pg/ul

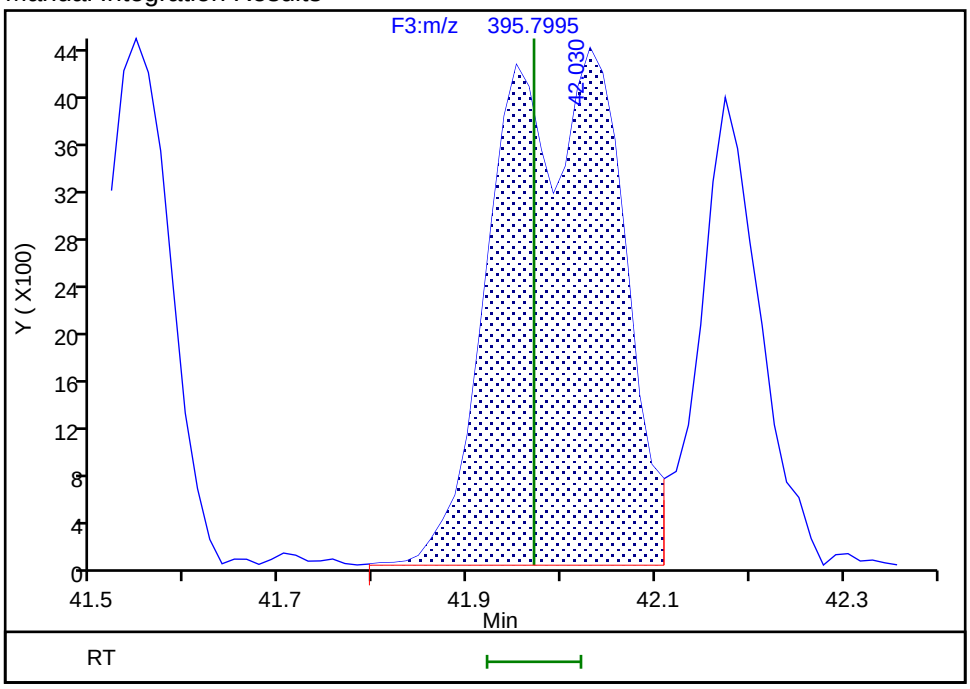

Reviewer: davidsonm, 21-Aug-2019 16:14:24
Audit Action: Manually Integrated Audit Reason: Incomplete Integration

Eurofins TestAmerica, Knoxville

Data File:	\\chromna\Knoxville\ChromData\D3D\20190813-12717.b\d4190821i2.d		
Injection Date:	21-Aug-2019 14:49:00	Injection Vol:	1.0 ul
Instrument ID:	D3D	Operator ID:	Xcalibur_System
Method:	PCBs_D3D	Limit Group:	HR - 1668A - ICAL
Client ID:			
Worklist#:	33168	Sample Line#:	2
Column Type:	SPB-Octyl	Column Dia:	0.25 mm

HpPCB F4

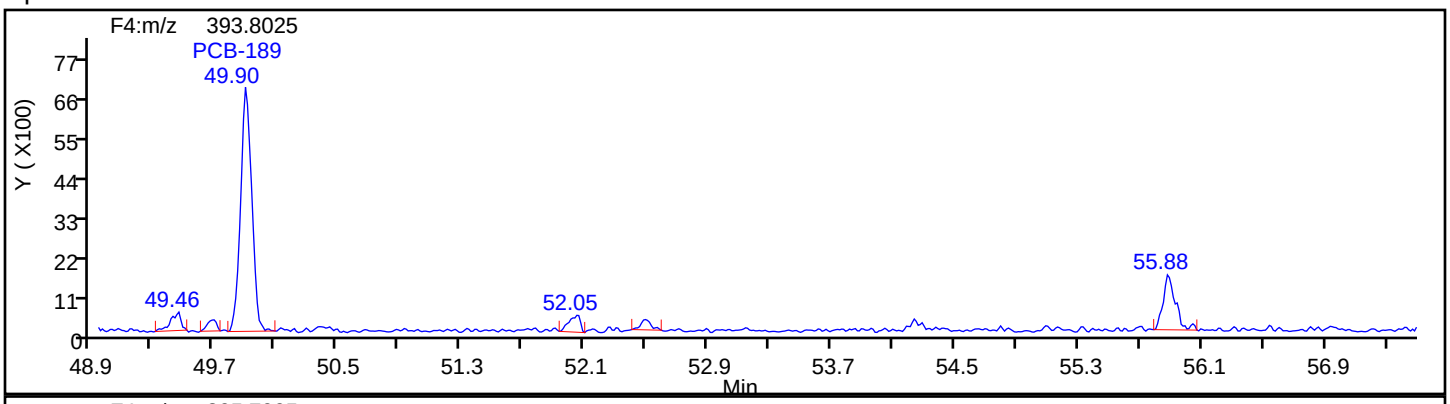

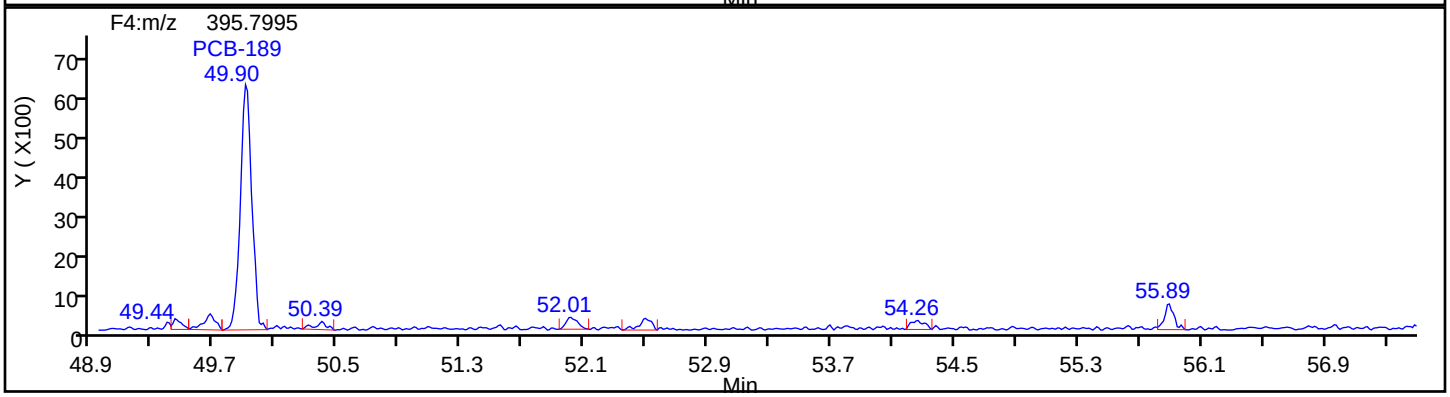

HpPCB F4 Standards

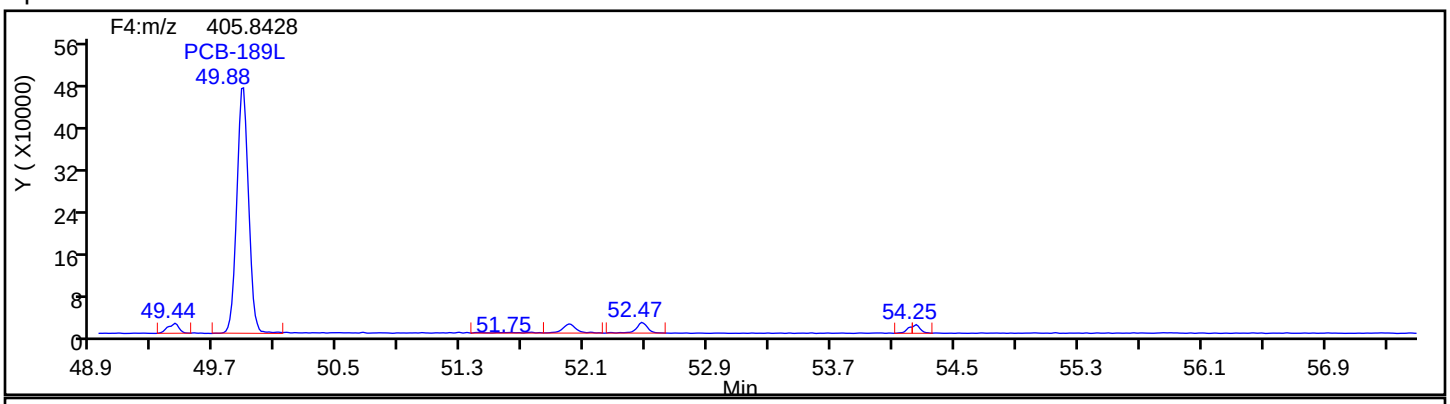

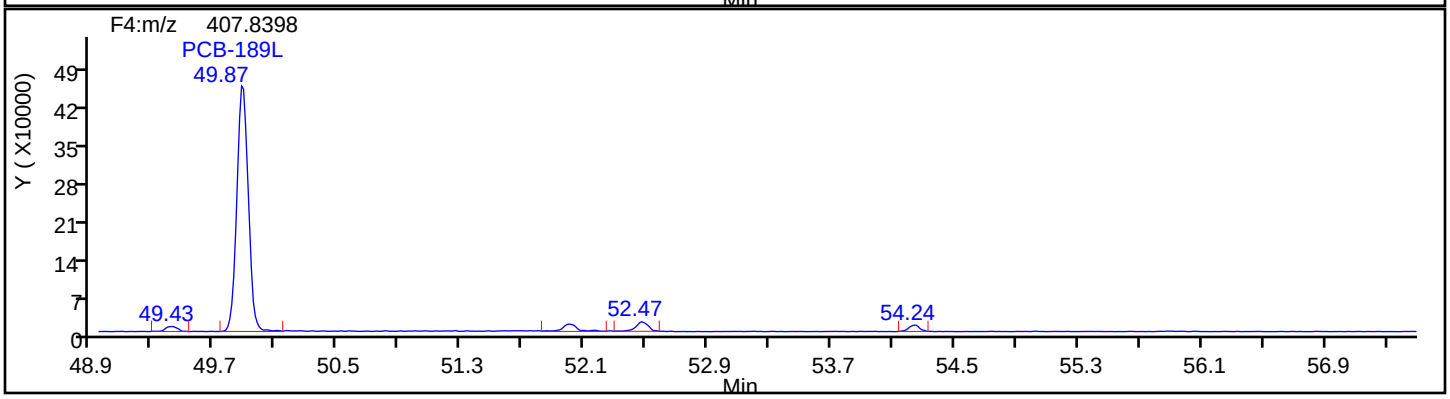

Eurofins TestAmerica, Knoxville

Data File:	\\chromna\Knoxville\ChromData\D3D\20190813-12717.b\d4190821i2.d		
Injection Date:	21-Aug-2019 14:49:00	Injection Vol:	1.0 ul
Instrument ID:	D3D	Operator ID:	Xcalibur_System
Method:	PCBs_D3D	Limit Group:	HR - 1668A - ICAL
Client ID:			
Worklist#:	33168	Sample Line#:	2
Column Type:	SPB-Octyl	Column Dia:	0.25 mm

HpPCB F4

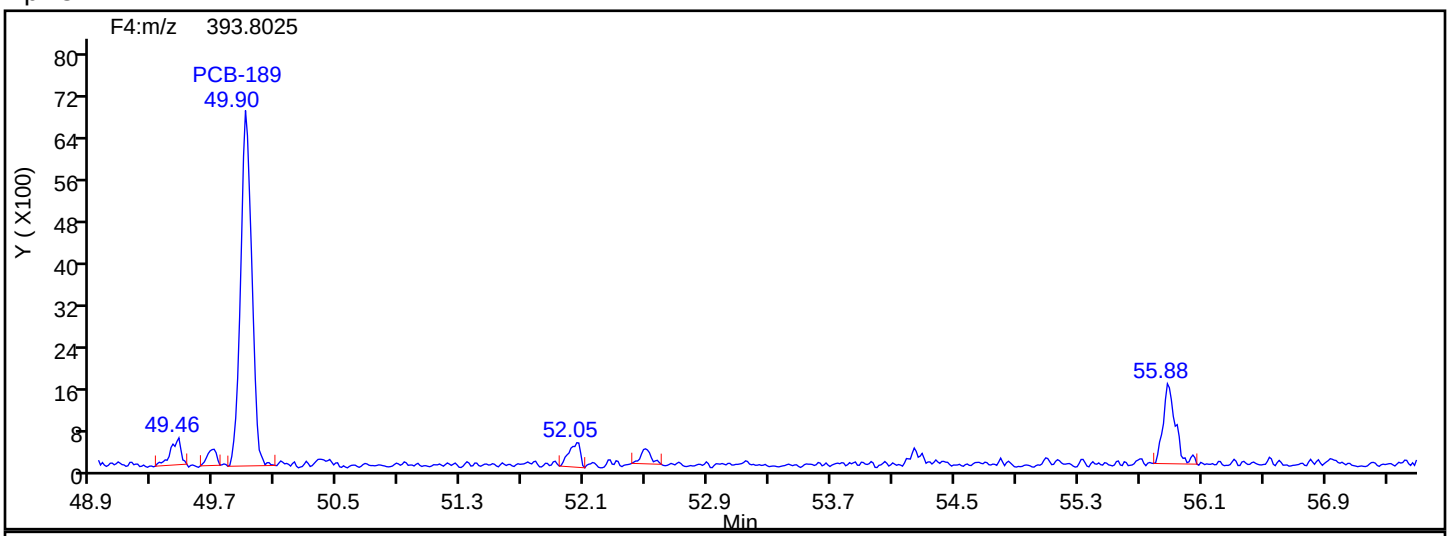

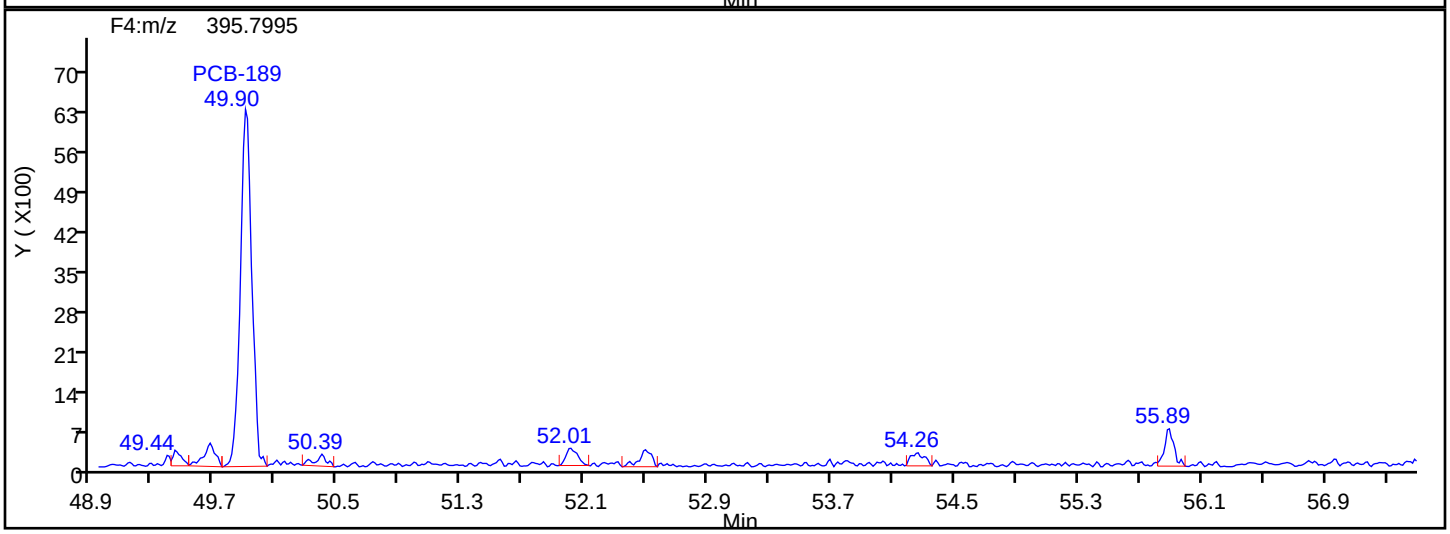

HpPCB F4 Lock Mass

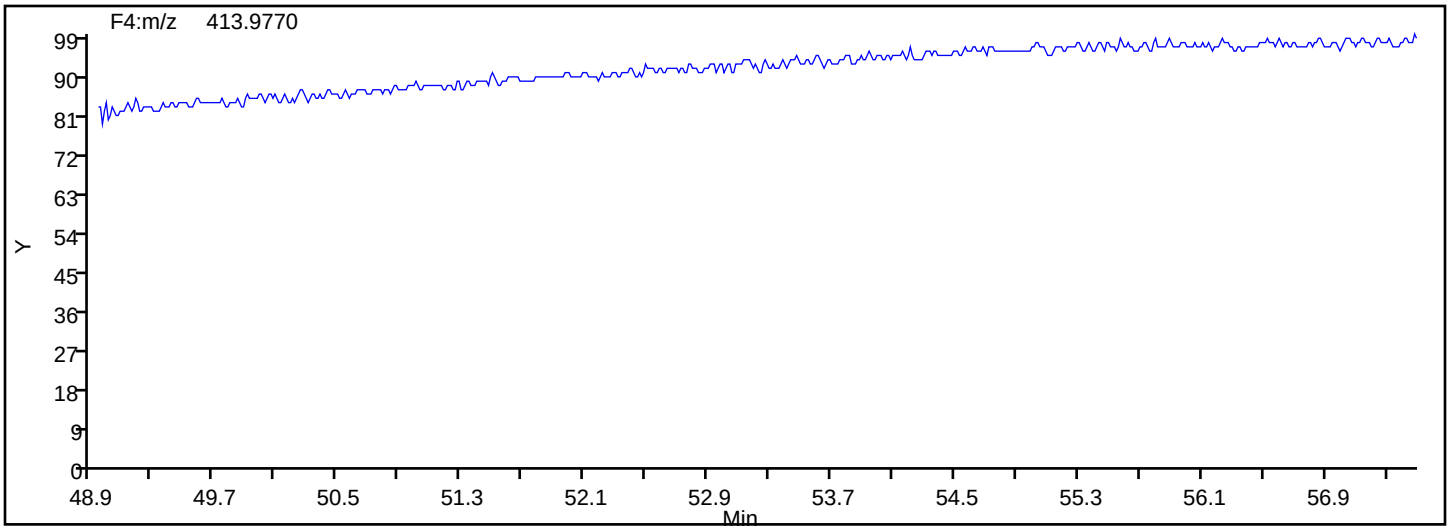

Eurofins TestAmerica, Knoxville

Data File:	\\chromna\Knoxville\ChromData\D3D\20190813-12717.b\d4190821i2.d		
Injection Date:	21-Aug-2019 14:49:00	Injection Vol:	1.0 ul
Instrument ID:	D3D	Operator ID:	Xcalibur_System
Method:	PCBs_D3D	Limit Group:	HR - 1668A - ICAL
Client ID:			
Worklist#:	33168	Sample Line#:	2
Column Type:	SPB-Octyl	Column Dia:	0.25 mm

OcPCB F3

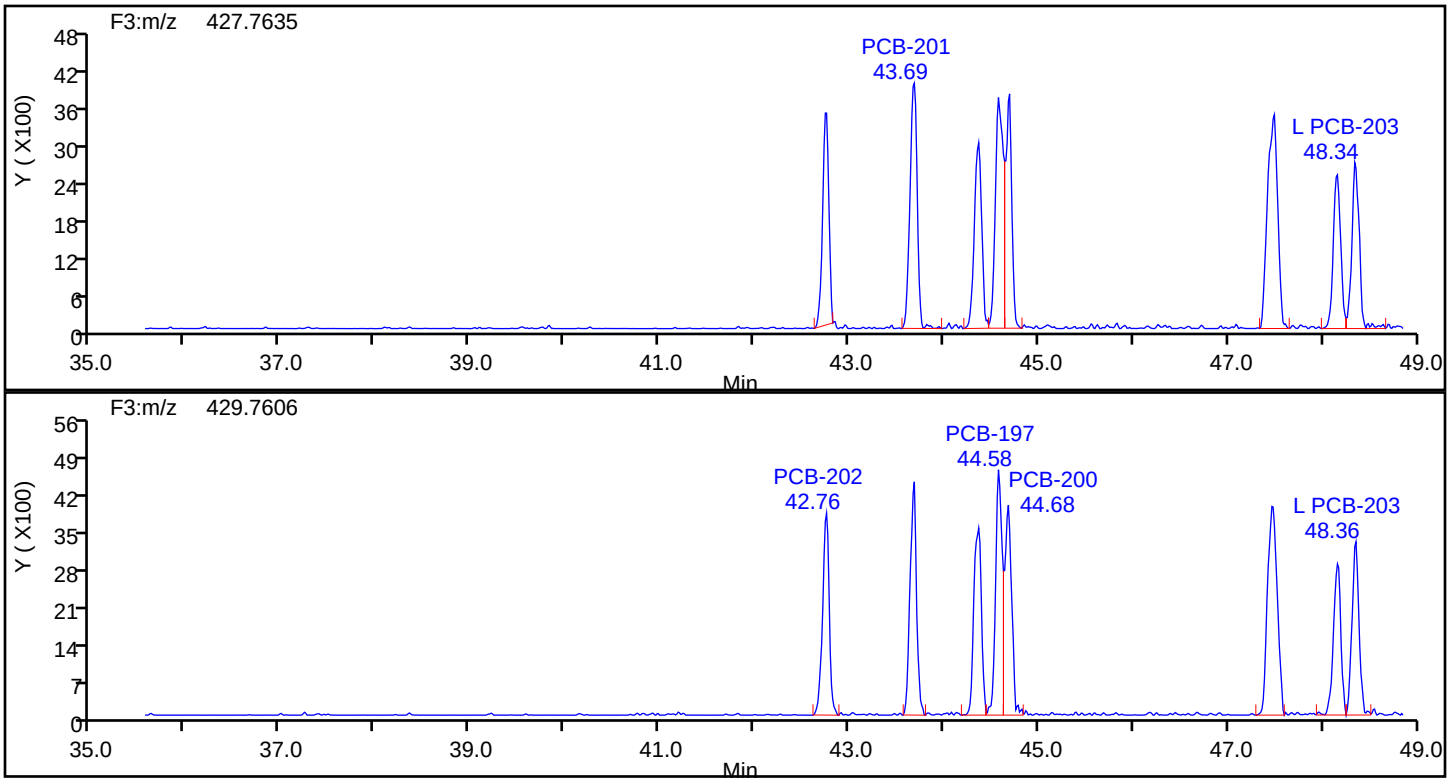

OcPCB F3 Standards

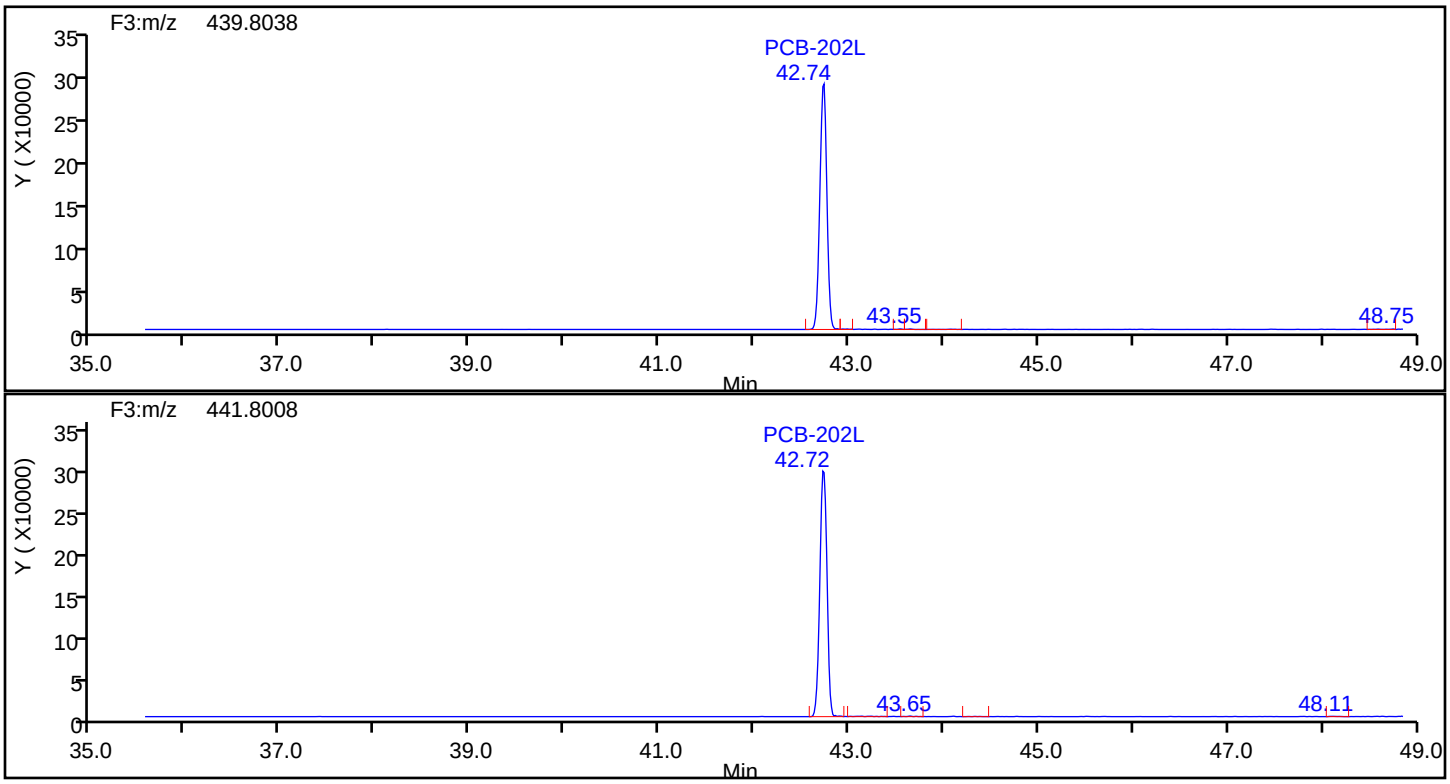

Eurofins TestAmerica, Knoxville

Data File:	\\chromna\Knoxville\ChromData\D3D\20190813-12717.b\d4190821i2.d		
Injection Date:	21-Aug-2019 14:49:00	Injection Vol:	1.0 ul
Instrument ID:	D3D	Operator ID:	Xcalibur_System
Method:	PCBs_D3D	Limit Group:	HR - 1668A - ICAL
Client ID:			
Worklist#:	33168	Sample Line#:	2
Column Type:	SPB-Octyl	Column Dia:	0.25 mm

OcPCB F3

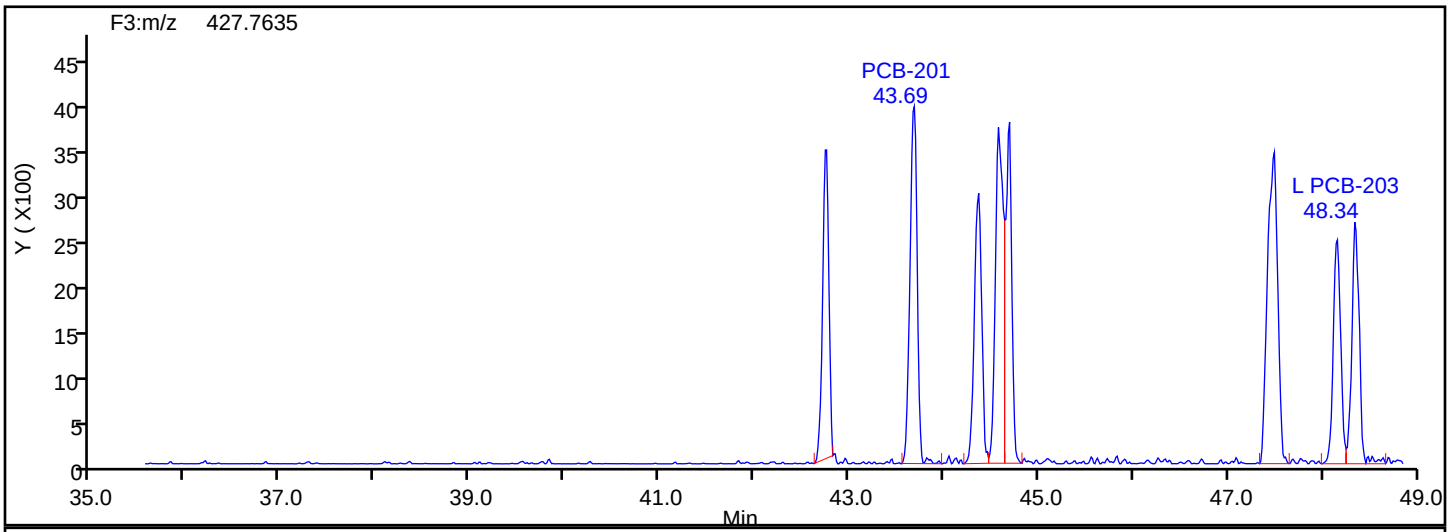

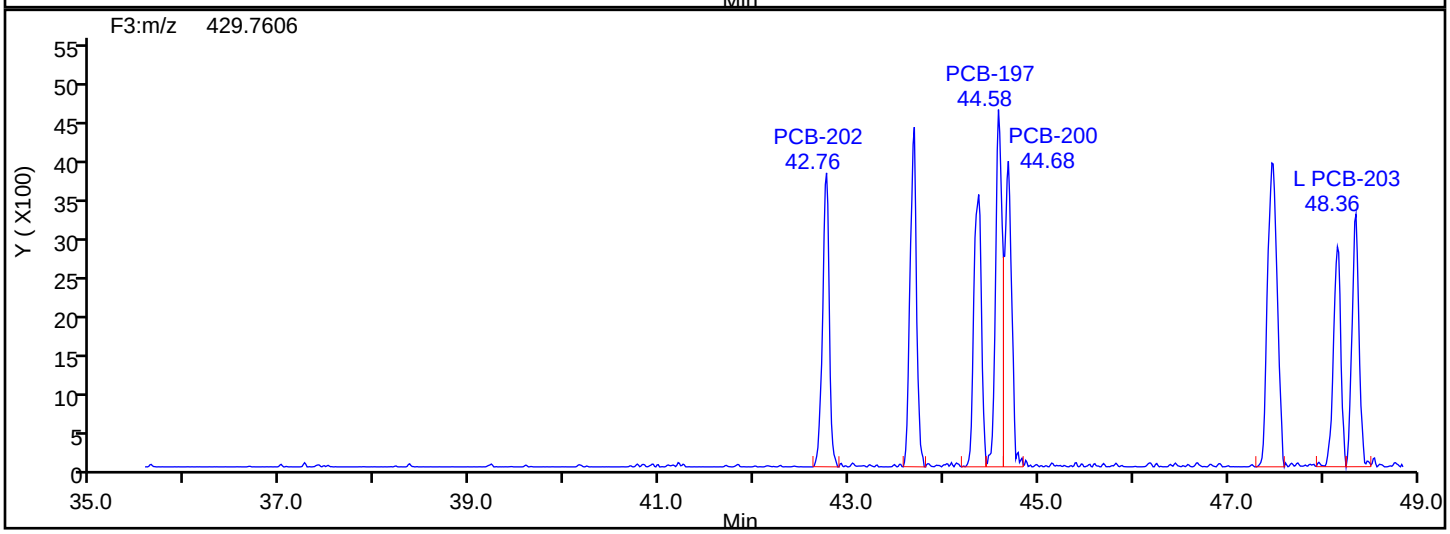

OcPCB F3 Lock Mass

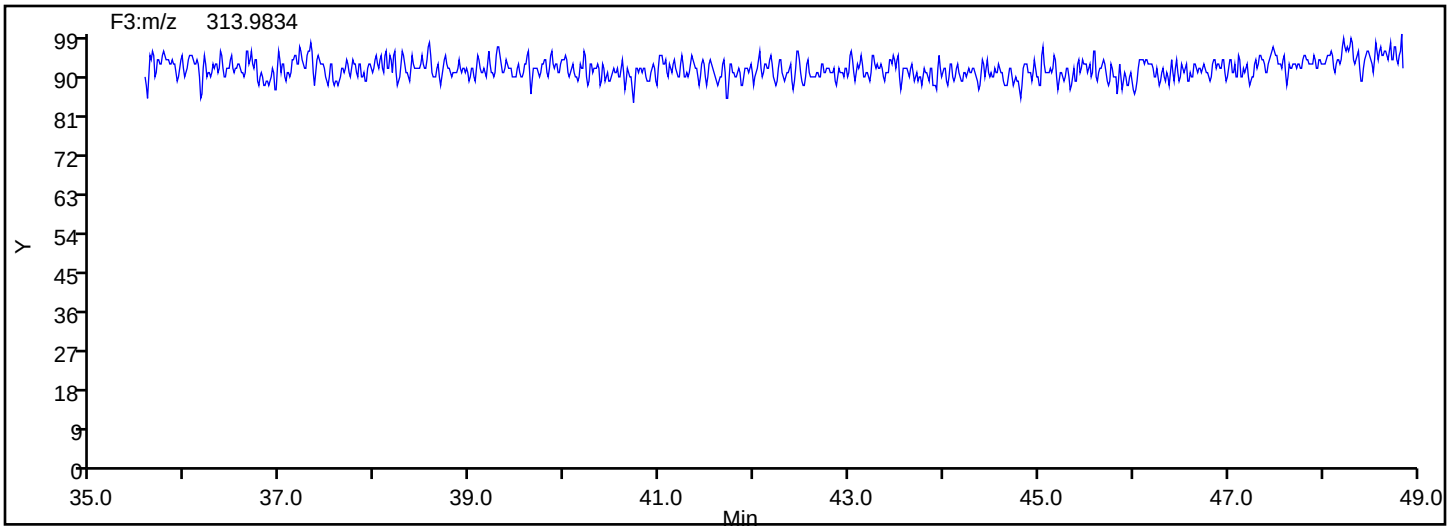

Eurofins TestAmerica, Knoxville

Data File:	\\chromna\Knoxville\ChromData\D3D\20190813-12717.b\d4190821i2.d		
Injection Date:	21-Aug-2019 14:49:00	Injection Vol:	1.0 ul
Instrument ID:	D3D	Operator ID:	Xcalibur_System
Method:	PCBs_D3D	Limit Group:	HR - 1668A - ICAL
Client ID:			
Worklist#:	33168	Sample Line#:	2
Column Type:	SPB-Octyl	Column Dia:	0.25 mm

OcPCB F4

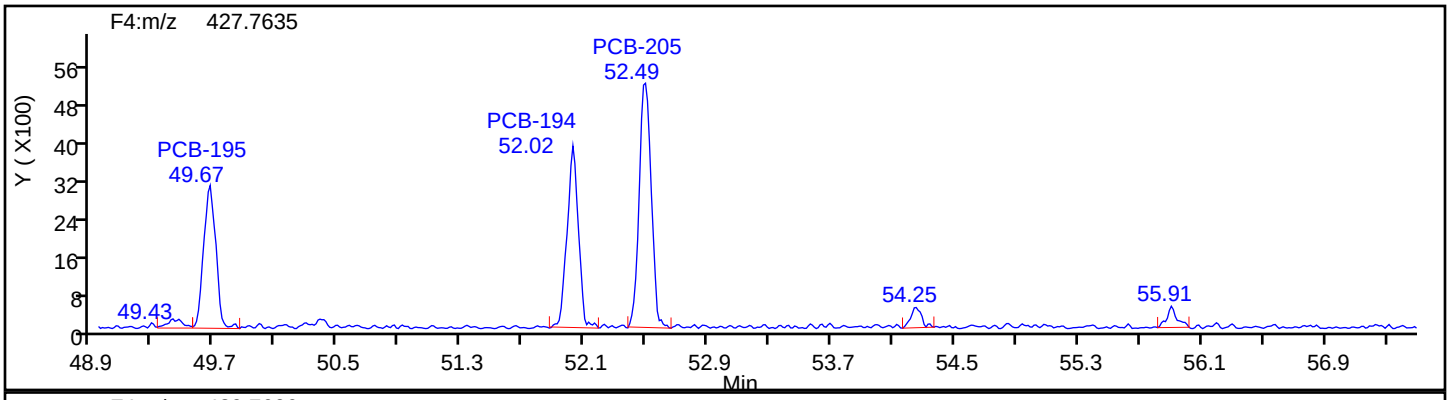

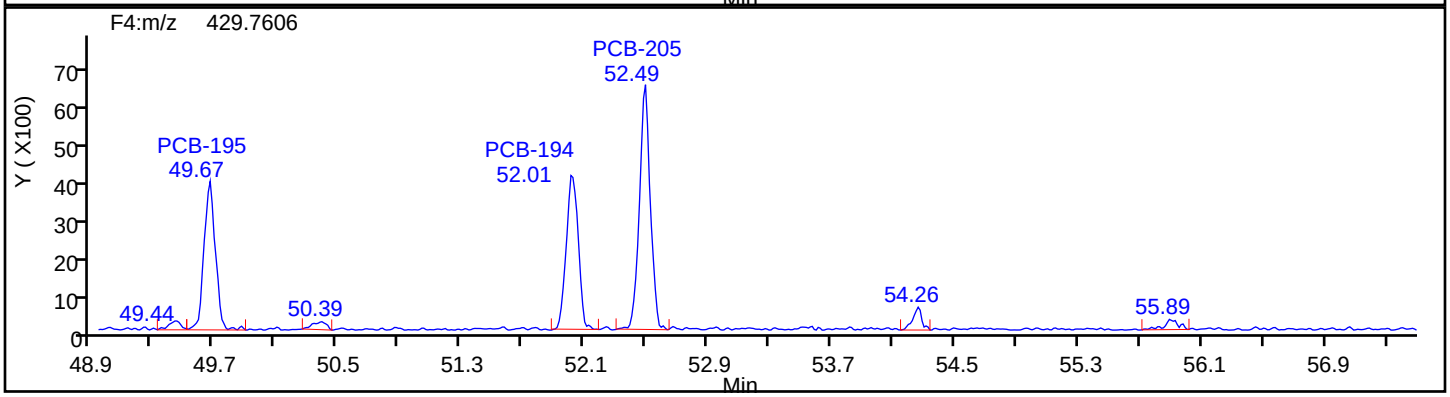

OcPCB F4 Standards

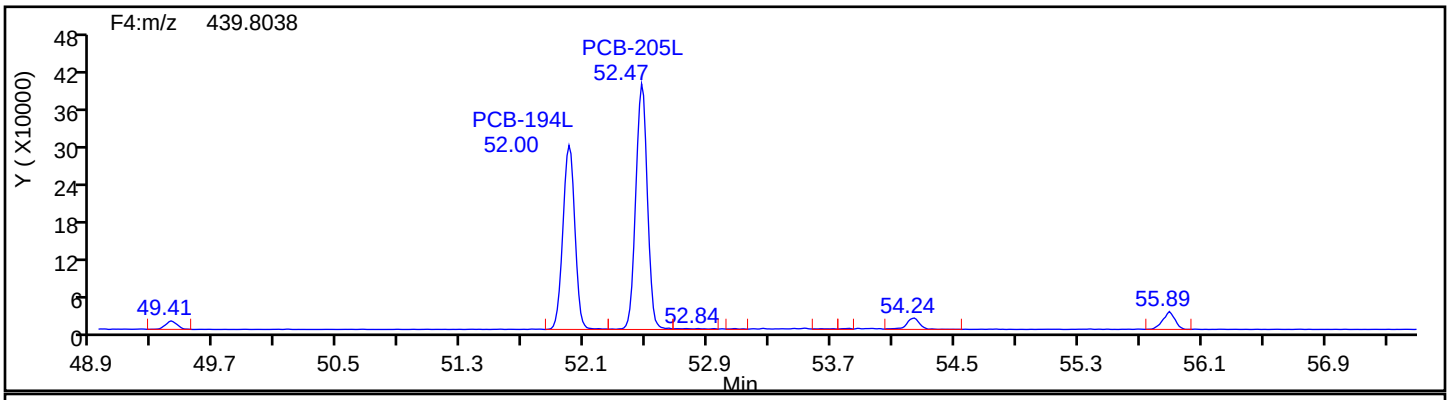

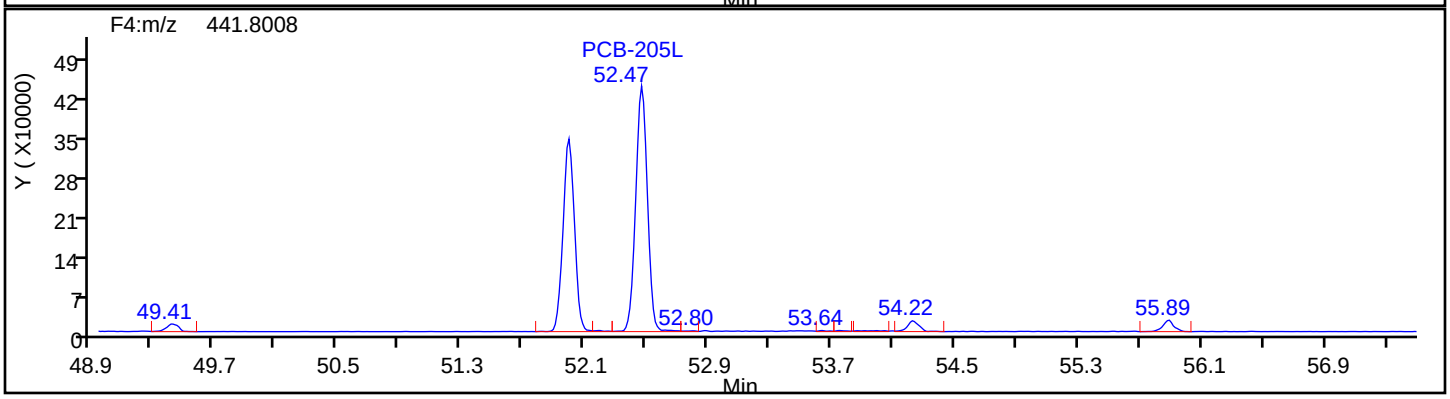

Report Date: 30-Aug-2019 11:36:45 Chrom Revision: 2.3 22-Aug-2019 12:55:36

Eurofins TestAmerica, Knoxville

Data File:	\\chromna\Knoxville\ChromData\D3D\20190813-12717.b\d4190821i2.d		
Injection Date:	21-Aug-2019 14:49:00	Injection Vol:	1.0 ul
Instrument ID:	D3D	Operator ID:	Xcalibur_System
Method:	PCBs_D3D	Limit Group:	HR - 1668A - ICAL
Client ID:			
Worklist#:	33168	Sample Line#:	2
Column Type:	SPB-Octyl	Column Dia:	0.25 mm

OcPCB F4

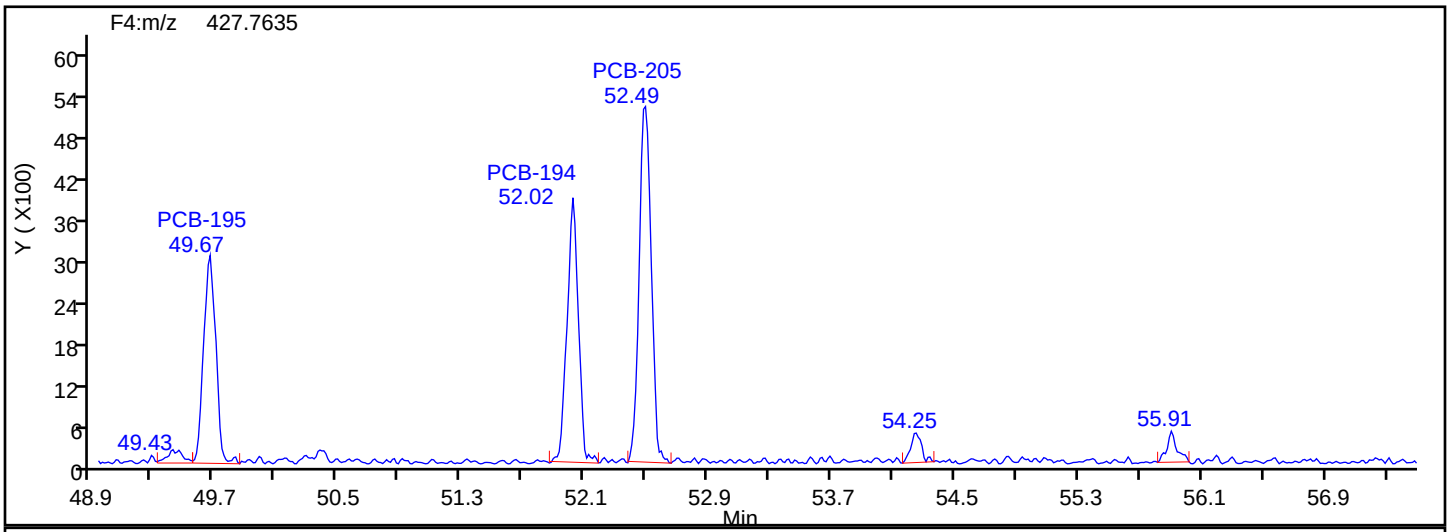

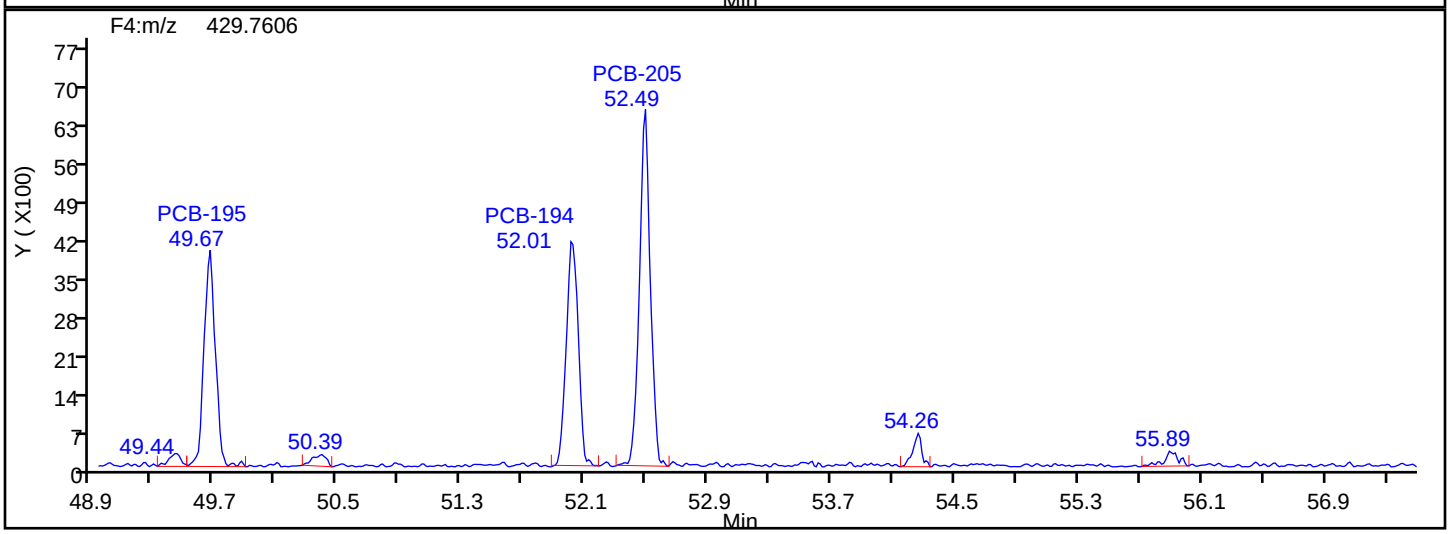

OcPCB F4 Lock Mass

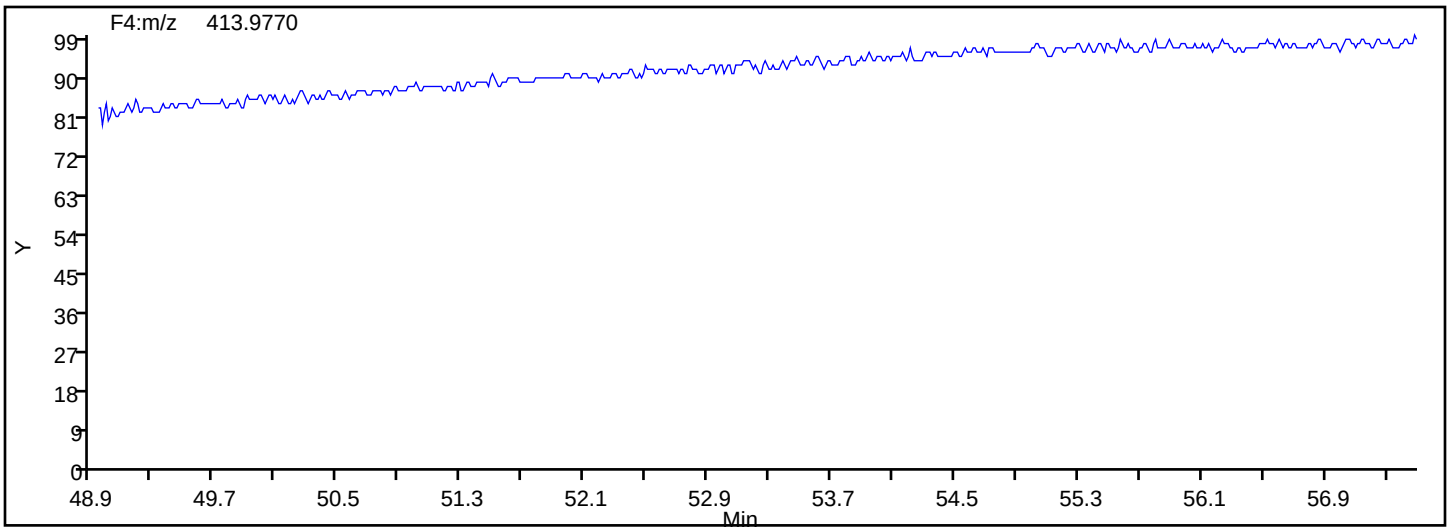

Eurofins TestAmerica, Knoxville

Data File:	\\chromna\Knoxville\ChromData\D3D\20190813-12717.b\d4190821i2.d		
Injection Date:	21-Aug-2019 14:49:00	Injection Vol:	1.0 ul
Instrument ID:	D3D	Operator ID:	Xcalibur_System
Method:	PCBs_D3D	Limit Group:	HR - 1668A - ICAL
Client ID:			
Worklist#:	33168	Sample Line#:	2
Column Type:	SPB-Octyl	Column Dia:	0.25 mm

NoPCB F4

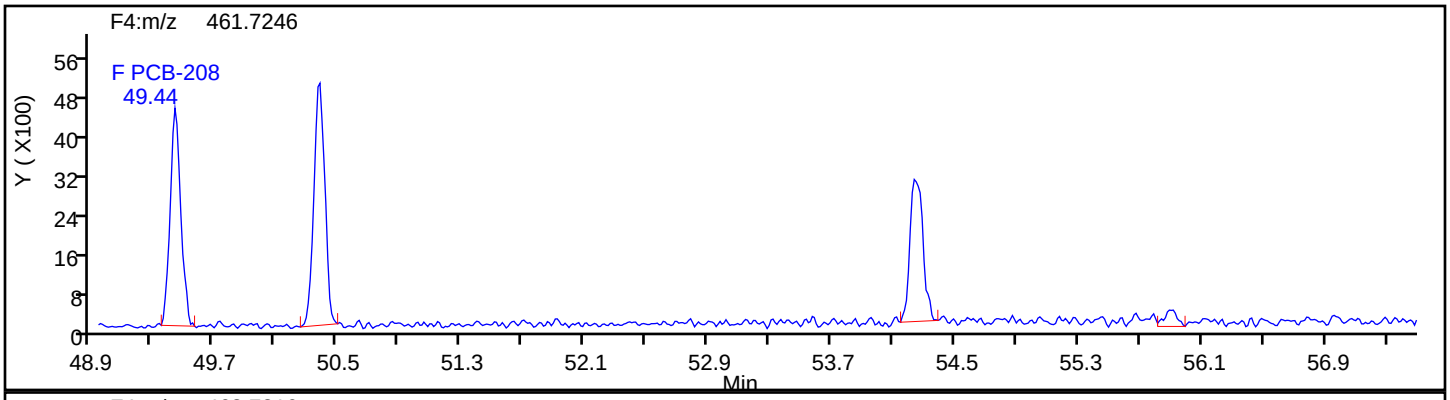

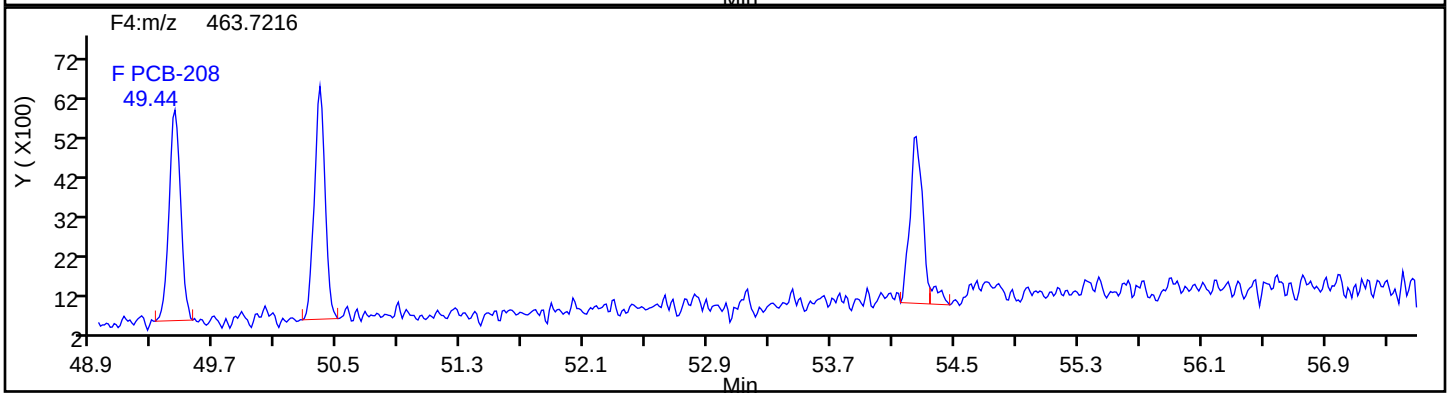

NoPCB F4 Standards

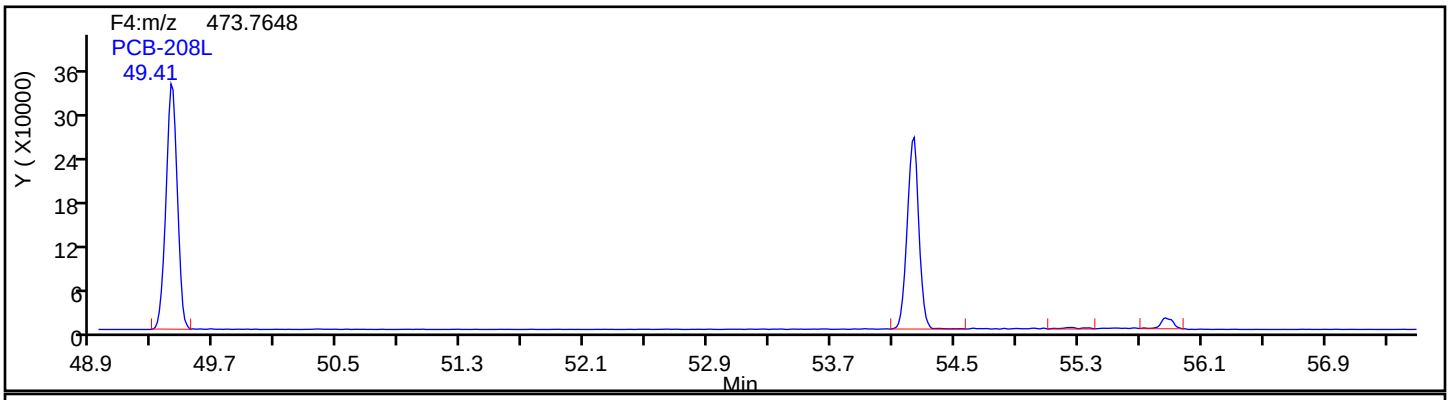

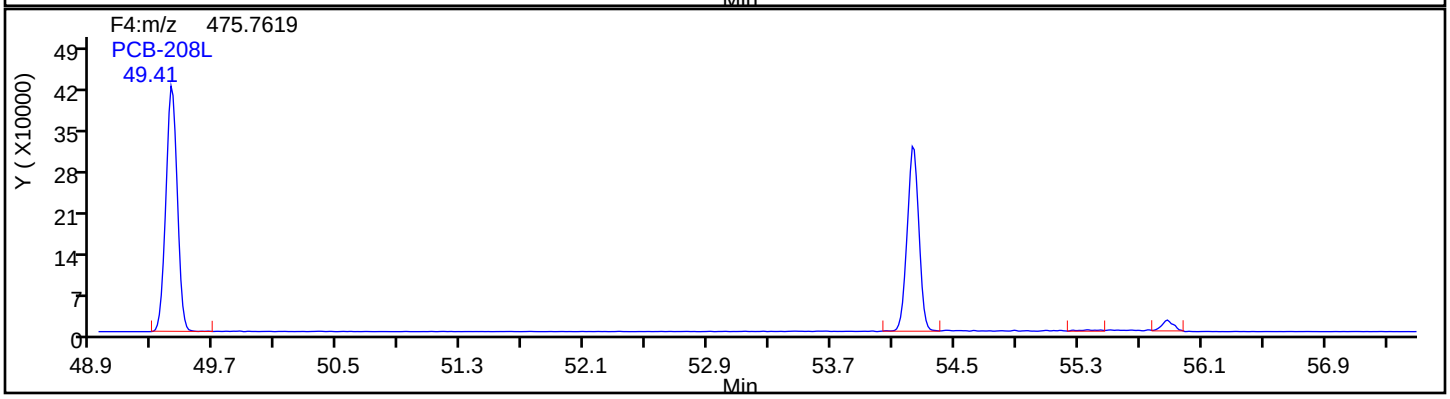

Eurofins TestAmerica, Knoxville

Data File:	\\chromna\Knoxville\ChromData\D3D\20190813-12717.b\d4190821i2.d		
Injection Date:	21-Aug-2019 14:49:00	Injection Vol:	1.0 ul
Instrument ID:	D3D	Operator ID:	Xcalibur_System
Method:	PCBs_D3D	Limit Group:	HR - 1668A - ICAL
Client ID:			
Worklist#:	33168	Sample Line#:	2
Column Type:	SPB-Octyl	Column Dia:	0.25 mm

NoPCB F4

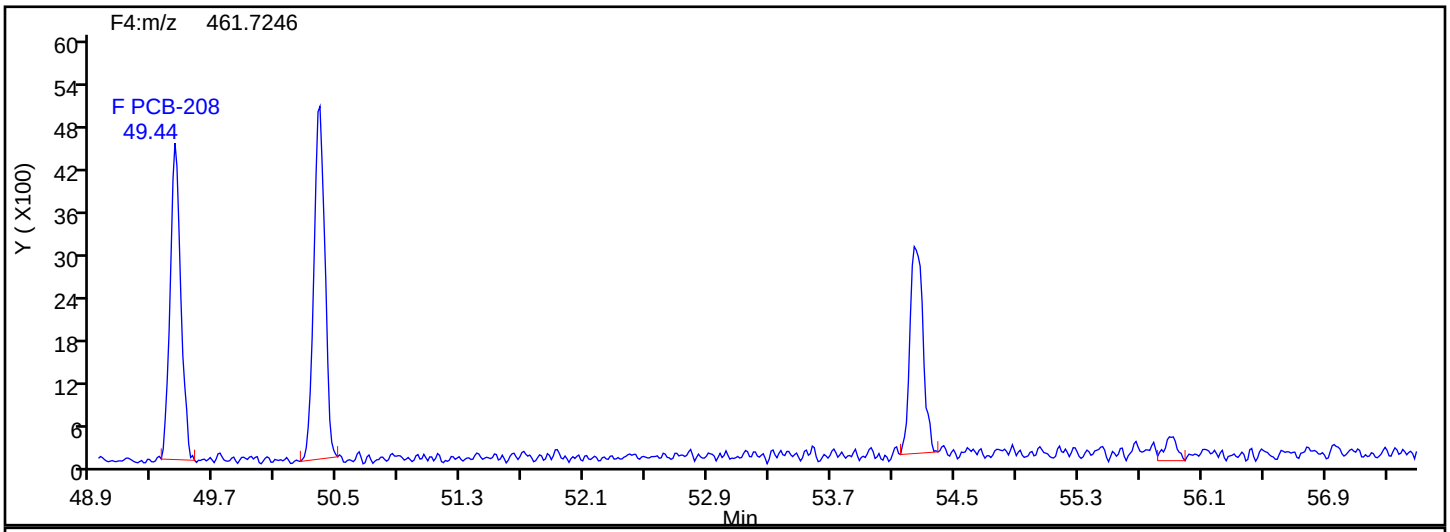

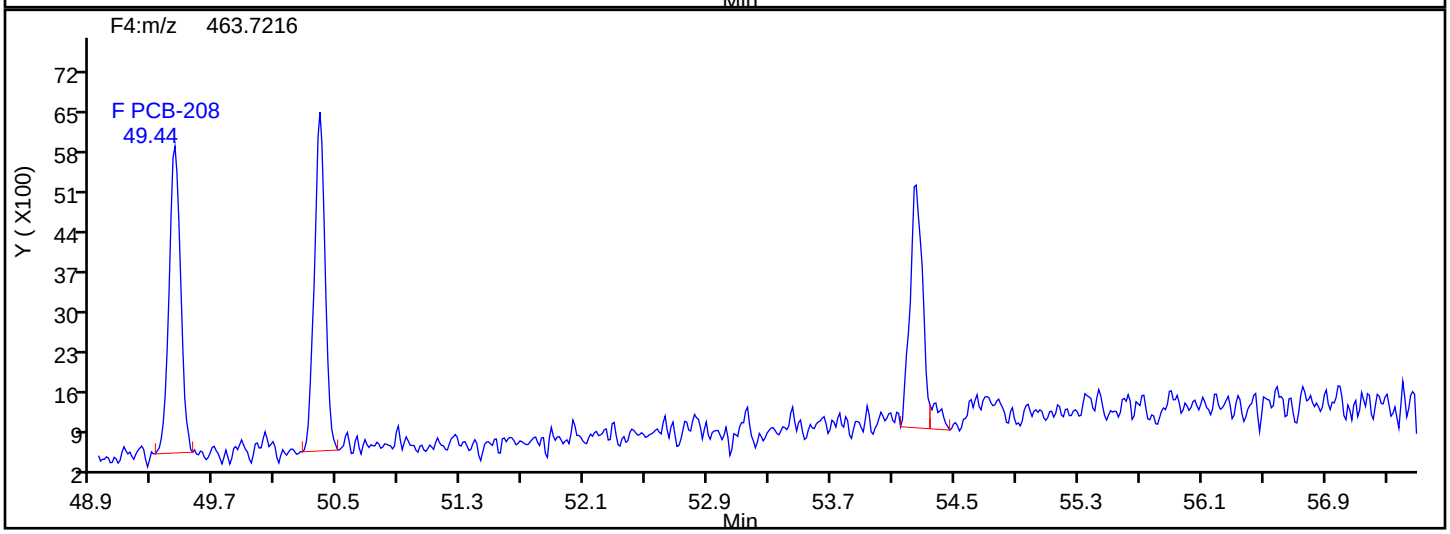

NoPCB F4 Lock Mass

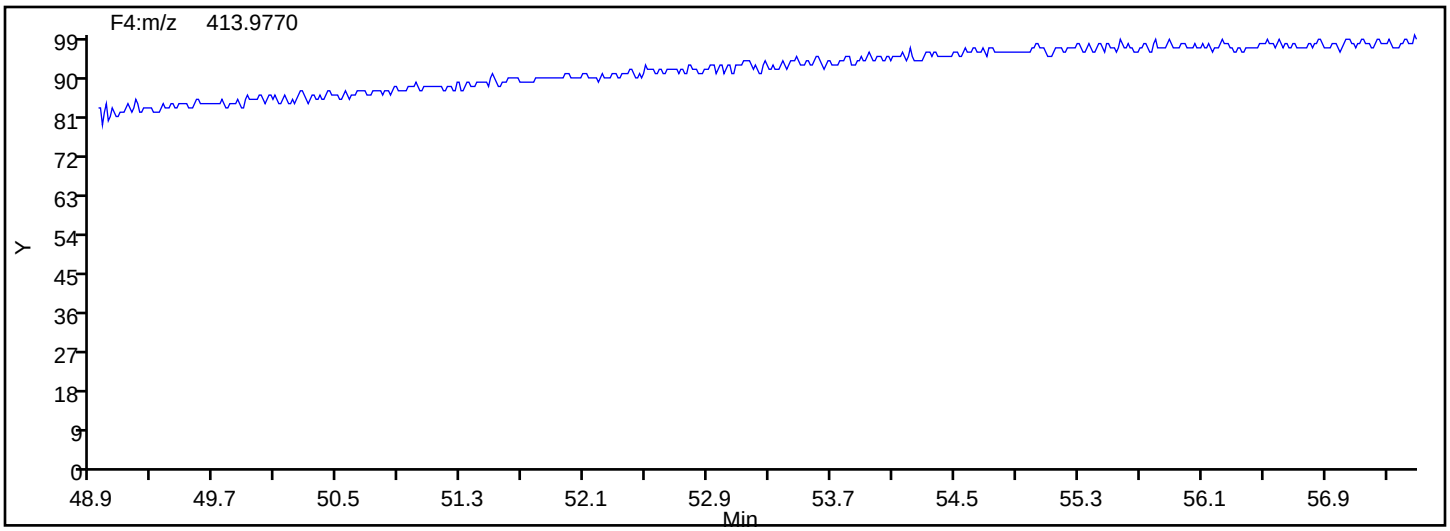

Manual Integration/User Assign Peak Report

Eurofins TestAmerica, Knoxville

Data File:	\\chromna\Knoxville\ChromData\D3D\20190813-12717.b\d4190821i2.d				
Injection Date:	21-Aug-2019 14:49:00	Instrument ID:	D3D		
Lims ID:	IC L2				
Client ID:					
Operator ID:	Xcalibur_System	ALS Bottle#:	0	Worklist Smp#:	2
Injection Vol:	1.0 ul	Dil. Factor:	1.0000		
Method:	PCBs_D3D	Limit Group:	HR - 1668A - ICAL		
Column:	SPB-Octyl (0.25 mm)	Detector	F4(49.20 :57.50)		

PCB-208, CAS: 52663-77-1

Signal: 1

Processing Integration Results

RT: 49.44
Area: 19802
Amount: 0.948632
Amount Units: pg/ul

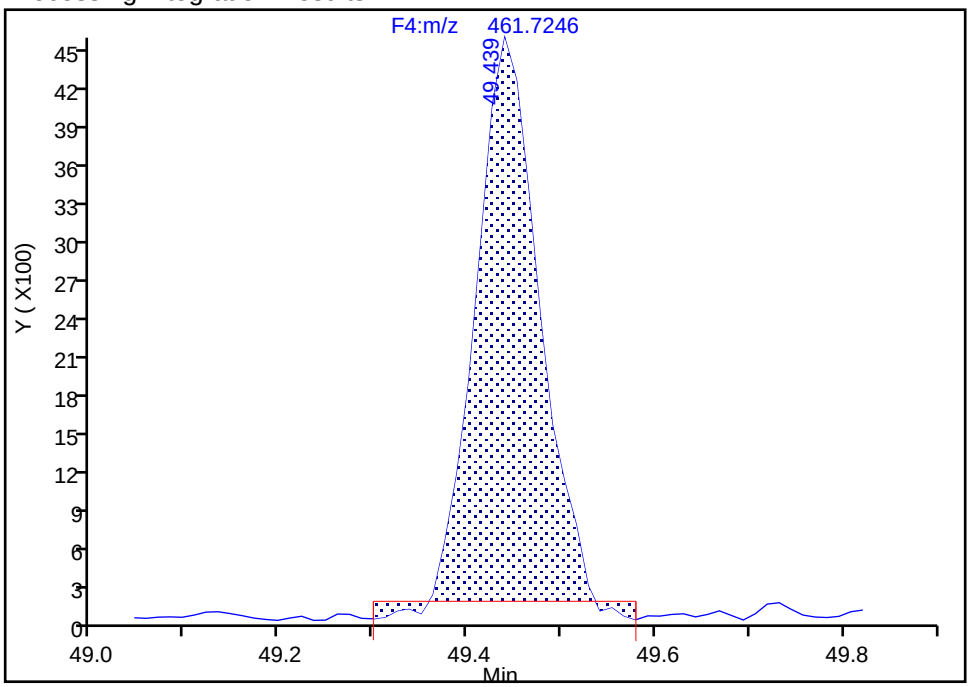

Manual Integration Results

RT: 49.44
Area: 21528
Amount: 1.100521
Amount Units: pg/ul

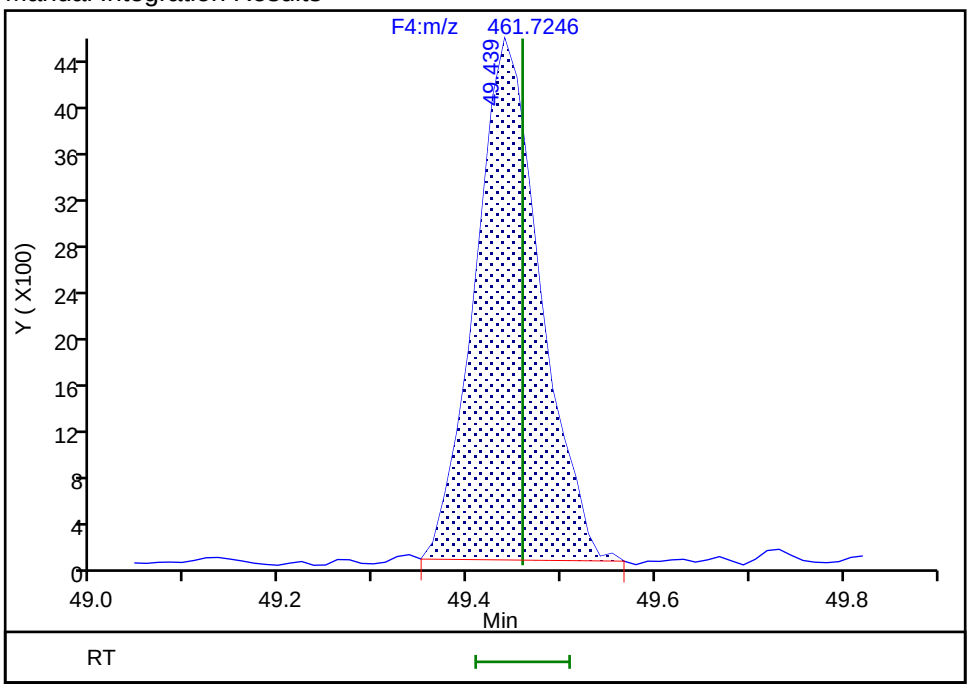

Reviewer: davidsonm, 21-Aug-2019 15:55:22

Audit Action: Manually Integrated Audit Reason: Baseline

Manual Integration/User Assign Peak Report

Eurofins TestAmerica, Knoxville

Data File: \\chromna\Knoxville\ChromData\D3D\20190813-12717.b\d4190821i2.d
Injection Date: 21-Aug-2019 14:49:00 Instrument ID: D3D
Lims ID: IC L2
Client ID:
Operator ID: Xcalibur_System ALS Bottle#: 0 Worklist Smp#: 2
Injection Vol: 1.0 ul Dil. Factor: 1.0000
Method: PCBs_D3D Limit Group: HR - 1668A - ICAL
Column: SPB-Octyl (0.25 mm) Detector F4(49.20 :57.50)

PCB-208, CAS: 52663-77-1

Signal: 2

Processing Integration Results

RT: 49.44
Area: 21784
Amount: 0.948632
Amount Units: pg/ul

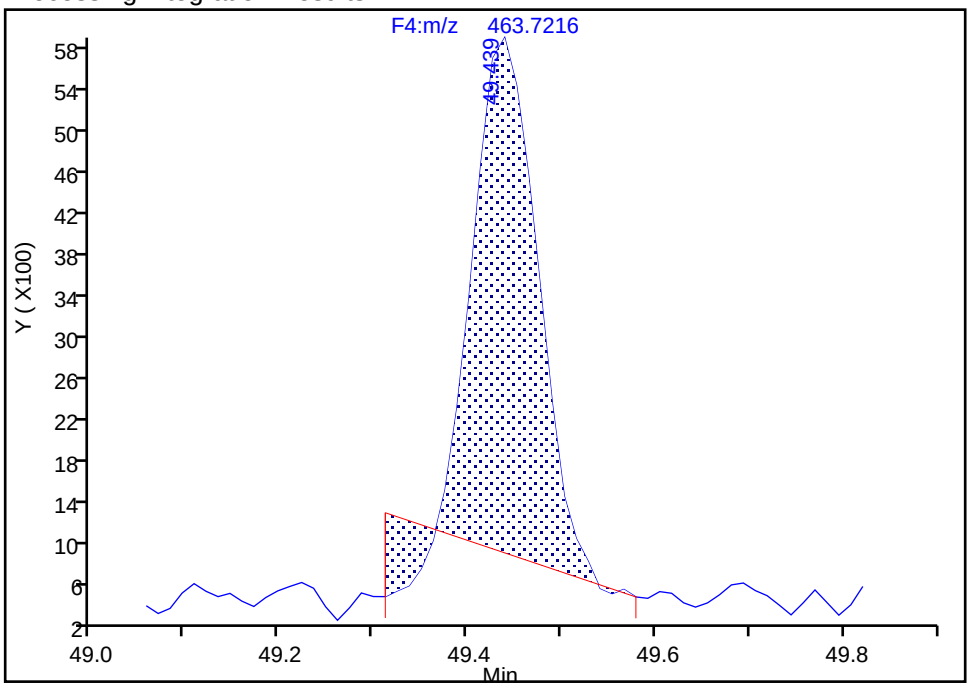

Manual Integration Results

RT: 49.44
Area: 27900
Amount: 1.100521
Amount Units: pg/ul

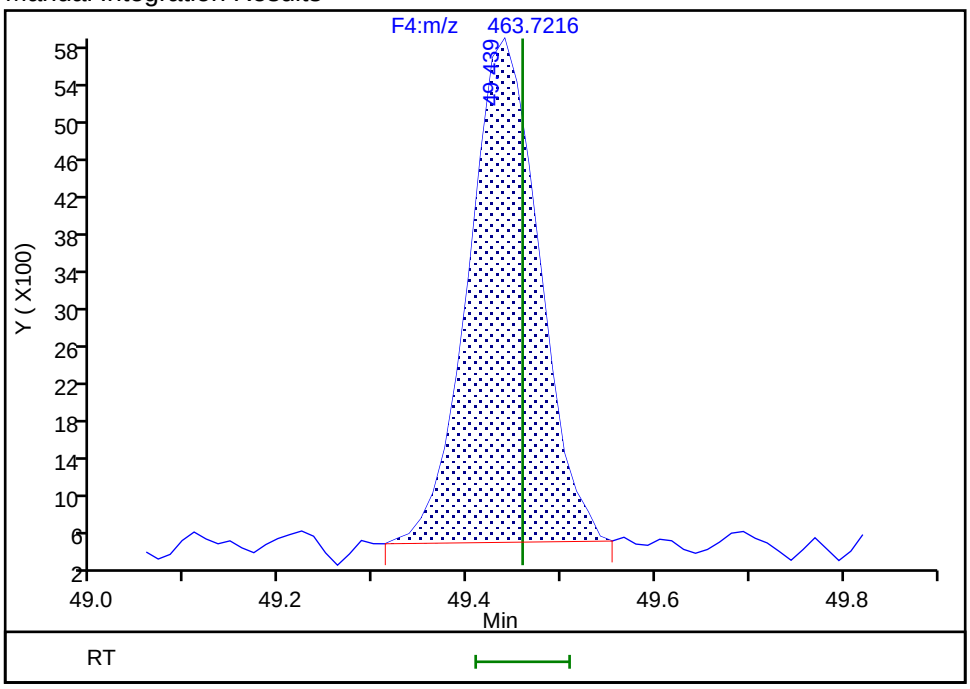

Reviewer: davidsonm, 21-Aug-2019 15:55:27
Audit Action: Manually Integrated Audit Reason: Baseline

Manual Integration/User Assign Peak Report

Eurofins TestAmerica, Knoxville

Data File:	\\chromna\Knoxville\ChromData\D3D\20190813-12717.b\d4190821i2.d				
Injection Date:	21-Aug-2019 14:49:00	Instrument ID:	D3D		
Lims ID:	IC L2				
Client ID:					
Operator ID:	Xcalibur_System	ALS Bottle#:	0	Worklist Smp#:	2
Injection Vol:	1.0 ul	Dil. Factor:	1.0000		
Method:	PCBs_D3D	Limit Group:	HR - 1668A - ICAL		
Column:	SPB-Octyl (0.25 mm)	Detector	F4(49.20 :57.50)		

PCB-207, CAS: 52663-79-3

Signal: 1

Processing Integration Results

RT: 50.38
Area: 23524
Amount: 0.950153
Amount Units: pg/ul

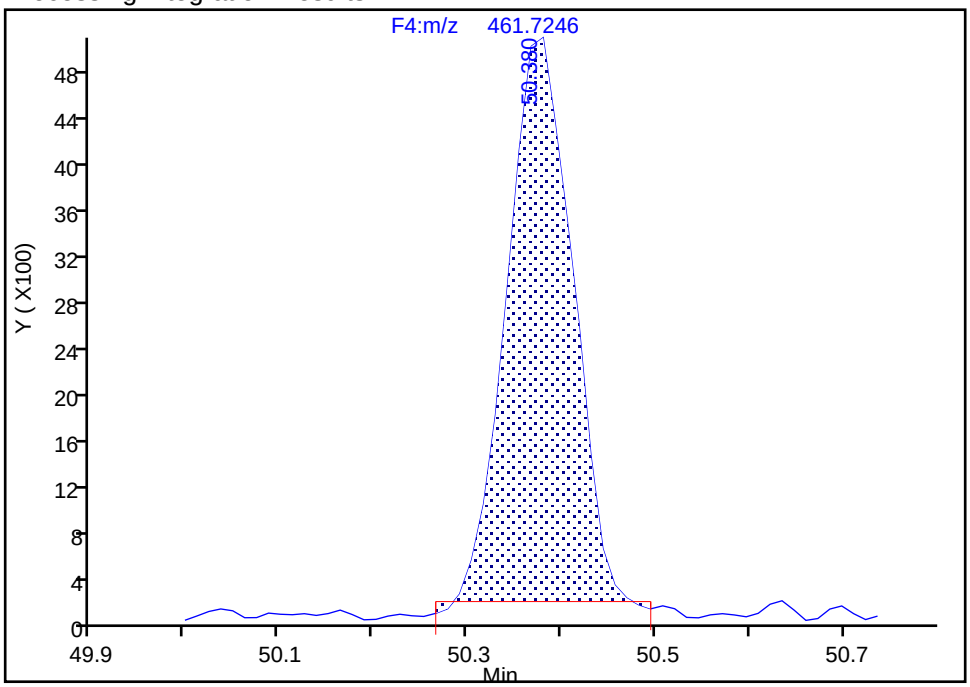

Manual Integration Results

RT: 50.38
Area: 24828
Amount: 1.099259
Amount Units: pg/ul

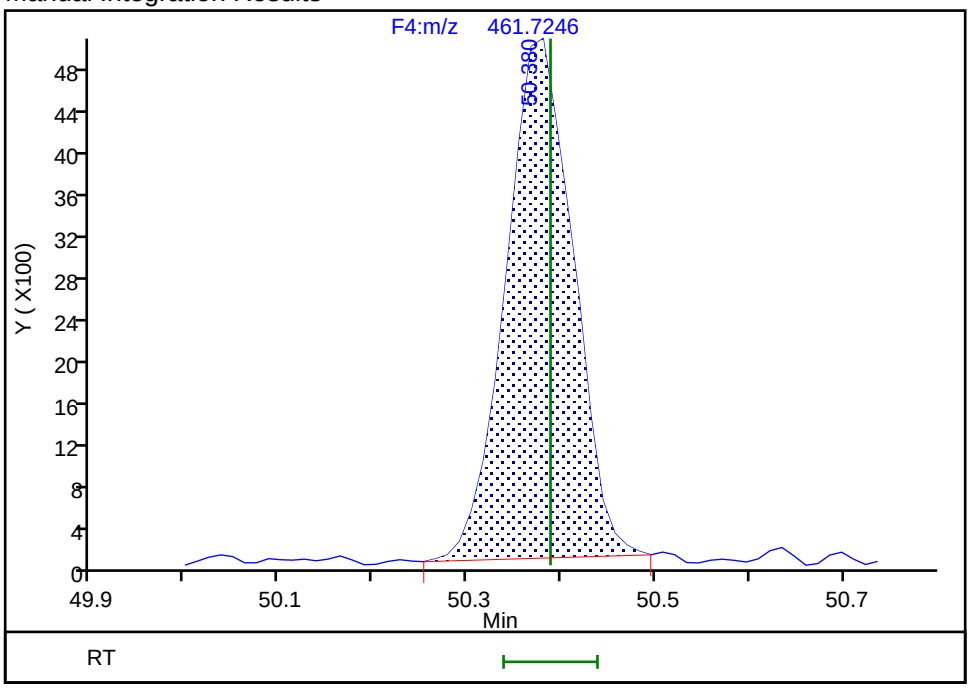

Reviewer: davidsonm, 21-Aug-2019 15:55:35

Audit Action: Manually Integrated Audit Reason: Baseline

Manual Integration/User Assign Peak Report

Eurofins TestAmerica, Knoxville

Data File:	\\chromna\Knoxville\ChromData\D3D\20190813-12717.b\d4190821i2.d				
Injection Date:	21-Aug-2019 14:49:00	Instrument ID:	D3D		
Lims ID:	IC L2				
Client ID:					
Operator ID:	Xcalibur_System	ALS Bottle#:	0	Worklist Smp#:	2
Injection Vol:	1.0 ul	Dil. Factor:	1.0000		
Method:	PCBs_D3D	Limit Group:	HR - 1668A - ICAL		
Column:	SPB-Octyl (0.25 mm)	Detector	F4(49.20 :57.50)		

PCB-207, CAS: 52663-79-3

Signal: 2

Processing Integration Results

RT: 50.38
Area: 21945
Amount: 0.950153
Amount Units: pg/ul

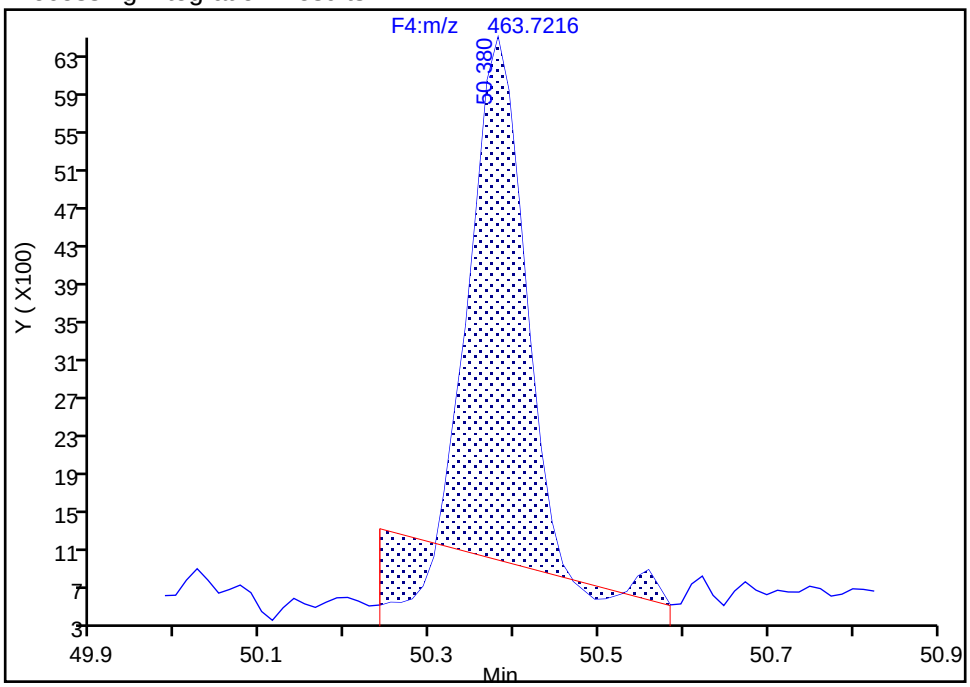

Manual Integration Results

RT: 50.38
Area: 28501
Amount: 1.099259
Amount Units: pg/ul

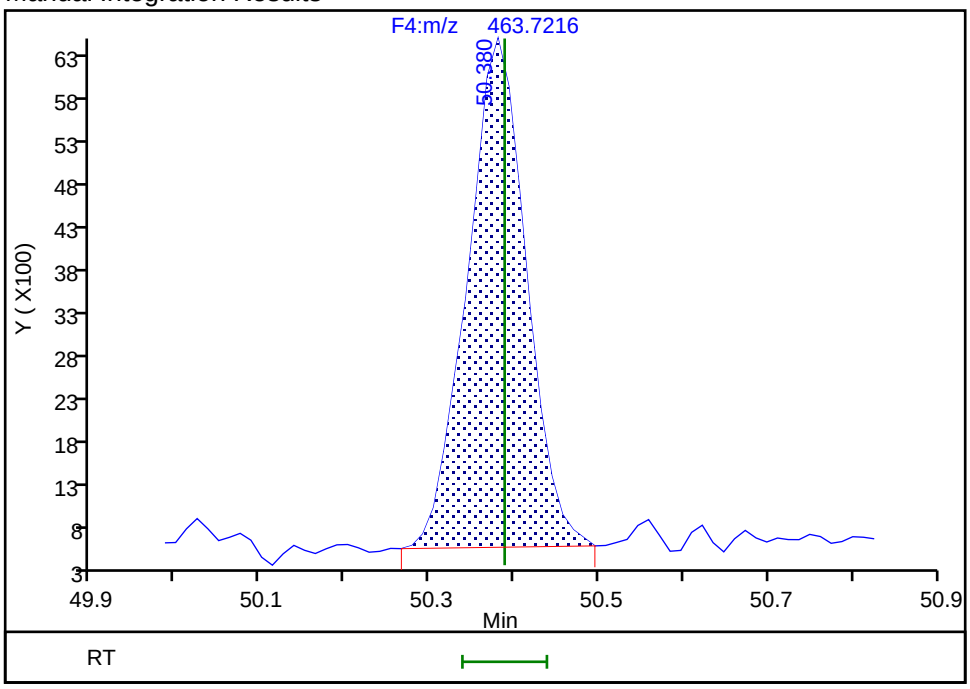

Reviewer: davidsonm, 21-Aug-2019 15:55:39

Audit Action: Manually Integrated Audit Reason: Baseline

Manual Integration/User Assign Peak Report

Eurofins TestAmerica, Knoxville

Data File:	\\chromna\Knoxville\ChromData\D3D\20190813-12717.b\d4190821i2.d				
Injection Date:	21-Aug-2019 14:49:00	Instrument ID:	D3D		
Lims ID:	IC L2				
Client ID:					
Operator ID:	Xcalibur_System	ALS Bottle#:	0	Worklist Smp#:	2
Injection Vol:	1.0 ul	Dil. Factor:	1.0000		
Method:	PCBs_D3D	Limit Group:	HR - 1668A - ICAL		
Column:	SPB-Octyl (0.25 mm)	Detector	F4(49.20 :57.50)		

PCB-206, CAS: 40186-72-9

Signal: 1

Processing Integration Results

RT: 54.24
Area: 17153
Amount: 1.085340
Amount Units: pg/ul

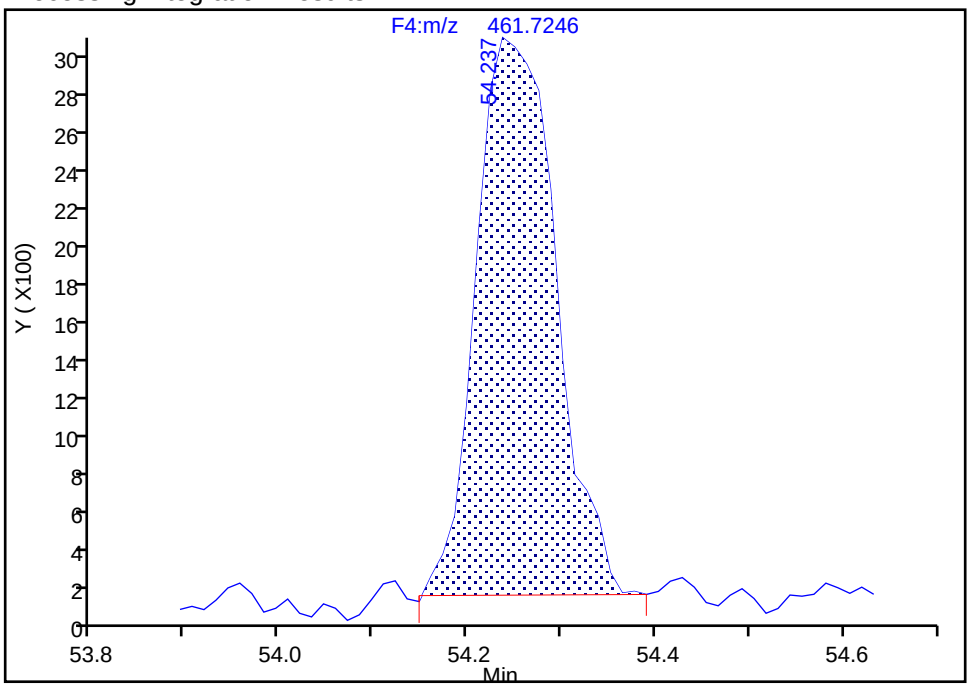

Manual Integration Results

RT: 54.24
Area: 17378
Amount: 1.124445
Amount Units: pg/ul

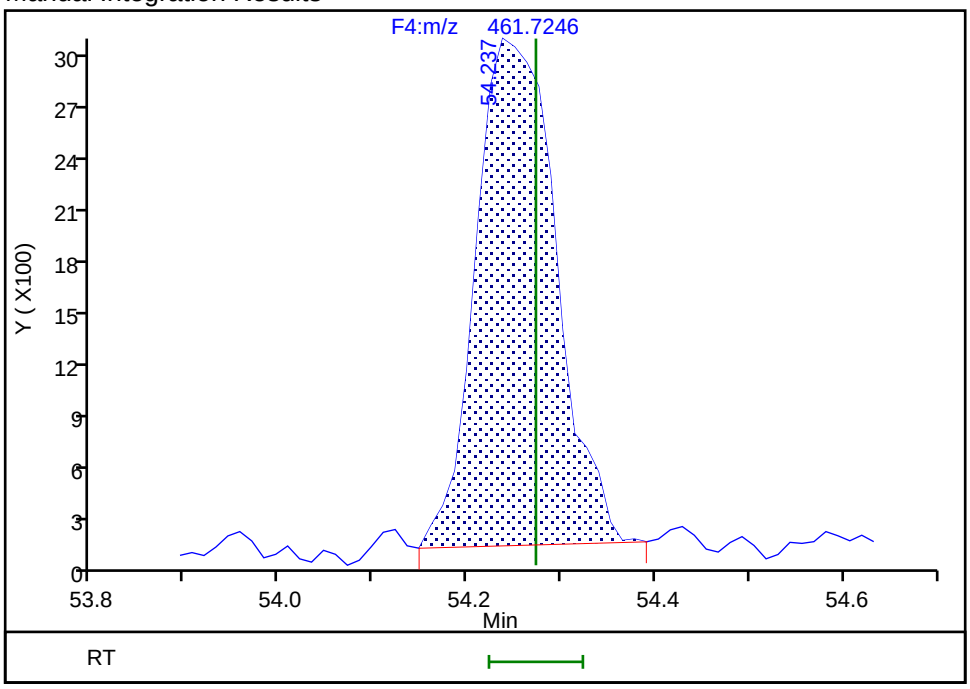

Reviewer: davidsonm, 21-Aug-2019 15:55:48

Audit Action: Manually Integrated Audit Reason: Split Peak

Manual Integration/User Assign Peak Report

Eurofins TestAmerica, Knoxville

Data File: \\chromna\Knoxville\ChromData\D3D\20190813-12717.b\d4190821i2.d
Injection Date: 21-Aug-2019 14:49:00 Instrument ID: D3D
Lims ID: IC L2
Client ID:
Operator ID: Xcalibur_System ALS Bottle#: 0 Worklist Smp#: 2
Injection Vol: 1.0 ul Dil. Factor: 1.0000
Method: PCBs_D3D Limit Group: HR - 1668A - ICAL
Column: SPB-Octyl (0.25 mm) Detector F4(49.20 :57.50)

PCB-206, CAS: 40186-72-9

Signal: 2

Processing Integration Results

RT: 54.25
Area: 22719
Amount: 1.085340
Amount Units: pg/ul

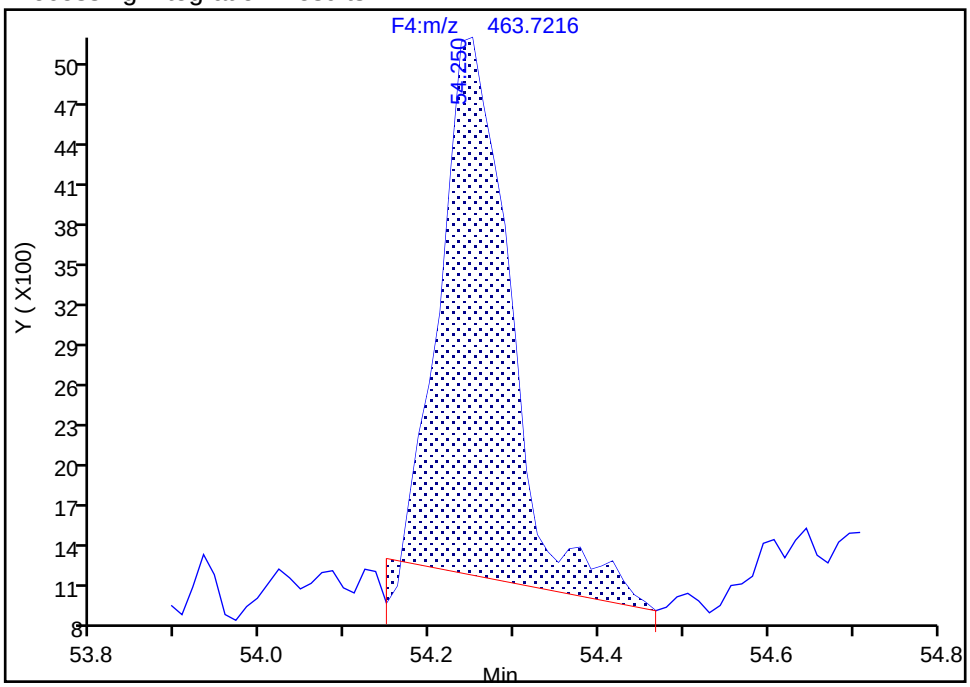

Manual Integration Results

RT: 54.25
Area: 23737
Amount: 1.124445
Amount Units: pg/ul

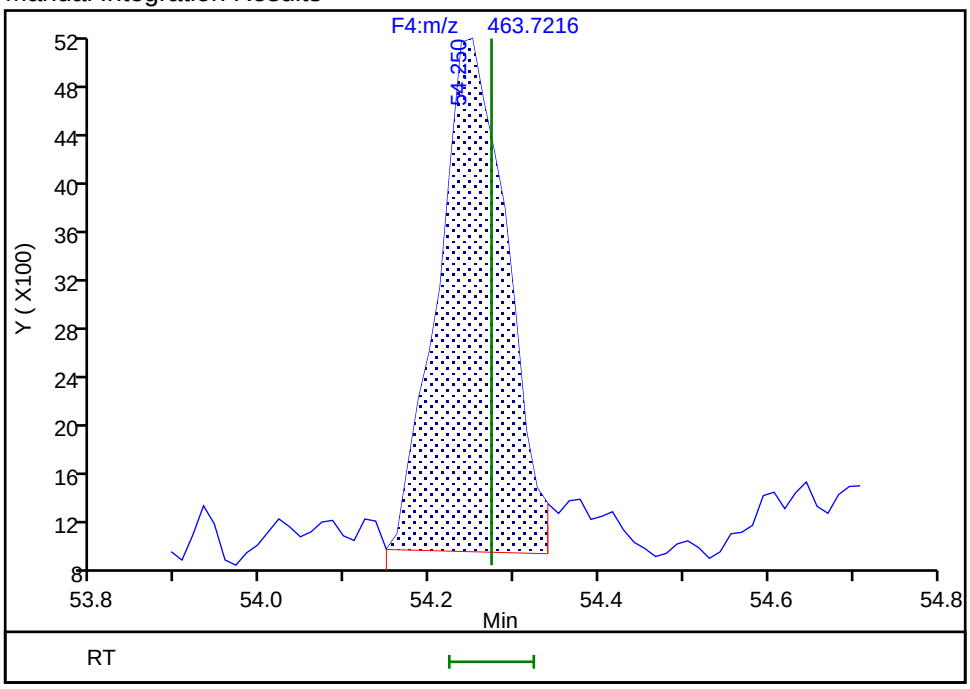

Reviewer: davidsonm, 21-Aug-2019 15:56:00
Audit Action: Split an Integrated Peak Audit Reason: Split Peak

Eurofins TestAmerica, Knoxville

Data File:	\\chromna\Knoxville\ChromData\D3D\20190813-12717.b\d4190821i2.d		
Injection Date:	21-Aug-2019 14:49:00	Injection Vol:	1.0 ul
Instrument ID:	D3D	Operator ID:	Xcalibur_System
Method:	PCBs_D3D	Limit Group:	HR - 1668A - ICAL
Client ID:			
Worklist#:	33168	Sample Line#:	2
Column Type:	SPB-Octyl	Column Dia:	0.25 mm

DePCB F4

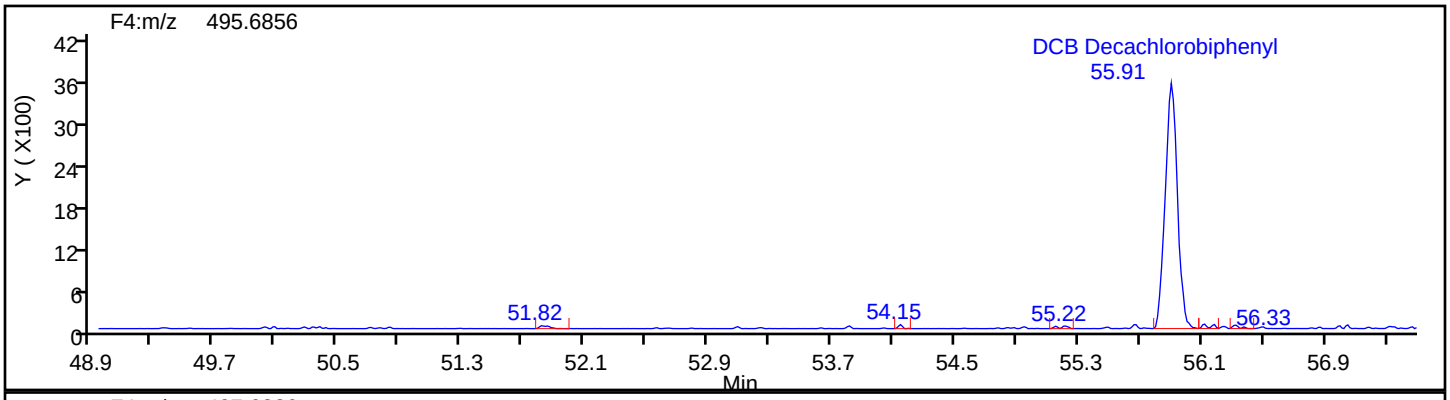

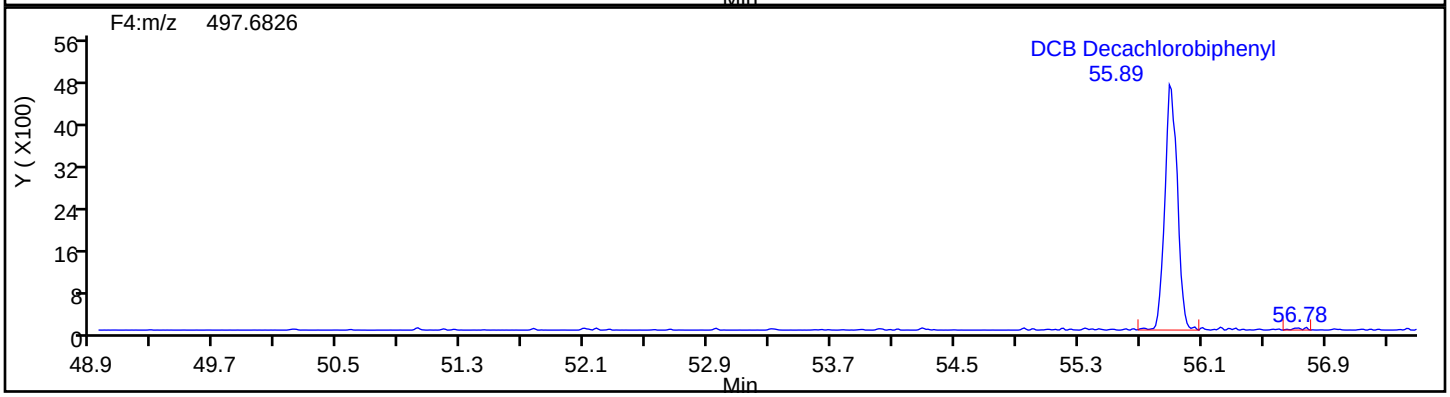

DePCB F4 Standards

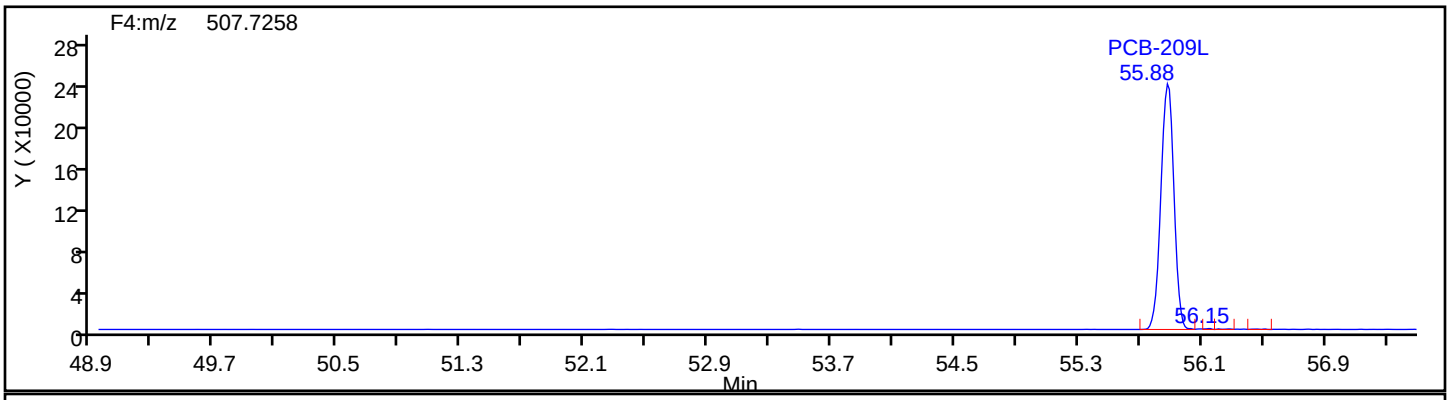

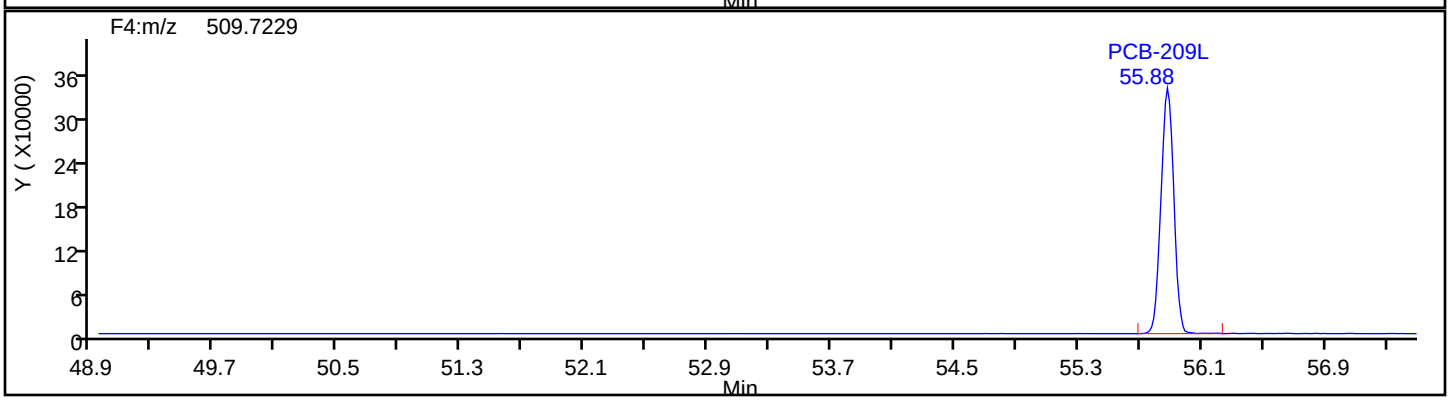

Eurofins TestAmerica, Knoxville

Data File:	\\chromna\Knoxville\ChromData\D3D\20190813-12717.b\d4190821i2.d		
Injection Date:	21-Aug-2019 14:49:00	Injection Vol:	1.0 ul
Instrument ID:	D3D	Operator ID:	Xcalibur_System
Method:	PCBs_D3D	Limit Group:	HR - 1668A - ICAL
Client ID:			
Worklist#:	33168	Sample Line#:	2
Column Type:	SPB-Octyl	Column Dia:	0.25 mm

DePCB F4

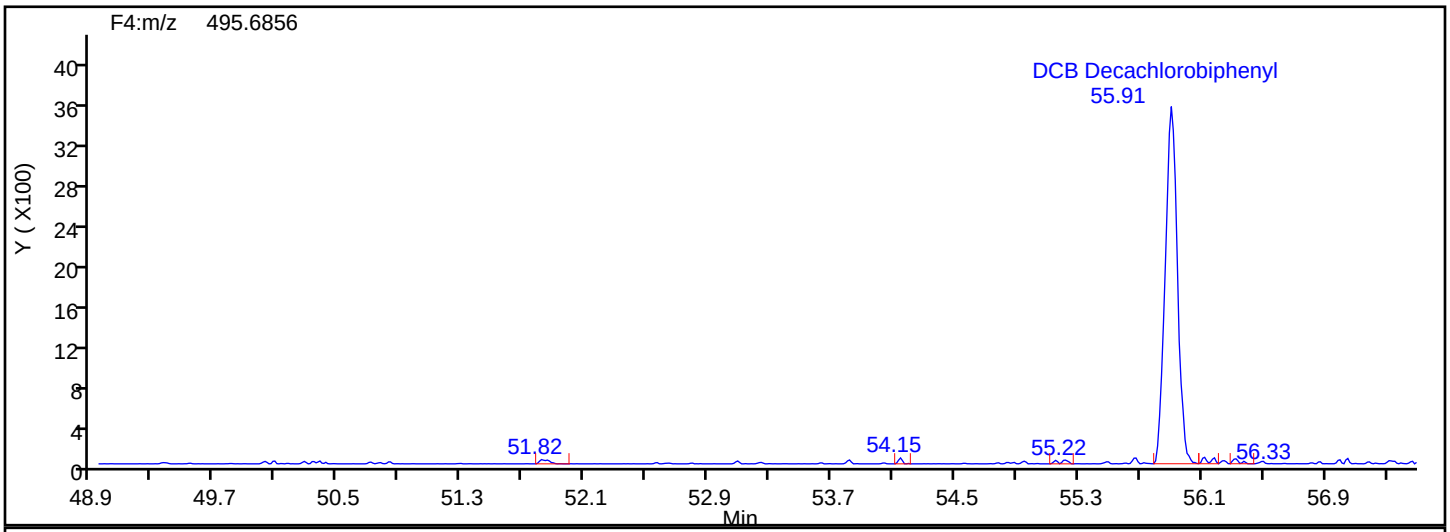

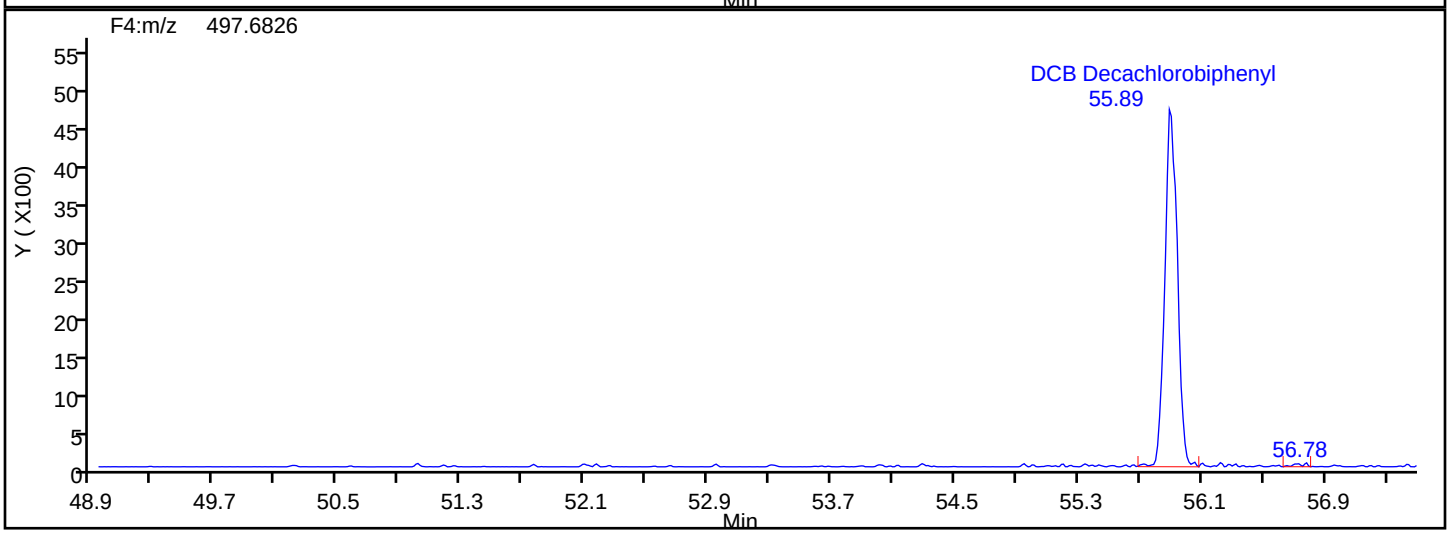

DePCB F4 Lock Mass

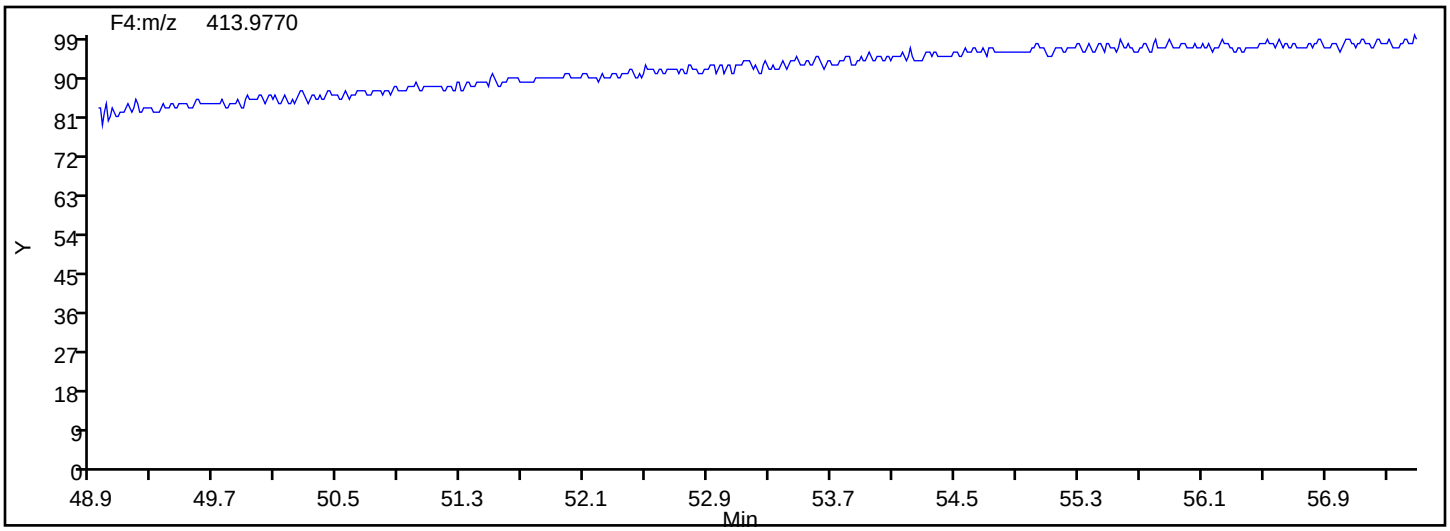

Eurofins TestAmerica, Knoxville
Target Compound Quantitation Report

Data File: \\chromna\Knoxville\ChromData\D3D\20190813-12717.b\d4190821i3.d
Lims ID: IC L3
Client ID:
Sample Type: IC Calib Level: 3
Inject. Date: 21-Aug-2019 15:59:00 ALS Bottle#: 0 Worklist Smp#: 3
Injection Vol: 1.0 ul Dil. Factor: 1.0000
Sample Info:
Misc. Info.: 140-0012717-003
Operator ID: Xcalibur_System Instrument ID: D3D
Sublist: chrom-PCBs_D3D*sub1

Method: \\chromna\Knoxville\ChromData\D3D\20190813-12717.b\PCBs_D3D.m
Limit Group: HR - 1668A - ICAL
Last Update: 30-Aug-2019 11:37:12 Calib Date: 21-Aug-2019 19:05:00
Integrator: Picker
Quant Method: Isotopic Dilution Quant By: Initial Calibration
Last ICal File: \\chromna\Knoxville\ChromData\D3D\20190813-12717.b\d4190821i6.d

Column 1 : SPB-Octyl (0.25 mm) Det: F1(11.07 :21.70)
Process Host: CTX1006

First Level Reviewer: mcwhirterl Date: 21-Aug-2019 20:17:42

Compound	RT (min.)	Area	Ratio	Ical RRF	Amount pg/ul	EMPC pg/ul	Noise EDL	Final EDL	%Rec	Flags
S Total Monochlorobipheny					14.6	14.6	0.0236	0.0236		
D PCB-1L	11:49	5171353	3.05	1.3140	99.6	99.6	0.2415	0.2415	99.61	
D PCB-3L	13:58	5287112	3.17	1.3615	98.3	98.3	0.2330	0.2330	98.29	
PCB-1	11:50	301249	3.19	1.1883	4.902	4.902	0.0215	0.0215	98.05	
PCB-2	13:49	302100	3.29	1.1911	4.850	4.850	0.0236	0.0236	97.01	
PCB-3	13:59	310673	3.09	1.2130	4.844	4.844	0.0257	0.0257	96.89	
S Total Dichlorobiphenyls					60.4	60.4	0.0229	0.0229		
D PCB-4L	14:14	2346022	1.60	0.5996	99.0	99.0	0.2653	0.2653	99.04	
* PCB-9L	16:12	3950727	1.65	4E+04	100.0	100.0				
$ PCB-8L	17:03	243214	1.76	1.3085	6.033	6.033	0.1600	0.1600	121	
D PCB-15L	20:07	3815985	1.64	1.0280	94.0	94.0	0.1547	0.1547	93.96	
PCB-4	14:15	145887	1.60	1.2533	4.962	4.962	0.0304	0.0304	99.23	
PCB-10	14:25	238786	1.58	1.4828	5.227	5.227	0.0236	0.0236	105	
PCB-9	16:13	226529	1.57	1.4200	5.178	5.178	0.0246	0.0246	104	
PCB-7	16:23	255909	1.58	1.6244	5.113	5.113	0.0215	0.0215	102	
PCB-6	16:37	246335	1.65	1.5539	5.145	5.145	0.0225	0.0225	103	
PCB-5	16:56	238823	1.57	1.5606	4.967	4.967	0.0224	0.0224	99.34	
PCB-8	17:03	246476	1.60	1.5884	5.037	5.037	0.0220	0.0220	101	
PCB-14	18:41	289545	1.56	1.8738	5.015	5.015	0.0187	0.0187	100	
PCB-11	19:32	250576	1.64	1.6347	4.975	4.975	0.0214	0.0214	99.51	
PCB-12	19:50	494264	1.57	1.6410	9.776	9.776	0.0213	0.0213	97.76	
PCB-13 (C12)	19:50	494264	1.57	1.6410	9.776	9.776	0.0213	0.0213	97.76	
PCB-15	20:08	267846	1.56	1.4024	5.005	5.005	0.0231	0.0231	100	Ma
S Total Trichlorobiphenyl					117.1	117.1	0.0427	0.0427		
D PCB-19L	17:21	1286615	1.04	0.6095	98.1	98.1	0.4129	0.4129	98.05	
* PCB-32L	20:36	2152948	1.08	2.2E+04	100.0	100.0				
* PCB-31L	22:52	6597020	1.04	6.8E+04	100.0	100.0				
$ PCB-28L	23:09	415435	1.03	1.0975	5.738	5.738	0.1868	0.1868	115	
D PCB-37L	27:10	5637927	1.06	0.9024	94.7	94.7	0.2272	0.2272	94.70	

Compound	RT (min.)	Area	Ratio	Ical RRF	Amount pg/ul	EMPC pg/ul	Noise EDL	Final EDL	%Rec	Flags
PCB-19	17:21	84906	1.01	1.3047	5.058	5.058	0.0419	0.0419	101	
PCB-18	19:13	231814	1.07	1.8188	9.906	9.906	0.0300	0.0300	99.06	
PCB-30 (C18)	19:13	231814	1.07	1.8188	9.906	9.906	0.0300	0.0300	99.06	
PCB-17	19:39	99038	1.16	1.5641	4.921	4.921	0.0349	0.0349	98.43	
PCB-27	19:51	133042	1.07	2.1680	4.769	4.769	0.0252	0.0252	95.39	
PCB-24	19:59	128456	1.04	2.1018	4.750	4.750	0.0260	0.0260	95.00	
PCB-16	20:06	75342	1.01	1.2260	4.776	4.776	0.0446	0.0446	95.53	
PCB-32	20:37	147332	1.08	2.3416	4.890	4.890	0.0233	0.0233	97.81	
PCB-34	21:53	350608	1.07	1.2154	5.117	5.117	0.0520	0.0520	102	
PCB-23	22:02	355592	1.05	1.2675	4.976	4.976	0.0499	0.0499	99.52	
PCB-26	22:21	724253	1.06	1.3193	9.737	9.737	0.0479	0.0479	97.37	
PCB-29 (C26)	22:21	724253	1.06	1.3193	9.737	9.737	0.0479	0.0479	97.37	
PCB-25	22:34	377061	1.04	1.3523	4.946	4.946	0.0467	0.0467	98.91	
PCB-31	22:53	383109	1.07	1.3809	4.921	4.921	0.0458	0.0458	98.42	
PCB-20	23:12	700784	1.08	1.3057	9.520	9.520	0.0484	0.0484	95.20	
PCB-28 (C20)	23:12	700784	1.08	1.3057	9.520	9.520	0.0484	0.0484	95.20	
PCB-21	23:22	752775	1.05	1.3777	9.692	9.692	0.0459	0.0459	96.92	Ma
PCB-33 (C21)	23:22	752775	1.05	1.3777	9.692	9.692	0.0459	0.0459	96.92	Ma
PCB-22	23:49	356260	1.01	1.2430	5.084	5.084	0.0508	0.0508	102	
PCB-36	25:22	370462	1.07	1.3468	4.879	4.879	0.0469	0.0469	97.57	Ma
PCB-39	25:44	384617	1.04	1.3970	4.883	4.883	0.0452	0.0452	97.66	
PCB-38	26:19	352193	1.07	1.3177	4.741	4.741	0.0480	0.0480	94.82	
PCB-35	26:47	324345	1.07	1.2166	4.728	4.728	0.0519	0.0519	94.57	Ma
PCB-37	27:11	352271	1.07	1.2879	4.851	4.851	0.0491	0.0491	97.03	
S Total Tetrachlorobiphen					204.7	204.7	0.0447	0.0447		
D PCB-54L	20:26	1397529	0.81	0.6515	99.6	99.6	0.0543	0.0543	99.64	
* PCB-52L	24:59	3866536	0.79	3.9E+04	100.0	100.0				
$ PCB-79L	32:55	279860	0.79	1.1239	5.615	5.615	0.1868	0.1868	112	
D PCB-81L	33:55	4420116	0.78	1.2328	92.7	92.7	0.1637	0.1637	92.73	
D PCB-77L	34:29	4449542	0.82	1.2523	91.9	91.9	0.1612	0.1612	91.90	
PCB-54	20:26	84803	0.77	1.2558	4.832	4.832	0.0169	0.0169	96.64	
PCB-50	22:38	419667	0.78	0.9362	10.1	10.1	0.0569	0.0569	101	
PCB-53 (C50)	22:38	419667	0.78	0.9362	10.1	10.1	0.0569	0.0569	101	
PCB-45	23:22	396129	0.80	0.8850	10.1	10.1	0.0602	0.0602	101	Ma
PCB-51 (C45)	23:22	396129	0.80	0.8850	10.1	10.1	0.0602	0.0602	101	Ma
PCB-46	23:36	170589	0.79	0.7591	5.067	5.067	0.0702	0.0702	101	M
PCB-52	25:01	204488	0.80	0.8992	5.128	5.128	0.0593	0.0593	103	Ma
PCB-43	25:10	446416	0.78	0.9993	10.1	10.1	0.0533	0.0533	101	Ma
PCB-73 (C43)	25:10	446416	0.78	0.9993	10.1	10.1	0.0533	0.0533	101	Ma
PCB-49	25:29	488138	0.78	1.1366	9.684	9.684	0.0469	0.0469	96.84	Ma
PCB-69 (C49)	25:29	488138	0.78	1.1366	9.684	9.684	0.0469	0.0469	96.84	Ma
PCB-48	25:48	202442	0.80	0.9454	4.829	4.829	0.0564	0.0564	96.57	
PCB-44	26:02	651635	0.77	1.0323	14.2	14.2	0.0516	0.0516	94.89	
PCB-47 (C44)	26:02	651635	0.77	1.0323	14.2	14.2	0.0516	0.0516	94.89	
PCB-65 (C44)	26:02	651635	0.77	1.0323	14.2	14.2	0.0516	0.0516	94.89	
PCB-59	26:20	867590	0.79	1.3609	14.4	14.4	0.0392	0.0392	95.83	
PCB-62 (C59)	26:20	867590	0.79	1.3609	14.4	14.4	0.0392	0.0392	95.83	
PCB-75 (C59)	26:20	867590	0.79	1.3609	14.4	14.4	0.0392	0.0392	95.83	
PCB-42	26:32	189358	0.79	0.8670	4.925	4.925	0.0615	0.0615	98.49	Ma
PCB-40	27:02	598544	0.79	0.9179	14.7	14.7	0.0581	0.0581	98.02	Ma
PCB-41 (C40)	27:02	598544	0.79	0.9179	14.7	14.7	0.0581	0.0581	98.02	Ma
PCB-71 (C40)	27:02	598544	0.79	0.9179	14.7	14.7	0.0581	0.0581	98.02	Ma
PCB-64	27:15	317477	0.78	1.4164	5.054	5.054	0.0376	0.0376	101	Ma
PCB-72	28:05	294991	0.81	1.3157	5.055	5.055	0.0405	0.0405	101	

Compound	RT (min.)	Area	Ratio	Ical RRF	Amount pg/ul	EMPC pg/ul	Noise EDL	Final EDL	%Rec	Flags
PCB-68	28:23	325454	0.79	1.4782	4.964	4.964	0.0361	0.0361	99.29	
PCB-57	28:48	274851	0.78	1.2817	4.835	4.835	0.0416	0.0416	96.71	
PCB-58	29:02	282269	0.75	1.3214	4.817	4.817	0.0403	0.0403	96.34	
PCB-67	29:13	297988	0.75	1.3944	4.819	4.819	0.0382	0.0382	96.37	
PCB-63	29:28	312280	0.80	1.4685	4.795	4.795	0.0363	0.0363	95.90	
PCB-61	29:49	1143091	0.78	1.3565	19.0	19.0	0.0393	0.0393	95.00	Ma
PCB-70 (C61)	29:49	1143091	0.78	1.3565	19.0	19.0	0.0393	0.0393	95.00	Ma
PCB-74 (C61)	29:49	1143091	0.78	1.3565	19.0	19.0	0.0393	0.0393	95.00	Ma
PCB-76 (C61)	29:49	1143091	0.78	1.3565	19.0	19.0	0.0393	0.0393	95.00	Ma
PCB-66	30:08	268967	0.82	1.2800	4.738	4.738	0.0416	0.0416	94.76	
PCB-55	30:18	278022	0.79	1.2951	4.840	4.840	0.0412	0.0412	96.81	
PCB-56	30:48	268692	0.79	1.2671	4.782	4.782	0.0421	0.0421	95.63	
PCB-60	31:01	283116	0.78	1.3288	4.804	4.804	0.0401	0.0401	96.08	
PCB-80	31:26	325763	0.81	1.4694	4.999	4.999	0.0363	0.0363	99.98	Ma
PCB-79	32:57	332914	0.80	1.5421	4.868	4.868	0.0346	0.0346	97.36	
PCB-78	33:31	273939	0.78	1.3150	4.697	4.697	0.0405	0.0405	93.95	
PCB-81	33:57	276529	0.79	1.3214	4.734	4.734	0.0398	0.0398	94.69	
PCB-77	34:30	285715	0.77	1.3308	4.825	4.825	0.0406	0.0406	96.50	
S Total Pentachlorobiphen					218.9	218.9	0.0381	0.0381		
D PCB-104L	25:57	3504021	1.61	1.1164	99.5	99.5	0.0168	0.0168	99.52	
$ PCB-95L	28:54	149660	1.60	0.7770	5.497	5.497	0.0206	0.0206	110	
* PCB-101L	31:51	3153732	1.60	3.4E+04	100.0	100.0				
$ PCB-111L	34:33	198083	1.70	1.2177	5.158	5.158	0.0154	0.0154	103	
D PCB-123L	36:30	4498685	1.57	0.9909	98.8	98.8	1.051	1.051	98.78	
D PCB-118L	36:50	4705804	1.61	1.0256	99.8	99.8	1.016	1.016	99.84	
D PCB-114L	37:21	4571584	1.61	1.0030	99.2	99.2	1.039	1.039	99.18	
D PCB-105L	38:00	4502539	1.58	1.0013	97.8	97.8	1.040	1.040	97.85	
* PCB-127L	39:29	4595686	1.59	4.9E+04	100.0	100.0				
D PCB-126L	41:05	4033220	1.59	0.9020	97.3	97.3	1.155	1.155	97.29	
PCB-104	25:58	232826	1.63	1.3926	4.771	4.771	0.0145	0.0145	95.43	
PCB-96	26:20	203124	1.61	1.2268	4.725	4.725	0.0164	0.0164	94.50	
PCB-103	28:17	171389	1.53	1.0331	4.735	4.735	0.0195	0.0195	94.69	
PCB-94	28:30	154612	1.63	0.9036	4.883	4.883	0.0223	0.0223	97.66	
PCB-95	28:56	162351	1.59	0.9620	4.816	4.816	0.0209	0.0209	96.32	
PCB-93	29:10	321164	1.53	0.9806	9.347	9.347	0.0206	0.0206	93.47	
PCB-100 (C93)	29:10	321164	1.53	0.9806	9.347	9.347	0.0206	0.0206	93.47	
PCB-98	29:19	331906	1.61	0.9888	9.579	9.579	0.0204	0.0204	95.79	Ma
PCB-102 (C98)	29:19	331906	1.61	0.9888	9.579	9.579	0.0204	0.0204	95.79	Ma
PCB-88	29:49	326482	1.58	1.0052	9.269	9.269	0.0200	0.0200	92.69	
PCB-91 (C88)	29:49	326482	1.58	1.0052	9.269	9.269	0.0200	0.0200	92.69	
PCB-84	30:01	143449	1.52	0.8601	4.760	4.760	0.0234	0.0234	95.19	
PCB-89	30:30	153929	1.57	0.8936	4.916	4.916	0.0226	0.0226	98.32	
PCB-121	30:56	237469	1.62	1.3971	4.851	4.851	0.0144	0.0144	97.01	
PCB-92	31:18	160798	1.61	0.9532	4.814	4.814	0.0211	0.0211	96.28	
PCB-90	31:52	570910	1.53	1.1367	14.3	14.3	0.0177	0.0177	95.56	
PCB-101 (C90)	31:52	570910	1.53	1.1367	14.3	14.3	0.0177	0.0177	95.56	
PCB-113 (C90)	31:52	570910	1.53	1.1367	14.3	14.3	0.0177	0.0177	95.56	
PCB-83	32:28	317328	1.54	0.9393	9.641	9.641	0.0215	0.0215	96.41	
PCB-99 (C83)	32:28	317328	1.54	0.9393	9.641	9.641	0.0215	0.0215	96.41	
PCB-112	32:35	235571	1.61	1.3672	4.917	4.917	0.0147	0.0147	98.35	
PCB-86	32:57	1154367	1.58	1.1958	27.6	27.6	0.0169	0.0169	91.83	Ma
PCB-87 (C86)	32:57	1154367	1.58	1.1958	27.6	27.6	0.0169	0.0169	91.83	Ma
PCB-97 (C86)	32:57	1154367	1.58	1.1958	27.6	27.6	0.0169	0.0169	91.83	Ma
PCB-109 (C86)	32:57	1154367	1.58	1.1958	27.6	27.6	0.0169	0.0169	91.83	Ma
PCB-119 (C86)	32:57	1154367	1.58	1.1958	27.6	27.6	0.0169	0.0169	91.83	Ma
PCB-125 (C86)	32:57	1154367	1.58	1.1958	27.6	27.6	0.0169	0.0169	91.83	Ma

Compound	RT (min.)	Area	Ratio	Ical RRF	Amount pg/ul	EMPC pg/ul	Noise EDL	Final EDL	%Rec	Flags
PCB-85	33:41	597969	1.58	1.2126	14.1	14.1	0.0166	0.0166	93.82	
PCB-116 (C85)	33:41	597969	1.58	1.2126	14.1	14.1	0.0166	0.0166	93.82	
PCB-117 (C85)	33:41	597969	1.58	1.2126	14.1	14.1	0.0166	0.0166	93.82	
PCB-110	33:51	453130	1.59	1.3511	9.571	9.571	0.0149	0.0149	95.71	Ma
PCB-115 (C110)	33:51	453130	1.59	1.3511	9.571	9.571	0.0149	0.0149	95.71	Ma
PCB-82	34:10	141190	1.57	0.8675	4.645	4.645	0.0232	0.0232	92.90	
PCB-111	34:35	238818	1.57	1.4262	4.779	4.779	0.0141	0.0141	95.58	
PCB-120	35:02	248031	1.58	1.4907	4.748	4.748	0.0135	0.0135	94.97	
PCB-108	36:10	525589	1.61	1.2547	9.388	9.388	0.0815	0.0815	93.88	
PCB-124 (C108)	36:10	525589	1.61	1.2547	9.388	9.388	0.0815	0.0815	93.88	
PCB-107	36:25	293349	1.52	1.3580	4.841	4.841	0.0753	0.0753	96.82	
PCB-123	36:32	292490	1.58	1.3407	4.850	4.850	0.0738	0.0738	96.99	
PCB-106	36:39	283593	1.56	1.2749	4.985	4.985	0.0802	0.0802	99.70	
PCB-118	36:51	296024	1.58	1.2892	4.880	4.880	0.0744	0.0744	97.59	
PCB-122	37:12	257689	1.55	1.1614	4.972	4.972	0.0880	0.0880	99.45	
PCB-114	37:23	306367	1.65	1.4051	4.770	4.770	0.0705	0.0705	95.39	
PCB-105	38:02	280544	1.62	1.2887	4.835	4.835	0.0778	0.0778	96.70	
PCB-127	39:30	280721	1.56	1.2841	4.899	4.899	0.0796	0.0796	97.98	
PCB-126	41:07	259825	1.55	1.3416	4.802	4.802	0.0894	0.0894	96.04	
S Total Hexachlorobipheny					201.7	201.7	0.0353	0.0353		
D PCB-155L	31:38	3032405	1.27	0.9499	101.2	101.2	0.0244	0.0244	101	
$ PCB-153L	38:43	218660	1.21	0.9597	5.740	5.740	0.6274	0.6274	115	
* PCB-138L	39:57	3377093	1.27	3.6E+04	100.0	100.0				
D PCB-167L	42:58	4186858	1.29	1.2544	98.8	98.8	0.4774	0.4774	98.83	
D PCB-156L	44:07	8177576	1.28	1.2289	197.0	197.0	0.4873	0.4873	98.52	
D PCB-157L (C156L)	44:07	8177576	1.28	1.2289	197.0	197.0	0.4873	0.4873	98.52	
D PCB-169L	47:22	3513305	1.28	1.0883	95.6	95.6	0.5502	0.5502	95.59	
PCB-155	31:40	189076	1.28	1.3028	4.786	4.786	0.0101	0.0101	95.72	
PCB-152	31:51	176852	1.26	1.2556	4.645	4.645	0.0105	0.0105	92.89	
PCB-150	32:01	181636	1.26	1.2368	4.843	4.843	0.0106	0.0106	96.86	
PCB-136	32:23	163656	1.29	1.1563	4.667	4.667	0.0114	0.0114	93.35	
PCB-145	32:41	172706	1.29	1.1910	4.782	4.782	0.0110	0.0110	95.64	
PCB-148	34:12	129916	1.23	0.8982	4.770	4.770	0.0146	0.0146	95.40	
PCB-135	34:46	247239	1.29	0.8691	9.381	9.381	0.0151	0.0151	93.81	Ma
PCB-151 (C135)	34:46	247239	1.29	0.8691	9.381	9.381	0.0151	0.0151	93.81	Ma
PCB-154	35:03	144479	1.30	1.0180	4.680	4.680	0.0129	0.0129	93.60	
PCB-144	35:21	132147	1.32	0.9185	4.745	4.745	0.0143	0.0143	94.89	
PCB-147	35:43	371588	1.29	0.9747	9.604	9.604	0.0485	0.0485	96.04	
PCB-149 (C147)	35:43	371588	1.29	0.9747	9.604	9.604	0.0485	0.0485	96.04	
PCB-134	36:00	327593	1.23	0.8518	9.689	9.689	0.0555	0.0555	96.89	
PCB-143 (C134)	36:00	327593	1.23	0.8518	9.689	9.689	0.0555	0.0555	96.89	
PCB-139	36:19	377274	1.24	0.9995	9.509	9.509	0.0473	0.0473	95.09	
PCB-140 (C139)	36:19	377274	1.24	0.9995	9.509	9.509	0.0473	0.0473	95.09	
PCB-131	36:31	170333	1.18	0.8584	4.999	4.999	0.0551	0.0551	99.98	
PCB-142	36:40	163736	1.26	0.8597	4.798	4.798	0.0550	0.0550	95.96	
PCB-132	36:58	162129	1.32	0.8801	4.641	4.641	0.0537	0.0537	92.82	
PCB-133	37:29	172954	1.28	0.9064	4.807	4.807	0.0522	0.0522	96.14	
PCB-165	37:52	217228	1.26	1.1210	4.882	4.882	0.0422	0.0422	97.64	
PCB-146	38:08	189489	1.28	1.0084	4.734	4.734	0.0469	0.0469	94.68	
PCB-161	38:16	261885	1.26	1.3370	4.935	4.935	0.0354	0.0354	98.69	
PCB-153	38:47	463808	1.23	1.2207	9.572	9.572	0.0387	0.0387	95.72	
PCB-168 (C153)	38:47	463808	1.23	1.2207	9.572	9.572	0.0387	0.0387	95.72	
PCB-141	38:56	178814	1.28	0.9608	4.689	4.689	0.0492	0.0492	93.77	
PCB-130	39:20	158789	1.25	0.8274	4.835	4.835	0.0572	0.0572	96.69	

Compound	RT (min.)	Area	Ratio	Ical RRF	Amount pg/ul	EMPC pg/ul	Noise EDL	Final EDL	%Rec	Flags
PCB-137	39:34	210709	1.25	1.0582	5.016	5.016	0.0447	0.0447	100	
PCB-164	39:41	236038	1.27	1.2527	4.747	4.747	0.0378	0.0378	94.94	
PCB-129	40:00	821725	1.23	1.0840	19.1	19.1	0.0436	0.0436	95.49	Ma
PCB-138 (C129)	40:00	821725	1.23	1.0840	19.1	19.1	0.0436	0.0436	95.49	Ma
PCB-160 (C129)	40:00	821725	1.23	1.0840	19.1	19.1	0.0436	0.0436	95.49	Ma
PCB-163 (C129)	40:00	821725	1.23	1.0840	19.1	19.1	0.0436	0.0436	95.49	Ma
PCB-158	40:23	270534	1.26	1.3862	4.917	4.917	0.0341	0.0341	98.33	
PCB-128	41:13	433379	1.29	1.1165	9.779	9.779	0.0424	0.0424	97.79	Ma
PCB-166 (C128)	41:13	433379	1.29	1.1165	9.779	9.779	0.0424	0.0424	97.79	Ma
PCB-159	42:14	253955	1.23	1.3178	4.855	4.855	0.0359	0.0359	97.10	
PCB-162	42:31	270981	1.33	1.3623	5.011	5.011	0.0347	0.0347	100	
PCB-167	43:00	269837	1.26	1.3357	4.825	4.825	0.0288	0.0288	96.50	
PCB-156	44:09	498584	1.23	1.2759	9.557	9.557	0.0421	0.0421	95.57	
PCB-157 (C156)	44:09	498584	1.23	1.2759	9.557	9.557	0.0421	0.0421	95.57	
PCB-169	47:22	222540	1.23	1.2825	4.939	4.939	0.0366	0.0366	98.78	
S Total Heptachlorobiphen					114.5	114.5	0.0130	0.0130		
D PCB-188L	37:22	3867481	1.05	1.3162	96.6	96.6	0.0192	0.0192	96.64	
$ PCB-178L	40:25	138131	1.10	0.9222	4.926	4.926	0.0274	0.0274	98.52	
* PCB-180L	45:32	3040623	1.07	3.2E+04	100.0	100.0				
D PCB-170L	46:46	2551480	1.11	0.8357	100.4	100.4	0.0302	0.0302	100	
D PCB-189L	49:54	4843863	1.04	1.4666	99.4	99.4	0.2009	0.2009	99.37	
PCB-188	37:23	233440	1.04	1.2502	4.828	4.828	0.009558	0.009558	96.56	
PCB-179	37:44	216184	1.07	1.4149	4.761	4.761	0.0102	0.0102	95.21	
PCB-184	38:16	219332	1.05	1.4191	4.816	4.816	0.0102	0.0102	96.31	
PCB-176	38:36	233837	1.08	1.5212	4.790	4.790	0.009532	0.009532	95.79	
PCB-186	39:04	219426	1.10	1.4350	4.764	4.764	0.0101	0.0101	95.29	
PCB-178	40:27	154671	1.10	1.0228	4.712	4.712	0.0142	0.0142	94.24	
PCB-175	41:05	164997	1.07	1.0690	4.809	4.809	0.0136	0.0136	96.18	
PCB-187	41:21	166721	1.06	1.1106	4.677	4.677	0.0131	0.0131	93.55	
PCB-182	41:34	175046	1.05	1.1484	4.749	4.749	0.0126	0.0126	94.99	
PCB-183	41:58	342077	1.06	1.1368	9.375	9.375	0.0128	0.0128	93.75	Ma
PCB-185 (C183)	41:58	342077	1.06	1.1368	9.375	9.375	0.0128	0.0128	93.75	Ma
PCB-174	42:13	147090	1.04	0.9547	4.800	4.800	0.0152	0.0152	96.01	
PCB-177	42:39	146078	1.06	0.9426	4.829	4.829	0.0154	0.0154	96.58	
PCB-181	43:02	172244	1.09	1.1075	4.846	4.846	0.0131	0.0131	96.92	
PCB-171	43:15	297081	1.08	0.9603	9.639	9.639	0.0151	0.0151	96.39	
PCB-173 (C171)	43:15	297081	1.08	0.9603	9.639	9.639	0.0151	0.0151	96.39	
PCB-172	44:53	151490	1.07	0.9918	4.759	4.759	0.0146	0.0146	95.18	
PCB-192	45:11	197816	1.04	1.2904	4.777	4.777	0.0112	0.0112	95.53	
PCB-180	45:30	372695	1.05	1.2286	9.452	9.452	0.0118	0.0118	94.52	
PCB-193 (C180)	45:30	372695	1.05	1.2286	9.452	9.452	0.0118	0.0118	94.52	
PCB-191	45:54	212919	1.04	1.3848	4.790	4.790	0.0105	0.0105	95.81	
PCB-170	46:48	151262	1.06	1.2700	4.668	4.668	0.0145	0.0145	93.36	
PCB-190	47:19	210540	1.04	1.3774	4.763	4.763	0.0105	0.0105	95.25	
PCB-189	49:55	300476	1.10	1.2799	4.847	4.847	0.0251	0.0251	96.94	
S Total Octachlorobipheny					57.6	57.6	0.0176	0.0176		
D PCB-202L	42:45	2976415	0.92	1.0055	97.3	97.3	0.0372	0.0372	97.35	
* PCB-194L	52:01	3323696	0.92	3.5E+04	100.0	100.0				
D PCB-205L	52:29	4275099	0.93	1.2867	100.0	100.0	0.0857	0.0857	99.96	
PCB-202	42:46	151437	0.90	1.0531	4.832	4.832	0.0119	0.0119	96.63	
PCB-201	43:41	169096	0.93	1.1860	4.790	4.790	0.0106	0.0106	95.80	
PCB-204	44:23	158231	0.91	1.1009	4.829	4.829	0.0114	0.0114	96.58	
PCB-197	44:36	177943	0.93	1.2053	4.960	4.960	0.0104	0.0104	99.20	

Compound	RT (min.)	Area	Ratio	Ical RRF	Amount pg/ul	EMPC pg/ul	Noise EDL	Final EDL	%Rec	Flags
PCB-200	44:42	158599	0.91	1.1260	4.732	4.732	0.0111	0.0111	94.64	
PCB-198	47:30	232746	0.87	0.8183	9.556	9.556	0.0153	0.0153	95.56	
PCB-199 (C198)	47:30	232746	0.87	0.8183	9.556	9.556	0.0153	0.0153	95.56	
PCB-196	48:10	123147	0.91	0.8748	4.730	4.730	0.0143	0.0143	94.59	
PCB-203	48:22	130606	0.91	0.9219	4.760	4.760	0.0136	0.0136	95.20	
PCB-195	49:41	163167	0.90	0.7839	4.869	4.869	0.0384	0.0384	97.38	Ma
PCB-194	52:02	190183	0.91	0.9282	4.793	4.793	0.0324	0.0324	95.86	
PCB-205	52:30	250640	0.93	1.2342	4.750	4.750	0.0244	0.0244	95.00	
S Total Nonachlorobipheny					14.6	14.6	0.0840	0.0840		
D PCB-208L	49:26	3771289	0.79	1.1383	99.7	99.7	0.2711	0.2711	99.68	
D PCB-206L	54:15	2962309	0.79	0.8938	99.7	99.7	0.3453	0.3453	99.71	
PCB-208	49:27	212921	0.80	1.1567	4.881	4.881	0.0787	0.0787	97.62	Ma
PCB-207	50:24	229594	0.75	1.3964	4.884	4.884	0.0738	0.0738	97.67	Ma
PCB-206	54:16	169806	0.80	1.1927	4.806	4.806	0.0995	0.0995	96.12	
D PCB-209L	55:54	3313924	0.71	0.9809	101.7	101.7	0.0445	0.0445	102	
DCB Decachlorobiphenyl	55:55	199748	0.74	1.2455	4.839	4.839	0.0155	0.0155	96.79	
S Polychlorinated bipheny					994.4	994.4	0.0349	0.0349		

QC Flag Legend

Review Flags

M - Manually Integrated

a - User Assigned ID

Reagents:

61L21668P_00002 Amount Added: 20.00 Units: uL

Eurofins TestAmerica, Knoxville
Target Compound Quantitation Worksheet Report

Data File: \\chromna\Knoxville\ChromData\D3D\20190813-12717.b\d4190821i3.d
Lims ID: IC L3
Client ID:
Sample Type: IC Calib Level: 3
Inject. Date: 21-Aug-2019 15:59:00 ALS Bottle#: 0 Worklist Smp#: 3
Injection Vol: 1.0 ul Dil. Factor: 1.0000
Sample Info:
Misc. Info.: 140-0012717-003
Operator ID: Xcalibur_System Instrument ID: D3D
Sublist: chrom-PCBs_D3D*sub1

Method: \\chromna\Knoxville\ChromData\D3D\20190813-12717.b\PCBs_D3D.m
Limit Group: HR - 1668A - ICAL
Last Update: 30-Aug-2019 11:37:12 Calib Date: 21-Aug-2019 19:05:00
Integrator: Picker
Quant Method: Isotopic Dilution Quant By: Initial Calibration
Last ICal File: \\chromna\Knoxville\ChromData\D3D\20190813-12717.b\d4190821i6.d

Column 1 : SPB-Octyl (0.25 mm) Det: F1(11.07 :21.70)
Process Host: CTX1006

First Level Reviewer: mcwhirterl Date: 21-Aug-2019 20:17:42

Signal	RT (min.)	Adj RT (min.)	Δ Sec.	REL RT	Area	Height	Avg Noise	EDL Height	S/N	Ratio(Limits)	Flags
PCB-1L											
200.0795	11:49	11:48	1	0.729	3893933	1534314	879	2197	1746		
202.0766	11:49	11:48	1	0.729	1277420	507051	555	1387	914	3.05(2.66-3.60)	
PCB-3L											
200.0795	13:58	13:58	0	0.862	4020722	1270652	879	2197	1446		
202.0766	13:58	13:58	0	0.862	1266390	404164	555	1387	728	3.17(2.66-3.60)	
PCB-1											
188.0393	11:50	11:49	1	1.001	229307	88041	145	362	607		
190.0363	11:49	11:49	0	1.000	71942	27764	64	160	434	3.19(2.66-3.60)	
PCB-2											
188.0393	13:49	13:49	0	0.989	231684	77586	145	362	535		
190.0363	13:49	13:49	0	0.989	70416	24649	64	160	385	3.29(2.66-3.60)	
PCB-3											
188.0393	13:59	13:59	0	1.001	234751	73556	145	362	507		
190.0363	13:59	13:59	0	1.001	75922	24268	64	160	379	3.09(2.66-3.60)	
PCB-4L											
234.0406	14:14	14:14	0	0.878	1445409	485364	453	1132	1071		
236.0376	14:14	14:14	0	0.878	900613	303025	266	665	1139	1.60(1.33-1.79)	
PCB-9L											
234.0406	16:12	16:11	1		2460642	701898	453	1132	1549		
236.0376	16:12	16:11	1		1490085	427944	266	665	1609	1.65(1.33-1.79)	
PCB-8L											
234.0406	17:03	17:01	1	1.198	154962	37364	453	1132	82		
236.0376	17:03	17:01	1	1.198	88252	23630	266	665	89	1.76(1.33-1.79)	

Signal	RT (min.)	Adj RT (min.)	Sec.	REL RT	Area	Height	Avg Noise	EDL Height	S/N	Ratio(Limits)	Flags
PCB-15L											
234.0406	20:07	20:07	0	1.241	2368969	568388	453	1132	1255		
236.0376	20:07	20:07	0	1.241	1447016	359494	266	665	1351	1.64(1.33-1.79)	
PCB-4											
222.0003	14:15	14:14	0	1.001	89858	30657	66	165	465		
223.9974	14:15	14:14	0	1.001	56029	18188	54	135	337	1.60(1.33-1.79)	
PCB-10											
222.0003	14:25	14:25	0	1.013	146382	46697	66	165	708		
223.9974	14:25	14:25	0	1.013	92404	30109	54	135	558	1.58(1.33-1.79)	
PCB-9											
222.0003	16:13	16:13	0	1.140	138236	40784	66	165	618		
223.9974	16:13	16:13	0	1.140	88293	25641	54	135	475	1.57(1.33-1.79)	
PCB-7											
222.0003	16:23	16:23	0	1.152	156734	45150	66	165	684		
223.9974	16:23	16:23	0	1.152	99175	27435	54	135	508	1.58(1.33-1.79)	
PCB-6											
222.0003	16:37	16:37	0	1.168	153285	42933	66	165	651		
223.9974	16:37	16:37	0	1.168	93050	26464	54	135	490	1.65(1.33-1.79)	
PCB-5											
222.0003	16:56	16:55	0	1.189	145759	39754	66	165	602		
223.9974	16:56	16:55	0	1.189	93064	25940	54	135	480	1.57(1.33-1.79)	
PCB-8											
222.0003	17:03	17:03	0	1.199	151772	41725	66	165	632		
223.9974	17:03	17:03	0	1.199	94704	26601	54	135	493	1.60(1.33-1.79)	
PCB-14											
222.0003	18:41	18:40	0	0.929	176350	44036	66	165	667		
223.9974	18:41	18:40	0	0.929	113195	28648	54	135	531	1.56(1.33-1.79)	
PCB-11											
222.0003	19:32	19:30	1	0.971	155839	36987	66	165	560		
223.9974	19:32	19:30	1	0.971	94737	22029	54	135	408	1.64(1.33-1.79)	
PCB-12											
222.0003	19:50	19:50	0	0.986	301839	46050	66	165	698		
223.9974	19:50	19:50	0	0.986	192425	28513	54	135	528	1.57(1.33-1.79)	
PCB-13 (C12)											
222.0003	19:50	19:50	0	0.986	301839	46050	66	165	698		
223.9974	19:50	19:50	0	0.986	192425	28513	54	135	528	1.57(1.33-1.79)	
PCB-15											Ma
222.0003	20:08	20:07	1	1.001	163190	36119	66	165	547		M
223.9974	20:08	20:07	1	1.001	104656	23274	54	135	431	1.56(1.33-1.79)	
PCB-19L											
268.0016	17:21	17:19	1	0.842	657348	182046	248	620	734		
269.9986	17:21	17:19	1	0.842	629267	174866	299	747	585	1.04(0.88-1.20)	
PCB-32L											
268.0016	20:36	20:36	0		1117065	280772	248	620	1132		
269.9986	20:36	20:36	0		1035883	262419	299	747	878	1.08(0.88-1.20)	

Signal	RT (min.)	Adj RT (min.)	Sec.	REL RT	Area	Height	Avg Noise	EDL Height	S/N	Ratio(Limits)	Flags
PCB-31L											
268.0016	22:52	22:51	0		3370735	794365	703	1757	1130		
269.9986	22:52	22:51	0		3226285	774342	584	1460	1326	1.04(0.88-1.20)	
PCB-28L											
268.0016	23:09	23:09	0	1.013	210826	43602	703	1757	62		
269.9986	23:09	23:09	0	1.013	204609	41971	584	1460	72	1.03(0.88-1.20)	
PCB-37L											
268.0016	27:10	27:09	1	1.188	2895712	604087	703	1757	859		
269.9986	27:10	27:09	1	1.188	2742215	562274	584	1460	963	1.06(0.88-1.20)	
PCB-19											
255.9613	17:21	17:21	0	1.001	42749	12346	53	132	233		
257.9584	17:21	17:21	0	1.001	42157	11780	25	62	471	1.01(0.88-1.20)	
PCB-18											
255.9613	19:13	19:12	1	1.108	119582	25657	53	132	484		
257.9584	19:13	19:12	1	1.108	112232	24571	25	62	983	1.07(0.88-1.20)	
PCB-30 (C18)											
255.9613	19:13	19:12	1	1.108	119582	25657	53	132	484		
257.9584	19:13	19:12	1	1.108	112232	24571	25	62	983	1.07(0.88-1.20)	
PCB-17											
255.9613	19:39	19:38	0	1.133	53154	13348	53	132	252		
257.9584	19:39	19:38	0	1.133	45884	11725	25	62	469	1.16(0.88-1.20)	
PCB-27											
255.9613	19:51	19:51	0	1.145	68835	18034	53	132	340		
257.9584	19:51	19:51	0	1.145	64207	16218	25	62	649	1.07(0.88-1.20)	
PCB-24											
255.9613	19:59	19:59	0	1.152	65515	16969	53	132	320		
257.9584	19:59	19:59	0	1.152	62941	15506	25	62	620	1.04(0.88-1.20)	
PCB-16											
255.9613	20:06	20:06	0	1.159	37925	9631	53	132	182		
257.9584	20:06	20:06	0	1.159	37417	9491	25	62	380	1.01(0.88-1.20)	
PCB-32											
255.9613	20:37	20:37	0	1.189	76657	18556	53	132	350		
257.9584	20:37	20:37	0	1.189	70675	17607	25	62	704	1.08(0.88-1.20)	
PCB-34											
255.9613	21:53	21:53	0	1.262	181632	45248	141	352	321		
257.9584	21:53	21:53	0	1.262	168976	42168	154	385	274	1.07(0.88-1.20)	
PCB-23											
255.9613	22:02	22:02	0	1.271	182386	44425	141	352	315		
257.9584	22:02	22:02	0	1.271	173206	41533	154	385	270	1.05(0.88-1.20)	
PCB-26											
255.9613	22:21	22:21	0	1.289	372468	67815	141	352	481		
257.9584	22:21	22:21	0	1.289	351785	66439	154	385	431	1.06(0.88-1.20)	
PCB-29 (C26)											
255.9613	22:21	22:21	0	1.289	372468	67815	141	352	481		
257.9584	22:21	22:21	0	1.289	351785	66439	154	385	431	1.06(0.88-1.20)	

Signal	RT (min.)	Adj RT (min.)	Sec.	REL RT	Area	Height	Avg Noise	EDL Height	S/N	Ratio(Limits)	Flags
PCB-25											
255.9613	22:34	22:34	0	0.831	191869	42852	141	352	304		
257.9584	22:34	22:34	0	0.831	185192	39599	154	385	257	1.04(0.88-1.20)	
PCB-31											
255.9613	22:53	22:53	0	0.843	197825	45498	141	352	323		
257.9584	22:53	22:53	0	0.842	185284	43011	154	385	279	1.07(0.88-1.20)	
PCB-20											
255.9613	23:12	23:11	0	0.854	363881	72543	141	352	514		
257.9584	23:12	23:11	0	0.854	336903	69545	154	385	452	1.08(0.88-1.20)	
PCB-28 (C20)											
255.9613	23:12	23:11	0	0.854	363881	72543	141	352	514		
257.9584	23:12	23:11	0	0.854	336903	69545	154	385	452	1.08(0.88-1.20)	
PCB-21											Ma
255.9613	23:22	23:25	-3	0.860	386319	47534	141	352	337		M
257.9584	23:25	23:25	0	0.862	366456	45015	154	385	292	1.05(0.88-1.20)	
PCB-33 (C21)											Ma
255.9613	23:22	23:25	-3	0.860	386319	47534	141	352	337		M
257.9584	23:25	23:25	0	0.862	366456	45015	154	385	292	1.05(0.88-1.20)	
PCB-22											
255.9613	23:49	23:49	0	0.877	179392	39996	141	352	284		
257.9584	23:48	23:49	0	0.876	176868	39076	154	385	254	1.01(0.88-1.20)	
PCB-36											Ma
255.9613	25:22	25:22	0	0.934	191177	41327	141	352	293		M
257.9584	25:22	25:22	0	0.934	179285	38827	154	385	252	1.07(0.88-1.20)	
PCB-39											
255.9613	25:44	25:44	0	0.948	195657	42443	141	352	301		
257.9584	25:44	25:44	0	0.947	188960	39901	154	385	259	1.04(0.88-1.20)	
PCB-38											
255.9613	26:19	26:19	0	0.969	181940	39236	141	352	278		
257.9584	26:19	26:19	0	0.969	170253	36062	154	385	234	1.07(0.88-1.20)	
PCB-35											Ma
255.9613	26:47	26:46	1	0.986	167542	36183	141	352	257		M
257.9584	26:47	26:46	1	0.986	156803	33090	154	385	215	1.07(0.88-1.20)	
PCB-37											
255.9613	27:11	27:11	0	1.000	182128	36575	141	352	259		
257.9584	27:11	27:11	0	1.000	170143	35252	154	385	229	1.07(0.88-1.20)	
PCB-54L											
301.9626	20:26	20:25	1	0.817	624065	162768	70	175	2325		
303.9597	20:25	20:25	0	0.817	773464	190416	7	17	27202	0.81(0.65-0.89)	
PCB-52L											
301.9626	24:59	25:00	0		1703651	387188	285	712	1359		
303.9597	24:59	25:00	0		2162885	500589	432	1080	1159	0.79(0.65-0.89)	
PCB-79L											
301.9626	32:55	32:56	0	0.971	123263	25394	285	712	89		
303.9597	32:55	32:56	0	0.971	156597	31752	432	1080	74	0.79(0.65-0.89)	

Signal	RT (min.)	Adj RT (min.)	Sec.	REL RT	Area	Height	Avg Noise	EDL Height	S/N	Ratio(Limits)	Flags
PCB-81L											
301.9626	33:55	33:56	-1	1.357	1938607	383443	285	712	1345		
303.9597	33:56	33:56	0	1.358	2481509	482224	432	1080	1116	0.78(0.65-0.89)	
PCB-77L											
301.9626	34:29	34:29	0	1.380	1998816	373895	285	712	1312		
303.9597	34:29	34:29	0	1.380	2450726	467447	432	1080	1082	0.82(0.65-0.89)	
PCB-54											
289.9224	20:26	20:26	0	1.000	36778	8953	10	25	895		
291.9194	20:26	20:26	0	1.000	48025	12302	20	50	615	0.77(0.65-0.89)	
PCB-50											
289.9224	22:38	22:37	1	1.108	183238	33562	82	205	409		
291.9194	22:37	22:37	0	1.107	236429	42193	100	250	422	0.78(0.65-0.89)	
PCB-53 (C50)											
289.9224	22:38	22:37	1	1.108	183238	33562	82	205	409		
291.9194	22:37	22:37	0	1.107	236429	42193	100	250	422	0.78(0.65-0.89)	
PCB-45											Ma
289.9224	23:22	23:21	0	1.144	175696	23583	82	205	288		M
291.9194	23:22	23:21	0	1.144	220433	28663	100	250	287	0.80(0.65-0.89)	
PCB-51 (C45)											Ma
289.9224	23:22	23:21	0	1.144	175696	23583	82	205	288		M
291.9194	23:22	23:21	0	1.144	220433	28663	100	250	287	0.80(0.65-0.89)	
PCB-46											M
289.9224	23:36	23:35	1	1.155	75318	17185	82	205	210		
291.9194	23:35	23:35	0	1.155	95271	22742	100	250	227	0.79(0.65-0.89)	M
PCB-52											Ma
289.9224	25:01	25:00	0	1.225	90844	21352	82	205	260		M
291.9194	25:01	25:00	0	1.225	113644	27209	100	250	272	0.80(0.65-0.89)	
PCB-43											Ma
289.9224	25:10	25:09	0	1.232	195138	27866	82	205	340		M
291.9194	25:10	25:09	0	1.232	251278	33964	100	250	340	0.78(0.65-0.89)	
PCB-73 (C43)											Ma
289.9224	25:10	25:09	0	1.232	195138	27866	82	205	340		M
291.9194	25:10	25:09	0	1.232	251278	33964	100	250	340	0.78(0.65-0.89)	
PCB-49											Ma
289.9224	25:29	25:29	0	1.248	214017	35369	82	205	431		M
291.9194	25:28	25:29	0	1.247	274121	44621	100	250	446	0.78(0.65-0.89)	
PCB-69 (C49)											Ma
289.9224	25:29	25:29	0	1.248	214017	35369	82	205	431		M
291.9194	25:28	25:29	0	1.247	274121	44621	100	250	446	0.78(0.65-0.89)	
PCB-48											
289.9224	25:48	25:48	0	1.263	89817	20537	82	205	250		
291.9194	25:47	25:48	0	1.263	112625	25712	100	250	257	0.80(0.65-0.89)	
PCB-44											
289.9224	26:02	26:02	0	1.274	283731	47980	82	205	585		
291.9194	26:02	26:02	0	1.274	367904	62395	100	250	624	0.77(0.65-0.89)	

Signal	RT (min.)	Adj RT (min.)	Sec.	REL RT	Area	Height	Avg Noise	EDL Height	S/N	Ratio(Limits)	Flags
PCB-47 (C44)											
289.9224	26:02	26:02	0	1.274	283731	47980	82	205	585		
291.9194	26:02	26:02	0	1.274	367904	62395	100	250	624	0.77(0.65-0.89)	
PCB-65 (C44)											
289.9224	26:02	26:02	0	1.274	283731	47980	82	205	585		
291.9194	26:02	26:02	0	1.274	367904	62395	100	250	624	0.77(0.65-0.89)	
PCB-59											
289.9224	26:20	26:20	1	1.289	383645	57511	82	205	701		
291.9194	26:19	26:20	0	1.289	483945	72641	100	250	726	0.79(0.65-0.89)	
PCB-62 (C59)											
289.9224	26:20	26:20	1	1.289	383645	57511	82	205	701		
291.9194	26:19	26:20	0	1.289	483945	72641	100	250	726	0.79(0.65-0.89)	
PCB-75 (C59)											
289.9224	26:20	26:20	1	1.289	383645	57511	82	205	701		
291.9194	26:19	26:20	0	1.289	483945	72641	100	250	726	0.79(0.65-0.89)	
PCB-42											Ma
289.9224	26:32	26:33	0	1.299	83442	18249	82	205	223		M
291.9194	26:32	26:33	0	1.299	105916	24007	100	250	240	0.79(0.65-0.89)	
PCB-40											Ma
289.9224	27:02	27:02	1	1.324	263891	39349	82	205	480		M
291.9194	27:02	27:02	1	1.324	334653	50632	100	250	506	0.79(0.65-0.89)	
PCB-41 (C40)											Ma
289.9224	27:02	27:02	1	1.324	263891	39349	82	205	480		M
291.9194	27:02	27:02	1	1.324	334653	50632	100	250	506	0.79(0.65-0.89)	
PCB-71 (C40)											Ma
289.9224	27:02	27:02	1	1.324	263891	39349	82	205	480		M
291.9194	27:02	27:02	1	1.324	334653	50632	100	250	506	0.79(0.65-0.89)	
PCB-64											Ma
289.9224	27:15	27:15	0	1.334	139303	30438	82	205	371		M
291.9194	27:15	27:15	0	1.334	178174	40163	100	250	402	0.78(0.65-0.89)	
PCB-72											
289.9224	28:05	28:06	0	0.828	132046	29854	82	205	364		
291.9194	28:05	28:06	0	0.828	162945	35521	100	250	355	0.81(0.65-0.89)	
PCB-68											
289.9224	28:23	28:23	0	0.837	143935	28876	82	205	352		
291.9194	28:23	28:23	0	0.837	181519	37087	100	250	371	0.79(0.65-0.89)	
PCB-57											
289.9224	28:48	28:48	1	0.849	120752	26537	82	205	324		
291.9194	28:48	28:48	1	0.849	154099	34294	100	250	343	0.78(0.65-0.89)	
PCB-58											
289.9224	29:02	29:02	0	0.856	121172	25511	82	205	311		
291.9194	29:02	29:02	0	0.856	161097	33534	100	250	335	0.75(0.65-0.89)	
PCB-67											
289.9224	29:13	29:12	1	0.861	127716	25750	82	205	314		
291.9194	29:13	29:12	1	0.861	170272	34109	100	250	341	0.75(0.65-0.89)	

Signal	RT (min.)	Adj RT (min.)	Sec.	REL RT	Area	Height	Avg Noise	EDL Height	S/N	Ratio(Limits)	Flags
PCB-63											
289.9224	29:28	29:28	0	0.869	138830	28663	82	205	350		
291.9194	29:28	29:28	0	0.869	173450	35809	100	250	358	0.80(0.65-0.89)	
PCB-61											Ma
289.9224	29:49	29:49	0	0.879	501370	55450	82	205	676		M
291.9194	29:49	29:49	0	0.879	641721	68286	100	250	683	0.78(0.65-0.89)	
PCB-70 (C61)											Ma
289.9224	29:49	29:49	0	0.879	501370	55450	82	205	676		M
291.9194	29:49	29:49	0	0.879	641721	68286	100	250	683	0.78(0.65-0.89)	
PCB-74 (C61)											Ma
289.9224	29:49	29:49	0	0.879	501370	55450	82	205	676		M
291.9194	29:49	29:49	0	0.879	641721	68286	100	250	683	0.78(0.65-0.89)	
PCB-76 (C61)											Ma
289.9224	29:49	29:49	0	0.879	501370	55450	82	205	676		M
291.9194	29:49	29:49	0	0.879	641721	68286	100	250	683	0.78(0.65-0.89)	
PCB-66											
289.9224	30:08	30:08	0	0.888	121356	24338	82	205	297		
291.9194	30:08	30:08	0	0.888	147611	30859	100	250	309	0.82(0.65-0.89)	
PCB-55											
289.9224	30:18	30:18	0	0.893	122907	25769	82	205	314		
291.9194	30:18	30:18	0	0.893	155115	33296	100	250	333	0.79(0.65-0.89)	
PCB-56											
289.9224	30:48	30:48	0	0.908	118835	24963	82	205	304		
291.9194	30:48	30:48	0	0.908	149857	31665	100	250	317	0.79(0.65-0.89)	
PCB-60											
289.9224	31:01	31:00	1	0.914	123642	24482	82	205	299		
291.9194	31:01	31:00	1	0.914	159474	31986	100	250	320	0.78(0.65-0.89)	
PCB-80											Ma
289.9224	31:26	31:26	1	0.927	145388	29995	82	205	366		M
291.9194	31:26	31:26	1	0.927	180375	38244	100	250	382	0.81(0.65-0.89)	
PCB-79											
289.9224	32:57	32:57	0	0.971	148009	29144	82	205	355		
291.9194	32:57	32:57	0	0.971	184905	34989	100	250	350	0.80(0.65-0.89)	
PCB-78											
289.9224	33:31	33:31	0	0.988	119859	24506	82	205	299		
291.9194	33:31	33:31	0	0.988	154080	30058	100	250	301	0.78(0.65-0.89)	
PCB-81											
289.9224	33:57	33:57	0	1.001	121986	23959	82	205	292		
291.9194	33:57	33:57	0	1.001	154543	29560	100	250	296	0.79(0.65-0.89)	
PCB-77											
289.9224	34:30	34:30	0	1.000	124409	24151	82	205	295		
291.9194	34:30	34:30	0	1.000	161306	29192	100	250	292	0.77(0.65-0.89)	
PCB-104L											
337.9207	25:57	25:57	0	0.814	2162661	495891	43	107	11532		
339.9178	25:57	25:57	0	0.815	1341360	298039	8	20	37255	1.61(1.32-1.78)	

Signal	RT (min.)	Adj RT (min.)	Sec.	REL RT	Area	Height	Avg Noise	EDL Height	S/N	Ratio(Limits)	Flags
PCB-95L											
337.9207	28:54	28:54	0	1.114	92064	21144	43	107	492		
339.9178	28:54	28:54	0	1.114	57596	12509	8	20	1564	1.60(1.32-1.78)	
PCB-101L											
337.9207	31:51	31:51	0		1940268	419736	43	107	9761		
339.9178	31:51	31:51	0		1213464	258500	8	20	32313	1.60(1.32-1.78)	
PCB-111L											
337.9207	34:33	34:33	0	1.085	124649	23629	43	107	550		
339.9178	34:32	34:33	-1	1.084	73434	14767	8	20	1846	1.70(1.32-1.78)	
PCB-123L											
337.9207	36:30	36:30	0	1.146	2748421	562501	2161	5402	260		
339.9178	36:30	36:30	0	1.146	1750264	351746	1513	3782	232	1.57(1.32-1.78)	
PCB-118L											
337.9207	36:50	36:50	0	1.156	2899558	591119	2161	5402	274		
339.9178	36:50	36:50	0	1.156	1806246	352242	1513	3782	233	1.61(1.32-1.78)	
PCB-114L											
337.9207	37:21	37:22	-1	1.173	2817263	557542	2161	5402	258		
339.9178	37:21	37:22	-1	1.173	1754321	355655	1513	3782	235	1.61(1.32-1.78)	
PCB-105L											
337.9207	38:00	38:00	0	1.193	2754728	552968	2161	5402	256		
339.9178	38:00	38:00	0	1.193	1747811	349170	1513	3782	231	1.58(1.32-1.78)	
PCB-127L											
337.9207	39:29	39:30	-1		2822648	541032	2161	5402	250		
339.9178	39:29	39:30	-1		1773038	340617	1513	3782	225	1.59(1.32-1.78)	
PCB-126L											
337.9207	41:05	41:05	0	1.290	2478093	459573	2161	5402	213		
339.9178	41:05	41:05	0	1.290	1555127	295035	1513	3782	195	1.59(1.32-1.78)	
PCB-104											
325.8804	25:58	25:58	0	1.001	144227	31473	41	102	768		
327.8775	25:58	25:58	0	1.001	88599	20136	23	57	875	1.63(1.32-1.78)	
PCB-96											
325.8804	26:20	26:20	1	1.015	125178	28530	41	102	696		
327.8775	26:20	26:20	1	1.015	77946	17993	23	57	782	1.61(1.32-1.78)	
PCB-103											
325.8804	28:17	28:16	1	1.090	103722	22604	41	102	551		
327.8775	28:17	28:16	1	1.090	67667	14904	23	57	648	1.53(1.32-1.78)	
PCB-94											
325.8804	28:30	28:30	0	1.099	95823	21789	41	102	531		
327.8775	28:30	28:30	0	1.099	58789	12476	23	57	542	1.63(1.32-1.78)	
PCB-95											
325.8804	28:56	28:56	0	1.115	99686	21300	41	102	520		
327.8775	28:56	28:56	0	1.115	62665	13290	23	57	578	1.59(1.32-1.78)	
PCB-93											
325.8804	29:10	29:10	0	1.124	194417	41432	41	102	1011		
327.8775	29:10	29:10	0	1.124	126747	26758	23	57	1163	1.53(1.32-1.78)	

Signal	RT (min.)	Adj RT (min.)	Sec.	REL RT	Area	Height	Avg Noise	EDL Height	S/N	Ratio(Limits)	Flags
PCB-100 (C93)											
325.8804	29:10	29:10	0	1.124	194417	41432	41	102	1011		
327.8775	29:10	29:10	0	1.124	126747	26758	23	57	1163	1.53(1.32-1.78)	
PCB-98											Ma
325.8804	29:19	29:18	1	1.130	204586	24013	41	102	586		M
327.8775	29:18	29:18	0	1.129	127320	15236	23	57	662	1.61(1.32-1.78)	
PCB-102 (C98)											Ma
325.8804	29:19	29:18	1	1.130	204586	24013	41	102	586		M
327.8775	29:18	29:18	0	1.129	127320	15236	23	57	662	1.61(1.32-1.78)	
PCB-88											
325.8804	29:49	29:48	1	1.149	199954	22284	41	102	544		
327.8775	29:49	29:48	1	1.149	126528	14757	23	57	642	1.58(1.32-1.78)	
PCB-91 (C88)											
325.8804	29:49	29:48	1	1.149	199954	22284	41	102	544		
327.8775	29:49	29:48	1	1.149	126528	14757	23	57	642	1.58(1.32-1.78)	
PCB-84											
325.8804	30:01	30:01	1	1.157	86500	18258	41	102	445		
327.8775	30:01	30:01	1	1.157	56949	12127	23	57	527	1.52(1.32-1.78)	
PCB-89											
325.8804	30:30	30:30	0	1.176	94044	18759	41	102	458		
327.8775	30:30	30:30	0	1.176	59885	12573	23	57	547	1.57(1.32-1.78)	
PCB-121											
325.8804	30:56	30:56	0	1.192	146680	31865	41	102	777		
327.8775	30:56	30:56	0	1.192	90789	19587	23	57	852	1.62(1.32-1.78)	
PCB-92											
325.8804	31:18	31:18	0	0.857	99085	20031	41	102	489		
327.8775	31:18	31:18	0	0.857	61713	13354	23	57	581	1.61(1.32-1.78)	
PCB-90											
325.8804	31:52	31:52	0	1.229	345636	50839	41	102	1240		
327.8775	31:52	31:52	0	1.229	225274	32022	23	57	1392	1.53(1.32-1.78)	
PCB-101 (C90)											
325.8804	31:52	31:52	0	1.229	345636	50839	41	102	1240		
327.8775	31:52	31:52	0	1.229	225274	32022	23	57	1392	1.53(1.32-1.78)	
PCB-113 (C90)											
325.8804	31:52	31:52	0	1.229	345636	50839	41	102	1240		
327.8775	31:52	31:52	0	1.229	225274	32022	23	57	1392	1.53(1.32-1.78)	
PCB-83											
325.8804	32:28	32:28	0	1.252	192300	22715	41	102	554		
327.8775	32:28	32:28	0	1.252	125028	14671	23	57	638	1.54(1.32-1.78)	
PCB-99 (C83)											
325.8804	32:28	32:28	0	1.252	192300	22715	41	102	554		
327.8775	32:28	32:28	0	1.252	125028	14671	23	57	638	1.54(1.32-1.78)	
PCB-112											
325.8804	32:35	32:35	0	1.256	145282	29080	41	102	709		
327.8775	32:35	32:35	0	1.256	90289	16833	23	57	732	1.61(1.32-1.78)	

Signal	RT (min.)	Adj RT (min.)	Sec.	REL RT	Area	Height	Avg Noise	EDL Height	S/N	Ratio(Limits)	Flags
PCB-86											Ma
325.8804	32:57	32:57	0	1.270	707545	80460	41	102	1962		M
327.8775	32:57	32:57	0	1.270	446822	51251	23	57	2228	1.58(1.32-1.78)	
PCB-87 (C86)											Ma
325.8804	32:57	32:57	0	1.270	707545	80460	41	102	1962		M
327.8775	32:57	32:57	0	1.270	446822	51251	23	57	2228	1.58(1.32-1.78)	
PCB-97 (C86)											Ma
325.8804	32:57	32:57	0	1.270	707545	80460	41	102	1962		M
327.8775	32:57	32:57	0	1.270	446822	51251	23	57	2228	1.58(1.32-1.78)	
PCB-109 (C86)											Ma
325.8804	32:57	32:57	0	1.270	707545	80460	41	102	1962		M
327.8775	32:57	32:57	0	1.270	446822	51251	23	57	2228	1.58(1.32-1.78)	
PCB-119 (C86)											Ma
325.8804	32:57	32:57	0	1.270	707545	80460	41	102	1962		M
327.8775	32:57	32:57	0	1.270	446822	51251	23	57	2228	1.58(1.32-1.78)	
PCB-125 (C86)											Ma
325.8804	32:57	32:57	0	1.270	707545	80460	41	102	1962		M
327.8775	32:57	32:57	0	1.270	446822	51251	23	57	2228	1.58(1.32-1.78)	
PCB-85											
325.8804	33:41	33:41	0	1.299	366562	48314	41	102	1178		
327.8775	33:41	33:41	0	1.299	231407	29184	23	57	1269	1.58(1.32-1.78)	
PCB-116 (C85)											
325.8804	33:41	33:41	0	1.299	366562	48314	41	102	1178		
327.8775	33:41	33:41	0	1.299	231407	29184	23	57	1269	1.58(1.32-1.78)	
PCB-117 (C85)											
325.8804	33:41	33:41	0	1.299	366562	48314	41	102	1178		
327.8775	33:41	33:41	0	1.299	231407	29184	23	57	1269	1.58(1.32-1.78)	
PCB-110											Ma
325.8804	33:51	33:56	-5	1.305	278277	30707	41	102	749		M
327.8775	33:56	33:56	0	1.308	174853	19265	23	57	838	1.59(1.32-1.78)	
PCB-115 (C110)											Ma
325.8804	33:51	33:56	-5	1.305	278277	30707	41	102	749		M
327.8775	33:56	33:56	0	1.308	174853	19265	23	57	838	1.59(1.32-1.78)	
PCB-82											
325.8804	34:10	34:10	0	1.317	86328	16643	41	102	406		
327.8775	34:10	34:10	0	1.317	54862	10587	23	57	460	1.57(1.32-1.78)	
PCB-111											
325.8804	34:35	34:35	0	1.333	145805	29407	41	102	717		
327.8775	34:35	34:35	0	1.333	93013	18852	23	57	820	1.57(1.32-1.78)	
PCB-120											
325.8804	35:02	35:02	0	1.351	151710	30399	41	102	741		
327.8775	35:02	35:02	0	1.351	96321	20107	23	57	874	1.58(1.32-1.78)	
PCB-108											
325.8804	36:10	36:10	0	1.394	324421	64878	225	562	288		
327.8775	36:10	36:10	0	1.394	201168	40253	137	342	294	1.61(1.32-1.78)	

Signal	RT (min.)	Adj RT (min.)	Sec.	REL RT	Area	Height	Avg Noise	EDL Height	S/N	Ratio(Limits)	Flags
PCB-124 (C108)											
325.8804	36:10	36:10	0	1.394	324421	64878	225	562	288		
327.8775	36:10	36:10	0	1.394	201168	40253	137	342	294	1.61(1.32-1.78)	
PCB-107											
325.8804	36:25	36:25	0	1.404	176979	33795	225	562	150		
327.8775	36:25	36:25	0	1.404	116370	23129	137	342	169	1.52(1.32-1.78)	
PCB-123											
325.8804	36:32	36:32	0	1.001	179264	37154	225	562	165		
327.8775	36:32	36:32	0	1.001	113226	23448	137	342	171	1.58(1.32-1.78)	
PCB-106											
325.8804	36:39	36:39	0	1.004	172953	33489	225	562	149		
327.8775	36:39	36:39	0	1.004	110640	21895	137	342	160	1.56(1.32-1.78)	
PCB-118											
325.8804	36:51	36:51	0	1.001	181188	33187	225	562	147		
327.8775	36:51	36:51	0	1.001	114836	21413	137	342	156	1.58(1.32-1.78)	
PCB-122											
325.8804	37:12	37:12	0	1.010	156593	31716	225	562	141		
327.8775	37:12	37:12	0	1.010	101096	20240	137	342	148	1.55(1.32-1.78)	
PCB-114											
325.8804	37:23	37:23	0	1.001	190824	36815	225	562	164		
327.8775	37:23	37:23	0	1.001	115543	22582	137	342	165	1.65(1.32-1.78)	
PCB-105											
325.8804	38:02	38:02	0	1.001	173543	31498	225	562	140		
327.8775	38:02	38:02	0	1.001	107001	20414	137	342	149	1.62(1.32-1.78)	
PCB-127											
325.8804	39:30	39:31	0	1.040	170987	31866	225	562	142		
327.8775	39:30	39:31	0	1.040	109734	20909	137	342	153	1.56(1.32-1.78)	
PCB-126											
325.8804	41:07	41:07	0	1.001	158103	27128	225	562	121		
327.8775	41:07	41:07	0	1.001	101722	18030	137	342	132	1.55(1.32-1.78)	
PCB-155L											
371.8817	31:38	31:38	0	0.792	1694447	362364	15	37	24158		
373.8788	31:38	31:38	0	0.792	1337958	284844	48	120	5934	1.27(1.05-1.43)	
PCB-153L											
371.8817	38:43	38:44	0	0.901	119863	24830	814	2035	31		
373.8788	38:43	38:44	0	0.901	98797	21359	775	1937	28	1.21(1.05-1.43)	
PCB-138L											
371.8817	39:57	39:58	-1		1890947	367835	814	2035	452		
373.8788	39:58	39:58	0		1486146	295474	775	1937	381	1.27(1.05-1.43)	
PCB-167L											
371.8817	42:58	42:58	0	1.076	2356234	456033	814	2035	560		
373.8788	42:58	42:58	0	1.076	1830624	354880	775	1937	458	1.29(1.05-1.43)	
PCB-156L											
371.8817	44:07	44:07	0	1.104	4585184	650667	814	2035	799		
373.8788	44:07	44:07	0	1.104	3592392	511679	775	1937	660	1.28(1.05-1.43)	

Signal	RT (min.)	Adj RT (min.)	Sec.	REL RT	Area	Height	Avg Noise	EDL Height	S/N	Ratio(Limits)	Flags
PCB-157L (C156L)											
371.8817	44:07	44:07	0	1.104	4585184	650667	814	2035	799		
373.8788	44:07	44:07	0	1.104	3592392	511679	775	1937	660	1.28(1.05-1.43)	
PCB-169L											
371.8817	47:22	47:22	0	1.185	1969603	382276	814	2035	470		
373.8788	47:22	47:22	0	1.185	1543702	283089	775	1937	365	1.28(1.05-1.43)	
PCB-155											
359.8415	31:40	31:40	0	1.001	106221	22280	18	45	1238		
361.8385	31:40	31:40	0	1.001	82855	17451	16	40	1091	1.28(1.05-1.43)	
PCB-152											
359.8415	31:51	31:51	1	1.007	98497	19939	18	45	1108		
361.8385	31:51	31:51	1	1.007	78355	16155	16	40	1010	1.26(1.05-1.43)	
PCB-150											
359.8415	32:01	32:01	0	1.012	101238	20815	18	45	1156		
361.8385	32:01	32:01	0	1.012	80398	16526	16	40	1033	1.26(1.05-1.43)	
PCB-136											
359.8415	32:23	32:22	1	1.023	92297	18601	18	45	1033		
361.8385	32:22	32:22	0	1.023	71359	15462	16	40	966	1.29(1.05-1.43)	
PCB-145											
359.8415	32:41	32:41	0	1.033	97249	19658	18	45	1092		
361.8385	32:41	32:41	0	1.033	75457	15524	16	40	970	1.29(1.05-1.43)	
PCB-148											
359.8415	34:12	34:13	-1	1.081	71682	14728	18	45	818		
361.8385	34:13	34:13	0	1.081	58234	12157	16	40	760	1.23(1.05-1.43)	
PCB-135											Ma
359.8415	34:46	34:47	-1	1.099	139057	15903	18	45	884		M
361.8385	34:50	34:47	3	1.101	108182	12434	16	40	777	1.29(1.05-1.43)	
PCB-151 (C135)											Ma
359.8415	34:46	34:47	-1	1.099	139057	15903	18	45	884		M
361.8385	34:50	34:47	3	1.101	108182	12434	16	40	777	1.29(1.05-1.43)	
PCB-154											
359.8415	35:03	35:03	0	1.108	81731	16915	18	45	940		
361.8385	35:03	35:03	0	1.108	62748	12663	16	40	791	1.30(1.05-1.43)	
PCB-144											
359.8415	35:21	35:21	0	1.117	75172	14947	18	45	830		
361.8385	35:20	35:21	-1	1.117	56975	11899	16	40	744	1.32(1.05-1.43)	
PCB-147											
359.8415	35:43	35:43	0	1.129	208997	42828	74	185	579		
361.8385	35:43	35:43	0	1.129	162591	34343	51	127	673	1.29(1.05-1.43)	
PCB-149 (C147)											
359.8415	35:43	35:43	0	1.129	208997	42828	74	185	579		
361.8385	35:43	35:43	0	1.129	162591	34343	51	127	673	1.29(1.05-1.43)	
PCB-134											
359.8415	36:00	36:00	0	1.138	180761	19509	74	185	264		
361.8385	36:01	36:00	1	1.138	146832	15539	51	127	305	1.23(1.05-1.43)	

Signal	RT (min.)	Adj RT (min.)	Sec.	REL RT	Area	Height	Avg Noise	EDL Height	S/N	Ratio(Limits)	Flags
PCB-143 (C134)											
359.8415	36:00	36:00	0	1.138	180761	19509	74	185	264		
361.8385	36:01	36:00	1	1.138	146832	15539	51	127	305	1.23(1.05-1.43)	
PCB-139											
359.8415	36:19	36:19	0	1.148	209187	38995	74	185	527		
361.8385	36:18	36:19	-1	1.148	168087	31398	51	127	616	1.24(1.05-1.43)	
PCB-140 (C139)											
359.8415	36:19	36:19	0	1.148	209187	38995	74	185	527		
361.8385	36:18	36:19	-1	1.148	168087	31398	51	127	616	1.24(1.05-1.43)	
PCB-131											
359.8415	36:31	36:31	0	1.154	92321	19162	74	185	259		
361.8385	36:31	36:31	0	1.154	78012	15120	51	127	296	1.18(1.05-1.43)	
PCB-142											
359.8415	36:40	36:40	0	1.159	91292	18114	74	185	245		
361.8385	36:40	36:40	1	1.159	72444	14707	51	127	288	1.26(1.05-1.43)	
PCB-132											
359.8415	36:58	36:58	0	1.169	92186	18621	74	185	252		
361.8385	36:58	36:58	0	1.169	69943	14126	51	127	277	1.32(1.05-1.43)	
PCB-133											
359.8415	37:29	37:29	0	1.185	97209	19325	74	185	261		
361.8385	37:29	37:29	0	1.185	75745	14365	51	127	282	1.28(1.05-1.43)	
PCB-165											
359.8415	37:52	37:53	0	0.881	120933	24168	74	185	327		
361.8385	37:52	37:53	0	0.881	96295	19163	51	127	376	1.26(1.05-1.43)	
PCB-146											
359.8415	38:08	38:08	0	0.887	106517	21089	74	185	285		
361.8385	38:07	38:08	-1	0.887	82972	17064	51	127	335	1.28(1.05-1.43)	
PCB-161											
359.8415	38:16	38:16	0	0.891	146030	28745	74	185	388		
361.8385	38:16	38:16	0	0.891	115855	22900	51	127	449	1.26(1.05-1.43)	
PCB-153											
359.8415	38:47	38:47	0	0.902	255435	37485	74	185	507		
361.8385	38:47	38:47	0	0.902	208373	30753	51	127	603	1.23(1.05-1.43)	
PCB-168 (C153)											
359.8415	38:47	38:47	0	0.902	255435	37485	74	185	507		
361.8385	38:47	38:47	0	0.902	208373	30753	51	127	603	1.23(1.05-1.43)	
PCB-141											
359.8415	38:56	38:56	0	0.906	100480	19333	74	185	261		
361.8385	38:56	38:56	0	0.906	78334	15481	51	127	304	1.28(1.05-1.43)	
PCB-130											
359.8415	39:20	39:20	0	0.915	88370	17507	74	185	237		
361.8385	39:20	39:20	0	0.915	70419	14121	51	127	277	1.25(1.05-1.43)	
PCB-137											
359.8415	39:34	39:35	0	0.921	117032	22589	74	185	305		
361.8385	39:34	39:35	-1	0.921	93677	18660	51	127	366	1.25(1.05-1.43)	

Signal	RT (min.)	Adj RT (min.)	Sec.	REL RT	Area	Height	Avg Noise	EDL Height	S/N	Ratio(Limits)	Flags
PCB-164											
359.8415	39:41	39:41	0	0.923	132080	26827	74	185	363		
361.8385	39:41	39:41	0	0.923	103958	21603	51	127	424	1.27(1.05-1.43)	
PCB-129											Ma
359.8415	40:00	40:00	0	0.931	453292	50707	74	185	685		M
361.8385	40:00	40:00	0	0.931	368433	41168	51	127	807	1.23(1.05-1.43)	
PCB-138 (C129)											Ma
359.8415	40:00	40:00	0	0.931	453292	50707	74	185	685		M
361.8385	40:00	40:00	0	0.931	368433	41168	51	127	807	1.23(1.05-1.43)	
PCB-160 (C129)											Ma
359.8415	40:00	40:00	0	0.931	453292	50707	74	185	685		M
361.8385	40:00	40:00	0	0.931	368433	41168	51	127	807	1.23(1.05-1.43)	
PCB-163 (C129)											Ma
359.8415	40:00	40:00	0	0.931	453292	50707	74	185	685		M
361.8385	40:00	40:00	0	0.931	368433	41168	51	127	807	1.23(1.05-1.43)	
PCB-158											
359.8415	40:23	40:23	0	0.940	151006	28016	74	185	379		
361.8385	40:22	40:23	-1	0.939	119528	21642	51	127	424	1.26(1.05-1.43)	
PCB-128											Ma
359.8415	41:13	41:14	-1	0.959	244055	40754	74	185	551		M
361.8385	41:13	41:14	-1	0.959	189324	31954	51	127	627	1.29(1.05-1.43)	
PCB-166 (C128)											Ma
359.8415	41:13	41:14	-1	0.959	244055	40754	74	185	551		M
361.8385	41:13	41:14	-1	0.959	189324	31954	51	127	627	1.29(1.05-1.43)	
PCB-159											
359.8415	42:14	42:14	-1	0.983	140067	27747	74	185	375		
361.8385	42:14	42:14	-1	0.983	113888	22807	51	127	447	1.23(1.05-1.43)	
PCB-162											
359.8415	42:31	42:32	-1	0.989	154470	28064	74	185	379		
361.8385	42:31	42:32	-1	0.989	116511	21161	51	127	415	1.33(1.05-1.43)	
PCB-167											
359.8415	43:00	43:00	0	1.001	150344	27851	74	185	376		
361.8385	43:00	43:00	0	1.001	119493	22723	51	127	446	1.26(1.05-1.43)	
PCB-156											
359.8415	44:09	44:09	0	1.001	275413	37875	74	185	512		
361.8385	44:09	44:09	0	1.001	223171	30892	51	127	606	1.23(1.05-1.43)	
PCB-157 (C156)											
359.8415	44:09	44:09	0	1.001	275413	37875	74	185	512		
361.8385	44:09	44:09	0	1.001	223171	30892	51	127	606	1.23(1.05-1.43)	
PCB-169											
359.8415	47:22	47:23	-1	1.000	122601	22906	74	185	310		
361.8385	47:22	47:23	-1	1.000	99939	17807	51	127	349	1.23(1.05-1.43)	
PCB-188L											
405.8428	37:22	37:23	-1	0.821	1976747	392814	58	145	6773		
407.8398	37:23	37:23	0	0.821	1890734	377112	2	5	188556	1.05(0.89-1.21)	

Signal	RT (min.)	Adj RT (min.)	Sec.	REL RT	Area	Height	Avg Noise	EDL Height	S/N	Ratio(Limits)	Flags
PCB-178L											
405.8428	40:25	40:25	0	0.888	72439	16193	58	145	279		
407.8398	40:25	40:25	0	0.888	65692	13425	2	5	6713	1.10(0.89-1.21)	
PCB-180L											
405.8428	45:32	45:32	0		1572009	300874	58	145	5187		
407.8398	45:32	45:32	0		1468614	293048	2	5	146524	1.07(0.89-1.21)	
PCB-170L											
405.8428	46:46	46:47	0	1.027	1344837	268291	58	145	4626		
407.8398	46:46	46:47	0	1.027	1206643	230824	2	5	115412	1.11(0.89-1.21)	
PCB-189L											
405.8428	49:54	49:54	0	1.096	2468704	478380	446	1115	1073		
407.8398	49:54	49:54	0	1.096	2375159	462489	297	742	1557	1.04(0.89-1.21)	
PCB-188											
393.8025	37:23	37:24	-1	1.001	119217	23962	23	57	1042		
395.7995	37:23	37:24	-1	1.001	114223	23664	14	35	1690	1.04(0.89-1.21)	
PCB-179											
393.8025	37:44	37:44	0	1.010	111538	21870	23	57	951		
395.7995	37:43	37:44	-1	1.009	104646	20225	14	35	1445	1.07(0.89-1.21)	
PCB-184											
393.8025	38:16	38:16	0	1.024	112479	22872	23	57	994		
395.7995	38:16	38:16	0	1.024	106853	21954	14	35	1568	1.05(0.89-1.21)	
PCB-176											
393.8025	38:36	38:36	0	1.033	121224	24785	23	57	1078		
395.7995	38:36	38:36	0	1.033	112613	22858	14	35	1633	1.08(0.89-1.21)	
PCB-186											
393.8025	39:04	39:04	0	1.045	115078	24036	23	57	1045		
395.7995	39:04	39:04	0	1.045	104348	21212	14	35	1515	1.10(0.89-1.21)	
PCB-178											
393.8025	40:27	40:27	0	1.083	80853	15997	23	57	696		
395.7995	40:27	40:27	0	1.083	73818	14536	14	35	1038	1.10(0.89-1.21)	
PCB-175											
393.8025	41:05	41:05	0	1.100	85215	17242	23	57	750		
395.7995	41:05	41:05	0	1.100	79782	16101	14	35	1150	1.07(0.89-1.21)	
PCB-187											
393.8025	41:21	41:22	-1	1.107	85782	17206	23	57	748		
395.7995	41:22	41:22	0	1.107	80939	15937	14	35	1138	1.06(0.89-1.21)	
PCB-182											
393.8025	41:34	41:34	-1	1.112	89792	17547	23	57	763		
395.7995	41:34	41:34	-1	1.112	85254	17035	14	35	1217	1.05(0.89-1.21)	
PCB-183											Ma
393.8025	41:58	41:59	-1	1.123	176104	18433	23	57	801		M
395.7995	41:59	41:59	0	1.123	165973	17767	14	35	1269	1.06(0.89-1.21)	
PCB-185 (C183)											Ma
393.8025	41:58	41:59	-1	1.123	176104	18433	23	57	801		M
395.7995	41:59	41:59	0	1.123	165973	17767	14	35	1269	1.06(0.89-1.21)	

Signal	RT (min.)	Adj RT (min.)	Sec.	REL RT	Area	Height	Avg Noise	EDL Height	S/N	Ratio(Limits)	Flags
PCB-174											
393.8025	42:13	42:12	1	1.130	75099	14454	23	57	628		
395.7995	42:12	42:12	0	1.129	71991	14289	14	35	1021	1.04(0.89-1.21)	
PCB-177											
393.8025	42:39	42:39	0	1.141	75175	14872	23	57	647		
395.7995	42:39	42:39	0	1.141	70903	13692	14	35	978	1.06(0.89-1.21)	
PCB-181											
393.8025	43:02	43:02	0	1.152	89785	17583	23	57	764		
395.7995	43:02	43:02	0	1.152	82459	16414	14	35	1172	1.09(0.89-1.21)	
PCB-171											
393.8025	43:15	43:16	-1	1.157	154089	25899	23	57	1126		
395.7995	43:15	43:16	0	1.158	142992	24169	14	35	1726	1.08(0.89-1.21)	
PCB-173 (C171)											
393.8025	43:15	43:16	-1	1.157	154089	25899	23	57	1126		
395.7995	43:15	43:16	0	1.158	142992	24169	14	35	1726	1.08(0.89-1.21)	
PCB-172											
393.8025	44:53	44:54	-1	0.900	78331	15524	23	57	675		
395.7995	44:53	44:54	-1	0.900	73159	14112	14	35	1008	1.07(0.89-1.21)	
PCB-192											
393.8025	45:11	45:11	0	0.905	100847	19053	23	57	828		
395.7995	45:11	45:11	0	0.905	96969	19715	14	35	1408	1.04(0.89-1.21)	
PCB-180											
393.8025	45:30	45:30	0	0.912	190999	25114	23	57	1092		
395.7995	45:29	45:30	-1	0.912	181696	22671	14	35	1619	1.05(0.89-1.21)	
PCB-193 (C180)											
393.8025	45:30	45:30	0	0.912	190999	25114	23	57	1092		
395.7995	45:29	45:30	-1	0.912	181696	22671	14	35	1619	1.05(0.89-1.21)	
PCB-191											
393.8025	45:54	45:55	-1	0.920	108521	20570	23	57	894		
395.7995	45:54	45:55	-1	0.920	104398	20105	14	35	1436	1.04(0.89-1.21)	
PCB-170											
393.8025	46:48	46:48	0	0.938	77996	14567	23	57	633		
395.7995	46:48	46:48	0	0.938	73266	14180	14	35	1013	1.06(0.89-1.21)	
PCB-190											
393.8025	47:19	47:20	-1	0.948	107335	20790	23	57	904		
395.7995	47:20	47:20	0	0.949	103205	19005	14	35	1358	1.04(0.89-1.21)	
PCB-189											
393.8025	49:55	49:56	-1	1.000	157565	30203	71	177	425		
395.7995	49:55	49:56	0	1.001	142911	27852	50	125	557	1.10(0.89-1.21)	
PCB-202L											
439.8038	42:45	42:45	0	0.822	1422256	285465	31	77	9209		
441.8008	42:45	42:45	0	0.822	1554159	312858	58	145	5394	0.92(0.76-1.02)	
PCB-194L											
439.8038	52:01	52:01	0		1589249	299961	134	335	2239		
441.8008	52:01	52:01	0		1734447	330254	144	360	2293	0.92(0.76-1.02)	

Signal	RT (min.)	Adj RT (min.)	Sec.	REL RT	Area	Height	Avg Noise	EDL Height	S/N	Ratio(Limits)	Flags
PCB-205L											
439.8038	52:29	52:30	-1	1.009	2056253	392952	134	335	2932		
441.8008	52:29	52:30	-1	1.009	2218846	422010	144	360	2931	0.93(0.76-1.02)	
PCB-202											
427.7635	42:46	42:47	0	1.001	71679	14033	16	40	877		
429.7606	42:46	42:47	-1	1.000	79758	15291	14	35	1092	0.90(0.76-1.02)	
PCB-201											
427.7635	43:41	43:42	-1	1.022	81358	15742	16	40	984		
429.7606	43:42	43:42	0	1.022	87738	16652	14	35	1189	0.93(0.76-1.02)	
PCB-204											
427.7635	44:23	44:23	0	1.038	75502	15228	16	40	952		
429.7606	44:22	44:23	-1	1.038	82729	16487	14	35	1178	0.91(0.76-1.02)	
PCB-197											
427.7635	44:36	44:36	0	1.043	85951	16556	16	40	1035		
429.7606	44:36	44:36	0	1.043	91992	18026	14	35	1288	0.93(0.76-1.02)	
PCB-200											
427.7635	44:42	44:42	0	1.046	75763	15285	16	40	955		
429.7606	44:42	44:42	0	1.046	82836	16148	14	35	1153	0.91(0.76-1.02)	
PCB-198											
427.7635	47:30	47:30	1	1.111	108181	14570	16	40	911		
429.7606	47:29	47:30	-1	1.111	124565	17002	14	35	1214	0.87(0.76-1.02)	
PCB-199 (C198)											
427.7635	47:30	47:30	1	1.111	108181	14570	16	40	911		
429.7606	47:29	47:30	-1	1.111	124565	17002	14	35	1214	0.87(0.76-1.02)	
PCB-196											
427.7635	48:10	48:10	0	0.918	58578	11530	16	40	721		
429.7606	48:10	48:10	0	0.918	64569	13249	14	35	946	0.91(0.76-1.02)	
PCB-203											
427.7635	48:22	48:22	0	0.922	62129	11958	16	40	747		
429.7606	48:22	48:22	0	0.922	68477	13391	14	35	957	0.91(0.76-1.02)	
PCB-195											Ma
427.7635	49:41	49:42	-1	0.947	77306	14913	47	117	317		M
429.7606	49:42	49:42	0	0.947	85861	15641	51	127	307	0.90(0.76-1.02)	
PCB-194											
427.7635	52:02	52:03	-1	0.992	90406	17000	47	117	362		
429.7606	52:02	52:03	-1	0.992	99777	18108	51	127	355	0.91(0.76-1.02)	
PCB-205											
427.7635	52:30	52:31	-1	1.000	120527	23290	47	117	496		
429.7606	52:30	52:31	-1	1.000	130113	24756	51	127	485	0.93(0.76-1.02)	
PCB-208L											
473.7648	49:26	49:26	0	0.951	1665986	318334	335	837	950		
475.7619	49:26	49:26	0	0.951	2105303	397499	443	1107	897	0.79(0.65-0.89)	
PCB-206L											
473.7648	54:15	54:15	0	1.043	1304933	239879	335	837	716		
475.7619	54:15	54:15	0	1.043	1657376	309644	443	1107	699	0.79(0.65-0.89)	

Signal	RT (min.)	Adj RT (min.)	Sec.	REL RT	Area	Height	Avg Noise	EDL Height	S/N	Ratio(Limits)	Flags
PCB-208											Ma
461.7246	49:27	49:28	-1	1.000	94697	18140	77	192	236		M
463.7216	49:28	49:28	0	1.001	118224	22336	184	460	121	0.80(0.65-0.89)	
PCB-207											Ma
461.7246	50:24	50:24	0	1.019	98463	19843	77	192	258		M
463.7216	50:24	50:24	0	1.019	131131	25587	184	460	139	0.75(0.65-0.89)	
PCB-206											
461.7246	54:16	54:17	-1	1.000	75607	14609	77	192	190		
463.7216	54:16	54:17	-1	1.000	94199	17794	184	460	97	0.80(0.65-0.89)	
PCB-209L											
507.7258	55:54	55:55	-1	1.075	1380625	242521	48	120	5053		
509.7229	55:54	55:55	-1	1.075	1933299	338980	62	155	5467	0.71(0.59-0.79)	
DCB Decachlorobiphenyl											
495.6856	55:55	55:56	-1	1.000	84634	14265	23	57	620		
497.6826	55:56	55:56	0	1.001	115114	19553	22	55	889	0.74(0.59-0.79)	

QC Flag Legend

Review Flags

M - Manually Integrated

a - User Assigned ID

Reagents:

61L21668P_00002 Amount Added: 20.00 Units: uL

Eurofins TestAmerica, Knoxville

Data File:	\\chromna\Knoxville\ChromData\D3D\20190813-12717.b\d4190821i3.d		
Injection Date:	21-Aug-2019 15:59:00	Injection Vol:	1.0 ul
Instrument ID:	D3D	Operator ID:	Xcalibur_System
Method:	PCBs_D3D	Limit Group:	HR - 1668A - ICAL
Client ID:			
Worklist#:	33168	Sample Line#:	3
Column Type:	SPB-Octyl	Column Dia:	0.25 mm

MoPCB F1

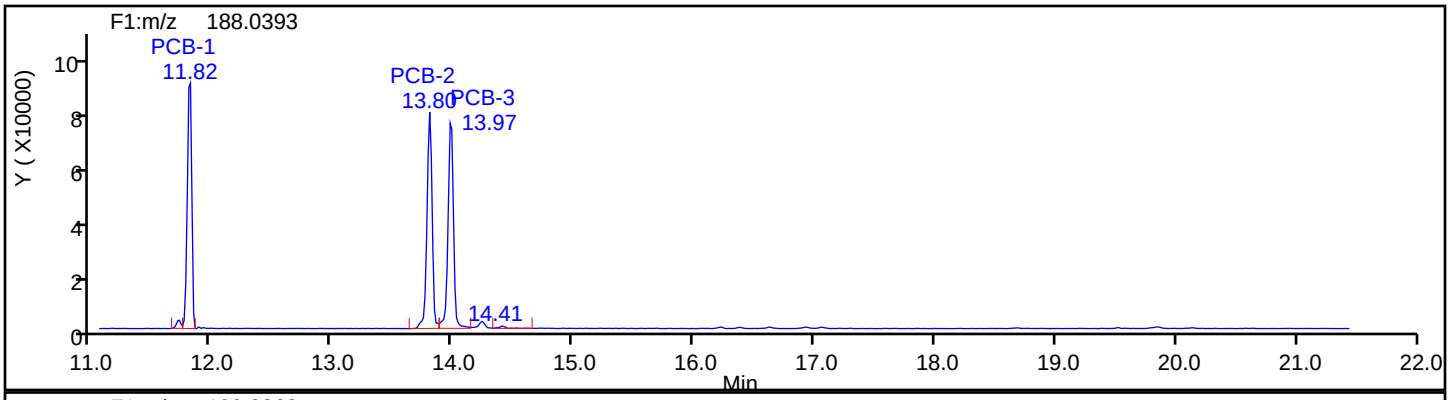

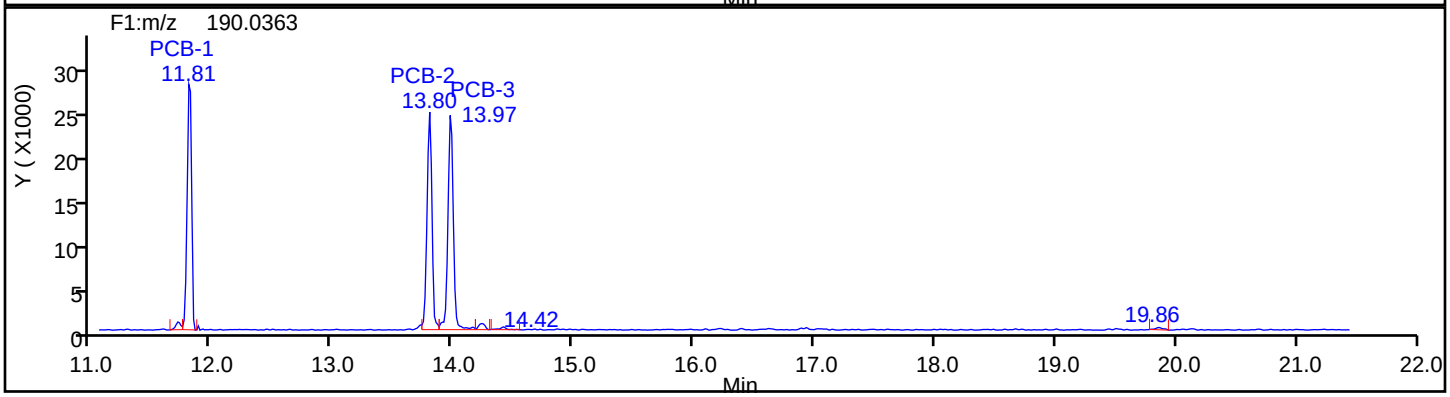

MoPCB F1 Standards

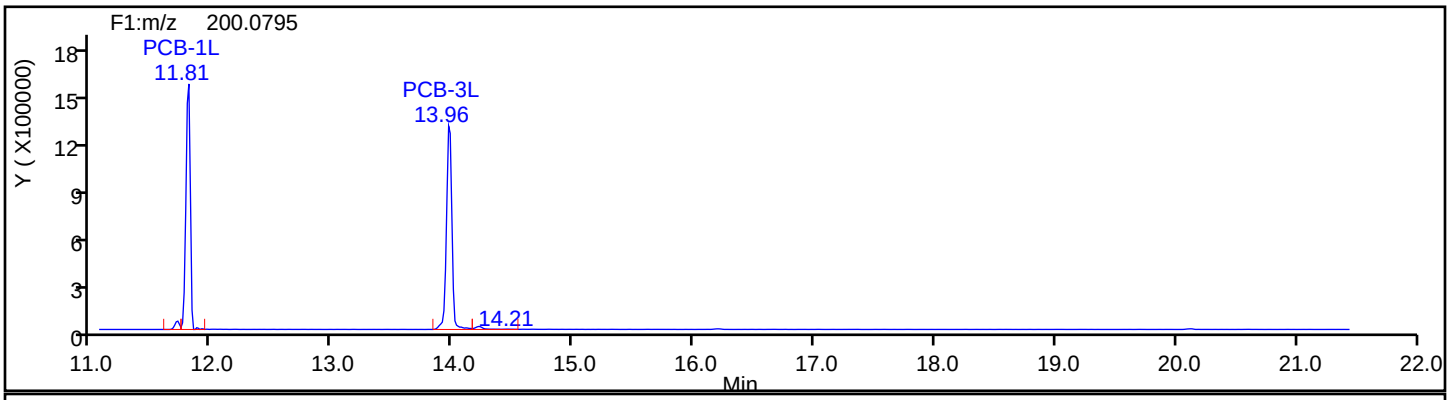

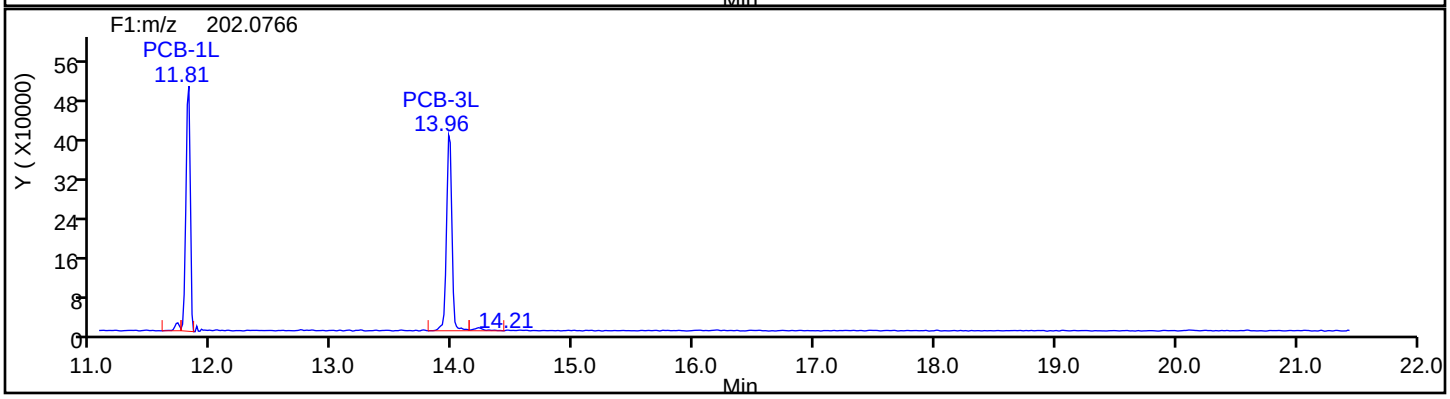

Eurofins TestAmerica, Knoxville

Data File:	\\chromna\Knoxville\ChromData\D3D\20190813-12717.b\d4190821i3.d		
Injection Date:	21-Aug-2019 15:59:00	Injection Vol:	1.0 ul
Instrument ID:	D3D	Operator ID:	Xcalibur_System
Method:	PCBs_D3D	Limit Group:	HR - 1668A - ICAL
Client ID:			
Worklist#:	33168	Sample Line#:	3
Column Type:	SPB-Octyl	Column Dia:	0.25 mm

MoPCB F1

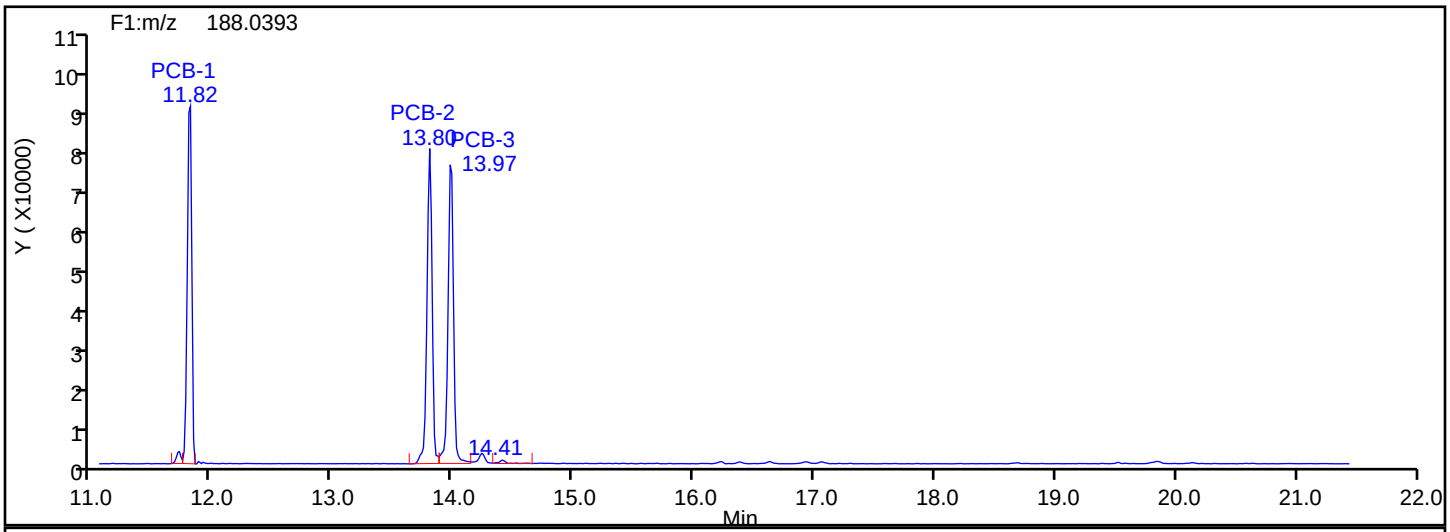

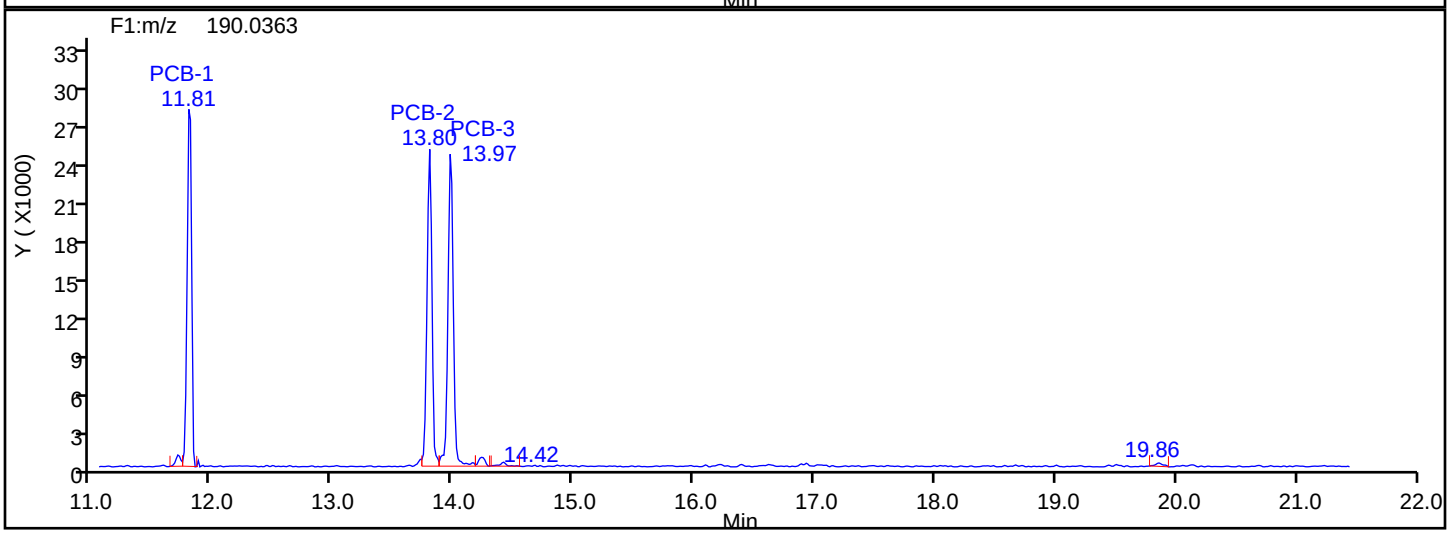

MoPCB F1 Lock Mass

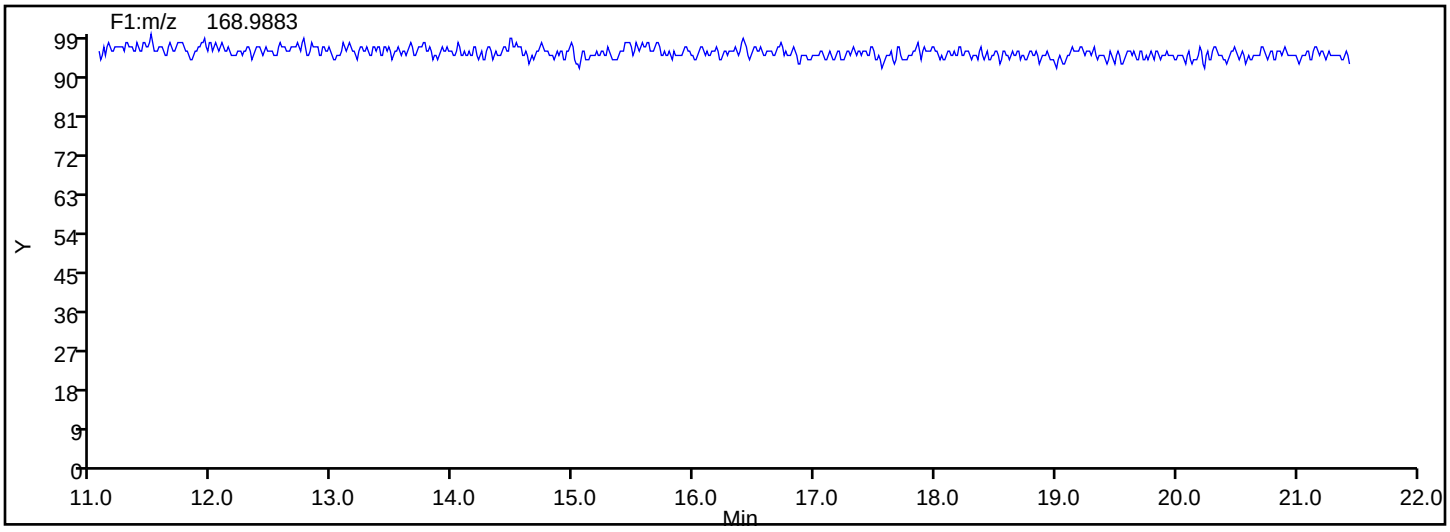

Eurofins TestAmerica, Knoxville

Data File:	\\chromna\Knoxville\ChromData\D3D\20190813-12717.b\d4190821i3.d		
Injection Date:	21-Aug-2019 15:59:00	Injection Vol:	1.0 ul
Instrument ID:	D3D	Operator ID:	Xcalibur_System
Method:	PCBs_D3D	Limit Group:	HR - 1668A - ICAL
Client ID:			
Worklist#:	33168	Sample Line#:	3
Column Type:	SPB-Octyl	Column Dia:	0.25 mm

DiPCB F1

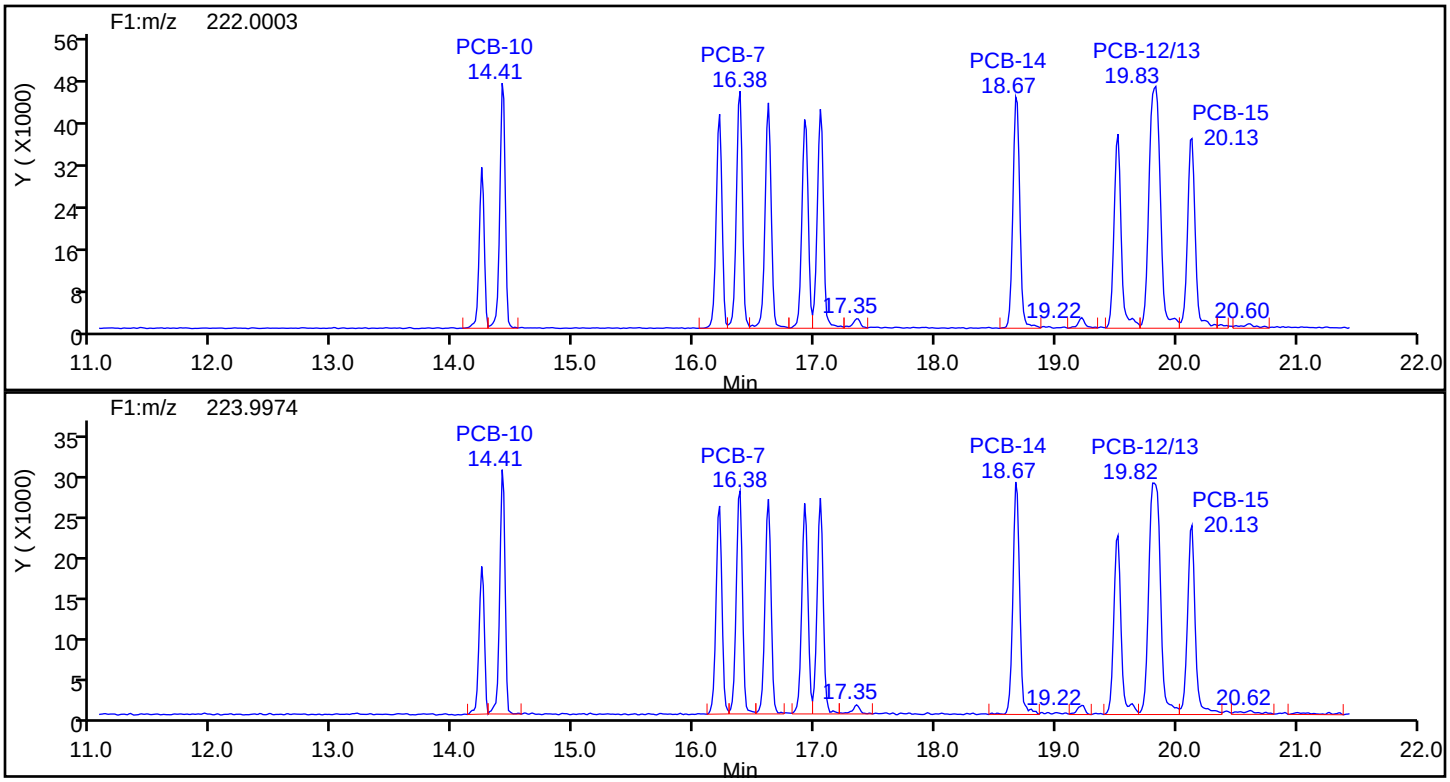

DiPCB F1 Standards

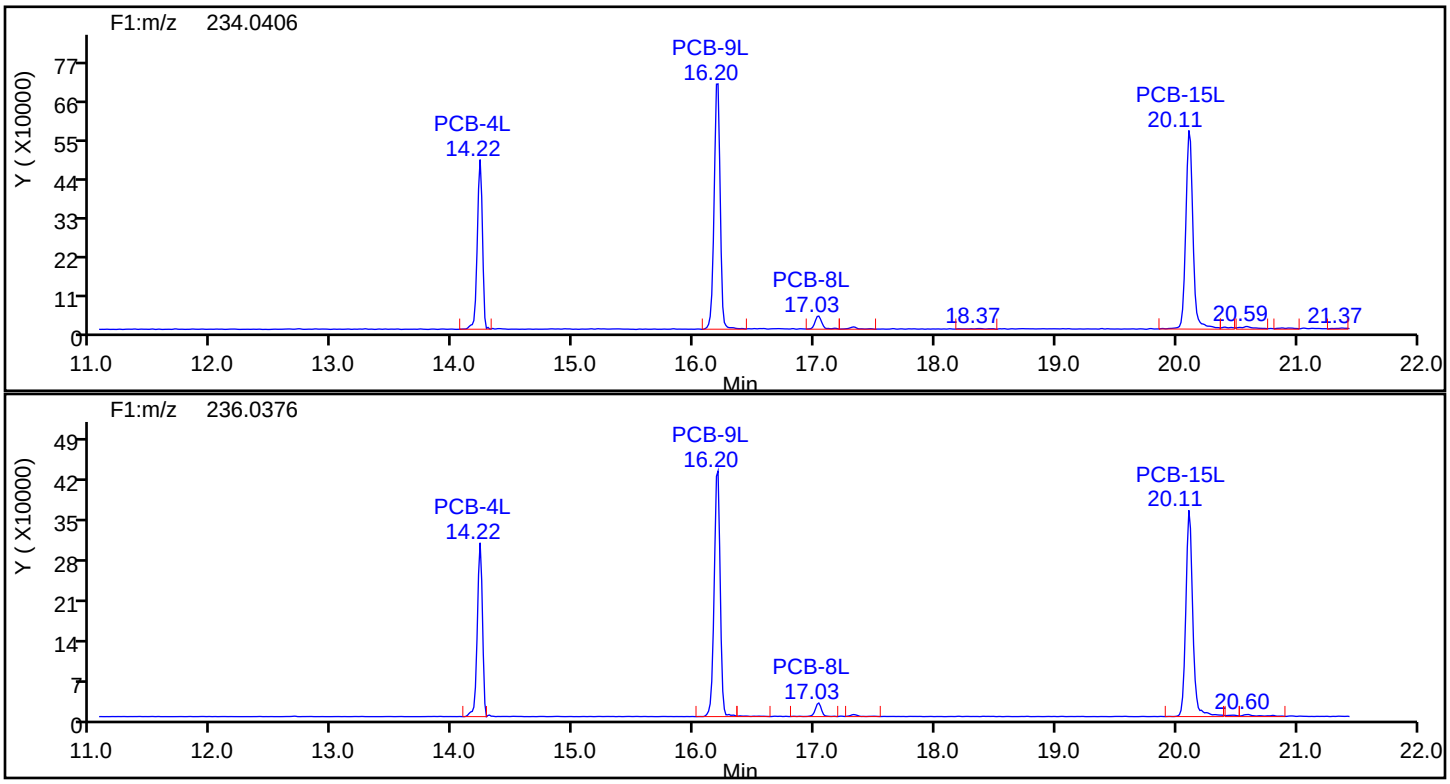

Eurofins TestAmerica, Knoxville

Data File:	\\chromna\Knoxville\ChromData\D3D\20190813-12717.b\d4190821i3.d		
Injection Date:	21-Aug-2019 15:59:00	Injection Vol:	1.0 ul
Instrument ID:	D3D	Operator ID:	Xcalibur_System
Method:	PCBs_D3D	Limit Group:	HR - 1668A - ICAL
Client ID:			
Worklist#:	33168	Sample Line#:	3
Column Type:	SPB-Octyl	Column Dia:	0.25 mm

DiPCB F1

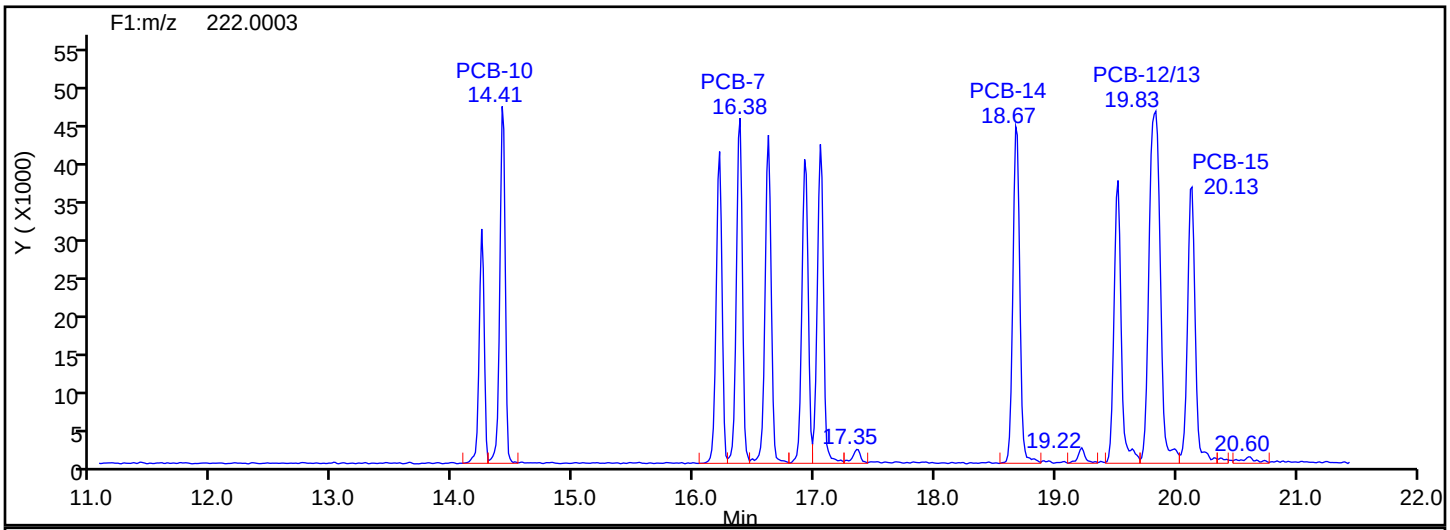

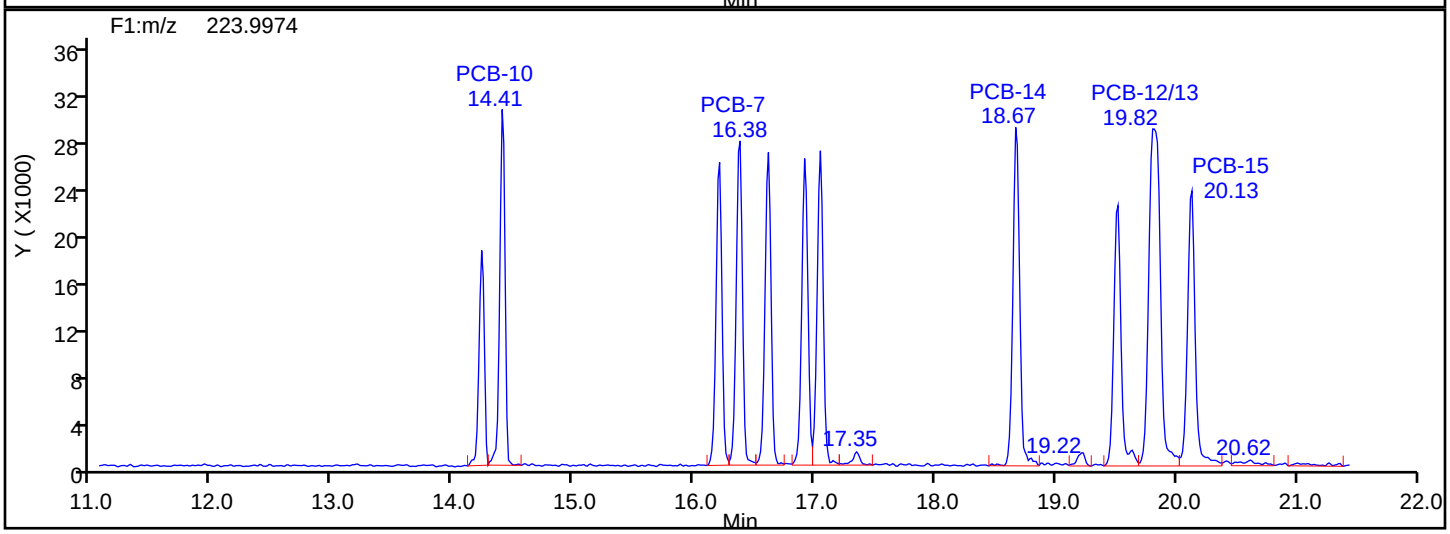

DiPCB F1 Lock Mass

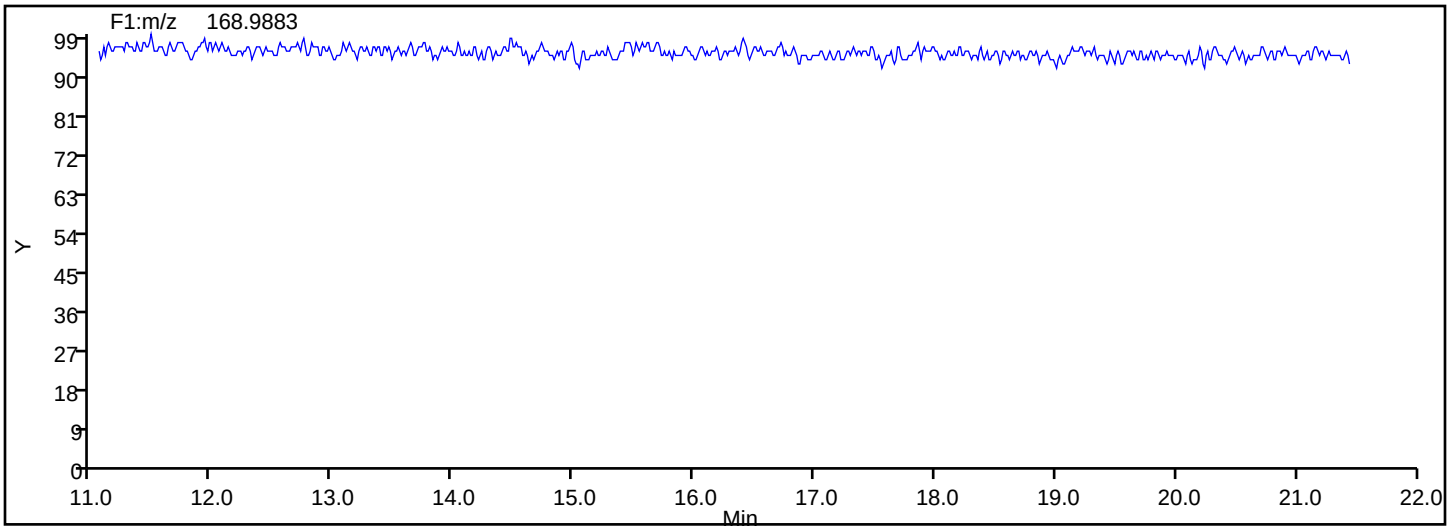

Manual Integration/User Assign Peak Report

Eurofins TestAmerica, Knoxville

Data File:	\\chromna\Knoxville\ChromData\D3D\20190813-12717.b\d4190821i3.d				
Injection Date:	21-Aug-2019 15:59:00	Instrument ID:	D3D		
Lims ID:	IC L3				
Client ID:					
Operator ID:	Xcalibur_System	ALS Bottle#:	0	Worklist Smp#:	3
Injection Vol:	1.0 ul	Dil. Factor:	1.0000		
Method:	PCBs_D3D	Limit Group:	HR - 1668A - ICAL		
Column:	SPB-Octyl (0.25 mm)	Detector	F1(11.07 :21.70)		

PCB-15, CAS: 2050-68-2

Signal: 2

Processing Integration Results

RT: 20.13
Area: 104656
Amount: 5.083430
Amount Units: pg/ul

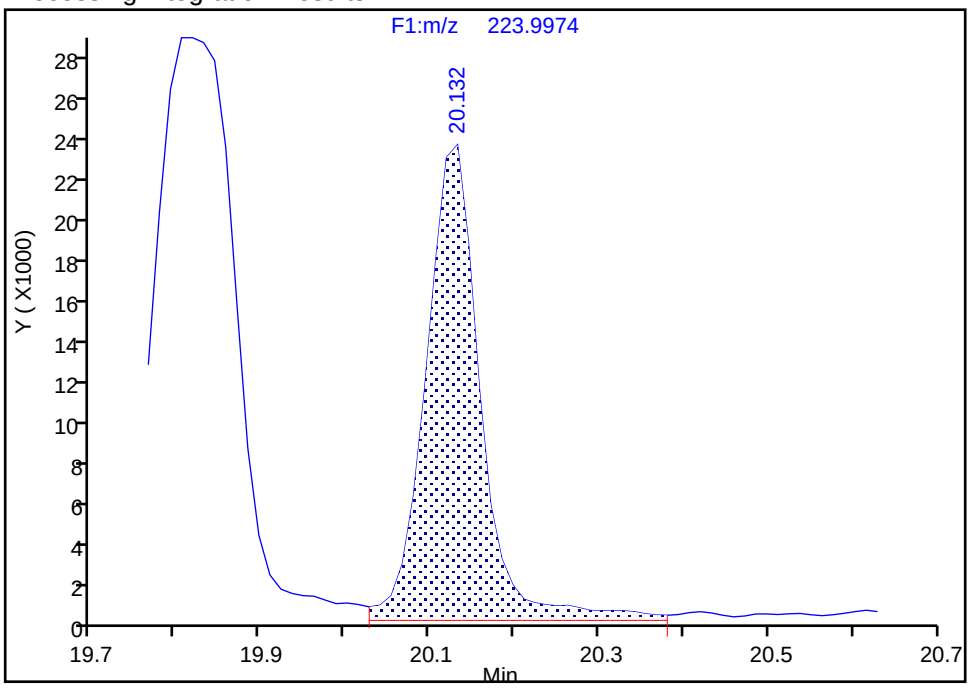

Manual Integration Results

RT: 20.13
Area: 104656
Amount: 5.004971
Amount Units: pg/ul

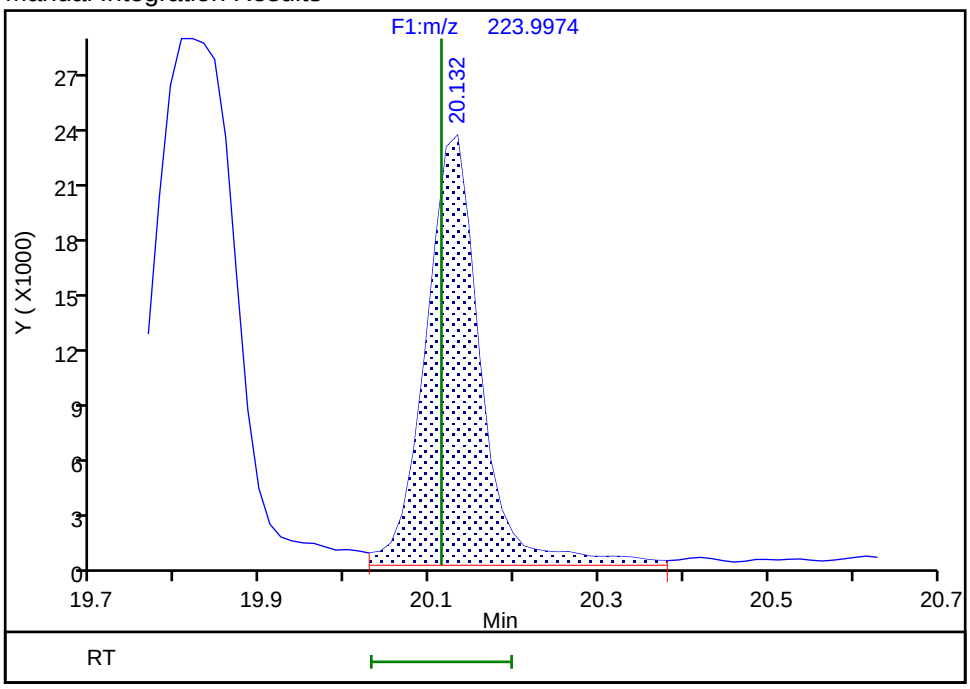

Reviewer: mcwhirterl, 21-Aug-2019 20:10:09
Audit Action: Marked Compound Undetected Audit Reason: Invalid Compound ID

Manual Integration/User Assign Peak Report

Eurofins TestAmerica, Knoxville

Data File: \\chromna\Knoxville\ChromData\D3D\20190813-12717.b\d4190821i3.d
Injection Date: 21-Aug-2019 15:59:00 Instrument ID: D3D
Lims ID: IC L3
Client ID:
Operator ID: Xcalibur_System ALS Bottle#: 0 Worklist Smp#: 3
Injection Vol: 1.0 ul Dil. Factor: 1.0000
Method: PCBs_D3D Limit Group: HR - 1668A - ICAL
Column: SPB-Octyl (0.25 mm) Detector F1(11.07 :21.70)

PCB-15, CAS: 2050-68-2

Signal: 3

Processing Integration Results

RT: 20.13
Area: 270829
Amount: 5.083430
Amount Units: pg/ul

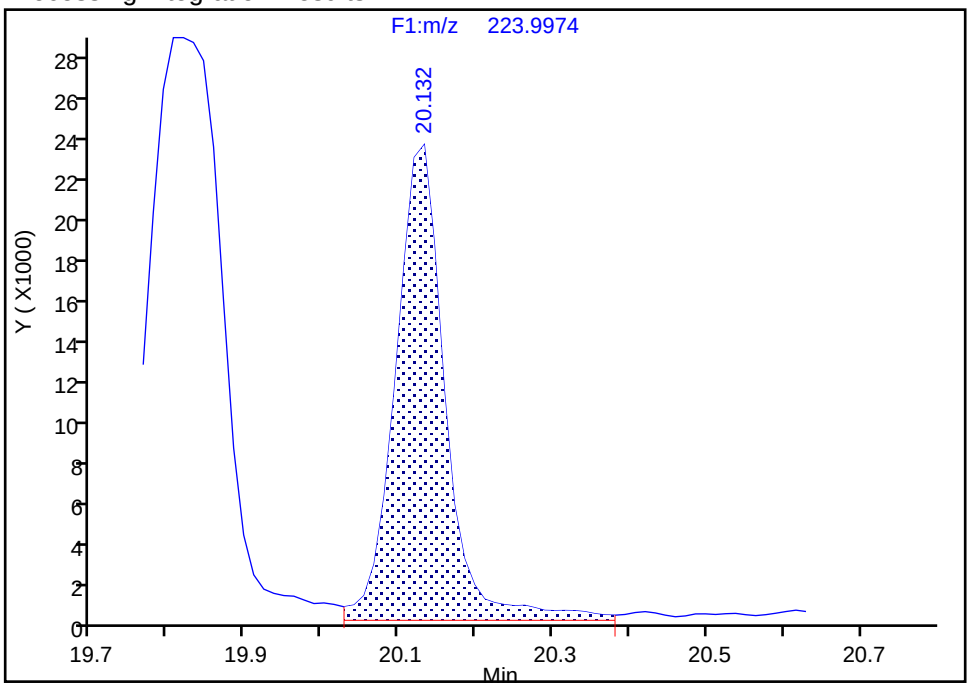

Manual Integration Results

RT: 20.13
Area: 267846
Amount: 5.004971
Amount Units: pg/ul
Reviewer: mcwhirterl, 21-Aug-2019 20:10:09
Audit Action: Marked Compound Undetected Audit Reason: Invalid Compound ID

Manual Integration/User Assign Peak Report

Eurofins TestAmerica, Knoxville

Data File:	\\chromna\Knoxville\ChromData\D3D\20190813-12717.b\d4190821i3.d				
Injection Date:	21-Aug-2019 15:59:00	Instrument ID:	D3D		
Lims ID:	IC L3				
Client ID:					
Operator ID:	Xcalibur_System	ALS Bottle#:	0	Worklist Smp#:	3
Injection Vol:	1.0 ul	Dil. Factor:	1.0000		
Method:	PCBs_D3D	Limit Group:	HR - 1668A - ICAL		
Column:	SPB-Octyl (0.25 mm)	Detector	F1(11.07 :21.70)		

PCB-15, CAS: 2050-68-2

Signal: 1

Processing Integration Results

RT: 20.13
Area: 166173
Amount: 5.083430
Amount Units: pg/ul

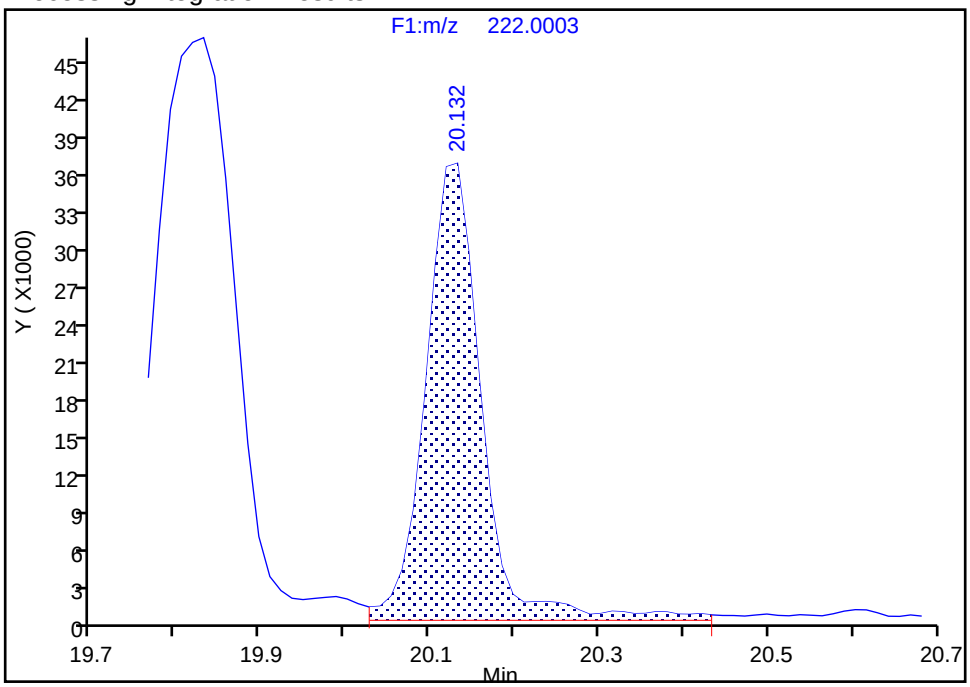

Manual Integration Results

RT: 20.13
Area: 163190
Amount: 5.004971
Amount Units: pg/ul

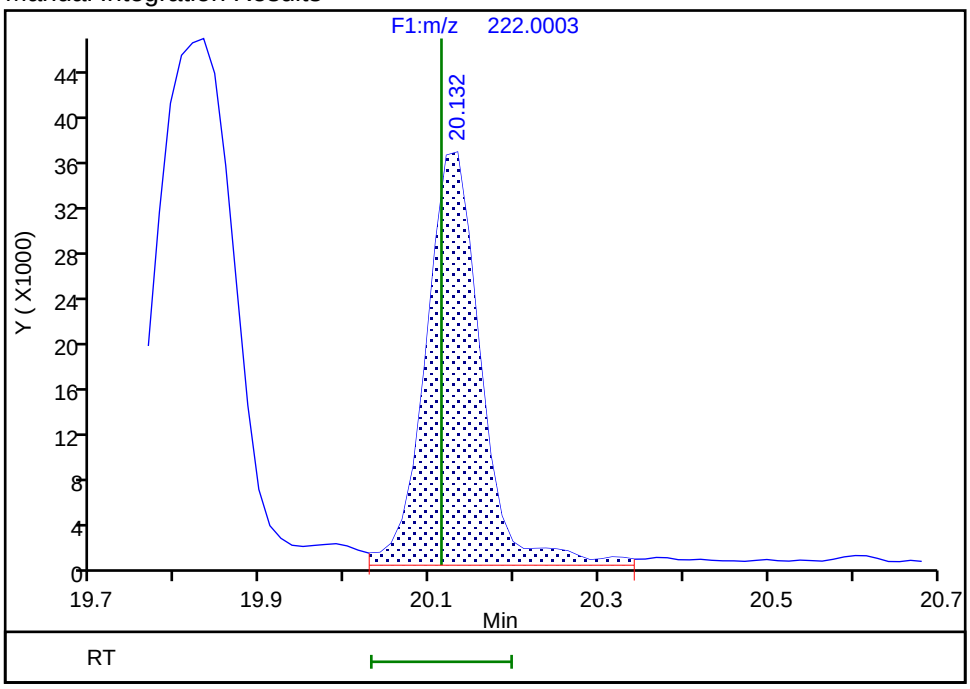

Reviewer: mcwhirterl, 21-Aug-2019 20:10:11

Audit Action: Manually Integrated/Assigned Compound ID Audit Reason: Split Peak

Eurofins TestAmerica, Knoxville

Data File:	\\chromna\Knoxville\ChromData\D3D\20190813-12717.b\d4190821i3.d		
Injection Date:	21-Aug-2019 15:59:00	Injection Vol:	1.0 ul
Instrument ID:	D3D	Operator ID:	Xcalibur_System
Method:	PCBs_D3D	Limit Group:	HR - 1668A - ICAL
Client ID:			
Worklist#:	33168	Sample Line#:	3
Column Type:	SPB-Octyl	Column Dia:	0.25 mm

TriPCB F1

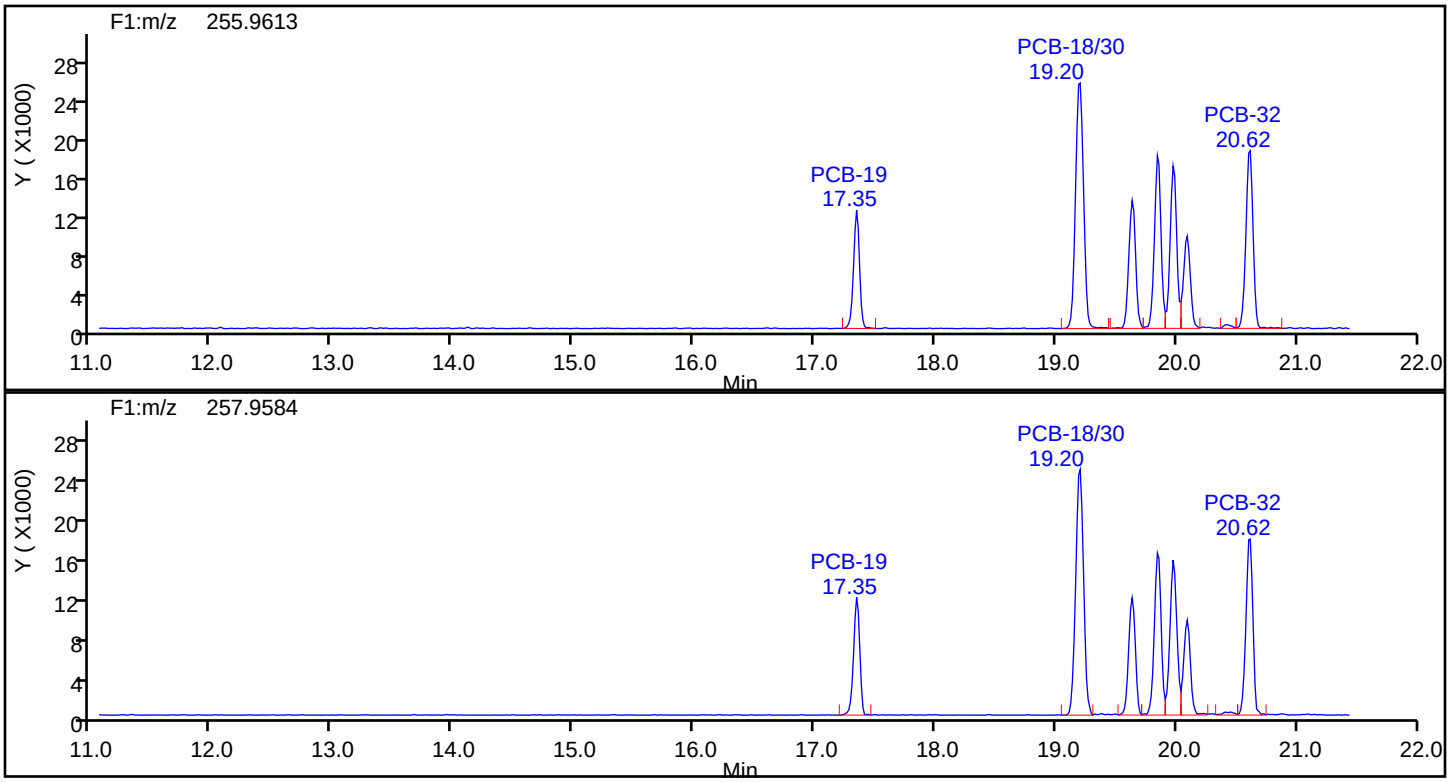

TriPCB F1 Standards

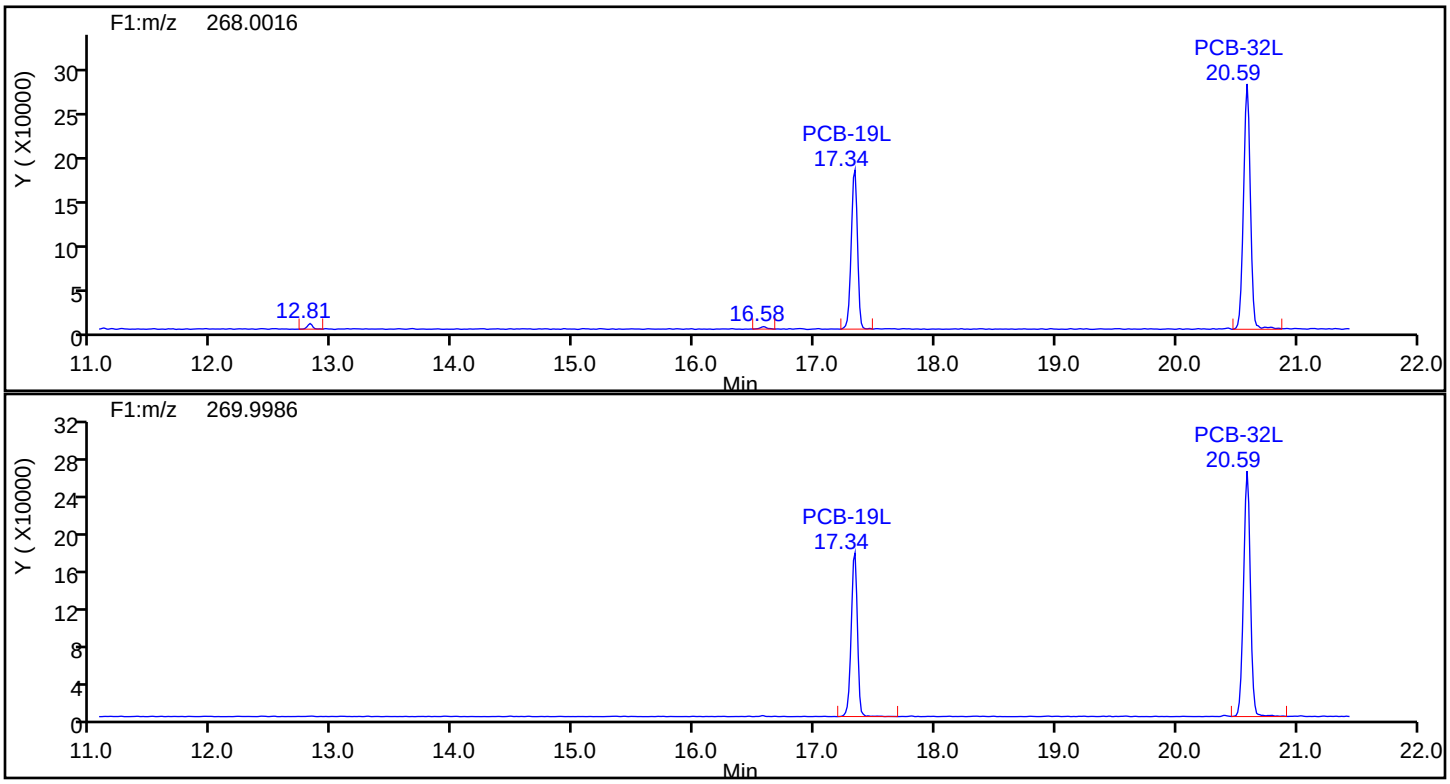

Eurofins TestAmerica, Knoxville

Data File:	\\chromna\Knoxville\ChromData\D3D\20190813-12717.b\d4190821i3.d		
Injection Date:	21-Aug-2019 15:59:00	Injection Vol:	1.0 ul
Instrument ID:	D3D	Operator ID:	Xcalibur_System
Method:	PCBs_D3D	Limit Group:	HR - 1668A - ICAL
Client ID:			
Worklist#:	33168	Sample Line#:	3
Column Type:	SPB-Octyl	Column Dia:	0.25 mm

TriPCB F1

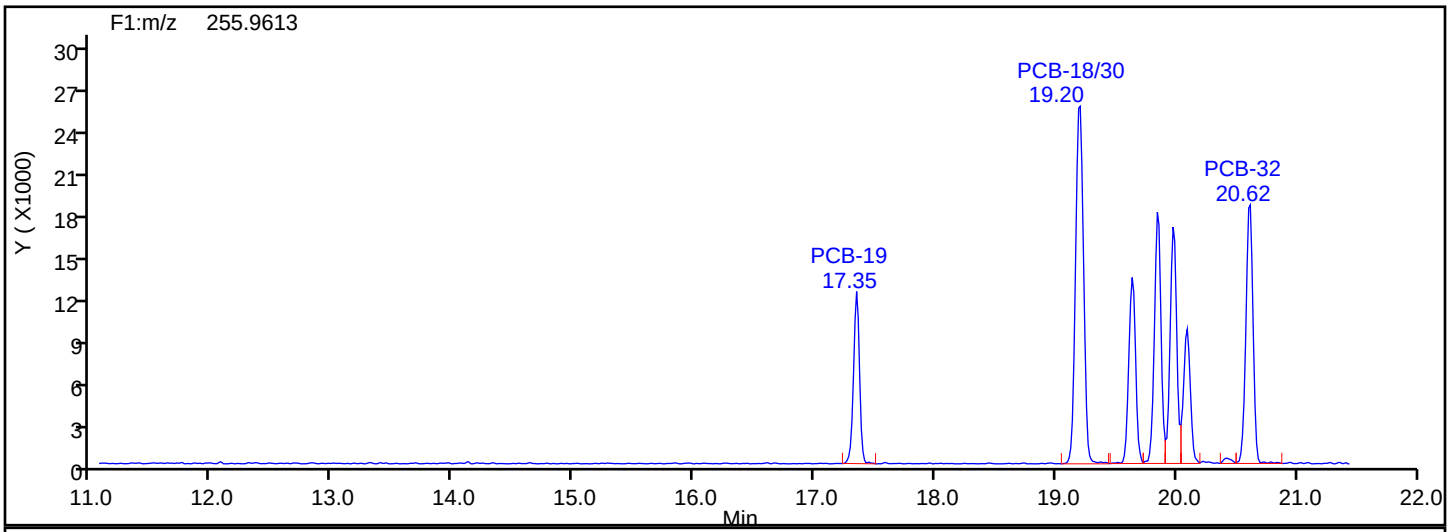

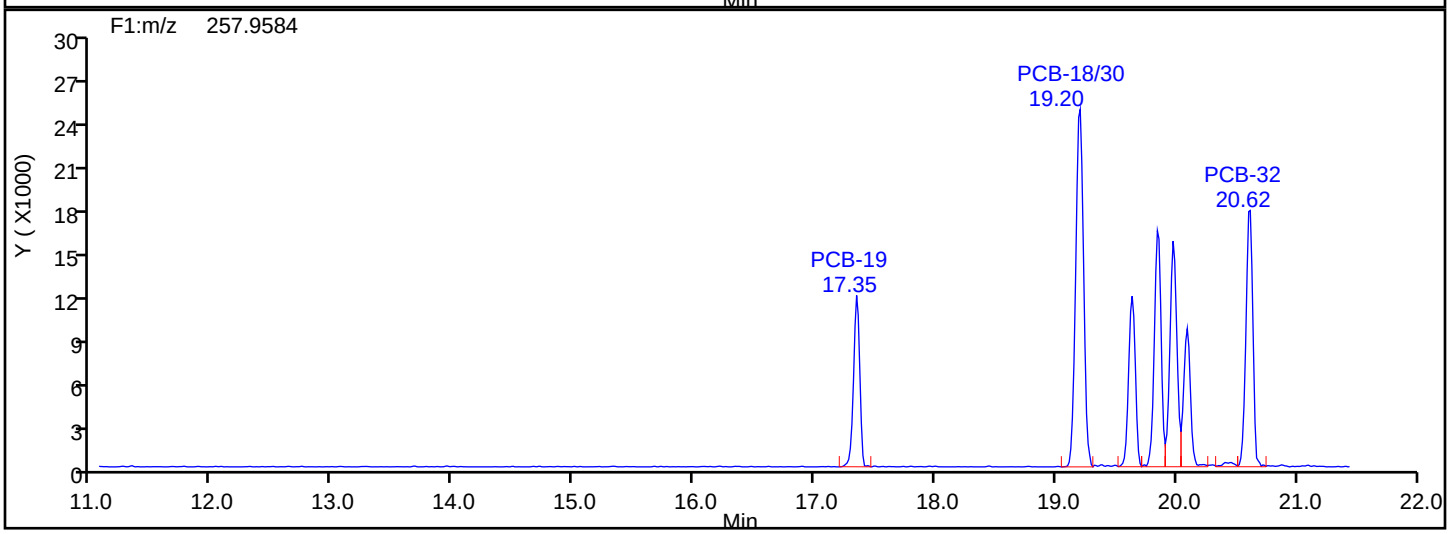

TriPCB F1 Lock Mass

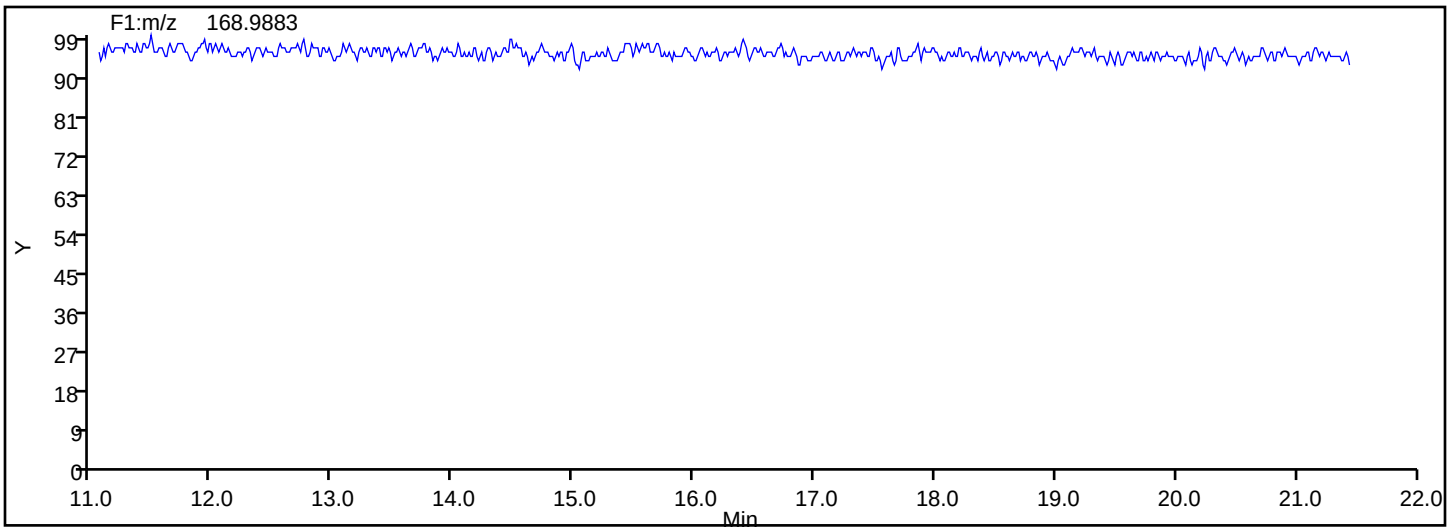

Eurofins TestAmerica, Knoxville

Data File:	\\chromna\Knoxville\ChromData\D3D\20190813-12717.b\d4190821i3.d		
Injection Date:	21-Aug-2019 15:59:00	Injection Vol:	1.0 ul
Instrument ID:	D3D	Operator ID:	Xcalibur_System
Method:	PCBs_D3D	Limit Group:	HR - 1668A - ICAL
Client ID:			
Worklist#:	33168	Sample Line#:	3
Column Type:	SPB-Octyl	Column Dia:	0.25 mm

TriPCB F2

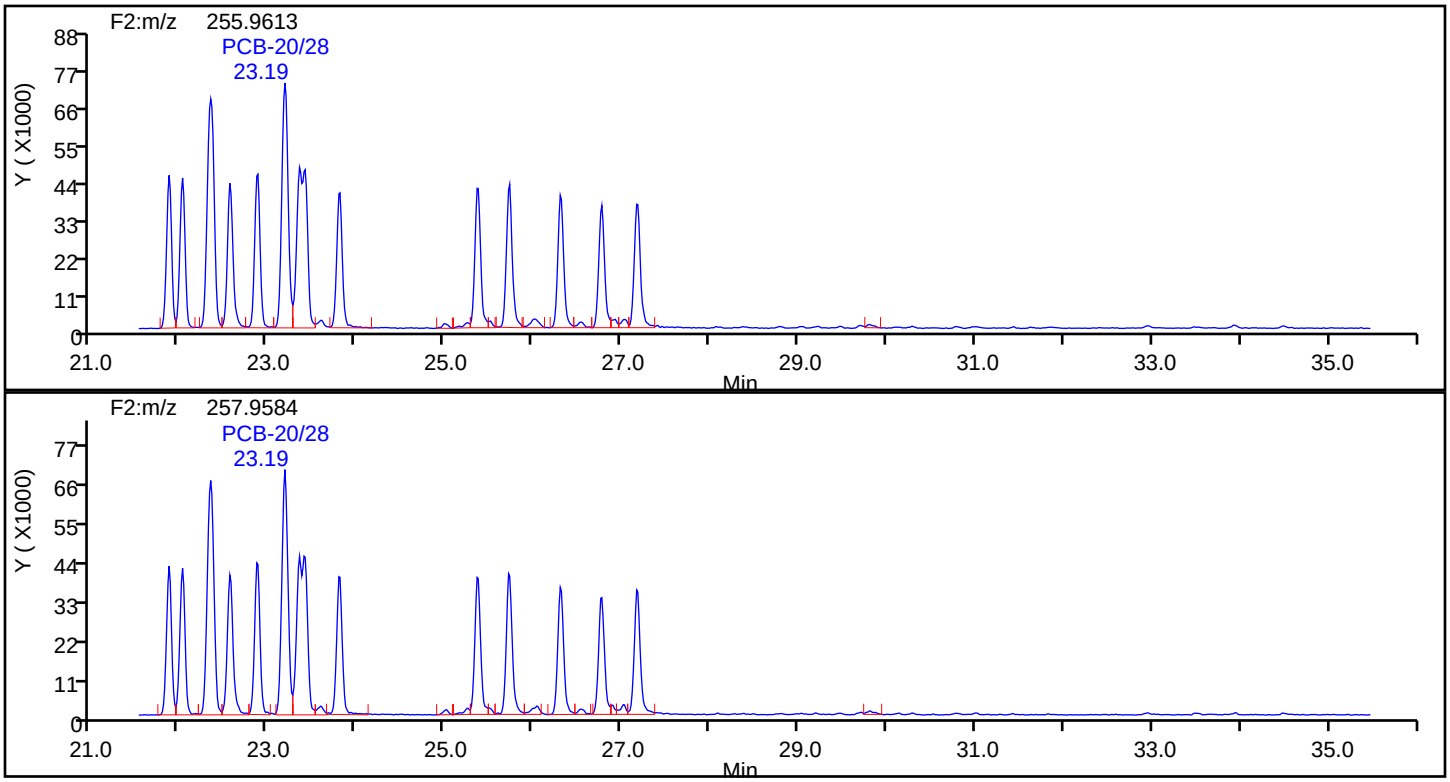

TriPCB F2 Standards

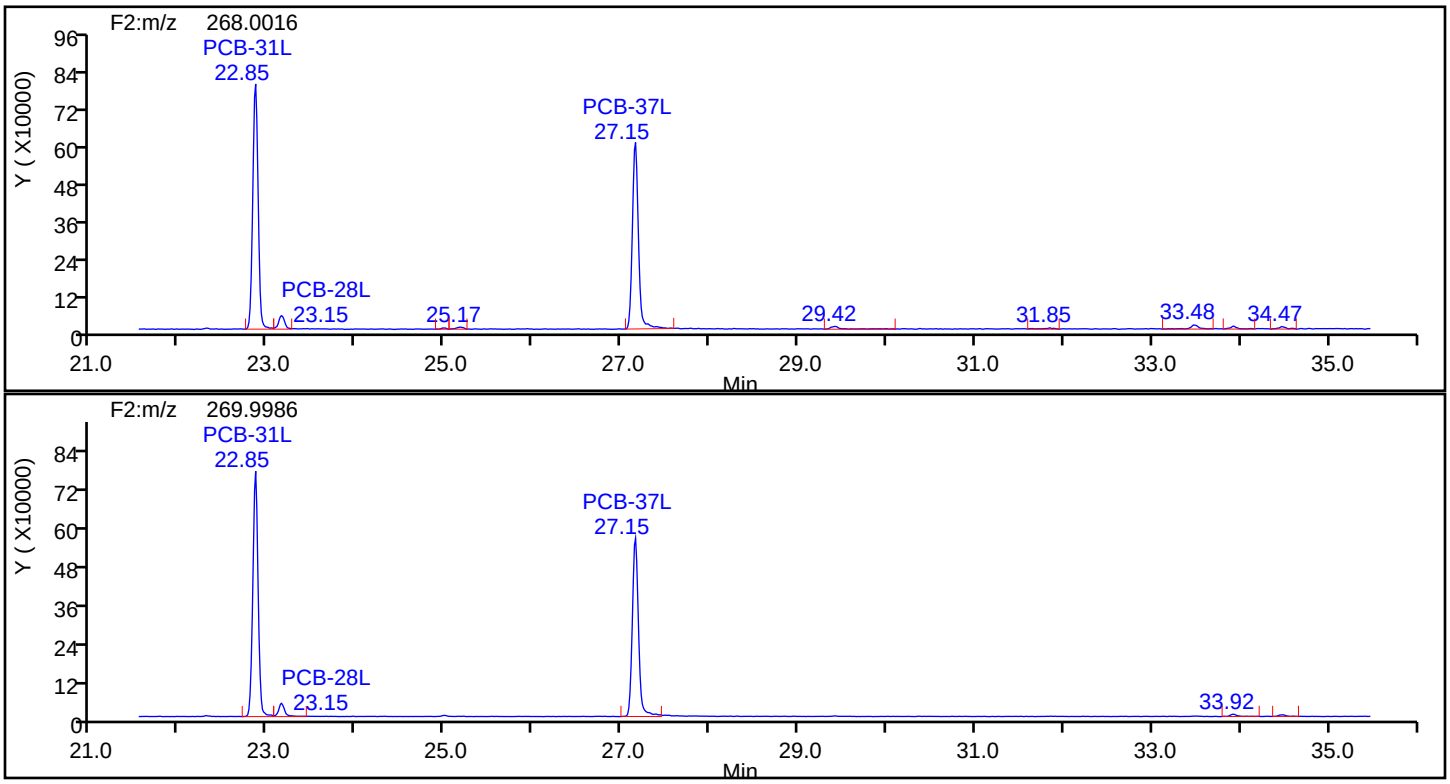

Eurofins TestAmerica, Knoxville

Data File:	\\chromna\Knoxville\ChromData\D3D\20190813-12717.b\d4190821i3.d		
Injection Date:	21-Aug-2019 15:59:00	Injection Vol:	1.0 ul
Instrument ID:	D3D	Operator ID:	Xcalibur_System
Method:	PCBs_D3D	Limit Group:	HR - 1668A - ICAL
Client ID:			
Worklist#:	33168	Sample Line#:	3
Column Type:	SPB-Octyl	Column Dia:	0.25 mm

TriPCB F2

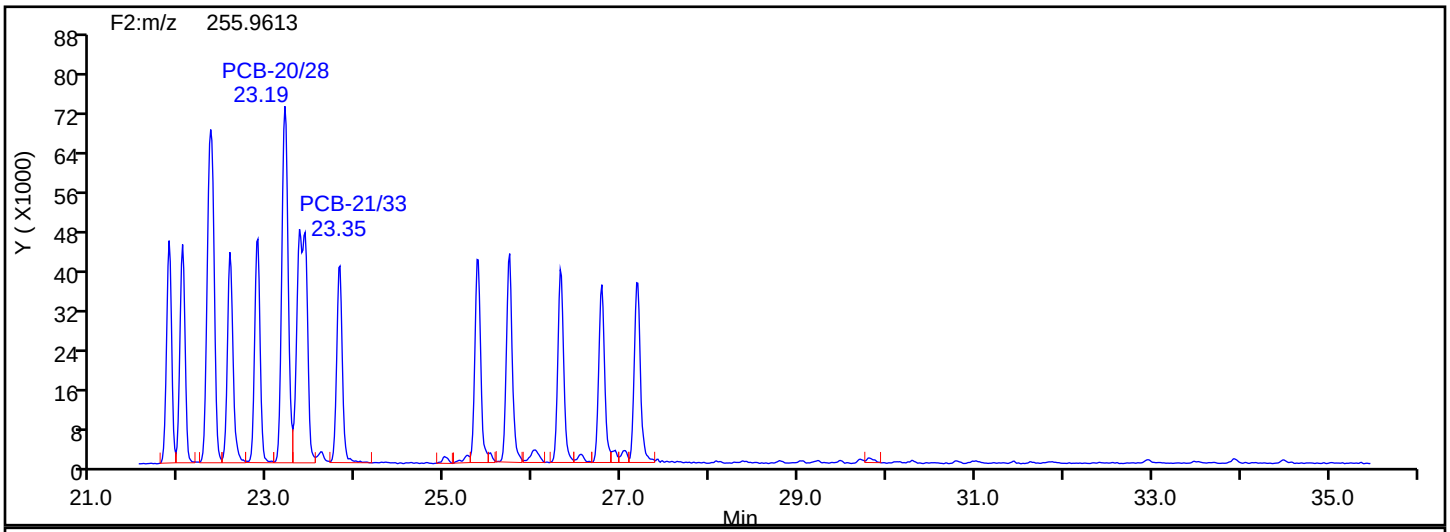

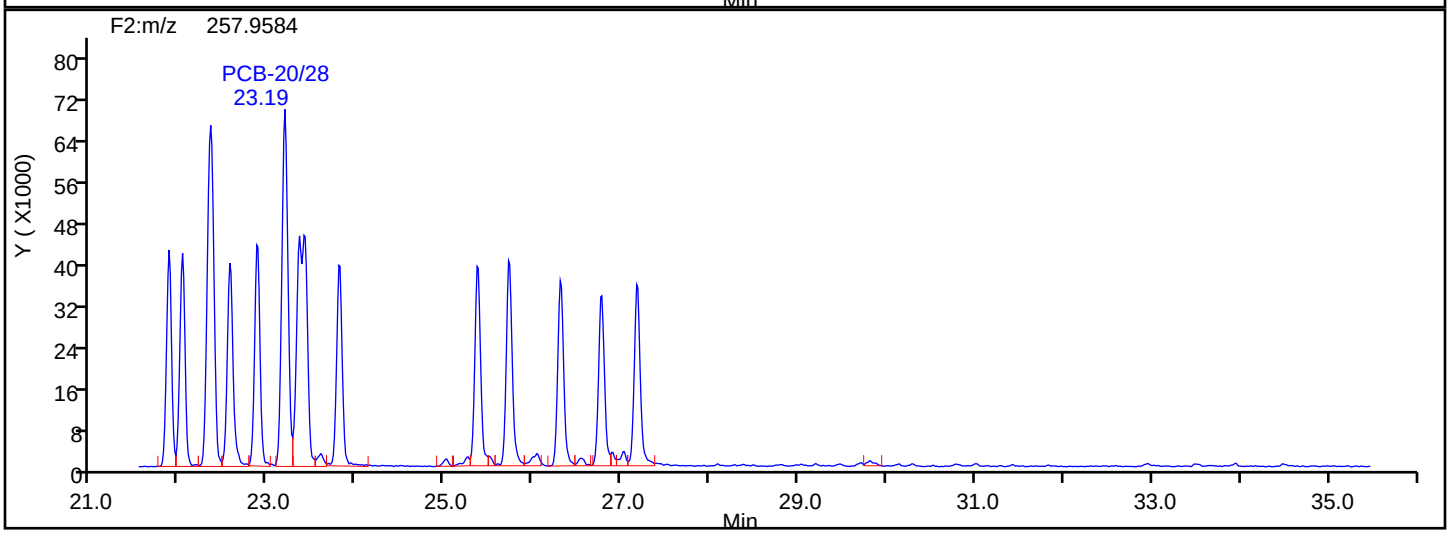

TriPCB F2 Lock Mass

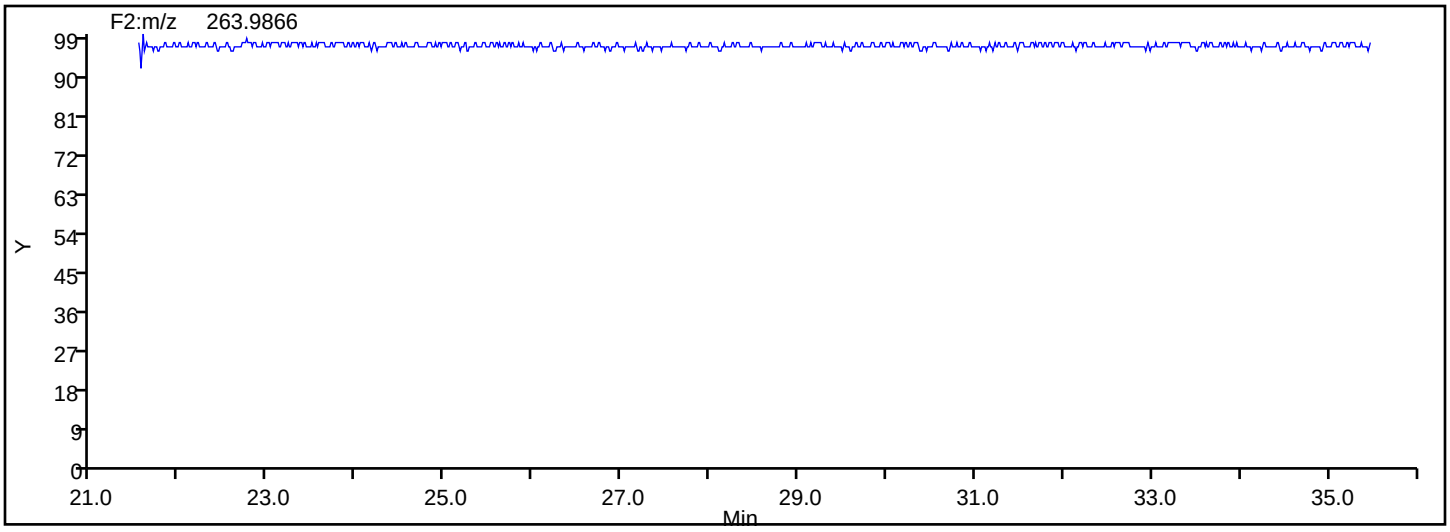

Manual Integration/User Assign Peak Report

Eurofins TestAmerica, Knoxville

Data File: \\chromna\Knoxville\ChromData\D3D\20190813-12717.b\d4190821i3.d
Injection Date: 21-Aug-2019 15:59:00 Instrument ID: D3D
Lims ID: IC L3
Client ID:
Operator ID: Xcalibur_System ALS Bottle#: 0 Worklist Smp#: 3
Injection Vol: 1.0 ul Dil. Factor: 1.0000
Method: PCBs_D3D Limit Group: HR - 1668A - ICAL
Column: SPB-Octyl (0.25 mm) Detector F2(21.81 :35.54)

PCB-21/33, CAS: STL01800

Signal: 2

Processing Integration Results

RT: 23.40
Area: 366456
Amount: 7.734909
Amount Units: pg/ul

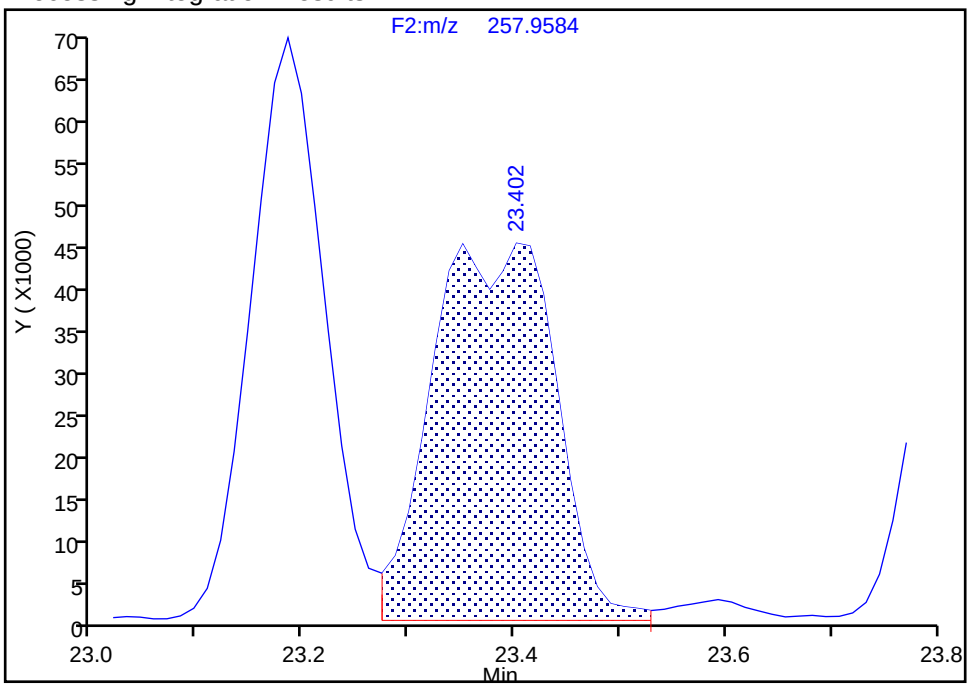

Manual Integration Results

RT: 23.40
Area: 366456
Amount: 9.691843
Amount Units: pg/ul

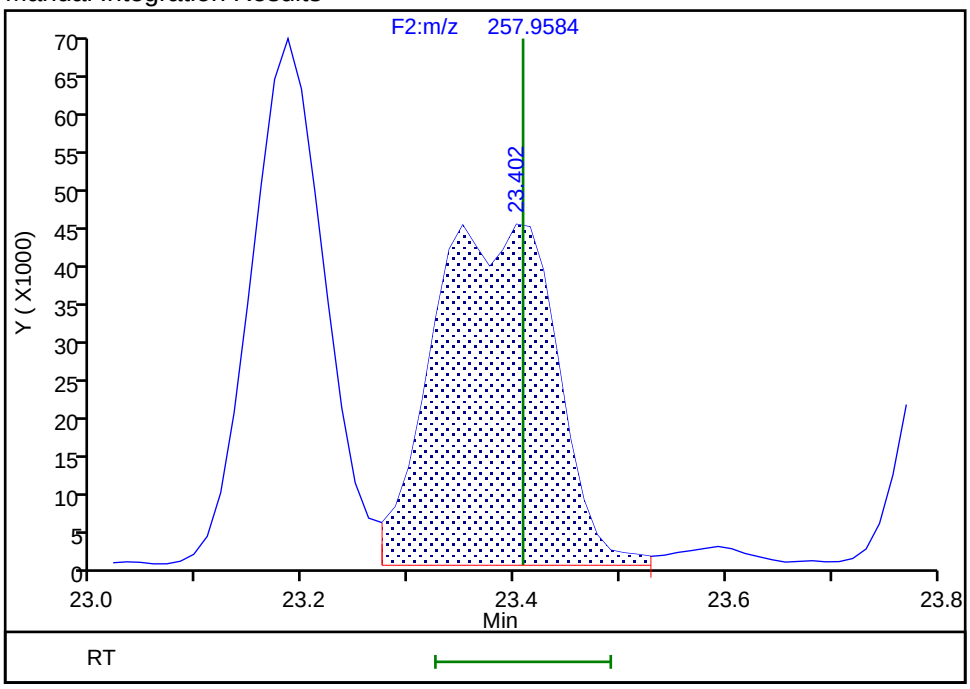

Reviewer: mcwhirterl, 21-Aug-2019 20:10:43
Audit Action: Marked Compound Undetected Audit Reason: Invalid Compound ID

Manual Integration/User Assign Peak Report

Eurofins TestAmerica, Knoxville

Data File: \\chromna\Knoxville\ChromData\D3D\20190813-12717.b\d4190821i3.d
Injection Date: 21-Aug-2019 15:59:00 Instrument ID: D3D
Lims ID: IC L3
Client ID:
Operator ID: Xcalibur_System ALS Bottle#: 0 Worklist Smp#: 3
Injection Vol: 1.0 ul Dil. Factor: 1.0000
Method: PCBs_D3D Limit Group: HR - 1668A - ICAL
Column: SPB-Octyl (0.25 mm) Detector F2(21.81 :35.54)

PCB-21/33, CAS: STL01800

Signal: 3

Processing Integration Results

RT: 23.41
Area: 582469
Amount: 7.734909
Amount Units: pg/ul

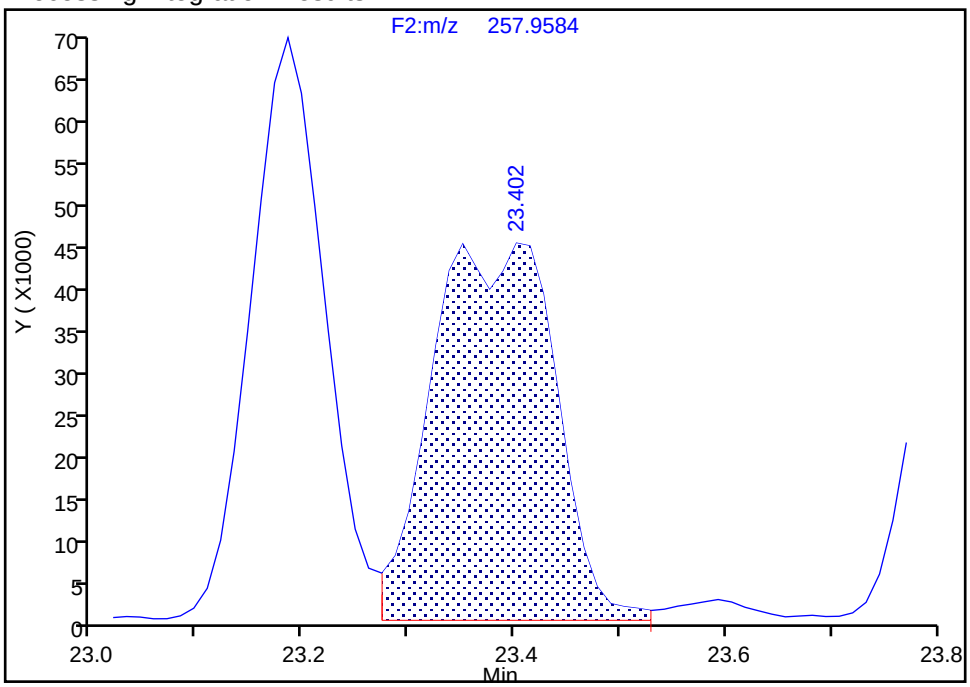

Manual Integration Results

RT: 23.35
Area: 752775
Amount: 9.691843
Amount Units: pg/ul
Reviewer: mcwhirterl, 21-Aug-2019 20:10:43
Audit Action: Marked Compound Undetected Audit Reason: Invalid Compound ID

Manual Integration/User Assign Peak Report

Eurofins TestAmerica, Knoxville

Data File: \\chromna\Knoxville\ChromData\D3D\20190813-12717.b\d4190821i3.d
Injection Date: 21-Aug-2019 15:59:00 Instrument ID: D3D
Lims ID: IC L3
Client ID:
Operator ID: Xcalibur_System ALS Bottle#: 0 Worklist Smp#: 3
Injection Vol: 1.0 ul Dil. Factor: 1.0000
Method: PCBs_D3D Limit Group: HR - 1668A - ICAL
Column: SPB-Octyl (0.25 mm) Detector F2(21.81 :35.54)

PCB-21/33, CAS: STL01800

Signal: 1

Processing Integration Results

RT: 23.41
Area: 216013
Amount: 7.734909
Amount Units: pg/ul

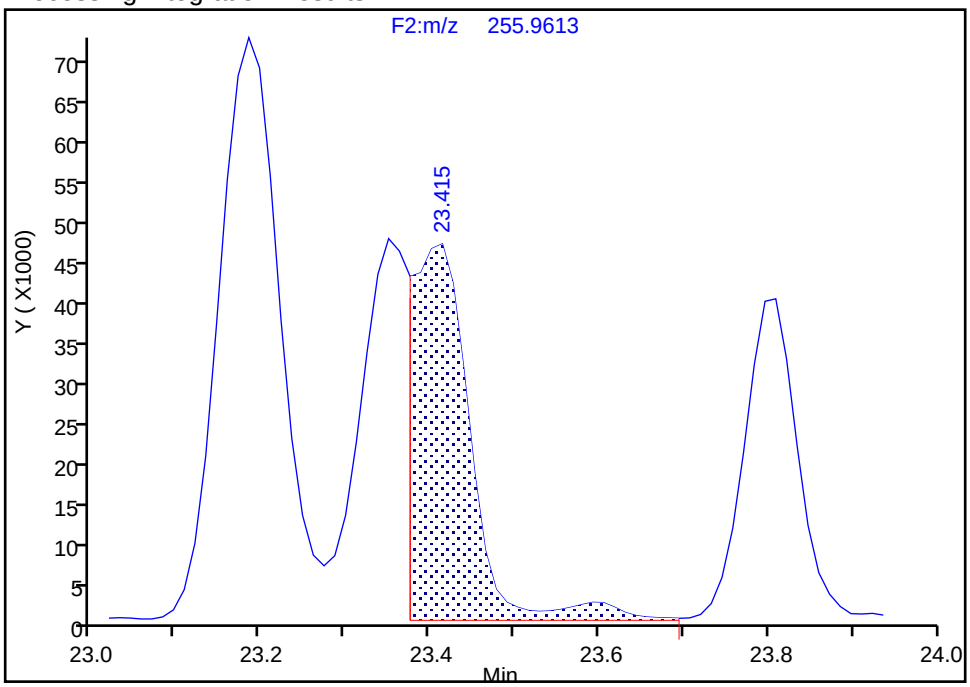

Manual Integration Results

RT: 23.35
Area: 386319
Amount: 9.691843
Amount Units: pg/ul

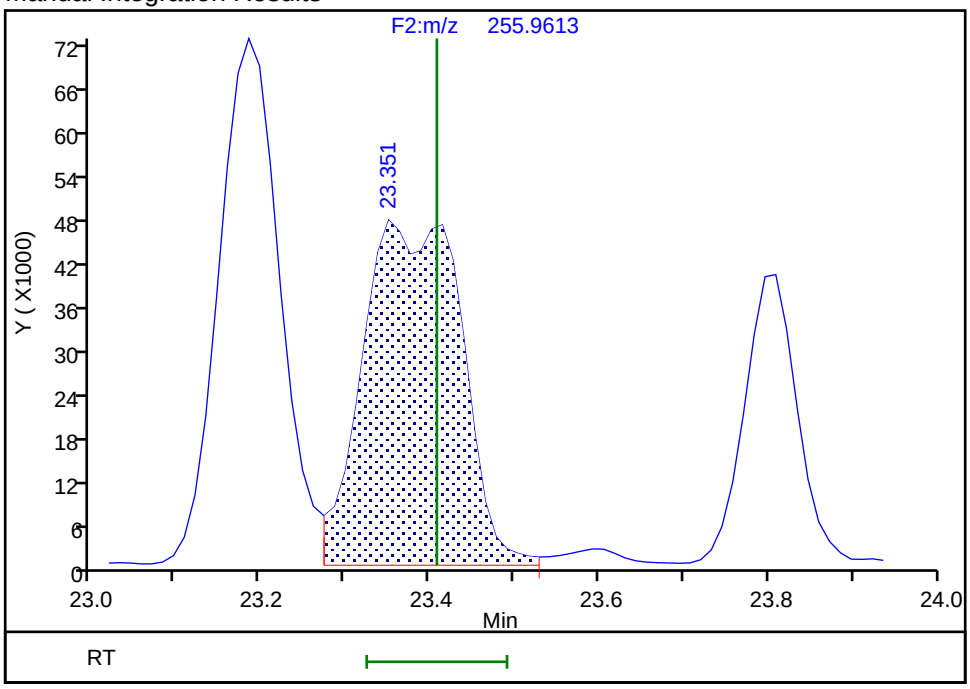

Reviewer: mcwhirterl, 21-Aug-2019 20:10:44
Audit Action: Manually Integrated/Assigned Compound ID Audit Reason: Incomplete Integration

Manual Integration/User Assign Peak Report

Eurofins TestAmerica, Knoxville

Data File:	\\chromna\Knoxville\ChromData\D3D\20190813-12717.b\d4190821i3.d				
Injection Date:	21-Aug-2019 15:59:00	Instrument ID:	D3D		
Lims ID:	IC L3				
Client ID:					
Operator ID:	Xcalibur_System	ALS Bottle#:	0	Worklist Smp#:	3
Injection Vol:	1.0 ul	Dil. Factor:	1.0000		
Method:	PCBs_D3D	Limit Group:	HR - 1668A - ICAL		
Column:	SPB-Octyl (0.25 mm)	Detector	F2(21.81 :35.54)		

PCB-36, CAS: 38444-87-0

Signal: 2

Processing Integration Results

RT: 25.36
Area: 184653
Amount: 4.887133
Amount Units: pg/ul

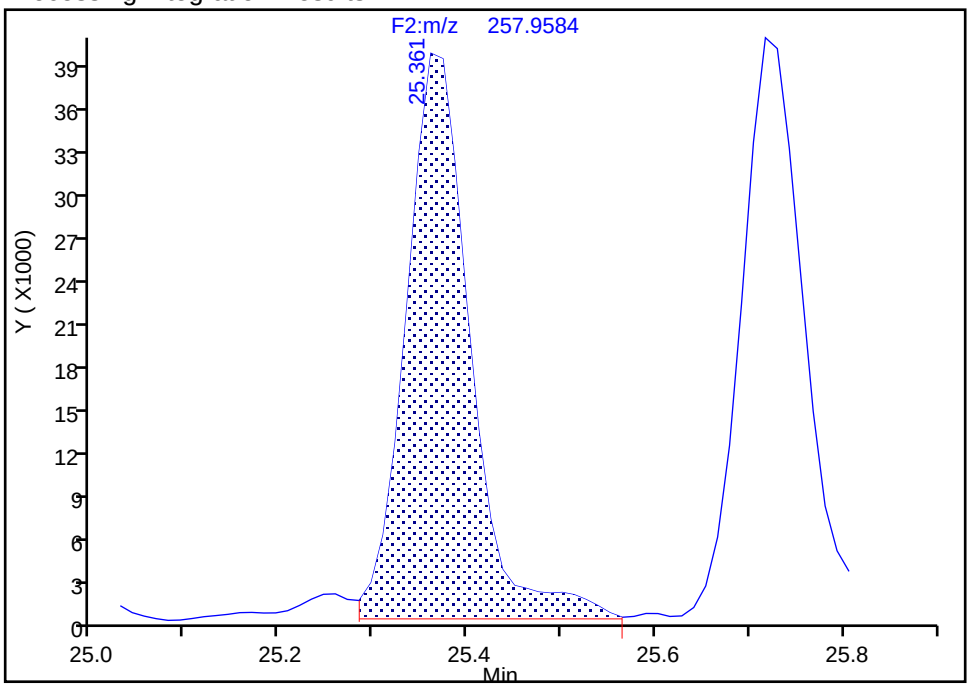

Manual Integration Results

RT: 25.36
Area: 179285
Amount: 4.878742
Amount Units: pg/ul

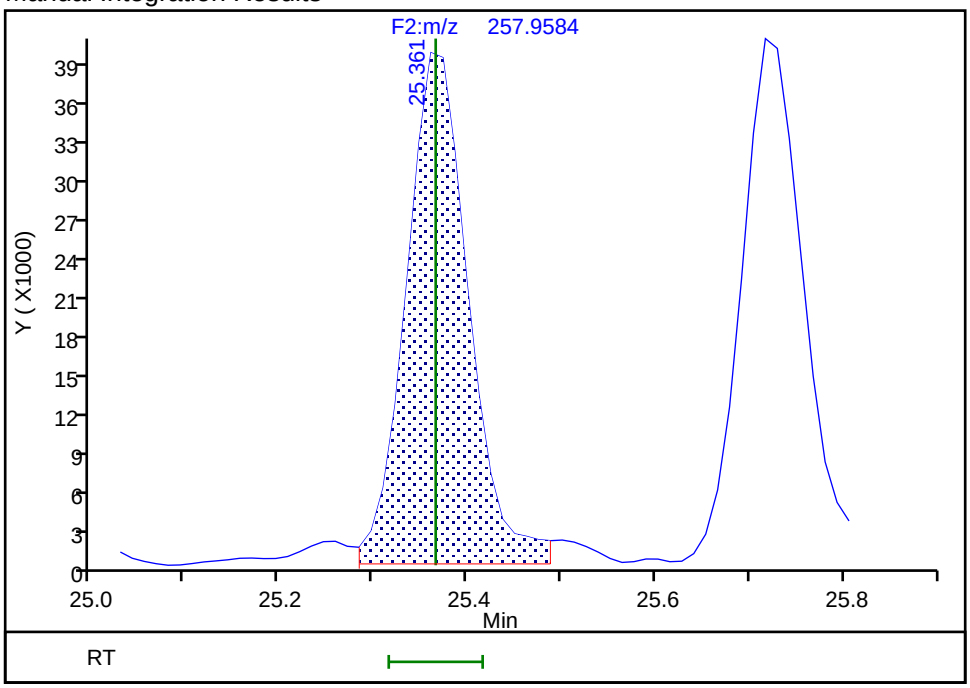

Reviewer: mcwhirterl, 21-Aug-2019 20:11:24

Audit Action: Marked Compound Undetected Audit Reason: Invalid Compound ID

Manual Integration/User Assign Peak Report

Eurofins TestAmerica, Knoxville

Data File: \\chromna\Knoxville\ChromData\D3D\20190813-12717.b\d4190821i3.d
Injection Date: 21-Aug-2019 15:59:00 Instrument ID: D3D
Lims ID: IC L3
Client ID:
Operator ID: Xcalibur_System ALS Bottle#: 0 Worklist Smp#: 3
Injection Vol: 1.0 ul Dil. Factor: 1.0000
Method: PCBs_D3D Limit Group: HR - 1668A - ICAL
Column: SPB-Octyl (0.25 mm) Detector F2(21.81 :35.54)

PCB-36, CAS: 38444-87-0

Signal: 3

Processing Integration Results

RT: 25.36
Area: 381752
Amount: 4.887133
Amount Units: pg/ul

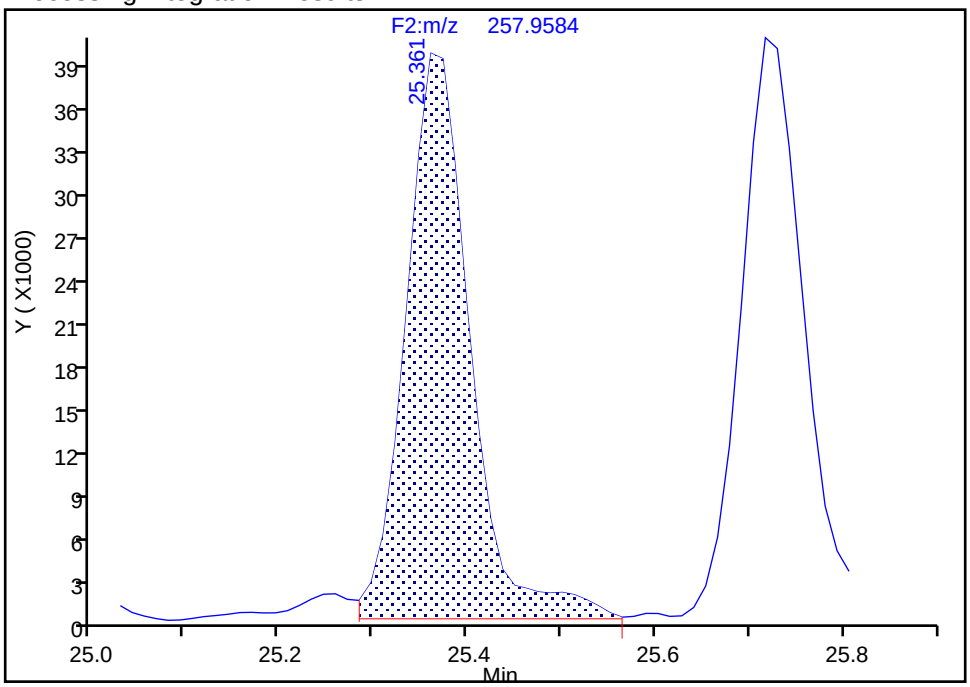

Manual Integration Results

RT: 25.36
Area: 370462
Amount: 4.878742
Amount Units: pg/ul
Reviewer: mcwhirterl, 21-Aug-2019 20:11:24
Audit Action: Marked Compound Undetected Audit Reason: Invalid Compound ID

Manual Integration/User Assign Peak Report

Eurofins TestAmerica, Knoxville

Data File: \\chromna\Knoxville\ChromData\D3D\20190813-12717.b\d4190821i3.d
Injection Date: 21-Aug-2019 15:59:00 Instrument ID: D3D
Lims ID: IC L3
Client ID:
Operator ID: Xcalibur_System ALS Bottle#: 0 Worklist Smp#: 3
Injection Vol: 1.0 ul Dil. Factor: 1.0000
Method: PCBs_D3D Limit Group: HR - 1668A - ICAL
Column: SPB-Octyl (0.25 mm) Detector F2(21.81 :35.54)

PCB-36, CAS: 38444-87-0

Signal: 1

Processing Integration Results

RT: 25.36
Area: 197099
Amount: 4.887133
Amount Units: pg/ul

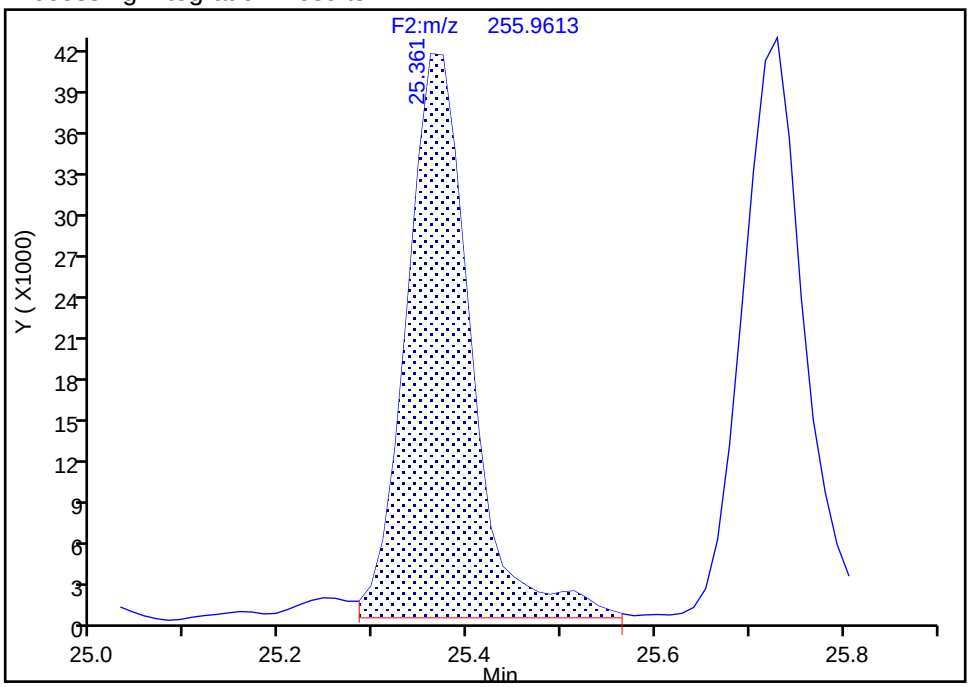

Manual Integration Results

RT: 25.36
Area: 191177
Amount: 4.878742
Amount Units: pg/ul

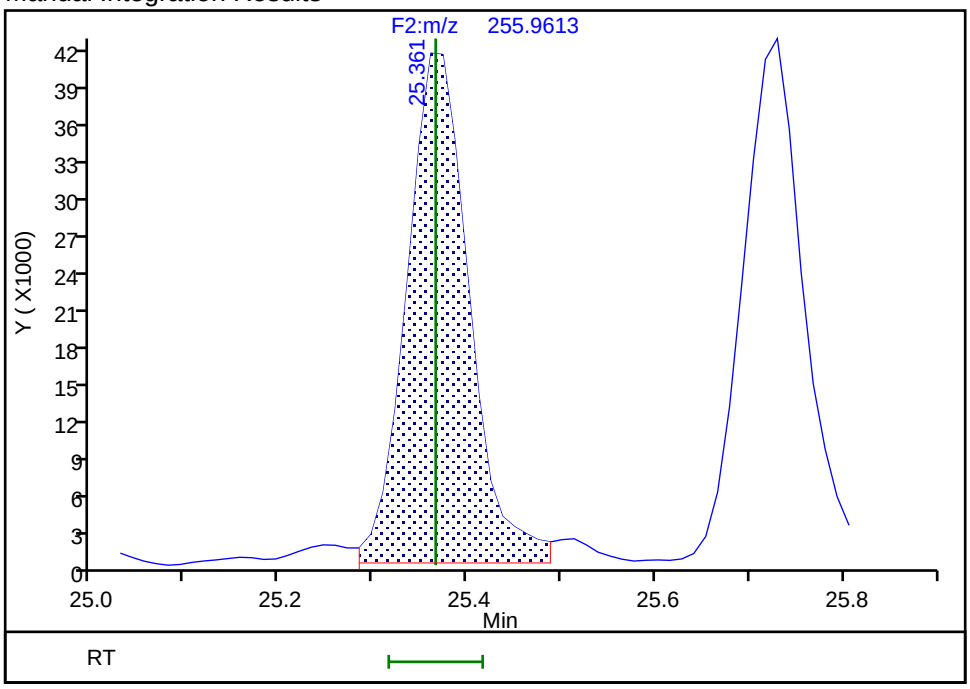

Reviewer: mcwhirterl, 21-Aug-2019 20:11:26
Audit Action: Manually Integrated/Assigned Compound ID Audit Reason: Split Peak

Manual Integration/User Assign Peak Report

Eurofins TestAmerica, Knoxville

Data File: \\chromna\Knoxville\ChromData\D3D\20190813-12717.b\d4190821i3.d
Injection Date: 21-Aug-2019 15:59:00 Instrument ID: D3D
Lims ID: IC L3
Client ID:
Operator ID: Xcalibur_System ALS Bottle#: 0 Worklist Smp#: 3
Injection Vol: 1.0 ul Dil. Factor: 1.0000
Method: PCBs_D3D Limit Group: HR - 1668A - ICAL
Column: SPB-Octyl (0.25 mm) Detector F2(21.81 :35.54)

PCB-35, CAS: 37680-69-6

Signal: 2

Processing Integration Results

RT: 26.77
Area: 164401
Amount: 4.886765
Amount Units: pg/ul

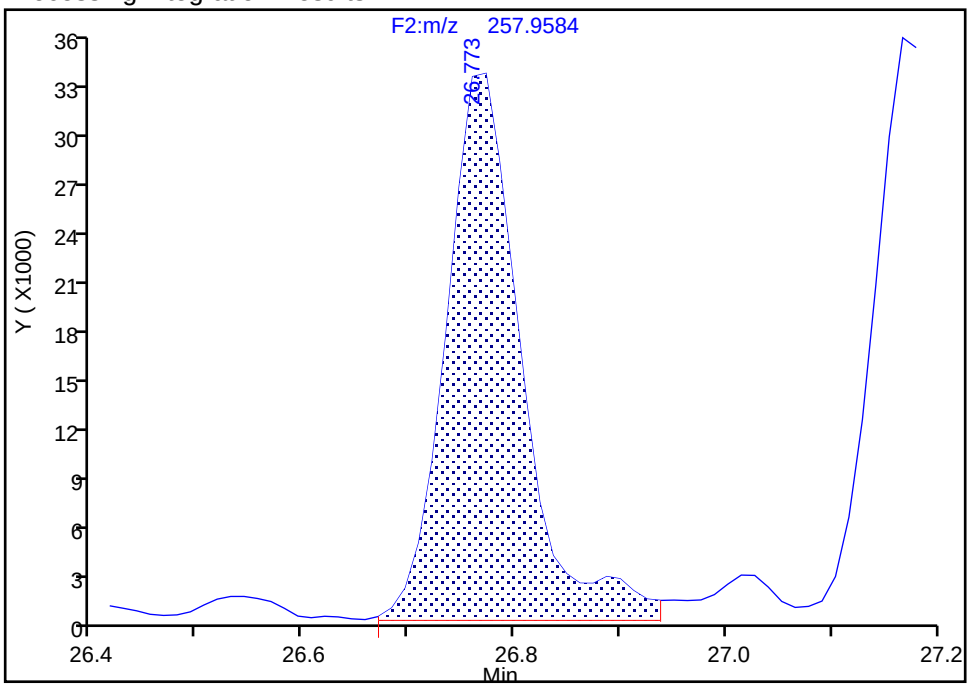

Manual Integration Results

RT: 26.77
Area: 156803
Amount: 4.728491
Amount Units: pg/ul

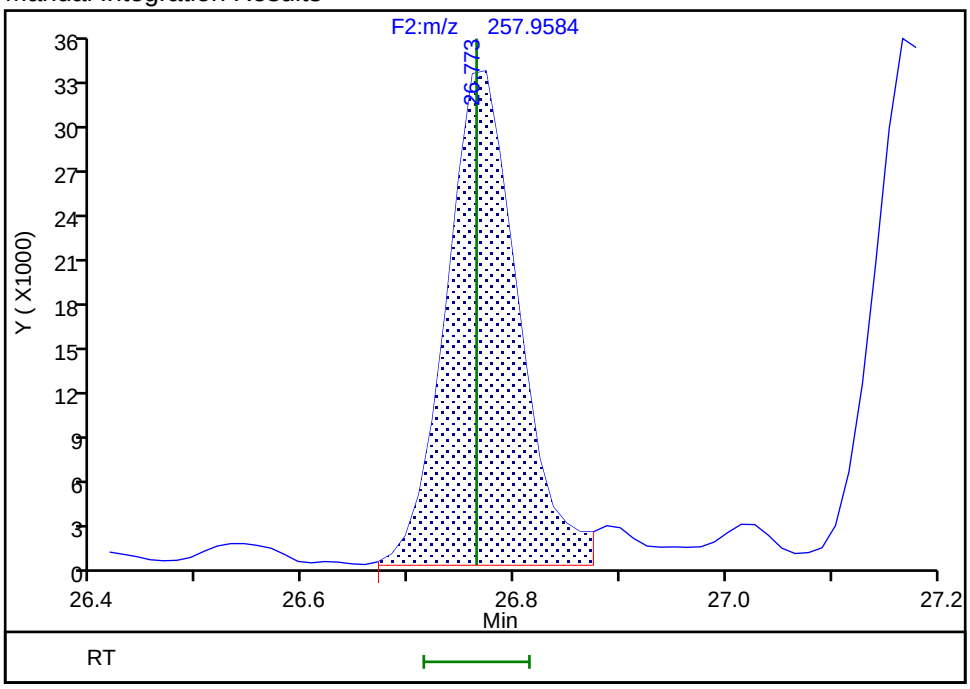

Reviewer: mcwhirterl, 21-Aug-2019 20:11:46
Audit Action: Marked Compound Undetected Audit Reason: Invalid Compound ID

Manual Integration/User Assign Peak Report

Eurofins TestAmerica, Knoxville

Data File: \\chromna\Knoxville\ChromData\D3D\20190813-12717.b\d4190821i3.d
Injection Date: 21-Aug-2019 15:59:00 Instrument ID: D3D
Lims ID: IC L3
Client ID:
Operator ID: Xcalibur_System ALS Bottle#: 0 Worklist Smp#: 3
Injection Vol: 1.0 ul Dil. Factor: 1.0000
Method: PCBs_D3D Limit Group: HR - 1668A - ICAL
Column: SPB-Octyl (0.25 mm) Detector F2(21.81 :35.54)

PCB-35, CAS: 37680-69-6

Signal: 3

Processing Integration Results

RT: 26.77
Area: 342679
Amount: 4.886765
Amount Units: pg/ul

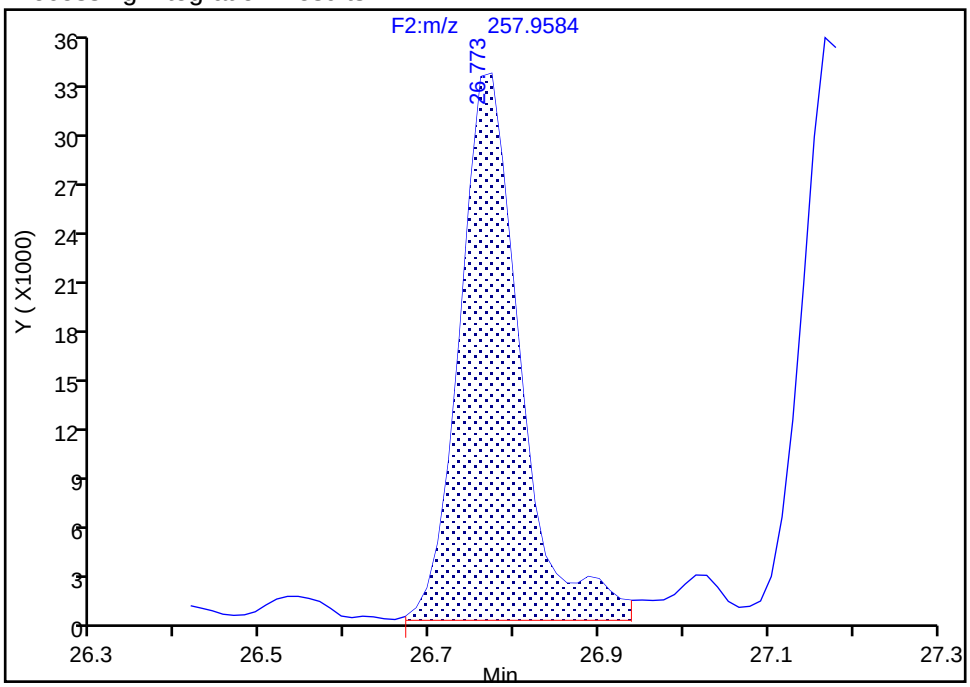

Manual Integration Results

RT: 26.77
Area: 324345
Amount: 4.728491
Amount Units: pg/ul
Reviewer: mcwhirterl, 21-Aug-2019 20:11:46
Audit Action: Marked Compound Undetected Audit Reason: Invalid Compound ID

Manual Integration/User Assign Peak Report

Eurofins TestAmerica, Knoxville

Data File: \\chromna\Knoxville\ChromData\D3D\20190813-12717.b\d4190821i3.d
Injection Date: 21-Aug-2019 15:59:00 Instrument ID: D3D
Lims ID: IC L3
Client ID:
Operator ID: Xcalibur_System ALS Bottle#: 0 Worklist Smp#: 3
Injection Vol: 1.0 ul Dil. Factor: 1.0000
Method: PCBs_D3D Limit Group: HR - 1668A - ICAL
Column: SPB-Octyl (0.25 mm) Detector F2(21.81 :35.54)

PCB-35, CAS: 37680-69-6

Signal: 1

Processing Integration Results

RT: 26.77
Area: 178278
Amount: 4.886765
Amount Units: pg/ul

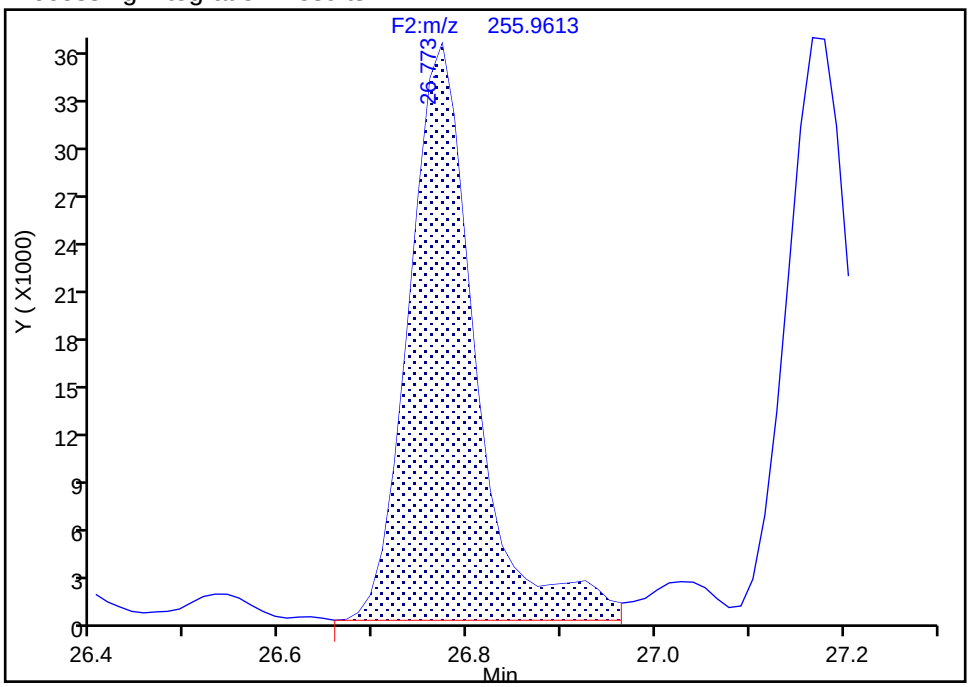

Manual Integration Results

RT: 26.77
Area: 167542
Amount: 4.728491
Amount Units: pg/ul

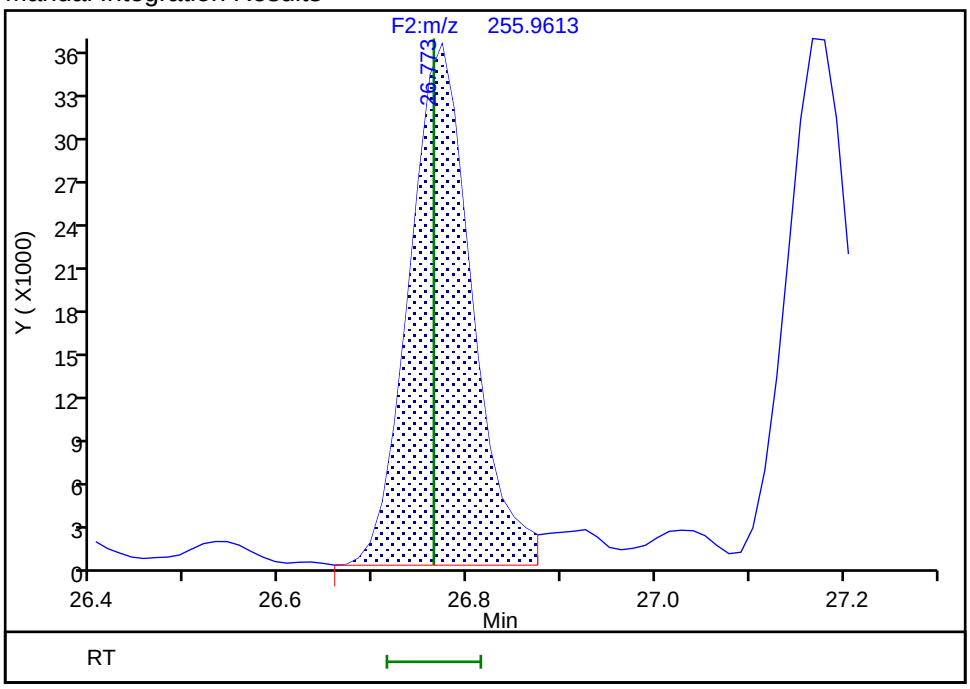

Reviewer: mcwhirterl, 21-Aug-2019 20:11:47
Audit Action: Manually Integrated/Assigned Compound ID Audit Reason: Split Peak

Eurofins TestAmerica, Knoxville

Data File:	\\chromna\Knoxville\ChromData\D3D\20190813-12717.b\d4190821i3.d		
Injection Date:	21-Aug-2019 15:59:00	Injection Vol:	1.0 ul
Instrument ID:	D3D	Operator ID:	Xcalibur_System
Method:	PCBs_D3D	Limit Group:	HR - 1668A - ICAL
Client ID:			
Worklist#:	33168	Sample Line#:	3
Column Type:	SPB-Octyl	Column Dia:	0.25 mm

TePCB F1

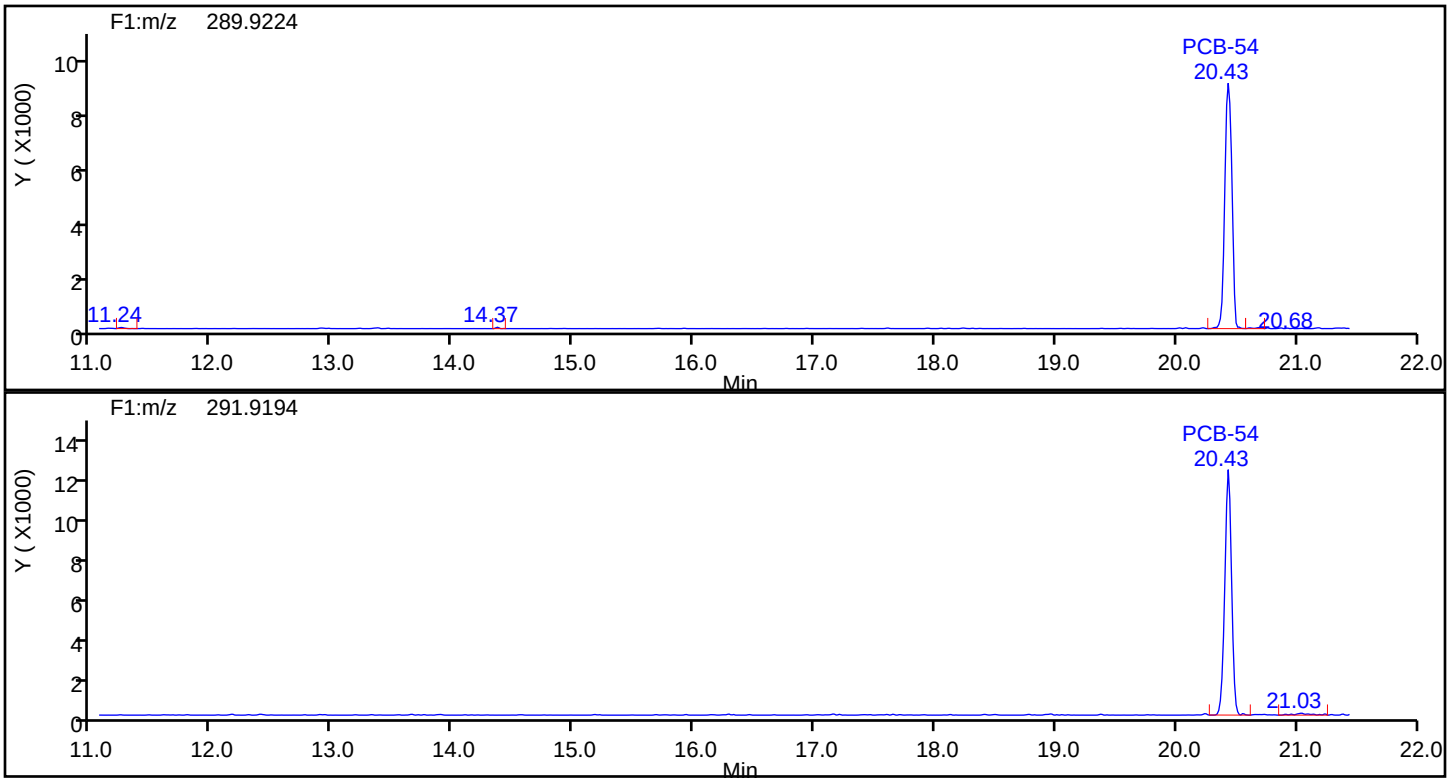

TePCB F1 Standards

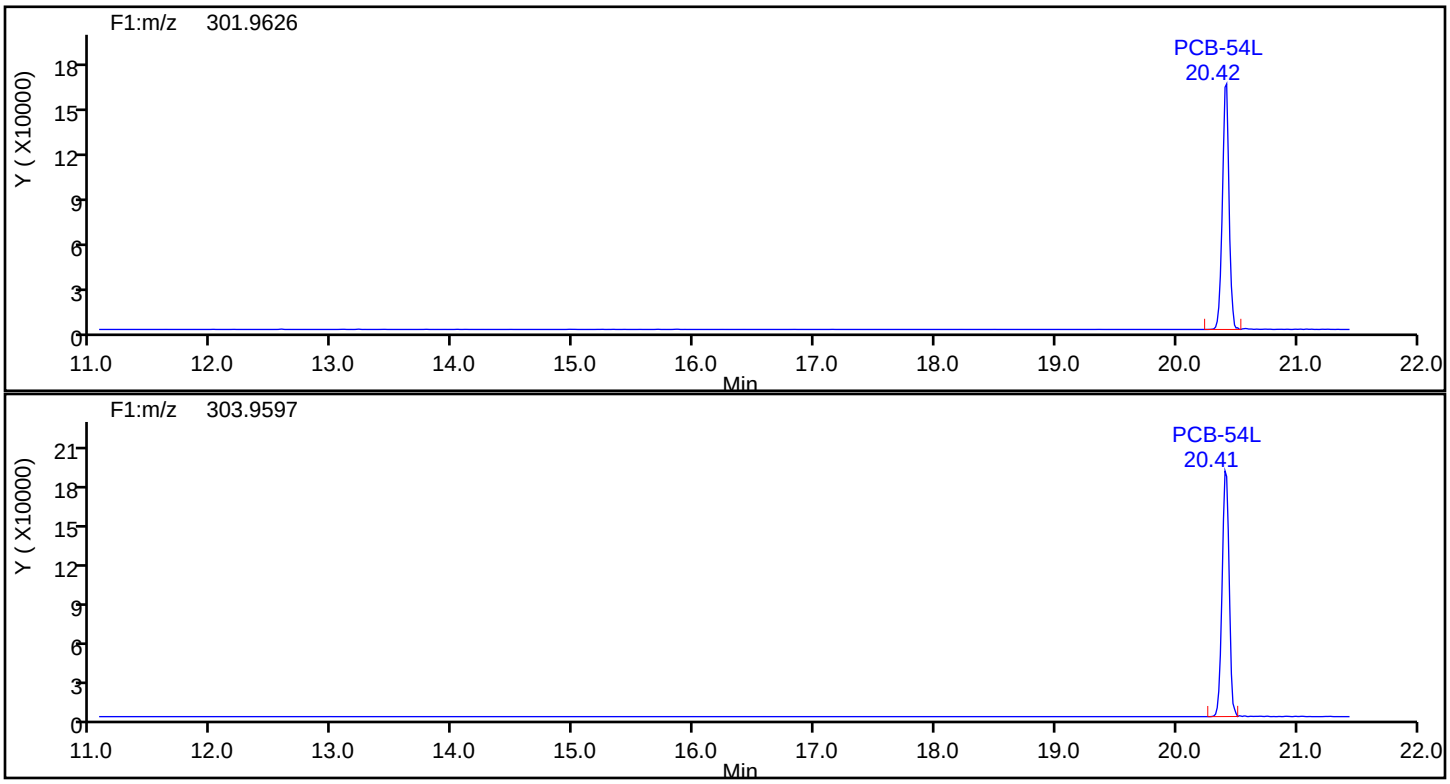

Eurofins TestAmerica, Knoxville

Data File:	\\chromna\Knoxville\ChromData\D3D\20190813-12717.b\d4190821i3.d		
Injection Date:	21-Aug-2019 15:59:00	Injection Vol:	1.0 ul
Instrument ID:	D3D	Operator ID:	Xcalibur_System
Method:	PCBs_D3D	Limit Group:	HR - 1668A - ICAL
Client ID:			
Worklist#:	33168	Sample Line#:	3
Column Type:	SPB-Octyl	Column Dia:	0.25 mm

TePCB F1

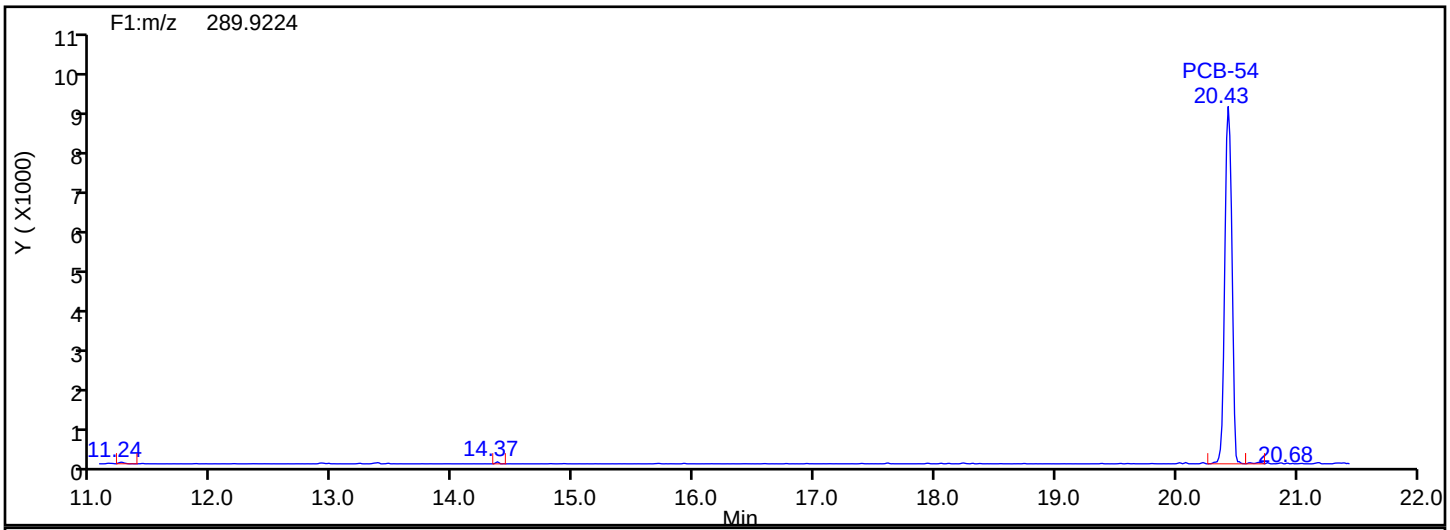

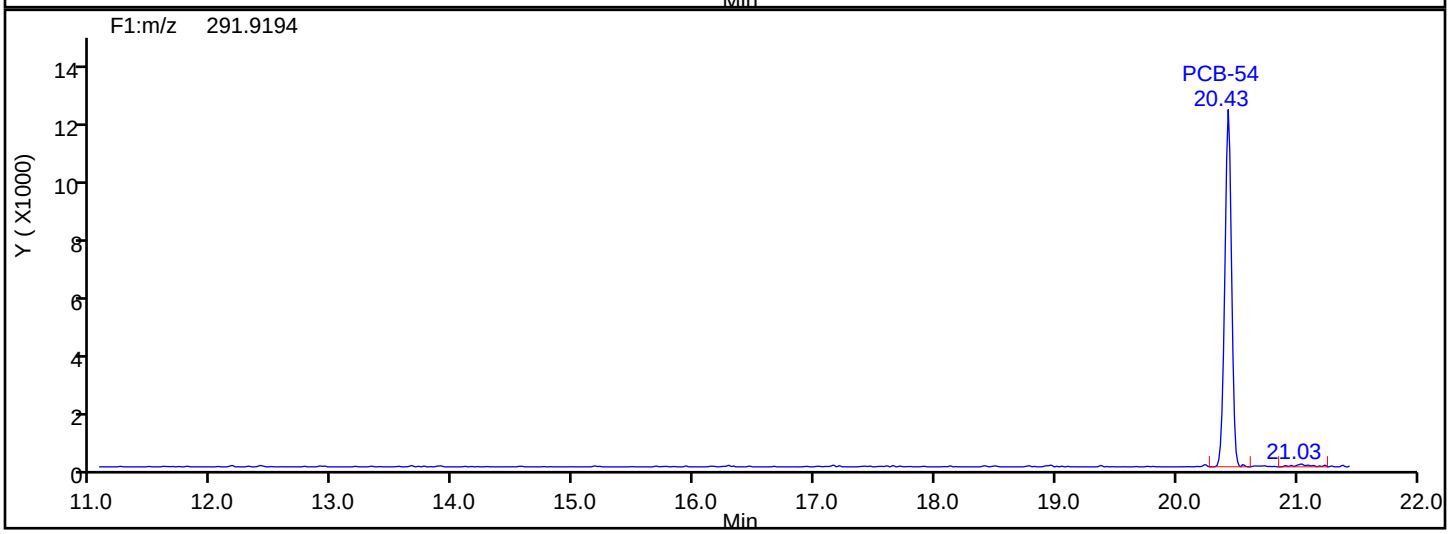

TePCB F1 Lock Mass

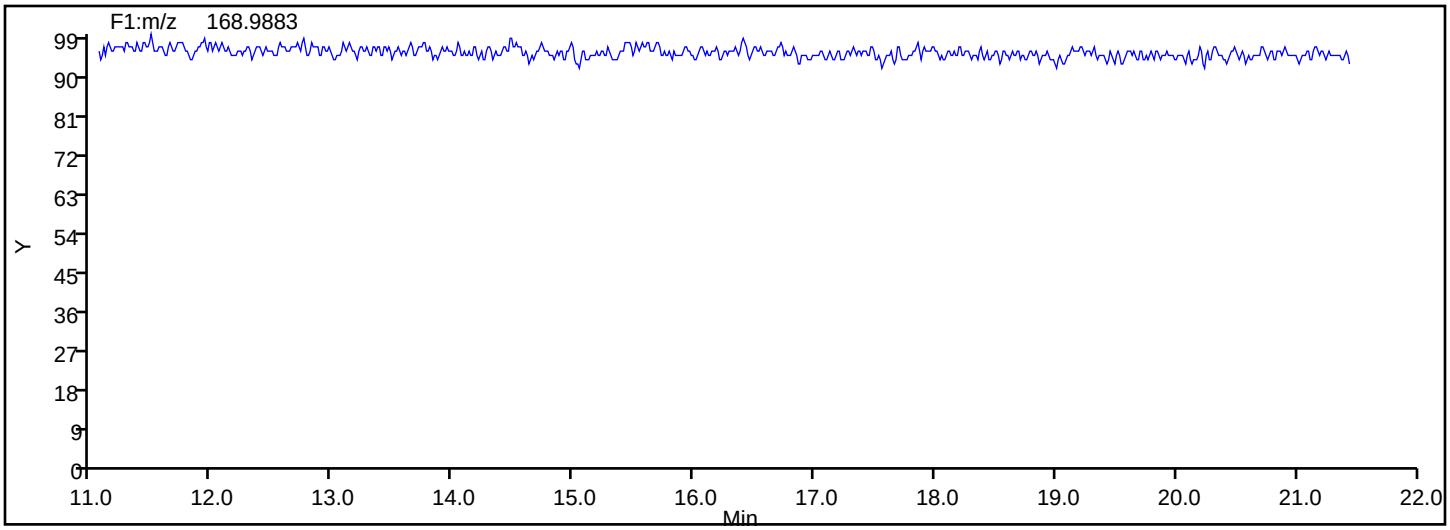

Eurofins TestAmerica, Knoxville

Data File:	\\chromna\Knoxville\ChromData\D3D\20190813-12717.b\d4190821i3.d		
Injection Date:	21-Aug-2019 15:59:00	Injection Vol:	1.0 ul
Instrument ID:	D3D	Operator ID:	Xcalibur_System
Method:	PCBs_D3D	Limit Group:	HR - 1668A - ICAL
Client ID:			
Worklist#:	33168	Sample Line#:	3
Column Type:	SPB-Octyl	Column Dia:	0.25 mm

TePCB F2

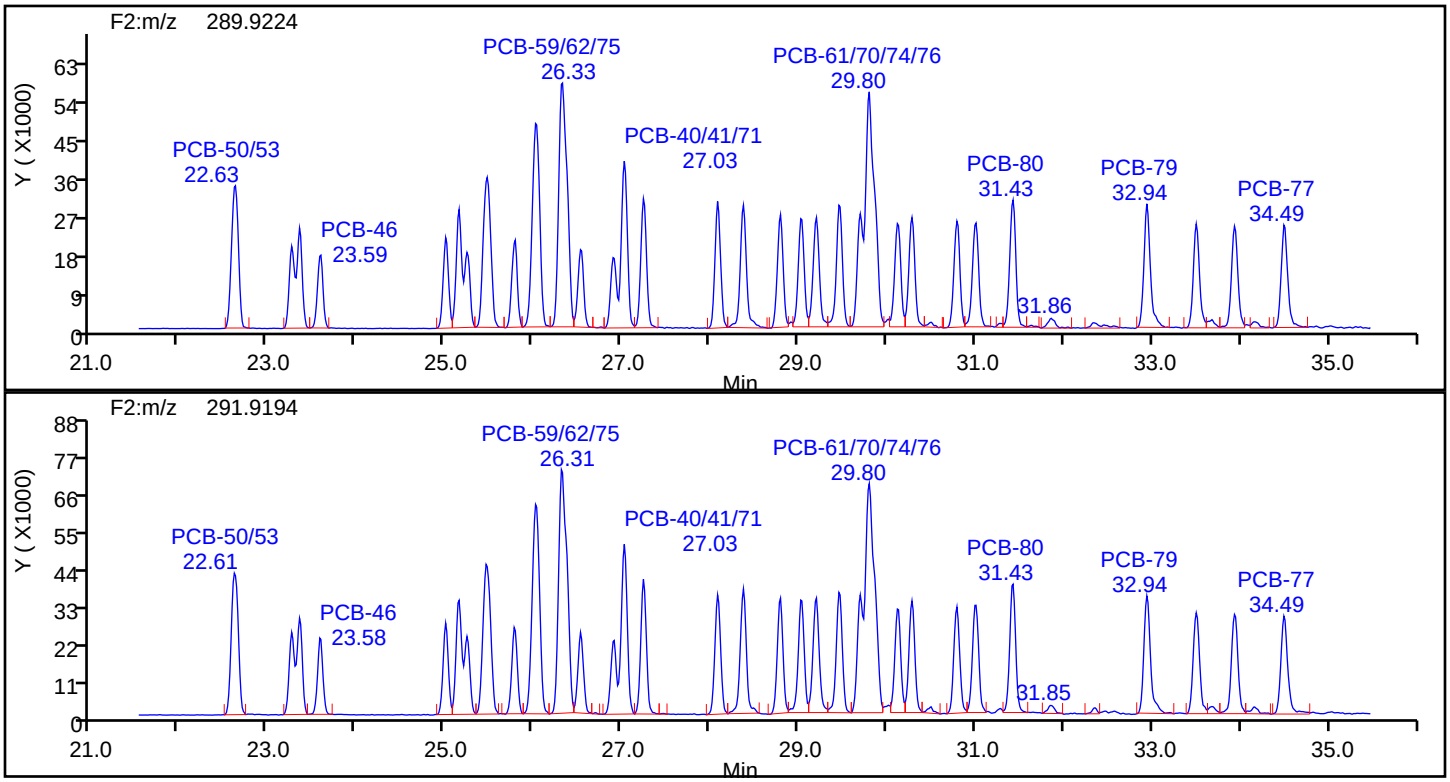

TePCB F2 Standards

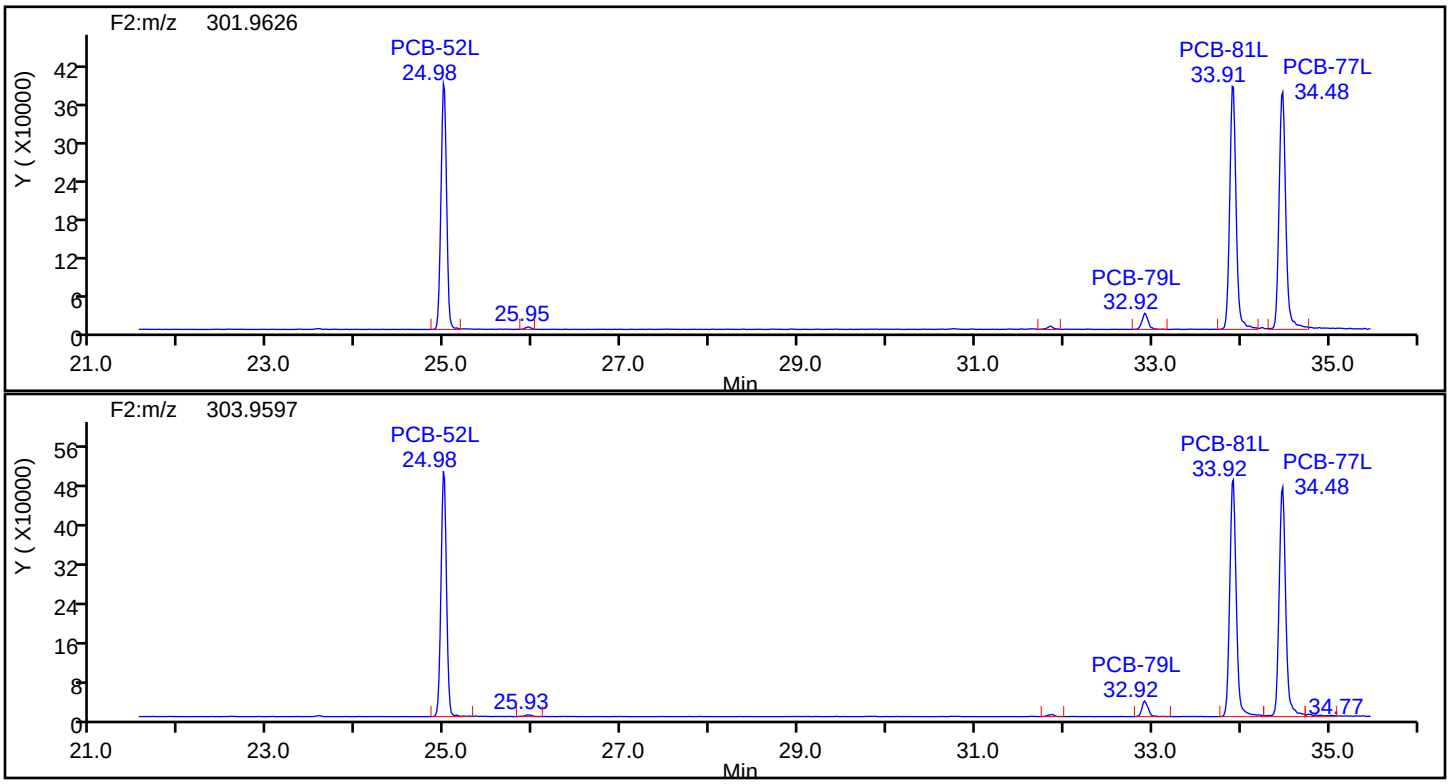

Eurofins TestAmerica, Knoxville

Data File:	\\chromna\Knoxville\ChromData\D3D\20190813-12717.b\d4190821i3.d		
Injection Date:	21-Aug-2019 15:59:00	Injection Vol:	1.0 ul
Instrument ID:	D3D	Operator ID:	Xcalibur_System
Method:	PCBs_D3D	Limit Group:	HR - 1668A - ICAL
Client ID:			
Worklist#:	33168	Sample Line#:	3
Column Type:	SPB-Octyl	Column Dia:	0.25 mm

TePCB F2

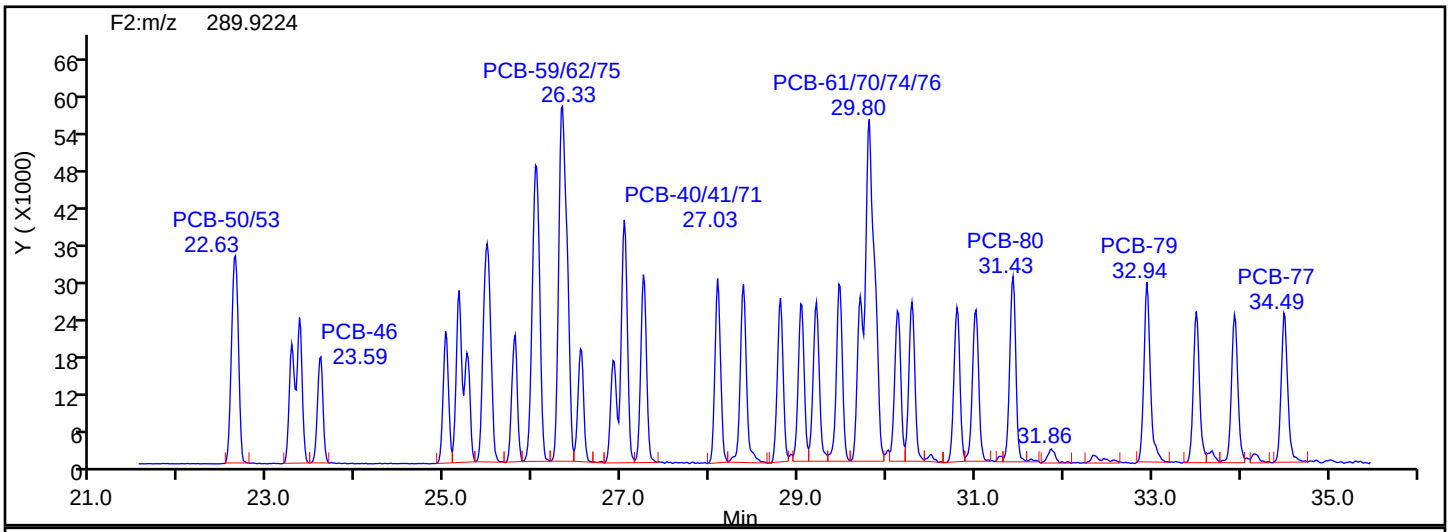

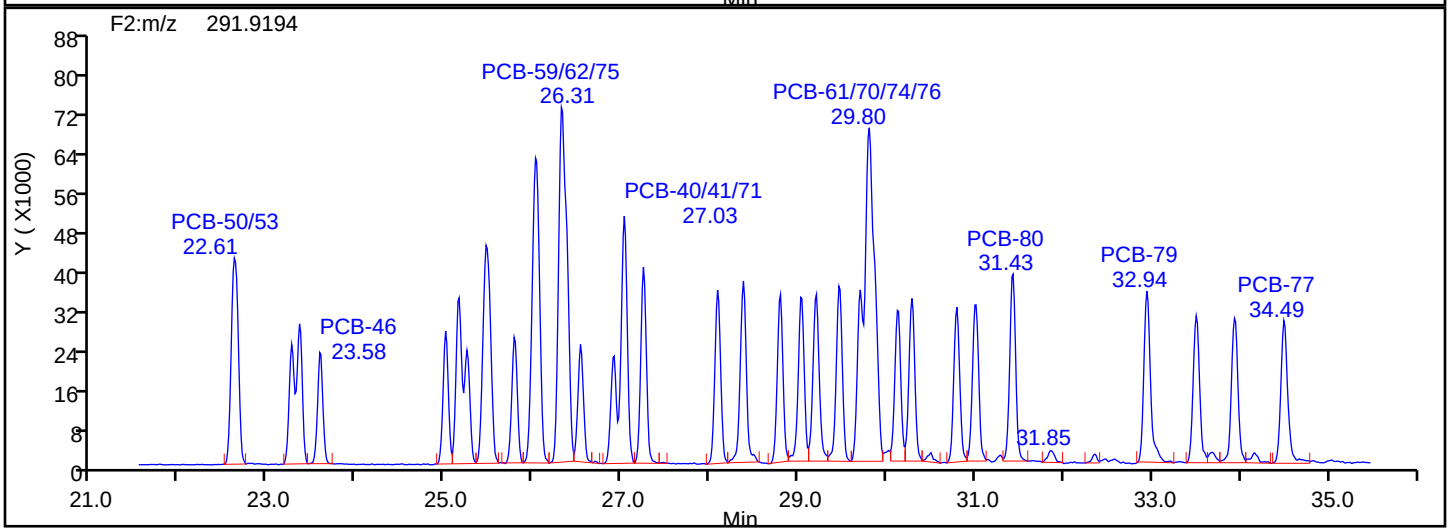

TePCB F2 Lock Mass

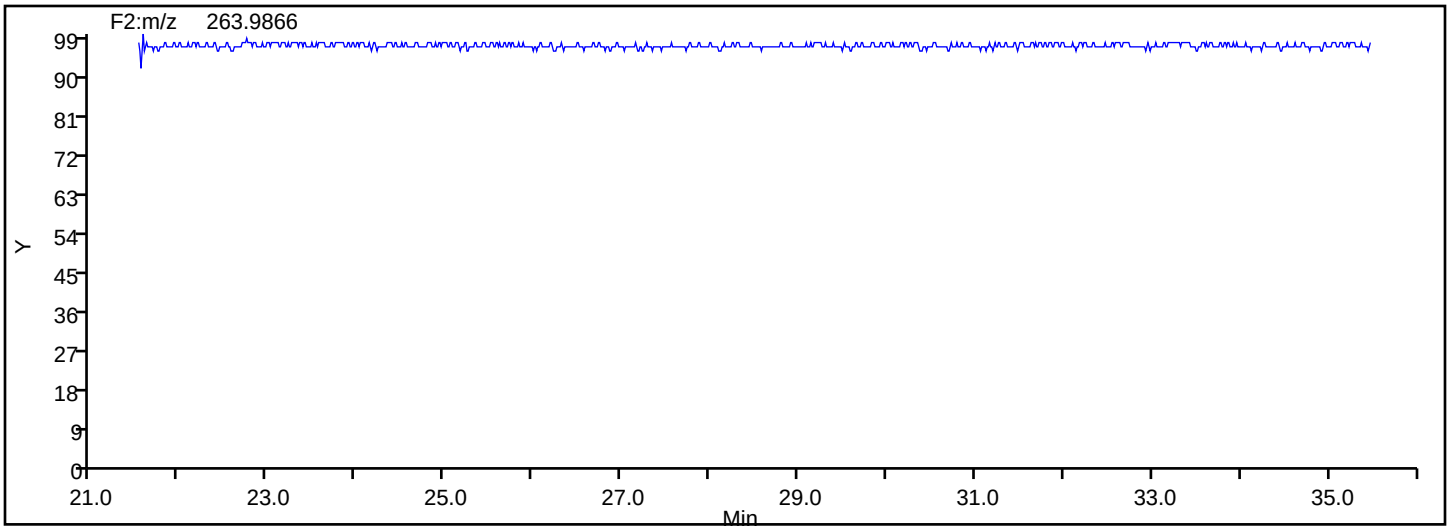

Manual Integration/User Assign Peak Report

Eurofins TestAmerica, Knoxville

Data File:	\\chromna\Knoxville\ChromData\D3D\20190813-12717.b\d4190821i3.d				
Injection Date:	21-Aug-2019 15:59:00	Instrument ID:	D3D		
Lims ID:	IC L3				
Client ID:					
Operator ID:	Xcalibur_System	ALS Bottle#:	0	Worklist Smp#:	3
Injection Vol:	1.0 ul	Dil. Factor:	1.0000		
Method:	PCBs_D3D	Limit Group:	HR - 1668A - ICAL		
Column:	SPB-Octyl (0.25 mm)	Detector	F2(21.81 :35.54)		

PCB-45/51, CAS: STL01804

Signal: 2

Processing Integration Results

RT: 23.35
Area: 215568
Amount: 9.569399
Amount Units: pg/ul

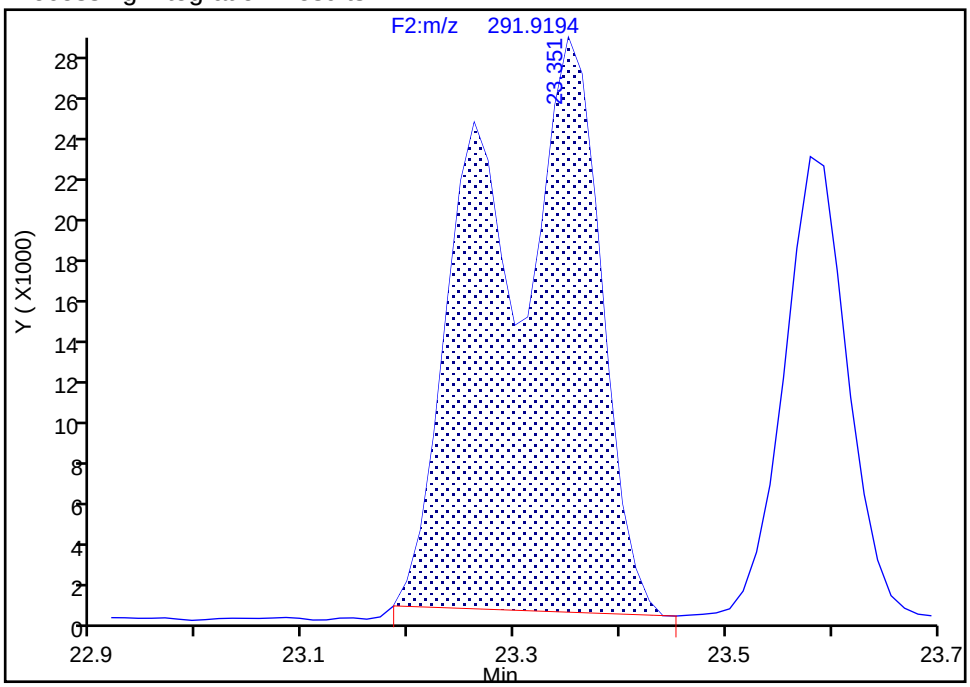

Manual Integration Results

RT: 23.35
Area: 220433
Amount: 10.092616
Amount Units: pg/ul

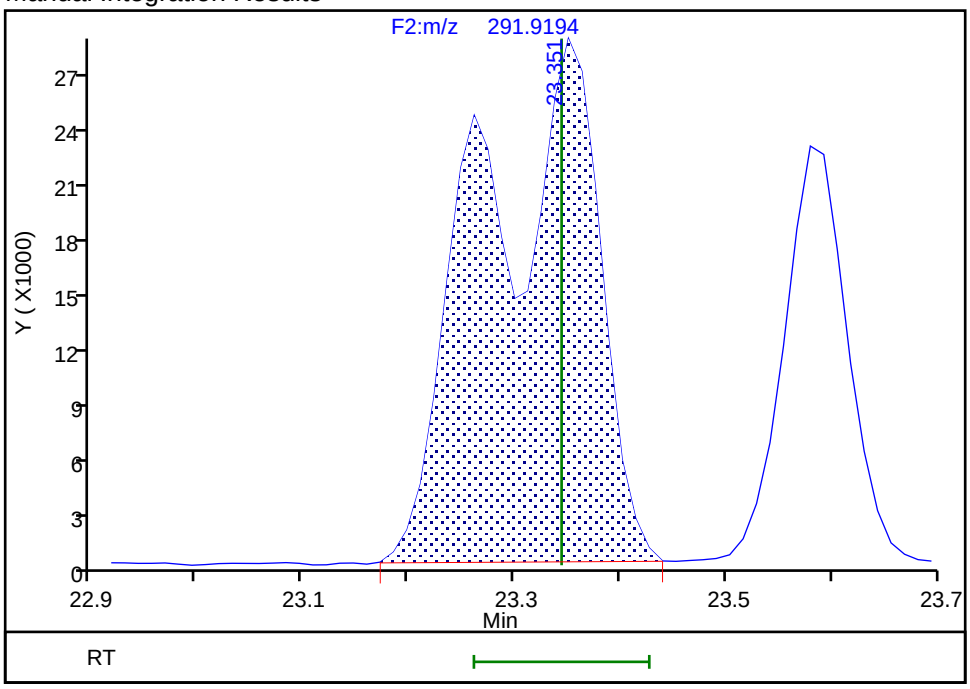

Reviewer: mcwhirterl, 21-Aug-2019 20:12:20
Audit Action: Marked Compound Undetected Audit Reason: Invalid Compound ID

Manual Integration/User Assign Peak Report

Eurofins TestAmerica, Knoxville

Data File: \\chromna\Knoxville\ChromData\D3D\20190813-12717.b\d4190821i3.d
Injection Date: 21-Aug-2019 15:59:00 Instrument ID: D3D
Lims ID: IC L3
Client ID:
Operator ID: Xcalibur_System ALS Bottle#: 0 Worklist Smp#: 3
Injection Vol: 1.0 ul Dil. Factor: 1.0000
Method: PCBs_D3D Limit Group: HR - 1668A - ICAL
Column: SPB-Octyl (0.25 mm) Detector F2(21.81 :35.54)

PCB-45/51, CAS: STL01804

Signal: 3

Processing Integration Results

RT: 23.35
Area: 305296
Amount: 9.569399
Amount Units: pg/ul

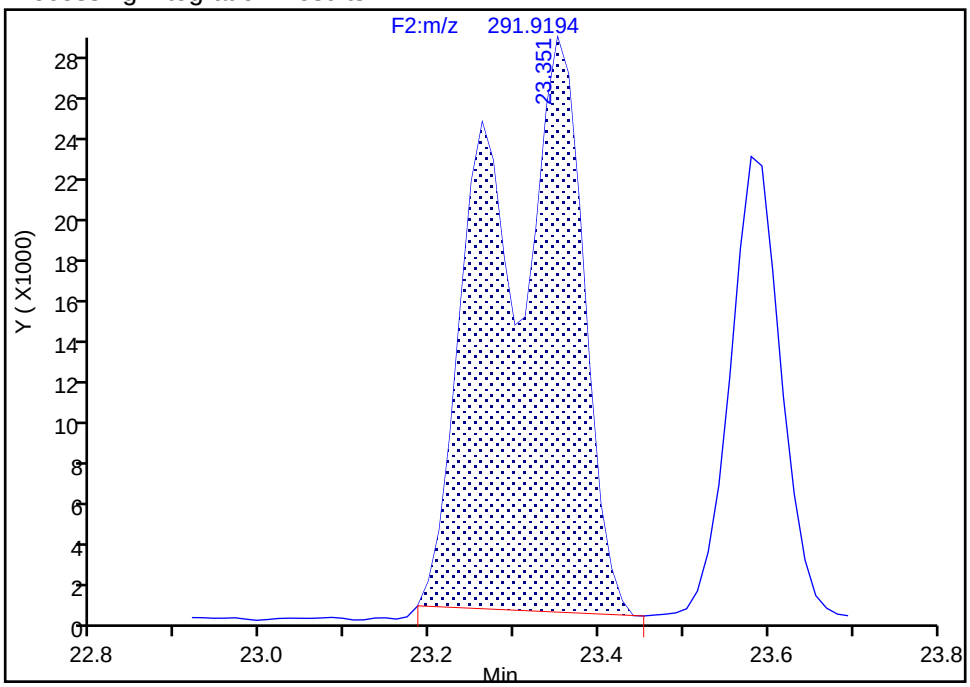

Manual Integration Results

RT: 23.35
Area: 396129
Amount: 10.092616
Amount Units: pg/ul
Reviewer: mcwhirterl, 21-Aug-2019 20:12:20
Audit Action: Marked Compound Undetected Audit Reason: Invalid Compound ID

Manual Integration/User Assign Peak Report

Eurofins TestAmerica, Knoxville

Data File: \\chromna\Knoxville\ChromData\D3D\20190813-12717.b\d4190821i3.d
Injection Date: 21-Aug-2019 15:59:00 Instrument ID: D3D
Lims ID: IC L3
Client ID:
Operator ID: Xcalibur_System ALS Bottle#: 0 Worklist Smp#: 3
Injection Vol: 1.0 ul Dil. Factor: 1.0000
Method: PCBs_D3D Limit Group: HR - 1668A - ICAL
Column: SPB-Octyl (0.25 mm) Detector F2(21.81 :35.54)

PCB-45/51, CAS: STL01804

Signal: 1

Processing Integration Results

RT: 23.35
Area: 89728
Amount: 9.569399
Amount Units: pg/ul

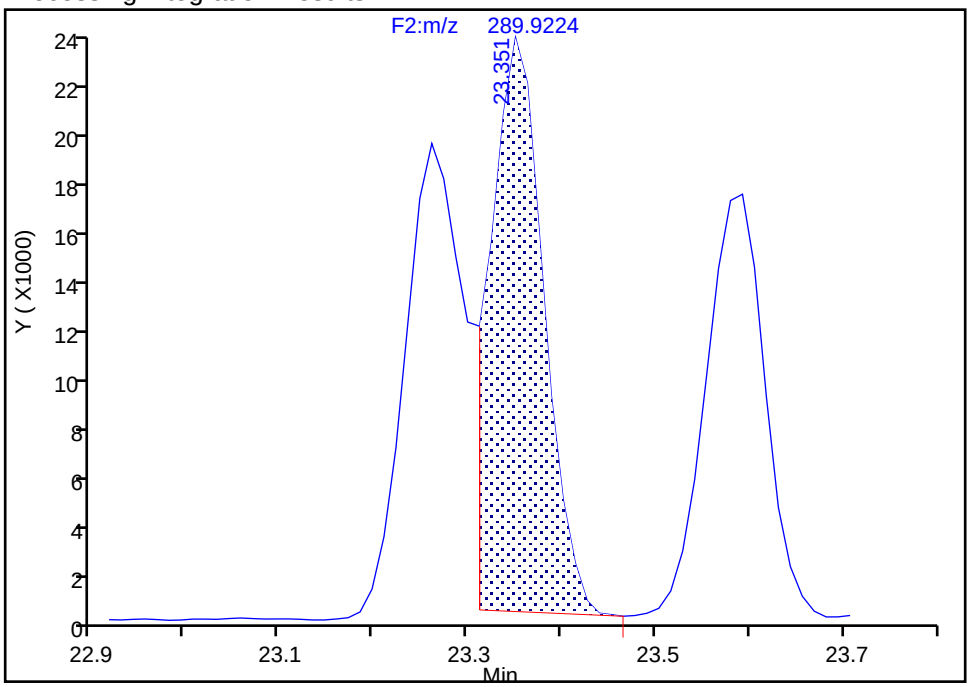

Manual Integration Results

RT: 23.35
Area: 175696
Amount: 10.092616
Amount Units: pg/ul

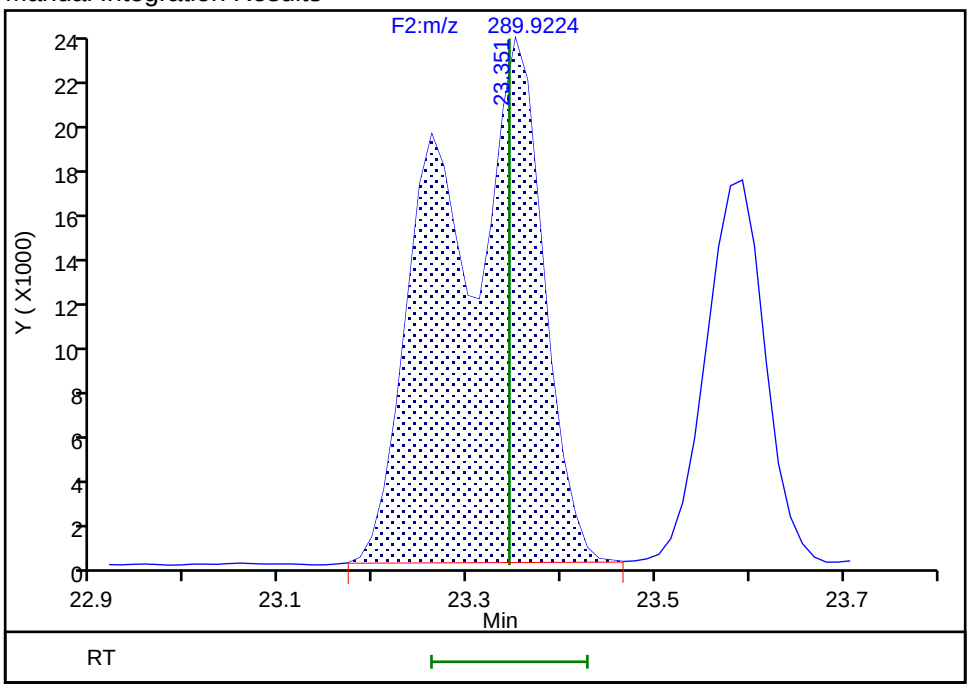

Reviewer: mcwhirterl, 21-Aug-2019 20:12:22
Audit Action: Manually Integrated/Assigned Compound ID Audit Reason: Incomplete Integration

Manual Integration/User Assign Peak Report

Eurofins TestAmerica, Knoxville

Data File:	\\chromna\Knoxville\ChromData\D3D\20190813-12717.b\d4190821i3.d				
Injection Date:	21-Aug-2019 15:59:00	Instrument ID:	D3D		
Lims ID:	IC L3				
Client ID:					
Operator ID:	Xcalibur_System	ALS Bottle#:	0	Worklist Smp#:	3
Injection Vol:	1.0 ul	Dil. Factor:	1.0000		
Method:	PCBs_D3D	Limit Group:	HR - 1668A - ICAL		
Column:	SPB-Octyl (0.25 mm)	Detector	F2(21.81 :35.54)		

PCB-46, CAS: 41464-47-5

Signal: 2

Processing Integration Results

RT: 23.58
Area: 95293
Amount: 5.039324
Amount Units: pg/ul

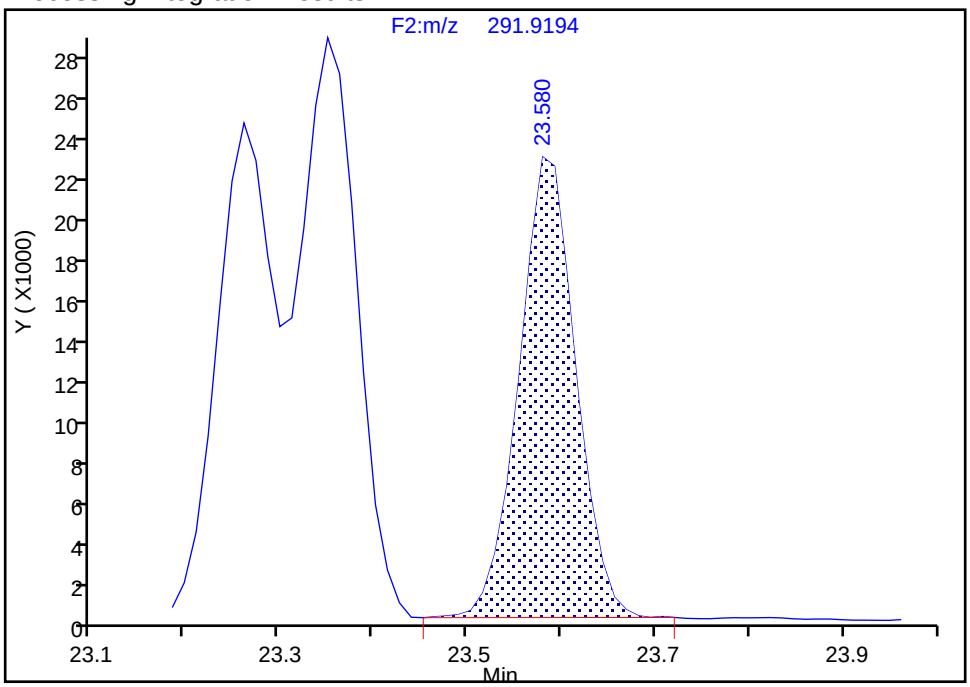

Manual Integration Results

RT: 23.58
Area: 95271
Amount: 5.067323
Amount Units: pg/ul

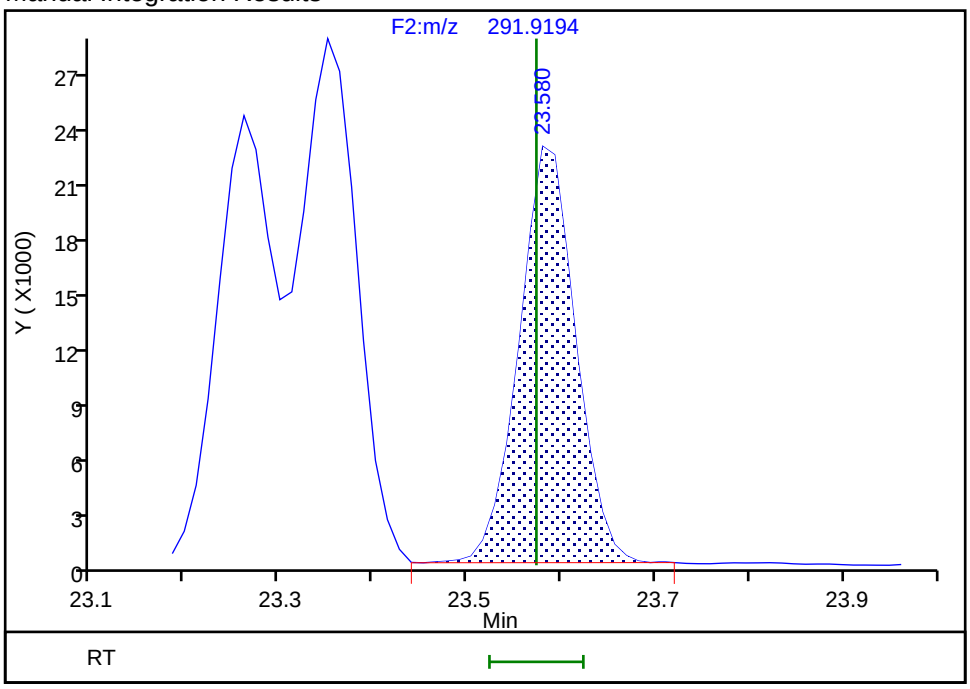

Reviewer: mcwhirterl, 21-Aug-2019 20:12:17

Audit Action: Manually Integrated Audit Reason: Incomplete Integration

Manual Integration/User Assign Peak Report

Eurofins TestAmerica, Knoxville

Data File:	\\chromna\Knoxville\ChromData\D3D\20190813-12717.b\d4190821i3.d				
Injection Date:	21-Aug-2019 15:59:00	Instrument ID:	D3D		
Lims ID:	IC L3				
Client ID:					
Operator ID:	Xcalibur_System	ALS Bottle#:	0	Worklist Smp#:	3
Injection Vol:	1.0 ul	Dil. Factor:	1.0000		
Method:	PCBs_D3D	Limit Group:	HR - 1668A - ICAL		
Column:	SPB-Octyl (0.25 mm)	Detector	F2(21.81 :35.54)		

PCB-52, CAS: 35693-99-3

Signal: 2

Processing Integration Results

RT: 25.00
Area: 110898
Amount: 5.020092
Amount Units: pg/ul

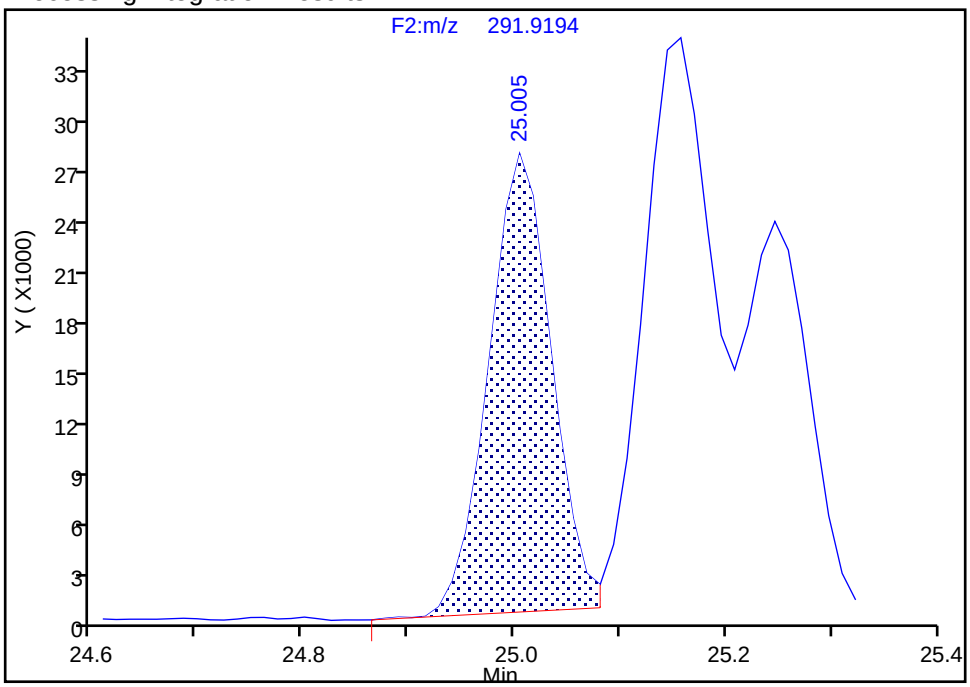

Manual Integration Results

RT: 25.00
Area: 113644
Amount: 5.127604
Amount Units: pg/ul

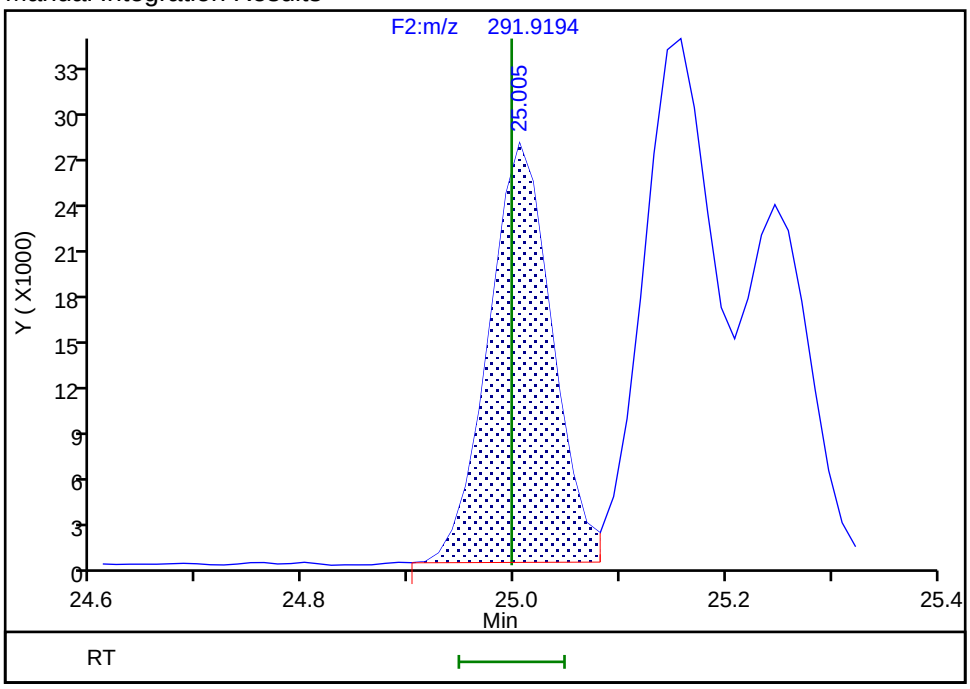

Reviewer: mcwhirterl, 21-Aug-2019 20:15:48

Audit Action: Marked Compound Undetected Audit Reason: Invalid Compound ID

Manual Integration/User Assign Peak Report

Eurofins TestAmerica, Knoxville

Data File: \\chromna\Knoxville\ChromData\D3D\20190813-12717.b\d4190821i3.d
Injection Date: 21-Aug-2019 15:59:00 Instrument ID: D3D
Lims ID: IC L3
Client ID:
Operator ID: Xcalibur_System ALS Bottle#: 0 Worklist Smp#: 3
Injection Vol: 1.0 ul Dil. Factor: 1.0000
Method: PCBs_D3D Limit Group: HR - 1668A - ICAL
Column: SPB-Octyl (0.25 mm) Detector F2(21.81 :35.54)

PCB-52, CAS: 35693-99-3

Signal: 3

Processing Integration Results

RT: 25.00
Area: 199923
Amount: 5.020092
Amount Units: pg/ul

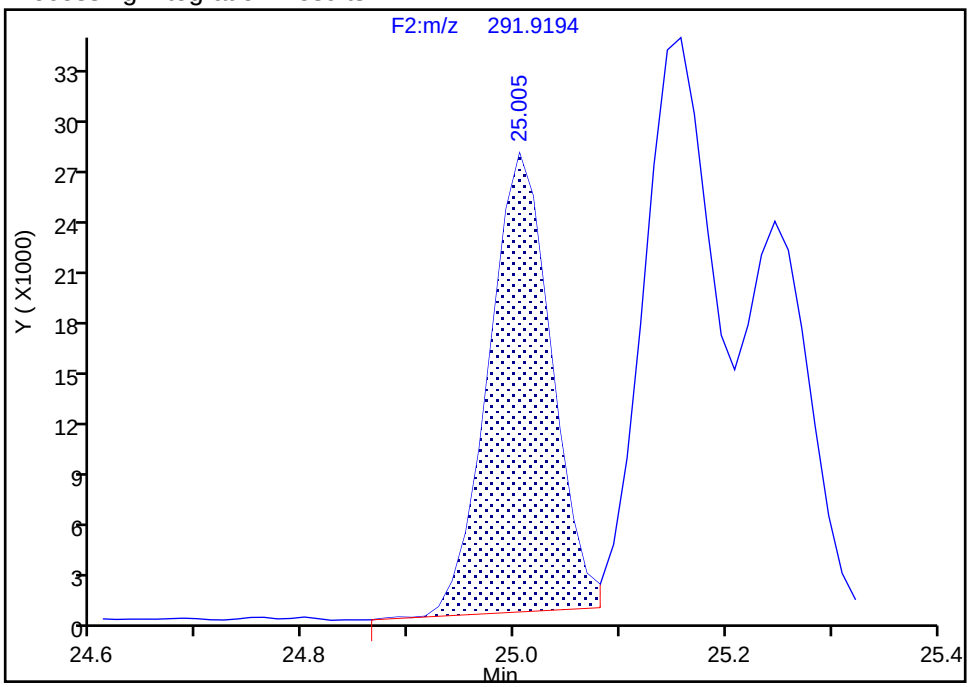

Manual Integration Results

RT: 25.00
Area: 204488
Amount: 5.127604
Amount Units: pg/ul
Reviewer: mcwhirterl, 21-Aug-2019 20:15:48
Audit Action: Marked Compound Undetected Audit Reason: Invalid Compound ID

Manual Integration/User Assign Peak Report

Eurofins TestAmerica, Knoxville

Data File:	\\chromna\Knoxville\ChromData\D3D\20190813-12717.b\d4190821i3.d				
Injection Date:	21-Aug-2019 15:59:00	Instrument ID:	D3D		
Lims ID:	IC L3				
Client ID:					
Operator ID:	Xcalibur_System	ALS Bottle#:	0	Worklist Smp#:	3
Injection Vol:	1.0 ul	Dil. Factor:	1.0000		
Method:	PCBs_D3D	Limit Group:	HR - 1668A - ICAL		
Column:	SPB-Octyl (0.25 mm)	Detector	F2(21.81 :35.54)		

PCB-52, CAS: 35693-99-3

Signal: 1

Processing Integration Results

RT: 25.00
Area: 89025
Amount: 5.020092
Amount Units: pg/ul

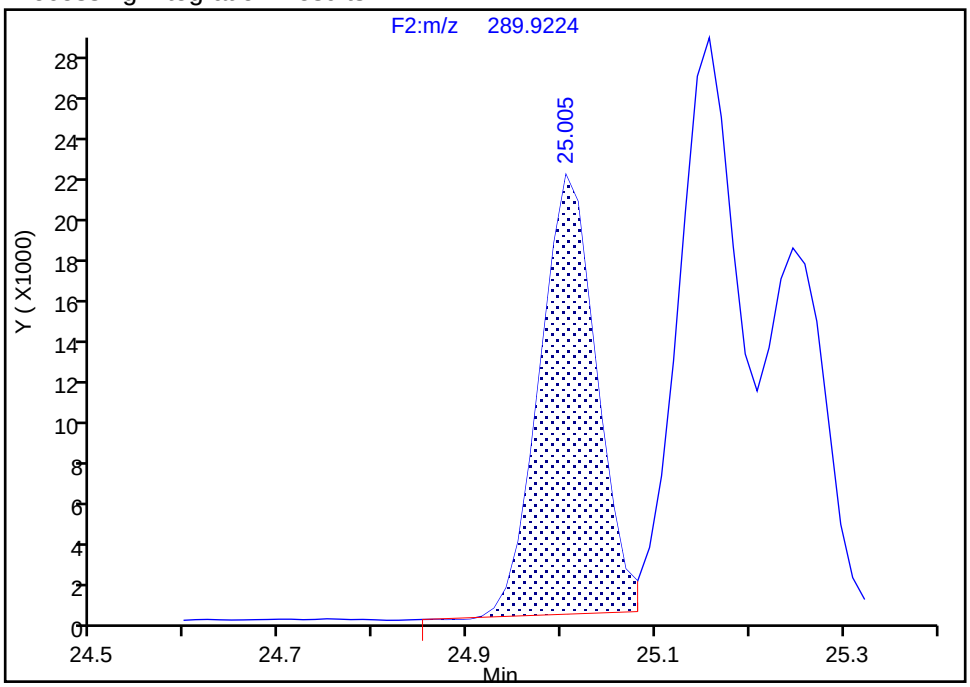

Manual Integration Results

RT: 25.00
Area: 90844
Amount: 5.127604
Amount Units: pg/ul

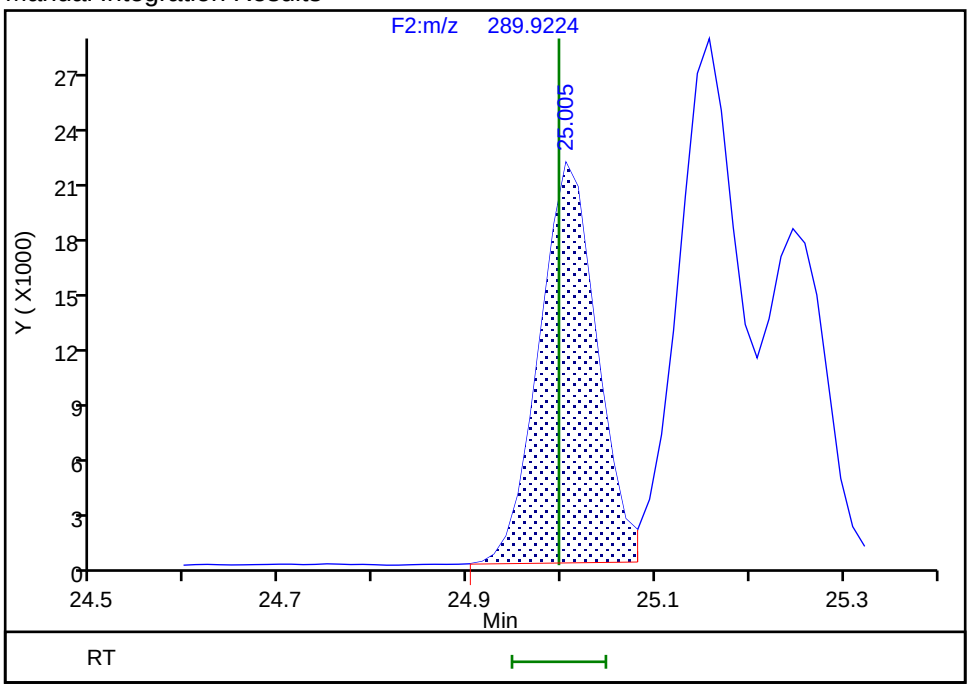

Reviewer: mcwhirterl, 21-Aug-2019 20:15:50

Audit Action: Manually Integrated/Assigned Compound ID Audit Reason: Split Peak

Manual Integration/User Assign Peak Report

Eurofins TestAmerica, Knoxville

Data File: \\chromna\Knoxville\ChromData\D3D\20190813-12717.b\d4190821i3.d
Injection Date: 21-Aug-2019 15:59:00 Instrument ID: D3D
Lims ID: IC L3
Client ID:
Operator ID: Xcalibur_System ALS Bottle#: 0 Worklist Smp#: 3
Injection Vol: 1.0 ul Dil. Factor: 1.0000
Method: PCBs_D3D Limit Group: HR - 1668A - ICAL
Column: SPB-Octyl (0.25 mm) Detector F2(21.81 :35.54)

PCB-43/73, CAS: STL02293

Signal: 2

Processing Integration Results

RT: 25.16
Area: 149679
Amount: 7.455320
Amount Units: pg/ul

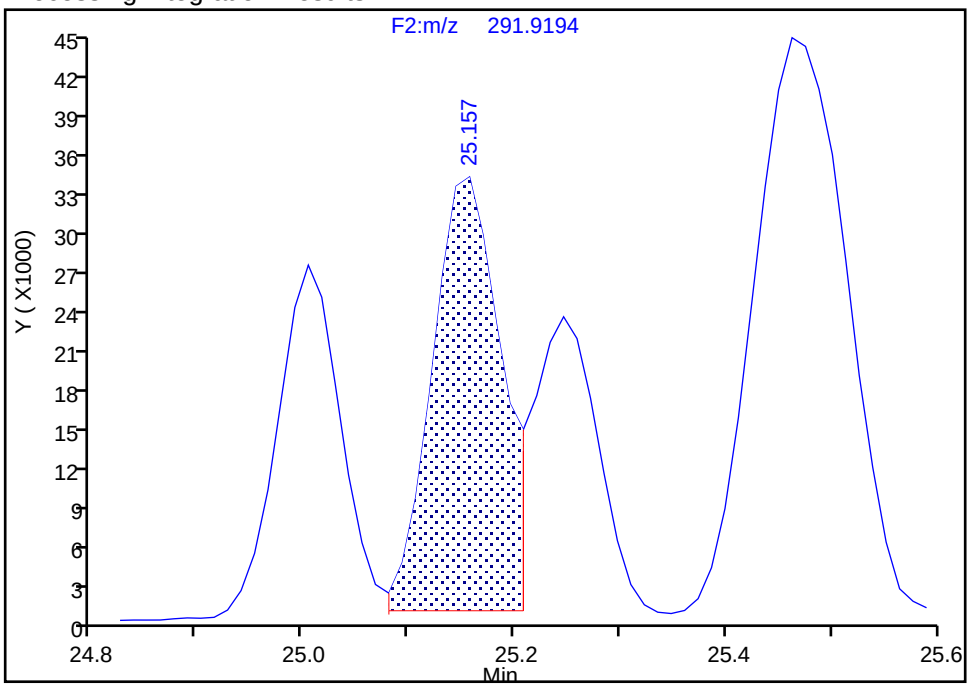

Manual Integration Results

RT: 25.16
Area: 251278
Amount: 10.072751
Amount Units: pg/ul

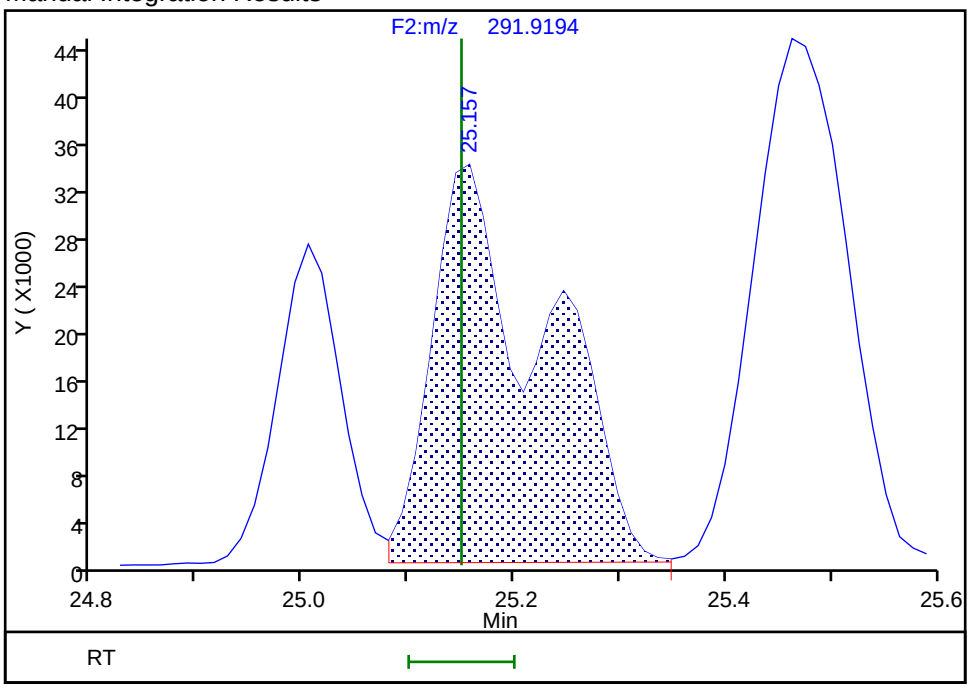

Reviewer: mcwhirterl, 21-Aug-2019 20:15:45
Audit Action: Marked Compound Undetected Audit Reason: Invalid Compound ID

Manual Integration/User Assign Peak Report

Eurofins TestAmerica, Knoxville

Data File: \\chromna\Knoxville\ChromData\D3D\20190813-12717.b\d4190821i3.d
Injection Date: 21-Aug-2019 15:59:00 Instrument ID: D3D
Lims ID: IC L3
Client ID:
Operator ID: Xcalibur_System ALS Bottle#: 0 Worklist Smp#: 3
Injection Vol: 1.0 ul Dil. Factor: 1.0000
Method: PCBs_D3D Limit Group: HR - 1668A - ICAL
Column: SPB-Octyl (0.25 mm) Detector F2(21.81 :35.54)

PCB-43/73, CAS: STL02293

Signal: 3

Processing Integration Results

RT: 25.16
Area: 267565
Amount: 7.455320
Amount Units: pg/ul

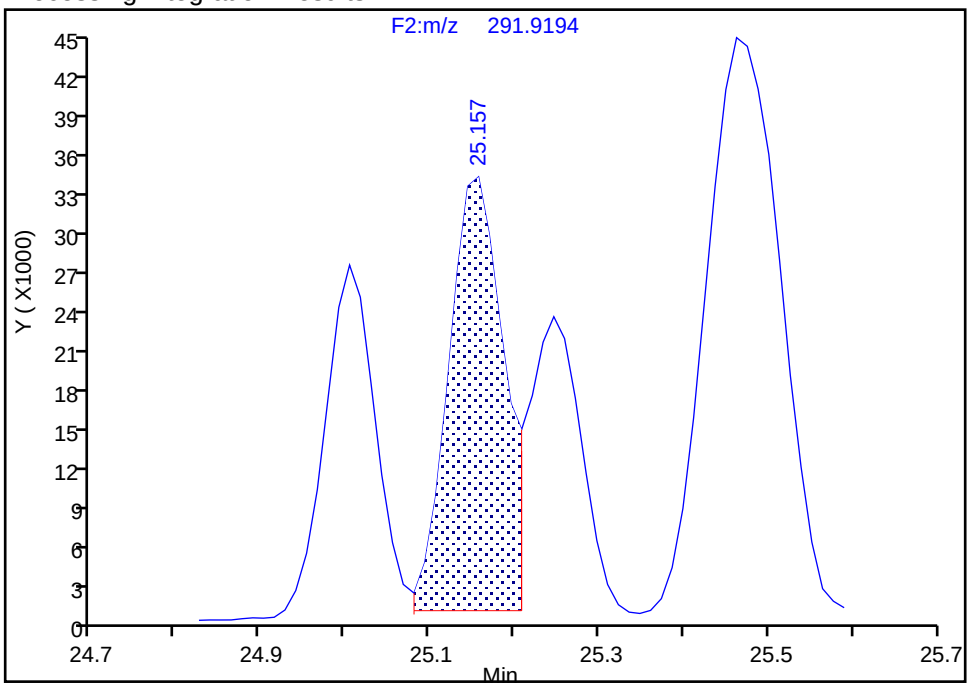

Manual Integration Results

RT: 25.16
Area: 446416
Amount: 10.072751
Amount Units: pg/ul
Reviewer: mcwhirterl, 21-Aug-2019 20:15:45
Audit Action: Marked Compound Undetected Audit Reason: Invalid Compound ID

Manual Integration/User Assign Peak Report

Eurofins TestAmerica, Knoxville

Data File: \\chromna\Knoxville\ChromData\D3D\20190813-12717.b\d4190821i3.d
Injection Date: 21-Aug-2019 15:59:00 Instrument ID: D3D
Lims ID: IC L3
Client ID:
Operator ID: Xcalibur_System ALS Bottle#: 0 Worklist Smp#: 3
Injection Vol: 1.0 ul Dil. Factor: 1.0000
Method: PCBs_D3D Limit Group: HR - 1668A - ICAL
Column: SPB-Octyl (0.25 mm) Detector F2(21.81 :35.54)

PCB-43/73, CAS: STL02293

Signal: 1

Processing Integration Results

RT: 25.16
Area: 117886
Amount: 7.455320
Amount Units: pg/ul

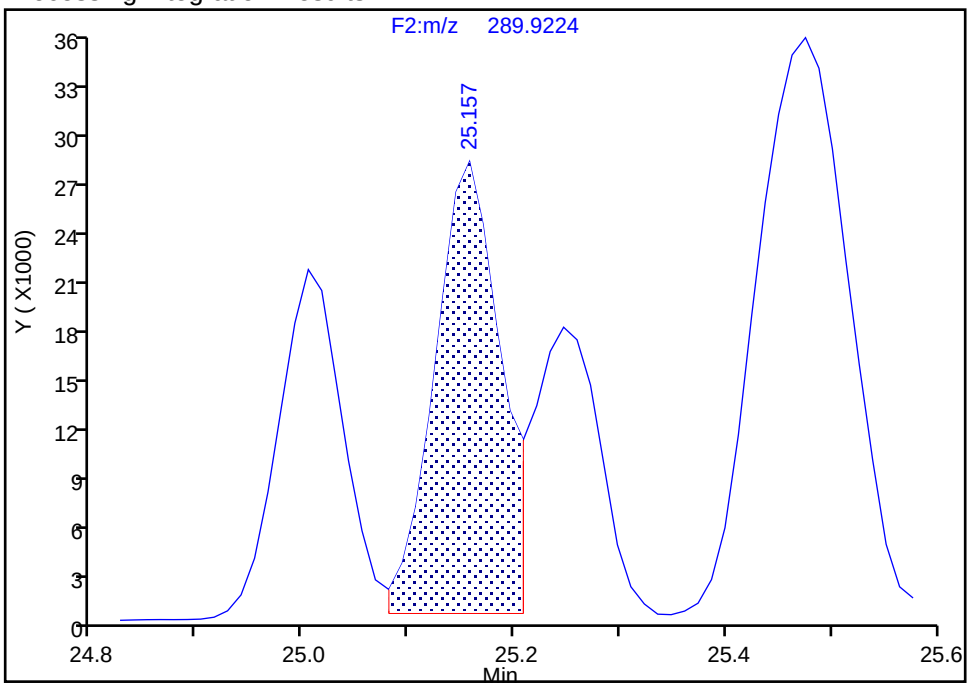

Manual Integration Results

RT: 25.16
Area: 195138
Amount: 10.072751
Amount Units: pg/ul

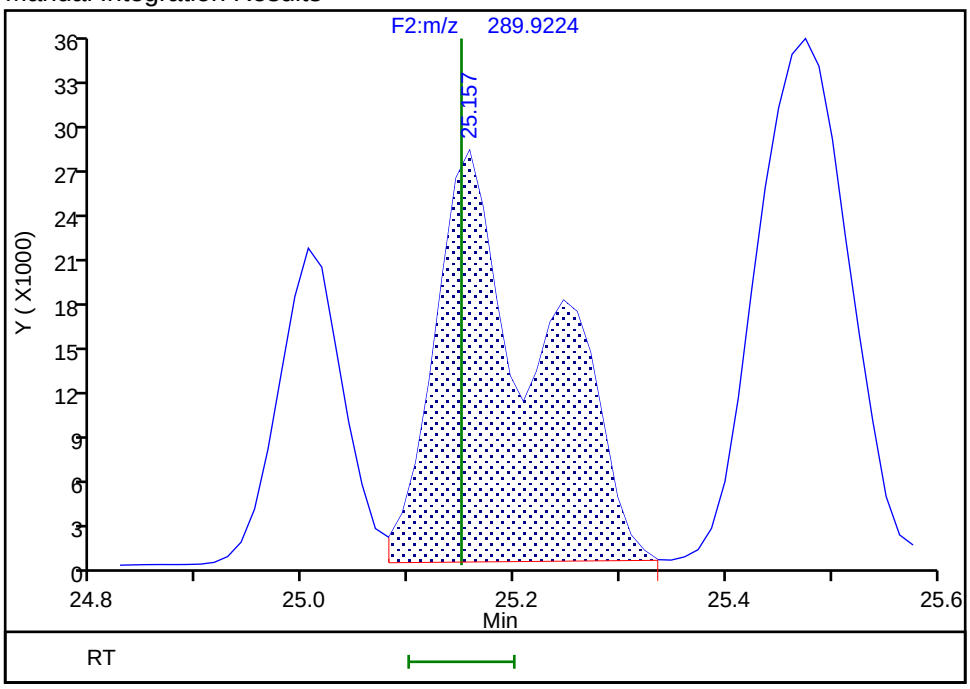

Reviewer: mcwhirterl, 21-Aug-2019 20:15:46
Audit Action: Manually Integrated/Assigned Compound ID Audit Reason: Split Peak

Manual Integration/User Assign Peak Report

Eurofins TestAmerica, Knoxville

Data File:	\\chromna\Knoxville\ChromData\D3D\20190813-12717.b\d4190821i3.d				
Injection Date:	21-Aug-2019 15:59:00	Instrument ID:	D3D		
Lims ID:	IC L3				
Client ID:					
Operator ID:	Xcalibur_System	ALS Bottle#:	0	Worklist Smp#:	3
Injection Vol:	1.0 ul	Dil. Factor:	1.0000		
Method:	PCBs_D3D	Limit Group:	HR - 1668A - ICAL		
Column:	SPB-Octyl (0.25 mm)	Detector	F2(21.81 :35.54)		

PCB-49/69, CAS: STL01805

Signal: 2

Processing Integration Results

RT: 25.46
Area: 364894
Amount: 11.678993
Amount Units: pg/ul

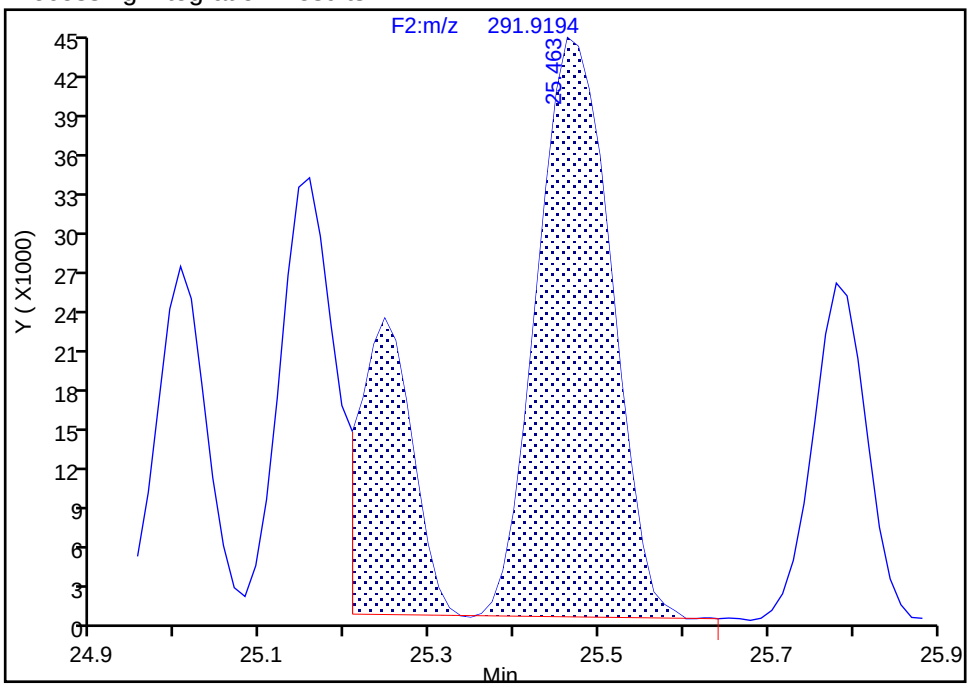

Manual Integration Results

RT: 25.46
Area: 274121
Amount: 9.684218
Amount Units: pg/ul

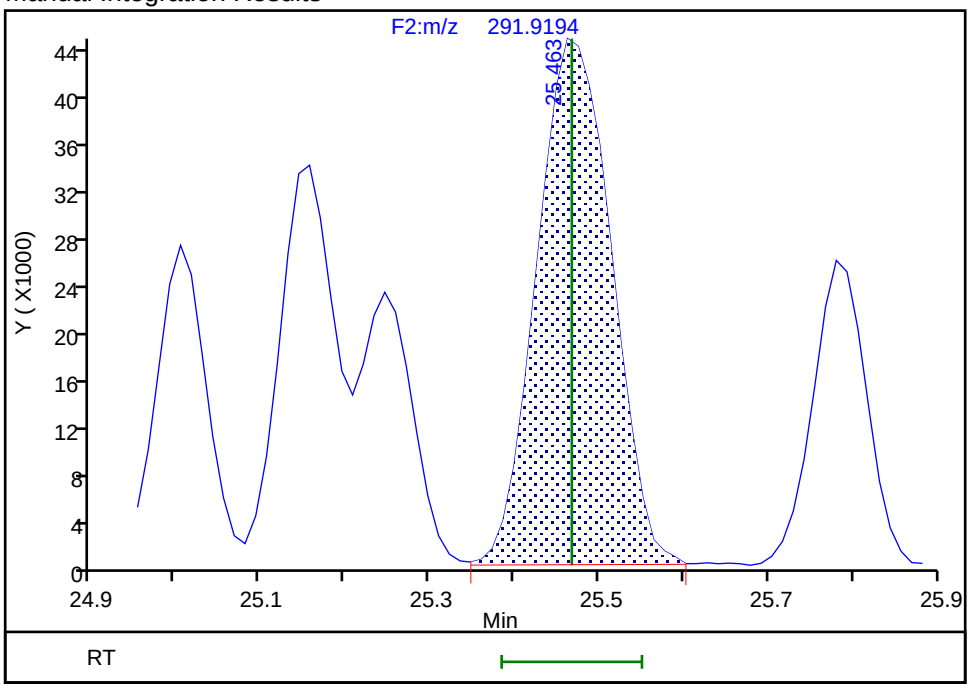

Reviewer: mcwhirterl, 21-Aug-2019 20:15:41
Audit Action: Marked Compound Undetected Audit Reason: Invalid Compound ID

Manual Integration/User Assign Peak Report

Eurofins TestAmerica, Knoxville

Data File: \\chromna\Knoxville\ChromData\D3D\20190813-12717.b\d4190821i3.d
Injection Date: 21-Aug-2019 15:59:00 Instrument ID: D3D
Lims ID: IC L3
Client ID:
Operator ID: Xcalibur_System ALS Bottle#: 0 Worklist Smp#: 3
Injection Vol: 1.0 ul Dil. Factor: 1.0000
Method: PCBs_D3D Limit Group: HR - 1668A - ICAL
Column: SPB-Octyl (0.25 mm) Detector F2(21.81 :35.54)

PCB-49/69, CAS: STL01805

Signal: 3

Processing Integration Results

RT: 25.48
Area: 653312
Amount: 11.678993
Amount Units: pg/ul

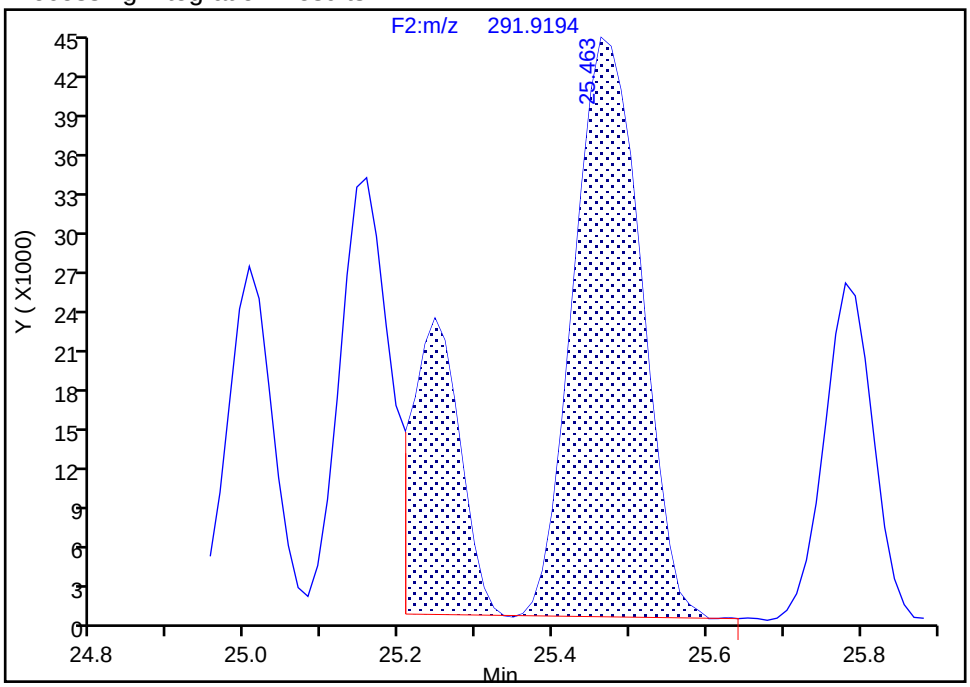

Manual Integration Results

RT: 25.48
Area: 488138
Amount: 9.684218
Amount Units: pg/ul
Reviewer: mcwhirterl, 21-Aug-2019 20:15:41
Audit Action: Marked Compound Undetected Audit Reason: Invalid Compound ID

Manual Integration/User Assign Peak Report

Eurofins TestAmerica, Knoxville

Data File: \\chromna\Knoxville\ChromData\D3D\20190813-12717.b\d4190821i3.d
Injection Date: 21-Aug-2019 15:59:00 Instrument ID: D3D
Lims ID: IC L3
Client ID:
Operator ID: Xcalibur_System ALS Bottle#: 0 Worklist Smp#: 3
Injection Vol: 1.0 ul Dil. Factor: 1.0000
Method: PCBs_D3D Limit Group: HR - 1668A - ICAL
Column: SPB-Octyl (0.25 mm) Detector F2(21.81 :35.54)

PCB-49/69, CAS: STL01805

Signal: 1

Processing Integration Results

RT: 25.48
Area: 288418
Amount: 11.678993
Amount Units: pg/ul

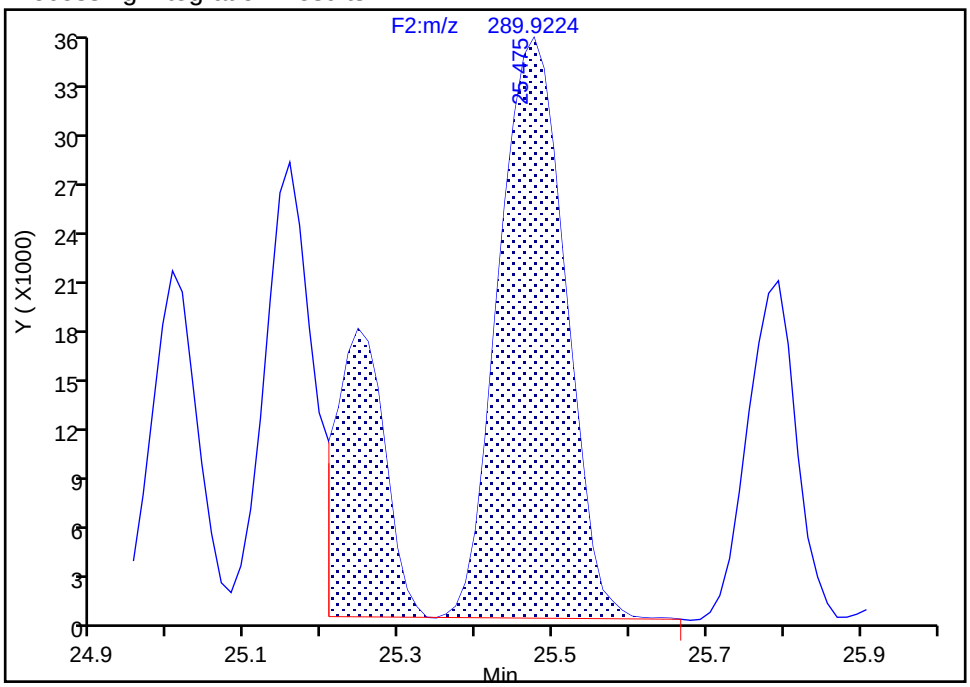

Manual Integration Results

RT: 25.48
Area: 214017
Amount: 9.684218
Amount Units: pg/ul

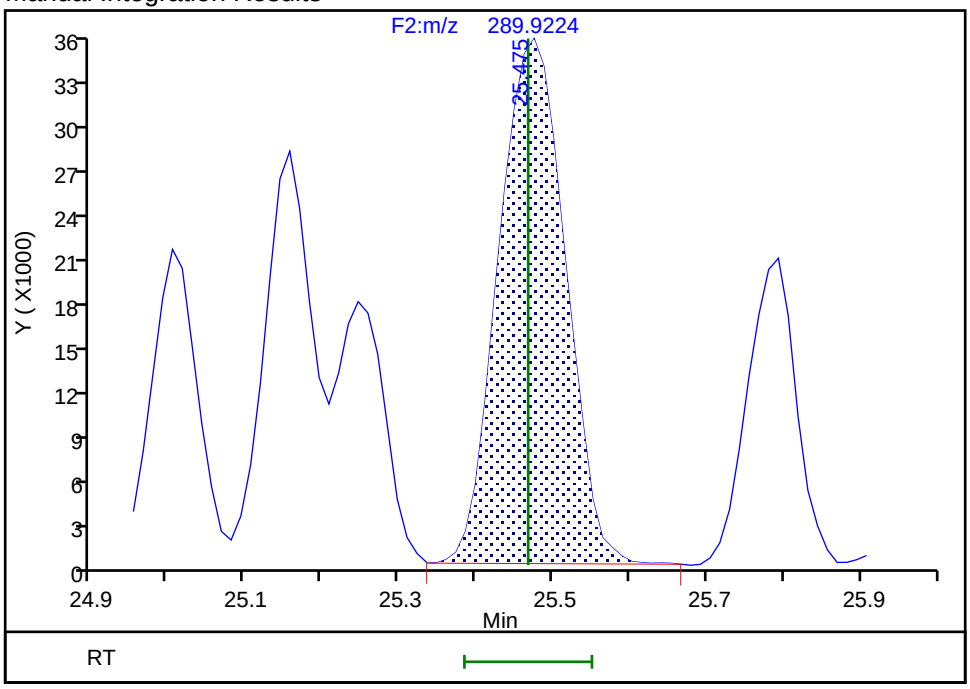

Reviewer: mcwhirterl, 21-Aug-2019 20:15:43
Audit Action: Manually Integrated/Assigned Compound ID Audit Reason: Split Peak

Manual Integration/User Assign Peak Report

Eurofins TestAmerica, Knoxville

Data File: \\chromna\Knoxville\ChromData\D3D\20190813-12717.b\d4190821i3.d
Injection Date: 21-Aug-2019 15:59:00 Instrument ID: D3D
Lims ID: IC L3
Client ID:
Operator ID: Xcalibur_System ALS Bottle#: 0 Worklist Smp#: 3
Injection Vol: 1.0 ul Dil. Factor: 1.0000
Method: PCBs_D3D Limit Group: HR - 1668A - ICAL
Column: SPB-Octyl (0.25 mm) Detector F2(21.81 :35.54)

PCB-42, CAS: 36559-22-5

Signal: 2

Processing Integration Results

RT: 26.53
Area: 106837
Amount: 4.955520
Amount Units: pg/ul

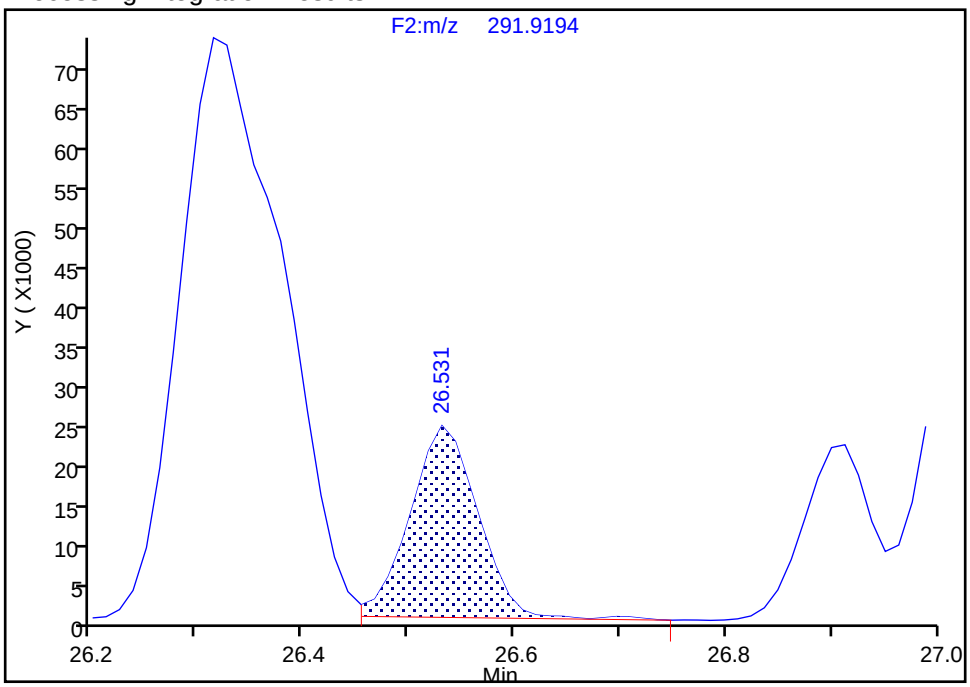

Manual Integration Results

RT: 26.53
Area: 105916
Amount: 4.924593
Amount Units: pg/ul

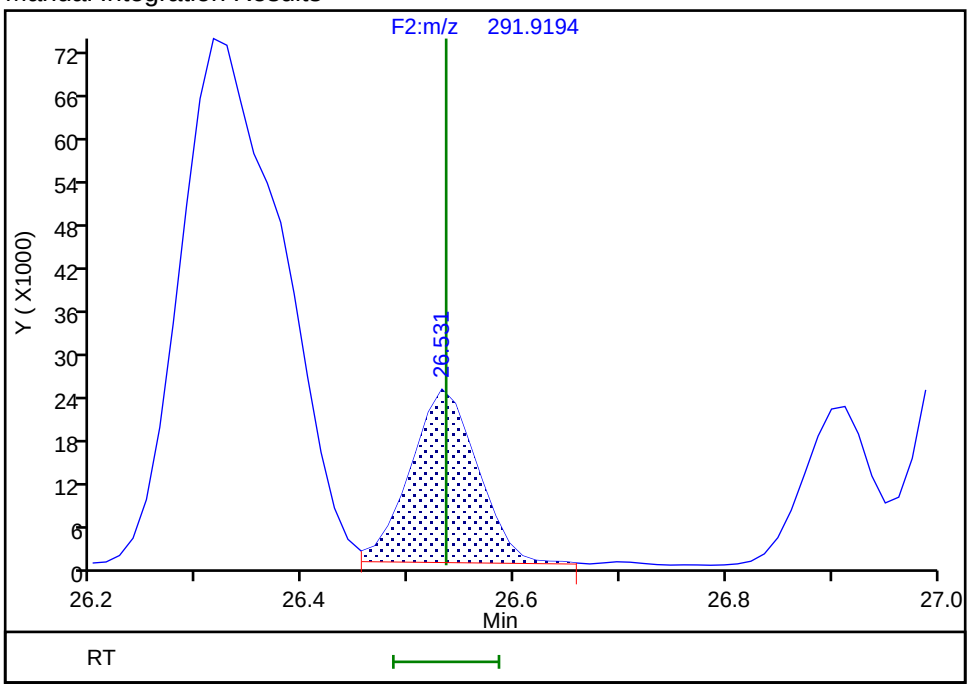

Reviewer: mcwhirterl, 21-Aug-2019 20:16:25
Audit Action: Marked Compound Undetected Audit Reason: Invalid Compound ID

Manual Integration/User Assign Peak Report

Eurofins TestAmerica, Knoxville

Data File: \\chromna\Knoxville\ChromData\D3D\20190813-12717.b\d4190821i3.d
Injection Date: 21-Aug-2019 15:59:00 Instrument ID: D3D
Lims ID: IC L3
Client ID:
Operator ID: Xcalibur_System ALS Bottle#: 0 Worklist Smp#: 3
Injection Vol: 1.0 ul Dil. Factor: 1.0000
Method: PCBs_D3D Limit Group: HR - 1668A - ICAL
Column: SPB-Octyl (0.25 mm) Detector F2(21.81 :35.54)

PCB-42, CAS: 36559-22-5

Signal: 3

Processing Integration Results

RT: 26.53
Area: 190927
Amount: 4.955520
Amount Units: pg/ul

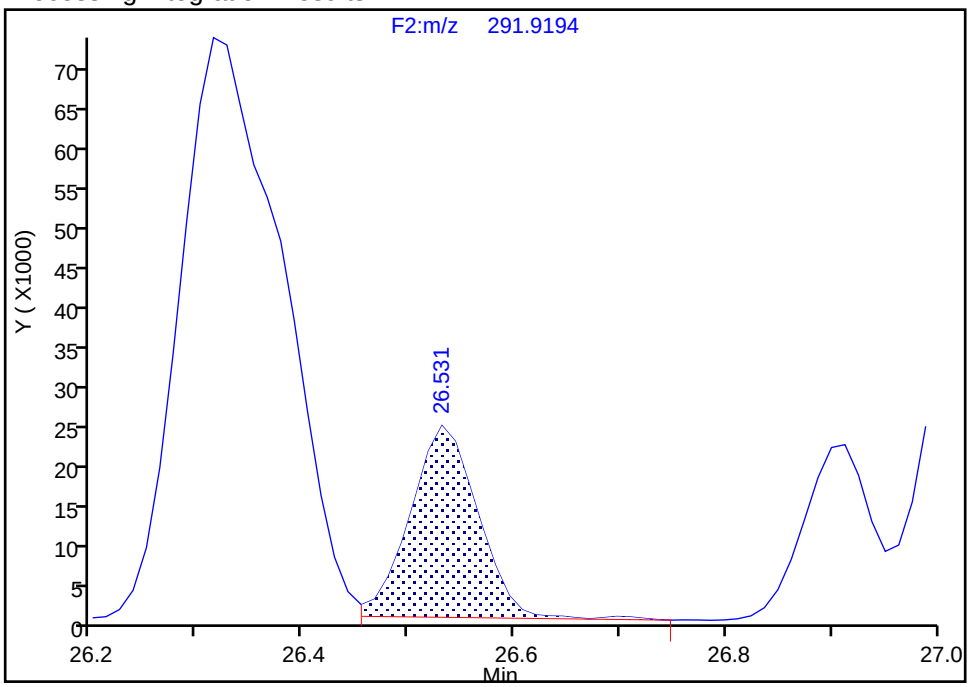

Manual Integration Results

RT: 26.53
Area: 189358
Amount: 4.924593
Amount Units: pg/ul
Reviewer: mcwhirterl, 21-Aug-2019 20:16:25
Audit Action: Marked Compound Undetected Audit Reason: Invalid Compound ID

Manual Integration/User Assign Peak Report

Eurofins TestAmerica, Knoxville

Data File: \\chromna\Knoxville\ChromData\D3D\20190813-12717.b\d4190821i3.d
Injection Date: 21-Aug-2019 15:59:00 Instrument ID: D3D
Lims ID: IC L3
Client ID:
Operator ID: Xcalibur_System ALS Bottle#: 0 Worklist Smp#: 3
Injection Vol: 1.0 ul Dil. Factor: 1.0000
Method: PCBs_D3D Limit Group: HR - 1668A - ICAL
Column: SPB-Octyl (0.25 mm) Detector F2(21.81 :35.54)

PCB-42, CAS: 36559-22-5

Signal: 1

Processing Integration Results

RT: 26.53
Area: 84090
Amount: 4.955520
Amount Units: pg/ul

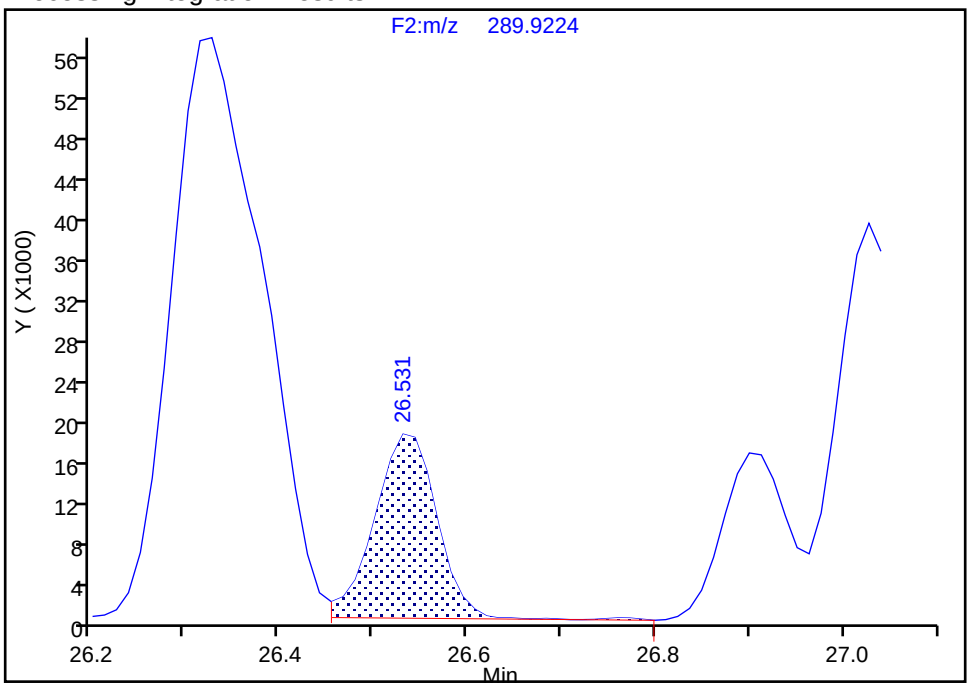

Manual Integration Results

RT: 26.53
Area: 83442
Amount: 4.924593
Amount Units: pg/ul

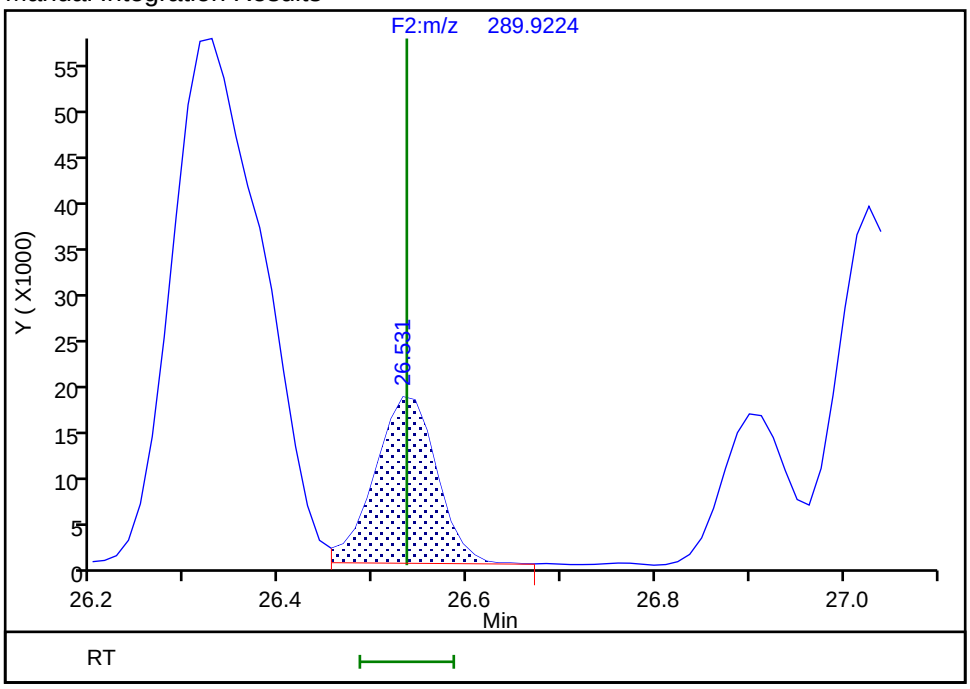

Reviewer: mcwhirterl, 21-Aug-2019 20:16:27
Audit Action: Manually Integrated/Assigned Compound ID Audit Reason: Split Peak

Manual Integration/User Assign Peak Report

Eurofins TestAmerica, Knoxville

Data File:	\\chromna\Knoxville\ChromData\D3D\20190813-12717.b\d4190821i3.d				
Injection Date:	21-Aug-2019 15:59:00	Instrument ID:	D3D		
Lims ID:	IC L3				
Client ID:					
Operator ID:	Xcalibur_System	ALS Bottle#:	0	Worklist Smp#:	3
Injection Vol:	1.0 ul	Dil. Factor:	1.0000		
Method:	PCBs_D3D	Limit Group:	HR - 1668A - ICAL		
Column:	SPB-Octyl (0.25 mm)	Detector	F2(21.81 :35.54)		

PCB-40/41/71, CAS: STL02292

Signal: 2

Processing Integration Results

RT: 27.03
Area: 238363
Amount: 11.984630
Amount Units: pg/ul

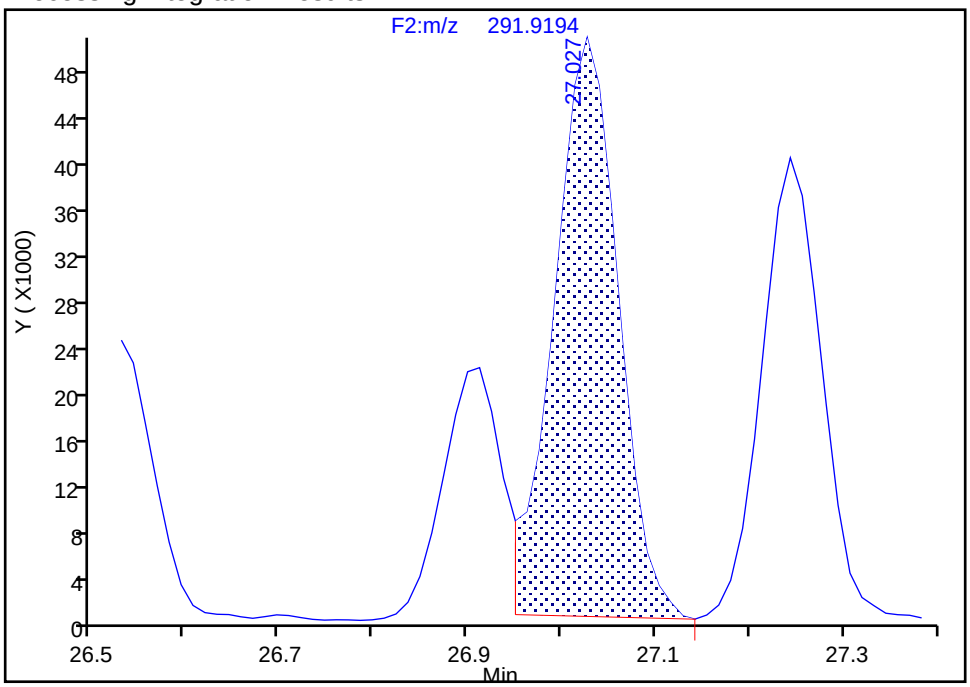

Manual Integration Results

RT: 27.03
Area: 334653
Amount: 14.703673
Amount Units: pg/ul

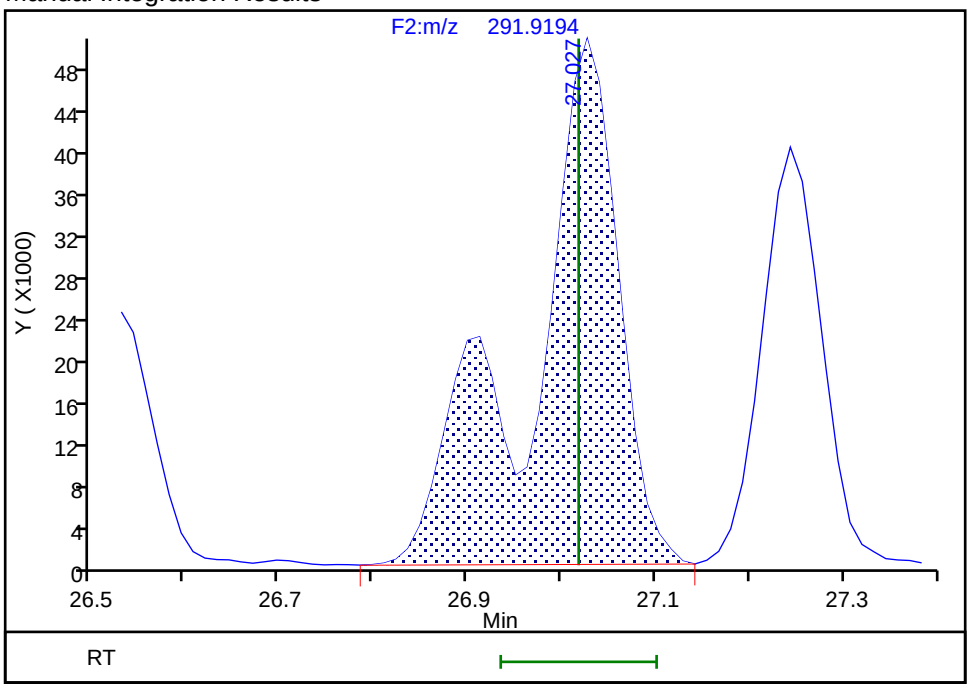

Reviewer: mcwhirterl, 21-Aug-2019 20:17:09

Audit Action: Marked Compound Undetected Audit Reason: Invalid Compound ID

Manual Integration/User Assign Peak Report

Eurofins TestAmerica, Knoxville

Data File: \\chromna\Knoxville\ChromData\D3D\20190813-12717.b\d4190821i3.d
Injection Date: 21-Aug-2019 15:59:00 Instrument ID: D3D
Lims ID: IC L3
Client ID:
Operator ID: Xcalibur_System ALS Bottle#: 0 Worklist Smp#: 3
Injection Vol: 1.0 ul Dil. Factor: 1.0000
Method: PCBs_D3D Limit Group: HR - 1668A - ICAL
Column: SPB-Octyl (0.25 mm) Detector F2(21.81 :35.54)

PCB-40/41/71, CAS: STL02292

Signal: 3

Processing Integration Results

RT: 27.03
Area: 420377
Amount: 11.984630
Amount Units: pg/ul

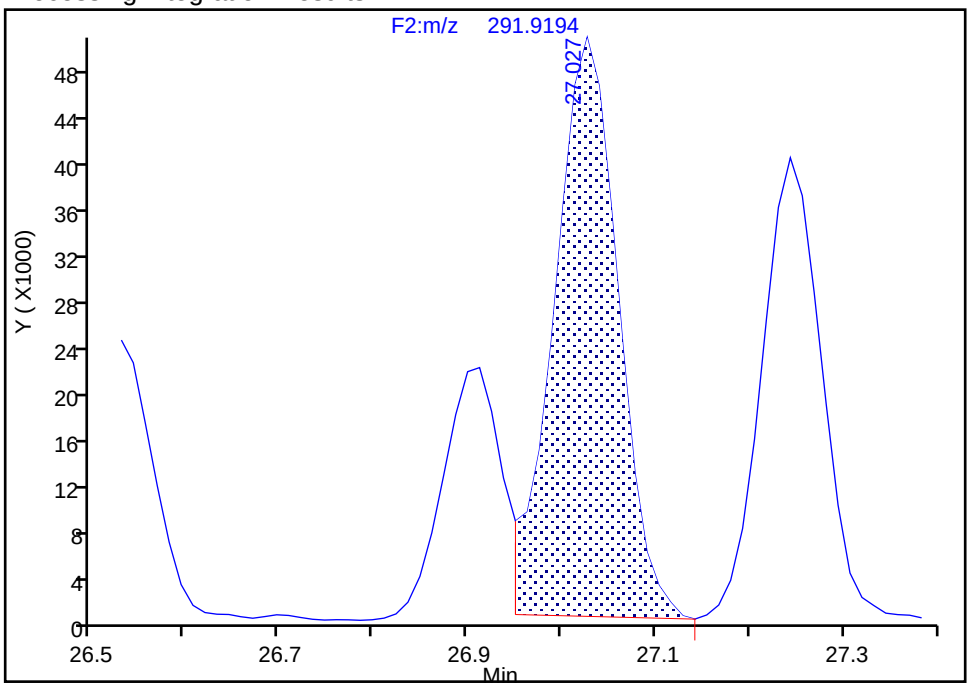

Manual Integration Results

RT: 27.03
Area: 598544
Amount: 14.703673
Amount Units: pg/ul
Reviewer: mcwhirterl, 21-Aug-2019 20:17:09
Audit Action: Marked Compound Undetected Audit Reason: Invalid Compound ID

Manual Integration/User Assign Peak Report

Eurofins TestAmerica, Knoxville

Data File:	\\chromna\Knoxville\ChromData\D3D\20190813-12717.b\d4190821i3.d				
Injection Date:	21-Aug-2019 15:59:00	Instrument ID:	D3D		
Lims ID:	IC L3				
Client ID:					
Operator ID:	Xcalibur_System	ALS Bottle#:	0	Worklist Smp#:	3
Injection Vol:	1.0 ul	Dil. Factor:	1.0000		
Method:	PCBs_D3D	Limit Group:	HR - 1668A - ICAL		
Column:	SPB-Octyl (0.25 mm)	Detector	F2(21.81 :35.54)		

PCB-40/41/71, CAS: STL02292

Signal: 1

Processing Integration Results

RT: 27.03
Area: 182014
Amount: 11.984630
Amount Units: pg/ul

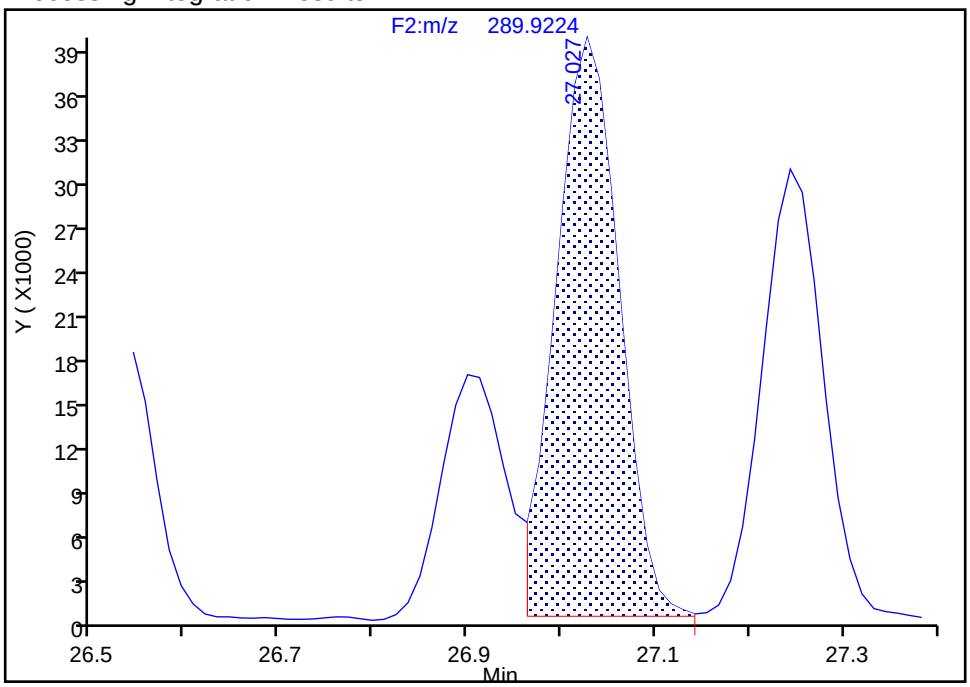

Manual Integration Results

RT: 27.03
Area: 263891
Amount: 14.703673
Amount Units: pg/ul

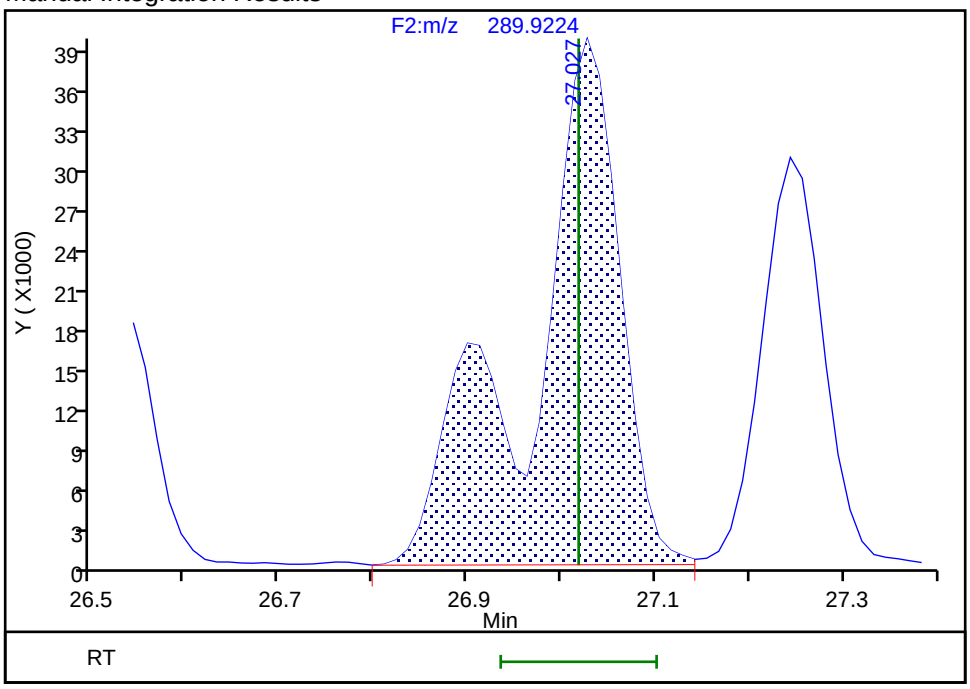

Reviewer: mcwhirterl, 21-Aug-2019 20:17:10

Audit Action: Manually Integrated/Assigned Compound ID Audit Reason: Split Peak

Manual Integration/User Assign Peak Report

Eurofins TestAmerica, Knoxville

Data File: \\chromna\Knoxville\ChromData\D3D\20190813-12717.b\d4190821i3.d
Injection Date: 21-Aug-2019 15:59:00 Instrument ID: D3D
Lims ID: IC L3
Client ID:
Operator ID: Xcalibur_System ALS Bottle#: 0 Worklist Smp#: 3
Injection Vol: 1.0 ul Dil. Factor: 1.0000
Method: PCBs_D3D Limit Group: HR - 1668A - ICAL
Column: SPB-Octyl (0.25 mm) Detector F2(21.81 :35.54)

PCB-64, CAS: 52663-58-8

Signal: 2

Processing Integration Results

RT: 27.24
Area: 178766
Amount: 5.035977
Amount Units: pg/ul

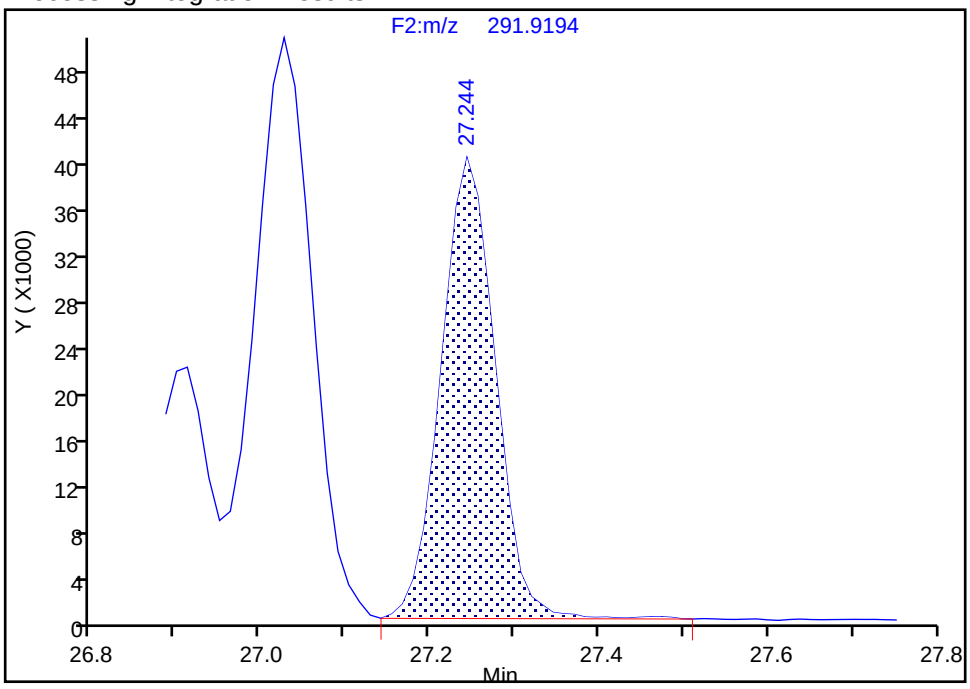

Manual Integration Results

RT: 27.24
Area: 178174
Amount: 5.054259
Amount Units: pg/ul

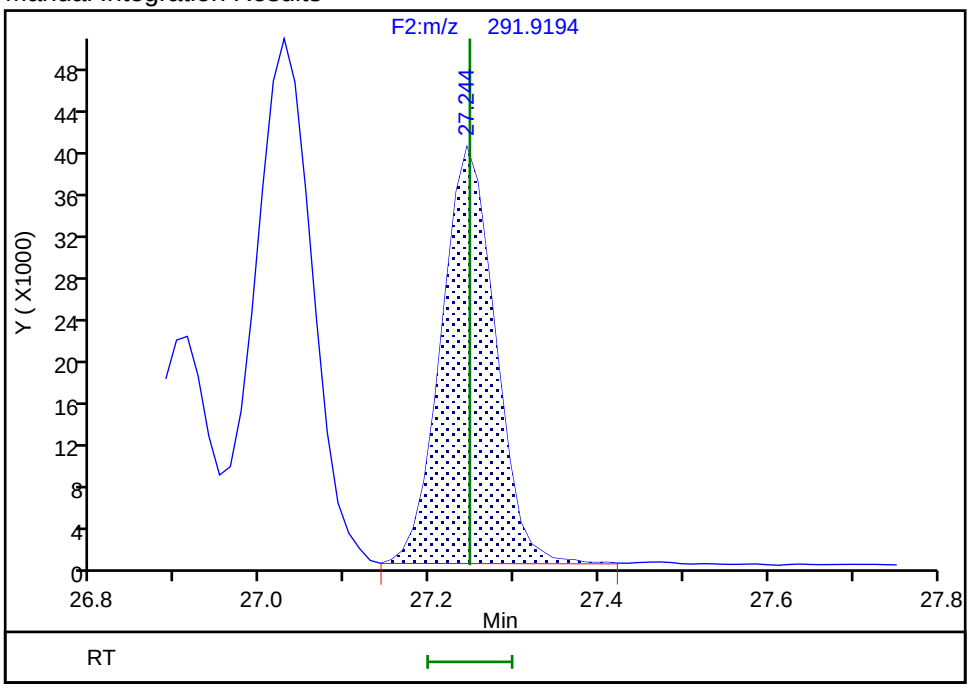

Reviewer: mcwhirterl, 21-Aug-2019 20:17:20
Audit Action: Marked Compound Undetected Audit Reason: Invalid Compound ID

Manual Integration/User Assign Peak Report

Eurofins TestAmerica, Knoxville

Data File: \\chromna\Knoxville\ChromData\D3D\20190813-12717.b\d4190821i3.d
Injection Date: 21-Aug-2019 15:59:00 Instrument ID: D3D
Lims ID: IC L3
Client ID:
Operator ID: Xcalibur_System ALS Bottle#: 0 Worklist Smp#: 3
Injection Vol: 1.0 ul Dil. Factor: 1.0000
Method: PCBs_D3D Limit Group: HR - 1668A - ICAL
Column: SPB-Octyl (0.25 mm) Detector F2(21.81 :35.54)

PCB-64, CAS: 52663-58-8

Signal: 3

Processing Integration Results

RT: 27.24
Area: 315931
Amount: 5.035977
Amount Units: pg/ul

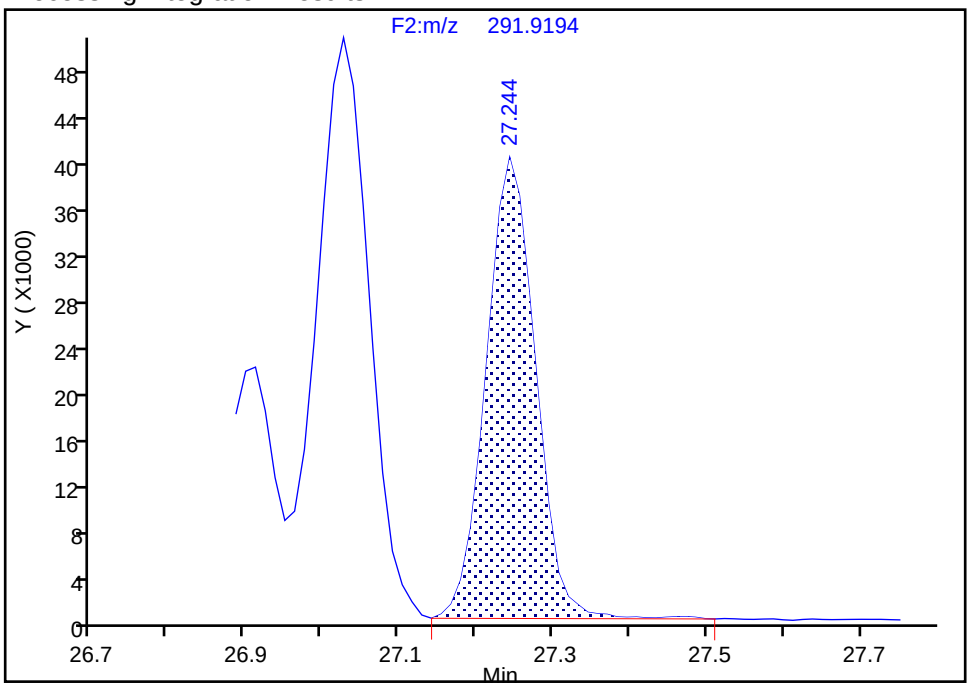

Manual Integration Results

RT: 27.24
Area: 317477
Amount: 5.054259
Amount Units: pg/ul
Reviewer: mcwhirterl, 21-Aug-2019 20:17:20
Audit Action: Marked Compound Undetected Audit Reason: Invalid Compound ID

Manual Integration/User Assign Peak Report

Eurofins TestAmerica, Knoxville

Data File: \\chromna\Knoxville\ChromData\D3D\20190813-12717.b\d4190821i3.d
Injection Date: 21-Aug-2019 15:59:00 Instrument ID: D3D
Lims ID: IC L3
Client ID:
Operator ID: Xcalibur_System ALS Bottle#: 0 Worklist Smp#: 3
Injection Vol: 1.0 ul Dil. Factor: 1.0000
Method: PCBs_D3D Limit Group: HR - 1668A - ICAL
Column: SPB-Octyl (0.25 mm) Detector F2(21.81 :35.54)

PCB-64, CAS: 52663-58-8

Signal: 1

Processing Integration Results

RT: 27.24
Area: 137165
Amount: 5.035977
Amount Units: pg/ul

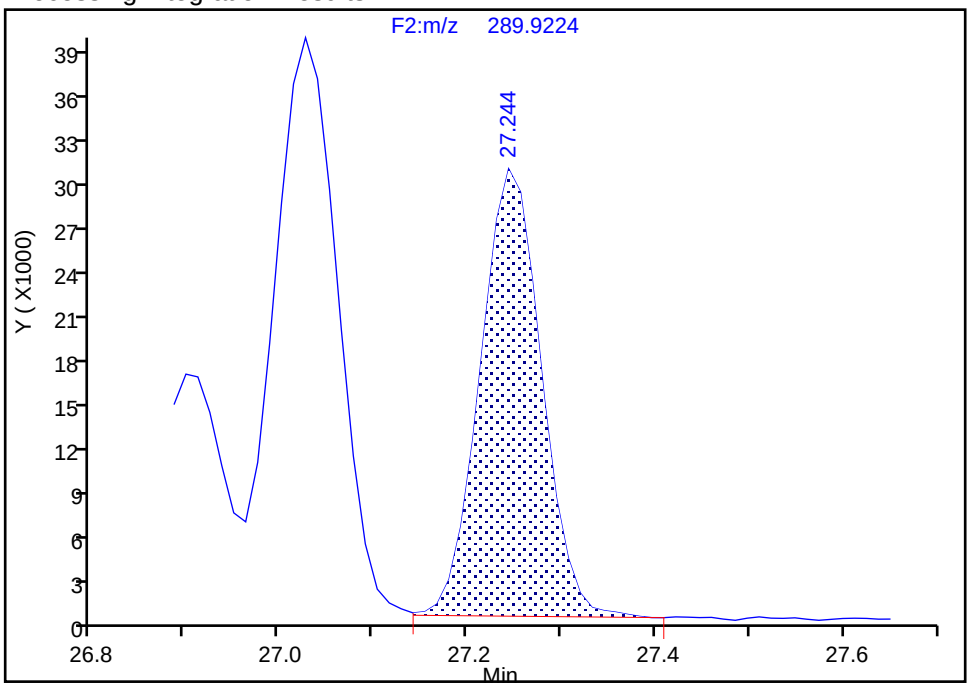

Manual Integration Results

RT: 27.24
Area: 139303
Amount: 5.054259
Amount Units: pg/ul

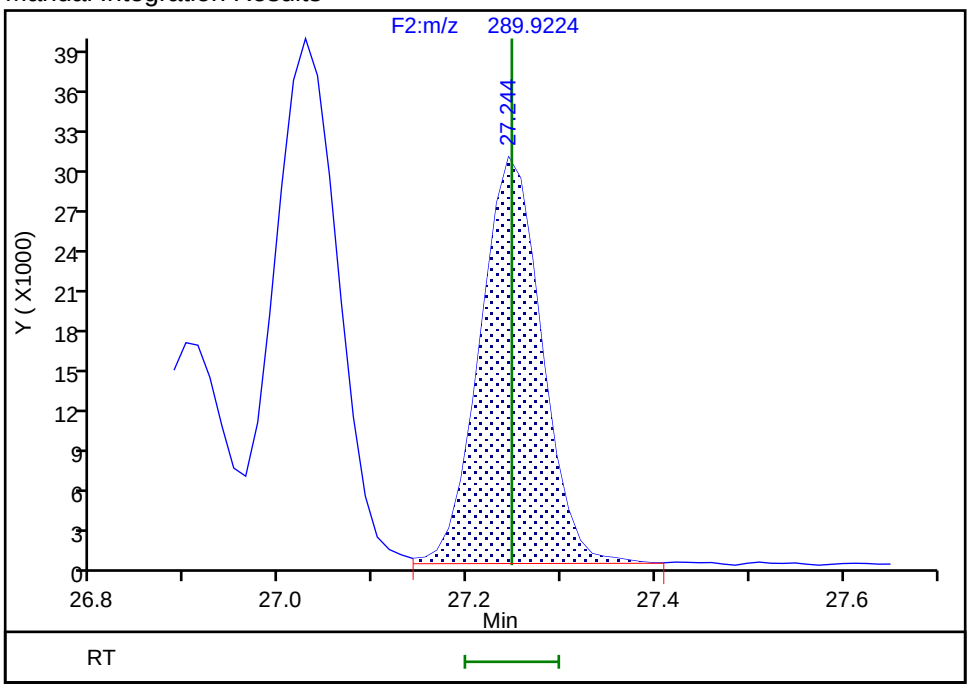

Reviewer: mcwhirterl, 21-Aug-2019 20:17:22
Audit Action: Manually Integrated/Assigned Compound ID Audit Reason: Split Peak

Manual Integration/User Assign Peak Report

Eurofins TestAmerica, Knoxville

Data File:	\\chromna\Knoxville\ChromData\D3D\20190813-12717.b\d4190821i3.d				
Injection Date:	21-Aug-2019 15:59:00	Instrument ID:	D3D		
Lims ID:	IC L3				
Client ID:					
Operator ID:	Xcalibur_System	ALS Bottle#:	0	Worklist Smp#:	3
Injection Vol:	1.0 ul	Dil. Factor:	1.0000		
Method:	PCBs_D3D	Limit Group:	HR - 1668A - ICAL		
Column:	SPB-Octyl (0.25 mm)	Detector	F2(21.81 :35.54)		

PCB-61/70/74/76, CAS: STL01808

Signal: 2

Processing Integration Results

RT: 29.80
Area: 486842
Amount: 16.864577
Amount Units: pg/ul

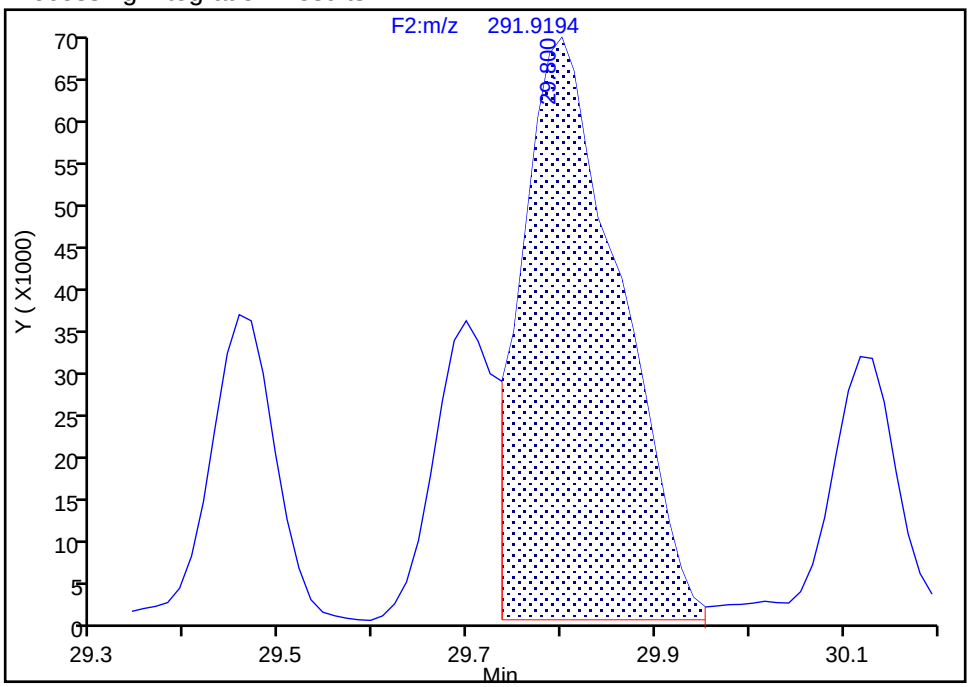

Manual Integration Results

RT: 29.80
Area: 641721
Amount: 19.000972
Amount Units: pg/ul

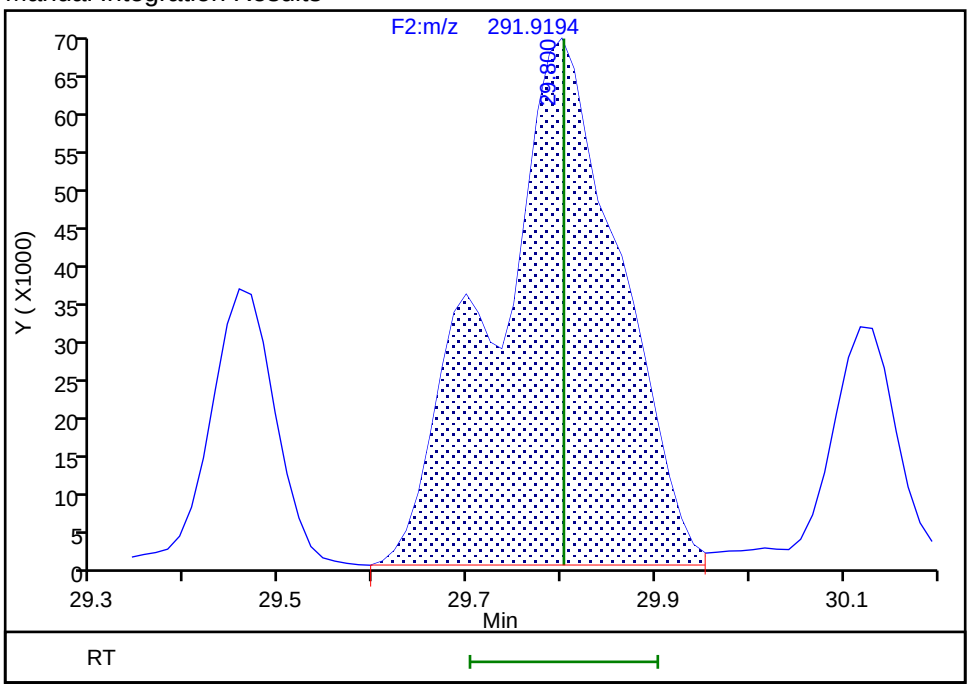

Reviewer: mcwhirterl, 21-Aug-2019 20:18:54
Audit Action: Marked Compound Undetected Audit Reason: Invalid Compound ID

Manual Integration/User Assign Peak Report

Eurofins TestAmerica, Knoxville

Data File: \\chromna\Knoxville\ChromData\D3D\20190813-12717.b\d4190821i3.d
Injection Date: 21-Aug-2019 15:59:00 Instrument ID: D3D
Lims ID: IC L3
Client ID:
Operator ID: Xcalibur_System ALS Bottle#: 0 Worklist Smp#: 3
Injection Vol: 1.0 ul Dil. Factor: 1.0000
Method: PCBs_D3D Limit Group: HR - 1668A - ICAL
Column: SPB-Octyl (0.25 mm) Detector F2(21.81 :35.54)

PCB-61/70/74/76, CAS: STL01808

Signal: 3

Processing Integration Results

RT: 29.80
Area: 988212
Amount: 16.864577
Amount Units: pg/ul

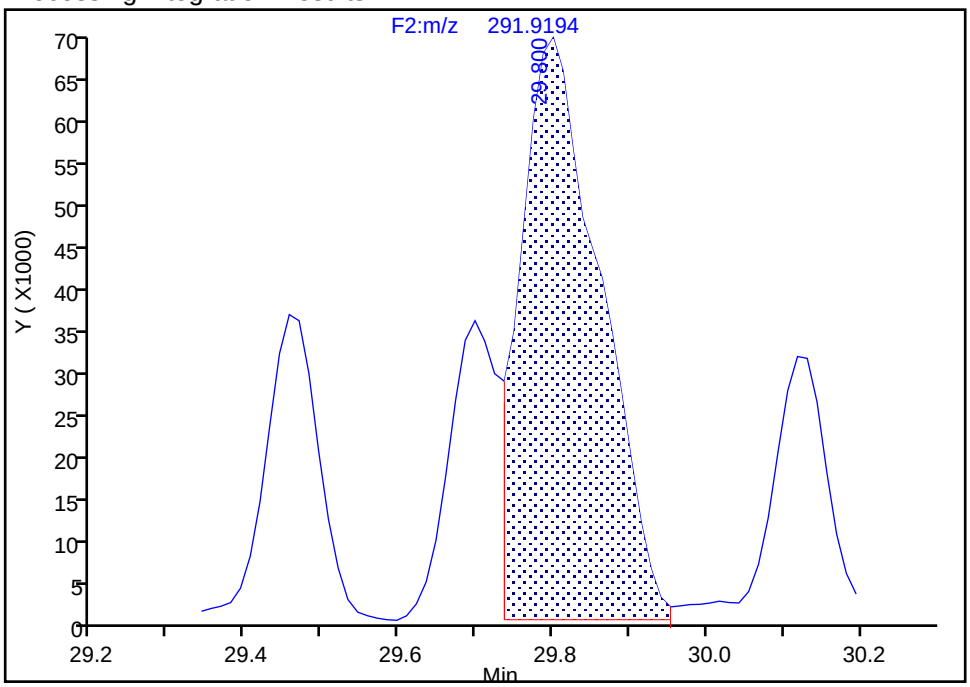

Manual Integration Results

RT: 29.80
Area: 1143091
Amount: 19.000972
Amount Units: pg/ul
Reviewer: mcwhirterl, 21-Aug-2019 20:18:54
Audit Action: Marked Compound Undetected Audit Reason: Invalid Compound ID

Manual Integration/User Assign Peak Report

Eurofins TestAmerica, Knoxville

Data File:	\\chromna\Knoxville\ChromData\D3D\20190813-12717.b\d4190821i3.d				
Injection Date:	21-Aug-2019 15:59:00	Instrument ID:	D3D		
Lims ID:	IC L3				
Client ID:					
Operator ID:	Xcalibur_System	ALS Bottle#:	0	Worklist Smp#:	3
Injection Vol:	1.0 ul	Dil. Factor:	1.0000		
Method:	PCBs_D3D	Limit Group:	HR - 1668A - ICAL		
Column:	SPB-Octyl (0.25 mm)	Detector	F2(21.81 :35.54)		

PCB-61/70/74/76, CAS: STL01808

Signal: 1

Processing Integration Results

RT: 29.80
Area: 501370
Amount: 16.864577
Amount Units: pg/ul

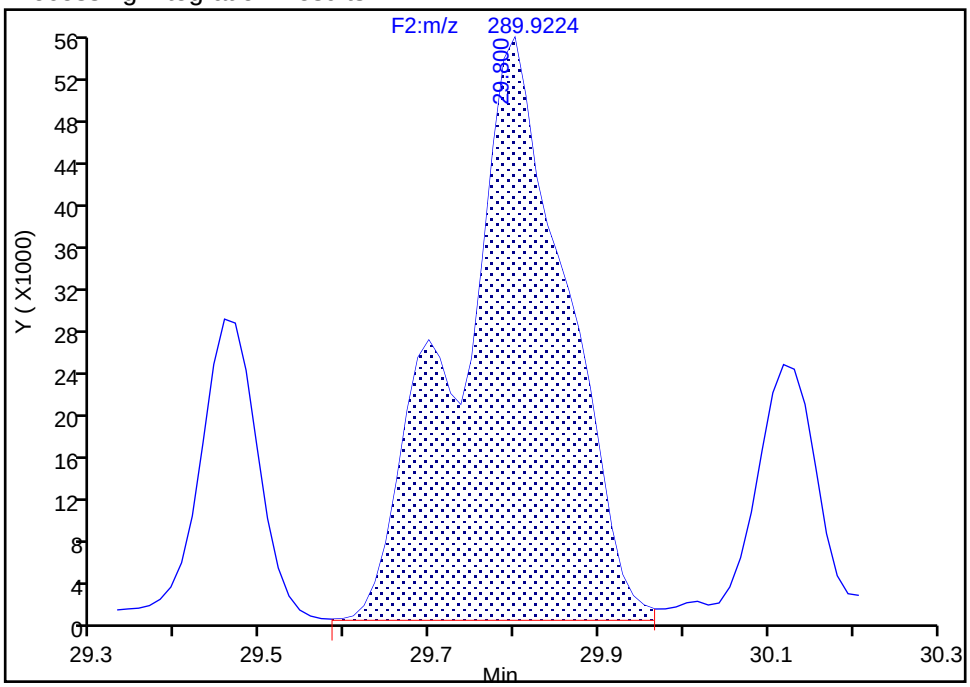

Manual Integration Results

RT: 29.80
Area: 501370
Amount: 19.000972
Amount Units: pg/ul

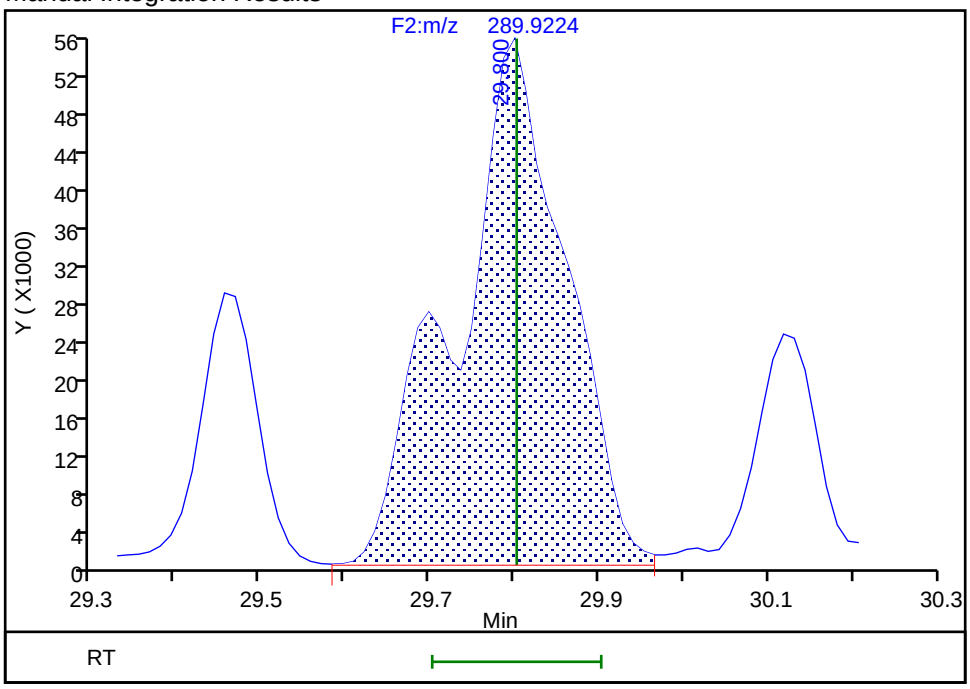

Reviewer: mcwhirterl, 21-Aug-2019 20:18:55

Audit Action: Manually Integrated/Assigned Compound ID Audit Reason: Incomplete Integration

Manual Integration/User Assign Peak Report

Eurofins TestAmerica, Knoxville

Data File: \\chromna\Knoxville\ChromData\D3D\20190813-12717.b\d4190821i3.d
Injection Date: 21-Aug-2019 15:59:00 Instrument ID: D3D
Lims ID: IC L3
Client ID:
Operator ID: Xcalibur_System ALS Bottle#: 0 Worklist Smp#: 3
Injection Vol: 1.0 ul Dil. Factor: 1.0000
Method: PCBs_D3D Limit Group: HR - 1668A - ICAL
Column: SPB-Octyl (0.25 mm) Detector F2(21.81 :35.54)

PCB-80, CAS: 33284-52-5

Signal: 2

Processing Integration Results

RT: 31.43
Area: 180375
Amount: 5.046654
Amount Units: pg/ul

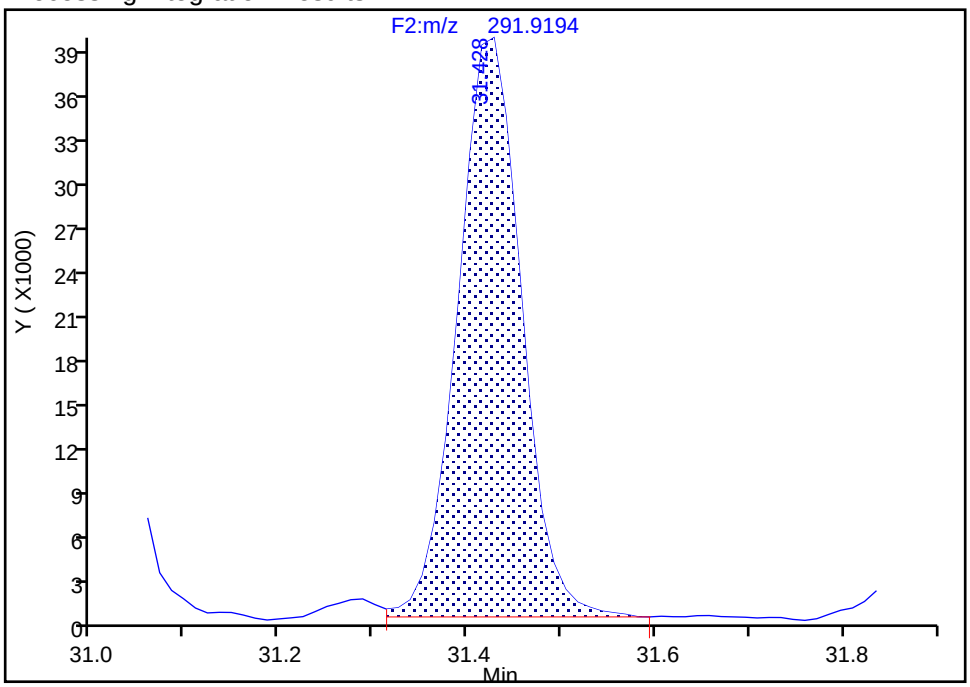

Manual Integration Results

RT: 31.43
Area: 180375
Amount: 4.999084
Amount Units: pg/ul

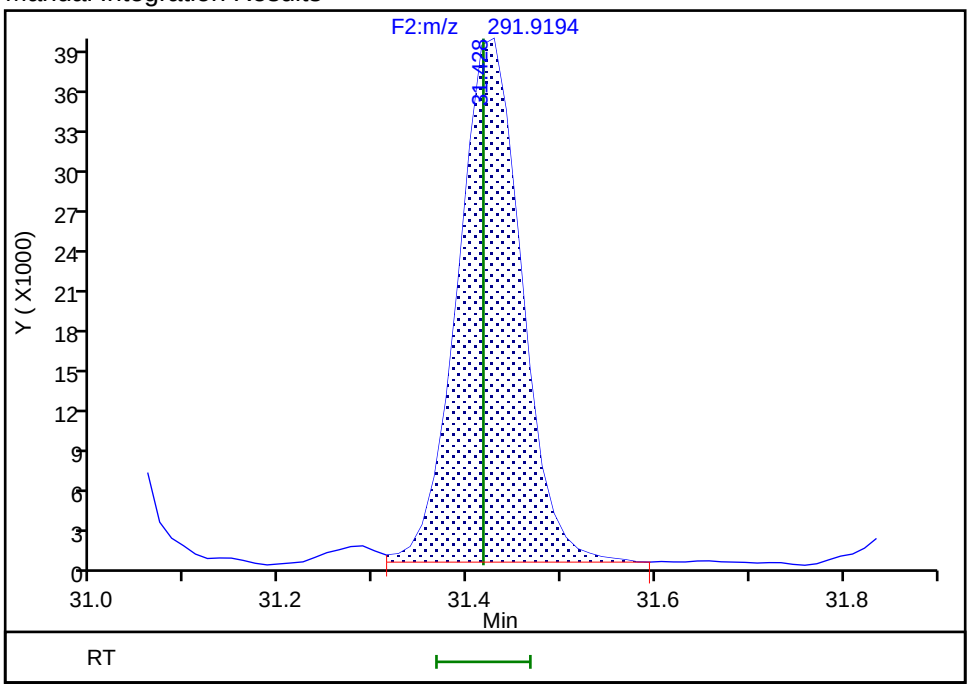

Reviewer: mcwhirterl, 21-Aug-2019 20:19:18
Audit Action: Marked Compound Undetected Audit Reason: Invalid Compound ID

Manual Integration/User Assign Peak Report

Eurofins TestAmerica, Knoxville

Data File: \\chromna\Knoxville\ChromData\D3D\20190813-12717.b\d4190821i3.d
Injection Date: 21-Aug-2019 15:59:00 Instrument ID: D3D
Lims ID: IC L3
Client ID:
Operator ID: Xcalibur_System ALS Bottle#: 0 Worklist Smp#: 3
Injection Vol: 1.0 ul Dil. Factor: 1.0000
Method: PCBs_D3D Limit Group: HR - 1668A - ICAL
Column: SPB-Octyl (0.25 mm) Detector F2(21.81 :35.54)

PCB-80, CAS: 33284-52-5

Signal: 3

Processing Integration Results

RT: 31.43
Area: 331144
Amount: 5.046654
Amount Units: pg/ul

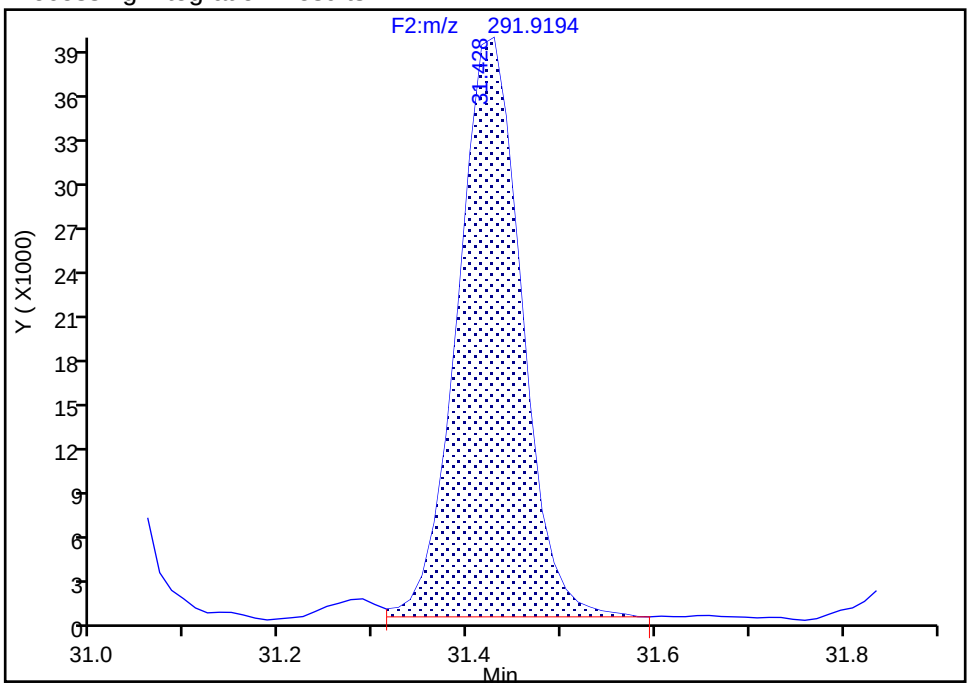

Manual Integration Results

RT: 31.43
Area: 325763
Amount: 4.999084
Amount Units: pg/ul
Reviewer: mcwhirterl, 21-Aug-2019 20:19:18
Audit Action: Marked Compound Undetected Audit Reason: Invalid Compound ID

Manual Integration/User Assign Peak Report

Eurofins TestAmerica, Knoxville

Data File:	\\chromna\Knoxville\ChromData\D3D\20190813-12717.b\d4190821i3.d				
Injection Date:	21-Aug-2019 15:59:00	Instrument ID:	D3D		
Lims ID:	IC L3				
Client ID:					
Operator ID:	Xcalibur_System	ALS Bottle#:	0	Worklist Smp#:	3
Injection Vol:	1.0 ul	Dil. Factor:	1.0000		
Method:	PCBs_D3D	Limit Group:	HR - 1668A - ICAL		
Column:	SPB-Octyl (0.25 mm)	Detector	F2(21.81 :35.54)		

PCB-80, CAS: 33284-52-5

Signal: 1

Processing Integration Results

RT: 31.43
Area: 150769
Amount: 5.046654
Amount Units: pg/ul

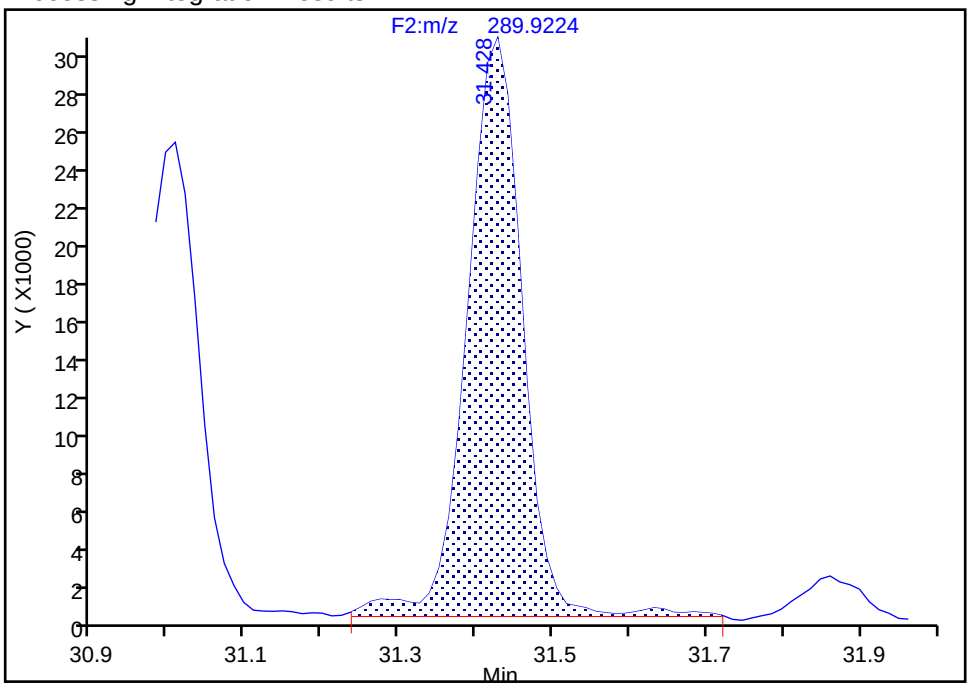

Manual Integration Results

RT: 31.43
Area: 145388
Amount: 4.999084
Amount Units: pg/ul

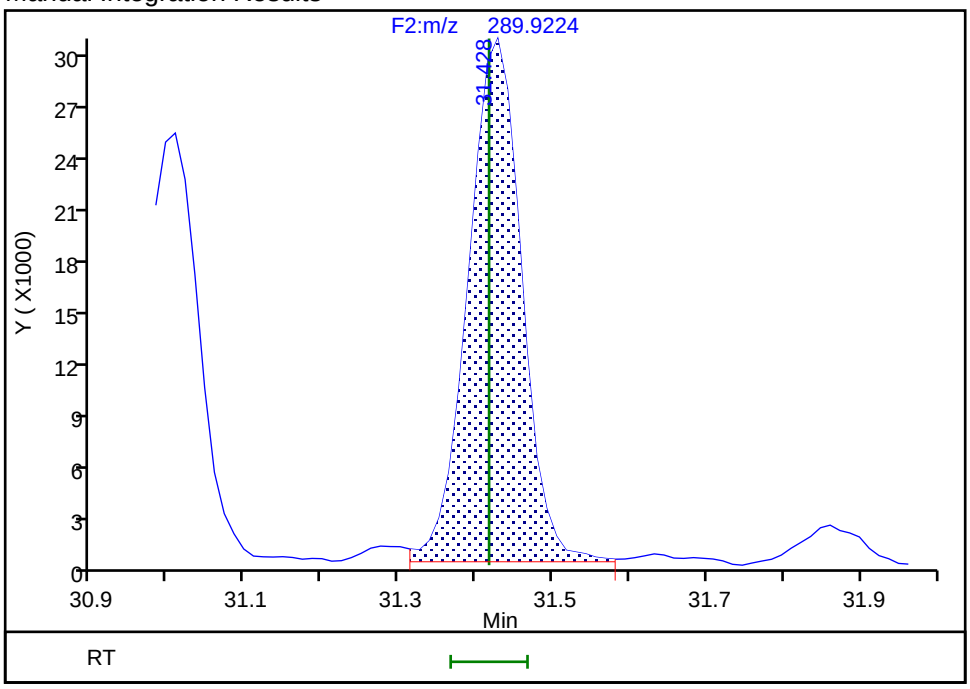

Reviewer: mcwhirterl, 21-Aug-2019 20:19:20

Audit Action: Manually Integrated/Assigned Compound ID Audit Reason: Split Peak

Eurofins TestAmerica, Knoxville

Data File:	\\chromna\Knoxville\ChromData\D3D\20190813-12717.b\d4190821i3.d		
Injection Date:	21-Aug-2019 15:59:00	Injection Vol:	1.0 ul
Instrument ID:	D3D	Operator ID:	Xcalibur_System
Method:	PCBs_D3D	Limit Group:	HR - 1668A - ICAL
Client ID:			
Worklist#:	33168	Sample Line#:	3
Column Type:	SPB-Octyl	Column Dia:	0.25 mm

PePCB F2

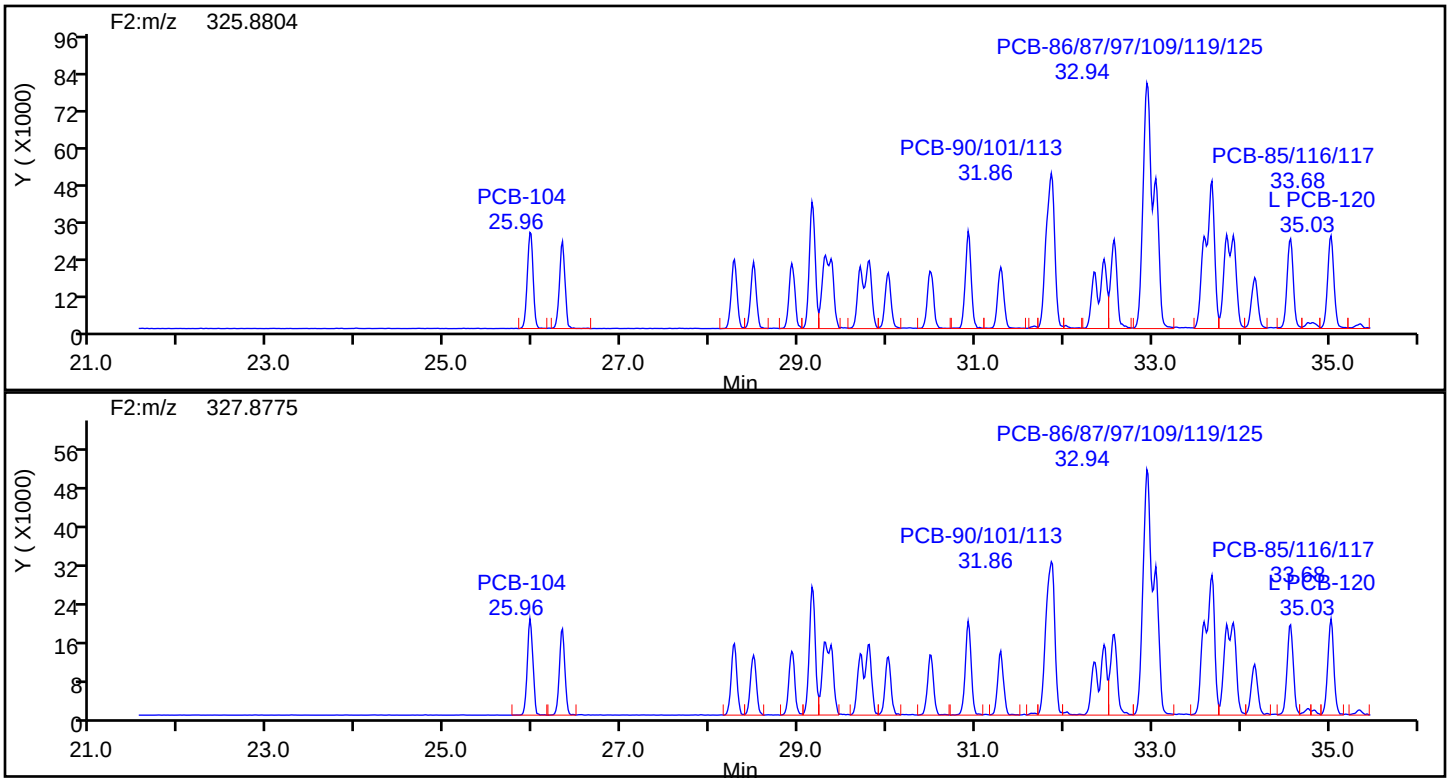

PePCB F2 Standards

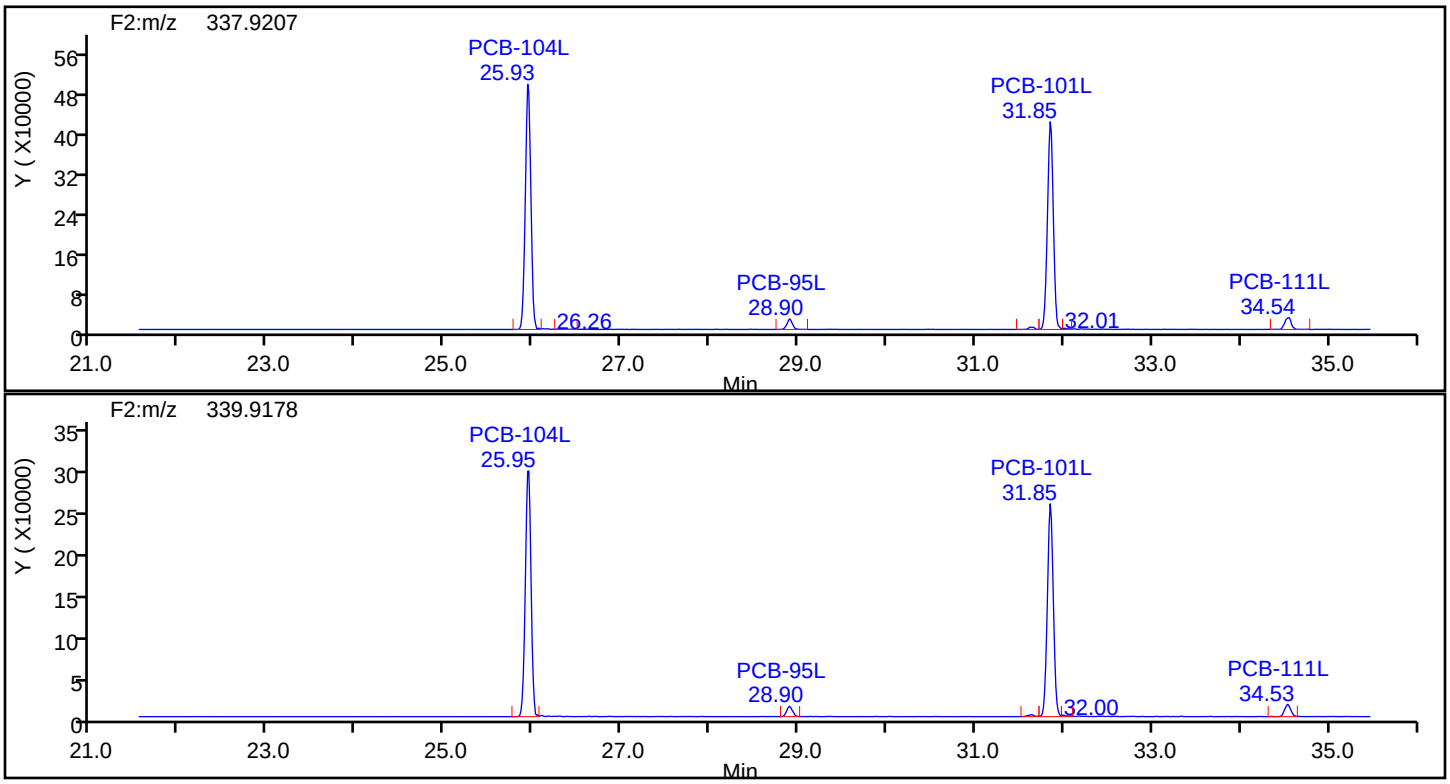

Eurofins TestAmerica, Knoxville

Data File:	\\chromna\Knoxville\ChromData\D3D\20190813-12717.b\d4190821i3.d		
Injection Date:	21-Aug-2019 15:59:00	Injection Vol:	1.0 ul
Instrument ID:	D3D	Operator ID:	Xcalibur_System
Method:	PCBs_D3D	Limit Group:	HR - 1668A - ICAL
Client ID:			
Worklist#:	33168	Sample Line#:	3
Column Type:	SPB-Octyl	Column Dia:	0.25 mm

PePCB F2

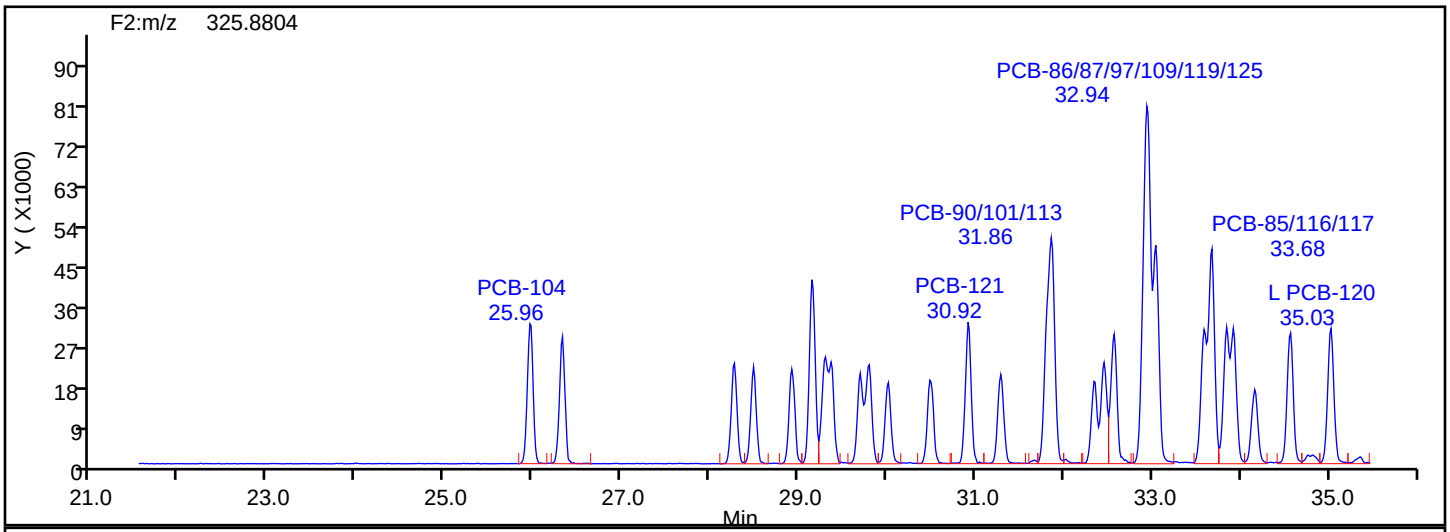

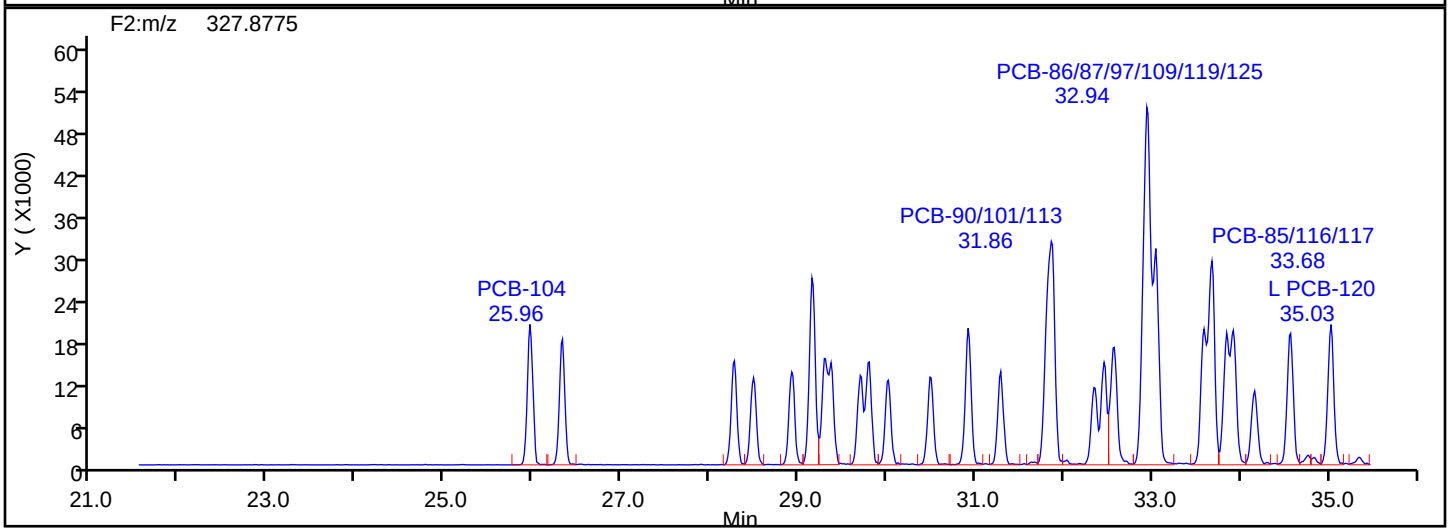

PePCB F2 Lock Mass

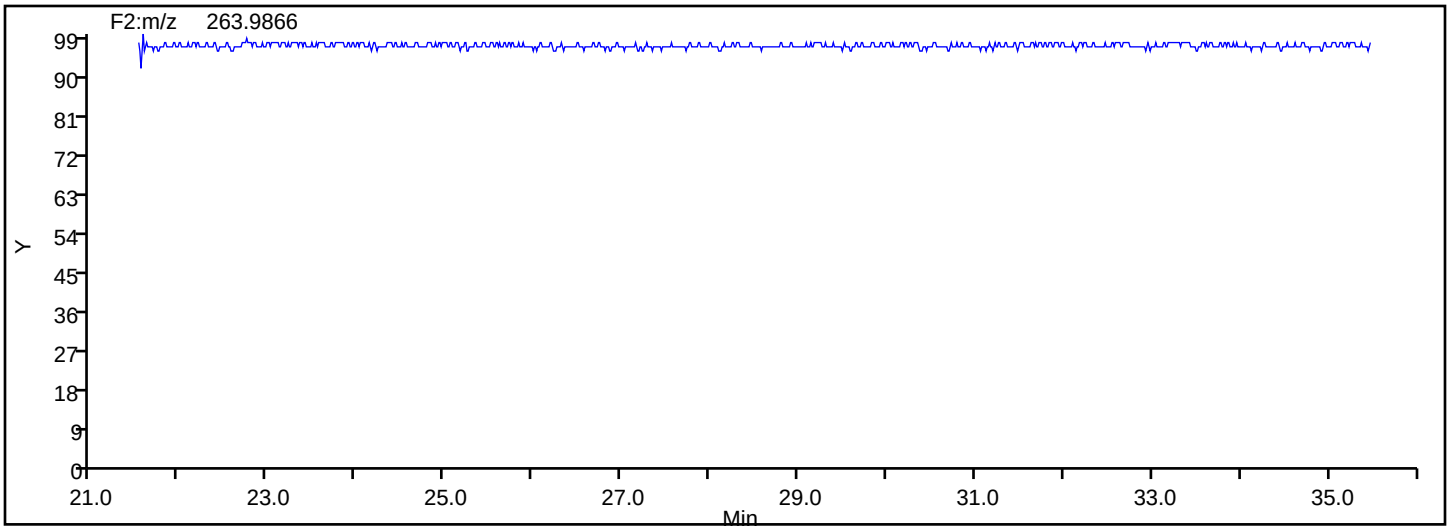

Manual Integration/User Assign Peak Report

Eurofins TestAmerica, Knoxville

Data File: \\chromna\Knoxville\ChromData\D3D\20190813-12717.b\d4190821i3.d
Injection Date: 21-Aug-2019 15:59:00 Instrument ID: D3D
Lims ID: IC L3
Client ID:
Operator ID: Xcalibur_System ALS Bottle#: 0 Worklist Smp#: 3
Injection Vol: 1.0 ul Dil. Factor: 1.0000
Method: PCBs_D3D Limit Group: HR - 1668A - ICAL
Column: SPB-Octyl (0.25 mm) Detector F2(21.81 :35.54)

PCB-98/102, CAS: STL01843

Signal: 2

Processing Integration Results

RT: 29.29
Area: 74596
Amount: 7.093790
Amount Units: pg/ul

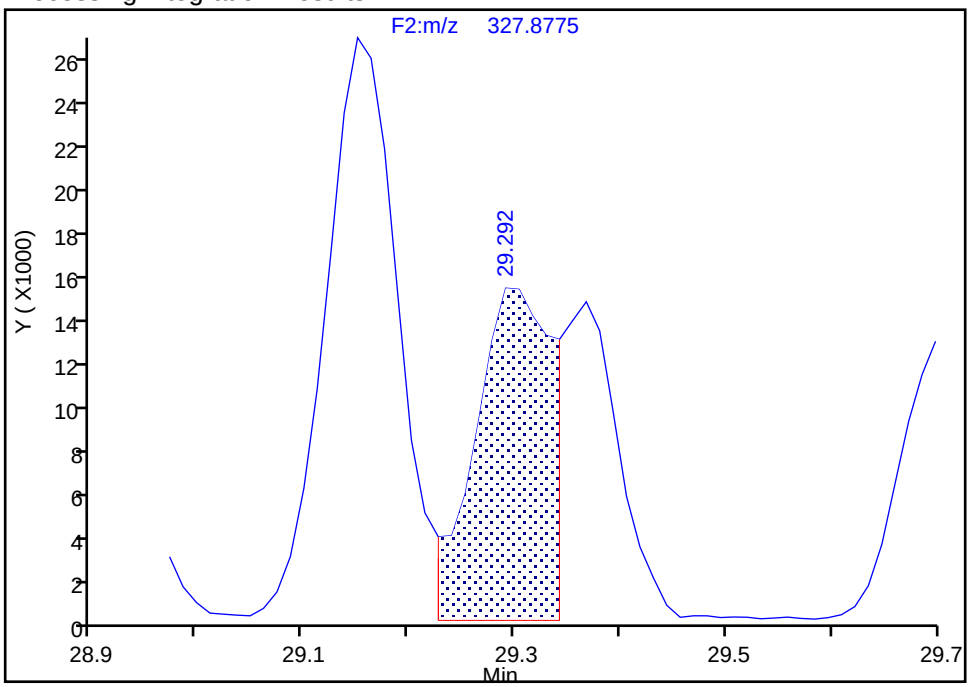

Manual Integration Results

RT: 29.29
Area: 127320
Amount: 9.579274
Amount Units: pg/ul

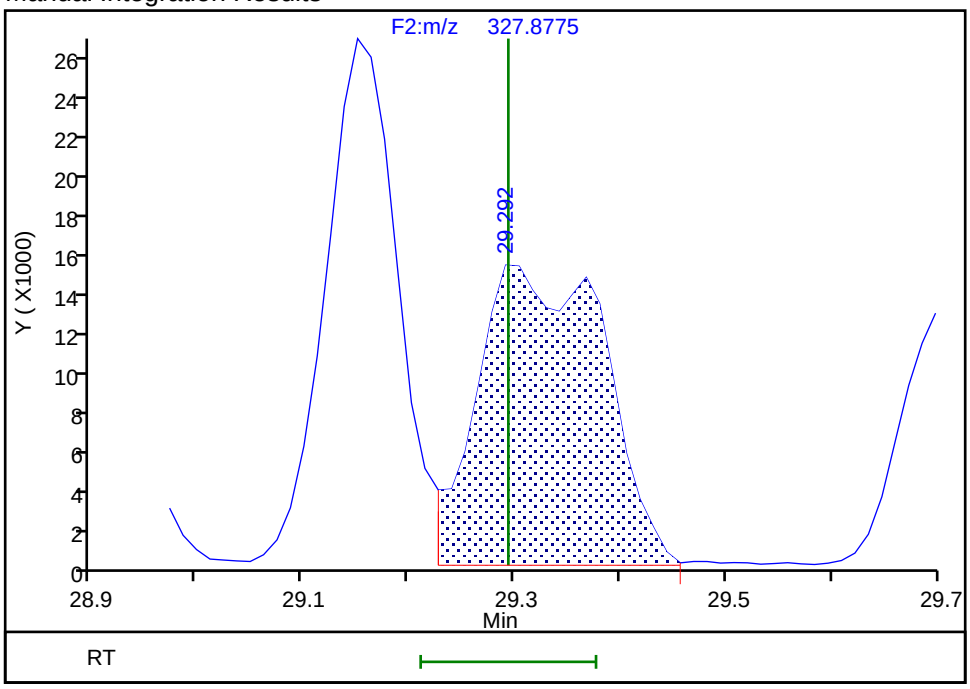

Reviewer: mcwhirterl, 21-Aug-2019 20:20:26
Audit Action: Marked Compound Undetected Audit Reason: Invalid Compound ID

Manual Integration/User Assign Peak Report

Eurofins TestAmerica, Knoxville

Data File: \\chromna\Knoxville\ChromData\D3D\20190813-12717.b\d4190821i3.d
Injection Date: 21-Aug-2019 15:59:00 Instrument ID: D3D
Lims ID: IC L3
Client ID:
Operator ID: Xcalibur_System ALS Bottle#: 0 Worklist Smp#: 3
Injection Vol: 1.0 ul Dil. Factor: 1.0000
Method: PCBs_D3D Limit Group: HR - 1668A - ICAL
Column: SPB-Octyl (0.25 mm) Detector F2(21.81 :35.54)

PCB-98/102, CAS: STL01843

Signal: 3

Processing Integration Results

RT: 29.30
Area: 192980
Amount: 7.093790
Amount Units: pg/ul

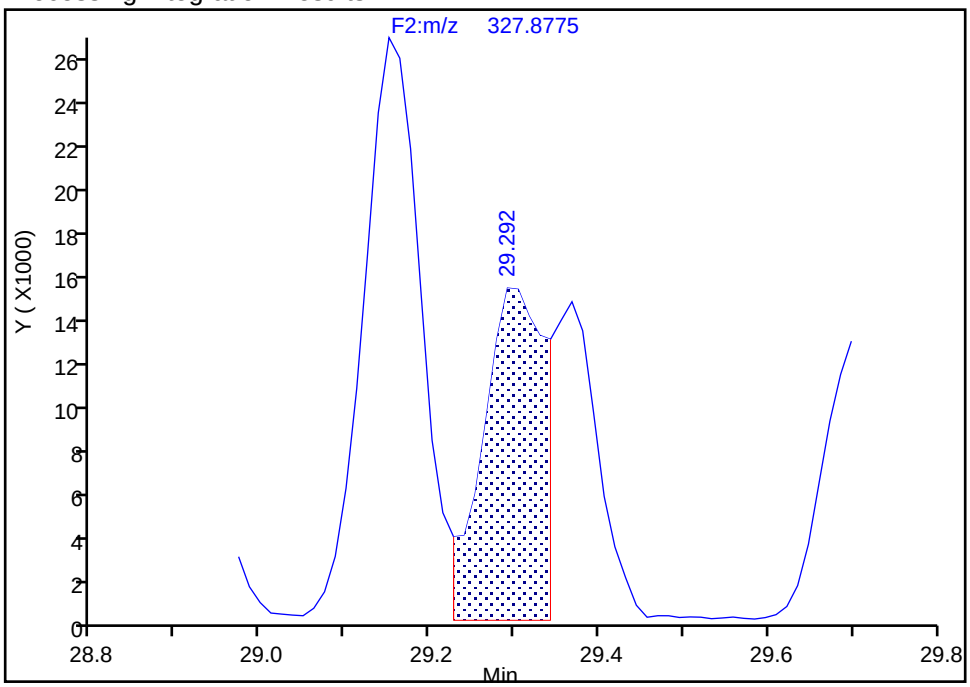

Manual Integration Results

RT: 29.30
Area: 331906
Amount: 9.579274
Amount Units: pg/ul
Reviewer: mcwhirterl, 21-Aug-2019 20:20:26
Audit Action: Marked Compound Undetected Audit Reason: Invalid Compound ID

Manual Integration/User Assign Peak Report

Eurofins TestAmerica, Knoxville

Data File: \\chromna\Knoxville\ChromData\D3D\20190813-12717.b\d4190821i3.d
Injection Date: 21-Aug-2019 15:59:00 Instrument ID: D3D
Lims ID: IC L3
Client ID:
Operator ID: Xcalibur_System ALS Bottle#: 0 Worklist Smp#: 3
Injection Vol: 1.0 ul Dil. Factor: 1.0000
Method: PCBs_D3D Limit Group: HR - 1668A - ICAL
Column: SPB-Octyl (0.25 mm) Detector F2(21.81 :35.54)

PCB-98/102, CAS: STL01843

Signal: 1

Processing Integration Results

RT: 29.30
Area: 118384
Amount: 7.093790
Amount Units: pg/ul

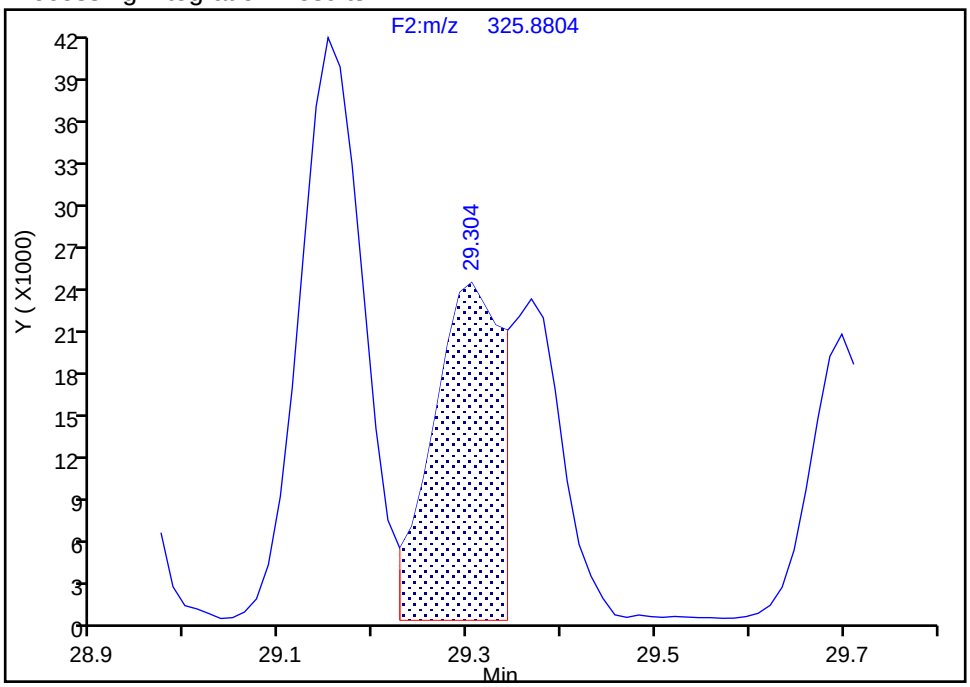

Manual Integration Results

RT: 29.30
Area: 204586
Amount: 9.579274
Amount Units: pg/ul

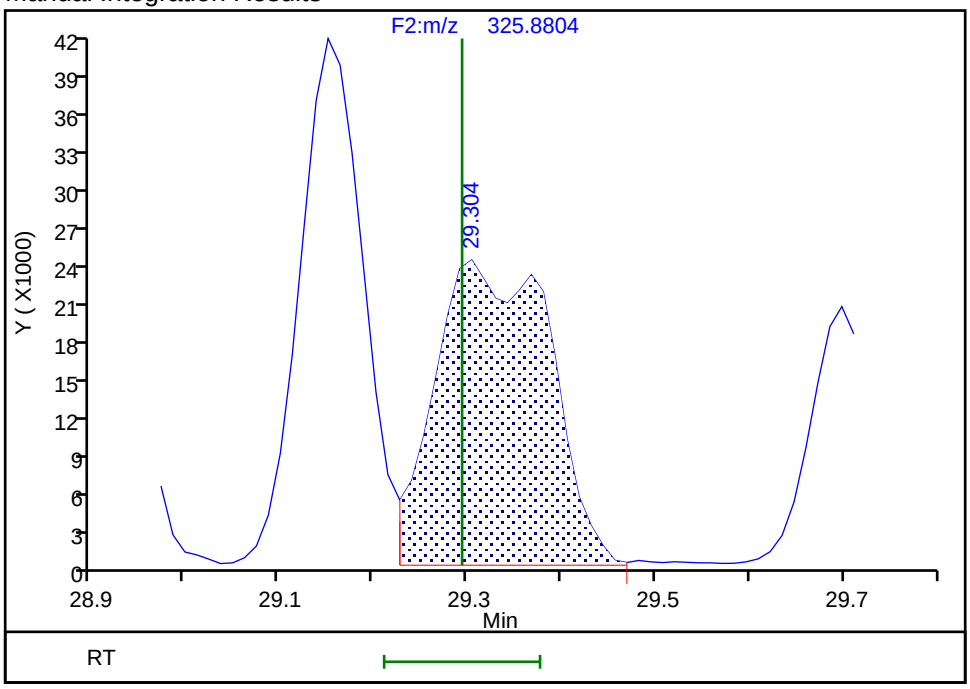

Reviewer: mcwhirterl, 21-Aug-2019 20:20:27
Audit Action: Manually Integrated/Assigned Compound ID Audit Reason: Incomplete Integration

Manual Integration/User Assign Peak Report

Eurofins TestAmerica, Knoxville

Data File: \\chromna\Knoxville\ChromData\D3D\20190813-12717.b\d4190821i3.d
Injection Date: 21-Aug-2019 15:59:00 Instrument ID: D3D
Lims ID: IC L3
Client ID:
Operator ID: Xcalibur_System ALS Bottle#: 0 Worklist Smp#: 3
Injection Vol: 1.0 ul Dil. Factor: 1.0000
Method: PCBs_D3D Limit Group: HR - 1668A - ICAL
Column: SPB-Octyl (0.25 mm) Detector F2(21.81 :35.54)

PCB-86/87/97/109/119/125, CAS: STL02295

Signal: 2

Processing Integration Results

RT: 32.94
Area: 304176
Amount: 22.328515
Amount Units: pg/ul

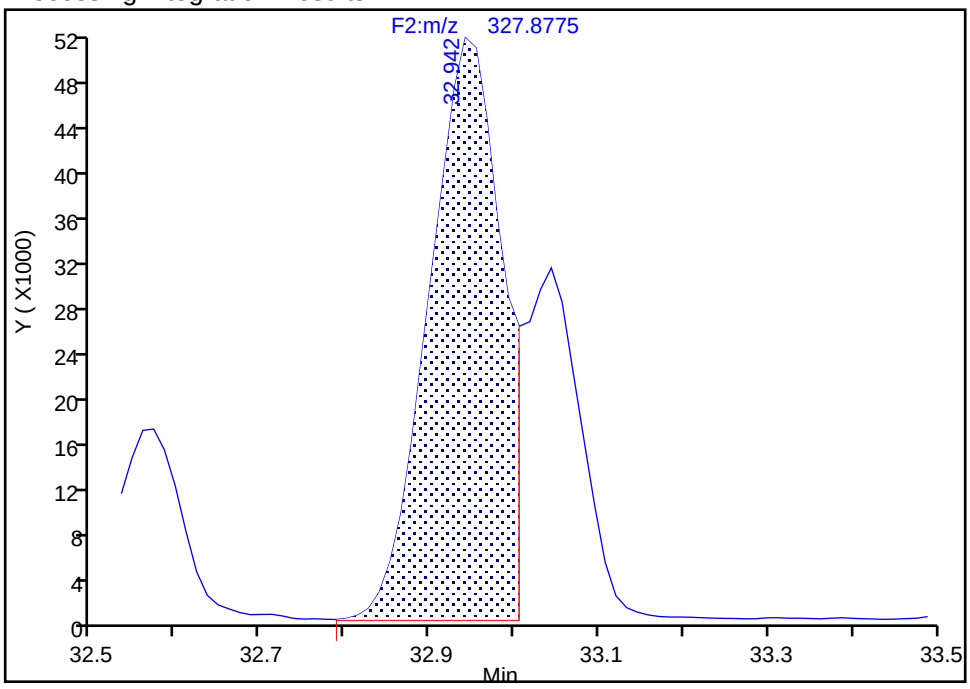

Manual Integration Results

RT: 32.94
Area: 446822
Amount: 27.550244
Amount Units: pg/ul

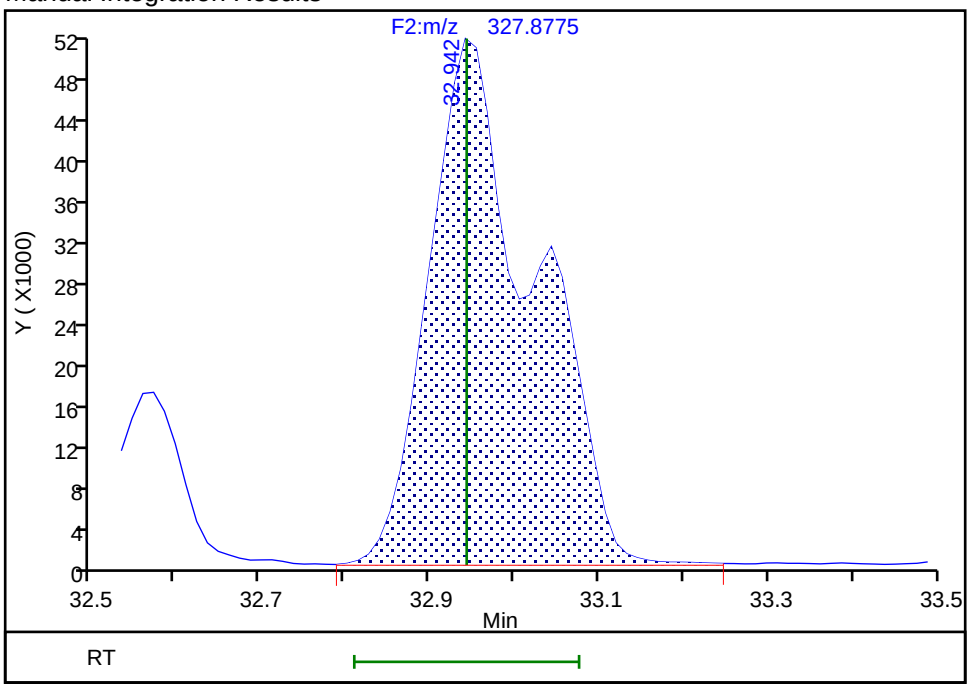

Reviewer: mcwhirterl, 21-Aug-2019 20:20:59
Audit Action: Marked Compound Undetected Audit Reason: Invalid Compound ID

Manual Integration/User Assign Peak Report

Eurofins TestAmerica, Knoxville

Data File: \\chromna\Knoxville\ChromData\D3D\20190813-12717.b\d4190821i3.d
Injection Date: 21-Aug-2019 15:59:00 Instrument ID: D3D
Lims ID: IC L3
Client ID:
Operator ID: Xcalibur_System ALS Bottle#: 0 Worklist Smp#: 3
Injection Vol: 1.0 ul Dil. Factor: 1.0000
Method: PCBs_D3D Limit Group: HR - 1668A - ICAL
Column: SPB-Octyl (0.25 mm) Detector F2(21.81 :35.54)

PCB-86/87/97/109/119/125, CAS: STL02295

Signal: 3

Processing Integration Results

RT: 32.94
Area: 782474
Amount: 22.328515
Amount Units: pg/ul

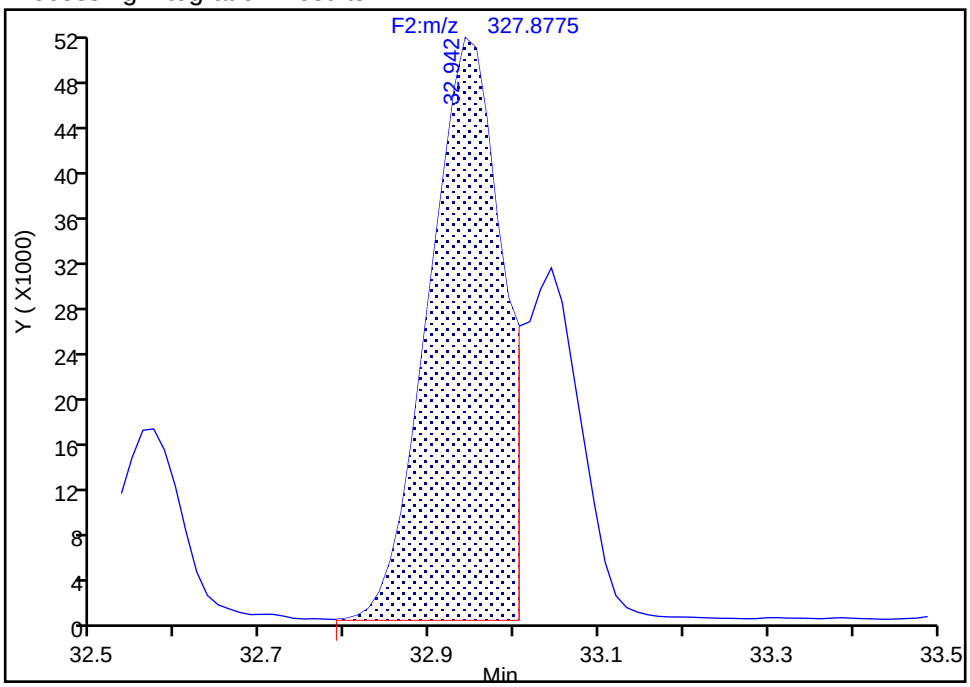

Manual Integration Results

RT: 32.94
Area: 1154367
Amount: 27.550244
Amount Units: pg/ul
Reviewer: mcwhirterl, 21-Aug-2019 20:20:59
Audit Action: Marked Compound Undetected Audit Reason: Invalid Compound ID

Manual Integration/User Assign Peak Report

Eurofins TestAmerica, Knoxville

Data File: \\chromna\Knoxville\ChromData\D3D\20190813-12717.b\d4190821i3.d
Injection Date: 21-Aug-2019 15:59:00 Instrument ID: D3D
Lims ID: IC L3
Client ID:
Operator ID: Xcalibur_System ALS Bottle#: 0 Worklist Smp#: 3
Injection Vol: 1.0 ul Dil. Factor: 1.0000
Method: PCBs_D3D Limit Group: HR - 1668A - ICAL
Column: SPB-Octyl (0.25 mm) Detector F2(21.81 :35.54)

PCB-86/87/97/109/119/125, CAS: STL02295

Signal: 1

Processing Integration Results

RT: 32.94
Area: 478298
Amount: 22.328515
Amount Units: pg/ul

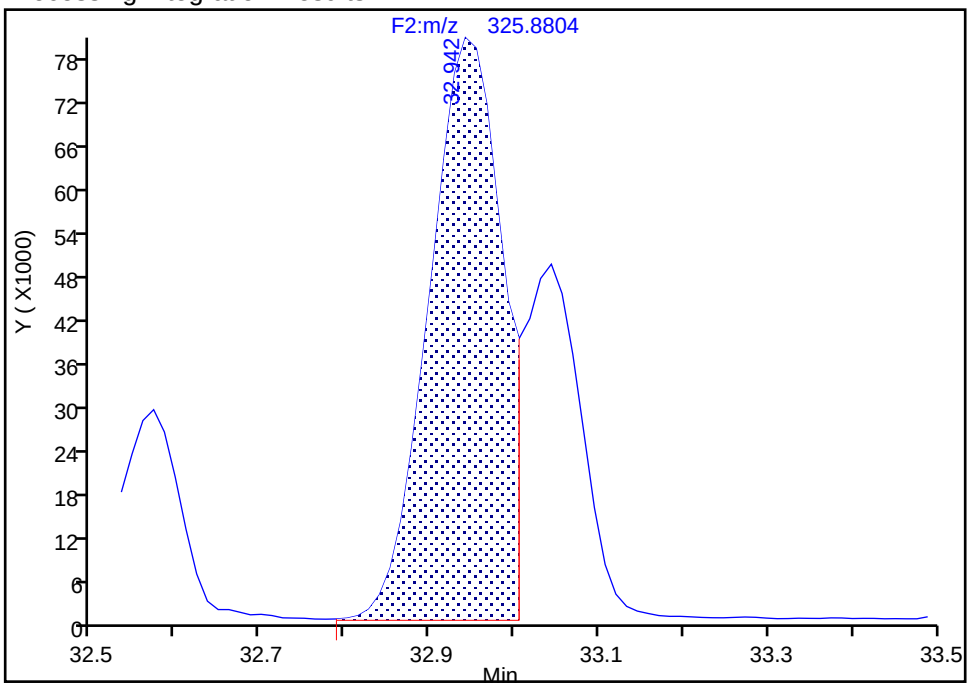

Manual Integration Results

RT: 32.94
Area: 707545
Amount: 27.550244
Amount Units: pg/ul

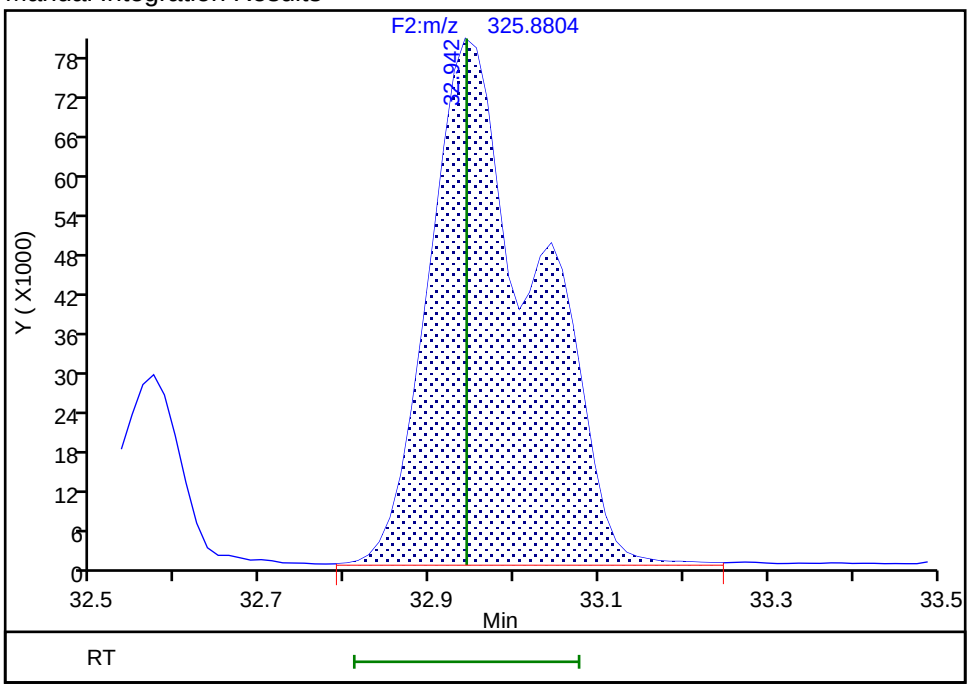

Reviewer: mcwhirterl, 21-Aug-2019 20:21:00
Audit Action: Manually Integrated/Assigned Compound ID Audit Reason: Incomplete Integration

Manual Integration/User Assign Peak Report

Eurofins TestAmerica, Knoxville

Data File: \\chromna\Knoxville\ChromData\D3D\20190813-12717.b\d4190821i3.d
Injection Date: 21-Aug-2019 15:59:00 Instrument ID: D3D
Lims ID: IC L3
Client ID:
Operator ID: Xcalibur_System ALS Bottle#: 0 Worklist Smp#: 3
Injection Vol: 1.0 ul Dil. Factor: 1.0000
Method: PCBs_D3D Limit Group: HR - 1668A - ICAL
Column: SPB-Octyl (0.25 mm) Detector F2(21.81 :35.54)

PCB-110/115, CAS: STL01826

Signal: 2

Processing Integration Results

RT: 33.92
Area: 174853
Amount: 6.958438
Amount Units: pg/ul

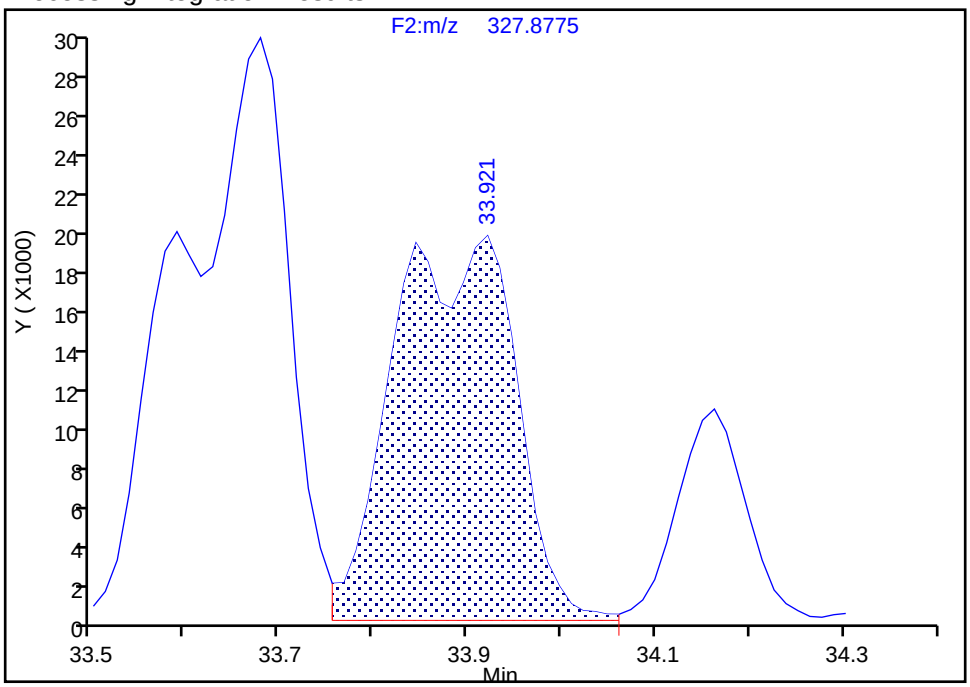

Manual Integration Results

RT: 33.92
Area: 174853
Amount: 9.571290
Amount Units: pg/ul

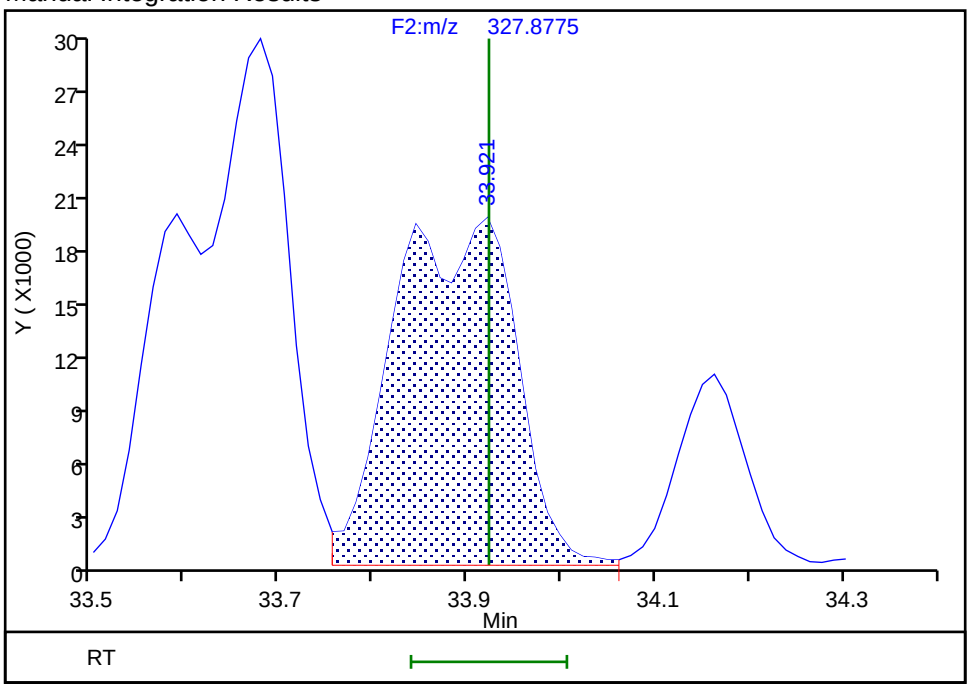

Reviewer: mcwhirterl, 21-Aug-2019 20:21:15
Audit Action: Marked Compound Undetected Audit Reason: Invalid Compound ID

Manual Integration/User Assign Peak Report

Eurofins TestAmerica, Knoxville

Data File: \\chromna\Knoxville\ChromData\D3D\20190813-12717.b\d4190821i3.d
Injection Date: 21-Aug-2019 15:59:00 Instrument ID: D3D
Lims ID: IC L3
Client ID:
Operator ID: Xcalibur_System ALS Bottle#: 0 Worklist Smp#: 3
Injection Vol: 1.0 ul Dil. Factor: 1.0000
Method: PCBs_D3D Limit Group: HR - 1668A - ICAL
Column: SPB-Octyl (0.25 mm) Detector F2(21.81 :35.54)

PCB-110/115, CAS: STL01826

Signal: 3

Processing Integration Results

RT: 33.92
Area: 313320
Amount: 6.958438
Amount Units: pg/ul

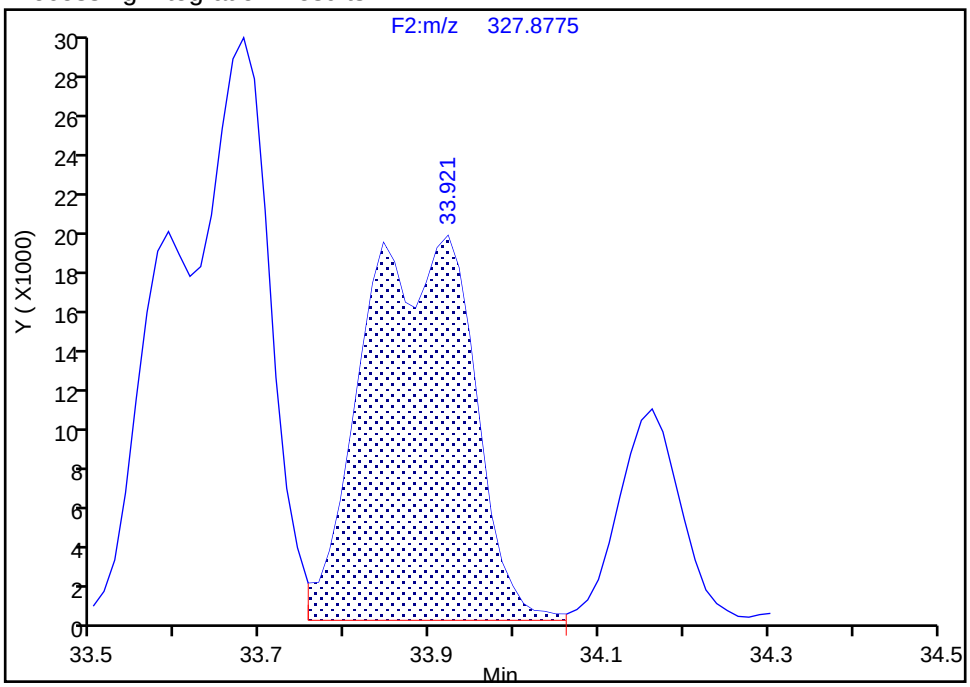

Manual Integration Results

RT: 33.84
Area: 453130
Amount: 9.571290
Amount Units: pg/ul
Reviewer: mcwhirterl, 21-Aug-2019 20:21:15
Audit Action: Marked Compound Undetected Audit Reason: Invalid Compound ID

Manual Integration/User Assign Peak Report

Eurofins TestAmerica, Knoxville

Data File:	\\chromna\Knoxville\ChromData\D3D\20190813-12717.b\d4190821i3.d				
Injection Date:	21-Aug-2019 15:59:00	Instrument ID:	D3D		
Lims ID:	IC L3				
Client ID:					
Operator ID:	Xcalibur_System	ALS Bottle#:	0	Worklist Smp#:	3
Injection Vol:	1.0 ul	Dil. Factor:	1.0000		
Method:	PCBs_D3D	Limit Group:	HR - 1668A - ICAL		
Column:	SPB-Octyl (0.25 mm)	Detector	F2(21.81 :35.54)		

PCB-110/115, CAS: STL01826

Signal: 1

Processing Integration Results

RT: 33.92
Area: 138467
Amount: 6.958438
Amount Units: pg/ul

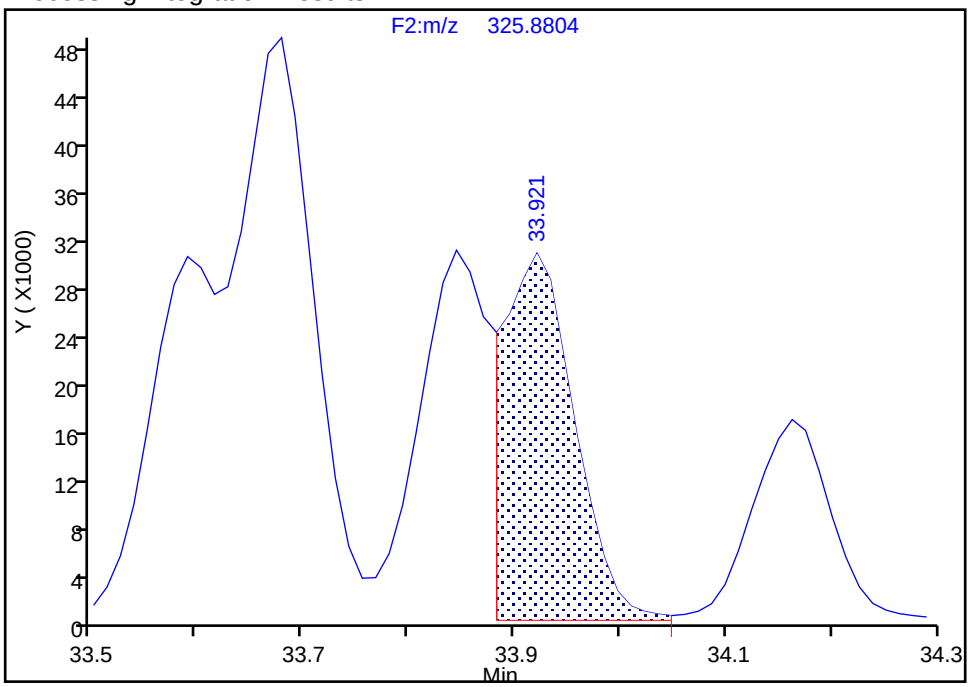

Manual Integration Results

RT: 33.84
Area: 278277
Amount: 9.571290
Amount Units: pg/ul

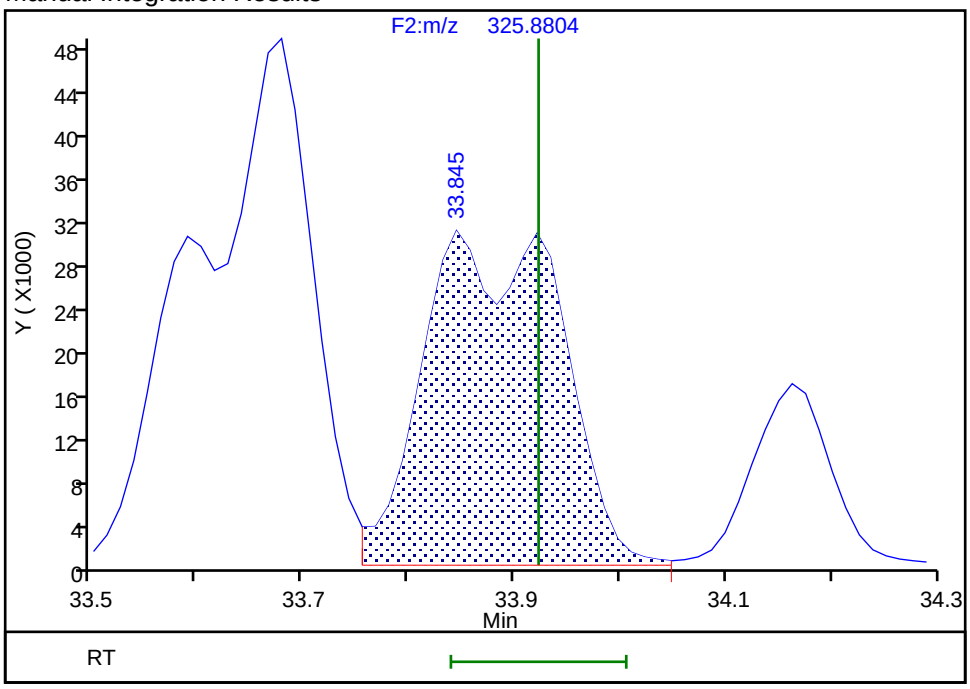

Reviewer: mcwhirterl, 21-Aug-2019 20:21:17

Audit Action: Manually Integrated/Assigned Compound ID Audit Reason: Incomplete Integration

Eurofins TestAmerica, Knoxville

Data File:	\\chromna\Knoxville\ChromData\D3D\20190813-12717.b\d4190821i3.d		
Injection Date:	21-Aug-2019 15:59:00	Injection Vol:	1.0 ul
Instrument ID:	D3D	Operator ID:	Xcalibur_System
Method:	PCBs_D3D	Limit Group:	HR - 1668A - ICAL
Client ID:			
Worklist#:	33168	Sample Line#:	3
Column Type:	SPB-Octyl	Column Dia:	0.25 mm

PePCB F3

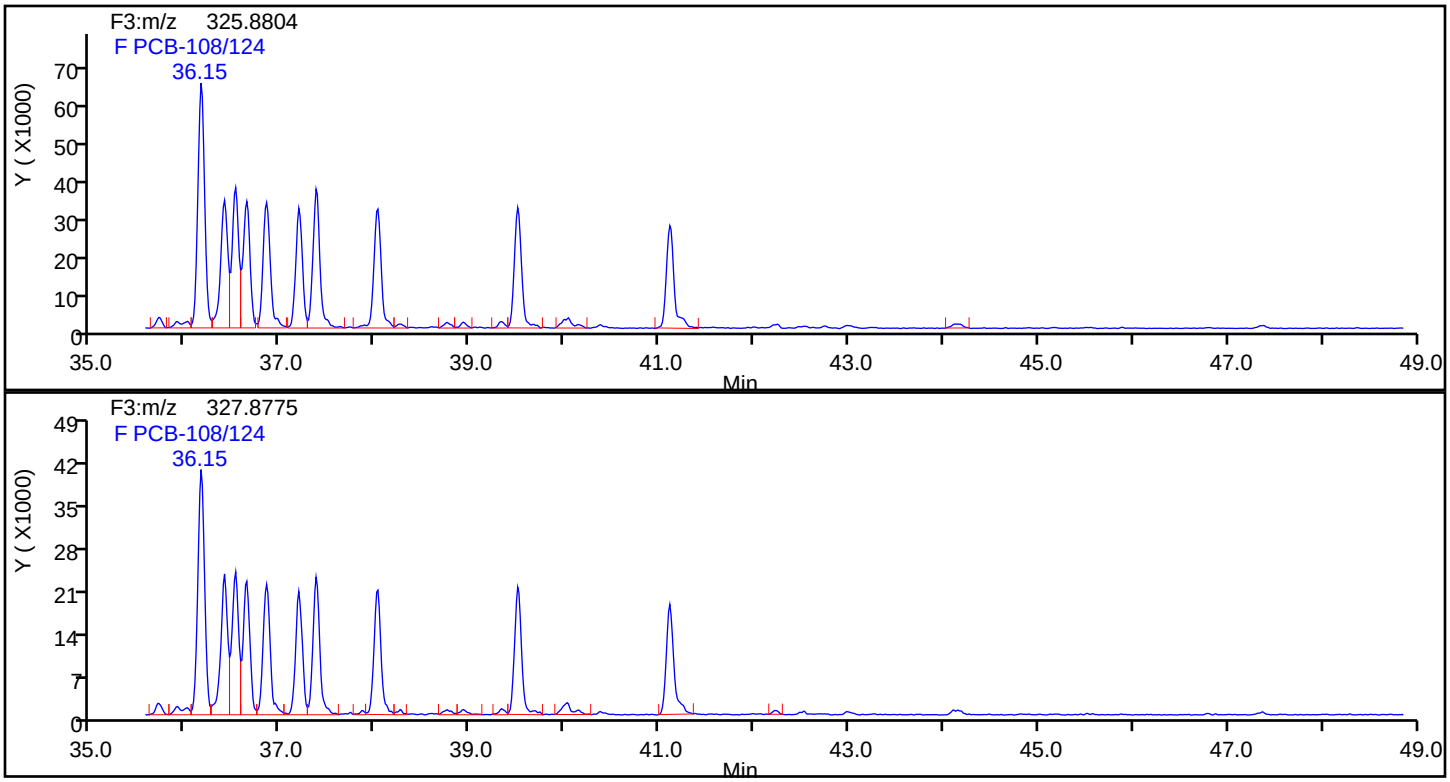

PePCB F3 Standards

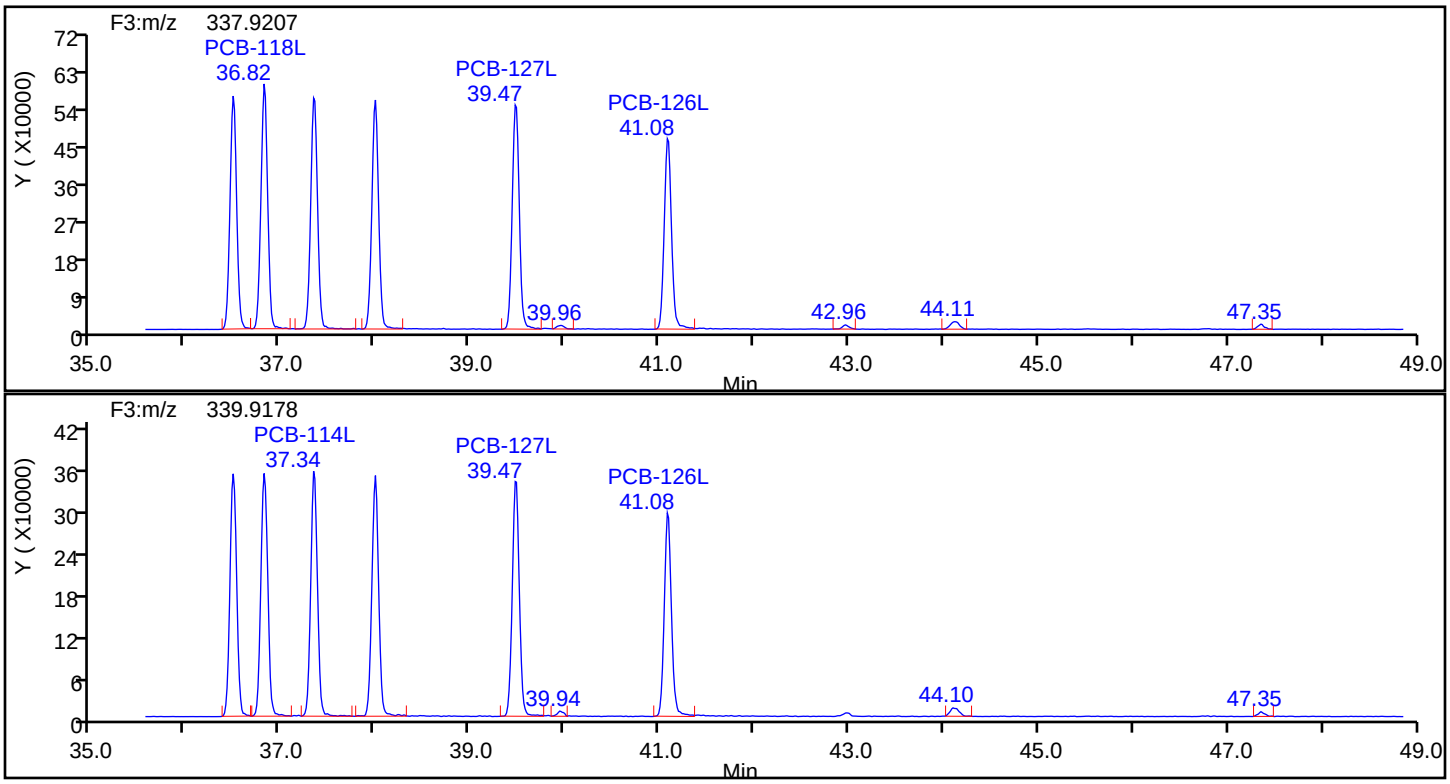

Eurofins TestAmerica, Knoxville

Data File:	\\chromna\Knoxville\ChromData\D3D\20190813-12717.b\d4190821i3.d		
Injection Date:	21-Aug-2019 15:59:00	Injection Vol:	1.0 ul
Instrument ID:	D3D	Operator ID:	Xcalibur_System
Method:	PCBs_D3D	Limit Group:	HR - 1668A - ICAL
Client ID:			
Worklist#:	33168	Sample Line#:	3
Column Type:	SPB-Octyl	Column Dia:	0.25 mm

PePCB F3

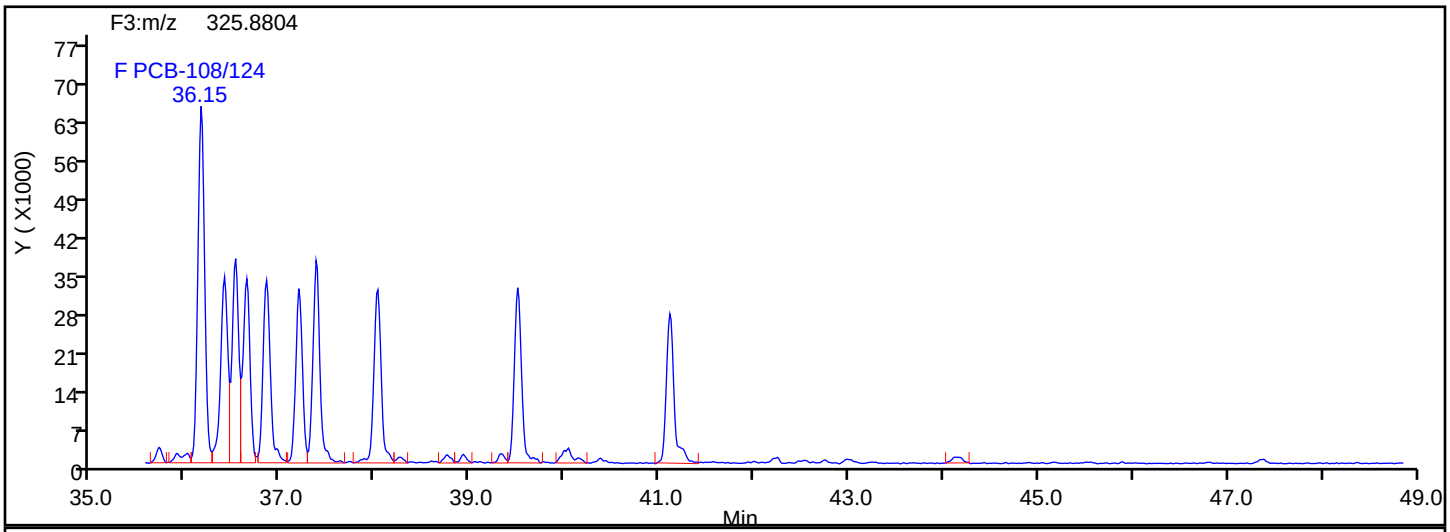

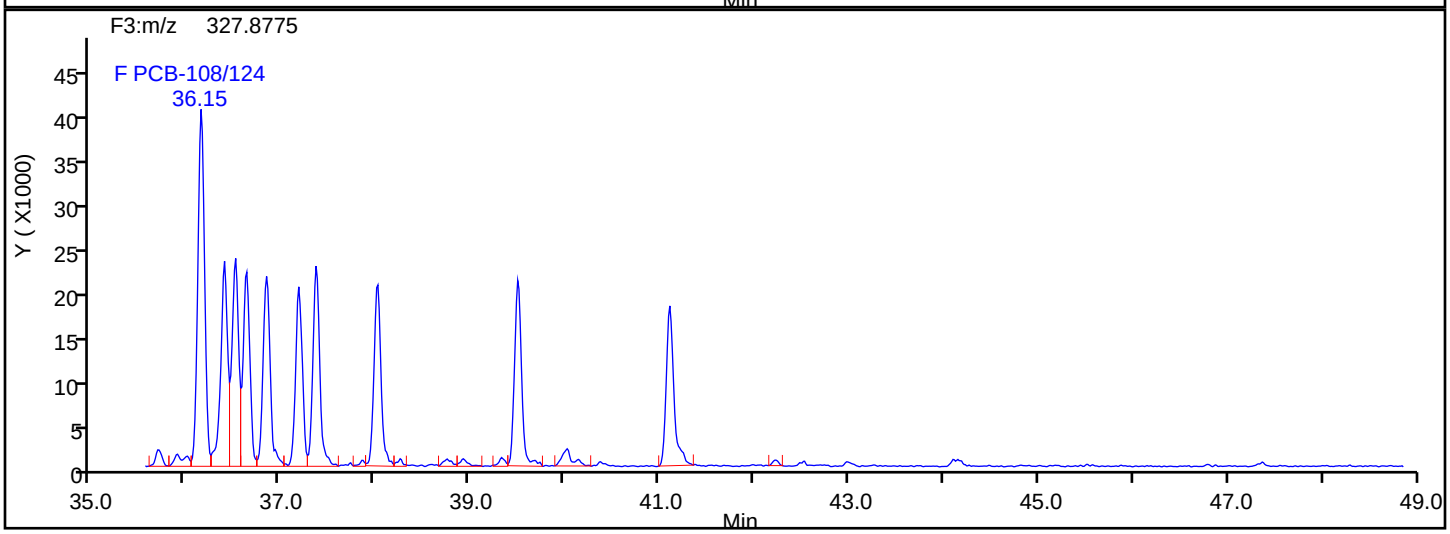

PePCB F3 Lock Mass

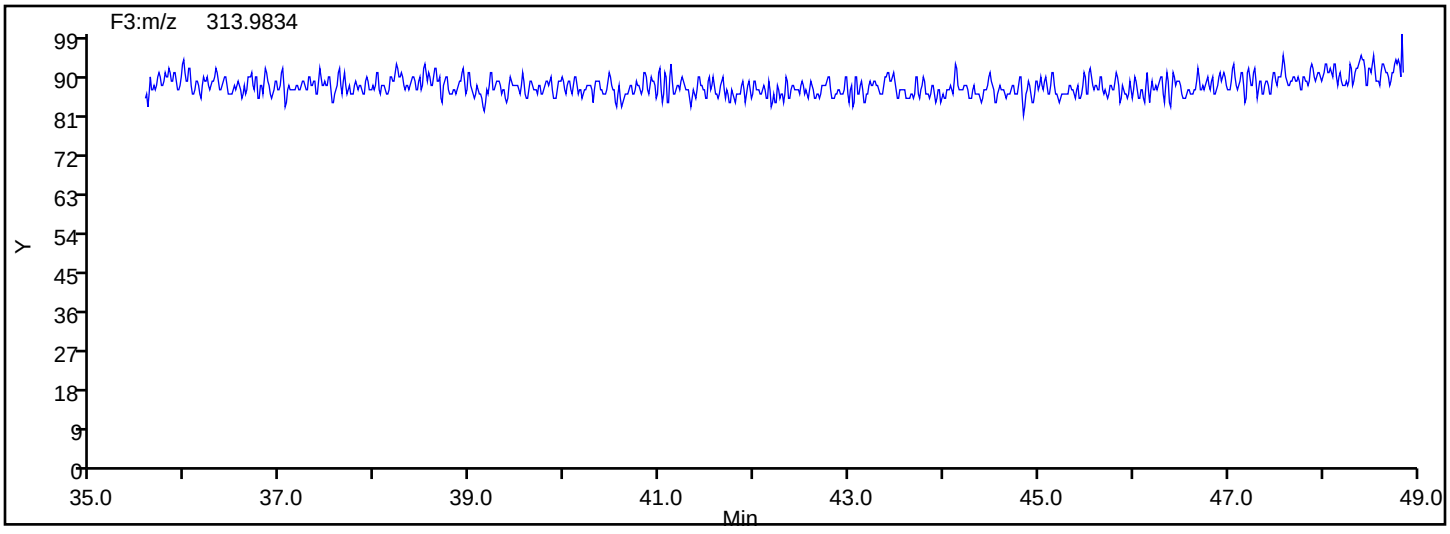

Eurofins TestAmerica, Knoxville

Data File:	\\chromna\Knoxville\ChromData\D3D\20190813-12717.b\d4190821i3.d		
Injection Date:	21-Aug-2019 15:59:00	Injection Vol:	1.0 ul
Instrument ID:	D3D	Operator ID:	Xcalibur_System
Method:	PCBs_D3D	Limit Group:	HR - 1668A - ICAL
Client ID:			
Worklist#:	33168	Sample Line#:	3
Column Type:	SPB-Octyl	Column Dia:	0.25 mm

HxPCB F2

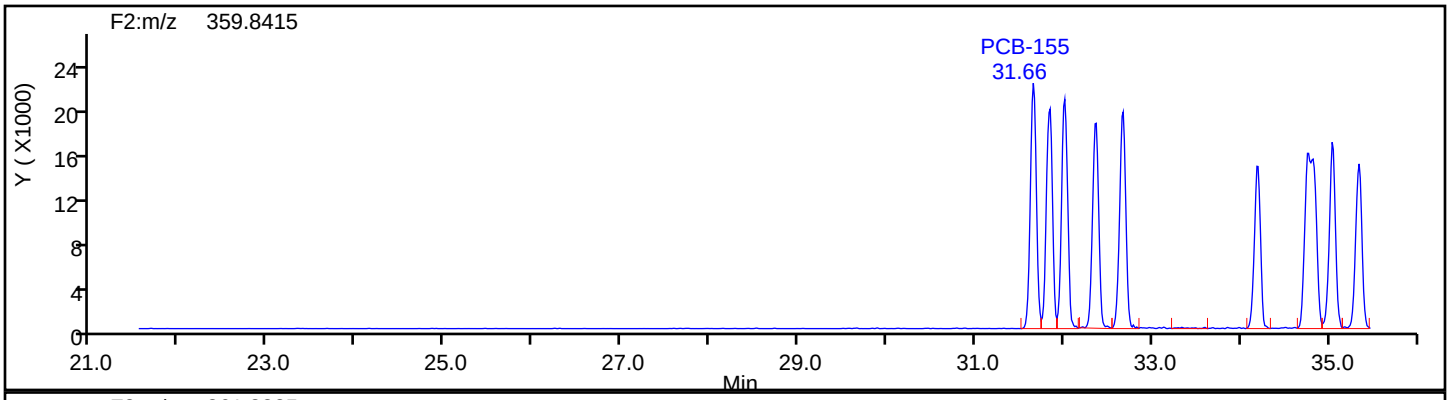

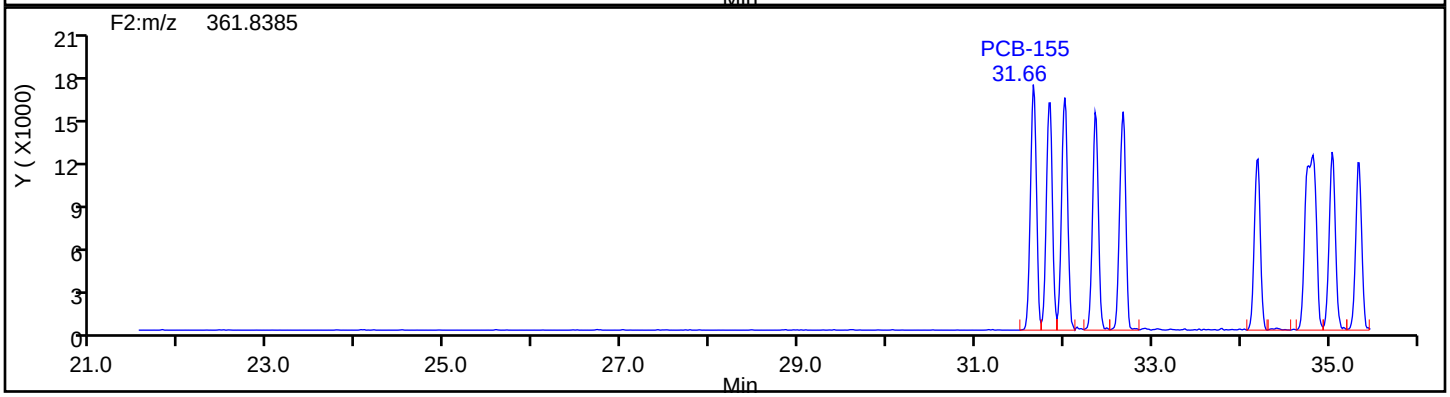

HxPCB F2 Standards

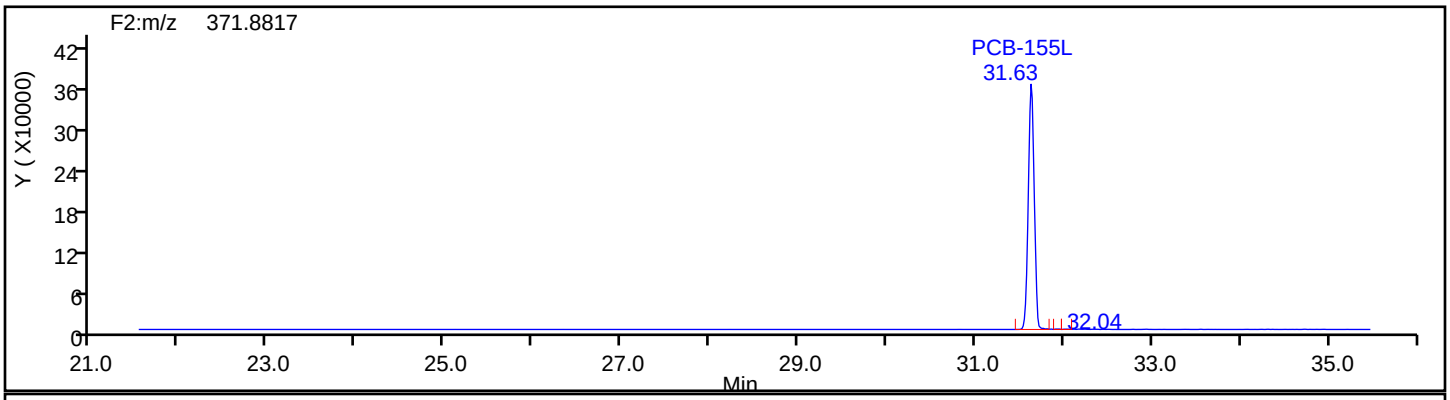

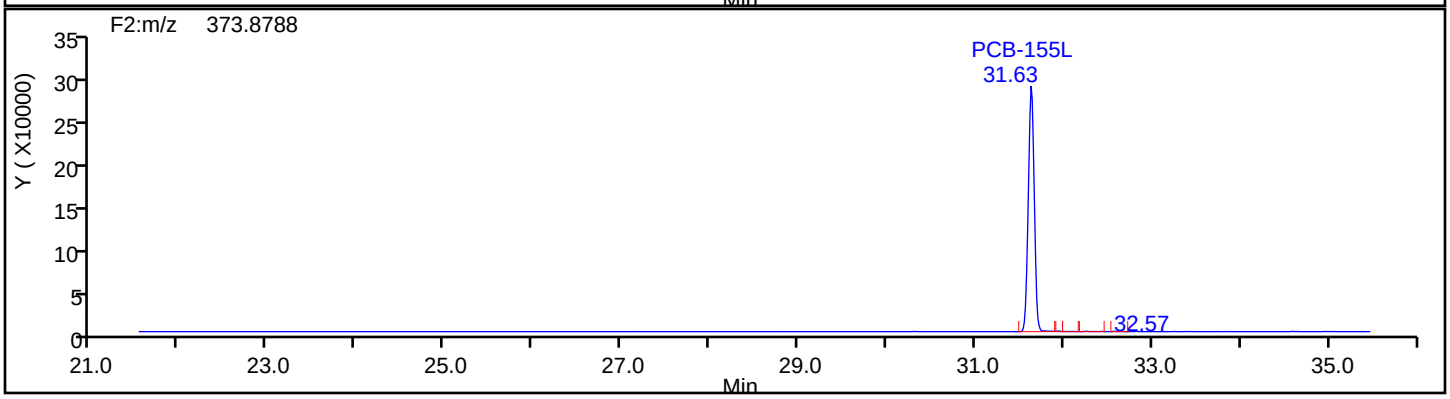

Eurofins TestAmerica, Knoxville

Data File:	\\chromna\Knoxville\ChromData\D3D\20190813-12717.b\d4190821i3.d		
Injection Date:	21-Aug-2019 15:59:00	Injection Vol:	1.0 ul
Instrument ID:	D3D	Operator ID:	Xcalibur_System
Method:	PCBs_D3D	Limit Group:	HR - 1668A - ICAL
Client ID:			
Worklist#:	33168	Sample Line#:	3
Column Type:	SPB-Octyl	Column Dia:	0.25 mm

HxPCB F2

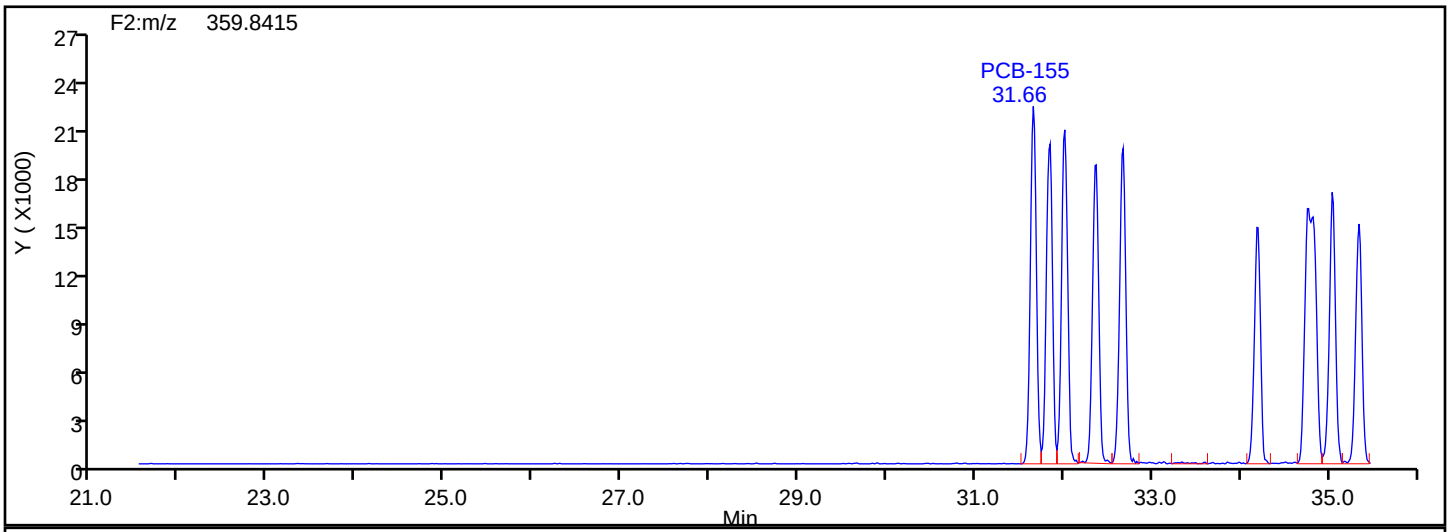

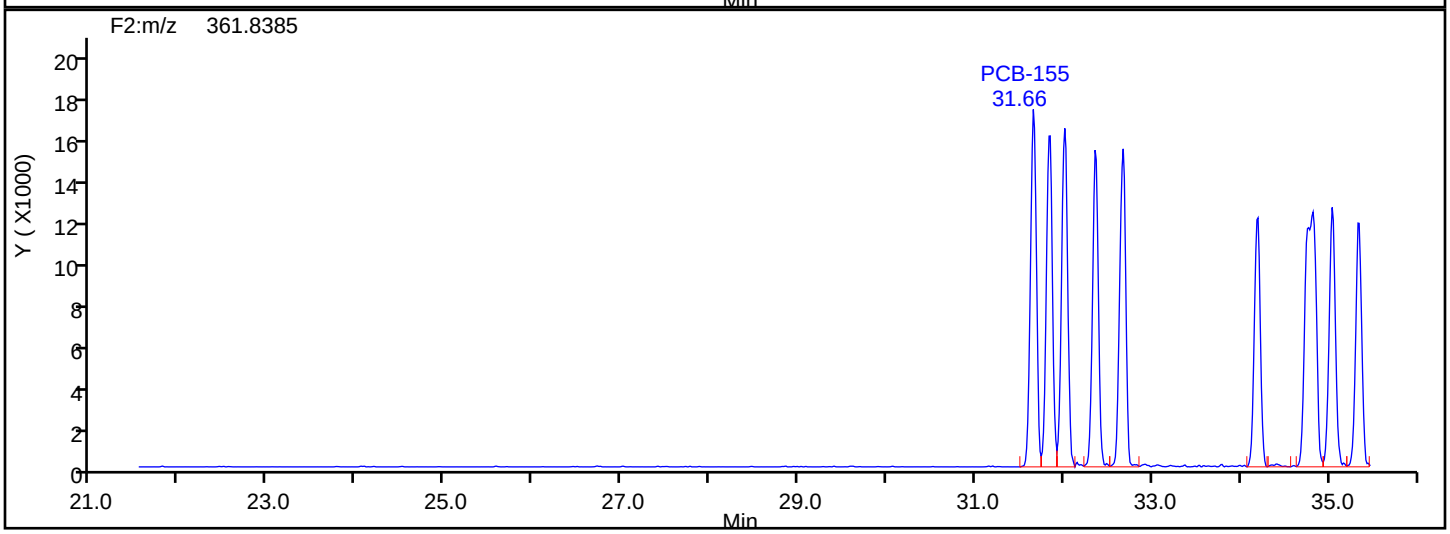

HxPCB F2 Lock Mass

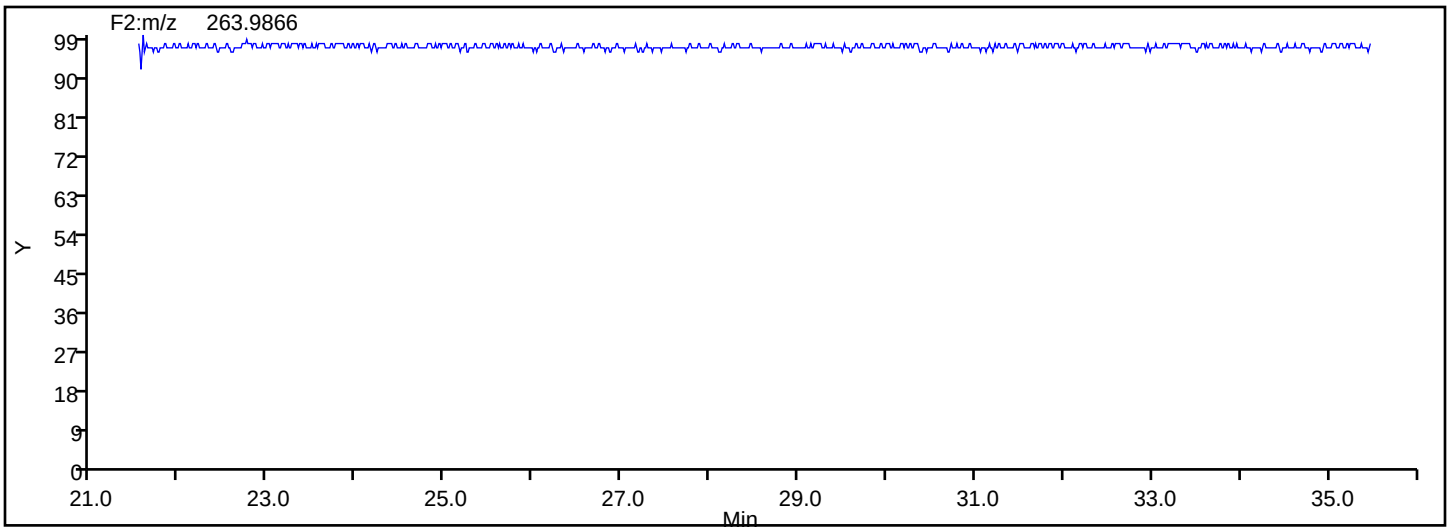

Manual Integration/User Assign Peak Report

Eurofins TestAmerica, Knoxville

Data File:	\\chromna\Knoxville\ChromData\D3D\20190813-12717.b\d4190821i3.d				
Injection Date:	21-Aug-2019 15:59:00	Instrument ID:	D3D		
Lims ID:	IC L3				
Client ID:					
Operator ID:	Xcalibur_System	ALS Bottle#:	0	Worklist Smp#:	3
Injection Vol:	1.0 ul	Dil. Factor:	1.0000		
Method:	PCBs_D3D	Limit Group:	HR - 1668A - ICAL		
Column:	SPB-Octyl (0.25 mm)	Detector	F2(21.81 :35.54)		

PCB-135/151, CAS: STL01819

Signal: 2

Processing Integration Results

RT: 34.77
Area: 46494
Amount: 5.360763
Amount Units: pg/ul

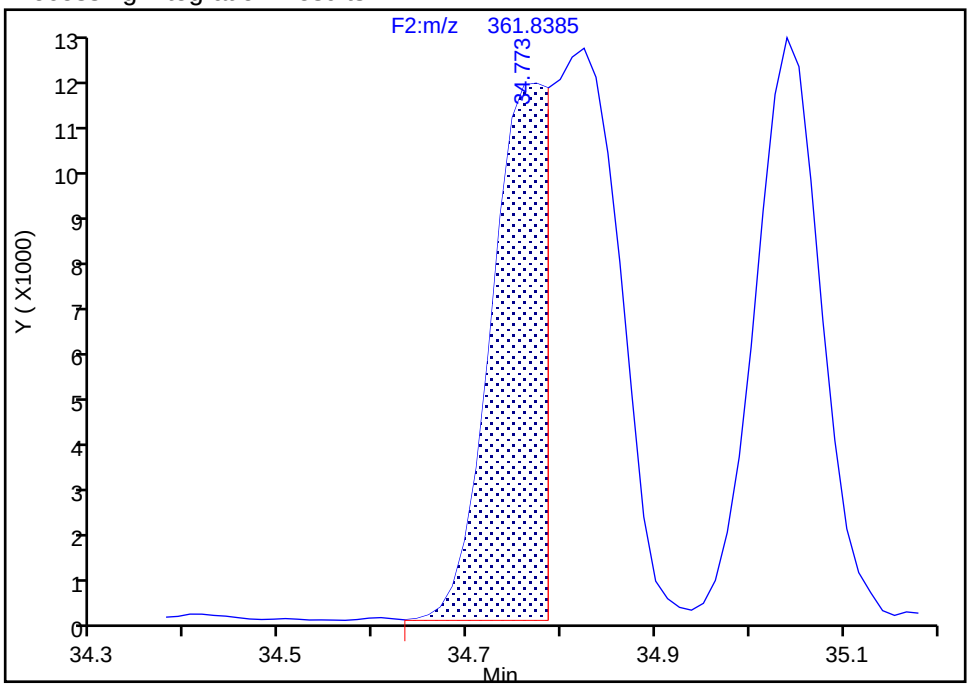

Manual Integration Results

RT: 34.82
Area: 108182
Amount: 9.380935
Amount Units: pg/ul

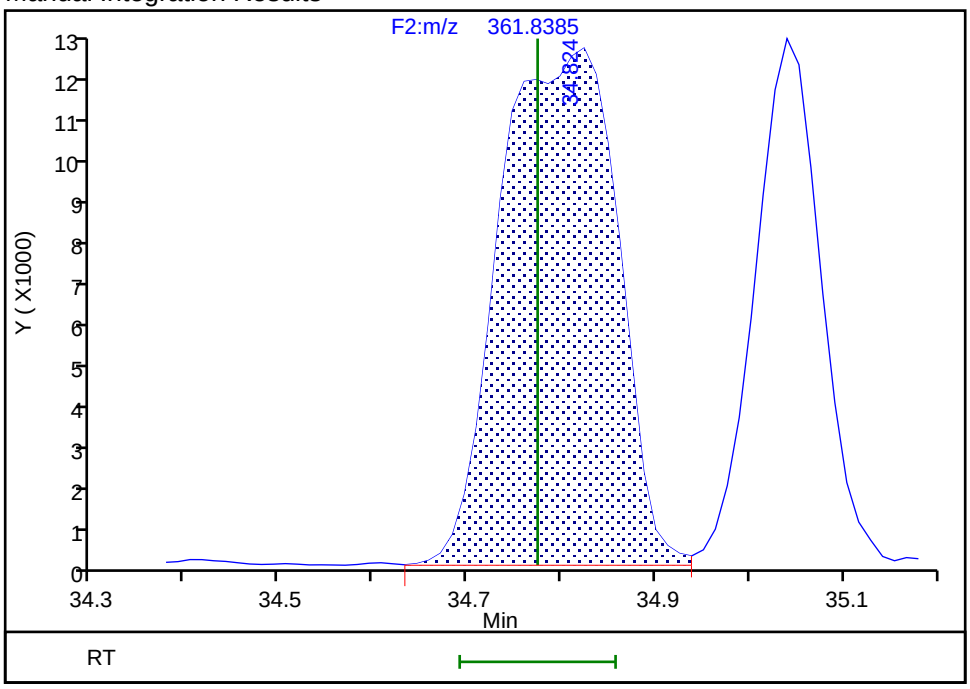

Reviewer: mcwhirterl, 21-Aug-2019 20:21:58

Audit Action: Marked Compound Undetected Audit Reason: Invalid Compound ID

Manual Integration/User Assign Peak Report

Eurofins TestAmerica, Knoxville

Data File: \\chromna\Knoxville\ChromData\D3D\20190813-12717.b\d4190821i3.d
Injection Date: 21-Aug-2019 15:59:00 Instrument ID: D3D
Lims ID: IC L3
Client ID:
Operator ID: Xcalibur_System ALS Bottle#: 0 Worklist Smp#: 3
Injection Vol: 1.0 ul Dil. Factor: 1.0000
Method: PCBs_D3D Limit Group: HR - 1668A - ICAL
Column: SPB-Octyl (0.25 mm) Detector F2(21.81 :35.54)

PCB-135/151, CAS: STL01819

Signal: 3

Processing Integration Results

RT: 34.76
Area: 118643
Amount: 5.360763
Amount Units: pg/ul

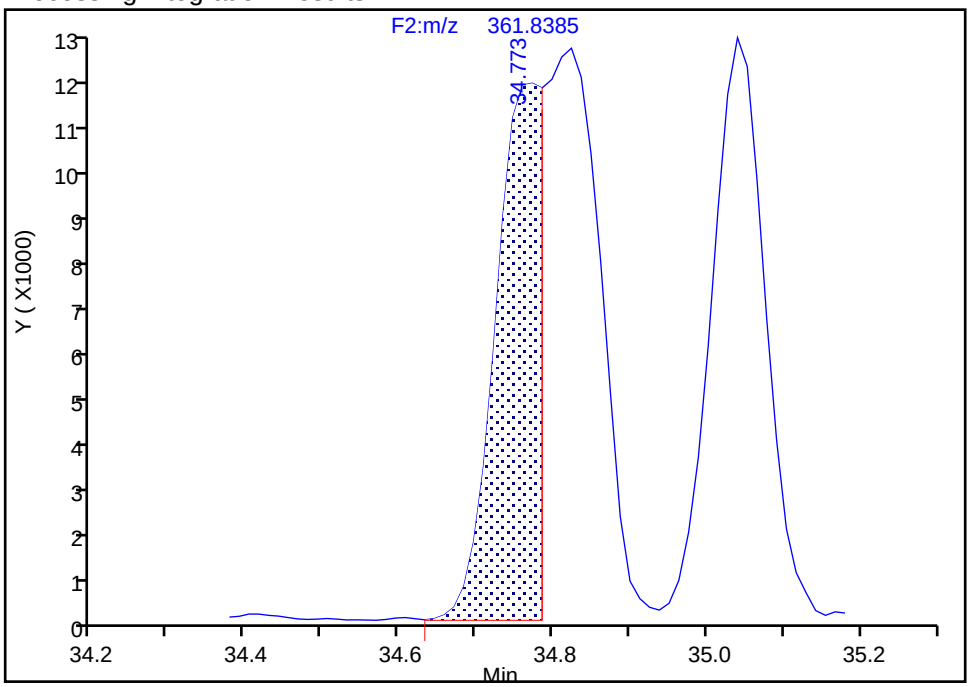

Manual Integration Results

RT: 34.76
Area: 247239
Amount: 9.380935
Amount Units: pg/ul
Reviewer: mcwhirterl, 21-Aug-2019 20:21:58
Audit Action: Marked Compound Undetected Audit Reason: Invalid Compound ID

Manual Integration/User Assign Peak Report

Eurofins TestAmerica, Knoxville

Data File:	\\chromna\Knoxville\ChromData\D3D\20190813-12717.b\d4190821i3.d				
Injection Date:	21-Aug-2019 15:59:00	Instrument ID:	D3D		
Lims ID:	IC L3				
Client ID:					
Operator ID:	Xcalibur_System	ALS Bottle#:	0	Worklist Smp#:	3
Injection Vol:	1.0 ul	Dil. Factor:	1.0000		
Method:	PCBs_D3D	Limit Group:	HR - 1668A - ICAL		
Column:	SPB-Octyl (0.25 mm)	Detector	F2(21.81 :35.54)		

PCB-135/151, CAS: STL01819

Signal: 1

Processing Integration Results

RT: 34.76
Area: 72149
Amount: 5.360763
Amount Units: pg/ul

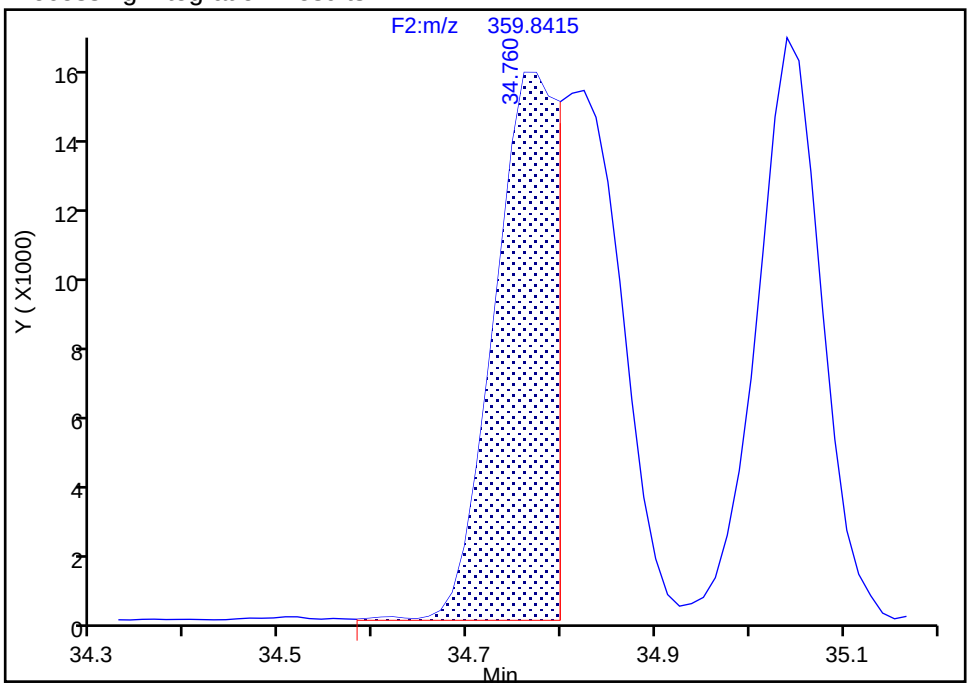

Manual Integration Results

RT: 34.76
Area: 139057
Amount: 9.380935
Amount Units: pg/ul

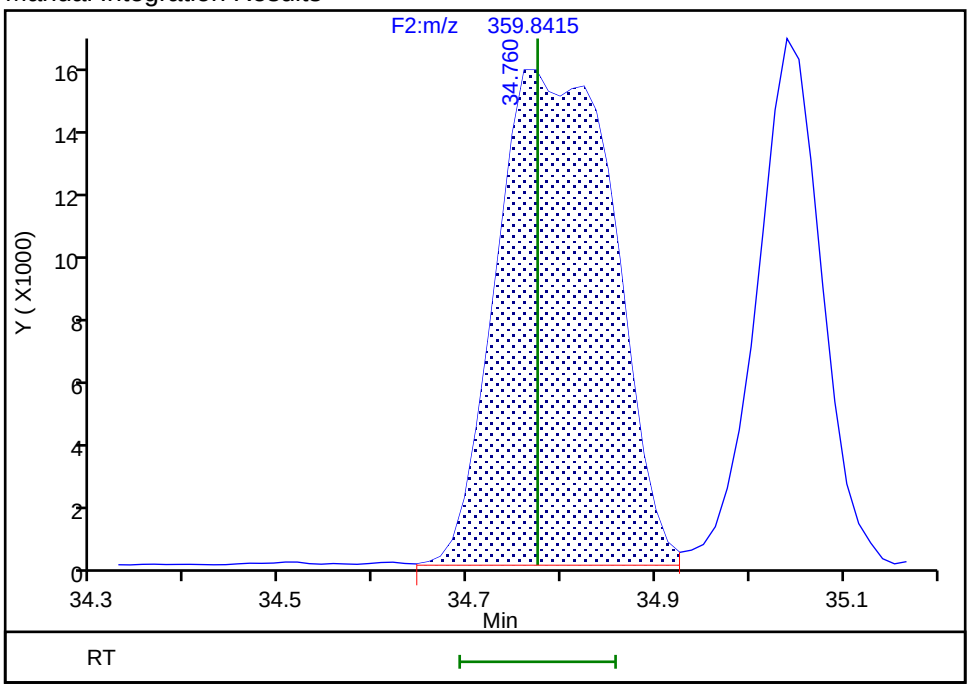

Reviewer: mcwhirterl, 21-Aug-2019 20:21:59

Audit Action: Manually Integrated/Assigned Compound ID Audit Reason: Incomplete Integration

Report Date: 30-Aug-2019 11:37:16 Chrom Revision: 2.3 22-Aug-2019 12:55:36

Eurofins TestAmerica, Knoxville

Data File:	\\chromna\Knoxville\ChromData\D3D\20190813-12717.b\d4190821i3.d		
Injection Date:	21-Aug-2019 15:59:00	Injection Vol:	1.0 ul
Instrument ID:	D3D	Operator ID:	Xcalibur_System
Method:	PCBs_D3D	Limit Group:	HR - 1668A - ICAL
Client ID:			
Worklist#:	33168	Sample Line#:	3
Column Type:	SPB-Octyl	Column Dia:	0.25 mm

HxPCB F3

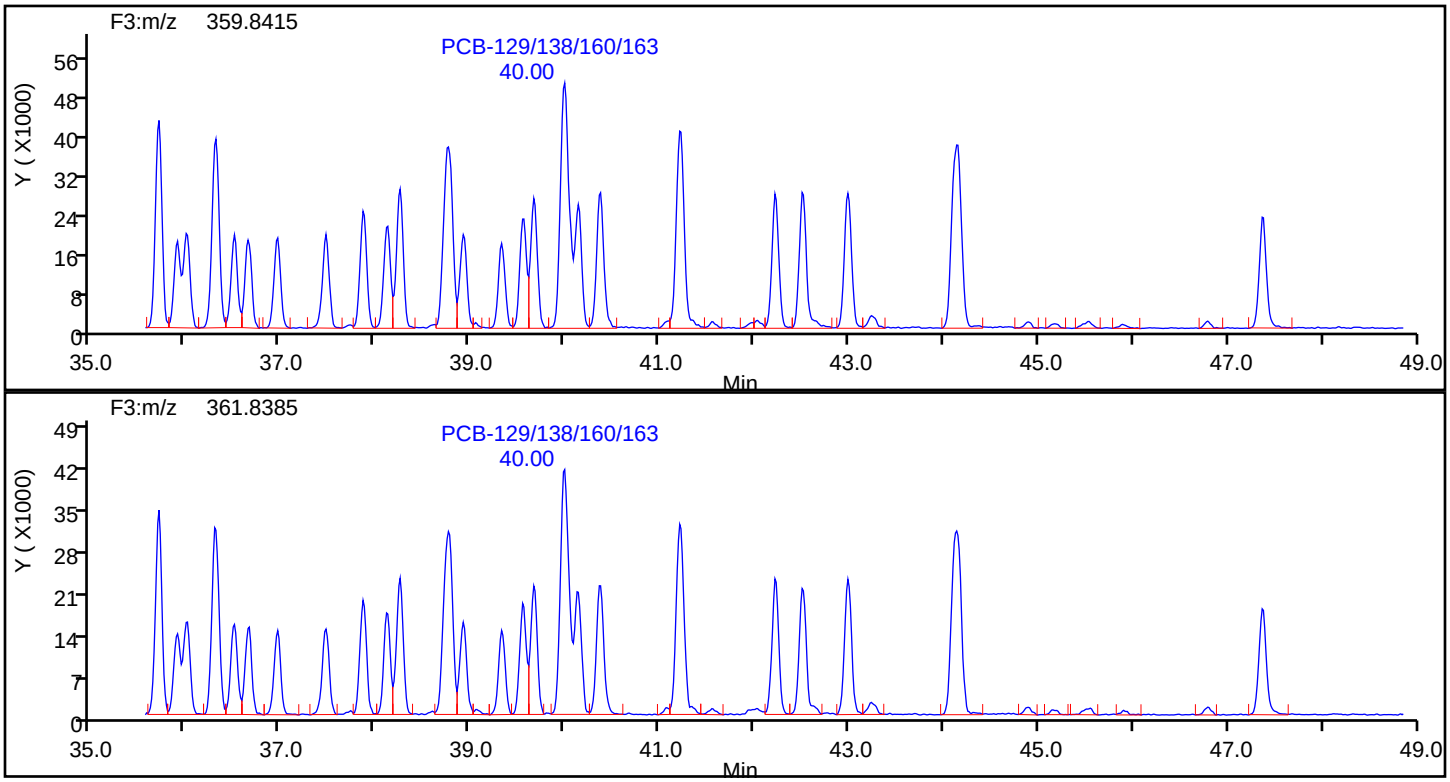

HxPCB F3 Standards

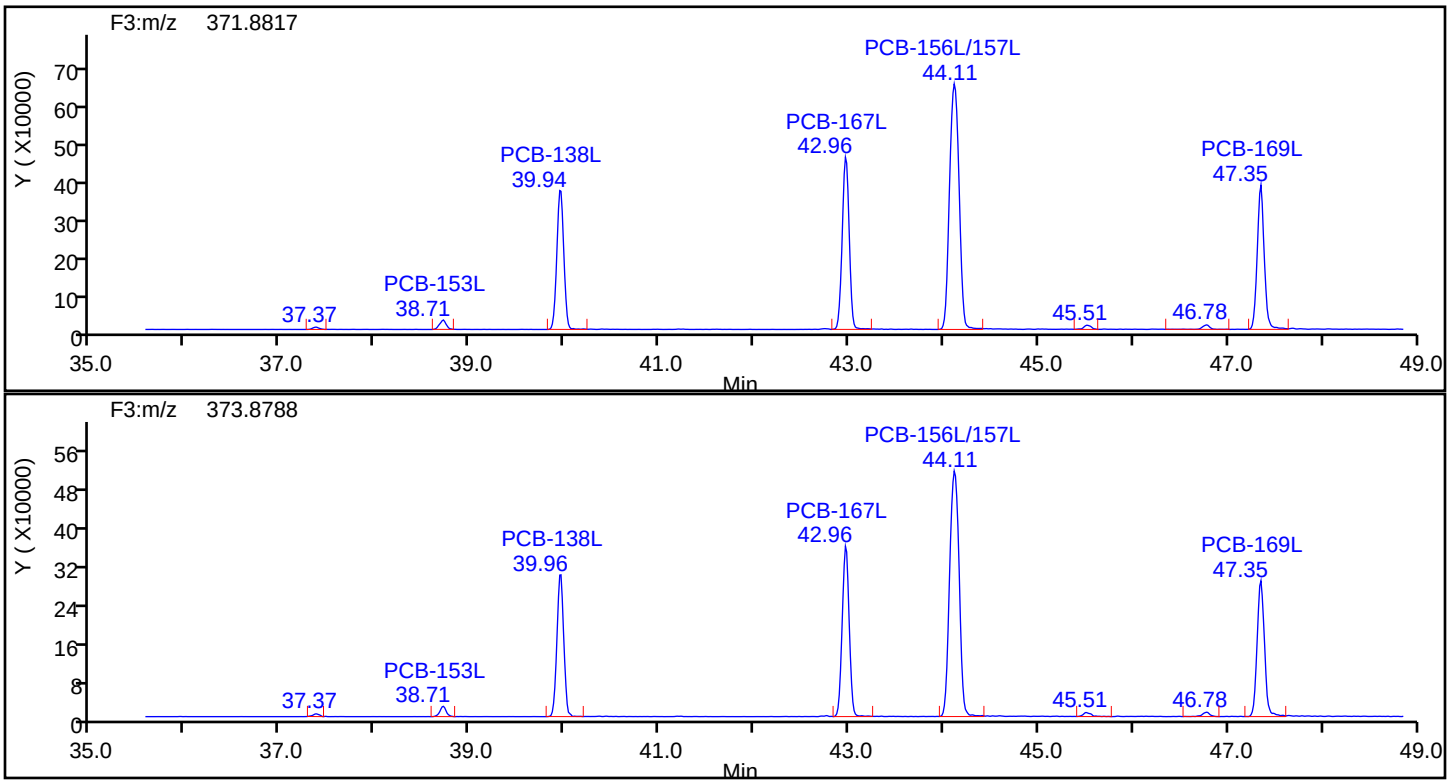

Eurofins TestAmerica, Knoxville

Data File:	\\chromna\Knoxville\ChromData\D3D\20190813-12717.b\d4190821i3.d		
Injection Date:	21-Aug-2019 15:59:00	Injection Vol:	1.0 ul
Instrument ID:	D3D	Operator ID:	Xcalibur_System
Method:	PCBs_D3D	Limit Group:	HR - 1668A - ICAL
Client ID:			
Worklist#:	33168	Sample Line#:	3
Column Type:	SPB-Octyl	Column Dia:	0.25 mm

HxPCB F3

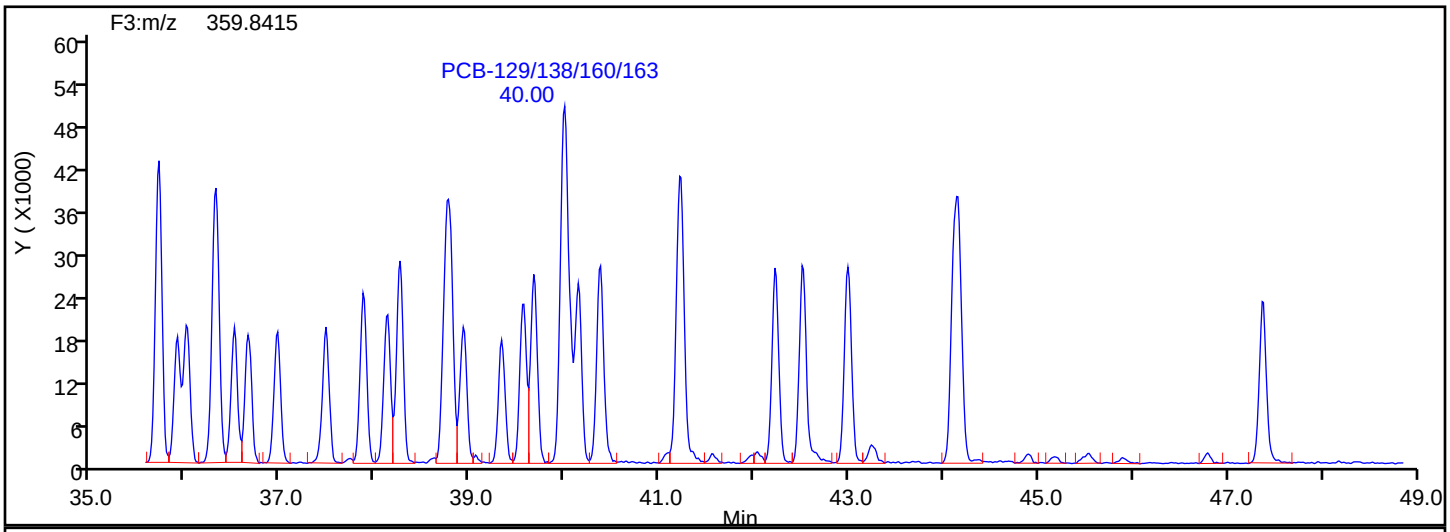

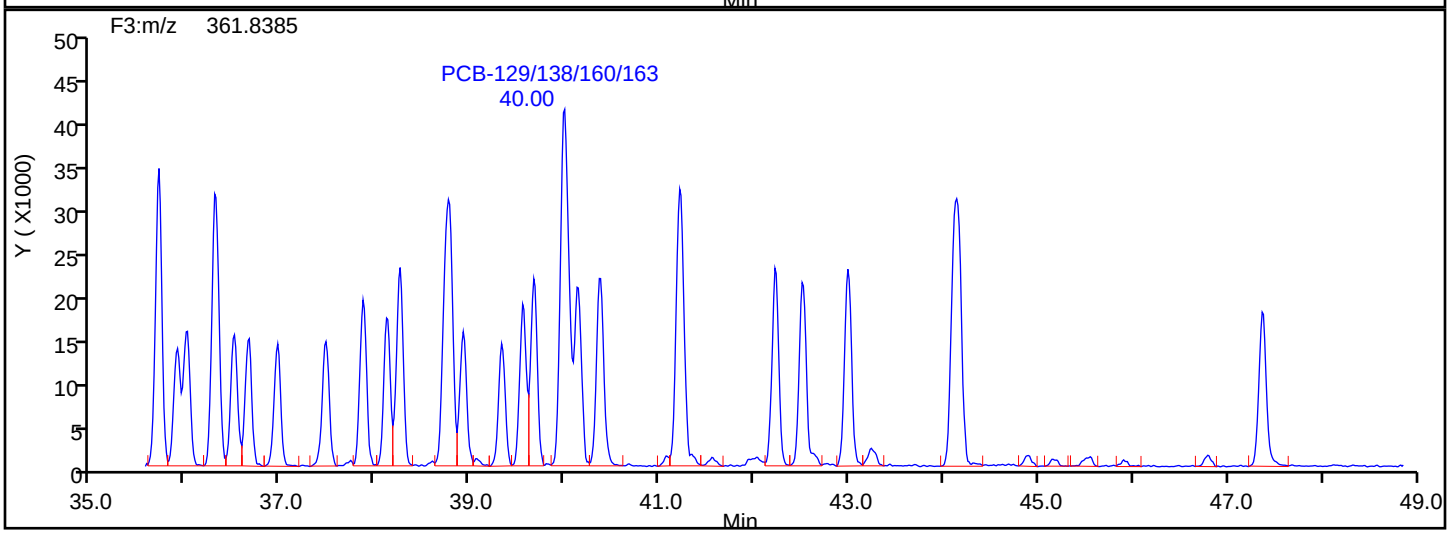

HxPCB F3 Lock Mass

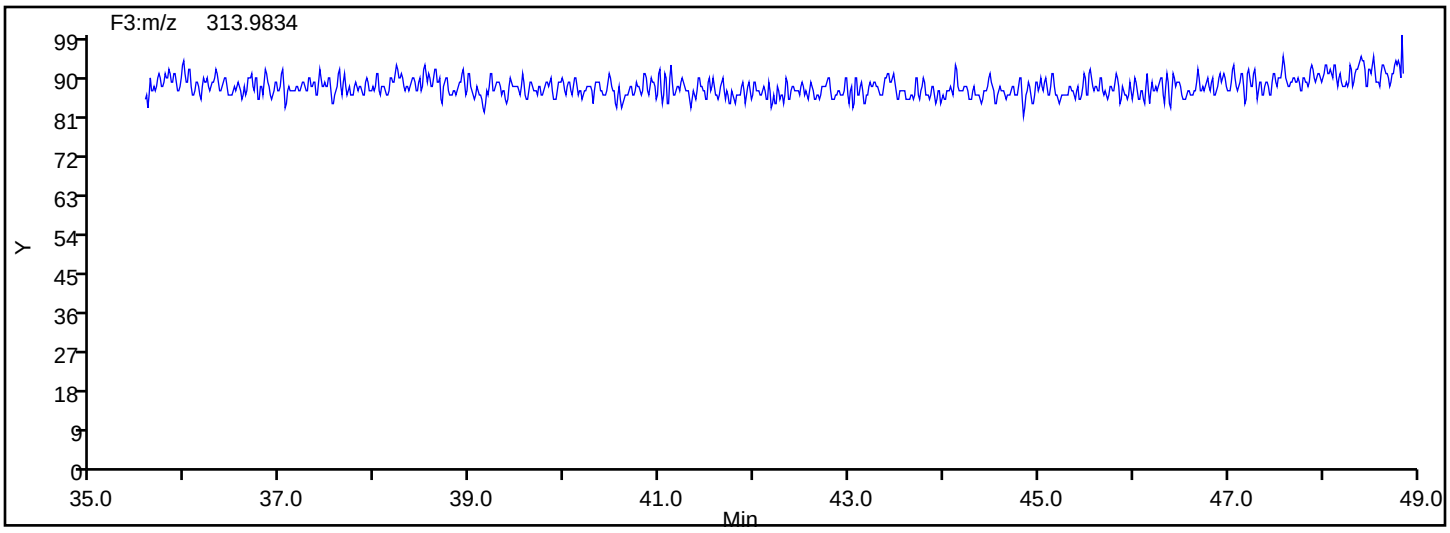

Manual Integration/User Assign Peak Report

Eurofins TestAmerica, Knoxville

Data File: \\chromna\Knoxville\ChromData\D3D\20190813-12717.b\d4190821i3.d
Injection Date: 21-Aug-2019 15:59:00 Instrument ID: D3D
Lims ID: IC L3
Client ID:
Operator ID: Xcalibur_System ALS Bottle#: 0 Worklist Smp#: 3
Injection Vol: 1.0 ul Dil. Factor: 1.0000
Method: PCBs_D3D Limit Group: HR - 1668A - ICAL
Column: SPB-Octyl (0.25 mm) Detector F3(35.64 :49.10)

PCB-129/138/160/163, CAS: STL02296

Signal: 2

Processing Integration Results

RT: 40.00
Area: 263506
Amount: 15.847438
Amount Units: pg/ul

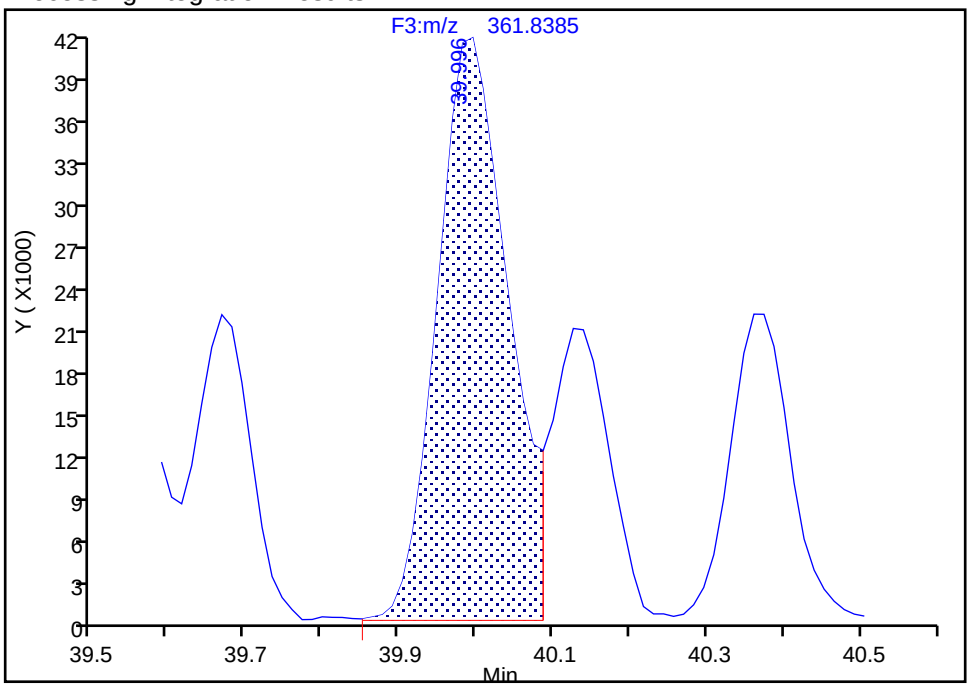

Manual Integration Results

RT: 40.00
Area: 368433
Amount: 19.097766
Amount Units: pg/ul

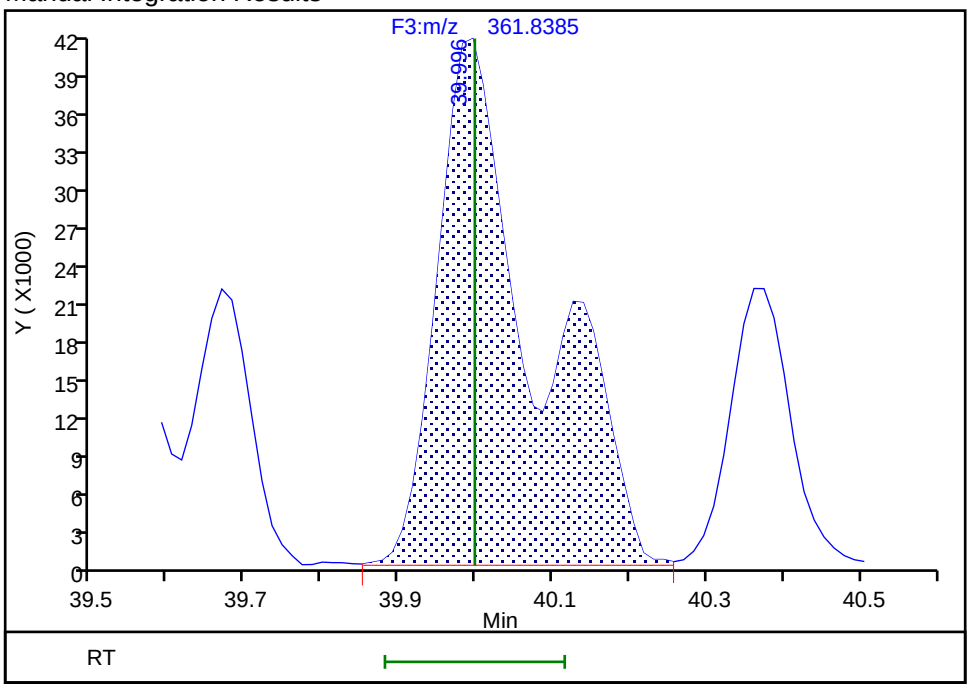

Reviewer: mcwhirterl, 21-Aug-2019 20:22:33
Audit Action: Marked Compound Undetected Audit Reason: Invalid Compound ID

Manual Integration/User Assign Peak Report

Eurofins TestAmerica, Knoxville

Data File: \\chromna\Knoxville\ChromData\D3D\20190813-12717.b\d4190821i3.d
Injection Date: 21-Aug-2019 15:59:00 Instrument ID: D3D
Lims ID: IC L3
Client ID:
Operator ID: Xcalibur_System ALS Bottle#: 0 Worklist Smp#: 3
Injection Vol: 1.0 ul Dil. Factor: 1.0000
Method: PCBs_D3D Limit Group: HR - 1668A - ICAL
Column: SPB-Octyl (0.25 mm) Detector F3(35.64 :49.10)

PCB-129/138/160/163, CAS: STL02296

Signal: 3

Processing Integration Results

RT: 40.00
Area: 588911
Amount: 15.847438
Amount Units: pg/ul

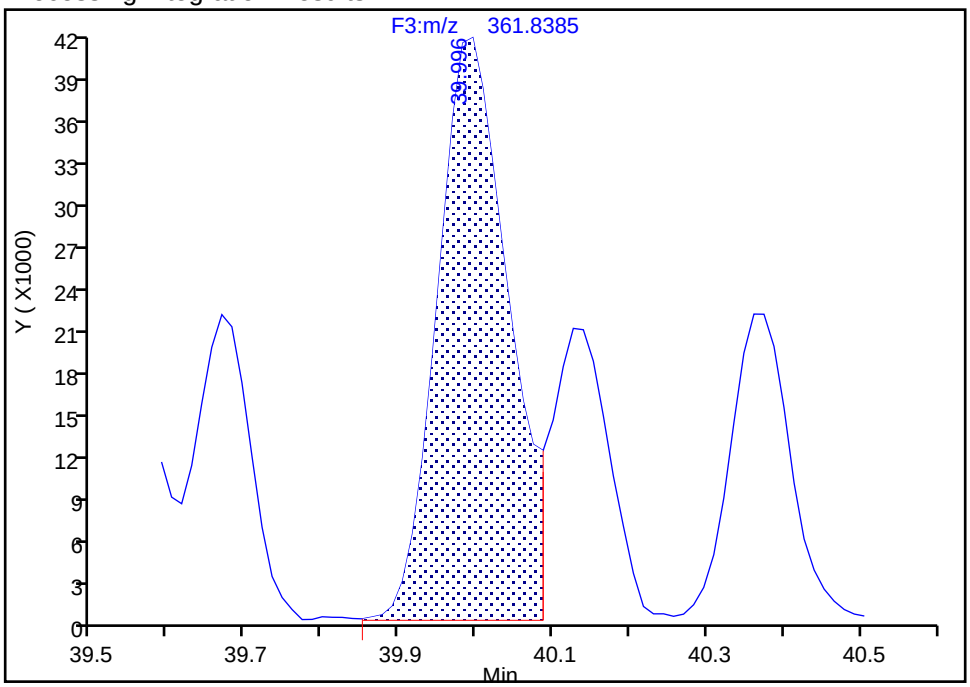

Manual Integration Results

RT: 40.00
Area: 821725
Amount: 19.097766
Amount Units: pg/ul
Reviewer: mcwhirterl, 21-Aug-2019 20:22:33
Audit Action: Marked Compound Undetected Audit Reason: Invalid Compound ID

Manual Integration/User Assign Peak Report

Eurofins TestAmerica, Knoxville

Data File: \\chromna\Knoxville\ChromData\D3D\20190813-12717.b\d4190821i3.d
Injection Date: 21-Aug-2019 15:59:00 Instrument ID: D3D
Lims ID: IC L3
Client ID:
Operator ID: Xcalibur_System ALS Bottle#: 0 Worklist Smp#: 3
Injection Vol: 1.0 ul Dil. Factor: 1.0000
Method: PCBs_D3D Limit Group: HR - 1668A - ICAL
Column: SPB-Octyl (0.25 mm) Detector F3(35.64 :49.10)

PCB-129/138/160/163, CAS: STL02296

Signal: 1

Processing Integration Results

RT: 40.00
Area: 325405
Amount: 15.847438
Amount Units: pg/ul

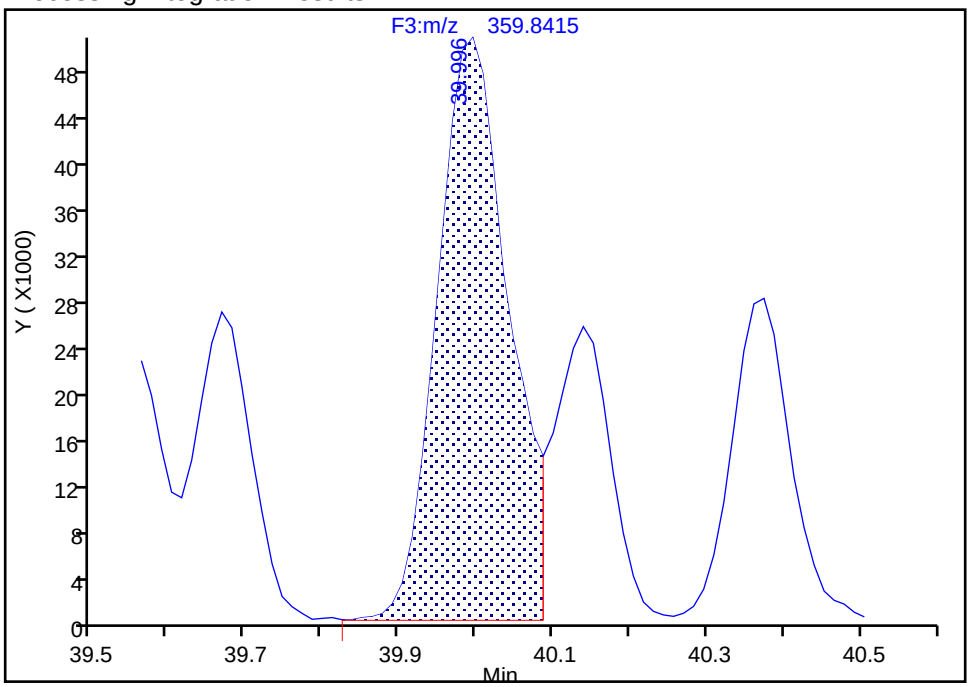

Manual Integration Results

RT: 40.00
Area: 453292
Amount: 19.097766
Amount Units: pg/ul

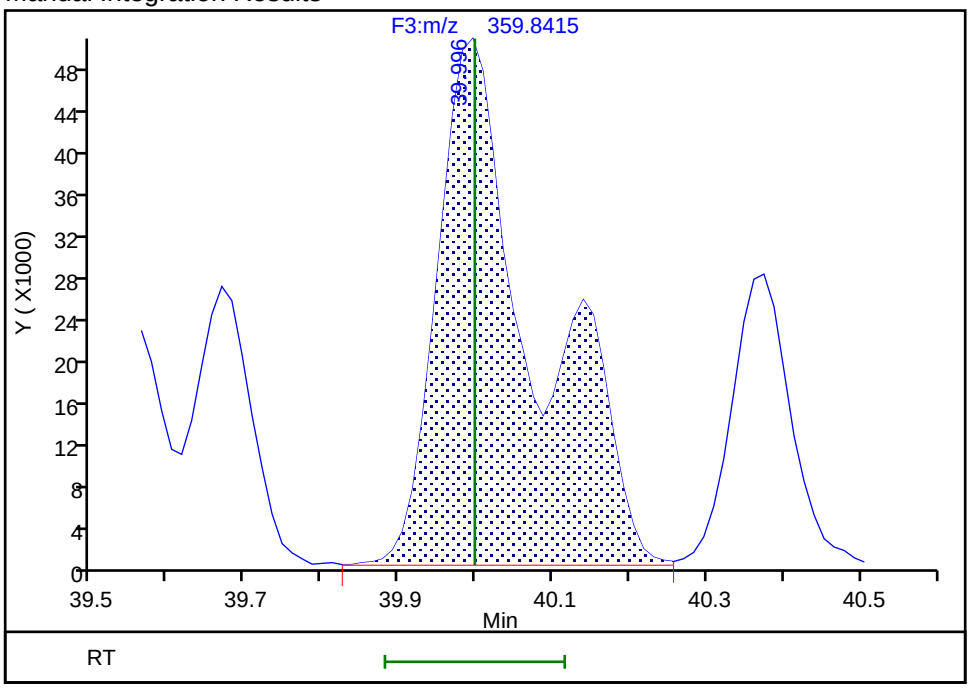

Reviewer: mcwhirterl, 21-Aug-2019 20:22:34
Audit Action: Manually Integrated/Assigned Compound ID Audit Reason: Incomplete Integration

Manual Integration/User Assign Peak Report

Eurofins TestAmerica, Knoxville

Data File: \\chromna\Knoxville\ChromData\D3D\20190813-12717.b\d4190821i3.d
Injection Date: 21-Aug-2019 15:59:00 Instrument ID: D3D
Lims ID: IC L3
Client ID:
Operator ID: Xcalibur_System ALS Bottle#: 0 Worklist Smp#: 3
Injection Vol: 1.0 ul Dil. Factor: 1.0000
Method: PCBs_D3D Limit Group: HR - 1668A - ICAL
Column: SPB-Octyl (0.25 mm) Detector F3(35.64 :49.10)

PCB-128/166, CAS: STL01816

Signal: 2

Processing Integration Results

RT: 41.21
Area: 189324
Amount: 9.901967
Amount Units: pg/ul

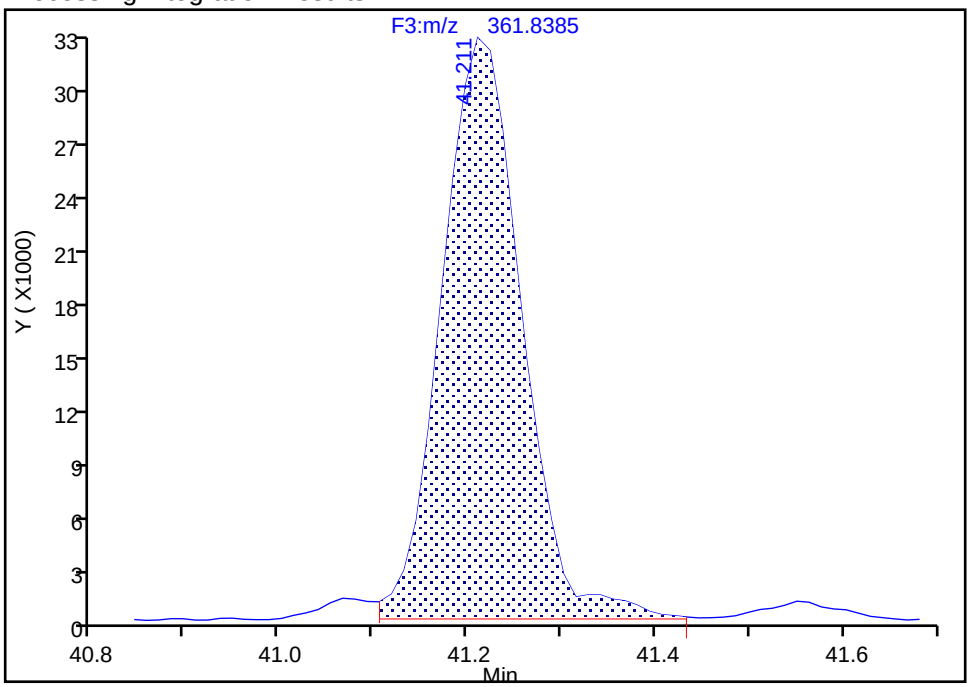

Manual Integration Results

RT: 41.21
Area: 189324
Amount: 9.778973
Amount Units: pg/ul

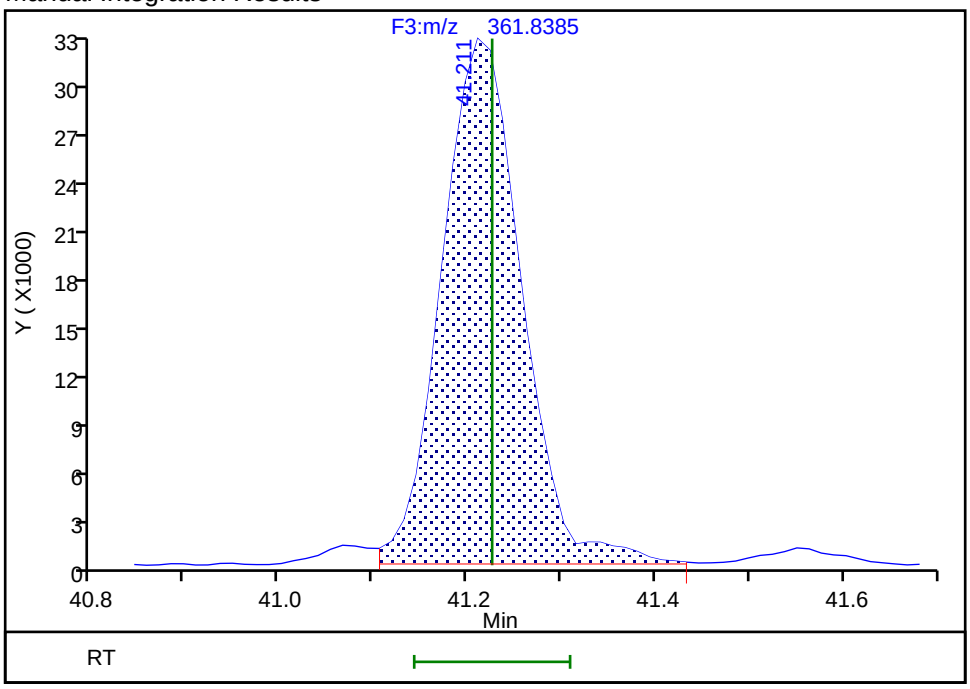

Reviewer: mcwhirterl, 21-Aug-2019 20:22:55
Audit Action: Marked Compound Undetected Audit Reason: Invalid Compound ID

Manual Integration/User Assign Peak Report

Eurofins TestAmerica, Knoxville

Data File: \\chromna\Knoxville\ChromData\D3D\20190813-12717.b\d4190821i3.d
Injection Date: 21-Aug-2019 15:59:00 Instrument ID: D3D
Lims ID: IC L3
Client ID:
Operator ID: Xcalibur_System ALS Bottle#: 0 Worklist Smp#: 3
Injection Vol: 1.0 ul Dil. Factor: 1.0000
Method: PCBs_D3D Limit Group: HR - 1668A - ICAL
Column: SPB-Octyl (0.25 mm) Detector F3(35.64 :49.10)

PCB-128/166, CAS: STL01816

Signal: 3

Processing Integration Results

RT: 41.21
Area: 439765
Amount: 9.901967
Amount Units: pg/ul

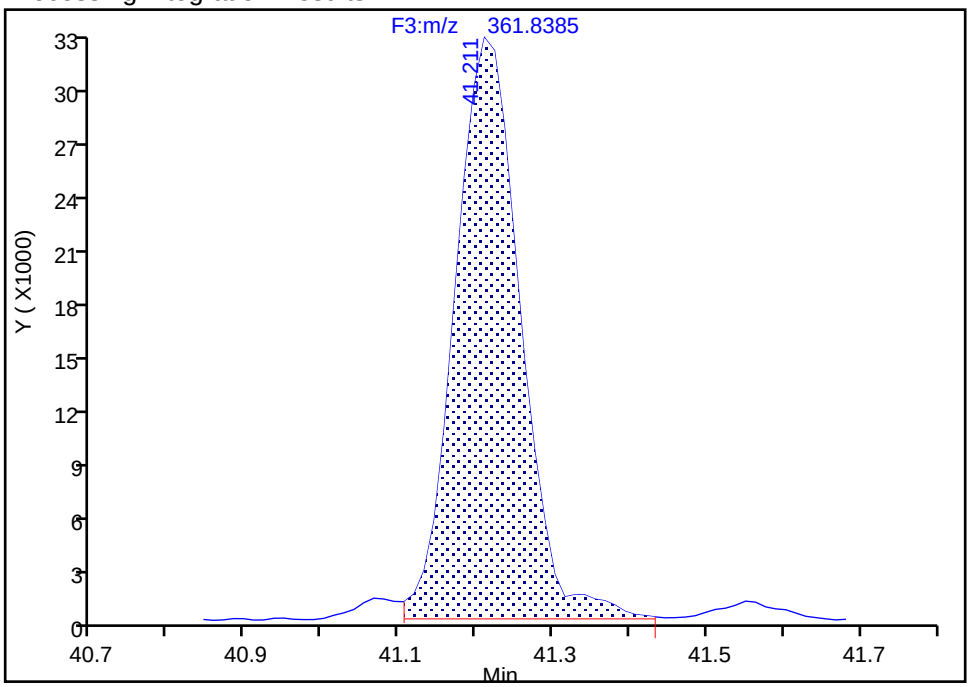

Manual Integration Results

RT: 41.21
Area: 433379
Amount: 9.778973
Amount Units: pg/ul
Reviewer: mcwhirterl, 21-Aug-2019 20:22:55
Audit Action: Marked Compound Undetected Audit Reason: Invalid Compound ID

Manual Integration/User Assign Peak Report

Eurofins TestAmerica, Knoxville

Data File: \\chromna\Knoxville\ChromData\D3D\20190813-12717.b\d4190821i3.d
Injection Date: 21-Aug-2019 15:59:00 Instrument ID: D3D
Lims ID: IC L3
Client ID:
Operator ID: Xcalibur_System ALS Bottle#: 0 Worklist Smp#: 3
Injection Vol: 1.0 ul Dil. Factor: 1.0000
Method: PCBs_D3D Limit Group: HR - 1668A - ICAL
Column: SPB-Octyl (0.25 mm) Detector F3(35.64 :49.10)

PCB-128/166, CAS: STL01816

Signal: 1

Processing Integration Results

RT: 41.21
Area: 250441
Amount: 9.901967
Amount Units: pg/ul

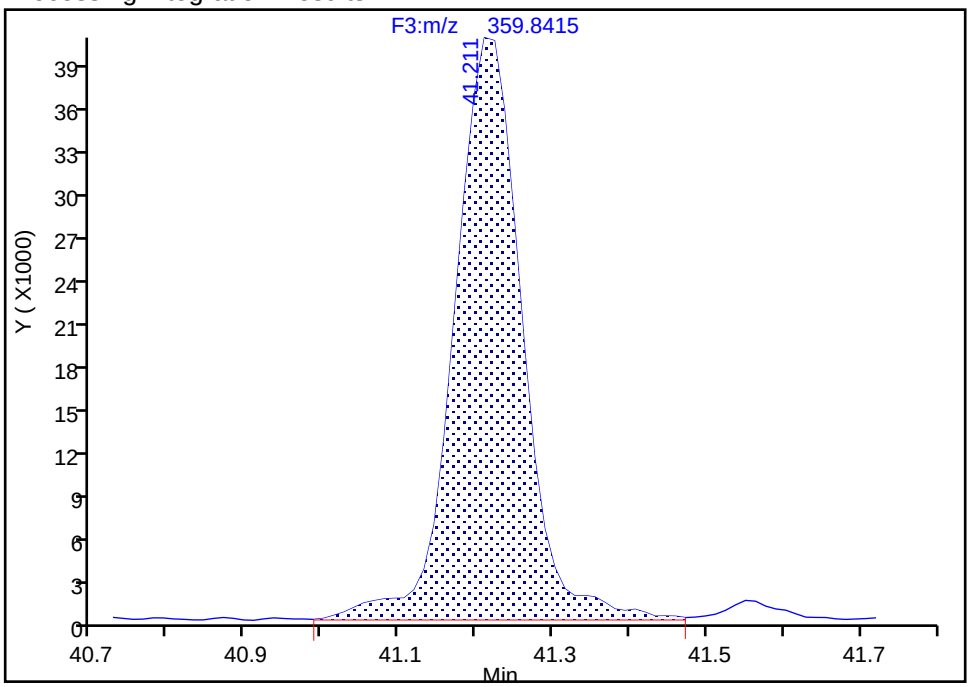

Manual Integration Results

RT: 41.21
Area: 244055
Amount: 9.778973
Amount Units: pg/ul

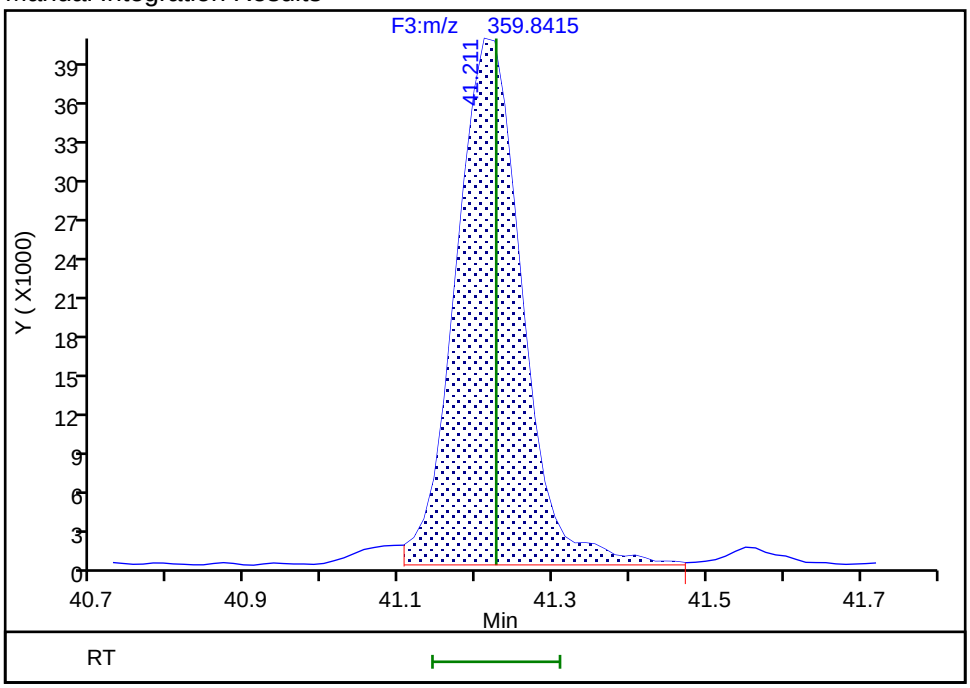

Reviewer: mcwhirterl, 21-Aug-2019 20:22:58
Audit Action: Manually Integrated/Assigned Compound ID Audit Reason: Split Peak

Eurofins TestAmerica, Knoxville

Data File:	\\chromna\Knoxville\ChromData\D3D\20190813-12717.b\d4190821i3.d		
Injection Date:	21-Aug-2019 15:59:00	Injection Vol:	1.0 ul
Instrument ID:	D3D	Operator ID:	Xcalibur_System
Method:	PCBs_D3D	Limit Group:	HR - 1668A - ICAL
Client ID:			
Worklist#:	33168	Sample Line#:	3
Column Type:	SPB-Octyl	Column Dia:	0.25 mm

HpPCB F3

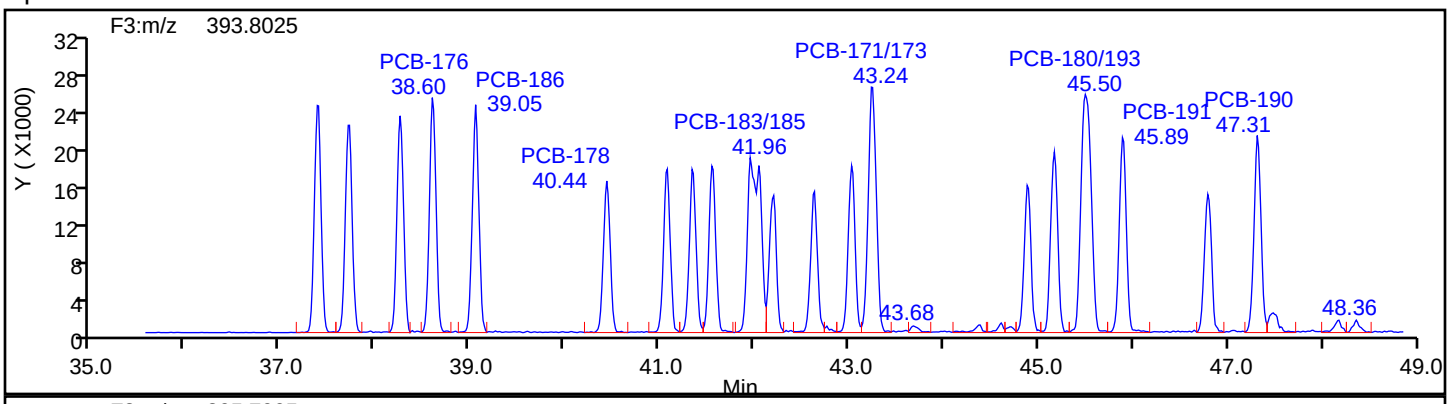

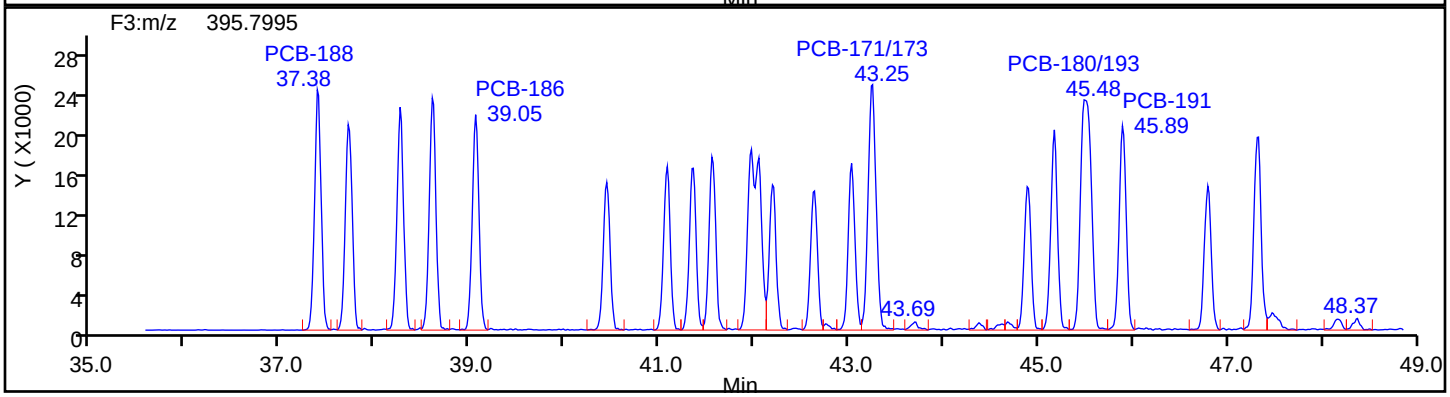

HpPCB F3 Standards

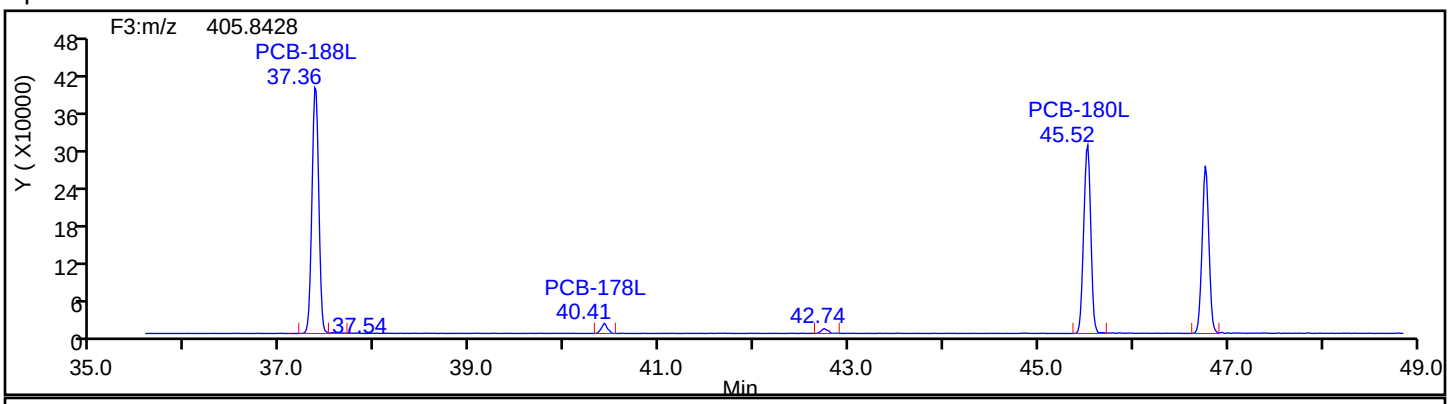

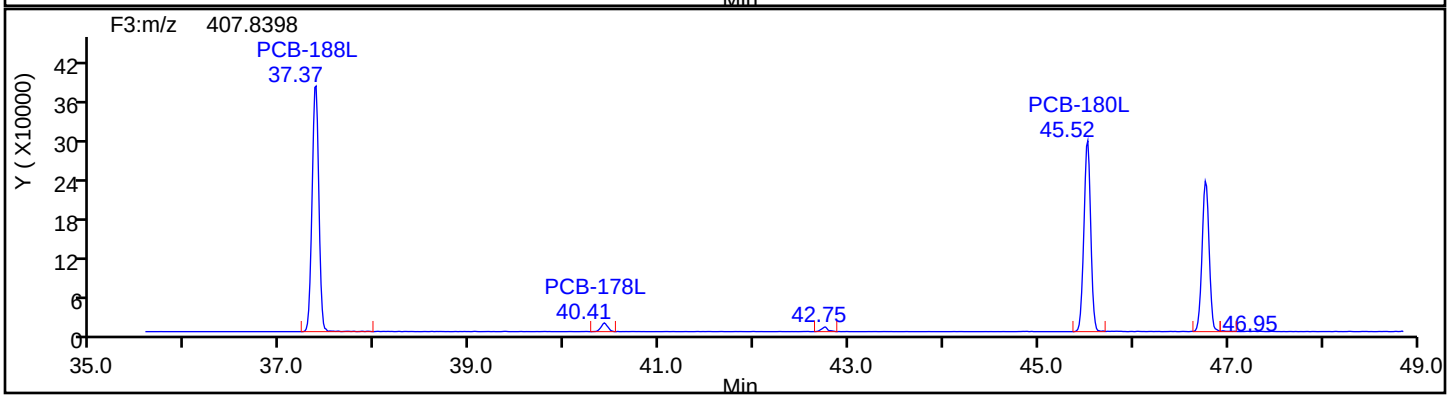

Eurofins TestAmerica, Knoxville

Data File:	\\chromna\Knoxville\ChromData\D3D\20190813-12717.b\d4190821i3.d		
Injection Date:	21-Aug-2019 15:59:00	Injection Vol:	1.0 ul
Instrument ID:	D3D	Operator ID:	Xcalibur_System
Method:	PCBs_D3D	Limit Group:	HR - 1668A - ICAL
Client ID:			
Worklist#:	33168	Sample Line#:	3
Column Type:	SPB-Octyl	Column Dia:	0.25 mm

HpPCB F3

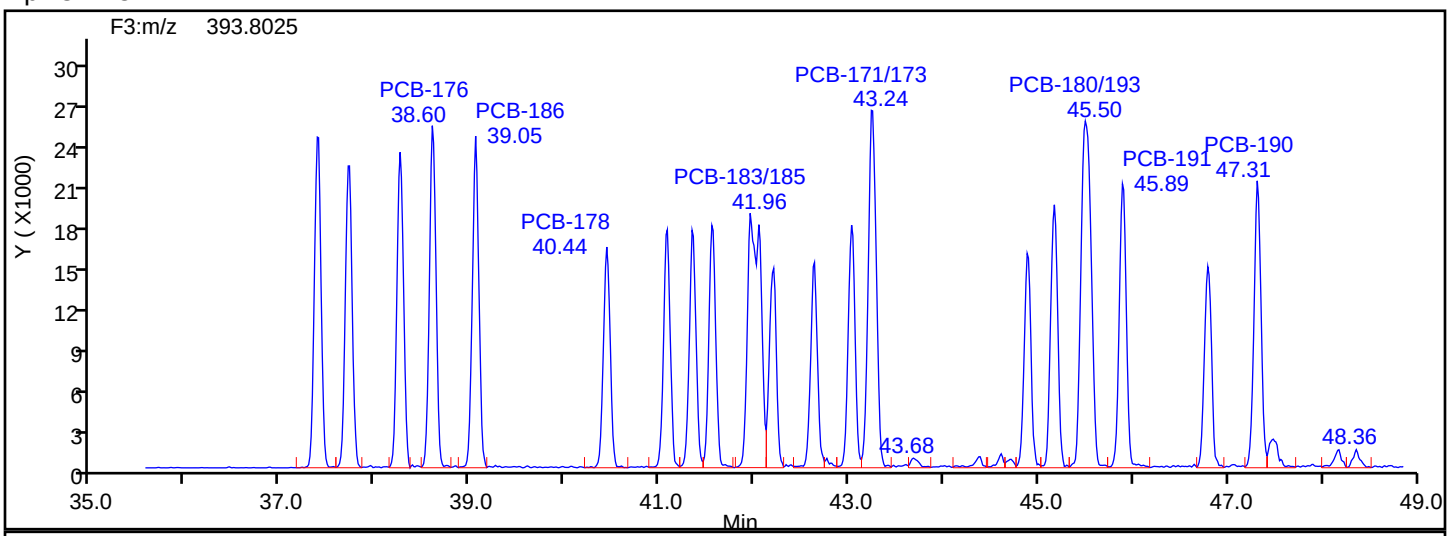

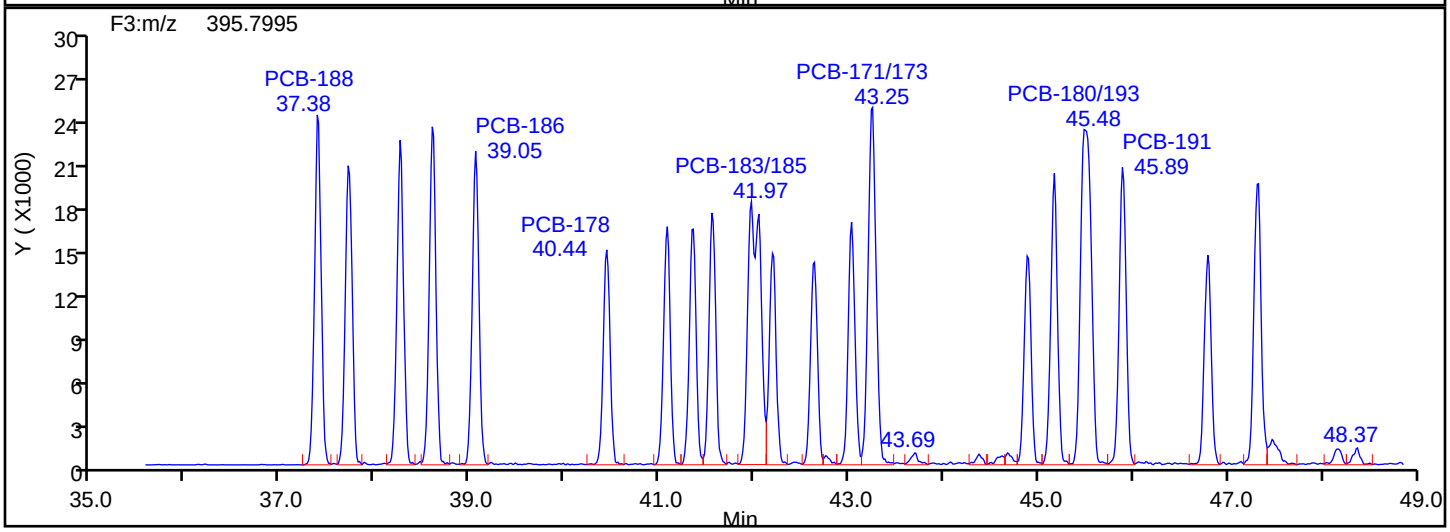

HpPCB F3 Lock Mass

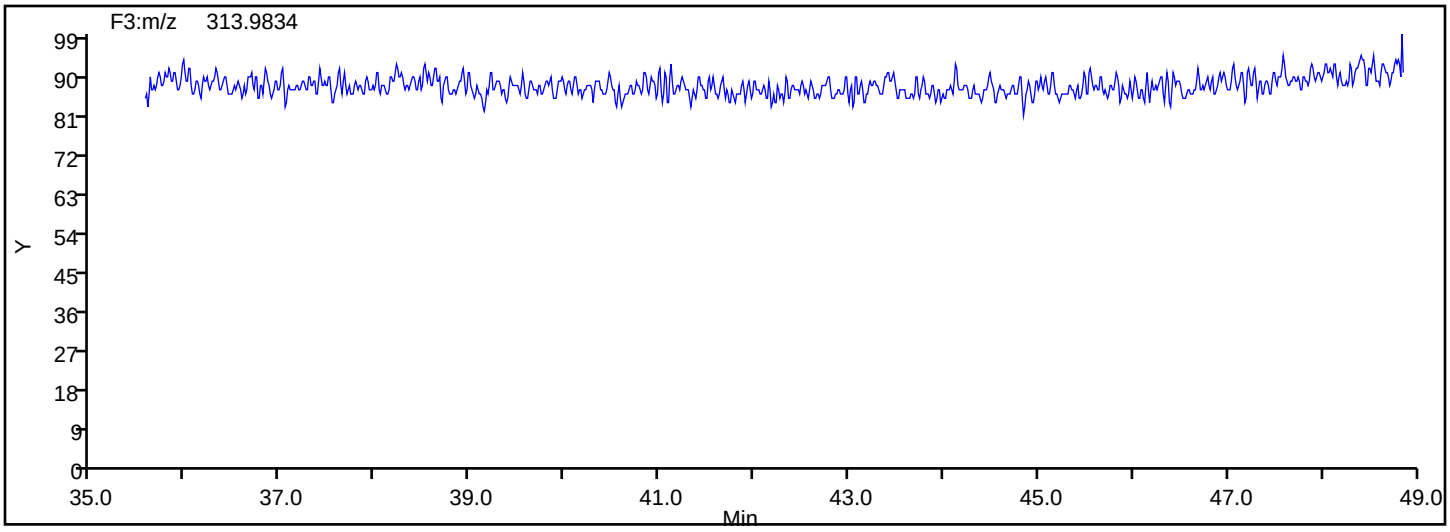

Manual Integration/User Assign Peak Report

Eurofins TestAmerica, Knoxville

Data File: \\chromna\Knoxville\ChromData\D3D\20190813-12717.b\d4190821i3.d
Injection Date: 21-Aug-2019 15:59:00 Instrument ID: D3D
Lims ID: IC L3
Client ID:
Operator ID: Xcalibur_System ALS Bottle#: 0 Worklist Smp#: 3
Injection Vol: 1.0 ul Dil. Factor: 1.0000
Method: PCBs_D3D Limit Group: HR - 1668A - ICAL
Column: SPB-Octyl (0.25 mm) Detector F3(35.64 :49.10)

PCB-183/185, CAS: STL02297

Signal: 2

Processing Integration Results

RT: 41.97
Area: 88367
Amount: 6.826250
Amount Units: pg/ul

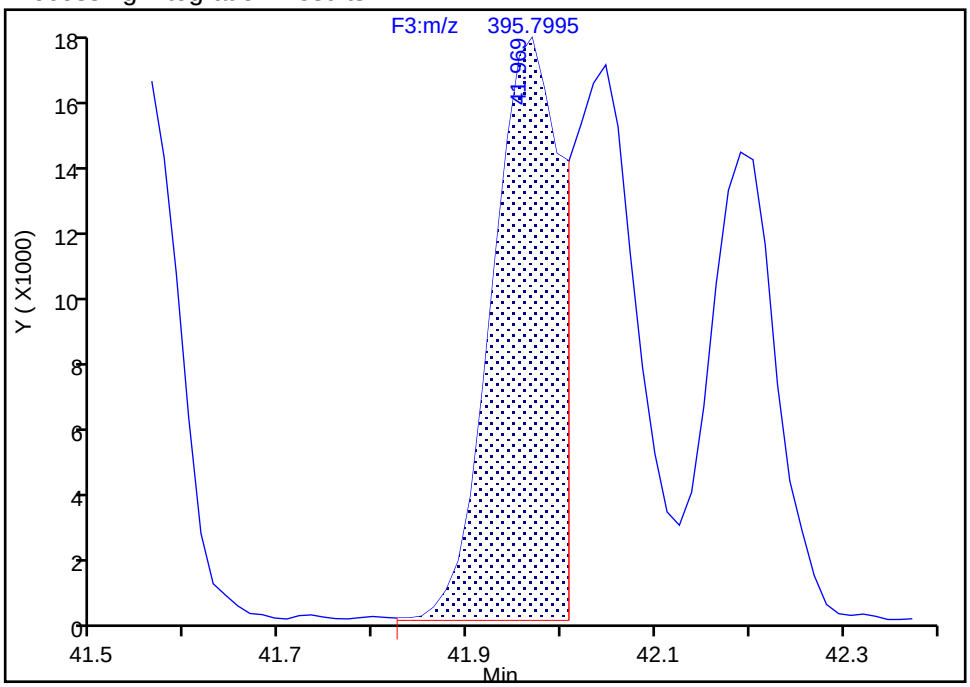

Manual Integration Results

RT: 41.97
Area: 165973
Amount: 9.375355
Amount Units: pg/ul

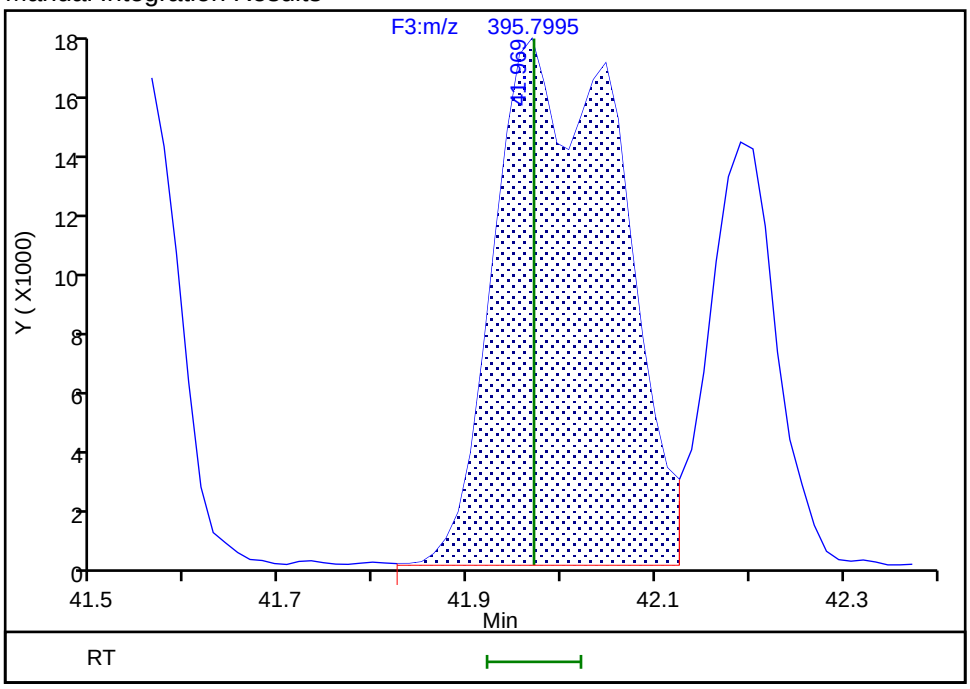

Reviewer: mcwhirterl, 21-Aug-2019 20:23:44
Audit Action: Marked Compound Undetected Audit Reason: Invalid Compound ID

Manual Integration/User Assign Peak Report

Eurofins TestAmerica, Knoxville

Data File: \\chromna\Knoxville\ChromData\D3D\20190813-12717.b\d4190821i3.d
Injection Date: 21-Aug-2019 15:59:00 Instrument ID: D3D
Lims ID: IC L3
Client ID:
Operator ID: Xcalibur_System ALS Bottle#: 0 Worklist Smp#: 3
Injection Vol: 1.0 ul Dil. Factor: 1.0000
Method: PCBs_D3D Limit Group: HR - 1668A - ICAL
Column: SPB-Octyl (0.25 mm) Detector F3(35.64 :49.10)

PCB-183/185, CAS: STL02297

Signal: 3

Processing Integration Results

RT: 41.96
Area: 194542
Amount: 6.826250
Amount Units: pg/ul

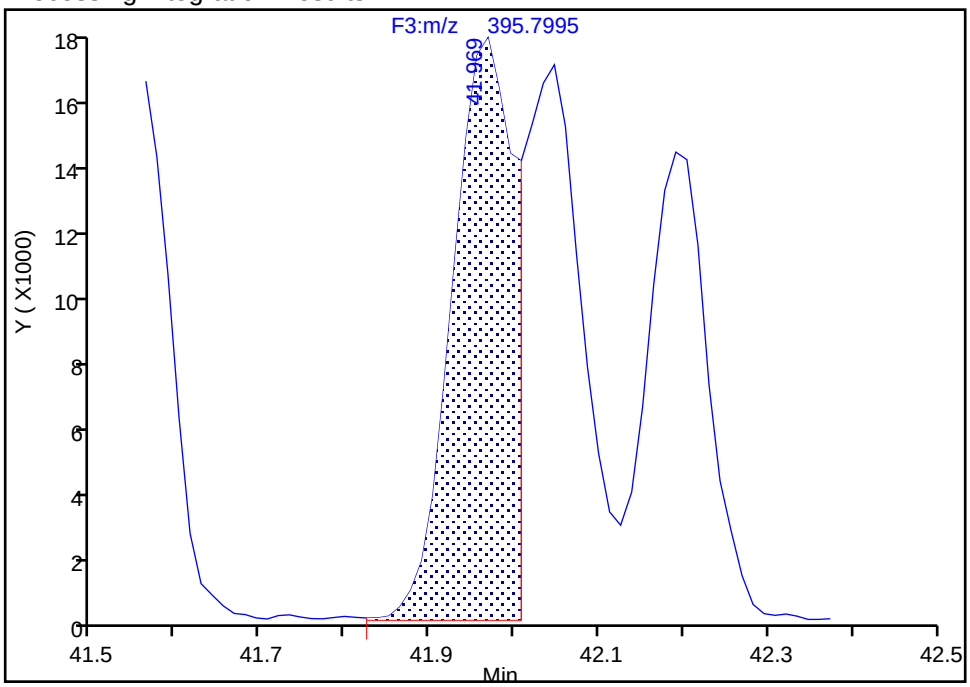

Manual Integration Results

RT: 41.96
Area: 342077
Amount: 9.375355
Amount Units: pg/ul
Reviewer: mcwhirterl, 21-Aug-2019 20:23:44
Audit Action: Marked Compound Undetected Audit Reason: Invalid Compound ID

Manual Integration/User Assign Peak Report

Eurofins TestAmerica, Knoxville

Data File: \\chromna\Knoxville\ChromData\D3D\20190813-12717.b\d4190821i3.d
Injection Date: 21-Aug-2019 15:59:00 Instrument ID: D3D
Lims ID: IC L3
Client ID:
Operator ID: Xcalibur_System ALS Bottle#: 0 Worklist Smp#: 3
Injection Vol: 1.0 ul Dil. Factor: 1.0000
Method: PCBs_D3D Limit Group: HR - 1668A - ICAL
Column: SPB-Octyl (0.25 mm) Detector F3(35.64 :49.10)

PCB-183/185, CAS: STL02297

Signal: 1

Processing Integration Results

RT: 41.96
Area: 106175
Amount: 6.826250
Amount Units: pg/ul

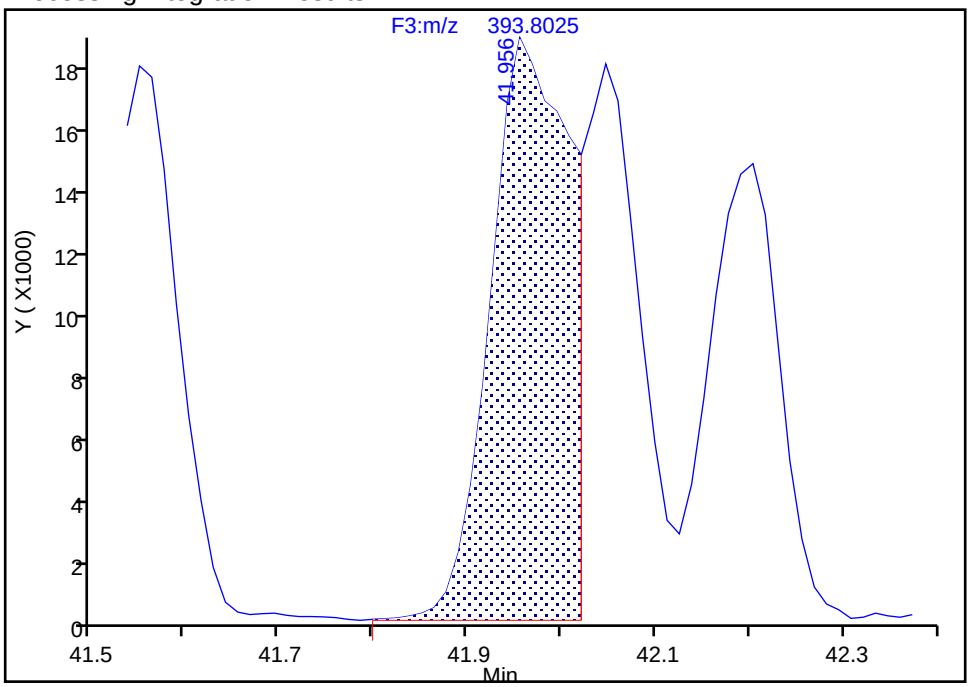

Manual Integration Results

RT: 41.96
Area: 176104
Amount: 9.375355
Amount Units: pg/ul

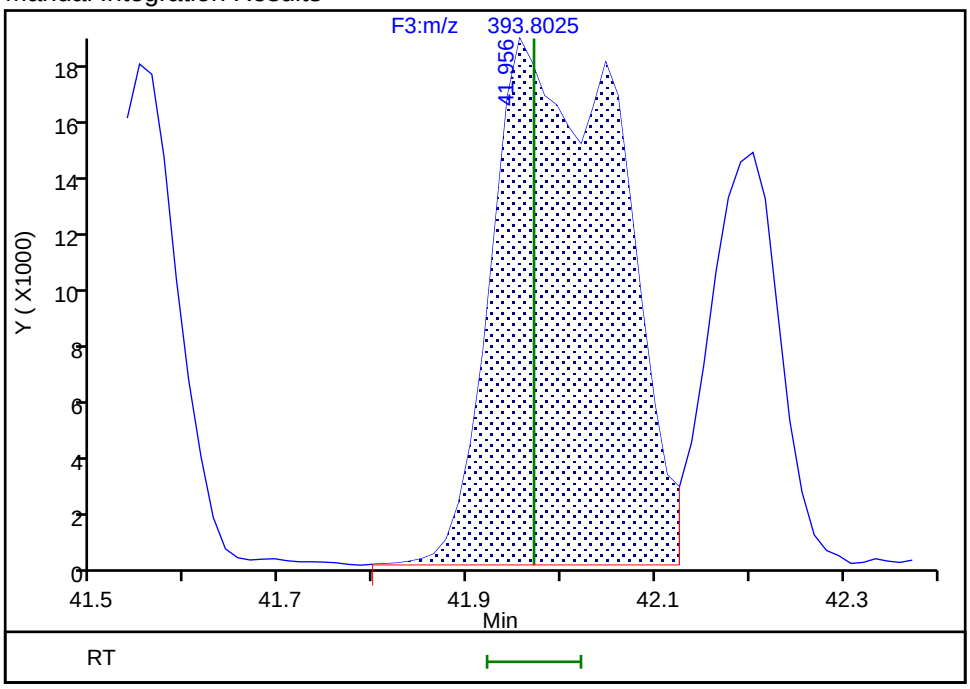

Reviewer: mcwhirterl, 21-Aug-2019 20:23:46
Audit Action: Manually Integrated/Assigned Compound ID Audit Reason: Incomplete Integration

Eurofins TestAmerica, Knoxville

Data File:	\\chromna\Knoxville\ChromData\D3D\20190813-12717.b\d4190821i3.d		
Injection Date:	21-Aug-2019 15:59:00	Injection Vol:	1.0 ul
Instrument ID:	D3D	Operator ID:	Xcalibur_System
Method:	PCBs_D3D	Limit Group:	HR - 1668A - ICAL
Client ID:			
Worklist#:	33168	Sample Line#:	3
Column Type:	SPB-Octyl	Column Dia:	0.25 mm

HpPCB F4

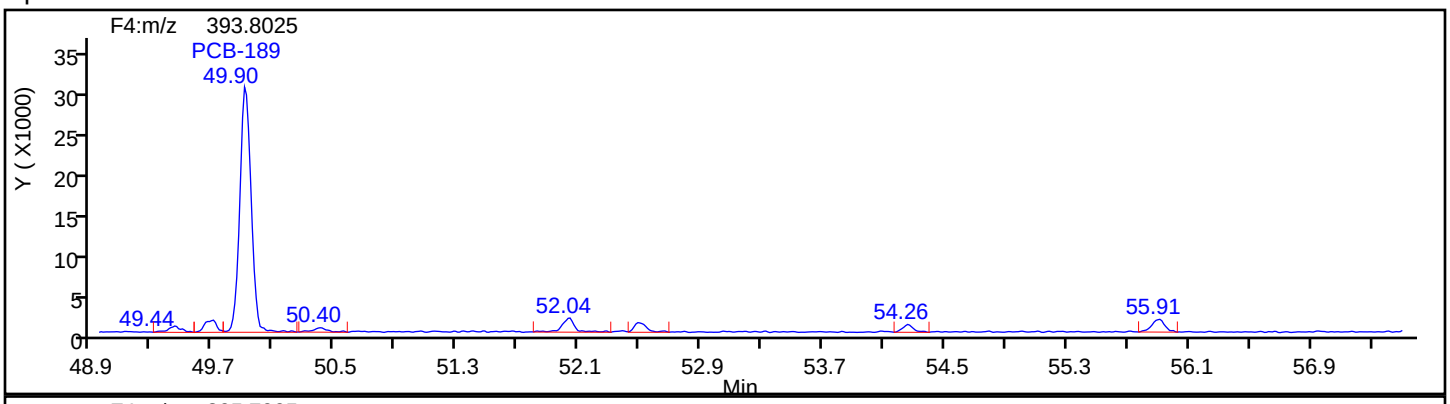

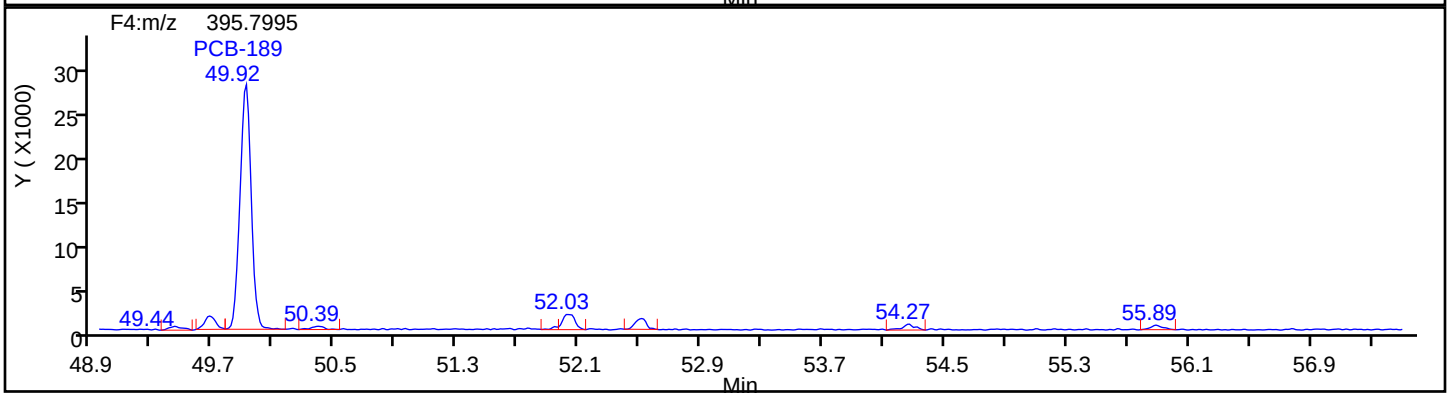

HpPCB F4 Standards

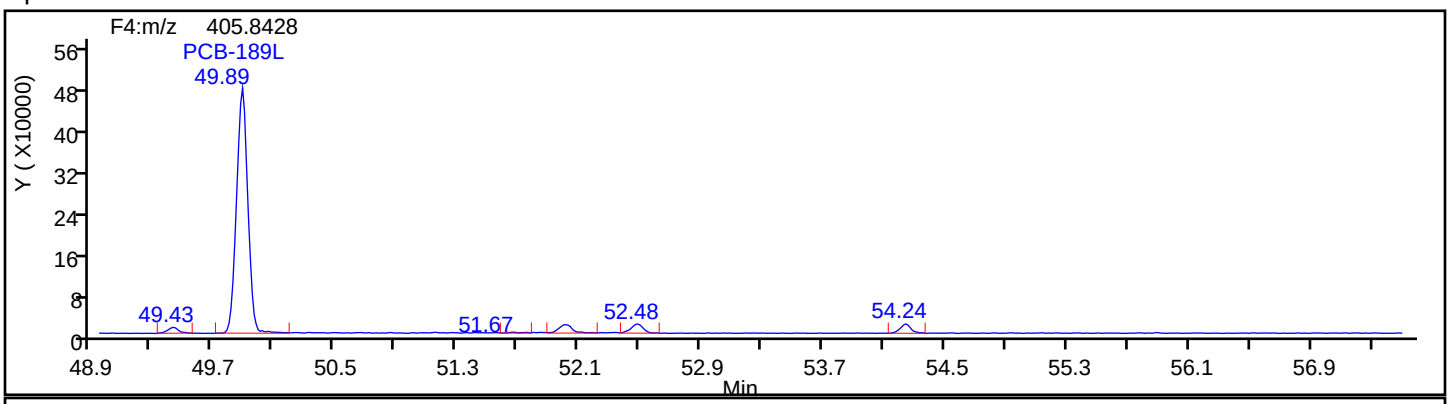

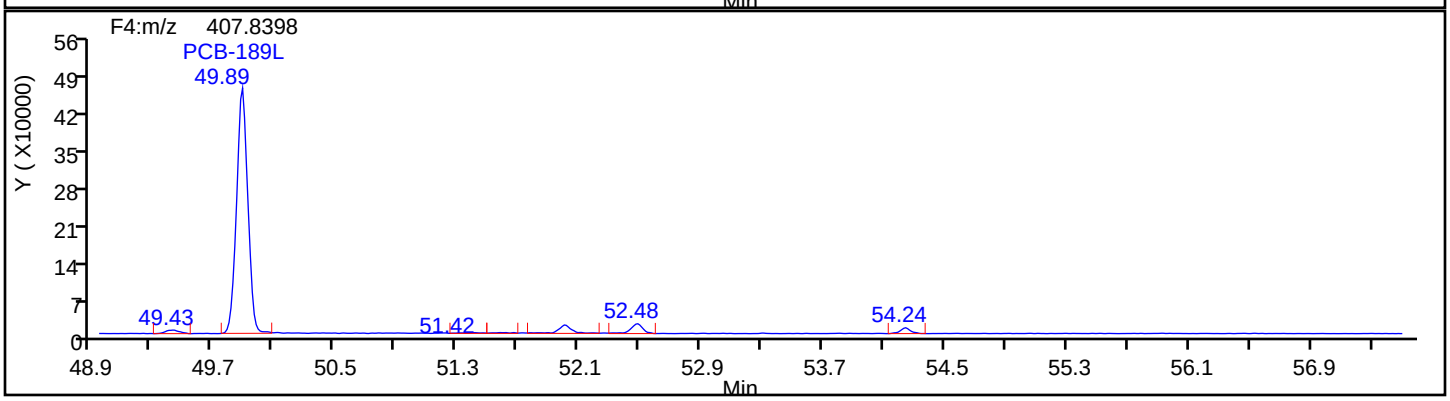

Eurofins TestAmerica, Knoxville

Data File:	\\chromna\Knoxville\ChromData\D3D\20190813-12717.b\d4190821i3.d		
Injection Date:	21-Aug-2019 15:59:00	Injection Vol:	1.0 ul
Instrument ID:	D3D	Operator ID:	Xcalibur_System
Method:	PCBs_D3D	Limit Group:	HR - 1668A - ICAL
Client ID:			
Worklist#:	33168	Sample Line#:	3
Column Type:	SPB-Octyl	Column Dia:	0.25 mm

HpPCB F4

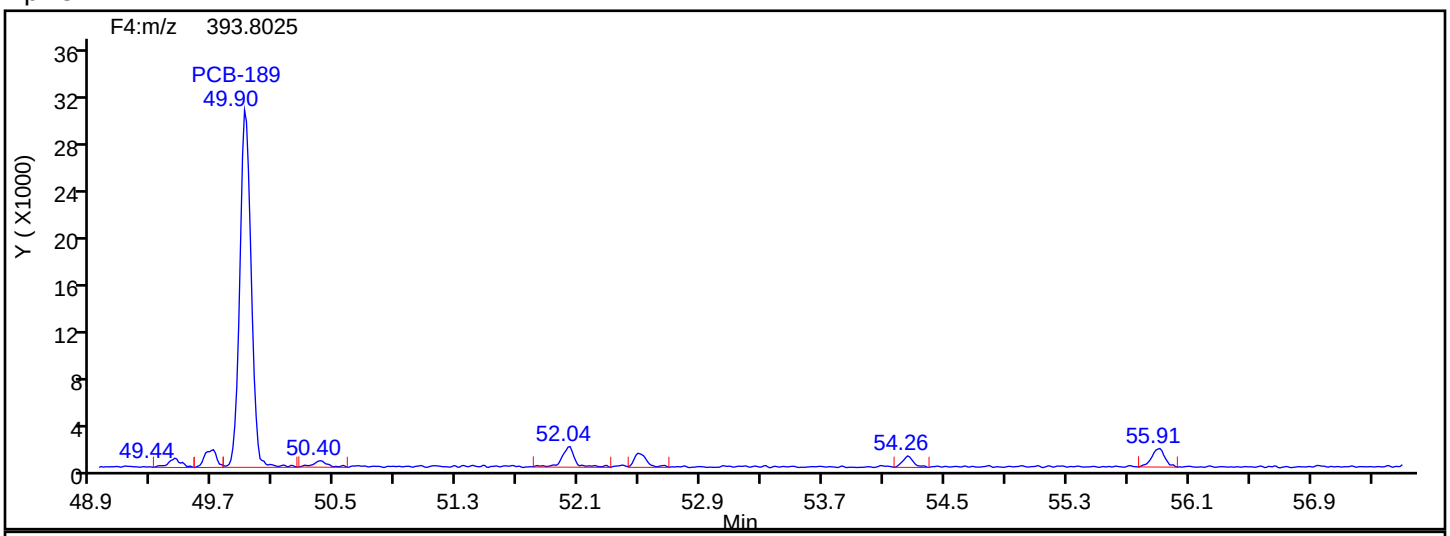

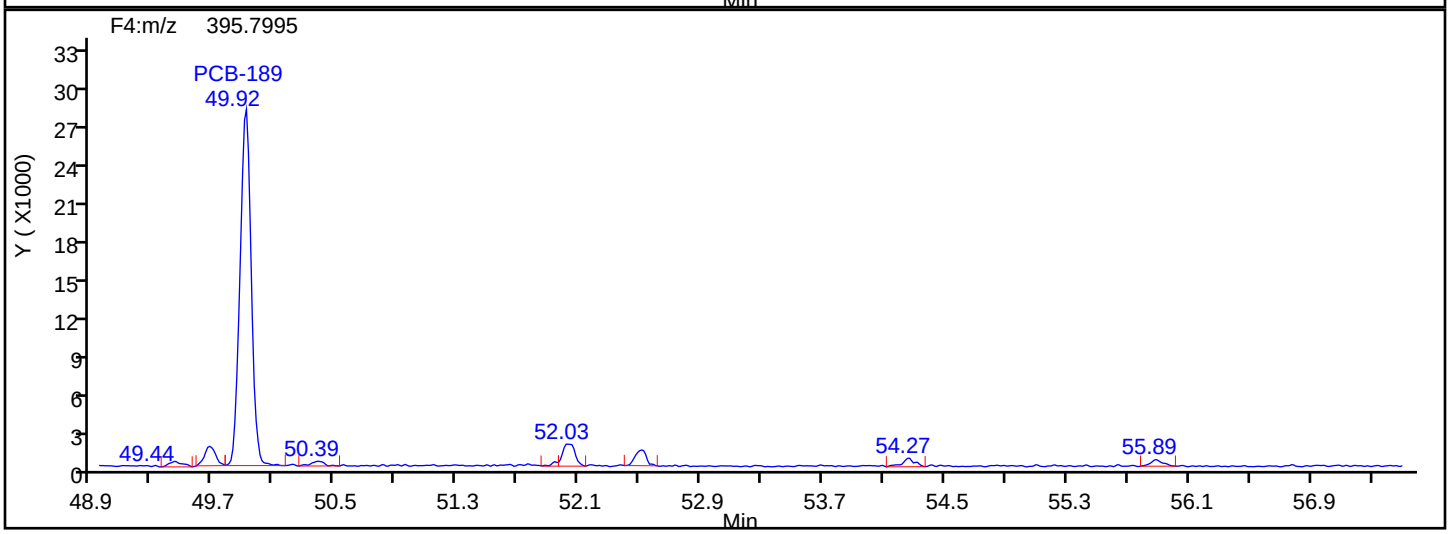

HpPCB F4 Lock Mass

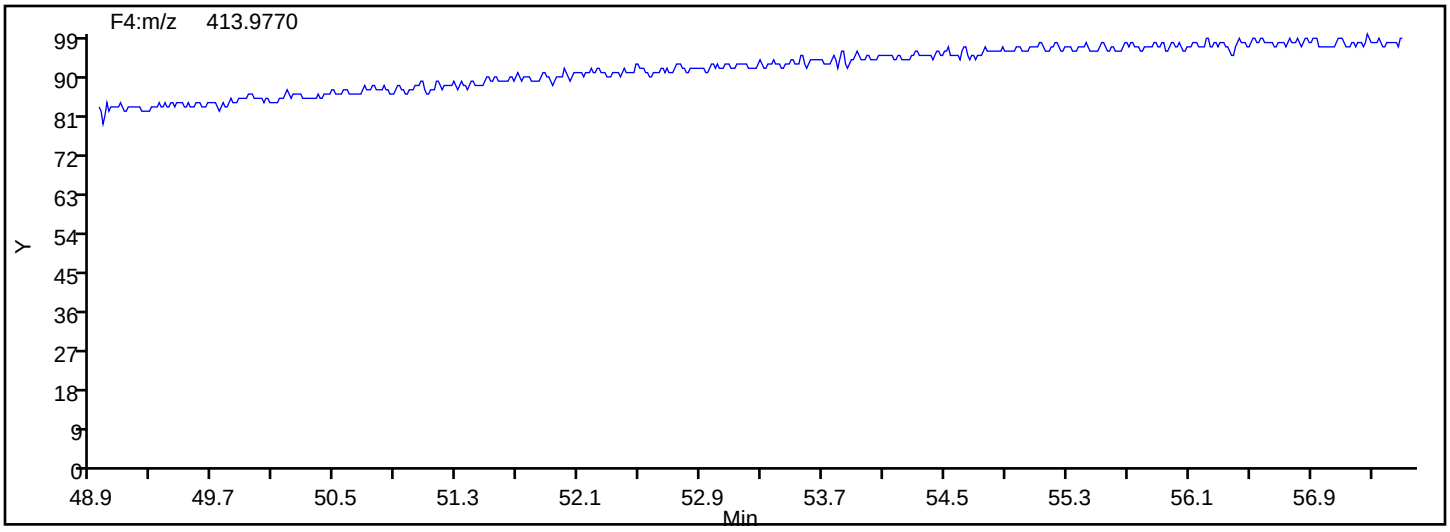

Eurofins TestAmerica, Knoxville

Data File:	\\chromna\Knoxville\ChromData\D3D\20190813-12717.b\d4190821i3.d		
Injection Date:	21-Aug-2019 15:59:00	Injection Vol:	1.0 ul
Instrument ID:	D3D	Operator ID:	Xcalibur_System
Method:	PCBs_D3D	Limit Group:	HR - 1668A - ICAL
Client ID:			
Worklist#:	33168	Sample Line#:	3
Column Type:	SPB-Octyl	Column Dia:	0.25 mm

OcPCB F3

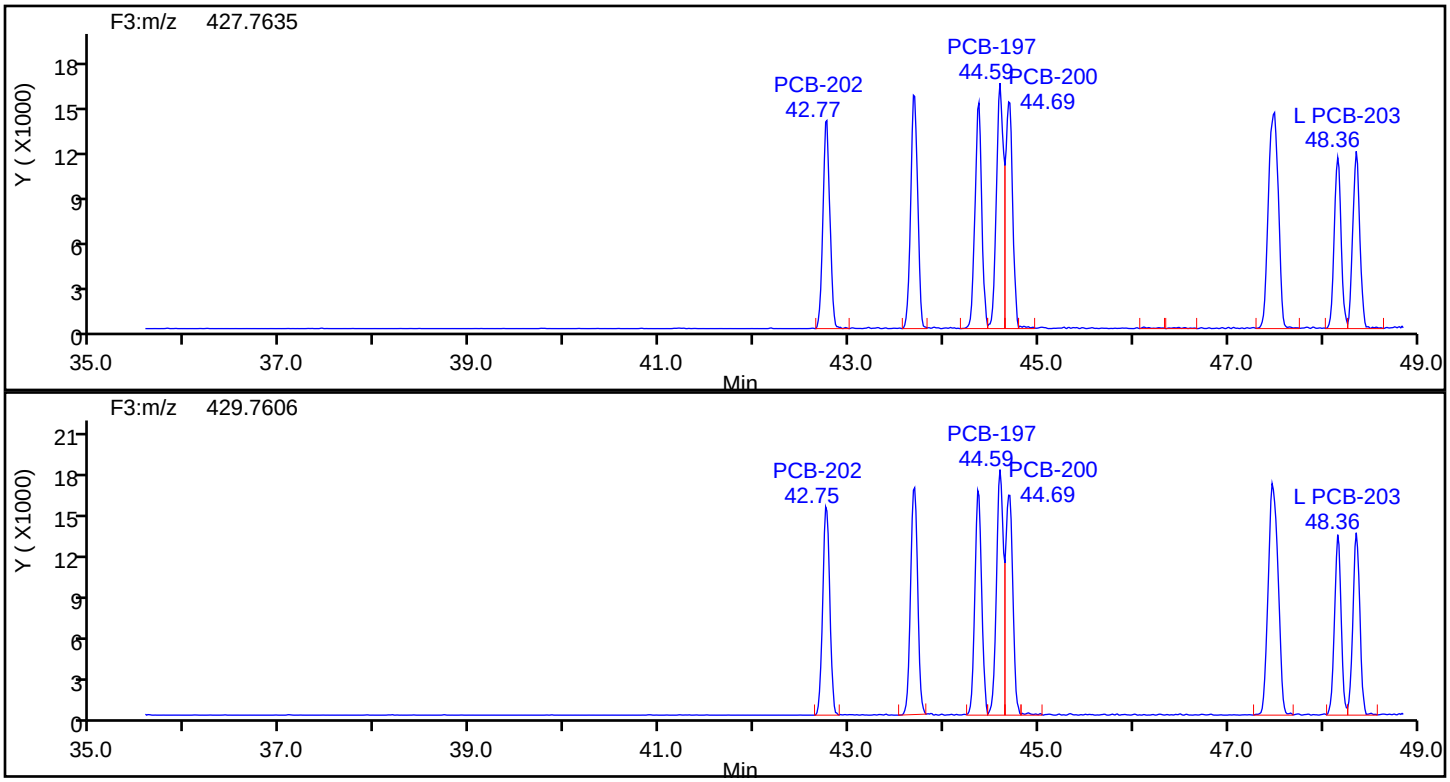

OcPCB F3 Standards

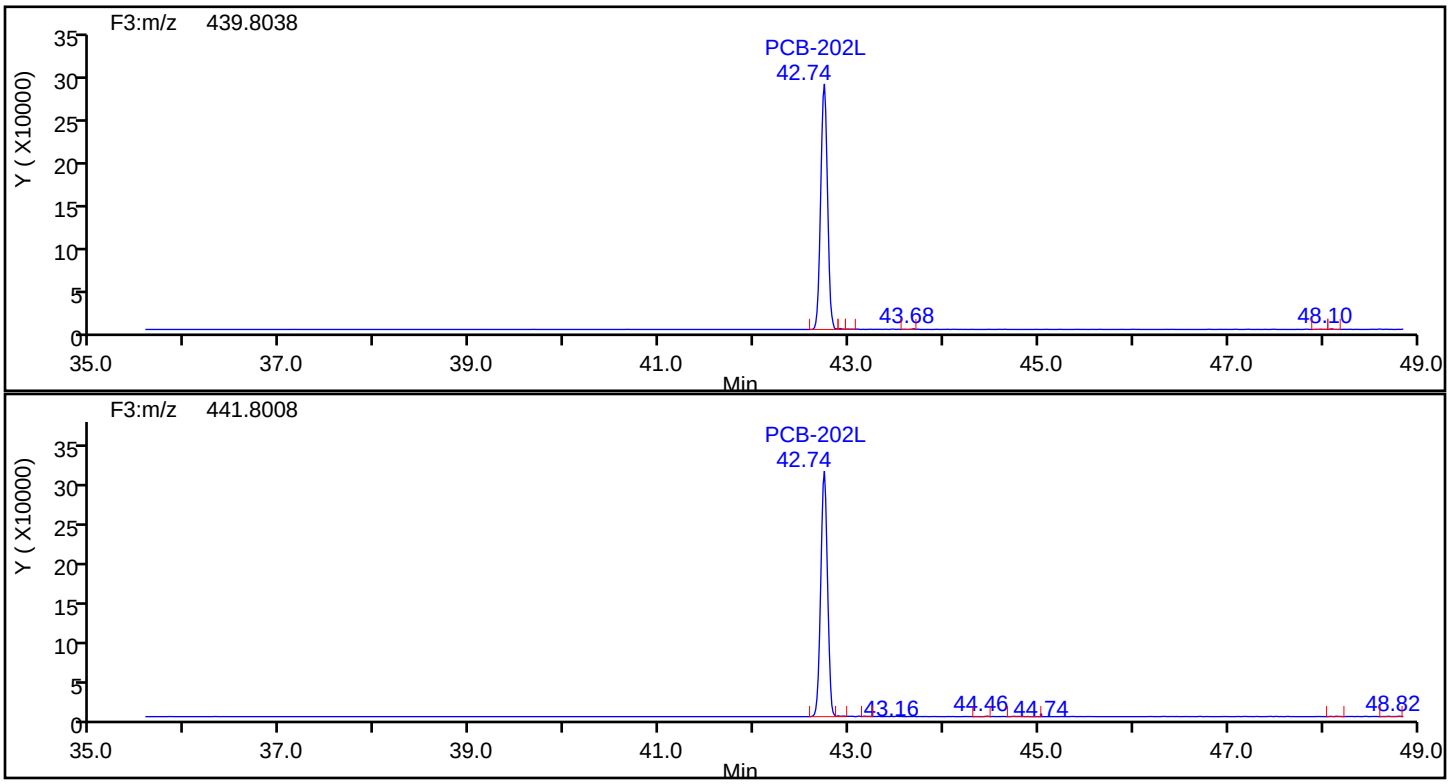

Eurofins TestAmerica, Knoxville

Data File:	\\chromna\Knoxville\ChromData\D3D\20190813-12717.b\d4190821i3.d		
Injection Date:	21-Aug-2019 15:59:00	Injection Vol:	1.0 ul
Instrument ID:	D3D	Operator ID:	Xcalibur_System
Method:	PCBs_D3D	Limit Group:	HR - 1668A - ICAL
Client ID:			
Worklist#:	33168	Sample Line#:	3
Column Type:	SPB-Octyl	Column Dia:	0.25 mm

OcPCB F3

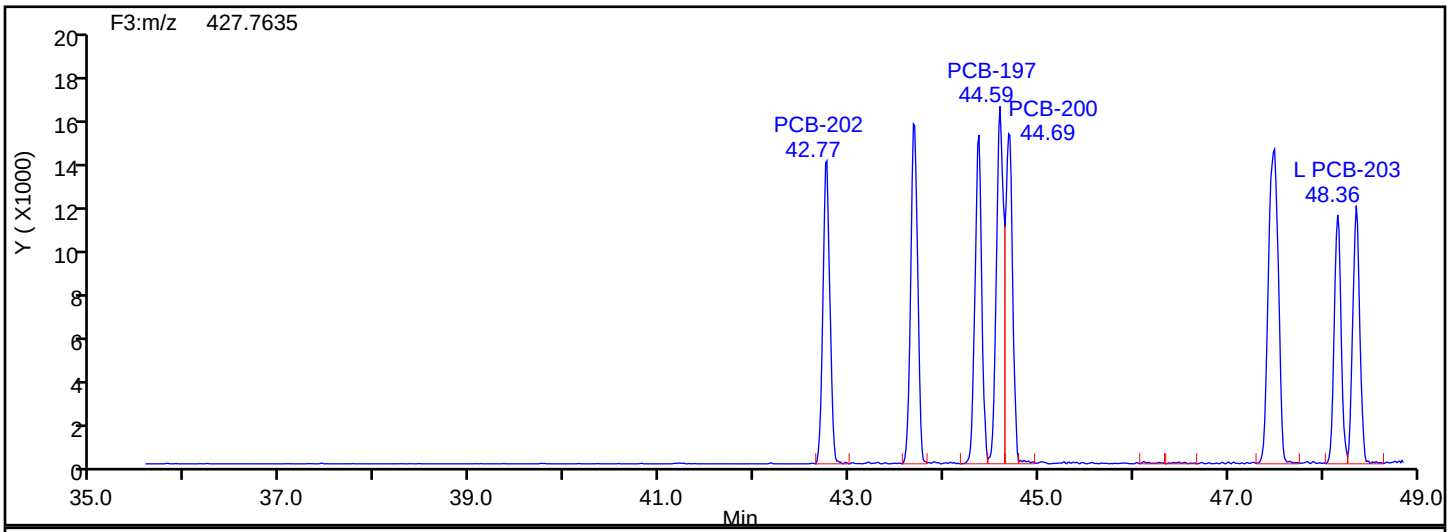

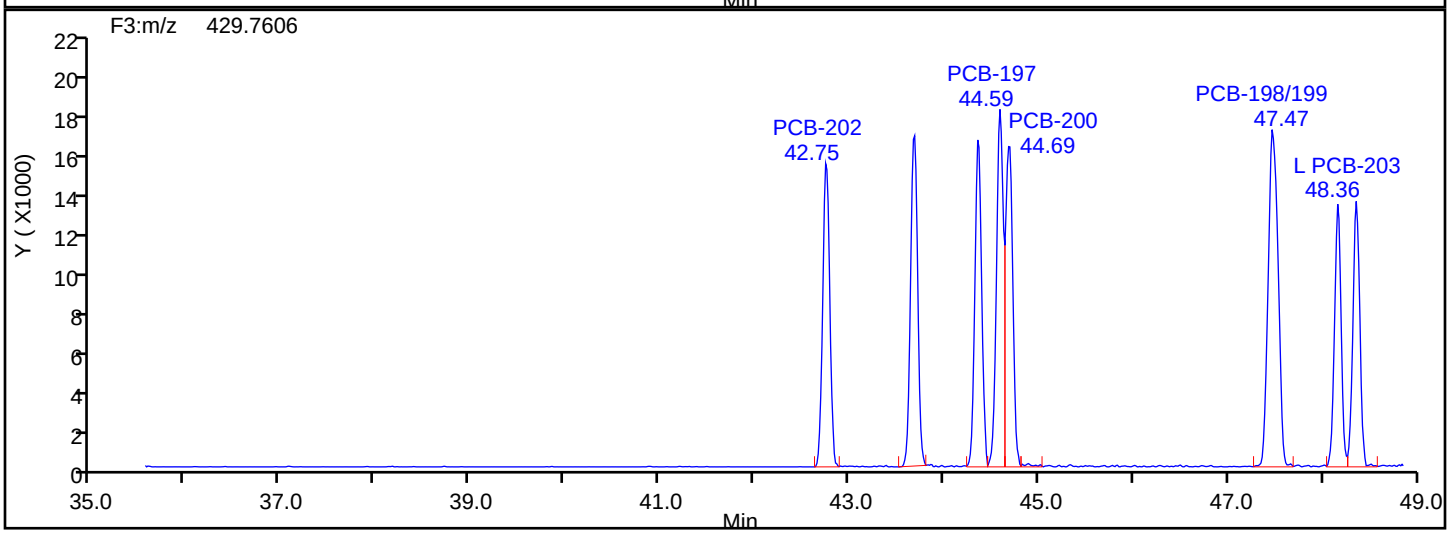

OcPCB F3 Lock Mass

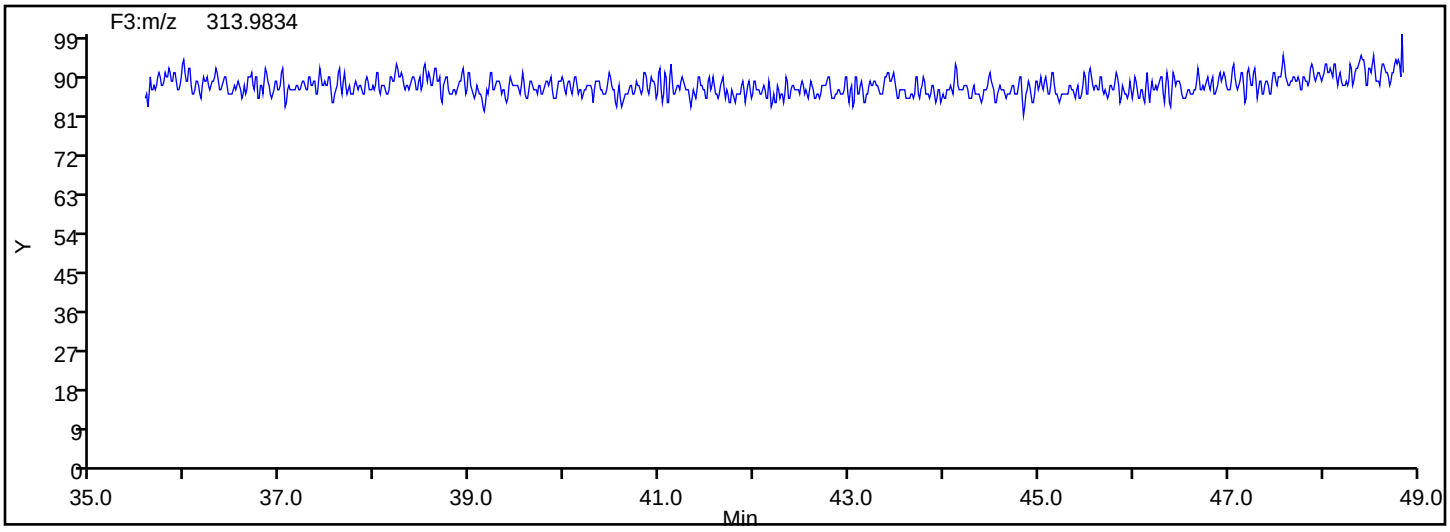

Eurofins TestAmerica, Knoxville

Data File:	\\chromna\Knoxville\ChromData\D3D\20190813-12717.b\d4190821i3.d		
Injection Date:	21-Aug-2019 15:59:00	Injection Vol:	1.0 ul
Instrument ID:	D3D	Operator ID:	Xcalibur_System
Method:	PCBs_D3D	Limit Group:	HR - 1668A - ICAL
Client ID:			
Worklist#:	33168	Sample Line#:	3
Column Type:	SPB-Octyl	Column Dia:	0.25 mm

OcPCB F4

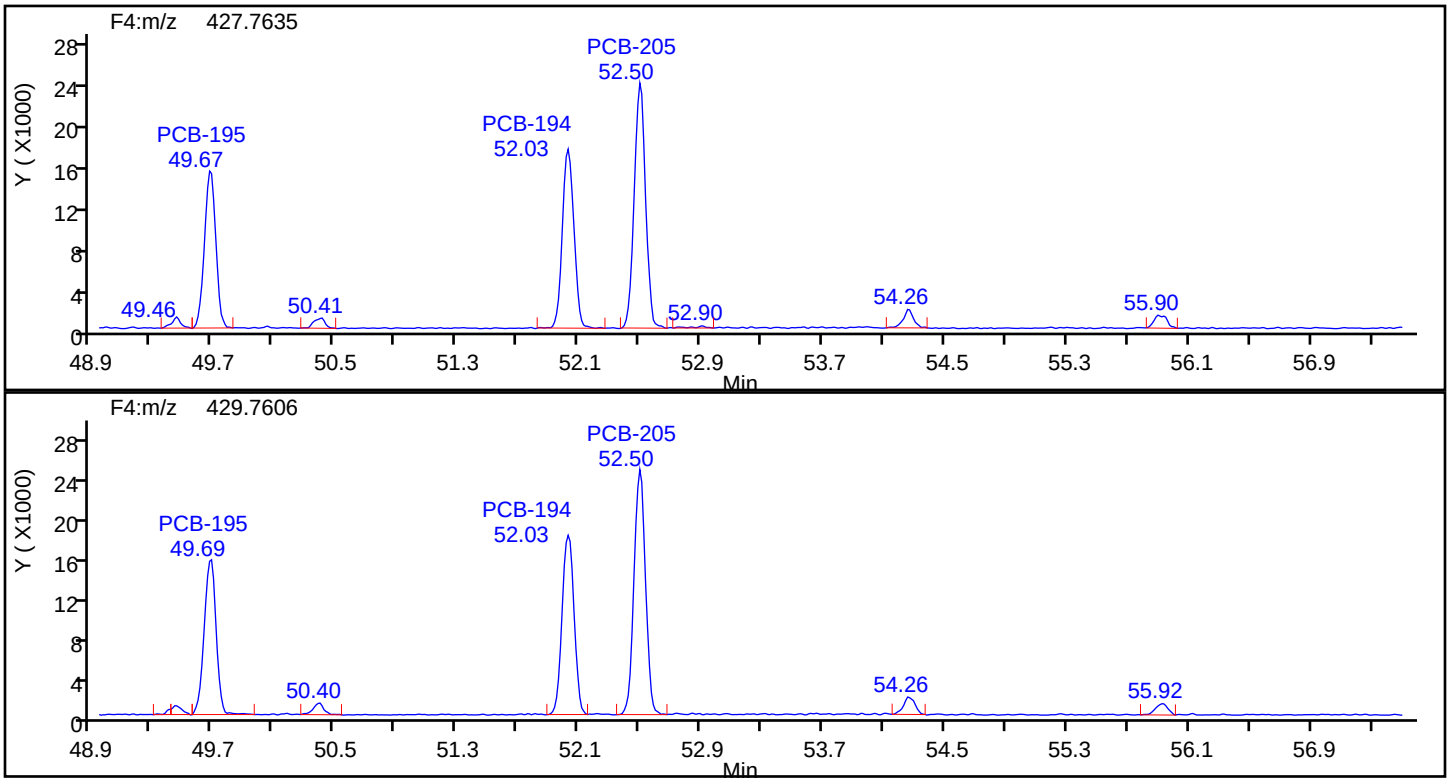

OcPCB F4 Standards

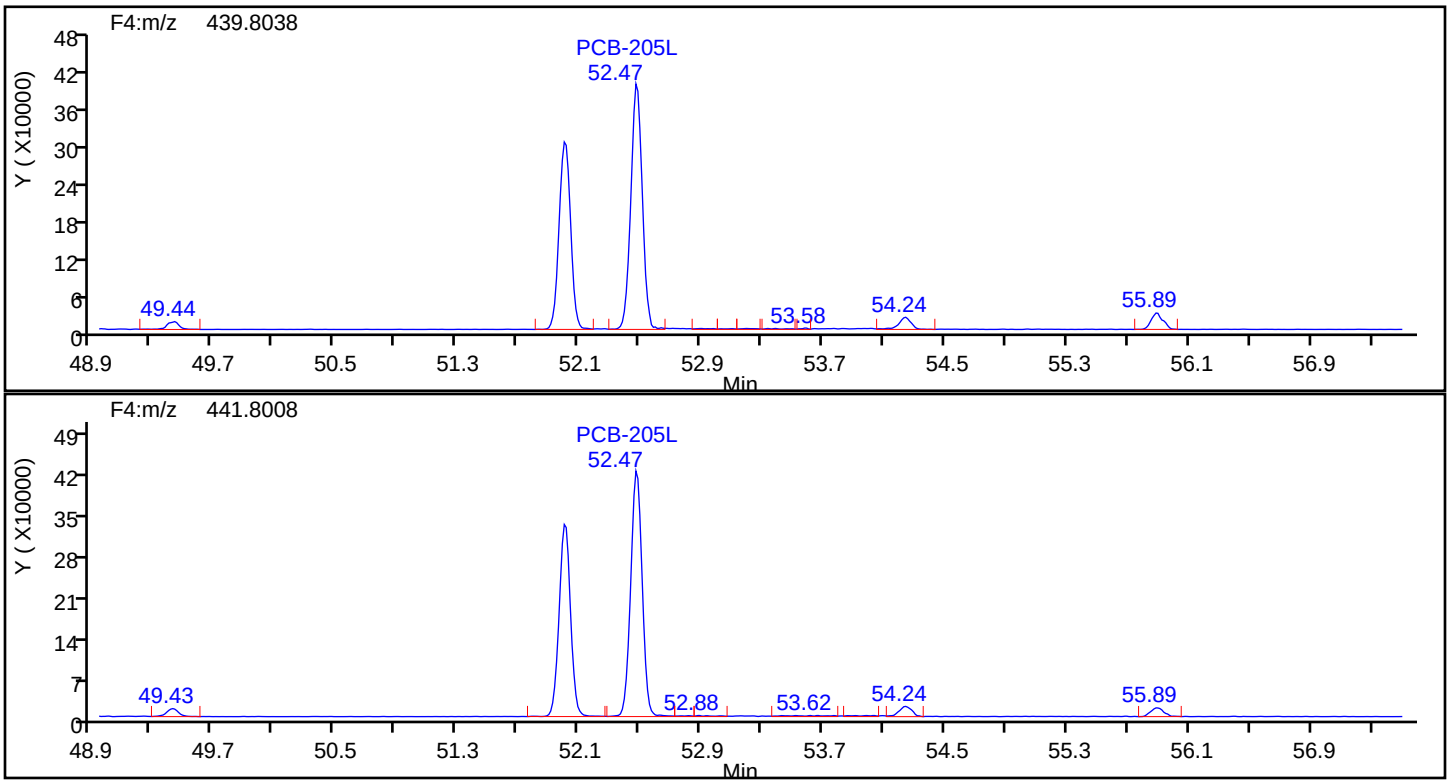

Eurofins TestAmerica, Knoxville

Data File:	\\chromna\Knoxville\ChromData\D3D\20190813-12717.b\d4190821i3.d		
Injection Date:	21-Aug-2019 15:59:00	Injection Vol:	1.0 ul
Instrument ID:	D3D	Operator ID:	Xcalibur_System
Method:	PCBs_D3D	Limit Group:	HR - 1668A - ICAL
Client ID:			
Worklist#:	33168	Sample Line#:	3
Column Type:	SPB-Octyl	Column Dia:	0.25 mm

OcPCB F4

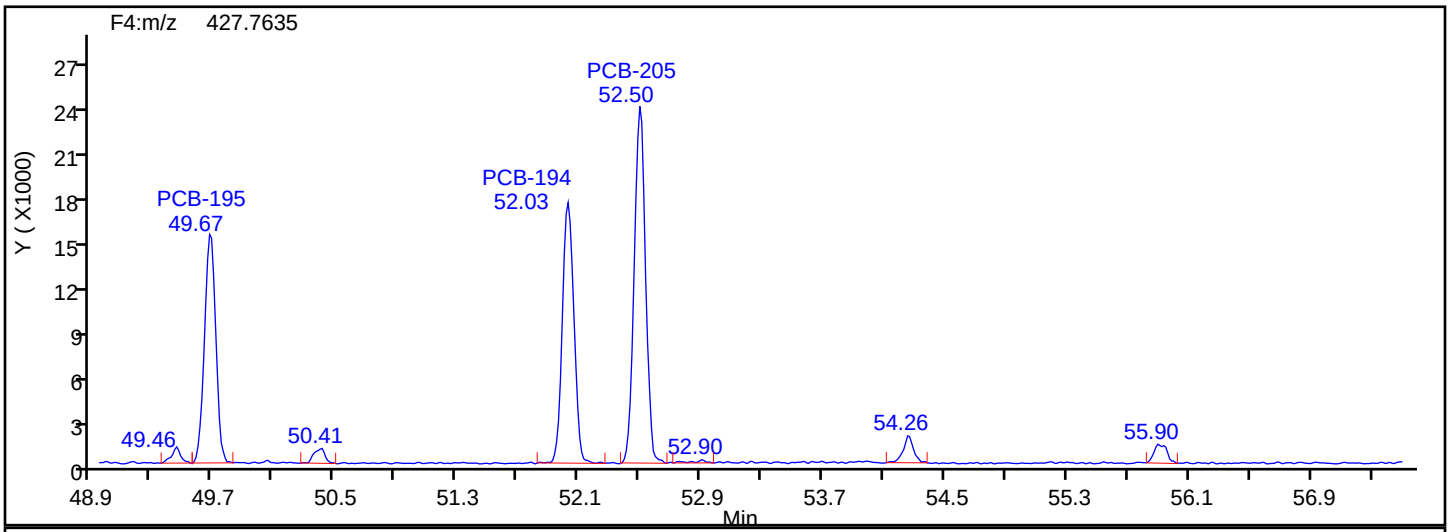

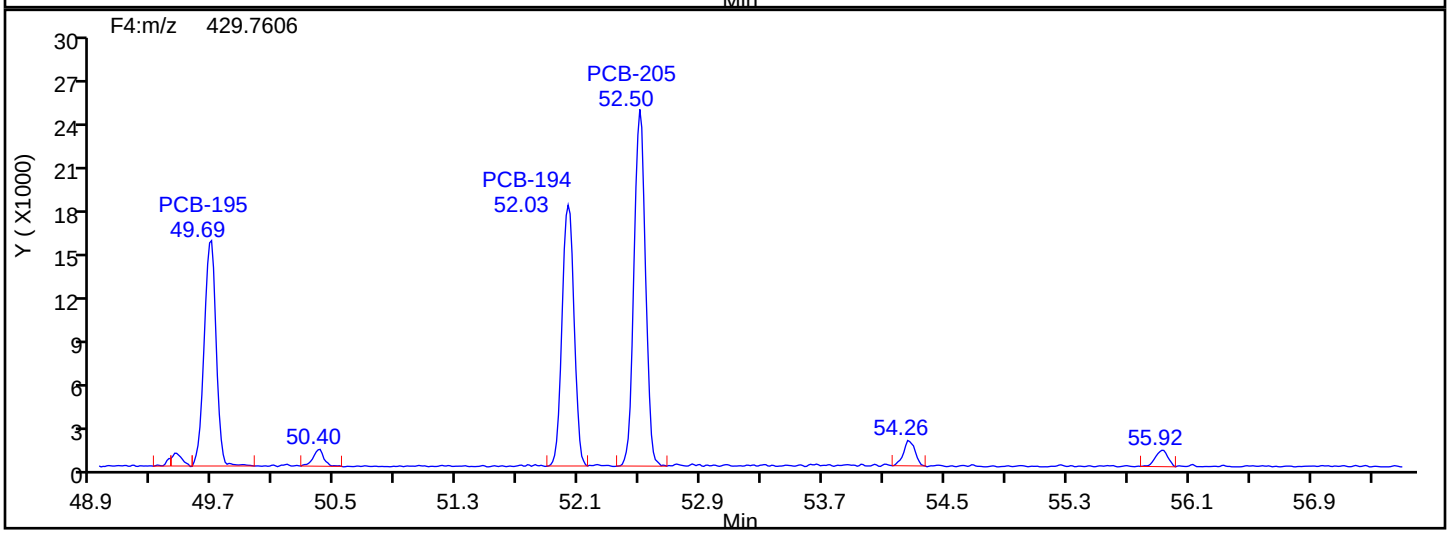

OcPCB F4 Lock Mass

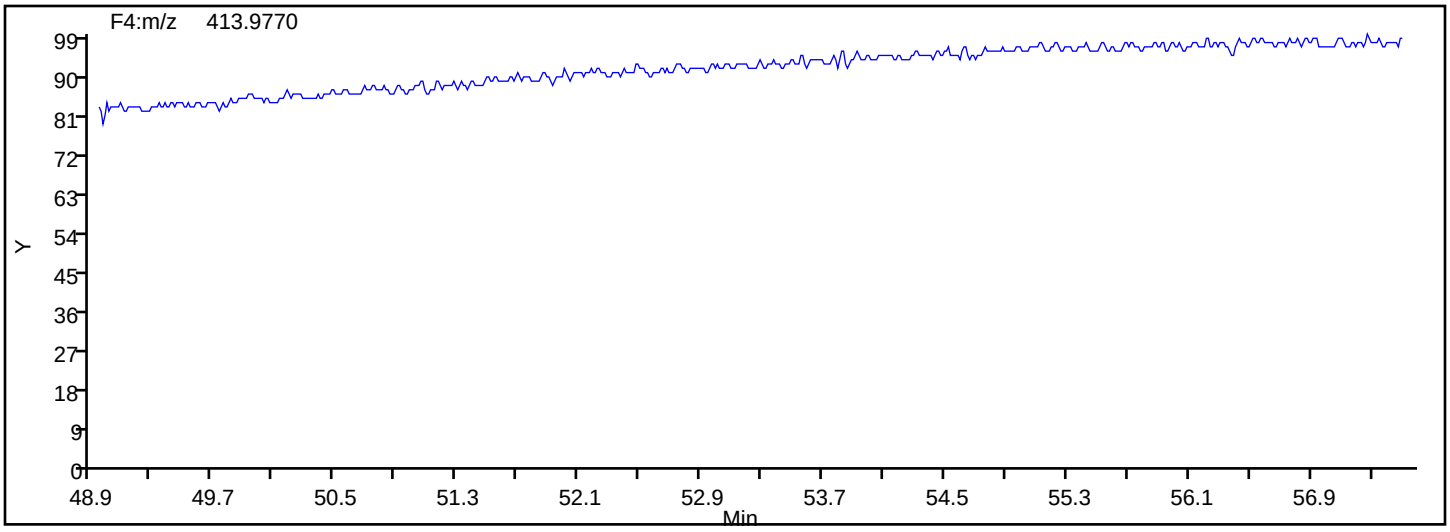

Manual Integration/User Assign Peak Report

Eurofins TestAmerica, Knoxville

Data File: \\chromna\Knoxville\ChromData\D3D\20190813-12717.b\d4190821i3.d
Injection Date: 21-Aug-2019 15:59:00 Instrument ID: D3D
Lims ID: IC L3
Client ID:
Operator ID: Xcalibur_System ALS Bottle#: 0 Worklist Smp#: 3
Injection Vol: 1.0 ul Dil. Factor: 1.0000
Method: PCBs_D3D Limit Group: HR - 1668A - ICAL
Column: SPB-Octyl (0.25 mm) Detector F4(49.20 :57.50)

PCB-195, CAS: 52663-78-2

Signal: 2

Processing Integration Results

RT: 49.69
Area: 89752
Amount: 5.041687
Amount Units: pg/ul

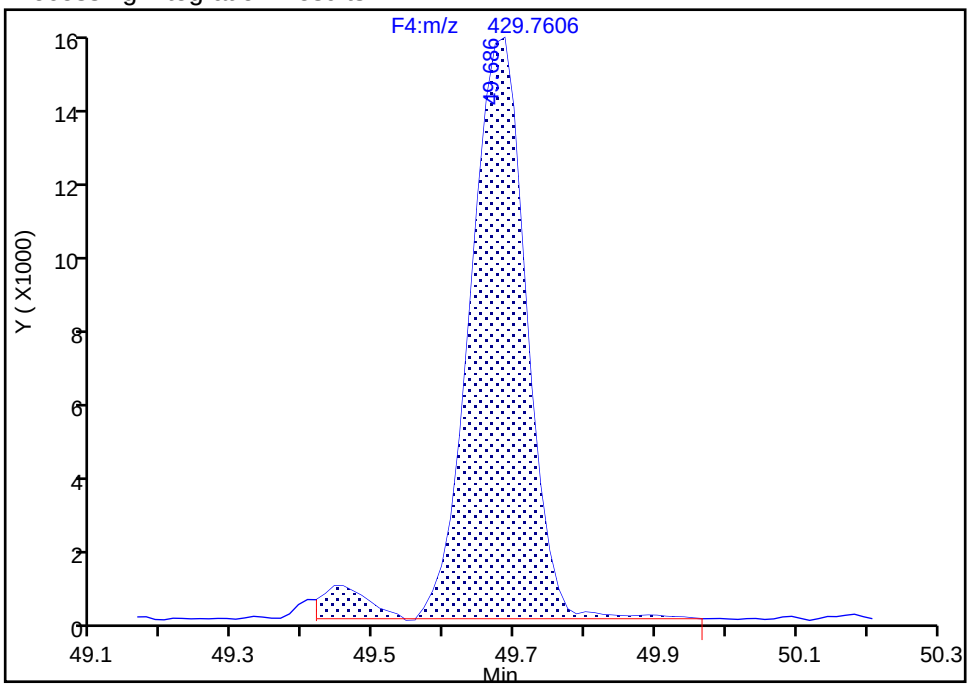

Manual Integration Results

RT: 49.69
Area: 85861
Amount: 4.868964
Amount Units: pg/ul

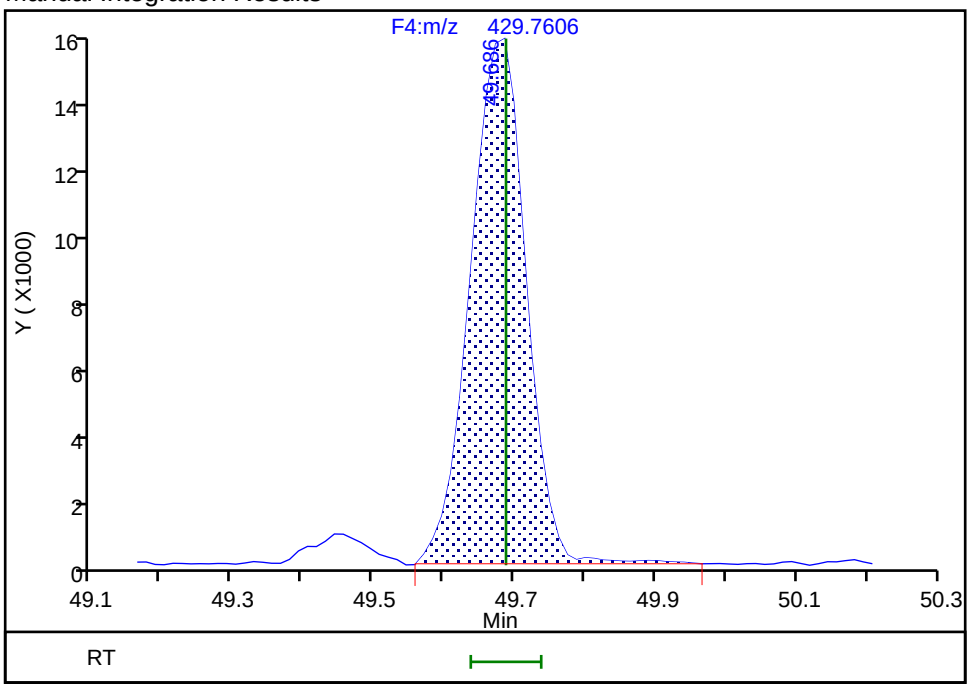

Reviewer: mcwhirterl, 21-Aug-2019 20:24:13
Audit Action: Marked Compound Undetected Audit Reason: Invalid Compound ID

Manual Integration/User Assign Peak Report

Eurofins TestAmerica, Knoxville

Data File: \\chromna\Knoxville\ChromData\D3D\20190813-12717.b\d4190821i3.d
Injection Date: 21-Aug-2019 15:59:00 Instrument ID: D3D
Lims ID: IC L3
Client ID:
Operator ID: Xcalibur_System ALS Bottle#: 0 Worklist Smp#: 3
Injection Vol: 1.0 ul Dil. Factor: 1.0000
Method: PCBs_D3D Limit Group: HR - 1668A - ICAL
Column: SPB-Octyl (0.25 mm) Detector F4(49.20 :57.50)

PCB-195, CAS: 52663-78-2

Signal: 3

Processing Integration Results

RT: 49.67
Area: 171295
Amount: 5.041687
Amount Units: pg/ul

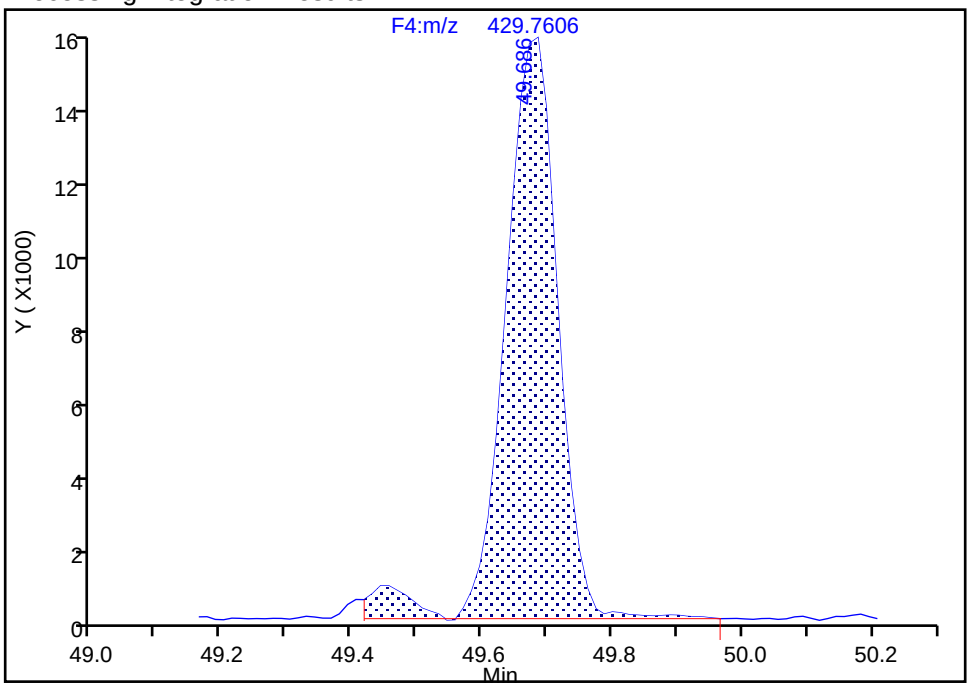

Manual Integration Results

RT: 49.67
Area: 163167
Amount: 4.868964
Amount Units: pg/ul
Reviewer: mcwhirterl, 21-Aug-2019 20:24:13
Audit Action: Marked Compound Undetected Audit Reason: Invalid Compound ID

Manual Integration/User Assign Peak Report

Eurofins TestAmerica, Knoxville

Data File:	\\chromna\Knoxville\ChromData\D3D\20190813-12717.b\d4190821i3.d				
Injection Date:	21-Aug-2019 15:59:00	Instrument ID:	D3D		
Lims ID:	IC L3				
Client ID:					
Operator ID:	Xcalibur_System	ALS Bottle#:	0	Worklist Smp#:	3
Injection Vol:	1.0 ul	Dil. Factor:	1.0000		
Method:	PCBs_D3D	Limit Group:	HR - 1668A - ICAL		
Column:	SPB-Octyl (0.25 mm)	Detector	F4(49.20 :57.50)		

PCB-195, CAS: 52663-78-2

Signal: 1

Processing Integration Results

RT: 49.67
Area: 81543
Amount: 5.041687
Amount Units: pg/ul

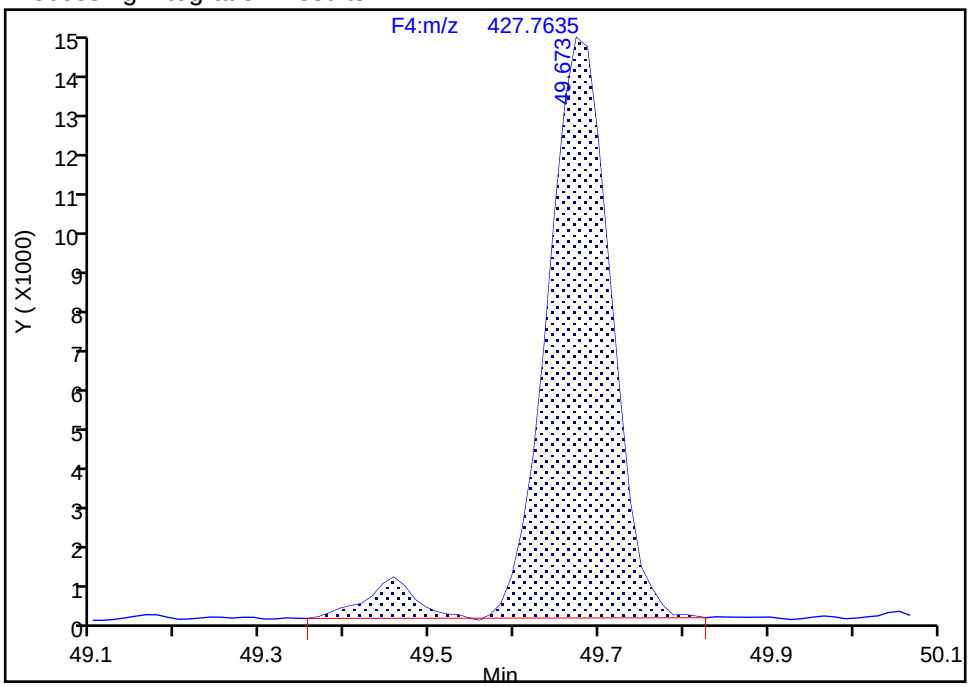

Manual Integration Results

RT: 49.67
Area: 77306
Amount: 4.868964
Amount Units: pg/ul

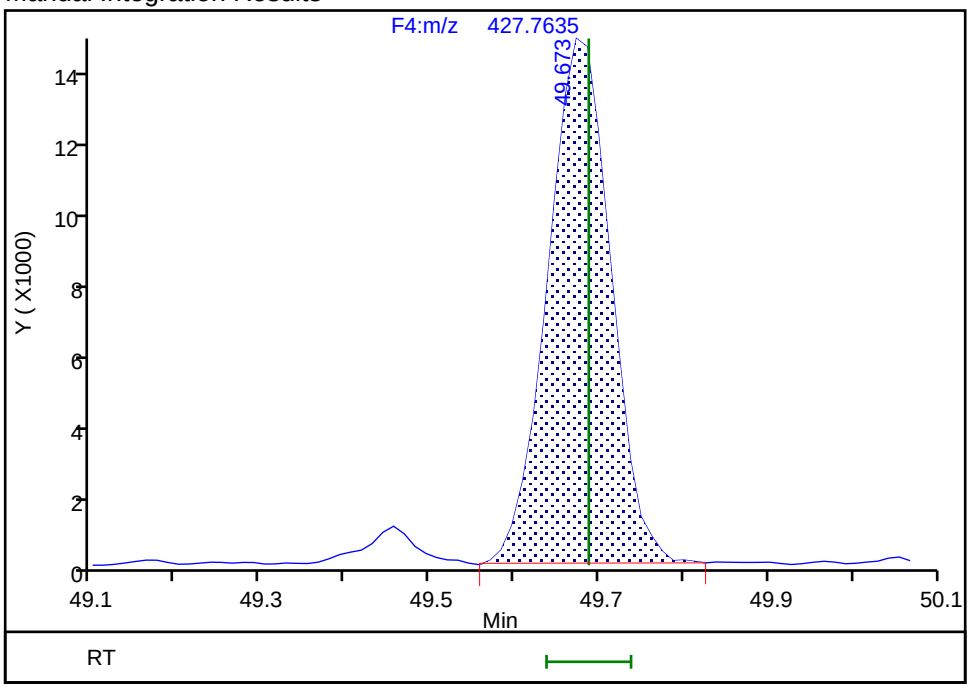

Reviewer: mcwhirterl, 21-Aug-2019 20:24:15

Audit Action: Manually Integrated/Assigned Compound ID Audit Reason: Split Peak

Eurofins TestAmerica, Knoxville

Data File:	\\chromna\Knoxville\ChromData\D3D\20190813-12717.b\d4190821i3.d		
Injection Date:	21-Aug-2019 15:59:00	Injection Vol:	1.0 ul
Instrument ID:	D3D	Operator ID:	Xcalibur_System
Method:	PCBs_D3D	Limit Group:	HR - 1668A - ICAL
Client ID:			
Worklist#:	33168	Sample Line#:	3
Column Type:	SPB-Octyl	Column Dia:	0.25 mm

NoPCB F4

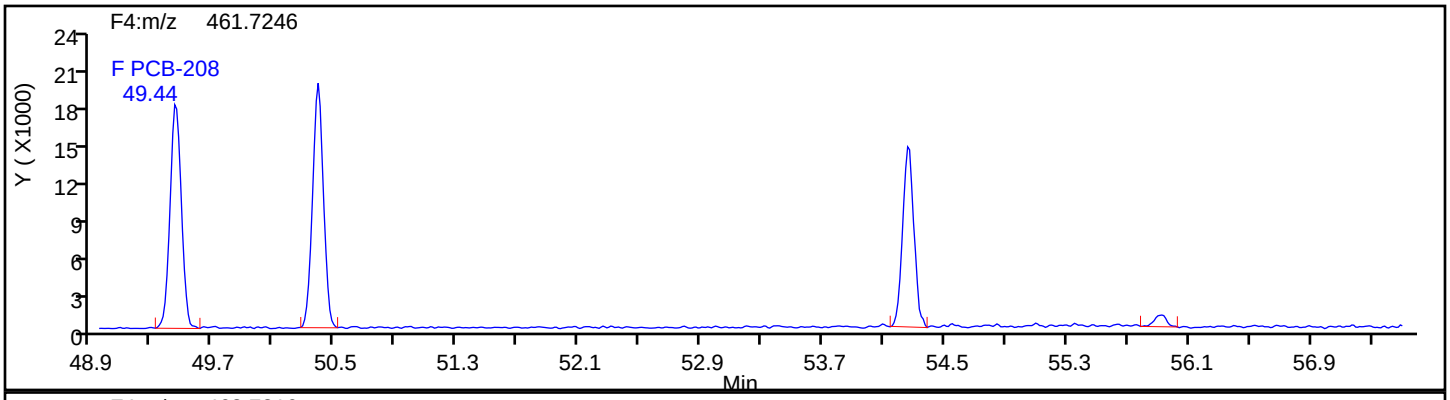

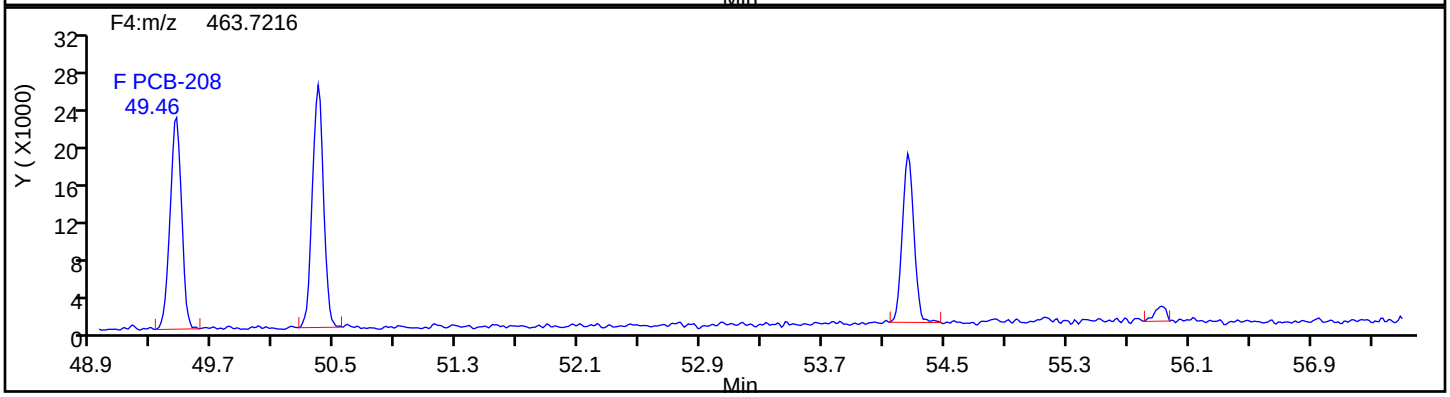

NoPCB F4 Standards

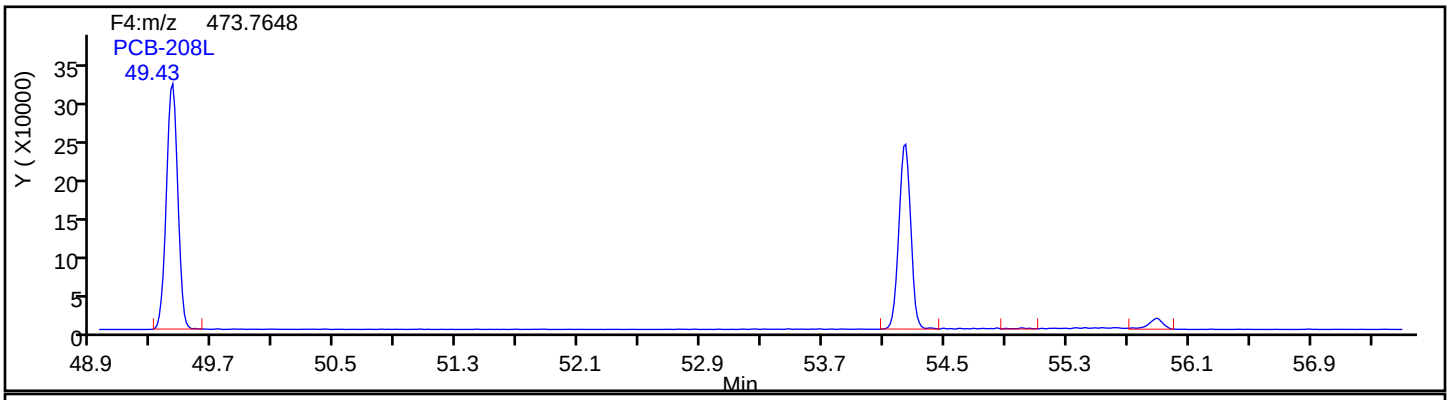

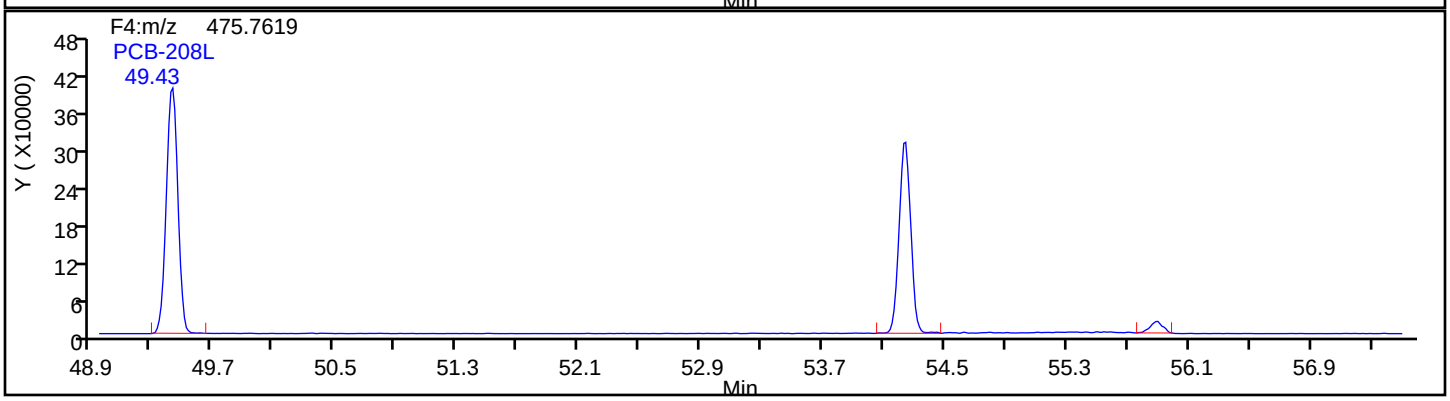

Eurofins TestAmerica, Knoxville

Data File:	\\chromna\Knoxville\ChromData\D3D\20190813-12717.b\d4190821i3.d		
Injection Date:	21-Aug-2019 15:59:00	Injection Vol:	1.0 ul
Instrument ID:	D3D	Operator ID:	Xcalibur_System
Method:	PCBs_D3D	Limit Group:	HR - 1668A - ICAL
Client ID:			
Worklist#:	33168	Sample Line#:	3
Column Type:	SPB-Octyl	Column Dia:	0.25 mm

NoPCB F4

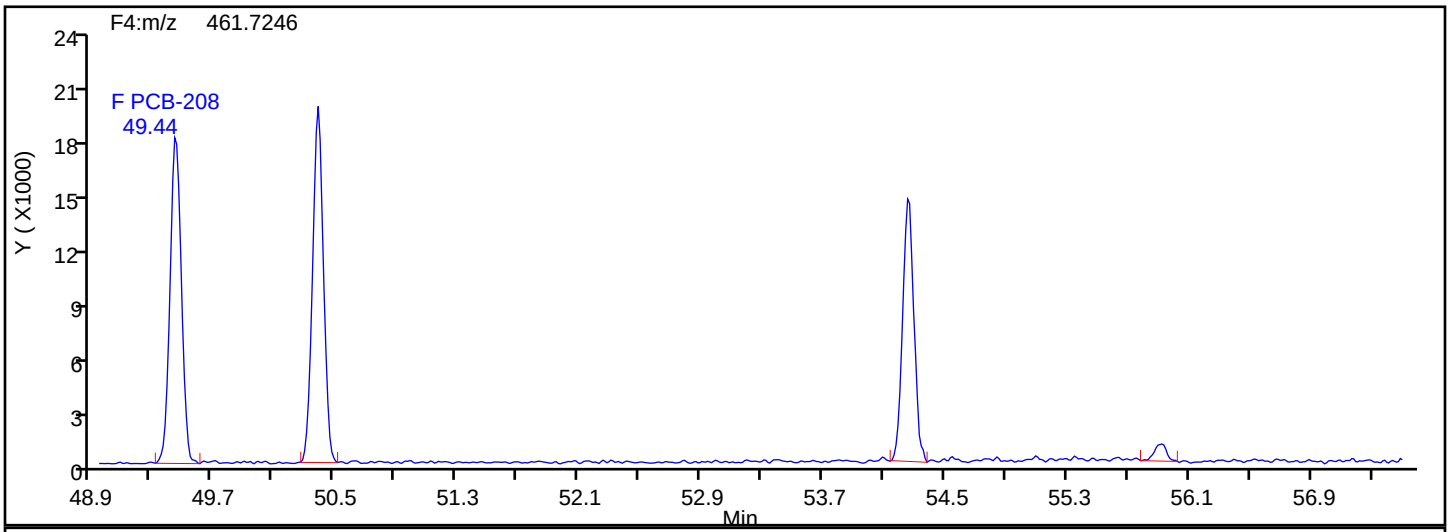

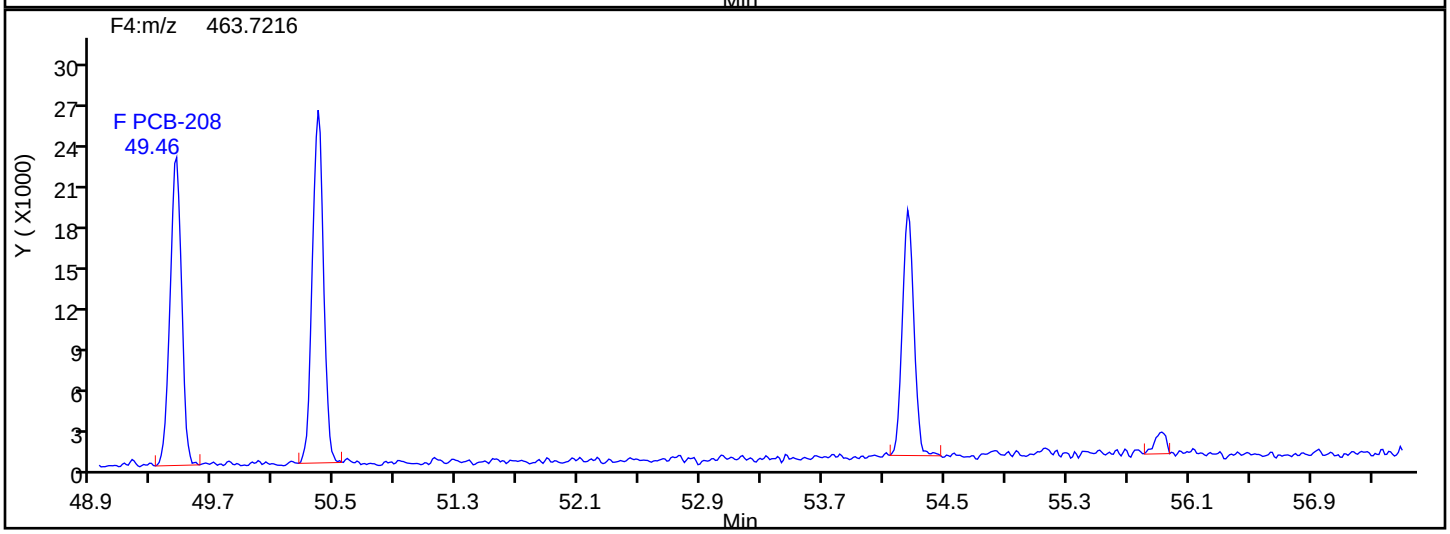

NoPCB F4 Lock Mass

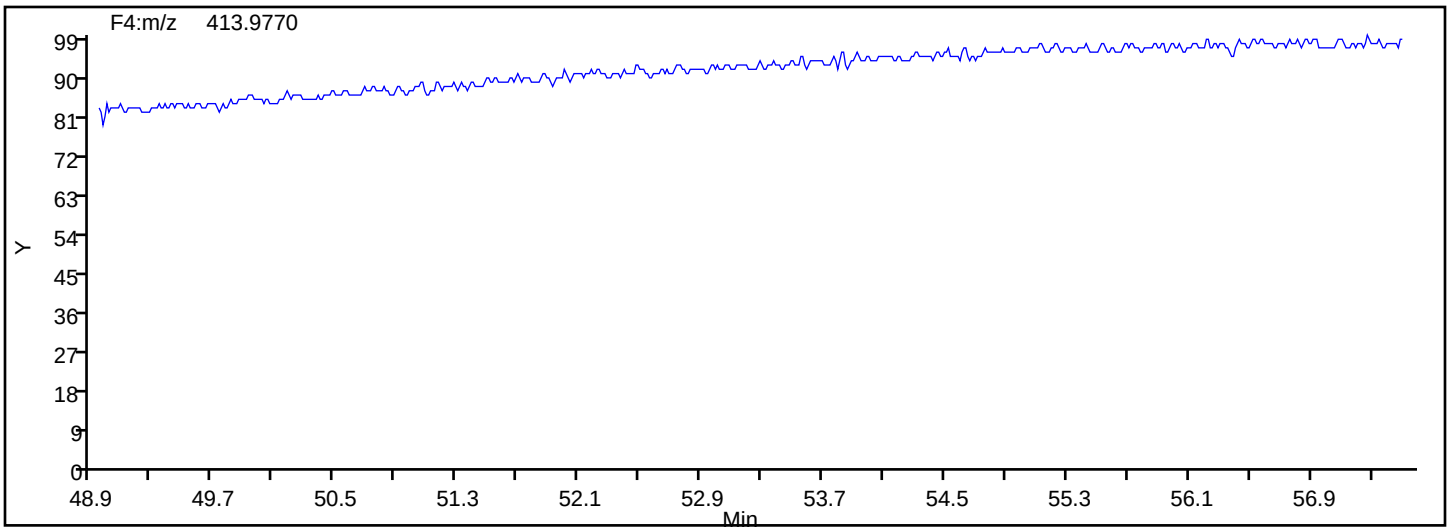

Manual Integration/User Assign Peak Report

Eurofins TestAmerica, Knoxville

Data File:	\\chromna\Knoxville\ChromData\D3D\20190813-12717.b\d4190821i3.d				
Injection Date:	21-Aug-2019 15:59:00	Instrument ID:	D3D		
Lims ID:	IC L3				
Client ID:					
Operator ID:	Xcalibur_System	ALS Bottle#:	0	Worklist Smp#:	3
Injection Vol:	1.0 ul	Dil. Factor:	1.0000		
Method:	PCBs_D3D	Limit Group:	HR - 1668A - ICAL		
Column:	SPB-Octyl (0.25 mm)	Detector	F4(49.20 :57.50)		

PCB-208, CAS: 52663-77-1

Signal: 2

Processing Integration Results

RT: 49.46
Area: 111361
Amount: 4.715845
Amount Units: pg/ul

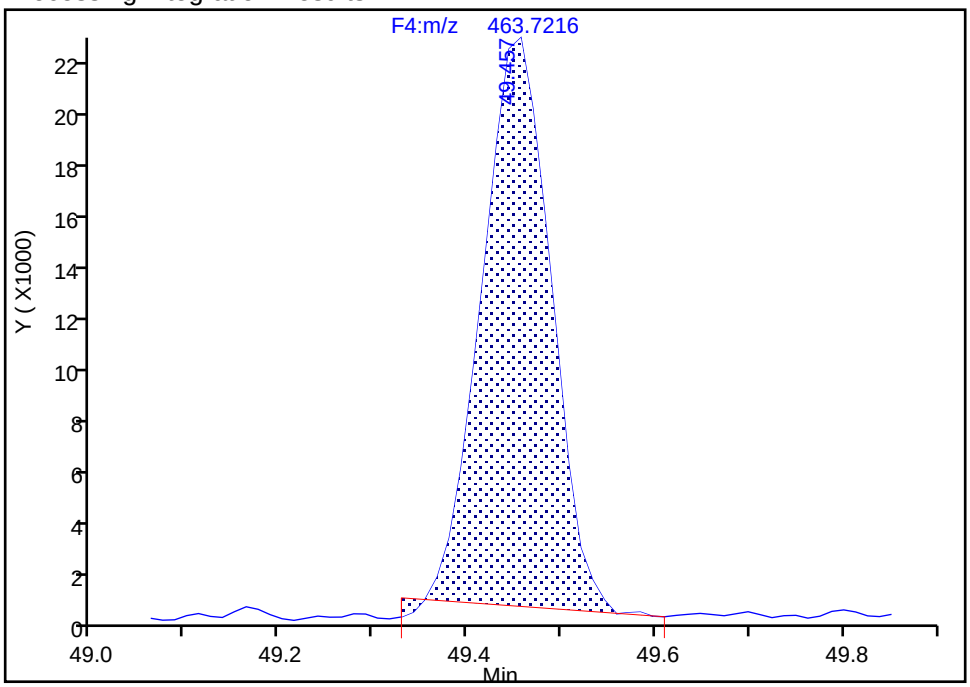

Manual Integration Results

RT: 49.46
Area: 118224
Amount: 4.880854
Amount Units: pg/ul

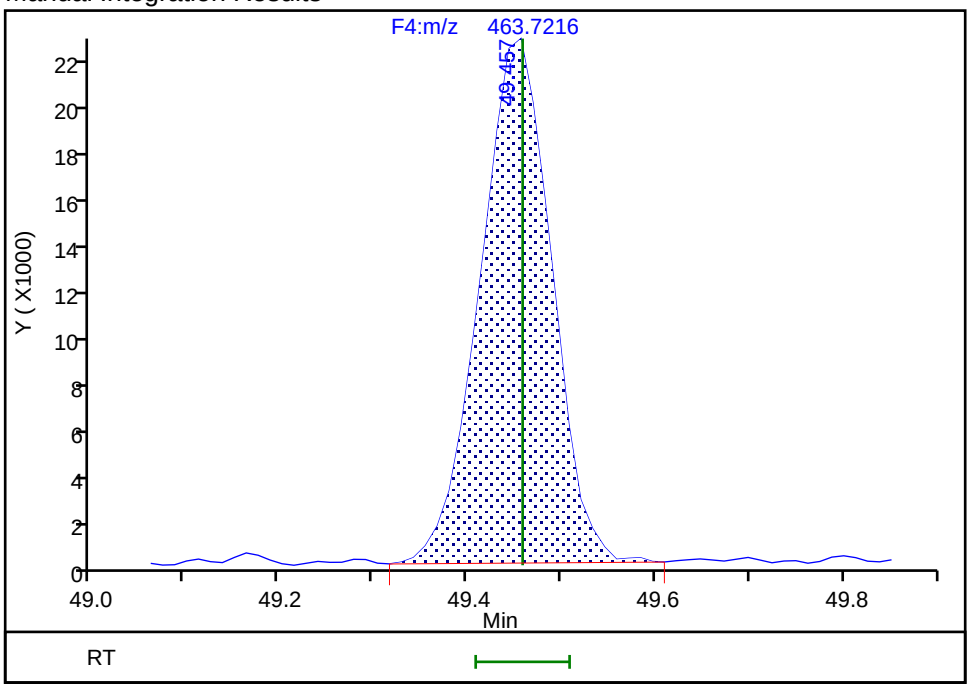

Reviewer: mcwhirterl, 21-Aug-2019 20:24:52

Audit Action: Marked Compound Undetected Audit Reason: Invalid Compound ID

Manual Integration/User Assign Peak Report

Eurofins TestAmerica, Knoxville

Data File: \\chromna\Knoxville\ChromData\D3D\20190813-12717.b\d4190821i3.d
Injection Date: 21-Aug-2019 15:59:00 Instrument ID: D3D
Lims ID: IC L3
Client ID:
Operator ID: Xcalibur_System ALS Bottle#: 0 Worklist Smp#: 3
Injection Vol: 1.0 ul Dil. Factor: 1.0000
Method: PCBs_D3D Limit Group: HR - 1668A - ICAL
Column: SPB-Octyl (0.25 mm) Detector F4(49.20 :57.50)

PCB-208, CAS: 52663-77-1

Signal: 3

Processing Integration Results

RT: 49.44
Area: 204714
Amount: 4.715845
Amount Units: pg/ul

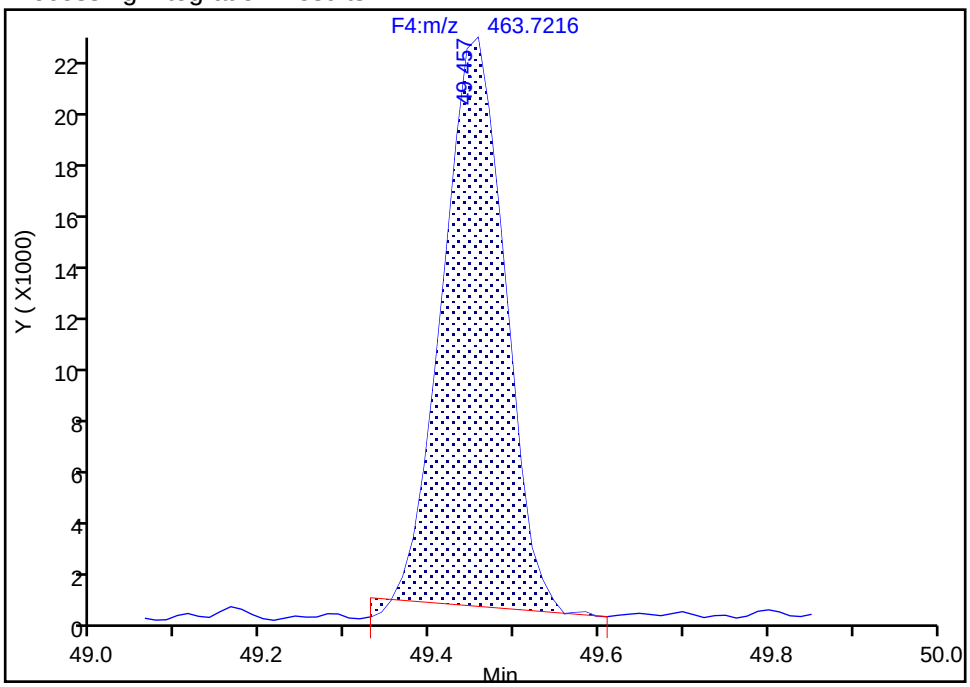

Manual Integration Results

RT: 49.44
Area: 212921
Amount: 4.880854
Amount Units: pg/ul
Reviewer: mcwhirterl, 21-Aug-2019 20:24:52
Audit Action: Marked Compound Undetected Audit Reason: Invalid Compound ID

Manual Integration/User Assign Peak Report

Eurofins TestAmerica, Knoxville

Data File: \\chromna\Knoxville\ChromData\D3D\20190813-12717.b\d4190821i3.d
Injection Date: 21-Aug-2019 15:59:00 Instrument ID: D3D
Lims ID: IC L3
Client ID:
Operator ID: Xcalibur_System ALS Bottle#: 0 Worklist Smp#: 3
Injection Vol: 1.0 ul Dil. Factor: 1.0000
Method: PCBs_D3D Limit Group: HR - 1668A - ICAL
Column: SPB-Octyl (0.25 mm) Detector F4(49.20 :57.50)

PCB-208, CAS: 52663-77-1

Signal: 1

Processing Integration Results

RT: 49.44
Area: 93353
Amount: 4.715845
Amount Units: pg/ul

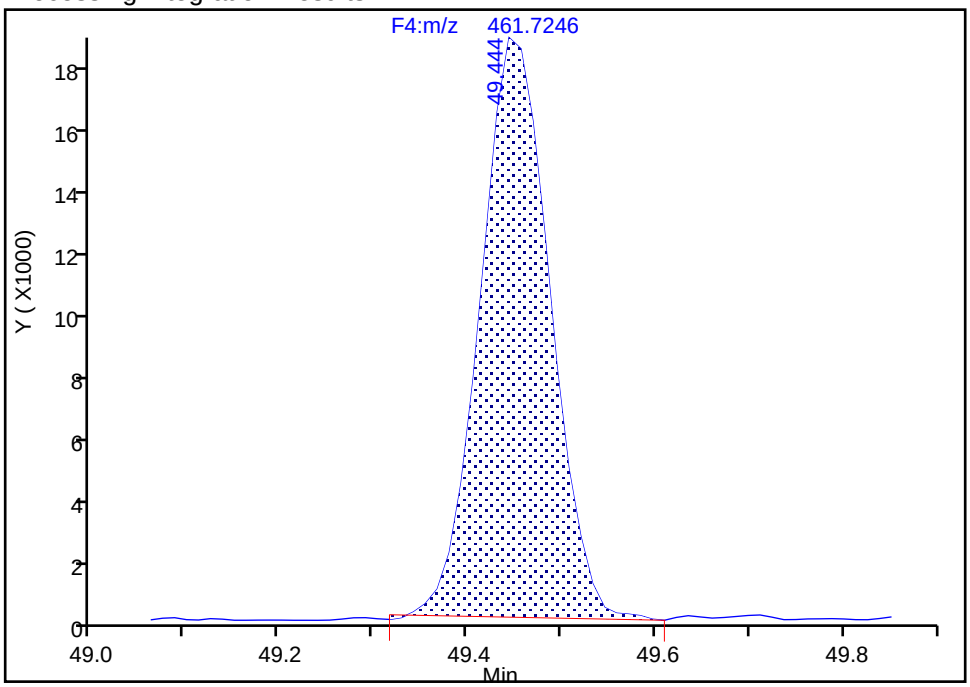

Manual Integration Results

RT: 49.44
Area: 94697
Amount: 4.880854
Amount Units: pg/ul

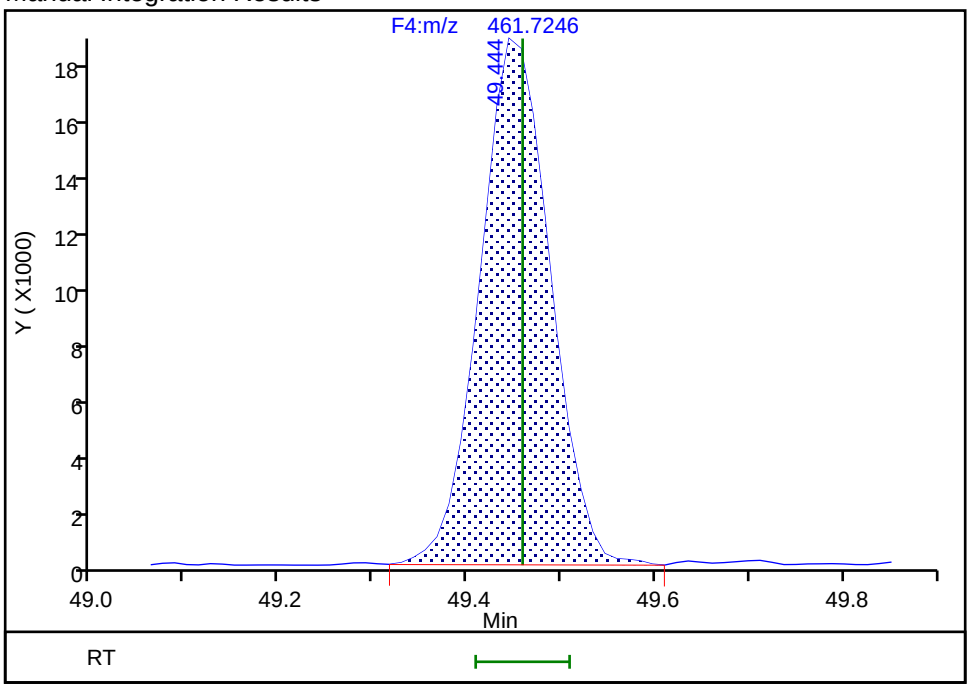

Reviewer: mcwhirterl, 21-Aug-2019 20:24:54
Audit Action: Manually Integrated/Assigned Compound ID Audit Reason: Baseline

Manual Integration/User Assign Peak Report

Eurofins TestAmerica, Knoxville

Data File: \\chromna\Knoxville\ChromData\D3D\20190813-12717.b\d4190821i3.d
Injection Date: 21-Aug-2019 15:59:00 Instrument ID: D3D
Lims ID: IC L3
Client ID:
Operator ID: Xcalibur_System ALS Bottle#: 0 Worklist Smp#: 3
Injection Vol: 1.0 ul Dil. Factor: 1.0000
Method: PCBs_D3D Limit Group: HR - 1668A - ICAL
Column: SPB-Octyl (0.25 mm) Detector F4(49.20 :57.50)

PCB-207, CAS: 52663-79-3

Signal: 2

Processing Integration Results

RT: 50.39
Area: 125143
Amount: 4.749531
Amount Units: pg/ul

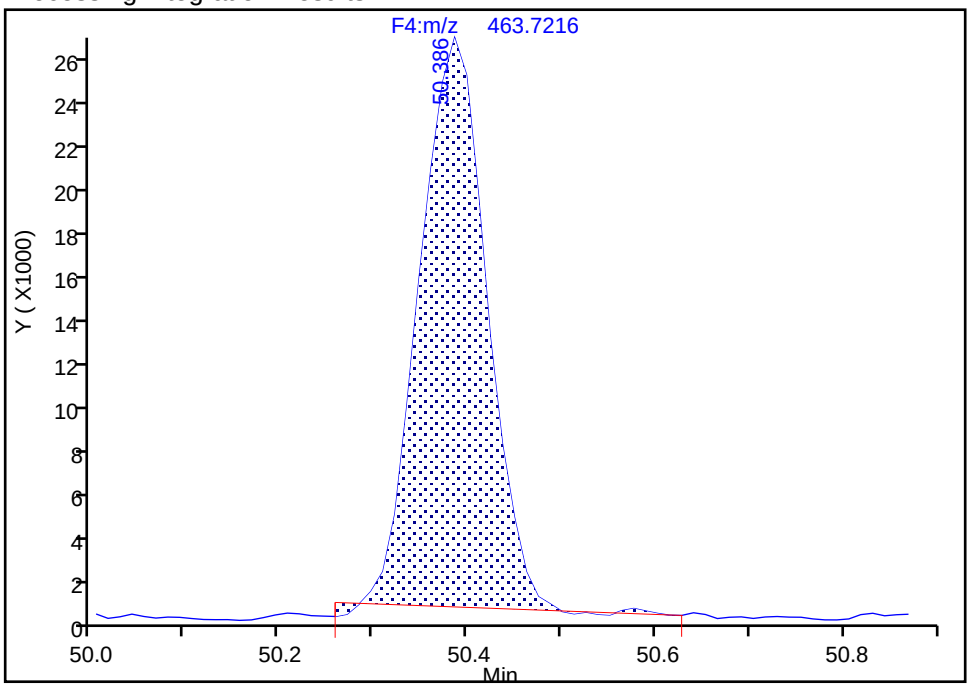

Manual Integration Results

RT: 50.39
Area: 131131
Amount: 4.883606
Amount Units: pg/ul

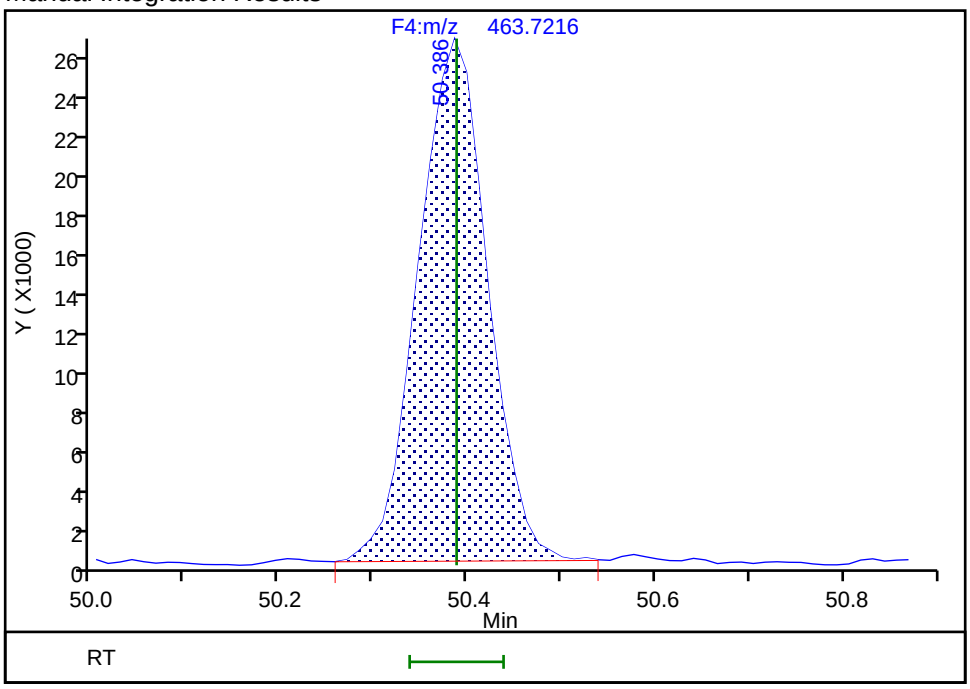

Reviewer: mcwhirterl, 21-Aug-2019 20:25:22
Audit Action: Marked Compound Undetected Audit Reason: Invalid Compound ID

Manual Integration/User Assign Peak Report

Eurofins TestAmerica, Knoxville

Data File: \\chromna\Knoxville\ChromData\D3D\20190813-12717.b\d4190821i3.d
Injection Date: 21-Aug-2019 15:59:00 Instrument ID: D3D
Lims ID: IC L3
Client ID:
Operator ID: Xcalibur_System ALS Bottle#: 0 Worklist Smp#: 3
Injection Vol: 1.0 ul Dil. Factor: 1.0000
Method: PCBs_D3D Limit Group: HR - 1668A - ICAL
Column: SPB-Octyl (0.25 mm) Detector F4(49.20 :57.50)

PCB-207, CAS: 52663-79-3

Signal: 3

Processing Integration Results

RT: 50.39
Area: 222689
Amount: 4.749531
Amount Units: pg/ul

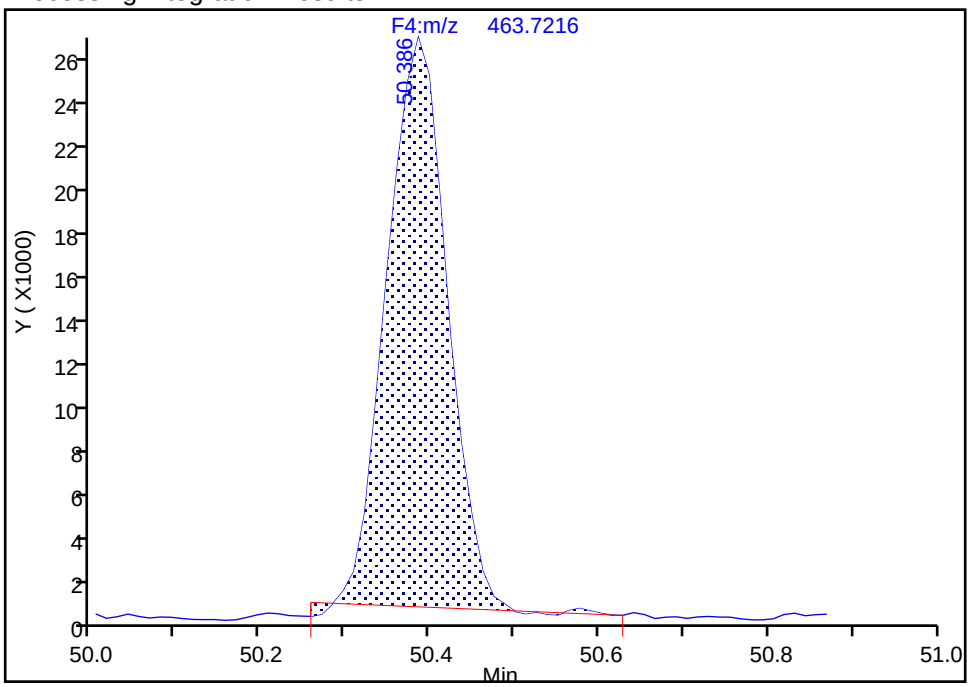

Manual Integration Results

RT: 50.39
Area: 229594
Amount: 4.883606
Amount Units: pg/ul
Reviewer: mcwhirterl, 21-Aug-2019 20:25:22
Audit Action: Marked Compound Undetected Audit Reason: Invalid Compound ID

Manual Integration/User Assign Peak Report

Eurofins TestAmerica, Knoxville

Data File: \\chromna\Knoxville\ChromData\D3D\20190813-12717.b\d4190821i3.d
Injection Date: 21-Aug-2019 15:59:00 Instrument ID: D3D
Lims ID: IC L3
Client ID:
Operator ID: Xcalibur_System ALS Bottle#: 0 Worklist Smp#: 3
Injection Vol: 1.0 ul Dil. Factor: 1.0000
Method: PCBs_D3D Limit Group: HR - 1668A - ICAL
Column: SPB-Octyl (0.25 mm) Detector F4(49.20 :57.50)

PCB-207, CAS: 52663-79-3

Signal: 1

Processing Integration Results

RT: 50.39
Area: 97546
Amount: 4.749531
Amount Units: pg/ul

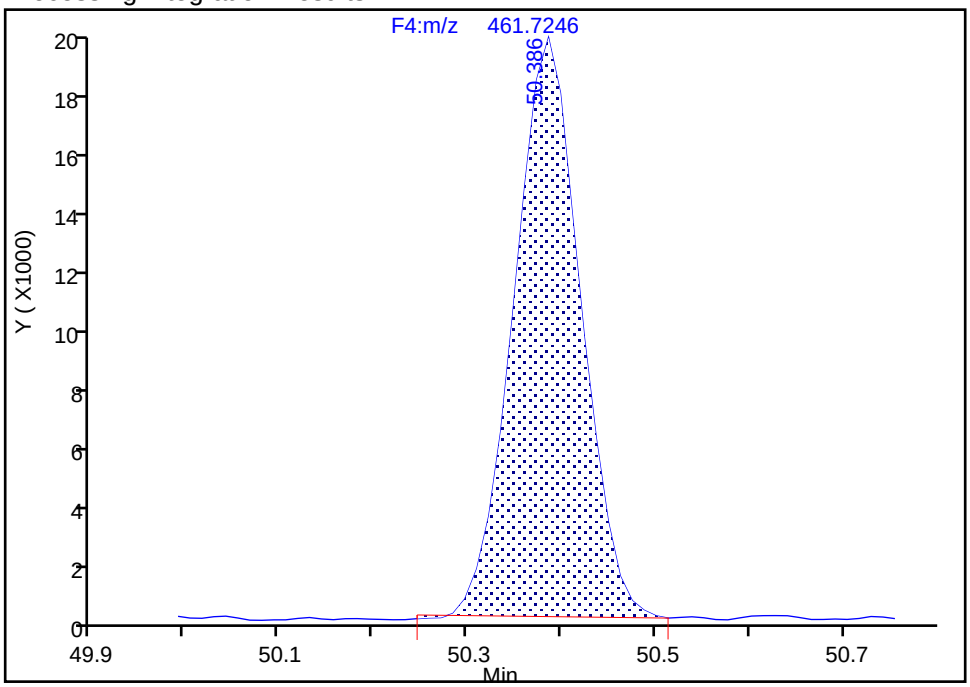

Manual Integration Results

RT: 50.39
Area: 98463
Amount: 4.883606
Amount Units: pg/ul

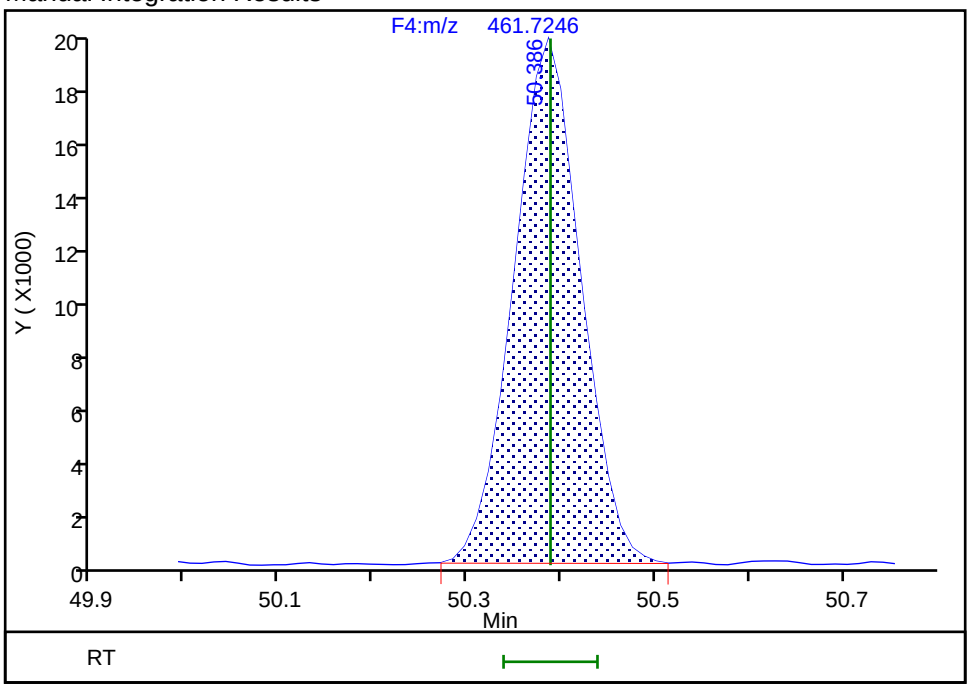

Reviewer: mcwhirterl, 21-Aug-2019 20:25:24
Audit Action: Manually Integrated/Assigned Compound ID Audit Reason: Baseline

Report Date: 30-Aug-2019 11:37:18 Chrom Revision: 2.3 22-Aug-2019 12:55:36

Eurofins TestAmerica, Knoxville

Data File:	\\chromna\Knoxville\ChromData\D3D\20190813-12717.b\d4190821i3.d		
Injection Date:	21-Aug-2019 15:59:00	Injection Vol:	1.0 ul
Instrument ID:	D3D	Operator ID:	Xcalibur_System
Method:	PCBs_D3D	Limit Group:	HR - 1668A - ICAL
Client ID:			
Worklist#:	33168	Sample Line#:	3
Column Type:	SPB-Octyl	Column Dia:	0.25 mm

DePCB F4

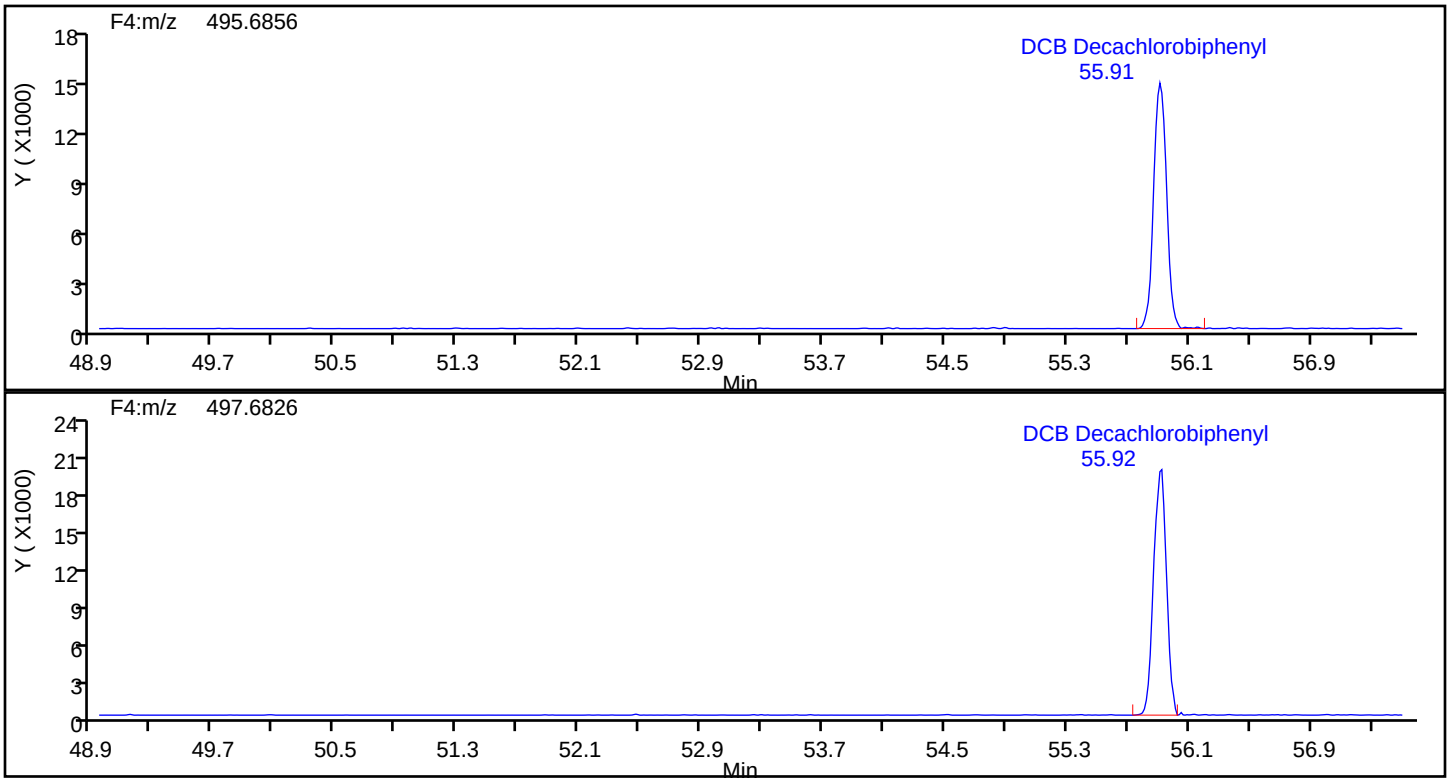

DePCB F4 Standards

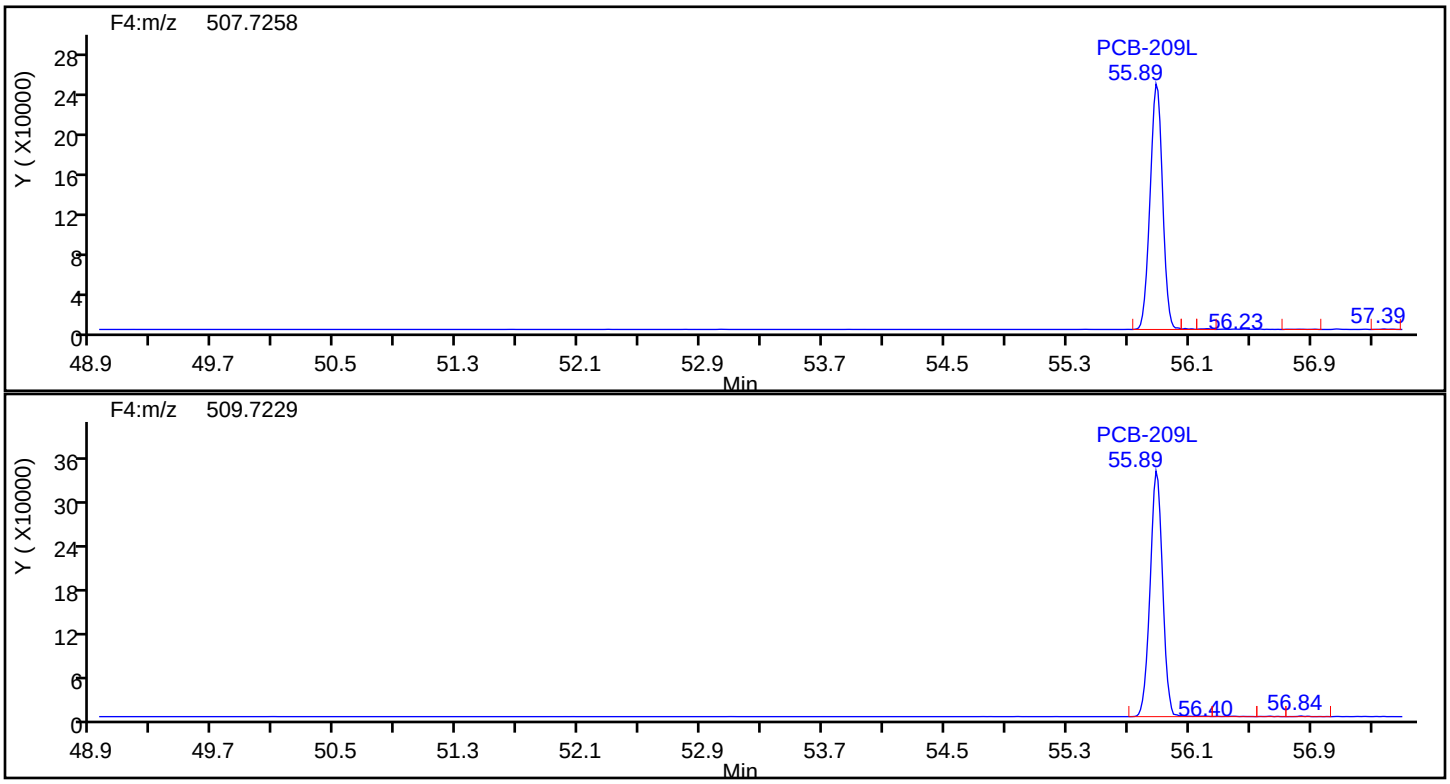

Eurofins TestAmerica, Knoxville

Data File:	\\chromna\Knoxville\ChromData\D3D\20190813-12717.b\d4190821i3.d		
Injection Date:	21-Aug-2019 15:59:00	Injection Vol:	1.0 ul
Instrument ID:	D3D	Operator ID:	Xcalibur_System
Method:	PCBs_D3D	Limit Group:	HR - 1668A - ICAL
Client ID:			
Worklist#:	33168	Sample Line#:	3
Column Type:	SPB-Octyl	Column Dia:	0.25 mm

DePCB F4

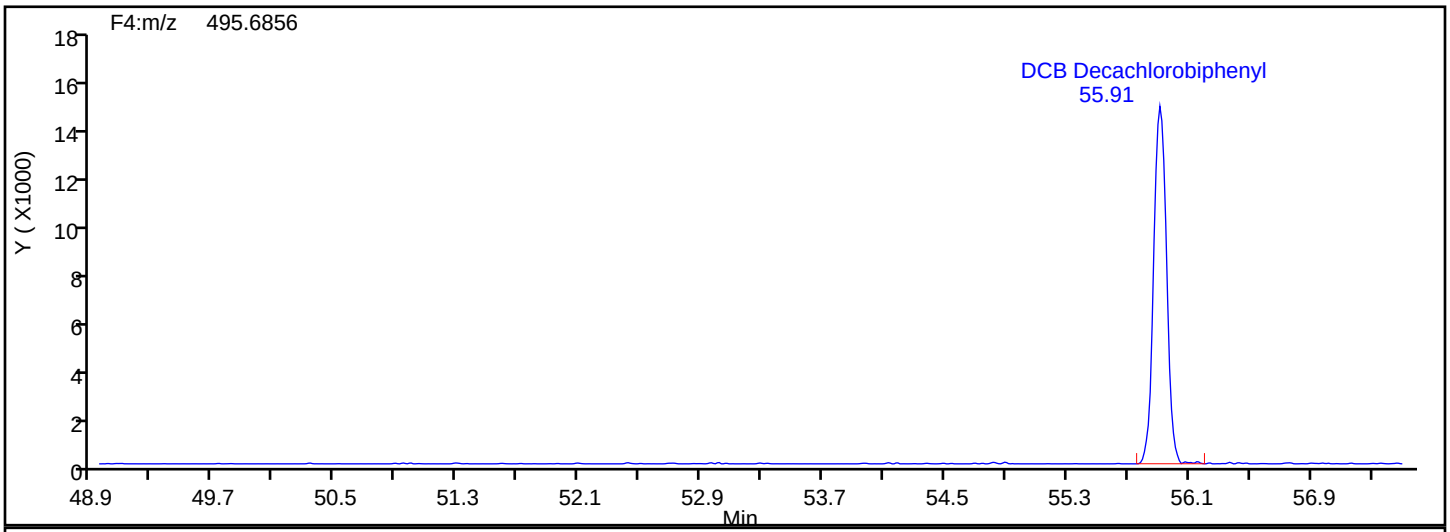

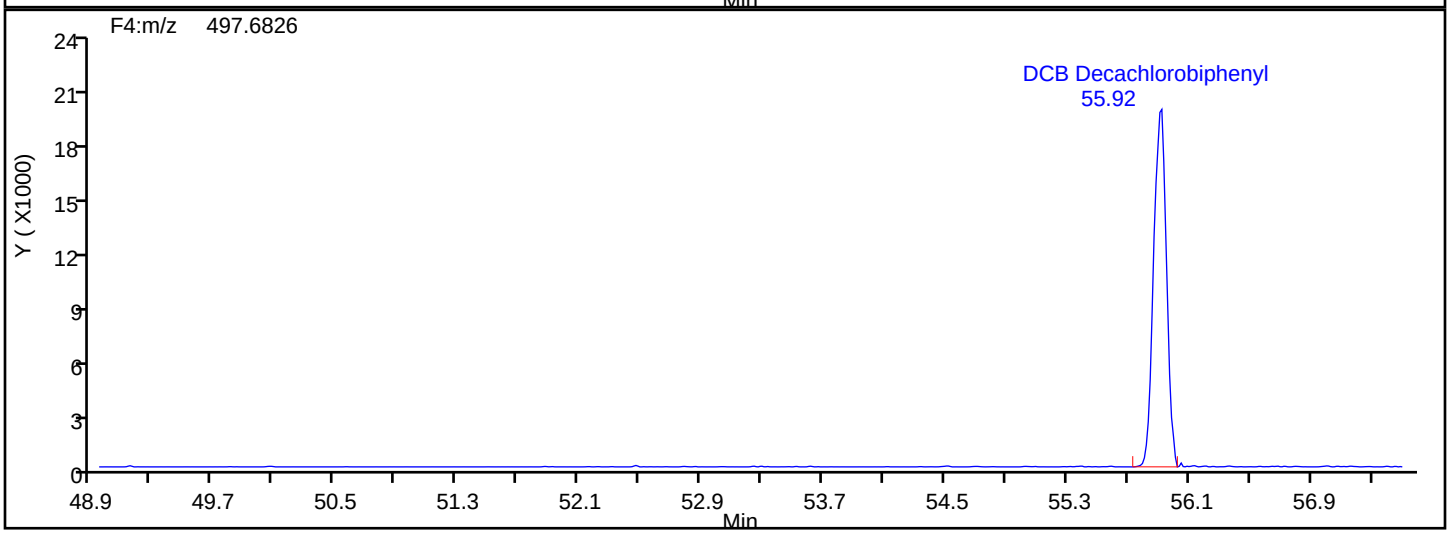

DePCB F4 Lock Mass

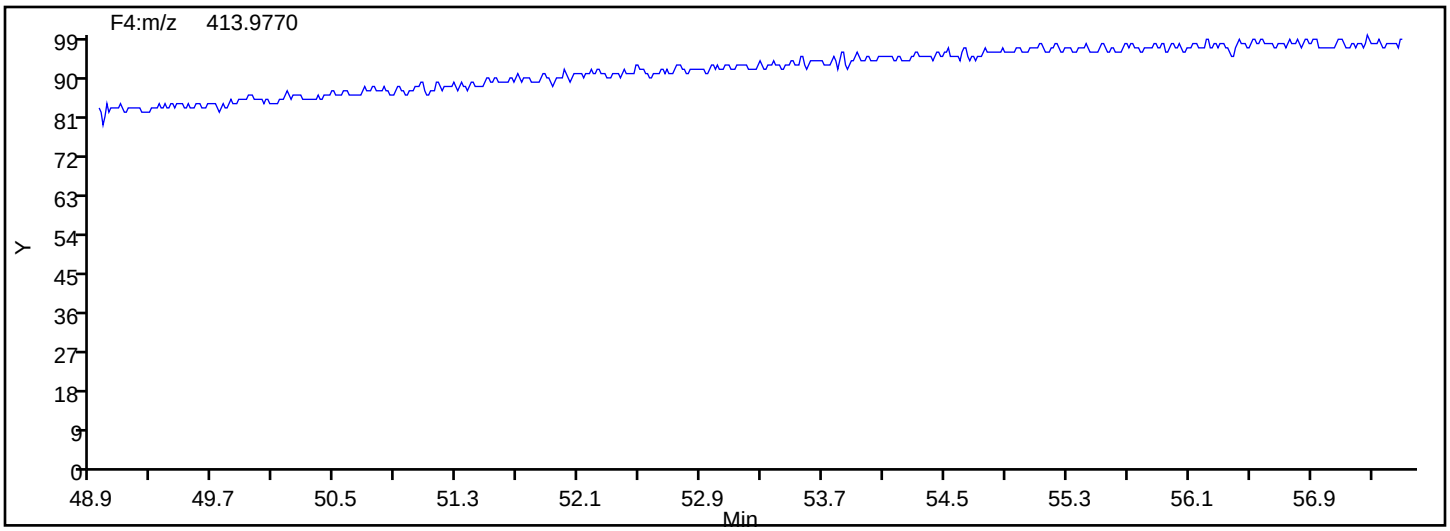

Eurofins TestAmerica, Knoxville
Target Compound Quantitation Report

Data File: \\chromna\Knoxville\ChromData\D3D\20190813-12717.b\d4190821i4.d
Lims ID: IC L4
Client ID:
Sample Type: IC Calib Level: 4
Inject. Date: 21-Aug-2019 17:01:00 ALS Bottle#: 0 Worklist Smp#: 4
Injection Vol: 1.0 ul Dil. Factor: 1.0000
Sample Info:
Misc. Info.: 140-0012717-004
Operator ID: Xcalibur_System Instrument ID: D3D
Sublist: chrom-PCBs_D3D*sub1

Method: \\chromna\Knoxville\ChromData\D3D\20190813-12717.b\PCBs_D3D.m
Limit Group: HR - 1668A - ICAL
Last Update: 30-Aug-2019 11:37:39 Calib Date: 21-Aug-2019 19:05:00
Integrator: Picker
Quant Method: Isotopic Dilution Quant By: Initial Calibration
Last ICal File: \\chromna\Knoxville\ChromData\D3D\20190813-12717.b\d4190821i6.d

Column 1 : SPB-Octyl (0.25 mm) Det: F1(11.07 :21.70)
Process Host: CTX1006

First Level Reviewer: mcwhirterl Date: 21-Aug-2019 21:12:34

Compound	RT (min.)	Area	Ratio	Ical RRF	Amount pg/ul	EMPC pg/ul	Noise EDL	Final EDL	%Rec	Flags
S Total Monochlorobipheny					141.8	141.8	0.1315	0.1315		
D PCB-1L	11:48	5165537	3.03	1.3140	103.2	103.2	0.2357	0.2357	103	Ma
D PCB-3L	13:58	5323867	3.17	1.3615	102.6	102.6	0.2275	0.2275	103	
PCB-1	11:49	2942665	3.17	1.1883	47.9	47.9	0.1242	0.1242	95.88	
PCB-2	13:49	2951274	3.16	1.1911	47.2	47.2	0.1319	0.1319	94.49	
PCB-3	13:59	3008990	3.16	1.2130	46.6	46.6	0.1384	0.1384	93.19	
S Total Dichlorobiphenyls					573.6	573.6	0.0241	0.0241		
D PCB-4L	14:14	2316178	1.63	0.5996	101.4	101.4	0.2115	0.2115	101	
* PCB-9L	16:11	3810336	1.62	4E+04	100.0	100.0				
$ PCB-8L	17:01	1828686	1.62	1.3085	45.3	45.3	0.1238	0.1238	90.64	
D PCB-15L	20:07	3851417	1.67	1.0280	98.3	98.3	0.1234	0.1234	98.32	
PCB-4	14:14	1410784	1.60	1.2533	48.6	48.6	0.0335	0.0335	97.20	
PCB-10	14:25	2308232	1.62	1.4828	50.5	50.5	0.0248	0.0248	101	
PCB-9	16:13	2147070	1.59	1.4200	49.0	49.0	0.0259	0.0259	98.06	
PCB-7	16:23	2449243	1.58	1.6244	48.9	48.9	0.0227	0.0227	97.79	
PCB-6	16:37	2329109	1.59	1.5539	48.6	48.6	0.0237	0.0237	97.21	
PCB-5	16:55	2346347	1.60	1.5606	48.8	48.8	0.0236	0.0236	97.51	
PCB-8	17:03	2357245	1.60	1.5884	48.1	48.1	0.0232	0.0232	96.25	
PCB-14	18:40	2721907	1.58	1.8738	47.1	47.1	0.0196	0.0196	94.21	
PCB-11	19:30	2307528	1.62	1.6347	45.8	45.8	0.0225	0.0225	91.55	
PCB-12	19:50	4620819	1.58	1.6410	91.3	91.3	0.0224	0.0224	91.31	Ma
PCB-13 (C12)	19:50	4620819	1.58	1.6410	91.3	91.3	0.0224	0.0224	91.31	Ma
PCB-15	20:07	2532939	1.58	1.4024	46.9	46.9	0.0234	0.0234	93.79	
S Total Trichlorobiphenyl					1131.3	1131.3	0.2289	0.2289		
D PCB-19L	17:19	1287759	1.04	0.6095	103.2	103.2	0.5554	0.5554	103	
* PCB-32L	20:36	2046939	1.10	2.2E+04	100.0	100.0				
* PCB-31L	22:51	6270076	1.08	6.8E+04	100.0	100.0				
$ PCB-28L	23:09	3367202	1.03	1.0975	48.9	48.9	0.1895	0.1895	97.86	
D PCB-37L	27:09	5660350	1.08	0.9024	100.0	100.0	0.2305	0.2305	100	

Compound	RT (min.)	Area	Ratio	Ical RRF	Amount pg/ul	EMPC pg/ul	Noise EDL	Final EDL	%Rec	Flags
PCB-19	17:21	822828	1.07	1.3047	49.0	49.0	0.0323	0.0323	97.94	
PCB-18	19:12	2230930	1.07	1.8188	95.3	95.3	0.0232	0.0232	95.25	
PCB-30 (C18)	19:12	2230930	1.07	1.8188	95.3	95.3	0.0232	0.0232	95.25	
PCB-17	19:38	942347	1.08	1.5641	46.8	46.8	0.0269	0.0269	93.57	
PCB-27	19:51	1302984	1.08	2.1680	46.7	46.7	0.0194	0.0194	93.34	
PCB-24	19:59	1276110	1.08	2.1018	47.1	47.1	0.0200	0.0200	94.30	
PCB-16	20:06	723817	1.05	1.2260	45.8	45.8	0.0344	0.0344	91.69	
PCB-32	20:37	1391262	1.08	2.3416	46.1	46.1	0.0180	0.0180	92.28	
PCB-34	21:53	3374594	1.10	1.2154	49.1	49.1	0.3642	0.3642	98.10	
PCB-23	22:02	3429109	1.09	1.2675	47.8	47.8	0.3493	0.3493	95.59	
PCB-26	22:21	7042573	1.08	1.3193	94.3	94.3	0.3356	0.3356	94.31	
PCB-29 (C26)	22:21	7042573	1.08	1.3193	94.3	94.3	0.3356	0.3356	94.31	
PCB-25	22:34	3638384	1.10	1.3523	47.5	47.5	0.3274	0.3274	95.07	
PCB-31	22:53	3681168	1.07	1.3809	47.1	47.1	0.3206	0.3206	94.19	
PCB-20	23:11	6894018	1.07	1.3057	93.3	93.3	0.3390	0.3390	93.28	
PCB-28 (C20)	23:11	6894018	1.07	1.3057	93.3	93.3	0.3390	0.3390	93.28	
PCB-21	23:25	7437779	1.11	1.3777	95.4	95.4	0.3213	0.3213	95.38	
PCB-33 (C21)	23:25	7437779	1.11	1.3777	95.4	95.4	0.3213	0.3213	95.38	
PCB-22	23:49	3348880	1.10	1.2430	47.6	47.6	0.3562	0.3562	95.20	
PCB-36	25:22	3569714	1.07	1.3468	46.8	46.8	0.3287	0.3287	93.65	Ma
PCB-39	25:44	3712888	1.07	1.3970	47.0	47.0	0.3169	0.3169	93.91	
PCB-38	26:19	3385804	1.10	1.3177	45.4	45.4	0.3360	0.3360	90.79	
PCB-35	26:46	3212497	1.08	1.2166	46.6	46.6	0.3639	0.3639	93.30	Ma
PCB-37	27:11	3398698	1.09	1.2879	46.6	46.6	0.3437	0.3437	93.24	
S Total Tetrachlorobiphen					1985.1	1985.1	0.3285	0.3285		
D PCB-54L	20:25	1366200	0.79	0.6515	102.5	102.5	0.0638	0.0638	102	
* PCB-52L	25:00	3606551	0.79	3.9E+04	100.0	100.0				
$ PCB-79L	32:56	2301919	0.80	1.1239	46.6	46.6	0.3202	0.3202	93.29	
D PCB-81L	33:56	4314839	0.80	1.2328	97.0	97.0	0.3109	0.3109	97.05	
D PCB-77L	34:29	4466971	0.79	1.2523	98.9	98.9	0.3061	0.3061	98.91	
PCB-54	20:26	800063	0.79	1.2558	46.6	46.6	0.0222	0.0222	93.26	
PCB-50	22:37	4041208	0.78	0.9362	98.3	98.3	0.4227	0.4227	98.31	
PCB-53 (C50)	22:37	4041208	0.78	0.9362	98.3	98.3	0.4227	0.4227	98.31	
PCB-45	23:21	3846398	0.79	0.8850	99.0	99.0	0.4471	0.4471	98.98	Ma
PCB-51 (C45)	23:21	3846398	0.79	0.8850	99.0	99.0	0.4471	0.4471	98.98	Ma
PCB-46	23:35	1623140	0.80	0.7591	48.7	48.7	0.5213	0.5213	97.39	
PCB-52	25:00	1943889	0.79	0.8992	49.2	49.2	0.4401	0.4401	98.46	Ma
PCB-43	25:09	4336762	0.78	0.9993	98.8	98.8	0.3960	0.3960	98.83	Ma
PCB-73 (C43)	25:09	4336762	0.78	0.9993	98.8	98.8	0.3960	0.3960	98.83	Ma
PCB-49	25:29	4830305	0.79	1.1366	96.8	96.8	0.3482	0.3482	96.79	Ma
PCB-69 (C49)	25:29	4830305	0.79	1.1366	96.8	96.8	0.3482	0.3482	96.79	Ma
PCB-48	25:48	1976598	0.77	0.9454	47.6	47.6	0.4186	0.4186	95.23	
PCB-44	26:02	6291717	0.79	1.0323	138.8	138.8	0.3833	0.3833	92.54	
PCB-47 (C44)	26:02	6291717	0.79	1.0323	138.8	138.8	0.3833	0.3833	92.54	
PCB-65 (C44)	26:02	6291717	0.79	1.0323	138.8	138.8	0.3833	0.3833	92.54	
PCB-59	26:20	8213585	0.79	1.3609	137.5	137.5	0.2908	0.2908	91.63	
PCB-62 (C59)	26:20	8213585	0.79	1.3609	137.5	137.5	0.2908	0.2908	91.63	
PCB-75 (C59)	26:20	8213585	0.79	1.3609	137.5	137.5	0.2908	0.2908	91.63	
PCB-42	26:33	1817079	0.78	0.8670	47.7	47.7	0.4564	0.4564	95.46	
PCB-40	27:02	5729021	0.78	0.9179	142.1	142.1	0.4311	0.4311	94.76	Ma
PCB-41 (C40)	27:02	5729021	0.78	0.9179	142.1	142.1	0.4311	0.4311	94.76	Ma
PCB-71 (C40)	27:02	5729021	0.78	0.9179	142.1	142.1	0.4311	0.4311	94.76	Ma
PCB-64	27:15	2934052	0.77	1.4164	47.2	47.2	0.2794	0.2794	94.36	Ma
PCB-72	28:06	2781272	0.78	1.3157	48.1	48.1	0.3008	0.3008	96.28	

Compound	RT (min.)	Area	Ratio	Ical RRF	Amount pg/ul	EMPC pg/ul	Noise EDL	Final EDL	%Rec	Flags
PCB-68	28:23	3083963	0.78	1.4782	47.5	47.5	0.2677	0.2677	95.03	
PCB-57	28:48	2654000	0.78	1.2817	47.2	47.2	0.3088	0.3088	94.32	
PCB-58	29:02	2739184	0.79	1.3214	47.2	47.2	0.2995	0.2995	94.42	
PCB-67	29:12	2958470	0.79	1.3944	48.3	48.3	0.2838	0.2838	96.64	
PCB-63	29:28	3053427	0.78	1.4685	47.4	47.4	0.2695	0.2695	94.71	
PCB-61	29:49	11039315	0.78	1.3565	185.3	185.3	0.2917	0.2917	92.67	
PCB-70 (C61)	29:49	11039315	0.78	1.3565	185.3	185.3	0.2917	0.2917	92.67	
PCB-74 (C61)	29:49	11039315	0.78	1.3565	185.3	185.3	0.2917	0.2917	92.67	
PCB-76 (C61)	29:49	11039315	0.78	1.3565	185.3	185.3	0.2917	0.2917	92.67	
PCB-66	30:08	2685042	0.77	1.2800	47.8	47.8	0.3092	0.3092	95.55	
PCB-55	30:18	2674419	0.78	1.2951	47.0	47.0	0.3056	0.3056	94.06	
PCB-56	30:48	2594900	0.79	1.2671	46.6	46.6	0.3123	0.3123	93.28	
PCB-60	31:00	2663106	0.79	1.3288	45.6	45.6	0.2978	0.2978	91.28	
PCB-80	31:26	3026713	0.77	1.4694	46.9	46.9	0.2693	0.2693	93.82	Ma
PCB-79	32:57	3157102	0.80	1.5421	46.6	46.6	0.2566	0.2566	93.25	
PCB-78	33:31	2553375	0.78	1.3150	44.2	44.2	0.3009	0.3009	88.44	
PCB-81	33:57	2624358	0.78	1.3214	46.0	46.0	0.3032	0.3032	92.06	
PCB-77	34:30	2663278	0.78	1.3308	44.8	44.8	0.2938	0.2938	89.60	
S Total Pentachlorobiphen					2121.0	2121.0	0.1600	0.1600		
D PCB-104L	25:57	3420602	1.63	1.1164	110.1	110.1	0.0540	0.0540	110	
$ PCB-95L	28:54	1266206	1.59	0.7770	47.6	47.6	0.0596	0.0596	95.28	
* PCB-101L	31:51	2782994	1.64	3.4E+04	100.0	100.0				
$ PCB-111L	34:33	1804129	1.64	1.2177	53.2	53.2	0.0495	0.0495	106	
D PCB-123L	36:30	4398105	1.58	0.9909	99.9	99.9	0.999	0.999	99.88	
D PCB-118L	36:50	4629343	1.56	1.0256	101.6	101.6	0.9651	0.9651	102	
D PCB-114L	37:22	4439888	1.59	1.0030	99.6	99.6	0.9868	0.9868	99.62	
D PCB-105L	38:00	4455117	1.55	1.0013	100.1	100.1	0.9885	0.9885	100	
* PCB-127L	39:30	4443727	1.55	4.9E+04	100.0	100.0				
D PCB-126L	41:05	3900384	1.61	0.9020	97.3	97.3	1.097	1.097	97.31	
PCB-104	25:58	2213044	1.59	1.3926	46.5	46.5	0.0161	0.0161	92.92	
PCB-96	26:20	1950213	1.61	1.2268	46.5	46.5	0.0183	0.0183	92.95	
PCB-103	28:16	1674111	1.58	1.0331	47.4	47.4	0.0217	0.0217	94.75	
PCB-94	28:30	1482949	1.59	0.9036	48.0	48.0	0.0248	0.0248	95.95	
PCB-95	28:56	1565685	1.60	0.9620	47.6	47.6	0.0233	0.0233	95.16	
PCB-93	29:10	3126988	1.58	0.9806	93.2	93.2	0.0229	0.0229	93.22	
PCB-100 (C93)	29:10	3126988	1.58	0.9806	93.2	93.2	0.0229	0.0229	93.22	
PCB-98	29:18	3174177	1.58	0.9888	93.8	93.8	0.0227	0.0227	93.85	Ma
PCB-102 (C98)	29:18	3174177	1.58	0.9888	93.8	93.8	0.0227	0.0227	93.85	Ma
PCB-88	29:48	3148581	1.58	1.0052	91.6	91.6	0.0223	0.0223	91.57	M
PCB-91 (C88)	29:48	3148581	1.58	1.0052	91.6	91.6	0.0223	0.0223	91.57	M
PCB-84	30:01	1344137	1.56	0.8601	45.7	45.7	0.0261	0.0261	91.37	
PCB-89	30:30	1443509	1.56	0.8936	47.2	47.2	0.0251	0.0251	94.45	
PCB-121	30:56	2192027	1.60	1.3971	45.9	45.9	0.0161	0.0161	91.74	M
PCB-92	31:18	1515004	1.57	0.9532	46.5	46.5	0.0236	0.0236	92.93	Ma
PCB-90	31:52	5287793	1.58	1.1367	136.0	136.0	0.0198	0.0198	90.67	
PCB-101 (C90)	31:52	5287793	1.58	1.1367	136.0	136.0	0.0198	0.0198	90.67	
PCB-113 (C90)	31:52	5287793	1.58	1.1367	136.0	136.0	0.0198	0.0198	90.67	
PCB-83	32:28	3026501	1.54	0.9393	94.2	94.2	0.0239	0.0239	94.19	
PCB-99 (C83)	32:28	3026501	1.54	0.9393	94.2	94.2	0.0239	0.0239	94.19	
PCB-112	32:35	2189579	1.59	1.3672	46.8	46.8	0.0164	0.0164	93.64	
PCB-86	32:57	10880499	1.58	1.1958	266.0	266.0	0.0188	0.0188	88.67	Ma
PCB-87 (C86)	32:57	10880499	1.58	1.1958	266.0	266.0	0.0188	0.0188	88.67	Ma
PCB-97 (C86)	32:57	10880499	1.58	1.1958	266.0	266.0	0.0188	0.0188	88.67	Ma
PCB-109 (C86)	32:57	10880499	1.58	1.1958	266.0	266.0	0.0188	0.0188	88.67	Ma
PCB-119 (C86)	32:57	10880499	1.58	1.1958	266.0	266.0	0.0188	0.0188	88.67	Ma
PCB-125 (C86)	32:57	10880499	1.58	1.1958	266.0	266.0	0.0188	0.0188	88.67	Ma

Compound	RT (min.)	Area	Ratio	Ical RRF	Amount pg/ul	EMPC pg/ul	Noise EDL	Final EDL	%Rec	Flags
PCB-85	33:41	5680814	1.58	1.2126	137.0	137.0	0.0185	0.0185	91.30	
PCB-116 (C85)	33:41	5680814	1.58	1.2126	137.0	137.0	0.0185	0.0185	91.30	
PCB-117 (C85)	33:41	5680814	1.58	1.2126	137.0	137.0	0.0185	0.0185	91.30	
PCB-110	33:56	4208133	1.58	1.3511	91.1	91.1	0.0166	0.0166	91.05	
PCB-115 (C110)	33:56	4208133	1.58	1.3511	91.1	91.1	0.0166	0.0166	91.05	
PCB-82	34:10	1380748	1.54	0.8675	46.5	46.5	0.0259	0.0259	93.06	
PCB-111	34:35	2259440	1.59	1.4262	46.3	46.3	0.0157	0.0157	92.63	
PCB-120	35:02	2326693	1.58	1.4907	45.6	45.6	0.0151	0.0151	91.26	
PCB-108	36:10	5051257	1.61	1.2547	92.2	92.2	0.4667	0.4667	92.24	
PCB-124 (C108)	36:10	5051257	1.61	1.2547	92.2	92.2	0.4667	0.4667	92.24	
PCB-107	36:25	2729879	1.56	1.3580	46.1	46.1	0.4312	0.4312	92.12	
PCB-123	36:32	2741739	1.57	1.3407	46.5	46.5	0.4247	0.4247	93.00	
PCB-106	36:39	2687027	1.59	1.2749	48.3	48.3	0.4593	0.4593	96.58	
PCB-118	36:51	2801925	1.57	1.2892	46.9	46.9	0.4247	0.4247	93.90	
PCB-122	37:12	2362195	1.56	1.1614	46.6	46.6	0.5042	0.5042	93.20	
PCB-114	37:23	2870489	1.56	1.4051	46.0	46.0	0.4112	0.4112	92.03	
PCB-105	38:02	2628859	1.57	1.2887	45.8	45.8	0.4412	0.4412	91.57	
PCB-127	39:31	2600695	1.59	1.2841	46.4	46.4	0.4560	0.4560	92.81	Ma
PCB-126	41:07	2453007	1.57	1.3416	46.9	46.9	0.5082	0.5082	93.76	
S Total Hexachlorobipheny					1950.4	1950.4	0.1244	0.1244		
D PCB-155L	31:38	2953311	1.29	0.9499	111.7	111.7	0.0424	0.0424	112	
$ PCB-153L	38:44	1717896	1.24	0.9597	46.4	46.4	0.7755	0.7755	92.89	
* PCB-138L	39:58	3316489	1.27	3.6E+04	100.0	100.0				
D PCB-167L	42:58	4083430	1.27	1.2544	98.2	98.2	0.5780	0.5780	98.15	
D PCB-156L	44:07	7924583	1.25	1.2289	194.4	194.4	0.5900	0.5900	97.22	
D PCB-157L (C156L)	44:07	7924583	1.25	1.2289	194.4	194.4	0.5900	0.5900	97.22	
D PCB-169L	47:22	3407599	1.25	1.0883	94.4	94.4	0.6662	0.6662	94.41	
PCB-155	31:40	1775424	1.27	1.3028	46.1	46.1	0.0152	0.0152	92.29	
PCB-152	31:51	1657250	1.28	1.2556	44.7	44.7	0.0158	0.0158	89.38	
PCB-150	32:01	1685924	1.28	1.2368	46.2	46.2	0.0160	0.0160	92.31	
PCB-136	32:22	1565672	1.28	1.1563	45.8	45.8	0.0172	0.0172	91.70	
PCB-145	32:41	1609000	1.27	1.1910	45.7	45.7	0.0167	0.0167	91.49	
PCB-148	34:13	1200710	1.27	0.8982	45.3	45.3	0.0221	0.0221	90.53	
PCB-135	34:47	2309667	1.27	0.8691	90.0	90.0	0.0228	0.0228	89.98	Ma
PCB-151 (C135)	34:47	2309667	1.27	0.8691	90.0	90.0	0.0228	0.0228	89.98	Ma
PCB-154	35:03	1348490	1.27	1.0180	44.9	44.9	0.0195	0.0195	89.70	
PCB-144	35:21	1225934	1.28	0.9185	45.2	45.2	0.0216	0.0216	90.39	
PCB-147	35:43	3542569	1.26	0.9747	94.3	94.3	0.1818	0.1818	94.31	
PCB-149 (C147)	35:43	3542569	1.26	0.9747	94.3	94.3	0.1818	0.1818	94.31	
PCB-134	36:00	3110347	1.25	0.8518	94.7	94.7	0.2080	0.2080	94.75	
PCB-143 (C134)	36:00	3110347	1.25	0.8518	94.7	94.7	0.2080	0.2080	94.75	
PCB-139	36:19	3563098	1.24	0.9995	92.5	92.5	0.1773	0.1773	92.50	
PCB-140 (C139)	36:19	3563098	1.24	0.9995	92.5	92.5	0.1773	0.1773	92.50	
PCB-131	36:31	1575852	1.30	0.8584	47.6	47.6	0.2064	0.2064	95.27	
PCB-142	36:40	1578799	1.22	0.8597	47.7	47.7	0.2061	0.2061	95.30	
PCB-132	36:58	1592857	1.26	0.8801	47.0	47.0	0.2013	0.2013	93.93	
PCB-133	37:29	1654737	1.26	0.9064	47.4	47.4	0.1955	0.1955	94.74	
PCB-165	37:53	2071149	1.24	1.1210	47.9	47.9	0.1581	0.1581	95.88	
PCB-146	38:08	1781689	1.26	1.0084	45.8	45.8	0.1757	0.1757	91.70	
PCB-161	38:16	2428339	1.26	1.3370	47.1	47.1	0.1325	0.1325	94.26	
PCB-153	38:47	4412656	1.26	1.2207	93.8	93.8	0.1452	0.1452	93.80	
PCB-168 (C153)	38:47	4412656	1.26	1.2207	93.8	93.8	0.1452	0.1452	93.80	
PCB-141	38:56	1739103	1.31	0.9608	47.0	47.0	0.1844	0.1844	93.94	
PCB-130	39:20	1499412	1.24	0.8274	47.0	47.0	0.2141	0.2141	94.04	

Compound	RT (min.)	Area	Ratio	Ical RRF	Amount pg/ul	EMPC pg/ul	Noise EDL	Final EDL	%Rec	Flags
PCB-137	39:35	1927094	1.26	1.0582	47.3	47.3	0.1674	0.1674	94.50	
PCB-164	39:41	2224247	1.27	1.2527	46.1	46.1	0.1414	0.1414	92.15	
PCB-129	40:00	7764180	1.25	1.0840	185.9	185.9	0.1635	0.1635	92.93	Ma
PCB-138 (C129)	40:00	7764180	1.25	1.0840	185.9	185.9	0.1635	0.1635	92.93	Ma
PCB-160 (C129)	40:00	7764180	1.25	1.0840	185.9	185.9	0.1635	0.1635	92.93	Ma
PCB-163 (C129)	40:00	7764180	1.25	1.0840	185.9	185.9	0.1635	0.1635	92.93	Ma
PCB-158	40:23	2536518	1.25	1.3862	47.5	47.5	0.1278	0.1278	94.96	
PCB-128	41:14	4000589	1.25	1.1165	93.0	93.0	0.1587	0.1587	92.98	
PCB-166 (C128)	41:14	4000589	1.25	1.1165	93.0	93.0	0.1587	0.1587	92.98	
PCB-159	42:14	2366513	1.26	1.3178	46.6	46.6	0.1344	0.1344	93.19	
PCB-162	42:32	2460285	1.26	1.3623	46.9	46.9	0.1301	0.1301	93.73	
PCB-167	43:00	2511265	1.26	1.3357	46.0	46.0	0.1059	0.1059	92.09	
PCB-156	44:09	4595990	1.26	1.2759	90.9	90.9	0.1593	0.1593	90.91	
PCB-157 (C156)	44:09	4595990	1.26	1.2759	90.9	90.9	0.1593	0.1593	90.91	
PCB-169	47:23	2037605	1.27	1.2825	46.6	46.6	0.1376	0.1376	93.25	
S Total Heptachlorobiphen					1134.3	1134.3	0.0129	0.0129		
D PCB-188L	37:23	3825950	1.06	1.3162	105.2	105.2	0.0483	0.0483	105	
$ PCB-178L	40:25	1357283	1.06	0.9222	53.2	53.2	0.0690	0.0690	106	
* PCB-180L	45:32	2764495	1.07	3.2E+04	100.0	100.0				
D PCB-170L	46:47	2188977	1.09	0.8357	94.7	94.7	0.0761	0.0761	94.75	
D PCB-189L	49:54	4682515	1.06	1.4666	93.0	93.0	0.1925	0.1925	92.99	
PCB-188	37:24	2193707	1.05	1.2502	45.9	45.9	0.006390	0.006390	91.73	
PCB-179	37:44	2020954	1.05	1.4149	47.5	47.5	0.007330	0.007330	94.99	
PCB-184	38:16	2025147	1.03	1.4191	47.5	47.5	0.007308	0.007308	94.90	
PCB-176	38:36	2182067	1.05	1.5212	47.7	47.7	0.006817	0.006817	95.39	
PCB-186	39:04	2040391	1.05	1.4350	47.3	47.3	0.007227	0.007227	94.56	
PCB-178	40:27	1484812	1.04	1.0228	48.3	48.3	0.0101	0.0101	96.54	
PCB-175	41:05	1516592	1.05	1.0690	47.2	47.2	0.009701	0.009701	94.35	
PCB-187	41:22	1588468	1.07	1.1106	47.6	47.6	0.009338	0.009338	95.12	
PCB-182	41:34	1655245	1.07	1.1484	47.9	47.9	0.009031	0.009031	95.86	
PCB-183	41:59	3219653	1.04	1.1368	94.2	94.2	0.009122	0.009122	94.17	Ma
PCB-185 (C183)	41:59	3219653	1.04	1.1368	94.2	94.2	0.009122	0.009122	94.17	Ma
PCB-174	42:12	1365071	1.05	0.9547	47.5	47.5	0.0109	0.0109	95.09	
PCB-177	42:39	1328705	1.04	0.9426	46.9	46.9	0.0110	0.0110	93.75	Ma
PCB-181	43:02	1568574	1.05	1.1075	47.1	47.1	0.009364	0.009364	94.19	
PCB-171	43:16	2704300	1.04	0.9603	93.6	93.6	0.0108	0.0108	93.63	
PCB-173 (C171)	43:16	2704300	1.04	0.9603	93.6	93.6	0.0108	0.0108	93.63	
PCB-172	44:54	1385067	1.05	0.9918	46.4	46.4	0.0105	0.0105	92.87	
PCB-192	45:11	1854430	1.05	1.2904	47.8	47.8	0.008037	0.008037	95.57	
PCB-180	45:30	3473168	1.04	1.2286	94.0	94.0	0.008441	0.008441	94.00	
PCB-193 (C180)	45:30	3473168	1.04	1.2286	94.0	94.0	0.008441	0.008441	94.00	
PCB-191	45:55	1962655	1.07	1.3848	47.1	47.1	0.007489	0.007489	94.25	
PCB-170	46:48	1383873	1.02	1.2700	49.8	49.8	0.0116	0.0116	99.56	
PCB-190	47:20	1934185	1.04	1.3774	46.7	46.7	0.007529	0.007529	93.38	
PCB-189	49:56	2784992	1.06	1.2799	46.5	46.5	0.0924	0.0924	92.94	
S Total Octachlorobipheny					548.3	548.3	0.0327	0.0327		
D PCB-202L	42:45	2918065	0.90	1.0055	105.0	105.0	0.0147	0.0147	105	
* PCB-194L	52:01	3433347	0.92	3.5E+04	100.0	100.0				
D PCB-205L	52:30	4137039	0.90	1.2867	93.6	93.6	0.0925	0.0925	93.65	
PCB-202	42:47	1428490	0.90	1.0531	46.5	46.5	0.0109	0.0109	92.97	
PCB-201	43:42	1566972	0.90	1.1860	45.3	45.3	0.009672	0.009672	90.55	
PCB-204	44:23	1480779	0.89	1.1009	46.1	46.1	0.0104	0.0104	92.19	
PCB-197	44:36	1606495	0.90	1.2053	45.7	45.7	0.009517	0.009517	91.35	

Compound	RT (min.)	Area	Ratio	Ical RRF	Amount pg/ul	EMPC pg/ul	Noise EDL	Final EDL	%Rec	Flags
PCB-200	44:42	1466692	0.90	1.1260	44.6	44.6	0.0102	0.0102	89.27	
PCB-198	47:30	2144389	0.91	0.8183	89.8	89.8	0.0140	0.0140	89.81	
PCB-199 (C198)	47:30	2144389	0.91	0.8183	89.8	89.8	0.0140	0.0140	89.81	
PCB-196	48:10	1154642	0.90	0.8748	45.2	45.2	0.0131	0.0131	90.46	
PCB-203	48:22	1208710	0.90	0.9219	44.9	44.9	0.0124	0.0124	89.86	
PCB-195	49:42	1537485	0.89	0.7839	47.4	47.4	0.1087	0.1087	94.82	
PCB-194	52:03	1801792	0.90	0.9282	46.9	46.9	0.0918	0.0918	93.85	
PCB-205	52:31	2340395	0.90	1.2342	45.8	45.8	0.0690	0.0690	91.67	
S Total Nonachlorobipheny					135.9	135.9	0.1316	0.1316		
D PCB-208L	49:26	3759211	0.78	1.1383	96.2	96.2	0.2958	0.2958	96.19	
D PCB-206L	54:15	2938376	0.82	0.8938	95.7	95.7	0.3767	0.3767	95.75	
PCB-208	49:28	1974038	0.79	1.1567	45.4	45.4	0.1224	0.1224	90.79	
PCB-207	50:24	2104033	0.78	1.3964	45.0	45.0	0.1155	0.1155	89.99	
PCB-206	54:17	1595777	0.80	1.1927	45.5	45.5	0.1571	0.1571	91.07	
D PCB-209L	55:55	3261764	0.71	0.9809	96.9	96.9	0.0487	0.0487	96.86	
DCB Decachlorobiphenyl	55:56	1856973	0.70	1.2455	45.7	45.7	0.0119	0.0119	91.42	
S Polychlorinated bipheny					9625.6	9625.6	0.1172	0.1172		

QC Flag Legend

Review Flags

M - Manually Integrated

a - User Assigned ID

Reagents:

61CV1668CS3_00006 Amount Added: 20.00 Units: uL

Eurofins TestAmerica, Knoxville
Target Compound Quantitation Worksheet Report

Data File: \\chromna\Knoxville\ChromData\D3D\20190813-12717.b\d4190821i4.d
Lims ID: IC L4
Client ID:
Sample Type: IC Calib Level: 4
Inject. Date: 21-Aug-2019 17:01:00 ALS Bottle#: 0 Worklist Smp#: 4
Injection Vol: 1.0 ul Dil. Factor: 1.0000
Sample Info:
Misc. Info.: 140-0012717-004
Operator ID: Xcalibur_System Instrument ID: D3D
Sublist: chrom-PCBs_D3D*sub1

Method: \\chromna\Knoxville\ChromData\D3D\20190813-12717.b\PCBs_D3D.m
Limit Group: HR - 1668A - ICAL
Last Update: 30-Aug-2019 11:37:39 Calib Date: 21-Aug-2019 19:05:00
Integrator: Picker
Quant Method: Isotopic Dilution Quant By: Initial Calibration
Last ICal File: \\chromna\Knoxville\ChromData\D3D\20190813-12717.b\d4190821i6.d

Column 1 : SPB-Octyl (0.25 mm) Det: F1(11.07 :21.70)
Process Host: CTX1006

First Level Reviewer: mcwhirterl Date: 21-Aug-2019 21:12:34

Signal	RT (min.)	Adj RT (min.)	Sec.	REL RT	Area	Height	Avg Noise	EDL Height	S/N	Ratio(Limits)	Flags
PCB-1L											Ma
200.0795	11:48	11:48	0	0.729	3884074	1511026	713	1782	2119		M
202.0766	11:48	11:48	0	0.729	1281463	508778	650	1625	783	3.03(2.66-3.60)	
PCB-3L											
200.0795	13:58	13:58	0	0.863	4047594	1349517	713	1782	1893		
202.0766	13:58	13:58	0	0.863	1276273	427261	650	1625	657	3.17(2.66-3.60)	
PCB-1											
188.0393	11:49	11:49	0	1.001	2236483	902207	878	2195	1028		
190.0363	11:49	11:49	0	1.001	706182	289314	315	787	918	3.17(2.66-3.60)	
PCB-2											
188.0393	13:49	13:49	0	0.989	2241036	749593	878	2195	854		
190.0363	13:49	13:49	0	0.989	710238	234886	315	787	746	3.16(2.66-3.60)	
PCB-3											
188.0393	13:59	13:59	0	1.001	2285259	749996	878	2195	854		
190.0363	13:59	13:59	0	1.001	723731	238830	315	787	758	3.16(2.66-3.60)	
PCB-4L											
234.0406	14:14	14:14	0	0.879	1435504	464307	424	1060	1095		
236.0376	14:14	14:14	0	0.879	880674	290496	134	335	2168	1.63(1.33-1.79)	
PCB-9L											
234.0406	16:11	16:11	0		2356915	672980	424	1060	1587		
236.0376	16:11	16:11	0		1453421	426907	134	335	3186	1.62(1.33-1.79)	
PCB-8L											
234.0406	17:01	17:01	0	1.197	1131129	312059	424	1060	736		
236.0376	17:01	17:01	0	1.197	697557	196169	134	335	1464	1.62(1.33-1.79)	

Signal	RT (min.)	Adj RT (min.)	Sec.	REL RT	Area	Height	Avg Noise	EDL Height	S/N	Ratio(Limits)	Flags
PCB-15L											
234.0406	20:07	20:07	0	1.242	2410381	595868	424	1060	1405		
236.0376	20:07	20:07	0	1.242	1441036	371431	134	335	2772	1.67(1.33-1.79)	
PCB-4											
222.0003	14:14	14:14	0	1.001	867968	291052	58	145	5018		
223.9974	14:14	14:14	0	1.001	542816	182069	69	172	2639	1.60(1.33-1.79)	
PCB-10											
222.0003	14:25	14:25	0	1.013	1427866	468172	58	145	8072		
223.9974	14:25	14:25	0	1.013	880366	286761	69	172	4156	1.62(1.33-1.79)	
PCB-9											
222.0003	16:13	16:13	0	1.140	1317357	392617	58	145	6769		
223.9974	16:13	16:13	0	1.140	829713	247804	69	172	3591	1.59(1.33-1.79)	
PCB-7											
222.0003	16:23	16:23	0	1.152	1500743	423728	58	145	7306		
223.9974	16:22	16:23	-1	1.151	948500	268321	69	172	3889	1.58(1.33-1.79)	
PCB-6											
222.0003	16:37	16:37	0	1.168	1431525	409909	58	145	7067		
223.9974	16:37	16:37	0	1.168	897584	254728	69	172	3692	1.59(1.33-1.79)	
PCB-5											
222.0003	16:55	16:55	0	1.189	1442506	411700	58	145	7098		
223.9974	16:55	16:55	0	1.189	903841	258481	69	172	3746	1.60(1.33-1.79)	
PCB-8											
222.0003	17:03	17:03	0	1.198	1451572	408900	58	145	7050		
223.9974	17:03	17:03	0	1.198	905673	256101	69	172	3712	1.60(1.33-1.79)	
PCB-14											
222.0003	18:40	18:40	0	0.928	1665538	437115	58	145	7536		
223.9974	18:40	18:40	0	0.928	1056369	278696	69	172	4039	1.58(1.33-1.79)	
PCB-11											
222.0003	19:30	19:30	0	0.970	1426721	362657	58	145	6253		
223.9974	19:30	19:30	0	0.970	880807	224129	69	172	3248	1.62(1.33-1.79)	
PCB-12											Ma
222.0003	19:50	19:50	0	0.986	2831988	437358	58	145	7541		M
223.9974	19:50	19:50	0	0.986	1788831	276255	69	172	4004	1.58(1.33-1.79)	
PCB-13 (C12)											Ma
222.0003	19:50	19:50	0	0.986	2831988	437358	58	145	7541		M
223.9974	19:50	19:50	0	0.986	1788831	276255	69	172	4004	1.58(1.33-1.79)	
PCB-15											
222.0003	20:07	20:07	0	1.001	1549340	351898	58	145	6067		
223.9974	20:07	20:07	0	1.001	983599	223298	69	172	3236	1.58(1.33-1.79)	
PCB-19L											
268.0016	17:19	17:19	0	0.841	657992	182399	417	1042	437		
269.9986	17:19	17:19	0	0.841	629767	178336	274	685	651	1.04(0.88-1.20)	
PCB-32L											
268.0016	20:36	20:36	0		1073616	268599	417	1042	644		
269.9986	20:36	20:36	0		973323	241549	274	685	882	1.10(0.88-1.20)	

Signal	RT (min.)	Adj RT (min.)	Sec.	REL RT	Area	Height	Avg Noise	EDL Height	S/N	Ratio(Limits)	Flags
PCB-31L											
268.0016	22:51	22:51	0		3248912	787681	724	1810	1088		
269.9986	22:51	22:51	0		3021164	736562	544	1360	1354	1.08(0.88-1.20)	
PCB-28L											
268.0016	23:09	23:09	0	1.013	1705740	399200	724	1810	551		
269.9986	23:09	23:09	0	1.013	1661462	390539	544	1360	718	1.03(0.88-1.20)	
PCB-37L											
268.0016	27:09	27:09	0	1.188	2935052	626700	724	1810	866		
269.9986	27:09	27:09	0	1.188	2725298	594209	544	1360	1092	1.08(0.88-1.20)	
PCB-19											
255.9613	17:21	17:21	0	1.002	424998	119363	31	77	3850		
257.9584	17:21	17:21	0	1.002	397830	111825	30	75	3728	1.07(0.88-1.20)	
PCB-18											
255.9613	19:12	19:12	0	1.108	1155409	252775	31	77	8154		
257.9584	19:12	19:12	0	1.108	1075521	237437	30	75	7915	1.07(0.88-1.20)	
PCB-30 (C18)											
255.9613	19:12	19:12	0	1.108	1155409	252775	31	77	8154		
257.9584	19:12	19:12	0	1.108	1075521	237437	30	75	7915	1.07(0.88-1.20)	
PCB-17											
255.9613	19:38	19:38	0	1.134	488725	128539	31	77	4146		
257.9584	19:38	19:38	0	1.134	453622	117139	30	75	3905	1.08(0.88-1.20)	
PCB-27											
255.9613	19:51	19:51	0	1.146	677033	173967	31	77	5612		
257.9584	19:51	19:51	0	1.146	625951	162115	30	75	5404	1.08(0.88-1.20)	
PCB-24											
255.9613	19:59	19:59	0	1.153	663746	168871	31	77	5447		
257.9584	19:59	19:59	0	1.153	612364	156644	30	75	5221	1.08(0.88-1.20)	
PCB-16											
255.9613	20:06	20:06	0	1.160	371267	97931	31	77	3159		
257.9584	20:06	20:06	0	1.160	352550	92593	30	75	3086	1.05(0.88-1.20)	
PCB-32											
255.9613	20:37	20:37	0	1.190	722340	174641	31	77	5634		
257.9584	20:36	20:37	-1	1.189	668922	166215	30	75	5541	1.08(0.88-1.20)	
PCB-34											
255.9613	21:53	21:53	0	1.263	1764106	434926	1013	2532	429		
257.9584	21:53	21:53	0	1.263	1610488	401060	1149	2872	349	1.10(0.88-1.20)	
PCB-23											
255.9613	22:02	22:02	0	1.272	1788958	439811	1013	2532	434		
257.9584	22:02	22:02	0	1.272	1640151	406117	1149	2872	353	1.09(0.88-1.20)	
PCB-26											
255.9613	22:21	22:21	0	1.290	3650664	678346	1013	2532	670		
257.9584	22:21	22:21	0	1.290	3391909	632847	1149	2872	551	1.08(0.88-1.20)	
PCB-29 (C26)											
255.9613	22:21	22:21	0	1.290	3650664	678346	1013	2532	670		
257.9584	22:21	22:21	0	1.290	3391909	632847	1149	2872	551	1.08(0.88-1.20)	

Signal	RT (min.)	Adj RT (min.)	Sec.	REL RT	Area	Height	Avg Noise	EDL Height	S/N	Ratio(Limits)	Flags
PCB-25											
255.9613	22:34	22:34	0	0.831	1905029	427385	1013	2532	422		
257.9584	22:34	22:34	0	0.831	1733355	394651	1149	2872	343	1.10(0.88-1.20)	
PCB-31											
255.9613	22:53	22:53	0	0.843	1905789	448595	1013	2532	443		
257.9584	22:53	22:53	0	0.843	1775379	418705	1149	2872	364	1.07(0.88-1.20)	
PCB-20											
255.9613	23:11	23:11	0	0.854	3565726	730578	1013	2532	721		
257.9584	23:11	23:11	0	0.854	3328292	686670	1149	2872	598	1.07(0.88-1.20)	
PCB-28 (C20)											
255.9613	23:11	23:11	0	0.854	3565726	730578	1013	2532	721		
257.9584	23:11	23:11	0	0.854	3328292	686670	1149	2872	598	1.07(0.88-1.20)	
PCB-21											
255.9613	23:25	23:25	0	0.862	3916756	482506	1013	2532	476		
257.9584	23:25	23:25	0	0.862	3521023	443812	1149	2872	386	1.11(0.88-1.20)	
PCB-33 (C21)											
255.9613	23:25	23:25	0	0.862	3916756	482506	1013	2532	476		
257.9584	23:25	23:25	0	0.862	3521023	443812	1149	2872	386	1.11(0.88-1.20)	
PCB-22											
255.9613	23:49	23:49	0	0.877	1751131	401885	1013	2532	397		
257.9584	23:49	23:49	0	0.877	1597749	366060	1149	2872	319	1.10(0.88-1.20)	
PCB-36											Ma
255.9613	25:22	25:22	0	0.934	1847728	413027	1013	2532	408		M
257.9584	25:22	25:22	0	0.934	1721986	384750	1149	2872	335	1.07(0.88-1.20)	
PCB-39											
255.9613	25:44	25:44	0	0.948	1918866	415076	1013	2532	410		
257.9584	25:44	25:44	0	0.948	1794022	386184	1149	2872	336	1.07(0.88-1.20)	
PCB-38											
255.9613	26:19	26:19	0	0.969	1770272	388889	1013	2532	384		
257.9584	26:19	26:19	0	0.969	1615532	353735	1149	2872	308	1.10(0.88-1.20)	
PCB-35											Ma
255.9613	26:46	26:46	0	0.986	1668916	368205	1013	2532	363		M
257.9584	26:46	26:46	0	0.986	1543581	345479	1149	2872	301	1.08(0.88-1.20)	
PCB-37											
255.9613	27:11	27:11	0	1.001	1774066	367860	1013	2532	363		
257.9584	27:11	27:11	0	1.001	1624632	341895	1149	2872	298	1.09(0.88-1.20)	
PCB-54L											
301.9626	20:25	20:25	0	0.817	603137	148826	82	205	1815		
303.9597	20:25	20:25	1	0.817	763063	191418	3	7	63806	0.79(0.65-0.89)	
PCB-52L											
301.9626	25:00	25:00	0		1593826	367838	619	1547	594		
303.9597	25:00	25:00	0		2012725	456622	645	1612	708	0.79(0.65-0.89)	
PCB-79L											
301.9626	32:56	32:56	0	0.970	1025914	212139	619	1547	343		
303.9597	32:56	32:56	0	0.970	1276005	270207	645	1612	419	0.80(0.65-0.89)	

Signal	RT (min.)	Adj RT (min.)	Sec.	REL RT	Area	Height	Avg Noise	EDL Height	S/N	Ratio(Limits)	Flags
PCB-81L											
301.9626	33:56	33:56	0	1.358	1923500	386511	619	1547	624		
303.9597	33:56	33:56	0	1.358	2391339	480919	645	1612	746	0.80(0.65-0.89)	
PCB-77L											
301.9626	34:29	34:29	0	1.380	1966131	391906	619	1547	633		
303.9597	34:29	34:29	0	1.380	2500840	496924	645	1612	770	0.79(0.65-0.89)	
PCB-54											
289.9224	20:26	20:26	0	1.000	352461	89903	17	42	5288		
291.9194	20:26	20:26	0	1.000	447602	112524	21	52	5358	0.79(0.65-0.89)	
PCB-50											
289.9224	22:37	22:37	0	1.108	1769228	320380	560	1400	572		
291.9194	22:37	22:37	0	1.108	2271980	407633	830	2075	491	0.78(0.65-0.89)	
PCB-53 (C50)											
289.9224	22:37	22:37	0	1.108	1769228	320380	560	1400	572		
291.9194	22:37	22:37	0	1.108	2271980	407633	830	2075	491	0.78(0.65-0.89)	
PCB-45											Ma
289.9224	23:21	23:21	0	1.144	1697547	219576	560	1400	392		M
291.9194	23:21	23:21	0	1.144	2148851	279183	830	2075	336	0.79(0.65-0.89)	
PCB-51 (C45)											Ma
289.9224	23:21	23:21	0	1.144	1697547	219576	560	1400	392		M
291.9194	23:21	23:21	0	1.144	2148851	279183	830	2075	336	0.79(0.65-0.89)	
PCB-46											
289.9224	23:35	23:35	0	1.155	720595	167132	560	1400	298		
291.9194	23:35	23:35	0	1.155	902545	212408	830	2075	256	0.80(0.65-0.89)	
PCB-52											Ma
289.9224	25:00	25:00	0	1.225	858821	195398	560	1400	349		M
291.9194	25:00	25:00	0	1.225	1085068	249561	830	2075	301	0.79(0.65-0.89)	
PCB-43											Ma
289.9224	25:09	25:09	0	1.233	1899610	268820	560	1400	480		M
291.9194	25:09	25:09	0	1.233	2437152	339925	830	2075	410	0.78(0.65-0.89)	
PCB-73 (C43)											Ma
289.9224	25:09	25:09	0	1.233	1899610	268820	560	1400	480		M
291.9194	25:09	25:09	0	1.233	2437152	339925	830	2075	410	0.78(0.65-0.89)	
PCB-49											Ma
289.9224	25:29	25:29	0	1.248	2127908	337572	560	1400	603		M
291.9194	25:29	25:29	0	1.248	2702397	426141	830	2075	513	0.79(0.65-0.89)	
PCB-69 (C49)											Ma
289.9224	25:29	25:29	0	1.248	2127908	337572	560	1400	603		M
291.9194	25:29	25:29	0	1.248	2702397	426141	830	2075	513	0.79(0.65-0.89)	
PCB-48											
289.9224	25:48	25:48	0	1.264	861206	195070	560	1400	348		
291.9194	25:48	25:48	0	1.264	1115392	253491	830	2075	305	0.77(0.65-0.89)	
PCB-44											
289.9224	26:02	26:02	0	1.276	2773366	474655	560	1400	848		
291.9194	26:02	26:02	0	1.276	3518351	604962	830	2075	729	0.79(0.65-0.89)	

Signal	RT (min.)	Adj RT (min.)	Sec.	REL RT	Area	Height	Avg Noise	EDL Height	S/N	Ratio(Limits)	Flags
PCB-47 (C44)											
289.9224	26:02	26:02	0	1.276	2773366	474655	560	1400	848		
291.9194	26:02	26:02	0	1.276	3518351	604962	830	2075	729	0.79(0.65-0.89)	
PCB-65 (C44)											
289.9224	26:02	26:02	0	1.276	2773366	474655	560	1400	848		
291.9194	26:02	26:02	0	1.276	3518351	604962	830	2075	729	0.79(0.65-0.89)	
PCB-59											
289.9224	26:20	26:20	0	1.290	3613126	548574	560	1400	980		
291.9194	26:20	26:20	0	1.290	4600459	692900	830	2075	835	0.79(0.65-0.89)	
PCB-62 (C59)											
289.9224	26:20	26:20	0	1.290	3613126	548574	560	1400	980		
291.9194	26:20	26:20	0	1.290	4600459	692900	830	2075	835	0.79(0.65-0.89)	
PCB-75 (C59)											
289.9224	26:20	26:20	0	1.290	3613126	548574	560	1400	980		
291.9194	26:20	26:20	0	1.290	4600459	692900	830	2075	835	0.79(0.65-0.89)	
PCB-42											
289.9224	26:33	26:33	0	1.301	795714	180829	560	1400	323		
291.9194	26:33	26:33	0	1.301	1021365	229233	830	2075	276	0.78(0.65-0.89)	
PCB-40											Ma
289.9224	27:02	27:02	0	1.324	2512559	376199	560	1400	672		M
291.9194	27:02	27:02	0	1.324	3216462	481857	830	2075	581	0.78(0.65-0.89)	
PCB-41 (C40)											Ma
289.9224	27:02	27:02	0	1.324	2512559	376199	560	1400	672		M
291.9194	27:02	27:02	0	1.324	3216462	481857	830	2075	581	0.78(0.65-0.89)	
PCB-71 (C40)											Ma
289.9224	27:02	27:02	0	1.324	2512559	376199	560	1400	672		M
291.9194	27:02	27:02	0	1.324	3216462	481857	830	2075	581	0.78(0.65-0.89)	
PCB-64											Ma
289.9224	27:15	27:15	0	1.336	1276649	286721	560	1400	512		M
291.9194	27:15	27:15	0	1.336	1657403	362483	830	2075	437	0.77(0.65-0.89)	
PCB-72											
289.9224	28:06	28:06	0	0.828	1220866	272474	560	1400	487		
291.9194	28:06	28:06	0	0.828	1560406	343048	830	2075	413	0.78(0.65-0.89)	
PCB-68											
289.9224	28:23	28:23	0	0.837	1346996	281682	560	1400	503		
291.9194	28:22	28:23	-1	0.836	1736967	358737	830	2075	432	0.78(0.65-0.89)	
PCB-57											
289.9224	28:48	28:48	0	0.849	1164191	256483	560	1400	458		
291.9194	28:48	28:48	0	0.849	1489809	327251	830	2075	394	0.78(0.65-0.89)	
PCB-58											
289.9224	29:02	29:02	0	0.856	1208682	262044	560	1400	468		
291.9194	29:02	29:02	0	0.856	1530502	326834	830	2075	394	0.79(0.65-0.89)	
PCB-67											
289.9224	29:12	29:12	0	0.861	1302823	261775	560	1400	467		
291.9194	29:12	29:12	0	0.861	1655647	331767	830	2075	400	0.79(0.65-0.89)	

Signal	RT (min.)	Adj RT (min.)	Sec.	REL RT	Area	Height	Avg Noise	EDL Height	S/N	Ratio(Limits)	Flags
PCB-63											
289.9224	29:28	29:28	0	0.868	1341700	283662	560	1400	507		
291.9194	29:28	29:28	0	0.868	1711727	359146	830	2075	433	0.78(0.65-0.89)	
PCB-61											
289.9224	29:49	29:49	0	0.879	4834179	528578	560	1400	944		
291.9194	29:49	29:49	0	0.879	6205136	675925	830	2075	814	0.78(0.65-0.89)	
PCB-70 (C61)											
289.9224	29:49	29:49	0	0.879	4834179	528578	560	1400	944		
291.9194	29:49	29:49	0	0.879	6205136	675925	830	2075	814	0.78(0.65-0.89)	
PCB-74 (C61)											
289.9224	29:49	29:49	0	0.879	4834179	528578	560	1400	944		
291.9194	29:49	29:49	0	0.879	6205136	675925	830	2075	814	0.78(0.65-0.89)	
PCB-76 (C61)											
289.9224	29:49	29:49	0	0.879	4834179	528578	560	1400	944		
291.9194	29:49	29:49	0	0.879	6205136	675925	830	2075	814	0.78(0.65-0.89)	
PCB-66											
289.9224	30:08	30:08	0	0.888	1170678	244364	560	1400	436		
291.9194	30:08	30:08	0	0.888	1514364	312183	830	2075	376	0.77(0.65-0.89)	
PCB-55											
289.9224	30:18	30:18	0	0.893	1171279	247732	560	1400	442		
291.9194	30:18	30:18	0	0.893	1503140	317475	830	2075	383	0.78(0.65-0.89)	
PCB-56											
289.9224	30:48	30:48	0	0.908	1142655	243828	560	1400	435		
291.9194	30:48	30:48	0	0.908	1452245	311900	830	2075	376	0.79(0.65-0.89)	
PCB-60											
289.9224	31:00	31:00	0	0.914	1173098	242646	560	1400	433		
291.9194	31:00	31:00	0	0.914	1490008	311334	830	2075	375	0.79(0.65-0.89)	
PCB-80											Ma
289.9224	31:26	31:26	0	0.926	1320594	277443	560	1400	495		M
291.9194	31:26	31:26	0	0.926	1706119	359759	830	2075	433	0.77(0.65-0.89)	
PCB-79											
289.9224	32:57	32:57	0	0.971	1401911	277975	560	1400	496		
291.9194	32:57	32:57	0	0.971	1755191	344972	830	2075	416	0.80(0.65-0.89)	
PCB-78											
289.9224	33:31	33:31	0	0.988	1120764	233052	560	1400	416		
291.9194	33:31	33:31	0	0.988	1432611	293938	830	2075	354	0.78(0.65-0.89)	
PCB-81											
289.9224	33:57	33:57	0	1.000	1149578	228496	560	1400	408		
291.9194	33:57	33:57	0	1.000	1474780	295559	830	2075	356	0.78(0.65-0.89)	
PCB-77											
289.9224	34:30	34:30	0	1.000	1166102	229709	560	1400	410		
291.9194	34:30	34:30	0	1.000	1497176	295941	830	2075	357	0.78(0.65-0.89)	
PCB-104L											
337.9207	25:57	25:57	0	0.814	2118578	475891	68	170	6998		
339.9178	25:57	25:57	0	0.814	1302024	290194	74	185	3922	1.63(1.32-1.78)	

Signal	RT (min.)	Adj RT (min.)	Sec.	REL RT	Area	Height	Avg Noise	EDL Height	S/N	Ratio(Limits)	Flags
PCB-95L											
337.9207	28:54	28:54	0	1.114	776849	173482	68	170	2551		
339.9178	28:54	28:54	0	1.114	489357	105931	74	185	1432	1.59(1.32-1.78)	
PCB-101L											
337.9207	31:51	31:51	0		1727525	367431	68	170	5403		
339.9178	31:51	31:51	0		1055469	221205	74	185	2989	1.64(1.32-1.78)	
PCB-111L											
337.9207	34:33	34:33	0	1.085	1119585	235667	68	170	3466		
339.9178	34:33	34:33	0	1.085	684544	142210	74	185	1922	1.64(1.32-1.78)	
PCB-123L											
337.9207	36:30	36:30	0	1.146	2693115	552464	1926	4815	287		
339.9178	36:30	36:30	0	1.146	1704990	348903	1495	3737	233	1.58(1.32-1.78)	
PCB-118L											
337.9207	36:50	36:50	0	1.156	2822419	574354	1926	4815	298		
339.9178	36:50	36:50	0	1.156	1806924	363019	1495	3737	243	1.56(1.32-1.78)	
PCB-114L											
337.9207	37:22	37:22	0	1.173	2723156	542095	1926	4815	281		
339.9178	37:21	37:22	-1	1.173	1716732	346159	1495	3737	232	1.59(1.32-1.78)	
PCB-105L											
337.9207	38:00	38:00	0	1.193	2705623	549990	1926	4815	286		
339.9178	38:00	38:00	0	1.193	1749494	352524	1495	3737	236	1.55(1.32-1.78)	
PCB-127L											
337.9207	39:30	39:30	0		2703966	525049	1926	4815	273		
339.9178	39:30	39:30	0		1739761	338997	1495	3737	227	1.55(1.32-1.78)	
PCB-126L											
337.9207	41:05	41:05	0	1.290	2405782	464568	1926	4815	241		
339.9178	41:05	41:05	0	1.290	1494602	288097	1495	3737	193	1.61(1.32-1.78)	
PCB-104											
325.8804	25:58	25:58	0	1.001	1357185	308056	50	125	6161		
327.8775	25:58	25:58	0	1.001	855859	192933	19	47	10154	1.59(1.32-1.78)	
PCB-96											
325.8804	26:20	26:20	0	1.015	1202226	274358	50	125	5487		
327.8775	26:20	26:20	0	1.015	747987	167859	19	47	8835	1.61(1.32-1.78)	
PCB-103											
325.8804	28:16	28:16	0	1.090	1026457	226727	50	125	4535		
327.8775	28:16	28:16	0	1.090	647654	141740	19	47	7460	1.58(1.32-1.78)	
PCB-94											
325.8804	28:30	28:30	0	1.099	910675	196978	50	125	3940		
327.8775	28:30	28:30	0	1.099	572274	125110	19	47	6585	1.59(1.32-1.78)	
PCB-95											
325.8804	28:56	28:56	0	1.115	962819	211958	50	125	4239		
327.8775	28:56	28:56	0	1.115	602866	130337	19	47	6860	1.60(1.32-1.78)	
PCB-93											
325.8804	29:10	29:10	0	1.124	1913508	410191	50	125	8204		
327.8775	29:10	29:10	0	1.124	1213480	257935	19	47	13576	1.58(1.32-1.78)	

Signal	RT (min.)	Adj RT (min.)	Sec.	REL RT	Area	Height	Avg Noise	EDL Height	S/N	Ratio(Limits)	Flags
PCB-100 (C93)											
325.8804	29:10	29:10	0	1.124	1913508	410191	50	125	8204		
327.8775	29:10	29:10	0	1.124	1213480	257935	19	47	13576	1.58(1.32-1.78)	
PCB-98											Ma
325.8804	29:18	29:18	0	1.129	1941991	234595	50	125	4692		M
327.8775	29:18	29:18	0	1.129	1232186	149295	19	47	7858	1.58(1.32-1.78)	
PCB-102 (C98)											Ma
325.8804	29:18	29:18	0	1.129	1941991	234595	50	125	4692		M
327.8775	29:18	29:18	0	1.129	1232186	149295	19	47	7858	1.58(1.32-1.78)	
PCB-88											M
325.8804	29:48	29:48	0	1.149	1929855	221369	50	125	4427		M
327.8775	29:48	29:48	0	1.149	1218726	143710	19	47	7564	1.58(1.32-1.78)	
PCB-91 (C88)											M
325.8804	29:48	29:48	0	1.149	1929855	221369	50	125	4427		M
327.8775	29:48	29:48	0	1.149	1218726	143710	19	47	7564	1.58(1.32-1.78)	
PCB-84											
325.8804	30:01	30:01	0	1.157	820061	171767	50	125	3435		
327.8775	30:01	30:01	0	1.157	524076	110654	19	47	5824	1.56(1.32-1.78)	
PCB-89											
325.8804	30:30	30:30	0	1.175	880257	186699	50	125	3734		
327.8775	30:30	30:30	0	1.175	563252	118567	19	47	6240	1.56(1.32-1.78)	
PCB-121											M
325.8804	30:56	30:56	0	1.192	1348684	288764	50	125	5775		M
327.8775	30:56	30:56	0	1.192	843343	181959	19	47	9577	1.60(1.32-1.78)	
PCB-92											Ma
325.8804	31:18	31:18	0	0.857	926003	196964	50	125	3939		M
327.8775	31:18	31:18	0	0.857	589001	125403	19	47	6600	1.57(1.32-1.78)	
PCB-90											
325.8804	31:52	31:52	0	1.228	3238154	465931	50	125	9319		
327.8775	31:52	31:52	0	1.228	2049639	295835	19	47	15570	1.58(1.32-1.78)	
PCB-101 (C90)											
325.8804	31:52	31:52	0	1.228	3238154	465931	50	125	9319		
327.8775	31:52	31:52	0	1.228	2049639	295835	19	47	15570	1.58(1.32-1.78)	
PCB-113 (C90)											
325.8804	31:52	31:52	0	1.228	3238154	465931	50	125	9319		
327.8775	31:52	31:52	0	1.228	2049639	295835	19	47	15570	1.58(1.32-1.78)	
PCB-83											
325.8804	32:28	32:28	0	1.251	1833691	219845	50	125	4397		
327.8775	32:28	32:28	0	1.251	1192810	139832	19	47	7360	1.54(1.32-1.78)	
PCB-99 (C83)											
325.8804	32:28	32:28	0	1.251	1833691	219845	50	125	4397		
327.8775	32:28	32:28	0	1.251	1192810	139832	19	47	7360	1.54(1.32-1.78)	
PCB-112											
325.8804	32:35	32:35	0	1.256	1345517	270036	50	125	5401		
327.8775	32:35	32:35	0	1.256	844062	170910	19	47	8995	1.59(1.32-1.78)	

Signal	RT (min.)	Adj RT (min.)	Sec.	REL RT	Area	Height	Avg Noise	EDL Height	S/N	Ratio(Limits)	Flags
PCB-86											Ma
325.8804	32:57	32:57	0	1.270	6671178	765226	50	125	15305		M
327.8775	32:57	32:57	0	1.270	4209321	484222	19	47	25485	1.58(1.32-1.78)	
PCB-87 (C86)											Ma
325.8804	32:57	32:57	0	1.270	6671178	765226	50	125	15305		M
327.8775	32:57	32:57	0	1.270	4209321	484222	19	47	25485	1.58(1.32-1.78)	
PCB-97 (C86)											Ma
325.8804	32:57	32:57	0	1.270	6671178	765226	50	125	15305		M
327.8775	32:57	32:57	0	1.270	4209321	484222	19	47	25485	1.58(1.32-1.78)	
PCB-109 (C86)											Ma
325.8804	32:57	32:57	0	1.270	6671178	765226	50	125	15305		M
327.8775	32:57	32:57	0	1.270	4209321	484222	19	47	25485	1.58(1.32-1.78)	
PCB-119 (C86)											Ma
325.8804	32:57	32:57	0	1.270	6671178	765226	50	125	15305		M
327.8775	32:57	32:57	0	1.270	4209321	484222	19	47	25485	1.58(1.32-1.78)	
PCB-125 (C86)											Ma
325.8804	32:57	32:57	0	1.270	6671178	765226	50	125	15305		M
327.8775	32:57	32:57	0	1.270	4209321	484222	19	47	25485	1.58(1.32-1.78)	
PCB-85											
325.8804	33:41	33:41	0	1.299	3476498	449899	50	125	8998		
327.8775	33:41	33:41	0	1.299	2204316	286480	19	47	15078	1.58(1.32-1.78)	
PCB-116 (C85)											
325.8804	33:41	33:41	0	1.299	3476498	449899	50	125	8998		
327.8775	33:41	33:41	0	1.299	2204316	286480	19	47	15078	1.58(1.32-1.78)	
PCB-117 (C85)											
325.8804	33:41	33:41	0	1.299	3476498	449899	50	125	8998		
327.8775	33:41	33:41	0	1.299	2204316	286480	19	47	15078	1.58(1.32-1.78)	
PCB-110											
325.8804	33:56	33:56	0	1.308	2578457	283851	50	125	5677		
327.8775	33:56	33:56	0	1.308	1629676	181188	19	47	9536	1.58(1.32-1.78)	
PCB-115 (C110)											
325.8804	33:56	33:56	0	1.308	2578457	283851	50	125	5677		
327.8775	33:56	33:56	0	1.308	1629676	181188	19	47	9536	1.58(1.32-1.78)	
PCB-82											
325.8804	34:10	34:10	0	1.317	838086	162105	50	125	3242		
327.8775	34:10	34:10	0	1.317	542662	105019	19	47	5527	1.54(1.32-1.78)	
PCB-111											
325.8804	34:35	34:35	0	1.333	1386812	286784	50	125	5736		
327.8775	34:35	34:35	0	1.333	872628	181529	19	47	9554	1.59(1.32-1.78)	
PCB-120											
325.8804	35:02	35:02	0	1.350	1423369	287068	50	125	5741		
327.8775	35:02	35:02	0	1.350	903324	182330	19	47	9596	1.58(1.32-1.78)	
PCB-108											
325.8804	36:10	36:10	0	1.394	3114936	611443	1382	3455	442		
327.8775	36:10	36:10	0	1.394	1936321	385160	671	1677	574	1.61(1.32-1.78)	

Signal	RT (min.)	Adj RT (min.)	Sec.	REL RT	Area	Height	Avg Noise	EDL Height	S/N	Ratio(Limits)	Flags
PCB-124 (C108)											
325.8804	36:10	36:10	0	1.394	3114936	611443	1382	3455	442		
327.8775	36:10	36:10	0	1.394	1936321	385160	671	1677	574	1.61(1.32-1.78)	
PCB-107											
325.8804	36:25	36:25	0	1.404	1663826	324805	1382	3455	235		
327.8775	36:25	36:25	0	1.404	1066053	207999	671	1677	310	1.56(1.32-1.78)	
PCB-123											
325.8804	36:32	36:32	0	1.001	1672930	347034	1382	3455	251		
327.8775	36:32	36:32	0	1.001	1068809	219459	671	1677	327	1.57(1.32-1.78)	
PCB-106											
325.8804	36:39	36:39	0	1.004	1650920	324926	1382	3455	235		
327.8775	36:39	36:39	0	1.004	1036107	205661	671	1677	306	1.59(1.32-1.78)	
PCB-118											
325.8804	36:51	36:51	0	1.001	1712130	326997	1382	3455	237		
327.8775	36:51	36:51	0	1.001	1089795	210493	671	1677	314	1.57(1.32-1.78)	
PCB-122											
325.8804	37:12	37:12	0	1.010	1440142	291540	1382	3455	211		
327.8775	37:12	37:12	0	1.010	922053	184245	671	1677	275	1.56(1.32-1.78)	
PCB-114											
325.8804	37:23	37:23	0	1.000	1747113	332226	1382	3455	240		
327.8775	37:23	37:23	0	1.000	1123376	212422	671	1677	317	1.56(1.32-1.78)	
PCB-105											
325.8804	38:02	38:02	0	1.001	1605881	306899	1382	3455	222		
327.8775	38:02	38:02	0	1.001	1022978	193840	671	1677	289	1.57(1.32-1.78)	
PCB-127											Ma
325.8804	39:31	39:31	0	1.040	1595237	308617	1382	3455	223		M
327.8775	39:31	39:31	0	1.040	1005458	195842	671	1677	292	1.59(1.32-1.78)	
PCB-126											
325.8804	41:07	41:07	0	1.001	1499049	262051	1382	3455	190		
327.8775	41:07	41:07	0	1.001	953958	167473	671	1677	250	1.57(1.32-1.78)	
PCB-155L											
371.8817	31:38	31:38	0	0.792	1665636	348719	62	155	5625		
373.8788	31:38	31:38	0	0.792	1287675	266389	33	82	8072	1.29(1.05-1.43)	
PCB-153L											
371.8817	38:44	38:44	0	0.901	951971	200851	993	2482	202		
373.8788	38:44	38:44	0	0.901	765925	160019	906	2265	177	1.24(1.05-1.43)	
PCB-138L											
371.8817	39:58	39:58	0		1852362	366147	993	2482	369		
373.8788	39:57	39:58	-1		1464127	288564	906	2265	319	1.27(1.05-1.43)	
PCB-167L											
371.8817	42:58	42:58	0	1.075	2281034	442419	993	2482	446		
373.8788	42:58	42:58	0	1.075	1802396	356534	906	2265	394	1.27(1.05-1.43)	
PCB-156L											
371.8817	44:07	44:07	0	1.104	4396867	613626	993	2482	618		
373.8788	44:07	44:07	0	1.104	3527716	498031	906	2265	550	1.25(1.05-1.43)	

Signal	RT (min.)	Adj RT (min.)	Sec.	REL RT	Area	Height	Avg Noise	EDL Height	S/N	Ratio(Limits)	Flags
PCB-157L (C156L)											
371.8817	44:07	44:07	0	1.104	4396867	613626	993	2482	618		
373.8788	44:07	44:07	0	1.104	3527716	498031	906	2265	550	1.25(1.05-1.43)	
PCB-169L											
371.8817	47:22	47:22	0	1.185	1891892	352668	993	2482	355		
373.8788	47:22	47:22	0	1.185	1515707	287775	906	2265	318	1.25(1.05-1.43)	
PCB-155											
359.8415	31:40	31:40	0	1.001	994085	210371	29	72	7254		
361.8385	31:40	31:40	0	1.001	781339	165588	20	50	8279	1.27(1.05-1.43)	
PCB-152											
359.8415	31:51	31:51	0	1.006	930350	196984	29	72	6793		
361.8385	31:51	31:51	0	1.006	726900	154090	20	50	7705	1.28(1.05-1.43)	
PCB-150											
359.8415	32:01	32:01	0	1.012	944876	201304	29	72	6942		
361.8385	32:01	32:01	0	1.012	741048	156471	20	50	7824	1.28(1.05-1.43)	
PCB-136											
359.8415	32:22	32:22	0	1.023	879322	179596	29	72	6193		
361.8385	32:22	32:22	0	1.023	686350	140097	20	50	7005	1.28(1.05-1.43)	
PCB-145											
359.8415	32:41	32:41	0	1.033	901680	188345	29	72	6495		
361.8385	32:41	32:41	0	1.033	707320	147227	20	50	7361	1.27(1.05-1.43)	
PCB-148											
359.8415	34:13	34:13	0	1.081	671141	138468	29	72	4775		
361.8385	34:12	34:13	-1	1.081	529569	109061	20	50	5453	1.27(1.05-1.43)	
PCB-135											Ma
359.8415	34:47	34:47	0	1.099	1291029	147564	29	72	5088		M
361.8385	34:47	34:47	0	1.099	1018638	119318	20	50	5966	1.27(1.05-1.43)	
PCB-151 (C135)											Ma
359.8415	34:47	34:47	0	1.099	1291029	147564	29	72	5088		M
361.8385	34:47	34:47	0	1.099	1018638	119318	20	50	5966	1.27(1.05-1.43)	
PCB-154											
359.8415	35:03	35:03	0	1.108	755530	155420	29	72	5359		
361.8385	35:03	35:03	0	1.108	592960	122738	20	50	6137	1.27(1.05-1.43)	
PCB-144											
359.8415	35:21	35:21	0	1.117	687945	140308	29	72	4838		
361.8385	35:21	35:21	0	1.117	537989	108779	20	50	5439	1.28(1.05-1.43)	
PCB-147											
359.8415	35:43	35:43	0	1.129	1973238	401049	274	685	1464		
361.8385	35:43	35:43	0	1.129	1569331	323270	178	445	1816	1.26(1.05-1.43)	
PCB-149 (C147)											
359.8415	35:43	35:43	0	1.129	1973238	401049	274	685	1464		
361.8385	35:43	35:43	0	1.129	1569331	323270	178	445	1816	1.26(1.05-1.43)	
PCB-134											
359.8415	36:00	36:00	0	1.138	1728287	188355	274	685	687		
361.8385	36:00	36:00	0	1.138	1382060	152137	178	445	855	1.25(1.05-1.43)	

Signal	RT (min.)	Adj RT (min.)	Sec.	REL RT	Area	Height	Avg Noise	EDL Height	S/N	Ratio(Limits)	Flags
PCB-143 (C134)											
359.8415	36:00	36:00	0	1.138	1728287	188355	274	685	687		
361.8385	36:00	36:00	0	1.138	1382060	152137	178	445	855	1.25(1.05-1.43)	
PCB-139											
359.8415	36:19	36:19	0	1.148	1975423	373592	274	685	1363		
361.8385	36:19	36:19	0	1.148	1587675	300416	178	445	1688	1.24(1.05-1.43)	
PCB-140 (C139)											
359.8415	36:19	36:19	0	1.148	1975423	373592	274	685	1363		
361.8385	36:19	36:19	0	1.148	1587675	300416	178	445	1688	1.24(1.05-1.43)	
PCB-131											
359.8415	36:31	36:31	0	1.154	891468	178310	274	685	651		
361.8385	36:31	36:31	0	1.154	684384	142170	178	445	799	1.30(1.05-1.43)	
PCB-142											
359.8415	36:40	36:40	0	1.159	867595	175569	274	685	641		
361.8385	36:40	36:40	0	1.159	711204	141308	178	445	794	1.22(1.05-1.43)	
PCB-132											
359.8415	36:58	36:58	0	1.169	888756	177525	274	685	648		
361.8385	36:58	36:58	0	1.169	704101	141408	178	445	794	1.26(1.05-1.43)	
PCB-133											
359.8415	37:29	37:29	0	1.185	922369	183141	274	685	668		
361.8385	37:29	37:29	0	1.185	732368	147142	178	445	827	1.26(1.05-1.43)	
PCB-165											
359.8415	37:53	37:53	0	0.881	1146142	228610	274	685	834		
361.8385	37:53	37:53	0	0.881	925007	187442	178	445	1053	1.24(1.05-1.43)	
PCB-146											
359.8415	38:08	38:08	0	0.887	994637	203440	274	685	742		
361.8385	38:07	38:08	-1	0.887	787052	161550	178	445	908	1.26(1.05-1.43)	
PCB-161											
359.8415	38:16	38:16	0	0.891	1355801	271165	274	685	990		
361.8385	38:16	38:16	0	0.891	1072538	216032	178	445	1214	1.26(1.05-1.43)	
PCB-153											
359.8415	38:47	38:47	0	0.902	2457155	365011	274	685	1332		
361.8385	38:47	38:47	0	0.902	1955501	293722	178	445	1650	1.26(1.05-1.43)	
PCB-168 (C153)											
359.8415	38:47	38:47	0	0.902	2457155	365011	274	685	1332		
361.8385	38:47	38:47	0	0.902	1955501	293722	178	445	1650	1.26(1.05-1.43)	
PCB-141											
359.8415	38:56	38:56	0	0.906	986611	192799	274	685	704		
361.8385	38:56	38:56	0	0.906	752492	150343	178	445	845	1.31(1.05-1.43)	
PCB-130											
359.8415	39:20	39:20	0	0.915	830409	165143	274	685	603		
361.8385	39:20	39:20	0	0.915	669003	136028	178	445	764	1.24(1.05-1.43)	
PCB-137											
359.8415	39:35	39:35	0	0.921	1074130	209712	274	685	765		
361.8385	39:35	39:35	0	0.921	852964	167547	178	445	941	1.26(1.05-1.43)	

Signal	RT (min.)	Adj RT (min.)	Sec.	REL RT	Area	Height	Avg Noise	EDL Height	S/N	Ratio(Limits)	Flags
PCB-164											
359.8415	39:41	39:41	0	0.923	1245006	252789	274	685	923		
361.8385	39:41	39:41	0	0.923	979241	202625	178	445	1138	1.27(1.05-1.43)	
PCB-129											Ma
359.8415	40:00	40:00	0	0.931	4315300	480766	274	685	1755		M
361.8385	40:00	40:00	0	0.931	3448880	386670	178	445	2172	1.25(1.05-1.43)	
PCB-138 (C129)											Ma
359.8415	40:00	40:00	0	0.931	4315300	480766	274	685	1755		M
361.8385	40:00	40:00	0	0.931	3448880	386670	178	445	2172	1.25(1.05-1.43)	
PCB-160 (C129)											Ma
359.8415	40:00	40:00	0	0.931	4315300	480766	274	685	1755		M
361.8385	40:00	40:00	0	0.931	3448880	386670	178	445	2172	1.25(1.05-1.43)	
PCB-163 (C129)											Ma
359.8415	40:00	40:00	0	0.931	4315300	480766	274	685	1755		M
361.8385	40:00	40:00	0	0.931	3448880	386670	178	445	2172	1.25(1.05-1.43)	
PCB-158											
359.8415	40:23	40:23	0	0.940	1408456	263785	274	685	963		
361.8385	40:23	40:23	0	0.940	1128062	209952	178	445	1180	1.25(1.05-1.43)	
PCB-128											
359.8415	41:14	41:14	0	0.960	2220448	376406	274	685	1374		
361.8385	41:13	41:14	-1	0.959	1780141	307031	178	445	1725	1.25(1.05-1.43)	
PCB-166 (C128)											
359.8415	41:14	41:14	0	0.960	2220448	376406	274	685	1374		
361.8385	41:13	41:14	-1	0.959	1780141	307031	178	445	1725	1.25(1.05-1.43)	
PCB-159											
359.8415	42:14	42:14	0	0.983	1317963	250645	274	685	915		
361.8385	42:14	42:14	0	0.983	1048550	202181	178	445	1136	1.26(1.05-1.43)	
PCB-162											
359.8415	42:32	42:32	0	0.990	1369276	256117	274	685	935		
361.8385	42:32	42:32	0	0.990	1091009	205851	178	445	1156	1.26(1.05-1.43)	
PCB-167											
359.8415	43:00	43:00	0	1.001	1399687	268575	274	685	980		
361.8385	43:00	43:00	0	1.001	1111578	213002	178	445	1197	1.26(1.05-1.43)	
PCB-156											
359.8415	44:09	44:09	0	1.001	2563350	352671	274	685	1287		
361.8385	44:09	44:09	0	1.001	2032640	284138	178	445	1596	1.26(1.05-1.43)	
PCB-157 (C156)											
359.8415	44:09	44:09	0	1.001	2563350	352671	274	685	1287		
361.8385	44:09	44:09	0	1.001	2032640	284138	178	445	1596	1.26(1.05-1.43)	
PCB-169											
359.8415	47:23	47:23	0	1.001	1141711	205296	274	685	749		
361.8385	47:23	47:23	0	1.001	895894	160620	178	445	902	1.27(1.05-1.43)	
PCB-188L											
405.8428	37:23	37:23	0	0.821	1968403	392961	100	250	3930		
407.8398	37:23	37:23	0	0.821	1857547	383130	38	95	10082	1.06(0.89-1.21)	

Signal	RT (min.)	Adj RT (min.)	Sec.	REL RT	Area	Height	Avg Noise	EDL Height	S/N	Ratio(Limits)	Flags
PCB-178L											
405.8428	40:25	40:25	0	0.888	699958	141787	100	250	1418		
407.8398	40:25	40:25	0	0.888	657325	131454	38	95	3459	1.06(0.89-1.21)	
PCB-180L											
405.8428	45:32	45:32	0		1431087	277823	100	250	2778		
407.8398	45:32	45:32	0		1333408	264587	38	95	6963	1.07(0.89-1.21)	
PCB-170L											
405.8428	46:47	46:47	0	1.027	1142016	217023	100	250	2170		
407.8398	46:47	46:47	0	1.027	1046961	202595	38	95	5331	1.09(0.89-1.21)	
PCB-189L											
405.8428	49:54	49:54	0	1.096	2404528	461669	373	932	1238		
407.8398	49:54	49:54	0	1.096	2277987	436610	364	910	1199	1.06(0.89-1.21)	
PCB-188											
393.8025	37:24	37:24	0	1.001	1121651	229649	14	35	16404		
395.7995	37:24	37:24	-1	1.000	1072056	215151	11	27	19559	1.05(0.89-1.21)	
PCB-179											
393.8025	37:44	37:44	0	1.009	1033671	204485	14	35	14606		
395.7995	37:44	37:44	0	1.009	987283	196490	11	27	17863	1.05(0.89-1.21)	
PCB-184											
393.8025	38:16	38:16	0	1.024	1025336	210576	14	35	15041		
395.7995	38:16	38:16	0	1.024	999811	204363	11	27	18578	1.03(0.89-1.21)	
PCB-176											
393.8025	38:36	38:36	0	1.033	1116672	221487	14	35	15821		
395.7995	38:36	38:36	0	1.033	1065395	213169	11	27	19379	1.05(0.89-1.21)	
PCB-186											
393.8025	39:04	39:04	0	1.045	1044905	207656	14	35	14833		
395.7995	39:04	39:04	0	1.045	995486	197640	11	27	17967	1.05(0.89-1.21)	
PCB-178											
393.8025	40:27	40:27	0	1.082	757652	154309	14	35	11022		
395.7995	40:27	40:27	0	1.082	727160	145014	11	27	13183	1.04(0.89-1.21)	
PCB-175											
393.8025	41:05	41:05	0	1.099	776532	154453	14	35	11032		
395.7995	41:05	41:05	0	1.099	740060	146930	11	27	13357	1.05(0.89-1.21)	
PCB-187											
393.8025	41:22	41:22	0	1.107	819866	159925	14	35	11423		
395.7995	41:22	41:22	0	1.107	768602	151013	11	27	13728	1.07(0.89-1.21)	
PCB-182											
393.8025	41:34	41:34	0	1.112	856351	169172	14	35	12084		
395.7995	41:34	41:34	0	1.112	798894	155121	11	27	14102	1.07(0.89-1.21)	
PCB-183											Ma
393.8025	41:59	41:59	0	1.123	1643156	172011	14	35	12287		M
395.7995	41:59	41:59	0	1.123	1576497	169861	11	27	15442	1.04(0.89-1.21)	
PCB-185 (C183)											Ma
393.8025	41:59	41:59	0	1.123	1643156	172011	14	35	12287		M
395.7995	41:59	41:59	0	1.123	1576497	169861	11	27	15442	1.04(0.89-1.21)	

Signal	RT (min.)	Adj RT (min.)	Sec.	REL RT	Area	Height	Avg Noise	EDL Height	S/N	Ratio(Limits)	Flags
PCB-174											
393.8025	42:12	42:12	0	1.129	699661	137817	14	35	9844		
395.7995	42:12	42:12	0	1.129	665410	134647	11	27	12241	1.05(0.89-1.21)	
PCB-177											Ma
393.8025	42:39	42:39	0	1.141	677387	133718	14	35	9551		M
395.7995	42:39	42:39	0	1.141	651318	124187	11	27	11290	1.04(0.89-1.21)	
PCB-181											
393.8025	43:02	43:02	0	1.151	802641	156487	14	35	11178		
395.7995	43:02	43:02	0	1.151	765933	150303	11	27	13664	1.05(0.89-1.21)	
PCB-171											
393.8025	43:16	43:16	0	1.157	1380286	234681	14	35	16763		
395.7995	43:16	43:16	0	1.157	1324014	224451	11	27	20405	1.04(0.89-1.21)	
PCB-173 (C171)											
393.8025	43:16	43:16	0	1.157	1380286	234681	14	35	16763		
395.7995	43:16	43:16	0	1.157	1324014	224451	11	27	20405	1.04(0.89-1.21)	
PCB-172											
393.8025	44:54	44:54	0	0.900	710713	135442	14	35	9674		
395.7995	44:54	44:54	-1	0.900	674354	129956	11	27	11814	1.05(0.89-1.21)	
PCB-192											
393.8025	45:11	45:11	0	0.905	951763	187182	14	35	13370		
395.7995	45:11	45:11	0	0.905	902667	178953	11	27	16268	1.05(0.89-1.21)	
PCB-180											
393.8025	45:30	45:30	0	0.912	1770418	231004	14	35	16500		
395.7995	45:30	45:30	0	0.912	1702750	224515	11	27	20410	1.04(0.89-1.21)	
PCB-193 (C180)											
393.8025	45:30	45:30	0	0.912	1770418	231004	14	35	16500		
395.7995	45:30	45:30	0	0.912	1702750	224515	11	27	20410	1.04(0.89-1.21)	
PCB-191											
393.8025	45:55	45:55	0	0.920	1012747	196798	14	35	14057		
395.7995	45:55	45:55	0	0.920	949908	182708	11	27	16610	1.07(0.89-1.21)	
PCB-170											
393.8025	46:48	46:48	0	0.938	699545	131586	14	35	9399		
395.7995	46:48	46:48	0	0.938	684328	130599	11	27	11873	1.02(0.89-1.21)	
PCB-190											
393.8025	47:20	47:20	0	0.949	984285	188877	14	35	13491		
395.7995	47:20	47:20	0	0.949	949900	181698	11	27	16518	1.04(0.89-1.21)	
PCB-189											
393.8025	49:56	49:56	0	1.001	1431682	274565	261	652	1052		
395.7995	49:56	49:56	0	1.001	1353310	258455	164	410	1576	1.06(0.89-1.21)	
PCB-202L											
439.8038	42:45	42:45	0	0.822	1383996	276879	4	10	69220		
441.8008	42:45	42:45	0	0.822	1534069	307201	28	70	10971	0.90(0.76-1.02)	
PCB-194L											
439.8038	52:01	52:01	0		1641161	309126	143	357	2162		
441.8008	52:02	52:01	1		1792186	343379	168	420	2044	0.92(0.76-1.02)	

Signal	RT (min.)	Adj RT (min.)	Sec.	REL RT	Area	Height	Avg Noise	EDL Height	S/N	Ratio(Limits)	Flags
PCB-205L											
439.8038	52:30	52:30	0	1.009	1958201	373712	143	357	2613		
441.8008	52:30	52:30	0	1.009	2178838	412719	168	420	2457	0.90(0.76-1.02)	
PCB-202											
427.7635	42:47	42:47	0	1.001	677794	134337	13	32	10334		
429.7606	42:47	42:47	0	1.001	750696	149103	14	35	10650	0.90(0.76-1.02)	
PCB-201											
427.7635	43:42	43:42	0	1.022	744275	147444	13	32	11342		
429.7606	43:42	43:42	0	1.022	822697	160243	14	35	11446	0.90(0.76-1.02)	
PCB-204											
427.7635	44:23	44:23	0	1.038	699346	138195	13	32	10630		
429.7606	44:23	44:23	0	1.038	781433	153768	14	35	10983	0.89(0.76-1.02)	
PCB-197											
427.7635	44:36	44:36	0	1.043	759529	146060	13	32	11235		
429.7606	44:36	44:36	0	1.043	846966	162350	14	35	11596	0.90(0.76-1.02)	
PCB-200											
427.7635	44:42	44:42	0	1.046	696678	140297	13	32	10792		
429.7606	44:42	44:42	0	1.046	770014	155285	14	35	11092	0.90(0.76-1.02)	
PCB-198											
427.7635	47:30	47:30	0	1.111	1019540	134076	13	32	10314		
429.7606	47:30	47:30	0	1.111	1124849	149051	14	35	10647	0.91(0.76-1.02)	
PCB-199 (C198)											
427.7635	47:30	47:30	0	1.111	1019540	134076	13	32	10314		
429.7606	47:30	47:30	0	1.111	1124849	149051	14	35	10647	0.91(0.76-1.02)	
PCB-196											
427.7635	48:10	48:10	0	0.918	547958	106695	13	32	8207		
429.7606	48:10	48:10	0	0.918	606684	119921	14	35	8566	0.90(0.76-1.02)	
PCB-203											
427.7635	48:22	48:22	0	0.921	572044	108697	13	32	8361		
429.7606	48:22	48:22	0	0.921	636666	123750	14	35	8839	0.90(0.76-1.02)	
PCB-195											
427.7635	49:42	49:42	0	0.947	723093	137985	126	315	1095		
429.7606	49:42	49:42	0	0.947	814392	153812	142	355	1083	0.89(0.76-1.02)	
PCB-194											
427.7635	52:03	52:03	0	0.992	855528	161487	126	315	1282		
429.7606	52:02	52:03	-1	0.991	946264	177614	142	355	1251	0.90(0.76-1.02)	
PCB-205											
427.7635	52:31	52:31	0	1.000	1109578	209882	126	315	1666		
429.7606	52:31	52:31	-1	1.000	1230817	231735	142	355	1632	0.90(0.76-1.02)	
PCB-208L											
473.7648	49:26	49:26	0	0.951	1641365	321465	357	892	900		
475.7619	49:26	49:26	0	0.951	2117846	411227	522	1305	788	0.78(0.65-0.89)	
PCB-206L											
473.7648	54:15	54:15	0	1.043	1320477	252202	357	892	706		
475.7619	54:15	54:15	0	1.043	1617899	301407	522	1305	577	0.82(0.65-0.89)	

Signal	RT (min.)	Adj RT (min.)	Sec.	REL RT	Area	Height	Avg Noise	EDL Height	S/N	Ratio(Limits)	Flags
PCB-208											
461.7246	49:28	49:28	0	1.001	869939	170668	128	320	1333		
463.7216	49:28	49:28	0	1.001	1104099	215429	287	717	751	0.79(0.65-0.89)	
PCB-207											
461.7246	50:24	50:24	0	1.019	920085	174219	128	320	1361		
463.7216	50:24	50:24	0	1.019	1183948	227092	287	717	791	0.78(0.65-0.89)	
PCB-206											
461.7246	54:17	54:17	0	1.000	709208	131431	128	320	1027		
463.7216	54:17	54:17	0	1.000	886569	165650	287	717	577	0.80(0.65-0.89)	
PCB-209L											
507.7258	55:55	55:55	0	1.075	1356387	243133	65	162	3741		
509.7229	55:55	55:55	0	1.075	1905377	332691	60	150	5545	0.71(0.59-0.79)	
DCB Decachlorobiphenyl											
495.6856	55:56	55:56	0	1.000	767130	133283	21	52	6347		
497.6826	55:56	55:56	0	1.000	1089843	187741	13	32	14442	0.70(0.59-0.79)	

QC Flag Legend

Review Flags

M - Manually Integrated

a - User Assigned ID

Reagents:

61CV1668CS3_00006 Amount Added: 20.00 Units: uL

Eurofins TestAmerica, Knoxville

Data File:	\\chromna\Knoxville\ChromData\D3D\20190813-12717.b\d4190821i4.d		
Injection Date:	21-Aug-2019 17:01:00	Injection Vol:	1.0 ul
Instrument ID:	D3D	Operator ID:	Xcalibur_System
Method:	PCBs_D3D	Limit Group:	HR - 1668A - ICAL
Client ID:			
Worklist#:	33168	Sample Line#:	4
Column Type:	SPB-Octyl	Column Dia:	0.25 mm

MoPCB F1

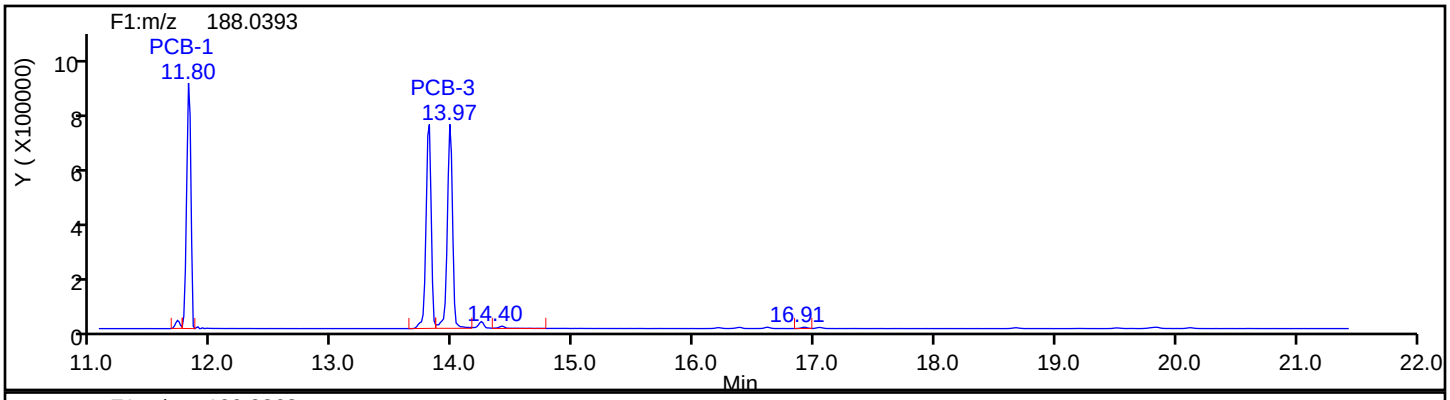

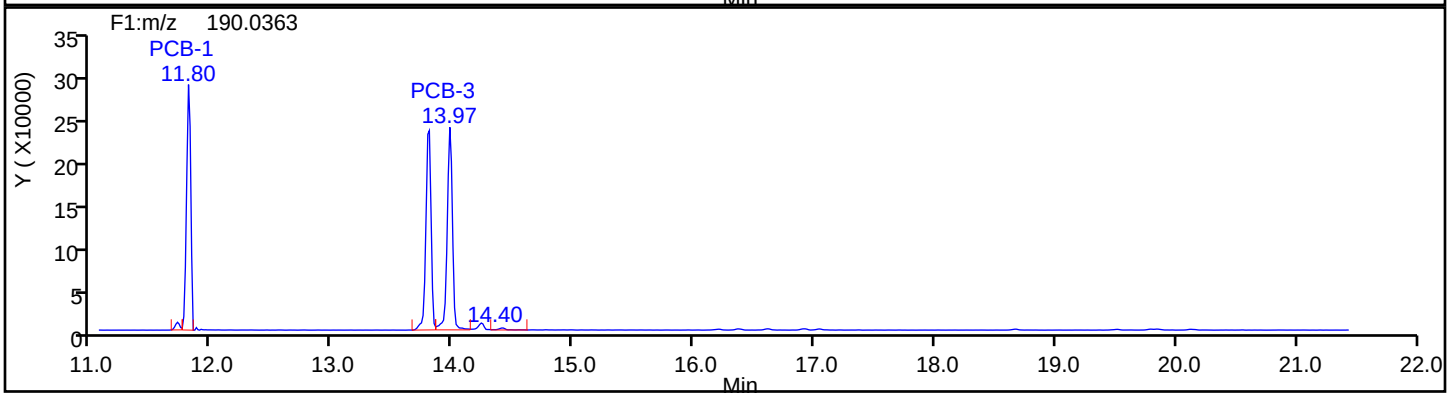

MoPCB F1 Standards

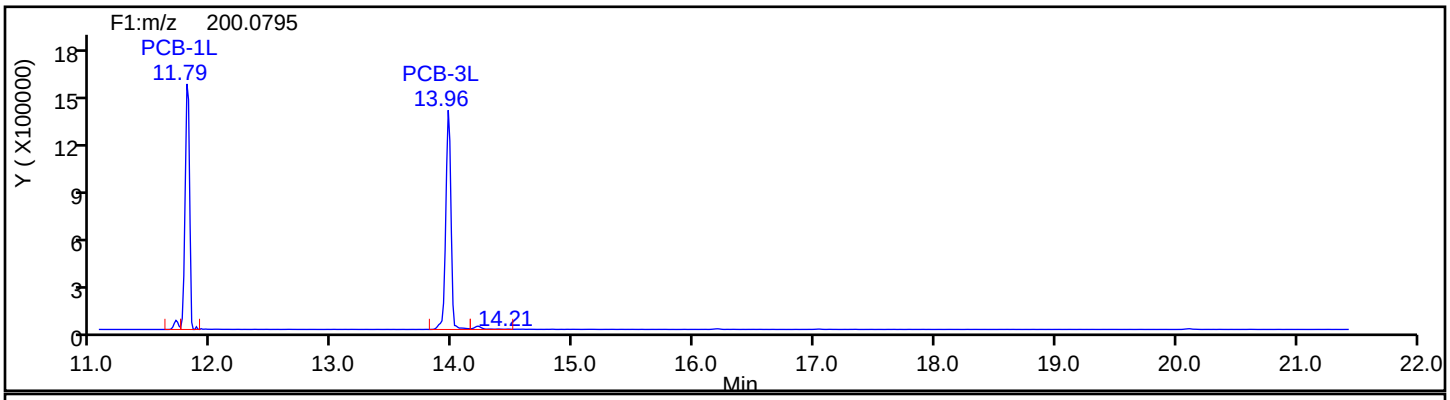

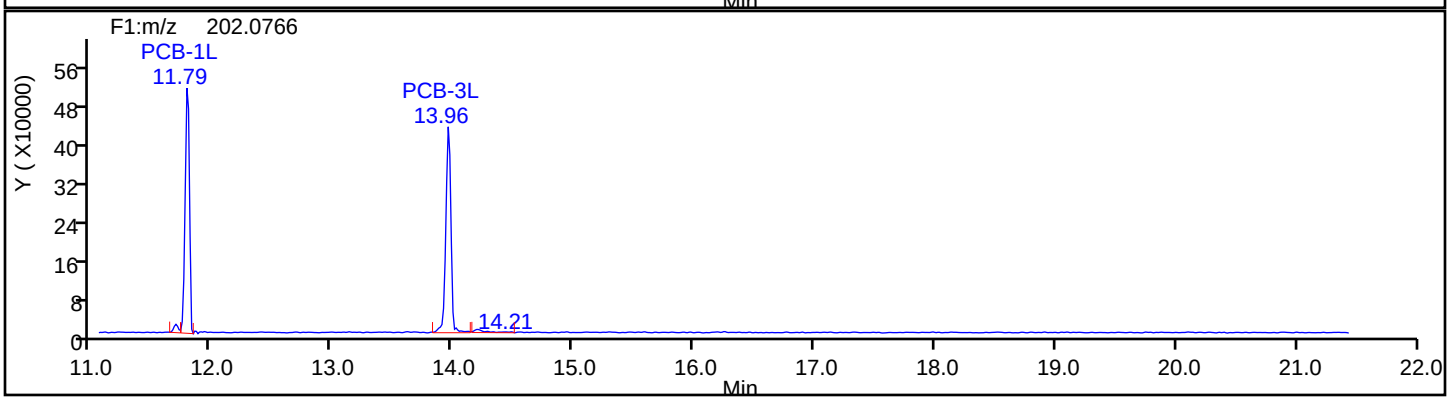

Eurofins TestAmerica, Knoxville

Data File:	\\chromna\Knoxville\ChromData\D3D\20190813-12717.b\d4190821i4.d		
Injection Date:	21-Aug-2019 17:01:00	Injection Vol:	1.0 ul
Instrument ID:	D3D	Operator ID:	Xcalibur_System
Method:	PCBs_D3D	Limit Group:	HR - 1668A - ICAL
Client ID:			
Worklist#:	33168	Sample Line#:	4
Column Type:	SPB-Octyl	Column Dia:	0.25 mm

MoPCB F1

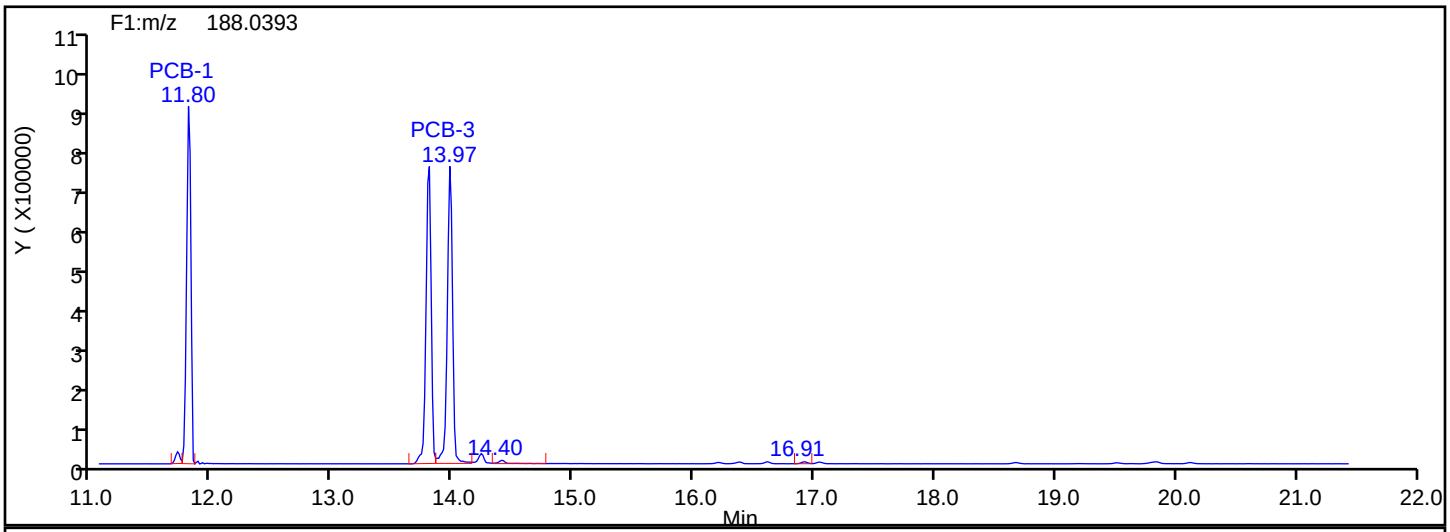

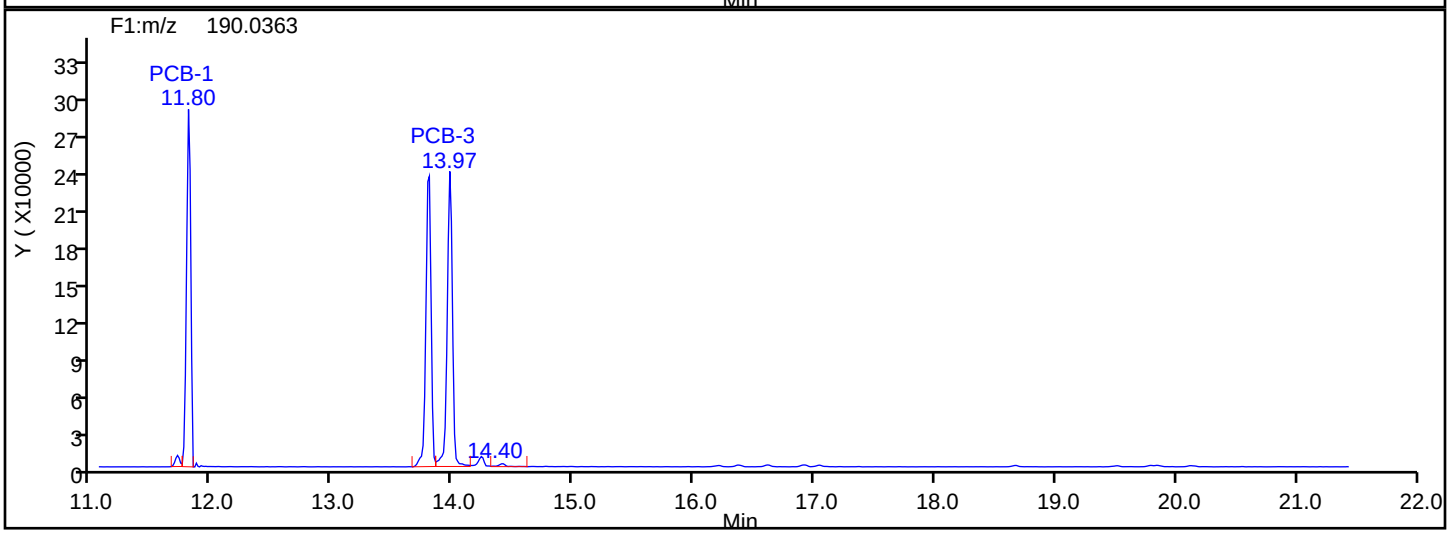

MoPCB F1 Lock Mass

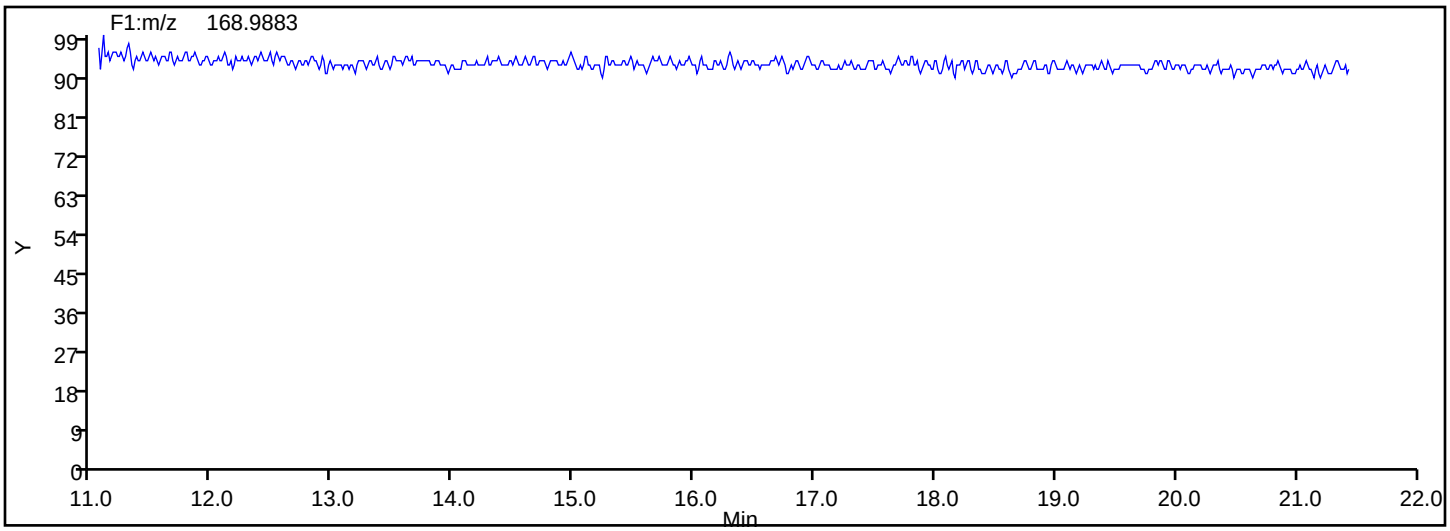

Manual Integration/User Assign Peak Report

Eurofins TestAmerica, Knoxville

Data File: \\chromna\Knoxville\ChromData\D3D\20190813-12717.b\d4190821i4.d
Injection Date: 21-Aug-2019 17:01:00 Instrument ID: D3D
Lims ID: IC L4
Client ID:
Operator ID: Xcalibur_System ALS Bottle#: 0 Worklist Smp#: 4
Injection Vol: 1.0 ul Dil. Factor: 1.0000
Method: PCBs_D3D Limit Group: HR - 1668A - ICAL
Column: SPB-Octyl (0.25 mm) Detector F1(11.07 :21.70)

PCB-1L, CAS: 234432-85-0

Signal: 2

Processing Integration Results

RT: 11.79
Area: 1327810
Amount: 103.8075
Amount Units: pg/ul

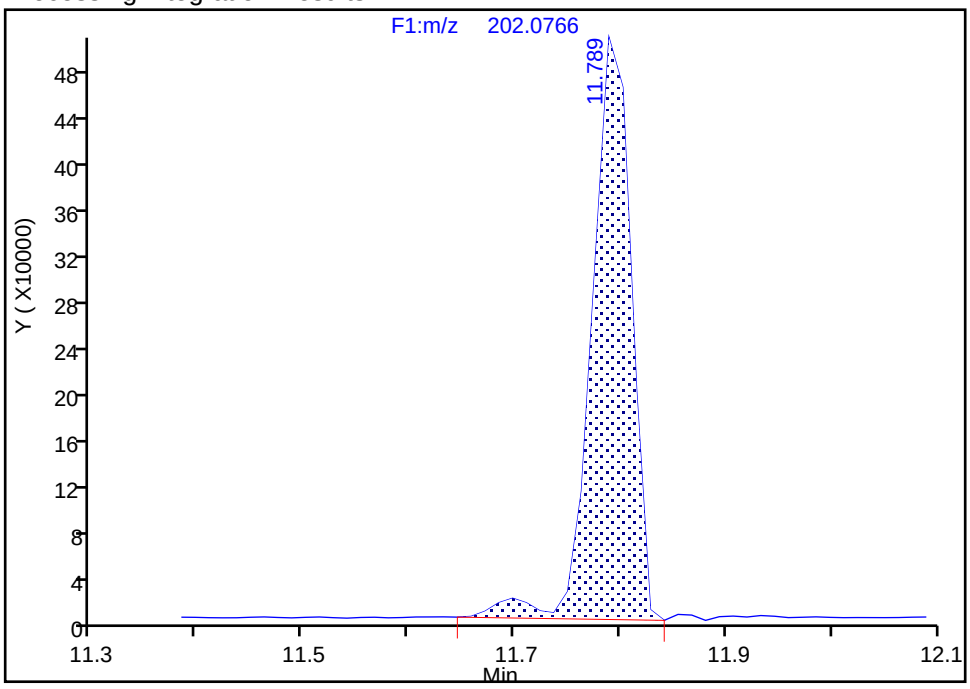

Manual Integration Results

RT: 11.79
Area: 1281463
Amount: 103.1688
Amount Units: pg/ul

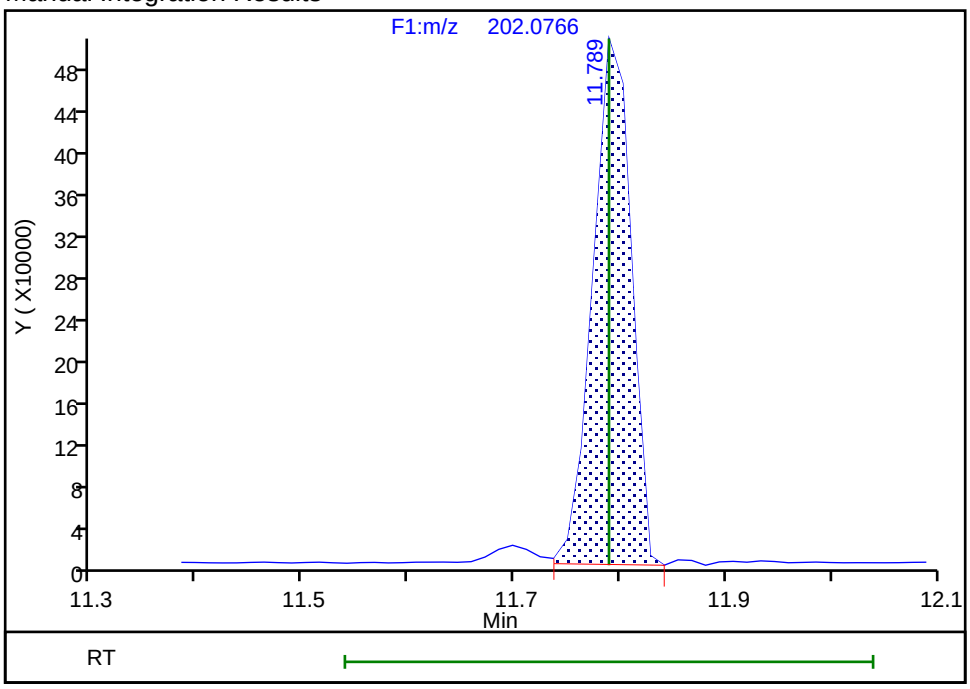

Reviewer: mcwhirterl, 21-Aug-2019 20:52:00
Audit Action: Marked Compound Undetected Audit Reason: Invalid Compound ID

Manual Integration/User Assign Peak Report

Eurofins TestAmerica, Knoxville

Data File: \\chromna\Knoxville\ChromData\D3D\20190813-12717.b\d4190821i4.d
Injection Date: 21-Aug-2019 17:01:00 Instrument ID: D3D
Lims ID: IC L4
Client ID:
Operator ID: Xcalibur_System ALS Bottle#: 0 Worklist Smp#: 4
Injection Vol: 1.0 ul Dil. Factor: 1.0000
Method: PCBs_D3D Limit Group: HR - 1668A - ICAL
Column: SPB-Octyl (0.25 mm) Detector F1(11.07 :21.70)

PCB-1L, CAS: 234432-85-0

Signal: 3

Processing Integration Results

RT: 11.79
Area: 5211884
Amount: 103.8075
Amount Units: pg/ul

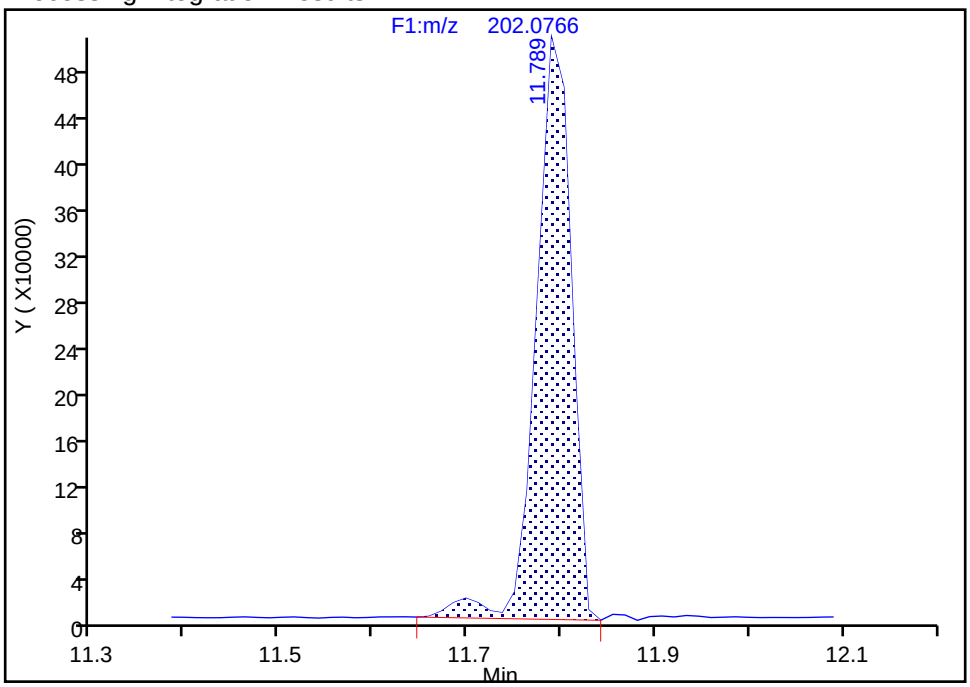

Manual Integration Results

RT: 11.79
Area: 5165537
Amount: 103.1688
Amount Units: pg/ul
Reviewer: mcwhirterl, 21-Aug-2019 20:52:00
Audit Action: Marked Compound Undetected Audit Reason: Invalid Compound ID

Manual Integration/User Assign Peak Report

Eurofins TestAmerica, Knoxville

Data File: \\chromna\Knoxville\ChromData\D3D\20190813-12717.b\d4190821i4.d
Injection Date: 21-Aug-2019 17:01:00 Instrument ID: D3D
Lims ID: IC L4
Client ID:
Operator ID: Xcalibur_System ALS Bottle#: 0 Worklist Smp#: 4
Injection Vol: 1.0 ul Dil. Factor: 1.0000
Method: PCBs_D3D Limit Group: HR - 1668A - ICAL
Column: SPB-Octyl (0.25 mm) Detector F1(11.07 :21.70)

PCB-1L, CAS: 234432-85-0

Signal: 1

Processing Integration Results

RT: 11.79
Area: 3884074
Amount: 103.8075
Amount Units: pg/ul

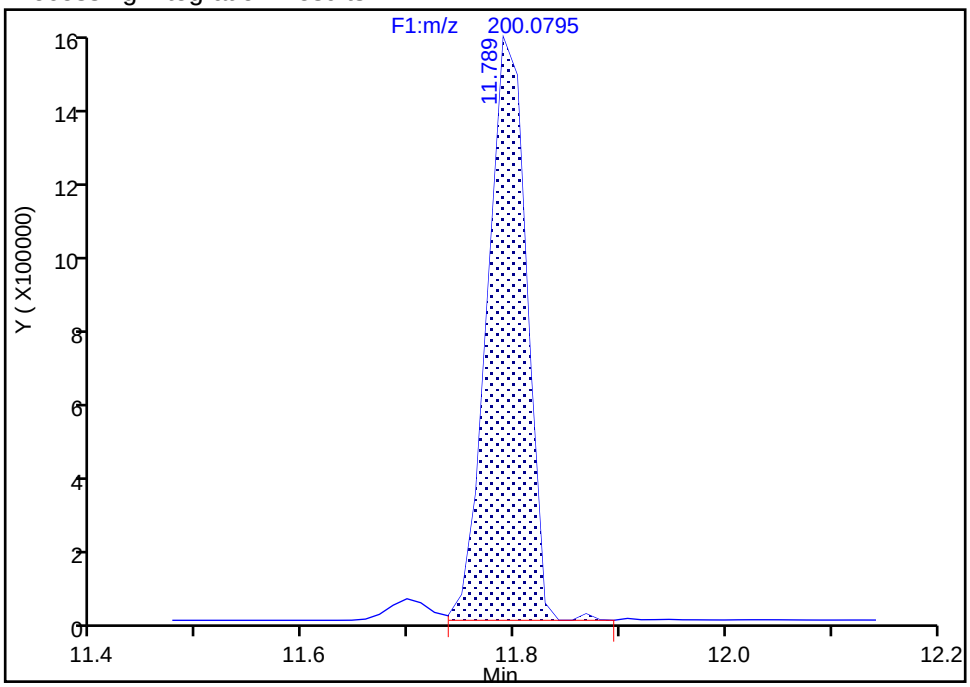

Manual Integration Results

RT: 11.79
Area: 3884074
Amount: 103.1688
Amount Units: pg/ul

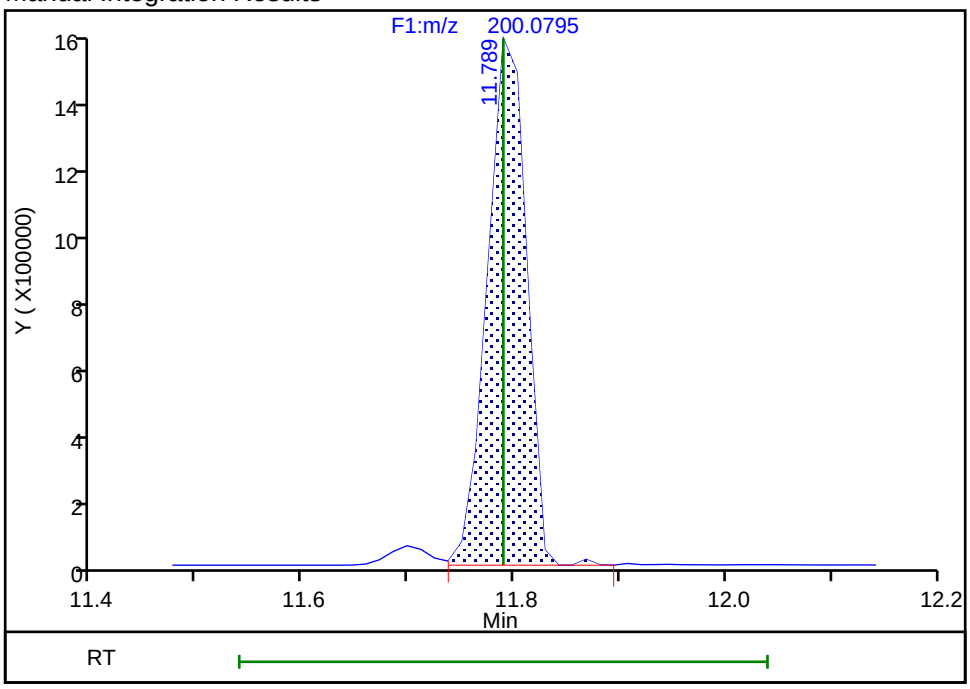

Reviewer: mcwhirterl, 21-Aug-2019 20:52:02
Audit Action: Manually Integrated/Assigned Compound ID Audit Reason: Split Peak

Eurofins TestAmerica, Knoxville

Data File:	\\chromna\Knoxville\ChromData\D3D\20190813-12717.b\d4190821i4.d		
Injection Date:	21-Aug-2019 17:01:00	Injection Vol:	1.0 ul
Instrument ID:	D3D	Operator ID:	Xcalibur_System
Method:	PCBs_D3D	Limit Group:	HR - 1668A - ICAL
Client ID:			
Worklist#:	33168	Sample Line#:	4
Column Type:	SPB-Octyl	Column Dia:	0.25 mm

DiPCB F1

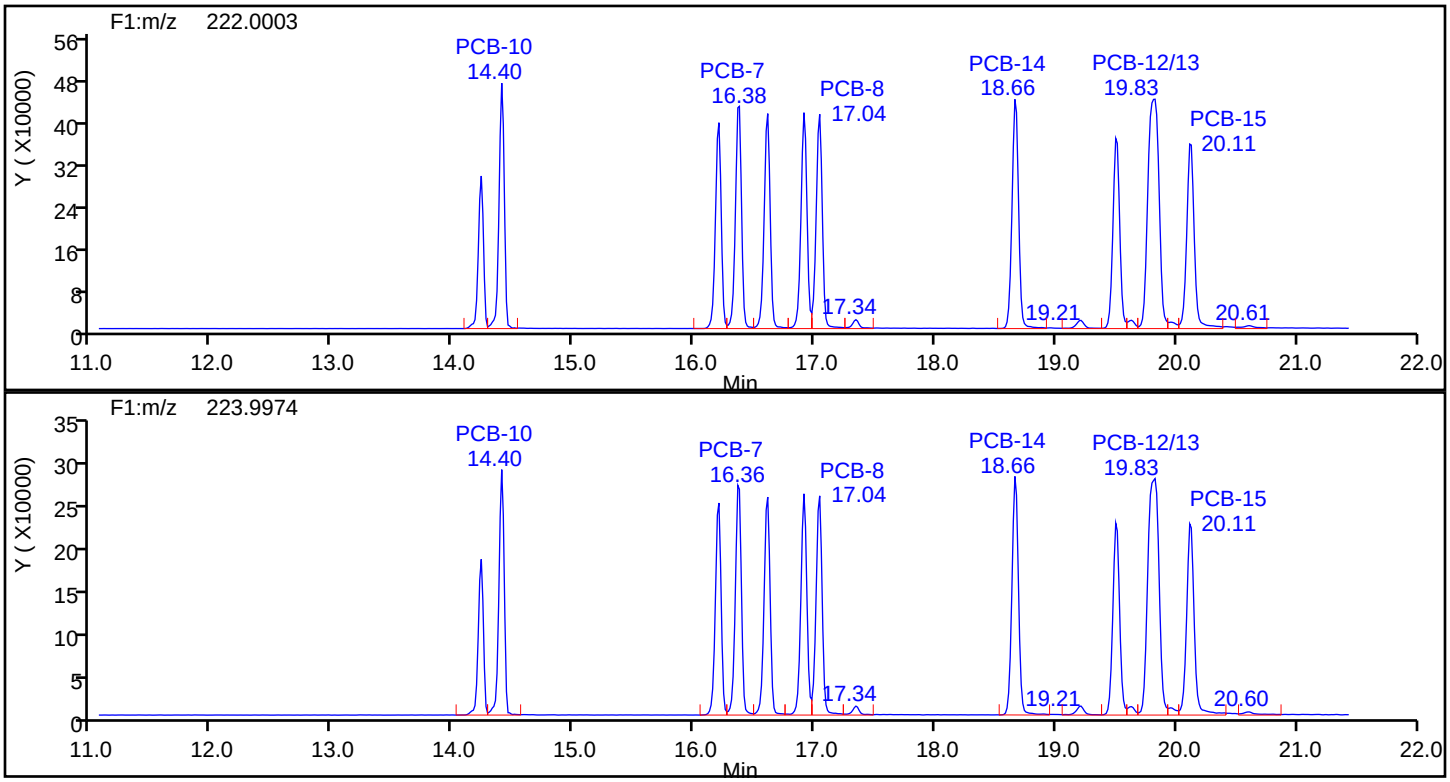

DiPCB F1 Standards

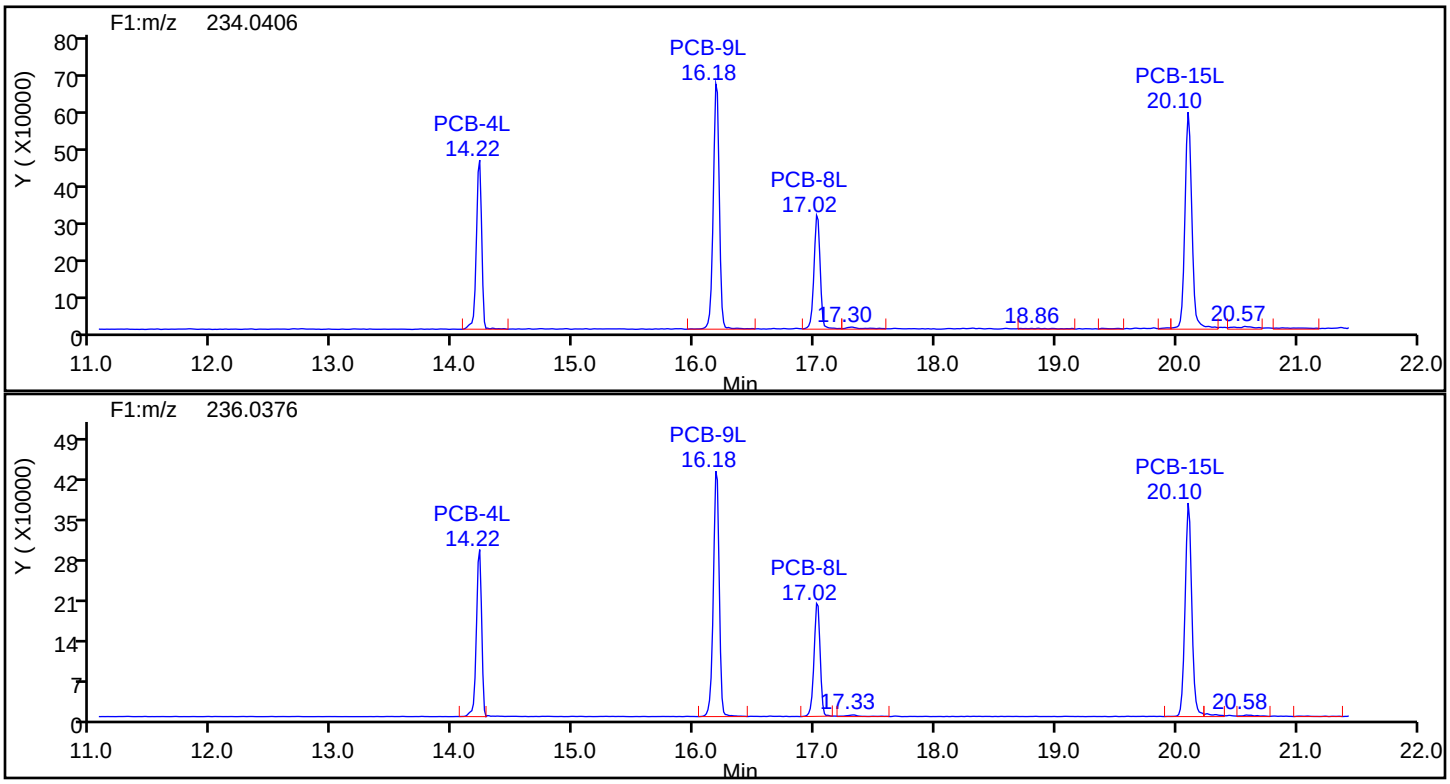

Eurofins TestAmerica, Knoxville

Data File:	\\chromna\Knoxville\ChromData\D3D\20190813-12717.b\d4190821i4.d		
Injection Date:	21-Aug-2019 17:01:00	Injection Vol:	1.0 ul
Instrument ID:	D3D	Operator ID:	Xcalibur_System
Method:	PCBs_D3D	Limit Group:	HR - 1668A - ICAL
Client ID:			
Worklist#:	33168	Sample Line#:	4
Column Type:	SPB-Octyl	Column Dia:	0.25 mm

DiPCB F1

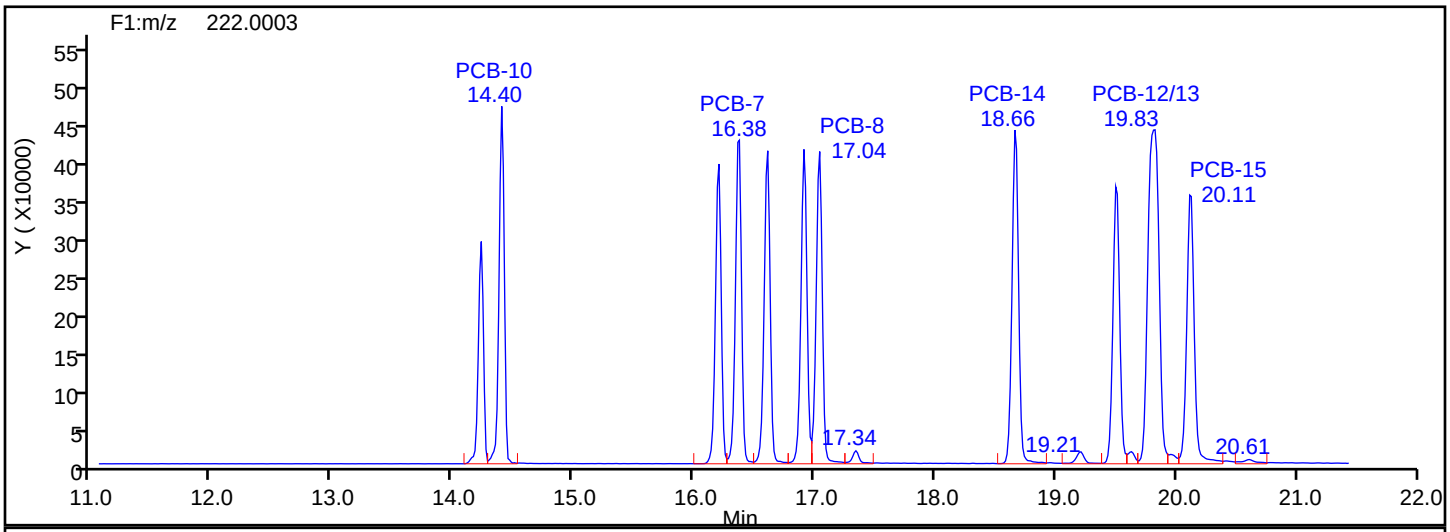

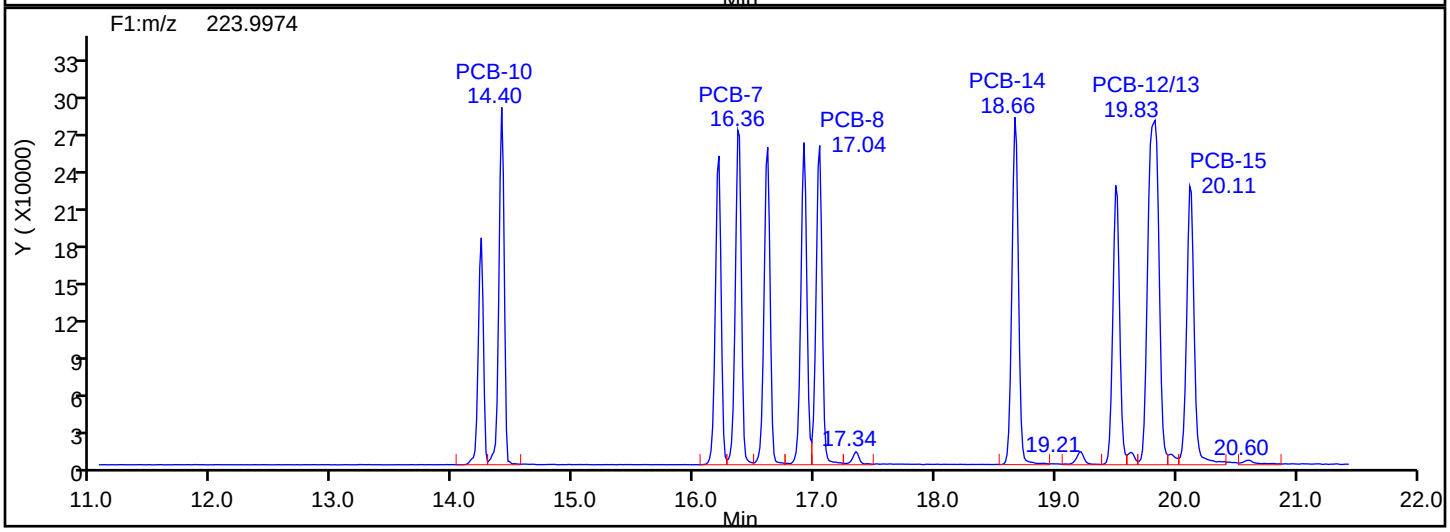

DiPCB F1 Lock Mass

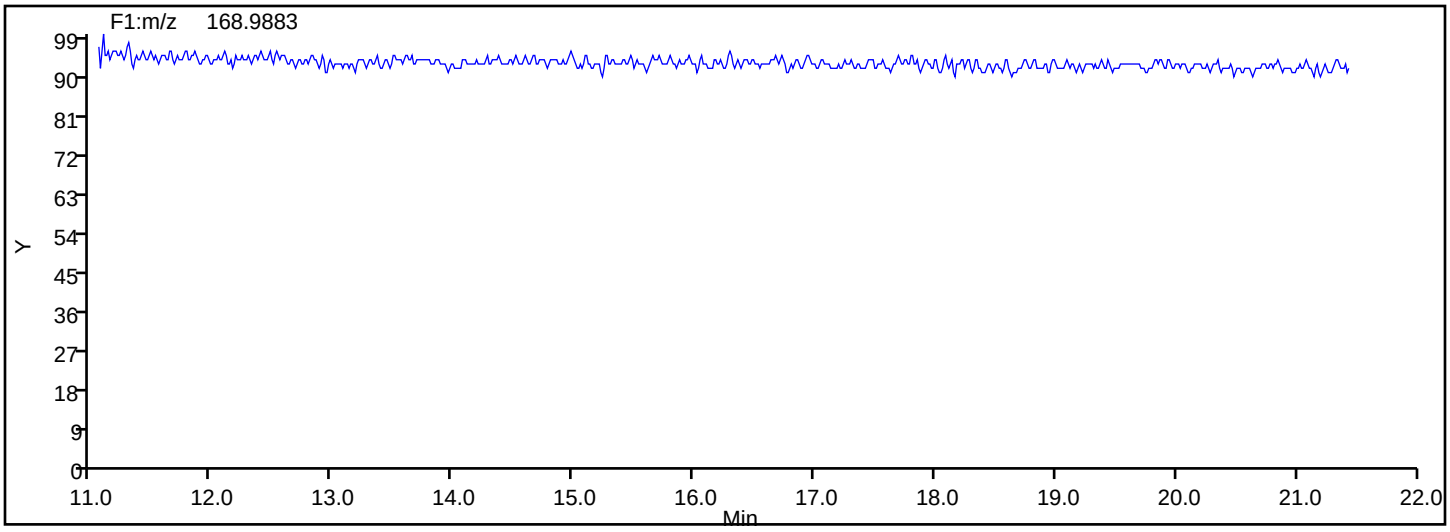

Manual Integration/User Assign Peak Report

Eurofins TestAmerica, Knoxville

Data File: \\chromna\Knoxville\ChromData\D3D\20190813-12717.b\d4190821i4.d
Injection Date: 21-Aug-2019 17:01:00 Instrument ID: D3D
Lims ID: IC L4
Client ID:
Operator ID: Xcalibur_System ALS Bottle#: 0 Worklist Smp#: 4
Injection Vol: 1.0 ul Dil. Factor: 1.0000
Method: PCBs_D3D Limit Group: HR - 1668A - ICAL
Column: SPB-Octyl (0.25 mm) Detector F1(11.07 :21.70)

PCB-12/13, CAS: STL01797

Signal: 2

Processing Integration Results

RT: 19.83
Area: 1788831
Amount: 93.125608
Amount Units: pg/ul

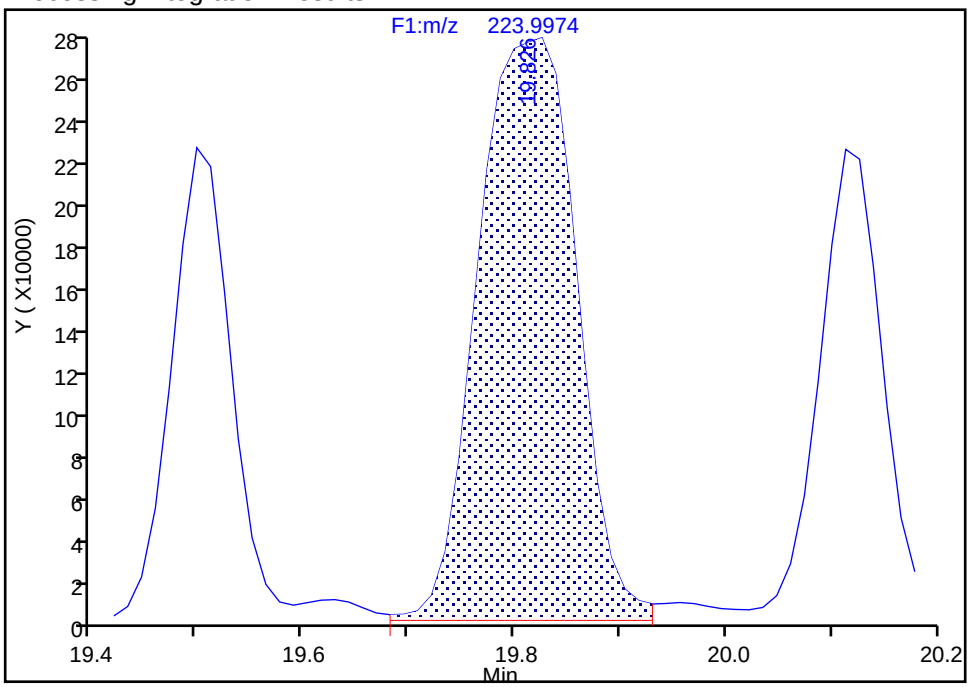

Manual Integration Results

RT: 19.83
Area: 1788831
Amount: 91.309244
Amount Units: pg/ul

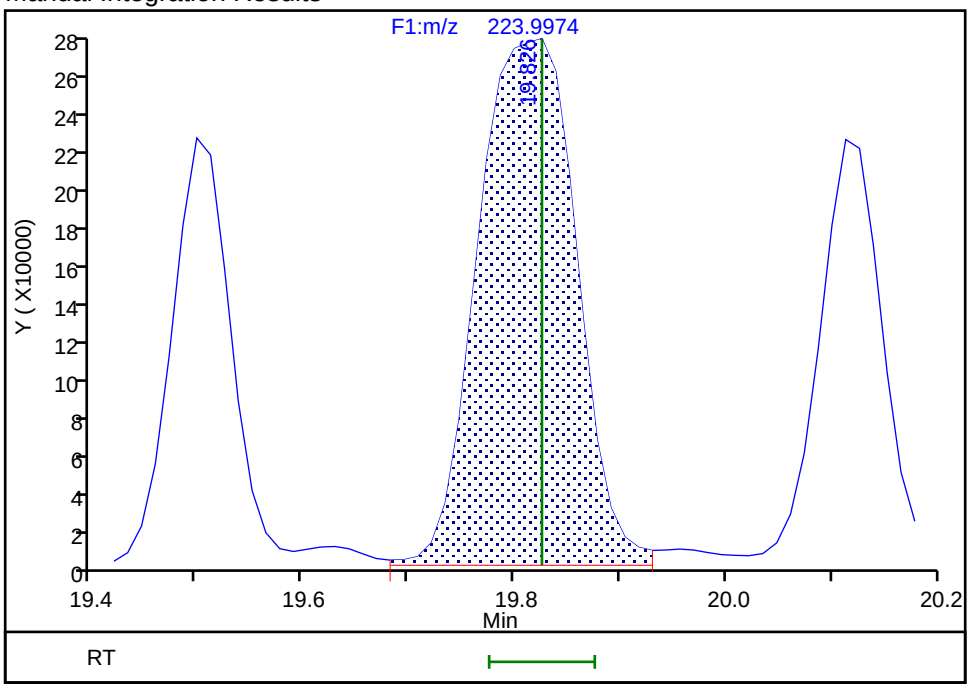

Reviewer: mcwhirterl, 21-Aug-2019 20:52:30
Audit Action: Marked Compound Undetected Audit Reason: Invalid Compound ID

Manual Integration/User Assign Peak Report

Eurofins TestAmerica, Knoxville

Data File: \\chromna\Knoxville\ChromData\D3D\20190813-12717.b\d4190821i4.d
Injection Date: 21-Aug-2019 17:01:00 Instrument ID: D3D
Lims ID: IC L4
Client ID:
Operator ID: Xcalibur_System ALS Bottle#: 0 Worklist Smp#: 4
Injection Vol: 1.0 ul Dil. Factor: 1.0000
Method: PCBs_D3D Limit Group: HR - 1668A - ICAL
Column: SPB-Octyl (0.25 mm) Detector F1(11.07 :21.70)

PCB-12/13, CAS: STL01797

Signal: 3

Processing Integration Results

RT: 19.83
Area: 4677751
Amount: 93.125608
Amount Units: pg/ul

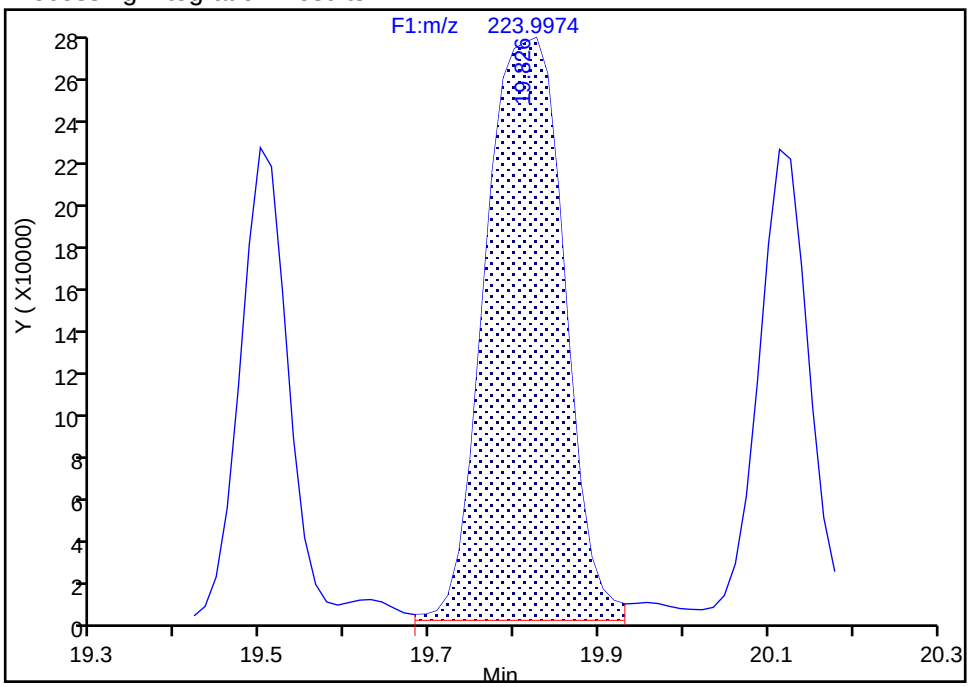

Manual Integration Results

RT: 19.83
Area: 4620819
Amount: 91.309244
Amount Units: pg/ul
Reviewer: mcwhirterl, 21-Aug-2019 20:52:30
Audit Action: Marked Compound Undetected Audit Reason: Invalid Compound ID

Manual Integration/User Assign Peak Report

Eurofins TestAmerica, Knoxville

Data File: \\chromna\Knoxville\ChromData\D3D\20190813-12717.b\d4190821i4.d
Injection Date: 21-Aug-2019 17:01:00 Instrument ID: D3D
Lims ID: IC L4
Client ID:
Operator ID: Xcalibur_System ALS Bottle#: 0 Worklist Smp#: 4
Injection Vol: 1.0 ul Dil. Factor: 1.0000
Method: PCBs_D3D Limit Group: HR - 1668A - ICAL
Column: SPB-Octyl (0.25 mm) Detector F1(11.07 :21.70)

PCB-12/13, CAS: STL01797

Signal: 1

Processing Integration Results

RT: 19.83
Area: 2888920
Amount: 93.125608
Amount Units: pg/ul

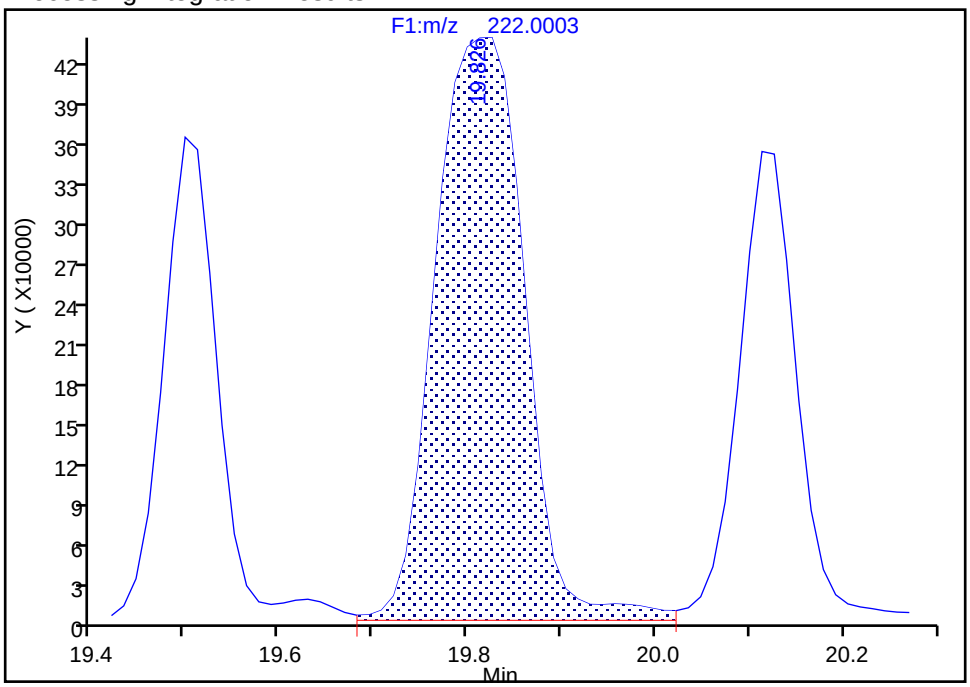

Manual Integration Results

RT: 19.83
Area: 2831988
Amount: 91.309244
Amount Units: pg/ul

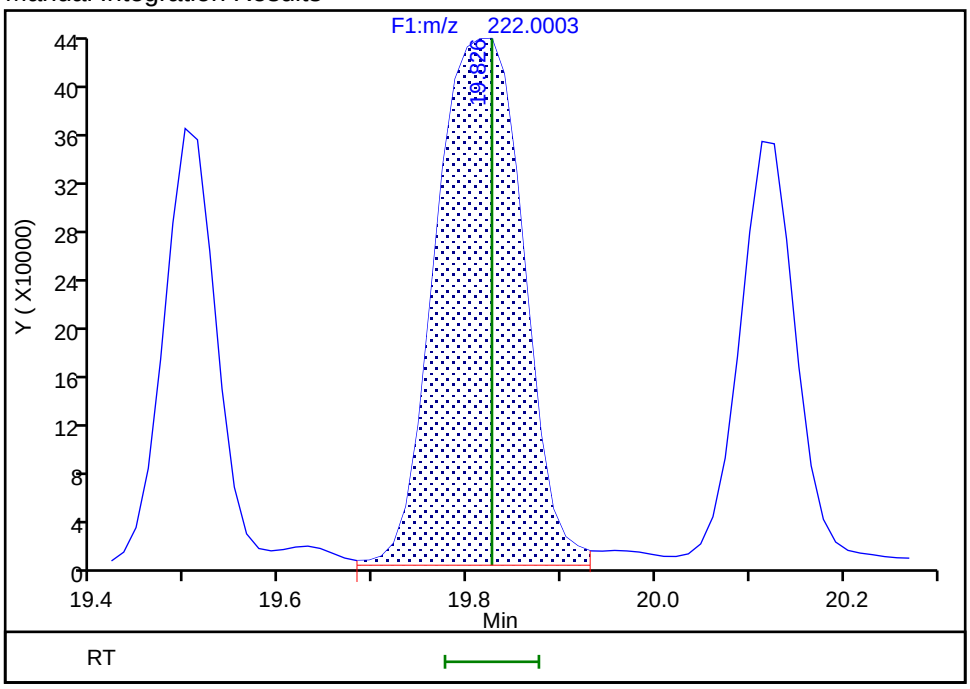

Reviewer: mcwhirterl, 21-Aug-2019 20:52:31
Audit Action: Manually Integrated/Assigned Compound ID Audit Reason: Split Peak

Eurofins TestAmerica, Knoxville

Data File:	\\chromna\Knoxville\ChromData\D3D\20190813-12717.b\d4190821i4.d		
Injection Date:	21-Aug-2019 17:01:00	Injection Vol:	1.0 ul
Instrument ID:	D3D	Operator ID:	Xcalibur_System
Method:	PCBs_D3D	Limit Group:	HR - 1668A - ICAL
Client ID:			
Worklist#:	33168	Sample Line#:	4
Column Type:	SPB-Octyl	Column Dia:	0.25 mm

TriPCB F1

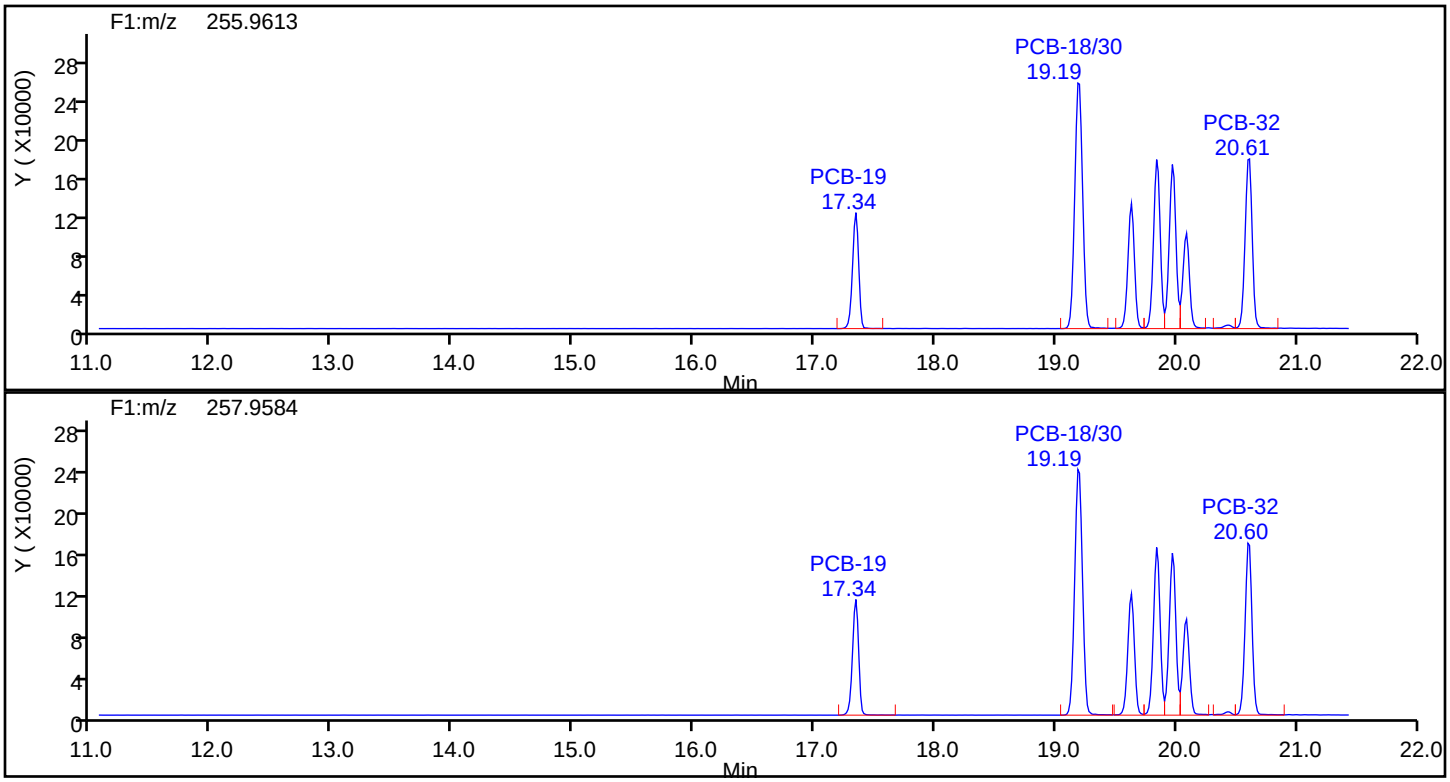

TriPCB F1 Standards

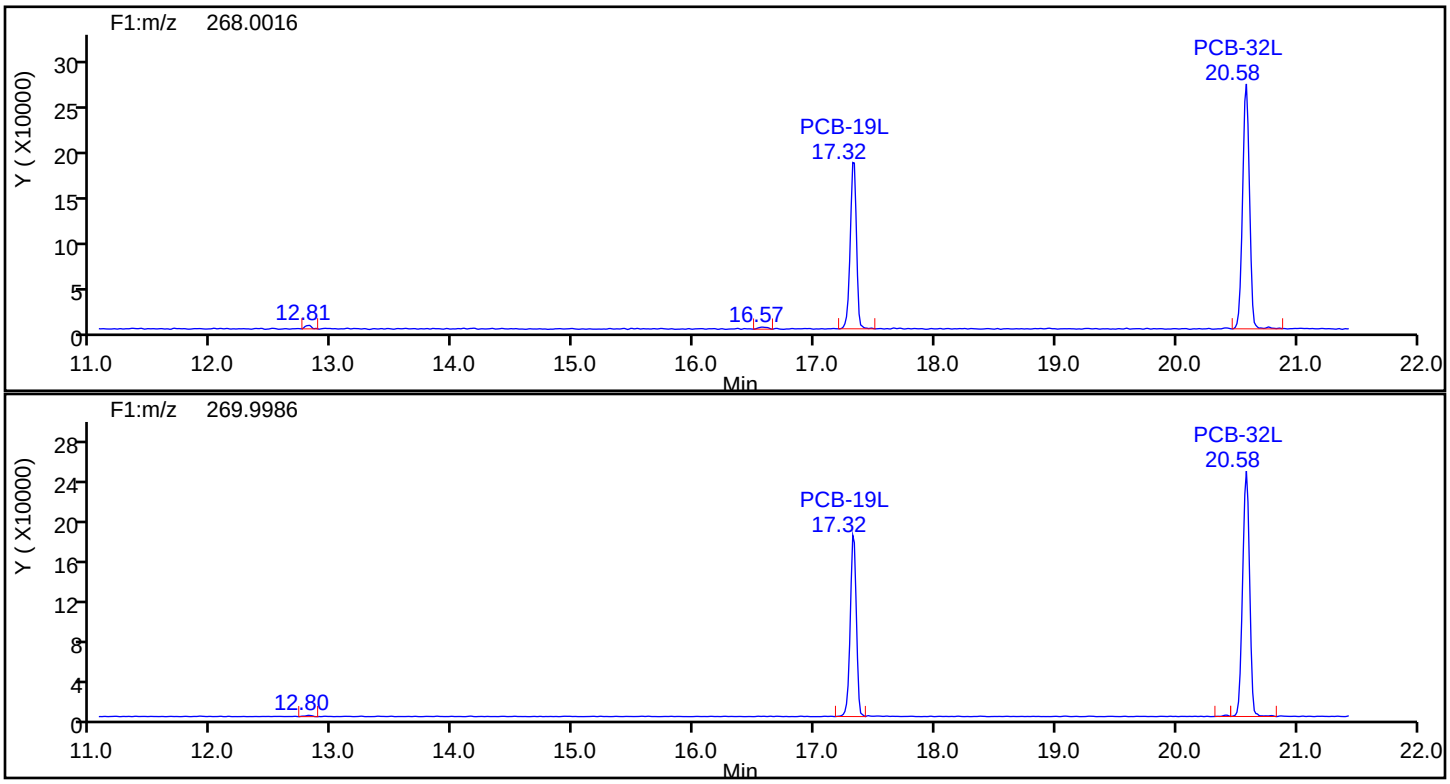

Eurofins TestAmerica, Knoxville

Data File:	\\chromna\Knoxville\ChromData\D3D\20190813-12717.b\d4190821i4.d		
Injection Date:	21-Aug-2019 17:01:00	Injection Vol:	1.0 ul
Instrument ID:	D3D	Operator ID:	Xcalibur_System
Method:	PCBs_D3D	Limit Group:	HR - 1668A - ICAL
Client ID:			
Worklist#:	33168	Sample Line#:	4
Column Type:	SPB-Octyl	Column Dia:	0.25 mm

TriPCB F1

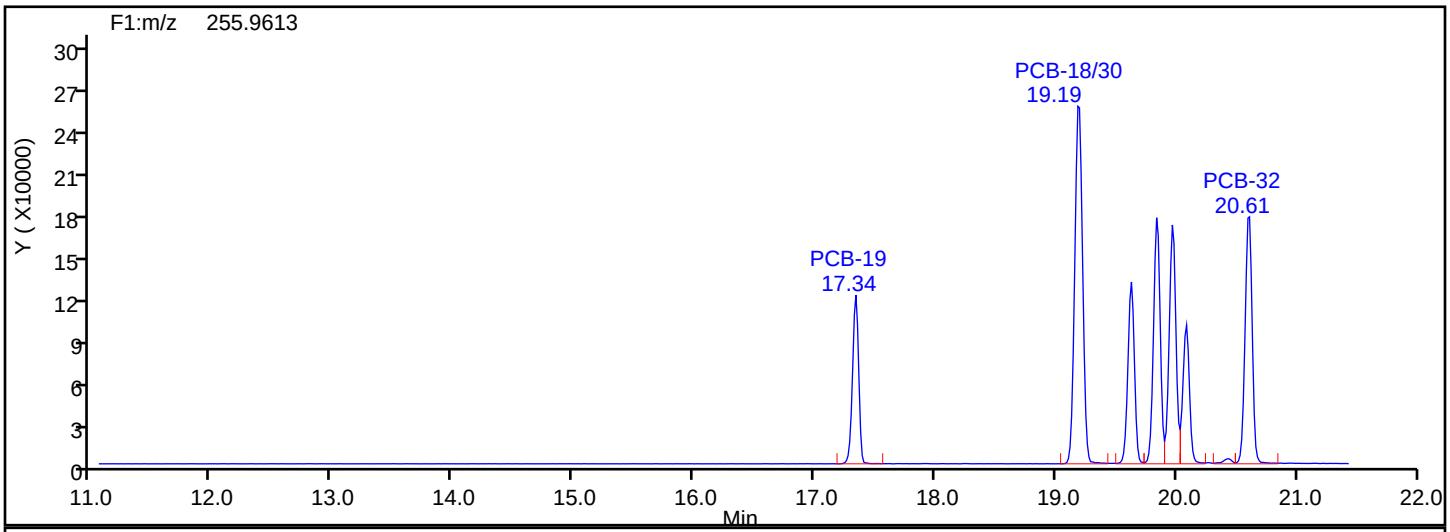

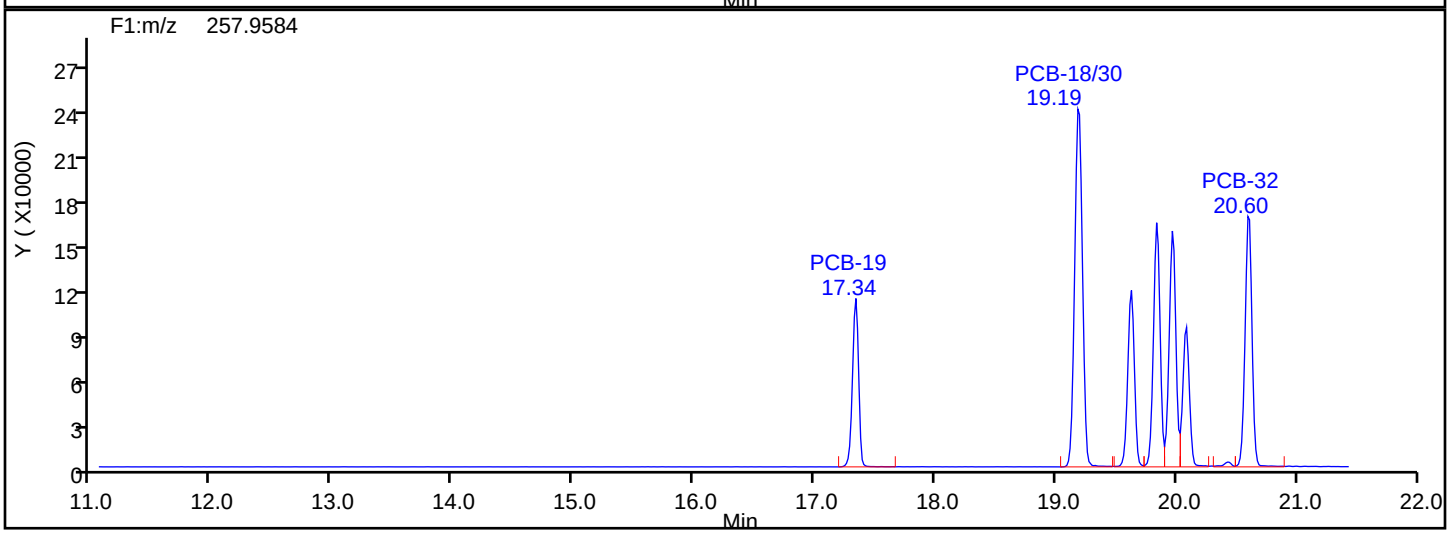

TriPCB F1 Lock Mass

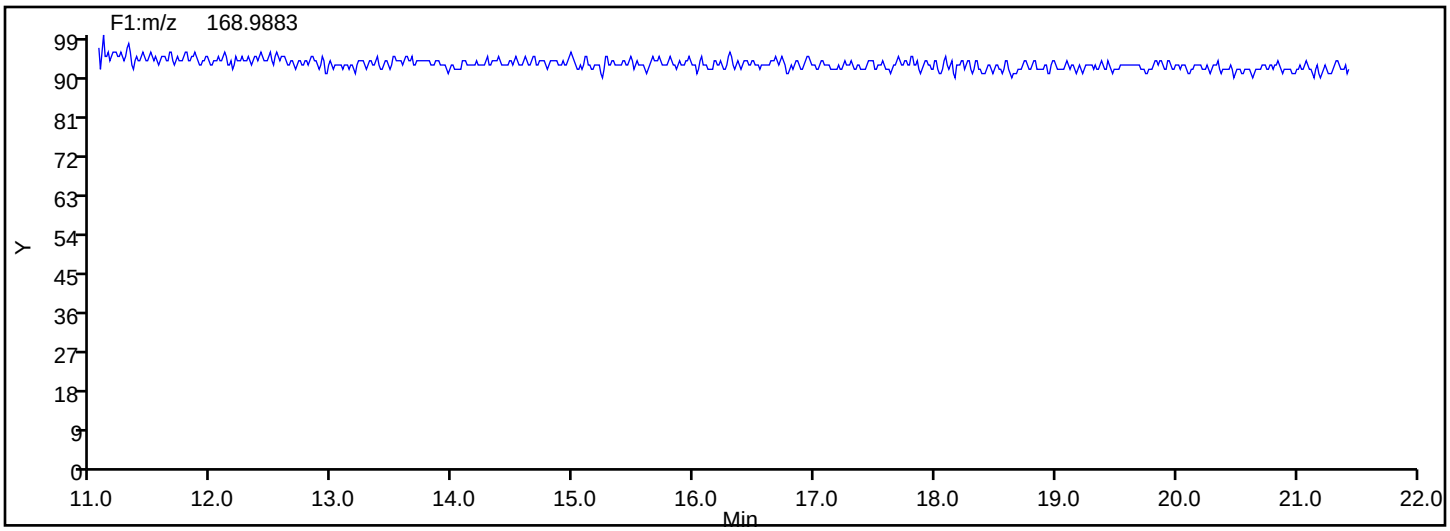

Eurofins TestAmerica, Knoxville

Data File:	\\chromna\Knoxville\ChromData\D3D\20190813-12717.b\d4190821i4.d		
Injection Date:	21-Aug-2019 17:01:00	Injection Vol:	1.0 ul
Instrument ID:	D3D	Operator ID:	Xcalibur_System
Method:	PCBs_D3D	Limit Group:	HR - 1668A - ICAL
Client ID:			
Worklist#:	33168	Sample Line#:	4
Column Type:	SPB-Octyl	Column Dia:	0.25 mm

TriPCB F2

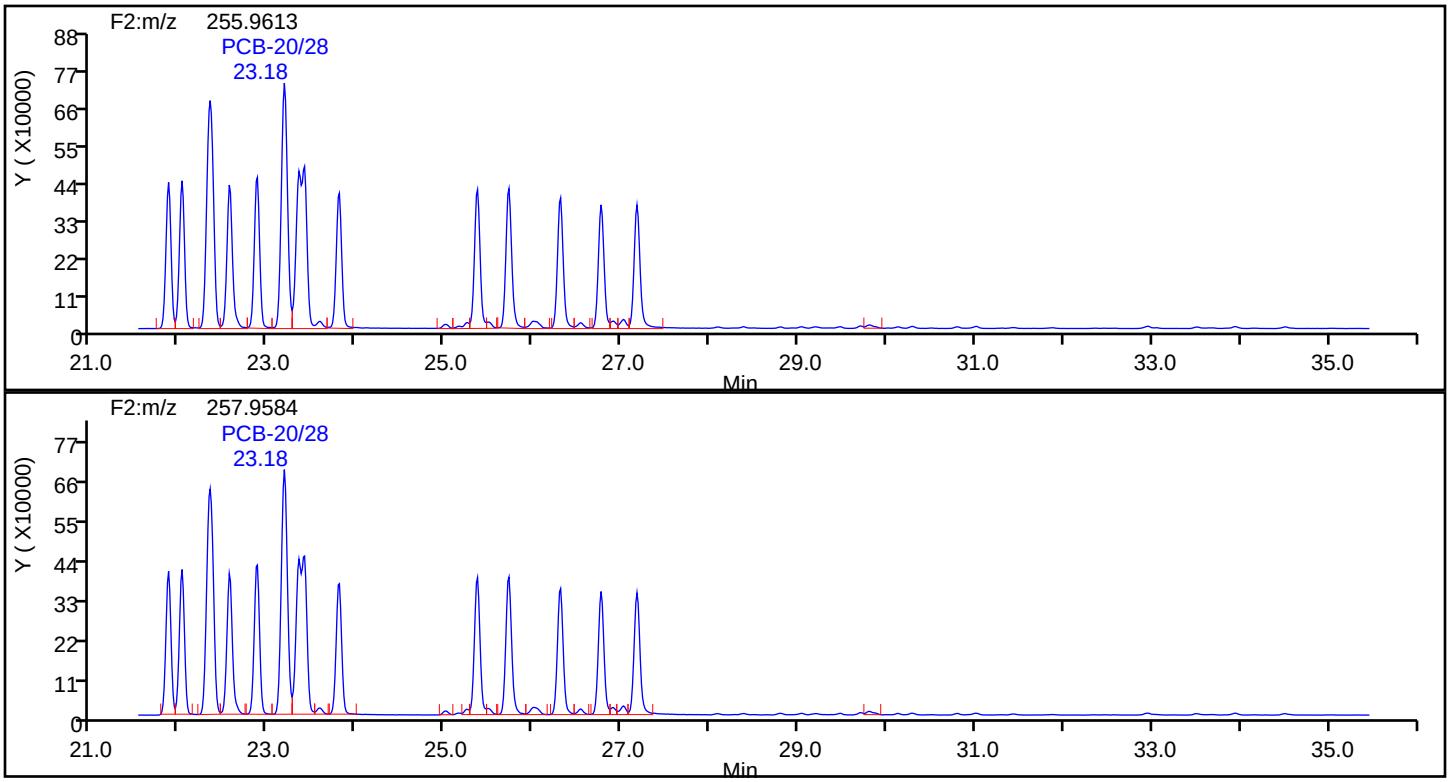

TriPCB F2 Standards

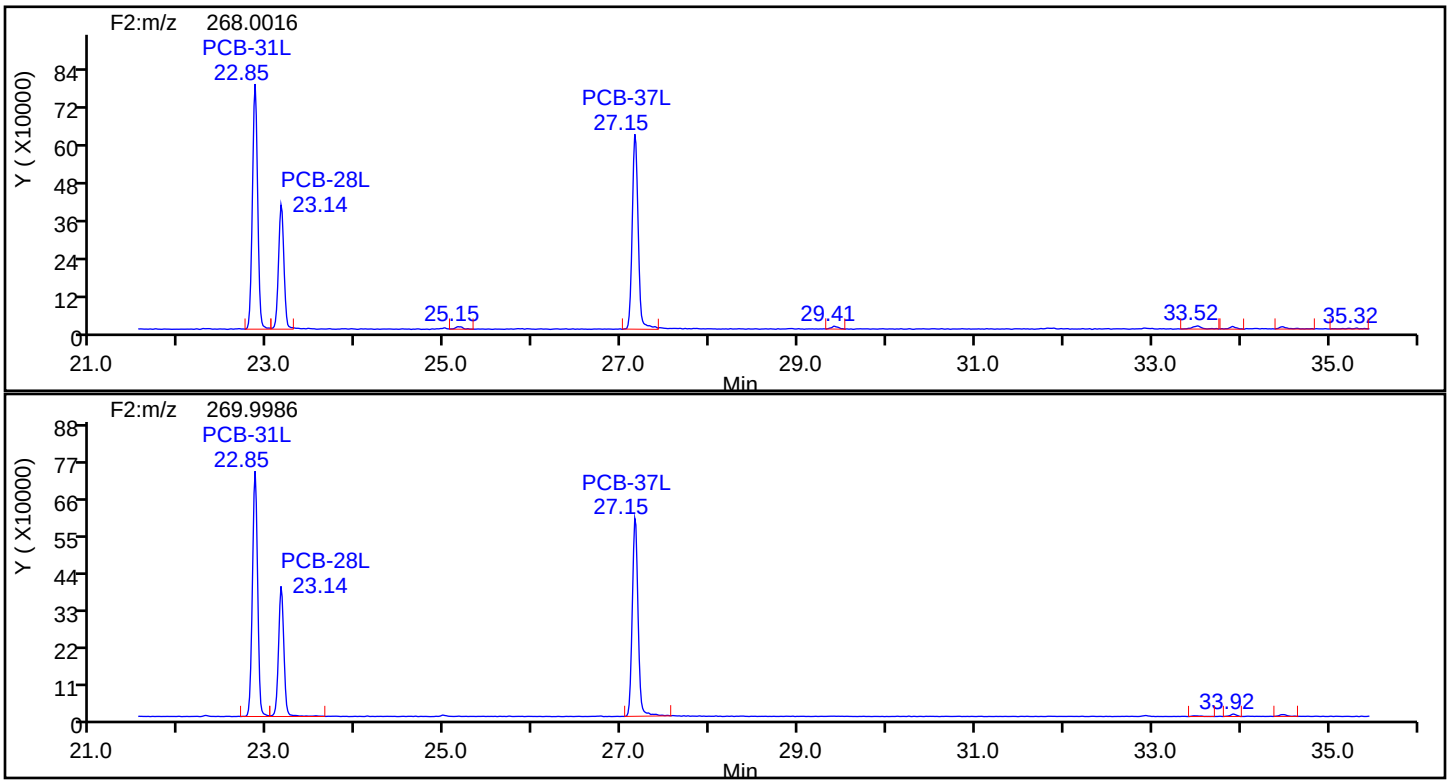

Eurofins TestAmerica, Knoxville

Data File:	\\chromna\Knoxville\ChromData\D3D\20190813-12717.b\d4190821i4.d		
Injection Date:	21-Aug-2019 17:01:00	Injection Vol:	1.0 ul
Instrument ID:	D3D	Operator ID:	Xcalibur_System
Method:	PCBs_D3D	Limit Group:	HR - 1668A - ICAL
Client ID:			
Worklist#:	33168	Sample Line#:	4
Column Type:	SPB-Octyl	Column Dia:	0.25 mm

TriPCB F2

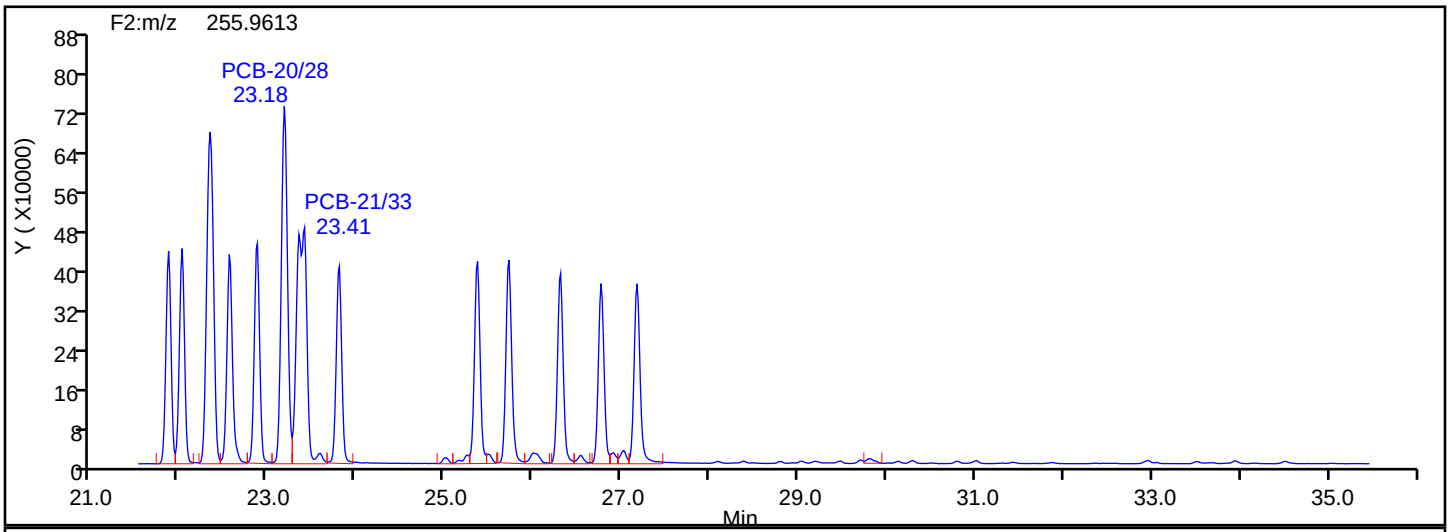

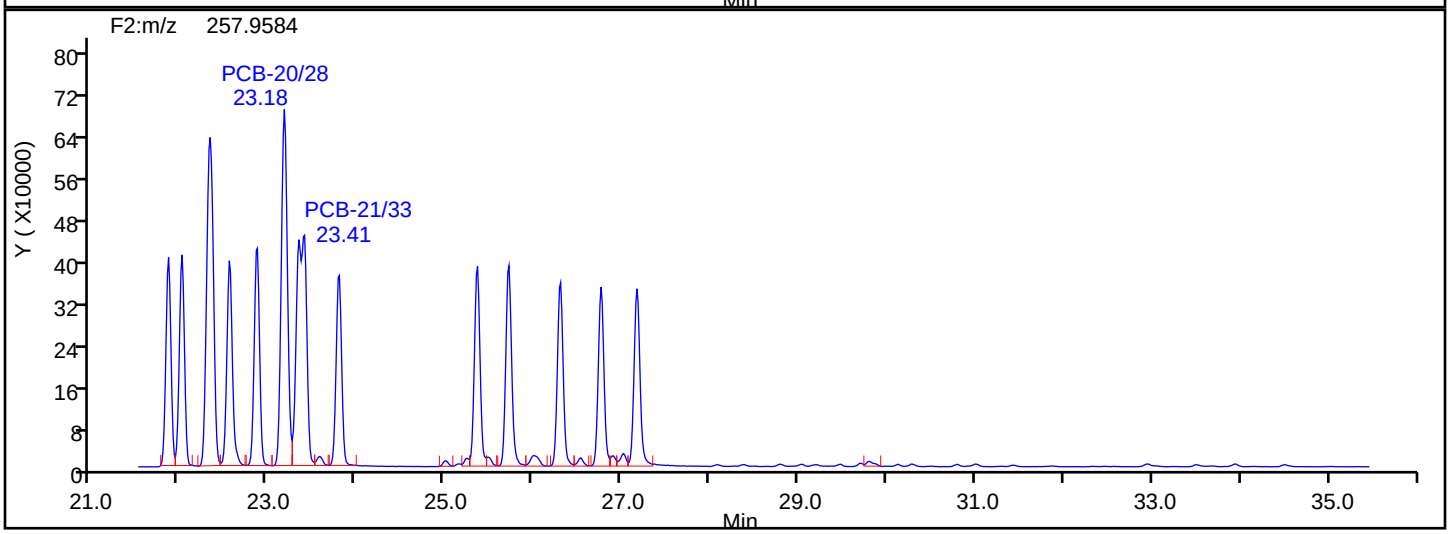

TriPCB F2 Lock Mass

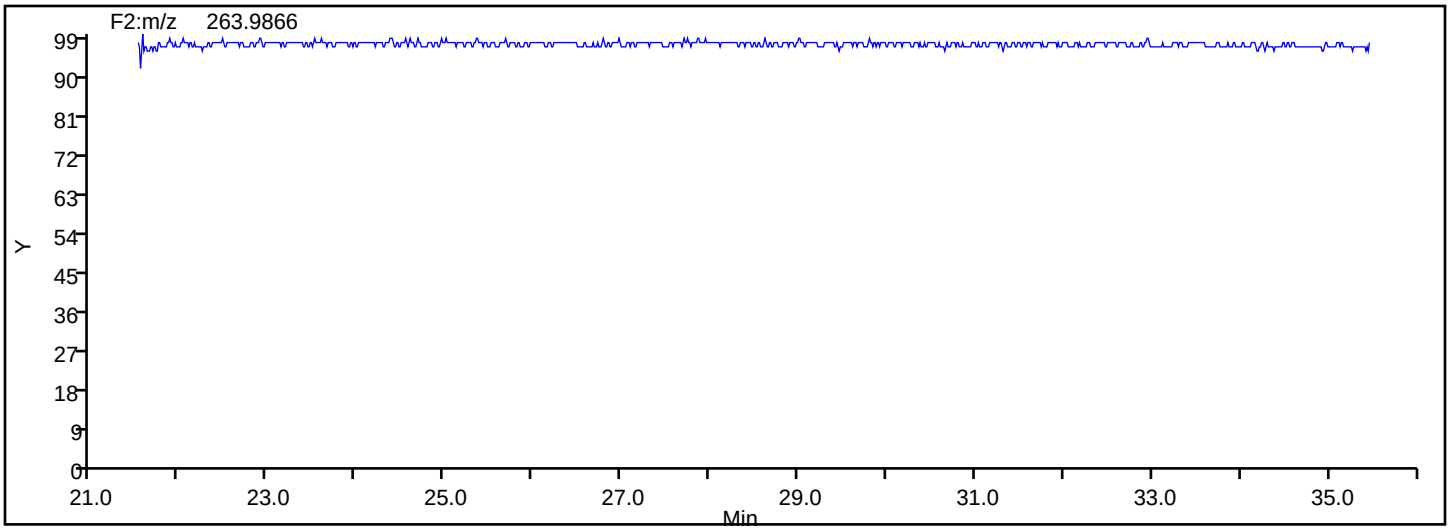

Manual Integration/User Assign Peak Report

Eurofins TestAmerica, Knoxville

Data File: \\chromna\Knoxville\ChromData\D3D\20190813-12717.b\d4190821i4.d
Injection Date: 21-Aug-2019 17:01:00 Instrument ID: D3D
Lims ID: IC L4
Client ID:
Operator ID: Xcalibur_System ALS Bottle#: 0 Worklist Smp#: 4
Injection Vol: 1.0 ul Dil. Factor: 1.0000
Method: PCBs_D3D Limit Group: HR - 1668A - ICAL
Column: SPB-Octyl (0.25 mm) Detector F2(21.81 :35.54)

PCB-36, CAS: 38444-87-0

Signal: 2

Processing Integration Results

RT: 25.37
Area: 1845039
Amount: 48.216482
Amount Units: pg/ul

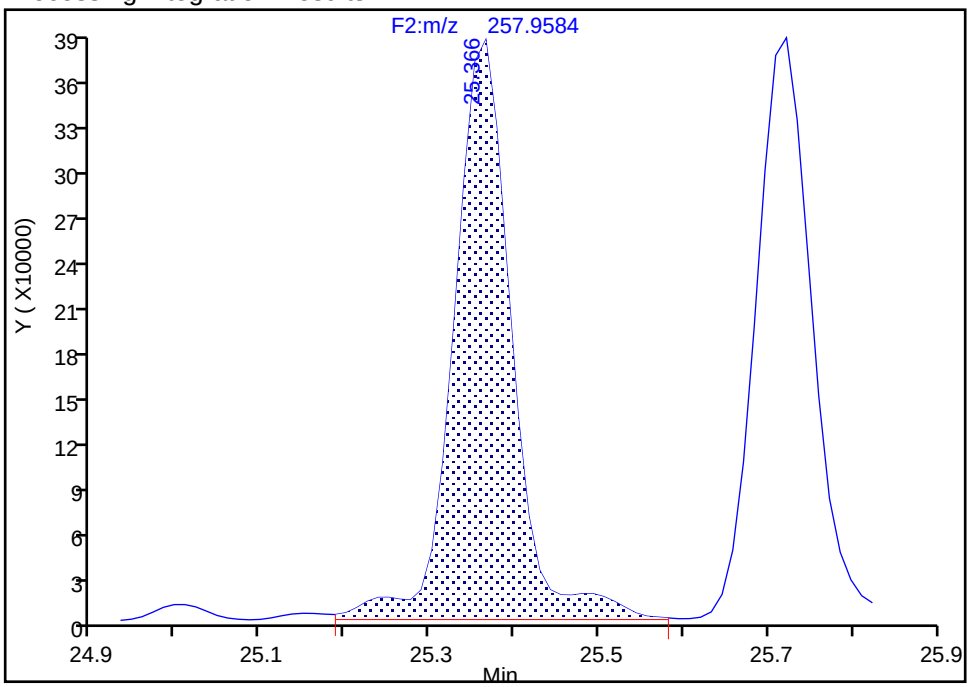

Manual Integration Results

RT: 25.37
Area: 1721986
Amount: 46.824569
Amount Units: pg/ul

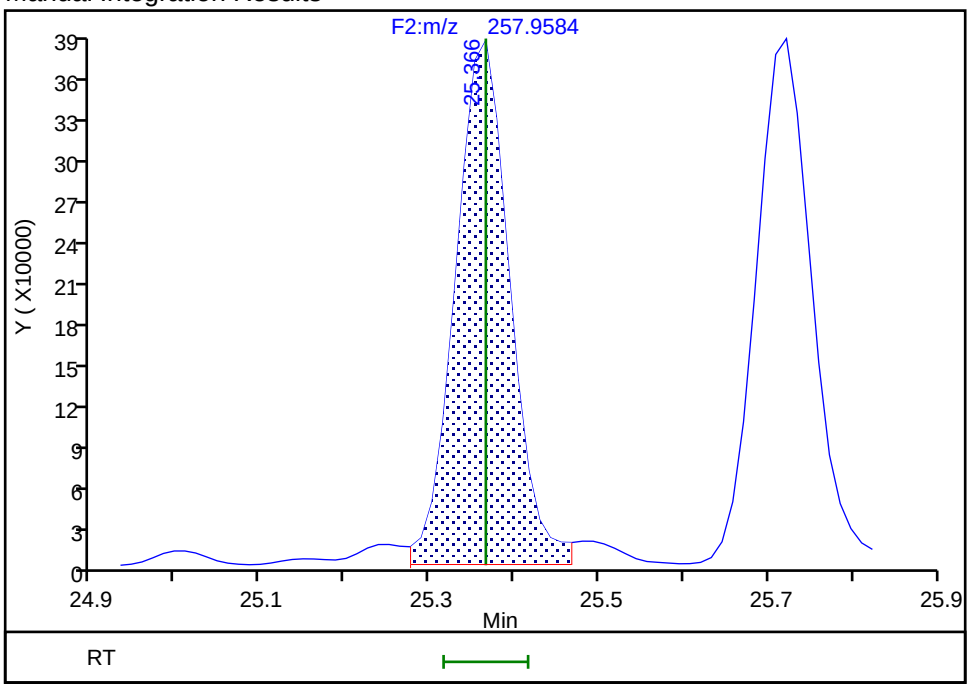

Reviewer: mcwhirterl, 21-Aug-2019 20:53:50
Audit Action: Marked Compound Undetected Audit Reason: Invalid Compound ID

Manual Integration/User Assign Peak Report

Eurofins TestAmerica, Knoxville

Data File: \\chromna\Knoxville\ChromData\D3D\20190813-12717.b\d4190821i4.d
Injection Date: 21-Aug-2019 17:01:00 Instrument ID: D3D
Lims ID: IC L4
Client ID:
Operator ID: Xcalibur_System ALS Bottle#: 0 Worklist Smp#: 4
Injection Vol: 1.0 ul Dil. Factor: 1.0000
Method: PCBs_D3D Limit Group: HR - 1668A - ICAL
Column: SPB-Octyl (0.25 mm) Detector F2(21.81 :35.54)

PCB-36, CAS: 38444-87-0

Signal: 3

Processing Integration Results

RT: 25.37
Area: 3763129
Amount: 48.216482
Amount Units: pg/ul

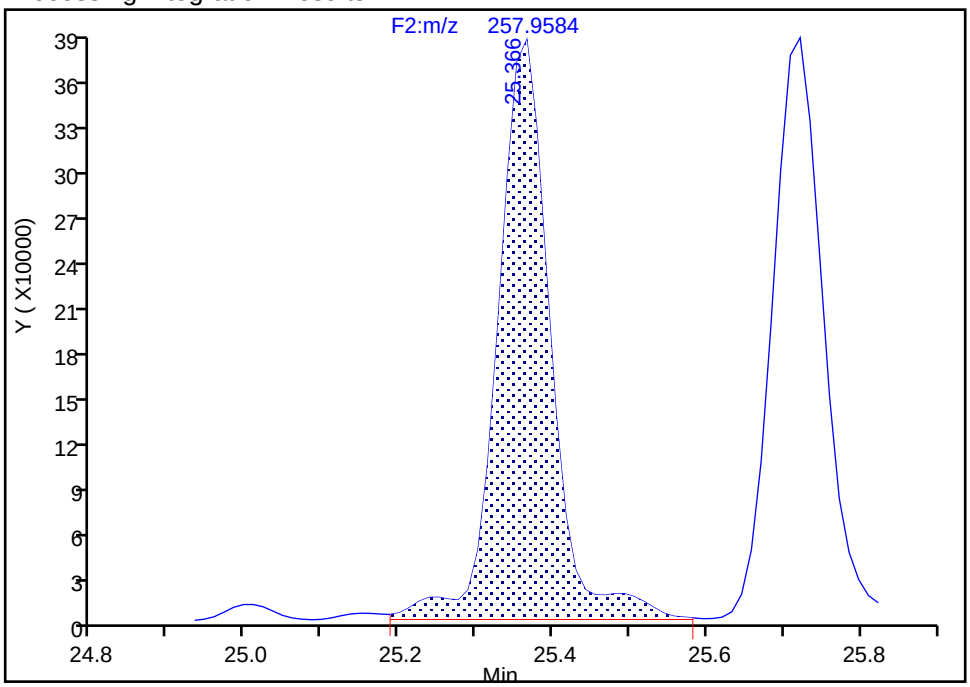

Manual Integration Results

RT: 25.37
Area: 3569714
Amount: 46.824569
Amount Units: pg/ul
Reviewer: mcwhirterl, 21-Aug-2019 20:53:50
Audit Action: Marked Compound Undetected Audit Reason: Invalid Compound ID

Manual Integration/User Assign Peak Report

Eurofins TestAmerica, Knoxville

Data File:	\\chromna\Knoxville\ChromData\D3D\20190813-12717.b\d4190821i4.d				
Injection Date:	21-Aug-2019 17:01:00	Instrument ID:	D3D		
Lims ID:	IC L4				
Client ID:					
Operator ID:	Xcalibur_System	ALS Bottle#:	0	Worklist Smp#:	4
Injection Vol:	1.0 ul	Dil. Factor:	1.0000		
Method:	PCBs_D3D	Limit Group:	HR - 1668A - ICAL		
Column:	SPB-Octyl (0.25 mm)	Detector	F2(21.81 :35.54)		

PCB-36, CAS: 38444-87-0

Signal: 1

Processing Integration Results

RT: 25.37
Area: 1918090
Amount: 48.216482
Amount Units: pg/ul

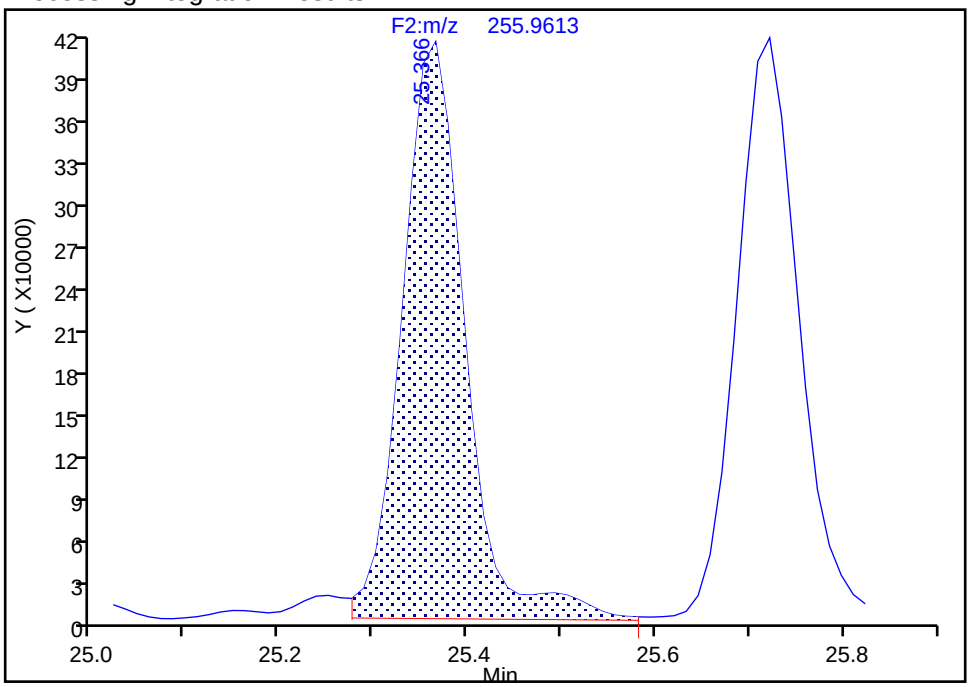

Manual Integration Results

RT: 25.37
Area: 1847728
Amount: 46.824569
Amount Units: pg/ul

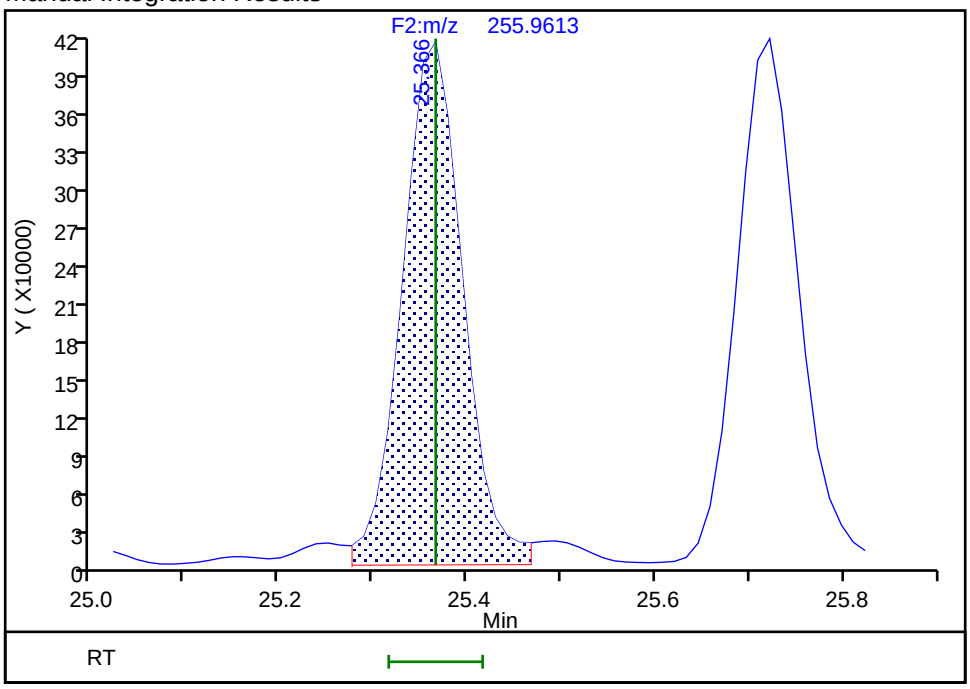

Reviewer: mcwhirterl, 21-Aug-2019 20:53:52

Audit Action: Manually Integrated/Assigned Compound ID Audit Reason: Split Peak

Manual Integration/User Assign Peak Report

Eurofins TestAmerica, Knoxville

Data File:	\\chromna\Knoxville\ChromData\D3D\20190813-12717.b\d4190821i4.d				
Injection Date:	21-Aug-2019 17:01:00	Instrument ID:	D3D		
Lims ID:	IC L4				
Client ID:					
Operator ID:	Xcalibur_System	ALS Bottle#:	0	Worklist Smp#:	4
Injection Vol:	1.0 ul	Dil. Factor:	1.0000		
Method:	PCBs_D3D	Limit Group:	HR - 1668A - ICAL		
Column:	SPB-Octyl (0.25 mm)	Detector	F2(21.81 :35.54)		

PCB-35, CAS: 37680-69-6

Signal: 2

Processing Integration Results

RT: 26.76
Area: 1618719
Amount: 47.108061
Amount Units: pg/ul

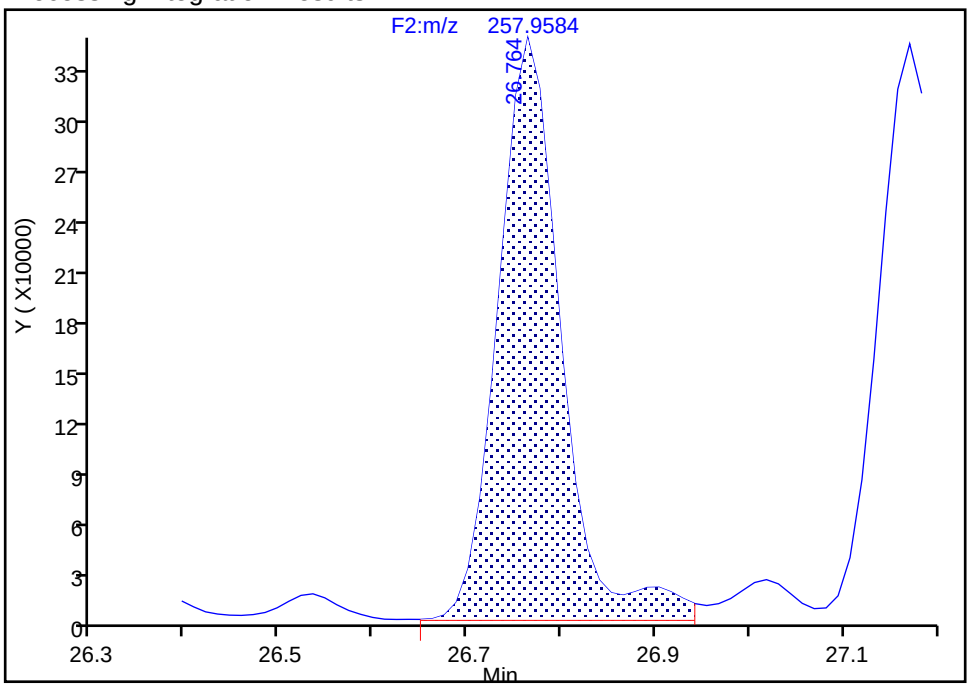

Manual Integration Results

RT: 26.76
Area: 1543581
Amount: 46.648136
Amount Units: pg/ul

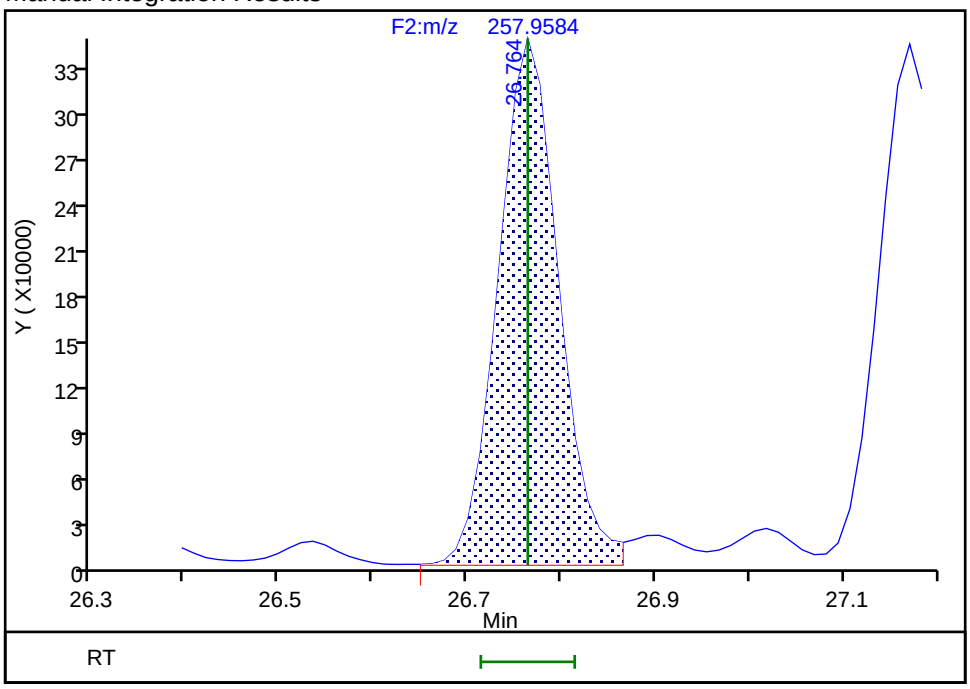

Reviewer: mcwhirterl, 21-Aug-2019 20:54:02

Audit Action: Marked Compound Undetected Audit Reason: Invalid Compound ID

Manual Integration/User Assign Peak Report

Eurofins TestAmerica, Knoxville

Data File: \\chromna\Knoxville\ChromData\D3D\20190813-12717.b\d4190821i4.d
Injection Date: 21-Aug-2019 17:01:00 Instrument ID: D3D
Lims ID: IC L4
Client ID:
Operator ID: Xcalibur_System ALS Bottle#: 0 Worklist Smp#: 4
Injection Vol: 1.0 ul Dil. Factor: 1.0000
Method: PCBs_D3D Limit Group: HR - 1668A - ICAL
Column: SPB-Octyl (0.25 mm) Detector F2(21.81 :35.54)

PCB-35, CAS: 37680-69-6

Signal: 3

Processing Integration Results

RT: 26.76
Area: 3287635
Amount: 47.108061
Amount Units: pg/ul

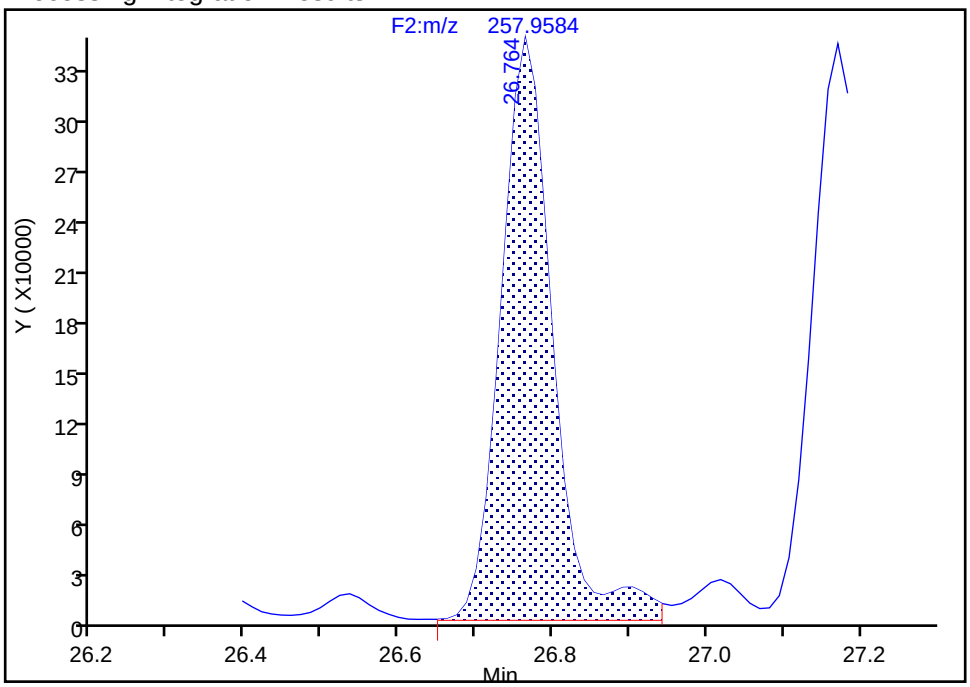

Manual Integration Results

RT: 26.76
Area: 3212497
Amount: 46.648136
Amount Units: pg/ul
Reviewer: mcwhirterl, 21-Aug-2019 20:54:02
Audit Action: Marked Compound Undetected Audit Reason: Invalid Compound ID

Manual Integration/User Assign Peak Report

Eurofins TestAmerica, Knoxville

Data File: \\chromna\Knoxville\ChromData\D3D\20190813-12717.b\d4190821i4.d
Injection Date: 21-Aug-2019 17:01:00 Instrument ID: D3D
Lims ID: IC L4
Client ID:
Operator ID: Xcalibur_System ALS Bottle#: 0 Worklist Smp#: 4
Injection Vol: 1.0 ul Dil. Factor: 1.0000
Method: PCBs_D3D Limit Group: HR - 1668A - ICAL
Column: SPB-Octyl (0.25 mm) Detector F2(21.81 :35.54)

PCB-35, CAS: 37680-69-6

Signal: 1

Processing Integration Results

RT: 26.76
Area: 1668916
Amount: 47.108061
Amount Units: pg/ul

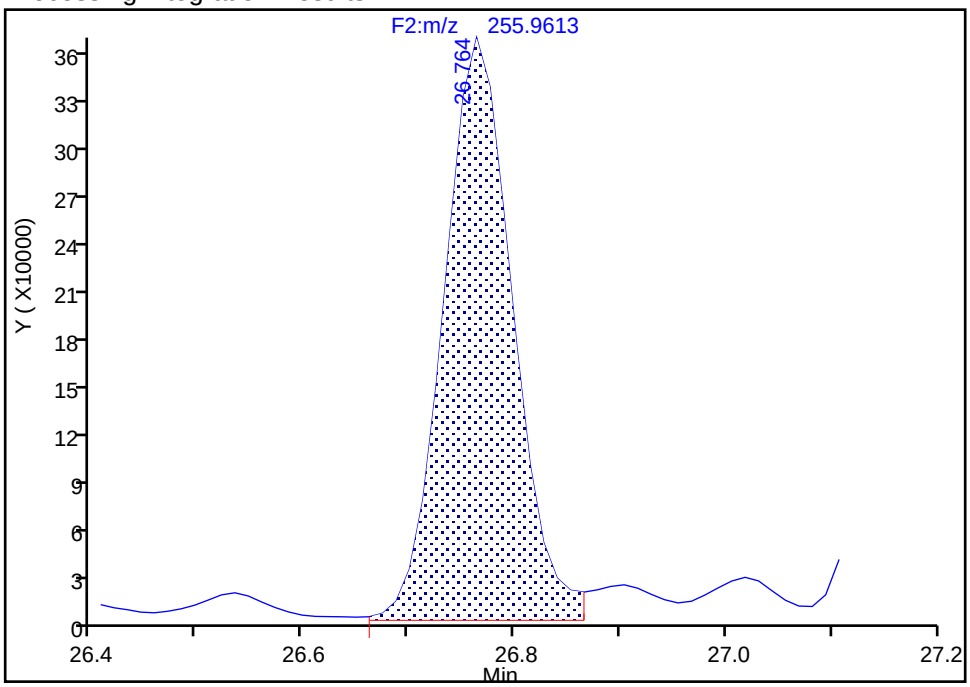

Manual Integration Results

RT: 26.76
Area: 1668916
Amount: 46.648136
Amount Units: pg/ul

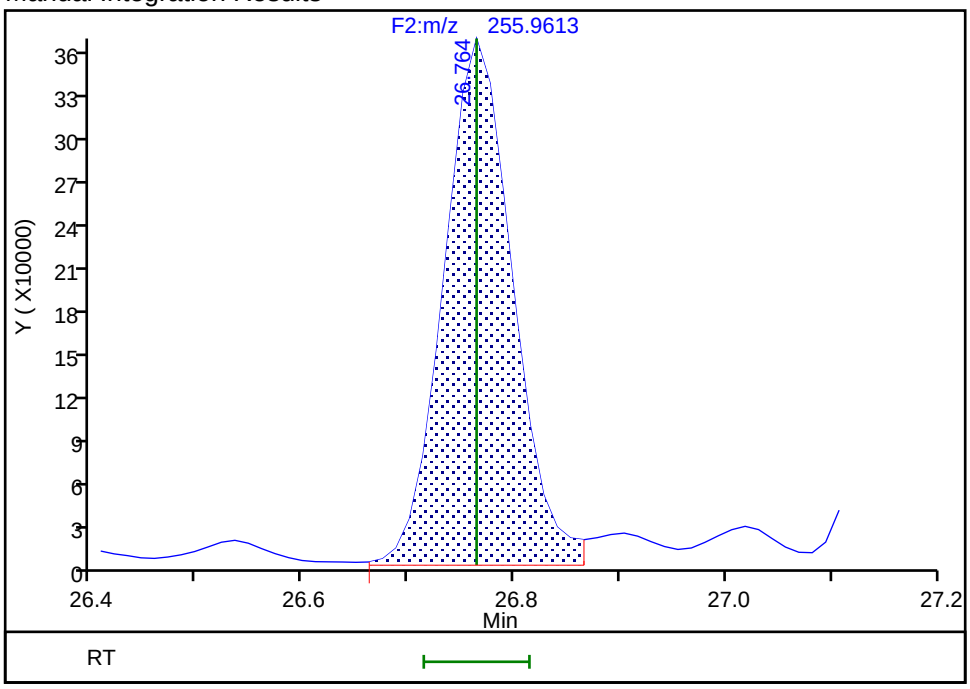

Reviewer: mcwhirterl, 21-Aug-2019 20:54:04
Audit Action: Manually Integrated/Assigned Compound ID Audit Reason: Split Peak

Eurofins TestAmerica, Knoxville

Data File:	\\chromna\Knoxville\ChromData\D3D\20190813-12717.b\d4190821i4.d		
Injection Date:	21-Aug-2019 17:01:00	Injection Vol:	1.0 ul
Instrument ID:	D3D	Operator ID:	Xcalibur_System
Method:	PCBs_D3D	Limit Group:	HR - 1668A - ICAL
Client ID:			
Worklist#:	33168	Sample Line#:	4
Column Type:	SPB-Octyl	Column Dia:	0.25 mm

TePCB F1

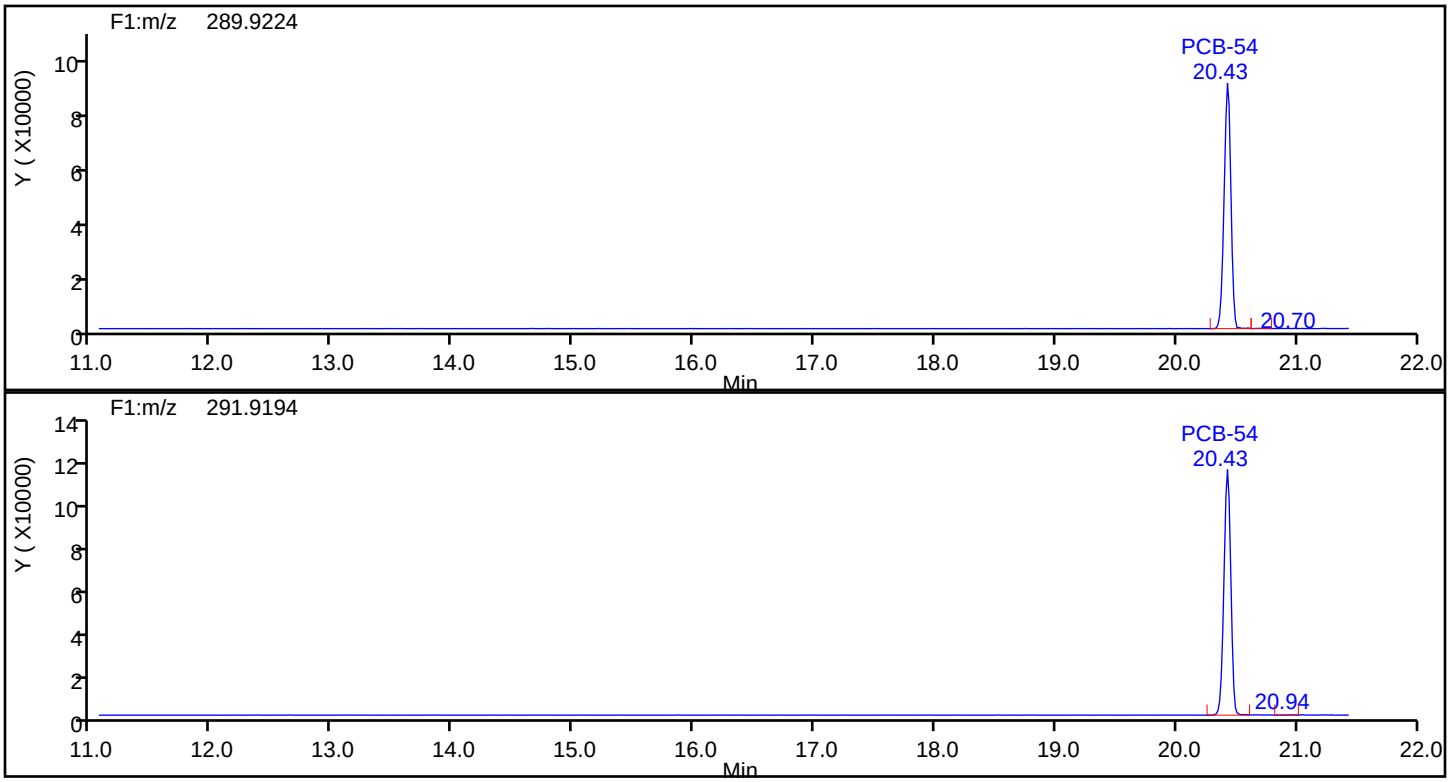

TePCB F1 Standards

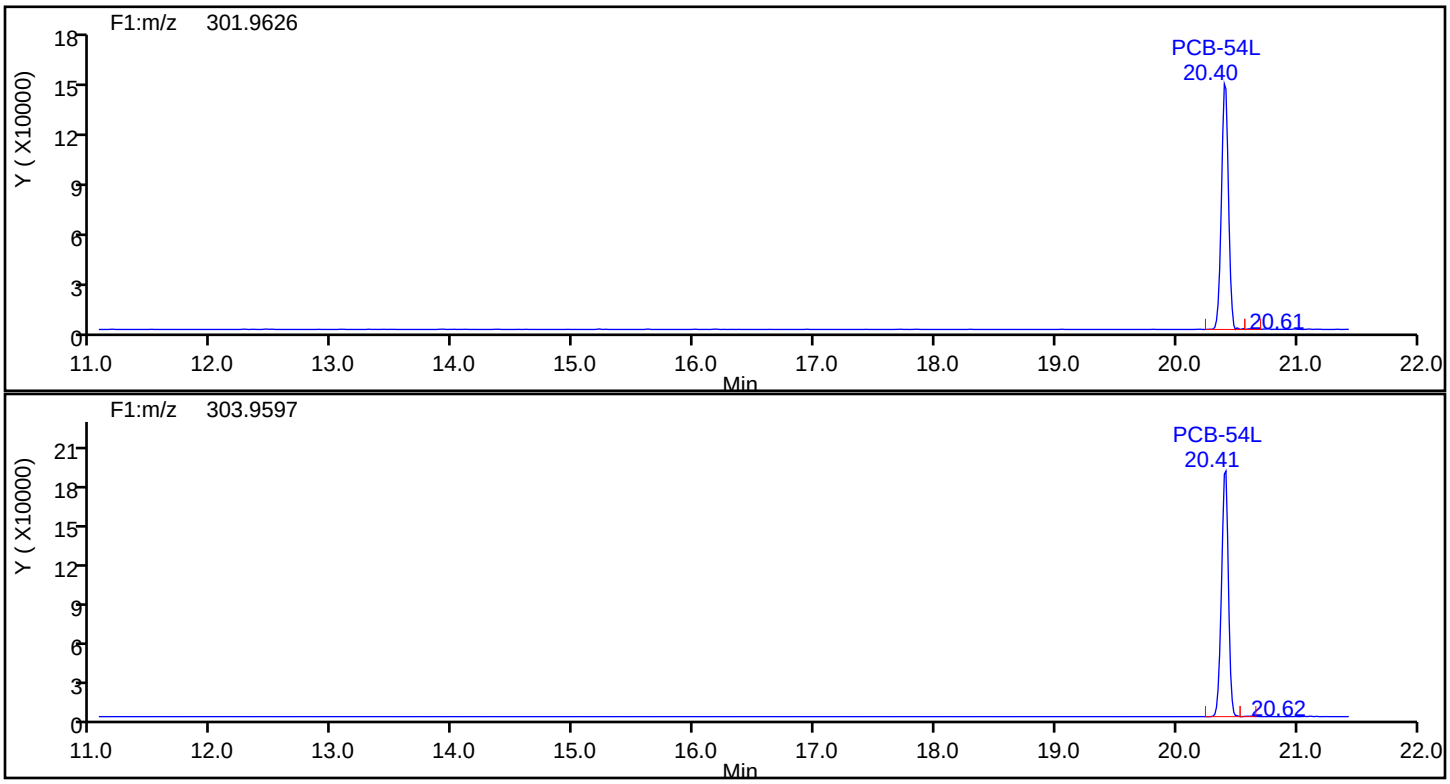

Eurofins TestAmerica, Knoxville

Data File:	\\chromna\Knoxville\ChromData\D3D\20190813-12717.b\d4190821i4.d		
Injection Date:	21-Aug-2019 17:01:00	Injection Vol:	1.0 ul
Instrument ID:	D3D	Operator ID:	Xcalibur_System
Method:	PCBs_D3D	Limit Group:	HR - 1668A - ICAL
Client ID:			
Worklist#:	33168	Sample Line#:	4
Column Type:	SPB-Octyl	Column Dia:	0.25 mm

TePCB F1

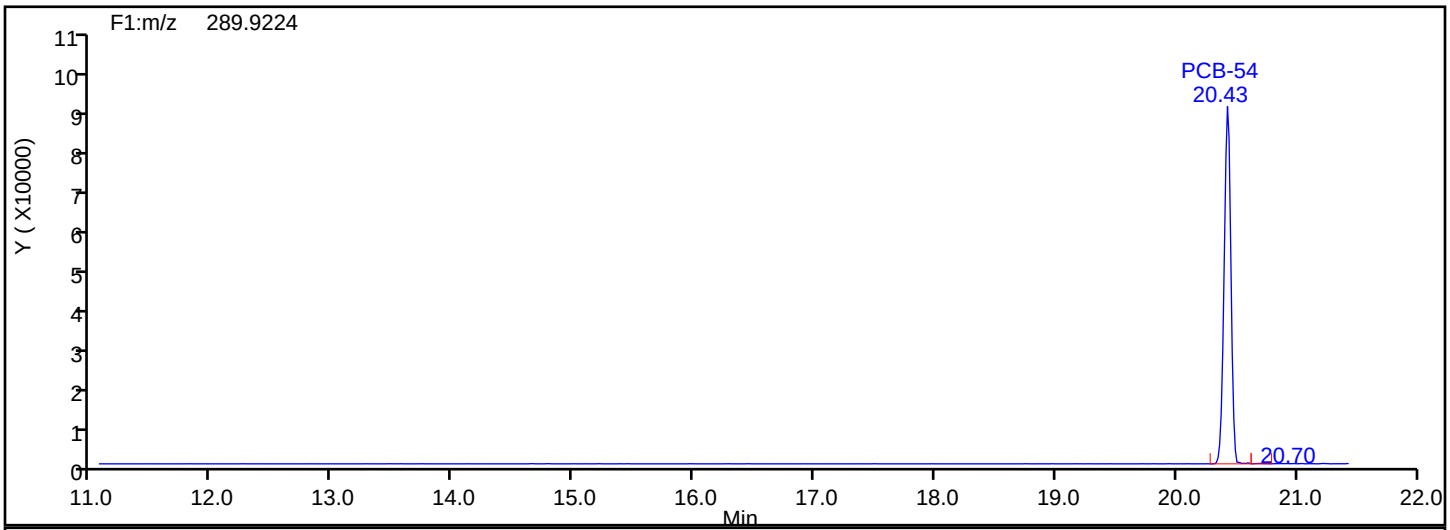

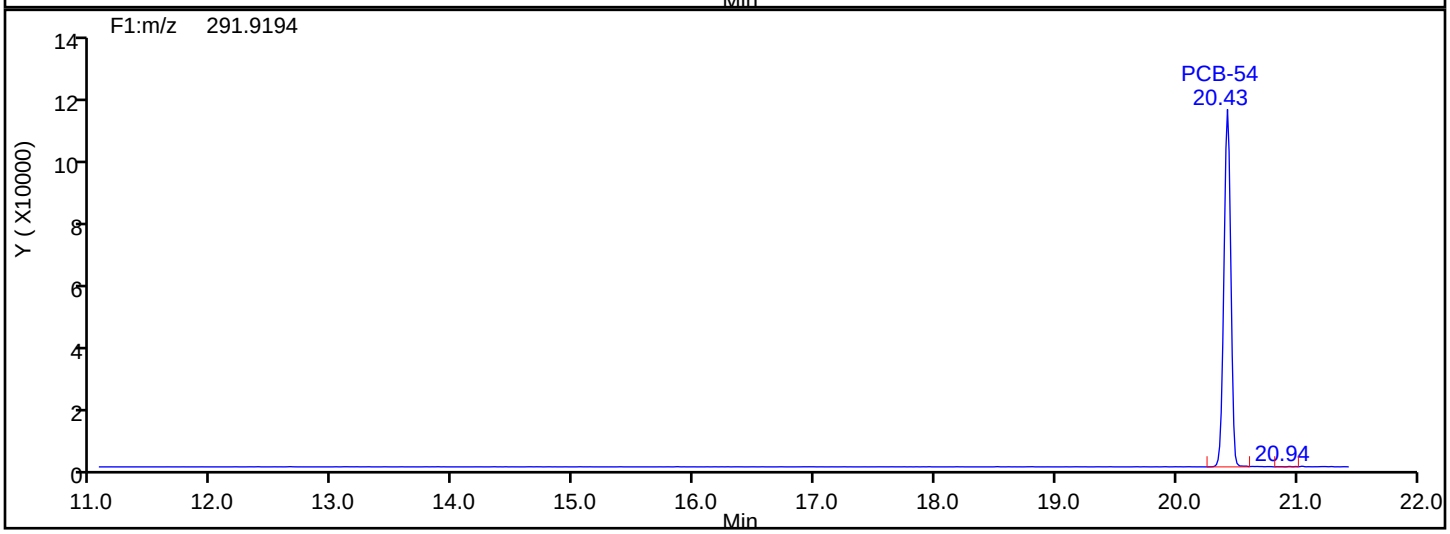

TePCB F1 Lock Mass

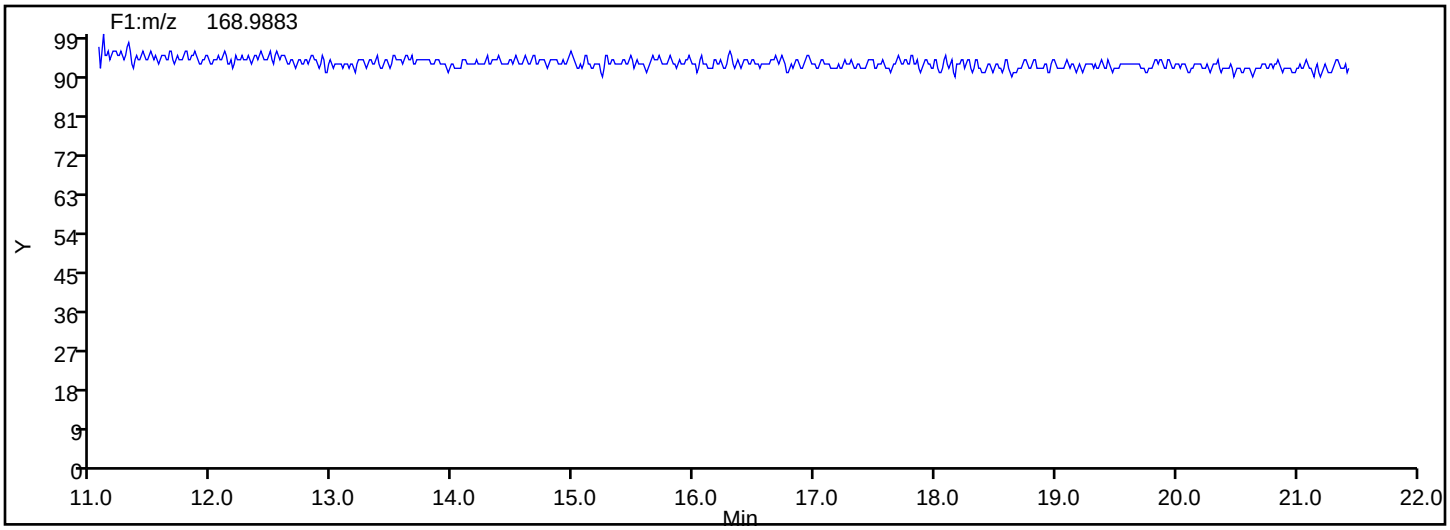

Report Date: 30-Aug-2019 11:37:42 Chrom Revision: 2.3 22-Aug-2019 12:55:36

Eurofins TestAmerica, Knoxville

Data File:	\\chromna\Knoxville\ChromData\D3D\20190813-12717.b\d4190821i4.d		
Injection Date:	21-Aug-2019 17:01:00	Injection Vol:	1.0 ul
Instrument ID:	D3D	Operator ID:	Xcalibur_System
Method:	PCBs_D3D	Limit Group:	HR - 1668A - ICAL
Client ID:			
Worklist#:	33168	Sample Line#:	4
Column Type:	SPB-Octyl	Column Dia:	0.25 mm

TePCB F2

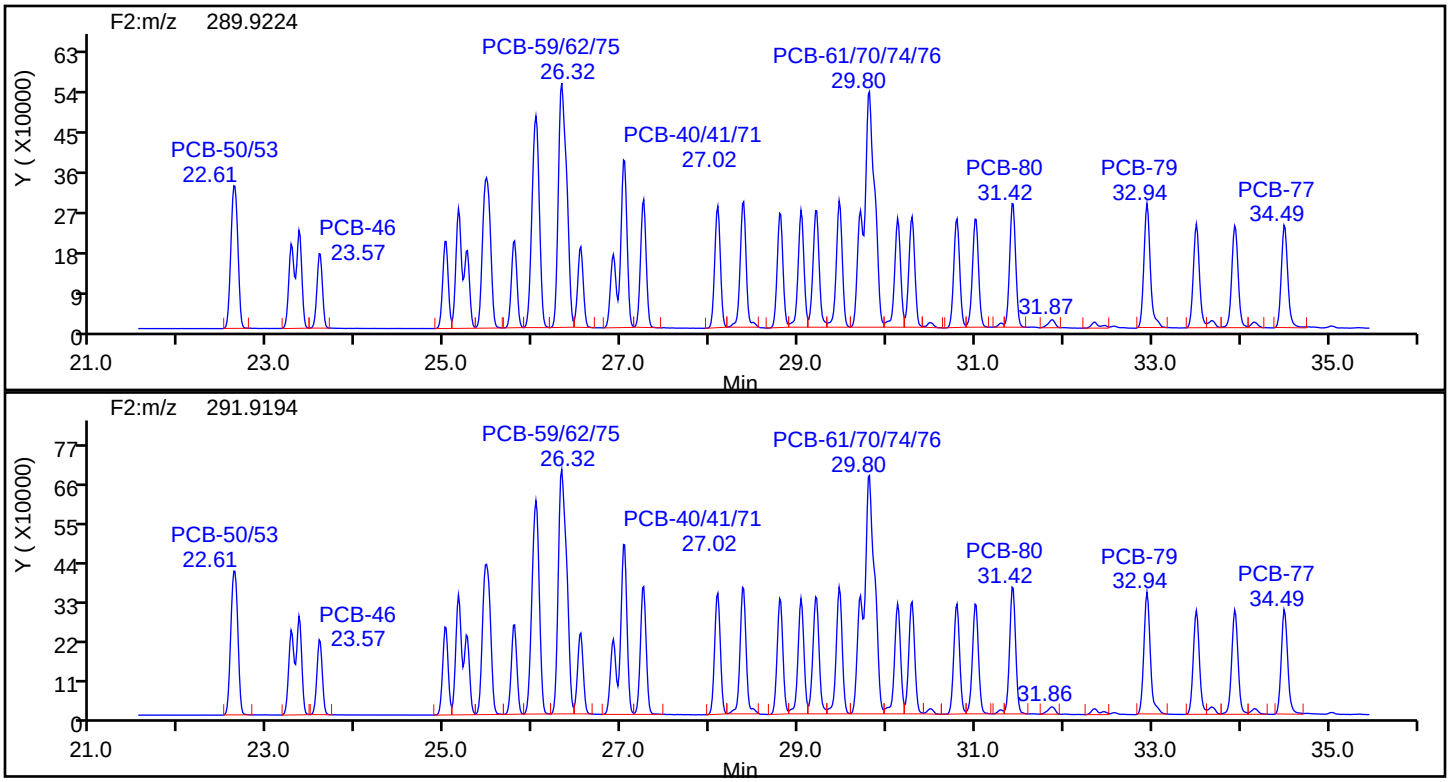

TePCB F2 Standards

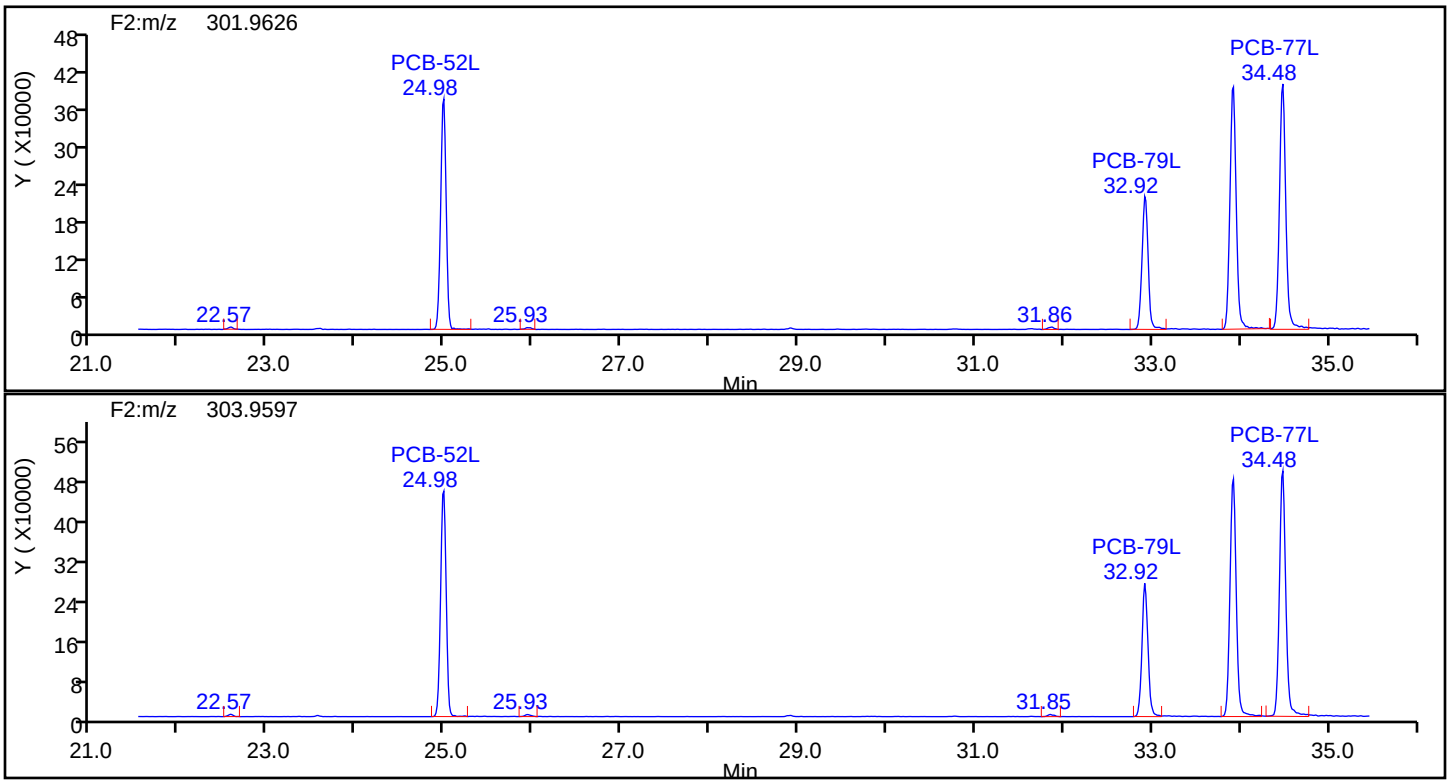

Eurofins TestAmerica, Knoxville

Data File:	\\chromna\Knoxville\ChromData\D3D\20190813-12717.b\d4190821i4.d		
Injection Date:	21-Aug-2019 17:01:00	Injection Vol:	1.0 ul
Instrument ID:	D3D	Operator ID:	Xcalibur_System
Method:	PCBs_D3D	Limit Group:	HR - 1668A - ICAL
Client ID:			
Worklist#:	33168	Sample Line#:	4
Column Type:	SPB-Octyl	Column Dia:	0.25 mm

TePCB F2

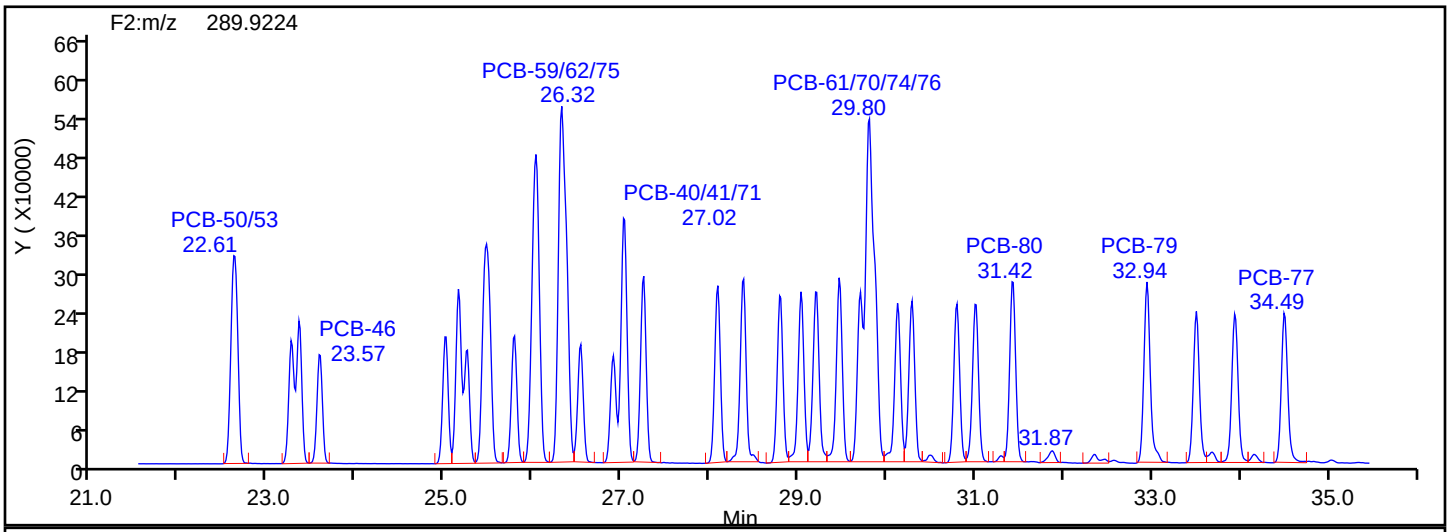

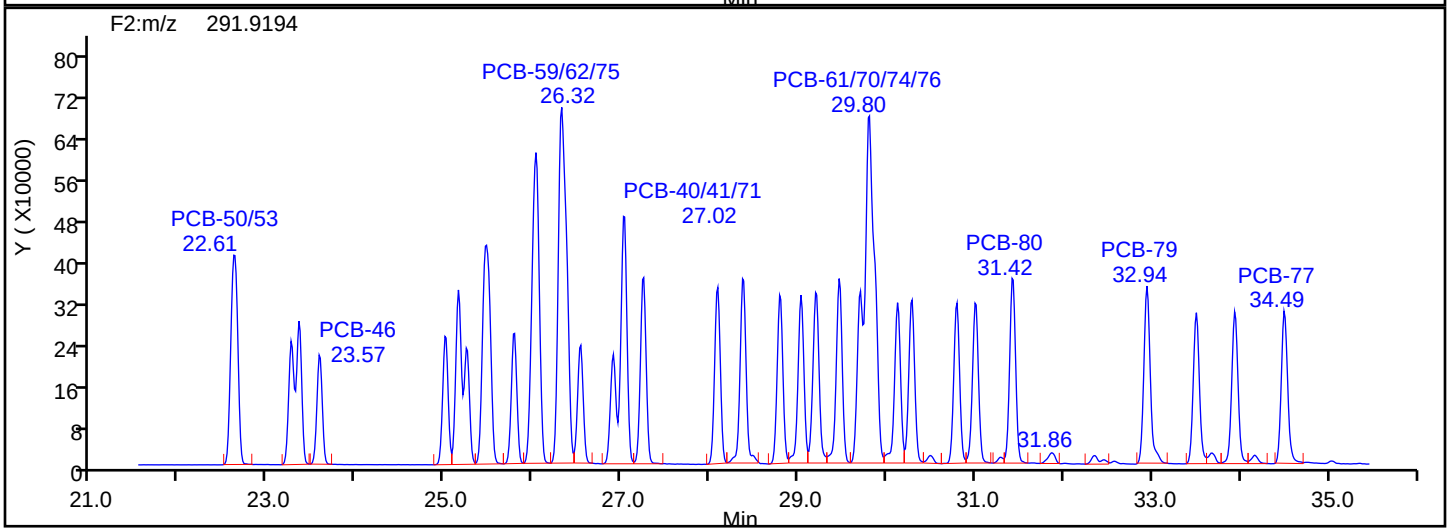

TePCB F2 Lock Mass

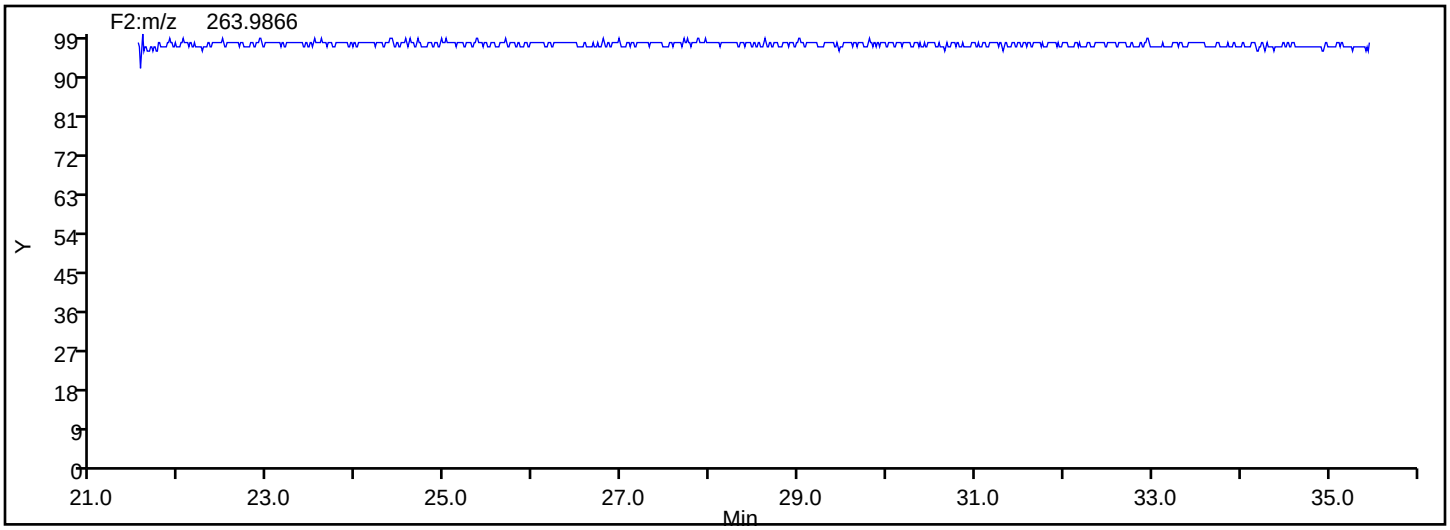

Manual Integration/User Assign Peak Report

Eurofins TestAmerica, Knoxville

Data File:	\\chromna\Knoxville\ChromData\D3D\20190813-12717.b\d4190821i4.d				
Injection Date:	21-Aug-2019 17:01:00	Instrument ID:	D3D		
Lims ID:	IC L4				
Client ID:					
Operator ID:	Xcalibur_System	ALS Bottle#:	0	Worklist Smp#:	4
Injection Vol:	1.0 ul	Dil. Factor:	1.0000		
Method:	PCBs_D3D	Limit Group:	HR - 1668A - ICAL		
Column:	SPB-Octyl (0.25 mm)	Detector	F2(21.81 :35.54)		

PCB-45/51, CAS: STL01804

Signal: 2

Processing Integration Results

RT: 23.34
Area: 1082128
Amount: 58.720735
Amount Units: pg/ul

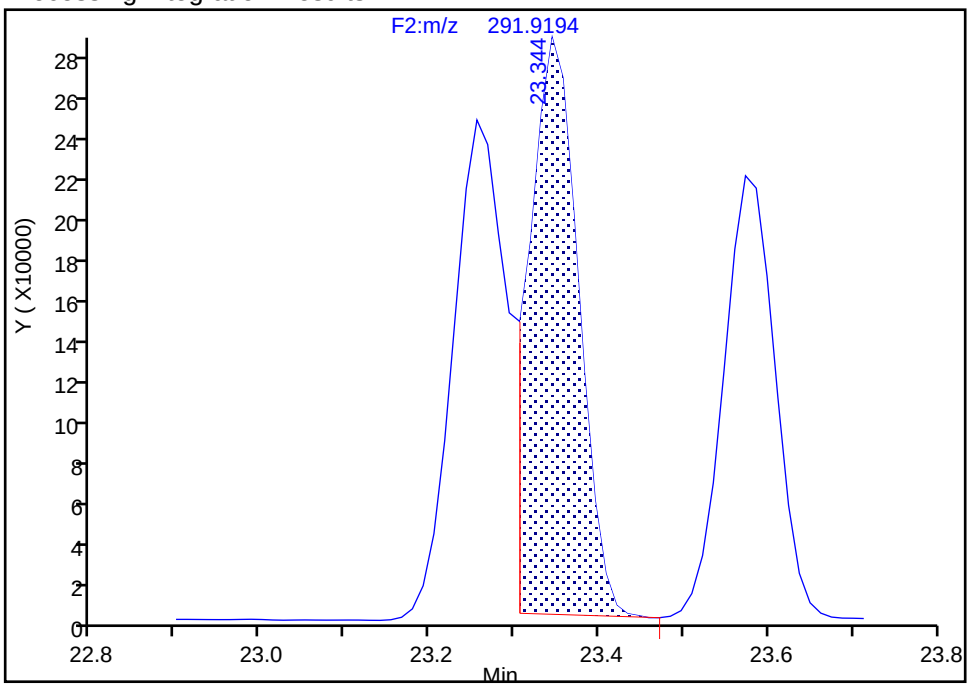

Manual Integration Results

RT: 23.34
Area: 2148851
Amount: 98.979254
Amount Units: pg/ul

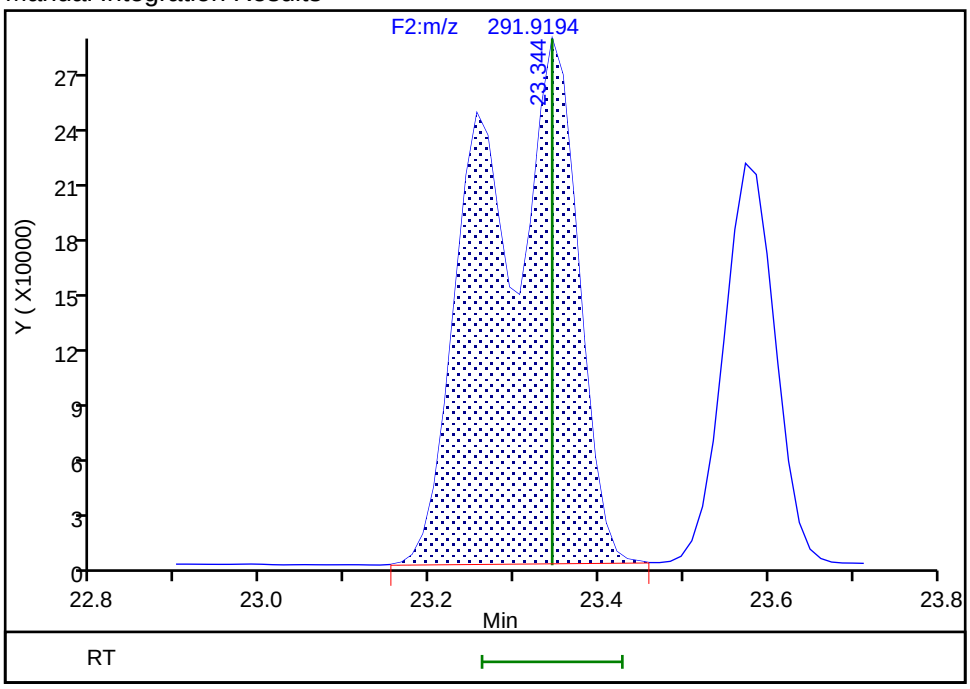

Reviewer: mcwhirterl, 21-Aug-2019 20:54:48

Audit Action: Marked Compound Undetected Audit Reason: Invalid Compound ID

Manual Integration/User Assign Peak Report

Eurofins TestAmerica, Knoxville

Data File: \\chromna\Knoxville\ChromData\D3D\20190813-12717.b\d4190821i4.d
Injection Date: 21-Aug-2019 17:01:00 Instrument ID: D3D
Lims ID: IC L4
Client ID:
Operator ID: Xcalibur_System ALS Bottle#: 0 Worklist Smp#: 4
Injection Vol: 1.0 ul Dil. Factor: 1.0000
Method: PCBs_D3D Limit Group: HR - 1668A - ICAL
Column: SPB-Octyl (0.25 mm) Detector F2(21.81 :35.54)

PCB-45/51, CAS: STL01804

Signal: 3

Processing Integration Results

RT: 23.34
Area: 1942850
Amount: 58.720735
Amount Units: pg/ul

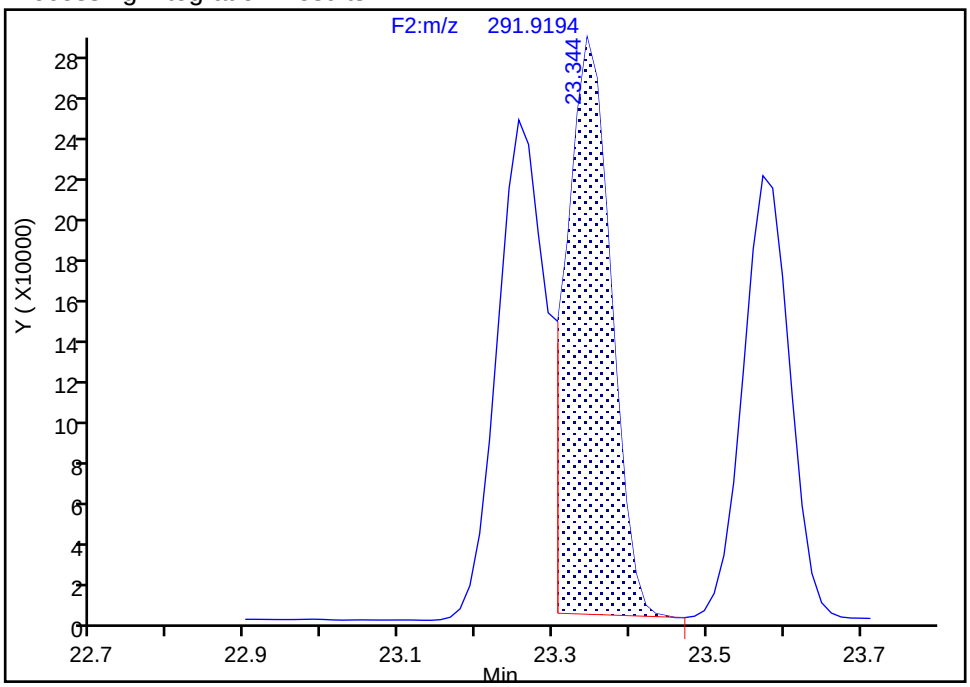

Manual Integration Results

RT: 23.34
Area: 3846398
Amount: 98.979254
Amount Units: pg/ul
Reviewer: mcwhirterl, 21-Aug-2019 20:54:48
Audit Action: Marked Compound Undetected Audit Reason: Invalid Compound ID

Manual Integration/User Assign Peak Report

Eurofins TestAmerica, Knoxville

Data File:	\\chromna\Knoxville\ChromData\D3D\20190813-12717.b\d4190821i4.d				
Injection Date:	21-Aug-2019 17:01:00	Instrument ID:	D3D		
Lims ID:	IC L4				
Client ID:					
Operator ID:	Xcalibur_System	ALS Bottle#:	0	Worklist Smp#:	4
Injection Vol:	1.0 ul	Dil. Factor:	1.0000		
Method:	PCBs_D3D	Limit Group:	HR - 1668A - ICAL		
Column:	SPB-Octyl (0.25 mm)	Detector	F2(21.81 :35.54)		

PCB-45/51, CAS: STL01804

Signal: 1

Processing Integration Results

RT: 23.34
Area: 860722
Amount: 58.720735
Amount Units: pg/ul

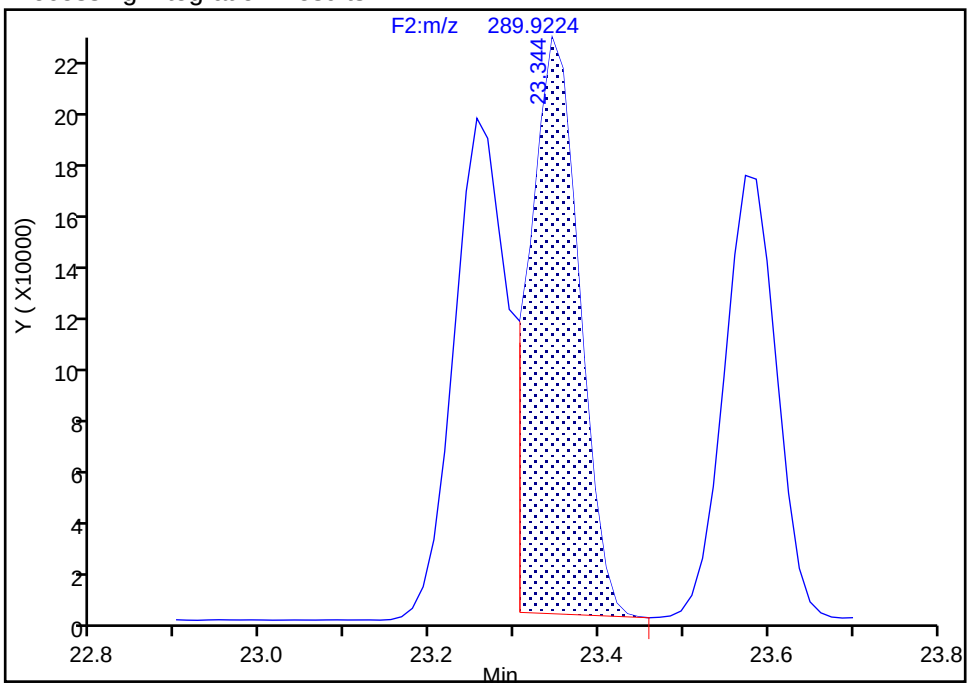

Manual Integration Results

RT: 23.34
Area: 1697547
Amount: 98.979254
Amount Units: pg/ul

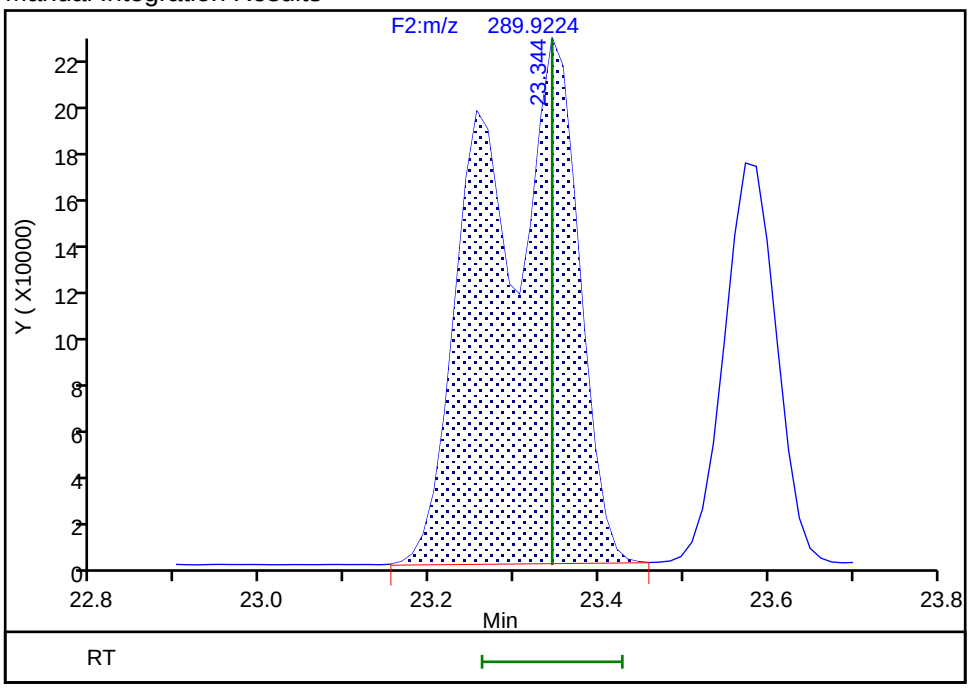

Reviewer: mcwhirterl, 21-Aug-2019 20:54:49

Audit Action: Manually Integrated/Assigned Compound ID Audit Reason: Incomplete Integration

Manual Integration/User Assign Peak Report

Eurofins TestAmerica, Knoxville

Data File: \\chromna\Knoxville\ChromData\D3D\20190813-12717.b\d4190821i4.d
Injection Date: 21-Aug-2019 17:01:00 Instrument ID: D3D
Lims ID: IC L4
Client ID:
Operator ID: Xcalibur_System ALS Bottle#: 0 Worklist Smp#: 4
Injection Vol: 1.0 ul Dil. Factor: 1.0000
Method: PCBs_D3D Limit Group: HR - 1668A - ICAL
Column: SPB-Octyl (0.25 mm) Detector F2(21.81 :35.54)

PCB-52, CAS: 35693-99-3

Signal: 2

Processing Integration Results

RT: 25.00
Area: 1066260
Amount: 48.204038
Amount Units: pg/ul

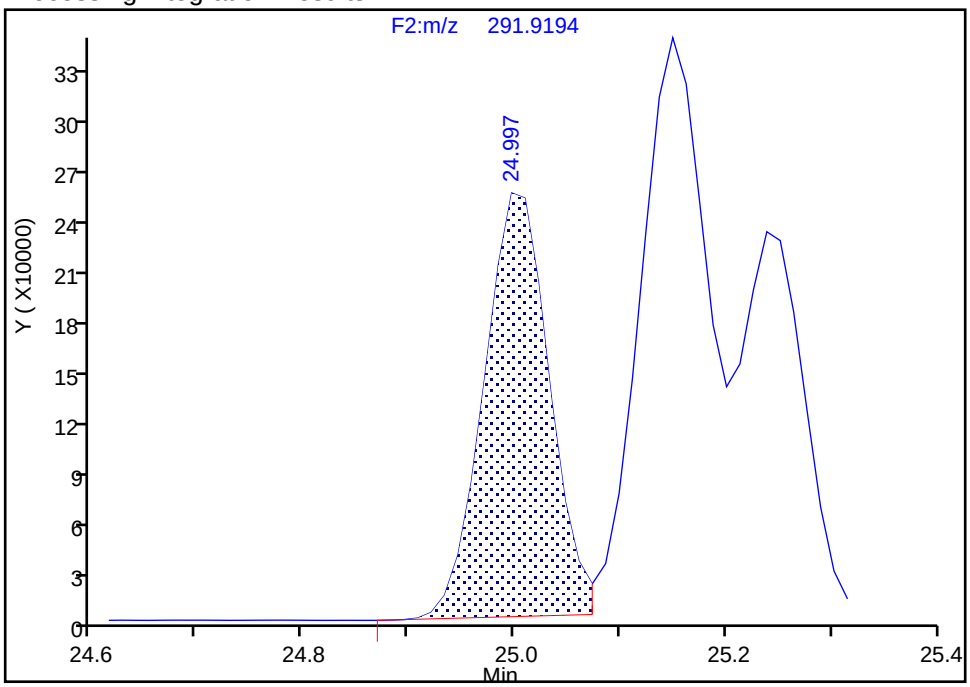

Manual Integration Results

RT: 25.00
Area: 1085068
Amount: 49.231255
Amount Units: pg/ul

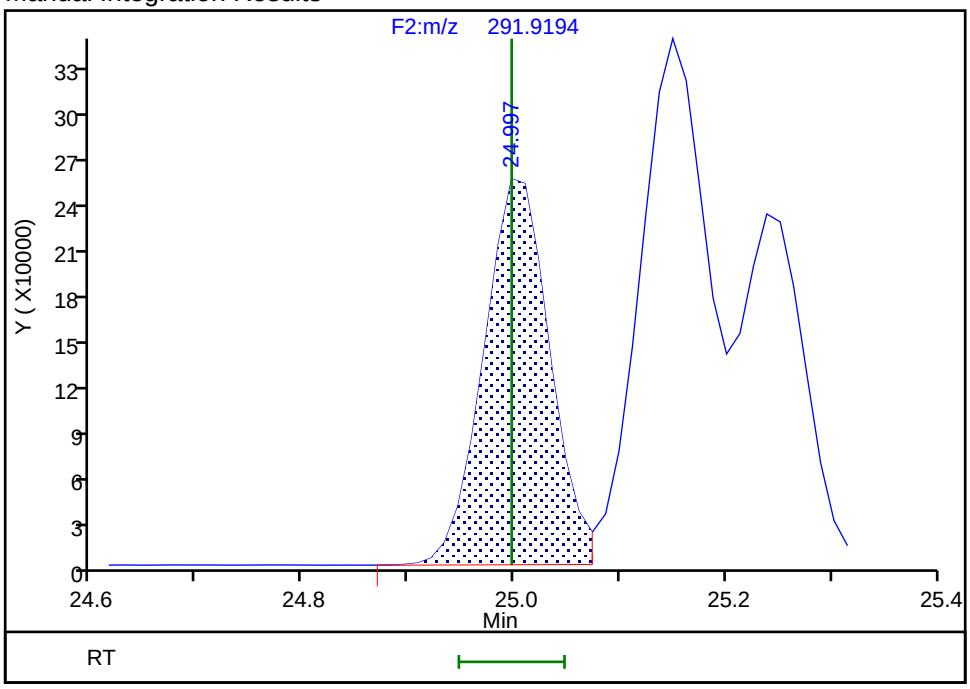

Reviewer: mcwhirterl, 21-Aug-2019 20:56:37
Audit Action: Marked Compound Undetected Audit Reason: Invalid Compound ID

Manual Integration/User Assign Peak Report

Eurofins TestAmerica, Knoxville

Data File: \\chromna\Knoxville\ChromData\D3D\20190813-12717.b\d4190821i4.d
Injection Date: 21-Aug-2019 17:01:00 Instrument ID: D3D
Lims ID: IC L4
Client ID:
Operator ID: Xcalibur_System ALS Bottle#: 0 Worklist Smp#: 4
Injection Vol: 1.0 ul Dil. Factor: 1.0000
Method: PCBs_D3D Limit Group: HR - 1668A - ICAL
Column: SPB-Octyl (0.25 mm) Detector F2(21.81 :35.54)

PCB-52, CAS: 35693-99-3

Signal: 3

Processing Integration Results

RT: 25.00
Area: 1907954
Amount: 48.204038
Amount Units: pg/ul

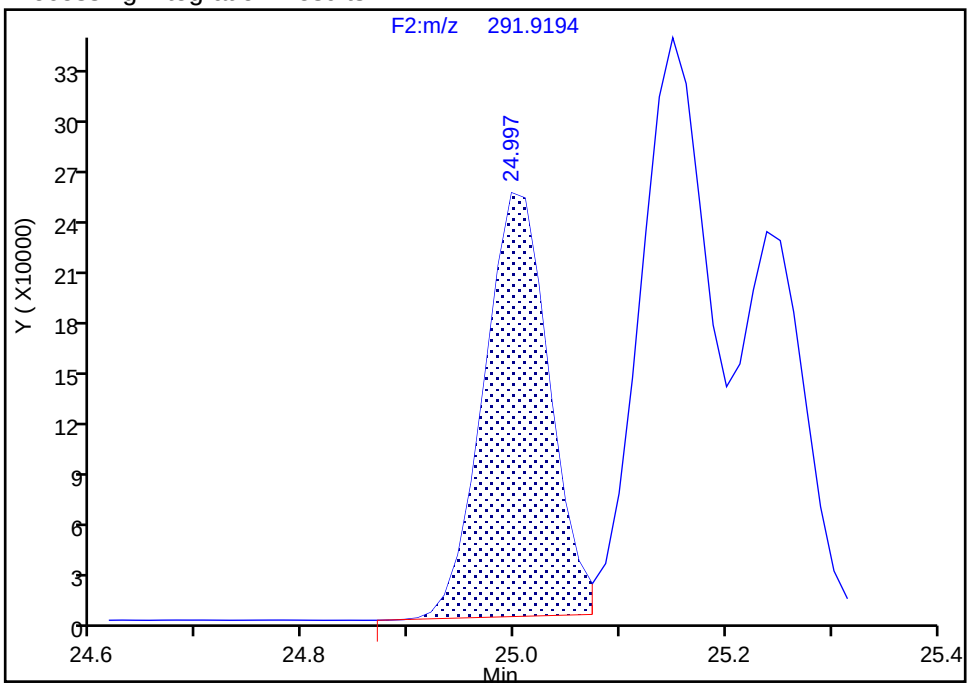

Manual Integration Results

RT: 25.00
Area: 1943889
Amount: 49.231255
Amount Units: pg/ul
Reviewer: mcwhirterl, 21-Aug-2019 20:56:37
Audit Action: Marked Compound Undetected Audit Reason: Invalid Compound ID

Manual Integration/User Assign Peak Report

Eurofins TestAmerica, Knoxville

Data File: \\chromna\Knoxville\ChromData\D3D\20190813-12717.b\d4190821i4.d
Injection Date: 21-Aug-2019 17:01:00 Instrument ID: D3D
Lims ID: IC L4
Client ID:
Operator ID: Xcalibur_System ALS Bottle#: 0 Worklist Smp#: 4
Injection Vol: 1.0 ul Dil. Factor: 1.0000
Method: PCBs_D3D Limit Group: HR - 1668A - ICAL
Column: SPB-Octyl (0.25 mm) Detector F2(21.81 :35.54)

PCB-52, CAS: 35693-99-3

Signal: 1

Processing Integration Results

RT: 25.00
Area: 841694
Amount: 48.204038
Amount Units: pg/ul

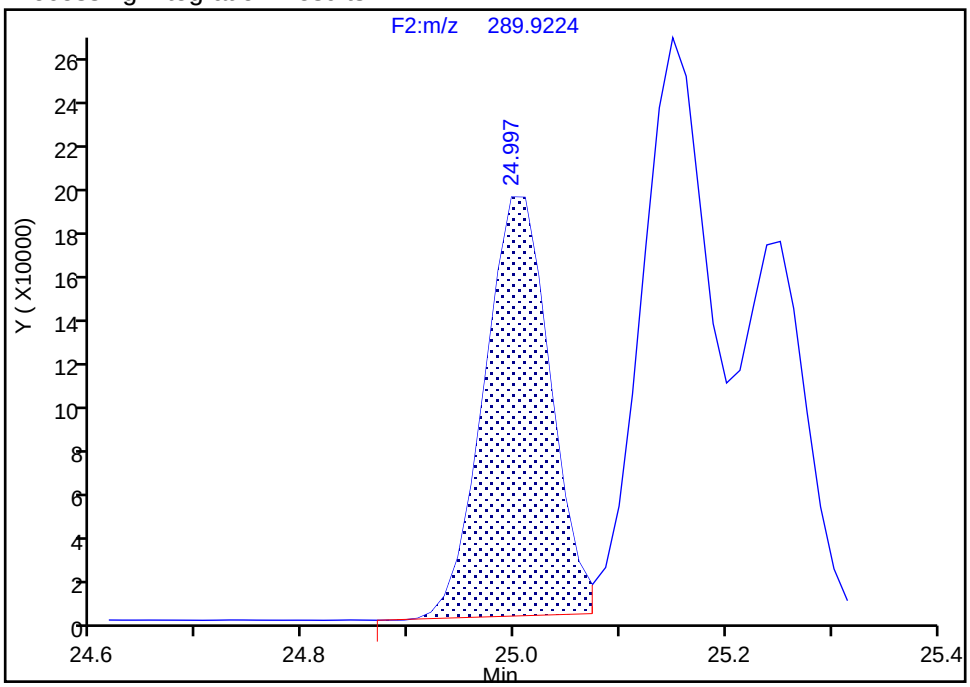

Manual Integration Results

RT: 25.00
Area: 858821
Amount: 49.231255
Amount Units: pg/ul

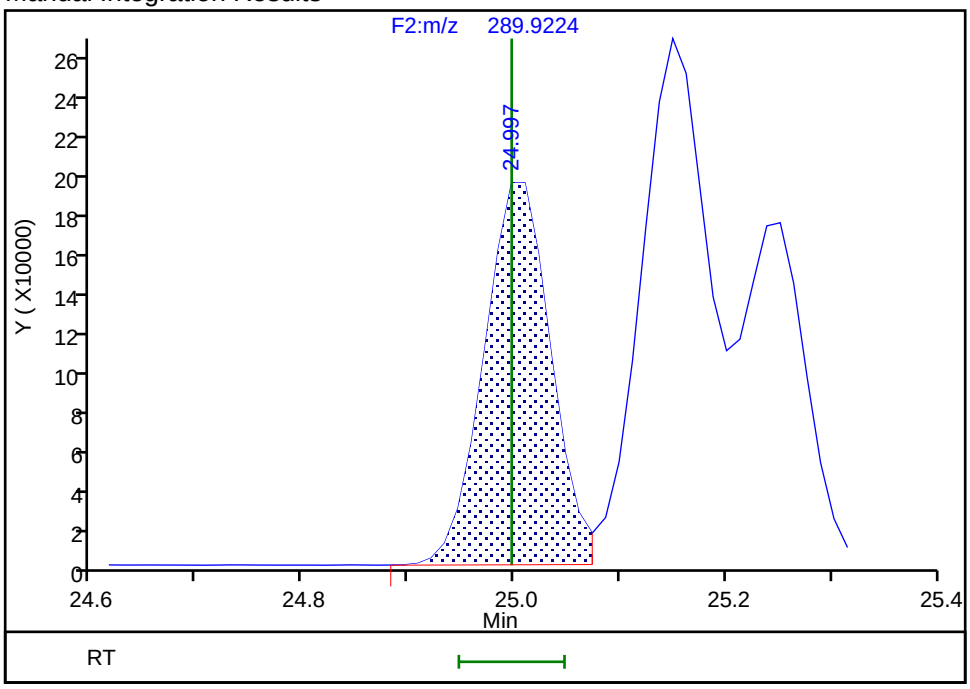

Reviewer: mcwhirterl, 21-Aug-2019 20:56:38
Audit Action: Manually Integrated/Assigned Compound ID Audit Reason: Split Peak

Manual Integration/User Assign Peak Report

Eurofins TestAmerica, Knoxville

Data File: \\chromna\Knoxville\ChromData\D3D\20190813-12717.b\d4190821i4.d
Injection Date: 21-Aug-2019 17:01:00 Instrument ID: D3D
Lims ID: IC L4
Client ID:
Operator ID: Xcalibur_System ALS Bottle#: 0 Worklist Smp#: 4
Injection Vol: 1.0 ul Dil. Factor: 1.0000
Method: PCBs_D3D Limit Group: HR - 1668A - ICAL
Column: SPB-Octyl (0.25 mm) Detector F2(21.81 :35.54)

PCB-43/73, CAS: STL02293

Signal: 2

Processing Integration Results

RT: 25.15
Area: 1448097
Amount: 66.890547
Amount Units: pg/ul

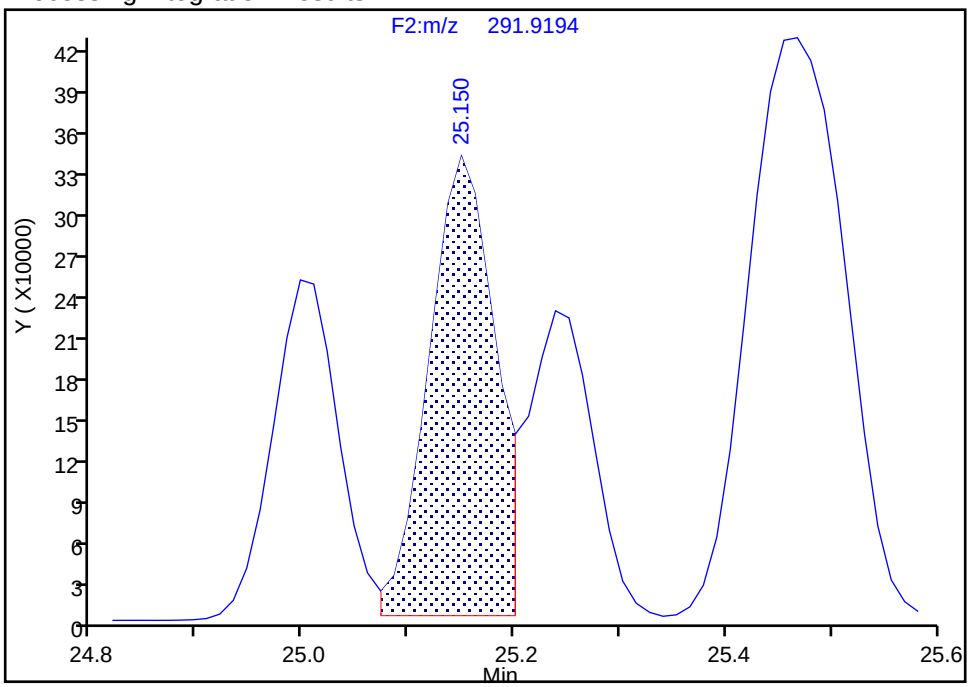

Manual Integration Results

RT: 25.15
Area: 2437152
Amount: 98.831818
Amount Units: pg/ul

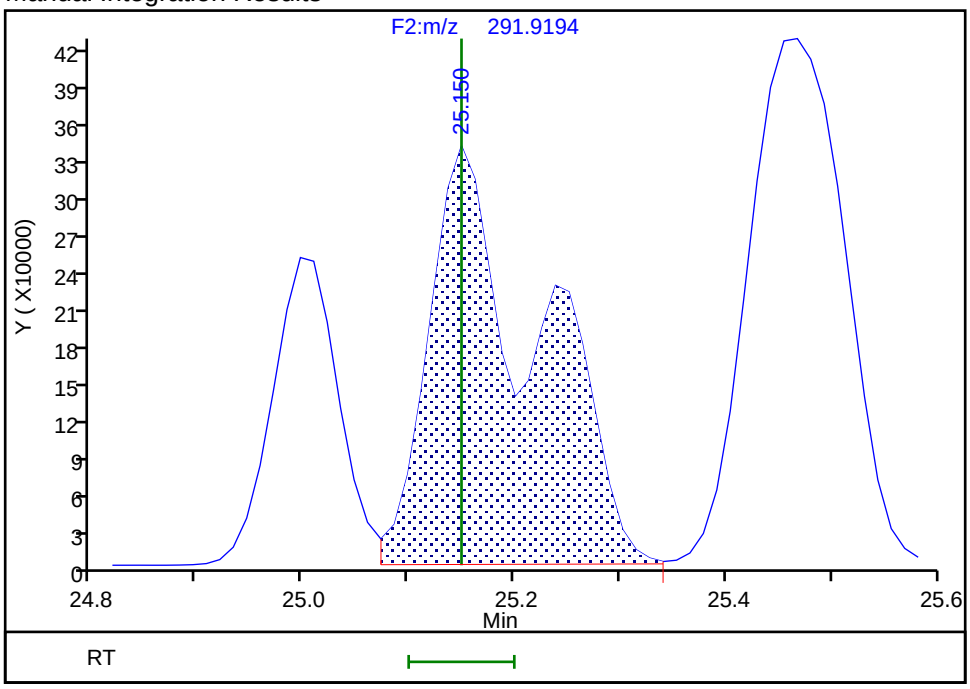

Reviewer: mcwhirterl, 21-Aug-2019 20:56:40
Audit Action: Marked Compound Undetected Audit Reason: Invalid Compound ID

Manual Integration/User Assign Peak Report

Eurofins TestAmerica, Knoxville

Data File: \\chromna\Knoxville\ChromData\D3D\20190813-12717.b\d4190821i4.d
Injection Date: 21-Aug-2019 17:01:00 Instrument ID: D3D
Lims ID: IC L4
Client ID:
Operator ID: Xcalibur_System ALS Bottle#: 0 Worklist Smp#: 4
Injection Vol: 1.0 ul Dil. Factor: 1.0000
Method: PCBs_D3D Limit Group: HR - 1668A - ICAL
Column: SPB-Octyl (0.25 mm) Detector F2(21.81 :35.54)

PCB-43/73, CAS: STL02293

Signal: 3

Processing Integration Results

RT: 25.15
Area: 2574283
Amount: 66.890547
Amount Units: pg/ul

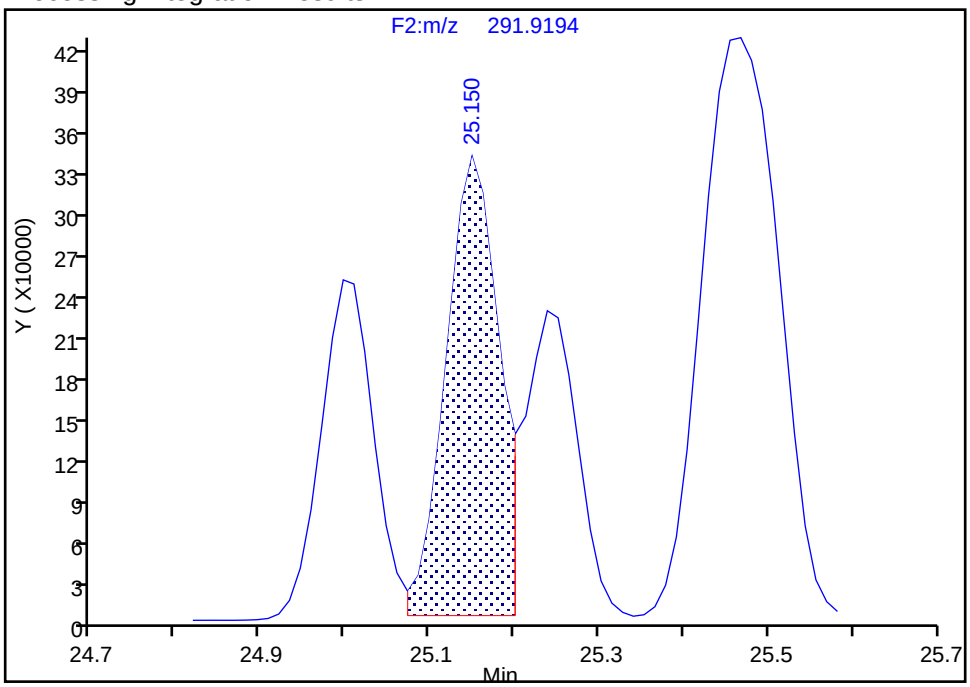

Manual Integration Results

RT: 25.15
Area: 4336762
Amount: 98.831818
Amount Units: pg/ul
Reviewer: mcwhirterl, 21-Aug-2019 20:56:40
Audit Action: Marked Compound Undetected Audit Reason: Invalid Compound ID

Manual Integration/User Assign Peak Report

Eurofins TestAmerica, Knoxville

Data File: \\chromna\Knoxville\ChromData\D3D\20190813-12717.b\d4190821i4.d
Injection Date: 21-Aug-2019 17:01:00 Instrument ID: D3D
Lims ID: IC L4
Client ID:
Operator ID: Xcalibur_System ALS Bottle#: 0 Worklist Smp#: 4
Injection Vol: 1.0 ul Dil. Factor: 1.0000
Method: PCBs_D3D Limit Group: HR - 1668A - ICAL
Column: SPB-Octyl (0.25 mm) Detector F2(21.81 :35.54)

PCB-43/73, CAS: STL02293

Signal: 1

Processing Integration Results

RT: 25.15
Area: 1126186
Amount: 66.890547
Amount Units: pg/ul

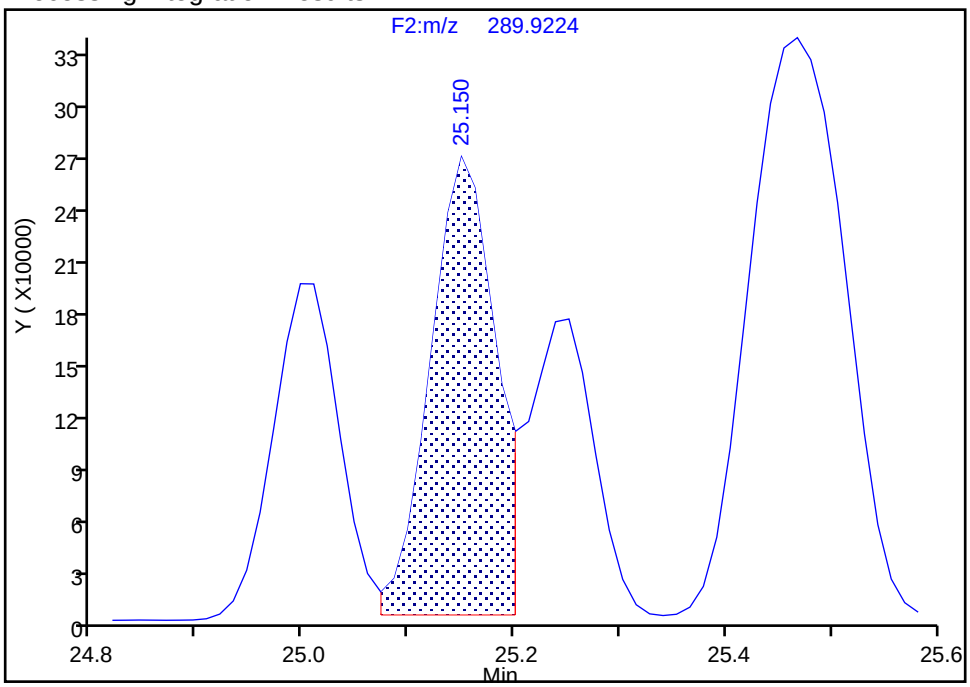

Manual Integration Results

RT: 25.15
Area: 1899610
Amount: 98.831818
Amount Units: pg/ul

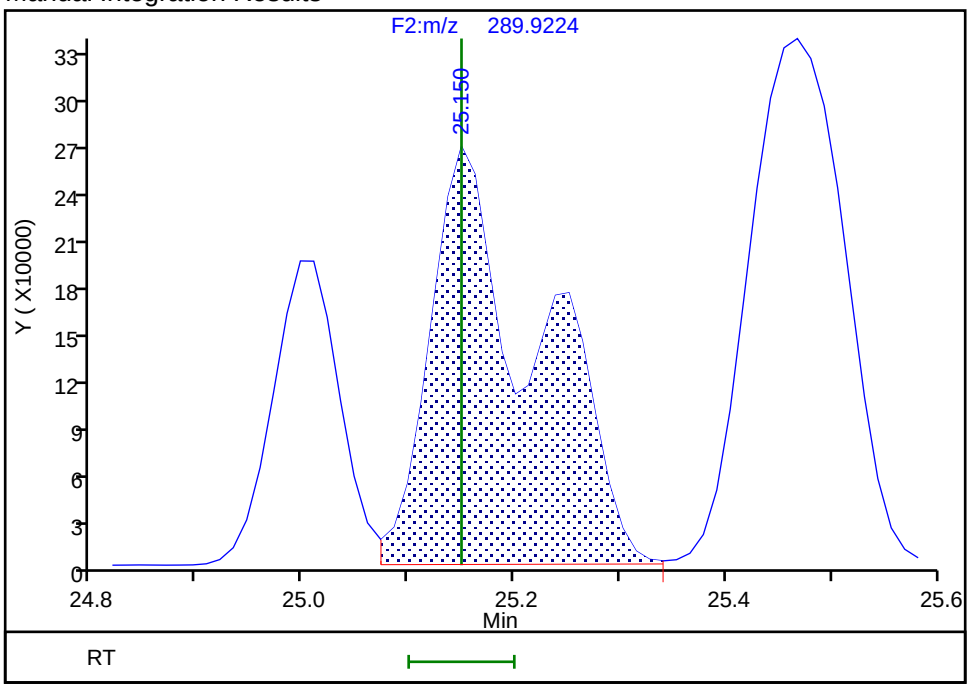

Reviewer: mcwhirterl, 21-Aug-2019 20:56:42
Audit Action: Manually Integrated/Assigned Compound ID Audit Reason: Split Peak

Manual Integration/User Assign Peak Report

Eurofins TestAmerica, Knoxville

Data File:	\\chromna\Knoxville\ChromData\D3D\20190813-12717.b\d4190821i4.d				
Injection Date:	21-Aug-2019 17:01:00	Instrument ID:	D3D		
Lims ID:	IC L4				
Client ID:					
Operator ID:	Xcalibur_System	ALS Bottle#:	0	Worklist Smp#:	4
Injection Vol:	1.0 ul	Dil. Factor:	1.0000		
Method:	PCBs_D3D	Limit Group:	HR - 1668A - ICAL		
Column:	SPB-Octyl (0.25 mm)	Detector	F2(21.81 :35.54)		

PCB-49/69, CAS: STL01805

Signal: 2

Processing Integration Results

RT: 25.47
Area: 3633131
Amount: 123.0016
Amount Units: pg/ul

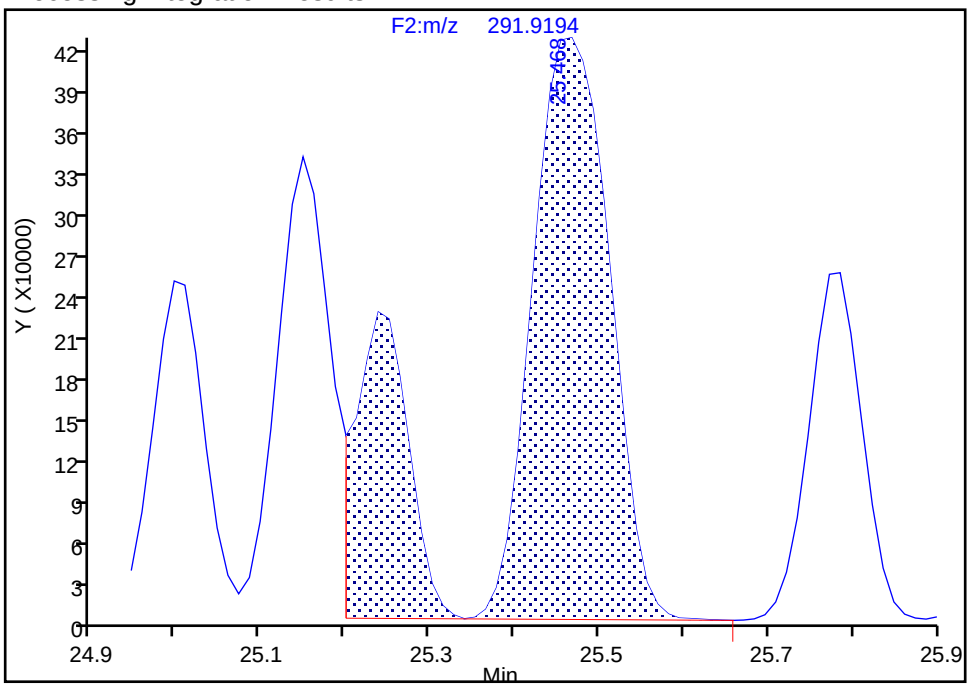

Manual Integration Results

RT: 25.47
Area: 2702397
Amount: 96.787518
Amount Units: pg/ul

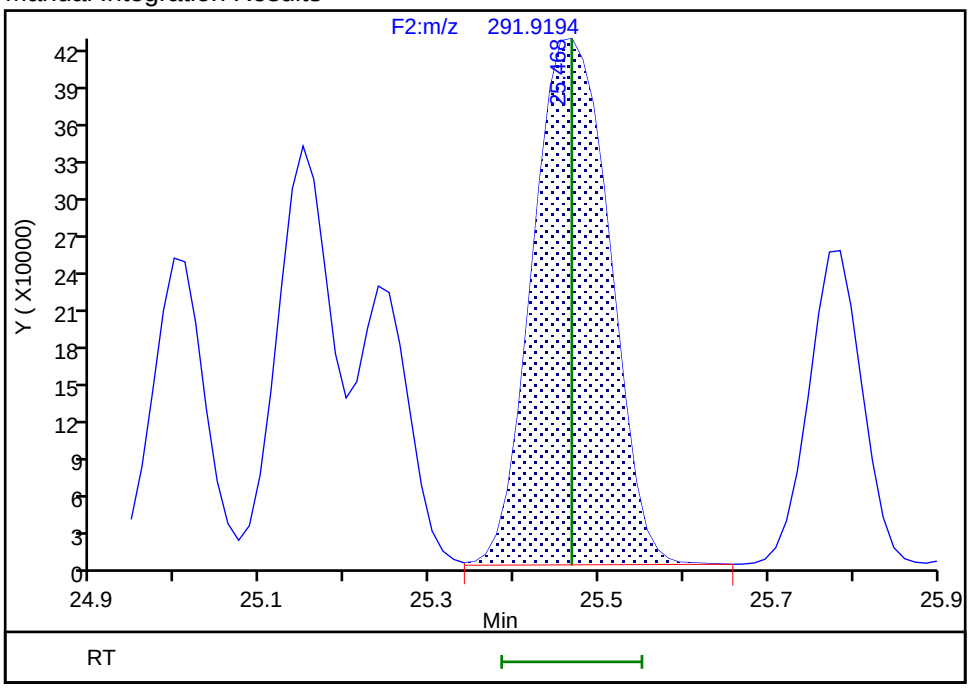

Reviewer: mcwhirterl, 21-Aug-2019 20:56:15

Audit Action: Manually Integrated Audit Reason: Incomplete Integration

Manual Integration/User Assign Peak Report

Eurofins TestAmerica, Knoxville

Data File:	\\chromna\Knoxville\ChromData\D3D\20190813-12717.b\d4190821i4.d				
Injection Date:	21-Aug-2019 17:01:00	Instrument ID:	D3D		
Lims ID:	IC L4				
Client ID:					
Operator ID:	Xcalibur_System	ALS Bottle#:	0	Worklist Smp#:	4
Injection Vol:	1.0 ul	Dil. Factor:	1.0000		
Method:	PCBs_D3D	Limit Group:	HR - 1668A - ICAL		
Column:	SPB-Octyl (0.25 mm)	Detector	F2(21.81 :35.54)		

PCB-49/69, CAS: STL01805

Signal: 1

Processing Integration Results

RT: 25.47
Area: 2844059
Amount: 123.0016
Amount Units: pg/ul

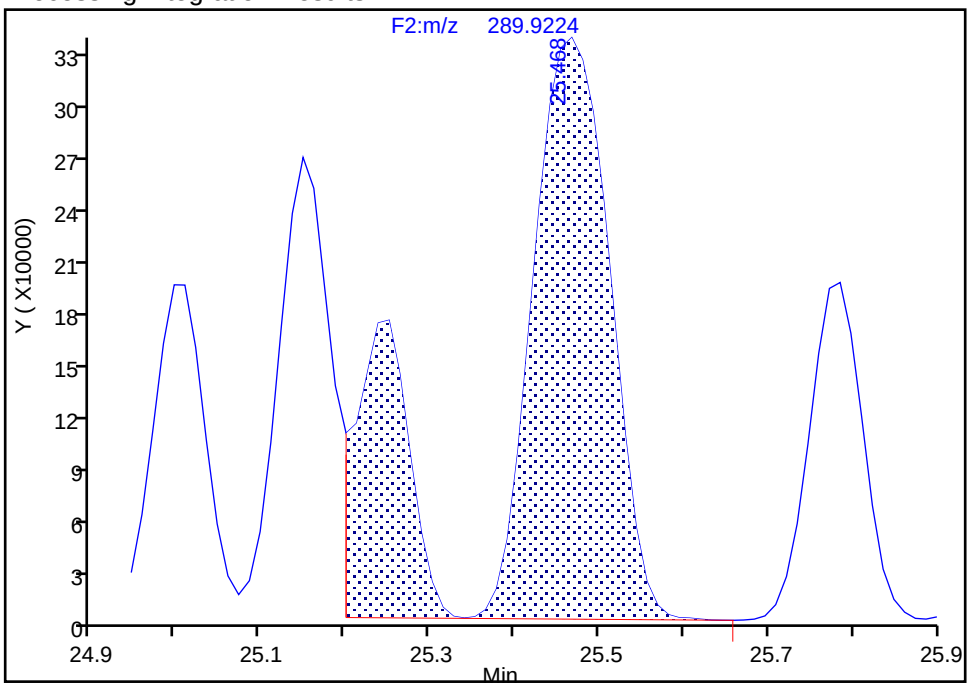

Manual Integration Results

RT: 25.47
Area: 2127908
Amount: 96.787518
Amount Units: pg/ul

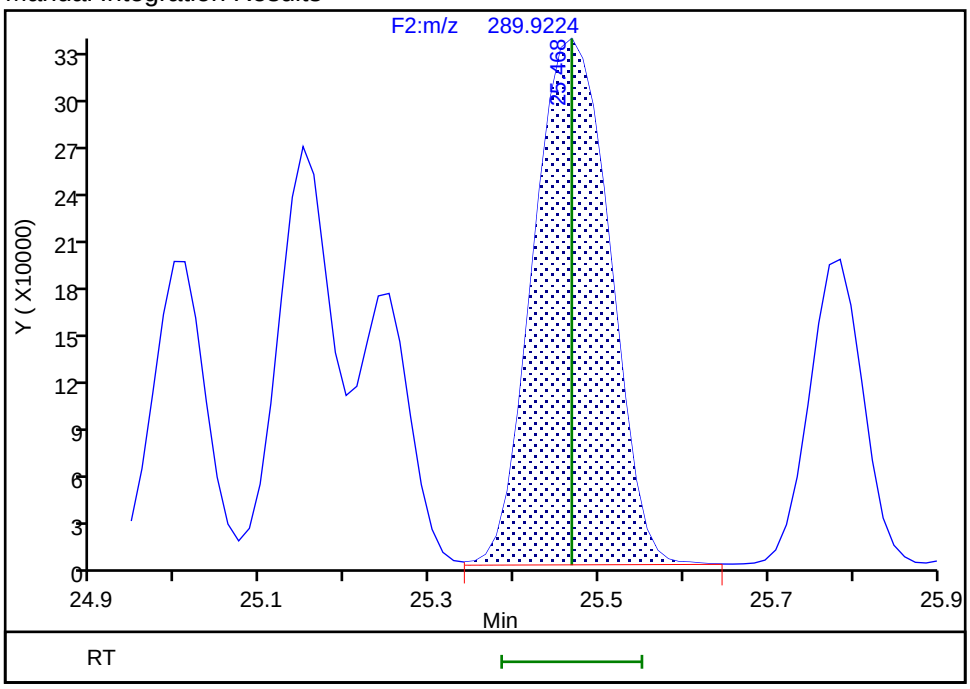

Reviewer: mcwhirterl, 21-Aug-2019 20:56:45
Audit Action: Manually Integrated/Assigned Compound ID Audit Reason: Split Peak

Manual Integration/User Assign Peak Report

Eurofins TestAmerica, Knoxville

Data File: \\chromna\Knoxville\ChromData\D3D\20190813-12717.b\d4190821i4.d
Injection Date: 21-Aug-2019 17:01:00 Instrument ID: D3D
Lims ID: IC L4
Client ID:
Operator ID: Xcalibur_System ALS Bottle#: 0 Worklist Smp#: 4
Injection Vol: 1.0 ul Dil. Factor: 1.0000
Method: PCBs_D3D Limit Group: HR - 1668A - ICAL
Column: SPB-Octyl (0.25 mm) Detector F2(21.81 :35.54)

PCB-40/41/71, CAS: STL02292

Signal: 2

Processing Integration Results

RT: 27.02
Area: 2259892
Amount: 109.9594
Amount Units: pg/ul

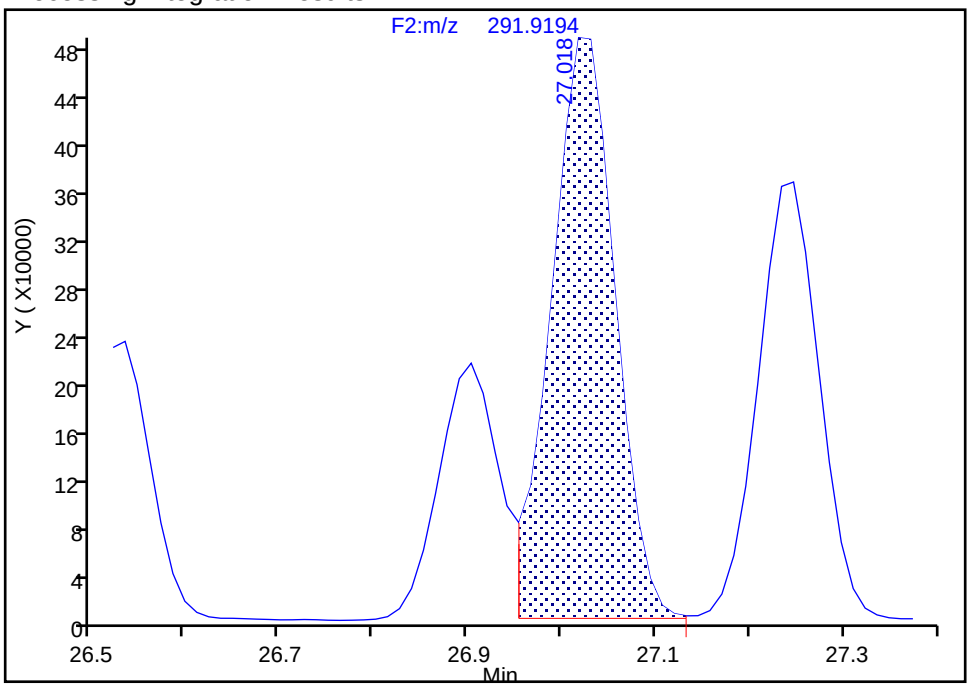

Manual Integration Results

RT: 27.02
Area: 3216462
Amount: 142.1455
Amount Units: pg/ul

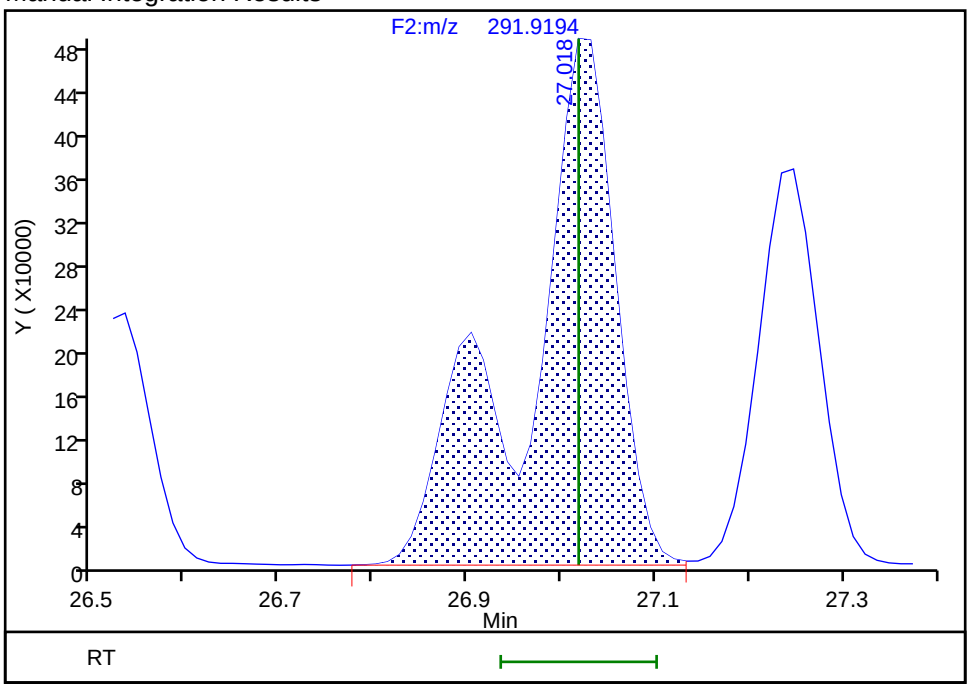

Reviewer: mcwhirterl, 21-Aug-2019 20:57:55
Audit Action: Marked Compound Undetected Audit Reason: Invalid Compound ID

Manual Integration/User Assign Peak Report

Eurofins TestAmerica, Knoxville

Data File: \\chromna\Knoxville\ChromData\D3D\20190813-12717.b\d4190821i4.d
Injection Date: 21-Aug-2019 17:01:00 Instrument ID: D3D
Lims ID: IC L4
Client ID:
Operator ID: Xcalibur_System ALS Bottle#: 0 Worklist Smp#: 4
Injection Vol: 1.0 ul Dil. Factor: 1.0000
Method: PCBs_D3D Limit Group: HR - 1668A - ICAL
Column: SPB-Octyl (0.25 mm) Detector F2(21.81 :35.54)

PCB-40/41/71, CAS: STL02292

Signal: 3

Processing Integration Results

RT: 27.02
Area: 4034295
Amount: 109.9594
Amount Units: pg/ul

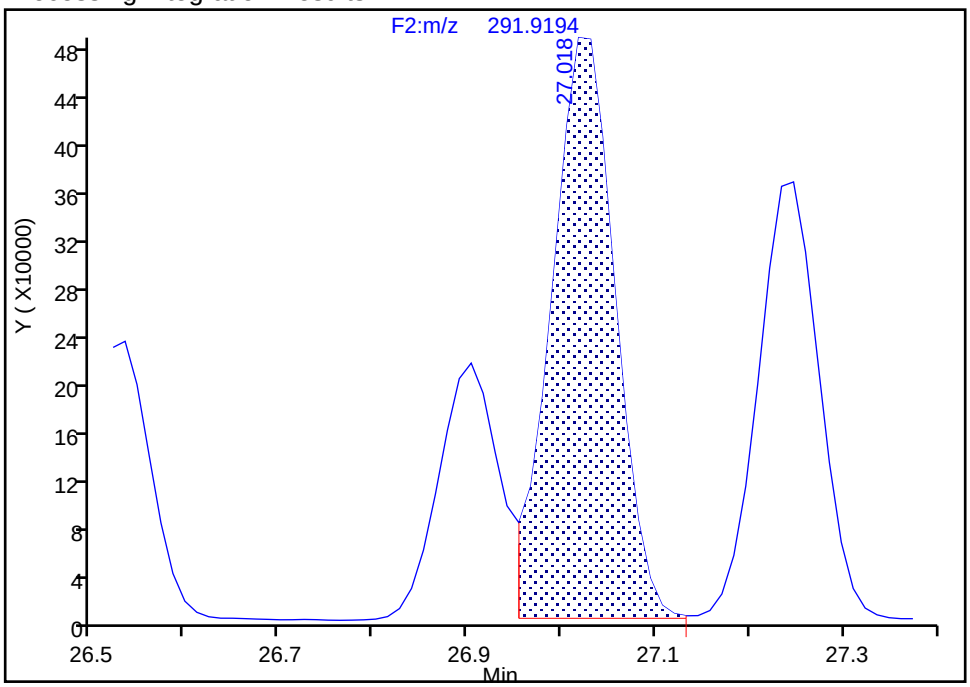

Manual Integration Results

RT: 27.02
Area: 5729021
Amount: 142.1455
Amount Units: pg/ul
Reviewer: mcwhirterl, 21-Aug-2019 20:57:55
Audit Action: Marked Compound Undetected Audit Reason: Invalid Compound ID

Manual Integration/User Assign Peak Report

Eurofins TestAmerica, Knoxville

Data File: \\chromna\Knoxville\ChromData\D3D\20190813-12717.b\d4190821i4.d
Injection Date: 21-Aug-2019 17:01:00 Instrument ID: D3D
Lims ID: IC L4
Client ID:
Operator ID: Xcalibur_System ALS Bottle#: 0 Worklist Smp#: 4
Injection Vol: 1.0 ul Dil. Factor: 1.0000
Method: PCBs_D3D Limit Group: HR - 1668A - ICAL
Column: SPB-Octyl (0.25 mm) Detector F2(21.81 :35.54)

PCB-40/41/71, CAS: STL02292

Signal: 1

Processing Integration Results

RT: 27.02
Area: 1774403
Amount: 109.9594
Amount Units: pg/ul

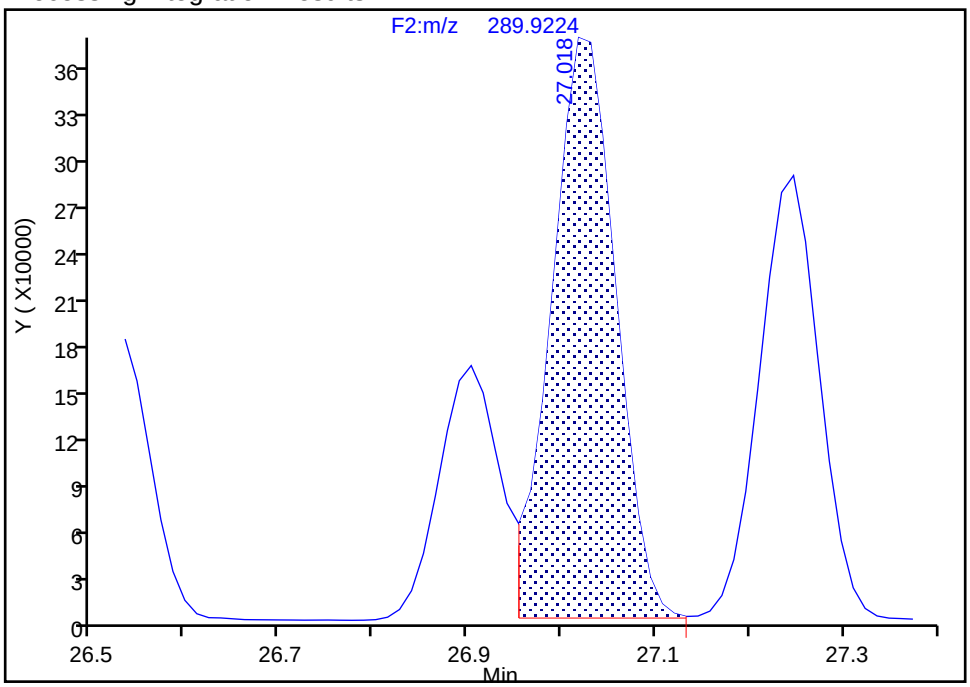

Manual Integration Results

RT: 27.02
Area: 2512559
Amount: 142.1455
Amount Units: pg/ul

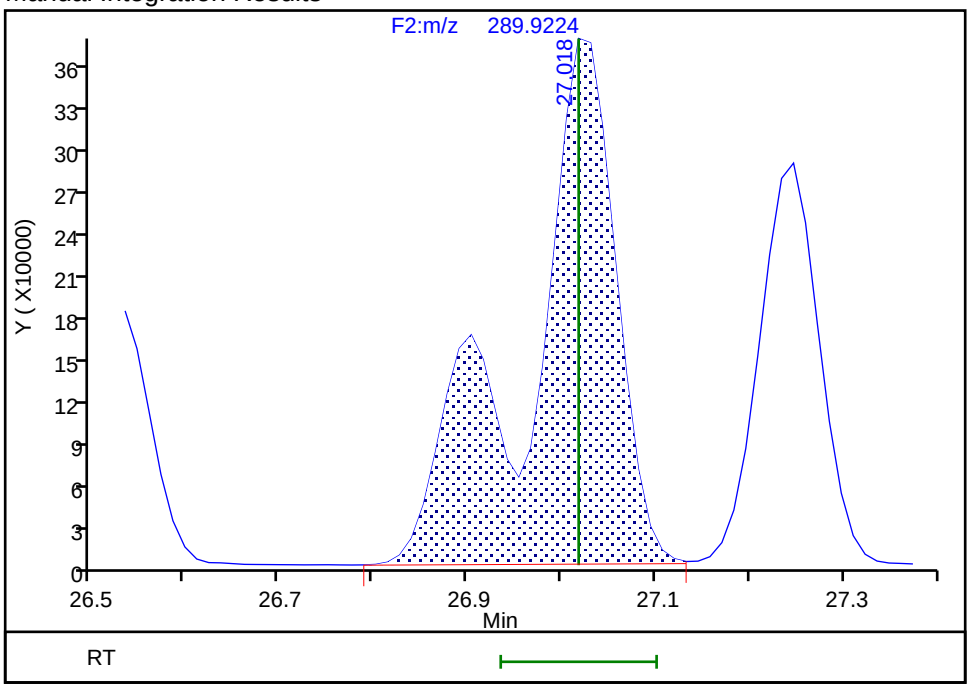

Reviewer: mcwhirterl, 21-Aug-2019 20:57:57
Audit Action: Manually Integrated/Assigned Compound ID Audit Reason: Incomplete Integration

Manual Integration/User Assign Peak Report

Eurofins TestAmerica, Knoxville

Data File: \\chromna\Knoxville\ChromData\D3D\20190813-12717.b\d4190821i4.d
Injection Date: 21-Aug-2019 17:01:00 Instrument ID: D3D
Lims ID: IC L4
Client ID:
Operator ID: Xcalibur_System ALS Bottle#: 0 Worklist Smp#: 4
Injection Vol: 1.0 ul Dil. Factor: 1.0000
Method: PCBs_D3D Limit Group: HR - 1668A - ICAL
Column: SPB-Octyl (0.25 mm) Detector F2(21.81 :35.54)

PCB-64, CAS: 52663-58-8

Signal: 2

Processing Integration Results

RT: 27.25
Area: 1635882
Amount: 46.852015
Amount Units: pg/ul

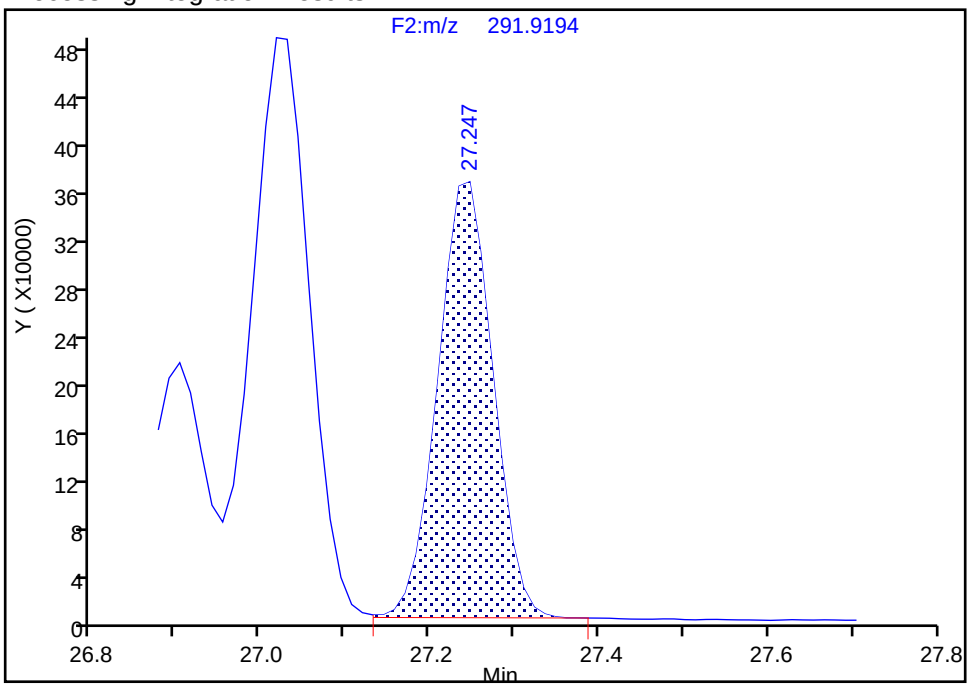

Manual Integration Results

RT: 27.25
Area: 1657403
Amount: 47.177606
Amount Units: pg/ul

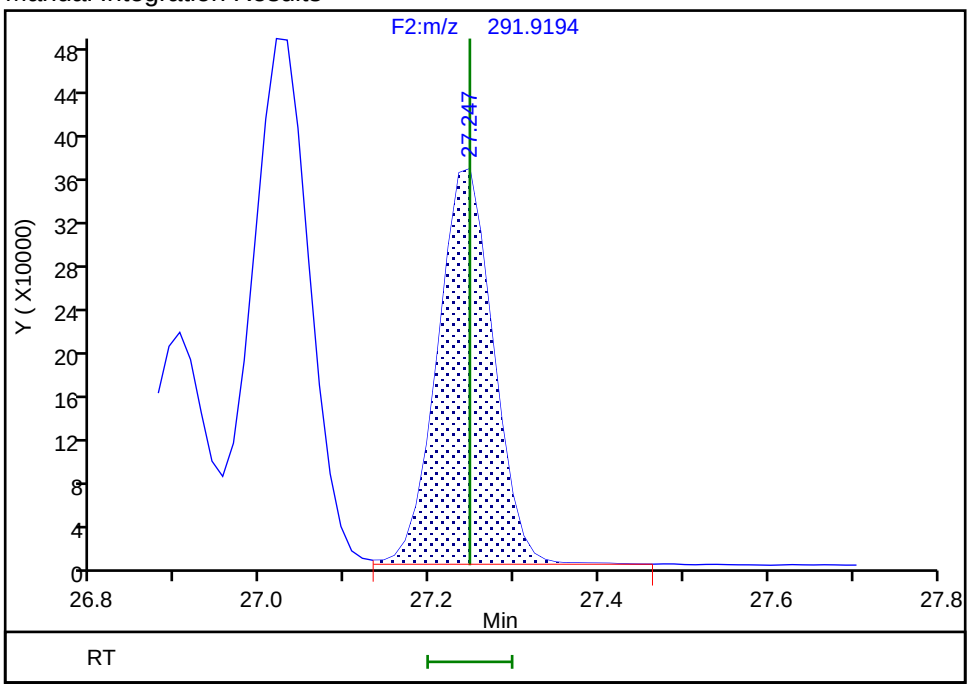

Reviewer: mcwhirterl, 21-Aug-2019 20:58:00
Audit Action: Marked Compound Undetected Audit Reason: Invalid Compound ID

Manual Integration/User Assign Peak Report

Eurofins TestAmerica, Knoxville

Data File: \\chromna\Knoxville\ChromData\D3D\20190813-12717.b\d4190821i4.d
Injection Date: 21-Aug-2019 17:01:00 Instrument ID: D3D
Lims ID: IC L4
Client ID:
Operator ID: Xcalibur_System ALS Bottle#: 0 Worklist Smp#: 4
Injection Vol: 1.0 ul Dil. Factor: 1.0000
Method: PCBs_D3D Limit Group: HR - 1668A - ICAL
Column: SPB-Octyl (0.25 mm) Detector F2(21.81 :35.54)

PCB-64, CAS: 52663-58-8

Signal: 3

Processing Integration Results

RT: 27.25
Area: 2912531
Amount: 46.852015
Amount Units: pg/ul

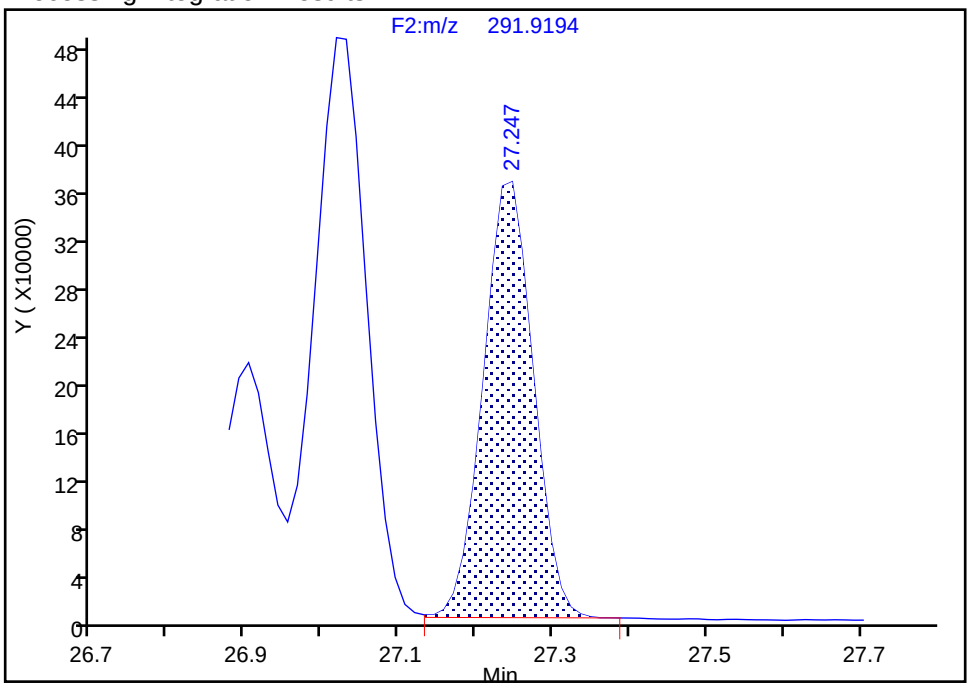

Manual Integration Results

RT: 27.25
Area: 2934052
Amount: 47.177606
Amount Units: pg/ul
Reviewer: mcwhirterl, 21-Aug-2019 20:58:00
Audit Action: Marked Compound Undetected Audit Reason: Invalid Compound ID

Manual Integration/User Assign Peak Report

Eurofins TestAmerica, Knoxville

Data File: \\chromna\Knoxville\ChromData\D3D\20190813-12717.b\d4190821i4.d
Injection Date: 21-Aug-2019 17:01:00 Instrument ID: D3D
Lims ID: IC L4
Client ID:
Operator ID: Xcalibur_System ALS Bottle#: 0 Worklist Smp#: 4
Injection Vol: 1.0 ul Dil. Factor: 1.0000
Method: PCBs_D3D Limit Group: HR - 1668A - ICAL
Column: SPB-Octyl (0.25 mm) Detector F2(21.81 :35.54)

PCB-64, CAS: 52663-58-8

Signal: 1

Processing Integration Results

RT: 27.25
Area: 1276649
Amount: 46.852015
Amount Units: pg/ul

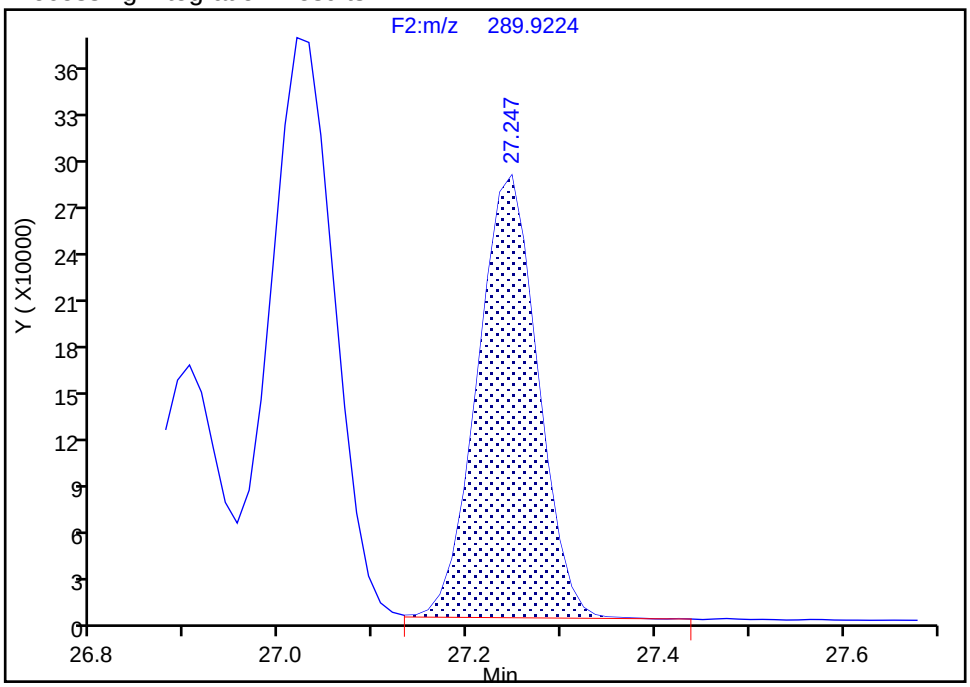

Manual Integration Results

RT: 27.25
Area: 1276649
Amount: 47.177606
Amount Units: pg/ul

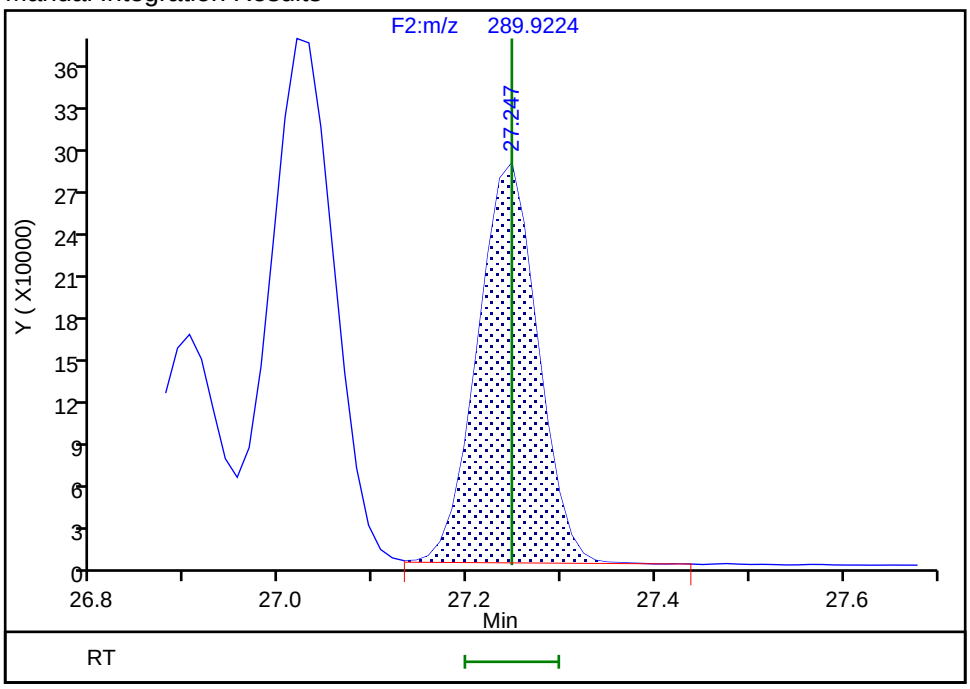

Reviewer: mcwhirterl, 21-Aug-2019 20:58:02
Audit Action: Manually Integrated/Assigned Compound ID Audit Reason: Incomplete Integration

Manual Integration/User Assign Peak Report

Eurofins TestAmerica, Knoxville

Data File: \\chromna\Knoxville\ChromData\D3D\20190813-12717.b\d4190821i4.d
Injection Date: 21-Aug-2019 17:01:00 Instrument ID: D3D
Lims ID: IC L4
Client ID:
Operator ID: Xcalibur_System ALS Bottle#: 0 Worklist Smp#: 4
Injection Vol: 1.0 ul Dil. Factor: 1.0000
Method: PCBs_D3D Limit Group: HR - 1668A - ICAL
Column: SPB-Octyl (0.25 mm) Detector F2(21.81 :35.54)

PCB-80, CAS: 33284-52-5

Signal: 2

Processing Integration Results

RT: 31.42
Area: 1657489
Amount: 46.513602
Amount Units: pg/ul

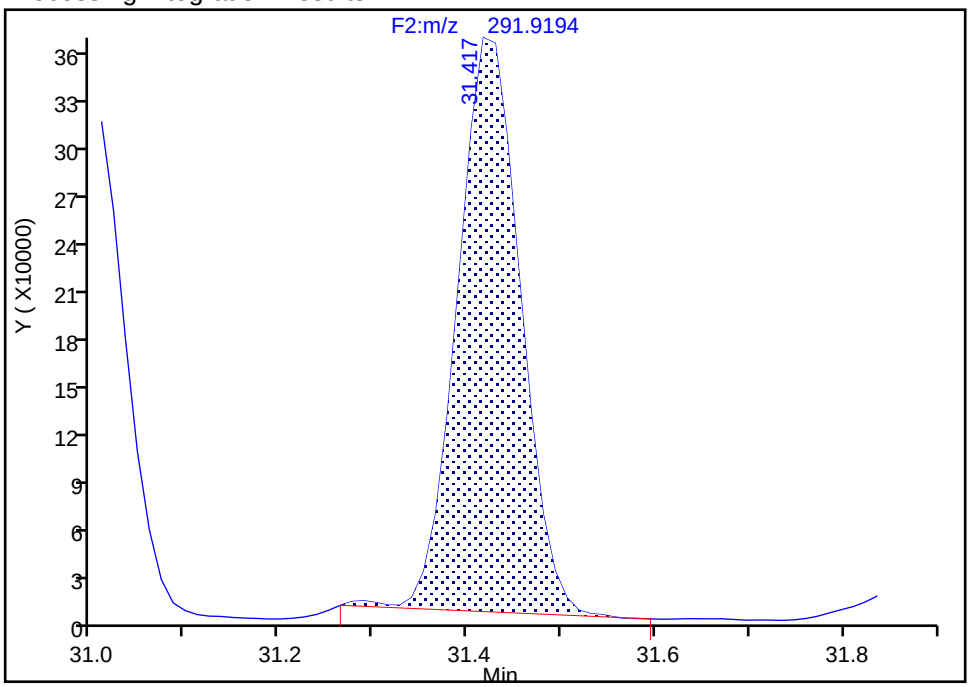

Manual Integration Results

RT: 31.42
Area: 1706119
Amount: 46.911870
Amount Units: pg/ul

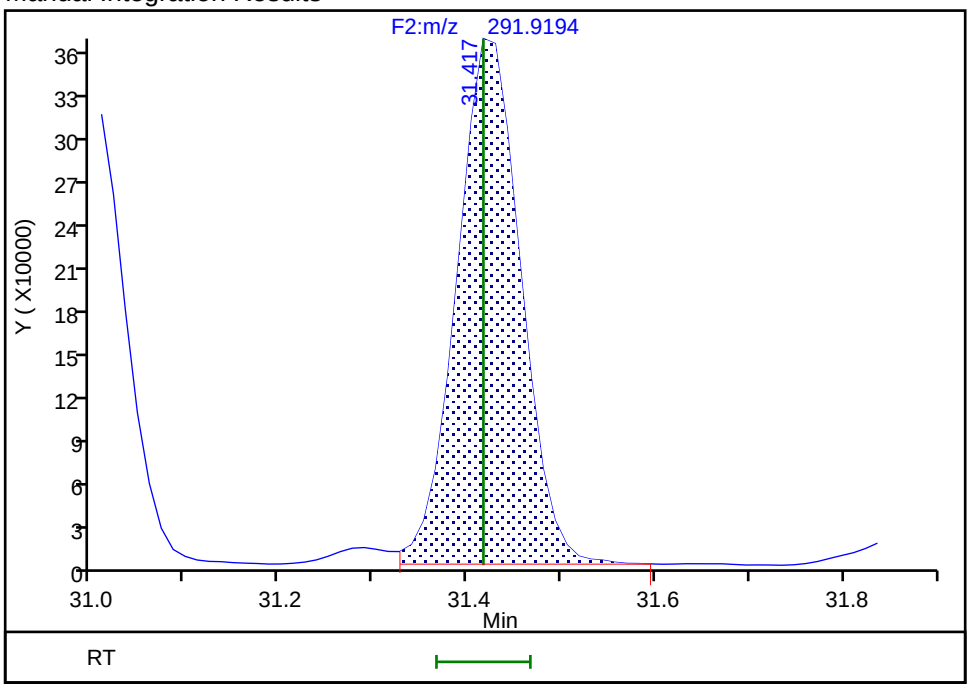

Reviewer: mcwhirterl, 21-Aug-2019 20:58:43
Audit Action: Marked Compound Undetected Audit Reason: Invalid Compound ID

Manual Integration/User Assign Peak Report

Eurofins TestAmerica, Knoxville

Data File: \\chromna\Knoxville\ChromData\D3D\20190813-12717.b\d4190821i4.d
Injection Date: 21-Aug-2019 17:01:00 Instrument ID: D3D
Lims ID: IC L4
Client ID:
Operator ID: Xcalibur_System ALS Bottle#: 0 Worklist Smp#: 4
Injection Vol: 1.0 ul Dil. Factor: 1.0000
Method: PCBs_D3D Limit Group: HR - 1668A - ICAL
Column: SPB-Octyl (0.25 mm) Detector F2(21.81 :35.54)

PCB-80, CAS: 33284-52-5

Signal: 3

Processing Integration Results

RT: 31.42
Area: 3013573
Amount: 46.513602
Amount Units: pg/ul

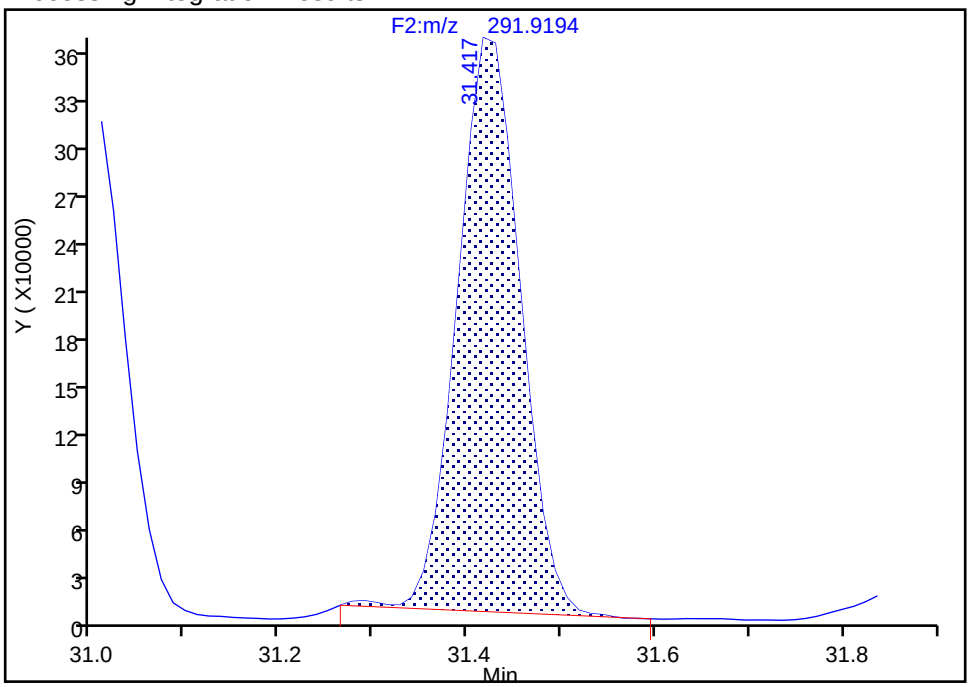

Manual Integration Results

RT: 31.42
Area: 3026713
Amount: 46.911870
Amount Units: pg/ul
Reviewer: mcwhirterl, 21-Aug-2019 20:58:43
Audit Action: Marked Compound Undetected Audit Reason: Invalid Compound ID

Manual Integration/User Assign Peak Report

Eurofins TestAmerica, Knoxville

Data File:	\\chromna\Knoxville\ChromData\D3D\20190813-12717.b\d4190821i4.d				
Injection Date:	21-Aug-2019 17:01:00	Instrument ID:	D3D		
Lims ID:	IC L4				
Client ID:					
Operator ID:	Xcalibur_System	ALS Bottle#:	0	Worklist Smp#:	4
Injection Vol:	1.0 ul	Dil. Factor:	1.0000		
Method:	PCBs_D3D	Limit Group:	HR - 1668A - ICAL		
Column:	SPB-Octyl (0.25 mm)	Detector	F2(21.81 :35.54)		

PCB-80, CAS: 33284-52-5

Signal: 1

Processing Integration Results

RT: 31.42
Area: 1356084
Amount: 46.513602
Amount Units: pg/ul

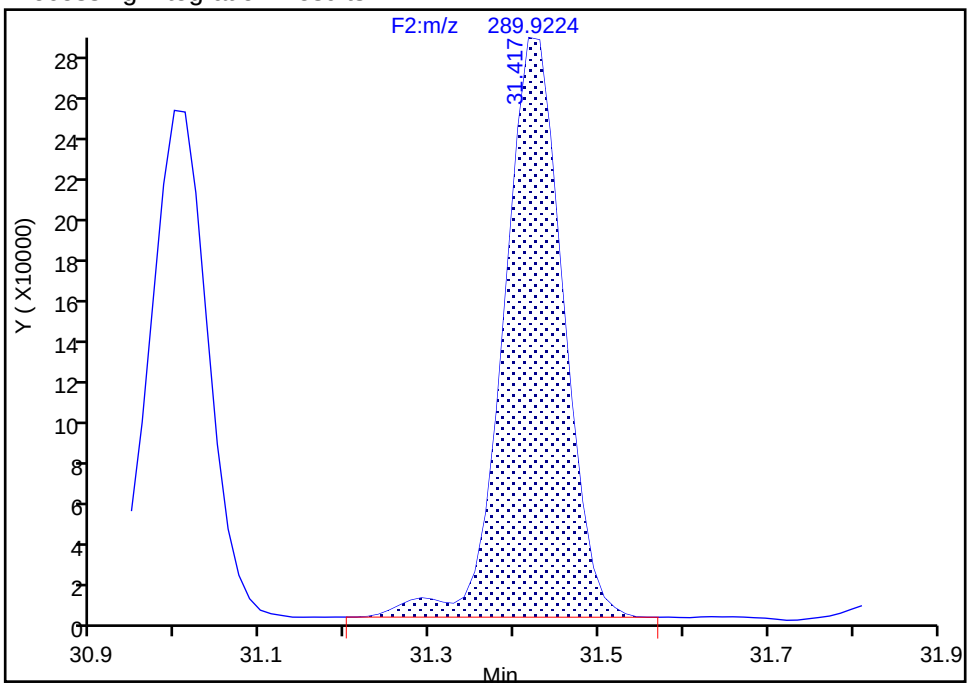

Manual Integration Results

RT: 31.42
Area: 1320594
Amount: 46.911870
Amount Units: pg/ul

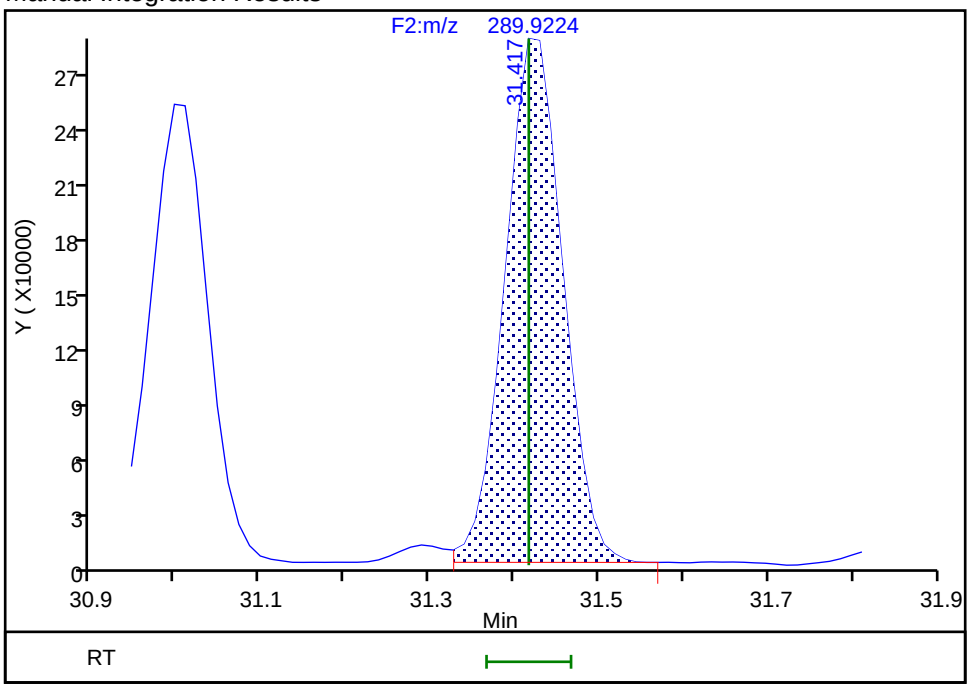

Reviewer: mcwhirterl, 21-Aug-2019 20:58:45

Audit Action: Manually Integrated/Assigned Compound ID Audit Reason: Split Peak

Eurofins TestAmerica, Knoxville

Data File:	\\chromna\Knoxville\ChromData\D3D\20190813-12717.b\d4190821i4.d		
Injection Date:	21-Aug-2019 17:01:00	Injection Vol:	1.0 ul
Instrument ID:	D3D	Operator ID:	Xcalibur_System
Method:	PCBs_D3D	Limit Group:	HR - 1668A - ICAL
Client ID:			
Worklist#:	33168	Sample Line#:	4
Column Type:	SPB-Octyl	Column Dia:	0.25 mm

PePCB F2

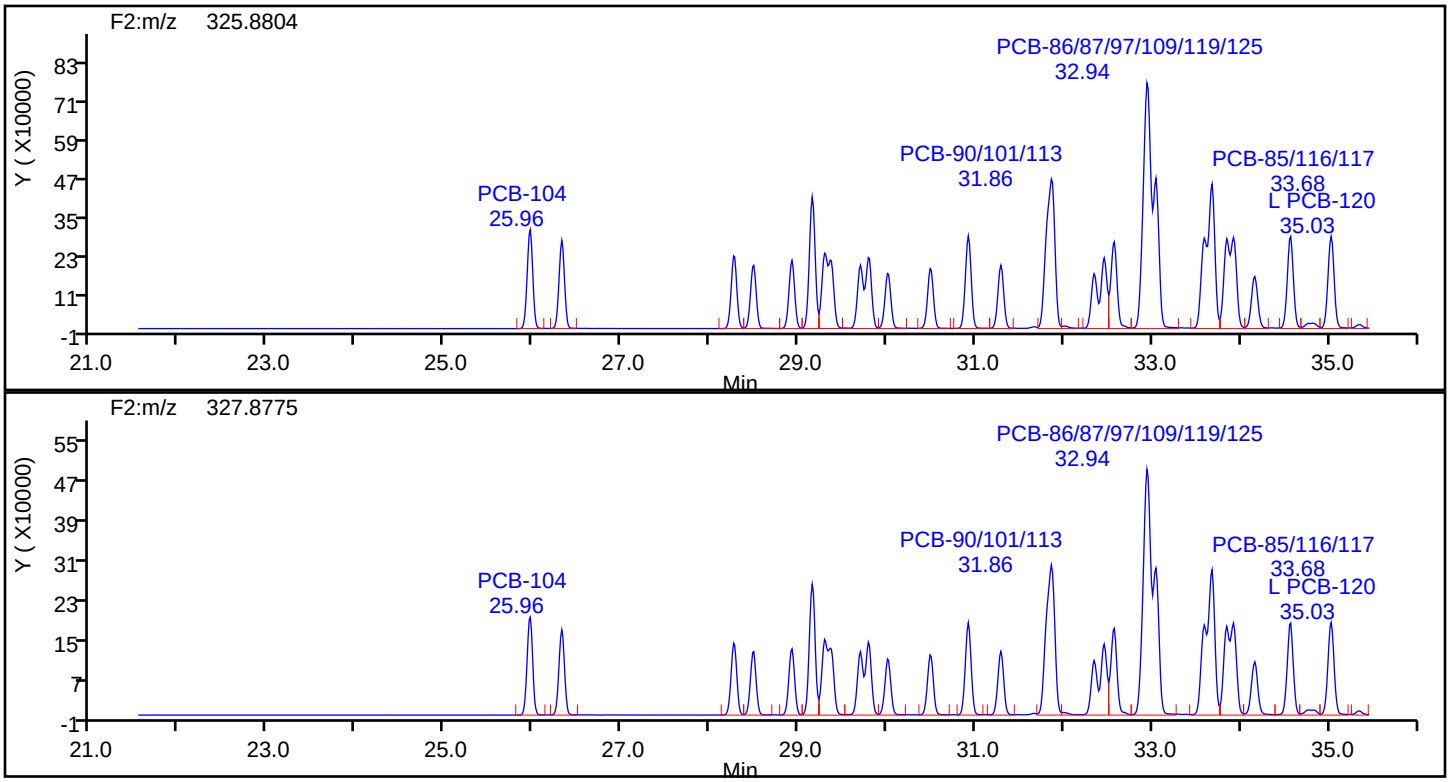

PePCB F2 Standards

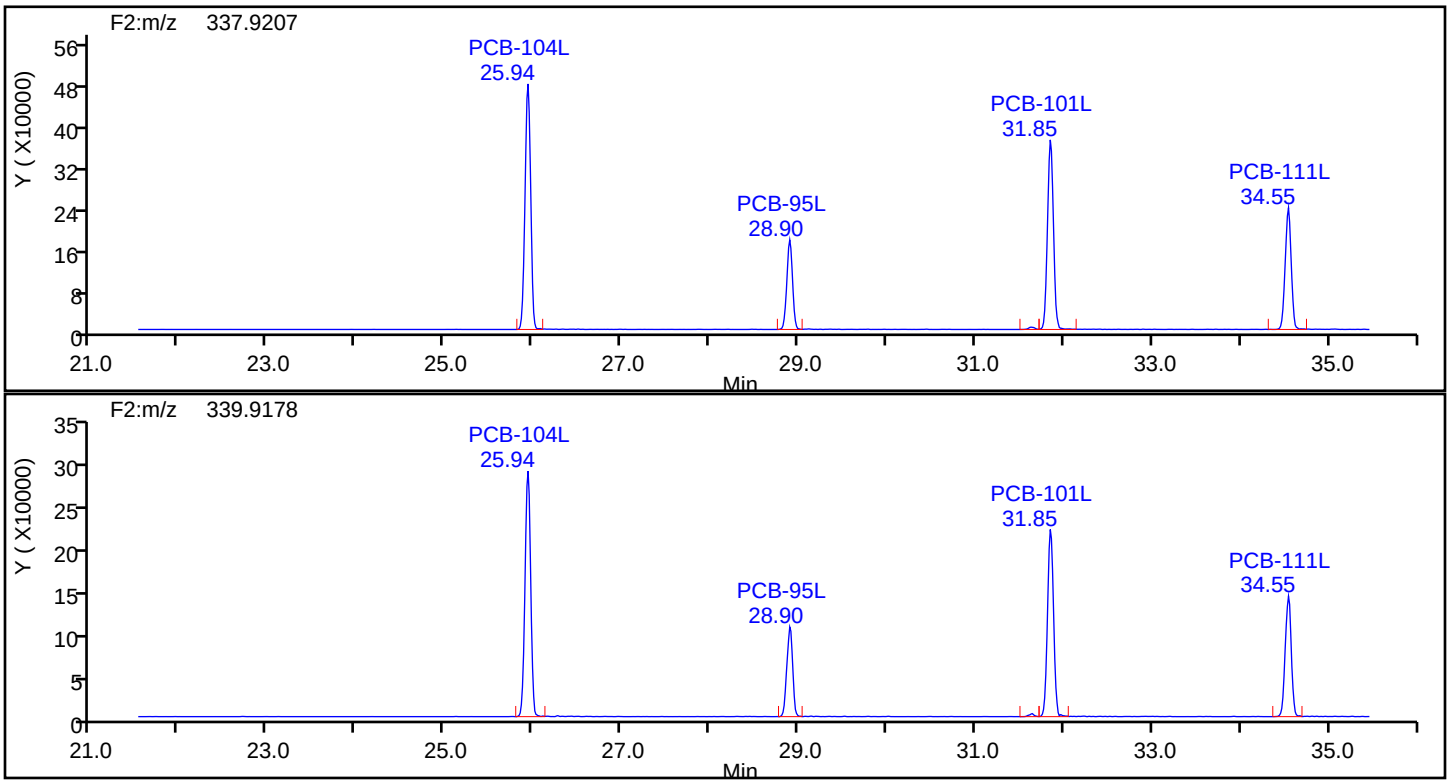

Eurofins TestAmerica, Knoxville

Data File:	\\chromna\Knoxville\ChromData\D3D\20190813-12717.b\d4190821i4.d		
Injection Date:	21-Aug-2019 17:01:00	Injection Vol:	1.0 ul
Instrument ID:	D3D	Operator ID:	Xcalibur_System
Method:	PCBs_D3D	Limit Group:	HR - 1668A - ICAL
Client ID:			
Worklist#:	33168	Sample Line#:	4
Column Type:	SPB-Octyl	Column Dia:	0.25 mm

PePCB F2

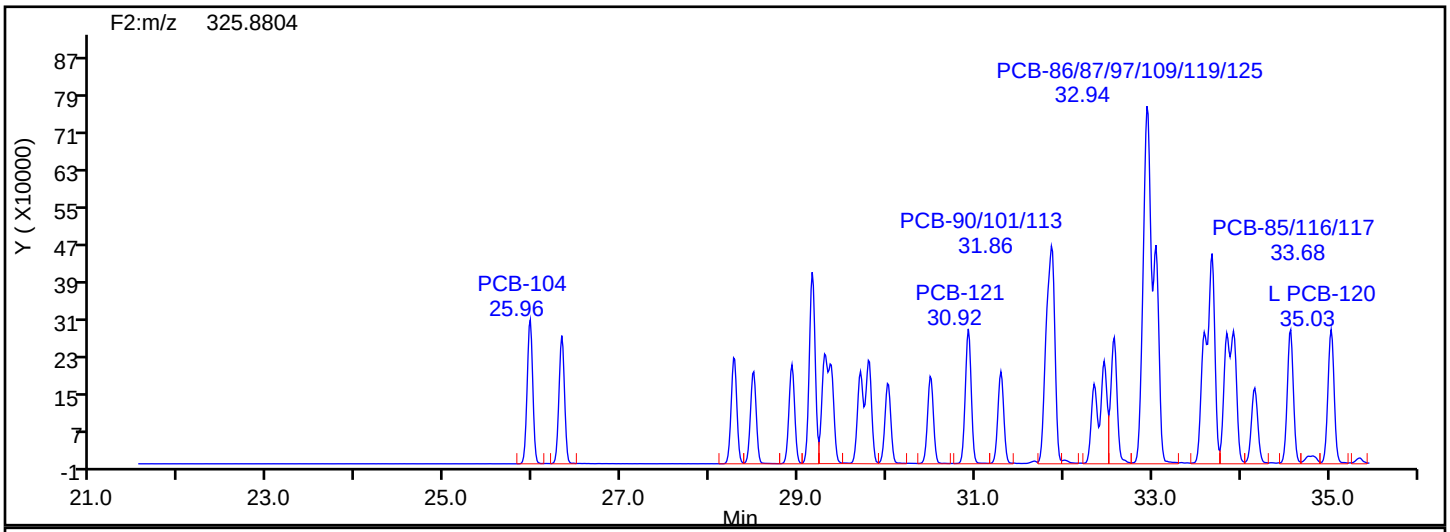

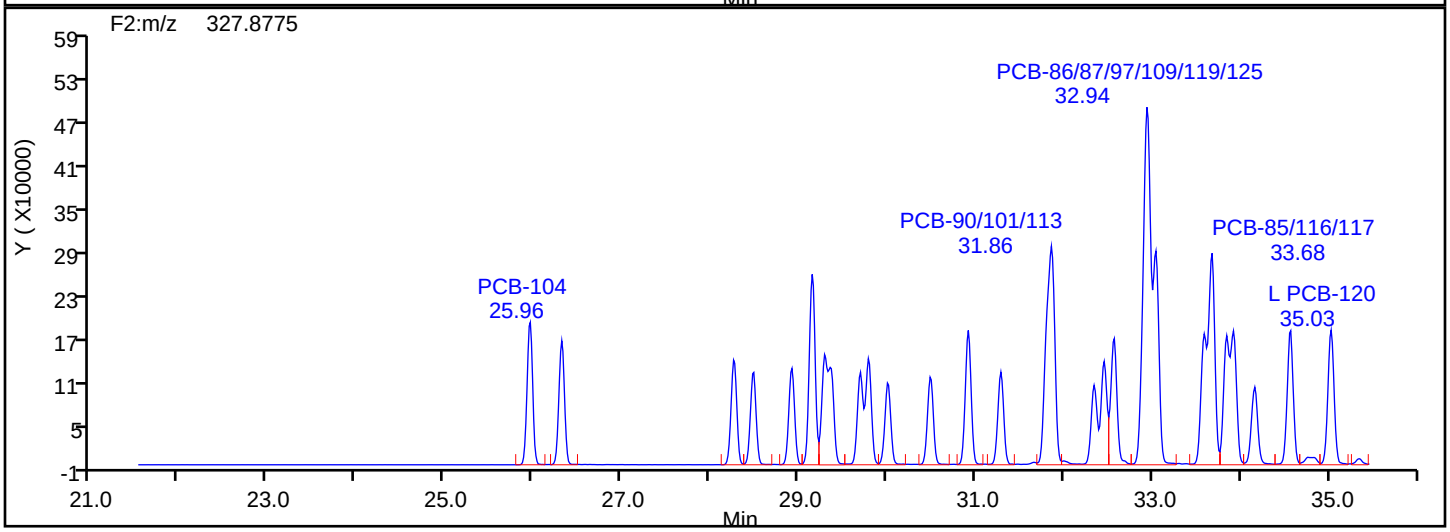

PePCB F2 Lock Mass

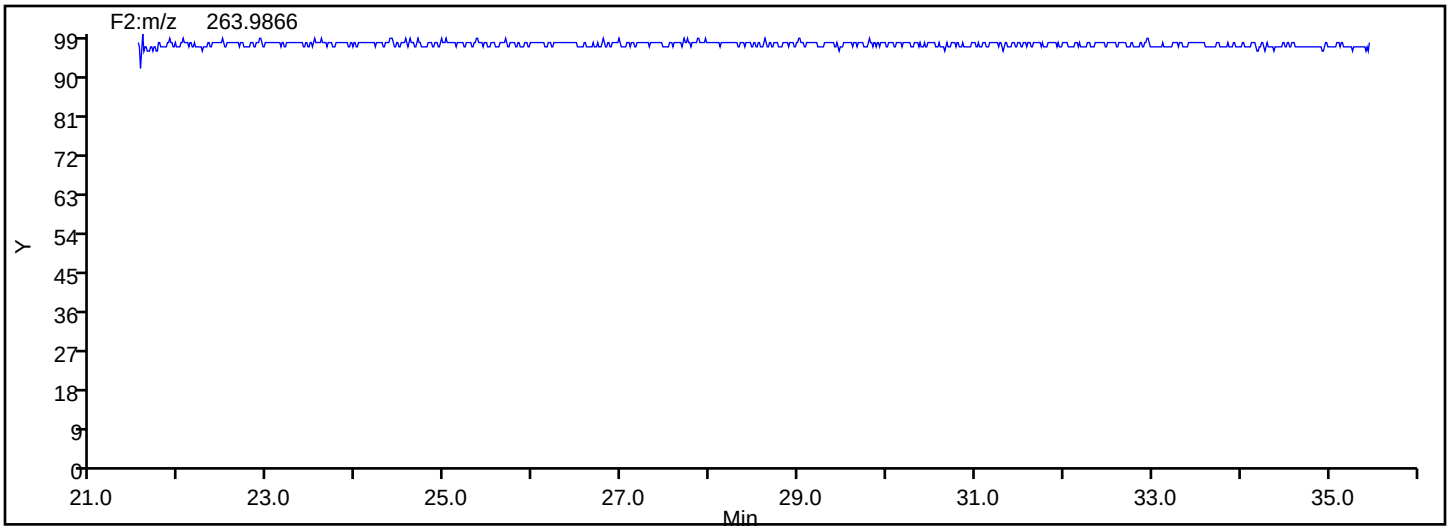

Manual Integration/User Assign Peak Report

Eurofins TestAmerica, Knoxville

Data File: \\chromna\Knoxville\ChromData\D3D\20190813-12717.b\d4190821i4.d
Injection Date: 21-Aug-2019 17:01:00 Instrument ID: D3D
Lims ID: IC L4
Client ID:
Operator ID: Xcalibur_System ALS Bottle#: 0 Worklist Smp#: 4
Injection Vol: 1.0 ul Dil. Factor: 1.0000
Method: PCBs_D3D Limit Group: HR - 1668A - ICAL
Column: SPB-Octyl (0.25 mm) Detector F2(21.81 :35.54)

PCB-98/102, CAS: STL01843

Signal: 2

Processing Integration Results

RT: 29.29
Area: 647895
Amount: 58.055749
Amount Units: pg/ul

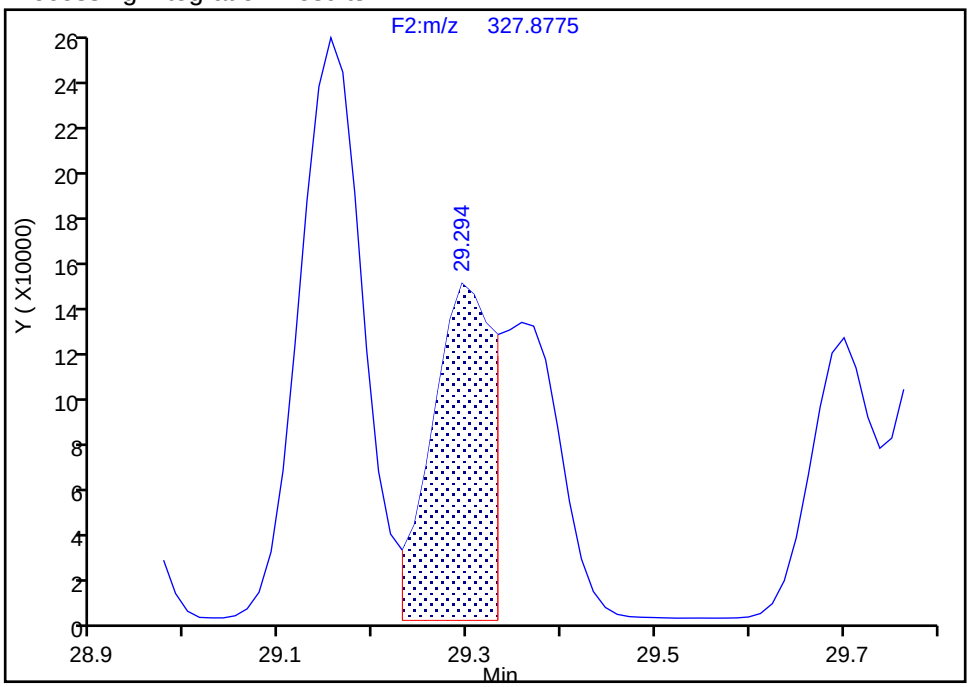

Manual Integration Results

RT: 29.29
Area: 1232186
Amount: 93.845361
Amount Units: pg/ul

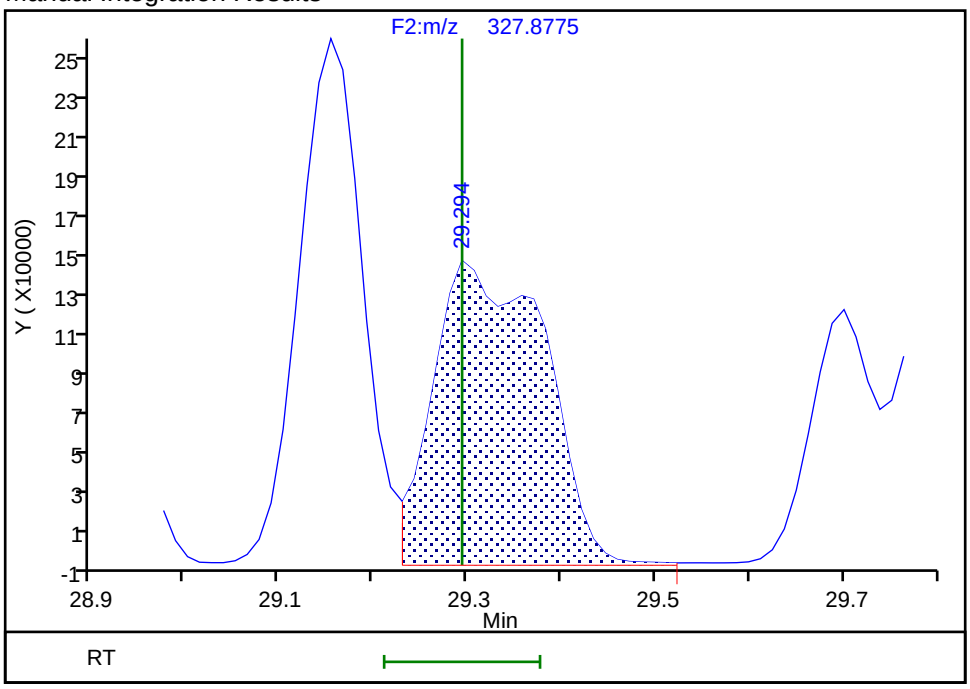

Reviewer: mcwhirterl, 21-Aug-2019 20:59:31
Audit Action: Marked Compound Undetected Audit Reason: Invalid Compound ID

Manual Integration/User Assign Peak Report

Eurofins TestAmerica, Knoxville

Data File: \\chromna\Knoxville\ChromData\D3D\20190813-12717.b\d4190821i4.d
Injection Date: 21-Aug-2019 17:01:00 Instrument ID: D3D
Lims ID: IC L4
Client ID:
Operator ID: Xcalibur_System ALS Bottle#: 0 Worklist Smp#: 4
Injection Vol: 1.0 ul Dil. Factor: 1.0000
Method: PCBs_D3D Limit Group: HR - 1668A - ICAL
Column: SPB-Octyl (0.25 mm) Detector F2(21.81 :35.54)

PCB-98/102, CAS: STL01843

Signal: 3

Processing Integration Results

RT: 29.29
Area: 1672978
Amount: 58.055749
Amount Units: pg/ul

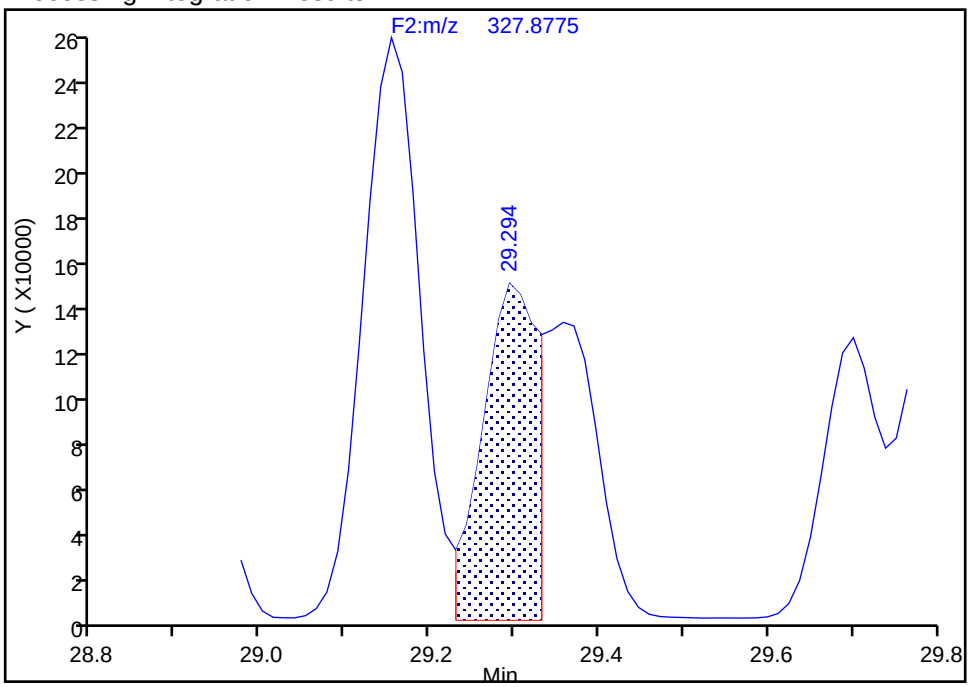

Manual Integration Results

RT: 29.29
Area: 3174177
Amount: 93.845361
Amount Units: pg/ul
Reviewer: mcwhirterl, 21-Aug-2019 20:59:31
Audit Action: Marked Compound Undetected Audit Reason: Invalid Compound ID

Manual Integration/User Assign Peak Report

Eurofins TestAmerica, Knoxville

Data File: \\chromna\Knoxville\ChromData\D3D\20190813-12717.b\d4190821i4.d
Injection Date: 21-Aug-2019 17:01:00 Instrument ID: D3D
Lims ID: IC L4
Client ID:
Operator ID: Xcalibur_System ALS Bottle#: 0 Worklist Smp#: 4
Injection Vol: 1.0 ul Dil. Factor: 1.0000
Method: PCBs_D3D Limit Group: HR - 1668A - ICAL
Column: SPB-Octyl (0.25 mm) Detector F2(21.81 :35.54)

PCB-98/102, CAS: STL01843

Signal: 1

Processing Integration Results

RT: 29.29
Area: 1025083
Amount: 58.055749
Amount Units: pg/ul

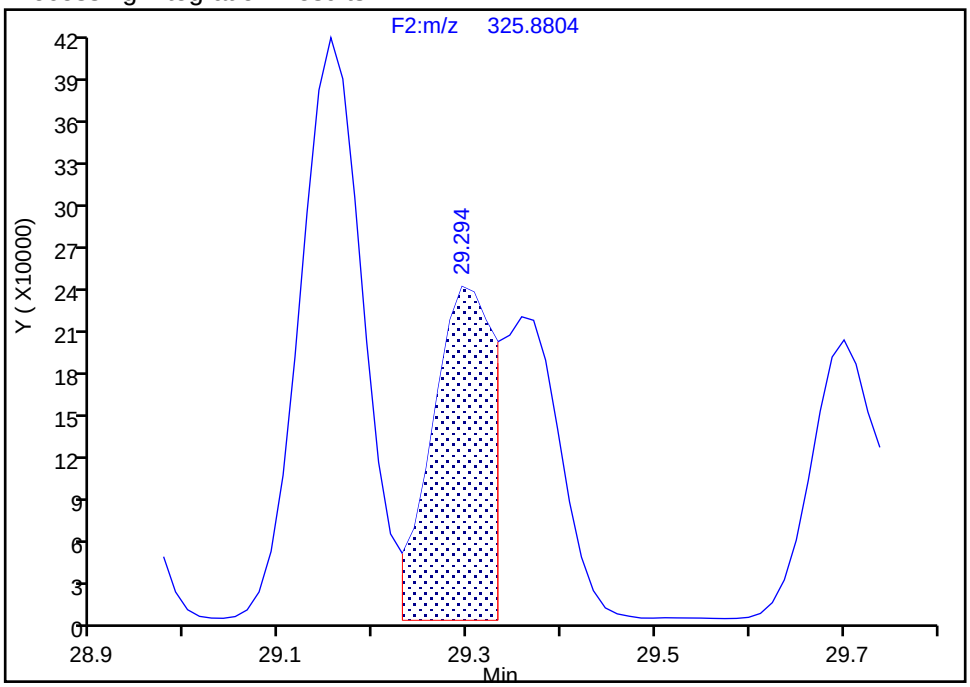

Manual Integration Results

RT: 29.29
Area: 1941991
Amount: 93.845361
Amount Units: pg/ul

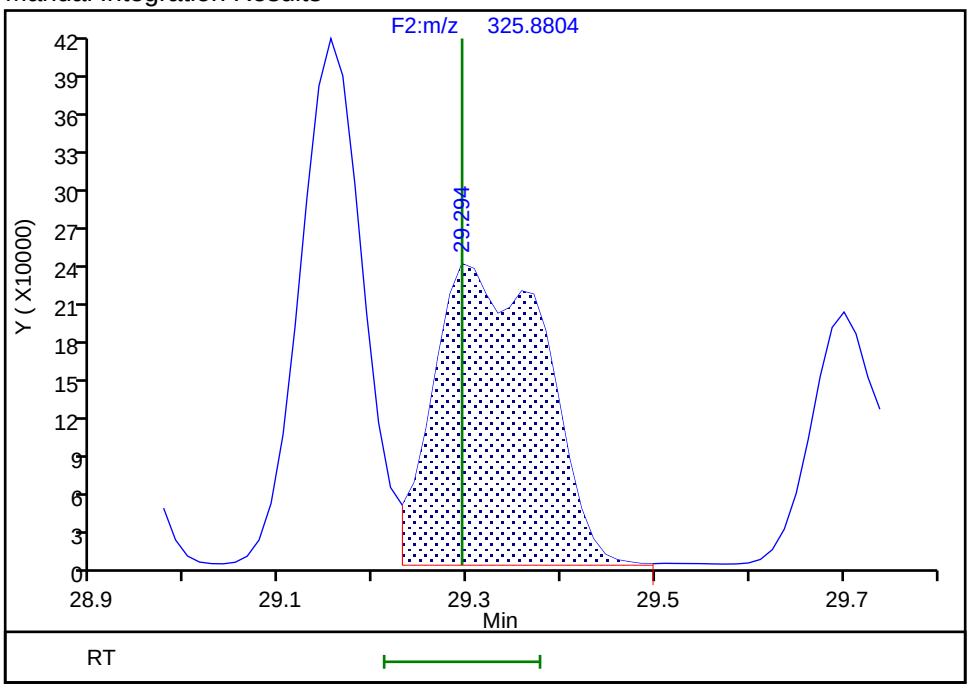

Reviewer: mcwhirterl, 21-Aug-2019 20:59:33
Audit Action: Manually Integrated/Assigned Compound ID Audit Reason: Incomplete Integration

Manual Integration/User Assign Peak Report

Eurofins TestAmerica, Knoxville

Data File: \\chromna\Knoxville\ChromData\D3D\20190813-12717.b\d4190821i4.d
Injection Date: 21-Aug-2019 17:01:00 Instrument ID: D3D
Lims ID: IC L4
Client ID:
Operator ID: Xcalibur_System ALS Bottle#: 0 Worklist Smp#: 4
Injection Vol: 1.0 ul Dil. Factor: 1.0000
Method: PCBs_D3D Limit Group: HR - 1668A - ICAL
Column: SPB-Octyl (0.25 mm) Detector F2(21.81 :35.54)

PCB-88/91, CAS: STL01812

Signal: 1

Processing Integration Results

RT: 29.79
Area: 2856722
Amount: 110.8124
Amount Units: pg/ul

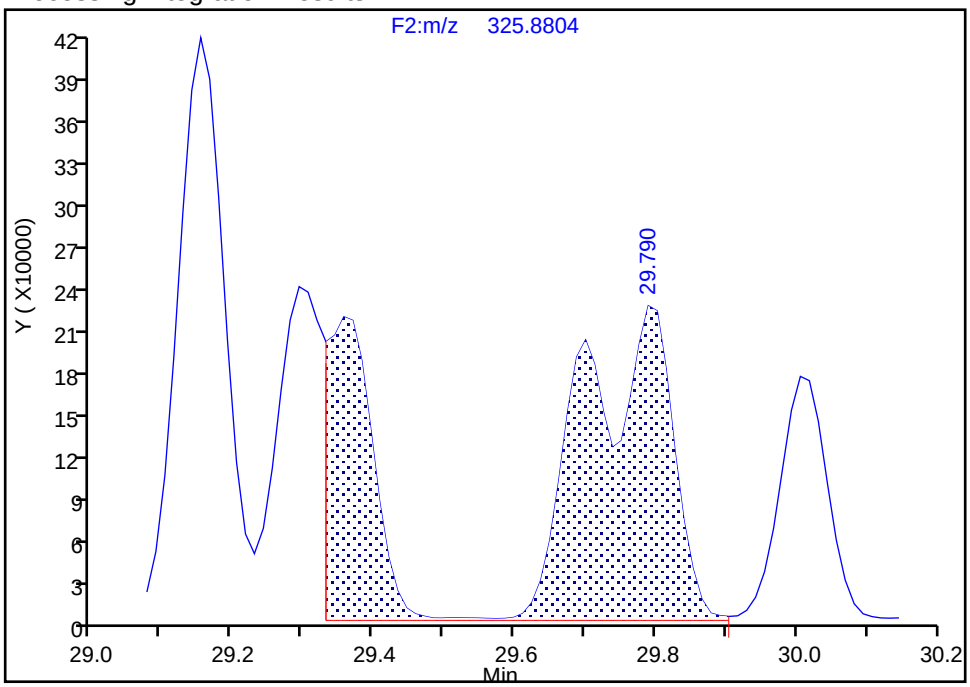

Manual Integration Results

RT: 29.79
Area: 1929855
Amount: 91.568276
Amount Units: pg/ul

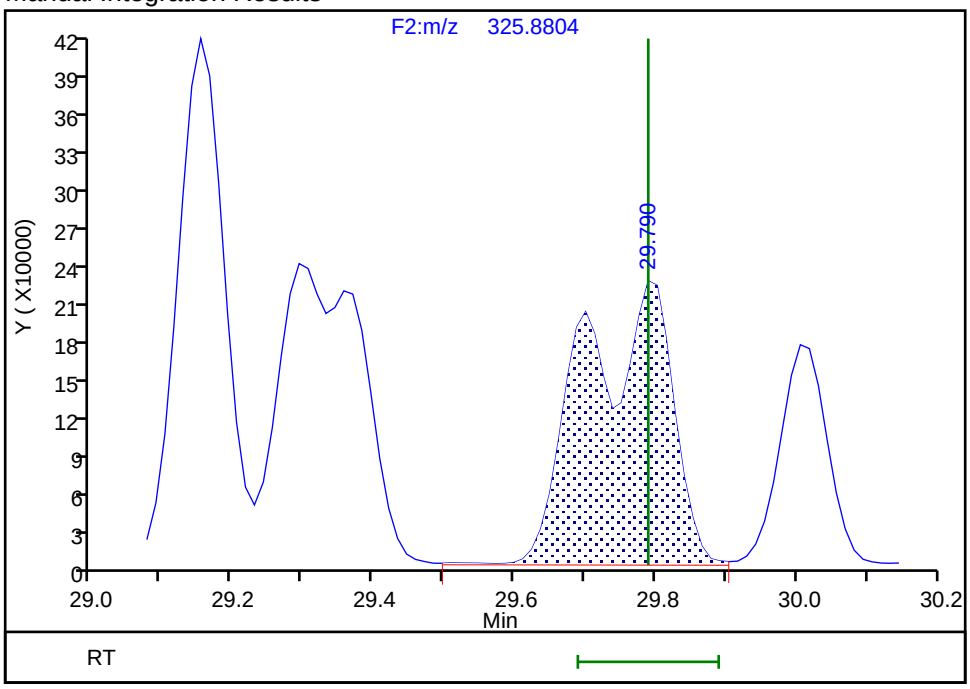

Reviewer: mcwhirterl, 21-Aug-2019 20:59:20
Audit Action: Manually Integrated Audit Reason: Incomplete Integration

Manual Integration/User Assign Peak Report

Eurofins TestAmerica, Knoxville

Data File: \\chromna\Knoxville\ChromData\D3D\20190813-12717.b\d4190821i4.d
Injection Date: 21-Aug-2019 17:01:00 Instrument ID: D3D
Lims ID: IC L4
Client ID:
Operator ID: Xcalibur_System ALS Bottle#: 0 Worklist Smp#: 4
Injection Vol: 1.0 ul Dil. Factor: 1.0000
Method: PCBs_D3D Limit Group: HR - 1668A - ICAL
Column: SPB-Octyl (0.25 mm) Detector F2(21.81 :35.54)

PCB-121, CAS: 56558-18-0

Signal: 1

Processing Integration Results

RT: 30.92
Area: 1348392
Amount: 45.782666
Amount Units: pg/ul

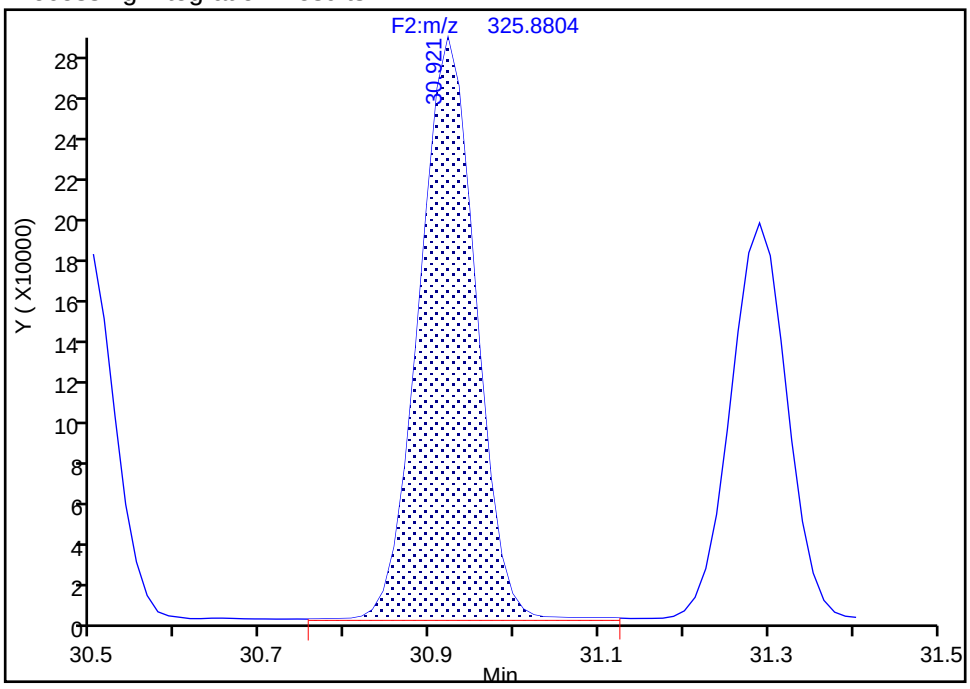

Manual Integration Results

RT: 30.92
Area: 1348684
Amount: 45.867995
Amount Units: pg/ul

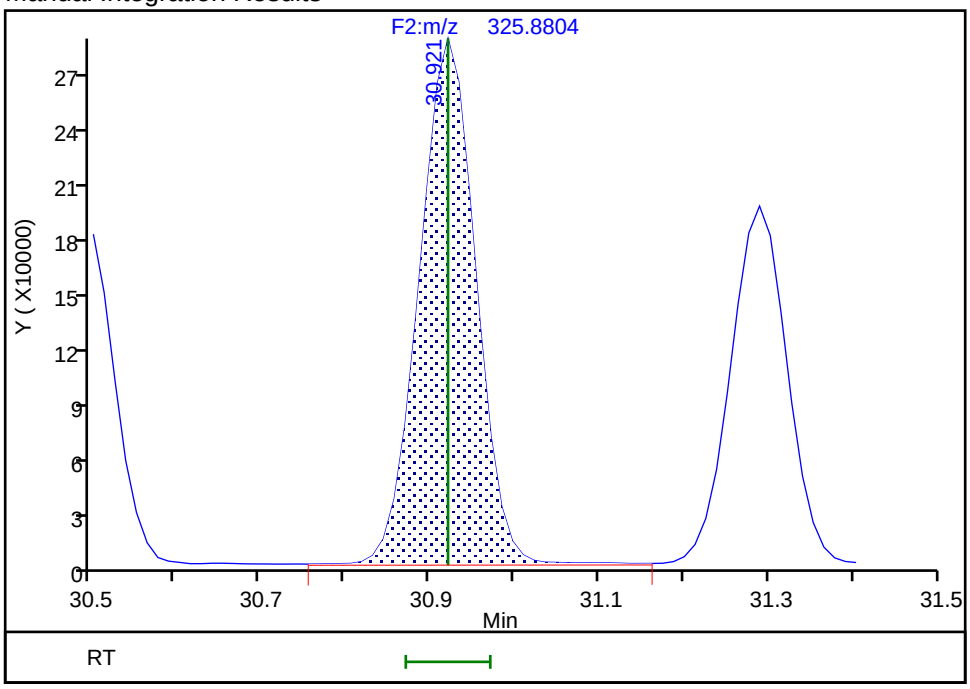

Reviewer: mcwhirterl, 21-Aug-2019 21:00:05
Audit Action: Manually Integrated Audit Reason: Incomplete Integration

Manual Integration/User Assign Peak Report

Eurofins TestAmerica, Knoxville

Data File: \\chromna\Knoxville\ChromData\D3D\20190813-12717.b\d4190821i4.d
Injection Date: 21-Aug-2019 17:01:00 Instrument ID: D3D
Lims ID: IC L4
Client ID:
Operator ID: Xcalibur_System ALS Bottle#: 0 Worklist Smp#: 4
Injection Vol: 1.0 ul Dil. Factor: 1.0000
Method: PCBs_D3D Limit Group: HR - 1668A - ICAL
Column: SPB-Octyl (0.25 mm) Detector F2(21.81 :35.54)

PCB-92, CAS: 52663-61-3

Signal: 2

Processing Integration Results

RT: 31.29
Area: 589001
Amount: 34.005464
Amount Units: pg/ul

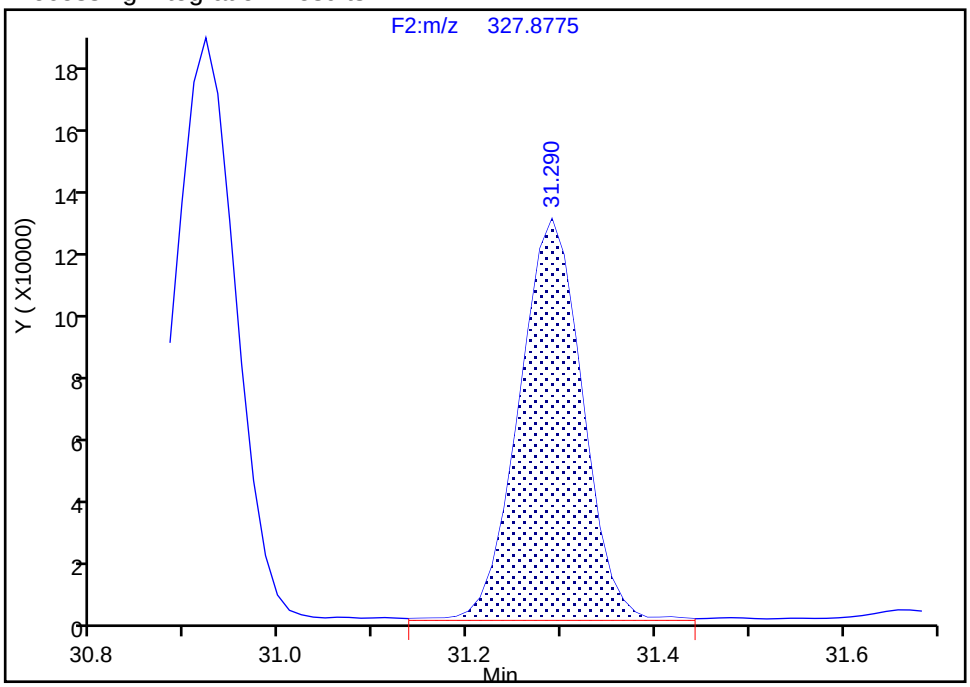

Manual Integration Results

RT: 31.29
Area: 589001
Amount: 46.464654
Amount Units: pg/ul

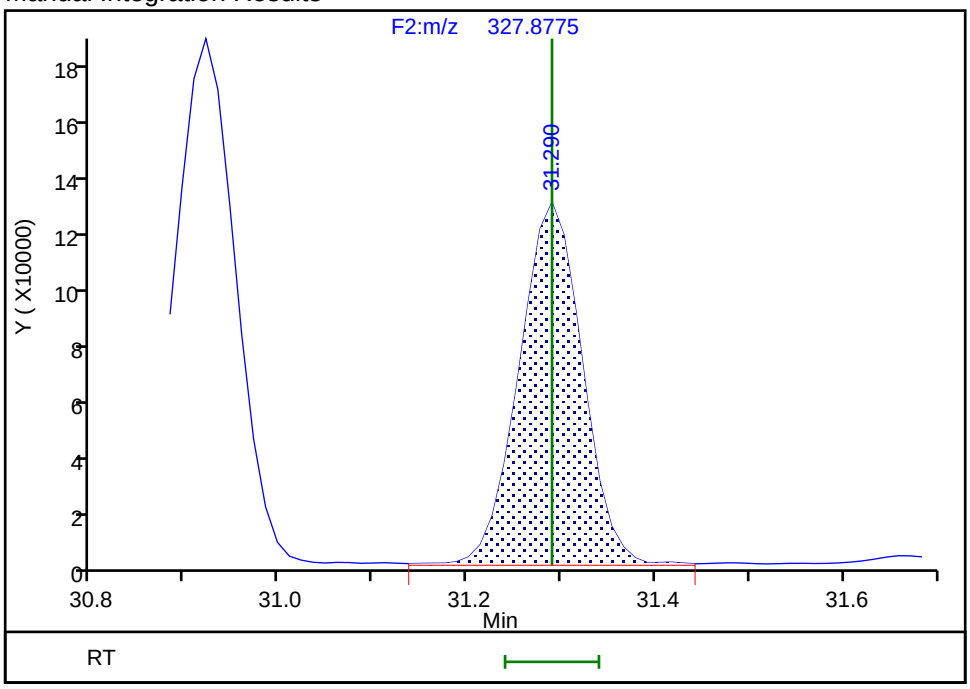

Reviewer: mcwhirterl, 21-Aug-2019 21:00:07
Audit Action: Marked Compound Undetected Audit Reason: Invalid Compound ID

Manual Integration/User Assign Peak Report

Eurofins TestAmerica, Knoxville

Data File: \\chromna\Knoxville\ChromData\D3D\20190813-12717.b\d4190821i4.d
Injection Date: 21-Aug-2019 17:01:00 Instrument ID: D3D
Lims ID: IC L4
Client ID:
Operator ID: Xcalibur_System ALS Bottle#: 0 Worklist Smp#: 4
Injection Vol: 1.0 ul Dil. Factor: 1.0000
Method: PCBs_D3D Limit Group: HR - 1668A - ICAL
Column: SPB-Octyl (0.25 mm) Detector F2(21.81 :35.54)

PCB-92, CAS: 52663-61-3

Signal: 3

Processing Integration Results

RT: 31.28
Area: 1061251
Amount: 34.005464
Amount Units: pg/ul

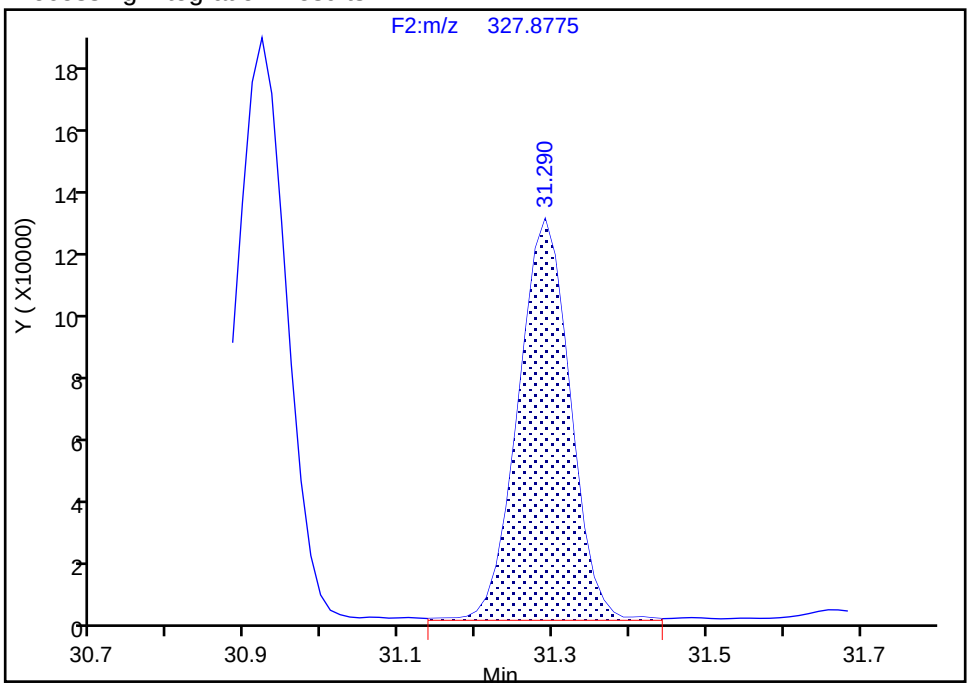

Manual Integration Results

RT: 31.29
Area: 1515004
Amount: 46.464654
Amount Units: pg/ul
Reviewer: mcwhirterl, 21-Aug-2019 21:00:07
Audit Action: Marked Compound Undetected Audit Reason: Invalid Compound ID

Manual Integration/User Assign Peak Report

Eurofins TestAmerica, Knoxville

Data File: \\chromna\Knoxville\ChromData\D3D\20190813-12717.b\d4190821i4.d
Injection Date: 21-Aug-2019 17:01:00 Instrument ID: D3D
Lims ID: IC L4
Client ID:
Operator ID: Xcalibur_System ALS Bottle#: 0 Worklist Smp#: 4
Injection Vol: 1.0 ul Dil. Factor: 1.0000
Method: PCBs_D3D Limit Group: HR - 1668A - ICAL
Column: SPB-Octyl (0.25 mm) Detector F2(21.81 :35.54)

PCB-92, CAS: 52663-61-3

Signal: 1

Processing Integration Results

RT: 31.28
Area: 472250
Amount: 34.005464
Amount Units: pg/ul

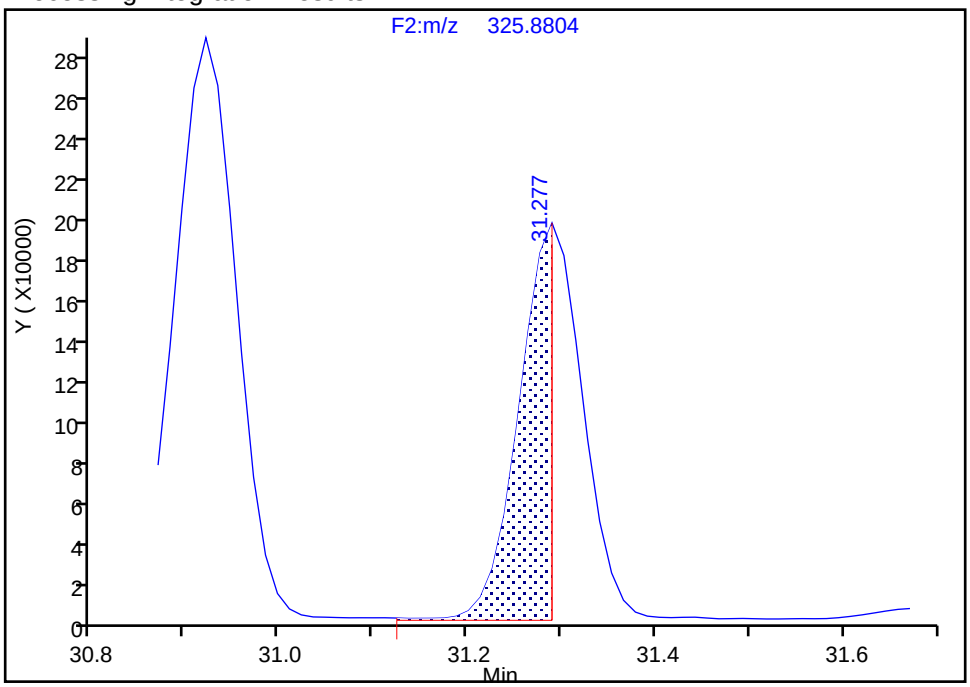

Manual Integration Results

RT: 31.29
Area: 926003
Amount: 46.464654
Amount Units: pg/ul

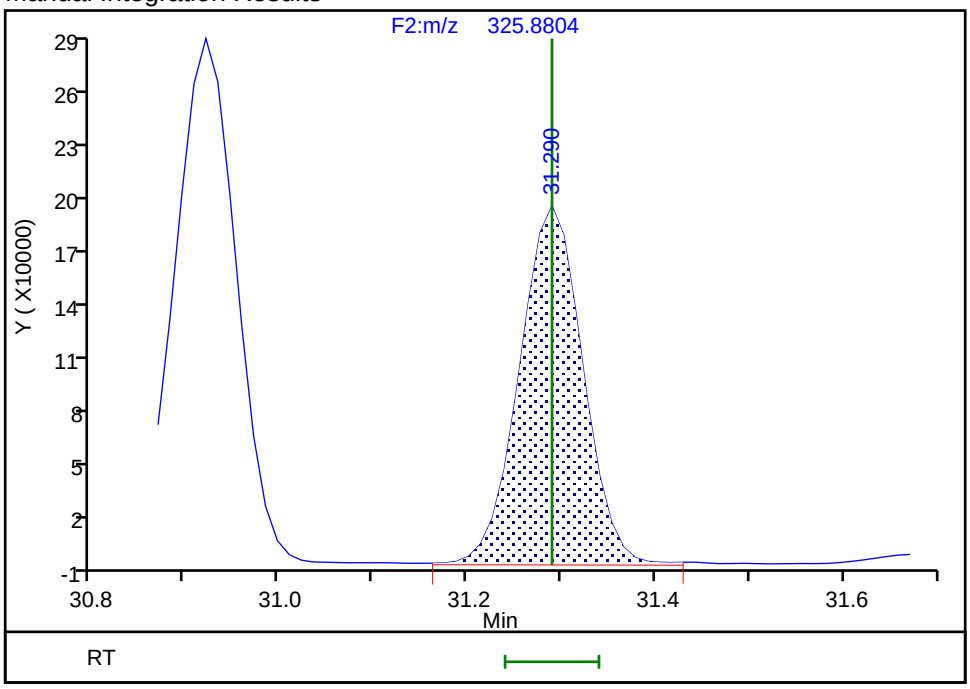

Reviewer: mcwhirterl, 21-Aug-2019 21:00:08
Audit Action: Manually Integrated/Assigned Compound ID Audit Reason: Incomplete Integration

Manual Integration/User Assign Peak Report

Eurofins TestAmerica, Knoxville

Data File: \\chromna\Knoxville\ChromData\D3D\20190813-12717.b\d4190821i4.d
Injection Date: 21-Aug-2019 17:01:00 Instrument ID: D3D
Lims ID: IC L4
Client ID:
Operator ID: Xcalibur_System ALS Bottle#: 0 Worklist Smp#: 4
Injection Vol: 1.0 ul Dil. Factor: 1.0000
Method: PCBs_D3D Limit Group: HR - 1668A - ICAL
Column: SPB-Octyl (0.25 mm) Detector F2(21.81 :35.54)

PCB-86/87/97/109/119/125, CAS: STL02295

Signal: 2

Processing Integration Results

RT: 32.94
Area: 2878998
Amount: 204.8691
Amount Units: pg/ul

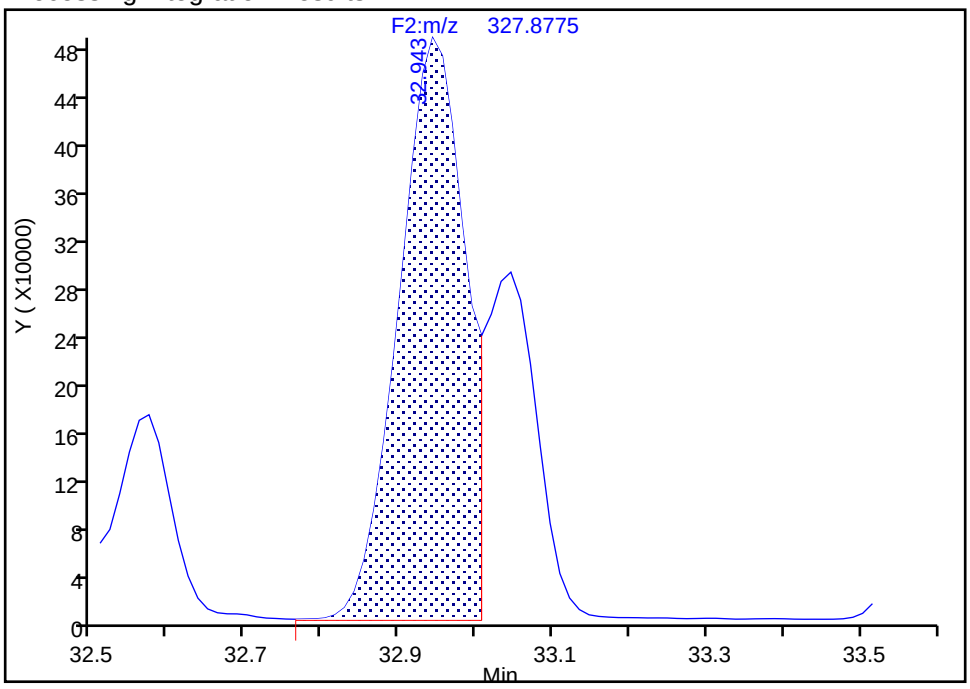

Manual Integration Results

RT: 32.94
Area: 4209321
Amount: 266.0079
Amount Units: pg/ul

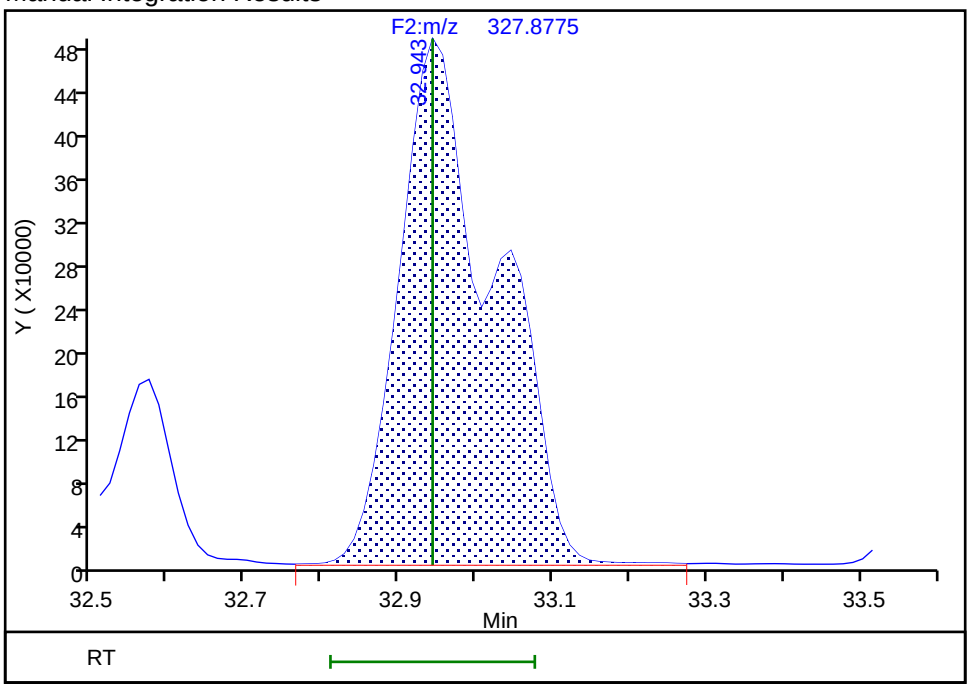

Reviewer: mcwhirterl, 21-Aug-2019 21:00:49
Audit Action: Marked Compound Undetected Audit Reason: Invalid Compound ID

Manual Integration/User Assign Peak Report

Eurofins TestAmerica, Knoxville

Data File: \\chromna\Knoxville\ChromData\D3D\20190813-12717.b\d4190821i4.d
Injection Date: 21-Aug-2019 17:01:00 Instrument ID: D3D
Lims ID: IC L4
Client ID:
Operator ID: Xcalibur_System ALS Bottle#: 0 Worklist Smp#: 4
Injection Vol: 1.0 ul Dil. Factor: 1.0000
Method: PCBs_D3D Limit Group: HR - 1668A - ICAL
Column: SPB-Octyl (0.25 mm) Detector F2(21.81 :35.54)

PCB-86/87/97/109/119/125, CAS: STL02295

Signal: 3

Processing Integration Results

RT: 32.94
Area: 7421654
Amount: 204.8691
Amount Units: pg/ul

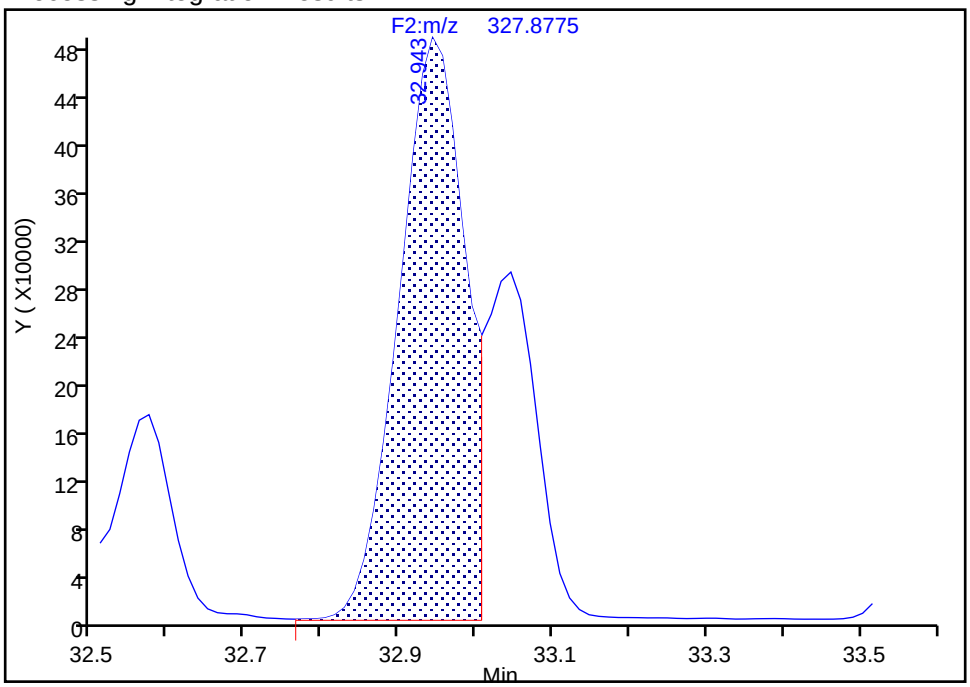

Manual Integration Results

RT: 32.94
Area: 10880499
Amount: 266.0079
Amount Units: pg/ul
Reviewer: mcwhirterl, 21-Aug-2019 21:00:49
Audit Action: Marked Compound Undetected Audit Reason: Invalid Compound ID

Manual Integration/User Assign Peak Report

Eurofins TestAmerica, Knoxville

Data File:	\\chromna\Knoxville\ChromData\D3D\20190813-12717.b\d4190821i4.d				
Injection Date:	21-Aug-2019 17:01:00	Instrument ID:	D3D		
Lims ID:	IC L4				
Client ID:					
Operator ID:	Xcalibur_System	ALS Bottle#:	0	Worklist Smp#:	4
Injection Vol:	1.0 ul	Dil. Factor:	1.0000		
Method:	PCBs_D3D	Limit Group:	HR - 1668A - ICAL		
Column:	SPB-Octyl (0.25 mm)	Detector	F2(21.81 :35.54)		

PCB-86/87/97/109/119/125, CAS: STL02295

Signal: 1

Processing Integration Results

RT: 32.94
Area: 4542656
Amount: 204.8691
Amount Units: pg/ul

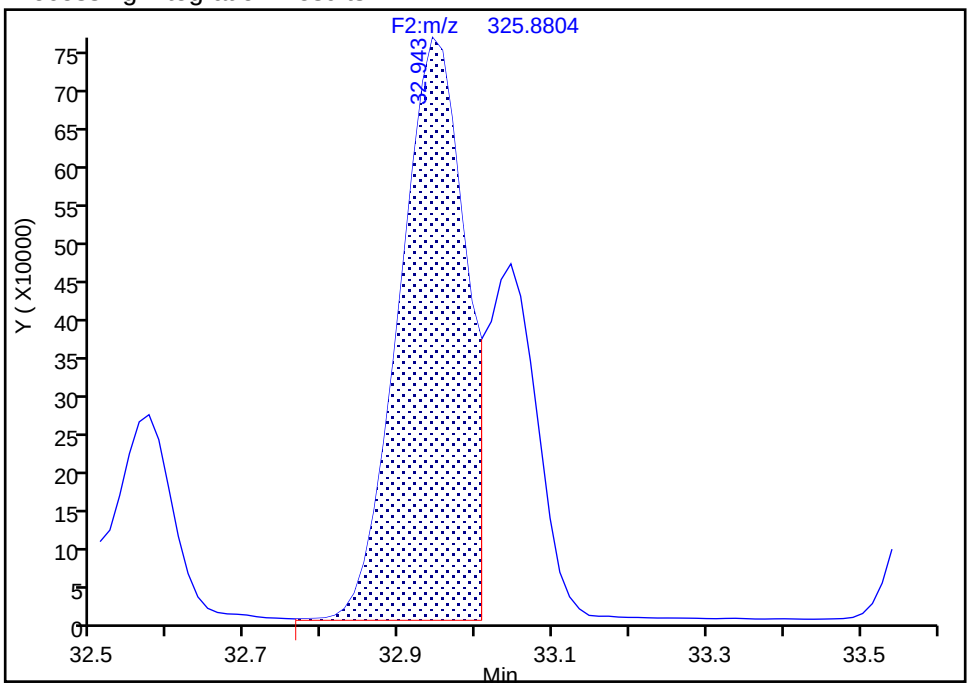

Manual Integration Results

RT: 32.94
Area: 6671178
Amount: 266.0079
Amount Units: pg/ul

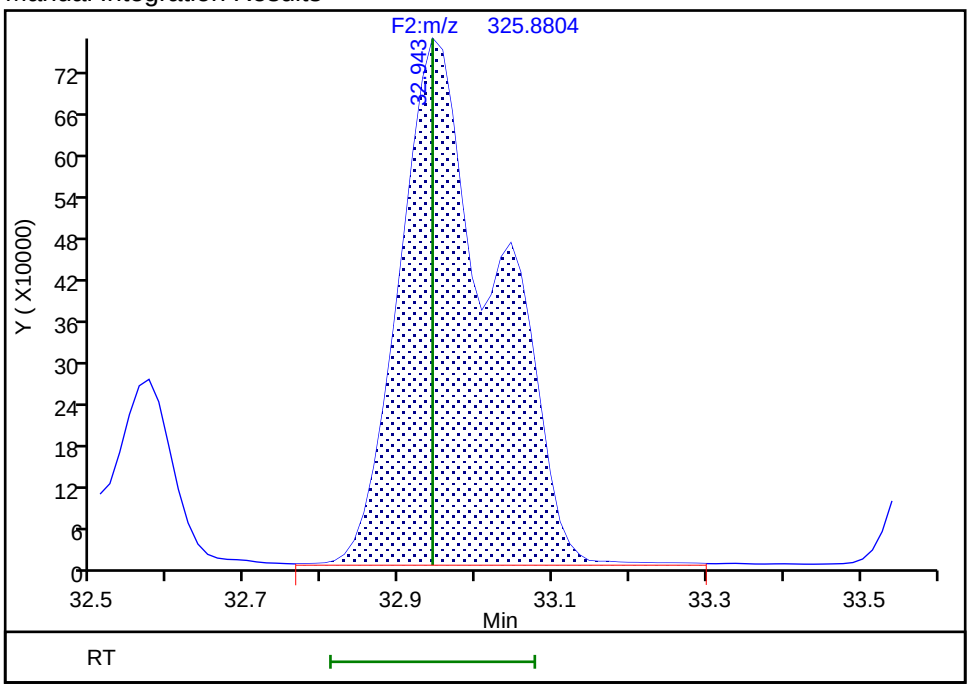

Reviewer: mcwhirterl, 21-Aug-2019 21:00:51

Audit Action: Manually Integrated/Assigned Compound ID Audit Reason: Incomplete Integration

Eurofins TestAmerica, Knoxville

Data File:	\\chromna\Knoxville\ChromData\D3D\20190813-12717.b\d4190821i4.d		
Injection Date:	21-Aug-2019 17:01:00	Injection Vol:	1.0 ul
Instrument ID:	D3D	Operator ID:	Xcalibur_System
Method:	PCBs_D3D	Limit Group:	HR - 1668A - ICAL
Client ID:			
Worklist#:	33168	Sample Line#:	4
Column Type:	SPB-Octyl	Column Dia:	0.25 mm

PePCB F3

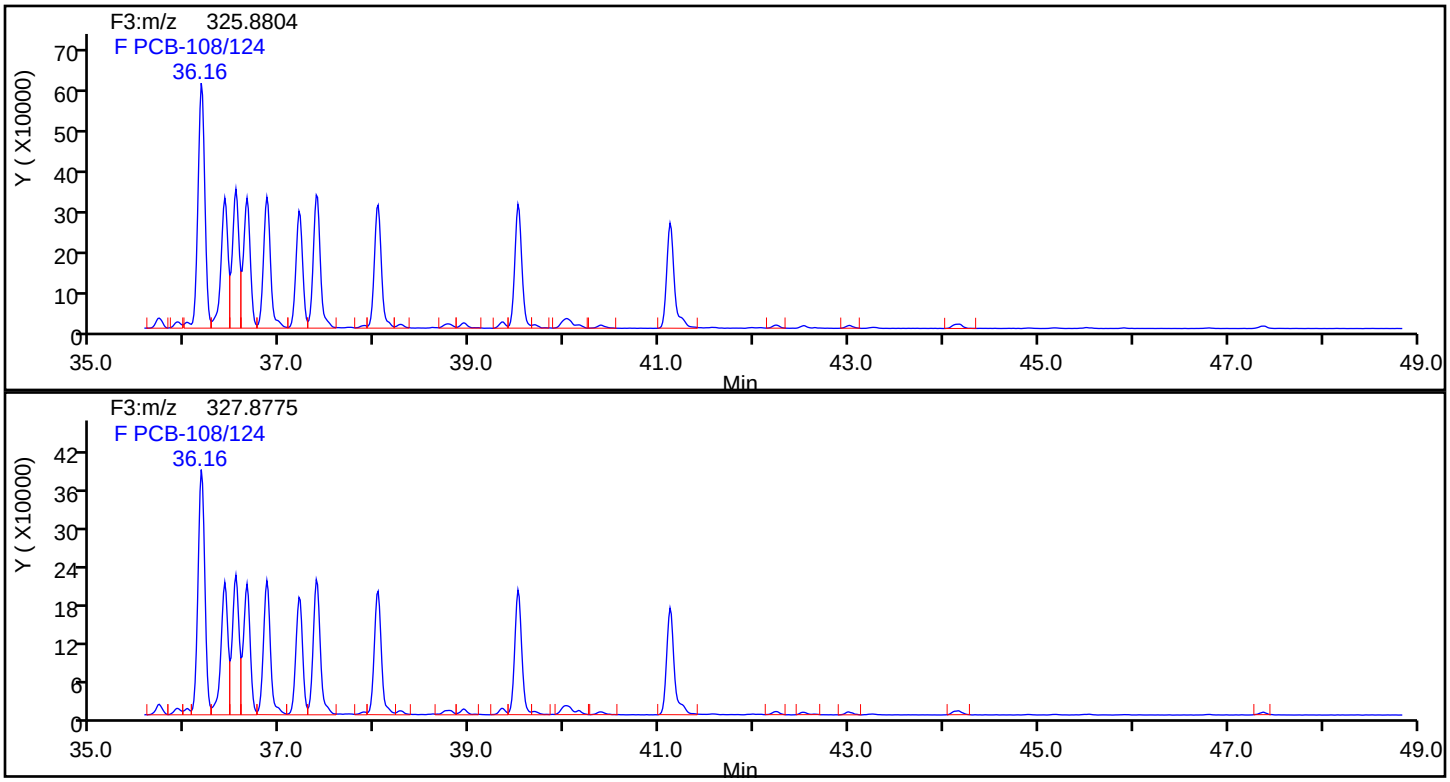

PePCB F3 Standards

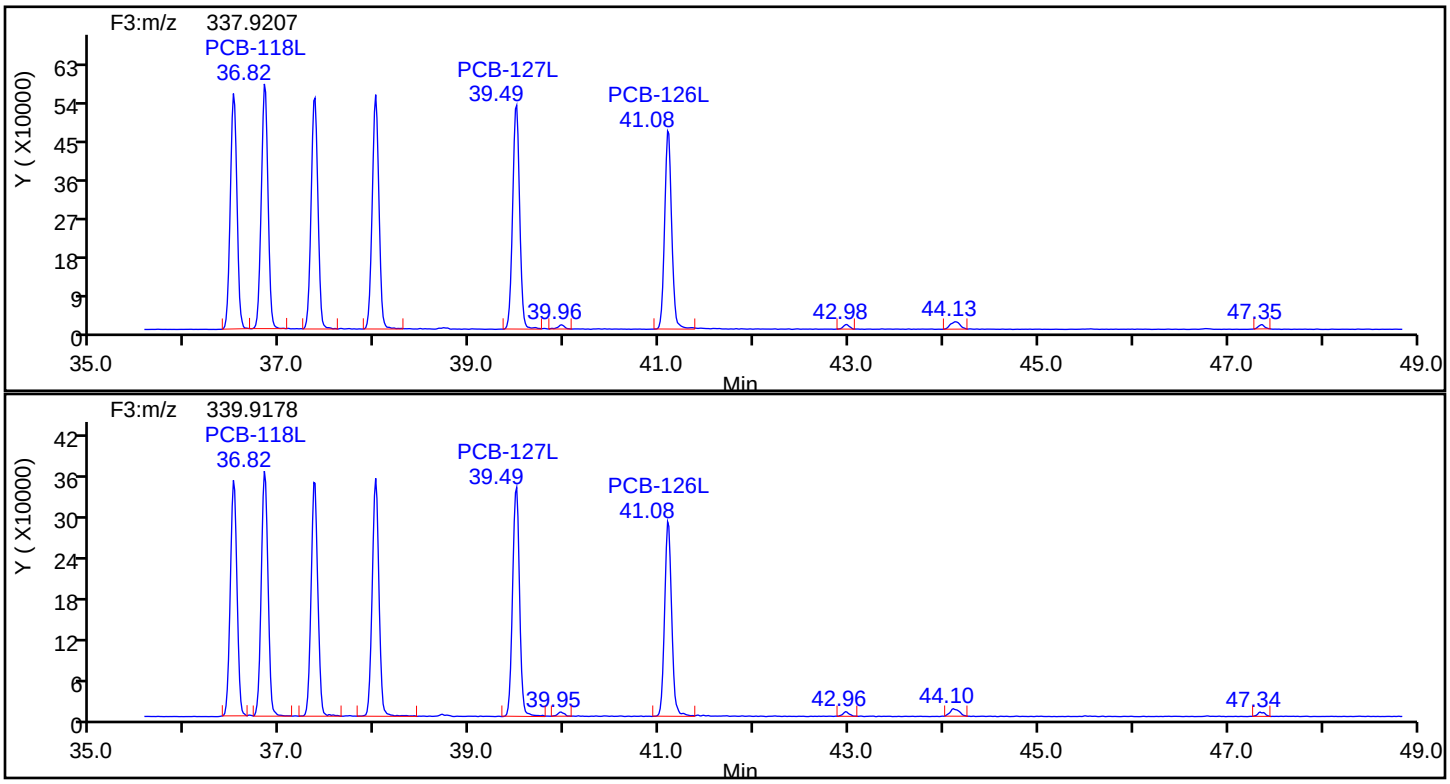

Eurofins TestAmerica, Knoxville

Data File:	\\chromna\Knoxville\ChromData\D3D\20190813-12717.b\d4190821i4.d		
Injection Date:	21-Aug-2019 17:01:00	Injection Vol:	1.0 ul
Instrument ID:	D3D	Operator ID:	Xcalibur_System
Method:	PCBs_D3D	Limit Group:	HR - 1668A - ICAL
Client ID:			
Worklist#:	33168	Sample Line#:	4
Column Type:	SPB-Octyl	Column Dia:	0.25 mm

PePCB F3

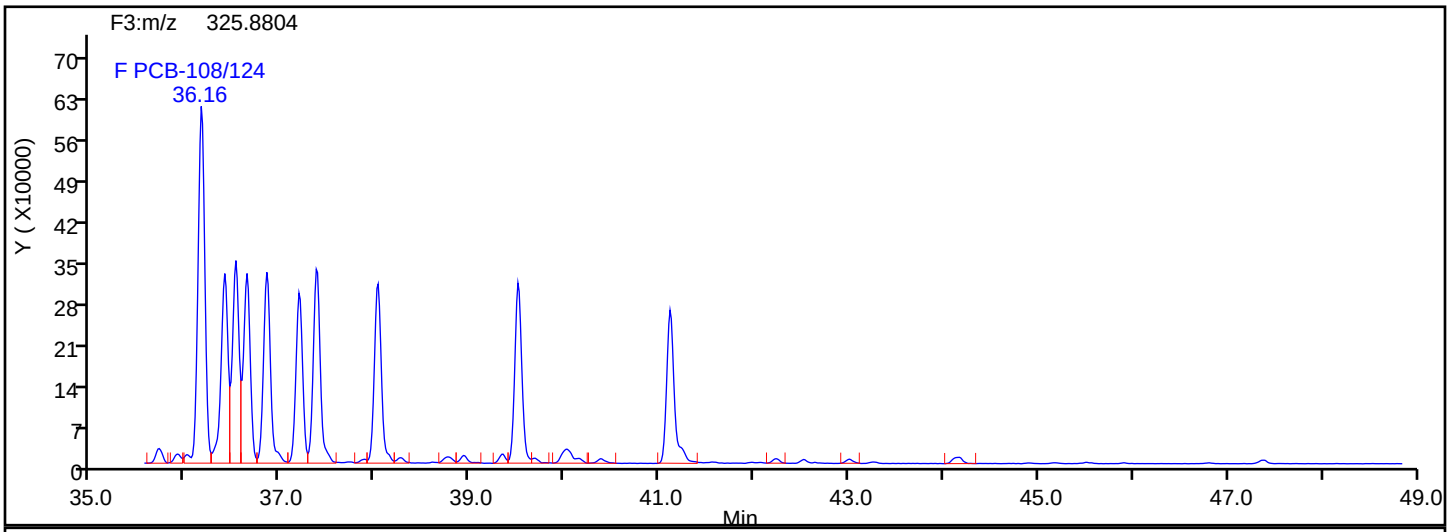

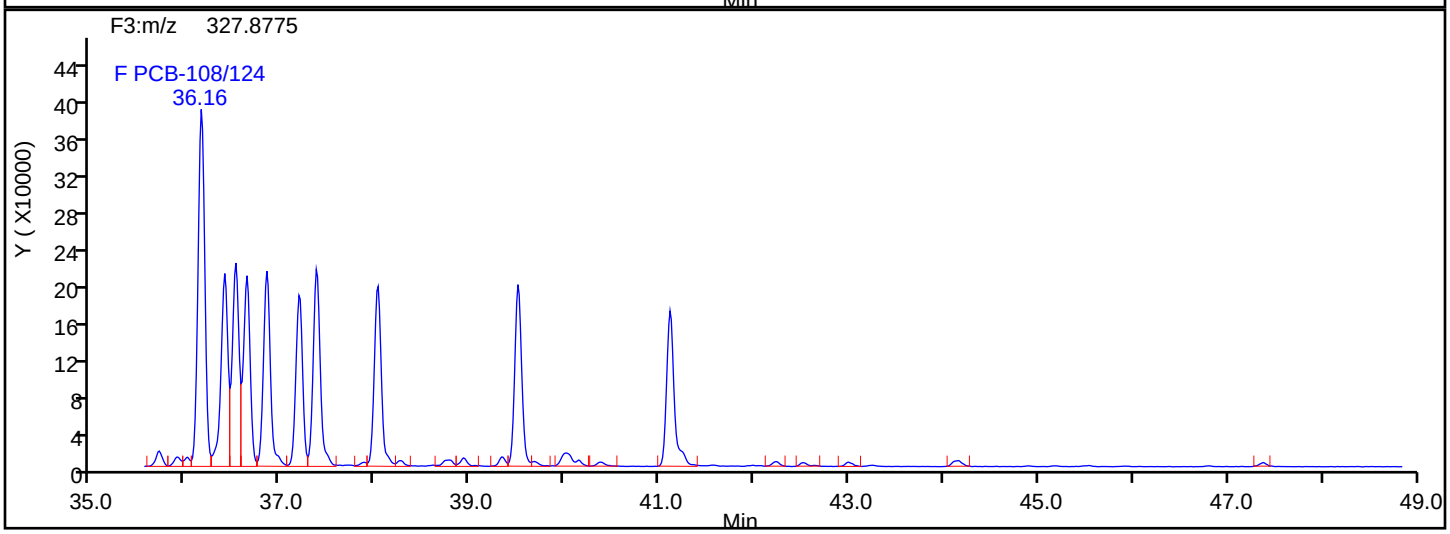

PePCB F3 Lock Mass

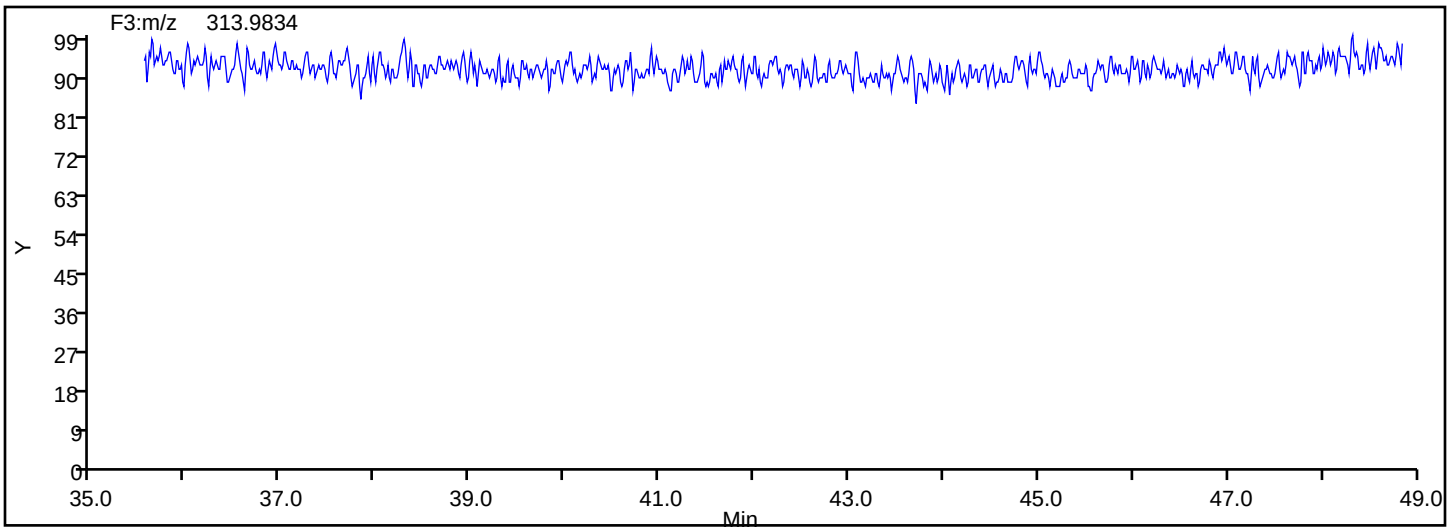

Eurofins TestAmerica, Knoxville

Data File: \\chromna\Knoxville\ChromData\D3D\20190813-12717.b\d4190821i4.d
Injection Date: 21-Aug-2019 17:01:00 Instrument ID: D3D
Lims ID: IC L4
Client ID:
Operator ID: Xcalibur_System ALS Bottle#: 0 Worklist Smp#: 4
Injection Vol: 1.0 ul Dil. Factor: 1.0000
Method: PCBs_D3D Limit Group: HR - 1668A - ICAL
Column: SPB-Octyl (0.25 mm) Detector F3(35.64 :49.10)

PCB-127, CAS: 39635-33-1

Signal: 2

Processing Integration Results

RT: 39.50
Area: 1032810
Amount: 47.074845
Amount Units: pg/ul

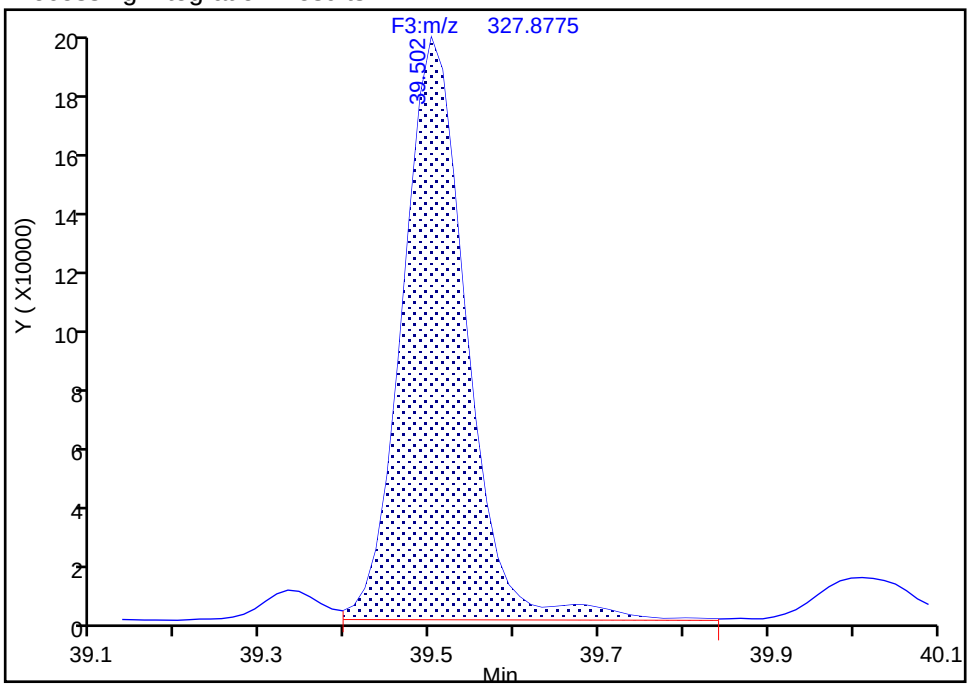

Manual Integration Results

RT: 39.50
Area: 1005458
Amount: 46.403109
Amount Units: pg/ul

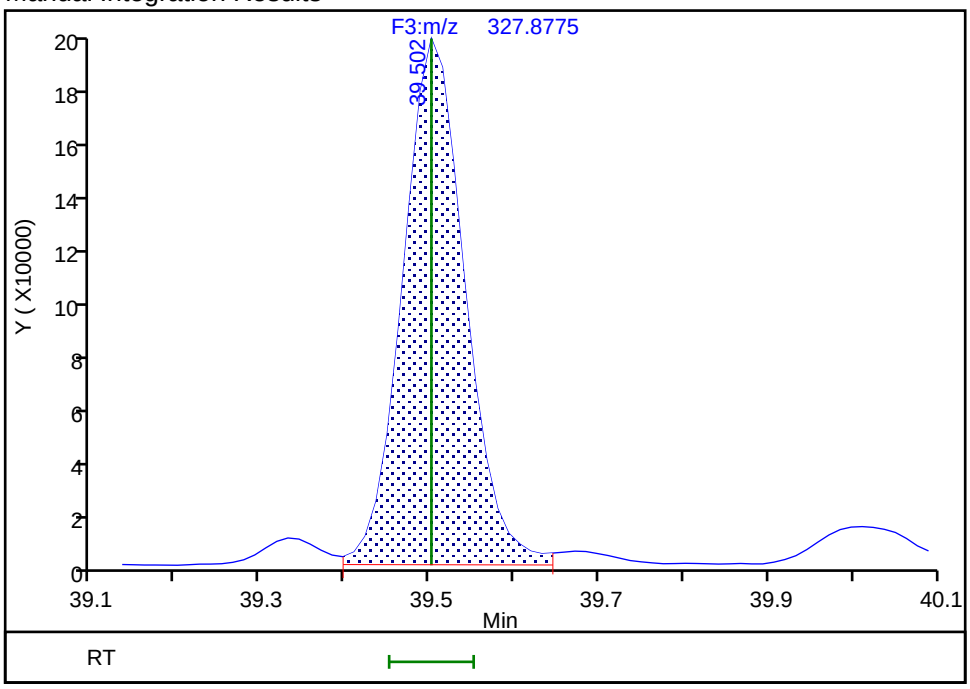

Reviewer: mcwhirterl, 21-Aug-2019 21:01:27
Audit Action: Marked Compound Undetected Audit Reason: Invalid Compound ID

Manual Integration/User Assign Peak Report

Eurofins TestAmerica, Knoxville

Data File: \\chromna\Knoxville\ChromData\D3D\20190813-12717.b\d4190821i4.d
Injection Date: 21-Aug-2019 17:01:00 Instrument ID: D3D
Lims ID: IC L4
Client ID:
Operator ID: Xcalibur_System ALS Bottle#: 0 Worklist Smp#: 4
Injection Vol: 1.0 ul Dil. Factor: 1.0000
Method: PCBs_D3D Limit Group: HR - 1668A - ICAL
Column: SPB-Octyl (0.25 mm) Detector F3(35.64 :49.10)

PCB-127, CAS: 39635-33-1

Signal: 3

Processing Integration Results

RT: 39.50
Area: 2667952
Amount: 47.074845
Amount Units: pg/ul

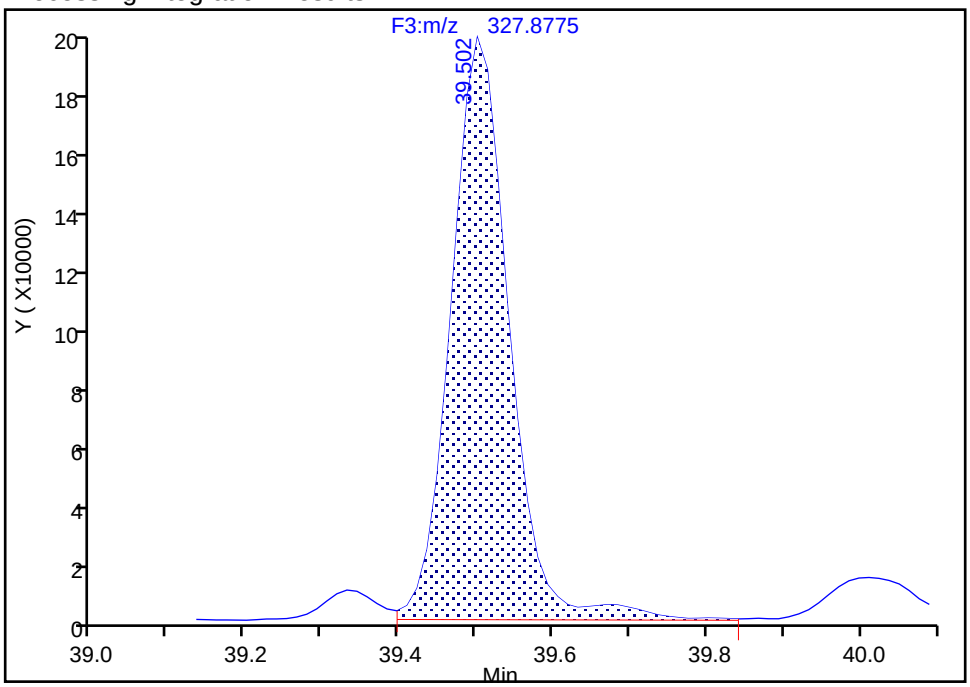

Manual Integration Results

RT: 39.50
Area: 2600695
Amount: 46.403109
Amount Units: pg/ul
Reviewer: mcwhirterl, 21-Aug-2019 21:01:27
Audit Action: Marked Compound Undetected Audit Reason: Invalid Compound ID

Manual Integration/User Assign Peak Report

Eurofins TestAmerica, Knoxville

Data File: \\chromna\Knoxville\ChromData\D3D\20190813-12717.b\d4190821i4.d
Injection Date: 21-Aug-2019 17:01:00 Instrument ID: D3D
Lims ID: IC L4
Client ID:
Operator ID: Xcalibur_System ALS Bottle#: 0 Worklist Smp#: 4
Injection Vol: 1.0 ul Dil. Factor: 1.0000
Method: PCBs_D3D Limit Group: HR - 1668A - ICAL
Column: SPB-Octyl (0.25 mm) Detector F3(35.64 :49.10)

PCB-127, CAS: 39635-33-1

Signal: 1

Processing Integration Results

RT: 39.50
Area: 1635142
Amount: 47.074845
Amount Units: pg/ul

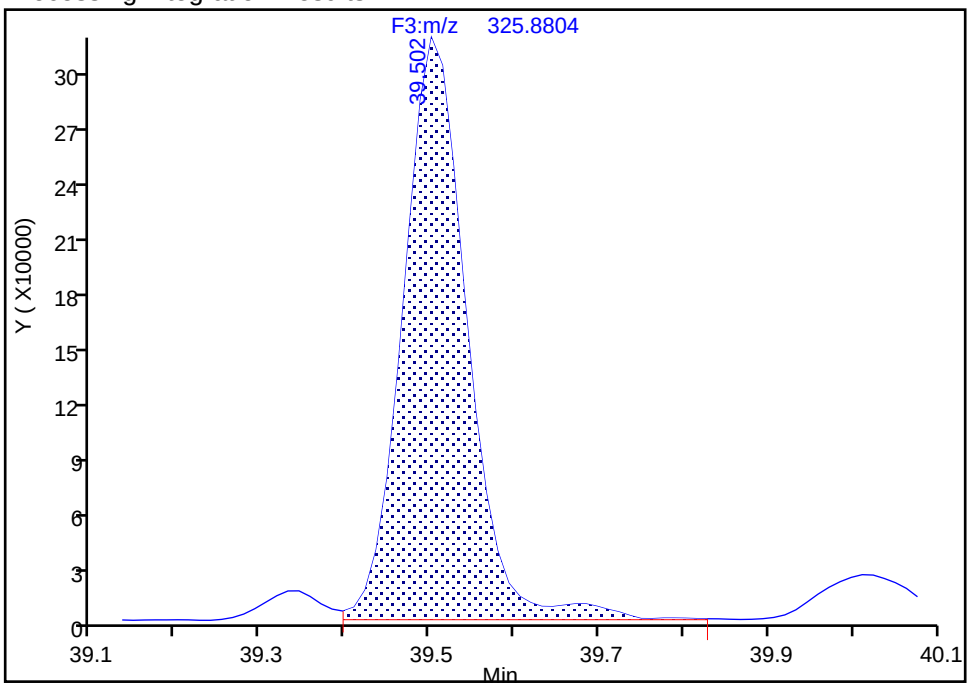

Manual Integration Results

RT: 39.50
Area: 1595237
Amount: 46.403109
Amount Units: pg/ul

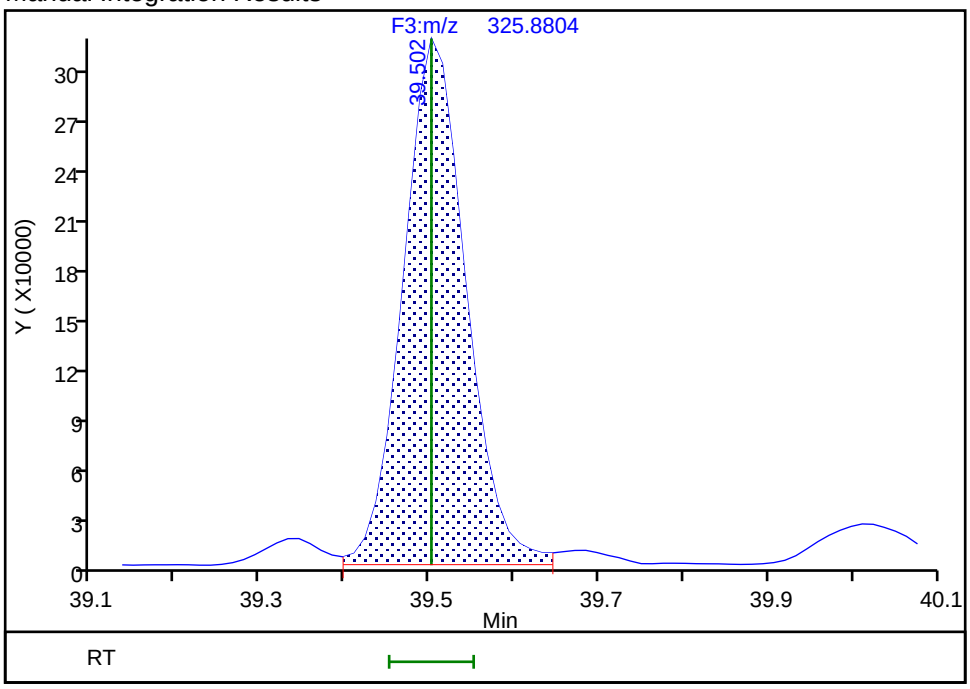

Reviewer: mcwhirterl, 21-Aug-2019 21:01:28
Audit Action: Manually Integrated/Assigned Compound ID Audit Reason: Split Peak

Eurofins TestAmerica, Knoxville

Data File:	\\chromna\Knoxville\ChromData\D3D\20190813-12717.b\d4190821i4.d		
Injection Date:	21-Aug-2019 17:01:00	Injection Vol:	1.0 ul
Instrument ID:	D3D	Operator ID:	Xcalibur_System
Method:	PCBs_D3D	Limit Group:	HR - 1668A - ICAL
Client ID:			
Worklist#:	33168	Sample Line#:	4
Column Type:	SPB-Octyl	Column Dia:	0.25 mm

HxPCB F2

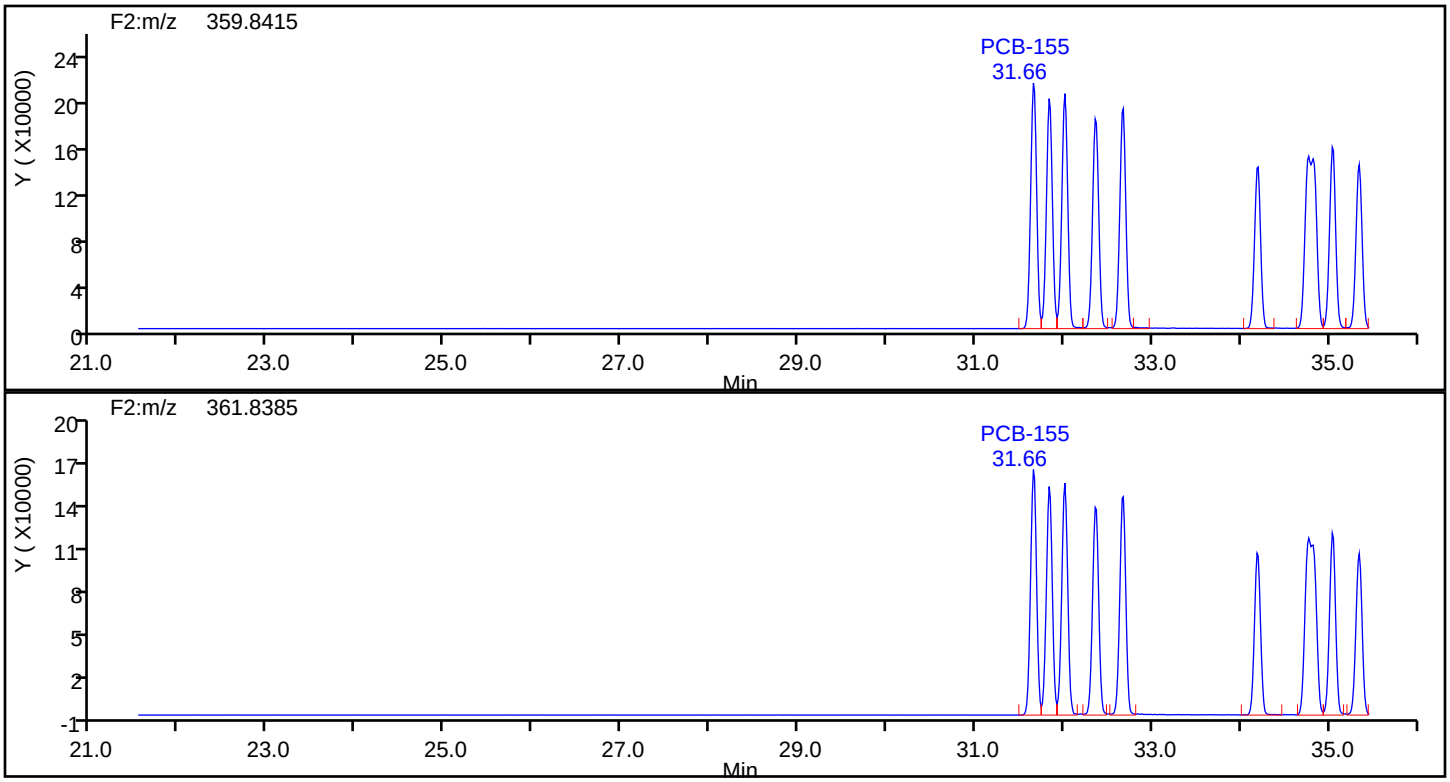

HxPCB F2 Standards

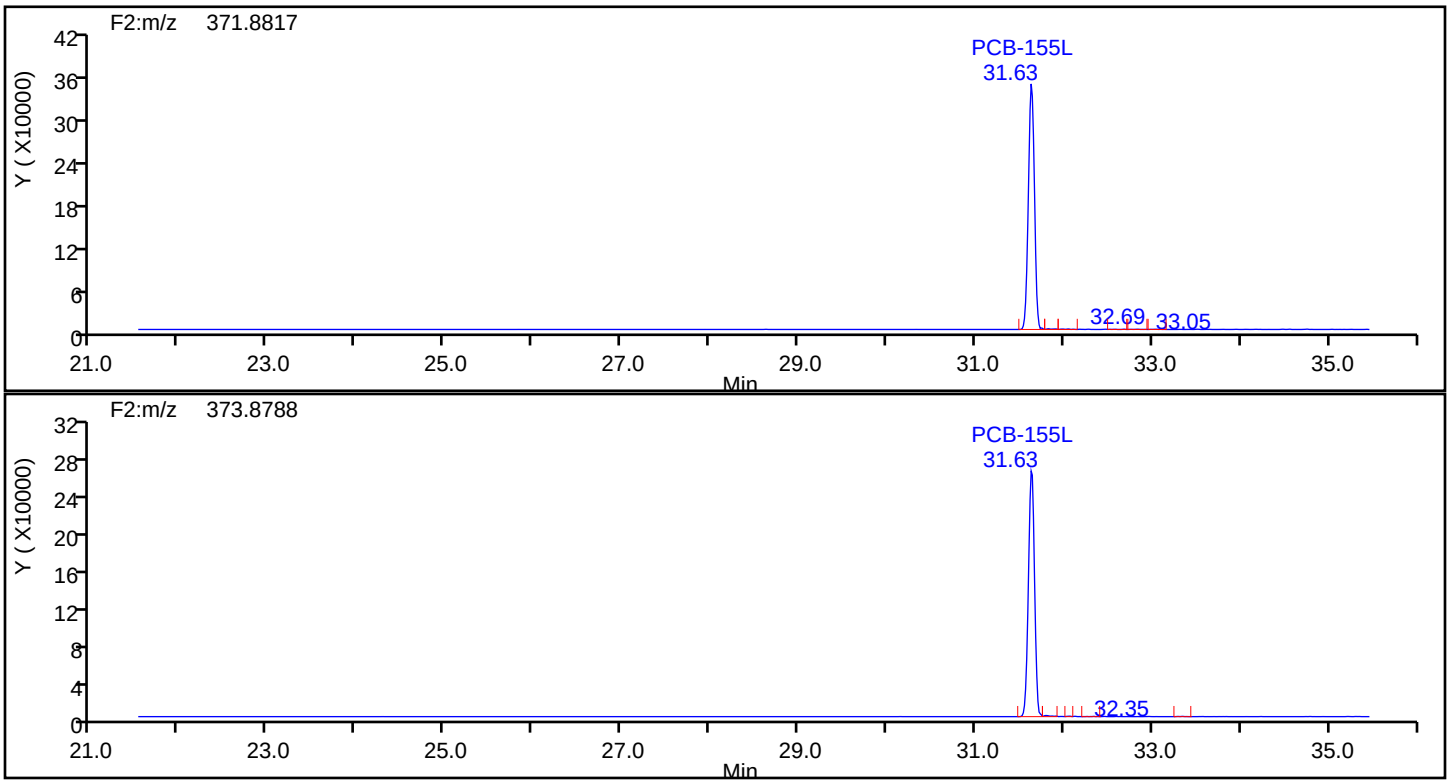

Eurofins TestAmerica, Knoxville

Data File:	\\chromna\Knoxville\ChromData\D3D\20190813-12717.b\d4190821i4.d		
Injection Date:	21-Aug-2019 17:01:00	Injection Vol:	1.0 ul
Instrument ID:	D3D	Operator ID:	Xcalibur_System
Method:	PCBs_D3D	Limit Group:	HR - 1668A - ICAL
Client ID:			
Worklist#:	33168	Sample Line#:	4
Column Type:	SPB-Octyl	Column Dia:	0.25 mm

HxPCB F2

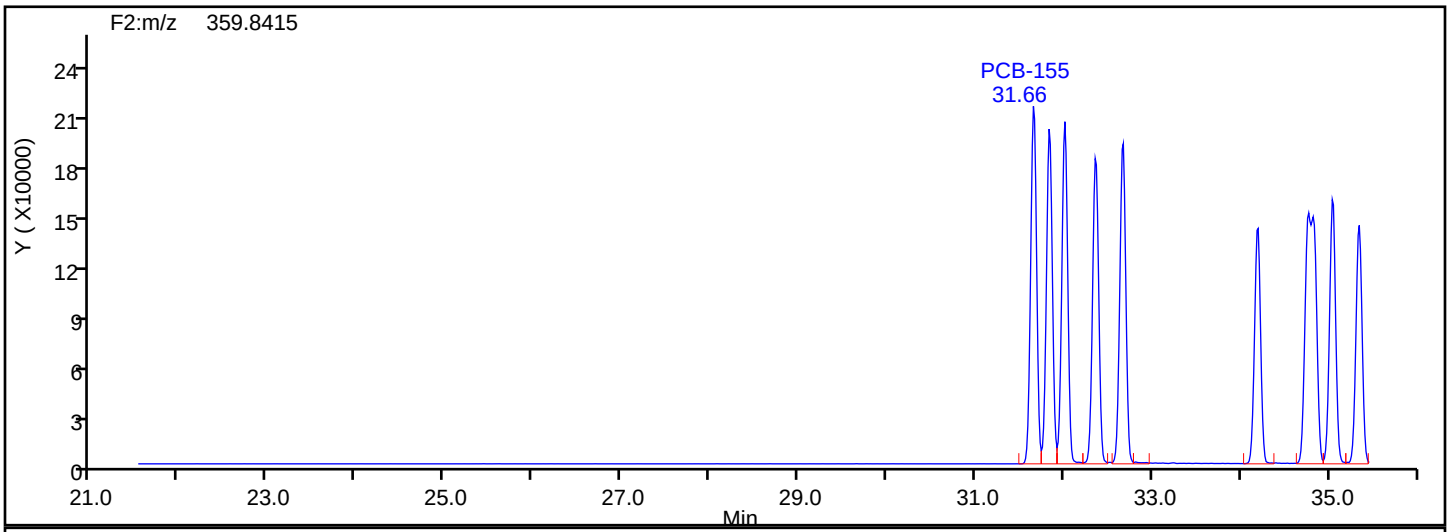

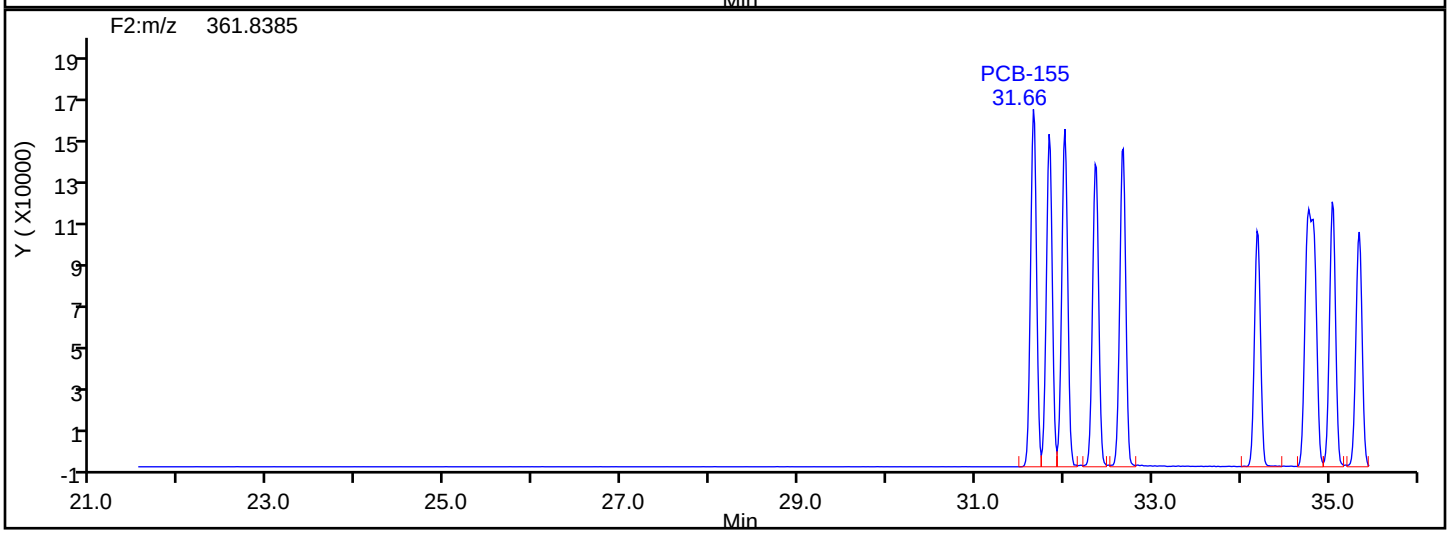

HxPCB F2 Lock Mass

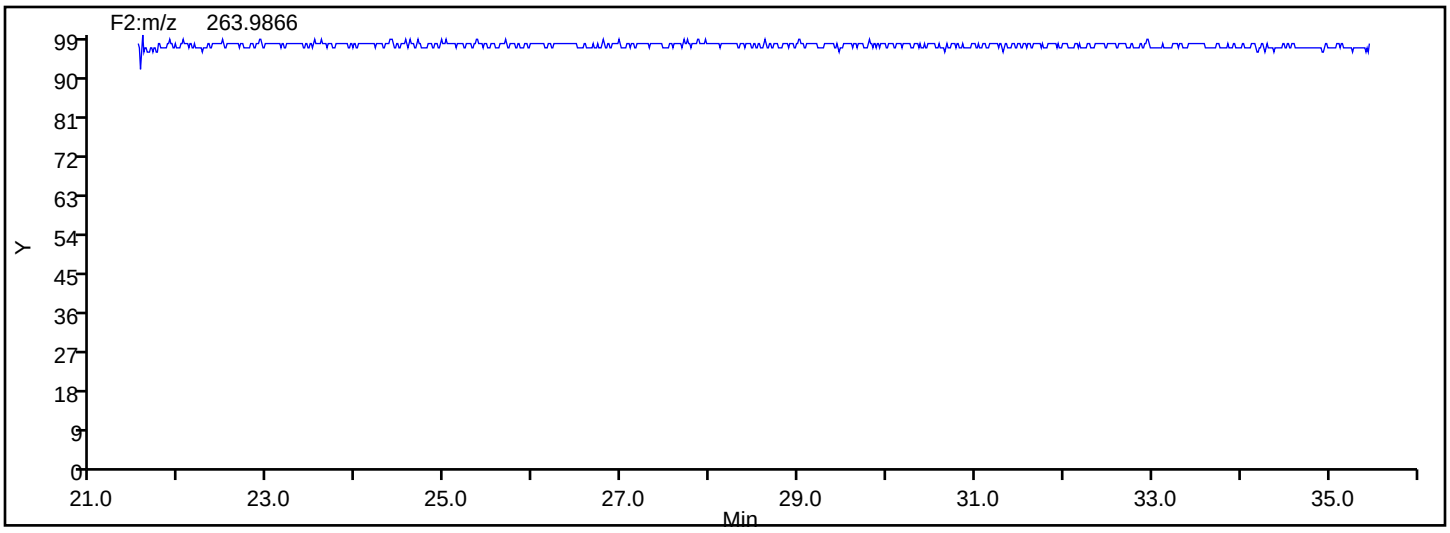

Manual Integration/User Assign Peak Report

Eurofins TestAmerica, Knoxville

Data File: \\chromna\Knoxville\ChromData\D3D\20190813-12717.b\d4190821i4.d
Injection Date: 21-Aug-2019 17:01:00 Instrument ID: D3D
Lims ID: IC L4
Client ID:
Operator ID: Xcalibur_System ALS Bottle#: 0 Worklist Smp#: 4
Injection Vol: 1.0 ul Dil. Factor: 1.0000
Method: PCBs_D3D Limit Group: HR - 1668A - ICAL
Column: SPB-Octyl (0.25 mm) Detector F2(21.81 :35.54)

PCB-135/151, CAS: STL01819

Signal: 2

Processing Integration Results

RT: 34.77
Area: 531500
Amount: 50.223033
Amount Units: pg/ul

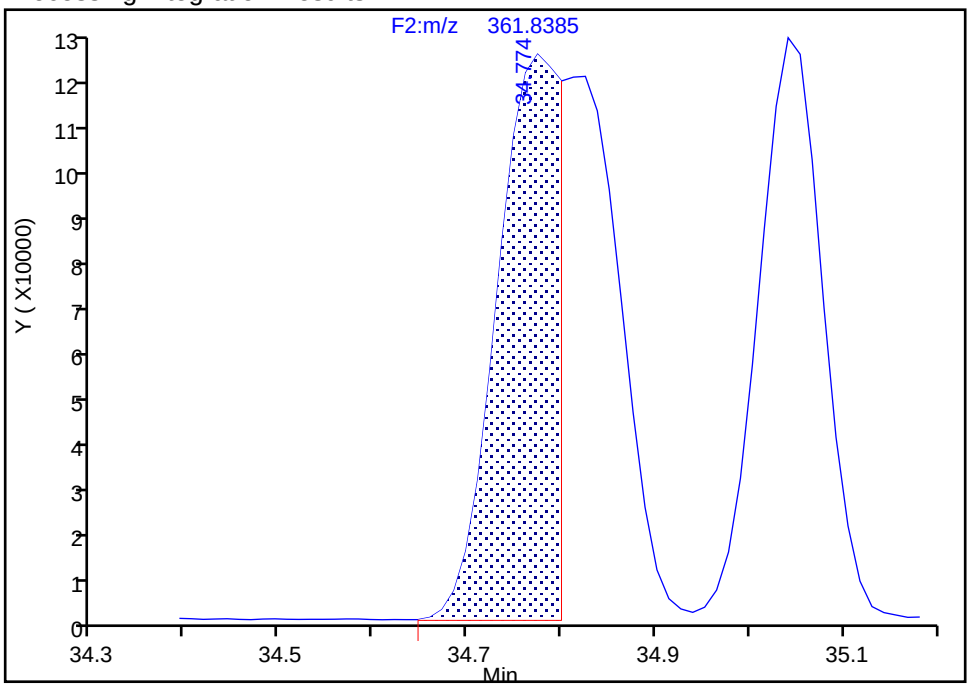

Manual Integration Results

RT: 34.77
Area: 1018638
Amount: 89.982183
Amount Units: pg/ul

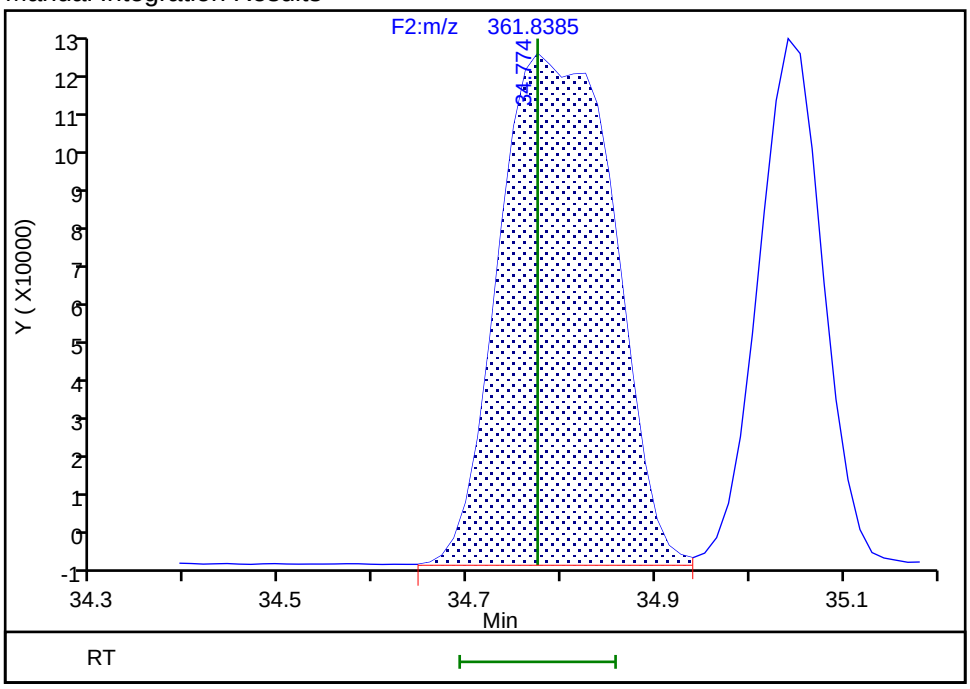

Reviewer: mcwhirterl, 21-Aug-2019 21:02:26
Audit Action: Marked Compound Undetected Audit Reason: Invalid Compound ID

Manual Integration/User Assign Peak Report

Eurofins TestAmerica, Knoxville

Data File: \\chromna\Knoxville\ChromData\D3D\20190813-12717.b\d4190821i4.d
Injection Date: 21-Aug-2019 17:01:00 Instrument ID: D3D
Lims ID: IC L4
Client ID:
Operator ID: Xcalibur_System ALS Bottle#: 0 Worklist Smp#: 4
Injection Vol: 1.0 ul Dil. Factor: 1.0000
Method: PCBs_D3D Limit Group: HR - 1668A - ICAL
Column: SPB-Octyl (0.25 mm) Detector F2(21.81 :35.54)

PCB-135/151, CAS: STL01819

Signal: 3

Processing Integration Results

RT: 34.77
Area: 1187365
Amount: 50.223033
Amount Units: pg/ul

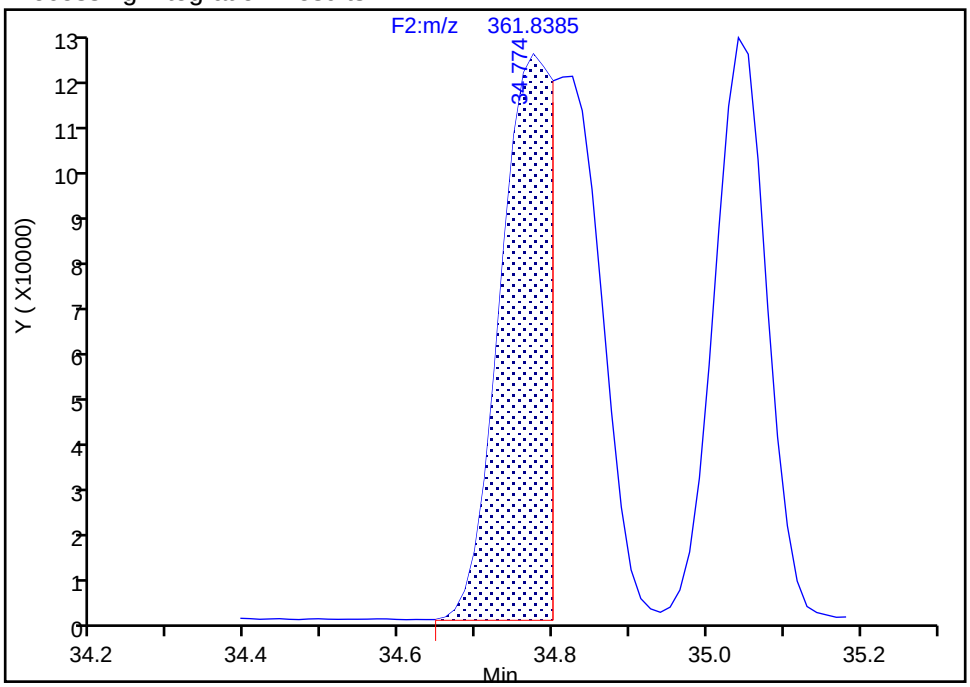

Manual Integration Results

RT: 34.77
Area: 2309667
Amount: 89.982183
Amount Units: pg/ul
Reviewer: mcwhirterl, 21-Aug-2019 21:02:26
Audit Action: Marked Compound Undetected Audit Reason: Invalid Compound ID

Manual Integration/User Assign Peak Report

Eurofins TestAmerica, Knoxville

Data File:	\\chromna\Knoxville\ChromData\D3D\20190813-12717.b\d4190821i4.d				
Injection Date:	21-Aug-2019 17:01:00	Instrument ID:	D3D		
Lims ID:	IC L4				
Client ID:					
Operator ID:	Xcalibur_System	ALS Bottle#:	0	Worklist Smp#:	4
Injection Vol:	1.0 ul	Dil. Factor:	1.0000		
Method:	PCBs_D3D	Limit Group:	HR - 1668A - ICAL		
Column:	SPB-Octyl (0.25 mm)	Detector	F2(21.81 :35.54)		

PCB-135/151, CAS: STL01819

Signal: 1

Processing Integration Results

RT: 34.77
Area: 655865
Amount: 50.223033
Amount Units: pg/ul

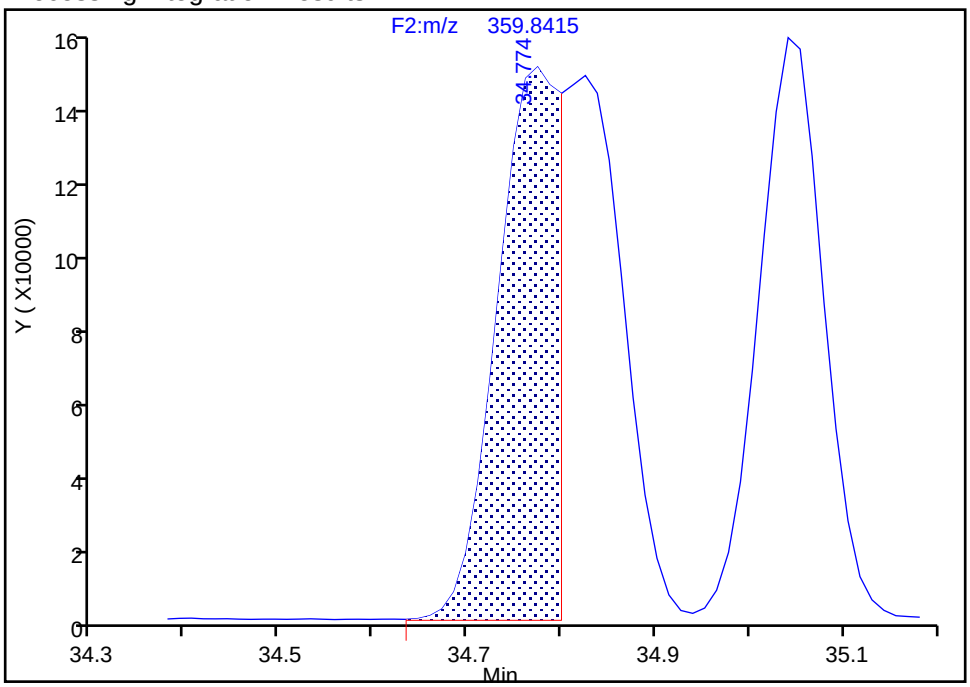

Manual Integration Results

RT: 34.77
Area: 1291029
Amount: 89.982183
Amount Units: pg/ul

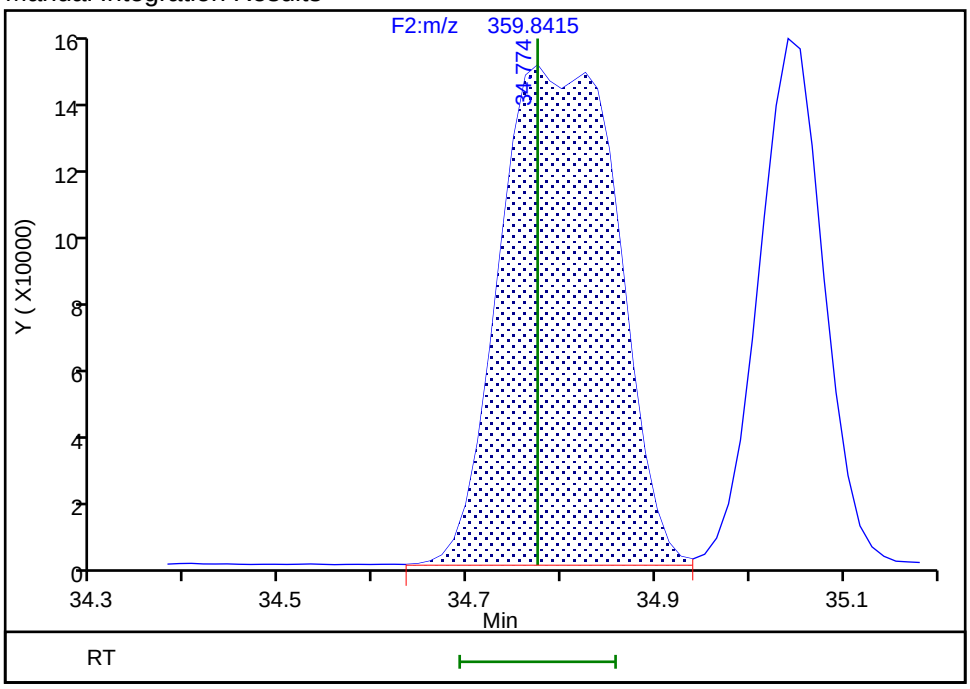

Reviewer: mcwhirterl, 21-Aug-2019 21:02:28

Audit Action: Manually Integrated/Assigned Compound ID Audit Reason: Incomplete Integration

Eurofins TestAmerica, Knoxville

Data File:	\\chromna\Knoxville\ChromData\D3D\20190813-12717.b\d4190821i4.d		
Injection Date:	21-Aug-2019 17:01:00	Injection Vol:	1.0 ul
Instrument ID:	D3D	Operator ID:	Xcalibur_System
Method:	PCBs_D3D	Limit Group:	HR - 1668A - ICAL
Client ID:			
Worklist#:	33168	Sample Line#:	4
Column Type:	SPB-Octyl	Column Dia:	0.25 mm

HxPCB F3

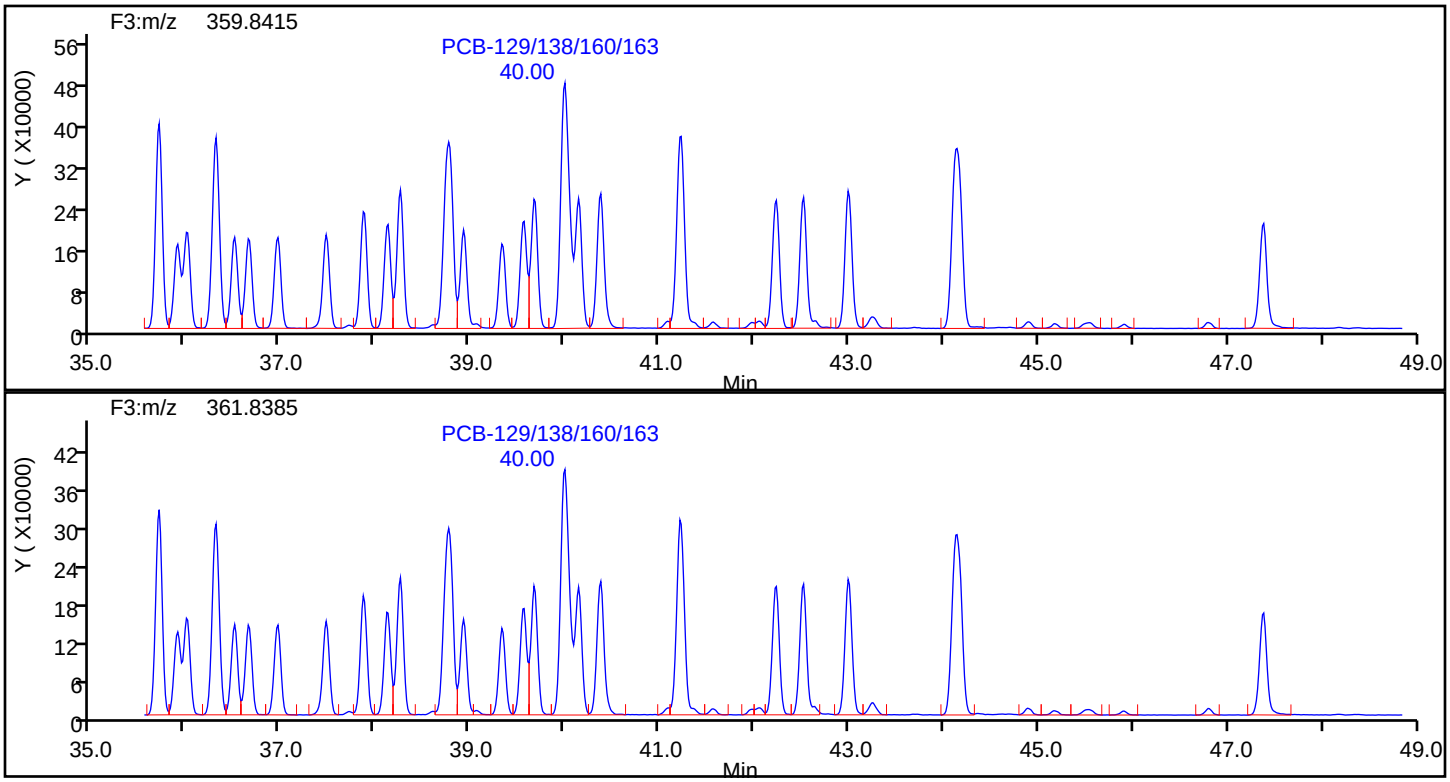

HxPCB F3 Standards

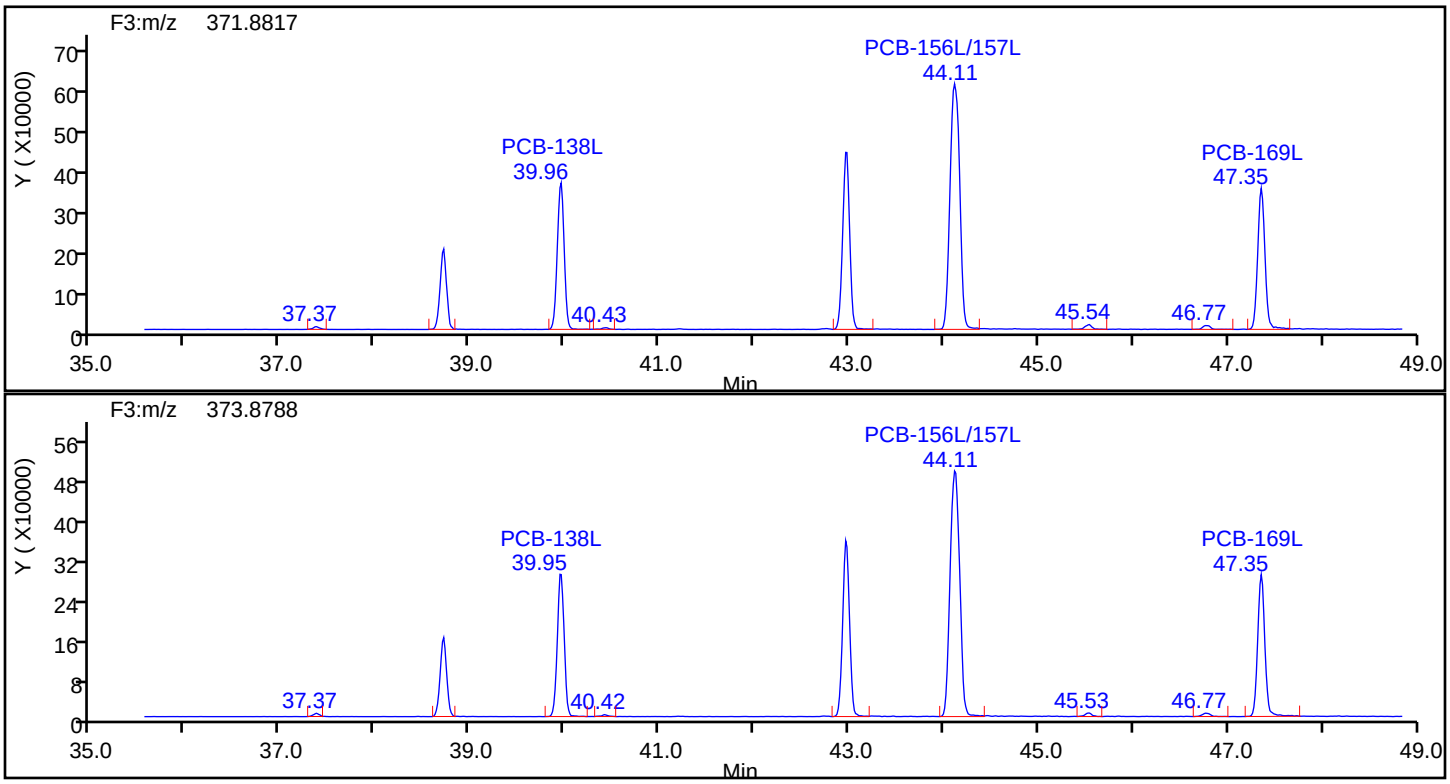

Eurofins TestAmerica, Knoxville

Data File:	\\chromna\Knoxville\ChromData\D3D\20190813-12717.b\d4190821i4.d		
Injection Date:	21-Aug-2019 17:01:00	Injection Vol:	1.0 ul
Instrument ID:	D3D	Operator ID:	Xcalibur_System
Method:	PCBs_D3D	Limit Group:	HR - 1668A - ICAL
Client ID:			
Worklist#:	33168	Sample Line#:	4
Column Type:	SPB-Octyl	Column Dia:	0.25 mm

HxPCB F3

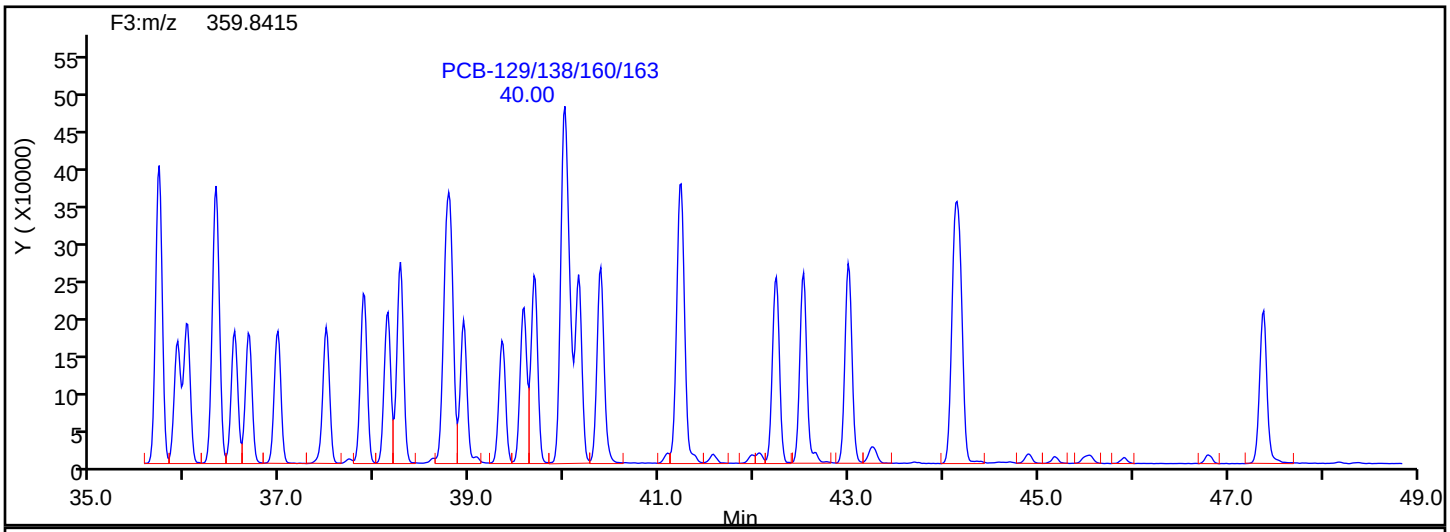

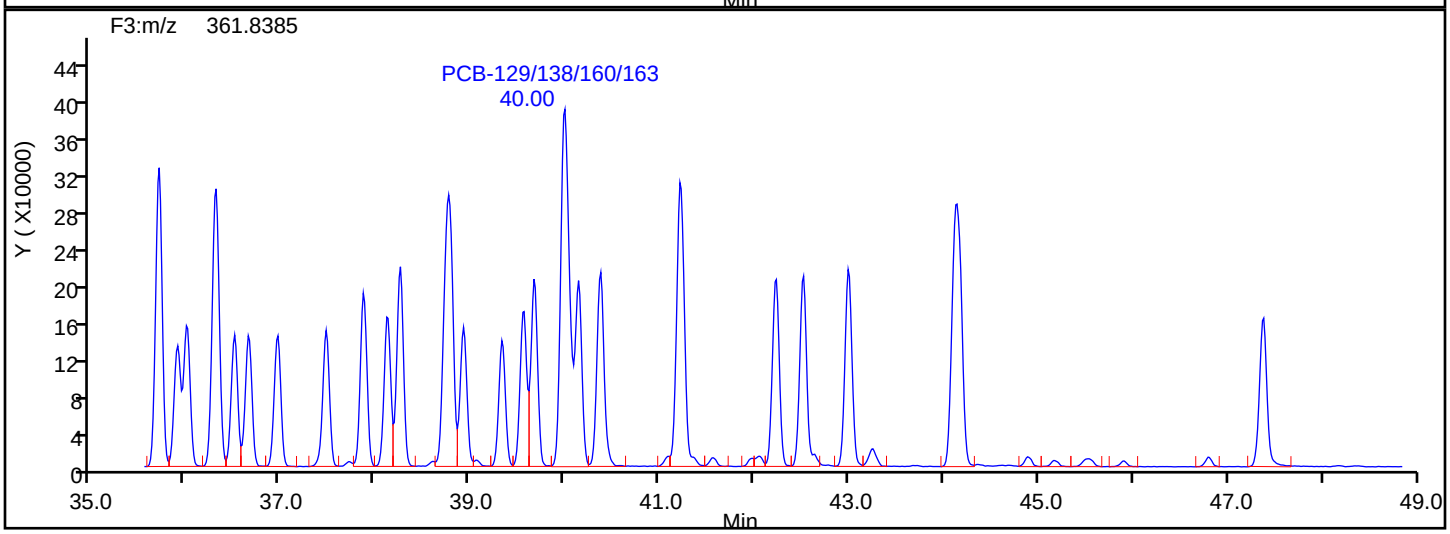

HxPCB F3 Lock Mass

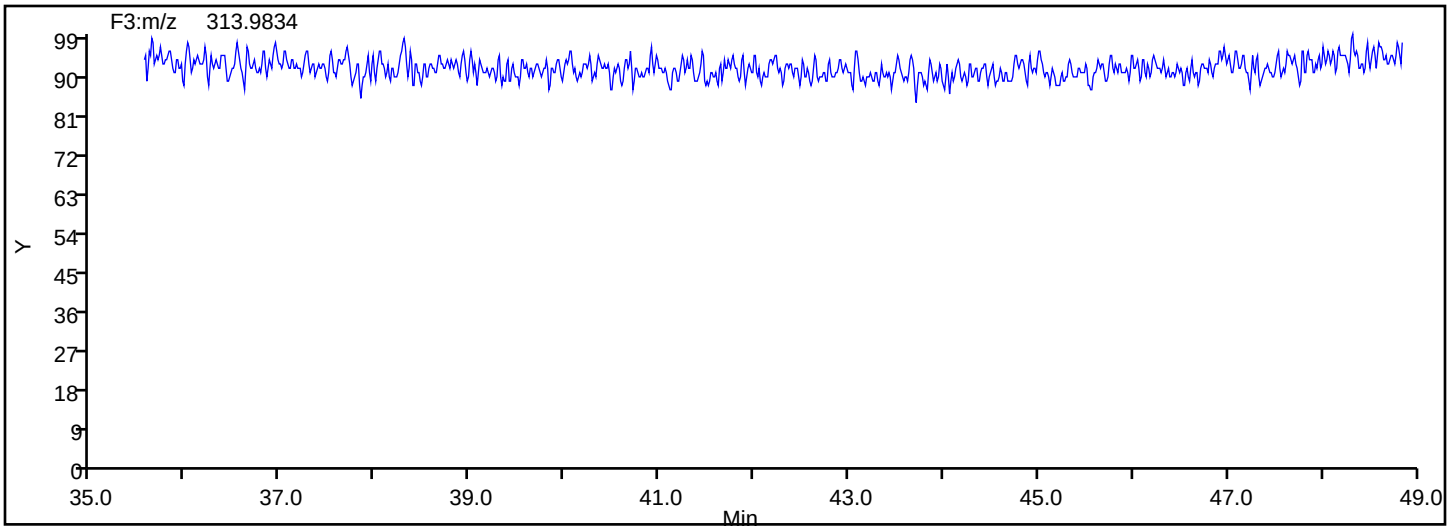

Manual Integration/User Assign Peak Report

Eurofins TestAmerica, Knoxville

Data File: \\chromna\Knoxville\ChromData\D3D\20190813-12717.b\d4190821i4.d
Injection Date: 21-Aug-2019 17:01:00 Instrument ID: D3D
Lims ID: IC L4
Client ID:
Operator ID: Xcalibur_System ALS Bottle#: 0 Worklist Smp#: 4
Injection Vol: 1.0 ul Dil. Factor: 1.0000
Method: PCBs_D3D Limit Group: HR - 1668A - ICAL
Column: SPB-Octyl (0.25 mm) Detector F3(35.64 :49.10)

PCB-129/138/160/163, CAS: STL02296

Signal: 2

Processing Integration Results

RT: 40.00
Area: 2455303
Amount: 145.4321
Amount Units: pg/ul

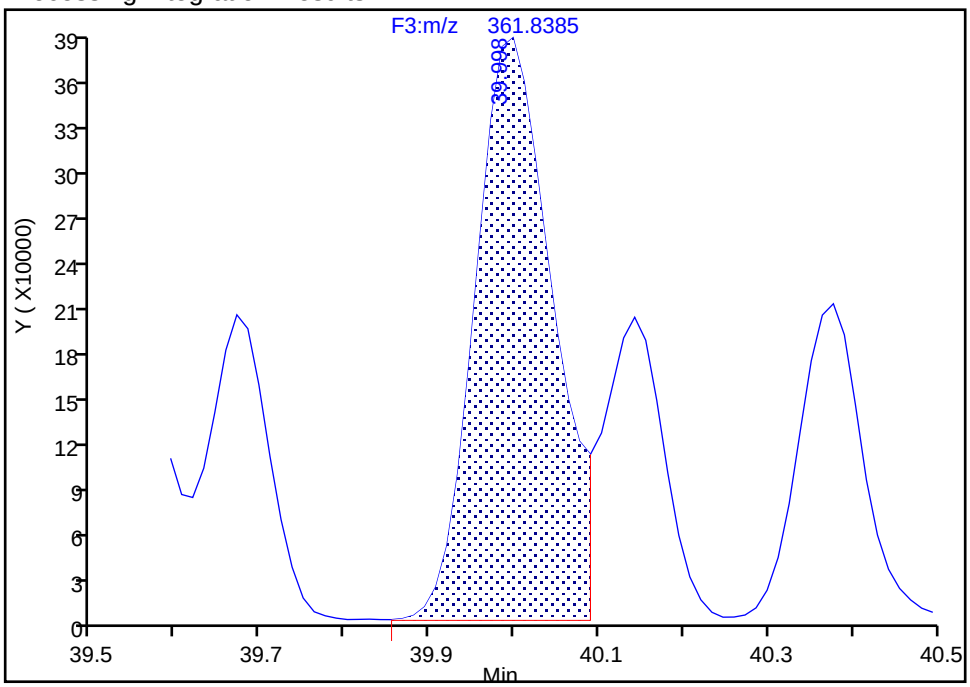

Manual Integration Results

RT: 40.00
Area: 3448880
Amount: 185.8573
Amount Units: pg/ul

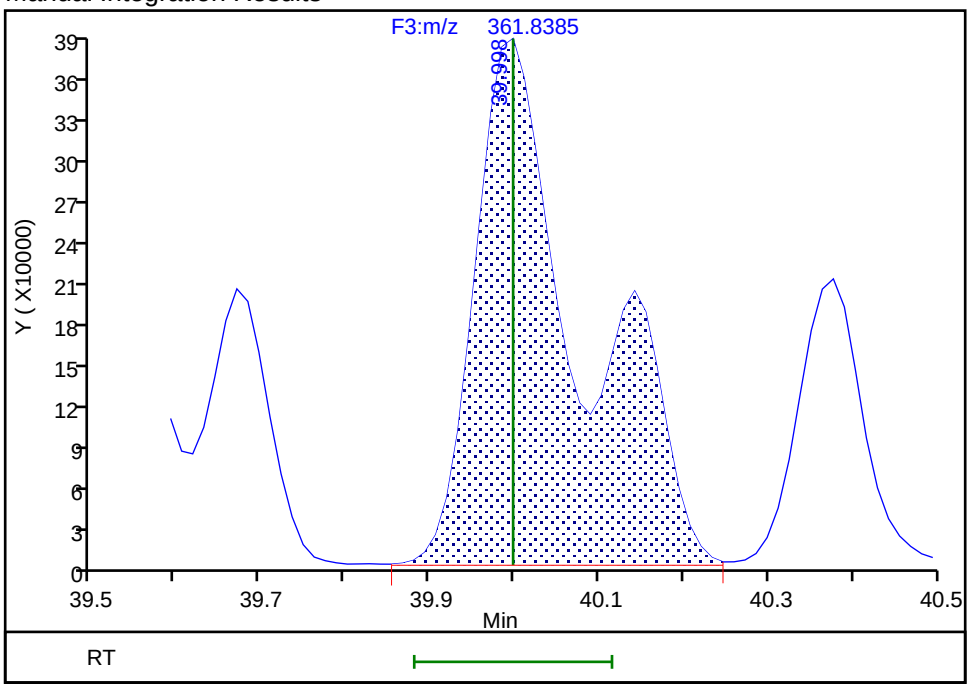

Reviewer: mcwhirterl, 21-Aug-2019 21:02:58
Audit Action: Marked Compound Undetected Audit Reason: Invalid Compound ID

Manual Integration/User Assign Peak Report

Eurofins TestAmerica, Knoxville

Data File: \\chromna\Knoxville\ChromData\D3D\20190813-12717.b\d4190821i4.d
Injection Date: 21-Aug-2019 17:01:00 Instrument ID: D3D
Lims ID: IC L4
Client ID:
Operator ID: Xcalibur_System ALS Bottle#: 0 Worklist Smp#: 4
Injection Vol: 1.0 ul Dil. Factor: 1.0000
Method: PCBs_D3D Limit Group: HR - 1668A - ICAL
Column: SPB-Octyl (0.25 mm) Detector F3(35.64 :49.10)

PCB-129/138/160/163, CAS: STL02296

Signal: 3

Processing Integration Results

RT: 40.00
Area: 5521089
Amount: 145.4321
Amount Units: pg/ul

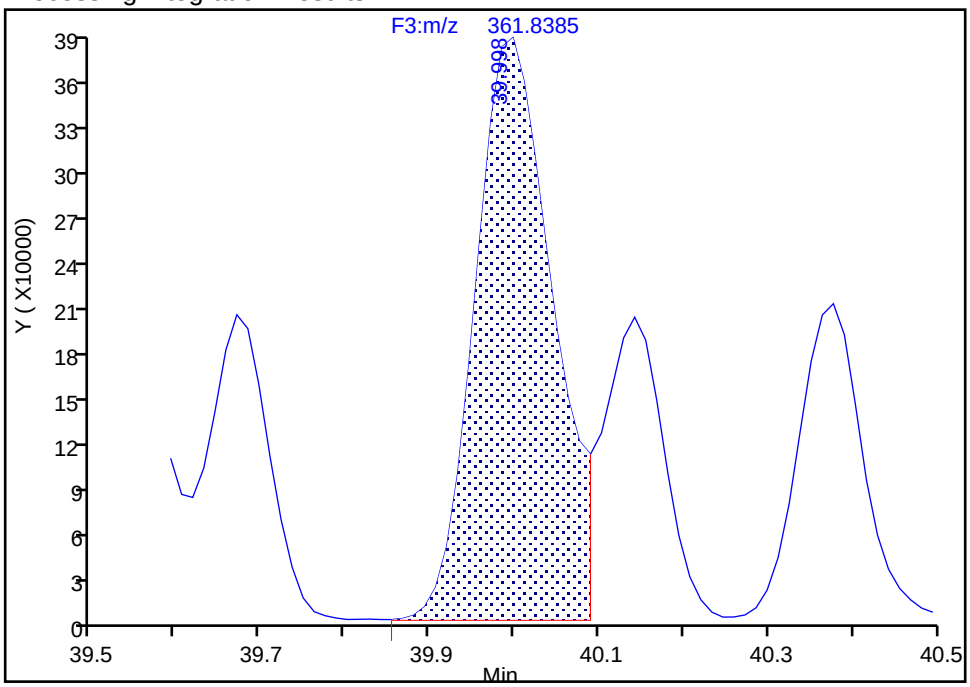

Manual Integration Results

RT: 40.00
Area: 7764180
Amount: 185.8573
Amount Units: pg/ul
Reviewer: mcwhirterl, 21-Aug-2019 21:02:58
Audit Action: Marked Compound Undetected Audit Reason: Invalid Compound ID

Manual Integration/User Assign Peak Report

Eurofins TestAmerica, Knoxville

Data File:	\\chromna\Knoxville\ChromData\D3D\20190813-12717.b\d4190821i4.d				
Injection Date:	21-Aug-2019 17:01:00	Instrument ID:	D3D		
Lims ID:	IC L4				
Client ID:					
Operator ID:	Xcalibur_System	ALS Bottle#:	0	Worklist Smp#:	4
Injection Vol:	1.0 ul	Dil. Factor:	1.0000		
Method:	PCBs_D3D	Limit Group:	HR - 1668A - ICAL		
Column:	SPB-Octyl (0.25 mm)	Detector	F3(35.64 :49.10)		

PCB-129/138/160/163, CAS: STL02296

Signal: 1

Processing Integration Results

RT: 40.00
Area: 3065786
Amount: 145.4321
Amount Units: pg/ul

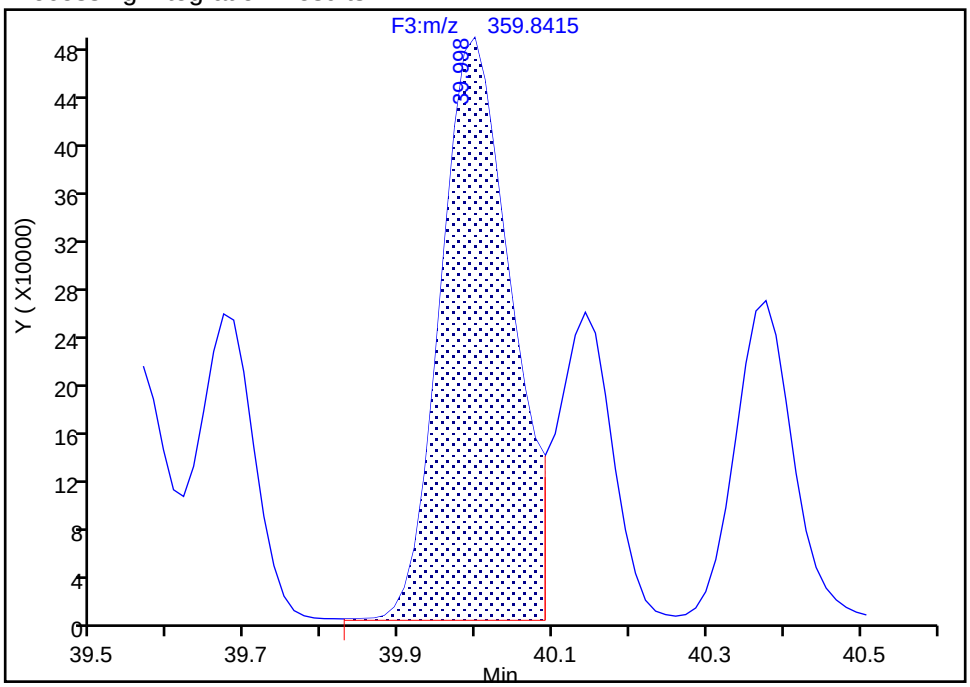

Manual Integration Results

RT: 40.00
Area: 4315300
Amount: 185.8573
Amount Units: pg/ul

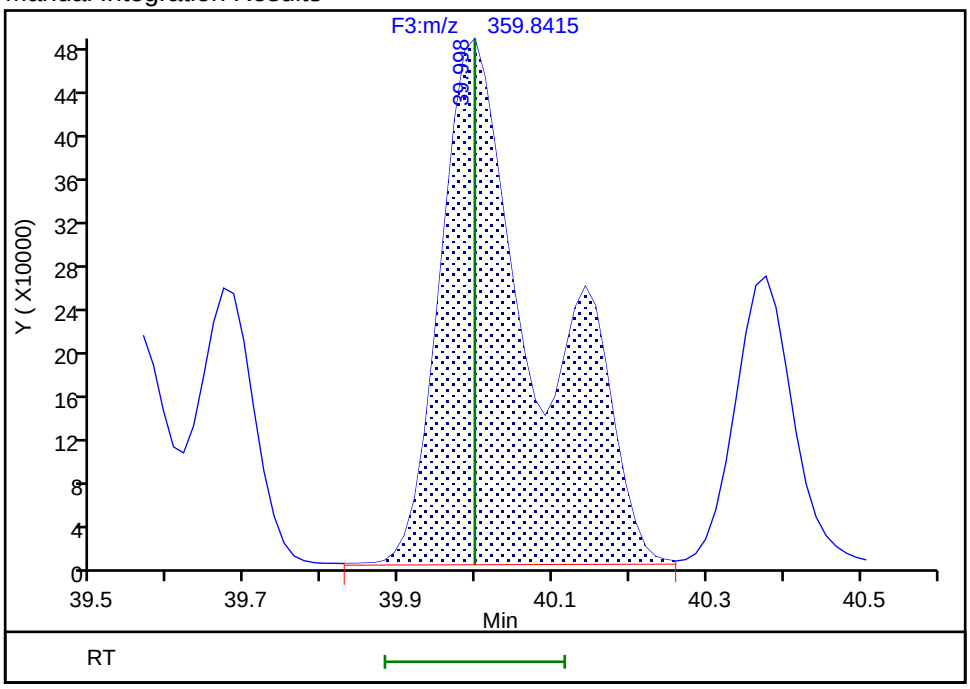

Reviewer: mcwhirterl, 21-Aug-2019 21:03:00

Audit Action: Manually Integrated/Assigned Compound ID Audit Reason: Incomplete Integration

Eurofins TestAmerica, Knoxville

Data File:	\\chromna\Knoxville\ChromData\D3D\20190813-12717.b\d4190821i4.d		
Injection Date:	21-Aug-2019 17:01:00	Injection Vol:	1.0 ul
Instrument ID:	D3D	Operator ID:	Xcalibur_System
Method:	PCBs_D3D	Limit Group:	HR - 1668A - ICAL
Client ID:			
Worklist#:	33168	Sample Line#:	4
Column Type:	SPB-Octyl	Column Dia:	0.25 mm

HpPCB F3

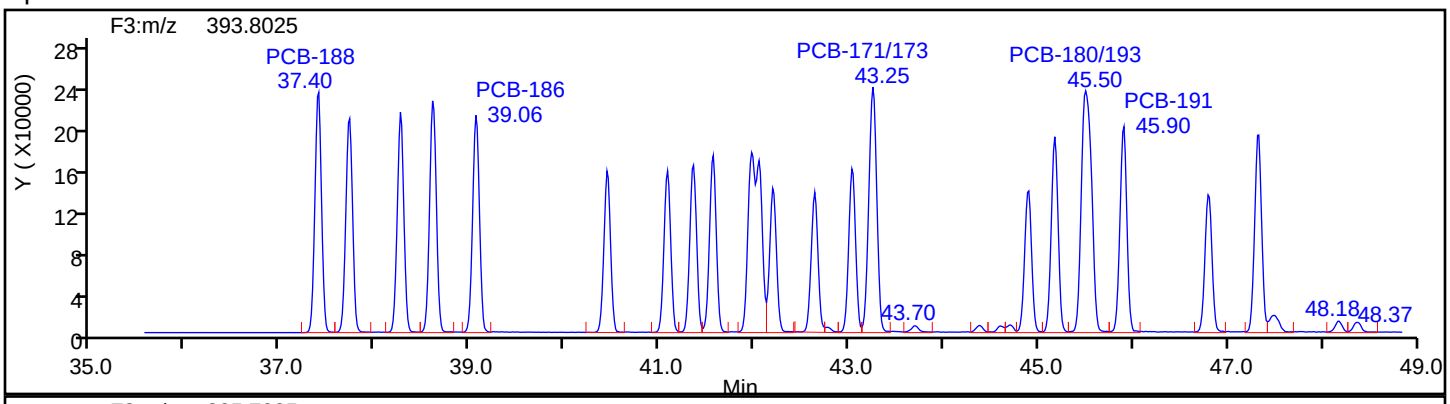

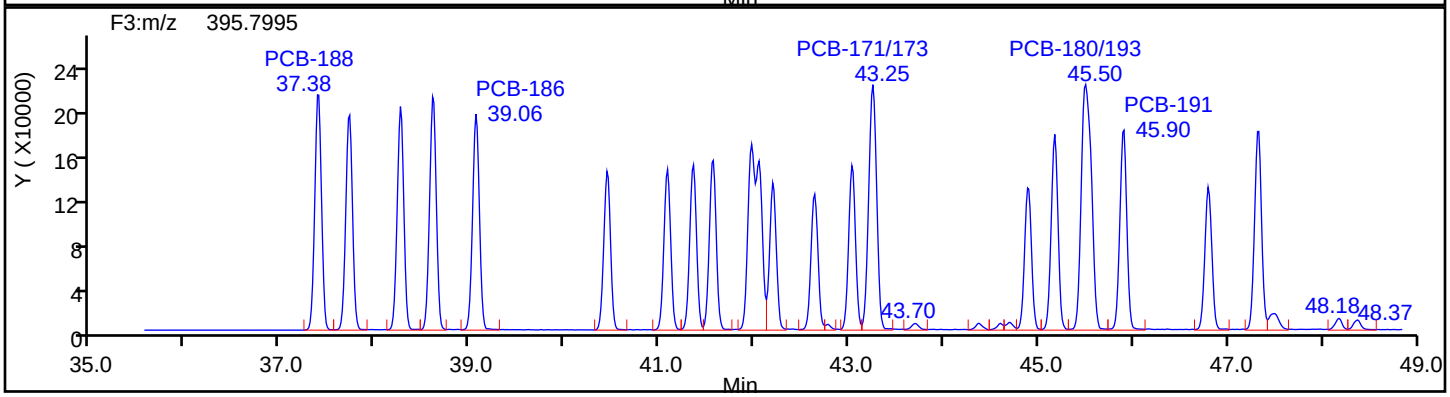

HpPCB F3 Standards

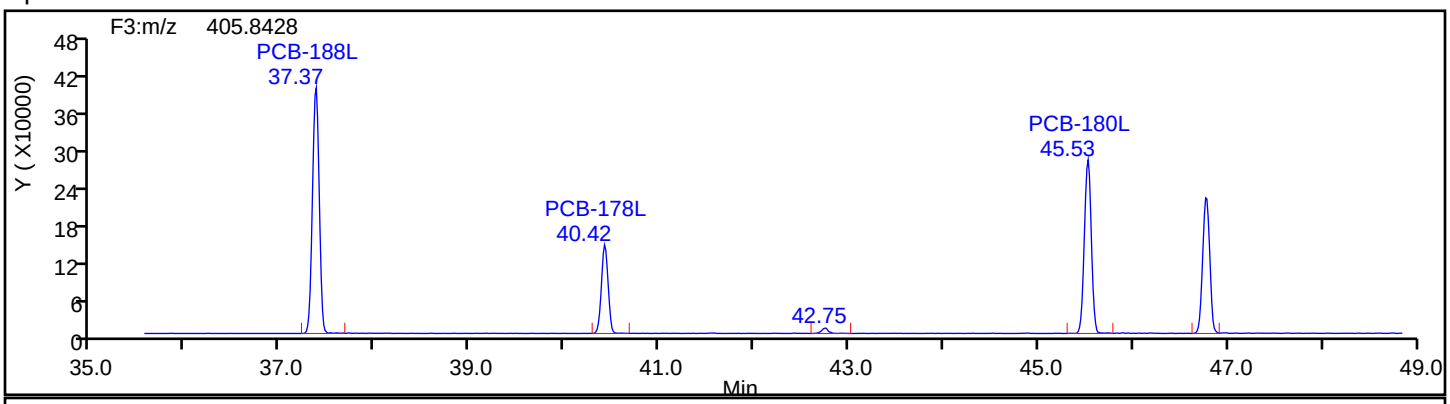

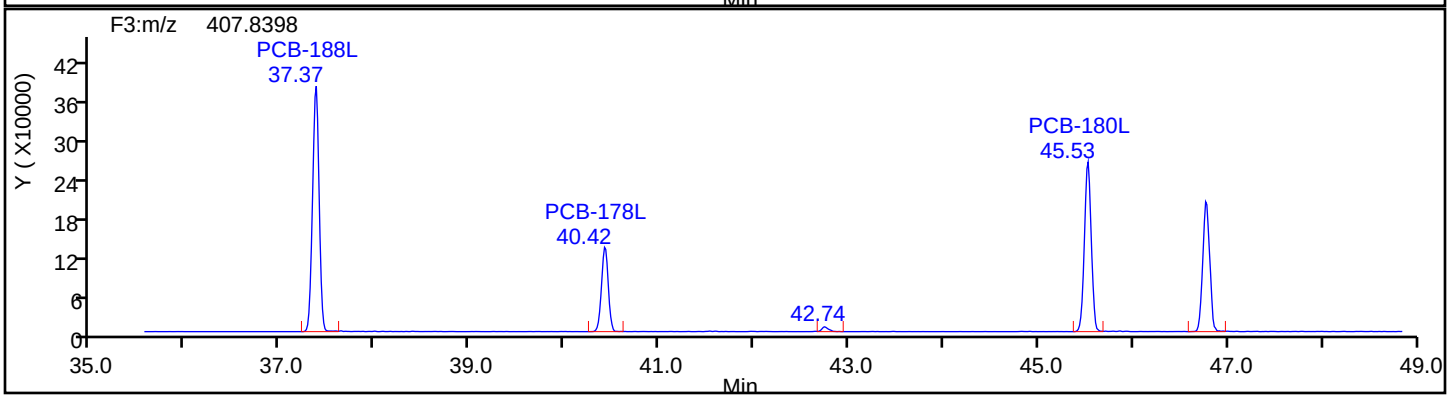

Eurofins TestAmerica, Knoxville

Data File:	\\chromna\Knoxville\ChromData\D3D\20190813-12717.b\d4190821i4.d		
Injection Date:	21-Aug-2019 17:01:00	Injection Vol:	1.0 ul
Instrument ID:	D3D	Operator ID:	Xcalibur_System
Method:	PCBs_D3D	Limit Group:	HR - 1668A - ICAL
Client ID:			
Worklist#:	33168	Sample Line#:	4
Column Type:	SPB-Octyl	Column Dia:	0.25 mm

HpPCB F3

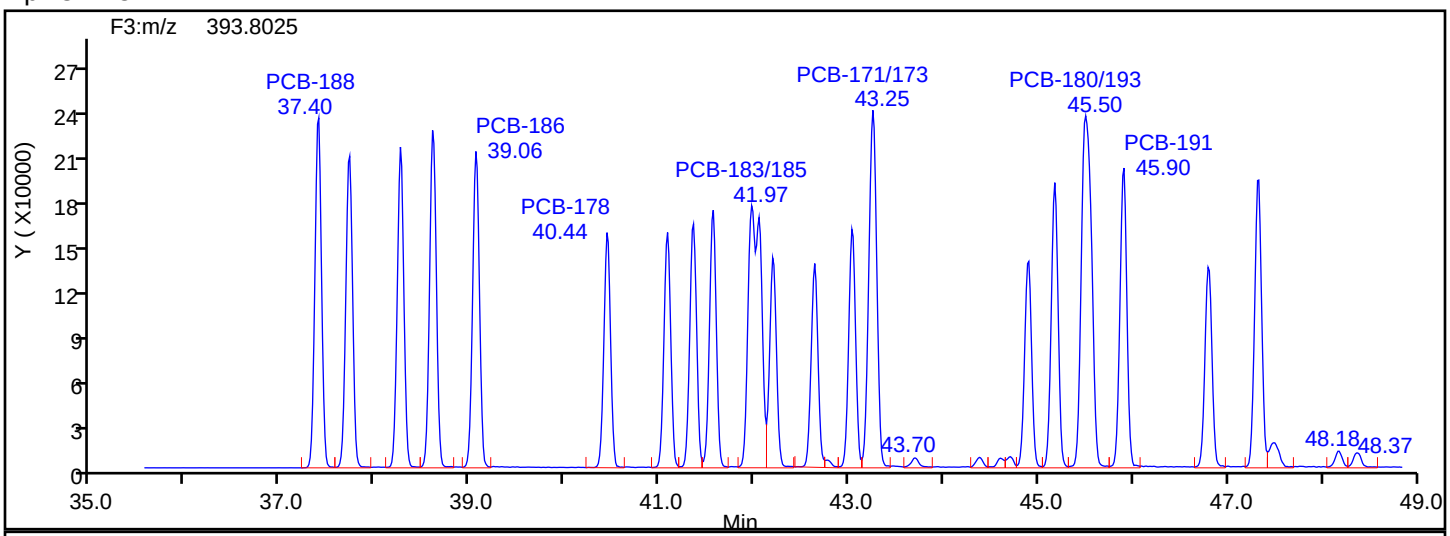

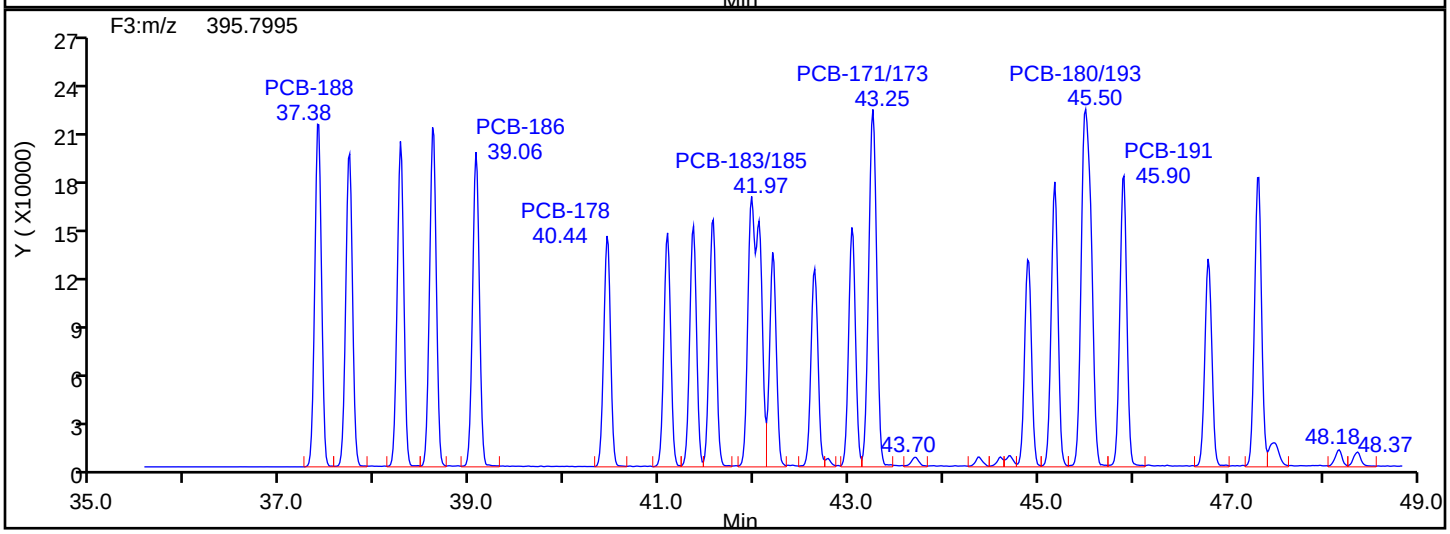

HpPCB F3 Lock Mass

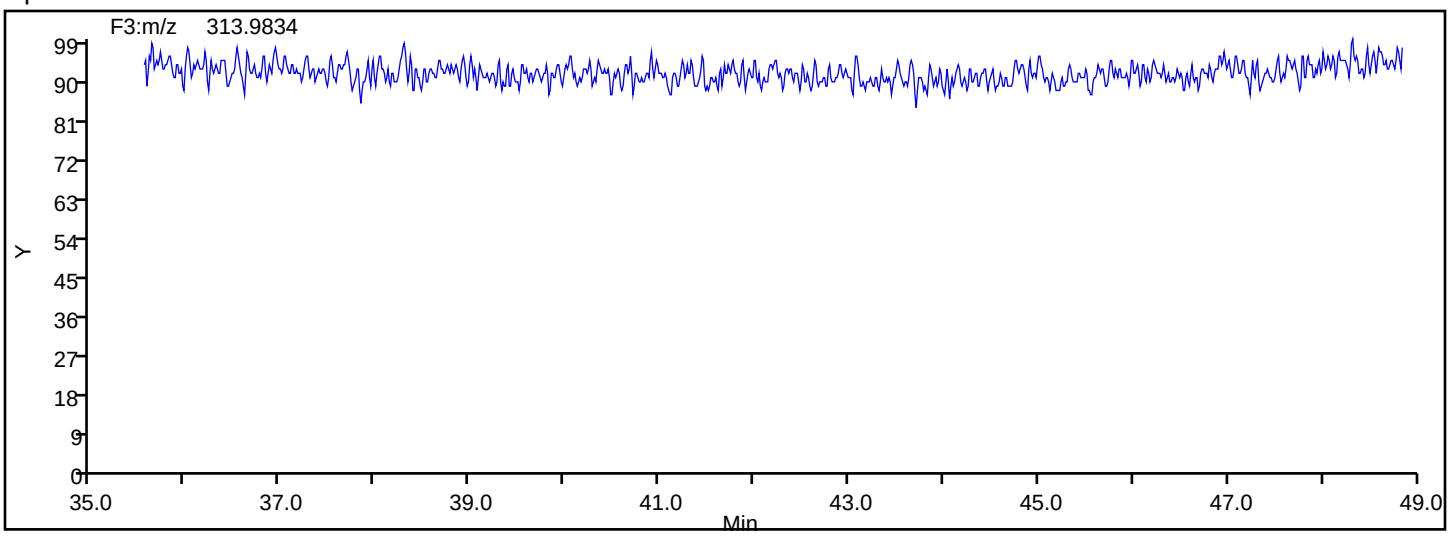

Manual Integration/User Assign Peak Report

Eurofins TestAmerica, Knoxville

Data File: \\chromna\Knoxville\ChromData\D3D\20190813-12717.b\d4190821i4.d
Injection Date: 21-Aug-2019 17:01:00 Instrument ID: D3D
Lims ID: IC L4
Client ID:
Operator ID: Xcalibur_System ALS Bottle#: 0 Worklist Smp#: 4
Injection Vol: 1.0 ul Dil. Factor: 1.0000
Method: PCBs_D3D Limit Group: HR - 1668A - ICAL
Column: SPB-Octyl (0.25 mm) Detector F3(35.64 :49.10)

PCB-183/185, CAS: STL02297

Signal: 2

Processing Integration Results

RT: 41.97
Area: 834808
Amount: 58.332500
Amount Units: pg/ul

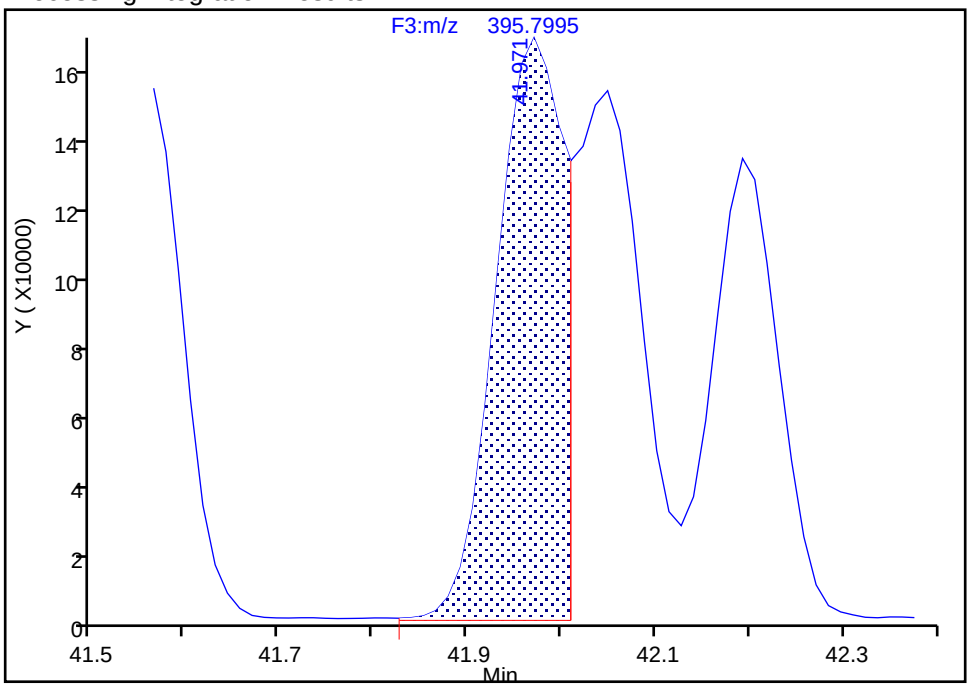

Manual Integration Results

RT: 41.97
Area: 1576497
Amount: 94.168859
Amount Units: pg/ul

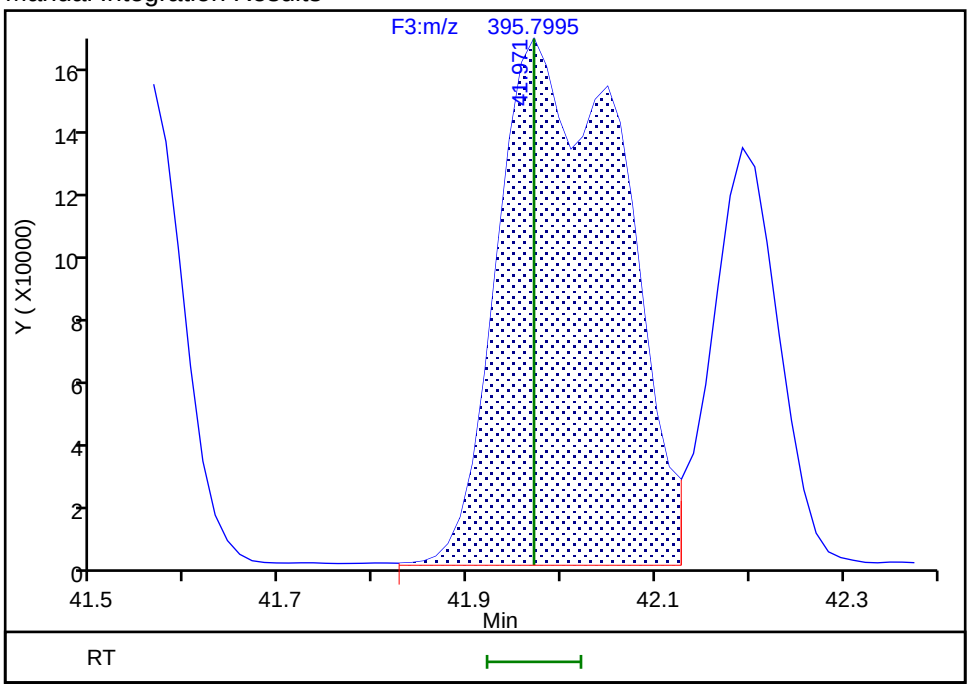

Reviewer: mcwhirterl, 22-Aug-2019 01:23:19
Audit Action: Marked Compound Undetected Audit Reason: Invalid Compound ID

Manual Integration/User Assign Peak Report

Eurofins TestAmerica, Knoxville

Data File: \\chromna\Knoxville\ChromData\D3D\20190813-12717.b\d4190821i4.d
Injection Date: 21-Aug-2019 17:01:00 Instrument ID: D3D
Lims ID: IC L4
Client ID:
Operator ID: Xcalibur_System ALS Bottle#: 0 Worklist Smp#: 4
Injection Vol: 1.0 ul Dil. Factor: 1.0000
Method: PCBs_D3D Limit Group: HR - 1668A - ICAL
Column: SPB-Octyl (0.25 mm) Detector F3(35.64 :49.10)

PCB-183/185, CAS: STL02297

Signal: 3

Processing Integration Results

RT: 41.97
Area: 1692191
Amount: 58.332500
Amount Units: pg/ul

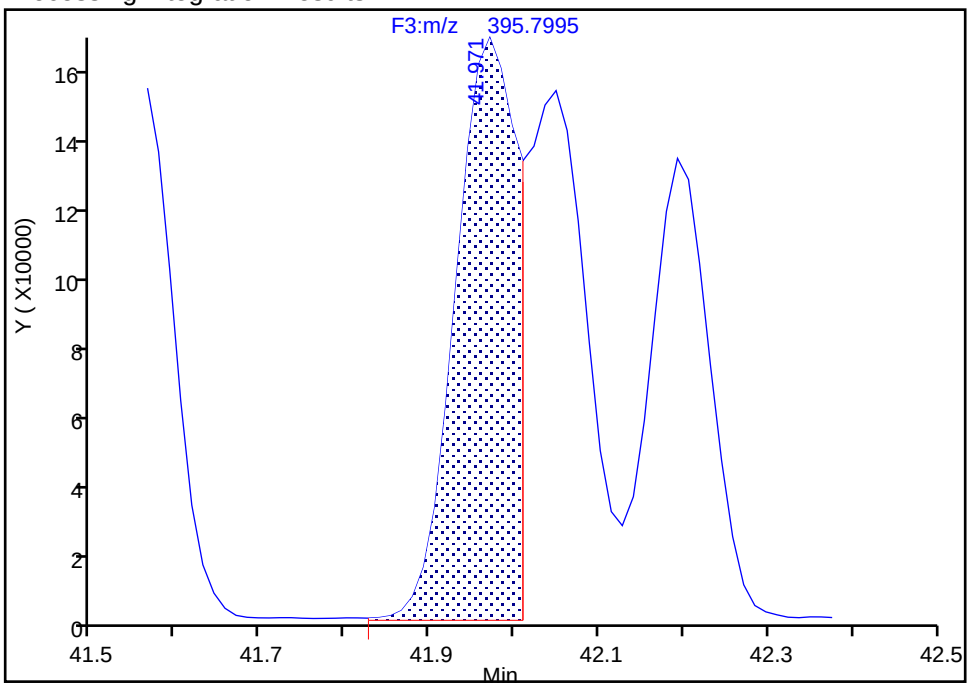

Manual Integration Results

RT: 41.97
Area: 3219653
Amount: 94.168859
Amount Units: pg/ul
Reviewer: mcwhirterl, 22-Aug-2019 01:23:19
Audit Action: Marked Compound Undetected Audit Reason: Invalid Compound ID

Manual Integration/User Assign Peak Report

Eurofins TestAmerica, Knoxville

Data File:	\\chromna\Knoxville\ChromData\D3D\20190813-12717.b\d4190821i4.d				
Injection Date:	21-Aug-2019 17:01:00	Instrument ID:	D3D		
Lims ID:	IC L4				
Client ID:					
Operator ID:	Xcalibur_System	ALS Bottle#:	0	Worklist Smp#:	4
Injection Vol:	1.0 ul	Dil. Factor:	1.0000		
Method:	PCBs_D3D	Limit Group:	HR - 1668A - ICAL		
Column:	SPB-Octyl (0.25 mm)	Detector	F3(35.64 :49.10)		

PCB-183/185, CAS: STL02297

Signal: 1

Processing Integration Results

RT: 41.97
Area: 857383
Amount: 58.332500
Amount Units: pg/ul

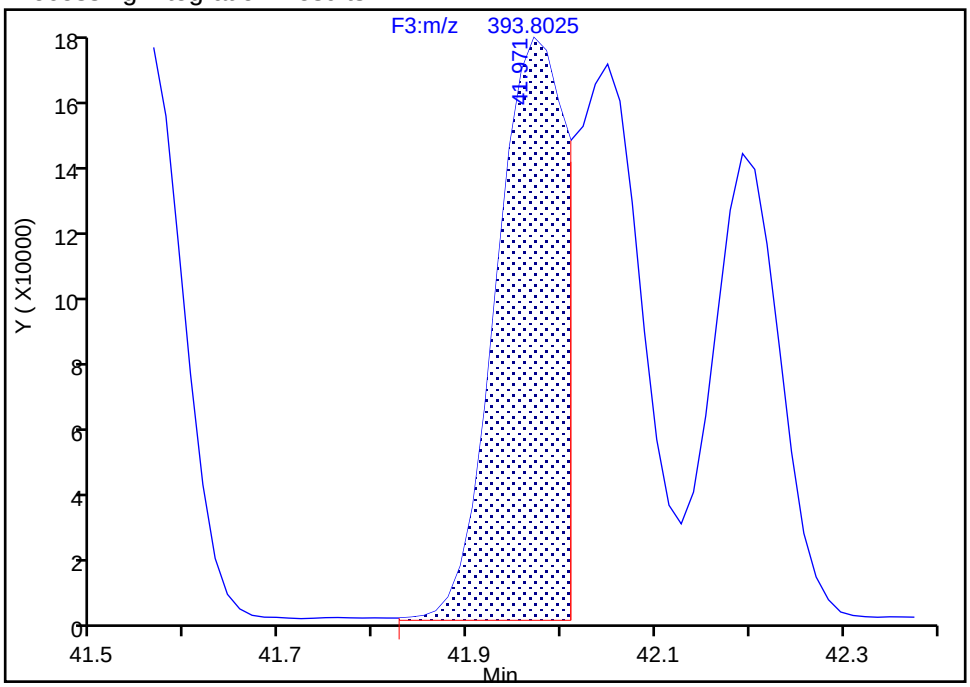

Manual Integration Results

RT: 41.97
Area: 1643156
Amount: 94.168859
Amount Units: pg/ul

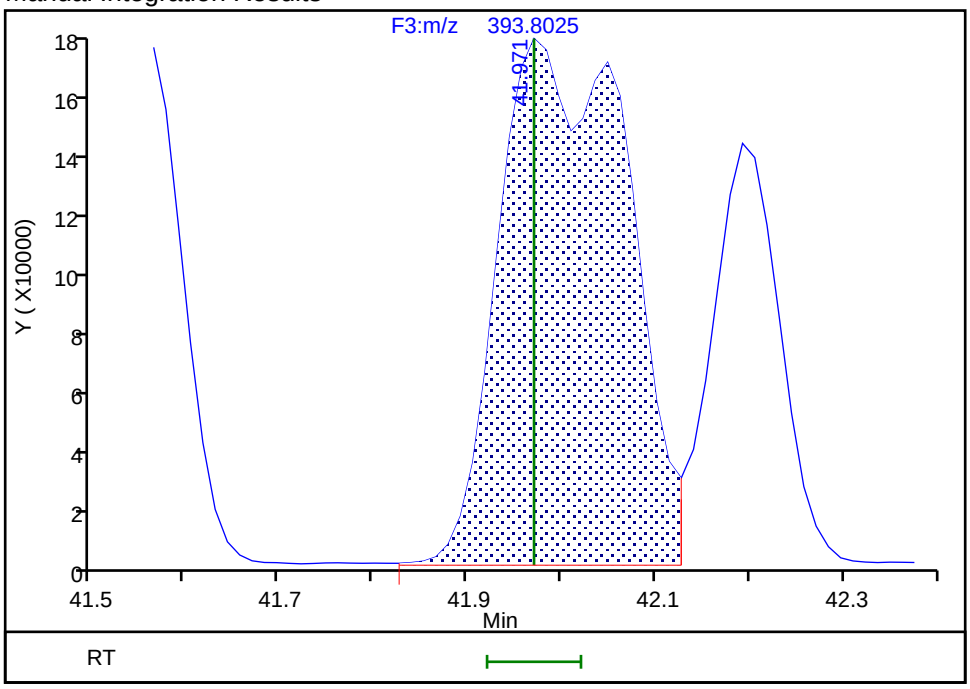

Reviewer: mcwhirterl, 22-Aug-2019 01:23:21

Audit Action: Manually Integrated/Assigned Compound ID Audit Reason: Incomplete Integration

Manual Integration/User Assign Peak Report

Eurofins TestAmerica, Knoxville

Data File:	\\chromna\Knoxville\ChromData\D3D\20190813-12717.b\d4190821i4.d				
Injection Date:	21-Aug-2019 17:01:00	Instrument ID:	D3D		
Lims ID:	IC L4				
Client ID:					
Operator ID:	Xcalibur_System	ALS Bottle#:	0	Worklist Smp#:	4
Injection Vol:	1.0 ul	Dil. Factor:	1.0000		
Method:	PCBs_D3D	Limit Group:	HR - 1668A - ICAL		
Column:	SPB-Octyl (0.25 mm)	Detector	F3(35.64 :49.10)		

PCB-177, CAS: 52663-70-4

Signal: 2

Processing Integration Results

RT: 42.64
Area: 651318
Amount: 47.532196
Amount Units: pg/ul

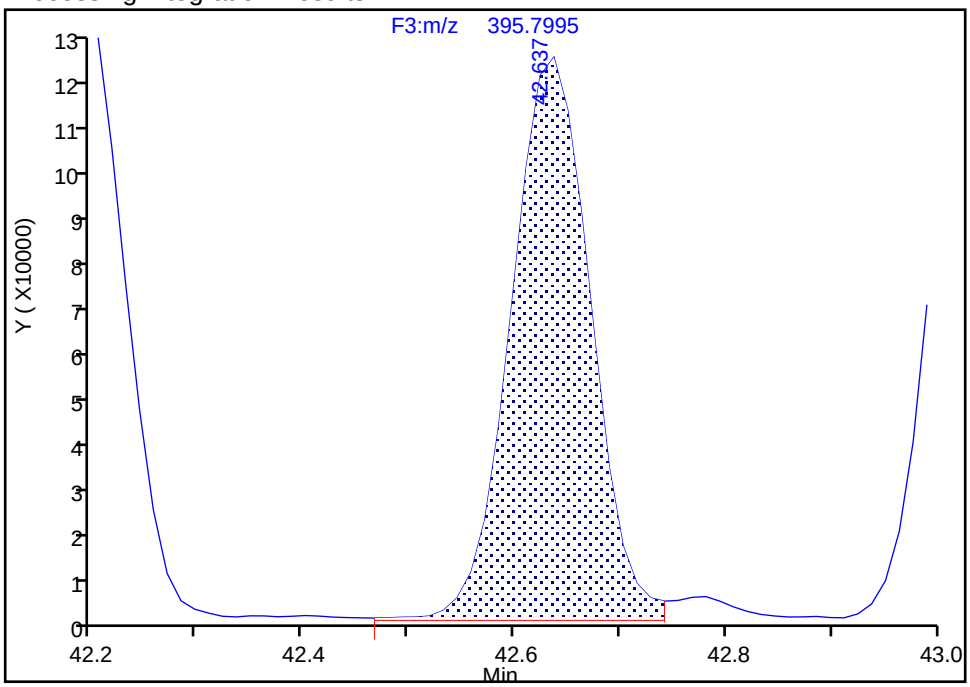

Manual Integration Results

RT: 42.64
Area: 651318
Amount: 46.872698
Amount Units: pg/ul

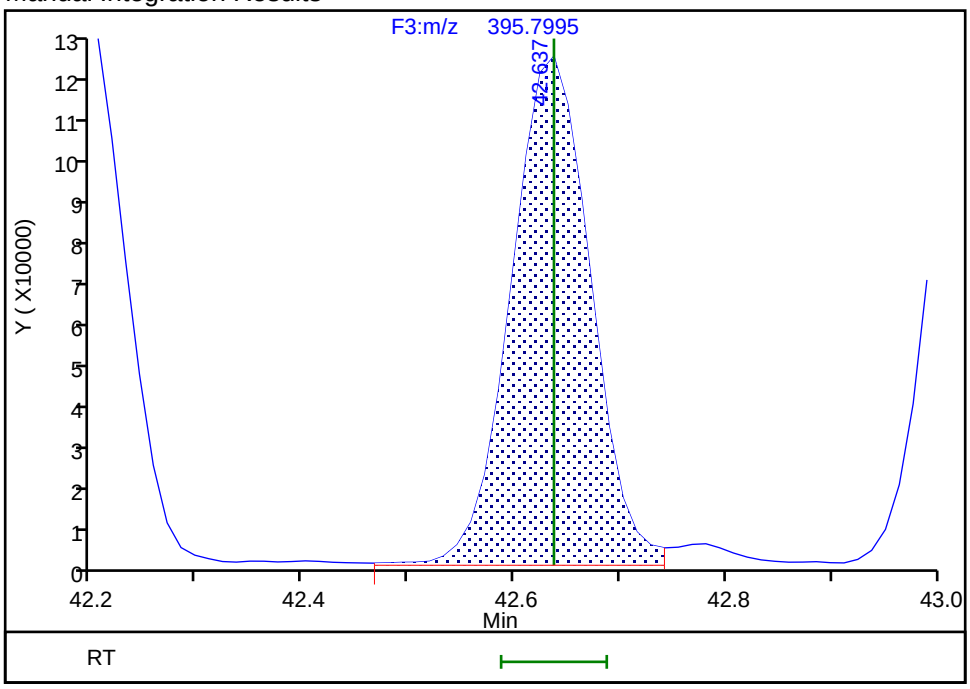

Reviewer: mcwhirterl, 22-Aug-2019 01:23:37

Audit Action: Marked Compound Undetected Audit Reason: Invalid Compound ID

Manual Integration/User Assign Peak Report

Eurofins TestAmerica, Knoxville

Data File: \\chromna\Knoxville\ChromData\D3D\20190813-12717.b\d4190821i4.d
Injection Date: 21-Aug-2019 17:01:00 Instrument ID: D3D
Lims ID: IC L4
Client ID:
Operator ID: Xcalibur_System ALS Bottle#: 0 Worklist Smp#: 4
Injection Vol: 1.0 ul Dil. Factor: 1.0000
Method: PCBs_D3D Limit Group: HR - 1668A - ICAL
Column: SPB-Octyl (0.25 mm) Detector F3(35.64 :49.10)

PCB-177, CAS: 52663-70-4

Signal: 3

Processing Integration Results

RT: 42.64
Area: 1352849
Amount: 47.532196
Amount Units: pg/ul

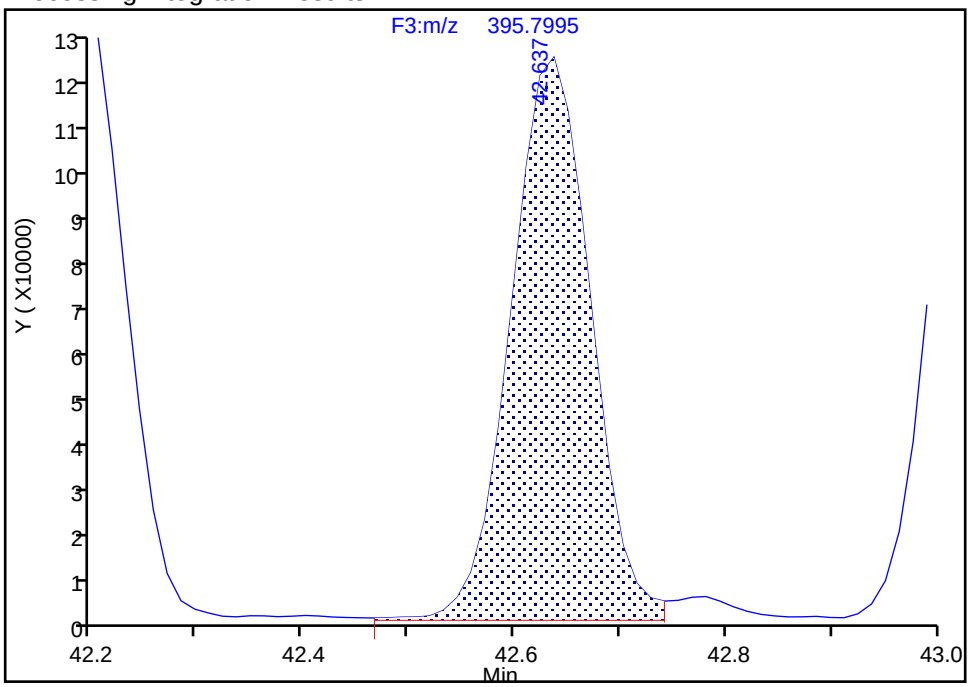

Manual Integration Results

RT: 42.64
Area: 1328705
Amount: 46.872698
Amount Units: pg/ul
Reviewer: mcwhirterl, 22-Aug-2019 01:23:37
Audit Action: Marked Compound Undetected Audit Reason: Invalid Compound ID

Manual Integration/User Assign Peak Report

Eurofins TestAmerica, Knoxville

Data File:	\\chromna\Knoxville\ChromData\D3D\20190813-12717.b\d4190821i4.d				
Injection Date:	21-Aug-2019 17:01:00	Instrument ID:	D3D		
Lims ID:	IC L4				
Client ID:					
Operator ID:	Xcalibur_System	ALS Bottle#:	0	Worklist Smp#:	4
Injection Vol:	1.0 ul	Dil. Factor:	1.0000		
Method:	PCBs_D3D	Limit Group:	HR - 1668A - ICAL		
Column:	SPB-Octyl (0.25 mm)	Detector	F3(35.64 :49.10)		

PCB-177, CAS: 52663-70-4

Signal: 1

Processing Integration Results

RT: 42.64
Area: 701531
Amount: 47.532196
Amount Units: pg/ul

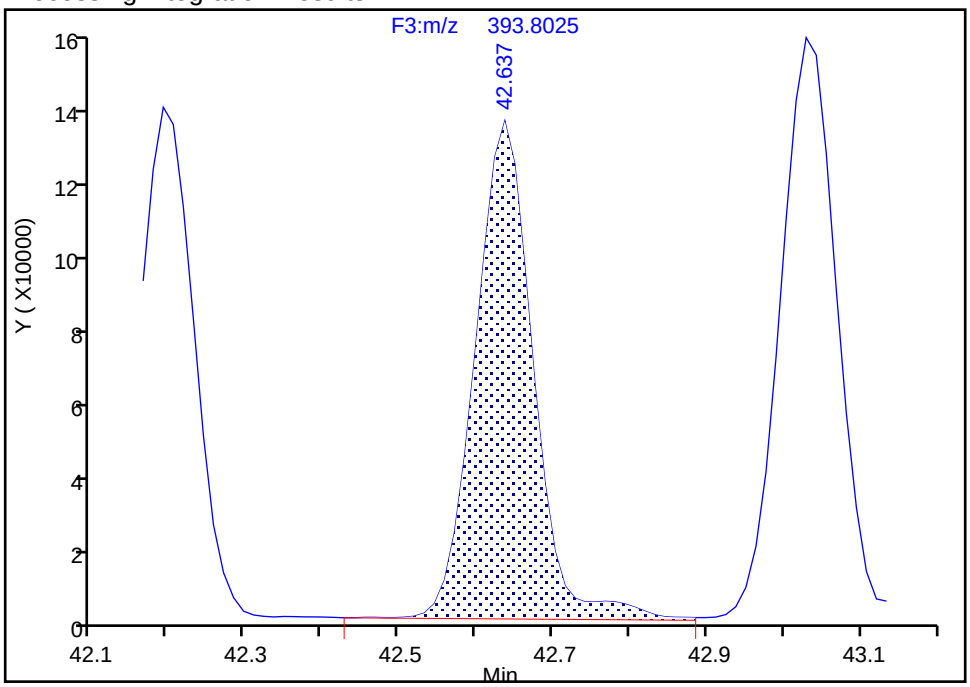

Manual Integration Results

RT: 42.64
Area: 677387
Amount: 46.872698
Amount Units: pg/ul

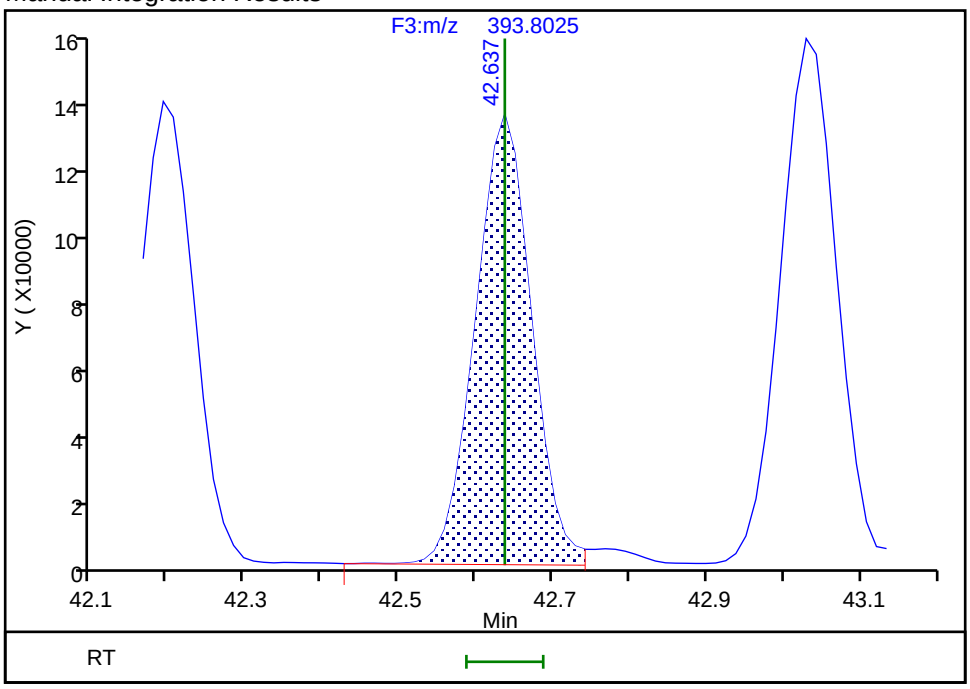

Reviewer: mcwhirterl, 22-Aug-2019 01:23:38

Audit Action: Manually Integrated/Assigned Compound ID Audit Reason: Split Peak

Eurofins TestAmerica, Knoxville

Data File:	\\chromna\Knoxville\ChromData\D3D\20190813-12717.b\d4190821i4.d		
Injection Date:	21-Aug-2019 17:01:00	Injection Vol:	1.0 ul
Instrument ID:	D3D	Operator ID:	Xcalibur_System
Method:	PCBs_D3D	Limit Group:	HR - 1668A - ICAL
Client ID:			
Worklist#:	33168	Sample Line#:	4
Column Type:	SPB-Octyl	Column Dia:	0.25 mm

HpPCB F4

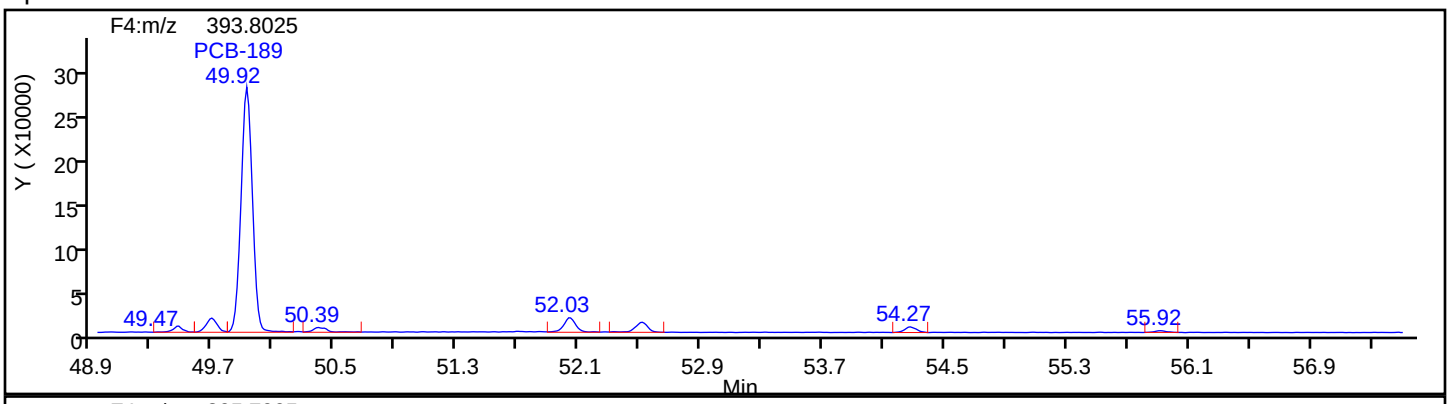

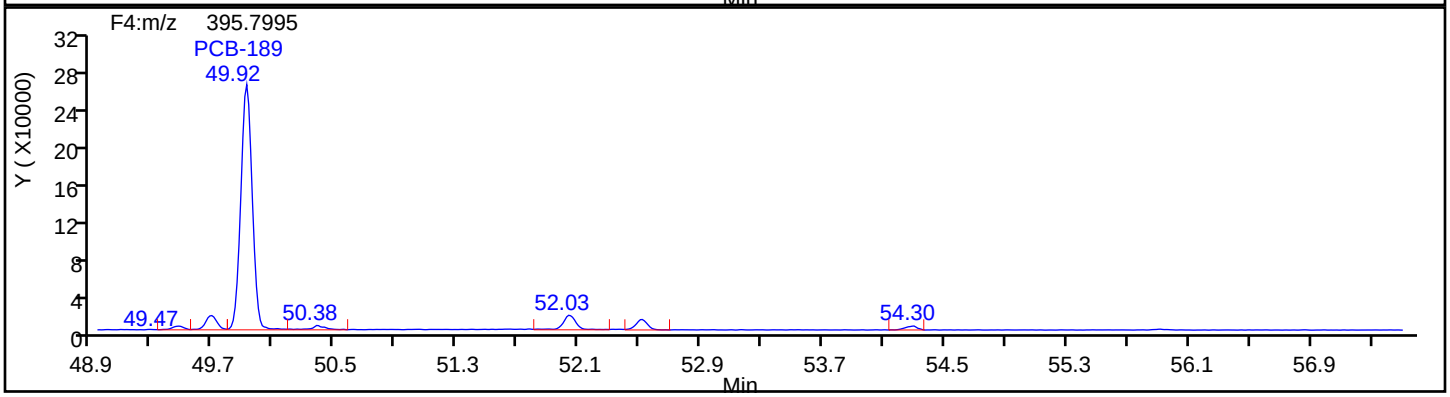

HpPCB F4 Standards

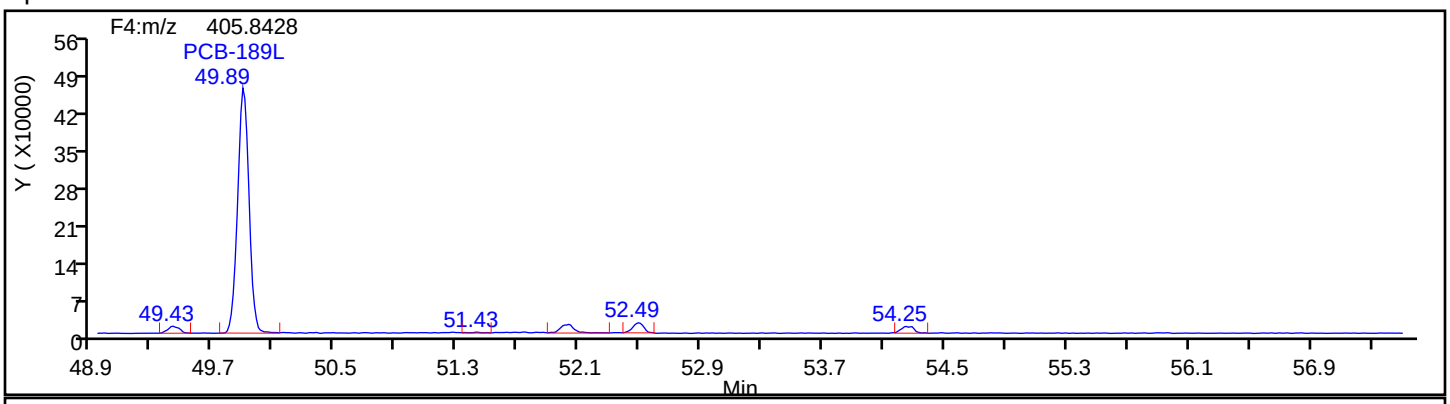

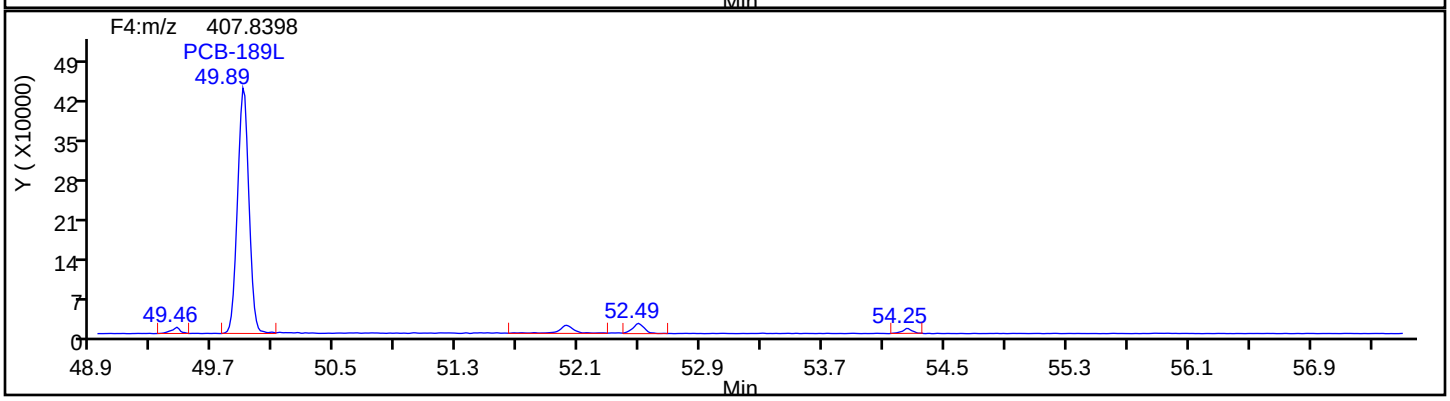

Eurofins TestAmerica, Knoxville

Data File:	\\chromna\Knoxville\ChromData\D3D\20190813-12717.b\d4190821i4.d		
Injection Date:	21-Aug-2019 17:01:00	Injection Vol:	1.0 ul
Instrument ID:	D3D	Operator ID:	Xcalibur_System
Method:	PCBs_D3D	Limit Group:	HR - 1668A - ICAL
Client ID:			
Worklist#:	33168	Sample Line#:	4
Column Type:	SPB-Octyl	Column Dia:	0.25 mm

HpPCB F4

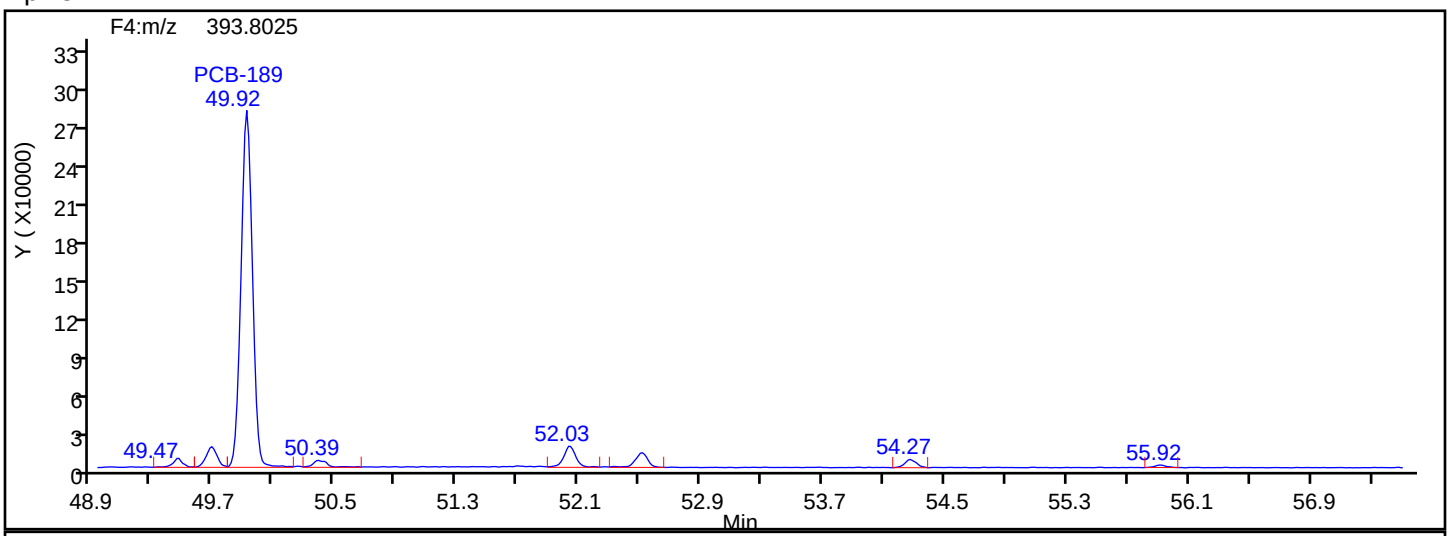

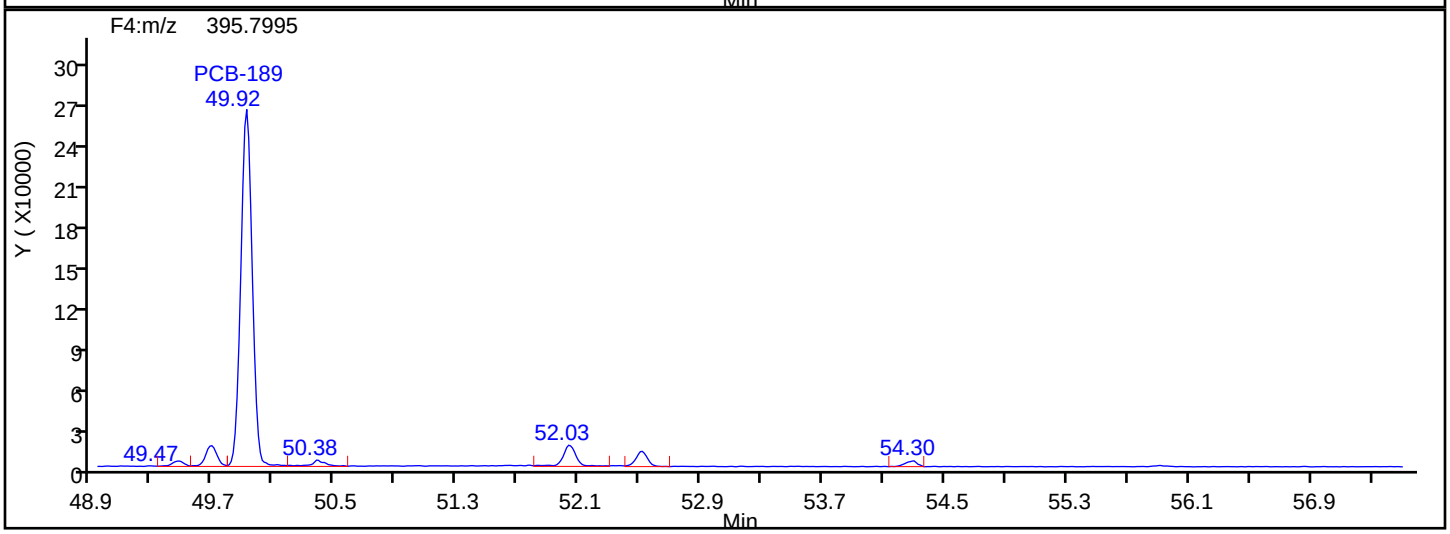

HpPCB F4 Lock Mass

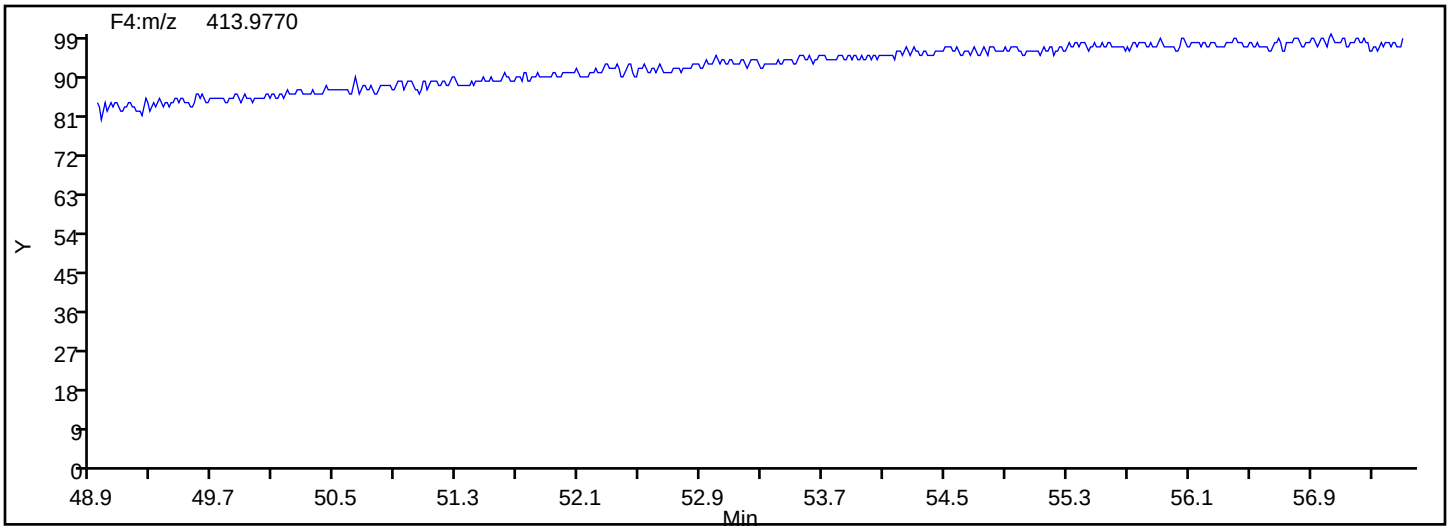

Eurofins TestAmerica, Knoxville

Data File:	\\chromna\Knoxville\ChromData\D3D\20190813-12717.b\d4190821i4.d		
Injection Date:	21-Aug-2019 17:01:00	Injection Vol:	1.0 ul
Instrument ID:	D3D	Operator ID:	Xcalibur_System
Method:	PCBs_D3D	Limit Group:	HR - 1668A - ICAL
Client ID:			
Worklist#:	33168	Sample Line#:	4
Column Type:	SPB-Octyl	Column Dia:	0.25 mm

OcPCB F3

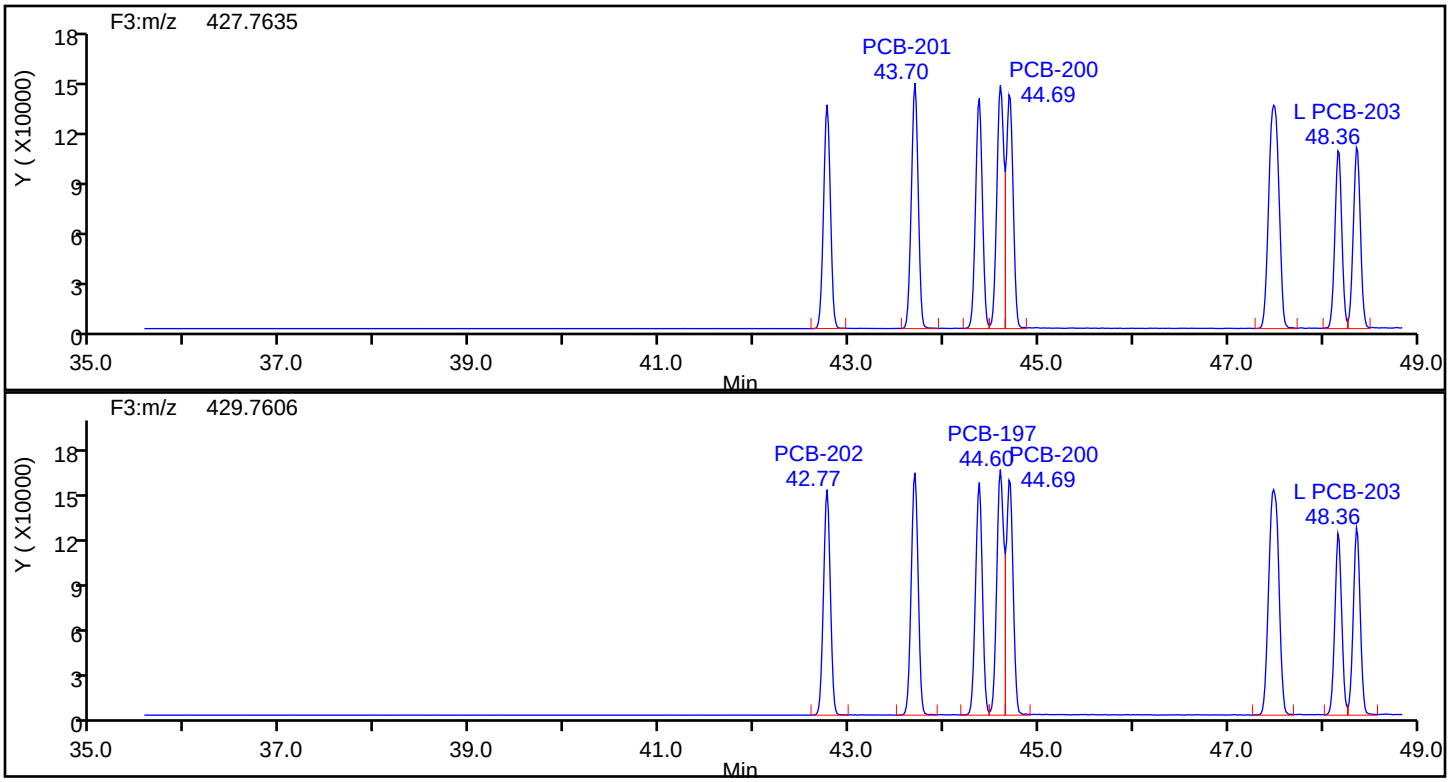

OcPCB F3 Standards

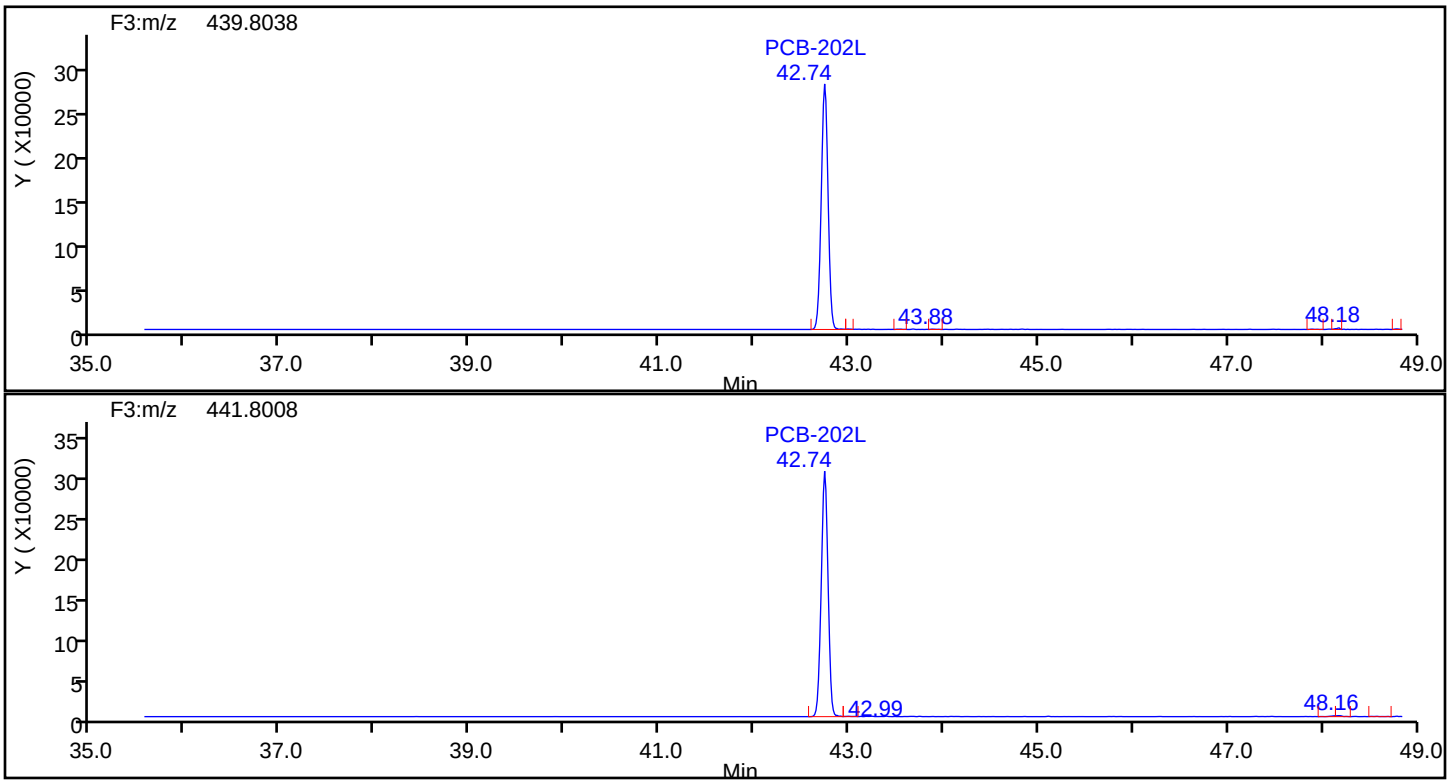

Eurofins TestAmerica, Knoxville

Data File:	\\chromna\Knoxville\ChromData\D3D\20190813-12717.b\d4190821i4.d		
Injection Date:	21-Aug-2019 17:01:00	Injection Vol:	1.0 ul
Instrument ID:	D3D	Operator ID:	Xcalibur_System
Method:	PCBs_D3D	Limit Group:	HR - 1668A - ICAL
Client ID:			
Worklist#:	33168	Sample Line#:	4
Column Type:	SPB-Octyl	Column Dia:	0.25 mm

OcPCB F3

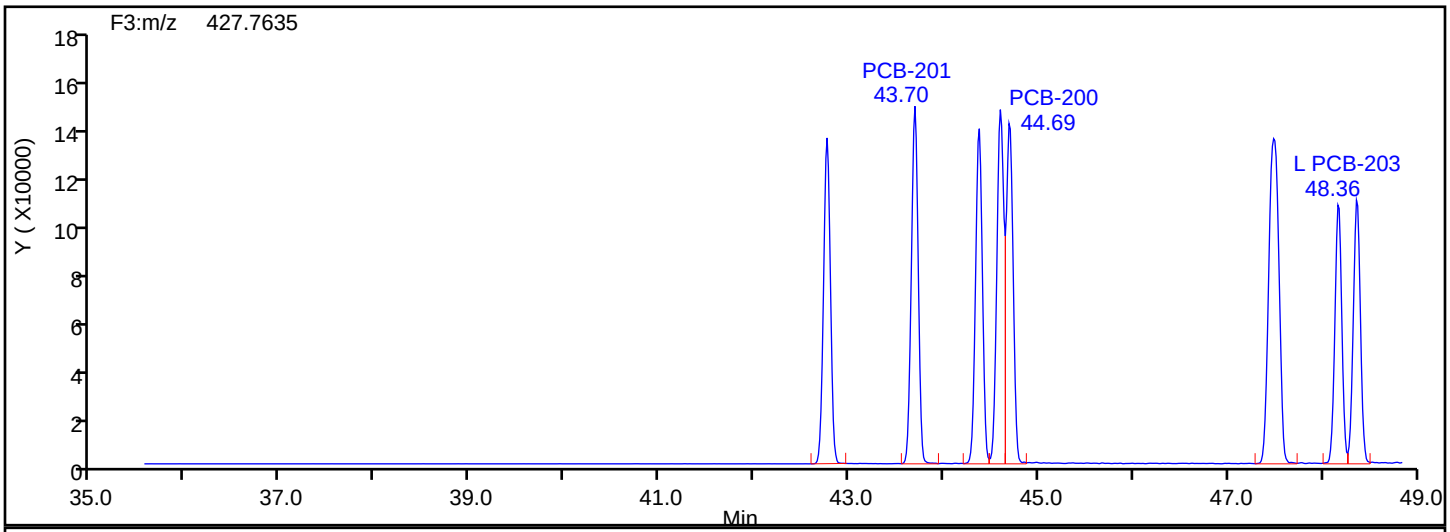

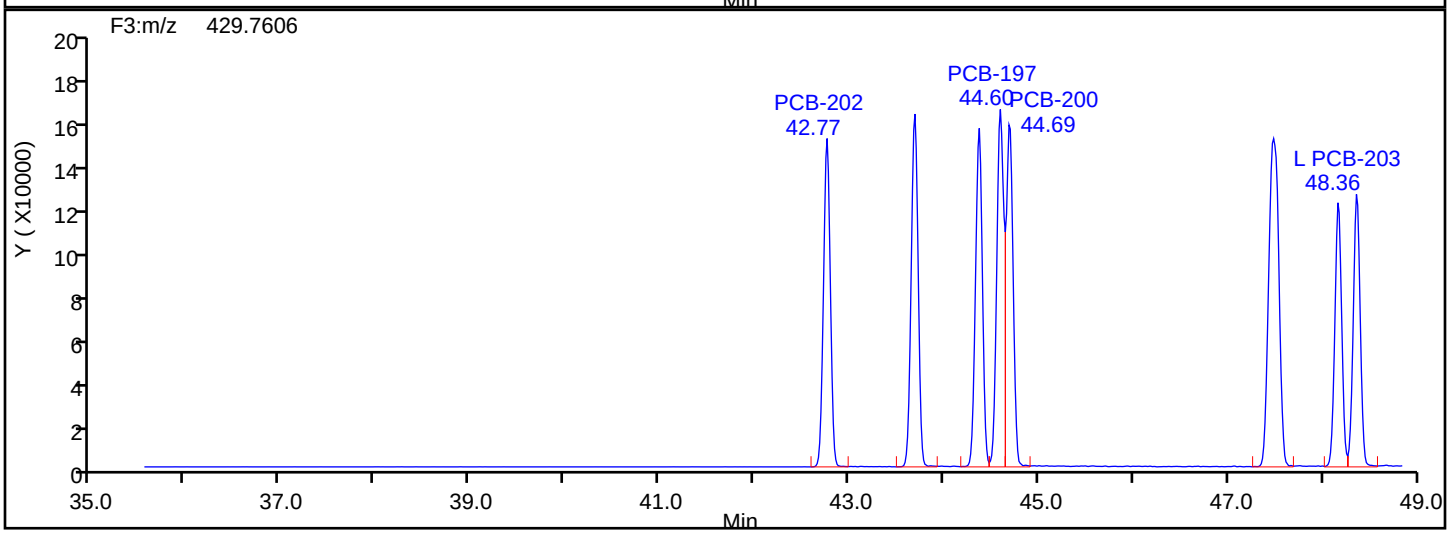

OcPCB F3 Lock Mass

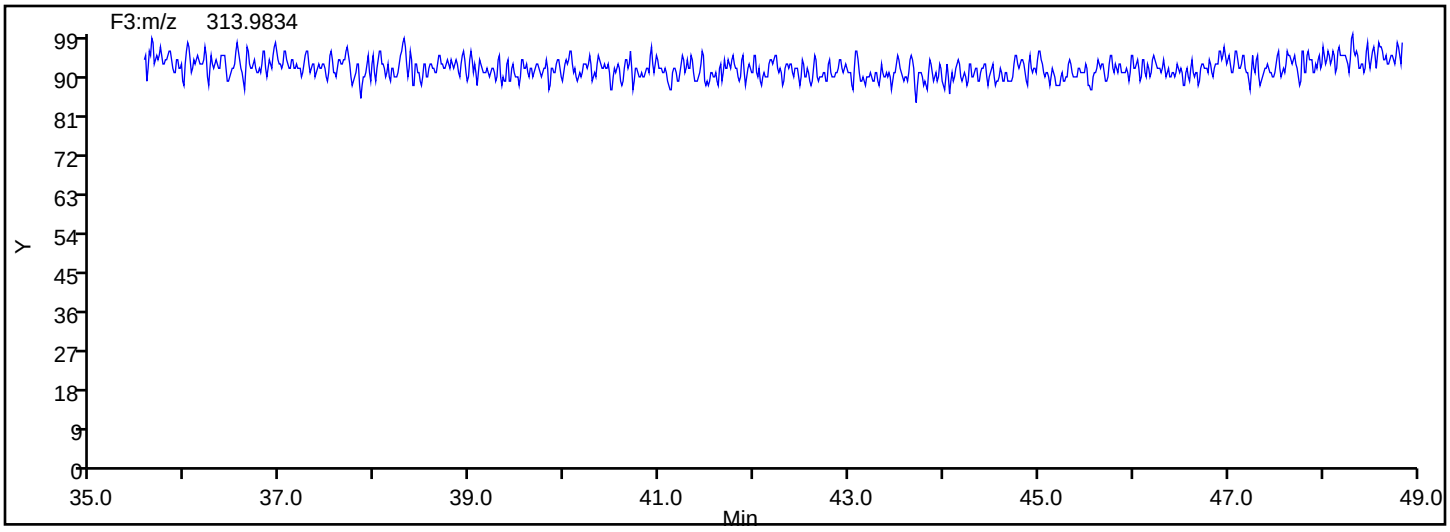

Eurofins TestAmerica, Knoxville

Data File:	\\chromna\Knoxville\ChromData\D3D\20190813-12717.b\d4190821i4.d		
Injection Date:	21-Aug-2019 17:01:00	Injection Vol:	1.0 ul
Instrument ID:	D3D	Operator ID:	Xcalibur_System
Method:	PCBs_D3D	Limit Group:	HR - 1668A - ICAL
Client ID:			
Worklist#:	33168	Sample Line#:	4
Column Type:	SPB-Octyl	Column Dia:	0.25 mm

OcPCB F4

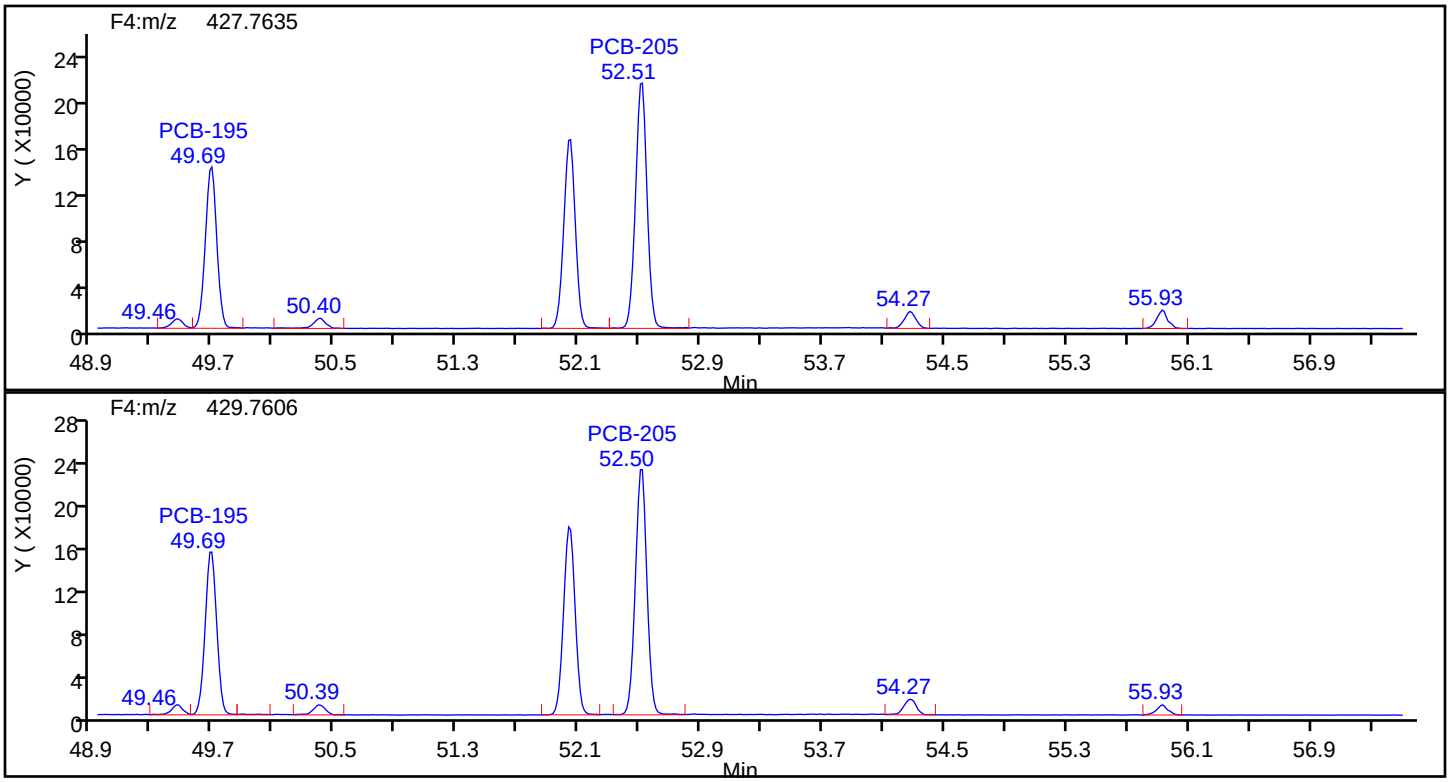

OcPCB F4 Standards

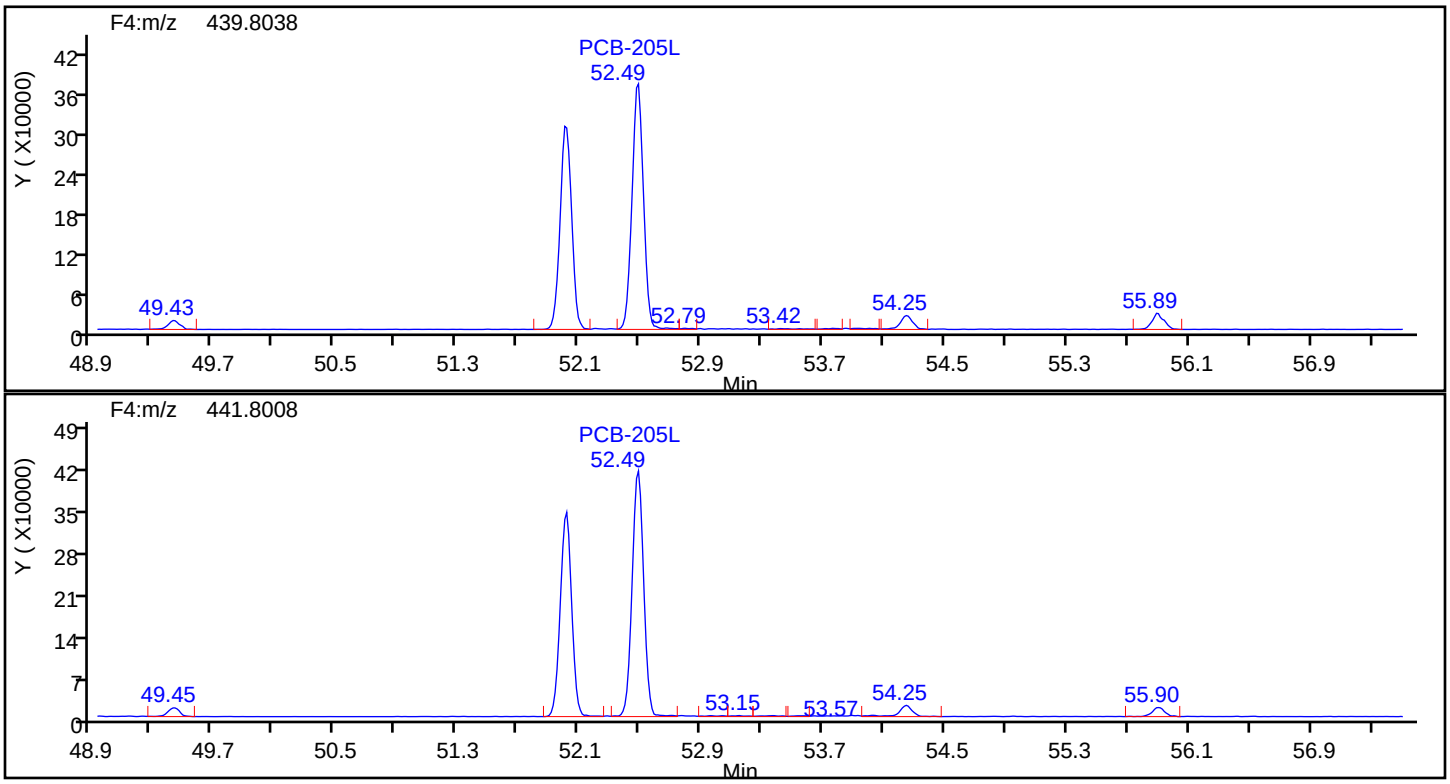

Eurofins TestAmerica, Knoxville

Data File:	\\chromna\Knoxville\ChromData\D3D\20190813-12717.b\d4190821i4.d		
Injection Date:	21-Aug-2019 17:01:00	Injection Vol:	1.0 ul
Instrument ID:	D3D	Operator ID:	Xcalibur_System
Method:	PCBs_D3D	Limit Group:	HR - 1668A - ICAL
Client ID:			
Worklist#:	33168	Sample Line#:	4
Column Type:	SPB-Octyl	Column Dia:	0.25 mm

OcPCB F4

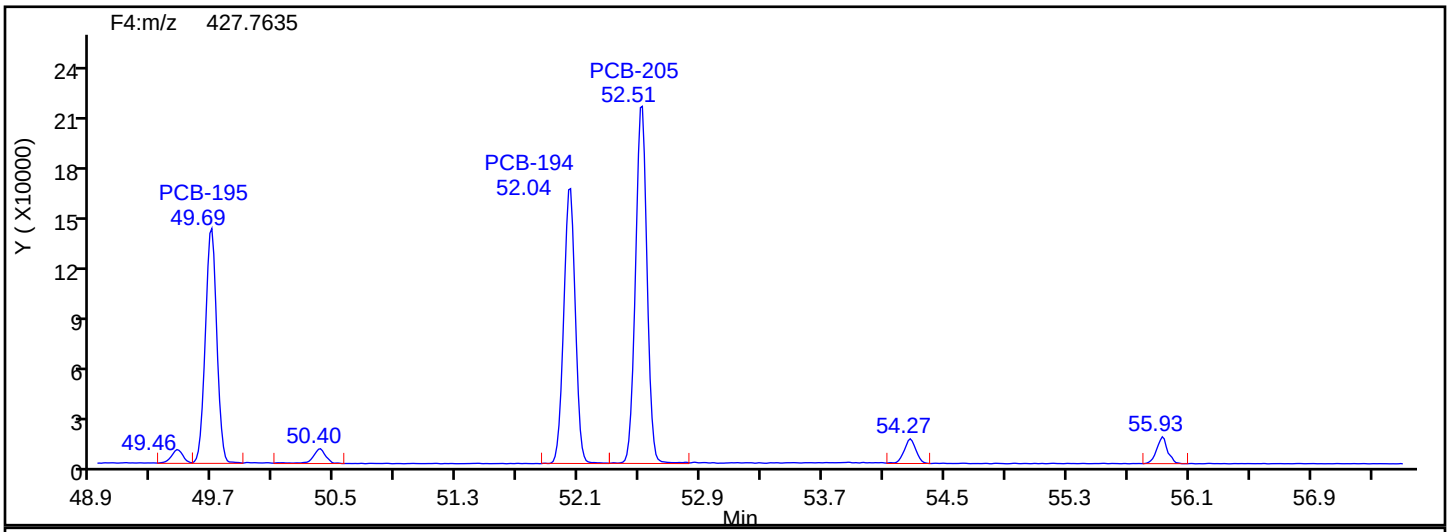

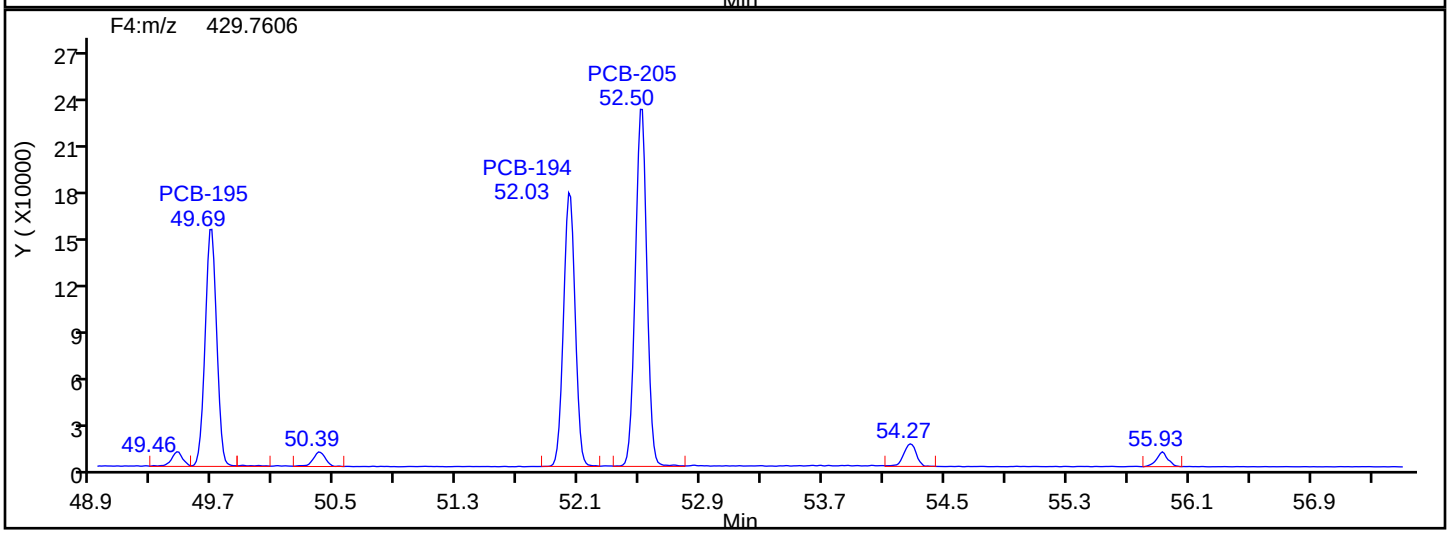

OcPCB F4 Lock Mass

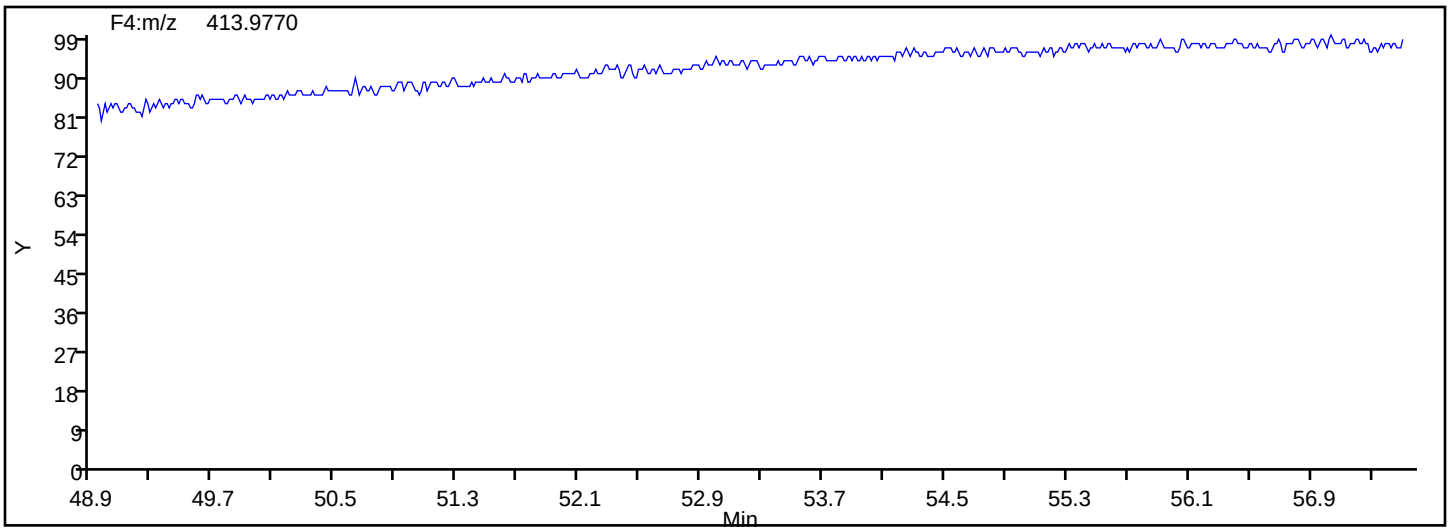

Eurofins TestAmerica, Knoxville

Data File:	\\chromna\Knoxville\ChromData\D3D\20190813-12717.b\d4190821i4.d		
Injection Date:	21-Aug-2019 17:01:00	Injection Vol:	1.0 ul
Instrument ID:	D3D	Operator ID:	Xcalibur_System
Method:	PCBs_D3D	Limit Group:	HR - 1668A - ICAL
Client ID:			
Worklist#:	33168	Sample Line#:	4
Column Type:	SPB-Octyl	Column Dia:	0.25 mm

NoPCB F4

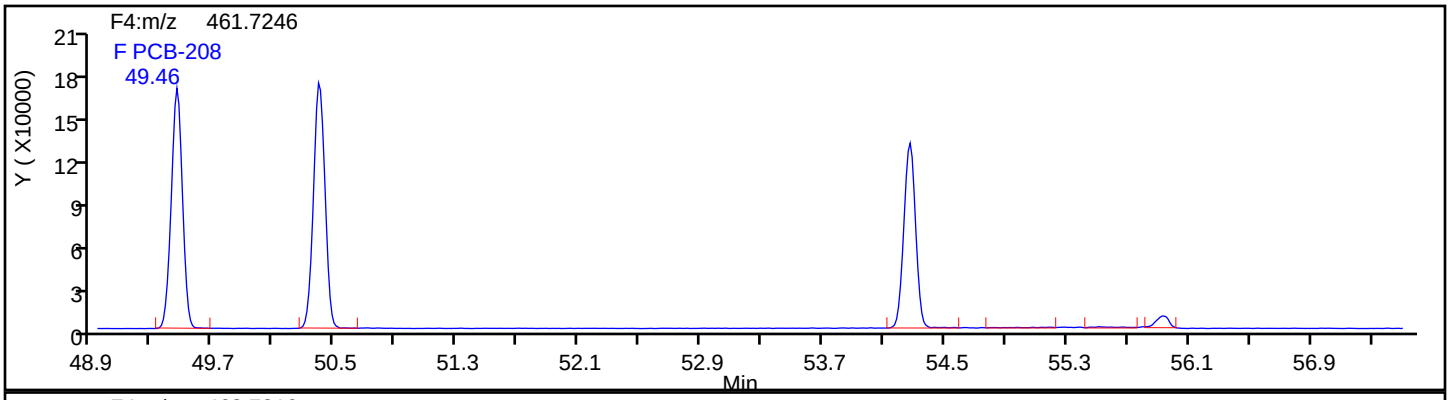

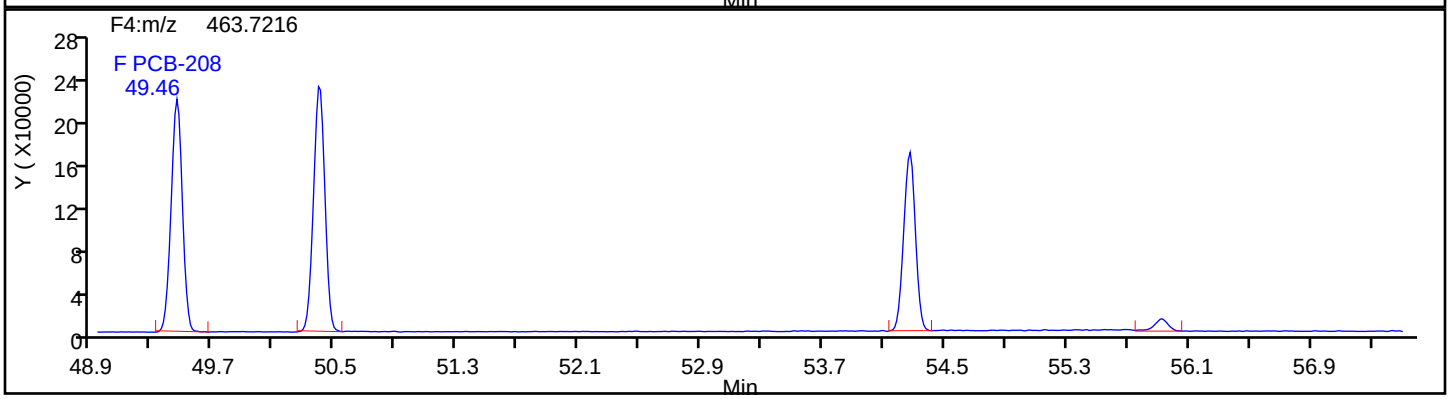

NoPCB F4 Standards

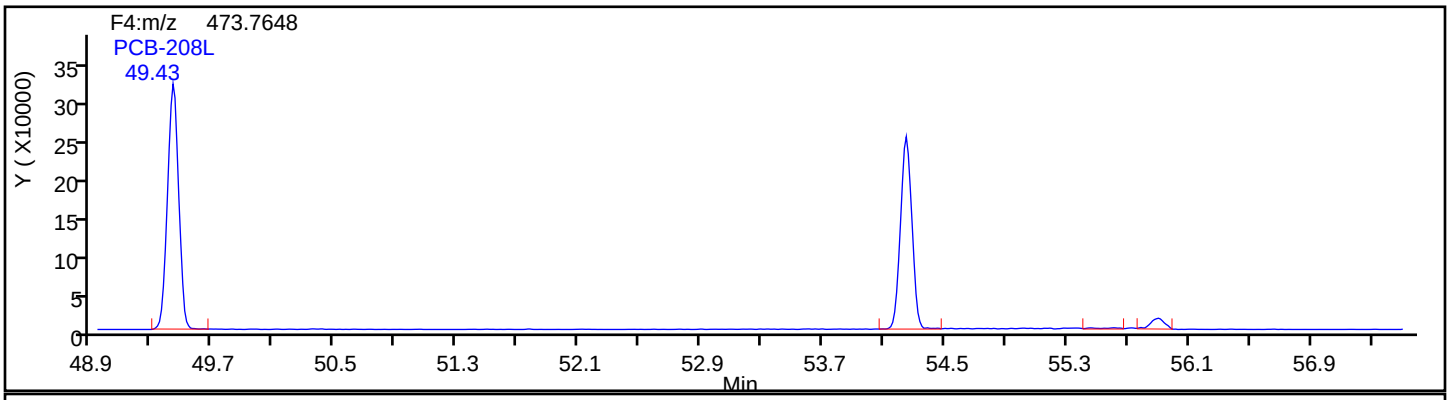

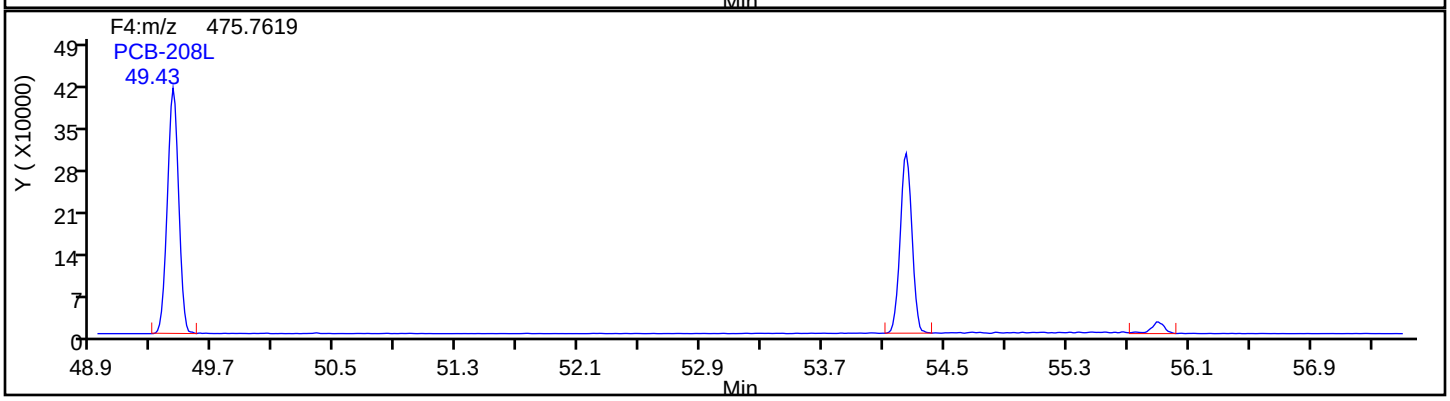

Report Date: 30-Aug-2019 11:37:44 Chrom Revision: 2.3 22-Aug-2019 12:55:36

Eurofins TestAmerica, Knoxville

Data File:	\\chromna\Knoxville\ChromData\D3D\20190813-12717.b\d4190821i4.d		
Injection Date:	21-Aug-2019 17:01:00	Injection Vol:	1.0 ul
Instrument ID:	D3D	Operator ID:	Xcalibur_System
Method:	PCBs_D3D	Limit Group:	HR - 1668A - ICAL
Client ID:			
Worklist#:	33168	Sample Line#:	4
Column Type:	SPB-Octyl	Column Dia:	0.25 mm

NoPCB F4

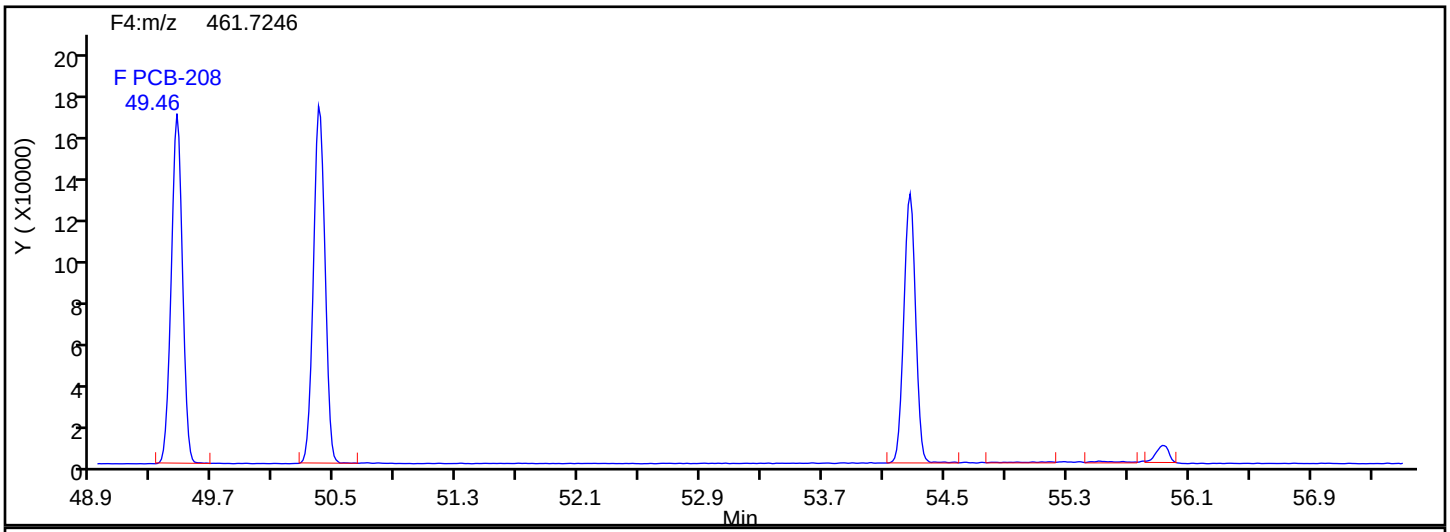

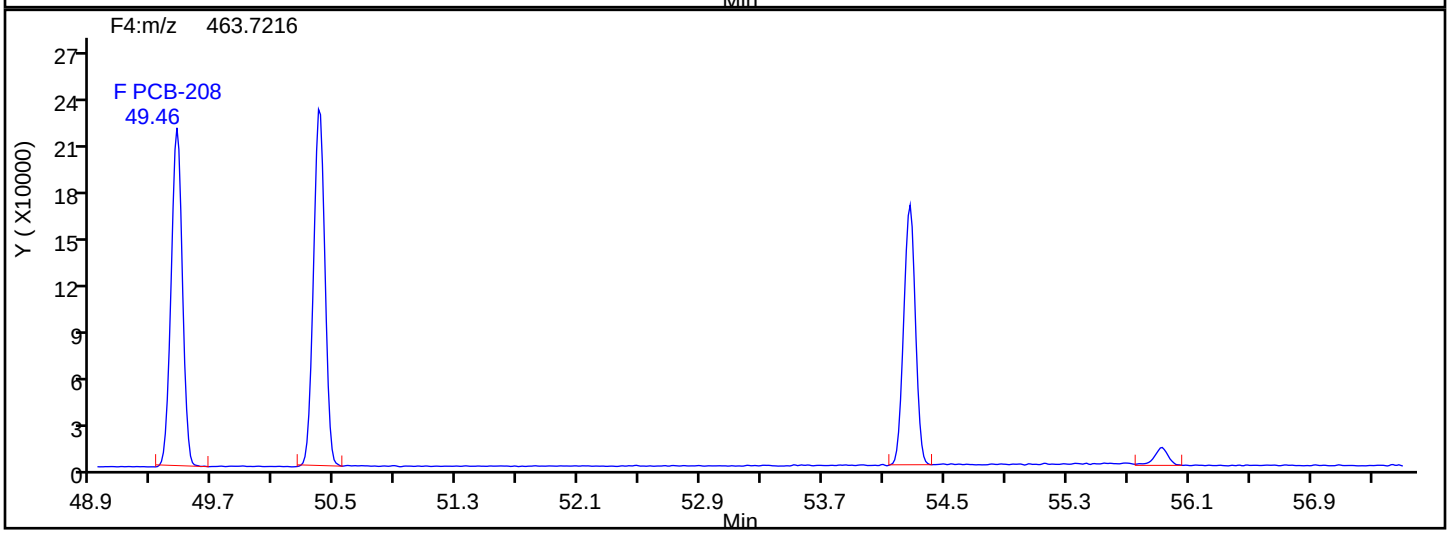

NoPCB F4 Lock Mass

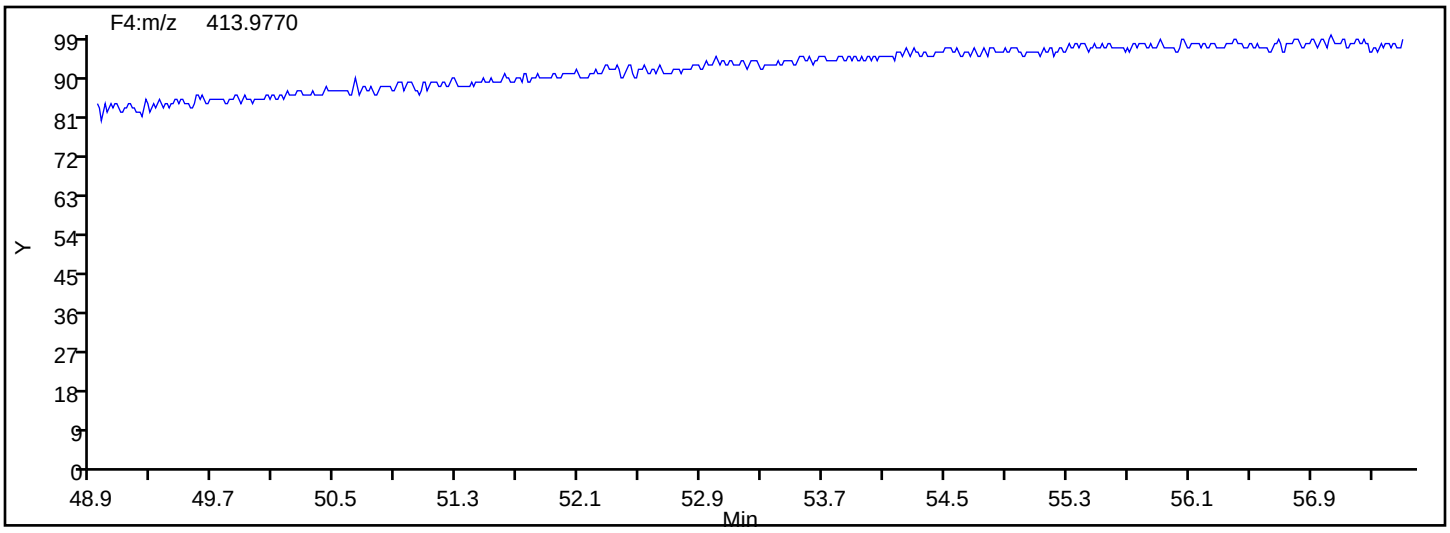

Report Date: 30-Aug-2019 11:37:45 Chrom Revision: 2.3 22-Aug-2019 12:55:36

Eurofins TestAmerica, Knoxville

Data File: \\chromna\Knoxville\ChromData\D3D\20190813-12717.b\d4190821i4.d

Injection Date:	21-Aug-2019 17:01:00	Injection Vol:	1.0 ul
Instrument ID:	D3D	Operator ID:	Xcalibur_System
Method:	PCBs_D3D	Limit Group:	HR - 1668A - ICAL
Client ID:			
Worklist#:	33168	Sample Line#:	4
Column Type:	SPB-Octyl	Column Dia:	0.25 mm

DePCB F4

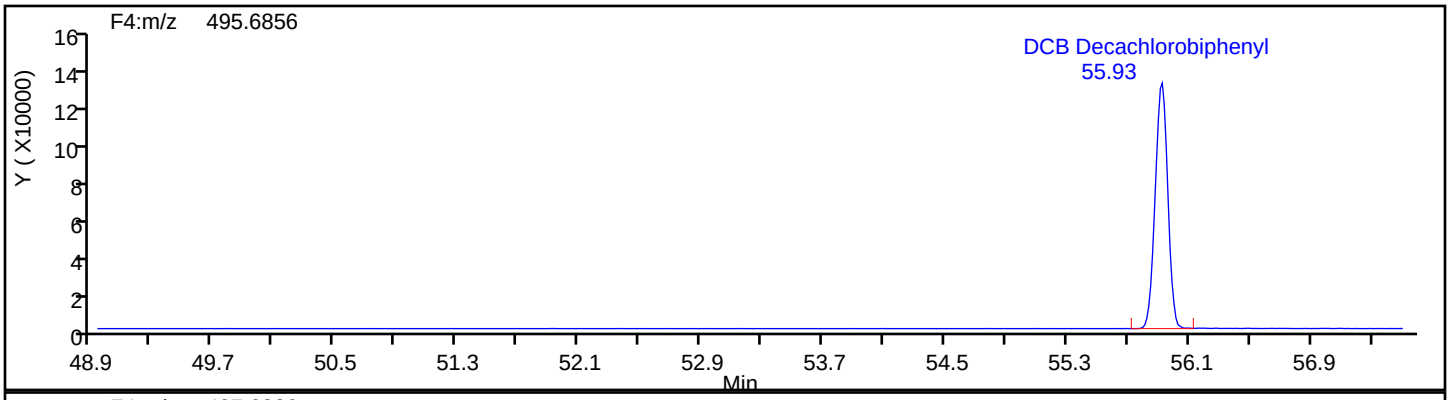

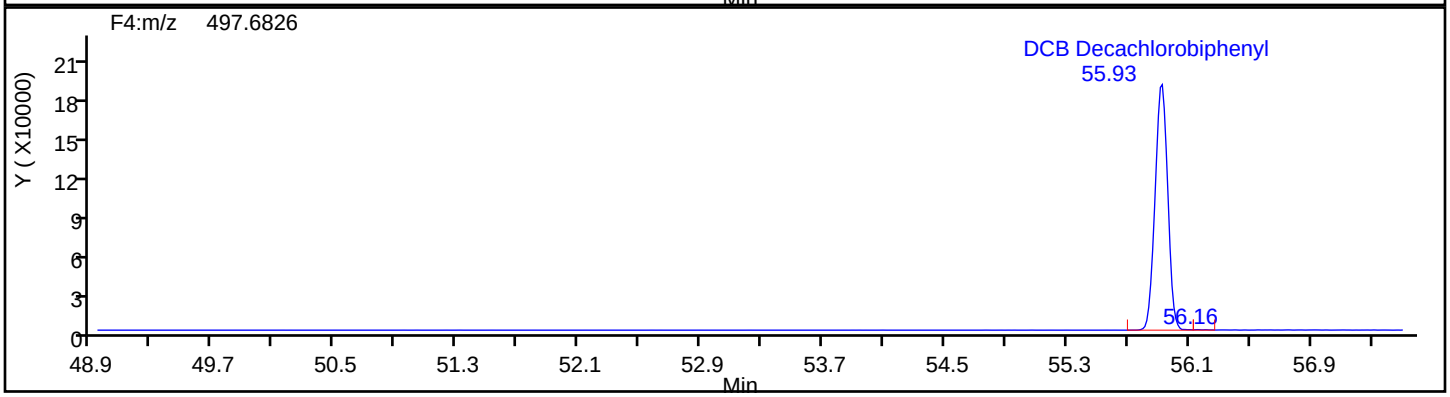

DePCB F4 Standards

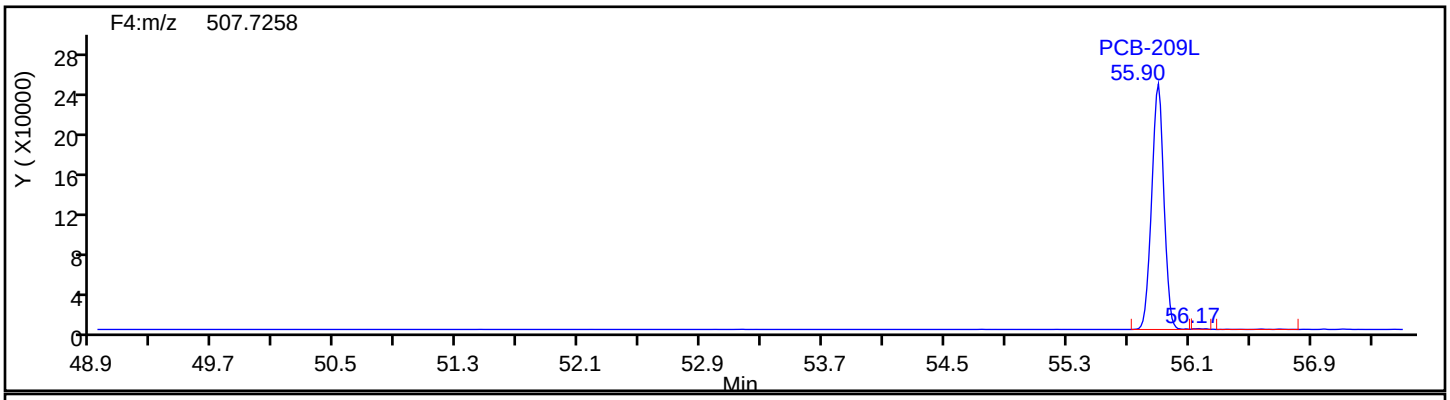

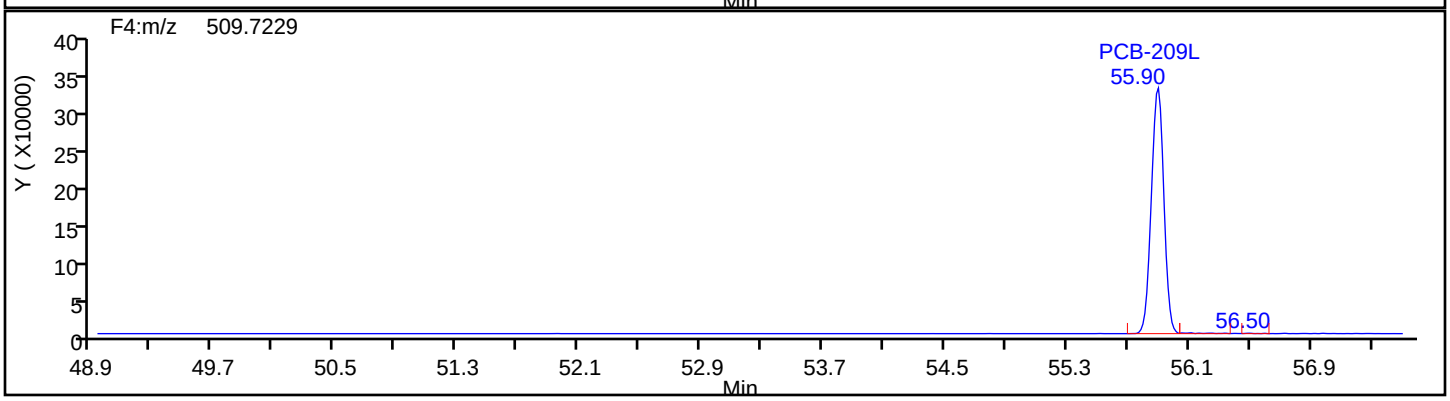

Eurofins TestAmerica, Knoxville

Data File:	\\chromna\Knoxville\ChromData\D3D\20190813-12717.b\d4190821i4.d		
Injection Date:	21-Aug-2019 17:01:00	Injection Vol:	1.0 ul
Instrument ID:	D3D	Operator ID:	Xcalibur_System
Method:	PCBs_D3D	Limit Group:	HR - 1668A - ICAL
Client ID:			
Worklist#:	33168	Sample Line#:	4
Column Type:	SPB-Octyl	Column Dia:	0.25 mm

DePCB F4

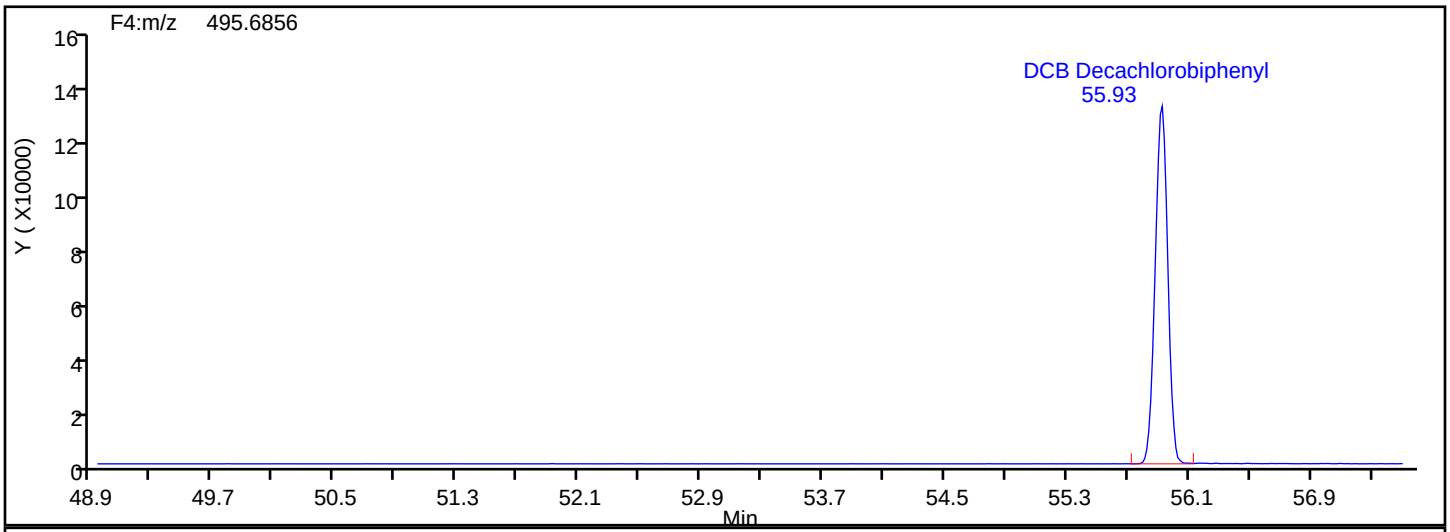

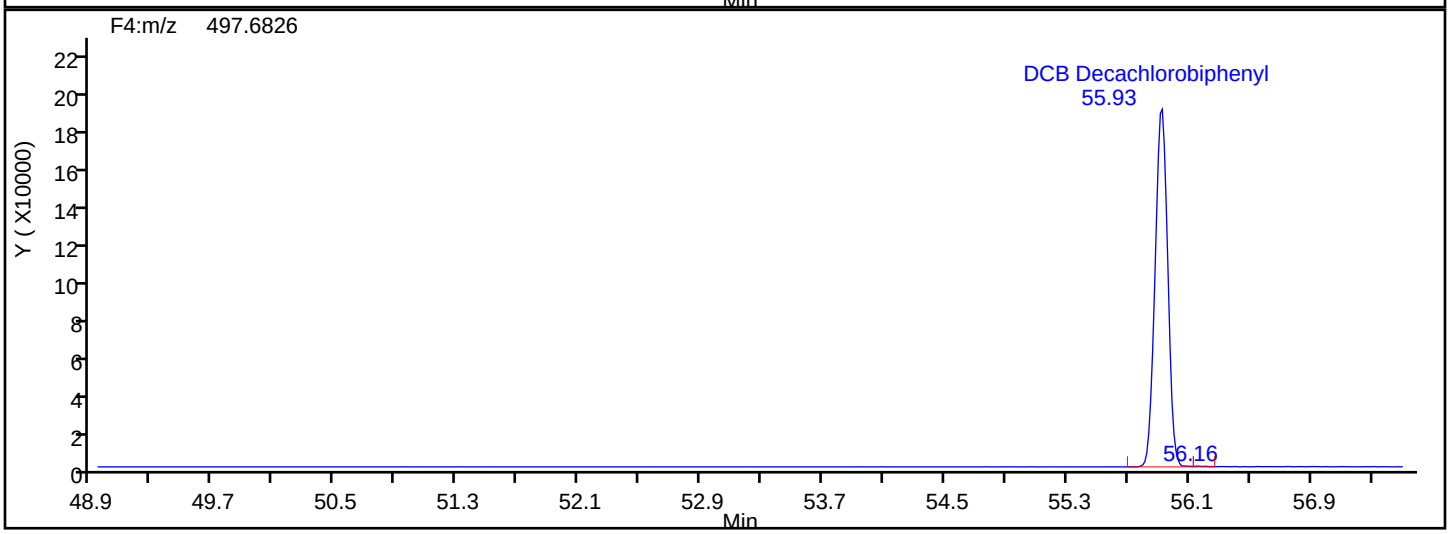

DePCB F4 Lock Mass

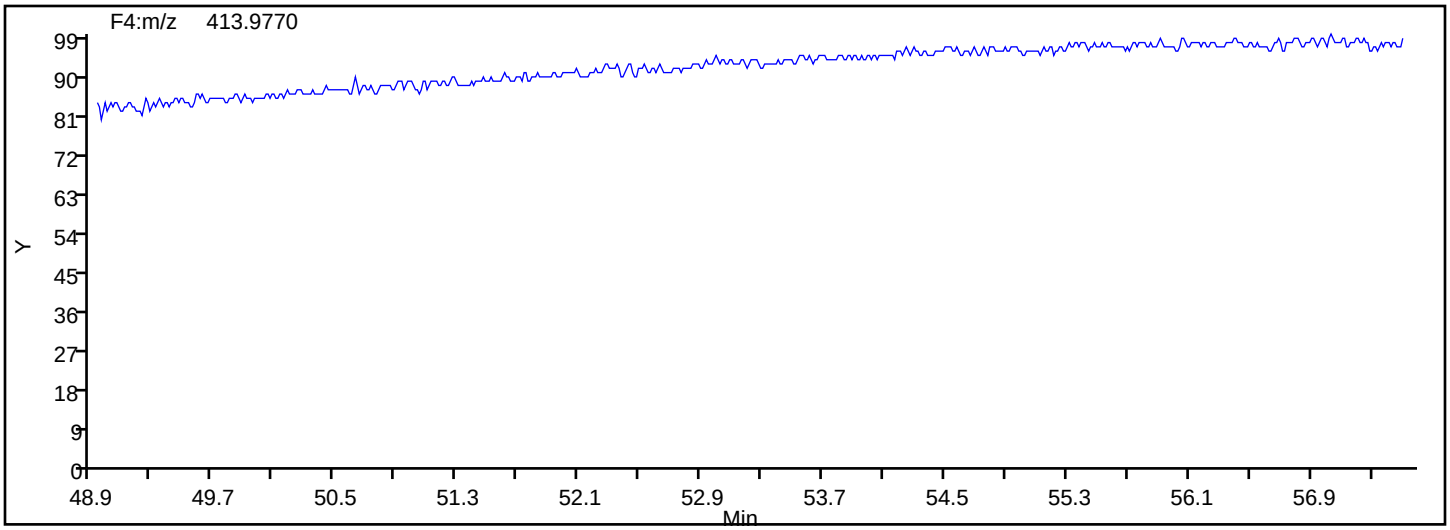

Eurofins TestAmerica, Knoxville
Target Compound Quantitation Report

Data File: \\chromna\Knoxville\ChromData\D3D\20190813-12717.b\d4190821i5.d
Lims ID: IC L5
Client ID:
Sample Type: IC Calib Level: 5
Inject. Date: 21-Aug-2019 18:03:00 ALS Bottle#: 0 Worklist Smp#: 5
Injection Vol: 1.0 ul Dil. Factor: 1.0000
Sample Info:
Misc. Info.: 140-0012717-005
Operator ID: Xcalibur_System Instrument ID: D3D
Sublist: chrom-PCBs_D3D*sub1

Method: \\chromna\Knoxville\ChromData\D3D\20190813-12717.b\PCBs_D3D.m
Limit Group: HR - 1668A - ICAL
Last Update: 30-Aug-2019 11:38:18 Calib Date: 21-Aug-2019 19:05:00
Integrator: Picker
Quant Method: Isotopic Dilution Quant By: Initial Calibration
Last ICal File: \\chromna\Knoxville\ChromData\D3D\20190813-12717.b\d4190821i6.d

Column 1 : SPB-Octyl (0.25 mm) Det: F1(11.07 :21.70)
Process Host: CTX1006

First Level Reviewer: mcwhirterl Date: 21-Aug-2019 20:05:07

Compound	RT (min.)	Area	Ratio	Ical RRF	Amount pg/ul	EMPC pg/ul	Noise EDL	Final EDL	%Rec	Flags
S Total Monochlorobipheny					1140.4	1140.4	1.009	1.009		
D PCB-1L	11:47	5433135	3.09	1.3140	99.6	99.6	0.3022	0.3022	99.65	
D PCB-3L	13:57	5707701	3.16	1.3615	101.0	101.0	0.2916	0.2916	101	
PCB-1	11:48	24867266	3.21	1.1883	385.2	385.2	0.9580	0.9580	96.30	
PCB-2	13:47	25660641	3.20	1.1911	386.8	386.8	1.012	1.012	96.69	
PCB-3	13:58	25508195	3.13	1.2130	368.4	368.4	1.056	1.056	92.11	
S Total Dichlorobiphenyls					4417.5	4417.5	0.0294	0.0294		
D PCB-4L	14:13	2490238	1.60	0.5996	100.1	100.1	0.2070	0.2070	100	
* PCB-9L	16:10	4149339	1.57	4E+04	100.0	100.0				
$ PCB-8L	17:00	16161411	1.56	1.3085	354.8	354.8	0.1197	0.1197	88.71	
D PCB-15L	20:06	4470951	1.66	1.0280	104.8	104.8	0.1207	0.1207	105	
PCB-4	14:13	11916144	1.56	1.2533	381.8	381.8	0.0431	0.0431	95.45	
PCB-10	14:24	19262938	1.57	1.4828	373.2	373.2	0.0301	0.0301	93.31	
PCB-9	16:12	18258481	1.56	1.4200	369.4	369.4	0.0314	0.0314	92.36	
PCB-7	16:21	20883781	1.57	1.6244	369.4	369.4	0.0275	0.0275	92.34	
PCB-6	16:35	19710653	1.57	1.5539	364.4	364.4	0.0287	0.0287	91.11	
PCB-5	16:54	19933349	1.57	1.5606	367.0	367.0	0.0286	0.0286	91.74	
PCB-8	17:02	20674754	1.57	1.5884	374.0	374.0	0.0281	0.0281	93.49	
PCB-14	18:39	23849335	1.58	1.8738	365.7	365.7	0.0238	0.0238	91.42	
PCB-11	19:29	20497777	1.57	1.6347	360.3	360.3	0.0273	0.0273	90.07	
PCB-12	19:49	41865532	1.58	1.6410	733.0	733.0	0.0272	0.0272	91.62	
PCB-13 (C12)	19:49	41865532	1.58	1.6410	733.0	733.0	0.0272	0.0272	91.62	
PCB-15	20:06	22528547	1.57	1.4024	359.3	359.3	0.0271	0.0271	89.82	
S Total Trichlorobiphenyl					8703.4	8703.4	1.258	1.258		
D PCB-19L	17:19	1413720	1.02	0.6095	101.9	101.9	0.4457	0.4457	102	
* PCB-32L	20:35	2276911	1.05	2.2E+04	100.0	100.0				
* PCB-31L	22:50	7205426	1.06	6.8E+04	100.0	100.0				
$ PCB-28L	23:08	27642704	1.06	1.0975	349.5	349.5	0.1574	0.1574	87.39	
D PCB-37L	27:08	6649635	1.05	0.9024	102.3	102.3	0.1914	0.1914	102	

Compound	RT (min.)	Area	Ratio	Ical RRF	Amount pg/ul	EMPC pg/ul	Noise EDL	Final EDL	%Rec	Flags
PCB-19	17:20	7172394	1.08	1.3047	388.8	388.8	0.0288	0.0288	97.21	
PCB-18	19:11	19382395	1.07	1.8188	753.8	753.8	0.0207	0.0207	94.23	
PCB-30 (C18)	19:11	19382395	1.07	1.8188	753.8	753.8	0.0207	0.0207	94.23	
PCB-17	19:37	8457362	1.08	1.5641	382.5	382.5	0.0240	0.0240	95.62	
PCB-27	19:50	11944362	1.08	2.1680	389.7	389.7	0.0173	0.0173	97.43	
PCB-24	19:58	11083648	1.07	2.1018	373.0	373.0	0.0179	0.0179	93.25	
PCB-16	20:05	6781223	1.09	1.2260	391.2	391.2	0.0307	0.0307	97.81	
PCB-32	20:35	12298317	1.08	2.3416	371.5	371.5	0.0161	0.0161	92.88	
PCB-34	21:51	28976053	1.06	1.2154	358.5	358.5	2.068	2.068	89.63	
PCB-23	22:00	29853326	1.06	1.2675	354.2	354.2	1.983	1.983	88.55	
PCB-26	22:19	61432493	1.07	1.3193	700.3	700.3	1.905	1.905	87.53	
PCB-29 (C26)	22:19	61432493	1.07	1.3193	700.3	700.3	1.905	1.905	87.53	
PCB-25	22:33	31411834	1.06	1.3523	349.3	349.3	1.859	1.859	87.33	
PCB-31	22:51	31769902	1.06	1.3809	346.0	346.0	1.820	1.820	86.50	
PCB-20	23:10	61502862	1.06	1.3057	708.3	708.3	1.925	1.925	88.54	
PCB-28 (C20)	23:10	61502862	1.06	1.3057	708.3	708.3	1.925	1.925	88.54	
PCB-21	23:24	65062043	1.08	1.3777	710.2	710.2	1.825	1.825	88.78	
PCB-33 (C21)	23:24	65062043	1.08	1.3777	710.2	710.2	1.825	1.825	88.78	
PCB-22	23:47	28897362	1.07	1.2430	349.6	349.6	2.022	2.022	87.40	
PCB-36	25:21	31776768	1.07	1.3468	354.8	354.8	1.866	1.866	88.70	Ma
PCB-39	25:42	33000163	1.07	1.3970	355.2	355.2	1.799	1.799	88.81	
PCB-38	26:17	30847733	1.07	1.3177	352.1	352.1	1.908	1.908	88.02	Ma
PCB-35	26:45	29042243	1.07	1.2166	359.0	359.0	2.066	2.066	89.74	Ma
PCB-37	27:09	30420237	1.06	1.2879	355.2	355.2	1.952	1.952	88.80	
S Total Tetrachlorobiphen					14687	14687	1.751	1.751		
D PCB-54L	20:24	1486094	0.80	0.6515	100.2	100.2	0.0723	0.0723	100	
* PCB-52L	24:58	4116135	0.78	3.9E+04	100.0	100.0				
$ PCB-79L	32:54	22619005	0.81	1.1239	377.7	377.7	0.1623	0.1623	94.42	
D PCB-81L	33:55	5212831	0.79	1.2328	102.7	102.7	0.1703	0.1703	103	
D PCB-77L	34:28	5444032	0.80	1.2523	105.6	105.6	0.1677	0.1677	106	
PCB-54	20:25	7101900	0.79	1.2558	380.5	380.5	0.0201	0.0201	95.14	
PCB-50	22:36	35613667	0.78	0.9362	713.9	713.9	2.258	2.258	89.24	
PCB-53 (C50)	22:36	35613667	0.78	0.9362	713.9	713.9	2.258	2.258	89.24	
PCB-45	23:20	34199279	0.79	0.8850	725.2	725.2	2.388	2.388	90.65	Ma
PCB-51 (C45)	23:20	34199279	0.79	0.8850	725.2	725.2	2.388	2.388	90.65	Ma
PCB-46	23:34	14561053	0.79	0.7591	360.0	360.0	2.784	2.784	90.00	
PCB-52	25:00	17028661	0.80	0.8992	355.4	355.4	2.350	2.350	88.85	Ma
PCB-43	25:08	37721085	0.80	0.9993	708.4	708.4	2.115	2.115	88.55	Ma
PCB-73 (C43)	25:08	37721085	0.80	0.9993	708.4	708.4	2.115	2.115	88.55	Ma
PCB-49	25:27	42362396	0.79	1.1366	699.5	699.5	1.860	1.860	87.44	Ma
PCB-69 (C49)	25:27	42362396	0.79	1.1366	699.5	699.5	1.860	1.860	87.44	Ma
PCB-48	25:46	17668528	0.79	0.9454	350.7	350.7	2.236	2.236	87.69	
PCB-44	26:01	56851328	0.78	1.0323	1033.6	1033.6	2.047	2.047	86.13	
PCB-47 (C44)	26:01	56851328	0.78	1.0323	1033.6	1033.6	2.047	2.047	86.13	
PCB-65 (C44)	26:01	56851328	0.78	1.0323	1033.6	1033.6	2.047	2.047	86.13	
PCB-59	26:18	76023540	0.77	1.3609	1048.4	1048.4	1.553	1.553	87.36	
PCB-62 (C59)	26:18	76023540	0.77	1.3609	1048.4	1048.4	1.553	1.553	87.36	
PCB-75 (C59)	26:18	76023540	0.77	1.3609	1048.4	1048.4	1.553	1.553	87.36	
PCB-42	26:31	16308589	0.79	0.8670	353.0	353.0	2.438	2.438	88.25	
PCB-40	27:01	50936397	0.78	0.9179	1041.4	1041.4	2.303	2.303	86.79	Ma
PCB-41 (C40)	27:01	50936397	0.78	0.9179	1041.4	1041.4	2.303	2.303	86.79	Ma
PCB-71 (C40)	27:01	50936397	0.78	0.9179	1041.4	1041.4	2.303	2.303	86.79	Ma
PCB-64	27:14	26059913	0.79	1.4164	345.3	345.3	1.492	1.492	86.32	
PCB-72	28:04	24624423	0.79	1.3157	351.2	351.2	1.606	1.606	87.81	

Compound	RT (min.)	Area	Ratio	Ical RRF	Amount pg/ul	EMPC pg/ul	Noise EDL	Final EDL	%Rec	Flags
PCB-68	28:22	27061566	0.76	1.4782	343.6	343.6	1.430	1.430	85.89	
PCB-57	28:47	23547774	0.78	1.2817	344.8	344.8	1.649	1.649	86.20	
PCB-58	29:01	24819728	0.79	1.3214	352.5	352.5	1.600	1.600	88.13	
PCB-67	29:11	26238720	0.79	1.3944	353.1	353.1	1.516	1.516	88.28	
PCB-63	29:27	26996836	0.78	1.4685	345.0	345.0	1.439	1.439	86.26	
PCB-61	29:47	100441027	0.78	1.3565	1389.6	1389.6	1.558	1.558	86.85	
PCB-70 (C61)	29:47	100441027	0.78	1.3565	1389.6	1389.6	1.558	1.558	86.85	
PCB-74 (C61)	29:47	100441027	0.78	1.3565	1389.6	1389.6	1.558	1.558	86.85	
PCB-76 (C61)	29:47	100441027	0.78	1.3565	1389.6	1389.6	1.558	1.558	86.85	
PCB-66	30:06	23022529	0.79	1.2800	337.6	337.6	1.651	1.651	84.39	
PCB-55	30:16	23666262	0.78	1.2951	342.9	342.9	1.632	1.632	85.73	
PCB-56	30:47	23083523	0.79	1.2671	341.9	341.9	1.668	1.668	85.47	
PCB-60	30:59	24120394	0.79	1.3288	340.7	340.7	1.591	1.591	85.16	
PCB-80	31:25	26961704	0.79	1.4694	344.4	344.4	1.438	1.438	86.09	Ma
PCB-79	32:56	29655368	0.79	1.5421	360.9	360.9	1.371	1.371	90.23	
PCB-78	33:29	22996840	0.79	1.3150	328.2	328.2	1.607	1.607	82.05	
PCB-81	33:55	24498603	0.79	1.3214	355.7	355.7	1.603	1.603	88.91	
PCB-77	34:29	24571433	0.79	1.3308	339.2	339.2	1.585	1.585	84.79	
S Total Pentachlorobiphen					16770	16770	0.9027	0.9027		
D PCB-104L	25:55	3866938	1.61	1.1164	95.7	95.7	0.0242	0.0242	95.66	
$ PCB-95L	28:53	11390476	1.59	0.7770	379.1	379.1	0.0314	0.0314	94.78	
* PCB-101L	31:50	3620835	1.63	3.4E+04	100.0	100.0				
$ PCB-111L	34:32	15937020	1.56	1.2177	361.5	361.5	0.0222	0.0222	90.36	
D PCB-123L	36:30	5036450	1.61	0.9909	98.8	98.8	0.8782	0.8782	98.76	
D PCB-118L	36:49	5245495	1.59	1.0256	99.4	99.4	0.8485	0.8485	99.38	
D PCB-114L	37:21	5033756	1.61	1.0030	97.5	97.5	0.8676	0.8676	97.52	
D PCB-105L	37:59	5077289	1.58	1.0013	98.5	98.5	0.8691	0.8691	98.53	
* PCB-127L	39:29	5146603	1.60	4.9E+04	100.0	100.0				
D PCB-126L	41:05	4614032	1.59	0.9020	99.4	99.4	0.9648	0.9648	99.39	
PCB-104	25:57	19939816	1.56	1.3926	370.3	370.3	0.0143	0.0143	92.57	
PCB-96	26:18	18131068	1.56	1.2268	382.2	382.2	0.0163	0.0163	95.55	
PCB-103	28:16	14731733	1.56	1.0331	368.8	368.8	0.0193	0.0193	92.19	
PCB-94	28:29	13120797	1.55	0.9036	375.5	375.5	0.0221	0.0221	93.87	
PCB-95	28:55	14057651	1.55	0.9620	377.9	377.9	0.0207	0.0207	94.47	
PCB-93	29:08	27602418	1.57	0.9806	727.9	727.9	0.0204	0.0204	90.99	
PCB-100 (C93)	29:08	27602418	1.57	0.9806	727.9	727.9	0.0204	0.0204	90.99	
PCB-98	29:17	28205854	1.55	0.9888	737.7	737.7	0.0202	0.0202	92.21	Ma
PCB-102 (C98)	29:17	28205854	1.55	0.9888	737.7	737.7	0.0202	0.0202	92.21	Ma
PCB-88	29:47	28749469	1.56	1.0052	739.6	739.6	0.0199	0.0199	92.45	M
PCB-91 (C88)	29:47	28749469	1.56	1.0052	739.6	739.6	0.0199	0.0199	92.45	M
PCB-84	30:00	11979007	1.56	0.8601	360.2	360.2	0.0232	0.0232	90.04	
PCB-89	30:29	12755151	1.56	0.8936	369.1	369.1	0.0223	0.0223	92.28	
PCB-121	30:54	19367352	1.56	1.3971	358.5	358.5	0.0143	0.0143	89.62	
PCB-92	31:17	13505587	1.57	0.9532	366.4	366.4	0.0209	0.0209	91.60	
PCB-90	31:51	47500483	1.57	1.1367	1080.7	1080.7	0.0176	0.0176	90.06	
PCB-101 (C90)	31:51	47500483	1.57	1.1367	1080.7	1080.7	0.0176	0.0176	90.06	
PCB-113 (C90)	31:51	47500483	1.57	1.1367	1080.7	1080.7	0.0176	0.0176	90.06	
PCB-83	32:27	27368672	1.55	0.9393	753.5	753.5	0.0213	0.0213	94.18	
PCB-99 (C83)	32:27	27368672	1.55	0.9393	753.5	753.5	0.0213	0.0213	94.18	
PCB-112	32:34	19309969	1.55	1.3672	365.2	365.2	0.0146	0.0146	91.31	
PCB-86	32:56	99803745	1.59	1.1958	2158.4	2158.4	0.0167	0.0167	89.93	Ma
PCB-87 (C86)	32:56	99803745	1.59	1.1958	2158.4	2158.4	0.0167	0.0167	89.93	Ma
PCB-97 (C86)	32:56	99803745	1.59	1.1958	2158.4	2158.4	0.0167	0.0167	89.93	Ma
PCB-109 (C86)	32:56	99803745	1.59	1.1958	2158.4	2158.4	0.0167	0.0167	89.93	Ma
PCB-119 (C86)	32:56	99803745	1.59	1.1958	2158.4	2158.4	0.0167	0.0167	89.93	Ma
PCB-125 (C86)	32:56	99803745	1.59	1.1958	2158.4	2158.4	0.0167	0.0167	89.93	Ma

Compound	RT (min.)	Area	Ratio	Ical RRF	Amount pg/ul	EMPC pg/ul	Noise EDL	Final EDL	%Rec	Flags
PCB-85	33:40	50236356	1.56	1.2126	1071.3	1071.3	0.0165	0.0165	89.28	
PCB-116 (C85)	33:40	50236356	1.56	1.2126	1071.3	1071.3	0.0165	0.0165	89.28	
PCB-117 (C85)	33:40	50236356	1.56	1.2126	1071.3	1071.3	0.0165	0.0165	89.28	
PCB-110	33:55	37499797	1.55	1.3511	717.8	717.8	0.0148	0.0148	89.72	
PCB-115 (C110)	33:55	37499797	1.55	1.3511	717.8	717.8	0.0148	0.0148	89.72	
PCB-82	34:09	12370504	1.57	0.8675	368.8	368.8	0.0230	0.0230	92.19	
PCB-111	34:33	20332928	1.55	1.4262	368.7	368.7	0.0140	0.0140	92.17	
PCB-120	35:01	20800013	1.55	1.4907	360.8	360.8	0.0134	0.0134	90.21	
PCB-108	36:09	44827418	1.58	1.2547	714.4	714.4	2.849	2.849	89.30	
PCB-124 (C108)	36:09	44827418	1.58	1.2547	714.4	714.4	2.849	2.849	89.30	
PCB-107	36:23	25693980	1.54	1.3580	378.3	378.3	2.632	2.632	94.58	
PCB-123	36:30	24778487	1.54	1.3407	367.0	367.0	2.576	2.576	91.74	
PCB-106	36:38	22649655	1.55	1.2749	355.2	355.2	2.804	2.804	88.81	
PCB-118	36:50	24649157	1.55	1.2892	364.5	364.5	2.683	2.683	91.13	
PCB-122	37:10	20861320	1.55	1.1614	359.2	359.2	3.078	3.078	89.79	
PCB-114	37:22	25405514	1.55	1.4051	359.2	359.2	2.524	2.524	89.80	
PCB-105	38:01	23332202	1.59	1.2887	356.6	356.6	2.719	2.719	89.15	
PCB-127	39:29	23929718	1.55	1.2841	372.6	372.6	2.784	2.784	93.15	
PCB-126	41:06	22540837	1.55	1.3416	364.1	364.1	2.949	2.949	91.04	
S Total Hexachlorobipheny					15344	15344	0.7578	0.7578		
D PCB-155L	31:37	3225807	1.25	0.9499	93.8	93.8	0.0413	0.0413	93.79	
$ PCB-153L	38:42	15731242	1.25	0.9597	369.3	369.3	0.5061	0.5061	92.32	
* PCB-138L	39:57	3708832	1.27	3.6E+04	100.0	100.0				
D PCB-167L	42:58	4559564	1.27	1.2544	98.0	98.0	0.3939	0.3939	98.00	
D PCB-156L	44:07	9117746	1.27	1.2289	200.0	200.0	0.4021	0.4021	100	
D PCB-157L (C156L)	44:07	9117746	1.27	1.2289	200.0	200.0	0.4021	0.4021	100	
D PCB-169L	47:21	4077784	1.29	1.0883	101.0	101.0	0.4540	0.4540	101	
PCB-155	31:39	15700173	1.25	1.3028	373.6	373.6	0.0158	0.0158	93.39	
PCB-152	31:49	15352985	1.27	1.2556	379.0	379.0	0.0164	0.0164	94.76	
PCB-150	32:00	15096242	1.26	1.2368	378.4	378.4	0.0166	0.0166	94.59	
PCB-136	32:21	14233407	1.27	1.1563	381.6	381.6	0.0178	0.0178	95.40	
PCB-145	32:40	14420939	1.25	1.1910	375.4	375.4	0.0172	0.0172	93.84	
PCB-148	34:11	10917485	1.26	0.8982	376.8	376.8	0.0229	0.0229	94.20	
PCB-135	34:46	20973904	1.26	0.8691	748.1	748.1	0.0236	0.0236	93.51	Ma
PCB-151 (C135)	34:46	20973904	1.26	0.8691	748.1	748.1	0.0236	0.0236	93.51	Ma
PCB-154	35:02	12369172	1.27	1.0180	376.7	376.7	0.0202	0.0202	94.16	
PCB-144	35:20	10930009	1.26	0.9185	368.9	368.9	0.0224	0.0224	92.23	
PCB-147	35:42	31289518	1.24	0.9747	723.2	723.2	1.148	1.148	90.40	
PCB-149 (C147)	35:42	31289518	1.24	0.9747	723.2	723.2	1.148	1.148	90.40	
PCB-134	36:00	27608696	1.24	0.8518	730.2	730.2	1.314	1.314	91.27	
PCB-143 (C134)	36:00	27608696	1.24	0.8518	730.2	730.2	1.314	1.314	91.27	
PCB-139	36:18	31930694	1.24	0.9995	719.7	719.7	1.120	1.120	89.96	
PCB-140 (C139)	36:18	31930694	1.24	0.9995	719.7	719.7	1.120	1.120	89.96	
PCB-131	36:30	14284332	1.23	0.8584	374.9	374.9	1.304	1.304	93.72	
PCB-142	36:38	14159007	1.25	0.8597	371.0	371.0	1.302	1.302	92.76	
PCB-132	36:57	14165338	1.23	0.8801	362.6	362.6	1.272	1.272	90.65	
PCB-133	37:28	14743068	1.23	0.9064	366.4	366.4	1.235	1.235	91.61	
PCB-165	37:52	18355615	1.24	1.1210	368.9	368.9	0.998	0.998	92.22	
PCB-146	38:07	16780928	1.23	1.0084	374.9	374.9	1.110	1.110	93.73	
PCB-161	38:15	21204828	1.24	1.3370	357.3	357.3	0.8371	0.8371	89.33	
PCB-153	38:45	39035598	1.24	1.2207	720.5	720.5	0.9169	0.9169	90.06	
PCB-168 (C153)	38:45	39035598	1.24	1.2207	720.5	720.5	0.9169	0.9169	90.06	
PCB-141	38:55	15660642	1.28	0.9608	367.2	367.2	1.165	1.165	91.80	
PCB-130	39:20	13316651	1.24	0.8274	362.6	362.6	1.353	1.353	90.64	

Compound	RT (min.)	Area	Ratio	Ical RRF	Amount pg/ul	EMPC pg/ul	Noise EDL	Final EDL	%Rec	Flags
PCB-137	39:33	17221912	1.23	1.0582	366.6	366.6	1.058	1.058	91.66	
PCB-164	39:40	19969941	1.25	1.2527	359.1	359.1	0.8934	0.8934	89.79	
PCB-129	39:59	68826005	1.24	1.0840	1430.5	1430.5	1.032	1.032	89.40	Ma
PCB-138 (C129)	39:59	68826005	1.24	1.0840	1430.5	1430.5	1.032	1.032	89.40	Ma
PCB-160 (C129)	39:59	68826005	1.24	1.0840	1430.5	1430.5	1.032	1.032	89.40	Ma
PCB-163 (C129)	39:59	68826005	1.24	1.0840	1430.5	1430.5	1.032	1.032	89.40	Ma
PCB-158	40:22	22380066	1.24	1.3862	363.7	363.7	0.8074	0.8074	90.93	
PCB-128	41:13	35034050	1.23	1.1165	706.9	706.9	1.002	1.002	88.37	
PCB-166 (C128)	41:13	35034050	1.23	1.1165	706.9	706.9	1.002	1.002	88.37	
PCB-159	42:13	21036748	1.24	1.3178	359.6	359.6	0.8493	0.8493	89.91	
PCB-162	42:30	21753274	1.23	1.3623	359.8	359.8	0.8216	0.8216	89.94	
PCB-167	42:59	22278824	1.24	1.3357	365.8	365.8	0.7047	0.7047	91.46	
PCB-156	44:08	41120666	1.23	1.2759	706.9	706.9	0.9825	0.9825	88.37	
PCB-157 (C156)	44:08	41120666	1.23	1.2759	706.9	706.9	0.9825	0.9825	88.37	
PCB-169	47:22	19205556	1.25	1.2825	367.2	367.2	0.8510	0.8510	91.81	
S Total Heptachlorobiphen					8703.2	8703.2	0.0282	0.0282		
D PCB-188L	37:21	4217544	1.05	1.3162	98.9	98.9	0.0193	0.0193	98.94	
$ PCB-178L	40:24	11350161	1.06	0.9222	380.0	380.0	0.0275	0.0275	95.00	
* PCB-180L	45:31	3238632	1.06	3.2E+04	100.0	100.0				
D PCB-170L	46:46	2741165	1.07	0.8357	101.3	101.3	0.0304	0.0304	101	
D PCB-189L	49:53	5258583	1.05	1.4666	102.9	102.9	0.2400	0.2400	103	
PCB-188	37:23	19128963	1.04	1.2502	362.8	362.8	0.0138	0.0138	90.70	
PCB-179	37:43	17734130	1.04	1.4149	360.2	360.2	0.0151	0.0151	90.06	
PCB-184	38:15	18236717	1.05	1.4191	369.4	369.4	0.0150	0.0150	92.34	
PCB-176	38:36	19381957	1.04	1.5212	366.2	366.2	0.0140	0.0140	91.55	
PCB-186	39:03	18342414	1.04	1.4350	367.4	367.4	0.0149	0.0149	91.84	
PCB-178	40:26	13357159	1.04	1.0228	375.3	375.3	0.0209	0.0209	93.84	
PCB-175	41:04	13502356	1.05	1.0690	363.0	363.0	0.0200	0.0200	90.76	
PCB-187	41:21	14057264	1.04	1.1106	363.8	363.8	0.0192	0.0192	90.95	
PCB-182	41:33	14372635	1.05	1.1484	359.7	359.7	0.0186	0.0186	89.93	
PCB-183	41:57	28262842	1.04	1.1368	714.5	714.5	0.0188	0.0188	89.32	Ma
PCB-185 (C183)	41:57	28262842	1.04	1.1368	714.5	714.5	0.0188	0.0188	89.32	Ma
PCB-174	42:12	12369667	1.05	0.9547	372.4	372.4	0.0224	0.0224	93.10	
PCB-177	42:37	11895552	1.05	0.9426	362.7	362.7	0.0226	0.0226	90.68	
PCB-181	43:01	13905789	1.05	1.1075	360.9	360.9	0.0193	0.0193	90.22	
PCB-171	43:14	23901931	1.04	0.9603	715.3	715.3	0.0222	0.0222	89.42	
PCB-173 (C171)	43:14	23901931	1.04	0.9603	715.3	715.3	0.0222	0.0222	89.42	
PCB-172	44:53	12501177	1.04	0.9918	362.3	362.3	0.0215	0.0215	90.57	
PCB-192	45:10	16356669	1.05	1.2904	364.3	364.3	0.0165	0.0165	91.08	
PCB-180	45:29	30783792	1.04	1.2286	720.1	720.1	0.0174	0.0174	90.02	
PCB-193 (C180)	45:29	30783792	1.04	1.2286	720.1	720.1	0.0174	0.0174	90.02	
PCB-191	45:53	17537203	1.04	1.3848	364.0	364.0	0.0154	0.0154	90.99	
PCB-170	46:48	12328709	1.06	1.2700	354.1	354.1	0.0221	0.0221	88.53	
PCB-190	47:19	17263071	1.05	1.3774	360.2	360.2	0.0155	0.0155	90.05	
PCB-189	49:54	24529116	1.05	1.2799	364.5	364.5	0.2280	0.2280	91.12	
S Total Octachlorobipheny					4386.9	4386.9	0.0838	0.0838		
D PCB-202L	42:44	3244517	0.91	1.0055	99.6	99.6	0.0287	0.0287	99.63	
* PCB-194L	52:00	3484294	0.92	3.5E+04	100.0	100.0				
D PCB-205L	52:28	4529133	0.91	1.2867	101.0	101.0	0.1184	0.1184	101	
PCB-202	42:45	12596736	0.91	1.0531	368.7	368.7	0.0153	0.0153	92.17	
PCB-201	43:41	13854415	0.91	1.1860	360.0	360.0	0.0136	0.0136	90.01	
PCB-204	44:22	13086230	0.91	1.1009	366.4	366.4	0.0147	0.0147	91.60	
PCB-197	44:35	13910578	0.91	1.2053	355.7	355.7	0.0134	0.0134	88.93	

Compound	RT (min.)	Area	Ratio	Ical RRF	Amount pg/ul	EMPC pg/ul	Noise EDL	Final EDL	%Rec	Flags
PCB-200	44:41	13451803	0.91	1.1260	368.2	368.2	0.0143	0.0143	92.05	
PCB-198	47:28	19241219	0.91	0.8183	724.7	724.7	0.0197	0.0197	90.59	
PCB-199 (C198)	47:28	19241219	0.91	0.8183	724.7	724.7	0.0197	0.0197	90.59	
PCB-196	48:10	10184196	0.91	0.8748	358.8	358.8	0.0185	0.0185	89.70	
PCB-203	48:22	10811193	0.90	0.9219	361.4	361.4	0.0175	0.0175	90.36	
PCB-195	49:40	13551019	0.90	0.7839	381.7	381.7	0.3203	0.3203	95.42	
PCB-194	52:02	15829586	0.90	0.9282	376.6	376.6	0.2705	0.2705	94.14	
PCB-205	52:30	20385492	0.90	1.2342	364.7	364.7	0.2034	0.2034	91.17	
S Total Nonachlorobipheny					1090.0	1090.0	0.2856	0.2856		
D PCB-208L	49:25	4041867	0.80	1.1383	101.9	101.9	0.2566	0.2566	102	
D PCB-206L	54:14	3171775	0.82	0.8938	101.8	101.8	0.3268	0.3268	102	
PCB-208	49:27	17016595	0.79	1.1567	364.0	364.0	0.2673	0.2673	90.99	
PCB-207	50:23	17990397	0.79	1.3964	357.2	357.2	0.2509	0.2509	89.30	
PCB-206	54:16	13954359	0.79	1.1927	368.9	368.9	0.3387	0.3387	92.22	
D PCB-209L	55:54	3437344	0.71	0.9809	100.6	100.6	0.0351	0.0351	101	
DCB Decachlorobiphenyl	55:55	15878520	0.71	1.2455	370.9	370.9	0.0143	0.0143	92.72	
S Polychlorinated bipheny					74473	74473	0.5679	0.5679		

QC Flag Legend

Review Flags

M - Manually Integrated

a - User Assigned ID

Reagents:

61L41668P_00002 Amount Added: 20.00 Units: uL

Eurofins TestAmerica, Knoxville
Target Compound Quantitation Worksheet Report

Data File: \\chromna\Knoxville\ChromData\D3D\20190813-12717.b\d4190821i5.d
Lims ID: IC L5
Client ID:
Sample Type: IC Calib Level: 5
Inject. Date: 21-Aug-2019 18:03:00 ALS Bottle#: 0 Worklist Smp#: 5
Injection Vol: 1.0 ul Dil. Factor: 1.0000
Sample Info:
Misc. Info.: 140-0012717-005
Operator ID: Xcalibur_System Instrument ID: D3D
Sublist: chrom-PCBs_D3D*sub1

Method: \\chromna\Knoxville\ChromData\D3D\20190813-12717.b\PCBs_D3D.m
Limit Group: HR - 1668A - ICAL
Last Update: 30-Aug-2019 11:38:18 Calib Date: 21-Aug-2019 19:05:00
Integrator: Picker
Quant Method: Isotopic Dilution Quant By: Initial Calibration
Last ICal File: \\chromna\Knoxville\ChromData\D3D\20190813-12717.b\d4190821i6.d

Column 1 : SPB-Octyl (0.25 mm) Det: F1(11.07 :21.70)
Process Host: CTX1006

First Level Reviewer: mcwhirterl Date: 21-Aug-2019 20:05:07

Signal	RT (min.)	Adj RT (min.)	Δ Sec.	REL RT	Area	Height	Avg Noise	EDL Height	S/N	Ratio(Limits)	Flags
PCB-1L											
200.0795	11:47	11:48	-1	0.728	4103252	1653241	1248	3120	1325		
202.0766	11:47	11:48	-1	0.728	1329883	541686	706	1765	767	3.09(2.66-3.60)	
PCB-3L											
200.0795	13:57	13:58	-1	0.863	4337280	1480712	1248	3120	1186		
202.0766	13:57	13:58	-1	0.863	1370421	469298	706	1765	665	3.16(2.66-3.60)	
PCB-1											
188.0393	11:48	11:49	-1	1.001	18959309	7871636	7354	18385	1070		
190.0363	11:48	11:49	-1	1.001	5907957	2423849	2641	6602	918	3.21(2.66-3.60)	
PCB-2											
188.0393	13:47	13:49	-2	0.988	19547780	6498196	7354	18385	884		
190.0363	13:47	13:49	-2	0.988	6112861	2046576	2641	6602	775	3.20(2.66-3.60)	
PCB-3											
188.0393	13:58	13:59	-1	1.001	19333513	6596216	7354	18385	897		
190.0363	13:58	13:59	-1	1.001	6174682	2069521	2641	6602	784	3.13(2.66-3.60)	
PCB-4L											
234.0406	14:13	14:14	-1	0.879	1532476	493103	489	1222	1008		
236.0376	14:13	14:14	-1	0.879	957762	312703	122	305	2563	1.60(1.33-1.79)	
PCB-9L											
234.0406	16:10	16:11	-1		2536900	752946	489	1222	1540		
236.0376	16:10	16:11	-1		1612439	477418	122	305	3913	1.57(1.33-1.79)	
PCB-8L											
234.0406	17:00	17:01	-1	1.197	9858109	2796246	489	1222	5718		
236.0376	17:00	17:01	-1	1.197	6303302	1794465	122	305	14709	1.56(1.33-1.79)	

Signal	RT (min.)	Adj RT (min.)	Sec.	REL RT	Area	Height	Avg Noise	EDL Height	S/N	Ratio(Limits)	Flags
PCB-15L											
234.0406	20:06	20:07	-1	1.243	2789751	709755	489	1222	1451		
236.0376	20:06	20:07	-1	1.243	1681200	433648	122	305	3554	1.66(1.33-1.79)	
PCB-4											
222.0003	14:13	14:14	-1	1.001	7261989	2379528	62	155	38379		
223.9974	14:13	14:14	-1	1.001	4654155	1523600	112	280	13604	1.56(1.33-1.79)	
PCB-10											
222.0003	14:24	14:25	-1	1.013	11753111	3849053	62	155	62082		
223.9974	14:24	14:25	-1	1.013	7509827	2439427	112	280	21781	1.57(1.33-1.79)	
PCB-9											
222.0003	16:12	16:13	-1	1.140	11130427	3249942	62	155	52418		
223.9974	16:12	16:13	-1	1.140	7128054	2062636	112	280	18416	1.56(1.33-1.79)	
PCB-7											
222.0003	16:21	16:23	-2	1.151	12768211	3707309	62	155	59795		
223.9974	16:21	16:23	-2	1.151	8115570	2356487	112	280	21040	1.57(1.33-1.79)	
PCB-6											
222.0003	16:35	16:37	-2	1.167	12038992	3360104	62	155	54195		
223.9974	16:35	16:37	-2	1.167	7671661	2157510	112	280	19263	1.57(1.33-1.79)	
PCB-5											
222.0003	16:54	16:55	-1	1.190	12167263	3504360	62	155	56522		
223.9974	16:54	16:55	-1	1.190	7766086	2223477	112	280	19852	1.57(1.33-1.79)	
PCB-8											
222.0003	17:02	17:03	-1	1.199	12634007	3485167	62	155	56212		
223.9974	17:01	17:03	-2	1.198	8040747	2205622	112	280	19693	1.57(1.33-1.79)	
PCB-14											
222.0003	18:39	18:40	-1	0.928	14598776	3938984	62	155	63532		
223.9974	18:39	18:40	-1	0.928	9250559	2474325	112	280	22092	1.58(1.33-1.79)	
PCB-11											
222.0003	19:29	19:30	-1	0.970	12522132	3287000	62	155	53016		
223.9974	19:29	19:30	-1	0.970	7975645	2079142	112	280	18564	1.57(1.33-1.79)	
PCB-12											
222.0003	19:49	19:50	-1	0.986	25617710	3959966	62	155	63870		
223.9974	19:49	19:50	-1	0.986	16247822	2483916	112	280	22178	1.58(1.33-1.79)	
PCB-13 (C12)											
222.0003	19:49	19:50	-1	0.986	25617710	3959966	62	155	63870		
223.9974	19:49	19:50	-1	0.986	16247822	2483916	112	280	22178	1.58(1.33-1.79)	
PCB-15											
222.0003	20:06	20:07	-1	1.001	13762455	3342033	62	155	53904		
223.9974	20:06	20:07	-1	1.001	8766092	2149015	112	280	19188	1.57(1.33-1.79)	
PCB-19L											
268.0016	17:19	17:19	-1	0.841	715363	202418	443	1107	457		
269.9986	17:19	17:19	-1	0.841	698357	196452	180	450	1091	1.02(0.88-1.20)	
PCB-32L											
268.0016	20:35	20:36	-1		1166546	296415	443	1107	669		
269.9986	20:35	20:36	-1		1110365	276731	180	450	1537	1.05(0.88-1.20)	

Signal	RT (min.)	Adj RT (min.)	Sec.	REL RT	Area	Height	Avg Noise	EDL Height	S/N	Ratio(Limits)	Flags
PCB-31L											
268.0016	22:50	22:51	-1		3715870	895999	639	1597	1402		
269.9986	22:50	22:51	-1		3489556	849463	567	1417	1498	1.06(0.88-1.20)	
PCB-28L											
268.0016	23:08	23:09	-1	1.013	14229791	3394026	639	1597	5311		
269.9986	23:08	23:09	-1	1.013	13412913	3175053	567	1417	5600	1.06(0.88-1.20)	
PCB-37L											
268.0016	27:08	27:09	-1	1.188	3405702	751496	639	1597	1176		
269.9986	27:09	27:09	-1	1.189	3243933	714031	567	1417	1259	1.05(0.88-1.20)	
PCB-19											
255.9613	17:20	17:21	-1	1.002	3720446	1040184	38	95	27373		
257.9584	17:20	17:21	-1	1.002	3451948	959096	22	55	43595	1.08(0.88-1.20)	
PCB-18											
255.9613	19:11	19:12	-1	1.108	10033533	2211846	38	95	58206		
257.9584	19:11	19:12	-1	1.108	9348862	2074230	22	55	94283	1.07(0.88-1.20)	
PCB-30 (C18)											
255.9613	19:11	19:12	-1	1.108	10033533	2211846	38	95	58206		
257.9584	19:11	19:12	-1	1.108	9348862	2074230	22	55	94283	1.07(0.88-1.20)	
PCB-17											
255.9613	19:37	19:38	-1	1.134	4396845	1125647	38	95	29622		
257.9584	19:37	19:38	-1	1.134	4060517	1039187	22	55	47236	1.08(0.88-1.20)	
PCB-27											
255.9613	19:50	19:51	-1	1.146	6189389	1598308	38	95	42061		
257.9584	19:50	19:51	-1	1.146	5754973	1484973	22	55	67499	1.08(0.88-1.20)	
PCB-24											
255.9613	19:58	19:59	-1	1.153	5723668	1500391	38	95	39484		
257.9584	19:58	19:59	-1	1.153	5359980	1407288	22	55	63968	1.07(0.88-1.20)	
PCB-16											
255.9613	20:05	20:06	-1	1.160	3529703	861193	38	95	22663		
257.9584	20:04	20:06	-2	1.159	3251520	801189	22	55	36418	1.09(0.88-1.20)	
PCB-32											
255.9613	20:35	20:37	-2	1.190	6374074	1602637	38	95	42175		
257.9584	20:35	20:37	-2	1.190	5924243	1503444	22	55	68338	1.08(0.88-1.20)	
PCB-34											
255.9613	21:51	21:53	-1	1.263	14938002	3701120	8180	20450	452		
257.9584	21:51	21:53	-1	1.263	14038051	3497903	6556	16390	534	1.06(0.88-1.20)	
PCB-23											
255.9613	22:00	22:02	-1	1.271	15362590	3751686	8180	20450	459		
257.9584	22:00	22:02	-1	1.271	14490736	3564419	6556	16390	544	1.06(0.88-1.20)	
PCB-26											
255.9613	22:19	22:21	-1	1.290	31692154	5938318	8180	20450	726		
257.9584	22:19	22:21	-1	1.290	29740339	5615146	6556	16390	856	1.07(0.88-1.20)	
PCB-29 (C26)											
255.9613	22:19	22:21	-1	1.290	31692154	5938318	8180	20450	726		
257.9584	22:19	22:21	-1	1.290	29740339	5615146	6556	16390	856	1.07(0.88-1.20)	

Signal	RT (min.)	Adj RT (min.)	Δ Sec.	REL RT	Area	Height	Avg Noise	EDL Height	S/N	Ratio(Limits)	Flags
PCB-25											
255.9613	22:33	22:34	-1	0.831	16193279	3691825	8180	20450	451		
257.9584	22:33	22:34	-1	0.831	15218555	3463751	6556	16390	528	1.06(0.88-1.20)	
PCB-31											
255.9613	22:51	22:53	-1	0.842	16321696	4001528	8180	20450	489		
257.9584	22:51	22:53	-1	0.842	15448206	3813080	6556	16390	582	1.06(0.88-1.20)	
PCB-20											
255.9613	23:10	23:11	-1	0.854	31685556	6685711	8180	20450	817		
257.9584	23:10	23:11	-1	0.854	29817306	6281813	6556	16390	958	1.06(0.88-1.20)	
PCB-28 (C20)											
255.9613	23:10	23:11	-1	0.854	31685556	6685711	8180	20450	817		
257.9584	23:10	23:11	-1	0.854	29817306	6281813	6556	16390	958	1.06(0.88-1.20)	
PCB-21											
255.9613	23:24	23:25	-1	0.862	33843059	4306135	8180	20450	526		
257.9584	23:24	23:25	-1	0.862	31218984	4066088	6556	16390	620	1.08(0.88-1.20)	
PCB-33 (C21)											
255.9613	23:24	23:25	-1	0.862	33843059	4306135	8180	20450	526		
257.9584	23:24	23:25	-1	0.862	31218984	4066088	6556	16390	620	1.08(0.88-1.20)	
PCB-22											
255.9613	23:47	23:49	-1	0.877	14909048	3585808	8180	20450	438		
257.9584	23:47	23:49	-1	0.877	13988314	3354366	6556	16390	512	1.07(0.88-1.20)	
PCB-36											Ma
255.9613	25:21	25:22	-1	0.934	16408640	3775197	8180	20450	462		M
257.9584	25:21	25:22	-1	0.934	15368128	3542482	6556	16390	540	1.07(0.88-1.20)	
PCB-39											
255.9613	25:42	25:44	-1	0.947	17030753	3837654	8180	20450	469		
257.9584	25:42	25:44	-1	0.947	15969410	3590519	6556	16390	548	1.07(0.88-1.20)	
PCB-38											Ma
255.9613	26:17	26:19	-1	0.969	15946882	3629012	8180	20450	444		M
257.9584	26:17	26:19	-1	0.969	14900851	3378121	6556	16390	515	1.07(0.88-1.20)	
PCB-35											Ma
255.9613	26:45	26:46	-1	0.986	14998566	3404824	8180	20450	416		M
257.9584	26:45	26:46	-1	0.986	14043677	3190934	6556	16390	487	1.07(0.88-1.20)	
PCB-37											
255.9613	27:09	27:11	-1	1.001	15682449	3452284	8180	20450	422		
257.9584	27:09	27:11	-1	1.001	14737788	3245862	6556	16390	495	1.06(0.88-1.20)	
PCB-54L											
301.9626	20:24	20:25	-1	0.817	659558	164373	62	155	2651		
303.9597	20:24	20:25	-1	0.817	826536	211540	46	115	4599	0.80(0.65-0.89)	
PCB-52L											
301.9626	24:58	25:00	-1		1803744	417971	336	840	1244		
303.9597	24:58	25:00	-1		2312391	524895	456	1140	1151	0.78(0.65-0.89)	
PCB-79L											
301.9626	32:54	32:56	-1	0.970	10092104	2078515	336	840	6186		
303.9597	32:54	32:56	-1	0.970	12526901	2584795	456	1140	5668	0.81(0.65-0.89)	

Signal	RT (min.)	Adj RT (min.)	Sec.	REL RT	Area	Height	Avg Noise	EDL Height	S/N	Ratio(Limits)	Flags
PCB-81L											
301.9626	33:55	33:56	-1	1.358	2303628	476503	336	840	1418		
303.9597	33:55	33:56	-1	1.358	2909203	606258	456	1140	1330	0.79(0.65-0.89)	
PCB-77L											
301.9626	34:28	34:29	-1	1.381	2425187	484333	336	840	1441		
303.9597	34:28	34:29	-1	1.381	3018845	603156	456	1140	1323	0.80(0.65-0.89)	
PCB-54											
289.9224	20:25	20:26	-1	1.000	3134098	792495	16	40	49531		
291.9194	20:25	20:26	-1	1.000	3967802	1005405	22	55	45700	0.79(0.65-0.89)	
PCB-50											
289.9224	22:36	22:37	-1	1.108	15644694	2816537	4052	10130	695		
291.9194	22:36	22:37	-1	1.108	19968973	3613634	5122	12805	706	0.78(0.65-0.89)	
PCB-53 (C50)											
289.9224	22:36	22:37	-1	1.108	15644694	2816537	4052	10130	695		
291.9194	22:36	22:37	-1	1.108	19968973	3613634	5122	12805	706	0.78(0.65-0.89)	
PCB-45											Ma
289.9224	23:20	23:21	-1	1.145	15057603	1919223	4052	10130	474		M
291.9194	23:20	23:21	-1	1.145	19141676	2432225	5122	12805	475	0.79(0.65-0.89)	
PCB-51 (C45)											Ma
289.9224	23:20	23:21	-1	1.145	15057603	1919223	4052	10130	474		M
291.9194	23:20	23:21	-1	1.145	19141676	2432225	5122	12805	475	0.79(0.65-0.89)	
PCB-46											
289.9224	23:34	23:35	-1	1.156	6430092	1528919	4052	10130	377		
291.9194	23:34	23:35	-1	1.156	8130961	1919787	5122	12805	375	0.79(0.65-0.89)	
PCB-52											Ma
289.9224	25:00	25:00	-1	1.226	7542785	1760815	4052	10130	435		M
291.9194	25:00	25:00	-1	1.226	9485876	2225093	5122	12805	434	0.80(0.65-0.89)	
PCB-43											Ma
289.9224	25:08	25:09	-1	1.233	16736324	2279222	4052	10130	562		M
291.9194	25:08	25:09	-1	1.233	20984761	2915328	5122	12805	569	0.80(0.65-0.89)	
PCB-73 (C43)											Ma
289.9224	25:08	25:09	-1	1.233	16736324	2279222	4052	10130	562		M
291.9194	25:08	25:09	-1	1.233	20984761	2915328	5122	12805	569	0.80(0.65-0.89)	
PCB-49											Ma
289.9224	25:27	25:29	-1	1.248	18696143	2993605	4052	10130	739		M
291.9194	25:27	25:29	-1	1.248	23666253	3848925	5122	12805	751	0.79(0.65-0.89)	
PCB-69 (C49)											Ma
289.9224	25:27	25:29	-1	1.248	18696143	2993605	4052	10130	739		M
291.9194	25:27	25:29	-1	1.248	23666253	3848925	5122	12805	751	0.79(0.65-0.89)	
PCB-48											
289.9224	25:46	25:48	-1	1.264	7804299	1814126	4052	10130	448		
291.9194	25:46	25:48	-1	1.264	9864229	2286845	5122	12805	446	0.79(0.65-0.89)	
PCB-44											
289.9224	26:01	26:02	-1	1.276	24896659	4269626	4052	10130	1054		
291.9194	26:01	26:02	-1	1.276	31954669	5552695	5122	12805	1084	0.78(0.65-0.89)	

Signal	RT (min.)	Adj RT (min.)	Sec.	REL RT	Area	Height	Avg Noise	EDL Height	S/N	Ratio(Limits)	Flags
PCB-47 (C44)											
289.9224	26:01	26:02	-1	1.276	24896659	4269626	4052	10130	1054		
291.9194	26:01	26:02	-1	1.276	31954669	5552695	5122	12805	1084	0.78(0.65-0.89)	
PCB-65 (C44)											
289.9224	26:01	26:02	-1	1.276	24896659	4269626	4052	10130	1054		
291.9194	26:01	26:02	-1	1.276	31954669	5552695	5122	12805	1084	0.78(0.65-0.89)	
PCB-59											
289.9224	26:18	26:20	-1	1.290	33135464	5198620	4052	10130	1283		
291.9194	26:18	26:20	-1	1.290	42888076	6854376	5122	12805	1338	0.77(0.65-0.89)	
PCB-62 (C59)											
289.9224	26:18	26:20	-1	1.290	33135464	5198620	4052	10130	1283		
291.9194	26:18	26:20	-1	1.290	42888076	6854376	5122	12805	1338	0.77(0.65-0.89)	
PCB-75 (C59)											
289.9224	26:18	26:20	-1	1.290	33135464	5198620	4052	10130	1283		
291.9194	26:18	26:20	-1	1.290	42888076	6854376	5122	12805	1338	0.77(0.65-0.89)	
PCB-42											
289.9224	26:31	26:33	-1	1.301	7206346	1612373	4052	10130	398		
291.9194	26:31	26:33	-1	1.301	9102243	2035528	5122	12805	397	0.79(0.65-0.89)	
PCB-40											Ma
289.9224	27:01	27:02	-1	1.325	22395816	3348792	4052	10130	826		M
291.9194	27:01	27:02	-1	1.325	28540581	4343737	5122	12805	848	0.78(0.65-0.89)	
PCB-41 (C40)											Ma
289.9224	27:01	27:02	-1	1.325	22395816	3348792	4052	10130	826		M
291.9194	27:01	27:02	-1	1.325	28540581	4343737	5122	12805	848	0.78(0.65-0.89)	
PCB-71 (C40)											Ma
289.9224	27:01	27:02	-1	1.325	22395816	3348792	4052	10130	826		M
291.9194	27:01	27:02	-1	1.325	28540581	4343737	5122	12805	848	0.78(0.65-0.89)	
PCB-64											
289.9224	27:14	27:15	-1	1.335	11476307	2580703	4052	10130	637		
291.9194	27:14	27:15	-1	1.335	14583606	3290861	5122	12805	642	0.79(0.65-0.89)	
PCB-72											
289.9224	28:04	28:06	-1	0.828	10842593	2417135	4052	10130	597		
291.9194	28:04	28:06	-1	0.828	13781830	3083093	5122	12805	602	0.79(0.65-0.89)	
PCB-68											
289.9224	28:22	28:23	-1	0.836	11720872	2504913	4052	10130	618		
291.9194	28:22	28:23	-1	0.836	15340694	3193480	5122	12805	623	0.76(0.65-0.89)	
PCB-57											
289.9224	28:47	28:48	-1	0.849	10353348	2237483	4052	10130	552		
291.9194	28:47	28:48	-1	0.849	13194426	2859950	5122	12805	558	0.78(0.65-0.89)	
PCB-58											
289.9224	29:01	29:02	-1	0.856	10968526	2263517	4052	10130	559		
291.9194	29:01	29:02	-1	0.856	13851202	2883624	5122	12805	563	0.79(0.65-0.89)	
PCB-67											
289.9224	29:11	29:12	-1	0.861	11558644	2345996	4052	10130	579		
291.9194	29:11	29:12	-1	0.861	14680076	2981283	5122	12805	582	0.79(0.65-0.89)	

Signal	RT (min.)	Adj RT (min.)	Sec.	REL RT	Area	Height	Avg Noise	EDL Height	S/N	Ratio(Limits)	Flags
PCB-63											
289.9224	29:27	29:28	-1	0.868	11834196	2456275	4052	10130	606		
291.9194	29:27	29:28	-1	0.868	15162640	3156468	5122	12805	616	0.78(0.65-0.89)	
PCB-61											
289.9224	29:47	29:49	-1	0.878	44078495	4945703	4052	10130	1221		
291.9194	29:47	29:49	-1	0.878	56362532	6434183	5122	12805	1256	0.78(0.65-0.89)	
PCB-70 (C61)											
289.9224	29:47	29:49	-1	0.878	44078495	4945703	4052	10130	1221		
291.9194	29:47	29:49	-1	0.878	56362532	6434183	5122	12805	1256	0.78(0.65-0.89)	
PCB-74 (C61)											
289.9224	29:47	29:49	-1	0.878	44078495	4945703	4052	10130	1221		
291.9194	29:47	29:49	-1	0.878	56362532	6434183	5122	12805	1256	0.78(0.65-0.89)	
PCB-76 (C61)											
289.9224	29:47	29:49	-1	0.878	44078495	4945703	4052	10130	1221		
291.9194	29:47	29:49	-1	0.878	56362532	6434183	5122	12805	1256	0.78(0.65-0.89)	
PCB-66											
289.9224	30:06	30:08	-1	0.888	10177234	2184597	4052	10130	539		
291.9194	30:06	30:08	-1	0.888	12845295	2760242	5122	12805	539	0.79(0.65-0.89)	
PCB-55											
289.9224	30:16	30:18	-1	0.893	10398449	2228069	4052	10130	550		
291.9194	30:16	30:18	-1	0.893	13267813	2855210	5122	12805	557	0.78(0.65-0.89)	
PCB-56											
289.9224	30:47	30:48	-1	0.908	10152995	2170111	4052	10130	536		
291.9194	30:47	30:48	-1	0.908	12930528	2770927	5122	12805	541	0.79(0.65-0.89)	
PCB-60											
289.9224	30:59	31:00	-1	0.914	10638164	2206274	4052	10130	544		
291.9194	30:59	31:00	-1	0.914	13482230	2809341	5122	12805	548	0.79(0.65-0.89)	
PCB-80											Ma
289.9224	31:25	31:26	0	0.926	11927975	2537229	4052	10130	626		M
291.9194	31:25	31:26	0	0.926	15033729	3207192	5122	12805	626	0.79(0.65-0.89)	
PCB-79											
289.9224	32:56	32:57	-1	0.971	13094346	2597649	4052	10130	641		
291.9194	32:56	32:57	-1	0.971	16561022	3314619	5122	12805	647	0.79(0.65-0.89)	
PCB-78											
289.9224	33:29	33:31	-1	0.988	10124433	2076438	4052	10130	512		
291.9194	33:29	33:31	-1	0.988	12872407	2638171	5122	12805	515	0.79(0.65-0.89)	
PCB-81											
289.9224	33:55	33:57	-1	1.000	10834153	2185085	4052	10130	539		
291.9194	33:55	33:57	-1	1.000	13664450	2783120	5122	12805	543	0.79(0.65-0.89)	
PCB-77											
289.9224	34:29	34:30	-1	1.000	10807109	2170461	4052	10130	536		
291.9194	34:29	34:30	-1	1.000	13764324	2755372	5122	12805	538	0.79(0.65-0.89)	
PCB-104L											
337.9207	25:55	25:57	-1	0.814	2383193	528137	29	72	18212		
339.9178	25:55	25:57	-1	0.814	1483745	333504	55	137	6064	1.61(1.32-1.78)	

Signal	RT (min.)	Adj RT (min.)	Sec.	REL RT	Area	Height	Avg Noise	EDL Height	S/N	Ratio(Limits)	Flags
PCB-95L											
337.9207	28:53	28:54	-1	1.114	6985922	1525034	29	72	52587		
339.9178	28:53	28:54	-1	1.114	4404554	970577	55	137	17647	1.59(1.32-1.78)	
PCB-101L											
337.9207	31:50	31:51	-1		2246000	480136	29	72	16556		
339.9178	31:50	31:51	-1		1374835	298037	55	137	5419	1.63(1.32-1.78)	
PCB-111L											
337.9207	34:32	34:33	-1	1.085	9714041	2012446	29	72	69395		
339.9178	34:32	34:33	-1	1.085	6222979	1307394	55	137	23771	1.56(1.32-1.78)	
PCB-123L											
337.9207	36:30	36:30	-1	1.146	3107036	646190	2153	5382	300		
339.9178	36:30	36:30	-1	1.146	1929414	406189	1500	3750	271	1.61(1.32-1.78)	
PCB-118L											
337.9207	36:49	36:50	-1	1.157	3222011	642247	2153	5382	298		
339.9178	36:49	36:50	-1	1.157	2023484	408568	1500	3750	272	1.59(1.32-1.78)	
PCB-114L											
337.9207	37:21	37:22	-1	1.173	3105809	634860	2153	5382	295		
339.9178	37:21	37:22	-1	1.173	1927947	390323	1500	3750	260	1.61(1.32-1.78)	
PCB-105L											
337.9207	37:59	38:00	-1	1.193	3110599	636991	2153	5382	296		
339.9178	37:59	38:00	-1	1.193	1966690	400267	1500	3750	267	1.58(1.32-1.78)	
PCB-127L											
337.9207	39:29	39:30	-1		3170743	646004	2153	5382	300		
339.9178	39:29	39:30	-1		1975860	403370	1500	3750	269	1.60(1.32-1.78)	
PCB-126L											
337.9207	41:05	41:05	-1	1.290	2834360	560940	2153	5382	261		
339.9178	41:05	41:05	-1	1.290	1779672	357783	1500	3750	239	1.59(1.32-1.78)	
PCB-104											
325.8804	25:57	25:58	-1	1.001	12139554	2727222	42	105	64934		
327.8775	25:57	25:58	-1	1.001	7800262	1755442	27	67	65016	1.56(1.32-1.78)	
PCB-96											
325.8804	26:18	26:20	-1	1.015	11058807	2465608	42	105	58705		
327.8775	26:18	26:20	-1	1.015	7072261	1592650	27	67	58987	1.56(1.32-1.78)	
PCB-103											
325.8804	28:16	28:16	-1	1.090	8984534	1930544	42	105	45965		
327.8775	28:16	28:16	-1	1.090	5747199	1236820	27	67	45808	1.56(1.32-1.78)	
PCB-94											
325.8804	28:29	28:30	-1	1.099	7966167	1743015	42	105	41500		
327.8775	28:29	28:30	-1	1.099	5154630	1135738	27	67	42064	1.55(1.32-1.78)	
PCB-95											
325.8804	28:55	28:56	-1	1.115	8546497	1872885	42	105	44593		
327.8775	28:55	28:56	-1	1.115	5511154	1220095	27	67	45189	1.55(1.32-1.78)	
PCB-93											
325.8804	29:08	29:10	-1	1.124	16848097	3601864	42	105	85759		
327.8775	29:08	29:10	-1	1.124	10754321	2297943	27	67	85109	1.57(1.32-1.78)	

Signal	RT (min.)	Adj RT (min.)	Sec.	REL RT	Area	Height	Avg Noise	EDL Height	S/N	Ratio(Limits)	Flags
PCB-100 (C93)											
325.8804	29:08	29:10	-1	1.124	16848097	3601864	42	105	85759		
327.8775	29:08	29:10	-1	1.124	10754321	2297943	27	67	85109	1.57(1.32-1.78)	
PCB-98											Ma
325.8804	29:17	29:18	-1	1.130	17143390	2007858	42	105	47806		M
327.8775	29:17	29:18	-1	1.130	11062464	1314343	27	67	48679	1.55(1.32-1.78)	
PCB-102 (C98)											Ma
325.8804	29:17	29:18	-1	1.130	17143390	2007858	42	105	47806		M
327.8775	29:17	29:18	-1	1.130	11062464	1314343	27	67	48679	1.55(1.32-1.78)	
PCB-88											M
325.8804	29:47	29:48	-1	1.149	17505774	2048332	42	105	48770		M
327.8775	29:47	29:48	-1	1.149	11243695	1319307	27	67	48863	1.56(1.32-1.78)	M
PCB-91 (C88)											M
325.8804	29:47	29:48	-1	1.149	17505774	2048332	42	105	48770		M
327.8775	29:47	29:48	-1	1.149	11243695	1319307	27	67	48863	1.56(1.32-1.78)	M
PCB-84											
325.8804	30:00	30:01	-1	1.157	7304499	1533277	42	105	36507		
327.8775	30:00	30:01	-1	1.157	4674508	996523	27	67	36908	1.56(1.32-1.78)	
PCB-89											
325.8804	30:29	30:30	-1	1.176	7777577	1639370	42	105	39033		
327.8775	30:29	30:30	-1	1.176	4977574	1070401	27	67	39644	1.56(1.32-1.78)	
PCB-121											
325.8804	30:54	30:56	-1	1.192	11789818	2480198	42	105	59052		
327.8775	30:54	30:56	-1	1.192	7577534	1597895	27	67	59181	1.56(1.32-1.78)	
PCB-92											
325.8804	31:17	31:18	-1	0.857	8243171	1735082	42	105	41311		
327.8775	31:17	31:18	-1	0.857	5262416	1119207	27	67	41452	1.57(1.32-1.78)	
PCB-90											
325.8804	31:51	31:52	-1	1.229	28983898	4243166	42	105	101028		
327.8775	31:51	31:52	-1	1.229	18516585	2677405	27	67	99163	1.57(1.32-1.78)	
PCB-101 (C90)											
325.8804	31:51	31:52	-1	1.229	28983898	4243166	42	105	101028		
327.8775	31:51	31:52	-1	1.229	18516585	2677405	27	67	99163	1.57(1.32-1.78)	
PCB-113 (C90)											
325.8804	31:51	31:52	-1	1.229	28983898	4243166	42	105	101028		
327.8775	31:51	31:52	-1	1.229	18516585	2677405	27	67	99163	1.57(1.32-1.78)	
PCB-83											
325.8804	32:27	32:28	-1	1.252	16645671	1926532	42	105	45870		
327.8775	32:27	32:28	-1	1.252	10723001	1258981	27	67	46629	1.55(1.32-1.78)	
PCB-99 (C83)											
325.8804	32:27	32:28	-1	1.252	16645671	1926532	42	105	45870		
327.8775	32:27	32:28	-1	1.252	10723001	1258981	27	67	46629	1.55(1.32-1.78)	
PCB-112											
325.8804	32:34	32:35	-1	1.256	11752194	2354902	42	105	56069		
327.8775	32:34	32:35	-1	1.256	7557775	1524474	27	67	56462	1.55(1.32-1.78)	

Signal	RT (min.)	Adj RT (min.)	Sec.	REL RT	Area	Height	Avg Noise	EDL Height	S/N	Ratio(Limits)	Flags
PCB-86											Ma
325.8804	32:56	32:57	-1	1.270	61329571	7362272	42	105	175292		M
327.8775	32:56	32:57	-1	1.270	38474174	4568051	27	67	169187	1.59(1.32-1.78)	
PCB-87 (C86)											Ma
325.8804	32:56	32:57	-1	1.270	61329571	7362272	42	105	175292		M
327.8775	32:56	32:57	-1	1.270	38474174	4568051	27	67	169187	1.59(1.32-1.78)	
PCB-97 (C86)											Ma
325.8804	32:56	32:57	-1	1.270	61329571	7362272	42	105	175292		M
327.8775	32:56	32:57	-1	1.270	38474174	4568051	27	67	169187	1.59(1.32-1.78)	
PCB-109 (C86)											Ma
325.8804	32:56	32:57	-1	1.270	61329571	7362272	42	105	175292		M
327.8775	32:56	32:57	-1	1.270	38474174	4568051	27	67	169187	1.59(1.32-1.78)	
PCB-119 (C86)											Ma
325.8804	32:56	32:57	-1	1.270	61329571	7362272	42	105	175292		M
327.8775	32:56	32:57	-1	1.270	38474174	4568051	27	67	169187	1.59(1.32-1.78)	
PCB-125 (C86)											Ma
325.8804	32:56	32:57	-1	1.270	61329571	7362272	42	105	175292		M
327.8775	32:56	32:57	-1	1.270	38474174	4568051	27	67	169187	1.59(1.32-1.78)	
PCB-85											
325.8804	33:40	33:41	-1	1.299	30596520	4068996	42	105	96881		
327.8775	33:40	33:41	-1	1.299	19639836	2578147	27	67	95487	1.56(1.32-1.78)	
PCB-116 (C85)											
325.8804	33:40	33:41	-1	1.299	30596520	4068996	42	105	96881		
327.8775	33:40	33:41	-1	1.299	19639836	2578147	27	67	95487	1.56(1.32-1.78)	
PCB-117 (C85)											
325.8804	33:40	33:41	-1	1.299	30596520	4068996	42	105	96881		
327.8775	33:40	33:41	-1	1.299	19639836	2578147	27	67	95487	1.56(1.32-1.78)	
PCB-110											
325.8804	33:55	33:56	-1	1.308	22807063	2540758	42	105	60494		
327.8775	33:55	33:56	-1	1.308	14692734	1635545	27	67	60576	1.55(1.32-1.78)	
PCB-115 (C110)											
325.8804	33:55	33:56	-1	1.308	22807063	2540758	42	105	60494		
327.8775	33:55	33:56	-1	1.308	14692734	1635545	27	67	60576	1.55(1.32-1.78)	
PCB-82											
325.8804	34:09	34:10	-1	1.318	7562291	1473712	42	105	35088		
327.8775	34:09	34:10	-1	1.318	4808213	940661	27	67	34839	1.57(1.32-1.78)	
PCB-111											
325.8804	34:33	34:35	-1	1.333	12350975	2534051	42	105	60335		
327.8775	34:33	34:35	-1	1.333	7981953	1629908	27	67	60367	1.55(1.32-1.78)	
PCB-120											
325.8804	35:01	35:02	-1	1.351	12634815	2589006	42	105	61643		
327.8775	35:01	35:02	-1	1.351	8165198	1683367	27	67	62347	1.55(1.32-1.78)	
PCB-108											
325.8804	36:09	36:10	-1	1.394	27432460	5545665	8847	22117	627		
327.8775	36:09	36:10	-1	1.394	17394958	3489871	5693	14232	613	1.58(1.32-1.78)	

Signal	RT (min.)	Adj RT (min.)	Sec.	REL RT	Area	Height	Avg Noise	EDL Height	S/N	Ratio(Limits)	Flags
PCB-124 (C108)											
325.8804	36:09	36:10	-1	1.394	27432460	5545665	8847	22117	627		
327.8775	36:09	36:10	-1	1.394	17394958	3489871	5693	14232	613	1.58(1.32-1.78)	
PCB-107											
325.8804	36:23	36:25	-1	1.404	15566999	2887355	8847	22117	326		
327.8775	36:23	36:25	-1	1.404	10126981	1879711	5693	14232	330	1.54(1.32-1.78)	
PCB-123											
325.8804	36:30	36:32	-1	1.000	15030620	3123105	8847	22117	353		
327.8775	36:30	36:32	-1	1.000	9747867	2022921	5693	14232	355	1.54(1.32-1.78)	
PCB-106											
325.8804	36:38	36:39	-1	1.004	13768158	2877137	8847	22117	325		
327.8775	36:38	36:39	-1	1.004	8881497	1855572	5693	14232	326	1.55(1.32-1.78)	
PCB-118											
325.8804	36:50	36:51	-1	1.000	14982810	2873777	8847	22117	325		
327.8775	36:50	36:51	-1	1.000	9666347	1863685	5693	14232	327	1.55(1.32-1.78)	
PCB-122											
325.8804	37:10	37:12	-1	1.010	12675534	2511309	8847	22117	284		
327.8775	37:10	37:12	-1	1.010	8185786	1646230	5693	14232	289	1.55(1.32-1.78)	
PCB-114											
325.8804	37:22	37:23	-1	1.001	15423141	2940228	8847	22117	332		
327.8775	37:22	37:23	-1	1.001	9982373	1877697	5693	14232	330	1.55(1.32-1.78)	
PCB-105											
325.8804	38:01	38:02	-1	1.001	14340297	2743397	8847	22117	310		
327.8775	38:01	38:02	-1	1.001	8991905	1763158	5693	14232	310	1.59(1.32-1.78)	
PCB-127											
325.8804	39:29	39:31	-1	1.040	14538914	2729865	8847	22117	309		
327.8775	39:29	39:31	-1	1.040	9390804	1756288	5693	14232	308	1.55(1.32-1.78)	
PCB-126											
325.8804	41:06	41:07	-1	1.000	13716134	2454479	8847	22117	277		
327.8775	41:06	41:07	-1	1.000	8824703	1582894	5693	14232	278	1.55(1.32-1.78)	
PCB-155L											
371.8817	31:37	31:38	-1	0.792	1792967	380073	58	145	6553		
373.8788	31:37	31:38	-1	0.792	1432840	301672	64	160	4714	1.25(1.05-1.43)	
PCB-153L											
371.8817	38:42	38:44	-1	0.901	8748110	1762188	827	2067	2131		
373.8788	38:42	38:44	-1	0.901	6983132	1421783	624	1560	2278	1.25(1.05-1.43)	
PCB-138L											
371.8817	39:57	39:58	-1		2077948	408182	827	2067	494		
373.8788	39:57	39:58	-1		1630884	325792	624	1560	522	1.27(1.05-1.43)	
PCB-167L											
371.8817	42:58	42:58	-1	1.076	2554352	500906	827	2067	606		
373.8788	42:58	42:58	-1	1.076	2005212	386976	624	1560	620	1.27(1.05-1.43)	
PCB-156L											
371.8817	44:07	44:07	-1	1.104	5092284	739654	827	2067	894		
373.8788	44:07	44:07	-1	1.104	4025462	593623	624	1560	951	1.27(1.05-1.43)	

Signal	RT (min.)	Adj RT (min.)	Sec.	REL RT	Area	Height	Avg Noise	EDL Height	S/N	Ratio(Limits)	Flags
PCB-157L (C156L)											
371.8817	44:07	44:07	-1	1.104	5092284	739654	827	2067	894		
373.8788	44:07	44:07	-1	1.104	4025462	593623	624	1560	951	1.27(1.05-1.43)	
PCB-169L											
371.8817	47:21	47:22	-1	1.186	2294315	432467	827	2067	523		
373.8788	47:20	47:22	-1	1.185	1783469	333205	624	1560	534	1.29(1.05-1.43)	
PCB-155											
359.8415	31:39	31:40	-1	1.001	8737218	1829476	28	70	65338		
361.8385	31:39	31:40	-1	1.001	6962955	1459806	28	70	52136	1.25(1.05-1.43)	
PCB-152											
359.8415	31:49	31:51	-1	1.006	8581227	1798561	28	70	64234		
361.8385	31:49	31:51	-1	1.006	6771758	1427027	28	70	50965	1.27(1.05-1.43)	
PCB-150											
359.8415	32:00	32:01	-1	1.012	8404770	1762816	28	70	62958		
361.8385	32:00	32:01	-1	1.012	6691472	1407311	28	70	50261	1.26(1.05-1.43)	
PCB-136											
359.8415	32:21	32:22	-1	1.023	7966385	1653918	28	70	59069		
361.8385	32:21	32:22	-1	1.023	6267022	1305725	28	70	46633	1.27(1.05-1.43)	
PCB-145											
359.8415	32:40	32:41	-1	1.033	8011477	1649023	28	70	58894		
361.8385	32:40	32:41	-1	1.033	6409462	1319793	28	70	47135	1.25(1.05-1.43)	
PCB-148											
359.8415	34:11	34:13	-1	1.081	6090024	1261343	28	70	45048		
361.8385	34:11	34:13	-1	1.081	4827461	997250	28	70	35616	1.26(1.05-1.43)	
PCB-135											Ma
359.8415	34:46	34:47	-1	1.099	11705230	1369670	28	70	48917		M
361.8385	34:46	34:47	-1	1.099	9268674	1088976	28	70	38892	1.26(1.05-1.43)	
PCB-151 (C135)											Ma
359.8415	34:46	34:47	-1	1.099	11705230	1369670	28	70	48917		M
361.8385	34:46	34:47	-1	1.099	9268674	1088976	28	70	38892	1.26(1.05-1.43)	
PCB-154											
359.8415	35:02	35:03	-1	1.108	6914476	1407629	28	70	50272		
361.8385	35:02	35:03	-1	1.108	5454696	1125915	28	70	40211	1.27(1.05-1.43)	
PCB-144											
359.8415	35:20	35:21	-1	1.117	6104044	1253758	28	70	44777		
361.8385	35:20	35:21	-1	1.117	4825965	989772	28	70	35349	1.26(1.05-1.43)	
PCB-147											
359.8415	35:42	35:43	-1	1.129	17320026	3617620	2057	5142	1759		
361.8385	35:42	35:43	-1	1.129	13969492	2916107	1286	3215	2268	1.24(1.05-1.43)	
PCB-149 (C147)											
359.8415	35:42	35:43	-1	1.129	17320026	3617620	2057	5142	1759		
361.8385	35:42	35:43	-1	1.129	13969492	2916107	1286	3215	2268	1.24(1.05-1.43)	
PCB-134											
359.8415	36:00	36:00	-1	1.138	15262751	1695502	2057	5142	824		
361.8385	36:00	36:00	-1	1.138	12345945	1365827	1286	3215	1062	1.24(1.05-1.43)	

Signal	RT (min.)	Adj RT (min.)	Δ Sec.	REL RT	Area	Height	Avg Noise	EDL Height	S/N	Ratio(Limits)	Flags
PCB-143 (C134)											
359.8415	36:00	36:00	-1	1.138	15262751	1695502	2057	5142	824		
361.8385	36:00	36:00	-1	1.138	12345945	1365827	1286	3215	1062	1.24(1.05-1.43)	
PCB-139											
359.8415	36:18	36:19	-1	1.148	17704989	3318589	2057	5142	1613		
361.8385	36:18	36:19	-1	1.148	14225705	2657717	1286	3215	2067	1.24(1.05-1.43)	
PCB-140 (C139)											
359.8415	36:18	36:19	-1	1.148	17704989	3318589	2057	5142	1613		
361.8385	36:18	36:19	-1	1.148	14225705	2657717	1286	3215	2067	1.24(1.05-1.43)	
PCB-131											
359.8415	36:30	36:31	-1	1.154	7889418	1597880	2057	5142	777		
361.8385	36:30	36:31	-1	1.154	6394914	1296475	1286	3215	1008	1.23(1.05-1.43)	
PCB-142											
359.8415	36:38	36:40	-1	1.159	7864113	1581678	2057	5142	769		
361.8385	36:38	36:40	-1	1.159	6294894	1270605	1286	3215	988	1.25(1.05-1.43)	
PCB-132											
359.8415	36:57	36:58	-1	1.169	7821339	1576514	2057	5142	766		
361.8385	36:57	36:58	-1	1.169	6343999	1278147	1286	3215	994	1.23(1.05-1.43)	
PCB-133											
359.8415	37:28	37:29	-1	1.185	8137067	1584286	2057	5142	770		
361.8385	37:28	37:29	-1	1.185	6606001	1289872	1286	3215	1003	1.23(1.05-1.43)	
PCB-165											
359.8415	37:52	37:53	-1	0.881	10166753	2048268	2057	5142	996		
361.8385	37:52	37:53	-1	0.881	8188862	1639923	1286	3215	1275	1.24(1.05-1.43)	
PCB-146											
359.8415	38:07	38:08	-1	0.887	9254502	1846156	2057	5142	897		
361.8385	38:07	38:08	-1	0.887	7526426	1503136	1286	3215	1169	1.23(1.05-1.43)	
PCB-161											
359.8415	38:15	38:16	-1	0.890	11729230	2399227	2057	5142	1166		
361.8385	38:15	38:16	-1	0.890	9475598	1950874	1286	3215	1517	1.24(1.05-1.43)	
PCB-153											
359.8415	38:45	38:47	-1	0.902	21600968	3221118	2057	5142	1566		
361.8385	38:45	38:47	-1	0.902	17434630	2588465	1286	3215	2013	1.24(1.05-1.43)	
PCB-168 (C153)											
359.8415	38:45	38:47	-1	0.902	21600968	3221118	2057	5142	1566		
361.8385	38:45	38:47	-1	0.902	17434630	2588465	1286	3215	2013	1.24(1.05-1.43)	
PCB-141											
359.8415	38:55	38:56	-1	0.906	8802444	1666074	2057	5142	810		
361.8385	38:55	38:56	-1	0.906	6858198	1353189	1286	3215	1052	1.28(1.05-1.43)	
PCB-130											
359.8415	39:20	39:20	-1	0.915	7370821	1459550	2057	5142	710		
361.8385	39:19	39:20	-1	0.915	5945830	1178363	1286	3215	916	1.24(1.05-1.43)	
PCB-137											
359.8415	39:33	39:35	-1	0.921	9493046	1879900	2057	5142	914		
361.8385	39:33	39:35	-1	0.921	7728866	1524681	1286	3215	1186	1.23(1.05-1.43)	

Signal	RT (min.)	Adj RT (min.)	Sec.	REL RT	Area	Height	Avg Noise	EDL Height	S/N	Ratio(Limits)	Flags
PCB-164											
359.8415	39:40	39:41	-1	0.923	11077921	2180209	2057	5142	1060		
361.8385	39:39	39:41	-1	0.923	8892020	1751307	1286	3215	1362	1.25(1.05-1.43)	
PCB-129											Ma
359.8415	39:59	40:00	-1	0.931	38121651	4385441	2057	5142	2132		M
361.8385	39:59	40:00	-1	0.931	30704354	3505945	1286	3215	2726	1.24(1.05-1.43)	
PCB-138 (C129)											Ma
359.8415	39:59	40:00	-1	0.931	38121651	4385441	2057	5142	2132		M
361.8385	39:59	40:00	-1	0.931	30704354	3505945	1286	3215	2726	1.24(1.05-1.43)	
PCB-160 (C129)											Ma
359.8415	39:59	40:00	-1	0.931	38121651	4385441	2057	5142	2132		M
361.8385	39:59	40:00	-1	0.931	30704354	3505945	1286	3215	2726	1.24(1.05-1.43)	
PCB-163 (C129)											Ma
359.8415	39:59	40:00	-1	0.931	38121651	4385441	2057	5142	2132		M
361.8385	39:59	40:00	-1	0.931	30704354	3505945	1286	3215	2726	1.24(1.05-1.43)	
PCB-158											
359.8415	40:22	40:23	-1	0.939	12375218	2351311	2057	5142	1143		
361.8385	40:22	40:23	-1	0.939	10004848	1905359	1286	3215	1482	1.24(1.05-1.43)	
PCB-128											
359.8415	41:13	41:14	-1	0.959	19352622	3372294	2057	5142	1639		
361.8385	41:13	41:14	-1	0.959	15681428	2732932	1286	3215	2125	1.23(1.05-1.43)	
PCB-166 (C128)											
359.8415	41:13	41:14	-1	0.959	19352622	3372294	2057	5142	1639		
361.8385	41:13	41:14	-1	0.959	15681428	2732932	1286	3215	2125	1.23(1.05-1.43)	
PCB-159											
359.8415	42:13	42:14	-1	0.983	11642999	2287184	2057	5142	1112		
361.8385	42:13	42:14	-1	0.983	9393749	1851468	1286	3215	1440	1.24(1.05-1.43)	
PCB-162											
359.8415	42:30	42:32	-1	0.989	12015636	2220104	2057	5142	1079		
361.8385	42:30	42:32	-1	0.989	9737638	1808782	1286	3215	1407	1.23(1.05-1.43)	
PCB-167											
359.8415	42:59	43:00	-1	1.001	12312418	2343403	2057	5142	1139		
361.8385	42:59	43:00	-1	1.001	9966406	1899593	1286	3215	1477	1.24(1.05-1.43)	
PCB-156											
359.8415	44:08	44:09	-1	1.000	22683794	3249771	2057	5142	1580		
361.8385	44:08	44:09	-1	1.000	18436872	2618323	1286	3215	2036	1.23(1.05-1.43)	
PCB-157 (C156)											
359.8415	44:08	44:09	-1	1.000	22683794	3249771	2057	5142	1580		
361.8385	44:08	44:09	-1	1.000	18436872	2618323	1286	3215	2036	1.23(1.05-1.43)	
PCB-169											
359.8415	47:22	47:23	-1	1.000	10669489	1937949	2057	5142	942		
361.8385	47:22	47:23	-1	1.000	8536067	1557373	1286	3215	1211	1.25(1.05-1.43)	
PCB-188L											
405.8428	37:21	37:23	-1	0.821	2157240	458274	63	157	7274		
407.8398	37:21	37:23	-1	0.821	2060304	424594	1	2	424594	1.05(0.89-1.21)	

Signal	RT (min.)	Adj RT (min.)	Sec.	REL RT	Area	Height	Avg Noise	EDL Height	S/N	Ratio(Limits)	Flags
PCB-178L											
405.8428	40:24	40:25	-1	0.888	5847309	1160553	63	157	18421		
407.8398	40:25	40:25	-1	0.888	5502852	1095605	1	2	1095605	1.06(0.89-1.21)	
PCB-180L											
405.8428	45:31	45:32	-1		1667330	328650	63	157	5217		
407.8398	45:31	45:32	-1		1571302	301604	1	2	301604	1.06(0.89-1.21)	
PCB-170L											
405.8428	46:46	46:47	-1	1.028	1417948	281552	63	157	4469		
407.8398	46:46	46:47	-1	1.028	1323217	260104	1	2	260104	1.07(0.89-1.21)	
PCB-189L											
405.8428	49:53	49:54	-1	1.096	2687300	518223	394	985	1315		
407.8398	49:53	49:54	-1	1.096	2571283	497943	535	1337	931	1.05(0.89-1.21)	
PCB-188											
393.8025	37:23	37:24	-1	1.001	9760275	1972087	26	65	75850		
395.7995	37:23	37:24	-1	1.001	9368688	1888618	35	87	53961	1.04(0.89-1.21)	
PCB-179											
393.8025	37:43	37:44	-1	1.009	9041010	1795811	26	65	69070		
395.7995	37:43	37:44	-1	1.009	8693120	1738453	35	87	49670	1.04(0.89-1.21)	
PCB-184											
393.8025	38:15	38:16	-1	1.024	9320498	1842791	26	65	70877		
395.7995	38:15	38:16	-1	1.024	8916219	1780718	35	87	50878	1.05(0.89-1.21)	
PCB-176											
393.8025	38:36	38:36	-1	1.033	9893850	1920524	26	65	73866		
395.7995	38:36	38:36	-1	1.033	9488107	1856576	35	87	53045	1.04(0.89-1.21)	
PCB-186											
393.8025	39:03	39:04	-1	1.045	9351781	1826673	26	65	70257		
395.7995	39:03	39:04	-1	1.045	8990633	1759784	35	87	50280	1.04(0.89-1.21)	
PCB-178											
393.8025	40:26	40:27	-1	1.082	6817949	1342525	26	65	51636		
395.7995	40:26	40:27	-1	1.082	6539210	1290804	35	87	36880	1.04(0.89-1.21)	
PCB-175											
393.8025	41:04	41:05	-1	1.099	6924246	1387385	26	65	53361		
395.7995	41:04	41:05	-1	1.099	6578110	1320293	35	87	37723	1.05(0.89-1.21)	
PCB-187											
393.8025	41:21	41:22	-1	1.107	7174361	1413322	26	65	54359		
395.7995	41:21	41:22	-1	1.107	6882903	1359629	35	87	38847	1.04(0.89-1.21)	
PCB-182											
393.8025	41:33	41:34	-1	1.112	7348515	1475613	26	65	56754		
395.7995	41:33	41:34	-1	1.112	7024120	1389886	35	87	39711	1.05(0.89-1.21)	
PCB-183											Ma
393.8025	41:57	41:59	-1	1.123	14432639	1524231	26	65	58624		M
395.7995	41:57	41:59	-1	1.123	13830203	1473491	35	87	42100	1.04(0.89-1.21)	
PCB-185 (C183)											Ma
393.8025	41:57	41:59	-1	1.123	14432639	1524231	26	65	58624		M
395.7995	41:57	41:59	-1	1.123	13830203	1473491	35	87	42100	1.04(0.89-1.21)	

Signal	RT (min.)	Adj RT (min.)	Sec.	REL RT	Area	Height	Avg Noise	EDL Height	S/N	Ratio(Limits)	Flags
PCB-174											
393.8025	42:12	42:12	-1	1.129	6340820	1227538	26	65	47213		
395.7995	42:12	42:12	-1	1.129	6028847	1175480	35	87	33585	1.05(0.89-1.21)	
PCB-177											
393.8025	42:37	42:39	-1	1.141	6082592	1178050	26	65	45310		
395.7995	42:37	42:39	-1	1.141	5812960	1138517	35	87	32529	1.05(0.89-1.21)	
PCB-181											
393.8025	43:01	43:02	-1	1.152	7115317	1390660	26	65	53487		
395.7995	43:01	43:02	-1	1.152	6790472	1331017	35	87	38029	1.05(0.89-1.21)	
PCB-171											
393.8025	43:14	43:16	-1	1.157	12173654	2005475	26	65	77134		
395.7995	43:14	43:16	-1	1.157	11728277	1934883	35	87	55282	1.04(0.89-1.21)	
PCB-173 (C171)											
393.8025	43:14	43:16	-1	1.157	12173654	2005475	26	65	77134		
395.7995	43:14	43:16	-1	1.157	11728277	1934883	35	87	55282	1.04(0.89-1.21)	
PCB-172											
393.8025	44:53	44:54	-1	0.900	6377898	1238856	26	65	47648		
395.7995	44:53	44:54	-1	0.900	6123279	1189702	35	87	33991	1.04(0.89-1.21)	
PCB-192											
393.8025	45:10	45:11	-1	0.905	8375453	1611171	26	65	61968		
395.7995	45:10	45:11	-1	0.905	7981216	1550496	35	87	44300	1.05(0.89-1.21)	
PCB-180											
393.8025	45:29	45:30	-1	0.912	15701568	2028496	26	65	78019		
395.7995	45:29	45:30	-1	0.912	15082224	1964314	35	87	56123	1.04(0.89-1.21)	
PCB-193 (C180)											
393.8025	45:29	45:30	-1	0.912	15701568	2028496	26	65	78019		
395.7995	45:29	45:30	-1	0.912	15082224	1964314	35	87	56123	1.04(0.89-1.21)	
PCB-191											
393.8025	45:53	45:55	-1	0.920	8959946	1732990	26	65	66653		
395.7995	45:53	45:55	-1	0.920	8577257	1655025	35	87	47286	1.04(0.89-1.21)	
PCB-170											
393.8025	46:48	46:48	-1	0.938	6336231	1203328	26	65	46282		
395.7995	46:48	46:48	-1	0.938	5992478	1151924	35	87	32912	1.06(0.89-1.21)	
PCB-190											
393.8025	47:19	47:20	-1	0.948	8850126	1680326	26	65	64628		
395.7995	47:19	47:20	-1	0.948	8412945	1609084	35	87	45974	1.05(0.89-1.21)	
PCB-189											
393.8025	49:54	49:56	-1	1.000	12575413	2364918	672	1680	3519		
395.7995	49:54	49:56	-1	1.000	11953703	2263745	514	1285	4404	1.05(0.89-1.21)	
PCB-202L											
439.8038	42:44	42:45	-1	0.822	1547730	303308	12	30	25276		
441.8008	42:44	42:45	-1	0.822	1696787	327982	61	152	5377	0.91(0.76-1.02)	
PCB-194L											
439.8038	52:00	52:01	-1		1666079	318102	240	600	1325		
441.8008	52:00	52:01	-1		1818215	341606	162	405	2109	0.92(0.76-1.02)	

Signal	RT (min.)	Adj RT (min.)	Sec.	REL RT	Area	Height	Avg Noise	EDL Height	S/N	Ratio(Limits)	Flags
PCB-205L											
439.8038	52:28	52:30	-2	1.009	2154612	401307	240	600	1672		
441.8008	52:28	52:30	-2	1.009	2374521	451935	162	405	2790	0.91(0.76-1.02)	
PCB-202											
427.7635	42:45	42:47	-1	1.001	5997613	1187645	20	50	59382		
429.7606	42:45	42:47	-1	1.001	6599123	1300153	21	52	61912	0.91(0.76-1.02)	
PCB-201											
427.7635	43:41	43:42	-1	1.022	6597378	1292849	20	50	64642		
429.7606	43:41	43:42	-1	1.022	7257037	1424324	21	52	67825	0.91(0.76-1.02)	
PCB-204											
427.7635	44:22	44:23	-1	1.038	6240533	1223215	20	50	61161		
429.7606	44:22	44:23	-1	1.038	6845697	1333952	21	52	63522	0.91(0.76-1.02)	
PCB-197											
427.7635	44:35	44:36	-1	1.043	6617208	1315481	20	50	65774		
429.7606	44:35	44:36	-1	1.043	7293370	1438870	21	52	68518	0.91(0.76-1.02)	
PCB-200											
427.7635	44:41	44:42	-1	1.046	6399659	1253341	20	50	62667		
429.7606	44:41	44:42	-1	1.046	7052144	1376890	21	52	65566	0.91(0.76-1.02)	
PCB-198											
427.7635	47:28	47:30	-1	1.111	9143193	1202997	20	50	60150		
429.7606	47:28	47:30	-1	1.111	10098026	1327627	21	52	63220	0.91(0.76-1.02)	
PCB-199 (C198)											
427.7635	47:28	47:30	-1	1.111	9143193	1202997	20	50	60150		
429.7606	47:28	47:30	-1	1.111	10098026	1327627	21	52	63220	0.91(0.76-1.02)	
PCB-196											
427.7635	48:10	48:10	-1	0.918	4850654	934198	20	50	46710		
429.7606	48:10	48:10	-1	0.918	5333542	1022427	21	52	48687	0.91(0.76-1.02)	
PCB-203											
427.7635	48:22	48:22	-1	0.922	5124343	973897	20	50	48695		
429.7606	48:22	48:22	-1	0.922	5686850	1074062	21	52	51146	0.90(0.76-1.02)	
PCB-195											
427.7635	49:40	49:42	-1	0.947	6410117	1218154	370	925	3292		
429.7606	49:40	49:42	-1	0.947	7140902	1355804	487	1217	2784	0.90(0.76-1.02)	
PCB-194											
427.7635	52:02	52:03	-2	0.992	7498711	1421099	370	925	3841		
429.7606	52:02	52:03	-2	0.992	8330875	1583167	487	1217	3251	0.90(0.76-1.02)	
PCB-205											
427.7635	52:30	52:31	-2	1.000	9650870	1816364	370	925	4909		
429.7606	52:30	52:31	-2	1.000	10734622	2022916	487	1217	4154	0.90(0.76-1.02)	
PCB-208L											
473.7648	49:25	49:26	-1	0.950	1791167	339726	382	955	889		
475.7619	49:25	49:26	-1	0.950	2250700	433284	389	972	1114	0.80(0.65-0.89)	
PCB-206L											
473.7648	54:14	54:15	-1	1.043	1433326	265689	382	955	696		
475.7619	54:14	54:15	-1	1.043	1738449	325907	389	972	838	0.82(0.65-0.89)	

Signal	RT (min.)	Adj RT (min.)	Sec.	REL RT	Area	Height	Avg Noise	EDL Height	S/N	Ratio(Limits)	Flags
PCB-208											
461.7246	49:27	49:28	-1	1.001	7502807	1424592	427	1067	3336		
463.7216	49:27	49:28	-1	1.001	9513788	1808037	529	1322	3418	0.79(0.65-0.89)	
PCB-207											
461.7246	50:23	50:24	-1	1.020	7948689	1513473	427	1067	3544		
463.7216	50:23	50:24	-1	1.020	10041708	1887923	529	1322	3569	0.79(0.65-0.89)	
PCB-206											
461.7246	54:16	54:17	-1	1.000	6141170	1147870	427	1067	2688		
463.7216	54:16	54:17	-1	1.000	7813189	1452892	529	1322	2746	0.79(0.65-0.89)	
PCB-209L											
507.7258	55:54	55:55	-1	1.075	1424830	251066	46	115	5458		
509.7229	55:54	55:55	-1	1.075	2012514	351553	45	112	7812	0.71(0.59-0.79)	
DCB Decachlorobiphenyl											
495.6856	55:55	55:56	-1	1.000	6606749	1146957	19	47	60366		
497.6826	55:54	55:56	-2	1.000	9271771	1594110	24	60	66421	0.71(0.59-0.79)	

QC Flag Legend

Review Flags

M - Manually Integrated

a - User Assigned ID

Reagents:

61L41668P_00002 Amount Added: 20.00 Units: uL

Eurofins TestAmerica, Knoxville

Data File:	\\chromna\Knoxville\ChromData\D3D\20190813-12717.b\d4190821i5.d		
Injection Date:	21-Aug-2019 18:03:00	Injection Vol:	1.0 ul
Instrument ID:	D3D	Operator ID:	Xcalibur_System
Method:	PCBs_D3D	Limit Group:	HR - 1668A - ICAL
Client ID:			
Worklist#:	33168	Sample Line#:	5
Column Type:	SPB-Octyl	Column Dia:	0.25 mm

MoPCB F1

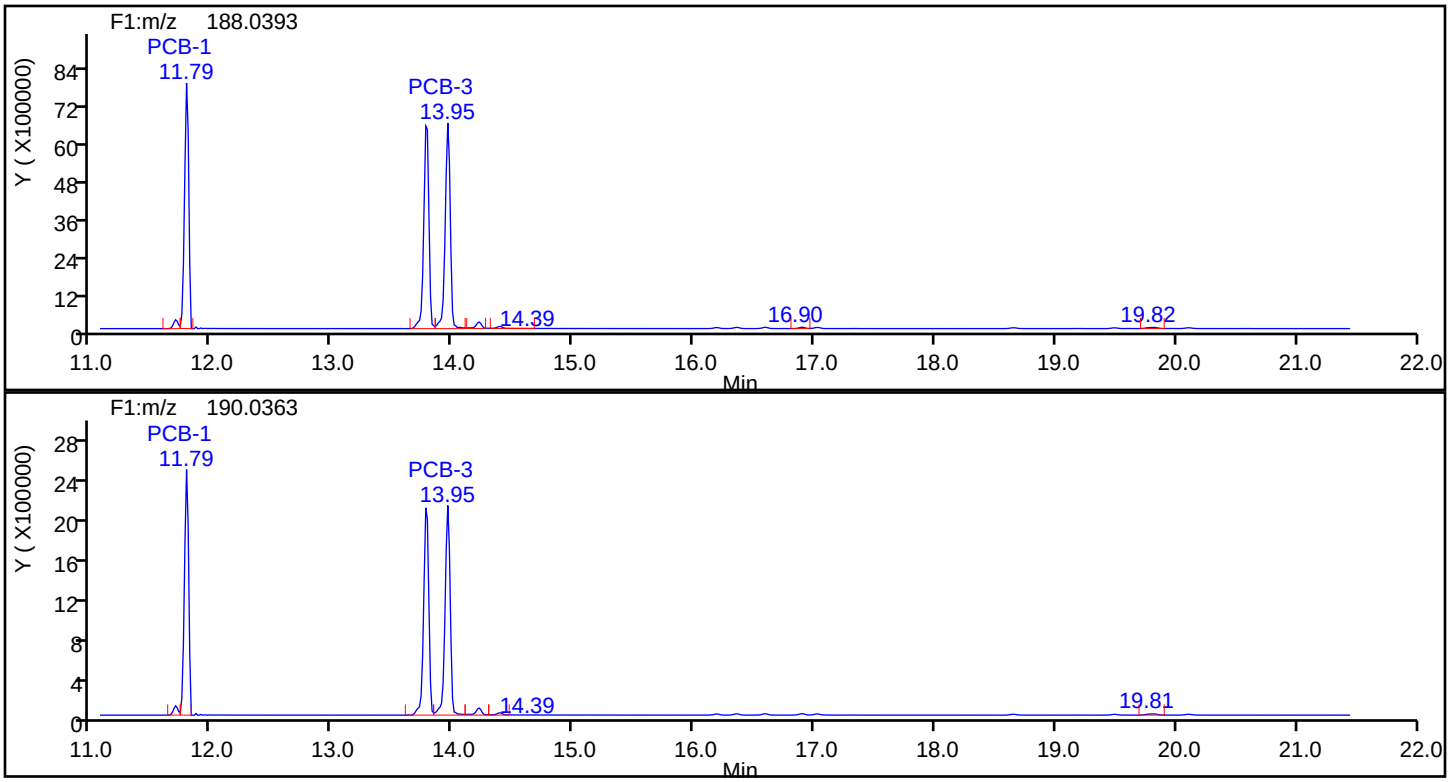

MoPCB F1 Standards

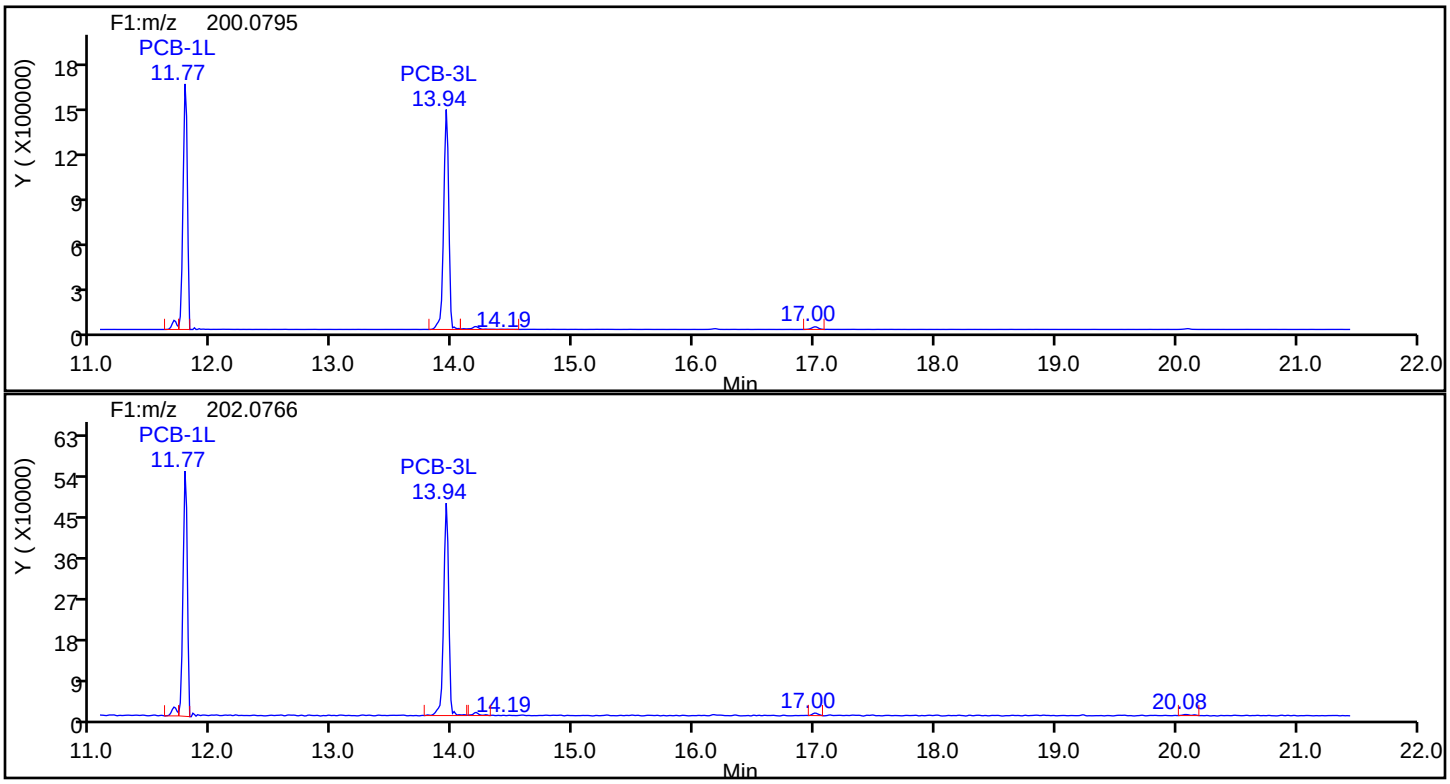

Eurofins TestAmerica, Knoxville

Data File:	\\chromna\Knoxville\ChromData\D3D\20190813-12717.b\d4190821i5.d		
Injection Date:	21-Aug-2019 18:03:00	Injection Vol:	1.0 ul
Instrument ID:	D3D	Operator ID:	Xcalibur_System
Method:	PCBs_D3D	Limit Group:	HR - 1668A - ICAL
Client ID:			
Worklist#:	33168	Sample Line#:	5
Column Type:	SPB-Octyl	Column Dia:	0.25 mm

MoPCB F1

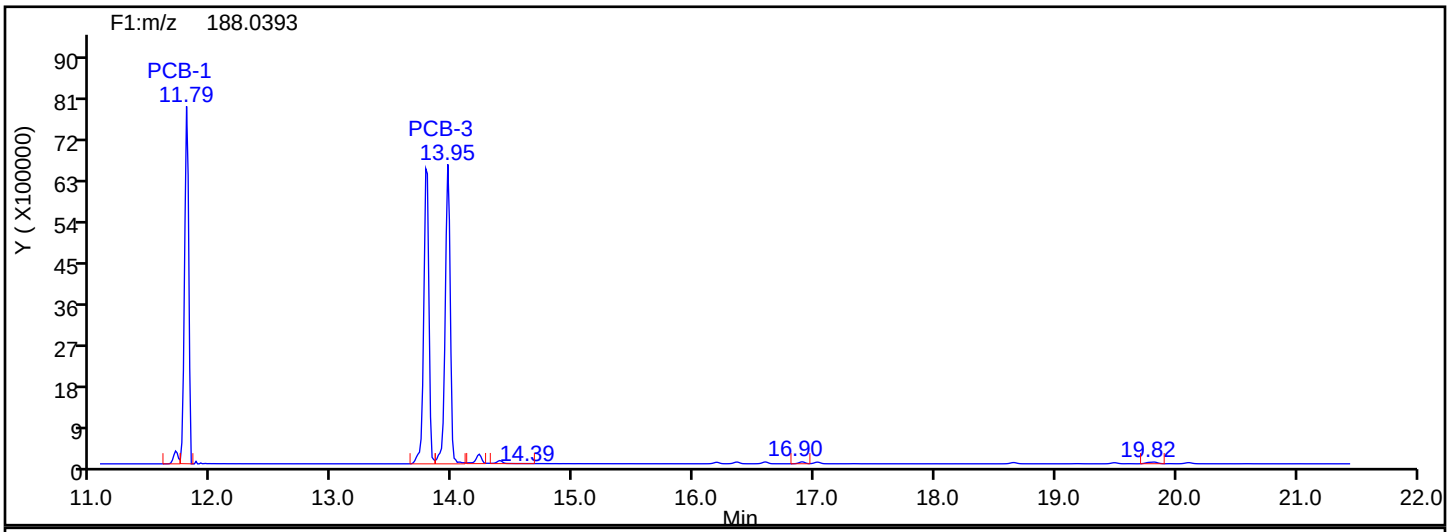

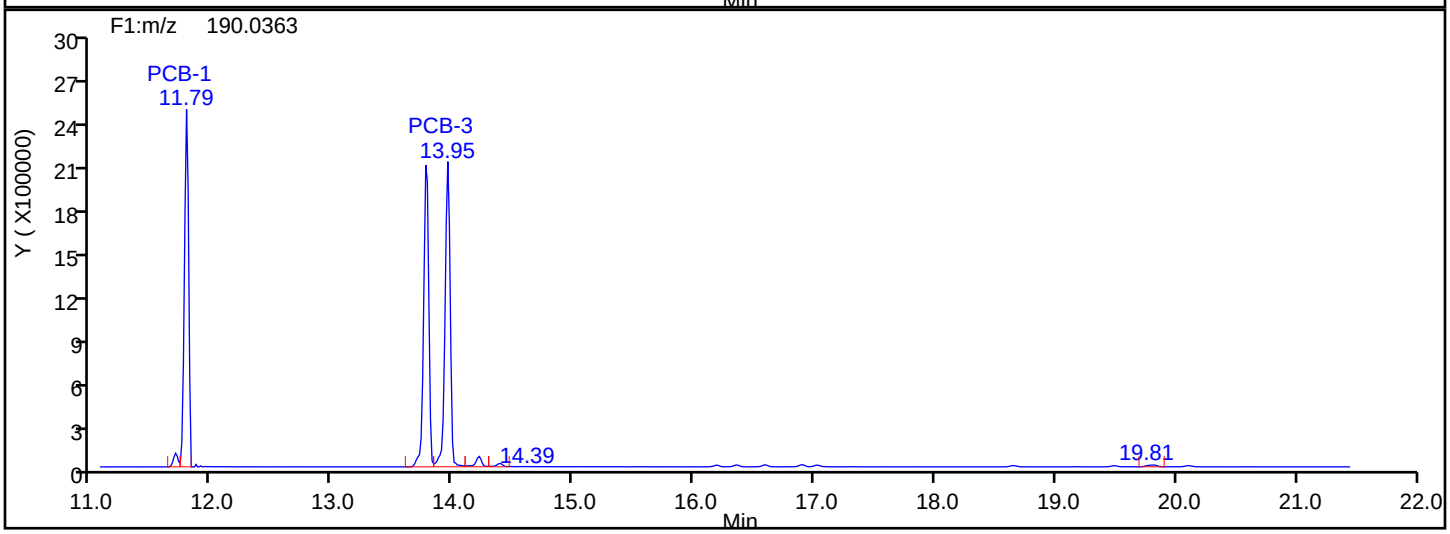

MoPCB F1 Lock Mass

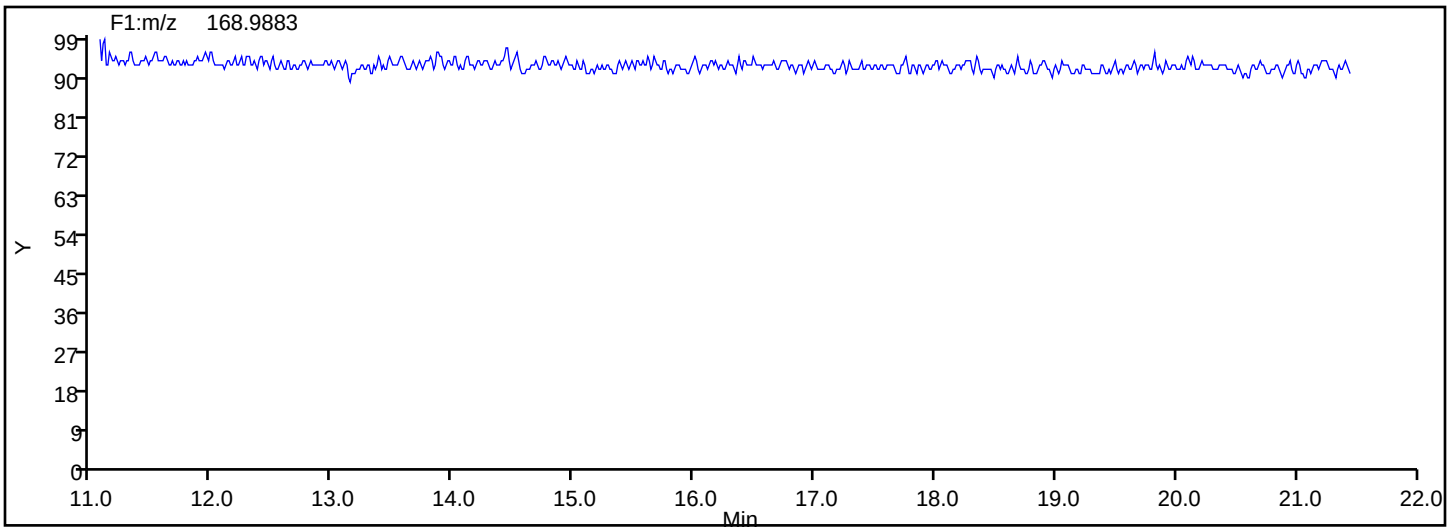

Eurofins TestAmerica, Knoxville

Data File:	\\chromna\Knoxville\ChromData\D3D\20190813-12717.b\d4190821i5.d		
Injection Date:	21-Aug-2019 18:03:00	Injection Vol:	1.0 ul
Instrument ID:	D3D	Operator ID:	Xcalibur_System
Method:	PCBs_D3D	Limit Group:	HR - 1668A - ICAL
Client ID:			
Worklist#:	33168	Sample Line#:	5
Column Type:	SPB-Octyl	Column Dia:	0.25 mm

DiPCB F1

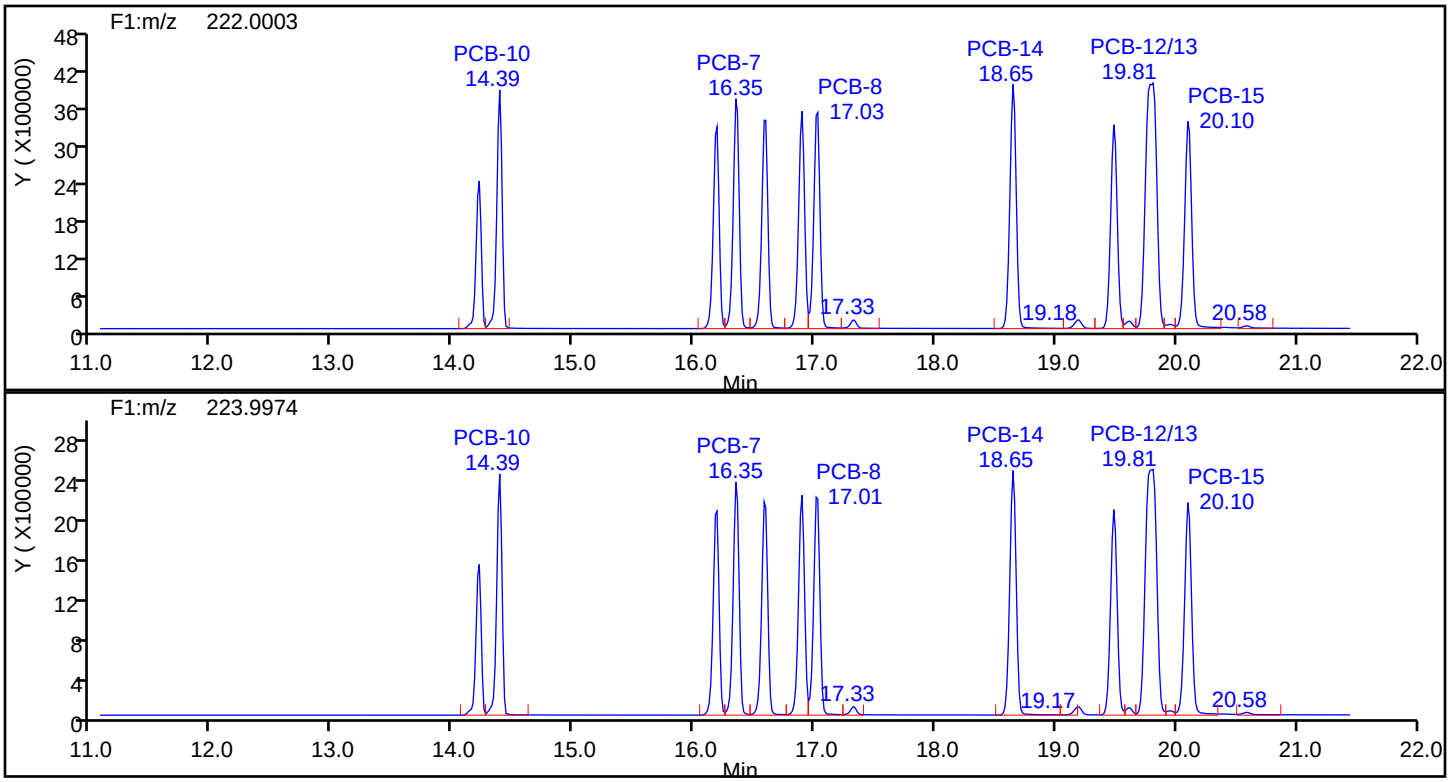

DiPCB F1 Standards

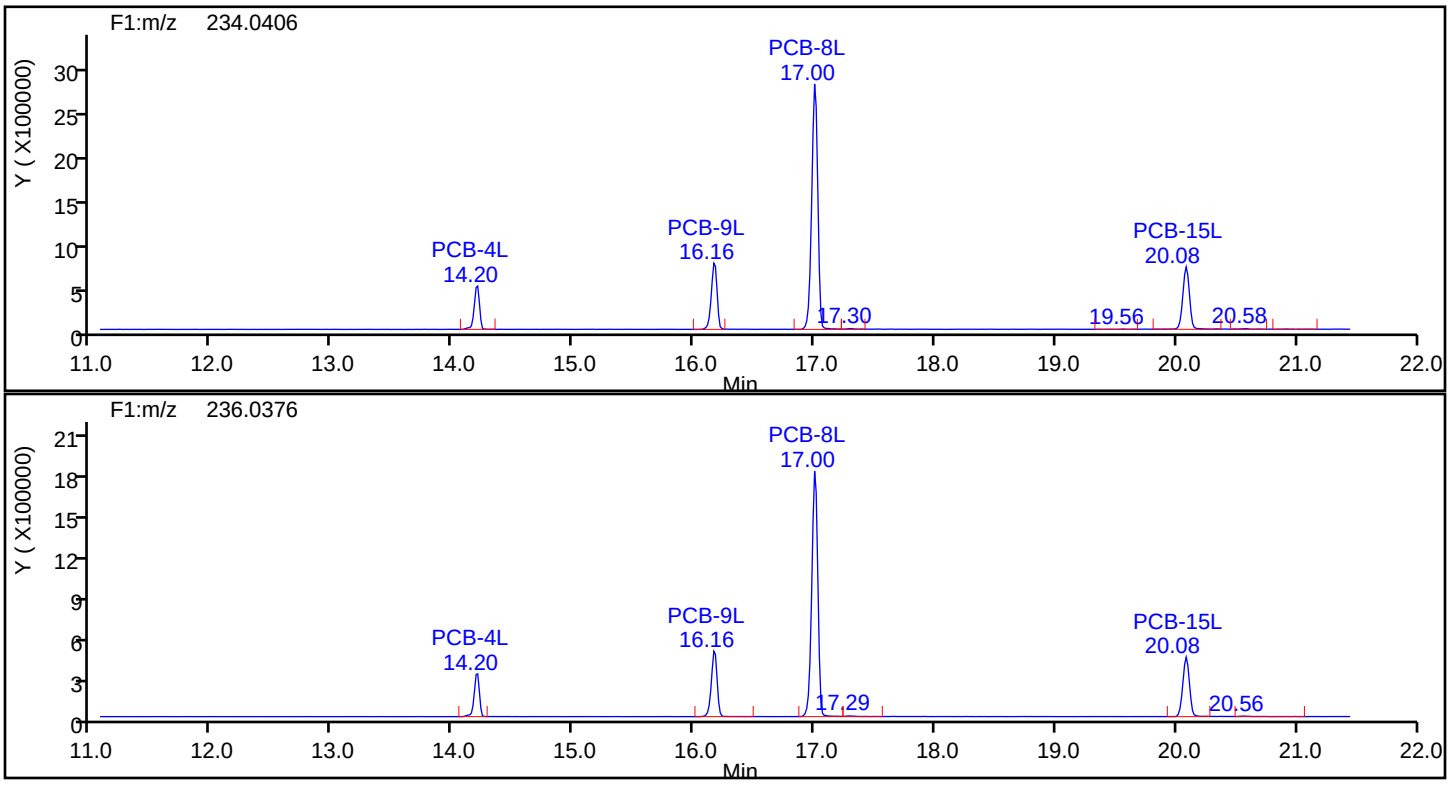

Eurofins TestAmerica, Knoxville

Data File:	\\chromna\Knoxville\ChromData\D3D\20190813-12717.b\d4190821i5.d		
Injection Date:	21-Aug-2019 18:03:00	Injection Vol:	1.0 ul
Instrument ID:	D3D	Operator ID:	Xcalibur_System
Method:	PCBs_D3D	Limit Group:	HR - 1668A - ICAL
Client ID:			
Worklist#:	33168	Sample Line#:	5
Column Type:	SPB-Octyl	Column Dia:	0.25 mm

DiPCB F1

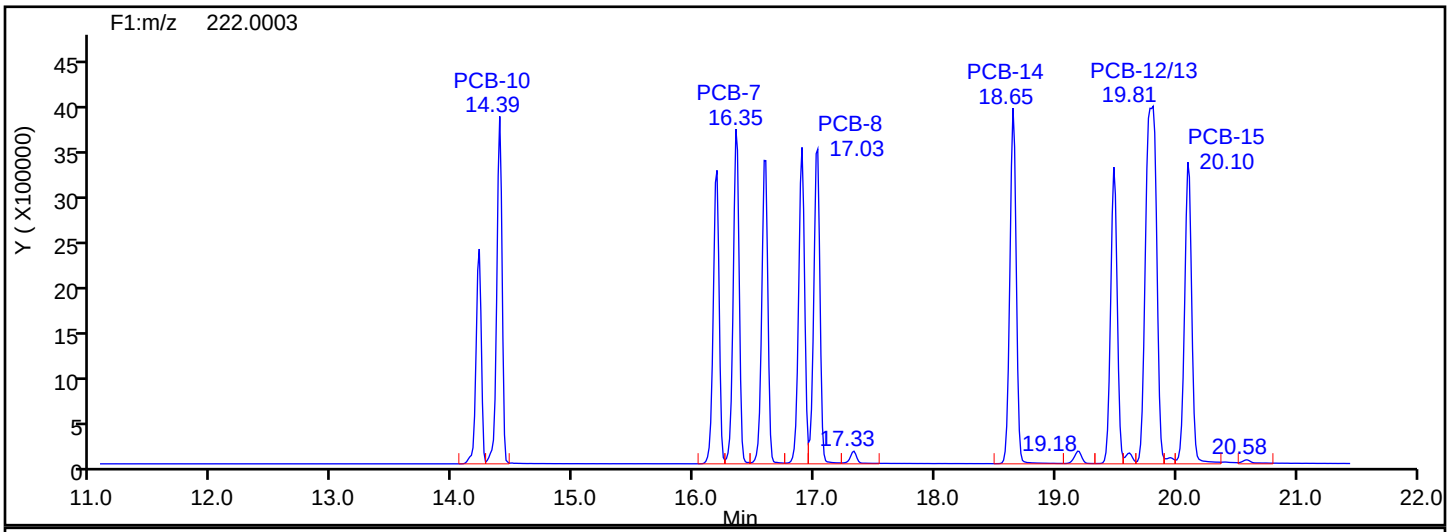

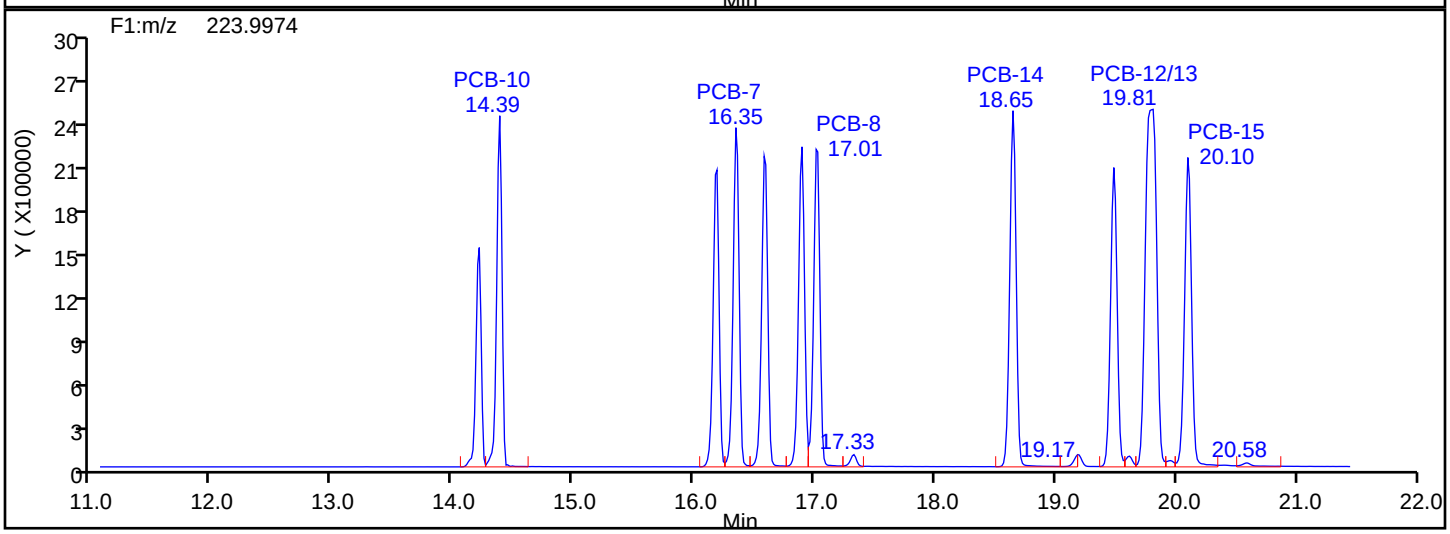

DiPCB F1 Lock Mass

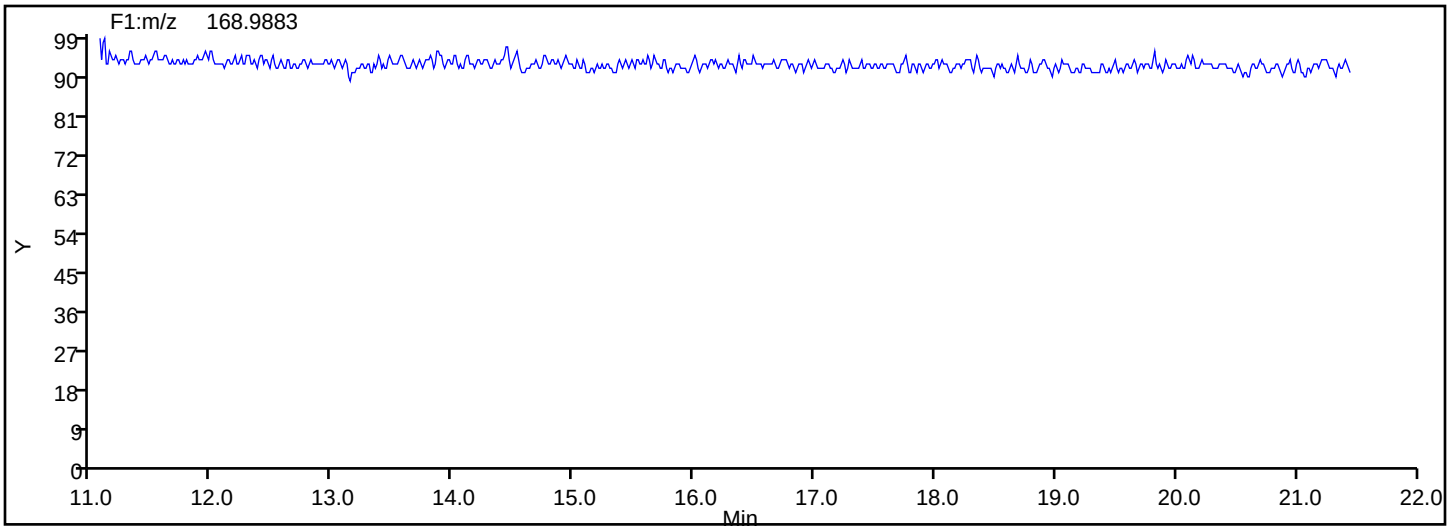

Eurofins TestAmerica, Knoxville

Data File:	\\chromna\Knoxville\ChromData\D3D\20190813-12717.b\d4190821i5.d		
Injection Date:	21-Aug-2019 18:03:00	Injection Vol:	1.0 ul
Instrument ID:	D3D	Operator ID:	Xcalibur_System
Method:	PCBs_D3D	Limit Group:	HR - 1668A - ICAL
Client ID:			
Worklist#:	33168	Sample Line#:	5
Column Type:	SPB-Octyl	Column Dia:	0.25 mm

TriPCB F1

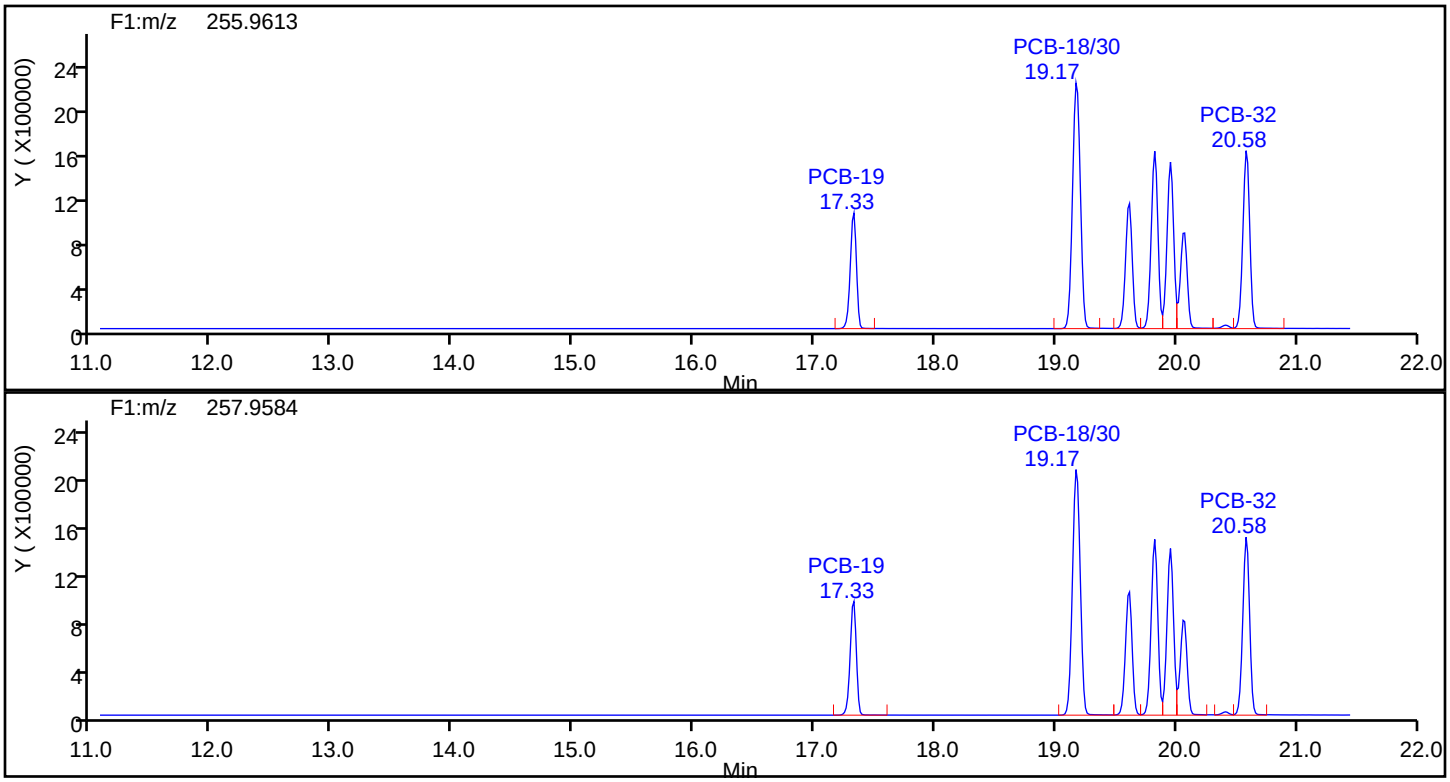

TriPCB F1 Standards

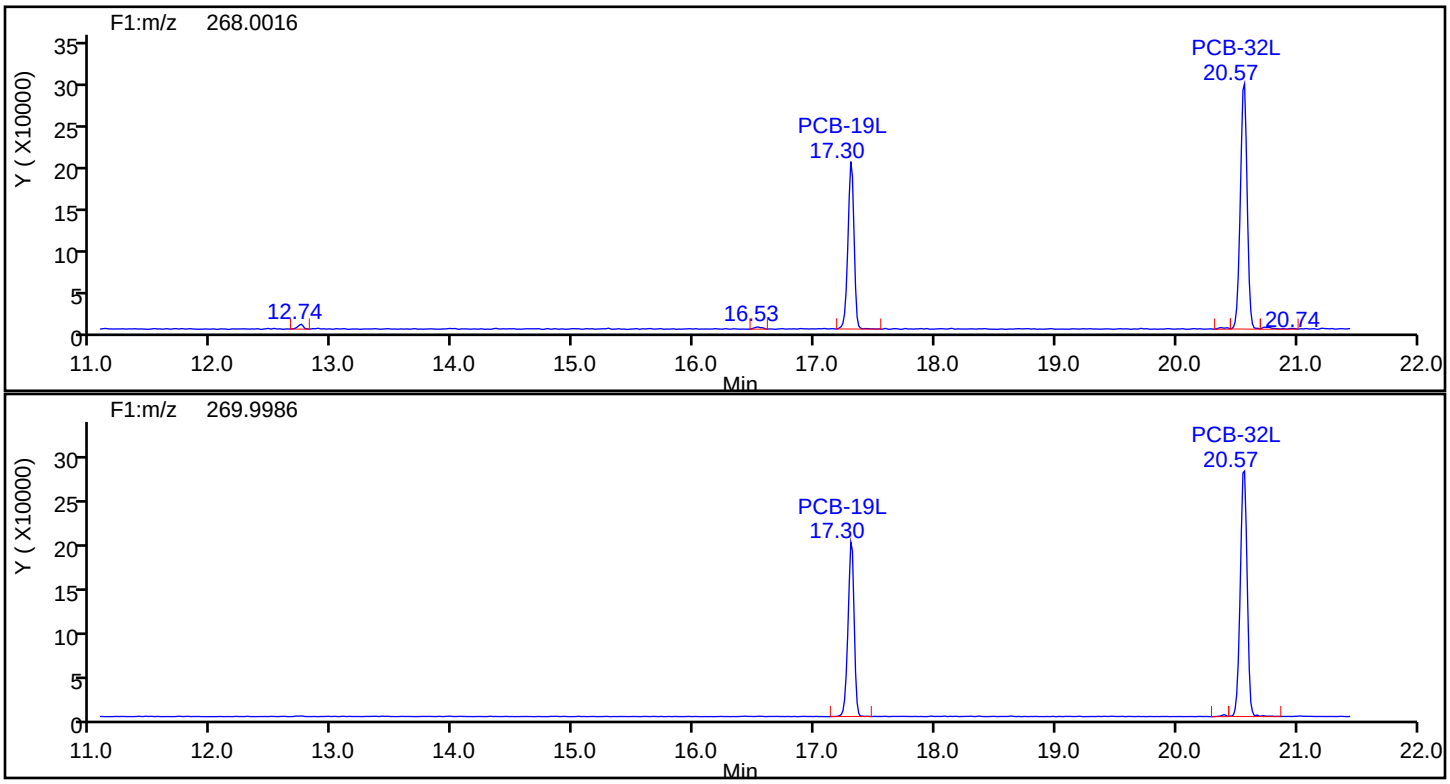

Eurofins TestAmerica, Knoxville

Data File:	\\chromna\Knoxville\ChromData\D3D\20190813-12717.b\d4190821i5.d		
Injection Date:	21-Aug-2019 18:03:00	Injection Vol:	1.0 ul
Instrument ID:	D3D	Operator ID:	Xcalibur_System
Method:	PCBs_D3D	Limit Group:	HR - 1668A - ICAL
Client ID:			
Worklist#:	33168	Sample Line#:	5
Column Type:	SPB-Octyl	Column Dia:	0.25 mm

TriPCB F1

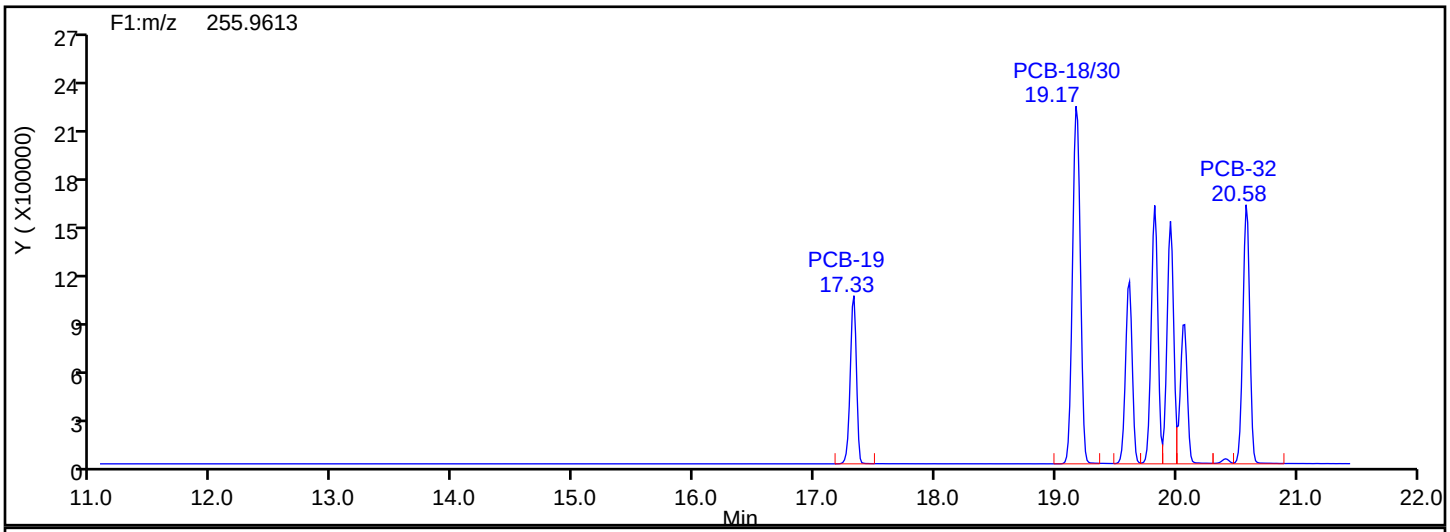

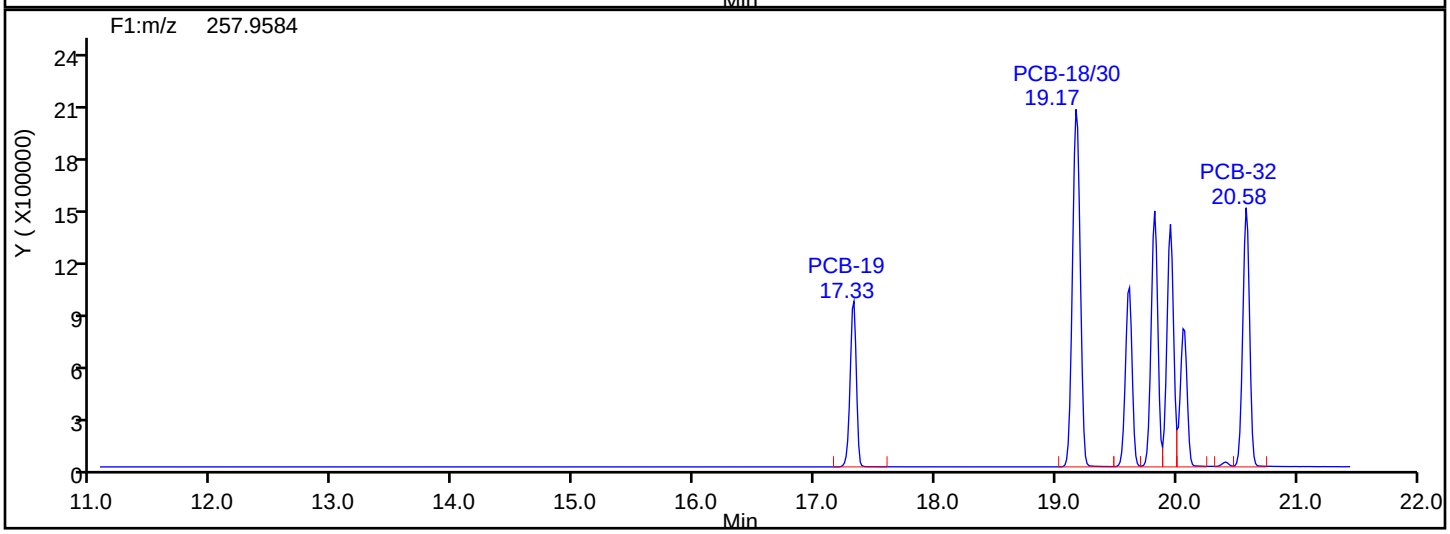

TriPCB F1 Lock Mass

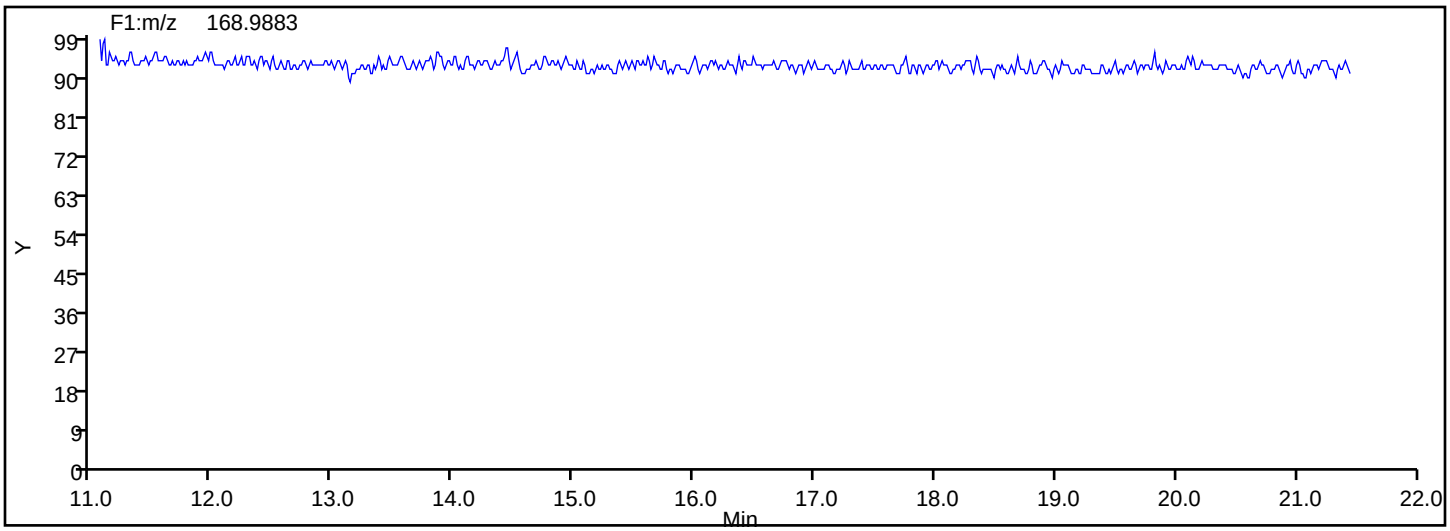

Eurofins TestAmerica, Knoxville

Data File:	\\chromna\Knoxville\ChromData\D3D\20190813-12717.b\d4190821i5.d		
Injection Date:	21-Aug-2019 18:03:00	Injection Vol:	1.0 ul
Instrument ID:	D3D	Operator ID:	Xcalibur_System
Method:	PCBs_D3D	Limit Group:	HR - 1668A - ICAL
Client ID:			
Worklist#:	33168	Sample Line#:	5
Column Type:	SPB-Octyl	Column Dia:	0.25 mm

TriPCB F2

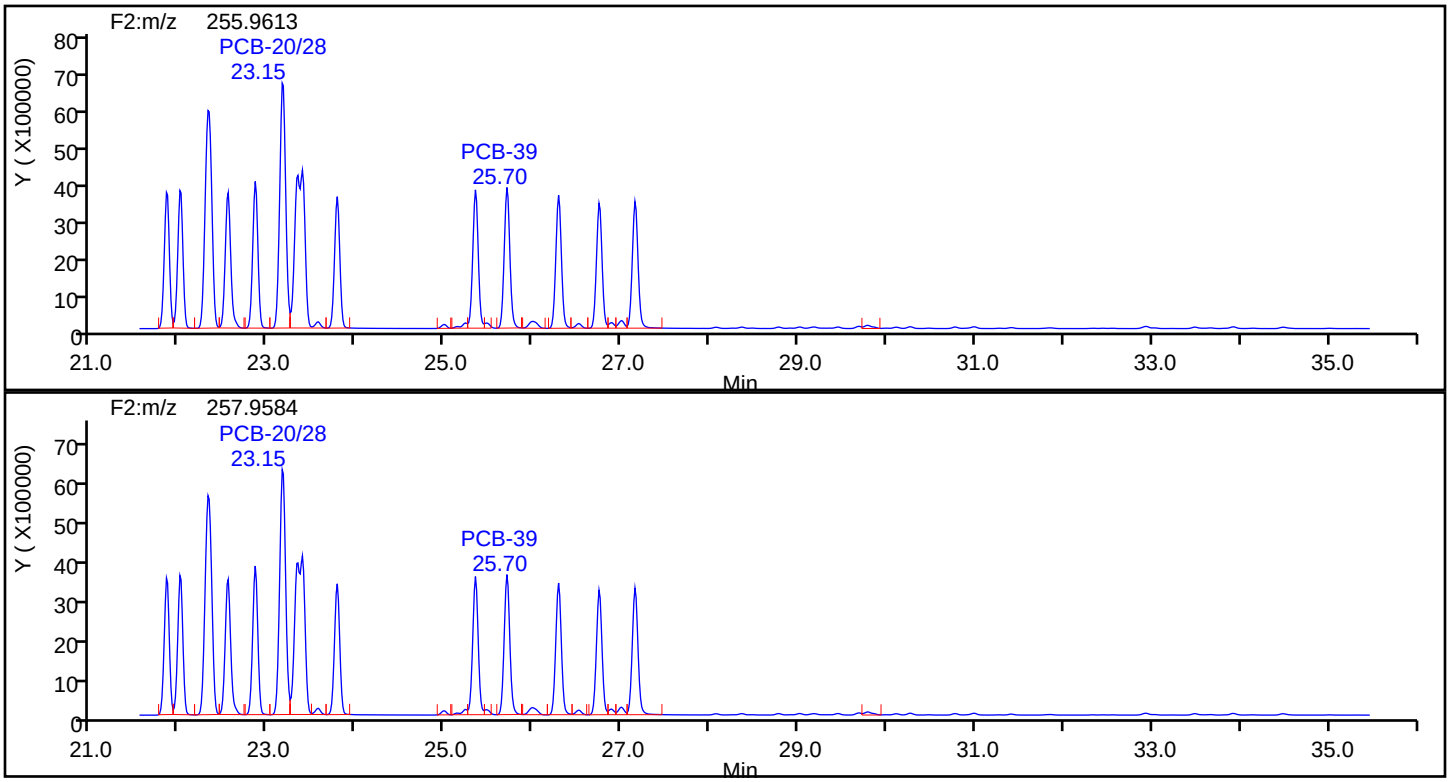

TriPCB F2 Standards

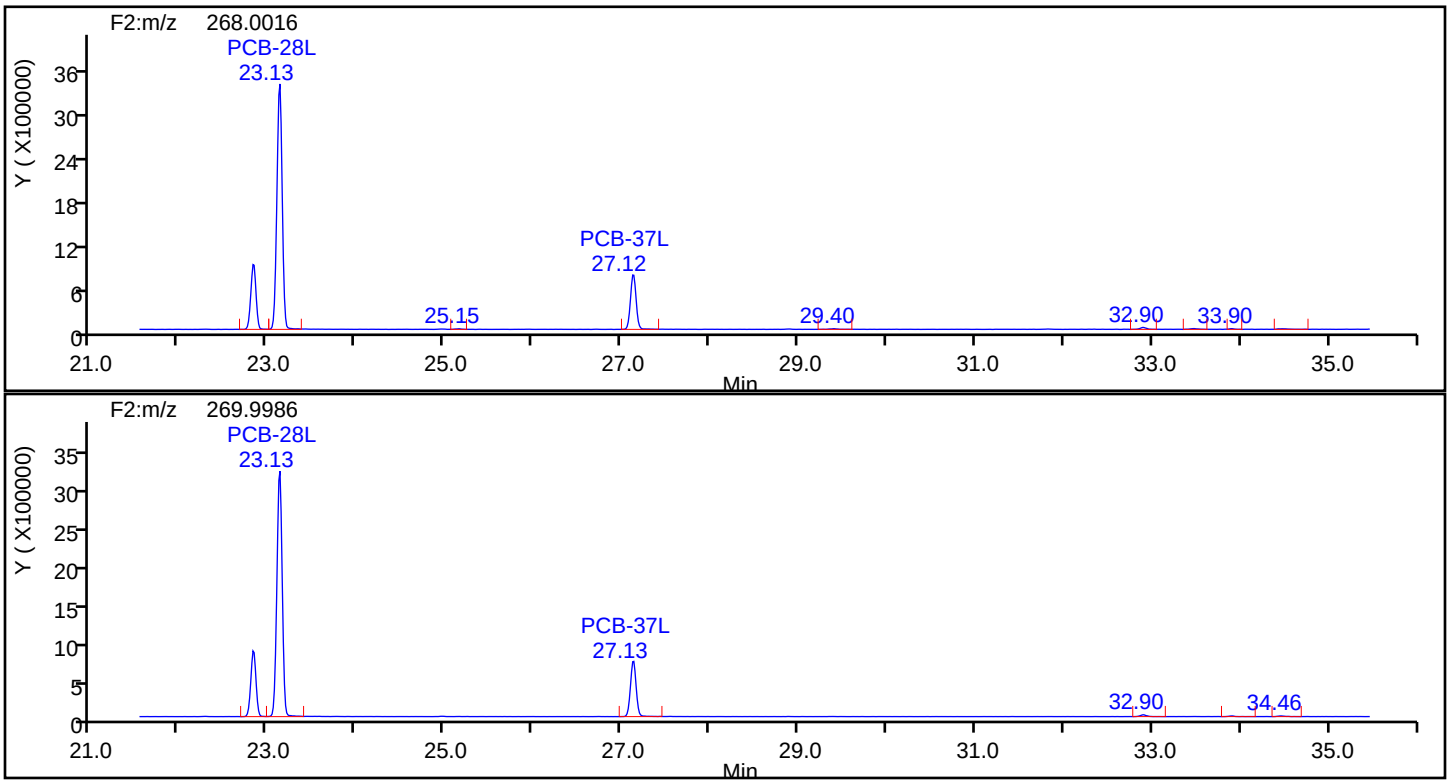

Eurofins TestAmerica, Knoxville

Data File:	\\chromna\Knoxville\ChromData\D3D\20190813-12717.b\d4190821i5.d		
Injection Date:	21-Aug-2019 18:03:00	Injection Vol:	1.0 ul
Instrument ID:	D3D	Operator ID:	Xcalibur_System
Method:	PCBs_D3D	Limit Group:	HR - 1668A - ICAL
Client ID:			
Worklist#:	33168	Sample Line#:	5
Column Type:	SPB-Octyl	Column Dia:	0.25 mm

TriPCB F2

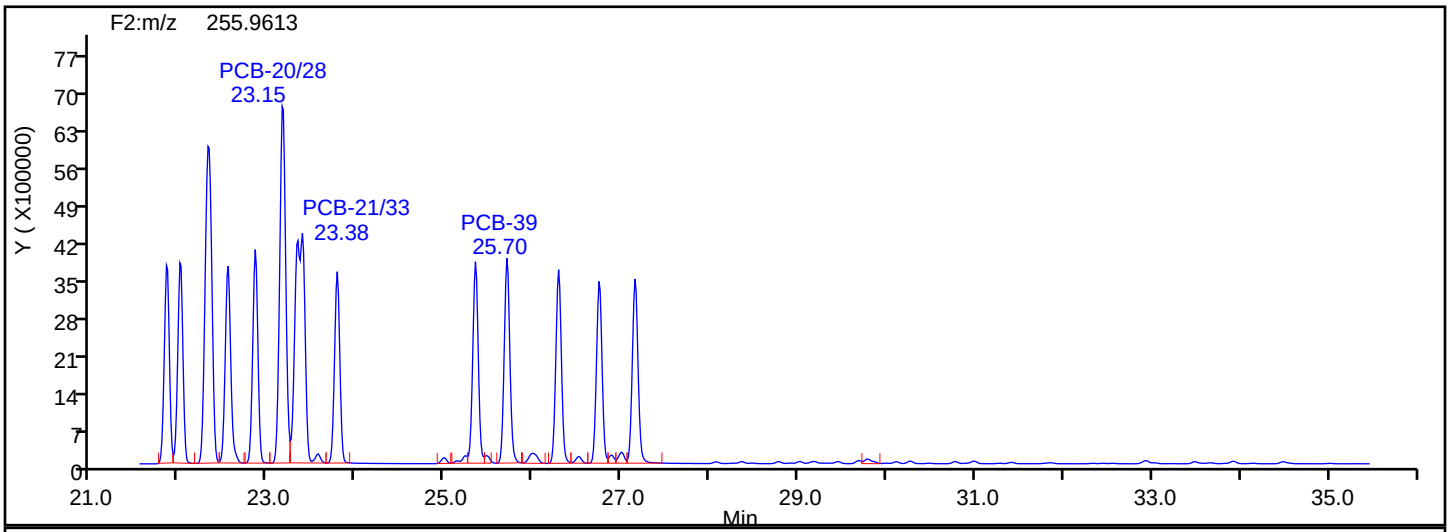

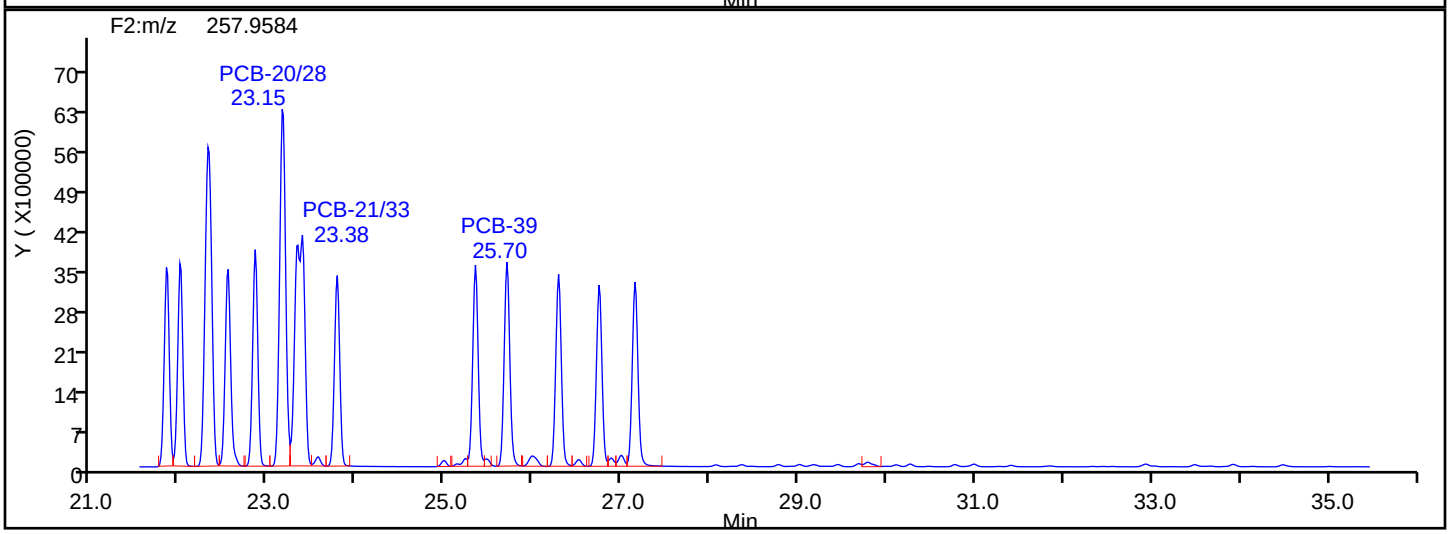

TriPCB F2 Lock Mass

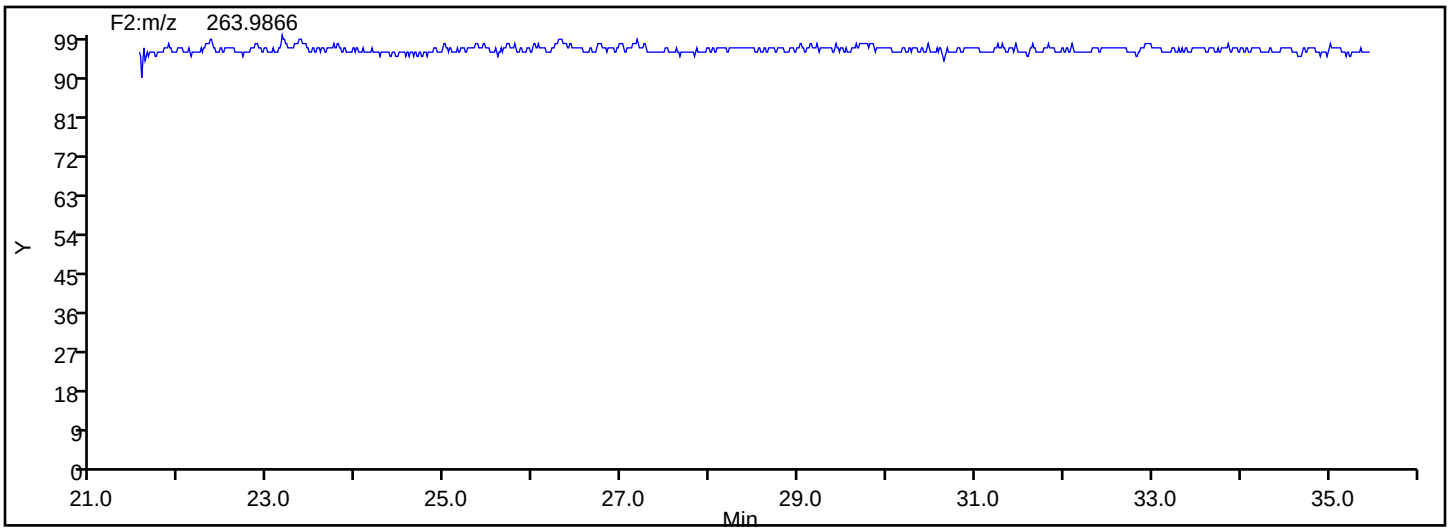

Manual Integration/User Assign Peak Report

Eurofins TestAmerica, Knoxville

Data File: \\chromna\Knoxville\ChromData\D3D\20190813-12717.b\d4190821i5.d
Injection Date: 21-Aug-2019 18:03:00 Instrument ID: D3D
Lims ID: IC L5
Client ID:
Operator ID: Xcalibur_System ALS Bottle#: 0 Worklist Smp#: 5
Injection Vol: 1.0 ul Dil. Factor: 1.0000
Method: PCBs_D3D Limit Group: HR - 1668A - ICAL
Column: SPB-Octyl (0.25 mm) Detector F2(21.81 :35.54)

PCB-36, CAS: 38444-87-0

Signal: 2

Processing Integration Results

RT: 25.34
Area: 15833657
Amount: 360.2038
Amount Units: pg/ul

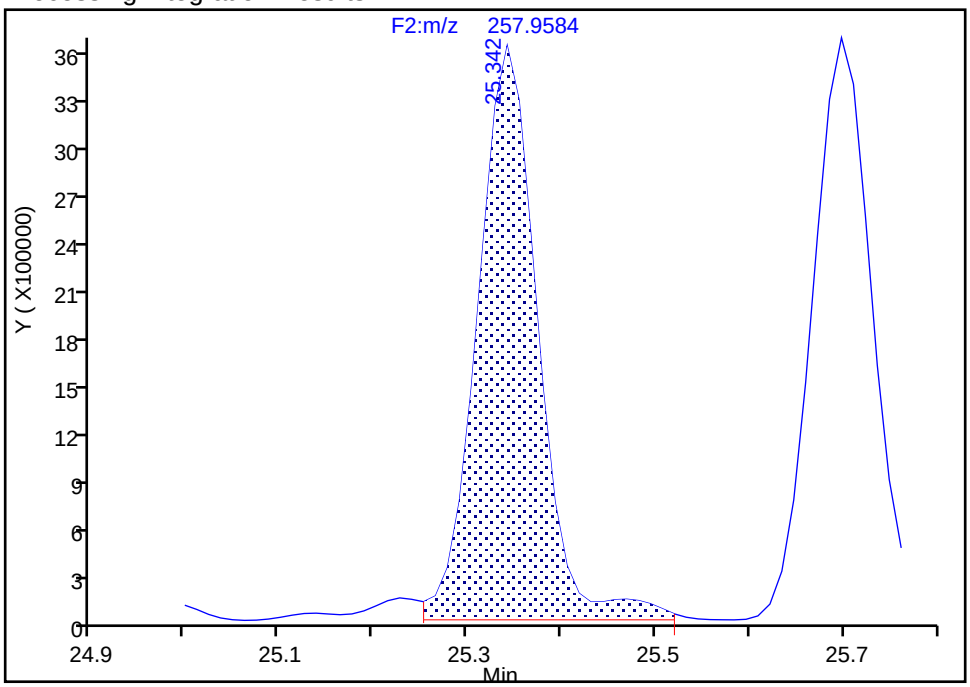

Manual Integration Results

RT: 25.34
Area: 15368128
Amount: 354.8098
Amount Units: pg/ul

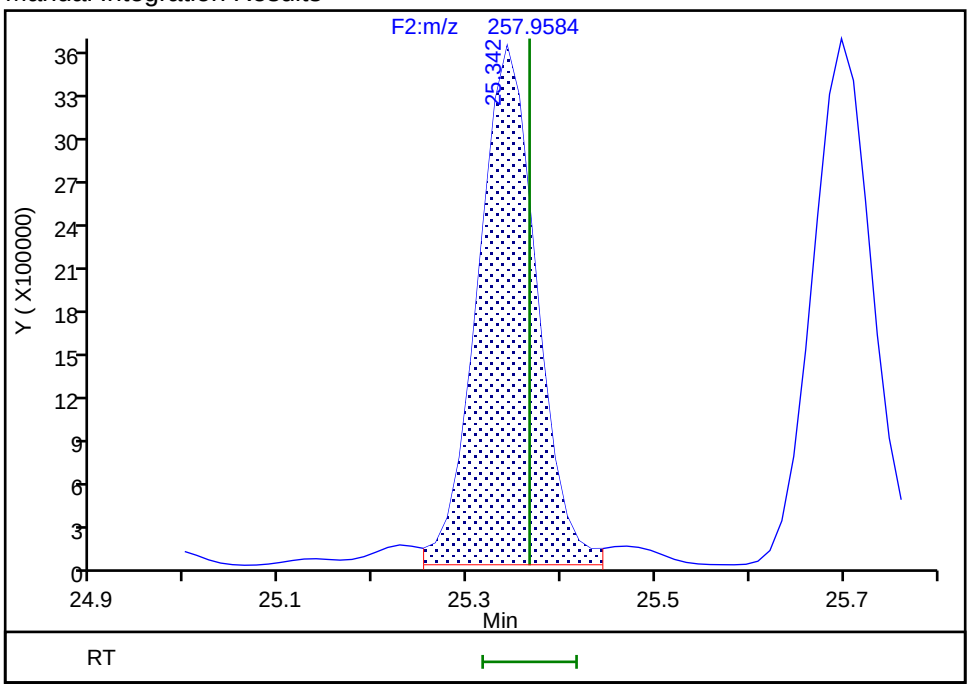

Reviewer: mcwhirterl, 22-Aug-2019 01:38:58
Audit Action: Marked Compound Undetected Audit Reason: Invalid Compound ID

Manual Integration/User Assign Peak Report

Eurofins TestAmerica, Knoxville

Data File: \\chromna\Knoxville\ChromData\D3D\20190813-12717.b\d4190821i5.d
Injection Date: 21-Aug-2019 18:03:00 Instrument ID: D3D
Lims ID: IC L5
Client ID:
Operator ID: Xcalibur_System ALS Bottle#: 0 Worklist Smp#: 5
Injection Vol: 1.0 ul Dil. Factor: 1.0000
Method: PCBs_D3D Limit Group: HR - 1668A - ICAL
Column: SPB-Octyl (0.25 mm) Detector F2(21.81 :35.54)

PCB-36, CAS: 38444-87-0

Signal: 3

Processing Integration Results

RT: 25.34
Area: 32753211
Amount: 360.2038
Amount Units: pg/ul

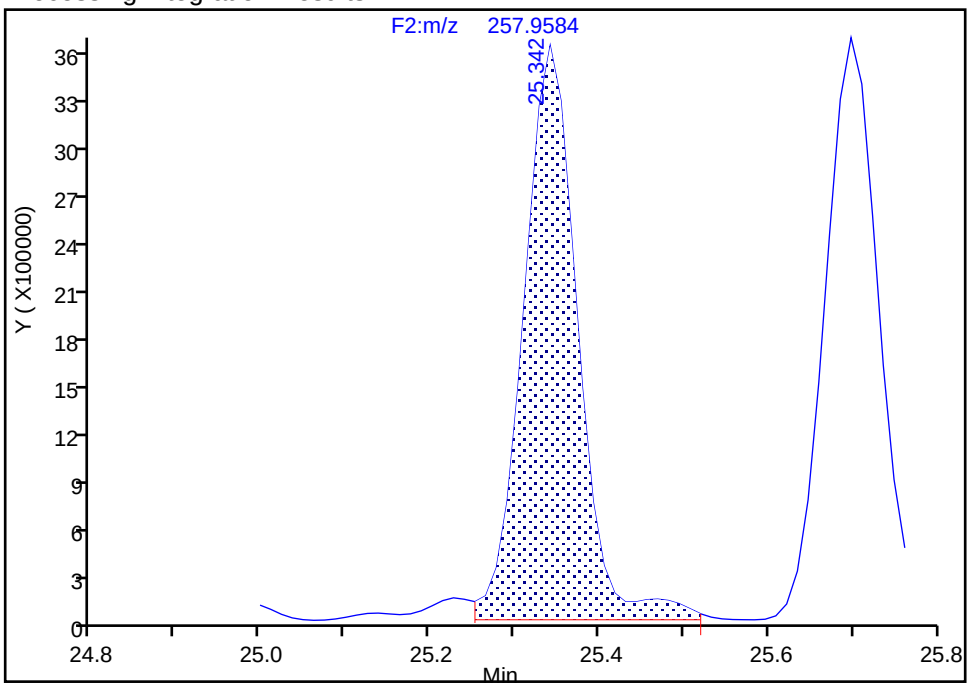

Manual Integration Results

RT: 25.34
Area: 31776768
Amount: 354.8098
Amount Units: pg/ul
Reviewer: mcwhirterl, 22-Aug-2019 01:38:58
Audit Action: Marked Compound Undetected Audit Reason: Invalid Compound ID

Manual Integration/User Assign Peak Report

Eurofins TestAmerica, Knoxville

Data File: \\chromna\Knoxville\ChromData\D3D\20190813-12717.b\d4190821i5.d
Injection Date: 21-Aug-2019 18:03:00 Instrument ID: D3D
Lims ID: IC L5
Client ID:
Operator ID: Xcalibur_System ALS Bottle#: 0 Worklist Smp#: 5
Injection Vol: 1.0 ul Dil. Factor: 1.0000
Method: PCBs_D3D Limit Group: HR - 1668A - ICAL
Column: SPB-Octyl (0.25 mm) Detector F2(21.81 :35.54)

PCB-36, CAS: 38444-87-0

Signal: 1

Processing Integration Results

RT: 25.34
Area: 16919554
Amount: 360.2038
Amount Units: pg/ul

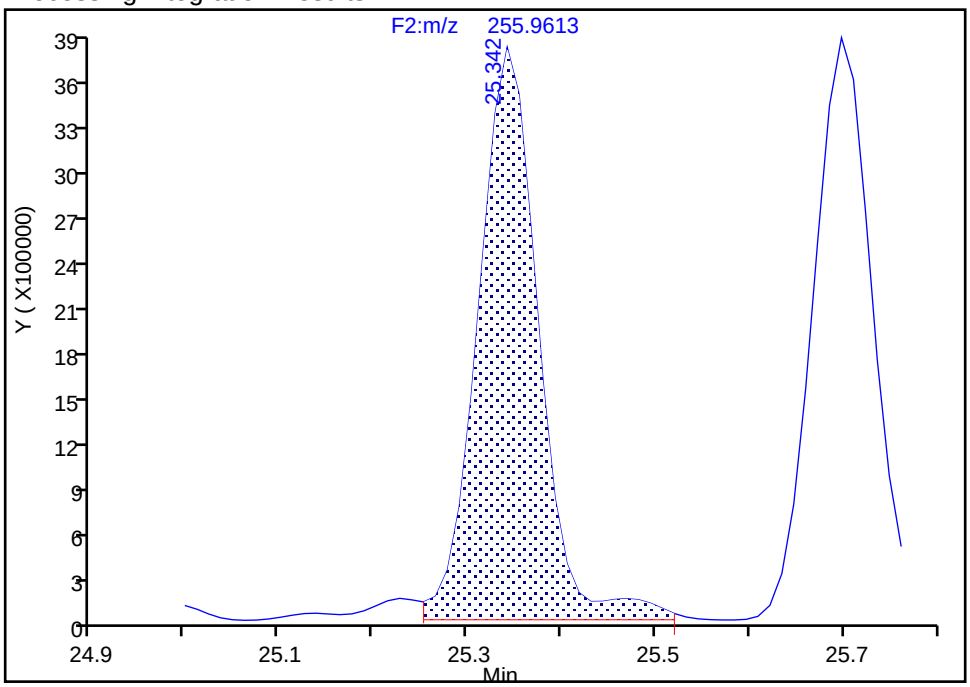

Manual Integration Results

RT: 25.34
Area: 16408640
Amount: 354.8098
Amount Units: pg/ul

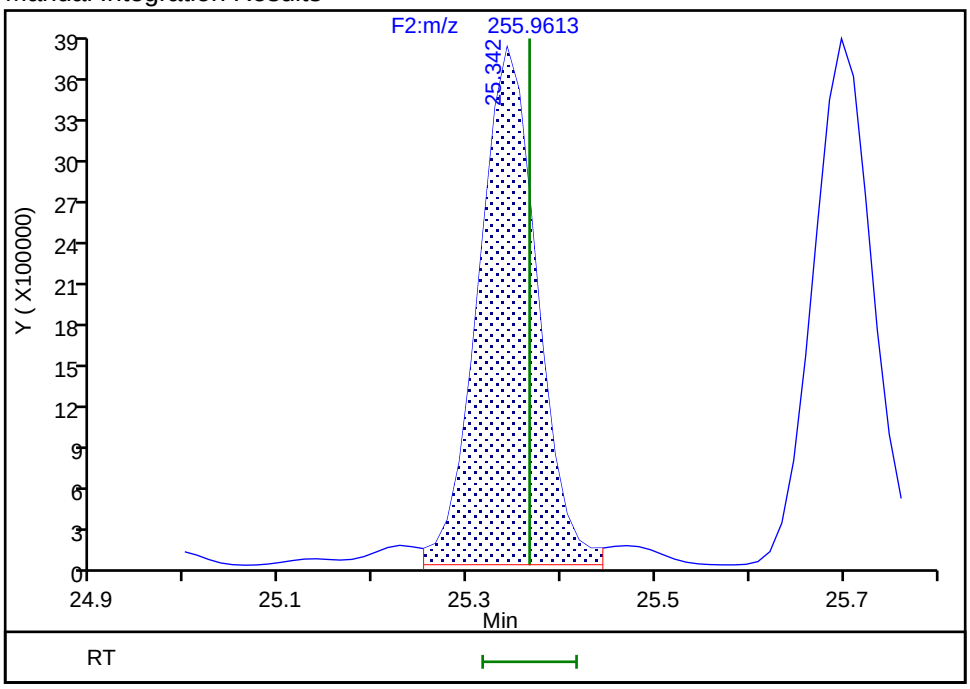

Reviewer: mcwhirterl, 22-Aug-2019 01:39:00
Audit Action: Manually Integrated/Assigned Compound ID Audit Reason: Split Peak

Manual Integration/User Assign Peak Report

Eurofins TestAmerica, Knoxville

Data File: \\chromna\Knoxville\ChromData\D3D\20190813-12717.b\d4190821i5.d
Injection Date: 21-Aug-2019 18:03:00 Instrument ID: D3D
Lims ID: IC L5
Client ID:
Operator ID: Xcalibur_System ALS Bottle#: 0 Worklist Smp#: 5
Injection Vol: 1.0 ul Dil. Factor: 1.0000
Method: PCBs_D3D Limit Group: HR - 1668A - ICAL
Column: SPB-Octyl (0.25 mm) Detector F2(21.81 :35.54)

PCB-38, CAS: 53555-66-1

Signal: 2

Processing Integration Results

RT: 26.28
Area: 16064492
Amount: 362.8000
Amount Units: pg/ul

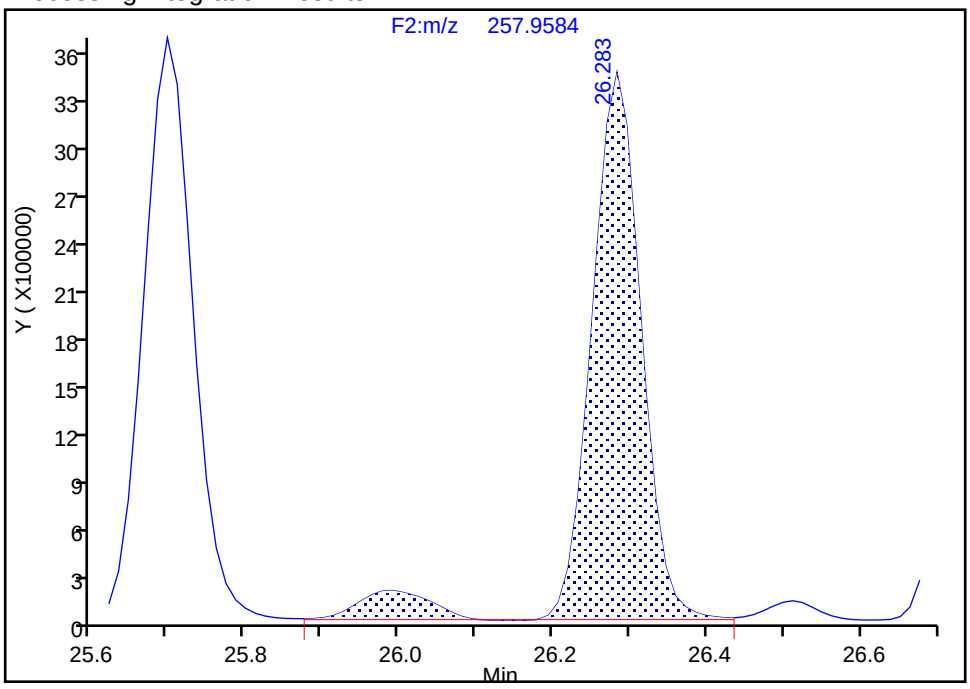

Manual Integration Results

RT: 26.28
Area: 14900851
Amount: 352.0620
Amount Units: pg/ul

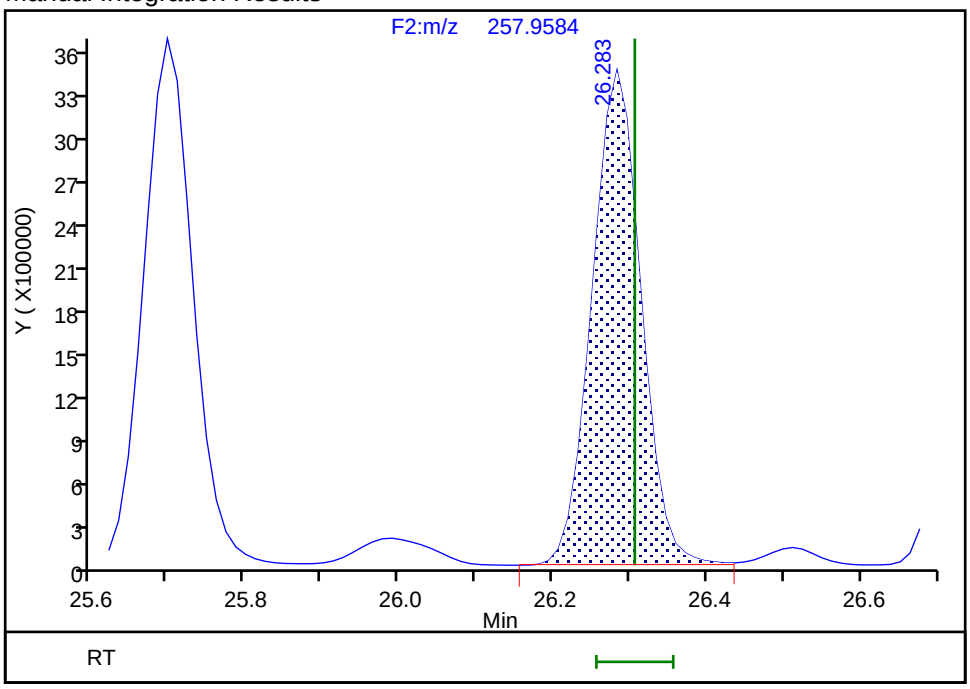

Reviewer: mcwhirterl, 21-Aug-2019 19:33:17
Audit Action: Marked Compound Undetected Audit Reason: Invalid Compound ID

Manual Integration/User Assign Peak Report

Eurofins TestAmerica, Knoxville

Data File: \\chromna\Knoxville\ChromData\D3D\20190813-12717.b\d4190821i5.d
Injection Date: 21-Aug-2019 18:03:00 Instrument ID: D3D
Lims ID: IC L5
Client ID:
Operator ID: Xcalibur_System ALS Bottle#: 0 Worklist Smp#: 5
Injection Vol: 1.0 ul Dil. Factor: 1.0000
Method: PCBs_D3D Limit Group: HR - 1668A - ICAL
Column: SPB-Octyl (0.25 mm) Detector F2(21.81 :35.54)

PCB-38, CAS: 53555-66-1

Signal: 3

Processing Integration Results

RT: 26.28
Area: 32011374
Amount: 362.8000
Amount Units: pg/ul

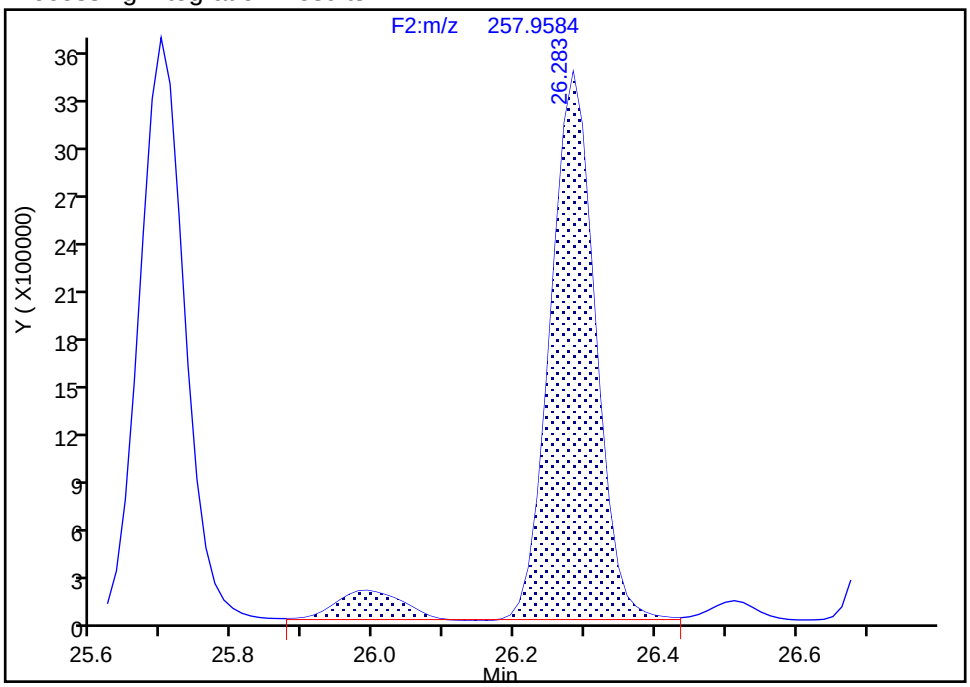

Manual Integration Results

RT: 26.28
Area: 30847733
Amount: 352.0620
Amount Units: pg/ul
Reviewer: mcwhirterl, 21-Aug-2019 19:33:17
Audit Action: Marked Compound Undetected Audit Reason: Invalid Compound ID

Manual Integration/User Assign Peak Report

Eurofins TestAmerica, Knoxville

Data File: \\chromna\Knoxville\ChromData\D3D\20190813-12717.b\d4190821i5.d
Injection Date: 21-Aug-2019 18:03:00 Instrument ID: D3D
Lims ID: IC L5
Client ID:
Operator ID: Xcalibur_System ALS Bottle#: 0 Worklist Smp#: 5
Injection Vol: 1.0 ul Dil. Factor: 1.0000
Method: PCBs_D3D Limit Group: HR - 1668A - ICAL
Column: SPB-Octyl (0.25 mm) Detector F2(21.81 :35.54)

PCB-38, CAS: 53555-66-1

Signal: 1

Processing Integration Results

RT: 26.28
Area: 15946882
Amount: 362.8000
Amount Units: pg/ul

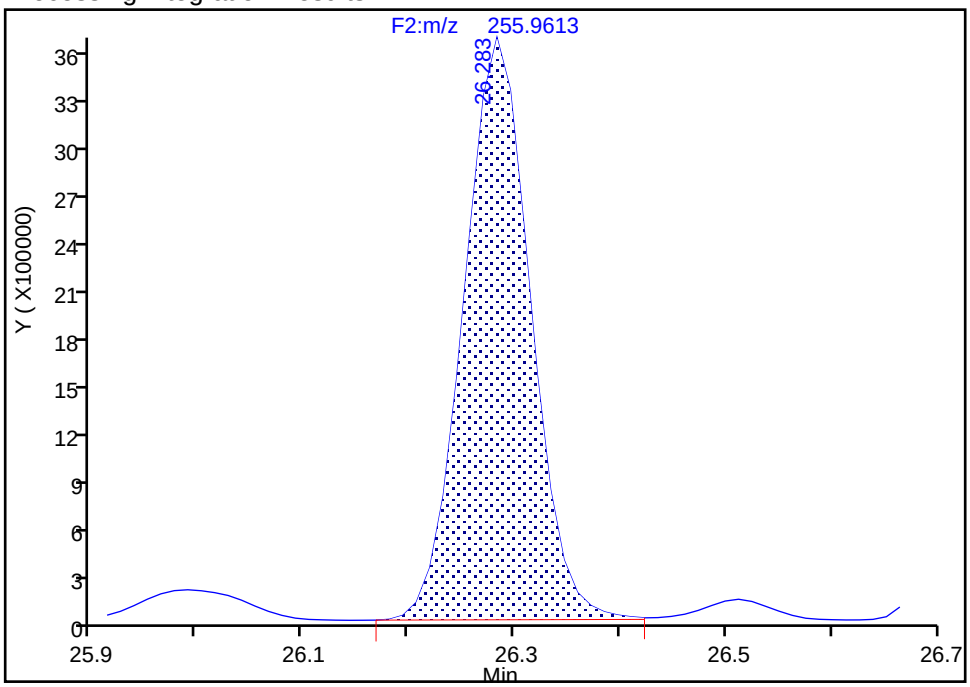

Manual Integration Results

RT: 26.28
Area: 15946882
Amount: 352.0620
Amount Units: pg/ul

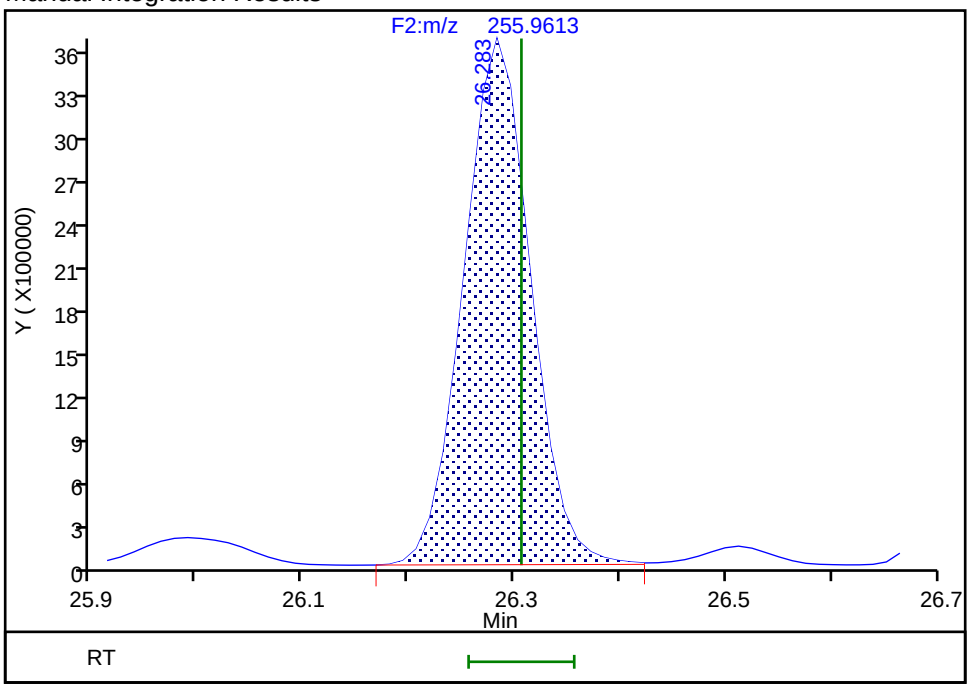

Reviewer: mcwhirterl, 21-Aug-2019 19:33:19
Audit Action: Manually Integrated/Assigned Compound ID Audit Reason: Split Peak

Manual Integration/User Assign Peak Report

Eurofins TestAmerica, Knoxville

Data File:	\\chromna\Knoxville\ChromData\D3D\20190813-12717.b\d4190821i5.d				
Injection Date:	21-Aug-2019 18:03:00	Instrument ID:	D3D		
Lims ID:	IC L5				
Client ID:					
Operator ID:	Xcalibur_System	ALS Bottle#:	0	Worklist Smp#:	5
Injection Vol:	1.0 ul	Dil. Factor:	1.0000		
Method:	PCBs_D3D	Limit Group:	HR - 1668A - ICAL		
Column:	SPB-Octyl (0.25 mm)	Detector	F2(21.81 :35.54)		

PCB-35, CAS: 37680-69-6

Signal: 2

Processing Integration Results

RT: 26.74
Area: 14043677
Amount: 356.8319
Amount Units: pg/ul

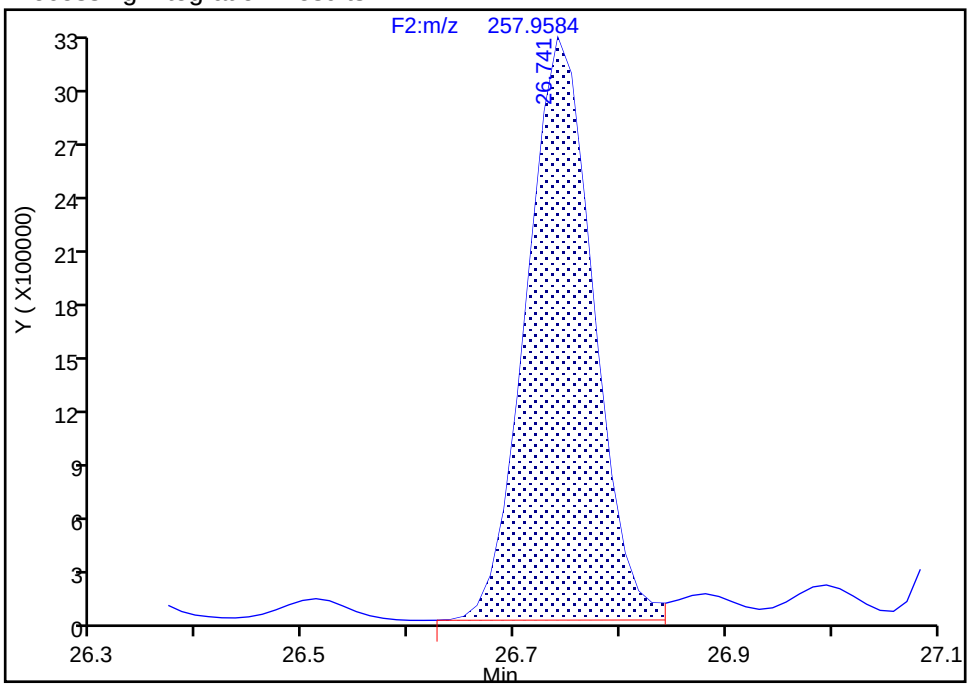

Manual Integration Results

RT: 26.74
Area: 14043677
Amount: 358.9775
Amount Units: pg/ul

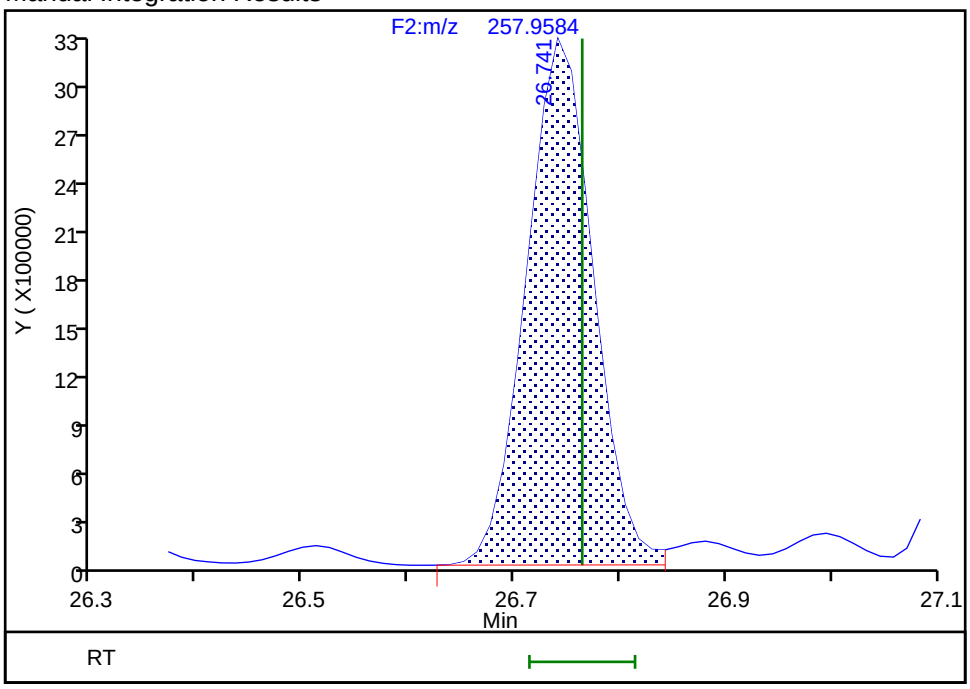

Reviewer: mcwhirterl, 21-Aug-2019 19:33:25

Audit Action: Marked Compound Undetected Audit Reason: Invalid Compound ID

Manual Integration/User Assign Peak Report

Eurofins TestAmerica, Knoxville

Data File: \\chromna\Knoxville\ChromData\D3D\20190813-12717.b\d4190821i5.d
Injection Date: 21-Aug-2019 18:03:00 Instrument ID: D3D
Lims ID: IC L5
Client ID:
Operator ID: Xcalibur_System ALS Bottle#: 0 Worklist Smp#: 5
Injection Vol: 1.0 ul Dil. Factor: 1.0000
Method: PCBs_D3D Limit Group: HR - 1668A - ICAL
Column: SPB-Octyl (0.25 mm) Detector F2(21.81 :35.54)

PCB-35, CAS: 37680-69-6

Signal: 3

Processing Integration Results

RT: 26.74
Area: 29594795
Amount: 356.8319
Amount Units: pg/ul

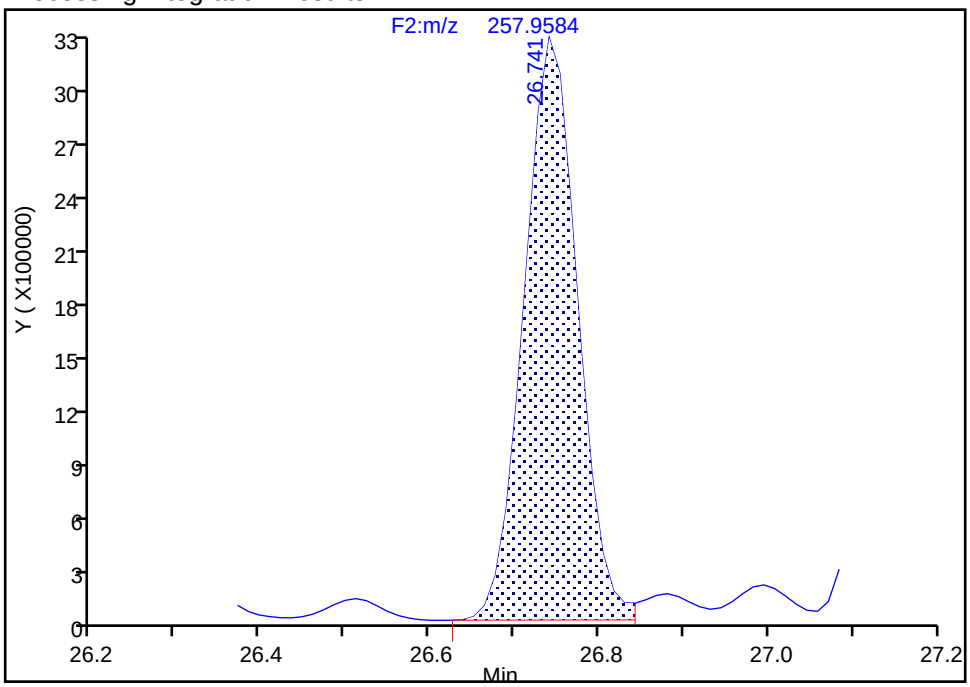

Manual Integration Results

RT: 26.74
Area: 29042243
Amount: 358.9775
Amount Units: pg/ul
Reviewer: mcwhirterl, 21-Aug-2019 19:33:25
Audit Action: Marked Compound Undetected Audit Reason: Invalid Compound ID

Manual Integration/User Assign Peak Report

Eurofins TestAmerica, Knoxville

Data File:	\\chromna\Knoxville\ChromData\D3D\20190813-12717.b\d4190821i5.d				
Injection Date:	21-Aug-2019 18:03:00	Instrument ID:	D3D		
Lims ID:	IC L5				
Client ID:					
Operator ID:	Xcalibur_System	ALS Bottle#:	0	Worklist Smp#:	5
Injection Vol:	1.0 ul	Dil. Factor:	1.0000		
Method:	PCBs_D3D	Limit Group:	HR - 1668A - ICAL		
Column:	SPB-Octyl (0.25 mm)	Detector	F2(21.81 :35.54)		

PCB-35, CAS: 37680-69-6

Signal: 1

Processing Integration Results

RT: 26.74
Area: 15551118
Amount: 356.8319
Amount Units: pg/ul

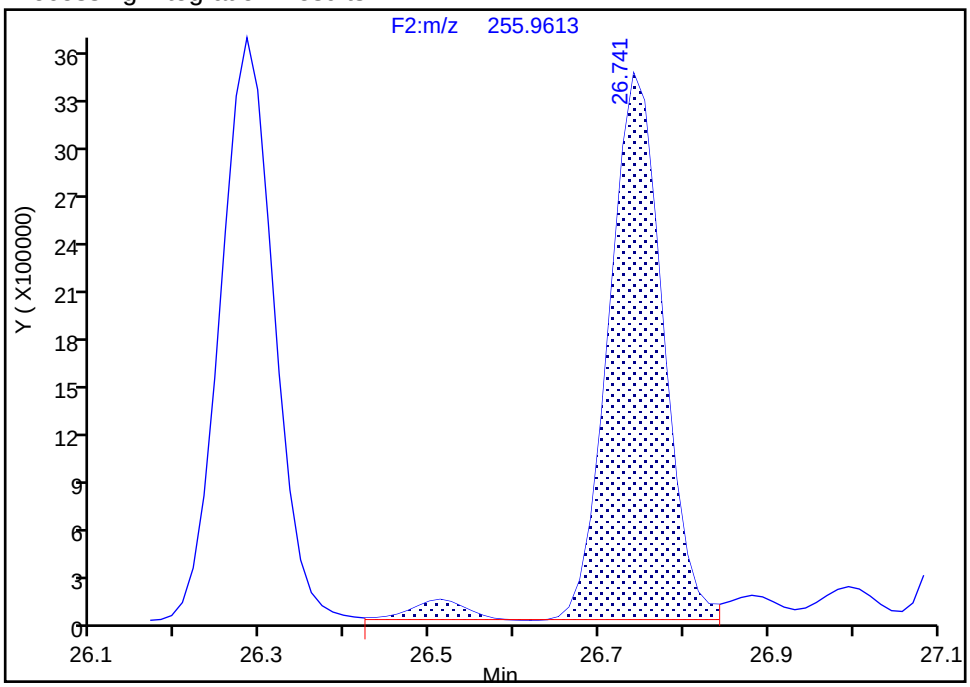

Manual Integration Results

RT: 26.74
Area: 14998566
Amount: 358.9775
Amount Units: pg/ul

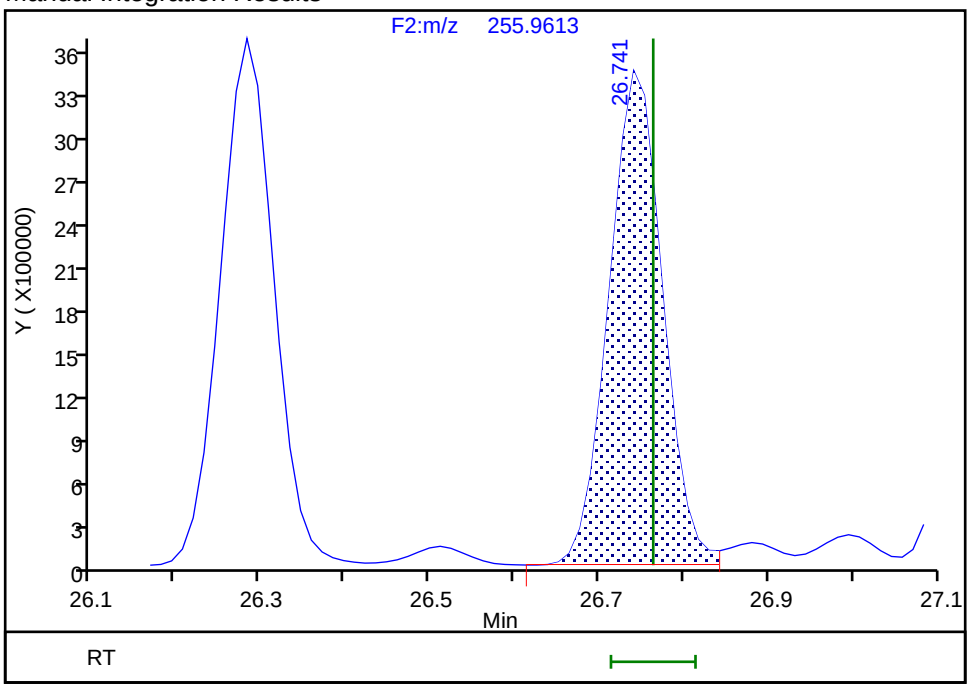

Reviewer: mcwhirterl, 21-Aug-2019 19:33:27

Audit Action: Manually Integrated/Assigned Compound ID Audit Reason: Split Peak

Eurofins TestAmerica, Knoxville

Data File:	\\chromna\Knoxville\ChromData\D3D\20190813-12717.b\d4190821i5.d		
Injection Date:	21-Aug-2019 18:03:00	Injection Vol:	1.0 ul
Instrument ID:	D3D	Operator ID:	Xcalibur_System
Method:	PCBs_D3D	Limit Group:	HR - 1668A - ICAL
Client ID:			
Worklist#:	33168	Sample Line#:	5
Column Type:	SPB-Octyl	Column Dia:	0.25 mm

TePCB F1

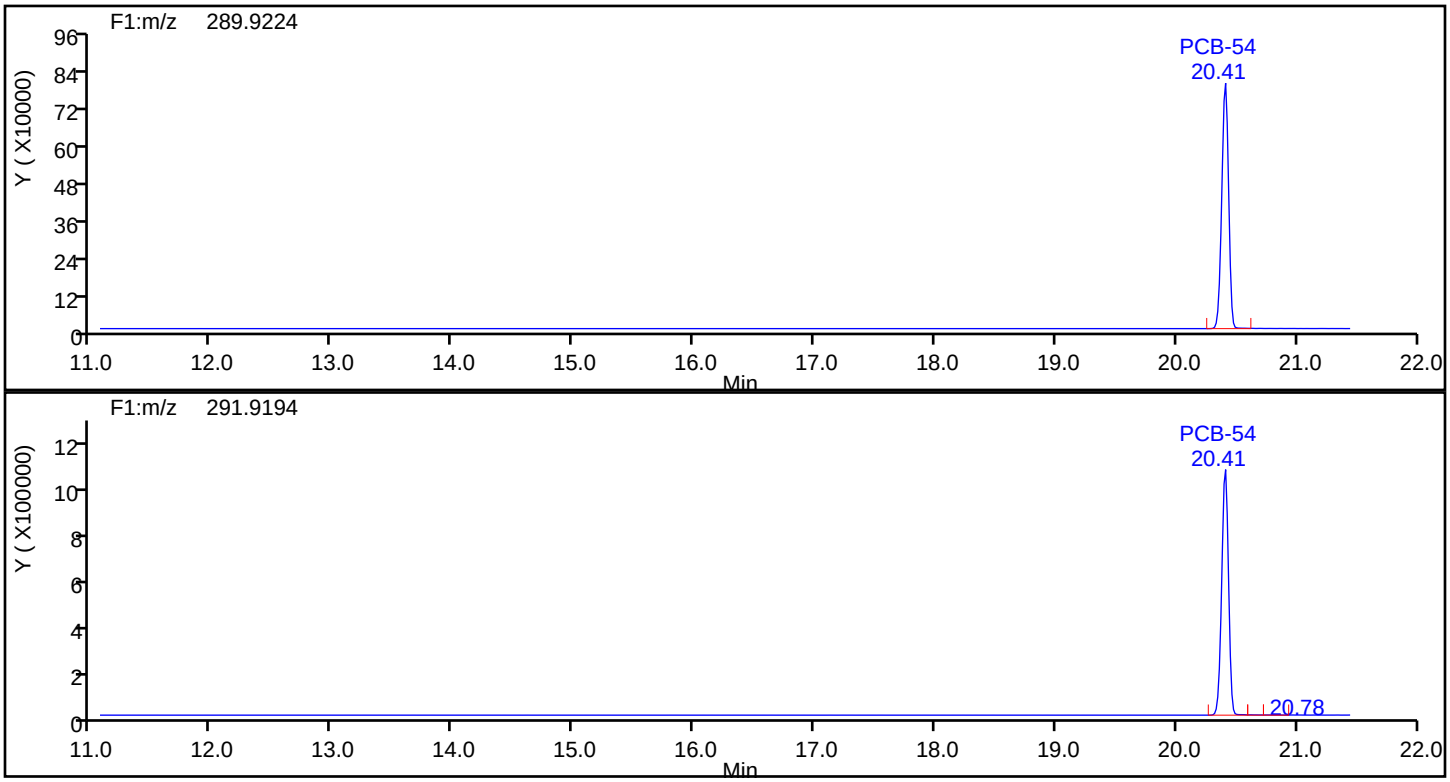

TePCB F1 Standards

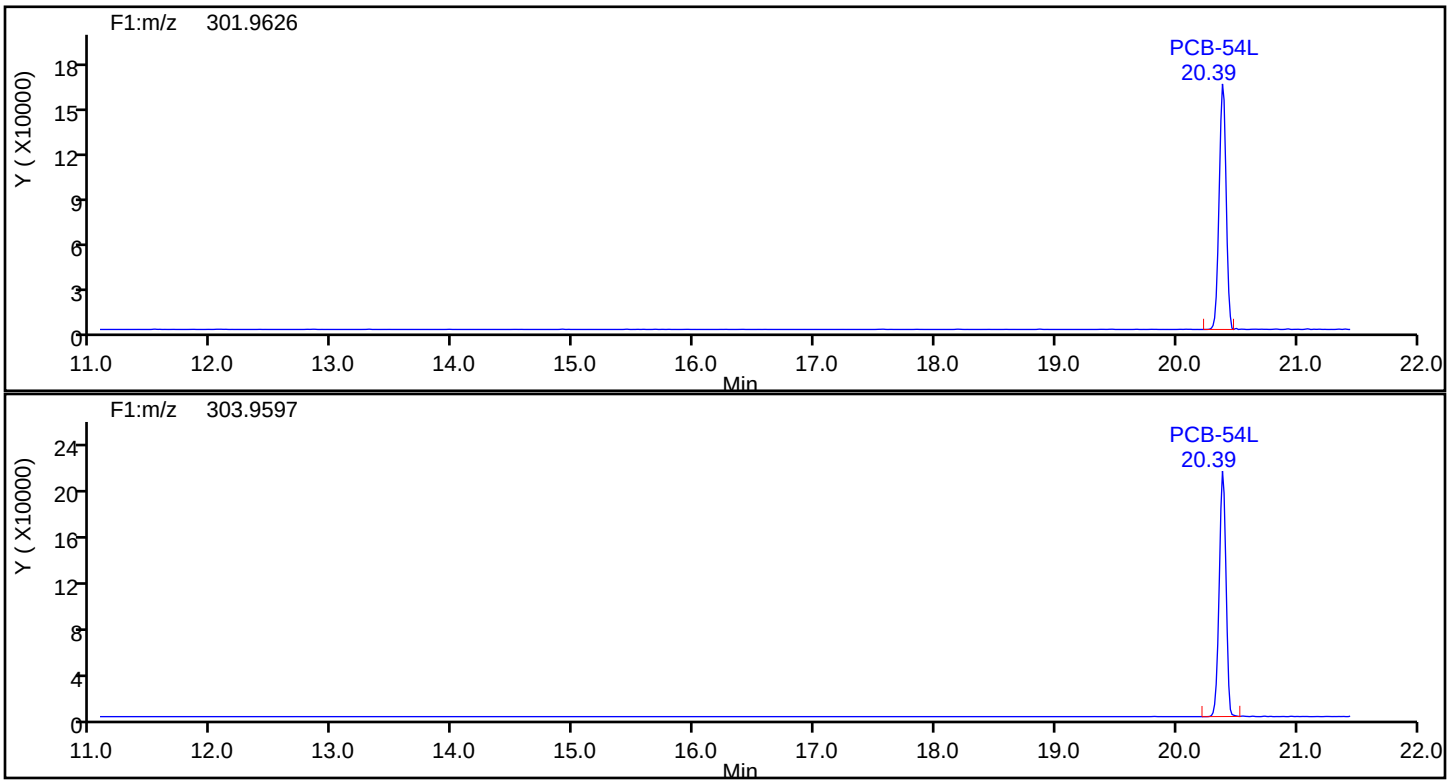

Eurofins TestAmerica, Knoxville

Data File:	\\chromna\Knoxville\ChromData\D3D\20190813-12717.b\d4190821i5.d		
Injection Date:	21-Aug-2019 18:03:00	Injection Vol:	1.0 ul
Instrument ID:	D3D	Operator ID:	Xcalibur_System
Method:	PCBs_D3D	Limit Group:	HR - 1668A - ICAL
Client ID:			
Worklist#:	33168	Sample Line#:	5
Column Type:	SPB-Octyl	Column Dia:	0.25 mm

TePCB F1

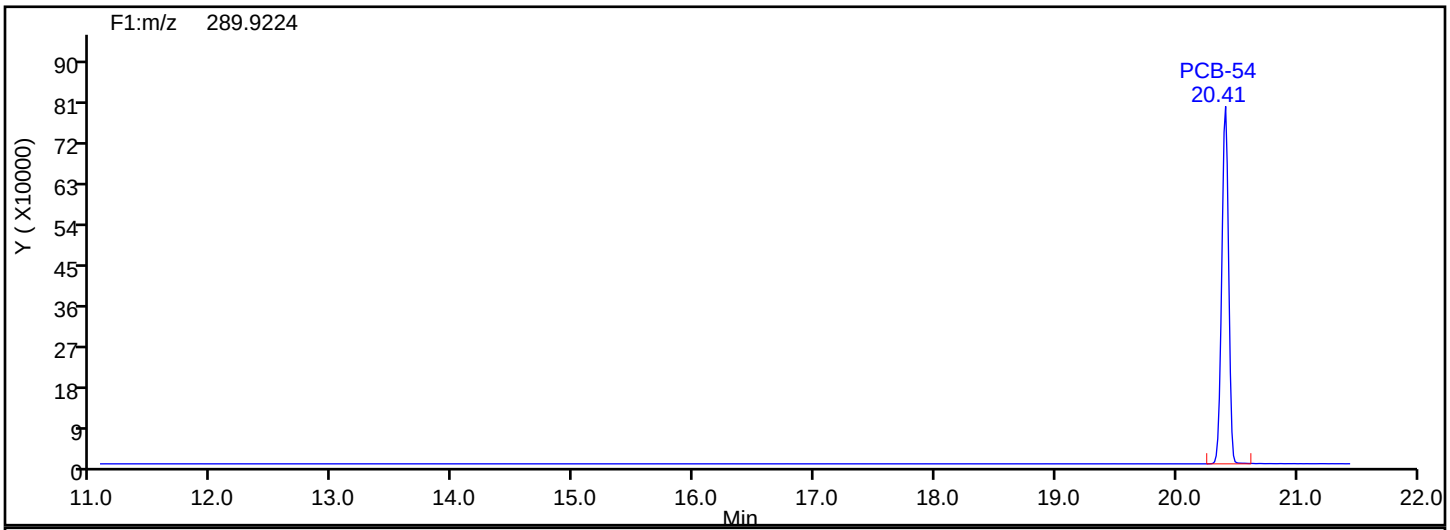

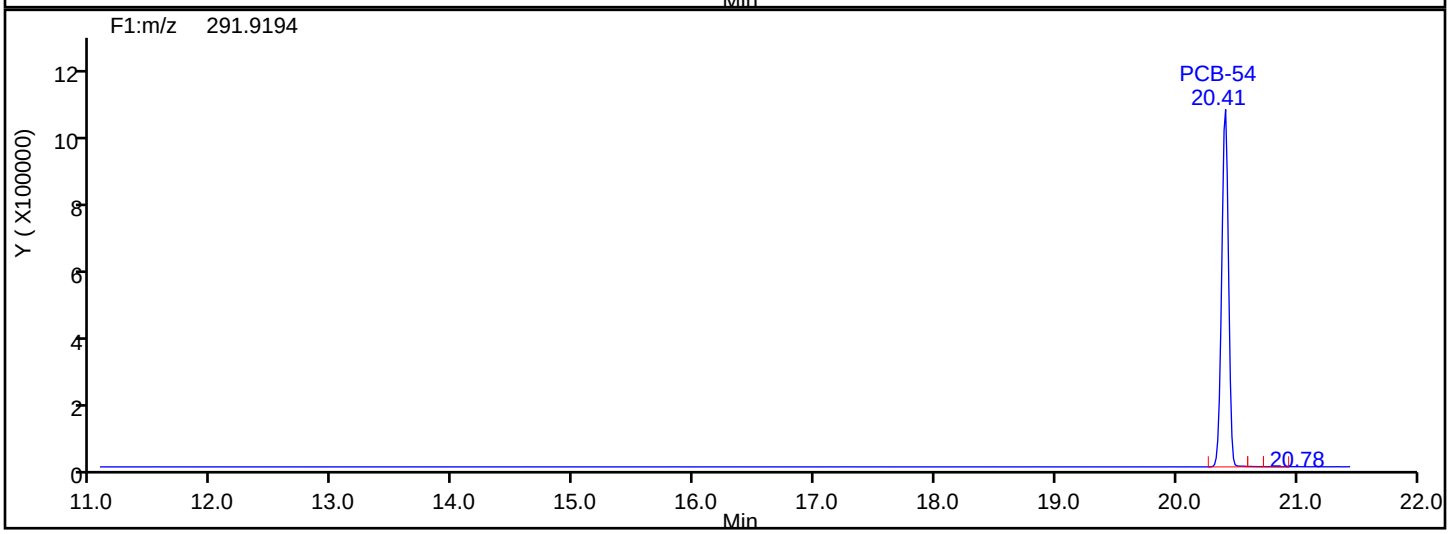

TePCB F1 Lock Mass

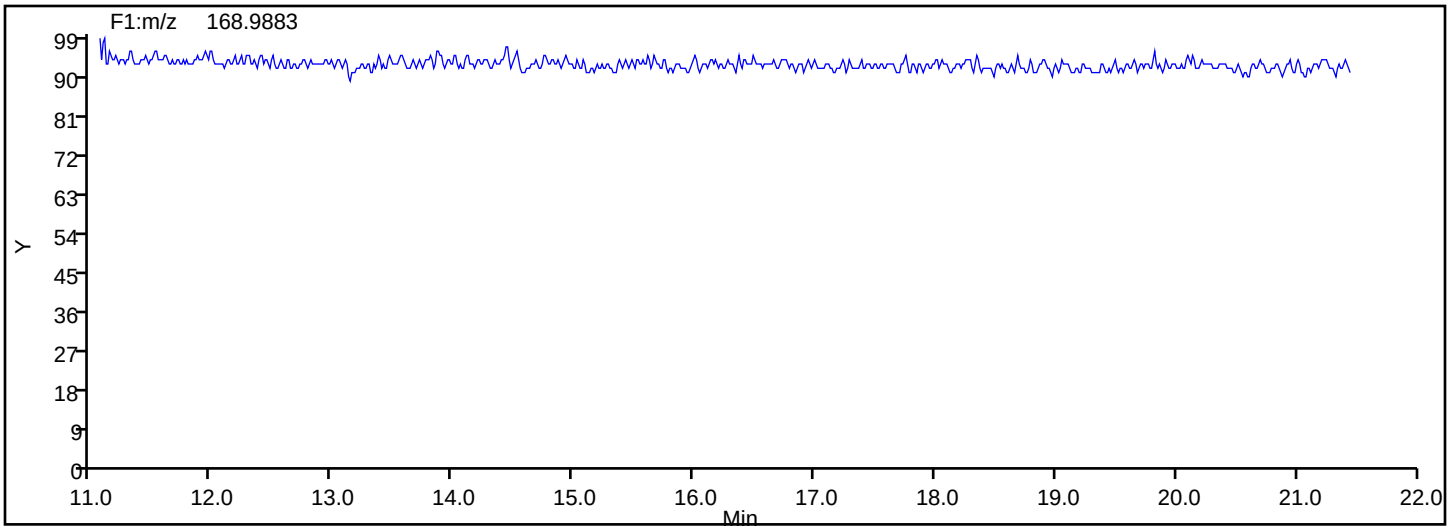

Eurofins TestAmerica, Knoxville

Data File:	\\chromna\Knoxville\ChromData\D3D\20190813-12717.b\d4190821i5.d		
Injection Date:	21-Aug-2019 18:03:00	Injection Vol:	1.0 ul
Instrument ID:	D3D	Operator ID:	Xcalibur_System
Method:	PCBs_D3D	Limit Group:	HR - 1668A - ICAL
Client ID:			
Worklist#:	33168	Sample Line#:	5
Column Type:	SPB-Octyl	Column Dia:	0.25 mm

TePCB F2

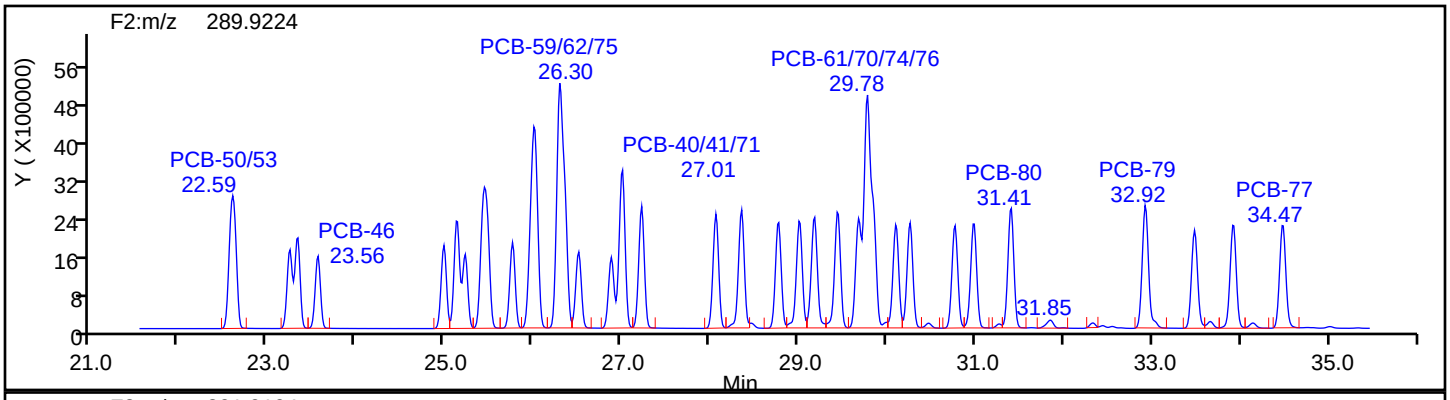

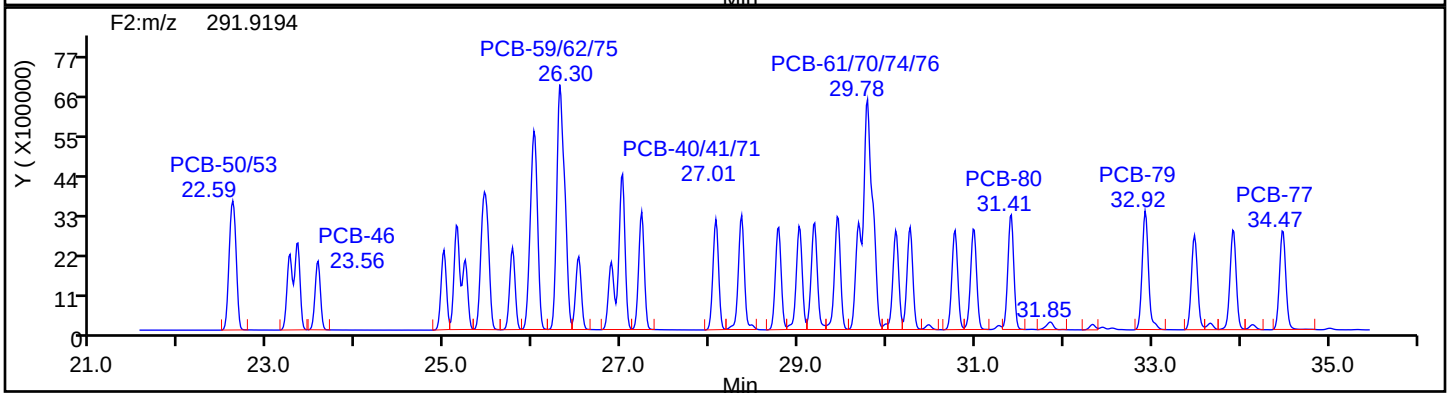

TePCB F2 Standards

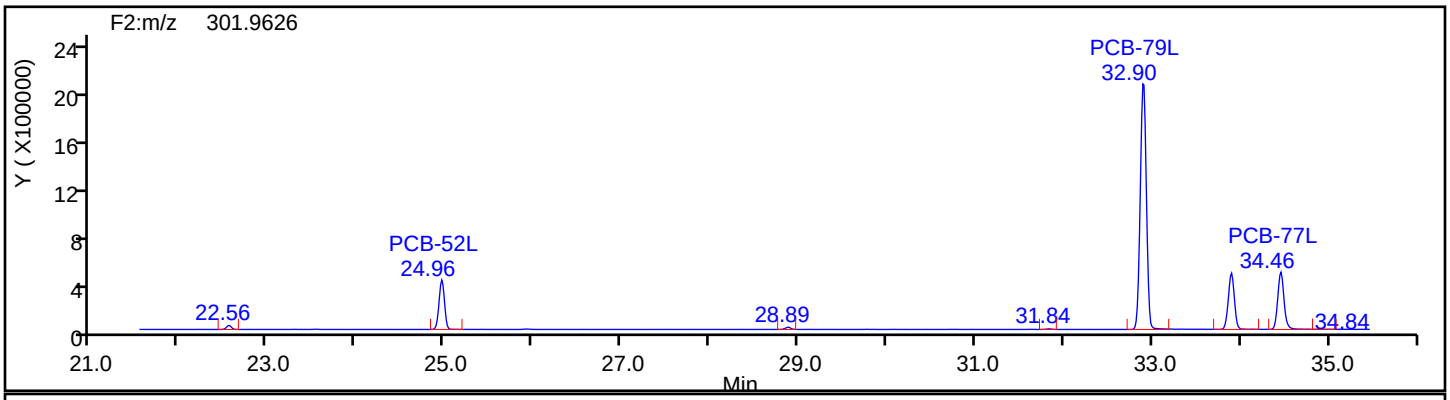

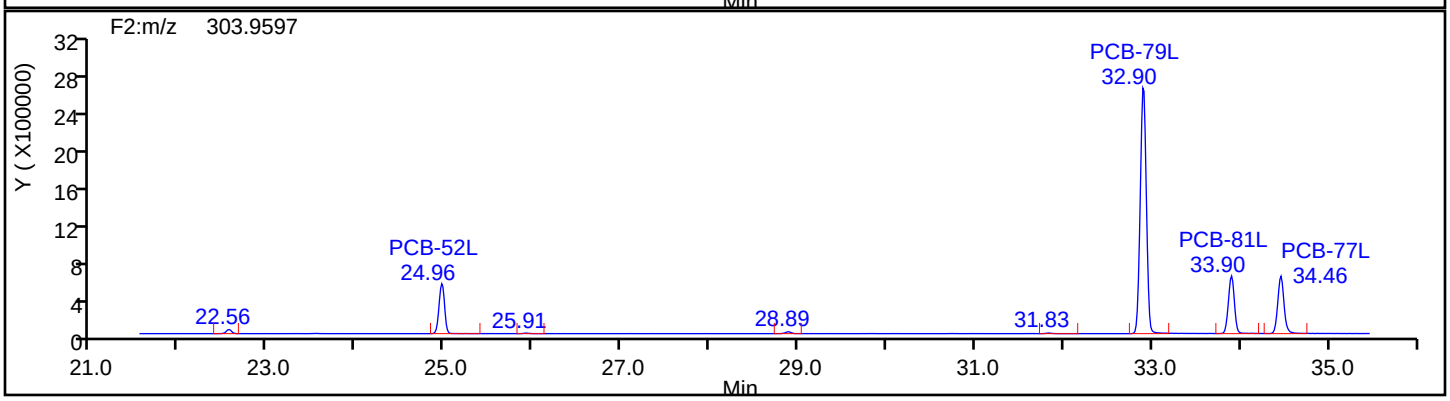

Eurofins TestAmerica, Knoxville

Data File:	\\chromna\Knoxville\ChromData\D3D\20190813-12717.b\d4190821i5.d		
Injection Date:	21-Aug-2019 18:03:00	Injection Vol:	1.0 ul
Instrument ID:	D3D	Operator ID:	Xcalibur_System
Method:	PCBs_D3D	Limit Group:	HR - 1668A - ICAL
Client ID:			
Worklist#:	33168	Sample Line#:	5
Column Type:	SPB-Octyl	Column Dia:	0.25 mm

TePCB F2

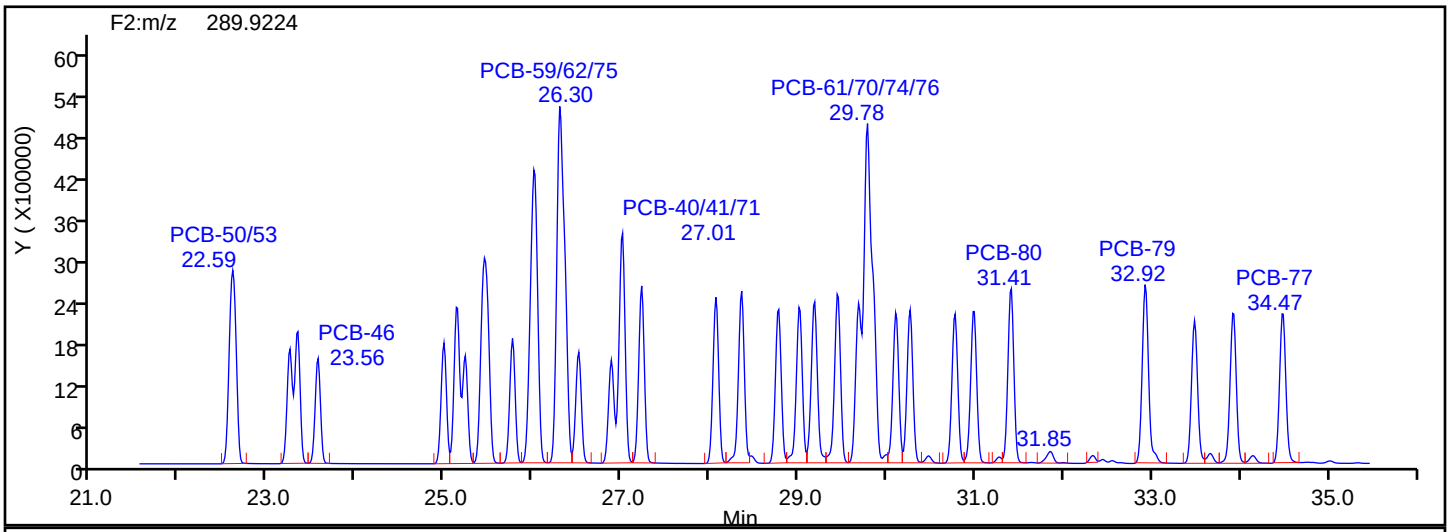

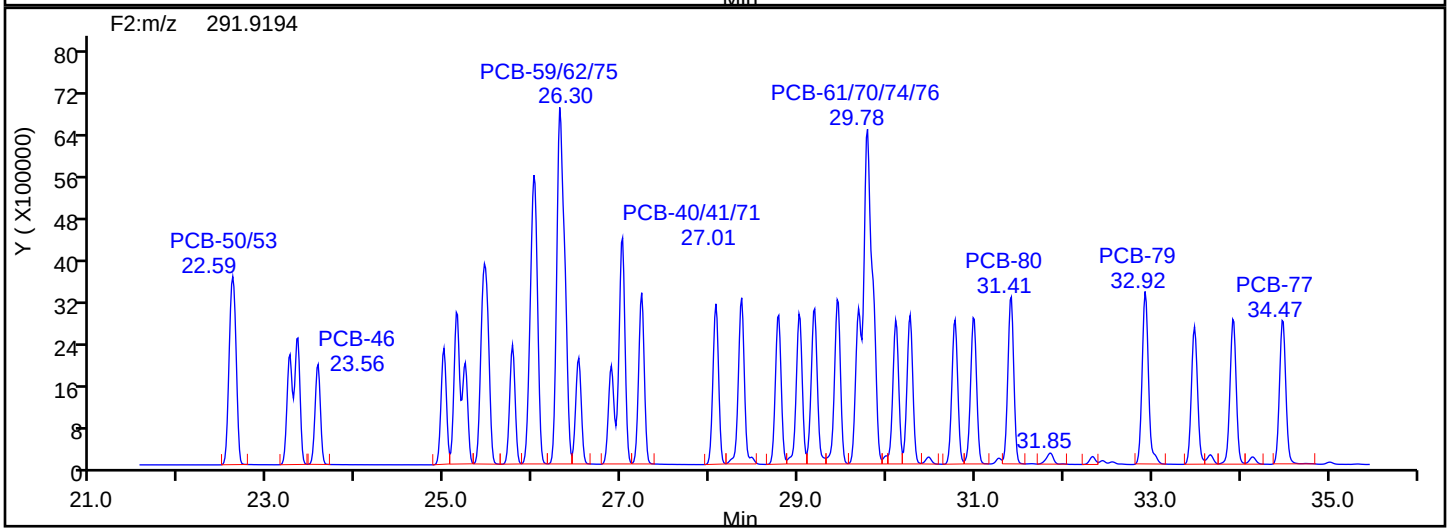

TePCB F2 Lock Mass

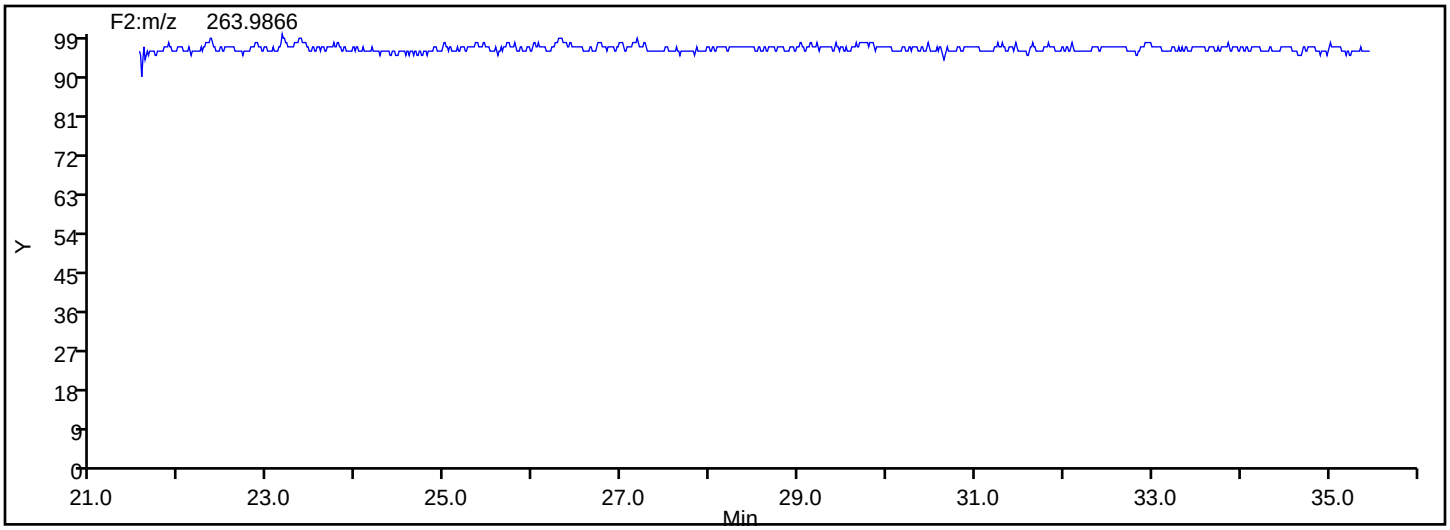

Manual Integration/User Assign Peak Report

Eurofins TestAmerica, Knoxville

Data File:	\\chromna\Knoxville\ChromData\D3D\20190813-12717.b\d4190821i5.d				
Injection Date:	21-Aug-2019 18:03:00	Instrument ID:	D3D		
Lims ID:	IC L5				
Client ID:					
Operator ID:	Xcalibur_System	ALS Bottle#:	0	Worklist Smp#:	5
Injection Vol:	1.0 ul	Dil. Factor:	1.0000		
Method:	PCBs_D3D	Limit Group:	HR - 1668A - ICAL		
Column:	SPB-Octyl (0.25 mm)	Detector	F2(21.81 :35.54)		

PCB-45/51, CAS: STL01804

Signal: 2

Processing Integration Results

RT: 23.33
Area: 10142583
Amount: 523.6707
Amount Units: pg/ul

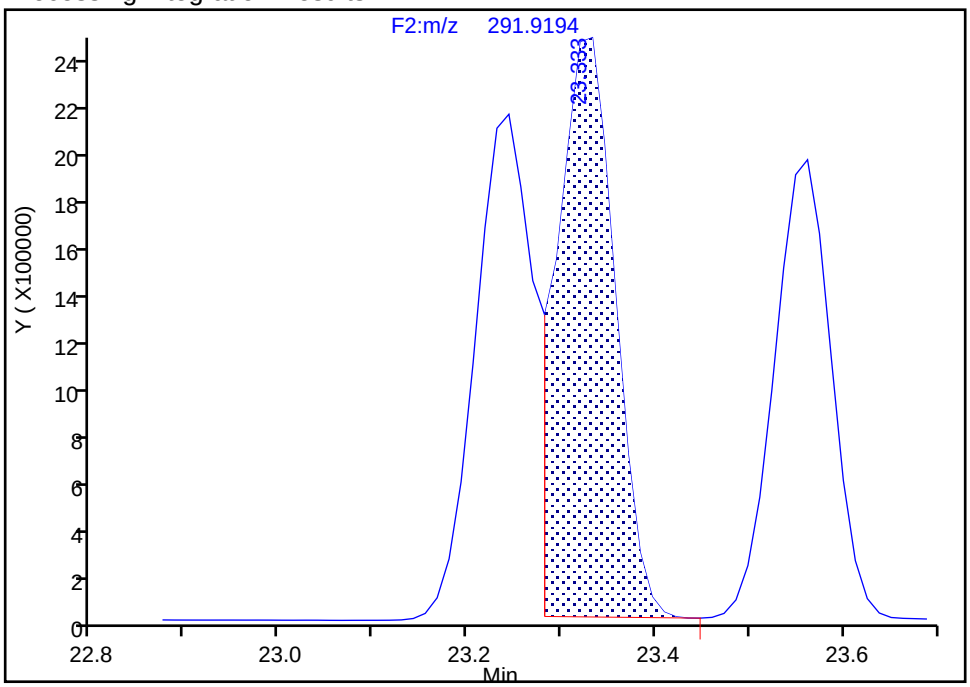

Manual Integration Results

RT: 23.33
Area: 19141676
Amount: 725.2064
Amount Units: pg/ul

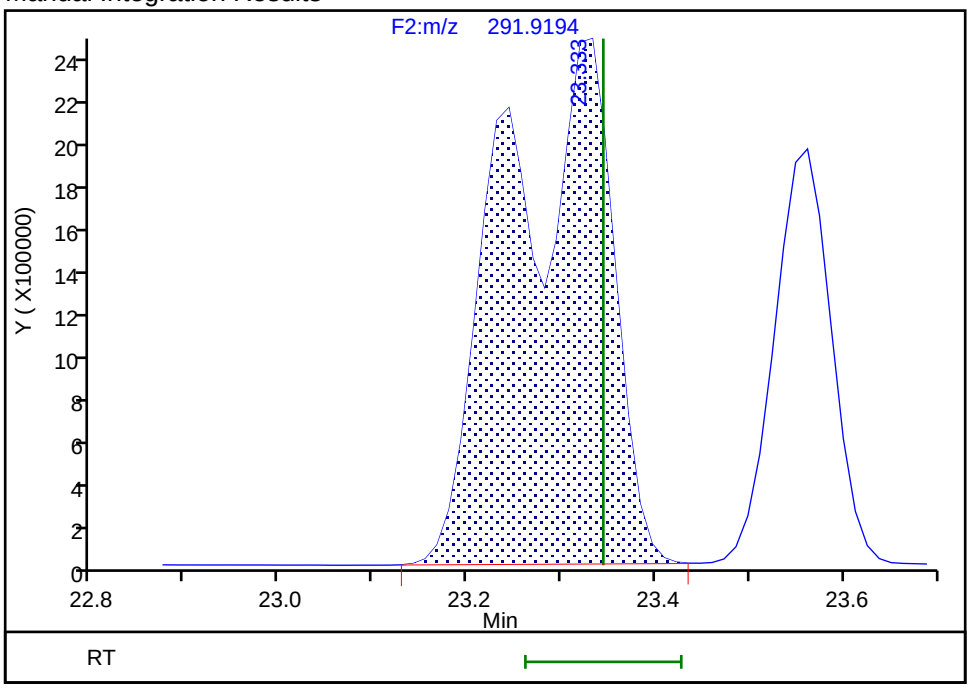

Reviewer: mcwhirterl, 21-Aug-2019 19:34:09

Audit Action: Marked Compound Undetected Audit Reason: Invalid Compound ID

Manual Integration/User Assign Peak Report

Eurofins TestAmerica, Knoxville

Data File: \\chromna\Knoxville\ChromData\D3D\20190813-12717.b\d4190821i5.d
Injection Date: 21-Aug-2019 18:03:00 Instrument ID: D3D
Lims ID: IC L5
Client ID:
Operator ID: Xcalibur_System ALS Bottle#: 0 Worklist Smp#: 5
Injection Vol: 1.0 ul Dil. Factor: 1.0000
Method: PCBs_D3D Limit Group: HR - 1668A - ICAL
Column: SPB-Octyl (0.25 mm) Detector F2(21.81 :35.54)

PCB-45/51, CAS: STL01804

Signal: 3

Processing Integration Results

RT: 23.33
Area: 18210041
Amount: 523.6707
Amount Units: pg/ul

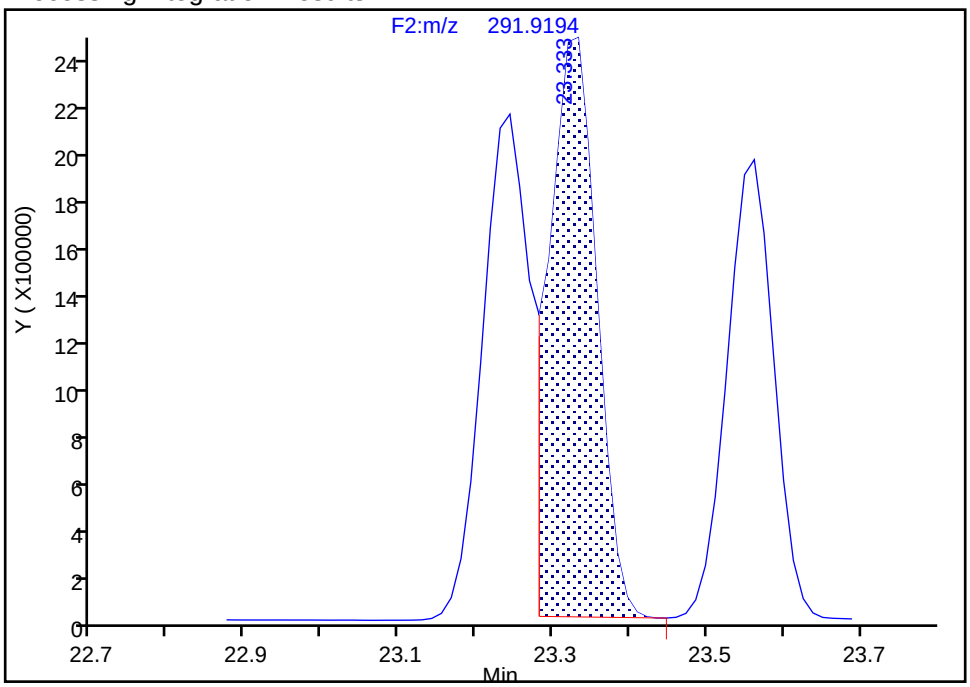

Manual Integration Results

RT: 23.33
Area: 34199279
Amount: 725.2064
Amount Units: pg/ul
Reviewer: mcwhirterl, 21-Aug-2019 19:34:09
Audit Action: Marked Compound Undetected Audit Reason: Invalid Compound ID

Manual Integration/User Assign Peak Report

Eurofins TestAmerica, Knoxville

Data File: \\chromna\Knoxville\ChromData\D3D\20190813-12717.b\d4190821i5.d
Injection Date: 21-Aug-2019 18:03:00 Instrument ID: D3D
Lims ID: IC L5
Client ID:
Operator ID: Xcalibur_System ALS Bottle#: 0 Worklist Smp#: 5
Injection Vol: 1.0 ul Dil. Factor: 1.0000
Method: PCBs_D3D Limit Group: HR - 1668A - ICAL
Column: SPB-Octyl (0.25 mm) Detector F2(21.81 :35.54)

PCB-45/51, CAS: STL01804

Signal: 1

Processing Integration Results

RT: 23.33
Area: 8067458
Amount: 523.6707
Amount Units: pg/ul

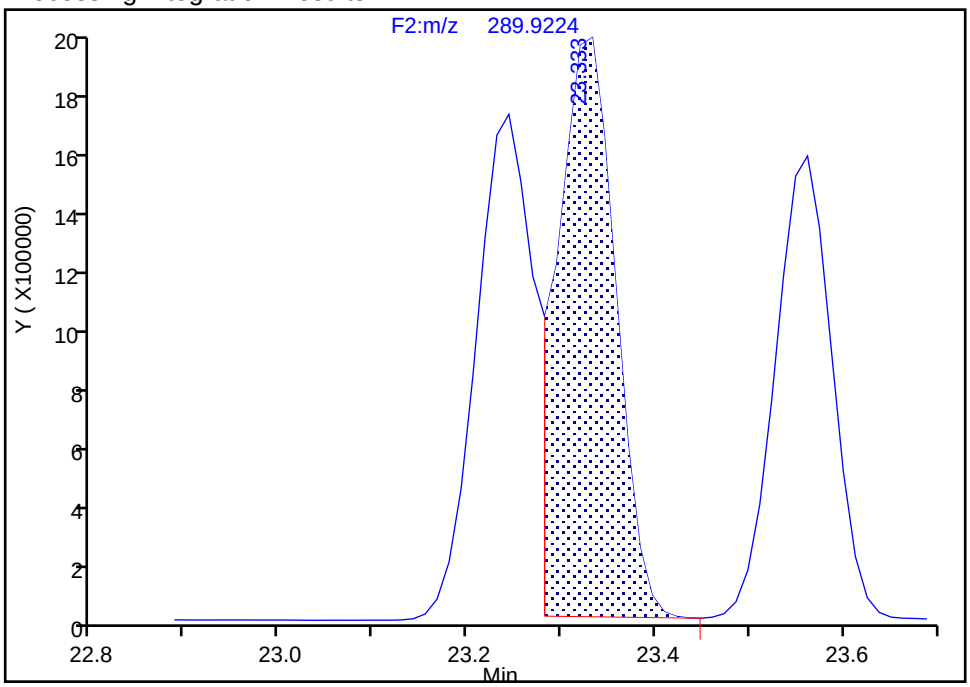

Manual Integration Results

RT: 23.33
Area: 15057603
Amount: 725.2064
Amount Units: pg/ul

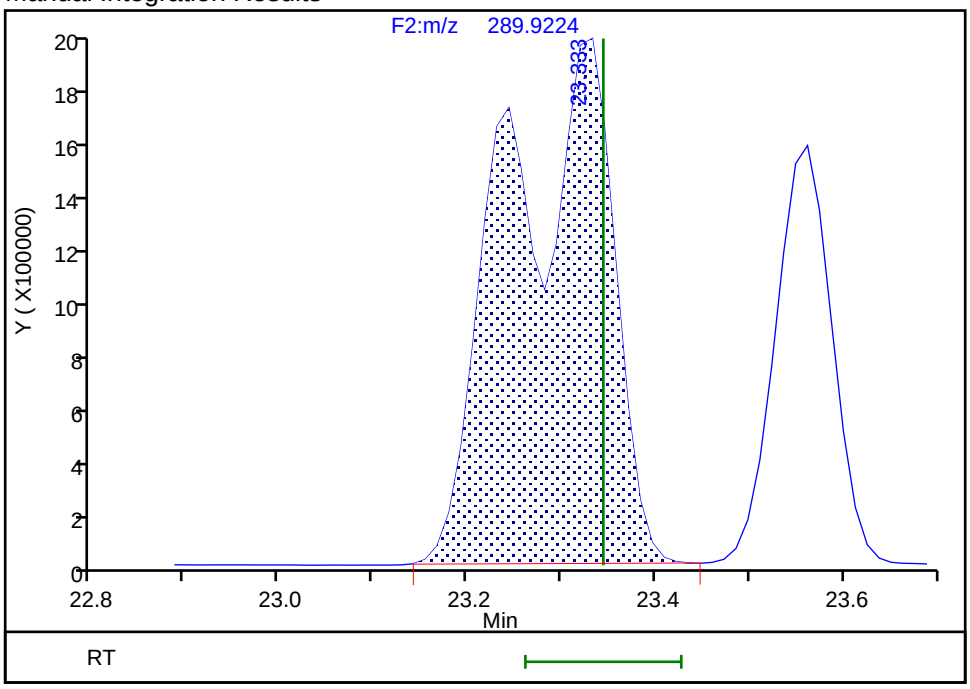

Reviewer: mcwhirterl, 21-Aug-2019 19:34:11
Audit Action: Manually Integrated/Assigned Compound ID Audit Reason: Incomplete Integration

Manual Integration/User Assign Peak Report

Eurofins TestAmerica, Knoxville

Data File: \\chromna\Knoxville\ChromData\D3D\20190813-12717.b\d4190821i5.d
Injection Date: 21-Aug-2019 18:03:00 Instrument ID: D3D
Lims ID: IC L5
Client ID:
Operator ID: Xcalibur_System ALS Bottle#: 0 Worklist Smp#: 5
Injection Vol: 1.0 ul Dil. Factor: 1.0000
Method: PCBs_D3D Limit Group: HR - 1668A - ICAL
Column: SPB-Octyl (0.25 mm) Detector F2(21.81 :35.54)

PCB-52, CAS: 35693-99-3

Signal: 2

Processing Integration Results

RT: 24.99
Area: 9485876
Amount: 354.5217
Amount Units: pg/ul

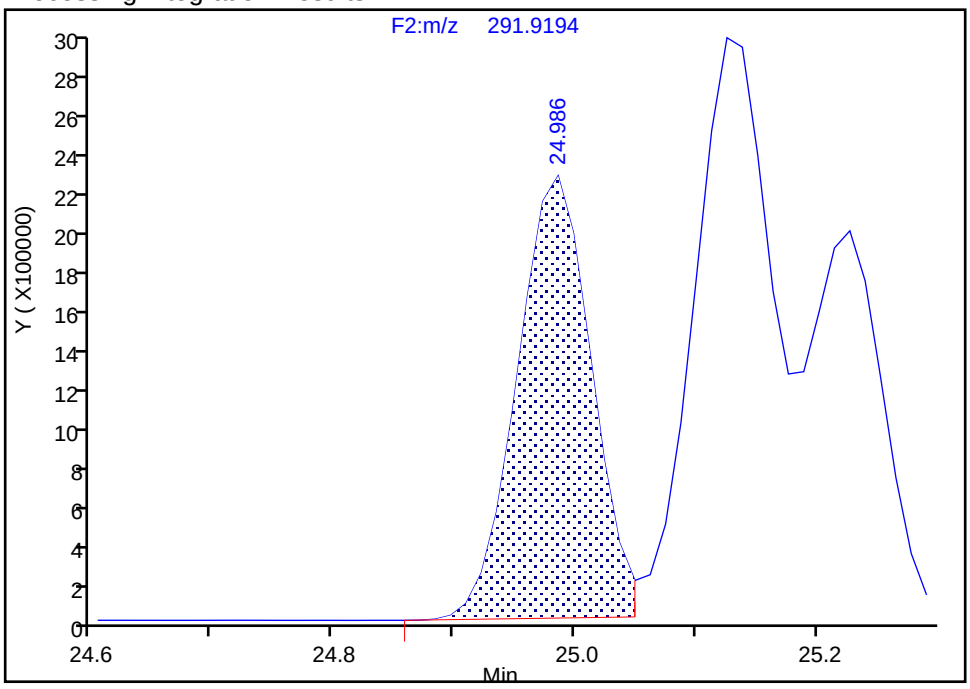

Manual Integration Results

RT: 24.99
Area: 9485876
Amount: 355.3895
Amount Units: pg/ul

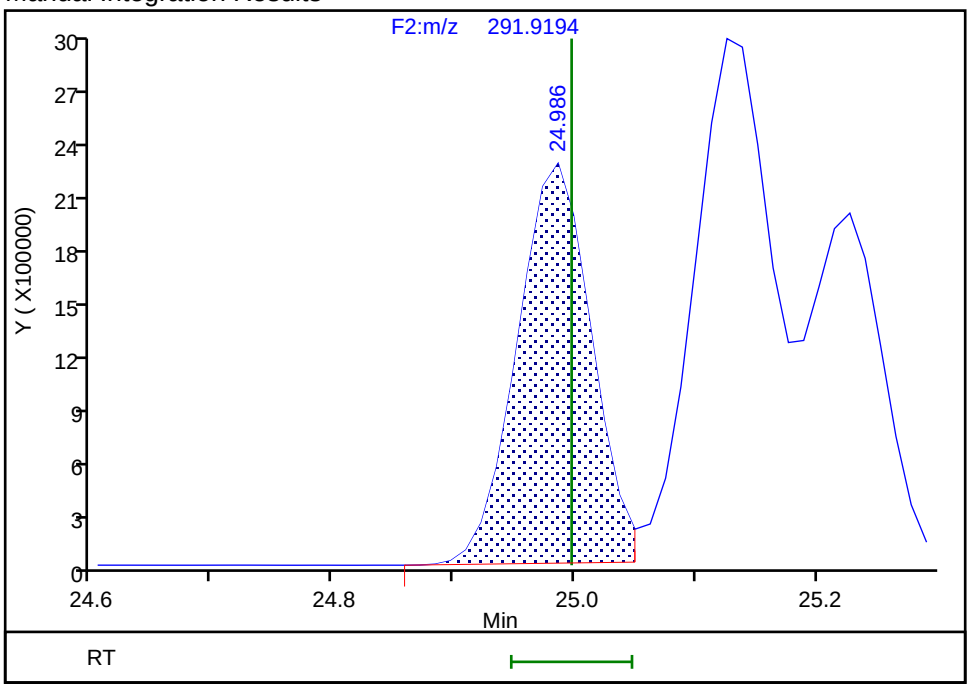

Reviewer: mcwhirterl, 21-Aug-2019 19:34:52
Audit Action: Marked Compound Undetected Audit Reason: Invalid Compound ID

Manual Integration/User Assign Peak Report

Eurofins TestAmerica, Knoxville

Data File: \\chromna\Knoxville\ChromData\D3D\20190813-12717.b\d4190821i5.d
Injection Date: 21-Aug-2019 18:03:00 Instrument ID: D3D
Lims ID: IC L5
Client ID:
Operator ID: Xcalibur_System ALS Bottle#: 0 Worklist Smp#: 5
Injection Vol: 1.0 ul Dil. Factor: 1.0000
Method: PCBs_D3D Limit Group: HR - 1668A - ICAL
Column: SPB-Octyl (0.25 mm) Detector F2(21.81 :35.54)

PCB-52, CAS: 35693-99-3

Signal: 3

Processing Integration Results

RT: 24.99
Area: 16952250
Amount: 354.5217
Amount Units: pg/ul

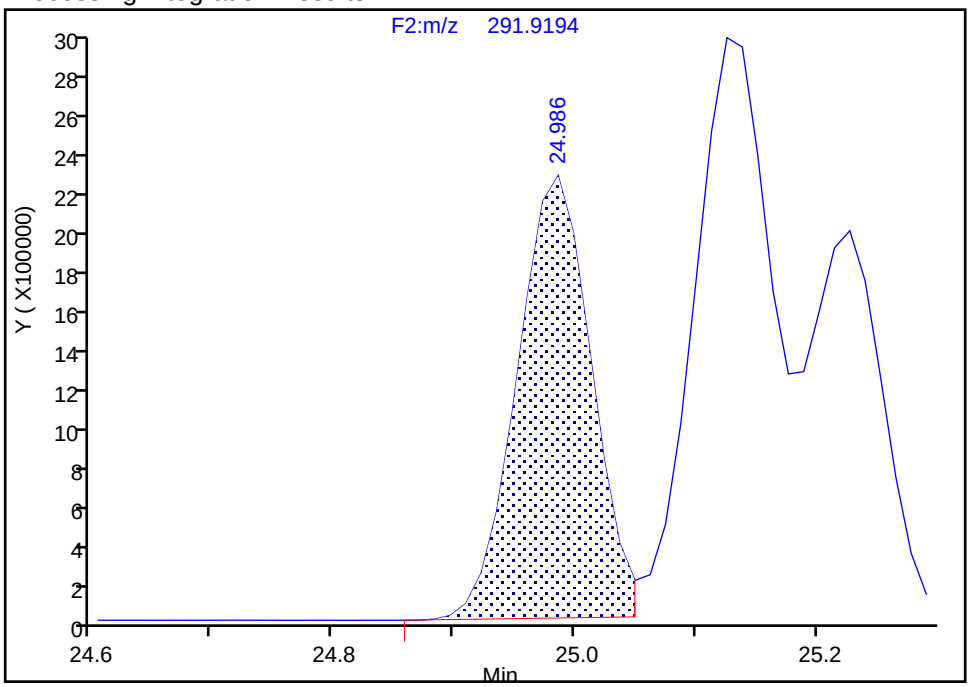

Manual Integration Results

RT: 24.99
Area: 17028661
Amount: 355.3895
Amount Units: pg/ul
Reviewer: mcwhirterl, 21-Aug-2019 19:34:52
Audit Action: Marked Compound Undetected Audit Reason: Invalid Compound ID

Manual Integration/User Assign Peak Report

Eurofins TestAmerica, Knoxville

Data File:	\\chromna\Knoxville\ChromData\D3D\20190813-12717.b\d4190821i5.d				
Injection Date:	21-Aug-2019 18:03:00	Instrument ID:	D3D		
Lims ID:	IC L5				
Client ID:					
Operator ID:	Xcalibur_System	ALS Bottle#:	0	Worklist Smp#:	5
Injection Vol:	1.0 ul	Dil. Factor:	1.0000		
Method:	PCBs_D3D	Limit Group:	HR - 1668A - ICAL		
Column:	SPB-Octyl (0.25 mm)	Detector	F2(21.81 :35.54)		

PCB-52, CAS: 35693-99-3

Signal: 1

Processing Integration Results

RT: 24.99
Area: 7466374
Amount: 354.5217
Amount Units: pg/ul

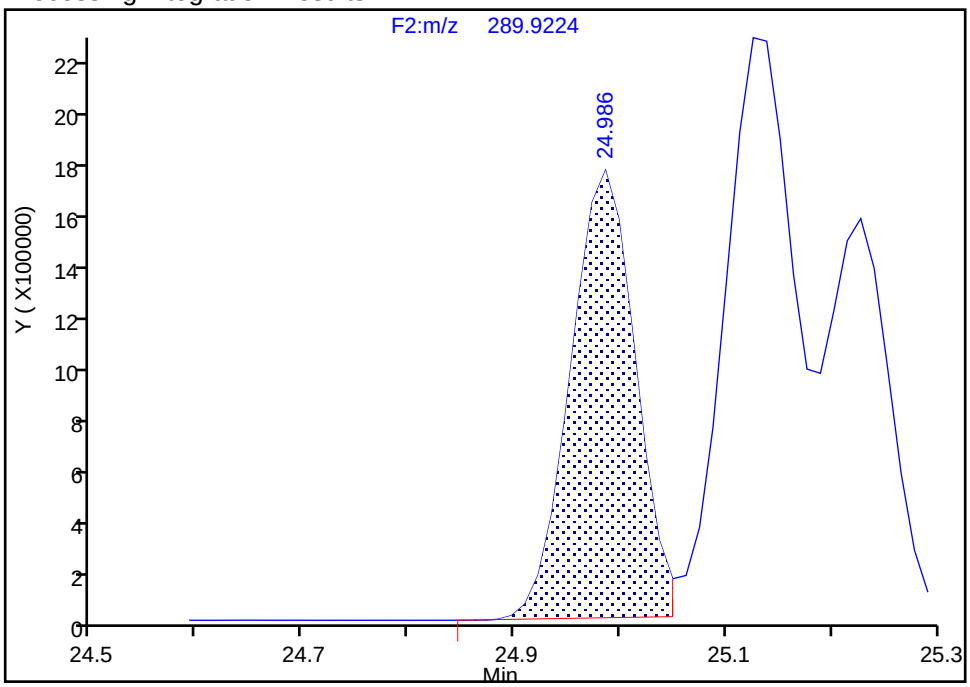

Manual Integration Results

RT: 24.99
Area: 7542785
Amount: 355.3895
Amount Units: pg/ul

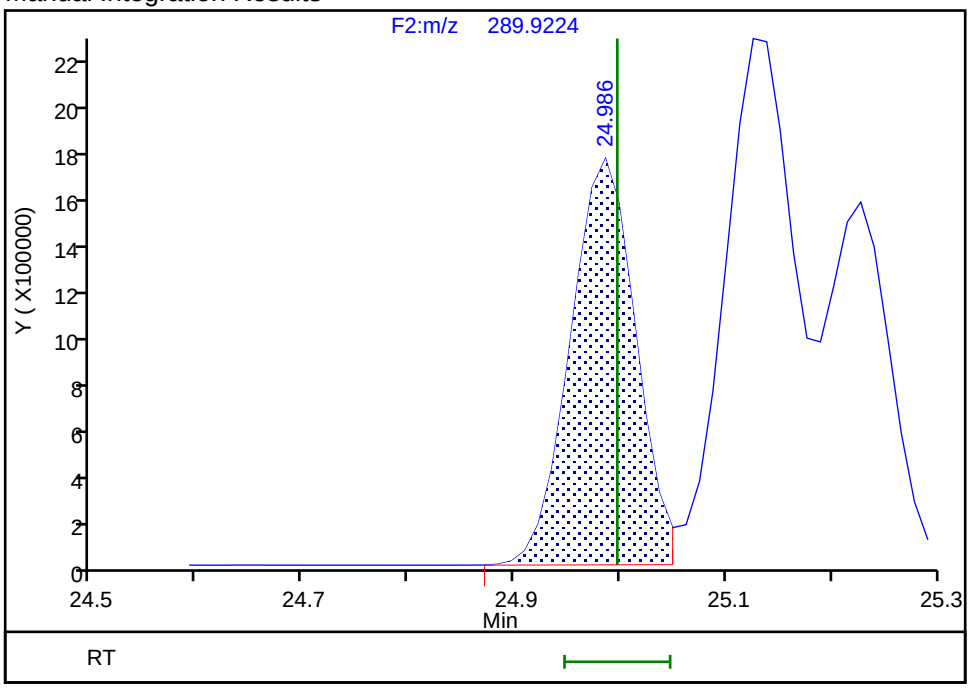

Reviewer: mcwhirterl, 21-Aug-2019 19:34:54

Audit Action: Manually Integrated/Assigned Compound ID Audit Reason: Split Peak

Manual Integration/User Assign Peak Report

Eurofins TestAmerica, Knoxville

Data File: \\chromna\Knoxville\ChromData\D3D\20190813-12717.b\d4190821i5.d
Injection Date: 21-Aug-2019 18:03:00 Instrument ID: D3D
Lims ID: IC L5
Client ID:
Operator ID: Xcalibur_System ALS Bottle#: 0 Worklist Smp#: 5
Injection Vol: 1.0 ul Dil. Factor: 1.0000
Method: PCBs_D3D Limit Group: HR - 1668A - ICAL
Column: SPB-Octyl (0.25 mm) Detector F2(21.81 :35.54)

PCB-43/73, CAS: STL02293

Signal: 2

Processing Integration Results

RT: 25.13
Area: 12398451
Amount: 571.2228
Amount Units: pg/ul

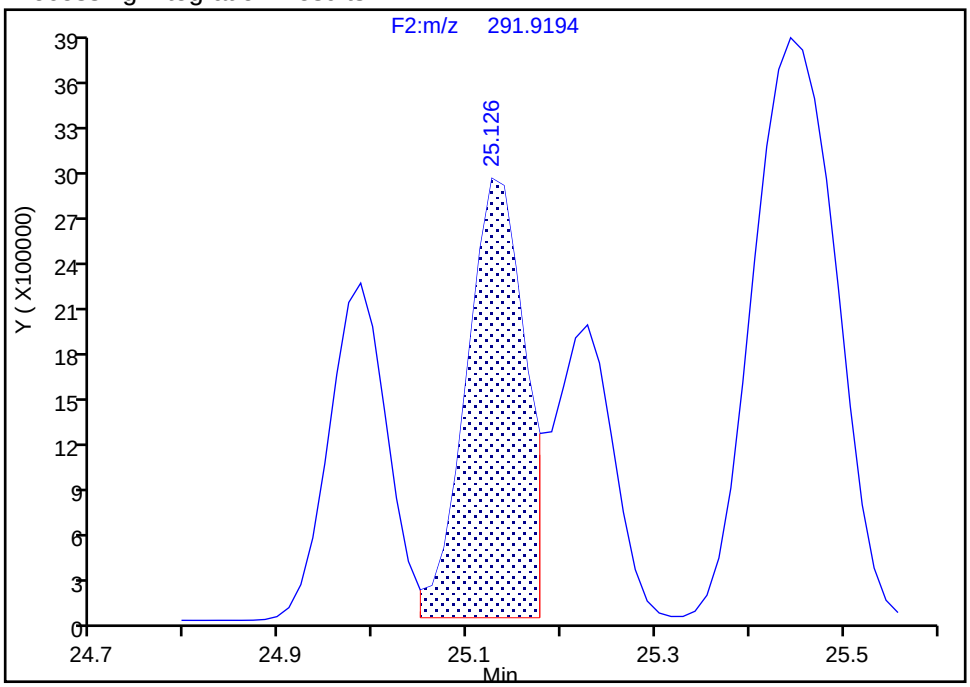

Manual Integration Results

RT: 25.13
Area: 20984761
Amount: 708.3862
Amount Units: pg/ul

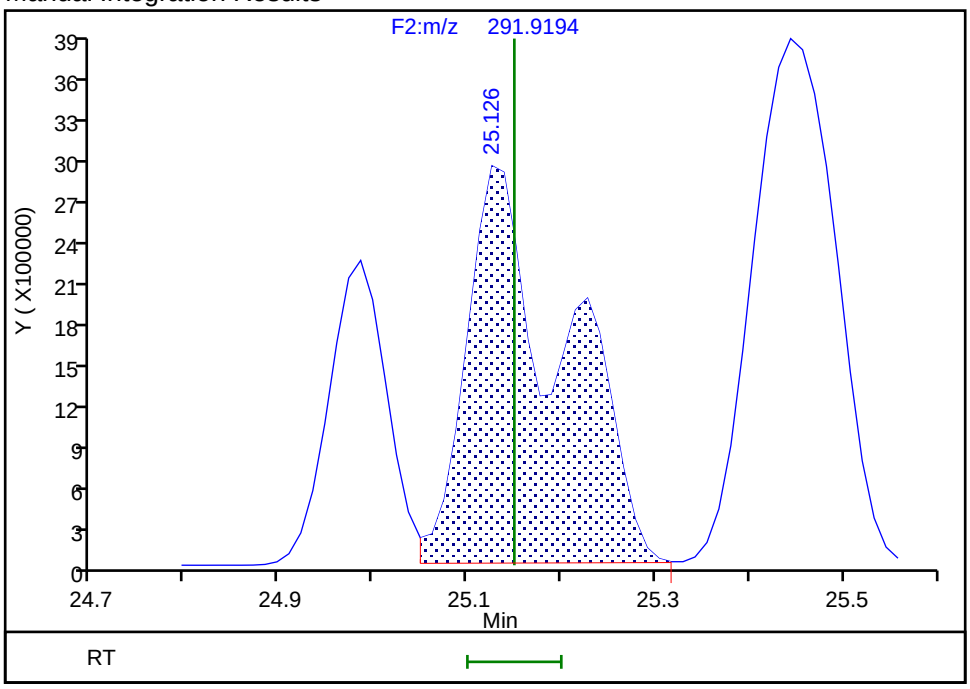

Reviewer: mcwhirterl, 21-Aug-2019 19:35:10
Audit Action: Marked Compound Undetected Audit Reason: Invalid Compound ID

Manual Integration/User Assign Peak Report

Eurofins TestAmerica, Knoxville

Data File: \\chromna\Knoxville\ChromData\D3D\20190813-12717.b\d4190821i5.d
Injection Date: 21-Aug-2019 18:03:00 Instrument ID: D3D
Lims ID: IC L5
Client ID:
Operator ID: Xcalibur_System ALS Bottle#: 0 Worklist Smp#: 5
Injection Vol: 1.0 ul Dil. Factor: 1.0000
Method: PCBs_D3D Limit Group: HR - 1668A - ICAL
Column: SPB-Octyl (0.25 mm) Detector F2(21.81 :35.54)

PCB-43/73, CAS: STL02293

Signal: 3

Processing Integration Results

RT: 25.13
Area: 22863371
Amount: 571.2228
Amount Units: pg/ul

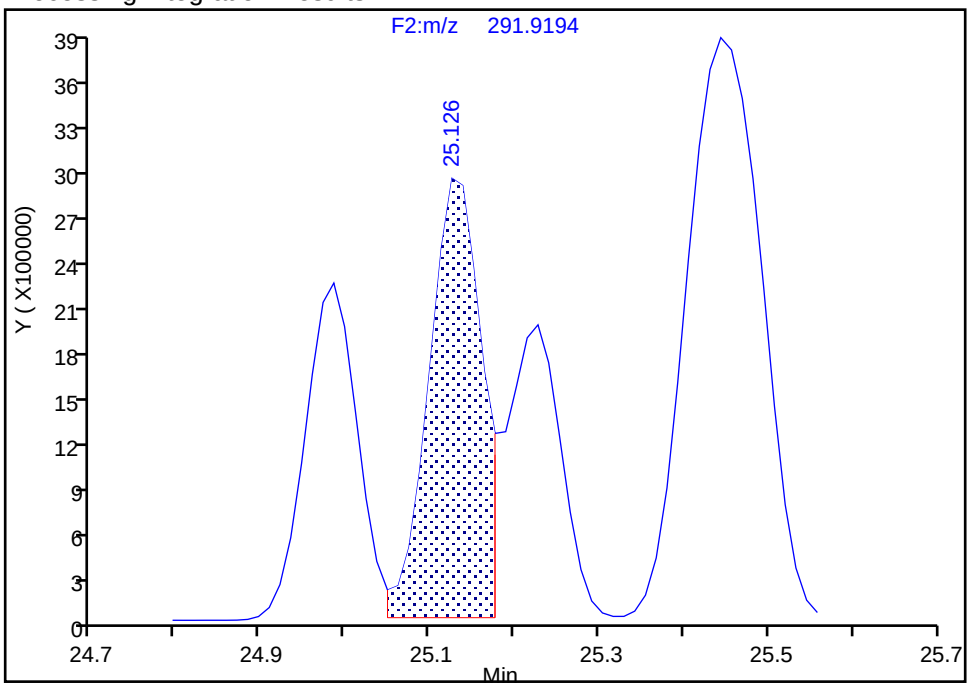

Manual Integration Results

RT: 25.13
Area: 37721085
Amount: 708.3862
Amount Units: pg/ul
Reviewer: mcwhirterl, 21-Aug-2019 19:35:10
Audit Action: Marked Compound Undetected Audit Reason: Invalid Compound ID

Manual Integration/User Assign Peak Report

Eurofins TestAmerica, Knoxville

Data File:	\\chromna\Knoxville\ChromData\D3D\20190813-12717.b\d4190821i5.d				
Injection Date:	21-Aug-2019 18:03:00	Instrument ID:	D3D		
Lims ID:	IC L5				
Client ID:					
Operator ID:	Xcalibur_System	ALS Bottle#:	0	Worklist Smp#:	5
Injection Vol:	1.0 ul	Dil. Factor:	1.0000		
Method:	PCBs_D3D	Limit Group:	HR - 1668A - ICAL		
Column:	SPB-Octyl (0.25 mm)	Detector	F2(21.81 :35.54)		

PCB-43/73, CAS: STL02293

Signal: 1

Processing Integration Results

RT: 25.13
Area: 10464920
Amount: 571.2228
Amount Units: pg/ul

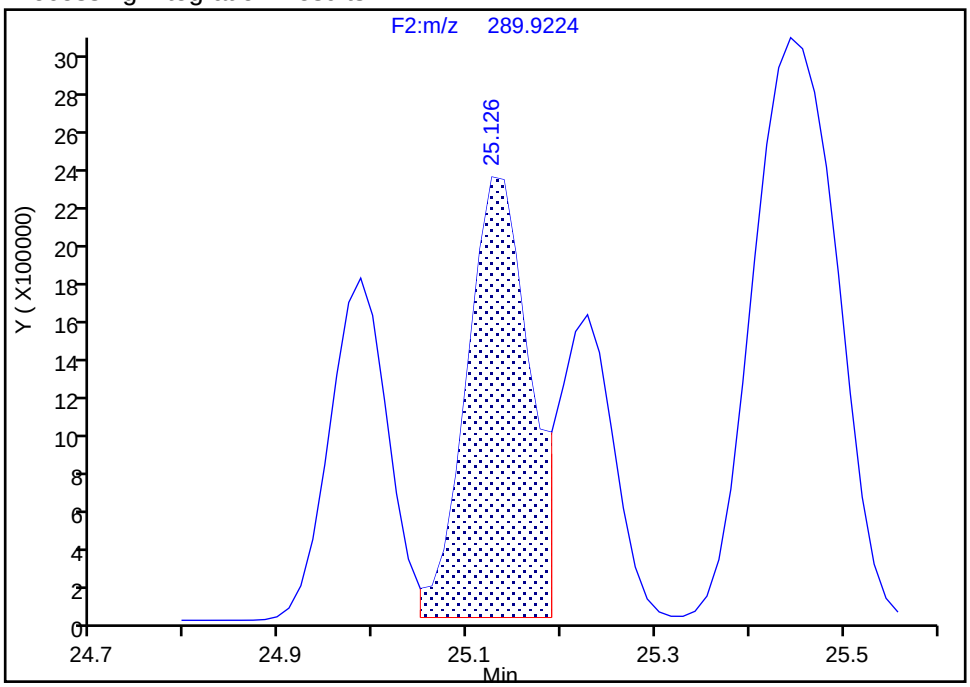

Manual Integration Results

RT: 25.13
Area: 16736324
Amount: 708.3862
Amount Units: pg/ul

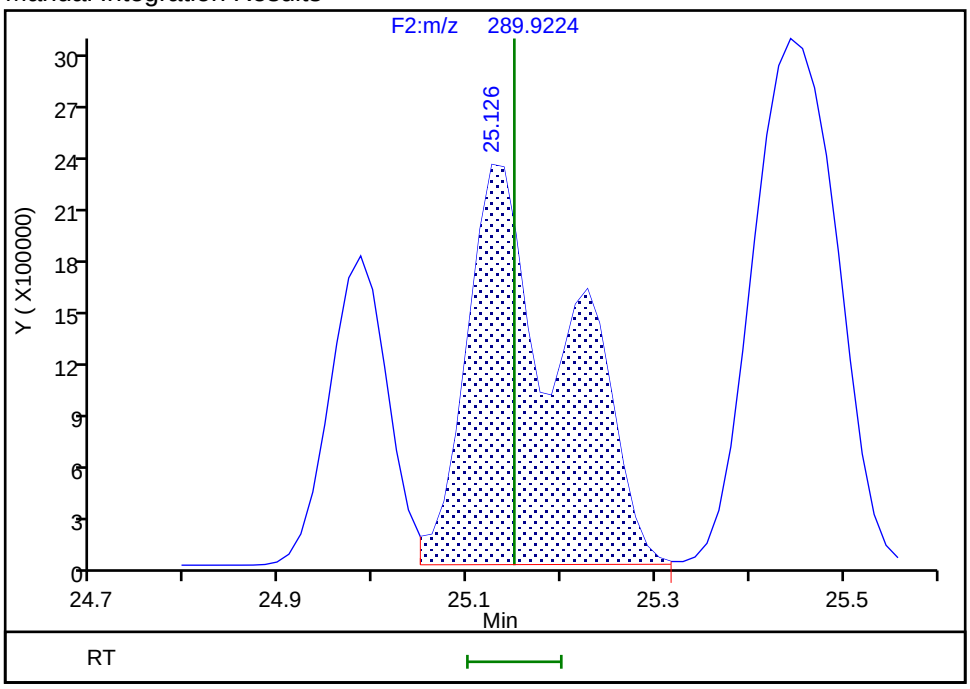

Reviewer: mcwhirterl, 21-Aug-2019 19:35:12

Audit Action: Manually Integrated/Assigned Compound ID Audit Reason: Incomplete Integration

Manual Integration/User Assign Peak Report

Eurofins TestAmerica, Knoxville

Data File:	\\chromna\Knoxville\ChromData\D3D\20190813-12717.b\d4190821i5.d				
Injection Date:	21-Aug-2019 18:03:00	Instrument ID:	D3D		
Lims ID:	IC L5				
Client ID:					
Operator ID:	Xcalibur_System	ALS Bottle#:	0	Worklist Smp#:	5
Injection Vol:	1.0 ul	Dil. Factor:	1.0000		
Method:	PCBs_D3D	Limit Group:	HR - 1668A - ICAL		
Column:	SPB-Octyl (0.25 mm)	Detector	F2(21.81 :35.54)		

PCB-49/69, CAS: STL01805

Signal: 2

Processing Integration Results

RT: 25.44
Area: 23666253
Amount: 629.0635
Amount Units: pg/ul

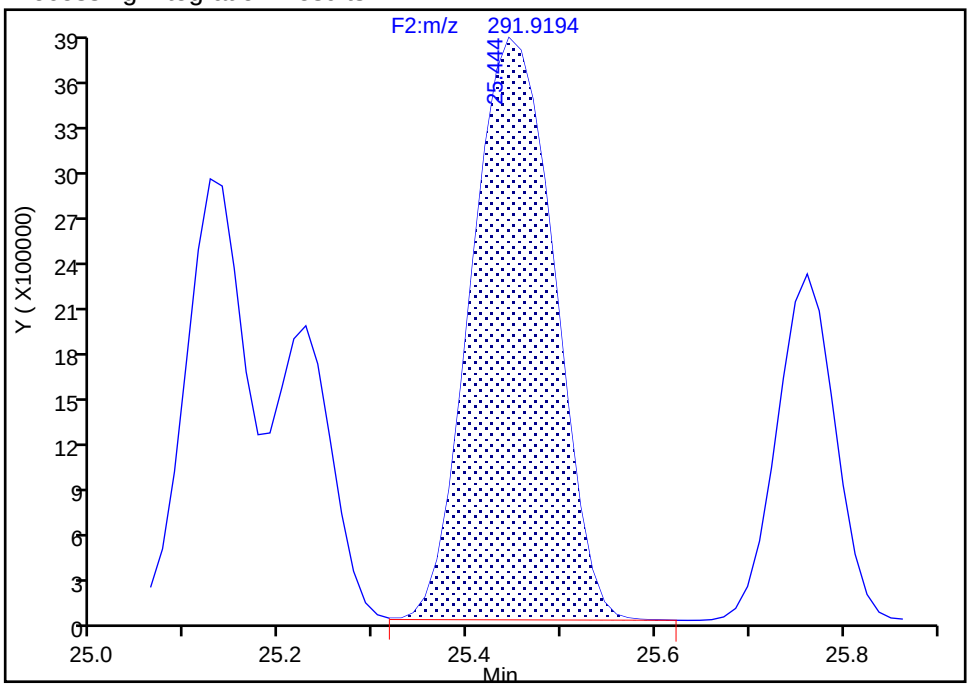

Manual Integration Results

RT: 25.44
Area: 23666253
Amount: 699.4876
Amount Units: pg/ul

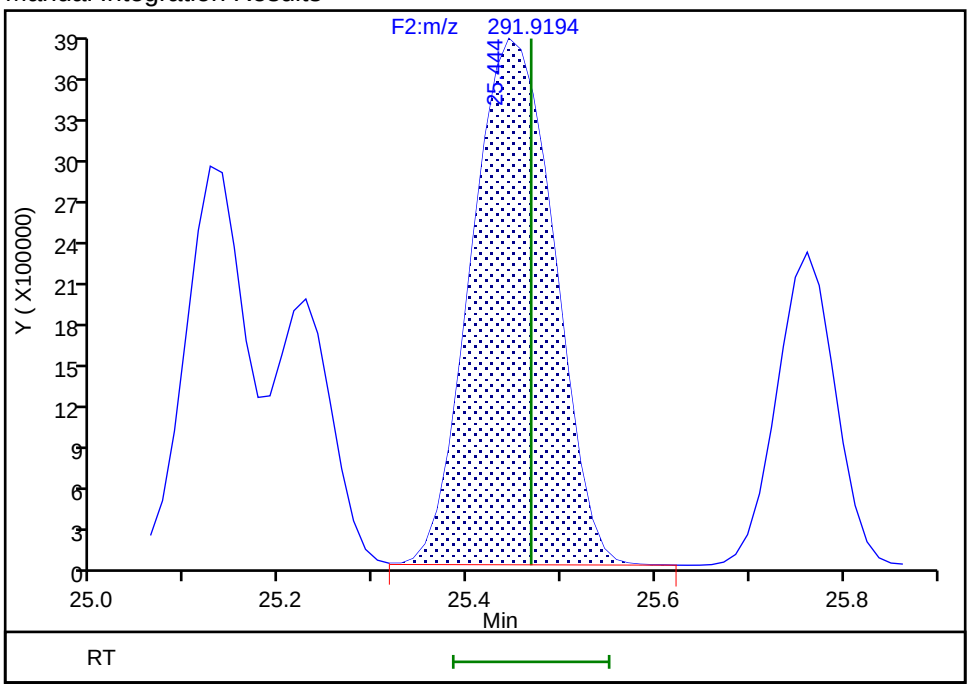

Reviewer: mcwhirterl, 21-Aug-2019 19:35:17

Audit Action: Marked Compound Undetected Audit Reason: Invalid Compound ID

Manual Integration/User Assign Peak Report

Eurofins TestAmerica, Knoxville

Data File: \\chromna\Knoxville\ChromData\D3D\20190813-12717.b\d4190821i5.d
Injection Date: 21-Aug-2019 18:03:00 Instrument ID: D3D
Lims ID: IC L5
Client ID:
Operator ID: Xcalibur_System ALS Bottle#: 0 Worklist Smp#: 5
Injection Vol: 1.0 ul Dil. Factor: 1.0000
Method: PCBs_D3D Limit Group: HR - 1668A - ICAL
Column: SPB-Octyl (0.25 mm) Detector F2(21.81 :35.54)

PCB-49/69, CAS: STL01805

Signal: 3

Processing Integration Results

RT: 25.44
Area: 42267262
Amount: 629.0635
Amount Units: pg/ul

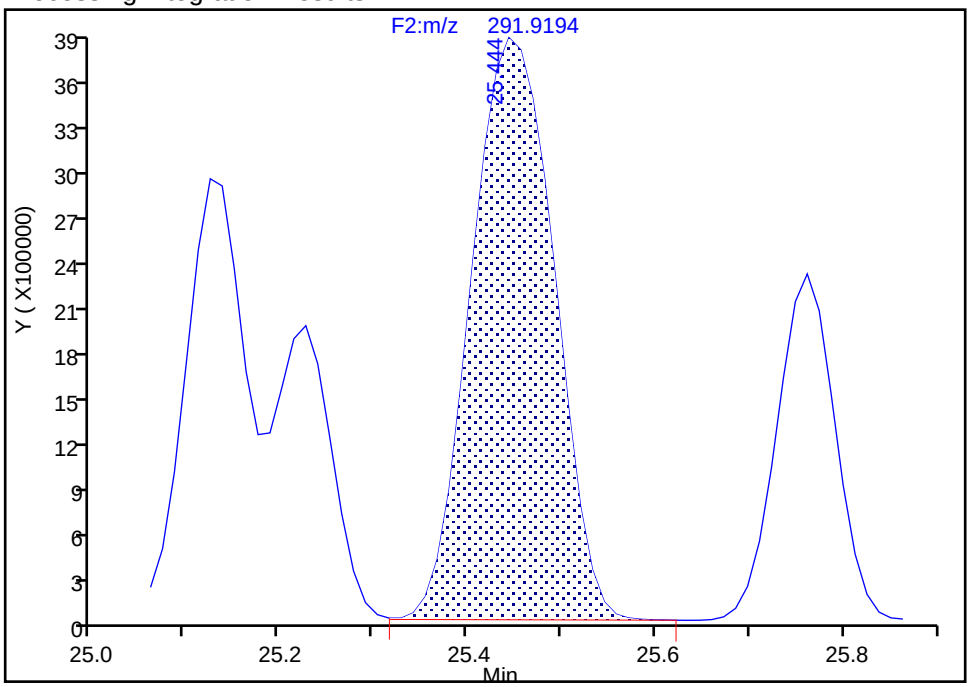

Manual Integration Results

RT: 25.44
Area: 42362396
Amount: 699.4876
Amount Units: pg/ul
Reviewer: mcwhirterl, 21-Aug-2019 19:35:17
Audit Action: Marked Compound Undetected Audit Reason: Invalid Compound ID

Manual Integration/User Assign Peak Report

Eurofins TestAmerica, Knoxville

Data File: \\chromna\Knoxville\ChromData\D3D\20190813-12717.b\d4190821i5.d
Injection Date: 21-Aug-2019 18:03:00 Instrument ID: D3D
Lims ID: IC L5
Client ID:
Operator ID: Xcalibur_System ALS Bottle#: 0 Worklist Smp#: 5
Injection Vol: 1.0 ul Dil. Factor: 1.0000
Method: PCBs_D3D Limit Group: HR - 1668A - ICAL
Column: SPB-Octyl (0.25 mm) Detector F2(21.81 :35.54)

PCB-49/69, CAS: STL01805

Signal: 1

Processing Integration Results

RT: 25.44
Area: 18601009
Amount: 629.0635
Amount Units: pg/ul

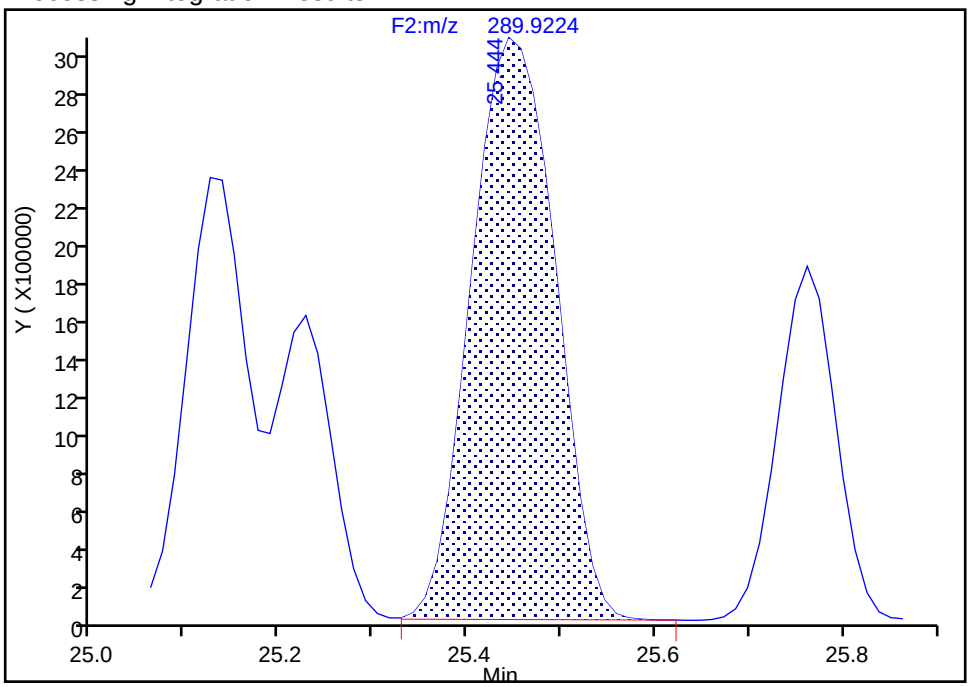

Manual Integration Results

RT: 25.44
Area: 18696143
Amount: 699.4876
Amount Units: pg/ul

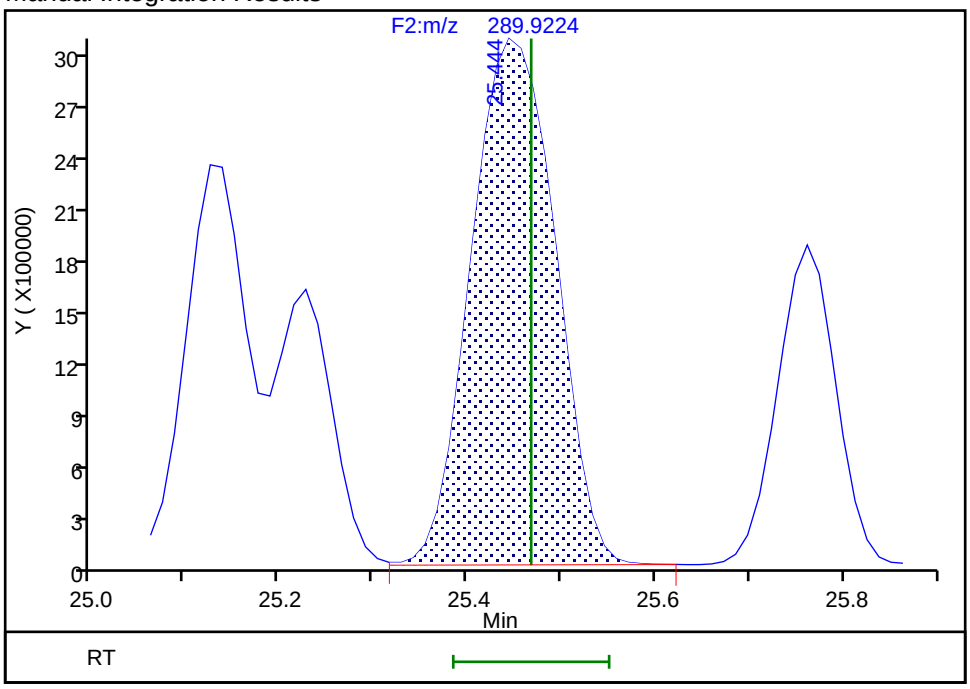

Reviewer: mcwhirterl, 21-Aug-2019 19:35:19
Audit Action: Manually Integrated/Assigned Compound ID Audit Reason: Incomplete Integration

Manual Integration/User Assign Peak Report

Eurofins TestAmerica, Knoxville

Data File: \\chromna\Knoxville\ChromData\D3D\20190813-12717.b\d4190821i5.d
Injection Date: 21-Aug-2019 18:03:00 Instrument ID: D3D
Lims ID: IC L5
Client ID:
Operator ID: Xcalibur_System ALS Bottle#: 0 Worklist Smp#: 5
Injection Vol: 1.0 ul Dil. Factor: 1.0000
Method: PCBs_D3D Limit Group: HR - 1668A - ICAL
Column: SPB-Octyl (0.25 mm) Detector F2(21.81 :35.54)

PCB-40/41/71, CAS: STL02292

Signal: 2

Processing Integration Results

RT: 27.01
Area: 20230720
Amount: 899.6021
Amount Units: pg/ul

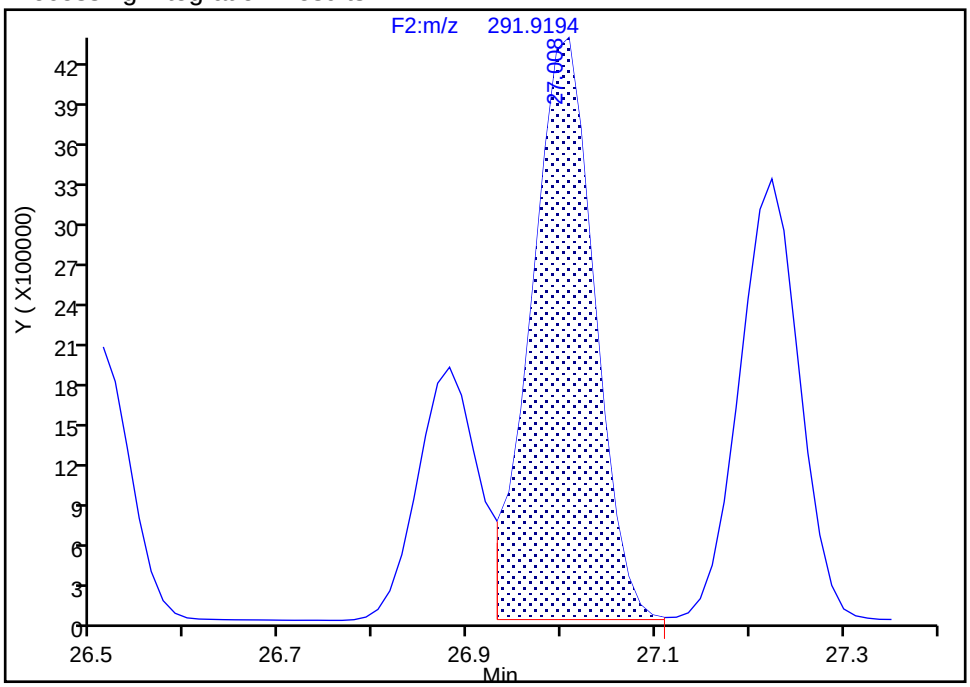

Manual Integration Results

RT: 27.01
Area: 28540581
Amount: 1041.4430
Amount Units: pg/ul

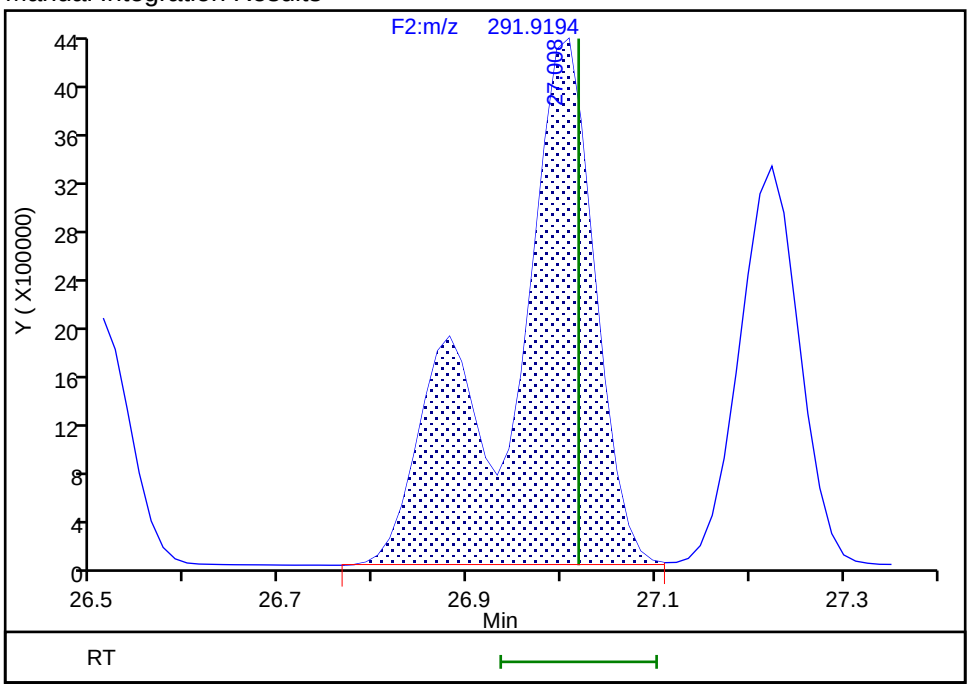

Reviewer: mcwhirterl, 21-Aug-2019 19:54:19
Audit Action: Marked Compound Undetected Audit Reason: Invalid Compound ID

Manual Integration/User Assign Peak Report

Eurofins TestAmerica, Knoxville

Data File: \\chromna\Knoxville\ChromData\D3D\20190813-12717.b\d4190821i5.d
Injection Date: 21-Aug-2019 18:03:00 Instrument ID: D3D
Lims ID: IC L5
Client ID:
Operator ID: Xcalibur_System ALS Bottle#: 0 Worklist Smp#: 5
Injection Vol: 1.0 ul Dil. Factor: 1.0000
Method: PCBs_D3D Limit Group: HR - 1668A - ICAL
Column: SPB-Octyl (0.25 mm) Detector F2(21.81 :35.54)

PCB-40/41/71, CAS: STL02292

Signal: 3

Processing Integration Results

RT: 27.01
Area: 36053365
Amount: 899.6021
Amount Units: pg/ul

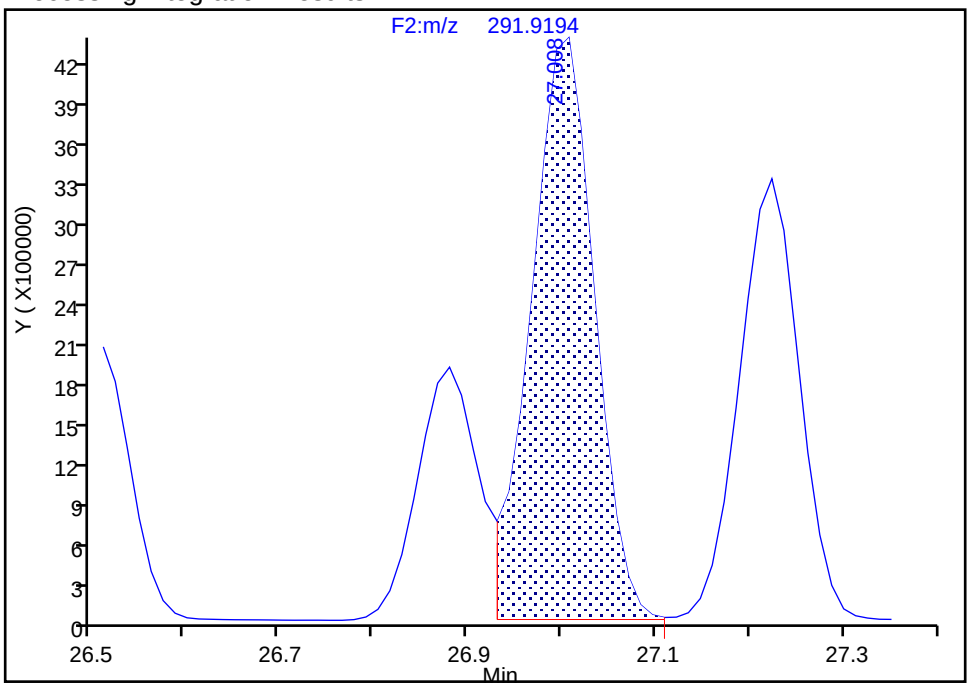

Manual Integration Results

RT: 27.01
Area: 50936397
Amount: 1041.4430
Amount Units: pg/ul
Reviewer: mcwhirterl, 21-Aug-2019 19:54:19
Audit Action: Marked Compound Undetected Audit Reason: Invalid Compound ID

Manual Integration/User Assign Peak Report

Eurofins TestAmerica, Knoxville

Data File:	\\chromna\Knoxville\ChromData\D3D\20190813-12717.b\d4190821i5.d				
Injection Date:	21-Aug-2019 18:03:00	Instrument ID:	D3D		
Lims ID:	IC L5				
Client ID:					
Operator ID:	Xcalibur_System	ALS Bottle#:	0	Worklist Smp#:	5
Injection Vol:	1.0 ul	Dil. Factor:	1.0000		
Method:	PCBs_D3D	Limit Group:	HR - 1668A - ICAL		
Column:	SPB-Octyl (0.25 mm)	Detector	F2(21.81 :35.54)		

PCB-40/41/71, CAS: STL02292

Signal: 1

Processing Integration Results

RT: 27.01
Area: 15822645
Amount: 899.6021
Amount Units: pg/ul

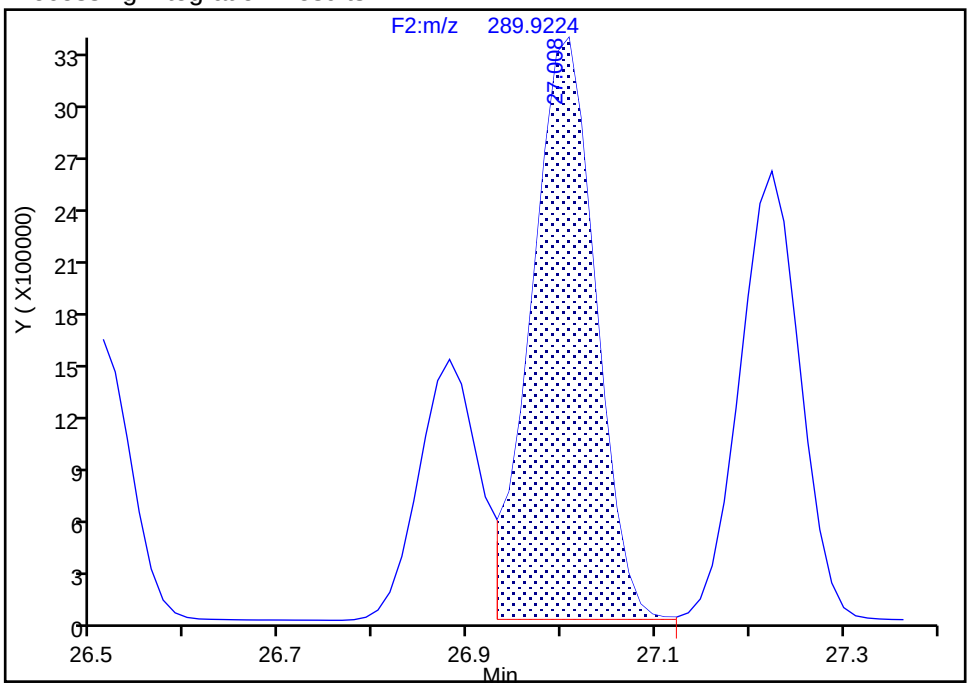

Manual Integration Results

RT: 27.01
Area: 22395816
Amount: 1041.4430
Amount Units: pg/ul

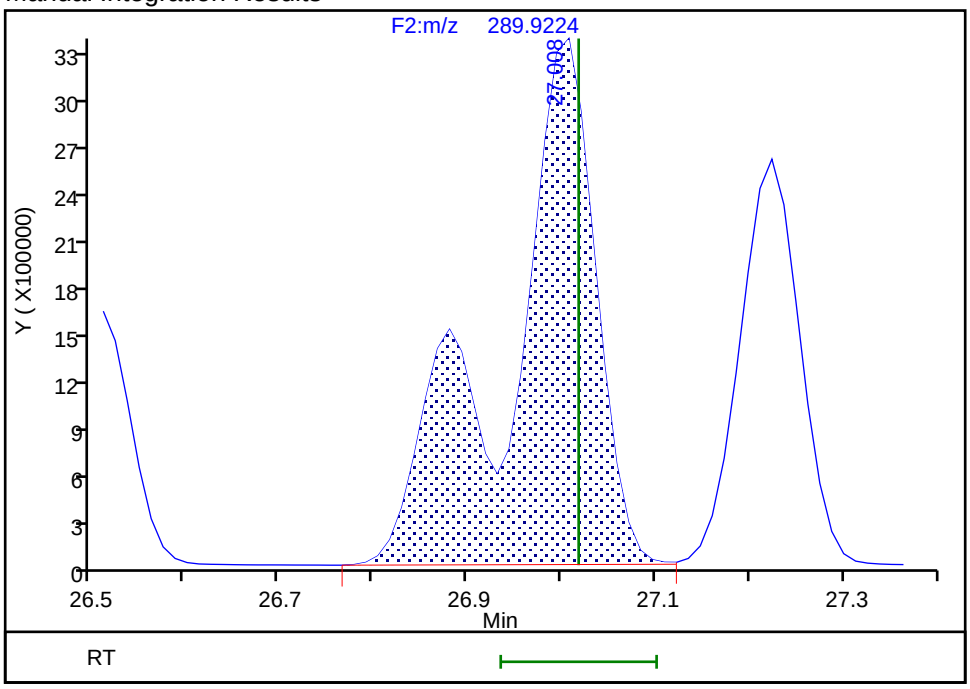

Reviewer: mcwhirterl, 21-Aug-2019 19:54:20

Audit Action: Manually Integrated/Assigned Compound ID Audit Reason: Incomplete Integration

Manual Integration/User Assign Peak Report

Eurofins TestAmerica, Knoxville

Data File: \\chromna\Knoxville\ChromData\D3D\20190813-12717.b\d4190821i5.d
Injection Date: 21-Aug-2019 18:03:00 Instrument ID: D3D
Lims ID: IC L5
Client ID:
Operator ID: Xcalibur_System ALS Bottle#: 0 Worklist Smp#: 5
Injection Vol: 1.0 ul Dil. Factor: 1.0000
Method: PCBs_D3D Limit Group: HR - 1668A - ICAL
Column: SPB-Octyl (0.25 mm) Detector F2(21.81 :35.54)

PCB-80, CAS: 33284-52-5

Signal: 2

Processing Integration Results

RT: 31.41
Area: 15033729
Amount: 346.9644
Amount Units: pg/ul

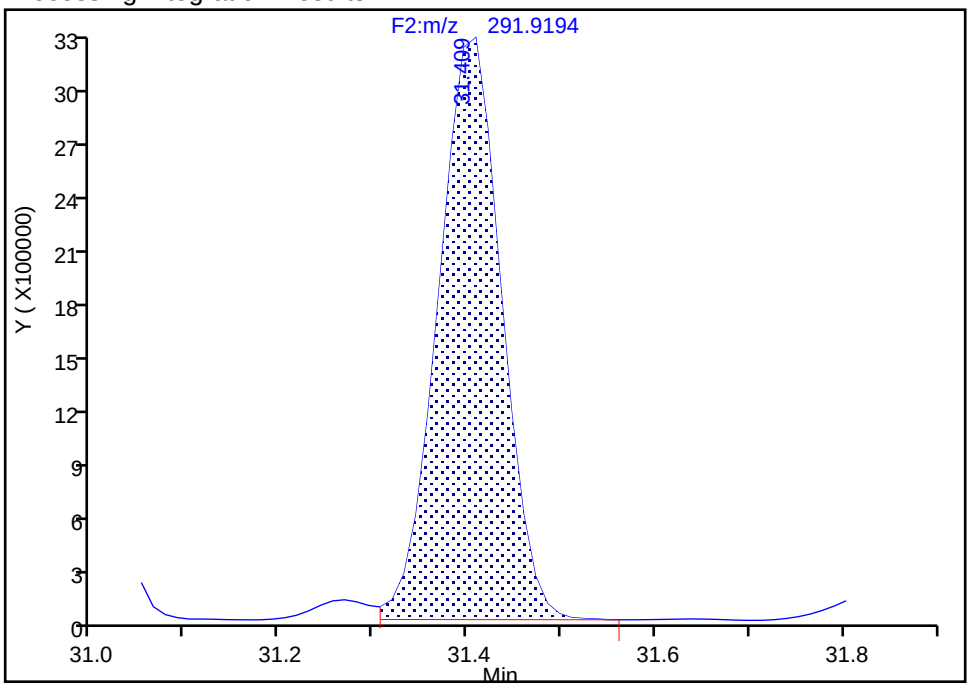

Manual Integration Results

RT: 31.41
Area: 15033729
Amount: 344.3607
Amount Units: pg/ul

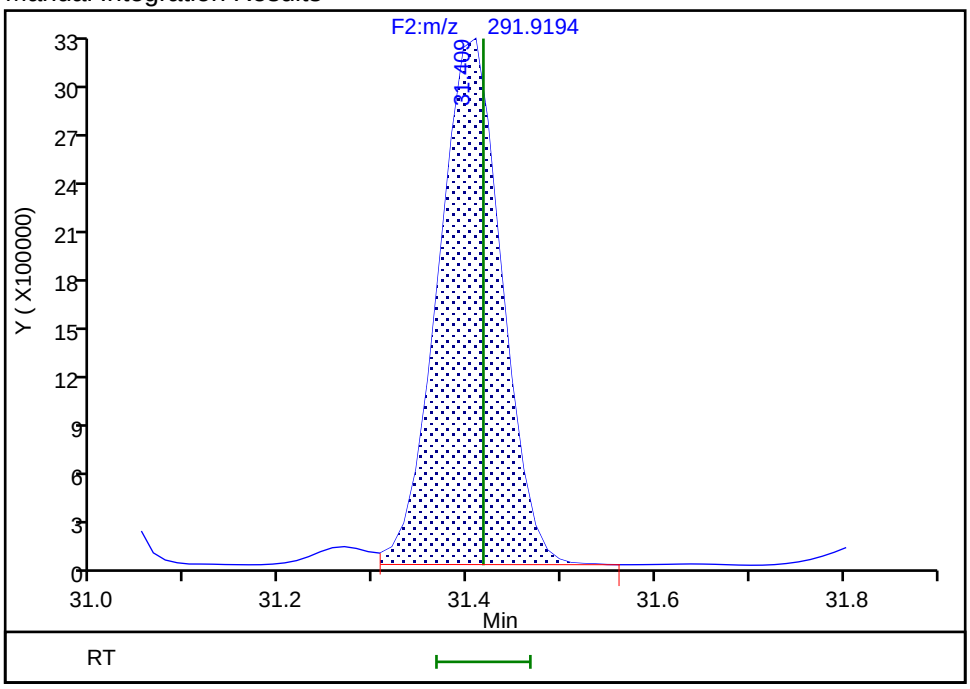

Reviewer: mcwhirterl, 22-Aug-2019 01:39:41
Audit Action: Marked Compound Undetected Audit Reason: Invalid Compound ID

Manual Integration/User Assign Peak Report

Eurofins TestAmerica, Knoxville

Data File: \\chromna\Knoxville\ChromData\D3D\20190813-12717.b\d4190821i5.d
Injection Date: 21-Aug-2019 18:03:00 Instrument ID: D3D
Lims ID: IC L5
Client ID:
Operator ID: Xcalibur_System ALS Bottle#: 0 Worklist Smp#: 5
Injection Vol: 1.0 ul Dil. Factor: 1.0000
Method: PCBs_D3D Limit Group: HR - 1668A - ICAL
Column: SPB-Octyl (0.25 mm) Detector F2(21.81 :35.54)

PCB-80, CAS: 33284-52-5

Signal: 3

Processing Integration Results

RT: 31.41
Area: 27297665
Amount: 346.9644
Amount Units: pg/ul

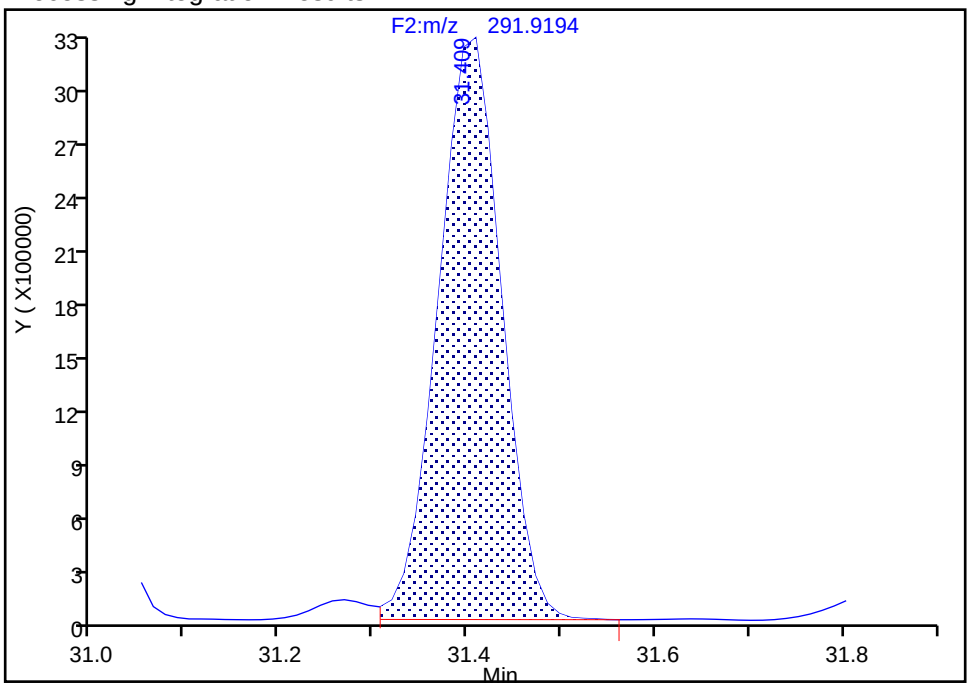

Manual Integration Results

RT: 31.41
Area: 26961704
Amount: 344.3607
Amount Units: pg/ul
Reviewer: mcwhirterl, 22-Aug-2019 01:39:41
Audit Action: Marked Compound Undetected Audit Reason: Invalid Compound ID

Manual Integration/User Assign Peak Report

Eurofins TestAmerica, Knoxville

Data File: \\chromna\Knoxville\ChromData\D3D\20190813-12717.b\d4190821i5.d
Injection Date: 21-Aug-2019 18:03:00 Instrument ID: D3D
Lims ID: IC L5
Client ID:
Operator ID: Xcalibur_System ALS Bottle#: 0 Worklist Smp#: 5
Injection Vol: 1.0 ul Dil. Factor: 1.0000
Method: PCBs_D3D Limit Group: HR - 1668A - ICAL
Column: SPB-Octyl (0.25 mm) Detector F2(21.81 :35.54)

PCB-80, CAS: 33284-52-5

Signal: 1

Processing Integration Results

RT: 31.41
Area: 12263936
Amount: 346.9644
Amount Units: pg/ul

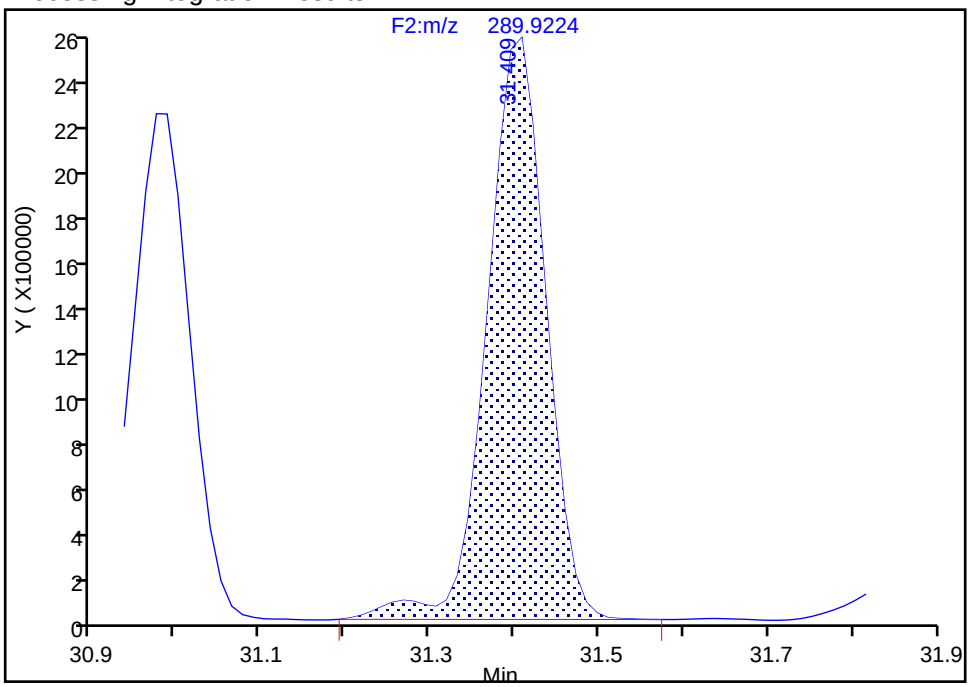

Manual Integration Results

RT: 31.41
Area: 11927975
Amount: 344.3607
Amount Units: pg/ul

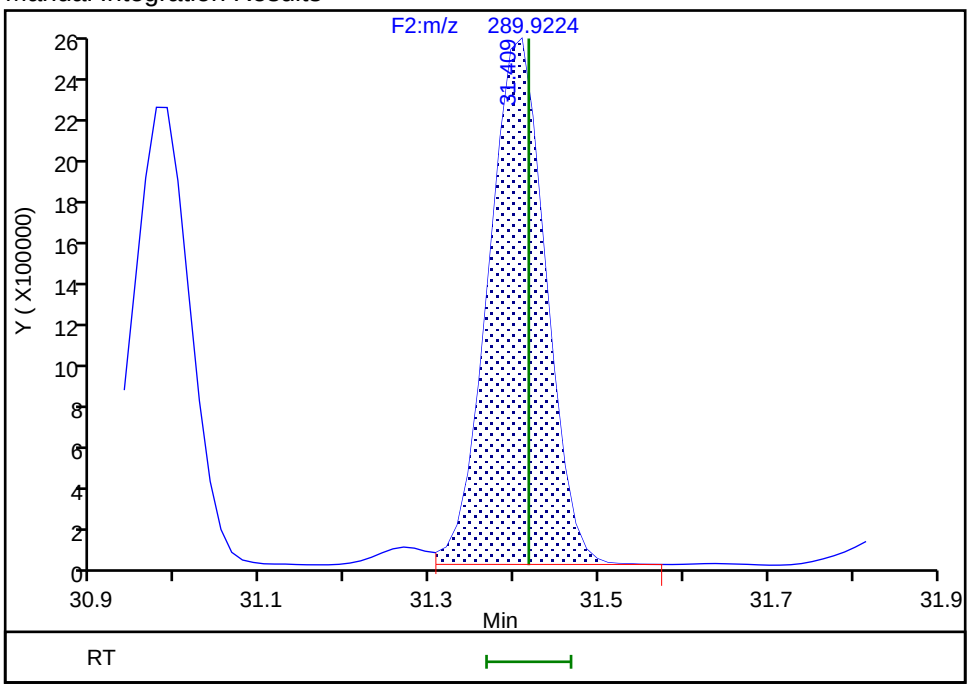

Reviewer: mcwhirterl, 22-Aug-2019 01:39:43
Audit Action: Manually Integrated/Assigned Compound ID Audit Reason: Split Peak

Report Date: 30-Aug-2019 11:38:21 Chrom Revision: 2.3 22-Aug-2019 12:55:36

Eurofins TestAmerica, Knoxville

Data File:	\\chromna\Knoxville\ChromData\D3D\20190813-12717.b\d4190821i5.d		
Injection Date:	21-Aug-2019 18:03:00	Injection Vol:	1.0 ul
Instrument ID:	D3D	Operator ID:	Xcalibur_System
Method:	PCBs_D3D	Limit Group:	HR - 1668A - ICAL
Client ID:			
Worklist#:	33168	Sample Line#:	5
Column Type:	SPB-Octyl	Column Dia:	0.25 mm

PePCB F2

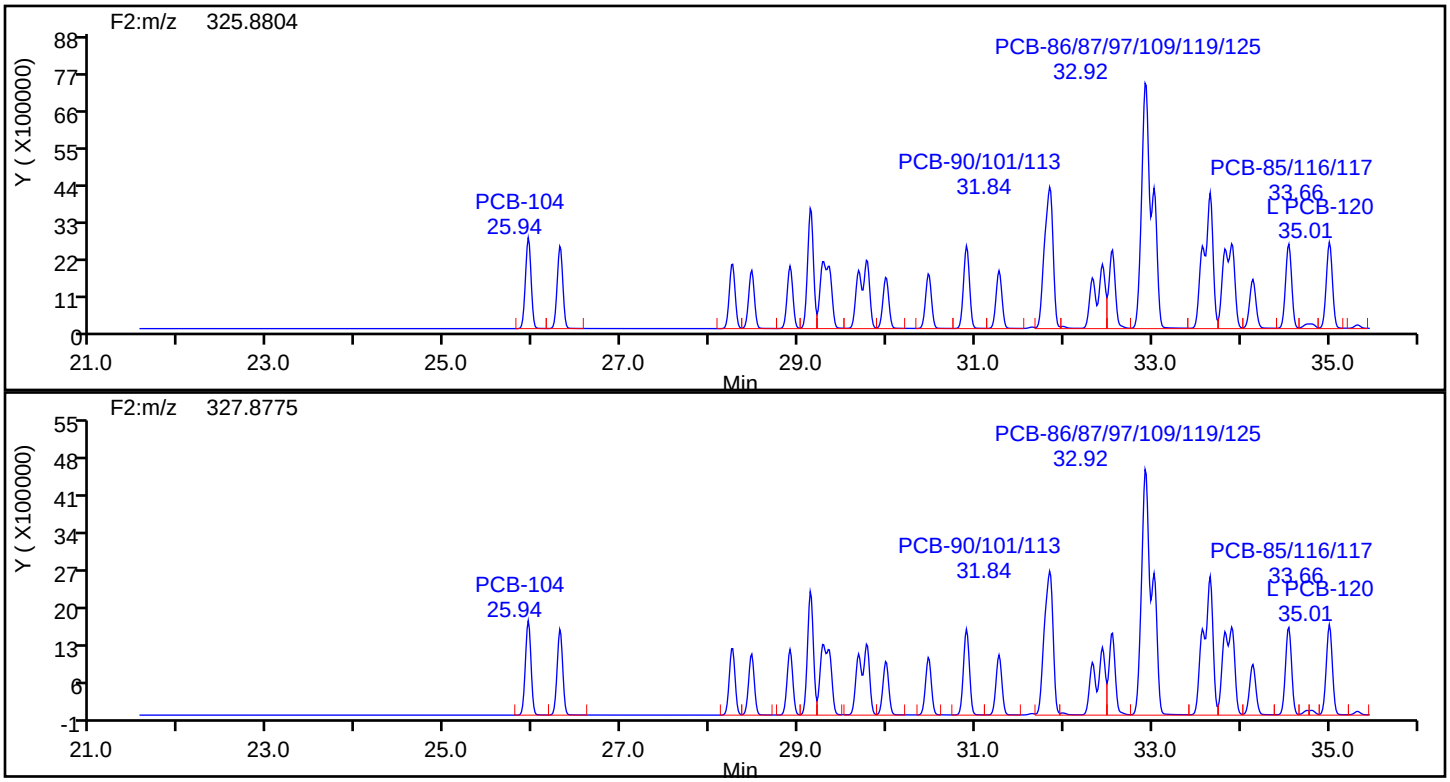

PePCB F2 Standards

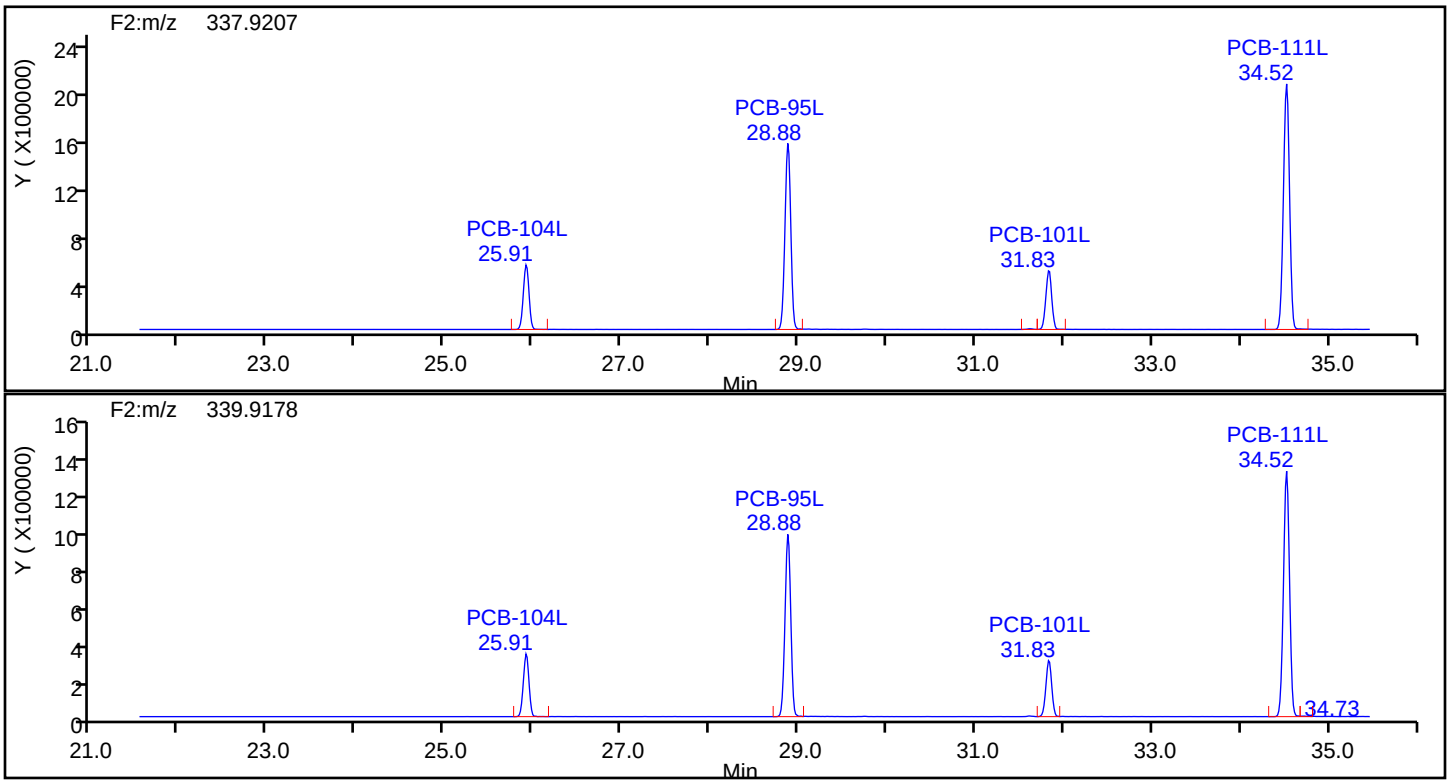

Eurofins TestAmerica, Knoxville

Data File:	\\chromna\Knoxville\ChromData\D3D\20190813-12717.b\d4190821i5.d		
Injection Date:	21-Aug-2019 18:03:00	Injection Vol:	1.0 ul
Instrument ID:	D3D	Operator ID:	Xcalibur_System
Method:	PCBs_D3D	Limit Group:	HR - 1668A - ICAL
Client ID:			
Worklist#:	33168	Sample Line#:	5
Column Type:	SPB-Octyl	Column Dia:	0.25 mm

PePCB F2

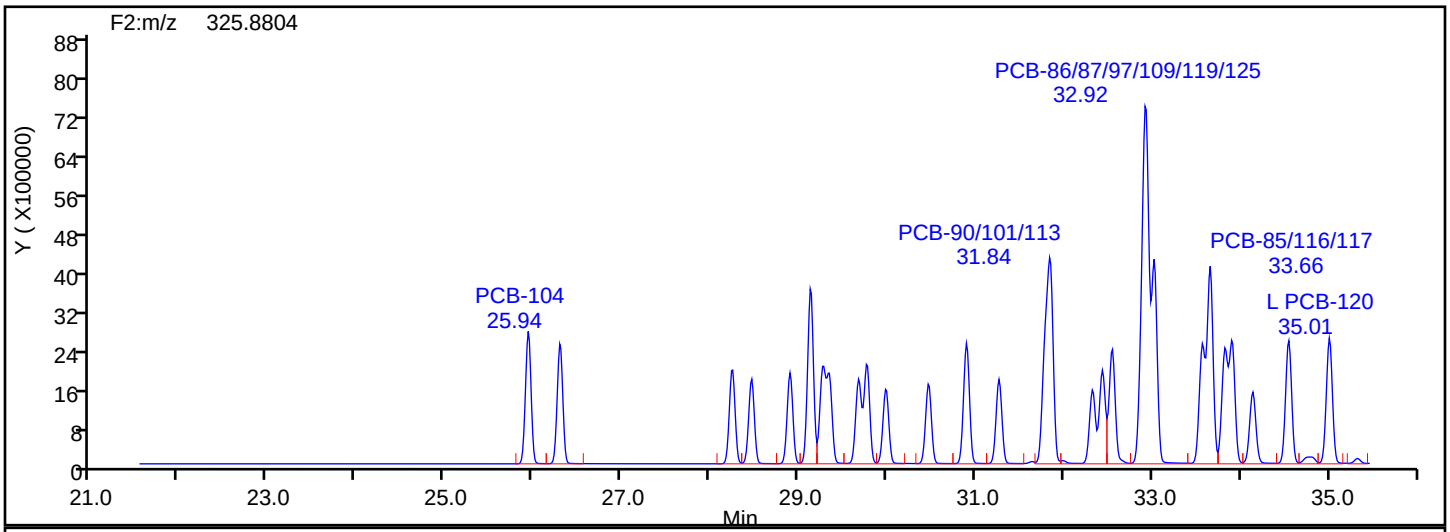

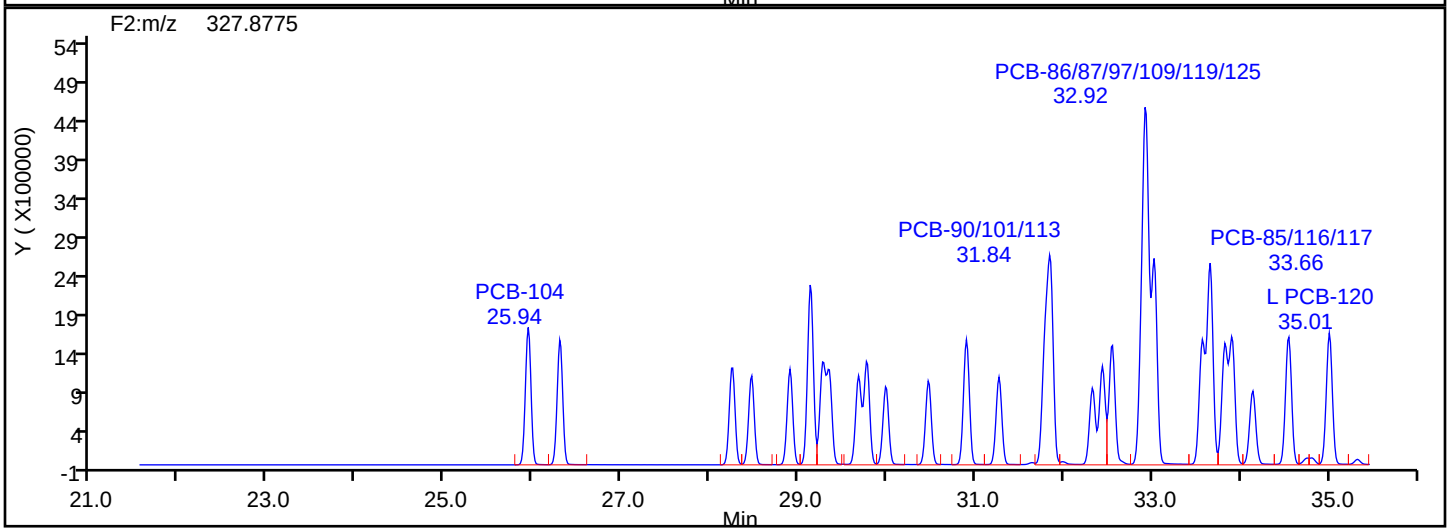

PePCB F2 Lock Mass

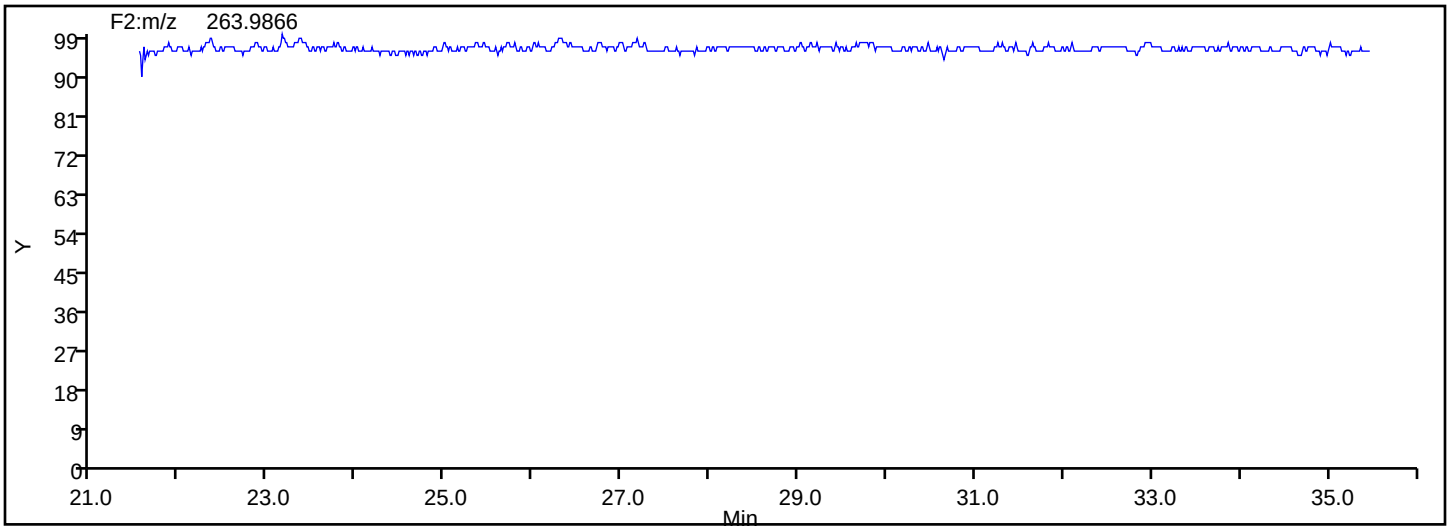

Manual Integration/User Assign Peak Report

Eurofins TestAmerica, Knoxville

Data File:	\\chromna\Knoxville\ChromData\D3D\20190813-12717.b\d4190821i5.d				
Injection Date:	21-Aug-2019 18:03:00	Instrument ID:	D3D		
Lims ID:	IC L5				
Client ID:					
Operator ID:	Xcalibur_System	ALS Bottle#:	0	Worklist Smp#:	5
Injection Vol:	1.0 ul	Dil. Factor:	1.0000		
Method:	PCBs_D3D	Limit Group:	HR - 1668A - ICAL		
Column:	SPB-Octyl (0.25 mm)	Detector	F2(21.81 :35.54)		

PCB-98/102, CAS: STL01843

Signal: 2

Processing Integration Results

RT: 29.27
Area: 5741990
Amount: 536.6921
Amount Units: pg/ul

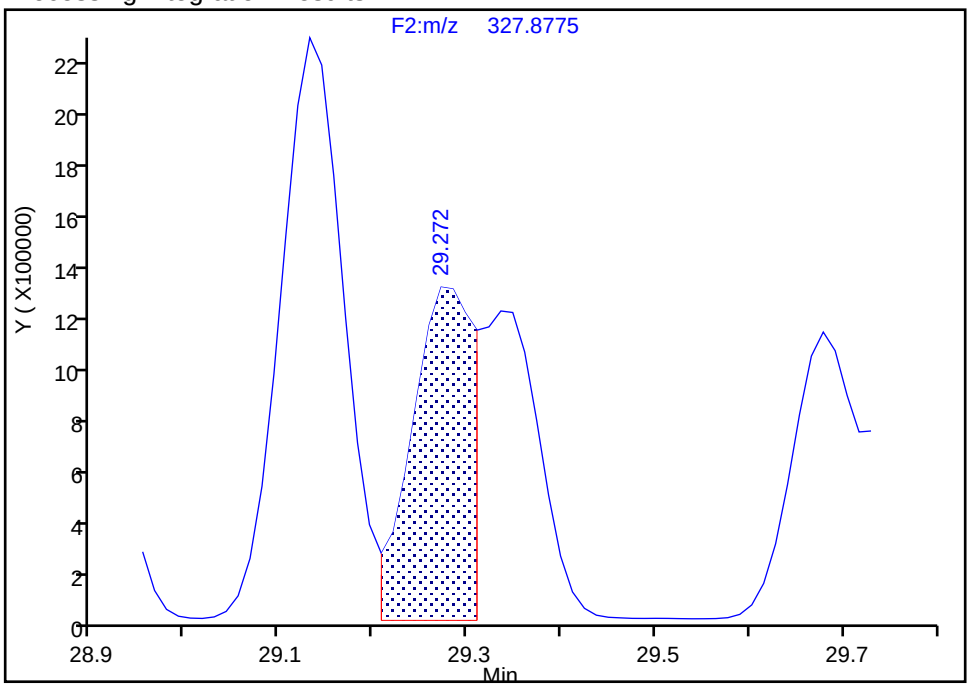

Manual Integration Results

RT: 29.27
Area: 11062464
Amount: 737.6600
Amount Units: pg/ul

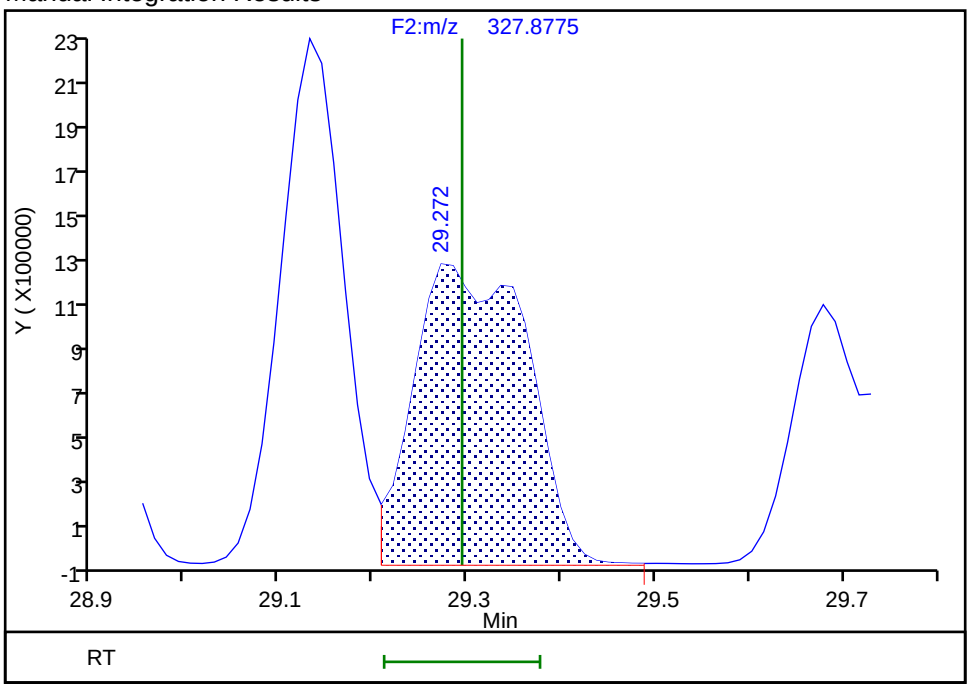

Reviewer: mcwhirterl, 21-Aug-2019 19:55:56

Audit Action: Marked Compound Undetected Audit Reason: Invalid Compound ID

Manual Integration/User Assign Peak Report

Eurofins TestAmerica, Knoxville

Data File: \\chromna\Knoxville\ChromData\D3D\20190813-12717.b\d4190821i5.d
Injection Date: 21-Aug-2019 18:03:00 Instrument ID: D3D
Lims ID: IC L5
Client ID:
Operator ID: Xcalibur_System ALS Bottle#: 0 Worklist Smp#: 5
Injection Vol: 1.0 ul Dil. Factor: 1.0000
Method: PCBs_D3D Limit Group: HR - 1668A - ICAL
Column: SPB-Octyl (0.25 mm) Detector F2(21.81 :35.54)

PCB-98/102, CAS: STL01843

Signal: 3

Processing Integration Results

RT: 29.27
Area: 14589977
Amount: 536.6921
Amount Units: pg/ul

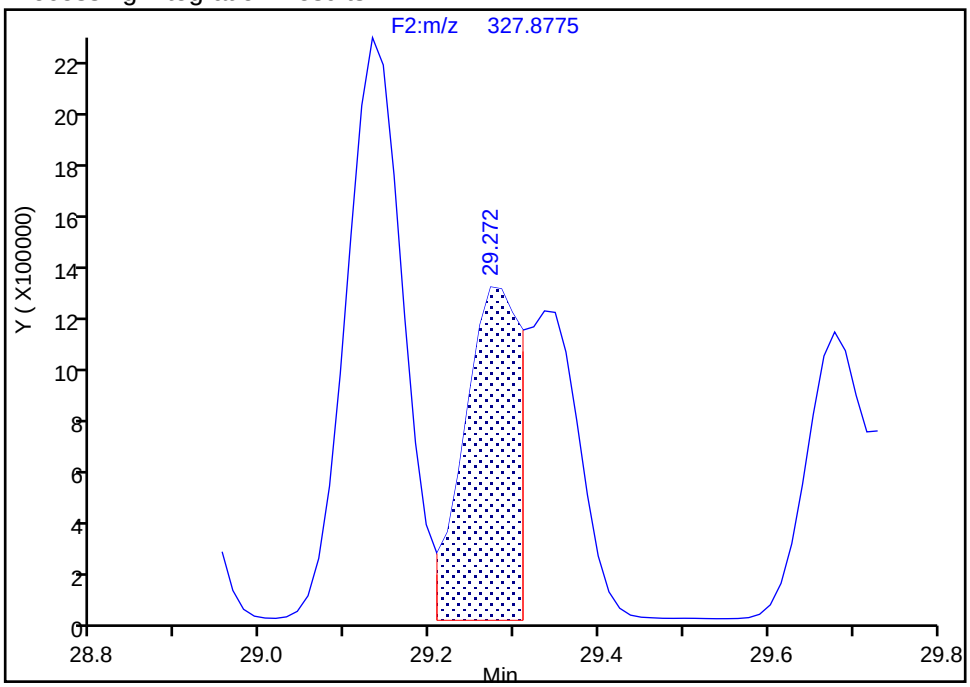

Manual Integration Results

RT: 29.27
Area: 28205854
Amount: 737.6600
Amount Units: pg/ul
Reviewer: mcwhirterl, 21-Aug-2019 19:55:56
Audit Action: Marked Compound Undetected Audit Reason: Invalid Compound ID

Manual Integration/User Assign Peak Report

Eurofins TestAmerica, Knoxville

Data File: \\chromna\Knoxville\ChromData\D3D\20190813-12717.b\d4190821i5.d
Injection Date: 21-Aug-2019 18:03:00 Instrument ID: D3D
Lims ID: IC L5
Client ID:
Operator ID: Xcalibur_System ALS Bottle#: 0 Worklist Smp#: 5
Injection Vol: 1.0 ul Dil. Factor: 1.0000
Method: PCBs_D3D Limit Group: HR - 1668A - ICAL
Column: SPB-Octyl (0.25 mm) Detector F2(21.81 :35.54)

PCB-98/102, CAS: STL01843

Signal: 1

Processing Integration Results

RT: 29.27
Area: 8847987
Amount: 536.6921
Amount Units: pg/ul

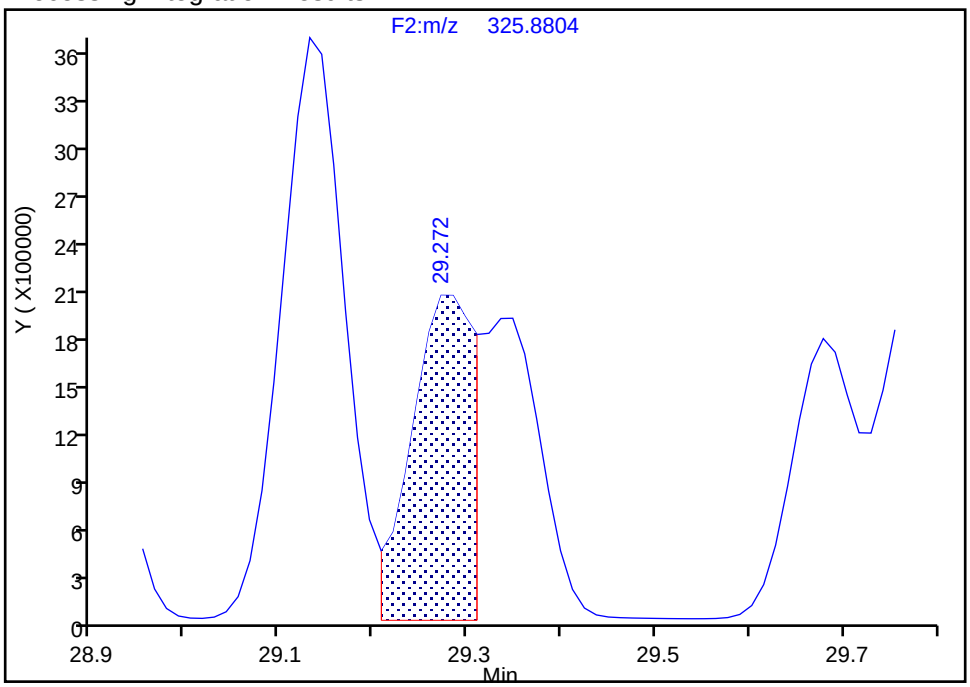

Manual Integration Results

RT: 29.27
Area: 17143390
Amount: 737.6600
Amount Units: pg/ul

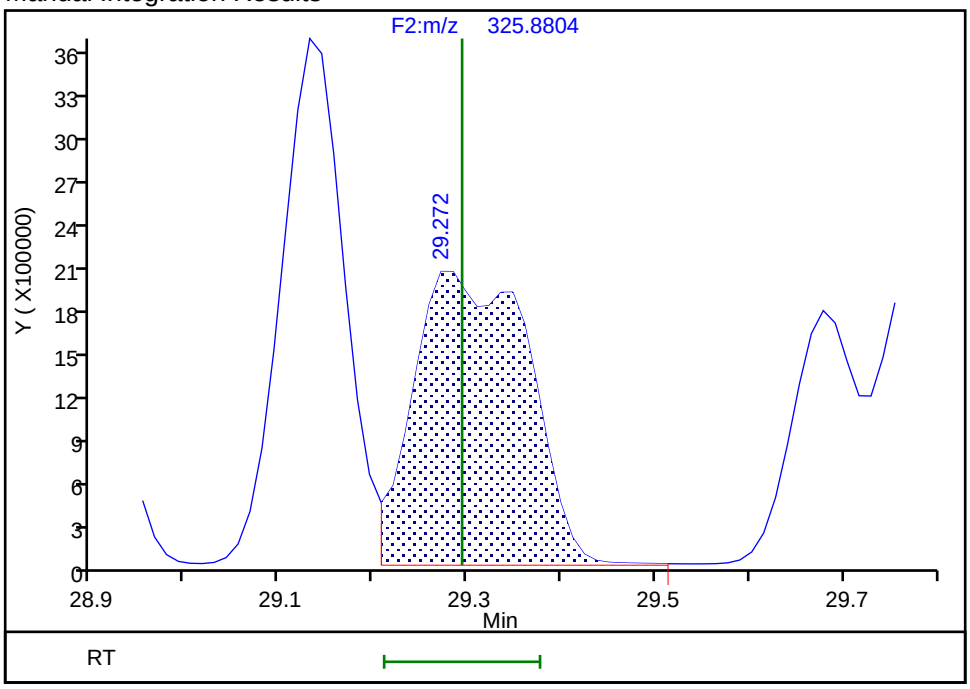

Reviewer: mcwhirterl, 21-Aug-2019 19:55:58
Audit Action: Manually Integrated/Assigned Compound ID Audit Reason: Incomplete Integration

Manual Integration/User Assign Peak Report

Eurofins TestAmerica, Knoxville

Data File: \\chromna\Knoxville\ChromData\D3D\20190813-12717.b\d4190821i5.d
Injection Date: 21-Aug-2019 18:03:00 Instrument ID: D3D
Lims ID: IC L5
Client ID:
Operator ID: Xcalibur_System ALS Bottle#: 0 Worklist Smp#: 5
Injection Vol: 1.0 ul Dil. Factor: 1.0000
Method: PCBs_D3D Limit Group: HR - 1668A - ICAL
Column: SPB-Octyl (0.25 mm) Detector F2(21.81 :35.54)

PCB-88/91, CAS: STL01812

Signal: 1

Processing Integration Results

RT: 29.77
Area: 25815557
Amount: 954.6148
Amount Units: pg/ul

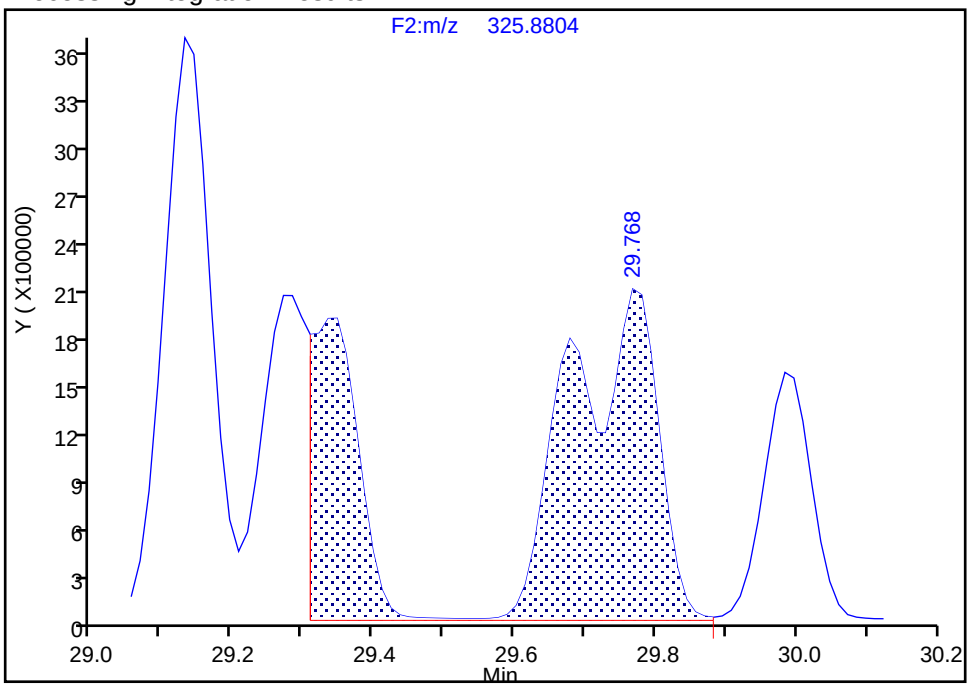

Manual Integration Results

RT: 29.77
Area: 17505774
Amount: 739.5973
Amount Units: pg/ul

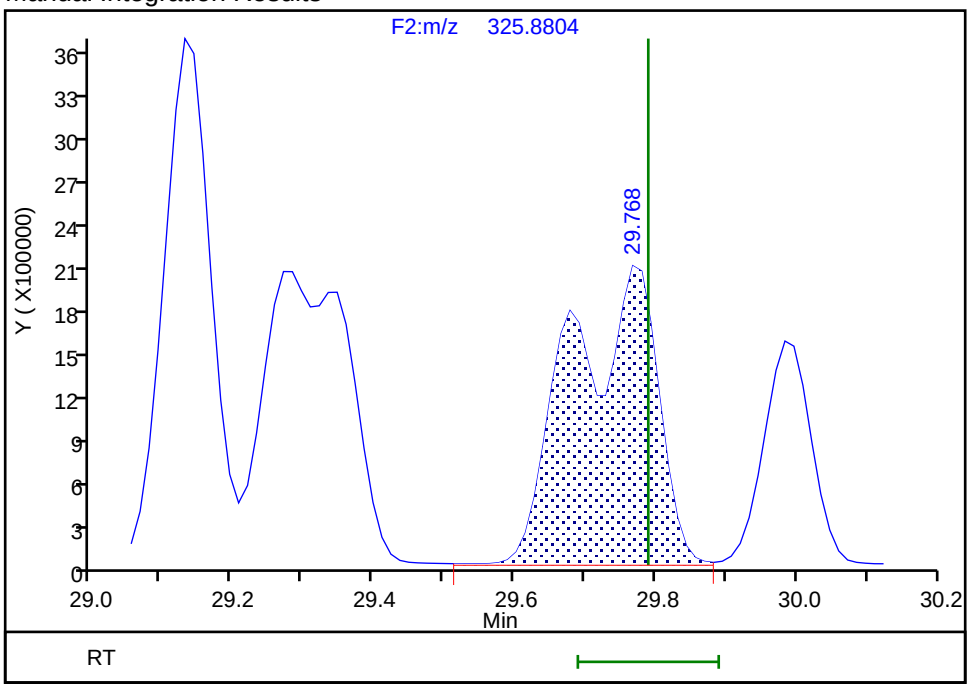

Reviewer: mcwhirterl, 21-Aug-2019 19:55:16
Audit Action: Split an Integrated Peak Audit Reason: Split Peak

Manual Integration/User Assign Peak Report

Eurofins TestAmerica, Knoxville

Data File:	\\chromna\Knoxville\ChromData\D3D\20190813-12717.b\d4190821i5.d				
Injection Date:	21-Aug-2019 18:03:00	Instrument ID:	D3D		
Lims ID:	IC L5				
Client ID:					
Operator ID:	Xcalibur_System	ALS Bottle#:	0	Worklist Smp#:	5
Injection Vol:	1.0 ul	Dil. Factor:	1.0000		
Method:	PCBs_D3D	Limit Group:	HR - 1668A - ICAL		
Column:	SPB-Octyl (0.25 mm)	Detector	F2(21.81 :35.54)		

PCB-88/91, CAS: STL01812

Signal: 2

Processing Integration Results

RT: 29.77
Area: 16574318
Amount: 954.6148
Amount Units: pg/ul

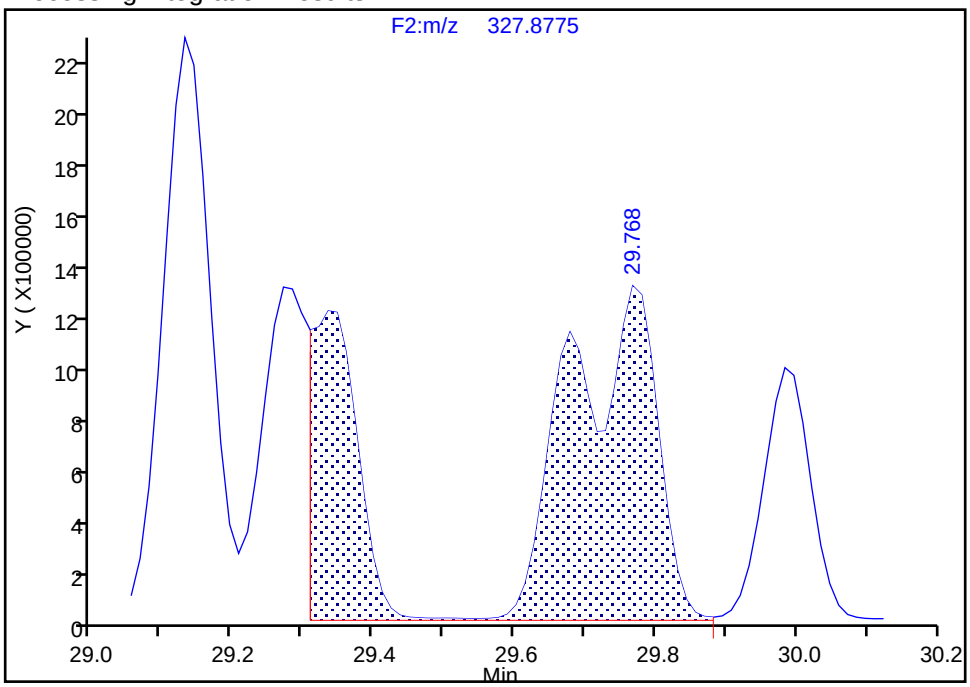

Manual Integration Results

RT: 29.77
Area: 11243695
Amount: 739.5973
Amount Units: pg/ul

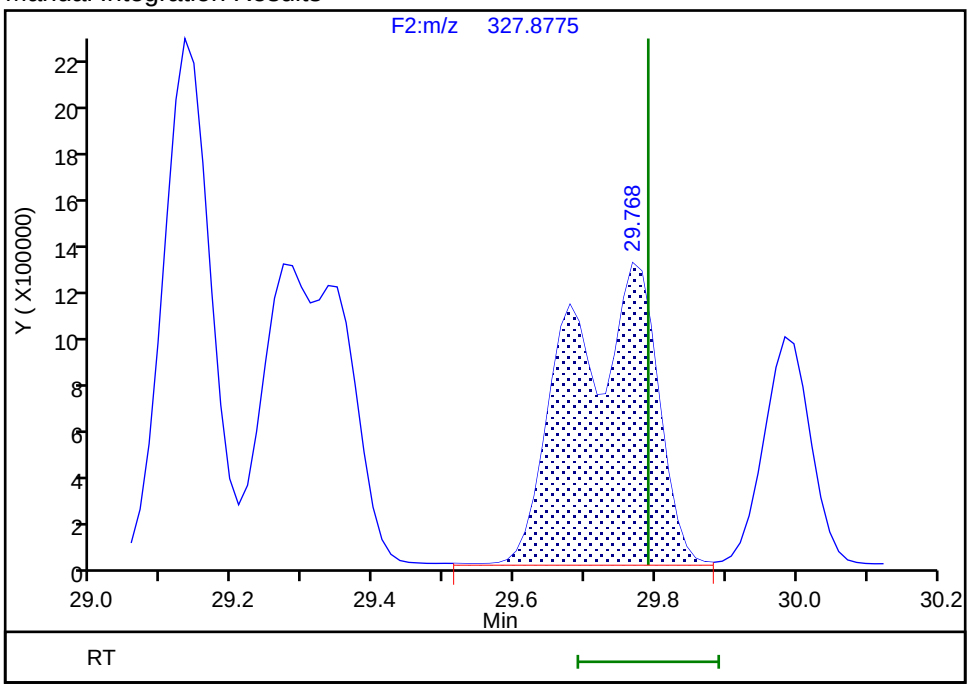

Reviewer: mcwhirterl, 21-Aug-2019 19:55:22

Audit Action: Split an Integrated Peak Audit Reason: Split Peak

Manual Integration/User Assign Peak Report

Eurofins TestAmerica, Knoxville

Data File: \\chromna\Knoxville\ChromData\D3D\20190813-12717.b\d4190821i5.d
Injection Date: 21-Aug-2019 18:03:00 Instrument ID: D3D
Lims ID: IC L5
Client ID:
Operator ID: Xcalibur_System ALS Bottle#: 0 Worklist Smp#: 5
Injection Vol: 1.0 ul Dil. Factor: 1.0000
Method: PCBs_D3D Limit Group: HR - 1668A - ICAL
Column: SPB-Octyl (0.25 mm) Detector F2(21.81 :35.54)

PCB-86/87/97/109/119/125, CAS: STL02295

Signal: 2

Processing Integration Results

RT: 32.92
Area: 26366184
Amount: 1876.7322
Amount Units: pg/ul

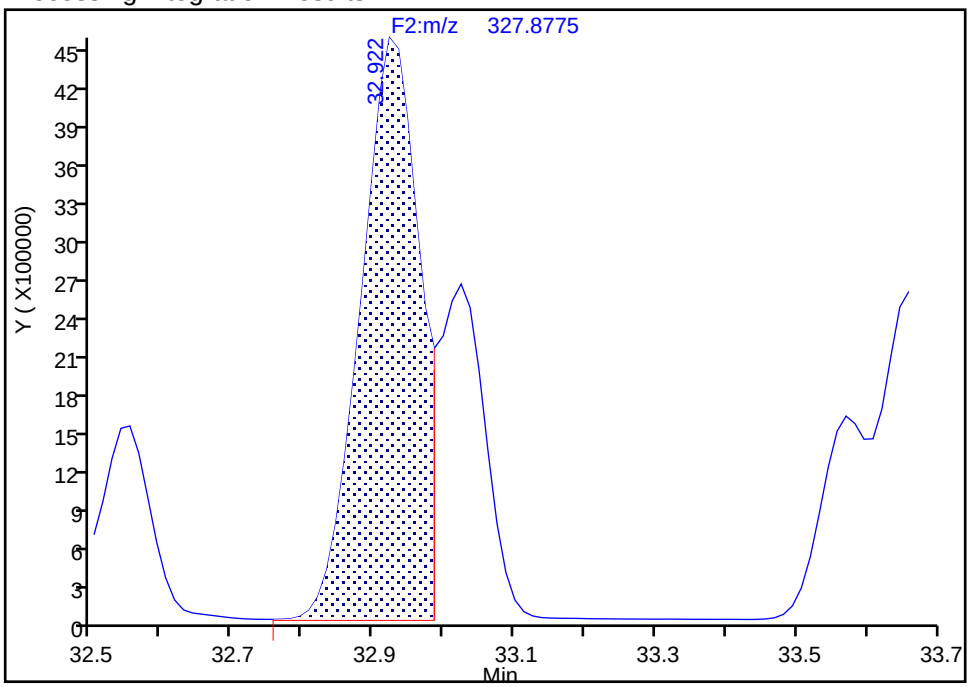

Manual Integration Results

RT: 32.92
Area: 38474174
Amount: 2158.3799
Amount Units: pg/ul

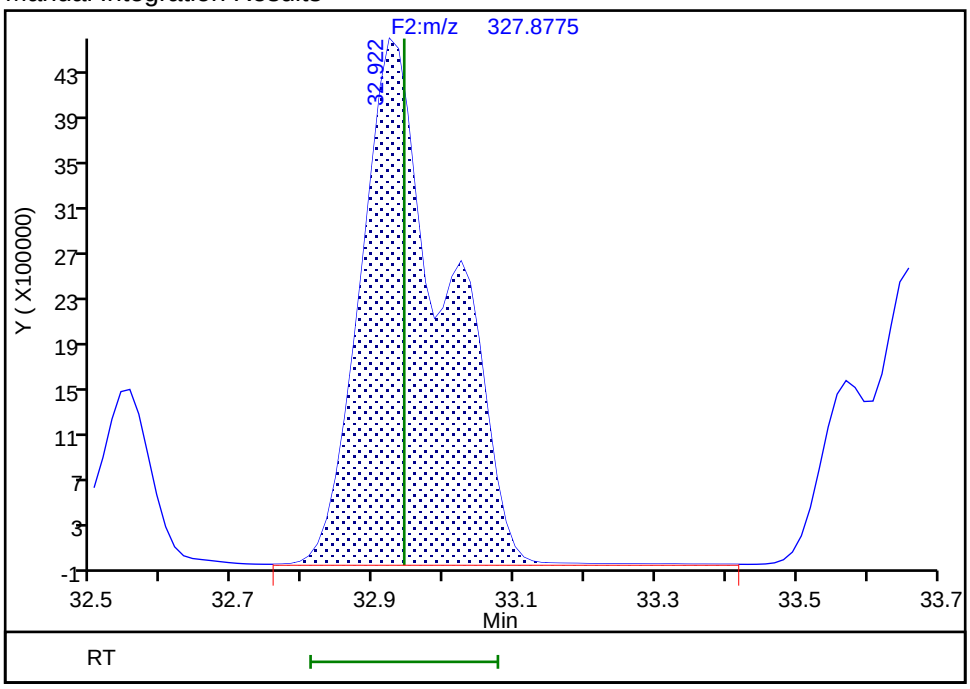

Reviewer: mcwhirterl, 21-Aug-2019 19:56:40
Audit Action: Marked Compound Undetected Audit Reason: Invalid Compound ID

Manual Integration/User Assign Peak Report

Eurofins TestAmerica, Knoxville

Data File: \\chromna\Knoxville\ChromData\D3D\20190813-12717.b\d4190821i5.d
Injection Date: 21-Aug-2019 18:03:00 Instrument ID: D3D
Lims ID: IC L5
Client ID:
Operator ID: Xcalibur_System ALS Bottle#: 0 Worklist Smp#: 5
Injection Vol: 1.0 ul Dil. Factor: 1.0000
Method: PCBs_D3D Limit Group: HR - 1668A - ICAL
Column: SPB-Octyl (0.25 mm) Detector F2(21.81 :35.54)

PCB-86/87/97/109/119/125, CAS: STL02295

Signal: 3

Processing Integration Results

RT: 32.92
Area: 68499476
Amount: 1876.7322
Amount Units: pg/ul

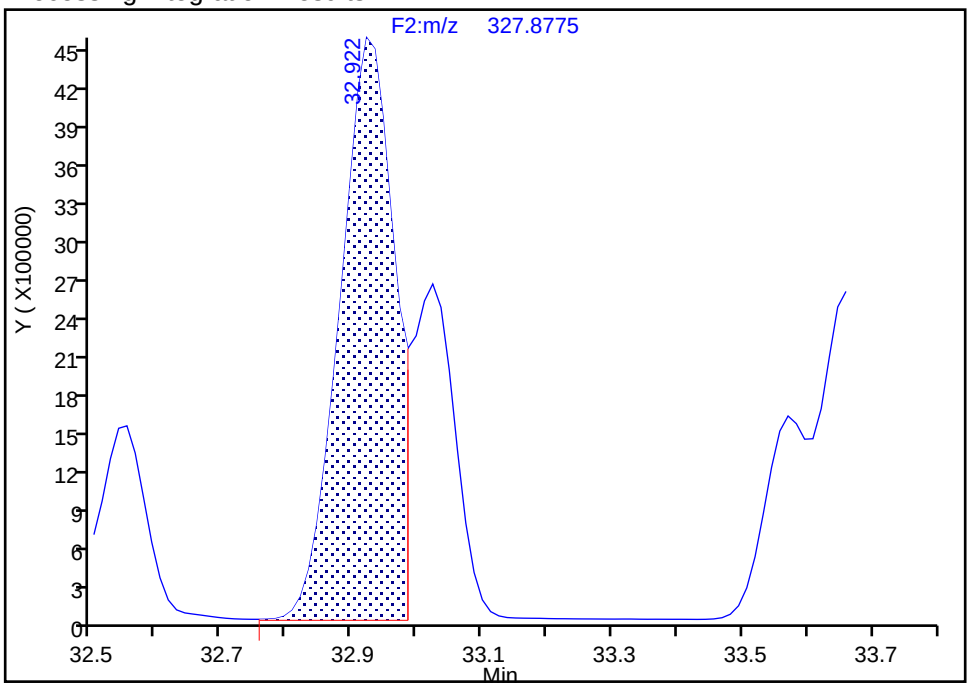

Manual Integration Results

RT: 32.92
Area: 99803745
Amount: 2158.3799
Amount Units: pg/ul
Reviewer: mcwhirterl, 21-Aug-2019 19:56:40
Audit Action: Marked Compound Undetected Audit Reason: Invalid Compound ID

Manual Integration/User Assign Peak Report

Eurofins TestAmerica, Knoxville

Data File:	\\chromna\Knoxville\ChromData\D3D\20190813-12717.b\d4190821i5.d				
Injection Date:	21-Aug-2019 18:03:00	Instrument ID:	D3D		
Lims ID:	IC L5				
Client ID:					
Operator ID:	Xcalibur_System	ALS Bottle#:	0	Worklist Smp#:	5
Injection Vol:	1.0 ul	Dil. Factor:	1.0000		
Method:	PCBs_D3D	Limit Group:	HR - 1668A - ICAL		
Column:	SPB-Octyl (0.25 mm)	Detector	F2(21.81 :35.54)		

PCB-86/87/97/109/119/125, CAS: STL02295

Signal: 1

Processing Integration Results

RT: 32.92
Area: 42133292
Amount: 1876.7322
Amount Units: pg/ul

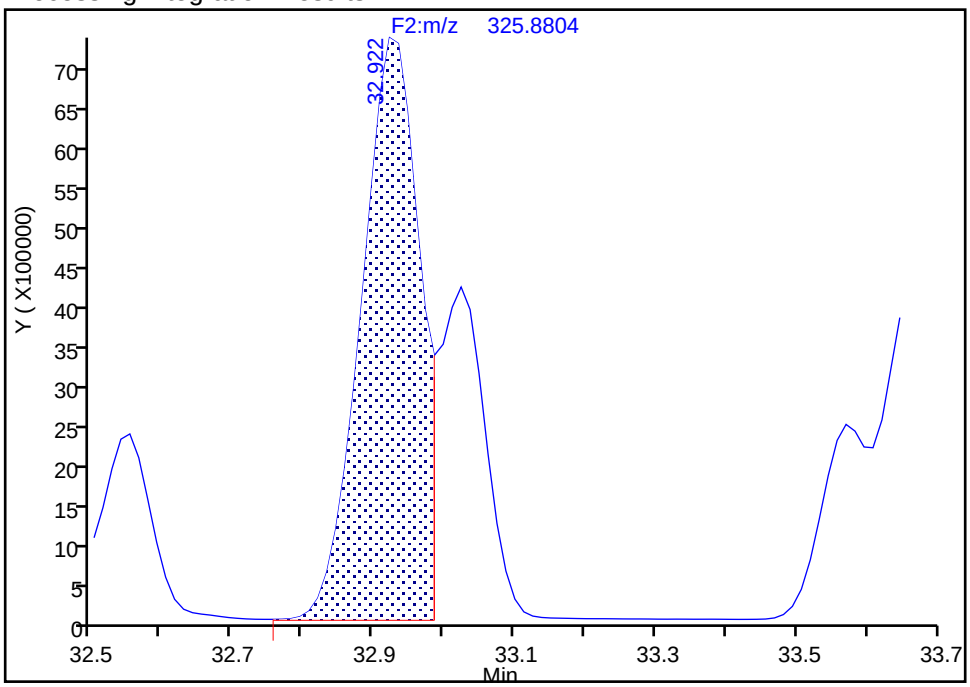

Manual Integration Results

RT: 32.92
Area: 61329571
Amount: 2158.3799
Amount Units: pg/ul

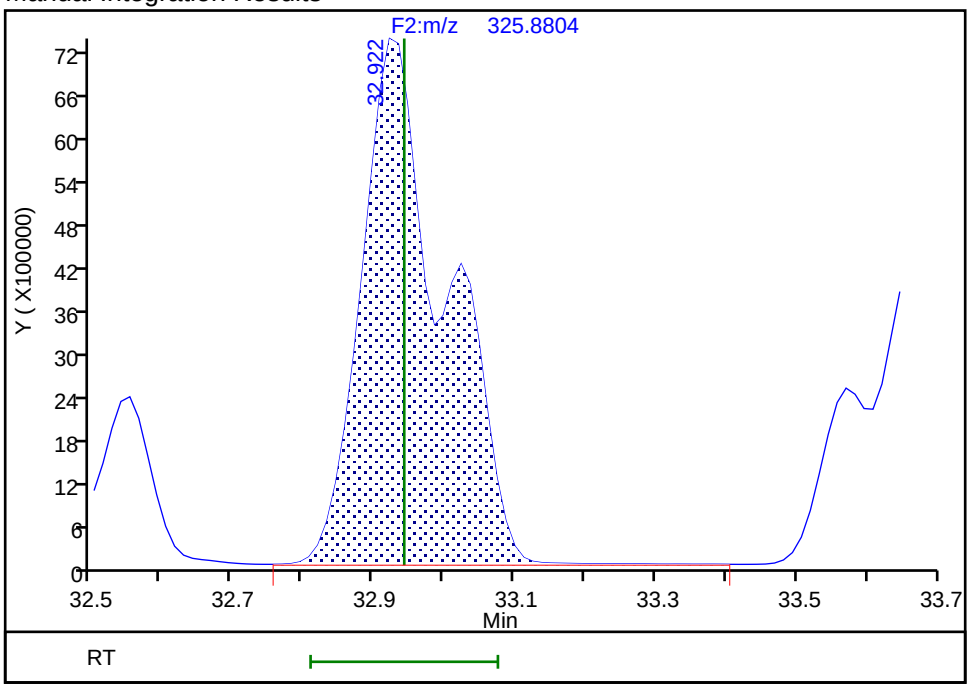

Reviewer: mcwhirterl, 21-Aug-2019 19:56:42

Audit Action: Manually Integrated/Assigned Compound ID Audit Reason: Incomplete Integration

Eurofins TestAmerica, Knoxville

Data File:	\\chromna\Knoxville\ChromData\D3D\20190813-12717.b\d4190821i5.d		
Injection Date:	21-Aug-2019 18:03:00	Injection Vol:	1.0 ul
Instrument ID:	D3D	Operator ID:	Xcalibur_System
Method:	PCBs_D3D	Limit Group:	HR - 1668A - ICAL
Client ID:			
Worklist#:	33168	Sample Line#:	5
Column Type:	SPB-Octyl	Column Dia:	0.25 mm

PePCB F3

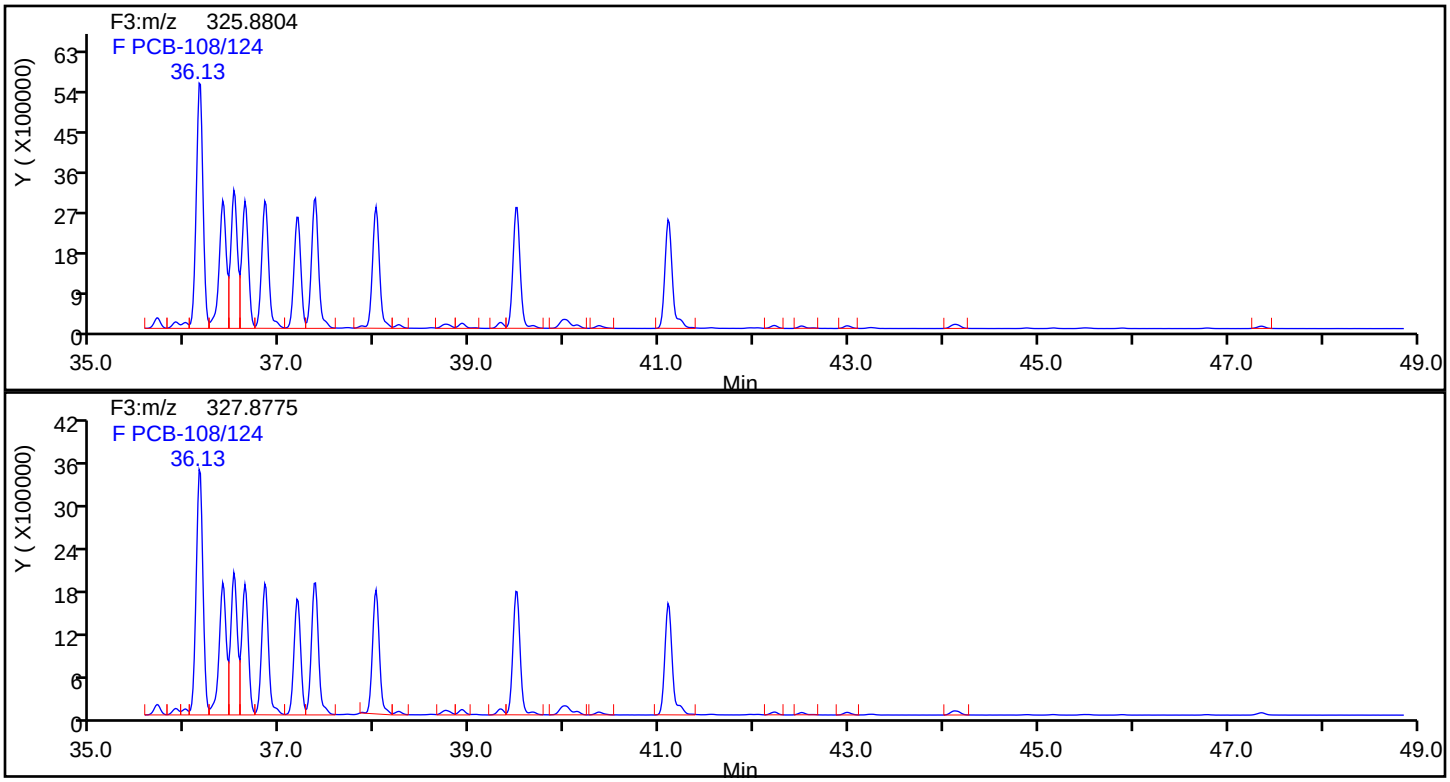

PePCB F3 Standards

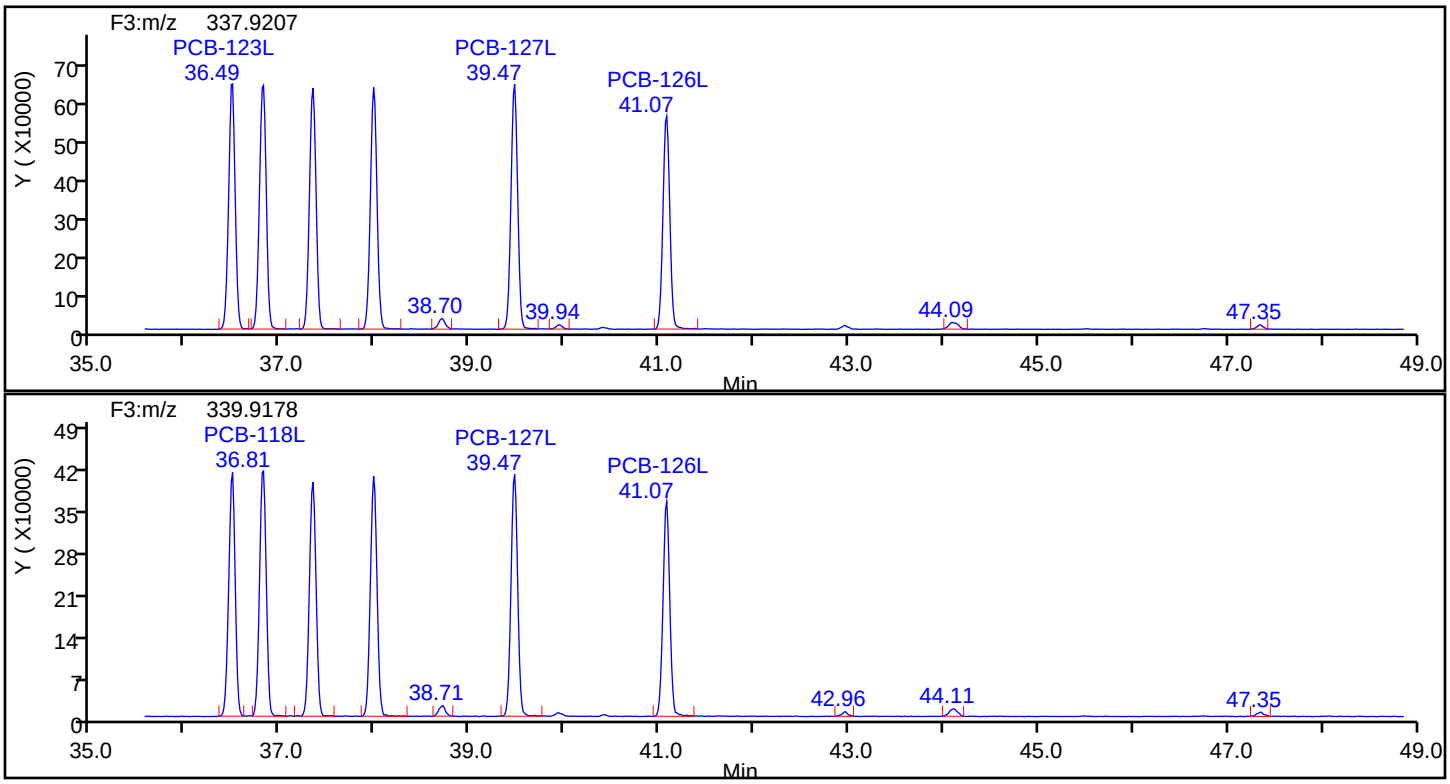

Eurofins TestAmerica, Knoxville

Data File:	\\chromna\Knoxville\ChromData\D3D\20190813-12717.b\d4190821i5.d		
Injection Date:	21-Aug-2019 18:03:00	Injection Vol:	1.0 ul
Instrument ID:	D3D	Operator ID:	Xcalibur_System
Method:	PCBs_D3D	Limit Group:	HR - 1668A - ICAL
Client ID:			
Worklist#:	33168	Sample Line#:	5
Column Type:	SPB-Octyl	Column Dia:	0.25 mm

PePCB F3

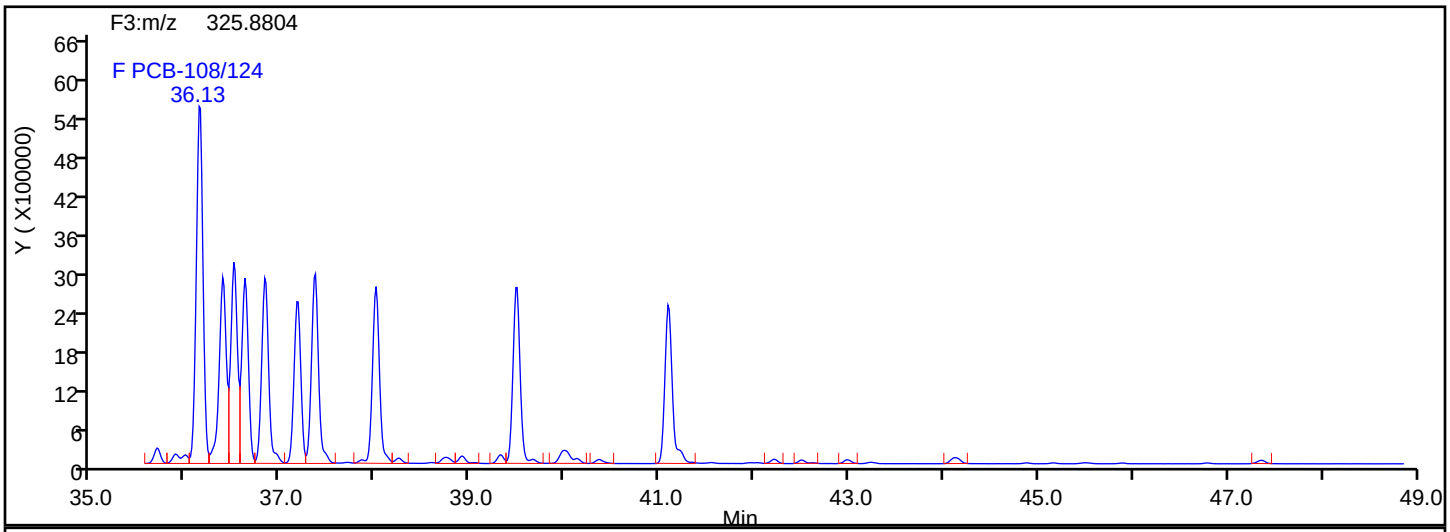

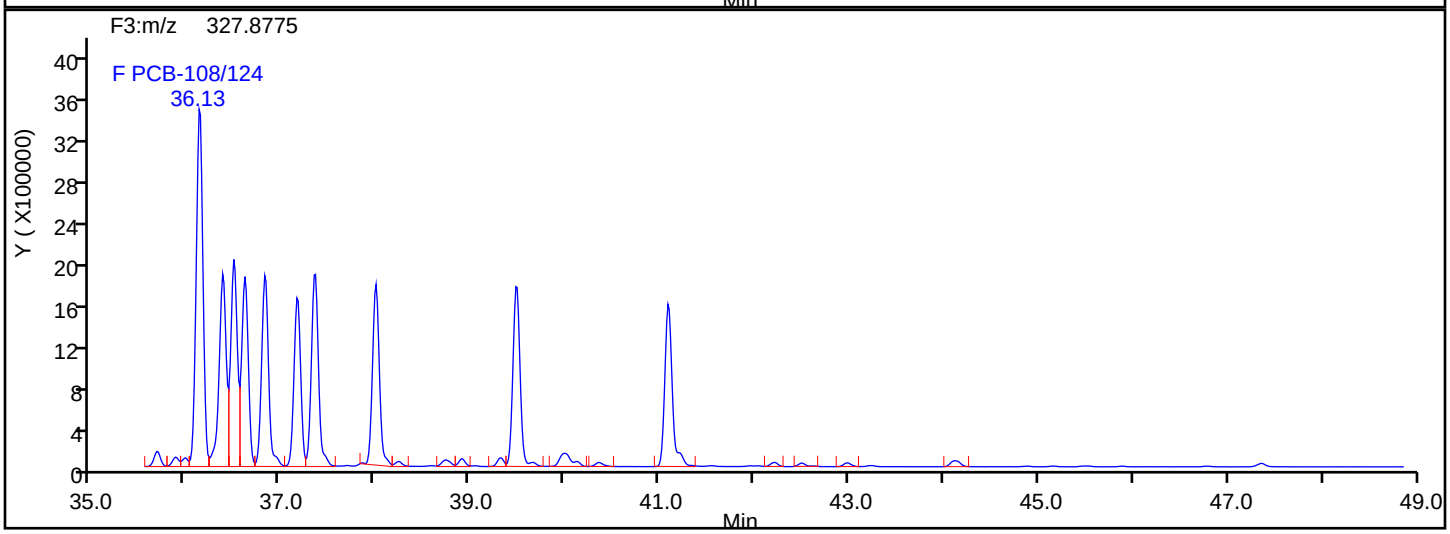

PePCB F3 Lock Mass

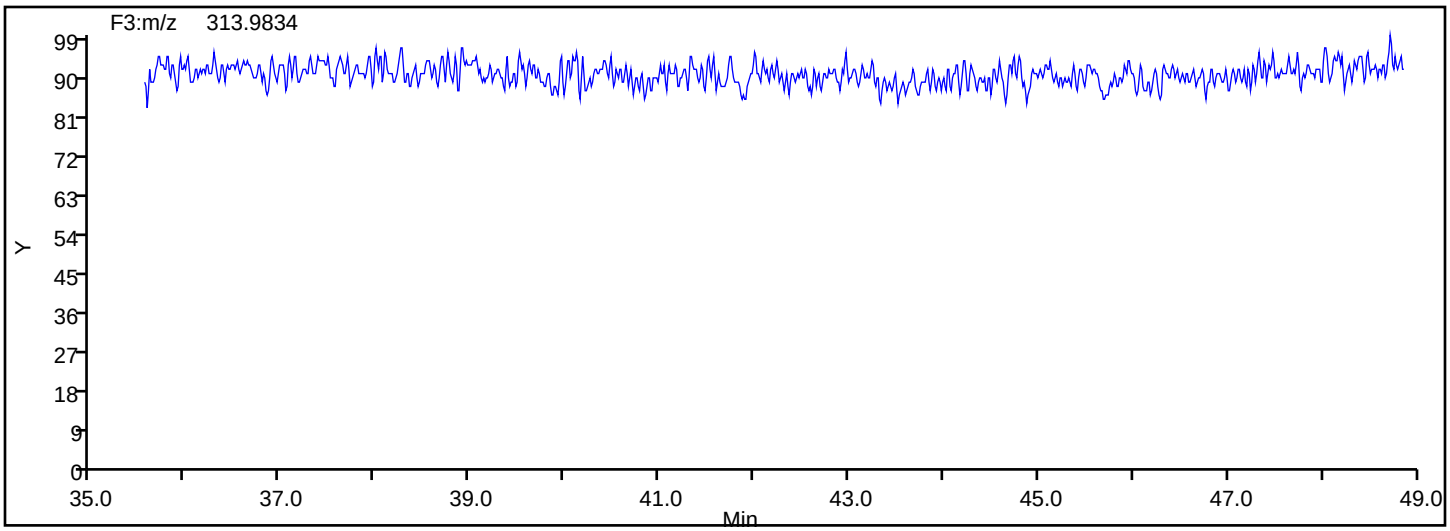

Eurofins TestAmerica, Knoxville

Data File:	\\chromna\Knoxville\ChromData\D3D\20190813-12717.b\d4190821i5.d		
Injection Date:	21-Aug-2019 18:03:00	Injection Vol:	1.0 ul
Instrument ID:	D3D	Operator ID:	Xcalibur_System
Method:	PCBs_D3D	Limit Group:	HR - 1668A - ICAL
Client ID:			
Worklist#:	33168	Sample Line#:	5
Column Type:	SPB-Octyl	Column Dia:	0.25 mm

HxPCB F2

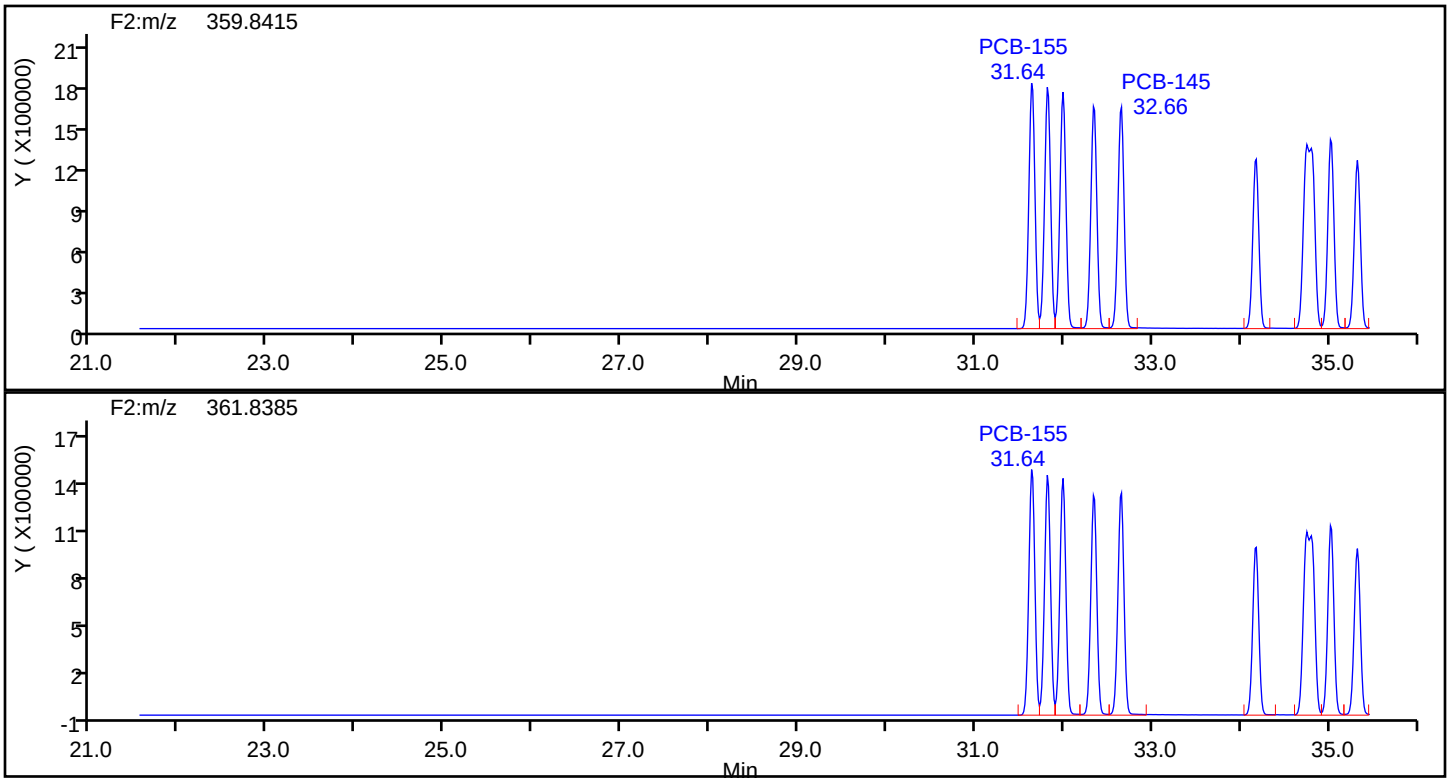

HxPCB F2 Standards

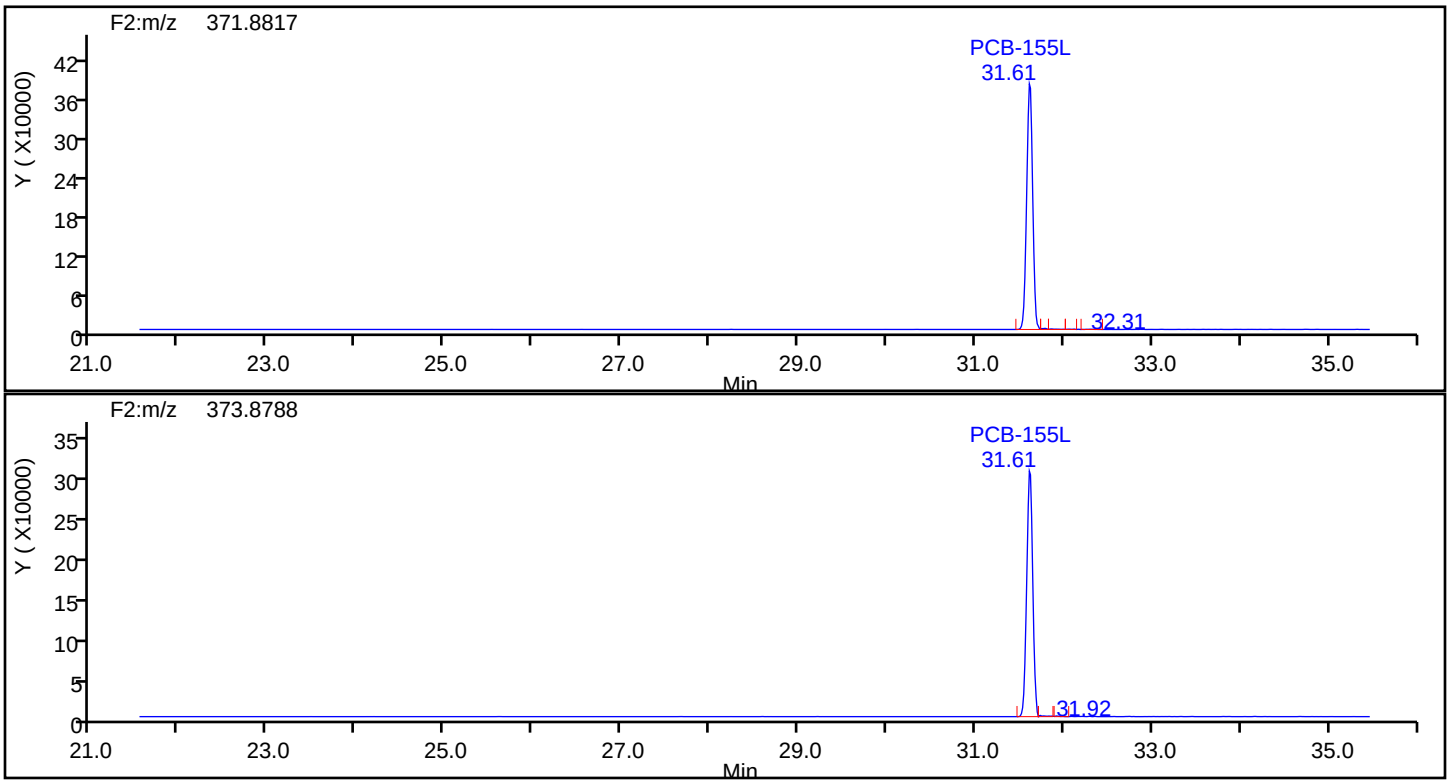

Eurofins TestAmerica, Knoxville

Data File:	\\chromna\Knoxville\ChromData\D3D\20190813-12717.b\d4190821i5.d		
Injection Date:	21-Aug-2019 18:03:00	Injection Vol:	1.0 ul
Instrument ID:	D3D	Operator ID:	Xcalibur_System
Method:	PCBs_D3D	Limit Group:	HR - 1668A - ICAL
Client ID:			
Worklist#:	33168	Sample Line#:	5
Column Type:	SPB-Octyl	Column Dia:	0.25 mm

HxPCB F2

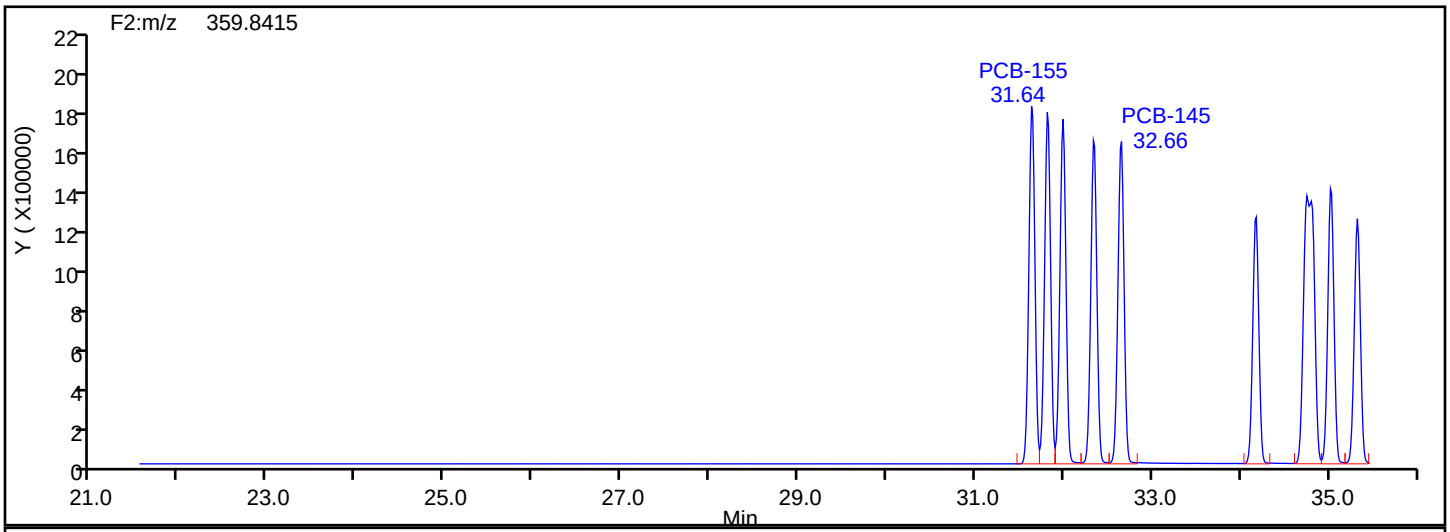

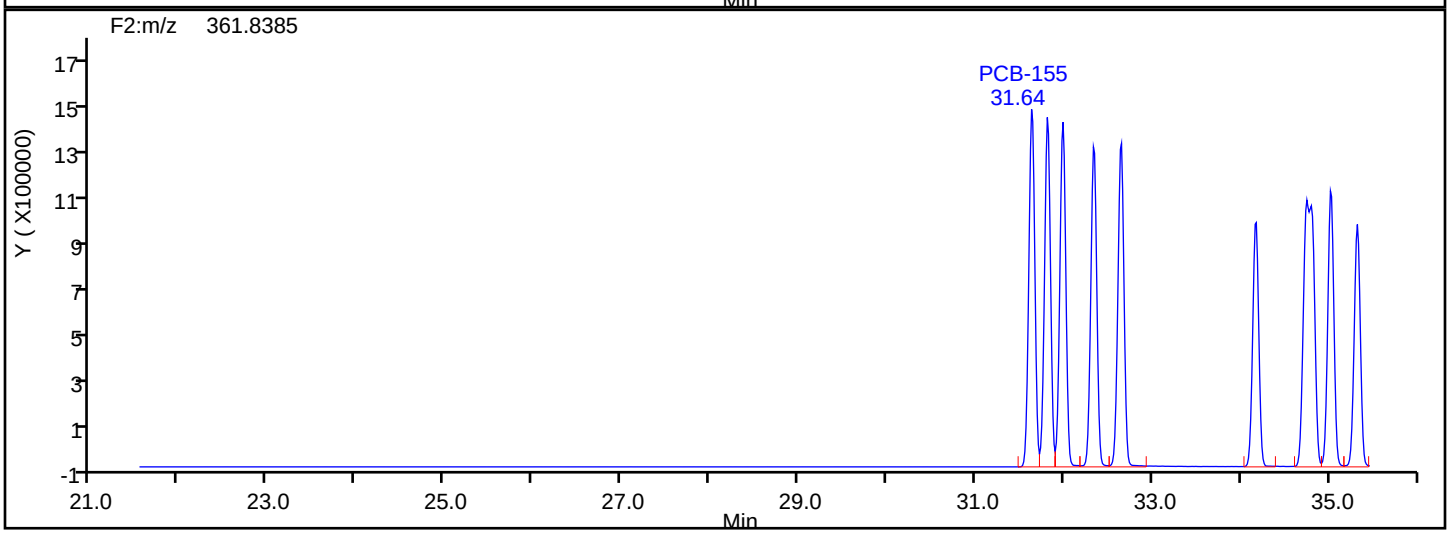

HxPCB F2 Lock Mass

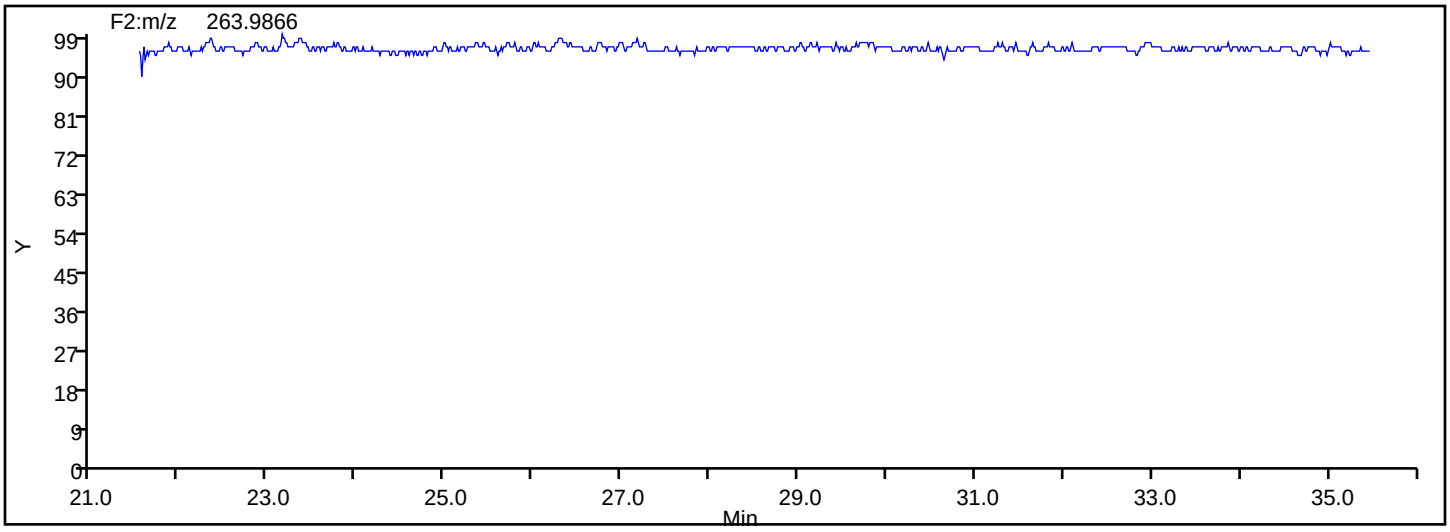

Manual Integration/User Assign Peak Report

Eurofins TestAmerica, Knoxville

Data File: \\chromna\Knoxville\ChromData\D3D\20190813-12717.b\d4190821i5.d
Injection Date: 21-Aug-2019 18:03:00 Instrument ID: D3D
Lims ID: IC L5
Client ID:
Operator ID: Xcalibur_System ALS Bottle#: 0 Worklist Smp#: 5
Injection Vol: 1.0 ul Dil. Factor: 1.0000
Method: PCBs_D3D Limit Group: HR - 1668A - ICAL
Column: SPB-Octyl (0.25 mm) Detector F2(21.81 :35.54)

PCB-135/151, CAS: STL01819

Signal: 2

Processing Integration Results

RT: 34.75
Area: 4699971
Amount: 494.5838
Amount Units: pg/ul

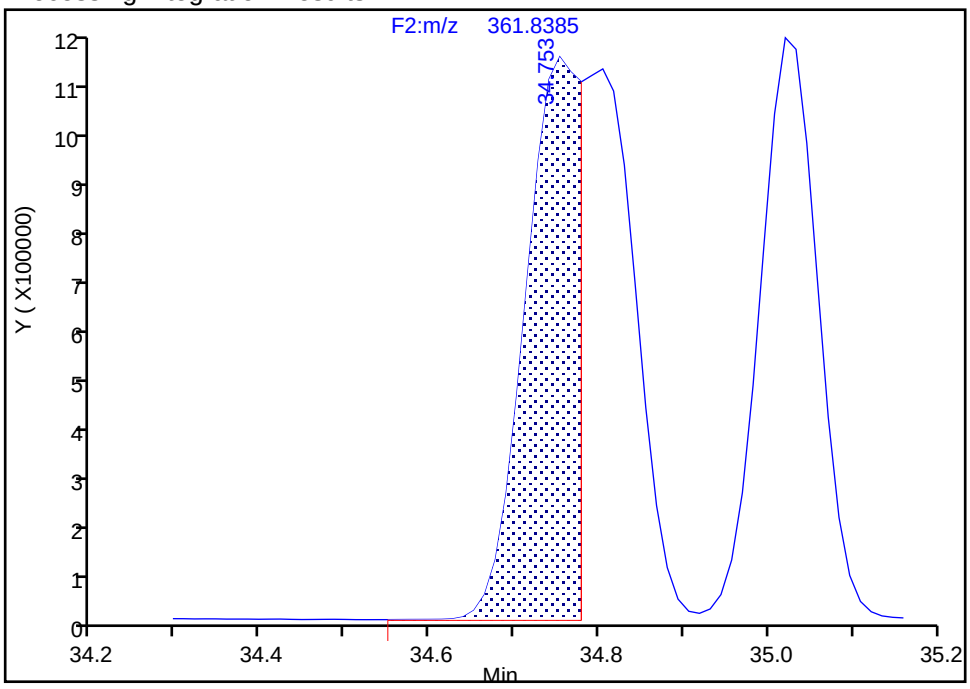

Manual Integration Results

RT: 34.75
Area: 9268674
Amount: 748.0958
Amount Units: pg/ul

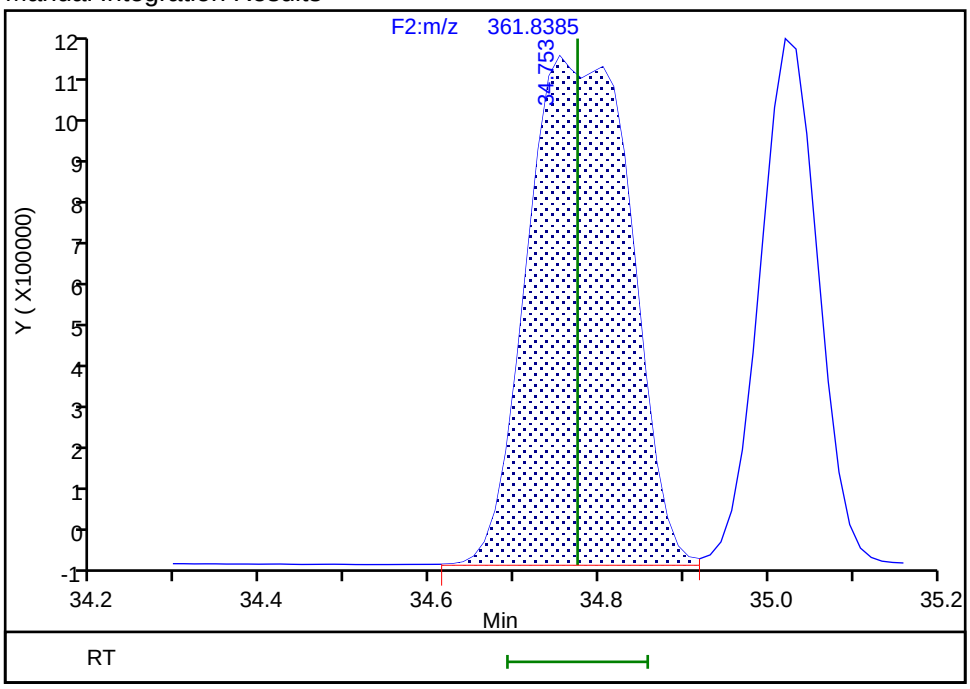

Reviewer: mcwhirterl, 21-Aug-2019 19:57:46
Audit Action: Marked Compound Undetected Audit Reason: Invalid Compound ID

Manual Integration/User Assign Peak Report

Eurofins TestAmerica, Knoxville

Data File: \\chromna\Knoxville\ChromData\D3D\20190813-12717.b\d4190821i5.d
Injection Date: 21-Aug-2019 18:03:00 Instrument ID: D3D
Lims ID: IC L5
Client ID:
Operator ID: Xcalibur_System ALS Bottle#: 0 Worklist Smp#: 5
Injection Vol: 1.0 ul Dil. Factor: 1.0000
Method: PCBs_D3D Limit Group: HR - 1668A - ICAL
Column: SPB-Octyl (0.25 mm) Detector F2(21.81 :35.54)

PCB-135/151, CAS: STL01819

Signal: 3

Processing Integration Results

RT: 34.75
Area: 10572360
Amount: 494.5838
Amount Units: pg/ul

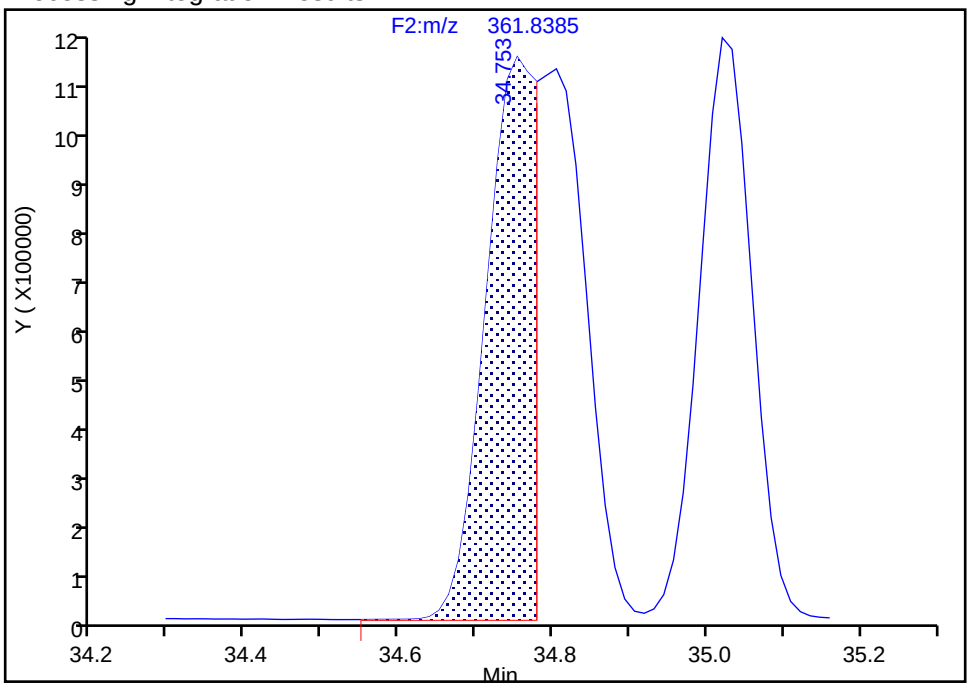

Manual Integration Results

RT: 34.75
Area: 20973904
Amount: 748.0958
Amount Units: pg/ul
Reviewer: mcwhirterl, 21-Aug-2019 19:57:46
Audit Action: Marked Compound Undetected Audit Reason: Invalid Compound ID

Manual Integration/User Assign Peak Report

Eurofins TestAmerica, Knoxville

Data File:	\\chromna\Knoxville\ChromData\D3D\20190813-12717.b\d4190821i5.d				
Injection Date:	21-Aug-2019 18:03:00	Instrument ID:	D3D		
Lims ID:	IC L5				
Client ID:					
Operator ID:	Xcalibur_System	ALS Bottle#:	0	Worklist Smp#:	5
Injection Vol:	1.0 ul	Dil. Factor:	1.0000		
Method:	PCBs_D3D	Limit Group:	HR - 1668A - ICAL		
Column:	SPB-Octyl (0.25 mm)	Detector	F2(21.81 :35.54)		

PCB-135/151, CAS: STL01819

Signal: 1

Processing Integration Results

RT: 34.75
Area: 5872389
Amount: 494.5838
Amount Units: pg/ul

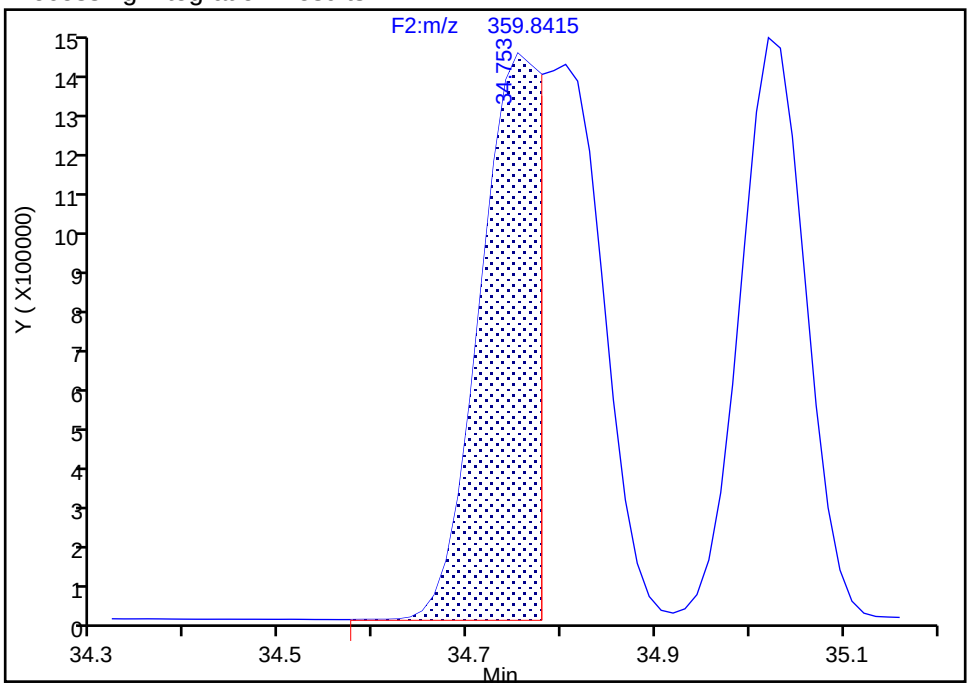

Manual Integration Results

RT: 34.75
Area: 11705230
Amount: 748.0958
Amount Units: pg/ul

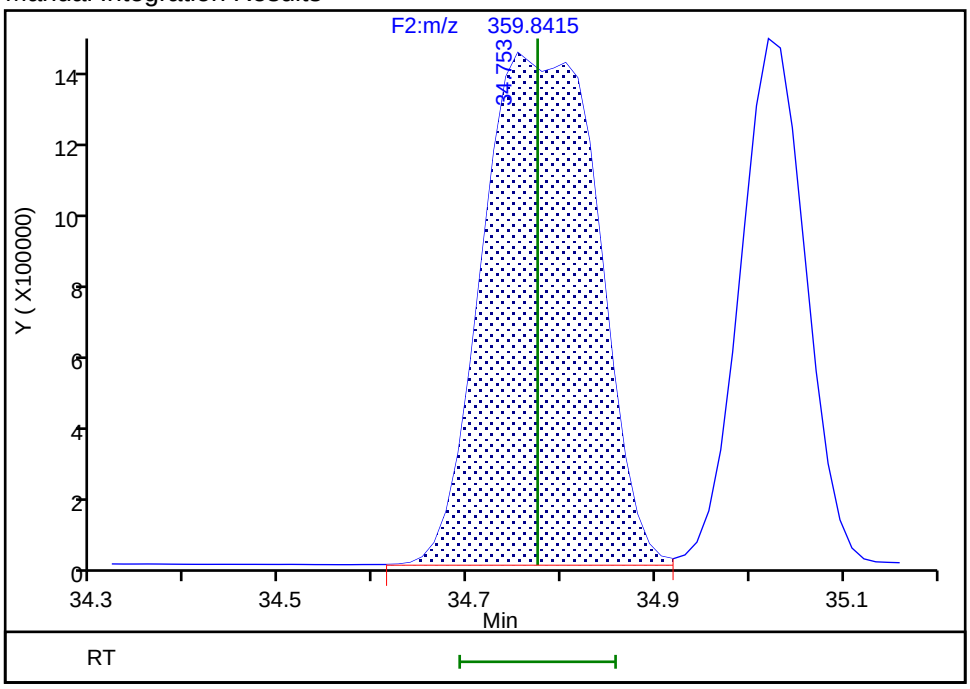

Reviewer: mcwhirterl, 21-Aug-2019 19:57:47

Audit Action: Manually Integrated/Assigned Compound ID Audit Reason: Incomplete Integration

Report Date: 30-Aug-2019 11:38:22 Chrom Revision: 2.3 22-Aug-2019 12:55:36

Eurofins TestAmerica, Knoxville

Data File:	\\chromna\Knoxville\ChromData\D3D\20190813-12717.b\d4190821i5.d		
Injection Date:	21-Aug-2019 18:03:00	Injection Vol:	1.0 ul
Instrument ID:	D3D	Operator ID:	Xcalibur_System
Method:	PCBs_D3D	Limit Group:	HR - 1668A - ICAL
Client ID:			
Worklist#:	33168	Sample Line#:	5
Column Type:	SPB-Octyl	Column Dia:	0.25 mm

HxPCB F3

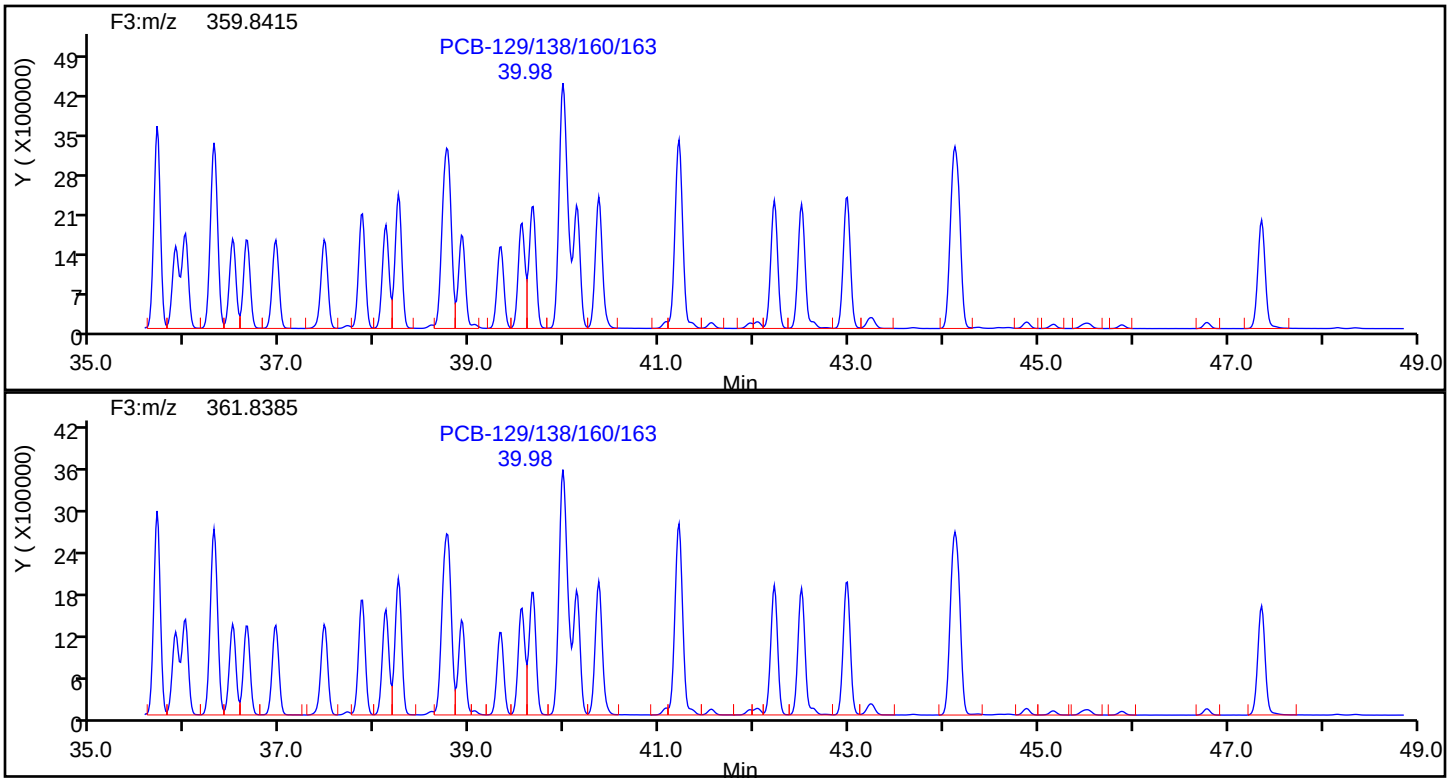

HxPCB F3 Standards

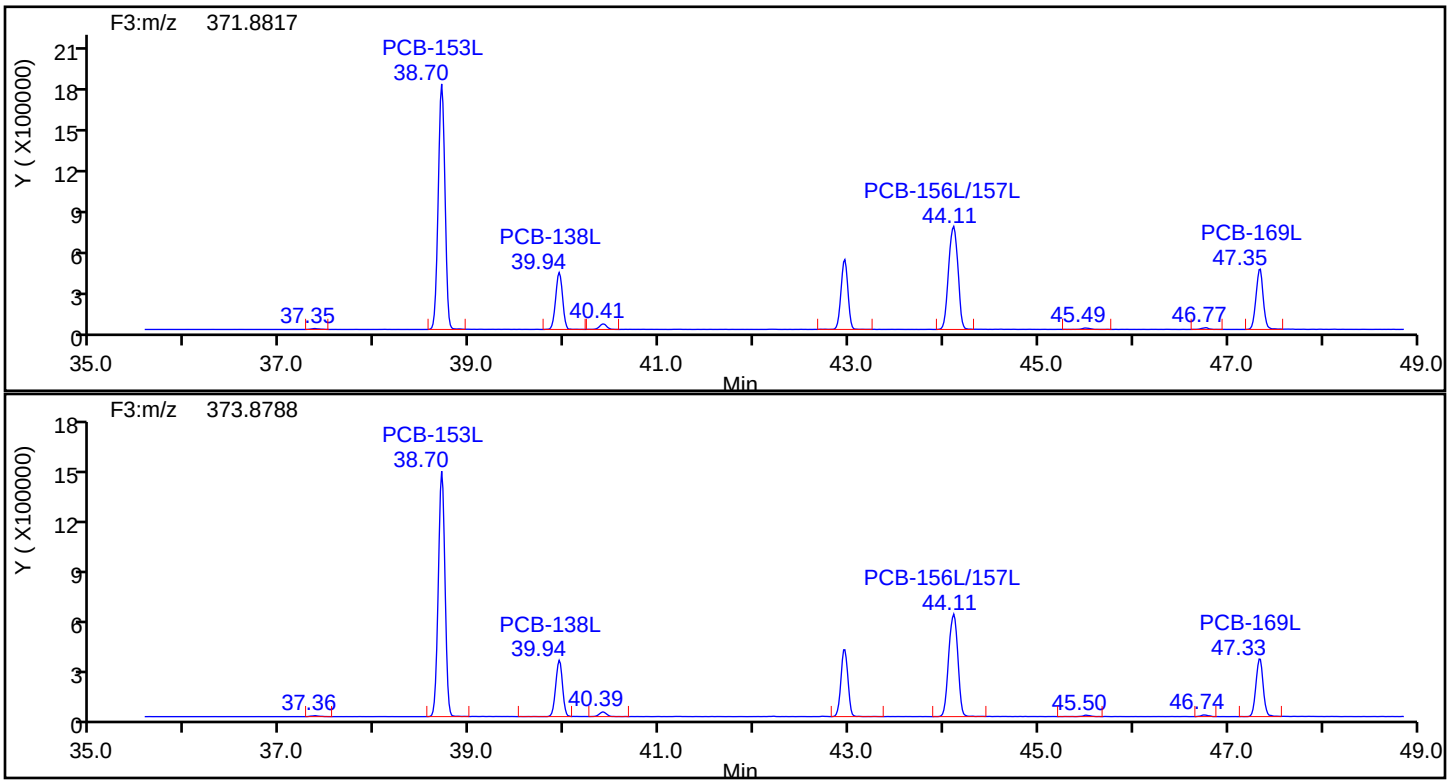

Eurofins TestAmerica, Knoxville

Data File:	\\chromna\Knoxville\ChromData\D3D\20190813-12717.b\d4190821i5.d		
Injection Date:	21-Aug-2019 18:03:00	Injection Vol:	1.0 ul
Instrument ID:	D3D	Operator ID:	Xcalibur_System
Method:	PCBs_D3D	Limit Group:	HR - 1668A - ICAL
Client ID:			
Worklist#:	33168	Sample Line#:	5
Column Type:	SPB-Octyl	Column Dia:	0.25 mm

HxPCB F3

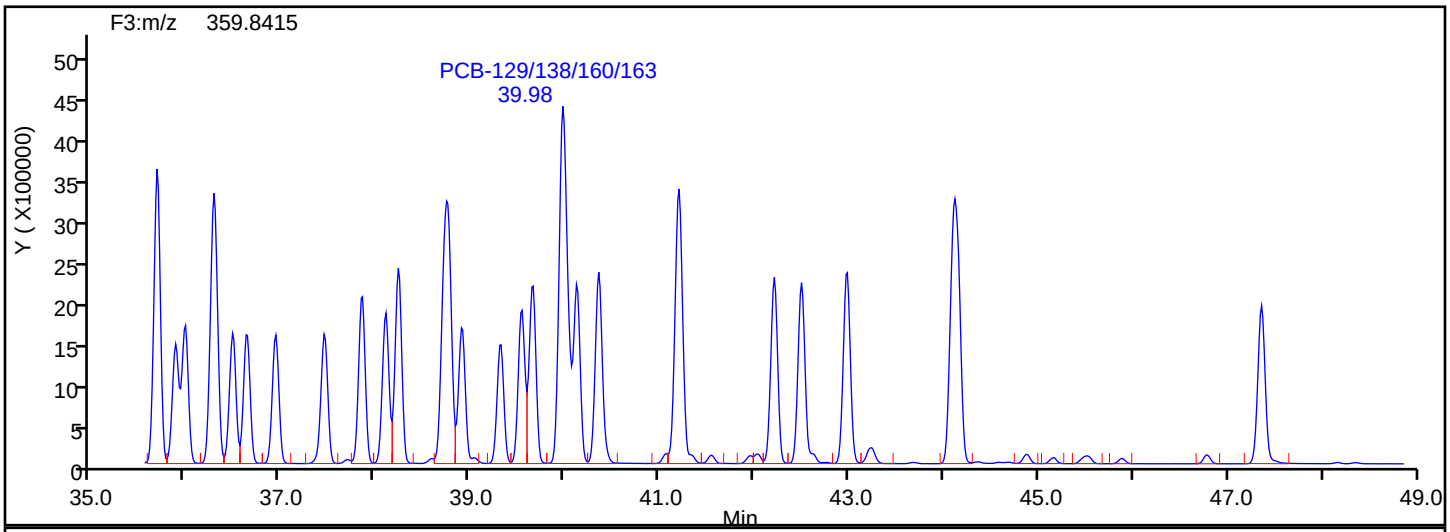

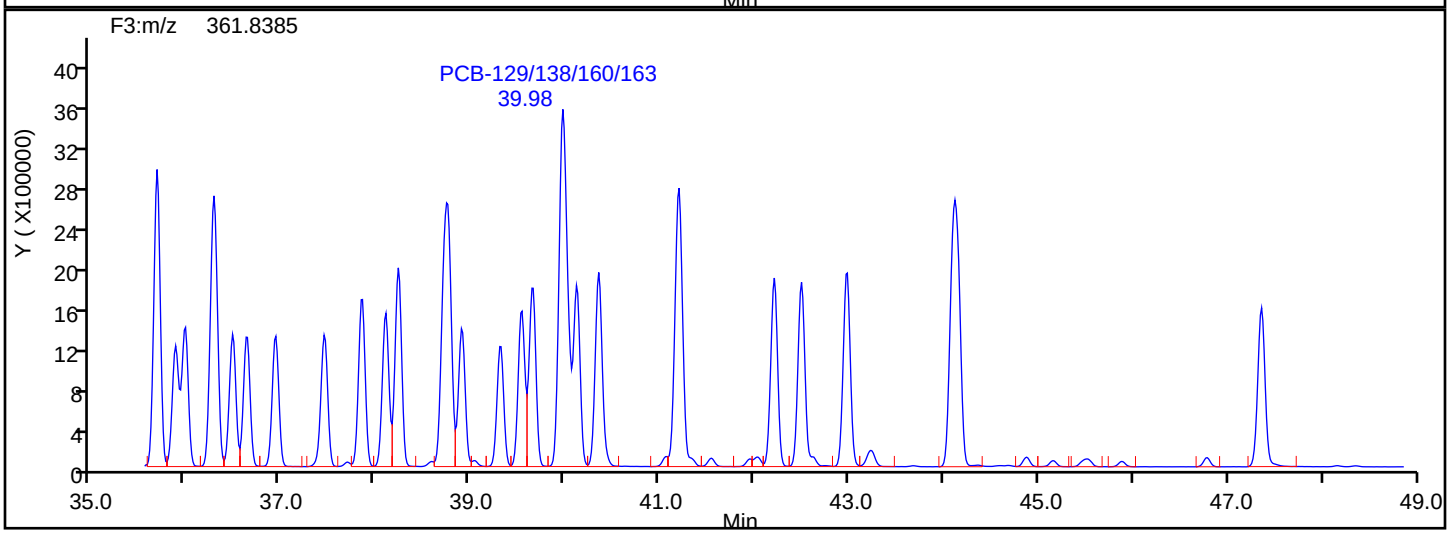

HxPCB F3 Lock Mass

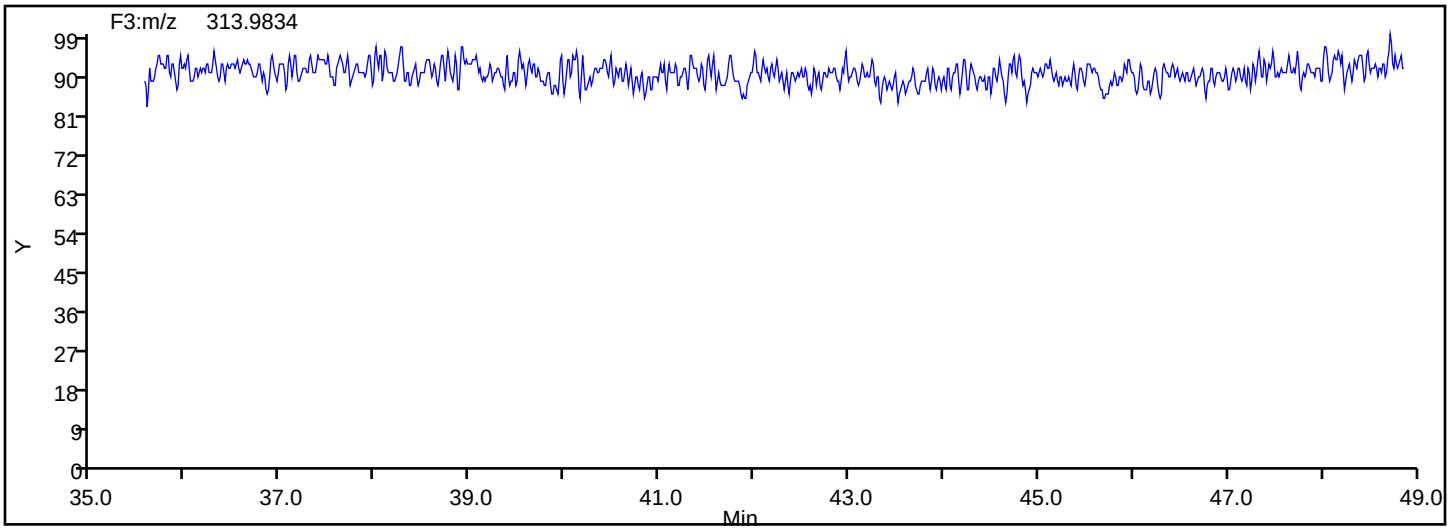

Manual Integration/User Assign Peak Report

Eurofins TestAmerica, Knoxville

Data File:	\\chromna\Knoxville\ChromData\D3D\20190813-12717.b\d4190821i5.d				
Injection Date:	21-Aug-2019 18:03:00	Instrument ID:	D3D		
Lims ID:	IC L5				
Client ID:					
Operator ID:	Xcalibur_System	ALS Bottle#:	0	Worklist Smp#:	5
Injection Vol:	1.0 ul	Dil. Factor:	1.0000		
Method:	PCBs_D3D	Limit Group:	HR - 1668A - ICAL		
Column:	SPB-Octyl (0.25 mm)	Detector	F3(35.64 :49.10)		

PCB-129/138/160/163, CAS: STL02296

Signal: 2

Processing Integration Results

RT: 39.98
Area: 21774437
Amount: 1236.6629
Amount Units: pg/ul

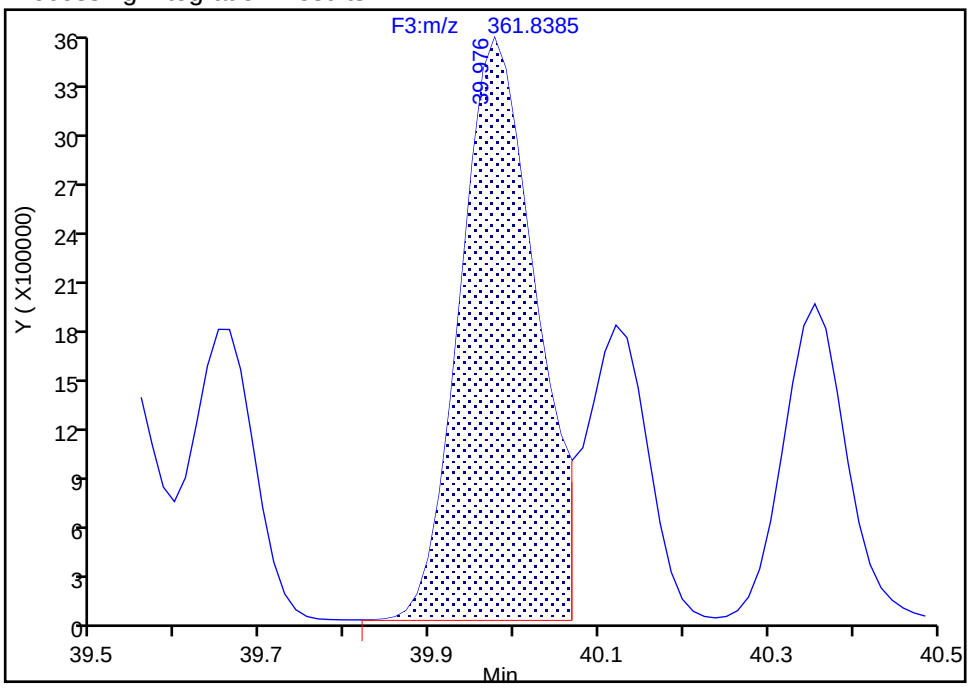

Manual Integration Results

RT: 39.98
Area: 30704354
Amount: 1430.4554
Amount Units: pg/ul

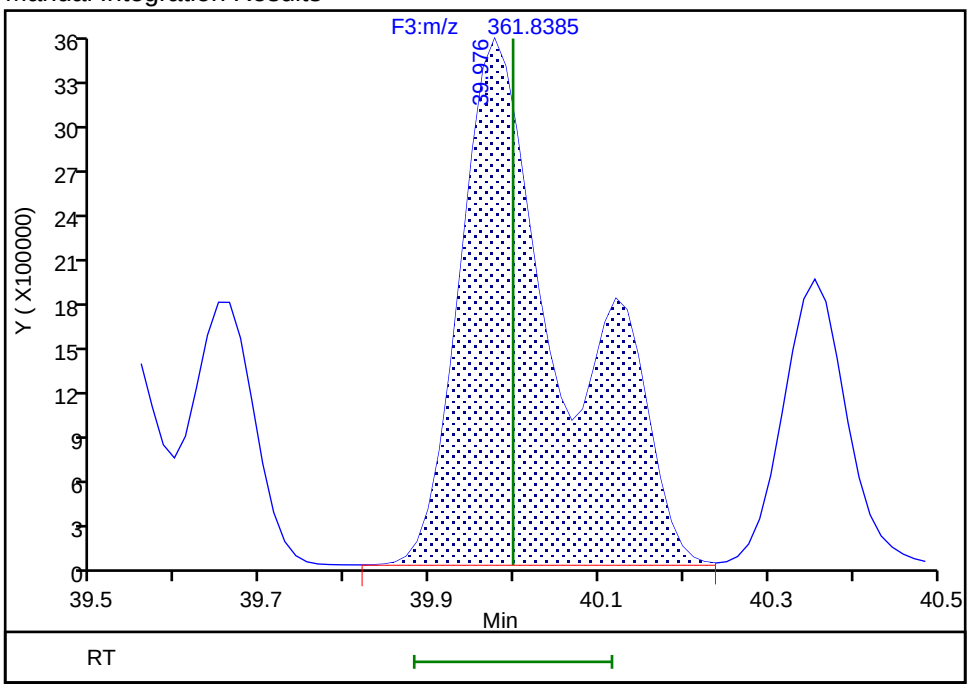

Reviewer: mcwhirterl, 21-Aug-2019 19:58:26
Audit Action: Marked Compound Undetected Audit Reason: Invalid Compound ID

Manual Integration/User Assign Peak Report

Eurofins TestAmerica, Knoxville

Data File: \\chromna\Knoxville\ChromData\D3D\20190813-12717.b\d4190821i5.d
Injection Date: 21-Aug-2019 18:03:00 Instrument ID: D3D
Lims ID: IC L5
Client ID:
Operator ID: Xcalibur_System ALS Bottle#: 0 Worklist Smp#: 5
Injection Vol: 1.0 ul Dil. Factor: 1.0000
Method: PCBs_D3D Limit Group: HR - 1668A - ICAL
Column: SPB-Octyl (0.25 mm) Detector F3(35.64 :49.10)

PCB-129/138/160/163, CAS: STL02296

Signal: 3

Processing Integration Results

RT: 39.98
Area: 48811467
Amount: 1236.6629
Amount Units: pg/ul

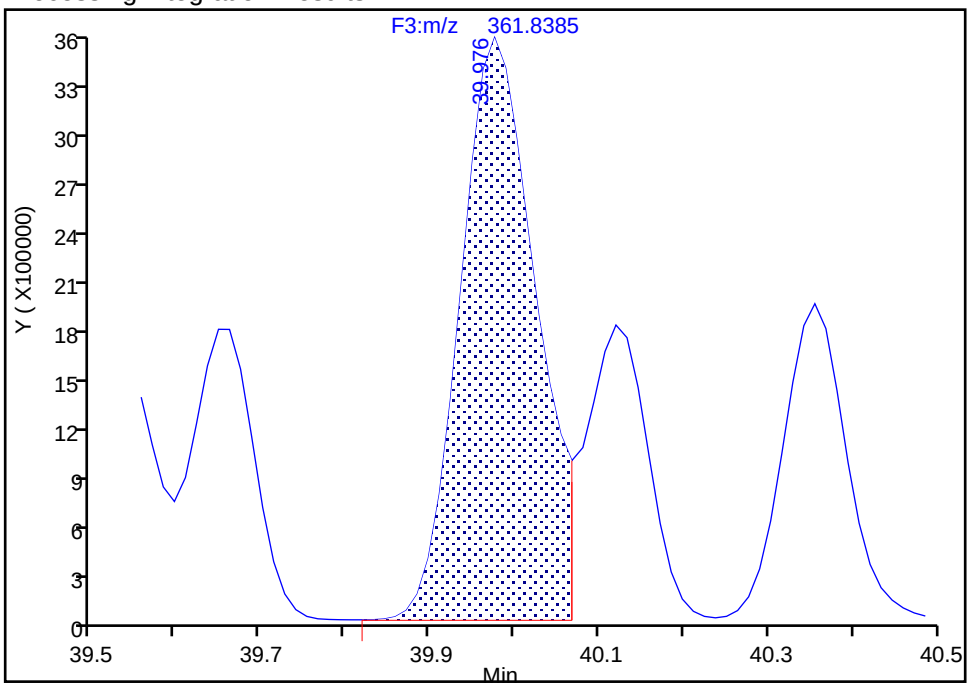

Manual Integration Results

RT: 39.98
Area: 68826005
Amount: 1430.4554
Amount Units: pg/ul
Reviewer: mcwhirterl, 21-Aug-2019 19:58:26
Audit Action: Marked Compound Undetected Audit Reason: Invalid Compound ID

Manual Integration/User Assign Peak Report

Eurofins TestAmerica, Knoxville

Data File:	\\chromna\Knoxville\ChromData\D3D\20190813-12717.b\d4190821i5.d				
Injection Date:	21-Aug-2019 18:03:00	Instrument ID:	D3D		
Lims ID:	IC L5				
Client ID:					
Operator ID:	Xcalibur_System	ALS Bottle#:	0	Worklist Smp#:	5
Injection Vol:	1.0 ul	Dil. Factor:	1.0000		
Method:	PCBs_D3D	Limit Group:	HR - 1668A - ICAL		
Column:	SPB-Octyl (0.25 mm)	Detector	F3(35.64 :49.10)		

PCB-129/138/160/163, CAS: STL02296

Signal: 1

Processing Integration Results

RT: 39.98
Area: 27037030
Amount: 1236.6629
Amount Units: pg/ul

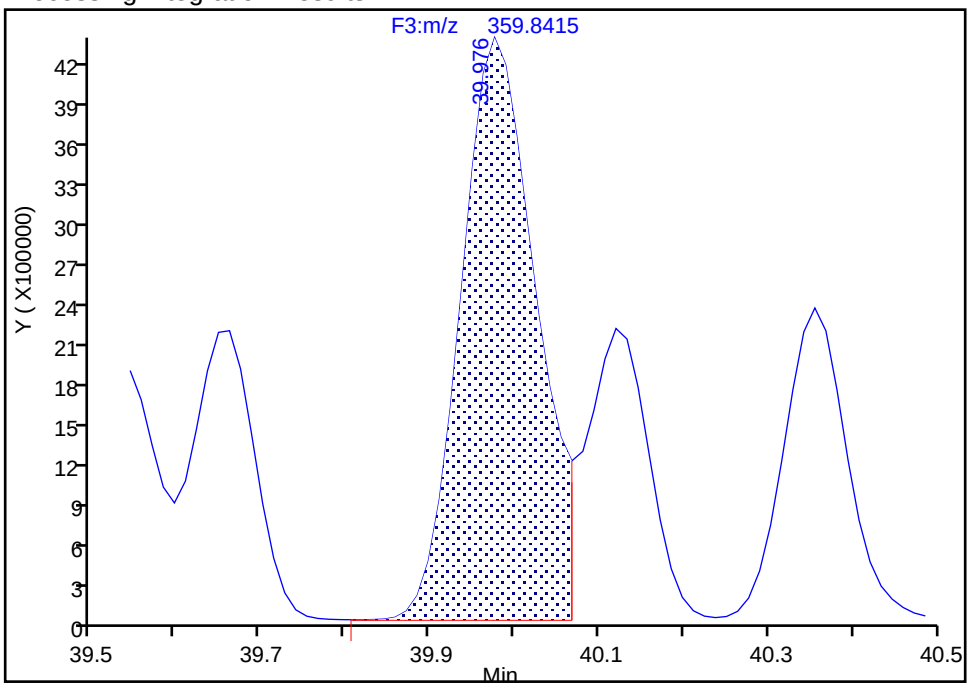

Manual Integration Results

RT: 39.98
Area: 38121651
Amount: 1430.4554
Amount Units: pg/ul

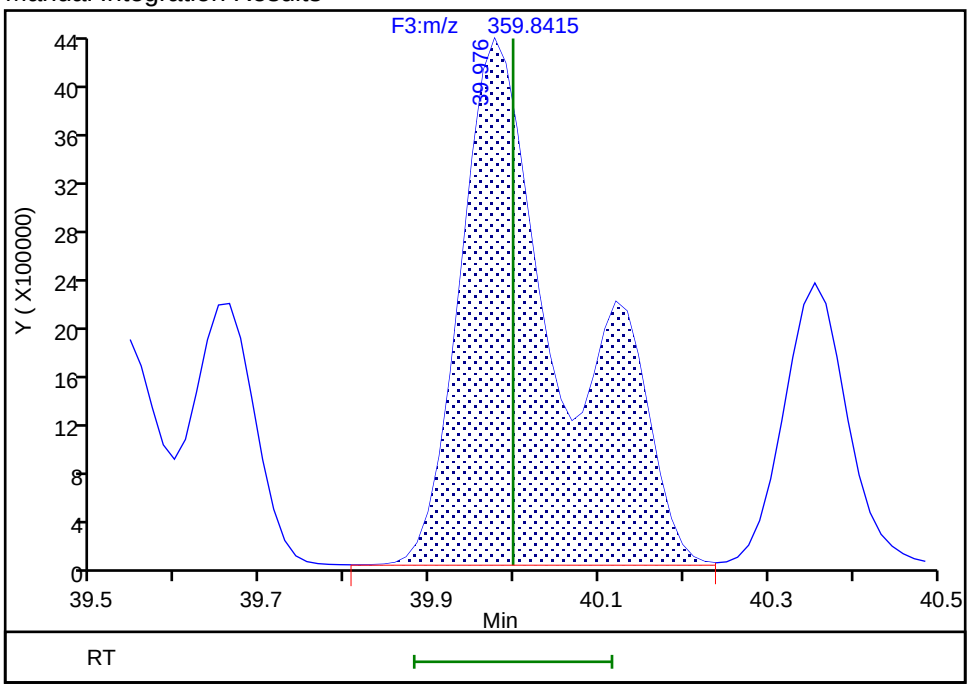

Reviewer: mcwhirterl, 21-Aug-2019 19:58:28

Audit Action: Manually Integrated/Assigned Compound ID Audit Reason: Incomplete Integration

Eurofins TestAmerica, Knoxville

Data File:	\\chromna\Knoxville\ChromData\D3D\20190813-12717.b\d4190821i5.d		
Injection Date:	21-Aug-2019 18:03:00	Injection Vol:	1.0 ul
Instrument ID:	D3D	Operator ID:	Xcalibur_System
Method:	PCBs_D3D	Limit Group:	HR - 1668A - ICAL
Client ID:			
Worklist#:	33168	Sample Line#:	5
Column Type:	SPB-Octyl	Column Dia:	0.25 mm

HpPCB F3

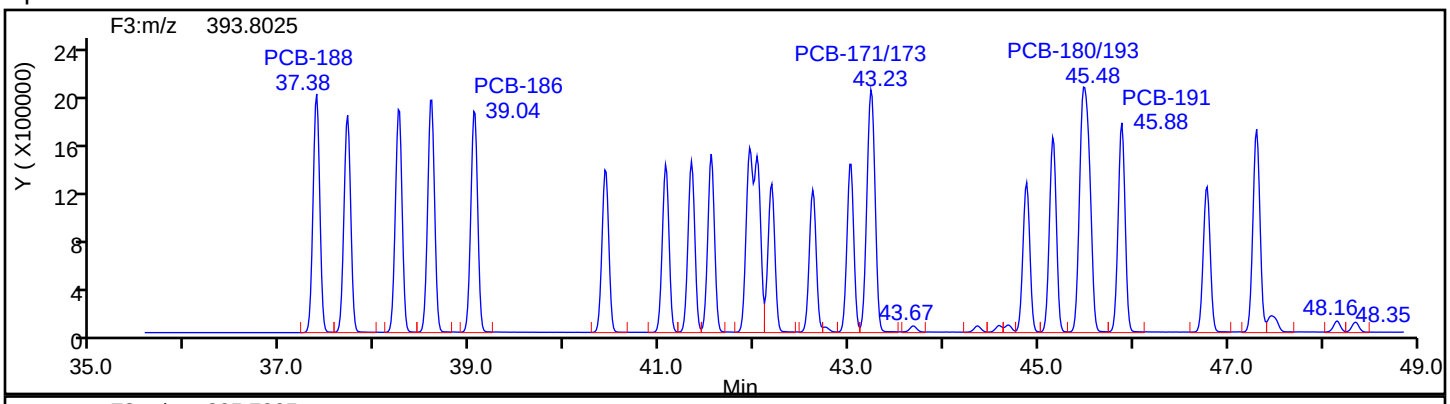

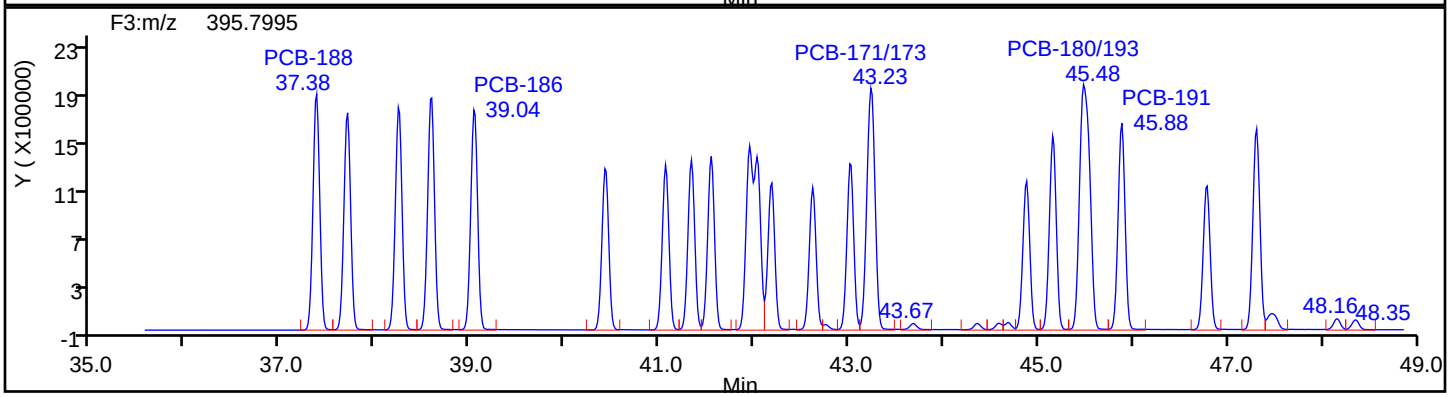

HpPCB F3 Standards

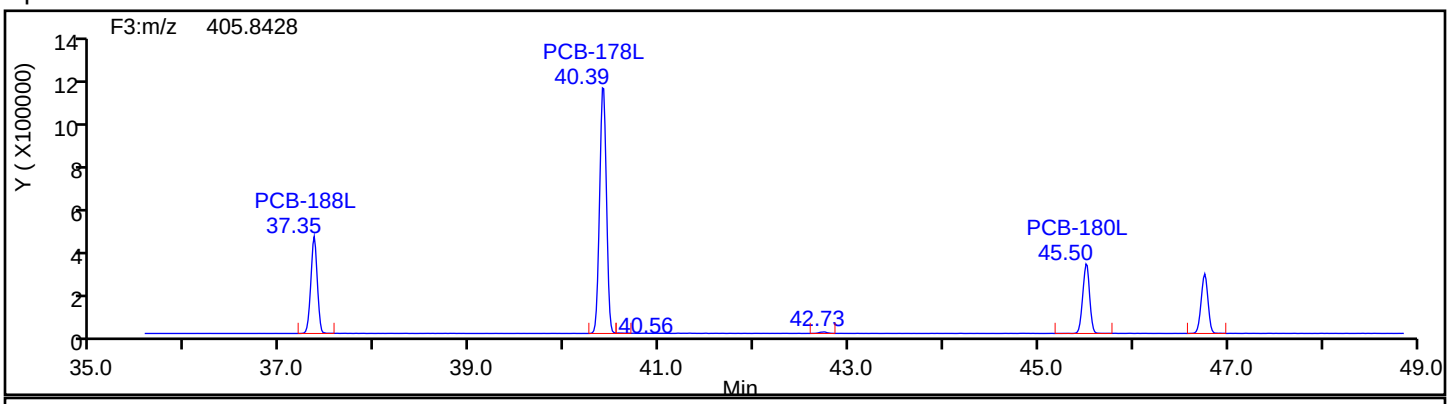

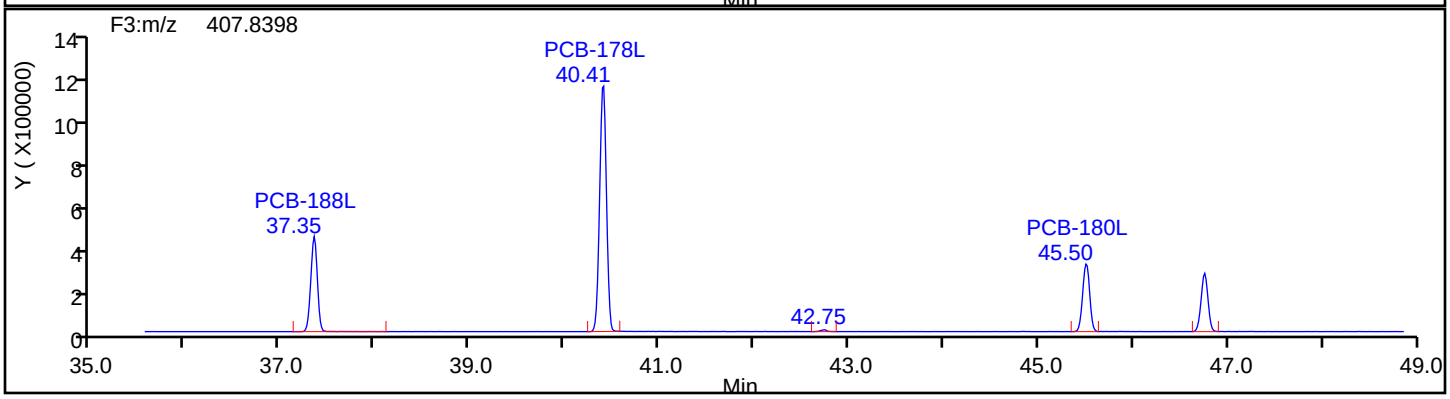

Eurofins TestAmerica, Knoxville

Data File:	\\chromna\Knoxville\ChromData\D3D\20190813-12717.b\d4190821i5.d		
Injection Date:	21-Aug-2019 18:03:00	Injection Vol:	1.0 ul
Instrument ID:	D3D	Operator ID:	Xcalibur_System
Method:	PCBs_D3D	Limit Group:	HR - 1668A - ICAL
Client ID:			
Worklist#:	33168	Sample Line#:	5
Column Type:	SPB-Octyl	Column Dia:	0.25 mm

HpPCB F3

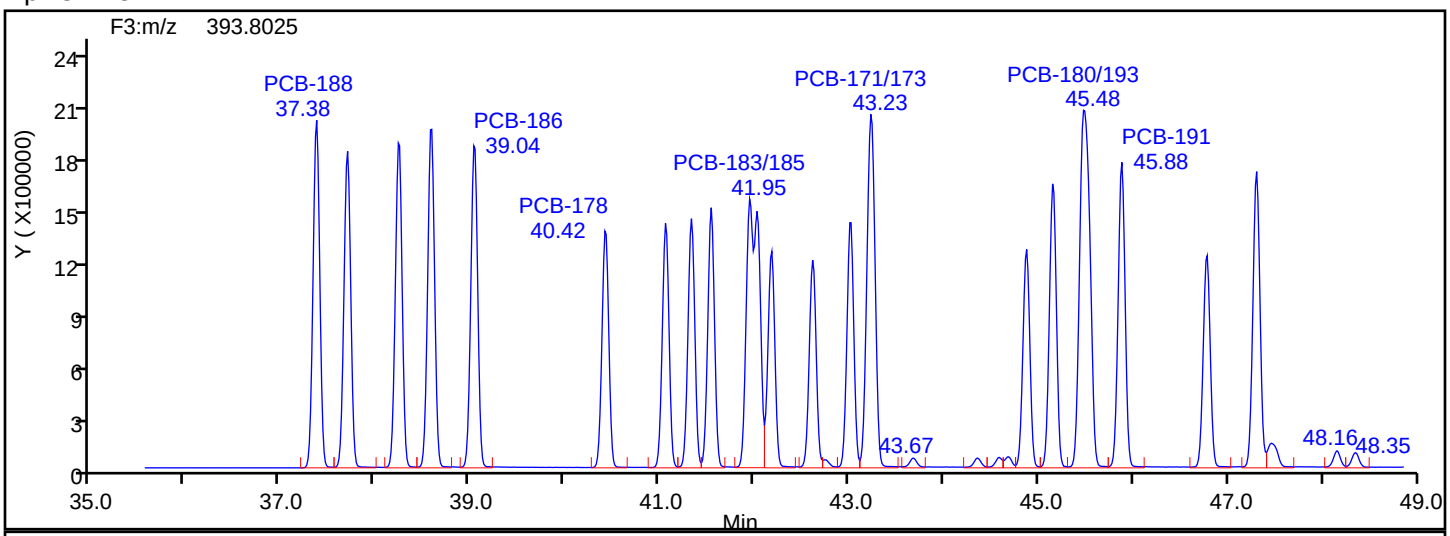

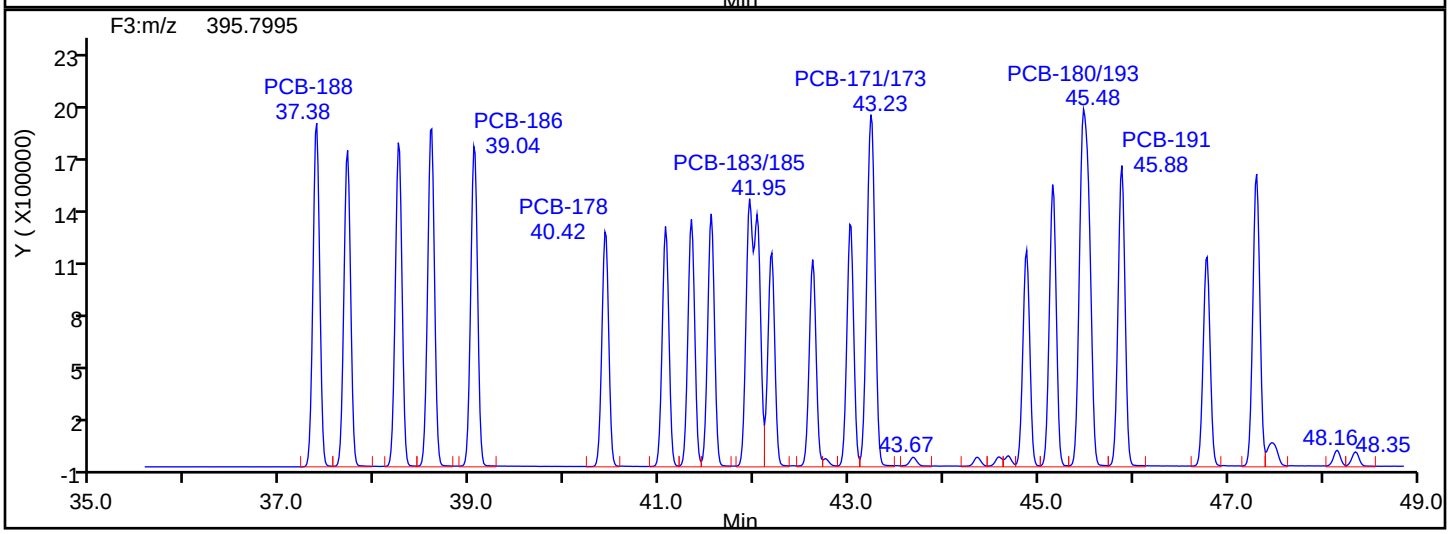

HpPCB F3 Lock Mass

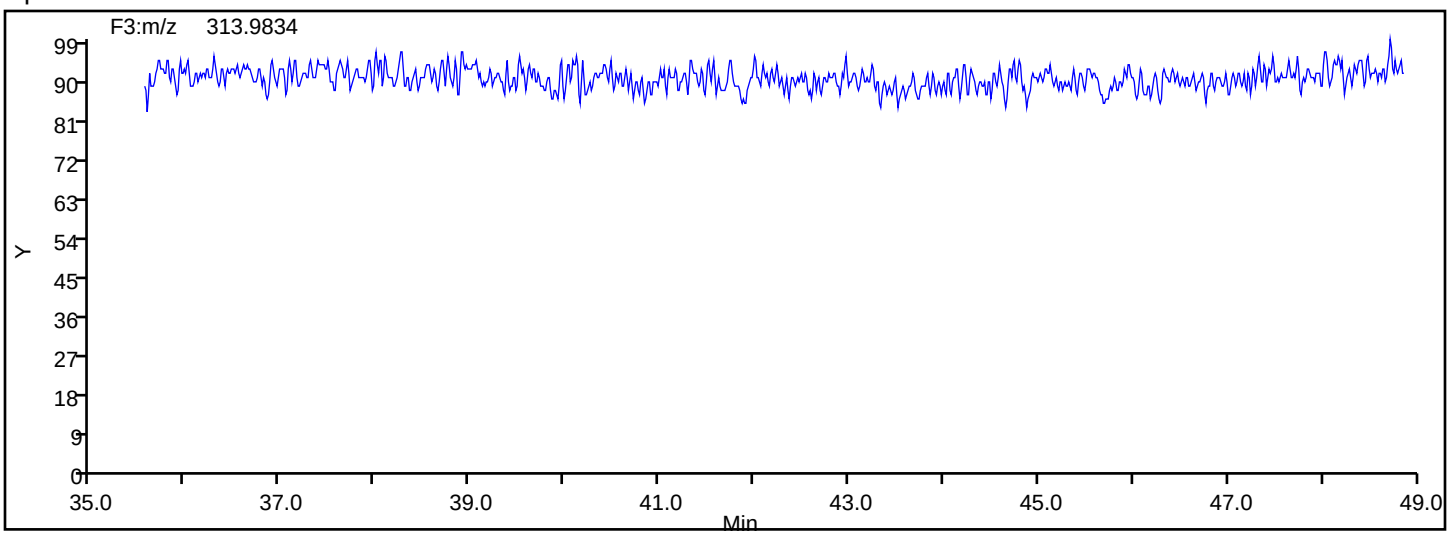

Manual Integration/User Assign Peak Report

Eurofins TestAmerica, Knoxville

Data File: \\chromna\Knoxville\ChromData\D3D\20190813-12717.b\d4190821i5.d
Injection Date: 21-Aug-2019 18:03:00 Instrument ID: D3D
Lims ID: IC L5
Client ID:
Operator ID: Xcalibur_System ALS Bottle#: 0 Worklist Smp#: 5
Injection Vol: 1.0 ul Dil. Factor: 1.0000
Method: PCBs_D3D Limit Group: HR - 1668A - ICAL
Column: SPB-Octyl (0.25 mm) Detector F3(35.64 :49.10)

PCB-183/185, CAS: STL02297

Signal: 2

Processing Integration Results

RT: 41.95
Area: 7046419
Amount: 512.3624
Amount Units: pg/ul

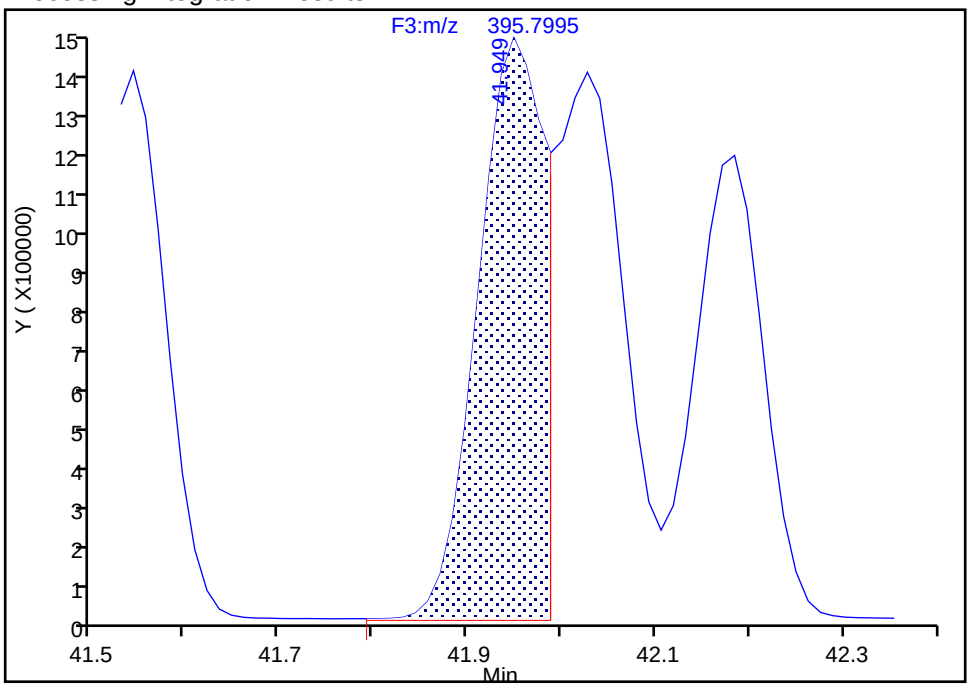

Manual Integration Results

RT: 41.95
Area: 13830203
Amount: 714.5222
Amount Units: pg/ul

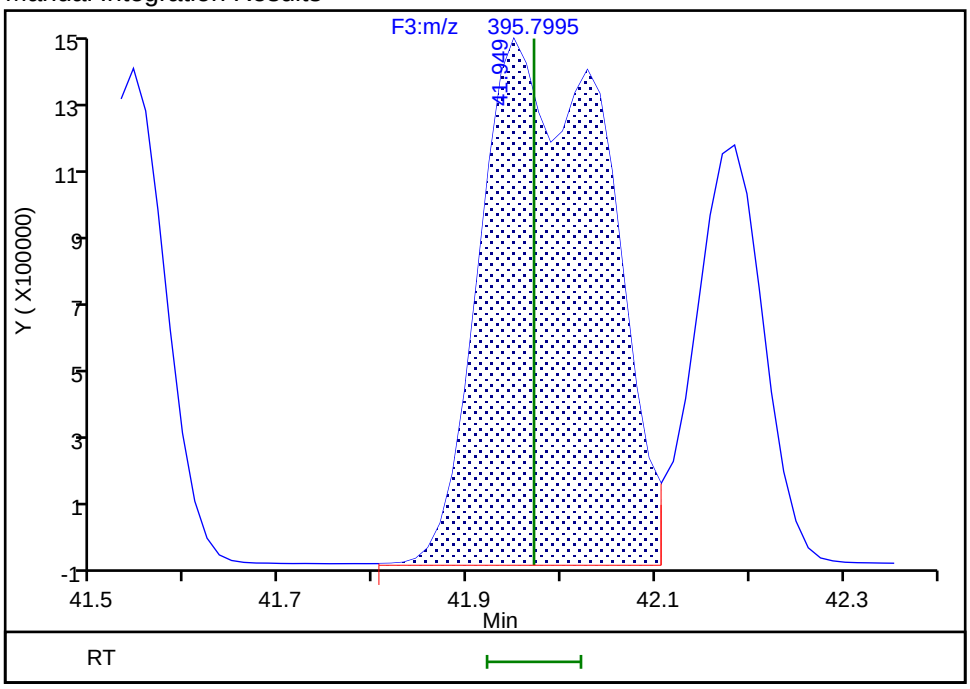

Reviewer: mcwhirterl, 21-Aug-2019 19:59:03
Audit Action: Marked Compound Undetected Audit Reason: Invalid Compound ID

Manual Integration/User Assign Peak Report

Eurofins TestAmerica, Knoxville

Data File: \\chromna\Knoxville\ChromData\D3D\20190813-12717.b\d4190821i5.d
Injection Date: 21-Aug-2019 18:03:00 Instrument ID: D3D
Lims ID: IC L5
Client ID:
Operator ID: Xcalibur_System ALS Bottle#: 0 Worklist Smp#: 5
Injection Vol: 1.0 ul Dil. Factor: 1.0000
Method: PCBs_D3D Limit Group: HR - 1668A - ICAL
Column: SPB-Octyl (0.25 mm) Detector F3(35.64 :49.10)

PCB-183/185, CAS: STL02297

Signal: 3

Processing Integration Results

RT: 41.95
Area: 14343956
Amount: 512.3624
Amount Units: pg/ul

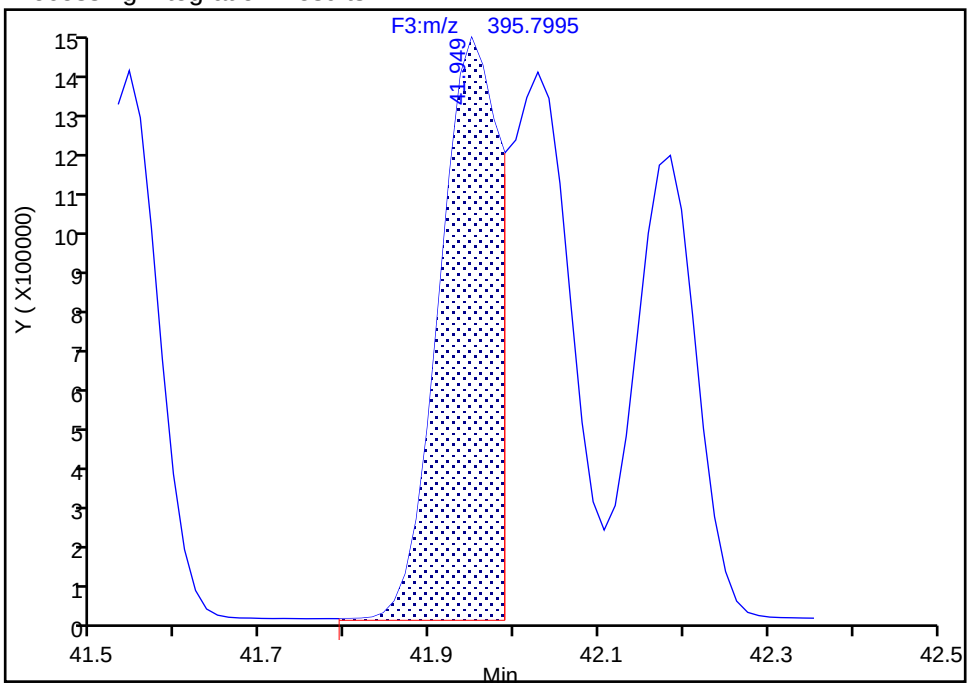

Manual Integration Results

RT: 41.95
Area: 28262842
Amount: 714.5222
Amount Units: pg/ul
Reviewer: mcwhirterl, 21-Aug-2019 19:59:03
Audit Action: Marked Compound Undetected Audit Reason: Invalid Compound ID

Manual Integration/User Assign Peak Report

Eurofins TestAmerica, Knoxville

Data File:	\\chromna\Knoxville\ChromData\D3D\20190813-12717.b\d4190821i5.d				
Injection Date:	21-Aug-2019 18:03:00	Instrument ID:	D3D		
Lims ID:	IC L5				
Client ID:					
Operator ID:	Xcalibur_System	ALS Bottle#:	0	Worklist Smp#:	5
Injection Vol:	1.0 ul	Dil. Factor:	1.0000		
Method:	PCBs_D3D	Limit Group:	HR - 1668A - ICAL		
Column:	SPB-Octyl (0.25 mm)	Detector	F3(35.64 :49.10)		

PCB-183/185, CAS: STL02297

Signal: 1

Processing Integration Results

RT: 41.95
Area: 7297537
Amount: 512.3624
Amount Units: pg/ul

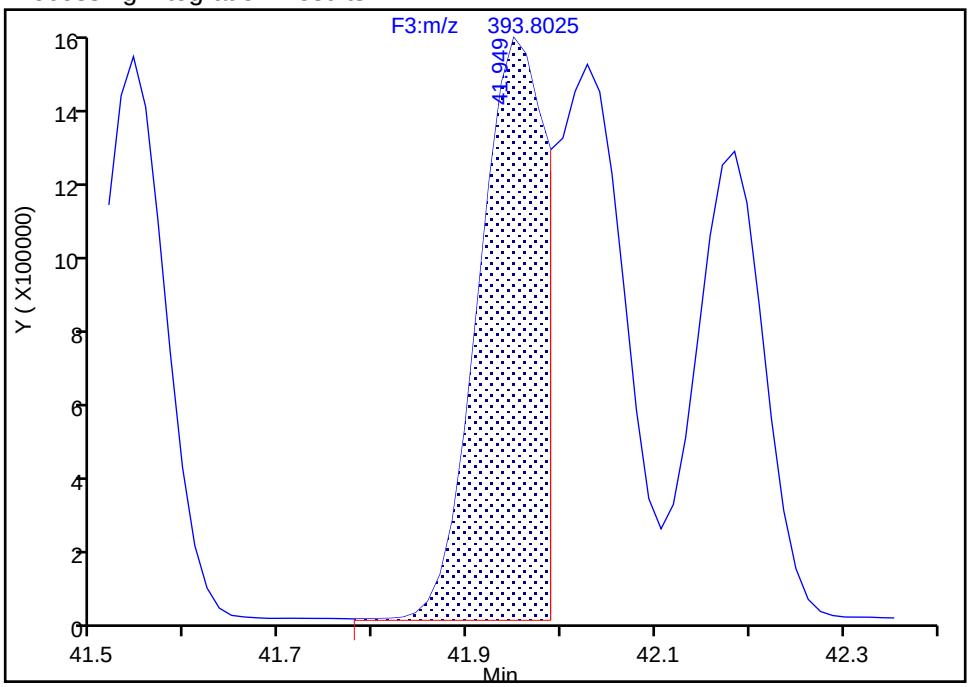

Manual Integration Results

RT: 41.95
Area: 14432639
Amount: 714.5222
Amount Units: pg/ul

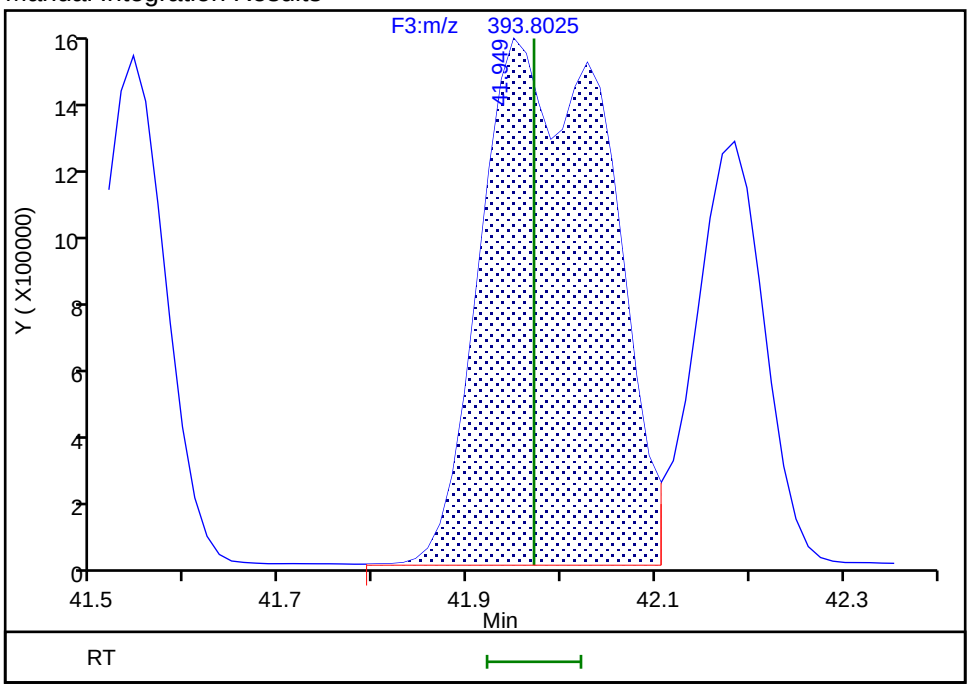

Reviewer: mcwhirterl, 21-Aug-2019 19:59:05

Audit Action: Manually Integrated/Assigned Compound ID Audit Reason: Incomplete Integration

Eurofins TestAmerica, Knoxville

Data File:	\\chromna\Knoxville\ChromData\D3D\20190813-12717.b\d4190821i5.d		
Injection Date:	21-Aug-2019 18:03:00	Injection Vol:	1.0 ul
Instrument ID:	D3D	Operator ID:	Xcalibur_System
Method:	PCBs_D3D	Limit Group:	HR - 1668A - ICAL
Client ID:			
Worklist#:	33168	Sample Line#:	5
Column Type:	SPB-Octyl	Column Dia:	0.25 mm

HpPCB F4

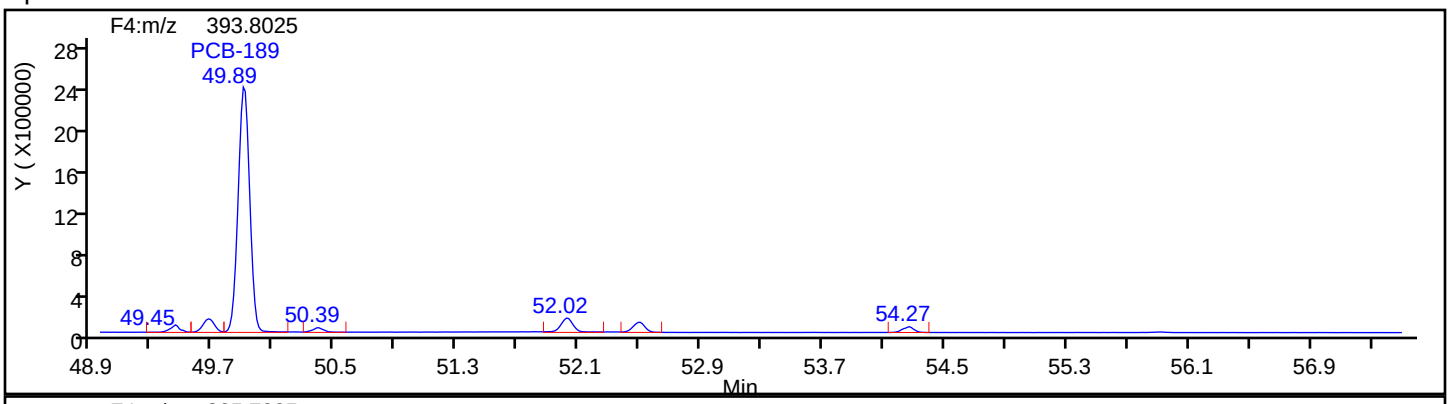

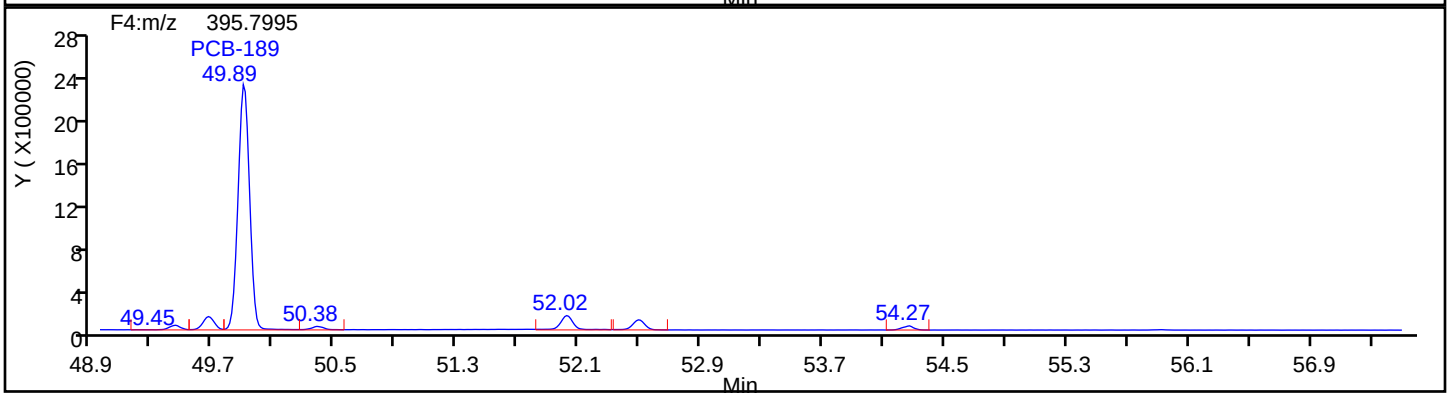

HpPCB F4 Standards

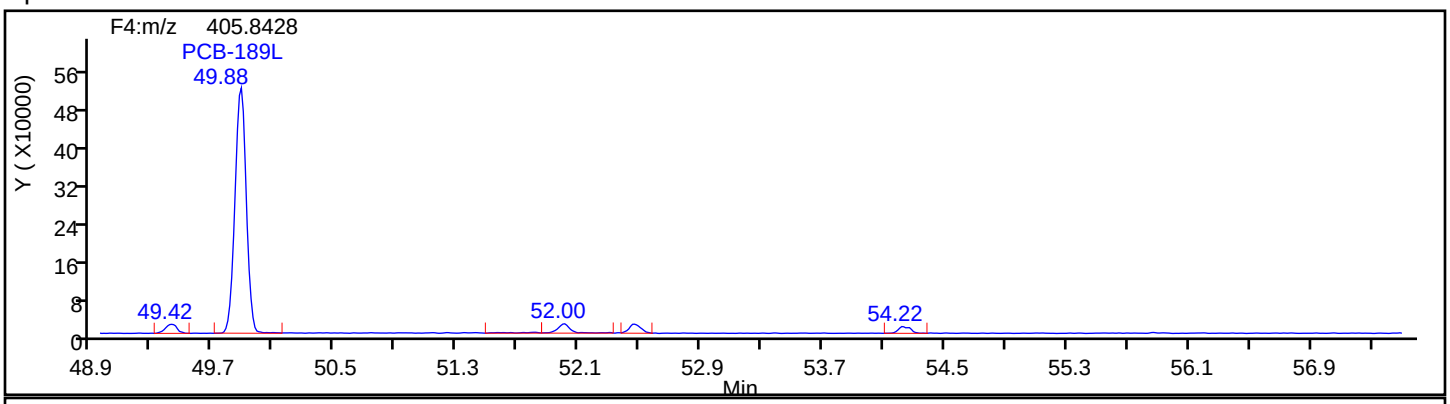

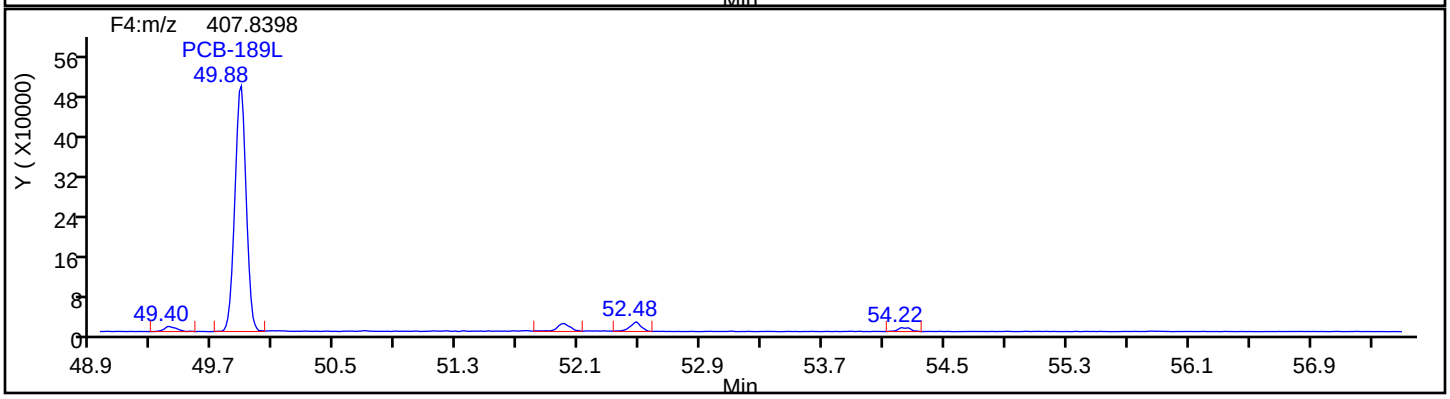

Eurofins TestAmerica, Knoxville

Data File:	\\chromna\Knoxville\ChromData\D3D\20190813-12717.b\d4190821i5.d		
Injection Date:	21-Aug-2019 18:03:00	Injection Vol:	1.0 ul
Instrument ID:	D3D	Operator ID:	Xcalibur_System
Method:	PCBs_D3D	Limit Group:	HR - 1668A - ICAL
Client ID:			
Worklist#:	33168	Sample Line#:	5
Column Type:	SPB-Octyl	Column Dia:	0.25 mm

HpPCB F4

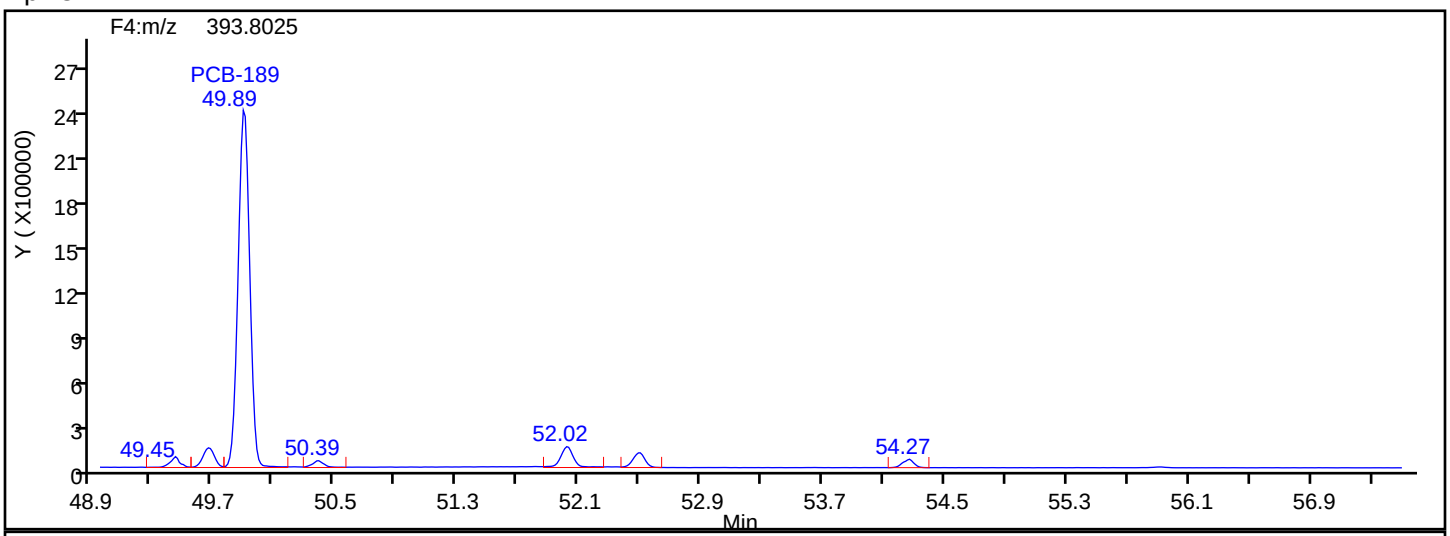

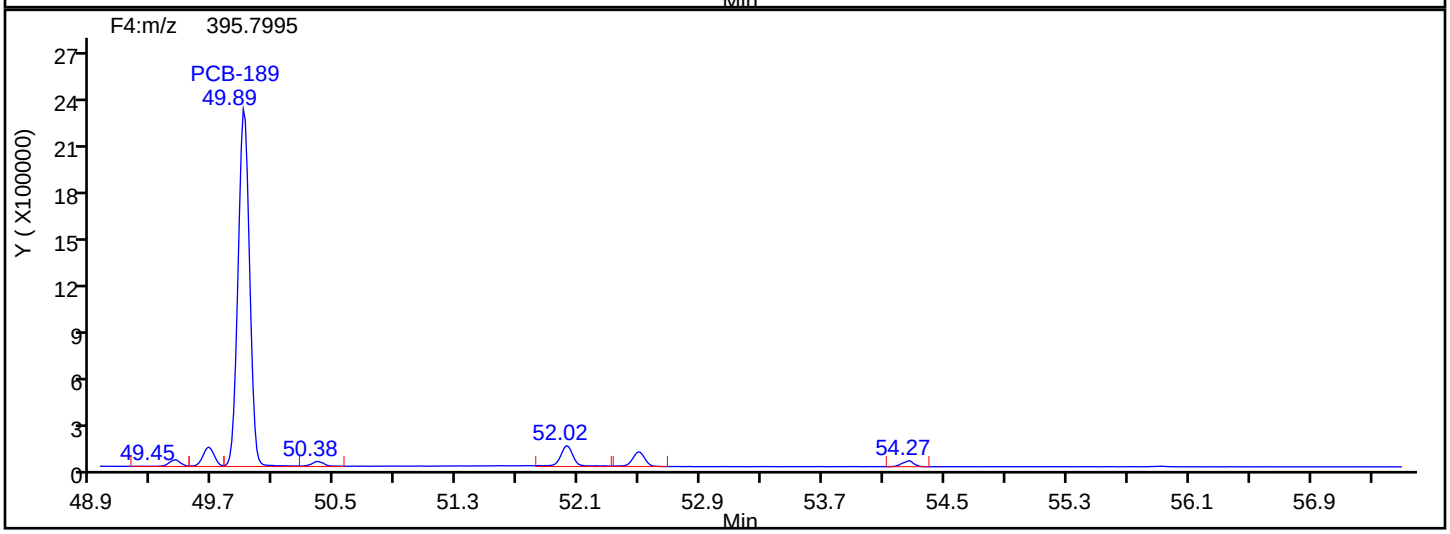

HpPCB F4 Lock Mass

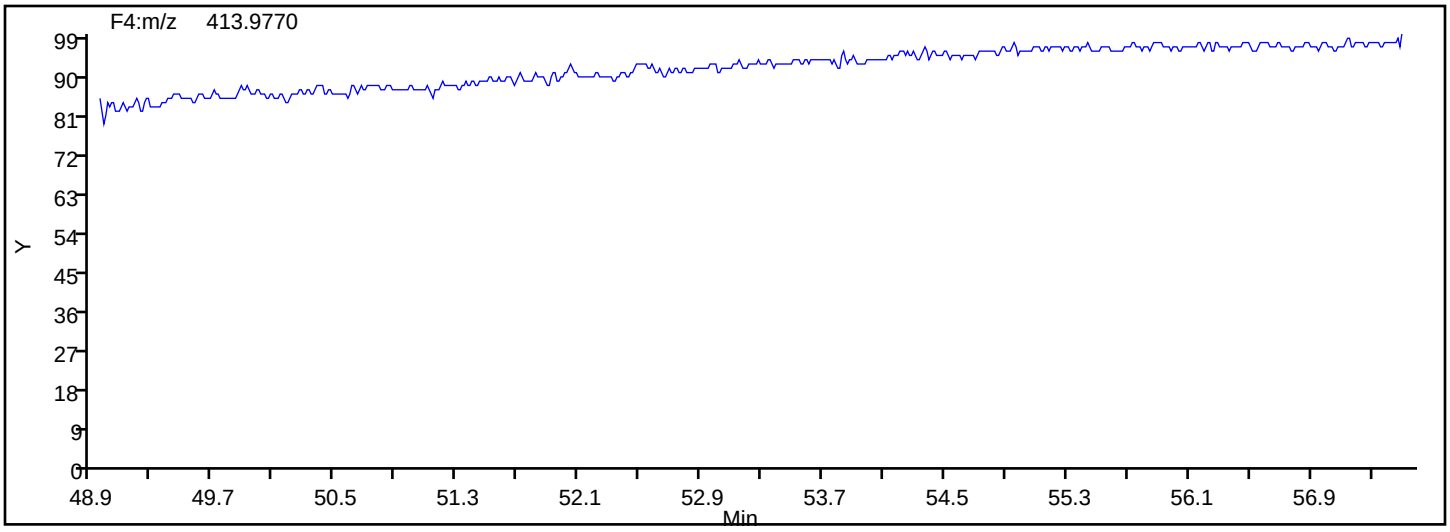

Eurofins TestAmerica, Knoxville

Data File:	\\chromna\Knoxville\ChromData\D3D\20190813-12717.b\d4190821i5.d		
Injection Date:	21-Aug-2019 18:03:00	Injection Vol:	1.0 ul
Instrument ID:	D3D	Operator ID:	Xcalibur_System
Method:	PCBs_D3D	Limit Group:	HR - 1668A - ICAL
Client ID:			
Worklist#:	33168	Sample Line#:	5
Column Type:	SPB-Octyl	Column Dia:	0.25 mm

OcPCB F3

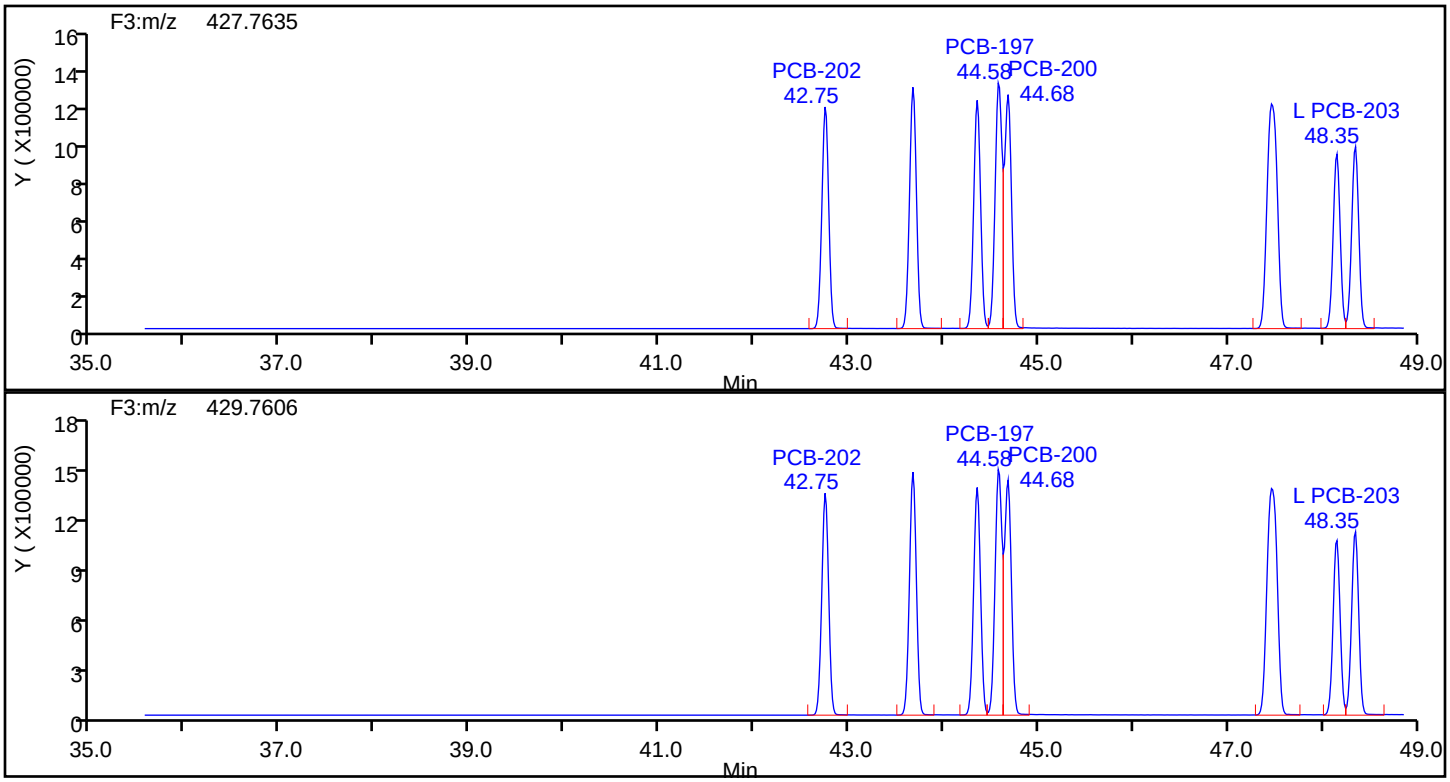

OcPCB F3 Standards

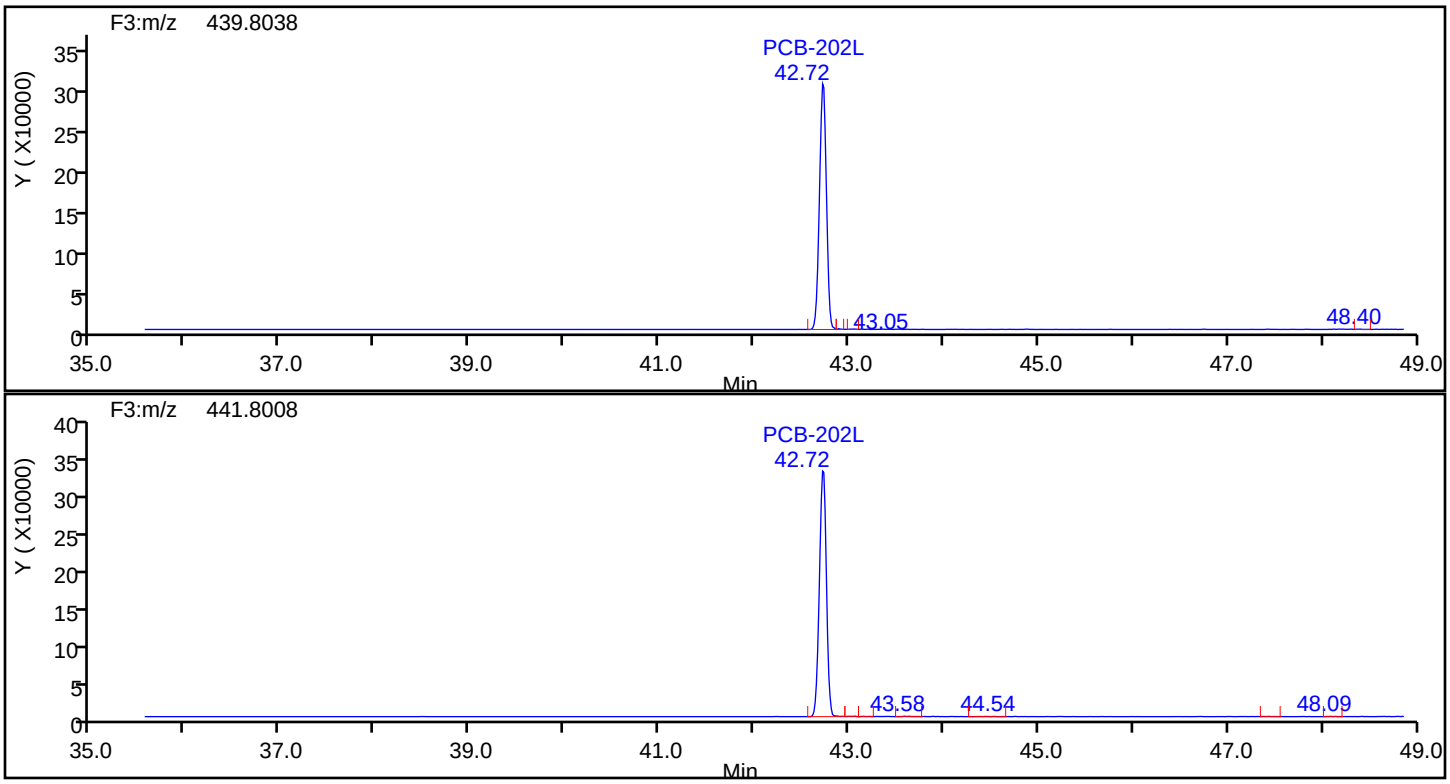

Eurofins TestAmerica, Knoxville

Data File:	\\chromna\Knoxville\ChromData\D3D\20190813-12717.b\d4190821i5.d		
Injection Date:	21-Aug-2019 18:03:00	Injection Vol:	1.0 ul
Instrument ID:	D3D	Operator ID:	Xcalibur_System
Method:	PCBs_D3D	Limit Group:	HR - 1668A - ICAL
Client ID:			
Worklist#:	33168	Sample Line#:	5
Column Type:	SPB-Octyl	Column Dia:	0.25 mm

OcPCB F3

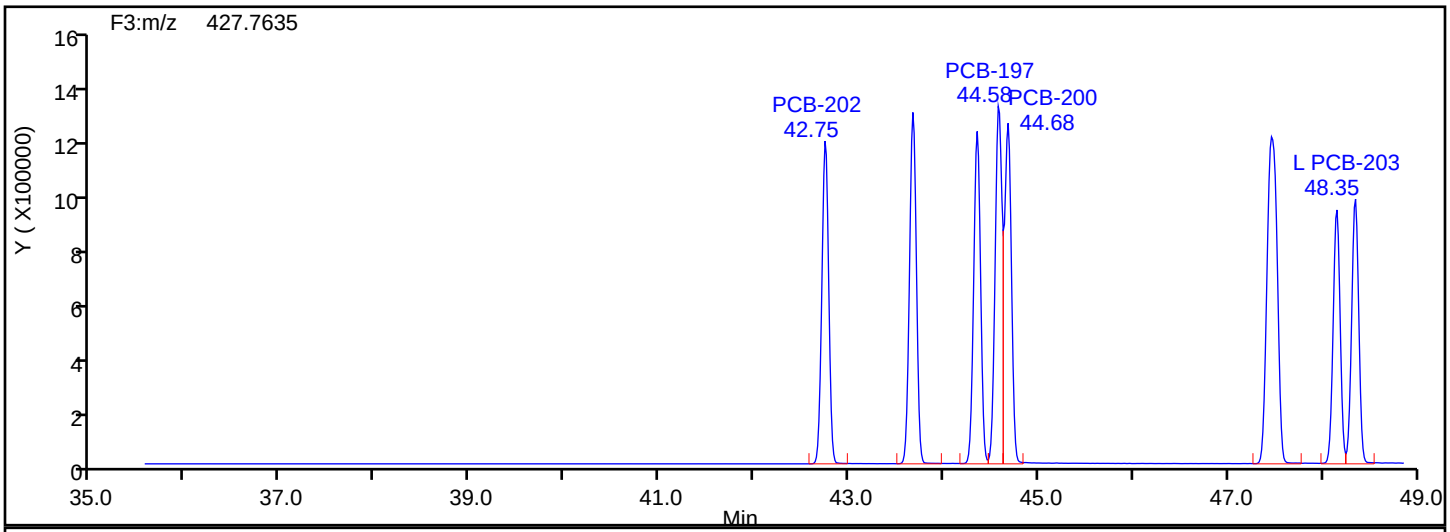

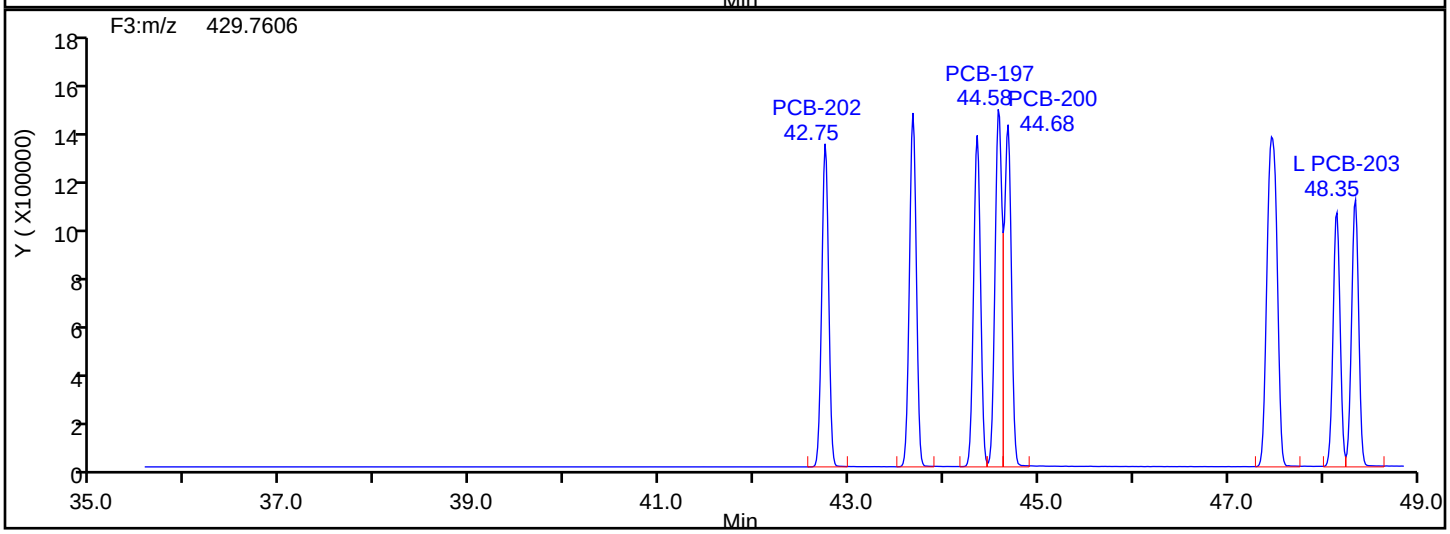

OcPCB F3 Lock Mass

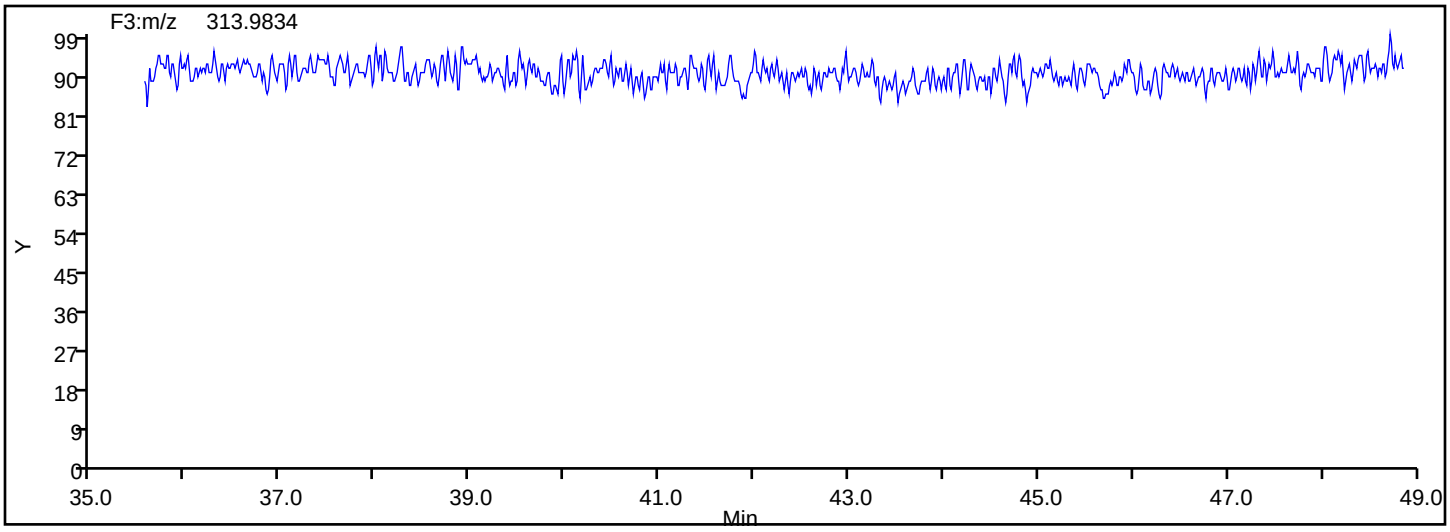

Eurofins TestAmerica, Knoxville

Data File:	\\chromna\Knoxville\ChromData\D3D\20190813-12717.b\d4190821i5.d		
Injection Date:	21-Aug-2019 18:03:00	Injection Vol:	1.0 ul
Instrument ID:	D3D	Operator ID:	Xcalibur_System
Method:	PCBs_D3D	Limit Group:	HR - 1668A - ICAL
Client ID:			
Worklist#:	33168	Sample Line#:	5
Column Type:	SPB-Octyl	Column Dia:	0.25 mm

OcPCB F4

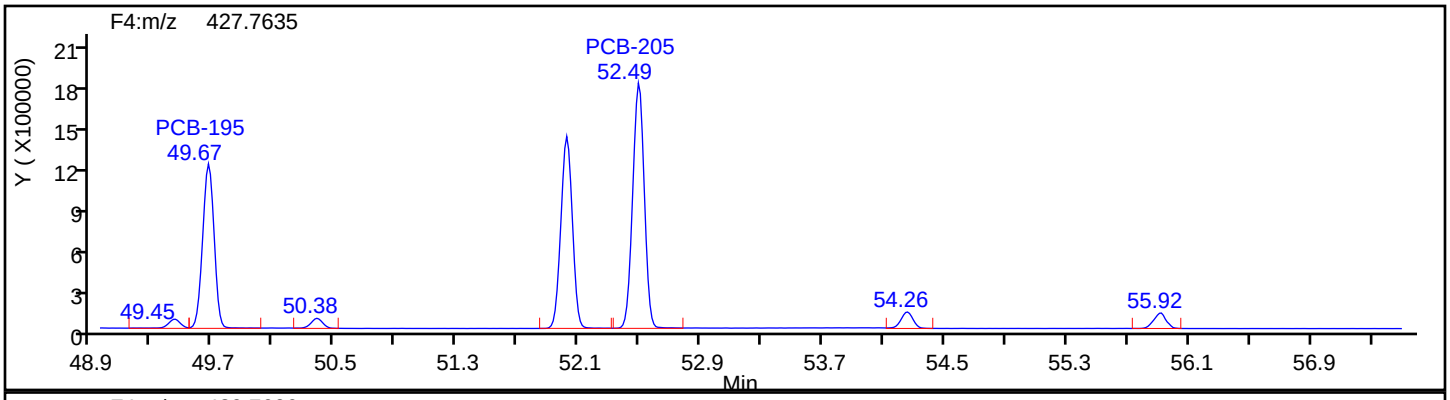

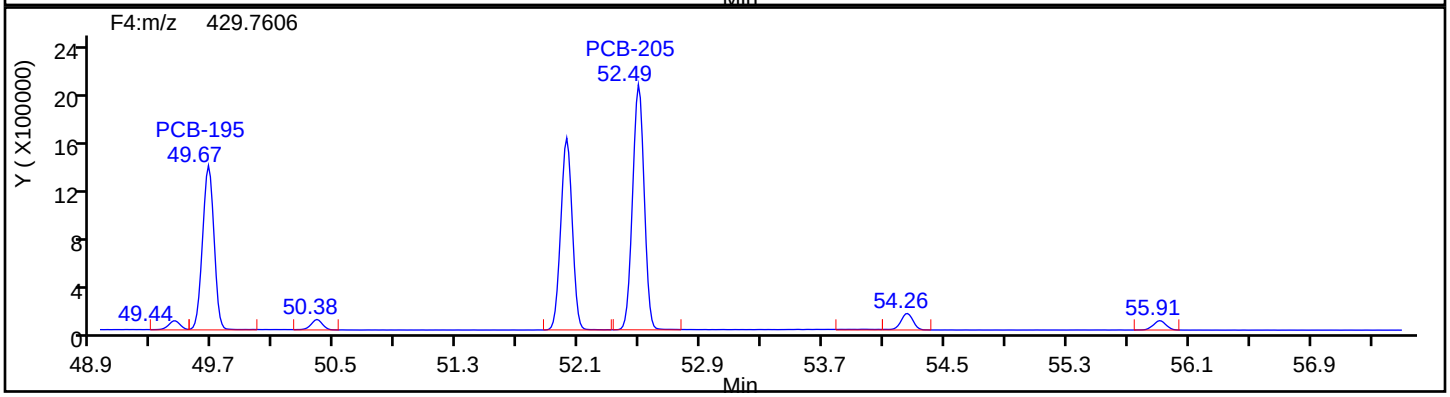

OcPCB F4 Standards

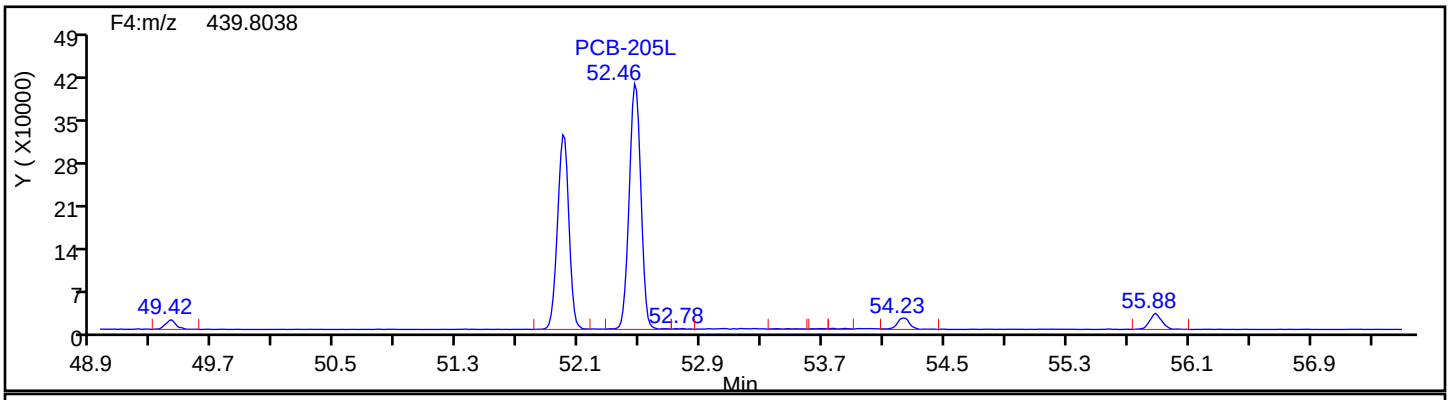

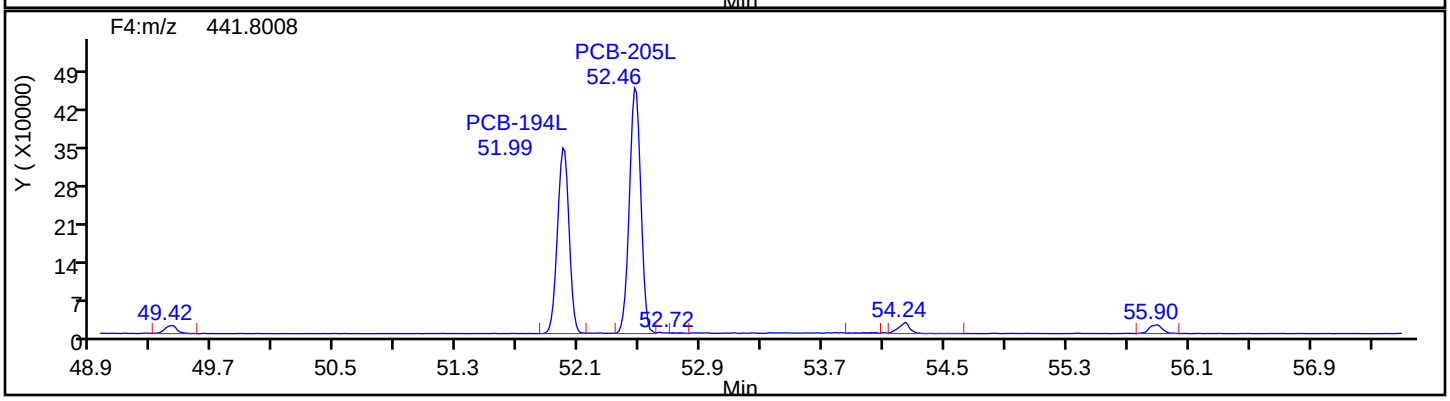

Eurofins TestAmerica, Knoxville

Data File:	\\chromna\Knoxville\ChromData\D3D\20190813-12717.b\d4190821i5.d		
Injection Date:	21-Aug-2019 18:03:00	Injection Vol:	1.0 ul
Instrument ID:	D3D	Operator ID:	Xcalibur_System
Method:	PCBs_D3D	Limit Group:	HR - 1668A - ICAL
Client ID:			
Worklist#:	33168	Sample Line#:	5
Column Type:	SPB-Octyl	Column Dia:	0.25 mm

OcPCB F4

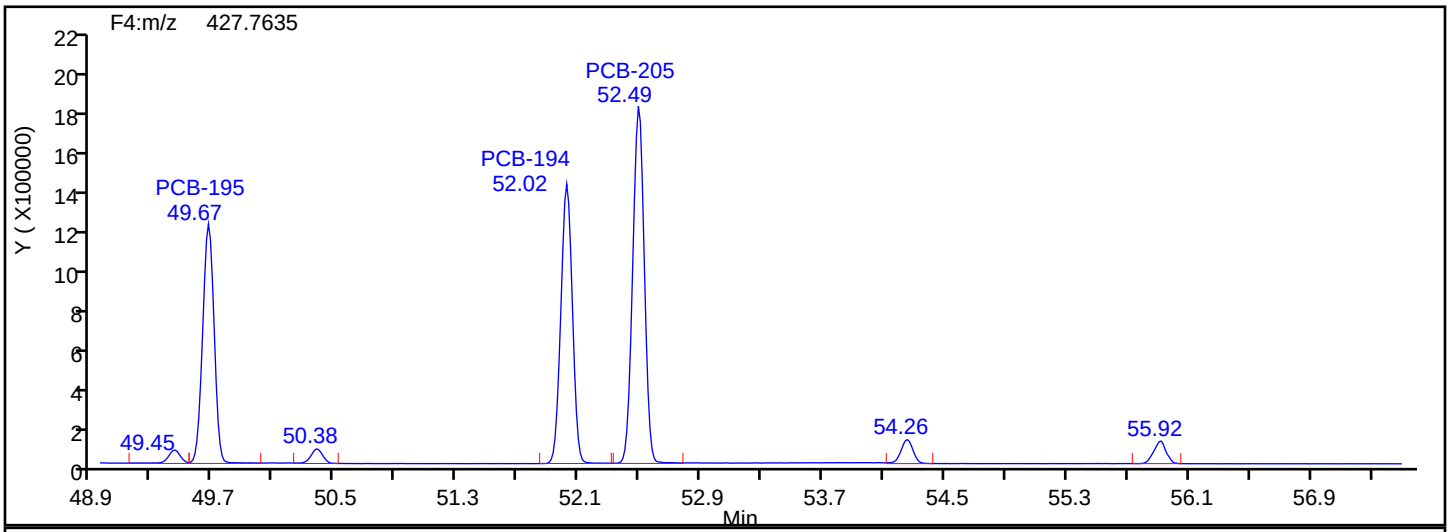

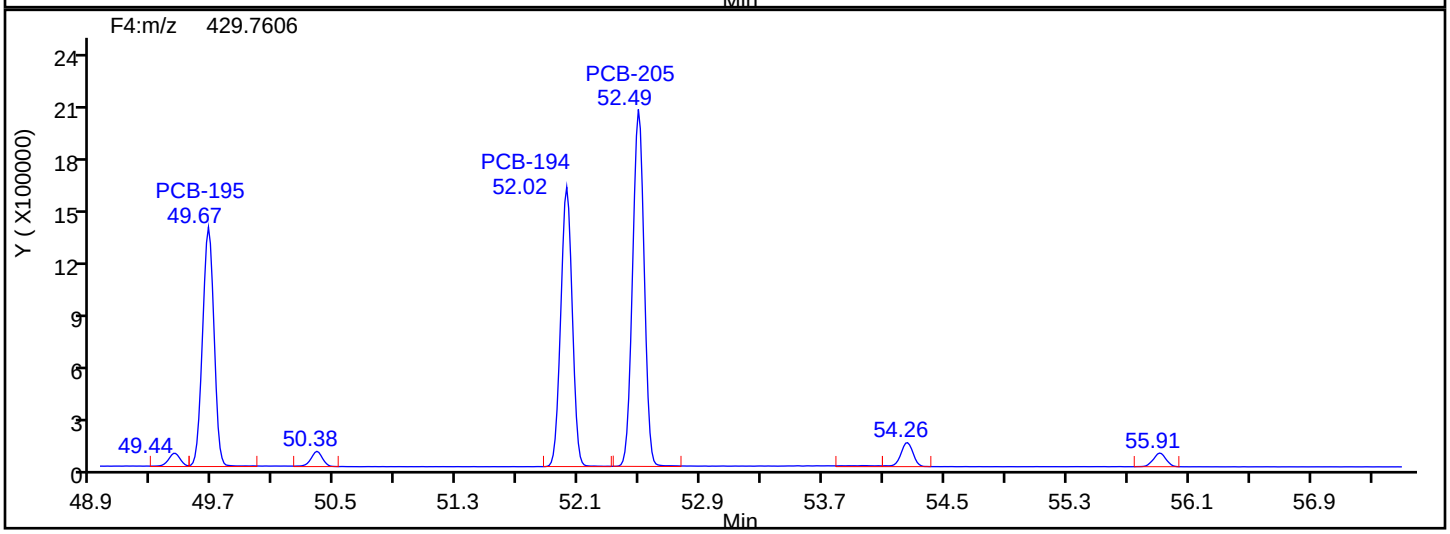

OcPCB F4 Lock Mass

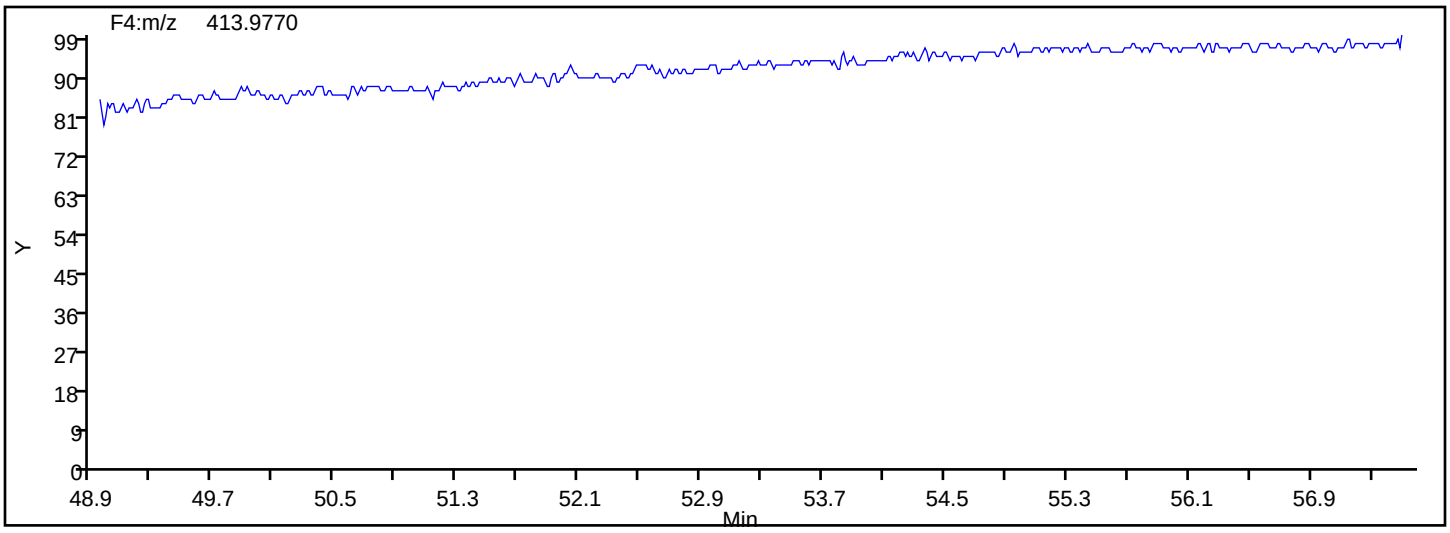

Eurofins TestAmerica, Knoxville

Data File:	\\chromna\Knoxville\ChromData\D3D\20190813-12717.b\d4190821i5.d		
Injection Date:	21-Aug-2019 18:03:00	Injection Vol:	1.0 ul
Instrument ID:	D3D	Operator ID:	Xcalibur_System
Method:	PCBs_D3D	Limit Group:	HR - 1668A - ICAL
Client ID:			
Worklist#:	33168	Sample Line#:	5
Column Type:	SPB-Octyl	Column Dia:	0.25 mm

NoPCB F4

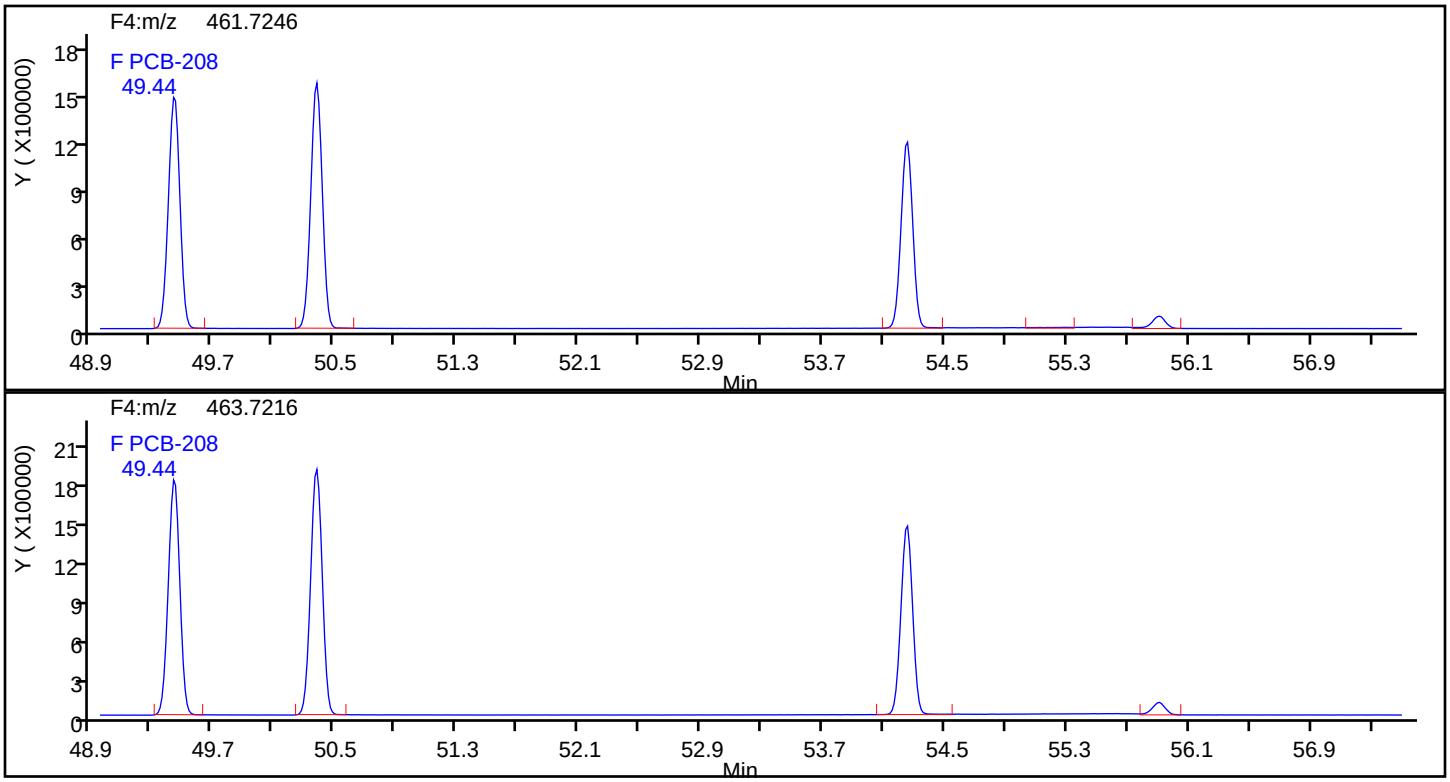

NoPCB F4 Standards

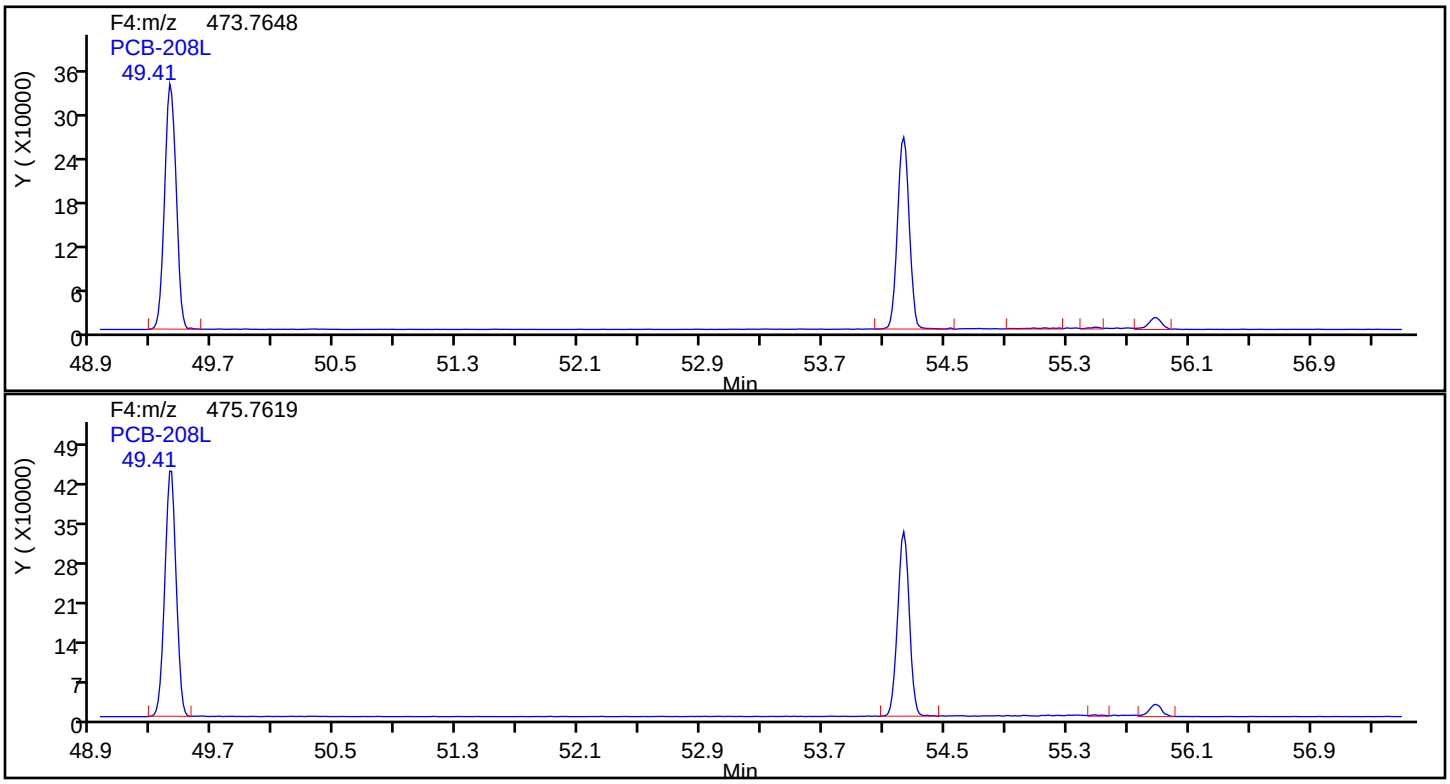

Eurofins TestAmerica, Knoxville

Data File:	\\chromna\Knoxville\ChromData\D3D\20190813-12717.b\d4190821i5.d		
Injection Date:	21-Aug-2019 18:03:00	Injection Vol:	1.0 ul
Instrument ID:	D3D	Operator ID:	Xcalibur_System
Method:	PCBs_D3D	Limit Group:	HR - 1668A - ICAL
Client ID:			
Worklist#:	33168	Sample Line#:	5
Column Type:	SPB-Octyl	Column Dia:	0.25 mm

NoPCB F4

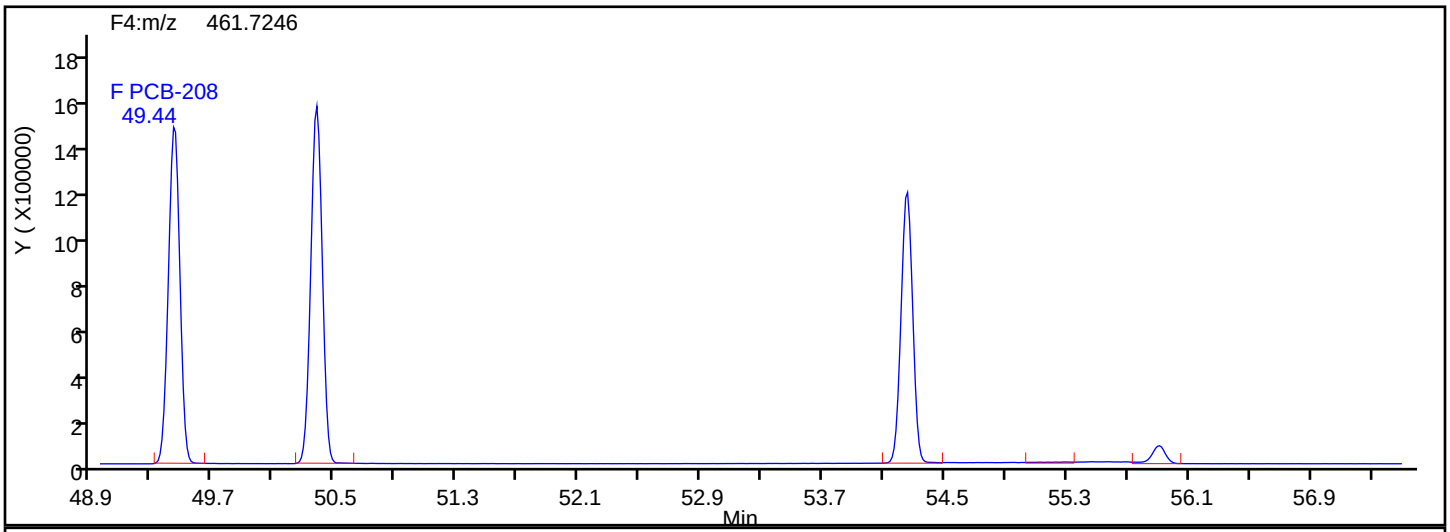

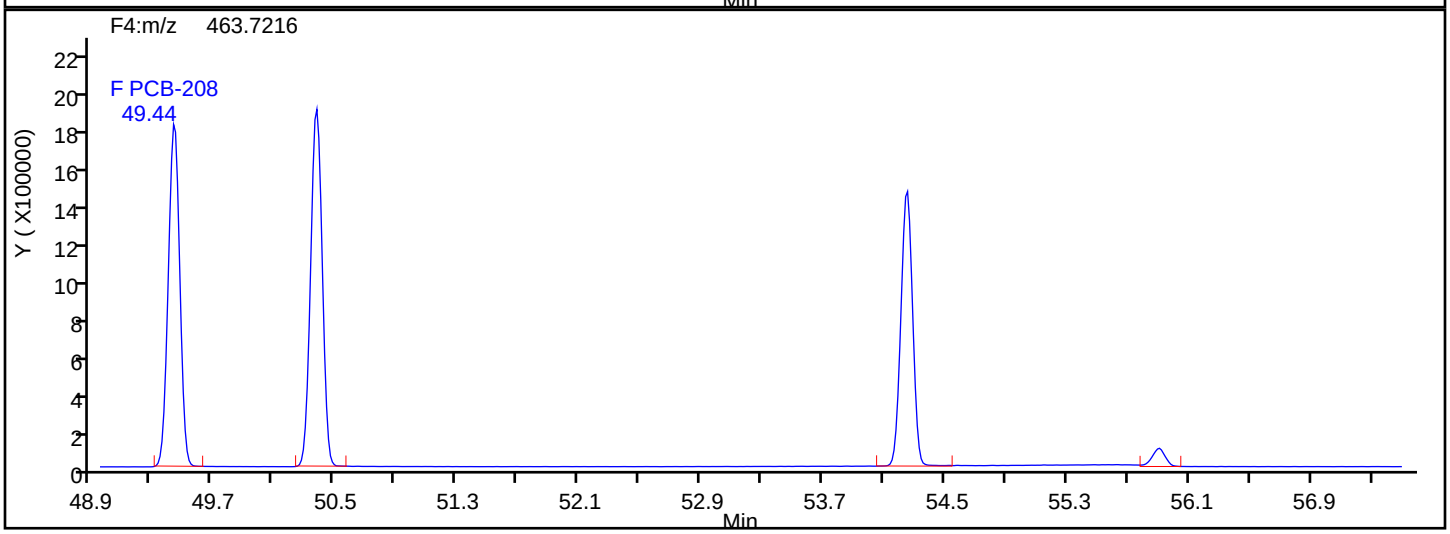

NoPCB F4 Lock Mass

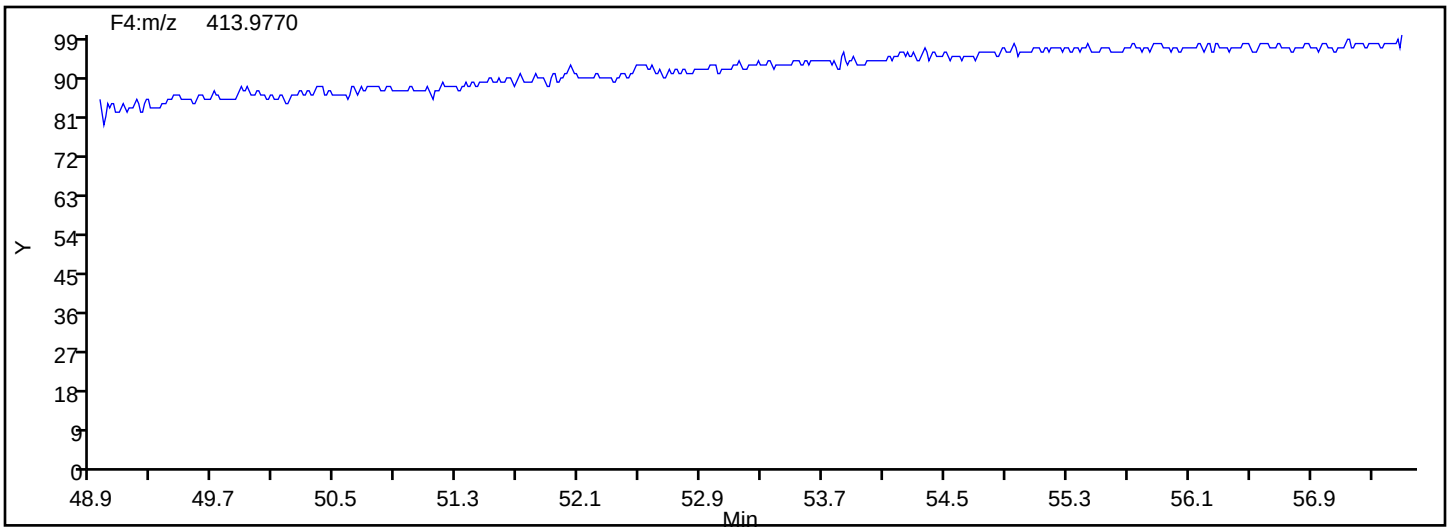

Eurofins TestAmerica, Knoxville

Data File:	\\chromna\Knoxville\ChromData\D3D\20190813-12717.b\d4190821i5.d		
Injection Date:	21-Aug-2019 18:03:00	Injection Vol:	1.0 ul
Instrument ID:	D3D	Operator ID:	Xcalibur_System
Method:	PCBs_D3D	Limit Group:	HR - 1668A - ICAL
Client ID:			
Worklist#:	33168	Sample Line#:	5
Column Type:	SPB-Octyl	Column Dia:	0.25 mm

DePCB F4

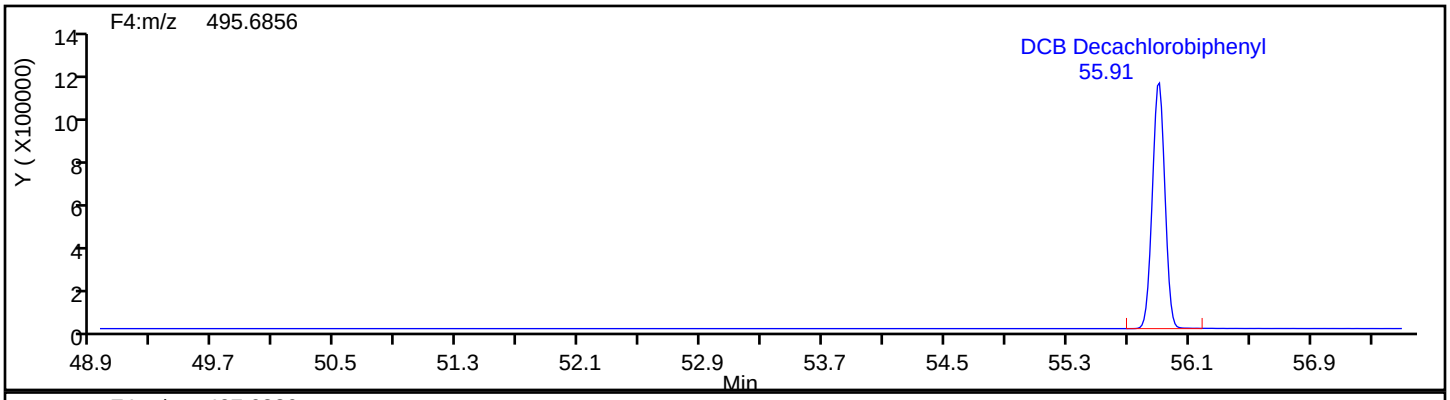

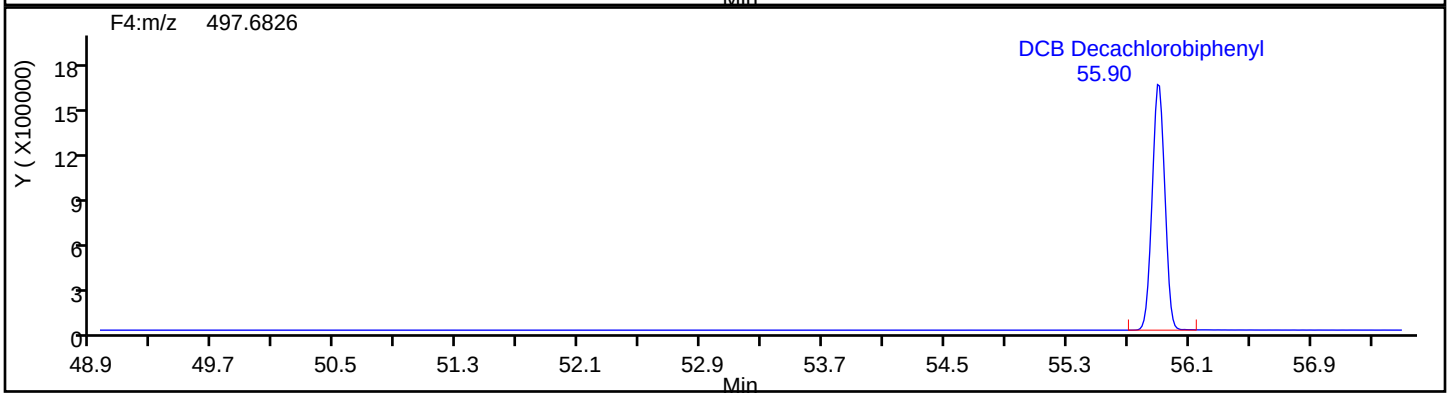

DePCB F4 Standards

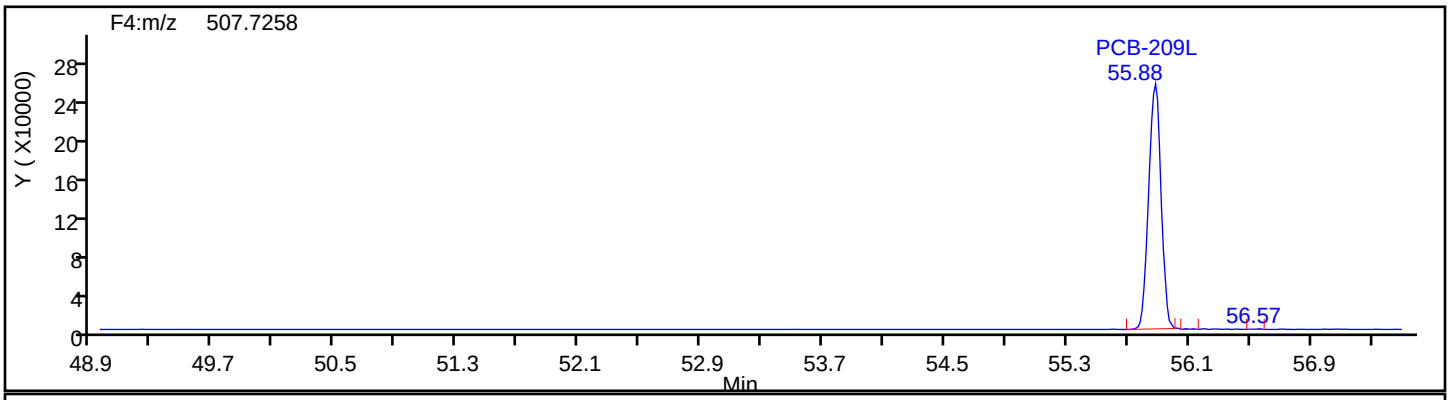

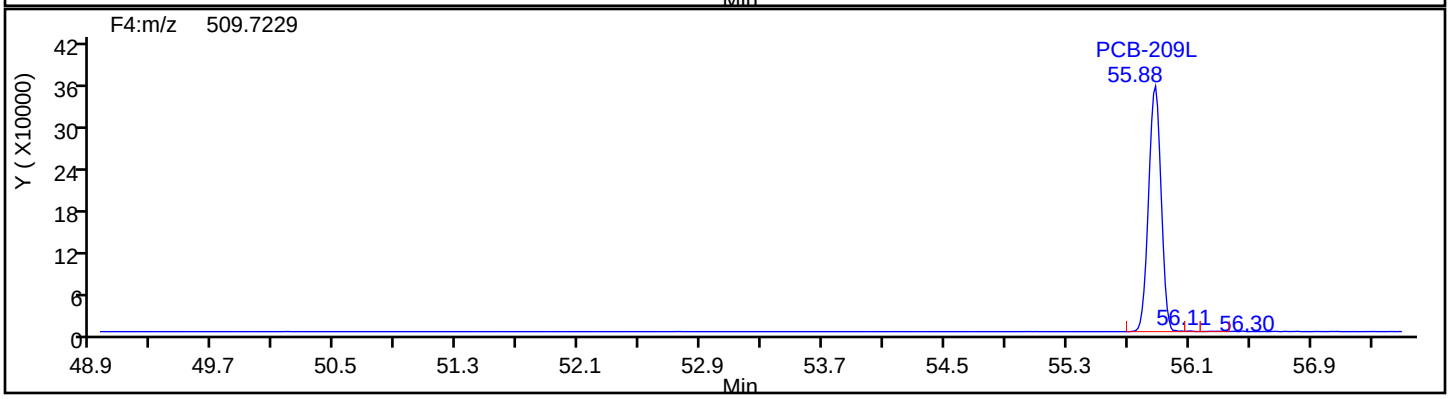

Eurofins TestAmerica, Knoxville

Data File:	\\chromna\Knoxville\ChromData\D3D\20190813-12717.b\d4190821i5.d		
Injection Date:	21-Aug-2019 18:03:00	Injection Vol:	1.0 ul
Instrument ID:	D3D	Operator ID:	Xcalibur_System
Method:	PCBs_D3D	Limit Group:	HR - 1668A - ICAL
Client ID:			
Worklist#:	33168	Sample Line#:	5
Column Type:	SPB-Octyl	Column Dia:	0.25 mm

DePCB F4

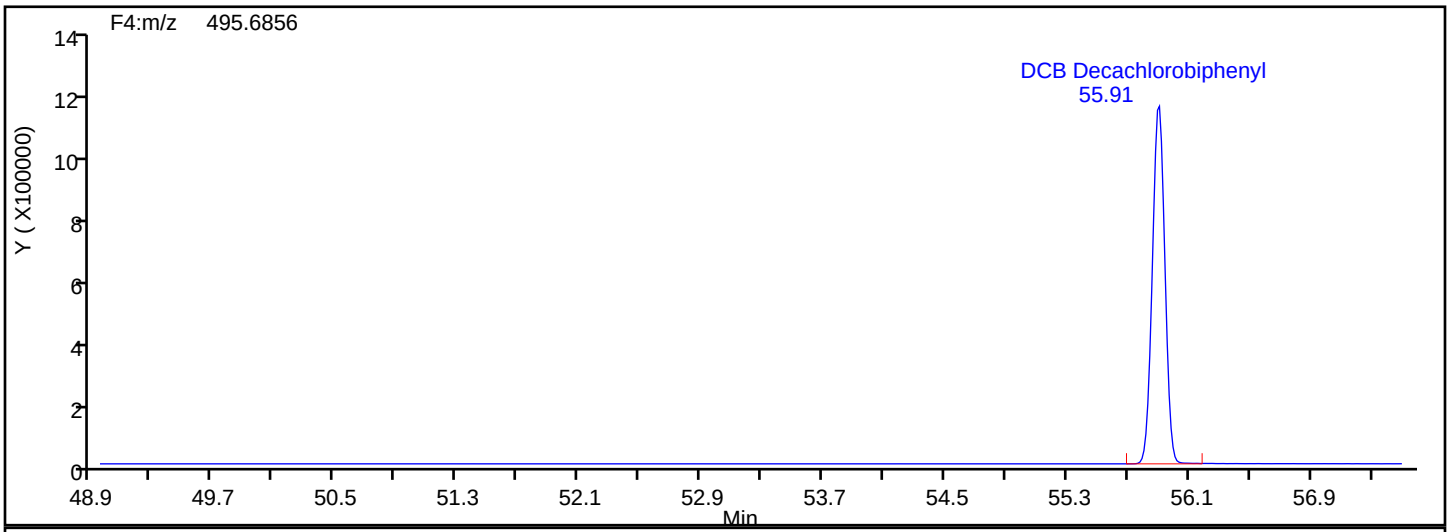

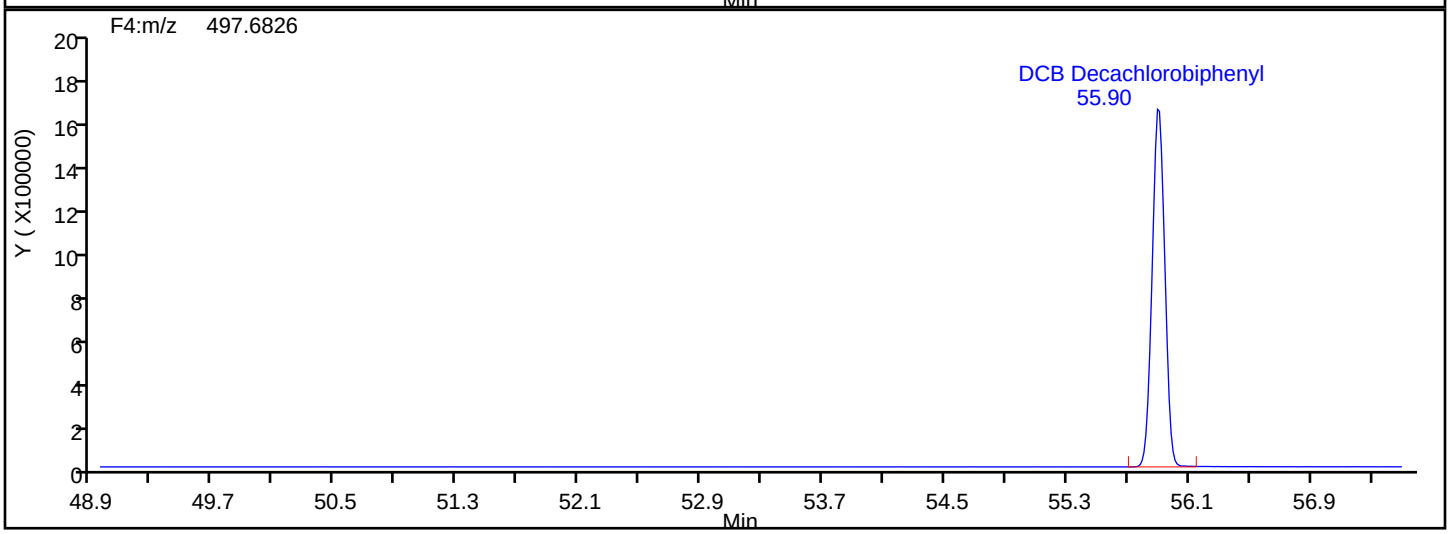

DePCB F4 Lock Mass

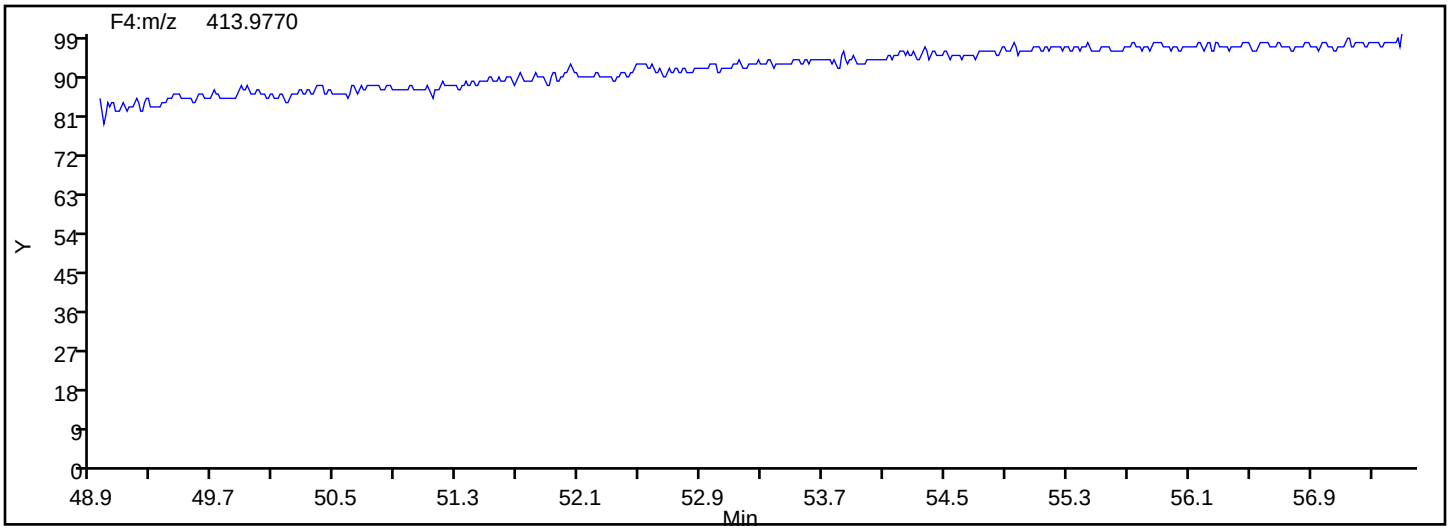

Eurofins TestAmerica, Knoxville
Target Compound Quantitation Report

Data File: \\chromna\Knoxville\ChromData\D3D\20190813-12717.b\d4190821i6.d
Lims ID: IC L6
Client ID:
Sample Type: IC Calib Level: 6
Inject. Date: 21-Aug-2019 19:05:00 ALS Bottle#: 0 Worklist Smp#: 6
Injection Vol: 1.0 ul Dil. Factor: 1.0000
Sample Info:
Misc. Info.: 140-0012717-006
Operator ID: Xcalibur_System Instrument ID: D3D
Sublist: chrom-PCBs_D3D*sub1

Method: \\chromna\Knoxville\ChromData\D3D\20190813-12717.b\PCBs_D3D.m
Limit Group: HR - 1668A - ICAL
Last Update: 30-Aug-2019 11:38:46 Calib Date: 21-Aug-2019 19:05:00
Integrator: Picker
Quant Method: Isotopic Dilution Quant By: Initial Calibration
Last ICal File: \\chromna\Knoxville\ChromData\D3D\20190813-12717.b\d4190821i6.d

Column 1 : SPB-Octyl (0.25 mm) Det: F1(11.07 :21.70)
Process Host: CTX1006

First Level Reviewer: davidsonm Date: 23-Aug-2019 12:54:16

Compound	RT (min.)	Area	Ratio	Ical RRF	Amount pg/ul	EMPC pg/ul	Noise EDL	Final EDL	%Rec	Flags
S Total Monochlorobipheny					6955.8	6103.9	5.224	5.224		RQ
D PCB-1L	11:46	5313201	3.10	1.3140	97.8	97.8	0.1971	0.1971	97.84	
D PCB-3L	13:57	5741345	3.12	1.3615	102.0	102.0	0.1902	0.1902	102	
PCB-1	11:47	131081527	3.13	1.1883	2411.7	2076.2	5.056	5.056	121	RQ
PCB-2	13:47	136577384	3.13	1.1911	2346.1	2074.5	5.247	5.247	117	RQ
PCB-3	13:58	136017887	3.13	1.2130	2198.1	1953.1	5.369	5.369	110	RQ
S Total Dichlorobiphenyls					24369	24369	0.0803	0.0803		
D PCB-4L	14:12	2387667	1.59	0.5996	96.4	96.4	0.1506	0.1506	96.36	
* PCB-9L	16:11	4132865	1.63	4E+04	100.0	100.0				
D PCB-15L	20:06	4623729	1.65	1.0280	108.8	108.8	0.0878	0.0878	109	
PCB-4	14:13	61961098	1.61	1.2533	2070.6	2070.6	0.1225	0.1225	104	
PCB-10	14:23	105778172	1.65	1.4828	2034.9	2034.9	0.0821	0.0821	102	
PCB-9	16:11	98526181	1.64	1.4200	1979.2	1979.2	0.0857	0.0857	98.96	
PCB-7	16:22	116418451	1.64	1.6244	2044.4	2044.4	0.0749	0.0749	102	
PCB-6	16:36	107547193	1.65	1.5539	1974.3	1974.3	0.0783	0.0783	98.71	
PCB-5	16:55	109842442	1.64	1.5606	2007.7	2007.7	0.0780	0.0780	100	
PCB-8	17:02	112458991	1.64	1.5884	2019.6	2019.6	0.0766	0.0766	101	
PCB-14	18:40	133999258	1.64	1.8738	2039.9	2039.9	0.0649	0.0649	102	
PCB-11	19:30	114567710	1.64	1.6347	1999.2	1999.2	0.0744	0.0744	99.96	
PCB-12	19:50	245446158	1.66	1.6410	4266.4	4266.4	0.0742	0.0742	107	
PCB-13 (C12)	19:50	245446158	1.66	1.6410	4266.4	4266.4	0.0742	0.0742	107	
PCB-15	20:07	125319245	1.63	1.4024	1932.6	1932.6	0.0719	0.0719	96.63	
S Total Trichlorobiphenyl					49280	49280	5.588	5.588		
D PCB-19L	17:19	1343350	1.09	0.6095	97.0	97.0	0.4382	0.4382	97.04	
* PCB-32L	20:34	2271374	1.08	2.2E+04	100.0	100.0				
* PCB-31L	22:50	7309987	1.06	6.8E+04	100.0	100.0				
D PCB-37L	27:09	7131201	1.06	0.9024	108.1	108.1	0.2193	0.2193	108	
PCB-19	17:20	34954485	1.08	1.3047	1994.3	1994.3	0.0401	0.0401	99.72	
PCB-18	19:11	103955789	1.07	1.8188	4254.8	4254.8	0.0288	0.0288	106	
PCB-30 (C18)	19:11	103955789	1.07	1.8188	4254.8	4254.8	0.0288	0.0288	106	

Compound	RT (min.)	Area	Ratio	Ical RRF	Amount pg/ul	EMPC pg/ul	Noise EDL	Final EDL	%Rec	Flags
PCB-17	19:37	42112206	1.08	1.5641	2004.2	2004.2	0.0335	0.0335	100	
PCB-27	19:50	62738940	1.09	2.1680	2154.2	2154.2	0.0241	0.0241	108	
PCB-24	19:58	56732674	1.07	2.1018	2009.3	2009.3	0.0249	0.0249	100	
PCB-16	20:04	33352172	1.08	1.2260	2025.1	2025.1	0.0427	0.0427	101	
PCB-32	20:36	62758251	1.07	2.3416	1995.1	1995.1	0.0224	0.0224	99.76	
PCB-34	21:52	169050618	1.06	1.2154	1950.4	1950.4	9.229	9.229	97.52	
PCB-23	22:01	175140417	1.05	1.2675	1937.6	1937.6	8.849	8.849	96.88	
PCB-26	22:20	403411095	1.06	1.3193	4287.9	4287.9	8.502	8.502	107	
PCB-29 (C26)	22:20	403411095	1.06	1.3193	4287.9	4287.9	8.502	8.502	107	
PCB-25	22:34	186478705	1.06	1.3523	1933.7	1933.7	8.295	8.295	96.69	
PCB-31	22:52	189803426	1.05	1.3809	1927.4	1927.4	8.123	8.123	96.37	
PCB-20	23:11	410406021	1.06	1.3057	4407.6	4407.6	8.590	8.590	110	
PCB-28 (C20)	23:11	410406021	1.06	1.3057	4407.6	4407.6	8.590	8.590	110	
PCB-21	23:24	411528332	1.06	1.3777	4188.9	4188.9	8.142	8.142	105	Ma
PCB-33 (C21)	23:24	411528332	1.06	1.3777	4188.9	4188.9	8.142	8.142	105	Ma
PCB-22	23:48	171126132	1.06	1.2430	1930.6	1930.6	9.024	9.024	96.53	
PCB-36	25:22	193196963	1.06	1.3468	2011.5	2011.5	8.328	8.328	101	Ma
PCB-39	25:43	203751809	1.06	1.3970	2045.2	2045.2	8.029	8.029	102	
PCB-38	26:18	201326682	1.07	1.3177	2142.6	2142.6	8.512	8.512	107	Ma
PCB-35	26:46	175484646	1.05	1.2166	2022.6	2022.6	9.219	9.219	101	Ma
PCB-37	27:10	188916926	1.06	1.2879	2056.9	2056.9	8.709	8.709	103	
S Total Tetrachlorobiphen					81969	81969	7.112	7.112		
D PCB-54L	20:24	1465666	0.81	0.6515	99.0	99.0	0.0867	0.0867	99.05	
* PCB-52L	24:59	4127202	0.80	3.9E+04	100.0	100.0				
D PCB-81L	33:55	5769564	0.80	1.2328	113.4	113.4	0.1543	0.1543	113	
D PCB-77L	34:29	5644529	0.79	1.2523	109.2	109.2	0.1519	0.1519	109	
PCB-54	20:26	34609856	0.78	1.2558	1880.3	1880.3	0.0366	0.0366	94.02	
PCB-50	22:37	206498120	0.75	0.9362	3865.0	3865.0	9.171	9.171	96.63	
PCB-53 (C50)	22:37	206498120	0.75	0.9362	3865.0	3865.0	9.171	9.171	96.63	
PCB-45	23:20	187725057	0.77	0.8850	3716.7	3716.7	9.701	9.701	92.92	Ma
PCB-51 (C45)	23:20	187725057	0.77	0.8850	3716.7	3716.7	9.701	9.701	92.92	Ma
PCB-46	23:34	75525407	0.77	0.7591	1743.4	1743.4	11.3	11.3	87.17	
PCB-52	25:00	90672216	0.77	0.8992	1766.8	1766.8	9.547	9.547	88.34	
PCB-43	25:09	207549562	0.76	0.9993	3639.1	3639.1	8.591	8.591	90.98	Ma
PCB-73 (C43)	25:09	207549562	0.76	0.9993	3639.1	3639.1	8.591	8.591	90.98	Ma
PCB-49	25:28	253391460	0.75	1.1366	3906.4	3906.4	7.554	7.554	97.66	
PCB-69 (C49)	25:28	253391460	0.75	1.1366	3906.4	3906.4	7.554	7.554	97.66	
PCB-48	25:47	98272807	0.77	0.9454	1821.4	1821.4	9.081	9.081	91.07	
PCB-44	26:01	366670262	0.74	1.0323	6223.8	6223.8	8.317	8.317	104	
PCB-47 (C44)	26:01	366670262	0.74	1.0323	6223.8	6223.8	8.317	8.317	104	
PCB-65 (C44)	26:01	366670262	0.74	1.0323	6223.8	6223.8	8.317	8.317	104	
PCB-59	26:19	520585037	0.73	1.3609	6702.7	6702.7	6.308	6.308	112	
PCB-62 (C59)	26:19	520585037	0.73	1.3609	6702.7	6702.7	6.308	6.308	112	
PCB-75 (C59)	26:19	520585037	0.73	1.3609	6702.7	6702.7	6.308	6.308	112	
PCB-42	26:32	88445019	0.77	0.8670	1787.4	1787.4	9.902	9.902	89.37	
PCB-40	27:02	303194668	0.75	0.9179	5787.8	5787.8	9.353	9.353	96.46	Ma
PCB-41 (C40)	27:02	303194668	0.75	0.9179	5787.8	5787.8	9.353	9.353	96.46	Ma
PCB-71 (C40)	27:02	303194668	0.75	0.9179	5787.8	5787.8	9.353	9.353	96.46	Ma
PCB-64	27:15	153698323	0.76	1.4164	1901.4	1901.4	6.062	6.062	95.07	
PCB-72	28:05	140764520	0.76	1.3157	1874.6	1874.6	6.525	6.525	93.73	
PCB-68	28:22	161202811	0.76	1.4782	1910.8	1910.8	5.808	5.808	95.54	
PCB-57	28:48	135052840	0.76	1.2817	1846.3	1846.3	6.698	6.698	92.32	
PCB-58	29:01	143200602	0.76	1.3214	1898.9	1898.9	6.497	6.497	94.95	
PCB-67	29:12	154676013	0.75	1.3944	1943.6	1943.6	6.157	6.157	97.18	

Compound	RT (min.)	Area	Ratio	Ical RRF	Amount pg/ul	EMPC pg/ul	Noise EDL	Final EDL	%Rec	Flags
PCB-63	29:28	158990187	0.76	1.4685	1897.1	1897.1	5.847	5.847	94.86	
PCB-61	29:48	667683512	0.73	1.3565	8624.4	8624.4	6.329	6.329	108	
PCB-70 (C61)	29:48	667683512	0.73	1.3565	8624.4	8624.4	6.329	6.329	108	
PCB-74 (C61)	29:48	667683512	0.73	1.3565	8624.4	8624.4	6.329	6.329	108	
PCB-76 (C61)	29:48	667683512	0.73	1.3565	8624.4	8624.4	6.329	6.329	108	
PCB-66	30:07	135772437	0.77	1.2800	1858.6	1858.6	6.707	6.707	92.93	
PCB-55	30:17	137589634	0.75	1.2951	1861.5	1861.5	6.629	6.629	93.07	
PCB-56	30:47	131806866	0.76	1.2671	1822.7	1822.7	6.776	6.776	91.14	
PCB-60	31:00	142203023	0.75	1.3288	1875.1	1875.1	6.461	6.461	93.76	
PCB-80	31:26	162638038	0.78	1.4694	1939.4	1939.4	5.843	5.843	96.97	
PCB-79	32:57	185880249	0.76	1.5421	2112.1	2112.1	5.567	5.567	106	
PCB-78	33:30	136281139	0.76	1.3150	1815.9	1815.9	6.529	6.529	90.80	
PCB-81	33:57	149770757	0.76	1.3214	1964.5	1964.5	6.484	6.484	98.22	
PCB-77	34:30	148761431	0.76	1.3308	1980.4	1980.4	6.464	6.464	99.02	
S Total Pentachlorobiphen					95499	95499	3.514	3.514		
D PCB-104L	25:56	3931948	1.63	1.1164	89.3	89.3	0.0301	0.0301	89.34	
* PCB-101L	31:52	3942458	1.59	3.4E+04	100.0	100.0				
D PCB-123L	36:30	6015868	1.58	0.9909	104.2	104.2	0.7138	0.7138	104	
D PCB-118L	36:50	5794708	1.59	1.0256	97.0	97.0	0.6896	0.6896	96.98	
D PCB-114L	37:21	5814155	1.60	1.0030	99.5	99.5	0.7052	0.7052	99.49	
D PCB-105L	38:00	5691805	1.59	1.0013	97.6	97.6	0.7064	0.7064	97.57	
* PCB-127L	39:29	5826371	1.58	4.9E+04	100.0	100.0				
D PCB-126L	41:06	5585131	1.60	0.9020	106.3	106.3	0.7841	0.7841	106	
PCB-104	25:57	110413744	1.63	1.3926	2016.5	2016.5	0.0277	0.0277	101	
PCB-96	26:19	103490517	1.64	1.2268	2145.5	2145.5	0.0315	0.0315	107	
PCB-103	28:16	79367725	1.61	1.0331	1953.9	1953.9	0.0374	0.0374	97.70	
PCB-94	28:29	68908326	1.61	0.9036	1939.4	1939.4	0.0427	0.0427	96.97	
PCB-95	28:55	73627709	1.61	0.9620	1946.4	1946.4	0.0401	0.0401	97.32	
PCB-93	29:09	163985862	1.64	0.9806	4252.9	4252.9	0.0394	0.0394	106	
PCB-100 (C93)	29:09	163985862	1.64	0.9806	4252.9	4252.9	0.0394	0.0394	106	
PCB-98	29:18	153788273	1.62	0.9888	3955.5	3955.5	0.0391	0.0391	98.89	Ma
PCB-102 (C98)	29:18	153788273	1.62	0.9888	3955.5	3955.5	0.0391	0.0391	98.89	Ma
PCB-88	29:48	161872044	1.64	1.0052	4095.4	4095.4	0.0384	0.0384	102	Ma
PCB-91 (C88)	29:48	161872044	1.64	1.0052	4095.4	4095.4	0.0384	0.0384	102	Ma
PCB-84	30:00	63117332	1.60	0.8601	1866.3	1866.3	0.0449	0.0449	93.31	
PCB-89	30:29	66276429	1.62	0.8936	1886.4	1886.4	0.0432	0.0432	94.32	
PCB-121	30:55	108389874	1.62	1.3971	1973.1	1973.1	0.0276	0.0276	98.65	
PCB-92	31:17	71660358	1.60	0.9532	1912.0	1912.0	0.0405	0.0405	95.60	
PCB-90	31:52	292072513	1.65	1.1367	6535.0	6535.0	0.0340	0.0340	109	
PCB-101 (C90)	31:52	292072513	1.65	1.1367	6535.0	6535.0	0.0340	0.0340	109	
PCB-113 (C90)	31:52	292072513	1.65	1.1367	6535.0	6535.0	0.0340	0.0340	109	
PCB-83	32:27	143948890	1.61	0.9393	3897.5	3897.5	0.0411	0.0411	97.44	
PCB-99 (C83)	32:27	143948890	1.61	0.9393	3897.5	3897.5	0.0411	0.0411	97.44	
PCB-112	32:34	108352141	1.63	1.3672	2015.6	2015.6	0.0282	0.0282	101	
PCB-86	32:57	680048715	1.72	1.1958	14464	14464	0.0323	0.0323	121	Ma
PCB-87 (C86)	32:57	680048715	1.72	1.1958	14464	14464	0.0323	0.0323	121	Ma
PCB-97 (C86)	32:57	680048715	1.72	1.1958	14464	14464	0.0323	0.0323	121	Ma
PCB-109 (C86)	32:57	680048715	1.72	1.1958	14464	14464	0.0323	0.0323	121	Ma
PCB-119 (C86)	32:57	680048715	1.72	1.1958	14464	14464	0.0323	0.0323	121	Ma
PCB-125 (C86)	32:57	680048715	1.72	1.1958	14464	14464	0.0323	0.0323	121	Ma
PCB-85	33:41	307227526	1.64	1.2126	6443.6	6443.6	0.0318	0.0318	107	
PCB-116 (C85)	33:41	307227526	1.64	1.2126	6443.6	6443.6	0.0318	0.0318	107	
PCB-117 (C85)	33:41	307227526	1.64	1.2126	6443.6	6443.6	0.0318	0.0318	107	
PCB-110	33:56	218611059	1.63	1.3511	4115.1	4115.1	0.0286	0.0286	103	Ma
PCB-115 (C110)	33:56	218611059	1.63	1.3511	4115.1	4115.1	0.0286	0.0286	103	Ma

Compound	RT (min.)	Area	Ratio	Ical RRF	Amount pg/ul	EMPC pg/ul	Noise EDL	Final EDL	%Rec	Flags
PCB-82	34:10	66167749	1.60	0.8675	1939.8	1939.8	0.0445	0.0445	96.99	
PCB-111	34:34	115749347	1.62	1.4262	2064.2	2064.2	0.0271	0.0271	103	
PCB-120	35:02	121359628	1.62	1.4907	2070.4	2070.4	0.0259	0.0259	104	
PCB-108	36:10	315054227	1.68	1.2547	4344.1	4344.1	11.2	11.2	109	
PCB-124 (C108)	36:10	315054227	1.68	1.2547	4344.1	4344.1	11.2	11.2	109	
PCB-107	36:25	154884951	1.61	1.3580	1973.2	1973.2	10.3	10.3	98.66	
PCB-123	36:32	160533581	1.63	1.3407	1990.5	1990.5	9.680	9.680	99.52	
PCB-106	36:38	145235317	1.63	1.2749	1970.8	1970.8	11.0	11.0	98.54	
PCB-118	36:51	149198389	1.61	1.2892	1997.2	1997.2	11.0	11.0	99.86	
PCB-122	37:12	126526615	1.62	1.1614	1884.8	1884.8	12.1	12.1	94.24	
PCB-114	37:23	162222205	1.62	1.4051	1985.8	1985.8	9.932	9.932	99.29	
PCB-105	38:01	142895705	1.66	1.2887	1948.1	1948.1	11.3	11.3	97.40	
PCB-127	39:31	146765196	1.62	1.2841	1977.3	1977.3	10.9	10.9	98.86	Ma
PCB-126	41:07	145322101	1.62	1.3416	1939.4	1939.4	10.9	10.9	96.97	
S Total Hexachlorobipheny					80621	80621	3.454	3.454		
D PCB-155L	31:39	3335674	1.31	0.9499	89.1	89.1	0.0414	0.0414	89.07	
* PCB-138L	39:58	4170035	1.27	3.6E+04	100.0	100.0				
D PCB-167L	42:59	5310685	1.28	1.2544	101.5	101.5	0.4450	0.4450	102	
D PCB-156L	44:08	10573637	1.28	1.2289	206.3	206.3	0.4543	0.4543	103	
D PCB-157L (C156L)	44:08	10573637	1.28	1.2289	206.3	206.3	0.4543	0.4543	103	
D PCB-169L	47:21	4842978	1.24	1.0883	106.7	106.7	0.5129	0.5129	107	
PCB-155	31:39	83038868	1.27	1.3028	1910.8	1910.8	0.0344	0.0344	95.54	
PCB-152	31:51	85396126	1.29	1.2556	2038.9	2038.9	0.0357	0.0357	102	
PCB-150	32:01	80863694	1.28	1.2368	1960.0	1960.0	0.0362	0.0362	98.00	
PCB-136	32:22	77764846	1.29	1.1563	2016.2	2016.2	0.0387	0.0387	101	
PCB-145	32:40	76975232	1.27	1.1910	1937.6	1937.6	0.0376	0.0376	96.88	
PCB-148	34:12	59277690	1.28	0.8982	1978.5	1978.5	0.0499	0.0499	98.92	
PCB-135	34:46	113612301	1.27	0.8691	3918.8	3918.8	0.0515	0.0515	97.97	Ma
PCB-151 (C135)	34:46	113612301	1.27	0.8691	3918.8	3918.8	0.0515	0.0515	97.97	Ma
PCB-154	35:03	68314494	1.29	1.0180	2011.8	2011.8	0.0440	0.0440	101	
PCB-144	35:21	58452336	1.28	0.9185	1907.9	1907.9	0.0488	0.0488	95.39	
PCB-147	35:43	200408965	1.26	0.9747	3968.0	3968.0	5.255	5.255	99.20	
PCB-149 (C147)	35:43	200408965	1.26	0.9747	3968.0	3968.0	5.255	5.255	99.20	
PCB-134	36:01	154582038	1.26	0.8518	3502.1	3502.1	6.013	6.013	87.55	
PCB-143 (C134)	36:01	154582038	1.26	0.8518	3502.1	3502.1	6.013	6.013	87.55	
PCB-139	36:19	202813665	1.26	0.9995	3915.8	3915.8	5.125	5.125	97.90	
PCB-140 (C139)	36:19	202813665	1.26	0.9995	3915.8	3915.8	5.125	5.125	97.90	
PCB-131	36:30	83484473	1.26	0.8584	1876.8	1876.8	5.967	5.967	93.84	
PCB-142	36:40	83407345	1.27	0.8597	1872.3	1872.3	5.958	5.958	93.61	
PCB-132	36:58	80126088	1.26	0.8801	1757.0	1757.0	5.820	5.820	87.85	
PCB-133	37:29	85692535	1.25	0.9064	1824.5	1824.5	5.651	5.651	91.22	
PCB-165	37:53	105969594	1.25	1.1210	1824.3	1824.3	4.569	4.569	91.22	
PCB-146	38:08	95435156	1.24	1.0084	1826.5	1826.5	5.080	5.080	91.32	
PCB-161	38:16	129985942	1.27	1.3370	1876.2	1876.2	3.831	3.831	93.81	
PCB-153	38:47	245235709	1.26	1.2207	3877.1	3877.1	4.196	4.196	96.93	
PCB-168 (C153)	38:47	245235709	1.26	1.2207	3877.1	3877.1	4.196	4.196	96.93	
PCB-141	38:56	88083280	1.26	0.9608	1769.2	1769.2	5.331	5.331	88.46	
PCB-130	39:21	74844561	1.25	0.8274	1745.6	1745.6	6.190	6.190	87.28	
PCB-137	39:34	101584779	1.26	1.0582	1852.5	1852.5	4.840	4.840	92.63	
PCB-164	39:41	119784248	1.26	1.2527	1845.3	1845.3	4.089	4.089	92.27	
PCB-129	40:00	454601428	1.26	1.0840	8093.4	8093.4	4.725	4.725	101	Ma
PCB-138 (C129)	40:00	454601428	1.26	1.0840	8093.4	8093.4	4.725	4.725	101	Ma
PCB-160 (C129)	40:00	454601428	1.26	1.0840	8093.4	8093.4	4.725	4.725	101	Ma
PCB-163 (C129)	40:00	454601428	1.26	1.0840	8093.4	8093.4	4.725	4.725	101	Ma

Compound	RT (min.)	Area	Ratio	Ical RRF	Amount pg/ul	EMPC pg/ul	Noise EDL	Final EDL	%Rec	Flags
PCB-158	40:23	133258309	1.25	1.3862	1855.2	1855.2	3.695	3.695	92.76	
PCB-128	41:14	233562279	1.26	1.1165	4037.1	4037.1	4.588	4.588	101	
PCB-166 (C128)	41:14	233562279	1.26	1.1165	4037.1	4037.1	4.588	4.588	101	
PCB-159	42:14	130569944	1.26	1.3178	1912.1	1912.1	3.887	3.887	95.60	
PCB-162	42:31	130481170	1.24	1.3623	1848.4	1848.4	3.760	3.760	92.42	
PCB-167	43:00	139138710	1.25	1.3357	1961.6	1961.6	3.191	3.191	98.08	
PCB-156	44:08	270090351	1.26	1.2759	4004.0	4004.0	4.644	4.644	100	
PCB-157 (C156)	44:08	270090351	1.26	1.2759	4004.0	4004.0	4.644	4.644	100	
PCB-169	47:23	117711265	1.26	1.2825	1895.2	1895.2	3.735	3.735	94.76	
S Total Heptachlorobiphen					45682	45682	0.0728	0.0728		
D PCB-188L	37:22	4786599	1.07	1.3162	99.8	99.8	0.0199	0.0199	99.80	
* PCB-180L	45:32	3644205	1.11	3.2E+04	100.0	100.0				
D PCB-170L	46:47	2967012	1.06	0.8357	97.4	97.4	0.0313	0.0313	97.42	
D PCB-189L	49:54	5979565	1.06	1.4666	107.2	107.2	0.1810	0.1810	107	
PCB-188	37:24	117928101	1.05	1.2502	1970.7	1970.7	0.0360	0.0360	98.53	
PCB-179	37:43	101872453	1.04	1.4149	1857.2	1857.2	0.0402	0.0402	92.86	
PCB-184	38:16	108051831	1.05	1.4191	1964.0	1964.0	0.0401	0.0401	98.20	
PCB-176	38:37	111668275	1.04	1.5212	1893.6	1893.6	0.0374	0.0374	94.68	
PCB-186	39:04	105107050	1.04	1.4350	1889.3	1889.3	0.0397	0.0397	94.47	
PCB-178	40:27	74798076	1.05	1.0228	1886.4	1886.4	0.0556	0.0556	94.32	
PCB-175	41:05	78386761	1.05	1.0690	1891.5	1891.5	0.0532	0.0532	94.57	
PCB-187	41:21	80773464	1.04	1.1106	1876.0	1876.0	0.0512	0.0512	93.80	
PCB-182	41:34	82240004	1.05	1.1484	1847.3	1847.3	0.0496	0.0496	92.36	
PCB-183	41:58	166836744	1.05	1.1368	3785.4	3785.4	0.0501	0.0501	94.64	Ma
PCB-185 (C183)	41:58	166836744	1.05	1.1368	3785.4	3785.4	0.0501	0.0501	94.64	Ma
PCB-174	42:12	71048448	1.05	0.9547	1919.6	1919.6	0.0596	0.0596	95.98	a
PCB-177	42:38	67617070	1.04	0.9426	1850.4	1850.4	0.0604	0.0604	92.52	
PCB-181	43:02	82721023	1.04	1.1075	1926.7	1926.7	0.0514	0.0514	96.33	
PCB-171	43:15	146209673	1.04	0.9603	3927.1	3927.1	0.0593	0.0593	98.18	
PCB-173 (C171)	43:15	146209673	1.04	0.9603	3927.1	3927.1	0.0593	0.0593	98.18	
PCB-172	44:54	70525820	1.04	0.9918	1834.2	1834.2	0.0574	0.0574	91.71	
PCB-192	45:10	94173268	1.04	1.2904	1882.5	1882.5	0.0441	0.0441	94.13	
PCB-180	45:30	184924746	1.04	1.2286	3882.5	3882.5	0.0463	0.0463	97.06	
PCB-193 (C180)	45:30	184924746	1.04	1.2286	3882.5	3882.5	0.0463	0.0463	97.06	
PCB-191	45:54	100238737	1.04	1.3848	1867.1	1867.1	0.0411	0.0411	93.35	
PCB-170	46:48	69403405	1.03	1.2700	1841.8	1841.8	0.0610	0.0610	92.09	
PCB-190	47:20	101742010	1.04	1.3774	1905.3	1905.3	0.0413	0.0413	95.27	
PCB-189	49:55	151753525	1.05	1.2799	1982.9	1982.9	0.5531	0.5531	99.15	
S Total Octachlorobipheny					22592	22592	0.1602	0.1602		
D PCB-202L	42:45	3585531	0.91	1.0055	97.8	97.8	0.009767	0.009767	97.85	
* PCB-194L	52:02	3802476	0.90	3.5E+04	100.0	100.0				
D PCB-205L	52:29	5048991	0.88	1.2867	103.2	103.2	0.1260	0.1260	103	
PCB-202	42:46	71230477	0.90	1.0531	1886.5	1886.5	0.0314	0.0314	94.32	
PCB-201	43:42	79398274	0.89	1.1860	1867.1	1867.1	0.0279	0.0279	93.35	
PCB-204	44:23	74125825	0.90	1.1009	1877.9	1877.9	0.0300	0.0300	93.90	
PCB-197	44:36	79862479	0.89	1.2053	1848.0	1848.0	0.0274	0.0274	92.40	
PCB-200	44:42	77008171	0.90	1.1260	1907.3	1907.3	0.0294	0.0294	95.37	
PCB-198	47:30	112236180	0.89	0.8183	3825.5	3825.5	0.0404	0.0404	95.64	
PCB-199 (C198)	47:30	112236180	0.89	0.8183	3825.5	3825.5	0.0404	0.0404	95.64	
PCB-196	48:11	56478088	0.90	0.8748	1800.6	1800.6	0.0378	0.0378	90.03	
PCB-203	48:22	59851836	0.90	0.9219	1810.7	1810.7	0.0359	0.0359	90.53	
PCB-195	49:41	76512886	0.88	0.7839	1933.2	1933.2	0.6060	0.6060	96.66	
PCB-194	52:02	89727279	0.88	0.9282	1914.7	1914.7	0.5118	0.5118	95.73	

Compound	RT (min.)	Area	Ratio	Ical RRF	Amount pg/ul	EMPC pg/ul	Noise EDL	Final EDL	%Rec	Flags
PCB-205	52:31	119652844	0.88	1.2342	1920.1	1920.1	0.3849	0.3849	96.01	
S Total Nonachlorobipheny					5625.2	5625.2	0.7538	0.7538		
D PCB-208L	49:26	4353887	0.80	1.1383	100.6	100.6	0.3409	0.3409	101	
D PCB-206L	54:15	3341299	0.82	0.8938	98.3	98.3	0.4341	0.4341	98.31	
PCB-208	49:28	95345727	0.76	1.1567	1893.2	1893.2	0.7049	0.7049	94.66	
PCB-207	50:24	101868613	0.77	1.3964	1896.0	1896.0	0.6620	0.6620	94.80	
PCB-206	54:17	73166887	0.76	1.1927	1836.0	1836.0	0.8945	0.8945	91.80	
D PCB-209L	55:54	3536159	0.73	0.9809	94.8	94.8	0.0349	0.0349	94.81	
DCB Decachlorobiphenyl	55:56	82741010	0.68	1.2455	1878.6	1878.6	0.0177	0.0177	93.93	
S Polychlorinated bipheny					407514	407514	2.306	2.306		

QC Flag Legend

Processing Flags
- R - Failed Signal Ratio Test
- Q - EMPC-Estimated Max. Possible Conc.

Review Flags
- M - Manually Integrated
- a - User Assigned ID

Reagents:

61L51668P_00002 Amount Added: 20.00 Units: uL

Eurofins TestAmerica, Knoxville
Target Compound Quantitation Worksheet Report

Data File: \\chromna\Knoxville\ChromData\D3D\20190813-12717.b\d4190821i6.d
Lims ID: IC L6
Client ID:
Sample Type: IC Calib Level: 6
Inject. Date: 21-Aug-2019 19:05:00 ALS Bottle#: 0 Worklist Smp#: 6
Injection Vol: 1.0 ul Dil. Factor: 1.0000
Sample Info:
Misc. Info.: 140-0012717-006
Operator ID: Xcalibur_System Instrument ID: D3D
Sublist: chrom-PCBs_D3D*sub1

Method: \\chromna\Knoxville\ChromData\D3D\20190813-12717.b\PCBs_D3D.m
Limit Group: HR - 1668A - ICAL
Last Update: 30-Aug-2019 11:38:46 Calib Date: 21-Aug-2019 19:05:00
Integrator: Picker
Quant Method: Isotopic Dilution Quant By: Initial Calibration
Last ICal File: \\chromna\Knoxville\ChromData\D3D\20190813-12717.b\d4190821i6.d

Column 1 : SPB-Octyl (0.25 mm) Det: F1(11.07 :21.70)
Process Host: CTX1006

First Level Reviewer: davidsonm Date: 23-Aug-2019 12:54:16

Signal	RT (min.)	Adj RT (min.)	Sec.	REL RT	Area	Height	Avg Noise	EDL Height	S/N	Ratio(Limits)	Flags
PCB-1L											
200.0795	11:46	11:48	-2	0.727	4016348	1564901	651	1627	2404		
202.0766	11:46	11:48	-2	0.727	1296853	508642	648	1620	785	3.10(2.66-3.60)	
PCB-3L											
200.0795	13:57	13:58	-1	0.863	4349192	1451513	651	1627	2230		
202.0766	13:57	13:58	-1	0.863	1392153	461011	648	1620	711	3.12(2.66-3.60)	
PCB-1											RQ
188.0393	11:47	11:49	-2	1.001	120521405	50999623	37364	93410	1365		
	Empc Correction				99342660	41343060	37364	93410	1106		
190.0363	11:47	11:49	-2	1.001	31738867	13208645	12462	31155	1060	3.80(2.66-3.60)	
PCB-2											RQ
188.0393	13:47	13:49	-2	0.988	121382170	45697799	37364	93410	1223		
	Empc Correction				103507801	37198104	37364	93410	996		
190.0363	13:47	13:49	-2	0.988	33069583	11884378	12462	31155	954	3.67(2.66-3.60)	
PCB-3											RQ
188.0393	13:58	13:59	-1	1.001	120145689	42699235	37364	93410	1143		
	Empc Correction				103083774	34617215	37364	93410	926		
190.0363	13:58	13:59	-1	1.001	32934113	11059813	12462	31155	887	3.65(2.66-3.60)	
PCB-4L											
234.0406	14:12	14:14	-2	0.878	1465957	494845	335	837	1477		
236.0376	14:12	14:14	-2	0.878	921710	307556	118	295	2606	1.59(1.33-1.79)	
PCB-9L											
234.0406	16:11	16:11	-1		2563870	776665	335	837	2318		
236.0376	16:11	16:11	-1		1568995	476891	118	295	4041	1.63(1.33-1.79)	

Signal	RT (min.)	Adj RT (min.)	Sec.	REL RT	Area	Height	Avg Noise	EDL Height	S/N	Ratio(Limits)	Flags
PCB-15L											
234.0406	20:06	20:07	-1	1.243	2876068	756526	335	837	2258		
236.0376	20:06	20:07	-1	1.243	1747661	466004	118	295	3949	1.65(1.33-1.79)	
PCB-4											
222.0003	14:13	14:14	-2	1.001	38178237	13080990	73	182	179192		
223.9974	14:13	14:14	-2	1.001	23782861	8093627	420	1050	19271	1.61(1.33-1.79)	
PCB-10											
222.0003	14:23	14:25	-2	1.013	65799045	21682118	73	182	297015		
223.9974	14:23	14:25	-2	1.013	39979127	13205143	420	1050	31441	1.65(1.33-1.79)	
PCB-9											
222.0003	16:11	16:13	-1	1.140	61136317	19115638	73	182	261858		
223.9974	16:11	16:13	-1	1.140	37389864	11630657	420	1050	27692	1.64(1.33-1.79)	
PCB-7											
222.0003	16:22	16:23	-1	1.152	72392636	23065974	73	182	315972		
223.9974	16:22	16:23	-1	1.152	44025815	13851713	420	1050	32980	1.64(1.33-1.79)	
PCB-6											
222.0003	16:36	16:37	-1	1.169	66922683	20812662	73	182	285105		
223.9974	16:36	16:37	-1	1.169	40624510	12500545	420	1050	29763	1.65(1.33-1.79)	
PCB-5											
222.0003	16:55	16:55	-1	1.191	68219101	20189046	73	182	276562		
223.9974	16:54	16:55	-1	1.190	41623341	12136513	420	1050	28896	1.64(1.33-1.79)	
PCB-8											
222.0003	17:02	17:03	-1	1.199	69846935	21206902	73	182	290506		
223.9974	17:02	17:03	-1	1.199	42612056	12852289	420	1050	30601	1.64(1.33-1.79)	
PCB-14											
222.0003	18:40	18:40	-1	0.928	83217713	24083062	73	182	329905		
223.9974	18:40	18:40	-1	0.928	50781545	14467387	420	1050	34446	1.64(1.33-1.79)	
PCB-11											
222.0003	19:30	19:30	-1	0.970	71187386	19954038	73	182	273343		
223.9974	19:30	19:30	-1	0.970	43380324	11987515	420	1050	28542	1.64(1.33-1.79)	
PCB-12											
222.0003	19:50	19:50	-1	0.986	153087994	24719222	73	182	338620		
223.9974	19:50	19:50	-1	0.986	92358164	14767931	420	1050	35162	1.66(1.33-1.79)	
PCB-13 (C12)											
222.0003	19:50	19:50	-1	0.986	153087994	24719222	73	182	338620		
223.9974	19:50	19:50	-1	0.986	92358164	14767931	420	1050	35162	1.66(1.33-1.79)	
PCB-15											
222.0003	20:07	20:07	-1	1.001	77688214	20858998	73	182	285740		
223.9974	20:07	20:07	-1	1.001	47631031	12761403	420	1050	30384	1.63(1.33-1.79)	
PCB-19L											
268.0016	17:19	17:19	-1	0.842	700529	195945	295	737	664		
269.9986	17:19	17:19	-1	0.842	642821	180466	320	800	564	1.09(0.88-1.20)	
PCB-32L											
268.0016	20:34	20:36	-1		1178399	297255	295	737	1008		
269.9986	20:34	20:36	-1		1092975	278276	320	800	870	1.08(0.88-1.20)	

Signal	RT (min.)	Adj RT (min.)	Sec.	REL RT	Area	Height	Avg Noise	EDL Height	S/N	Ratio(Limits)	Flags
PCB-31L											
268.0016	22:50	22:51	-1		3758424	907739	632	1580	1436		
269.9986	22:50	22:51	-1		3551563	869738	775	1937	1122	1.06(0.88-1.20)	
PCB-37L											
268.0016	27:09	27:09	0	1.189	3668033	827272	632	1580	1309		
269.9986	27:09	27:09	0	1.189	3463168	793688	775	1937	1024	1.06(0.88-1.20)	
PCB-19											
255.9613	17:20	17:21	-1	1.001	18137468	5167498	43	107	120174		
257.9584	17:20	17:21	-1	1.001	16817017	4836749	36	90	134354	1.08(0.88-1.20)	
PCB-18											
255.9613	19:11	19:12	-1	1.108	53805348	12791988	43	107	297488		
257.9584	19:11	19:12	-1	1.108	50150441	11971275	36	90	332535	1.07(0.88-1.20)	
PCB-30 (C18)											
255.9613	19:11	19:12	-1	1.108	53805348	12791988	43	107	297488		
257.9584	19:11	19:12	-1	1.108	50150441	11971275	36	90	332535	1.07(0.88-1.20)	
PCB-17											
255.9613	19:37	19:38	-1	1.133	21870945	5707600	43	107	132735		
257.9584	19:37	19:38	-1	1.133	20241261	5305252	36	90	147368	1.08(0.88-1.20)	
PCB-27											
255.9613	19:50	19:51	-1	1.146	32658452	8860852	43	107	206066		
257.9584	19:50	19:51	-1	1.146	30080488	8116533	36	90	225459	1.09(0.88-1.20)	
PCB-24											
255.9613	19:58	19:59	-1	1.153	29344689	7986403	43	107	185730		
257.9584	19:58	19:59	-1	1.153	27387985	7408317	36	90	205787	1.07(0.88-1.20)	
PCB-16											
255.9613	20:04	20:06	-1	1.159	17315119	4384685	43	107	101969		
257.9584	20:04	20:06	-1	1.159	16037053	4102243	36	90	113951	1.08(0.88-1.20)	
PCB-32											
255.9613	20:36	20:37	-1	1.190	32484564	8677812	43	107	201810		
257.9584	20:36	20:37	-1	1.190	30273687	8022177	36	90	222838	1.07(0.88-1.20)	
PCB-34											
255.9613	21:52	21:53	-1	1.263	87062266	23231265	37456	93640	620		
257.9584	21:52	21:53	-1	1.263	81988352	22005762	35271	88177	624	1.06(0.88-1.20)	
PCB-23											
255.9613	22:01	22:02	-1	1.272	89890897	24001876	37456	93640	641		
257.9584	22:01	22:02	-1	1.272	85249520	22947885	35271	88177	651	1.05(0.88-1.20)	
PCB-26											
255.9613	22:20	22:21	-1	1.290	207405678	42299888	37456	93640	1129		
257.9584	22:20	22:21	-1	1.290	196005417	40232719	35271	88177	1141	1.06(0.88-1.20)	
PCB-29 (C26)											
255.9613	22:20	22:21	-1	1.290	207405678	42299888	37456	93640	1129		
257.9584	22:20	22:21	-1	1.290	196005417	40232719	35271	88177	1141	1.06(0.88-1.20)	
PCB-25											
255.9613	22:34	22:34	0	0.831	95893491	23410870	37456	93640	625		
257.9584	22:34	22:34	0	0.831	90585214	21998594	35271	88177	624	1.06(0.88-1.20)	

Signal	RT (min.)	Adj RT (min.)	Sec.	REL RT	Area	Height	Avg Noise	EDL Height	S/N	Ratio(Limits)	Flags
PCB-31											
255.9613	22:52	22:53	-1	0.842	97394392	25788131	37456	93640	688		
257.9584	22:52	22:53	-1	0.842	92409034	24543498	35271	88177	696	1.05(0.88-1.20)	
PCB-20											
255.9613	23:11	23:11	0	0.854	211155321	48858461	37456	93640	1304		
257.9584	23:10	23:11	-1	0.853	199250700	45993623	35271	88177	1304	1.06(0.88-1.20)	
PCB-28 (C20)											
255.9613	23:11	23:11	0	0.854	211155321	48858461	37456	93640	1304		
257.9584	23:10	23:11	-1	0.853	199250700	45993623	35271	88177	1304	1.06(0.88-1.20)	
PCB-21											Ma
255.9613	23:24	23:25	-1	0.862	211529234	29333987	37456	93640	783		M
257.9584	23:24	23:25	-1	0.862	199999098	27639905	35271	88177	784	1.06(0.88-1.20)	
PCB-33 (C21)											Ma
255.9613	23:24	23:25	-1	0.862	211529234	29333987	37456	93640	783		M
257.9584	23:24	23:25	-1	0.862	199999098	27639905	35271	88177	784	1.06(0.88-1.20)	
PCB-22											
255.9613	23:48	23:49	-1	0.876	87975952	22604598	37456	93640	603		
257.9584	23:48	23:49	-1	0.876	83150180	21376489	35271	88177	606	1.06(0.88-1.20)	
PCB-36											Ma
255.9613	25:22	25:22	-1	0.934	99579377	24552737	37456	93640	656		M
257.9584	25:22	25:22	-1	0.934	93617586	23251527	35271	88177	659	1.06(0.88-1.20)	
PCB-39											
255.9613	25:43	25:44	-1	0.947	104784071	25466452	37456	93640	680		
257.9584	25:43	25:44	-1	0.947	98967738	24139674	35271	88177	684	1.06(0.88-1.20)	
PCB-38											Ma
255.9613	26:18	26:19	-1	0.969	103879145	24975682	37456	93640	667		M
257.9584	26:18	26:19	-1	0.969	97447537	23679334	35271	88177	671	1.07(0.88-1.20)	
PCB-35											Ma
255.9613	26:46	26:46	-1	0.985	90075963	22199935	37456	93640	593		M
257.9584	26:46	26:46	-1	0.985	85408683	21058127	35271	88177	597	1.05(0.88-1.20)	
PCB-37											
255.9613	27:10	27:11	-1	1.000	97062315	23437207	37456	93640	626		
257.9584	27:10	27:11	-1	1.000	91854611	22271073	35271	88177	631	1.06(0.88-1.20)	
PCB-54L											
301.9626	20:24	20:25	-1	0.817	655613	170101	95	237	1791		
303.9597	20:24	20:25	-1	0.817	810053	204152	35	87	5833	0.81(0.65-0.89)	
PCB-52L											
301.9626	24:59	25:00	-1		1833563	431973	371	927	1164		
303.9597	24:59	25:00	-1		2293639	538755	368	920	1464	0.80(0.65-0.89)	
PCB-81L											
301.9626	33:55	33:56	-1	1.358	2568118	538032	371	927	1450		
303.9597	33:55	33:56	-1	1.358	3201446	671998	368	920	1826	0.80(0.65-0.89)	
PCB-77L											
301.9626	34:29	34:29	-1	1.381	2491167	528218	371	927	1424		
303.9597	34:29	34:29	-1	1.381	3153362	677026	368	920	1840	0.79(0.65-0.89)	

Signal	RT (min.)	Adj RT (min.)	Sec.	REL RT	Area	Height	Avg Noise	EDL Height	S/N	Ratio(Limits)	Flags
PCB-54											
289.9224	20:26	20:26	-1	1.000	15155933	3828111	32	80	119629		
291.9194	20:26	20:26	-1	1.000	19453923	4923527	37	92	133068	0.78(0.65-0.89)	
PCB-50											
289.9224	22:37	22:37	0	1.108	88635749	17158438	18692	46730	918		
291.9194	22:37	22:37	0	1.108	117862371	23005858	22780	56950	1010	0.75(0.65-0.89)	
PCB-53 (C50)											
289.9224	22:37	22:37	0	1.108	88635749	17158438	18692	46730	918		
291.9194	22:37	22:37	0	1.108	117862371	23005858	22780	56950	1010	0.75(0.65-0.89)	
PCB-45											Ma
289.9224	23:20	23:21	-1	1.144	81455415	11068584	18692	46730	592		M
291.9194	23:20	23:21	-1	1.144	106269642	14625302	22780	56950	642	0.77(0.65-0.89)	
PCB-51 (C45)											Ma
289.9224	23:20	23:21	-1	1.144	81455415	11068584	18692	46730	592		M
291.9194	23:20	23:21	-1	1.144	106269642	14625302	22780	56950	642	0.77(0.65-0.89)	
PCB-46											
289.9224	23:34	23:35	-1	1.155	32762186	7963159	18692	46730	426		
291.9194	23:34	23:35	-1	1.155	42763221	10557005	22780	56950	463	0.77(0.65-0.89)	
PCB-52											
289.9224	25:00	25:00	0	1.226	39313353	9523146	18692	46730	509		
291.9194	25:00	25:00	0	1.226	51358863	12543767	22780	56950	551	0.77(0.65-0.89)	
PCB-43											Ma
289.9224	25:09	25:09	-1	1.233	89591290	12831080	18692	46730	686		M
291.9194	25:09	25:09	-1	1.233	117958272	17222079	22780	56950	756	0.76(0.65-0.89)	
PCB-73 (C43)											Ma
289.9224	25:09	25:09	-1	1.233	89591290	12831080	18692	46730	686		M
291.9194	25:09	25:09	-1	1.233	117958272	17222079	22780	56950	756	0.76(0.65-0.89)	
PCB-49											
289.9224	25:28	25:29	-1	1.248	108945624	18312108	18692	46730	980		
291.9194	25:28	25:29	-1	1.248	144445836	24591191	22780	56950	1080	0.75(0.65-0.89)	
PCB-69 (C49)											
289.9224	25:28	25:29	-1	1.248	108945624	18312108	18692	46730	980		
291.9194	25:28	25:29	-1	1.248	144445836	24591191	22780	56950	1080	0.75(0.65-0.89)	
PCB-48											
289.9224	25:47	25:48	-1	1.264	42633247	10269891	18692	46730	549		
291.9194	25:47	25:48	-1	1.264	55639560	13575153	22780	56950	596	0.77(0.65-0.89)	
PCB-44											
289.9224	26:01	26:02	-1	1.276	155886225	28626144	18692	46730	1531		
291.9194	26:01	26:02	-1	1.276	210784037	39698669	22780	56950	1743	0.74(0.65-0.89)	
PCB-47 (C44)											
289.9224	26:01	26:02	-1	1.276	155886225	28626144	18692	46730	1531		
291.9194	26:01	26:02	-1	1.276	210784037	39698669	22780	56950	1743	0.74(0.65-0.89)	
PCB-65 (C44)											
289.9224	26:01	26:02	-1	1.276	155886225	28626144	18692	46730	1531		
291.9194	26:01	26:02	-1	1.276	210784037	39698669	22780	56950	1743	0.74(0.65-0.89)	

Signal	RT (min.)	Adj RT (min.)	Sec.	REL RT	Area	Height	Avg Noise	EDL Height	S/N	Ratio(Limits)	Flags
PCB-59											
289.9224	26:19	26:20	-1	1.290	219827718	37761760	18692	46730	2020		
291.9194	26:19	26:20	-1	1.290	300757319	53045741	22780	56950	2329	0.73(0.65-0.89)	
PCB-62 (C59)											
289.9224	26:19	26:20	-1	1.290	219827718	37761760	18692	46730	2020		
291.9194	26:19	26:20	-1	1.290	300757319	53045741	22780	56950	2329	0.73(0.65-0.89)	
PCB-75 (C59)											
289.9224	26:19	26:20	-1	1.290	219827718	37761760	18692	46730	2020		
291.9194	26:19	26:20	-1	1.290	300757319	53045741	22780	56950	2329	0.73(0.65-0.89)	
PCB-42											
289.9224	26:32	26:33	-1	1.301	38390068	9094137	18692	46730	487		
291.9194	26:32	26:33	-1	1.301	50054951	11915697	22780	56950	523	0.77(0.65-0.89)	
PCB-40											Ma
289.9224	27:02	27:02	0	1.325	129850704	21336076	18692	46730	1141		M
291.9194	27:02	27:02	0	1.325	173343964	29084066	22780	56950	1277	0.75(0.65-0.89)	
PCB-41 (C40)											Ma
289.9224	27:02	27:02	0	1.325	129850704	21336076	18692	46730	1141		M
291.9194	27:02	27:02	0	1.325	173343964	29084066	22780	56950	1277	0.75(0.65-0.89)	
PCB-71 (C40)											Ma
289.9224	27:02	27:02	0	1.325	129850704	21336076	18692	46730	1141		M
291.9194	27:02	27:02	0	1.325	173343964	29084066	22780	56950	1277	0.75(0.65-0.89)	
PCB-64											
289.9224	27:15	27:15	-1	1.336	66240851	15745836	18692	46730	842		
291.9194	27:15	27:15	-1	1.336	87457472	21150297	22780	56950	928	0.76(0.65-0.89)	
PCB-72											
289.9224	28:05	28:06	-1	0.828	60879759	14493424	18692	46730	775		
291.9194	28:05	28:06	-1	0.828	79884761	19322458	22780	56950	848	0.76(0.65-0.89)	
PCB-68											
289.9224	28:22	28:23	-1	0.836	69539270	15265686	18692	46730	817		
291.9194	28:22	28:23	-1	0.836	91663541	20370442	22780	56950	894	0.76(0.65-0.89)	
PCB-57											
289.9224	28:48	28:48	0	0.849	58206579	13405044	18692	46730	717		
291.9194	28:48	28:48	0	0.849	76846261	17870178	22780	56950	784	0.76(0.65-0.89)	
PCB-58											
289.9224	29:01	29:02	-1	0.856	62013609	13527008	18692	46730	724		
291.9194	29:01	29:02	-1	0.856	81186993	18024685	22780	56950	791	0.76(0.65-0.89)	
PCB-67											
289.9224	29:12	29:12	0	0.861	66460218	14553568	18692	46730	779		
291.9194	29:12	29:12	0	0.861	88215795	19452397	22780	56950	854	0.75(0.65-0.89)	
PCB-63											
289.9224	29:28	29:28	0	0.869	68720845	15280608	18692	46730	817		
291.9194	29:28	29:28	0	0.869	90269342	20452845	22780	56950	898	0.76(0.65-0.89)	
PCB-61											
289.9224	29:48	29:49	-1	0.878	282552724	35796192	18692	46730	1915		
291.9194	29:48	29:49	-1	0.878	385130788	50390253	22780	56950	2212	0.73(0.65-0.89)	

Signal	RT (min.)	Adj RT (min.)	Sec.	REL RT	Area	Height	Avg Noise	EDL Height	S/N	Ratio(Limits)	Flags
PCB-70 (C61)											
289.9224	29:48	29:49	-1	0.878	282552724	35796192	18692	46730	1915		
291.9194	29:48	29:49	-1	0.878	385130788	50390253	22780	56950	2212	0.73(0.65-0.89)	
PCB-74 (C61)											
289.9224	29:48	29:49	-1	0.878	282552724	35796192	18692	46730	1915		
291.9194	29:48	29:49	-1	0.878	385130788	50390253	22780	56950	2212	0.73(0.65-0.89)	
PCB-76 (C61)											
289.9224	29:48	29:49	-1	0.878	282552724	35796192	18692	46730	1915		
291.9194	29:48	29:49	-1	0.878	385130788	50390253	22780	56950	2212	0.73(0.65-0.89)	
PCB-66											
289.9224	30:07	30:08	-1	0.888	58946690	13135584	18692	46730	703		
291.9194	30:07	30:08	-1	0.888	76825747	17658861	22780	56950	775	0.77(0.65-0.89)	
PCB-55											
289.9224	30:17	30:18	-1	0.893	59078400	13866720	18692	46730	742		
291.9194	30:17	30:18	-1	0.893	78511234	18393837	22780	56950	807	0.75(0.65-0.89)	
PCB-56											
289.9224	30:47	30:48	-1	0.908	57040237	12948720	18692	46730	693		
291.9194	30:47	30:48	-1	0.908	74766629	17087070	22780	56950	750	0.76(0.65-0.89)	
PCB-60											
289.9224	31:00	31:00	0	0.914	61062437	13478190	18692	46730	721		
291.9194	31:00	31:00	0	0.914	81140586	18097058	22780	56950	794	0.75(0.65-0.89)	
PCB-80											
289.9224	31:26	31:26	0	0.926	71262840	15827684	18692	46730	847		
291.9194	31:26	31:26	0	0.926	91375198	21063284	22780	56950	925	0.78(0.65-0.89)	
PCB-79											
289.9224	32:57	32:57	0	0.972	80051657	17192757	18692	46730	920		
291.9194	32:57	32:57	0	0.972	105828592	23167470	22780	56950	1017	0.76(0.65-0.89)	
PCB-78											
289.9224	33:30	33:31	-1	0.988	58723884	12701492	18692	46730	680		
291.9194	33:30	33:31	-1	0.988	77557255	16962236	22780	56950	745	0.76(0.65-0.89)	
PCB-81											
289.9224	33:57	33:57	0	1.001	64449111	14427424	18692	46730	772		
291.9194	33:57	33:57	0	1.001	85321646	19432934	22780	56950	853	0.76(0.65-0.89)	
PCB-77											
289.9224	34:30	34:30	0	1.001	64184571	13916166	18692	46730	744		
291.9194	34:30	34:30	0	1.001	84576860	18448221	22780	56950	810	0.76(0.65-0.89)	
PCB-104L											
337.9207	25:56	25:57	-1	0.814	2436467	540969	48	120	11270		
339.9178	25:56	25:57	-1	0.814	1495481	331755	65	162	5104	1.63(1.32-1.78)	
PCB-101L											
337.9207	31:52	31:51	0		2422500	513496	48	120	10698		
339.9178	31:52	31:51	0		1519958	324814	65	162	4997	1.59(1.32-1.78)	
PCB-123L											
337.9207	36:30	36:30	0	1.146	3683288	787891	1935	4837	407		
339.9178	36:30	36:30	0	1.146	2332580	504123	1452	3630	347	1.58(1.32-1.78)	

Signal	RT (min.)	Adj RT (min.)	Sec.	REL RT	Area	Height	Avg Noise	EDL Height	S/N	Ratio(Limits)	Flags
PCB-118L											
337.9207	36:50	36:50	0	1.156	3559389	722180	1935	4837	373		
339.9178	36:50	36:50	0	1.156	2235319	460272	1452	3630	317	1.59(1.32-1.78)	
PCB-114L											
337.9207	37:21	37:22	-1	1.173	3580909	735779	1935	4837	380		
339.9178	37:21	37:22	-1	1.173	2233246	465666	1452	3630	321	1.60(1.32-1.78)	
PCB-105L											
337.9207	38:00	38:00	-1	1.193	3496697	705718	1935	4837	365		
339.9178	38:00	38:00	-1	1.193	2195108	448565	1452	3630	309	1.59(1.32-1.78)	
PCB-127L											
337.9207	39:29	39:30	-1		3571532	732820	1935	4837	379		
339.9178	39:29	39:30	-1		2254839	464293	1452	3630	320	1.58(1.32-1.78)	
PCB-126L											
337.9207	41:06	41:05	0	1.290	3434303	706389	1935	4837	365		
339.9178	41:06	41:05	0	1.290	2150828	445103	1452	3630	307	1.60(1.32-1.78)	
PCB-104											
325.8804	25:57	25:58	-1	1.001	68458262	15927131	66	165	241320		
327.8775	25:57	25:58	-1	1.001	41955482	9661606	69	172	140023	1.63(1.32-1.78)	
PCB-96											
325.8804	26:19	26:20	-1	1.015	64292275	15063643	66	165	228237		
327.8775	26:19	26:20	-1	1.015	39198242	9109921	69	172	132028	1.64(1.32-1.78)	
PCB-103											
325.8804	28:16	28:16	0	1.090	48941842	11080027	66	165	167879		
327.8775	28:16	28:16	-1	1.090	30425883	6793523	69	172	98457	1.61(1.32-1.78)	
PCB-94											
325.8804	28:29	28:30	-1	1.099	42468471	9650267	66	165	146216		
327.8775	28:29	28:30	-1	1.099	26439855	5899822	69	172	85505	1.61(1.32-1.78)	
PCB-95											
325.8804	28:55	28:56	-1	1.115	45427558	10273883	66	165	155665		
327.8775	28:55	28:56	-1	1.115	28200151	6350967	69	172	92043	1.61(1.32-1.78)	
PCB-93											
325.8804	29:09	29:10	-1	1.124	101943886	22685531	66	165	343720		
327.8775	29:09	29:10	-1	1.124	62041976	13752255	69	172	199308	1.64(1.32-1.78)	
PCB-100 (C93)											
325.8804	29:09	29:10	-1	1.124	101943886	22685531	66	165	343720		
327.8775	29:09	29:10	-1	1.124	62041976	13752255	69	172	199308	1.64(1.32-1.78)	
PCB-98											Ma
325.8804	29:18	29:18	0	1.130	94999356	11703624	66	165	177328		M
327.8775	29:18	29:18	0	1.130	58788917	7112351	69	172	103078	1.62(1.32-1.78)	
PCB-102 (C98)											Ma
325.8804	29:18	29:18	0	1.130	94999356	11703624	66	165	177328		M
327.8775	29:18	29:18	0	1.130	58788917	7112351	69	172	103078	1.62(1.32-1.78)	
PCB-88											Ma
325.8804	29:48	29:48	0	1.149	100476012	12509015	66	165	189531		M
327.8775	29:48	29:48	0	1.149	61396032	7466510	69	172	108210	1.64(1.32-1.78)	

Signal	RT (min.)	Adj RT (min.)	Sec.	REL RT	Area	Height	Avg Noise	EDL Height	S/N	Ratio(Limits)	Flags
PCB-91 (C88)											Ma
325.8804	29:48	29:48	0	1.149	100476012	12509015	66	165	189531		M
327.8775	29:48	29:48	0	1.149	61396032	7466510	69	172	108210	1.64(1.32-1.78)	
PCB-84											
325.8804	30:00	30:01	-1	1.157	38872657	8538459	66	165	129371		
327.8775	30:00	30:01	-1	1.157	24244675	5247577	69	172	76052	1.60(1.32-1.78)	
PCB-89											
325.8804	30:29	30:30	-1	1.176	40950021	9120603	66	165	138191		
327.8775	30:29	30:30	-1	1.176	25326408	5620118	69	172	81451	1.62(1.32-1.78)	
PCB-121											
325.8804	30:55	30:56	-1	1.192	67046478	15125083	66	165	229168		
327.8775	30:55	30:56	-1	1.192	41343396	9245119	69	172	133987	1.62(1.32-1.78)	
PCB-92											
325.8804	31:17	31:18	-1	0.857	44092840	9669979	66	165	146515		
327.8775	31:17	31:18	-1	0.857	27567518	6016176	69	172	87191	1.60(1.32-1.78)	
PCB-90											
325.8804	31:52	31:52	0	1.229	181897900	28401755	66	165	430330		
327.8775	31:52	31:52	0	1.229	110174613	16912063	69	172	245102	1.65(1.32-1.78)	
PCB-101 (C90)											
325.8804	31:52	31:52	0	1.229	181897900	28401755	66	165	430330		
327.8775	31:52	31:52	0	1.229	110174613	16912063	69	172	245102	1.65(1.32-1.78)	
PCB-113 (C90)											
325.8804	31:52	31:52	0	1.229	181897900	28401755	66	165	430330		
327.8775	31:52	31:52	0	1.229	110174613	16912063	69	172	245102	1.65(1.32-1.78)	
PCB-83											
325.8804	32:27	32:28	-1	1.252	88757371	11228507	66	165	170129		
327.8775	32:27	32:28	-1	1.252	55191519	6920167	69	172	100292	1.61(1.32-1.78)	
PCB-99 (C83)											
325.8804	32:27	32:28	-1	1.252	88757371	11228507	66	165	170129		
327.8775	32:27	32:28	-1	1.252	55191519	6920167	69	172	100292	1.61(1.32-1.78)	
PCB-112											
325.8804	32:34	32:35	-1	1.256	67160256	14138459	66	165	214219		
327.8775	32:34	32:35	-1	1.256	41191885	8639167	69	172	125205	1.63(1.32-1.78)	
PCB-86											Ma
325.8804	32:57	32:57	0	1.271	429955614	60028878	66	165	909529		M
327.8775	32:57	32:57	0	1.271	250093101	33161602	69	172	480603	1.72(1.32-1.78)	
PCB-87 (C86)											Ma
325.8804	32:57	32:57	0	1.271	429955614	60028878	66	165	909529		M
327.8775	32:57	32:57	0	1.271	250093101	33161602	69	172	480603	1.72(1.32-1.78)	
PCB-97 (C86)											Ma
325.8804	32:57	32:57	0	1.271	429955614	60028878	66	165	909529		M
327.8775	32:57	32:57	0	1.271	250093101	33161602	69	172	480603	1.72(1.32-1.78)	
PCB-109 (C86)											Ma
325.8804	32:57	32:57	0	1.271	429955614	60028878	66	165	909529		M
327.8775	32:57	32:57	0	1.271	250093101	33161602	69	172	480603	1.72(1.32-1.78)	

Signal	RT (min.)	Adj RT (min.)	Sec.	REL RT	Area	Height	Avg Noise	EDL Height	S/N	Ratio(Limits)	Flags
PCB-119 (C86)											Ma
325.8804	32:57	32:57	0	1.271	429955614	60028878	66	165	909529		M
327.8775	32:57	32:57	0	1.271	250093101	33161602	69	172	480603	1.72(1.32-1.78)	
PCB-125 (C86)											Ma
325.8804	32:57	32:57	0	1.271	429955614	60028878	66	165	909529		M
327.8775	32:57	32:57	0	1.271	250093101	33161602	69	172	480603	1.72(1.32-1.78)	
PCB-85											
325.8804	33:41	33:41	-1	1.299	190847937	27765851	66	165	420695		
327.8775	33:41	33:41	-1	1.299	116379589	16691391	69	172	241904	1.64(1.32-1.78)	
PCB-116 (C85)											
325.8804	33:41	33:41	-1	1.299	190847937	27765851	66	165	420695		
327.8775	33:41	33:41	-1	1.299	116379589	16691391	69	172	241904	1.64(1.32-1.78)	
PCB-117 (C85)											
325.8804	33:41	33:41	-1	1.299	190847937	27765851	66	165	420695		
327.8775	33:41	33:41	-1	1.299	116379589	16691391	69	172	241904	1.64(1.32-1.78)	
PCB-110											Ma
325.8804	33:56	33:56	0	1.309	135463667	16148045	66	165	244667		M
327.8775	33:56	33:56	0	1.309	83147392	9772735	69	172	141634	1.63(1.32-1.78)	
PCB-115 (C110)											Ma
325.8804	33:56	33:56	0	1.309	135463667	16148045	66	165	244667		M
327.8775	33:56	33:56	0	1.309	83147392	9772735	69	172	141634	1.63(1.32-1.78)	
PCB-82											
325.8804	34:10	34:10	-1	1.317	40732438	8313700	66	165	125965		
327.8775	34:10	34:10	-1	1.317	25435311	5150652	69	172	74647	1.60(1.32-1.78)	
PCB-111											
325.8804	34:34	34:35	-1	1.333	71613828	15593307	66	165	236262		
327.8775	34:34	34:35	-1	1.333	44135519	9469887	69	172	137245	1.62(1.32-1.78)	
PCB-120											
325.8804	35:02	35:02	-1	1.351	74987566	16402267	66	165	248519		
327.8775	35:02	35:02	-1	1.351	46372062	10095551	69	172	146312	1.62(1.32-1.78)	
PCB-108											
325.8804	36:10	36:10	0	1.395	197304534	44551609	41027	102567	1086		
327.8775	36:10	36:10	0	1.395	117749693	25771130	26039	65097	990	1.68(1.32-1.78)	
PCB-124 (C108)											
325.8804	36:10	36:10	0	1.395	197304534	44551609	41027	102567	1086		
327.8775	36:10	36:10	0	1.395	117749693	25771130	26039	65097	990	1.68(1.32-1.78)	
PCB-107											
325.8804	36:25	36:25	0	1.404	95594430	19001785	41027	102567	463		
327.8775	36:25	36:25	0	1.404	59290521	11564410	26039	65097	444	1.61(1.32-1.78)	
PCB-123											
325.8804	36:32	36:32	0	1.001	99469235	21842617	41027	102567	532		
327.8775	36:31	36:32	-1	1.000	61064346	13303930	26039	65097	511	1.63(1.32-1.78)	
PCB-106											
325.8804	36:38	36:39	-1	1.004	89997680	19560889	41027	102567	477		
327.8775	36:38	36:39	-1	1.004	55237637	11989626	26039	65097	460	1.63(1.32-1.78)	

Signal	RT (min.)	Adj RT (min.)	Sec.	REL RT	Area	Height	Avg Noise	EDL Height	S/N	Ratio(Limits)	Flags
PCB-118											
325.8804	36:51	36:51	-1	1.000	92114431	18860545	41027	102567	460		
327.8775	36:51	36:51	-1	1.000	57083958	11662702	26039	65097	448	1.61(1.32-1.78)	
PCB-122											
325.8804	37:12	37:12	0	1.010	78297185	17024697	41027	102567	415		
327.8775	37:12	37:12	0	1.010	48229430	10292602	26039	65097	395	1.62(1.32-1.78)	
PCB-114											
325.8804	37:23	37:23	0	1.001	100335695	21052345	41027	102567	513		
327.8775	37:23	37:23	0	1.001	61886510	12785786	26039	65097	491	1.62(1.32-1.78)	
PCB-105											
325.8804	38:01	38:02	-1	1.001	89116123	18651402	41027	102567	455		
327.8775	38:01	38:02	-1	1.001	53779582	11372343	26039	65097	437	1.66(1.32-1.78)	
PCB-127											Ma
325.8804	39:31	39:31	0	1.040	90824206	18933002	41027	102567	461		M
327.8775	39:31	39:31	0	1.040	55940990	11491798	26039	65097	441	1.62(1.32-1.78)	
PCB-126											
325.8804	41:07	41:07	0	1.000	89787681	17652912	41027	102567	430		
327.8775	41:07	41:07	0	1.000	55534420	10884569	26039	65097	418	1.62(1.32-1.78)	
PCB-155L											
371.8817	31:39	31:38	0	0.792	1888559	401371	102	255	3935		
373.8788	31:39	31:38	0	0.792	1447115	306545	30	75	10218	1.31(1.05-1.43)	
PCB-138L											
371.8817	39:58	39:58	-1		2331376	457811	1008	2520	454		
373.8788	39:58	39:58	-1		1838659	366564	833	2082	440	1.27(1.05-1.43)	
PCB-167L											
371.8817	42:59	42:58	0	1.076	2977492	603232	1008	2520	598		
373.8788	42:59	42:58	0	1.076	2333193	467886	833	2082	562	1.28(1.05-1.43)	
PCB-156L											
371.8817	44:08	44:07	0	1.104	5932598	865741	1008	2520	859		
373.8788	44:08	44:07	0	1.104	4641039	675295	833	2082	811	1.28(1.05-1.43)	
PCB-157L (C156L)											
371.8817	44:08	44:07	0	1.104	5932598	865741	1008	2520	859		
373.8788	44:08	44:07	0	1.104	4641039	675295	833	2082	811	1.28(1.05-1.43)	
PCB-169L											
371.8817	47:21	47:22	0	1.185	2684264	530663	1008	2520	526		
373.8788	47:21	47:22	0	1.185	2158714	422530	833	2082	507	1.24(1.05-1.43)	
PCB-155											
359.8415	31:39	31:40	-1	1.000	46524837	10202526	72	180	141702		
361.8385	31:39	31:40	-1	1.000	36514031	8007612	55	137	145593	1.27(1.05-1.43)	
PCB-152											
359.8415	31:51	31:51	0	1.006	48086049	10263198	72	180	142544		
361.8385	31:50	31:51	-1	1.006	37310077	7898217	55	137	143604	1.29(1.05-1.43)	
PCB-150											
359.8415	32:01	32:01	-1	1.012	45334687	9994142	72	180	138808		
361.8385	32:01	32:01	-1	1.012	35529007	7842608	55	137	142593	1.28(1.05-1.43)	

Signal	RT (min.)	Adj RT (min.)	Sec.	REL RT	Area	Height	Avg Noise	EDL Height	S/N	Ratio(Limits)	Flags
PCB-136											
359.8415	32:22	32:22	0	1.023	43788242	9365146	72	180	130072		
361.8385	32:21	32:22	-1	1.023	33976604	7187792	55	137	130687	1.29(1.05-1.43)	
PCB-145											
359.8415	32:40	32:41	-1	1.033	43131372	9356698	72	180	129954		
361.8385	32:40	32:41	-1	1.033	33843860	7298706	55	137	132704	1.27(1.05-1.43)	
PCB-148											
359.8415	34:12	34:13	-1	1.081	33237294	7072866	72	180	98234		
361.8385	34:12	34:13	-1	1.081	26040396	5493648	55	137	99885	1.28(1.05-1.43)	
PCB-135											Ma
359.8415	34:46	34:47	-1	1.099	63632709	7622481	72	180	105868		M
361.8385	34:46	34:47	-1	1.099	49979592	5996379	55	137	109025	1.27(1.05-1.43)	
PCB-151 (C135)											Ma
359.8415	34:46	34:47	-1	1.099	63632709	7622481	72	180	105868		M
361.8385	34:46	34:47	-1	1.099	49979592	5996379	55	137	109025	1.27(1.05-1.43)	
PCB-154											
359.8415	35:03	35:03	0	1.108	38431812	8177215	72	180	113572		
361.8385	35:02	35:03	-1	1.107	29882682	6311691	55	137	114758	1.29(1.05-1.43)	
PCB-144											
359.8415	35:21	35:21	-1	1.117	32765790	7057036	72	180	98014		
361.8385	35:21	35:21	-1	1.117	25686546	5503478	55	137	100063	1.28(1.05-1.43)	
PCB-147											
359.8415	35:43	35:43	-1	1.129	111839851	25504910	10602	26505	2406		
361.8385	35:43	35:43	-1	1.129	88569114	19992004	7660	19150	2610	1.26(1.05-1.43)	
PCB-149 (C147)											
359.8415	35:43	35:43	-1	1.129	111839851	25504910	10602	26505	2406		
361.8385	35:43	35:43	-1	1.129	88569114	19992004	7660	19150	2610	1.26(1.05-1.43)	
PCB-134											
359.8415	36:01	36:00	0	1.138	86191027	10146702	10602	26505	957		
361.8385	36:01	36:00	0	1.138	68391011	7970968	7660	19150	1041	1.26(1.05-1.43)	
PCB-143 (C134)											
359.8415	36:01	36:00	0	1.138	86191027	10146702	10602	26505	957		
361.8385	36:01	36:00	0	1.138	68391011	7970968	7660	19150	1041	1.26(1.05-1.43)	
PCB-139											
359.8415	36:19	36:19	-1	1.148	113248573	22905230	10602	26505	2160		
361.8385	36:19	36:19	-1	1.148	89565092	18117060	7660	19150	2365	1.26(1.05-1.43)	
PCB-140 (C139)											
359.8415	36:19	36:19	-1	1.148	113248573	22905230	10602	26505	2160		
361.8385	36:19	36:19	-1	1.148	89565092	18117060	7660	19150	2365	1.26(1.05-1.43)	
PCB-131											
359.8415	36:30	36:31	-1	1.154	46589742	9902478	10602	26505	934		
361.8385	36:30	36:31	-1	1.154	36894731	7834972	7660	19150	1023	1.26(1.05-1.43)	
PCB-142											
359.8415	36:40	36:40	0	1.159	46586914	10171278	10602	26505	959		
361.8385	36:40	36:40	0	1.159	36820431	7934346	7660	19150	1036	1.27(1.05-1.43)	

Signal	RT (min.)	Adj RT (min.)	Sec.	REL RT	Area	Height	Avg Noise	EDL Height	S/N	Ratio(Limits)	Flags
PCB-132											
359.8415	36:58	36:58	-1	1.168	44685919	9561229	10602	26505	902		
361.8385	36:58	36:58	-1	1.168	35440169	7544819	7660	19150	985	1.26(1.05-1.43)	
PCB-133											
359.8415	37:29	37:29	-1	1.184	47686547	9847377	10602	26505	929		
361.8385	37:29	37:29	-1	1.184	38005988	7861190	7660	19150	1026	1.25(1.05-1.43)	
PCB-165											
359.8415	37:53	37:53	0	0.881	58829155	12448654	10602	26505	1174		
361.8385	37:53	37:53	0	0.881	47140439	9917636	7660	19150	1295	1.25(1.05-1.43)	
PCB-146											
359.8415	38:08	38:08	-1	0.887	52889226	11286158	10602	26505	1065		
361.8385	38:08	38:08	-1	0.887	42545930	9066436	7660	19150	1184	1.24(1.05-1.43)	
PCB-161											
359.8415	38:16	38:16	-1	0.890	72614693	15918734	10602	26505	1501		
361.8385	38:16	38:16	-1	0.890	57371249	12603588	7660	19150	1645	1.27(1.05-1.43)	
PCB-153											
359.8415	38:47	38:47	0	0.902	136512023	21707662	10602	26505	2048		
361.8385	38:47	38:47	0	0.902	108723686	17253828	7660	19150	2252	1.26(1.05-1.43)	
PCB-168 (C153)											
359.8415	38:47	38:47	0	0.902	136512023	21707662	10602	26505	2048		
361.8385	38:47	38:47	0	0.902	108723686	17253828	7660	19150	2252	1.26(1.05-1.43)	
PCB-141											
359.8415	38:56	38:56	0	0.906	49156975	10171022	10602	26505	959		
361.8385	38:56	38:56	0	0.906	38926305	8016953	7660	19150	1047	1.26(1.05-1.43)	
PCB-130											
359.8415	39:21	39:20	0	0.915	41618071	8577166	10602	26505	809		
361.8385	39:21	39:20	0	0.915	33226490	6812191	7660	19150	889	1.25(1.05-1.43)	
PCB-137											
359.8415	39:34	39:35	-1	0.921	56546962	12106894	10602	26505	1142		
361.8385	39:34	39:35	-1	0.921	45037817	9581764	7660	19150	1251	1.26(1.05-1.43)	
PCB-164											
359.8415	39:41	39:41	0	0.923	66759498	14077582	10602	26505	1328		
361.8385	39:41	39:41	0	0.923	53024750	11113924	7660	19150	1451	1.26(1.05-1.43)	
PCB-129											Ma
359.8415	40:00	40:00	-1	0.931	253723211	33030800	10602	26505	3116		M
361.8385	40:00	40:00	-1	0.931	200878217	25880922	7660	19150	3379	1.26(1.05-1.43)	
PCB-138 (C129)											Ma
359.8415	40:00	40:00	-1	0.931	253723211	33030800	10602	26505	3116		M
361.8385	40:00	40:00	-1	0.931	200878217	25880922	7660	19150	3379	1.26(1.05-1.43)	
PCB-160 (C129)											Ma
359.8415	40:00	40:00	-1	0.931	253723211	33030800	10602	26505	3116		M
361.8385	40:00	40:00	-1	0.931	200878217	25880922	7660	19150	3379	1.26(1.05-1.43)	
PCB-163 (C129)											Ma
359.8415	40:00	40:00	-1	0.931	253723211	33030800	10602	26505	3116		M
361.8385	40:00	40:00	-1	0.931	200878217	25880922	7660	19150	3379	1.26(1.05-1.43)	

Signal	RT (min.)	Adj RT (min.)	Sec.	REL RT	Area	Height	Avg Noise	EDL Height	S/N	Ratio(Limits)	Flags
PCB-158											
359.8415	40:23	40:23	-1	0.939	74037427	15052942	10602	26505	1420		
361.8385	40:23	40:23	-1	0.939	59220882	11970500	7660	19150	1563	1.25(1.05-1.43)	
PCB-128											
359.8415	41:14	41:14	0	0.959	130395679	25312142	10602	26505	2387		
361.8385	41:14	41:14	0	0.959	103166600	19849668	7660	19150	2591	1.26(1.05-1.43)	
PCB-166 (C128)											
359.8415	41:14	41:14	0	0.959	130395679	25312142	10602	26505	2387		
361.8385	41:14	41:14	0	0.959	103166600	19849668	7660	19150	2591	1.26(1.05-1.43)	
PCB-159											
359.8415	42:14	42:14	0	0.983	72686933	15317902	10602	26505	1445		
361.8385	42:14	42:14	0	0.983	57883011	12155332	7660	19150	1587	1.26(1.05-1.43)	
PCB-162											
359.8415	42:31	42:32	0	0.989	72308540	14561422	10602	26505	1373		
361.8385	42:31	42:32	0	0.989	58172630	11591108	7660	19150	1513	1.24(1.05-1.43)	
PCB-167											
359.8415	43:00	43:00	0	1.001	77262444	15978894	10602	26505	1507		
361.8385	43:00	43:00	0	1.001	61876266	12693444	7660	19150	1657	1.25(1.05-1.43)	
PCB-156											
359.8415	44:08	44:09	0	1.000	150413847	23029005	10602	26505	2172		
361.8385	44:08	44:09	0	1.000	119676504	18325298	7660	19150	2392	1.26(1.05-1.43)	
PCB-157 (C156)											
359.8415	44:08	44:09	0	1.000	150413847	23029005	10602	26505	2172		
361.8385	44:08	44:09	0	1.000	119676504	18325298	7660	19150	2392	1.26(1.05-1.43)	
PCB-169											
359.8415	47:23	47:23	0	1.001	65585003	12765882	10602	26505	1204		
361.8385	47:23	47:23	0	1.001	52126262	10197237	7660	19150	1331	1.26(1.05-1.43)	
PCB-188L											
405.8428	37:22	37:23	-1	0.821	2479711	525600	53	132	9917		
407.8398	37:22	37:23	-1	0.821	2306888	479342	24	60	19973	1.07(0.89-1.21)	
PCB-180L											
405.8428	45:32	45:32	0		1913855	386778	53	132	7298		
407.8398	45:32	45:32	0		1730350	346355	24	60	14431	1.11(0.89-1.21)	
PCB-170L											
405.8428	46:47	46:47	0	1.028	1529631	304558	53	132	5746		
407.8398	46:47	46:47	0	1.028	1437381	278899	24	60	11621	1.06(0.89-1.21)	
PCB-189L											
405.8428	49:54	49:54	0	1.096	3072519	602121	406	1015	1483		
407.8398	49:54	49:54	0	1.096	2907046	562269	355	887	1584	1.06(0.89-1.21)	
PCB-188											
393.8025	37:24	37:24	-1	1.001	60282749	13143182	124	310	105993		
395.7995	37:24	37:24	-1	1.001	57645352	12501362	57	142	219322	1.05(0.89-1.21)	
PCB-179											
393.8025	37:43	37:44	-1	1.009	52043632	11003278	124	310	88736		
395.7995	37:43	37:44	-1	1.009	49828821	10583410	57	142	185674	1.04(0.89-1.21)	

Signal	RT (min.)	Adj RT (min.)	Sec.	REL RT	Area	Height	Avg Noise	EDL Height	S/N	Ratio(Limits)	Flags
PCB-184											
393.8025	38:16	38:16	-1	1.024	55300374	11743630	124	310	94707		
395.7995	38:16	38:16	-1	1.024	52751457	11273842	57	142	197787	1.05(0.89-1.21)	
PCB-176											
393.8025	38:37	38:36	0	1.033	57036929	11888782	124	310	95877		
395.7995	38:37	38:36	0	1.033	54631346	11345778	57	142	199049	1.04(0.89-1.21)	
PCB-186											
393.8025	39:04	39:04	0	1.045	53588318	11130484	124	310	89762		
395.7995	39:03	39:04	-1	1.045	51518732	10758258	57	142	188741	1.04(0.89-1.21)	
PCB-178											
393.8025	40:27	40:27	-1	1.082	38265297	7817818	124	310	63047		
395.7995	40:27	40:27	-1	1.082	36532779	7445178	57	142	130617	1.05(0.89-1.21)	
PCB-175											
393.8025	41:05	41:05	0	1.099	40119061	8408160	124	310	67808		
395.7995	41:05	41:05	0	1.099	38267700	8118418	57	142	142428	1.05(0.89-1.21)	
PCB-187											
393.8025	41:21	41:22	0	1.107	41156532	8483936	124	310	68419		
395.7995	41:21	41:22	0	1.107	39616932	8208665	57	142	144012	1.04(0.89-1.21)	
PCB-182											
393.8025	41:34	41:34	0	1.112	42101749	8796512	124	310	70940		
395.7995	41:34	41:34	0	1.112	40138255	8364424	57	142	146744	1.05(0.89-1.21)	
PCB-183											Ma
393.8025	41:58	41:59	0	1.123	85324184	9234035	124	310	74468		M
395.7995	41:58	41:59	0	1.123	81512560	8850913	57	142	155279	1.05(0.89-1.21)	
PCB-185 (C183)											Ma
393.8025	41:58	41:59	0	1.123	85324184	9234035	124	310	74468		M
395.7995	41:58	41:59	0	1.123	81512560	8850913	57	142	155279	1.05(0.89-1.21)	
PCB-174											a
393.8025	42:12	42:12	0	1.129	36362267	7321225	124	310	59042		a
395.7995	42:12	42:12	0	1.129	34686181	6899970	57	142	121052	1.05(0.89-1.21)	
PCB-177											
393.8025	42:38	42:39	0	1.141	34410751	6997597	124	310	56432		
395.7995	42:38	42:39	0	1.141	33206319	6813467	57	142	119535	1.04(0.89-1.21)	
PCB-181											
393.8025	43:02	43:02	0	1.151	42259265	8484960	124	310	68427		
395.7995	43:02	43:02	0	1.151	40461758	8189676	57	142	143679	1.04(0.89-1.21)	
PCB-171											
393.8025	43:15	43:16	0	1.157	74546325	13484128	124	310	108743		
395.7995	43:15	43:16	0	1.157	71663348	12883570	57	142	226028	1.04(0.89-1.21)	
PCB-173 (C171)											
393.8025	43:15	43:16	0	1.157	74546325	13484128	124	310	108743		
395.7995	43:15	43:16	0	1.157	71663348	12883570	57	142	226028	1.04(0.89-1.21)	
PCB-172											
393.8025	44:54	44:54	-1	0.900	35949830	7351451	124	310	59286		
395.7995	44:54	44:54	-1	0.900	34575990	7034289	57	142	123409	1.04(0.89-1.21)	

Signal	RT (min.)	Adj RT (min.)	Sec.	REL RT	Area	Height	Avg Noise	EDL Height	S/N	Ratio(Limits)	Flags
PCB-192											
393.8025	45:10	45:11	-1	0.905	47968287	9887328	124	310	79737		
395.7995	45:10	45:11	-1	0.905	46204981	9543026	57	142	167422	1.04(0.89-1.21)	
PCB-180											
393.8025	45:30	45:30	0	0.912	94233188	12939104	124	310	104348		
395.7995	45:30	45:30	0	0.912	90691558	12511346	57	142	219497	1.04(0.89-1.21)	
PCB-193 (C180)											
393.8025	45:30	45:30	0	0.912	94233188	12939104	124	310	104348		
395.7995	45:30	45:30	0	0.912	90691558	12511346	57	142	219497	1.04(0.89-1.21)	
PCB-191											
393.8025	45:54	45:55	0	0.920	51205147	10441824	124	310	84208		
395.7995	45:54	45:55	0	0.920	49033590	9909106	57	142	173844	1.04(0.89-1.21)	
PCB-170											
393.8025	46:48	46:48	0	0.938	35297629	6955894	124	310	56096		
395.7995	46:48	46:48	0	0.938	34105776	6715025	57	142	117808	1.03(0.89-1.21)	
PCB-190											
393.8025	47:20	47:20	0	0.948	51870670	10337120	124	310	83364		
395.7995	47:20	47:20	0	0.948	49871340	9928818	57	142	174190	1.04(0.89-1.21)	
PCB-189											
393.8025	49:55	49:56	0	1.000	77878389	15894192	2082	5205	7634		
395.7995	49:55	49:56	0	1.000	73875136	15200345	1215	3037	12511	1.05(0.89-1.21)	
PCB-202L											
439.8038	42:45	42:45	0	0.821	1709471	336234	19	47	17697		
441.8008	42:45	42:45	0	0.821	1876060	365482	10	25	36548	0.91(0.76-1.02)	
PCB-194L											
439.8038	52:02	52:01	1		1800646	334770	178	445	1881		
441.8008	52:01	52:01	0		2001830	381717	287	717	1330	0.90(0.76-1.02)	
PCB-205L											
439.8038	52:29	52:30	-1	1.009	2363045	453495	178	445	2548		
441.8008	52:29	52:30	-1	1.009	2685946	507977	287	717	1770	0.88(0.76-1.02)	
PCB-202											
427.7635	42:46	42:47	0	1.001	33655175	6835763	48	120	142412		
429.7606	42:46	42:47	0	1.001	37575302	7699325	45	112	171096	0.90(0.76-1.02)	
PCB-201											
427.7635	43:42	43:42	0	1.022	37390848	7679520	48	120	159990		
429.7606	43:42	43:42	0	1.022	42007426	8751796	45	112	194484	0.89(0.76-1.02)	
PCB-204											
427.7635	44:23	44:23	-1	1.038	35056381	7162907	48	120	149227		
429.7606	44:23	44:23	-1	1.038	39069444	8049350	45	112	178874	0.90(0.76-1.02)	
PCB-197											
427.7635	44:36	44:36	-1	1.043	37510481	7664186	48	120	159671		
429.7606	44:36	44:36	-1	1.043	42351998	8695220	45	112	193227	0.89(0.76-1.02)	
PCB-200											
427.7635	44:42	44:42	0	1.046	36411318	7378244	48	120	153713		
429.7606	44:42	44:42	0	1.046	40596853	8311349	45	112	184697	0.90(0.76-1.02)	

Signal	RT (min.)	Adj RT (min.)	Sec.	REL RT	Area	Height	Avg Noise	EDL Height	S/N	Ratio(Limits)	Flags
PCB-198											
427.7635	47:30	47:30	0	1.111	52887860	7240655	48	120	150847		
429.7606	47:30	47:30	0	1.111	59348320	8174081	45	112	181646	0.89(0.76-1.02)	
PCB-199 (C198)											
427.7635	47:30	47:30	0	1.111	52887860	7240655	48	120	150847		
429.7606	47:30	47:30	0	1.111	59348320	8174081	45	112	181646	0.89(0.76-1.02)	
PCB-196											
427.7635	48:11	48:10	0	0.918	26693669	5210770	48	120	108558		
429.7606	48:11	48:10	0	0.918	29784419	5846090	45	112	129913	0.90(0.76-1.02)	
PCB-203											
427.7635	48:22	48:22	0	0.922	28345124	5553056	48	120	115689		
429.7606	48:22	48:22	0	0.922	31506712	6206547	45	112	137923	0.90(0.76-1.02)	
PCB-195											
427.7635	49:41	49:42	0	0.947	35860895	7183109	802	2005	8956		
429.7606	49:41	49:42	0	0.947	40651991	8153557	1025	2562	7955	0.88(0.76-1.02)	
PCB-194											
427.7635	52:02	52:03	-1	0.992	42051809	8436158	802	2005	10519		
429.7606	52:02	52:03	-1	0.992	47675470	9625372	1025	2562	9391	0.88(0.76-1.02)	
PCB-205											
427.7635	52:31	52:31	-1	1.000	56011313	11167558	802	2005	13925		
429.7606	52:31	52:31	-1	1.000	63641531	12826166	1025	2562	12513	0.88(0.76-1.02)	
PCB-208L											
473.7648	49:26	49:26	0	0.950	1934207	367135	506	1265	726		
475.7619	49:26	49:26	0	0.950	2419680	460035	606	1515	759	0.80(0.65-0.89)	
PCB-206L											
473.7648	54:15	54:15	0	1.043	1503004	283189	506	1265	560		
475.7619	54:15	54:15	0	1.043	1838295	349053	606	1515	576	0.82(0.65-0.89)	
PCB-208											
461.7246	49:28	49:28	0	1.001	41199676	8181228	1478	3695	5535		
463.7216	49:28	49:28	0	1.001	54146051	10948925	1220	3050	8975	0.76(0.65-0.89)	
PCB-207											
461.7246	50:24	50:24	0	1.020	44168197	8838375	1478	3695	5980		
463.7216	50:24	50:24	0	1.020	57700416	11662903	1220	3050	9560	0.77(0.65-0.89)	
PCB-206											
461.7246	54:17	54:17	0	1.000	31678627	6117176	1478	3695	4139		
463.7216	54:17	54:17	0	1.000	41488260	7974396	1220	3050	6536	0.76(0.65-0.89)	
PCB-209L											
507.7258	55:54	55:55	0	1.075	1492476	269067	43	107	6257		
509.7229	55:54	55:55	0	1.075	2043683	366548	55	137	6665	0.73(0.59-0.79)	
DCB Decachlorobiphenyl											
495.6856	55:56	55:56	0	1.000	33602475	6002333	30	75	200078		
497.6826	55:56	55:56	0	1.000	49138535	8820949	26	65	339267	0.68(0.59-0.79)	

QC Flag Legend

Processing Flags

R - Failed Signal Ratio Test

Q - EMPC-Estimated Max. Possible Conc.

Review Flags
M - Manually Integrated
a - User Assigned ID

Reagents:

61L51668P_00002 Amount Added: 20.00 Units: uL

Eurofins TestAmerica, Knoxville

Data File:	\\chromna\Knoxville\ChromData\D3D\20190813-12717.b\d4190821i6.d		
Injection Date:	21-Aug-2019 19:05:00	Injection Vol:	1.0 ul
Instrument ID:	D3D	Operator ID:	Xcalibur_System
Method:	PCBs_D3D	Limit Group:	HR - 1668A - ICAL
Client ID:			
Worklist#:	33168	Sample Line#:	6
Column Type:	SPB-Octyl	Column Dia:	0.25 mm

MoPCB F1

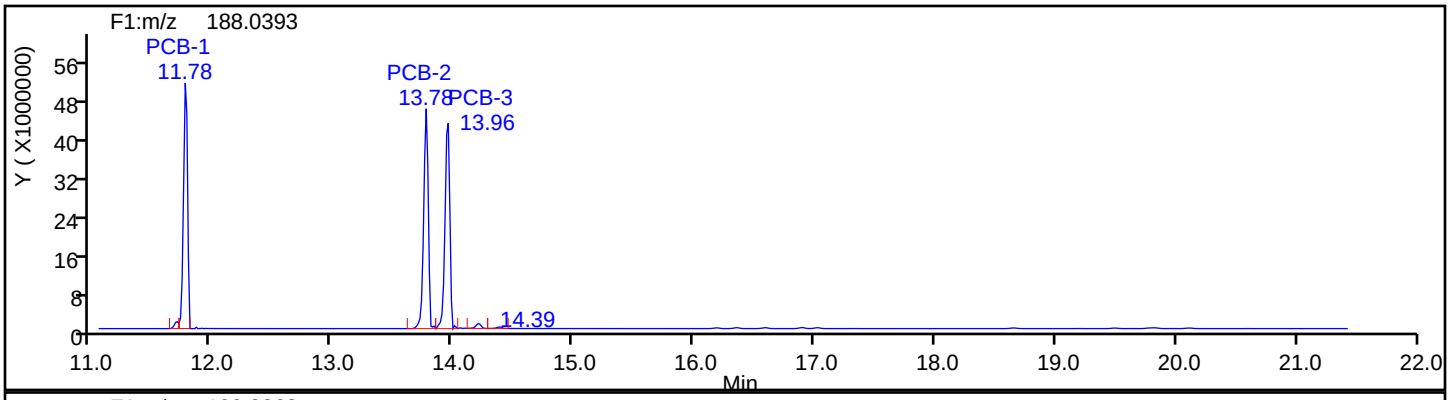

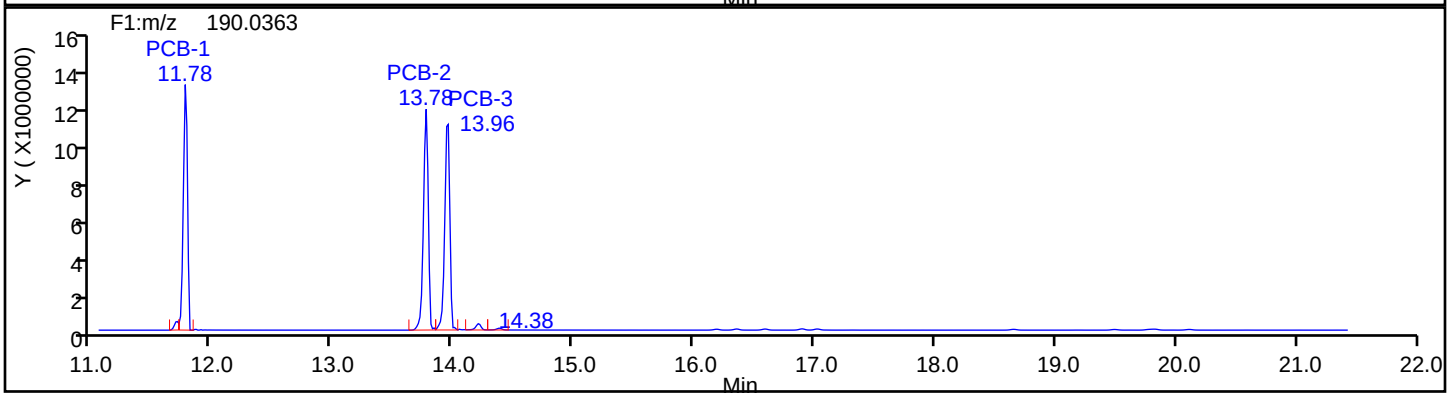

MoPCB F1 Standards

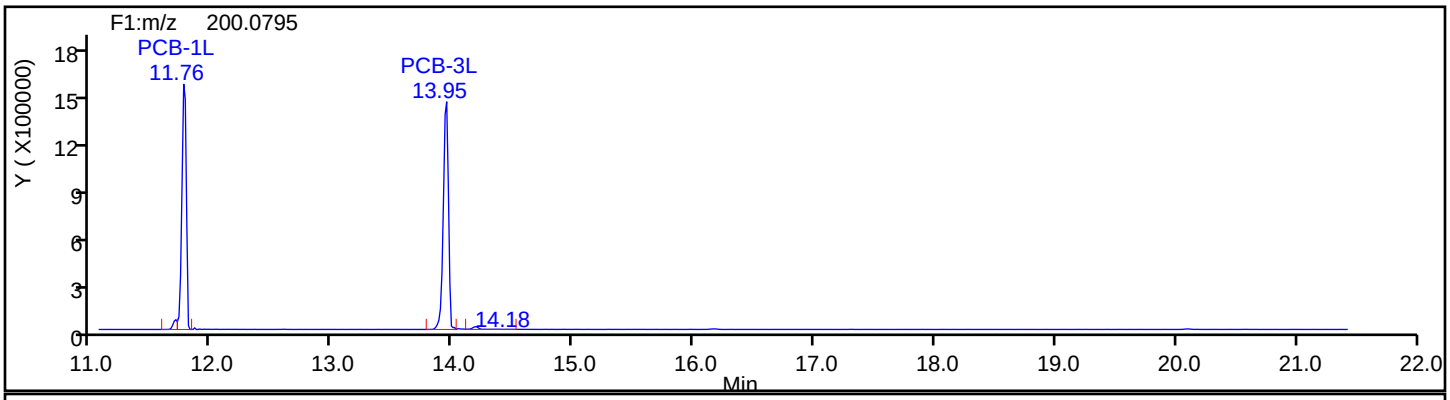

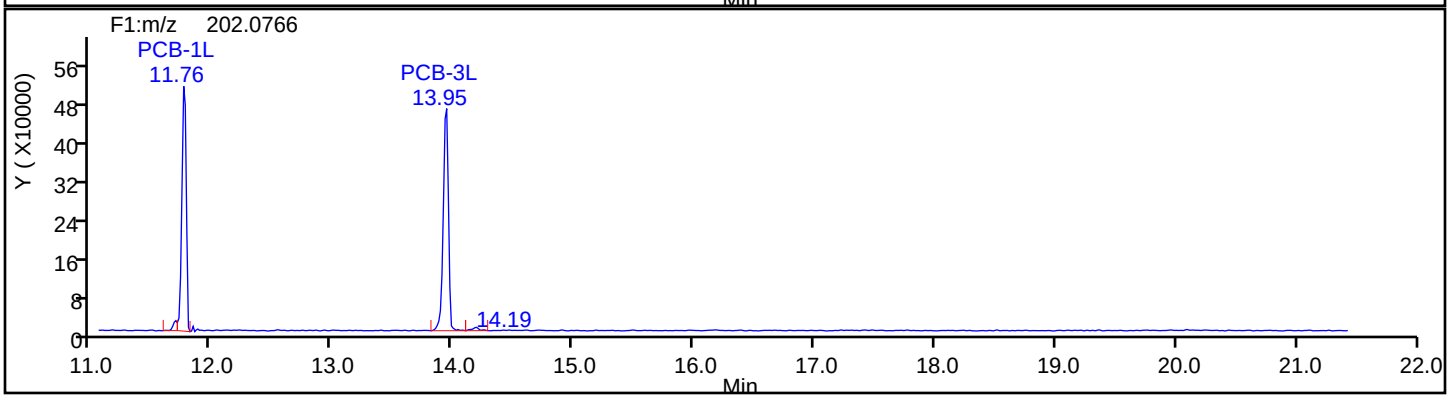

Eurofins TestAmerica, Knoxville

Data File:	\\chromna\Knoxville\ChromData\D3D\20190813-12717.b\d4190821i6.d		
Injection Date:	21-Aug-2019 19:05:00	Injection Vol:	1.0 ul
Instrument ID:	D3D	Operator ID:	Xcalibur_System
Method:	PCBs_D3D	Limit Group:	HR - 1668A - ICAL
Client ID:			
Worklist#:	33168	Sample Line#:	6
Column Type:	SPB-Octyl	Column Dia:	0.25 mm

MoPCB F1

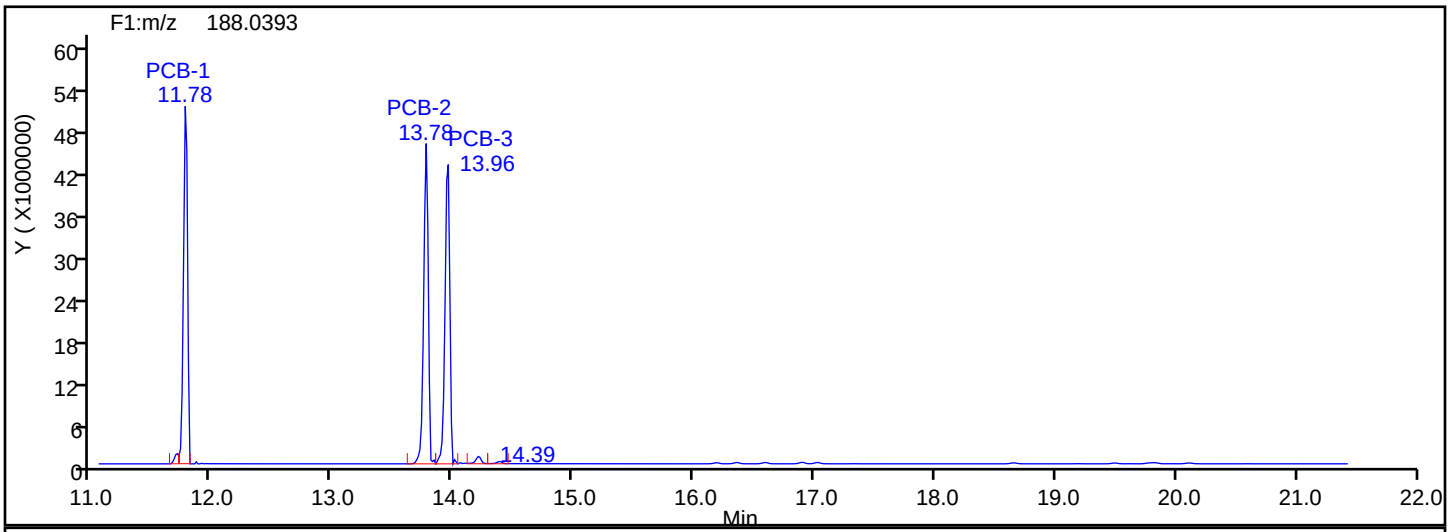

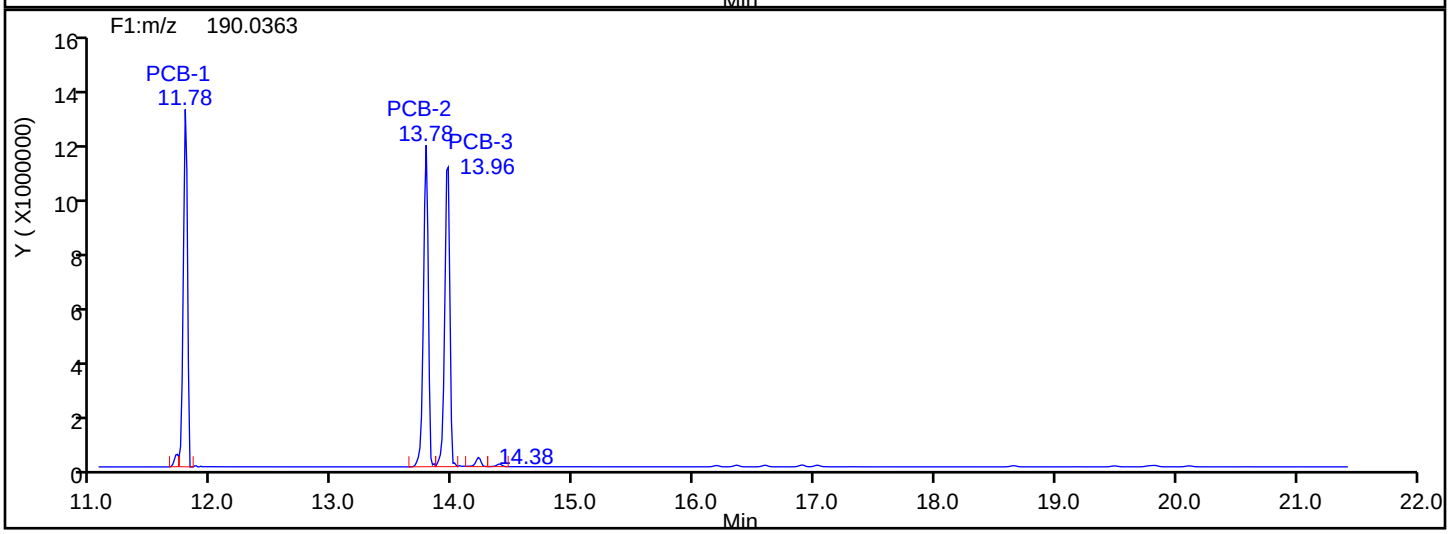

MoPCB F1 Lock Mass

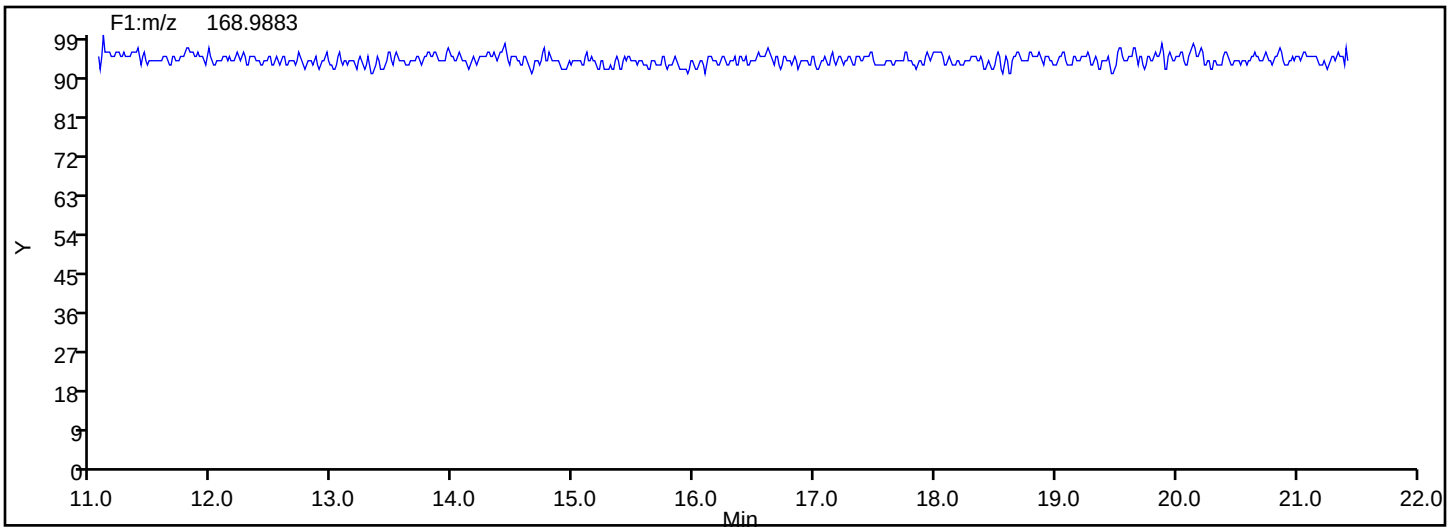

Eurofins TestAmerica, Knoxville

Data File:	\\chromna\Knoxville\ChromData\D3D\20190813-12717.b\d4190821i6.d		
Injection Date:	21-Aug-2019 19:05:00	Injection Vol:	1.0 ul
Instrument ID:	D3D	Operator ID:	Xcalibur_System
Method:	PCBs_D3D	Limit Group:	HR - 1668A - ICAL
Client ID:			
Worklist#:	33168	Sample Line#:	6
Column Type:	SPB-Octyl	Column Dia:	0.25 mm

DiPCB F1

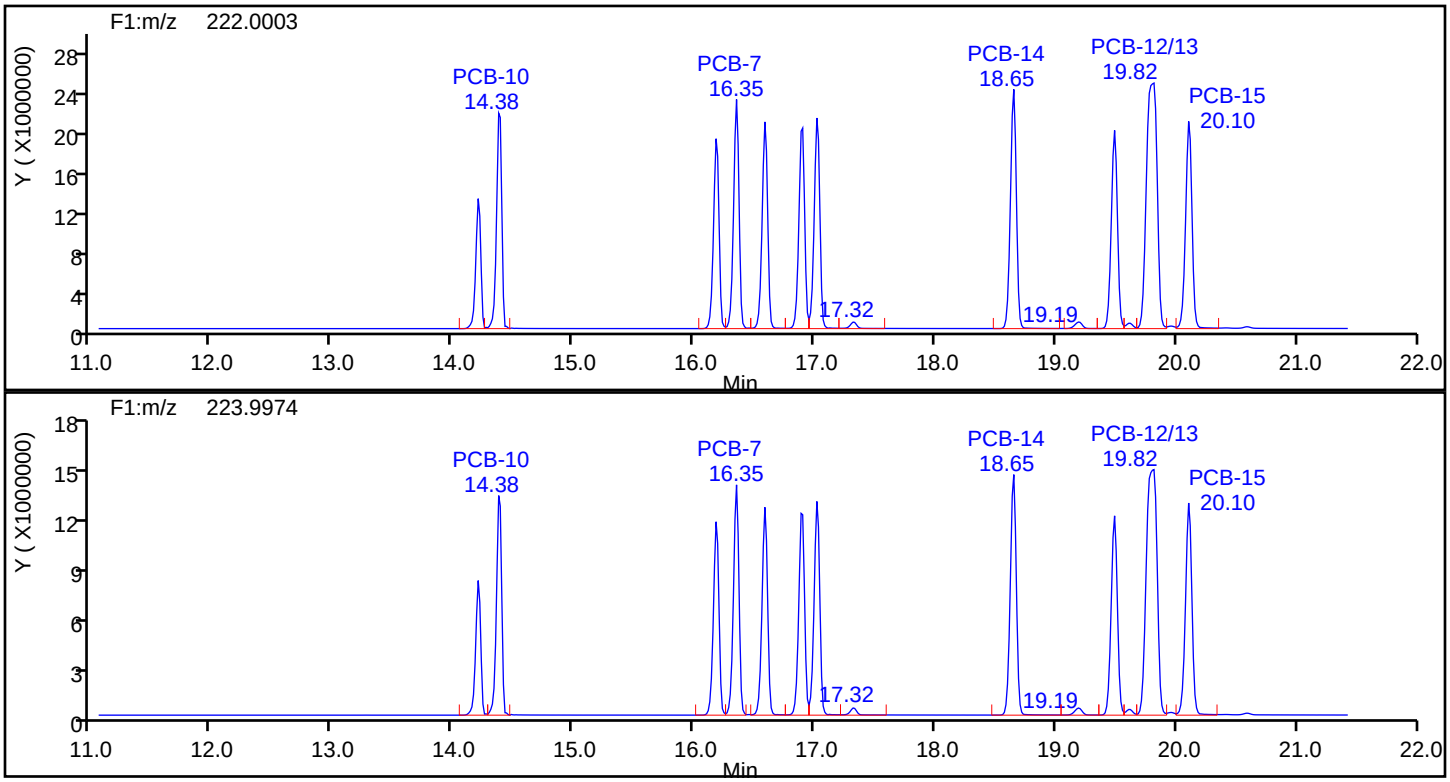

DiPCB F1 Standards

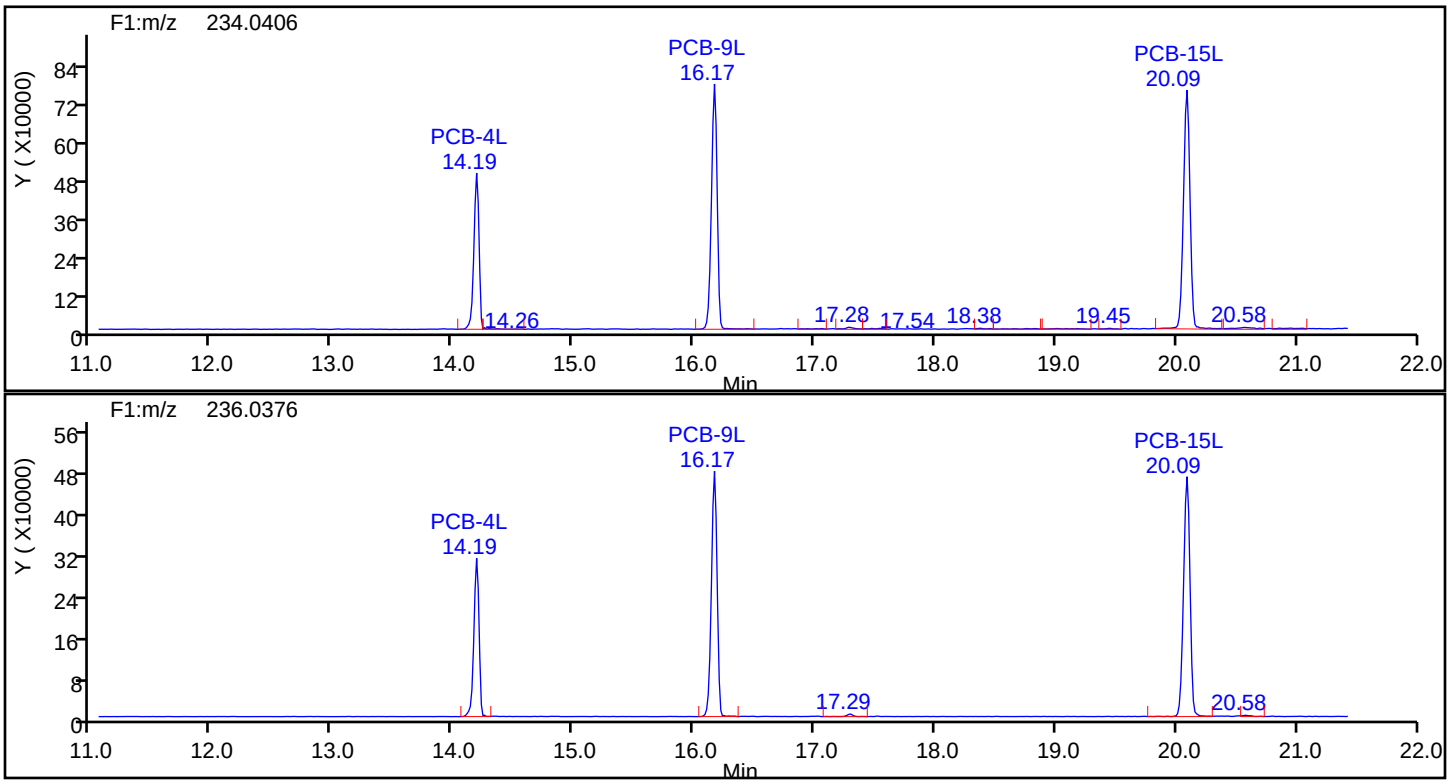

Eurofins TestAmerica, Knoxville

Data File:	\\chromna\Knoxville\ChromData\D3D\20190813-12717.b\d4190821i6.d		
Injection Date:	21-Aug-2019 19:05:00	Injection Vol:	1.0 ul
Instrument ID:	D3D	Operator ID:	Xcalibur_System
Method:	PCBs_D3D	Limit Group:	HR - 1668A - ICAL
Client ID:			
Worklist#:	33168	Sample Line#:	6
Column Type:	SPB-Octyl	Column Dia:	0.25 mm

DiPCB F1

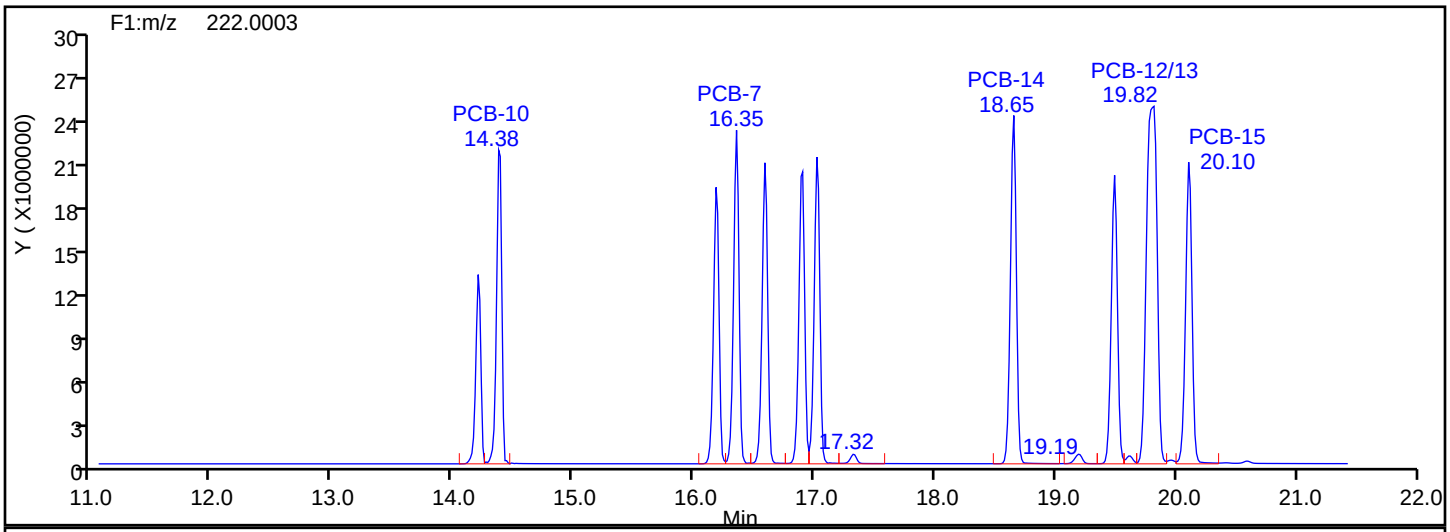

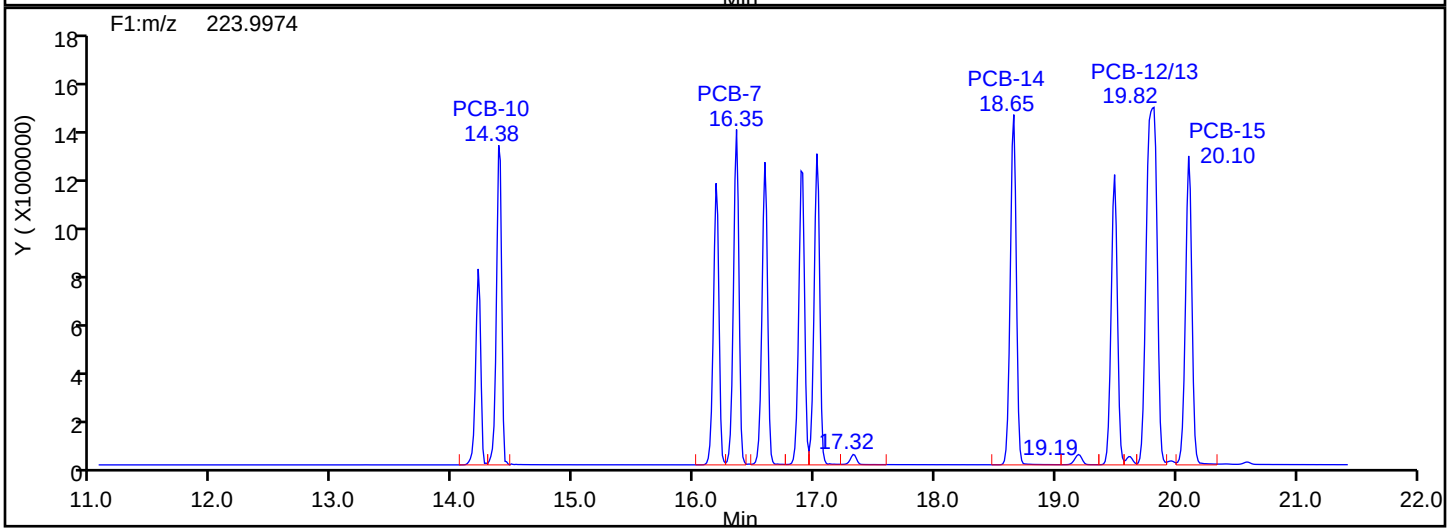

DiPCB F1 Lock Mass

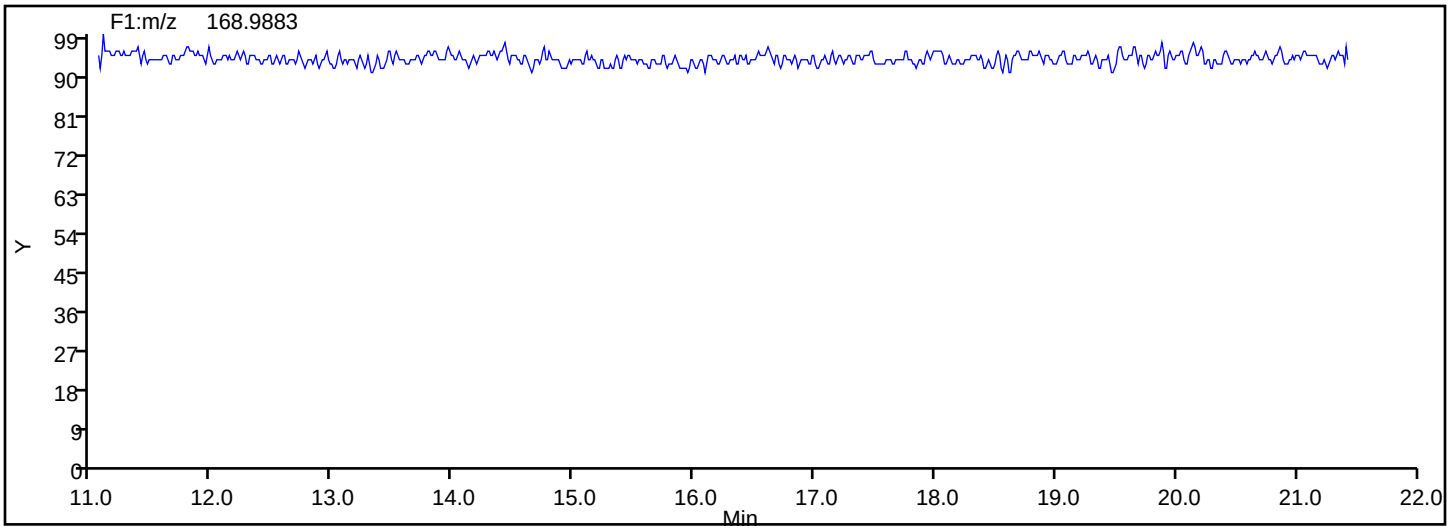

Eurofins TestAmerica, Knoxville

Data File:	\\chromna\Knoxville\ChromData\D3D\20190813-12717.b\d4190821i6.d		
Injection Date:	21-Aug-2019 19:05:00	Injection Vol:	1.0 ul
Instrument ID:	D3D	Operator ID:	Xcalibur_System
Method:	PCBs_D3D	Limit Group:	HR - 1668A - ICAL
Client ID:			
Worklist#:	33168	Sample Line#:	6
Column Type:	SPB-Octyl	Column Dia:	0.25 mm

TriPCB F1

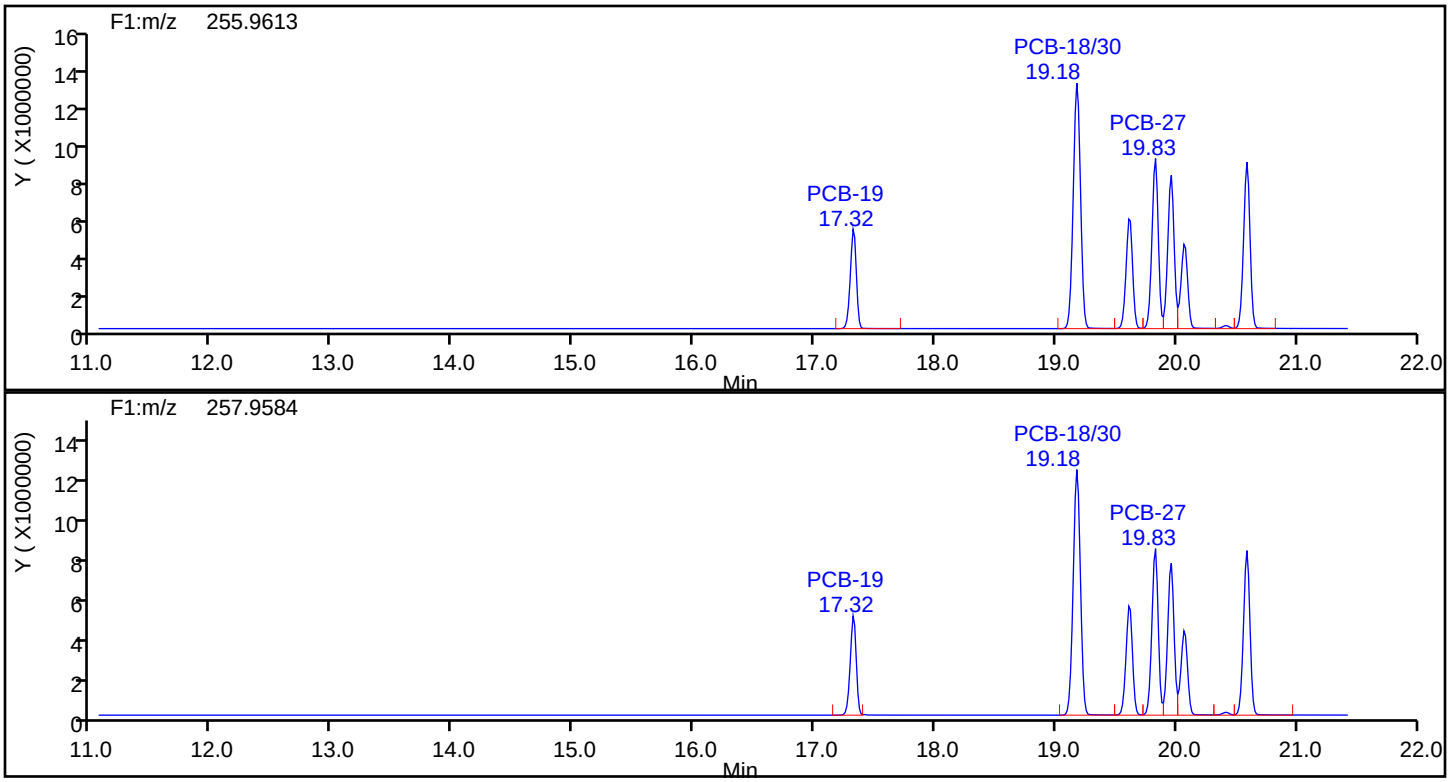

TriPCB F1 Standards

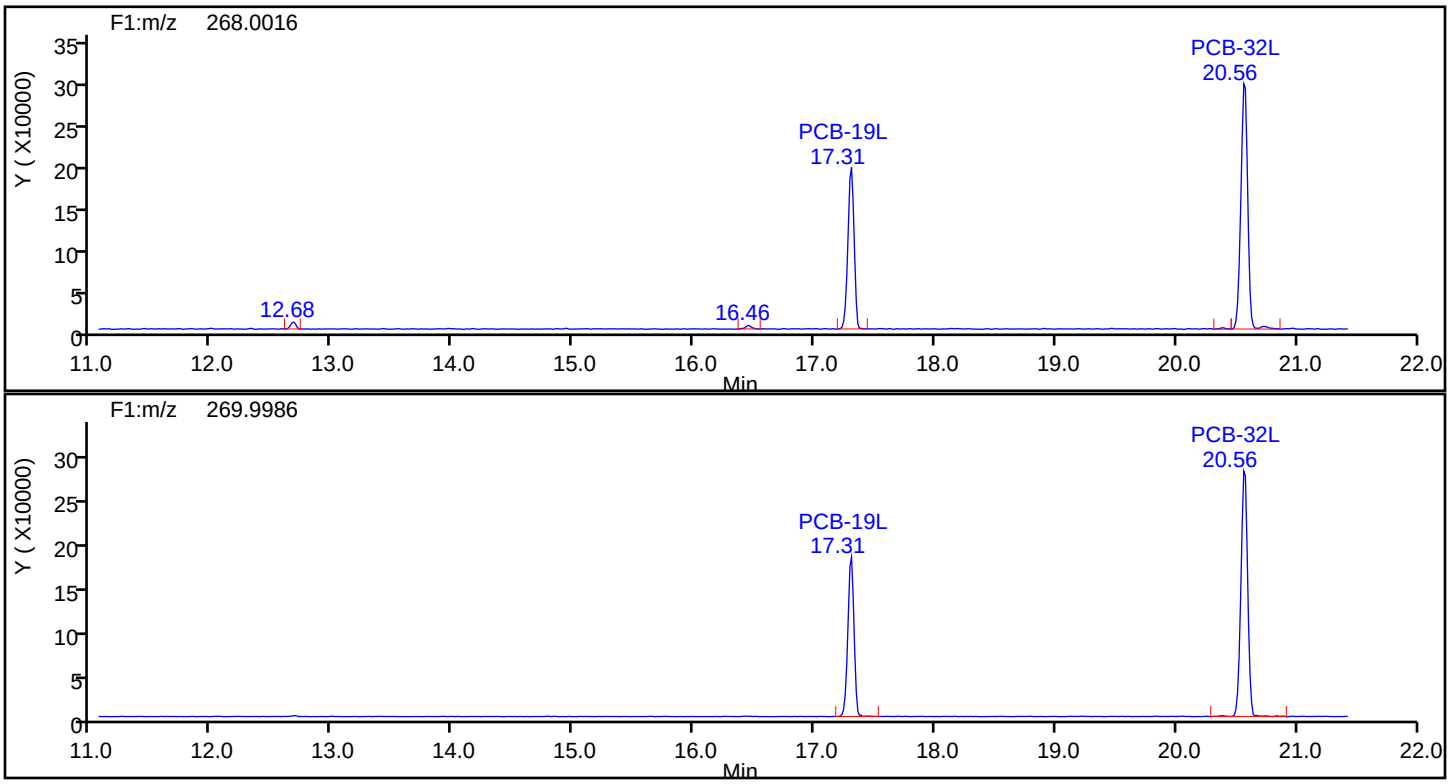

Eurofins TestAmerica, Knoxville

Data File:	\\chromna\Knoxville\ChromData\D3D\20190813-12717.b\d4190821i6.d		
Injection Date:	21-Aug-2019 19:05:00	Injection Vol:	1.0 ul
Instrument ID:	D3D	Operator ID:	Xcalibur_System
Method:	PCBs_D3D	Limit Group:	HR - 1668A - ICAL
Client ID:			
Worklist#:	33168	Sample Line#:	6
Column Type:	SPB-Octyl	Column Dia:	0.25 mm

TriPCB F1

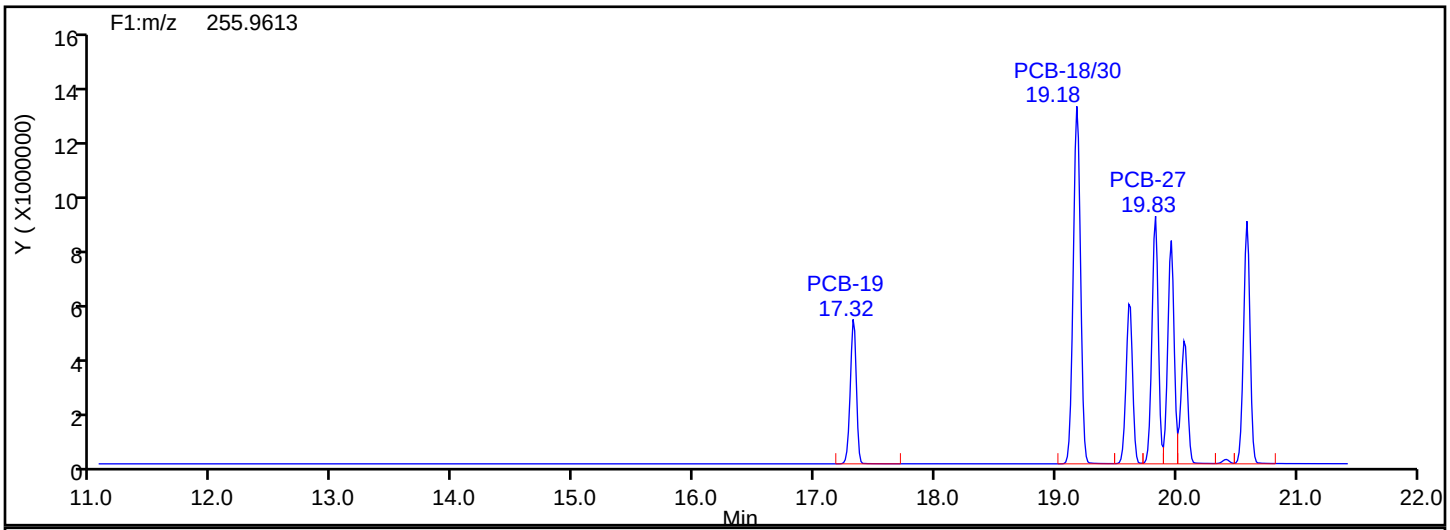

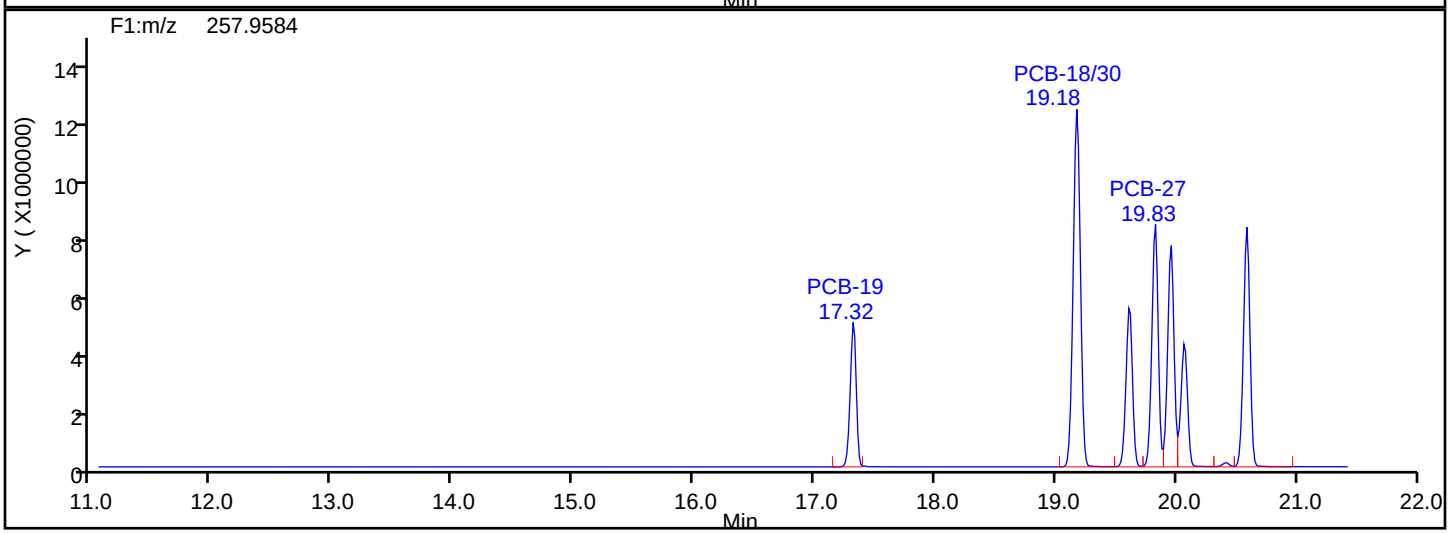

TriPCB F1 Lock Mass

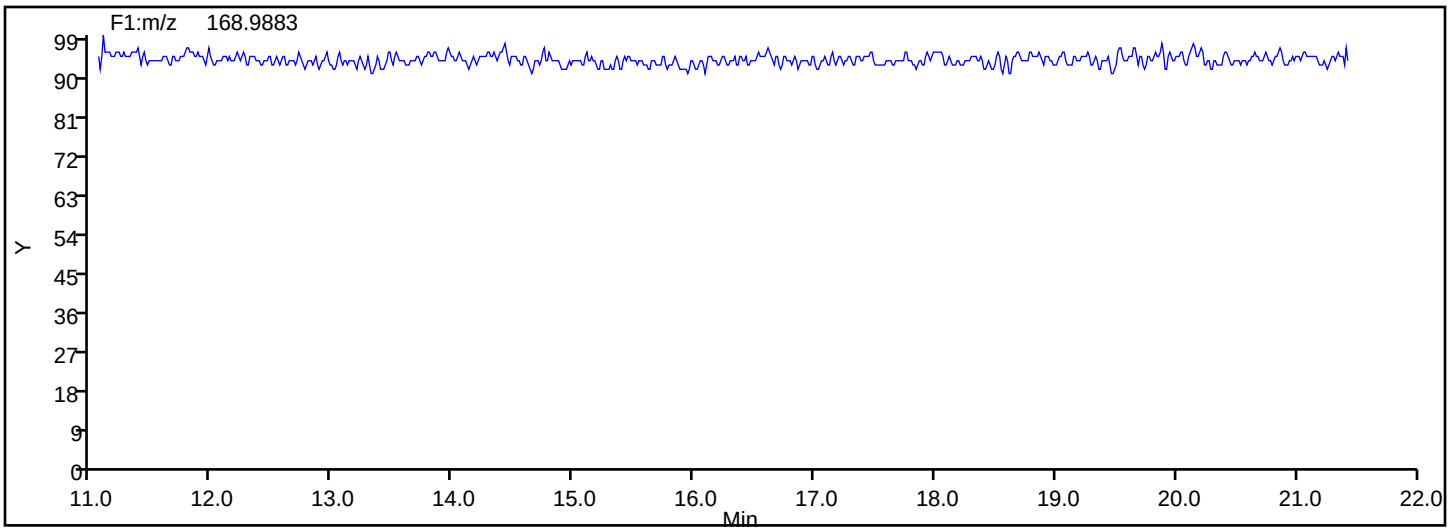

Report Date: 30-Aug-2019 11:38:50 Chrom Revision: 2.3 22-Aug-2019 12:55:36

Eurofins TestAmerica, Knoxville

Data File:	\\chromna\Knoxville\ChromData\D3D\20190813-12717.b\d4190821i6.d		
Injection Date:	21-Aug-2019 19:05:00	Injection Vol:	1.0 ul
Instrument ID:	D3D	Operator ID:	Xcalibur_System
Method:	PCBs_D3D	Limit Group:	HR - 1668A - ICAL
Client ID:			
Worklist#:	33168	Sample Line#:	6
Column Type:	SPB-Octyl	Column Dia:	0.25 mm

TriPCB F2

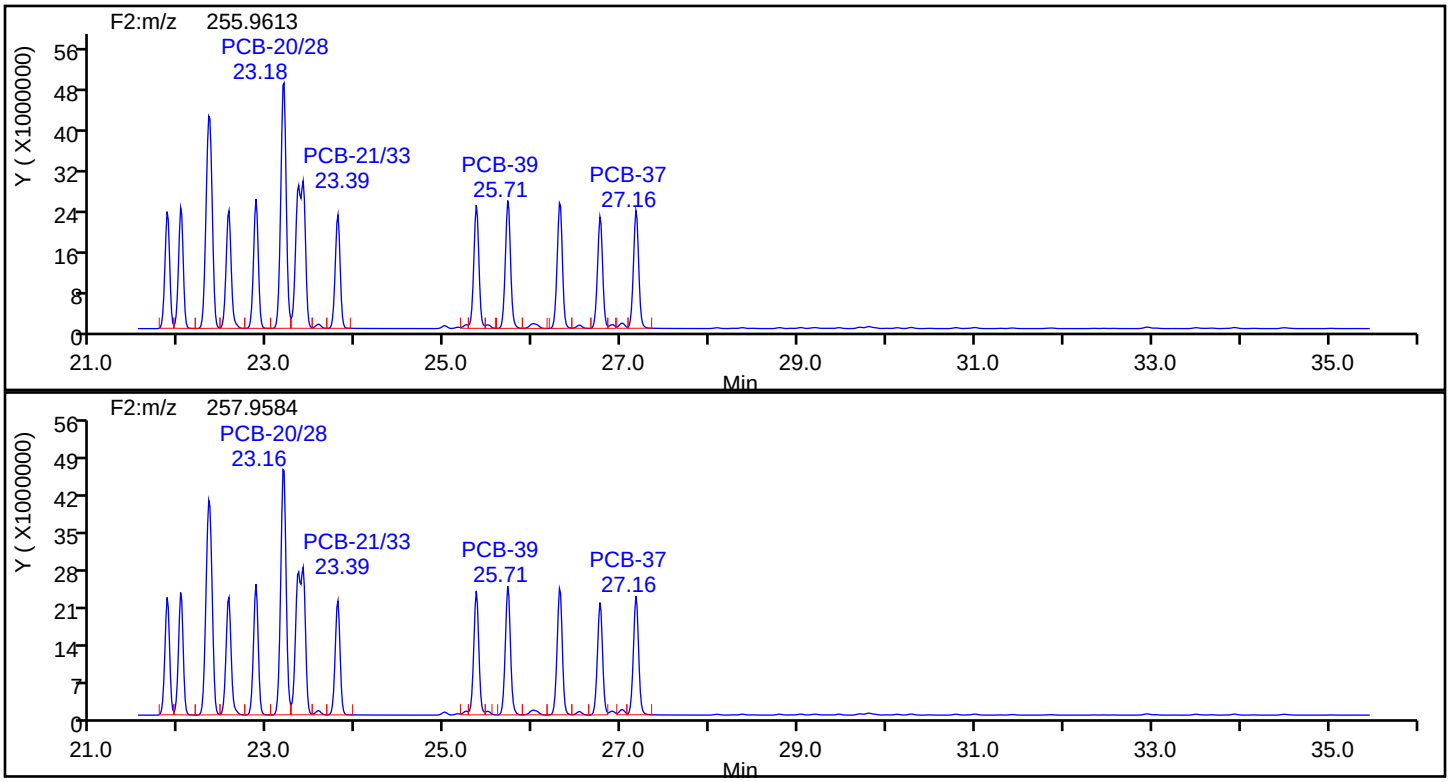

TriPCB F2 Standards

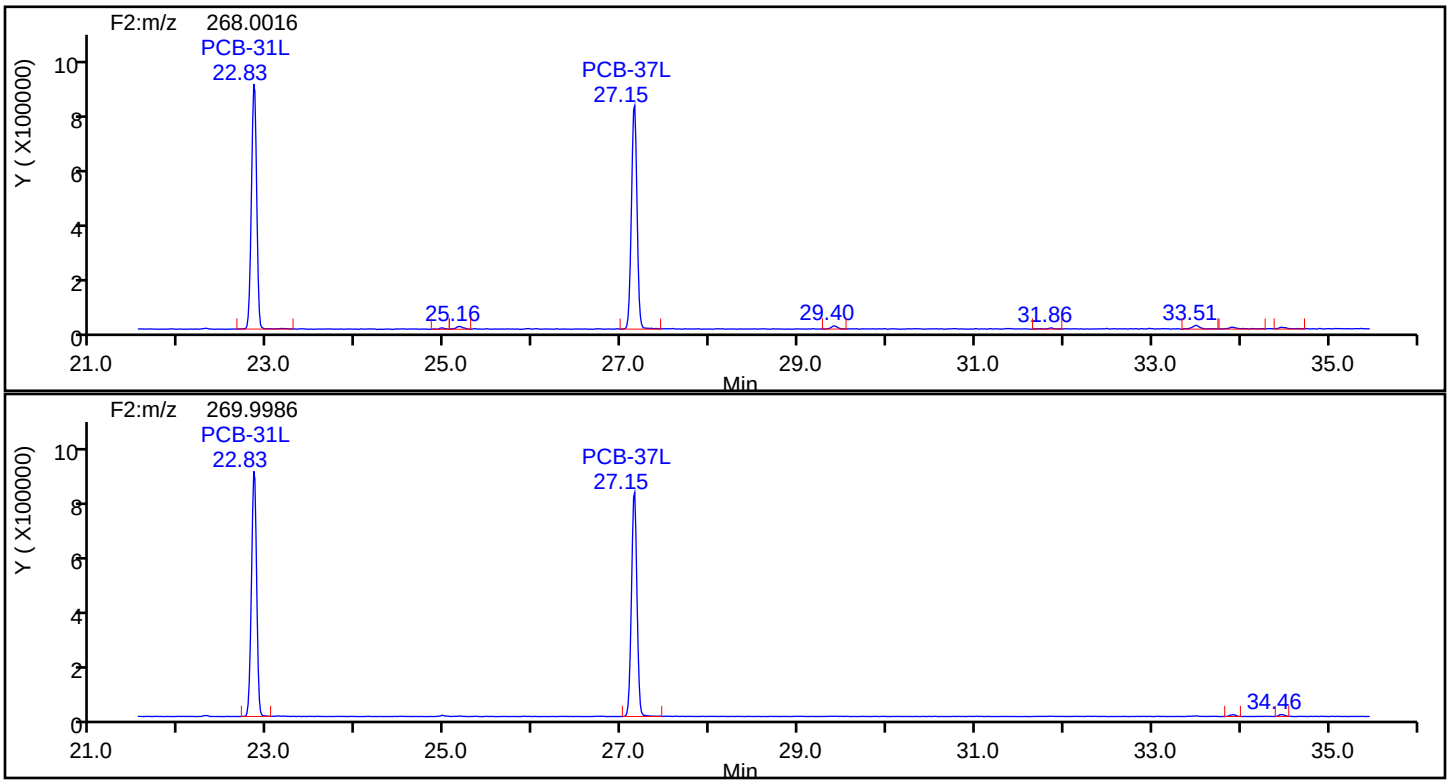

Eurofins TestAmerica, Knoxville

Data File:	\\chromna\Knoxville\ChromData\D3D\20190813-12717.b\d4190821i6.d		
Injection Date:	21-Aug-2019 19:05:00	Injection Vol:	1.0 ul
Instrument ID:	D3D	Operator ID:	Xcalibur_System
Method:	PCBs_D3D	Limit Group:	HR - 1668A - ICAL
Client ID:			
Worklist#:	33168	Sample Line#:	6
Column Type:	SPB-Octyl	Column Dia:	0.25 mm

TriPCB F2

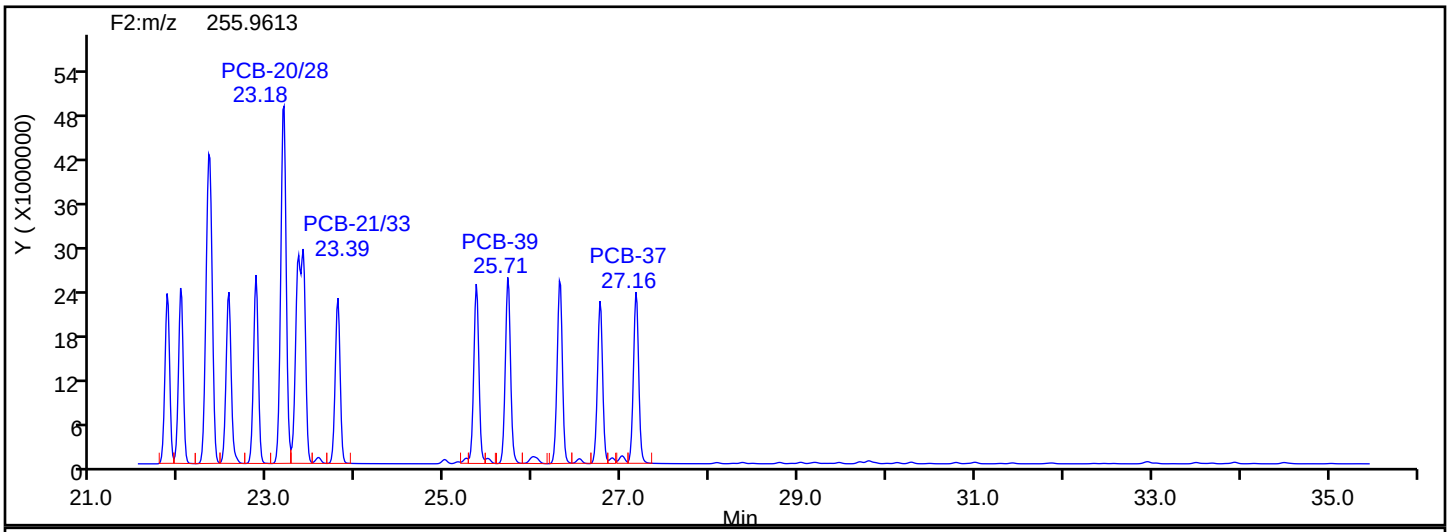

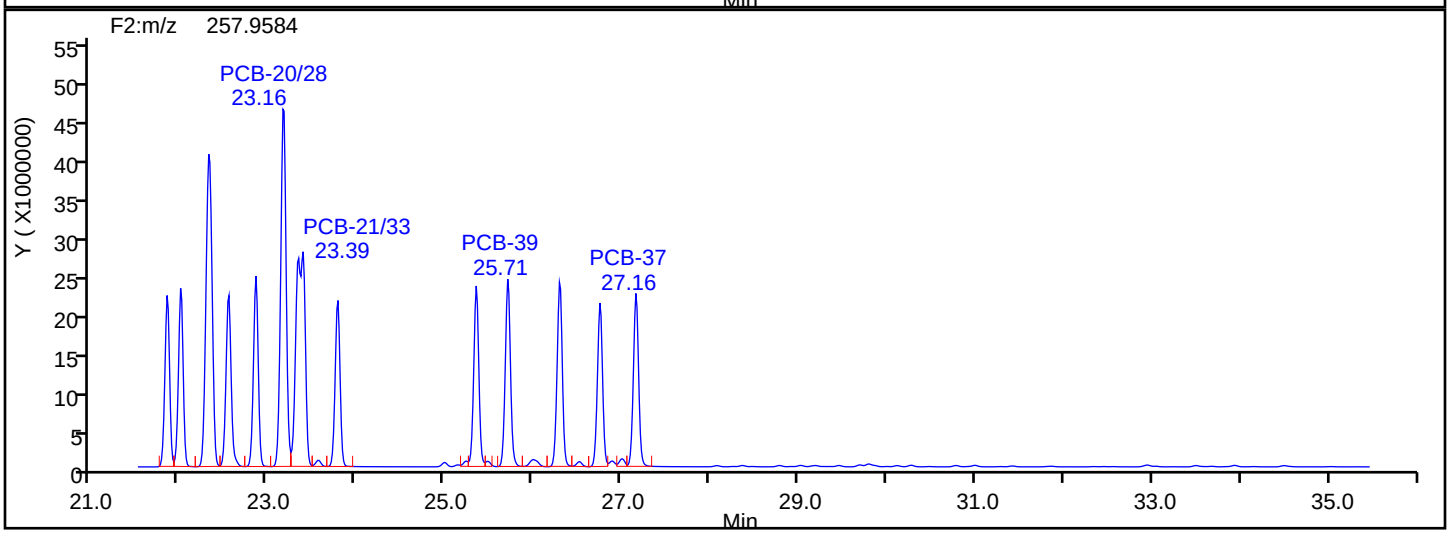

TriPCB F2 Lock Mass

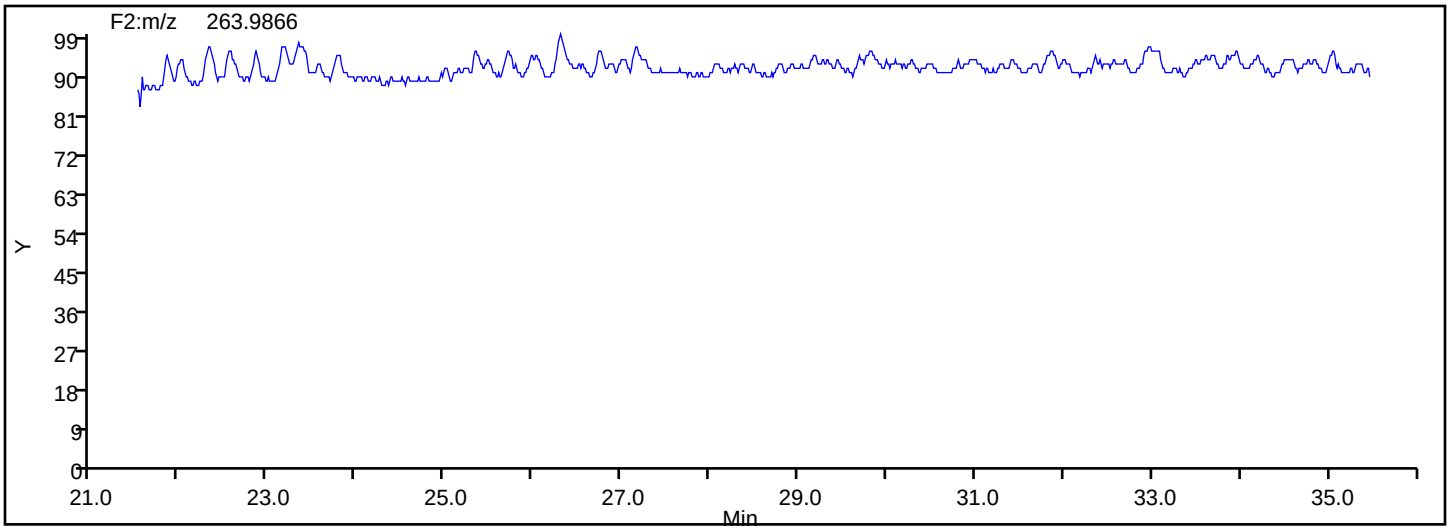

Manual Integration/User Assign Peak Report

Eurofins TestAmerica, Knoxville

Data File: \\chromna\Knoxville\ChromData\D3D\20190813-12717.b\d4190821i6.d
Injection Date: 21-Aug-2019 19:05:00 Instrument ID: D3D
Lims ID: IC L6
Client ID:
Operator ID: Xcalibur_System ALS Bottle#: 0 Worklist Smp#: 6
Injection Vol: 1.0 ul Dil. Factor: 1.0000
Method: PCBs_D3D Limit Group: HR - 1668A - ICAL
Column: SPB-Octyl (0.25 mm) Detector F2(21.81 :35.54)

PCB-21/33, CAS: STL01800

Signal: 2

Processing Integration Results

RT: 23.39
Area: 199999098
Amount: 4218.3168
Amount Units: pg/ul

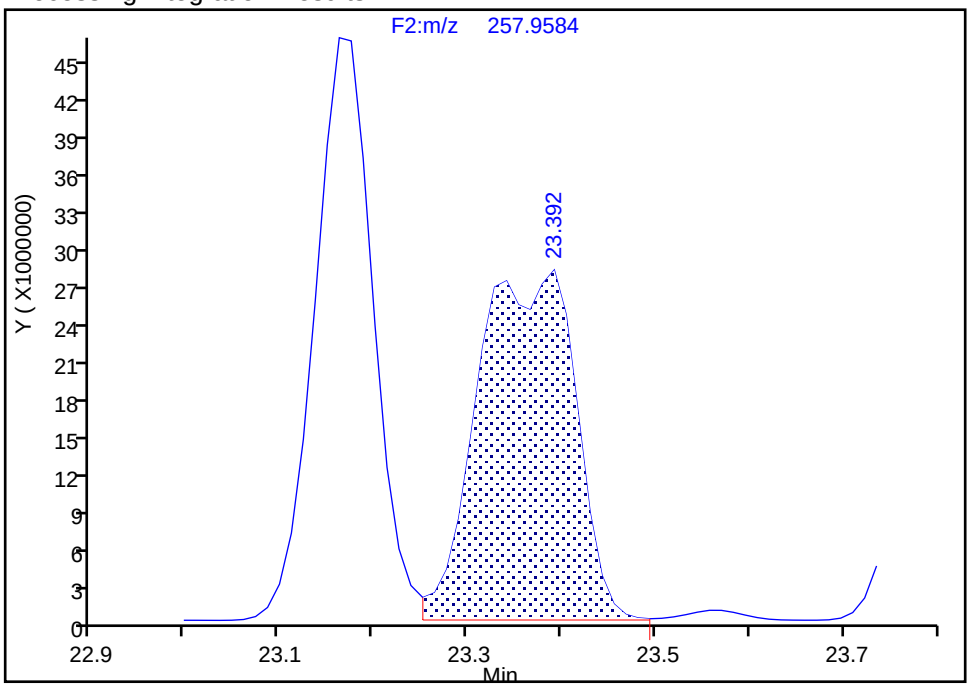

Manual Integration Results

RT: 23.39
Area: 199999098
Amount: 4188.8779
Amount Units: pg/ul

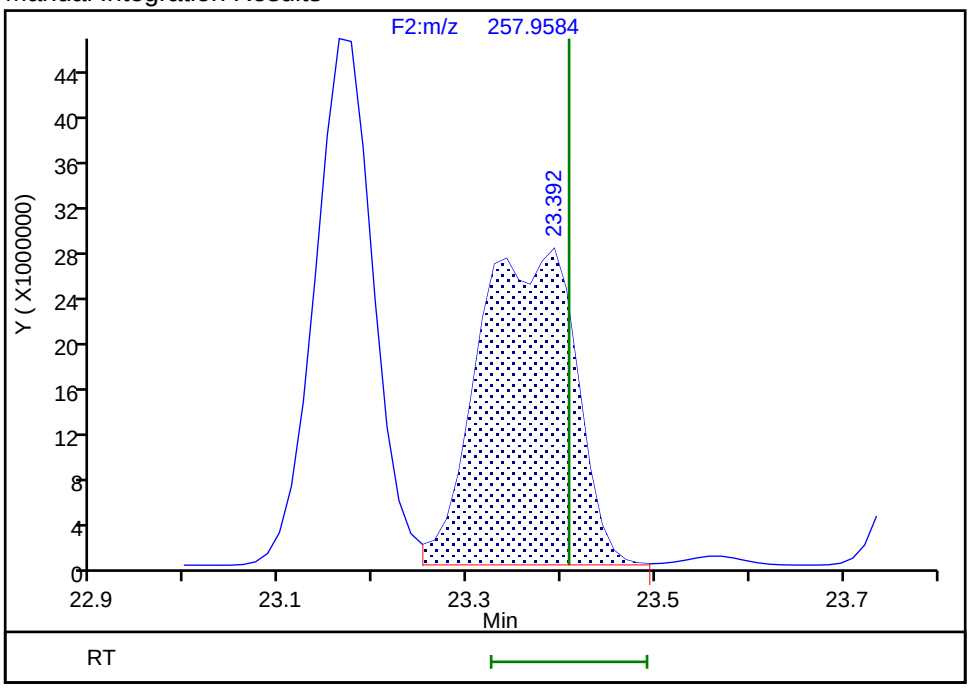

Reviewer: mcwhirterl, 22-Aug-2019 01:42:04
Audit Action: Marked Compound Undetected Audit Reason: Invalid Compound ID

Manual Integration/User Assign Peak Report

Eurofins TestAmerica, Knoxville

Data File: \\chromna\Knoxville\ChromData\D3D\20190813-12717.b\d4190821i6.d
Injection Date: 21-Aug-2019 19:05:00 Instrument ID: D3D
Lims ID: IC L6
Client ID:
Operator ID: Xcalibur_System ALS Bottle#: 0 Worklist Smp#: 6
Injection Vol: 1.0 ul Dil. Factor: 1.0000
Method: PCBs_D3D Limit Group: HR - 1668A - ICAL
Column: SPB-Octyl (0.25 mm) Detector F2(21.81 :35.54)

PCB-21/33, CAS: STL01800

Signal: 3

Processing Integration Results

RT: 23.39
Area: 415037242
Amount: 4218.3168
Amount Units: pg/ul

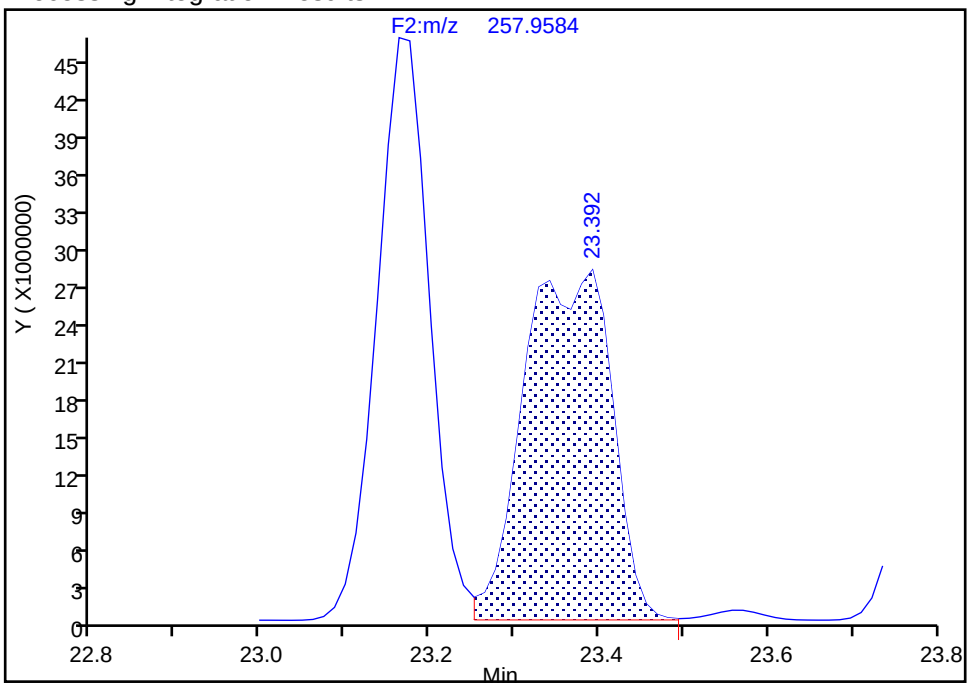

Manual Integration Results

RT: 23.39
Area: 411528332
Amount: 4188.8779
Amount Units: pg/ul
Reviewer: mcwhirterl, 22-Aug-2019 01:42:04
Audit Action: Marked Compound Undetected Audit Reason: Invalid Compound ID

Manual Integration/User Assign Peak Report

Eurofins TestAmerica, Knoxville

Data File: \\chromna\Knoxville\ChromData\D3D\20190813-12717.b\d4190821i6.d
Injection Date: 21-Aug-2019 19:05:00 Instrument ID: D3D
Lims ID: IC L6
Client ID:
Operator ID: Xcalibur_System ALS Bottle#: 0 Worklist Smp#: 6
Injection Vol: 1.0 ul Dil. Factor: 1.0000
Method: PCBs_D3D Limit Group: HR - 1668A - ICAL
Column: SPB-Octyl (0.25 mm) Detector F2(21.81 :35.54)

PCB-21/33, CAS: STL01800

Signal: 1

Processing Integration Results

RT: 23.39
Area: 215038144
Amount: 4218.3168
Amount Units: pg/ul

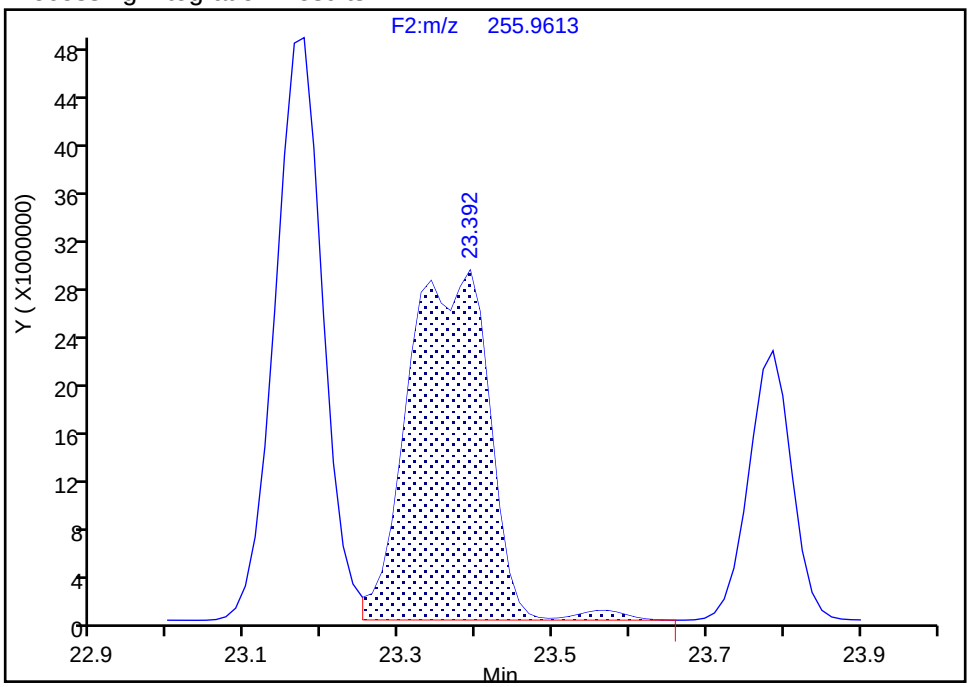

Manual Integration Results

RT: 23.39
Area: 211529234
Amount: 4188.8779
Amount Units: pg/ul

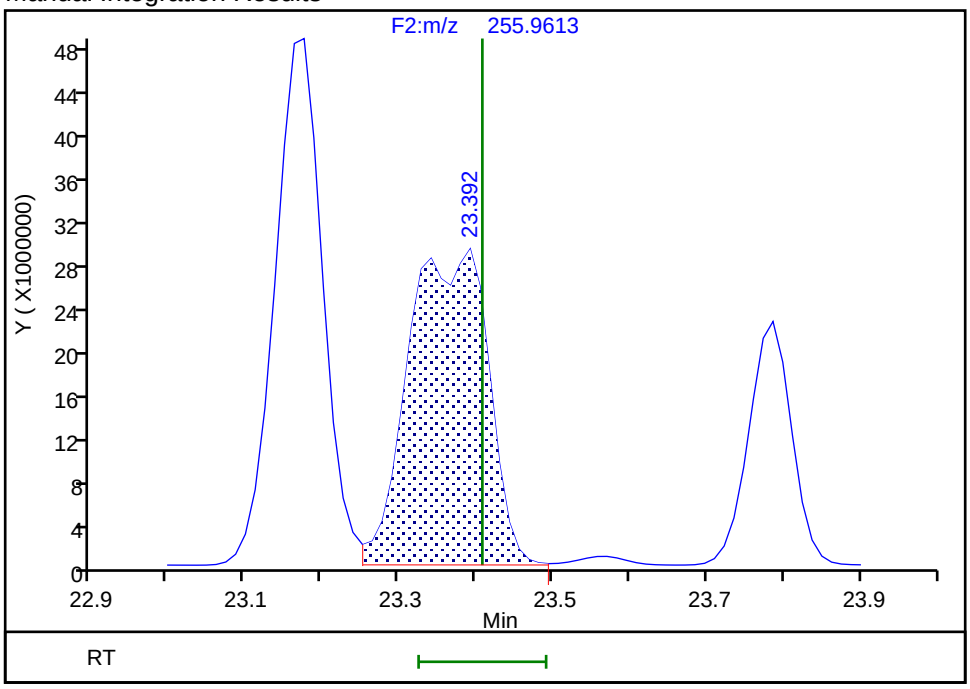

Reviewer: mcwhirterl, 22-Aug-2019 01:42:06
Audit Action: Manually Integrated/Assigned Compound ID Audit Reason: Split Peak

Manual Integration/User Assign Peak Report

Eurofins TestAmerica, Knoxville

Data File:	\\chromna\Knoxville\ChromData\D3D\20190813-12717.b\d4190821i6.d				
Injection Date:	21-Aug-2019 19:05:00	Instrument ID:	D3D		
Lims ID:	IC L6				
Client ID:					
Operator ID:	Xcalibur_System	ALS Bottle#:	0	Worklist Smp#:	6
Injection Vol:	1.0 ul	Dil. Factor:	1.0000		
Method:	PCBs_D3D	Limit Group:	HR - 1668A - ICAL		
Column:	SPB-Octyl (0.25 mm)	Detector	F2(21.81 :35.54)		

PCB-36, CAS: 38444-87-0

Signal: 2

Processing Integration Results

RT: 25.35
Area: 95890320
Amount: 2054.1390
Amount Units: pg/ul

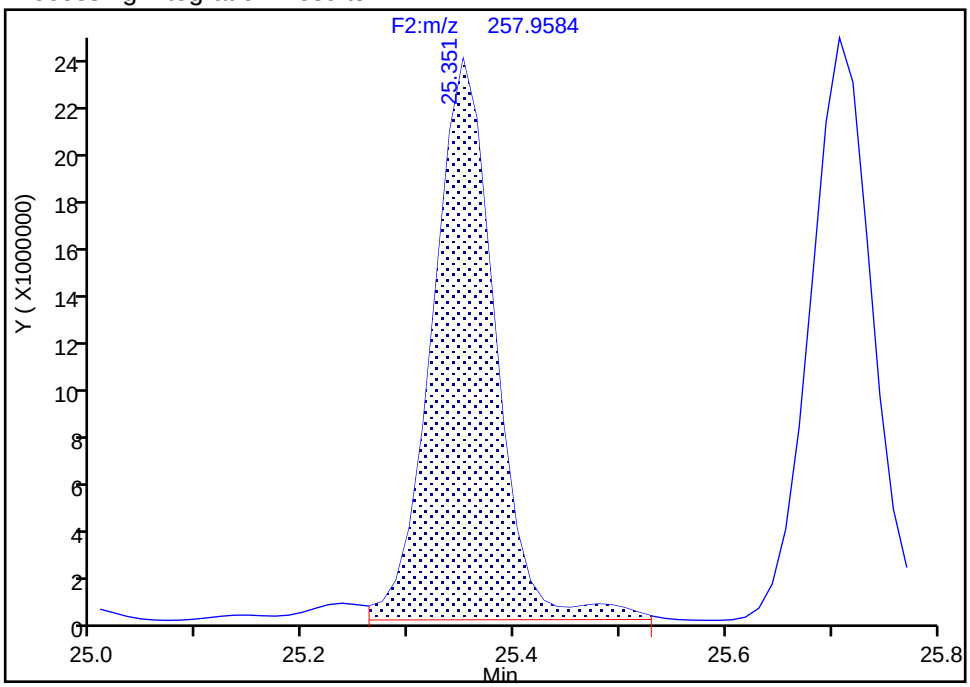

Manual Integration Results

RT: 25.35
Area: 93617586
Amount: 2011.5057
Amount Units: pg/ul

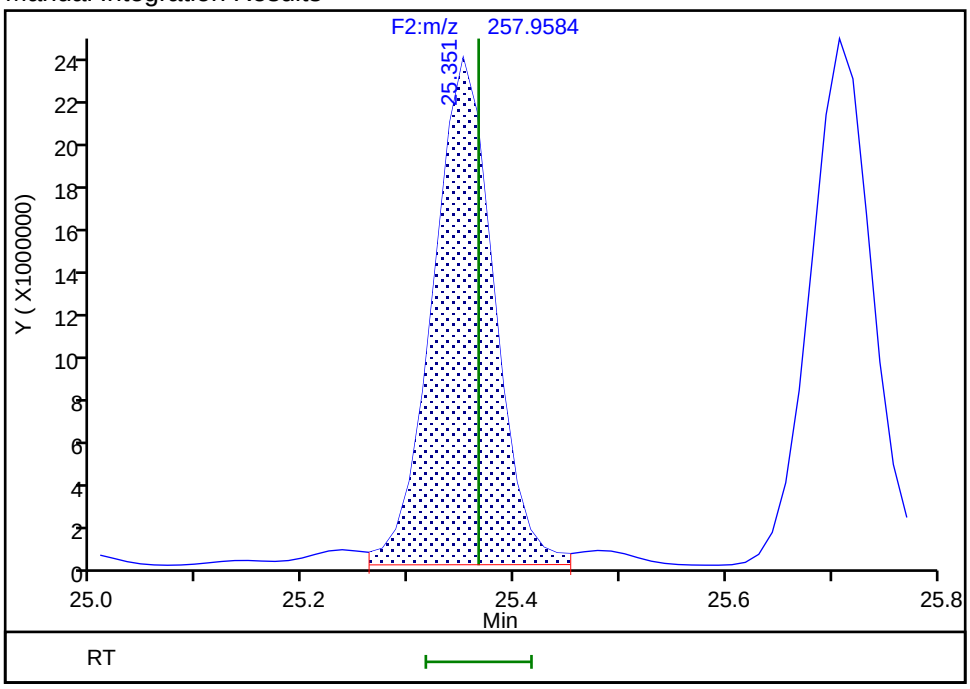

Reviewer: mcwhirterl, 22-Aug-2019 01:42:21

Audit Action: Marked Compound Undetected Audit Reason: Invalid Compound ID

Manual Integration/User Assign Peak Report

Eurofins TestAmerica, Knoxville

Data File: \\chromna\Knoxville\ChromData\D3D\20190813-12717.b\d4190821i6.d
Injection Date: 21-Aug-2019 19:05:00 Instrument ID: D3D
Lims ID: IC L6
Client ID:
Operator ID: Xcalibur_System ALS Bottle#: 0 Worklist Smp#: 6
Injection Vol: 1.0 ul Dil. Factor: 1.0000
Method: PCBs_D3D Limit Group: HR - 1668A - ICAL
Column: SPB-Octyl (0.25 mm) Detector F2(21.81 :35.54)

PCB-36, CAS: 38444-87-0

Signal: 3

Processing Integration Results

RT: 25.35
Area: 198137413
Amount: 2054.1390
Amount Units: pg/ul

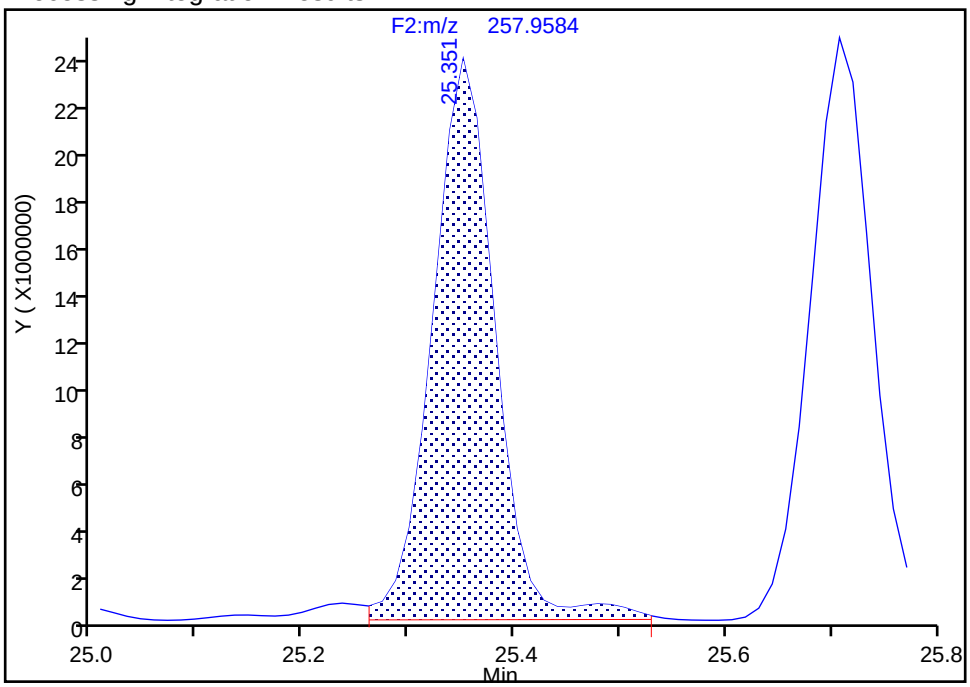

Manual Integration Results

RT: 25.35
Area: 193196963
Amount: 2011.5057
Amount Units: pg/ul
Reviewer: mcwhirterl, 22-Aug-2019 01:42:21
Audit Action: Marked Compound Undetected Audit Reason: Invalid Compound ID

Manual Integration/User Assign Peak Report

Eurofins TestAmerica, Knoxville

Data File: \\chromna\Knoxville\ChromData\D3D\20190813-12717.b\d4190821i6.d
Injection Date: 21-Aug-2019 19:05:00 Instrument ID: D3D
Lims ID: IC L6
Client ID:
Operator ID: Xcalibur_System ALS Bottle#: 0 Worklist Smp#: 6
Injection Vol: 1.0 ul Dil. Factor: 1.0000
Method: PCBs_D3D Limit Group: HR - 1668A - ICAL
Column: SPB-Octyl (0.25 mm) Detector F2(21.81 :35.54)

PCB-36, CAS: 38444-87-0

Signal: 1

Processing Integration Results

RT: 25.35
Area: 102247093
Amount: 2054.1390
Amount Units: pg/ul

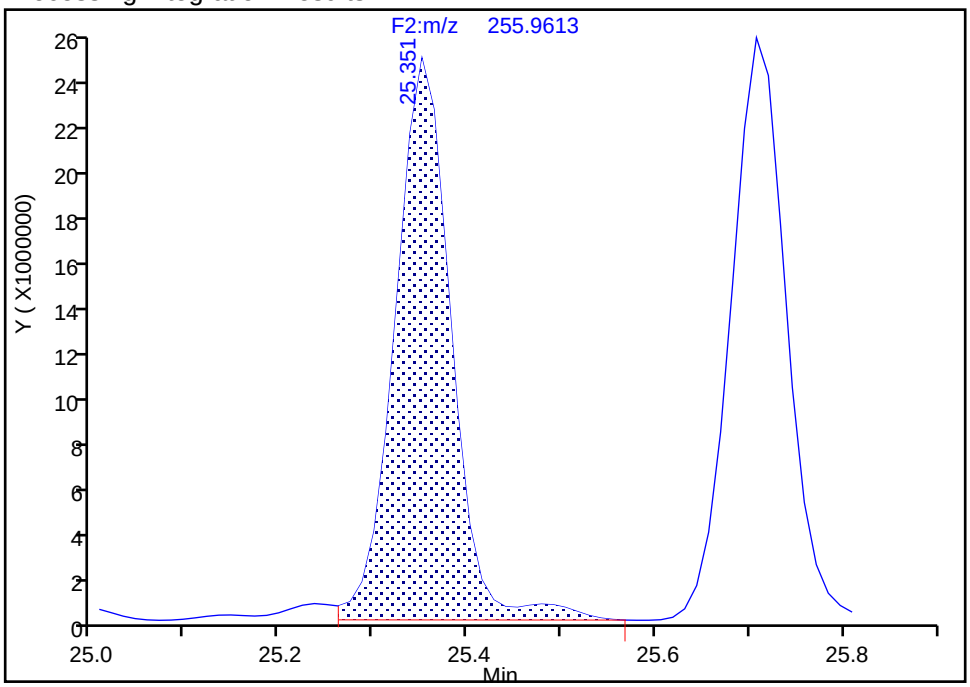

Manual Integration Results

RT: 25.35
Area: 99579377
Amount: 2011.5057
Amount Units: pg/ul

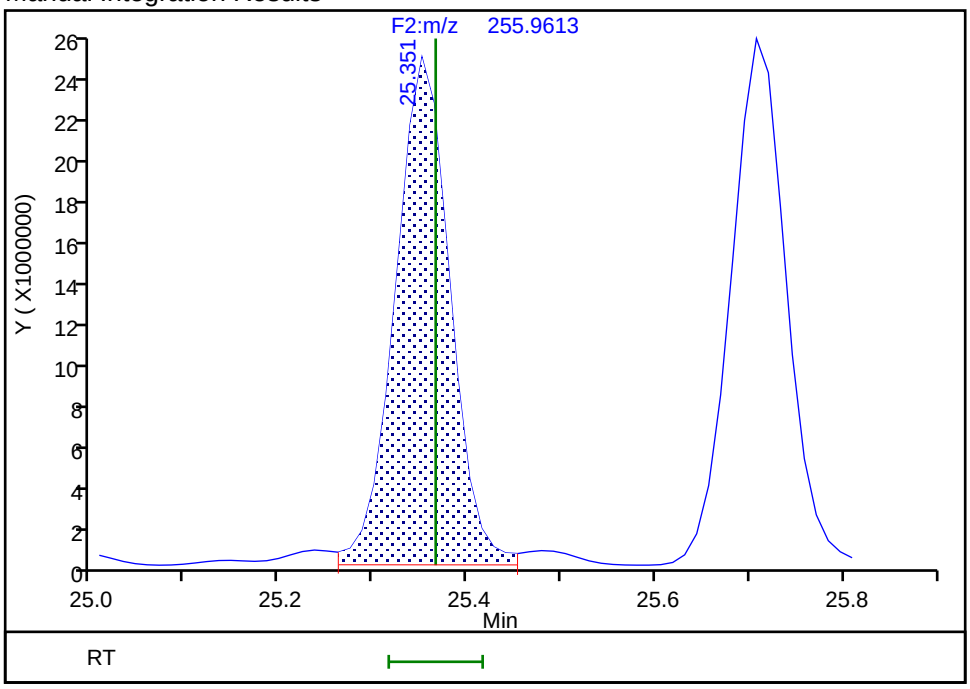

Reviewer: mcwhirterl, 22-Aug-2019 01:42:22
Audit Action: Manually Integrated/Assigned Compound ID Audit Reason: Split Peak

Manual Integration/User Assign Peak Report

Eurofins TestAmerica, Knoxville

Data File: \\chromna\Knoxville\ChromData\D3D\20190813-12717.b\d4190821i6.d
Injection Date: 21-Aug-2019 19:05:00 Instrument ID: D3D
Lims ID: IC L6
Client ID:
Operator ID: Xcalibur_System ALS Bottle#: 0 Worklist Smp#: 6
Injection Vol: 1.0 ul Dil. Factor: 1.0000
Method: PCBs_D3D Limit Group: HR - 1668A - ICAL
Column: SPB-Octyl (0.25 mm) Detector F2(21.81 :35.54)

PCB-38, CAS: 53555-66-1

Signal: 2

Processing Integration Results

RT: 26.29
Area: 102958446
Amount: 2190.4994
Amount Units: pg/ul

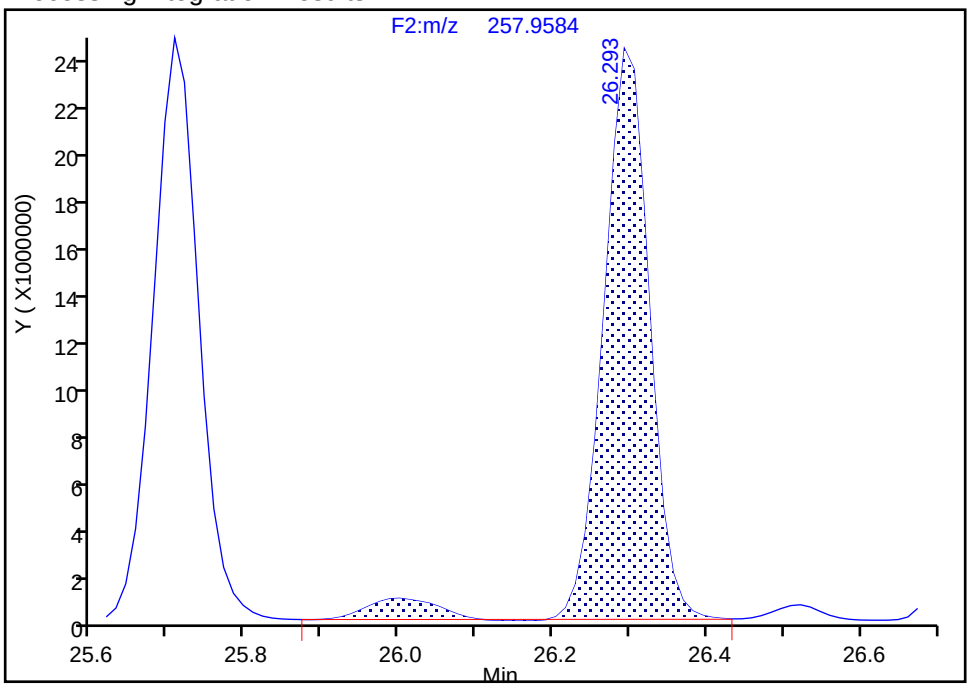

Manual Integration Results

RT: 26.29
Area: 97447537
Amount: 2142.5570
Amount Units: pg/ul

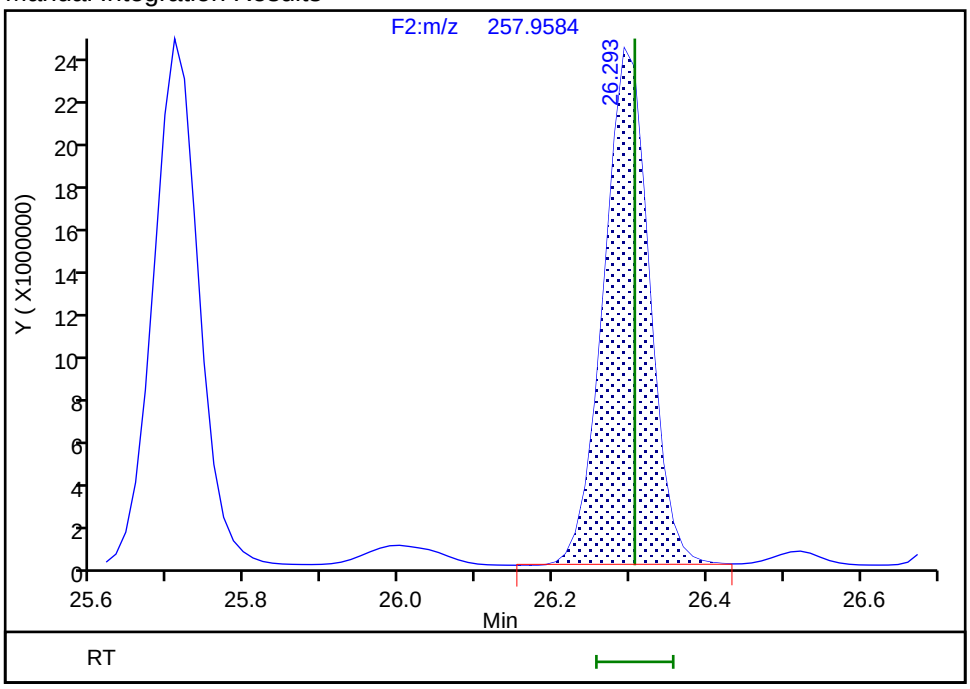

Reviewer: mcwhirterl, 22-Aug-2019 01:42:29
Audit Action: Marked Compound Undetected Audit Reason: Invalid Compound ID

Manual Integration/User Assign Peak Report

Eurofins TestAmerica, Knoxville

Data File: \\chromna\Knoxville\ChromData\D3D\20190813-12717.b\d4190821i6.d
Injection Date: 21-Aug-2019 19:05:00 Instrument ID: D3D
Lims ID: IC L6
Client ID:
Operator ID: Xcalibur_System ALS Bottle#: 0 Worklist Smp#: 6
Injection Vol: 1.0 ul Dil. Factor: 1.0000
Method: PCBs_D3D Limit Group: HR - 1668A - ICAL
Column: SPB-Octyl (0.25 mm) Detector F2(21.81 :35.54)

PCB-38, CAS: 53555-66-1

Signal: 3

Processing Integration Results

RT: 26.29
Area: 206837591
Amount: 2190.4994
Amount Units: pg/ul

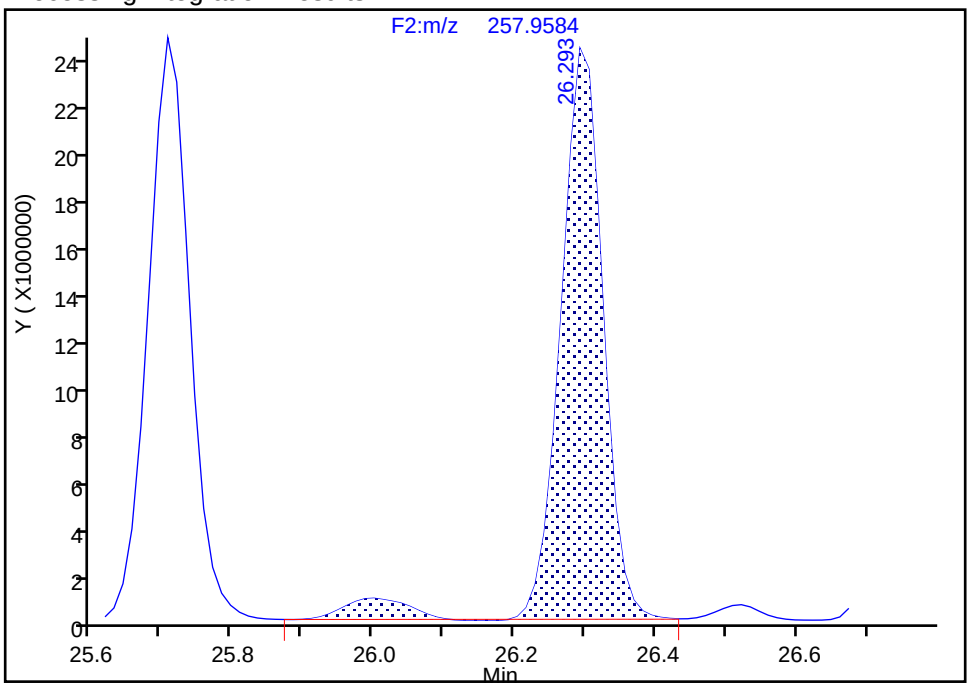

Manual Integration Results

RT: 26.29
Area: 201326682
Amount: 2142.5570
Amount Units: pg/ul
Reviewer: mcwhirterl, 22-Aug-2019 01:42:29
Audit Action: Marked Compound Undetected Audit Reason: Invalid Compound ID

Manual Integration/User Assign Peak Report

Eurofins TestAmerica, Knoxville

Data File: \\chromna\Knoxville\ChromData\D3D\20190813-12717.b\d4190821i6.d
Injection Date: 21-Aug-2019 19:05:00 Instrument ID: D3D
Lims ID: IC L6
Client ID:
Operator ID: Xcalibur_System ALS Bottle#: 0 Worklist Smp#: 6
Injection Vol: 1.0 ul Dil. Factor: 1.0000
Method: PCBs_D3D Limit Group: HR - 1668A - ICAL
Column: SPB-Octyl (0.25 mm) Detector F2(21.81 :35.54)

PCB-38, CAS: 53555-66-1

Signal: 1

Processing Integration Results

RT: 26.29
Area: 103879145
Amount: 2190.4994
Amount Units: pg/ul

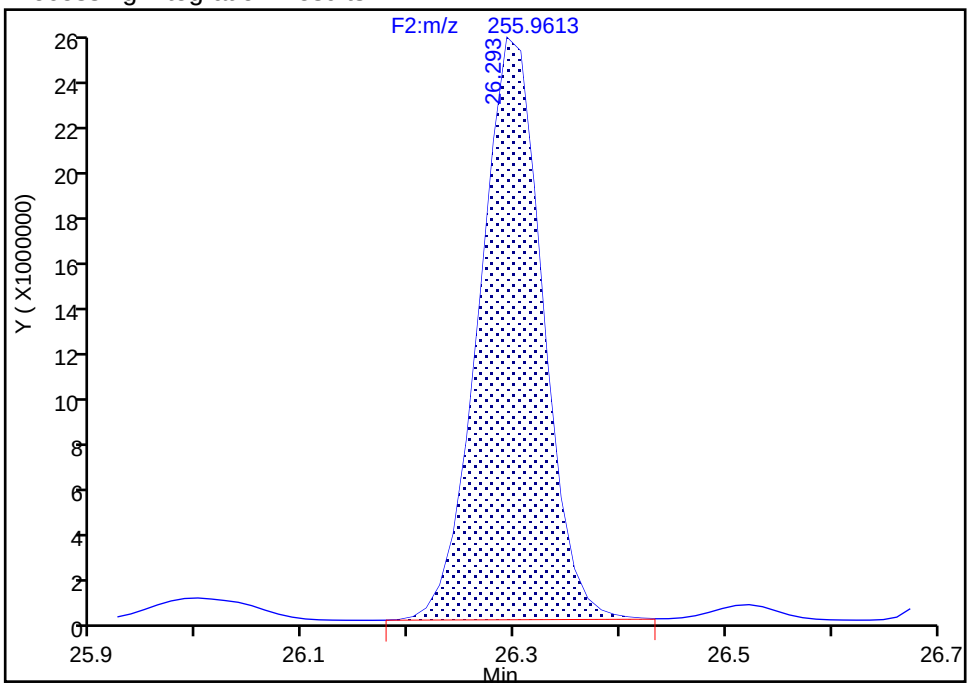

Manual Integration Results

RT: 26.29
Area: 103879145
Amount: 2142.5570
Amount Units: pg/ul

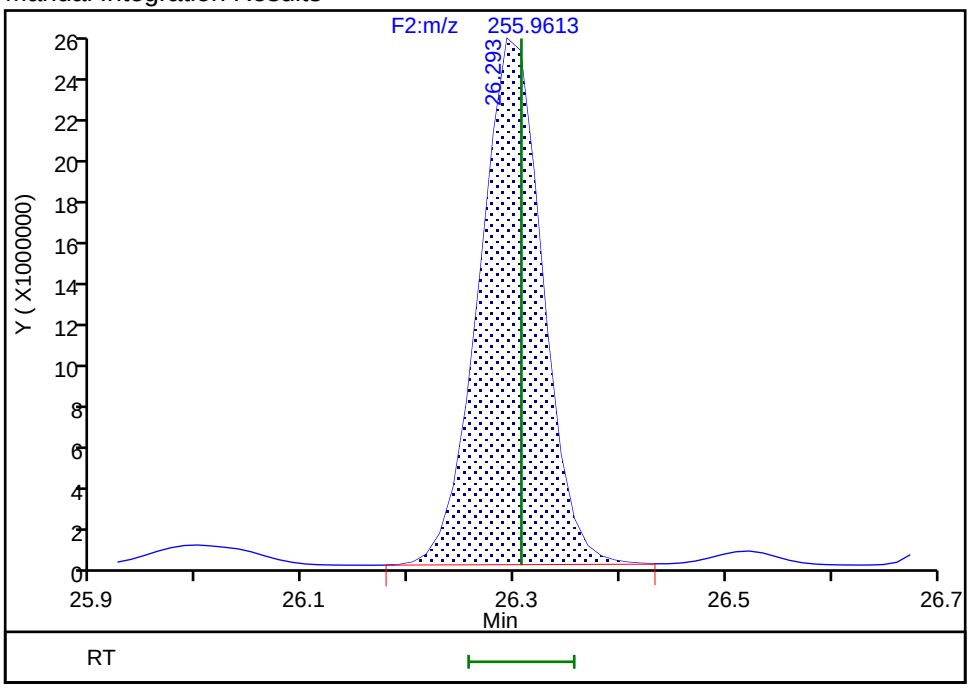

Reviewer: mcwhirterl, 22-Aug-2019 01:42:30
Audit Action: Manually Integrated/Assigned Compound ID Audit Reason: Split Peak

Manual Integration/User Assign Peak Report

Eurofins TestAmerica, Knoxville

Data File:	\\chromna\Knoxville\ChromData\D3D\20190813-12717.b\d4190821i6.d				
Injection Date:	21-Aug-2019 19:05:00	Instrument ID:	D3D		
Lims ID:	IC L6				
Client ID:					
Operator ID:	Xcalibur_System	ALS Bottle#:	0	Worklist Smp#:	6
Injection Vol:	1.0 ul	Dil. Factor:	1.0000		
Method:	PCBs_D3D	Limit Group:	HR - 1668A - ICAL		
Column:	SPB-Octyl (0.25 mm)	Detector	F2(21.81 :35.54)		

PCB-35, CAS: 37680-69-6

Signal: 2

Processing Integration Results

RT: 26.75
Area: 85408683
Amount: 2075.4280
Amount Units: pg/ul

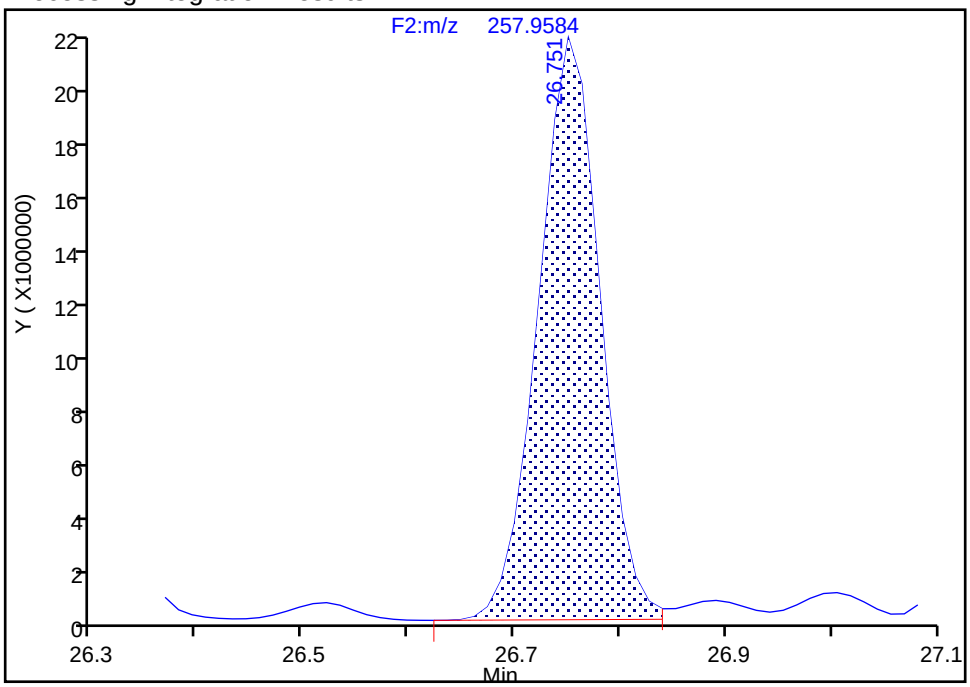

Manual Integration Results

RT: 26.75
Area: 85408683
Amount: 2022.6060
Amount Units: pg/ul

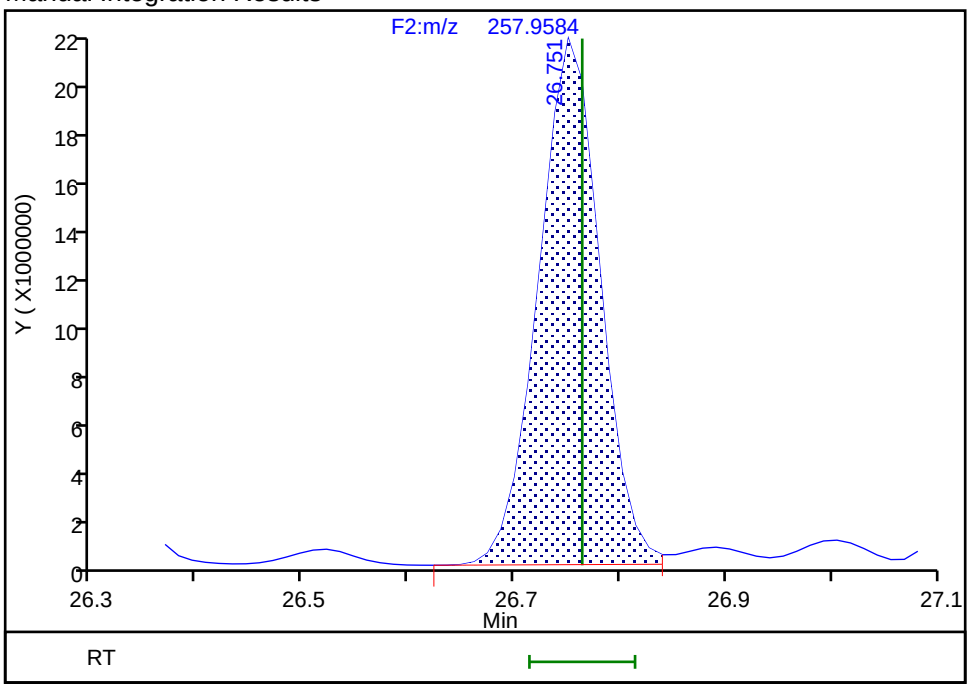

Reviewer: mcwhirterl, 22-Aug-2019 01:42:38
Audit Action: Marked Compound Undetected Audit Reason: Invalid Compound ID

Manual Integration/User Assign Peak Report

Eurofins TestAmerica, Knoxville

Data File: \\chromna\Knoxville\ChromData\D3D\20190813-12717.b\d4190821i6.d
Injection Date: 21-Aug-2019 19:05:00 Instrument ID: D3D
Lims ID: IC L6
Client ID:
Operator ID: Xcalibur_System ALS Bottle#: 0 Worklist Smp#: 6
Injection Vol: 1.0 ul Dil. Factor: 1.0000
Method: PCBs_D3D Limit Group: HR - 1668A - ICAL
Column: SPB-Octyl (0.25 mm) Detector F2(21.81 :35.54)

PCB-35, CAS: 37680-69-6

Signal: 3

Processing Integration Results

RT: 26.75
Area: 181025944
Amount: 2075.4280
Amount Units: pg/ul

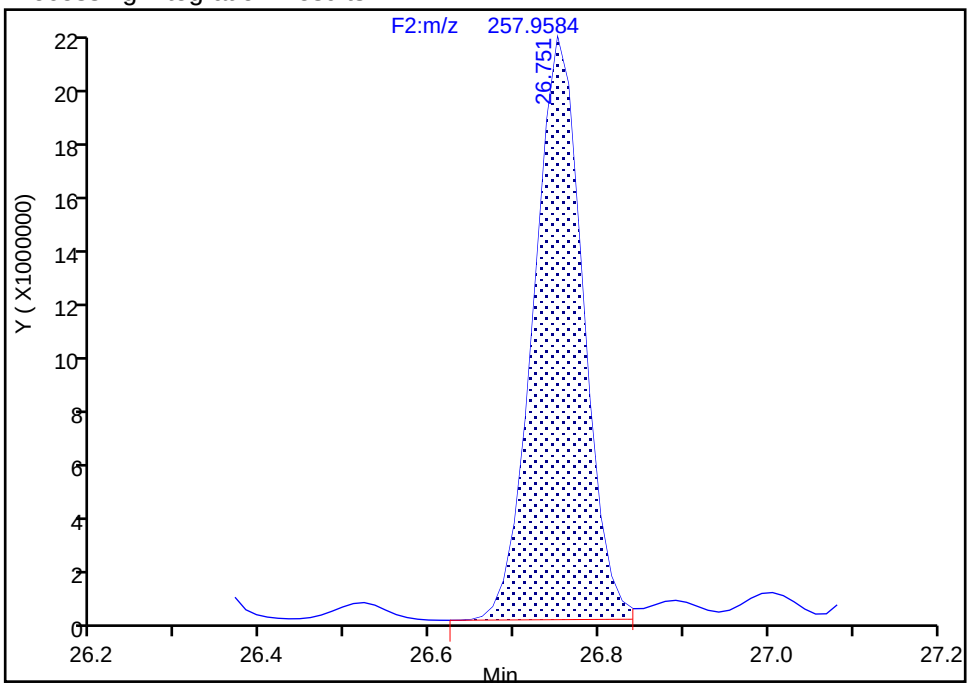

Manual Integration Results

RT: 26.75
Area: 175484646
Amount: 2022.6060
Amount Units: pg/ul
Reviewer: mcwhirterl, 22-Aug-2019 01:42:38
Audit Action: Marked Compound Undetected Audit Reason: Invalid Compound ID

Manual Integration/User Assign Peak Report

Eurofins TestAmerica, Knoxville

Data File:	\\chromna\Knoxville\ChromData\D3D\20190813-12717.b\d4190821i6.d				
Injection Date:	21-Aug-2019 19:05:00	Instrument ID:	D3D		
Lims ID:	IC L6				
Client ID:					
Operator ID:	Xcalibur_System	ALS Bottle#:	0	Worklist Smp#:	6
Injection Vol:	1.0 ul	Dil. Factor:	1.0000		
Method:	PCBs_D3D	Limit Group:	HR - 1668A - ICAL		
Column:	SPB-Octyl (0.25 mm)	Detector	F2(21.81 :35.54)		

PCB-35, CAS: 37680-69-6

Signal: 1

Processing Integration Results

RT: 26.75
Area: 95617261
Amount: 2075.4280
Amount Units: pg/ul

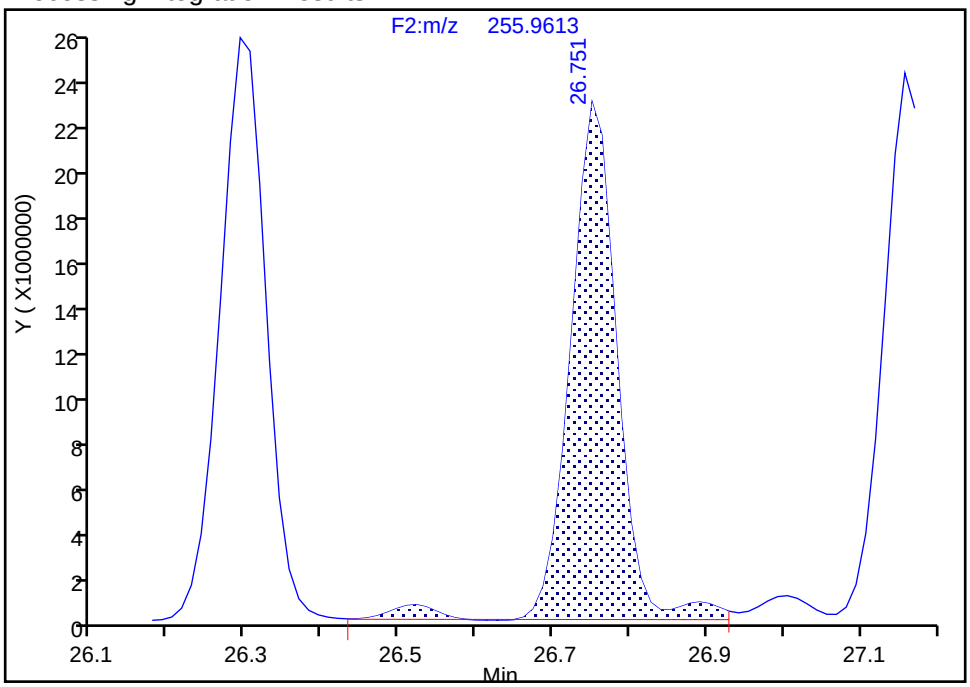

Manual Integration Results

RT: 26.75
Area: 90075963
Amount: 2022.6060
Amount Units: pg/ul

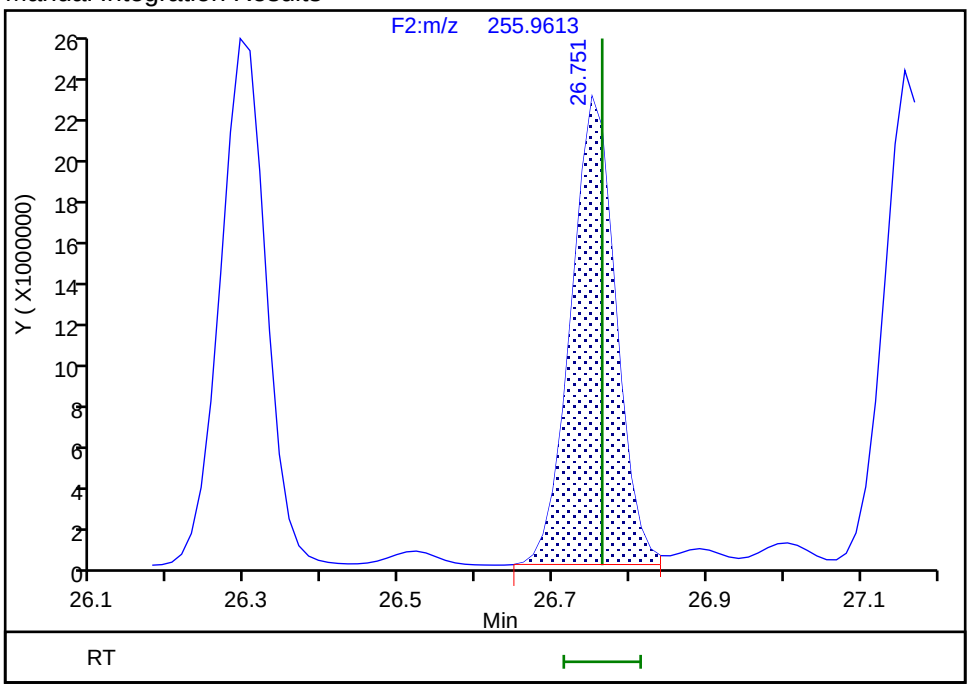

Reviewer: mcwhirterl, 22-Aug-2019 01:42:39

Audit Action: Manually Integrated/Assigned Compound ID Audit Reason: Split Peak

Report Date: 30-Aug-2019 11:38:50 Chrom Revision: 2.3 22-Aug-2019 12:55:36

Eurofins TestAmerica, Knoxville

Data File:	\\chromna\Knoxville\ChromData\D3D\20190813-12717.b\d4190821i6.d		
Injection Date:	21-Aug-2019 19:05:00	Injection Vol:	1.0 ul
Instrument ID:	D3D	Operator ID:	Xcalibur_System
Method:	PCBs_D3D	Limit Group:	HR - 1668A - ICAL
Client ID:			
Worklist#:	33168	Sample Line#:	6
Column Type:	SPB-Octyl	Column Dia:	0.25 mm

TePCB F1

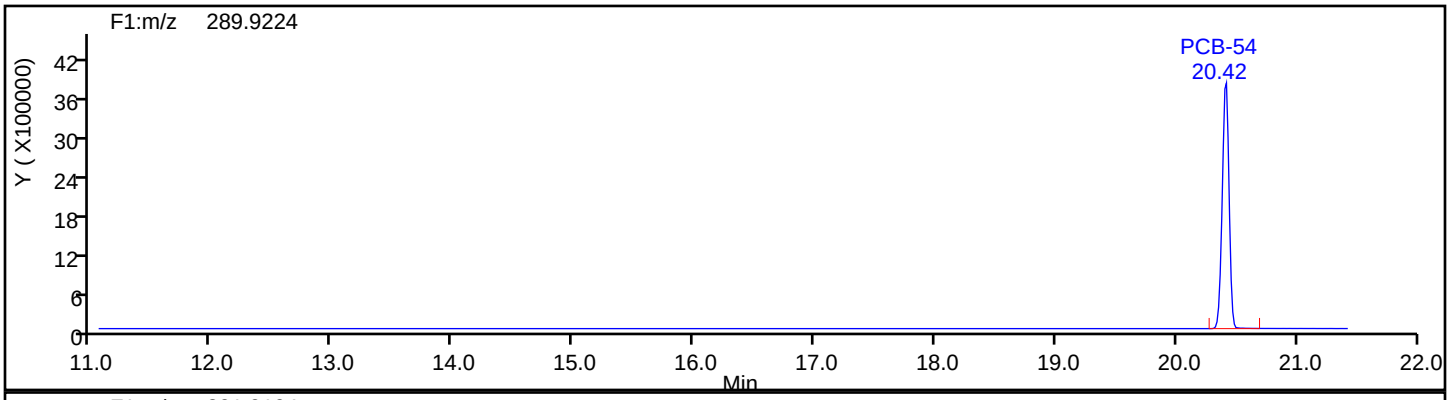

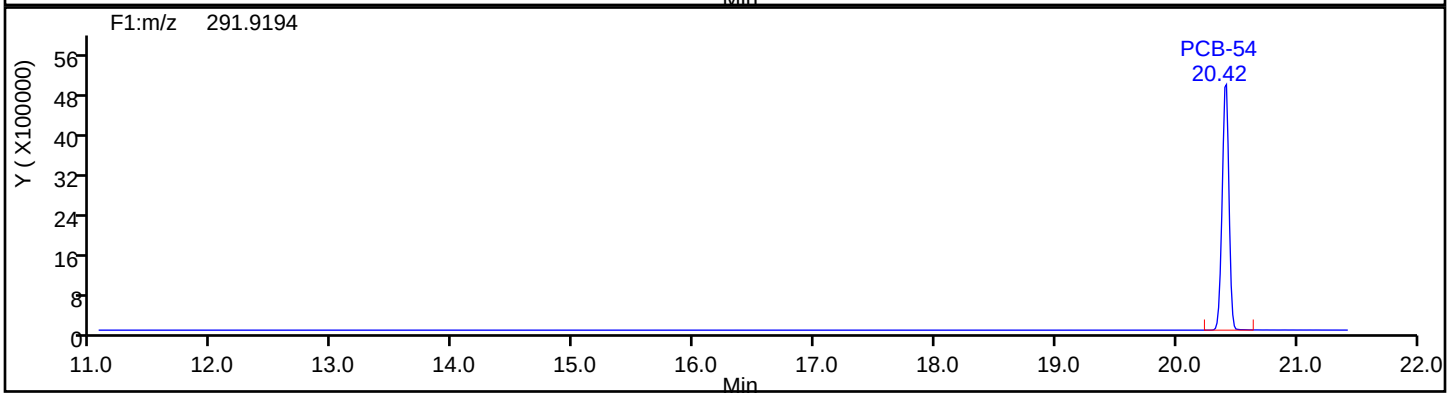

TePCB F1 Standards

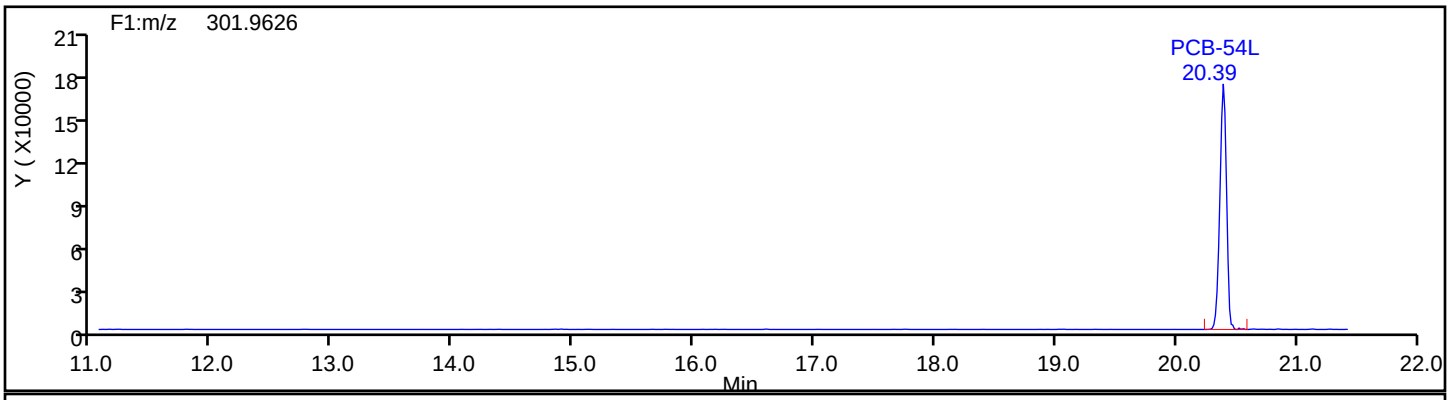

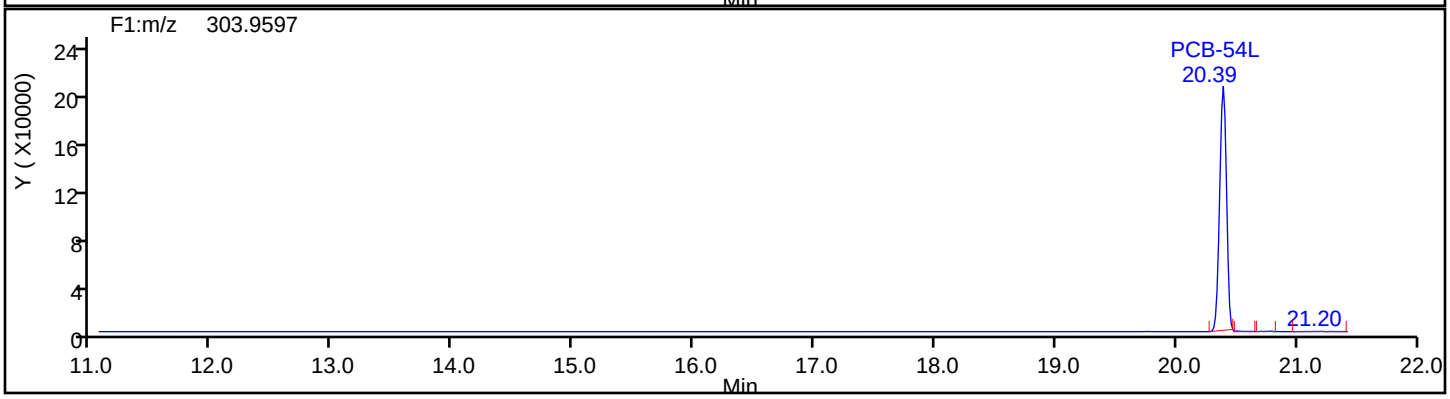

Eurofins TestAmerica, Knoxville

Data File:	\\chromna\Knoxville\ChromData\D3D\20190813-12717.b\d4190821i6.d		
Injection Date:	21-Aug-2019 19:05:00	Injection Vol:	1.0 ul
Instrument ID:	D3D	Operator ID:	Xcalibur_System
Method:	PCBs_D3D	Limit Group:	HR - 1668A - ICAL
Client ID:			
Worklist#:	33168	Sample Line#:	6
Column Type:	SPB-Octyl	Column Dia:	0.25 mm

TePCB F1

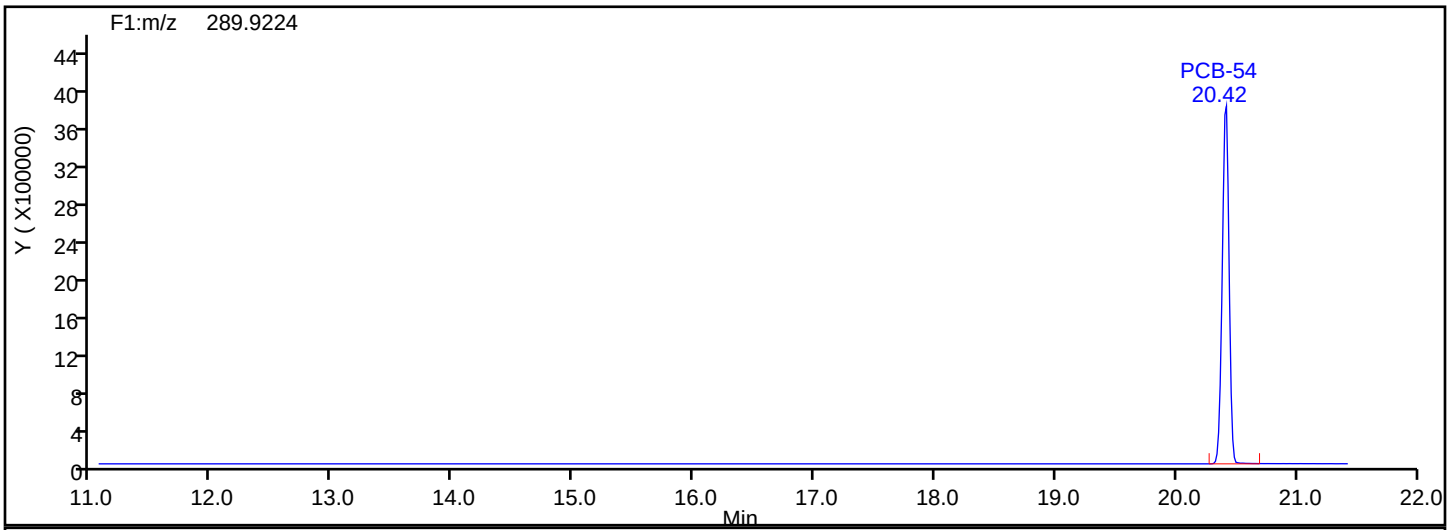

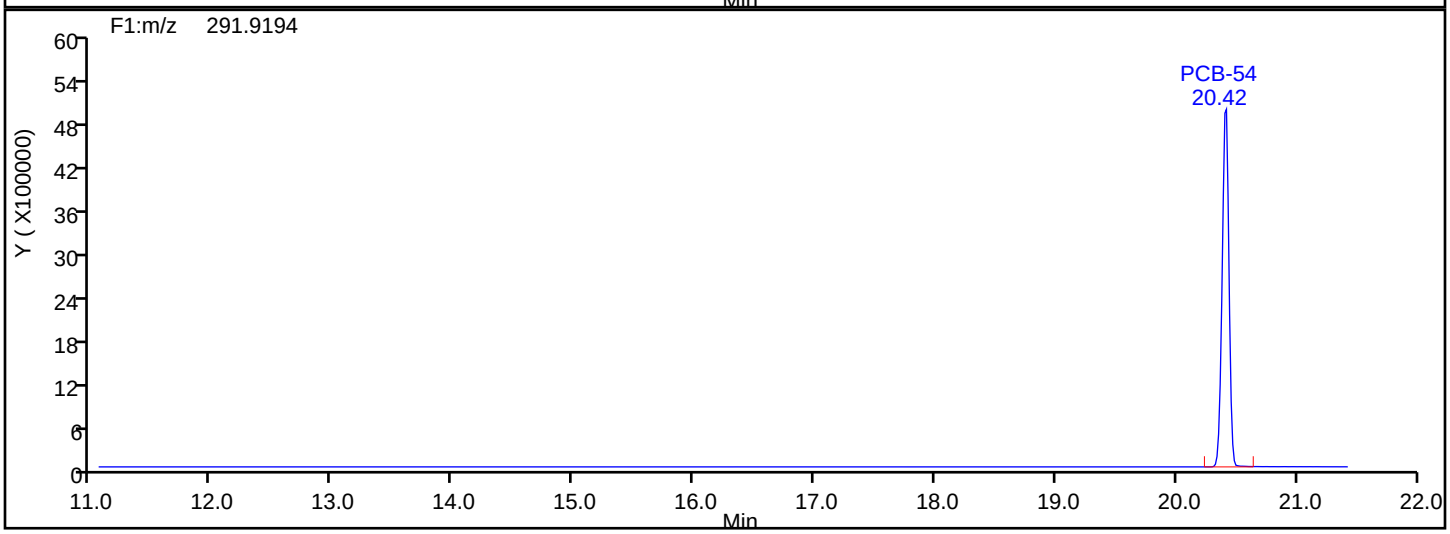

TePCB F1 Lock Mass

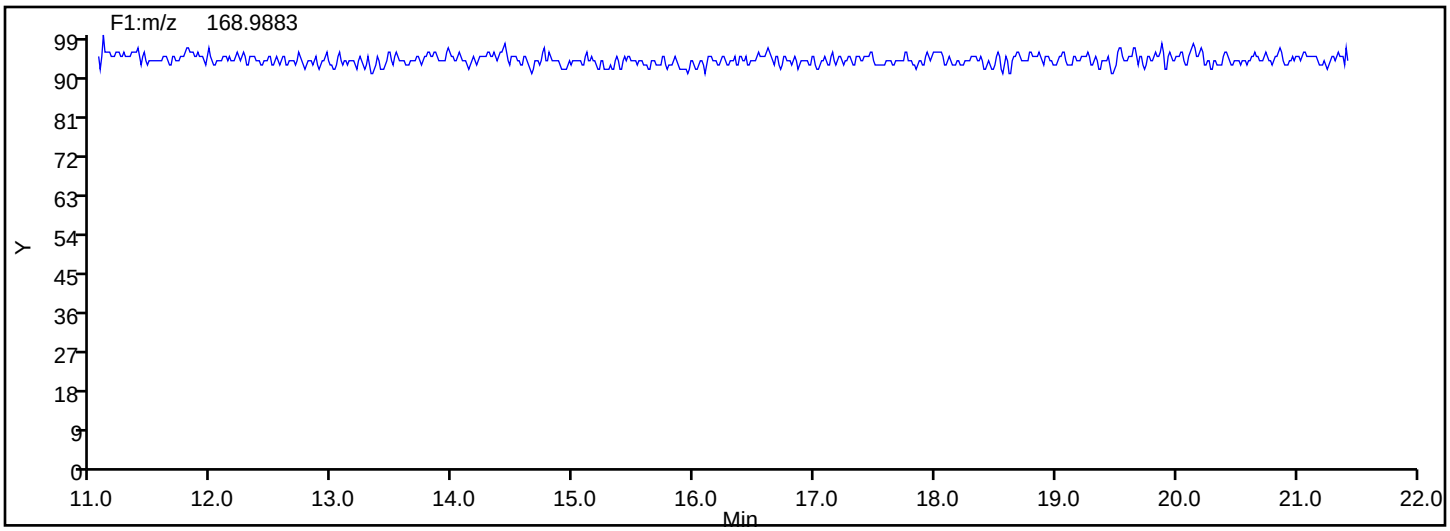

Eurofins TestAmerica, Knoxville

Data File:	\\chromna\Knoxville\ChromData\D3D\20190813-12717.b\d4190821i6.d		
Injection Date:	21-Aug-2019 19:05:00	Injection Vol:	1.0 ul
Instrument ID:	D3D	Operator ID:	Xcalibur_System
Method:	PCBs_D3D	Limit Group:	HR - 1668A - ICAL
Client ID:			
Worklist#:	33168	Sample Line#:	6
Column Type:	SPB-Octyl	Column Dia:	0.25 mm

TePCB F2

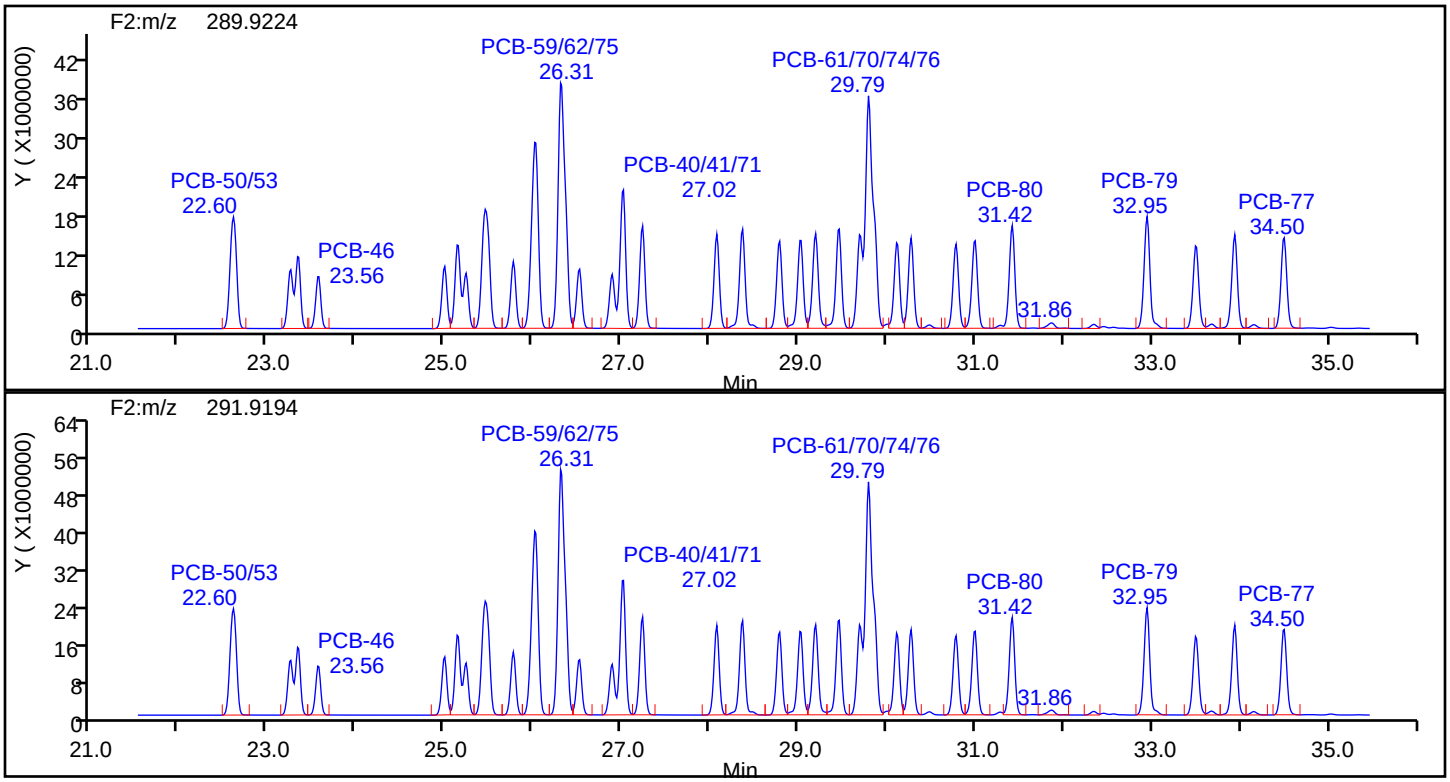

TePCB F2 Standards

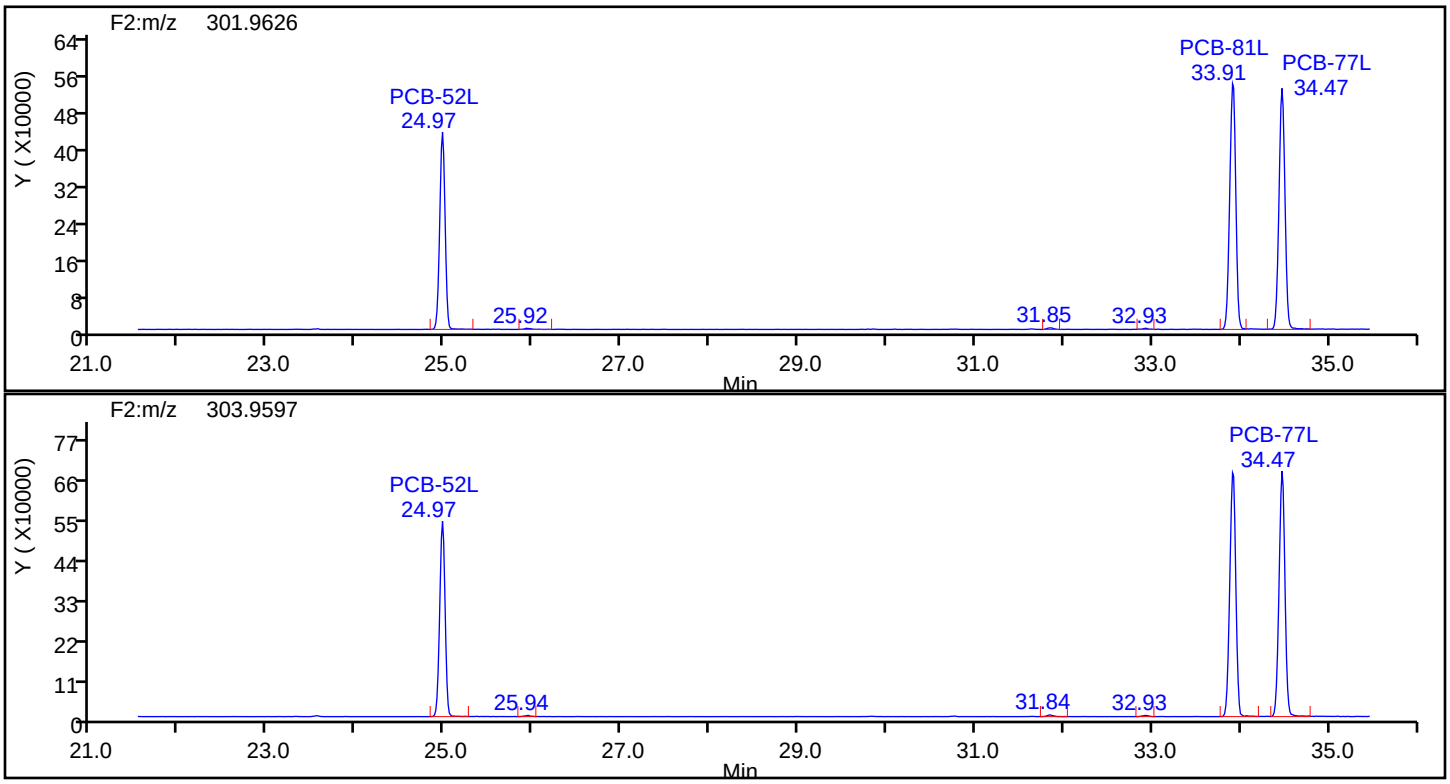

Eurofins TestAmerica, Knoxville

Data File:	\\chromna\Knoxville\ChromData\D3D\20190813-12717.b\d4190821i6.d		
Injection Date:	21-Aug-2019 19:05:00	Injection Vol:	1.0 ul
Instrument ID:	D3D	Operator ID:	Xcalibur_System
Method:	PCBs_D3D	Limit Group:	HR - 1668A - ICAL
Client ID:			
Worklist#:	33168	Sample Line#:	6
Column Type:	SPB-Octyl	Column Dia:	0.25 mm

TePCB F2

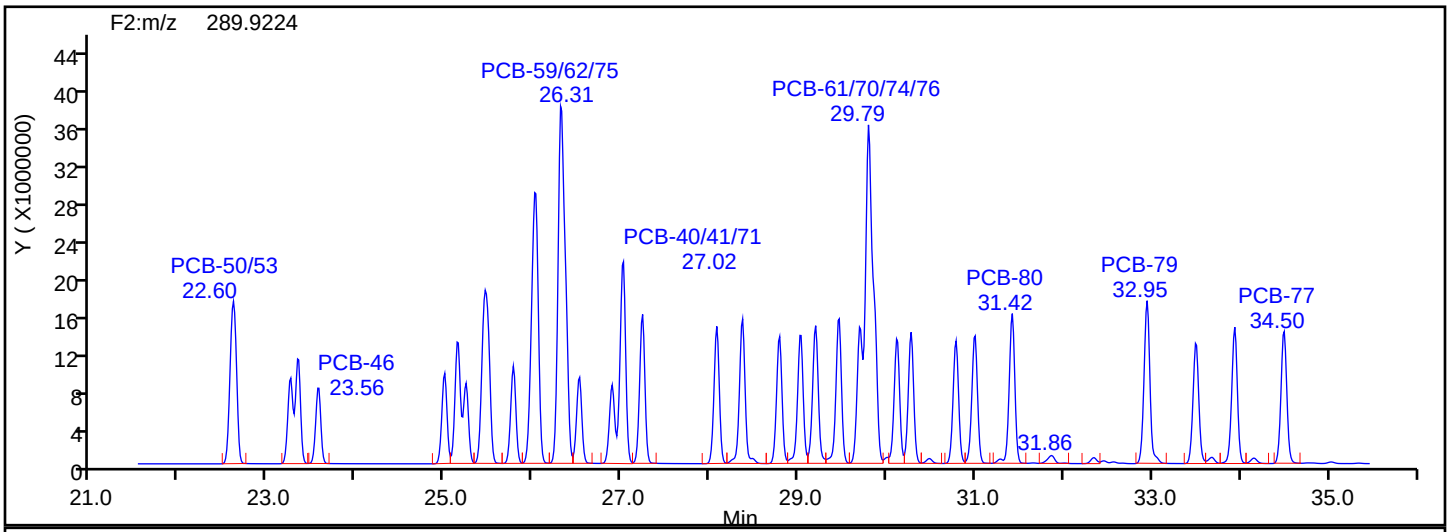

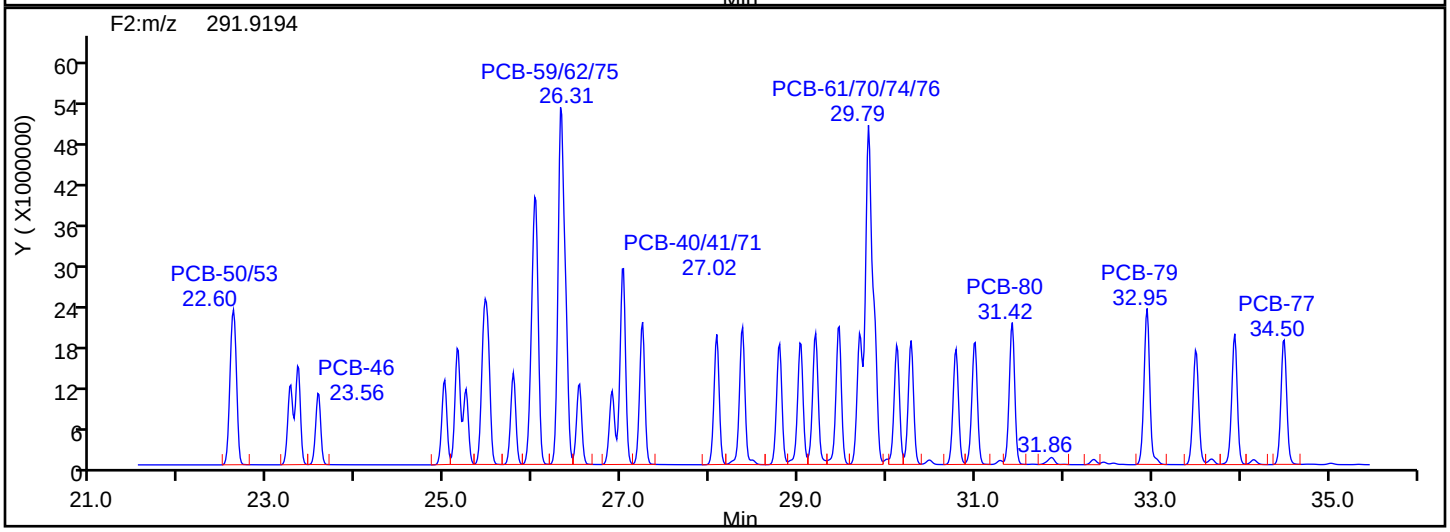

TePCB F2 Lock Mass

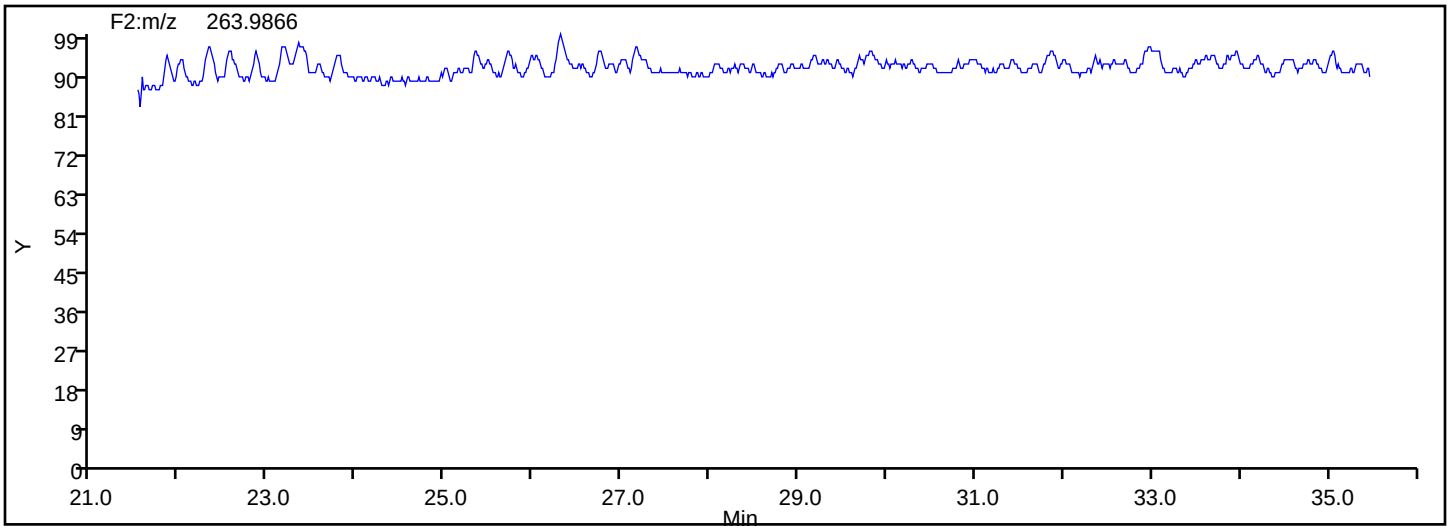

Manual Integration/User Assign Peak Report

Eurofins TestAmerica, Knoxville

Data File: \\chromna\Knoxville\ChromData\D3D\20190813-12717.b\d4190821i6.d
Injection Date: 21-Aug-2019 19:05:00 Instrument ID: D3D
Lims ID: IC L6
Client ID:
Operator ID: Xcalibur_System ALS Bottle#: 0 Worklist Smp#: 6
Injection Vol: 1.0 ul Dil. Factor: 1.0000
Method: PCBs_D3D Limit Group: HR - 1668A - ICAL
Column: SPB-Octyl (0.25 mm) Detector F2(21.81 :35.54)

PCB-45/51, CAS: STL01804

Signal: 2

Processing Integration Results

RT: 23.33
Area: 56822392
Amount: 2146.3149
Amount Units: pg/ul

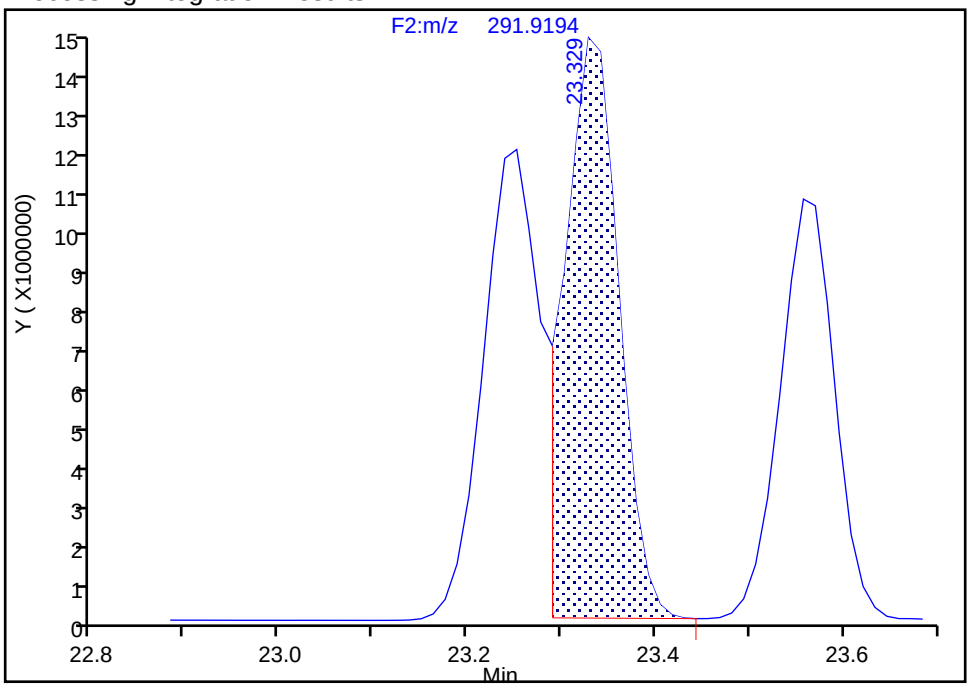

Manual Integration Results

RT: 23.33
Area: 106269642
Amount: 3716.6774
Amount Units: pg/ul

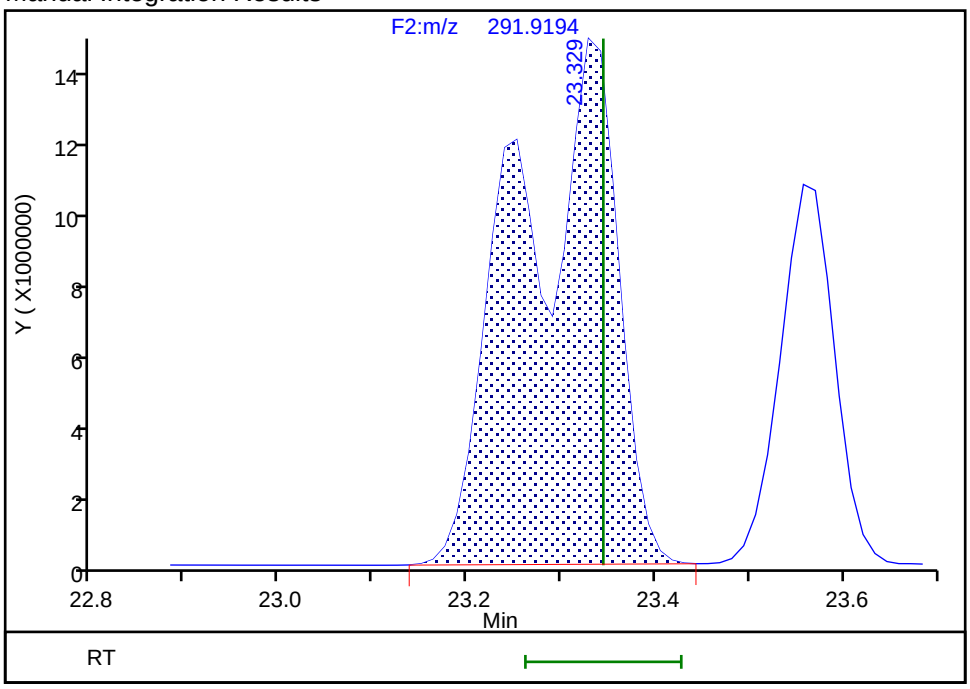

Reviewer: mcwhirterl, 22-Aug-2019 01:43:16
Audit Action: Marked Compound Undetected Audit Reason: Invalid Compound ID

Manual Integration/User Assign Peak Report

Eurofins TestAmerica, Knoxville

Data File: \\chromna\Knoxville\ChromData\D3D\20190813-12717.b\d4190821i6.d
Injection Date: 21-Aug-2019 19:05:00 Instrument ID: D3D
Lims ID: IC L6
Client ID:
Operator ID: Xcalibur_System ALS Bottle#: 0 Worklist Smp#: 6
Injection Vol: 1.0 ul Dil. Factor: 1.0000
Method: PCBs_D3D Limit Group: HR - 1668A - ICAL
Column: SPB-Octyl (0.25 mm) Detector F2(21.81 :35.54)

PCB-45/51, CAS: STL01804

Signal: 3

Processing Integration Results

RT: 23.33
Area: 100617896
Amount: 2146.3149
Amount Units: pg/ul

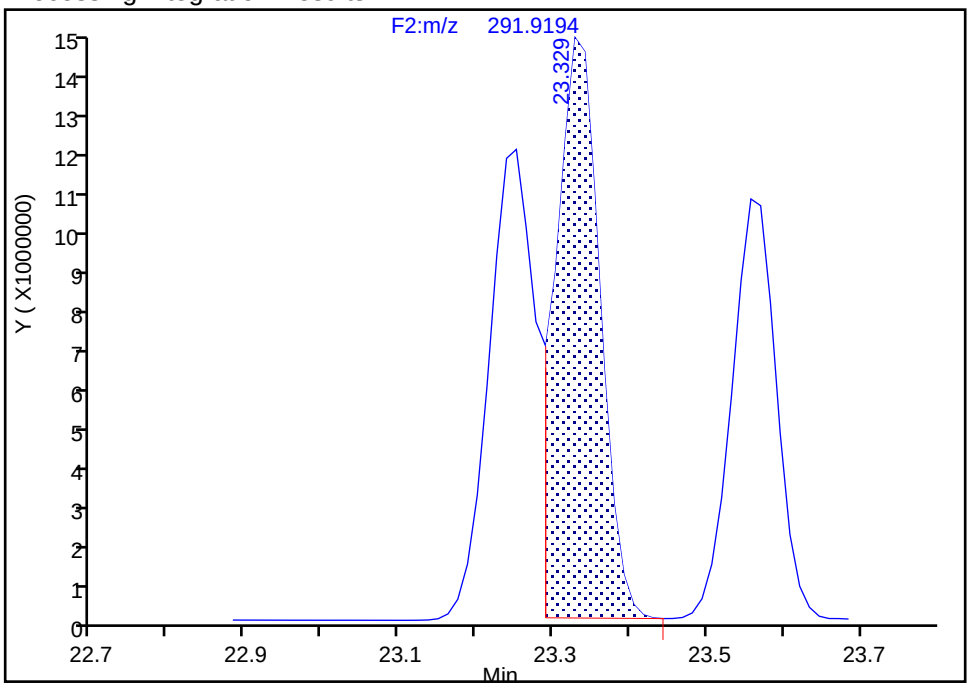

Manual Integration Results

RT: 23.33
Area: 187725057
Amount: 3716.6774
Amount Units: pg/ul
Reviewer: mcwhirterl, 22-Aug-2019 01:43:16
Audit Action: Marked Compound Undetected Audit Reason: Invalid Compound ID

Manual Integration/User Assign Peak Report

Eurofins TestAmerica, Knoxville

Data File: \\chromna\Knoxville\ChromData\D3D\20190813-12717.b\d4190821i6.d
Injection Date: 21-Aug-2019 19:05:00 Instrument ID: D3D
Lims ID: IC L6
Client ID:
Operator ID: Xcalibur_System ALS Bottle#: 0 Worklist Smp#: 6
Injection Vol: 1.0 ul Dil. Factor: 1.0000
Method: PCBs_D3D Limit Group: HR - 1668A - ICAL
Column: SPB-Octyl (0.25 mm) Detector F2(21.81 :35.54)

PCB-45/51, CAS: STL01804

Signal: 1

Processing Integration Results

RT: 23.33
Area: 43795504
Amount: 2146.3149
Amount Units: pg/ul

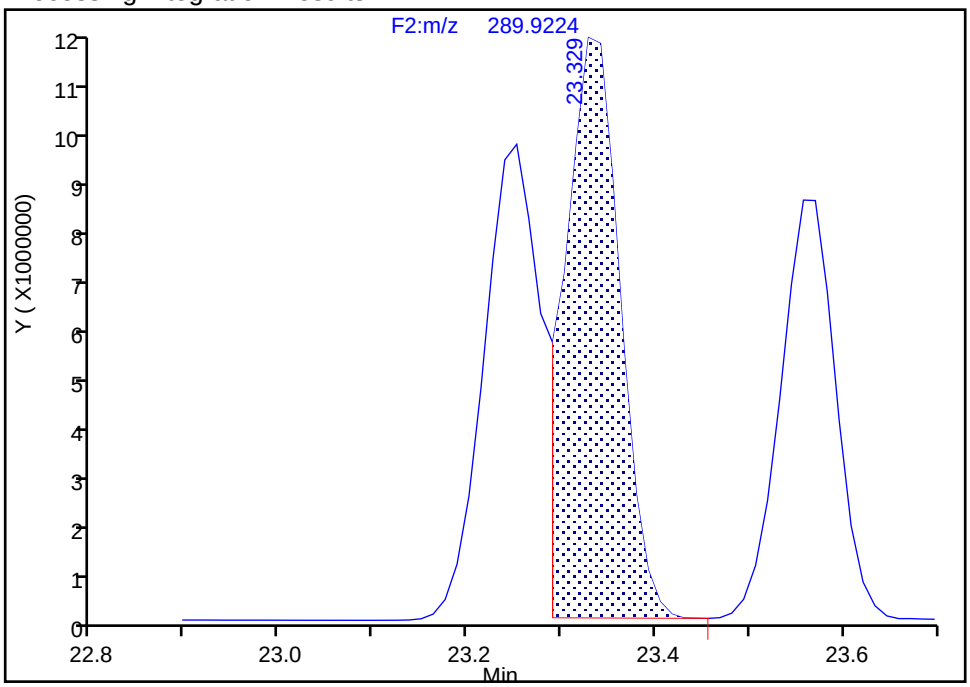

Manual Integration Results

RT: 23.33
Area: 81455415
Amount: 3716.6774
Amount Units: pg/ul

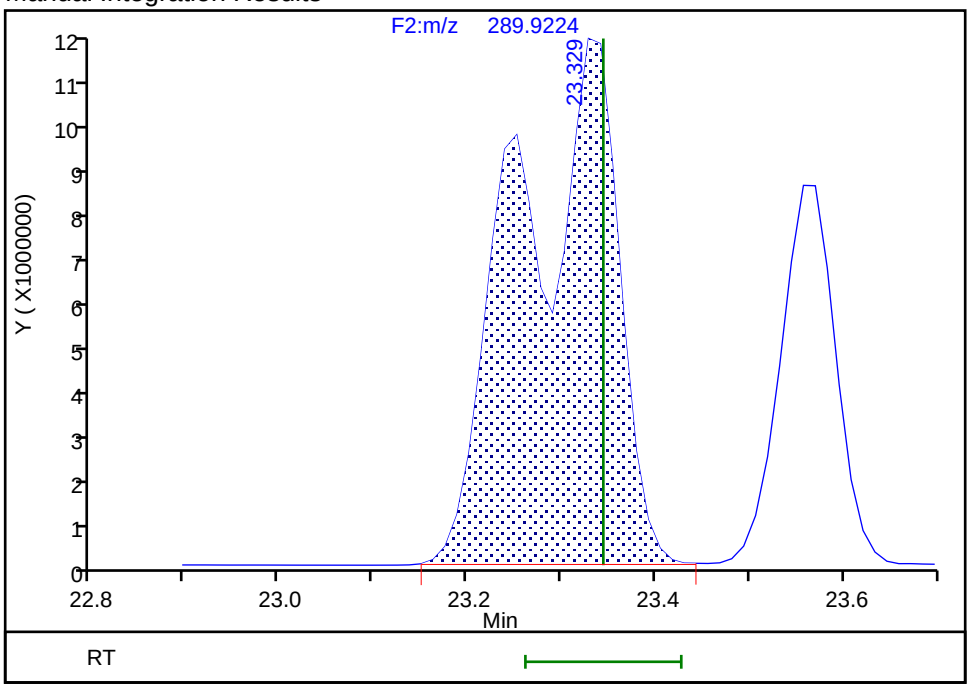

Reviewer: mcwhirterl, 22-Aug-2019 01:43:18
Audit Action: Manually Integrated/Assigned Compound ID Audit Reason: Incomplete Integration

Manual Integration/User Assign Peak Report

Eurofins TestAmerica, Knoxville

Data File: \\chromna\Knoxville\ChromData\D3D\20190813-12717.b\d4190821i6.d
Injection Date: 21-Aug-2019 19:05:00 Instrument ID: D3D
Lims ID: IC L6
Client ID:
Operator ID: Xcalibur_System ALS Bottle#: 0 Worklist Smp#: 6
Injection Vol: 1.0 ul Dil. Factor: 1.0000
Method: PCBs_D3D Limit Group: HR - 1668A - ICAL
Column: SPB-Octyl (0.25 mm) Detector F2(21.81 :35.54)

PCB-43/73, CAS: STL02293

Signal: 2

Processing Integration Results

RT: 25.14
Area: 70883313
Amount: 2383.3486
Amount Units: pg/ul

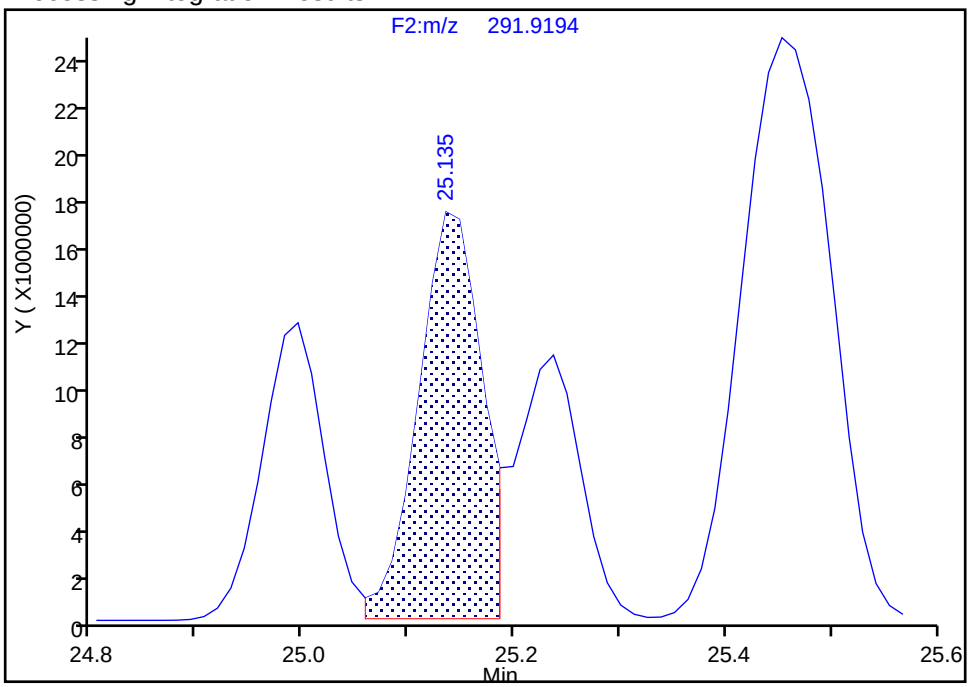

Manual Integration Results

RT: 25.14
Area: 117958272
Amount: 3639.1142
Amount Units: pg/ul

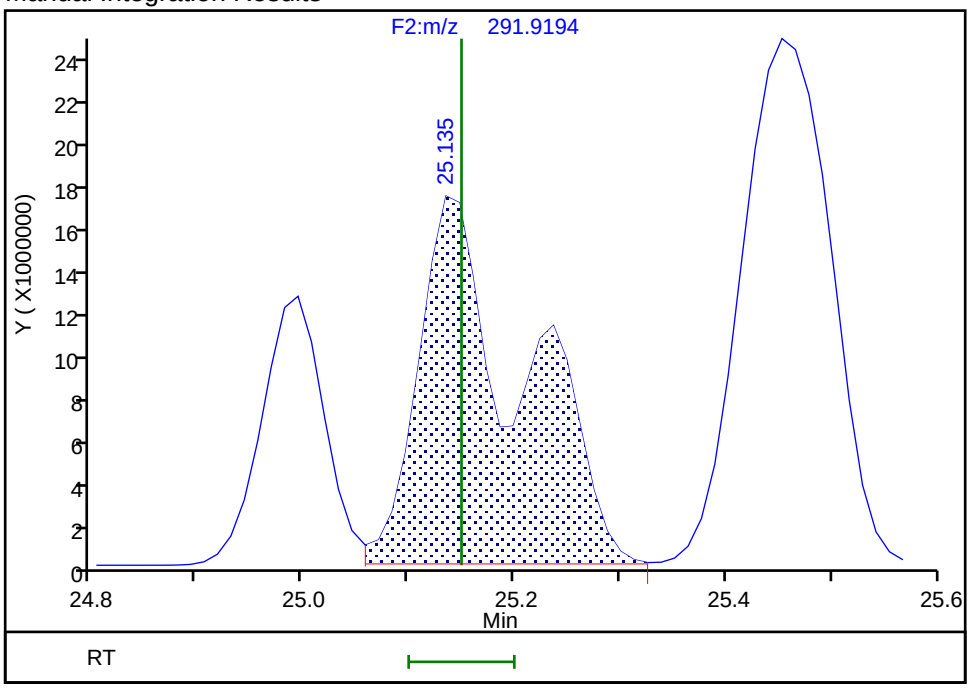

Reviewer: mcwhirterl, 22-Aug-2019 01:43:46
Audit Action: Marked Compound Undetected Audit Reason: Invalid Compound ID

Manual Integration/User Assign Peak Report

Eurofins TestAmerica, Knoxville

Data File: \\chromna\Knoxville\ChromData\D3D\20190813-12717.b\d4190821i6.d
Injection Date: 21-Aug-2019 19:05:00 Instrument ID: D3D
Lims ID: IC L6
Client ID:
Operator ID: Xcalibur_System ALS Bottle#: 0 Worklist Smp#: 6
Injection Vol: 1.0 ul Dil. Factor: 1.0000
Method: PCBs_D3D Limit Group: HR - 1668A - ICAL
Column: SPB-Octyl (0.25 mm) Detector F2(21.81 :35.54)

PCB-43/73, CAS: STL02293

Signal: 3

Processing Integration Results

RT: 25.14
Area: 128033012
Amount: 2383.3486
Amount Units: pg/ul

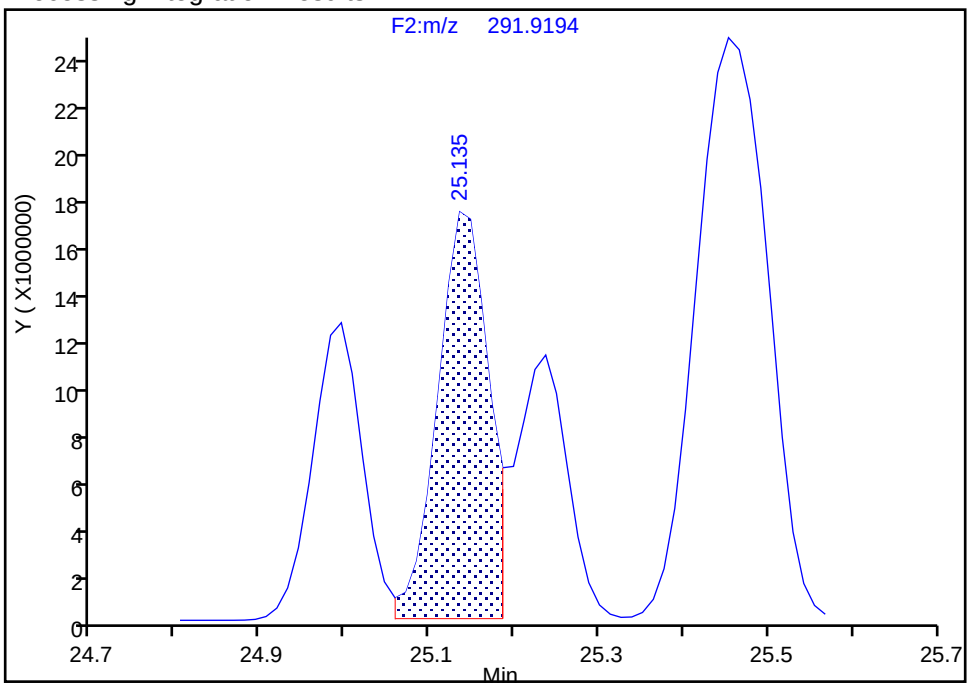

Manual Integration Results

RT: 25.14
Area: 207549562
Amount: 3639.1142
Amount Units: pg/ul
Reviewer: mcwhirterl, 22-Aug-2019 01:43:46
Audit Action: Marked Compound Undetected Audit Reason: Invalid Compound ID

Manual Integration/User Assign Peak Report

Eurofins TestAmerica, Knoxville

Data File: \\chromna\Knoxville\ChromData\D3D\20190813-12717.b\d4190821i6.d
Injection Date: 21-Aug-2019 19:05:00 Instrument ID: D3D
Lims ID: IC L6
Client ID:
Operator ID: Xcalibur_System ALS Bottle#: 0 Worklist Smp#: 6
Injection Vol: 1.0 ul Dil. Factor: 1.0000
Method: PCBs_D3D Limit Group: HR - 1668A - ICAL
Column: SPB-Octyl (0.25 mm) Detector F2(21.81 :35.54)

PCB-43/73, CAS: STL02293

Signal: 1

Processing Integration Results

RT: 25.14
Area: 57149699
Amount: 2383.3486
Amount Units: pg/ul

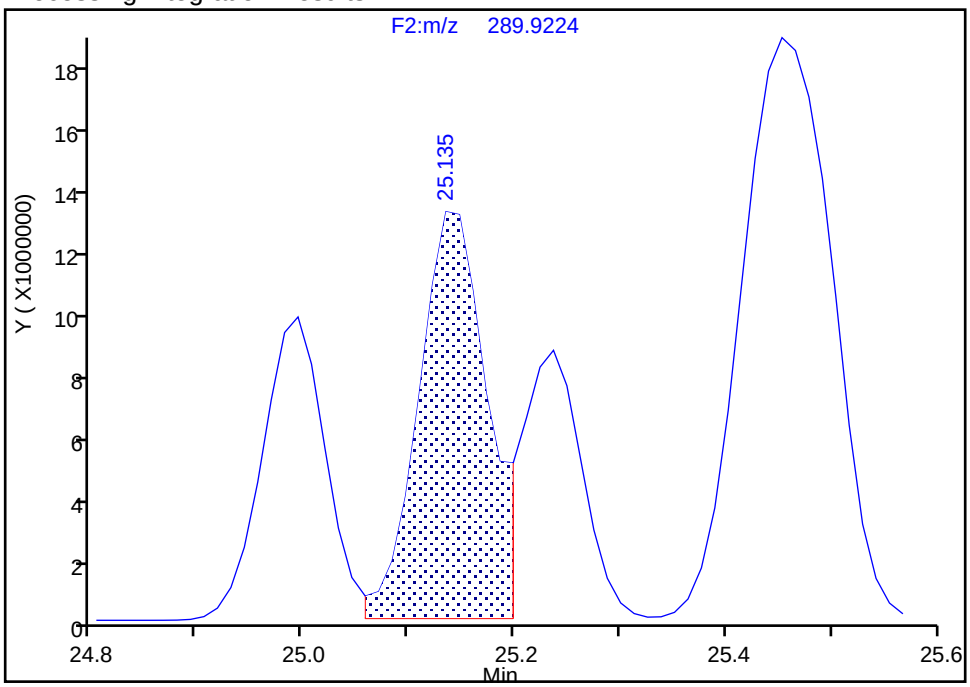

Manual Integration Results

RT: 25.14
Area: 89591290
Amount: 3639.1142
Amount Units: pg/ul

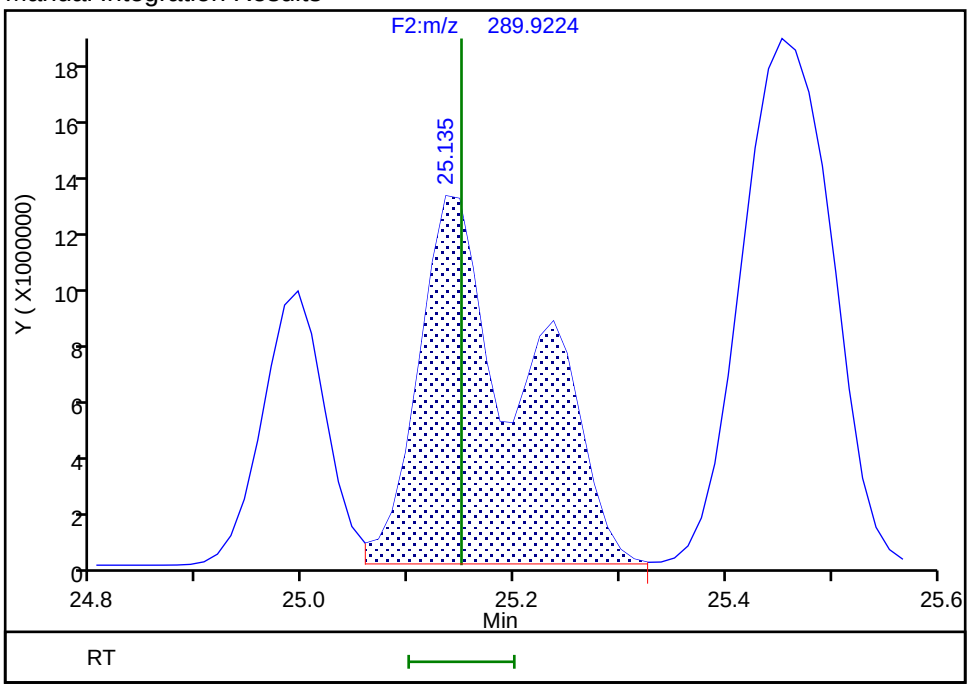

Reviewer: mcwhirterl, 22-Aug-2019 01:43:48
Audit Action: Manually Integrated/Assigned Compound ID Audit Reason: Incomplete Integration

Manual Integration/User Assign Peak Report

Eurofins TestAmerica, Knoxville

Data File:	\\chromna\Knoxville\ChromData\D3D\20190813-12717.b\d4190821i6.d				
Injection Date:	21-Aug-2019 19:05:00	Instrument ID:	D3D		
Lims ID:	IC L6				
Client ID:					
Operator ID:	Xcalibur_System	ALS Bottle#:	0	Worklist Smp#:	6
Injection Vol:	1.0 ul	Dil. Factor:	1.0000		
Method:	PCBs_D3D	Limit Group:	HR - 1668A - ICAL		
Column:	SPB-Octyl (0.25 mm)	Detector	F2(21.81 :35.54)		

PCB-40/41/71, CAS: STL02292

Signal: 2

Processing Integration Results

RT: 27.02
Area: 126834924
Amount: 4412.4883
Amount Units: pg/ul

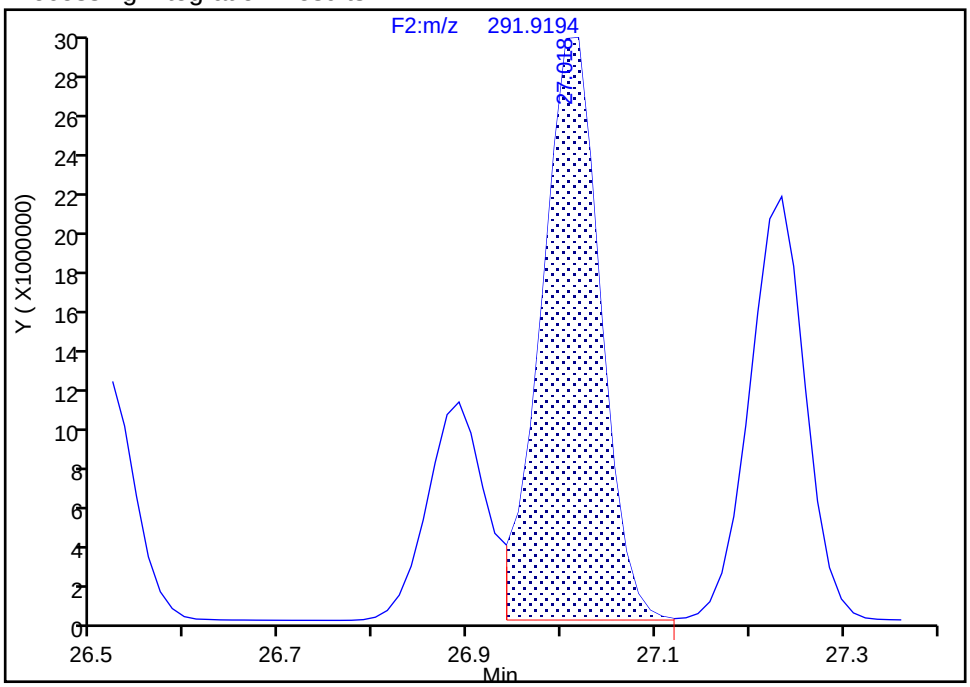

Manual Integration Results

RT: 27.02
Area: 173343964
Amount: 5787.8440
Amount Units: pg/ul

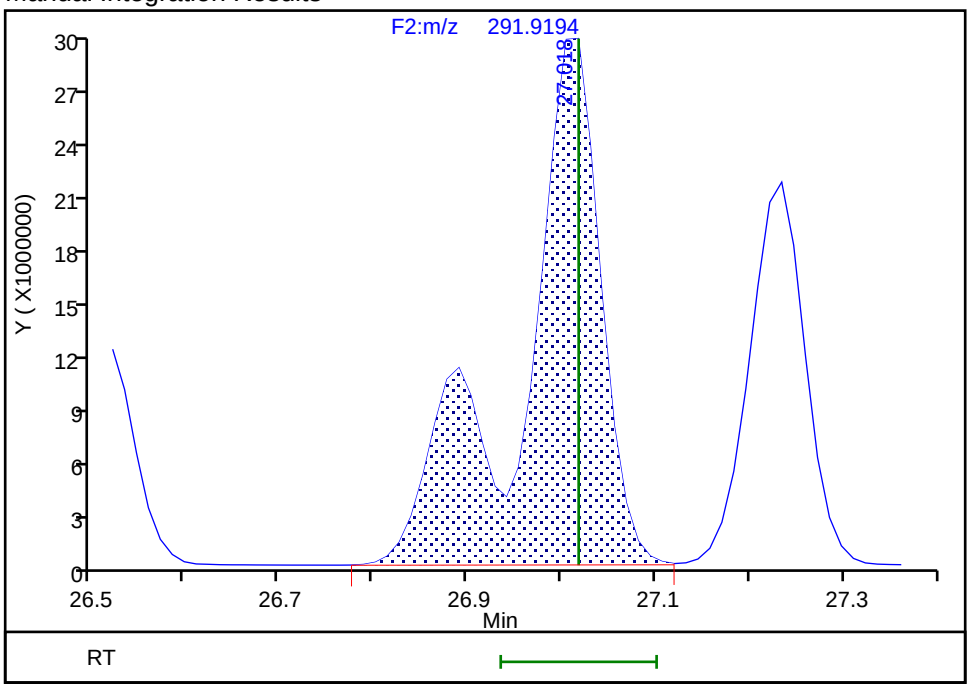

Reviewer: mcwhirterl, 22-Aug-2019 01:44:15

Audit Action: Marked Compound Undetected Audit Reason: Invalid Compound ID

Manual Integration/User Assign Peak Report

Eurofins TestAmerica, Knoxville

Data File: \\chromna\Knoxville\ChromData\D3D\20190813-12717.b\d4190821i6.d
Injection Date: 21-Aug-2019 19:05:00 Instrument ID: D3D
Lims ID: IC L6
Client ID:
Operator ID: Xcalibur_System ALS Bottle#: 0 Worklist Smp#: 6
Injection Vol: 1.0 ul Dil. Factor: 1.0000
Method: PCBs_D3D Limit Group: HR - 1668A - ICAL
Column: SPB-Octyl (0.25 mm) Detector F2(21.81 :35.54)

PCB-40/41/71, CAS: STL02292

Signal: 3

Processing Integration Results

RT: 27.02
Area: 221082624
Amount: 4412.4883
Amount Units: pg/ul

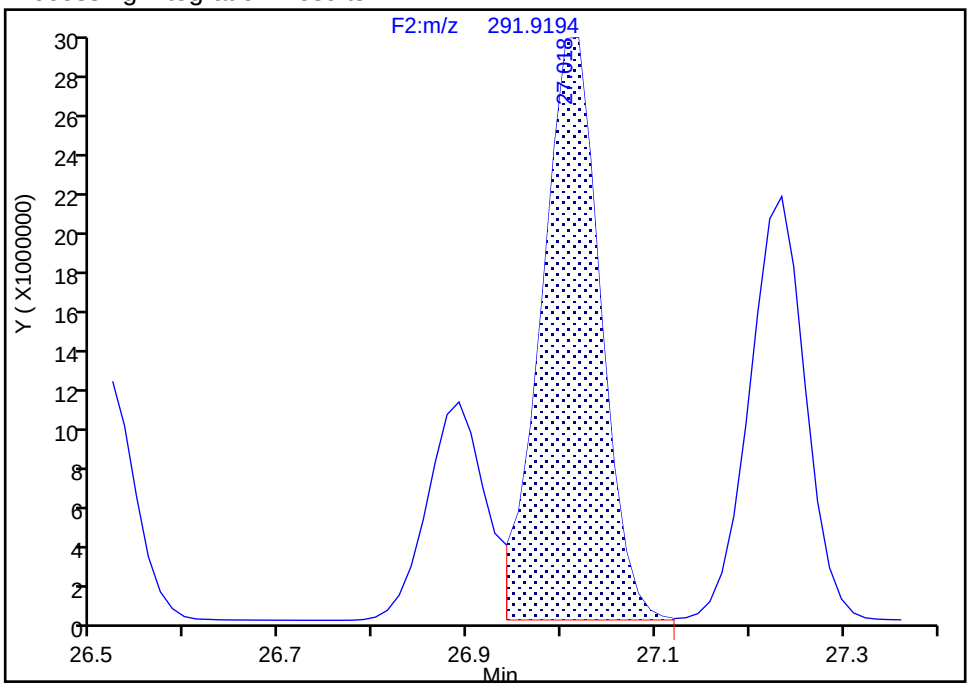

Manual Integration Results

RT: 27.02
Area: 303194668
Amount: 5787.8440
Amount Units: pg/ul
Reviewer: mcwhirterl, 22-Aug-2019 01:44:15
Audit Action: Marked Compound Undetected Audit Reason: Invalid Compound ID

Manual Integration/User Assign Peak Report

Eurofins TestAmerica, Knoxville

Data File:	\\chromna\Knoxville\ChromData\D3D\20190813-12717.b\d4190821i6.d				
Injection Date:	21-Aug-2019 19:05:00	Instrument ID:	D3D		
Lims ID:	IC L6				
Client ID:					
Operator ID:	Xcalibur_System	ALS Bottle#:	0	Worklist Smp#:	6
Injection Vol:	1.0 ul	Dil. Factor:	1.0000		
Method:	PCBs_D3D	Limit Group:	HR - 1668A - ICAL		
Column:	SPB-Octyl (0.25 mm)	Detector	F2(21.81 :35.54)		

PCB-40/41/71, CAS: STL02292

Signal: 1

Processing Integration Results

RT: 27.02
Area: 94247700
Amount: 4412.4883
Amount Units: pg/ul

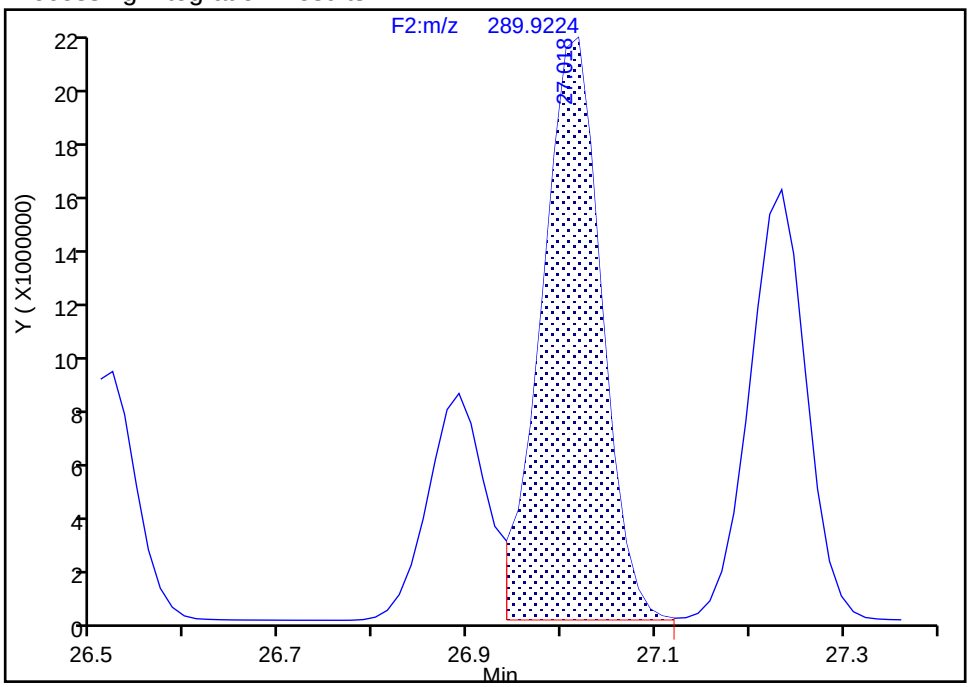

Manual Integration Results

RT: 27.02
Area: 129850704
Amount: 5787.8440
Amount Units: pg/ul

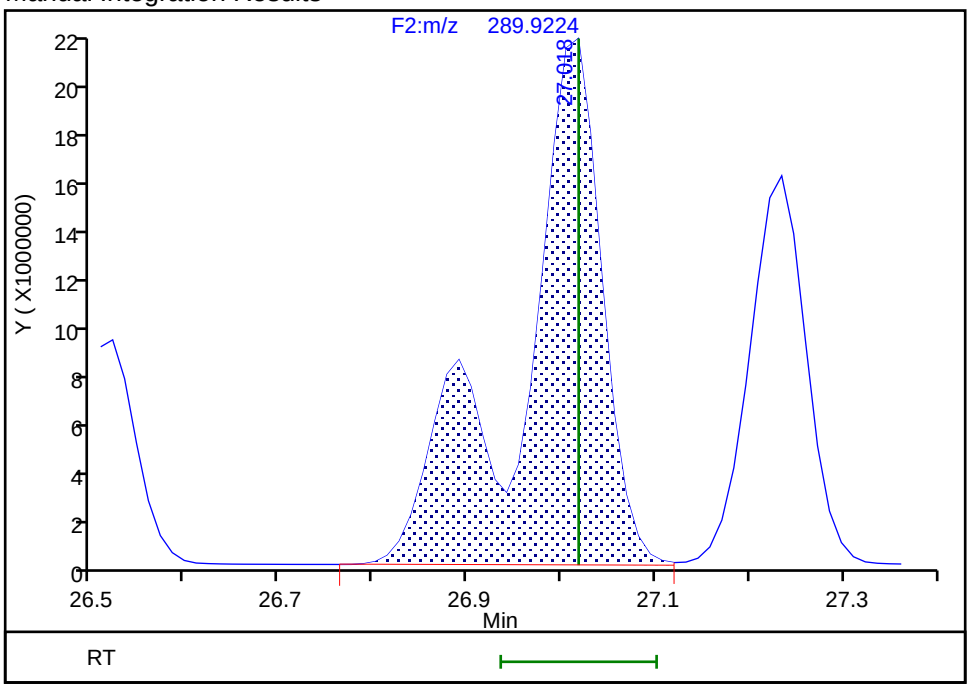

Reviewer: mcwhirterl, 22-Aug-2019 01:44:17

Audit Action: Manually Integrated/Assigned Compound ID Audit Reason: Incomplete Integration

Eurofins TestAmerica, Knoxville

Data File:	\\chromna\Knoxville\ChromData\D3D\20190813-12717.b\d4190821i6.d		
Injection Date:	21-Aug-2019 19:05:00	Injection Vol:	1.0 ul
Instrument ID:	D3D	Operator ID:	Xcalibur_System
Method:	PCBs_D3D	Limit Group:	HR - 1668A - ICAL
Client ID:			
Worklist#:	33168	Sample Line#:	6
Column Type:	SPB-Octyl	Column Dia:	0.25 mm

PePCB F2

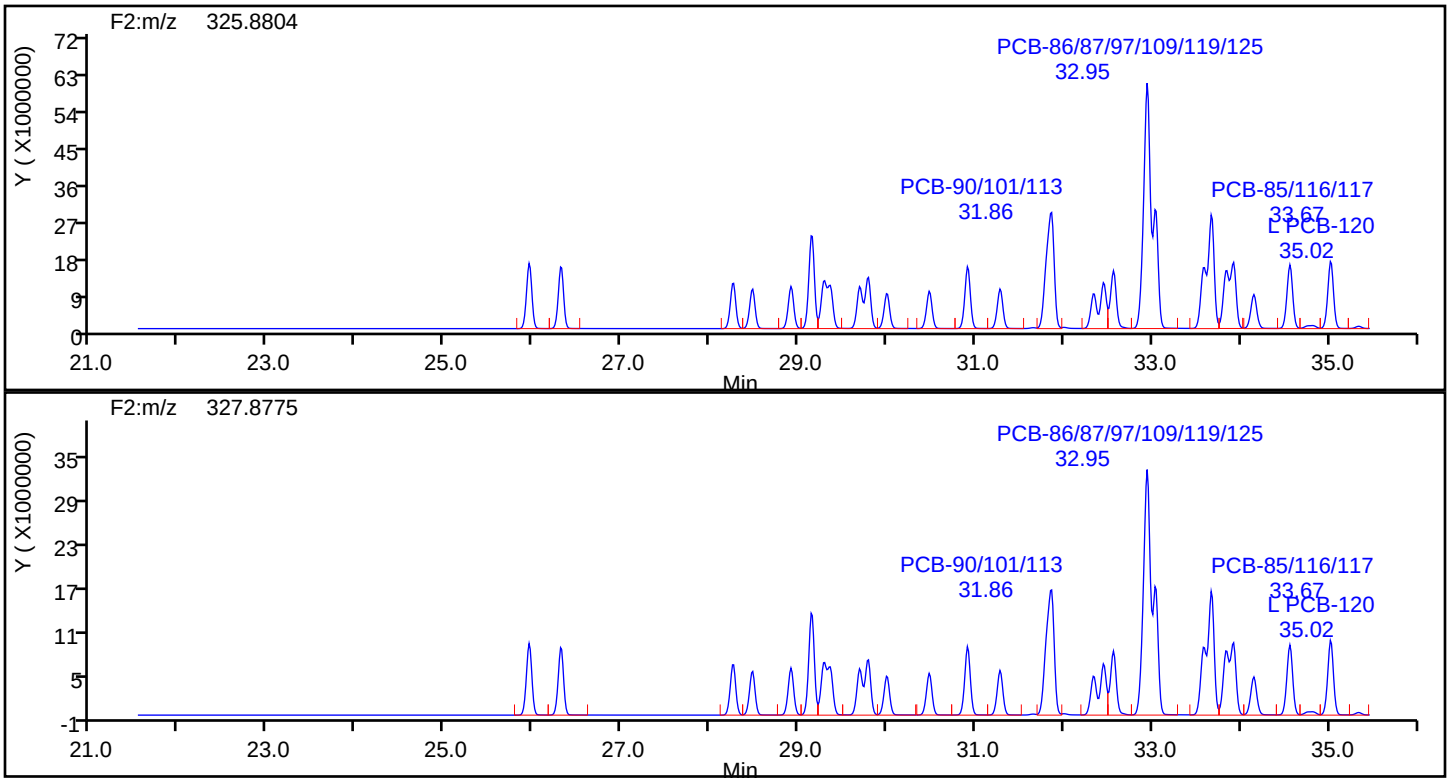

PePCB F2 Standards

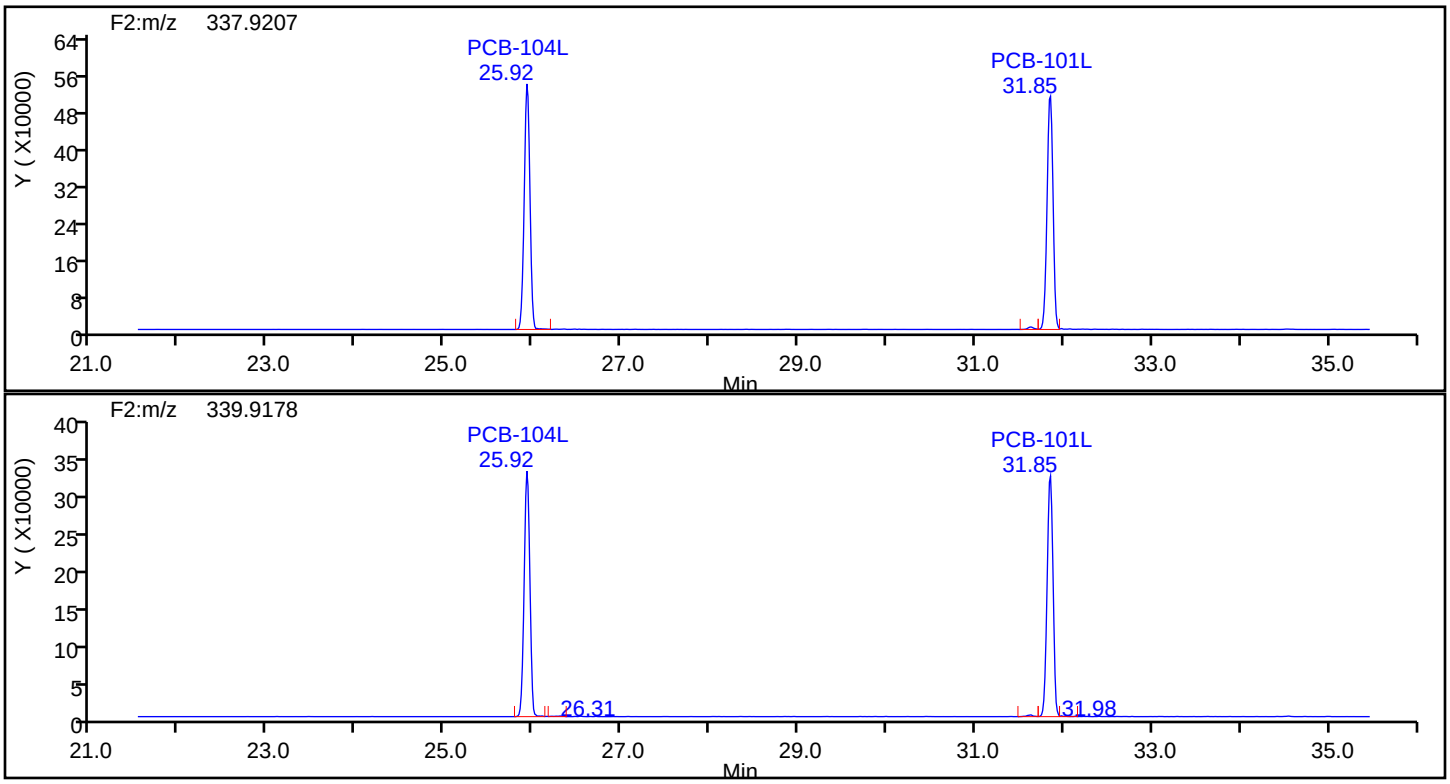

Eurofins TestAmerica, Knoxville

Data File:	\\chromna\Knoxville\ChromData\D3D\20190813-12717.b\d4190821i6.d		
Injection Date:	21-Aug-2019 19:05:00	Injection Vol:	1.0 ul
Instrument ID:	D3D	Operator ID:	Xcalibur_System
Method:	PCBs_D3D	Limit Group:	HR - 1668A - ICAL
Client ID:			
Worklist#:	33168	Sample Line#:	6
Column Type:	SPB-Octyl	Column Dia:	0.25 mm

PePCB F2

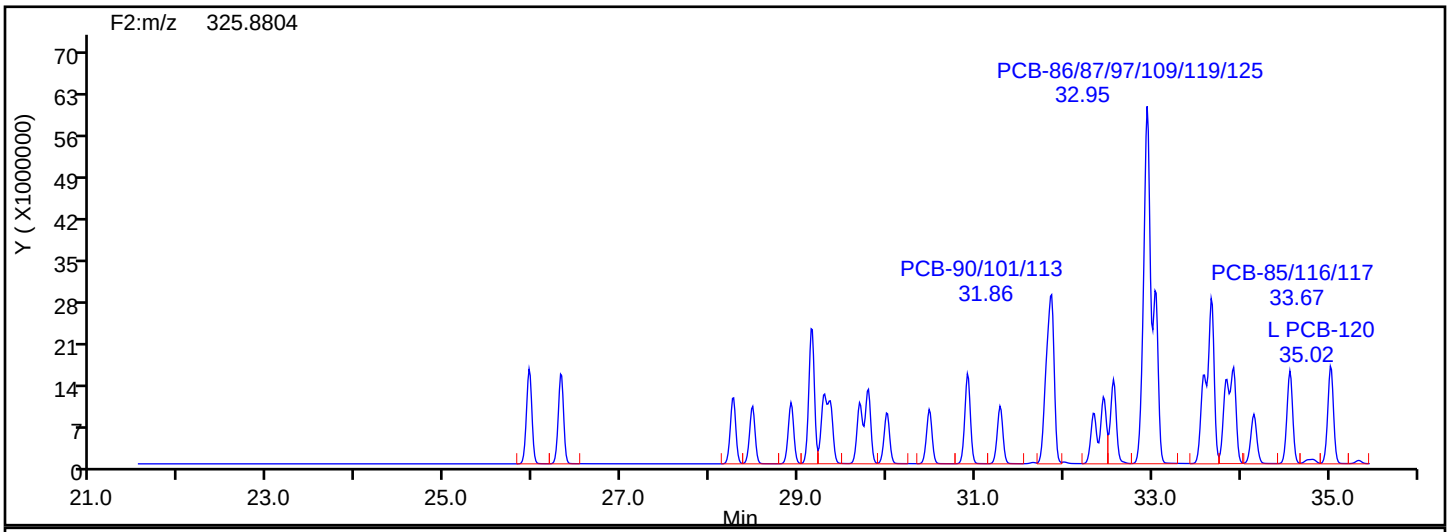

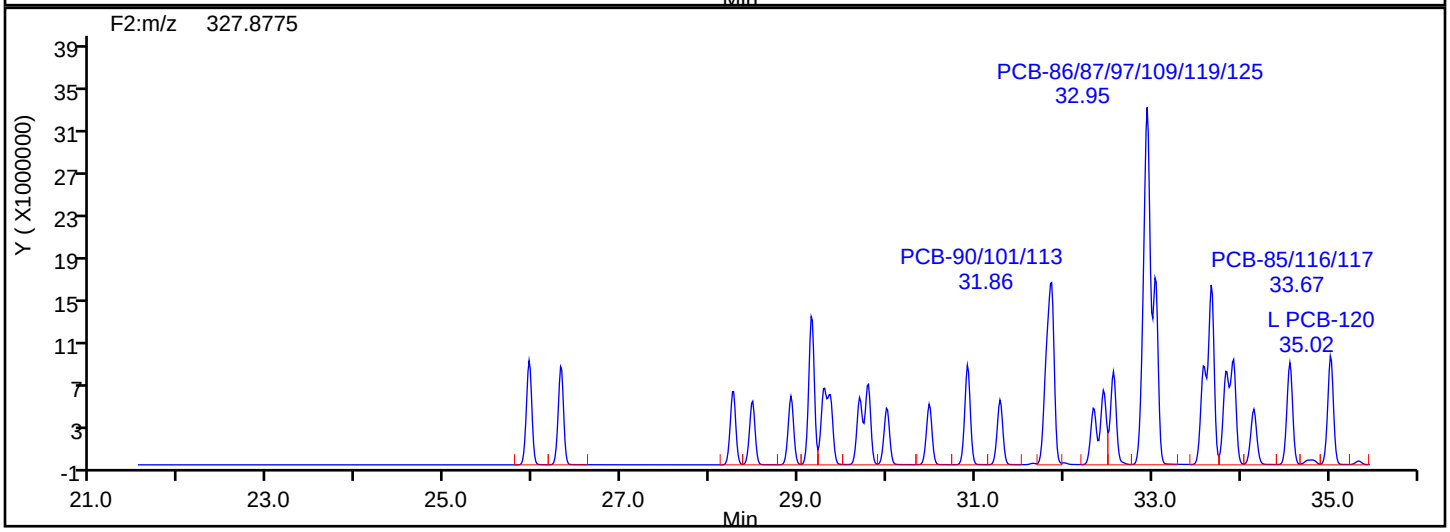

PePCB F2 Lock Mass

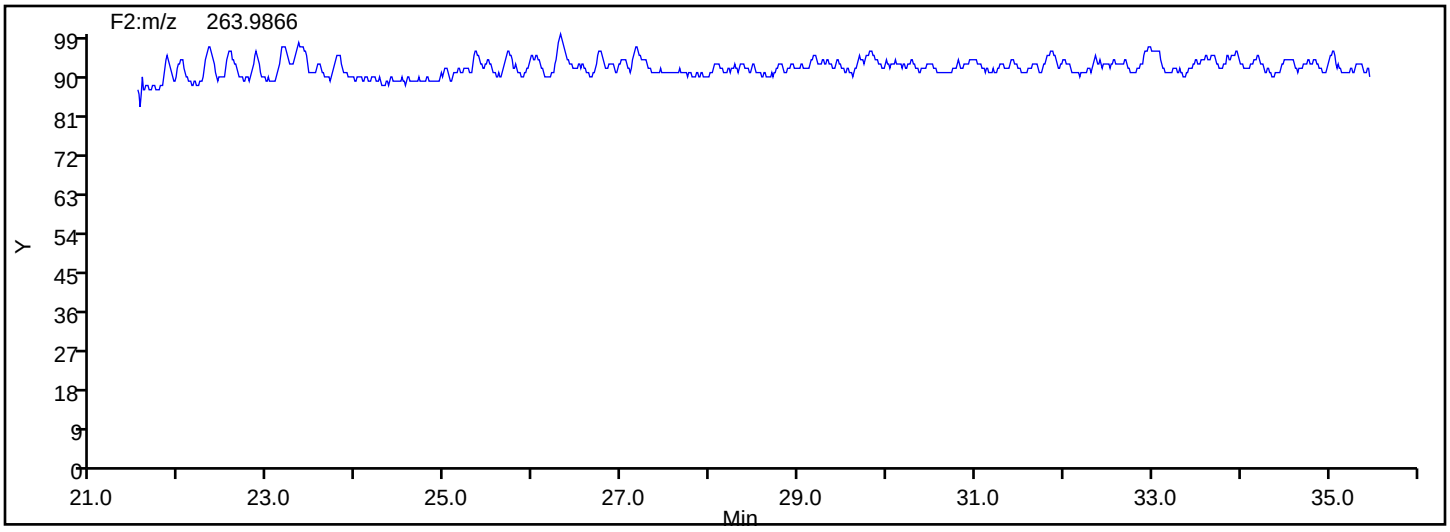

Manual Integration/User Assign Peak Report

Eurofins TestAmerica, Knoxville

Data File: \\chromna\Knoxville\ChromData\D3D\20190813-12717.b\d4190821i6.d
Injection Date: 21-Aug-2019 19:05:00 Instrument ID: D3D
Lims ID: IC L6
Client ID:
Operator ID: Xcalibur_System ALS Bottle#: 0 Worklist Smp#: 6
Injection Vol: 1.0 ul Dil. Factor: 1.0000
Method: PCBs_D3D Limit Group: HR - 1668A - ICAL
Column: SPB-Octyl (0.25 mm) Detector F2(21.81 :35.54)

PCB-98/102, CAS: STL01843

Signal: 2

Processing Integration Results

RT: 29.30
Area: 30205769
Amount: 2210.2440
Amount Units: pg/ul

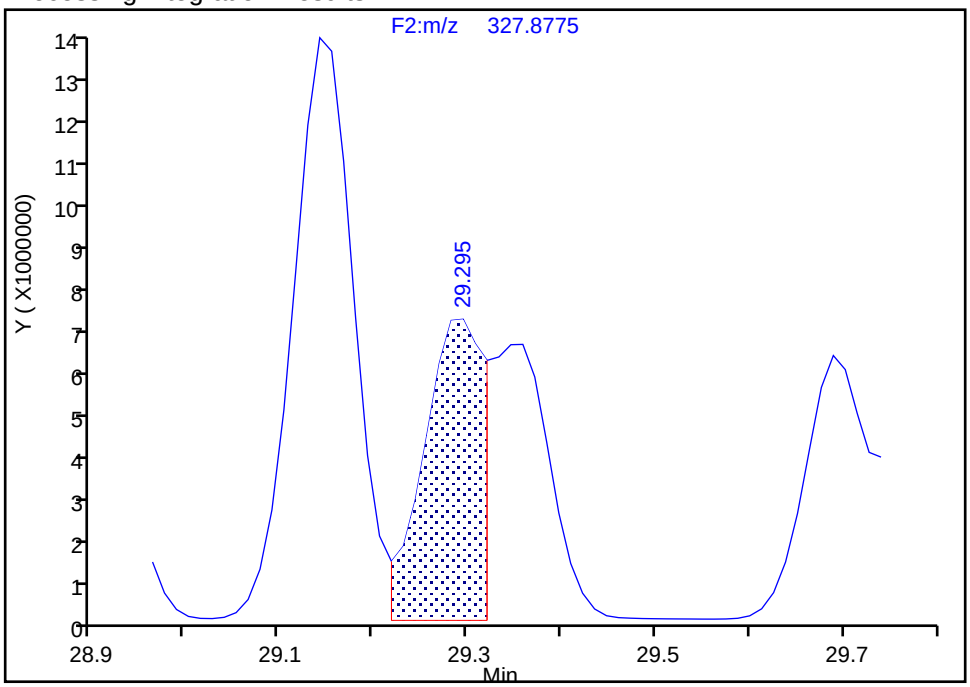

Manual Integration Results

RT: 29.30
Area: 58788917
Amount: 3955.4843
Amount Units: pg/ul

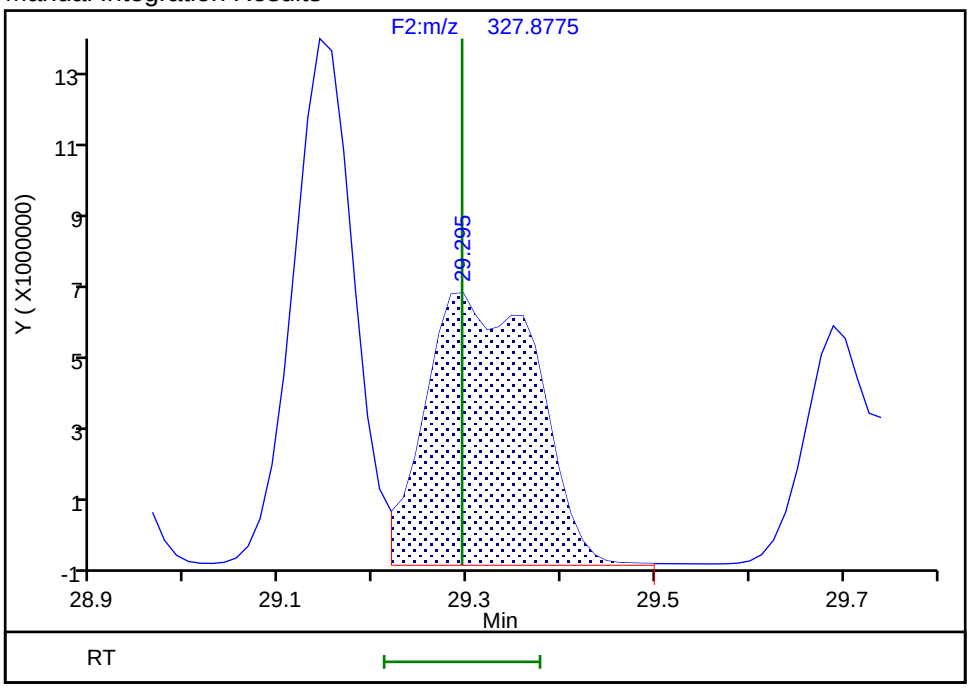

Reviewer: mcwhirterl, 22-Aug-2019 01:45:02
Audit Action: Marked Compound Undetected Audit Reason: Invalid Compound ID

Manual Integration/User Assign Peak Report

Eurofins TestAmerica, Knoxville

Data File: \\chromna\Knoxville\ChromData\D3D\20190813-12717.b\d4190821i6.d
Injection Date: 21-Aug-2019 19:05:00 Instrument ID: D3D
Lims ID: IC L6
Client ID:
Operator ID: Xcalibur_System ALS Bottle#: 0 Worklist Smp#: 6
Injection Vol: 1.0 ul Dil. Factor: 1.0000
Method: PCBs_D3D Limit Group: HR - 1668A - ICAL
Column: SPB-Octyl (0.25 mm) Detector F2(21.81 :35.54)

PCB-98/102, CAS: STL01843

Signal: 3

Processing Integration Results

RT: 29.30
Area: 79050928
Amount: 2210.2440
Amount Units: pg/ul

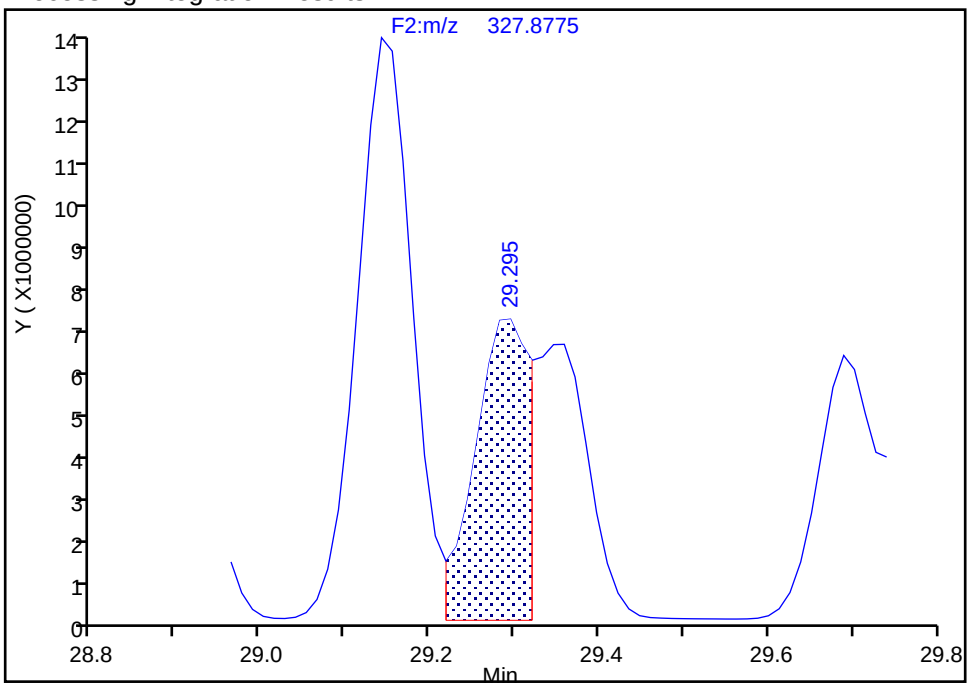

Manual Integration Results

RT: 29.30
Area: 153788273
Amount: 3955.4843
Amount Units: pg/ul
Reviewer: mcwhirterl, 22-Aug-2019 01:45:02
Audit Action: Marked Compound Undetected Audit Reason: Invalid Compound ID

Manual Integration/User Assign Peak Report

Eurofins TestAmerica, Knoxville

Data File: \\chromna\Knoxville\ChromData\D3D\20190813-12717.b\d4190821i6.d
Injection Date: 21-Aug-2019 19:05:00 Instrument ID: D3D
Lims ID: IC L6
Client ID:
Operator ID: Xcalibur_System ALS Bottle#: 0 Worklist Smp#: 6
Injection Vol: 1.0 ul Dil. Factor: 1.0000
Method: PCBs_D3D Limit Group: HR - 1668A - ICAL
Column: SPB-Octyl (0.25 mm) Detector F2(21.81 :35.54)

PCB-98/102, CAS: STL01843

Signal: 1

Processing Integration Results

RT: 29.30
Area: 48845159
Amount: 2210.2440
Amount Units: pg/ul

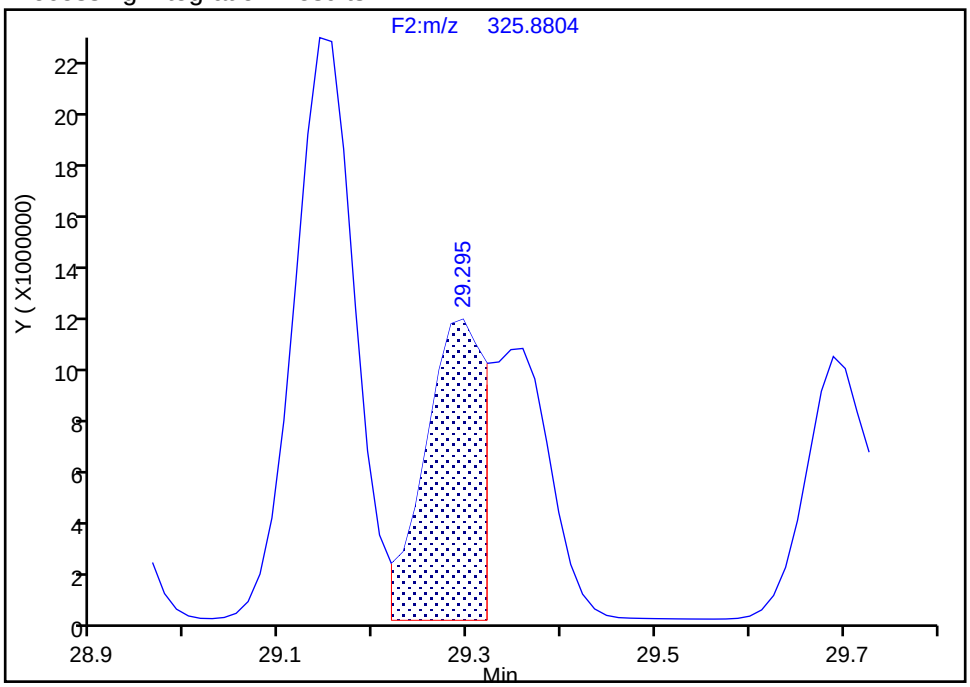

Manual Integration Results

RT: 29.30
Area: 94999356
Amount: 3955.4843
Amount Units: pg/ul

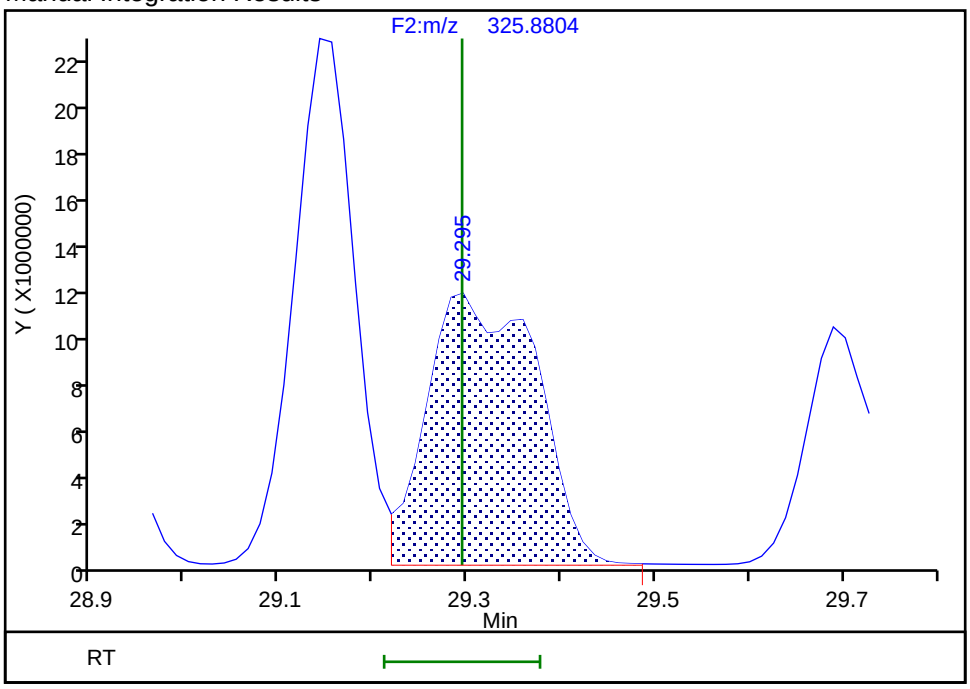

Reviewer: mcwhirterl, 22-Aug-2019 01:45:04
Audit Action: Manually Integrated/Assigned Compound ID Audit Reason: Incomplete Integration

Manual Integration/User Assign Peak Report

Eurofins TestAmerica, Knoxville

Data File: \\chromna\Knoxville\ChromData\D3D\20190813-12717.b\d4190821i6.d
Injection Date: 21-Aug-2019 19:05:00 Instrument ID: D3D
Lims ID: IC L6
Client ID:
Operator ID: Xcalibur_System ALS Bottle#: 0 Worklist Smp#: 6
Injection Vol: 1.0 ul Dil. Factor: 1.0000
Method: PCBs_D3D Limit Group: HR - 1668A - ICAL
Column: SPB-Octyl (0.25 mm) Detector F2(21.81 :35.54)

PCB-88/91, CAS: STL01812

Signal: 2

Processing Integration Results

RT: 29.79
Area: 89837264
Amount: 5554.3555
Amount Units: pg/ul

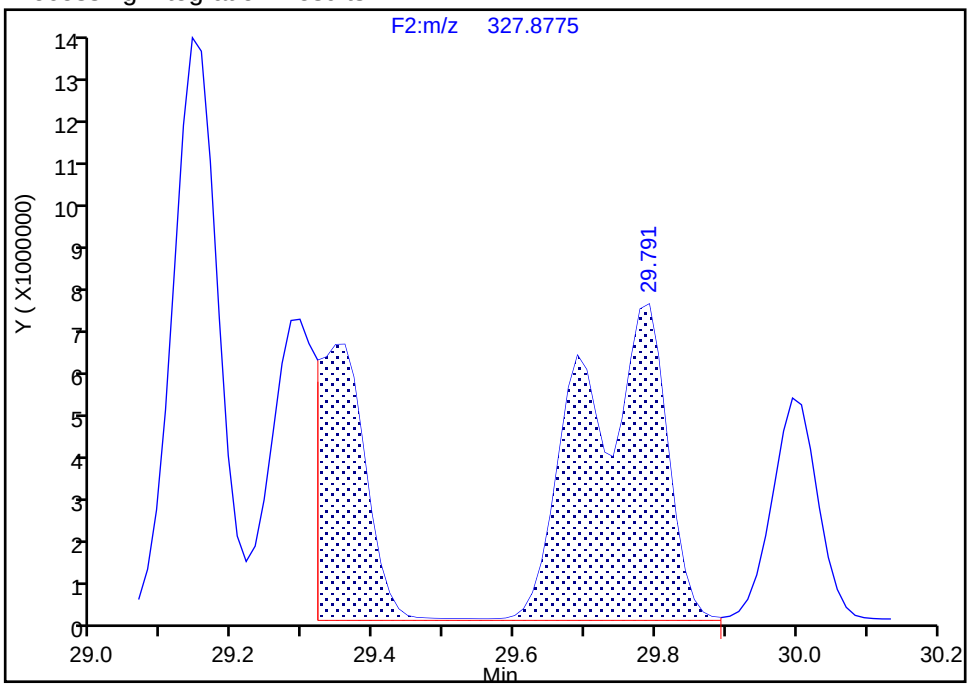

Manual Integration Results

RT: 29.79
Area: 61396032
Amount: 4095.4044
Amount Units: pg/ul

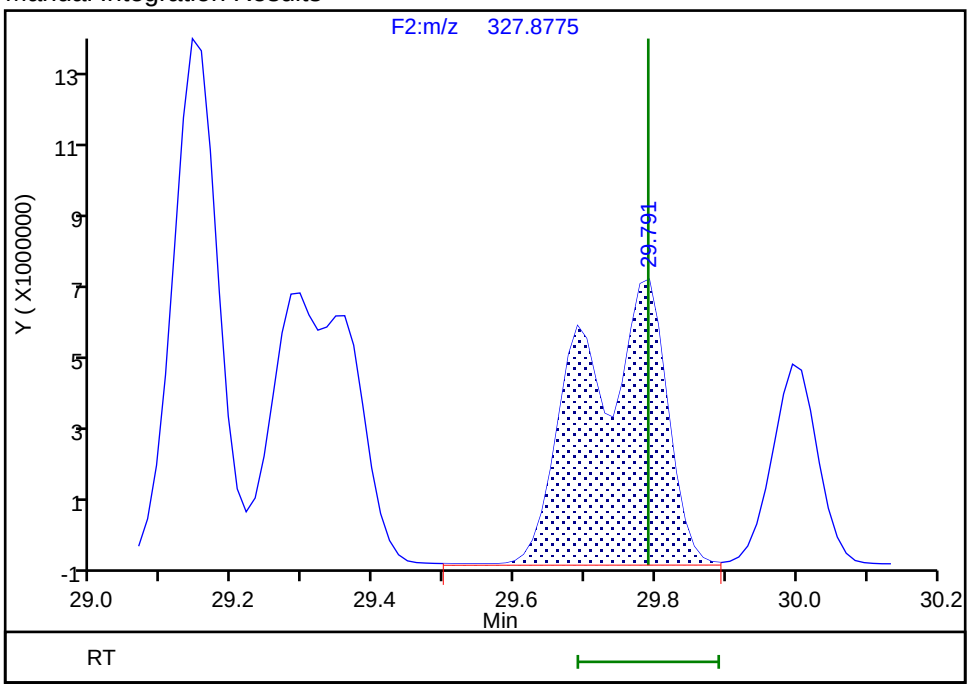

Reviewer: mcwhirterl, 22-Aug-2019 01:45:11
Audit Action: Marked Compound Undetected Audit Reason: Invalid Compound ID

Manual Integration/User Assign Peak Report

Eurofins TestAmerica, Knoxville

Data File: \\chromna\Knoxville\ChromData\D3D\20190813-12717.b\d4190821i6.d
Injection Date: 21-Aug-2019 19:05:00 Instrument ID: D3D
Lims ID: IC L6
Client ID:
Operator ID: Xcalibur_System ALS Bottle#: 0 Worklist Smp#: 6
Injection Vol: 1.0 ul Dil. Factor: 1.0000
Method: PCBs_D3D Limit Group: HR - 1668A - ICAL
Column: SPB-Octyl (0.25 mm) Detector F2(21.81 :35.54)

PCB-88/91, CAS: STL01812

Signal: 3

Processing Integration Results

RT: 29.79
Area: 236901743
Amount: 5554.3555
Amount Units: pg/ul

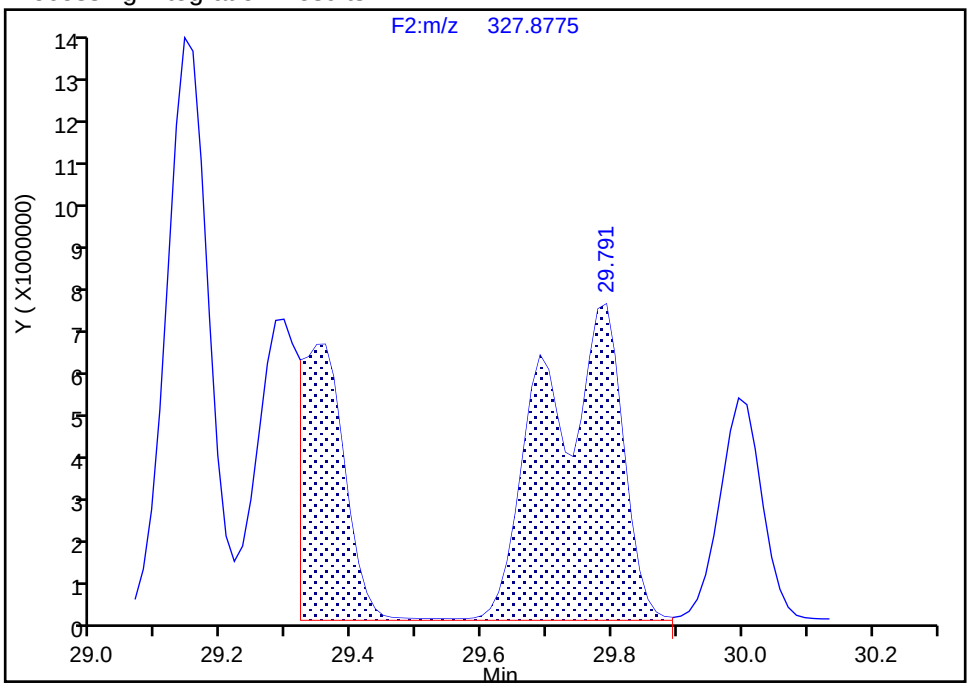

Manual Integration Results

RT: 29.79
Area: 161872044
Amount: 4095.4044
Amount Units: pg/ul
Reviewer: mcwhirterl, 22-Aug-2019 01:45:11
Audit Action: Marked Compound Undetected Audit Reason: Invalid Compound ID

Manual Integration/User Assign Peak Report

Eurofins TestAmerica, Knoxville

Data File:	\\chromna\Knoxville\ChromData\D3D\20190813-12717.b\d4190821i6.d				
Injection Date:	21-Aug-2019 19:05:00	Instrument ID:	D3D		
Lims ID:	IC L6				
Client ID:					
Operator ID:	Xcalibur_System	ALS Bottle#:	0	Worklist Smp#:	6
Injection Vol:	1.0 ul	Dil. Factor:	1.0000		
Method:	PCBs_D3D	Limit Group:	HR - 1668A - ICAL		
Column:	SPB-Octyl (0.25 mm)	Detector	F2(21.81 :35.54)		

PCB-88/91, CAS: STL01812

Signal: 1

Processing Integration Results

RT: 29.79
Area: 147064479
Amount: 5554.3555
Amount Units: pg/ul

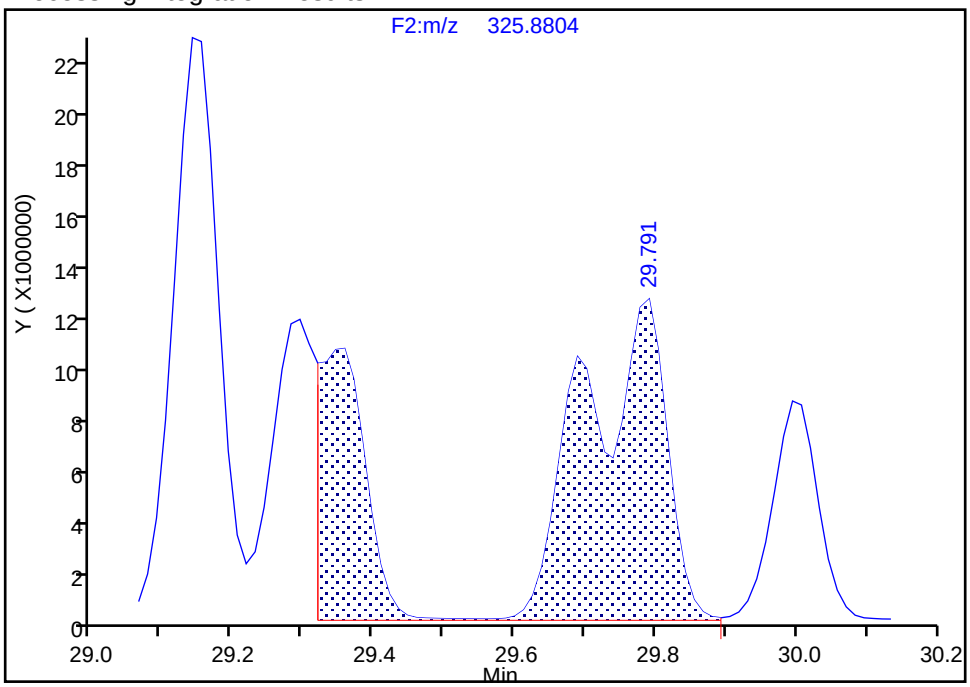

Manual Integration Results

RT: 29.79
Area: 100476012
Amount: 4095.4044
Amount Units: pg/ul

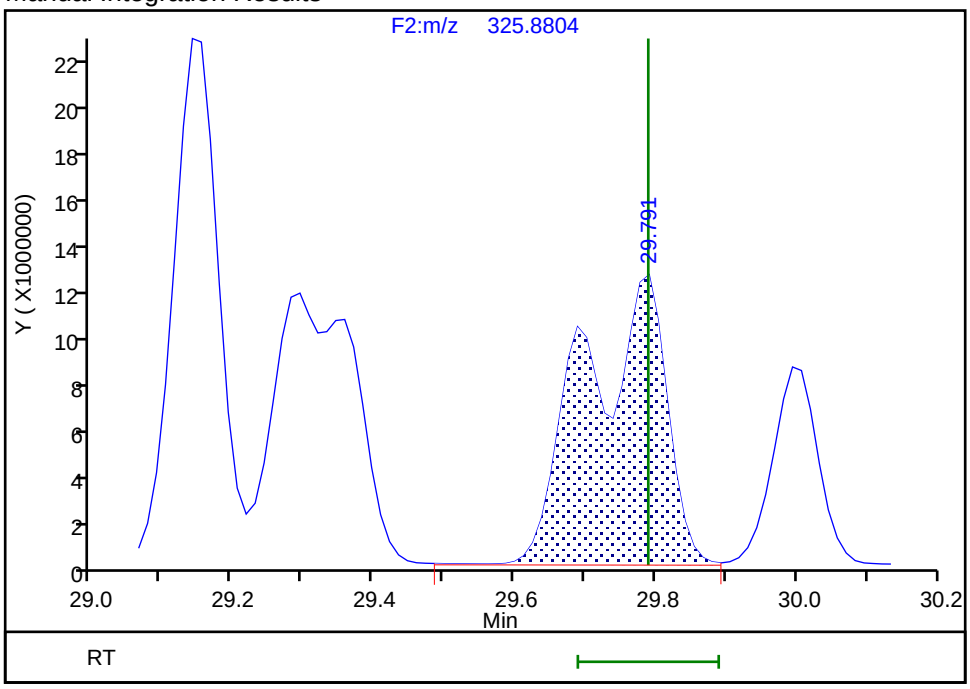

Reviewer: mcwhirterl, 22-Aug-2019 01:45:13

Audit Action: Manually Integrated/Assigned Compound ID Audit Reason: Incomplete Integration

Manual Integration/User Assign Peak Report

Eurofins TestAmerica, Knoxville

Data File: \\chromna\Knoxville\ChromData\D3D\20190813-12717.b\d4190821i6.d
Injection Date: 21-Aug-2019 19:05:00 Instrument ID: D3D
Lims ID: IC L6
Client ID:
Operator ID: Xcalibur_System ALS Bottle#: 0 Worklist Smp#: 6
Injection Vol: 1.0 ul Dil. Factor: 1.0000
Method: PCBs_D3D Limit Group: HR - 1668A - ICAL
Column: SPB-Octyl (0.25 mm) Detector F2(21.81 :35.54)

PCB-86/87/97/109/119/125, CAS: STL02295

Signal: 2

Processing Integration Results

RT: 32.95
Area: 182726782
Amount: 11232
Amount Units: pg/ul

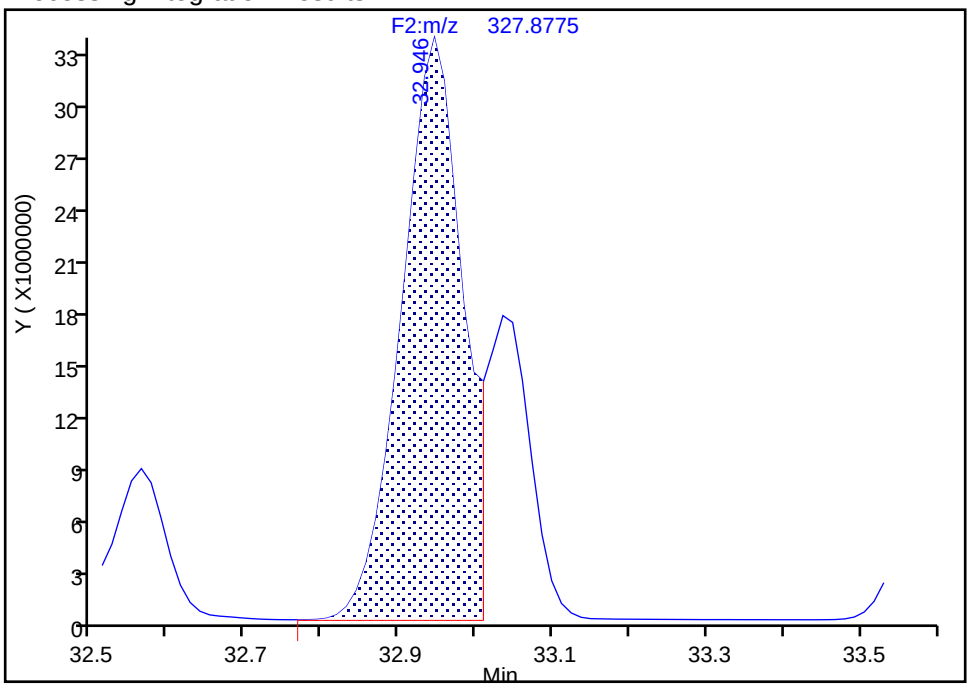

Manual Integration Results

RT: 32.95
Area: 250093101
Amount: 14464
Amount Units: pg/ul

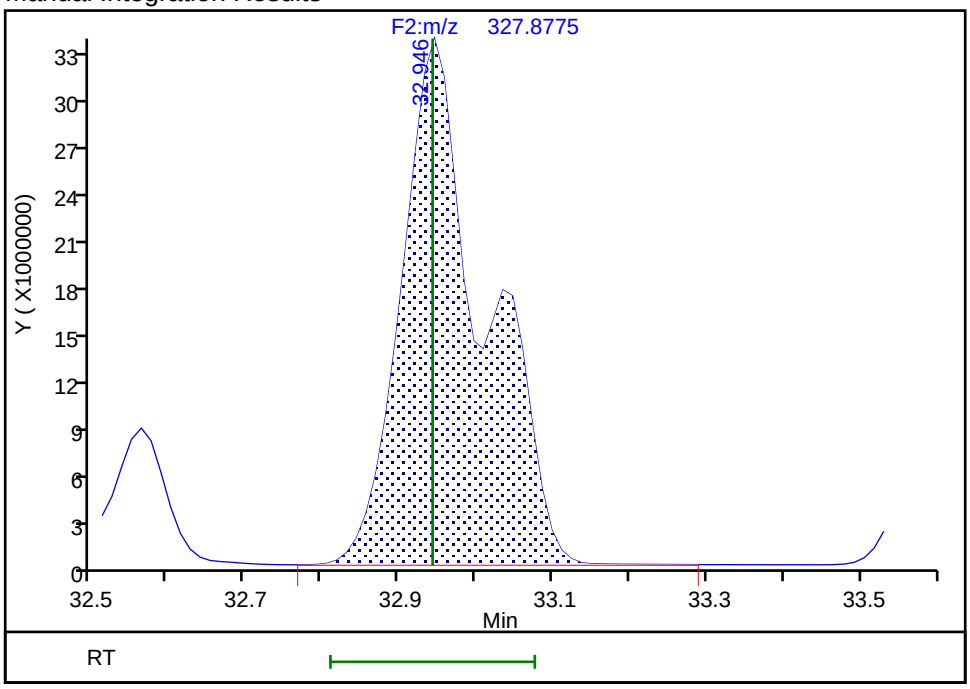

Reviewer: mcwhirterl, 22-Aug-2019 01:45:48
Audit Action: Marked Compound Undetected Audit Reason: Invalid Compound ID

Manual Integration/User Assign Peak Report

Eurofins TestAmerica, Knoxville

Data File: \\chromna\Knoxville\ChromData\D3D\20190813-12717.b\d4190821i6.d
Injection Date: 21-Aug-2019 19:05:00 Instrument ID: D3D
Lims ID: IC L6
Client ID:
Operator ID: Xcalibur_System ALS Bottle#: 0 Worklist Smp#: 6
Injection Vol: 1.0 ul Dil. Factor: 1.0000
Method: PCBs_D3D Limit Group: HR - 1668A - ICAL
Column: SPB-Octyl (0.25 mm) Detector F2(21.81 :35.54)

PCB-86/87/97/109/119/125, CAS: STL02295

Signal: 3

Processing Integration Results

RT: 32.95
Area: 500034577
Amount: 11232
Amount Units: pg/ul

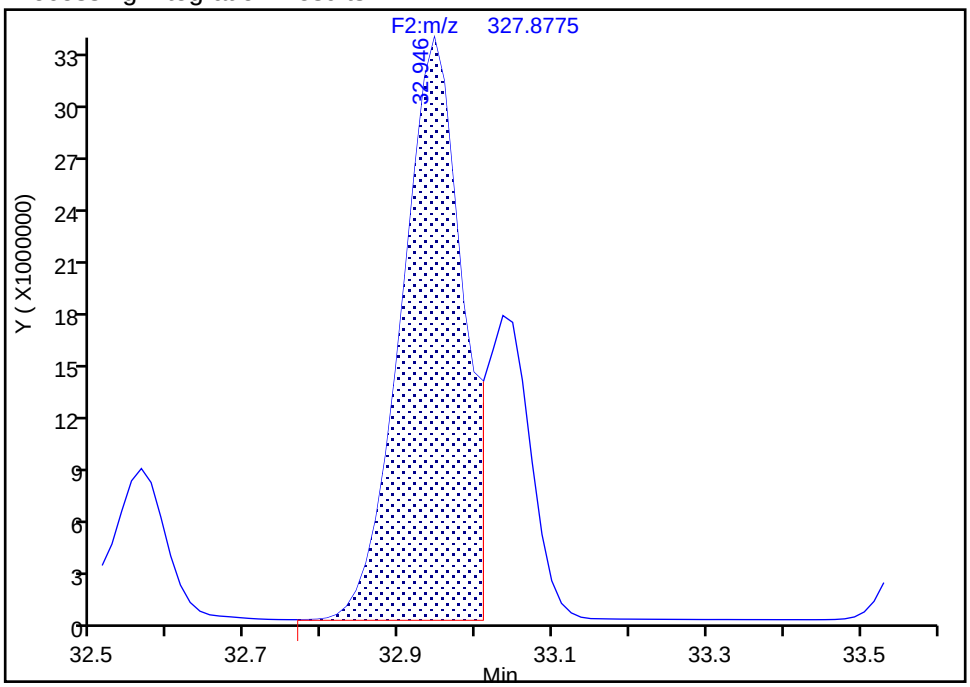

Manual Integration Results

RT: 32.95
Area: 680048715
Amount: 14464
Amount Units: pg/ul
Reviewer: mcwhirterl, 22-Aug-2019 01:45:48
Audit Action: Marked Compound Undetected Audit Reason: Invalid Compound ID

Manual Integration/User Assign Peak Report

Eurofins TestAmerica, Knoxville

Data File: \\chromna\Knoxville\ChromData\D3D\20190813-12717.b\d4190821i6.d
Injection Date: 21-Aug-2019 19:05:00 Instrument ID: D3D
Lims ID: IC L6
Client ID:
Operator ID: Xcalibur_System ALS Bottle#: 0 Worklist Smp#: 6
Injection Vol: 1.0 ul Dil. Factor: 1.0000
Method: PCBs_D3D Limit Group: HR - 1668A - ICAL
Column: SPB-Octyl (0.25 mm) Detector F2(21.81 :35.54)

PCB-86/87/97/109/119/125, CAS: STL02295

Signal: 1

Processing Integration Results

RT: 32.95
Area: 317307795
Amount: 11232
Amount Units: pg/ul

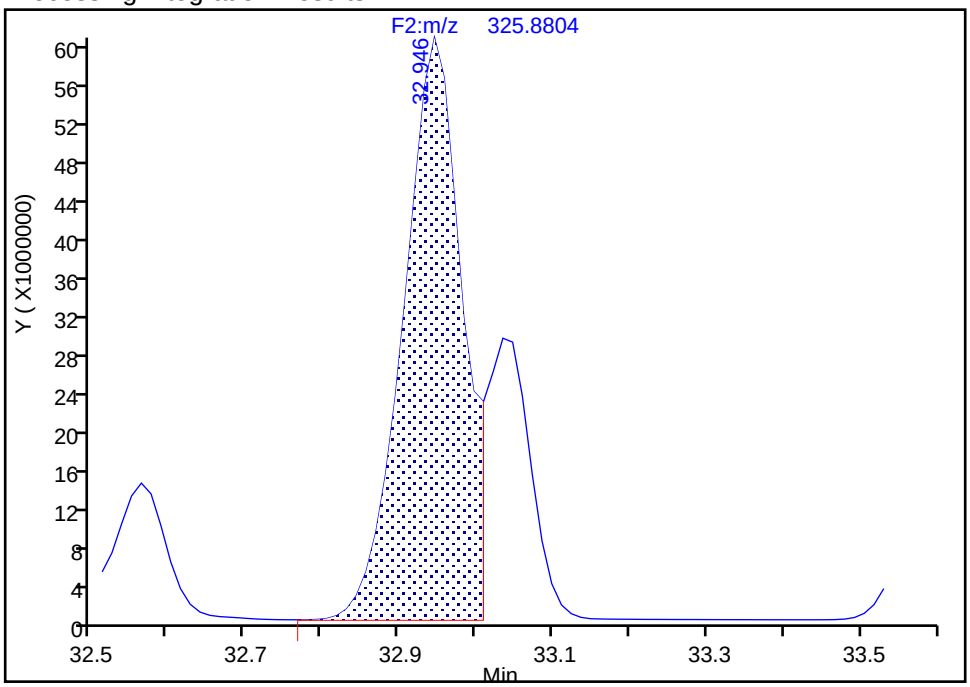

Manual Integration Results

RT: 32.95
Area: 429955614
Amount: 14464
Amount Units: pg/ul

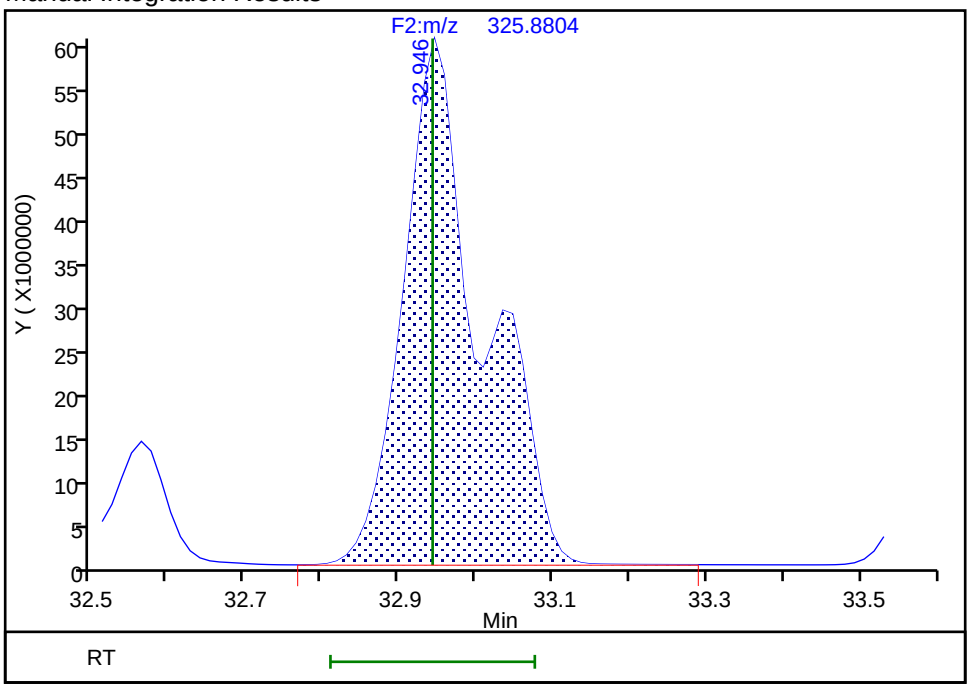

Reviewer: mcwhirterl, 22-Aug-2019 01:45:49
Audit Action: Manually Integrated/Assigned Compound ID Audit Reason: Incomplete Integration

Manual Integration/User Assign Peak Report

Eurofins TestAmerica, Knoxville

Data File: \\chromna\Knoxville\ChromData\D3D\20190813-12717.b\d4190821i6.d
Injection Date: 21-Aug-2019 19:05:00 Instrument ID: D3D
Lims ID: IC L6
Client ID:
Operator ID: Xcalibur_System ALS Bottle#: 0 Worklist Smp#: 6
Injection Vol: 1.0 ul Dil. Factor: 1.0000
Method: PCBs_D3D Limit Group: HR - 1668A - ICAL
Column: SPB-Octyl (0.25 mm) Detector F2(21.81 :35.54)

PCB-110/115, CAS: STL01826

Signal: 2

Processing Integration Results

RT: 33.92
Area: 83147392
Amount: 3134.7440
Amount Units: pg/ul

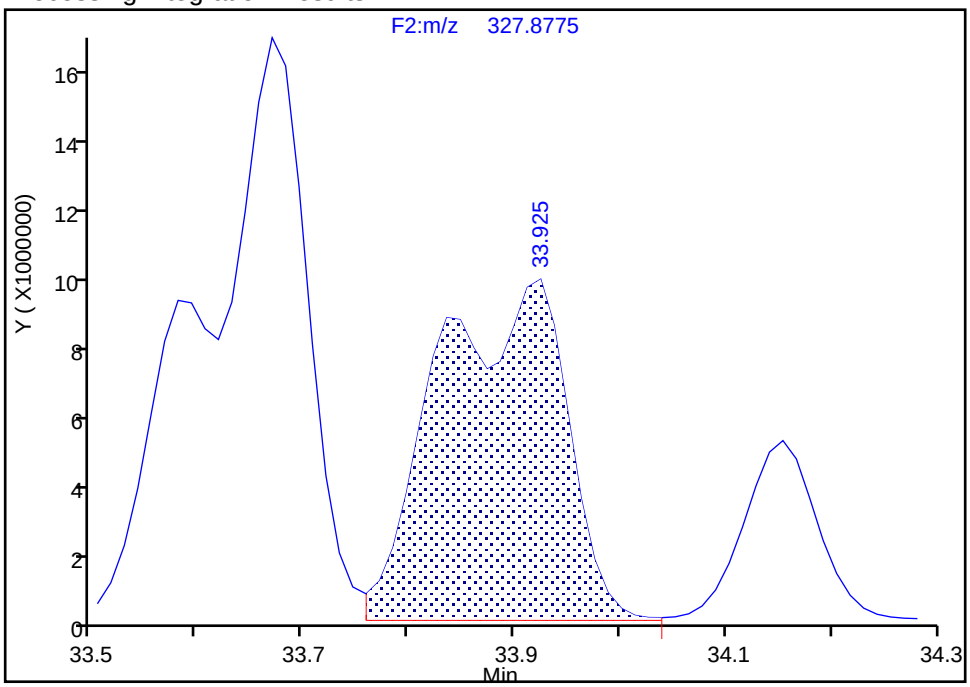

Manual Integration Results

RT: 33.92
Area: 83147392
Amount: 4115.0841
Amount Units: pg/ul

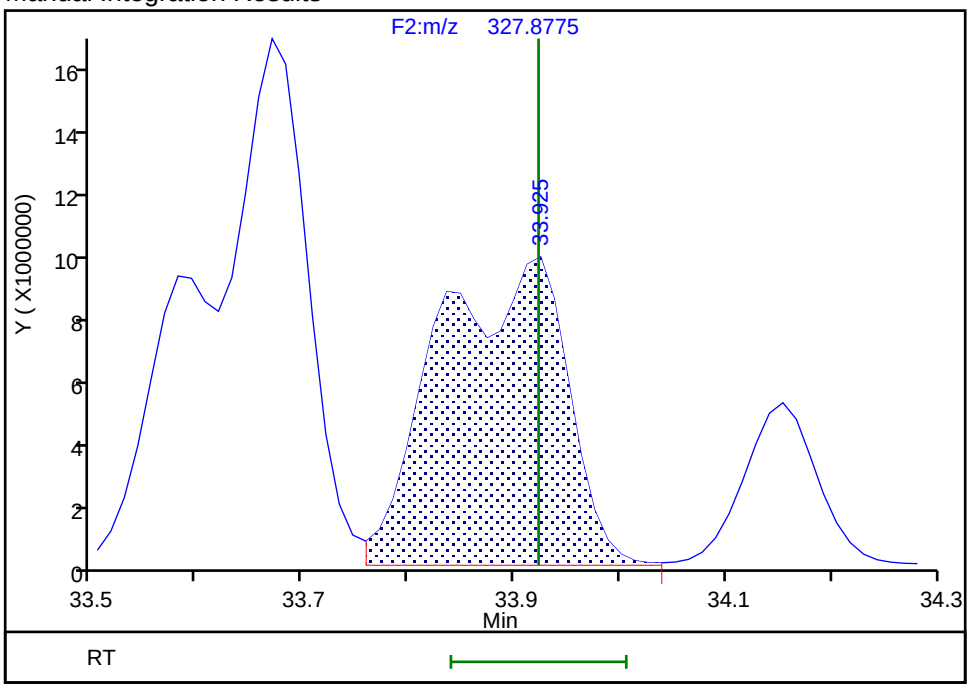

Reviewer: mcwhirterl, 22-Aug-2019 01:46:17
Audit Action: Marked Compound Undetected Audit Reason: Invalid Compound ID

Manual Integration/User Assign Peak Report

Eurofins TestAmerica, Knoxville

Data File: \\chromna\Knoxville\ChromData\D3D\20190813-12717.b\d4190821i6.d
Injection Date: 21-Aug-2019 19:05:00 Instrument ID: D3D
Lims ID: IC L6
Client ID:
Operator ID: Xcalibur_System ALS Bottle#: 0 Worklist Smp#: 6
Injection Vol: 1.0 ul Dil. Factor: 1.0000
Method: PCBs_D3D Limit Group: HR - 1668A - ICAL
Column: SPB-Octyl (0.25 mm) Detector F2(21.81 :35.54)

PCB-110/115, CAS: STL01826

Signal: 3

Processing Integration Results

RT: 33.92
Area: 158706798
Amount: 3134.7440
Amount Units: pg/ul

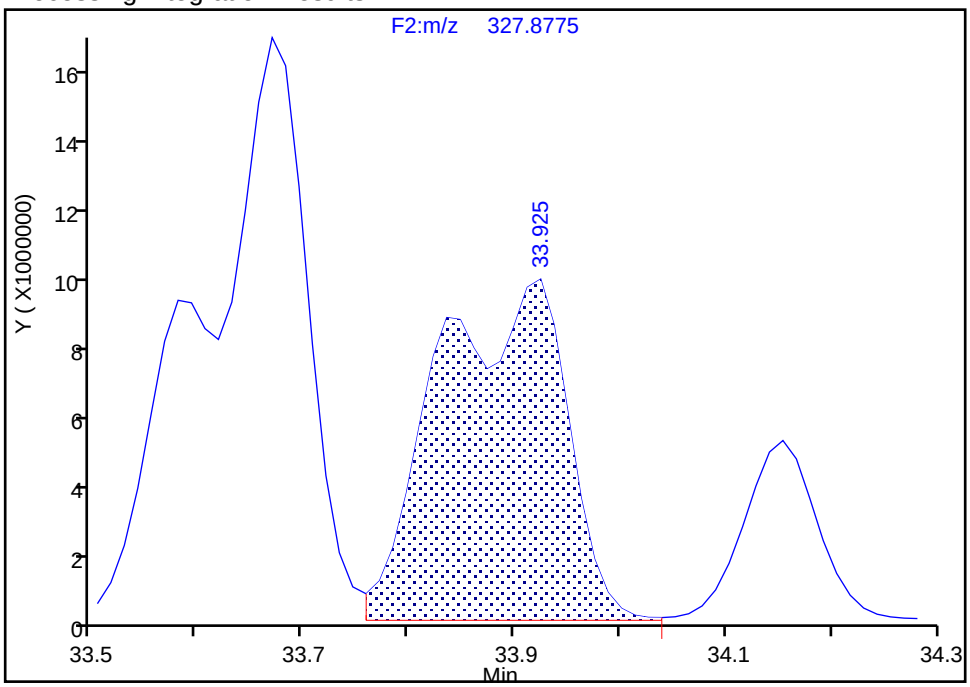

Manual Integration Results

RT: 33.92
Area: 218611059
Amount: 4115.0841
Amount Units: pg/ul
Reviewer: mcwhirterl, 22-Aug-2019 01:46:17
Audit Action: Marked Compound Undetected Audit Reason: Invalid Compound ID

Manual Integration/User Assign Peak Report

Eurofins TestAmerica, Knoxville

Data File: \\chromna\Knoxville\ChromData\D3D\20190813-12717.b\d4190821i6.d
Injection Date: 21-Aug-2019 19:05:00 Instrument ID: D3D
Lims ID: IC L6
Client ID:
Operator ID: Xcalibur_System ALS Bottle#: 0 Worklist Smp#: 6
Injection Vol: 1.0 ul Dil. Factor: 1.0000
Method: PCBs_D3D Limit Group: HR - 1668A - ICAL
Column: SPB-Octyl (0.25 mm) Detector F2(21.81 :35.54)

PCB-110/115, CAS: STL01826

Signal: 1

Processing Integration Results

RT: 33.92
Area: 75559406
Amount: 3134.7440
Amount Units: pg/ul

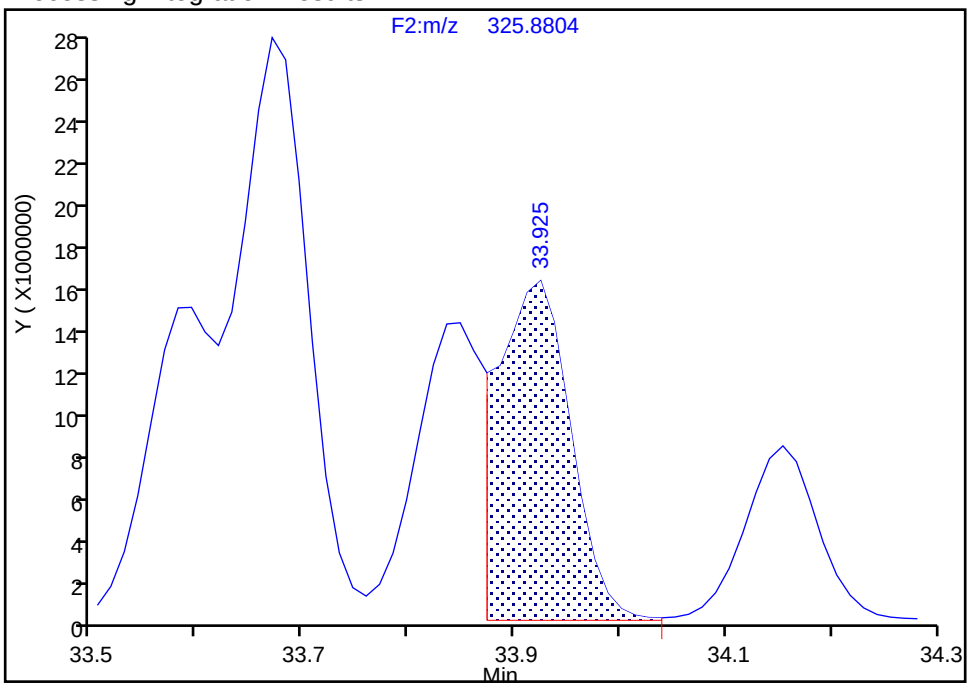

Manual Integration Results

RT: 33.92
Area: 135463667
Amount: 4115.0841
Amount Units: pg/ul

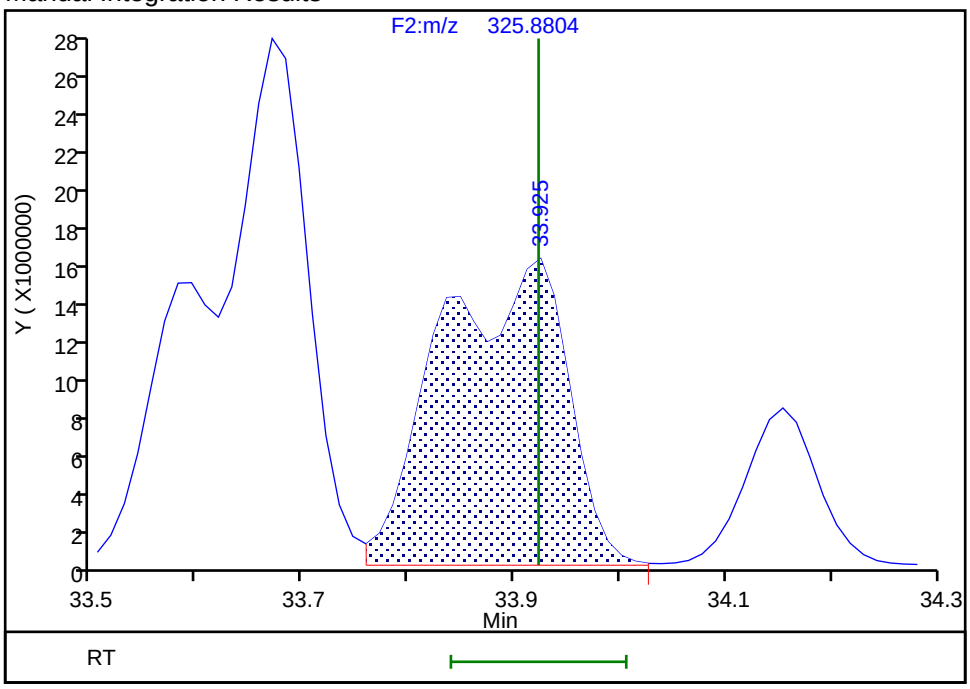

Reviewer: mcwhirterl, 22-Aug-2019 01:46:18
Audit Action: Manually Integrated/Assigned Compound ID Audit Reason: Incomplete Integration

Report Date: 30-Aug-2019 11:38:51 Chrom Revision: 2.3 22-Aug-2019 12:55:36

Eurofins TestAmerica, Knoxville

Data File:	\\chromna\Knoxville\ChromData\D3D\20190813-12717.b\d4190821i6.d		
Injection Date:	21-Aug-2019 19:05:00	Injection Vol:	1.0 ul
Instrument ID:	D3D	Operator ID:	Xcalibur_System
Method:	PCBs_D3D	Limit Group:	HR - 1668A - ICAL
Client ID:			
Worklist#:	33168	Sample Line#:	6
Column Type:	SPB-Octyl	Column Dia:	0.25 mm

PePCB F3

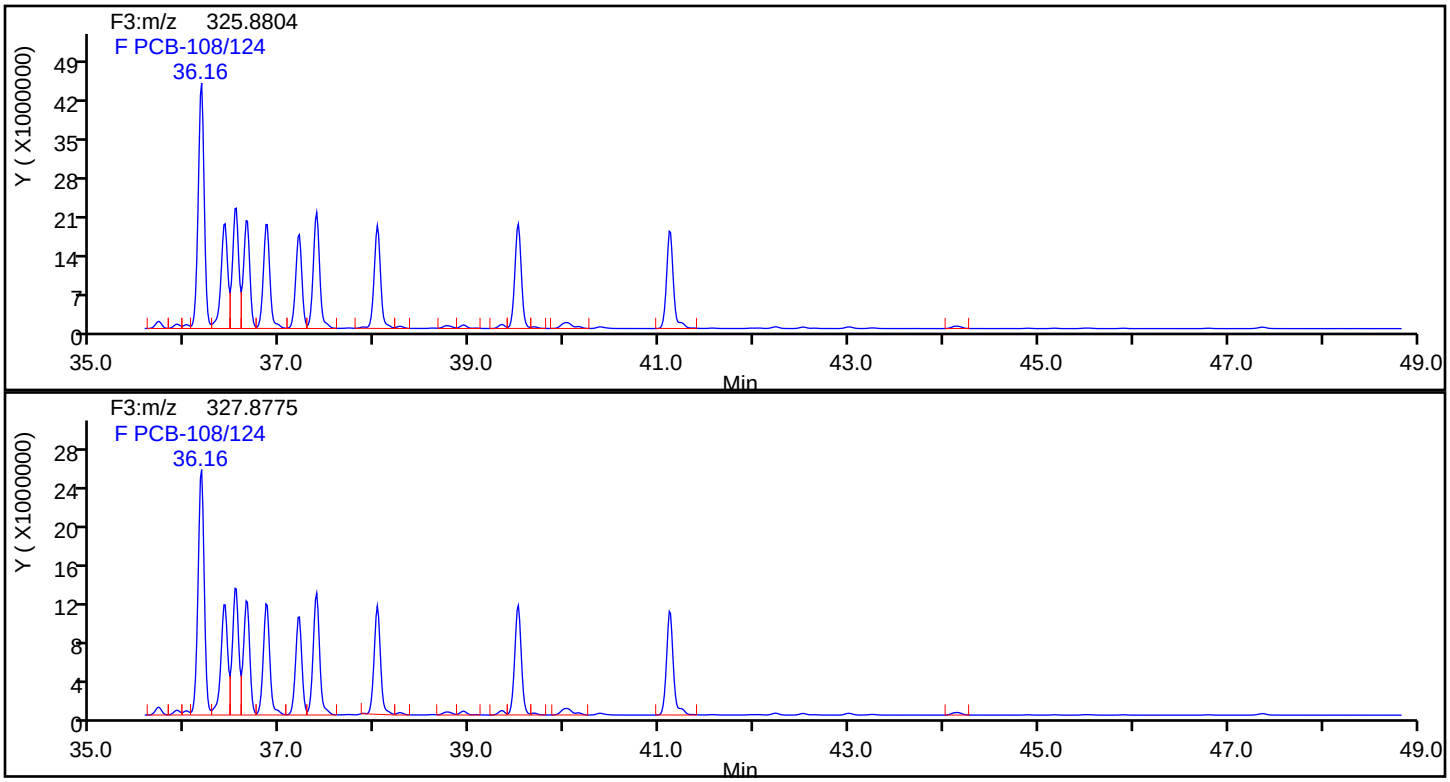

PePCB F3 Standards

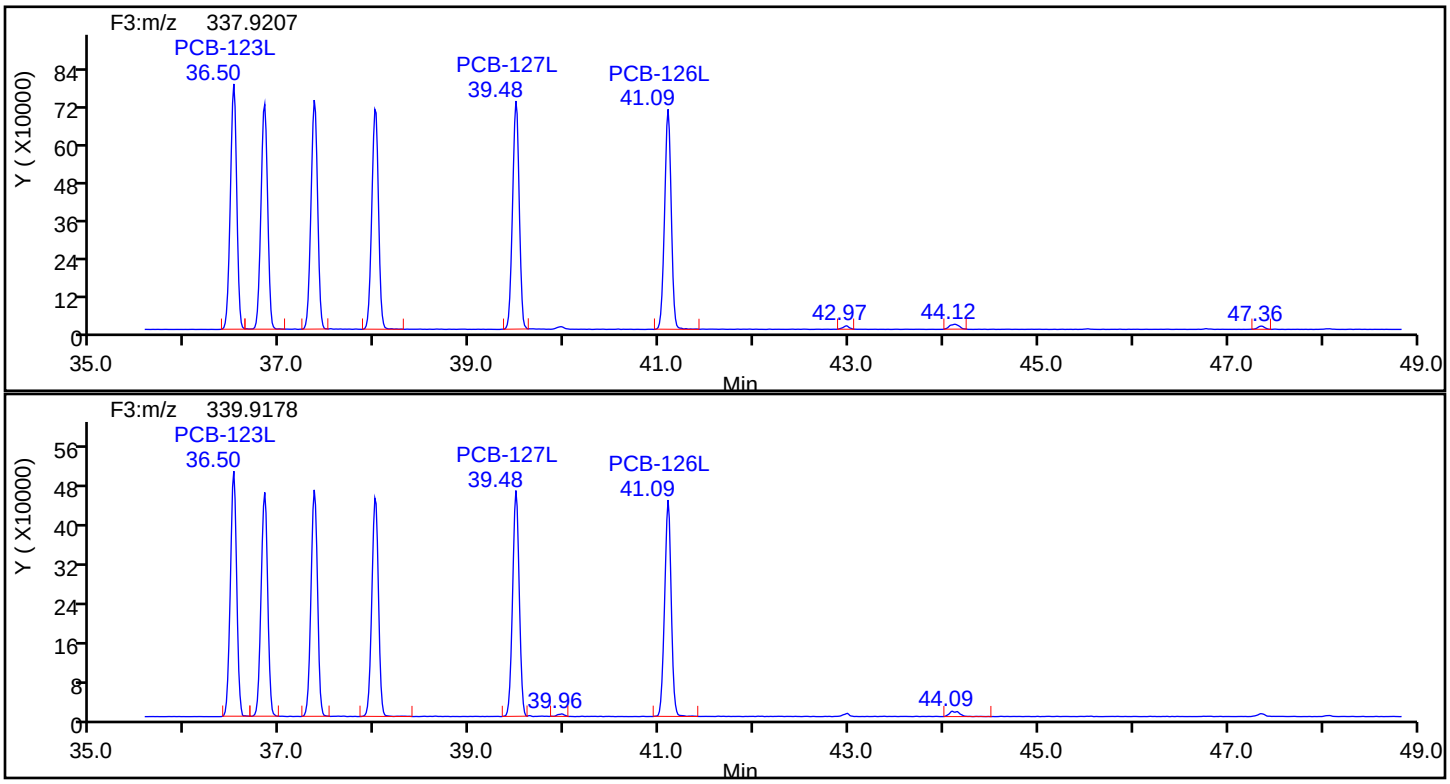

Eurofins TestAmerica, Knoxville

Data File:	\\chromna\Knoxville\ChromData\D3D\20190813-12717.b\d4190821i6.d		
Injection Date:	21-Aug-2019 19:05:00	Injection Vol:	1.0 ul
Instrument ID:	D3D	Operator ID:	Xcalibur_System
Method:	PCBs_D3D	Limit Group:	HR - 1668A - ICAL
Client ID:			
Worklist#:	33168	Sample Line#:	6
Column Type:	SPB-Octyl	Column Dia:	0.25 mm

PePCB F3

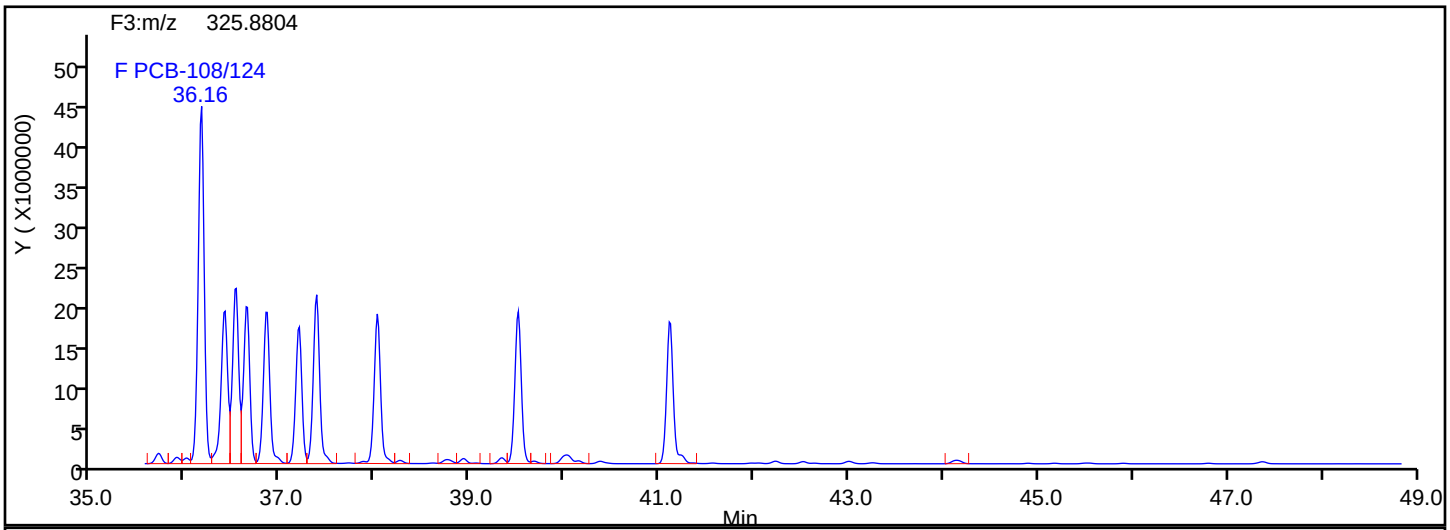

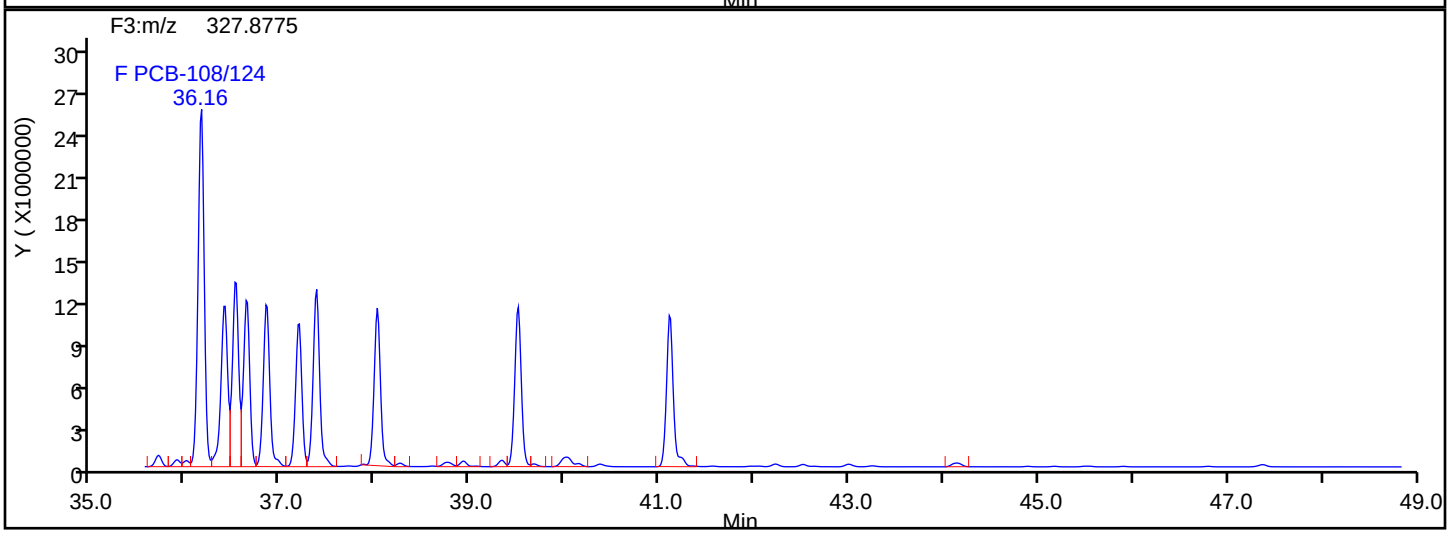

PePCB F3 Lock Mass

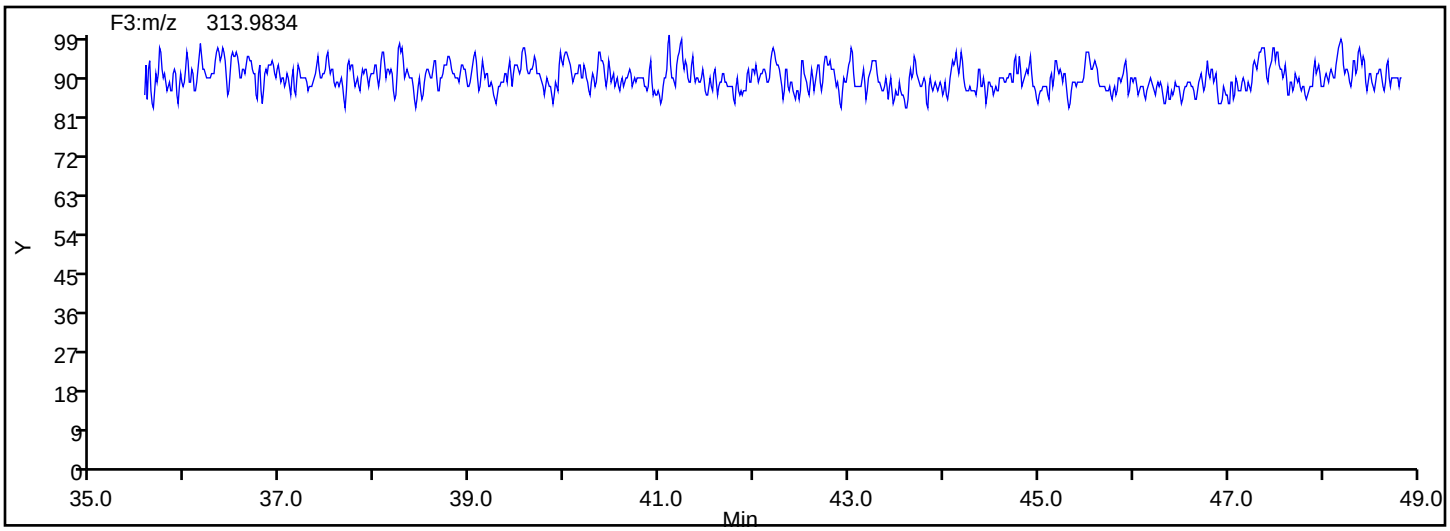

Manual Integration/User Assign Peak Report

Eurofins TestAmerica, Knoxville

Data File:	\\chromna\Knoxville\ChromData\D3D\20190813-12717.b\d4190821i6.d				
Injection Date:	21-Aug-2019 19:05:00	Instrument ID:	D3D		
Lims ID:	IC L6				
Client ID:					
Operator ID:	Xcalibur_System	ALS Bottle#:	0	Worklist Smp#:	6
Injection Vol:	1.0 ul	Dil. Factor:	1.0000		
Method:	PCBs_D3D	Limit Group:	HR - 1668A - ICAL		
Column:	SPB-Octyl (0.25 mm)	Detector	F3(35.64 :49.10)		

PCB-127, CAS: 39635-33-1

Signal: 2

Processing Integration Results

RT: 39.51
Area: 56821096
Amount: 2002.8167
Amount Units: pg/ul

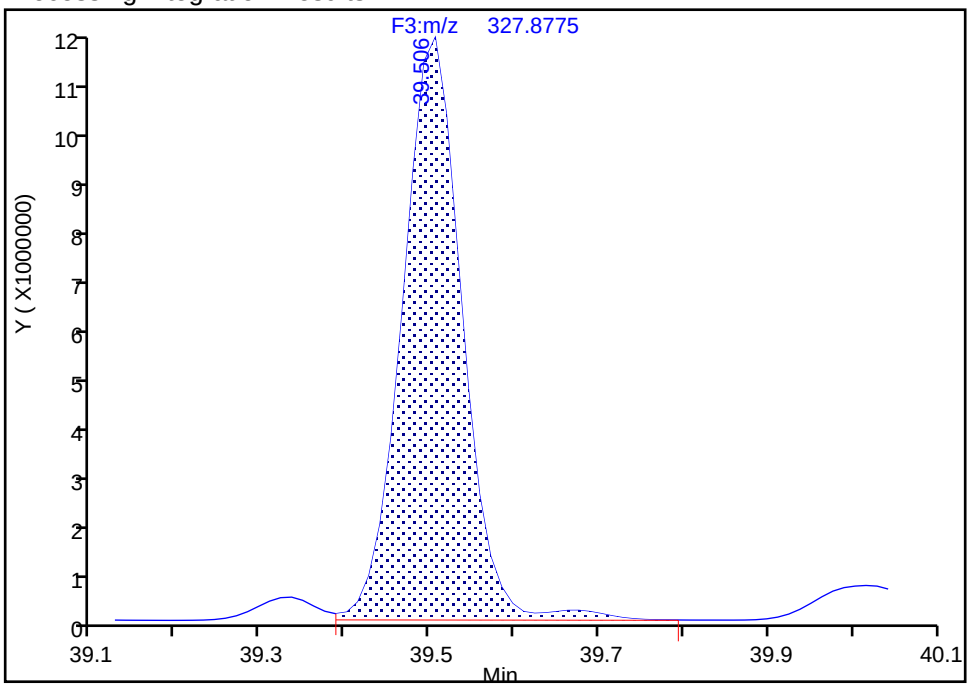

Manual Integration Results

RT: 39.51
Area: 55940990
Amount: 1977.2839
Amount Units: pg/ul

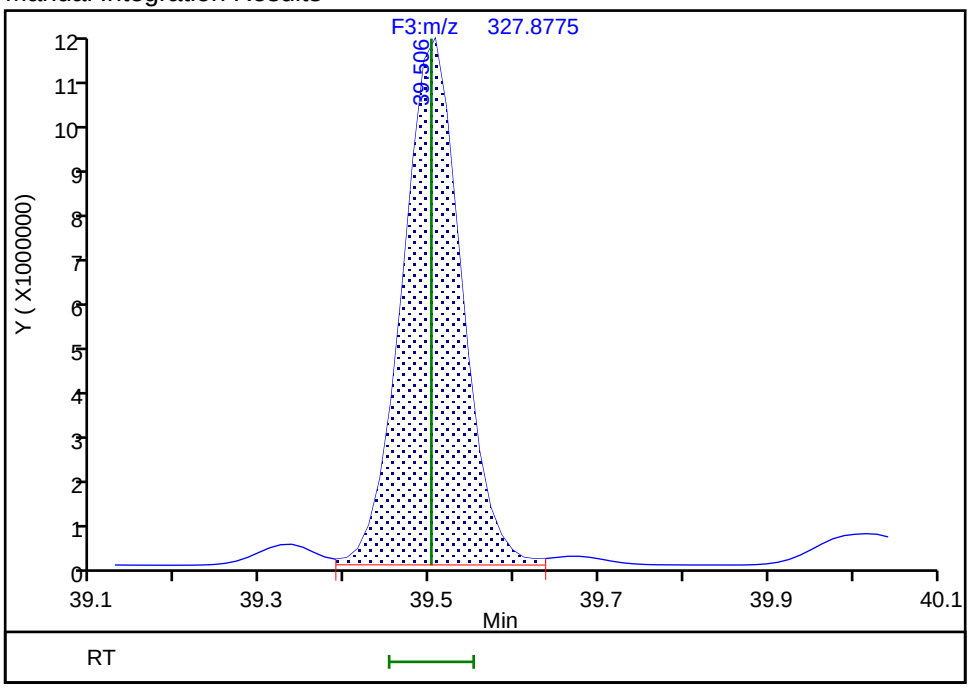

Reviewer: mcwhirterl, 22-Aug-2019 01:46:52

Audit Action: Marked Compound Undetected Audit Reason: Invalid Compound ID

Manual Integration/User Assign Peak Report

Eurofins TestAmerica, Knoxville

Data File: \\chromna\Knoxville\ChromData\D3D\20190813-12717.b\d4190821i6.d
Injection Date: 21-Aug-2019 19:05:00 Instrument ID: D3D
Lims ID: IC L6
Client ID:
Operator ID: Xcalibur_System ALS Bottle#: 0 Worklist Smp#: 6
Injection Vol: 1.0 ul Dil. Factor: 1.0000
Method: PCBs_D3D Limit Group: HR - 1668A - ICAL
Column: SPB-Octyl (0.25 mm) Detector F3(35.64 :49.10)

PCB-127, CAS: 39635-33-1

Signal: 3

Processing Integration Results

RT: 39.51
Area: 149040063
Amount: 2002.8167
Amount Units: pg/ul

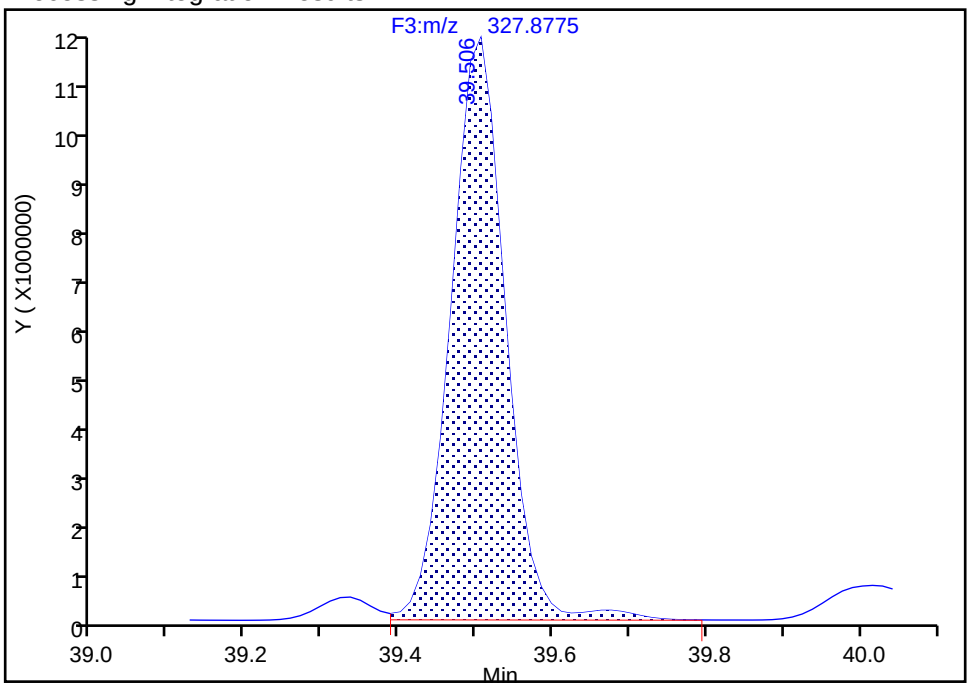

Manual Integration Results

RT: 39.51
Area: 146765196
Amount: 1977.2839
Amount Units: pg/ul
Reviewer: mcwhirterl, 22-Aug-2019 01:46:52
Audit Action: Marked Compound Undetected Audit Reason: Invalid Compound ID

Manual Integration/User Assign Peak Report

Eurofins TestAmerica, Knoxville

Data File: \\chromna\Knoxville\ChromData\D3D\20190813-12717.b\d4190821i6.d
Injection Date: 21-Aug-2019 19:05:00 Instrument ID: D3D
Lims ID: IC L6
Client ID:
Operator ID: Xcalibur_System ALS Bottle#: 0 Worklist Smp#: 6
Injection Vol: 1.0 ul Dil. Factor: 1.0000
Method: PCBs_D3D Limit Group: HR - 1668A - ICAL
Column: SPB-Octyl (0.25 mm) Detector F3(35.64 :49.10)

PCB-127, CAS: 39635-33-1

Signal: 1

Processing Integration Results

RT: 39.51
Area: 92218967
Amount: 2002.8167
Amount Units: pg/ul

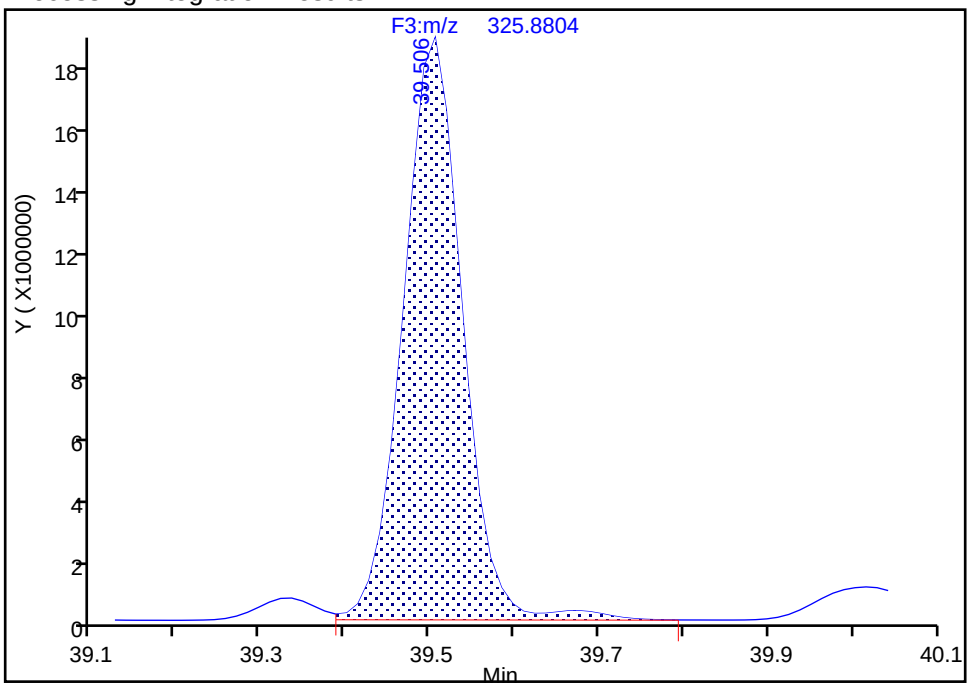

Manual Integration Results

RT: 39.51
Area: 90824206
Amount: 1977.2839
Amount Units: pg/ul

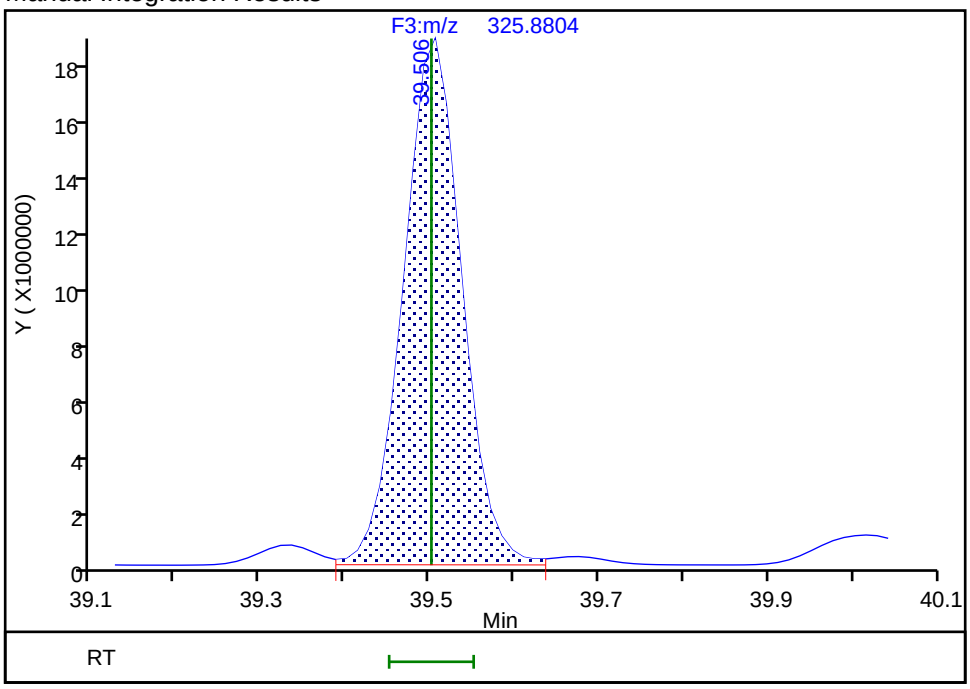

Reviewer: mcwhirterl, 22-Aug-2019 01:46:54
Audit Action: Manually Integrated/Assigned Compound ID Audit Reason: Split Peak

Eurofins TestAmerica, Knoxville

Data File:	\\chromna\Knoxville\ChromData\D3D\20190813-12717.b\d4190821i6.d		
Injection Date:	21-Aug-2019 19:05:00	Injection Vol:	1.0 ul
Instrument ID:	D3D	Operator ID:	Xcalibur_System
Method:	PCBs_D3D	Limit Group:	HR - 1668A - ICAL
Client ID:			
Worklist#:	33168	Sample Line#:	6
Column Type:	SPB-Octyl	Column Dia:	0.25 mm

HxPCB F2

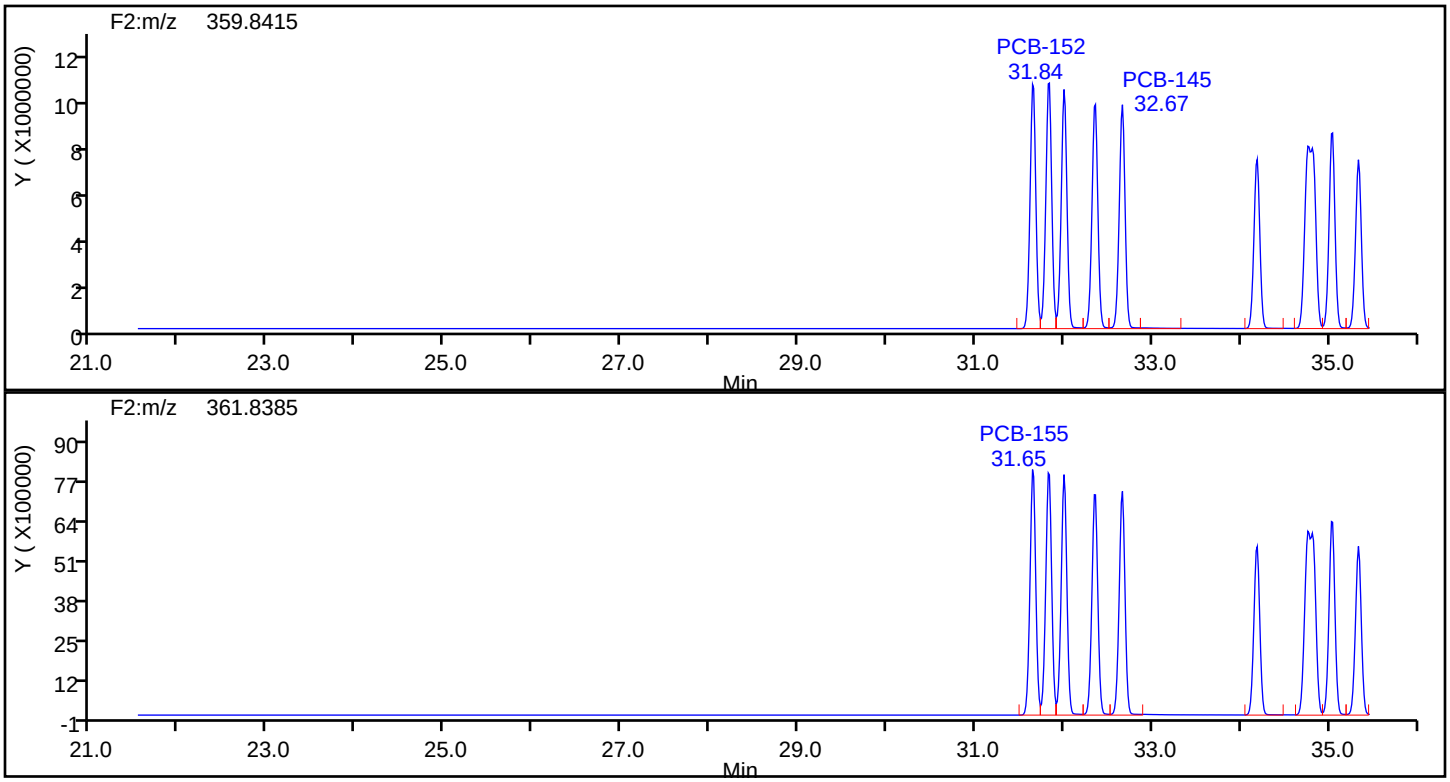

HxPCB F2 Standards

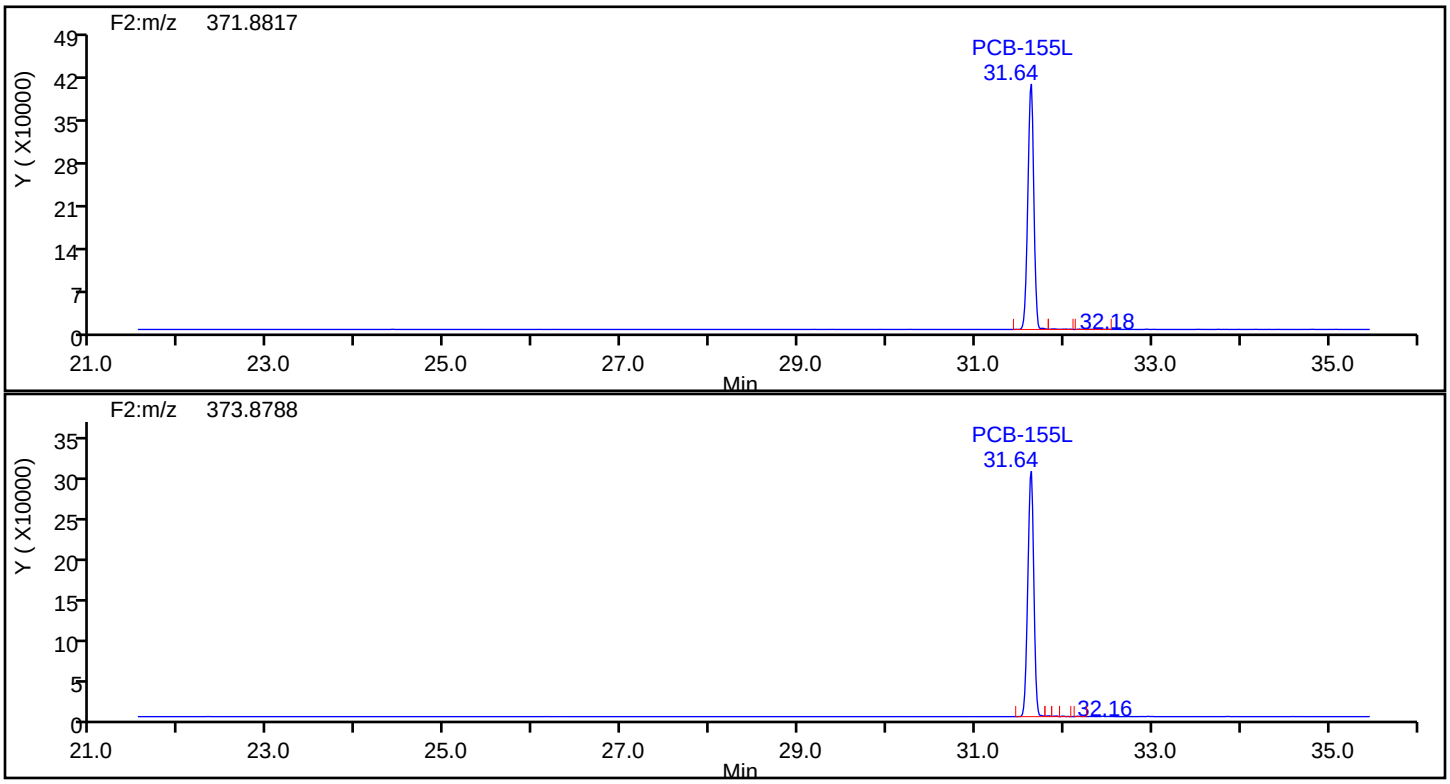

Eurofins TestAmerica, Knoxville

Data File:	\\chromna\Knoxville\ChromData\D3D\20190813-12717.b\d4190821i6.d		
Injection Date:	21-Aug-2019 19:05:00	Injection Vol:	1.0 ul
Instrument ID:	D3D	Operator ID:	Xcalibur_System
Method:	PCBs_D3D	Limit Group:	HR - 1668A - ICAL
Client ID:			
Worklist#:	33168	Sample Line#:	6
Column Type:	SPB-Octyl	Column Dia:	0.25 mm

HxPCB F2

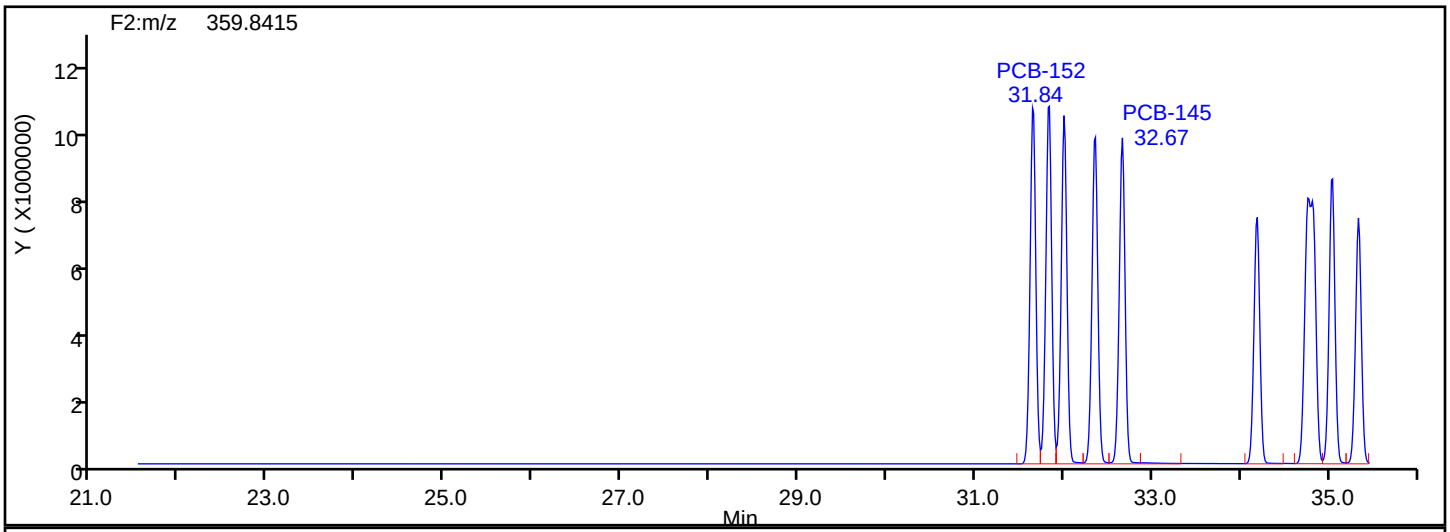

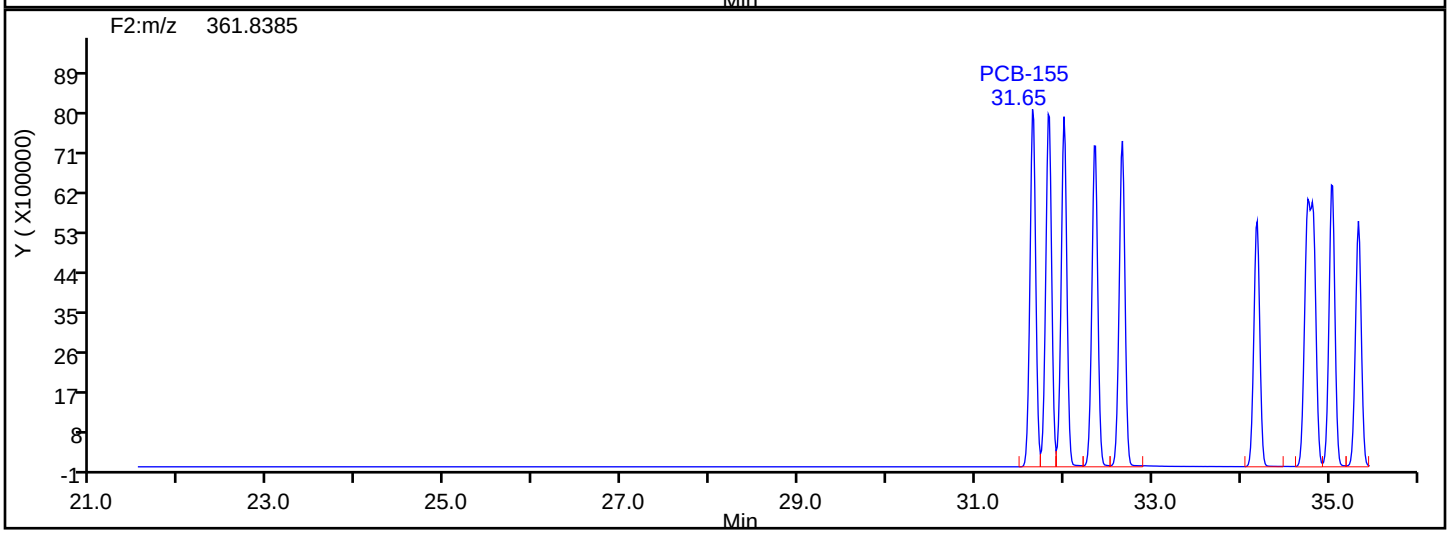

HxPCB F2 Lock Mass

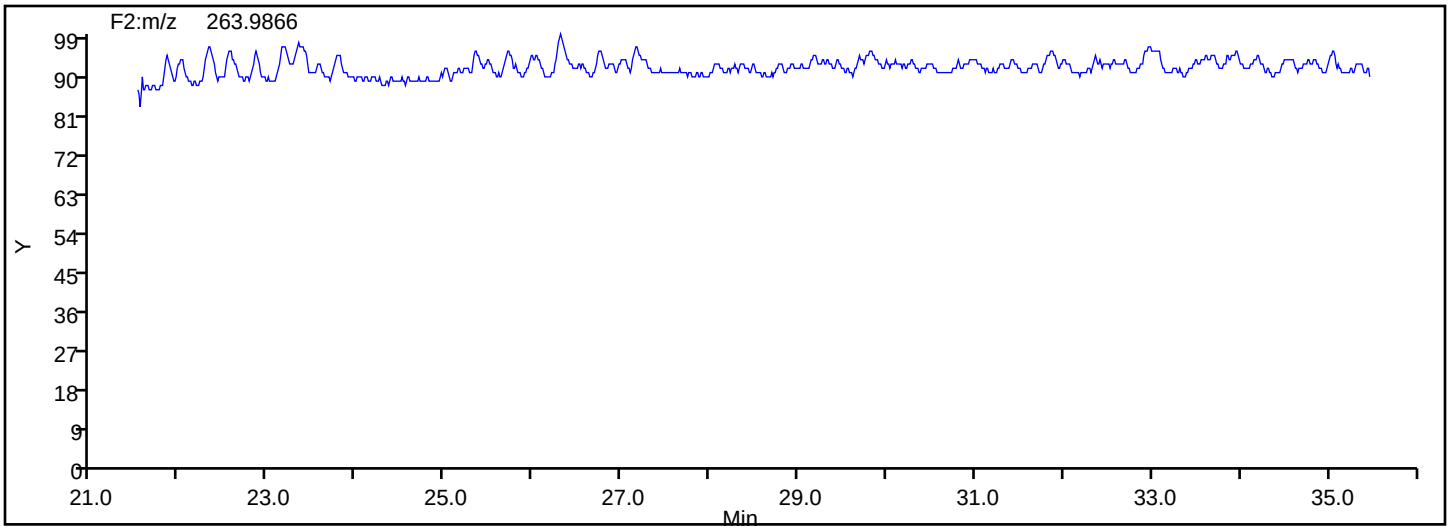

Manual Integration/User Assign Peak Report

Eurofins TestAmerica, Knoxville

Data File: \\chromna\Knoxville\ChromData\D3D\20190813-12717.b\d4190821i6.d
Injection Date: 21-Aug-2019 19:05:00 Instrument ID: D3D
Lims ID: IC L6
Client ID:
Operator ID: Xcalibur_System ALS Bottle#: 0 Worklist Smp#: 6
Injection Vol: 1.0 ul Dil. Factor: 1.0000
Method: PCBs_D3D Limit Group: HR - 1668A - ICAL
Column: SPB-Octyl (0.25 mm) Detector F2(21.81 :35.54)

PCB-135/151, CAS: STL01819

Signal: 2

Processing Integration Results

RT: 34.76
Area: 24609219
Amount: 2095.7858
Amount Units: pg/ul

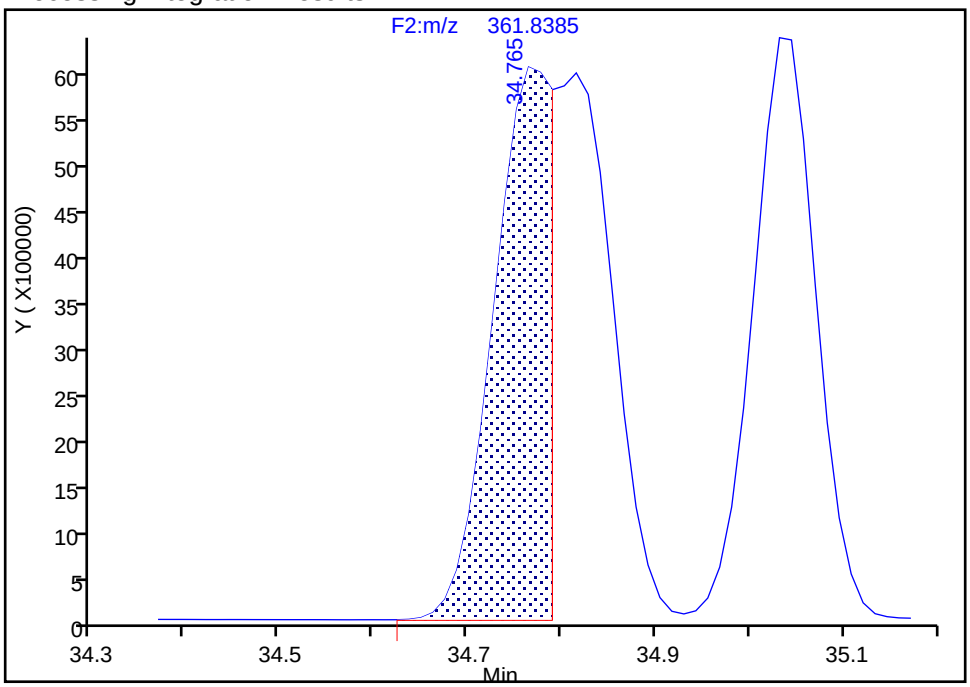

Manual Integration Results

RT: 34.76
Area: 49979592
Amount: 3918.8451
Amount Units: pg/ul

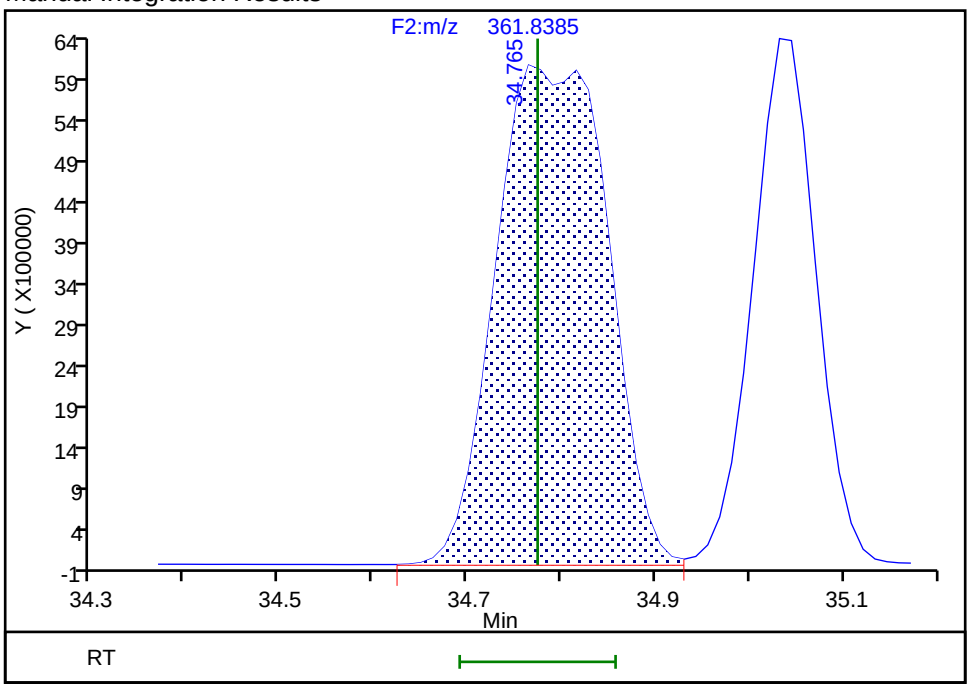

Reviewer: mcwhirterl, 22-Aug-2019 01:47:30
Audit Action: Marked Compound Undetected Audit Reason: Invalid Compound ID

Manual Integration/User Assign Peak Report

Eurofins TestAmerica, Knoxville

Data File: \\chromna\Knoxville\ChromData\D3D\20190813-12717.b\d4190821i6.d
Injection Date: 21-Aug-2019 19:05:00 Instrument ID: D3D
Lims ID: IC L6
Client ID:
Operator ID: Xcalibur_System ALS Bottle#: 0 Worklist Smp#: 6
Injection Vol: 1.0 ul Dil. Factor: 1.0000
Method: PCBs_D3D Limit Group: HR - 1668A - ICAL
Column: SPB-Octyl (0.25 mm) Detector F2(21.81 :35.54)

PCB-135/151, CAS: STL01819

Signal: 3

Processing Integration Results

RT: 34.76
Area: 55702560
Amount: 2095.7858
Amount Units: pg/ul

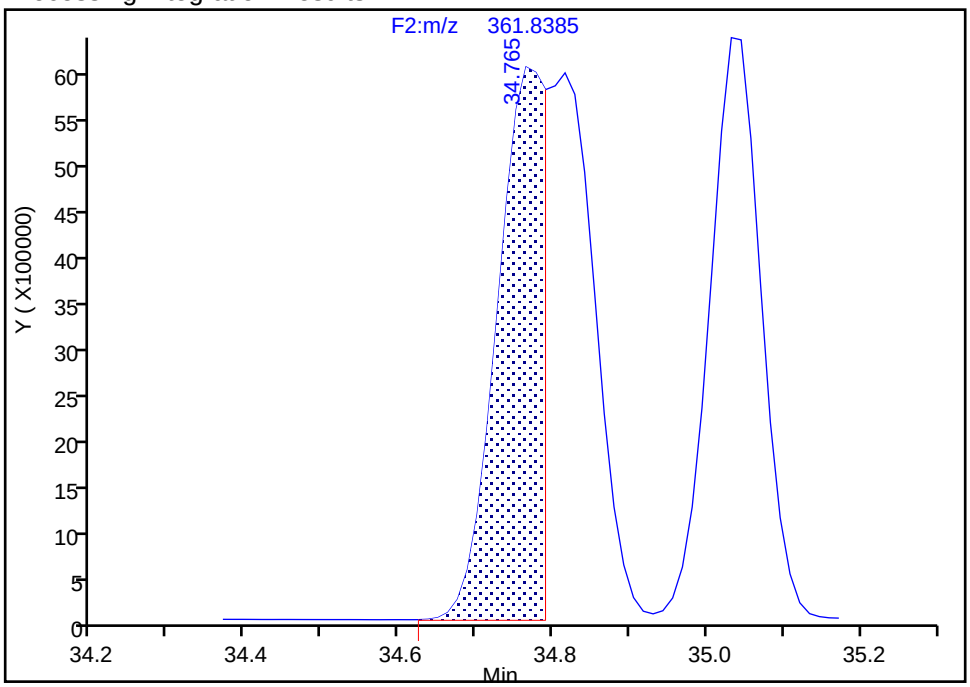

Manual Integration Results

RT: 34.76
Area: 113612301
Amount: 3918.8451
Amount Units: pg/ul
Reviewer: mcwhirterl, 22-Aug-2019 01:47:30
Audit Action: Marked Compound Undetected Audit Reason: Invalid Compound ID

Manual Integration/User Assign Peak Report

Eurofins TestAmerica, Knoxville

Data File: \\chromna\Knoxville\ChromData\D3D\20190813-12717.b\d4190821i6.d
Injection Date: 21-Aug-2019 19:05:00 Instrument ID: D3D
Lims ID: IC L6
Client ID:
Operator ID: Xcalibur_System ALS Bottle#: 0 Worklist Smp#: 6
Injection Vol: 1.0 ul Dil. Factor: 1.0000
Method: PCBs_D3D Limit Group: HR - 1668A - ICAL
Column: SPB-Octyl (0.25 mm) Detector F2(21.81 :35.54)

PCB-135/151, CAS: STL01819

Signal: 1

Processing Integration Results

RT: 34.76
Area: 31093341
Amount: 2095.7858
Amount Units: pg/ul

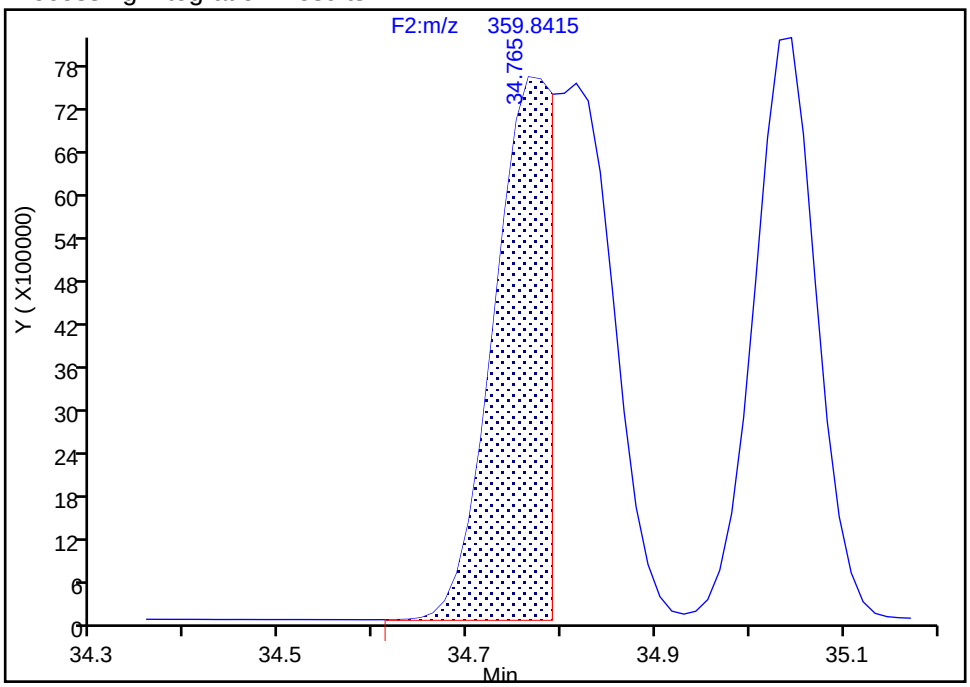

Manual Integration Results

RT: 34.76
Area: 63632709
Amount: 3918.8451
Amount Units: pg/ul

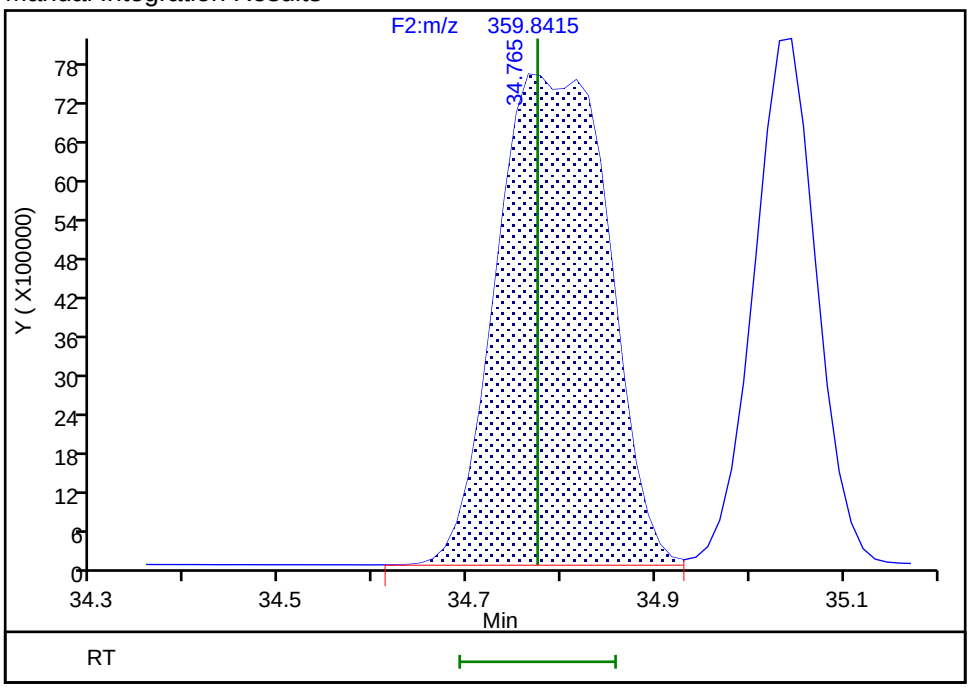

Reviewer: mcwhirterl, 22-Aug-2019 01:47:32
Audit Action: Manually Integrated/Assigned Compound ID Audit Reason: Incomplete Integration

Eurofins TestAmerica, Knoxville

Data File:	\\chromna\Knoxville\ChromData\D3D\20190813-12717.b\d4190821i6.d		
Injection Date:	21-Aug-2019 19:05:00	Injection Vol:	1.0 ul
Instrument ID:	D3D	Operator ID:	Xcalibur_System
Method:	PCBs_D3D	Limit Group:	HR - 1668A - ICAL
Client ID:			
Worklist#:	33168	Sample Line#:	6
Column Type:	SPB-Octyl	Column Dia:	0.25 mm

HxPCB F3

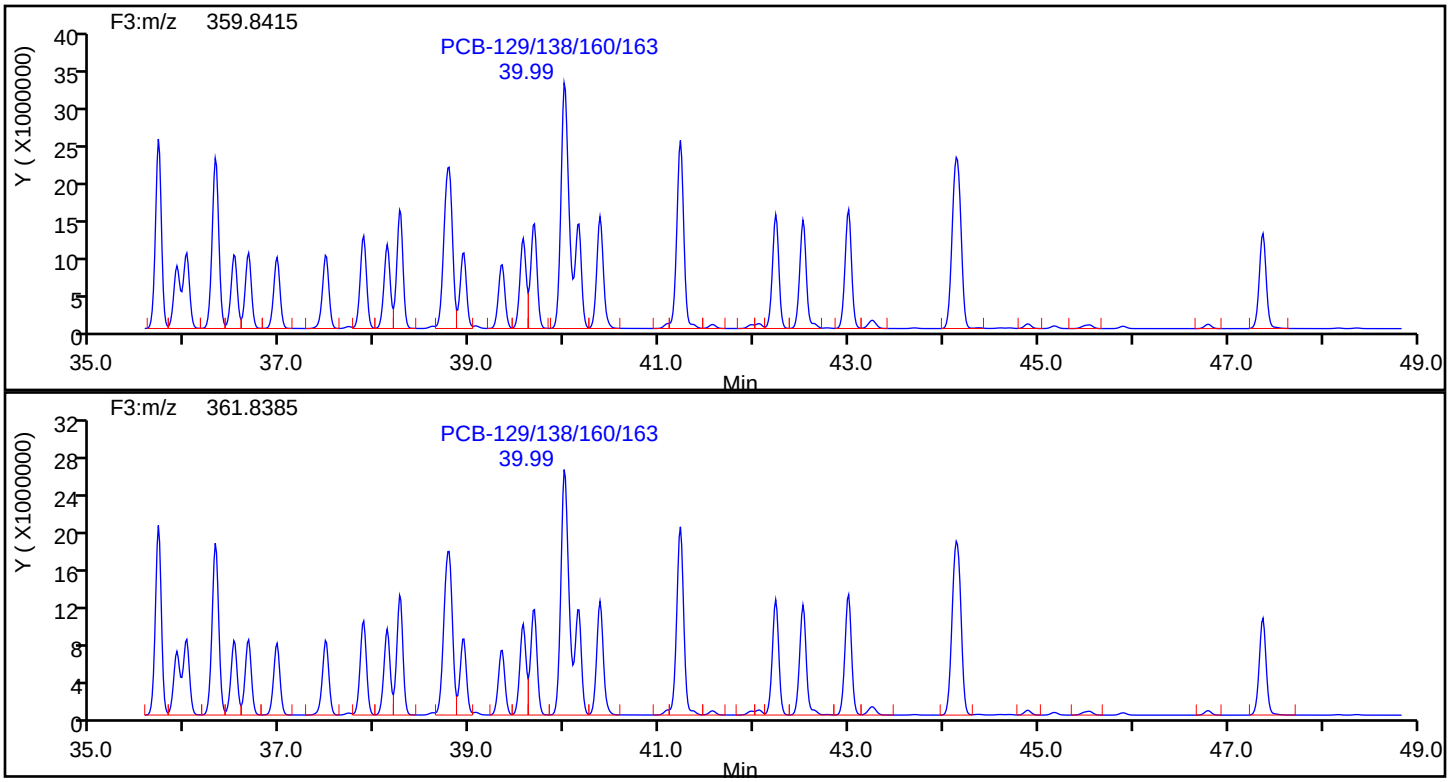

HxPCB F3 Standards

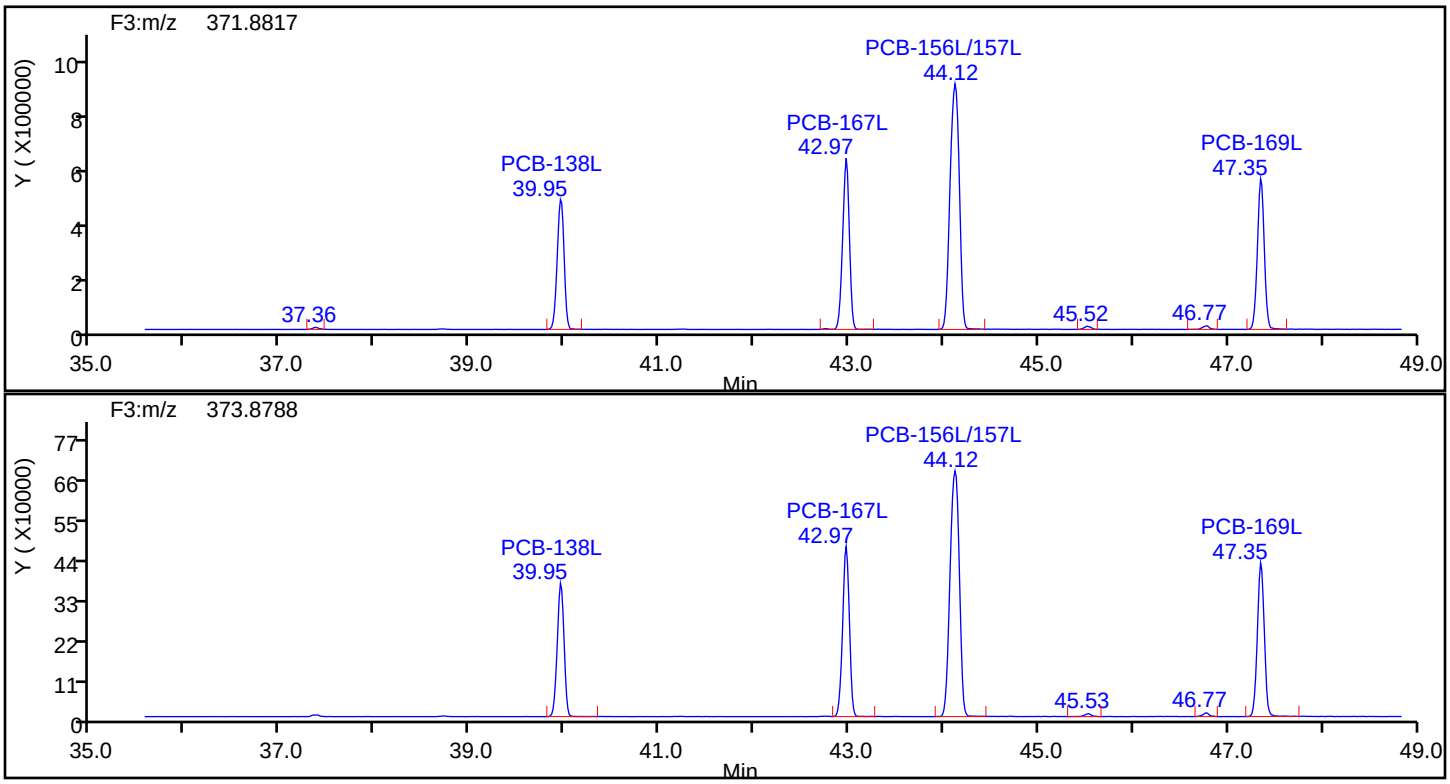

Eurofins TestAmerica, Knoxville

Data File:	\\chromna\Knoxville\ChromData\D3D\20190813-12717.b\d4190821i6.d		
Injection Date:	21-Aug-2019 19:05:00	Injection Vol:	1.0 ul
Instrument ID:	D3D	Operator ID:	Xcalibur_System
Method:	PCBs_D3D	Limit Group:	HR - 1668A - ICAL
Client ID:			
Worklist#:	33168	Sample Line#:	6
Column Type:	SPB-Octyl	Column Dia:	0.25 mm

HxPCB F3

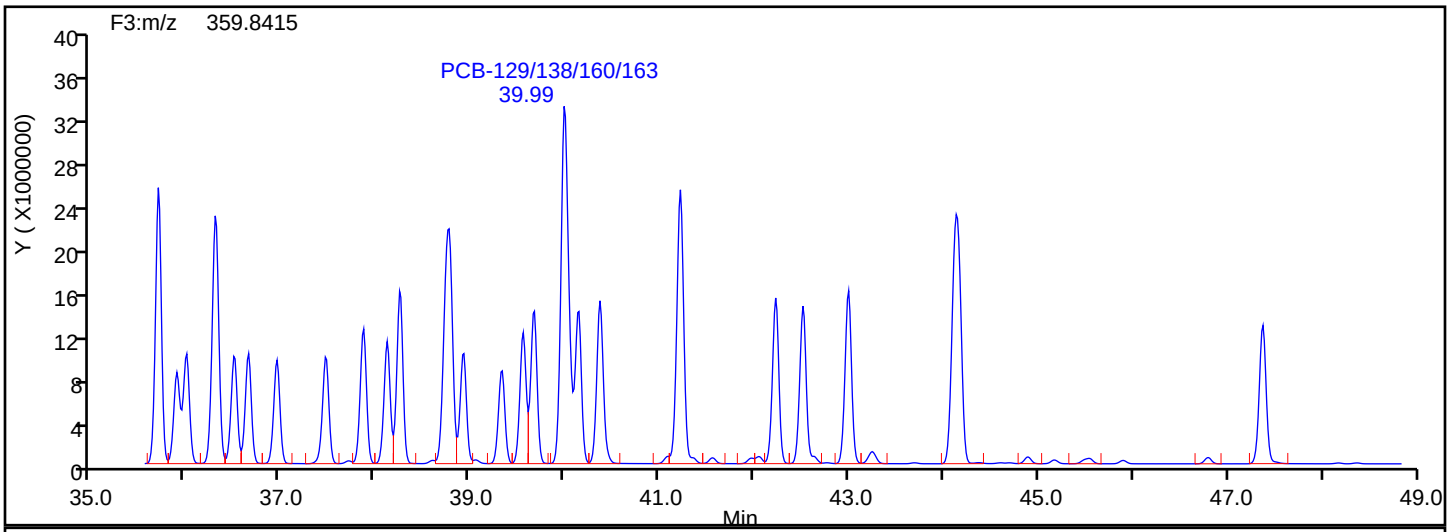

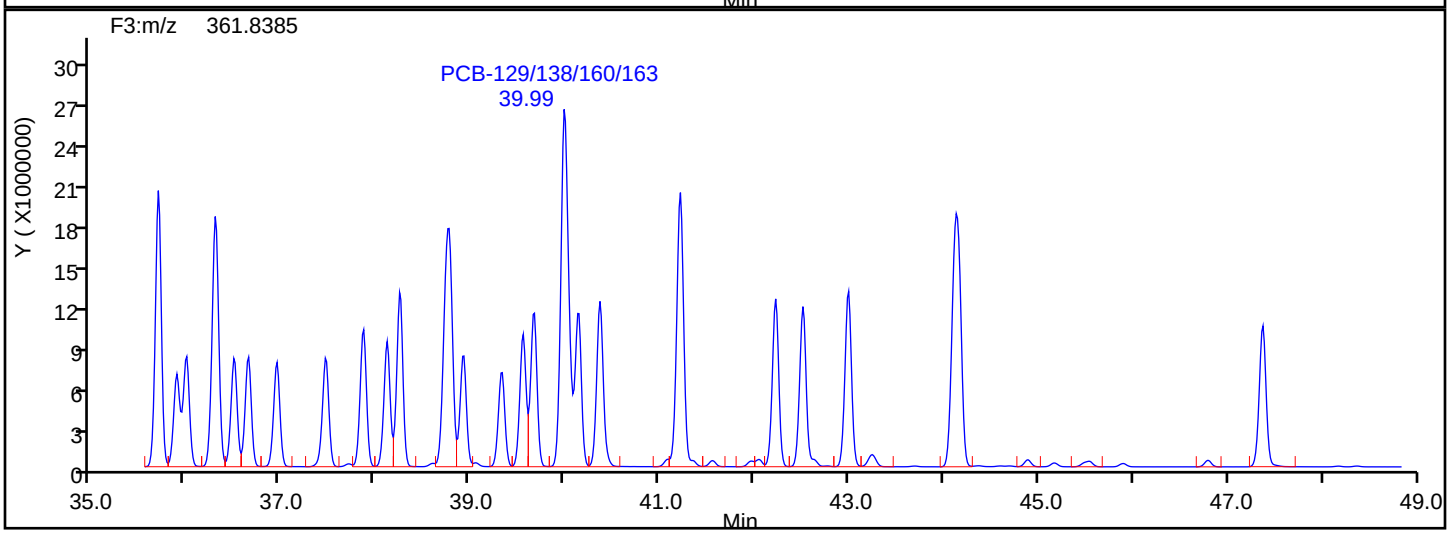

HxPCB F3 Lock Mass

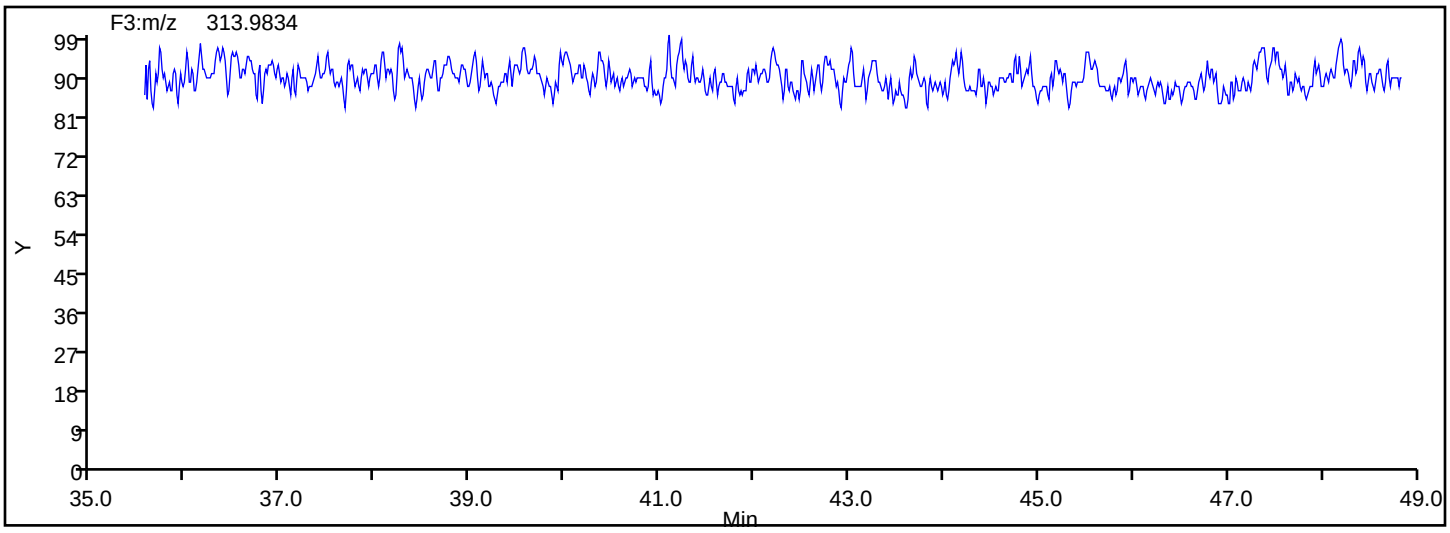

Manual Integration/User Assign Peak Report

Eurofins TestAmerica, Knoxville

Data File:	\\chromna\Knoxville\ChromData\D3D\20190813-12717.b\d4190821i6.d				
Injection Date:	21-Aug-2019 19:05:00	Instrument ID:	D3D		
Lims ID:	IC L6				
Client ID:					
Operator ID:	Xcalibur_System	ALS Bottle#:	0	Worklist Smp#:	6
Injection Vol:	1.0 ul	Dil. Factor:	1.0000		
Method:	PCBs_D3D	Limit Group:	HR - 1668A - ICAL		
Column:	SPB-Octyl (0.25 mm)	Detector	F3(35.64 :49.10)		

PCB-129/138/160/163, CAS: STL02296

Signal: 2

Processing Integration Results

RT: 39.99
Area: 146778002
Amount: 6198.1052
Amount Units: pg/ul

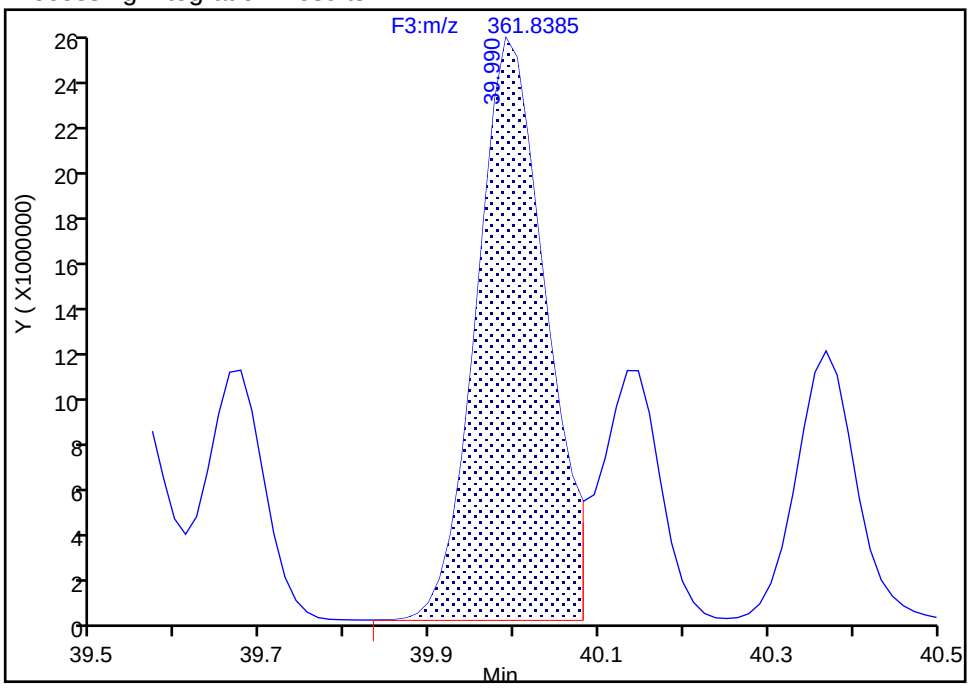

Manual Integration Results

RT: 39.99
Area: 200878217
Amount: 8093.4323
Amount Units: pg/ul

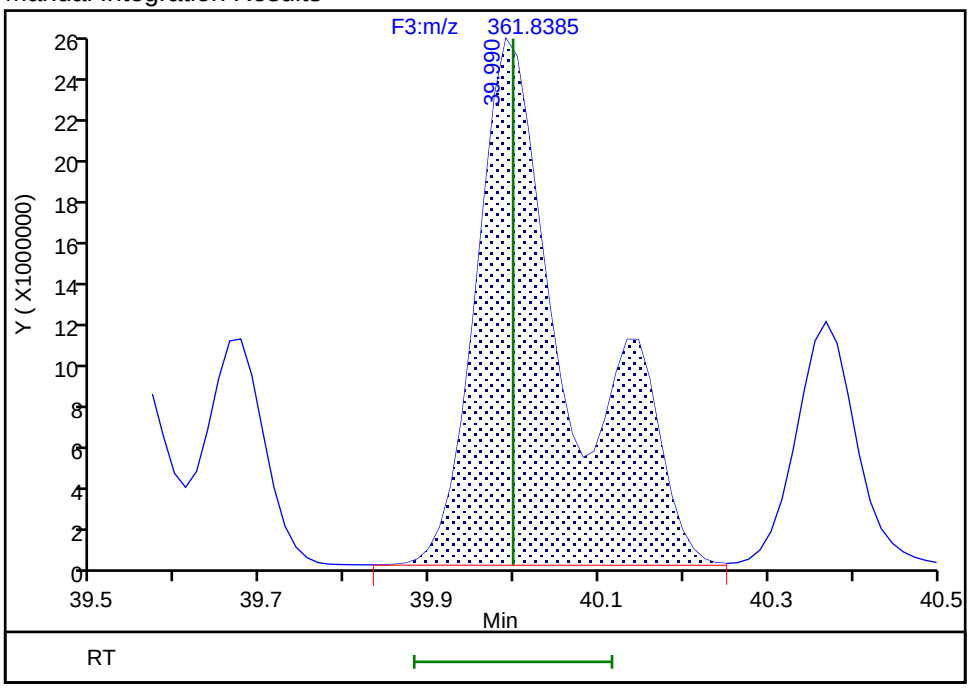

Reviewer: mcwhirterl, 22-Aug-2019 01:48:09

Audit Action: Marked Compound Undetected Audit Reason: Invalid Compound ID

Manual Integration/User Assign Peak Report

Eurofins TestAmerica, Knoxville

Data File: \\chromna\Knoxville\ChromData\D3D\20190813-12717.b\d4190821i6.d
Injection Date: 21-Aug-2019 19:05:00 Instrument ID: D3D
Lims ID: IC L6
Client ID:
Operator ID: Xcalibur_System ALS Bottle#: 0 Worklist Smp#: 6
Injection Vol: 1.0 ul Dil. Factor: 1.0000
Method: PCBs_D3D Limit Group: HR - 1668A - ICAL
Column: SPB-Octyl (0.25 mm) Detector F3(35.64 :49.10)

PCB-129/138/160/163, CAS: STL02296

Signal: 3

Processing Integration Results

RT: 39.99
Area: 332357444
Amount: 6198.1052
Amount Units: pg/ul

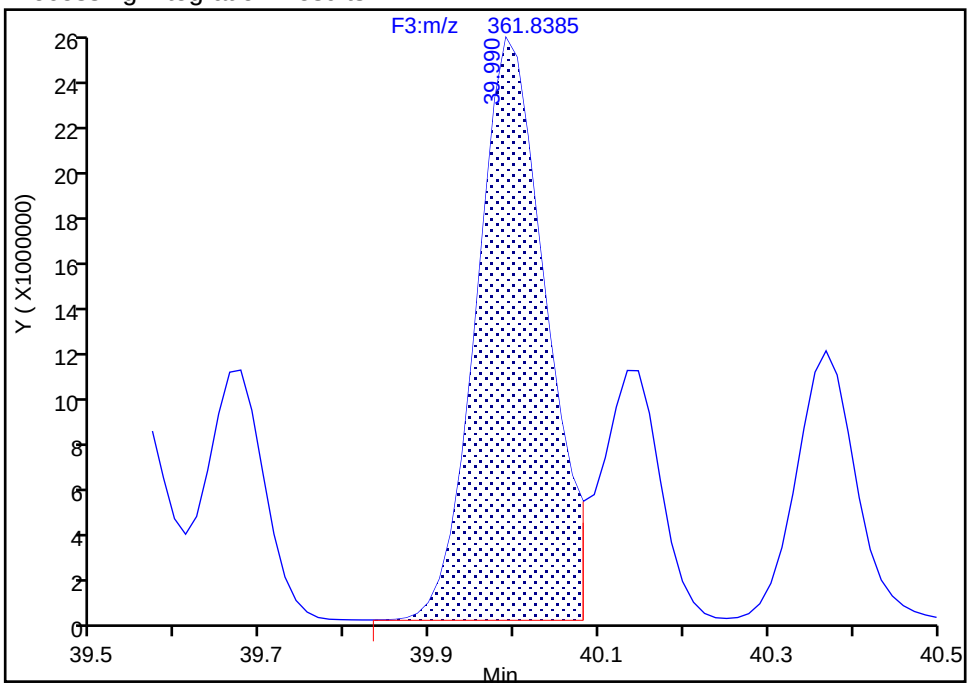

Manual Integration Results

RT: 39.99
Area: 454601428
Amount: 8093.4323
Amount Units: pg/ul
Reviewer: mcwhirterl, 22-Aug-2019 01:48:09
Audit Action: Marked Compound Undetected Audit Reason: Invalid Compound ID

Manual Integration/User Assign Peak Report

Eurofins TestAmerica, Knoxville

Data File:	\\chromna\Knoxville\ChromData\D3D\20190813-12717.b\d4190821i6.d				
Injection Date:	21-Aug-2019 19:05:00	Instrument ID:	D3D		
Lims ID:	IC L6				
Client ID:					
Operator ID:	Xcalibur_System	ALS Bottle#:	0	Worklist Smp#:	6
Injection Vol:	1.0 ul	Dil. Factor:	1.0000		
Method:	PCBs_D3D	Limit Group:	HR - 1668A - ICAL		
Column:	SPB-Octyl (0.25 mm)	Detector	F3(35.64 :49.10)		

PCB-129/138/160/163, CAS: STL02296

Signal: 1

Processing Integration Results

RT: 39.99
Area: 185579442
Amount: 6198.1052
Amount Units: pg/ul

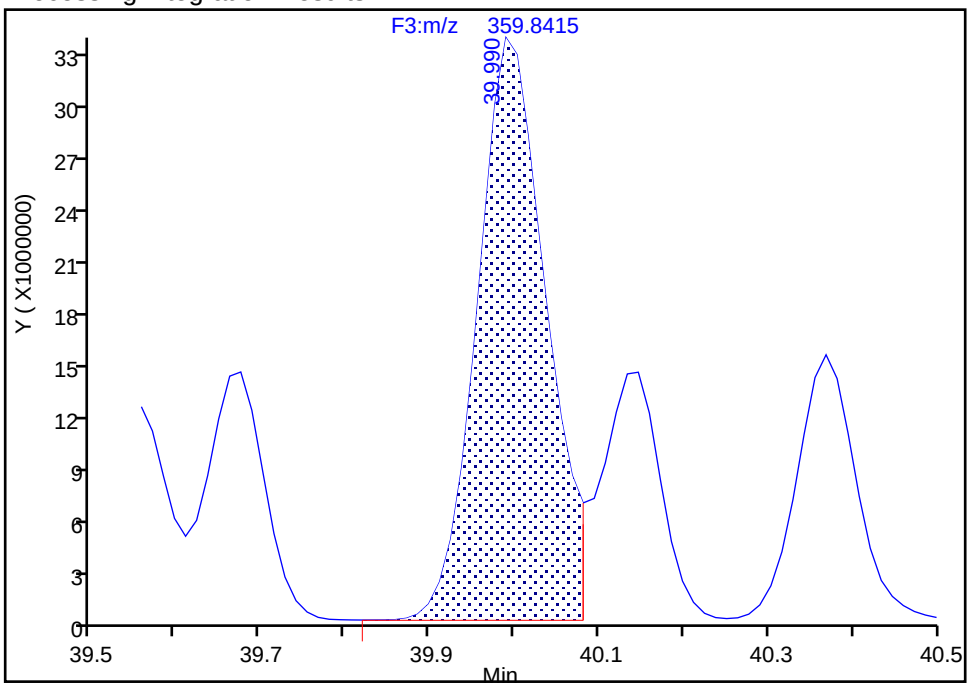

Manual Integration Results

RT: 39.99
Area: 253723211
Amount: 8093.4323
Amount Units: pg/ul

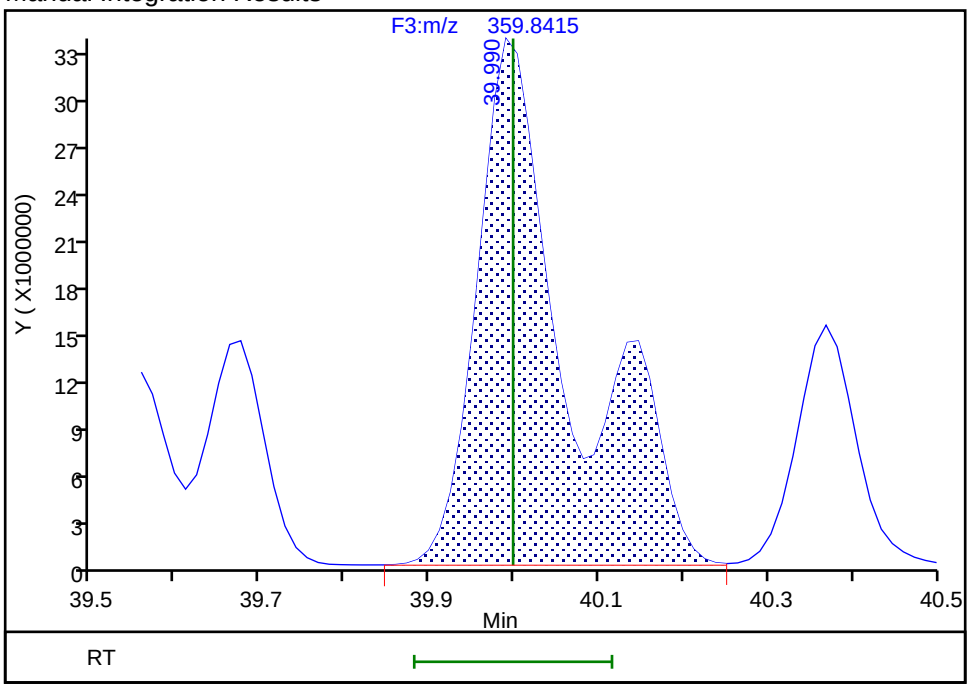

Reviewer: mcwhirterl, 22-Aug-2019 01:48:11

Audit Action: Manually Integrated/Assigned Compound ID Audit Reason: Incomplete Integration

Eurofins TestAmerica, Knoxville

Data File:	\\chromna\Knoxville\ChromData\D3D\20190813-12717.b\d4190821i6.d		
Injection Date:	21-Aug-2019 19:05:00	Injection Vol:	1.0 ul
Instrument ID:	D3D	Operator ID:	Xcalibur_System
Method:	PCBs_D3D	Limit Group:	HR - 1668A - ICAL
Client ID:			
Worklist#:	33168	Sample Line#:	6
Column Type:	SPB-Octyl	Column Dia:	0.25 mm

HpPCB F3

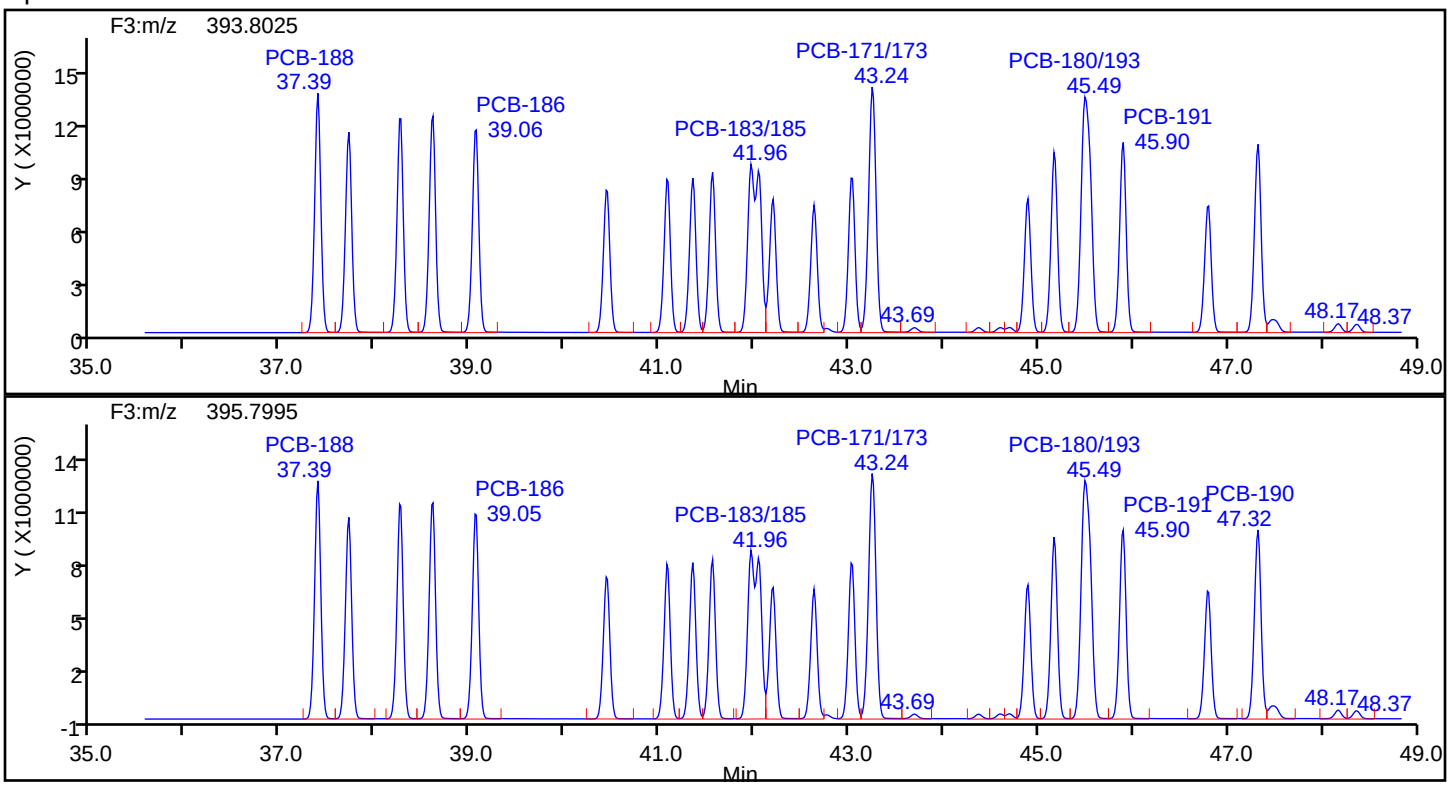

HpPCB F3 Standards

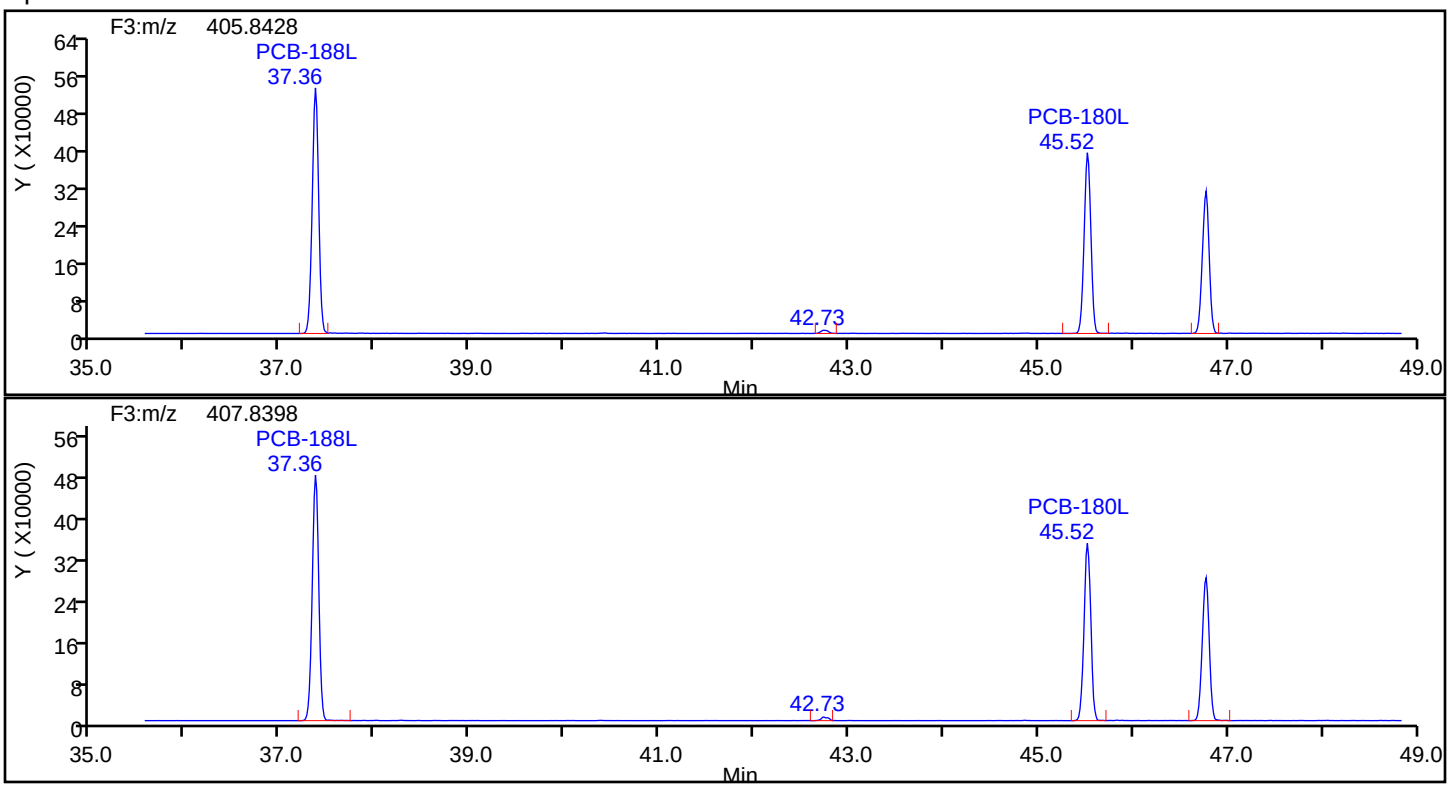

Eurofins TestAmerica, Knoxville

Data File:	\\chromna\Knoxville\ChromData\D3D\20190813-12717.b\d4190821i6.d		
Injection Date:	21-Aug-2019 19:05:00	Injection Vol:	1.0 ul
Instrument ID:	D3D	Operator ID:	Xcalibur_System
Method:	PCBs_D3D	Limit Group:	HR - 1668A - ICAL
Client ID:			
Worklist#:	33168	Sample Line#:	6
Column Type:	SPB-Octyl	Column Dia:	0.25 mm

HpPCB F3

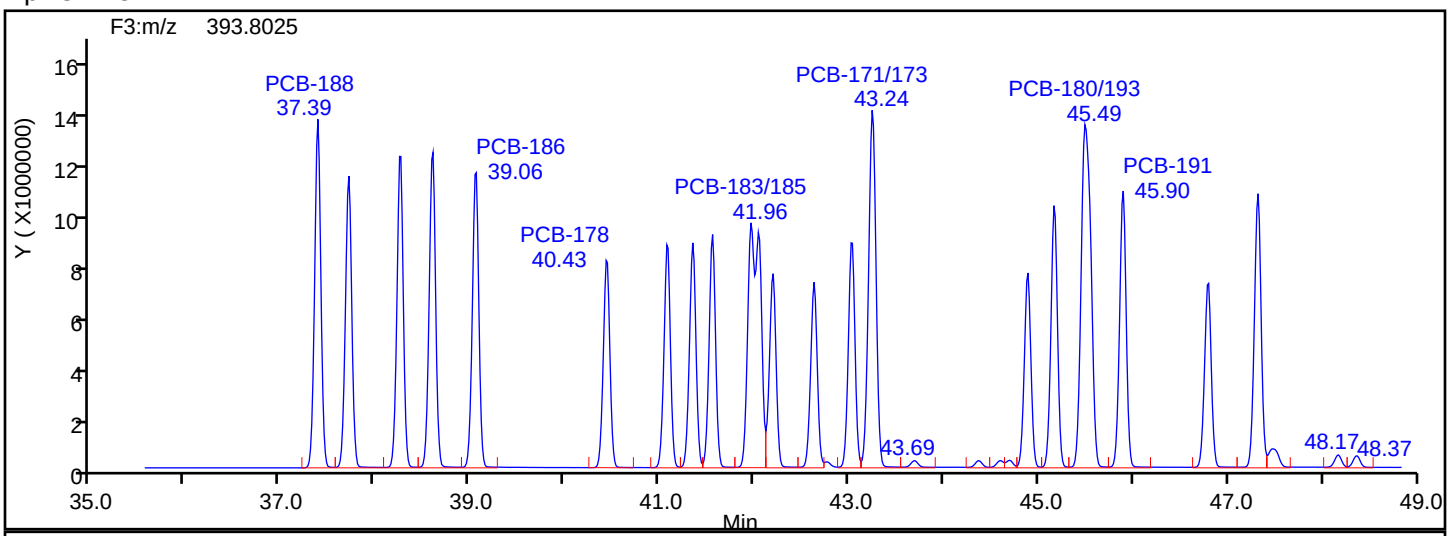

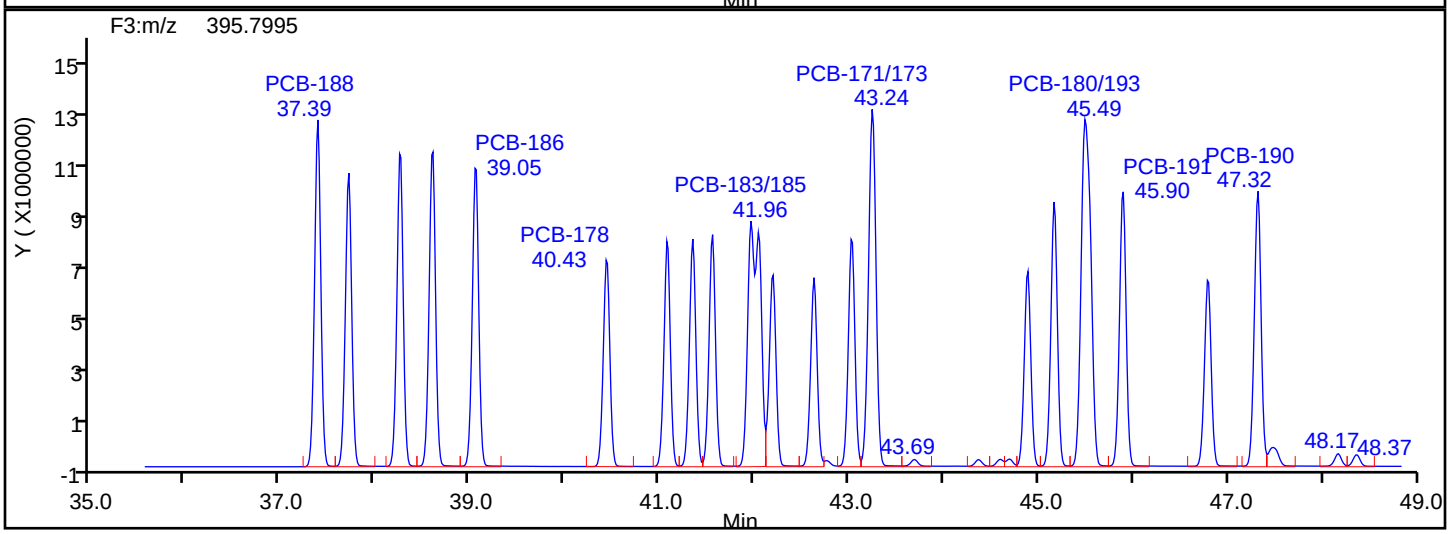

HpPCB F3 Lock Mass

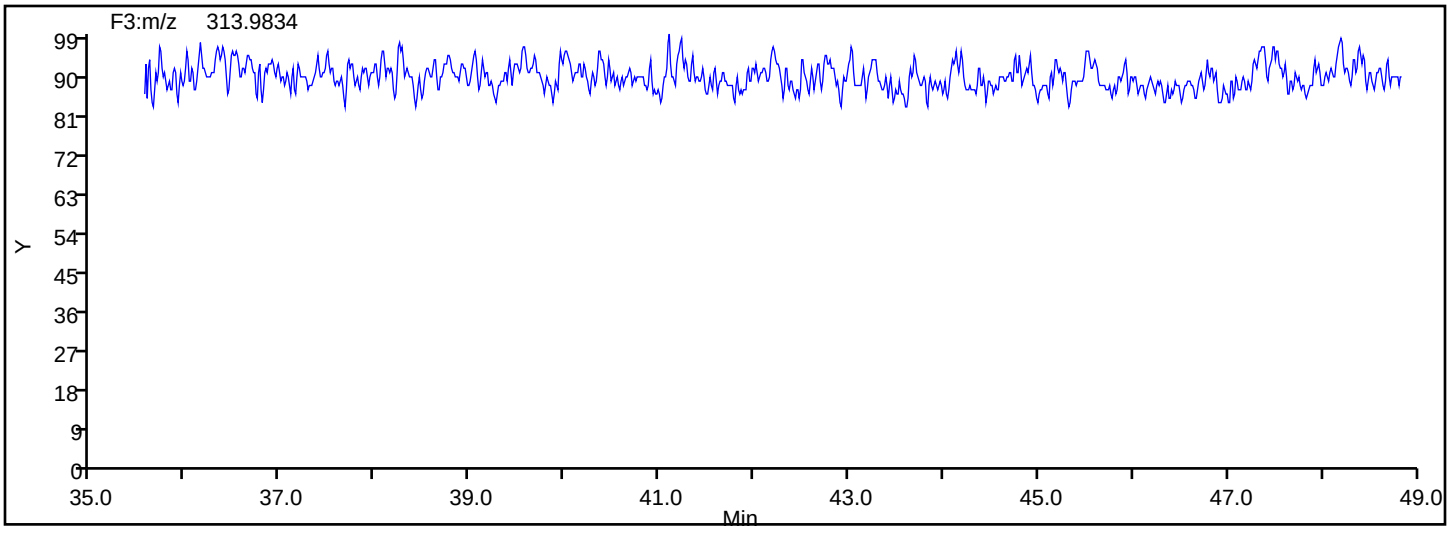

Manual Integration/User Assign Peak Report

Eurofins TestAmerica, Knoxville

Data File: \\chromna\Knoxville\ChromData\D3D\20190813-12717.b\d4190821i6.d
Injection Date: 21-Aug-2019 19:05:00 Instrument ID: D3D
Lims ID: IC L6
Client ID:
Operator ID: Xcalibur_System ALS Bottle#: 0 Worklist Smp#: 6
Injection Vol: 1.0 ul Dil. Factor: 1.0000
Method: PCBs_D3D Limit Group: HR - 1668A - ICAL
Column: SPB-Octyl (0.25 mm) Detector F3(35.64 :49.10)

PCB-183/185, CAS: STL02297

Signal: 2

Processing Integration Results

RT: 41.96
Area: 41306003
Amount: 2072.9376
Amount Units: pg/ul

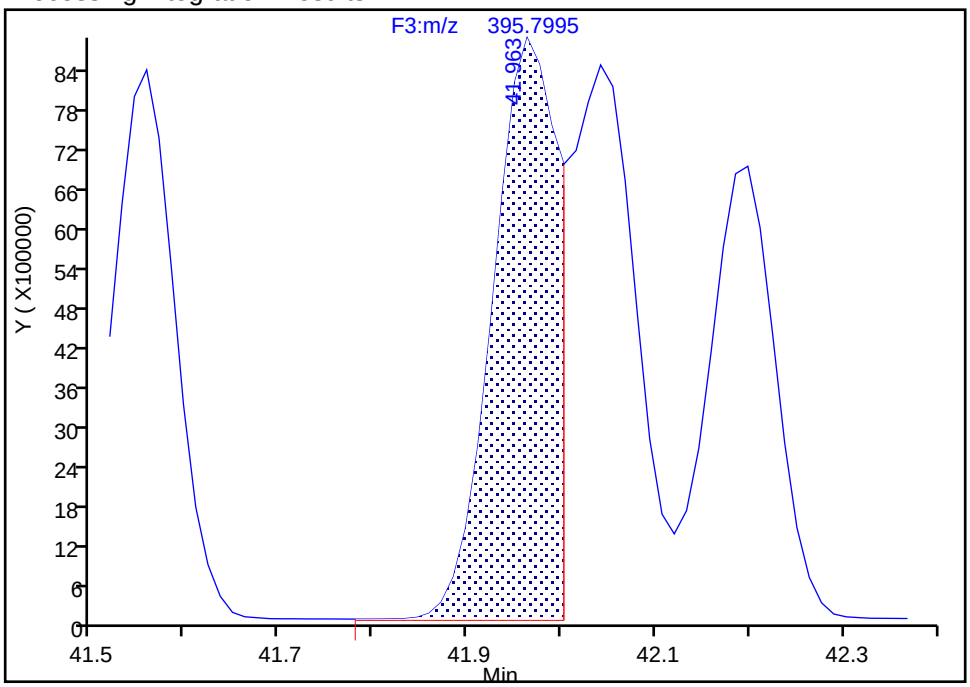

Manual Integration Results

RT: 41.96
Area: 81512560
Amount: 3785.4393
Amount Units: pg/ul

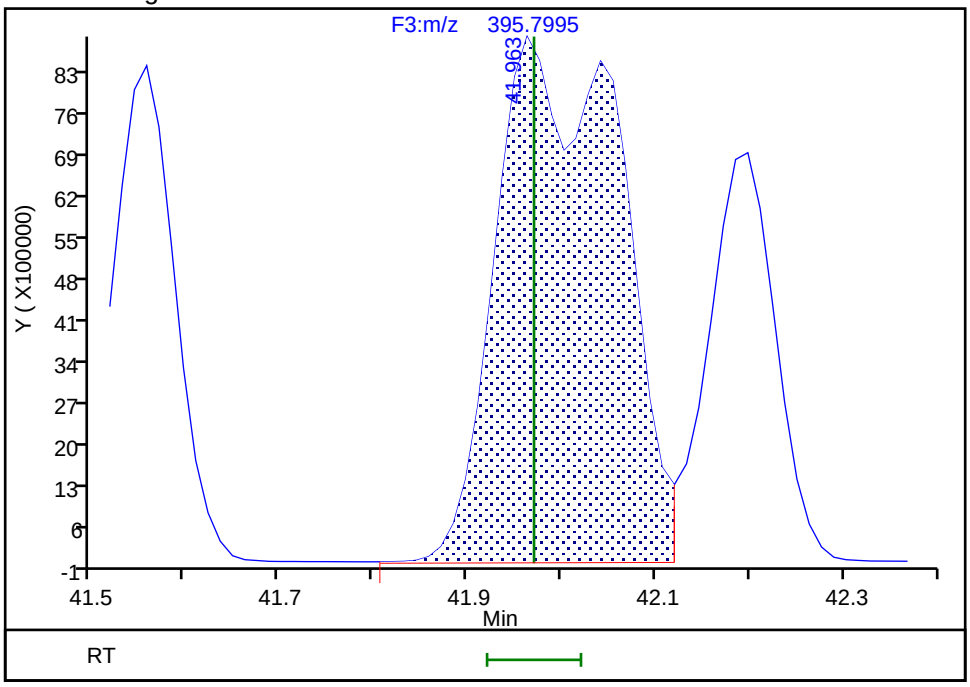

Reviewer: mcwhirterl, 22-Aug-2019 01:48:43
Audit Action: Marked Compound Undetected Audit Reason: Invalid Compound ID

Manual Integration/User Assign Peak Report

Eurofins TestAmerica, Knoxville

Data File: \\chromna\Knoxville\ChromData\D3D\20190813-12717.b\d4190821i6.d
Injection Date: 21-Aug-2019 19:05:00 Instrument ID: D3D
Lims ID: IC L6
Client ID:
Operator ID: Xcalibur_System ALS Bottle#: 0 Worklist Smp#: 6
Injection Vol: 1.0 ul Dil. Factor: 1.0000
Method: PCBs_D3D Limit Group: HR - 1668A - ICAL
Column: SPB-Octyl (0.25 mm) Detector F3(35.64 :49.10)

PCB-183/185, CAS: STL02297

Signal: 3

Processing Integration Results

RT: 41.96
Area: 84225870
Amount: 2072.9376
Amount Units: pg/ul

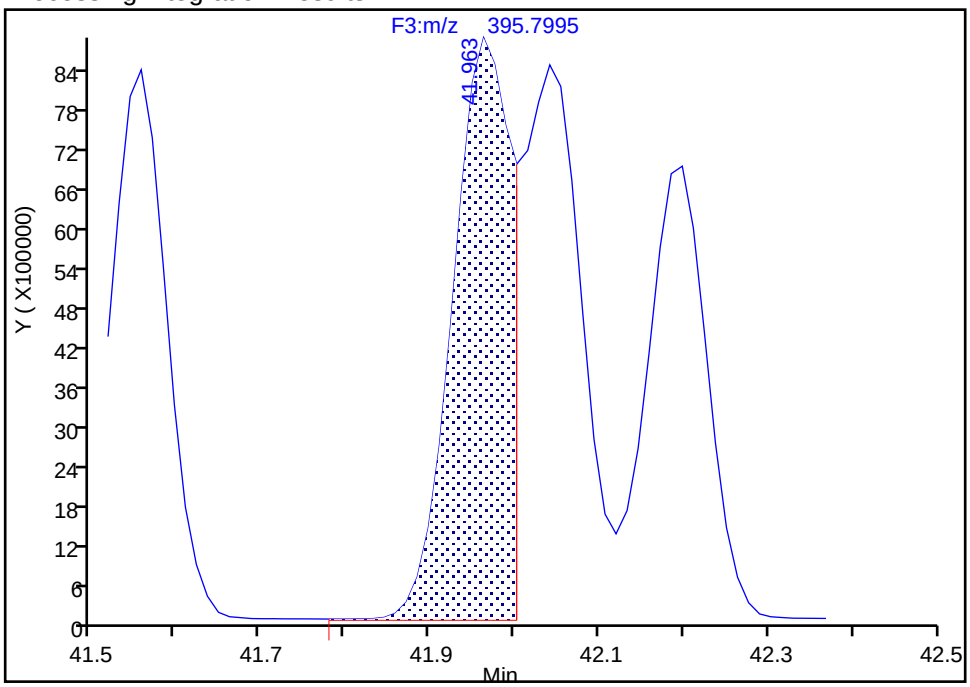

Manual Integration Results

RT: 41.96
Area: 166836744
Amount: 3785.4393
Amount Units: pg/ul
Reviewer: mcwhirterl, 22-Aug-2019 01:48:43
Audit Action: Marked Compound Undetected Audit Reason: Invalid Compound ID

Manual Integration/User Assign Peak Report

Eurofins TestAmerica, Knoxville

Data File: \\chromna\Knoxville\ChromData\D3D\20190813-12717.b\d4190821i6.d
Injection Date: 21-Aug-2019 19:05:00 Instrument ID: D3D
Lims ID: IC L6
Client ID:
Operator ID: Xcalibur_System ALS Bottle#: 0 Worklist Smp#: 6
Injection Vol: 1.0 ul Dil. Factor: 1.0000
Method: PCBs_D3D Limit Group: HR - 1668A - ICAL
Column: SPB-Octyl (0.25 mm) Detector F3(35.64 :49.10)

PCB-183/185, CAS: STL02297

Signal: 1

Processing Integration Results

RT: 41.96
Area: 42919867
Amount: 2072.9376
Amount Units: pg/ul

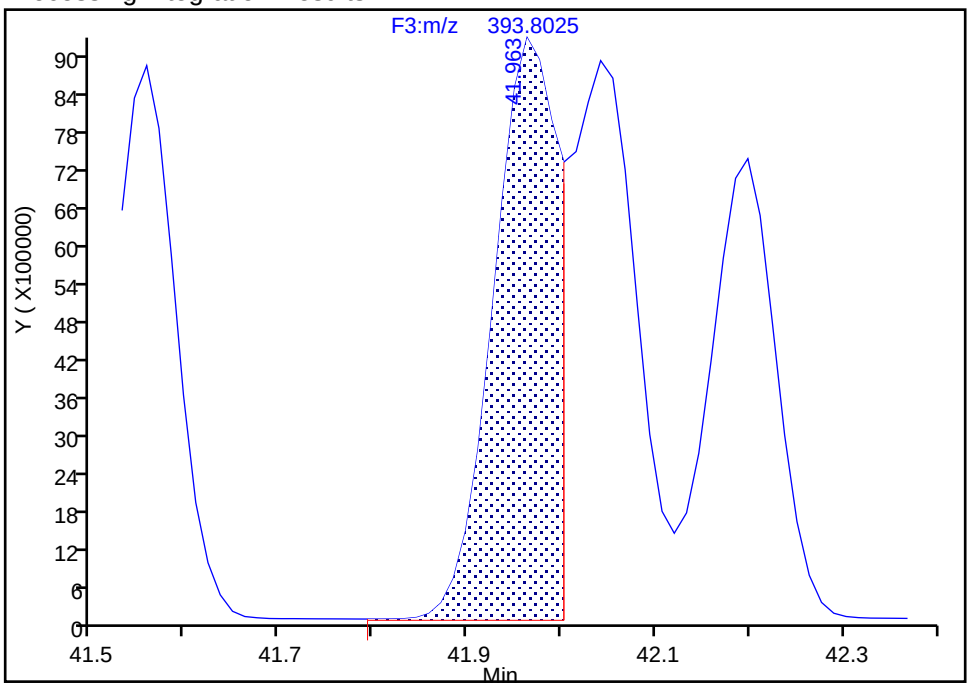

Manual Integration Results

RT: 41.96
Area: 85324184
Amount: 3785.4393
Amount Units: pg/ul

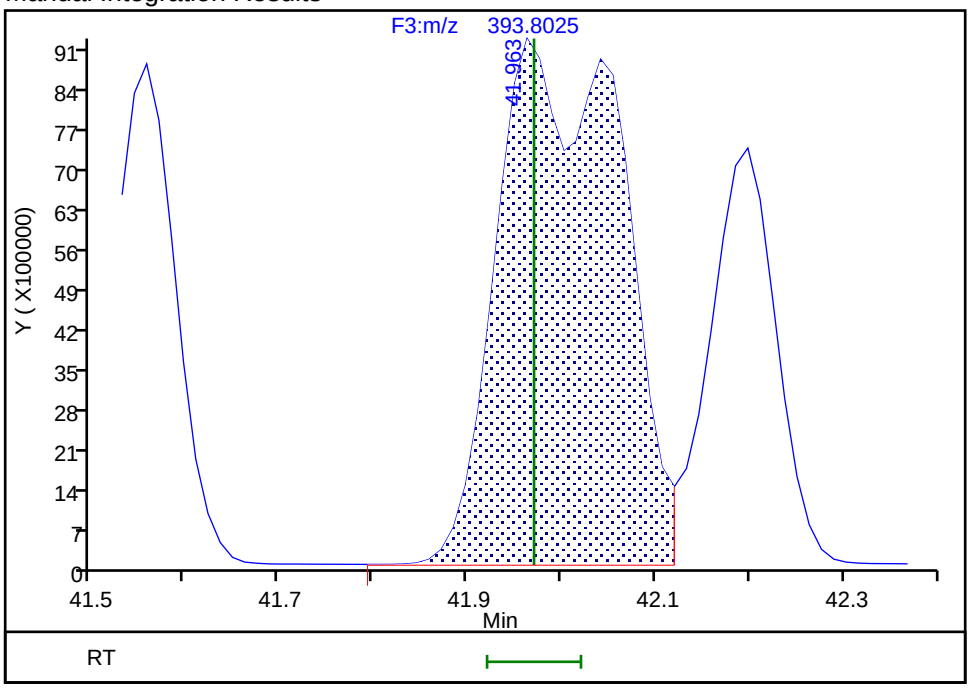

Reviewer: mcwhirterl, 22-Aug-2019 01:48:44
Audit Action: Manually Integrated/Assigned Compound ID Audit Reason: Incomplete Integration

Manual Integration/User Assign Peak Report

Eurofins TestAmerica, Knoxville

Data File:	\\chromna\Knoxville\ChromData\D3D\20190813-12717.b\d4190821i6.d				
Injection Date:	21-Aug-2019 19:05:00	Instrument ID:	D3D		
Lims ID:	IC L6				
Client ID:					
Operator ID:	Xcalibur_System	ALS Bottle#:	0	Worklist Smp#:	6
Injection Vol:	1.0 ul	Dil. Factor:	1.0000		
Method:	PCBs_D3D	Limit Group:	HR - 1668A - ICAL		
Column:	SPB-Octyl (0.25 mm)	Detector	F3(35.64 :49.10)		

PCB-174, CAS: 38411-25-5

Signal: 2

Processing Integration Results

RT: 42.20
Area: 34686181
Amount: 1919.6229
Amount Units: pg/ul

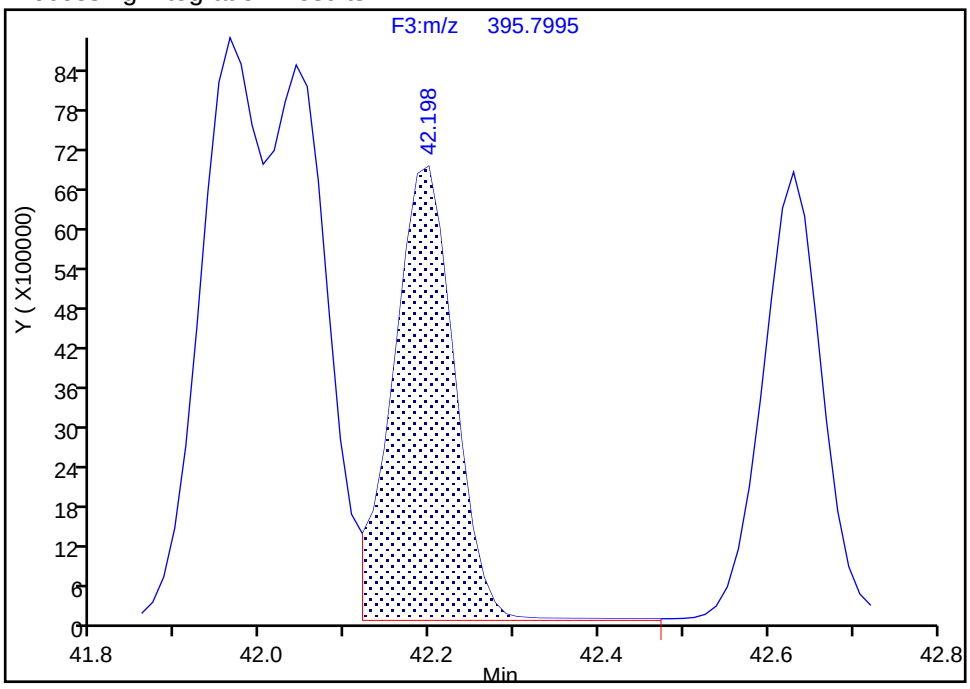

Manual Integration Results

RT: 42.20
Area: 34686181
Amount: 1919.6229
Amount Units: pg/ul

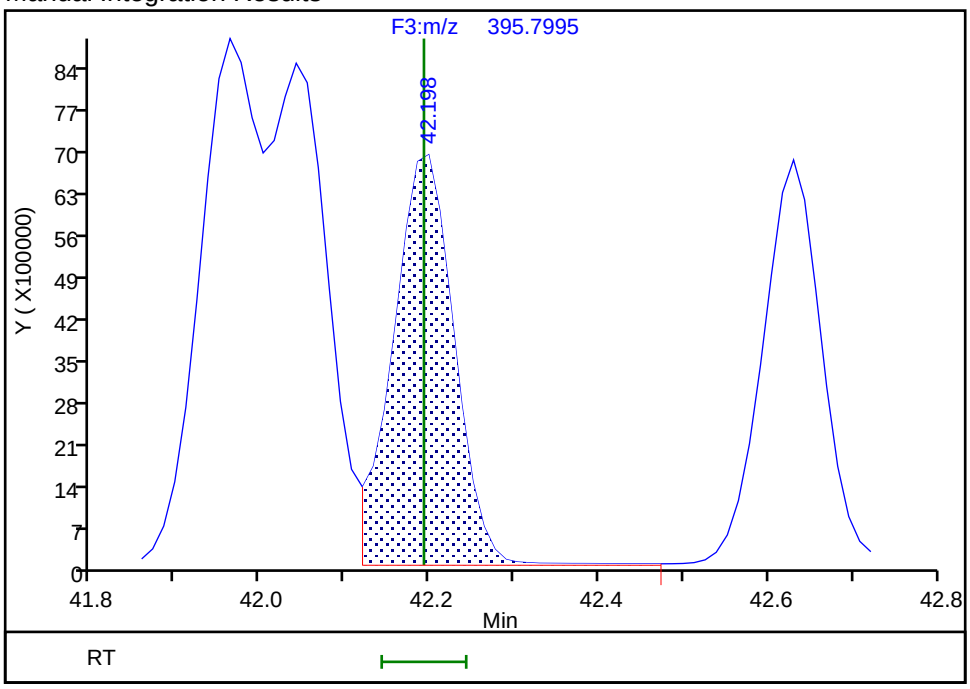

Reviewer: mcwhirterl, 22-Aug-2019 01:48:47

Audit Action: Marked Compound Undetected Audit Reason: Invalid Compound ID

Manual Integration/User Assign Peak Report

Eurofins TestAmerica, Knoxville

Data File: \\chromna\Knoxville\ChromData\D3D\20190813-12717.b\d4190821i6.d
Injection Date: 21-Aug-2019 19:05:00 Instrument ID: D3D
Lims ID: IC L6
Client ID:
Operator ID: Xcalibur_System ALS Bottle#: 0 Worklist Smp#: 6
Injection Vol: 1.0 ul Dil. Factor: 1.0000
Method: PCBs_D3D Limit Group: HR - 1668A - ICAL
Column: SPB-Octyl (0.25 mm) Detector F3(35.64 :49.10)

PCB-174, CAS: 38411-25-5

Signal: 3

Processing Integration Results

RT: 42.20
Area: 71048448
Amount: 1919.6229
Amount Units: pg/ul

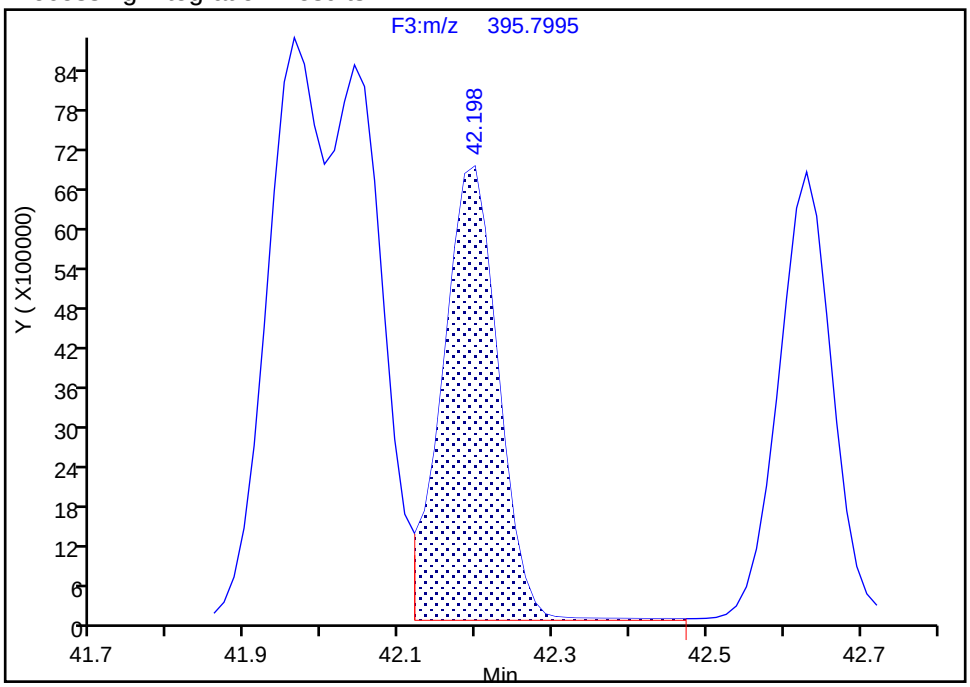

Manual Integration Results

RT: 42.20
Area: 71048448
Amount: 1919.6229
Amount Units: pg/ul
Reviewer: mcwhirterl, 22-Aug-2019 01:48:47
Audit Action: Marked Compound Undetected Audit Reason: Invalid Compound ID

Manual Integration/User Assign Peak Report

Eurofins TestAmerica, Knoxville

Data File:	\\chromna\Knoxville\ChromData\D3D\20190813-12717.b\d4190821i6.d				
Injection Date:	21-Aug-2019 19:05:00	Instrument ID:	D3D		
Lims ID:	IC L6				
Client ID:					
Operator ID:	Xcalibur_System	ALS Bottle#:	0	Worklist Smp#:	6
Injection Vol:	1.0 ul	Dil. Factor:	1.0000		
Method:	PCBs_D3D	Limit Group:	HR - 1668A - ICAL		
Column:	SPB-Octyl (0.25 mm)	Detector	F3(35.64 :49.10)		

PCB-174, CAS: 38411-25-5

Signal: 1

Processing Integration Results

RT: 42.20
Area: 36362267
Amount: 1919.6229
Amount Units: pg/ul

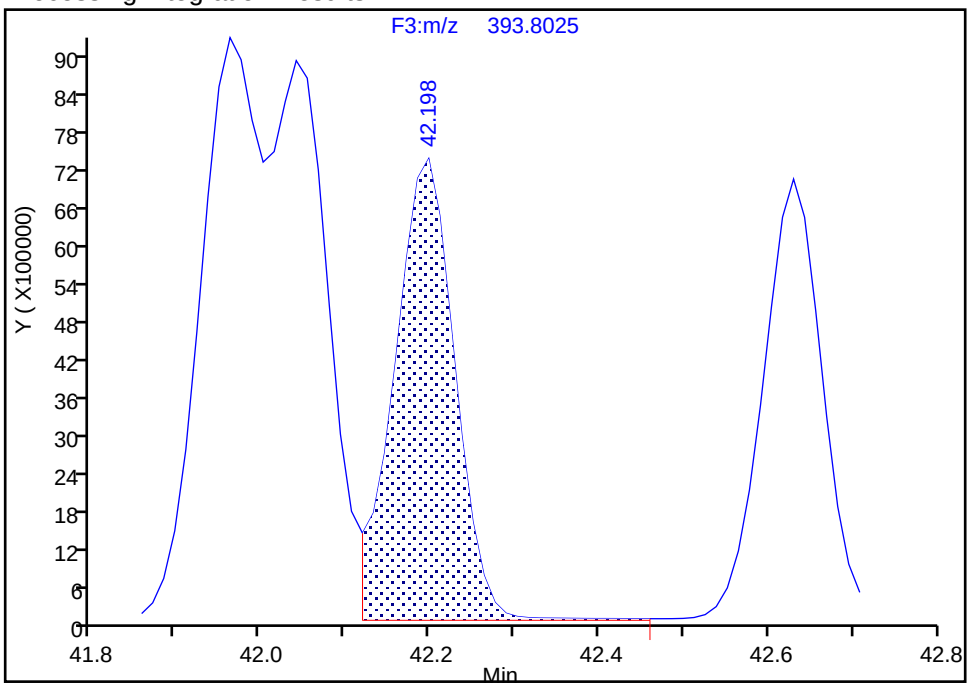

Manual Integration Results

RT: 42.20
Area: 36362267
Amount: 1919.6229
Amount Units: pg/ul

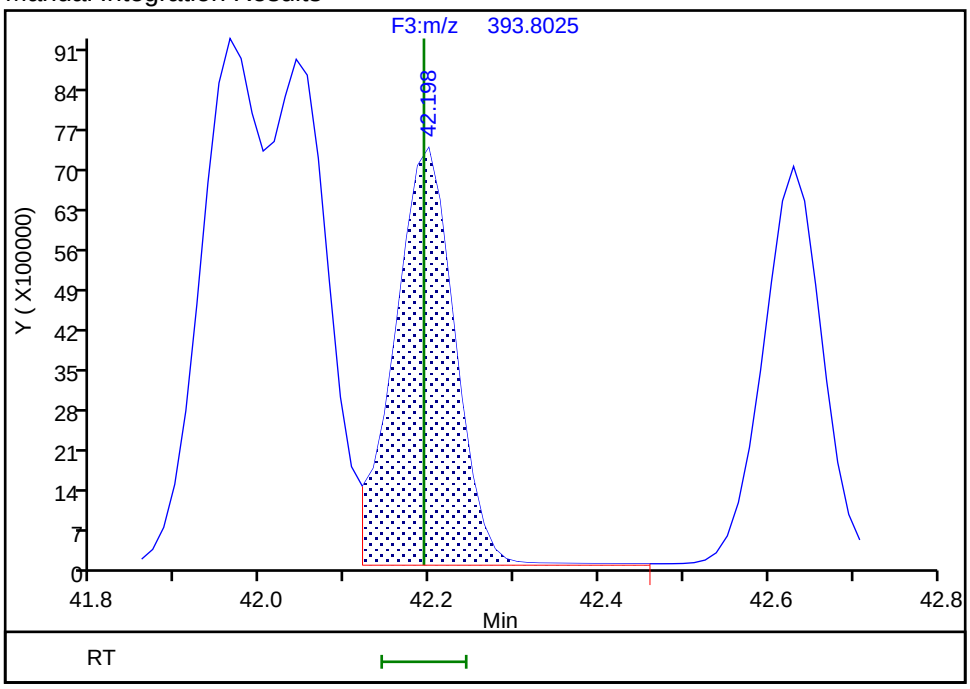

Reviewer: mcwhirterl, 22-Aug-2019 01:48:48
Audit Action: Assigned Compound ID Audit Reason: Incomplete Integration

Eurofins TestAmerica, Knoxville

Data File:	\\chromna\Knoxville\ChromData\D3D\20190813-12717.b\d4190821i6.d		
Injection Date:	21-Aug-2019 19:05:00	Injection Vol:	1.0 ul
Instrument ID:	D3D	Operator ID:	Xcalibur_System
Method:	PCBs_D3D	Limit Group:	HR - 1668A - ICAL
Client ID:			
Worklist#:	33168	Sample Line#:	6
Column Type:	SPB-Octyl	Column Dia:	0.25 mm

HpPCB F4

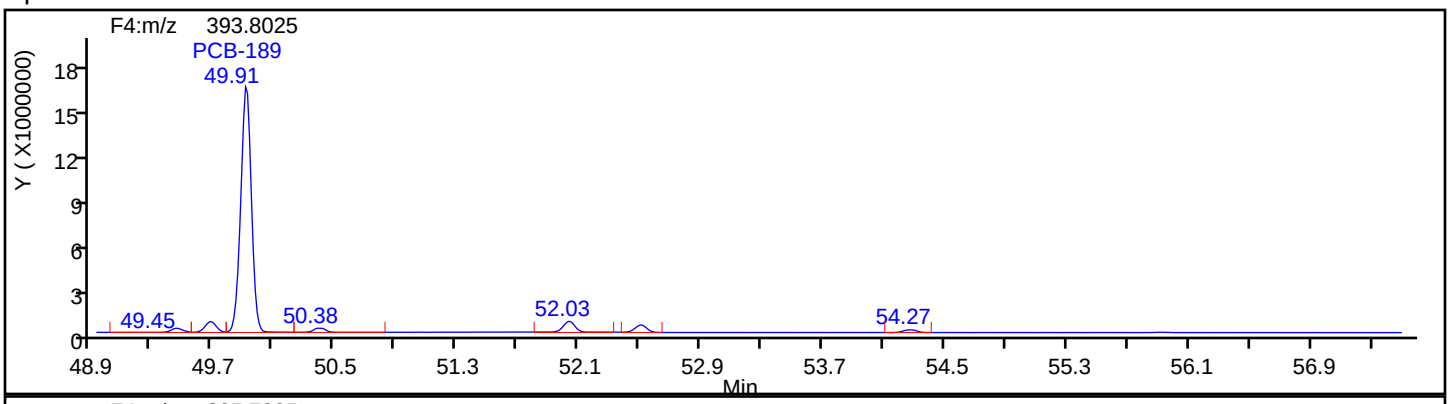

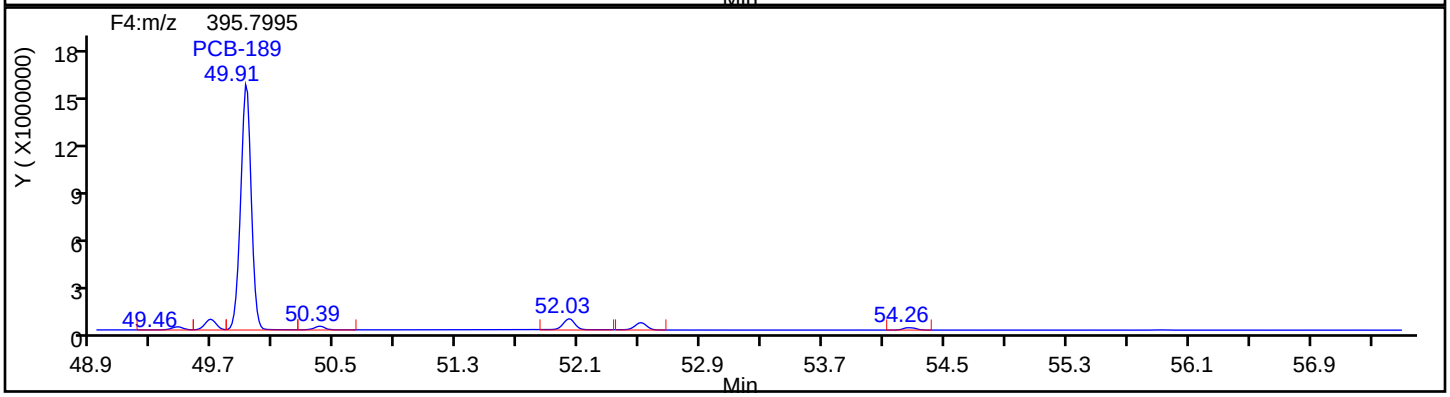

HpPCB F4 Standards

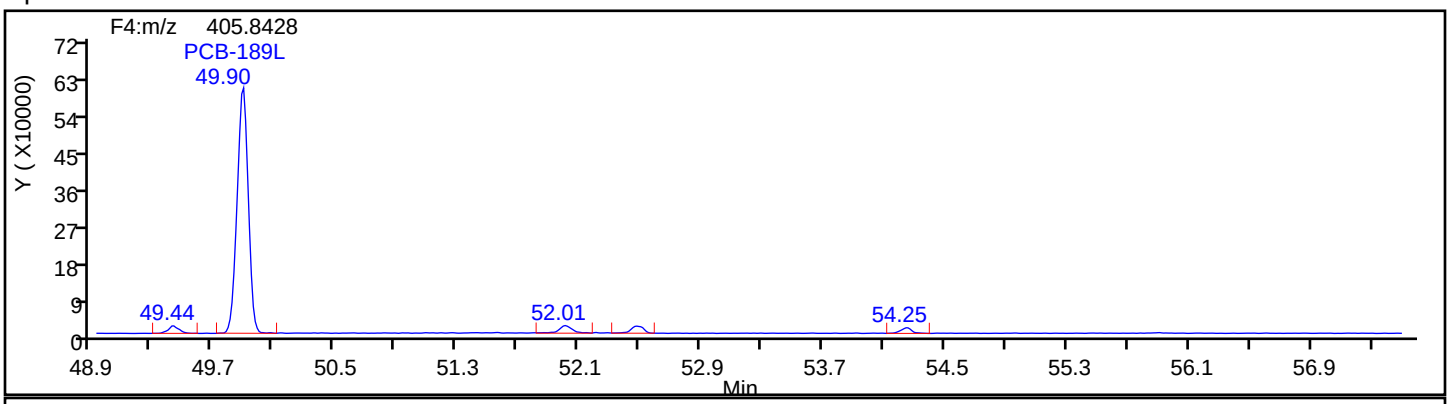

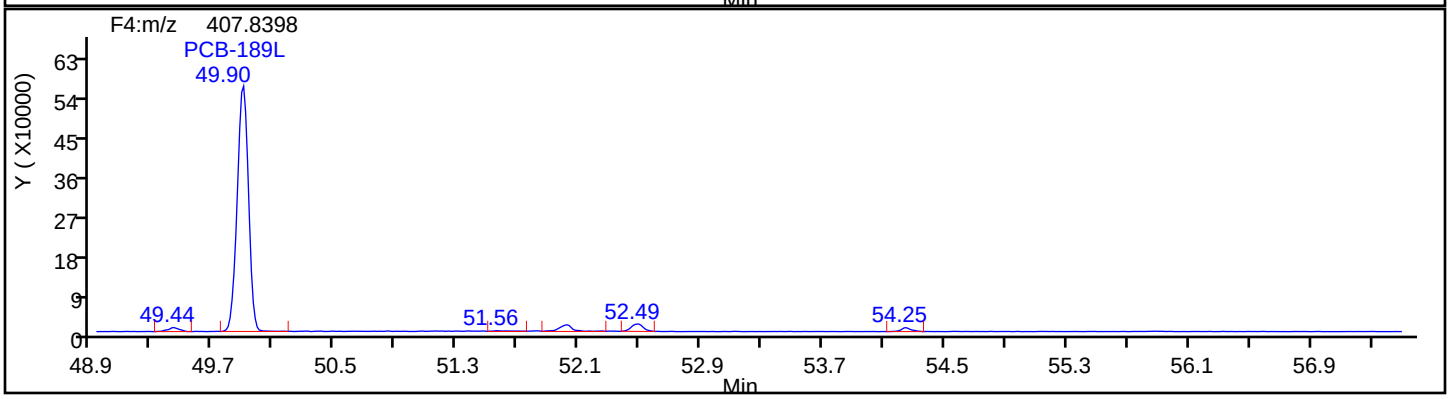

Report Date: 30-Aug-2019 11:38:52 Chrom Revision: 2.3 22-Aug-2019 12:55:36

Eurofins TestAmerica, Knoxville

Data File:	\\chromna\Knoxville\ChromData\D3D\20190813-12717.b\d4190821i6.d		
Injection Date:	21-Aug-2019 19:05:00	Injection Vol:	1.0 ul
Instrument ID:	D3D	Operator ID:	Xcalibur_System
Method:	PCBs_D3D	Limit Group:	HR - 1668A - ICAL
Client ID:			
Worklist#:	33168	Sample Line#:	6
Column Type:	SPB-Octyl	Column Dia:	0.25 mm

HpPCB F4

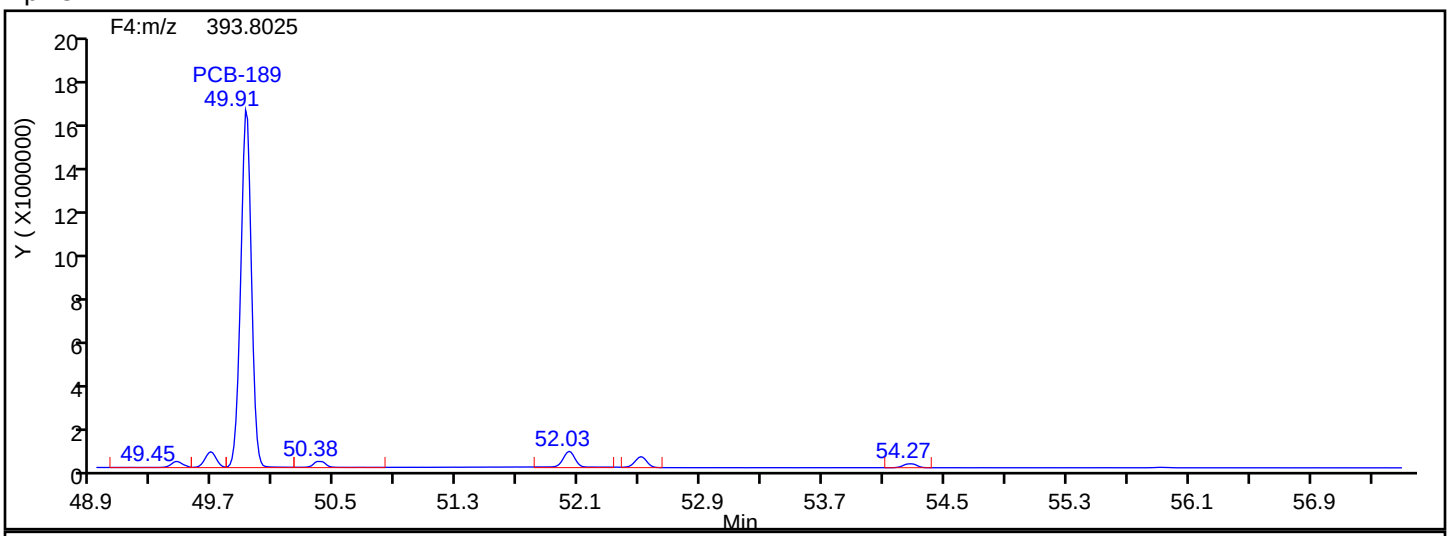

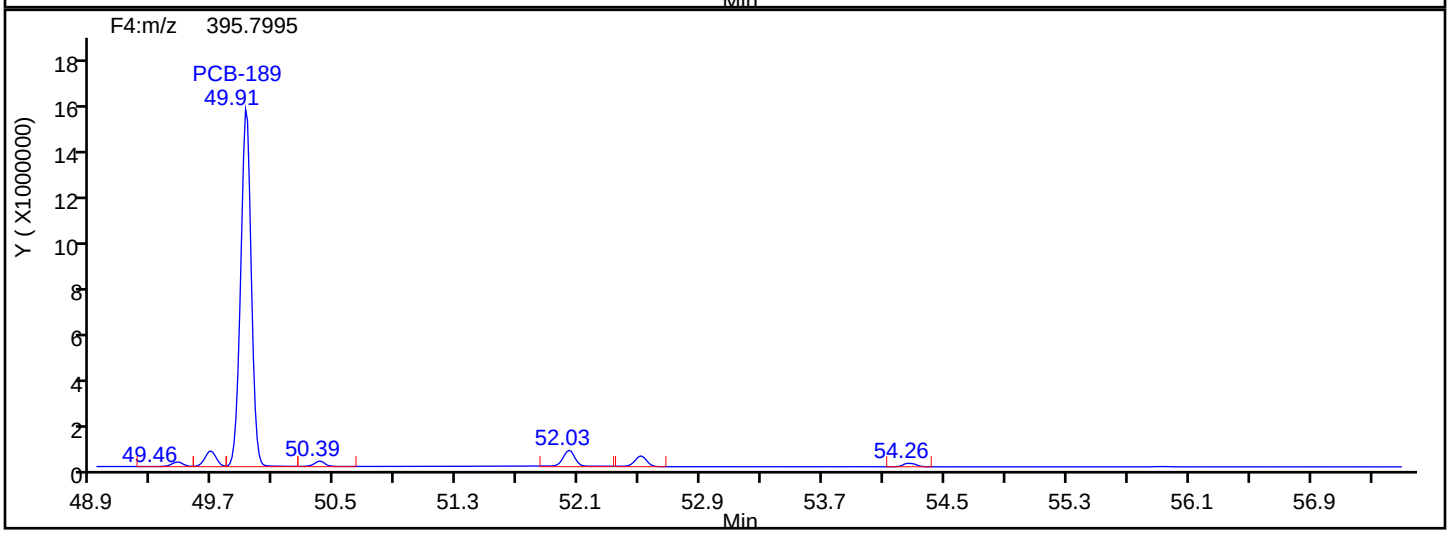

HpPCB F4 Lock Mass

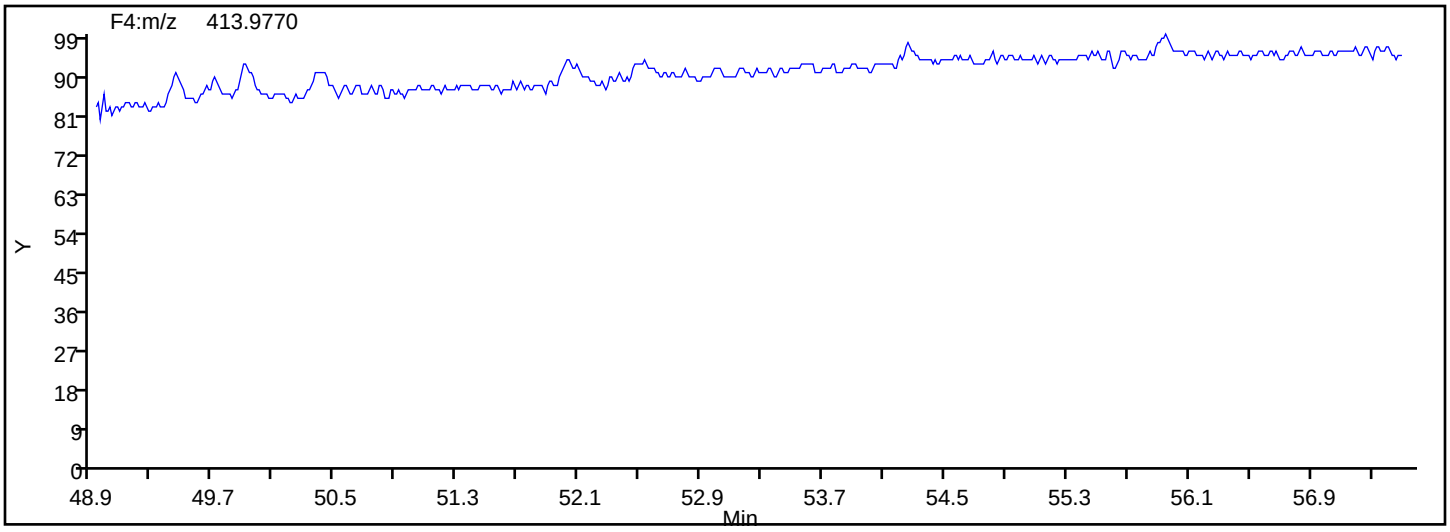

Eurofins TestAmerica, Knoxville

Data File:	\\chromna\Knoxville\ChromData\D3D\20190813-12717.b\d4190821i6.d		
Injection Date:	21-Aug-2019 19:05:00	Injection Vol:	1.0 ul
Instrument ID:	D3D	Operator ID:	Xcalibur_System
Method:	PCBs_D3D	Limit Group:	HR - 1668A - ICAL
Client ID:			
Worklist#:	33168	Sample Line#:	6
Column Type:	SPB-Octyl	Column Dia:	0.25 mm

OcPCB F3

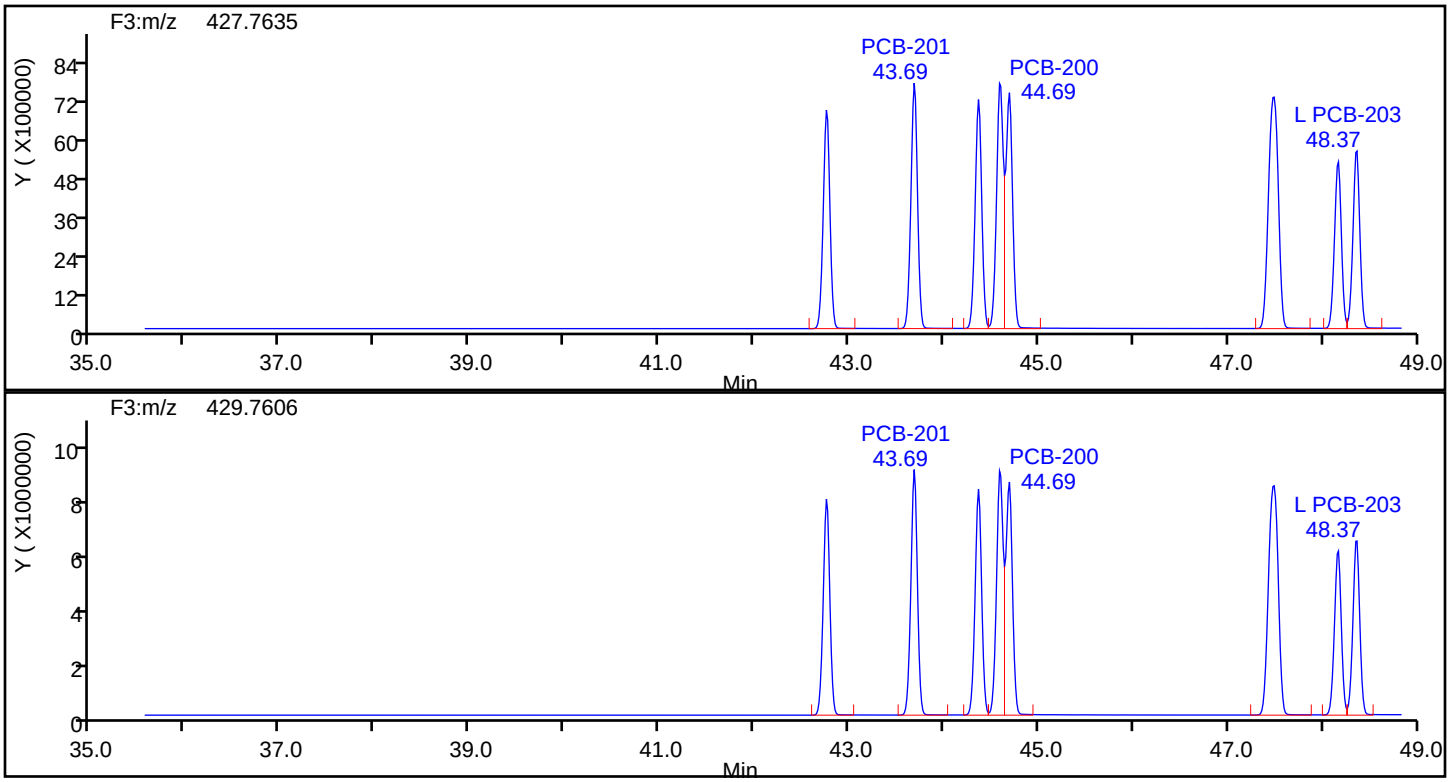

OcPCB F3 Standards

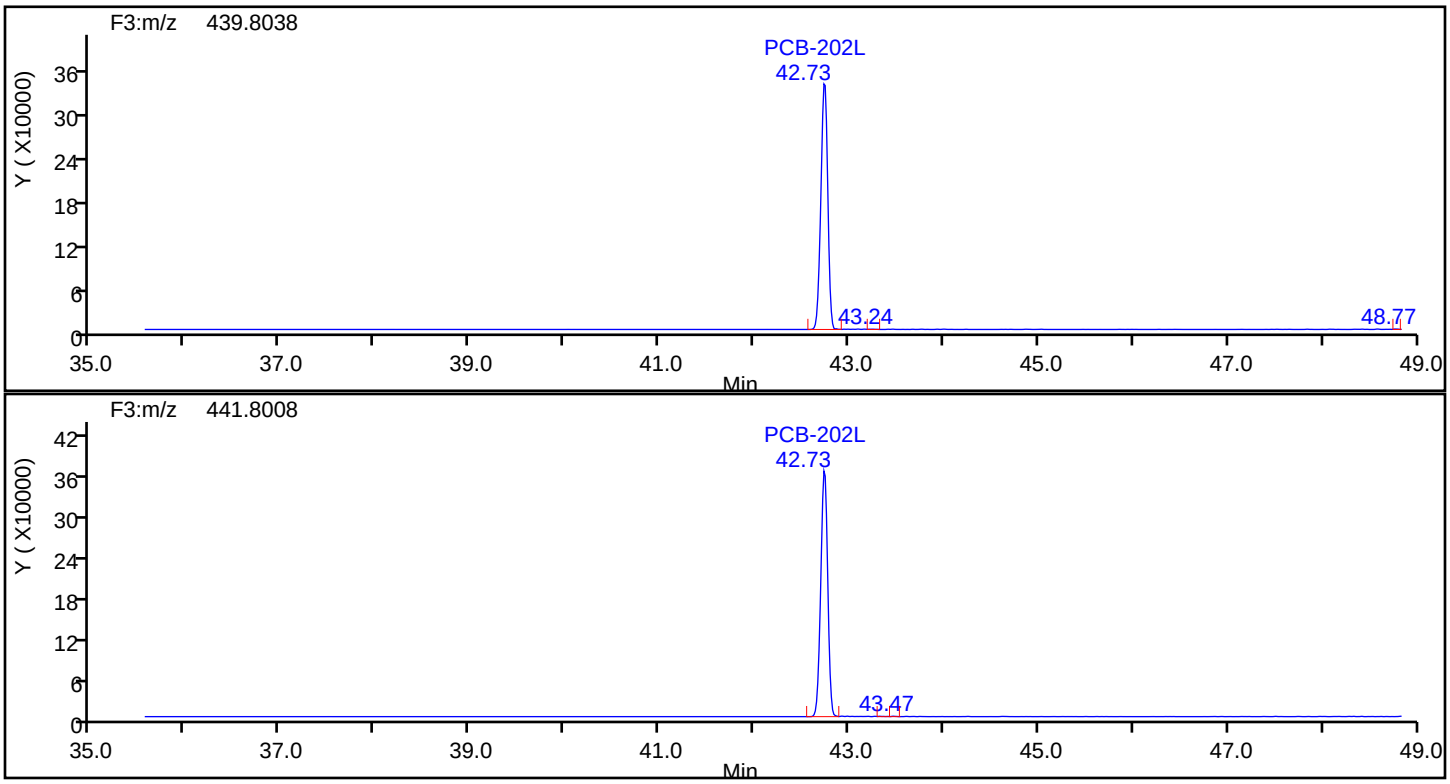

Eurofins TestAmerica, Knoxville

Data File:	\\chromna\Knoxville\ChromData\D3D\20190813-12717.b\d4190821i6.d		
Injection Date:	21-Aug-2019 19:05:00	Injection Vol:	1.0 ul
Instrument ID:	D3D	Operator ID:	Xcalibur_System
Method:	PCBs_D3D	Limit Group:	HR - 1668A - ICAL
Client ID:			
Worklist#:	33168	Sample Line#:	6
Column Type:	SPB-Octyl	Column Dia:	0.25 mm

OcPCB F3

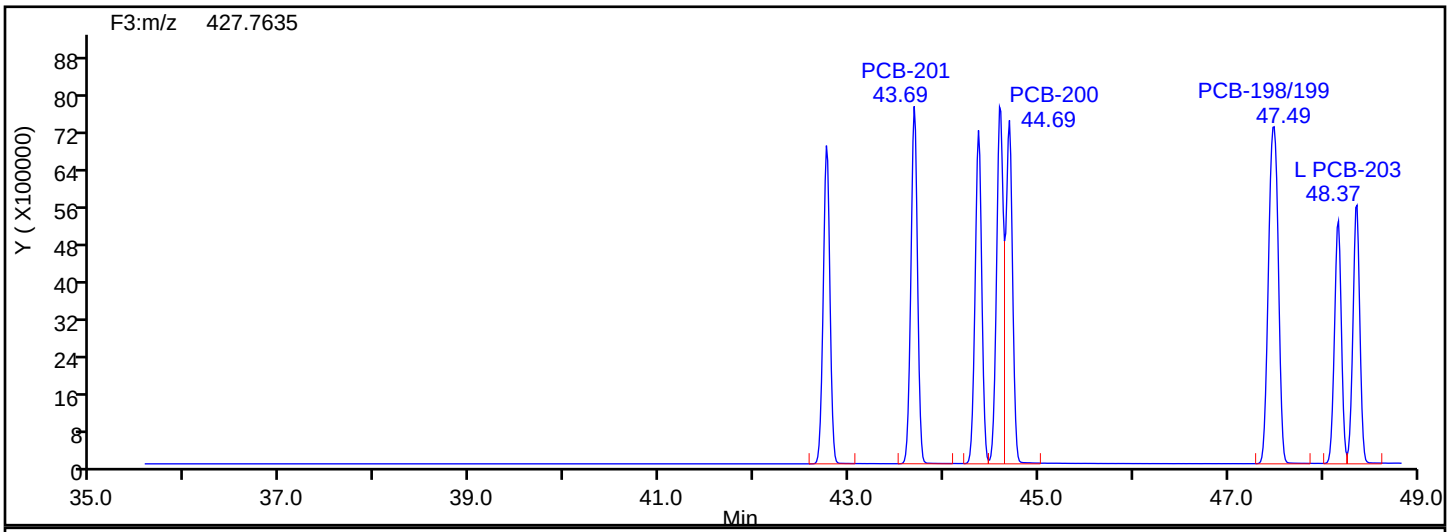

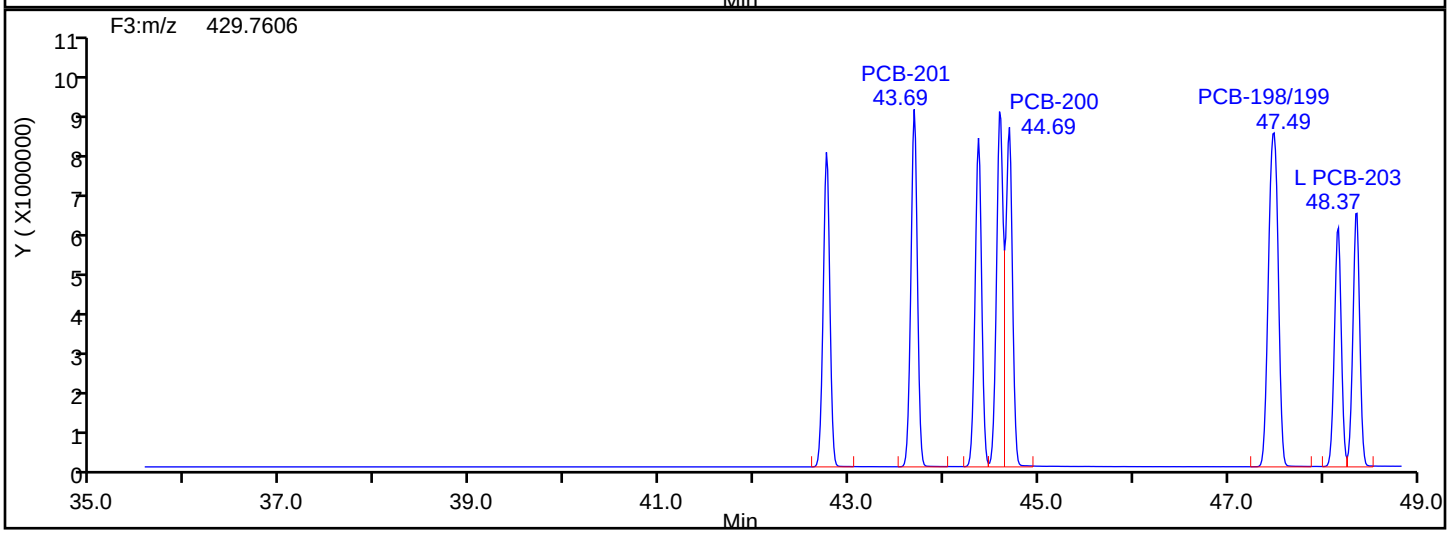

OcPCB F3 Lock Mass

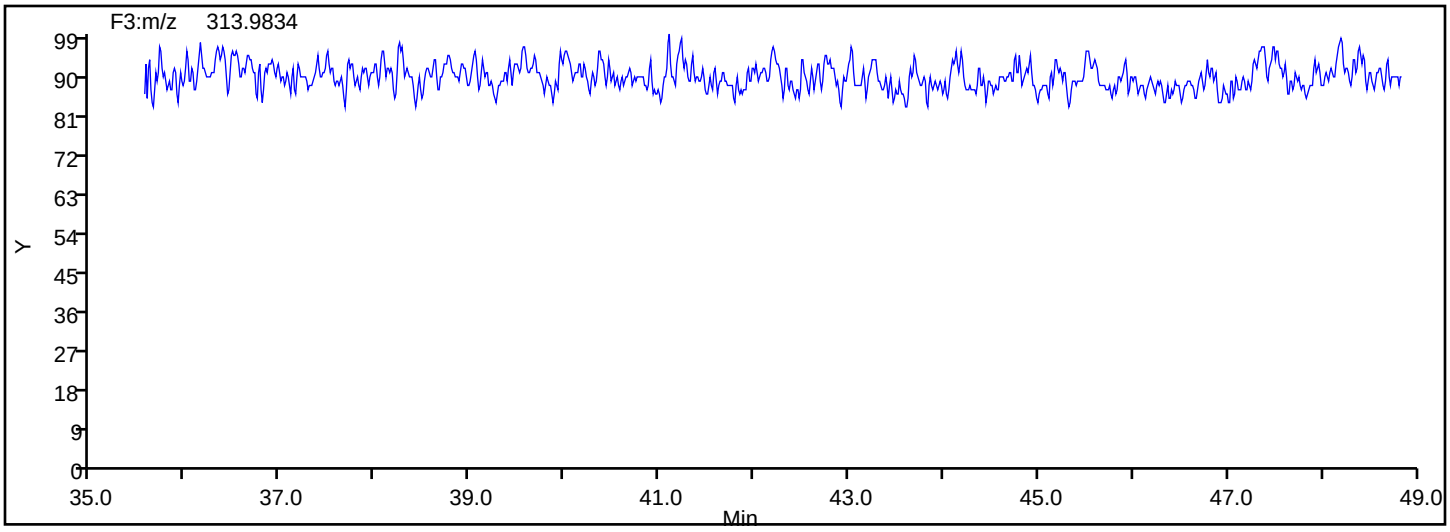

Eurofins TestAmerica, Knoxville

Data File:	\\chromna\Knoxville\ChromData\D3D\20190813-12717.b\d4190821i6.d		
Injection Date:	21-Aug-2019 19:05:00	Injection Vol:	1.0 ul
Instrument ID:	D3D	Operator ID:	Xcalibur_System
Method:	PCBs_D3D	Limit Group:	HR - 1668A - ICAL
Client ID:			
Worklist#:	33168	Sample Line#:	6
Column Type:	SPB-Octyl	Column Dia:	0.25 mm

OcPCB F4

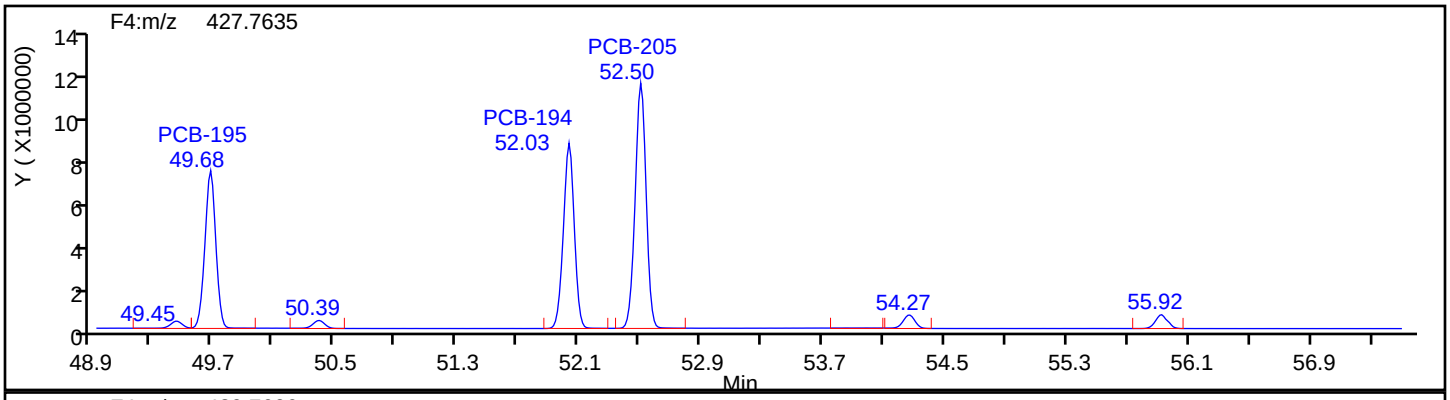

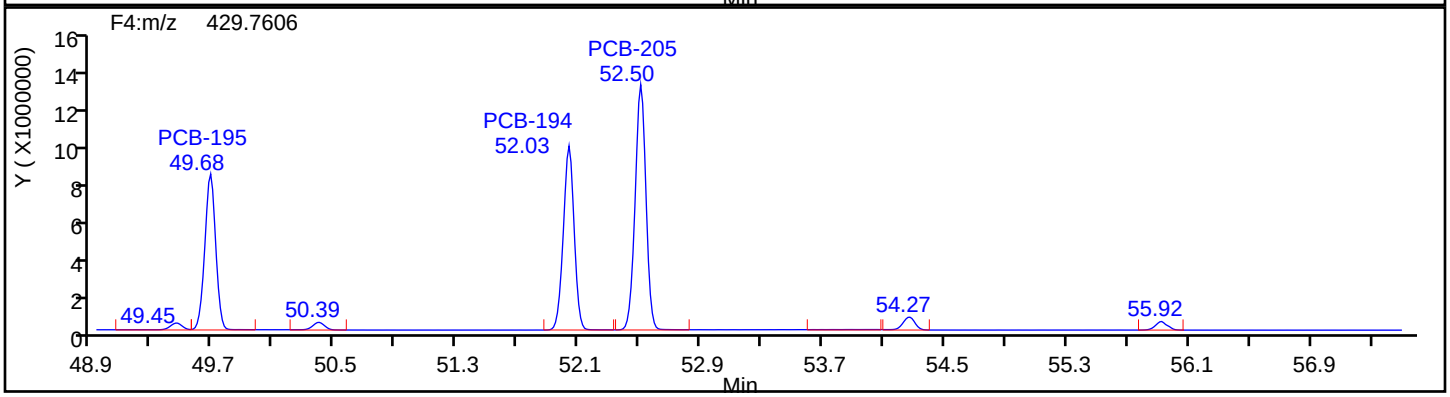

OcPCB F4 Standards

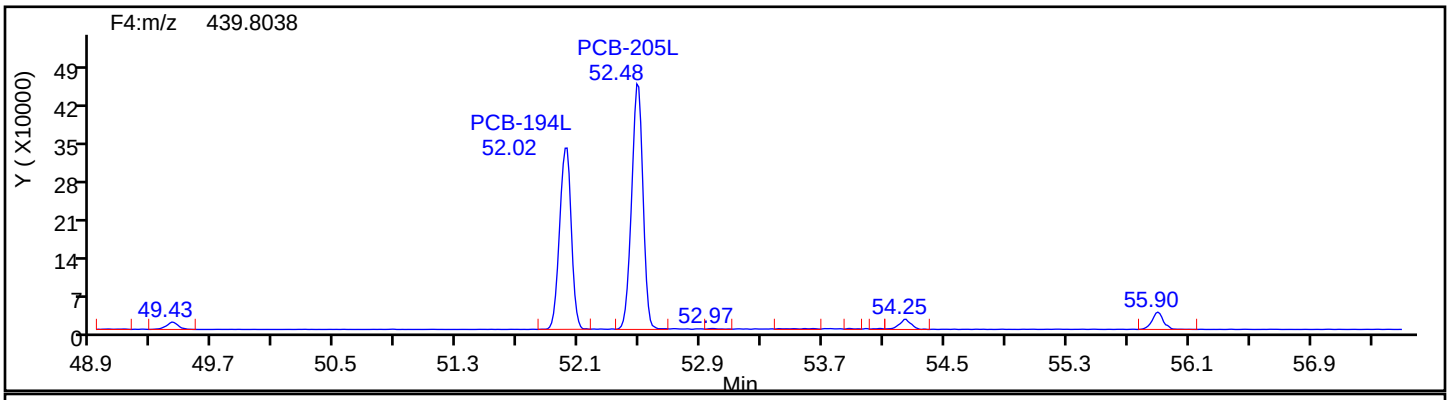

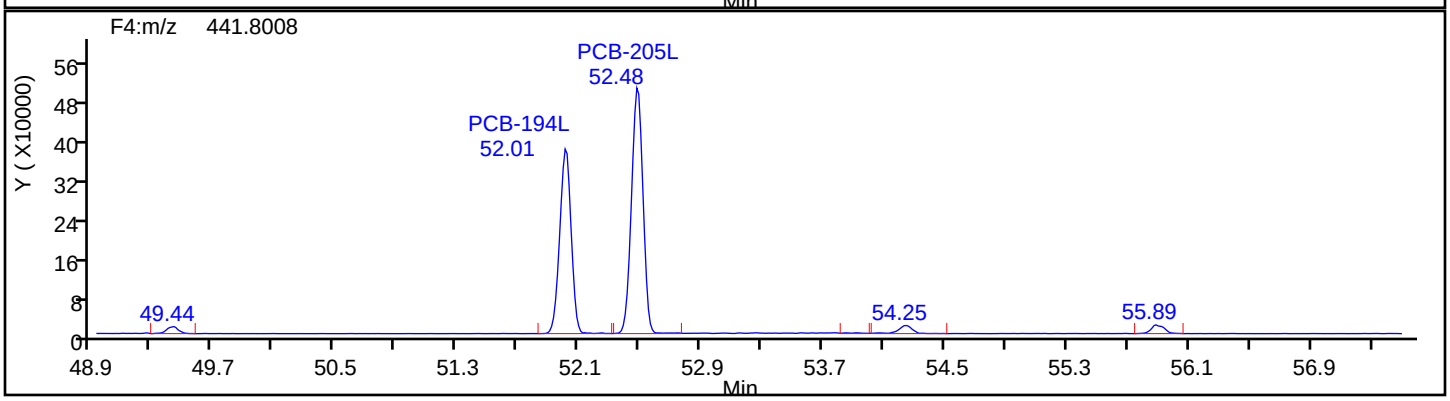

Eurofins TestAmerica, Knoxville

Data File:	\\chromna\Knoxville\ChromData\D3D\20190813-12717.b\d4190821i6.d		
Injection Date:	21-Aug-2019 19:05:00	Injection Vol:	1.0 ul
Instrument ID:	D3D	Operator ID:	Xcalibur_System
Method:	PCBs_D3D	Limit Group:	HR - 1668A - ICAL
Client ID:			
Worklist#:	33168	Sample Line#:	6
Column Type:	SPB-Octyl	Column Dia:	0.25 mm

OcPCB F4

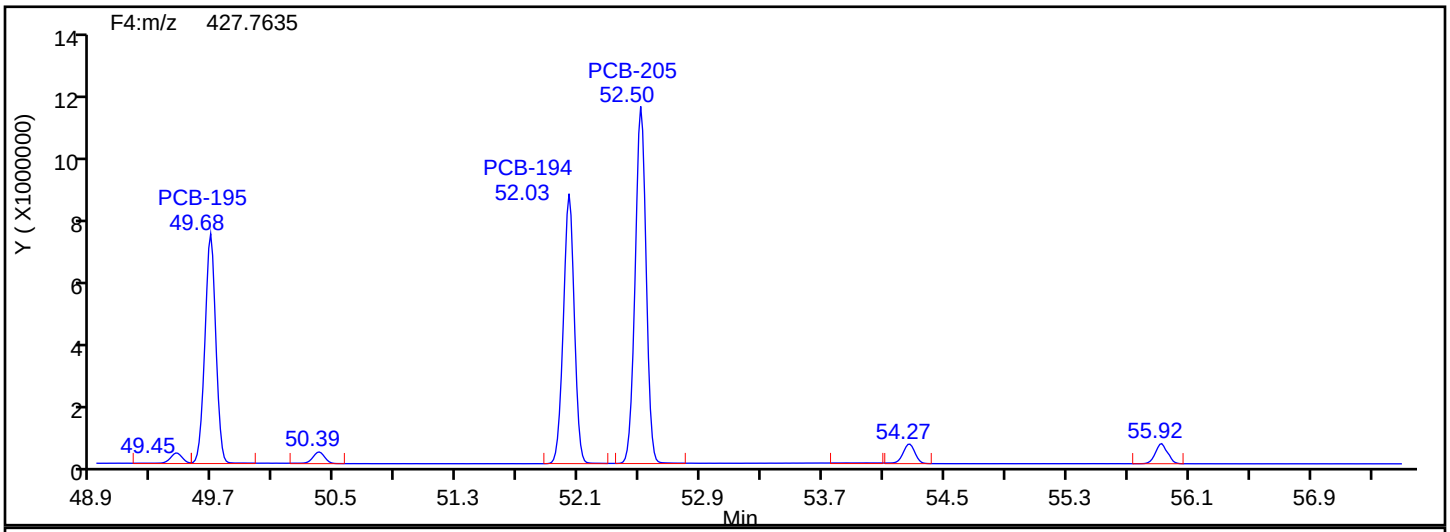

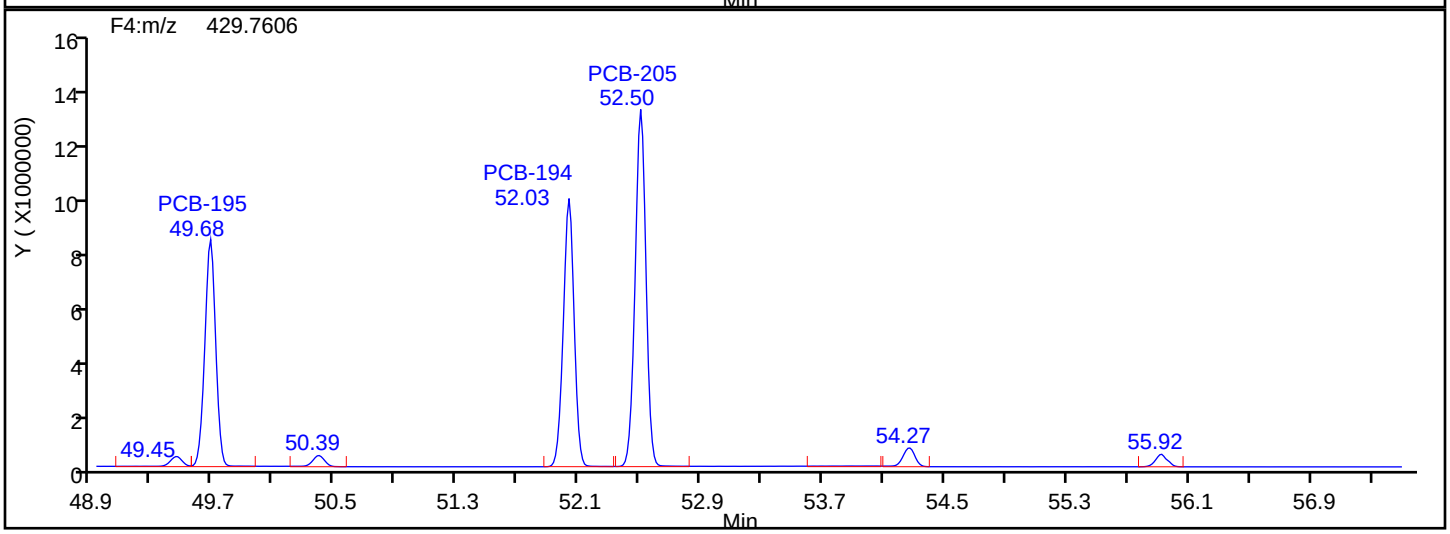

OcPCB F4 Lock Mass

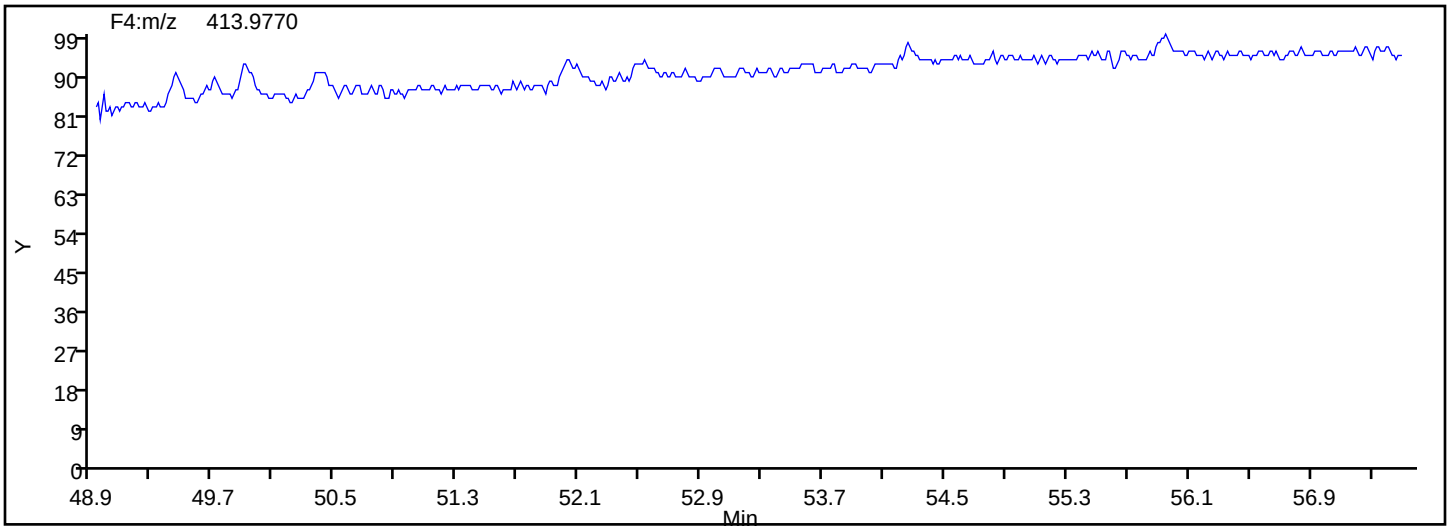

Eurofins TestAmerica, Knoxville

Data File:	\\chromna\Knoxville\ChromData\D3D\20190813-12717.b\d4190821i6.d		
Injection Date:	21-Aug-2019 19:05:00	Injection Vol:	1.0 ul
Instrument ID:	D3D	Operator ID:	Xcalibur_System
Method:	PCBs_D3D	Limit Group:	HR - 1668A - ICAL
Client ID:			
Worklist#:	33168	Sample Line#:	6
Column Type:	SPB-Octyl	Column Dia:	0.25 mm

NoPCB F4

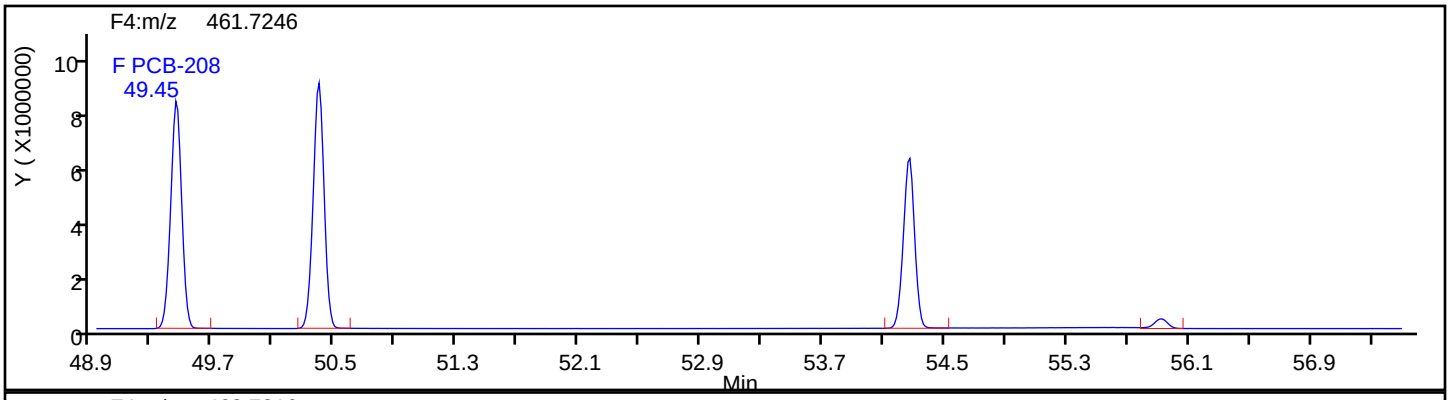

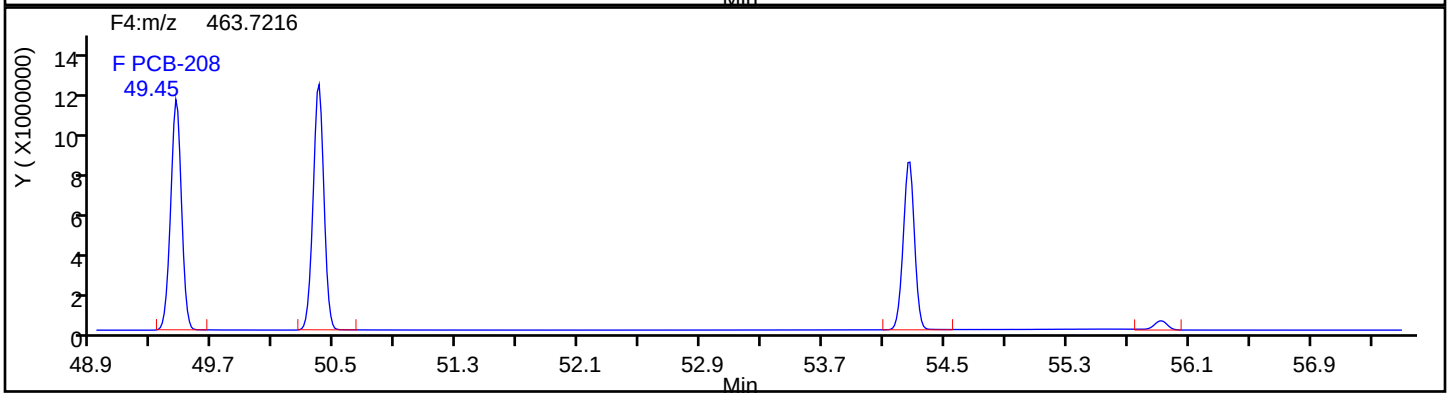

NoPCB F4 Standards

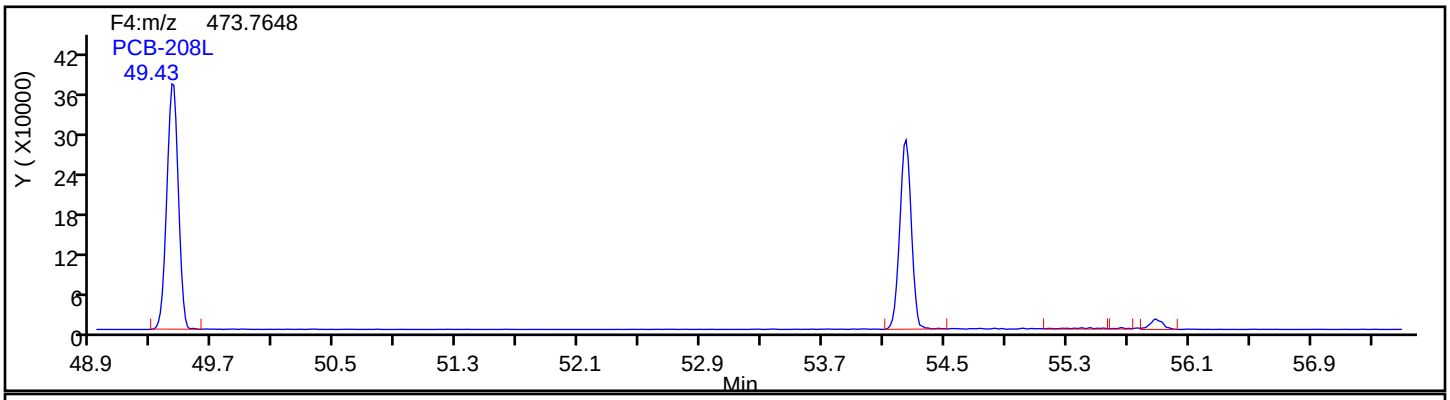

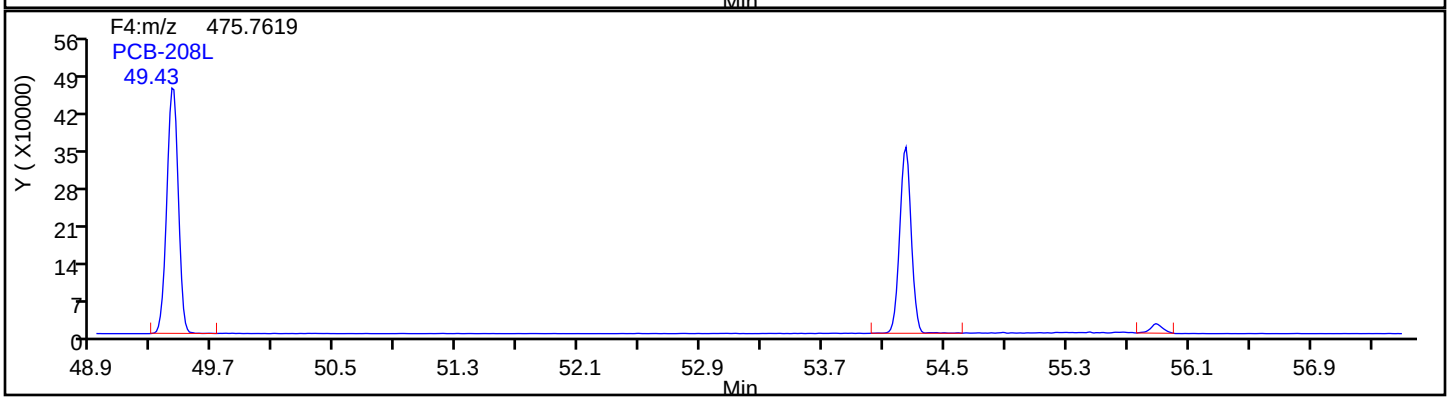

Eurofins TestAmerica, Knoxville

Data File:	\\chromna\Knoxville\ChromData\D3D\20190813-12717.b\d4190821i6.d		
Injection Date:	21-Aug-2019 19:05:00	Injection Vol:	1.0 ul
Instrument ID:	D3D	Operator ID:	Xcalibur_System
Method:	PCBs_D3D	Limit Group:	HR - 1668A - ICAL
Client ID:			
Worklist#:	33168	Sample Line#:	6
Column Type:	SPB-Octyl	Column Dia:	0.25 mm

NoPCB F4

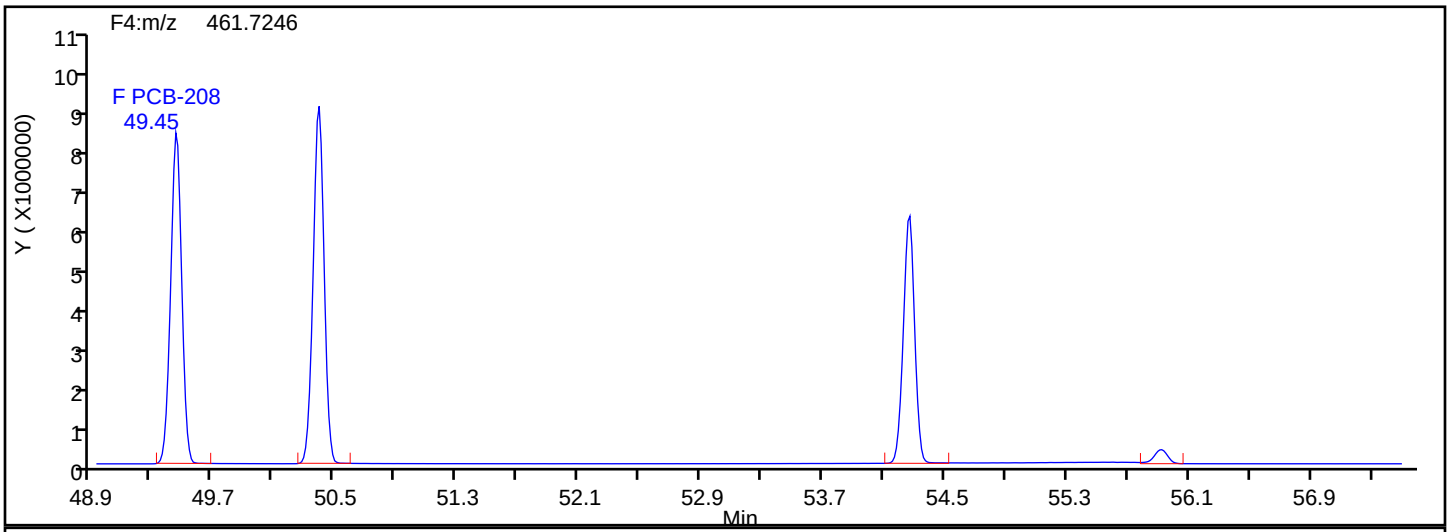

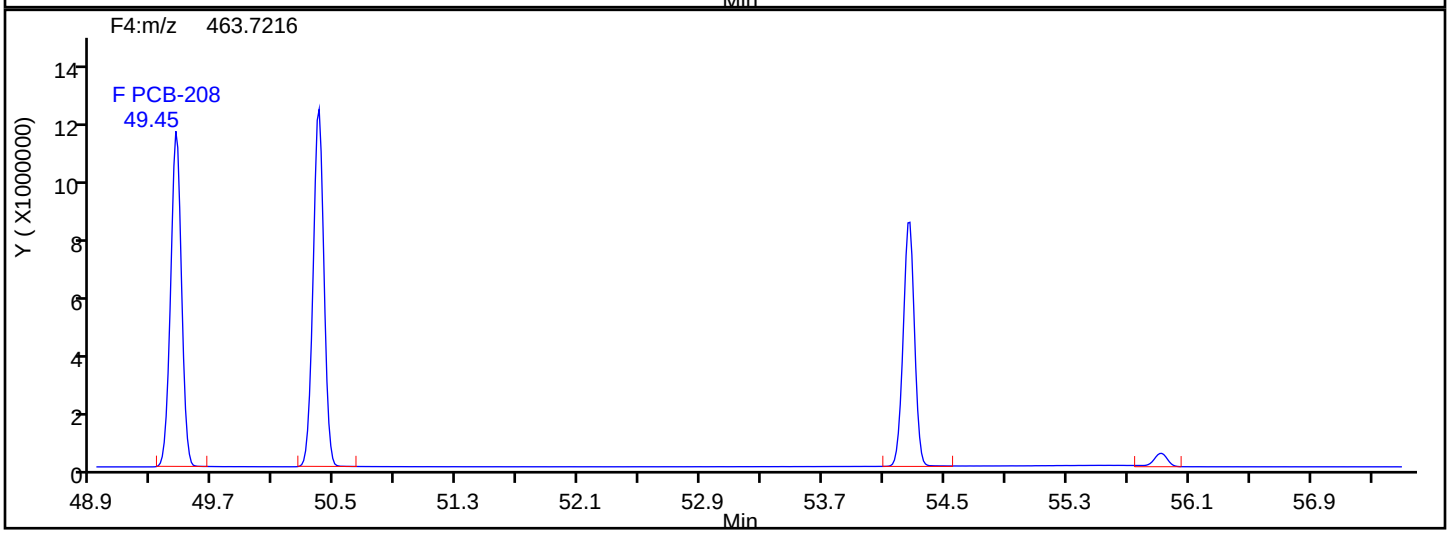

NoPCB F4 Lock Mass

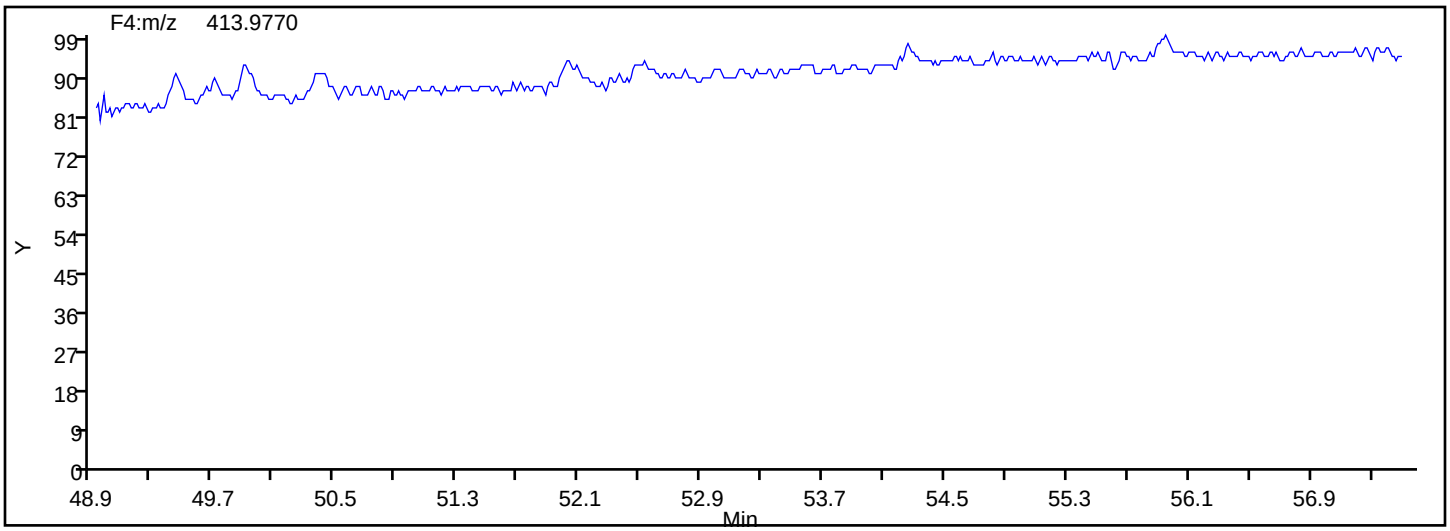

Eurofins TestAmerica, Knoxville

Data File:	\\chromna\Knoxville\ChromData\D3D\20190813-12717.b\d4190821i6.d		
Injection Date:	21-Aug-2019 19:05:00	Injection Vol:	1.0 ul
Instrument ID:	D3D	Operator ID:	Xcalibur_System
Method:	PCBs_D3D	Limit Group:	HR - 1668A - ICAL
Client ID:			
Worklist#:	33168	Sample Line#:	6
Column Type:	SPB-Octyl	Column Dia:	0.25 mm

DePCB F4

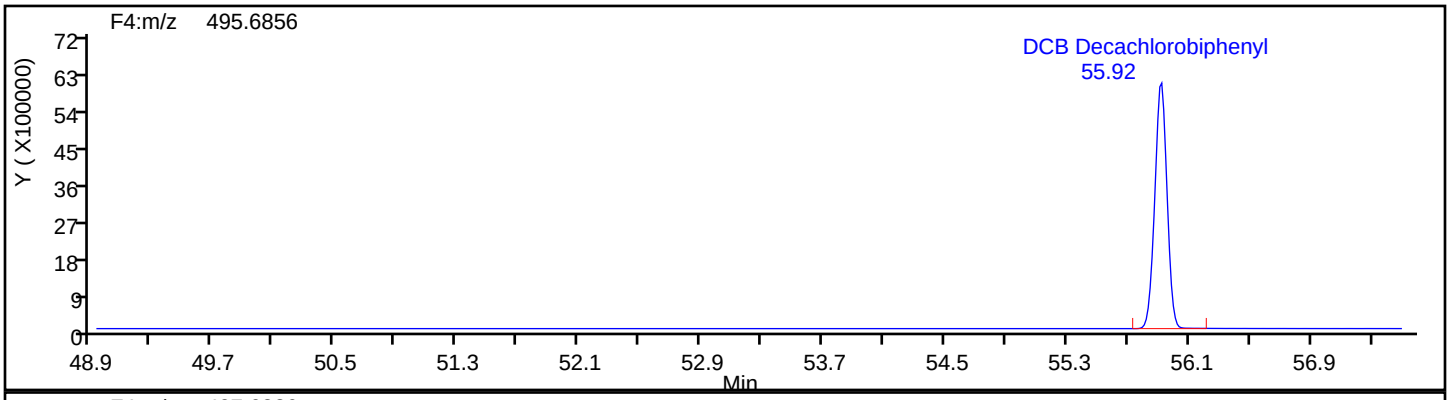

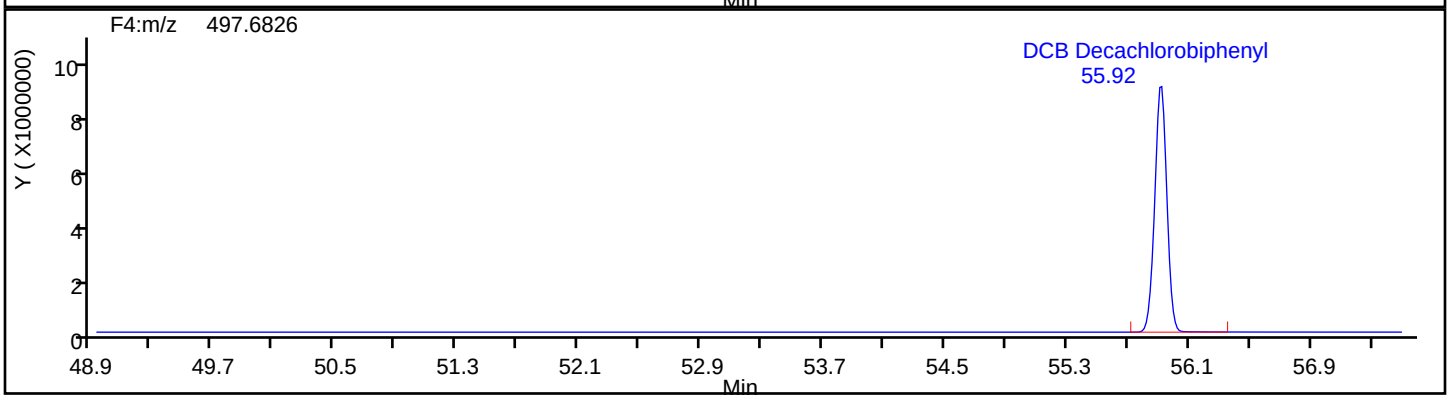

DePCB F4 Standards

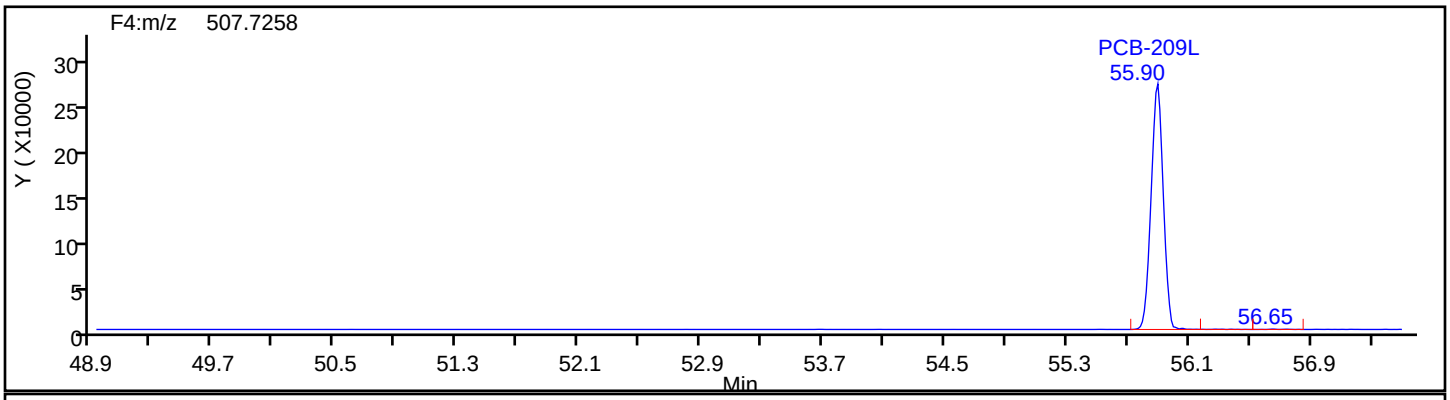

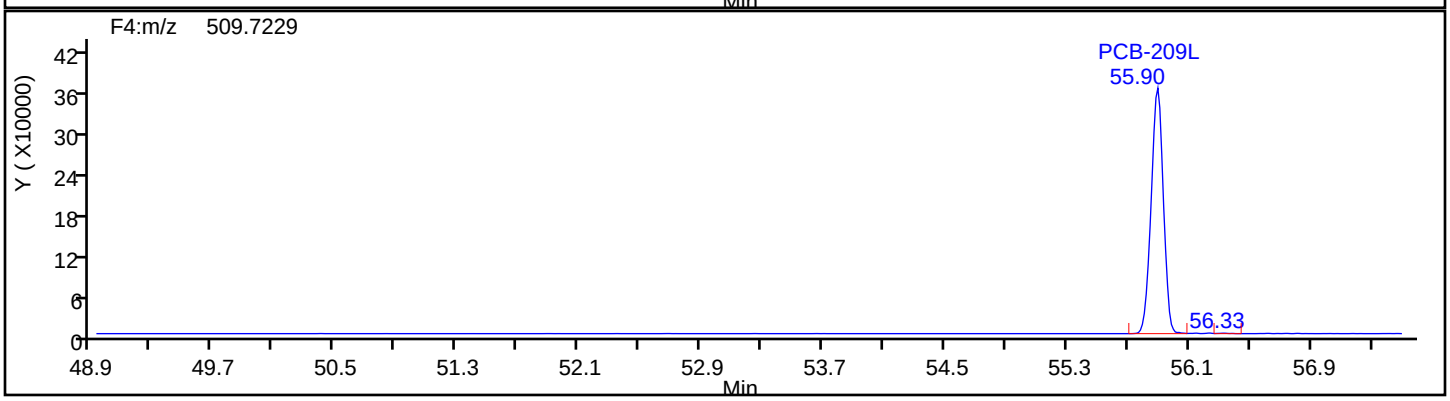

Eurofins TestAmerica, Knoxville

Data File:	\\chromna\Knoxville\ChromData\D3D\20190813-12717.b\d4190821i6.d		
Injection Date:	21-Aug-2019 19:05:00	Injection Vol:	1.0 ul
Instrument ID:	D3D	Operator ID:	Xcalibur_System
Method:	PCBs_D3D	Limit Group:	HR - 1668A - ICAL
Client ID:			
Worklist#:	33168	Sample Line#:	6
Column Type:	SPB-Octyl	Column Dia:	0.25 mm

DePCB F4

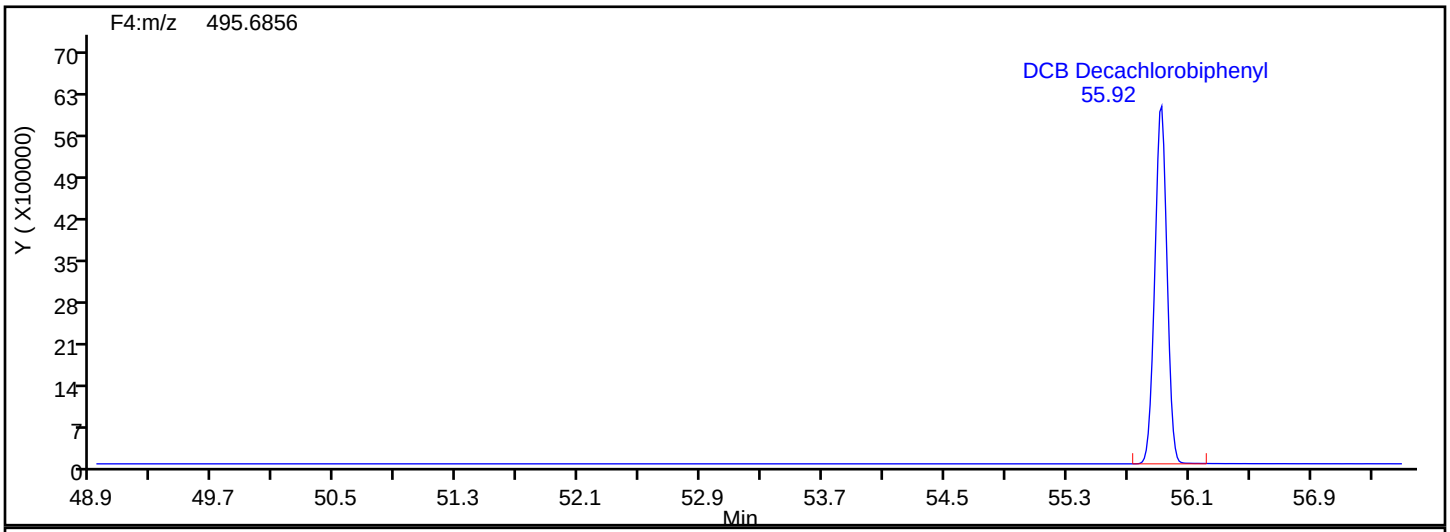

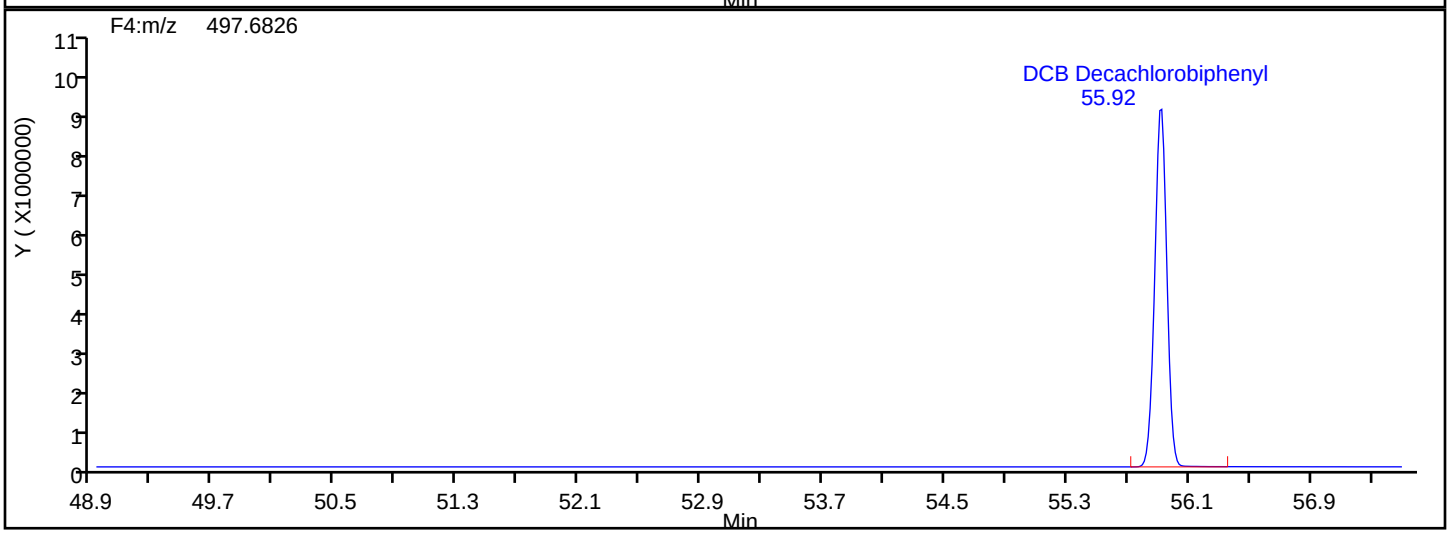

DePCB F4 Lock Mass

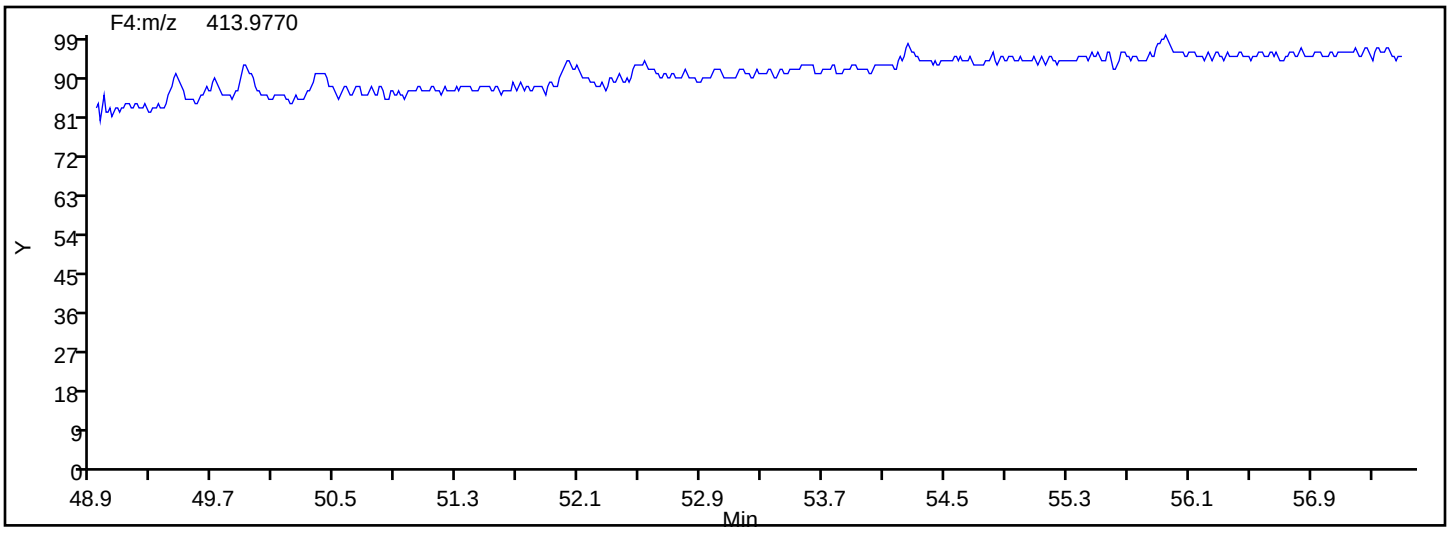

FORM VI
RESOLUTION CHECK SUMMARY

Lab Name: Eurofins TestAmerica, Knoxville Job No.: 580-88125-2

SDG No.:

Lab Sample ID (1): WDMCCV 140-33063/1 Instrument ID (1): D3D

GC Column (1): SPB-Octyl ID: 0.25(mm) Date Analyzed (1): 08/27/2019 14:17

ANALYTE	RT	RESOLUTION (%)
PCB-34	21.83	4
PCB-187	41.30	2

Resolution Report

Eurofins TestAmerica, Knoxville

Data File:	\\chromna\Knoxville\ChromData\D3D\20190827-12879.b\d4190827s1.d				
Injection Date:	27-Aug-2019 14:17:00	Instrument ID:	D3D		
Lims ID:	WDMCCV				
Client ID:					
Operator ID:	Xcalibur_System	ALS Bottle#:	0	Worklist Smp#:	1
Injection Vol:	1.0 ul	Column:	SPB-Octyl (0.25 mm)		
Method:	PCBs_D3D	Limit Group:	HR - 1668A - ICAL		

PCB-34 - PCB-23, Signal: 2

Isotopic Dilution PCB Method

%R = (V / H) * 100

V (Valley Height) = 11336
H (Peak Height) = 269438

%R = 4 <= 40
Passed

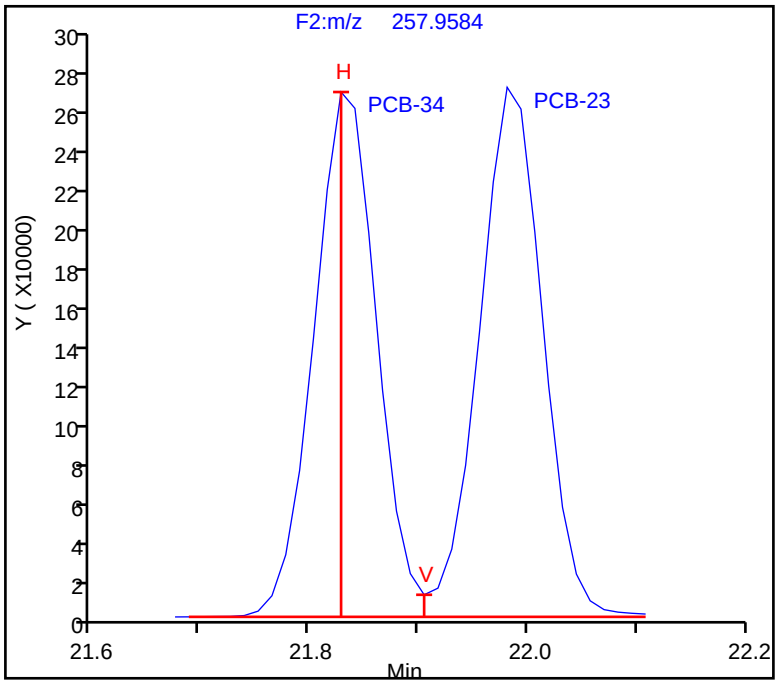

Resolution Report

Eurofins TestAmerica, Knoxville

Data File: \\chromna\Knoxville\ChromData\D3D\20190827-12879.b\d4190827s1.d
Injection Date: 27-Aug-2019 14:17:00 Instrument ID: D3D
Lims ID: WDMCCV
Client ID:
Operator ID: Xcalibur_System ALS Bottle#: 0 Worklist Smp#: 1
Injection Vol: 1.0 ul Column: SPB-Octyl (0.25 mm)
Method: PCBs_D3D Limit Group: HR - 1668A - ICAL

PCB-187 - PCB-182, Signal: 2

Isotopic Dilution PCB Method

%R = (V / H) * 100

V (Valley Height) = 2227
H (Peak Height) = 105899

%R = 2 <= 40
Passed

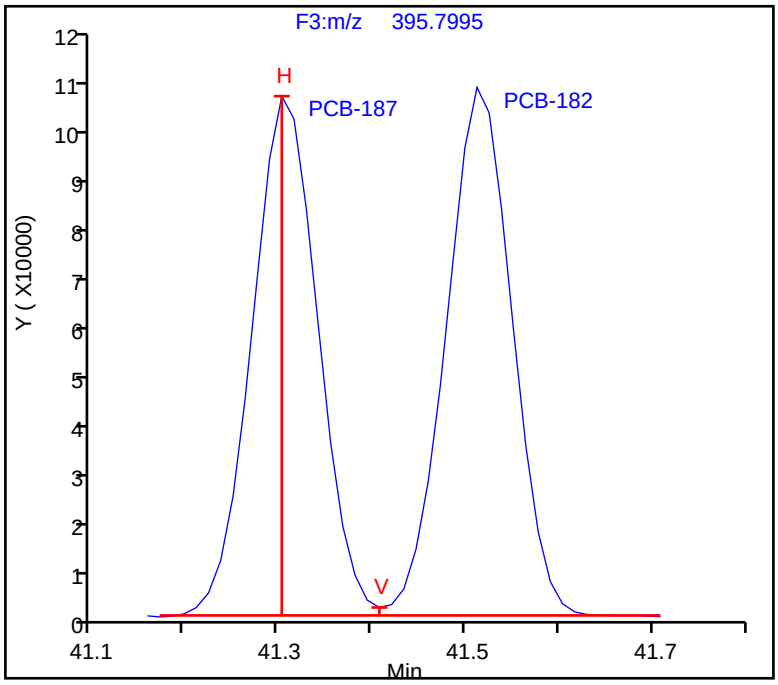

FORM VI
RESOLUTION CHECK SUMMARY

Lab Name: Eurofins TestAmerica, Knoxville Job No.: 580-88125-2

SDG No.:

Lab Sample ID (1): WDMCCV 140-33110/1 Instrument ID (1): D3D

GC Column (1): SPB-Octyl ID: 0.25(mm) Date Analyzed (1): 08/28/2019 22:15

ANALYTE	RT	RESOLUTION (%)
PCB-34	21.76	4
PCB-187	41.23	2

Resolution Report

Eurofins TestAmerica, Knoxville

Data File:	\\chromna\Knoxville\ChromData\D3D\20190828-12892.b\d4190828s2.d				
Injection Date:	28-Aug-2019 22:15:00	Instrument ID:	D3D		
Lims ID:	WDMCCV				
Client ID:					
Operator ID:	Xcalibur_System	ALS Bottle#:	0	Worklist Smp#:	1
Injection Vol:	1.0 ul	Column:	SPB-Octyl (0.25 mm)		
Method:	PCBs_D3D	Limit Group:	HR - 1668A - ICAL		

PCB-34 - PCB-23, Signal: 2

Isotopic Dilution PCB Method

%R = (V / H) * 100

V (Valley Height) = 7914
H (Peak Height) = 216907

%R = 4 <= 40
Passed

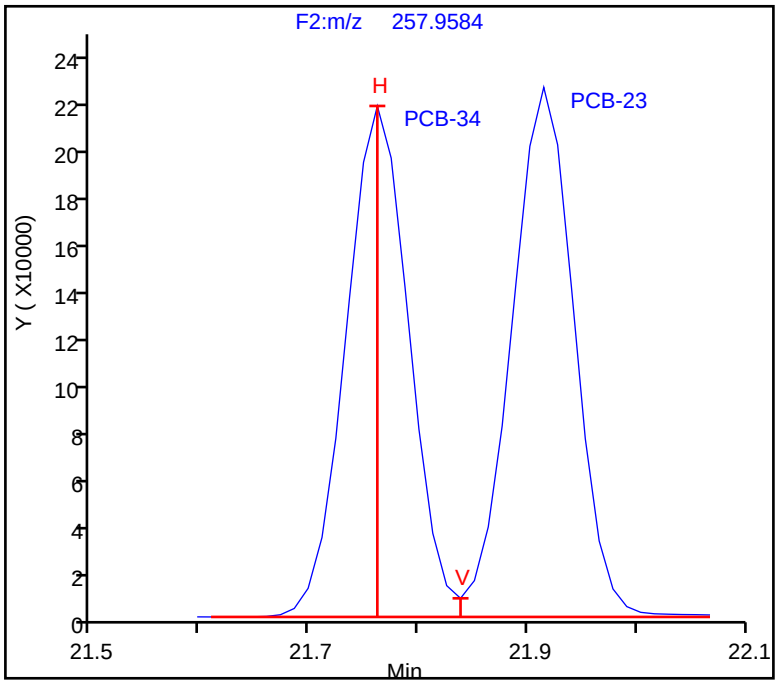

Resolution Report

Eurofins TestAmerica, Knoxville

Data File:	\\chromna\Knoxville\ChromData\D3D\20190828-12892.b\d4190828s2.d				
Injection Date:	28-Aug-2019 22:15:00	Instrument ID:	D3D		
Lims ID:	WDMCCV				
Client ID:					
Operator ID:	Xcalibur_System	ALS Bottle#:	0	Worklist Smp#:	1
Injection Vol:	1.0 ul	Column:	SPB-Octyl (0.25 mm)		
Method:	PCBs_D3D	Limit Group:	HR - 1668A - ICAL		

PCB-187 - PCB-182, Signal: 2

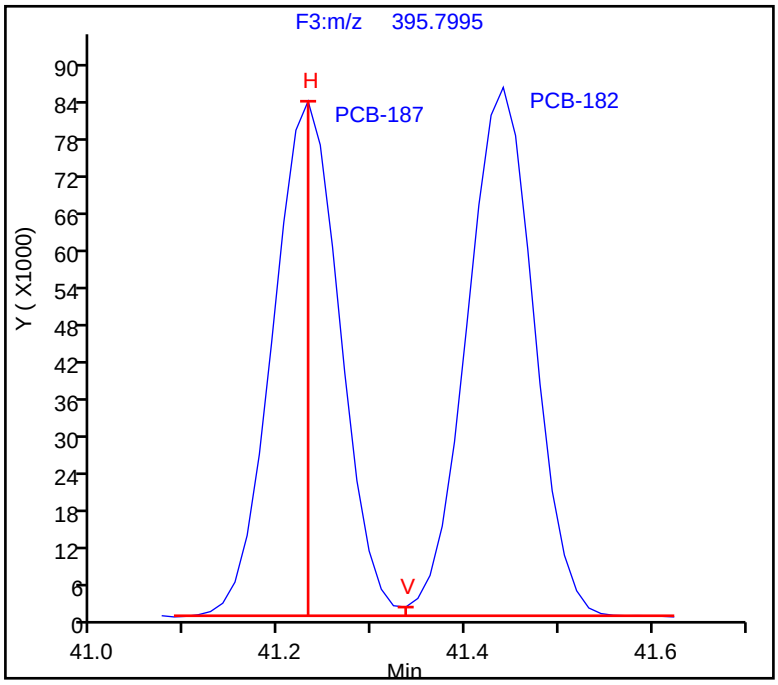

Isotopic Dilution PCB Method

%R = (V / H) * 100

V (Valley Height) = 1793
H (Peak Height) = 84004

%R = 2 <= 40
Passed

FORM VI
RESOLUTION CHECK SUMMARY

Lab Name: Eurofins TestAmerica, Knoxville Job No.: 580-88125-2

SDG No.:

Lab Sample ID (1): WDMCCV 140-33136/1 Instrument ID (1): D3D

GC Column (1): SPB-Octyl ID: 0.25(mm) Date Analyzed (1): 08/29/2019 14:10

ANALYTE	RT	RESOLUTION (%)
PCB-34	21.84	4
PCB-187	41.27	2

Resolution Report

Eurofins TestAmerica, Knoxville

Data File: \\chromna\Knoxville\ChromData\D3D\20190829-12906.b\d4190829s1.d
Injection Date: 29-Aug-2019 14:10:00 Instrument ID: D3D
Lims ID: WDMCCV
Client ID:
Operator ID: Xcalibur_System ALS Bottle#: 0 Worklist Smp#: 1
Injection Vol: 1.0 ul Column: SPB-Octyl (0.25 mm)
Method: PCBs_D3D Limit Group: HR - 1668A - ICAL

PCB-34 - PCB-23, Signal: 2

Isotopic Dilution PCB Method

%R = (V / H) * 100

V (Valley Height) = 7046
H (Peak Height) = 171999

%R = 4 <= 40
Passed

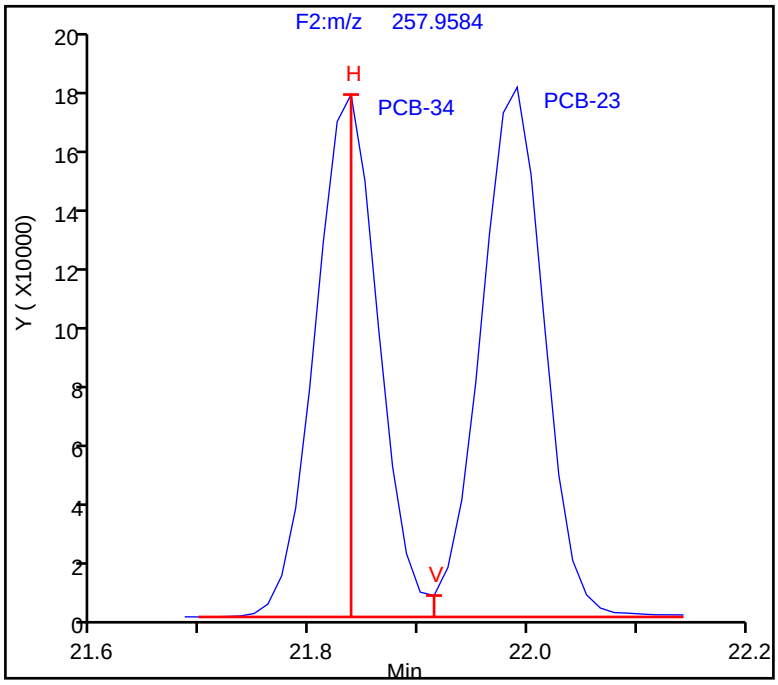

Resolution Report

Eurofins TestAmerica, Knoxville

Data File:	\\chromna\Knoxville\ChromData\D3D\20190829-12906.b\d4190829s1.d				
Injection Date:	29-Aug-2019 14:10:00	Instrument ID:	D3D		
Lims ID:	WDMCCV				
Client ID:					
Operator ID:	Xcalibur_System	ALS Bottle#:	0	Worklist Smp#:	1
Injection Vol:	1.0 ul	Column:	SPB-Octyl (0.25 mm)		
Method:	PCBs_D3D	Limit Group:	HR - 1668A - ICAL		

PCB-187 - PCB-182, Signal: 2

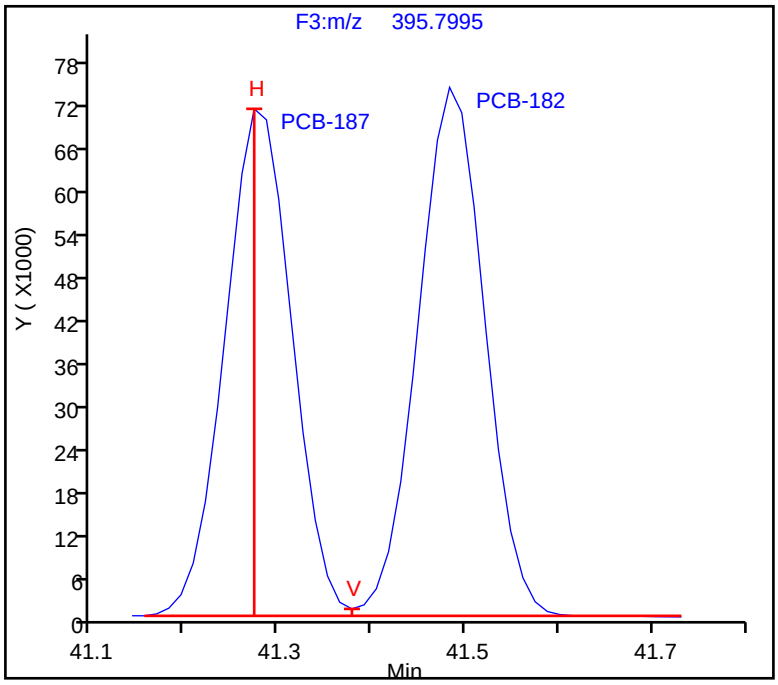

Isotopic Dilution PCB Method

%R = (V / H) * 100

V (Valley Height) = 1268
H (Peak Height) = 70736

%R = 2 <= 40
Passed

FORM VI
RESOLUTION CHECK SUMMARY

Lab Name: Eurofins TestAmerica, Knoxville Job No.: 580-88125-2

SDG No.:

Lab Sample ID (1): WDMCCV 140-33148/1 Instrument ID (1): D3D

GC Column (1): SPB-Octyl ID: 0.25(mm) Date Analyzed (1): 08/30/2019 01:10

ANALYTE	RT	RESOLUTION (%)
PCB-34	21.82	5
PCB-187	41.27	2

Resolution Report

Eurofins TestAmerica, Knoxville

Data File:	\\chromna\Knoxville\ChromData\D3D\20190829-12907.b\d4190830s1.d				
Injection Date:	30-Aug-2019 01:10:00	Instrument ID:	D3D		
Lims ID:	WDMCCV				
Client ID:					
Operator ID:	Xcalibur_System	ALS Bottle#:	0	Worklist Smp#:	1
Injection Vol:	1.0 ul	Column:	SPB-Octyl (0.25 mm)		
Method:	PCBs_D3D	Limit Group:	HR - 1668A - ICAL		

PCB-34 - PCB-23, Signal: 2

Isotopic Dilution PCB Method

%R = (V / H) * 100

V (Valley Height) = 6516
H (Peak Height) = 139337

%R = 5 <= 40
Passed

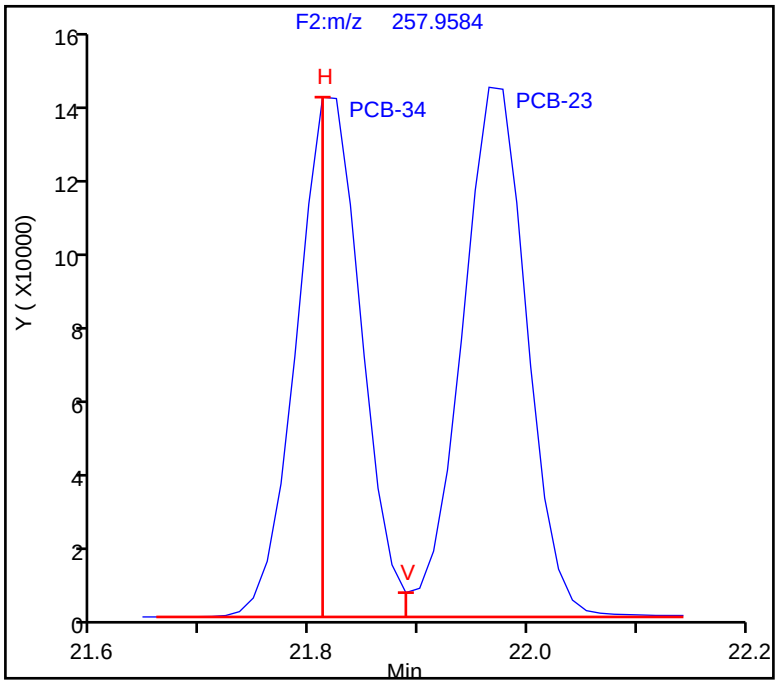

Resolution Report

Eurofins TestAmerica, Knoxville

Data File: \\chromna\Knoxville\ChromData\D3D\20190829-12907.b\d4190830s1.d
Injection Date: 30-Aug-2019 01:10:00 Instrument ID: D3D
Lims ID: WDMCCV
Client ID:
Operator ID: Xcalibur_System ALS Bottle#: 0 Worklist Smp#: 1
Injection Vol: 1.0 ul Column: SPB-Octyl (0.25 mm)
Method: PCBs_D3D Limit Group: HR - 1668A - ICAL

PCB-187 - PCB-182, Signal: 2

Isotopic Dilution PCB Method

%R = (V / H) * 100

V (Valley Height) = 1069
H (Peak Height) = 56634

%R = 2 <= 40
Passed

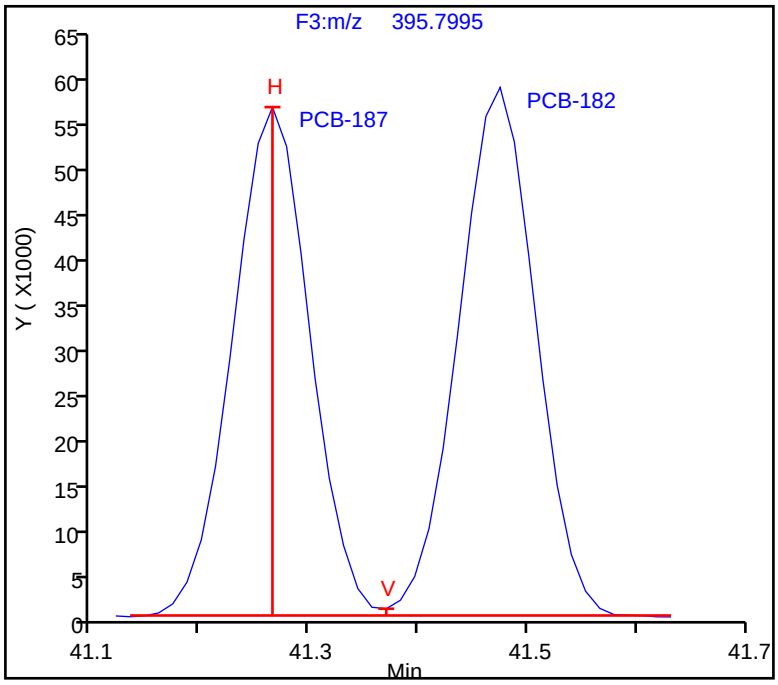

FORM VI
RESOLUTION CHECK SUMMARY

Lab Name: Eurofins TestAmerica, Knoxville Job No.: 580-88125-2

SDG No.:

Lab Sample ID (1): WDMCCV 140-33205/1 Instrument ID (1): D3D

GC Column (1): SPB-Octyl ID: 0.25(mm) Date Analyzed (1): 09/03/2019 09:42

ANALYTE	RT	RESOLUTION (%)
PCB-34	21.77	4
PCB-187	41.23	2

Resolution Report

Eurofins TestAmerica, Knoxville

Data File:	\\chromna\Knoxville\ChromData\D3D\20190903-12925.b\d4190903s1.d				
Injection Date:	03-Sep-2019 09:42:00	Instrument ID:	D3D		
Lims ID:	WDMCCV				
Client ID:					
Operator ID:	Xcalibur_System	ALS Bottle#:	0	Worklist Smp#:	1
Injection Vol:	1.0 ul	Column:	SPB-Octyl (0.25 mm)		
Method:	PCBs_D3D	Limit Group:	HR - 1668A - ICAL		

PCB-34 - PCB-23, Signal: 2

Isotopic Dilution PCB Method

%R = (V / H) * 100

V (Valley Height) = 5106
H (Peak Height) = 134568

%R = 4 <= 40
Passed

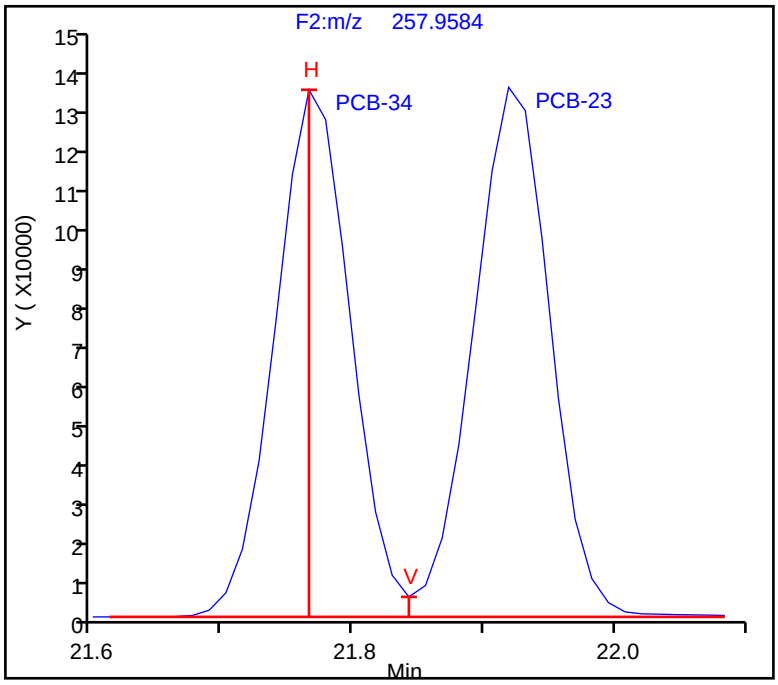

Resolution Report

Eurofins TestAmerica, Knoxville

Data File: \\chromna\Knoxville\ChromData\D3D\20190903-12925.b\d4190903s1.d
Injection Date: 03-Sep-2019 09:42:00 Instrument ID: D3D
Lims ID: WDMCCV
Client ID:
Operator ID: Xcalibur_System ALS Bottle#: 0 Worklist Smp#: 1
Injection Vol: 1.0 ul Column: SPB-Octyl (0.25 mm)
Method: PCBs_D3D Limit Group: HR - 1668A - ICAL

PCB-187 - PCB-182, Signal: 2

Isotopic Dilution PCB Method

%R = (V / H) * 100

V (Valley Height) = 1052
H (Peak Height) = 50296

%R = 2 <= 40
Passed

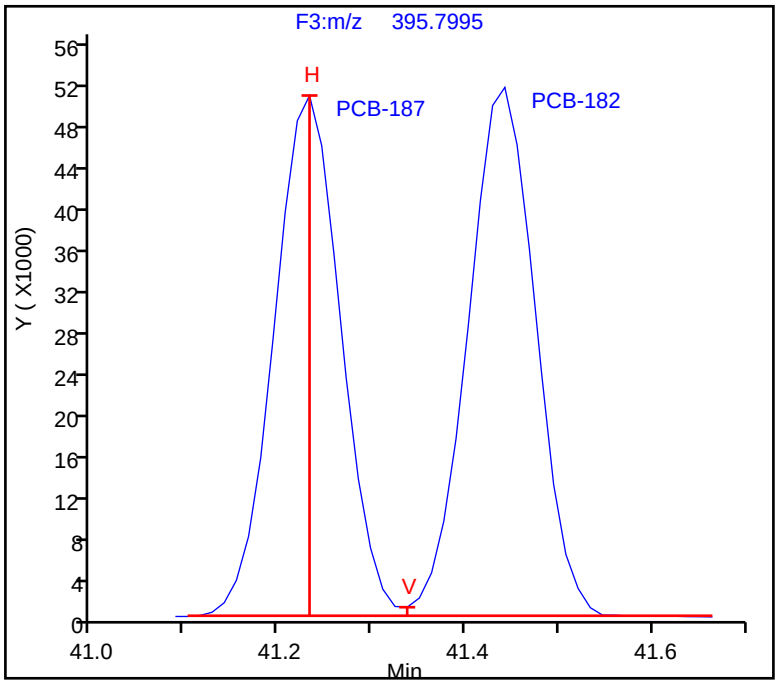

FORM VI
RESOLUTION CHECK SUMMARY

Lab Name: Eurofins TestAmerica, Knoxville Job No.: 580-88125-2

SDG No.:

Lab Sample ID (1): WDMCCV 140-33231/1 Instrument ID (1): D3D

GC Column (1): SPB-Octyl ID: 0.25(mm) Date Analyzed (1): 09/03/2019 22:14

ANALYTE	RT	RESOLUTION (%)
PCB-34	21.80	4
PCB-187	41.23	2

Resolution Report

Eurofins TestAmerica, Knoxville

Data File: \\chromna\Knoxville\ChromData\D3D\20190903-12939.b\d4190903s2.d
Injection Date: 03-Sep-2019 22:14:00 Instrument ID: D3D
Lims ID: WDMCCV
Client ID:
Operator ID: Xcalibur_System ALS Bottle#: 0 Worklist Smp#: 1
Injection Vol: 1.0 ul Column: SPB-Octyl (0.25 mm)
Method: PCBs_D3D Limit Group: HR - 1668A - ICAL

PCB-34 - PCB-23, Signal: 2

Isotopic Dilution PCB Method

%R = (V / H) * 100

V (Valley Height) = 3910
H (Peak Height) = 91327

%R = 4 <= 40
Passed

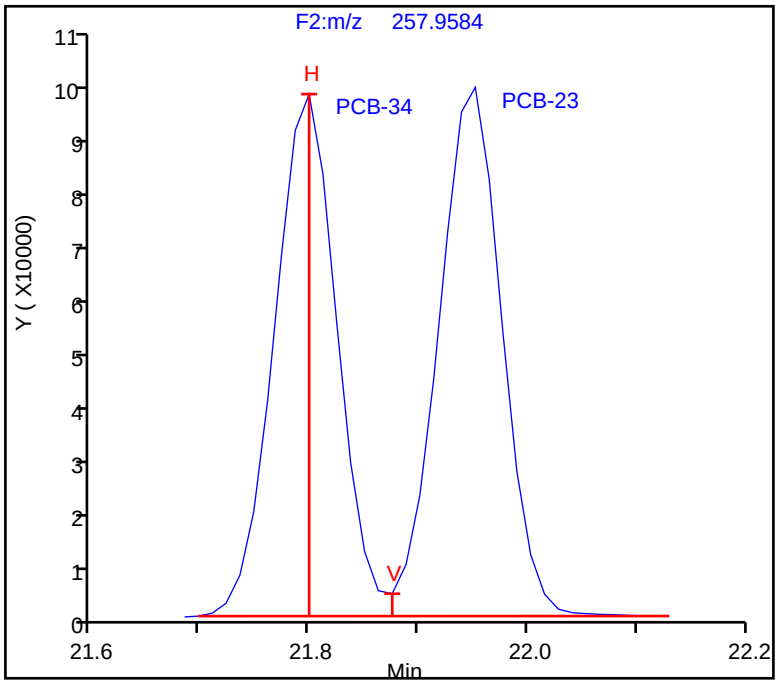

Resolution Report

Eurofins TestAmerica, Knoxville

Data File: \\chromna\Knoxville\ChromData\D3D\20190903-12939.b\d4190903s2.d
Injection Date: 03-Sep-2019 22:14:00 Instrument ID: D3D
Lims ID: WDMCCV
Client ID:
Operator ID: Xcalibur_System ALS Bottle#: 0 Worklist Smp#: 1
Injection Vol: 1.0 ul Column: SPB-Octyl (0.25 mm)
Method: PCBs_D3D Limit Group: HR - 1668A - ICAL

PCB-187 - PCB-182, Signal: 2

Isotopic Dilution PCB Method

%R = (V / H) * 100

V (Valley Height) = 687
H (Peak Height) = 37761

%R = 2 <= 40
Passed

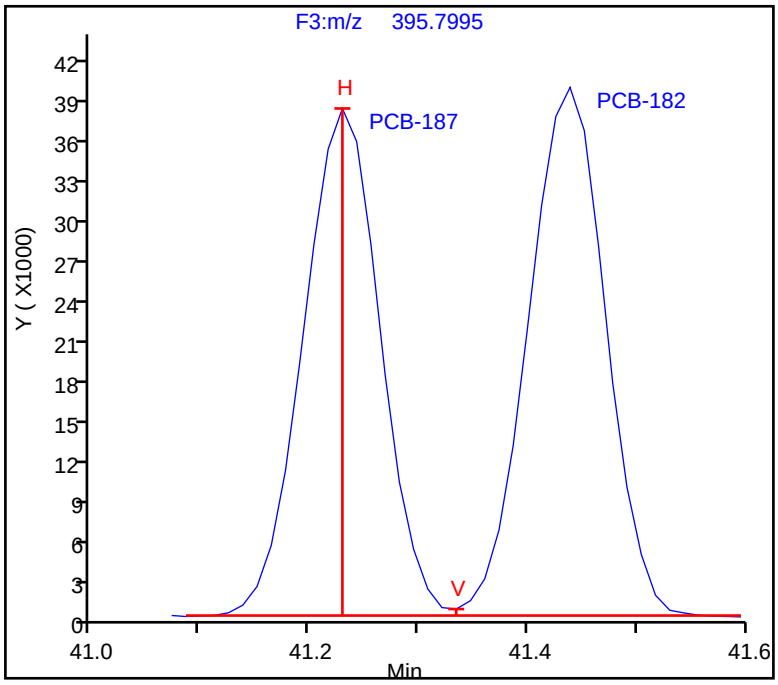

FORM VI
RESOLUTION CHECK SUMMARY

Lab Name: Eurofins TestAmerica, Knoxville Job No.: 580-88125-2

SDG No.:

Lab Sample ID (1): WDMCCV 140-33248/1 Instrument ID (1): D3D

GC Column (1): SPB-Octyl ID: 0.25(mm) Date Analyzed (1): 09/04/2019 10:04

ANALYTE	RT	RESOLUTION (%)
PCB-34	21.82	4
PCB-187	41.28	2

Resolution Report

Eurofins TestAmerica, Knoxville

Data File:	\\chromna\Knoxville\ChromData\D3D\20190904-12947.b\d4190904s1.d				
Injection Date:	04-Sep-2019 10:04:00	Instrument ID:	D3D		
Lims ID:	WDMCCV				
Client ID:					
Operator ID:	Xcalibur_System	ALS Bottle#:	0	Worklist Smp#:	1
Injection Vol:	1.0 ul	Column:	SPB-Octyl (0.25 mm)		
Method:	PCBs_D3D	Limit Group:	HR - 1668A - ICAL		

PCB-34 - PCB-23, Signal: 2

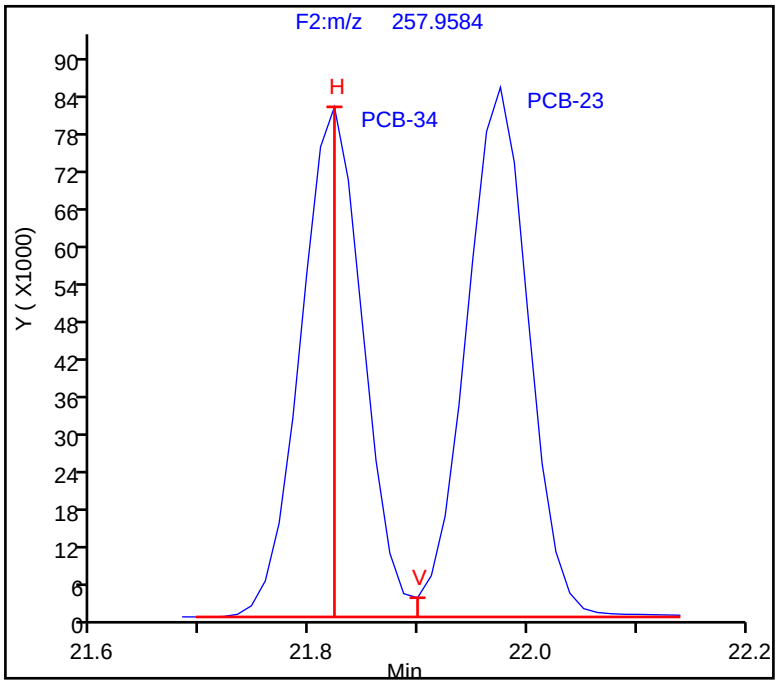

Isotopic Dilution PCB Method

%R = (V / H) * 100

V (Valley Height) = 3064
H (Peak Height) = 81415

%R = 4 <= 40
Passed

Resolution Report

Eurofins TestAmerica, Knoxville

Data File: \\chromna\Knoxville\ChromData\D3D\20190904-12947.b\d4190904s1.d
Injection Date: 04-Sep-2019 10:04:00 Instrument ID: D3D
Lims ID: WDMCCV
Client ID:
Operator ID: Xcalibur_System ALS Bottle#: 0 Worklist Smp#: 1
Injection Vol: 1.0 ul Column: SPB-Octyl (0.25 mm)
Method: PCBs_D3D Limit Group: HR - 1668A - ICAL

PCB-187 - PCB-182, Signal: 2

Isotopic Dilution PCB Method

%R = (V / H) * 100

V (Valley Height) = 617
H (Peak Height) = 30965

%R = 2 <= 40
Passed

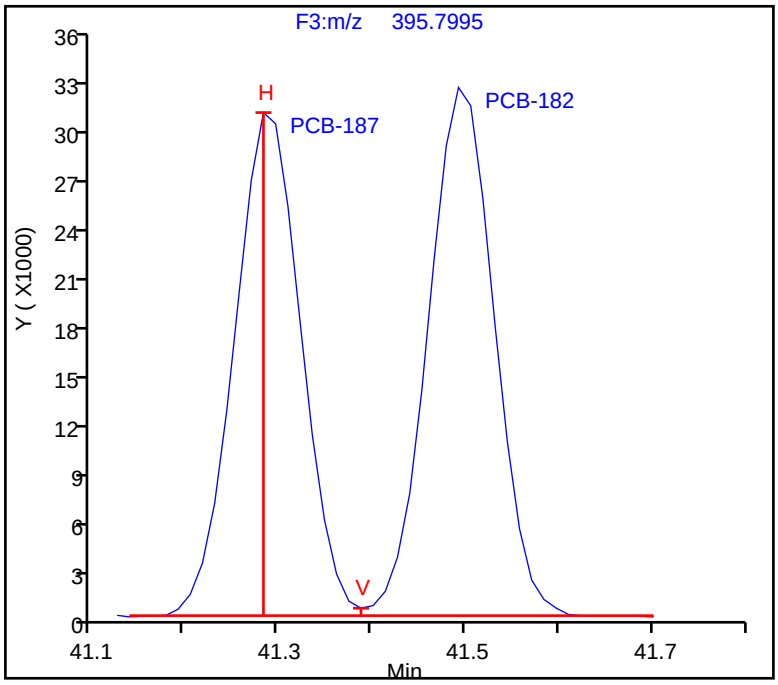

FORM VII
HI-RES PCBS CONTINUING CALIBRATION DATA

Lab Name: Eurofins TestAmerica, Knoxville Job No.: 580-88125-2

SDG No.:

Lab Sample ID: ICV 140-33168/7 Calibration Date: 08/22/2019 16:26

Instrument ID: D3D Calib Start Date: 08/21/2019 13:37

GC Column: SPB-Octyl ID: 0.25(mm) Calib End Date: 08/21/2019 19:05

Lab File ID: d4190822icvb.d Conc. Units: pg/uL

ANALYTE	CURVE TYPE	AVE RRF	RRF	MIN RRF	CALC AMOUNT	SPIKE AMOUNT	%REC	%REC LIMITS
PCB-1	AveID	1.188	1.052		44.2	50.0	88	65-135
PCB-2	AveID	1.191	1.284		53.9	50.0	108	65-135
PCB-3	AveID	1.213	1.060		43.7	50.0	87	65-135
PCB-4	AveID	1.253	1.111		44.3	50.0	89	65-135
PCB-10	AveID	1.483	1.586		53.5	50.0	107	65-135
PCB-9	AveID	1.420	1.662		58.5	50.0	117	65-135
PCB-7	AveID	1.624	1.358		41.8	50.0	84	65-135
PCB-6	AveID	1.554	1.672		53.8	50.0	108	65-135
PCB-5	AveID	1.561	1.264		40.5	50.0	81	65-135
PCB-8	AveID	1.588	1.763		55.5	50.0	111	65-135
PCB-19	AveID	1.305	1.179		45.2	50.0	90	65-135
PCB-14	AveID	1.874	1.688		45.0	50.0	90	65-135
PCB-18	AveID	1.819	1.764		97.0	100	97	65-135
PCB-18/30	AveID	1.819	1.764		97.0	100	97	65-135
PCB-30	AveID	1.819	1.764		97.0	100	97	65-135
PCB-11	AveID	1.635	1.594		48.8	50.0	98	65-135
PCB-17	AveID	1.564	1.394		44.6	50.0	89	65-135
PCB-12	AveID	1.641	1.413		86.1	100	86	65-135
PCB-12/13	AveID	1.641	1.413		86.1	100	86	65-135
PCB-13	AveID	1.641	1.413		86.1	100	86	65-135
PCB-27	AveID	2.168	2.250		51.9	50.0	104	65-135
PCB-24	AveID	2.102	1.802		42.9	50.0	86	65-135
PCB-16	AveID	1.226	1.084		44.2	50.0	88	65-135
PCB-15	AveID	1.402	1.187		42.3	50.0	85	65-135
PCB-54	AveID	1.256	1.093		87.0	100	87	65-135
PCB-32	AveID	2.342	2.443		52.2	50.0	104	65-135
PCB-34	AveID	1.215	1.313		54.0	50.0	108	65-135
PCB-23	AveID	1.268	1.059		41.8	50.0	84	65-135
PCB-26	AveID	1.319	1.287		97.6	100	98	65-135
PCB-26/29	AveID	1.319	1.287		97.6	100	98	65-135
PCB-29	AveID	1.319	1.287		97.6	100	98	65-135
PCB-25	AveID	1.352	1.275		47.1	50.0	94	65-135
PCB-50	AveID	0.9362	0.8966		192	200	96	65-135
PCB-50/53	AveID	0.9362	0.8966		192	200	96	65-135
PCB-53	AveID	0.9362	0.8966		192	200	96	65-135
PCB-31	AveID	1.381	1.446		52.4	50.0	105	65-135
PCB-20	AveID	1.306	1.203		92.1	100	92	65-135
PCB-20/28	AveID	1.306	1.203		92.1	100	92	65-135
PCB-28	AveID	1.306	1.203		92.1	100	92	65-135
PCB-45	AveID	0.8850	0.8614		195	200	97	65-135
PCB-45/51	AveID	0.8850	0.8614		195	200	97	65-135

FORM VII
HI-RES PCBS CONTINUING CALIBRATION DATA

Lab Name: Eurofins TestAmerica, Knoxville Job No.: 580-88125-2

SDG No.:

Lab Sample ID: ICV 140-33168/7 Calibration Date: 08/22/2019 16:26

Instrument ID: D3D Calib Start Date: 08/21/2019 13:37

GC Column: SPB-Octyl ID: 0.25(mm) Calib End Date: 08/21/2019 19:05

Lab File ID: d4190822icvb.d Conc. Units: pg/uL

ANALYTE	CURVE TYPE	AVE RRF	RRF	MIN RRF	CALC AMOUNT	SPIKE AMOUNT	%REC	%REC LIMITS
PCB-51	AveID	0.8850	0.8614		195	200	97	65-135
PCB-21	AveID	1.378	1.260		91.5	100	91	65-135
PCB-21/33	AveID	1.378	1.260		91.5	100	91	65-135
PCB-33	AveID	1.378	1.260		91.5	100	91	65-135
PCB-46	AveID	0.7591	0.7309		96.3	100	96	65-135
PCB-22	AveID	1.243	1.095		44.0	50.0	88	65-135
PCB-52	AveID	0.8992	1.010		112	100	112	65-135
PCB-43	AveID	0.999	0.8669		174	200	87	65-135
PCB-43/73	AveID	0.999	0.8669		174	200	87	65-135
PCB-73	AveID	0.999	0.8669		174	200	87	65-135
PCB-36	AveID	1.347	1.414		52.5	50.0	105	65-135
PCB-49	AveID	1.137	1.032		182	200	91	65-135
PCB-49/69	AveID	1.137	1.032		182	200	91	65-135
PCB-69	AveID	1.137	1.032		182	200	91	65-135
PCB-39	AveID	1.397	1.198		42.9	50.0	86	65-135
PCB-48	AveID	0.9454	0.8110		85.8	100	86	65-135
PCB-104	AveID	1.393	1.095		78.6	100	79	65-135
PCB-44	AveID	1.032	0.9006		262	300	87	65-135
PCB-44/47/65	AveID	1.032	0.9006		262	300	87	65-135
PCB-47	AveID	1.032	0.9006		262	300	87	65-135
PCB-65	AveID	1.032	0.9006		262	300	87	65-135
PCB-38	AveID	1.318	1.393		52.8	50.0	106	65-135
PCB-59	AveID	1.361	1.203		265	300	88	65-135
PCB-59/62/75	AveID	1.361	1.203		265	300	88	65-135
PCB-62	AveID	1.361	1.203		265	300	88	65-135
PCB-75	AveID	1.361	1.203		265	300	88	65-135
PCB-96	AveID	1.227	1.341		109	100	109	65-135
PCB-42	AveID	0.8670	0.7422		85.6	100	86	65-135
PCB-35	AveID	1.217	1.311		53.9	50.0	108	65-135
PCB-40	AveID	0.9179	0.8790		287	300	96	65-135
PCB-40/41/71	AveID	0.9179	0.8790		287	300	96	65-135
PCB-41	AveID	0.9179	0.8790		287	300	96	65-135
PCB-71	AveID	0.9179	0.8790		287	300	96	65-135
PCB-37	AveID	1.288	1.070		41.5	50.0	83	65-135
PCB-64	AveID	1.416	1.100		77.7	100	78	65-135
PCB-72	AveID	1.316	1.444		110	100	110	65-135
PCB-103	AveID	1.033	1.093		106	100	106	65-135
PCB-68	AveID	1.478	1.263		85.4	100	85	65-135
PCB-94	AveID	0.9036	0.7614		84.3	100	84	65-135
PCB-57	AveID	1.282	1.381		108	100	108	65-135
PCB-95	AveID	0.9620	1.028		107	100	107	65-135

FORM VII
HI-RES PCBS CONTINUING CALIBRATION DATA

Lab Name: Eurofins TestAmerica, Knoxville Job No.: 580-88125-2

SDG No.:

Lab Sample ID: ICV 140-33168/7 Calibration Date: 08/22/2019 16:26

Instrument ID: D3D Calib Start Date: 08/21/2019 13:37

GC Column: SPB-Octyl ID: 0.25(mm) Calib End Date: 08/21/2019 19:05

Lab File ID: d4190822icvb.d Conc. Units: pg/uL

ANALYTE	CURVE TYPE	AVE RRF	RRF	MIN RRF	CALC AMOUNT	SPIKE AMOUNT	%REC	%REC LIMITS
PCB-58	AveID	1.321	1.166		88.3	100	88	65-135
PCB-100	AveID	0.9806	0.8438		172	200	86	65-135
PCB-93	AveID	0.9806	0.8438		172	200	86	65-135
PCB-93/100	AveID	0.9806	0.8438		172	200	86	65-135
PCB-67	AveID	1.394	1.355		97.2	100	97	65-135
PCB-102	AveID	0.9888	0.7917		160	200	80	65-135
PCB-98	AveID	0.9888	0.7917		160	200	80	65-135
PCB-98/102	AveID	0.9888	0.7917		160	200	80	65-135
PCB-63	AveID	1.468	1.454		99.0	100	99	65-135
PCB-88	AveID	1.005	0.9054		180	200	90	65-135
PCB-88/91	AveID	1.005	0.9054		180	200	90	65-135
PCB-91	AveID	1.005	0.9054		180	200	90	65-135
PCB-61	AveID	1.357	1.161		342	400	86	65-135
PCB-61/70/74/76	AveID	1.357	1.161		342	400	86	65-135
PCB-70	AveID	1.357	1.161		342	400	86	65-135
PCB-74	AveID	1.357	1.161		342	400	86	65-135
PCB-76	AveID	1.357	1.161		342	400	86	65-135
PCB-84	AveID	0.8601	0.7790		90.6	100	91	65-135
PCB-66	AveID	1.280	1.450		113	100	113	65-135
PCB-55	AveID	1.295	1.128		87.1	100	87	65-135
PCB-89	AveID	0.8936	0.9385		105	100	105	65-135
PCB-56	AveID	1.267	1.084		85.6	100	86	65-135
PCB-121	AveID	1.397	1.171		83.8	100	84	65-135
PCB-60	AveID	1.329	1.150		86.6	100	87	65-135
PCB-92	AveID	0.9532	1.009		106	100	106	65-135
PCB-80	AveID	1.469	1.358		92.4	100	92	65-135
PCB-155	AveID	1.303	1.053		80.9	100	81	65-135
PCB-152	AveID	1.256	1.285		102	100	102	65-135
PCB-101	AveID	1.137	1.063		280	300	93	65-135
PCB-113	AveID	1.137	1.063		280	300	93	65-135
PCB-90	AveID	1.137	1.063		280	300	93	65-135
PCB-90/101/113	AveID	1.137	1.063		280	300	93	65-135
PCB-150	AveID	1.237	1.050		84.9	100	85	65-135
PCB-136	AveID	1.156	1.267		110	100	110	65-135
PCB-83	AveID	0.9393	0.9174		195	200	98	65-135
PCB-83/99	AveID	0.9393	0.9174		195	200	98	65-135
PCB-99	AveID	0.9393	0.9174		195	200	98	65-135
PCB-112	AveID	1.367	1.275		93.3	100	93	65-135
PCB-145	AveID	1.191	1.029		86.4	100	86	65-135
PCB-109	AveID	1.196	1.049		526	600	88	65-135
PCB-119	AveID	1.196	1.049		526	600	88	65-135

FORM VII
HI-RES PCBS CONTINUING CALIBRATION DATA

Lab Name: Eurofins TestAmerica, Knoxville Job No.: 580-88125-2

SDG No.:

Lab Sample ID: ICV 140-33168/7 Calibration Date: 08/22/2019 16:26

Instrument ID: D3D Calib Start Date: 08/21/2019 13:37

GC Column: SPB-Octyl ID: 0.25(mm) Calib End Date: 08/21/2019 19:05

Lab File ID: d4190822icvb.d Conc. Units: pg/uL

ANALYTE	CURVE TYPE	AVE RRF	RRF	MIN RRF	CALC AMOUNT	SPIKE AMOUNT	%REC	%REC LIMITS
PCB-125	AveID	1.196	1.049		526	600	88	65-135
PCB-79	AveID	1.542	1.631		106	100	106	65-135
PCB-86	AveID	1.196	1.049		526	600	88	65-135
PCB-86/87/97/109/119/125	AveID	1.196	1.049		526	600	88	65-135
PCB-87	AveID	1.196	1.049		526	600	88	65-135
PCB-97	AveID	1.196	1.049		526	600	88	65-135
PCB-78	AveID	1.315	1.382		105	100	105	65-135
PCB-116	AveID	1.213	1.125		278	300	93	65-135
PCB-117	AveID	1.213	1.125		278	300	93	65-135
PCB-85	AveID	1.213	1.125		278	300	93	65-135
PCB-85/116/117	AveID	1.213	1.125		278	300	93	65-135
PCB-110	AveID	1.351	1.118		166	200	83	65-135
PCB-110/115	AveID	1.351	1.118		166	200	83	65-135
PCB-115	AveID	1.351	1.118		166	200	83	65-135
PCB-81	AveID	1.321	1.360		103	100	103	65-135
PCB-82	AveID	0.8675	0.9280		107	100	107	65-135
PCB-148	AveID	0.8982	0.9240		103	100	103	65-135
PCB-77	AveID	1.331	0.999		75.1	100	75	65-135
PCB-111	AveID	1.426	1.214		85.1	100	85	65-135
PCB-135	AveID	0.8691	0.8310		191	200	96	65-135
PCB-135/151	AveID	0.8691	0.8310		191	200	96	65-135
PCB-151	AveID	0.8691	0.8310		191	200	96	65-135
PCB-120	AveID	1.491	1.541		103	100	103	65-135
PCB-154	AveID	1.018	0.9622		94.5	100	95	65-135
PCB-144	AveID	0.9185	0.9687		105	100	105	65-135
PCB-147	AveID	0.9747	0.9001		185	200	92	65-135
PCB-147/149	AveID	0.9747	0.9001		185	200	92	65-135
PCB-149	AveID	0.9747	0.9001		185	200	92	65-135
PCB-134	AveID	0.8518	0.8200		193	200	96	65-135
PCB-134/143	AveID	0.8518	0.8200		193	200	96	65-135
PCB-143	AveID	0.8518	0.8200		193	200	96	65-135
PCB-108	AveID	1.255	1.200		191	200	96	65-135
PCB-108/124	AveID	1.255	1.200		191	200	96	65-135
PCB-124	AveID	1.255	1.200		191	200	96	65-135
PCB-139	AveID	1.000	0.8805		176	200	88	65-135
PCB-139/140	AveID	1.000	0.8805		176	200	88	65-135
PCB-140	AveID	1.000	0.8805		176	200	88	65-135
PCB-107	AveID	1.358	1.278		94.1	100	94	65-135
PCB-131	AveID	0.8584	0.7231		84.2	100	84	65-135
PCB-123	AveID	1.341	1.075		80.2	100	80	65-135
PCB-106	AveID	1.275	1.345		106	100	106	65-135

FORM VII
HI-RES PCBS CONTINUING CALIBRATION DATA

Lab Name: Eurofins TestAmerica, Knoxville Job No.: 580-88125-2

SDG No.:

Lab Sample ID: ICV 140-33168/7 Calibration Date: 08/22/2019 16:26

Instrument ID: D3D Calib Start Date: 08/21/2019 13:37

GC Column: SPB-Octyl ID: 0.25(mm) Calib End Date: 08/21/2019 19:05

Lab File ID: d4190822icvb.d Conc. Units: pg/uL

ANALYTE	CURVE TYPE	AVE RRF	RRF	MIN RRF	CALC AMOUNT	SPIKE AMOUNT	%REC	%REC LIMITS
PCB-142	AveID	0.8597	0.9076		106	100	106	65-135
PCB-118	AveID	1.289	1.089		84.4	100	84	65-135
PCB-132	AveID	0.8801	0.7549		85.8	100	86	65-135
PCB-122	AveID	1.161	1.245		107	100	107	65-135
PCB-114	AveID	1.405	1.161		82.6	100	83	65-135
PCB-188	AveID	1.250	1.029		82.3	100	82	65-135
PCB-133	AveID	0.9064	0.9644		106	100	106	65-135
PCB-179	AveID	1.415	1.550		110	100	110	65-135
PCB-165	AveID	1.121	1.029		91.8	100	92	65-135
PCB-105	AveID	1.289	1.359		105	100	105	65-135
PCB-146	AveID	1.008	1.010		100	100	100	65-135
PCB-161	AveID	1.337	1.394		104	100	104	65-135
PCB-184	AveID	1.419	1.374		96.8	100	97	65-135
PCB-176	AveID	1.521	1.526		100	100	100	65-135
PCB-153	AveID	1.221	1.159		190	200	95	65-135
PCB-153/168	AveID	1.221	1.159		190	200	95	65-135
PCB-168	AveID	1.221	1.159		190	200	95	65-135
PCB-141	AveID	0.9608	0.9227		96.0	100	96	65-135
PCB-186	AveID	1.435	1.236		86.2	100	86	65-135
PCB-130	AveID	0.8274	0.8953		108	100	108	65-135
PCB-127	AveID	1.284	1.384		108	100	108	65-135
PCB-137	AveID	1.058	0.8836		83.5	100	83	65-135
PCB-164	AveID	1.253	1.151		91.9	100	92	65-135
PCB-129	AveID	1.084	0.9557		353	400	88	65-135
PCB-129/138/160/163	AveID	1.084	0.9557		353	400	88	65-135
PCB-138	AveID	1.084	0.9557		353	400	88	65-135
PCB-160	AveID	1.084	0.9557		353	400	88	65-135
PCB-163	AveID	1.084	0.9557		353	400	88	65-135
PCB-158	AveID	1.386	1.333		96.1	100	96	65-135
PCB-178	AveID	1.023	1.093		107	100	107	65-135
PCB-175	AveID	1.069	1.140		107	100	107	65-135
PCB-126	AveID	1.342	1.109		82.7	100	83	65-135
PCB-128	AveID	1.116	1.091		195	200	98	65-135
PCB-128/166	AveID	1.116	1.091		195	200	98	65-135
PCB-166	AveID	1.116	1.091		195	200	98	65-135
PCB-187	AveID	1.111	1.014		91.3	100	91	65-135
PCB-182	AveID	1.148	1.031		89.7	100	90	65-135
PCB-183	AveID	1.137	1.055		186	200	93	65-135
PCB-183/185	AveID	1.137	1.055		186	200	93	65-135
PCB-185	AveID	1.137	1.055		186	200	93	65-135
PCB-174	AveID	0.9547	0.9895		104	100	104	65-135

FORM VII
HI-RES PCBS CONTINUING CALIBRATION DATA

Lab Name: Eurofins TestAmerica, Knoxville Job No.: 580-88125-2

SDG No.:

Lab Sample ID: ICV 140-33168/7 Calibration Date: 08/22/2019 16:26

Instrument ID: D3D Calib Start Date: 08/21/2019 13:37

GC Column: SPB-Octyl ID: 0.25(mm) Calib End Date: 08/21/2019 19:05

Lab File ID: d4190822icvb.d Conc. Units: pg/uL

ANALYTE	CURVE TYPE	AVE RRF	RRF	MIN RRF	CALC AMOUNT	SPIKE AMOUNT	%REC	%REC LIMITS
PCB-159	AveID	1.318	1.378		105	100	105	65-135
PCB-162	AveID	1.362	1.183		86.9	100	87	65-135
PCB-177	AveID	0.9426	1.037		110	100	110	65-135
PCB-202	AveID	1.053	0.9306		133	150	88	65-135
PCB-167	AveID	1.336	1.336		100	100	100	65-135
PCB-181	AveID	1.107	0.9246		83.5	100	83	65-135
PCB-171	AveID	0.9603	0.9730		203	200	101	65-135
PCB-171/173	AveID	0.9603	0.9730		203	200	101	65-135
PCB-173	AveID	0.9603	0.9730		203	200	101	65-135
PCB-201	AveID	1.186	1.239		157	150	105	65-135
PCB-156	AveID	1.276	1.188		186	200	93	65-135
PCB-156/157	AveID	1.276	1.188		186	200	93	65-135
PCB-157	AveID	1.276	1.188		186	200	93	65-135
PCB-204	AveID	1.101	1.210		165	150	110	65-135
PCB-197	AveID	1.205	1.022		127	150	85	65-135
PCB-200	AveID	1.126	1.220		163	150	108	65-135
PCB-172	AveID	0.9918	1.036		105	100	105	65-135
PCB-192	AveID	1.290	1.116		86.5	100	86	65-135
PCB-180	AveID	1.229	1.102		179	200	90	65-135
PCB-180/193	AveID	1.229	1.102		179	200	90	65-135
PCB-193	AveID	1.229	1.102		179	200	90	65-135
PCB-191	AveID	1.385	1.457		105	100	105	65-135
PCB-170	AveID	1.270	1.310		103	100	103	65-135
PCB-190	AveID	1.377	1.414		103	100	103	65-135
PCB-169	AveID	1.283	1.053		82.1	100	82	65-135
PCB-198	AveID	0.8183	0.7899		290	300	97	65-135
PCB-198/199	AveID	0.8183	0.7899		290	300	97	65-135
PCB-199	AveID	0.8183	0.7899		290	300	97	65-135
PCB-196	AveID	0.8748	0.9150		157	150	105	65-135
PCB-203	AveID	0.9219	0.8107		132	150	88	65-135
PCB-208	AveID	1.157	0.9567		124	150	83	65-135
PCB-195	AveID	0.7839	0.9063		173	150	116	65-135
PCB-189	AveID	1.280	1.006		78.6	100	79	65-135
PCB-207	AveID	1.396	1.336		143	150	96	65-135
PCB-194	AveID	0.9282	1.036		167	150	112	65-135
PCB-205	AveID	1.234	1.019		124	150	83	65-135
PCB-206	AveID	1.193	1.003		126	150	84	65-135
PCB-209	AveID	1.246	1.033		124	150	83	65-135
PCB-1L	Ave	1.314	1.339		102	100	1.9	
PCB-3L	Ave	1.362	1.351		99.2	100	-0.8	
PCB-4L	Ave	0.5996	0.6099		102	100	1.7	

FORM VII 1668A

FORM VII
HI-RES PCBS CONTINUING CALIBRATION DATA

Lab Name: Eurofins TestAmerica, Knoxville Job No.: 580-88125-2

SDG No.:

Lab Sample ID: ICV 140-33168/7 Calibration Date: 08/22/2019 16:26

Instrument ID: D3D Calib Start Date: 08/21/2019 13:37

GC Column: SPB-Octyl ID: 0.25(mm) Calib End Date: 08/21/2019 19:05

Lab File ID: d4190822icvb.d Conc. Units: pg/uL

ANALYTE	CURVE TYPE	AVE RRF	RRF	MIN RRF	CALC AMOUNT	SPIKE AMOUNT	%D	MAX %D
PCB-19L	Ave	0.6095	0.6247		102	100	2.5	
PCB-15L	Ave	1.028	1.029		100	100	0.1	
PCB-54L	Ave	0.6515	0.6828		105	100	4.8	
PCB-104L	Ave	1.116	1.113		99.7	100	-0.3	
PCB-37L	Ave	0.9024	0.8814		97.7	100	-2.3	
PCB-155L	Ave	0.9499	0.9505		100	100	0.0	
PCB-81L	Ave	1.233	1.210		98.2	100	-1.8	
PCB-77L	Ave	1.252	1.224		97.8	100	-2.2	
PCB-123L	Ave	0.9909	0.9926		100	100	0.2	
PCB-118L	Ave	1.026	1.041		101	100	1.5	
PCB-114L	Ave	1.003	1.005		100	100	0.2	
PCB-188L	Ave	1.316	1.340		102	100	1.8	
PCB-105L	Ave	1.001	0.998		99.6	100	-0.4	
PCB-126L	Ave	0.9020	0.8953		99.3	100	-0.7	
PCB-202L	Ave	1.006	1.031		103	100	2.5	
PCB-167L	Ave	1.254	1.294		103	100	3.2	
PCB-156L	Ave	1.229	1.249		203	200	1.6	
PCB-156L/157L	Ave	1.229	1.249		203	200	1.6	
PCB-157L	Ave	1.229	1.249		203	200	1.6	
PCB-170L	Ave	0.8357	0.8706		104	100	4.2	
PCB-169L	Ave	1.088	1.091		100	100	0.3	
PCB-208L	Ave	1.138	1.174		103	100	3.1	
PCB-189L	Ave	1.467	1.476		101	100	0.6	
PCB-205L	Ave	1.287	1.305		101	100	1.4	
PCB-206L	Ave	0.8938	0.9055		101	100	1.3	
PCB-209L	Ave	0.9809	0.9839		100	100	0.3	
PCB-8L	AveID	1.309	1.140		87.1	100	-12.9	
PCB-28L	Ave	1.098	0.9038		82.3	100	-17.7	
PCB-95L	AveID	0.7770	0.6801		87.5	100	-12.5	
PCB-79L	AveID	1.124	1.057		94.1	100	-5.9	
PCB-111L	Ave	1.218	1.044		85.8	100	-14.2	
PCB-153L	AveID	0.9597	0.8634		90.0	100	-10.0	
PCB-178L	Ave	0.9222	0.8332		90.3	100	-9.7	

Eurofins TestAmerica, Knoxville
Target Compound Quantitation Report

Data File: \\chromna\Knoxville\ChromData\D3D\20190813-12717.b\d4190822icvb.d
Lims ID: ICV
Client ID:
Sample Type: ICV
Inject. Date: 22-Aug-2019 16:26:00 ALS Bottle#: 0 Worklist Smp#: 7
Injection Vol: 1.0 ul Dil. Factor: 1.0000
Sample Info:
Misc. Info.: 140-0012717-007
Operator ID: Xcalibur_System Instrument ID: D3D
Sublist:

Method: \\chromna\Knoxville\ChromData\D3D\20190813-12717.b\PCBs_D3D.m
Limit Group: HR - 1668A - ICAL
Last Update: 30-Aug-2019 11:35:51 Calib Date: 21-Aug-2019 19:05:00
Integrator: Picker
Quant Method: Isotopic Dilution Quant By: Initial Calibration
Last ICal File: \\chromna\Knoxville\ChromData\D3D\20190813-12717.b\d4190821i6.d

Column 1 : SPB-Octyl (0.25 mm) Det: F1(11.07 :21.70)
Process Host: CTX1006

First Level Reviewer: davidsonm Date: 30-Aug-2019 10:59:50

Compound	RT (min.)	Area	Ratio	Ical RRF	Amount pg/ul	EMPC pg/ul	Noise EDL	Final EDL	%Rec	Flags
S Total Monochlorobipheny					141.9	141.9	0.1482	0.1482		
D PCB-1L	11:49	4569520	3.16	1.3140	101.9	101.9	0.2404	0.2404	102	
D PCB-3L	13:59	4608606	3.13	1.3615	99.2	99.2	0.2320	0.2320	99.19	
PCB-1	11:49	2402507	3.12	1.1883	44.2	44.2	0.1401	0.1401	88.49	
PCB-2	13:49	2947280	3.13	1.1911	53.9	53.9	0.1486	0.1486	108	
PCB-3	13:59	2442096	3.20	1.2130	43.7	43.7	0.1558	0.1558	87.37	
S Total Dichlorobiphenyls					570.1	570.1	0.0219	0.0219		
D PCB-4L	14:14	2081349	1.59	0.5996	101.7	101.7	0.1804	0.1804	102	
* PCB-9L	16:12	3412369	1.60	4E+04	100.0	100.0				
$ PCB-8L	17:02	3188072	1.61	1.3085	87.1	87.1	0.1080	0.1080	87.12	
D PCB-15L	20:07	3511660	1.68	1.0280	100.1	100.1	0.1052	0.1052	100	
PCB-4	14:15	1156001	1.59	1.2533	44.3	44.3	0.0296	0.0296	88.63	
PCB-10	14:25	2217238	1.60	1.4828	53.5	53.5	0.0225	0.0225	107	
PCB-9	16:13	2324485	1.61	1.4200	58.5	58.5	0.0235	0.0235	117	
PCB-7	16:23	1898970	1.58	1.6244	41.8	41.8	0.0206	0.0206	83.61	
PCB-6	16:38	2337859	1.59	1.5539	53.8	53.8	0.0215	0.0215	108	
PCB-5	16:56	1766961	1.59	1.5606	40.5	40.5	0.0214	0.0214	80.97	
PCB-8	17:04	2465724	1.58	1.5884	55.5	55.5	0.0210	0.0210	111	
PCB-14	18:41	2360432	1.58	1.8738	45.0	45.0	0.0178	0.0178	90.09	
PCB-11	19:31	2228725	1.60	1.6347	48.8	48.8	0.0204	0.0204	97.51	
PCB-12	19:48	3951152	1.59	1.6410	86.1	86.1	0.0204	0.0204	86.10	
PCB-13 (C12)	19:48	3951152	1.59	1.6410	86.1	86.1	0.0204	0.0204	86.10	
PCB-15	20:08	2083346	1.60	1.4024	42.3	42.3	0.0217	0.0217	84.61	
S Total Trichlorobiphenyl					1142.0	1142.0	0.3158	0.3158		
D PCB-19L	17:20	1153908	1.04	0.6095	102.5	102.5	0.5726	0.5726	102	
* PCB-32L	20:36	1847275	1.05	2.2E+04	100.0	100.0				
* PCB-31L	22:51	5976633	1.05	6.8E+04	100.0	100.0				
$ PCB-28L	23:09	5401743	1.06	1.0975	82.3	82.3	0.1571	0.1571	82.35	
D PCB-37L	27:09	5267955	1.10	0.9024	97.7	97.7	0.1910	0.1910	97.67	

Compound	RT (min.)	Area	Ratio	Ical RRF	Amount pg/ul	EMPC pg/ul	Noise EDL	Final EDL	%Rec	Flags
PCB-19	17:22	680377	1.08	1.3047	45.2	45.2	0.0218	0.0218	90.38	
PCB-18	19:12	2035300	1.09	1.8188	97.0	97.0	0.0156	0.0156	96.98	
PCB-30 (C18)	19:12	2035300	1.09	1.8188	97.0	97.0	0.0156	0.0156	96.98	
PCB-17	19:38	804430	1.07	1.5641	44.6	44.6	0.0182	0.0182	89.14	
PCB-27	19:51	1298085	1.07	2.1680	51.9	51.9	0.0131	0.0131	104	
PCB-24	19:59	1039387	1.09	2.1018	42.9	42.9	0.0135	0.0135	85.71	
PCB-16	20:06	625290	1.08	1.2260	44.2	44.2	0.0232	0.0232	88.40	
PCB-32	20:36	1409500	1.08	2.3416	52.2	52.2	0.0122	0.0122	104	
PCB-34	21:53	3457850	1.06	1.2154	54.0	54.0	0.5128	0.5128	108	
PCB-23	22:02	2789000	1.04	1.2675	41.8	41.8	0.4917	0.4917	83.54	
PCB-26	22:20	6780749	1.05	1.3193	97.6	97.6	0.4725	0.4725	97.57	
PCB-29 (C26)	22:20	6780749	1.05	1.3193	97.6	97.6	0.4725	0.4725	97.57	
PCB-25	22:34	3357252	1.03	1.3523	47.1	47.1	0.4609	0.4609	94.25	
PCB-31	22:52	3809158	1.05	1.3809	52.4	52.4	0.4514	0.4514	105	
PCB-20	23:11	6335826	1.05	1.3057	92.1	92.1	0.4774	0.4774	92.11	
PCB-28 (C20)	23:11	6335826	1.05	1.3057	92.1	92.1	0.4774	0.4774	92.11	
PCB-21	23:24	6637621	1.05	1.3777	91.5	91.5	0.4524	0.4524	91.46	
PCB-33 (C21)	23:24	6637621	1.05	1.3777	91.5	91.5	0.4524	0.4524	91.46	
PCB-22	23:48	2884322	1.05	1.2430	44.0	44.0	0.5015	0.5015	88.10	
PCB-36	25:22	3725130	1.06	1.3468	52.5	52.5	0.4628	0.4628	105	M
PCB-39	25:43	3156793	1.05	1.3970	42.9	42.9	0.4462	0.4462	85.79	
PCB-38	26:18	3668388	1.05	1.3177	52.8	52.8	0.4730	0.4730	106	
PCB-35	26:46	3452956	1.06	1.2166	53.9	53.9	0.5123	0.5123	108	
PCB-37	27:10	2818977	1.02	1.2879	41.5	41.5	0.4840	0.4840	83.10	
S Total Tetrachlorobiphen					3883.8	3883.8	0.4472	0.4472		
D PCB-54L	20:25	1261254	0.80	0.6515	104.8	104.8	0.0490	0.0490	105	
* PCB-52L	24:59	3410922	0.80	3.9E+04	100.0	100.0				
$ PCB-79L	32:54	4390747	0.79	1.1239	94.1	94.1	0.5930	0.5930	94.08	
D PCB-81L	33:54	4128194	0.81	1.2328	98.2	98.2	0.5808	0.5808	98.17	
D PCB-77L	34:27	4176297	0.80	1.2523	97.8	97.8	0.5718	0.5718	97.77	
PCB-54	20:26	1378483	0.80	1.2558	87.0	87.0	0.0206	0.0206	87.03	
PCB-50	22:37	7445759	0.79	0.9362	191.5	191.5	0.5758	0.5758	95.77	
PCB-53 (C50)	22:37	7445759	0.79	0.9362	191.5	191.5	0.5758	0.5758	95.77	
PCB-45	23:16	7153720	0.79	0.8850	194.7	194.7	0.6091	0.6091	97.33	M
PCB-51 (C45)	23:16	7153720	0.79	0.8850	194.7	194.7	0.6091	0.6091	97.33	M
PCB-46	23:35	3034899	0.79	0.7591	96.3	96.3	0.7102	0.7102	96.29	
PCB-52	25:00	4192368	0.78	0.8992	112.3	112.3	0.5995	0.5995	112	
PCB-43	25:09	7199443	0.79	0.9993	173.5	173.5	0.5394	0.5394	86.75	M
PCB-73 (C43)	25:09	7199443	0.79	0.9993	173.5	173.5	0.5394	0.5394	86.75	M
PCB-49	25:28	8567098	0.79	1.1366	181.5	181.5	0.4743	0.4743	90.77	M
PCB-69 (C49)	25:28	8567098	0.79	1.1366	181.5	181.5	0.4743	0.4743	90.77	M
PCB-48	25:47	3367375	0.79	0.9454	85.8	85.8	0.5702	0.5702	85.78	
PCB-44	26:02	11217924	0.79	1.0323	261.7	261.7	0.5222	0.5222	87.24	
PCB-47 (C44)	26:02	11217924	0.79	1.0323	261.7	261.7	0.5222	0.5222	87.24	
PCB-65 (C44)	26:02	11217924	0.79	1.0323	261.7	261.7	0.5222	0.5222	87.24	
PCB-59	26:19	14991193	0.79	1.3609	265.3	265.3	0.3961	0.3961	88.43	
PCB-62 (C59)	26:19	14991193	0.79	1.3609	265.3	265.3	0.3961	0.3961	88.43	
PCB-75 (C59)	26:19	14991193	0.79	1.3609	265.3	265.3	0.3961	0.3961	88.43	
PCB-42	26:31	3081783	0.79	0.8670	85.6	85.6	0.6218	0.6218	85.60	
PCB-40	27:01	10949589	0.78	0.9179	287.3	287.3	0.5873	0.5873	95.76	M
PCB-41 (C40)	27:01	10949589	0.78	0.9179	287.3	287.3	0.5873	0.5873	95.76	M
PCB-71 (C40)	27:01	10949589	0.78	0.9179	287.3	287.3	0.5873	0.5873	95.76	M
PCB-64	27:14	4567122	0.79	1.4164	77.7	77.7	0.3806	0.3806	77.66	
PCB-72	28:04	5995846	0.79	1.3157	109.7	109.7	0.4097	0.4097	110	

Compound	RT (min.)	Area	Ratio	Ical RRF	Amount pg/ul	EMPC pg/ul	Noise EDL	Final EDL	%Rec	Flags
PCB-68	28:22	5243989	0.79	1.4782	85.4	85.4	0.3647	0.3647	85.43	
PCB-57	28:47	5734819	0.78	1.2817	107.8	107.8	0.4206	0.4206	108	
PCB-58	29:01	4842277	0.79	1.3214	88.3	88.3	0.4080	0.4080	88.26	
PCB-67	29:12	5627088	0.79	1.3944	97.2	97.2	0.3866	0.3866	97.19	
PCB-63	29:27	6037193	0.79	1.4685	99.0	99.0	0.3671	0.3671	99.01	
PCB-61	29:48	19288256	0.79	1.3565	342.4	342.4	0.3974	0.3974	85.61	
PCB-70 (C61)	29:48	19288256	0.79	1.3565	342.4	342.4	0.3974	0.3974	85.61	
PCB-74 (C61)	29:48	19288256	0.79	1.3565	342.4	342.4	0.3974	0.3974	85.61	
PCB-76 (C61)	29:48	19288256	0.79	1.3565	342.4	342.4	0.3974	0.3974	85.61	
PCB-66	30:07	6018919	0.80	1.2800	113.2	113.2	0.4212	0.4212	113	
PCB-55	30:16	4682099	0.78	1.2951	87.1	87.1	0.4162	0.4162	87.07	
PCB-56	30:46	4502093	0.79	1.2671	85.6	85.6	0.4255	0.4255	85.57	
PCB-60	30:59	4775802	0.79	1.3288	86.6	86.6	0.4057	0.4057	86.56	
PCB-80	31:25	5638027	0.79	1.4694	92.4	92.4	0.3669	0.3669	92.41	
PCB-79	32:56	6774166	0.79	1.5421	105.8	105.8	0.3496	0.3496	106	
PCB-78	33:29	5739786	0.79	1.3150	105.1	105.1	0.4100	0.4100	105	
PCB-81	33:55	5612931	0.79	1.3214	102.9	102.9	0.4039	0.4039	103	
PCB-77	34:29	4173509	0.78	1.3308	75.1	75.1	0.4092	0.4092	75.09	
S Total Pentachlorobiphen					4258.4	4258.4	0.2257	0.2257		
D PCB-104L	25:56	3209955	1.59	1.1164	99.7	99.7	0.008064	0.008064	99.73	
$ PCB-95L	28:53	2183032	1.59	0.7770	87.5	87.5	0.009647	0.009647	87.53	
* PCB-101L	31:51	2882970	1.59	3.4E+04	100.0	100.0				
$ PCB-111L	34:31	3011183	1.59	1.2177	85.8	85.8	0.007393	0.007393	85.77	
D PCB-123L	36:29	4255749	1.62	0.9909	100.2	100.2	0.8091	0.8091	100	
D PCB-118L	36:49	4463078	1.59	1.0256	101.5	101.5	0.7818	0.7818	101	
D PCB-114L	37:20	4310575	1.62	1.0030	100.2	100.2	0.7994	0.7994	100	
D PCB-105L	37:58	4277071	1.60	1.0013	99.6	99.6	0.8008	0.8008	99.63	
* PCB-127L	39:28	4287517	1.60	4.9E+04	100.0	100.0				
D PCB-126L	41:04	3838545	1.56	0.9020	99.3	99.3	0.8889	0.8889	99.25	
PCB-104	25:58	3514574	1.58	1.3926	78.6	78.6	0.0139	0.0139	78.62	
PCB-96	26:19	4304685	1.60	1.2268	109.3	109.3	0.0158	0.0158	109	
PCB-103	28:16	3509357	1.60	1.0331	105.8	105.8	0.0187	0.0187	106	
PCB-94	28:29	2444167	1.59	0.9036	84.3	84.3	0.0214	0.0214	84.26	
PCB-95	28:55	3299094	1.59	0.9620	106.8	106.8	0.0201	0.0201	107	
PCB-93	29:09	5417277	1.57	0.9806	172.1	172.1	0.0197	0.0197	86.05	
PCB-100 (C93)	29:09	5417277	1.57	0.9806	172.1	172.1	0.0197	0.0197	86.05	
PCB-98	29:17	5082615	1.58	0.9888	160.1	160.1	0.0196	0.0196	80.06	M
PCB-102 (C98)	29:17	5082615	1.58	0.9888	160.1	160.1	0.0196	0.0196	80.06	M
PCB-88	29:41	5812713	1.58	1.0052	180.1	180.1	0.0193	0.0193	90.07	Ma
PCB-91 (C88)	29:41	5812713	1.58	1.0052	180.1	180.1	0.0193	0.0193	90.07	Ma
PCB-84	30:00	2500615	1.56	0.8601	90.6	90.6	0.0225	0.0225	90.57	
PCB-89	30:29	3012438	1.58	0.8936	105.0	105.0	0.0217	0.0217	105	
PCB-121	30:55	3757988	1.58	1.3971	83.8	83.8	0.0139	0.0139	83.80	
PCB-92	31:17	3237599	1.58	0.9532	105.8	105.8	0.0203	0.0203	106	
PCB-90	31:51	10233097	1.57	1.1367	280.5	280.5	0.0170	0.0170	93.49	
PCB-101 (C90)	31:51	10233097	1.57	1.1367	280.5	280.5	0.0170	0.0170	93.49	
PCB-113 (C90)	31:51	10233097	1.57	1.1367	280.5	280.5	0.0170	0.0170	93.49	
PCB-83	32:26	5889635	1.55	0.9393	195.3	195.3	0.0206	0.0206	97.67	
PCB-99 (C83)	32:26	5889635	1.55	0.9393	195.3	195.3	0.0206	0.0206	97.67	
PCB-112	32:33	4092561	1.58	1.3672	93.3	93.3	0.0142	0.0142	93.25	
PCB-86	32:56	20206772	1.58	1.1958	526.4	526.4	0.0162	0.0162	87.74	M
PCB-87 (C86)	32:56	20206772	1.58	1.1958	526.4	526.4	0.0162	0.0162	87.74	M
PCB-97 (C86)	32:56	20206772	1.58	1.1958	526.4	526.4	0.0162	0.0162	87.74	M
PCB-109 (C86)	32:56	20206772	1.58	1.1958	526.4	526.4	0.0162	0.0162	87.74	M
PCB-119 (C86)	32:56	20206772	1.58	1.1958	526.4	526.4	0.0162	0.0162	87.74	M
PCB-125 (C86)	32:56	20206772	1.58	1.1958	526.4	526.4	0.0162	0.0162	87.74	M

Compound	RT (min.)	Area	Ratio	Ical RRF	Amount pg/ul	EMPC pg/ul	Noise EDL	Final EDL	%Rec	Flags
PCB-85	33:40	10830867	1.58	1.2126	278.3	278.3	0.0160	0.0160	92.75	
PCB-116 (C85)	33:40	10830867	1.58	1.2126	278.3	278.3	0.0160	0.0160	92.75	
PCB-117 (C85)	33:40	10830867	1.58	1.2126	278.3	278.3	0.0160	0.0160	92.75	
PCB-110	33:54	7179110	1.58	1.3511	165.5	165.5	0.0143	0.0143	82.77	M
PCB-115 (C110)	33:54	7179110	1.58	1.3511	165.5	165.5	0.0143	0.0143	82.77	M
PCB-82	34:09	2978876	1.58	0.8675	107.0	107.0	0.0223	0.0223	107	
PCB-111	34:33	3895756	1.59	1.4262	85.1	85.1	0.0136	0.0136	85.10	
PCB-120	35:01	4945977	1.58	1.4907	103.4	103.4	0.0130	0.0130	103	
PCB-108	36:09	10151075	1.55	1.2547	191.3	191.3	0.6827	0.6827	95.66	
PCB-124 (C108)	36:09	10151075	1.55	1.2547	191.3	191.3	0.6827	0.6827	95.66	
PCB-107	36:23	5405329	1.57	1.3580	94.1	94.1	0.6308	0.6308	94.12	
PCB-123	36:31	4574496	1.56	1.3407	80.2	80.2	0.6267	0.6267	80.18	
PCB-106	36:37	5688217	1.58	1.2749	105.5	105.5	0.6719	0.6719	106	
PCB-118	36:50	4858207	1.58	1.2892	84.4	84.4	0.6150	0.6150	84.44	
PCB-122	37:11	5265440	1.58	1.1614	107.2	107.2	0.7376	0.7376	107	
PCB-114	37:22	5003163	1.56	1.4051	82.6	82.6	0.5929	0.5929	82.61	
PCB-105	38:00	5810792	1.57	1.2887	105.4	105.4	0.6633	0.6633	105	
PCB-127	39:29	5852242	1.57	1.2841	107.8	107.8	0.6671	0.6671	108	
PCB-126	41:05	4258784	1.58	1.3416	82.7	82.7	0.7342	0.7342	82.70	
S Total Hexachlorobipheny					3963.2	3963.2	0.4528	0.4528		
D PCB-155L	31:38	2740278	1.30	0.9499	100.1	100.1	0.005514	0.005514	100	
$ PCB-153L	38:42	3204478	1.26	0.9597	90.0	90.0	0.6489	0.6489	89.96	
* PCB-138L	39:56	3040423	1.29	3.6E+04	100.0	100.0				
D PCB-167L	42:57	3934341	1.27	1.2544	103.2	103.2	0.5205	0.5205	103	
D PCB-156L	44:06	7593084	1.28	1.2289	203.2	203.2	0.5313	0.5313	102	
D PCB-157L (C156L)	44:06	7593084	1.28	1.2289	203.2	203.2	0.5313	0.5313	102	
D PCB-169L	47:20	3317934	1.24	1.0883	100.3	100.3	0.5999	0.5999	100	
PCB-155	31:39	2886535	1.29	1.3028	80.9	80.9	0.0153	0.0153	80.85	
PCB-152	31:50	3520483	1.29	1.2556	102.3	102.3	0.0158	0.0158	102	
PCB-150	32:00	2876798	1.26	1.2368	84.9	84.9	0.0161	0.0161	84.88	
PCB-136	32:21	3470889	1.28	1.1563	109.5	109.5	0.0172	0.0172	110	
PCB-145	32:39	2818741	1.26	1.1910	86.4	86.4	0.0167	0.0167	86.37	
PCB-148	34:10	2531976	1.25	0.8982	102.9	102.9	0.0221	0.0221	103	
PCB-135	34:45	4554229	1.27	0.8691	191.2	191.2	0.0229	0.0229	95.61	
PCB-151 (C135)	34:45	4554229	1.27	0.8691	191.2	191.2	0.0229	0.0229	95.61	
PCB-154	35:02	2636671	1.27	1.0180	94.5	94.5	0.0195	0.0195	94.52	
PCB-144	35:19	2654545	1.28	0.9185	105.5	105.5	0.0216	0.0216	105	
PCB-147	35:42	6681222	1.24	0.9747	184.7	184.7	0.6829	0.6829	92.35	
PCB-149 (C147)	35:42	6681222	1.24	0.9747	184.7	184.7	0.6829	0.6829	92.35	
PCB-134	35:59	6086595	1.25	0.8518	192.5	192.5	0.7814	0.7814	96.26	
PCB-143 (C134)	35:59	6086595	1.25	0.8518	192.5	192.5	0.7814	0.7814	96.26	
PCB-139	36:17	6535871	1.25	0.9995	176.2	176.2	0.6660	0.6660	88.10	
PCB-140 (C139)	36:17	6535871	1.25	0.9995	176.2	176.2	0.6660	0.6660	88.10	
PCB-131	36:29	2683554	1.25	0.8584	84.2	84.2	0.7754	0.7754	84.23	
PCB-142	36:38	3368290	1.25	0.8597	105.6	105.6	0.7743	0.7743	106	
PCB-132	36:56	2801553	1.25	0.8801	85.8	85.8	0.7564	0.7564	85.77	
PCB-133	37:27	3579289	1.25	0.9064	106.4	106.4	0.7344	0.7344	106	
PCB-165	37:51	3818964	1.26	1.1210	91.8	91.8	0.5938	0.5938	91.79	
PCB-146	38:06	3747679	1.24	1.0084	100.1	100.1	0.6601	0.6601	100	
PCB-161	38:14	5173360	1.26	1.3370	104.3	104.3	0.4979	0.4979	104	
PCB-153	38:45	8606296	1.23	1.2207	190.0	190.0	0.5453	0.5453	94.99	
PCB-168 (C153)	38:45	8606296	1.23	1.2207	190.0	190.0	0.5453	0.5453	94.99	
PCB-141	38:54	3424408	1.25	0.9608	96.0	96.0	0.6928	0.6928	96.03	
PCB-130	39:19	3322618	1.25	0.8274	108.2	108.2	0.8045	0.8045	108	

Compound	RT (min.)	Area	Ratio	Ical RRF	Amount pg/ul	EMPC pg/ul	Noise EDL	Final EDL	%Rec	Flags
PCB-137	39:32	3279463	1.25	1.0582	83.5	83.5	0.6290	0.6290	83.50	
PCB-164	39:39	4270580	1.25	1.2527	91.9	91.9	0.5314	0.5314	91.86	
PCB-129	39:59	14187443	1.25	1.0840	352.7	352.7	0.6141	0.6141	88.17	M
PCB-138 (C129)	39:59	14187443	1.25	1.0840	352.7	352.7	0.6141	0.6141	88.17	M
PCB-160 (C129)	39:59	14187443	1.25	1.0840	352.7	352.7	0.6141	0.6141	88.17	M
PCB-163 (C129)	39:59	14187443	1.25	1.0840	352.7	352.7	0.6141	0.6141	88.17	M
PCB-158	40:21	4945713	1.25	1.3862	96.1	96.1	0.4802	0.4802	96.13	
PCB-128	41:12	8097363	1.24	1.1165	195.4	195.4	0.5962	0.5962	97.71	
PCB-166 (C128)	41:12	8097363	1.24	1.1165	195.4	195.4	0.5962	0.5962	97.71	
PCB-159	42:12	5113514	1.25	1.3178	104.6	104.6	0.5051	0.5051	105	
PCB-162	42:29	4390964	1.25	1.3623	86.9	86.9	0.4886	0.4886	86.85	
PCB-167	42:58	5255313	1.24	1.3357	100.0	100.0	0.3964	0.3964	100	
PCB-156	44:07	9020609	1.25	1.2759	186.2	186.2	0.6033	0.6033	93.11	
PCB-157 (C156)	44:07	9020609	1.25	1.2759	186.2	186.2	0.6033	0.6033	93.11	
PCB-169	47:21	3494484	1.24	1.2825	82.1	82.1	0.5122	0.5122	82.12	
S Total Heptachlorobiphen					2314.8	2314.8	0.0159	0.0159		
D PCB-188L	37:21	3586851	1.06	1.3162	101.8	101.8	0.0137	0.0137	102	
$ PCB-178L	40:24	2230423	1.07	0.9222	90.3	90.3	0.0195	0.0195	90.34	
* PCB-180L	45:30	2677066	1.06	3.2E+04	100.0	100.0				
D PCB-170L	46:45	2330681	1.07	0.8357	104.2	104.2	0.0215	0.0215	104	
D PCB-189L	49:52	4493847	1.04	1.4666	100.6	100.6	0.2054	0.2054	101	
PCB-188	37:22	3692106	1.05	1.2502	82.3	82.3	0.007273	0.007273	82.33	
PCB-179	37:42	4584721	1.05	1.4149	109.5	109.5	0.008004	0.008004	110	
PCB-184	38:14	4063941	1.06	1.4191	96.8	96.8	0.007981	0.007981	96.79	
PCB-176	38:35	4514833	1.05	1.5212	100.3	100.3	0.007445	0.007445	100	
PCB-186	39:02	3658293	1.05	1.4350	86.2	86.2	0.007892	0.007892	86.16	
PCB-178	40:25	3232524	1.06	1.0228	106.8	106.8	0.0111	0.0111	107	
PCB-175	41:04	3371918	1.05	1.0690	106.6	106.6	0.0106	0.0106	107	
PCB-187	41:20	2999784	1.05	1.1106	91.3	91.3	0.0102	0.0102	91.29	
PCB-182	41:32	3049054	1.04	1.1484	89.7	89.7	0.009862	0.009862	89.74	
PCB-183	41:56	6240791	1.05	1.1368	185.5	185.5	0.0100	0.0100	92.77	M
PCB-185 (C183)	41:56	6240791	1.05	1.1368	185.5	185.5	0.0100	0.0100	92.77	M
PCB-174	42:10	2927696	1.06	0.9547	103.6	103.6	0.0119	0.0119	104	
PCB-177	42:36	3067001	1.05	0.9426	110.0	110.0	0.0120	0.0120	110	
PCB-181	43:01	2735605	1.05	1.1075	83.5	83.5	0.0102	0.0102	83.48	
PCB-171	43:14	5757750	1.04	0.9603	202.6	202.6	0.0118	0.0118	101	
PCB-173 (C171)	43:14	5757750	1.04	0.9603	202.6	202.6	0.0118	0.0118	101	
PCB-172	44:52	3066677	1.05	0.9918	104.5	104.5	0.0114	0.0114	105	
PCB-192	45:09	3300622	1.05	1.2904	86.5	86.5	0.008777	0.008777	86.45	
PCB-180	45:28	6519124	1.05	1.2286	179.3	179.3	0.009218	0.009218	89.67	
PCB-193 (C180)	45:28	6519124	1.05	1.2286	179.3	179.3	0.009218	0.009218	89.67	
PCB-191	45:53	4312263	1.06	1.3848	105.2	105.2	0.008178	0.008178	105	
PCB-170	46:46	3053423	1.04	1.2700	103.2	103.2	0.0118	0.0118	103	
PCB-190	47:17	4183455	1.04	1.3774	102.7	102.7	0.008222	0.008222	103	
PCB-189	49:54	4519105	1.06	1.2799	78.6	78.6	0.1400	0.1400	78.57	
S Total Octachlorobipheny					1787.1	1787.1	0.0478	0.0478		
D PCB-202L	42:43	2759779	0.90	1.0055	102.5	102.5	0.003199	0.003199	103	
* PCB-194L	51:59	3045583	0.90	3.5E+04	100.0	100.0				
D PCB-205L	52:27	3974370	0.90	1.2867	101.4	101.4	0.0972	0.0972	101	
PCB-202	42:45	3852232	0.91	1.0531	132.6	132.6	0.0189	0.0189	88.37	
PCB-201	43:40	5130826	0.90	1.1860	156.8	156.8	0.0168	0.0168	105	
PCB-204	44:21	5010001	0.90	1.1009	164.9	164.9	0.0181	0.0181	110	
PCB-197	44:34	4231056	0.91	1.2053	127.2	127.2	0.0165	0.0165	84.80	

Compound	RT (min.)	Area	Ratio	Ical RRF	Amount pg/ul	EMPC pg/ul	Noise EDL	Final EDL	%Rec	Flags
PCB-200	44:40	5051700	0.91	1.1260	162.6	162.6	0.0177	0.0177	108	
PCB-198	47:27	6539761	0.90	0.8183	289.6	289.6	0.0243	0.0243	96.53	
PCB-199 (C198)	47:27	6539761	0.90	0.8183	289.6	289.6	0.0243	0.0243	96.53	
PCB-196	48:08	3787772	0.90	0.8748	156.9	156.9	0.0227	0.0227	105	
PCB-203	48:20	3356182	0.91	0.9219	131.9	131.9	0.0216	0.0216	87.94	
PCB-195	49:39	5403146	0.90	0.7839	173.4	173.4	0.1488	0.1488	116	
PCB-194	52:01	6178264	0.90	0.9282	167.5	167.5	0.1257	0.1257	112	
PCB-205	52:29	6073774	0.90	1.2342	123.8	123.8	0.0945	0.0945	82.55	
S Total Nonachlorobipheny					393.7	393.7	0.1750	0.1750		
D PCB-208L	49:25	3575757	0.79	1.1383	103.1	103.1	0.8031	0.8031	103	
D PCB-206L	54:14	2757868	0.80	0.8938	101.3	101.3	1.023	1.023	101	
PCB-208	49:26	5131469	0.78	1.1567	124.1	124.1	0.1629	0.1629	82.71	
PCB-207	50:22	6345481	0.79	1.3964	143.5	143.5	0.1536	0.1536	95.66	
PCB-206	54:14	4150314	0.78	1.1927	126.2	126.2	0.2086	0.2086	84.12	
D PCB-209L	55:52	2996384	0.71	0.9809	100.3	100.3	0.0316	0.0316	100	
DCB Decachlorobiphenyl	55:54	4644403	0.71	1.2455	124.4	124.4	0.0120	0.0120	82.96	
S Polychlorinated bipheny					18437	18437	0.1905	0.1905		

QC Flag Legend

Review Flags

M - Manually Integrated

a - User Assigned ID

Reagents:

61MX209ICVS_00002 Amount Added: 20.00 Units: uL

Eurofins TestAmerica, Knoxville
Target Compound Quantitation Worksheet Report

Data File: \\chromna\Knoxville\ChromData\D3D\20190813-12717.b\d4190822icvb.d
Lims ID: ICV
Client ID:
Sample Type: ICV
Inject. Date: 22-Aug-2019 16:26:00 ALS Bottle#: 0 Worklist Smp#: 7
Injection Vol: 1.0 ul Dil. Factor: 1.0000
Sample Info:
Misc. Info.: 140-0012717-007
Operator ID: Xcalibur_System Instrument ID: D3D
Sublist:

Method: \\chromna\Knoxville\ChromData\D3D\20190813-12717.b\PCBs_D3D.m
Limit Group: HR - 1668A - ICAL
Last Update: 30-Aug-2019 11:35:51 Calib Date: 21-Aug-2019 19:05:00
Integrator: Picker
Quant Method: Isotopic Dilution Quant By: Initial Calibration
Last ICal File: \\chromna\Knoxville\ChromData\D3D\20190813-12717.b\d4190821i6.d

Column 1 : SPB-Octyl (0.25 mm) Det: F1(11.07 :21.70)
Process Host: CTX1006

First Level Reviewer: davidsonm Date: 30-Aug-2019 10:59:50

Signal	RT (min.)	Adj RT (min.)	Δ Sec.	REL RT	Area	Height	Avg Noise	EDL Height	S/N	Ratio(Limits)	Flags
PCB-1L											
200.0795	11:49	11:48	1	0.729	3470795	1318619	863	2157	1528		
202.0766	11:48	11:48	0	0.729	1098725	421112	422	1055	998	3.16(2.66-3.60)	
PCB-3L											
200.0795	13:59	13:58	1	0.863	3491593	1165444	863	2157	1350		
202.0766	13:59	13:58	1	0.863	1117013	367261	422	1055	870	3.13(2.66-3.60)	
PCB-1											
188.0393	11:49	11:49	0	1.000	1819600	708208	912	2280	777		
190.0363	11:49	11:49	0	1.000	582907	230079	247	617	931	3.12(2.66-3.60)	
PCB-2											
188.0393	13:49	13:49	0	0.989	2234112	774738	912	2280	849		
190.0363	13:49	13:49	0	0.989	713168	247039	247	617	1000	3.13(2.66-3.60)	
PCB-3											
188.0393	13:59	13:59	1	1.001	1861196	600664	912	2280	659		
190.0363	13:59	13:59	1	1.001	580900	190085	247	617	770	3.20(2.66-3.60)	
PCB-4L											
234.0406	14:14	14:14	1	0.879	1277447	424230	339	847	1251		
236.0376	14:14	14:14	1	0.879	803902	276204	101	252	2735	1.59(1.33-1.79)	
PCB-9L											
234.0406	16:12	16:11	1		2101142	621890	339	847	1834		
236.0376	16:12	16:11	1		1311227	394939	101	252	3910	1.60(1.33-1.79)	
PCB-8L											
234.0406	17:02	17:01	1	1.197	1968798	572496	339	847	1689		
236.0376	17:02	17:01	1	1.197	1219274	355644	101	252	3521	1.61(1.33-1.79)	

Signal	RT (min.)	Adj RT (min.)	Sec.	REL RT	Area	Height	Avg Noise	EDL Height	S/N	Ratio(Limits)	Flags
PCB-15L											
234.0406	20:07	20:07	0	1.242	2200039	532184	339	847	1570		
236.0376	20:07	20:07	0	1.242	1311621	324059	101	252	3209	1.68(1.33-1.79)	
PCB-4											
222.0003	14:15	14:14	1	1.001	710058	242591	48	120	5054		
223.9974	14:15	14:14	1	1.001	445943	152777	56	140	2728	1.59(1.33-1.79)	
PCB-10											
222.0003	14:25	14:25	1	1.013	1363221	455341	48	120	9486		
223.9974	14:25	14:25	1	1.013	854017	287745	56	140	5138	1.60(1.33-1.79)	
PCB-9											
222.0003	16:13	16:13	1	1.140	1433179	426195	48	120	8879		
223.9974	16:13	16:13	1	1.140	891306	264248	56	140	4719	1.61(1.33-1.79)	
PCB-7											
222.0003	16:23	16:23	0	1.151	1164162	340215	48	120	7088		
223.9974	16:23	16:23	0	1.151	734808	214844	56	140	3837	1.58(1.33-1.79)	
PCB-6											
222.0003	16:38	16:37	1	1.168	1435115	413136	48	120	8607		
223.9974	16:38	16:37	1	1.168	902744	255342	56	140	4560	1.59(1.33-1.79)	
PCB-5											
222.0003	16:56	16:55	1	1.189	1084483	324080	48	120	6752		
223.9974	16:56	16:55	1	1.189	682478	201413	56	140	3597	1.59(1.33-1.79)	
PCB-8											
222.0003	17:04	17:03	1	1.199	1508606	419890	48	120	8748		
223.9974	17:04	17:03	1	1.199	957118	261895	56	140	4677	1.58(1.33-1.79)	
PCB-14											
222.0003	18:41	18:40	1	0.929	1446544	392280	48	120	8173		
223.9974	18:41	18:40	1	0.929	913888	243268	56	140	4344	1.58(1.33-1.79)	
PCB-11											
222.0003	19:31	19:30	1	0.971	1372040	358738	48	120	7474		
223.9974	19:31	19:30	1	0.971	856685	223798	56	140	3996	1.60(1.33-1.79)	
PCB-12											
222.0003	19:48	19:50	-2	0.985	2423564	373238	48	120	7776		
223.9974	19:48	19:50	-2	0.985	1527588	235573	56	140	4207	1.59(1.33-1.79)	
PCB-13 (C12)											
222.0003	19:48	19:50	-2	0.985	2423564	373238	48	120	7776		
223.9974	19:48	19:50	-2	0.985	1527588	235573	56	140	4207	1.59(1.33-1.79)	
PCB-15											
222.0003	20:08	20:07	1	1.001	1283158	298173	48	120	6212		
223.9974	20:08	20:07	1	1.001	800188	187852	56	140	3355	1.60(1.33-1.79)	
PCB-19L											
268.0016	17:20	17:19	1	0.842	588816	170483	232	580	735		
269.9986	17:20	17:19	1	0.842	565092	163425	432	1080	378	1.04(0.88-1.20)	
PCB-32L											
268.0016	20:36	20:36	0		946232	245879	232	580	1060		
269.9986	20:36	20:36	0		901043	229808	432	1080	532	1.05(0.88-1.20)	

Signal	RT (min.)	Adj RT (min.)	Sec.	REL RT	Area	Height	Avg Noise	EDL Height	S/N	Ratio(Limits)	Flags
PCB-31L											
268.0016	22:51	22:51	-1		3054257	720695	500	1250	1441		
269.9986	22:52	22:51	0		2922376	703444	482	1205	1459	1.05(0.88-1.20)	
PCB-28L											
268.0016	23:09	23:09	0	1.013	2785790	660535	500	1250	1321		
269.9986	23:09	23:09	0	1.013	2615953	617721	482	1205	1282	1.06(0.88-1.20)	
PCB-37L											
268.0016	27:09	27:09	0	1.188	2758043	601336	500	1250	1203		
269.9986	27:09	27:09	0	1.188	2509912	550602	482	1205	1142	1.10(0.88-1.20)	
PCB-19											
255.9613	17:22	17:21	1	1.002	353157	100579	17	42	5916		
257.9584	17:22	17:21	1	1.002	327220	94107	21	52	4481	1.08(0.88-1.20)	
PCB-18											
255.9613	19:12	19:12	1	1.108	1059350	241423	17	42	14201		
257.9584	19:12	19:12	1	1.108	975950	222384	21	52	10590	1.09(0.88-1.20)	
PCB-30 (C18)											
255.9613	19:12	19:12	1	1.108	1059350	241423	17	42	14201		
257.9584	19:12	19:12	1	1.108	975950	222384	21	52	10590	1.09(0.88-1.20)	
PCB-17											
255.9613	19:38	19:38	0	1.133	416276	109628	17	42	6449		
257.9584	19:38	19:38	0	1.133	388154	100974	21	52	4808	1.07(0.88-1.20)	
PCB-27											
255.9613	19:51	19:51	0	1.145	670438	173701	17	42	10218		
257.9584	19:51	19:51	0	1.145	627647	164931	21	52	7854	1.07(0.88-1.20)	
PCB-24											
255.9613	19:59	19:59	0	1.152	540980	139712	17	42	8218		
257.9584	19:59	19:59	0	1.152	498407	126818	21	52	6039	1.09(0.88-1.20)	
PCB-16											
255.9613	20:06	20:06	0	1.159	325287	85865	17	42	5051		
257.9584	20:06	20:06	0	1.159	300003	78477	21	52	3737	1.08(0.88-1.20)	
PCB-32											
255.9613	20:36	20:37	-1	1.189	731108	183179	17	42	10775		
257.9584	20:36	20:37	-1	1.189	678392	170514	21	52	8120	1.08(0.88-1.20)	
PCB-34											
255.9613	21:53	21:53	0	1.262	1775813	450044	1469	3672	306		
257.9584	21:53	21:53	0	1.262	1682037	415876	1403	3507	296	1.06(0.88-1.20)	
PCB-23											
255.9613	22:02	22:02	0	1.271	1419197	355836	1469	3672	242		
257.9584	22:02	22:02	0	1.271	1369803	336772	1403	3507	240	1.04(0.88-1.20)	
PCB-26											
255.9613	22:20	22:21	-1	1.289	3475288	649483	1469	3672	442		
257.9584	22:20	22:21	-1	1.289	3305461	613838	1403	3507	438	1.05(0.88-1.20)	
PCB-29 (C26)											
255.9613	22:20	22:21	-1	1.289	3475288	649483	1469	3672	442		
257.9584	22:20	22:21	-1	1.289	3305461	613838	1403	3507	438	1.05(0.88-1.20)	

Signal	RT (min.)	Adj RT (min.)	Sec.	REL RT	Area	Height	Avg Noise	EDL Height	S/N	Ratio(Limits)	Flags
PCB-25											
255.9613	22:34	22:34	0	0.831	1700440	378220	1469	3672	257		
257.9584	22:34	22:34	0	0.831	1656812	353340	1403	3507	252	1.03(0.88-1.20)	
PCB-31											
255.9613	22:52	22:53	-1	0.842	1952634	478016	1469	3672	325		
257.9584	22:52	22:53	-1	0.842	1856524	448423	1403	3507	320	1.05(0.88-1.20)	
PCB-20											
255.9613	23:11	23:11	0	0.854	3240315	651609	1469	3672	444		
257.9584	23:11	23:11	-1	0.854	3095511	620025	1403	3507	442	1.05(0.88-1.20)	
PCB-28 (C20)											
255.9613	23:11	23:11	0	0.854	3240315	651609	1469	3672	444		
257.9584	23:11	23:11	-1	0.854	3095511	620025	1403	3507	442	1.05(0.88-1.20)	
PCB-21											
255.9613	23:24	23:25	-1	0.862	3400564	463441	1469	3672	315		
257.9584	23:24	23:25	-1	0.862	3237057	438247	1403	3507	312	1.05(0.88-1.20)	
PCB-33 (C21)											
255.9613	23:24	23:25	-1	0.862	3400564	463441	1469	3672	315		
257.9584	23:24	23:25	-1	0.862	3237057	438247	1403	3507	312	1.05(0.88-1.20)	
PCB-22											
255.9613	23:48	23:49	-1	0.877	1474035	356592	1469	3672	243		
257.9584	23:48	23:49	-1	0.877	1410287	335496	1403	3507	239	1.05(0.88-1.20)	
PCB-36											M
255.9613	25:22	25:22	-1	0.934	1913493	436479	1469	3672	297		M
257.9584	25:22	25:22	-1	0.934	1811637	412197	1403	3507	294	1.06(0.88-1.20)	
PCB-39											
255.9613	25:43	25:44	-1	0.947	1614878	351663	1469	3672	239		
257.9584	25:43	25:44	-1	0.947	1541915	332958	1403	3507	237	1.05(0.88-1.20)	
PCB-38											
255.9613	26:18	26:19	-1	0.969	1881258	414538	1469	3672	282		
257.9584	26:18	26:19	-1	0.969	1787130	386205	1403	3507	275	1.05(0.88-1.20)	
PCB-35											
255.9613	26:46	26:46	0	0.986	1773795	397956	1469	3672	271		
257.9584	26:46	26:46	0	0.986	1679161	372247	1403	3507	265	1.06(0.88-1.20)	
PCB-37											
255.9613	27:10	27:11	0	1.001	1426087	296643	1469	3672	202		
257.9584	27:10	27:11	-1	1.000	1392890	278154	1403	3507	198	1.02(0.88-1.20)	
PCB-54L											
301.9626	20:25	20:25	1	0.817	559500	142417	41	102	3474		
303.9597	20:25	20:25	1	0.817	701754	174466	20	50	8723	0.80(0.65-0.89)	
PCB-52L											
301.9626	24:59	25:00	-1		1518722	344550	943	2357	365		
303.9597	24:59	25:00	-1		1892200	433576	1286	3215	337	0.80(0.65-0.89)	
PCB-79L											
301.9626	32:54	32:56	-2	0.970	1934526	402670	943	2357	427		
303.9597	32:54	32:56	-2	0.970	2456221	510295	1286	3215	397	0.79(0.65-0.89)	

Signal	RT (min.)	Adj RT (min.)	Sec.	REL RT	Area	Height	Avg Noise	EDL Height	S/N	Ratio(Limits)	Flags
PCB-81L											
301.9626	33:54	33:56	-1	1.357	1848772	379545	943	2357	402		
303.9597	33:54	33:56	-1	1.357	2279422	464979	1286	3215	362	0.81(0.65-0.89)	
PCB-77L											
301.9626	34:27	34:29	-2	1.379	1853215	367853	943	2357	390		
303.9597	34:28	34:29	-1	1.380	2323082	459713	1286	3215	357	0.80(0.65-0.89)	
PCB-54											
289.9224	20:26	20:26	0	1.000	613308	159379	13	32	12260		
291.9194	20:26	20:26	0	1.000	765175	198683	20	50	9934	0.80(0.65-0.89)	
PCB-50											
289.9224	22:37	22:37	0	1.107	3287533	606857	865	2162	702		
291.9194	22:37	22:37	0	1.107	4158226	763042	938	2345	813	0.79(0.65-0.89)	
PCB-53 (C50)											
289.9224	22:37	22:37	0	1.107	3287533	606857	865	2162	702		
291.9194	22:37	22:37	0	1.107	4158226	763042	938	2345	813	0.79(0.65-0.89)	
PCB-45											M
289.9224	23:16	23:21	-5	1.139	3156358	397940	865	2162	460		M
291.9194	23:16	23:21	-5	1.139	3997362	494592	938	2345	527	0.79(0.65-0.89)	M
PCB-51 (C45)											M
289.9224	23:16	23:21	-5	1.139	3156358	397940	865	2162	460		M
291.9194	23:16	23:21	-5	1.139	3997362	494592	938	2345	527	0.79(0.65-0.89)	M
PCB-46											
289.9224	23:35	23:35	0	1.155	1338493	321294	865	2162	371		
291.9194	23:35	23:35	0	1.155	1696406	410587	938	2345	438	0.79(0.65-0.89)	
PCB-52											
289.9224	25:00	25:00	0	1.225	1840004	432205	865	2162	500		
291.9194	25:00	25:00	0	1.225	2352364	550680	938	2345	587	0.78(0.65-0.89)	
PCB-43											M
289.9224	25:09	25:09	-1	1.231	3168047	452032	865	2162	523		M
291.9194	25:09	25:09	-1	1.231	4031396	582453	938	2345	621	0.79(0.65-0.89)	M
PCB-73 (C43)											M
289.9224	25:09	25:09	-1	1.231	3168047	452032	865	2162	523		M
291.9194	25:09	25:09	-1	1.231	4031396	582453	938	2345	621	0.79(0.65-0.89)	M
PCB-49											M
289.9224	25:28	25:29	-1	1.247	3782425	597824	865	2162	691		M
291.9194	25:28	25:29	-1	1.247	4784673	762494	938	2345	813	0.79(0.65-0.89)	M
PCB-69 (C49)											M
289.9224	25:28	25:29	-1	1.247	3782425	597824	865	2162	691		M
291.9194	25:28	25:29	-1	1.247	4784673	762494	938	2345	813	0.79(0.65-0.89)	M
PCB-48											
289.9224	25:47	25:48	-1	1.263	1482903	341884	865	2162	395		
291.9194	25:47	25:48	-1	1.263	1884472	430509	938	2345	459	0.79(0.65-0.89)	
PCB-44											
289.9224	26:02	26:02	-1	1.274	4950528	861613	865	2162	996		
291.9194	26:02	26:02	-1	1.274	6267396	1086782	938	2345	1159	0.79(0.65-0.89)	

Signal	RT (min.)	Adj RT (min.)	Sec.	REL RT	Area	Height	Avg Noise	EDL Height	S/N	Ratio(Limits)	Flags
PCB-47 (C44)											
289.9224	26:02	26:02	-1	1.274	4950528	861613	865	2162	996		
291.9194	26:02	26:02	-1	1.274	6267396	1086782	938	2345	1159	0.79(0.65-0.89)	
PCB-65 (C44)											
289.9224	26:02	26:02	-1	1.274	4950528	861613	865	2162	996		
291.9194	26:02	26:02	-1	1.274	6267396	1086782	938	2345	1159	0.79(0.65-0.89)	
PCB-59											
289.9224	26:19	26:20	-1	1.289	6621127	964002	865	2162	1114		
291.9194	26:19	26:20	-1	1.289	8370066	1212292	938	2345	1292	0.79(0.65-0.89)	
PCB-62 (C59)											
289.9224	26:19	26:20	-1	1.289	6621127	964002	865	2162	1114		
291.9194	26:19	26:20	-1	1.289	8370066	1212292	938	2345	1292	0.79(0.65-0.89)	
PCB-75 (C59)											
289.9224	26:19	26:20	-1	1.289	6621127	964002	865	2162	1114		
291.9194	26:19	26:20	-1	1.289	8370066	1212292	938	2345	1292	0.79(0.65-0.89)	
PCB-42											
289.9224	26:31	26:33	-1	1.299	1357410	305439	865	2162	353		
291.9194	26:31	26:33	-1	1.299	1724373	387851	938	2345	413	0.79(0.65-0.89)	
PCB-40											M
289.9224	27:01	27:02	0	1.323	4812196	712009	865	2162	823		M
291.9194	27:01	27:02	0	1.323	6137393	895161	938	2345	954	0.78(0.65-0.89)	M
PCB-41 (C40)											M
289.9224	27:01	27:02	0	1.323	4812196	712009	865	2162	823		M
291.9194	27:01	27:02	0	1.323	6137393	895161	938	2345	954	0.78(0.65-0.89)	M
PCB-71 (C40)											M
289.9224	27:01	27:02	0	1.323	4812196	712009	865	2162	823		M
291.9194	27:01	27:02	0	1.323	6137393	895161	938	2345	954	0.78(0.65-0.89)	M
PCB-64											
289.9224	27:14	27:15	-1	1.334	2020147	456134	865	2162	527		
291.9194	27:14	27:15	-1	1.334	2546975	573402	938	2345	611	0.79(0.65-0.89)	
PCB-72											
289.9224	28:04	28:06	-1	0.828	2644912	593283	865	2162	686		
291.9194	28:04	28:06	-1	0.828	3350934	755935	938	2345	806	0.79(0.65-0.89)	
PCB-68											
289.9224	28:22	28:23	-1	0.837	2308769	485382	865	2162	561		
291.9194	28:22	28:23	-1	0.837	2935220	612512	938	2345	653	0.79(0.65-0.89)	
PCB-57											
289.9224	28:47	28:48	0	0.849	2517718	548162	865	2162	634		
291.9194	28:47	28:48	-1	0.849	3217101	696739	938	2345	743	0.78(0.65-0.89)	
PCB-58											
289.9224	29:01	29:02	-1	0.856	2130595	448621	865	2162	519		
291.9194	29:01	29:02	-1	0.856	2711682	575603	938	2345	614	0.79(0.65-0.89)	
PCB-67											
289.9224	29:12	29:12	0	0.861	2482849	513436	865	2162	594		
291.9194	29:12	29:12	0	0.861	3144239	649819	938	2345	693	0.79(0.65-0.89)	

Signal	RT (min.)	Adj RT (min.)	Sec.	REL RT	Area	Height	Avg Noise	EDL Height	S/N	Ratio(Limits)	Flags
PCB-63											
289.9224	29:27	29:28	-1	0.869	2667147	568307	865	2162	657		
291.9194	29:27	29:28	-1	0.869	3370046	721571	938	2345	769	0.79(0.65-0.89)	
PCB-61											
289.9224	29:48	29:49	-1	0.879	8502230	941731	865	2162	1089		
291.9194	29:47	29:49	-2	0.878	10786026	1186319	938	2345	1265	0.79(0.65-0.89)	
PCB-70 (C61)											
289.9224	29:48	29:49	-1	0.879	8502230	941731	865	2162	1089		
291.9194	29:47	29:49	-2	0.878	10786026	1186319	938	2345	1265	0.79(0.65-0.89)	
PCB-74 (C61)											
289.9224	29:48	29:49	-1	0.879	8502230	941731	865	2162	1089		
291.9194	29:47	29:49	-2	0.878	10786026	1186319	938	2345	1265	0.79(0.65-0.89)	
PCB-76 (C61)											
289.9224	29:48	29:49	-1	0.879	8502230	941731	865	2162	1089		
291.9194	29:47	29:49	-2	0.878	10786026	1186319	938	2345	1265	0.79(0.65-0.89)	
PCB-66											
289.9224	30:07	30:08	-1	0.888	2683585	561921	865	2162	650		
291.9194	30:07	30:08	-1	0.888	3335334	719094	938	2345	767	0.80(0.65-0.89)	
PCB-55											
289.9224	30:16	30:18	-2	0.893	2045984	433886	865	2162	502		
291.9194	30:16	30:18	-2	0.893	2636115	559201	938	2345	596	0.78(0.65-0.89)	
PCB-56											
289.9224	30:46	30:48	-2	0.908	1985675	428299	865	2162	495		
291.9194	30:46	30:48	-2	0.908	2516418	542705	938	2345	579	0.79(0.65-0.89)	
PCB-60											
289.9224	30:59	31:00	-1	0.914	2102201	440960	865	2162	510		
291.9194	30:59	31:00	-1	0.914	2673601	567344	938	2345	605	0.79(0.65-0.89)	
PCB-80											
289.9224	31:25	31:26	-1	0.926	2489373	538762	865	2162	623		
291.9194	31:25	31:26	-1	0.926	3148654	681484	938	2345	727	0.79(0.65-0.89)	
PCB-79											
289.9224	32:56	32:57	-2	0.971	2983215	603503	865	2162	698		
291.9194	32:56	32:57	-2	0.971	3790951	765341	938	2345	816	0.79(0.65-0.89)	
PCB-78											
289.9224	33:29	33:31	-2	0.988	2528686	525281	865	2162	607		
291.9194	33:29	33:31	-2	0.988	3211100	661049	938	2345	705	0.79(0.65-0.89)	
PCB-81											
289.9224	33:55	33:57	-1	1.000	2481166	507590	865	2162	587		
291.9194	33:55	33:57	-1	1.000	3131765	649250	938	2345	692	0.79(0.65-0.89)	
PCB-77											
289.9224	34:29	34:30	-1	1.001	1826720	366037	865	2162	423		
291.9194	34:29	34:30	-1	1.001	2346789	467588	938	2345	498	0.78(0.65-0.89)	
PCB-104L											
337.9207	25:56	25:57	-1	0.814	1971913	448445	12	30	37370		
339.9178	25:56	25:57	-1	0.814	1238042	285346	10	25	28535	1.59(1.32-1.78)	

Signal	RT (min.)	Adj RT (min.)	Sec.	REL RT	Area	Height	Avg Noise	EDL Height	S/N	Ratio(Limits)	Flags
PCB-95L											
337.9207	28:53	28:54	-1	1.114	1340118	294144	12	30	24512		
339.9178	28:53	28:54	-1	1.114	842914	189513	10	25	18951	1.59(1.32-1.78)	
PCB-101L											
337.9207	31:51	31:51	-1		1771653	375814	12	30	31318		
339.9178	31:51	31:51	-1		1111317	235163	10	25	23516	1.59(1.32-1.78)	
PCB-111L											
337.9207	34:31	34:33	-2	1.084	1850548	388498	12	30	32375		
339.9178	34:32	34:33	-1	1.084	1160635	242121	10	25	24212	1.59(1.32-1.78)	
PCB-123L											
337.9207	36:29	36:30	-1	1.146	2628440	539718	1476	3690	366		
339.9178	36:29	36:30	-1	1.146	1627309	335719	1283	3207	262	1.62(1.32-1.78)	
PCB-118L											
337.9207	36:49	36:50	-1	1.156	2742120	569234	1476	3690	386		
339.9178	36:49	36:50	-1	1.156	1720958	358502	1283	3207	279	1.59(1.32-1.78)	
PCB-114L											
337.9207	37:20	37:22	-2	1.172	2666309	548287	1476	3690	371		
339.9178	37:20	37:22	-2	1.172	1644266	334658	1283	3207	261	1.62(1.32-1.78)	
PCB-105L											
337.9207	37:58	38:00	-2	1.193	2629217	525150	1476	3690	356		
339.9178	37:58	38:00	-2	1.193	1647854	335233	1283	3207	261	1.60(1.32-1.78)	
PCB-127L											
337.9207	39:28	39:30	-2		2638302	528451	1476	3690	358		
339.9178	39:28	39:30	-2		1649215	331775	1283	3207	259	1.60(1.32-1.78)	
PCB-126L											
337.9207	41:04	41:05	-2	1.290	2338405	453571	1476	3690	307		
339.9178	41:04	41:05	-2	1.290	1500140	293120	1283	3207	228	1.56(1.32-1.78)	
PCB-104											
325.8804	25:58	25:58	-1	1.001	2152255	486970	36	90	13527		
327.8775	25:58	25:58	-1	1.001	1362319	307370	21	52	14637	1.58(1.32-1.78)	
PCB-96											
325.8804	26:19	26:20	-1	1.015	2649439	600609	36	90	16684		
327.8775	26:19	26:20	-1	1.015	1655246	375957	21	52	17903	1.60(1.32-1.78)	
PCB-103											
325.8804	28:16	28:16	0	1.090	2157664	475326	36	90	13204		
327.8775	28:16	28:16	0	1.090	1351693	296798	21	52	14133	1.60(1.32-1.78)	
PCB-94											
325.8804	28:29	28:30	-1	1.098	1501073	329327	36	90	9148		
327.8775	28:29	28:30	-1	1.098	943094	206775	21	52	9846	1.59(1.32-1.78)	
PCB-95											
325.8804	28:55	28:56	-1	1.115	2023010	445485	36	90	12375		
327.8775	28:55	28:56	-1	1.115	1276084	280925	21	52	13377	1.59(1.32-1.78)	
PCB-93											
325.8804	29:09	29:10	-1	1.124	3307978	711529	36	90	19765		
327.8775	29:09	29:10	-1	1.124	2109299	453954	21	52	21617	1.57(1.32-1.78)	

Signal	RT (min.)	Adj RT (min.)	Sec.	REL RT	Area	Height	Avg Noise	EDL Height	S/N	Ratio(Limits)	Flags
PCB-100 (C93)											
325.8804	29:09	29:10	-1	1.124	3307978	711529	36	90	19765		
327.8775	29:09	29:10	-1	1.124	2109299	453954	21	52	21617	1.57(1.32-1.78)	
PCB-98											M
325.8804	29:17	29:18	-1	1.129	3110574	383953	36	90	10665		M
327.8775	29:17	29:18	-1	1.129	1972041	242401	21	52	11543	1.58(1.32-1.78)	M
PCB-102 (C98)											M
325.8804	29:17	29:18	-1	1.129	3110574	383953	36	90	10665		M
327.8775	29:17	29:18	-1	1.129	1972041	242401	21	52	11543	1.58(1.32-1.78)	M
PCB-88											Ma
325.8804	29:41	29:48	-6	1.145	3561249	415595	36	90	11544		M
327.8775	29:41	29:48	-6	1.145	2251464	263499	21	52	12548	1.58(1.32-1.78)	
PCB-91 (C88)											Ma
325.8804	29:41	29:48	-6	1.145	3561249	415595	36	90	11544		M
327.8775	29:41	29:48	-6	1.145	2251464	263499	21	52	12548	1.58(1.32-1.78)	
PCB-84											
325.8804	30:00	30:01	-1	1.157	1524621	325254	36	90	9035		
327.8775	30:00	30:01	-1	1.157	975994	208087	21	52	9909	1.56(1.32-1.78)	
PCB-89											
325.8804	30:29	30:30	-1	1.175	1843109	392862	36	90	10913		
327.8775	30:29	30:30	-1	1.175	1169329	251320	21	52	11968	1.58(1.32-1.78)	
PCB-121											
325.8804	30:55	30:56	-1	1.192	2301431	494151	36	90	13726		
327.8775	30:55	30:56	-1	1.192	1456557	310710	21	52	14796	1.58(1.32-1.78)	
PCB-92											
325.8804	31:17	31:18	-1	0.857	1983028	415449	36	90	11540		
327.8775	31:17	31:18	-1	0.857	1254571	261924	21	52	12473	1.58(1.32-1.78)	
PCB-90											
325.8804	31:51	31:52	-2	1.228	6256426	858108	36	90	23836		
327.8775	31:51	31:52	-2	1.228	3976671	554340	21	52	26397	1.57(1.32-1.78)	
PCB-101 (C90)											
325.8804	31:51	31:52	-2	1.228	6256426	858108	36	90	23836		
327.8775	31:51	31:52	-2	1.228	3976671	554340	21	52	26397	1.57(1.32-1.78)	
PCB-113 (C90)											
325.8804	31:51	31:52	-2	1.228	6256426	858108	36	90	23836		
327.8775	31:51	31:52	-2	1.228	3976671	554340	21	52	26397	1.57(1.32-1.78)	
PCB-83											
325.8804	32:26	32:28	-2	1.251	3579503	400813	36	90	11134		
327.8775	32:26	32:28	-2	1.251	2310132	254871	21	52	12137	1.55(1.32-1.78)	
PCB-99 (C83)											
325.8804	32:26	32:28	-2	1.251	3579503	400813	36	90	11134		
327.8775	32:26	32:28	-2	1.251	2310132	254871	21	52	12137	1.55(1.32-1.78)	
PCB-112											
325.8804	32:33	32:35	-2	1.255	2509038	512735	36	90	14243		
327.8775	32:33	32:35	-2	1.255	1583523	323137	21	52	15387	1.58(1.32-1.78)	

Signal	RT (min.)	Adj RT (min.)	Sec.	REL RT	Area	Height	Avg Noise	EDL Height	S/N	Ratio(Limits)	Flags
PCB-86											M
325.8804	32:56	32:57	-2	1.270	12366505	1419114	36	90	39420		M
327.8775	32:56	32:57	-2	1.270	7840267	915547	21	52	43597	1.58(1.32-1.78)	M
PCB-87 (C86)											M
325.8804	32:56	32:57	-2	1.270	12366505	1419114	36	90	39420		M
327.8775	32:56	32:57	-2	1.270	7840267	915547	21	52	43597	1.58(1.32-1.78)	M
PCB-97 (C86)											M
325.8804	32:56	32:57	-2	1.270	12366505	1419114	36	90	39420		M
327.8775	32:56	32:57	-2	1.270	7840267	915547	21	52	43597	1.58(1.32-1.78)	M
PCB-109 (C86)											M
325.8804	32:56	32:57	-2	1.270	12366505	1419114	36	90	39420		M
327.8775	32:56	32:57	-2	1.270	7840267	915547	21	52	43597	1.58(1.32-1.78)	M
PCB-119 (C86)											M
325.8804	32:56	32:57	-2	1.270	12366505	1419114	36	90	39420		M
327.8775	32:56	32:57	-2	1.270	7840267	915547	21	52	43597	1.58(1.32-1.78)	M
PCB-125 (C86)											M
325.8804	32:56	32:57	-2	1.270	12366505	1419114	36	90	39420		M
327.8775	32:56	32:57	-2	1.270	7840267	915547	21	52	43597	1.58(1.32-1.78)	M
PCB-85											
325.8804	33:40	33:41	-2	1.298	6630598	911293	36	90	25314		
327.8775	33:40	33:41	-2	1.298	4200269	573350	21	52	27302	1.58(1.32-1.78)	
PCB-116 (C85)											
325.8804	33:40	33:41	-2	1.298	6630598	911293	36	90	25314		
327.8775	33:40	33:41	-2	1.298	4200269	573350	21	52	27302	1.58(1.32-1.78)	
PCB-117 (C85)											
325.8804	33:40	33:41	-2	1.298	6630598	911293	36	90	25314		
327.8775	33:40	33:41	-2	1.298	4200269	573350	21	52	27302	1.58(1.32-1.78)	
PCB-110											M
325.8804	33:54	33:56	-1	1.307	4399358	486319	36	90	13509		
327.8775	33:50	33:56	-6	1.304	2779752	306194	21	52	14581	1.58(1.32-1.78)	M
PCB-115 (C110)											M
325.8804	33:54	33:56	-1	1.307	4399358	486319	36	90	13509		
327.8775	33:50	33:56	-6	1.304	2779752	306194	21	52	14581	1.58(1.32-1.78)	M
PCB-82											
325.8804	34:09	34:10	-1	1.317	1823837	358102	36	90	9947		
327.8775	34:09	34:10	-1	1.317	1155039	227906	21	52	10853	1.58(1.32-1.78)	
PCB-111											
325.8804	34:33	34:35	-2	1.332	2388793	487196	36	90	13533		
327.8775	34:33	34:35	-2	1.332	1506963	304707	21	52	14510	1.59(1.32-1.78)	
PCB-120											
325.8804	35:01	35:02	-1	1.350	3031157	611171	36	90	16977		
327.8775	35:01	35:02	-1	1.350	1914820	388177	21	52	18485	1.58(1.32-1.78)	
PCB-108											
325.8804	36:09	36:10	-1	1.394	6174054	1248209	1777	4442	702		
327.8775	36:09	36:10	-1	1.394	3977021	807628	1165	2912	693	1.55(1.32-1.78)	

Signal	RT (min.)	Adj RT (min.)	Sec.	REL RT	Area	Height	Avg Noise	EDL Height	S/N	Ratio(Limits)	Flags
PCB-124 (C108)											
325.8804	36:09	36:10	-1	1.394	6174054	1248209	1777	4442	702		
327.8775	36:09	36:10	-1	1.394	3977021	807628	1165	2912	693	1.55(1.32-1.78)	
PCB-107											
325.8804	36:23	36:25	-1	1.403	3304724	636645	1777	4442	358		
327.8775	36:23	36:25	-1	1.403	2100605	399689	1165	2912	343	1.57(1.32-1.78)	
PCB-123											
325.8804	36:31	36:32	-1	1.001	2790442	551331	1777	4442	310		
327.8775	36:31	36:32	-1	1.001	1784054	353002	1165	2912	303	1.56(1.32-1.78)	
PCB-106											
325.8804	36:37	36:39	-2	1.004	3480668	711371	1777	4442	400		
327.8775	36:37	36:39	-2	1.004	2207549	452549	1165	2912	388	1.58(1.32-1.78)	
PCB-118											
325.8804	36:50	36:51	-1	1.001	2971855	570522	1777	4442	321		
327.8775	36:49	36:51	-2	1.000	1886352	353055	1165	2912	303	1.58(1.32-1.78)	
PCB-122											
325.8804	37:11	37:12	-1	1.010	3225680	655252	1777	4442	369		
327.8775	37:11	37:12	-1	1.010	2039760	415308	1165	2912	356	1.58(1.32-1.78)	
PCB-114											
325.8804	37:22	37:23	-1	1.001	3050282	583156	1777	4442	328		
327.8775	37:22	37:23	-1	1.001	1952881	372285	1165	2912	320	1.56(1.32-1.78)	
PCB-105											
325.8804	38:00	38:02	-2	1.001	3547494	687630	1777	4442	387		
327.8775	38:00	38:02	-2	1.001	2263298	438907	1165	2912	377	1.57(1.32-1.78)	
PCB-127											
325.8804	39:29	39:31	-2	1.040	3575908	687791	1777	4442	387		
327.8775	39:29	39:31	-2	1.040	2276334	437904	1165	2912	376	1.57(1.32-1.78)	
PCB-126											
325.8804	41:05	41:07	-2	1.001	2610164	466115	1777	4442	262		
327.8775	41:05	41:07	-2	1.001	1648620	293810	1165	2912	252	1.58(1.32-1.78)	
PCB-155L											
371.8817	31:38	31:38	-1	0.792	1546881	330419	6	15	55070		
373.8788	31:38	31:38	-1	0.792	1193397	258051	7	17	36864	1.30(1.05-1.43)	
PCB-153L											
371.8817	38:42	38:44	-2	0.901	1788999	358045	741	1852	483		
373.8788	38:42	38:44	-2	0.901	1415479	288557	827	2067	349	1.26(1.05-1.43)	
PCB-138L											
371.8817	39:56	39:58	-2		1712001	338986	741	1852	457		
373.8788	39:56	39:58	-2		1328422	261418	827	2067	316	1.29(1.05-1.43)	
PCB-167L											
371.8817	42:57	42:58	-2	1.075	2198119	437069	741	1852	590		
373.8788	42:57	42:58	-2	1.075	1736222	354304	827	2067	428	1.27(1.05-1.43)	
PCB-156L											
371.8817	44:06	44:07	-1	1.104	4257385	609118	741	1852	822		
373.8788	44:06	44:07	-1	1.104	3335699	479532	827	2067	580	1.28(1.05-1.43)	

Signal	RT (min.)	Adj RT (min.)	Sec.	REL RT	Area	Height	Avg Noise	EDL Height	S/N	Ratio(Limits)	Flags
PCB-157L (C156L)											
371.8817	44:06	44:07	-1	1.104	4257385	609118	741	1852	822		
373.8788	44:06	44:07	-1	1.104	3335699	479532	827	2067	580	1.28(1.05-1.43)	
PCB-169L											
371.8817	47:20	47:22	-2	1.185	1839209	356568	741	1852	481		
373.8788	47:20	47:22	-2	1.185	1478725	281246	827	2067	340	1.24(1.05-1.43)	
PCB-155											
359.8415	31:39	31:40	-1	1.001	1627889	346807	17	42	20400		
361.8385	31:39	31:40	-1	1.001	1258646	269896	30	75	8997	1.29(1.05-1.43)	
PCB-152											
359.8415	31:50	31:51	-1	1.006	1985218	421837	17	42	24814		
361.8385	31:50	31:51	-1	1.006	1535265	321420	30	75	10714	1.29(1.05-1.43)	
PCB-150											
359.8415	32:00	32:01	-2	1.012	1605078	339763	17	42	19986		
361.8385	32:00	32:01	-2	1.012	1271720	265323	30	75	8844	1.26(1.05-1.43)	
PCB-136											
359.8415	32:21	32:22	-1	1.023	1947839	411765	17	42	24221		
361.8385	32:21	32:22	-1	1.023	1523050	322368	30	75	10746	1.28(1.05-1.43)	
PCB-145											
359.8415	32:39	32:41	-2	1.033	1573316	326105	17	42	19183		
361.8385	32:39	32:41	-2	1.033	1245425	255955	30	75	8532	1.26(1.05-1.43)	
PCB-148											
359.8415	34:10	34:13	-2	1.081	1408838	292912	17	42	17230		
361.8385	34:10	34:13	-2	1.081	1123138	234145	30	75	7805	1.25(1.05-1.43)	
PCB-135											
359.8415	34:45	34:47	-2	1.099	2546115	315524	17	42	18560		
361.8385	34:45	34:47	-2	1.099	2008114	249291	30	75	8310	1.27(1.05-1.43)	
PCB-151 (C135)											
359.8415	34:45	34:47	-2	1.099	2546115	315524	17	42	18560		
361.8385	34:45	34:47	-2	1.099	2008114	249291	30	75	8310	1.27(1.05-1.43)	
PCB-154											
359.8415	35:02	35:03	-1	1.108	1475824	303285	17	42	17840		
361.8385	35:02	35:03	-1	1.108	1160847	242298	30	75	8077	1.27(1.05-1.43)	
PCB-144											
359.8415	35:19	35:21	-2	1.117	1490261	302922	17	42	17819		
361.8385	35:19	35:21	-2	1.117	1164284	237833	30	75	7928	1.28(1.05-1.43)	
PCB-147											
359.8415	35:42	35:43	-1	1.129	3701243	758028	918	2295	826		
361.8385	35:41	35:43	-2	1.128	2979979	612286	758	1895	808	1.24(1.05-1.43)	
PCB-149 (C147)											
359.8415	35:42	35:43	-1	1.129	3701243	758028	918	2295	826		
361.8385	35:41	35:43	-2	1.128	2979979	612286	758	1895	808	1.24(1.05-1.43)	
PCB-134											
359.8415	35:59	36:00	-1	1.138	3378925	406588	918	2295	443		
361.8385	35:59	36:00	-1	1.138	2707670	325437	758	1895	429	1.25(1.05-1.43)	

Signal	RT (min.)	Adj RT (min.)	Sec.	REL RT	Area	Height	Avg Noise	EDL Height	S/N	Ratio(Limits)	Flags
PCB-143 (C134)											
359.8415	35:59	36:00	-1	1.138	3378925	406588	918	2295	443		
361.8385	35:59	36:00	-1	1.138	2707670	325437	758	1895	429	1.25(1.05-1.43)	
PCB-139											
359.8415	36:17	36:19	-2	1.147	3630371	683737	918	2295	745		
361.8385	36:17	36:19	-2	1.147	2905500	540647	758	1895	713	1.25(1.05-1.43)	
PCB-140 (C139)											
359.8415	36:17	36:19	-2	1.147	3630371	683737	918	2295	745		
361.8385	36:17	36:19	-2	1.147	2905500	540647	758	1895	713	1.25(1.05-1.43)	
PCB-131											
359.8415	36:29	36:31	-2	1.154	1490014	297243	918	2295	324		
361.8385	36:29	36:31	-2	1.154	1193540	240602	758	1895	317	1.25(1.05-1.43)	
PCB-142											
359.8415	36:38	36:40	-1	1.159	1872493	386571	918	2295	421		
361.8385	36:38	36:40	-1	1.159	1495797	307478	758	1895	406	1.25(1.05-1.43)	
PCB-132											
359.8415	36:56	36:58	-2	1.168	1554575	317666	918	2295	346		
361.8385	36:56	36:58	-2	1.168	1246978	257342	758	1895	340	1.25(1.05-1.43)	
PCB-133											
359.8415	37:27	37:29	-2	1.184	1989605	399746	918	2295	435		
361.8385	37:27	37:29	-2	1.184	1589684	318121	758	1895	420	1.25(1.05-1.43)	
PCB-165											
359.8415	37:51	37:53	-1	0.881	2127988	433472	918	2295	472		
361.8385	37:51	37:53	-1	0.881	1690976	346311	758	1895	457	1.26(1.05-1.43)	
PCB-146											
359.8415	38:06	38:08	-2	0.887	2077192	416106	918	2295	453		
361.8385	38:06	38:08	-2	0.887	1670487	339867	758	1895	448	1.24(1.05-1.43)	
PCB-161											
359.8415	38:14	38:16	-2	0.890	2886384	592562	918	2295	645		
361.8385	38:14	38:16	-2	0.890	2286976	469652	758	1895	620	1.26(1.05-1.43)	
PCB-153											
359.8415	38:45	38:47	-2	0.902	4753832	699124	918	2295	762		
361.8385	38:45	38:47	-2	0.902	3852464	561885	758	1895	741	1.23(1.05-1.43)	
PCB-168 (C153)											
359.8415	38:45	38:47	-2	0.902	4753832	699124	918	2295	762		
361.8385	38:45	38:47	-2	0.902	3852464	561885	758	1895	741	1.23(1.05-1.43)	
PCB-141											
359.8415	38:54	38:56	-2	0.906	1899587	364915	918	2295	398		
361.8385	38:54	38:56	-2	0.906	1524821	295991	758	1895	390	1.25(1.05-1.43)	
PCB-130											
359.8415	39:19	39:20	-2	0.915	1847914	378170	918	2295	412		
361.8385	39:19	39:20	-2	0.915	1474704	299719	758	1895	395	1.25(1.05-1.43)	
PCB-137											
359.8415	39:32	39:35	-3	0.920	1819404	355211	918	2295	387		
361.8385	39:32	39:35	-3	0.920	1460059	284033	758	1895	375	1.25(1.05-1.43)	

Signal	RT (min.)	Adj RT (min.)	Sec.	REL RT	Area	Height	Avg Noise	EDL Height	S/N	Ratio(Limits)	Flags
PCB-164											
359.8415	39:39	39:41	-2	0.923	2373057	474478	918	2295	517		
361.8385	39:39	39:41	-2	0.923	1897523	384959	758	1895	508	1.25(1.05-1.43)	
PCB-129											M
359.8415	39:59	40:00	-2	0.931	7878175	869577	918	2295	947		M
361.8385	39:59	40:00	-2	0.931	6309268	691499	758	1895	912	1.25(1.05-1.43)	M
PCB-138 (C129)											M
359.8415	39:59	40:00	-2	0.931	7878175	869577	918	2295	947		M
361.8385	39:59	40:00	-2	0.931	6309268	691499	758	1895	912	1.25(1.05-1.43)	M
PCB-160 (C129)											M
359.8415	39:59	40:00	-2	0.931	7878175	869577	918	2295	947		M
361.8385	39:59	40:00	-2	0.931	6309268	691499	758	1895	912	1.25(1.05-1.43)	M
PCB-163 (C129)											M
359.8415	39:59	40:00	-2	0.931	7878175	869577	918	2295	947		M
361.8385	39:59	40:00	-2	0.931	6309268	691499	758	1895	912	1.25(1.05-1.43)	M
PCB-158											
359.8415	40:21	40:23	-2	0.940	2747655	529289	918	2295	577		
361.8385	40:21	40:23	-2	0.940	2198058	419342	758	1895	553	1.25(1.05-1.43)	
PCB-128											
359.8415	41:12	41:14	-2	0.959	4476146	793842	918	2295	865		
361.8385	41:12	41:14	-2	0.959	3621217	642162	758	1895	847	1.24(1.05-1.43)	
PCB-166 (C128)											
359.8415	41:12	41:14	-2	0.959	4476146	793842	918	2295	865		
361.8385	41:12	41:14	-2	0.959	3621217	642162	758	1895	847	1.24(1.05-1.43)	
PCB-159											
359.8415	42:12	42:14	-2	0.983	2840066	556420	918	2295	606		
361.8385	42:12	42:14	-2	0.983	2273448	447136	758	1895	590	1.25(1.05-1.43)	
PCB-162											
359.8415	42:29	42:32	-2	0.989	2436586	454907	918	2295	496		
361.8385	42:29	42:32	-2	0.989	1954378	365464	758	1895	482	1.25(1.05-1.43)	
PCB-167											
359.8415	42:58	43:00	-2	1.001	2912234	570741	918	2295	622		
361.8385	42:58	43:00	-2	1.001	2343079	458623	758	1895	605	1.24(1.05-1.43)	
PCB-156											
359.8415	44:07	44:09	-2	1.000	5016097	714358	918	2295	778		
361.8385	44:07	44:09	-2	1.000	4004512	583125	758	1895	769	1.25(1.05-1.43)	
PCB-157 (C156)											
359.8415	44:07	44:09	-2	1.000	5016097	714358	918	2295	778		
361.8385	44:07	44:09	-2	1.000	4004512	583125	758	1895	769	1.25(1.05-1.43)	
PCB-169											
359.8415	47:21	47:23	-3	1.000	1937553	349299	918	2295	381		
361.8385	47:21	47:23	-3	1.000	1556931	280042	758	1895	369	1.24(1.05-1.43)	
PCB-188L											
405.8428	37:21	37:23	-2	0.821	1847768	377687	36	90	10491		
407.8398	37:21	37:23	-2	0.821	1739083	359201	2	5	179601	1.06(0.89-1.21)	

Signal	RT (min.)	Adj RT (min.)	Δ Sec.	REL RT	Area	Height	Avg Noise	EDL Height	S/N	Ratio(Limits)	Flags
PCB-178L											
405.8428	40:24	40:25	-2	0.888	1153498	238400	36	90	6622		
407.8398	40:24	40:25	-2	0.888	1076925	219174	2	5	109587	1.07(0.89-1.21)	
PCB-180L											
405.8428	45:30	45:32	-2		1379860	270025	36	90	7501		
407.8398	45:30	45:32	-2		1297206	258401	2	5	129201	1.06(0.89-1.21)	
PCB-170L											
405.8428	46:45	46:47	-1	1.028	1202178	233284	36	90	6480		
407.8398	46:45	46:47	-2	1.027	1128503	213036	2	5	106518	1.07(0.89-1.21)	
PCB-189L											
405.8428	49:52	49:54	-2	1.096	2290365	452543	299	747	1514		
407.8398	49:52	49:54	-2	1.096	2203482	419461	390	975	1076	1.04(0.89-1.21)	
PCB-188											
393.8025	37:22	37:24	-2	1.001	1891427	387668	13	32	29821		
395.7995	37:22	37:24	-2	1.001	1800679	369989	14	35	26428	1.05(0.89-1.21)	
PCB-179											
393.8025	37:42	37:44	-2	1.009	2350875	476939	13	32	36688		
395.7995	37:42	37:44	-2	1.009	2233846	450079	14	35	32149	1.05(0.89-1.21)	
PCB-184											
393.8025	38:14	38:16	-2	1.024	2090661	417697	13	32	32131		
395.7995	38:14	38:16	-2	1.024	1973280	393754	14	35	28125	1.06(0.89-1.21)	
PCB-176											
393.8025	38:35	38:36	-1	1.033	2314834	459916	13	32	35378		
395.7995	38:35	38:36	-1	1.033	2199999	438873	14	35	31348	1.05(0.89-1.21)	
PCB-186											
393.8025	39:02	39:04	-2	1.045	1869833	378515	13	32	29117		
395.7995	39:02	39:04	-2	1.045	1788460	354009	14	35	25286	1.05(0.89-1.21)	
PCB-178											
393.8025	40:25	40:27	-2	1.082	1660158	332255	13	32	25558		
395.7995	40:25	40:27	-2	1.082	1572366	315277	14	35	22520	1.06(0.89-1.21)	
PCB-175											
393.8025	41:04	41:05	-2	1.100	1728799	344926	13	32	26533		
395.7995	41:04	41:05	-2	1.100	1643119	326376	14	35	23313	1.05(0.89-1.21)	
PCB-187											
393.8025	41:20	41:22	-2	1.107	1534599	299669	13	32	23051		
395.7995	41:19	41:22	-2	1.107	1465185	291838	14	35	20846	1.05(0.89-1.21)	
PCB-182											
393.8025	41:32	41:34	-2	1.112	1551089	306095	13	32	23546		
395.7995	41:32	41:34	-2	1.112	1497965	298145	14	35	21296	1.04(0.89-1.21)	
PCB-183											M
393.8025	41:56	41:59	-2	1.123	3203009	380075	13	32	29237		M
395.7995	41:56	41:59	-2	1.123	3037782	362951	14	35	25925	1.05(0.89-1.21)	M
PCB-185 (C183)											M
393.8025	41:56	41:59	-2	1.123	3203009	380075	13	32	29237		M
395.7995	41:56	41:59	-2	1.123	3037782	362951	14	35	25925	1.05(0.89-1.21)	M

Signal	RT (min.)	Adj RT (min.)	Sec.	REL RT	Area	Height	Avg Noise	EDL Height	S/N	Ratio(Limits)	Flags
PCB-174											
393.8025	42:10	42:12	-2	1.129	1507038	293340	13	32	22565		
395.7995	42:10	42:12	-2	1.129	1420658	276762	14	35	19769	1.06(0.89-1.21)	
PCB-177											
393.8025	42:36	42:39	-2	1.141	1569060	303502	13	32	23346		
395.7995	42:36	42:39	-2	1.141	1497941	291881	14	35	20849	1.05(0.89-1.21)	
PCB-181											
393.8025	43:01	43:02	-2	1.152	1402267	279950	13	32	21535		
395.7995	43:01	43:02	-2	1.152	1333338	265592	14	35	18971	1.05(0.89-1.21)	
PCB-171											
393.8025	43:14	43:16	-2	1.158	2941162	492080	13	32	37852		
395.7995	43:13	43:16	-2	1.157	2816588	475100	14	35	33936	1.04(0.89-1.21)	
PCB-173 (C171)											
393.8025	43:14	43:16	-2	1.158	2941162	492080	13	32	37852		
395.7995	43:13	43:16	-2	1.157	2816588	475100	14	35	33936	1.04(0.89-1.21)	
PCB-172											
393.8025	44:52	44:54	-2	0.900	1568659	305219	13	32	23478		
395.7995	44:52	44:54	-2	0.900	1498018	291207	14	35	20801	1.05(0.89-1.21)	
PCB-192											
393.8025	45:09	45:11	-2	0.905	1690874	328171	13	32	25244		
395.7995	45:09	45:11	-2	0.905	1609748	313573	14	35	22398	1.05(0.89-1.21)	
PCB-180											
393.8025	45:28	45:30	-2	0.912	3340355	445051	13	32	34235		
395.7995	45:28	45:30	-2	0.912	3178769	427728	14	35	30552	1.05(0.89-1.21)	
PCB-193 (C180)											
393.8025	45:28	45:30	-2	0.912	3340355	445051	13	32	34235		
395.7995	45:28	45:30	-2	0.912	3178769	427728	14	35	30552	1.05(0.89-1.21)	
PCB-191											
393.8025	45:53	45:55	-2	0.920	2215314	433346	13	32	33334		
395.7995	45:53	45:55	-2	0.920	2096949	401618	14	35	28687	1.06(0.89-1.21)	
PCB-170											
393.8025	46:46	46:48	-2	0.938	1556965	300119	13	32	23086		
395.7995	46:46	46:48	-2	0.938	1496458	287000	14	35	20500	1.04(0.89-1.21)	
PCB-190											
393.8025	47:17	47:20	-3	0.948	2136588	402486	13	32	30960		
395.7995	47:17	47:20	-3	0.948	2046867	391286	14	35	27949	1.04(0.89-1.21)	
PCB-189											
393.8025	49:54	49:56	-2	1.001	2330610	438466	291	727	1507		
395.7995	49:54	49:56	-2	1.001	2188495	409658	334	835	1227	1.06(0.89-1.21)	
PCB-202L											
439.8038	42:43	42:45	-2	0.822	1306346	263380	4	10	65845		
441.8008	42:43	42:45	-2	0.822	1453433	289352	3	7	96451	0.90(0.76-1.02)	
PCB-194L											
439.8038	51:59	52:01	-2		1446182	270464	151	377	1791		
441.8008	51:59	52:01	-2		1599401	301291	135	337	2232	0.90(0.76-1.02)	

Signal	RT (min.)	Adj RT (min.)	Sec.	REL RT	Area	Height	Avg Noise	EDL Height	S/N	Ratio(Limits)	Flags
PCB-205L											
439.8038	52:27	52:30	-2	1.009	1882190	360199	151	377	2385		
441.8008	52:27	52:30	-2	1.009	2092180	389972	135	337	2889	0.90(0.76-1.02)	
PCB-202											
427.7635	42:45	42:47	-2	1.001	1836266	359816	11	27	32711		
429.7606	42:44	42:47	-2	1.000	2015966	394345	33	82	11950	0.91(0.76-1.02)	
PCB-201											
427.7635	43:40	43:42	-2	1.022	2435837	479147	11	27	43559		
429.7606	43:40	43:42	-2	1.022	2694989	526367	33	82	15951	0.90(0.76-1.02)	
PCB-204											
427.7635	44:21	44:23	-2	1.038	2379263	469474	11	27	42679		
429.7606	44:21	44:23	-2	1.038	2630738	514798	33	82	15600	0.90(0.76-1.02)	
PCB-197											
427.7635	44:34	44:36	-2	1.043	2013350	398244	11	27	36204		
429.7606	44:34	44:36	-2	1.043	2217706	433344	33	82	13132	0.91(0.76-1.02)	
PCB-200											
427.7635	44:40	44:42	-1	1.046	2413352	480689	11	27	43699		
429.7606	44:40	44:42	-1	1.046	2638348	522773	33	82	15842	0.91(0.76-1.02)	
PCB-198											
427.7635	47:27	47:30	-3	1.111	3092961	412117	11	27	37465		
429.7606	47:27	47:30	-3	1.111	3446800	463533	33	82	14046	0.90(0.76-1.02)	
PCB-199 (C198)											
427.7635	47:27	47:30	-3	1.111	3092961	412117	11	27	37465		
429.7606	47:27	47:30	-3	1.111	3446800	463533	33	82	14046	0.90(0.76-1.02)	
PCB-196											
427.7635	48:08	48:10	-2	0.918	1797577	352811	11	27	32074		
429.7606	48:08	48:10	-2	0.918	1990195	390611	33	82	11837	0.90(0.76-1.02)	
PCB-203											
427.7635	48:20	48:22	-2	0.921	1601242	312135	11	27	28376		
429.7606	48:20	48:22	-2	0.921	1754940	336519	33	82	10198	0.91(0.76-1.02)	
PCB-195											
427.7635	49:39	49:42	-2	0.947	2552245	487078	156	390	3122		
429.7606	49:39	49:42	-2	0.947	2850901	542773	194	485	2798	0.90(0.76-1.02)	
PCB-194											
427.7635	52:01	52:03	-2	0.992	2924070	552419	156	390	3541		
429.7606	52:01	52:03	-2	0.992	3254194	613482	194	485	3162	0.90(0.76-1.02)	
PCB-205											
427.7635	52:29	52:31	-2	1.000	2882577	549612	156	390	3523		
429.7606	52:29	52:31	-2	1.000	3191197	604859	194	485	3118	0.90(0.76-1.02)	
PCB-208L											
473.7648	49:25	49:26	-2	0.950	1582560	308281	329	822	937		
475.7619	49:25	49:26	-2	0.950	1993197	380103	1762	4405	216	0.79(0.65-0.89)	
PCB-206L											
473.7648	54:14	54:15	-2	1.043	1224742	229320	329	822	697		
475.7619	54:14	54:15	-2	1.043	1533126	291932	1762	4405	166	0.80(0.65-0.89)	

Signal	RT (min.)	Adj RT (min.)	Sec.	REL RT	Area	Height	Avg Noise	EDL Height	S/N	Ratio(Limits)	Flags
PCB-208											
461.7246	49:26	49:28	-2	1.001	2256647	437492	201	502	2177		
463.7216	49:26	49:28	-2	1.001	2874822	550604	318	795	1731	0.78(0.65-0.89)	
PCB-207											
461.7246	50:22	50:24	-2	1.019	2791513	541152	201	502	2692		
463.7216	50:22	50:24	-2	1.019	3553968	687451	318	795	2162	0.79(0.65-0.89)	
PCB-206											
461.7246	54:14	54:17	-2	1.000	1822530	344961	201	502	1716		
463.7216	54:14	54:17	-2	1.000	2327784	444414	318	795	1398	0.78(0.65-0.89)	
PCB-209L											
507.7258	55:52	55:55	-3	1.075	1248438	223294	48	120	4652		
509.7229	55:52	55:55	-3	1.075	1747946	311823	23	57	13558	0.71(0.59-0.79)	
DCB Decachlorobiphenyl											
495.6856	55:54	55:56	-3	1.000	1928243	338892	19	47	17836		
497.6826	55:54	55:56	-3	1.000	2716160	479768	13	32	36905	0.71(0.59-0.79)	

QC Flag Legend

Review Flags

M - Manually Integrated

a - User Assigned ID

Reagents:

61MX209ICVS_00002 Amount Added: 20.00 Units: uL

Eurofins TestAmerica, Knoxville

Data File:	\\chromna\Knoxville\ChromData\D3D\20190813-12717.b\d4190822icvb.d		
Injection Date:	22-Aug-2019 16:26:00	Injection Vol:	1.0 ul
Instrument ID:	D3D	Operator ID:	Xcalibur_System
Method:	PCBs_D3D	Limit Group:	HR - 1668A - ICAL
Client ID:			
Worklist#:	33168	Sample Line#:	7
Column Type:	SPB-Octyl	Column Dia:	0.25 mm

MoPCB F1

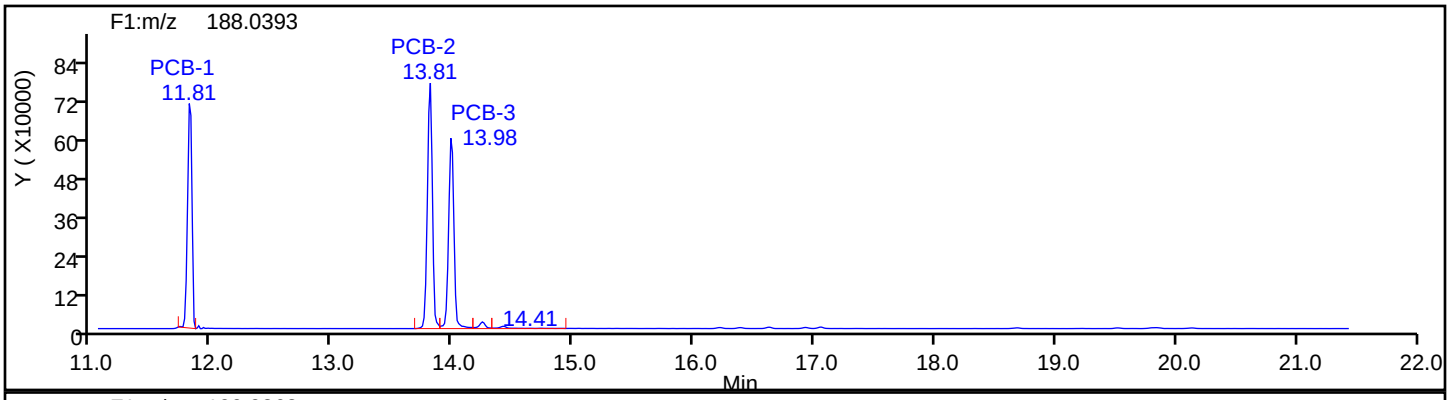

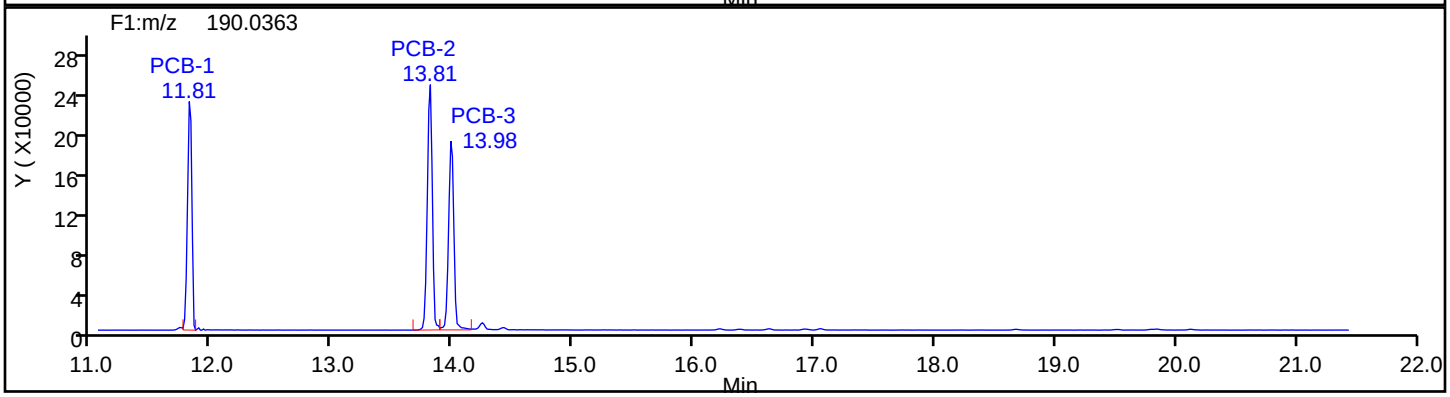

MoPCB F1 Standards

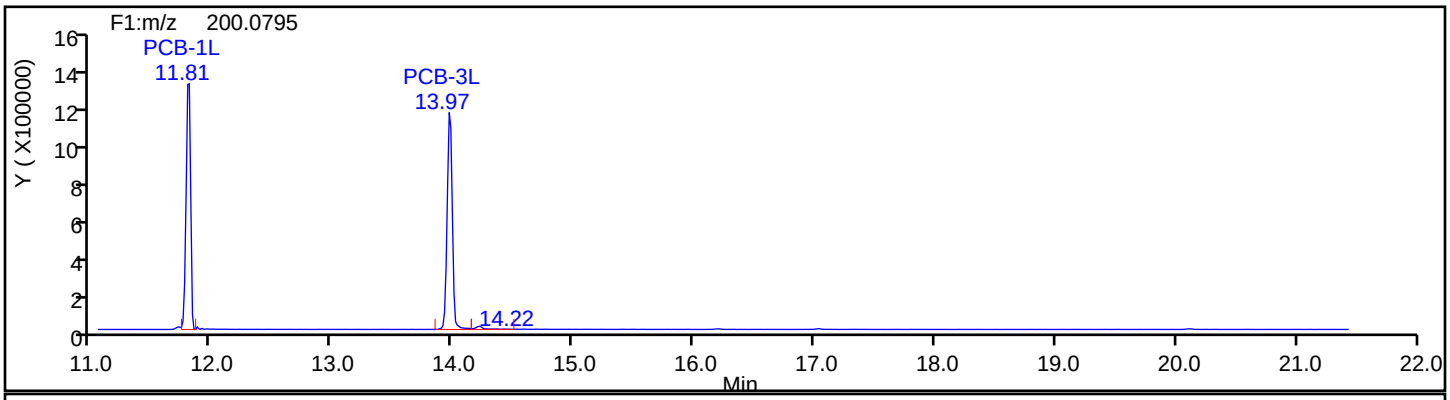

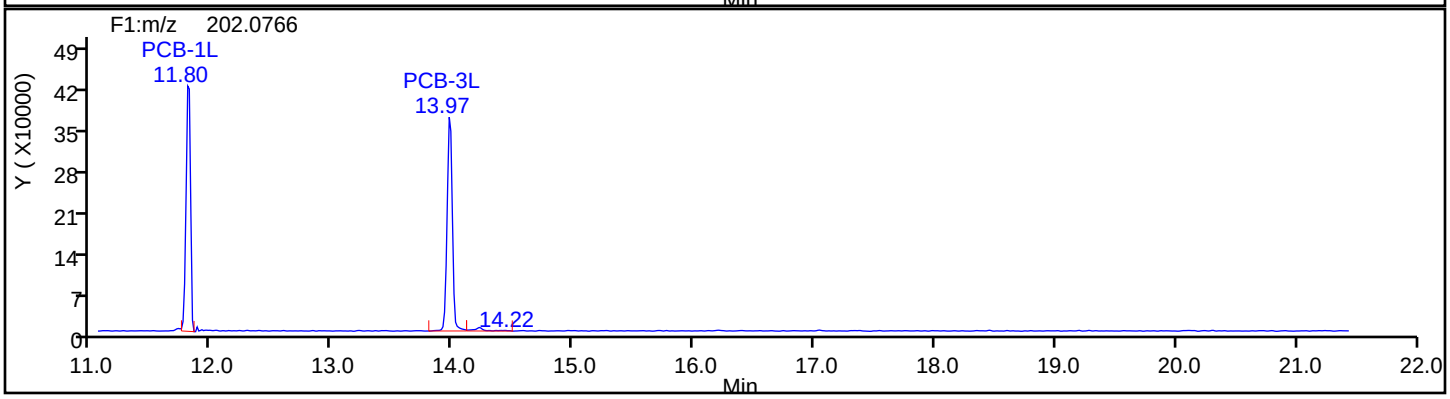

Eurofins TestAmerica, Knoxville

Data File:	\\chromna\Knoxville\ChromData\D3D\20190813-12717.b\d4190822icvb.d		
Injection Date:	22-Aug-2019 16:26:00	Injection Vol:	1.0 ul
Instrument ID:	D3D	Operator ID:	Xcalibur_System
Method:	PCBs_D3D	Limit Group:	HR - 1668A - ICAL
Client ID:			
Worklist#:	33168	Sample Line#:	7
Column Type:	SPB-Octyl	Column Dia:	0.25 mm

MoPCB F1

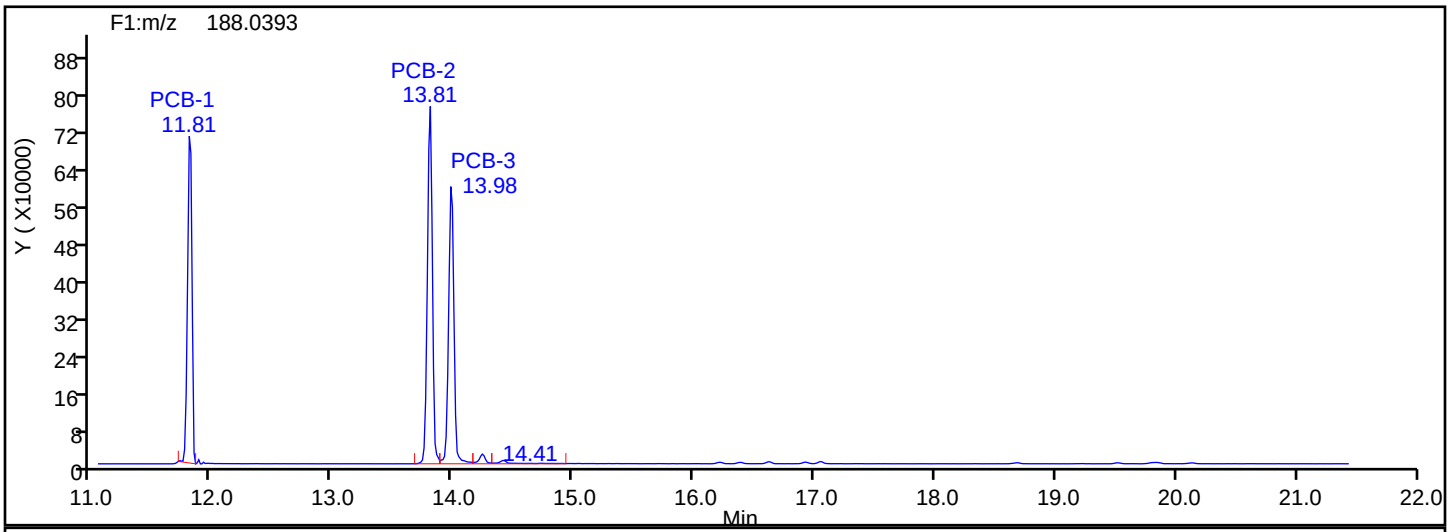

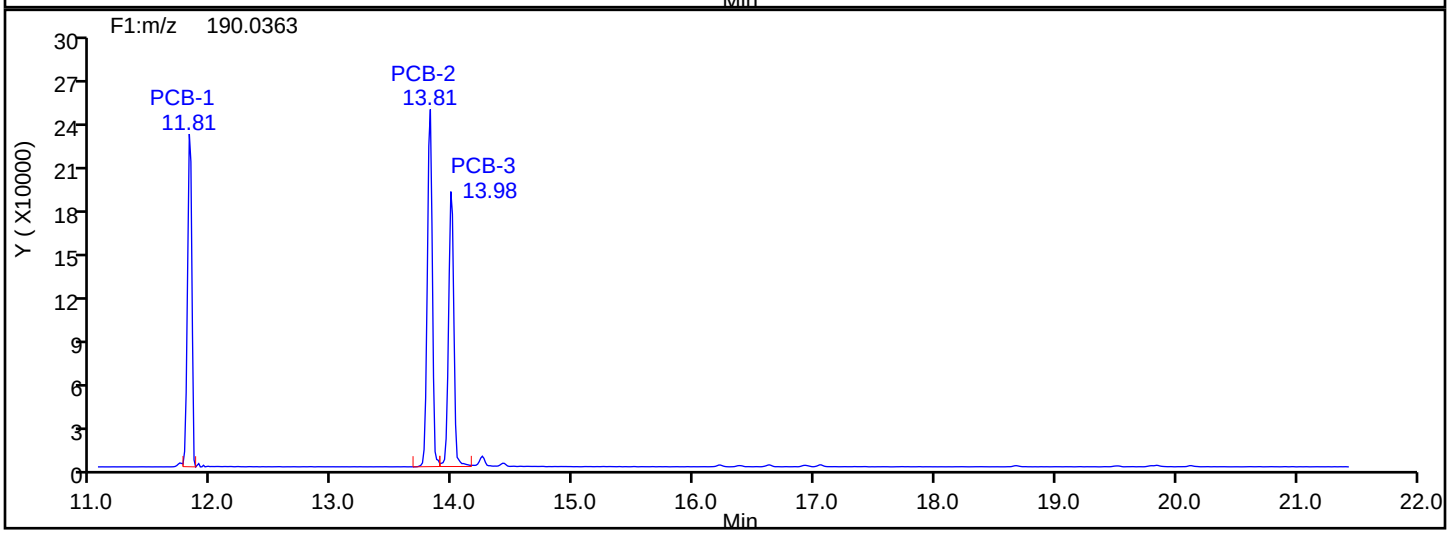

MoPCB F1 Lock Mass

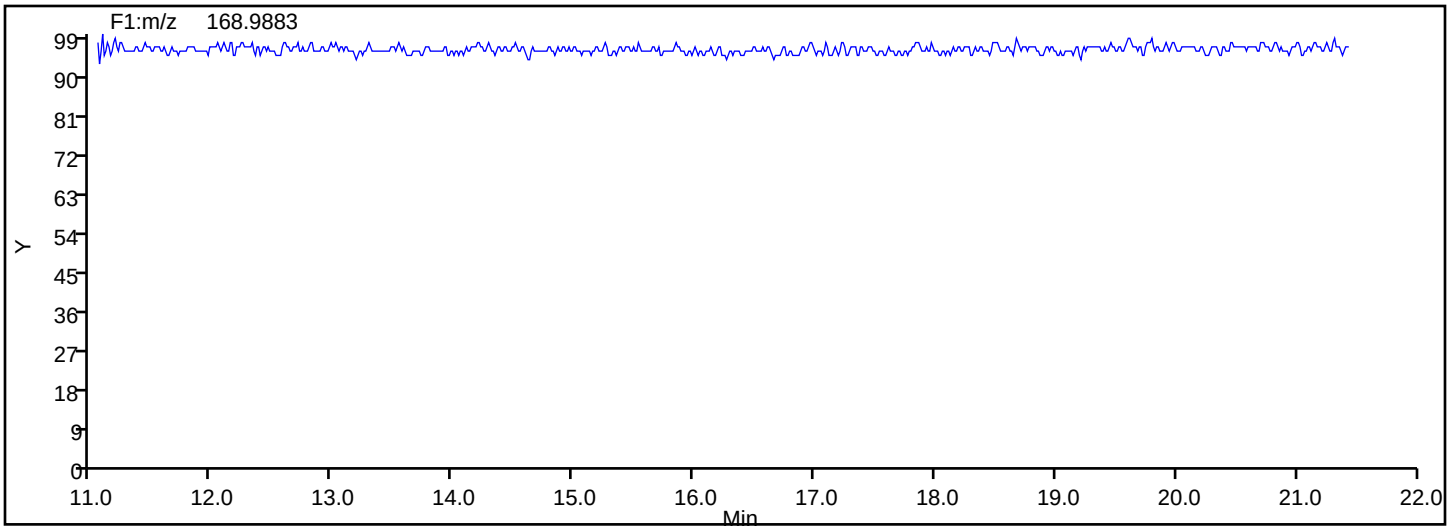

Eurofins TestAmerica, Knoxville

Data File:	\\chromna\Knoxville\ChromData\D3D\20190813-12717.b\d4190822icvb.d		
Injection Date:	22-Aug-2019 16:26:00	Injection Vol:	1.0 ul
Instrument ID:	D3D	Operator ID:	Xcalibur_System
Method:	PCBs_D3D	Limit Group:	HR - 1668A - ICAL
Client ID:			
Worklist#:	33168	Sample Line#:	7
Column Type:	SPB-Octyl	Column Dia:	0.25 mm

DiPCB F1

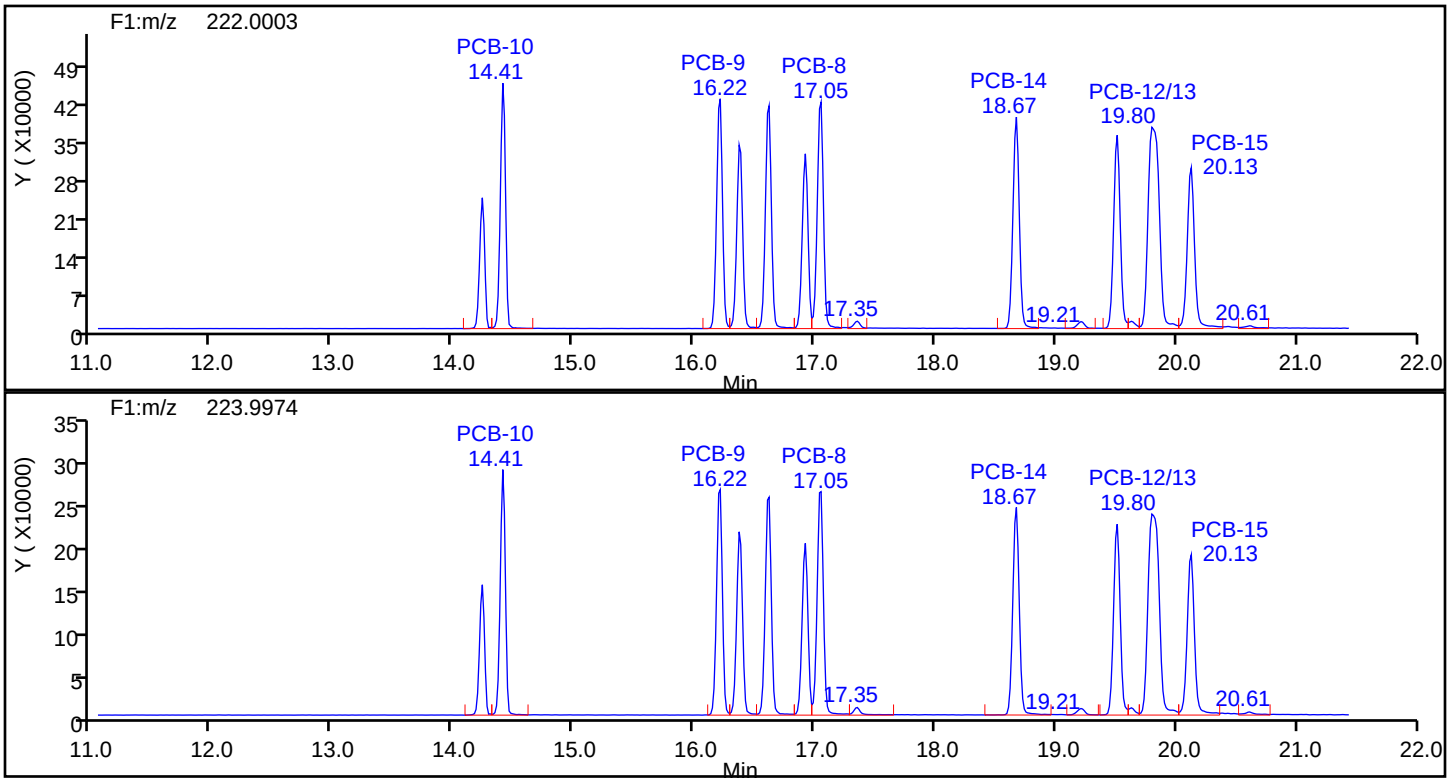

DiPCB F1 Standards

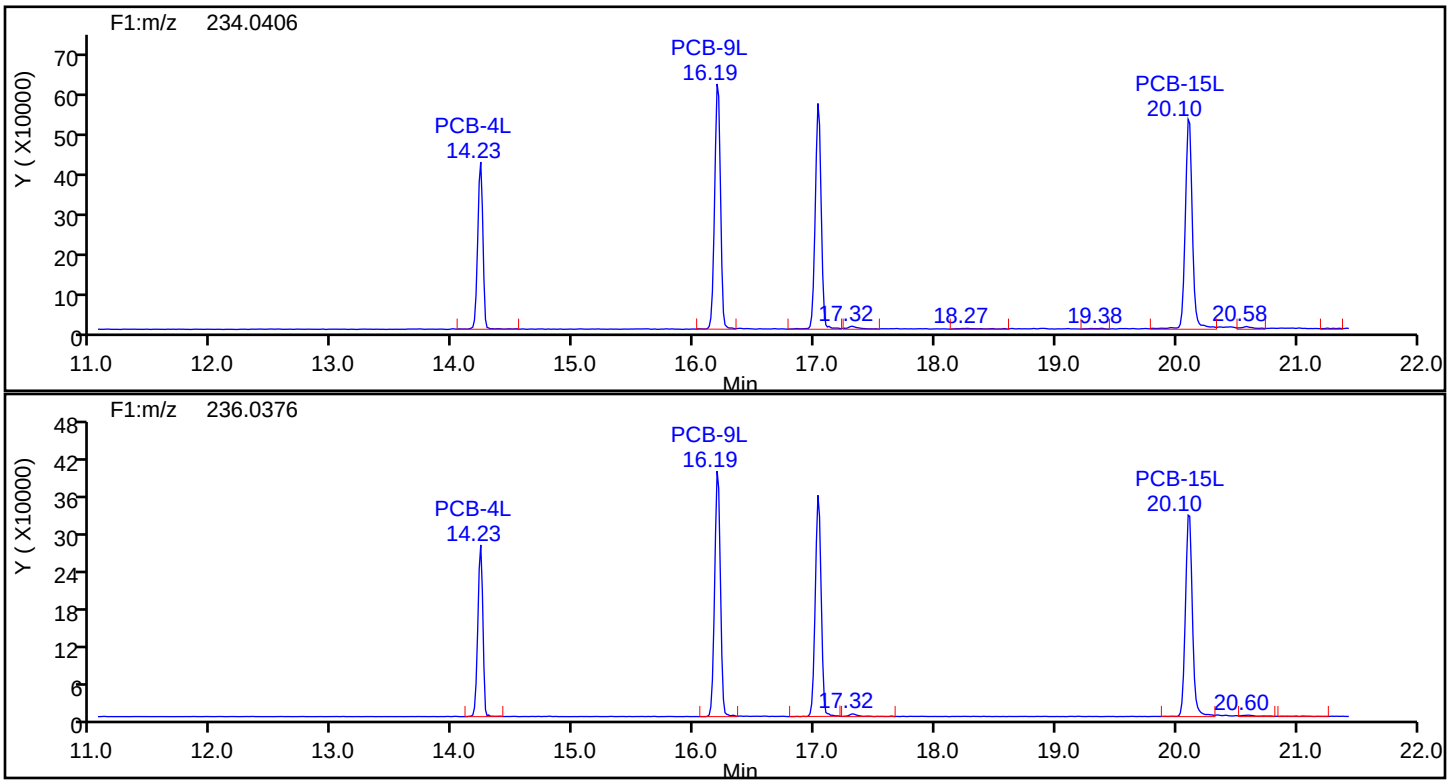

Eurofins TestAmerica, Knoxville

Data File:	\\chromna\Knoxville\ChromData\D3D\20190813-12717.b\d4190822icvb.d		
Injection Date:	22-Aug-2019 16:26:00	Injection Vol:	1.0 ul
Instrument ID:	D3D	Operator ID:	Xcalibur_System
Method:	PCBs_D3D	Limit Group:	HR - 1668A - ICAL
Client ID:			
Worklist#:	33168	Sample Line#:	7
Column Type:	SPB-Octyl	Column Dia:	0.25 mm

DiPCB F1

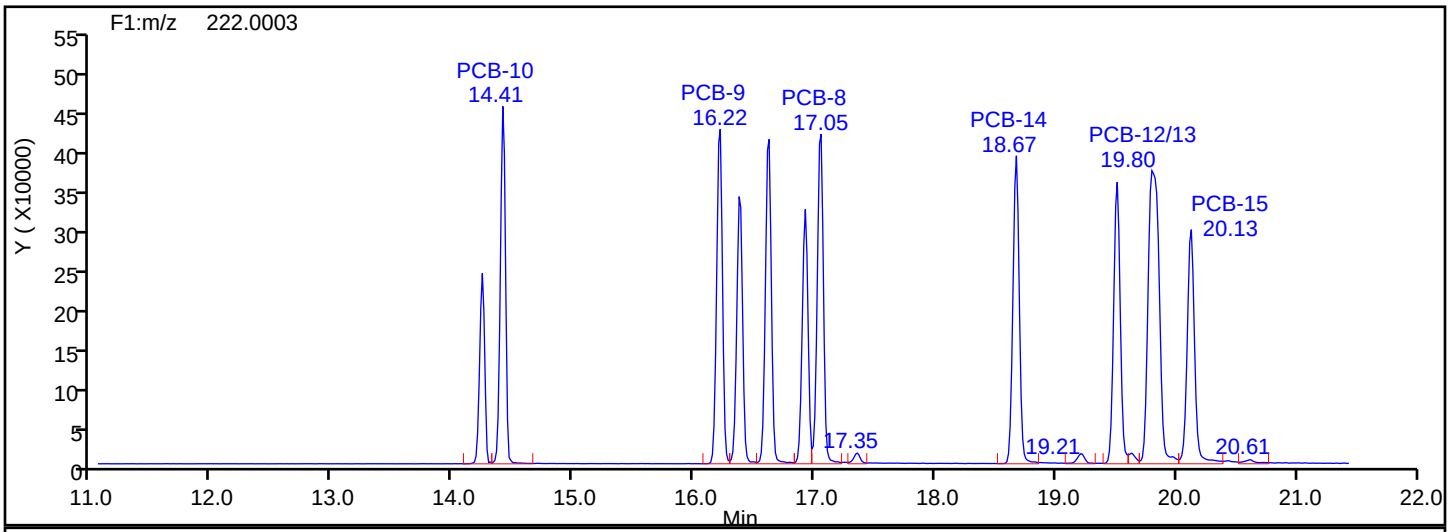

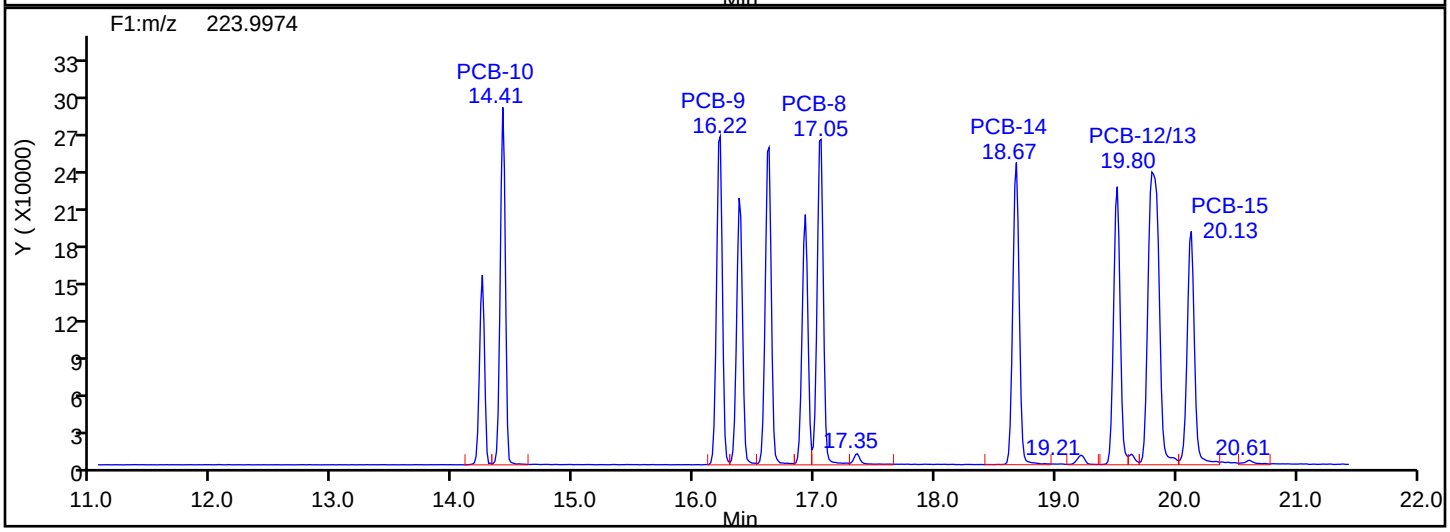

DiPCB F1 Lock Mass

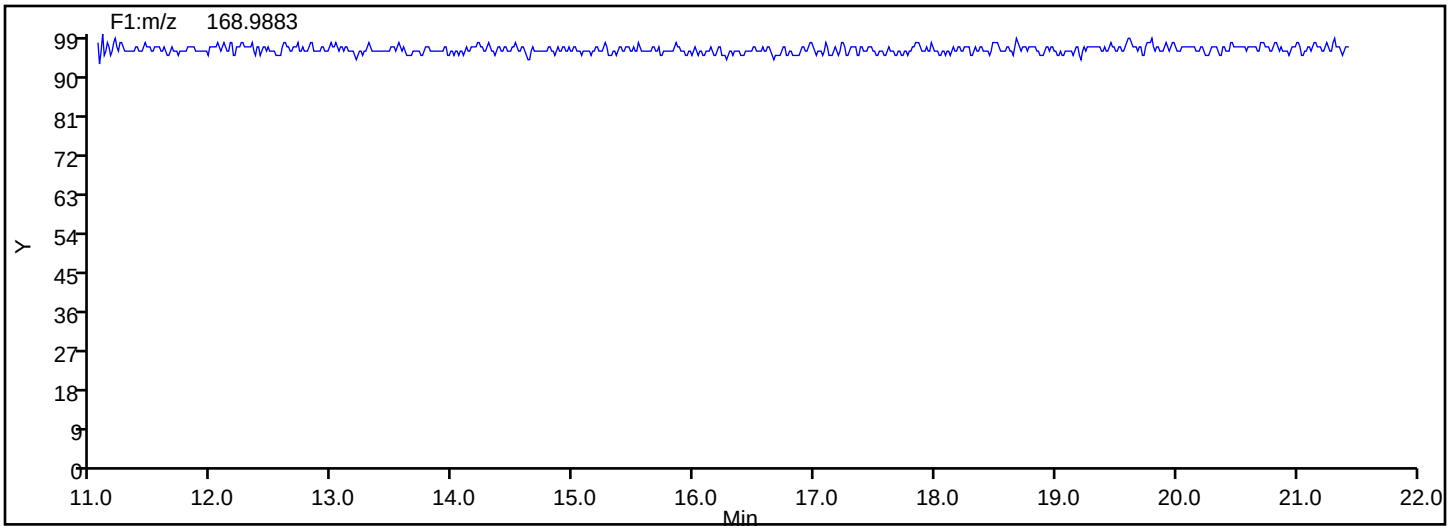

Eurofins TestAmerica, Knoxville

Data File:	\\chromna\Knoxville\ChromData\D3D\20190813-12717.b\d4190822icvb.d		
Injection Date:	22-Aug-2019 16:26:00	Injection Vol:	1.0 ul
Instrument ID:	D3D	Operator ID:	Xcalibur_System
Method:	PCBs_D3D	Limit Group:	HR - 1668A - ICAL
Client ID:			
Worklist#:	33168	Sample Line#:	7
Column Type:	SPB-Octyl	Column Dia:	0.25 mm

TriPCB F1

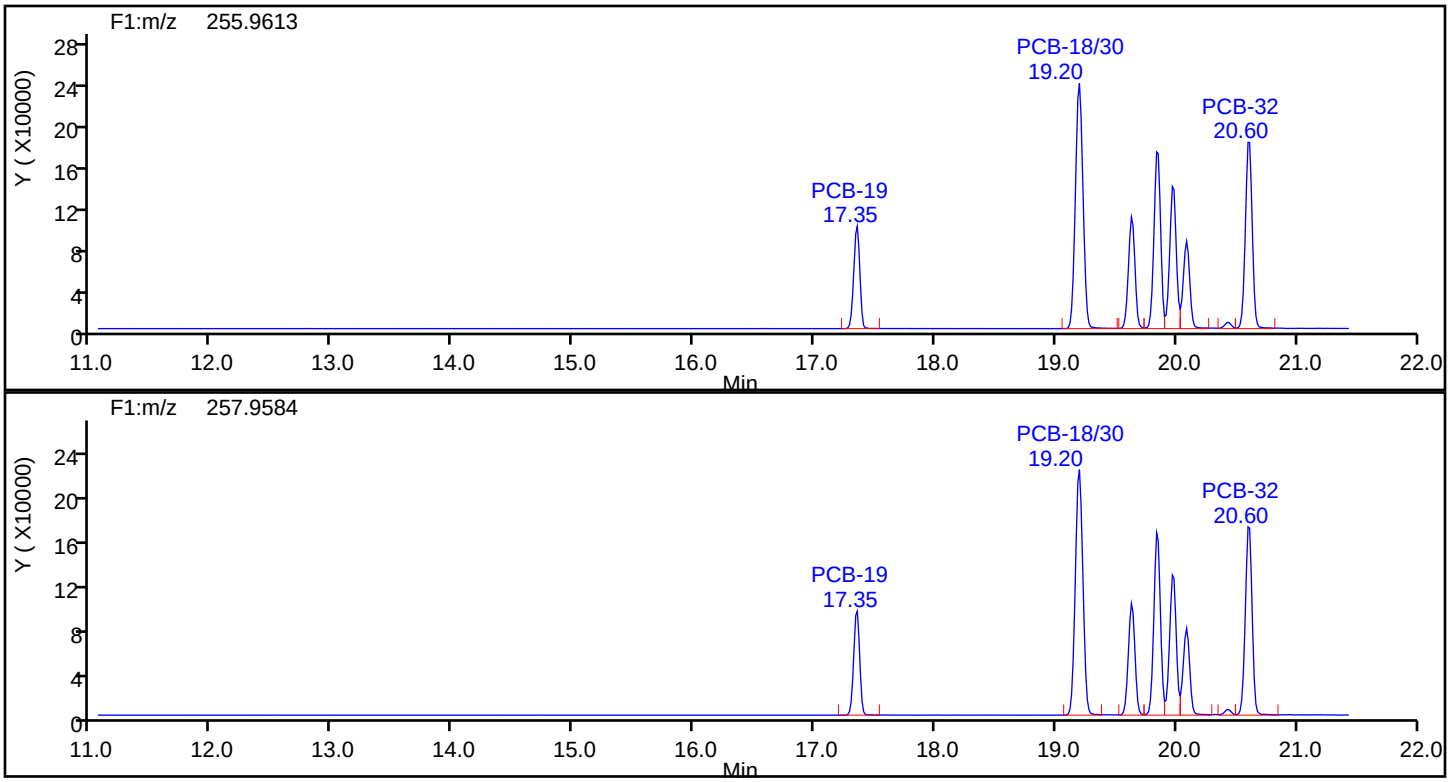

TriPCB F1 Standards

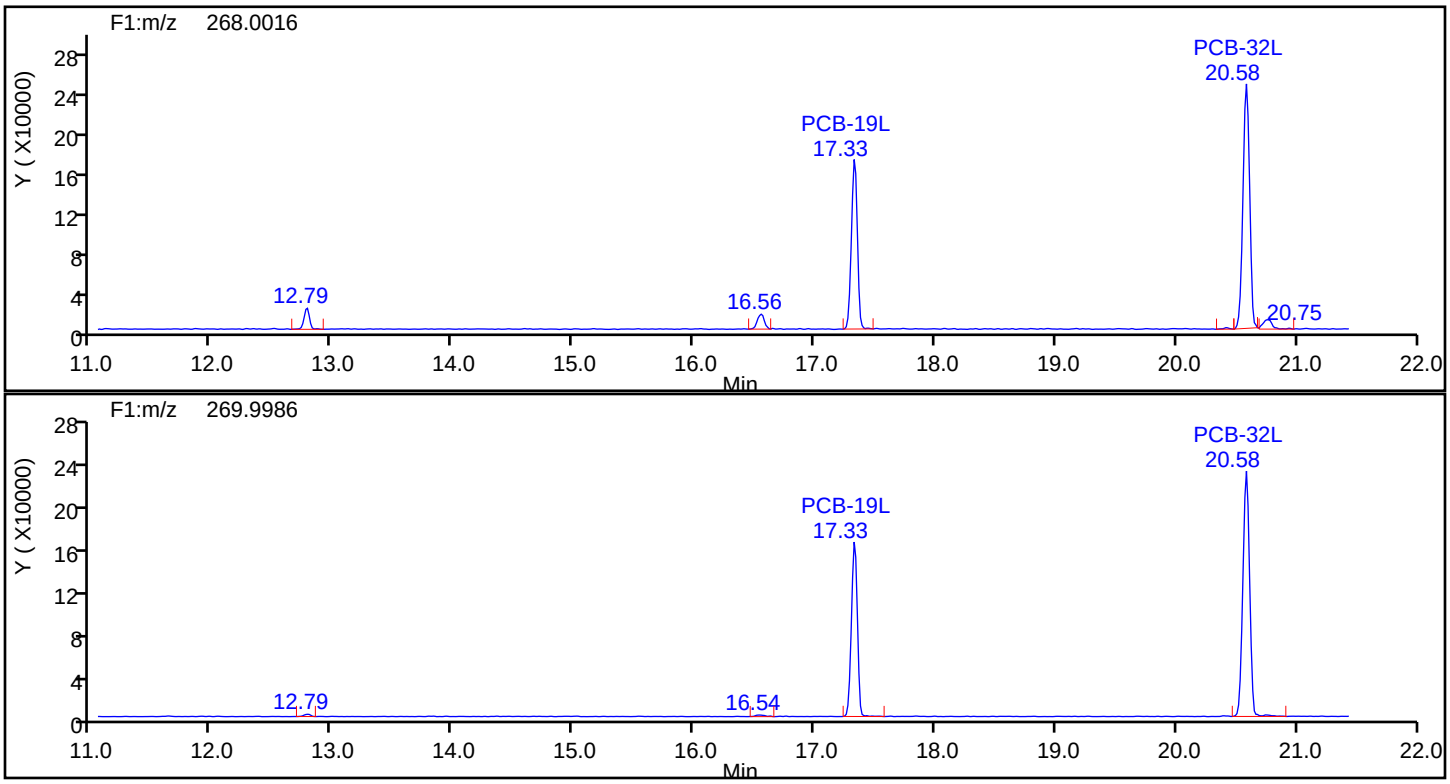

Eurofins TestAmerica, Knoxville

Data File:	\\chromna\Knoxville\ChromData\D3D\20190813-12717.b\d4190822icvb.d		
Injection Date:	22-Aug-2019 16:26:00	Injection Vol:	1.0 ul
Instrument ID:	D3D	Operator ID:	Xcalibur_System
Method:	PCBs_D3D	Limit Group:	HR - 1668A - ICAL
Client ID:			
Worklist#:	33168	Sample Line#:	7
Column Type:	SPB-Octyl	Column Dia:	0.25 mm

TriPCB F1

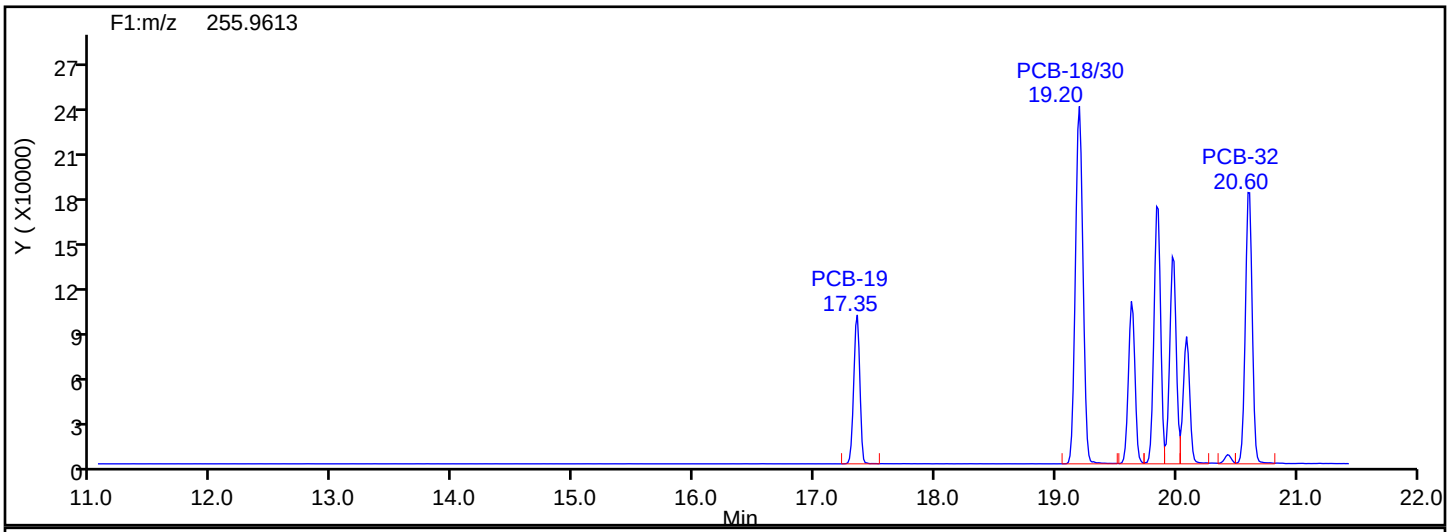

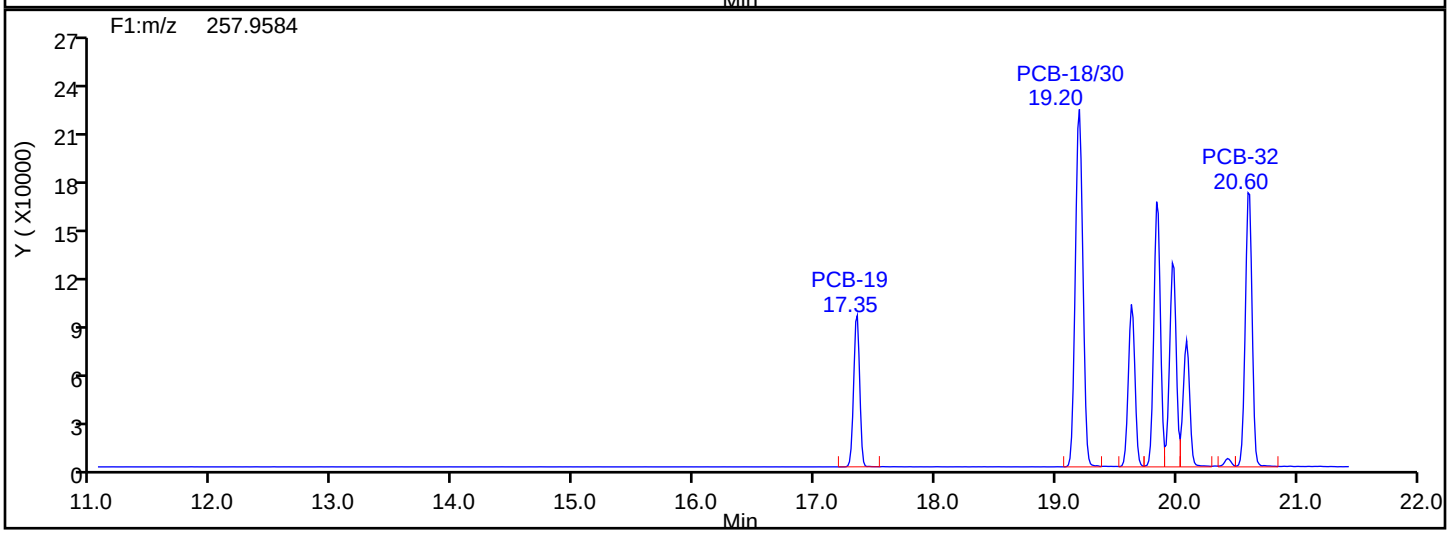

TriPCB F1 Lock Mass

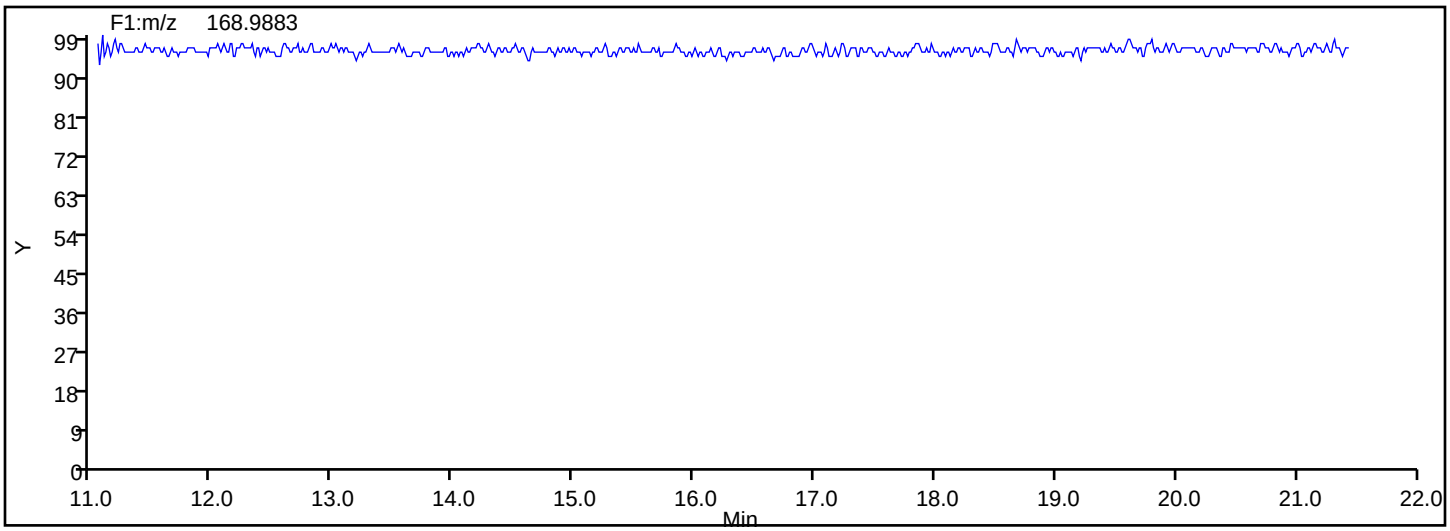

Eurofins TestAmerica, Knoxville

Data File:	\\chromna\Knoxville\ChromData\D3D\20190813-12717.b\d4190822icvb.d		
Injection Date:	22-Aug-2019 16:26:00	Injection Vol:	1.0 ul
Instrument ID:	D3D	Operator ID:	Xcalibur_System
Method:	PCBs_D3D	Limit Group:	HR - 1668A - ICAL
Client ID:			
Worklist#:	33168	Sample Line#:	7
Column Type:	SPB-Octyl	Column Dia:	0.25 mm

TriPCB F2

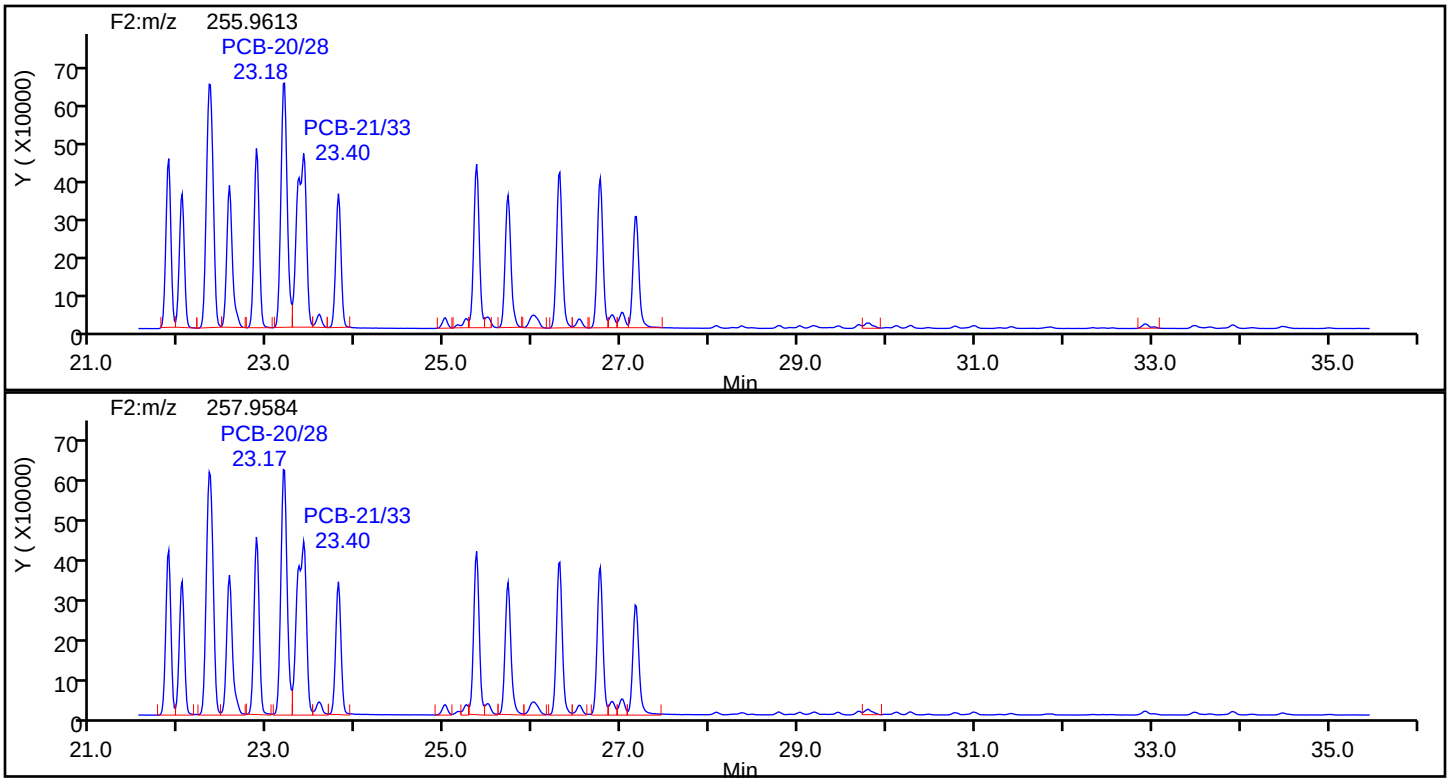

TriPCB F2 Standards

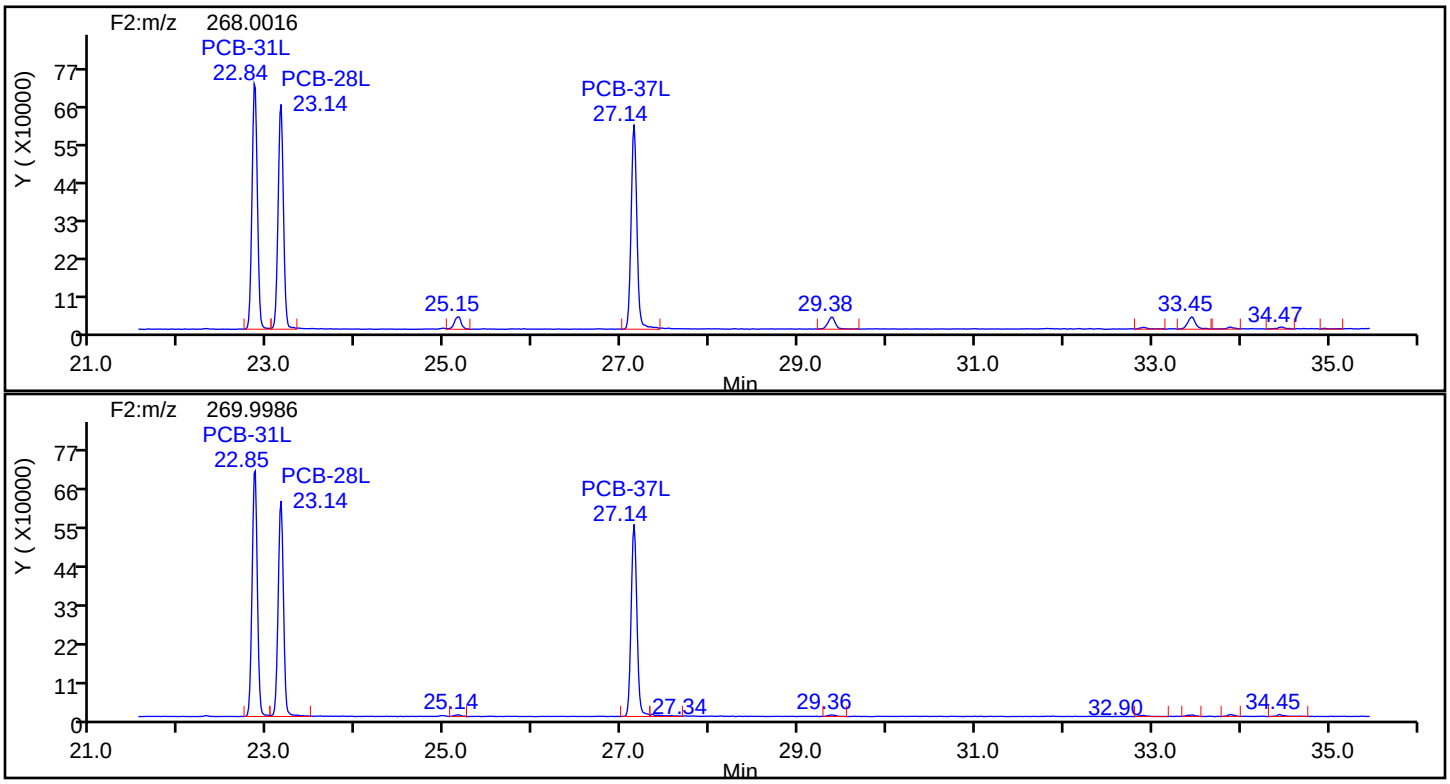

Eurofins TestAmerica, Knoxville

Data File:	\\chromna\Knoxville\ChromData\D3D\20190813-12717.b\d4190822icvb.d		
Injection Date:	22-Aug-2019 16:26:00	Injection Vol:	1.0 ul
Instrument ID:	D3D	Operator ID:	Xcalibur_System
Method:	PCBs_D3D	Limit Group:	HR - 1668A - ICAL
Client ID:			
Worklist#:	33168	Sample Line#:	7
Column Type:	SPB-Octyl	Column Dia:	0.25 mm

TriPCB F2

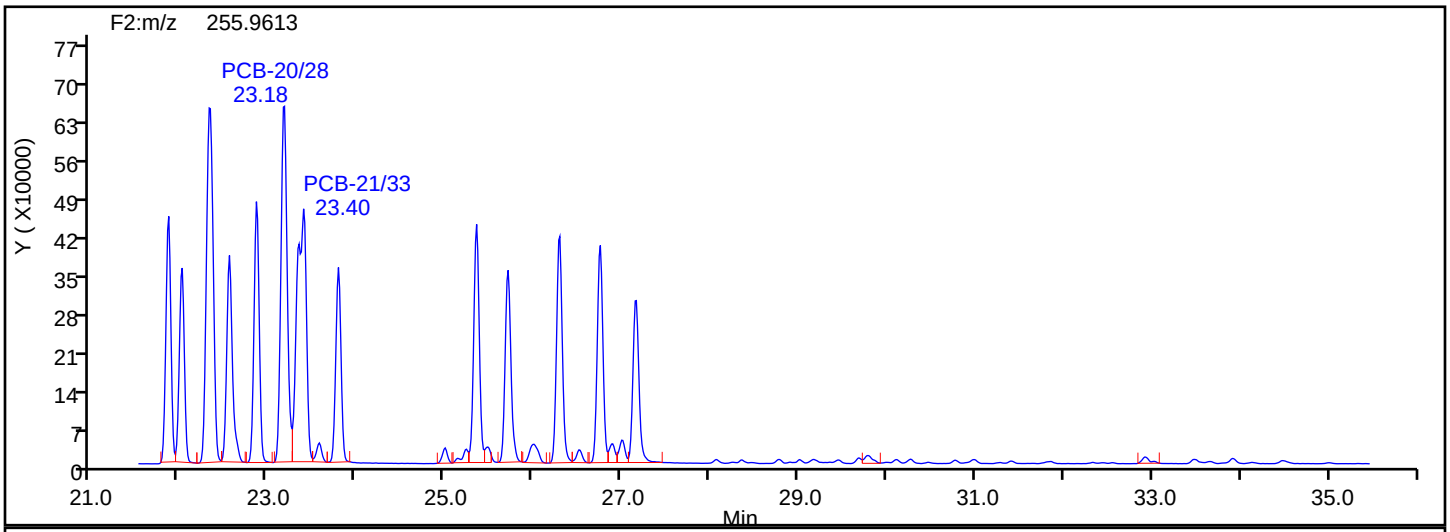

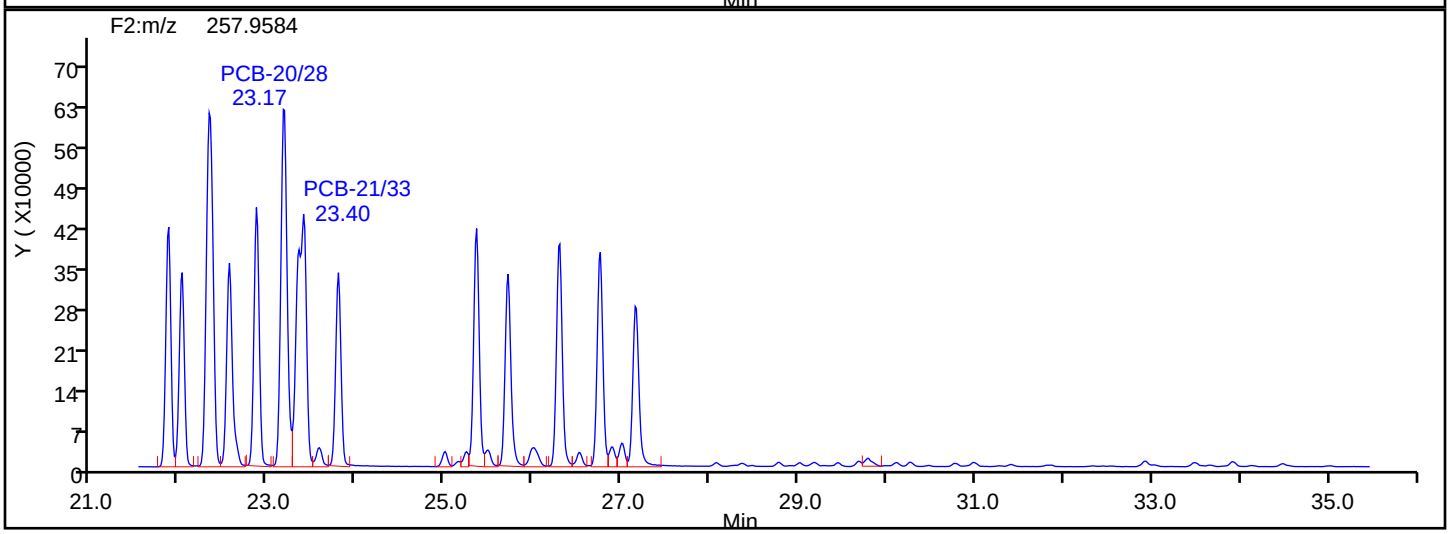

TriPCB F2 Lock Mass

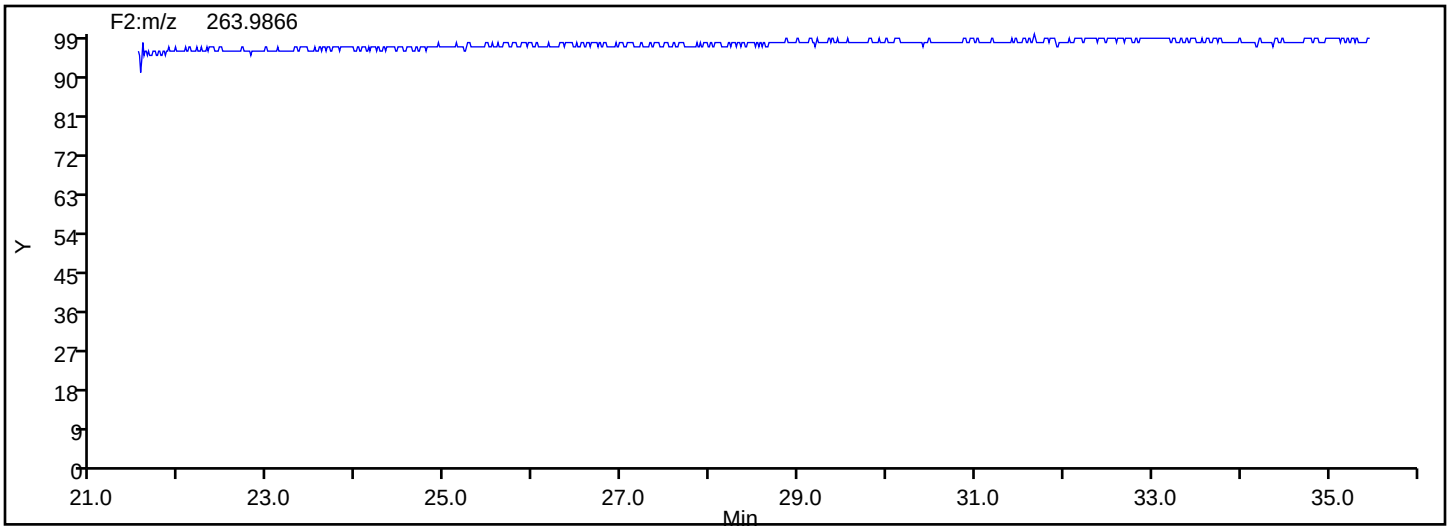

Manual Integration/User Assign Peak Report

Eurofins TestAmerica, Knoxville

Data File:	\\chromna\Knoxville\ChromData\D3D\20190813-12717.b\d4190822icvb.d				
Injection Date:	22-Aug-2019 16:26:00	Instrument ID:	D3D		
Lims ID:	ICV				
Client ID:					
Operator ID:	Xcalibur_System	ALS Bottle#:	0	Worklist Smp#:	7
Injection Vol:	1.0 ul	Dil. Factor:	1.0000		
Method:	PCBs_D3D	Limit Group:	HR - 1668A - ICAL		
Column:	SPB-Octyl (0.25 mm)	Detector	F2(21.81 :35.54)		

PCB-36, CAS: 38444-87-0

Signal: 1

Processing Integration Results

RT: 25.36
Area: 2025598
Amount: 54.082902
Amount Units: pg/ul

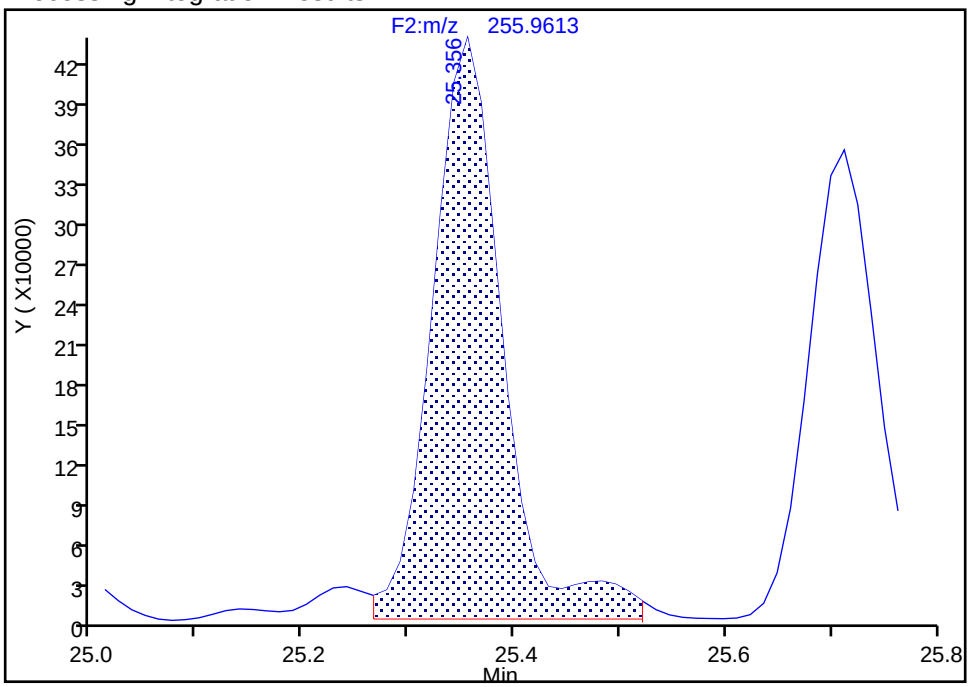

Manual Integration Results

RT: 25.36
Area: 1913493
Amount: 52.502868
Amount Units: pg/ul

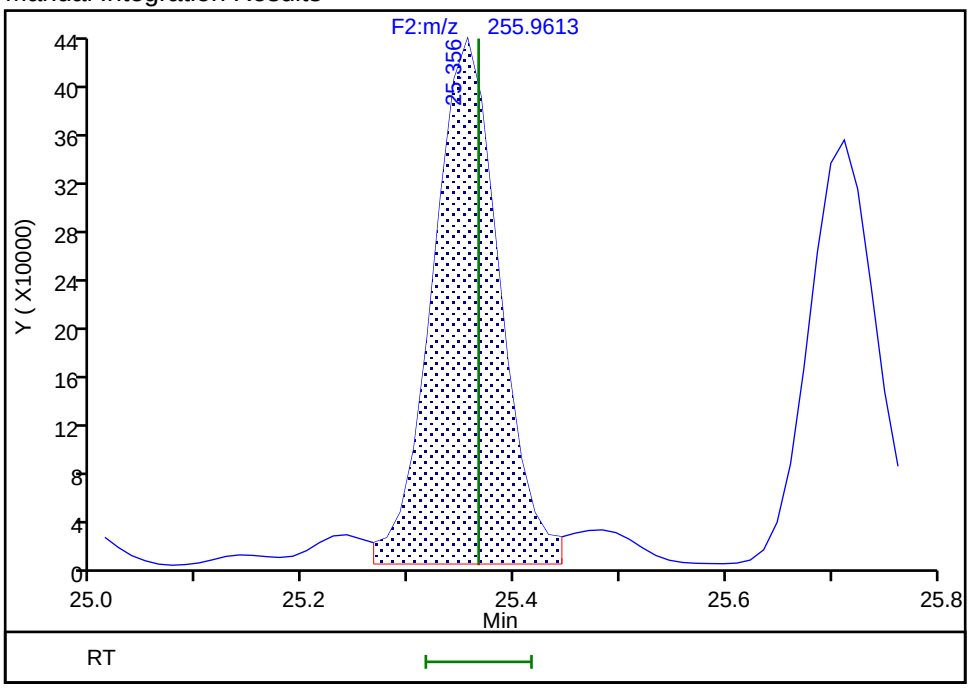

Reviewer: davidsonm, 23-Aug-2019 12:14:12

Audit Action: Split an Integrated Peak Audit Reason: Split Peak

Eurofins TestAmerica, Knoxville

Data File:	\\chromna\Knoxville\ChromData\D3D\20190813-12717.b\d4190822icvb.d		
Injection Date:	22-Aug-2019 16:26:00	Injection Vol:	1.0 ul
Instrument ID:	D3D	Operator ID:	Xcalibur_System
Method:	PCBs_D3D	Limit Group:	HR - 1668A - ICAL
Client ID:			
Worklist#:	33168	Sample Line#:	7
Column Type:	SPB-Octyl	Column Dia:	0.25 mm

TePCB F1

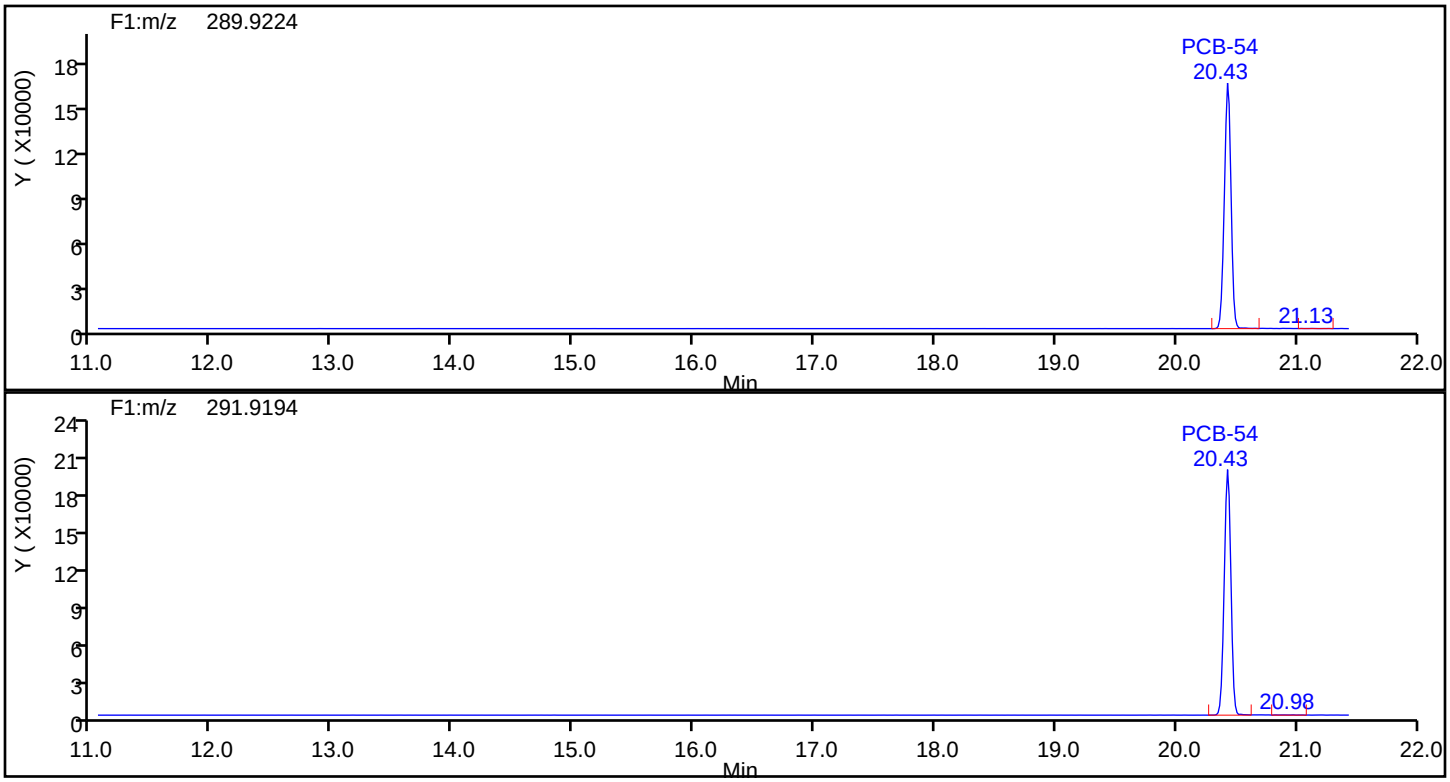

TePCB F1 Standards

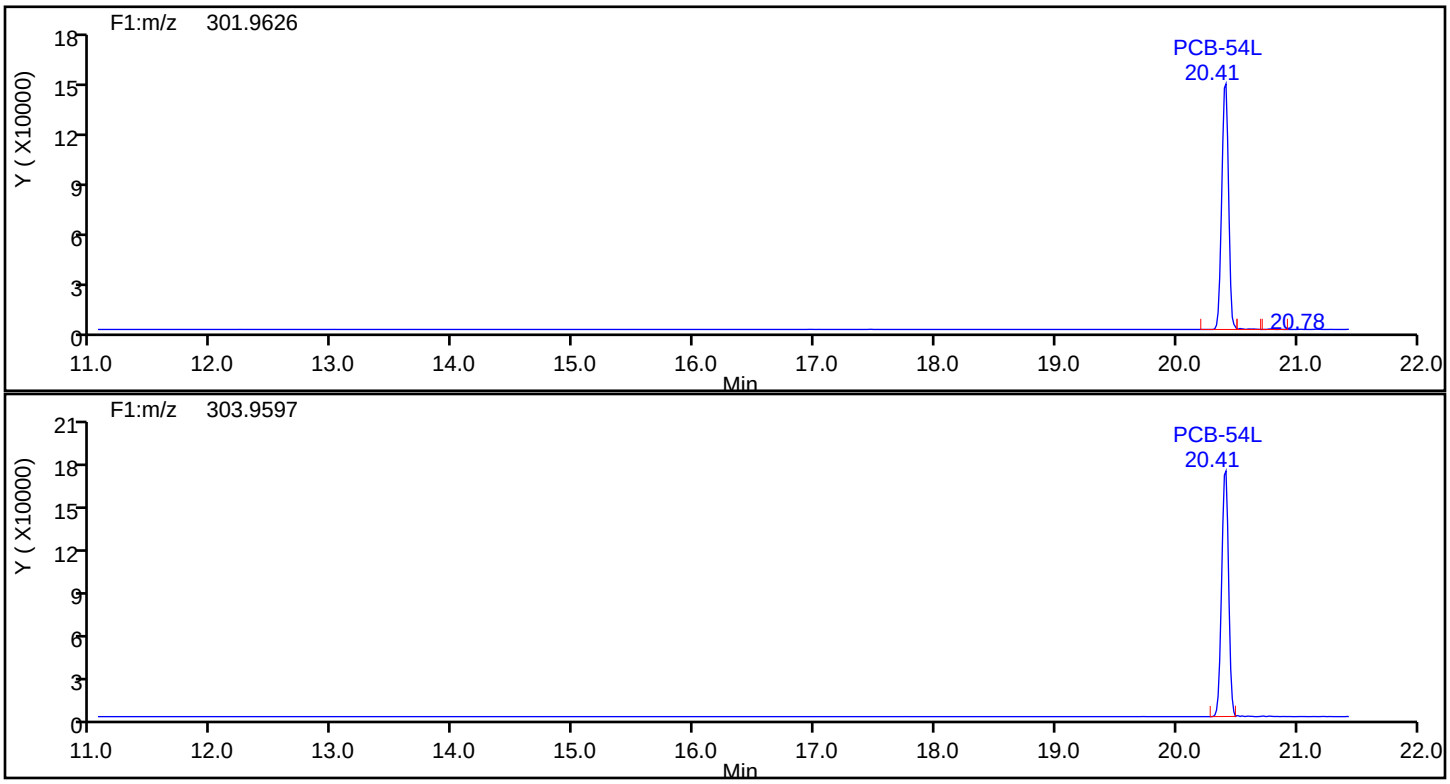

Eurofins TestAmerica, Knoxville

Data File:	\\chromna\Knoxville\ChromData\D3D\20190813-12717.b\d4190822icvb.d		
Injection Date:	22-Aug-2019 16:26:00	Injection Vol:	1.0 ul
Instrument ID:	D3D	Operator ID:	Xcalibur_System
Method:	PCBs_D3D	Limit Group:	HR - 1668A - ICAL
Client ID:			
Worklist#:	33168	Sample Line#:	7
Column Type:	SPB-Octyl	Column Dia:	0.25 mm

TePCB F1

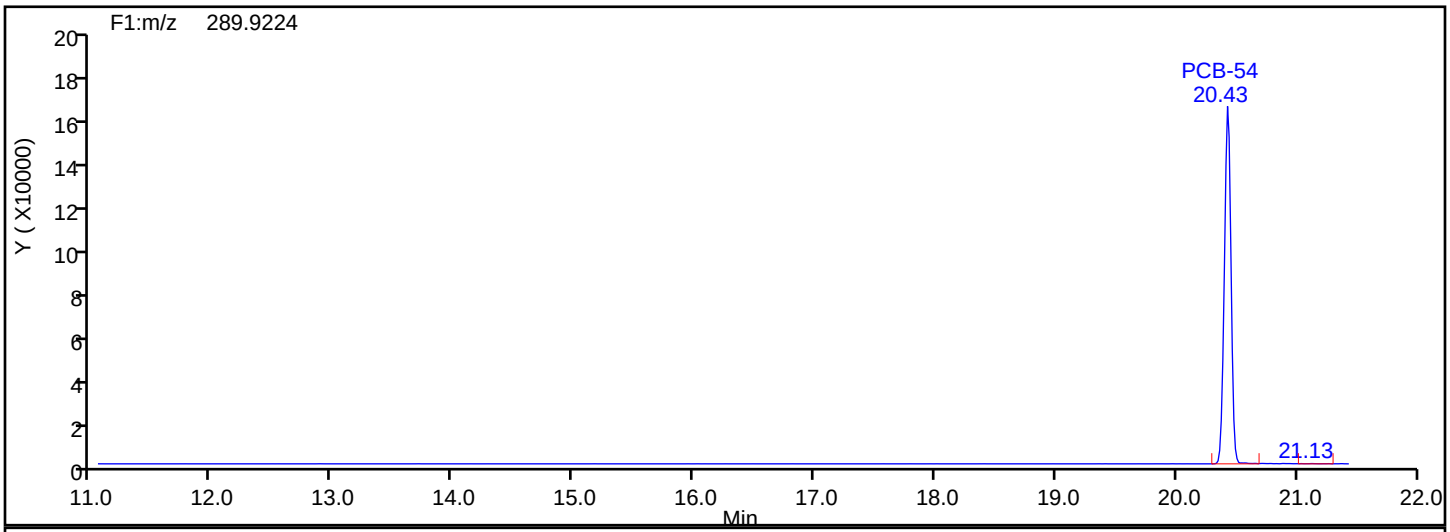

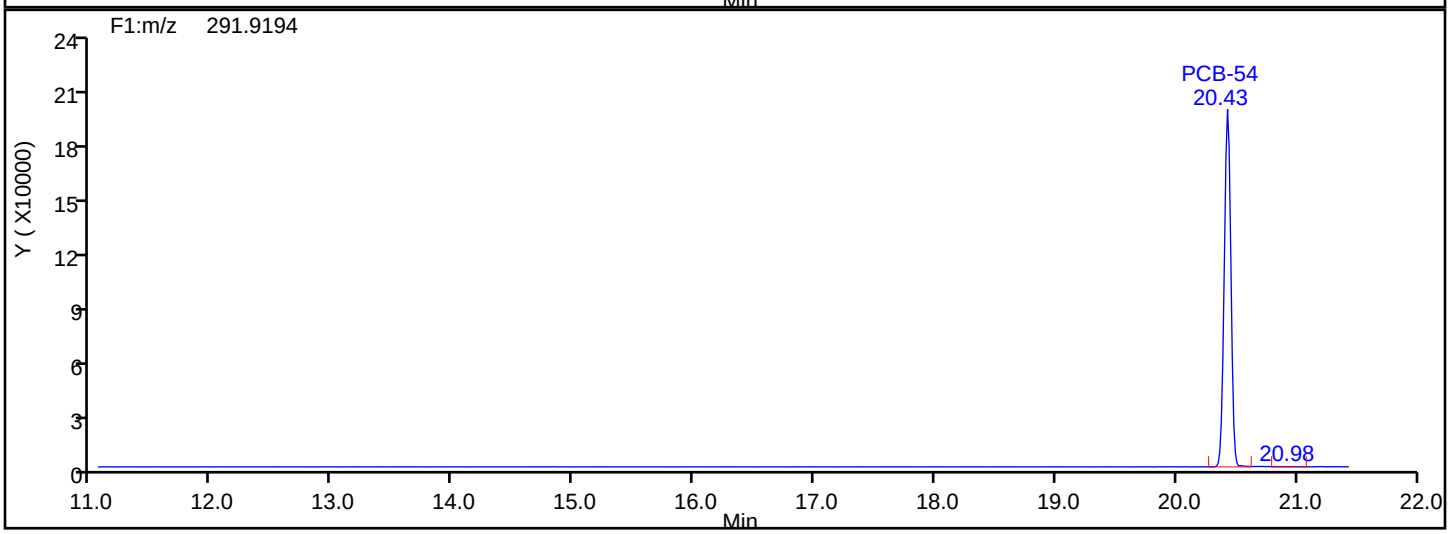

TePCB F1 Lock Mass

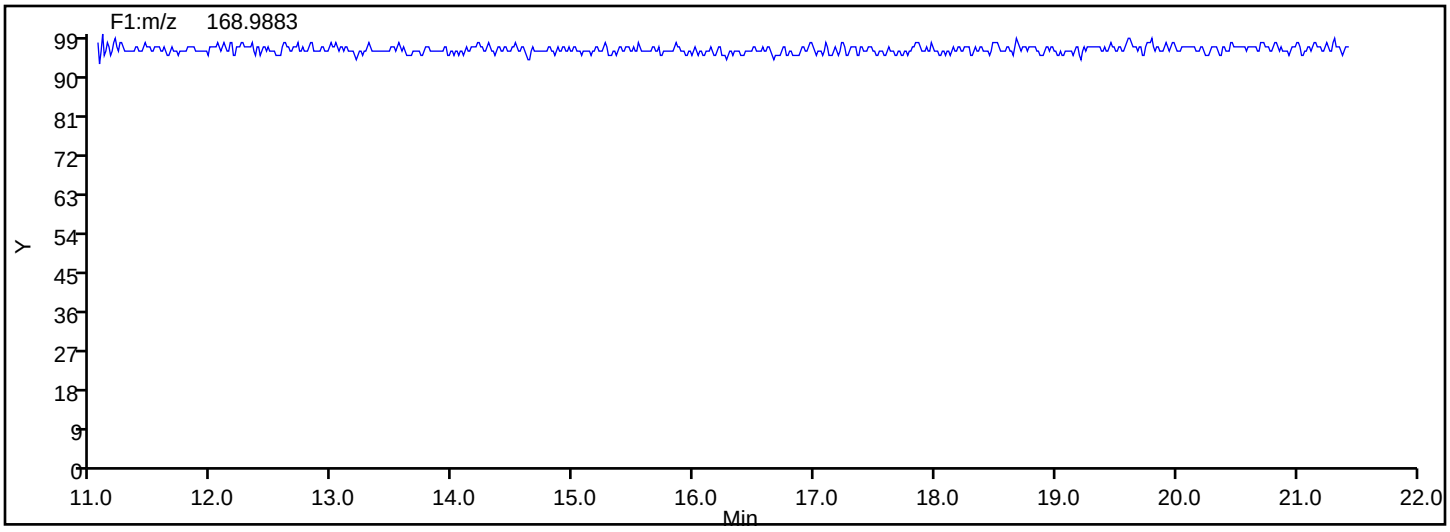

Report Date: 30-Aug-2019 11:35:55 Chrom Revision: 2.3 22-Aug-2019 12:55:36

Eurofins TestAmerica, Knoxville

Data File:	\\chromna\Knoxville\ChromData\D3D\20190813-12717.b\d4190822icvb.d		
Injection Date:	22-Aug-2019 16:26:00	Injection Vol:	1.0 ul
Instrument ID:	D3D	Operator ID:	Xcalibur_System
Method:	PCBs_D3D	Limit Group:	HR - 1668A - ICAL
Client ID:			
Worklist#:	33168	Sample Line#:	7
Column Type:	SPB-Octyl	Column Dia:	0.25 mm

TePCB F2

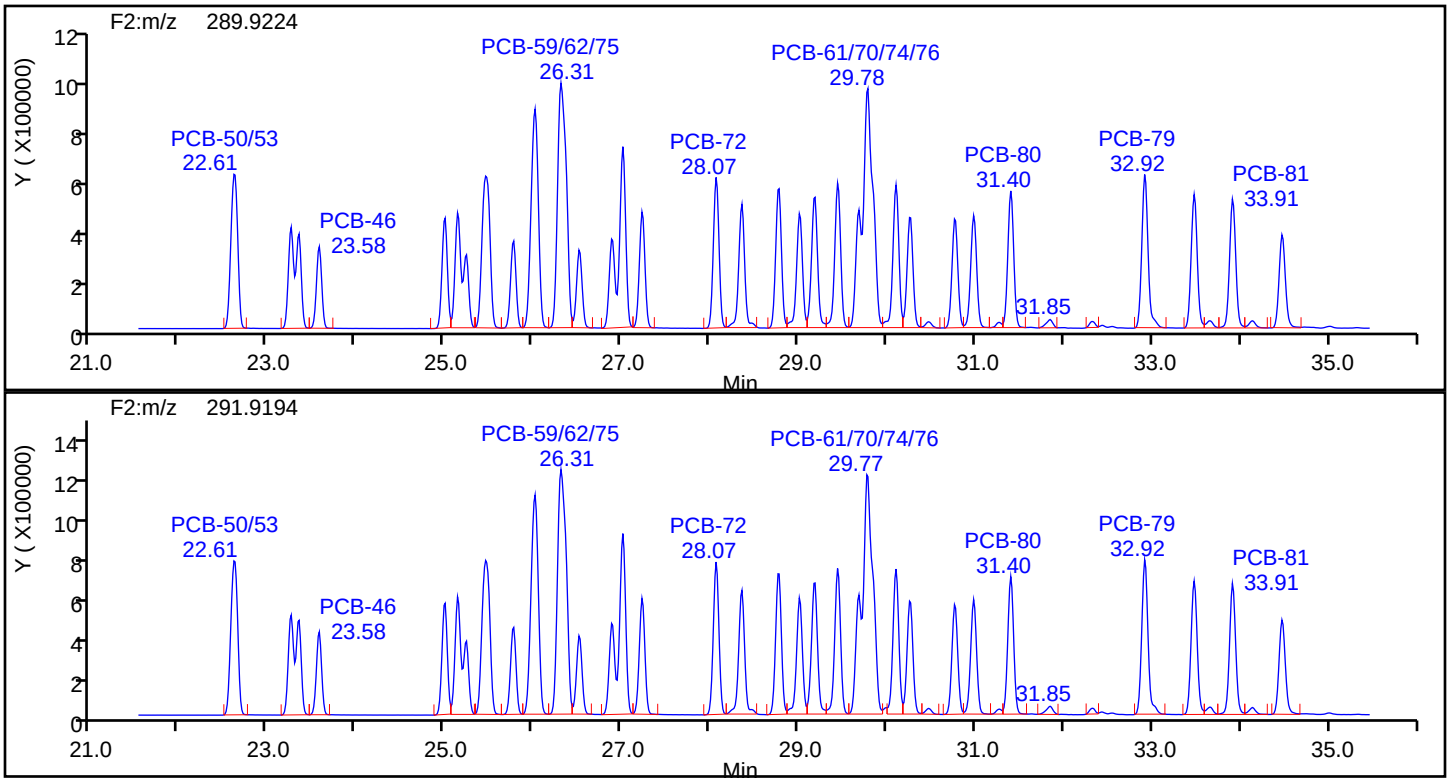

TePCB F2 Standards

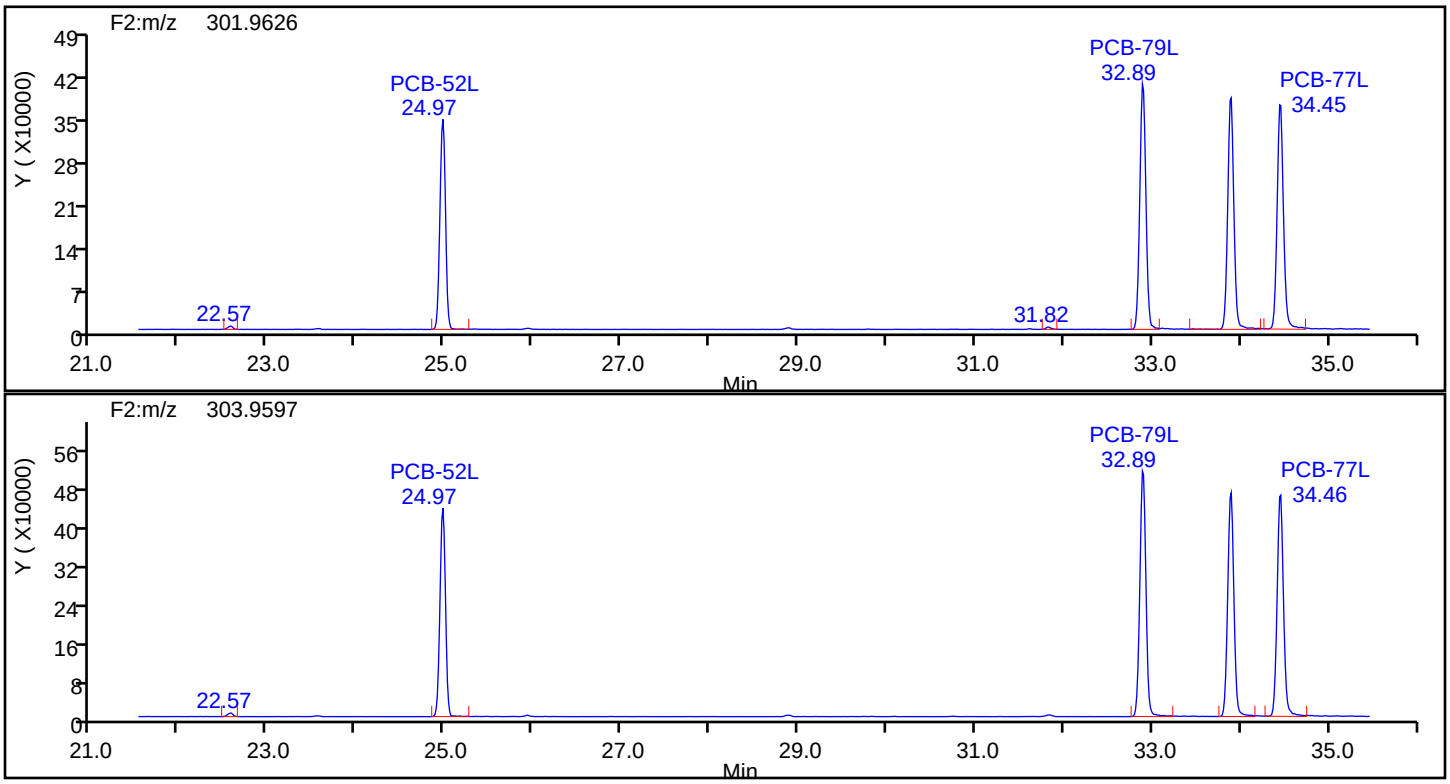

Eurofins TestAmerica, Knoxville

Data File:	\\chromna\Knoxville\ChromData\D3D\20190813-12717.b\d4190822icvb.d		
Injection Date:	22-Aug-2019 16:26:00	Injection Vol:	1.0 ul
Instrument ID:	D3D	Operator ID:	Xcalibur_System
Method:	PCBs_D3D	Limit Group:	HR - 1668A - ICAL
Client ID:			
Worklist#:	33168	Sample Line#:	7
Column Type:	SPB-Octyl	Column Dia:	0.25 mm

TePCB F2

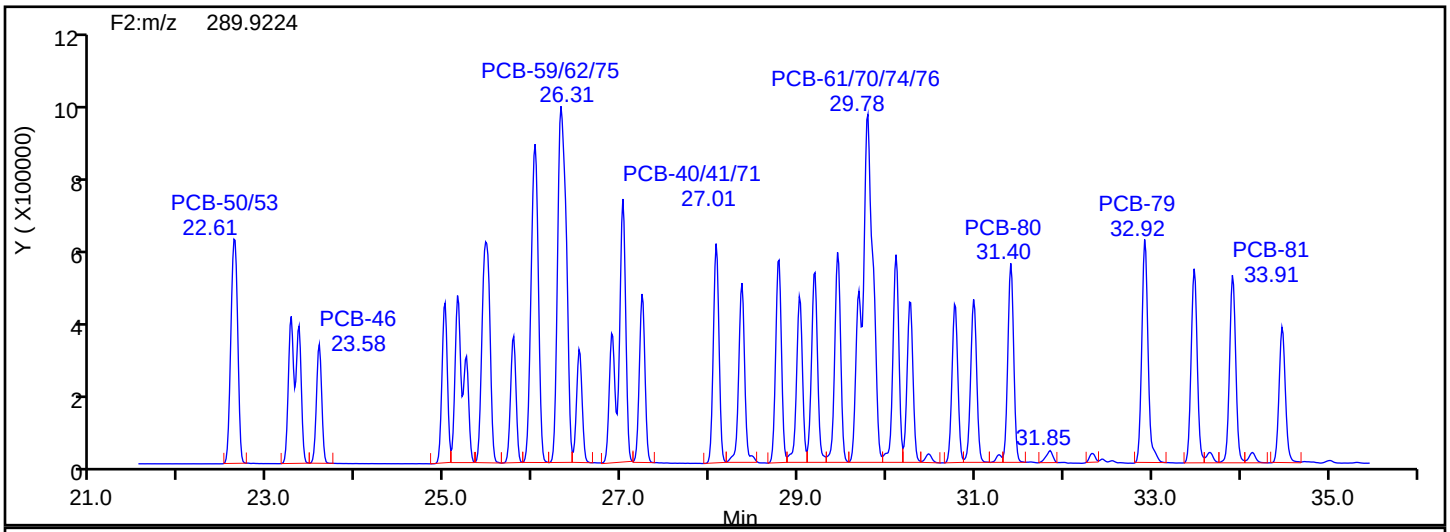

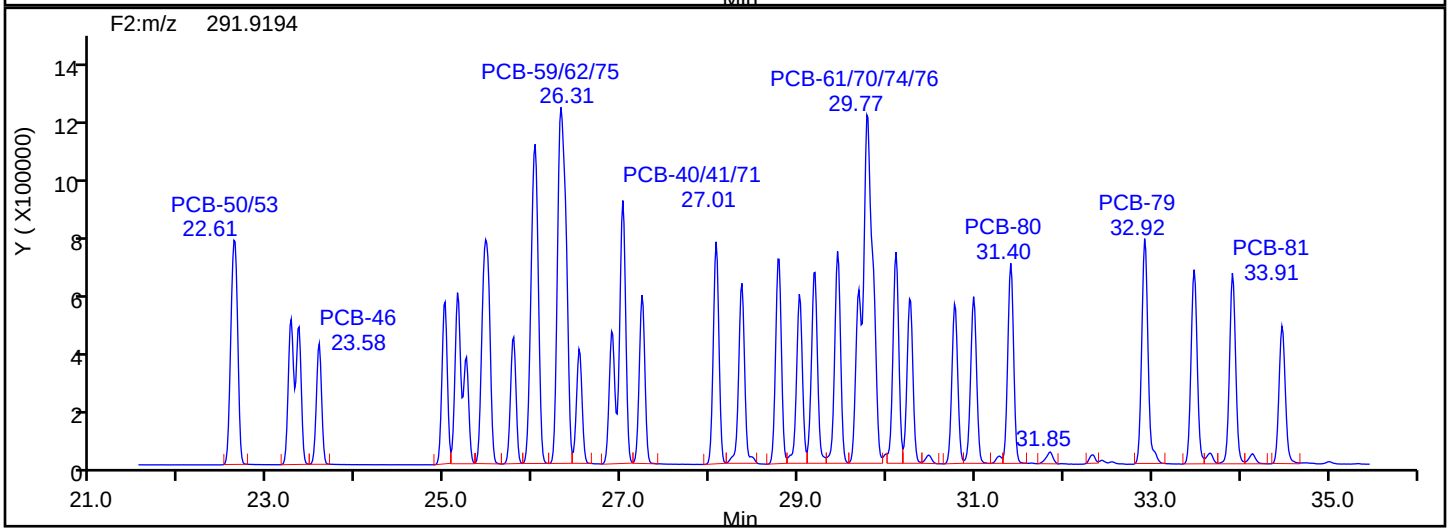

TePCB F2 Lock Mass

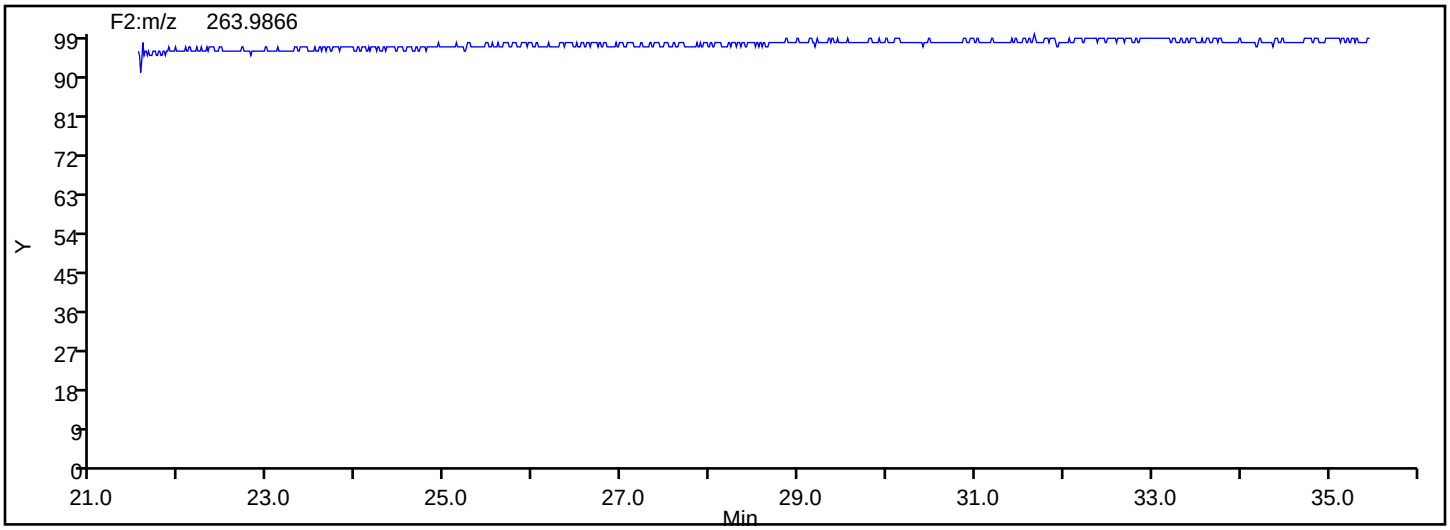

Manual Integration/User Assign Peak Report

Eurofins TestAmerica, Knoxville

Data File:	\\chromna\Knoxville\ChromData\D3D\20190813-12717.b\d4190822icvb.d				
Injection Date:	22-Aug-2019 16:26:00	Instrument ID:	D3D		
Lims ID:	ICV				
Client ID:					
Operator ID:	Xcalibur_System	ALS Bottle#:	0	Worklist Smp#:	7
Injection Vol:	1.0 ul	Dil. Factor:	1.0000		
Method:	PCBs_D3D	Limit Group:	HR - 1668A - ICAL		
Column:	SPB-Octyl (0.25 mm)	Detector	F2(21.81 :35.54)		

PCB-45/51, CAS: STL01804

Signal: 1

Processing Integration Results

RT: 23.35
Area: 1544075
Amount: 94.923280
Amount Units: pg/ul

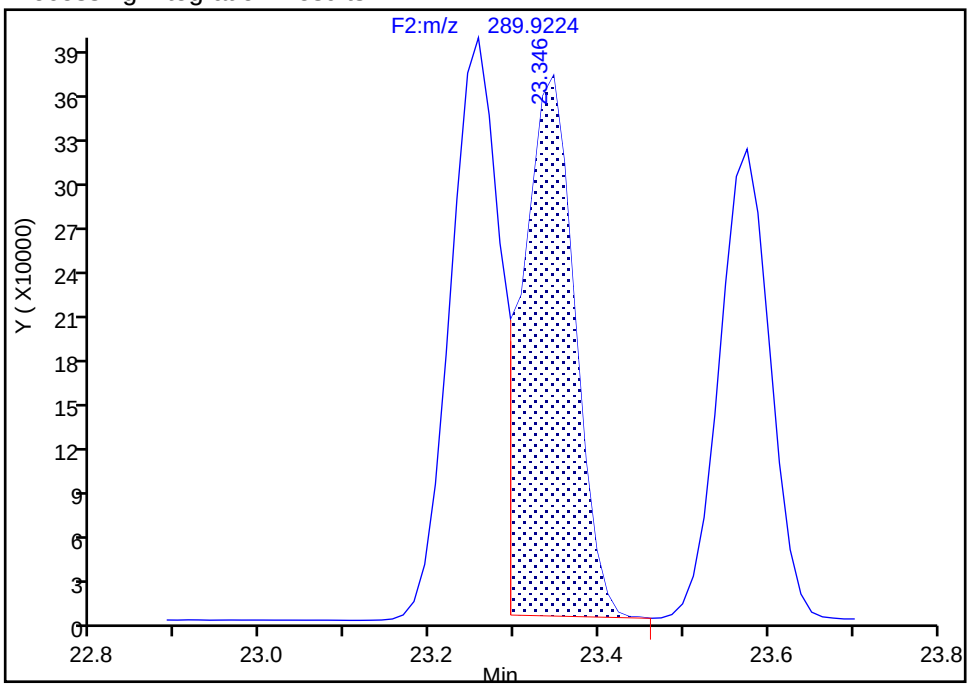

Manual Integration Results

RT: 23.26
Area: 3156358
Amount: 194.6673
Amount Units: pg/ul

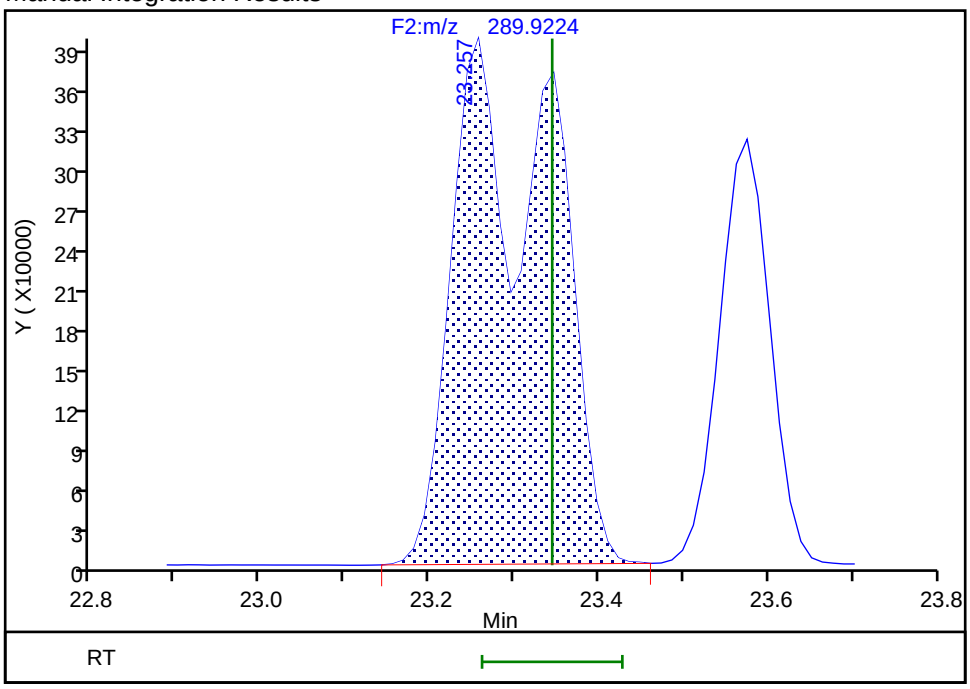

Reviewer: davidsonm, 23-Aug-2019 12:14:39

Audit Action: Manually Integrated Audit Reason: Incomplete Integration

Manual Integration/User Assign Peak Report

Eurofins TestAmerica, Knoxville

Data File: \\chromna\Knoxville\ChromData\D3D\20190813-12717.b\d4190822icvb.d
Injection Date: 22-Aug-2019 16:26:00 Instrument ID: D3D
Lims ID: ICV
Client ID:
Operator ID: Xcalibur_System ALS Bottle#: 0 Worklist Smp#: 7
Injection Vol: 1.0 ul Dil. Factor: 1.0000
Method: PCBs_D3D Limit Group: HR - 1668A - ICAL
Column: SPB-Octyl (0.25 mm) Detector F2(21.81 :35.54)

PCB-45/51, CAS: STL01804

Signal: 2

Processing Integration Results

RT: 23.35
Area: 1944208
Amount: 94.923280
Amount Units: pg/ul

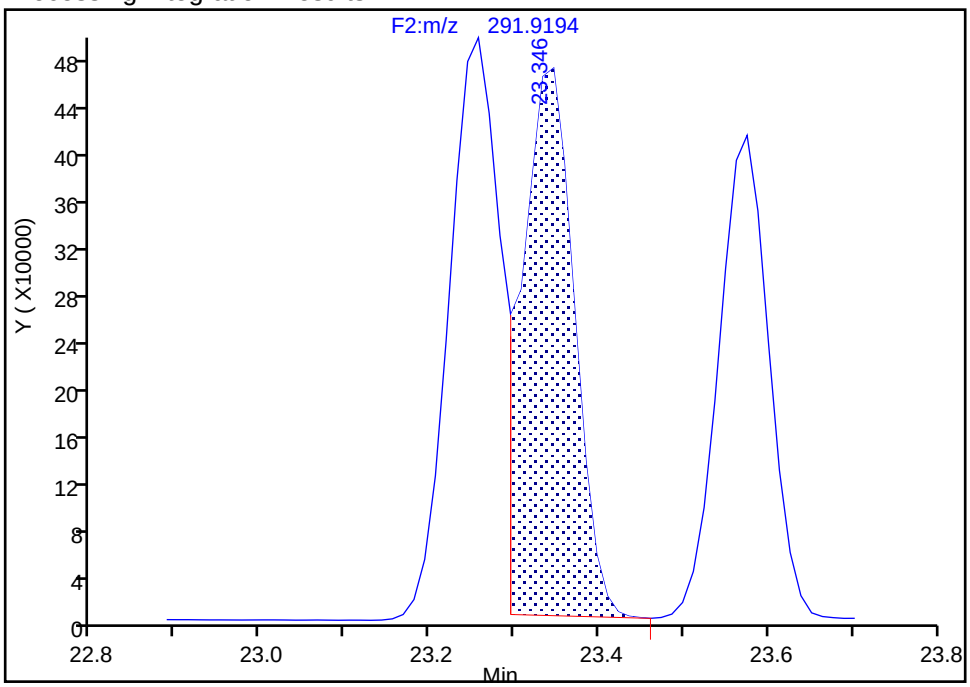

Manual Integration Results

RT: 23.26
Area: 3997362
Amount: 194.6673
Amount Units: pg/ul

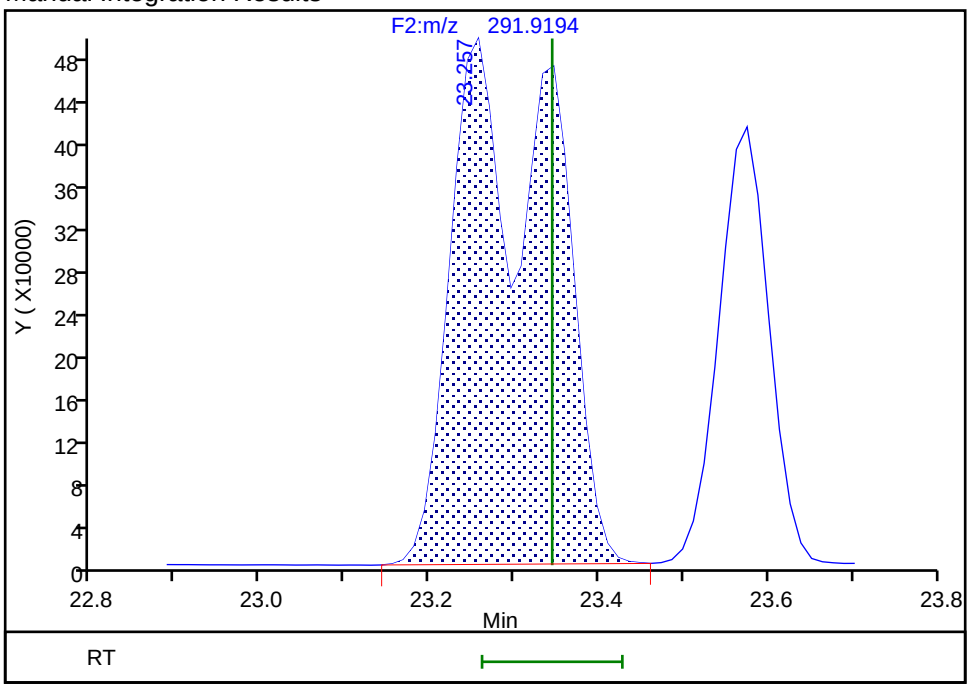

Reviewer: davidsonm, 23-Aug-2019 12:14:44
Audit Action: Manually Integrated Audit Reason: Incomplete Integration

Manual Integration/User Assign Peak Report

Eurofins TestAmerica, Knoxville

Data File: \\chromna\Knoxville\ChromData\D3D\20190813-12717.b\d4190822icvb.d
Injection Date: 22-Aug-2019 16:26:00 Instrument ID: D3D
Lims ID: ICV
Client ID:
Operator ID: Xcalibur_System ALS Bottle#: 0 Worklist Smp#: 7
Injection Vol: 1.0 ul Dil. Factor: 1.0000
Method: PCBs_D3D Limit Group: HR - 1668A - ICAL
Column: SPB-Octyl (0.25 mm) Detector F2(21.81 :35.54)

PCB-43/73, CAS: STL02293

Signal: 1

Processing Integration Results

RT: 25.14
Area: 1922934
Amount: 105.6761
Amount Units: pg/ul

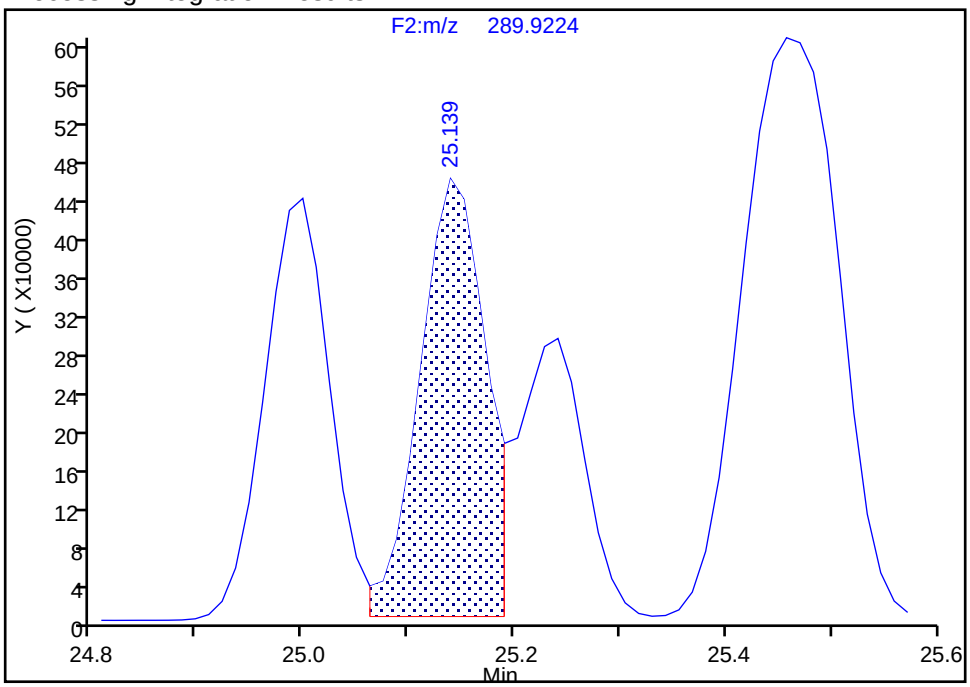

Manual Integration Results

RT: 25.14
Area: 3168047
Amount: 173.5007
Amount Units: pg/ul

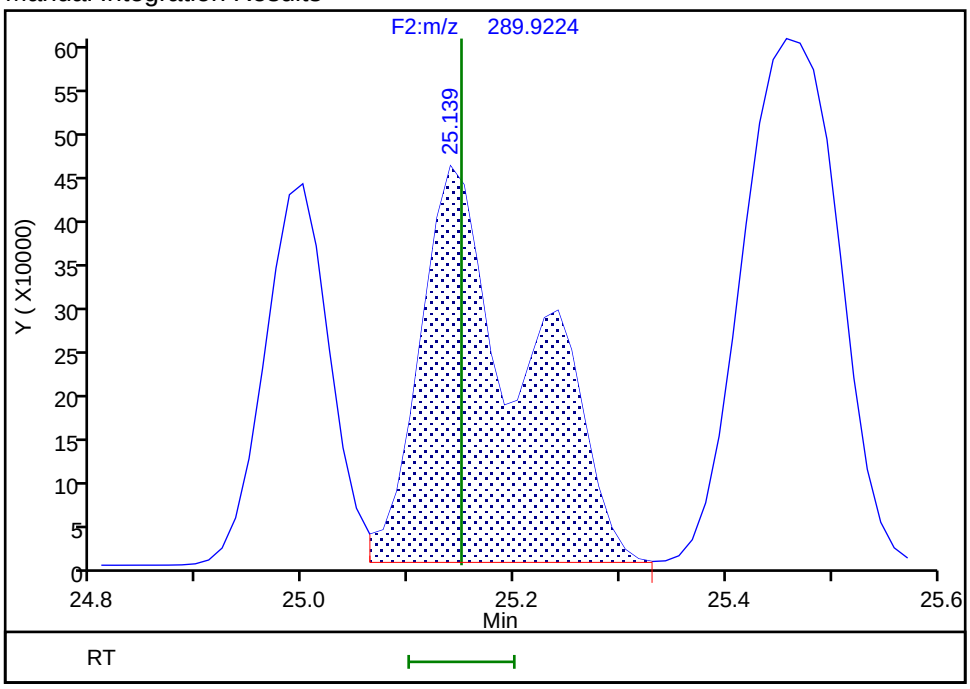

Reviewer: davidsonm, 23-Aug-2019 12:15:27
Audit Action: Manually Integrated Audit Reason: Incomplete Integration

Manual Integration/User Assign Peak Report

Eurofins TestAmerica, Knoxville

Data File: \\chromna\Knoxville\ChromData\D3D\20190813-12717.b\d4190822icvb.d
Injection Date: 22-Aug-2019 16:26:00 Instrument ID: D3D
Lims ID: ICV
Client ID:
Operator ID: Xcalibur_System ALS Bottle#: 0 Worklist Smp#: 7
Injection Vol: 1.0 ul Dil. Factor: 1.0000
Method: PCBs_D3D Limit Group: HR - 1668A - ICAL
Column: SPB-Octyl (0.25 mm) Detector F2(21.81 :35.54)

PCB-43/73, CAS: STL02293

Signal: 2

Processing Integration Results

RT: 25.14
Area: 2462117
Amount: 105.6761
Amount Units: pg/ul

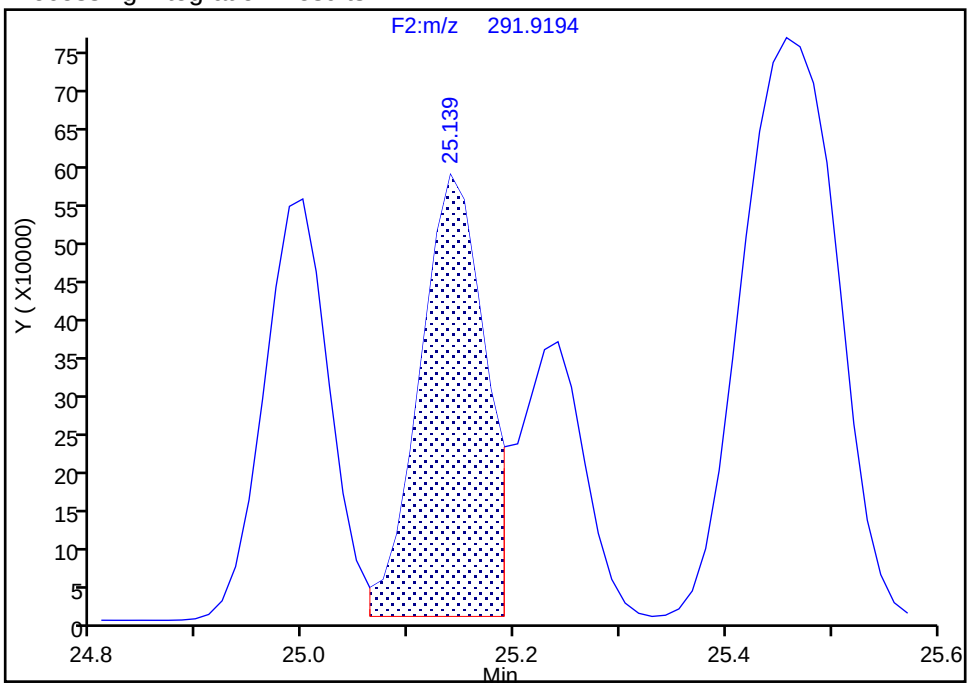

Manual Integration Results

RT: 25.14
Area: 4031396
Amount: 173.5007
Amount Units: pg/ul

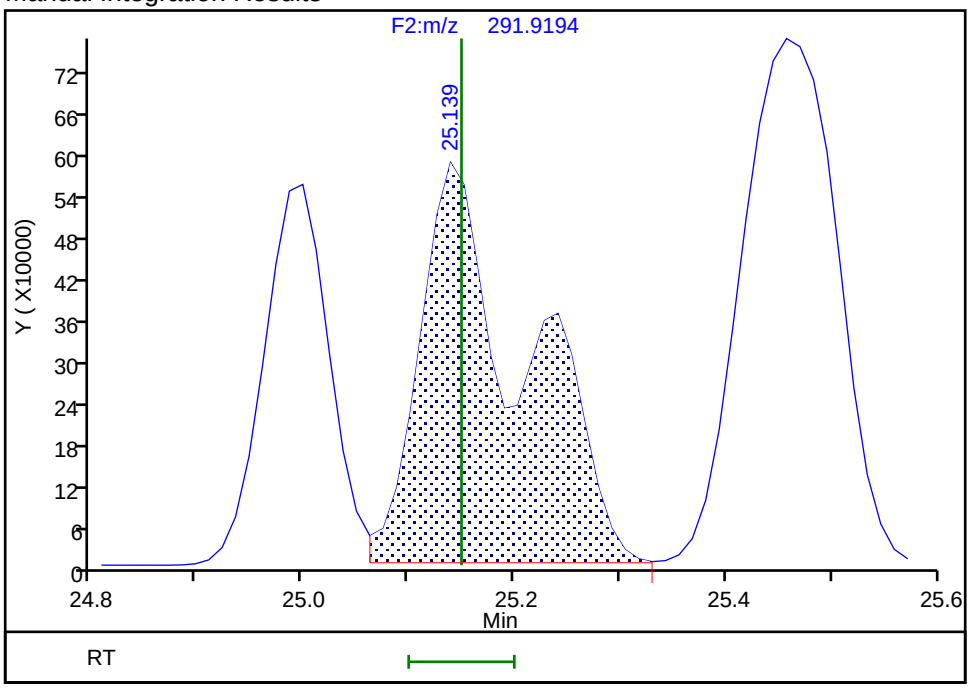

Reviewer: davidsonm, 23-Aug-2019 12:15:38
Audit Action: Manually Integrated Audit Reason: Incomplete Integration

Manual Integration/User Assign Peak Report

Eurofins TestAmerica, Knoxville

Data File:	\\chromna\Knoxville\ChromData\D3D\20190813-12717.b\d4190822icvb.d				
Injection Date:	22-Aug-2019 16:26:00	Instrument ID:	D3D		
Lims ID:	ICV				
Client ID:					
Operator ID:	Xcalibur_System	ALS Bottle#:	0	Worklist Smp#:	7
Injection Vol:	1.0 ul	Dil. Factor:	1.0000		
Method:	PCBs_D3D	Limit Group:	HR - 1668A - ICAL		
Column:	SPB-Octyl (0.25 mm)	Detector	F2(21.81 :35.54)		

PCB-49/69, CAS: STL01805

Signal: 1

Processing Integration Results

RT: 25.46
Area: 5020072
Amount: 240.5519
Amount Units: pg/ul

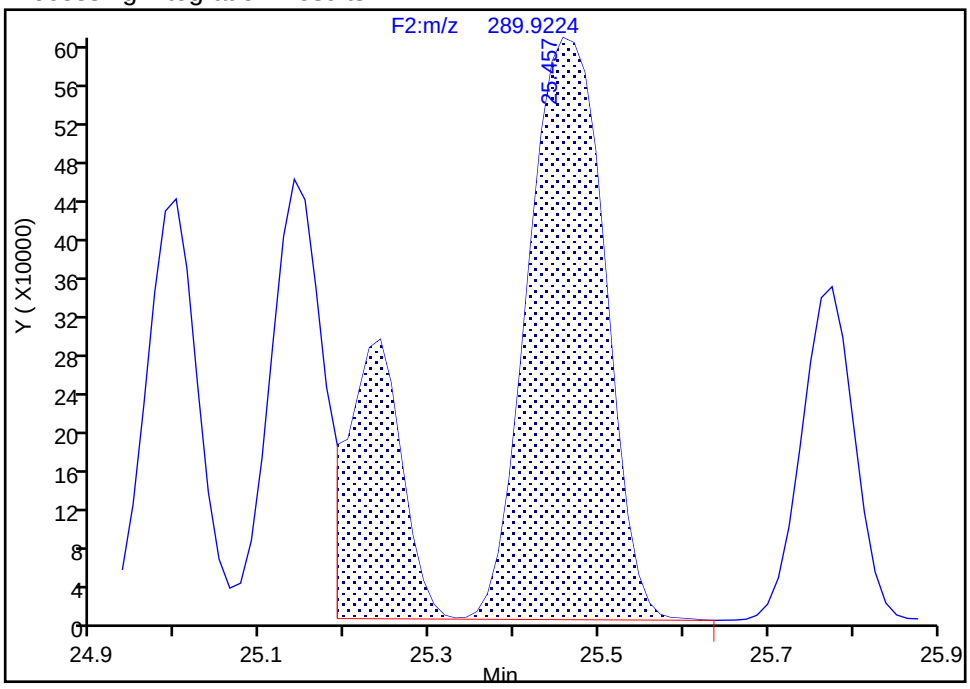

Manual Integration Results

RT: 25.46
Area: 3782425
Amount: 181.5305
Amount Units: pg/ul

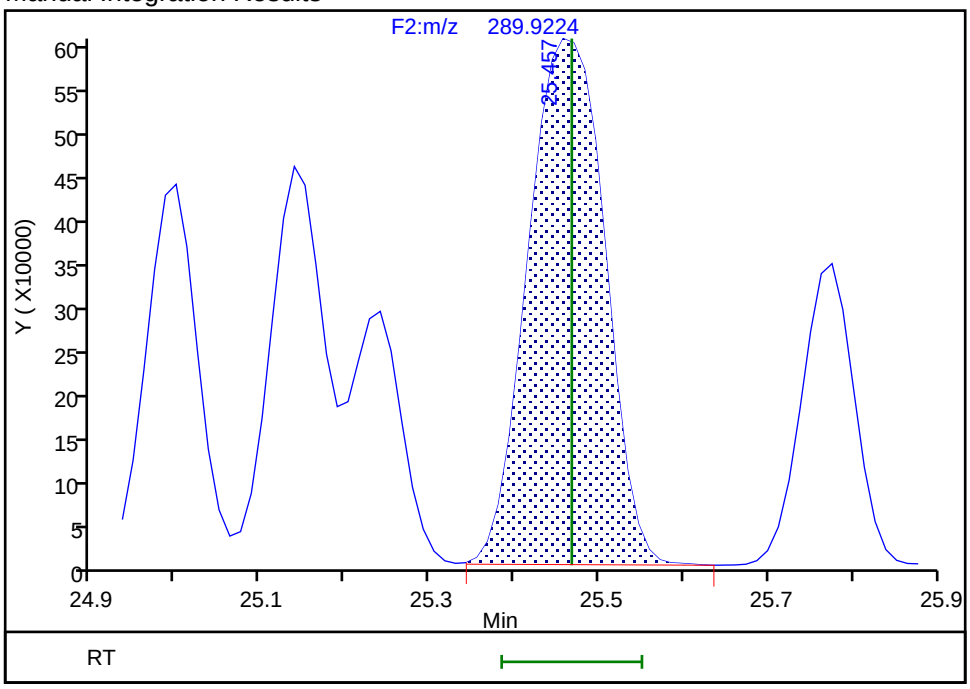

Reviewer: davidsonm, 23-Aug-2019 12:15:02

Audit Action: Split an Integrated Peak Audit Reason: Split Peak

Manual Integration/User Assign Peak Report

Eurofins TestAmerica, Knoxville

Data File: \\chromna\Knoxville\ChromData\D3D\20190813-12717.b\d4190822icvb.d
Injection Date: 22-Aug-2019 16:26:00 Instrument ID: D3D
Lims ID: ICV
Client ID:
Operator ID: Xcalibur_System ALS Bottle#: 0 Worklist Smp#: 7
Injection Vol: 1.0 ul Dil. Factor: 1.0000
Method: PCBs_D3D Limit Group: HR - 1668A - ICAL
Column: SPB-Octyl (0.25 mm) Detector F2(21.81 :35.54)

PCB-49/69, CAS: STL01805

Signal: 2

Processing Integration Results

RT: 25.46
Area: 6332466
Amount: 240.5519
Amount Units: pg/ul

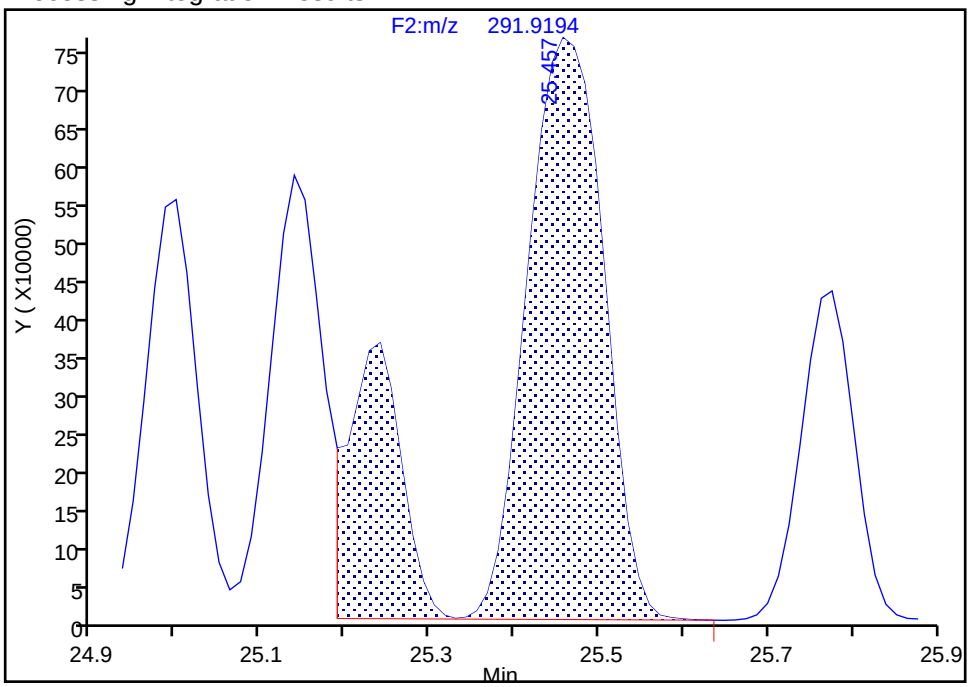

Manual Integration Results

RT: 25.46
Area: 4784673
Amount: 181.5305
Amount Units: pg/ul

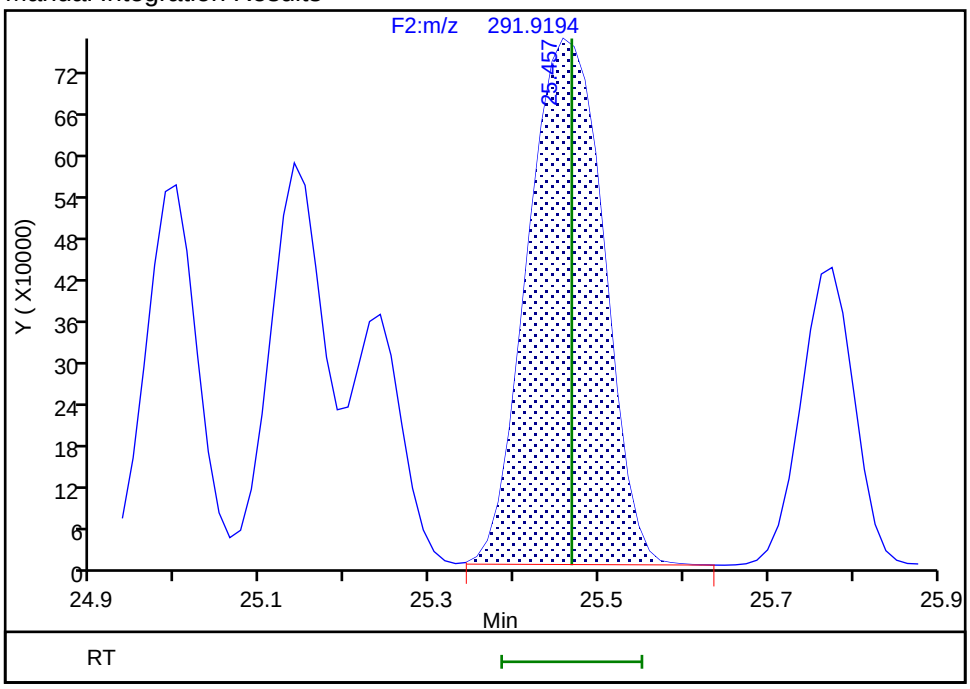

Reviewer: davidsonm, 23-Aug-2019 12:15:04
Audit Action: Split an Integrated Peak Audit Reason: Split Peak

Manual Integration/User Assign Peak Report

Eurofins TestAmerica, Knoxville

Data File:	\\chromna\Knoxville\ChromData\D3D\20190813-12717.b\d4190822icvb.d				
Injection Date:	22-Aug-2019 16:26:00	Instrument ID:	D3D		
Lims ID:	ICV				
Client ID:					
Operator ID:	Xcalibur_System	ALS Bottle#:	0	Worklist Smp#:	7
Injection Vol:	1.0 ul	Dil. Factor:	1.0000		
Method:	PCBs_D3D	Limit Group:	HR - 1668A - ICAL		
Column:	SPB-Octyl (0.25 mm)	Detector	F2(21.81 :35.54)		

PCB-40/41/71, CAS: STL02292

Signal: 2

Processing Integration Results

RT: 27.01
Area: 4074749
Amount: 191.4731
Amount Units: pg/ul

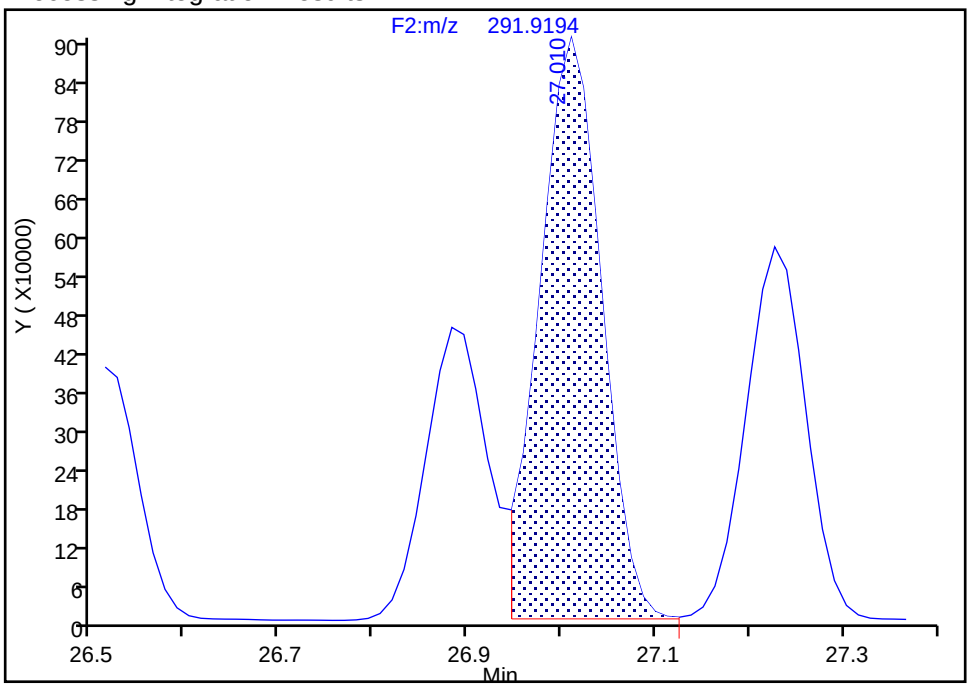

Manual Integration Results

RT: 27.01
Area: 6137393
Amount: 287.2906
Amount Units: pg/ul

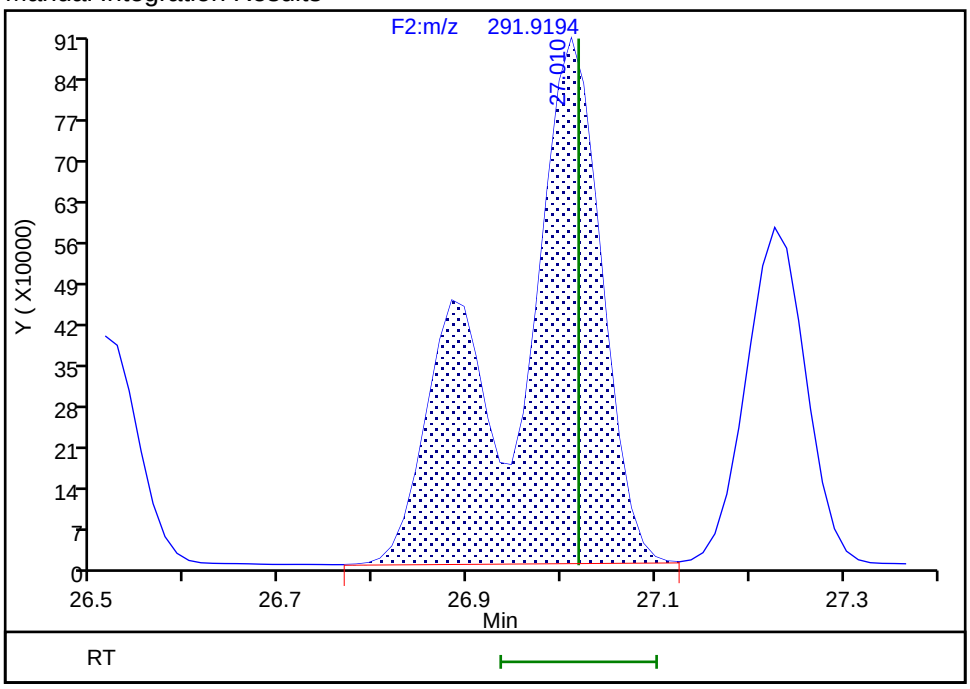

Reviewer: davidsonm, 23-Aug-2019 12:15:52

Audit Action: Manually Integrated Audit Reason: Incomplete Integration

Manual Integration/User Assign Peak Report

Eurofins TestAmerica, Knoxville

Data File: \\chromna\Knoxville\ChromData\D3D\20190813-12717.b\d4190822icvb.d
Injection Date: 22-Aug-2019 16:26:00 Instrument ID: D3D
Lims ID: ICV
Client ID:
Operator ID: Xcalibur_System ALS Bottle#: 0 Worklist Smp#: 7
Injection Vol: 1.0 ul Dil. Factor: 1.0000
Method: PCBs_D3D Limit Group: HR - 1668A - ICAL
Column: SPB-Octyl (0.25 mm) Detector F2(21.81 :35.54)

PCB-40/41/71, CAS: STL02292

Signal: 1

Processing Integration Results

RT: 27.01
Area: 3222920
Amount: 191.4731
Amount Units: pg/ul

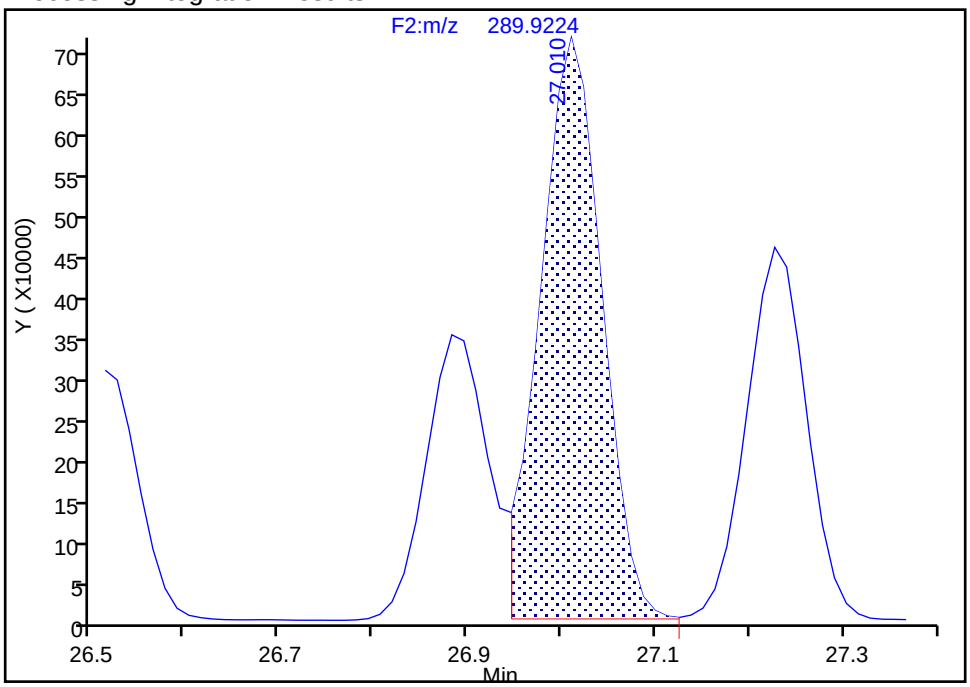

Manual Integration Results

RT: 27.01
Area: 4812196
Amount: 287.2906
Amount Units: pg/ul

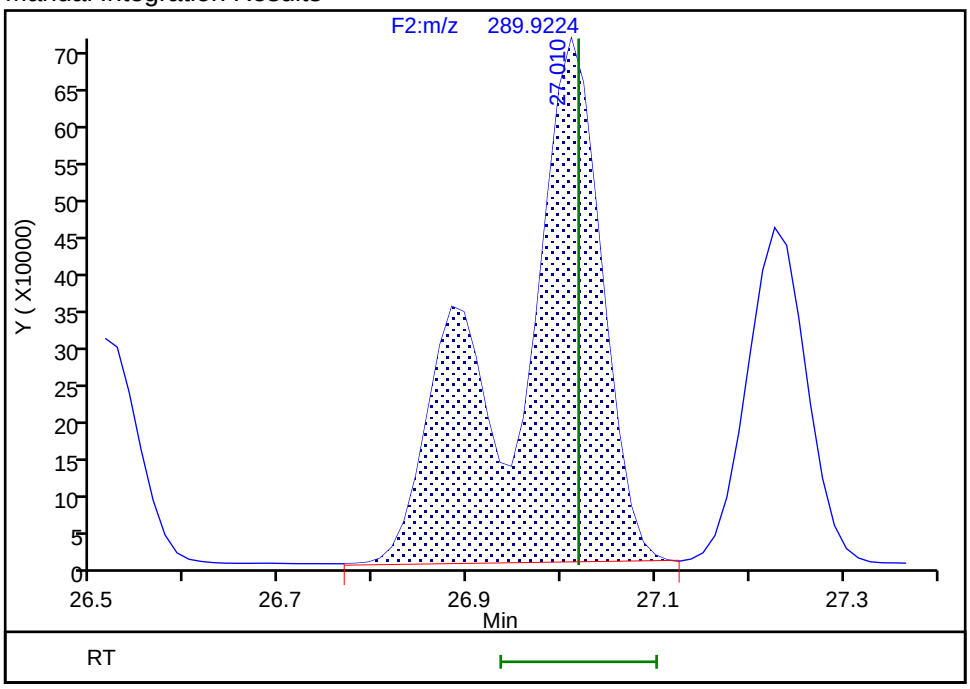

Reviewer: davidsonm, 23-Aug-2019 12:15:59
Audit Action: Manually Integrated Audit Reason: Incomplete Integration

Eurofins TestAmerica, Knoxville

Data File:	\\chromna\Knoxville\ChromData\D3D\20190813-12717.b\d4190822icvb.d		
Injection Date:	22-Aug-2019 16:26:00	Injection Vol:	1.0 ul
Instrument ID:	D3D	Operator ID:	Xcalibur_System
Method:	PCBs_D3D	Limit Group:	HR - 1668A - ICAL
Client ID:			
Worklist#:	33168	Sample Line#:	7
Column Type:	SPB-Octyl	Column Dia:	0.25 mm

PePCB F2

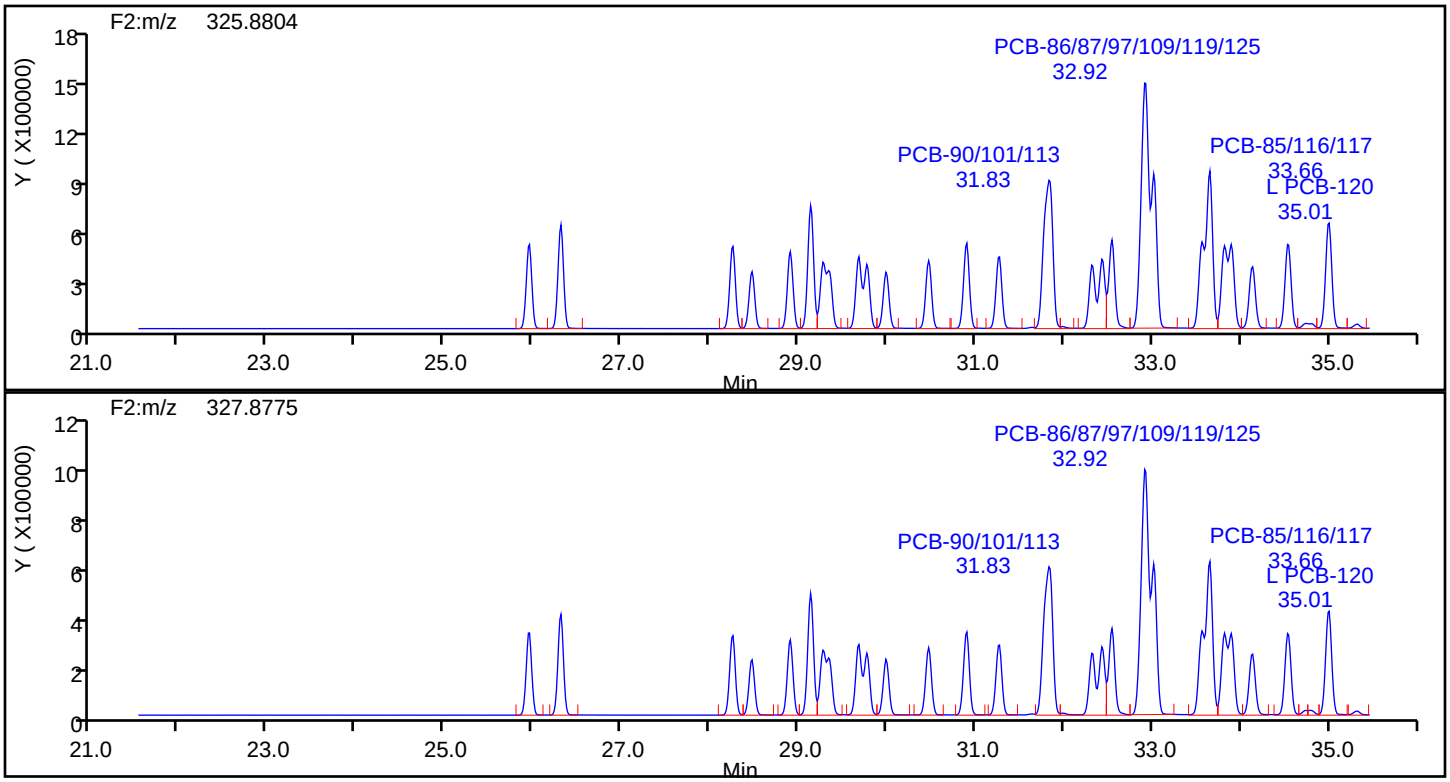

PePCB F2 Standards

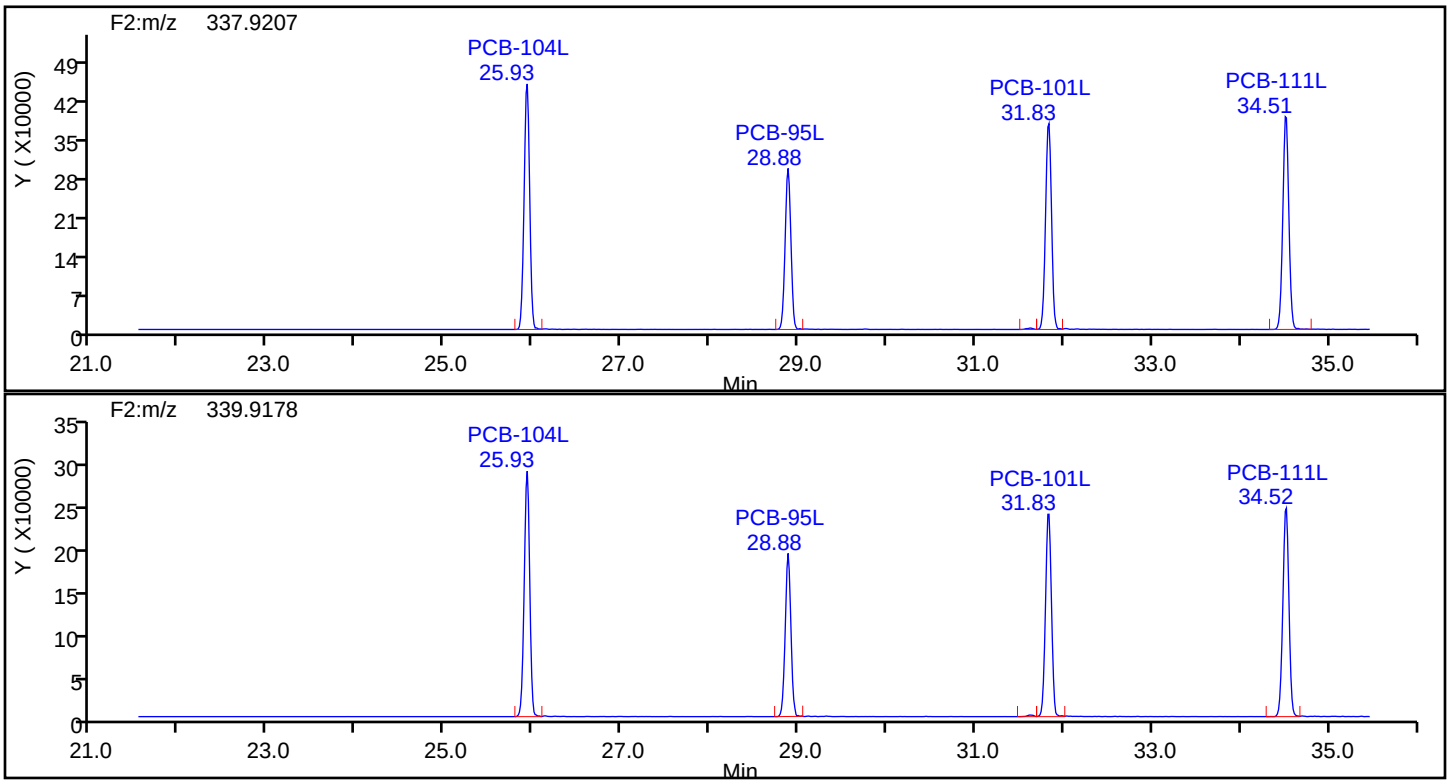

Eurofins TestAmerica, Knoxville

Data File:	\\chromna\Knoxville\ChromData\D3D\20190813-12717.b\d4190822icvb.d		
Injection Date:	22-Aug-2019 16:26:00	Injection Vol:	1.0 ul
Instrument ID:	D3D	Operator ID:	Xcalibur_System
Method:	PCBs_D3D	Limit Group:	HR - 1668A - ICAL
Client ID:			
Worklist#:	33168	Sample Line#:	7
Column Type:	SPB-Octyl	Column Dia:	0.25 mm

PePCB F2

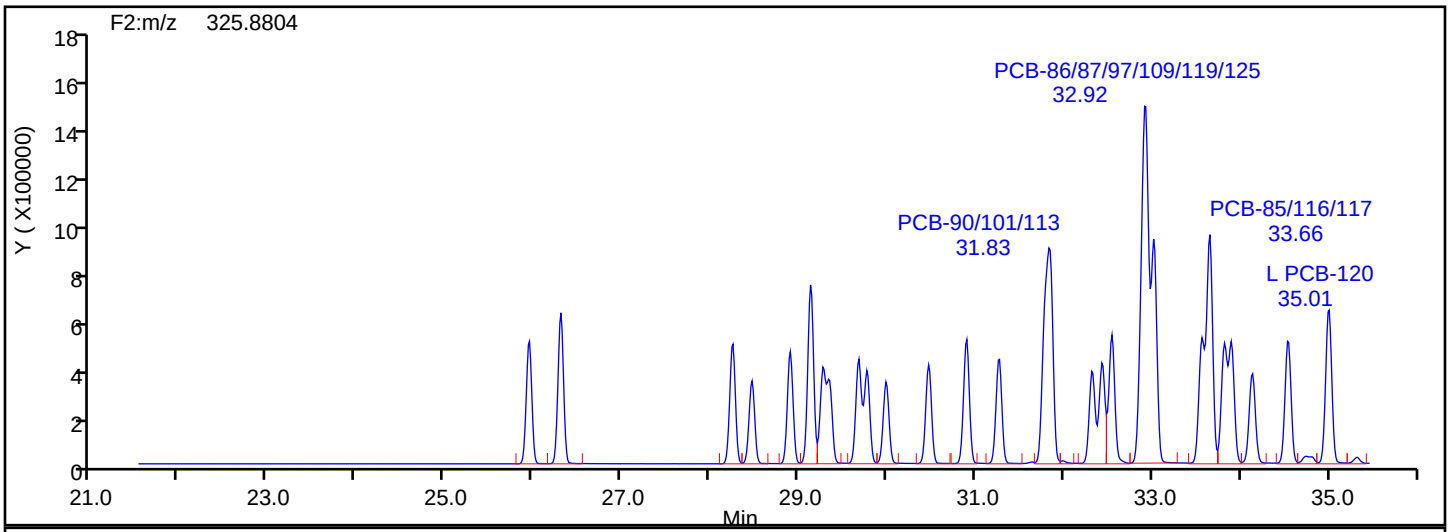

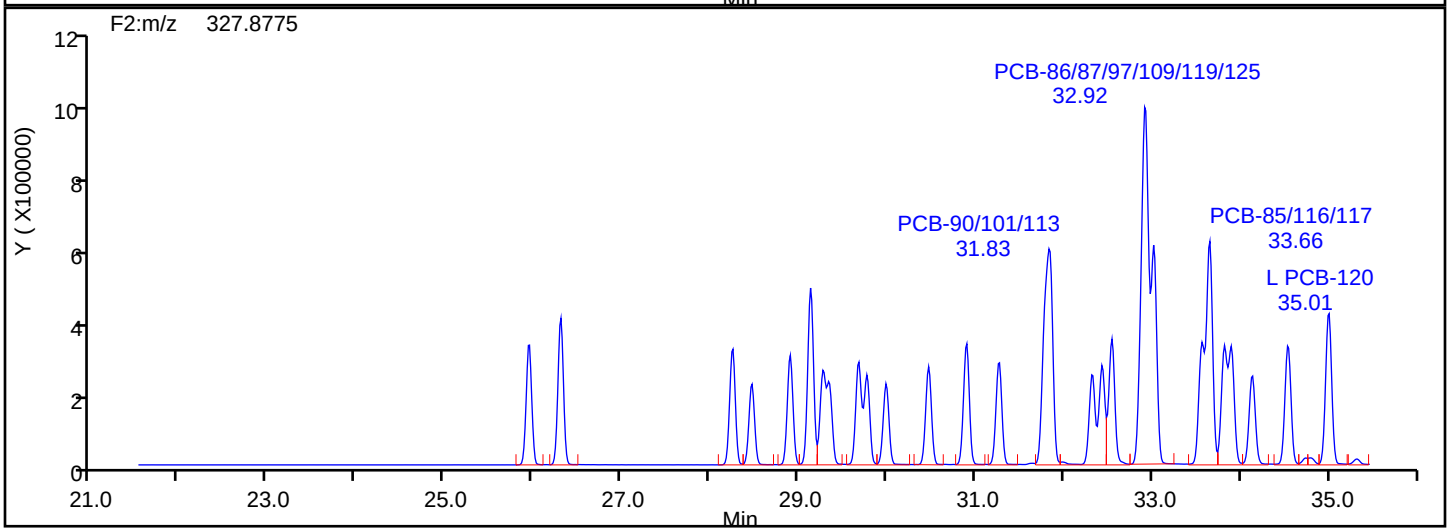

PePCB F2 Lock Mass

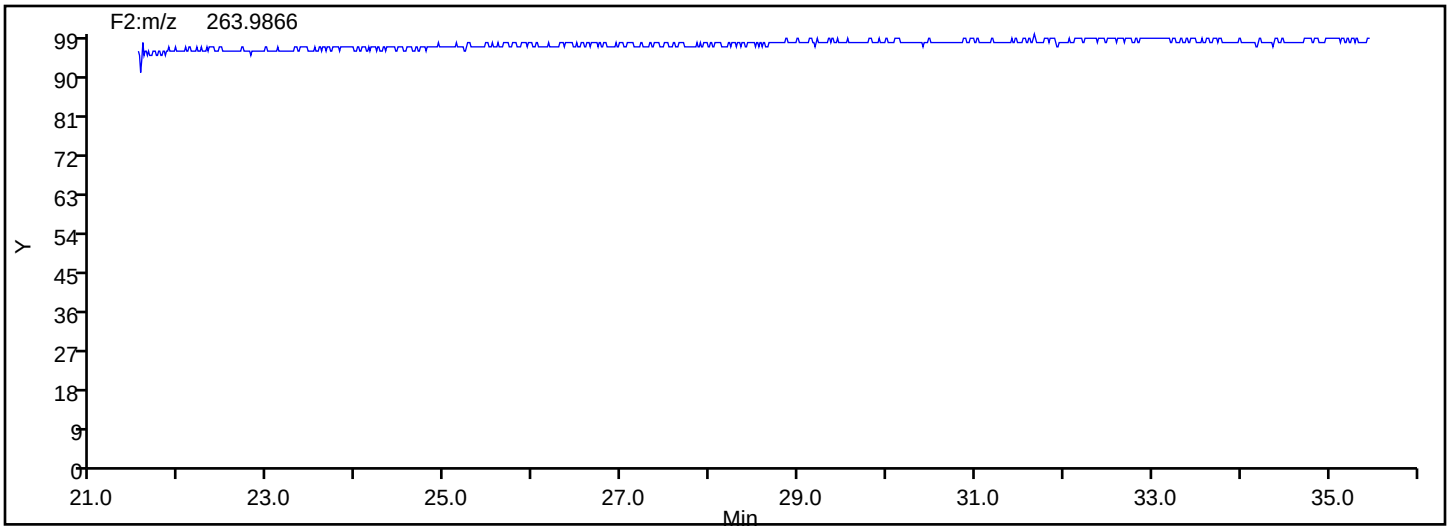

Manual Integration/User Assign Peak Report

Eurofins TestAmerica, Knoxville

Data File: \\chromna\Knoxville\ChromData\D3D\20190813-12717.b\d4190822icvb.d
Injection Date: 22-Aug-2019 16:26:00 Instrument ID: D3D
Lims ID: ICV
Client ID:
Operator ID: Xcalibur_System ALS Bottle#: 0 Worklist Smp#: 7
Injection Vol: 1.0 ul Dil. Factor: 1.0000
Method: PCBs_D3D Limit Group: HR - 1668A - ICAL
Column: SPB-Octyl (0.25 mm) Detector F2(21.81 :35.54)

PCB-98/102, CAS: STL01843

Signal: 1

Processing Integration Results

RT: 29.28
Area: 1662276
Amount: 85.880529
Amount Units: pg/ul

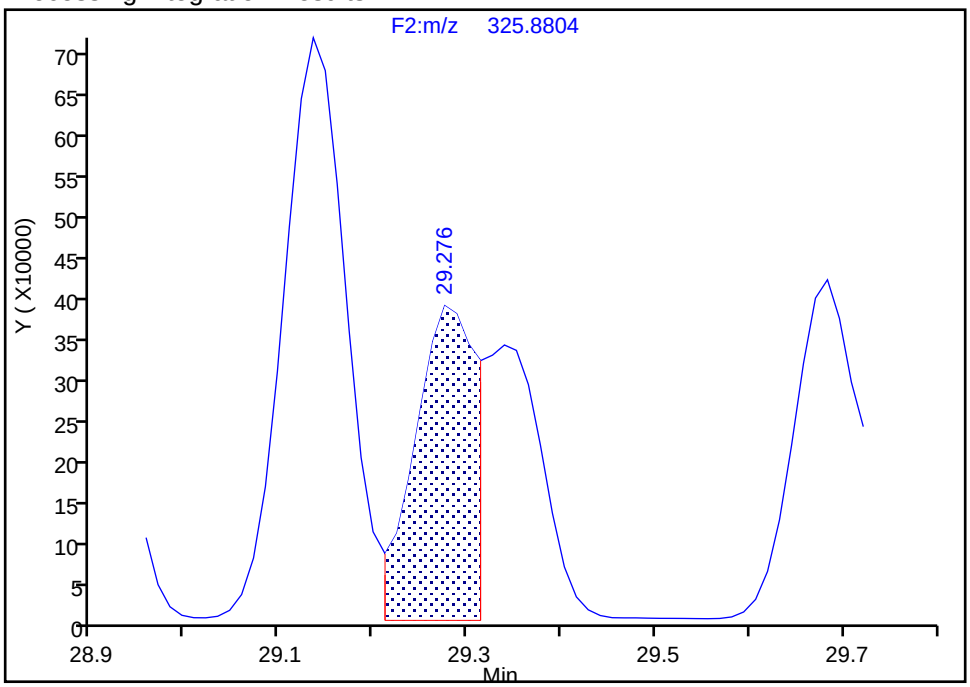

Manual Integration Results

RT: 29.28
Area: 3110574
Amount: 160.1299
Amount Units: pg/ul

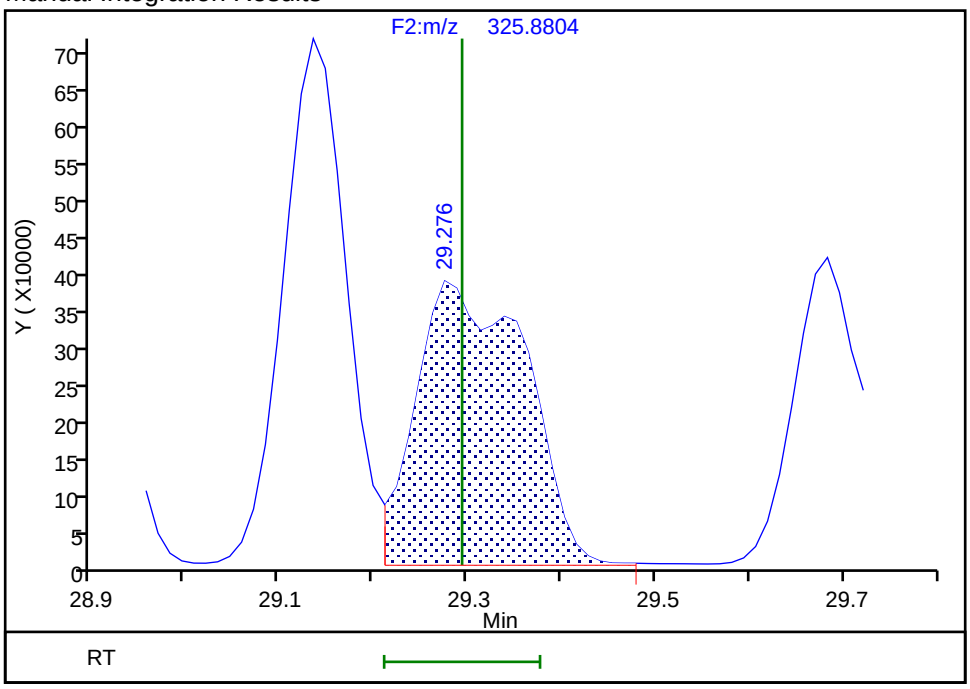

Reviewer: davidsonm, 23-Aug-2019 12:16:37
Audit Action: Manually Integrated Audit Reason: Incomplete Integration

Manual Integration/User Assign Peak Report

Eurofins TestAmerica, Knoxville

Data File: \\chromna\Knoxville\ChromData\D3D\20190813-12717.b\d4190822icvb.d
Injection Date: 22-Aug-2019 16:26:00 Instrument ID: D3D
Lims ID: ICV
Client ID:
Operator ID: Xcalibur_System ALS Bottle#: 0 Worklist Smp#: 7
Injection Vol: 1.0 ul Dil. Factor: 1.0000
Method: PCBs_D3D Limit Group: HR - 1668A - ICAL
Column: SPB-Octyl (0.25 mm) Detector F2(21.81 :35.54)

PCB-98/102, CAS: STL01843

Signal: 2

Processing Integration Results

RT: 29.28
Area: 1063621
Amount: 85.880529
Amount Units: pg/ul

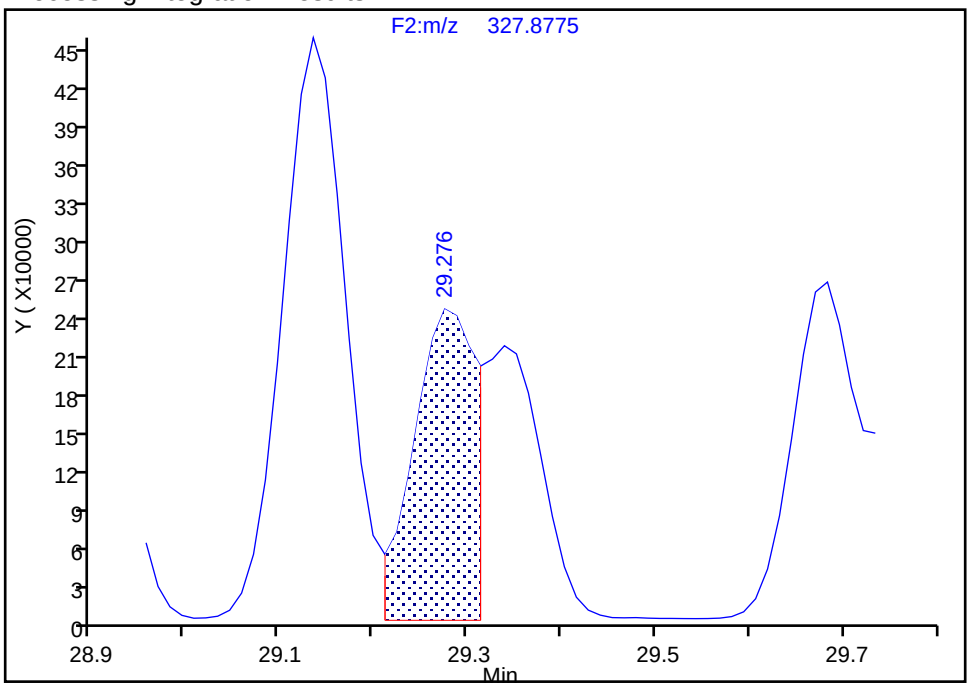

Manual Integration Results

RT: 29.28
Area: 1972041
Amount: 160.1299
Amount Units: pg/ul

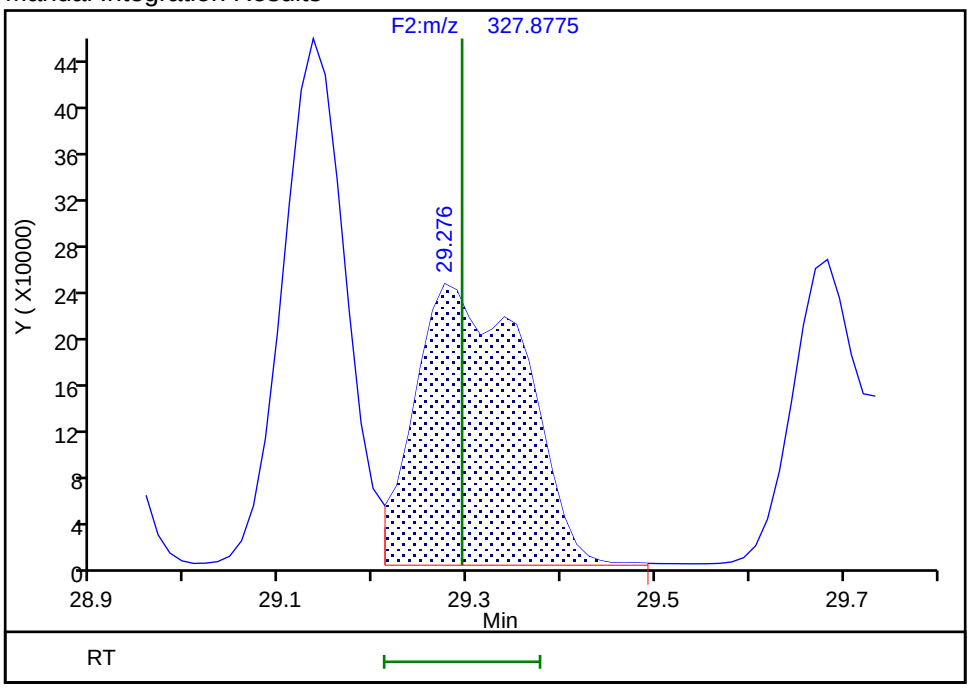

Reviewer: davidsonm, 23-Aug-2019 12:16:49
Audit Action: Manually Integrated Audit Reason: Incomplete Integration

Manual Integration/User Assign Peak Report

Eurofins TestAmerica, Knoxville

Data File:	\\chromna\Knoxville\ChromData\D3D\20190813-12717.b\d4190822icvb.d				
Injection Date:	22-Aug-2019 16:26:00	Instrument ID:	D3D		
Lims ID:	ICV				
Client ID:					
Operator ID:	Xcalibur_System	ALS Bottle#:	0	Worklist Smp#:	7
Injection Vol:	1.0 ul	Dil. Factor:	1.0000		
Method:	PCBs_D3D	Limit Group:	HR - 1668A - ICAL		
Column:	SPB-Octyl (0.25 mm)	Detector	F2(21.81 :35.54)		

PCB-88/91, CAS: STL01812

Signal: 2

Processing Integration Results

RT: 29.77
Area: 989061
Amount: 80.206850
Amount Units: pg/ul

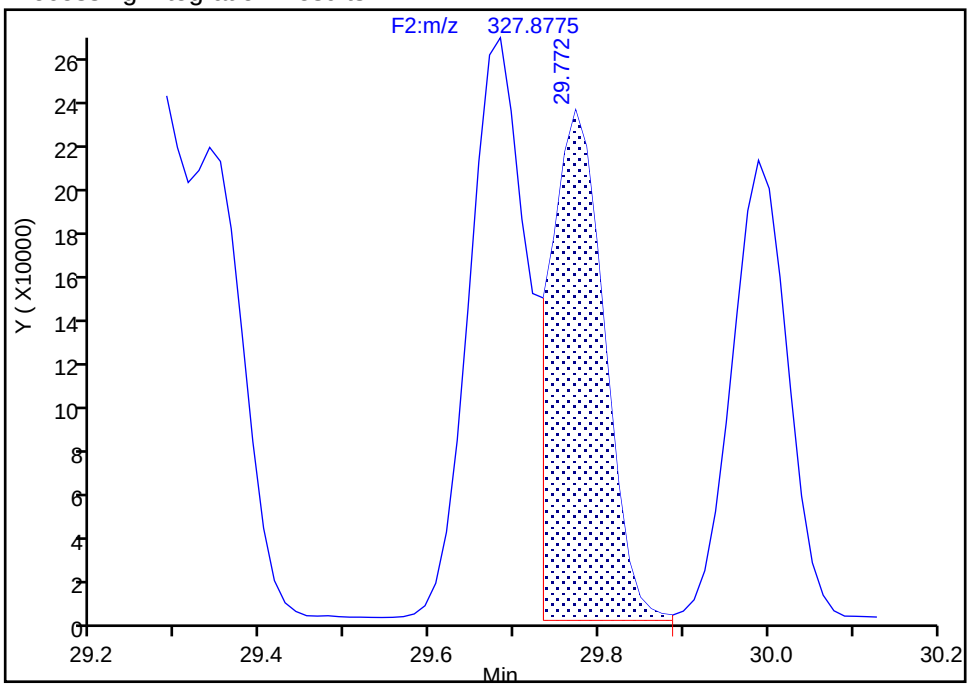

Manual Integration Results

RT: 29.68
Area: 2251464
Amount: 180.1410
Amount Units: pg/ul

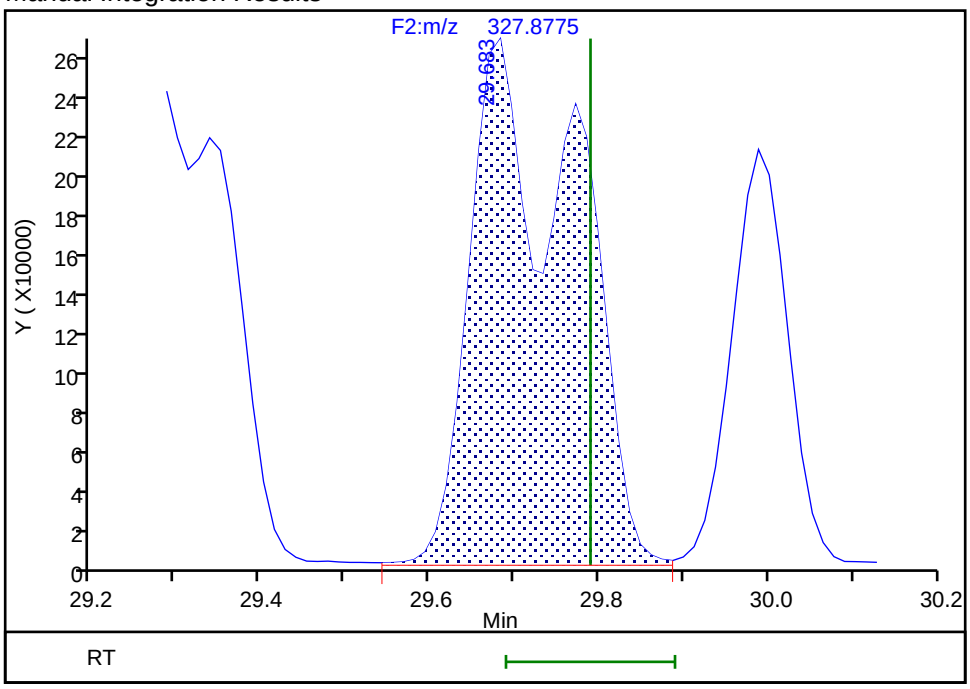

Reviewer: davidsonm, 23-Aug-2019 12:17:47

Audit Action: Marked Compound Undetected Audit Reason: Invalid Compound ID

Manual Integration/User Assign Peak Report

Eurofins TestAmerica, Knoxville

Data File: \\chromna\Knoxville\ChromData\D3D\20190813-12717.b\d4190822icvb.d
Injection Date: 22-Aug-2019 16:26:00 Instrument ID: D3D
Lims ID: ICV
Client ID:
Operator ID: Xcalibur_System ALS Bottle#: 0 Worklist Smp#: 7
Injection Vol: 1.0 ul Dil. Factor: 1.0000
Method: PCBs_D3D Limit Group: HR - 1668A - ICAL
Column: SPB-Octyl (0.25 mm) Detector F2(21.81 :35.54)

PCB-88/91, CAS: STL01812

Signal: 3

Processing Integration Results

RT: 29.77
Area: 2588080
Amount: 80.206850
Amount Units: pg/ul

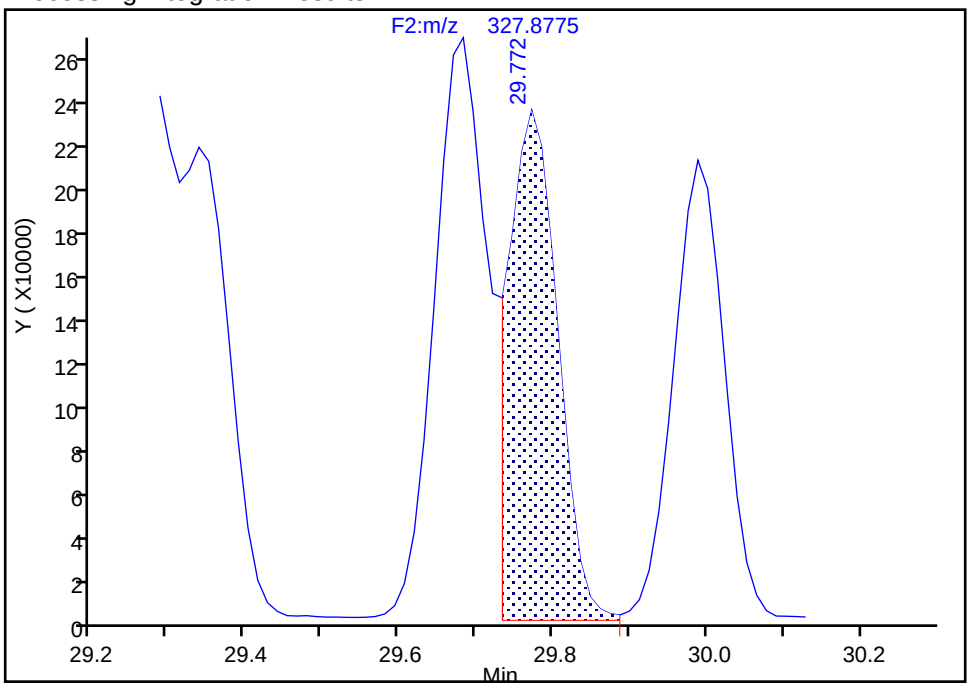

Manual Integration Results

RT: 29.68
Area: 5812713
Amount: 180.1410
Amount Units: pg/ul
Reviewer: davidsonm, 23-Aug-2019 12:17:47
Audit Action: Marked Compound Undetected Audit Reason: Invalid Compound ID

Manual Integration/User Assign Peak Report

Eurofins TestAmerica, Knoxville

Data File: \\chromna\Knoxville\ChromData\D3D\20190813-12717.b\d4190822icvb.d
Injection Date: 22-Aug-2019 16:26:00 Instrument ID: D3D
Lims ID: ICV
Client ID:
Operator ID: Xcalibur_System ALS Bottle#: 0 Worklist Smp#: 7
Injection Vol: 1.0 ul Dil. Factor: 1.0000
Method: PCBs_D3D Limit Group: HR - 1668A - ICAL
Column: SPB-Octyl (0.25 mm) Detector F2(21.81 :35.54)

PCB-88/91, CAS: STL01812

Signal: 1

Processing Integration Results

RT: 29.77
Area: 1599019
Amount: 80.206850
Amount Units: pg/ul

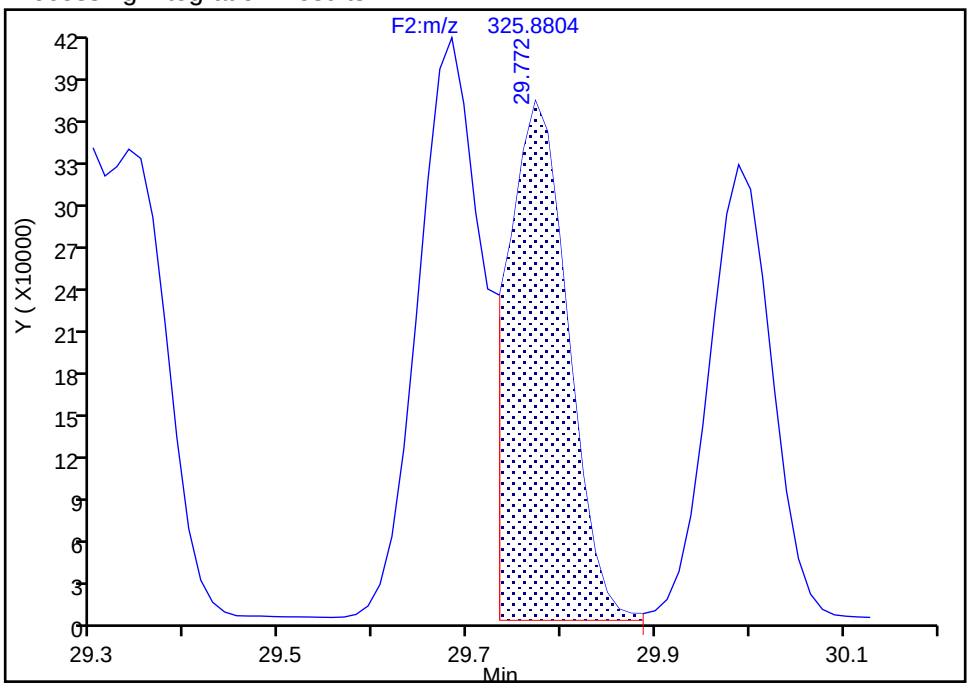

Manual Integration Results

RT: 29.68
Area: 3561249
Amount: 180.1410
Amount Units: pg/ul

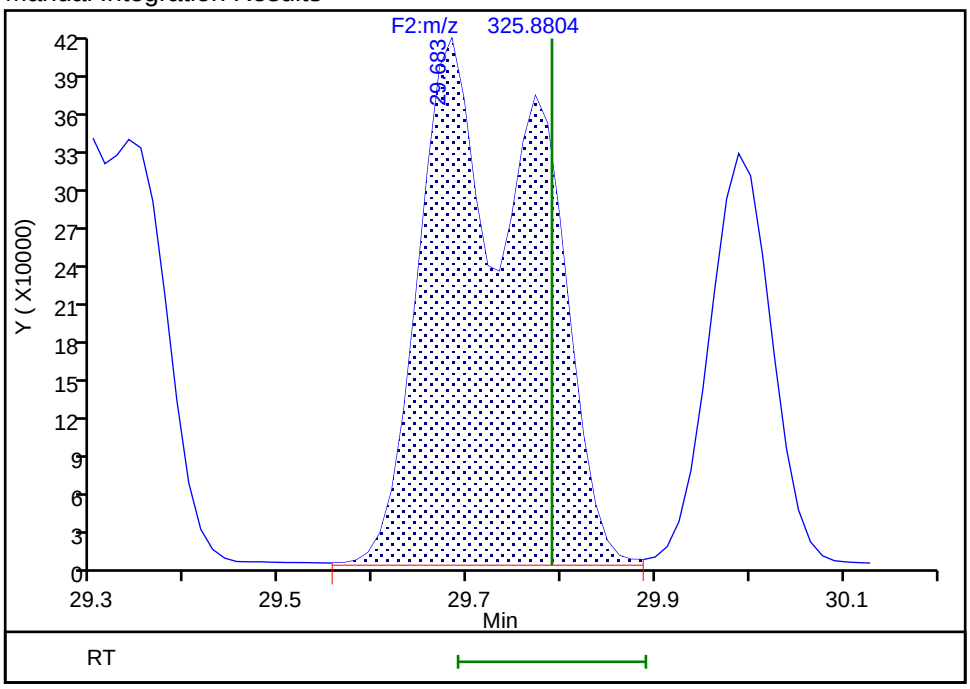

Reviewer: davidsonm, 23-Aug-2019 12:17:50
Audit Action: Manually Integrated/Assigned Compound ID Audit Reason: Incomplete Integration

Manual Integration/User Assign Peak Report

Eurofins TestAmerica, Knoxville

Data File: \\chromna\Knoxville\ChromData\D3D\20190813-12717.b\d4190822icvb.d
Injection Date: 22-Aug-2019 16:26:00 Instrument ID: D3D
Lims ID: ICV
Client ID:
Operator ID: Xcalibur_System ALS Bottle#: 0 Worklist Smp#: 7
Injection Vol: 1.0 ul Dil. Factor: 1.0000
Method: PCBs_D3D Limit Group: HR - 1668A - ICAL
Column: SPB-Octyl (0.25 mm) Detector F2(21.81 :35.54)

PCB-86/87/97/109/119/125, CAS: STL02295

Signal: 1

Processing Integration Results

RT: 32.92
Area: 8341502
Amount: 356.2115
Amount Units: pg/ul

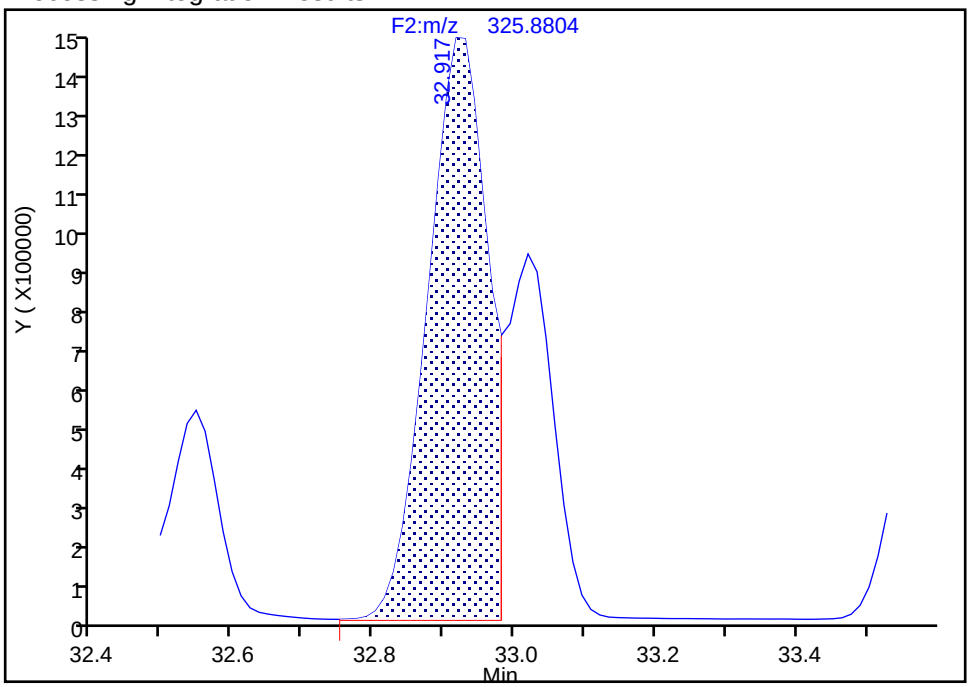

Manual Integration Results

RT: 32.92
Area: 12366505
Amount: 526.4368
Amount Units: pg/ul

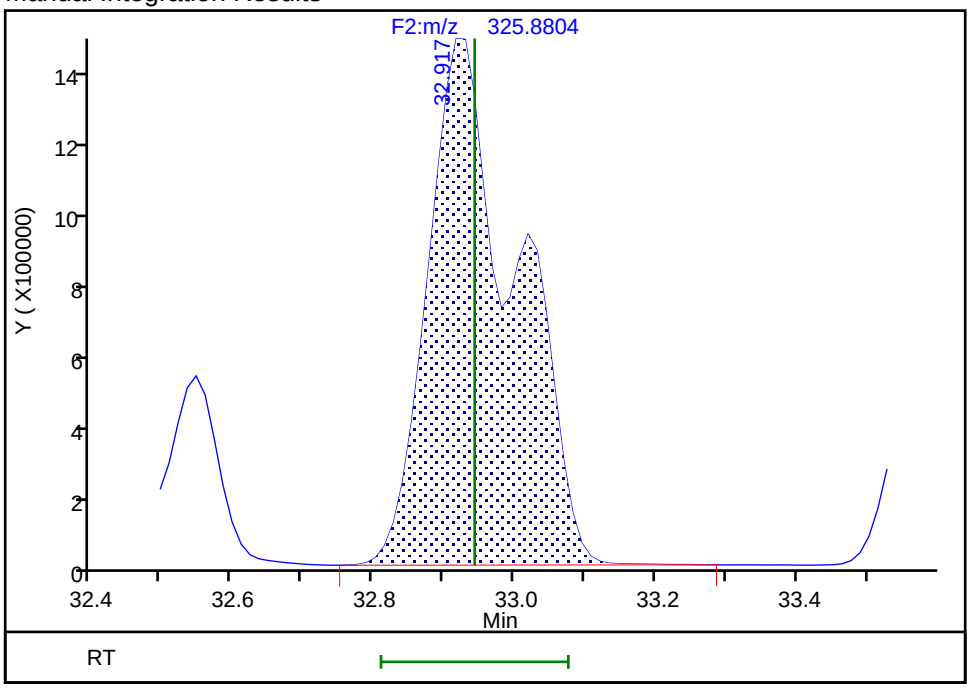

Reviewer: davidsonm, 23-Aug-2019 12:17:37
Audit Action: Manually Integrated Audit Reason: Incomplete Integration

Manual Integration/User Assign Peak Report

Eurofins TestAmerica, Knoxville

Data File: \\chromna\Knoxville\ChromData\D3D\20190813-12717.b\d4190822icvb.d
Injection Date: 22-Aug-2019 16:26:00 Instrument ID: D3D
Lims ID: ICV
Client ID:
Operator ID: Xcalibur_System ALS Bottle#: 0 Worklist Smp#: 7
Injection Vol: 1.0 ul Dil. Factor: 1.0000
Method: PCBs_D3D Limit Group: HR - 1668A - ICAL
Column: SPB-Octyl (0.25 mm) Detector F2(21.81 :35.54)

PCB-86/87/97/109/119/125, CAS: STL02295

Signal: 2

Processing Integration Results

RT: 32.92
Area: 5331335
Amount: 356.2115
Amount Units: pg/ul

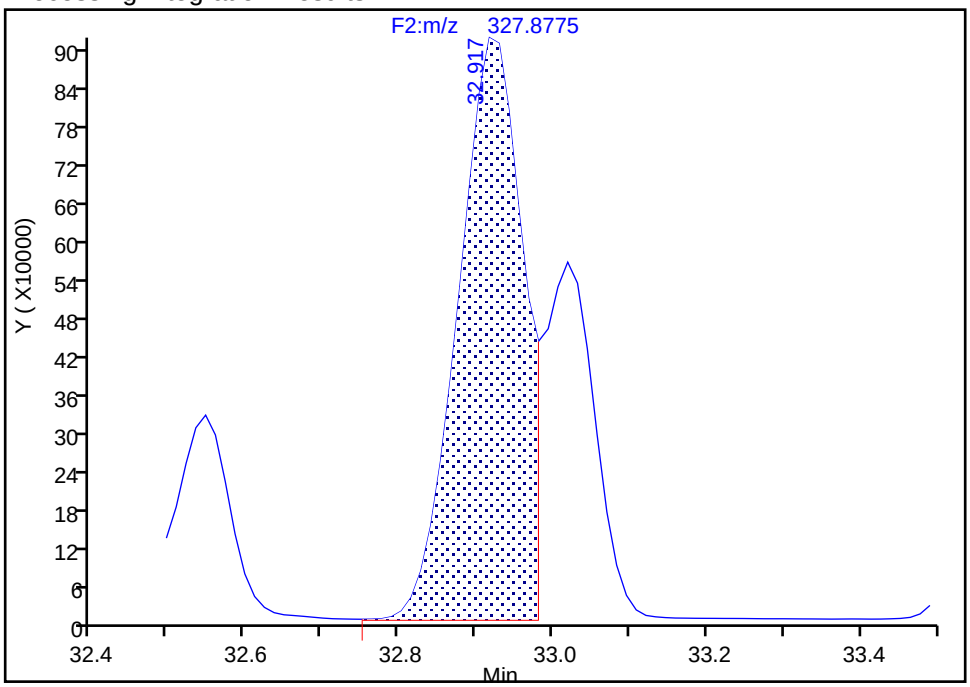

Manual Integration Results

RT: 32.92
Area: 7840267
Amount: 526.4368
Amount Units: pg/ul

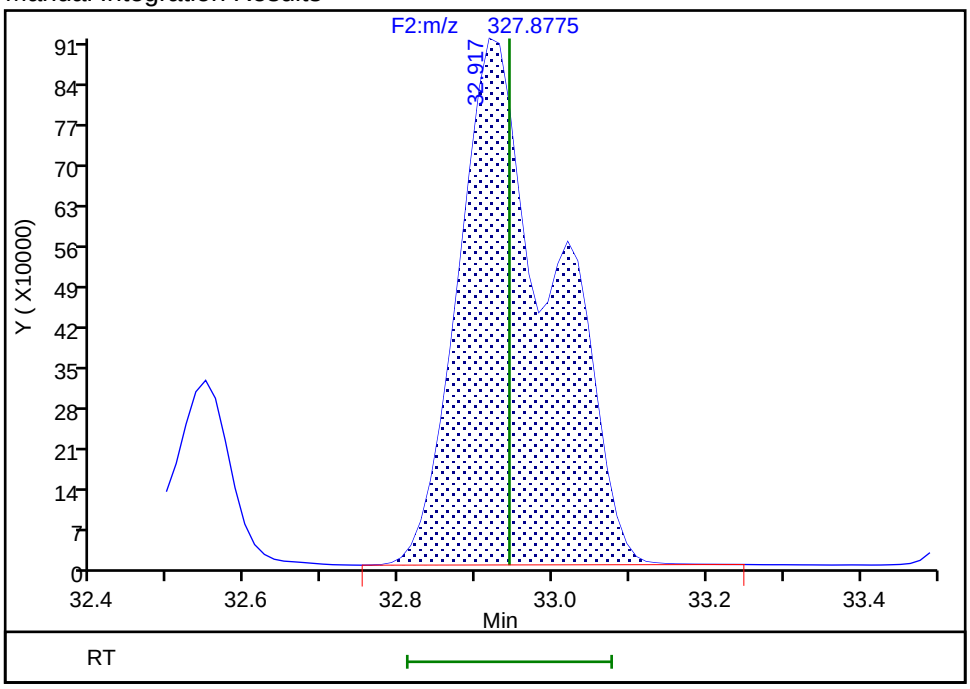

Reviewer: davidsonm, 23-Aug-2019 12:17:40
Audit Action: Manually Integrated Audit Reason: Incomplete Integration

Manual Integration/User Assign Peak Report

Eurofins TestAmerica, Knoxville

Data File:	\\chromna\Knoxville\ChromData\D3D\20190813-12717.b\d4190822icvb.d				
Injection Date:	22-Aug-2019 16:26:00	Instrument ID:	D3D		
Lims ID:	ICV				
Client ID:					
Operator ID:	Xcalibur_System	ALS Bottle#:	0	Worklist Smp#:	7
Injection Vol:	1.0 ul	Dil. Factor:	1.0000		
Method:	PCBs_D3D	Limit Group:	HR - 1668A - ICAL		
Column:	SPB-Octyl (0.25 mm)	Detector	F2(21.81 :35.54)		

PCB-110/115, CAS: STL01826

Signal: 2

Processing Integration Results

RT: 33.90
Area: 1382357
Amount: 133.3129
Amount Units: pg/ul

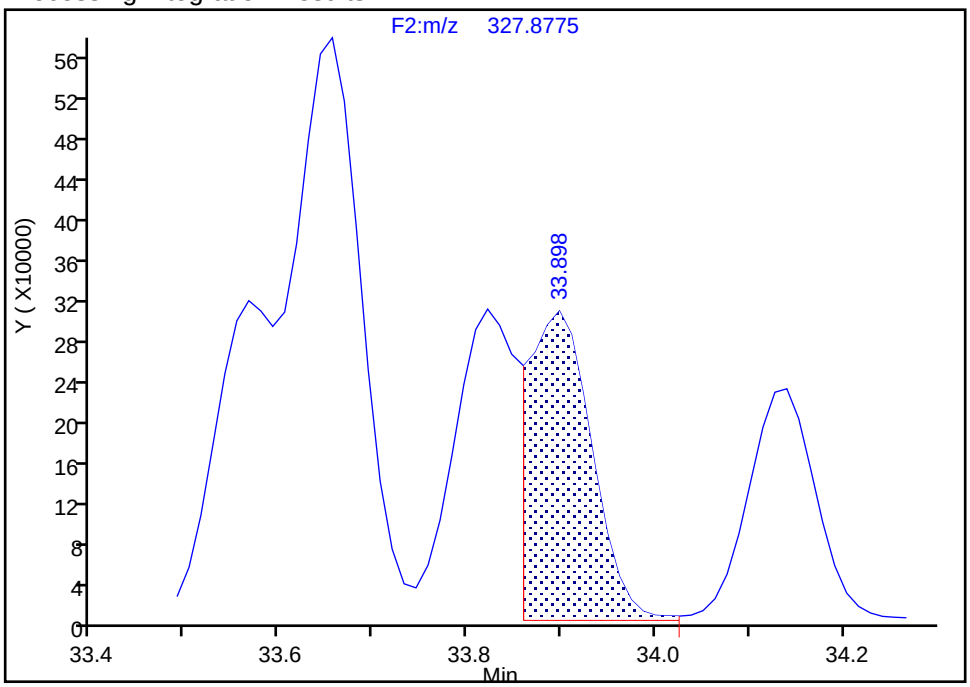

Manual Integration Results

RT: 33.82
Area: 2779752
Amount: 165.5335
Amount Units: pg/ul

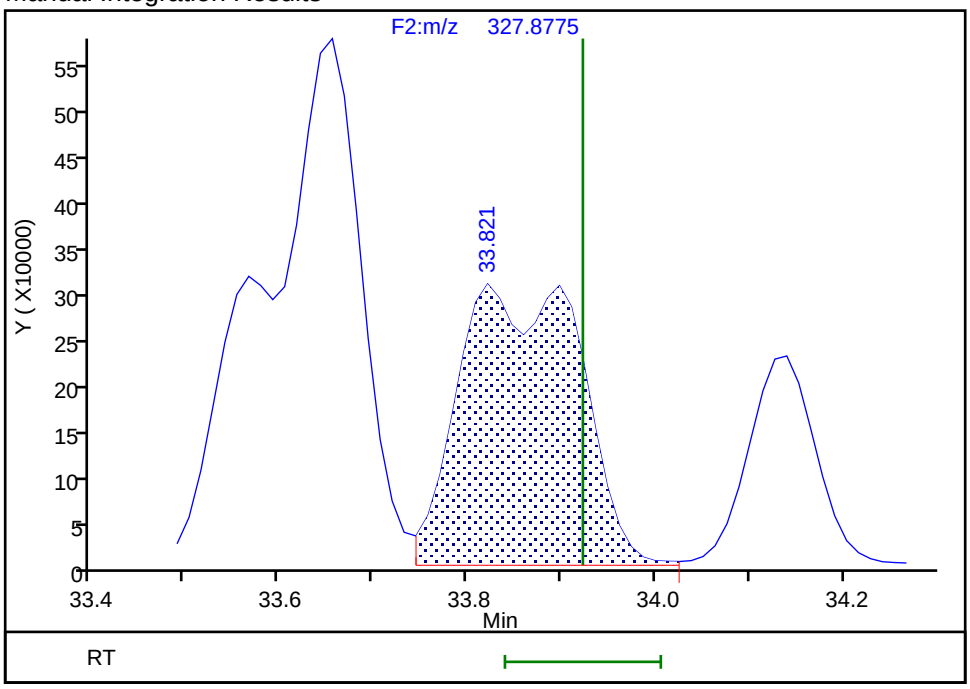

Reviewer: davidsonm, 23-Aug-2019 12:18:12

Audit Action: Manually Integrated Audit Reason: Incomplete Integration

Eurofins TestAmerica, Knoxville

Data File:	\\chromna\Knoxville\ChromData\D3D\20190813-12717.b\d4190822icvb.d		
Injection Date:	22-Aug-2019 16:26:00	Injection Vol:	1.0 ul
Instrument ID:	D3D	Operator ID:	Xcalibur_System
Method:	PCBs_D3D	Limit Group:	HR - 1668A - ICAL
Client ID:			
Worklist#:	33168	Sample Line#:	7
Column Type:	SPB-Octyl	Column Dia:	0.25 mm

PePCB F3

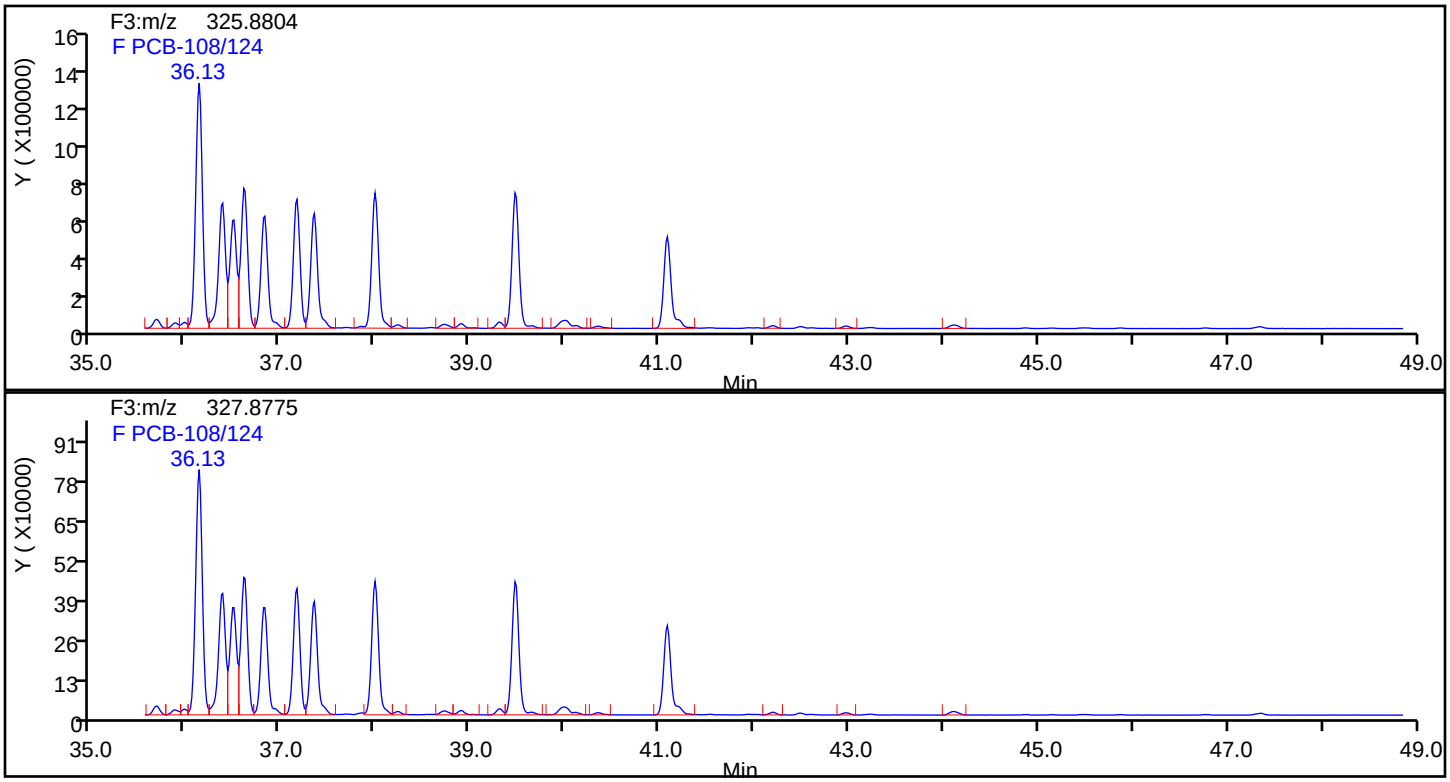

PePCB F3 Standards

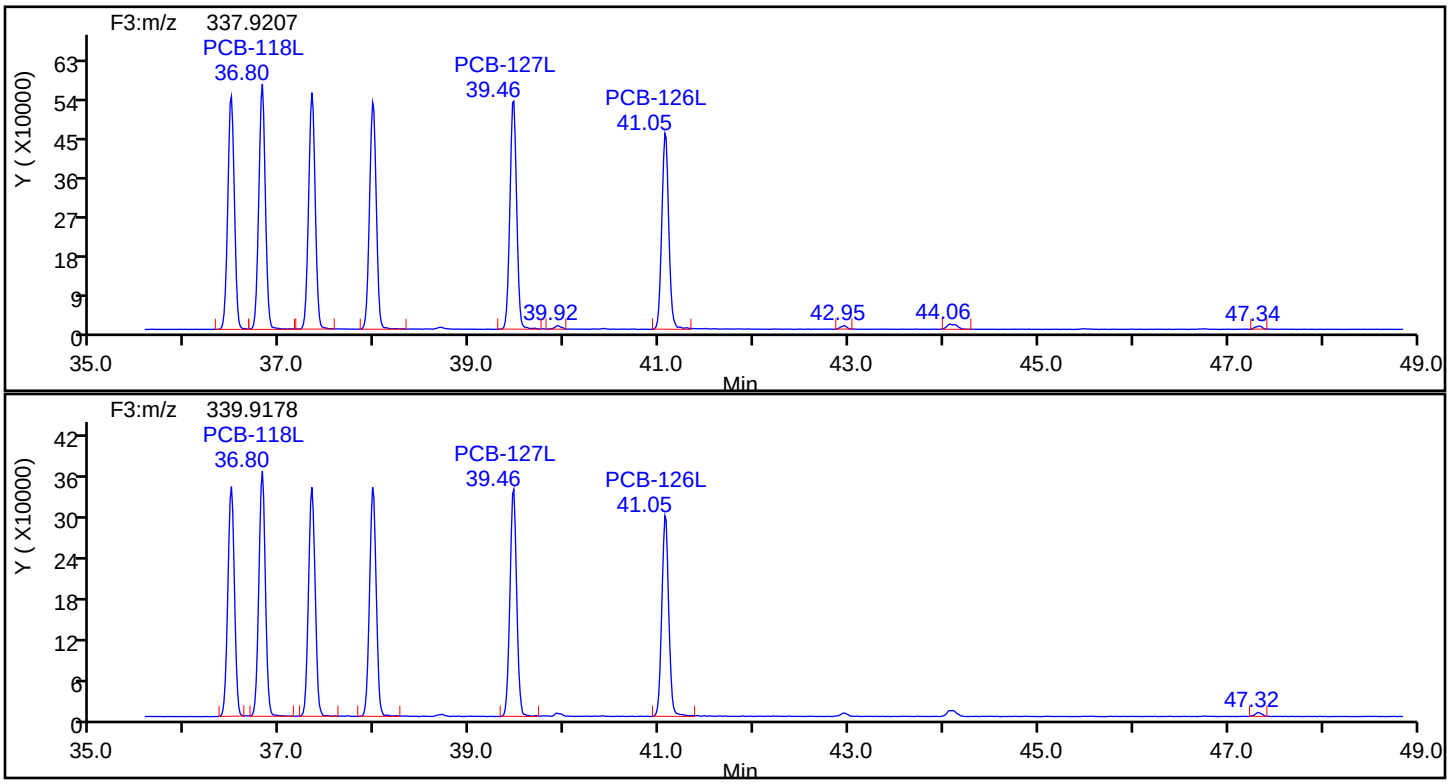

Eurofins TestAmerica, Knoxville

Data File:	\\chromna\Knoxville\ChromData\D3D\20190813-12717.b\d4190822icvb.d		
Injection Date:	22-Aug-2019 16:26:00	Injection Vol:	1.0 ul
Instrument ID:	D3D	Operator ID:	Xcalibur_System
Method:	PCBs_D3D	Limit Group:	HR - 1668A - ICAL
Client ID:			
Worklist#:	33168	Sample Line#:	7
Column Type:	SPB-Octyl	Column Dia:	0.25 mm

PePCB F3

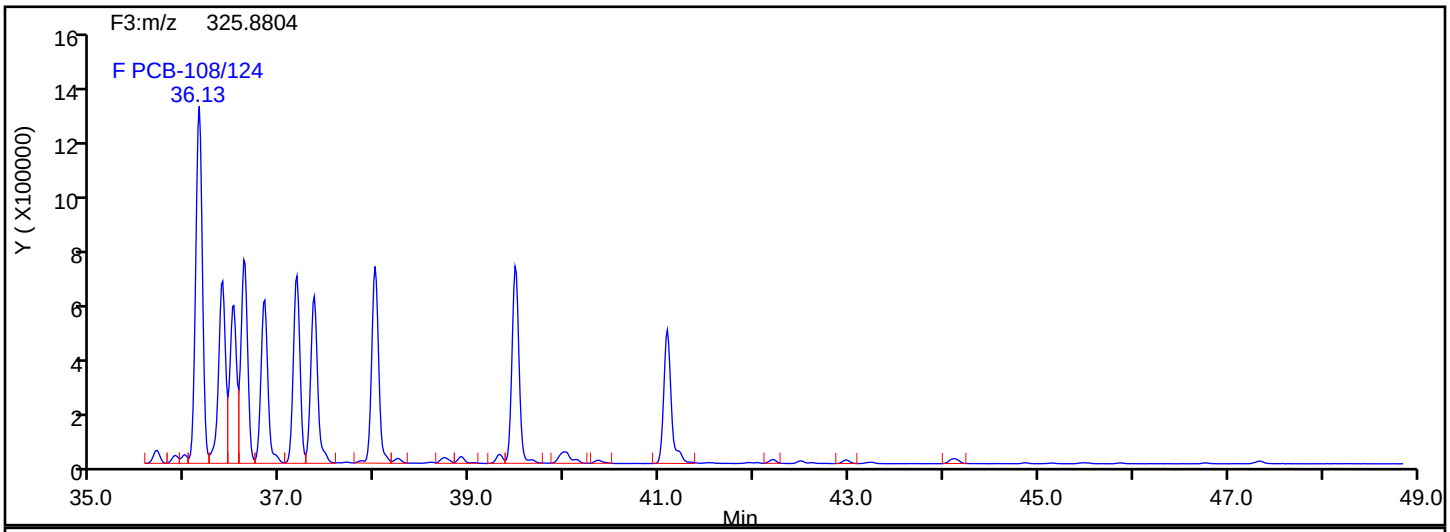

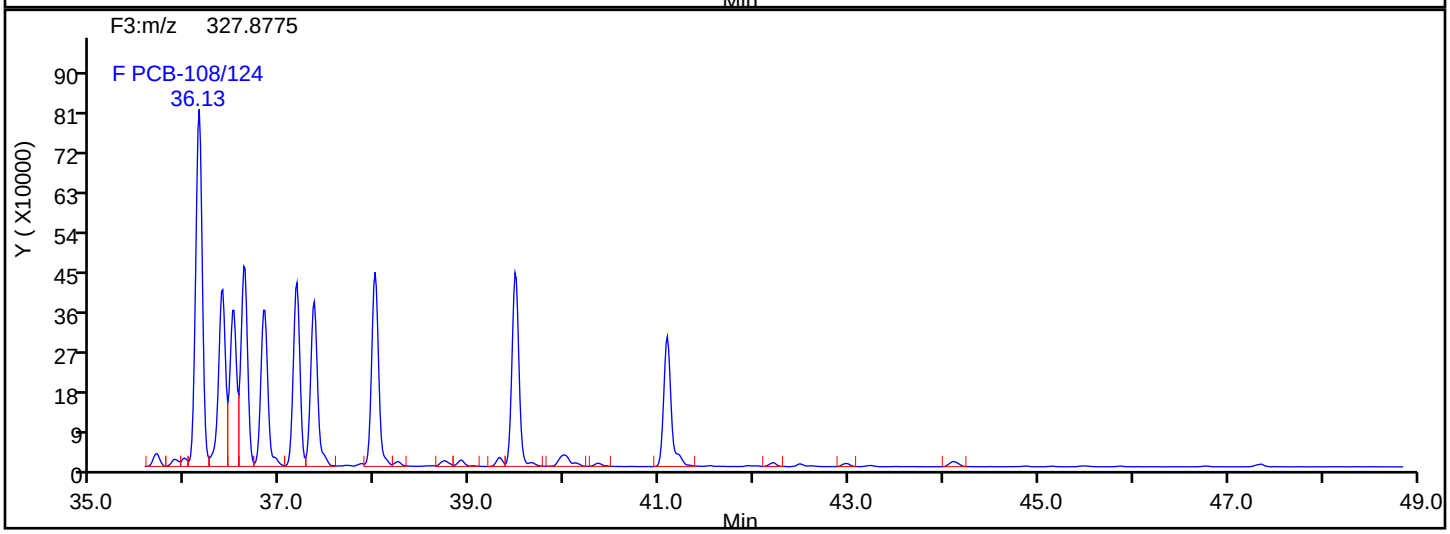

PePCB F3 Lock Mass

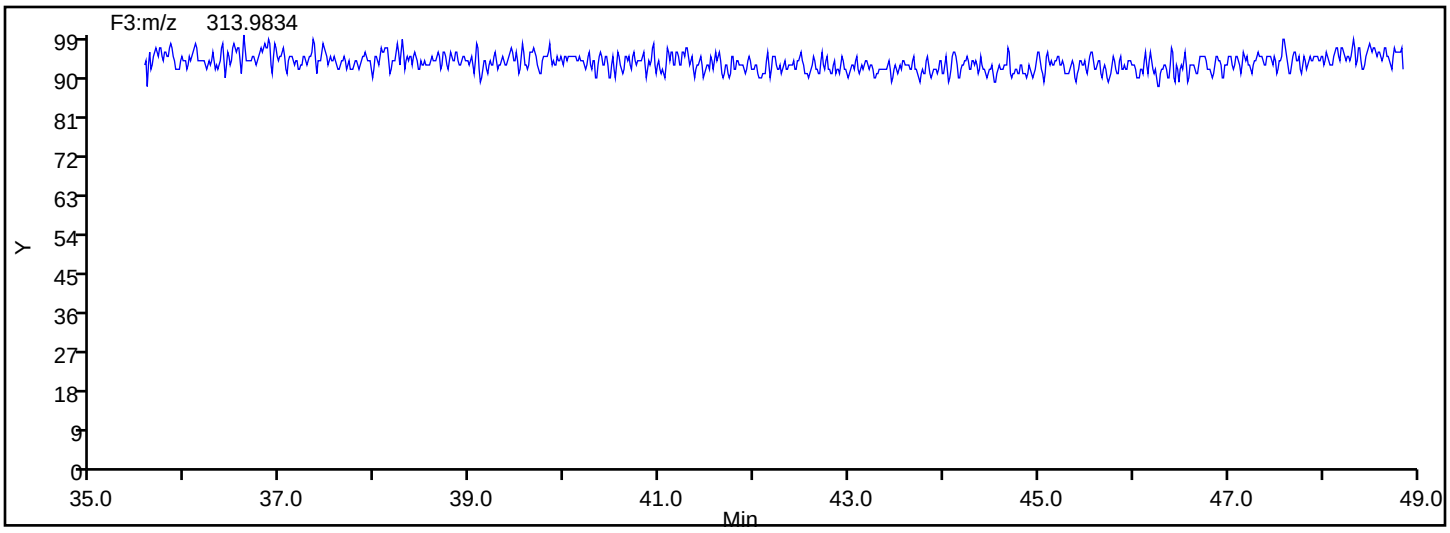

Eurofins TestAmerica, Knoxville

Data File:	\\chromna\Knoxville\ChromData\D3D\20190813-12717.b\d4190822icvb.d		
Injection Date:	22-Aug-2019 16:26:00	Injection Vol:	1.0 ul
Instrument ID:	D3D	Operator ID:	Xcalibur_System
Method:	PCBs_D3D	Limit Group:	HR - 1668A - ICAL
Client ID:			
Worklist#:	33168	Sample Line#:	7
Column Type:	SPB-Octyl	Column Dia:	0.25 mm

HxPCB F2

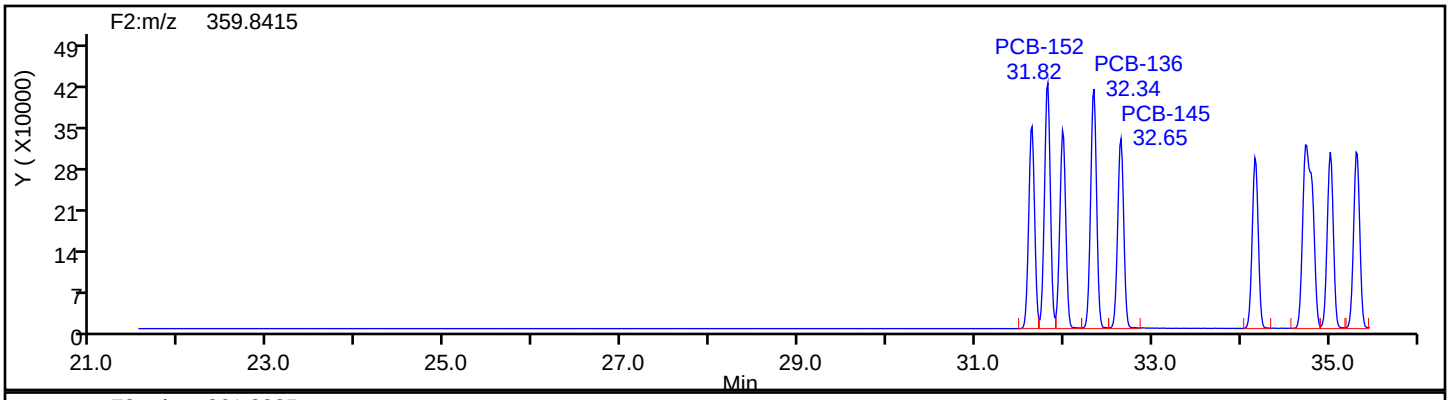

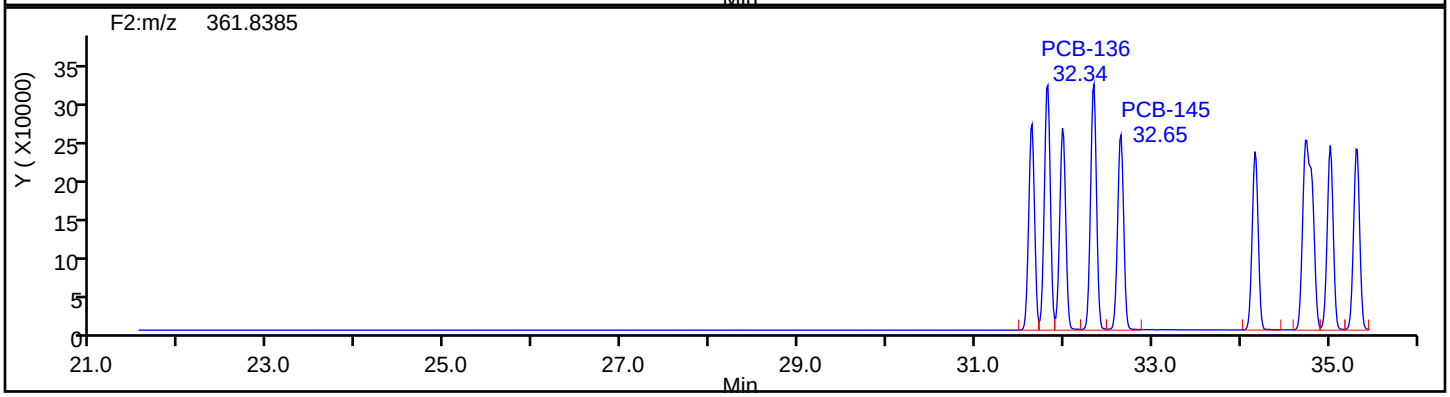

HxPCB F2 Standards

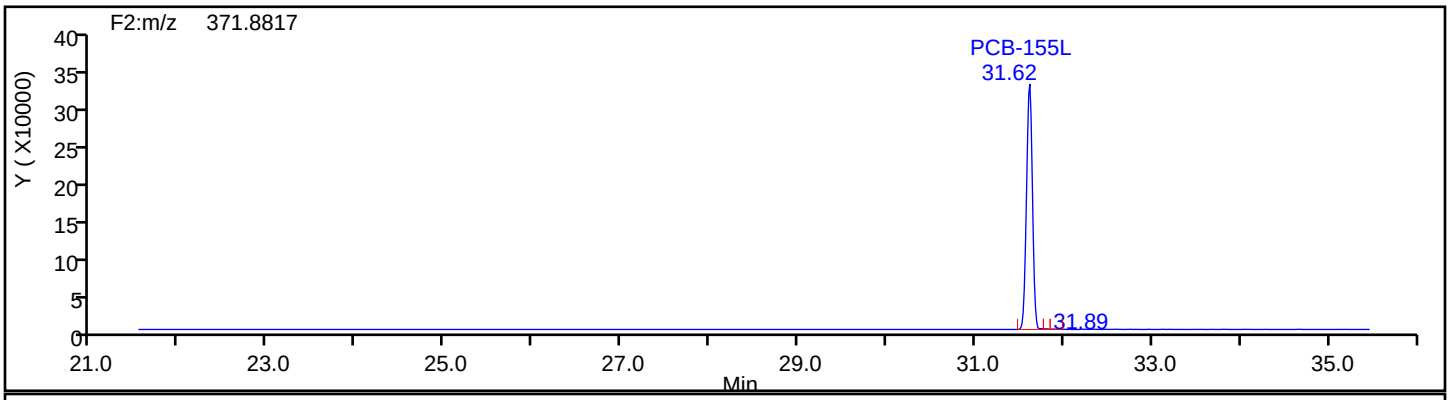

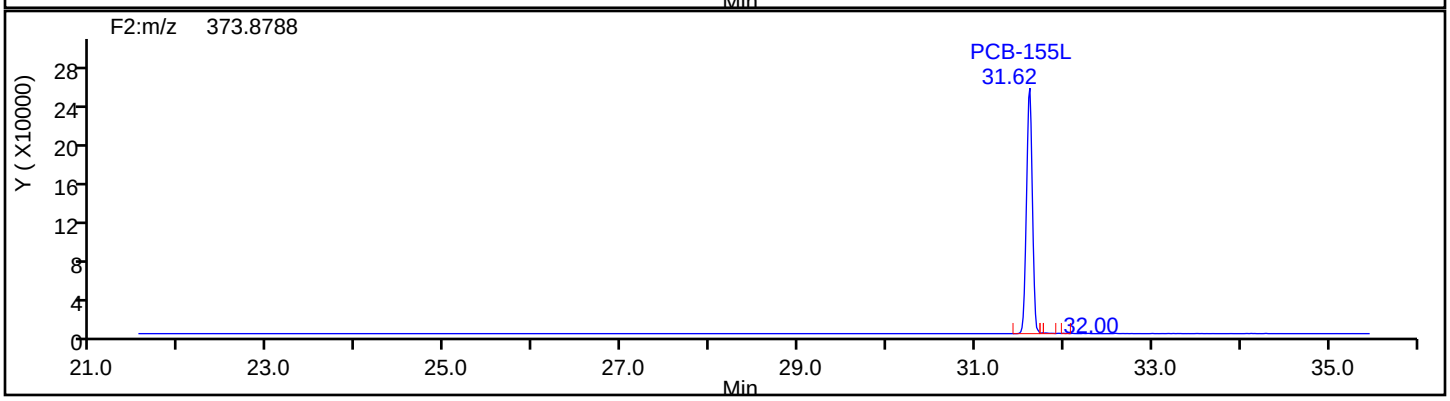

Eurofins TestAmerica, Knoxville

Data File:	\\chromna\Knoxville\ChromData\D3D\20190813-12717.b\d4190822icvb.d		
Injection Date:	22-Aug-2019 16:26:00	Injection Vol:	1.0 ul
Instrument ID:	D3D	Operator ID:	Xcalibur_System
Method:	PCBs_D3D	Limit Group:	HR - 1668A - ICAL
Client ID:			
Worklist#:	33168	Sample Line#:	7
Column Type:	SPB-Octyl	Column Dia:	0.25 mm

HxPCB F2

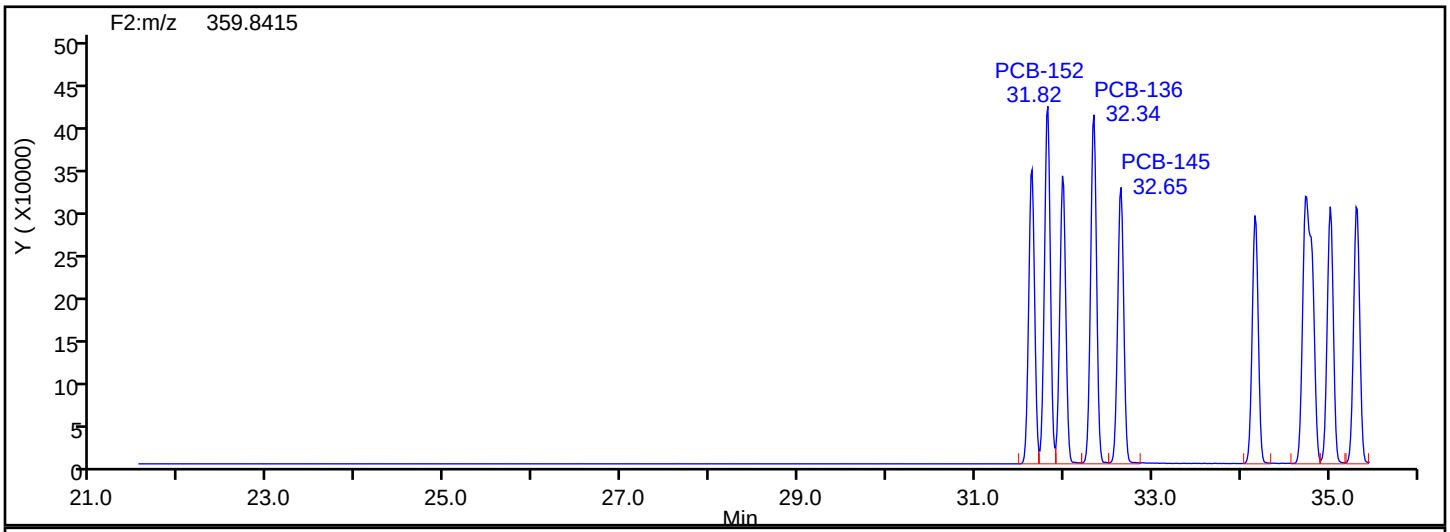

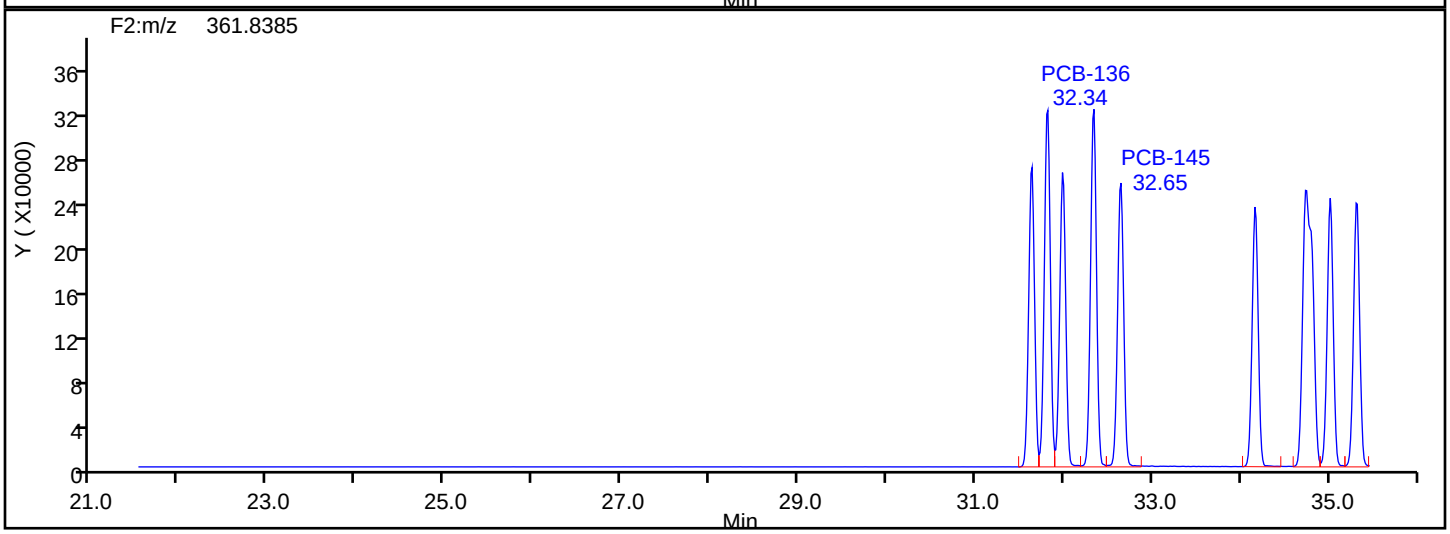

HxPCB F2 Lock Mass

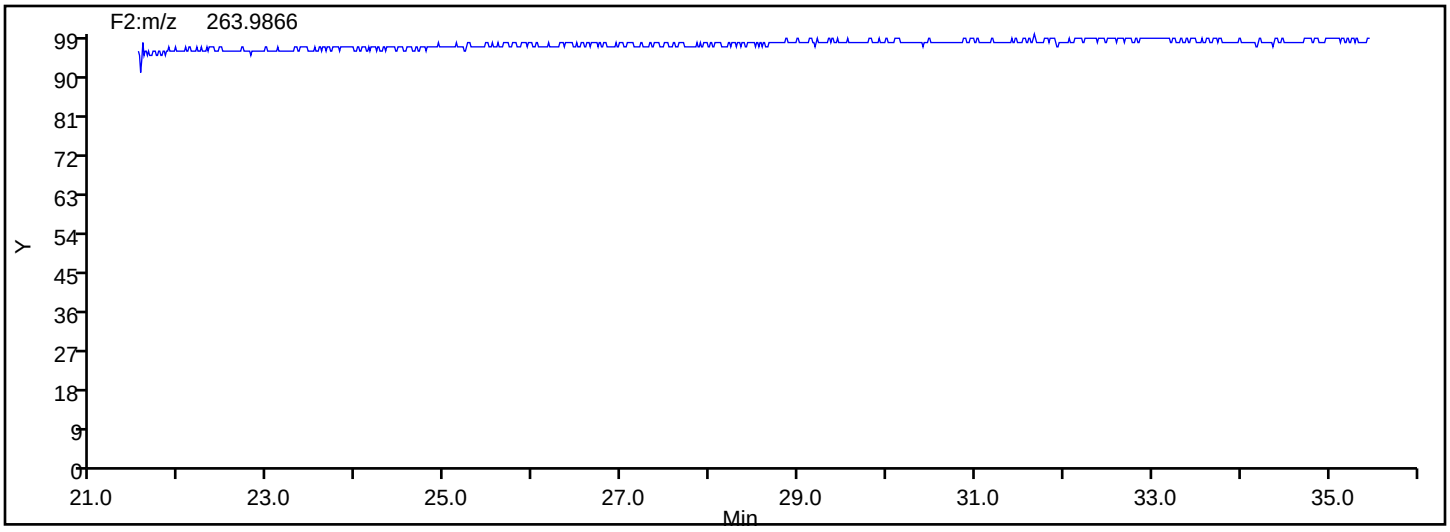

Eurofins TestAmerica, Knoxville

Data File:	\\chromna\Knoxville\ChromData\D3D\20190813-12717.b\d4190822icvb.d		
Injection Date:	22-Aug-2019 16:26:00	Injection Vol:	1.0 ul
Instrument ID:	D3D	Operator ID:	Xcalibur_System
Method:	PCBs_D3D	Limit Group:	HR - 1668A - ICAL
Client ID:			
Worklist#:	33168	Sample Line#:	7
Column Type:	SPB-Octyl	Column Dia:	0.25 mm

HxPCB F3

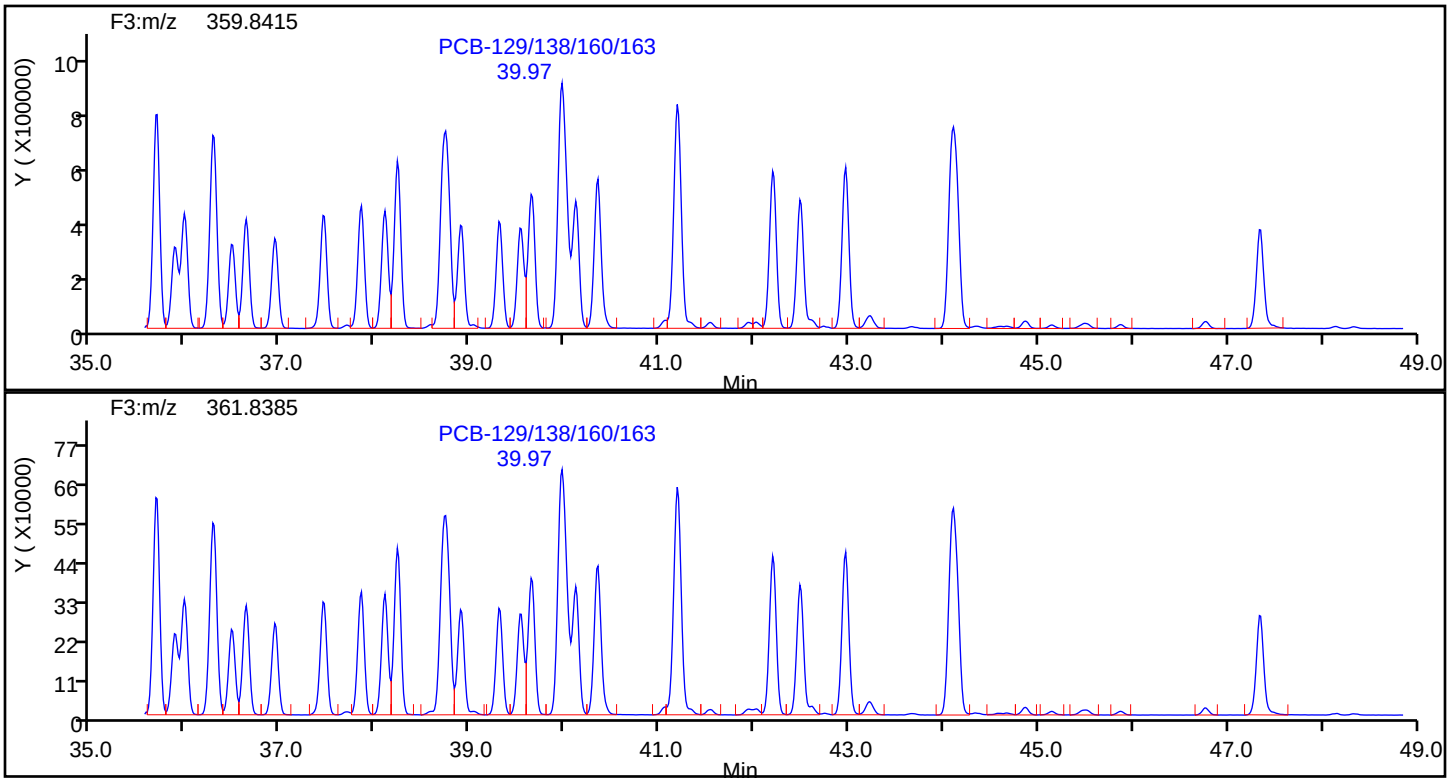

HxPCB F3 Standards

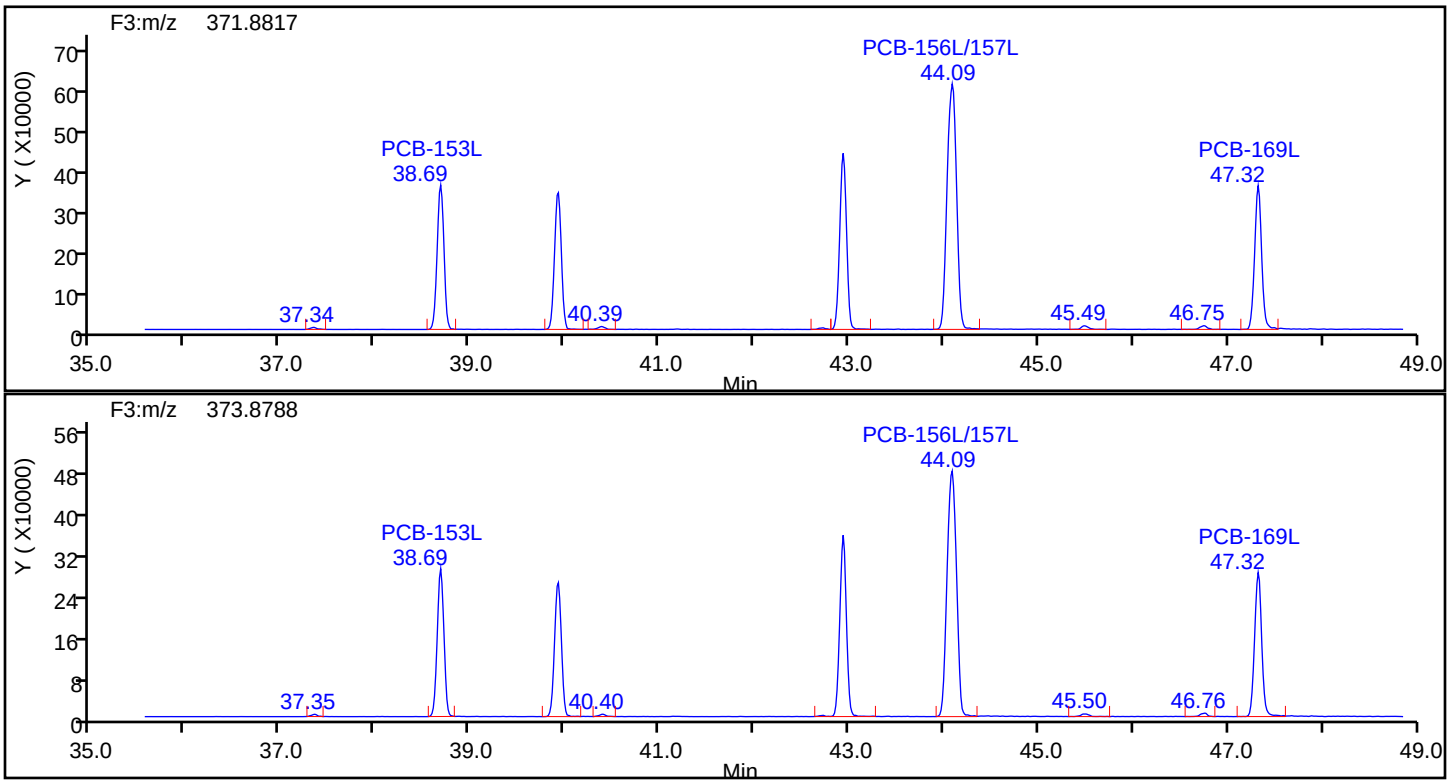

Eurofins TestAmerica, Knoxville

Data File:	\\chromna\Knoxville\ChromData\D3D\20190813-12717.b\d4190822icvb.d		
Injection Date:	22-Aug-2019 16:26:00	Injection Vol:	1.0 ul
Instrument ID:	D3D	Operator ID:	Xcalibur_System
Method:	PCBs_D3D	Limit Group:	HR - 1668A - ICAL
Client ID:			
Worklist#:	33168	Sample Line#:	7
Column Type:	SPB-Octyl	Column Dia:	0.25 mm

HxPCB F3

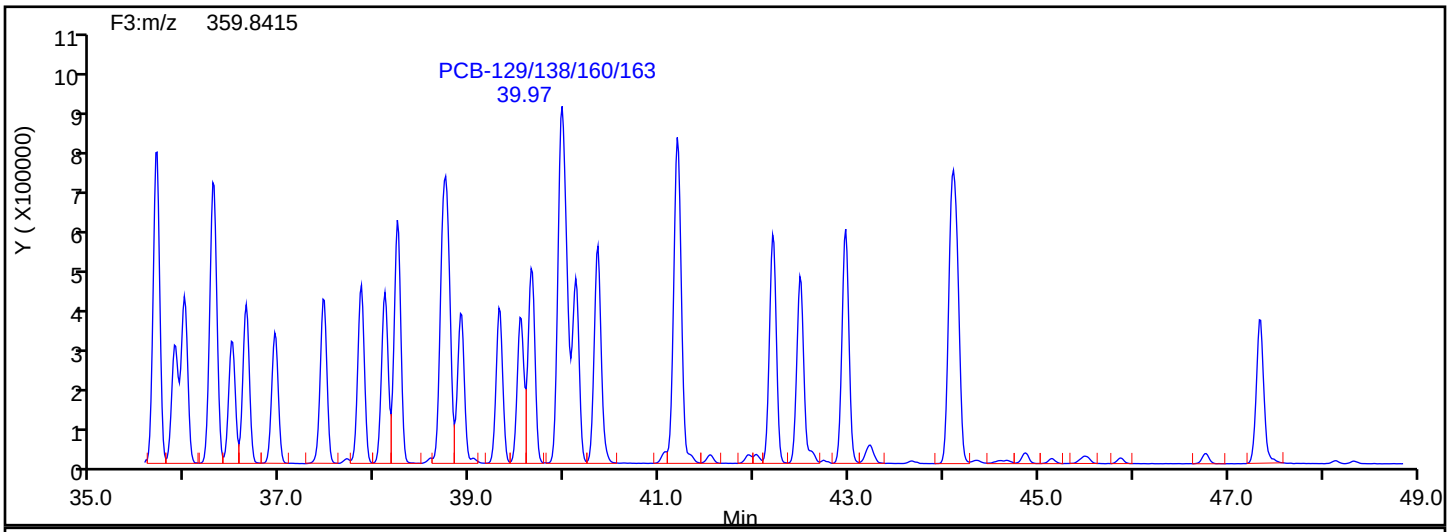

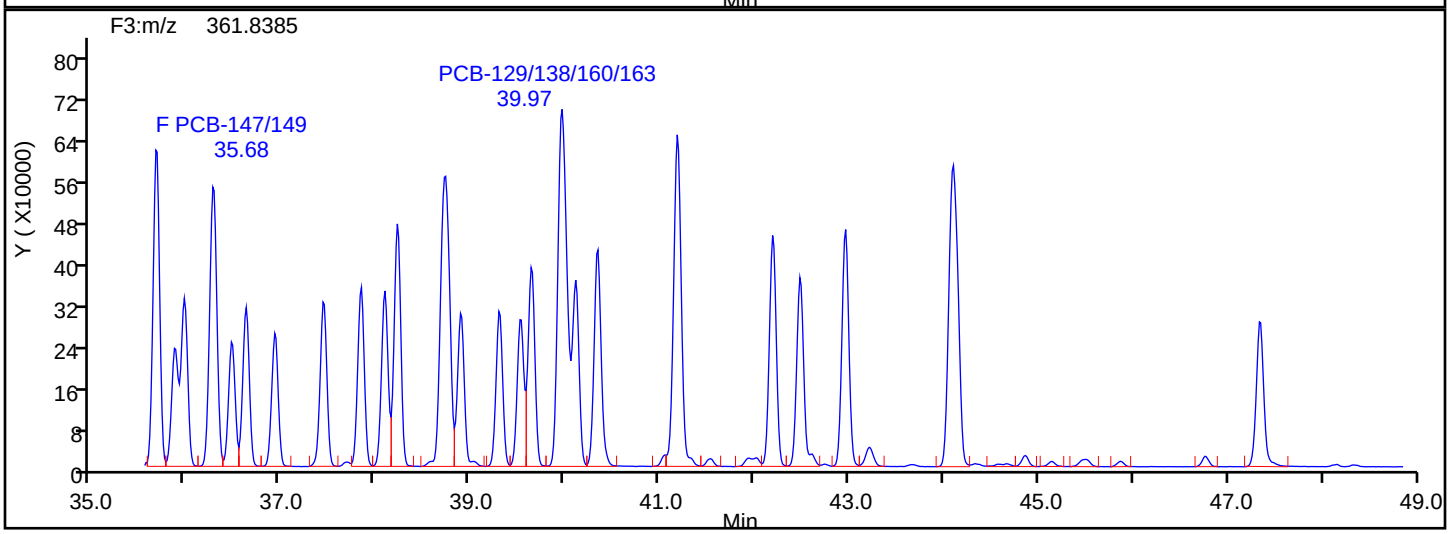

HxPCB F3 Lock Mass

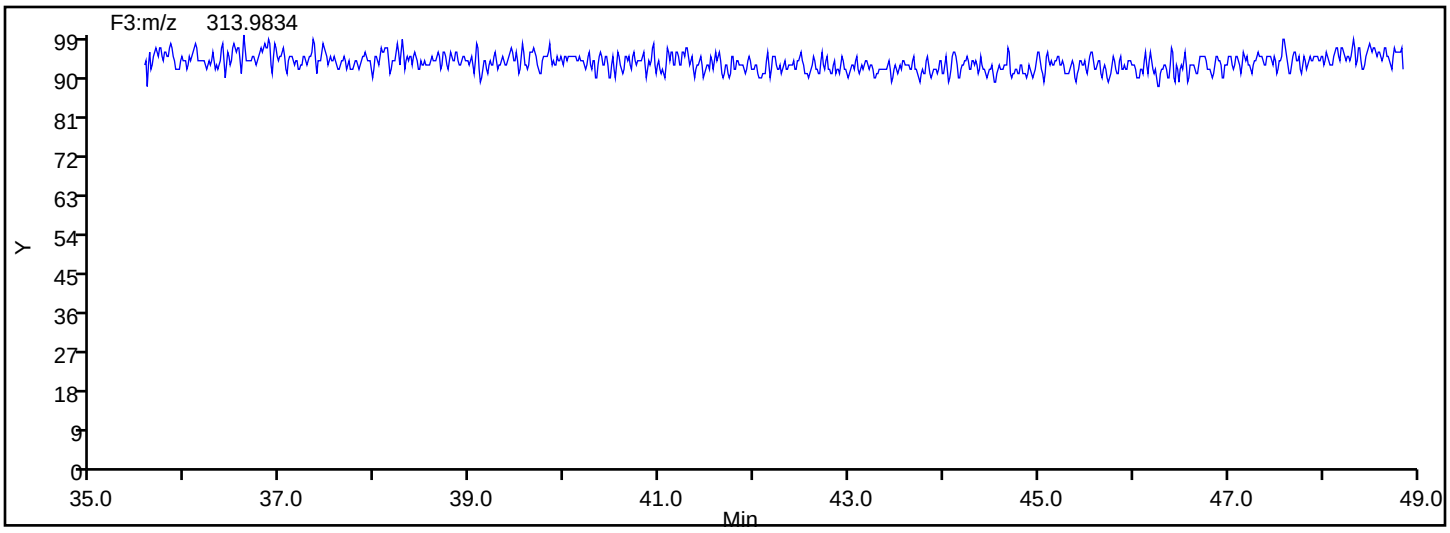

Manual Integration/User Assign Peak Report

Eurofins TestAmerica, Knoxville

Data File:	\\chromna\Knoxville\ChromData\D3D\20190813-12717.b\d4190822icvb.d				
Injection Date:	22-Aug-2019 16:26:00	Instrument ID:	D3D		
Lims ID:	ICV				
Client ID:					
Operator ID:	Xcalibur_System	ALS Bottle#:	0	Worklist Smp#:	7
Injection Vol:	1.0 ul	Dil. Factor:	1.0000		
Method:	PCBs_D3D	Limit Group:	HR - 1668A - ICAL		
Column:	SPB-Octyl (0.25 mm)	Detector	F3(35.64 :49.10)		

PCB-129/138/160/163, CAS: STL02296

Signal: 1

Processing Integration Results

RT: 39.97
Area: 5627770
Amount: 252.3003
Amount Units: pg/ul

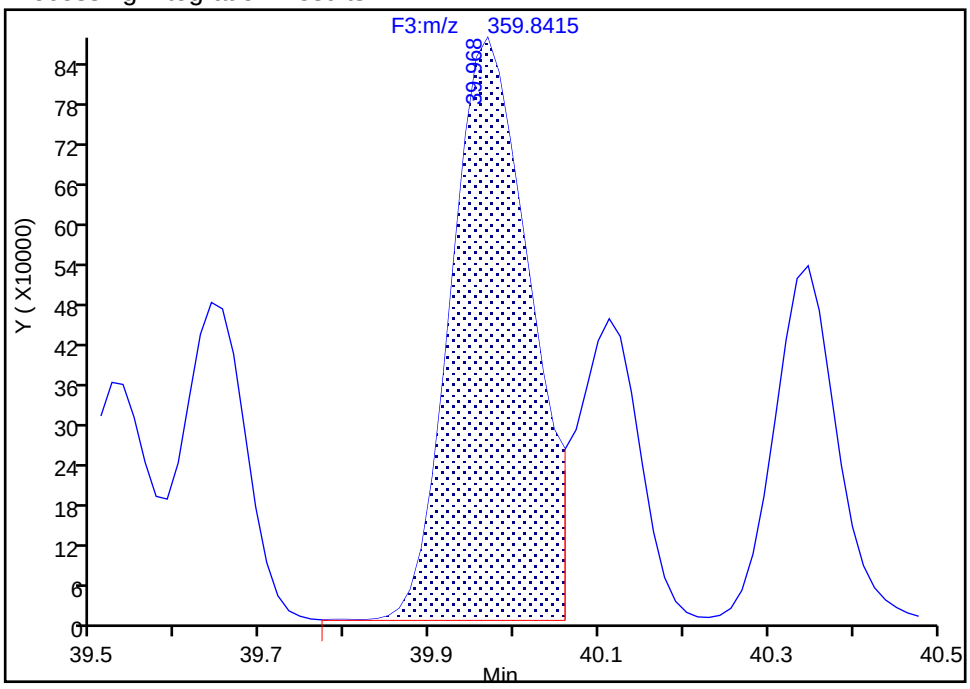

Manual Integration Results

RT: 39.97
Area: 7878175
Amount: 352.6615
Amount Units: pg/ul

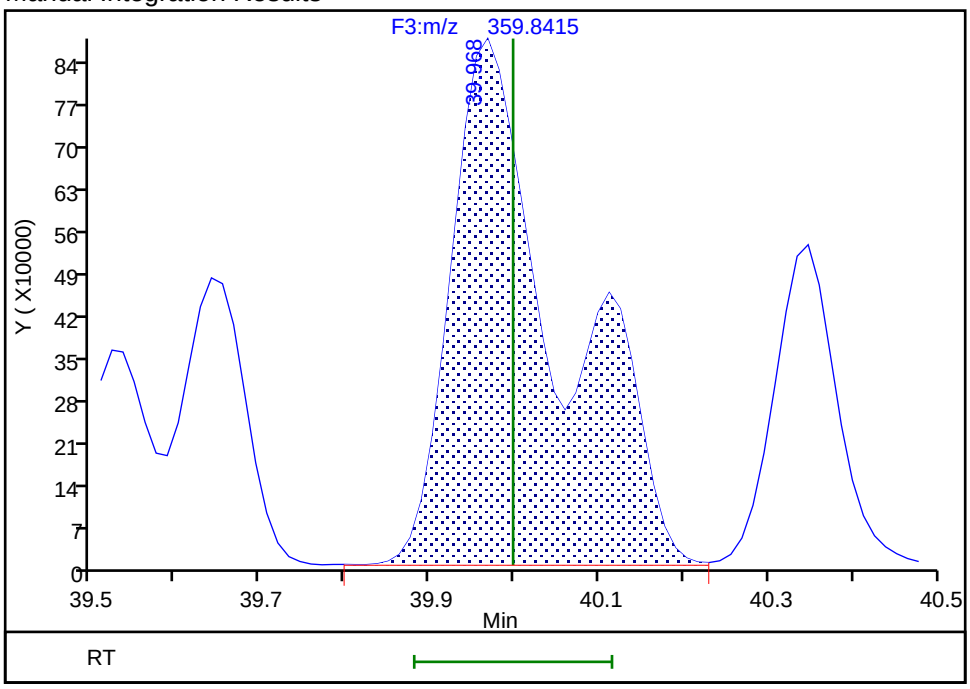

Reviewer: davidsonm, 23-Aug-2019 12:19:08

Audit Action: Manually Integrated Audit Reason: Incomplete Integration

Manual Integration/User Assign Peak Report

Eurofins TestAmerica, Knoxville

Data File:	\\chromna\Knoxville\ChromData\D3D\20190813-12717.b\d4190822icvb.d				
Injection Date:	22-Aug-2019 16:26:00	Instrument ID:	D3D		
Lims ID:	ICV				
Client ID:					
Operator ID:	Xcalibur_System	ALS Bottle#:	0	Worklist Smp#:	7
Injection Vol:	1.0 ul	Dil. Factor:	1.0000		
Method:	PCBs_D3D	Limit Group:	HR - 1668A - ICAL		
Column:	SPB-Octyl (0.25 mm)	Detector	F3(35.64 :49.10)		

PCB-129/138/160/163, CAS: STL02296

Signal: 2

Processing Integration Results

RT: 39.97
Area: 4522176
Amount: 252.3003
Amount Units: pg/ul

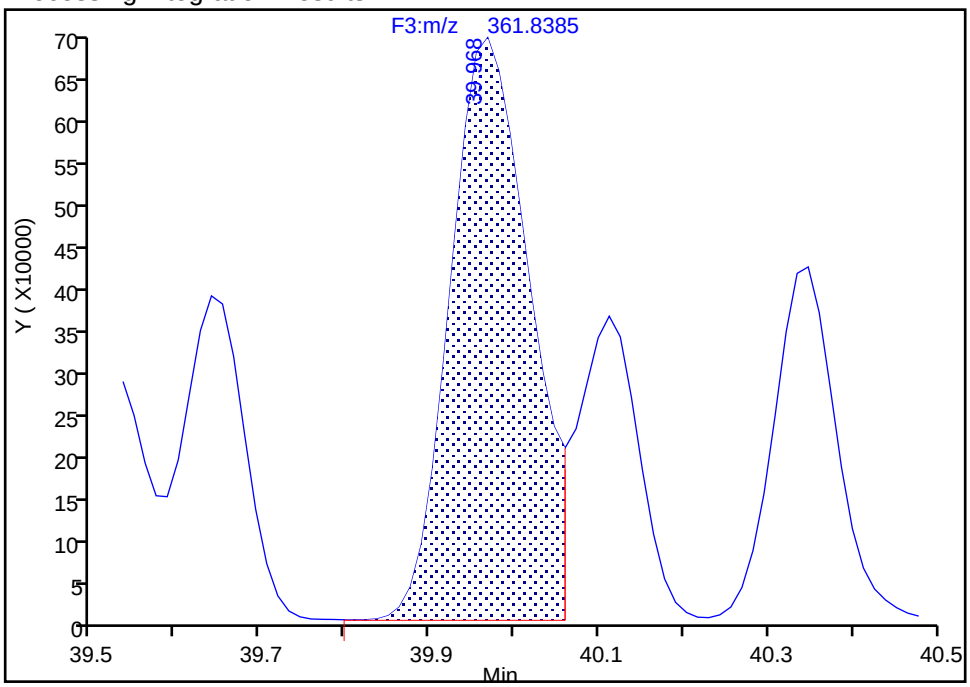

Manual Integration Results

RT: 39.97
Area: 6309268
Amount: 352.6615
Amount Units: pg/ul

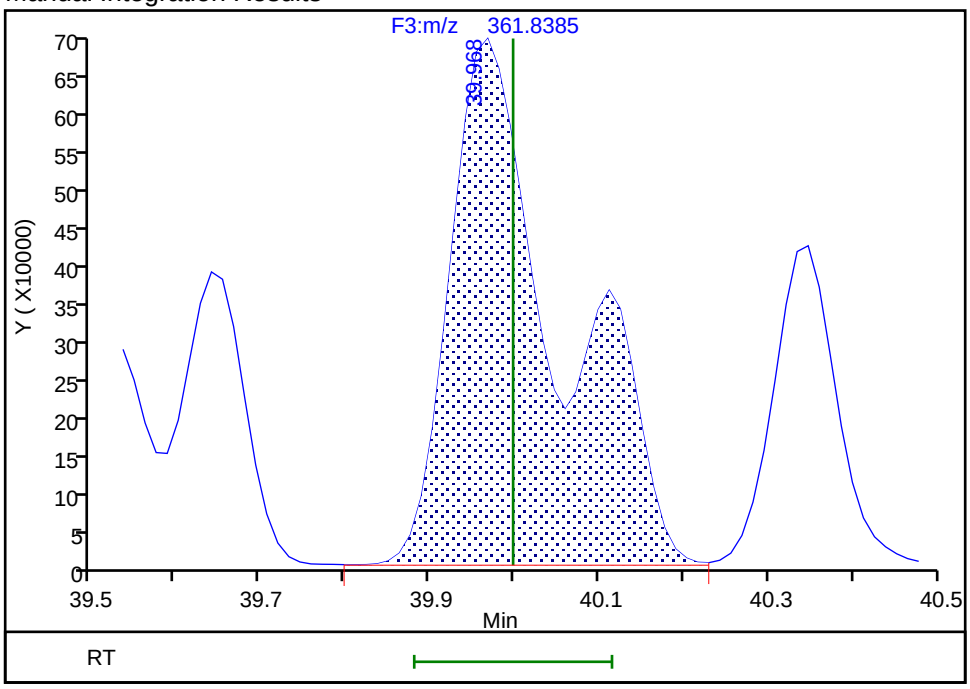

Reviewer: davidsonm, 23-Aug-2019 12:19:22

Audit Action: Manually Integrated Audit Reason: Incomplete Integration

Eurofins TestAmerica, Knoxville

Data File:	\\chromna\Knoxville\ChromData\D3D\20190813-12717.b\d4190822icvb.d		
Injection Date:	22-Aug-2019 16:26:00	Injection Vol:	1.0 ul
Instrument ID:	D3D	Operator ID:	Xcalibur_System
Method:	PCBs_D3D	Limit Group:	HR - 1668A - ICAL
Client ID:			
Worklist#:	33168	Sample Line#:	7
Column Type:	SPB-Octyl	Column Dia:	0.25 mm

HpPCB F3

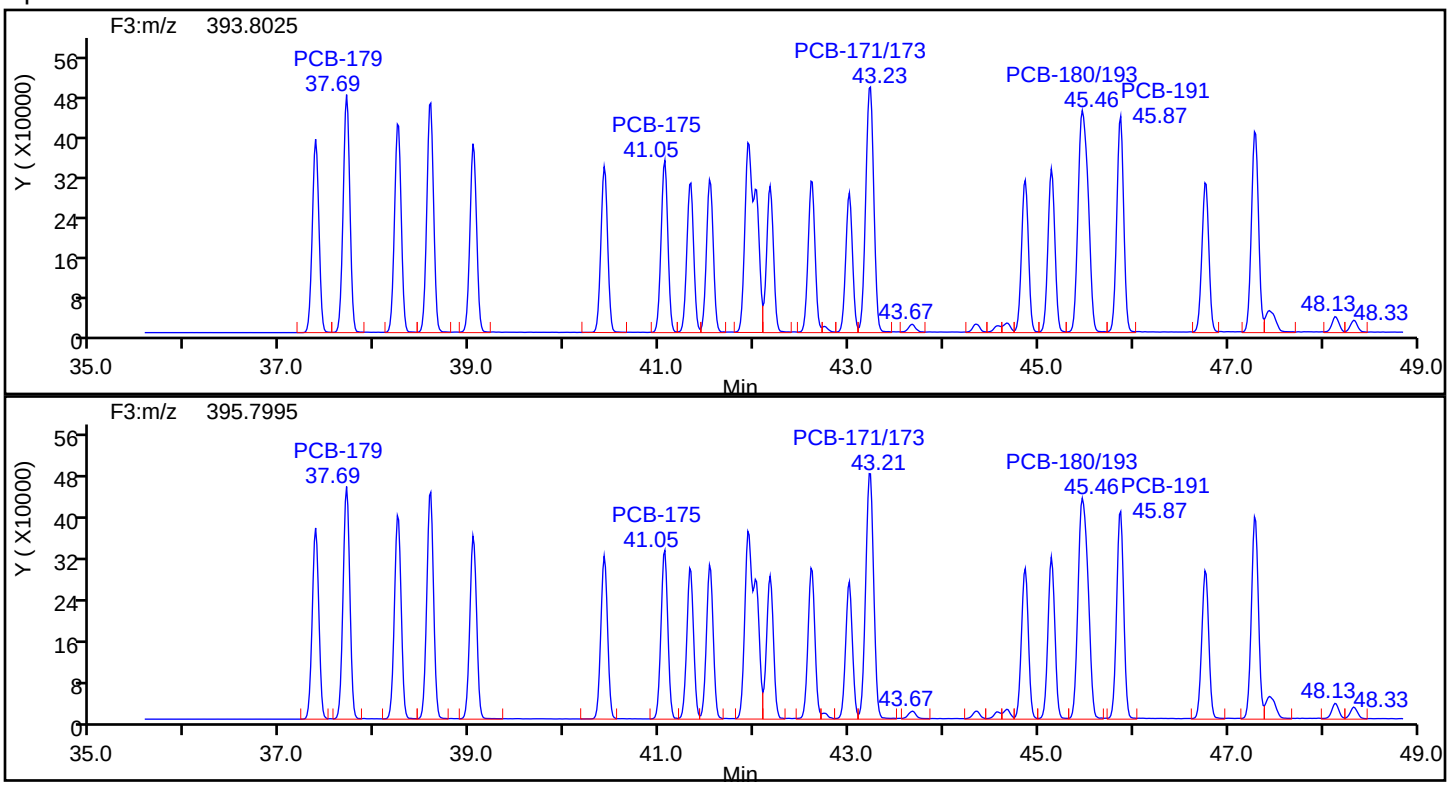

HpPCB F3 Standards

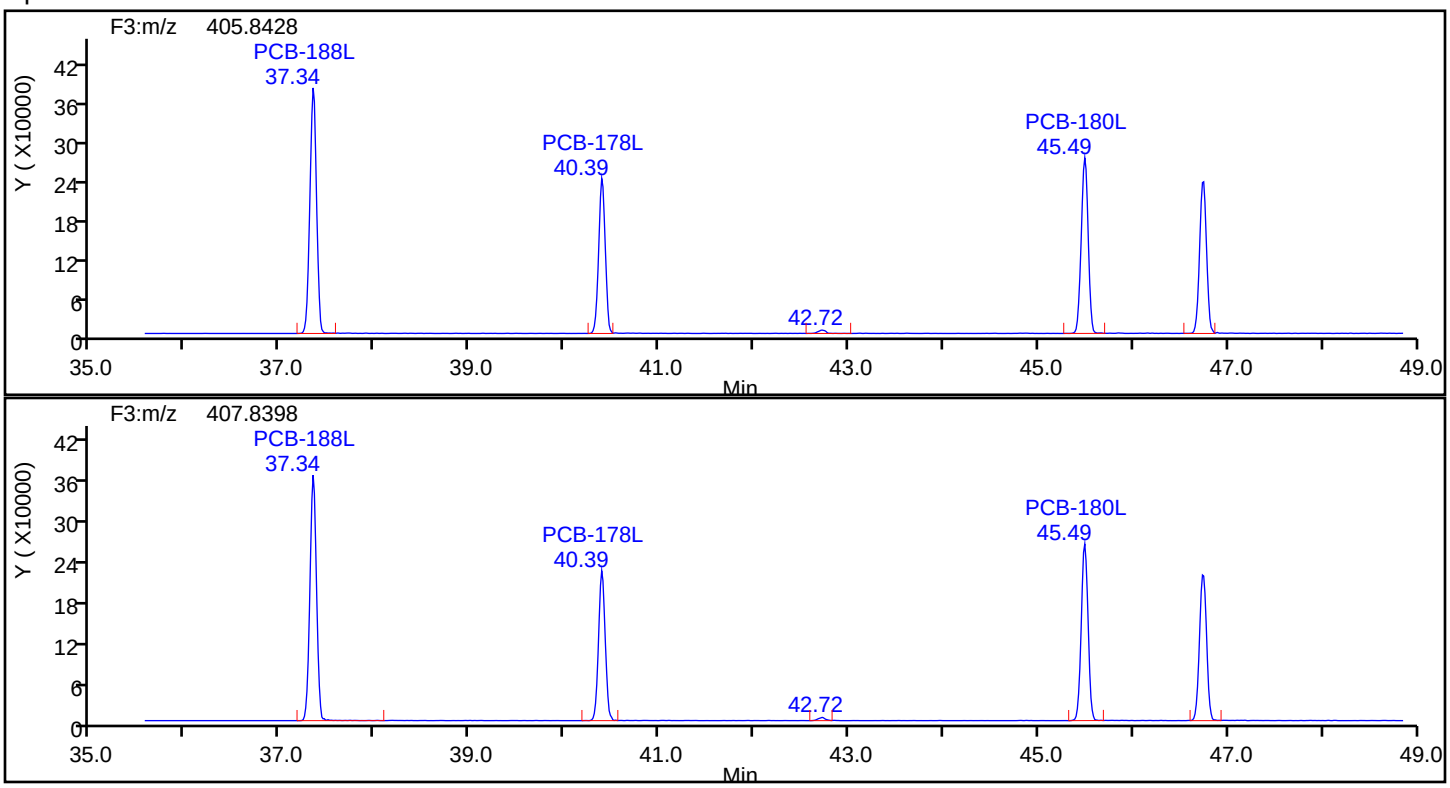

Eurofins TestAmerica, Knoxville

Data File:	\\chromna\Knoxville\ChromData\D3D\20190813-12717.b\d4190822icvb.d		
Injection Date:	22-Aug-2019 16:26:00	Injection Vol:	1.0 ul
Instrument ID:	D3D	Operator ID:	Xcalibur_System
Method:	PCBs_D3D	Limit Group:	HR - 1668A - ICAL
Client ID:			
Worklist#:	33168	Sample Line#:	7
Column Type:	SPB-Octyl	Column Dia:	0.25 mm

HpPCB F3

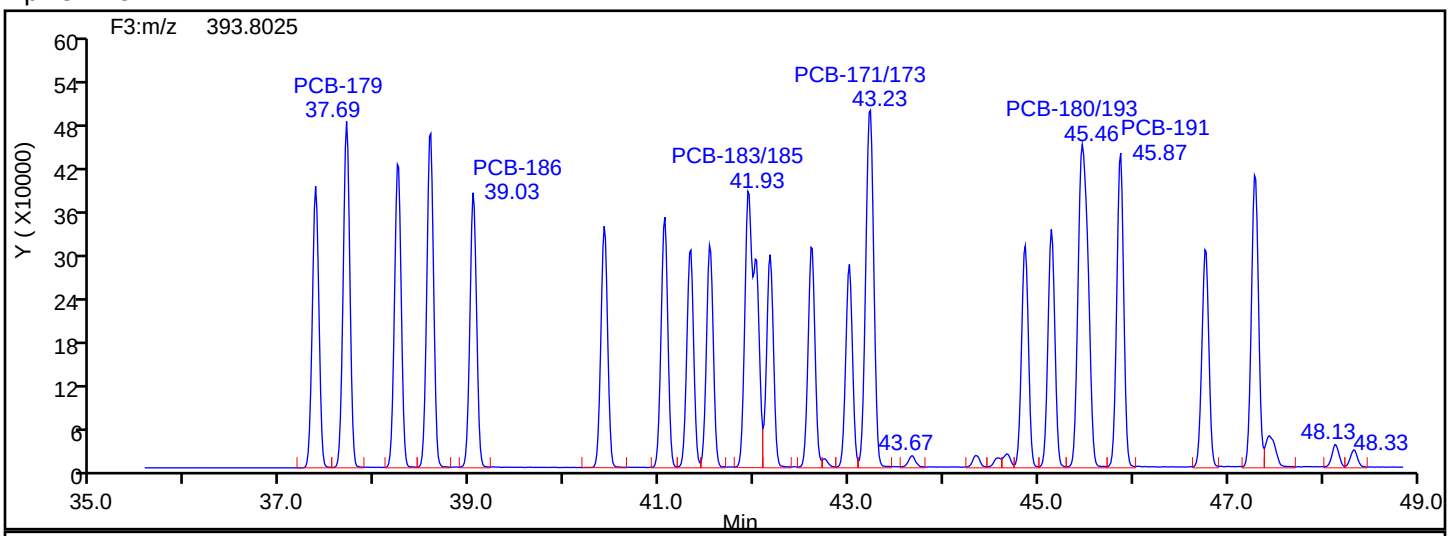

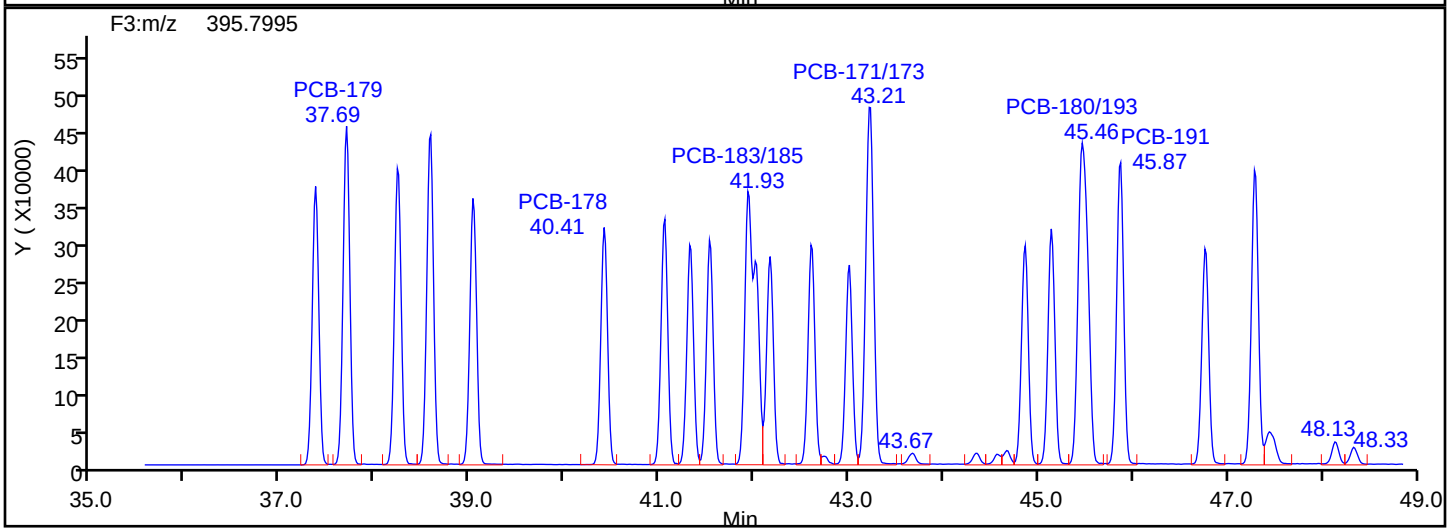

HpPCB F3 Lock Mass

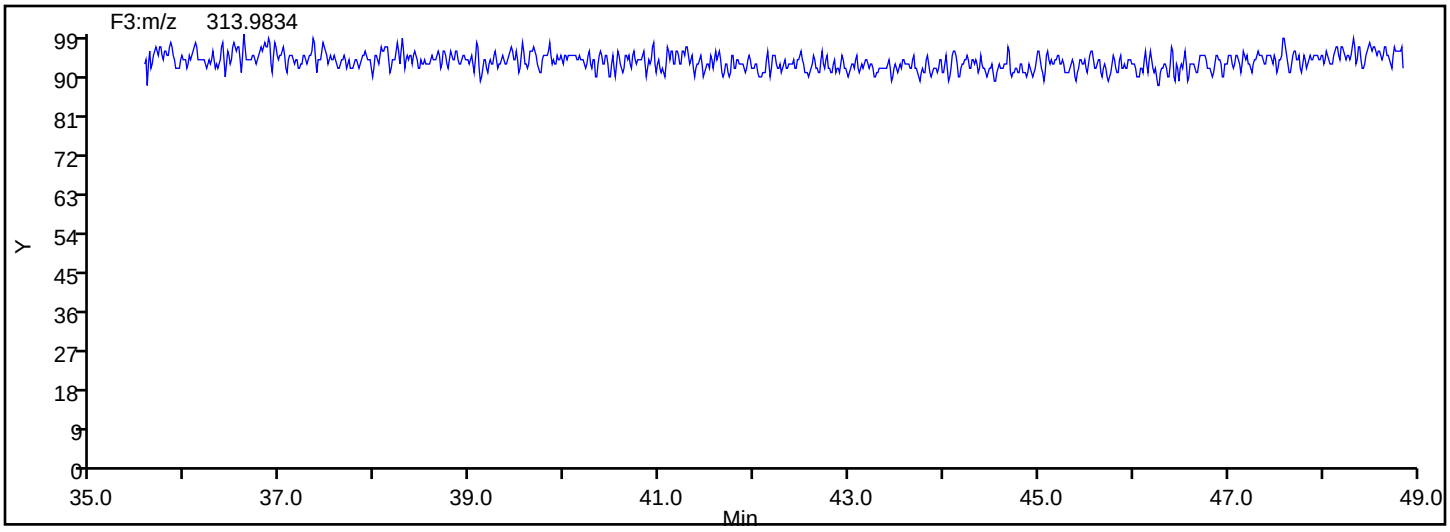

Manual Integration/User Assign Peak Report

Eurofins TestAmerica, Knoxville

Data File: \\chromna\Knoxville\ChromData\D3D\20190813-12717.b\d4190822icvb.d
Injection Date: 22-Aug-2019 16:26:00 Instrument ID: D3D
Lims ID: ICV
Client ID:
Operator ID: Xcalibur_System ALS Bottle#: 0 Worklist Smp#: 7
Injection Vol: 1.0 ul Dil. Factor: 1.0000
Method: PCBs_D3D Limit Group: HR - 1668A - ICAL
Column: SPB-Octyl (0.25 mm) Detector F3(35.64 :49.10)

PCB-183/185, CAS: STL02297

Signal: 2

Processing Integration Results

RT: 41.93
Area: 1834675
Amount: 111.6644
Amount Units: pg/ul

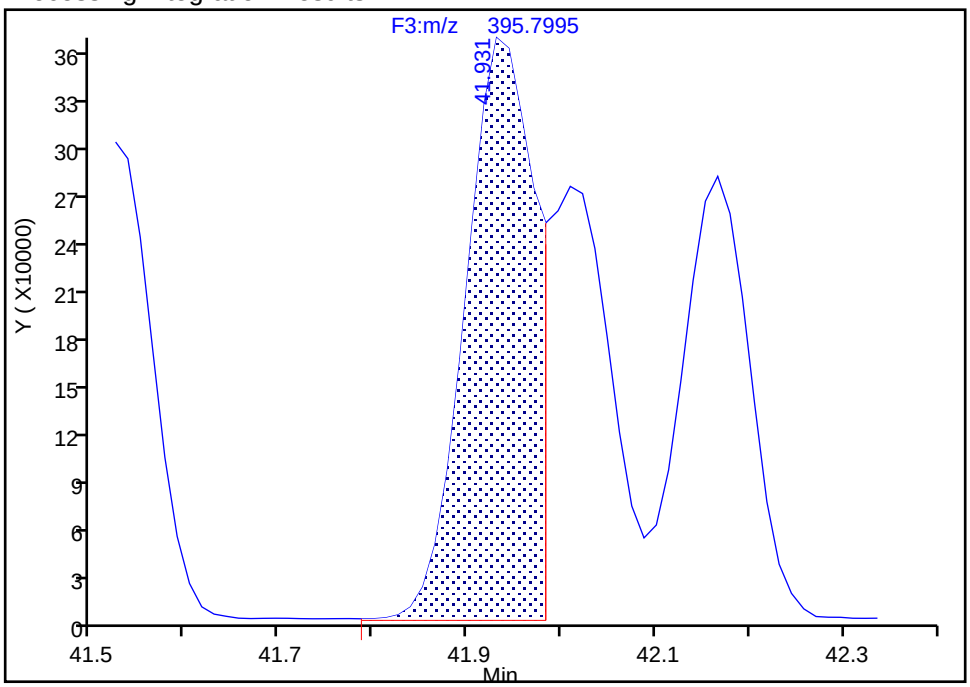

Manual Integration Results

RT: 41.93
Area: 3037782
Amount: 185.5357
Amount Units: pg/ul

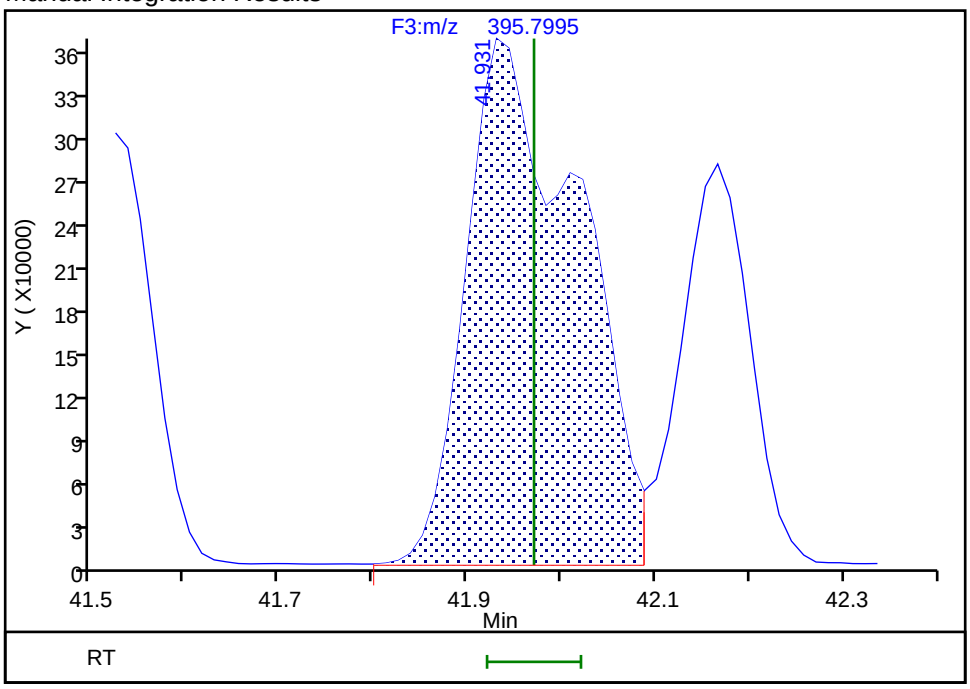

Reviewer: davidsonm, 23-Aug-2019 12:19:46
Audit Action: Manually Integrated Audit Reason: Incomplete Integration

Manual Integration/User Assign Peak Report

Eurofins TestAmerica, Knoxville

Data File: \\chromna\Knoxville\ChromData\D3D\20190813-12717.b\d4190822icvb.d
Injection Date: 22-Aug-2019 16:26:00 Instrument ID: D3D
Lims ID: ICV
Client ID:
Operator ID: Xcalibur_System ALS Bottle#: 0 Worklist Smp#: 7
Injection Vol: 1.0 ul Dil. Factor: 1.0000
Method: PCBs_D3D Limit Group: HR - 1668A - ICAL
Column: SPB-Octyl (0.25 mm) Detector F3(35.64 :49.10)

PCB-183/185, CAS: STL02297

Signal: 1

Processing Integration Results

RT: 41.93
Area: 1921336
Amount: 111.6644
Amount Units: pg/ul

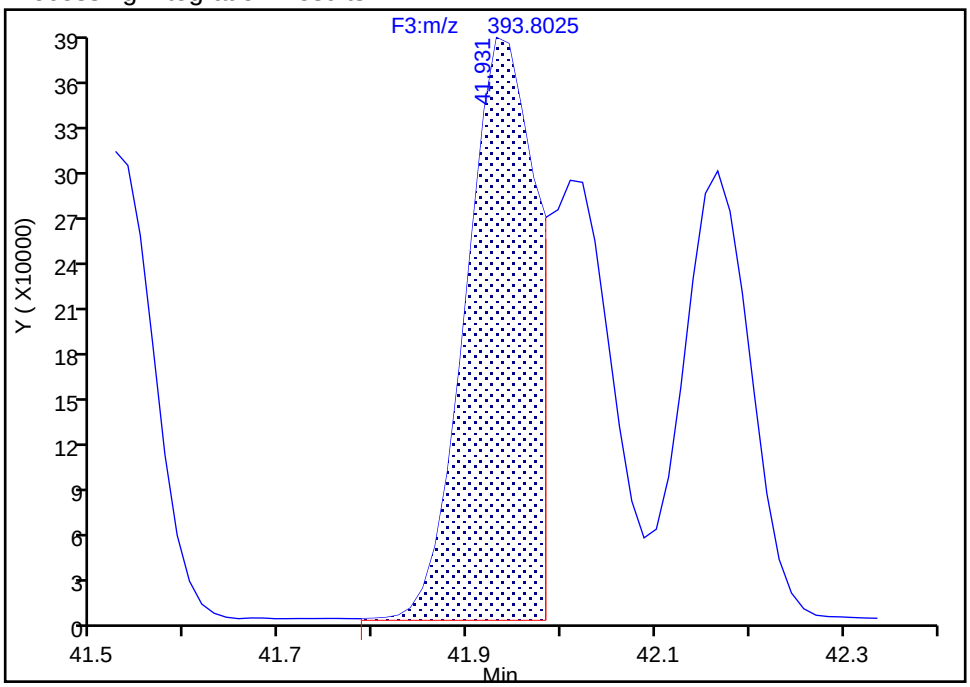

Manual Integration Results

RT: 41.93
Area: 3203009
Amount: 185.5357
Amount Units: pg/ul

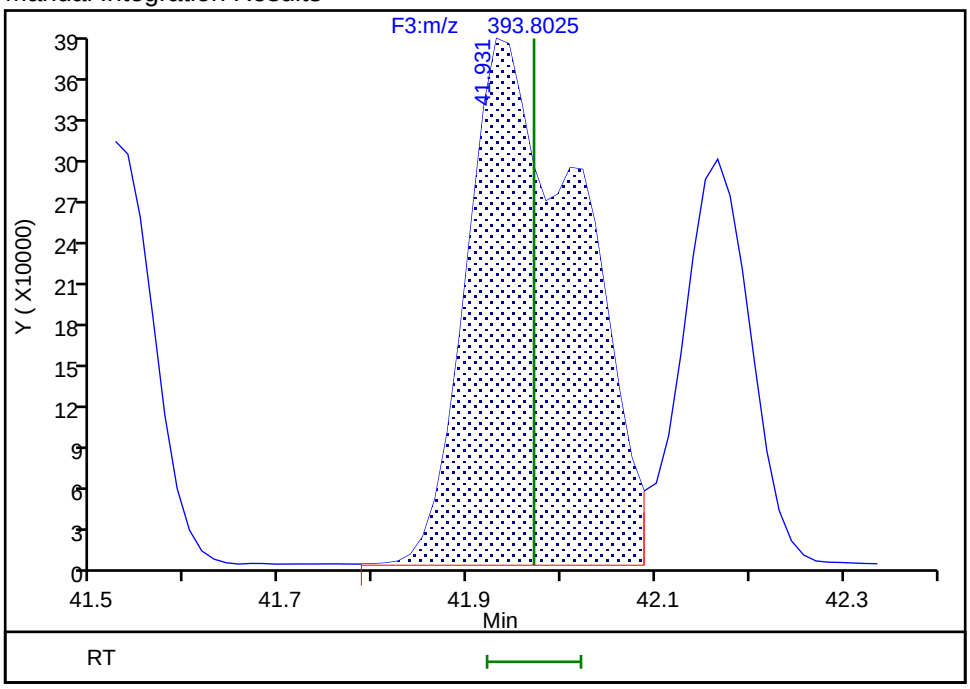

Reviewer: davidsonm, 23-Aug-2019 12:19:55
Audit Action: Manually Integrated Audit Reason: Incomplete Integration

Eurofins TestAmerica, Knoxville

Data File:	\\chromna\Knoxville\ChromData\D3D\20190813-12717.b\d4190822icvb.d		
Injection Date:	22-Aug-2019 16:26:00	Injection Vol:	1.0 ul
Instrument ID:	D3D	Operator ID:	Xcalibur_System
Method:	PCBs_D3D	Limit Group:	HR - 1668A - ICAL
Client ID:			
Worklist#:	33168	Sample Line#:	7
Column Type:	SPB-Octyl	Column Dia:	0.25 mm

HpPCB F4

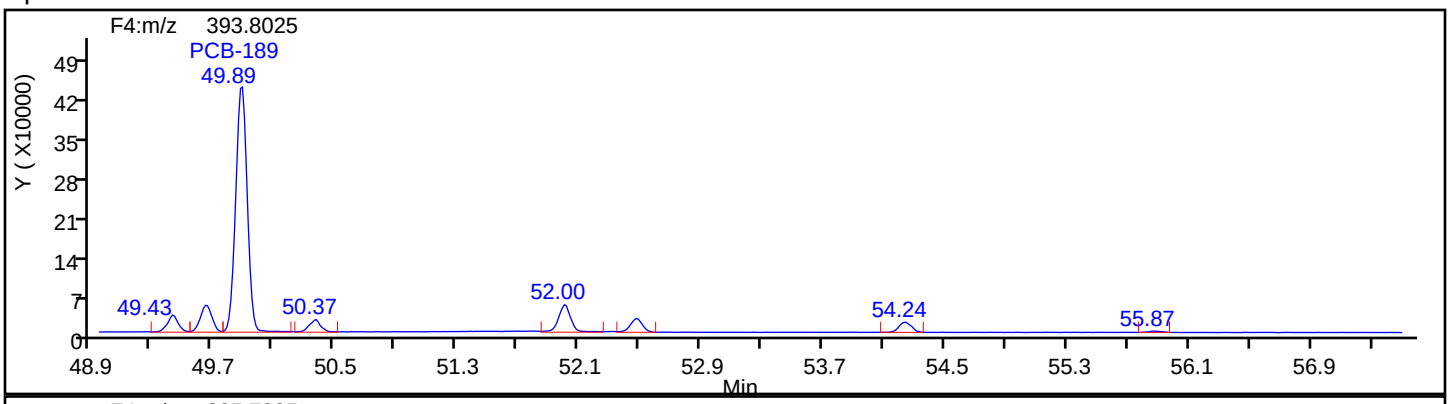

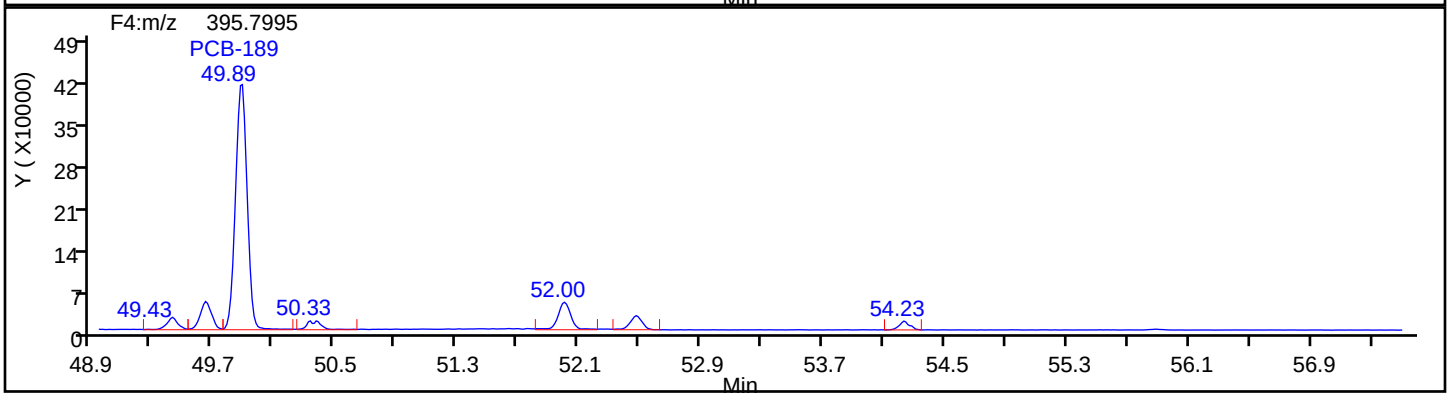

HpPCB F4 Standards

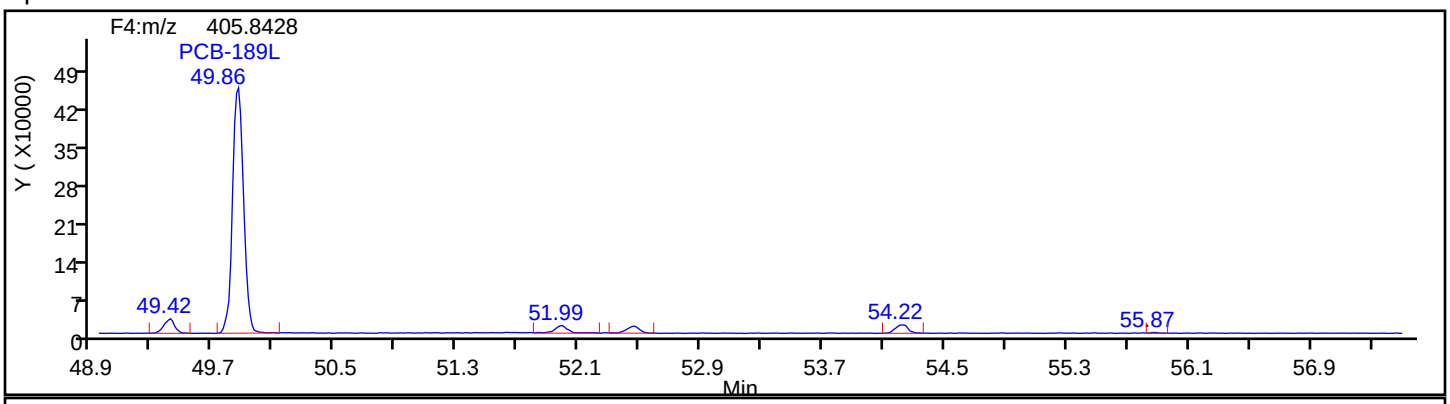

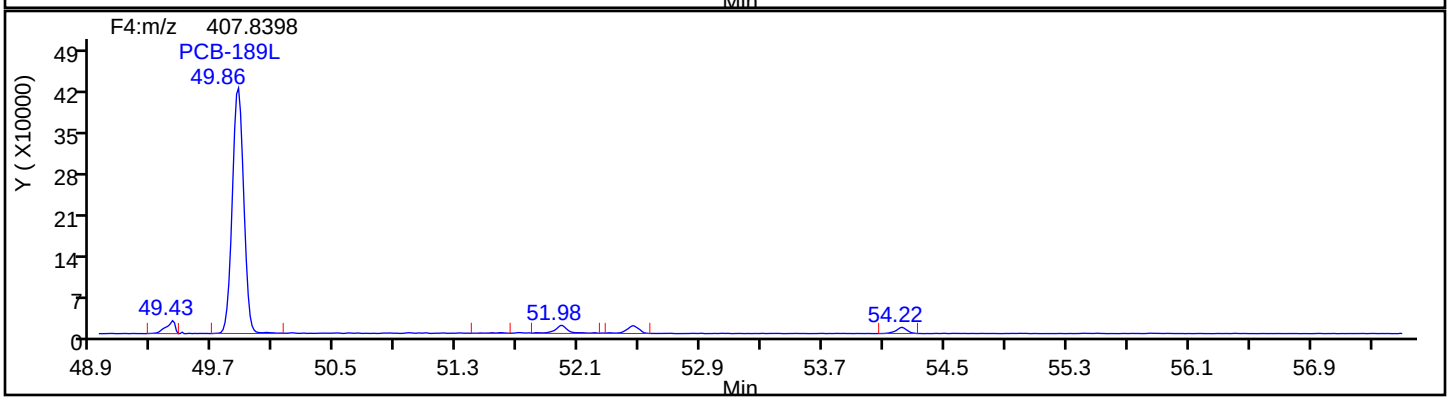

Eurofins TestAmerica, Knoxville

Data File:	\\chromna\Knoxville\ChromData\D3D\20190813-12717.b\d4190822icvb.d		
Injection Date:	22-Aug-2019 16:26:00	Injection Vol:	1.0 ul
Instrument ID:	D3D	Operator ID:	Xcalibur_System
Method:	PCBs_D3D	Limit Group:	HR - 1668A - ICAL
Client ID:			
Worklist#:	33168	Sample Line#:	7
Column Type:	SPB-Octyl	Column Dia:	0.25 mm

HpPCB F4

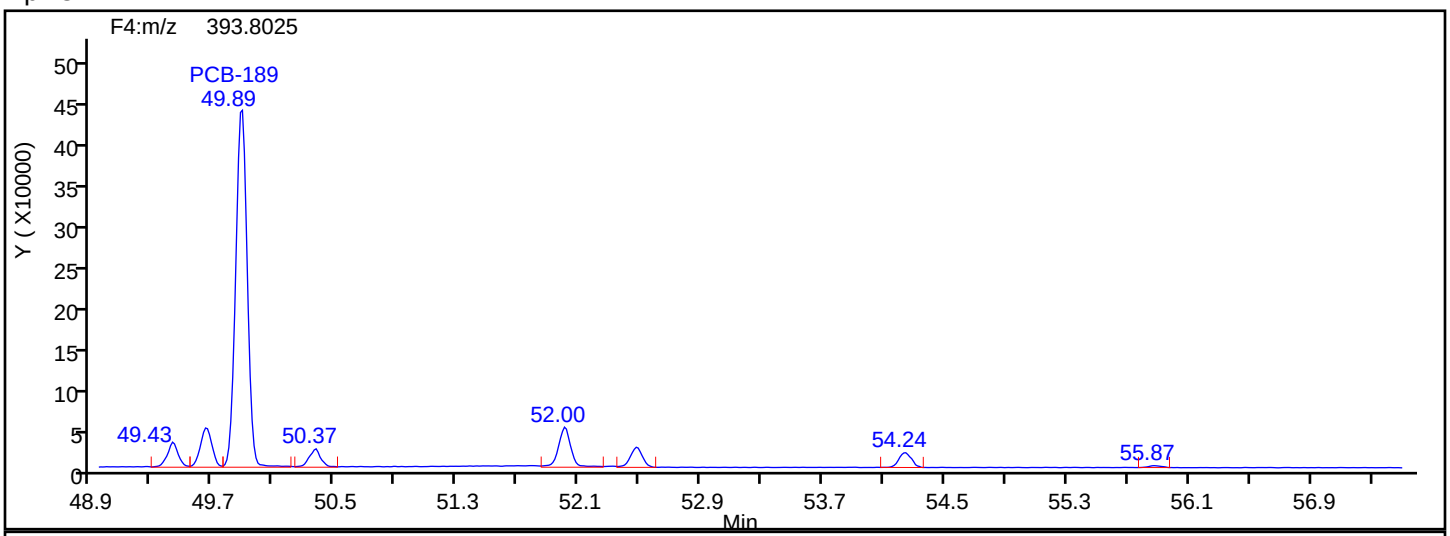

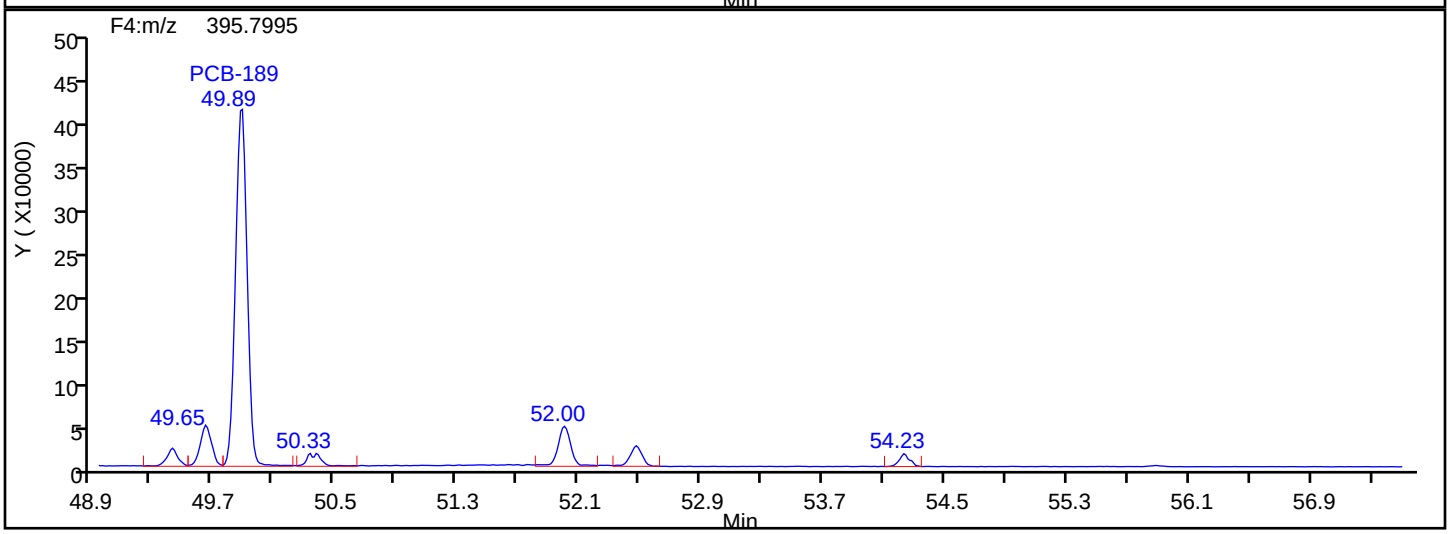

HpPCB F4 Lock Mass

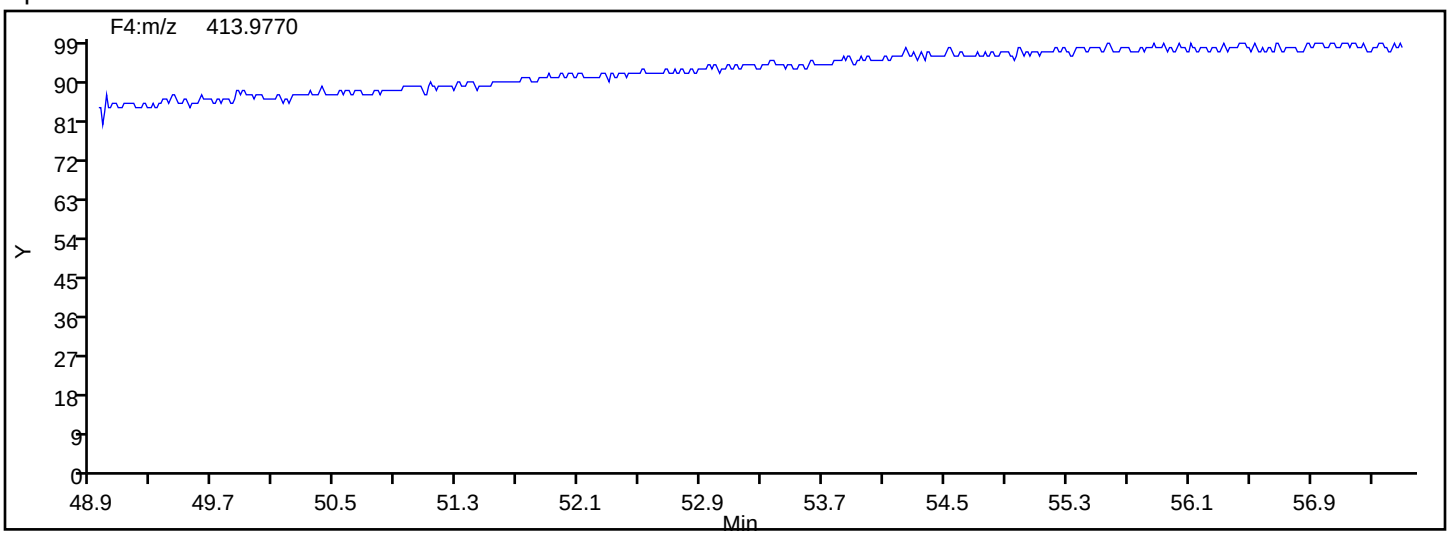

Eurofins TestAmerica, Knoxville

Data File:	\\chromna\Knoxville\ChromData\D3D\20190813-12717.b\d4190822icvb.d		
Injection Date:	22-Aug-2019 16:26:00	Injection Vol:	1.0 ul
Instrument ID:	D3D	Operator ID:	Xcalibur_System
Method:	PCBs_D3D	Limit Group:	HR - 1668A - ICAL
Client ID:			
Worklist#:	33168	Sample Line#:	7
Column Type:	SPB-Octyl	Column Dia:	0.25 mm

OcPCB F3

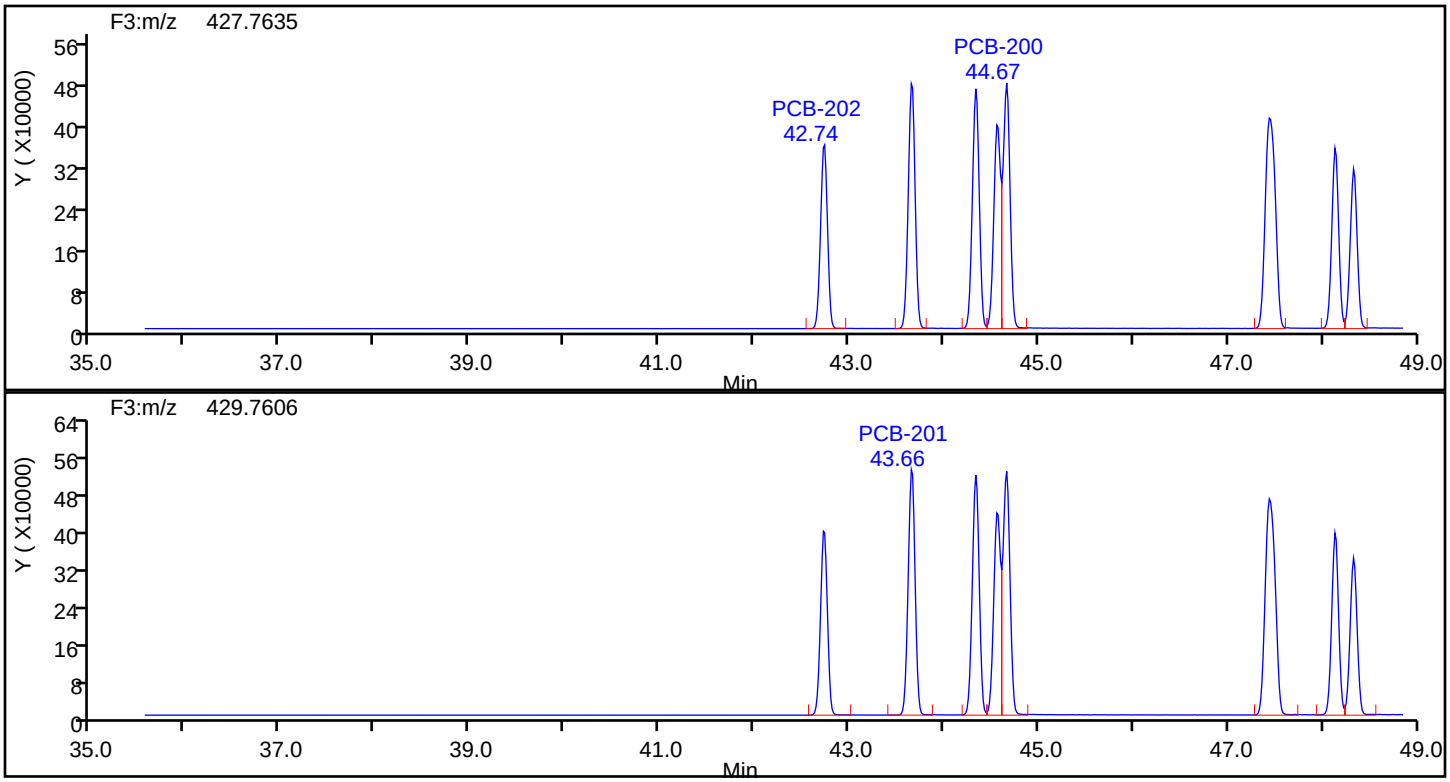

OcPCB F3 Standards

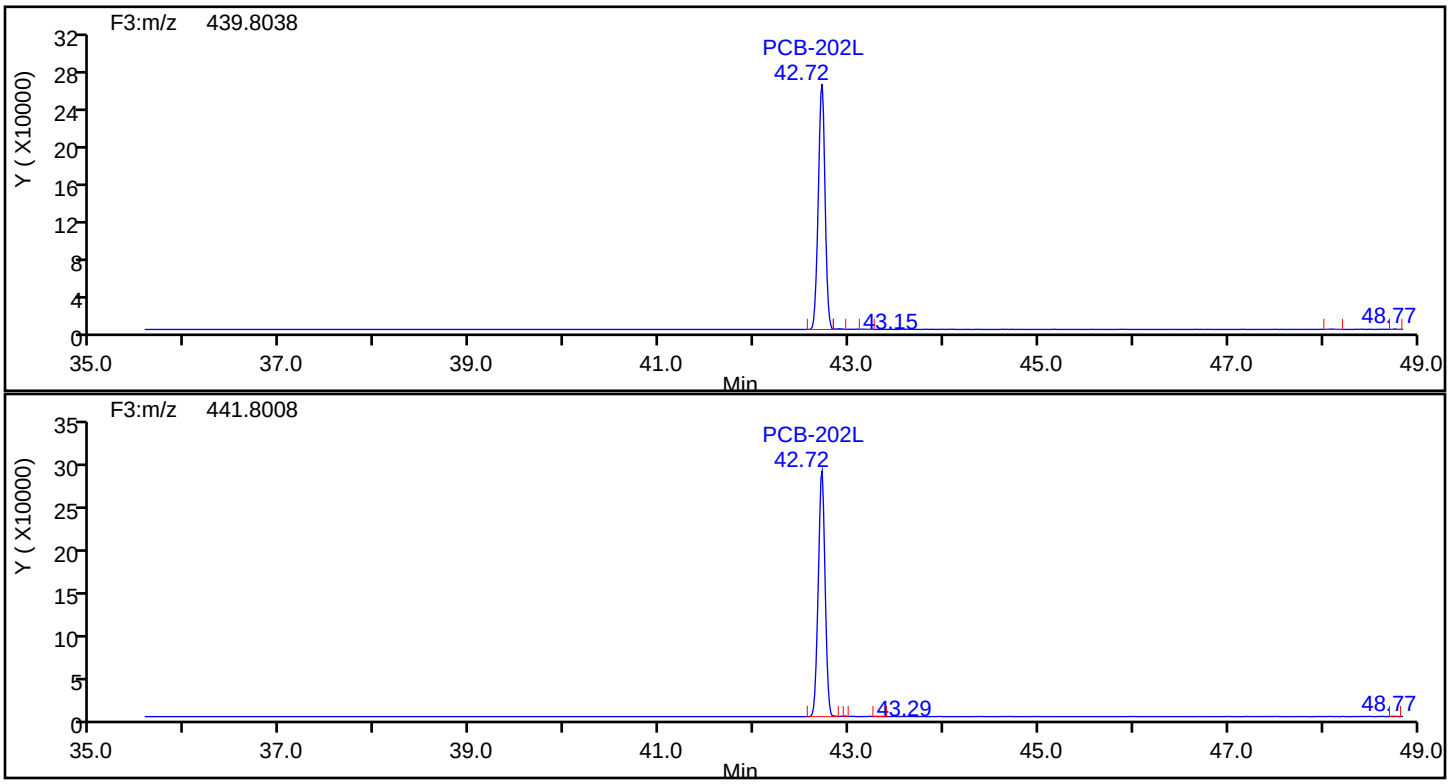

Eurofins TestAmerica, Knoxville

Data File:	\\chromna\Knoxville\ChromData\D3D\20190813-12717.b\d4190822icvb.d		
Injection Date:	22-Aug-2019 16:26:00	Injection Vol:	1.0 ul
Instrument ID:	D3D	Operator ID:	Xcalibur_System
Method:	PCBs_D3D	Limit Group:	HR - 1668A - ICAL
Client ID:			
Worklist#:	33168	Sample Line#:	7
Column Type:	SPB-Octyl	Column Dia:	0.25 mm

OcPCB F3

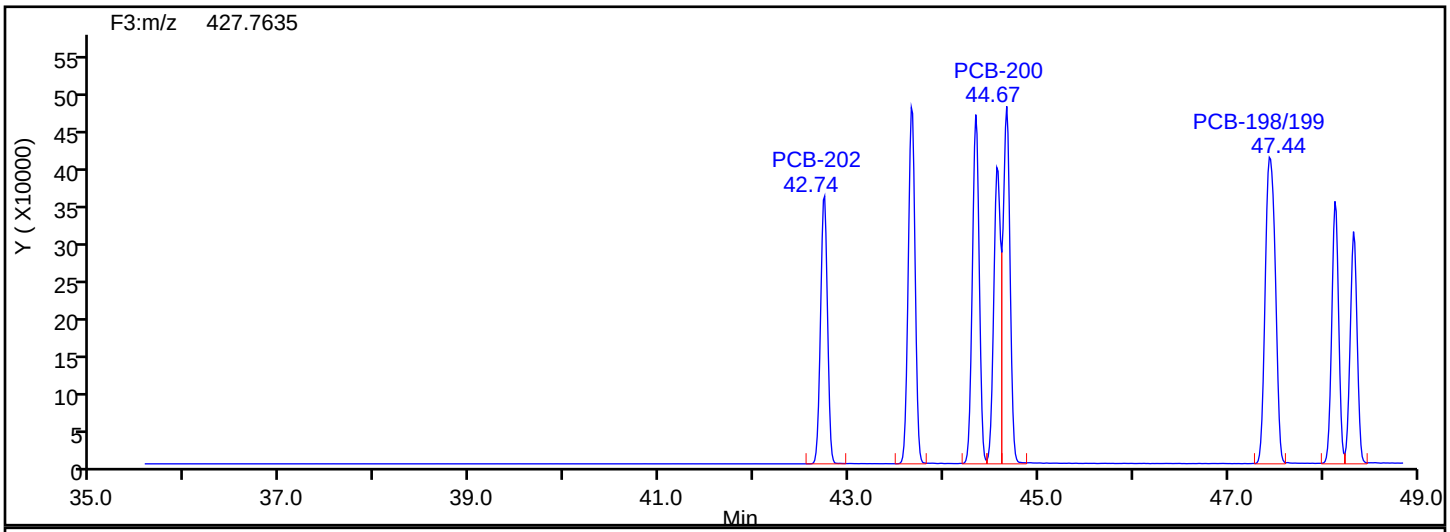

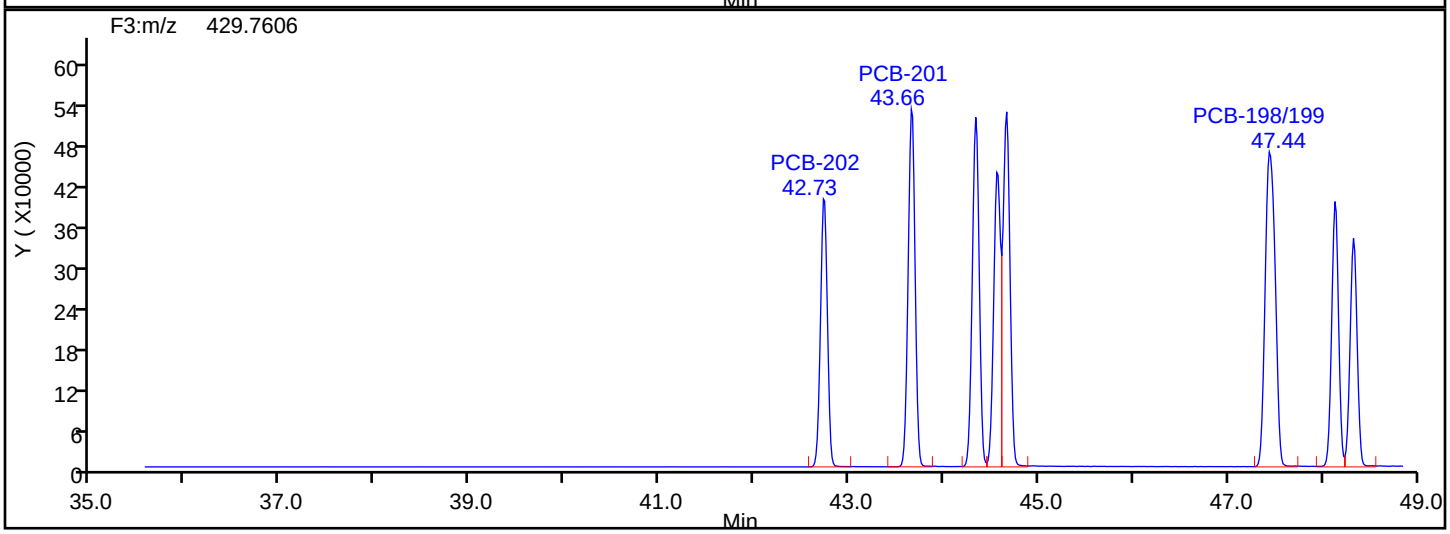

OcPCB F3 Lock Mass

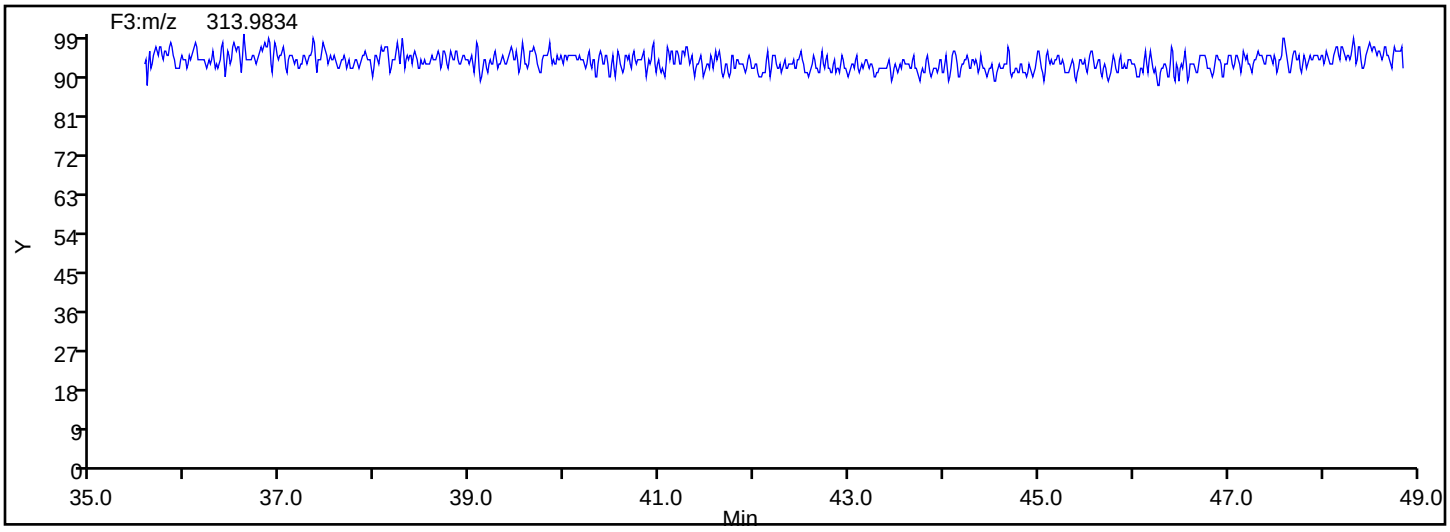

Eurofins TestAmerica, Knoxville

Data File:	\\chromna\Knoxville\ChromData\D3D\20190813-12717.b\d4190822icvb.d		
Injection Date:	22-Aug-2019 16:26:00	Injection Vol:	1.0 ul
Instrument ID:	D3D	Operator ID:	Xcalibur_System
Method:	PCBs_D3D	Limit Group:	HR - 1668A - ICAL
Client ID:			
Worklist#:	33168	Sample Line#:	7
Column Type:	SPB-Octyl	Column Dia:	0.25 mm

OcPCB F4

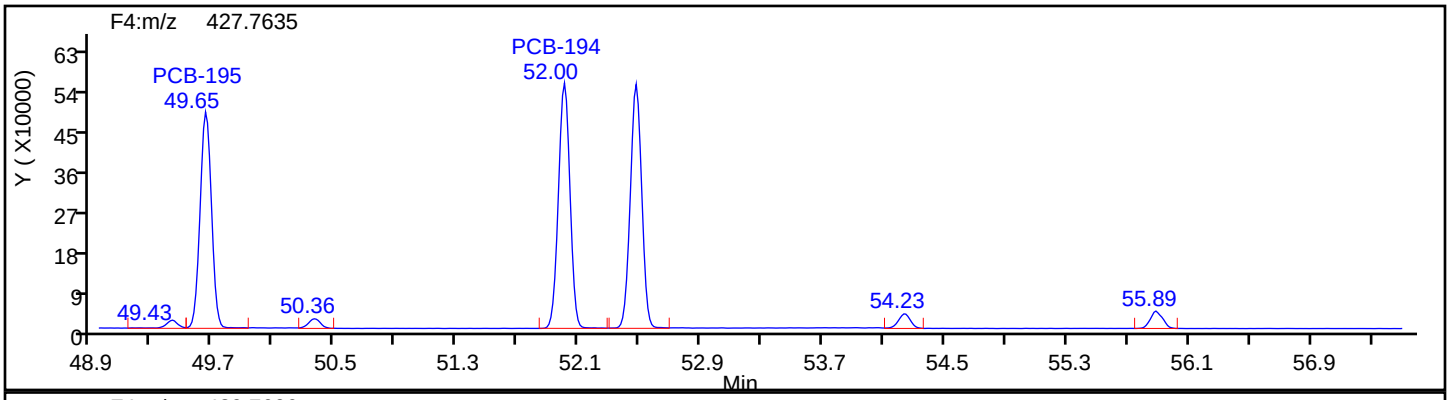

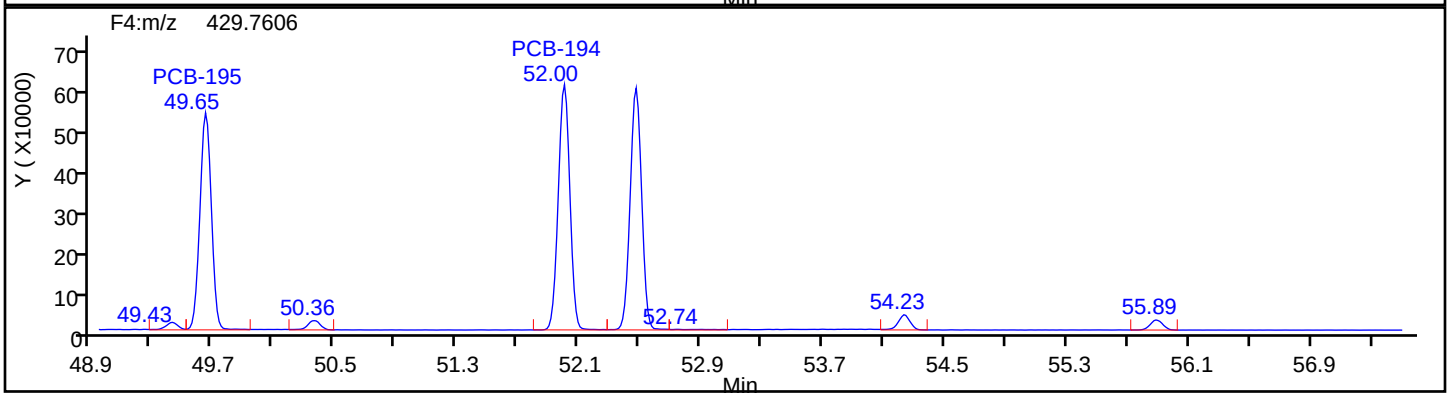

OcPCB F4 Standards

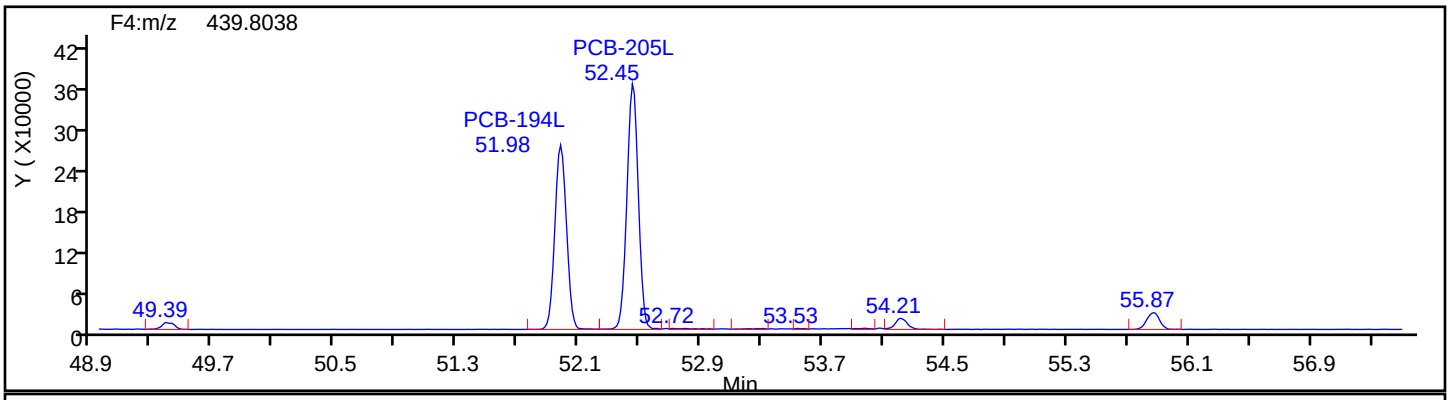

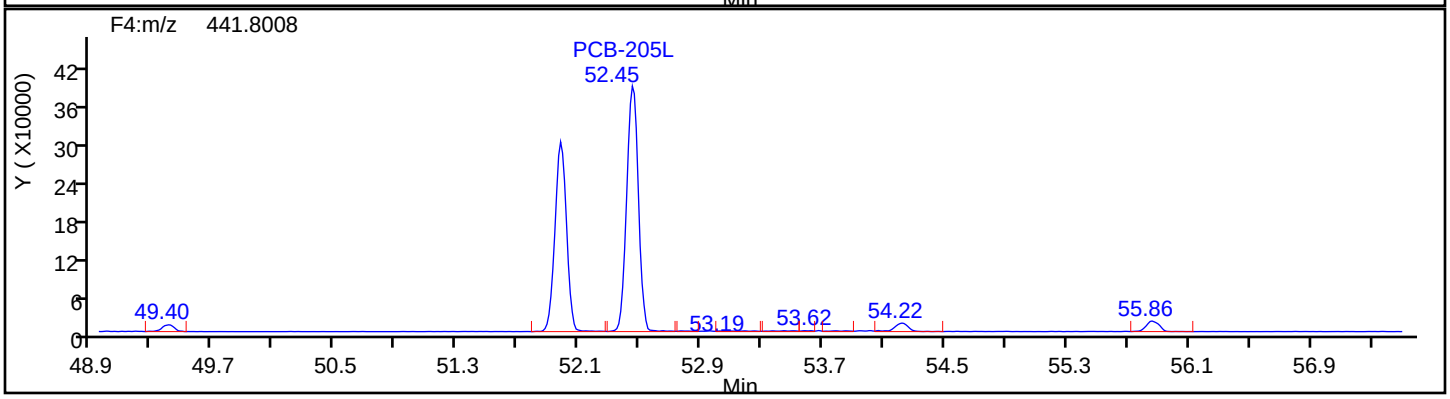

Eurofins TestAmerica, Knoxville

Data File:	\\chromna\Knoxville\ChromData\D3D\20190813-12717.b\d4190822icvb.d		
Injection Date:	22-Aug-2019 16:26:00	Injection Vol:	1.0 ul
Instrument ID:	D3D	Operator ID:	Xcalibur_System
Method:	PCBs_D3D	Limit Group:	HR - 1668A - ICAL
Client ID:			
Worklist#:	33168	Sample Line#:	7
Column Type:	SPB-Octyl	Column Dia:	0.25 mm

OcPCB F4

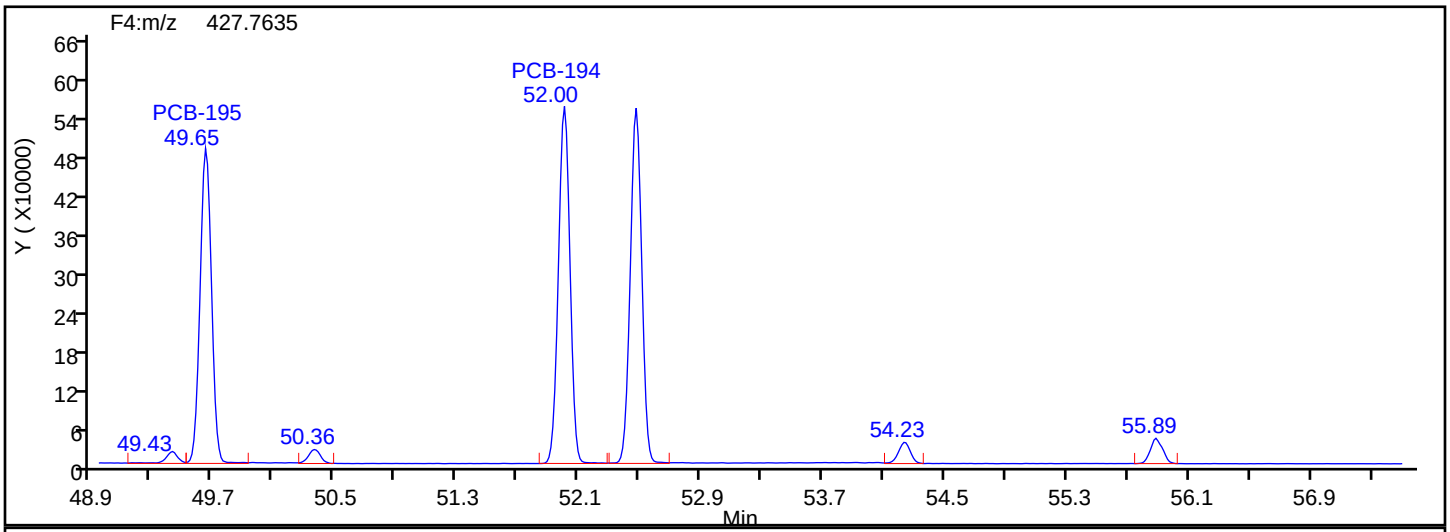

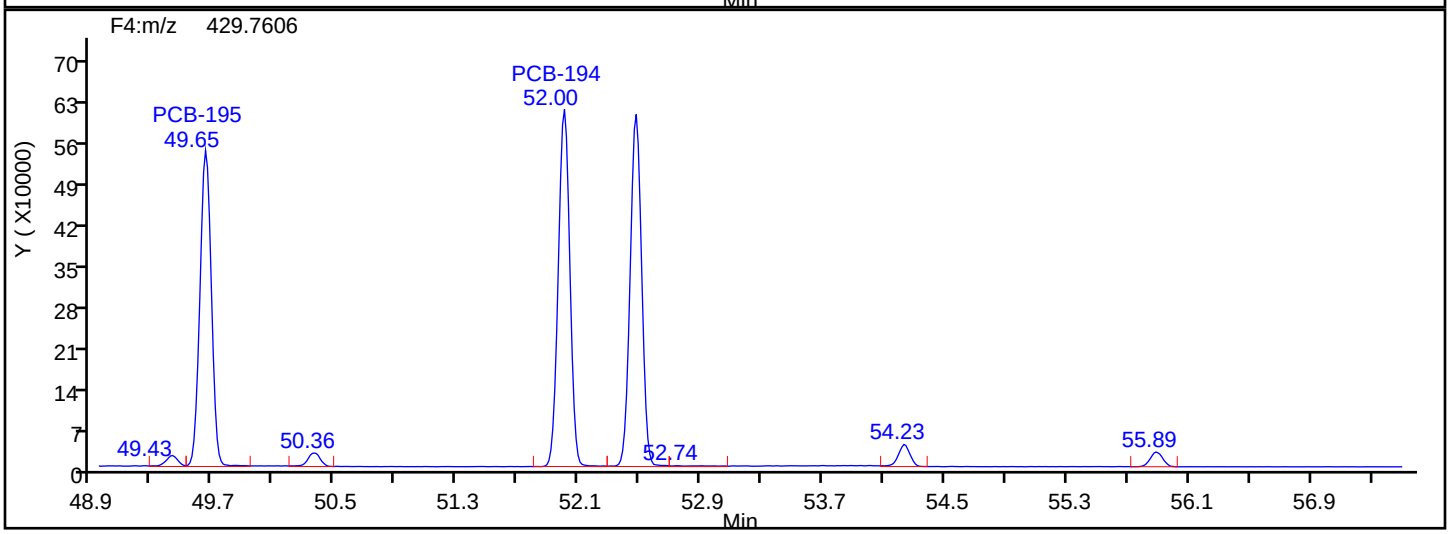

OcPCB F4 Lock Mass

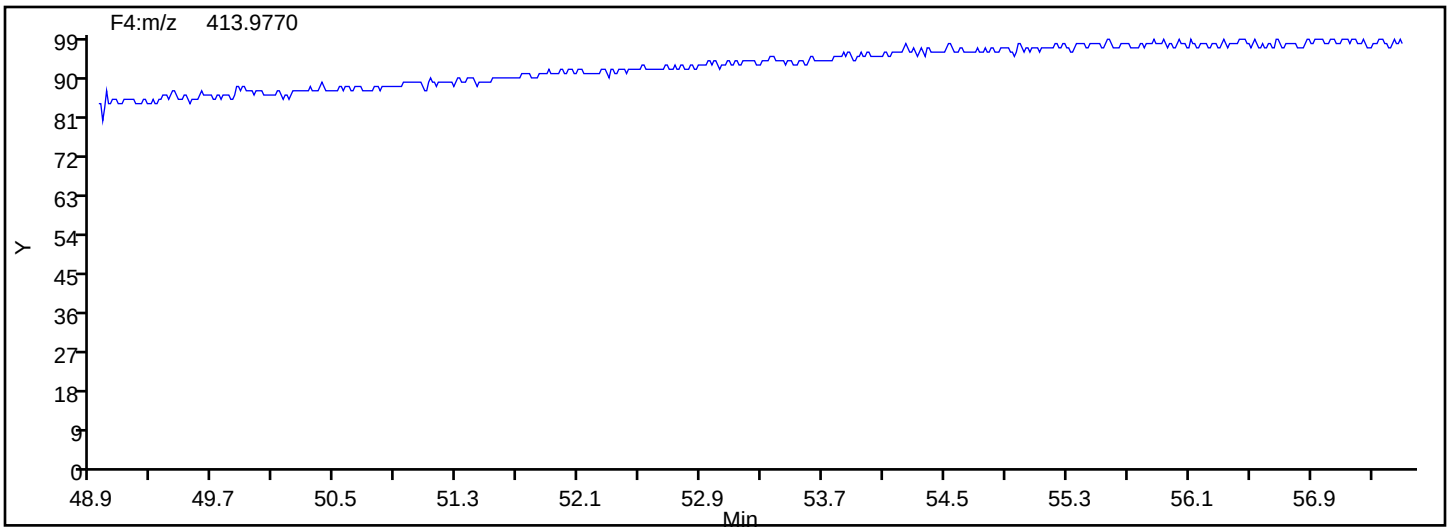

Eurofins TestAmerica, Knoxville

Data File:	\\chromna\Knoxville\ChromData\D3D\20190813-12717.b\d4190822icvb.d		
Injection Date:	22-Aug-2019 16:26:00	Injection Vol:	1.0 ul
Instrument ID:	D3D	Operator ID:	Xcalibur_System
Method:	PCBs_D3D	Limit Group:	HR - 1668A - ICAL
Client ID:			
Worklist#:	33168	Sample Line#:	7
Column Type:	SPB-Octyl	Column Dia:	0.25 mm

NoPCB F4

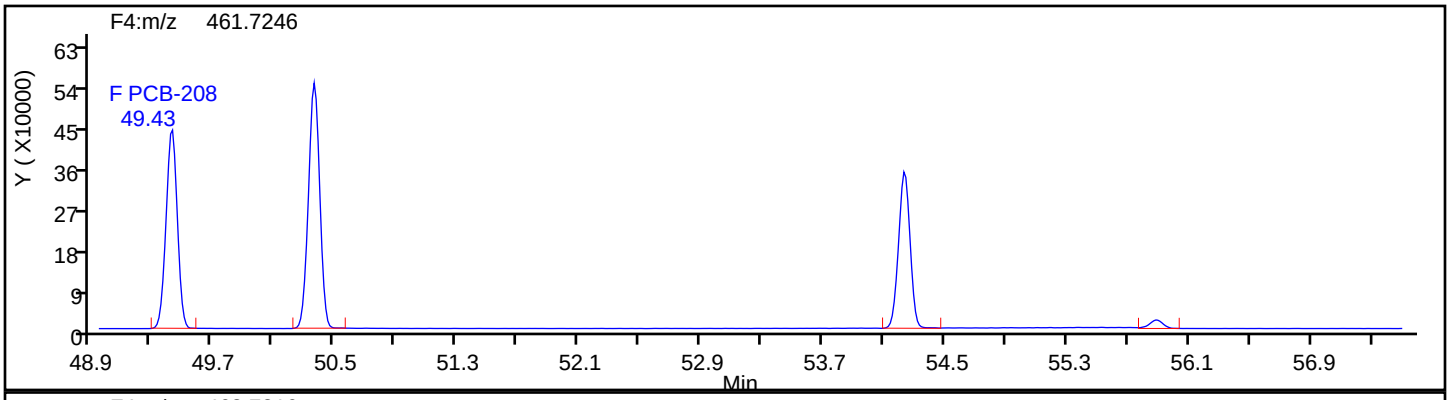

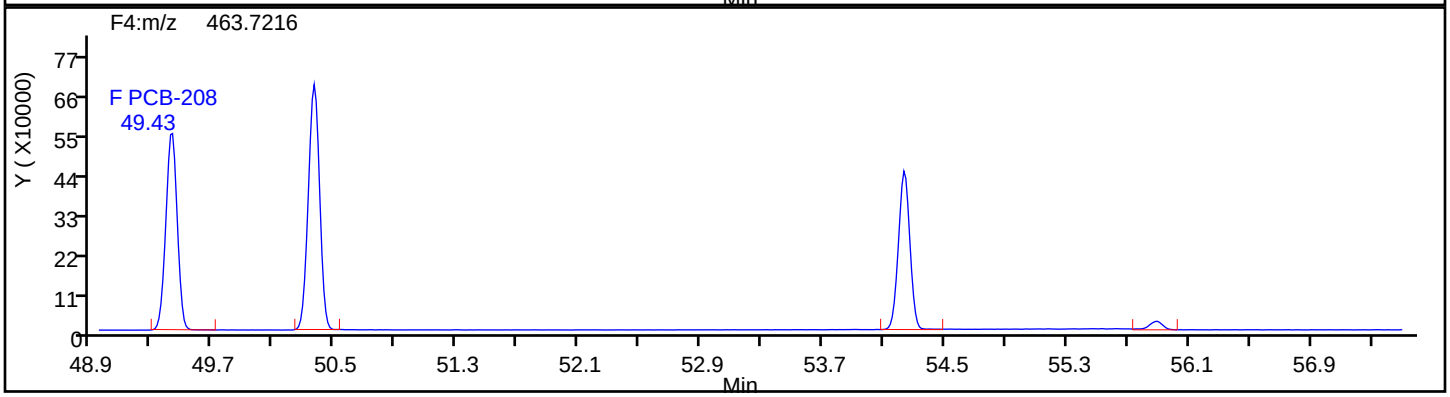

NoPCB F4 Standards

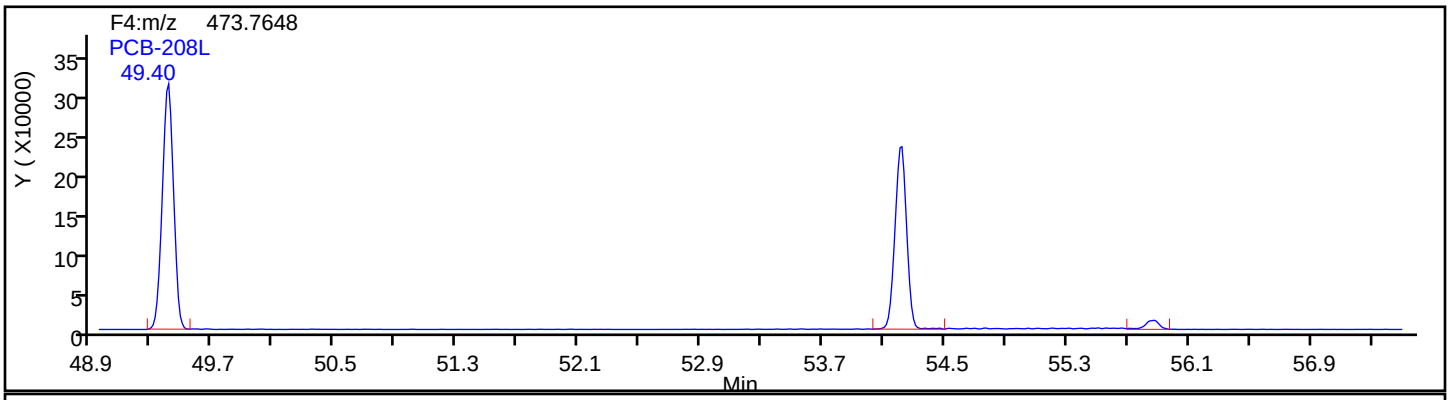

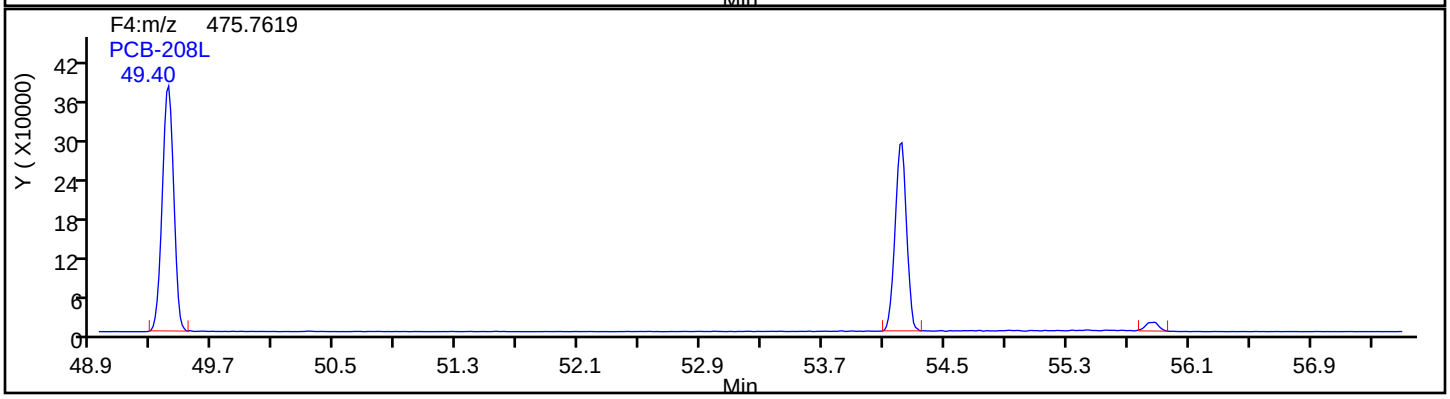

Eurofins TestAmerica, Knoxville

Data File:	\\chromna\Knoxville\ChromData\D3D\20190813-12717.b\d4190822icvb.d		
Injection Date:	22-Aug-2019 16:26:00	Injection Vol:	1.0 ul
Instrument ID:	D3D	Operator ID:	Xcalibur_System
Method:	PCBs_D3D	Limit Group:	HR - 1668A - ICAL
Client ID:			
Worklist#:	33168	Sample Line#:	7
Column Type:	SPB-Octyl	Column Dia:	0.25 mm

NoPCB F4

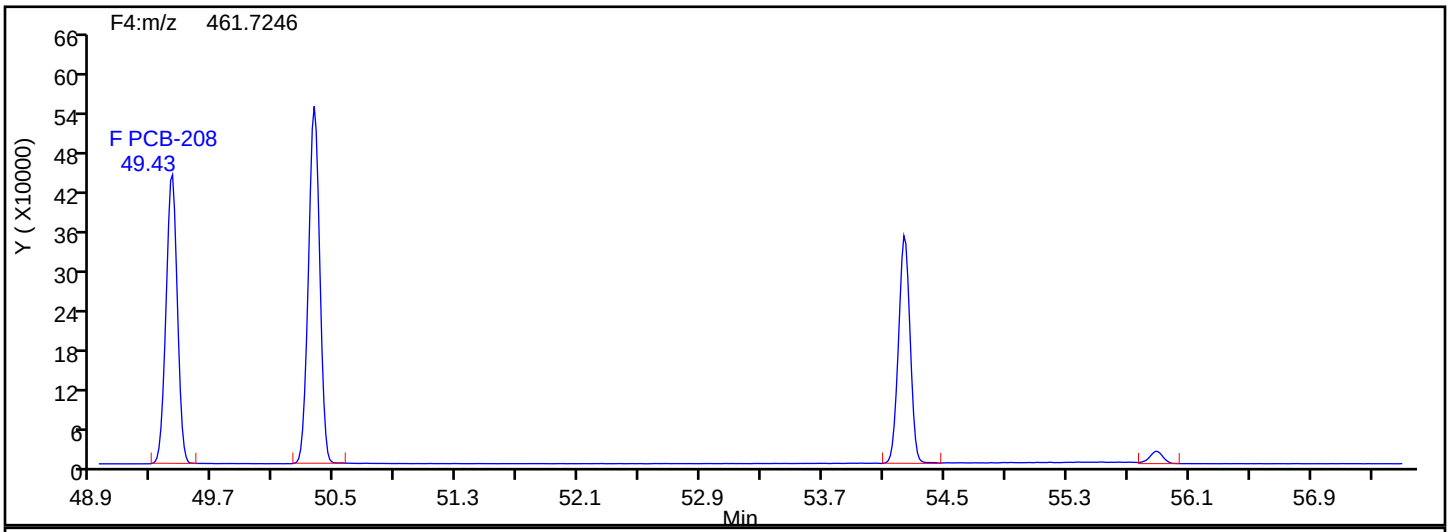

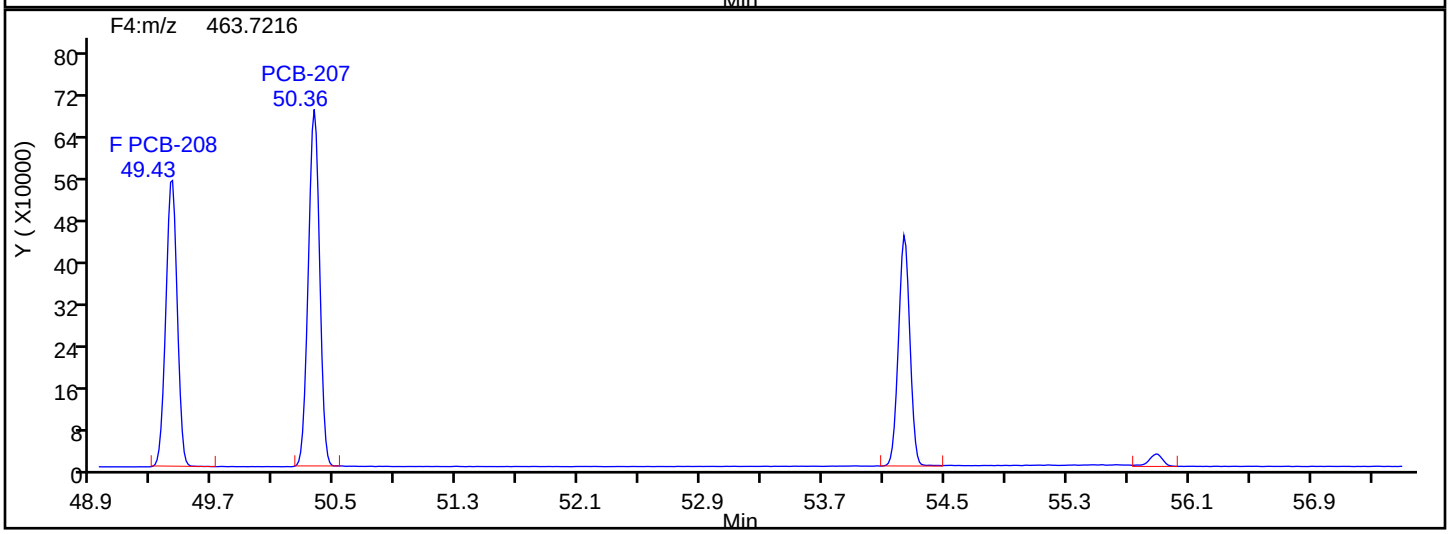

NoPCB F4 Lock Mass

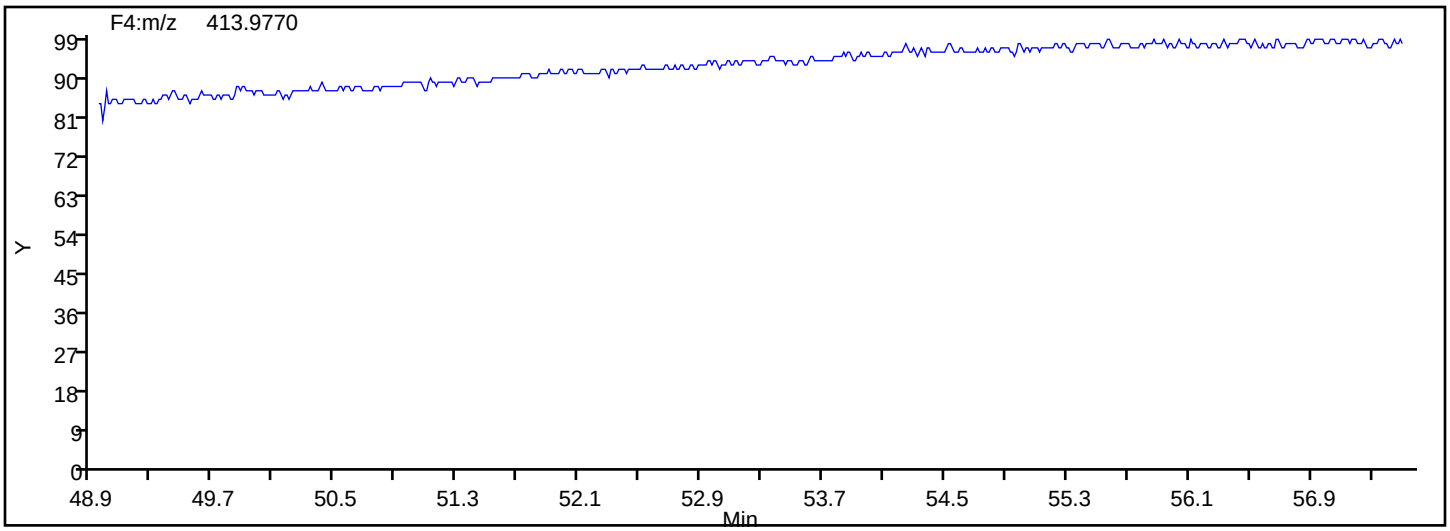

Eurofins TestAmerica, Knoxville

Data File:	\\chromna\Knoxville\ChromData\D3D\20190813-12717.b\d4190822icvb.d		
Injection Date:	22-Aug-2019 16:26:00	Injection Vol:	1.0 ul
Instrument ID:	D3D	Operator ID:	Xcalibur_System
Method:	PCBs_D3D	Limit Group:	HR - 1668A - ICAL
Client ID:			
Worklist#:	33168	Sample Line#:	7
Column Type:	SPB-Octyl	Column Dia:	0.25 mm

DePCB F4

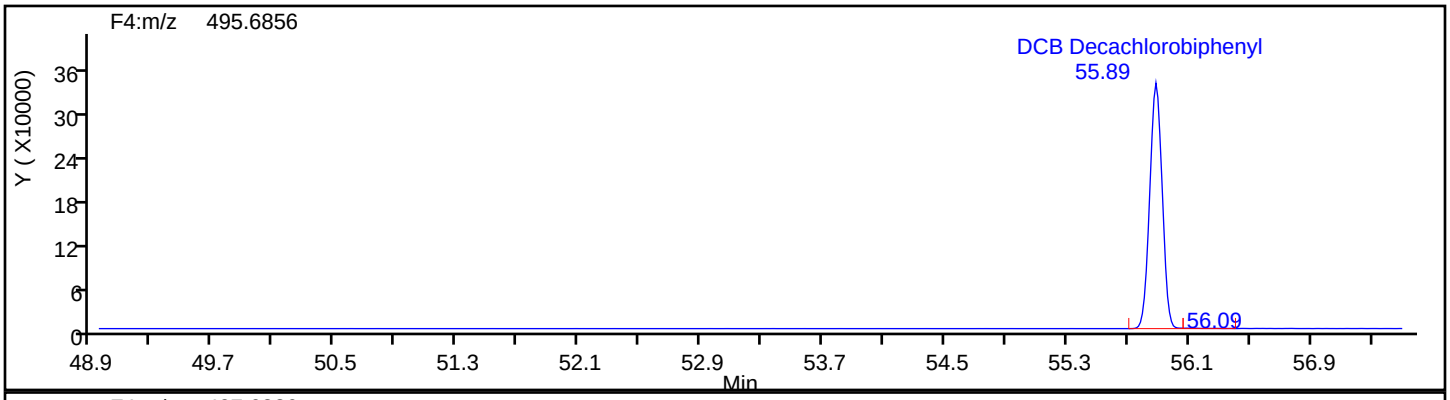

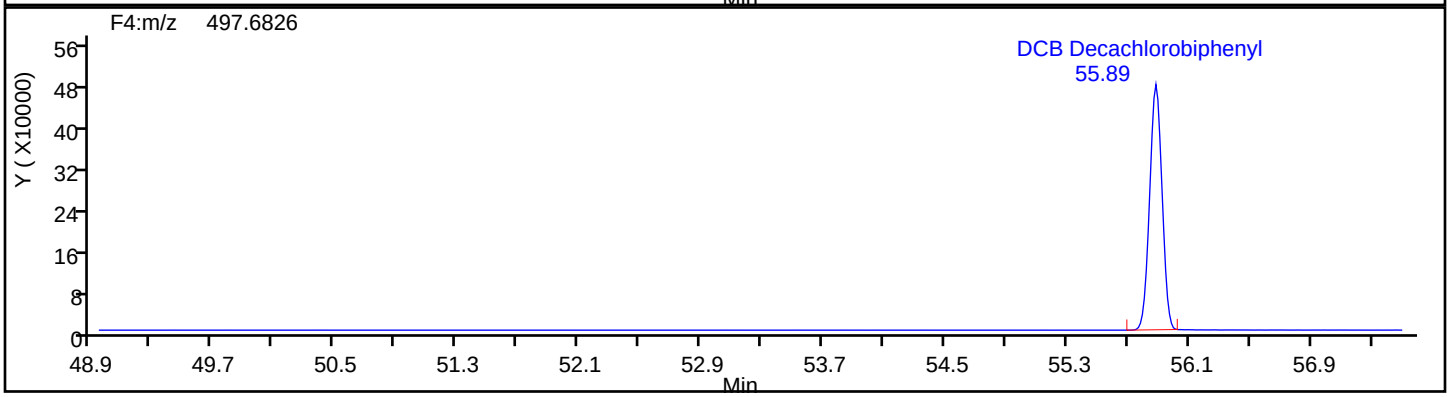

DePCB F4 Standards

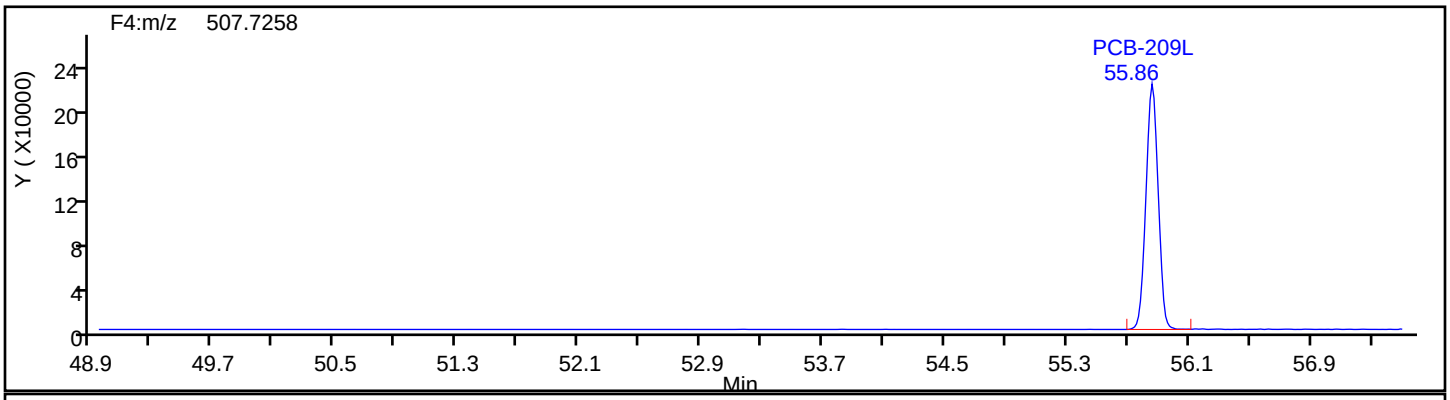

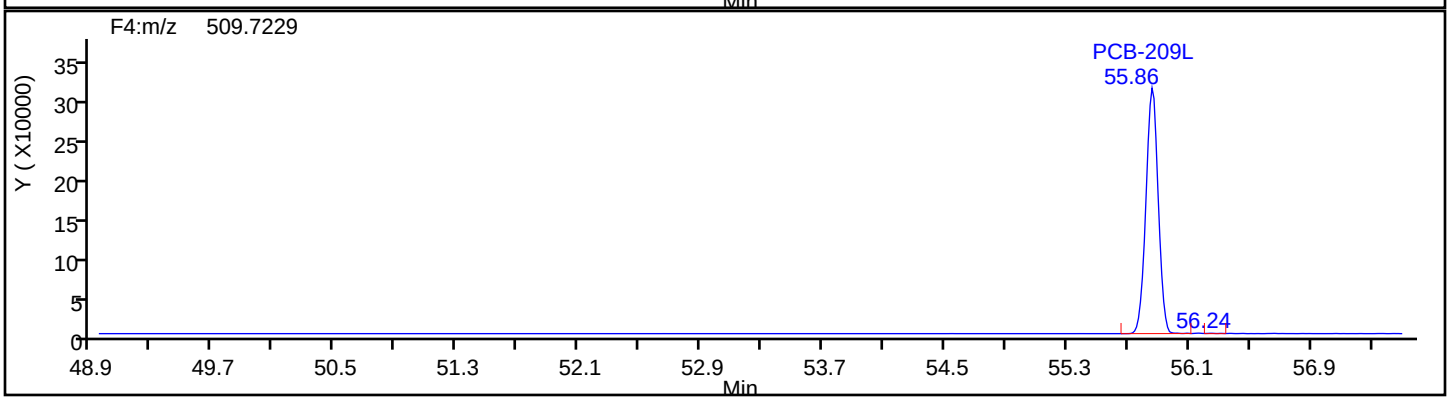

Eurofins TestAmerica, Knoxville

Data File:	\\chromna\Knoxville\ChromData\D3D\20190813-12717.b\d4190822icvb.d		
Injection Date:	22-Aug-2019 16:26:00	Injection Vol:	1.0 ul
Instrument ID:	D3D	Operator ID:	Xcalibur_System
Method:	PCBs_D3D	Limit Group:	HR - 1668A - ICAL
Client ID:			
Worklist#:	33168	Sample Line#:	7
Column Type:	SPB-Octyl	Column Dia:	0.25 mm

DePCB F4

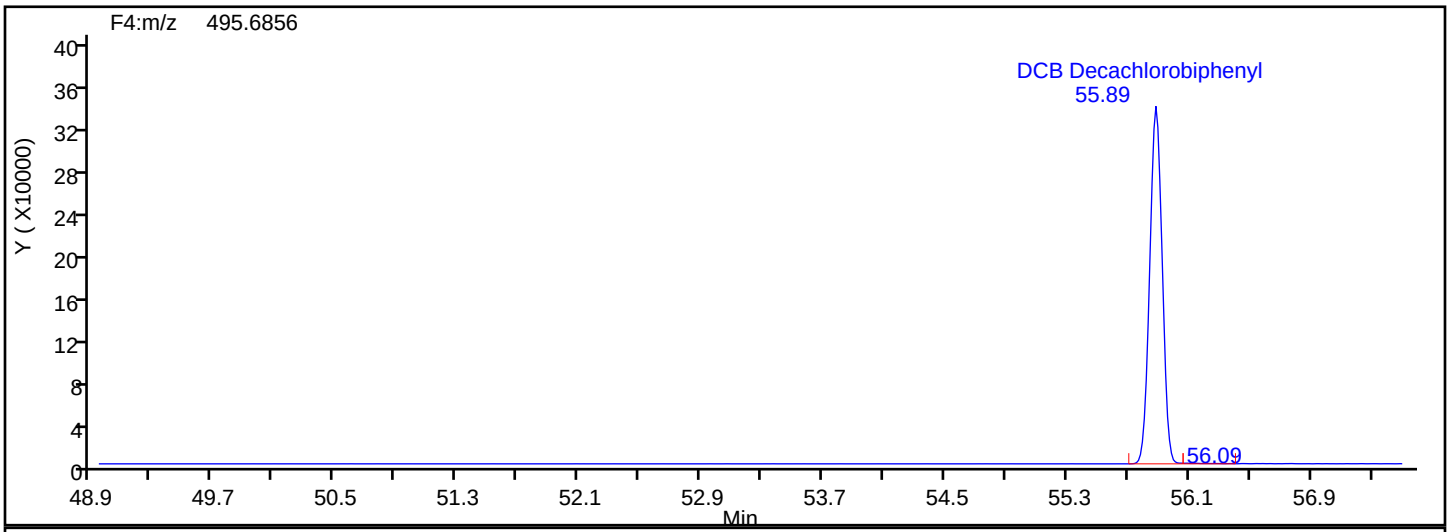

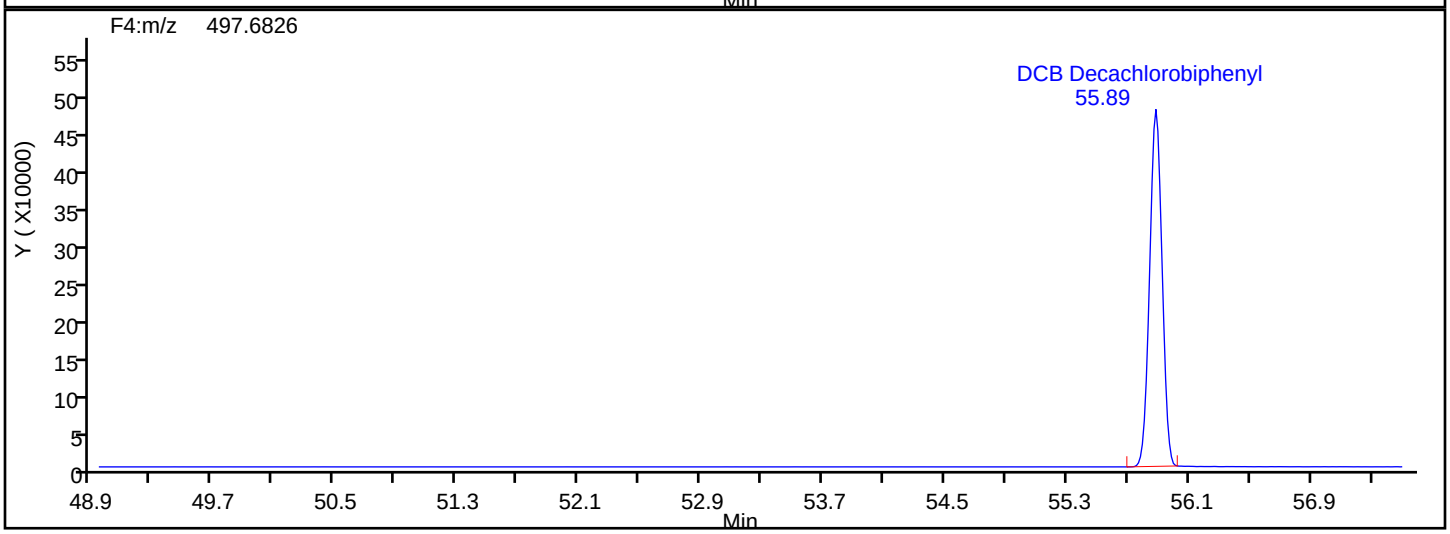

DePCB F4 Lock Mass

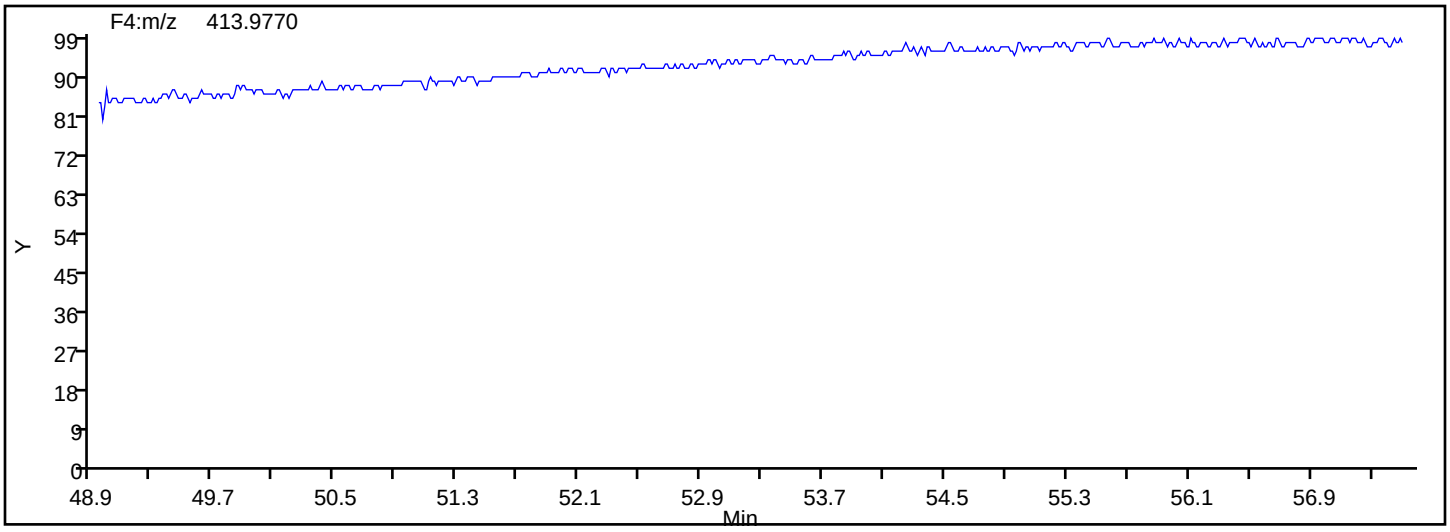

FORM VII
HI-RES PCBS CONTINUING CALIBRATION DATA

Lab Name: Eurofins TestAmerica, Knoxville Job No.: 580-88125-2

SDG No.:

Lab Sample ID: WDMCCV 140-33063/1 Calibration Date: 08/27/2019 14:17

Instrument ID: D3D Calib Start Date: 08/21/2019 13:37

GC Column: SPB-Octyl ID: 0.25(mm) Calib End Date: 08/21/2019 19:05

Lab File ID: d4190827s1.d Conc. Units: pg/uL

ANALYTE	CURVE TYPE	AVE RRF	RRF	MIN RRF	CALC AMOUNT	SPIKE AMOUNT	%REC	%REC LIMITS
PCB-1	AveID	1.188	1.145		48.2	50.0	96	70-130
PCB-2	AveID	1.191	1.139		47.8	50.0	96	70-130
PCB-3	AveID	1.213	1.116		46.0	50.0	92	70-130
PCB-4	AveID	1.253	1.234		49.2	50.0	98	70-130
PCB-10	AveID	1.483	1.449		48.9	50.0	98	70-130
PCB-9	AveID	1.420	1.386		48.8	50.0	98	70-130
PCB-7	AveID	1.624	1.569		48.3	50.0	97	70-130
PCB-6	AveID	1.554	1.489		47.9	50.0	96	70-130
PCB-5	AveID	1.561	1.491		47.8	50.0	96	70-130
PCB-8	AveID	1.588	1.549		48.8	50.0	98	70-130
PCB-19	AveID	1.305	1.271		48.7	50.0	97	70-130
PCB-14	AveID	1.874	1.772		47.3	50.0	95	70-130
PCB-18	AveID	1.819	1.760		96.7	100	97	70-130
PCB-18/30	AveID	1.819	1.760		96.7	100	97	70-130
PCB-30	AveID	1.819	1.760		96.7	100	97	70-130
PCB-11	AveID	1.635	1.505		46.0	50.0	92	70-130
PCB-17	AveID	1.564	1.503		48.0	50.0	96	70-130
PCB-12	AveID	1.641	1.540		93.8	100	94	70-130
PCB-12/13	AveID	1.641	1.540		93.8	100	94	70-130
PCB-13	AveID	1.641	1.540		93.8	100	94	70-130
PCB-27	AveID	2.168	2.056		47.4	50.0	95	70-130
PCB-24	AveID	2.102	1.987		47.3	50.0	95	70-130
PCB-16	AveID	1.226	1.166		47.6	50.0	95	70-130
PCB-15	AveID	1.402	1.292		46.1	50.0	92	70-130
PCB-54	AveID	1.256	1.167		46.5	50.0	93	70-130
PCB-32	AveID	2.342	2.200		47.0	50.0	94	70-130
PCB-34	AveID	1.215	1.182		48.6	50.0	97	70-130
PCB-23	AveID	1.268	1.212		47.8	50.0	96	70-130
PCB-26	AveID	1.319	1.219		92.4	100	92	70-130
PCB-26/29	AveID	1.319	1.219		92.4	100	92	70-130
PCB-29	AveID	1.319	1.219		92.4	100	92	70-130
PCB-25	AveID	1.352	1.257		46.5	50.0	93	70-130
PCB-50	AveID	0.9362	0.9290		99.2	100	99	70-130
PCB-50/53	AveID	0.9362	0.9290		99.2	100	99	70-130
PCB-53	AveID	0.9362	0.9290		99.2	100	99	70-130
PCB-31	AveID	1.381	1.283		46.5	50.0	93	70-130
PCB-20	AveID	1.306	1.193		91.4	100	91	70-130
PCB-20/28	AveID	1.306	1.193		91.4	100	91	70-130
PCB-28	AveID	1.306	1.193		91.4	100	91	70-130
PCB-45	AveID	0.8850	0.8805		99.5	100	99	70-130
PCB-45/51	AveID	0.8850	0.8805		99.5	100	99	70-130

FORM VII
HI-RES PCBS CONTINUING CALIBRATION DATA

Lab Name: Eurofins TestAmerica, Knoxville Job No.: 580-88125-2

SDG No.:

Lab Sample ID: WDMCCV 140-33063/1 Calibration Date: 08/27/2019 14:17

Instrument ID: D3D Calib Start Date: 08/21/2019 13:37

GC Column: SPB-Octyl ID: 0.25(mm) Calib End Date: 08/21/2019 19:05

Lab File ID: d4190827s1.d Conc. Units: pg/uL

ANALYTE	CURVE TYPE	AVE RRF	RRF	MIN RRF	CALC AMOUNT	SPIKE AMOUNT	%REC	%REC LIMITS
PCB-51	AveID	0.8850	0.8805		99.5	100	99	70-130
PCB-21	AveID	1.378	1.273		92.4	100	92	70-130
PCB-21/33	AveID	1.378	1.273		92.4	100	92	70-130
PCB-33	AveID	1.378	1.273		92.4	100	92	70-130
PCB-46	AveID	0.7591	0.7531		49.6	50.0	99	70-130
PCB-22	AveID	1.243	1.175		47.2	50.0	94	70-130
PCB-52	AveID	0.8992	0.8876		49.4	50.0	99	70-130
PCB-43	AveID	0.999	0.9930		99.4	100	99	70-130
PCB-43/73	AveID	0.999	0.9930		99.4	100	99	70-130
PCB-73	AveID	0.999	0.9930		99.4	100	99	70-130
PCB-36	AveID	1.347	1.326		49.2	50.0	98	70-130
PCB-49	AveID	1.137	1.107		97.4	100	97	70-130
PCB-49/69	AveID	1.137	1.107		97.4	100	97	70-130
PCB-69	AveID	1.137	1.107		97.4	100	97	70-130
PCB-39	AveID	1.397	1.285		46.0	50.0	92	70-130
PCB-48	AveID	0.9454	0.9056		47.9	50.0	96	70-130
PCB-104	AveID	1.393	1.299		46.7	50.0	93	70-130
PCB-44	AveID	1.032	0.9736		141	150	94	70-130
PCB-44/47/65	AveID	1.032	0.9736		141	150	94	70-130
PCB-47	AveID	1.032	0.9736		141	150	94	70-130
PCB-65	AveID	1.032	0.9736		141	150	94	70-130
PCB-38	AveID	1.318	1.196		45.4	50.0	91	70-130
PCB-59	AveID	1.361	1.281		141	150	94	70-130
PCB-59/62/75	AveID	1.361	1.281		141	150	94	70-130
PCB-62	AveID	1.361	1.281		141	150	94	70-130
PCB-75	AveID	1.361	1.281		141	150	94	70-130
PCB-96	AveID	1.227	1.130		46.1	50.0	92	70-130
PCB-42	AveID	0.8670	0.8502		49.0	50.0	98	70-130
PCB-35	AveID	1.217	1.171		48.1	50.0	96	70-130
PCB-40	AveID	0.9179	0.8808		144	150	96	70-130
PCB-40/41/71	AveID	0.9179	0.8808		144	150	96	70-130
PCB-41	AveID	0.9179	0.8808		144	150	96	70-130
PCB-71	AveID	0.9179	0.8808		144	150	96	70-130
PCB-37	AveID	1.288	1.176		45.7	50.0	91	70-130
PCB-64	AveID	1.416	1.355		47.8	50.0	96	70-130
PCB-72	AveID	1.316	1.286		48.9	50.0	98	70-130
PCB-103	AveID	1.033	0.9620		46.6	50.0	93	70-130
PCB-68	AveID	1.478	1.413		47.8	50.0	96	70-130
PCB-94	AveID	0.9036	0.8363		46.3	50.0	93	70-130
PCB-57	AveID	1.282	1.236		48.2	50.0	96	70-130
PCB-95	AveID	0.9620	0.9020		46.9	50.0	94	70-130

FORM VII
HI-RES PCBS CONTINUING CALIBRATION DATA

Lab Name: Eurofins TestAmerica, Knoxville Job No.: 580-88125-2

SDG No.:

Lab Sample ID: WDMCCV 140-33063/1 Calibration Date: 08/27/2019 14:17

Instrument ID: D3D Calib Start Date: 08/21/2019 13:37

GC Column: SPB-Octyl ID: 0.25(mm) Calib End Date: 08/21/2019 19:05

Lab File ID: d4190827s1.d Conc. Units: pg/uL

ANALYTE	CURVE TYPE	AVE RRF	RRF	MIN RRF	CALC AMOUNT	SPIKE AMOUNT	%REC	%REC LIMITS
PCB-58	AveID	1.321	1.289		48.8	50.0	98	70-130
PCB-100	AveID	0.9806	0.8903		90.8	100	91	70-130
PCB-93	AveID	0.9806	0.8903		90.8	100	91	70-130
PCB-93/100	AveID	0.9806	0.8903		90.8	100	91	70-130
PCB-67	AveID	1.394	1.326		47.6	50.0	95	70-130
PCB-102	AveID	0.9888	0.9014		91.2	100	91	70-130
PCB-98	AveID	0.9888	0.9014		91.2	100	91	70-130
PCB-98/102	AveID	0.9888	0.9014		91.2	100	91	70-130
PCB-63	AveID	1.468	1.382		47.1	50.0	94	70-130
PCB-88	AveID	1.005	0.9081		90.3	100	90	70-130
PCB-88/91	AveID	1.005	0.9081		90.3	100	90	70-130
PCB-91	AveID	1.005	0.9081		90.3	100	90	70-130
PCB-61	AveID	1.357	1.276		188	200	94	70-130
PCB-61/70/74/76	AveID	1.357	1.276		188	200	94	70-130
PCB-70	AveID	1.357	1.276		188	200	94	70-130
PCB-74	AveID	1.357	1.276		188	200	94	70-130
PCB-76	AveID	1.357	1.276		188	200	94	70-130
PCB-84	AveID	0.8601	0.7755		45.1	50.0	90	70-130
PCB-66	AveID	1.280	1.215		47.5	50.0	95	70-130
PCB-55	AveID	1.295	1.238		47.8	50.0	96	70-130
PCB-89	AveID	0.8936	0.8204		45.9	50.0	92	70-130
PCB-56	AveID	1.267	1.195		47.1	50.0	94	70-130
PCB-121	AveID	1.397	1.262		45.2	50.0	90	70-130
PCB-60	AveID	1.329	1.245		46.9	50.0	94	70-130
PCB-92	AveID	0.9532	0.8744		45.9	50.0	92	70-130
PCB-80	AveID	1.469	1.401		47.7	50.0	95	70-130
PCB-155	AveID	1.303	1.222		46.9	50.0	94	70-130
PCB-152	AveID	1.256	1.145		45.6	50.0	91	70-130
PCB-101	AveID	1.137	1.023		135	150	90	70-130
PCB-113	AveID	1.137	1.023		135	150	90	70-130
PCB-90	AveID	1.137	1.023		135	150	90	70-130
PCB-90/101/113	AveID	1.137	1.023		135	150	90	70-130
PCB-150	AveID	1.237	1.162		47.0	50.0	94	70-130
PCB-136	AveID	1.156	1.076		46.5	50.0	93	70-130
PCB-83	AveID	0.9393	0.8745		93.1	100	93	70-130
PCB-83/99	AveID	0.9393	0.8745		93.1	100	93	70-130
PCB-99	AveID	0.9393	0.8745		93.1	100	93	70-130
PCB-112	AveID	1.367	1.211		44.3	50.0	89	70-130
PCB-145	AveID	1.191	1.106		46.4	50.0	93	70-130
PCB-109	AveID	1.196	1.040		261	300	87	70-130
PCB-119	AveID	1.196	1.040		261	300	87	70-130

FORM VII
HI-RES PCBS CONTINUING CALIBRATION DATA

Lab Name: Eurofins TestAmerica, Knoxville Job No.: 580-88125-2

SDG No.:

Lab Sample ID: WDMCCV 140-33063/1 Calibration Date: 08/27/2019 14:17

Instrument ID: D3D Calib Start Date: 08/21/2019 13:37

GC Column: SPB-Octyl ID: 0.25(mm) Calib End Date: 08/21/2019 19:05

Lab File ID: d4190827s1.d Conc. Units: pg/uL

ANALYTE	CURVE TYPE	AVE RRF	RRF	MIN RRF	CALC AMOUNT	SPIKE AMOUNT	%REC	%REC LIMITS
PCB-125	AveID	1.196	1.040		261	300	87	70-130
PCB-79	AveID	1.542	1.427		46.3	50.0	93	70-130
PCB-86	AveID	1.196	1.040		261	300	87	70-130
PCB-86/87/97/109/119/125	AveID	1.196	1.040		261	300	87	70-130
PCB-87	AveID	1.196	1.040		261	300	87	70-130
PCB-97	AveID	1.196	1.040		261	300	87	70-130
PCB-78	AveID	1.315	1.180		44.9	50.0	90	70-130
PCB-116	AveID	1.213	1.078		133	150	89	70-130
PCB-117	AveID	1.213	1.078		133	150	89	70-130
PCB-85	AveID	1.213	1.078		133	150	89	70-130
PCB-85/116/117	AveID	1.213	1.078		133	150	89	70-130
PCB-110	AveID	1.351	1.218		90.2	100	90	70-130
PCB-110/115	AveID	1.351	1.218		90.2	100	90	70-130
PCB-115	AveID	1.351	1.218		90.2	100	90	70-130
PCB-81	AveID	1.321	1.196		45.3	50.0	91	70-130
PCB-82	AveID	0.8675	0.7829		45.1	50.0	90	70-130
PCB-148	AveID	0.8982	0.8100		45.1	50.0	90	70-130
PCB-77	AveID	1.331	1.220		45.8	50.0	92	70-130
PCB-111	AveID	1.426	1.289		45.2	50.0	90	70-130
PCB-135	AveID	0.8691	0.7907		91.0	100	91	70-130
PCB-135/151	AveID	0.8691	0.7907		91.0	100	91	70-130
PCB-151	AveID	0.8691	0.7907		91.0	100	91	70-130
PCB-120	AveID	1.491	1.319		44.2	50.0	88	70-130
PCB-154	AveID	1.018	0.9245		45.4	50.0	91	70-130
PCB-144	AveID	0.9185	0.8305		45.2	50.0	90	70-130
PCB-147	AveID	0.9747	0.9104		93.4	100	93	70-130
PCB-147/149	AveID	0.9747	0.9104		93.4	100	93	70-130
PCB-149	AveID	0.9747	0.9104		93.4	100	93	70-130
PCB-134	AveID	0.8518	0.7998		93.9	100	94	70-130
PCB-134/143	AveID	0.8518	0.7998		93.9	100	94	70-130
PCB-143	AveID	0.8518	0.7998		93.9	100	94	70-130
PCB-108	AveID	1.255	1.141		91.0	100	91	70-130
PCB-108/124	AveID	1.255	1.141		91.0	100	91	70-130
PCB-124	AveID	1.255	1.141		91.0	100	91	70-130
PCB-139	AveID	1.000	0.9242		92.5	100	92	70-130
PCB-139/140	AveID	1.000	0.9242		92.5	100	92	70-130
PCB-140	AveID	1.000	0.9242		92.5	100	92	70-130
PCB-107	AveID	1.358	1.280		47.1	50.0	94	70-130
PCB-131	AveID	0.8584	0.8033		46.8	50.0	94	70-130
PCB-123	AveID	1.341	1.234		46.0	50.0	92	70-130
PCB-106	AveID	1.275	1.142		44.8	50.0	90	70-130

FORM VII
HI-RES PCBS CONTINUING CALIBRATION DATA

Lab Name: Eurofins TestAmerica, Knoxville Job No.: 580-88125-2

SDG No.:

Lab Sample ID: WDMCCV 140-33063/1 Calibration Date: 08/27/2019 14:17

Instrument ID: D3D Calib Start Date: 08/21/2019 13:37

GC Column: SPB-Octyl ID: 0.25(mm) Calib End Date: 08/21/2019 19:05

Lab File ID: d4190827s1.d Conc. Units: pg/uL

ANALYTE	CURVE TYPE	AVE RRF	RRF	MIN RRF	CALC AMOUNT	SPIKE AMOUNT	%REC	%REC LIMITS
PCB-142	AveID	0.8597	0.8046		46.8	50.0	94	70-130
PCB-118	AveID	1.289	1.175		45.6	50.0	91	70-130
PCB-132	AveID	0.8801	0.8200		46.6	50.0	93	70-130
PCB-122	AveID	1.161	1.084		46.7	50.0	93	70-130
PCB-114	AveID	1.405	1.292		46.0	50.0	92	70-130
PCB-188	AveID	1.250	1.151		46.1	50.0	92	70-130
PCB-133	AveID	0.9064	0.8472		46.7	50.0	93	70-130
PCB-179	AveID	1.415	1.337		47.2	50.0	94	70-130
PCB-165	AveID	1.121	1.058		47.2	50.0	94	70-130
PCB-105	AveID	1.289	1.170		45.4	50.0	91	70-130
PCB-146	AveID	1.008	0.9103		45.1	50.0	90	70-130
PCB-161	AveID	1.337	1.226		45.8	50.0	92	70-130
PCB-184	AveID	1.419	1.331		46.9	50.0	94	70-130
PCB-176	AveID	1.521	1.474		48.4	50.0	97	70-130
PCB-153	AveID	1.221	1.134		92.9	100	93	70-130
PCB-153/168	AveID	1.221	1.134		92.9	100	93	70-130
PCB-168	AveID	1.221	1.134		92.9	100	93	70-130
PCB-141	AveID	0.9608	0.8983		46.7	50.0	93	70-130
PCB-186	AveID	1.435	1.371		47.8	50.0	96	70-130
PCB-130	AveID	0.8274	0.7671		46.4	50.0	93	70-130
PCB-127	AveID	1.284	1.189		46.3	50.0	93	70-130
PCB-137	AveID	1.058	1.000		47.2	50.0	94	70-130
PCB-164	AveID	1.253	1.138		45.4	50.0	91	70-130
PCB-129	AveID	1.084	0.9920		183	200	92	70-130
PCB-129/138/160/163	AveID	1.084	0.9920		183	200	92	70-130
PCB-138	AveID	1.084	0.9920		183	200	92	70-130
PCB-160	AveID	1.084	0.9920		183	200	92	70-130
PCB-163	AveID	1.084	0.9920		183	200	92	70-130
PCB-158	AveID	1.386	1.303		47.0	50.0	94	70-130
PCB-178	AveID	1.023	0.9879		48.3	50.0	97	70-130
PCB-175	AveID	1.069	1.016		47.5	50.0	95	70-130
PCB-126	AveID	1.342	1.207		45.0	50.0	90	70-130
PCB-128	AveID	1.116	1.043		93.4	100	93	70-130
PCB-128/166	AveID	1.116	1.043		93.4	100	93	70-130
PCB-166	AveID	1.116	1.043		93.4	100	93	70-130
PCB-187	AveID	1.111	1.066		48.0	50.0	96	70-130
PCB-182	AveID	1.148	1.102		48.0	50.0	96	70-130
PCB-183	AveID	1.137	1.082		95.2	100	95	70-130
PCB-183/185	AveID	1.137	1.082		95.2	100	95	70-130
PCB-185	AveID	1.137	1.082		95.2	100	95	70-130
PCB-174	AveID	0.9547	0.9364		49.0	50.0	98	70-130

FORM VII
HI-RES PCBS CONTINUING CALIBRATION DATA

Lab Name: Eurofins TestAmerica, Knoxville Job No.: 580-88125-2

SDG No.:

Lab Sample ID: WDMCCV 140-33063/1 Calibration Date: 08/27/2019 14:17

Instrument ID: D3D Calib Start Date: 08/21/2019 13:37

GC Column: SPB-Octyl ID: 0.25(mm) Calib End Date: 08/21/2019 19:05

Lab File ID: d4190827s1.d Conc. Units: pg/uL

ANALYTE	CURVE TYPE	AVE RRF	RRF	MIN RRF	CALC AMOUNT	SPIKE AMOUNT	%REC	%REC LIMITS
PCB-159	AveID	1.318	1.216		46.1	50.0	92	70-130
PCB-162	AveID	1.362	1.270		46.6	50.0	93	70-130
PCB-177	AveID	0.9426	0.9242		49.0	50.0	98	70-130
PCB-202	AveID	1.053	0.9715		46.1	50.0	92	70-130
PCB-167	AveID	1.336	1.216		45.5	50.0	91	70-130
PCB-181	AveID	1.107	1.063		48.0	50.0	96	70-130
PCB-171	AveID	0.9603	0.9239		96.2	100	96	70-130
PCB-171/173	AveID	0.9603	0.9239		96.2	100	96	70-130
PCB-173	AveID	0.9603	0.9239		96.2	100	96	70-130
PCB-201	AveID	1.186	1.080		45.5	50.0	91	70-130
PCB-156	AveID	1.276	1.178		92.3	100	92	70-130
PCB-156/157	AveID	1.276	1.178		92.3	100	92	70-130
PCB-157	AveID	1.276	1.178		92.3	100	92	70-130
PCB-204	AveID	1.101	1.024		46.5	50.0	93	70-130
PCB-197	AveID	1.205	1.093		45.3	50.0	91	70-130
PCB-200	AveID	1.126	1.060		47.1	50.0	94	70-130
PCB-172	AveID	0.9918	0.9482		47.8	50.0	96	70-130
PCB-192	AveID	1.290	1.261		48.9	50.0	98	70-130
PCB-180	AveID	1.229	1.188		96.7	100	97	70-130
PCB-180/193	AveID	1.229	1.188		96.7	100	97	70-130
PCB-193	AveID	1.229	1.188		96.7	100	97	70-130
PCB-191	AveID	1.385	1.351		48.8	50.0	98	70-130
PCB-170	AveID	1.270	1.285		50.6	50.0	101	70-130
PCB-190	AveID	1.377	1.316		47.8	50.0	96	70-130
PCB-169	AveID	1.283	1.150		44.8	50.0	90	70-130
PCB-198	AveID	0.8183	0.7359		89.9	100	90	70-130
PCB-198/199	AveID	0.8183	0.7359		89.9	100	90	70-130
PCB-199	AveID	0.8183	0.7359		89.9	100	90	70-130
PCB-196	AveID	0.8748	0.7864		44.9	50.0	90	70-130
PCB-203	AveID	0.9219	0.8172		44.3	50.0	89	70-130
PCB-208	AveID	1.157	1.068		46.2	50.0	92	70-130
PCB-195	AveID	0.7839	0.7755		49.5	50.0	99	70-130
PCB-189	AveID	1.280	1.165		45.5	50.0	91	70-130
PCB-207	AveID	1.396	1.283		45.9	50.0	92	70-130
PCB-194	AveID	0.9282	0.8735		47.1	50.0	94	70-130
PCB-205	AveID	1.234	1.134		45.9	50.0	92	70-130
PCB-206	AveID	1.193	1.073		45.0	50.0	90	70-130
PCB-209	AveID	1.246	1.145		46.0	50.0	92	70-130
PCB-1L	Ave	1.314	1.319		100	100	100	50-150
PCB-3L	Ave	1.362	1.374		101	100	101	50-150
PCB-4L	Ave	0.5996	0.6024		100	100	100	50-150

FORM VII
HI-RES PCBS CONTINUING CALIBRATION DATA

Lab Name: Eurofins TestAmerica, Knoxville Job No.: 580-88125-2

SDG No.:

Lab Sample ID: WDMCCV 140-33063/1 Calibration Date: 08/27/2019 14:17

Instrument ID: D3D Calib Start Date: 08/21/2019 13:37

GC Column: SPB-Octyl ID: 0.25(mm) Calib End Date: 08/21/2019 19:05

Lab File ID: d4190827s1.d Conc. Units: pg/uL

ANALYTE	CURVE TYPE	AVE RRF	RRF	MIN RRF	CALC AMOUNT	SPIKE AMOUNT	%REC	%REC LIMITS
PCB-19L	Ave	0.6095	0.6128		101	100	101	50-150
PCB-15L	Ave	1.028	1.041		101	100	101	50-150
PCB-54L	Ave	0.6515	0.6849		105	100	105	50-150
PCB-104L	Ave	1.116	1.251		112	100	112	50-150
PCB-37L	Ave	0.9024	0.8917		98.8	100	99	50-150
PCB-155L	Ave	0.9499	1.052		111	100	111	50-150
PCB-81L	Ave	1.233	1.189		96.5	100	96	50-150
PCB-77L	Ave	1.252	1.204		96.2	100	96	50-150
PCB-123L	Ave	0.9909	1.008		102	100	102	50-150
PCB-118L	Ave	1.026	1.079		105	100	105	50-150
PCB-114L	Ave	1.003	1.003		100	100	100	50-150
PCB-188L	Ave	1.316	1.351		103	100	103	50-150
PCB-105L	Ave	1.001	1.010		101	100	101	50-150
PCB-126L	Ave	0.9020	0.8969		99.4	100	99	50-150
PCB-202L	Ave	1.006	1.060		105	100	105	50-150
PCB-167L	Ave	1.254	1.259		100	100	100	50-150
PCB-156L	Ave	1.229	1.204		196	200	98	50-150
PCB-156L/157L	Ave	1.229	1.204		196	200	98	50-150
PCB-157L	Ave	1.229	1.204		196	200	98	50-150
PCB-170L	Ave	0.8357	0.7880		94.3	100	94	50-150
PCB-169L	Ave	1.088	1.055		96.9	100	97	50-150
PCB-208L	Ave	1.138	1.084		95.2	100	95	50-150
PCB-189L	Ave	1.467	1.396		95.2	100	95	50-150
PCB-205L	Ave	1.287	1.207		93.8	100	94	50-150
PCB-206L	Ave	0.8938	0.8336		93.3	100	93	50-150
PCB-209L	Ave	0.9809	0.8816		89.9	100	90	50-150
PCB-8L	AveID	1.309	1.177		45.0	50.0	90	50-150
PCB-28L	Ave	1.098	1.062		48.4	50.0	97	60-130
PCB-95L	AveID	0.7770	0.7257		46.7	50.0	93	50-150
PCB-79L	AveID	1.124	1.077		47.9	50.0	96	50-150
PCB-111L	Ave	1.218	1.293		53.1	50.0	106	60-130
PCB-153L	AveID	0.9597	0.8712		45.4	50.0	91	50-150
PCB-178L	Ave	0.9222	0.9916		53.8	50.0	108	60-130

Resolution Check Report (DFS SN: 343)

eurofins Environment Testing TestAmerica

Date:	27 Aug 2019 13:45
MID Experiment:	ResCheck_pcb
Target Resolution:	10000
Resolution Warning :	9500
Resolution Error :	9000
Reference:	FC43KnxPCB.lua
Status:	RESOLUTION PASSED

Segment 1

Lock mass 168.9883 [m/z] Resolution: 12279 [5%height]

Cali. mass 263.9866 [m/z] Resolution: 11532 [5%height]

Ref. mass 213.9897 [m/z] Resolution: 11969 [5%height]

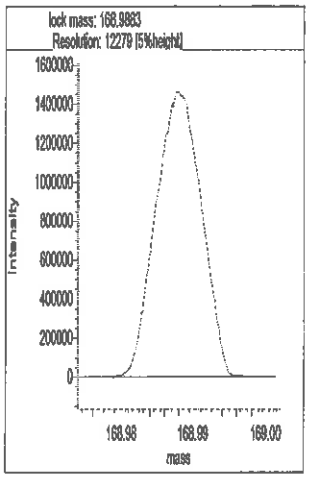

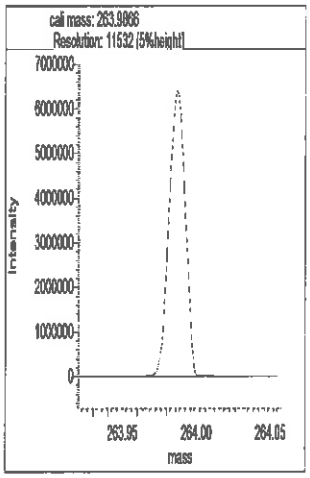

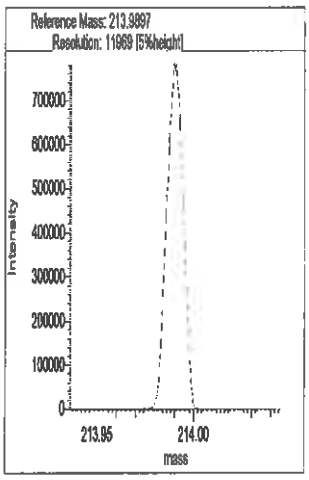

Segment 2

Lock mass 263.9866 [m/z] Resolution: 12263 [5%height]

Cali. mass 375.9802 [m/z] Resolution: 11325 [5%height]

Ref. mass 313.9834 [m/z] Resolution: 11757 [5%height]

Ref. mass 313.9834 [m/z] Resolution: 11714 [5%height]

_190827s1a

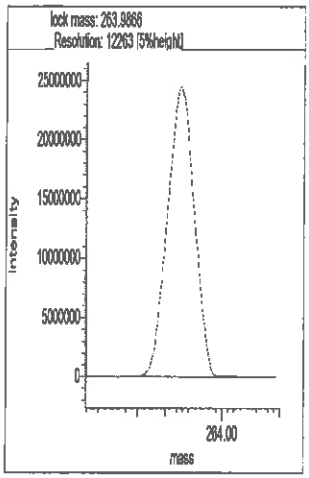

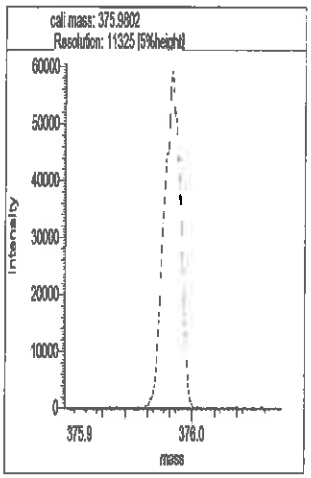



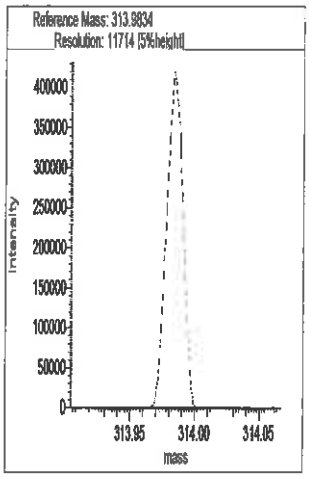

Segment 3

Lock mass 313.9834 [m/z] Resolution: 12114 [5%height]

Cali. mass 413.9770 [m/z] Resolution: 11450 [5%height]

Ref. mass 375.9802 [m/z] Resolution: 11737 [5%height]

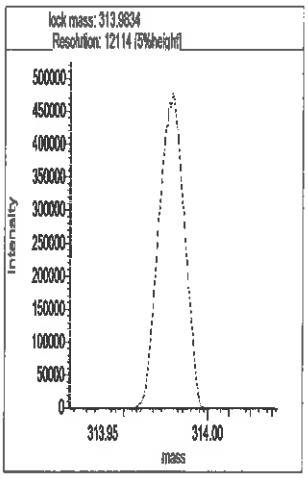

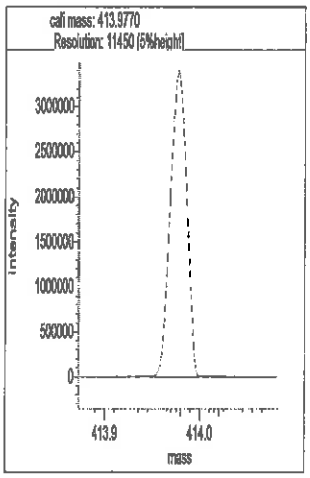

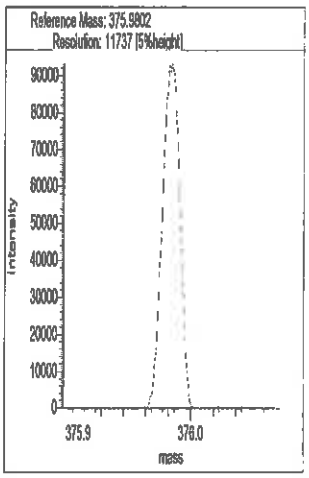

Segment 4

Lock mass 413.9775 [m/z] Resolution: 12134 [5%height]

Cali. mass 501.9706 [m/z] Resolution: 11777 [5%height]

Ref. mass 463.9738 [m/z] Resolution: 11827 [5%height]

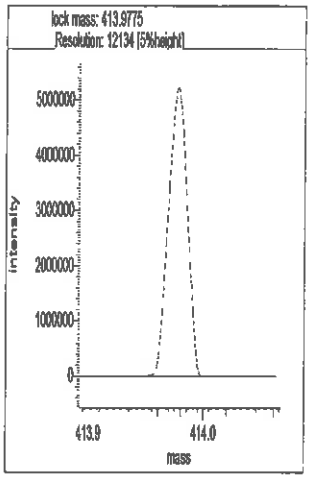
lock mass: 413.9775
Resolution: 12134 [5%height]
Intensity
5000000
4000000
3000000
2000000
1000000
0
413.9
414.0
mass

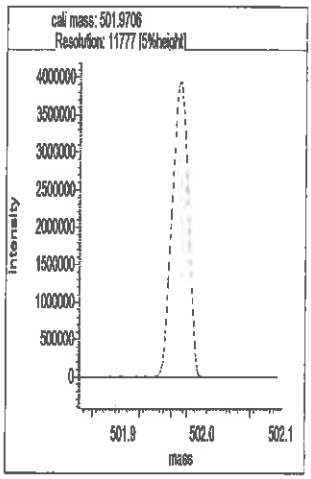
cali mass: 501.9706
Resolution: 11777 [5%height]
Intensity
4000000
3500000
3000000
2500000
2000000
1500000
1000000
500000
0
501.9
502.0
502.1
mass

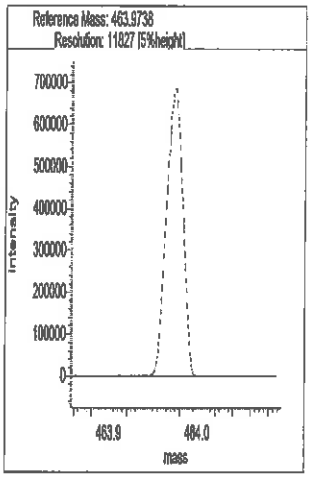
Reference Mass: 463.9738
Resolution: 11827 [5%height]
Intensity
700000
600000
500000
400000
300000
200000
100000
0
463.9
464.0
mass

```
Reports
13:54:40:  Peak matching procedure started
13:54:40:
13:54:41:  Reference mass: 168.98827
13:54:41:  Sample mass: 214.0
13:54:42:
13:54:42:  Finding reference mass
13:54:43:  Finding sample mass
13:54:44:
13:54:49:  [1]    213.9887 amu, mean: 213.9887
13:54:52:  [2]    213.9888 amu, mean: 213.9887     SD: 0.04 mmu or: 0.17 ppm
13:54:56:  [3]    213.9888 amu, mean: 213.9888     SD: 0.08 mmu or: 0.35 ppm
13:54:59:  [4]    213.9887 amu, mean: 213.9888     SD: 0.06 mmu or: 0.29 ppm
13:54:59:
13:54:59:  Stop requested. Please wait for procedure to finish.
13:54:59:
```

Signature KMM 8-27-19

Reports

```
13:55:21:  Peak matching procedure started
13:55:22:
13:55:22:  Reference mass: 213.98975
13:55:23:  Sample mass: 264.0
13:55:23:
13:55:24:  Finding reference mass
13:55:25:  Finding sample mass
13:55:25:
13:55:31:  [1]   263.9855 amu, mean: 263.9855
13:55:34:  [2]   263.9854 amu, mean: 263.9855     SD: 0.03 mmu or: 0.11 ppm
13:55:37:  [3]   263.9850 amu, mean: 263.9853     SD: 0.25 mmu or: 0.94 ppm
13:55:40:  [4]   263.9851 amu, mean: 263.9853     SD: 0.23 mmu or: 0.87 ppm
13:55:41:
13:55:41:  Stop requested. Please wait for procedure to finish.
13:55:41:
13:55:44:
13:55:44:  Peakmatching stopped
```

Signature KM 8-27-19

```
Reports
13:56:43:  Peak matching procedure started
13:56:43:
13:56:44:  Reference mass: 263.98656
13:56:44:  Sample mass: 314.0
13:56:45:
13:56:45:  Finding reference mass
13:56:46:  Finding sample mass
13:56:47:
13:56:52:  [1]   313.9823 amu, mean: 313.9823
13:56:55:  [2]   313.9817 amu, mean: 313.9820     SD: 0.43 mmu or: 1.37 ppm
13:56:59:  [3]   313.9817 amu, mean: 313.9819     SD: 0.34 mmu or: 1.10 ppm
13:57:02:  [4]   313.9819 amu, mean: 313.9819     SD: 0.28 mmu or: 0.90 ppm
13:57:03:
13:57:03:  Stop requested. Please wait for procedure to finish.
13:57:03:
13:57:05:  [5]   313.9818 amu, mean: 313.9819     SD: 0.25 mmu or: 0.79 ppm
13:57:07:
13:57:07:  Peakmatching stopped
```

Signature UM 8-27-19

```
Reports
13:57:35:  Peak matching procedure started
13:57:35:
13:57:36:  Reference mass: 313.98336
13:57:36:  Sample mass: 376.0
13:57:37:
13:57:37:  Finding reference mass
13:57:38:  Finding sample mass
13:57:39:
13:57:45:  [1]    375.9785 amu, mean: 375.9785
13:57:48:  [2]    375.9783 amu, mean: 375.9784     SD: 0.14 mmu or: 0.38 ppm
13:57:51:  [3]    375.9788 amu, mean: 375.9785     SD: 0.26 mmu or: 0.68 ppm
13:57:54:  [4]    375.9783 amu, mean: 375.9785     SD: 0.23 mmu or: 0.62 ppm
13:57:55:
13:57:55:  Stop requested. Please wait for procedure to finish.
13:57:55:
13:57:57:
13:57:58:  Peakmatching stopped
```

Signature KM 8-27-19

```
Reports
13:57:35:  Peak matching procedure started
13:57:35:
13:57:36:  Reference mass: 313.98336
13:57:36:  Sample mass: 376.0
13:57:37:
13:57:37:  Finding reference mass
13:57:38:  Finding sample mass
13:57:39:
13:57:45:  [1]    375.9785 amu, mean: 375.9785
13:57:48:  [2]    375.9783 amu, mean: 375.9784      SD: 0.14 mmu or: 0.38 ppm
13:57:51:  [3]    375.9788 amu, mean: 375.9785      SD: 0.26 mmu or: 0.68 ppm
13:57:54:  [4]    375.9783 amu, mean: 375.9785      SD: 0.23 mmu or: 0.62 ppm
13:57:55:
13:57:55:  Stop requested. Please wait for procedure to finish.
13:57:55:
13:57:57:
13:57:58:  Peakmatching stopped
```

Signature KM 8-27-19

```
Reports
13:58:24:  Peak matching procedure started
13:58:25:
13:58:26:  Reference mass: 375.98017
13:58:26:  Sample mass: 414.0
13:58:27:
13:58:27:  Finding reference mass
13:58:28:  Finding sample mass
13:58:28:
13:58:34:  [1]   413.9761 amu, mean: 413.9761
13:58:37:  [2]   413.9764 amu, mean: 413.9763     SD: 0.21 mmu or: 0.50 ppm
13:58:40:  [3]   413.9770 amu, mean: 413.9765     SD: 0.45 mmu or: 1.09 ppm
13:58:43:  [4]   413.9766 amu, mean: 413.9765     SD: 0.37 mmu or: 0.90 ppm
13:58:44:
13:58:44:  Stop requested. Please wait for procedure to finish.
13:58:44:
13:58:47:
13:58:48:  Peakmatching stopped
```

Signature 

```
Reports
13:59:23:  Peak matching procedure started
13:59:24:
13:59:24:  Reference mass: 413.97698
13:59:25:  Sample mass: 464.0
13:59:25:
13:59:26:  Finding reference mass
13:59:27:  Finding sample mass
13:59:28:
13:59:33:  [1]    463.9728 amu, mean: 463.9728
13:59:36:  [2]    463.9726 amu, mean: 463.9727      SD: 0.12 mmu or: 0.26 ppm
13:59:39:  [3]    463.9727 amu, mean: 463.9727      SD: 0.09 mmu or: 0.18 ppm
13:59:42:  [4]    463.9725 amu, mean: 463.9726      SD: 0.12 mmu or: 0.26 ppm
13:59:43:
13:59:43:  Stop requested. Please wait for procedure to finish.
13:59:43:
13:59:46:
13:59:46:  Peakmatching stopped
```

Signature KMM 8-27-19

Reports

```
14:00:12:  Peak matching procedure started
14:00:13:
14:00:13:  Reference mass: 463.97378
14:00:14:  Sample mass: 502.0
14:00:14:
14:00:15:  Finding reference mass
14:00:16:  Finding sample mass
14:00:16:
14:00:22:  [1]    501.9696 amu, mean: 501.9696
14:00:25:  [2]    501.9696 amu, mean: 501.9696     SD: 0.00 mmu or: 0.00 ppm
14:00:28:  [3]    501.9695 amu, mean: 501.9695     SD: 0.06 mmu or: 0.11 ppm
14:00:31:  [4]    501.9699 amu, mean: 501.9696     SD: 0.18 mmu or: 0.36 ppm
14:00:32:
14:00:32:  Stop requested. Please wait for procedure to finish.
14:00:32:
14:00:34:  [5]    501.9702 amu, mean: 501.9698     SD: 0.32 mmu or: 0.63 ppm
14:00:36:
14:00:37:  Peakmatching stopped
```

Signature KMM 8-27-19

Resolution Check Report (DFS SN: 343)

eurofins | Environment Testing TestAmerica

Date:	28 Aug 2019 00:48
MID Experiment:	ResCheck_pcb
Target Resolution:	10000
Resolution Warning :	9500
Resolution Error :	9000
Reference:	FC43KnxPCB.lua
Status:	RESOLUTION PASSED

Segment 1

Lock mass 168.9883 [m/z] Resolution: 13167 [5%height]

Cali. mass 263.9866 [m/z] Resolution: 11972 [5%height]

Ref. mass 213.9897 [m/z] Resolution: 11980 [5%height]

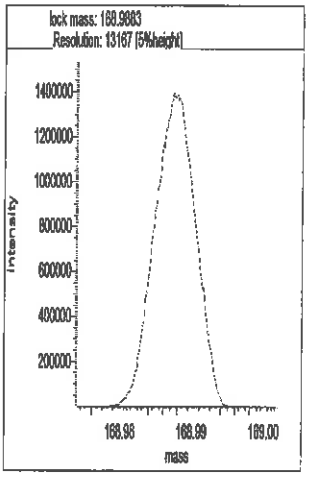

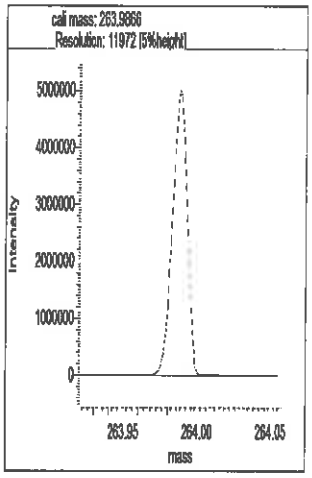

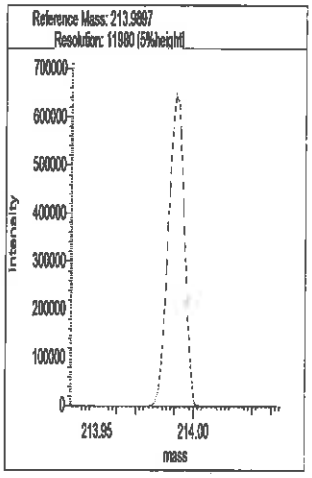

Segment 2

Lock mass 263.9866 [m/z] Resolution: 12625 [5%height]

Cali. mass 375.9802 [m/z] Resolution: 12183 [5%height]

Ref. mass 313.9834 [m/z] Resolution: 11653 [5%height]

Ref. mass 313.9834 [m/z] Resolution: 11778 [5%height]

-190827s1b

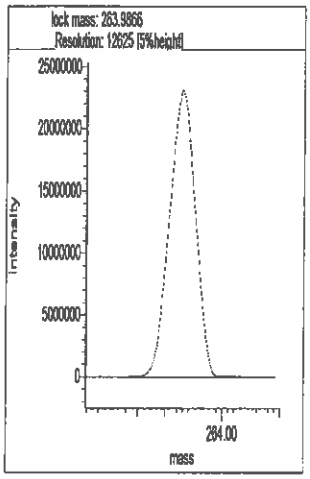

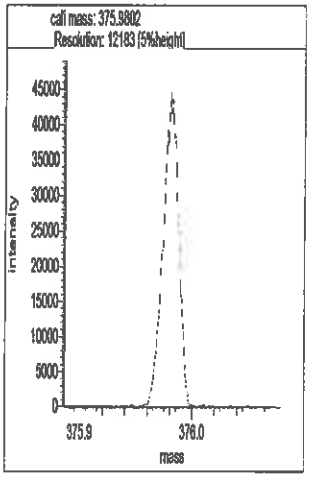

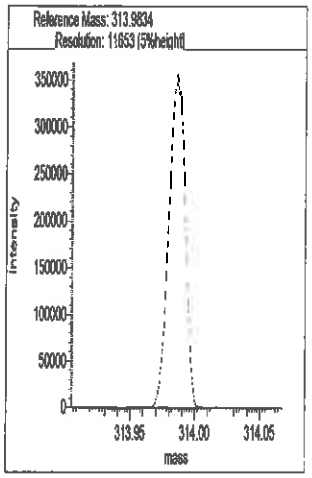

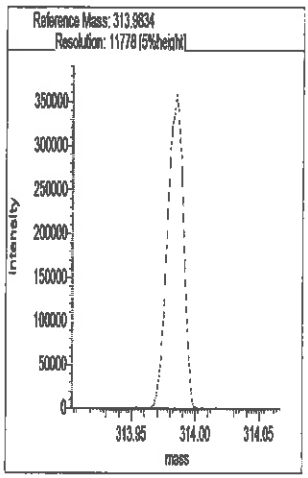

Segment 3

Lock mass 313.9834 [m/z] Resolution: 12469 [5%height]

Cali. mass 413.9770 [m/z] Resolution: 11492 [5%height]

Ref. mass 375.9802 [m/z] Resolution: 11550 [5%height]

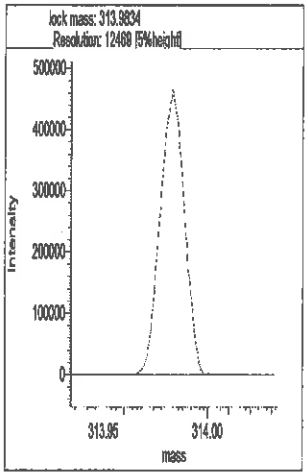

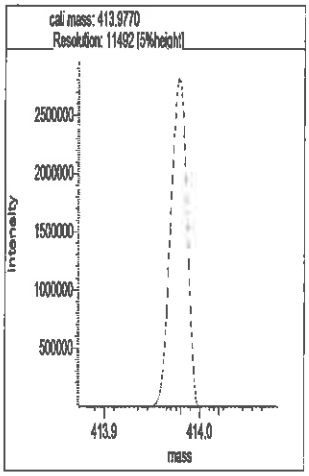

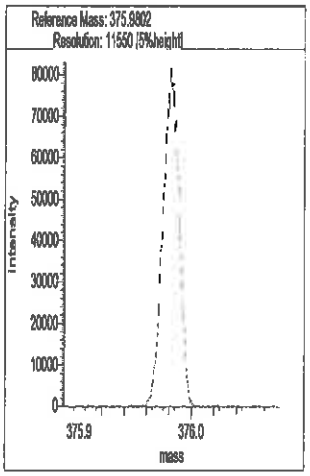

Segment 4

Lock mass 413.9775 [m/z] Resolution: 12278 [5%height]

Cali. mass 501.9706 [m/z] Resolution: 11455 [5%height]

Ref. mass 463.9738 [m/z] Resolution: 11765 [5%height]

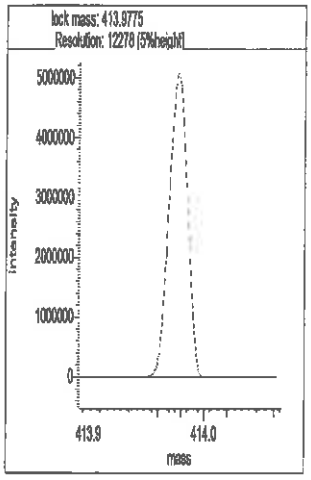
lock mass: 413.9775
Resolution: 12278 [5%height]
Intensity
5000000
4000000
3000000
2000000
1000000
0
413.9
414.0
mass

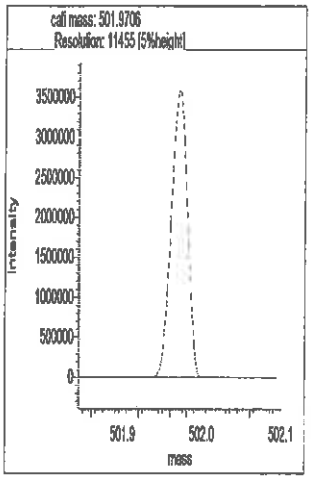
calI mass: 501.9706
Resolution: 11455 [5%height]
Intensity
3500000
3000000
2500000
2000000
1500000
1000000
500000
0
501.9
502.0
502.1
mass

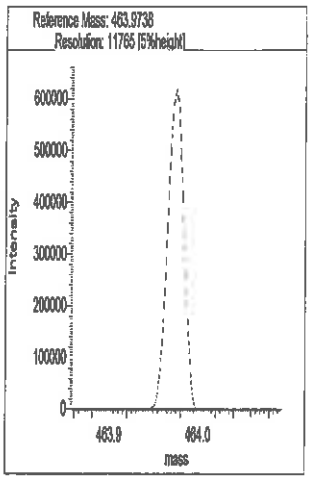
Reference Mass: 463.9738
Resolution: 11765 [5%height]
Intensity
600000
500000
400000
300000
200000
100000
0
463.9
464.0
mass

```
Reports
00:59:59:  Peak matching procedure started
00:59:59:
01:00:00:  Reference mass: 168.98827
01:00:00:  Sample mass: 214.0
01:00:01:
01:00:01:  Finding reference mass
01:00:02:  Finding sample mass
01:00:03:
01:00:08:  [1]    213.9889 amu, mean: 213.9889
01:00:12:  [2]    213.9891 amu, mean: 213.9890     SD: 0.12 mmu or: 0.57 ppm
01:00:15:  [3]    213.9890 amu, mean: 213.9890     SD: 0.09 mmu or: 0.41 ppm
01:00:18:  [4]    213.9892 amu, mean: 213.9890     SD: 0.10 mmu or: 0.49 ppm
01:00:18:
01:00:18:  Stop requested. Please wait for procedure to finish.
01:00:18:
01:00:21:
01:00:21:  Peakmatching stopped
```

20190827s1b1

Signature LKh 8/28/19

```
Reports
01:02:06:  Peak matching procedure started
01:02:07:
01:02:07:  Reference mass: 213.98975
01:02:08:  Sample mass: 264.0
01:02:08:
01:02:09:  Finding reference mass
01:02:10:  Finding sample mass
01:02:10:
01:02:16:  [1]    263.9858 amu, mean: 263.9858
01:02:19:  [2]    263.9855 amu, mean: 263.9857     SD: 0.23 mmu or: 0.89 ppm
01:02:22:  [3]    263.9857 amu, mean: 263.9857     SD: 0.17 mmu or: 0.63 ppm
01:02:25:  [4]    263.9855 amu, mean: 263.9856     SD: 0.17 mmu or: 0.66 ppm
01:02:26:
01:02:26:  Stop requested. Please wait for procedure to finish.
01:02:26:
01:02:28:
01:02:29:  Peakmatching stopped
```

52

Signature Lm 8-28-19

```
Reports
01:03:09:  Peak matching procedure started
01:03:09:
01:03:10:  Reference mass: 263.98656
01:03:10:  Sample mass: 314.0
01:03:11:
01:03:11:  Finding reference mass
01:03:12:  Finding sample mass
01:03:13:
01:03:18:  [1]    313.9824 amu, mean: 313.9824
01:03:21:  [2]    313.9822 amu, mean: 313.9823     SD: 0.13 mmu or: 0.41 ppm
01:03:25:  [3]    313.9822 amu, mean: 313.9823     SD: 0.11 mmu or: 0.35 ppm
01:03:28:  [4]    313.9826 amu, mean: 313.9824     SD: 0.19 mmu or: 0.61 ppm
01:03:29:
01:03:29:  Stop requested. Please wait for procedure to finish.
01:03:29:
01:03:31:  [5]    313.9823 amu, mean: 313.9823     SD: 0.17 mmu or: 0.54 ppm
01:03:33:
01:03:33:  Peakmatching stopped
```

Signature UCh 8-28-19

```
Reports
01:04:11:  Peak matching procedure started
01:04:12:
01:04:12:  Reference mass: 313.98336
01:04:13:  Sample mass: 376.0
01:04:13:
01:04:14:  Finding reference mass
01:04:14:  Finding sample mass
01:04:15:
01:04:21:  [1]    375.9792 amu, mean: 375.9792
01:04:24:  [2]    375.9797 amu, mean: 375.9794      SD: 0.38 mmu or: 1.00 ppm
01:04:27:  [3]    375.9796 amu, mean: 375.9795      SD: 0.28 mmu or: 0.75 ppm
01:04:30:  [4]    375.9798 amu, mean: 375.9796      SD: 0.26 mmu or: 0.70 ppm
01:04:31:
01:04:31:  Stop requested. Please wait for procedure to finish.
01:04:31:
01:04:34:
01:04:34:  Peakmatching stopped
```

Signature Lkh 8-28-19

```
Reports
01:04:11:  Peak matching procedure started
01:04:12:
01:04:12:  Reference mass: 313.98336
01:04:13:  Sample mass: 376.0
01:04:13:
01:04:14:  Finding reference mass
01:04:14:  Finding sample mass
01:04:15:
01:04:21:  [1]    375.9792 amu, mean: 375.9792
01:04:24:  [2]    375.9797 amu, mean: 375.9794     SD: 0.38 mmu or: 1.00 ppm
01:04:27:  [3]    375.9796 amu, mean: 375.9795     SD: 0.28 mmu or: 0.75 ppm
01:04:30:  [4]    375.9798 amu, mean: 375.9796     SD: 0.26 mmu or: 0.70 ppm
01:04:31:
01:04:31:  Stop requested. Please wait for procedure to finish.
01:04:31:
01:04:34:
01:04:34:  Peakmatching stopped
```

Signature Lkm 8-28-19

```
Reports
01:05:27:  Peak matching procedure started
01:05:28:
01:05:28:  Reference mass: 375.98017
01:05:29:  Sample mass: 414.0
01:05:29:
01:05:30:  Finding reference mass
01:05:31:  Finding sample mass
01:05:31:
01:05:37:  [1]    413.9758 amu, mean: 413.9758
01:05:40:  [2]    413.9762 amu, mean: 413.9760     SD: 0.24 mmu or: 0.58 ppm
01:05:43:  [3]    413.9768 amu, mean: 413.9763     SD: 0.51 mmu or: 1.24 ppm
01:05:46:  [4]    413.9769 amu, mean: 413.9764     SD: 0.52 mmu or: 1.25 ppm
01:05:47:
01:05:47:  Stop requested. Please wait for procedure to finish.
01:05:47:
01:05:49:  [5]    413.9768 amu, mean: 413.9765     SD: 0.47 mmu or: 1.13 ppm
01:05:51:
01:05:52:  Peakmatching stopped
```

Signature Uchm 8-28-19

Reports

```
01:06:30:  Peak matching procedure started
01:06:31:
01:06:31:  Reference mass: 413.97698
01:06:32:  Sample mass: 464.0
01:06:32:
01:06:33:  Finding reference mass
01:06:34:  Finding sample mass
01:06:34:
01:06:40:  [1]   463.9731 amu, mean: 463.9731
01:06:43:  [2]   463.9731 amu, mean: 463.9731     SD: 0.00 mmu or: 0.00 ppm
01:06:46:  [3]   463.9731 amu, mean: 463.9731     SD: 0.01 mmu or: 0.02 ppm
01:06:49:  [4]   463.9724 amu, mean: 463.9729     SD: 0.36 mmu or: 0.77 ppm
01:06:50:
01:06:50:  Stop requested. Please wait for procedure to finish.
01:06:50:
01:06:52:  [5]   463.9726 amu, mean: 463.9728     SD: 0.34 mmu or: 0.74 ppm
01:06:54:
01:06:54:  Peakmatching stopped
```

Signature LKM 8-28-19

```
Reports
01:07:36:  Peak matching procedure started
01:07:37:
01:07:37:  Reference mass: 463.97378
01:07:38:  Sample mass: 502.0
01:07:38:
01:07:39:  Finding reference mass
01:07:40:  Finding sample mass
01:07:40:
01:07:46:  [1]    501.9702 amu, mean: 501.9702
01:07:49:  [2]    501.9703 amu, mean: 501.9703     SD: 0.05 mmu or: 0.10 ppm
01:07:52:  [3]    501.9700 amu, mean: 501.9702     SD: 0.15 mmu or: 0.30 ppm
01:07:55:  [4]    501.9697 amu, mean: 501.9701     SD: 0.30 mmu or: 0.59 ppm
01:07:56:
01:07:56:  Stop requested. Please wait for procedure to finish.
01:07:56:
01:07:59:
01:07:59:  Peakmatching stopped
```

Signature LVM 8-28-19

Eurofins TestAmerica, Knoxville
Target Compound Quantitation Report

Data File: \\chromna\Knoxville\ChromData\D3D\20190827-12879.b\d4190827s1.d
Lims ID: WDMCCV
Client ID:
Sample Type: WDMCCV
Inject. Date: 27-Aug-2019 14:17:00 ALS Bottle#: 0 Worklist Smp#: 1
Injection Vol: 1.0 ul Dil. Factor: 1.0000
Sample Info:
Misc. Info.: 140-0012879-001
Operator ID: Xcalibur_System Instrument ID: D3D
Sublist: chrom-PCBs_D3D*sub1

Method: \\chromna\Knoxville\ChromData\D3D\20190827-12879.b\PCBs_D3D.m
Limit Group: HR - 1668A - ICAL
Last Update: 27-Aug-2019 15:28:47 Calib Date: 21-Aug-2019 19:05:00
Integrator: Picker
Quant Method: Isotopic Dilution Quant By: Initial Calibration
Last ICal File: \\chromna\Knoxville\ChromData\D3D\20190813-12717.b\d4190821i6.d

Column 1 : SPB-Octyl (0.25 mm) Det: F1(11.07 :21.70)
Process Host: CTX1017

First Level Reviewer: davidsonm Date: 27-Aug-2019 15:28:46

Compound	RT (min.)	Area	Ratio	Ical RRF	Amount pg/ul	EMPC pg/ul	Noise EDL	Final EDL	%Rec	Flags
S Total Monochlorobipheny					142.0	142.0	0.1219	0.1219		
D PCB-1L	11:47	3144085	3.13	1.3140	100.3	100.3	0.1979	0.1979	100	
D PCB-3L	13:57	3275818	3.19	1.3615	100.9	100.9	0.1910	0.1910	101	
PCB-1	11:48	1800054	3.22	1.1883	48.2	48.2	0.1151	0.1151	96.36	
PCB-2	13:47	1828108	3.18	1.1911	47.8	47.8	0.1222	0.1222	95.63	
PCB-3	13:58	1828669	3.15	1.2130	46.0	46.0	0.1283	0.1283	92.04	
S Total Dichlorobiphenyls					572.8	572.8	0.0306	0.0306		
D PCB-4L	14:12	1436508	1.61	0.5996	100.5	100.5	0.2148	0.2148	100	
* PCB-9L	16:10	2384471	1.65	4E+04	100.0	100.0			100	
$ PCB-8L	17:00	1153158	1.64	1.3085	45.0	45.0	0.1294	0.1294	89.93	
D PCB-15L	20:05	2483077	1.67	1.0280	101.3	101.3	0.1253	0.1253	101	
PCB-4	14:13	886503	1.57	1.2533	49.2	49.2	0.0434	0.0434	98.48	
PCB-10	14:23	1420045	1.62	1.4828	48.9	48.9	0.0315	0.0315	97.73	
PCB-9	16:11	1358473	1.59	1.4200	48.8	48.8	0.0329	0.0329	97.63	
PCB-7	16:21	1537752	1.62	1.6244	48.3	48.3	0.0288	0.0288	96.61	
PCB-6	16:35	1458645	1.61	1.5539	47.9	47.9	0.0301	0.0301	95.80	
PCB-5	16:53	1460983	1.61	1.5606	47.8	47.8	0.0299	0.0299	95.53	
PCB-8	17:01	1517696	1.59	1.5884	48.8	48.8	0.0294	0.0294	97.51	
PCB-14	18:38	1736038	1.60	1.8738	47.3	47.3	0.0249	0.0249	94.55	
PCB-11	19:29	1474344	1.63	1.6347	46.0	46.0	0.0286	0.0286	92.04	
PCB-12	19:48	3017775	1.60	1.6410	93.8	93.8	0.0285	0.0285	93.83	
PCB-13 (C12)	19:48	3017775	1.60	1.6410	93.8	93.8	0.0285	0.0285	93.83	
PCB-15	20:06	1604162	1.59	1.4024	46.1	46.1	0.0292	0.0292	92.13	
S Total Trichlorobiphenyl					1129.9	1129.9	0.4256	0.4256		
D PCB-19L	17:18	822514	1.06	0.6095	100.5	100.5	0.5072	0.5072	101	
* PCB-32L	20:34	1342310	1.07	2.2E+04	100.0	100.0			100	
* PCB-31L	22:49	4228790	1.07	6.8E+04	100.0	100.0			100	
$ PCB-28L	23:07	2245612	1.07	1.0975	48.4	48.4	0.1982	0.1982	96.77	
D PCB-37L	27:07	3770835	1.08	0.9024	98.8	98.8	0.2411	0.2411	98.81	

Compound	RT (min.)	Area	Ratio	Ical RRF	Amount pg/ul	EMPC pg/ul	Noise EDL	Final EDL	%Rec	Flags
PCB-19	17:19	522735	1.10	1.3047	48.7	48.7	0.0293	0.0293	97.42	
PCB-18	19:10	1447316	1.08	1.8188	96.7	96.7	0.0210	0.0210	96.75	
PCB-30 (C18)	19:10	1447316	1.08	1.8188	96.7	96.7	0.0210	0.0210	96.75	
PCB-17	19:37	618041	1.08	1.5641	48.0	48.0	0.0245	0.0245	96.08	
PCB-27	19:49	845387	1.09	2.1680	47.4	47.4	0.0177	0.0177	94.81	
PCB-24	19:57	817206	1.12	2.1018	47.3	47.3	0.0182	0.0182	94.54	
PCB-16	20:03	479706	1.05	1.2260	47.6	47.6	0.0312	0.0312	95.14	
PCB-32	20:35	904817	1.09	2.3416	47.0	47.0	0.0163	0.0163	93.96	
PCB-34	21:50	2228762	1.07	1.2154	48.6	48.6	0.6911	0.6911	97.26	
PCB-23	21:59	2285239	1.07	1.2675	47.8	47.8	0.6627	0.6627	95.63	
PCB-26	22:18	4594913	1.06	1.3193	92.4	92.4	0.6367	0.6367	92.36	
PCB-29 (C26)	22:18	4594913	1.06	1.3193	92.4	92.4	0.6367	0.6367	92.36	
PCB-25	22:32	2369981	1.05	1.3523	46.5	46.5	0.6211	0.6211	92.95	
PCB-31	22:51	2419529	1.06	1.3809	46.5	46.5	0.6083	0.6083	92.93	
PCB-20	23:09	4499786	1.06	1.3057	91.4	91.4	0.6433	0.6433	91.39	
PCB-28 (C20)	23:09	4499786	1.06	1.3057	91.4	91.4	0.6433	0.6433	91.39	
PCB-21	23:23	4799729	1.06	1.3777	92.4	92.4	0.6097	0.6097	92.39	
PCB-33 (C21)	23:23	4799729	1.06	1.3777	92.4	92.4	0.6097	0.6097	92.39	
PCB-22	23:46	2214422	1.08	1.2430	47.2	47.2	0.6758	0.6758	94.49	
PCB-36	25:20	2500107	1.06	1.3468	49.2	49.2	0.6237	0.6237	98.45	
PCB-39	25:42	2421978	1.05	1.3970	46.0	46.0	0.6012	0.6012	91.95	
PCB-38	26:16	2255186	1.03	1.3177	45.4	45.4	0.6375	0.6375	90.78	
PCB-35	26:44	2208652	1.05	1.2166	48.1	48.1	0.6904	0.6904	96.28	
PCB-37	27:08	2217560	1.07	1.2879	45.7	45.7	0.6522	0.6522	91.32	
S Total Tetrachlorobiphen					2007.9	2007.9	0.2069	0.2069		
D PCB-54L	20:23	919374	0.82	0.6515	105.1	105.1	0.0678	0.0678	105	
* PCB-52L	24:57	2418554	0.79	3.9E+04	100.0	100.0			100	
$ PCB-79L	32:53	1558911	0.81	1.1239	47.9	47.9	0.2890	0.2890	95.84	
D PCB-81L	33:53	2876221	0.80	1.2328	96.5	96.5	0.2804	0.2804	96.46	
D PCB-77L	34:27	2912470	0.81	1.2523	96.2	96.2	0.2761	0.2761	96.16	
PCB-54	20:24	536647	0.78	1.2558	46.5	46.5	0.0252	0.0252	92.96	
PCB-50	22:35	2688921	0.79	0.9362	99.2	99.2	0.2657	0.2657	99.24	
PCB-53 (C50)	22:35	2688921	0.79	0.9362	99.2	99.2	0.2657	0.2657	99.24	
PCB-45	23:19	2548368	0.78	0.8850	99.5	99.5	0.2811	0.2811	99.48	M
PCB-51 (C45)	23:19	2548368	0.78	0.8850	99.5	99.5	0.2811	0.2811	99.48	M
PCB-46	23:33	1089896	0.79	0.7591	49.6	49.6	0.3277	0.3277	99.21	
PCB-52	24:58	1284551	0.80	0.8992	49.4	49.4	0.2766	0.2766	98.71	
PCB-43	25:07	2873966	0.78	0.9993	99.4	99.4	0.2489	0.2489	99.36	M
PCB-73 (C43)	25:07	2873966	0.78	0.9993	99.4	99.4	0.2489	0.2489	99.36	M
PCB-49	25:26	3203209	0.78	1.1366	97.4	97.4	0.2189	0.2189	97.37	M
PCB-69 (C49)	25:26	3203209	0.78	1.1366	97.4	97.4	0.2189	0.2189	97.37	M
PCB-48	25:45	1310572	0.78	0.9454	47.9	47.9	0.2631	0.2631	95.79	
PCB-44	26:00	4226867	0.78	1.0323	141.5	141.5	0.2410	0.2410	94.31	
PCB-47 (C44)	26:00	4226867	0.78	1.0323	141.5	141.5	0.2410	0.2410	94.31	
PCB-65 (C44)	26:00	4226867	0.78	1.0323	141.5	141.5	0.2410	0.2410	94.31	
PCB-59	26:18	5561366	0.79	1.3609	141.2	141.2	0.1828	0.1828	94.13	
PCB-62 (C59)	26:18	5561366	0.79	1.3609	141.2	141.2	0.1828	0.1828	94.13	
PCB-75 (C59)	26:18	5561366	0.79	1.3609	141.2	141.2	0.1828	0.1828	94.13	
PCB-42	26:30	1230434	0.79	0.8670	49.0	49.0	0.2869	0.2869	98.06	
PCB-40	27:00	3824109	0.79	0.9179	143.9	143.9	0.2710	0.2710	95.96	M
PCB-41 (C40)	27:00	3824109	0.79	0.9179	143.9	143.9	0.2710	0.2710	95.96	M
PCB-71 (C40)	27:00	3824109	0.79	0.9179	143.9	143.9	0.2710	0.2710	95.96	M
PCB-64	27:13	1961215	0.79	1.4164	47.8	47.8	0.1756	0.1756	95.68	
PCB-72	28:03	1861523	0.79	1.3157	48.9	48.9	0.1891	0.1891	97.76	

Compound	RT (min.)	Area	Ratio	Ical RRF	Amount pg/ul	EMPC pg/ul	Noise EDL	Final EDL	%Rec	Flags
PCB-68	28:21	2045248	0.80	1.4782	47.8	47.8	0.1683	0.1683	95.61	
PCB-57	28:46	1788693	0.78	1.2817	48.2	48.2	0.1941	0.1941	96.43	
PCB-58	29:00	1865077	0.79	1.3214	48.8	48.8	0.1883	0.1883	97.53	
PCB-67	29:10	1919565	0.78	1.3944	47.6	47.6	0.1784	0.1784	95.12	
PCB-63	29:26	2000299	0.79	1.4685	47.1	47.1	0.1694	0.1694	94.13	
PCB-61	29:46	7387092	0.79	1.3565	188.1	188.1	0.1834	0.1834	94.07	
PCB-70 (C61)	29:46	7387092	0.79	1.3565	188.1	188.1	0.1834	0.1834	94.07	
PCB-74 (C61)	29:46	7387092	0.79	1.3565	188.1	188.1	0.1834	0.1834	94.07	
PCB-76 (C61)	29:46	7387092	0.79	1.3565	188.1	188.1	0.1834	0.1834	94.07	
PCB-66	30:05	1758202	0.81	1.2800	47.5	47.5	0.1944	0.1944	94.92	
PCB-55	30:15	1792091	0.79	1.2951	47.8	47.8	0.1921	0.1921	95.62	
PCB-56	30:46	1728788	0.79	1.2671	47.1	47.1	0.1963	0.1963	94.28	
PCB-60	30:58	1802287	0.78	1.3288	46.9	46.9	0.1872	0.1872	93.72	
PCB-80	31:23	2028070	0.79	1.4694	47.7	47.7	0.1693	0.1693	95.37	
PCB-79	32:55	2065107	0.80	1.5421	46.3	46.3	0.1613	0.1613	92.54	
PCB-78	33:28	1707868	0.80	1.3150	44.9	44.9	0.1892	0.1892	89.75	
PCB-81	33:54	1720564	0.80	1.3214	45.3	45.3	0.1889	0.1889	90.54	
PCB-77	34:28	1776470	0.79	1.3308	45.8	45.8	0.1863	0.1863	91.67	
S Total Pentachlorobiphen					2082.0	2082.0	0.1252	0.1252		
D PCB-104L	25:55	2307453	1.61	1.1164	112.1	112.1	0.0195	0.0195	112	
$ PCB-95L	28:52	837302	1.57	0.7770	46.7	46.7	0.0207	0.0207	93.40	
* PCB-101L	31:49	1843814	1.61	3.4E+04	100.0	100.0			100	
$ PCB-111L	34:30	1191584	1.56	1.2177	53.1	53.1	0.0179	0.0179	106	
D PCB-123L	36:28	3034500	1.59	0.9909	101.8	101.8	0.6179	0.6179	102	
D PCB-118L	36:47	3246127	1.60	1.0256	105.2	105.2	0.5970	0.5970	105	
D PCB-114L	37:19	3017059	1.61	1.0030	100.0	100.0	0.6105	0.6105	99.96	
D PCB-105L	37:58	3037758	1.60	1.0013	100.8	100.8	0.6115	0.6115	101	
* PCB-127L	39:26	3009157	1.55	4.9E+04	100.0	100.0			100	
D PCB-126L	41:03	2698951	1.60	0.9020	99.4	99.4	0.6788	0.6788	99.43	
PCB-104	25:55	1499221	1.59	1.3926	46.7	46.7	0.0159	0.0159	93.31	
PCB-96	26:18	1304030	1.59	1.2268	46.1	46.1	0.0181	0.0181	92.13	
PCB-103	28:14	1109884	1.60	1.0331	46.6	46.6	0.0215	0.0215	93.12	
PCB-94	28:27	964895	1.58	0.9036	46.3	46.3	0.0245	0.0245	92.55	
PCB-95	28:53	1040651	1.60	0.9620	46.9	46.9	0.0230	0.0230	93.76	
PCB-93	29:07	2054228	1.58	0.9806	90.8	90.8	0.0226	0.0226	90.78	
PCB-100 (C93)	29:07	2054228	1.58	0.9806	90.8	90.8	0.0226	0.0226	90.78	
PCB-98	29:16	2079957	1.59	0.9888	91.2	91.2	0.0224	0.0224	91.16	M
PCB-102 (C98)	29:16	2079957	1.59	0.9888	91.2	91.2	0.0224	0.0224	91.16	M
PCB-88	29:45	2095399	1.58	1.0052	90.3	90.3	0.0221	0.0221	90.34	Ma
PCB-91 (C88)	29:45	2095399	1.58	1.0052	90.3	90.3	0.0221	0.0221	90.34	Ma
PCB-84	29:58	894749	1.62	0.8601	45.1	45.1	0.0258	0.0258	90.16	
PCB-89	30:27	946527	1.61	0.8936	45.9	45.9	0.0248	0.0248	91.81	
PCB-121	30:53	1455899	1.59	1.3971	45.2	45.2	0.0159	0.0159	90.32	
PCB-92	31:16	1008816	1.59	0.9532	45.9	45.9	0.0233	0.0233	91.73	
PCB-90	31:50	3541127	1.59	1.1367	135.0	135.0	0.0195	0.0195	90.01	
PCB-101 (C90)	31:50	3541127	1.59	1.1367	135.0	135.0	0.0195	0.0195	90.01	
PCB-113 (C90)	31:50	3541127	1.59	1.1367	135.0	135.0	0.0195	0.0195	90.01	
PCB-83	32:26	2017862	1.60	0.9393	93.1	93.1	0.0236	0.0236	93.10	
PCB-99 (C83)	32:26	2017862	1.60	0.9393	93.1	93.1	0.0236	0.0236	93.10	
PCB-112	32:32	1397413	1.60	1.3672	44.3	44.3	0.0162	0.0162	88.59	
PCB-86	32:55	7199787	1.59	1.1958	260.9	260.9	0.0185	0.0185	86.98	M
PCB-87 (C86)	32:55	7199787	1.59	1.1958	260.9	260.9	0.0185	0.0185	86.98	M
PCB-97 (C86)	32:55	7199787	1.59	1.1958	260.9	260.9	0.0185	0.0185	86.98	M
PCB-109 (C86)	32:55	7199787	1.59	1.1958	260.9	260.9	0.0185	0.0185	86.98	M
PCB-119 (C86)	32:55	7199787	1.59	1.1958	260.9	260.9	0.0185	0.0185	86.98	M
PCB-125 (C86)	32:55	7199787	1.59	1.1958	260.9	260.9	0.0185	0.0185	86.98	M

Compound	RT (min.)	Area	Ratio	Ical RRF	Amount pg/ul	EMPC pg/ul	Noise EDL	Final EDL	%Rec	Flags
PCB-85	33:38	3732361	1.59	1.2126	133.4	133.4	0.0183	0.0183	88.93	
PCB-116 (C85)	33:38	3732361	1.59	1.2126	133.4	133.4	0.0183	0.0183	88.93	
PCB-117 (C85)	33:38	3732361	1.59	1.2126	133.4	133.4	0.0183	0.0183	88.93	
PCB-110	33:53	2810656	1.60	1.3511	90.2	90.2	0.0164	0.0164	90.15	
PCB-115 (C110)	33:53	2810656	1.60	1.3511	90.2	90.2	0.0164	0.0164	90.15	
PCB-82	34:07	903268	1.62	0.8675	45.1	45.1	0.0256	0.0256	90.25	
PCB-111	34:32	1487648	1.60	1.4262	45.2	45.2	0.0155	0.0155	90.41	
PCB-120	34:59	1521849	1.60	1.4907	44.2	44.2	0.0149	0.0149	88.48	
PCB-108	36:08	3432000	1.57	1.2547	91.0	91.0	0.3561	0.3561	90.97	
PCB-124 (C108)	36:08	3432000	1.57	1.2547	91.0	91.0	0.3561	0.3561	90.97	
PCB-107	36:22	1924886	1.55	1.3580	47.1	47.1	0.3290	0.3290	94.28	
PCB-123	36:29	1871669	1.58	1.3407	46.0	46.0	0.3282	0.3282	92.01	
PCB-106	36:36	1717290	1.59	1.2749	44.8	44.8	0.3505	0.3505	89.60	
PCB-118	36:49	1907416	1.58	1.2892	45.6	45.6	0.3186	0.3186	91.16	
PCB-122	37:09	1629482	1.58	1.1614	46.7	46.7	0.3847	0.3847	93.32	
PCB-114	37:21	1948371	1.57	1.4051	46.0	46.0	0.3125	0.3125	91.92	
PCB-105	37:59	1777519	1.59	1.2887	45.4	45.4	0.3450	0.3450	90.81	
PCB-127	39:28	1788113	1.60	1.2841	46.3	46.3	0.3479	0.3479	92.62	
PCB-126	41:05	1628229	1.58	1.3416	45.0	45.0	0.3808	0.3808	89.94	
S Total Hexachlorobipheny					1941.4	1941.4	0.1087	0.1087		
D PCB-155L	31:36	1939442	1.28	0.9499	110.7	110.7	0.006748	0.006748	111	
$ PCB-153L	38:41	1159257	1.27	0.9597	45.4	45.4	0.5259	0.5259	90.77	
* PCB-138L	39:55	2255027	1.29	3.6E+04	100.0	100.0			100	
D PCB-167L	42:56	2838798	1.26	1.2544	100.4	100.4	0.4002	0.4002	100	
D PCB-156L	44:05	5427858	1.26	1.2289	195.9	195.9	0.4085	0.4085	97.93	
D PCB-157L (C156L)	44:05	5427858	1.26	1.2289	195.9	195.9	0.4085	0.4085	97.93	
D PCB-169L	47:19	2378378	1.29	1.0883	96.9	96.9	0.4612	0.4612	96.91	
PCB-155	31:38	1185025	1.27	1.3028	46.9	46.9	0.0134	0.0134	93.80	
PCB-152	31:48	1110180	1.29	1.2556	45.6	45.6	0.0139	0.0139	91.18	
PCB-150	31:59	1126371	1.27	1.2368	47.0	47.0	0.0141	0.0141	93.91	
PCB-136	32:20	1043819	1.26	1.1563	46.5	46.5	0.0151	0.0151	93.09	
PCB-145	32:38	1072701	1.27	1.1910	46.4	46.4	0.0147	0.0147	92.88	
PCB-148	34:10	785422	1.26	0.8982	45.1	45.1	0.0194	0.0194	90.17	
PCB-135	34:44	1533574	1.26	0.8691	91.0	91.0	0.0201	0.0201	90.98	M
PCB-151 (C135)	34:44	1533574	1.26	0.8691	91.0	91.0	0.0201	0.0201	90.98	M
PCB-154	35:01	896530	1.27	1.0180	45.4	45.4	0.0172	0.0172	90.82	
PCB-144	35:18	805390	1.28	0.9185	45.2	45.2	0.0190	0.0190	90.42	
PCB-147	35:40	2422734	1.24	0.9747	93.4	93.4	0.1589	0.1589	93.40	
PCB-149 (C147)	35:40	2422734	1.24	0.9747	93.4	93.4	0.1589	0.1589	93.40	
PCB-134	35:58	2128331	1.25	0.8518	93.9	93.9	0.1818	0.1818	93.89	
PCB-143 (C134)	35:58	2128331	1.25	0.8518	93.9	93.9	0.1818	0.1818	93.89	
PCB-139	36:16	2459389	1.26	0.9995	92.5	92.5	0.1550	0.1550	92.46	
PCB-140 (C139)	36:16	2459389	1.26	0.9995	92.5	92.5	0.1550	0.1550	92.46	
PCB-131	36:28	1068886	1.25	0.8584	46.8	46.8	0.1805	0.1805	93.58	
PCB-142	36:38	1070557	1.27	0.8597	46.8	46.8	0.1802	0.1802	93.58	
PCB-132	36:56	1091112	1.26	0.8801	46.6	46.6	0.1760	0.1760	93.17	
PCB-133	37:26	1127338	1.25	0.9064	46.7	46.7	0.1709	0.1709	93.47	
PCB-165	37:50	1407285	1.27	1.1210	47.2	47.2	0.1382	0.1382	94.35	
PCB-146	38:06	1211247	1.24	1.0084	45.1	45.1	0.1536	0.1536	90.27	
PCB-161	38:13	1630697	1.26	1.3370	45.8	45.8	0.1159	0.1159	91.66	
PCB-153	38:44	3016623	1.24	1.2207	92.9	92.9	0.1269	0.1269	92.86	
PCB-168 (C153)	38:44	3016623	1.24	1.2207	92.9	92.9	0.1269	0.1269	92.86	
PCB-141	38:53	1195329	1.24	0.9608	46.7	46.7	0.1612	0.1612	93.50	
PCB-130	39:18	1020758	1.25	0.8274	46.4	46.4	0.1872	0.1872	92.71	

Compound	RT (min.)	Area	Ratio	Ical RRF	Amount pg/ul	EMPC pg/ul	Noise EDL	Final EDL	%Rec	Flags
PCB-137	39:31	1330464	1.24	1.0582	47.2	47.2	0.1464	0.1464	94.48	
PCB-164	39:38	1514121	1.26	1.2527	45.4	45.4	0.1237	0.1237	90.84	
PCB-129	39:58	5280072	1.25	1.0840	183.0	183.0	0.1429	0.1429	91.52	M
PCB-138 (C129)	39:58	5280072	1.25	1.0840	183.0	183.0	0.1429	0.1429	91.52	M
PCB-160 (C129)	39:58	5280072	1.25	1.0840	183.0	183.0	0.1429	0.1429	91.52	M
PCB-163 (C129)	39:58	5280072	1.25	1.0840	183.0	183.0	0.1429	0.1429	91.52	M
PCB-158	40:21	1733562	1.24	1.3862	47.0	47.0	0.1117	0.1117	93.99	
PCB-128	41:11	2775035	1.23	1.1165	93.4	93.4	0.1387	0.1387	93.40	
PCB-166 (C128)	41:11	2775035	1.23	1.1165	93.4	93.4	0.1387	0.1387	93.40	
PCB-159	42:11	1618297	1.25	1.3178	46.1	46.1	0.1175	0.1175	92.29	
PCB-162	42:29	1689484	1.24	1.3623	46.6	46.6	0.1137	0.1137	93.20	
PCB-167	42:58	1726515	1.25	1.3357	45.5	45.5	0.0911	0.0911	91.07	
PCB-156	44:06	3196365	1.26	1.2759	92.3	92.3	0.1427	0.1427	92.31	
PCB-157 (C156)	44:06	3196365	1.26	1.2759	92.3	92.3	0.1427	0.1427	92.31	
PCB-169	47:21	1367374	1.24	1.2825	44.8	44.8	0.1178	0.1178	89.66	
S Total Heptachlorobiphen					1151.6	1151.6	0.0193	0.0193		
D PCB-188L	37:20	2535415	1.06	1.3162	102.6	102.6	0.0169	0.0169	103	
$ PCB-178L	40:23	930485	1.09	0.9222	53.8	53.8	0.0242	0.0242	108	
* PCB-180L	45:29	1876714	1.08	3.2E+04	100.0	100.0			100	
D PCB-170L	46:44	1478763	1.07	0.8357	94.3	94.3	0.0267	0.0267	94.28	
D PCB-189L	49:51	3248697	1.05	1.4666	95.2	95.2	0.7009	0.7009	95.18	
PCB-188	37:22	1459718	1.06	1.2502	46.1	46.1	0.0102	0.0102	92.10	
PCB-179	37:41	1341406	1.06	1.4149	47.2	47.2	0.0115	0.0115	94.47	
PCB-184	38:13	1336171	1.06	1.4191	46.9	46.9	0.0115	0.0115	93.82	
PCB-176	38:34	1478813	1.06	1.5212	48.4	48.4	0.0107	0.0107	96.87	
PCB-186	39:01	1375836	1.06	1.4350	47.8	47.8	0.0114	0.0114	95.54	
PCB-178	40:25	991415	1.05	1.0228	48.3	48.3	0.0160	0.0160	96.59	
PCB-175	41:03	1019634	1.05	1.0690	47.5	47.5	0.0153	0.0153	95.05	
PCB-187	41:19	1069644	1.03	1.1106	48.0	48.0	0.0147	0.0147	95.97	
PCB-182	41:31	1105797	1.05	1.1484	48.0	48.0	0.0142	0.0142	95.95	
PCB-183	41:56	2171962	1.06	1.1368	95.2	95.2	0.0144	0.0144	95.19	M
PCB-185 (C183)	41:56	2171962	1.06	1.1368	95.2	95.2	0.0144	0.0144	95.19	M
PCB-174	42:10	939701	1.07	0.9547	49.0	49.0	0.0171	0.0171	98.08	
PCB-177	42:36	927427	1.03	0.9426	49.0	49.0	0.0173	0.0173	98.05	
PCB-181	43:00	1066878	1.04	1.1075	48.0	48.0	0.0147	0.0147	95.99	
PCB-171	43:13	1854298	1.03	0.9603	96.2	96.2	0.0170	0.0170	96.20	
PCB-173 (C171)	43:13	1854298	1.03	0.9603	96.2	96.2	0.0170	0.0170	96.20	
PCB-172	44:51	951573	1.05	0.9918	47.8	47.8	0.0165	0.0165	95.61	
PCB-192	45:08	1265294	1.05	1.2904	48.9	48.9	0.0127	0.0127	97.71	
PCB-180	45:28	2383441	1.05	1.2286	96.7	96.7	0.0133	0.0133	96.66	
PCB-193 (C180)	45:28	2383441	1.05	1.2286	96.7	96.7	0.0133	0.0133	96.66	
PCB-191	45:51	1355804	1.06	1.3848	48.8	48.8	0.0118	0.0118	97.56	
PCB-170	46:45	950465	1.07	1.2700	50.6	50.6	0.0180	0.0180	101	
PCB-190	47:17	1320300	1.05	1.3774	47.8	47.8	0.0119	0.0119	95.52	
PCB-189	49:53	1891935	1.05	1.2799	45.5	45.5	0.1258	0.1258	91.01	
S Total Octachlorobipheny					552.2	552.2	0.0671	0.0671		
D PCB-202L	42:42	1989392	0.91	1.0055	105.4	105.4	0.002706	0.002706	105	
* PCB-194L	51:58	2327326	0.92	3.5E+04	100.0	100.0			100	
D PCB-205L	52:26	2810229	0.91	1.2867	93.8	93.8	0.3591	0.3591	93.84	
PCB-202	42:43	966332	0.92	1.0531	46.1	46.1	0.0152	0.0152	92.25	
PCB-201	43:39	1074057	0.91	1.1860	45.5	45.5	0.0135	0.0135	91.04	
PCB-204	44:20	1018849	0.90	1.1009	46.5	46.5	0.0146	0.0146	93.04	
PCB-197	44:33	1087228	0.91	1.2053	45.3	45.3	0.0133	0.0133	90.69	

Compound	RT (min.)	Area	Ratio	Ical RRF	Amount pg/ul	EMPC pg/ul	Noise EDL	Final EDL	%Rec	Flags
PCB-200	44:40	1054328	0.91	1.1260	47.1	47.1	0.0142	0.0142	94.13	
PCB-198	47:27	1463959	0.90	0.8183	89.9	89.9	0.0196	0.0196	89.93	
PCB-199 (C198)	47:27	1463959	0.90	0.8183	89.9	89.9	0.0196	0.0196	89.93	
PCB-196	48:08	782270	0.92	0.8748	44.9	44.9	0.0183	0.0183	89.90	
PCB-203	48:19	812845	0.92	0.9219	44.3	44.3	0.0174	0.0174	88.64	
PCB-195	49:38	1089704	0.91	0.7839	49.5	49.5	0.2466	0.2466	98.93	
PCB-194	52:00	1227401	0.91	0.9282	47.1	47.1	0.2083	0.2083	94.11	
PCB-205	52:28	1593536	0.90	1.2342	45.9	45.9	0.1566	0.1566	91.89	
S Total Nonachlorobipheny					137.1	137.1	0.4172	0.4172		
D PCB-208L	49:24	2522984	0.80	1.1383	95.2	95.2	0.3318	0.3318	95.24	
D PCB-206L	54:13	1940017	0.79	0.8938	93.3	93.3	0.4226	0.4226	93.26	
PCB-208	49:25	1347860	0.78	1.1567	46.2	46.2	0.3892	0.3892	92.37	
PCB-207	50:21	1431800	0.78	1.3964	45.9	45.9	0.3662	0.3662	91.90	
PCB-206	54:13	1040433	0.79	1.1927	45.0	45.0	0.4962	0.4962	89.93	
D PCB-209L	55:51	2051650	0.73	0.9809	89.9	89.9	0.009213	0.009213	89.88	
DCB Decachlorobiphenyl	55:53	1174992	0.72	1.2455	46.0	46.0	0.0121	0.0121	91.96	
S Polychlorinated bipheny					9620.9	9620.9	0.1570	0.1570		

QC Flag Legend

Review Flags

M - Manually Integrated

a - User Assigned ID

Reagents:

61CV1668CS3_00006 Amount Added: 20.00 Units: uL

Eurofins TestAmerica, Knoxville
Target Compound Quantitation Worksheet Report

Data File: \\chromna\Knoxville\ChromData\D3D\20190827-12879.b\d4190827s1.d
Lims ID: WDMCCV
Client ID:
Sample Type: WDMCCV
Inject. Date: 27-Aug-2019 14:17:00 ALS Bottle#: 0 Worklist Smp#: 1
Injection Vol: 1.0 ul Dil. Factor: 1.0000
Sample Info:
Misc. Info.: 140-0012879-001
Operator ID: Xcalibur_System Instrument ID: D3D
Sublist: chrom-PCBs_D3D*sub1

Method: \\chromna\Knoxville\ChromData\D3D\20190827-12879.b\PCBs_D3D.m
Limit Group: HR - 1668A - ICAL
Last Update: 27-Aug-2019 15:28:47 Calib Date: 21-Aug-2019 19:05:00
Integrator: Picker
Quant Method: Isotopic Dilution Quant By: Initial Calibration
Last ICal File: \\chromna\Knoxville\ChromData\D3D\20190813-12717.b\d4190821i6.d

Column 1 : SPB-Octyl (0.25 mm) Det: F1(11.07 :21.70)
Process Host: CTX1017

First Level Reviewer: davidsonm Date: 27-Aug-2019 15:28:46

Signal	RT (min.)	Adj RT (min.)	Δ Sec.	REL RT	Area	Height	Avg Noise	EDL Height	S/N	Ratio(Limits)	Flags
PCB-1L											
200.0795	11:47	11:47	-1	0.729	2382660	962543	405	1012	2377		
202.0766	11:47	11:47	-1	0.729	761425	307329	348	870	883	3.13(2.66-3.60)	
PCB-3L											
200.0795	13:57	13:57	-1	0.862	2493622	848737	405	1012	2096		
202.0766	13:57	13:57	-1	0.862	782196	267472	348	870	769	3.19(2.66-3.60)	
PCB-1											
188.0393	11:48	11:48	0	1.001	1373123	535349	533	1332	1004		
190.0363	11:48	11:48	0	1.001	426931	166512	162	405	1028	3.22(2.66-3.60)	
PCB-2											
188.0393	13:47	13:47	0	0.988	1391108	462336	533	1332	867		
190.0363	13:47	13:47	0	0.988	437000	147565	162	405	911	3.18(2.66-3.60)	
PCB-3											
188.0393	13:58	13:58	0	1.001	1388024	471885	533	1332	885		
190.0363	13:58	13:58	0	1.001	440645	147922	162	405	913	3.15(2.66-3.60)	
PCB-4L											
234.0406	14:12	14:13	-2	0.878	886274	293198	310	775	946		
236.0376	14:12	14:13	-2	0.878	550234	178969	63	157	2841	1.61(1.33-1.79)	
PCB-9L											
234.0406	16:10	16:10	0		1484156	452329	310	775	1459		
236.0376	16:10	16:10	0		900315	271253	63	157	4306	1.65(1.33-1.79)	
PCB-8L											
234.0406	17:00	17:00	0	1.198	716376	210209	310	775	678		
236.0376	17:00	17:00	0	1.198	436782	126416	63	157	2007	1.64(1.33-1.79)	

Signal	RT (min.)	Adj RT (min.)	Sec.	REL RT	Area	Height	Avg Noise	EDL Height	S/N	Ratio(Limits)	Flags
PCB-15L											
234.0406	20:05	20:05	-2	1.242	1551674	391494	310	775	1263		
236.0376	20:05	20:05	-2	1.242	931403	236847	63	157	3759	1.67(1.33-1.79)	
PCB-4											
222.0003	14:13	14:13	0	1.002	540962	180637	56	140	3226		
223.9974	14:13	14:13	0	1.002	345541	112813	47	117	2400	1.57(1.33-1.79)	
PCB-10											
222.0003	14:23	14:23	0	1.014	877401	293699	56	140	5245		
223.9974	14:23	14:23	0	1.014	542644	179044	47	117	3809	1.62(1.33-1.79)	
PCB-9											
222.0003	16:11	16:11	0	1.140	834959	255979	56	140	4571		
223.9974	16:11	16:11	0	1.140	523514	160794	47	117	3421	1.59(1.33-1.79)	
PCB-7											
222.0003	16:21	16:21	0	1.152	950642	283490	56	140	5062		
223.9974	16:21	16:21	0	1.152	587110	174190	47	117	3706	1.62(1.33-1.79)	
PCB-6											
222.0003	16:35	16:35	0	1.169	900796	267990	56	140	4786		
223.9974	16:35	16:35	0	1.169	557849	165255	47	117	3516	1.61(1.33-1.79)	
PCB-5											
222.0003	16:53	16:53	0	1.190	901047	259437	56	140	4633		
223.9974	16:53	16:53	0	1.190	559936	162922	47	117	3466	1.61(1.33-1.79)	
PCB-8											
222.0003	17:01	17:01	0	1.199	932037	270642	56	140	4833		
223.9974	17:01	17:01	0	1.199	585659	170791	47	117	3634	1.59(1.33-1.79)	
PCB-14											
222.0003	18:38	18:38	0	0.928	1068296	285862	56	140	5105		
223.9974	18:38	18:38	0	0.928	667742	179626	47	117	3822	1.60(1.33-1.79)	
PCB-11											
222.0003	19:29	19:29	0	0.970	913242	238297	56	140	4255		
223.9974	19:29	19:29	0	0.970	561102	147161	47	117	3131	1.63(1.33-1.79)	
PCB-12											
222.0003	19:48	19:48	0	0.986	1855700	285051	56	140	5090		
223.9974	19:48	19:48	0	0.986	1162075	179630	47	117	3822	1.60(1.33-1.79)	
PCB-13 (C12)											
222.0003	19:48	19:48	0	0.986	1855700	285051	56	140	5090		
223.9974	19:48	19:48	0	0.986	1162075	179630	47	117	3822	1.60(1.33-1.79)	
PCB-15											
222.0003	20:06	20:06	0	1.001	984845	233028	56	140	4161		
223.9974	20:06	20:06	0	1.001	619317	148145	47	117	3152	1.59(1.33-1.79)	
PCB-19L											
268.0016	17:18	17:18	-1	0.842	422925	120750	305	762	396		
269.9986	17:18	17:18	-1	0.842	399589	114332	115	287	994	1.06(0.88-1.20)	
PCB-32L											
268.0016	20:34	20:34	0		693212	173728	305	762	570		
269.9986	20:33	20:34	-1		649098	165967	115	287	1443	1.07(0.88-1.20)	

Signal	RT (min.)	Adj RT (min.)	Sec.	REL RT	Area	Height	Avg Noise	EDL Height	S/N	Ratio(Limits)	Flags
PCB-31L											
268.0016	22:49	22:49	0		2184356	532003	397	992	1340		
269.9986	22:49	22:49	0		2044434	496130	498	1245	996	1.07(0.88-1.20)	
PCB-28L											
268.0016	23:07	23:07	0	1.013	1158361	266614	397	992	672		
269.9986	23:07	23:07	1	1.013	1087251	247834	498	1245	498	1.07(0.88-1.20)	
PCB-37L											
268.0016	27:07	27:06	-2	1.189	1956956	426723	397	992	1075		
269.9986	27:07	27:06	-2	1.189	1813879	399151	498	1245	802	1.08(0.88-1.20)	
PCB-19											
255.9613	17:19	17:19	0	1.001	273749	79146	19	47	4166		
257.9584	17:19	17:19	0	1.001	248986	71654	17	42	4215	1.10(0.88-1.20)	
PCB-18											
255.9613	19:10	19:10	0	1.107	750326	167623	19	47	8822		
257.9584	19:10	19:10	0	1.107	696990	155820	17	42	9166	1.08(0.88-1.20)	
PCB-30 (C18)											
255.9613	19:10	19:10	0	1.107	750326	167623	19	47	8822		
257.9584	19:10	19:10	0	1.107	696990	155820	17	42	9166	1.08(0.88-1.20)	
PCB-17											
255.9613	19:37	19:37	0	1.133	320218	85501	19	47	4500		
257.9584	19:37	19:37	0	1.133	297823	77401	17	42	4553	1.08(0.88-1.20)	
PCB-27											
255.9613	19:49	19:49	0	1.145	441221	116151	19	47	6113		
257.9584	19:49	19:49	0	1.145	404166	107178	17	42	6305	1.09(0.88-1.20)	
PCB-24											
255.9613	19:57	19:57	0	1.153	432568	111245	19	47	5855		
257.9584	19:57	19:57	0	1.153	384638	101851	17	42	5991	1.12(0.88-1.20)	
PCB-16											
255.9613	20:03	20:03	0	1.159	245167	63884	19	47	3362		
257.9584	20:03	20:03	0	1.159	234539	58040	17	42	3414	1.05(0.88-1.20)	
PCB-32											
255.9613	20:35	20:35	0	1.189	470854	122498	19	47	6447		
257.9584	20:35	20:35	0	1.189	433963	111980	17	42	6587	1.09(0.88-1.20)	
PCB-34											
255.9613	21:50	21:50	0	1.262	1153453	285133	1066	2665	267		
257.9584	21:50	21:50	0	1.262	1075309	269438	1709	4272	158	1.07(0.88-1.20)	
PCB-23											
255.9613	21:59	21:59	0	1.271	1181895	287086	1066	2665	269		
257.9584	21:59	21:59	0	1.271	1103344	271872	1709	4272	159	1.07(0.88-1.20)	
PCB-26											
255.9613	22:18	22:18	0	1.289	2361576	437508	1066	2665	410		
257.9584	22:18	22:18	0	1.289	2233337	411952	1709	4272	241	1.06(0.88-1.20)	
PCB-29 (C26)											
255.9613	22:18	22:18	0	1.289	2361576	437508	1066	2665	410		
257.9584	22:18	22:18	0	1.289	2233337	411952	1709	4272	241	1.06(0.88-1.20)	

Signal	RT (min.)	Adj RT (min.)	Sec.	REL RT	Area	Height	Avg Noise	EDL Height	S/N	Ratio(Limits)	Flags
PCB-25											
255.9613	22:32	22:32	0	0.831	1216256	273471	1066	2665	257		
257.9584	22:32	22:32	0	0.831	1153725	257831	1709	4272	151	1.05(0.88-1.20)	
PCB-31											
255.9613	22:51	22:51	0	0.842	1247783	299920	1066	2665	281		
257.9584	22:51	22:51	0	0.842	1171746	282928	1709	4272	166	1.06(0.88-1.20)	
PCB-20											
255.9613	23:09	23:09	0	0.853	2318912	481473	1066	2665	452		
257.9584	23:09	23:09	0	0.853	2180874	451585	1709	4272	264	1.06(0.88-1.20)	
PCB-28 (C20)											
255.9613	23:09	23:09	0	0.853	2318912	481473	1066	2665	452		
257.9584	23:09	23:09	0	0.853	2180874	451585	1709	4272	264	1.06(0.88-1.20)	
PCB-21											
255.9613	23:23	23:23	0	0.862	2473040	318188	1066	2665	298		
257.9584	23:23	23:23	0	0.862	2326689	296042	1709	4272	173	1.06(0.88-1.20)	
PCB-33 (C21)											
255.9613	23:23	23:23	0	0.862	2473040	318188	1066	2665	298		
257.9584	23:23	23:23	0	0.862	2326689	296042	1709	4272	173	1.06(0.88-1.20)	
PCB-22											
255.9613	23:46	23:46	0	0.876	1148792	269963	1066	2665	253		
257.9584	23:46	23:46	0	0.876	1065630	249734	1709	4272	146	1.08(0.88-1.20)	
PCB-36											
255.9613	25:20	25:20	0	0.934	1284670	275987	1066	2665	259		
257.9584	25:20	25:20	0	0.934	1215437	258743	1709	4272	151	1.06(0.88-1.20)	
PCB-39											
255.9613	25:42	25:42	0	0.947	1238429	274212	1066	2665	257		
257.9584	25:42	25:42	0	0.947	1183549	258212	1709	4272	151	1.05(0.88-1.20)	
PCB-38											
255.9613	26:16	26:16	0	0.969	1143094	250794	1066	2665	235		
257.9584	26:16	26:16	0	0.969	1112092	235083	1709	4272	138	1.03(0.88-1.20)	
PCB-35											
255.9613	26:44	26:44	0	0.986	1131732	243067	1066	2665	228		
257.9584	26:44	26:44	0	0.986	1076920	227461	1709	4272	133	1.05(0.88-1.20)	
PCB-37											
255.9613	27:08	27:08	0	1.000	1144217	237362	1066	2665	223		
257.9584	27:08	27:08	0	1.000	1073343	224018	1709	4272	131	1.07(0.88-1.20)	
PCB-54L											
301.9626	20:23	20:23	-2	0.817	412865	106262	52	130	2044		
303.9597	20:23	20:23	-2	0.817	506509	130427	8	20	16303	0.82(0.65-0.89)	
PCB-52L											
301.9626	24:57	24:57	0		1070649	245453	335	837	733		
303.9597	24:57	24:57	0		1347905	304160	425	1062	716	0.79(0.65-0.89)	
PCB-79L											
301.9626	32:53	32:53	0	0.971	696893	144749	335	837	432		
303.9597	32:53	32:53	0	0.971	862018	175999	425	1062	414	0.81(0.65-0.89)	

Signal	RT (min.)	Adj RT (min.)	Sec.	REL RT	Area	Height	Avg Noise	EDL Height	S/N	Ratio(Limits)	Flags
PCB-81L											
301.9626	33:53	33:53	-3	1.358	1279313	256137	335	837	765		
303.9597	33:53	33:53	-3	1.358	1596908	326720	425	1062	769	0.80(0.65-0.89)	
PCB-77L											
301.9626	34:27	34:26	-3	1.380	1306621	257023	335	837	767		
303.9597	34:27	34:26	-3	1.380	1605849	329889	425	1062	776	0.81(0.65-0.89)	
PCB-54											
289.9224	20:24	20:24	0	1.000	235497	60211	9	22	6690		
291.9194	20:24	20:24	0	1.000	301150	76814	21	52	3658	0.78(0.65-0.89)	
PCB-50											
289.9224	22:35	22:35	0	1.108	1187940	217455	250	625	870		
291.9194	22:35	22:35	0	1.108	1500981	276886	332	830	834	0.79(0.65-0.89)	
PCB-53 (C50)											
289.9224	22:35	22:35	0	1.108	1187940	217455	250	625	870		
291.9194	22:35	22:35	0	1.108	1500981	276886	332	830	834	0.79(0.65-0.89)	
PCB-45											M
289.9224	23:19	23:19	0	1.144	1118507	141758	250	625	567		M
291.9194	23:19	23:19	0	1.144	1429861	182505	332	830	550	0.78(0.65-0.89)	M
PCB-51 (C45)											M
289.9224	23:19	23:19	0	1.144	1118507	141758	250	625	567		M
291.9194	23:19	23:19	0	1.144	1429861	182505	332	830	550	0.78(0.65-0.89)	M
PCB-46											
289.9224	23:33	23:33	0	1.156	481188	115772	250	625	463		
291.9194	23:33	23:33	0	1.156	608708	144583	332	830	435	0.79(0.65-0.89)	
PCB-52											
289.9224	24:58	24:58	0	1.225	572069	132061	250	625	528		
291.9194	24:59	24:58	1	1.226	712482	164187	332	830	495	0.80(0.65-0.89)	
PCB-43											M
289.9224	25:07	25:07	0	1.233	1260197	179823	250	625	719		M
291.9194	25:07	25:07	0	1.233	1613769	225643	332	830	680	0.78(0.65-0.89)	M
PCB-73 (C43)											M
289.9224	25:07	25:07	0	1.233	1260197	179823	250	625	719		M
291.9194	25:07	25:07	0	1.233	1613769	225643	332	830	680	0.78(0.65-0.89)	M
PCB-49											M
289.9224	25:26	25:26	0	1.248	1408664	223938	250	625	896		
291.9194	25:26	25:26	0	1.248	1794545	287983	332	830	867	0.78(0.65-0.89)	M
PCB-69 (C49)											M
289.9224	25:26	25:26	0	1.248	1408664	223938	250	625	896		
291.9194	25:26	25:26	0	1.248	1794545	287983	332	830	867	0.78(0.65-0.89)	M
PCB-48											
289.9224	25:45	25:45	0	1.263	572805	130632	250	625	523		
291.9194	25:45	25:45	1	1.264	737767	167244	332	830	504	0.78(0.65-0.89)	
PCB-44											
289.9224	26:00	26:00	0	1.276	1856134	316959	250	625	1268		
291.9194	26:00	26:00	0	1.276	2370733	401661	332	830	1210	0.78(0.65-0.89)	

Signal	RT (min.)	Adj RT (min.)	Sec.	REL RT	Area	Height	Avg Noise	EDL Height	S/N	Ratio(Limits)	Flags
PCB-47 (C44)											
289.9224	26:00	26:00	0	1.276	1856134	316959	250	625	1268		
291.9194	26:00	26:00	0	1.276	2370733	401661	332	830	1210	0.78(0.65-0.89)	
PCB-65 (C44)											
289.9224	26:00	26:00	0	1.276	1856134	316959	250	625	1268		
291.9194	26:00	26:00	0	1.276	2370733	401661	332	830	1210	0.78(0.65-0.89)	
PCB-59											
289.9224	26:18	26:18	0	1.290	2454812	371749	250	625	1487		
291.9194	26:18	26:18	0	1.290	3106554	472518	332	830	1423	0.79(0.65-0.89)	
PCB-62 (C59)											
289.9224	26:18	26:18	0	1.290	2454812	371749	250	625	1487		
291.9194	26:18	26:18	0	1.290	3106554	472518	332	830	1423	0.79(0.65-0.89)	
PCB-75 (C59)											
289.9224	26:18	26:18	0	1.290	2454812	371749	250	625	1487		
291.9194	26:18	26:18	0	1.290	3106554	472518	332	830	1423	0.79(0.65-0.89)	
PCB-42											
289.9224	26:30	26:30	0	1.300	543008	121766	250	625	487		
291.9194	26:30	26:30	0	1.300	687426	155992	332	830	470	0.79(0.65-0.89)	
PCB-40											M
289.9224	27:00	27:00	0	1.325	1684502	259243	250	625	1037		M
291.9194	27:00	27:00	0	1.325	2139607	328463	332	830	989	0.79(0.65-0.89)	M
PCB-41 (C40)											M
289.9224	27:00	27:00	0	1.325	1684502	259243	250	625	1037		M
291.9194	27:00	27:00	0	1.325	2139607	328463	332	830	989	0.79(0.65-0.89)	M
PCB-71 (C40)											M
289.9224	27:00	27:00	0	1.325	1684502	259243	250	625	1037		M
291.9194	27:00	27:00	0	1.325	2139607	328463	332	830	989	0.79(0.65-0.89)	M
PCB-64											
289.9224	27:13	27:13	0	1.335	864412	194504	250	625	778		
291.9194	27:13	27:13	0	1.335	1096803	249935	332	830	753	0.79(0.65-0.89)	
PCB-72											
289.9224	28:03	28:03	0	0.828	821790	185364	250	625	741		
291.9194	28:03	28:03	0	0.828	1039733	235220	332	830	708	0.79(0.65-0.89)	
PCB-68											
289.9224	28:21	28:21	0	0.836	908273	193007	250	625	772		
291.9194	28:21	28:21	0	0.836	1136975	243112	332	830	732	0.80(0.65-0.89)	
PCB-57											
289.9224	28:46	28:46	0	0.849	784814	171081	250	625	684		
291.9194	28:46	28:46	0	0.849	1003879	221951	332	830	669	0.78(0.65-0.89)	
PCB-58											
289.9224	29:00	29:00	0	0.856	820873	175421	250	625	702		
291.9194	29:00	29:00	0	0.856	1044204	222593	332	830	670	0.79(0.65-0.89)	
PCB-67											
289.9224	29:10	29:10	0	0.861	842685	171385	250	625	686		
291.9194	29:10	29:10	0	0.861	1076880	220253	332	830	663	0.78(0.65-0.89)	

Signal	RT (min.)	Adj RT (min.)	Sec.	REL RT	Area	Height	Avg Noise	EDL Height	S/N	Ratio(Limits)	Flags
PCB-63											
289.9224	29:26	29:26	0	0.868	881881	185938	250	625	744		
291.9194	29:26	29:26	0	0.868	1118418	239042	332	830	720	0.79(0.65-0.89)	
PCB-61											
289.9224	29:46	29:46	0	0.879	3253737	357592	250	625	1430		
291.9194	29:45	29:46	-1	0.878	4133355	453089	332	830	1365	0.79(0.65-0.89)	
PCB-70 (C61)											
289.9224	29:46	29:46	0	0.879	3253737	357592	250	625	1430		
291.9194	29:45	29:46	-1	0.878	4133355	453089	332	830	1365	0.79(0.65-0.89)	
PCB-74 (C61)											
289.9224	29:46	29:46	0	0.879	3253737	357592	250	625	1430		
291.9194	29:45	29:46	-1	0.878	4133355	453089	332	830	1365	0.79(0.65-0.89)	
PCB-76 (C61)											
289.9224	29:46	29:46	0	0.879	3253737	357592	250	625	1430		
291.9194	29:45	29:46	-1	0.878	4133355	453089	332	830	1365	0.79(0.65-0.89)	
PCB-66											
289.9224	30:05	30:05	0	0.888	785446	163411	250	625	654		
291.9194	30:05	30:05	0	0.888	972756	209675	332	830	632	0.81(0.65-0.89)	
PCB-55											
289.9224	30:15	30:15	0	0.893	793139	167674	250	625	671		
291.9194	30:14	30:15	-1	0.892	998952	210500	332	830	634	0.79(0.65-0.89)	
PCB-56											
289.9224	30:46	30:46	0	0.908	760507	161707	250	625	647		
291.9194	30:45	30:46	-1	0.908	968281	206446	332	830	622	0.79(0.65-0.89)	
PCB-60											
289.9224	30:58	30:58	0	0.914	787408	165019	250	625	660		
291.9194	30:58	30:58	0	0.914	1014879	215698	332	830	650	0.78(0.65-0.89)	
PCB-80											
289.9224	31:23	31:23	0	0.926	895556	191856	250	625	767		
291.9194	31:23	31:23	0	0.926	1132514	244499	332	830	736	0.79(0.65-0.89)	
PCB-79											
289.9224	32:55	32:55	0	0.971	915228	183618	250	625	734		
291.9194	32:55	32:55	0	0.971	1149879	227231	332	830	684	0.80(0.65-0.89)	
PCB-78											
289.9224	33:28	33:28	0	0.988	757624	156558	250	625	626		
291.9194	33:28	33:28	0	0.988	950244	197517	332	830	595	0.80(0.65-0.89)	
PCB-81											
289.9224	33:54	33:54	0	1.001	763585	155519	250	625	622		
291.9194	33:54	33:54	0	1.001	956979	195737	332	830	590	0.80(0.65-0.89)	
PCB-77											
289.9224	34:28	34:28	0	1.001	785250	153549	250	625	614		
291.9194	34:28	34:28	0	1.001	991220	195304	332	830	588	0.79(0.65-0.89)	
PCB-104L											
337.9207	25:55	25:55	-2	0.814	1421772	323903	23	57	14083		
339.9178	25:55	25:55	-2	0.814	885681	203800	11	27	18527	1.61(1.32-1.78)	

Signal	RT (min.)	Adj RT (min.)	Sec.	REL RT	Area	Height	Avg Noise	EDL Height	S/N	Ratio(Limits)	Flags
PCB-95L											
337.9207	28:52	28:52	0	1.114	511869	115150	23	57	5007		
339.9178	28:52	28:52	0	1.114	325433	75580	11	27	6871	1.57(1.32-1.78)	
PCB-101L											
337.9207	31:49	31:49	0		1136664	237303	23	57	10318		
339.9178	31:49	31:49	0		707150	152730	11	27	13885	1.61(1.32-1.78)	
PCB-111L											
337.9207	34:30	34:30	0	1.084	725738	153041	23	57	6654		
339.9178	34:30	34:30	0	1.084	465846	99479	11	27	9044	1.56(1.32-1.78)	
PCB-123L											
337.9207	36:28	36:28	-2	1.146	1864470	375043	926	2315	405		
339.9178	36:28	36:28	-2	1.146	1170030	235583	522	1305	451	1.59(1.32-1.78)	
PCB-118L											
337.9207	36:47	36:47	-3	1.156	1998728	403419	926	2315	436		
339.9178	36:47	36:47	-3	1.156	1247399	250746	522	1305	480	1.60(1.32-1.78)	
PCB-114L											
337.9207	37:19	37:19	-3	1.173	1863001	378512	926	2315	409		
339.9178	37:19	37:19	-3	1.173	1154058	233370	522	1305	447	1.61(1.32-1.78)	
PCB-105L											
337.9207	37:58	37:58	-3	1.193	1869235	373476	926	2315	403		
339.9178	37:58	37:58	-3	1.193	1168523	230898	522	1305	442	1.60(1.32-1.78)	
PCB-127L											
337.9207	39:26	39:26	0		1829999	359351	926	2315	388		
339.9178	39:26	39:26	0		1179158	231848	522	1305	444	1.55(1.32-1.78)	
PCB-126L											
337.9207	41:03	41:02	-2	1.290	1661659	325103	926	2315	351		
339.9178	41:03	41:02	-2	1.290	1037292	200896	522	1305	385	1.60(1.32-1.78)	
PCB-104											
325.8804	25:55	25:55	0	1.000	920064	207082	30	75	6903		
327.8775	25:55	25:55	0	1.000	579157	129844	17	42	7638	1.59(1.32-1.78)	
PCB-96											
325.8804	26:18	26:18	0	1.015	800104	181766	30	75	6059		
327.8775	26:18	26:18	0	1.015	503926	113285	17	42	6664	1.59(1.32-1.78)	
PCB-103											
325.8804	28:14	28:14	0	1.090	682363	150927	30	75	5031		
327.8775	28:14	28:14	0	1.090	427521	94788	17	42	5576	1.60(1.32-1.78)	
PCB-94											
325.8804	28:27	28:27	0	1.098	591351	128326	30	75	4278		
327.8775	28:27	28:27	0	1.098	373544	80879	17	42	4758	1.58(1.32-1.78)	
PCB-95											
325.8804	28:53	28:53	0	1.115	639738	140842	30	75	4695		
327.8775	28:53	28:53	0	1.115	400913	88888	17	42	5229	1.60(1.32-1.78)	
PCB-93											
325.8804	29:07	29:07	0	1.124	1259483	272767	30	75	9092		
327.8775	29:07	29:07	0	1.124	794745	171208	17	42	10071	1.58(1.32-1.78)	

Signal	RT (min.)	Adj RT (min.)	Sec.	REL RT	Area	Height	Avg Noise	EDL Height	S/N	Ratio(Limits)	Flags
PCB-100 (C93)											
325.8804	29:07	29:07	0	1.124	1259483	272767	30	75	9092		
327.8775	29:07	29:07	0	1.124	794745	171208	17	42	10071	1.58(1.32-1.78)	
PCB-98											M
325.8804	29:16	29:16	0	1.129	1275739	154730	30	75	5158		M
327.8775	29:16	29:16	0	1.129	804218	96224	17	42	5660	1.59(1.32-1.78)	M
PCB-102 (C98)											M
325.8804	29:16	29:16	0	1.129	1275739	154730	30	75	5158		M
327.8775	29:16	29:16	0	1.129	804218	96224	17	42	5660	1.59(1.32-1.78)	M
PCB-88											Ma
325.8804	29:45	29:45	0	1.149	1282059	148604	30	75	4953		M
327.8775	29:45	29:45	0	1.149	813340	93572	17	42	5504	1.58(1.32-1.78)	
PCB-91 (C88)											Ma
325.8804	29:45	29:45	0	1.149	1282059	148604	30	75	4953		M
327.8775	29:45	29:45	0	1.149	813340	93572	17	42	5504	1.58(1.32-1.78)	
PCB-84											
325.8804	29:58	29:58	0	1.157	552855	117508	30	75	3917		
327.8775	29:58	29:58	0	1.157	341894	72712	17	42	4277	1.62(1.32-1.78)	
PCB-89											
325.8804	30:27	30:27	0	1.176	583614	124045	30	75	4135		
327.8775	30:27	30:27	0	1.176	362913	76677	17	42	4510	1.61(1.32-1.78)	
PCB-121											
325.8804	30:53	30:53	0	1.192	893097	191606	30	75	6387		
327.8775	30:53	30:53	0	1.192	562802	120735	17	42	7102	1.59(1.32-1.78)	
PCB-92											
325.8804	31:16	31:16	0	0.857	618816	129546	30	75	4318		
327.8775	31:16	31:16	0	0.857	390000	81724	17	42	4807	1.59(1.32-1.78)	
PCB-90											
325.8804	31:50	31:50	0	1.229	2172346	309280	30	75	10309		
327.8775	31:50	31:50	0	1.229	1368781	199323	17	42	11725	1.59(1.32-1.78)	
PCB-101 (C90)											
325.8804	31:50	31:50	0	1.229	2172346	309280	30	75	10309		
327.8775	31:50	31:50	0	1.229	1368781	199323	17	42	11725	1.59(1.32-1.78)	
PCB-113 (C90)											
325.8804	31:50	31:50	0	1.229	2172346	309280	30	75	10309		
327.8775	31:50	31:50	0	1.229	1368781	199323	17	42	11725	1.59(1.32-1.78)	
PCB-83											
325.8804	32:26	32:26	0	1.252	1241770	146050	30	75	4868		
327.8775	32:25	32:26	-1	1.251	776092	90789	17	42	5341	1.60(1.32-1.78)	
PCB-99 (C83)											
325.8804	32:26	32:26	0	1.252	1241770	146050	30	75	4868		
327.8775	32:25	32:26	-1	1.251	776092	90789	17	42	5341	1.60(1.32-1.78)	
PCB-112											
325.8804	32:32	32:32	0	1.256	859598	182664	30	75	6089		
327.8775	32:32	32:32	0	1.256	537815	114045	17	42	6709	1.60(1.32-1.78)	

Signal	RT (min.)	Adj RT (min.)	Sec.	REL RT	Area	Height	Avg Noise	EDL Height	S/N	Ratio(Limits)	Flags
PCB-86											M
325.8804	32:55	32:55	0	1.270	4424148	519127	30	75	17304		M
327.8775	32:55	32:55	0	1.270	2775639	323151	17	42	19009	1.59(1.32-1.78)	M
PCB-87 (C86)											M
325.8804	32:55	32:55	0	1.270	4424148	519127	30	75	17304		M
327.8775	32:55	32:55	0	1.270	2775639	323151	17	42	19009	1.59(1.32-1.78)	M
PCB-97 (C86)											M
325.8804	32:55	32:55	0	1.270	4424148	519127	30	75	17304		M
327.8775	32:55	32:55	0	1.270	2775639	323151	17	42	19009	1.59(1.32-1.78)	M
PCB-109 (C86)											M
325.8804	32:55	32:55	0	1.270	4424148	519127	30	75	17304		M
327.8775	32:55	32:55	0	1.270	2775639	323151	17	42	19009	1.59(1.32-1.78)	M
PCB-119 (C86)											M
325.8804	32:55	32:55	0	1.270	4424148	519127	30	75	17304		M
327.8775	32:55	32:55	0	1.270	2775639	323151	17	42	19009	1.59(1.32-1.78)	M
PCB-125 (C86)											M
325.8804	32:55	32:55	0	1.270	4424148	519127	30	75	17304		M
327.8775	32:55	32:55	0	1.270	2775639	323151	17	42	19009	1.59(1.32-1.78)	M
PCB-85											
325.8804	33:38	33:38	0	1.298	2289257	297240	30	75	9908		
327.8775	33:38	33:38	0	1.298	1443104	190779	17	42	11222	1.59(1.32-1.78)	
PCB-116 (C85)											
325.8804	33:38	33:38	0	1.298	2289257	297240	30	75	9908		
327.8775	33:38	33:38	0	1.298	1443104	190779	17	42	11222	1.59(1.32-1.78)	
PCB-117 (C85)											
325.8804	33:38	33:38	0	1.298	2289257	297240	30	75	9908		
327.8775	33:38	33:38	0	1.298	1443104	190779	17	42	11222	1.59(1.32-1.78)	
PCB-110											
325.8804	33:53	33:53	0	1.308	1730391	189053	30	75	6302		
327.8775	33:54	33:53	1	1.308	1080265	117781	17	42	6928	1.60(1.32-1.78)	
PCB-115 (C110)											
325.8804	33:53	33:53	0	1.308	1730391	189053	30	75	6302		
327.8775	33:54	33:53	1	1.308	1080265	117781	17	42	6928	1.60(1.32-1.78)	
PCB-82											
325.8804	34:07	34:07	0	1.317	558520	108037	30	75	3601		
327.8775	34:07	34:07	0	1.317	344748	67138	17	42	3949	1.62(1.32-1.78)	
PCB-111											
325.8804	34:32	34:32	0	1.333	915479	189025	30	75	6301		
327.8775	34:32	34:32	0	1.333	572169	117447	17	42	6909	1.60(1.32-1.78)	
PCB-120											
325.8804	34:59	34:59	0	1.351	935970	190094	30	75	6336		
327.8775	34:59	34:59	0	1.351	585879	120720	17	42	7101	1.60(1.32-1.78)	
PCB-108											
325.8804	36:08	36:08	0	1.395	2095782	415770	700	1750	594		
327.8775	36:08	36:08	0	1.395	1336218	267399	375	937	713	1.57(1.32-1.78)	

Signal	RT (min.)	Adj RT (min.)	Sec.	REL RT	Area	Height	Avg Noise	EDL Height	S/N	Ratio(Limits)	Flags
PCB-124 (C108)											
325.8804	36:08	36:08	0	1.395	2095782	415770	700	1750	594		
327.8775	36:08	36:08	0	1.395	1336218	267399	375	937	713	1.57(1.32-1.78)	
PCB-107											
325.8804	36:22	36:22	0	1.404	1171331	220238	700	1750	315		
327.8775	36:22	36:22	0	1.404	753555	142310	375	937	379	1.55(1.32-1.78)	
PCB-123											
325.8804	36:29	36:29	0	1.000	1144825	236115	700	1750	337		
327.8775	36:29	36:29	0	1.000	726844	149590	375	937	399	1.58(1.32-1.78)	
PCB-106											
325.8804	36:36	36:36	0	1.004	1054377	217609	700	1750	311		
327.8775	36:36	36:36	0	1.004	662913	138096	375	937	368	1.59(1.32-1.78)	
PCB-118											
325.8804	36:49	36:49	0	1.001	1167233	224723	700	1750	321		
327.8775	36:49	36:49	0	1.001	740183	142330	375	937	380	1.58(1.32-1.78)	
PCB-122											
325.8804	37:09	37:09	0	1.010	997909	199047	700	1750	284		
327.8775	37:09	37:09	0	1.010	631573	126469	375	937	337	1.58(1.32-1.78)	
PCB-114											
325.8804	37:21	37:21	0	1.001	1191345	224576	700	1750	321		
327.8775	37:20	37:21	-1	1.000	757026	145033	375	937	387	1.57(1.32-1.78)	
PCB-105											
325.8804	37:59	37:59	0	1.001	1091115	209160	700	1750	299		
327.8775	37:59	37:59	0	1.001	686404	131086	375	937	350	1.59(1.32-1.78)	
PCB-127											
325.8804	39:28	39:28	0	1.040	1101243	211600	700	1750	302		
327.8775	39:28	39:28	0	1.040	686870	131515	375	937	351	1.60(1.32-1.78)	
PCB-126											
325.8804	41:05	41:05	0	1.001	997545	179856	700	1750	257		
327.8775	41:05	41:05	0	1.001	630684	111977	375	937	299	1.58(1.32-1.78)	
PCB-155L											
371.8817	31:36	31:36	-2	0.792	1089731	230668	6	15	38445		
373.8788	31:36	31:36	-2	0.792	849711	181722	4	10	45431	1.28(1.05-1.43)	
PCB-153L											
371.8817	38:41	38:41	0	0.901	648425	132499	476	1190	278		
373.8788	38:41	38:41	0	0.901	510832	100928	417	1042	242	1.27(1.05-1.43)	
PCB-138L											
371.8817	39:55	39:55	0		1268740	248554	476	1190	522		
373.8788	39:55	39:55	0		986287	196091	417	1042	470	1.29(1.05-1.43)	
PCB-167L											
371.8817	42:56	42:55	-2	1.076	1582015	313739	476	1190	659		
373.8788	42:56	42:55	-2	1.076	1256783	249437	417	1042	598	1.26(1.05-1.43)	
PCB-156L											
371.8817	44:05	44:04	-2	1.105	3022136	418961	476	1190	880		
373.8788	44:04	44:04	-3	1.104	2405722	333228	417	1042	799	1.26(1.05-1.43)	

Signal	RT (min.)	Adj RT (min.)	Sec.	REL RT	Area	Height	Avg Noise	EDL Height	S/N	Ratio(Limits)	Flags
PCB-157L (C156L)											
371.8817	44:05	44:04	-2	1.105	3022136	418961	476	1190	880		
373.8788	44:04	44:04	-3	1.104	2405722	333228	417	1042	799	1.26(1.05-1.43)	
PCB-169L											
371.8817	47:19	47:18	-3	1.186	1341708	254586	476	1190	535		
373.8788	47:19	47:18	-3	1.186	1036670	198902	417	1042	477	1.29(1.05-1.43)	
PCB-155											
359.8415	31:38	31:38	0	1.001	662017	138603	12	30	11550		
361.8385	31:38	31:38	0	1.001	523008	110901	17	42	6524	1.27(1.05-1.43)	
PCB-152											
359.8415	31:48	31:48	0	1.006	625029	132920	12	30	11077		
361.8385	31:48	31:48	0	1.006	485151	103086	17	42	6064	1.29(1.05-1.43)	
PCB-150											
359.8415	31:59	31:59	0	1.012	630602	131339	12	30	10945		
361.8385	31:59	31:59	0	1.012	495769	101071	17	42	5945	1.27(1.05-1.43)	
PCB-136											
359.8415	32:20	32:20	0	1.023	582128	121809	12	30	10151		
361.8385	32:20	32:20	0	1.023	461691	95481	17	42	5617	1.26(1.05-1.43)	
PCB-145											
359.8415	32:38	32:38	0	1.033	600994	126224	12	30	10519		
361.8385	32:38	32:38	0	1.033	471707	99033	17	42	5825	1.27(1.05-1.43)	
PCB-148											
359.8415	34:10	34:10	0	1.081	438631	93115	12	30	7760		
361.8385	34:10	34:10	0	1.081	346791	71934	17	42	4231	1.26(1.05-1.43)	
PCB-135											M
359.8415	34:44	34:44	0	1.099	856043	100817	12	30	8401		M
361.8385	34:44	34:44	0	1.099	677531	79780	17	42	4693	1.26(1.05-1.43)	M
PCB-151 (C135)											M
359.8415	34:44	34:44	0	1.099	856043	100817	12	30	8401		M
361.8385	34:44	34:44	0	1.099	677531	79780	17	42	4693	1.26(1.05-1.43)	M
PCB-154											
359.8415	35:01	35:01	0	1.108	501740	102186	12	30	8516		
361.8385	35:00	35:01	-1	1.108	394790	80582	17	42	4740	1.27(1.05-1.43)	
PCB-144											
359.8415	35:18	35:18	0	1.117	451836	93408	12	30	7784		
361.8385	35:18	35:18	0	1.117	353554	71882	17	42	4228	1.28(1.05-1.43)	
PCB-147											
359.8415	35:40	35:40	0	1.129	1343093	279611	172	430	1626		
361.8385	35:40	35:40	0	1.129	1079641	227851	102	255	2234	1.24(1.05-1.43)	
PCB-149 (C147)											
359.8415	35:40	35:40	0	1.129	1343093	279611	172	430	1626		
361.8385	35:40	35:40	0	1.129	1079641	227851	102	255	2234	1.24(1.05-1.43)	
PCB-134											
359.8415	35:58	35:58	0	1.138	1183258	133021	172	430	773		
361.8385	35:58	35:58	0	1.138	945073	107371	102	255	1053	1.25(1.05-1.43)	

Signal	RT (min.)	Adj RT (min.)	Sec.	REL RT	Area	Height	Avg Noise	EDL Height	S/N	Ratio(Limits)	Flags
PCB-143 (C134)											
359.8415	35:58	35:58	0	1.138	1183258	133021	172	430	773		
361.8385	35:58	35:58	0	1.138	945073	107371	102	255	1053	1.25(1.05-1.43)	
PCB-139											
359.8415	36:16	36:16	0	1.148	1368830	259253	172	430	1507		
361.8385	36:16	36:16	0	1.148	1090559	204182	102	255	2002	1.26(1.05-1.43)	
PCB-140 (C139)											
359.8415	36:16	36:16	0	1.148	1368830	259253	172	430	1507		
361.8385	36:16	36:16	0	1.148	1090559	204182	102	255	2002	1.26(1.05-1.43)	
PCB-131											
359.8415	36:28	36:28	0	1.154	593689	120225	172	430	699		
361.8385	36:28	36:28	0	1.154	475197	96950	102	255	950	1.25(1.05-1.43)	
PCB-142											
359.8415	36:38	36:38	0	1.159	598321	120864	172	430	703		
361.8385	36:38	36:38	0	1.159	472236	94454	102	255	926	1.27(1.05-1.43)	
PCB-132											
359.8415	36:56	36:56	0	1.169	607477	126279	172	430	734		
361.8385	36:56	36:56	0	1.169	483635	98323	102	255	964	1.26(1.05-1.43)	
PCB-133											
359.8415	37:26	37:26	0	1.185	625304	125306	172	430	729		
361.8385	37:26	37:26	0	1.185	502034	100605	102	255	986	1.25(1.05-1.43)	
PCB-165											
359.8415	37:50	37:50	0	0.881	786941	159252	172	430	926		
361.8385	37:50	37:50	0	0.881	620344	124080	102	255	1216	1.27(1.05-1.43)	
PCB-146											
359.8415	38:06	38:06	0	0.887	670770	137087	172	430	797		
361.8385	38:06	38:06	0	0.887	540477	110193	102	255	1080	1.24(1.05-1.43)	
PCB-161											
359.8415	38:13	38:13	0	0.890	910492	183050	172	430	1064		
361.8385	38:13	38:13	0	0.890	720205	145083	102	255	1422	1.26(1.05-1.43)	
PCB-153											
359.8415	38:44	38:44	0	0.902	1672899	251735	172	430	1464		
361.8385	38:44	38:44	0	0.902	1343724	201052	102	255	1971	1.24(1.05-1.43)	
PCB-168 (C153)											
359.8415	38:44	38:44	0	0.902	1672899	251735	172	430	1464		
361.8385	38:44	38:44	0	0.902	1343724	201052	102	255	1971	1.24(1.05-1.43)	
PCB-141											
359.8415	38:53	38:53	0	0.906	660691	130005	172	430	756		
361.8385	38:53	38:53	0	0.906	534638	105741	102	255	1037	1.24(1.05-1.43)	
PCB-130											
359.8415	39:18	39:18	0	0.915	566272	114361	172	430	665		
361.8385	39:18	39:18	0	0.915	454486	92193	102	255	904	1.25(1.05-1.43)	
PCB-137											
359.8415	39:31	39:31	0	0.920	735919	142666	172	430	829		
361.8385	39:31	39:31	0	0.920	594545	116949	102	255	1147	1.24(1.05-1.43)	

Signal	RT (min.)	Adj RT (min.)	Sec.	REL RT	Area	Height	Avg Noise	EDL Height	S/N	Ratio(Limits)	Flags
PCB-164											
359.8415	39:38	39:38	0	0.923	843456	175030	172	430	1018		
361.8385	39:38	39:38	0	0.923	670665	137132	102	255	1344	1.26(1.05-1.43)	
PCB-129											M
359.8415	39:58	39:58	0	0.931	2933705	325566	172	430	1893		M
361.8385	39:58	39:58	0	0.931	2346367	257754	102	255	2527	1.25(1.05-1.43)	M
PCB-138 (C129)											M
359.8415	39:58	39:58	0	0.931	2933705	325566	172	430	1893		M
361.8385	39:58	39:58	0	0.931	2346367	257754	102	255	2527	1.25(1.05-1.43)	M
PCB-160 (C129)											M
359.8415	39:58	39:58	0	0.931	2933705	325566	172	430	1893		M
361.8385	39:58	39:58	0	0.931	2346367	257754	102	255	2527	1.25(1.05-1.43)	M
PCB-163 (C129)											M
359.8415	39:58	39:58	0	0.931	2933705	325566	172	430	1893		M
361.8385	39:58	39:58	0	0.931	2346367	257754	102	255	2527	1.25(1.05-1.43)	M
PCB-158											
359.8415	40:21	40:21	0	0.940	959979	180478	172	430	1049		
361.8385	40:20	40:21	-1	0.939	773583	147071	102	255	1442	1.24(1.05-1.43)	
PCB-128											
359.8415	41:11	41:11	0	0.959	1528759	269536	172	430	1567		
361.8385	41:11	41:11	0	0.959	1246276	215598	102	255	2114	1.23(1.05-1.43)	
PCB-166 (C128)											
359.8415	41:11	41:11	0	0.959	1528759	269536	172	430	1567		
361.8385	41:11	41:11	0	0.959	1246276	215598	102	255	2114	1.23(1.05-1.43)	
PCB-159											
359.8415	42:11	42:11	0	0.983	899536	180643	172	430	1050		
361.8385	42:11	42:11	0	0.983	718761	144569	102	255	1417	1.25(1.05-1.43)	
PCB-162											
359.8415	42:29	42:29	0	0.989	935224	176428	172	430	1026		
361.8385	42:29	42:29	0	0.989	754260	142602	102	255	1398	1.24(1.05-1.43)	
PCB-167											
359.8415	42:58	42:58	0	1.001	960678	188890	172	430	1098		
361.8385	42:58	42:58	0	1.001	765837	147729	102	255	1448	1.25(1.05-1.43)	
PCB-156											
359.8415	44:06	44:06	0	1.000	1781356	246657	172	430	1434		
361.8385	44:06	44:06	0	1.000	1415009	200251	102	255	1963	1.26(1.05-1.43)	
PCB-157 (C156)											
359.8415	44:06	44:06	0	1.000	1781356	246657	172	430	1434		
361.8385	44:06	44:06	0	1.000	1415009	200251	102	255	1963	1.26(1.05-1.43)	
PCB-169											
359.8415	47:21	47:21	0	1.001	757319	139023	172	430	808		
361.8385	47:20	47:21	-1	1.000	610055	112797	102	255	1106	1.24(1.05-1.43)	
PCB-188L											
405.8428	37:20	37:20	-3	0.821	1304906	263903	30	75	8797		
407.8398	37:20	37:20	-3	0.821	1230509	248223	3	7	82741	1.06(0.89-1.21)	

Signal	RT (min.)	Adj RT (min.)	Sec.	REL RT	Area	Height	Avg Noise	EDL Height	S/N	Ratio(Limits)	Flags
PCB-178L											
405.8428	40:23	40:23	0	0.888	484486	94424	30	75	3147		
407.8398	40:23	40:23	0	0.888	445999	86550	3	7	28850	1.09(0.89-1.21)	
PCB-180L											
405.8428	45:29	45:29	0		974205	192097	30	75	6403		
407.8398	45:29	45:29	0		902509	175472	3	7	58491	1.08(0.89-1.21)	
PCB-170L											
405.8428	46:44	46:44	-2	1.028	765758	146499	30	75	4883		
407.8398	46:44	46:44	-3	1.027	713005	137622	3	7	45874	1.07(0.89-1.21)	
PCB-189L											
405.8428	49:51	49:51	-3	1.096	1665035	321548	703	1757	457		
407.8398	49:51	49:51	-3	1.096	1583662	305652	1117	2792	274	1.05(0.89-1.21)	
PCB-188											
393.8025	37:22	37:22	0	1.001	752729	152030	14	35	10859		
395.7995	37:22	37:22	0	1.001	706989	143546	12	30	11962	1.06(0.89-1.21)	
PCB-179											
393.8025	37:41	37:41	0	1.009	689808	139887	14	35	9992		
395.7995	37:41	37:41	0	1.009	651598	133766	12	30	11147	1.06(0.89-1.21)	
PCB-184											
393.8025	38:13	38:13	0	1.024	686581	141439	14	35	10103		
395.7995	38:13	38:13	0	1.024	649590	132720	12	30	11060	1.06(0.89-1.21)	
PCB-176											
393.8025	38:34	38:34	0	1.033	761815	152639	14	35	10903		
395.7995	38:34	38:34	0	1.033	716998	142185	12	30	11849	1.06(0.89-1.21)	
PCB-186											
393.8025	39:01	39:01	0	1.045	708743	142651	14	35	10189		
395.7995	39:01	39:01	0	1.045	667093	133937	12	30	11161	1.06(0.89-1.21)	
PCB-178											
393.8025	40:25	40:25	0	1.082	508660	102980	14	35	7356		
395.7995	40:25	40:25	0	1.082	482755	97726	12	30	8144	1.05(0.89-1.21)	
PCB-175											
393.8025	41:03	41:03	0	1.100	523261	102539	14	35	7324		
395.7995	41:03	41:03	0	1.100	496373	98522	12	30	8210	1.05(0.89-1.21)	
PCB-187											
393.8025	41:19	41:19	0	1.107	543570	107525	14	35	7680		
395.7995	41:19	41:19	0	1.107	526074	105899	12	30	8825	1.03(0.89-1.21)	
PCB-182											
393.8025	41:31	41:31	0	1.112	567340	111128	14	35	7938		
395.7995	41:31	41:31	0	1.112	538457	107673	12	30	8973	1.05(0.89-1.21)	
PCB-183											M
393.8025	41:56	41:56	0	1.123	1117042	118180	14	35	8441		M
395.7995	41:56	41:56	0	1.123	1054920	113705	12	30	9475	1.06(0.89-1.21)	M
PCB-185 (C183)											M
393.8025	41:56	41:56	0	1.123	1117042	118180	14	35	8441		M
395.7995	41:56	41:56	0	1.123	1054920	113705	12	30	9475	1.06(0.89-1.21)	M

Signal	RT (min.)	Adj RT (min.)	Δ Sec.	REL RT	Area	Height	Avg Noise	EDL Height	S/N	Ratio(Limits)	Flags
PCB-174											
393.8025	42:10	42:10	0	1.129	484847	94174	14	35	6727		
395.7995	42:10	42:10	0	1.129	454854	89548	12	30	7462	1.07(0.89-1.21)	
PCB-177											
393.8025	42:36	42:36	0	1.141	469887	89282	14	35	6377		
395.7995	42:36	42:36	0	1.141	457540	88296	12	30	7358	1.03(0.89-1.21)	
PCB-181											
393.8025	43:00	43:00	0	1.152	545165	107516	14	35	7680		
395.7995	43:00	43:00	0	1.152	521713	101741	12	30	8478	1.04(0.89-1.21)	
PCB-171											
393.8025	43:13	43:13	0	1.157	940540	158185	14	35	11299		
395.7995	43:13	43:13	0	1.157	913758	154717	12	30	12893	1.03(0.89-1.21)	
PCB-173 (C171)											
393.8025	43:13	43:13	0	1.157	940540	158185	14	35	11299		
395.7995	43:13	43:13	0	1.157	913758	154717	12	30	12893	1.03(0.89-1.21)	
PCB-172											
393.8025	44:51	44:51	0	0.900	487605	95830	14	35	6845		
395.7995	44:51	44:51	0	0.900	463968	89866	12	30	7489	1.05(0.89-1.21)	
PCB-192											
393.8025	45:08	45:08	0	0.905	647459	127952	14	35	9139		
395.7995	45:08	45:08	0	0.905	617835	120532	12	30	10044	1.05(0.89-1.21)	
PCB-180											
393.8025	45:28	45:28	0	0.912	1220341	161665	14	35	11548		
395.7995	45:28	45:28	0	0.912	1163100	154587	12	30	12882	1.05(0.89-1.21)	
PCB-193 (C180)											
393.8025	45:28	45:28	0	0.912	1220341	161665	14	35	11548		
395.7995	45:28	45:28	0	0.912	1163100	154587	12	30	12882	1.05(0.89-1.21)	
PCB-191											
393.8025	45:51	45:51	0	0.920	697061	134952	14	35	9639		
395.7995	45:51	45:51	0	0.920	658743	125099	12	30	10425	1.06(0.89-1.21)	
PCB-170											
393.8025	46:45	46:45	0	0.938	491753	94383	14	35	6742		
395.7995	46:45	46:45	0	0.938	458712	88018	12	30	7335	1.07(0.89-1.21)	
PCB-190											
393.8025	47:17	47:17	0	0.948	676960	128957	14	35	9211		
395.7995	47:17	47:17	0	0.948	643340	123780	12	30	10315	1.05(0.89-1.21)	
PCB-189											
393.8025	49:53	49:53	0	1.001	970694	183524	224	560	819		
395.7995	49:53	49:53	0	1.001	921241	175552	180	450	975	1.05(0.89-1.21)	
PCB-202L											
439.8038	42:42	42:43	-3	0.822	949447	184405	1	2	184405		
441.8008	42:42	42:43	-3	0.822	1039945	202126	3	7	67375	0.91(0.76-1.02)	
PCB-194L											
439.8038	51:58	51:58	0		1113473	210780	689	1722	306		
441.8008	51:58	51:58	0		1213853	231857	129	322	1797	0.92(0.76-1.02)	

Signal	RT (min.)	Adj RT (min.)	Sec.	REL RT	Area	Height	Avg Noise	EDL Height	S/N	Ratio(Limits)	Flags
PCB-205L											
439.8038	52:26	52:27	-3	1.009	1337674	250704	689	1722	364		
441.8008	52:26	52:27	-3	1.009	1472555	275373	129	322	2135	0.91(0.76-1.02)	
PCB-202											
427.7635	42:43	42:43	0	1.001	462092	91716	11	27	8338		
429.7606	42:43	42:43	0	1.001	504240	98958	14	35	7068	0.92(0.76-1.02)	
PCB-201											
427.7635	43:39	43:39	0	1.022	512727	99266	11	27	9024		
429.7606	43:39	43:39	0	1.022	561330	110177	14	35	7870	0.91(0.76-1.02)	
PCB-204											
427.7635	44:20	44:20	0	1.038	483616	94843	11	27	8622		
429.7606	44:20	44:20	0	1.038	535233	105816	14	35	7558	0.90(0.76-1.02)	
PCB-197											
427.7635	44:33	44:33	0	1.044	517478	101873	11	27	9261		
429.7606	44:33	44:33	0	1.044	569750	111009	14	35	7929	0.91(0.76-1.02)	
PCB-200											
427.7635	44:40	44:40	0	1.046	501621	99097	11	27	9009		
429.7606	44:40	44:40	0	1.046	552707	107909	14	35	7708	0.91(0.76-1.02)	
PCB-198											
427.7635	47:27	47:27	0	1.111	691480	91009	11	27	8274		
429.7606	47:27	47:27	0	1.111	772479	103775	14	35	7413	0.90(0.76-1.02)	
PCB-199 (C198)											
427.7635	47:27	47:27	0	1.111	691480	91009	11	27	8274		
429.7606	47:27	47:27	0	1.111	772479	103775	14	35	7413	0.90(0.76-1.02)	
PCB-196											
427.7635	48:08	48:08	0	0.918	374728	73481	11	27	6680		
429.7606	48:08	48:08	0	0.918	407542	79506	14	35	5679	0.92(0.76-1.02)	
PCB-203											
427.7635	48:19	48:19	0	0.921	389057	75886	11	27	6899		
429.7606	48:19	48:19	0	0.921	423788	83371	14	35	5955	0.92(0.76-1.02)	
PCB-195											
427.7635	49:38	49:38	0	0.947	518940	98019	213	532	460		
429.7606	49:38	49:38	0	0.947	570764	109432	194	485	564	0.91(0.76-1.02)	
PCB-194											
427.7635	52:00	52:00	0	0.992	584471	111440	213	532	523		
429.7606	52:00	52:00	0	0.992	642930	124355	194	485	641	0.91(0.76-1.02)	
PCB-205											
427.7635	52:28	52:28	0	1.000	754065	142316	213	532	668		
429.7606	52:28	52:28	0	1.000	839471	161481	194	485	832	0.90(0.76-1.02)	
PCB-208L											
473.7648	49:24	49:24	-3	0.950	1118548	213483	249	622	857		
475.7619	49:24	49:24	-3	0.950	1404436	266785	420	1050	635	0.80(0.65-0.89)	
PCB-206L											
473.7648	54:13	54:13	-3	1.043	854734	157810	249	622	634		
475.7619	54:13	54:13	-3	1.043	1085283	207523	420	1050	494	0.79(0.65-0.89)	

Signal	RT (min.)	Adj RT (min.)	Δ Sec.	REL RT	Area	Height	Avg Noise	EDL Height	S/N	Ratio(Limits)	Flags
PCB-208											
461.7246	49:25	49:25	0	1.001	591012	112381	442	1105	254		
463.7216	49:25	49:25	0	1.001	756848	142306	423	1057	336	0.78(0.65-0.89)	
PCB-207											
461.7246	50:21	50:21	0	1.019	626524	121491	442	1105	275		
463.7216	50:21	50:21	0	1.019	805276	155722	423	1057	368	0.78(0.65-0.89)	
PCB-206											
461.7246	54:13	54:13	0	1.000	458978	87332	442	1105	198		
463.7216	54:13	54:13	0	1.000	581455	106973	423	1057	253	0.79(0.65-0.89)	
PCB-209L											
507.7258	55:51	55:52	-3	1.075	866300	155269	9	22	17252		
509.7229	55:51	55:52	-3	1.075	1185350	210086	7	17	30012	0.73(0.59-0.79)	
DCB Decachlorobiphenyl											
495.6856	55:53	55:53	0	1.000	489973	85788	13	32	6599		
497.6826	55:53	55:53	0	1.000	685019	120947	9	22	13439	0.72(0.59-0.79)	

QC Flag Legend

Review Flags

M - Manually Integrated

a - User Assigned ID

Reagents:

61CV1668CS3_00006 Amount Added: 20.00 Units: uL

Eurofins TestAmerica, Knoxville
CCV Relative RT Report

Data File: \\chromna\Knoxville\ChromData\D3D\20190827-12879.b\d4190827s1.d
Lims ID: WDMCCV
Client ID:
Sample Type: WDMCCV
Inject. Date: 27-Aug-2019 14:17:00 ALS Bottle#: 0 Worklist Smp#: 1
Injection Vol: 1.0 ul Dil. Factor: 1.0000
Sample Info:
Misc. Info.: 140-0012879-001
Operator ID: Xcalibur_System Instrument ID: D3D
Sublist: chrom-PCBs_D3D*sub1

Method: \\chromna\Knoxville\ChromData\D3D\20190827-12879.b\PCBs_D3D.m
Limit Group: HR - 1668A - ICAL
Last Update: 27-Aug-2019 15:28:47 Calib Date: 21-Aug-2019 19:05:00
Integrator: Picker
Quant Method: Isotopic Dilution Quant By: Initial Calibration
Last ICal File: \\chromna\Knoxville\ChromData\D3D\20190813-12717.b\d4190821i6.d

Column 1 : SPB-Octyl (0.25 mm) Det: F1(11.07 :21.70)
Process Host: CTX1017

First Level Reviewer: davidsonm Date: 27-Aug-2019 15:28:46

Start Cal Date: 21-Aug-2019 13:37:00
End Cal Date: 21-Aug-2019 19:05:00

Compound	T/L	ICAL RT	CCV RT	RT (secs)	RT Lmt	ICAL RRT	CCV RRT	RRT Limits
PCB-1L		11:46	11:47	2	15	0.7275	0.7289	0.717 - 0.7472
PCB-3L		13:57	13:57	0	15	0.8625	0.8625	0.849 - 0.8798
PCB-1	L	11:47	11:48	2		1.0011	1.0011	0.995 - 1.0085
PCB-2		13:47	13:47	0		0.9878	0.9878	0.985 - 0.9925
PCB-3	L	13:58	13:58	0		1.0009	1.0009	0.998 - 1.0048
PCB-4L		14:12	14:12	0	15	0.8779	0.8779	0.865 - 0.8956
PCB-9L		16:11	16:10	0		1.0000	1.0000	0.987 - 1.0128
PCB-8L		17:00	17:00	0		1.1969	1.1982	1.192 - 1.1989
PCB-15L		20:06	20:05	-1	15	1.2426	1.2421	1.233 - 1.2530
PCB-4	L	14:13	14:13	1		1.0009	1.0018	0.994 - 1.0058
PCB-10		14:23	14:23	1		1.0129	1.0138	1.010 - 1.0168
PCB-9		16:11	16:11	0		1.1400	1.1401	1.135 - 1.1415
PCB-7		16:22	16:21	0		1.1520	1.1521	1.147 - 1.1538
PCB-6		16:36	16:35	0		1.1686	1.1687	1.164 - 1.1706
PCB-5		16:55	16:53	-1		1.1907	1.1899	1.186 - 1.1926
PCB-8		17:02	17:01	0		1.1990	1.1991	1.194 - 1.2008
PCB-14		18:40	18:38	-1		0.9284	0.9283	0.926 - 0.9305
PCB-11		19:30	19:29	-1		0.9700	0.9700	0.968 - 0.9725
PCB-12/13		19:50	19:48	-1		0.9863	0.9863	0.983 - 0.9875
PCB-15	L	20:07	20:06	-1		1.0007	1.0007	0.997 - 1.0050
PCB-19L		17:19	17:18	0	15	0.8416	0.8415	0.831 - 0.8547
PCB-32L		20:34	20:34	0		1.0000	1.0000	0.998 - 1.0024
PCB-31L		22:50	22:49	-1		1.0000	1.0000	0.998 - 1.0022
PCB-28L		23:08	23:07	-1		1.0134	1.0128	1.006 - 1.0201

Compound	T/L	ICAL RT	CCV RT	Δ RT (secs)	RT Lmt	ICAL RRT	CCV RRT	RRT Limits
PCB-37L		27:09	27:07	-2	15	1.1889	1.1887	1.178 - 1.1995
PCB-19	L	17:20	17:19	0		1.0008	1.0008	0.996 - 1.0058
PCB-18/30		19:11	19:10	-1		1.1081	1.1074	1.104 - 1.1093
PCB-17		19:37	19:37	0		1.1330	1.1331	1.129 - 1.1352
PCB-27		19:50	19:49	-1		1.1458	1.1452	1.141 - 1.1471
PCB-24		19:58	19:57	-1		1.1534	1.1528	1.148 - 1.1542
PCB-16		20:04	20:03	-1		1.1594	1.1588	1.156 - 1.1621
PCB-32		20:36	20:35	-1		1.1897	1.1891	1.185 - 1.1908
PCB-34		21:52	21:50	-1		1.2627	1.2619	1.257 - 1.2623
PCB-23		22:01	21:59	-1		1.2715	1.2707	1.266 - 1.2715
PCB-26/29		22:20	22:18	-1		1.2899	1.2891	1.282 - 1.2915
PCB-25		22:34	22:32	-1		0.8308	0.8309	0.829 - 0.8325
PCB-31		22:52	22:51	-1		0.8421	0.8422	0.840 - 0.8438
PCB-20/28		23:11	23:09	-2		0.8538	0.8535	0.851 - 0.8568
PCB-21/33		23:24	23:23	-1		0.8617	0.8619	0.858 - 0.8637
PCB-22		23:48	23:46	-1		0.8763	0.8765	0.875 - 0.8786
PCB-36		25:22	25:20	-1		0.9339	0.9342	0.932 - 0.9352
PCB-39		25:43	25:42	-1		0.9470	0.9474	0.945 - 0.9483
PCB-38		26:18	26:16	-2		0.9686	0.9685	0.966 - 0.9695
PCB-35		26:46	26:44	-1		0.9855	0.9859	0.984 - 0.9875
PCB-37	L	27:10	27:08	-2		1.0005	1.0005	0.999 - 1.0024
PCB-54L		20:24	20:23	-1	15	0.8167	0.8167	0.811 - 0.8247
PCB-52L		24:59	24:57	-1		1.0000	1.0000	0.992 - 1.0083
PCB-79L		32:54	32:53	0		0.9704	0.9707	0.969 - 0.9718
PCB-81L		33:55	33:53	-2	15	1.3581	1.3578	1.351 - 1.3641
PCB-77L		34:29	34:27	-2	15	1.3806	1.3803	1.373 - 1.3867
PCB-54	L	20:26	20:24	-1		1.0000	1.0000	0.996 - 1.0041
PCB-50/53		22:37	22:35	-1		1.1084	1.1083	1.102 - 1.1106
PCB-45/51		23:20	23:19	-1		1.1440	1.1439	1.137 - 1.1453
PCB-46		23:34	23:33	0		1.1552	1.1558	1.153 - 1.1576
PCB-52		25:00	24:58	-2		1.2257	1.2251	1.222 - 1.2263
PCB-43/73		25:09	25:07	-1		1.2326	1.2326	1.230 - 1.2346
PCB-49/69		25:28	25:26	-1		1.2482	1.2483	1.242 - 1.2499
PCB-48		25:47	25:45	-2		1.2638	1.2633	1.259 - 1.2636
PCB-44/47/65		26:01	26:00	-1		1.2756	1.2757	1.269 - 1.2770
PCB-59/62/75		26:19	26:18	-1		1.2900	1.2901	1.284 - 1.2919
PCB-42		26:32	26:30	-2		1.3006	1.3002	1.296 - 1.3007
PCB-40/41/71		27:02	27:00	-2		1.3249	1.3245	1.317 - 1.3250
PCB-64		27:15	27:13	-2		1.3355	1.3352	1.331 - 1.3355
PCB-72		28:05	28:03	-1		0.8278	0.8278	0.826 - 0.8291
PCB-68		28:22	28:21	-1		0.8365	0.8365	0.835 - 0.8375
PCB-57		28:48	28:46	-1		0.8488	0.8489	0.847 - 0.8500
PCB-58		29:01	29:00	-1		0.8556	0.8557	0.854 - 0.8574
PCB-67		29:12	29:10	-1		0.8609	0.8609	0.859 - 0.8620
PCB-63		29:28	29:26	-2		0.8687	0.8684	0.866 - 0.8694
PCB-61/70/74/76		29:48	29:46	-1		0.8785	0.8786	0.875 - 0.8810

Compound	T/L	ICAL RT	CCV RT	RT (secs)	RT Lmt	ICAL RRT	CCV RRT	RRT Limits
PCB-66		30:07	30:05	-1		0.8879	0.8880	0.886 - 0.8894
PCB-55		30:17	30:15	-1		0.8927	0.8929	0.891 - 0.8943
PCB-56		30:47	30:46	-1		0.9077	0.9079	0.907 - 0.9098
PCB-60		31:00	30:58	-2		0.9141	0.9139	0.913 - 0.9158
PCB-80		31:26	31:23	-2		0.9265	0.9263	0.924 - 0.9268
PCB-79		32:57	32:55	-2		0.9715	0.9714	0.970 - 0.9726
PCB-78		33:30	33:28	-2		0.9876	0.9876	0.986 - 0.9890
PCB-81	T	33:57	33:54	-2		1.0007	1.0008	0.999 - 1.0020
PCB-77	T/L	34:30	34:28	-2		1.0007	1.0007	0.999 - 1.0019
PCB-104L		25:56	25:55	-1	15	0.8139	0.8142	0.810 - 0.8199
PCB-95L		28:53	28:52	-1		1.1143	1.1141	1.112 - 1.1179
PCB-101L		31:52	31:49	-2		1.0000	1.0000	0.994 - 1.0065
PCB-111L		34:32	34:30	-1		1.0847	1.0845	1.079 - 1.0891
PCB-123L		36:30	36:28	-2	15	1.1459	1.1462	1.141 - 1.1511
PCB-118L		36:50	36:47	-3	15	1.1562	1.1561	1.151 - 1.1614
PCB-114L		37:21	37:19	-2	15	1.1726	1.1729	1.168 - 1.1780
PCB-105L		38:00	37:58	-2	15	1.1927	1.1931	1.188 - 1.1989
PCB-127L		39:29	39:26	-2		1.0000	1.0000	0.995 - 1.0053
PCB-126L		41:06	41:03	-2	15	1.2900	1.2902	1.285 - 1.2956
PCB-104	L	25:57	25:55	-2		1.0010	1.0005	0.998 - 1.0039
PCB-96		26:19	26:18	-1		1.0147	1.0148	1.013 - 1.0195
PCB-103		28:16	28:14	-1		1.0903	1.0900	1.087 - 1.0912
PCB-94		28:29	28:27	-1		1.0986	1.0984	1.097 - 1.1003
PCB-95		28:55	28:53	-1		1.1153	1.1151	1.113 - 1.1193
PCB-93/100		29:09	29:07	-1		1.1242	1.1239	1.120 - 1.1267
PCB-98/102		29:18	29:16	-2		1.1300	1.1293	1.127 - 1.1336
PCB-88/91		29:48	29:45	-2		1.1492	1.1485	1.143 - 1.1505
PCB-84		30:00	29:58	-1		1.1570	1.1569	1.157 - 1.1603
PCB-89		30:29	30:27	-1		1.1757	1.1755	1.175 - 1.1786
PCB-121		30:55	30:53	-1		1.1924	*1.1923	1.188 - 1.1922
PCB-92		31:17	31:16	-1		0.8570	0.8571	0.856 - 0.8589
PCB-90/101/113		31:52	31:50	-2		1.2292	1.2286	1.224 - 1.2307
PCB-83/99		32:27	32:26	-1		1.2517	1.2517	1.245 - 1.2525
PCB-112		32:34	32:32	-2		1.2561	1.2557	1.254 - 1.2574
PCB-86/87/97/109/119/125		32:57	32:55	-2		1.2709	1.2704	1.265 - 1.2756
PCB-85/116/117		33:41	33:38	-2		1.2988	1.2984	1.293 - 1.3007
PCB-110/115		33:56	33:53	-3		1.3086	1.3078	1.303 - 1.3092
PCB-82		34:10	34:07	-2		1.3175	1.3171	1.316 - 1.3194
PCB-111		34:34	34:32	-2		1.3332	1.3329	1.329 - 1.3330
PCB-120		35:02	34:59	-2		1.3508	1.3505	1.348 - 1.3514
PCB-108/124		36:10	36:08	-2		1.3948	1.3946	1.390 - 1.3967
PCB-107		36:25	36:22	-3		1.4044	1.4036	1.401 - 1.4049
PCB-123	T	36:32	36:29	-3		1.0007	1.0004	1.000 - 1.0023
PCB-106		36:38	36:36	-2		1.0036	1.0036	1.003 - 1.0057
PCB-118	T	36:51	36:49	-2		1.0004	1.0007	0.999 - 1.0019
PCB-122		37:12	37:09	-3		1.0099	1.0100	1.009 - 1.0117

Compound	T/L	ICAL RT	CCV RT	RT (secs)	RT Lmt	ICAL RRT	CCV RRT	RRT Limits
PCB-114	T	37:23	37:21	-2		1.0007	1.0007	0.999 - 1.0018
PCB-105	T	38:01	37:59	-2		1.0007	1.0007	0.999 - 1.0018
PCB-127		39:31	39:28	-2		1.0399	1.0396	1.037 - 1.0399
PCB-126	T/L	41:07	41:05	-1		1.0003	1.0006	1.000 - 1.0016
PCB-155L		31:39	31:36	-2	15	0.7919	0.7918	0.787 - 0.7951
PCB-153L		38:42	38:41	-1		0.9008	0.9009	0.899 - 0.9028
PCB-138L		39:58	39:55	-2		1.0000	1.0000	0.979 - 1.0208
PCB-167L		42:59	42:56	-2	15	1.0756	1.0758	1.071 - 1.0792
PCB-156L/157L		44:08	44:05	-2	15	1.1043	1.1046	1.100 - 1.1084
PCB-169L		47:21	47:19	-2	15	1.1851	1.1856	1.184 - 1.1864
PCB-155	L	31:39	31:38	-1		1.0004	1.0008	0.998 - 1.0031
PCB-152		31:51	31:48	-2		1.0064	1.0064	1.006 - 1.0096
PCB-150		32:01	31:59	-1		1.0117	1.0121	1.011 - 1.0144
PCB-136		32:22	32:20	-2		1.0229	*1.0230	1.024 - 1.0268
PCB-145		32:40	32:38	-2		1.0326	1.0326	1.033 - 1.0358
PCB-148		34:12	34:10	-2		1.0808	1.0810	1.080 - 1.0830
PCB-135/151		34:46	34:44	-2		1.0989	1.0991	1.099 - 1.1038
PCB-154		35:03	35:01	-2		1.1078	1.1080	1.106 - 1.1107
PCB-144		35:21	35:18	-2		1.1170	1.1173	1.117 - 1.1199
PCB-147/149		35:43	35:40	-2		1.1286	1.1288	1.127 - 1.1326
PCB-134/143		36:01	35:58	-2		1.1381	1.1383	1.136 - 1.1409
PCB-139/140		36:19	36:16	-2		1.1476	1.1478	1.146 - 1.1515
PCB-131		36:30	36:28	-2		1.1538	1.1540	1.154 - 1.1571
PCB-142		36:40	36:38	-2		1.1587	1.1590	1.159 - 1.1621
PCB-132		36:58	36:56	-2		1.1682	1.1685	1.168 - 1.1728
PCB-133		37:29	37:26	-2		1.1843	1.1847	1.184 - 1.1872
PCB-165		37:53	37:50	-3		0.8814	0.8811	0.880 - 0.8825
PCB-146		38:08	38:06	-2		0.8872	0.8872	0.886 - 0.8882
PCB-161		38:16	38:13	-2		0.8902	0.8903	0.889 - 0.8914
PCB-153/168		38:47	38:44	-2		0.9024	0.9021	0.900 - 0.9040
PCB-141		38:56	38:53	-2		0.9060	0.9058	0.905 - 0.9075
PCB-130		39:21	39:18	-2		0.9154	0.9153	0.915 - 0.9172
PCB-137		39:34	39:31	-2		0.9206	0.9204	0.920 - 0.9224
PCB-164		39:41	39:38	-2		0.9233	0.9232	0.923 - 0.9252
PCB-129/138/160/163		40:00	39:58	-2		0.9307	0.9308	0.930 - 0.9349
PCB-158		40:23	40:21	-2		0.9395	0.9396	0.939 - 0.9409
PCB-128/166		41:14	41:11	-2		0.9592	0.9592	0.958 - 0.9617
PCB-159		42:14	42:11	-2		0.9827	0.9826	0.982 - 0.9839
PCB-162		42:31	42:29	-2		0.9894	0.9893	0.988 - 0.9907
PCB-167	T	43:00	42:58	-2		1.0006	1.0006	0.999 - 1.0016
PCB-156/157	T	44:08	44:06	-2		1.0003	1.0003	0.999 - 1.0025
PCB-169	T/L	47:23	47:21	-2		1.0006	1.0006	0.999 - 1.0015
PCB-188L		37:22	37:20	-2	15	0.8208	0.8207	0.817 - 0.8243
PCB-178L		40:24	40:23	-1		0.8877	0.8878	0.884 - 0.8916
PCB-180L		45:32	45:29	-2		1.0000	1.0000	0.996 - 1.0037
PCB-170L		46:47	46:44	-2	15	1.0276	1.0276	1.024 - 1.0317

Compound	T/L	ICAL RT	CCV RT	Δ RT (secs)	RT Lmt	ICAL RRT	CCV RRT	RRT Limits
PCB-189L		49:54	49:51	-2	15	1.0962	1.0961	1.093 - 1.1000
PCB-188	L	37:24	37:22	-2		1.0007	1.0007	1.000 - 1.0022
PCB-179		37:43	37:41	-2		1.0094	1.0095	1.009 - 1.0115
PCB-184		38:16	38:13	-2		1.0238	1.0238	1.023 - 1.0254
PCB-176		38:37	38:34	-2		1.0332	1.0330	1.033 - 1.0351
PCB-186		39:04	39:01	-2		1.0455	1.0452	1.045 - 1.0476
PCB-178		40:27	40:25	-2		1.0822	1.0824	1.081 - 1.0837
PCB-175		41:05	41:03	-1		1.0994	1.0996	1.098 - 1.1008
PCB-187		41:21	41:19	-2		1.1067	1.1066	1.106 - 1.1082
PCB-182		41:34	41:31	-2		1.1123	1.1122	1.111 - 1.1137
PCB-183/185		41:58	41:56	-2		1.1231	*1.1231	1.123 - 1.1260
PCB-174		42:12	42:10	-2		1.1294	1.1294	1.129 - 1.1313
PCB-177		42:38	42:36	-2		1.1410	1.1409	1.140 - 1.1430
PCB-181		43:02	43:00	-1		1.1515	1.1518	1.151 - 1.1535
PCB-171/173		43:15	43:13	-2		1.1574	1.1574	1.156 - 1.1602
PCB-172		44:54	44:51	-2		0.8997	0.8997	0.899 - 0.9008
PCB-192		45:10	45:08	-2		0.9052	0.9052	0.904 - 0.9060
PCB-180/193		45:30	45:28	-2		0.9117	0.9118	0.911 - 0.9130
PCB-191		45:54	45:51	-3		0.9198	0.9197	0.919 - 0.9209
PCB-170		46:48	46:45	-3		0.9379	0.9378	0.937 - 0.9392
PCB-190		47:20	47:17	-3		0.9484	0.9483	0.948 - 0.9496
PCB-189	T/L	49:55	49:53	-2		1.0003	1.0005	0.999 - 1.0013
PCB-202L		42:45	42:42	-2	15	0.8215	0.8216	0.819 - 0.8249
PCB-194L		52:02	51:58	-3		1.0000	1.0000	0.996 - 1.0040
PCB-205L		52:29	52:26	-2	15	1.0088	1.0091	1.004 - 1.0138
PCB-202	L	42:46	42:43	-2		1.0006	1.0006	0.999 - 1.0027
PCB-201		43:42	43:39	-2		1.0223	1.0224	1.020 - 1.0237
PCB-204		44:23	44:20	-2		1.0382	1.0383	1.036 - 1.0388
PCB-197		44:36	44:33	-2		1.0434	1.0435	1.042 - 1.0445
PCB-200		44:42	44:40	-2		1.0459	1.0460	1.045 - 1.0473
PCB-198/199		47:30	47:27	-3		1.1113	1.1112	1.109 - 1.1132
PCB-196		48:11	48:08	-3		0.9179	0.9177	0.917 - 0.9189
PCB-203		48:22	48:19	-3		0.9217	0.9215	0.921 - 0.9226
PCB-195		49:41	49:38	-2		0.9467	0.9466	0.946 - 0.9481
PCB-194		52:02	52:00	-2		0.9915	0.9915	0.991 - 0.9926
PCB-205	L	52:31	52:28	-2		1.0005	1.0005	0.999 - 1.0013
PCB-208L		49:26	49:24	-2	15	0.9501	0.9505	0.947 - 0.9534
PCB-206L		54:15	54:13	-2	15	1.0428	1.0431	1.038 - 1.0472
PCB-208	L	49:28	49:25	-2		1.0005	1.0005	0.999 - 1.0013
PCB-207		50:24	50:21	-2		1.0196	1.0193	1.019 - 1.0205
PCB-206	L	54:17	54:13	-3		1.0005	1.0002	1.000 - 1.0015
PCB-209L		55:54	55:51	-3	15	1.0746	1.0747	1.069 - 1.0784
DCB Decachlorobiphenyl	L	55:56	55:53	-3		1.0005	1.0005	0.999 - 1.0012

Report Date: 27-Aug-2019 15:28:48 Chrom Revision: 2.3 22-Aug-2019 12:55:36

Eurofins TestAmerica, Knoxville

Data File:	\\chromna\Knoxville\ChromData\D3D\20190827-12879.b\d4190827s1.d		
Injection Date:	27-Aug-2019 14:17:00	Injection Vol:	1.0 ul
Instrument ID:	D3D	Operator ID:	Xcalibur_System
Method:	PCBs_D3D	Limit Group:	HR - 1668A - ICAL
Client ID:			
Worklist#:	33063	Sample Line#:	1
Column Type:	SPB-Octyl	Column Dia:	0.25 mm

MoPCB F1

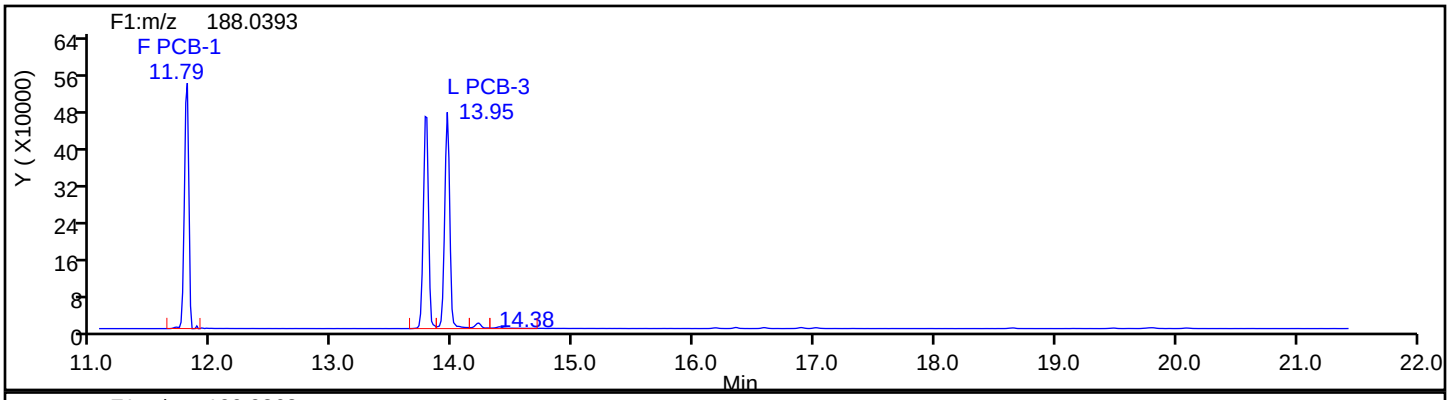

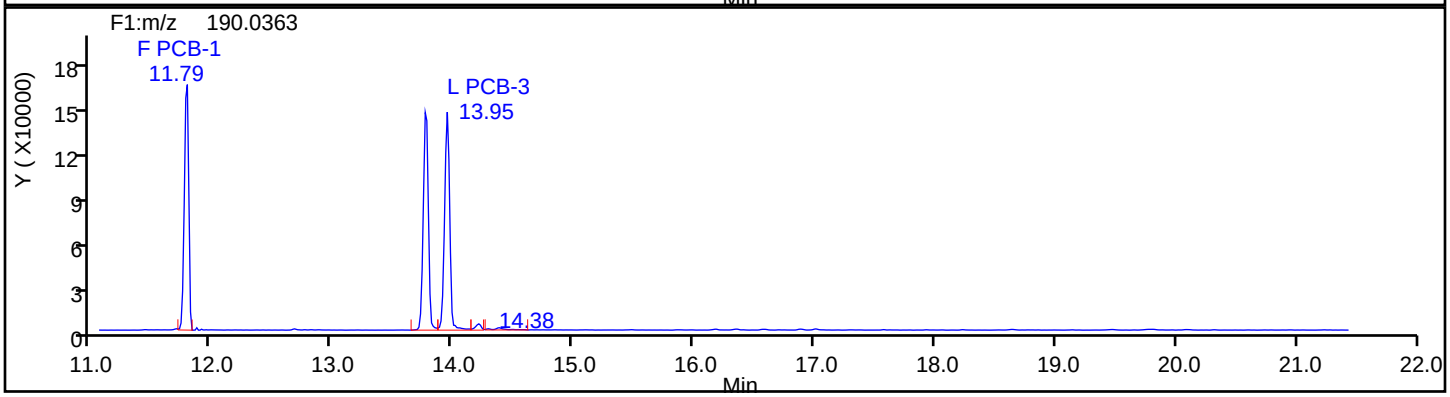

MoPCB F1 Standards

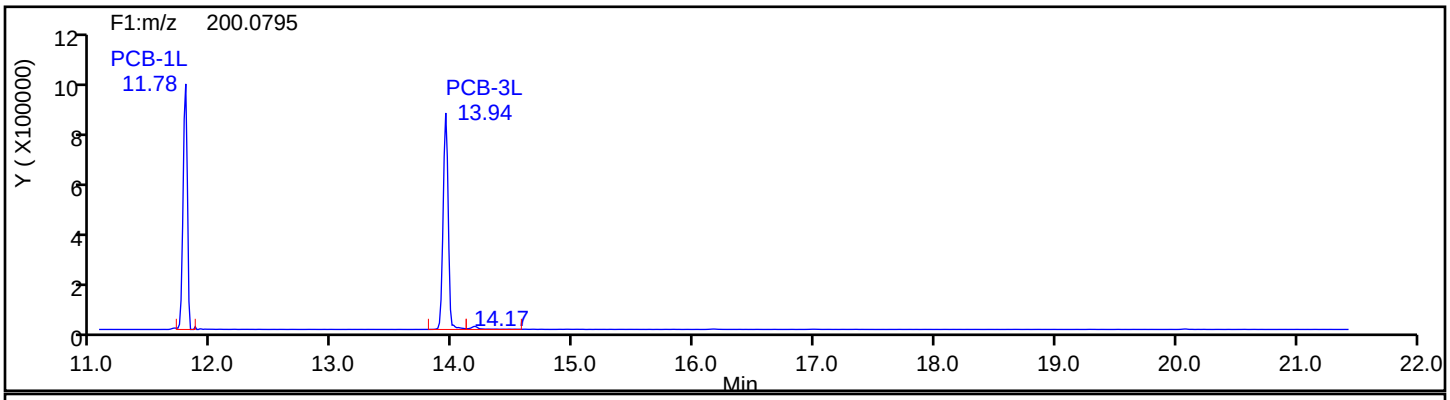

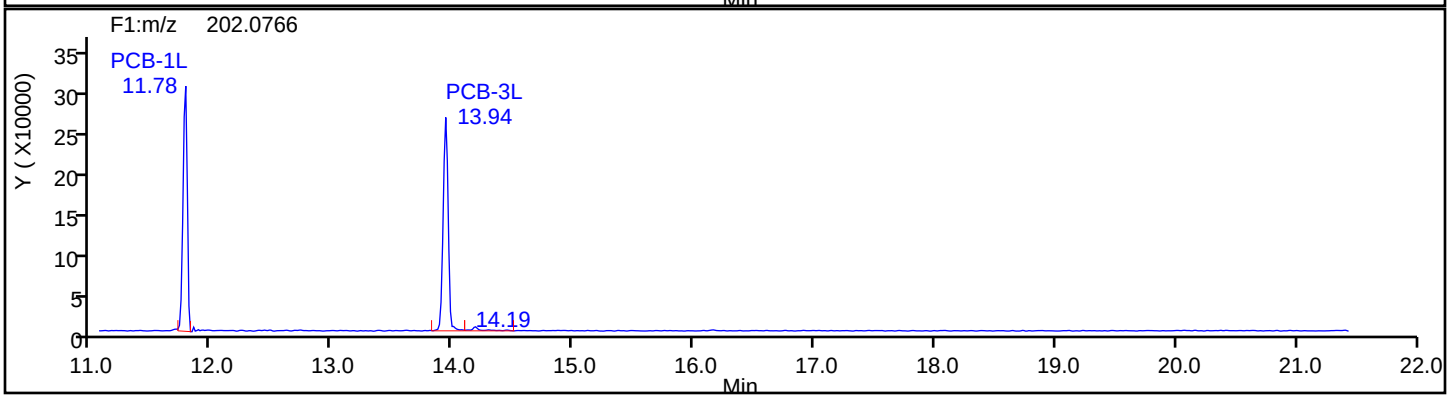

Eurofins TestAmerica, Knoxville

Data File:	\\chromna\Knoxville\ChromData\D3D\20190827-12879.b\d4190827s1.d		
Injection Date:	27-Aug-2019 14:17:00	Injection Vol:	1.0 ul
Instrument ID:	D3D	Operator ID:	Xcalibur_System
Method:	PCBs_D3D	Limit Group:	HR - 1668A - ICAL
Client ID:			
Worklist#:	33063	Sample Line#:	1
Column Type:	SPB-Octyl	Column Dia:	0.25 mm

MoPCB F1

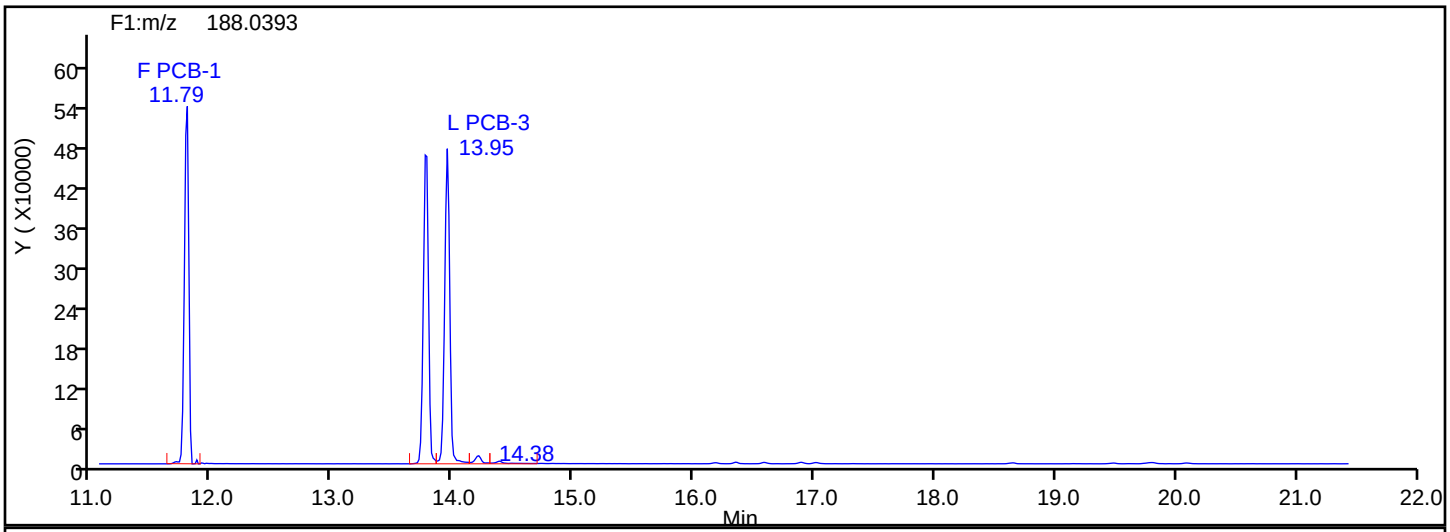

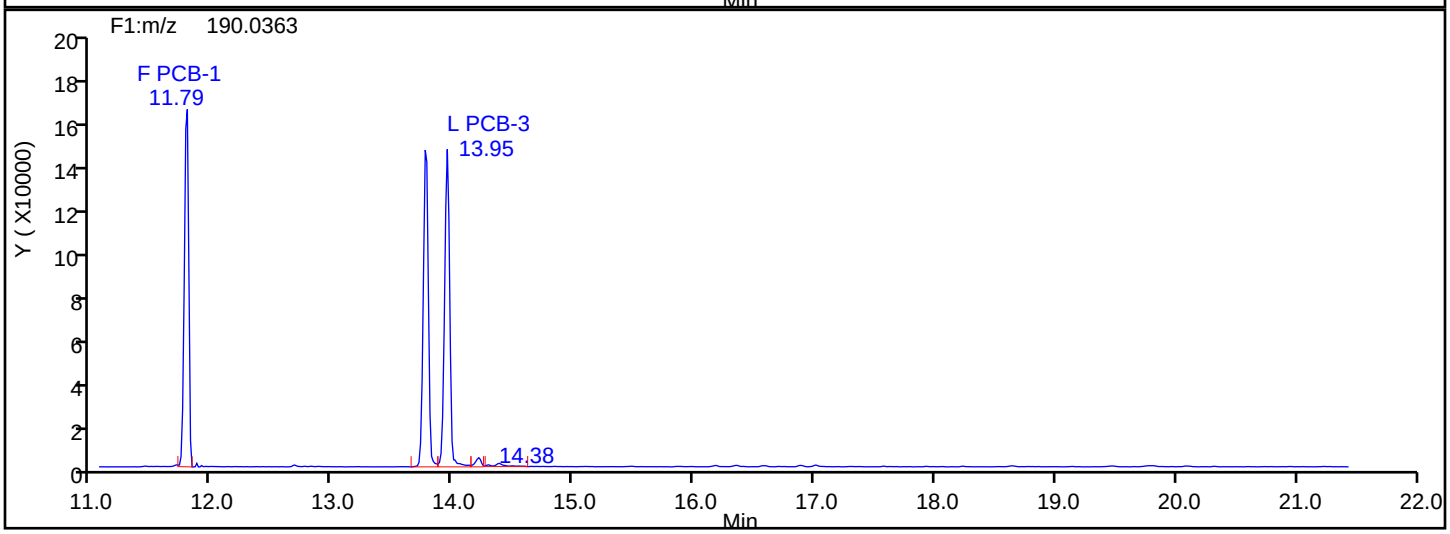

MoPCB F1 Lock Mass

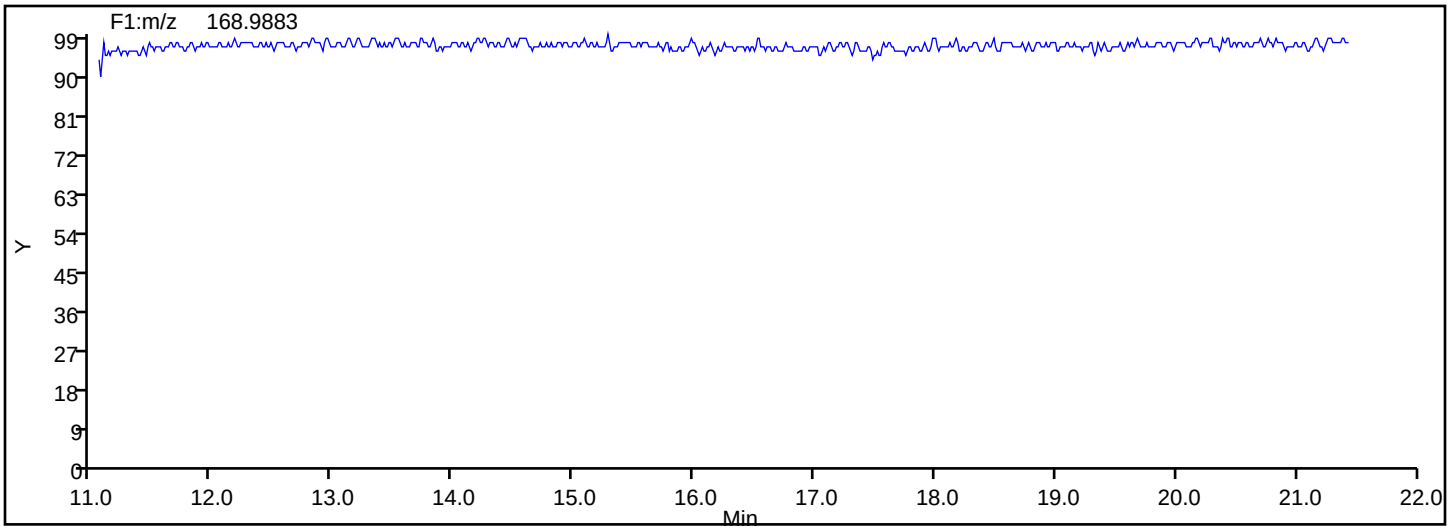

Eurofins TestAmerica, Knoxville

Data File:	\\chromna\Knoxville\ChromData\D3D\20190827-12879.b\d4190827s1.d		
Injection Date:	27-Aug-2019 14:17:00	Injection Vol:	1.0 ul
Instrument ID:	D3D	Operator ID:	Xcalibur_System
Method:	PCBs_D3D	Limit Group:	HR - 1668A - ICAL
Client ID:			
Worklist#:	33063	Sample Line#:	1
Column Type:	SPB-Octyl	Column Dia:	0.25 mm

DiPCB F1

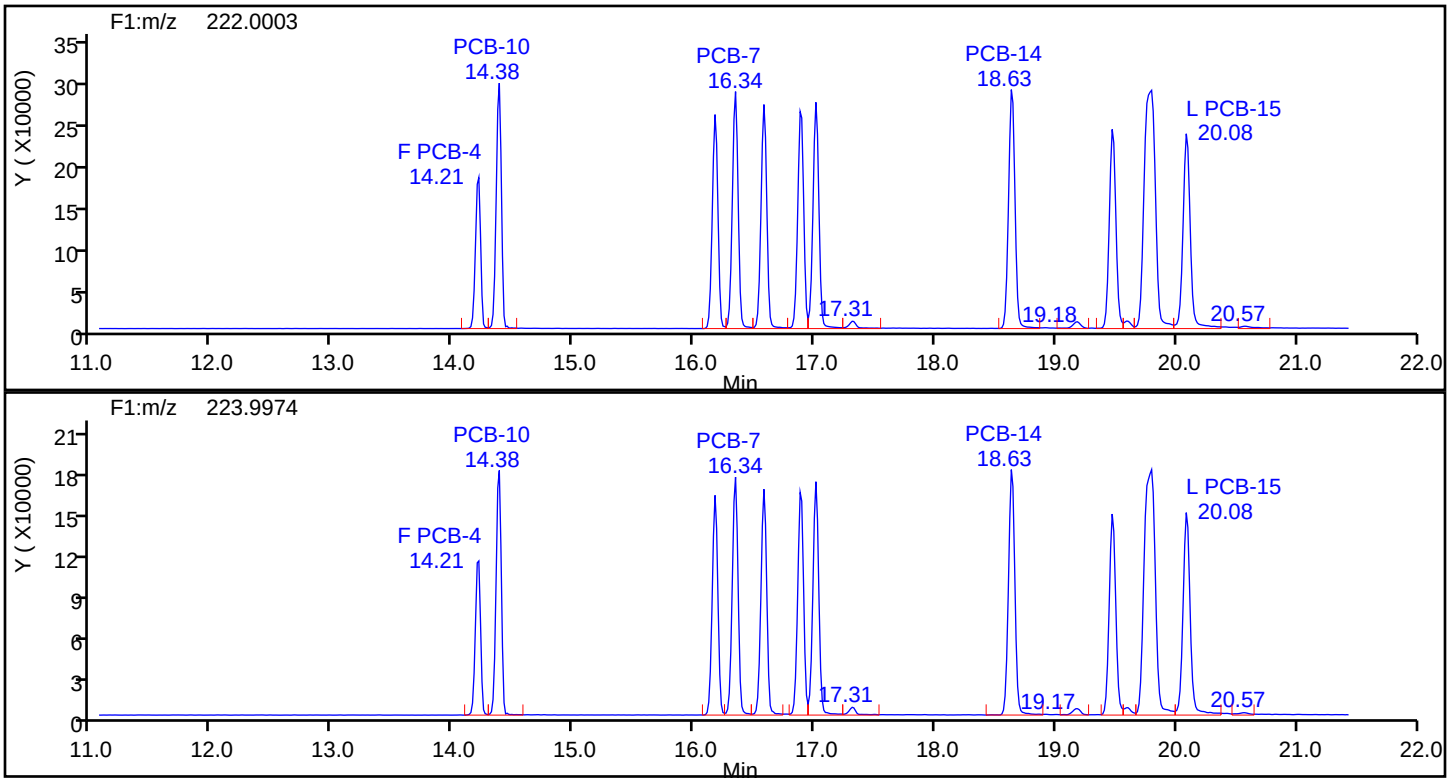

DiPCB F1 Standards

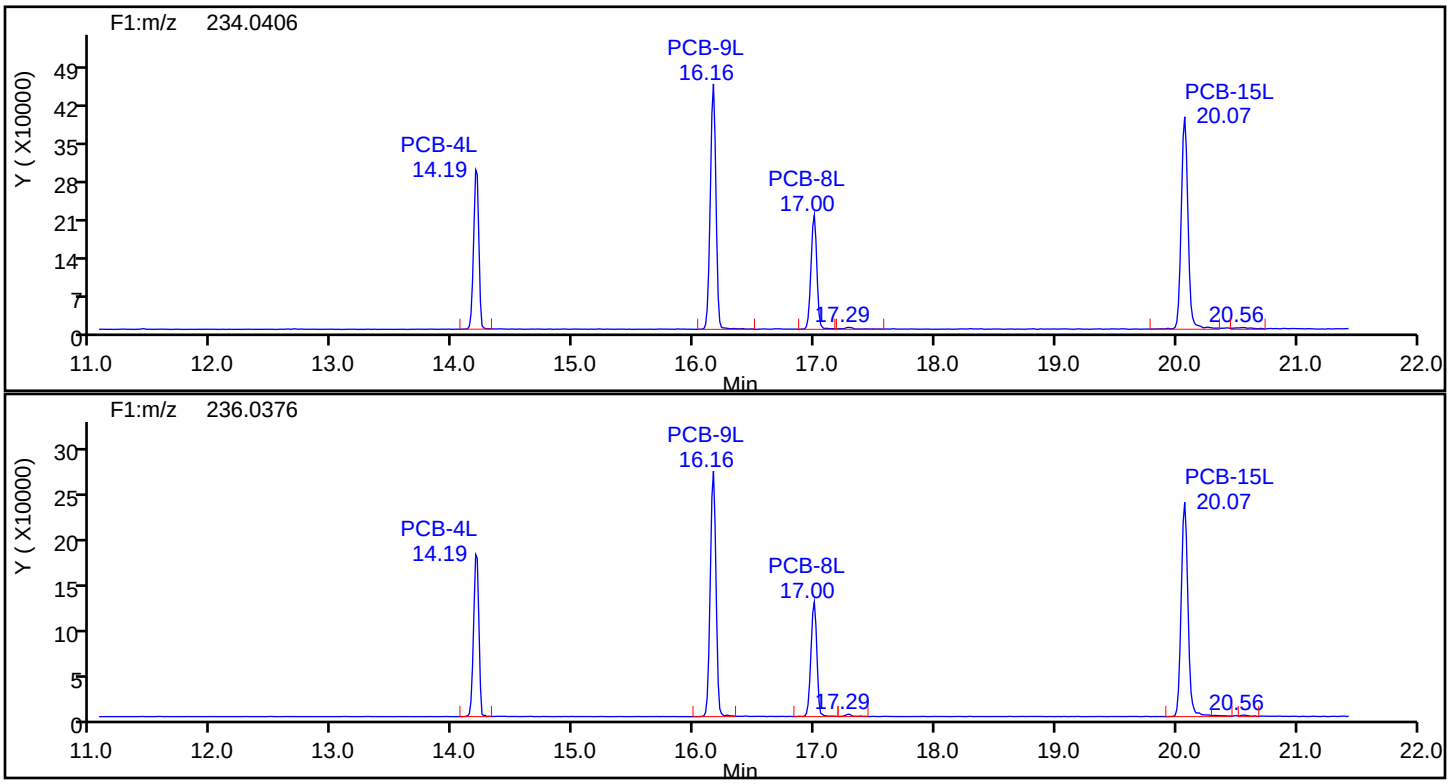

Eurofins TestAmerica, Knoxville

Data File:	\\chromna\Knoxville\ChromData\D3D\20190827-12879.b\d4190827s1.d		
Injection Date:	27-Aug-2019 14:17:00	Injection Vol:	1.0 ul
Instrument ID:	D3D	Operator ID:	Xcalibur_System
Method:	PCBs_D3D	Limit Group:	HR - 1668A - ICAL
Client ID:			
Worklist#:	33063	Sample Line#:	1
Column Type:	SPB-Octyl	Column Dia:	0.25 mm

DiPCB F1

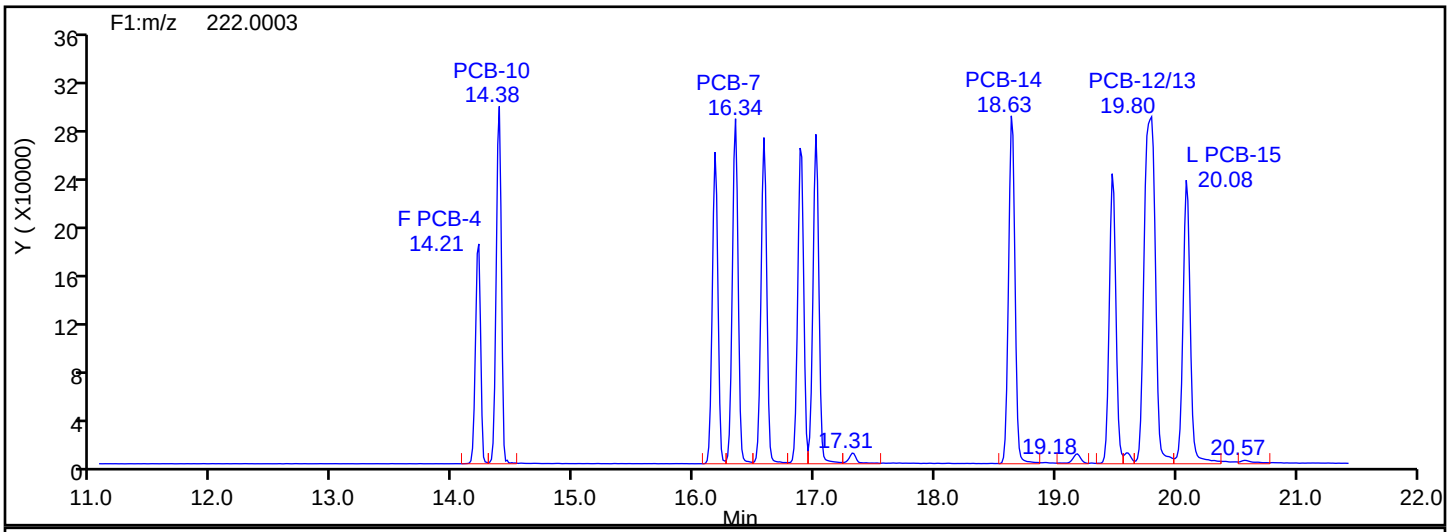

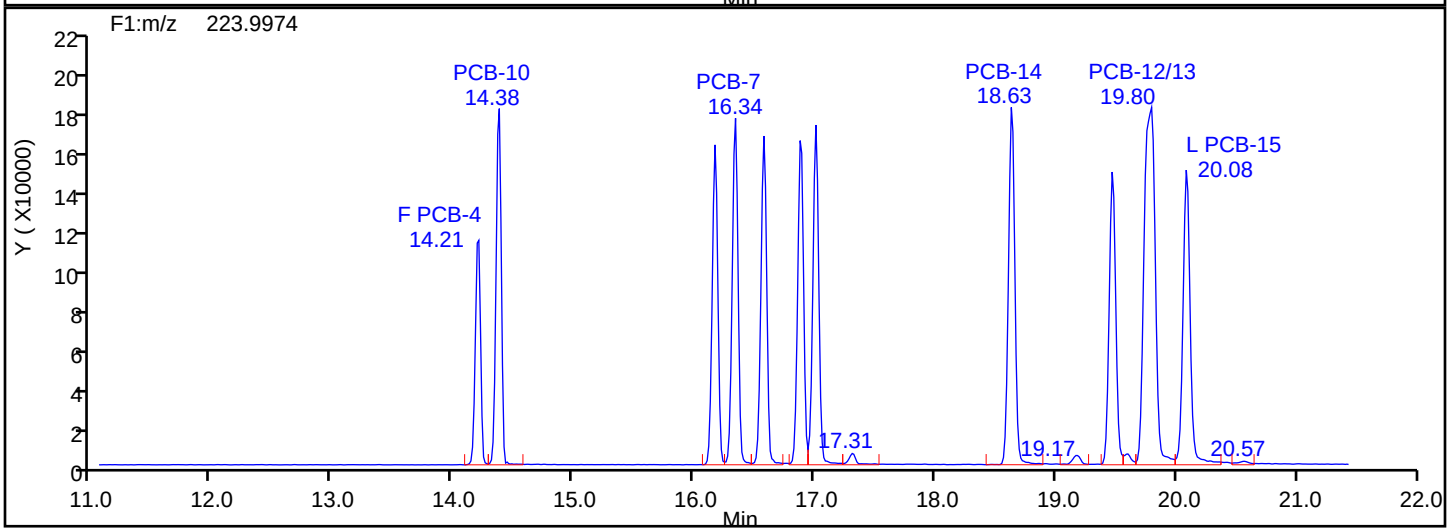

DiPCB F1 Lock Mass

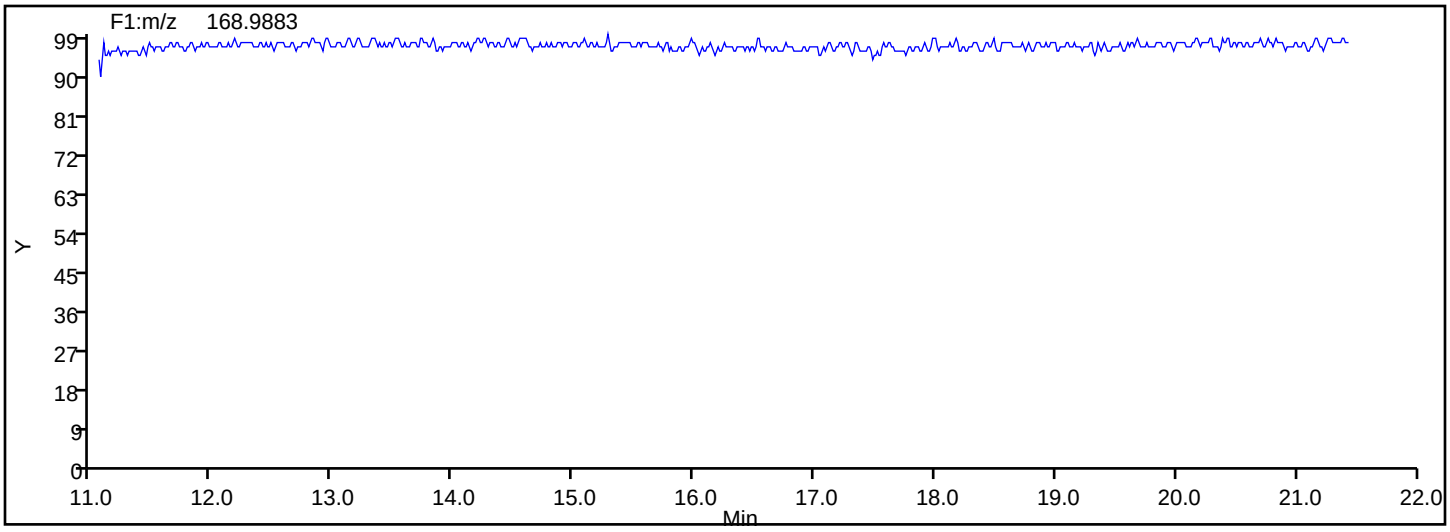

Eurofins TestAmerica, Knoxville

Data File:	\\chromna\Knoxville\ChromData\D3D\20190827-12879.b\d4190827s1.d		
Injection Date:	27-Aug-2019 14:17:00	Injection Vol:	1.0 ul
Instrument ID:	D3D	Operator ID:	Xcalibur_System
Method:	PCBs_D3D	Limit Group:	HR - 1668A - ICAL
Client ID:			
Worklist#:	33063	Sample Line#:	1
Column Type:	SPB-Octyl	Column Dia:	0.25 mm

TriPCB F1

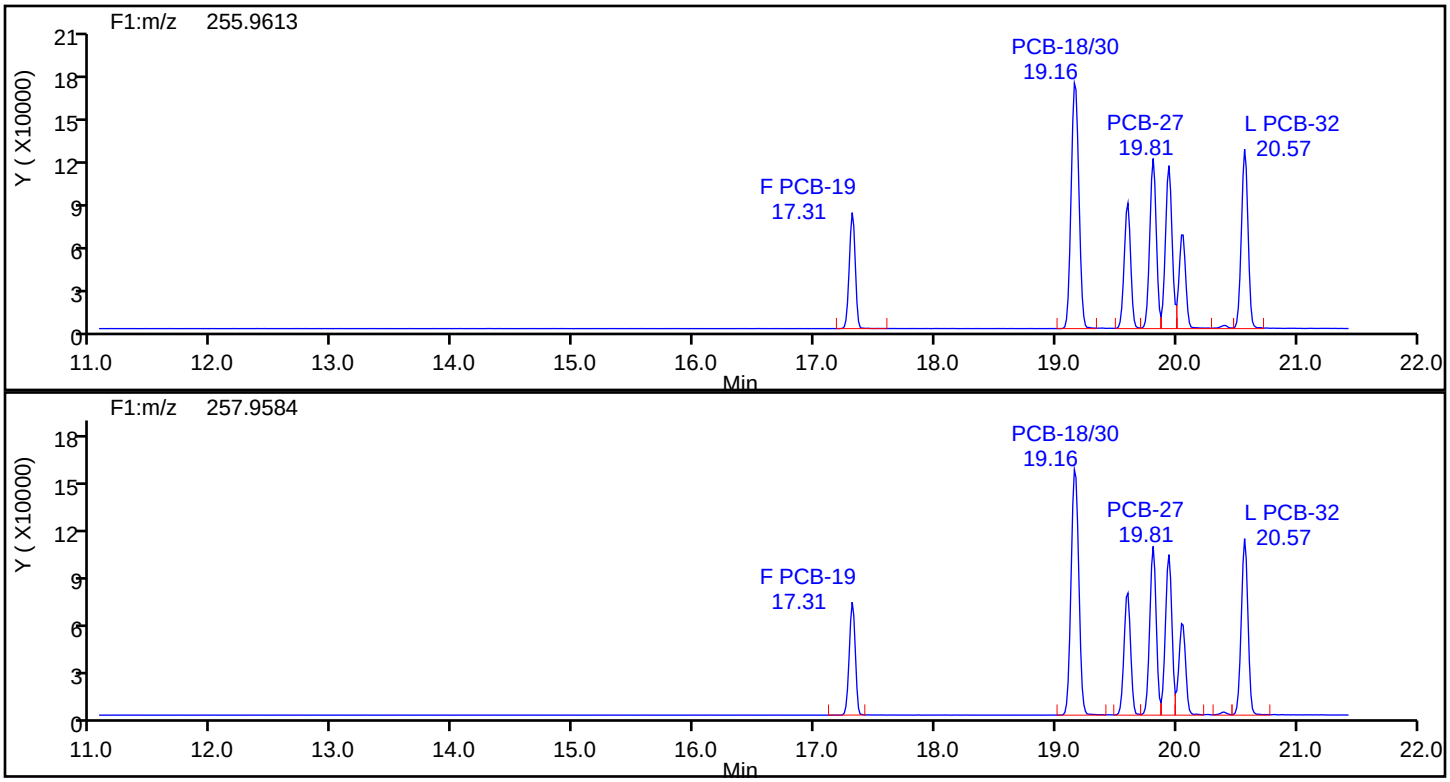

TriPCB F1 Standards

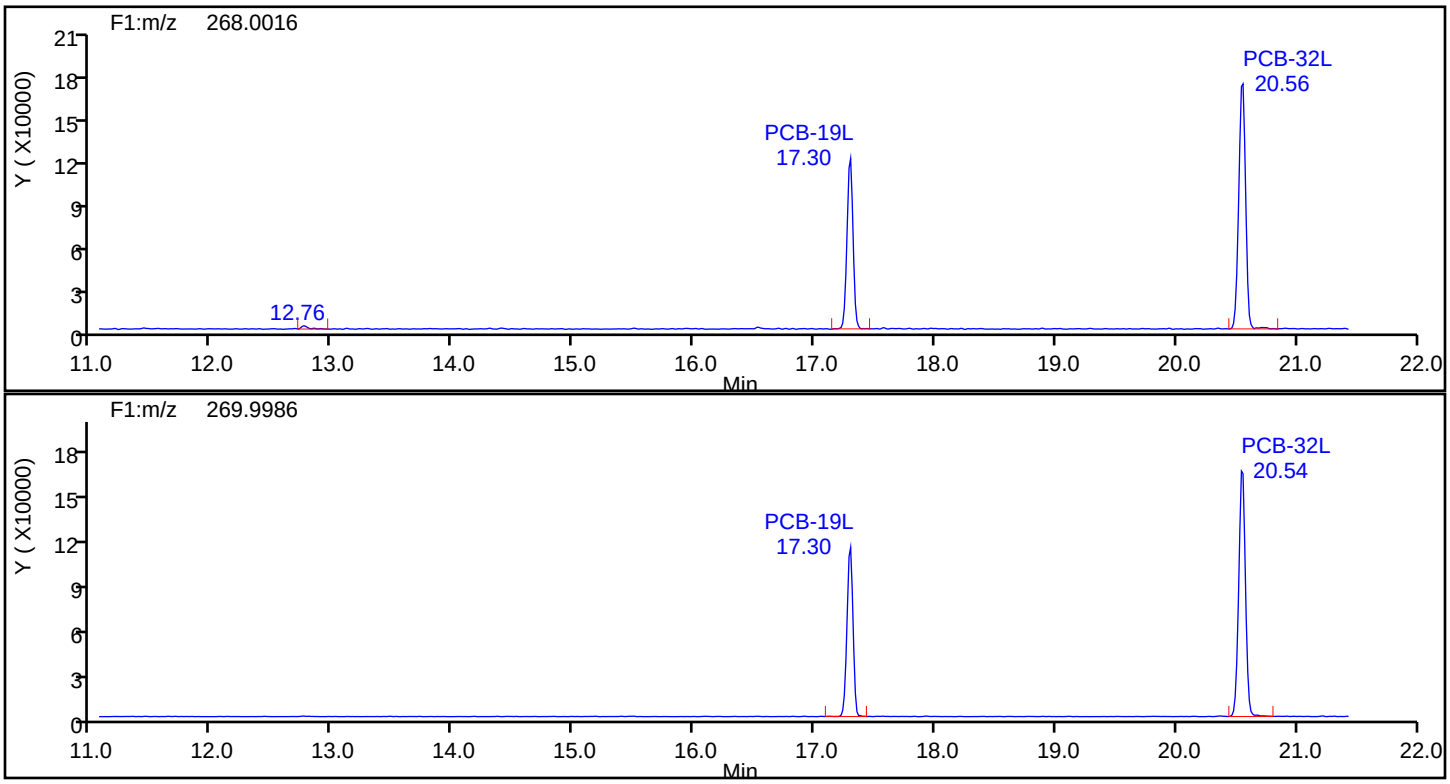

Eurofins TestAmerica, Knoxville

Data File:	\\chromna\Knoxville\ChromData\D3D\20190827-12879.b\d4190827s1.d		
Injection Date:	27-Aug-2019 14:17:00	Injection Vol:	1.0 ul
Instrument ID:	D3D	Operator ID:	Xcalibur_System
Method:	PCBs_D3D	Limit Group:	HR - 1668A - ICAL
Client ID:			
Worklist#:	33063	Sample Line#:	1
Column Type:	SPB-Octyl	Column Dia:	0.25 mm

TriPCB F1

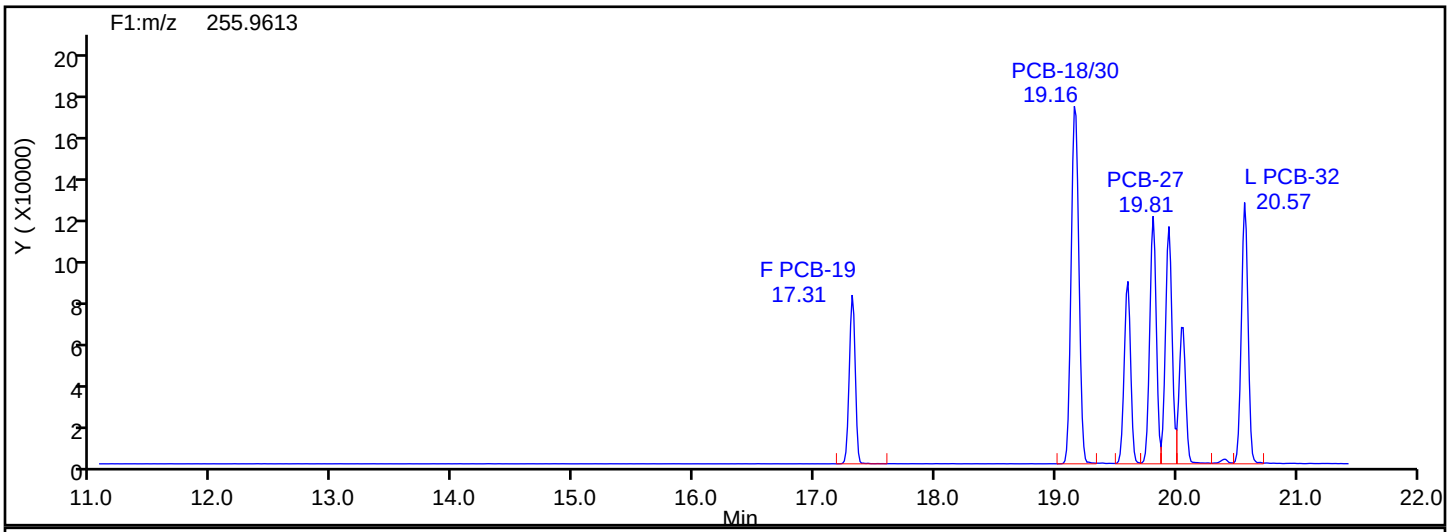

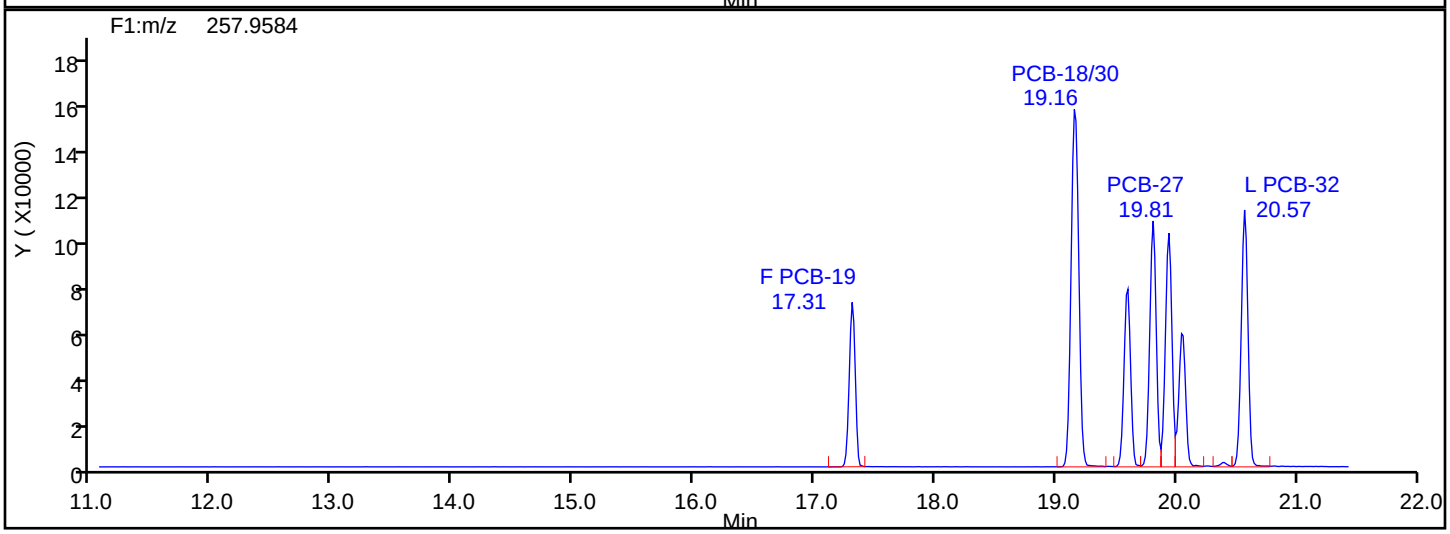

TriPCB F1 Lock Mass

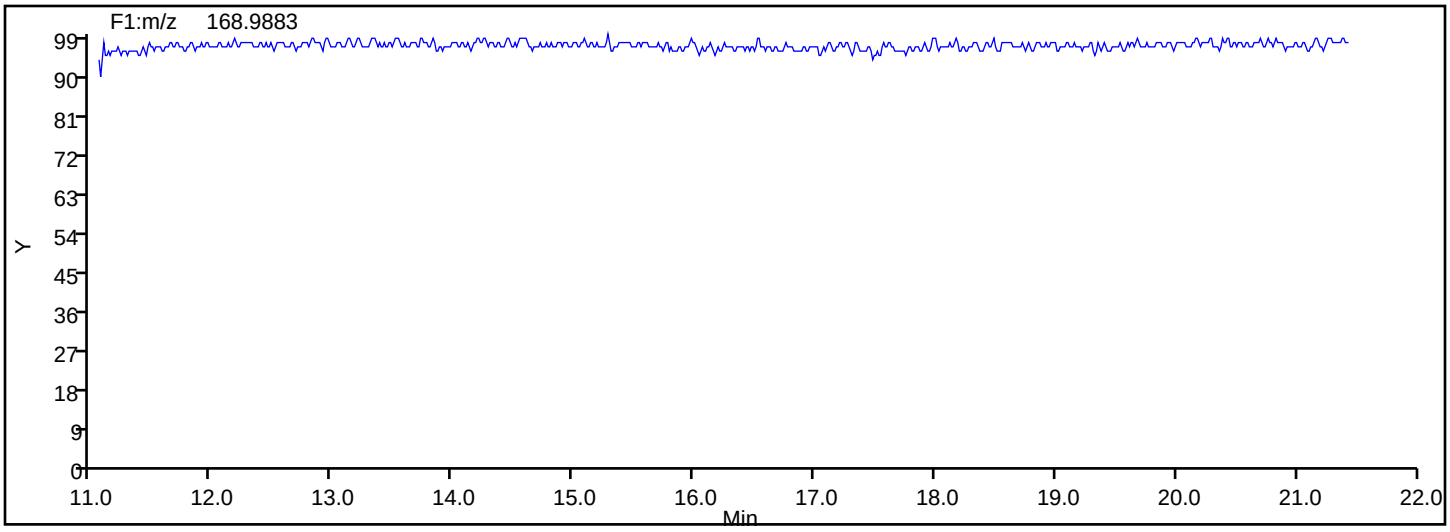

Eurofins TestAmerica, Knoxville

Data File:	\\chromna\Knoxville\ChromData\D3D\20190827-12879.b\d4190827s1.d		
Injection Date:	27-Aug-2019 14:17:00	Injection Vol:	1.0 ul
Instrument ID:	D3D	Operator ID:	Xcalibur_System
Method:	PCBs_D3D	Limit Group:	HR - 1668A - ICAL
Client ID:			
Worklist#:	33063	Sample Line#:	1
Column Type:	SPB-Octyl	Column Dia:	0.25 mm

TriPCB F2

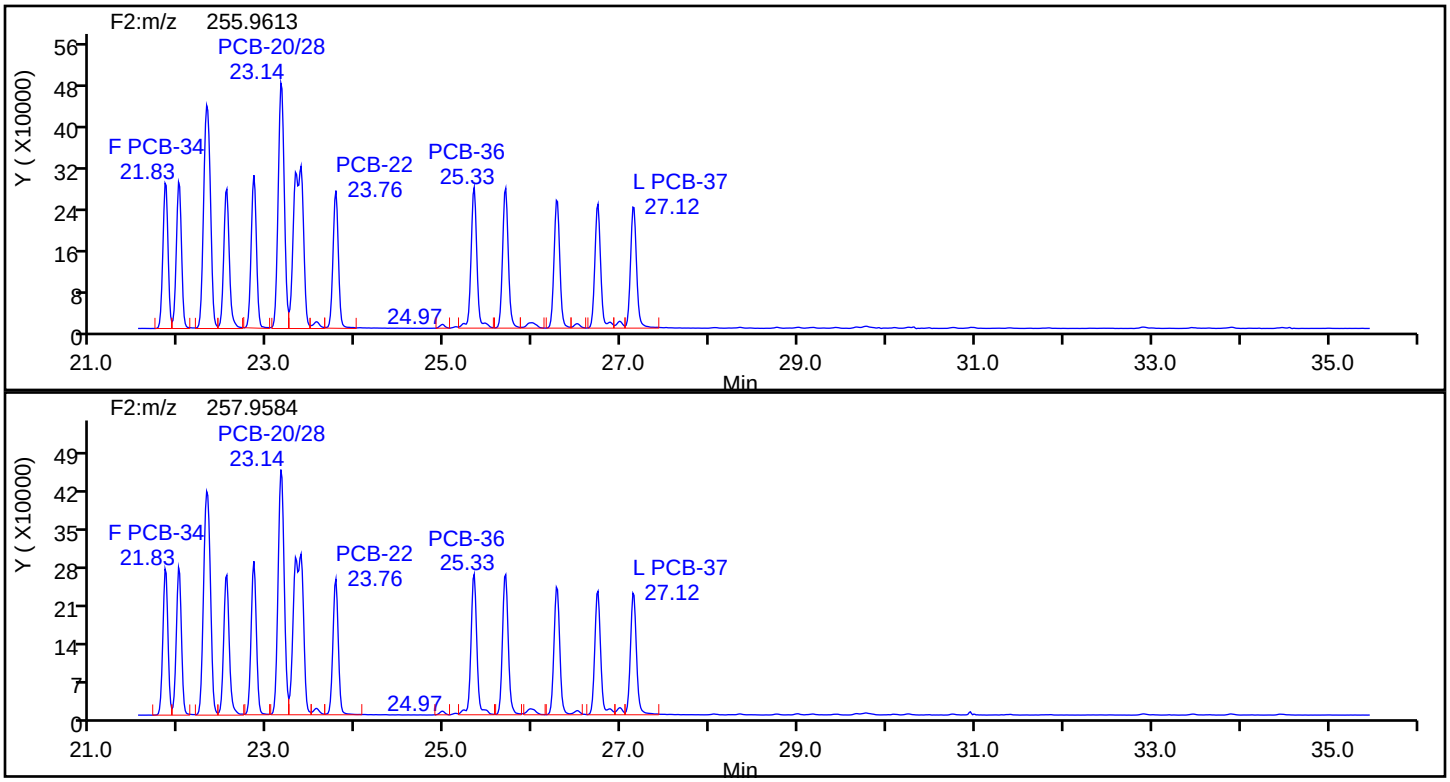

TriPCB F2 Standards

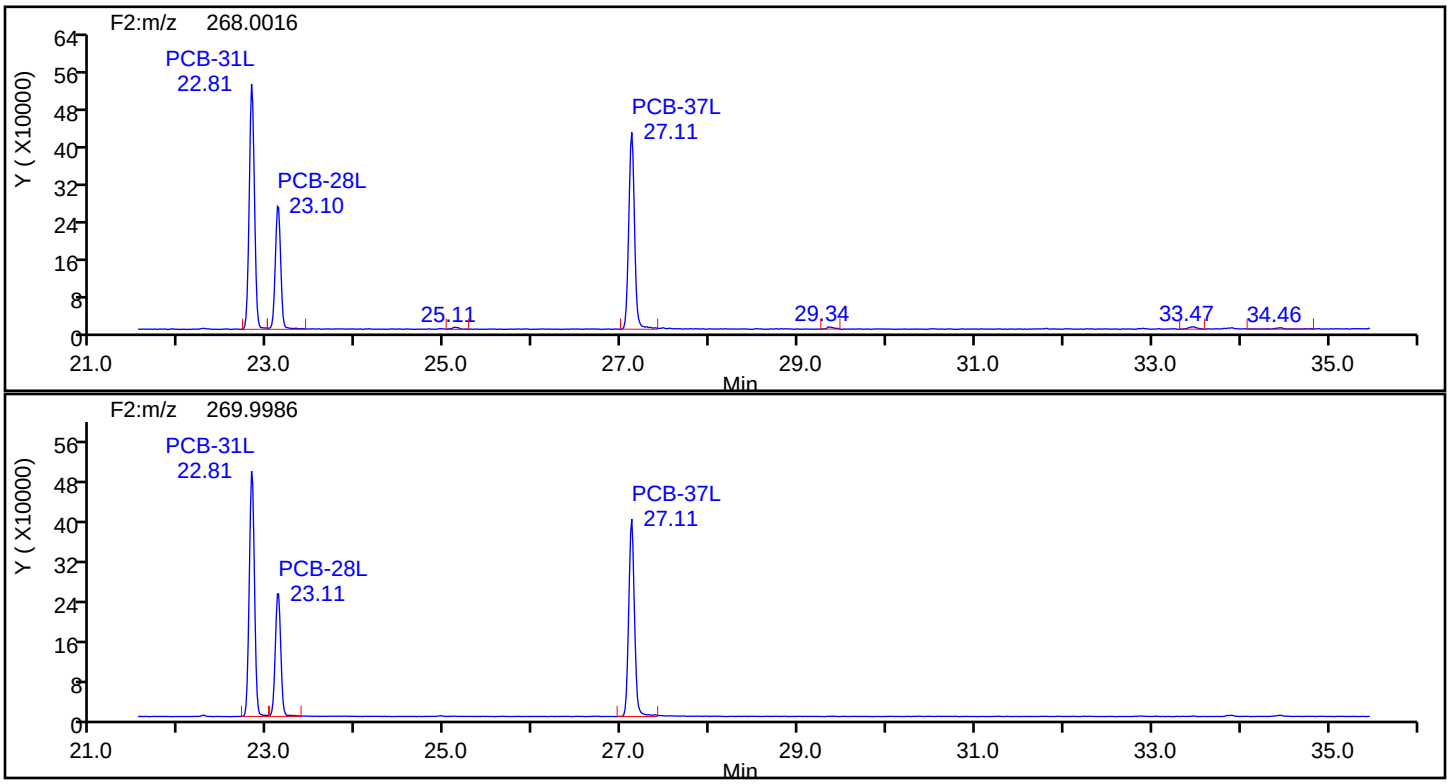

Eurofins TestAmerica, Knoxville

Data File:	\\chromna\Knoxville\ChromData\D3D\20190827-12879.b\d4190827s1.d		
Injection Date:	27-Aug-2019 14:17:00	Injection Vol:	1.0 ul
Instrument ID:	D3D	Operator ID:	Xcalibur_System
Method:	PCBs_D3D	Limit Group:	HR - 1668A - ICAL
Client ID:			
Worklist#:	33063	Sample Line#:	1
Column Type:	SPB-Octyl	Column Dia:	0.25 mm

TriPCB F2

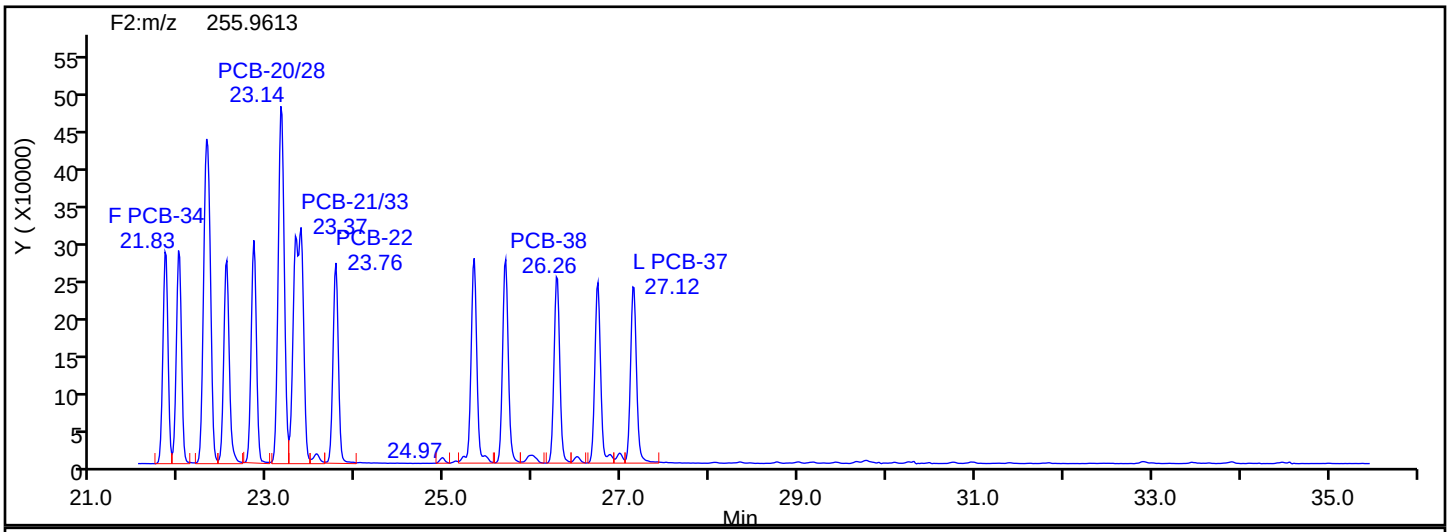

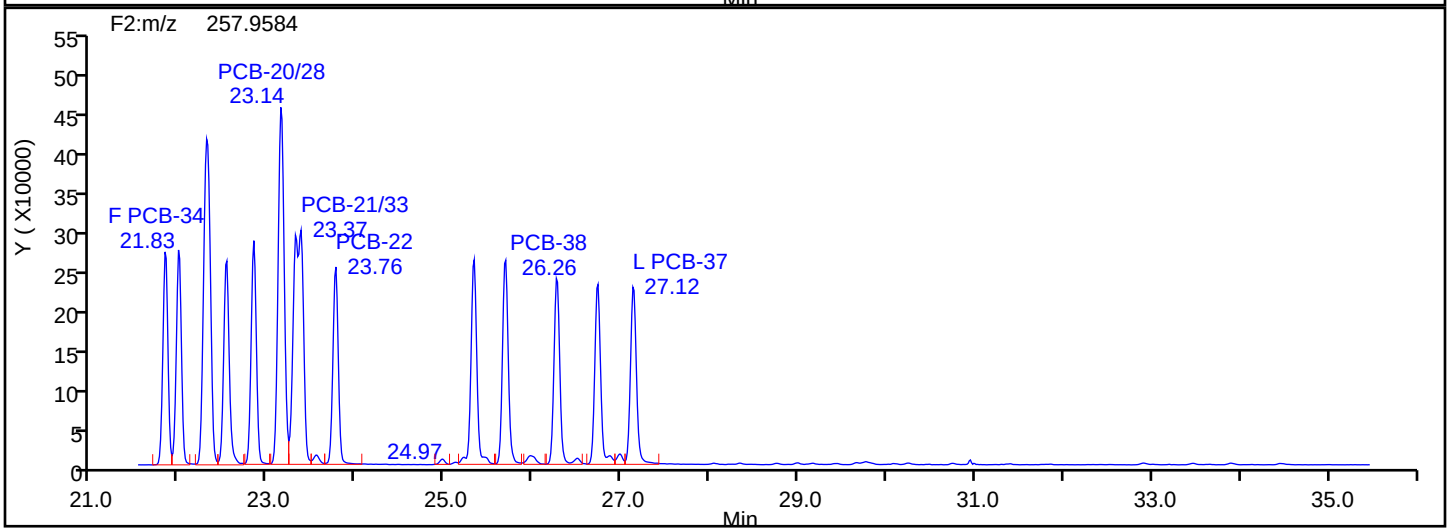

TriPCB F2 Lock Mass

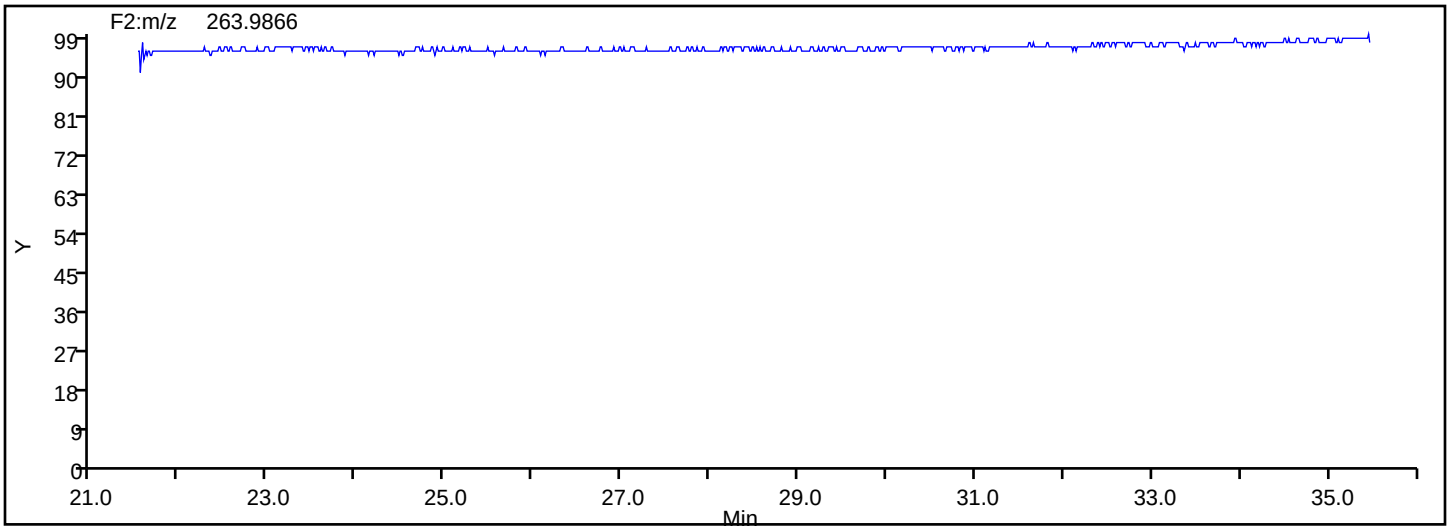

Eurofins TestAmerica, Knoxville

Data File:	\\chromna\Knoxville\ChromData\D3D\20190827-12879.b\d4190827s1.d		
Injection Date:	27-Aug-2019 14:17:00	Injection Vol:	1.0 ul
Instrument ID:	D3D	Operator ID:	Xcalibur_System
Method:	PCBs_D3D	Limit Group:	HR - 1668A - ICAL
Client ID:			
Worklist#:	33063	Sample Line#:	1
Column Type:	SPB-Octyl	Column Dia:	0.25 mm

TePCB F1

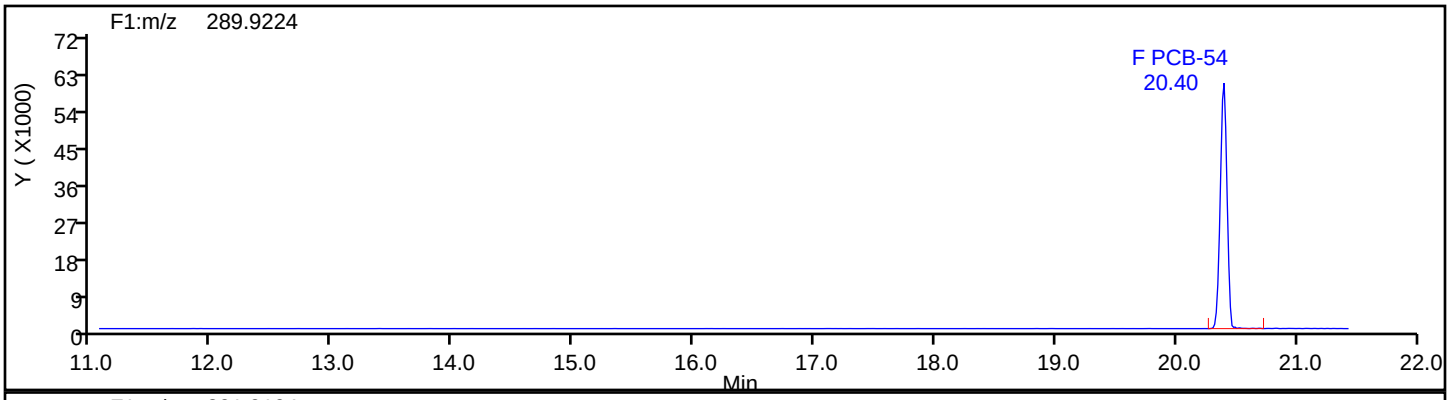

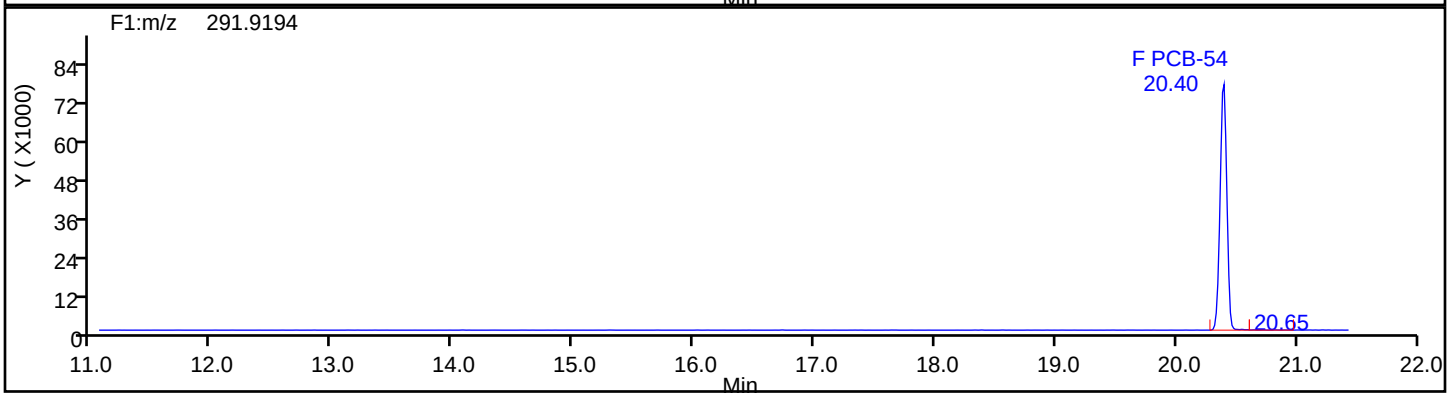

TePCB F1 Standards

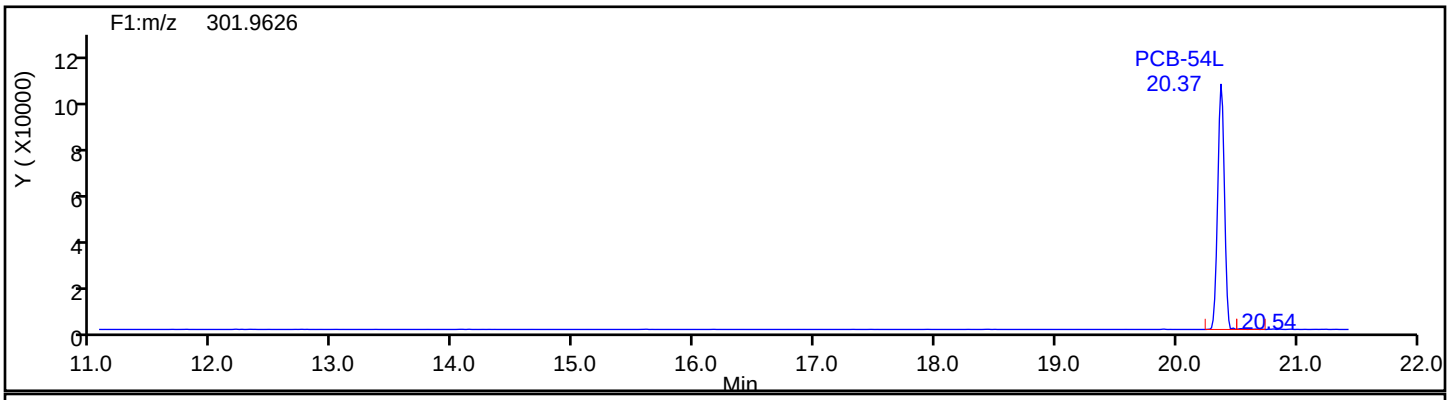

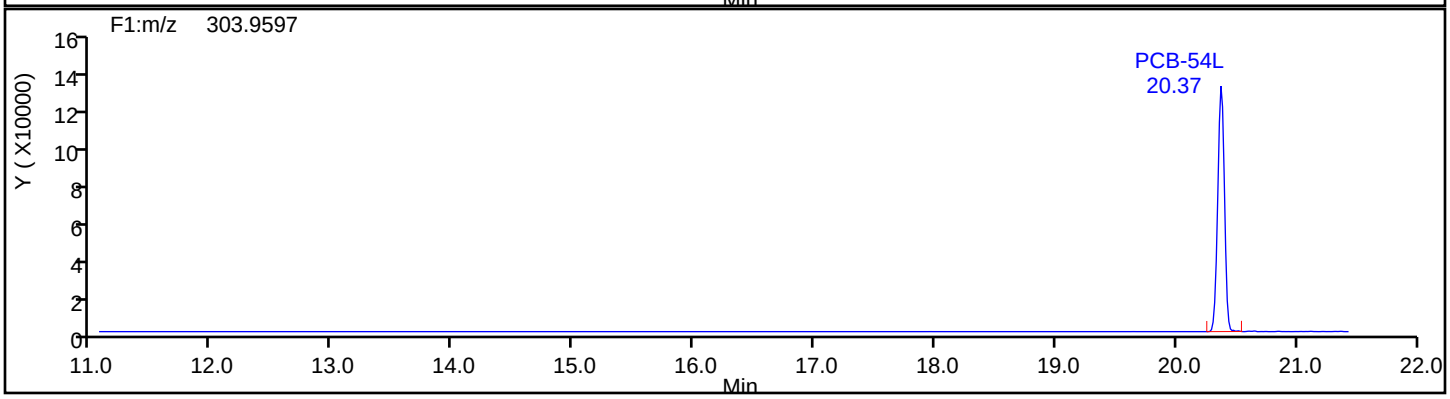

Eurofins TestAmerica, Knoxville

Data File:	\\chromna\Knoxville\ChromData\D3D\20190827-12879.b\d4190827s1.d		
Injection Date:	27-Aug-2019 14:17:00	Injection Vol:	1.0 ul
Instrument ID:	D3D	Operator ID:	Xcalibur_System
Method:	PCBs_D3D	Limit Group:	HR - 1668A - ICAL
Client ID:			
Worklist#:	33063	Sample Line#:	1
Column Type:	SPB-Octyl	Column Dia:	0.25 mm

TePCB F1

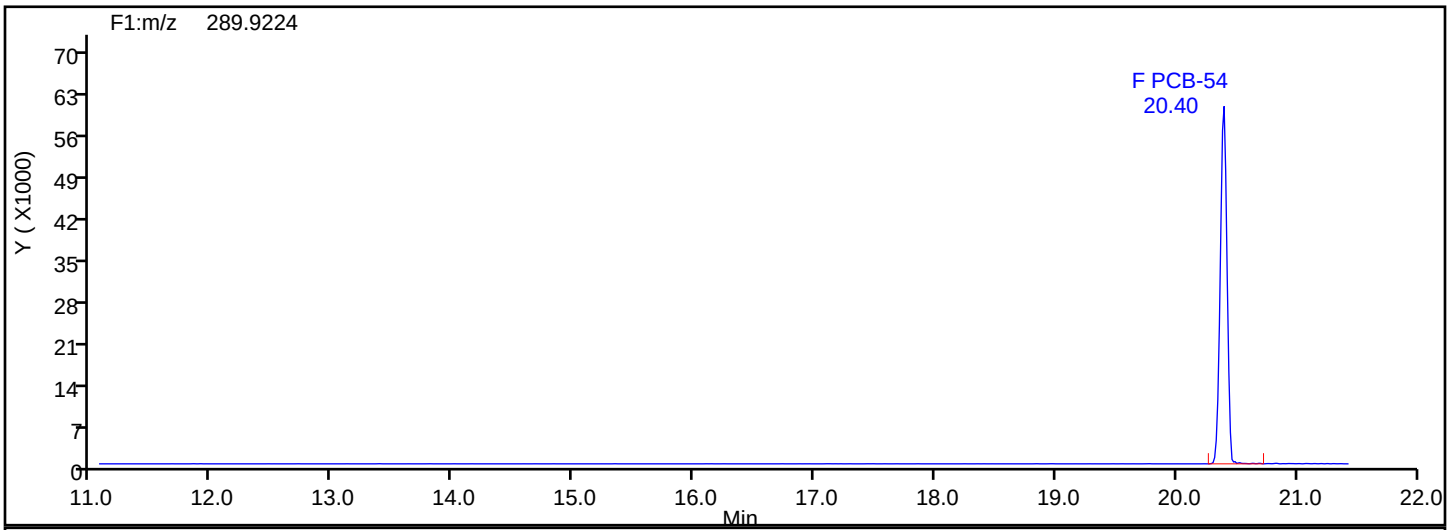

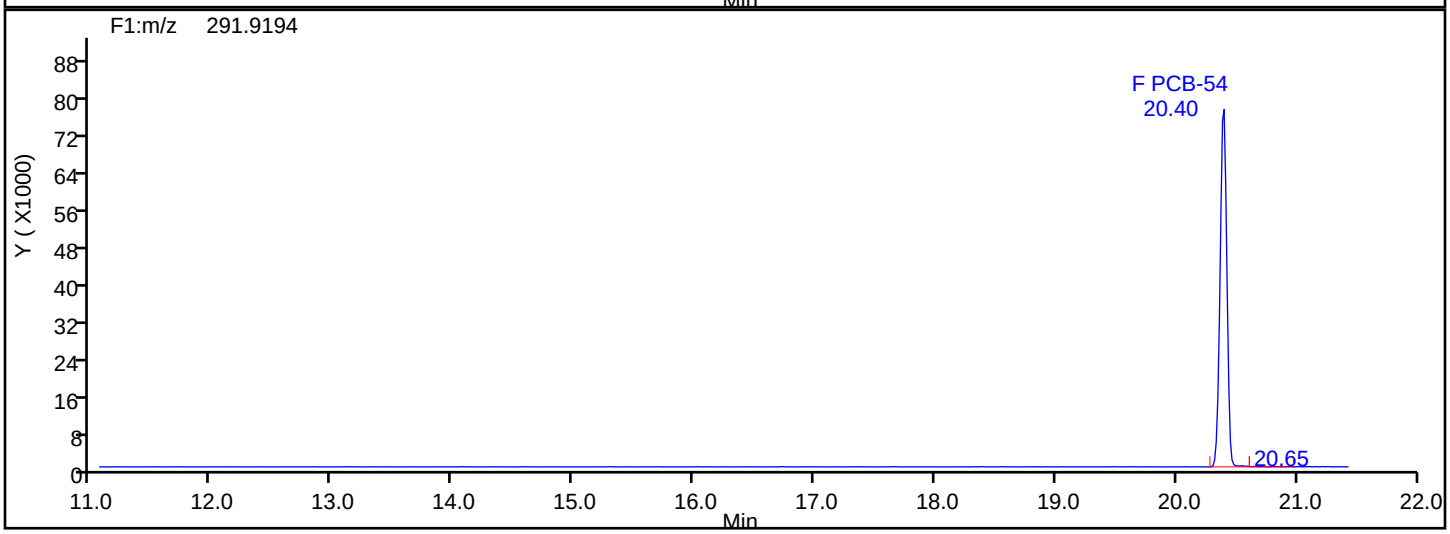

TePCB F1 Lock Mass

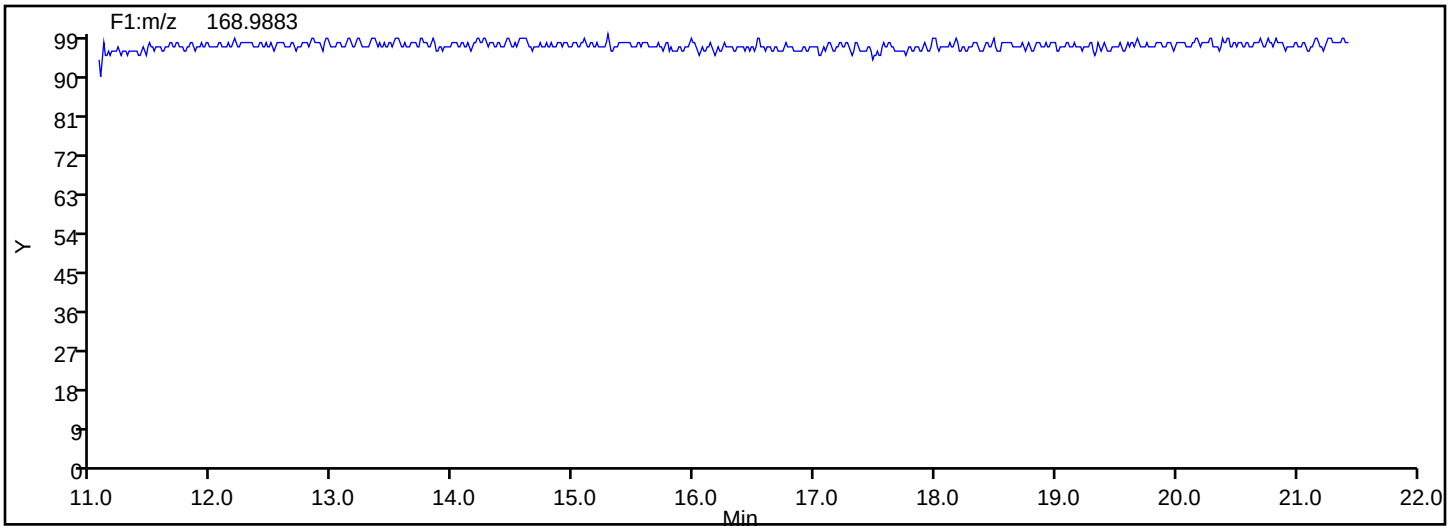

Eurofins TestAmerica, Knoxville

Data File:	\\chromna\Knoxville\ChromData\D3D\20190827-12879.b\d4190827s1.d		
Injection Date:	27-Aug-2019 14:17:00	Injection Vol:	1.0 ul
Instrument ID:	D3D	Operator ID:	Xcalibur_System
Method:	PCBs_D3D	Limit Group:	HR - 1668A - ICAL
Client ID:			
Worklist#:	33063	Sample Line#:	1
Column Type:	SPB-Octyl	Column Dia:	0.25 mm

TePCB F2

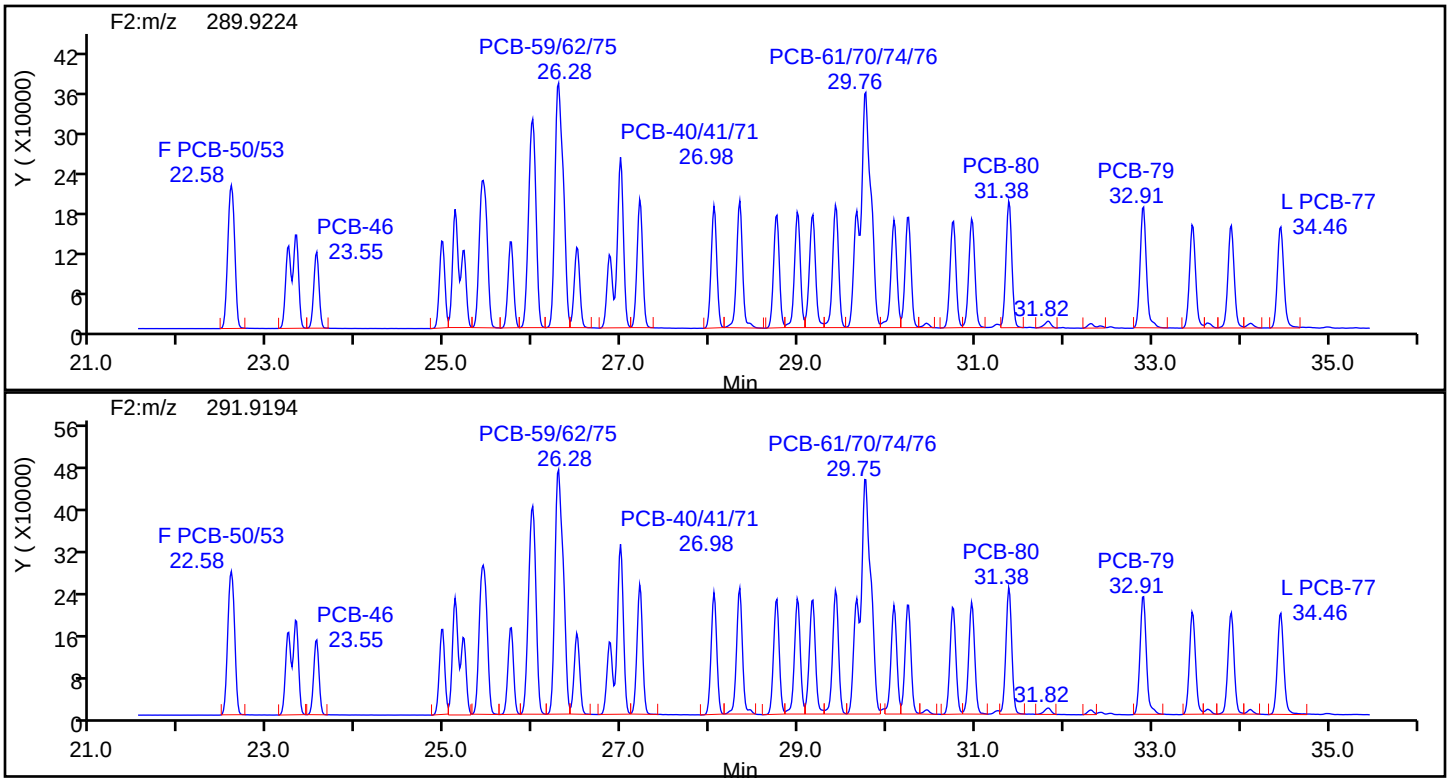

TePCB F2 Standards

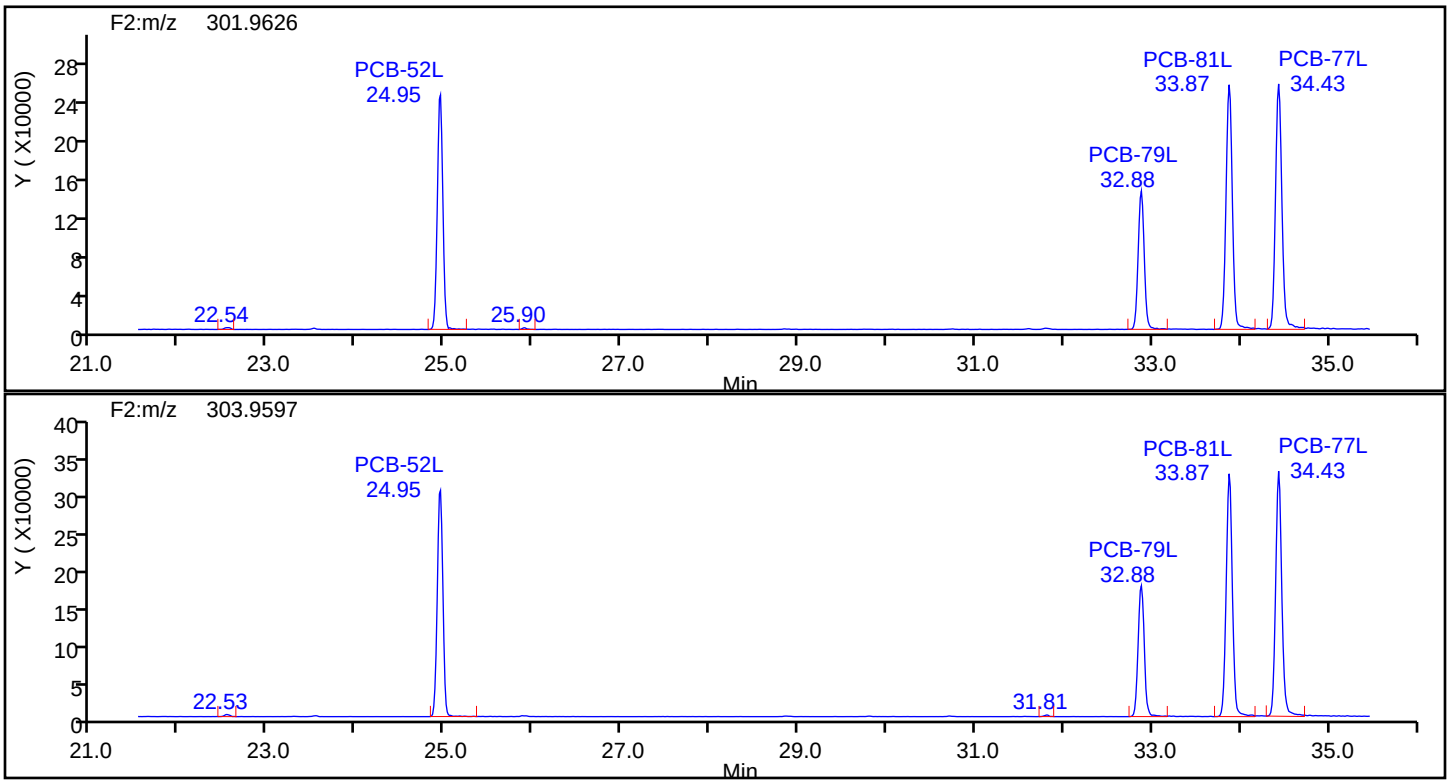

Eurofins TestAmerica, Knoxville

Data File:	\\chromna\Knoxville\ChromData\D3D\20190827-12879.b\d4190827s1.d		
Injection Date:	27-Aug-2019 14:17:00	Injection Vol:	1.0 ul
Instrument ID:	D3D	Operator ID:	Xcalibur_System
Method:	PCBs_D3D	Limit Group:	HR - 1668A - ICAL
Client ID:			
Worklist#:	33063	Sample Line#:	1
Column Type:	SPB-Octyl	Column Dia:	0.25 mm

TePCB F2

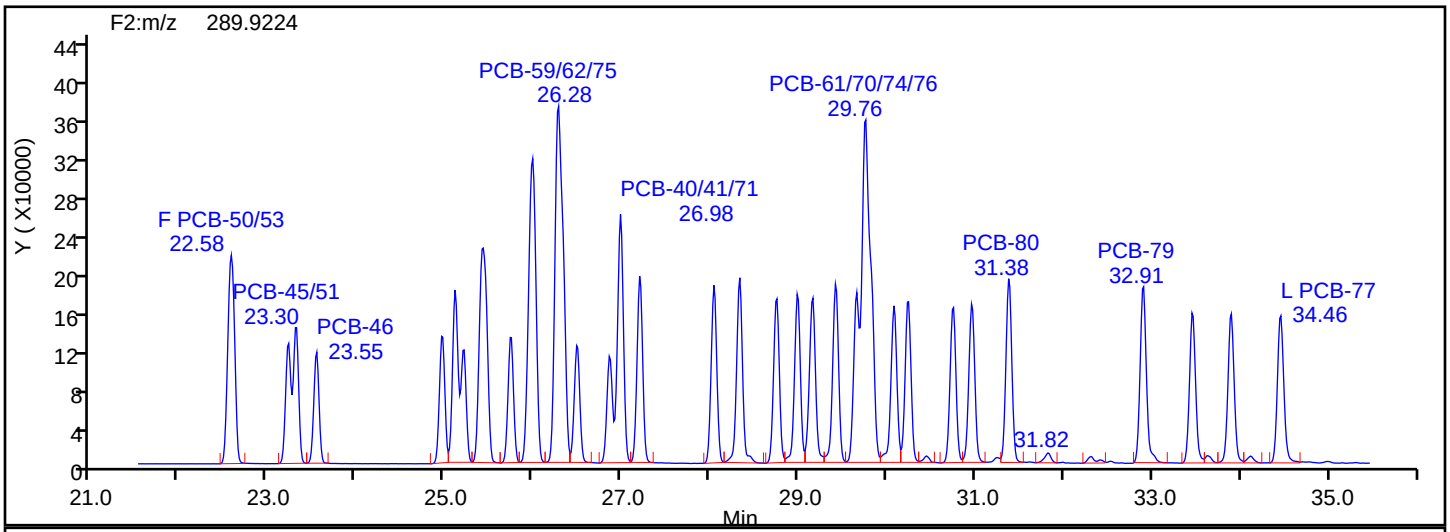

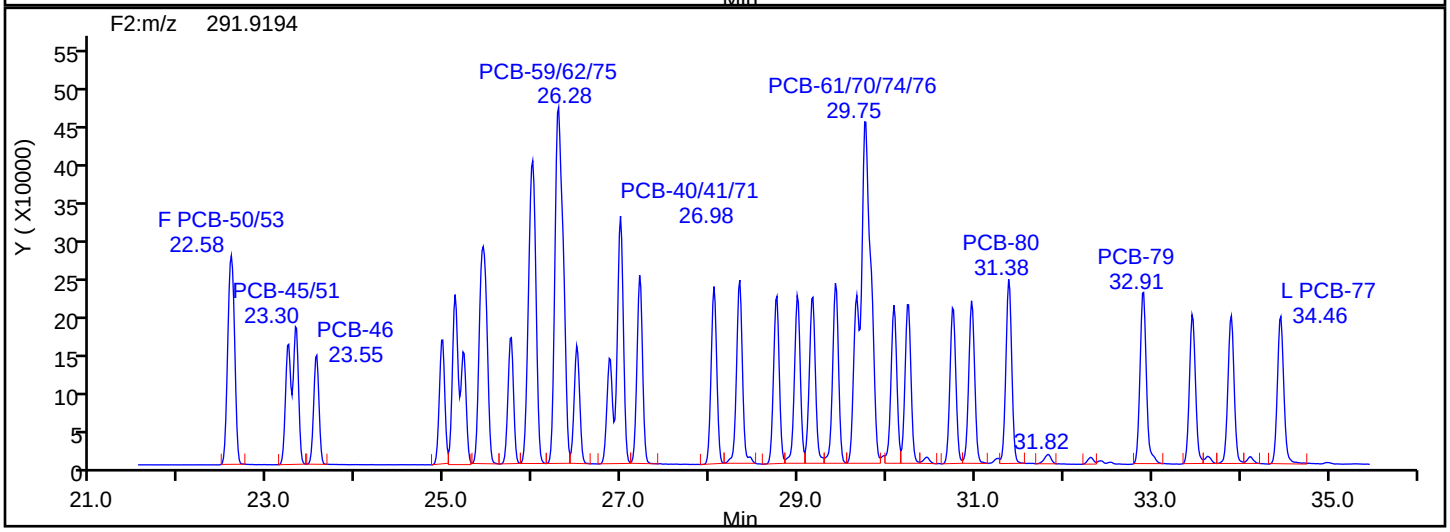

TePCB F2 Lock Mass

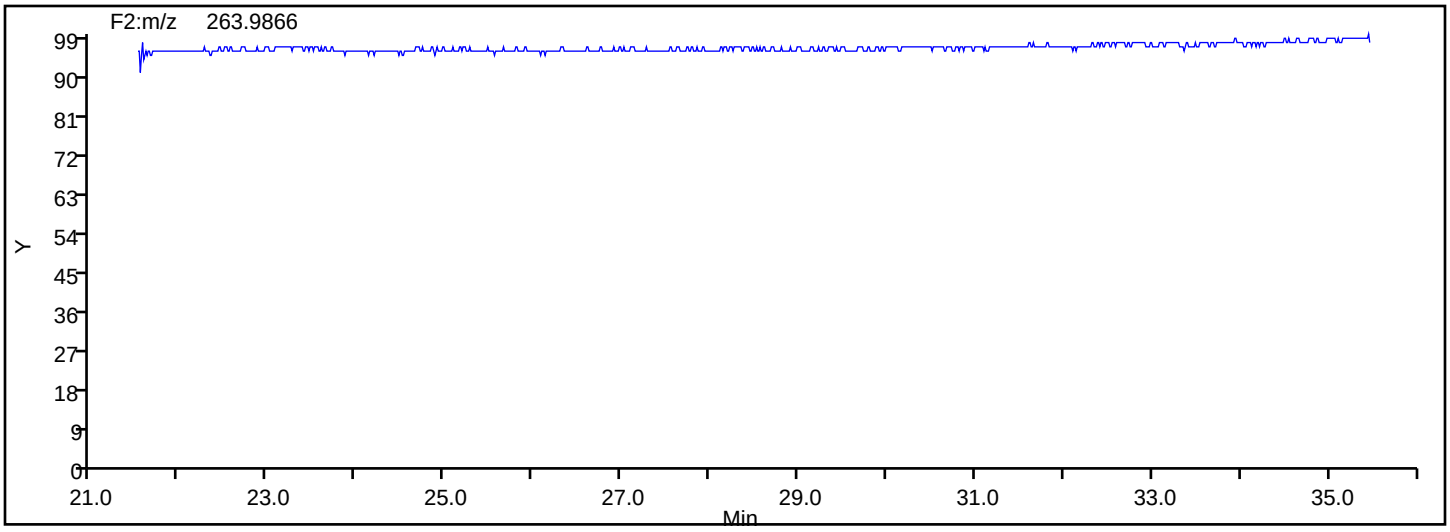

Manual Integration/User Assign Peak Report

Eurofins TestAmerica, Knoxville

Data File:	\\chromna\Knoxville\ChromData\D3D\20190827-12879.b\d4190827s1.d				
Injection Date:	27-Aug-2019 14:17:00	Instrument ID:	D3D		
Lims ID:	WDMCCV				
Client ID:					
Operator ID:	Xcalibur_System	ALS Bottle#:	0	Worklist Smp#:	1
Injection Vol:	1.0 ul	Dil. Factor:	1.0000		
Method:	PCBs_D3D	Limit Group:	HR - 1668A - ICAL		
Column:	SPB-Octyl (0.25 mm)	Detector	F2(21.81 :35.54)		

PCB-45/51, CAS: STL01804

Signal: 1

Processing Integration Results

RT: 23.30
Area: 586348
Amount: 51.816260
Amount Units: pg/ul

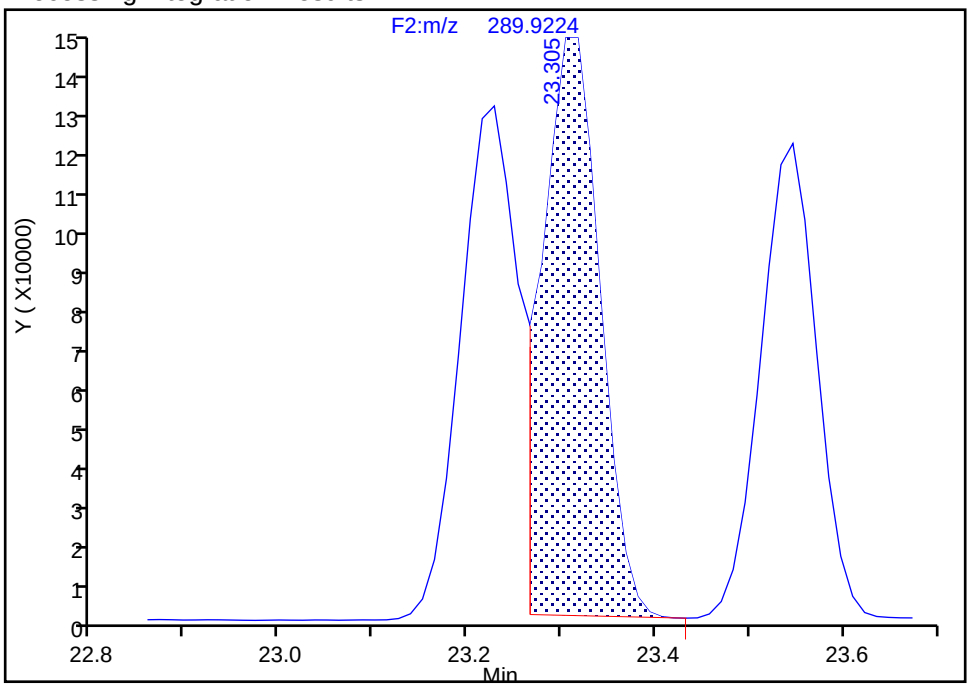

Manual Integration Results

RT: 23.30
Area: 1118507
Amount: 99.484596
Amount Units: pg/ul

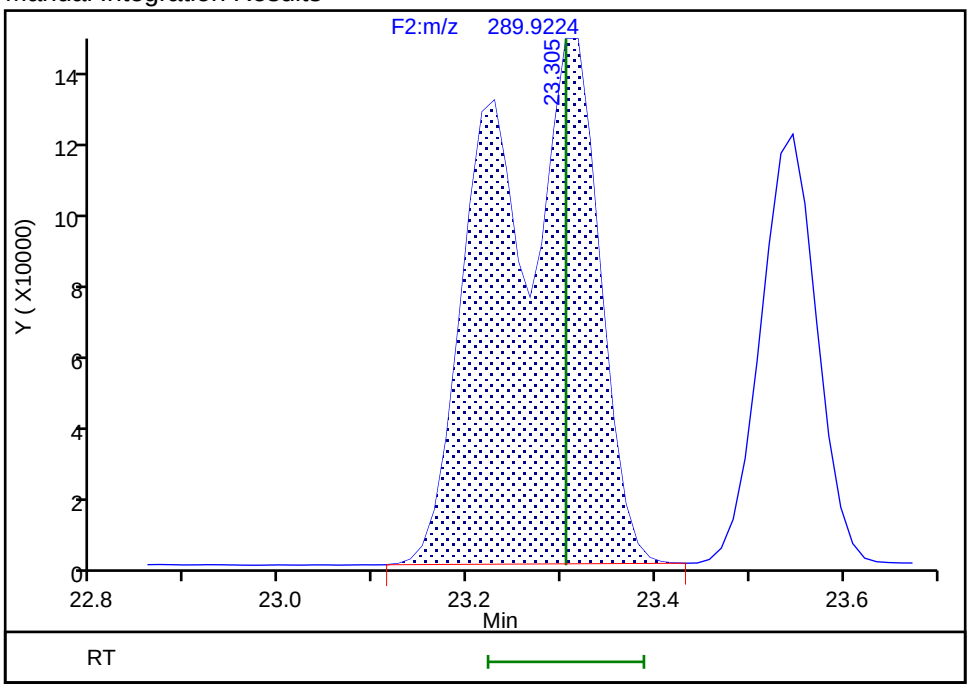

Reviewer: davidsonm, 27-Aug-2019 15:20:48

Audit Action: Manually Integrated Audit Reason: Incomplete Integration

Manual Integration/User Assign Peak Report

Eurofins TestAmerica, Knoxville

Data File: \\chromna\Knoxville\ChromData\D3D\20190827-12879.b\d4190827s1.d
Injection Date: 27-Aug-2019 14:17:00 Instrument ID: D3D
Lims ID: WDMCCV
Client ID:
Operator ID: Xcalibur_System ALS Bottle#: 0 Worklist Smp#: 1
Injection Vol: 1.0 ul Dil. Factor: 1.0000
Method: PCBs_D3D Limit Group: HR - 1668A - ICAL
Column: SPB-Octyl (0.25 mm) Detector F2(21.81 :35.54)

PCB-45/51, CAS: STL01804

Signal: 2

Processing Integration Results

RT: 23.30
Area: 740962
Amount: 51.816260
Amount Units: pg/ul

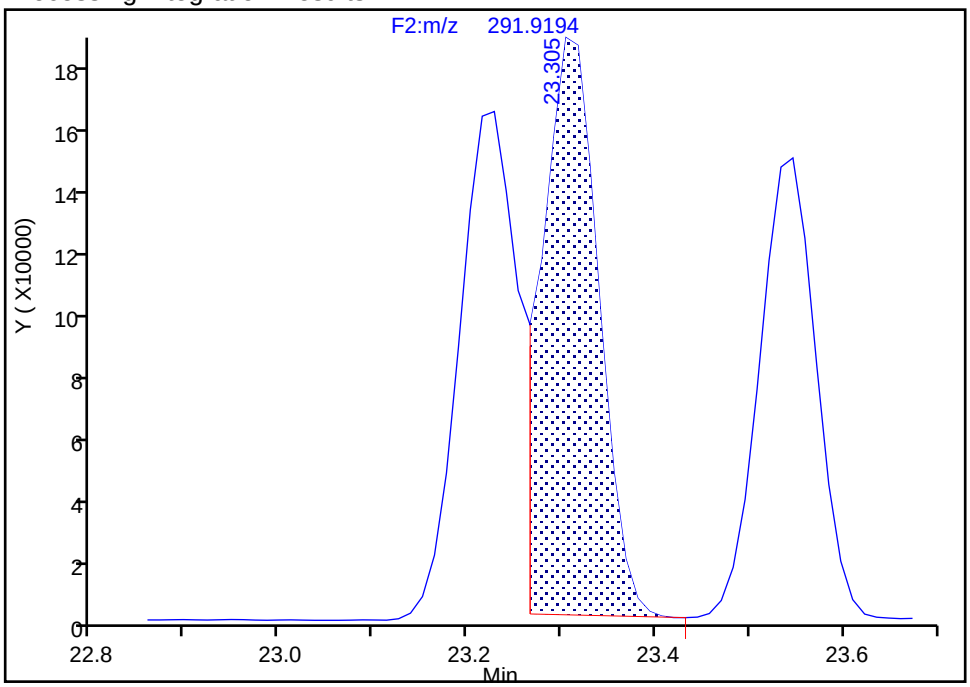

Manual Integration Results

RT: 23.30
Area: 1429861
Amount: 99.484596
Amount Units: pg/ul

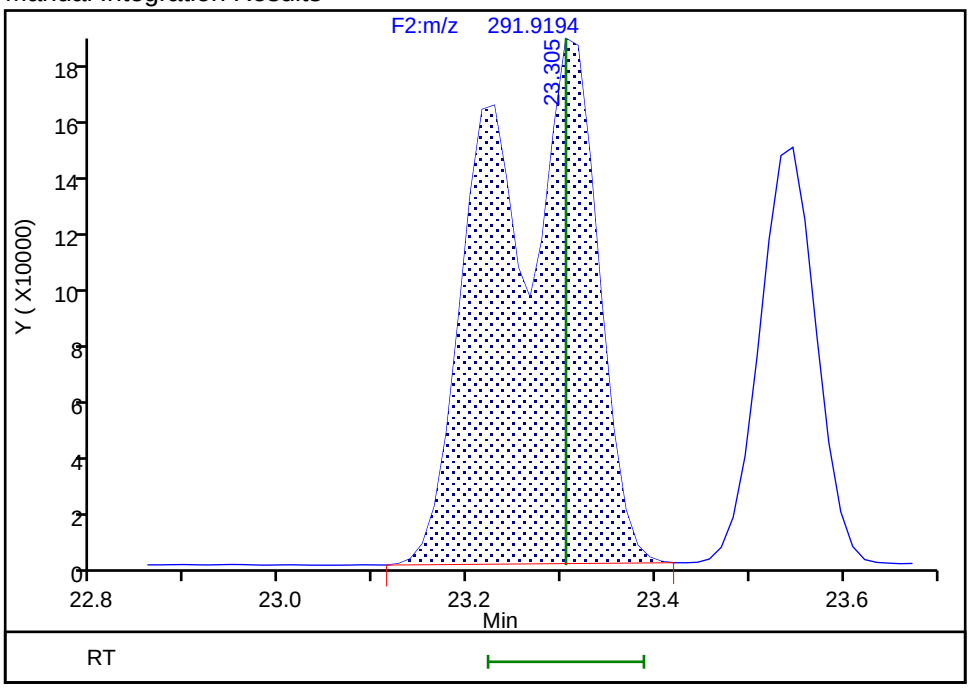

Reviewer: davidsonm, 27-Aug-2019 15:20:53
Audit Action: Manually Integrated Audit Reason: Incomplete Integration

Manual Integration/User Assign Peak Report

Eurofins TestAmerica, Knoxville

Data File:	\\chromna\Knoxville\ChromData\D3D\20190827-12879.b\d4190827s1.d				
Injection Date:	27-Aug-2019 14:17:00	Instrument ID:	D3D		
Lims ID:	WDMCCV				
Client ID:					
Operator ID:	Xcalibur_System	ALS Bottle#:	0	Worklist Smp#:	1
Injection Vol:	1.0 ul	Dil. Factor:	1.0000		
Method:	PCBs_D3D	Limit Group:	HR - 1668A - ICAL		
Column:	SPB-Octyl (0.25 mm)	Detector	F2(21.81 :35.54)		

PCB-43/73, CAS: STL02293

Signal: 1

Processing Integration Results

RT: 25.11
Area: 761776
Amount: 59.632982
Amount Units: pg/ul

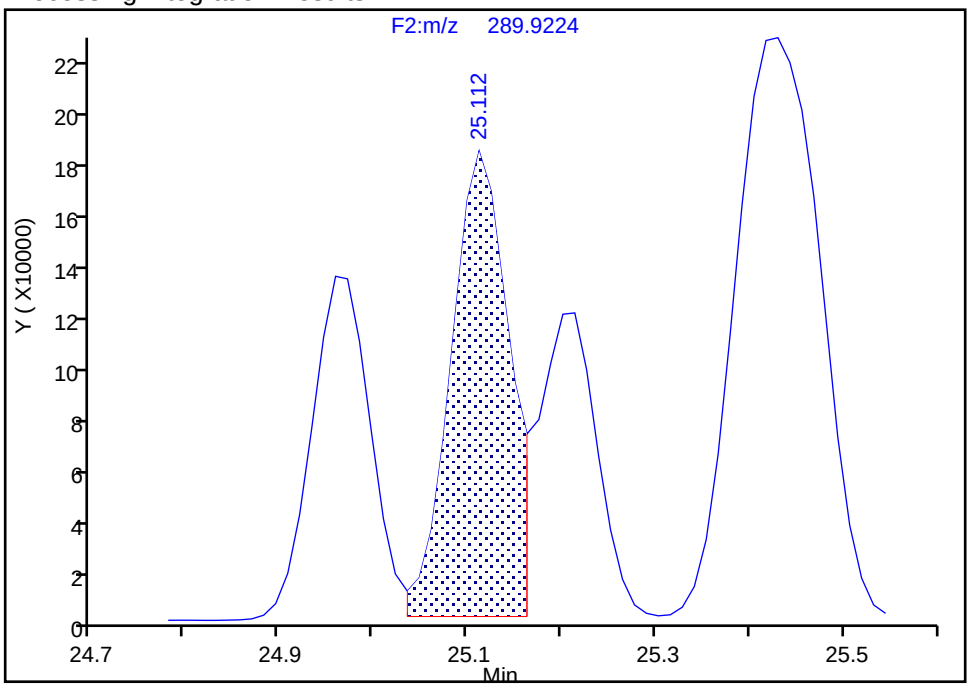

Manual Integration Results

RT: 25.11
Area: 1260197
Amount: 99.361140
Amount Units: pg/ul

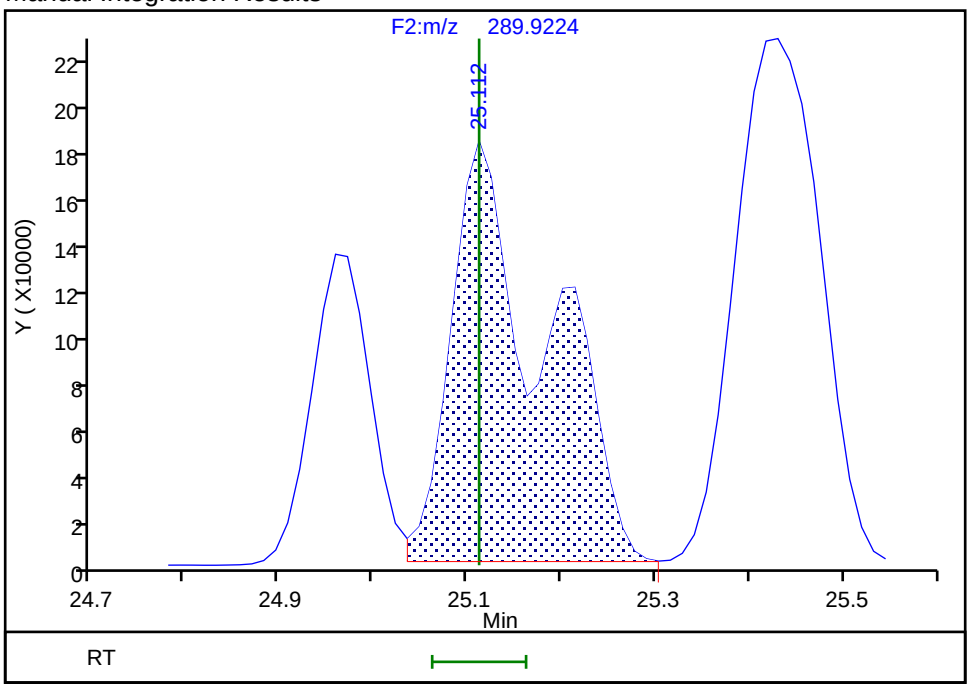

Reviewer: davidsonm, 27-Aug-2019 15:21:39

Audit Action: Manually Integrated Audit Reason: Incomplete Integration

Manual Integration/User Assign Peak Report

Eurofins TestAmerica, Knoxville

Data File: \\chromna\Knoxville\ChromData\D3D\20190827-12879.b\d4190827s1.d
Injection Date: 27-Aug-2019 14:17:00 Instrument ID: D3D
Lims ID: WDMCCV
Client ID:
Operator ID: Xcalibur_System ALS Bottle#: 0 Worklist Smp#: 1
Injection Vol: 1.0 ul Dil. Factor: 1.0000
Method: PCBs_D3D Limit Group: HR - 1668A - ICAL
Column: SPB-Octyl (0.25 mm) Detector F2(21.81 :35.54)

PCB-43/73, CAS: STL02293

Signal: 2

Processing Integration Results

RT: 25.11
Area: 963075
Amount: 59.632982
Amount Units: pg/ul

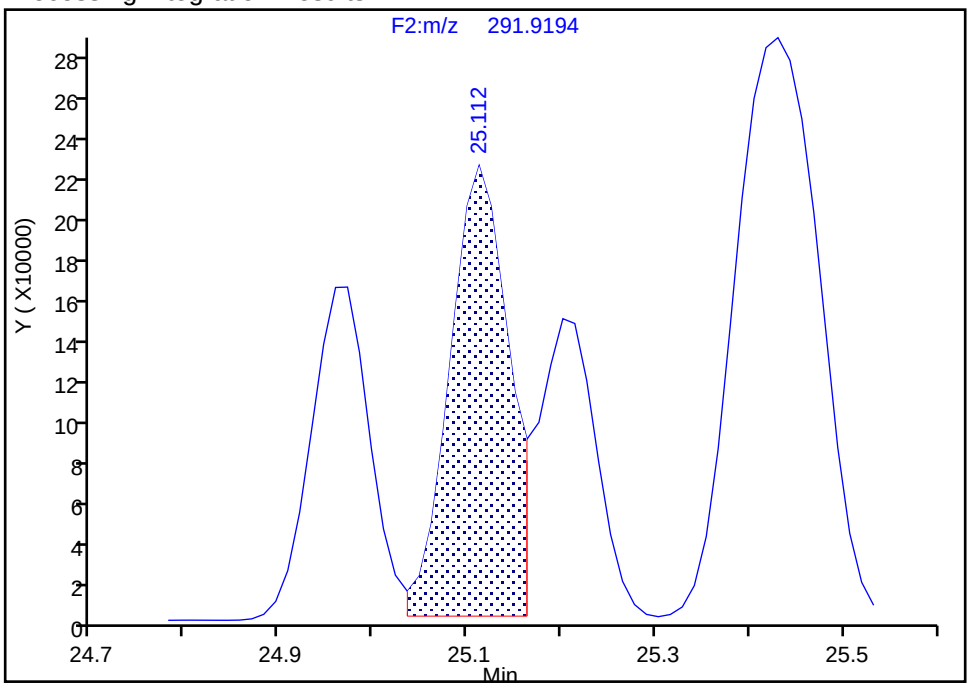

Manual Integration Results

RT: 25.11
Area: 1613769
Amount: 99.361140
Amount Units: pg/ul

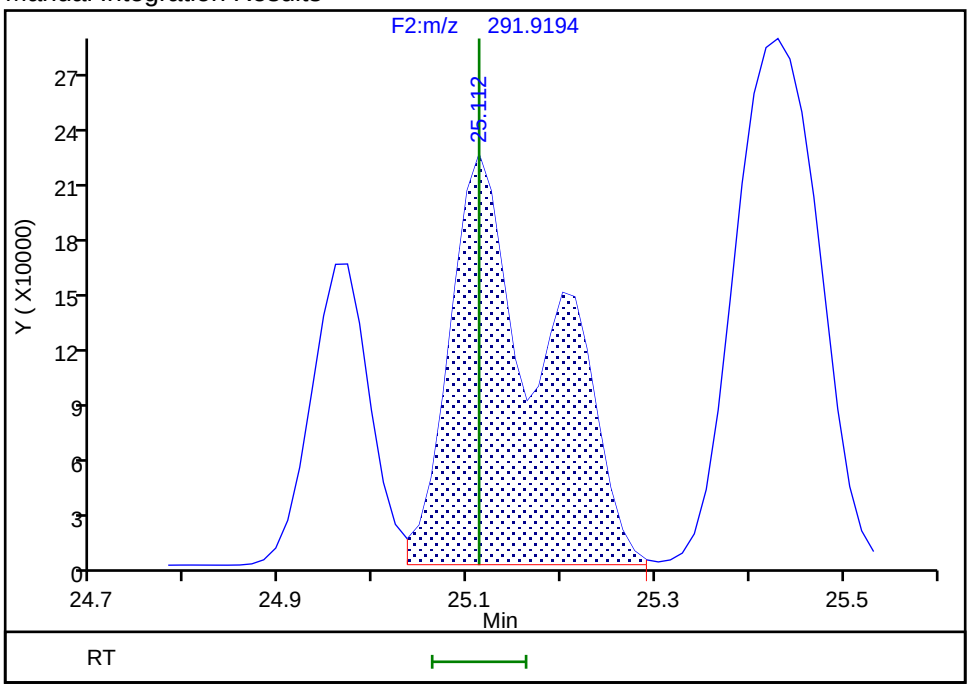

Reviewer: davidsonm, 27-Aug-2019 15:21:48
Audit Action: Manually Integrated Audit Reason: Incomplete Integration

Manual Integration/User Assign Peak Report

Eurofins TestAmerica, Knoxville

Data File:	\\chromna\Knoxville\ChromData\D3D\20190827-12879.b\d4190827s1.d				
Injection Date:	27-Aug-2019 14:17:00	Instrument ID:	D3D		
Lims ID:	WDMCCV				
Client ID:					
Operator ID:	Xcalibur_System	ALS Bottle#:	0	Worklist Smp#:	1
Injection Vol:	1.0 ul	Dil. Factor:	1.0000		
Method:	PCBs_D3D	Limit Group:	HR - 1668A - ICAL		
Column:	SPB-Octyl (0.25 mm)	Detector	F2(21.81 :35.54)		

PCB-49/69, CAS: STL01805

Signal: 2

Processing Integration Results

RT: 25.43
Area: 2419081
Amount: 116.3567
Amount Units: pg/ul

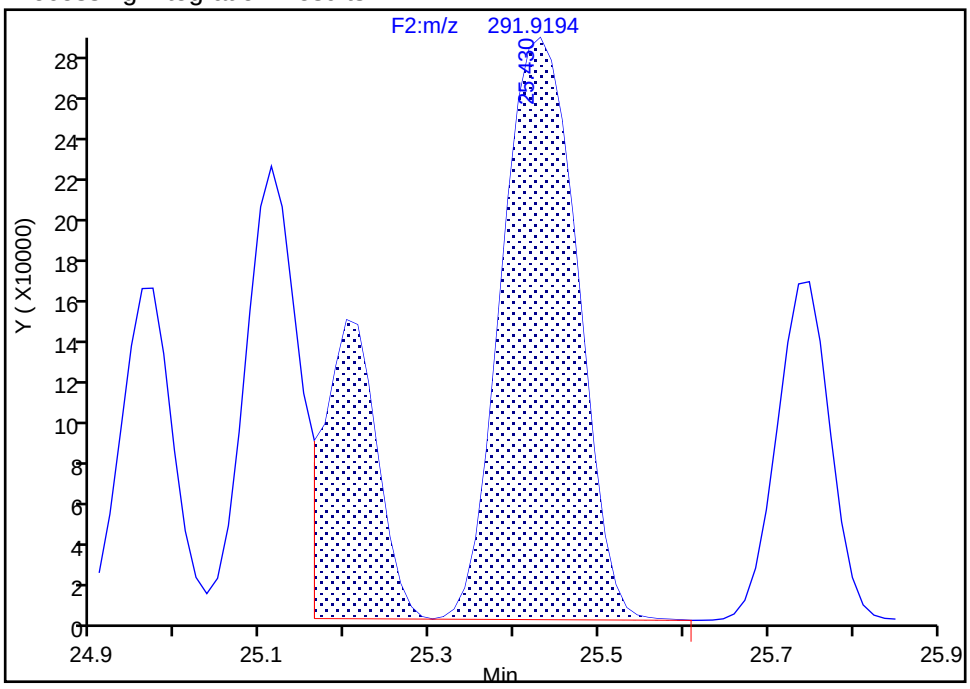

Manual Integration Results

RT: 25.43
Area: 1794545
Amount: 97.371939
Amount Units: pg/ul

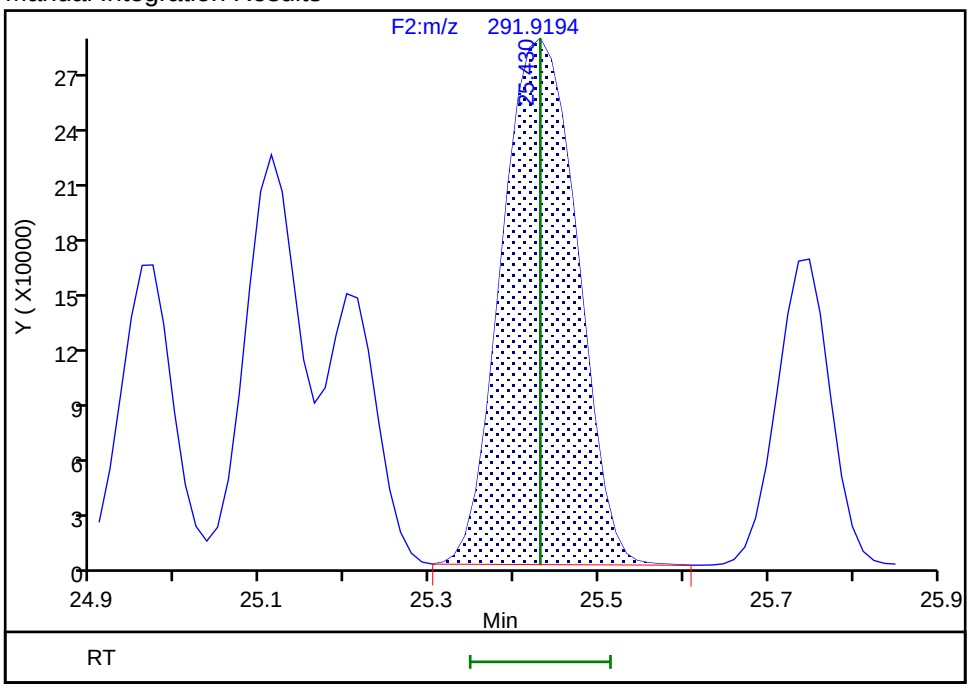

Reviewer: davidsonm, 27-Aug-2019 15:21:13

Audit Action: Split an Integrated Peak Audit Reason: Split Peak

Manual Integration/User Assign Peak Report

Eurofins TestAmerica, Knoxville

Data File:	\\chromna\Knoxville\ChromData\D3D\20190827-12879.b\d4190827s1.d				
Injection Date:	27-Aug-2019 14:17:00	Instrument ID:	D3D		
Lims ID:	WDMCCV				
Client ID:					
Operator ID:	Xcalibur_System	ALS Bottle#:	0	Worklist Smp#:	1
Injection Vol:	1.0 ul	Dil. Factor:	1.0000		
Method:	PCBs_D3D	Limit Group:	HR - 1668A - ICAL		
Column:	SPB-Octyl (0.25 mm)	Detector	F2(21.81 :35.54)		

PCB-40/41/71, CAS: STL02292

Signal: 1

Processing Integration Results

RT: 26.98
Area: 1209605
Amount: 103.4036
Amount Units: pg/ul

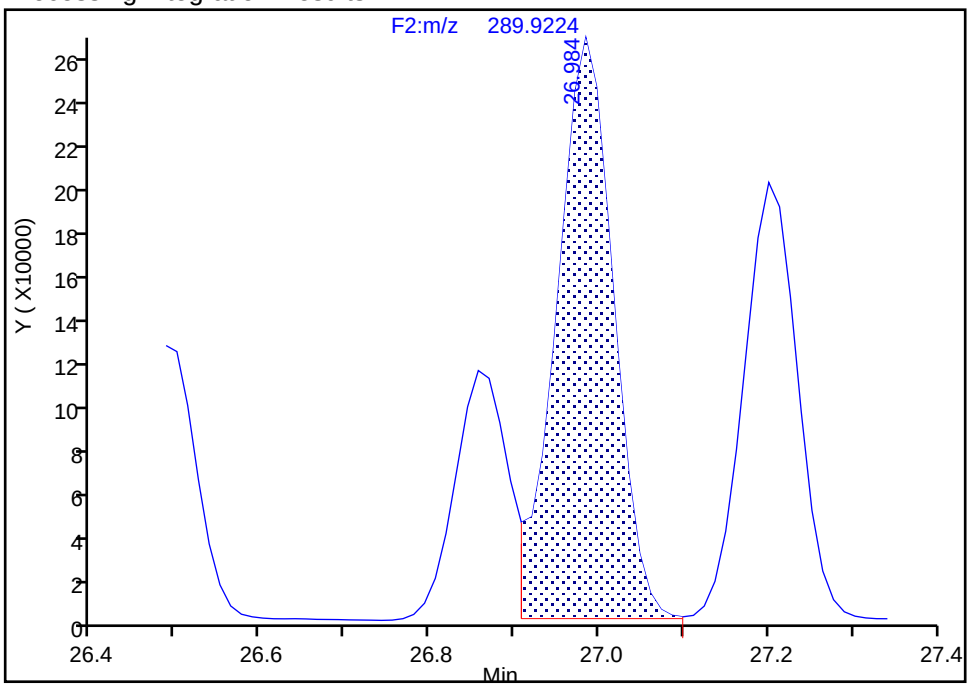

Manual Integration Results

RT: 26.98
Area: 1684502
Amount: 143.9417
Amount Units: pg/ul

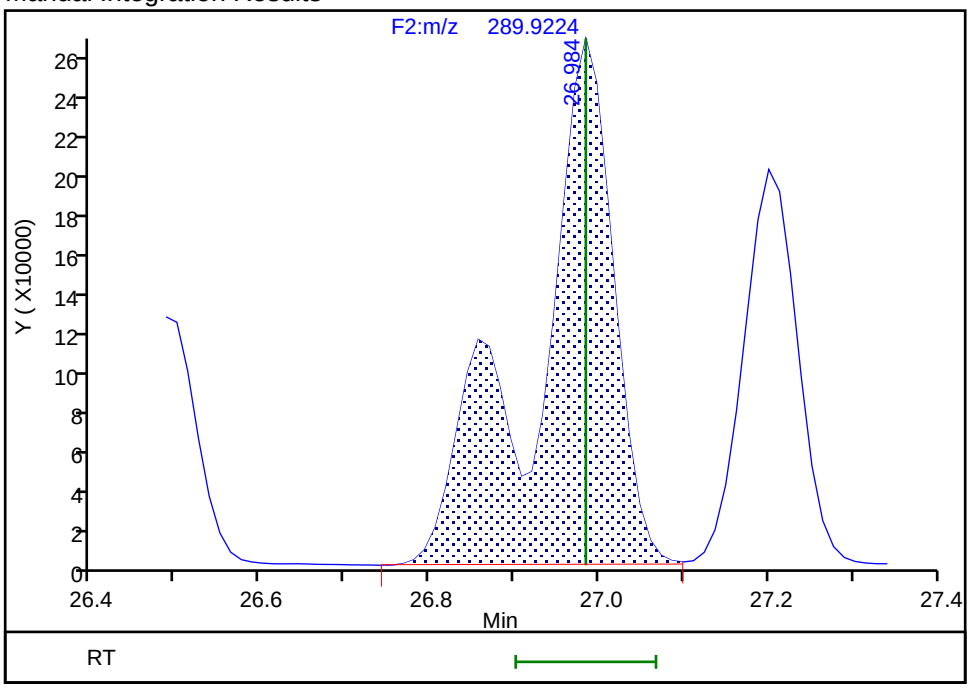

Reviewer: davidsonm, 27-Aug-2019 15:22:14

Audit Action: Manually Integrated Audit Reason: Incomplete Integration

Manual Integration/User Assign Peak Report

Eurofins TestAmerica, Knoxville

Data File:	\\chromna\Knoxville\ChromData\D3D\20190827-12879.b\d4190827s1.d				
Injection Date:	27-Aug-2019 14:17:00	Instrument ID:	D3D		
Lims ID:	WDMCCV				
Client ID:					
Operator ID:	Xcalibur_System	ALS Bottle#:	0	Worklist Smp#:	1
Injection Vol:	1.0 ul	Dil. Factor:	1.0000		
Method:	PCBs_D3D	Limit Group:	HR - 1668A - ICAL		
Column:	SPB-Octyl (0.25 mm)	Detector	F2(21.81 :35.54)		

PCB-40/41/71, CAS: STL02292

Signal: 2

Processing Integration Results

RT: 26.98
Area: 1537527
Amount: 103.4036
Amount Units: pg/ul

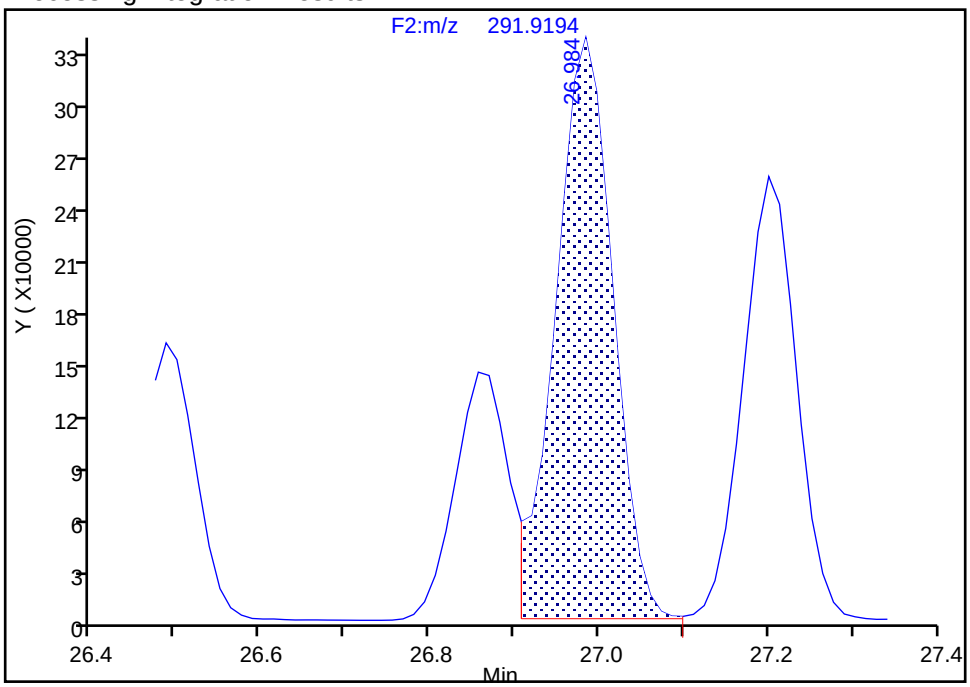

Manual Integration Results

RT: 26.98
Area: 2139607
Amount: 143.9417
Amount Units: pg/ul

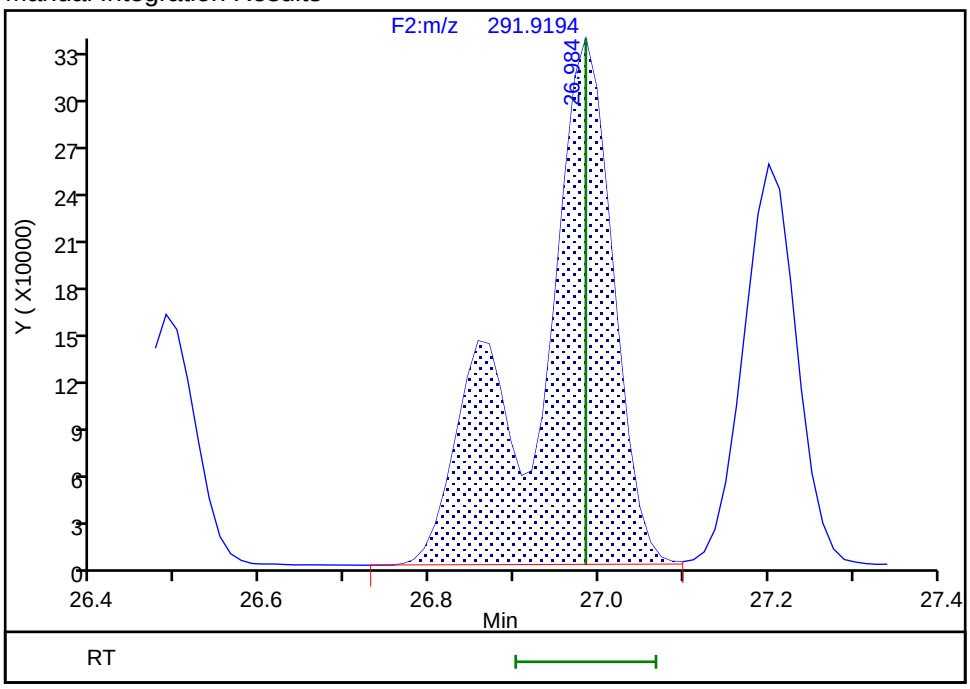

Reviewer: davidsonm, 27-Aug-2019 15:22:21

Audit Action: Manually Integrated Audit Reason: Incomplete Integration

Eurofins TestAmerica, Knoxville

Data File:	\\chromna\Knoxville\ChromData\D3D\20190827-12879.b\d4190827s1.d		
Injection Date:	27-Aug-2019 14:17:00	Injection Vol:	1.0 ul
Instrument ID:	D3D	Operator ID:	Xcalibur_System
Method:	PCBs_D3D	Limit Group:	HR - 1668A - ICAL
Client ID:			
Worklist#:	33063	Sample Line#:	1
Column Type:	SPB-Octyl	Column Dia:	0.25 mm

PePCB F2

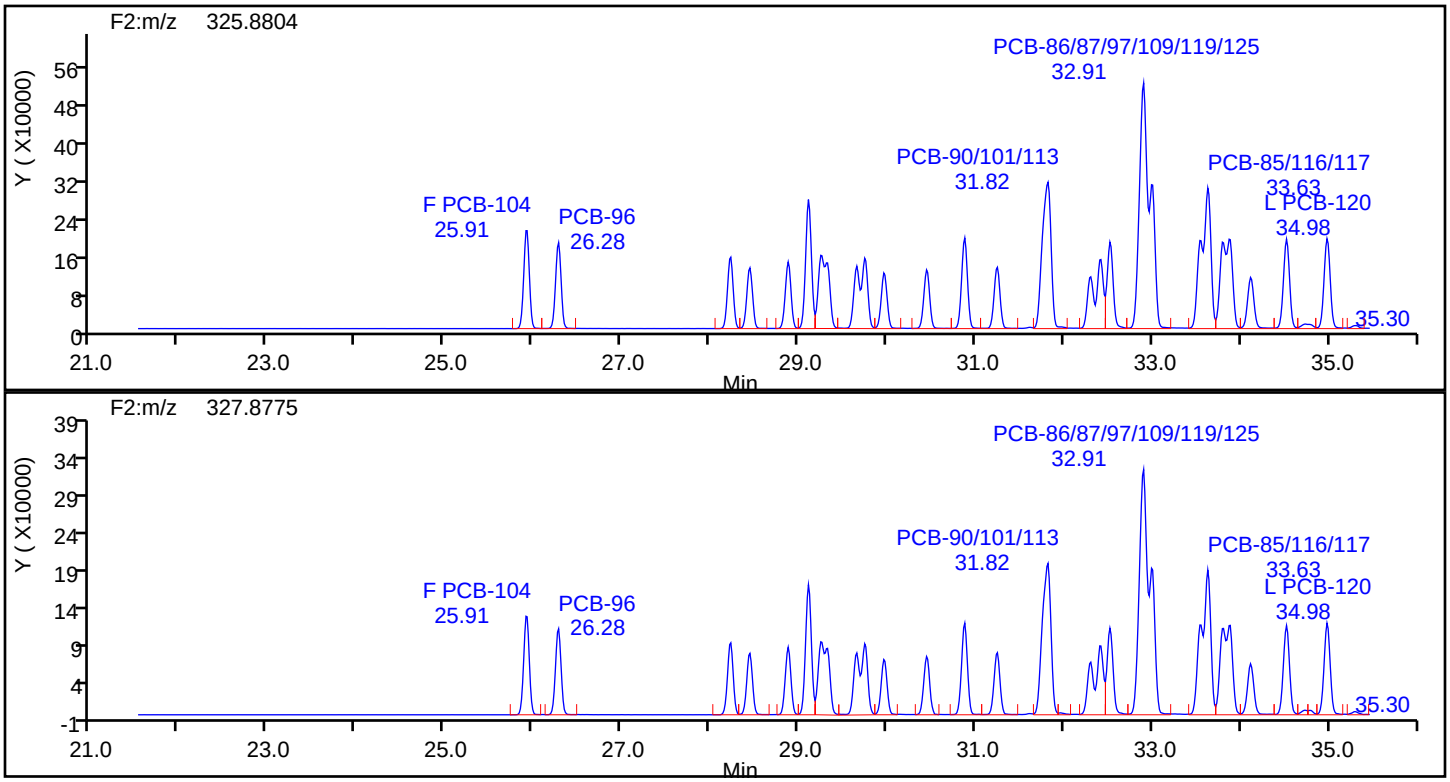

PePCB F2 Standards

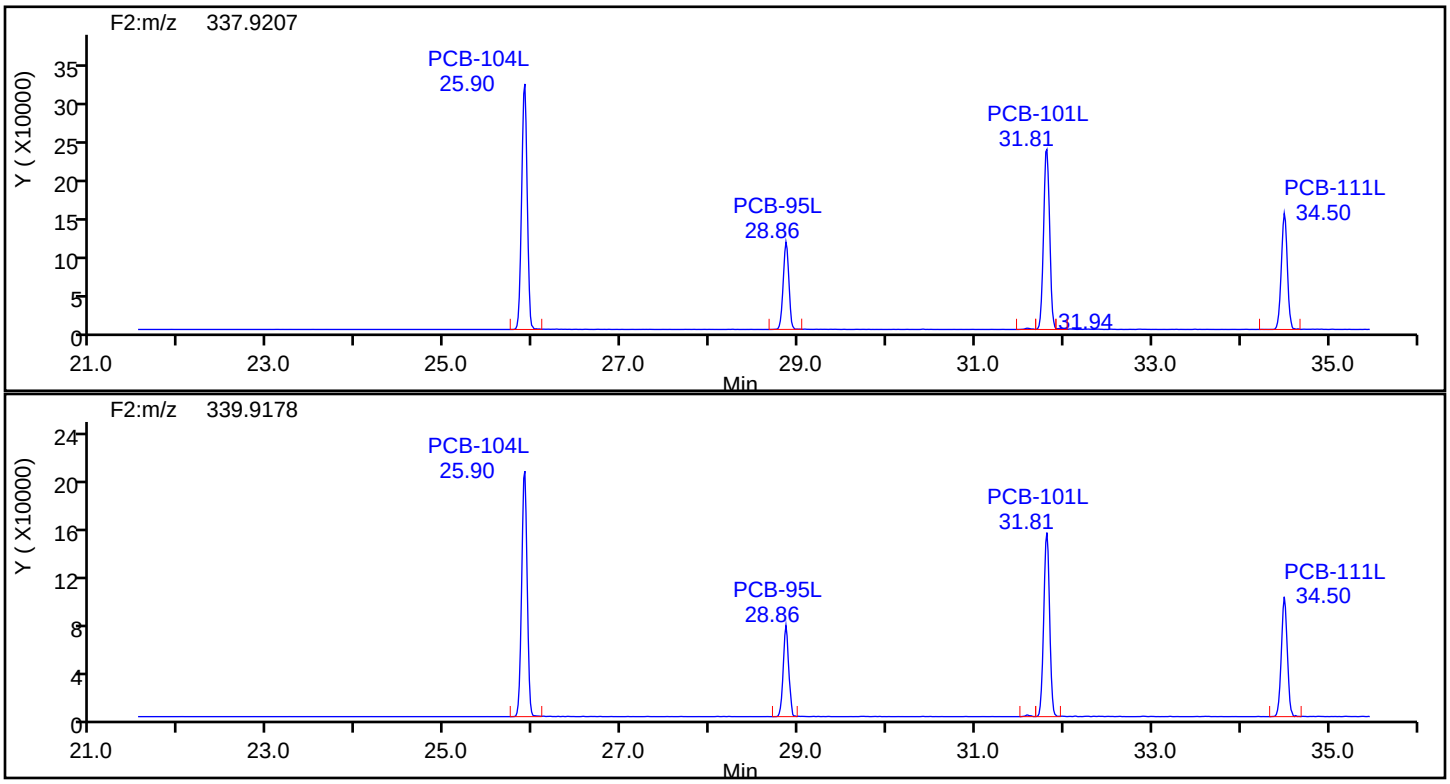

Eurofins TestAmerica, Knoxville

Data File:	\\chromna\Knoxville\ChromData\D3D\20190827-12879.b\d4190827s1.d		
Injection Date:	27-Aug-2019 14:17:00	Injection Vol:	1.0 ul
Instrument ID:	D3D	Operator ID:	Xcalibur_System
Method:	PCBs_D3D	Limit Group:	HR - 1668A - ICAL
Client ID:			
Worklist#:	33063	Sample Line#:	1
Column Type:	SPB-Octyl	Column Dia:	0.25 mm

PePCB F2

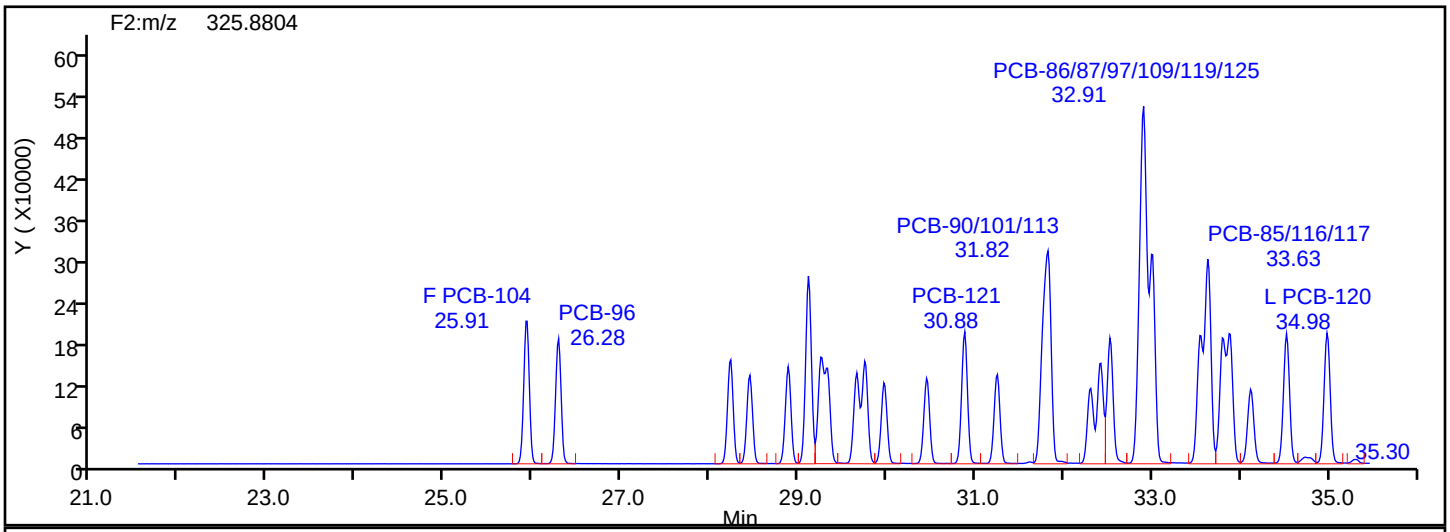

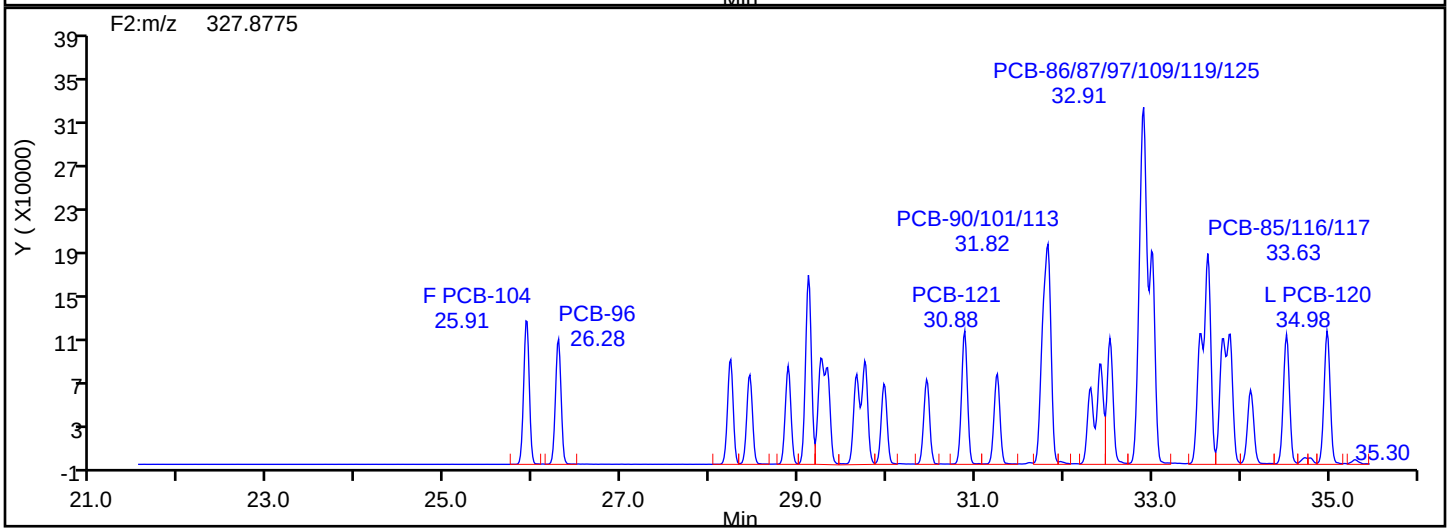

PePCB F2 Lock Mass

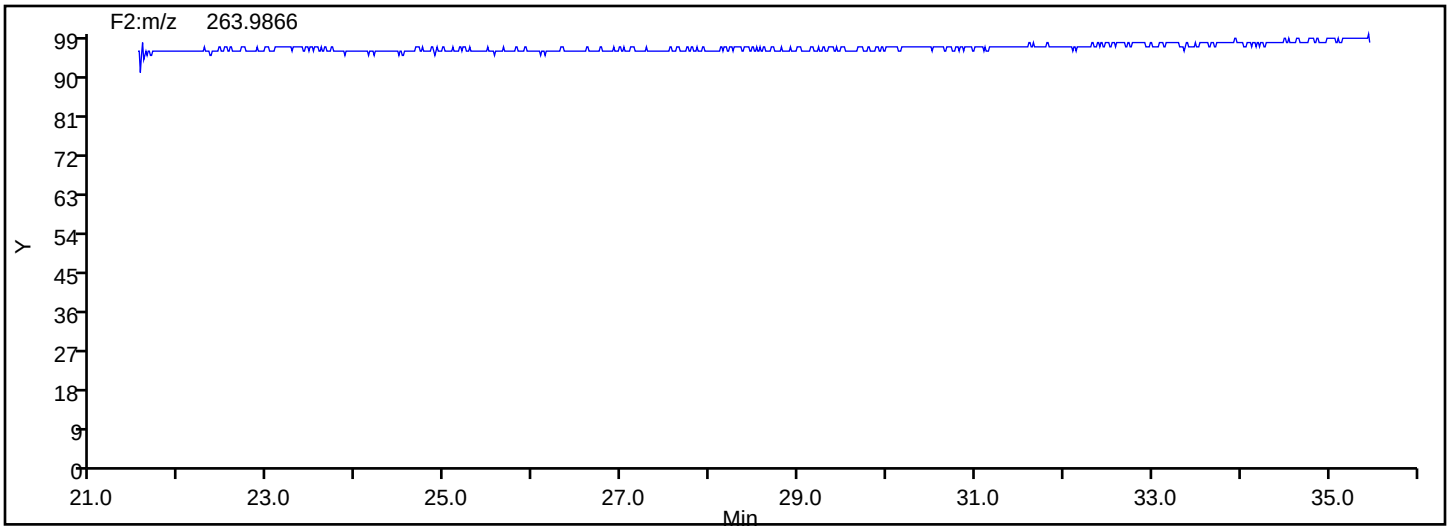

Manual Integration/User Assign Peak Report

Eurofins TestAmerica, Knoxville

Data File: \\chromna\Knoxville\ChromData\D3D\20190827-12879.b\d4190827s1.d
Injection Date: 27-Aug-2019 14:17:00 Instrument ID: D3D
Lims ID: WDMCCV
Client ID:
Operator ID: Xcalibur_System ALS Bottle#: 0 Worklist Smp#: 1
Injection Vol: 1.0 ul Dil. Factor: 1.0000
Method: PCBs_D3D Limit Group: HR - 1668A - ICAL
Column: SPB-Octyl (0.25 mm) Detector F2(21.81 :35.54)

PCB-98/102, CAS: STL01843

Signal: 2

Processing Integration Results

RT: 29.25
Area: 420645
Amount: 47.764904
Amount Units: pg/ul

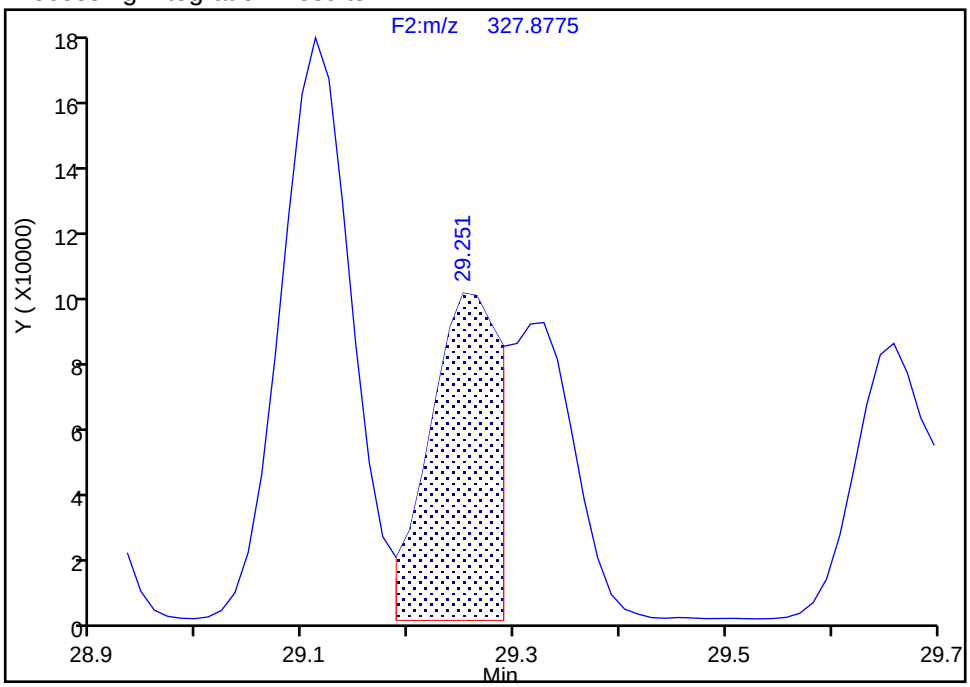

Manual Integration Results

RT: 29.25
Area: 804218
Amount: 91.160292
Amount Units: pg/ul

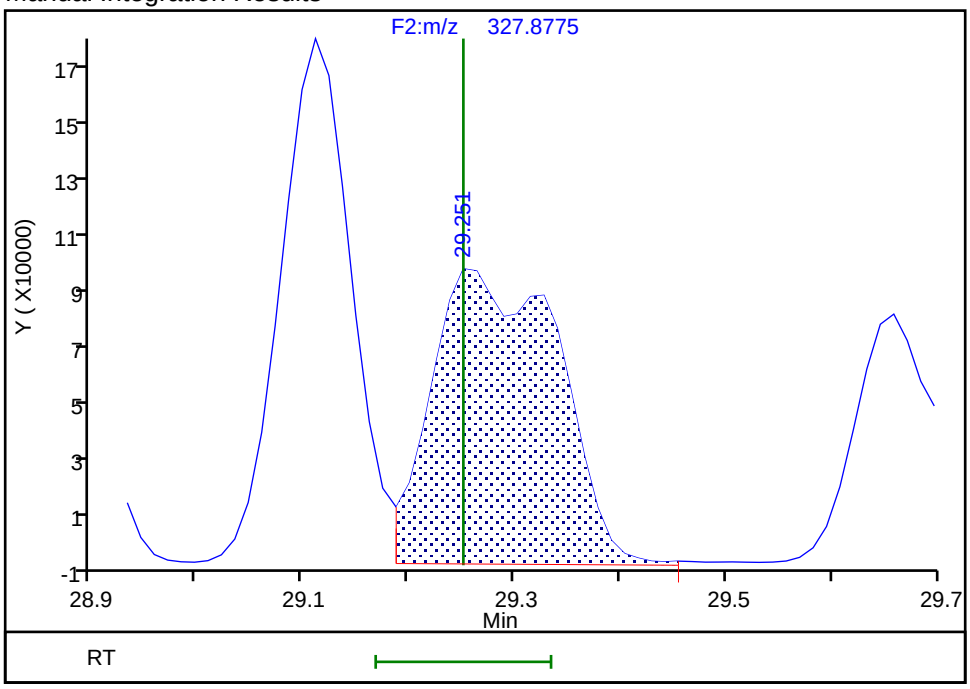

Reviewer: davidsonm, 27-Aug-2019 15:22:52
Audit Action: Manually Integrated Audit Reason: Incomplete Integration

Manual Integration/User Assign Peak Report

Eurofins TestAmerica, Knoxville

Data File: \\chromna\Knoxville\ChromData\D3D\20190827-12879.b\d4190827s1.d
Injection Date: 27-Aug-2019 14:17:00 Instrument ID: D3D
Lims ID: WDMCCV
Client ID:
Operator ID: Xcalibur_System ALS Bottle#: 0 Worklist Smp#: 1
Injection Vol: 1.0 ul Dil. Factor: 1.0000
Method: PCBs_D3D Limit Group: HR - 1668A - ICAL
Column: SPB-Octyl (0.25 mm) Detector F2(21.81 :35.54)

PCB-98/102, CAS: STL01843

Signal: 1

Processing Integration Results

RT: 29.25
Area: 669182
Amount: 47.764904
Amount Units: pg/ul

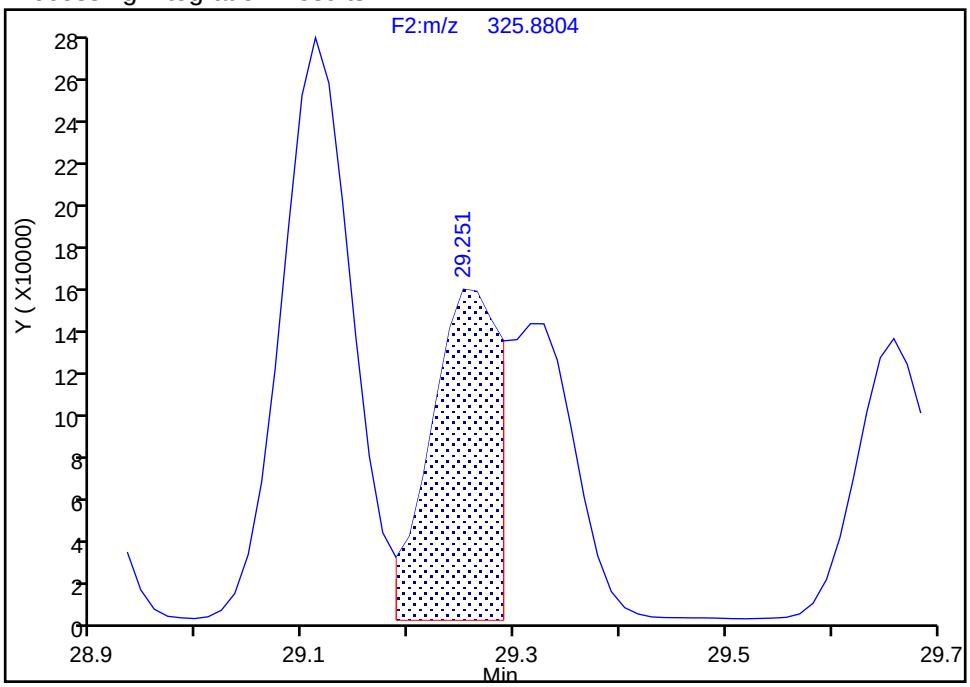

Manual Integration Results

RT: 29.25
Area: 1275739
Amount: 91.160292
Amount Units: pg/ul

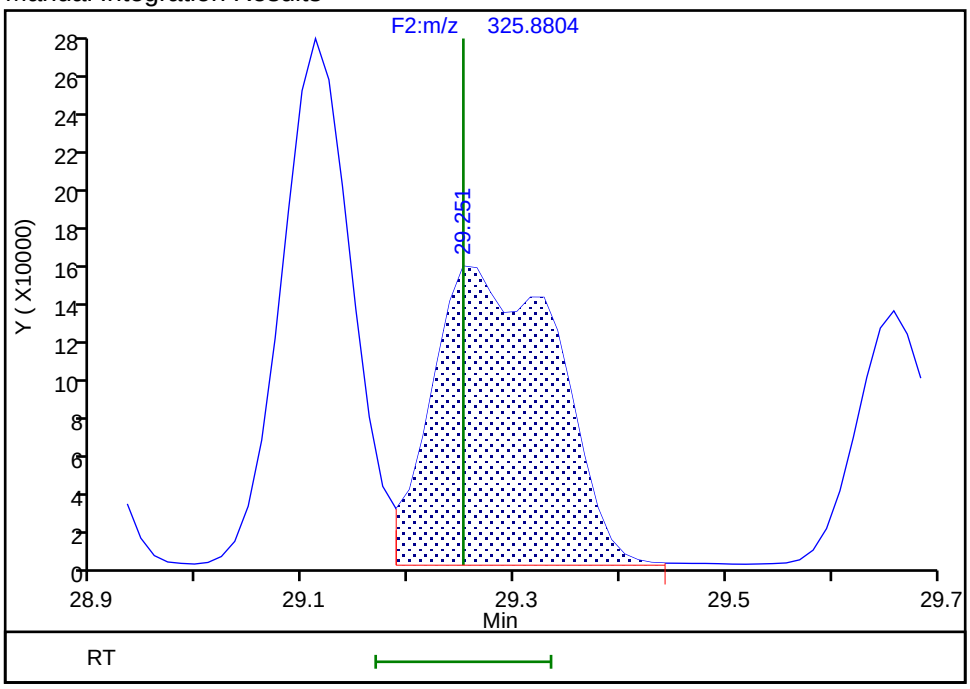

Reviewer: davidsonm, 27-Aug-2019 15:23:04
Audit Action: Manually Integrated Audit Reason: Incomplete Integration

Manual Integration/User Assign Peak Report

Eurofins TestAmerica, Knoxville

Data File: \\chromna\Knoxville\ChromData\D3D\20190827-12879.b\d4190827s1.d
Injection Date: 27-Aug-2019 14:17:00 Instrument ID: D3D
Lims ID: WDMCCV
Client ID:
Operator ID: Xcalibur_System ALS Bottle#: 0 Worklist Smp#: 1
Injection Vol: 1.0 ul Dil. Factor: 1.0000
Method: PCBs_D3D Limit Group: HR - 1668A - ICAL
Column: SPB-Octyl (0.25 mm) Detector F2(21.81 :35.54)

PCB-88/91, CAS: STL01812

Signal: 2

Processing Integration Results

RT: 29.75
Area: 1187407
Amount: 132.8773
Amount Units: pg/ul

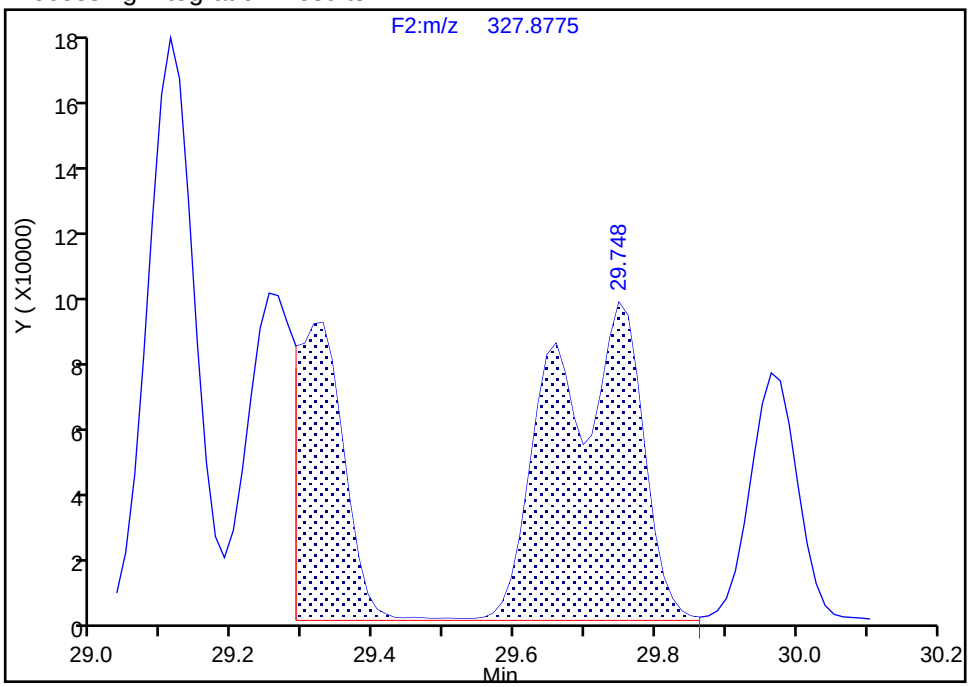

Manual Integration Results

RT: 29.75
Area: 813340
Amount: 90.337190
Amount Units: pg/ul

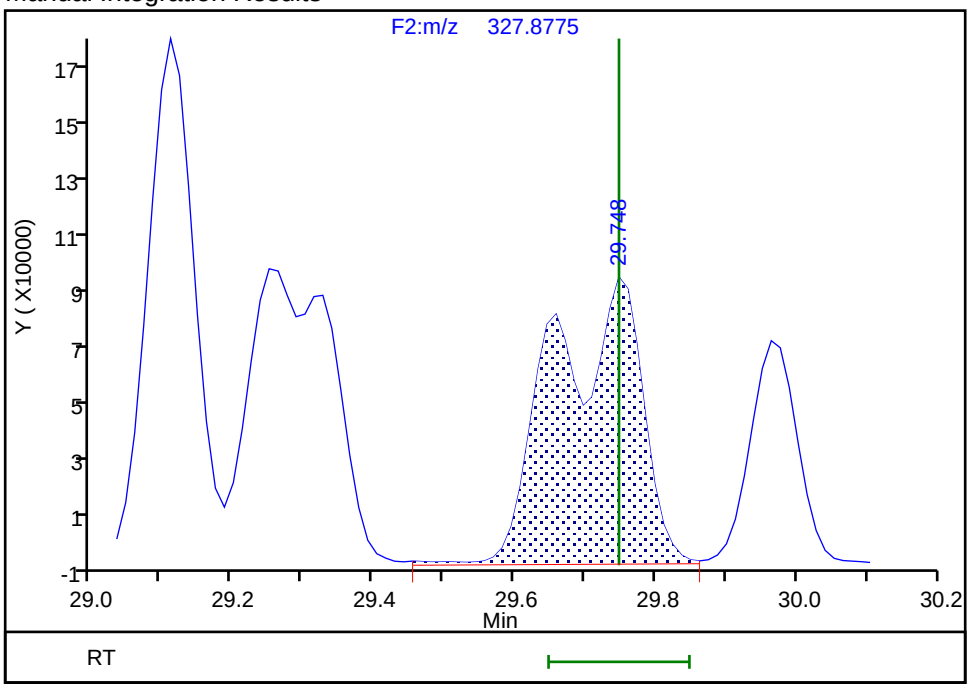

Reviewer: davidsonm, 27-Aug-2019 15:27:31
Audit Action: Marked Compound Undetected Audit Reason: Invalid Compound ID

Manual Integration/User Assign Peak Report

Eurofins TestAmerica, Knoxville

Data File: \\chromna\Knoxville\ChromData\D3D\20190827-12879.b\d4190827s1.d
Injection Date: 27-Aug-2019 14:17:00 Instrument ID: D3D
Lims ID: WDMCCV
Client ID:
Operator ID: Xcalibur_System ALS Bottle#: 0 Worklist Smp#: 1
Injection Vol: 1.0 ul Dil. Factor: 1.0000
Method: PCBs_D3D Limit Group: HR - 1668A - ICAL
Column: SPB-Octyl (0.25 mm) Detector F2(21.81 :35.54)

PCB-88/91, CAS: STL01812

Signal: 3

Processing Integration Results

RT: 29.75
Area: 3082129
Amount: 132.8773
Amount Units: pg/ul

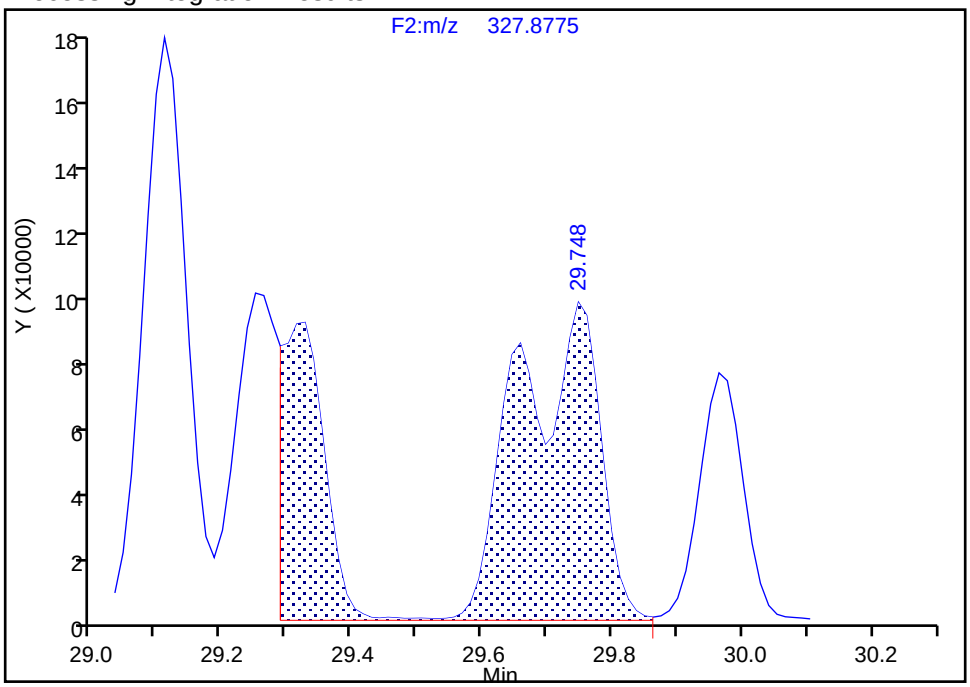

Manual Integration Results

RT: 29.75
Area: 2095399
Amount: 90.337190
Amount Units: pg/ul
Reviewer: davidsonm, 27-Aug-2019 15:27:31
Audit Action: Marked Compound Undetected Audit Reason: Invalid Compound ID

Manual Integration/User Assign Peak Report

Eurofins TestAmerica, Knoxville

Data File:	\\chromna\Knoxville\ChromData\D3D\20190827-12879.b\d4190827s1.d				
Injection Date:	27-Aug-2019 14:17:00	Instrument ID:	D3D		
Lims ID:	WDMCCV				
Client ID:					
Operator ID:	Xcalibur_System	ALS Bottle#:	0	Worklist Smp#:	1
Injection Vol:	1.0 ul	Dil. Factor:	1.0000		
Method:	PCBs_D3D	Limit Group:	HR - 1668A - ICAL		
Column:	SPB-Octyl (0.25 mm)	Detector	F2(21.81 :35.54)		

PCB-88/91, CAS: STL01812

Signal: 1

Processing Integration Results

RT: 29.75
Area: 1894722
Amount: 132.8773
Amount Units: pg/ul

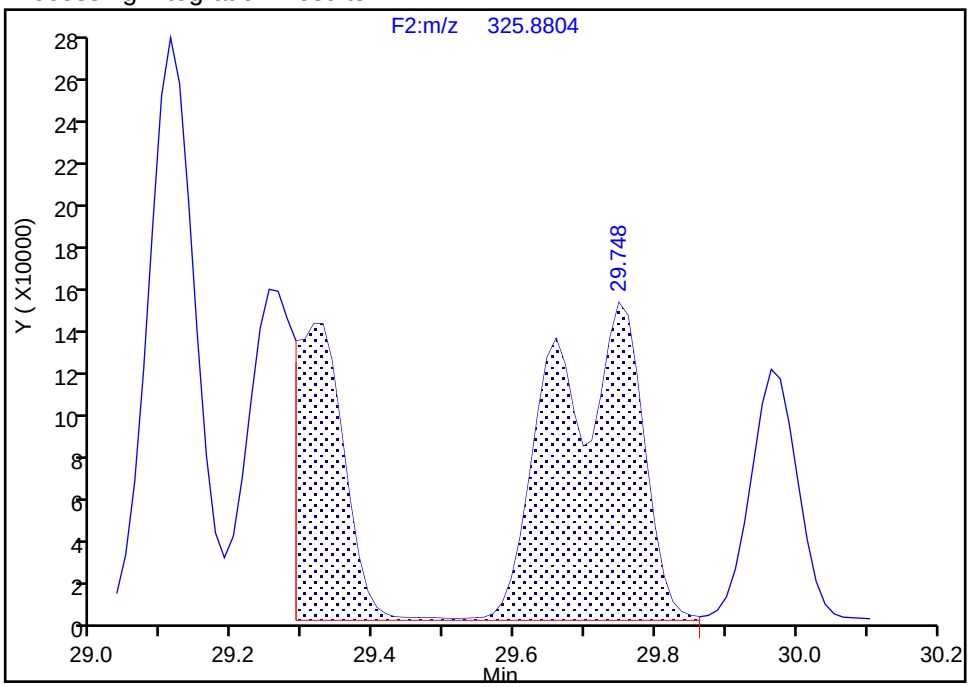

Manual Integration Results

RT: 29.75
Area: 1282059
Amount: 90.337190
Amount Units: pg/ul

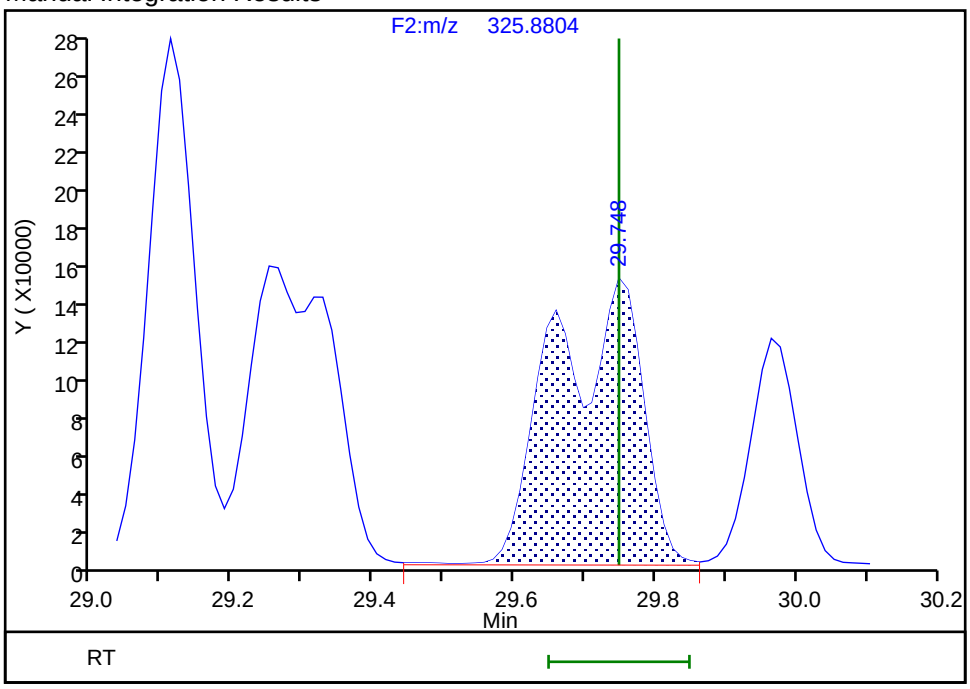

Reviewer: davidsonm, 27-Aug-2019 15:27:34

Audit Action: Manually Integrated/Assigned Compound ID Audit Reason: Incomplete Integration

Manual Integration/User Assign Peak Report

Eurofins TestAmerica, Knoxville

Data File: \\chromna\Knoxville\ChromData\D3D\20190827-12879.b\d4190827s1.d
Injection Date: 27-Aug-2019 14:17:00 Instrument ID: D3D
Lims ID: WDMCCV
Client ID:
Operator ID: Xcalibur_System ALS Bottle#: 0 Worklist Smp#: 1
Injection Vol: 1.0 ul Dil. Factor: 1.0000
Method: PCBs_D3D Limit Group: HR - 1668A - ICAL
Column: SPB-Octyl (0.25 mm) Detector F2(21.81 :35.54)

PCB-86/87/97/109/119/125, CAS: STL02295

Signal: 2

Processing Integration Results

RT: 32.91
Area: 1965862
Amount: 184.5540
Amount Units: pg/ul

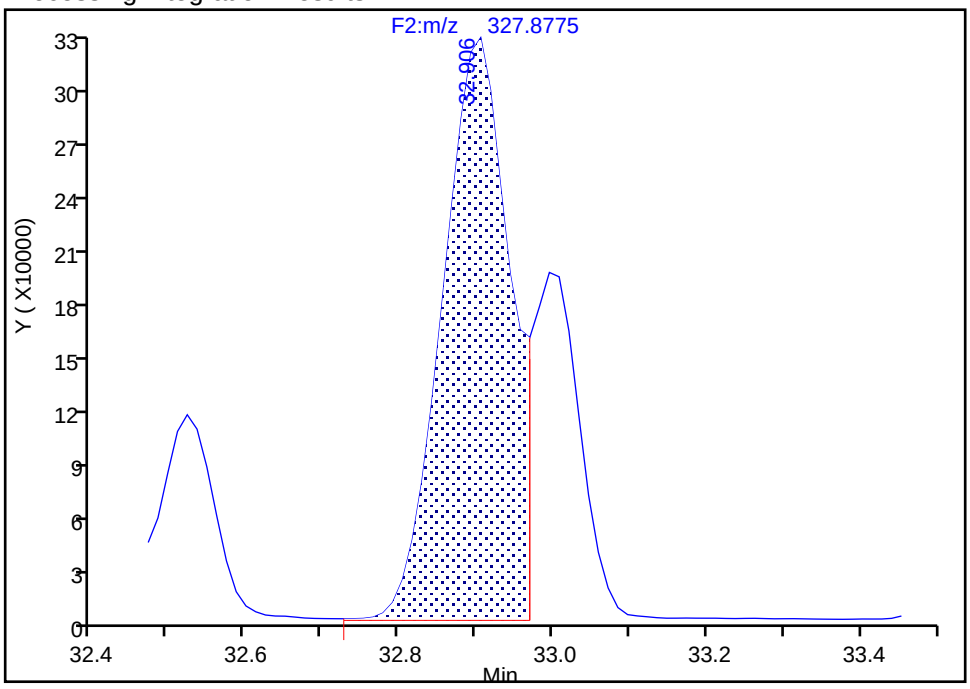

Manual Integration Results

RT: 32.91
Area: 2775639
Amount: 260.9366
Amount Units: pg/ul

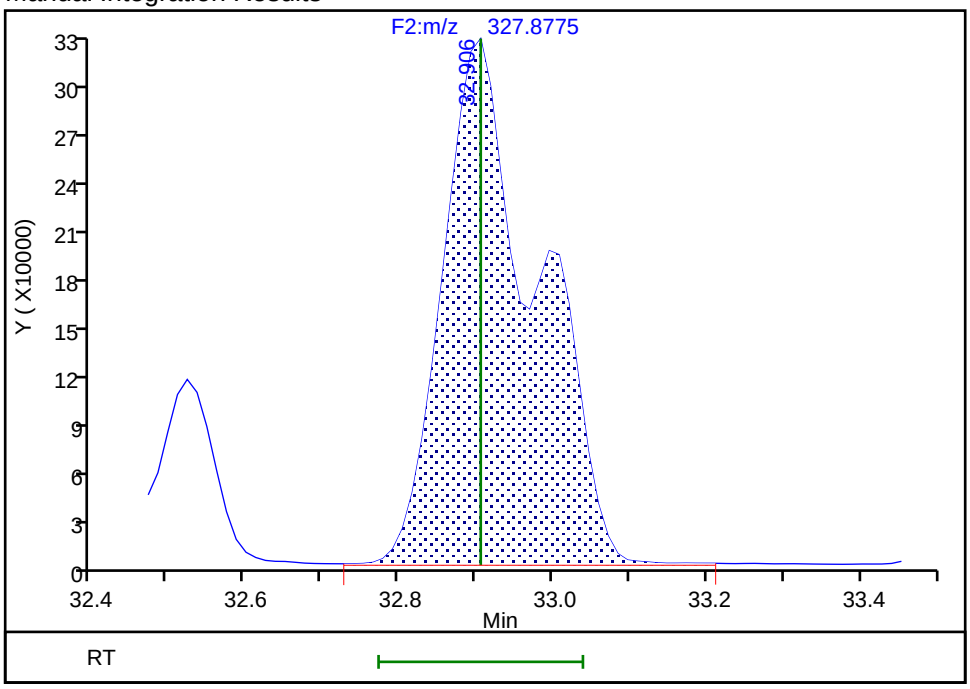

Reviewer: davidsonm, 27-Aug-2019 15:23:25
Audit Action: Manually Integrated Audit Reason: Incomplete Integration

Manual Integration/User Assign Peak Report

Eurofins TestAmerica, Knoxville

Data File:	\\chromna\Knoxville\ChromData\D3D\20190827-12879.b\d4190827s1.d				
Injection Date:	27-Aug-2019 14:17:00	Instrument ID:	D3D		
Lims ID:	WDMCCV				
Client ID:					
Operator ID:	Xcalibur_System	ALS Bottle#:	0	Worklist Smp#:	1
Injection Vol:	1.0 ul	Dil. Factor:	1.0000		
Method:	PCBs_D3D	Limit Group:	HR - 1668A - ICAL		
Column:	SPB-Octyl (0.25 mm)	Detector	F2(21.81 :35.54)		

PCB-86/87/97/109/119/125, CAS: STL02295

Signal: 1

Processing Integration Results

RT: 32.91
Area: 3126369
Amount: 184.5540
Amount Units: pg/ul

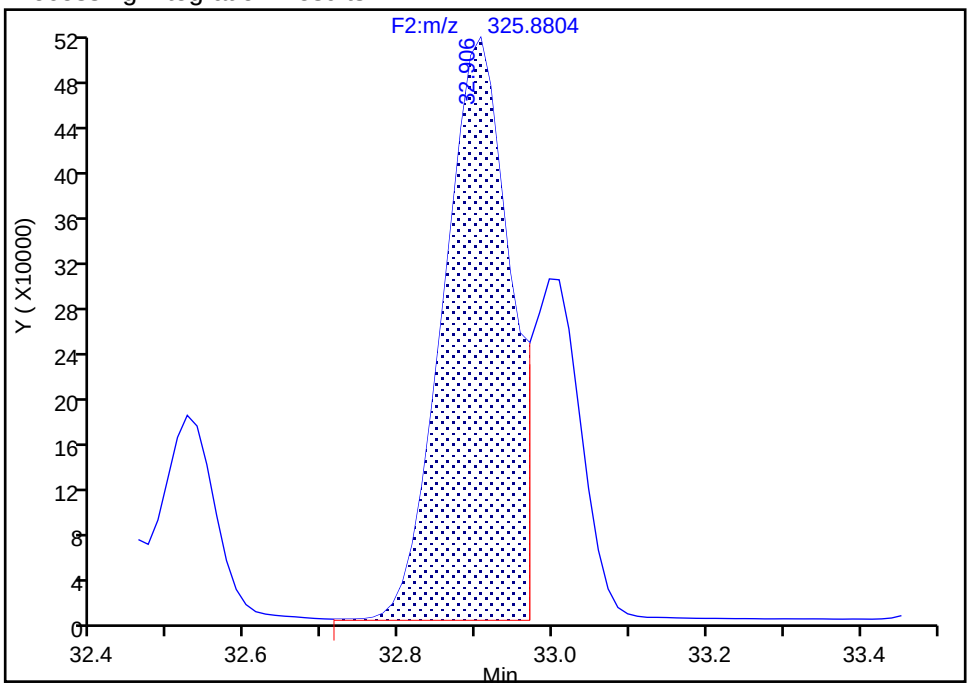

Manual Integration Results

RT: 32.91
Area: 4424148
Amount: 260.9366
Amount Units: pg/ul

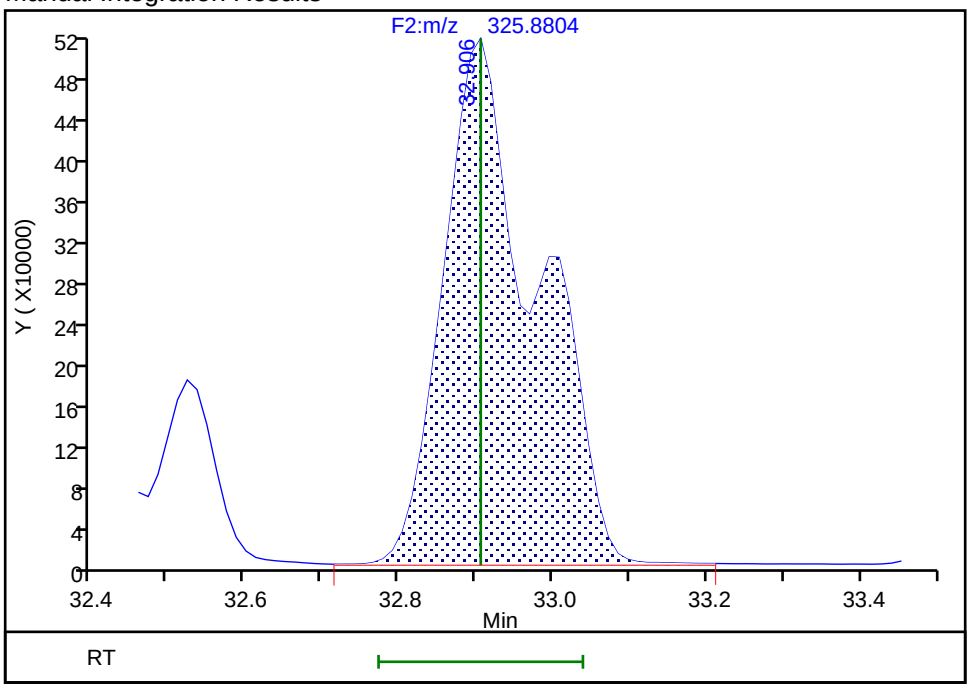

Reviewer: davidsonm, 27-Aug-2019 15:23:44

Audit Action: Manually Integrated Audit Reason: Incomplete Integration

Eurofins TestAmerica, Knoxville

Data File:	\\chromna\Knoxville\ChromData\D3D\20190827-12879.b\d4190827s1.d		
Injection Date:	27-Aug-2019 14:17:00	Injection Vol:	1.0 ul
Instrument ID:	D3D	Operator ID:	Xcalibur_System
Method:	PCBs_D3D	Limit Group:	HR - 1668A - ICAL
Client ID:			
Worklist#:	33063	Sample Line#:	1
Column Type:	SPB-Octyl	Column Dia:	0.25 mm

PePCB F3

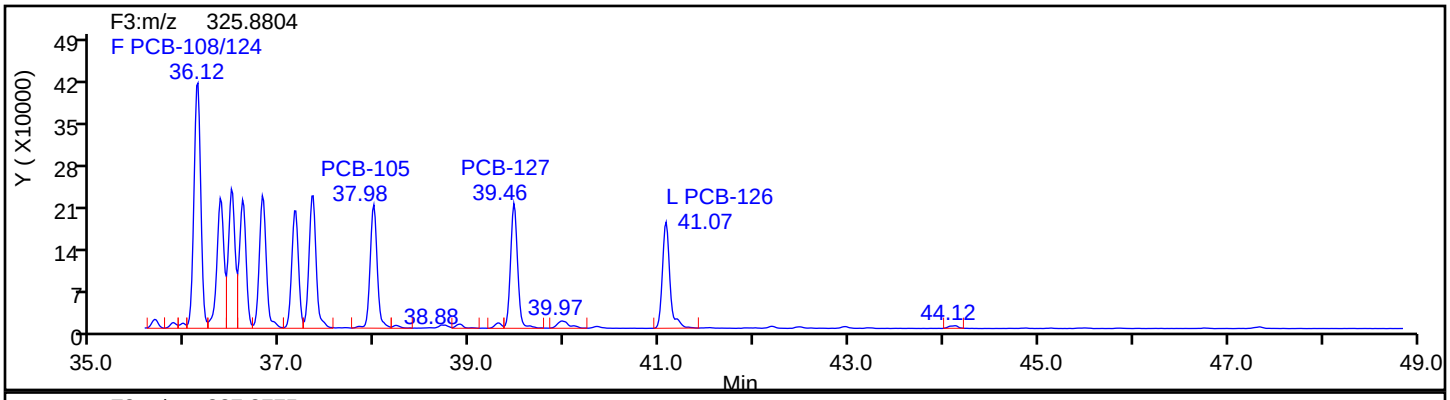

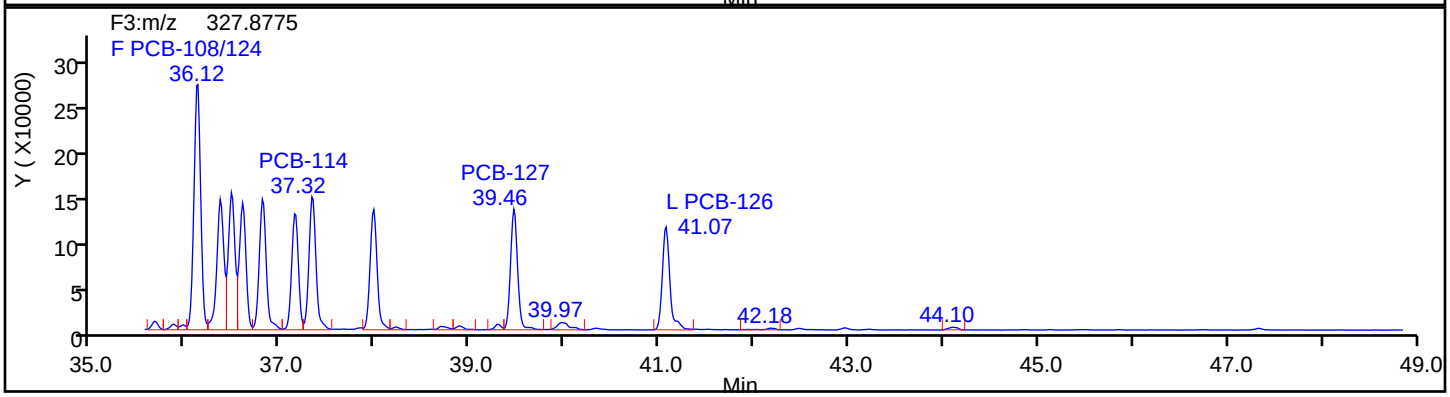

PePCB F3 Standards

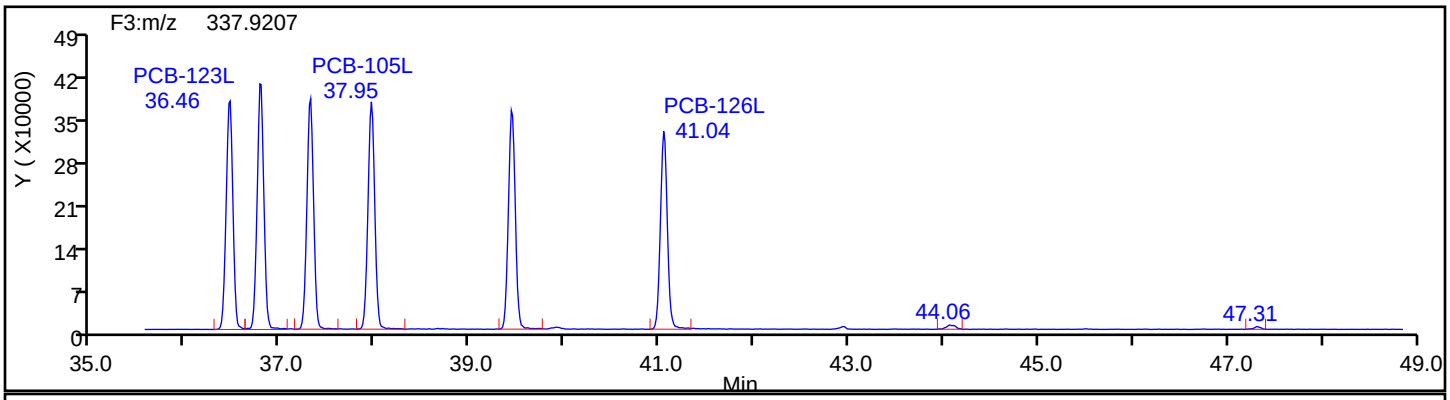

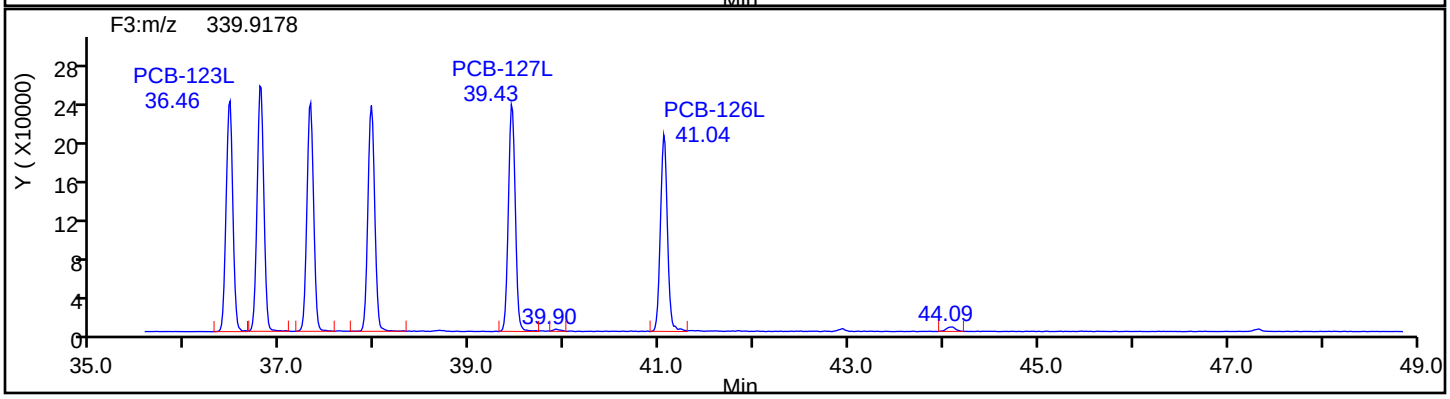

Eurofins TestAmerica, Knoxville

Data File:	\\chromna\Knoxville\ChromData\D3D\20190827-12879.b\d4190827s1.d		
Injection Date:	27-Aug-2019 14:17:00	Injection Vol:	1.0 ul
Instrument ID:	D3D	Operator ID:	Xcalibur_System
Method:	PCBs_D3D	Limit Group:	HR - 1668A - ICAL
Client ID:			
Worklist#:	33063	Sample Line#:	1
Column Type:	SPB-Octyl	Column Dia:	0.25 mm

PePCB F3

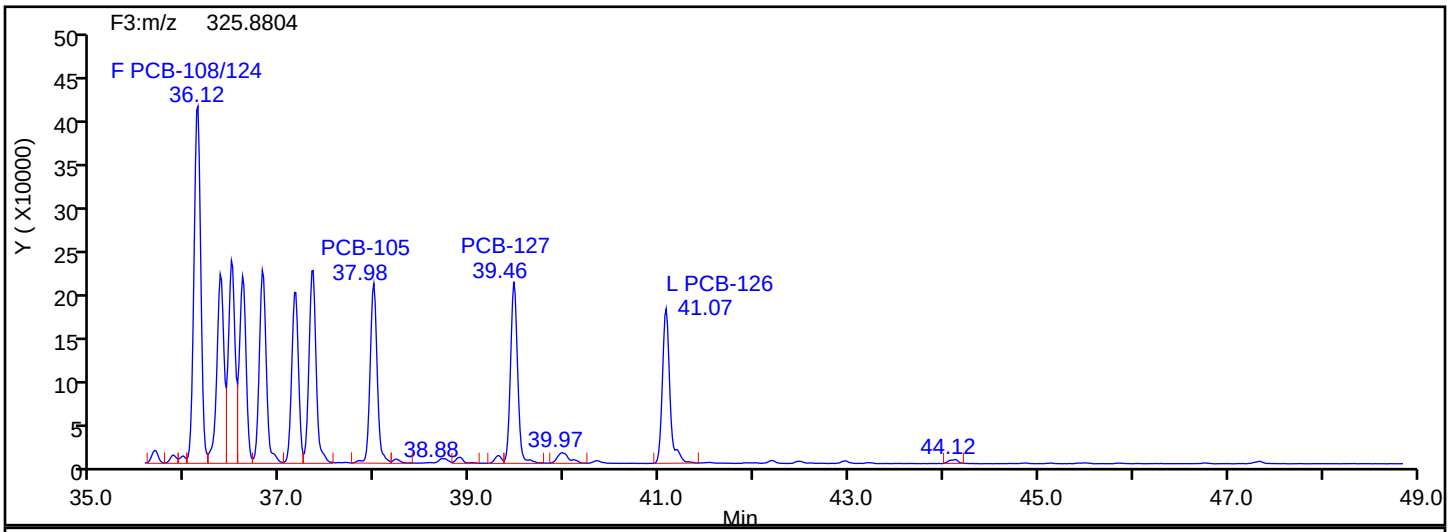

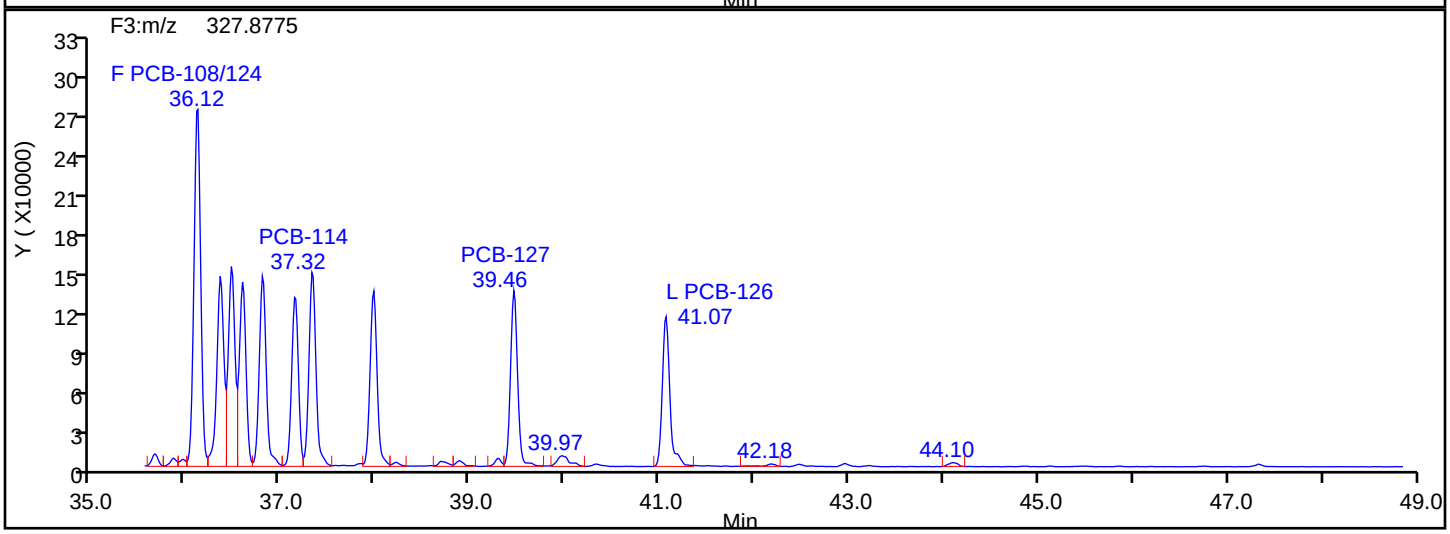

PePCB F3 Lock Mass

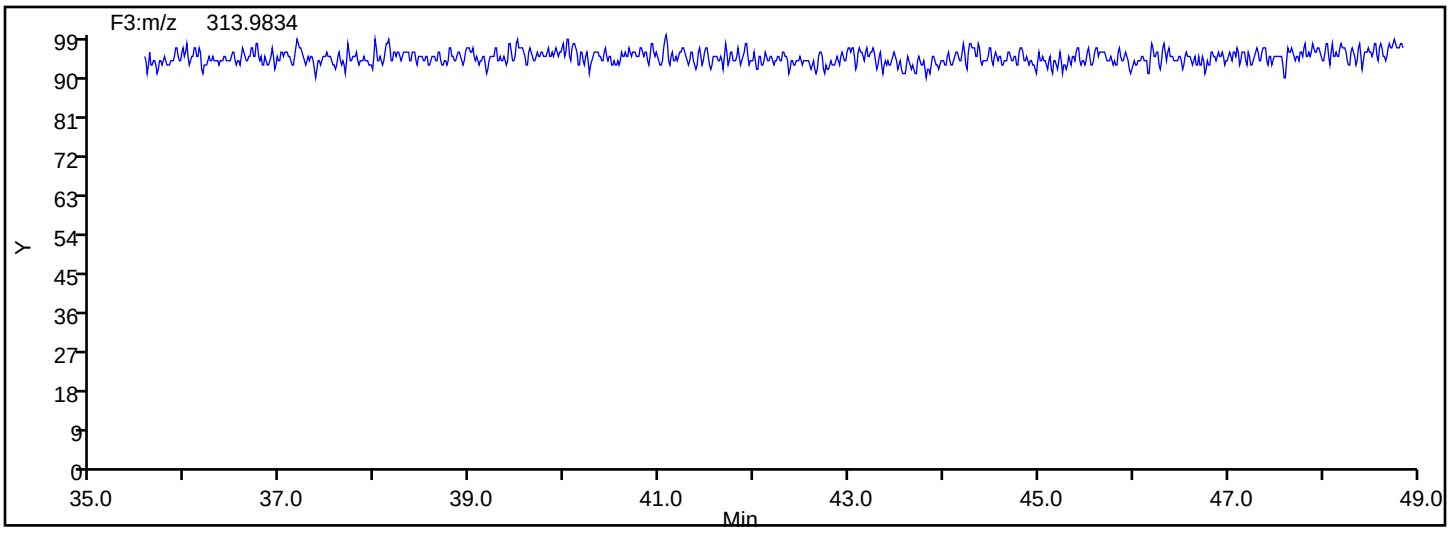

Eurofins TestAmerica, Knoxville

Data File:	\\chromna\Knoxville\ChromData\D3D\20190827-12879.b\d4190827s1.d		
Injection Date:	27-Aug-2019 14:17:00	Injection Vol:	1.0 ul
Instrument ID:	D3D	Operator ID:	Xcalibur_System
Method:	PCBs_D3D	Limit Group:	HR - 1668A - ICAL
Client ID:			
Worklist#:	33063	Sample Line#:	1
Column Type:	SPB-Octyl	Column Dia:	0.25 mm

HxPCB F2

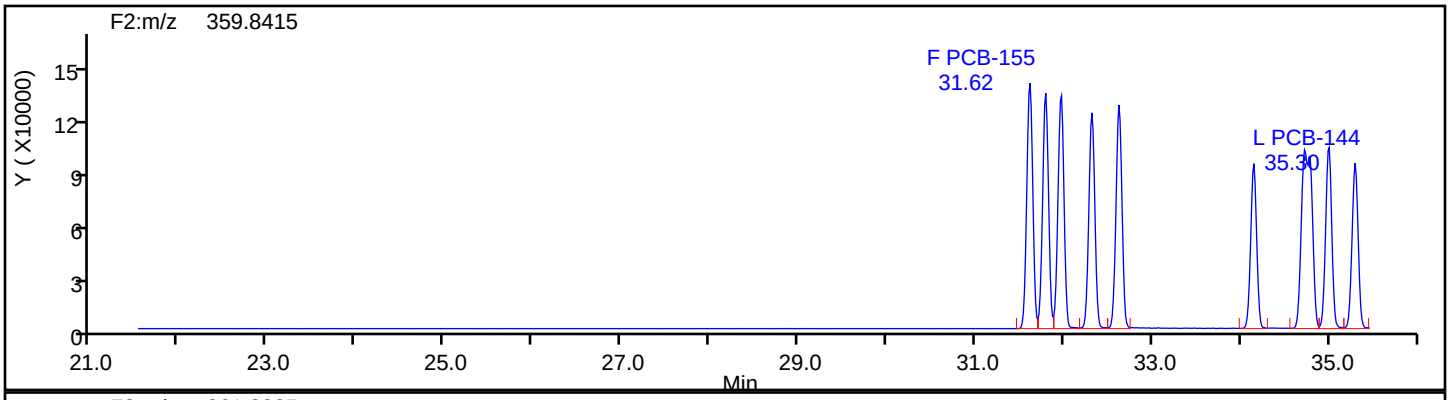

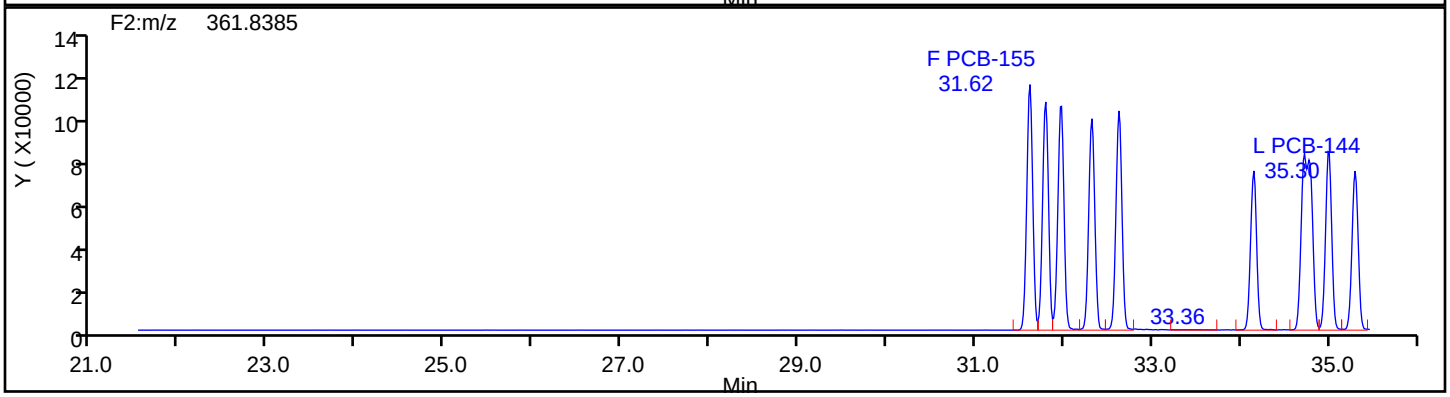

HxPCB F2 Standards

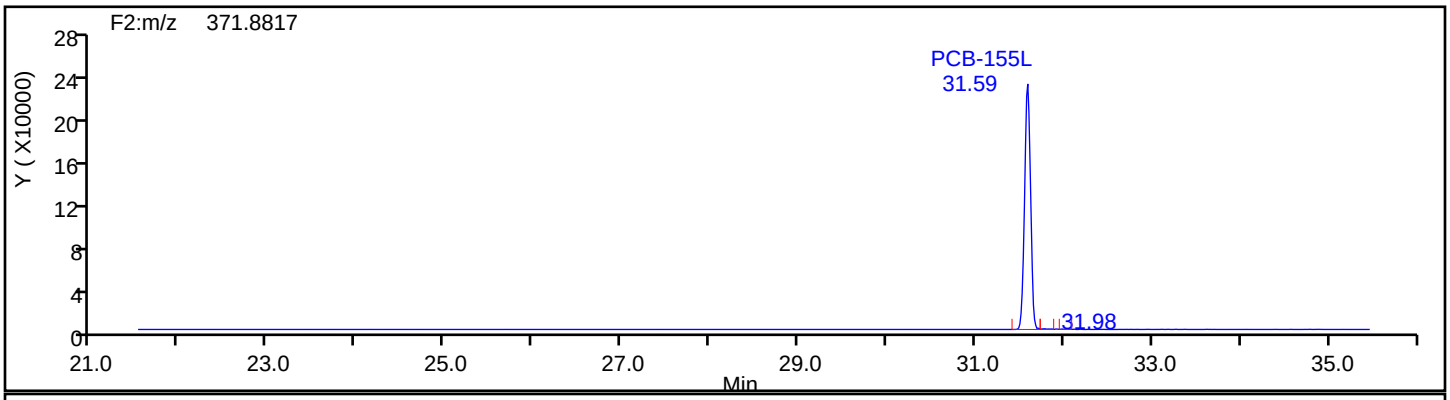

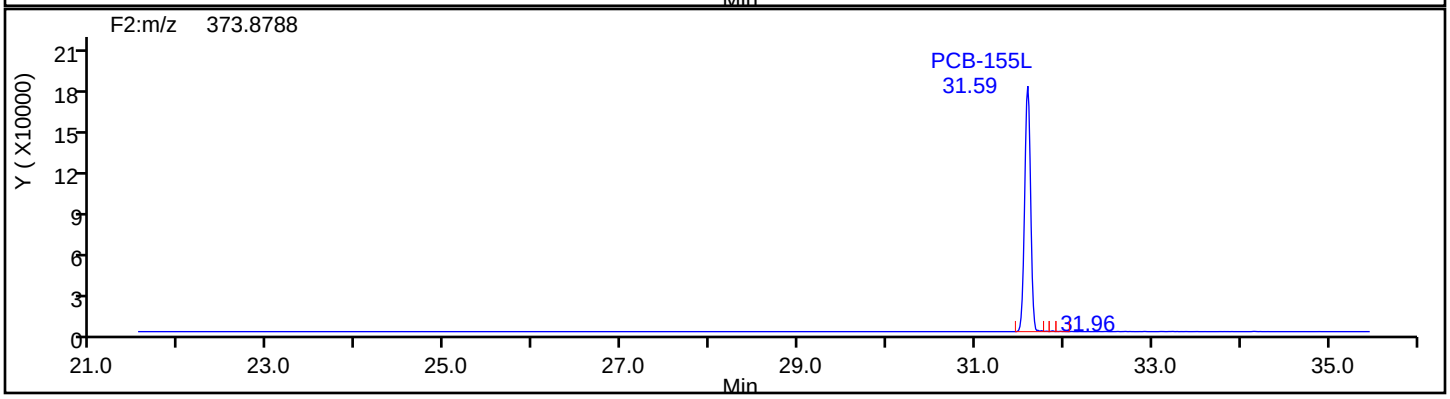

Eurofins TestAmerica, Knoxville

Data File:	\\chromna\Knoxville\ChromData\D3D\20190827-12879.b\d4190827s1.d		
Injection Date:	27-Aug-2019 14:17:00	Injection Vol:	1.0 ul
Instrument ID:	D3D	Operator ID:	Xcalibur_System
Method:	PCBs_D3D	Limit Group:	HR - 1668A - ICAL
Client ID:			
Worklist#:	33063	Sample Line#:	1
Column Type:	SPB-Octyl	Column Dia:	0.25 mm

HxPCB F2

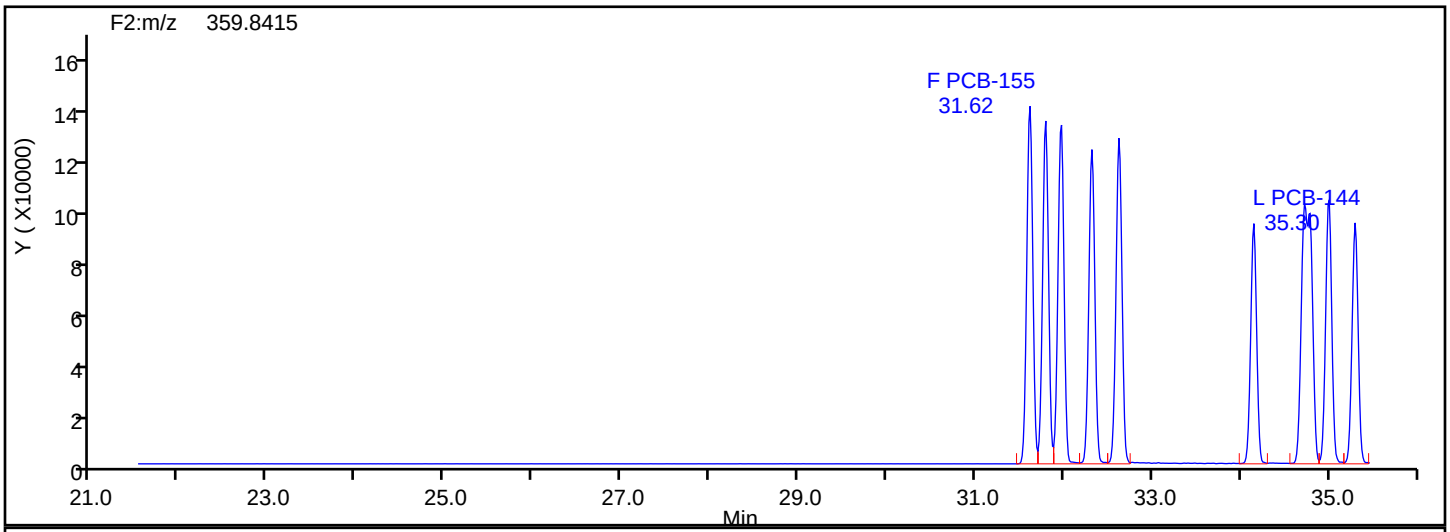

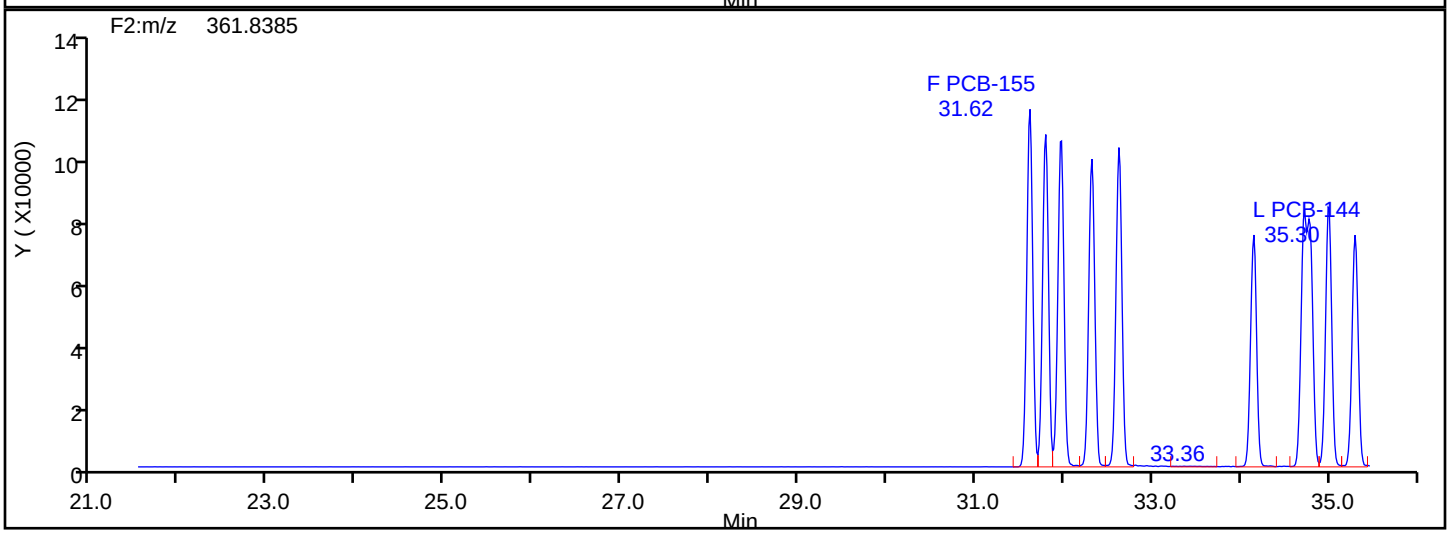

HxPCB F2 Lock Mass

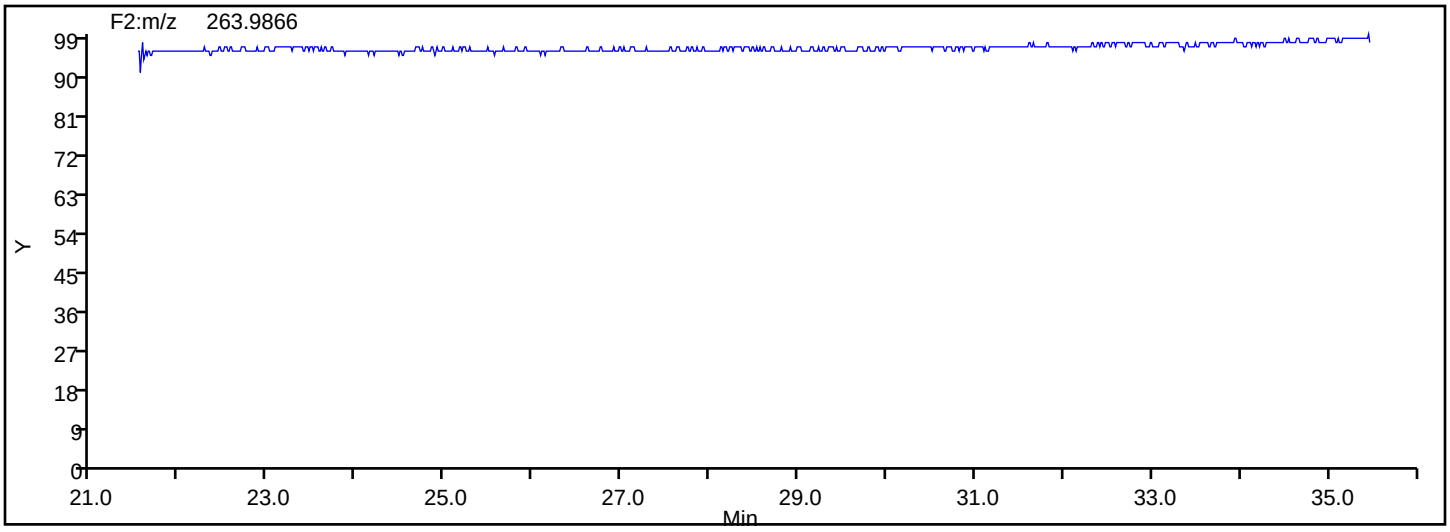

Manual Integration/User Assign Peak Report

Eurofins TestAmerica, Knoxville

Data File: \\chromna\Knoxville\ChromData\D3D\20190827-12879.b\d4190827s1.d
Injection Date: 27-Aug-2019 14:17:00 Instrument ID: D3D
Lims ID: WDMCCV
Client ID:
Operator ID: Xcalibur_System ALS Bottle#: 0 Worklist Smp#: 1
Injection Vol: 1.0 ul Dil. Factor: 1.0000
Method: PCBs_D3D Limit Group: HR - 1668A - ICAL
Column: SPB-Octyl (0.25 mm) Detector F2(21.81 :35.54)

PCB-135/151, CAS: STL01819

Signal: 2

Processing Integration Results

RT: 34.73
Area: 332149
Amount: 48.674347
Amount Units: pg/ul

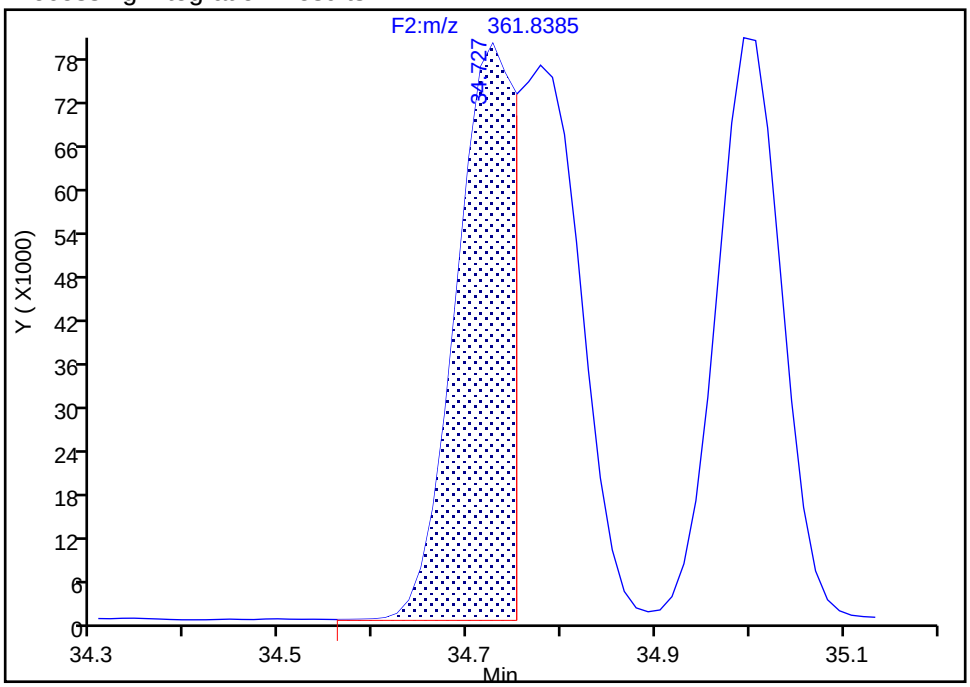

Manual Integration Results

RT: 34.73
Area: 677531
Amount: 90.979654
Amount Units: pg/ul

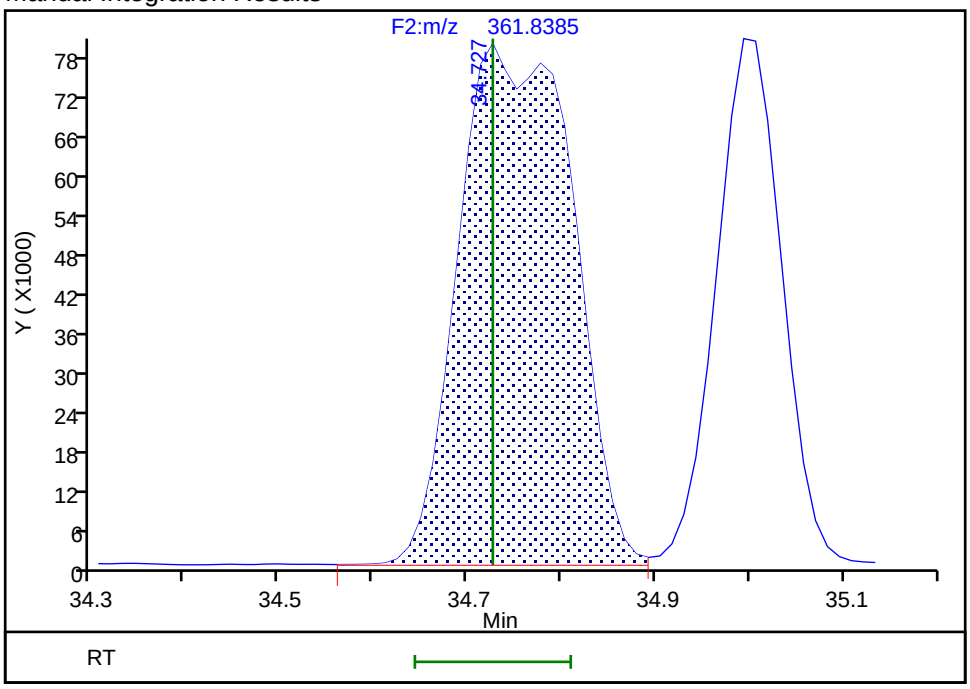

Reviewer: davidsonm, 27-Aug-2019 15:24:15
Audit Action: Manually Integrated Audit Reason: Incomplete Integration

Manual Integration/User Assign Peak Report

Eurofins TestAmerica, Knoxville

Data File: \\chromna\Knoxville\ChromData\D3D\20190827-12879.b\d4190827s1.d
Injection Date: 27-Aug-2019 14:17:00 Instrument ID: D3D
Lims ID: WDMCCV
Client ID:
Operator ID: Xcalibur_System ALS Bottle#: 0 Worklist Smp#: 1
Injection Vol: 1.0 ul Dil. Factor: 1.0000
Method: PCBs_D3D Limit Group: HR - 1668A - ICAL
Column: SPB-Octyl (0.25 mm) Detector F2(21.81 :35.54)

PCB-135/151, CAS: STL01819

Signal: 1

Processing Integration Results

RT: 34.73
Area: 488317
Amount: 48.674347
Amount Units: pg/ul

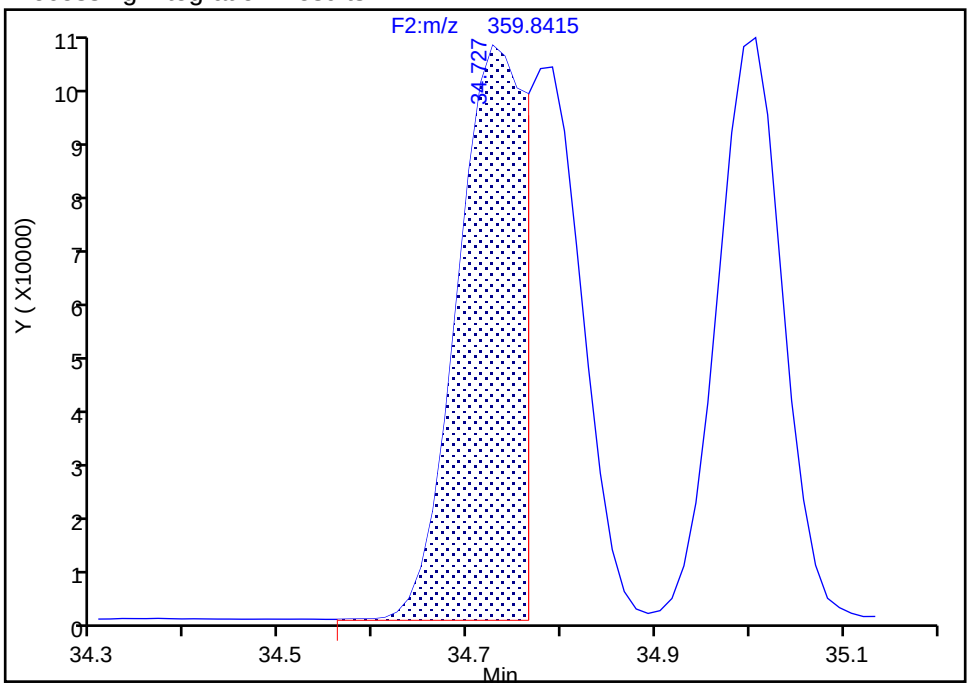

Manual Integration Results

RT: 34.73
Area: 856043
Amount: 90.979654
Amount Units: pg/ul

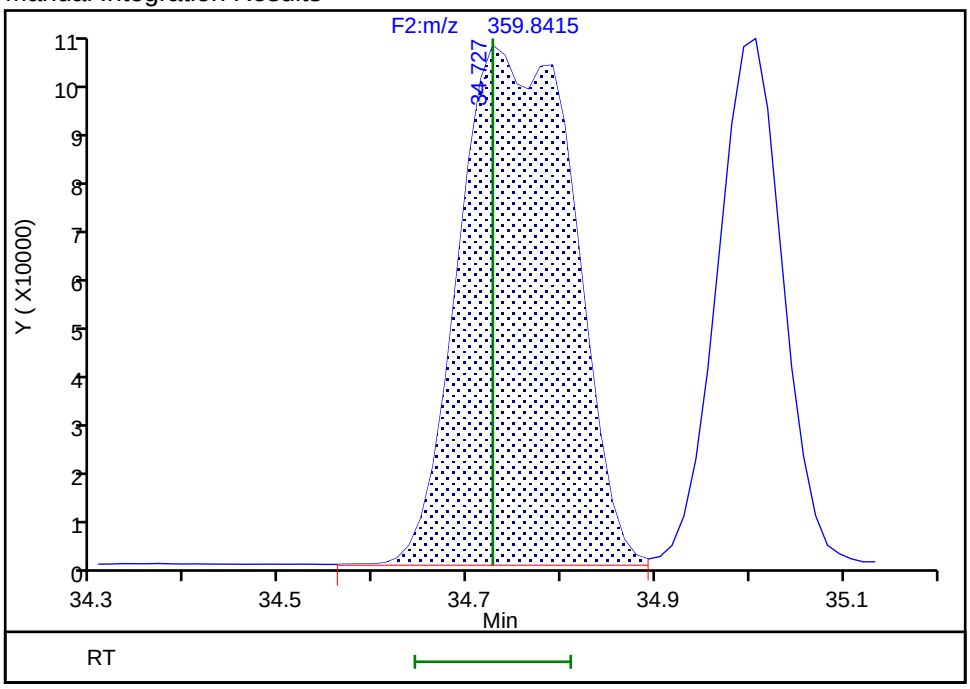

Reviewer: davidsonm, 27-Aug-2019 15:24:29
Audit Action: Manually Integrated Audit Reason: Incomplete Integration

Eurofins TestAmerica, Knoxville

Data File:	\\chromna\Knoxville\ChromData\D3D\20190827-12879.b\d4190827s1.d		
Injection Date:	27-Aug-2019 14:17:00	Injection Vol:	1.0 ul
Instrument ID:	D3D	Operator ID:	Xcalibur_System
Method:	PCBs_D3D	Limit Group:	HR - 1668A - ICAL
Client ID:			
Worklist#:	33063	Sample Line#:	1
Column Type:	SPB-Octyl	Column Dia:	0.25 mm

HxPCB F3

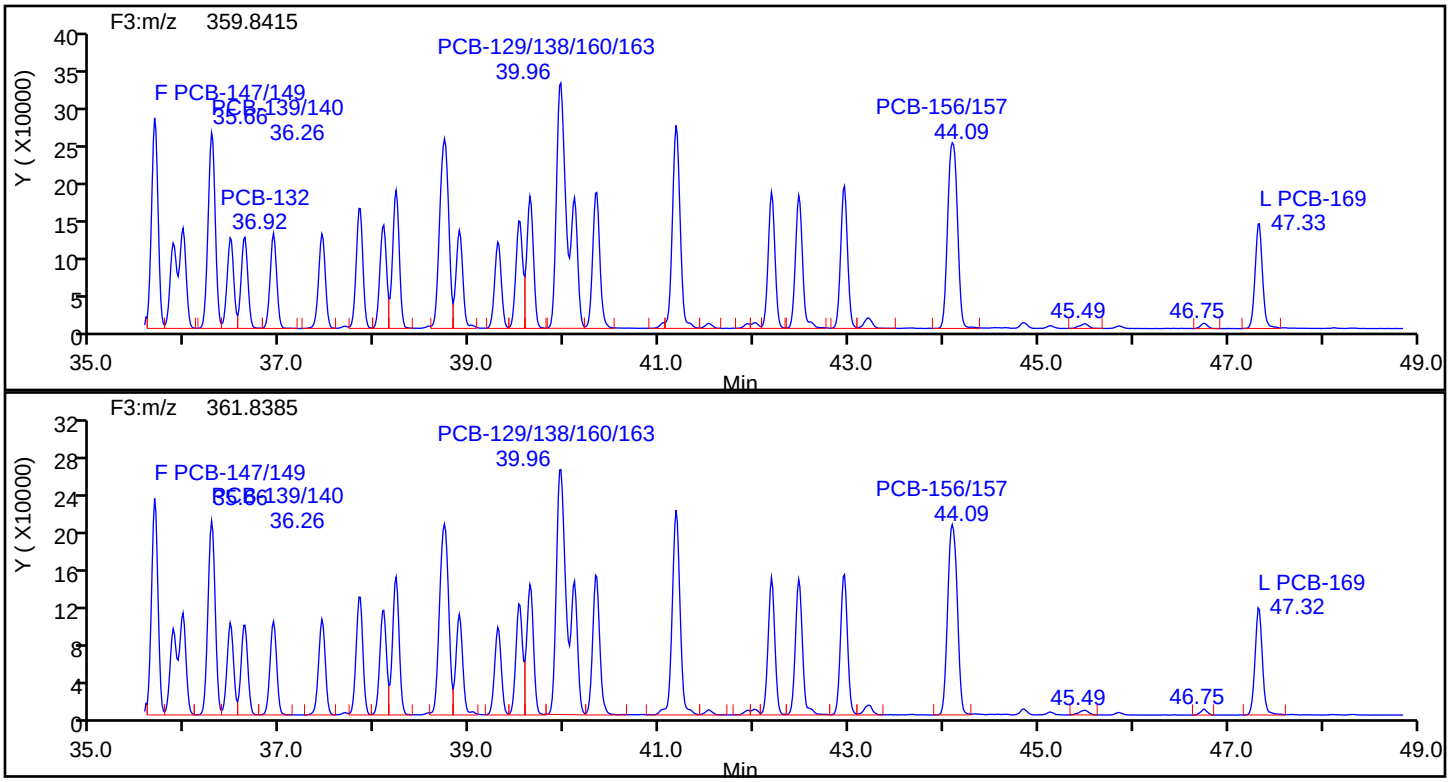

HxPCB F3 Standards

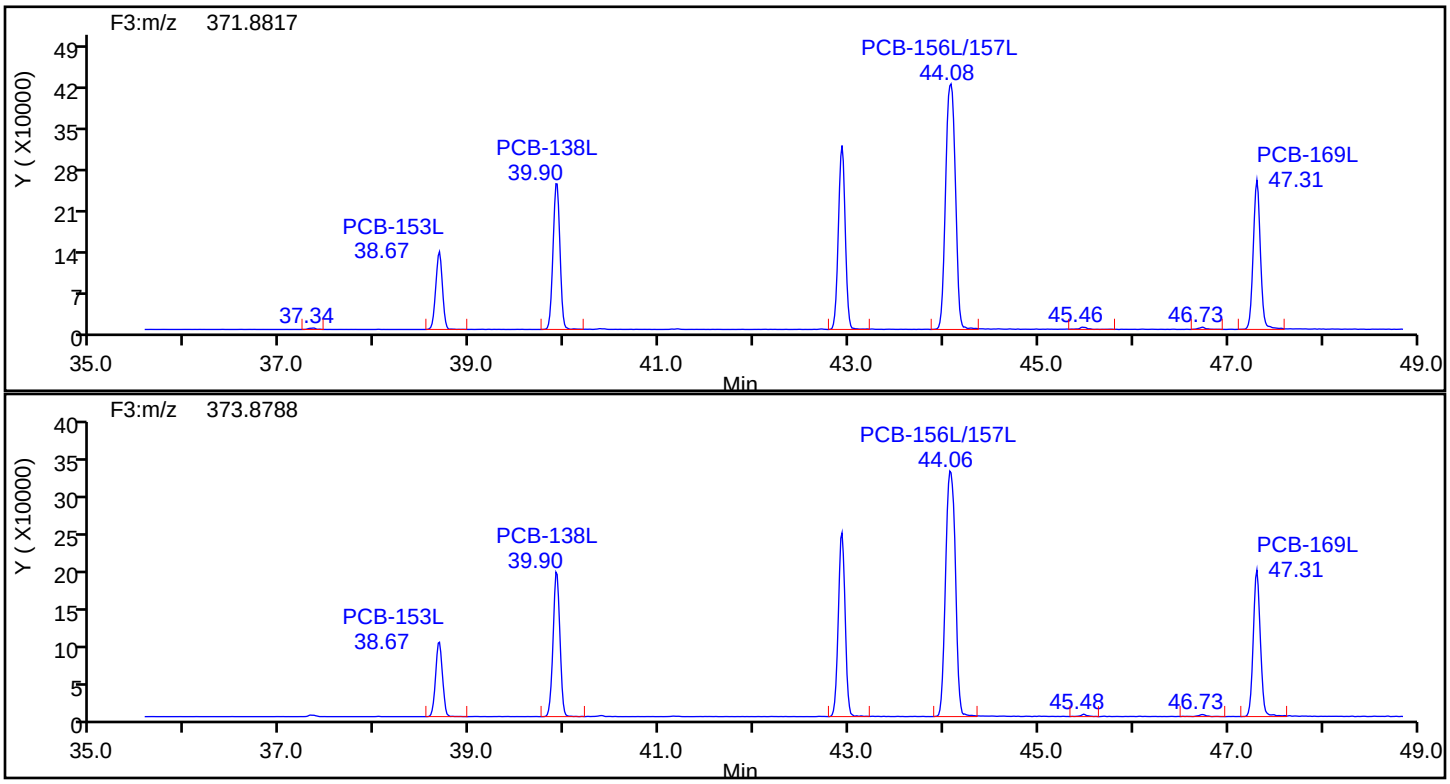

Eurofins TestAmerica, Knoxville

Data File:	\\chromna\Knoxville\ChromData\D3D\20190827-12879.b\d4190827s1.d		
Injection Date:	27-Aug-2019 14:17:00	Injection Vol:	1.0 ul
Instrument ID:	D3D	Operator ID:	Xcalibur_System
Method:	PCBs_D3D	Limit Group:	HR - 1668A - ICAL
Client ID:			
Worklist#:	33063	Sample Line#:	1
Column Type:	SPB-Octyl	Column Dia:	0.25 mm

HxPCB F3

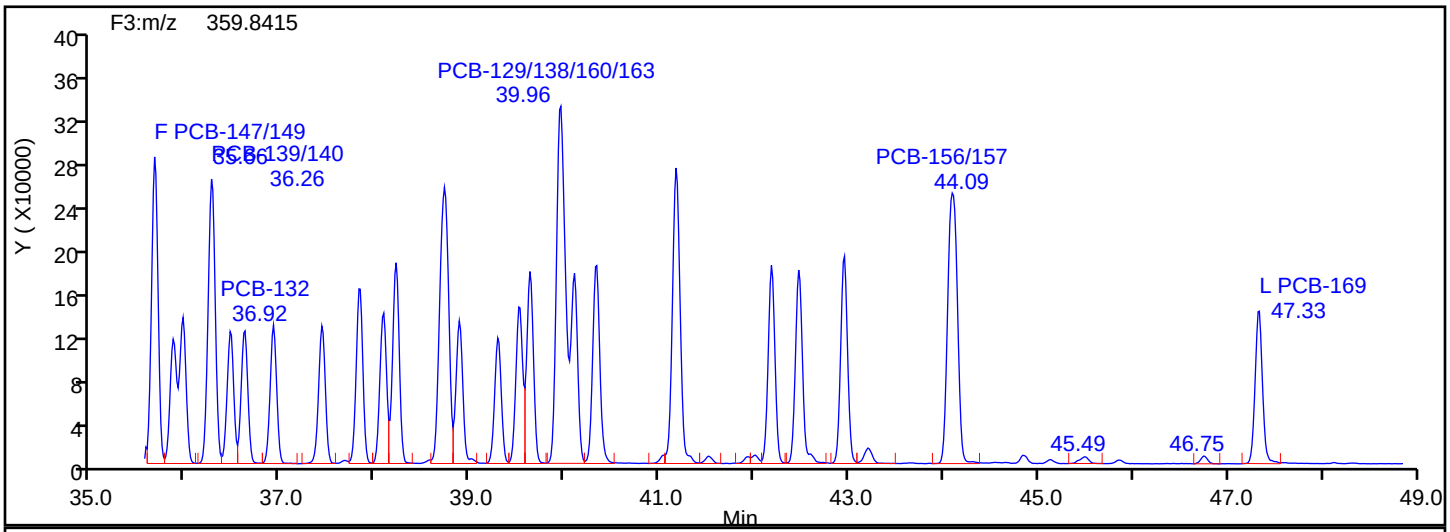

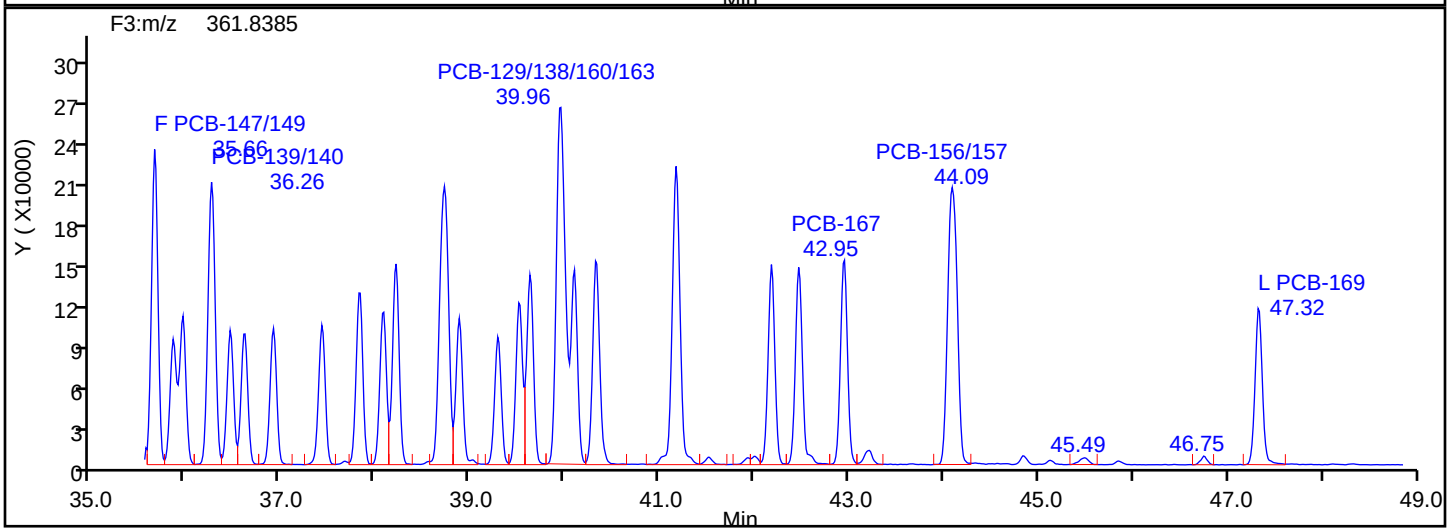

HxPCB F3 Lock Mass

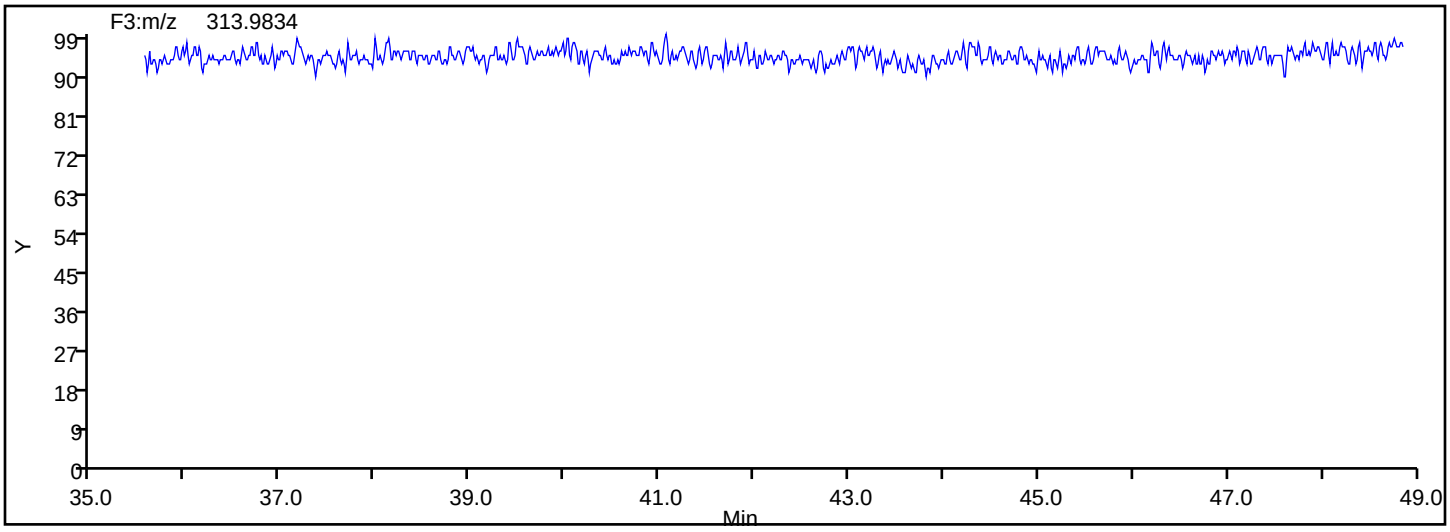

Manual Integration/User Assign Peak Report

Eurofins TestAmerica, Knoxville

Data File: \\chromna\Knoxville\ChromData\D3D\20190827-12879.b\d4190827s1.d
Injection Date: 27-Aug-2019 14:17:00 Instrument ID: D3D
Lims ID: WDMCCV
Client ID:
Operator ID: Xcalibur_System ALS Bottle#: 0 Worklist Smp#: 1
Injection Vol: 1.0 ul Dil. Factor: 1.0000
Method: PCBs_D3D Limit Group: HR - 1668A - ICAL
Column: SPB-Octyl (0.25 mm) Detector F3(35.64 :49.10)

PCB-129/138/160/163, CAS: STL02296

Signal: 2

Processing Integration Results

RT: 39.96
Area: 1686666
Amount: 131.1686
Amount Units: pg/ul

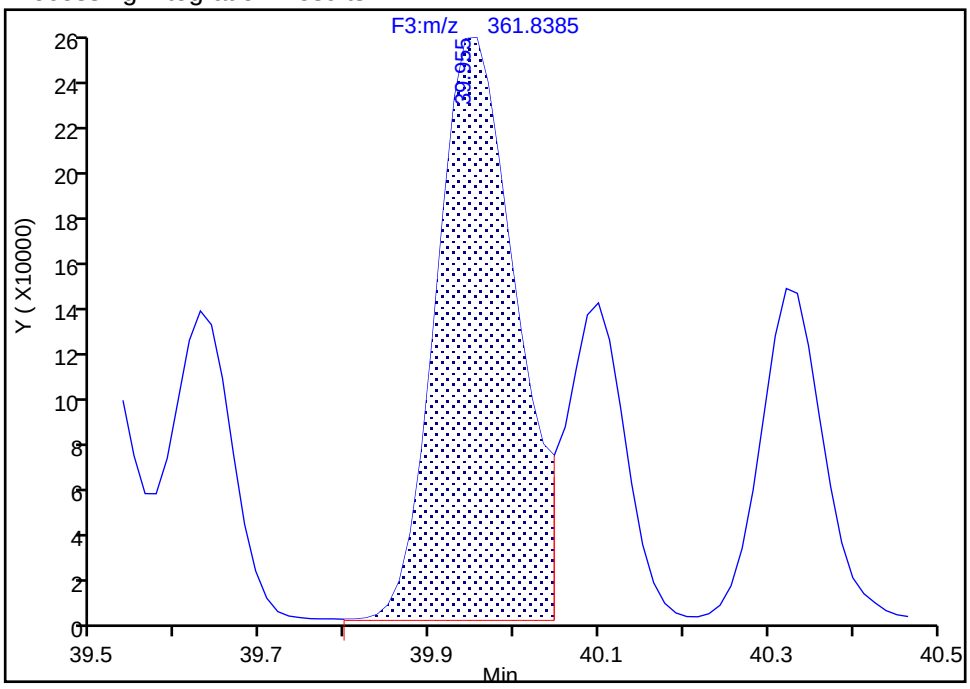

Manual Integration Results

RT: 39.96
Area: 2346367
Amount: 183.0364
Amount Units: pg/ul

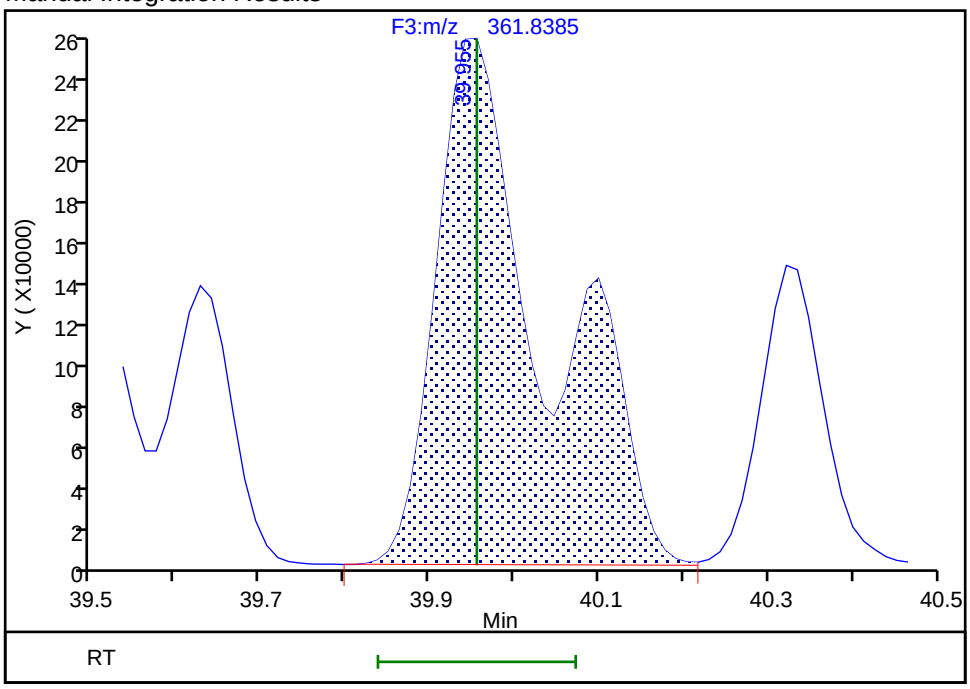

Reviewer: davidsonm, 27-Aug-2019 15:24:54
Audit Action: Manually Integrated Audit Reason: Incomplete Integration

Manual Integration/User Assign Peak Report

Eurofins TestAmerica, Knoxville

Data File: \\chromna\Knoxville\ChromData\D3D\20190827-12879.b\d4190827s1.d
Injection Date: 27-Aug-2019 14:17:00 Instrument ID: D3D
Lims ID: WDMCCV
Client ID:
Operator ID: Xcalibur_System ALS Bottle#: 0 Worklist Smp#: 1
Injection Vol: 1.0 ul Dil. Factor: 1.0000
Method: PCBs_D3D Limit Group: HR - 1668A - ICAL
Column: SPB-Octyl (0.25 mm) Detector F3(35.64 :49.10)

PCB-129/138/160/163, CAS: STL02296

Signal: 1

Processing Integration Results

RT: 39.96
Area: 2097169
Amount: 131.1686
Amount Units: pg/ul

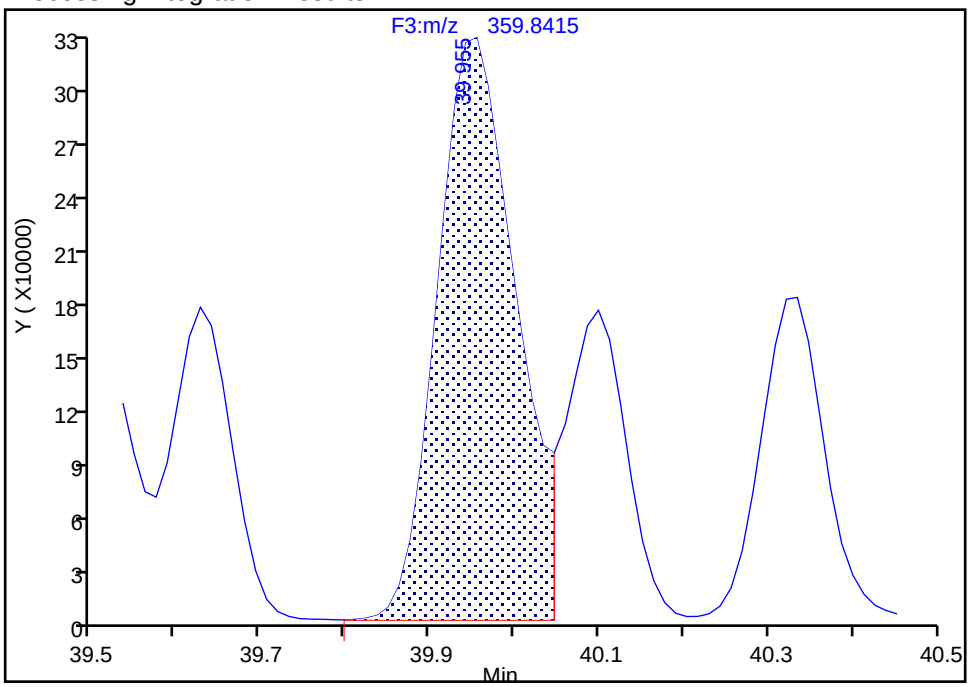

Manual Integration Results

RT: 39.96
Area: 2933705
Amount: 183.0364
Amount Units: pg/ul

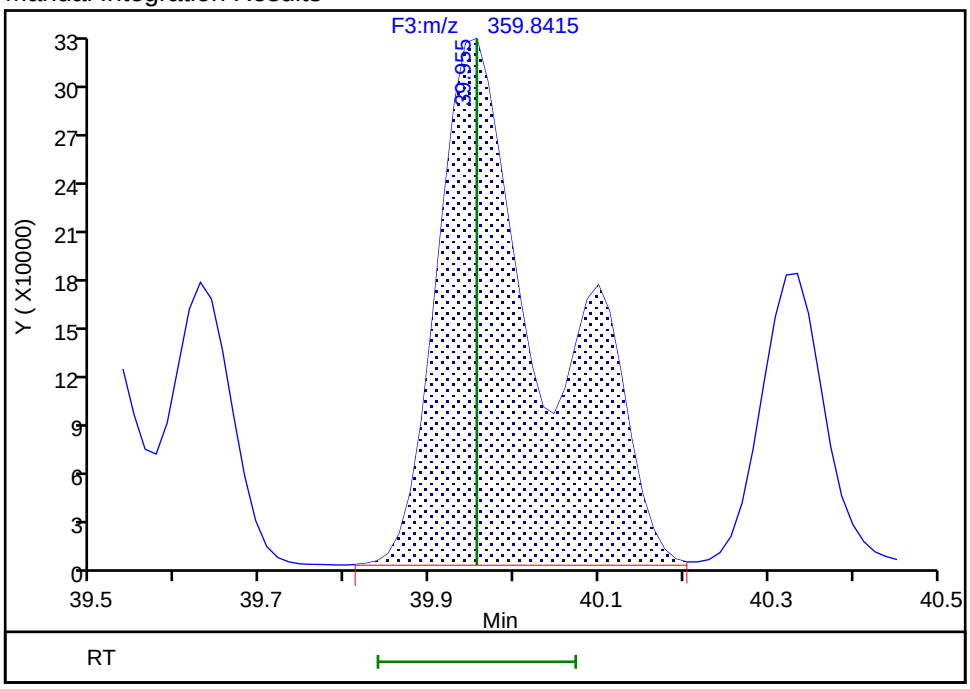

Reviewer: davidsonm, 27-Aug-2019 15:25:00
Audit Action: Manually Integrated Audit Reason: Incomplete Integration

Report Date: 27-Aug-2019 15:28:50 Chrom Revision: 2.3 22-Aug-2019 12:55:36

Eurofins TestAmerica, Knoxville

Data File: \\chromna\Knoxville\ChromData\D3D\20190827-12879.b\d4190827s1.d

Injection Date:	27-Aug-2019 14:17:00	Injection Vol:	1.0 ul
Instrument ID:	D3D	Operator ID:	Xcalibur_System
Method:	PCBs_D3D	Limit Group:	HR - 1668A - ICAL
Client ID:			
Worklist#:	33063	Sample Line#:	1
Column Type:	SPB-Octyl	Column Dia:	0.25 mm

HpPCB F3

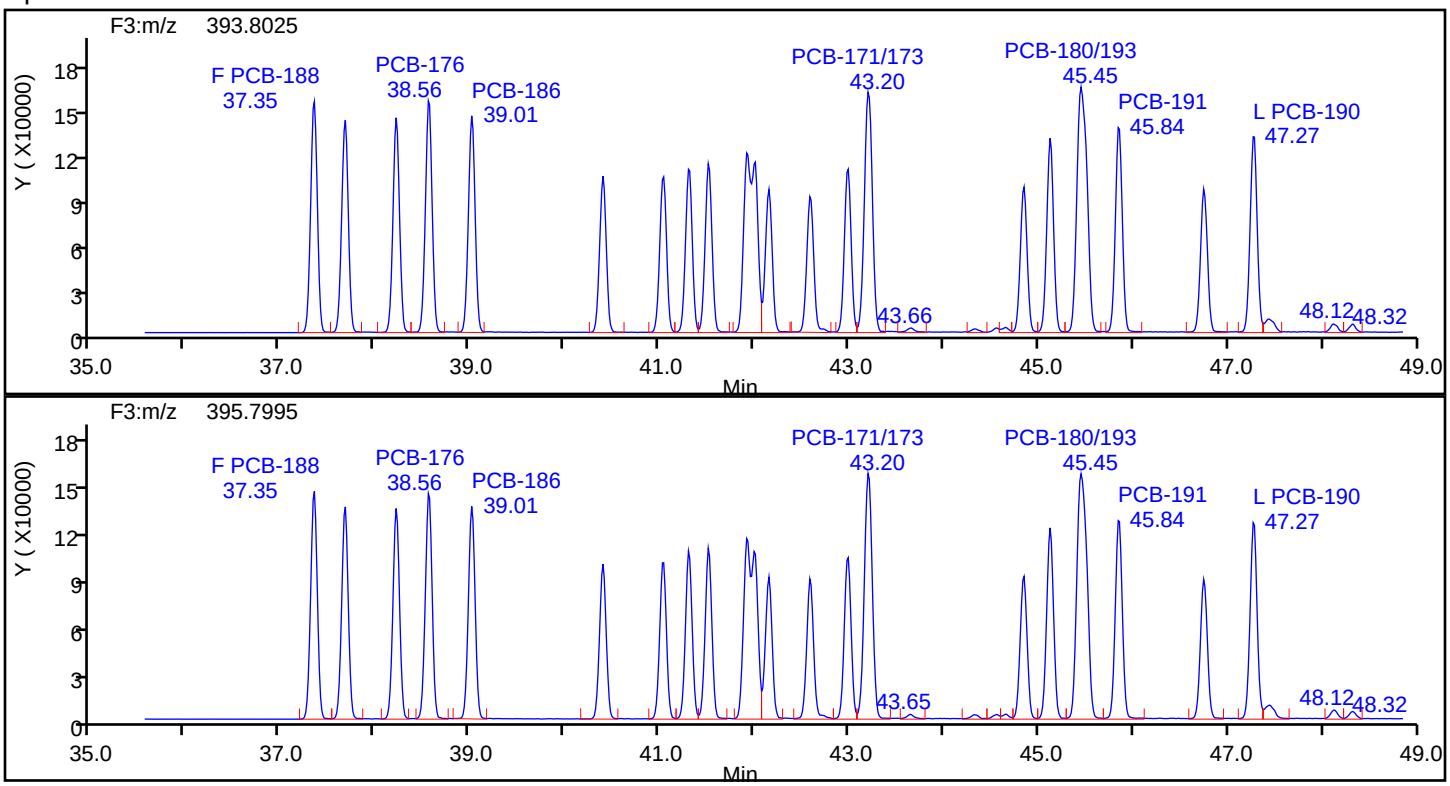

HpPCB F3 Standards

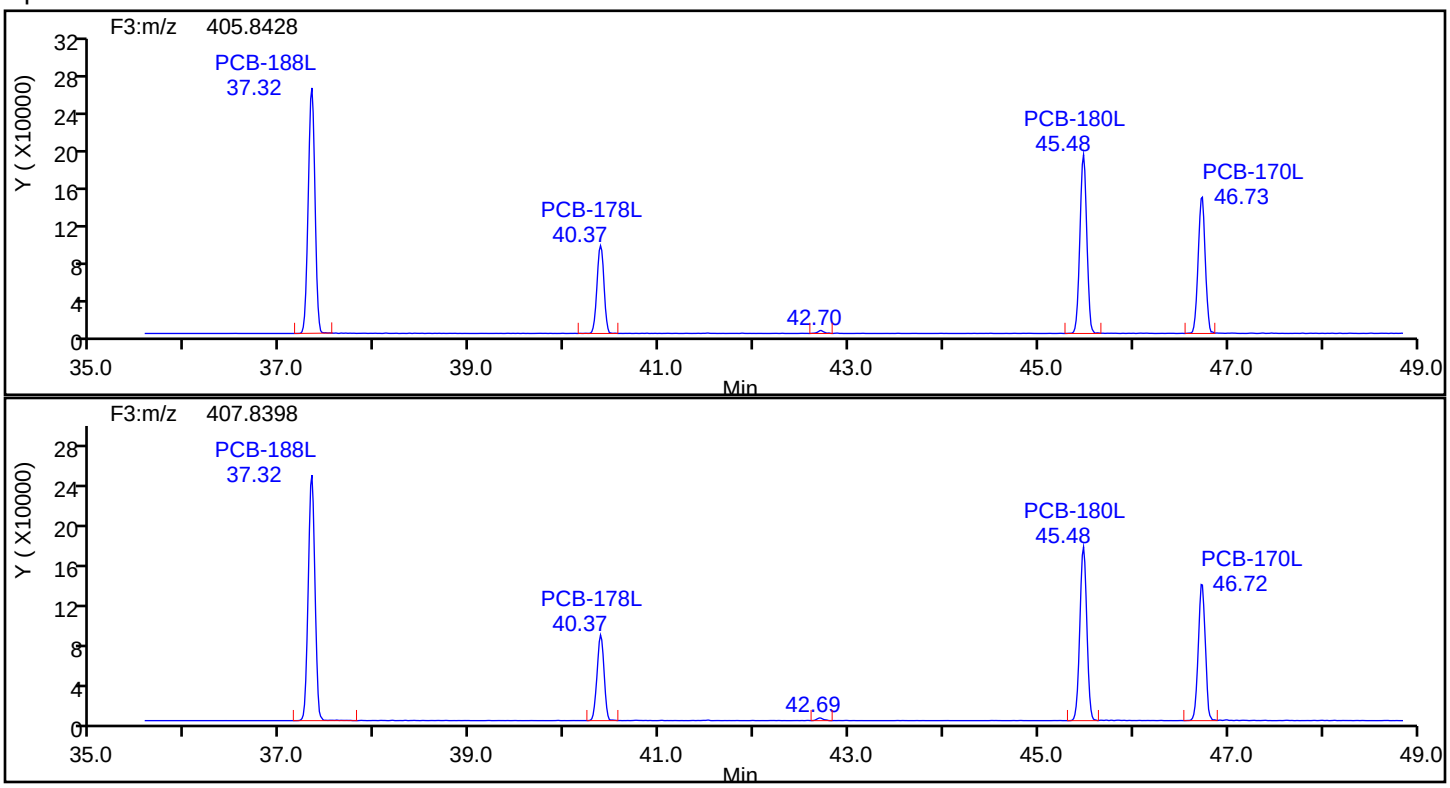

Eurofins TestAmerica, Knoxville

Data File:	\\chromna\Knoxville\ChromData\D3D\20190827-12879.b\d4190827s1.d		
Injection Date:	27-Aug-2019 14:17:00	Injection Vol:	1.0 ul
Instrument ID:	D3D	Operator ID:	Xcalibur_System
Method:	PCBs_D3D	Limit Group:	HR - 1668A - ICAL
Client ID:			
Worklist#:	33063	Sample Line#:	1
Column Type:	SPB-Octyl	Column Dia:	0.25 mm

HpPCB F3

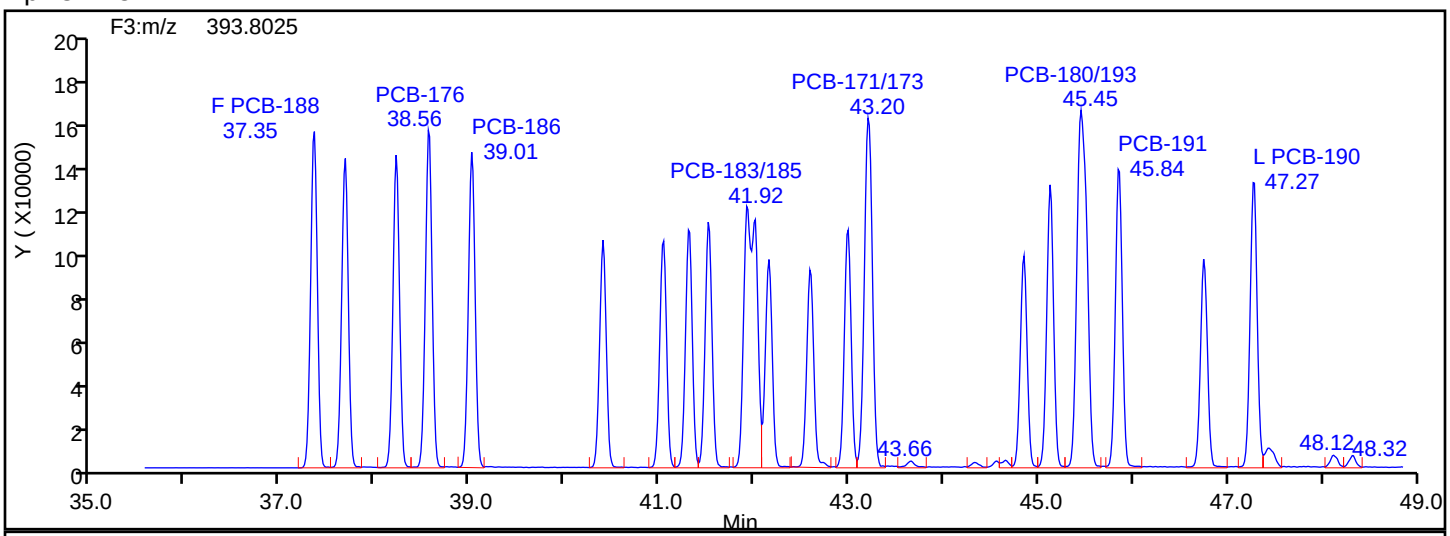

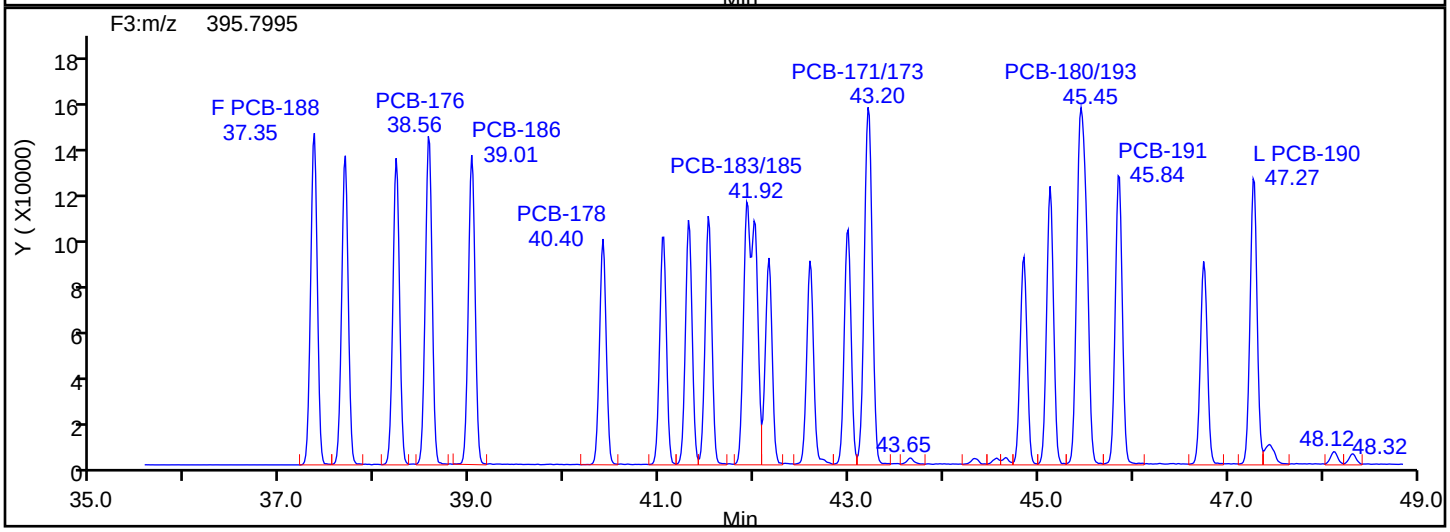

HpPCB F3 Lock Mass

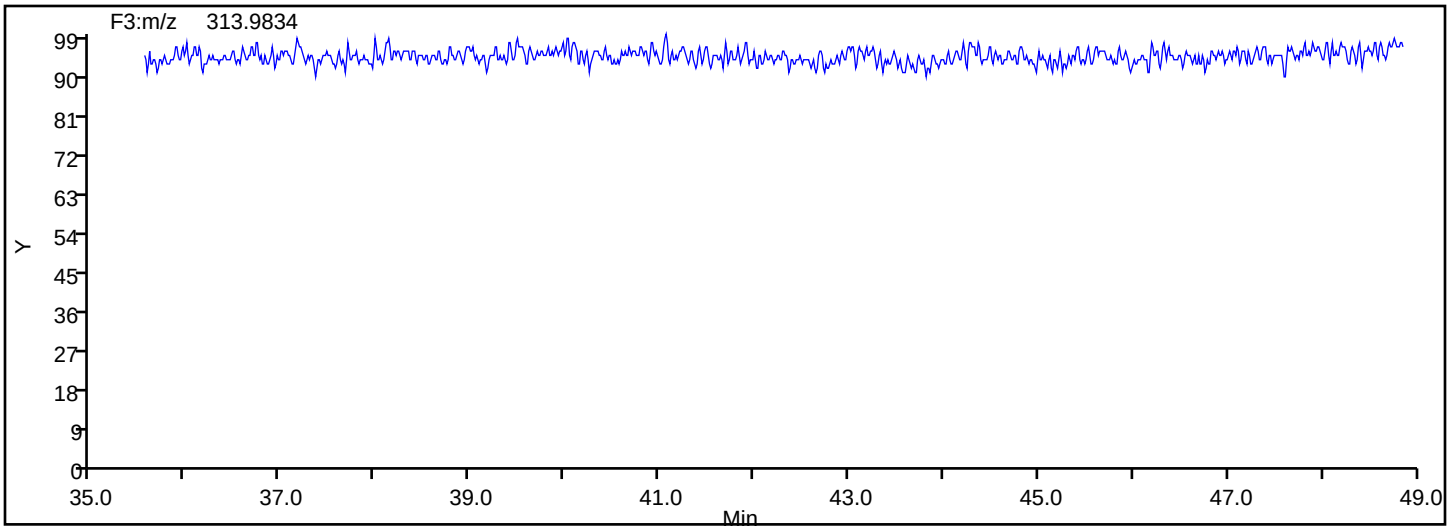

Manual Integration/User Assign Peak Report

Eurofins TestAmerica, Knoxville

Data File:	\\chromna\Knoxville\ChromData\D3D\20190827-12879.b\d4190827s1.d				
Injection Date:	27-Aug-2019 14:17:00	Instrument ID:	D3D		
Lims ID:	WDMCCV				
Client ID:					
Operator ID:	Xcalibur_System	ALS Bottle#:	0	Worklist Smp#:	1
Injection Vol:	1.0 ul	Dil. Factor:	1.0000		
Method:	PCBs_D3D	Limit Group:	HR - 1668A - ICAL		
Column:	SPB-Octyl (0.25 mm)	Detector	F3(35.64 :49.10)		

PCB-183/185, CAS: STL02297

Signal: 2

Processing Integration Results

RT: 41.92
Area: 523146
Amount: 50.167937
Amount Units: pg/ul

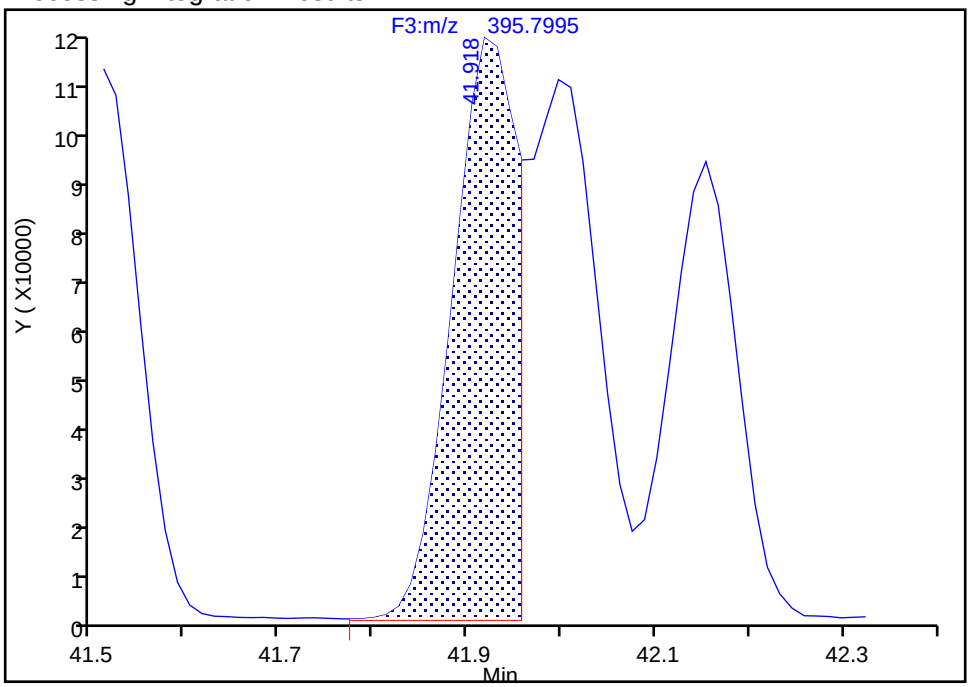

Manual Integration Results

RT: 41.92
Area: 1054920
Amount: 95.188422
Amount Units: pg/ul

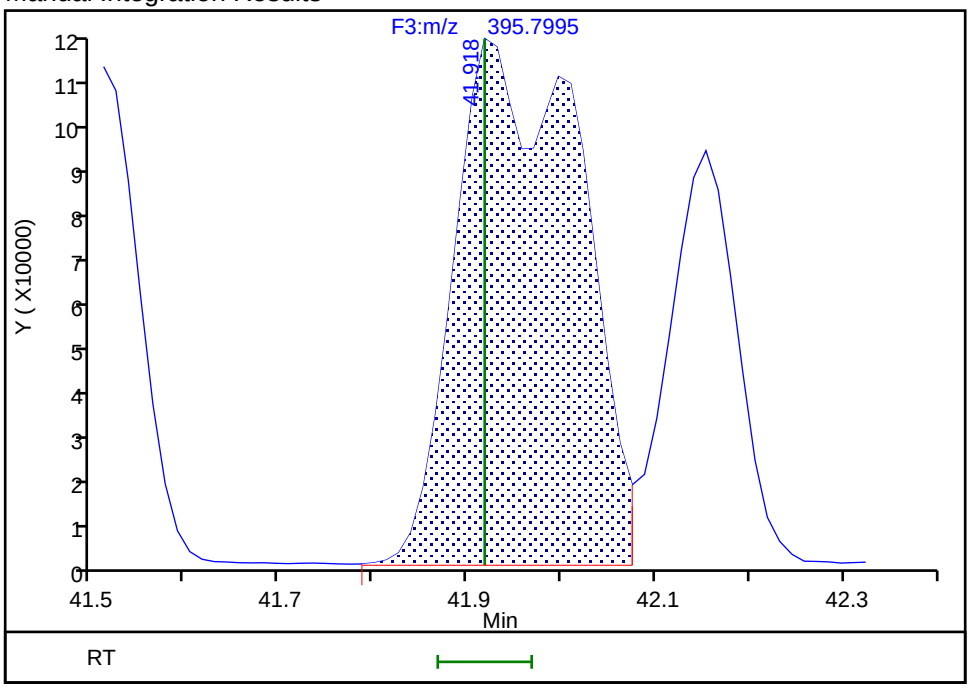

Reviewer: davidsonm, 27-Aug-2019 15:25:26

Audit Action: Manually Integrated Audit Reason: Incomplete Integration

Manual Integration/User Assign Peak Report

Eurofins TestAmerica, Knoxville

Data File: \\chromna\Knoxville\ChromData\D3D\20190827-12879.b\d4190827s1.d
Injection Date: 27-Aug-2019 14:17:00 Instrument ID: D3D
Lims ID: WDMCCV
Client ID:
Operator ID: Xcalibur_System ALS Bottle#: 0 Worklist Smp#: 1
Injection Vol: 1.0 ul Dil. Factor: 1.0000
Method: PCBs_D3D Limit Group: HR - 1668A - ICAL
Column: SPB-Octyl (0.25 mm) Detector F3(35.64 :49.10)

PCB-183/185, CAS: STL02297

Signal: 1

Processing Integration Results

RT: 41.92
Area: 621561
Amount: 50.167937
Amount Units: pg/ul

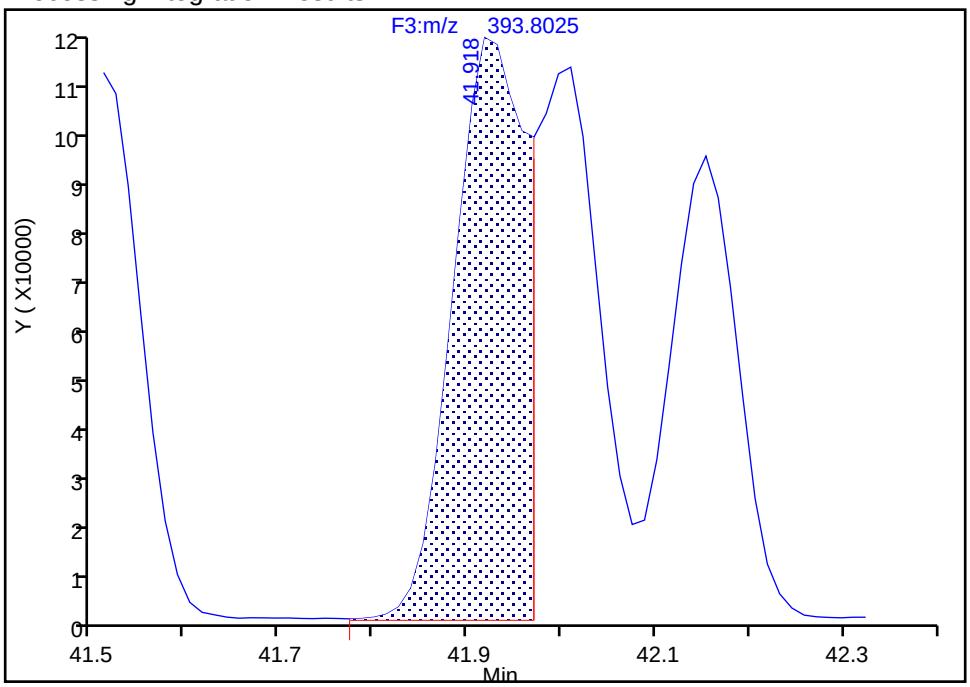

Manual Integration Results

RT: 41.92
Area: 1117042
Amount: 95.188422
Amount Units: pg/ul

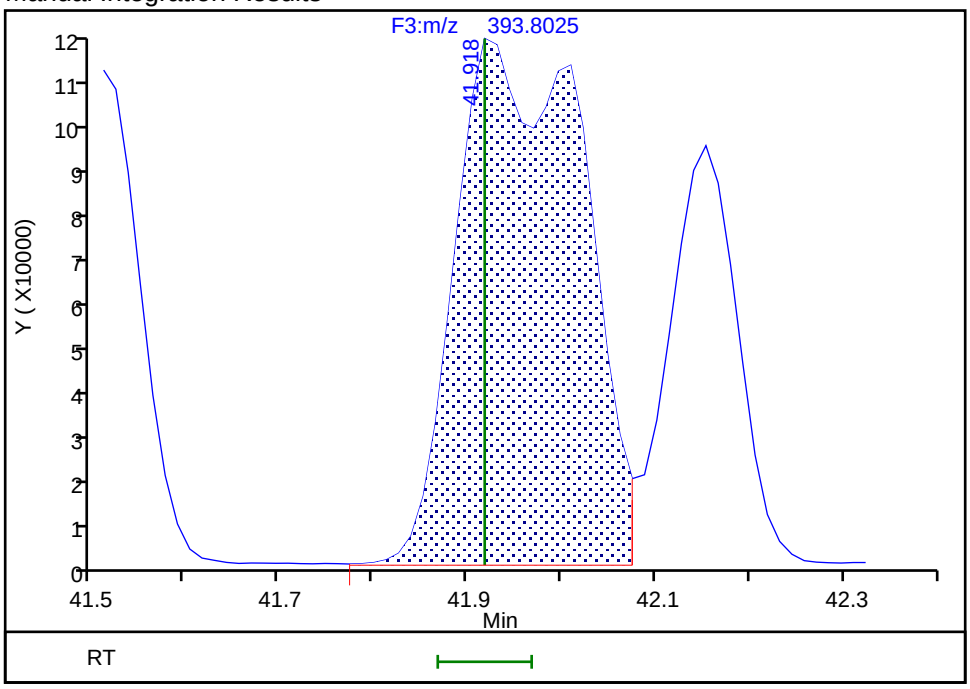

Reviewer: davidsonm, 27-Aug-2019 15:25:39
Audit Action: Manually Integrated Audit Reason: Incomplete Integration

Report Date: 27-Aug-2019 15:28:50 Chrom Revision: 2.3 22-Aug-2019 12:55:36

Eurofins TestAmerica, Knoxville

Data File:	\\chromna\Knoxville\ChromData\D3D\20190827-12879.b\d4190827s1.d		
Injection Date:	27-Aug-2019 14:17:00	Injection Vol:	1.0 ul
Instrument ID:	D3D	Operator ID:	Xcalibur_System
Method:	PCBs_D3D	Limit Group:	HR - 1668A - ICAL
Client ID:			
Worklist#:	33063	Sample Line#:	1
Column Type:	SPB-Octyl	Column Dia:	0.25 mm

HpPCB F4

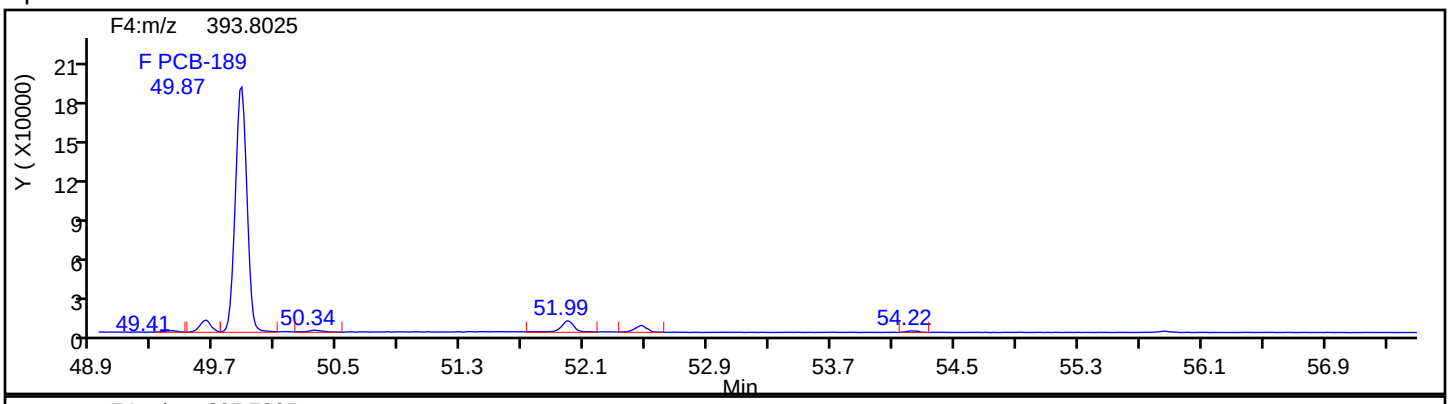

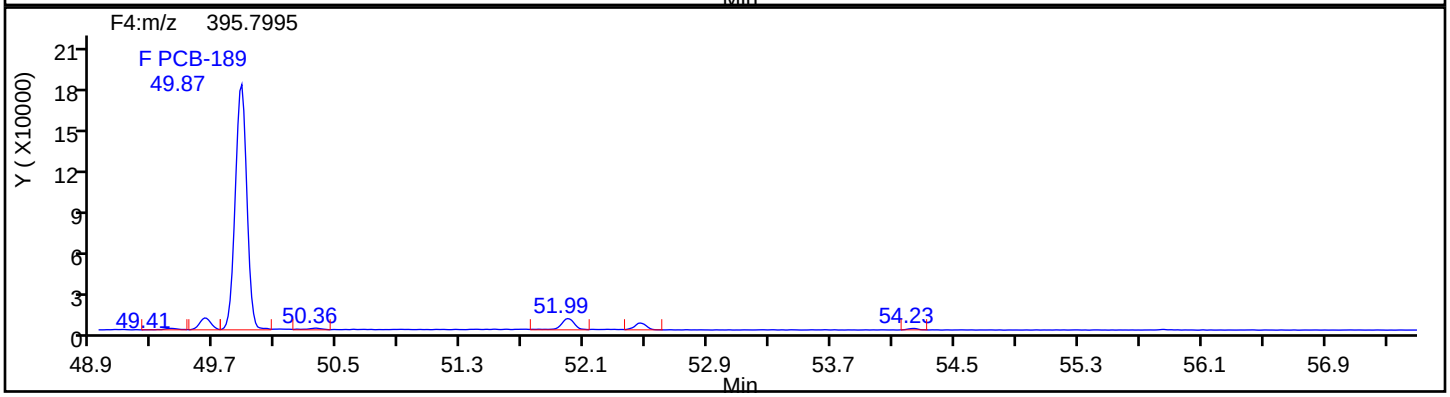

HpPCB F4 Standards

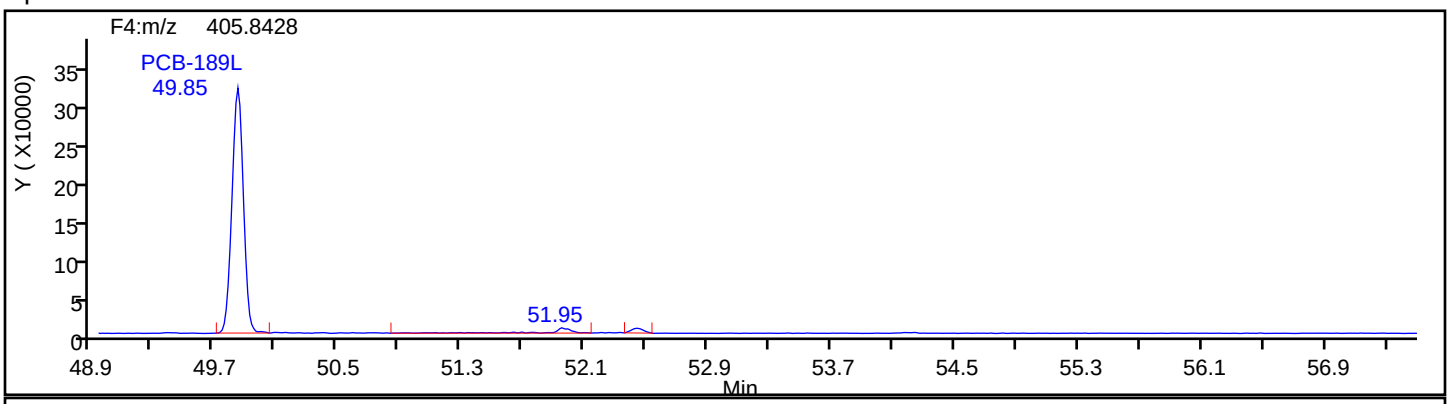

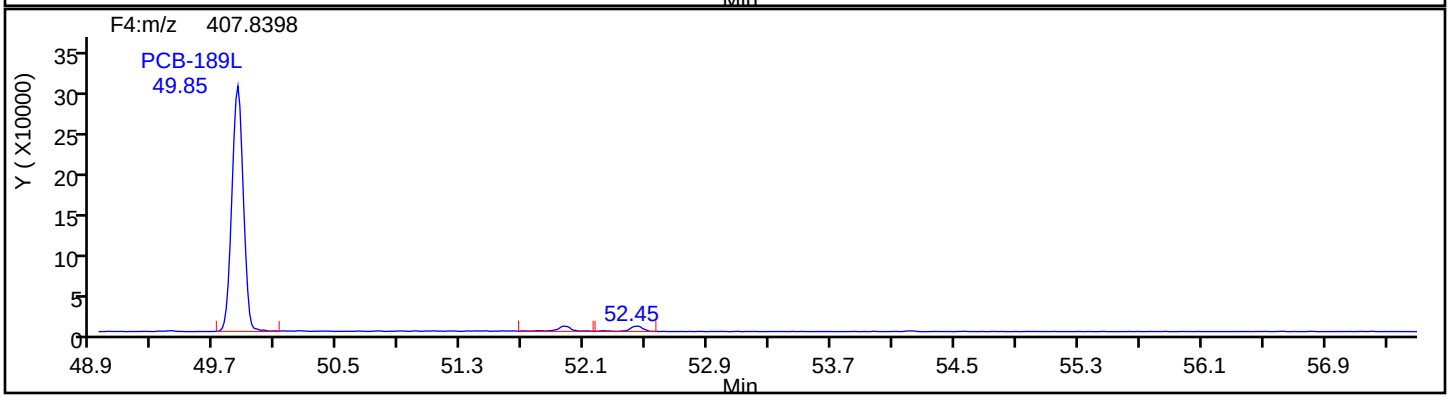

Eurofins TestAmerica, Knoxville

Data File:	\\chromna\Knoxville\ChromData\D3D\20190827-12879.b\d4190827s1.d		
Injection Date:	27-Aug-2019 14:17:00	Injection Vol:	1.0 ul
Instrument ID:	D3D	Operator ID:	Xcalibur_System
Method:	PCBs_D3D	Limit Group:	HR - 1668A - ICAL
Client ID:			
Worklist#:	33063	Sample Line#:	1
Column Type:	SPB-Octyl	Column Dia:	0.25 mm

HpPCB F4

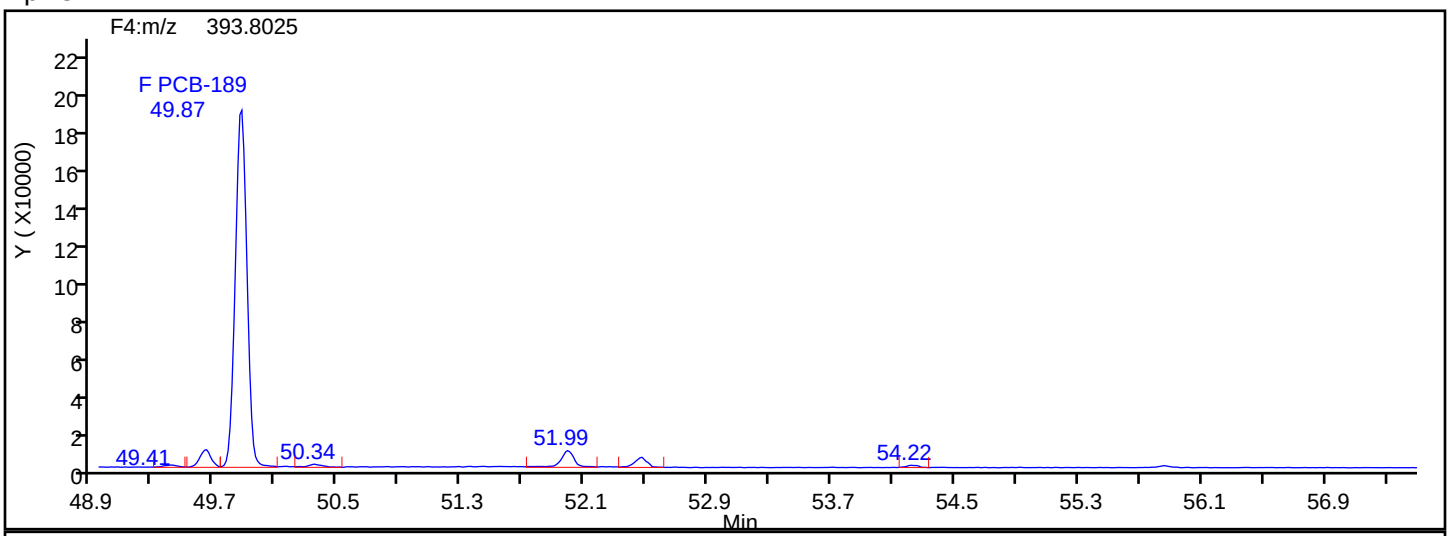

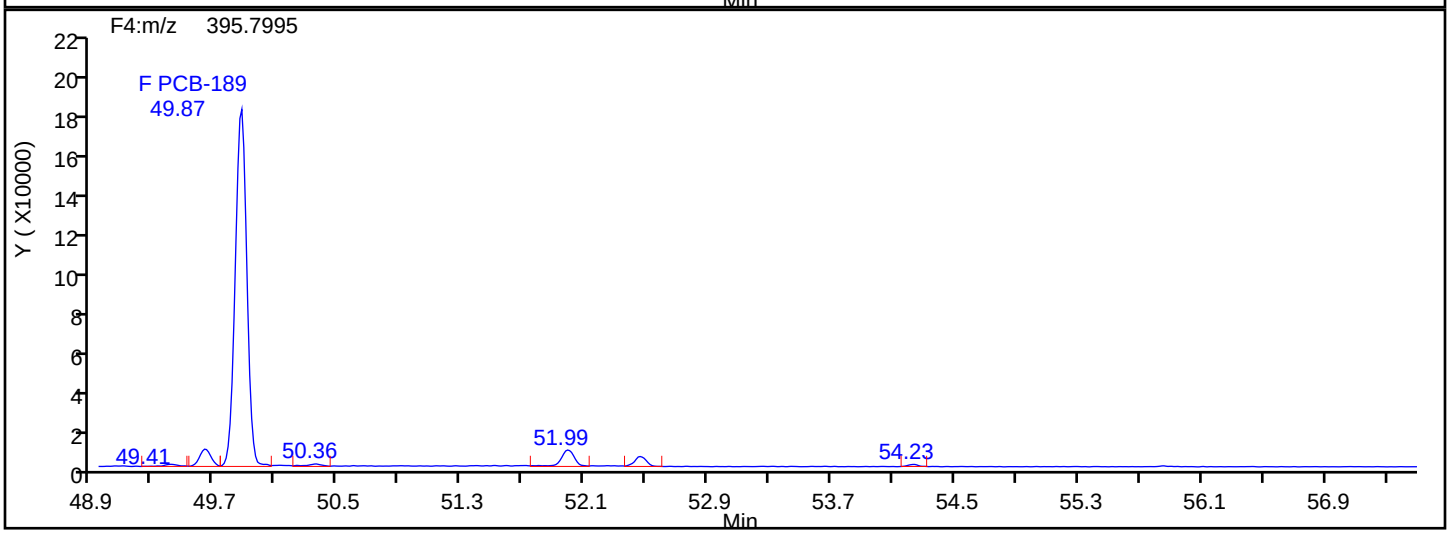

HpPCB F4 Lock Mass

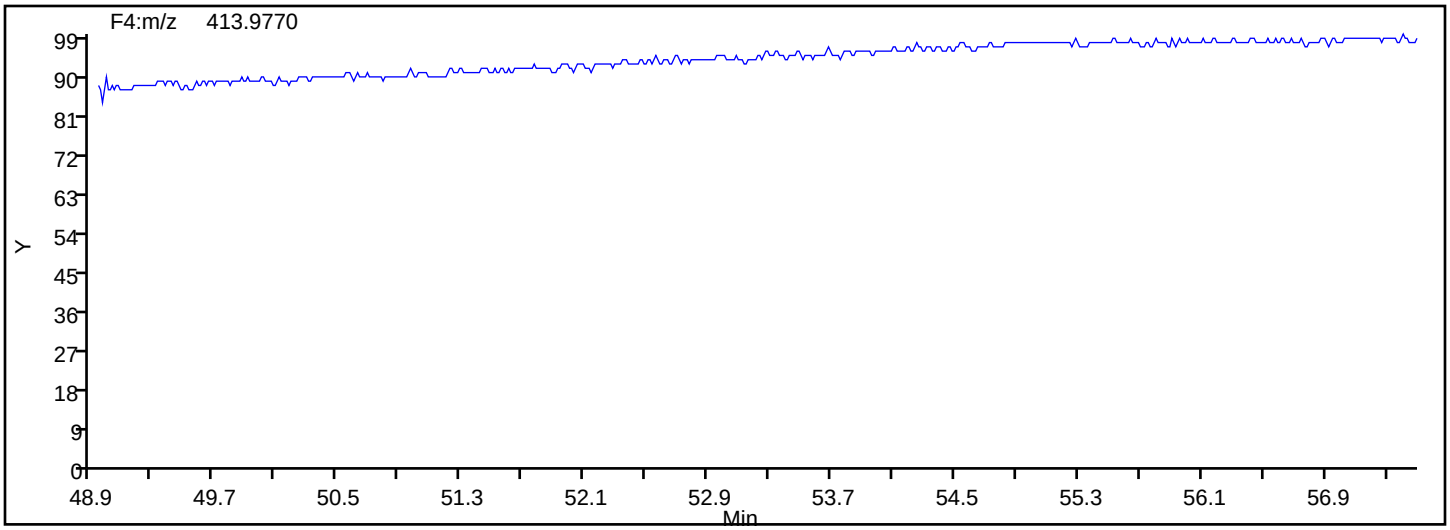

Eurofins TestAmerica, Knoxville

Data File:	\\chromna\Knoxville\ChromData\D3D\20190827-12879.b\d4190827s1.d		
Injection Date:	27-Aug-2019 14:17:00	Injection Vol:	1.0 ul
Instrument ID:	D3D	Operator ID:	Xcalibur_System
Method:	PCBs_D3D	Limit Group:	HR - 1668A - ICAL
Client ID:			
Worklist#:	33063	Sample Line#:	1
Column Type:	SPB-Octyl	Column Dia:	0.25 mm

OcPCB F3

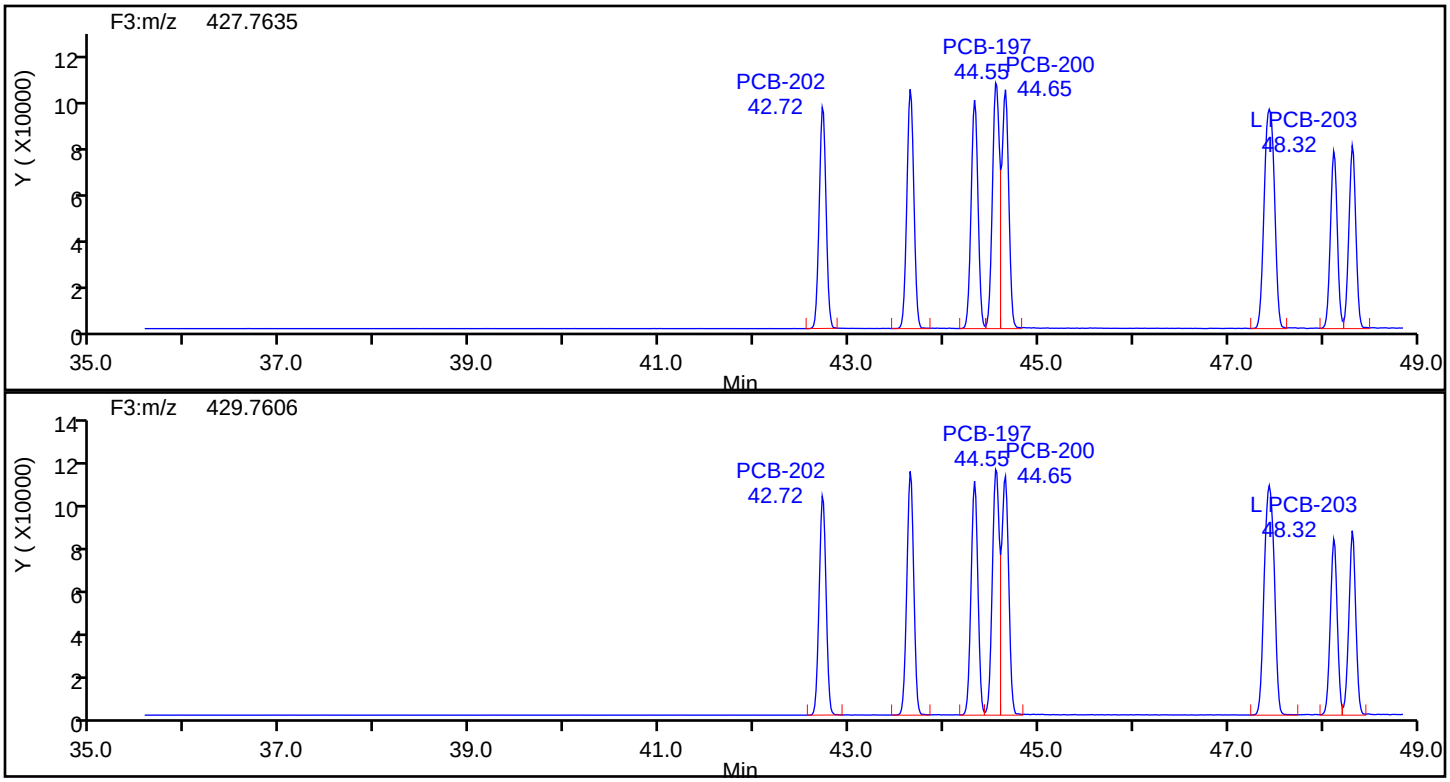

OcPCB F3 Standards

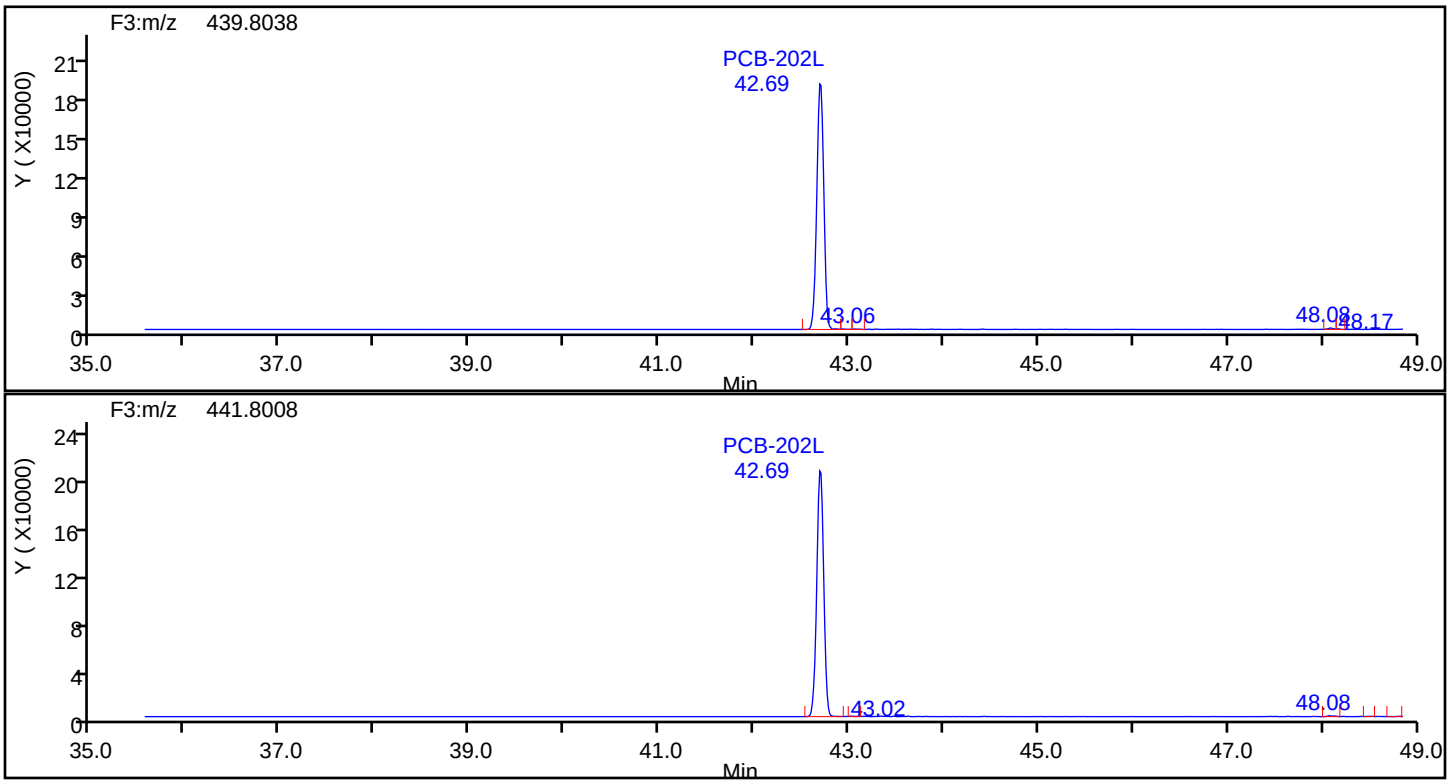

Eurofins TestAmerica, Knoxville

Data File:	\\chromna\Knoxville\ChromData\D3D\20190827-12879.b\d4190827s1.d		
Injection Date:	27-Aug-2019 14:17:00	Injection Vol:	1.0 ul
Instrument ID:	D3D	Operator ID:	Xcalibur_System
Method:	PCBs_D3D	Limit Group:	HR - 1668A - ICAL
Client ID:			
Worklist#:	33063	Sample Line#:	1
Column Type:	SPB-Octyl	Column Dia:	0.25 mm

OcPCB F3

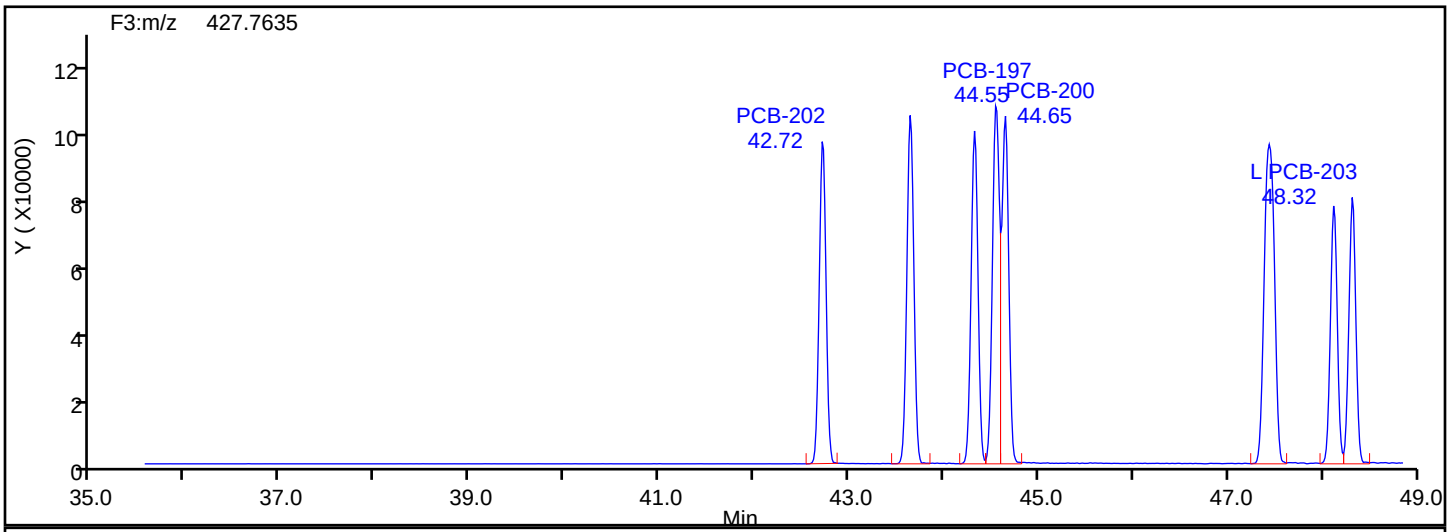

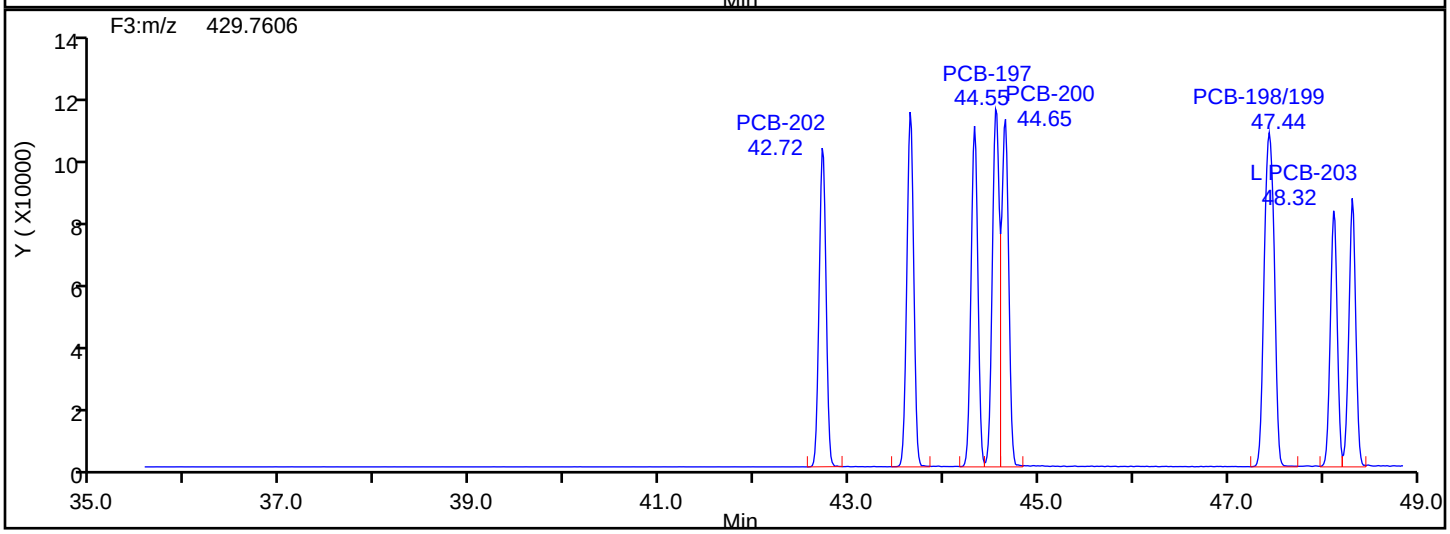

OcPCB F3 Lock Mass

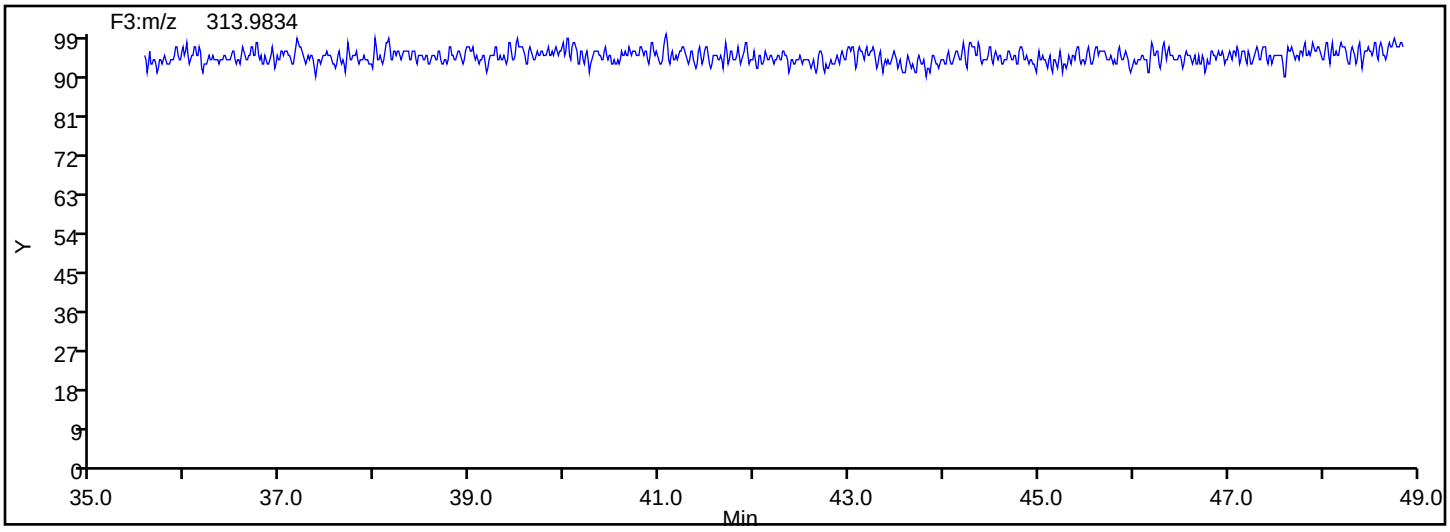

Eurofins TestAmerica, Knoxville

Data File:	\\chromna\Knoxville\ChromData\D3D\20190827-12879.b\d4190827s1.d		
Injection Date:	27-Aug-2019 14:17:00	Injection Vol:	1.0 ul
Instrument ID:	D3D	Operator ID:	Xcalibur_System
Method:	PCBs_D3D	Limit Group:	HR - 1668A - ICAL
Client ID:			
Worklist#:	33063	Sample Line#:	1
Column Type:	SPB-Octyl	Column Dia:	0.25 mm

OcPCB F4

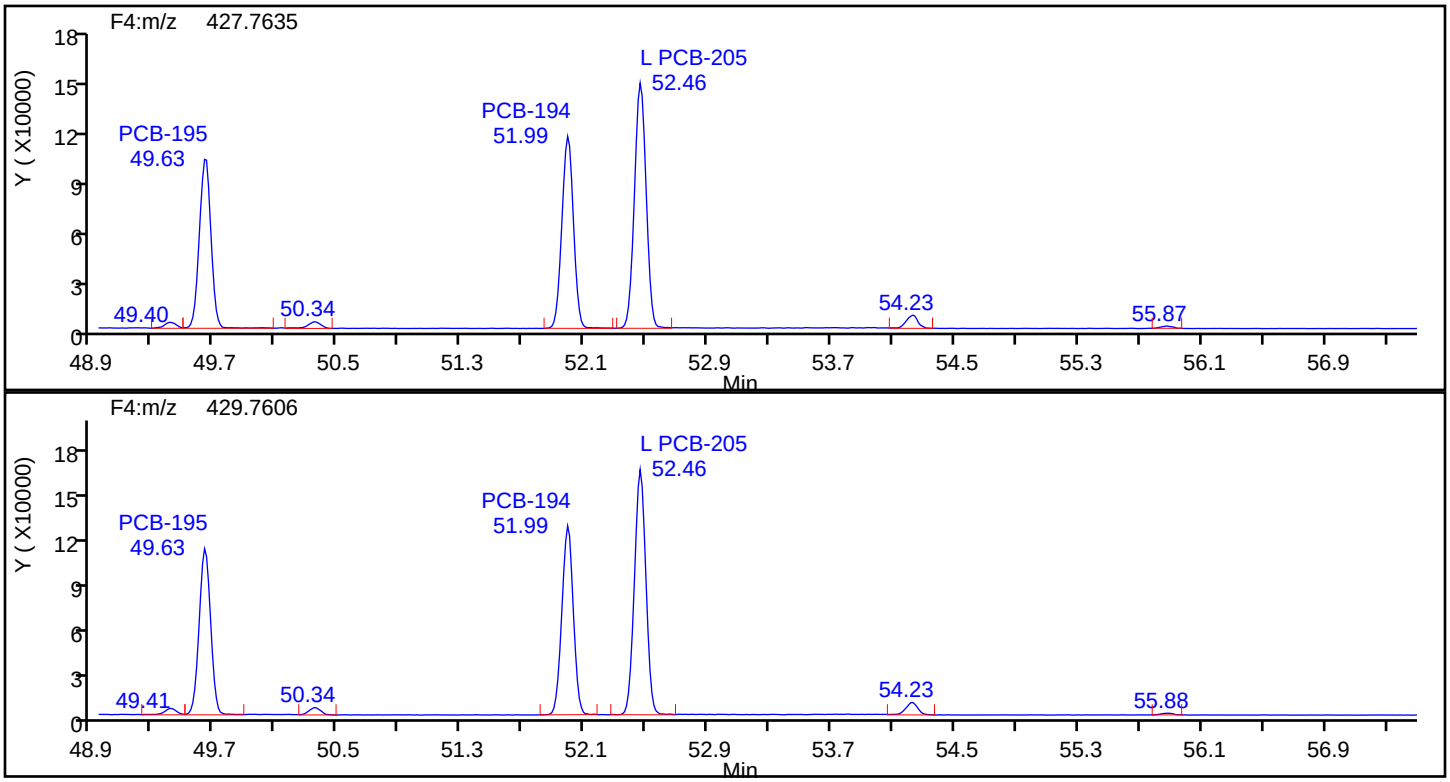

OcPCB F4 Standards

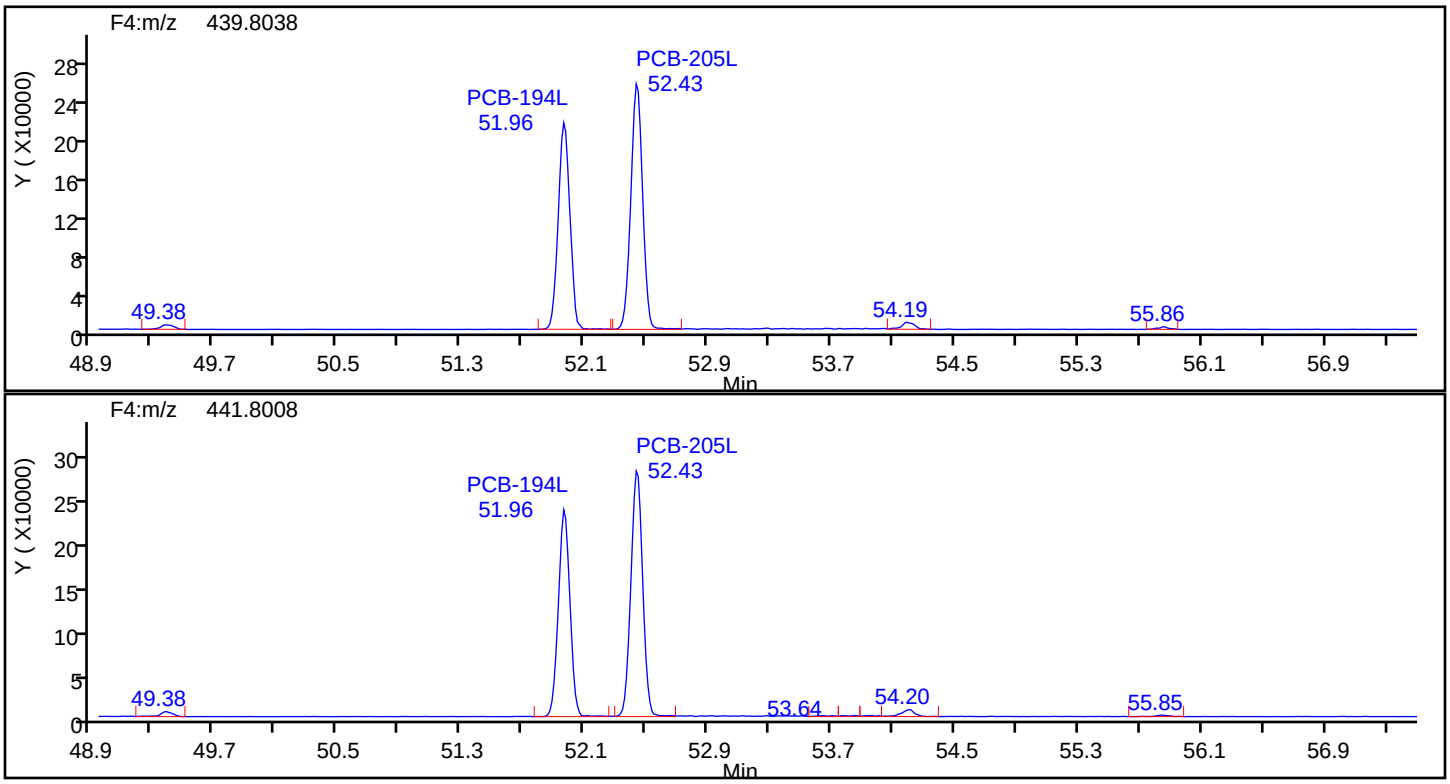

Eurofins TestAmerica, Knoxville

Data File:	\\chromna\Knoxville\ChromData\D3D\20190827-12879.b\d4190827s1.d		
Injection Date:	27-Aug-2019 14:17:00	Injection Vol:	1.0 ul
Instrument ID:	D3D	Operator ID:	Xcalibur_System
Method:	PCBs_D3D	Limit Group:	HR - 1668A - ICAL
Client ID:			
Worklist#:	33063	Sample Line#:	1
Column Type:	SPB-Octyl	Column Dia:	0.25 mm

OcPCB F4

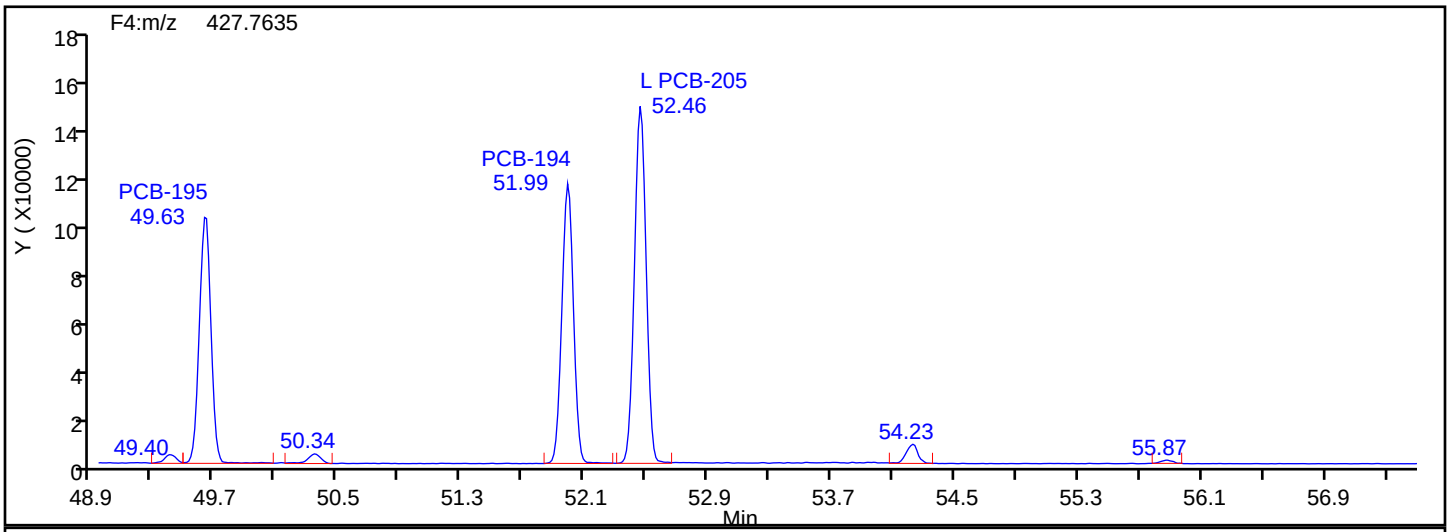

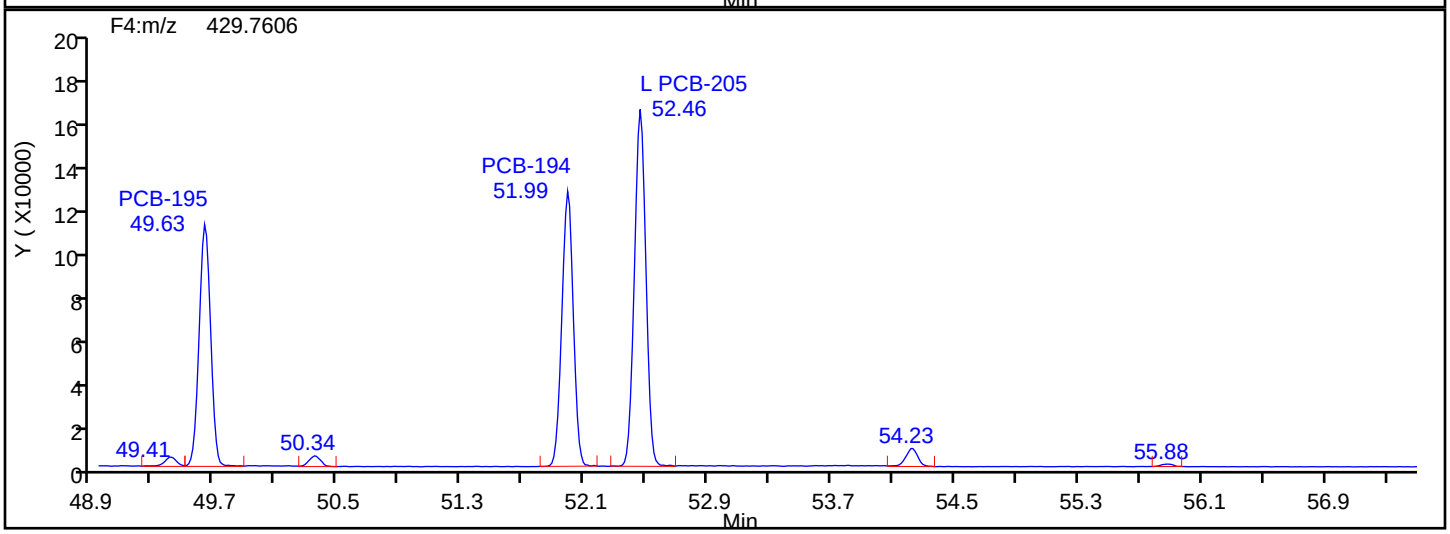

OcPCB F4 Lock Mass

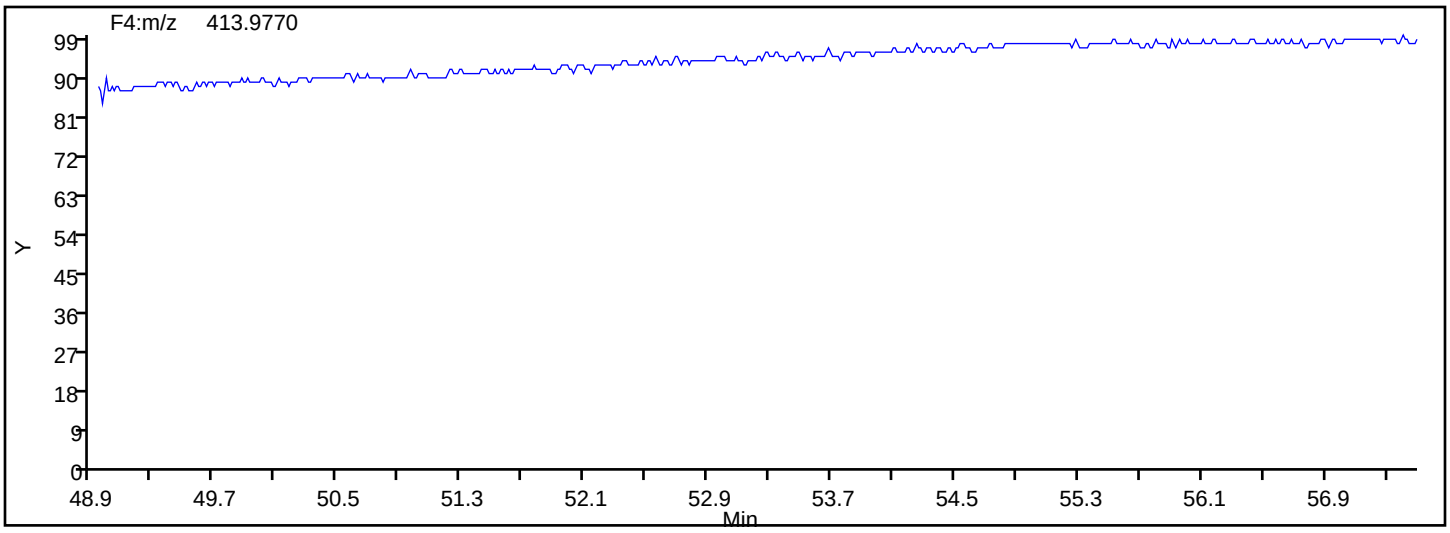

Eurofins TestAmerica, Knoxville

Data File:	\\chromna\Knoxville\ChromData\D3D\20190827-12879.b\d4190827s1.d		
Injection Date:	27-Aug-2019 14:17:00	Injection Vol:	1.0 ul
Instrument ID:	D3D	Operator ID:	Xcalibur_System
Method:	PCBs_D3D	Limit Group:	HR - 1668A - ICAL
Client ID:			
Worklist#:	33063	Sample Line#:	1
Column Type:	SPB-Octyl	Column Dia:	0.25 mm

NoPCB F4

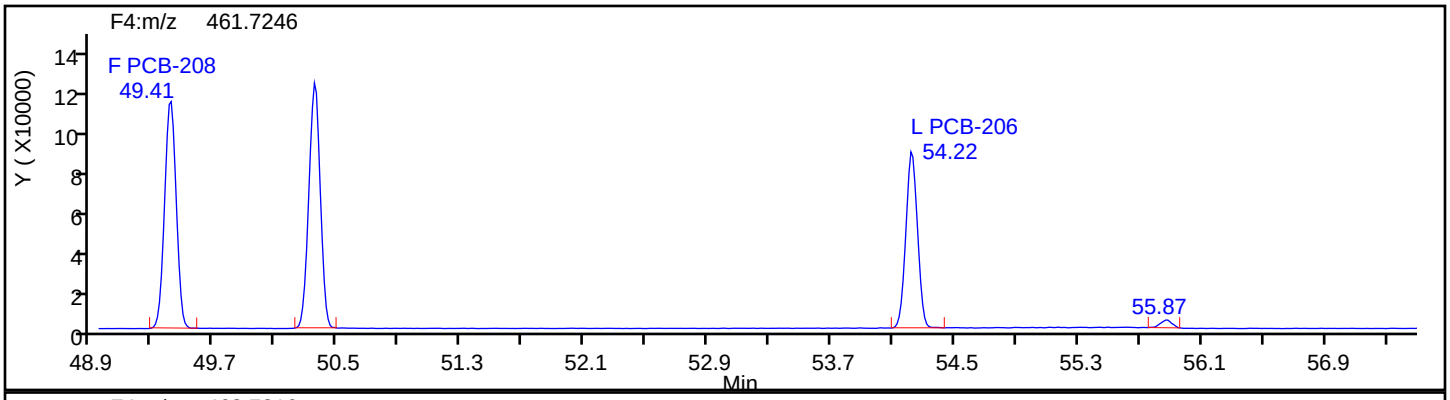

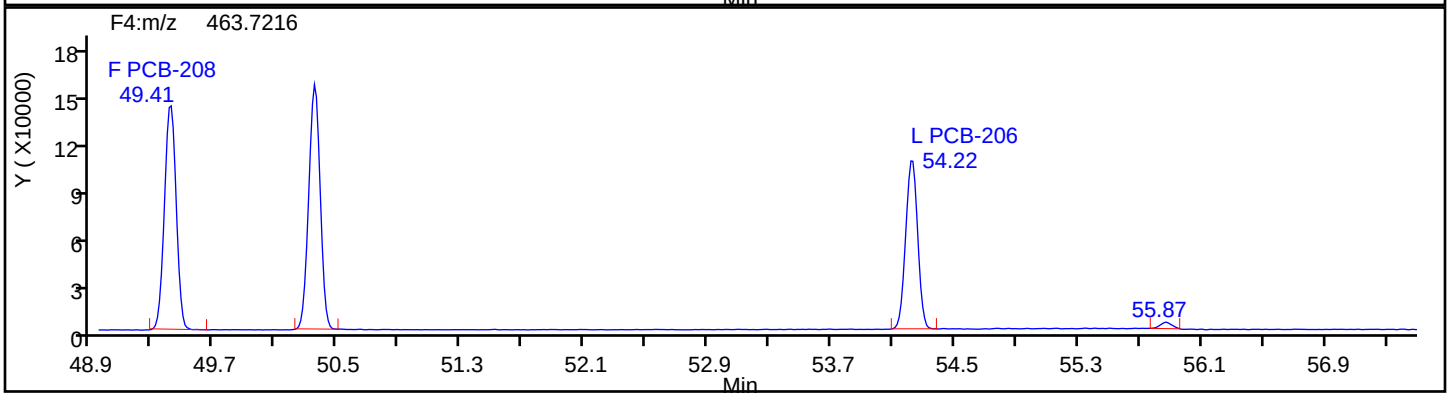

NoPCB F4 Standards

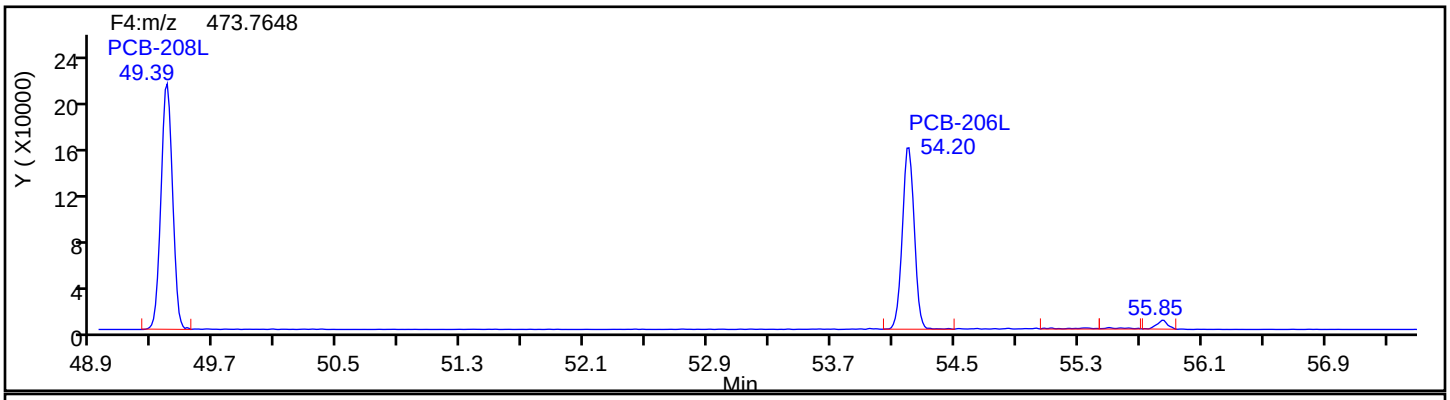

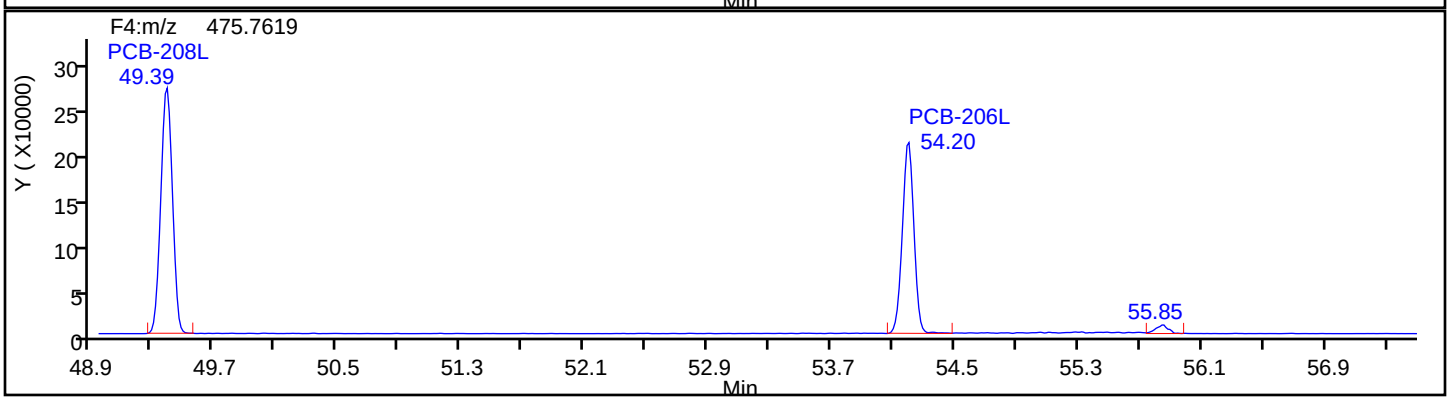

Eurofins TestAmerica, Knoxville

Data File:	\\chromna\Knoxville\ChromData\D3D\20190827-12879.b\d4190827s1.d		
Injection Date:	27-Aug-2019 14:17:00	Injection Vol:	1.0 ul
Instrument ID:	D3D	Operator ID:	Xcalibur_System
Method:	PCBs_D3D	Limit Group:	HR - 1668A - ICAL
Client ID:			
Worklist#:	33063	Sample Line#:	1
Column Type:	SPB-Octyl	Column Dia:	0.25 mm

NoPCB F4

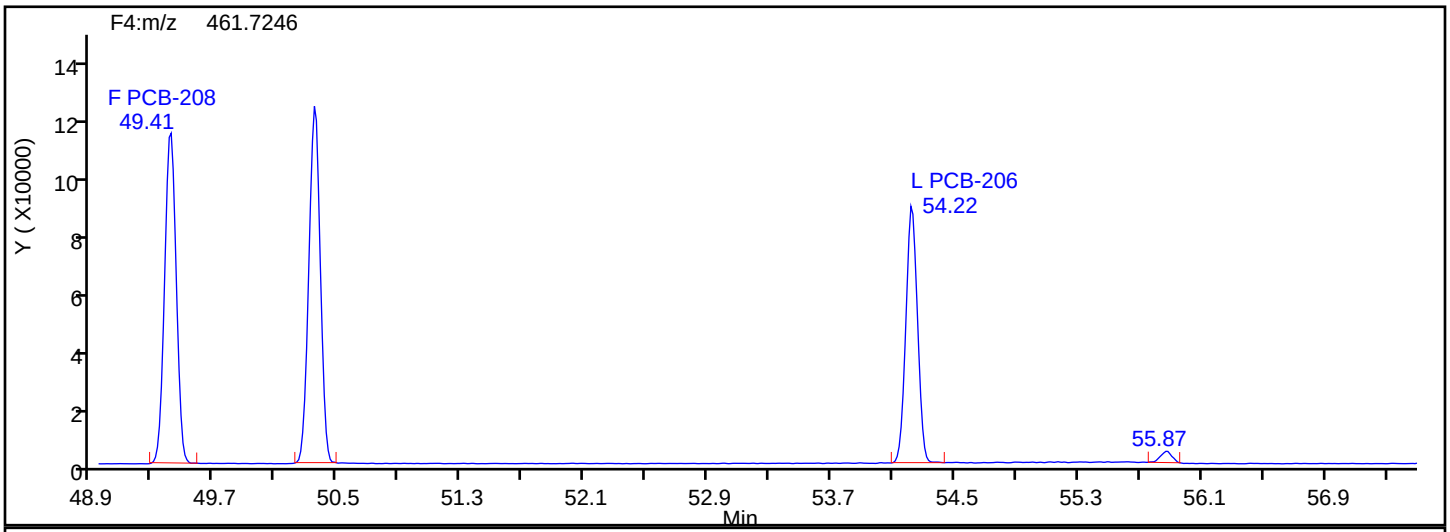

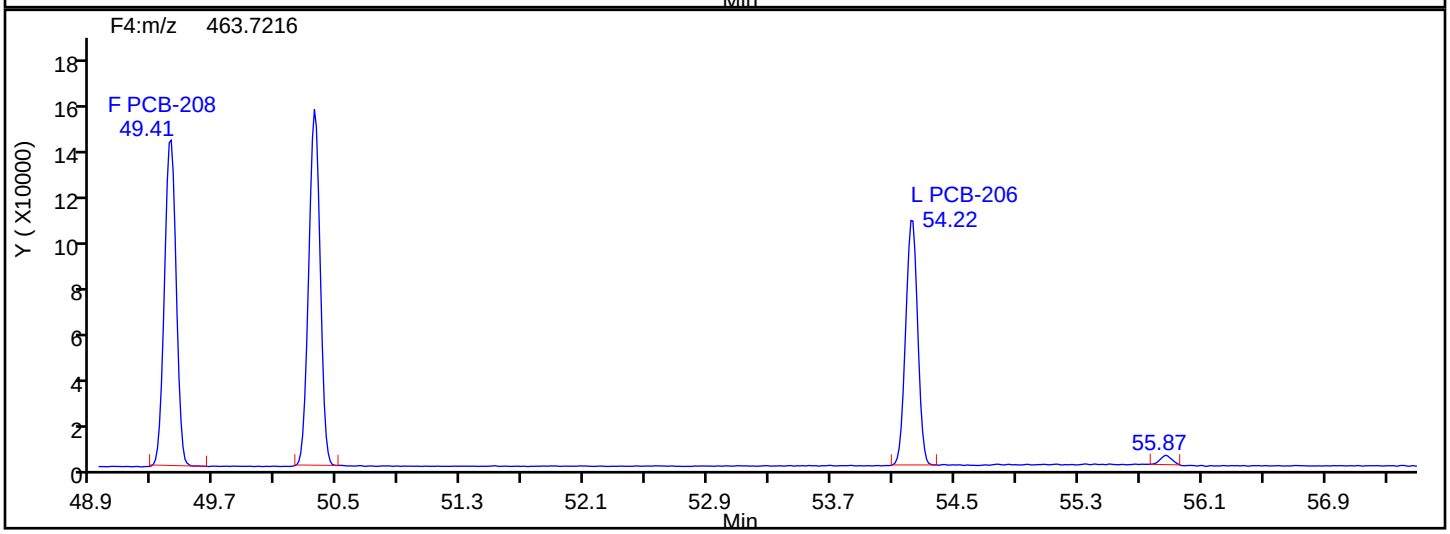

NoPCB F4 Lock Mass

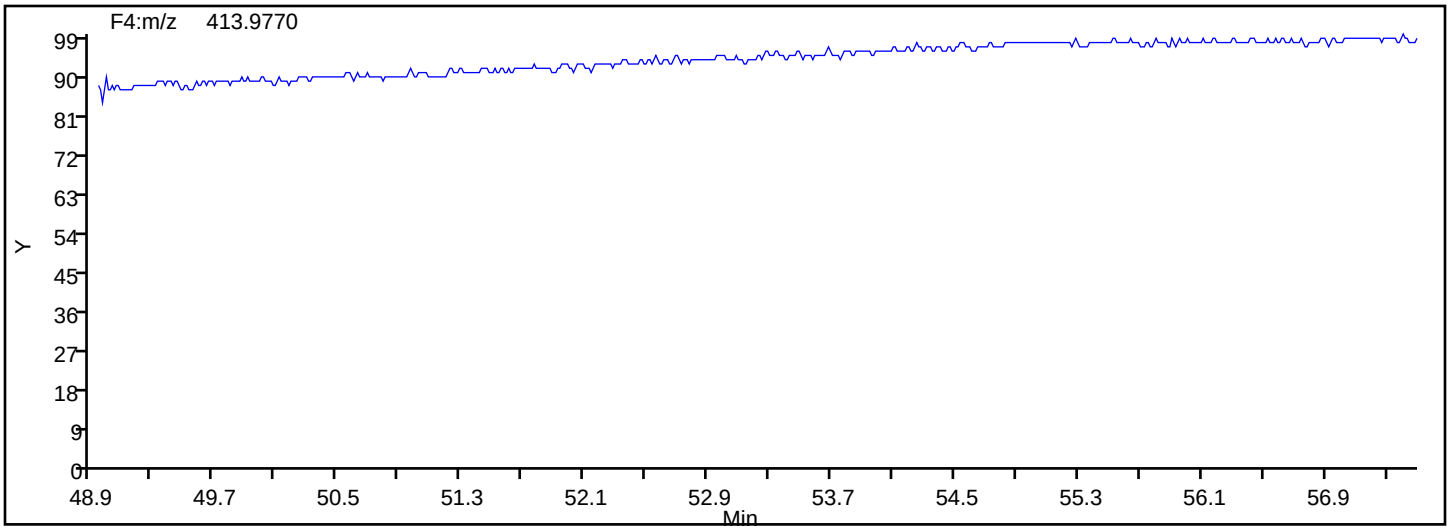

Eurofins TestAmerica, Knoxville

Data File:	\\chromna\Knoxville\ChromData\D3D\20190827-12879.b\d4190827s1.d		
Injection Date:	27-Aug-2019 14:17:00	Injection Vol:	1.0 ul
Instrument ID:	D3D	Operator ID:	Xcalibur_System
Method:	PCBs_D3D	Limit Group:	HR - 1668A - ICAL
Client ID:			
Worklist#:	33063	Sample Line#:	1
Column Type:	SPB-Octyl	Column Dia:	0.25 mm

DePCB F4

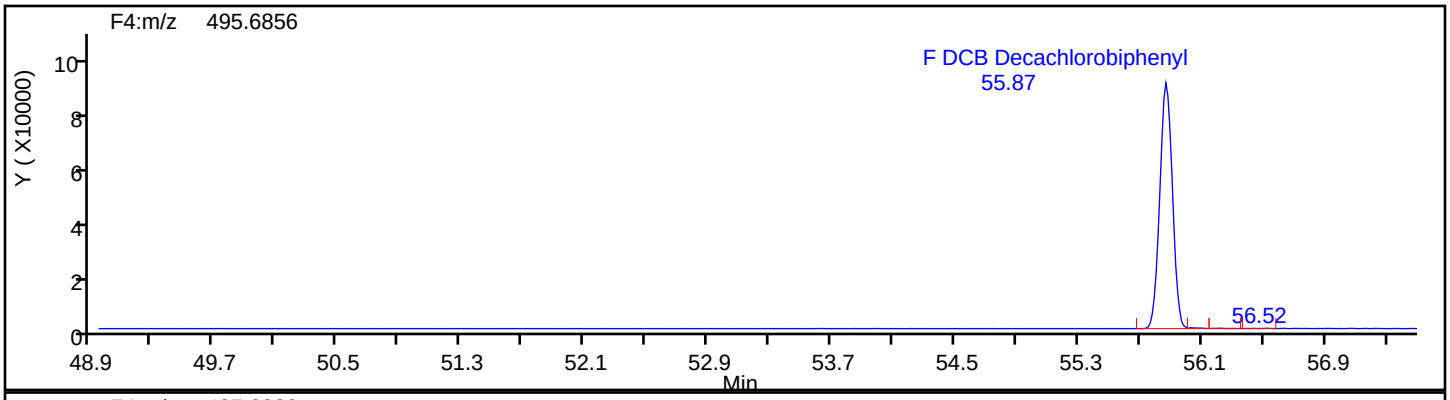

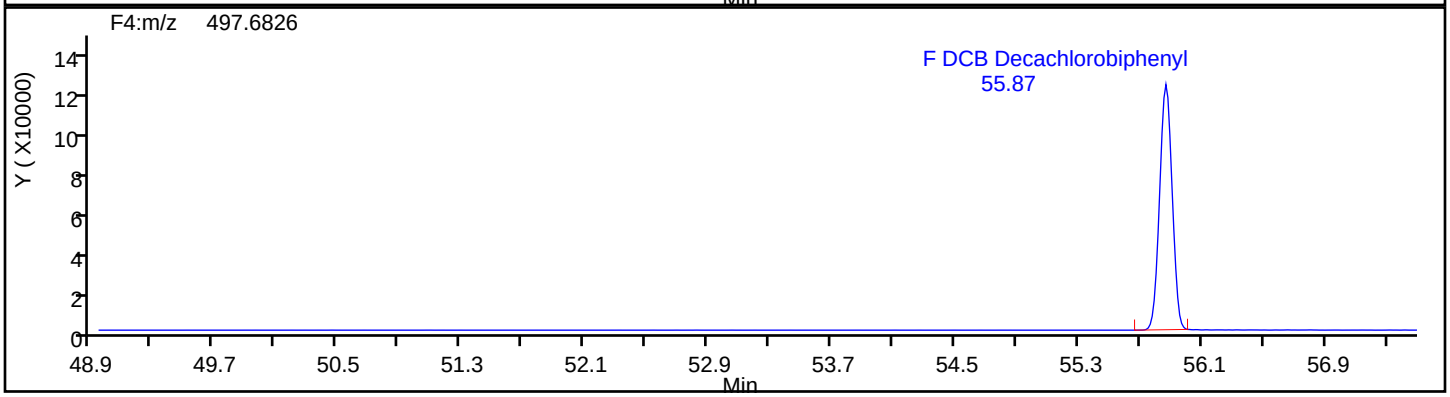

DePCB F4 Standards

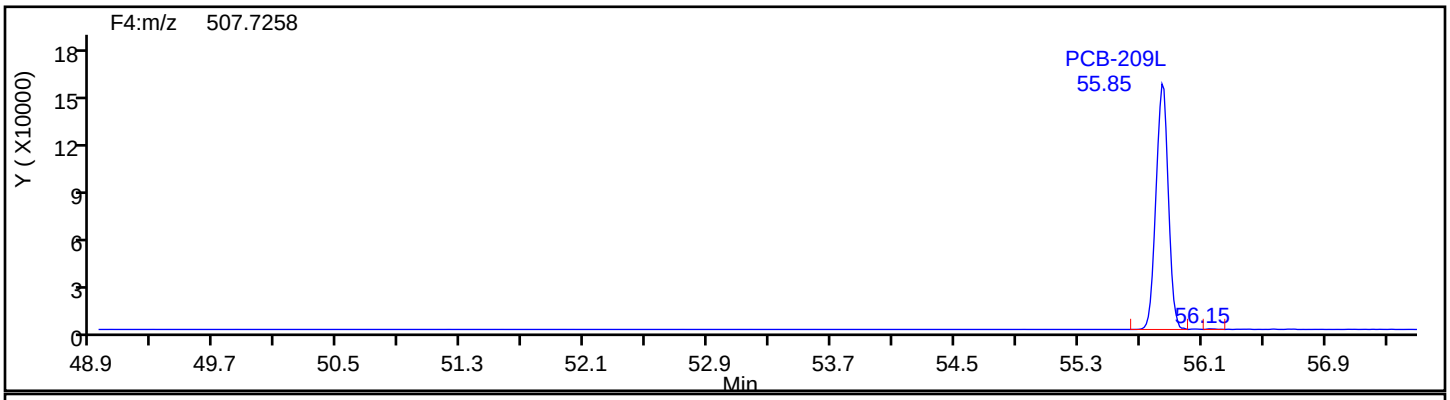

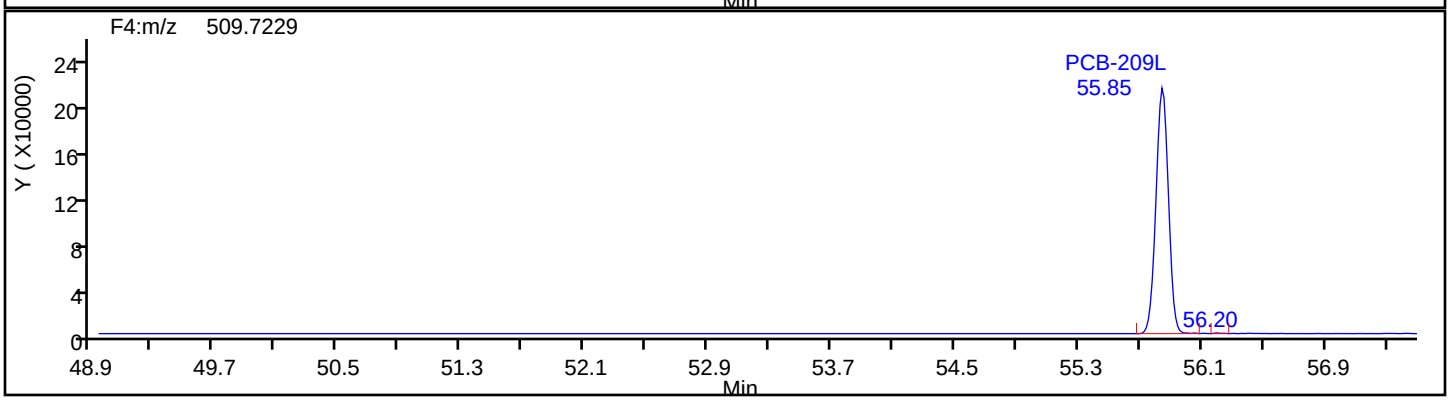

Eurofins TestAmerica, Knoxville

Data File:	\\chromna\Knoxville\ChromData\D3D\20190827-12879.b\d4190827s1.d		
Injection Date:	27-Aug-2019 14:17:00	Injection Vol:	1.0 ul
Instrument ID:	D3D	Operator ID:	Xcalibur_System
Method:	PCBs_D3D	Limit Group:	HR - 1668A - ICAL
Client ID:			
Worklist#:	33063	Sample Line#:	1
Column Type:	SPB-Octyl	Column Dia:	0.25 mm

DePCB F4

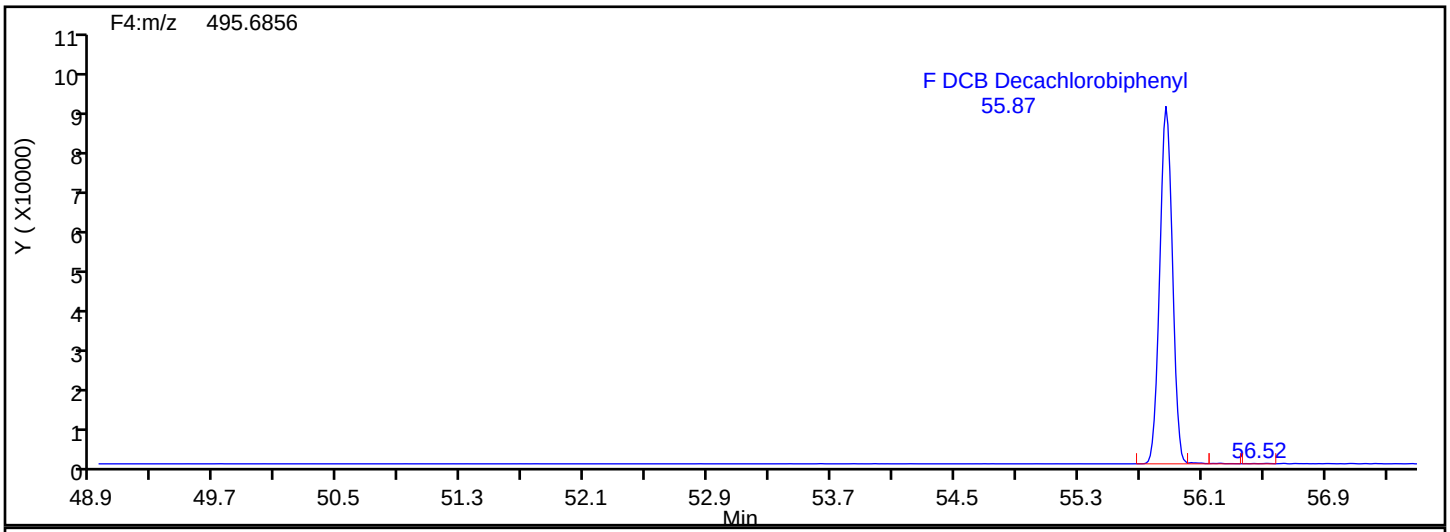

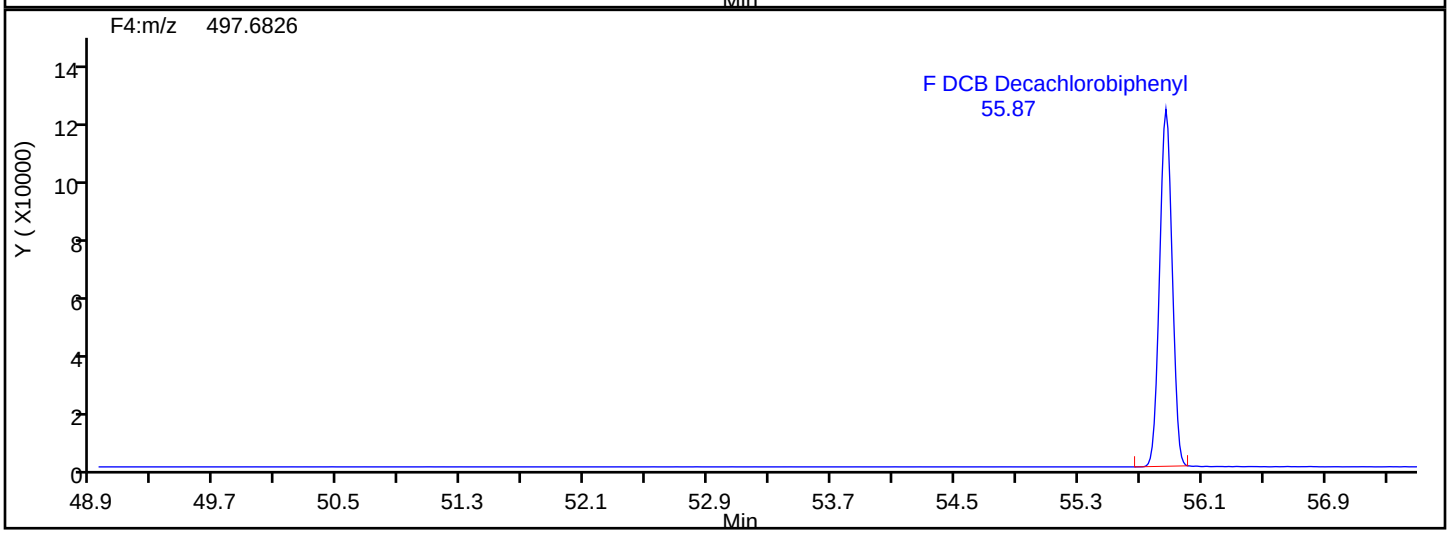

DePCB F4 Lock Mass

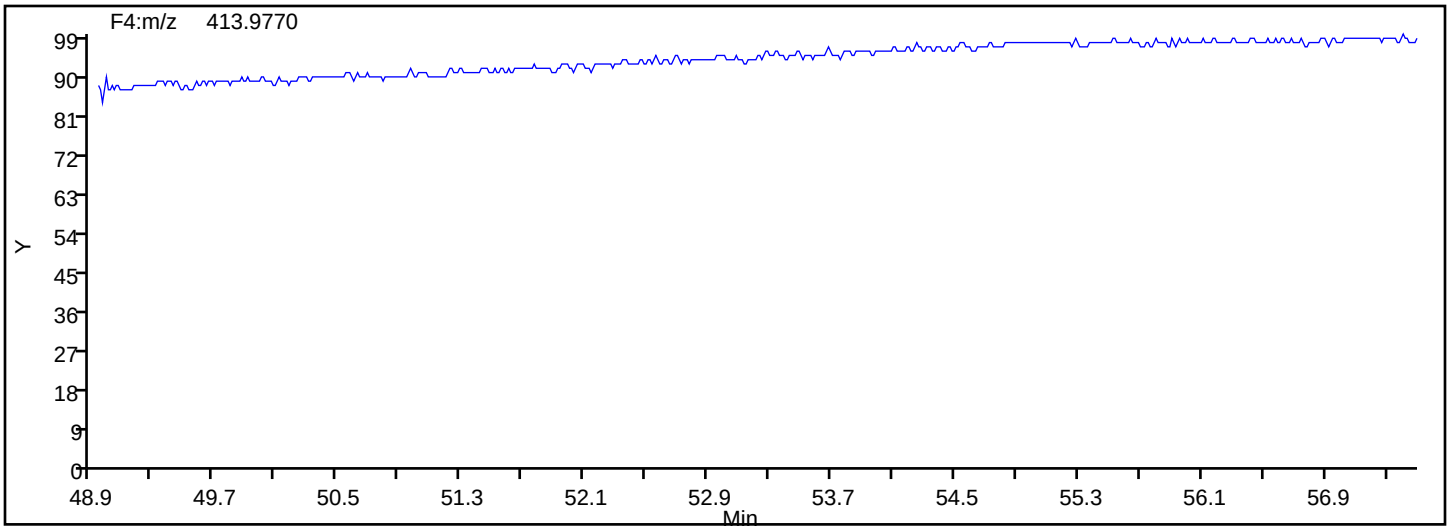

FORM VII
HI-RES PCBS CONTINUING CALIBRATION DATA

Lab Name: Eurofins TestAmerica, Knoxville Job No.: 580-88125-2

SDG No.:

Lab Sample ID: WDMCCV 140-33110/1 Calibration Date: 08/28/2019 22:15

Instrument ID: D3D Calib Start Date: 08/21/2019 13:37

GC Column: SPB-Octyl ID: 0.25(mm) Calib End Date: 08/21/2019 19:05

Lab File ID: d4190828s2.d Conc. Units: pg/uL

ANALYTE	CURVE TYPE	AVE RRF	RRF	MIN RRF	CALC AMOUNT	SPIKE AMOUNT	%REC	%REC LIMITS
PCB-1	AveID	1.188	1.159		48.8	50.0	98	70-130
PCB-2	AveID	1.191	1.164		48.9	50.0	98	70-130
PCB-3	AveID	1.213	1.149		47.4	50.0	95	70-130
PCB-4	AveID	1.253	1.179		47.0	50.0	94	70-130
PCB-10	AveID	1.483	1.369		46.1	50.0	92	70-130
PCB-9	AveID	1.420	1.322		46.6	50.0	93	70-130
PCB-7	AveID	1.624	1.510		46.5	50.0	93	70-130
PCB-6	AveID	1.554	1.417		45.6	50.0	91	70-130
PCB-5	AveID	1.561	1.428		45.8	50.0	92	70-130
PCB-8	AveID	1.588	1.481		46.6	50.0	93	70-130
PCB-19	AveID	1.305	1.319		50.6	50.0	101	70-130
PCB-14	AveID	1.874	1.699		45.3	50.0	91	70-130
PCB-18	AveID	1.819	1.779		97.8	100	98	70-130
PCB-18/30	AveID	1.819	1.779		97.8	100	98	70-130
PCB-30	AveID	1.819	1.779		97.8	100	98	70-130
PCB-11	AveID	1.635	1.444		44.2	50.0	88	70-130
PCB-17	AveID	1.564	1.517		48.5	50.0	97	70-130
PCB-12	AveID	1.641	1.489		90.7	100	91	70-130
PCB-12/13	AveID	1.641	1.489		90.7	100	91	70-130
PCB-13	AveID	1.641	1.489		90.7	100	91	70-130
PCB-27	AveID	2.168	2.086		48.1	50.0	96	70-130
PCB-24	AveID	2.102	2.041		48.6	50.0	97	70-130
PCB-16	AveID	1.226	1.178		48.0	50.0	96	70-130
PCB-15	AveID	1.402	1.252		44.6	50.0	89	70-130
PCB-54	AveID	1.256	1.167		46.4	50.0	93	70-130
PCB-32	AveID	2.342	2.276		48.6	50.0	97	70-130
PCB-34	AveID	1.215	1.125		46.3	50.0	93	70-130
PCB-23	AveID	1.268	1.149		45.3	50.0	91	70-130
PCB-26	AveID	1.319	1.174		89.0	100	89	70-130
PCB-26/29	AveID	1.319	1.174		89.0	100	89	70-130
PCB-29	AveID	1.319	1.174		89.0	100	89	70-130
PCB-25	AveID	1.352	1.200		44.4	50.0	89	70-130
PCB-50	AveID	0.9362	0.8405		89.8	100	90	70-130
PCB-50/53	AveID	0.9362	0.8405		89.8	100	90	70-130
PCB-53	AveID	0.9362	0.8405		89.8	100	90	70-130
PCB-31	AveID	1.381	1.245		45.1	50.0	90	70-130
PCB-20	AveID	1.306	1.155		88.5	100	88	70-130
PCB-20/28	AveID	1.306	1.155		88.5	100	88	70-130
PCB-28	AveID	1.306	1.155		88.5	100	88	70-130
PCB-45	AveID	0.8850	0.8051		91.0	100	91	70-130
PCB-45/51	AveID	0.8850	0.8051		91.0	100	91	70-130

FORM VII
HI-RES PCBS CONTINUING CALIBRATION DATA

Lab Name: Eurofins TestAmerica, Knoxville Job No.: 580-88125-2

SDG No.:

Lab Sample ID: WDMCCV 140-33110/1 Calibration Date: 08/28/2019 22:15

Instrument ID: D3D Calib Start Date: 08/21/2019 13:37

GC Column: SPB-Octyl ID: 0.25(mm) Calib End Date: 08/21/2019 19:05

Lab File ID: d4190828s2.d Conc. Units: pg/uL

ANALYTE	CURVE TYPE	AVE RRF	RRF	MIN RRF	CALC AMOUNT	SPIKE AMOUNT	%REC	%REC LIMITS
PCB-51	AveID	0.8850	0.8051		91.0	100	91	70-130
PCB-21	AveID	1.378	1.211		87.9	100	88	70-130
PCB-21/33	AveID	1.378	1.211		87.9	100	88	70-130
PCB-33	AveID	1.378	1.211		87.9	100	88	70-130
PCB-46	AveID	0.7591	0.6884		45.3	50.0	91	70-130
PCB-22	AveID	1.243	1.127		45.4	50.0	91	70-130
PCB-52	AveID	0.8992	0.8105		45.1	50.0	90	70-130
PCB-43	AveID	0.999	0.9004		90.1	100	90	70-130
PCB-43/73	AveID	0.999	0.9004		90.1	100	90	70-130
PCB-73	AveID	0.999	0.9004		90.1	100	90	70-130
PCB-36	AveID	1.347	1.261		46.8	50.0	94	70-130
PCB-49	AveID	1.137	1.014		89.2	100	89	70-130
PCB-49/69	AveID	1.137	1.014		89.2	100	89	70-130
PCB-69	AveID	1.137	1.014		89.2	100	89	70-130
PCB-39	AveID	1.397	1.286		46.0	50.0	92	70-130
PCB-48	AveID	0.9454	0.8334		44.1	50.0	88	70-130
PCB-104	AveID	1.393	1.303		46.8	50.0	94	70-130
PCB-44	AveID	1.032	0.8938		130	150	87	70-130
PCB-44/47/65	AveID	1.032	0.8938		130	150	87	70-130
PCB-47	AveID	1.032	0.8938		130	150	87	70-130
PCB-65	AveID	1.032	0.8938		130	150	87	70-130
PCB-38	AveID	1.318	1.164		44.2	50.0	88	70-130
PCB-59	AveID	1.361	1.171		129	150	86	70-130
PCB-59/62/75	AveID	1.361	1.171		129	150	86	70-130
PCB-62	AveID	1.361	1.171		129	150	86	70-130
PCB-75	AveID	1.361	1.171		129	150	86	70-130
PCB-96	AveID	1.227	1.130		46.1	50.0	92	70-130
PCB-42	AveID	0.8670	0.7704		44.4	50.0	89	70-130
PCB-35	AveID	1.217	1.165		47.9	50.0	96	70-130
PCB-40	AveID	0.9179	0.8153		133	150	89	70-130
PCB-40/41/71	AveID	0.9179	0.8153		133	150	89	70-130
PCB-41	AveID	0.9179	0.8153		133	150	89	70-130
PCB-71	AveID	0.9179	0.8153		133	150	89	70-130
PCB-37	AveID	1.288	1.189		46.2	50.0	92	70-130
PCB-64	AveID	1.416	1.244		43.9	50.0	88	70-130
PCB-72	AveID	1.316	1.182		44.9	50.0	90	70-130
PCB-103	AveID	1.033	0.9731		47.1	50.0	94	70-130
PCB-68	AveID	1.478	1.315		44.5	50.0	89	70-130
PCB-94	AveID	0.9036	0.8646		47.8	50.0	96	70-130
PCB-57	AveID	1.282	1.141		44.5	50.0	89	70-130
PCB-95	AveID	0.9620	0.9146		47.5	50.0	95	70-130

FORM VII
HI-RES PCBS CONTINUING CALIBRATION DATA

Lab Name: Eurofins TestAmerica, Knoxville Job No.: 580-88125-2

SDG No.:

Lab Sample ID: WDMCCV 140-33110/1 Calibration Date: 08/28/2019 22:15

Instrument ID: D3D Calib Start Date: 08/21/2019 13:37

GC Column: SPB-Octyl ID: 0.25(mm) Calib End Date: 08/21/2019 19:05

Lab File ID: d4190828s2.d Conc. Units: pg/uL

ANALYTE	CURVE TYPE	AVE RRF	RRF	MIN RRF	CALC AMOUNT	SPIKE AMOUNT	%REC	%REC LIMITS
PCB-58	AveID	1.321	1.181		44.7	50.0	89	70-130
PCB-100	AveID	0.9806	0.8949		91.3	100	91	70-130
PCB-93	AveID	0.9806	0.8949		91.3	100	91	70-130
PCB-93/100	AveID	0.9806	0.8949		91.3	100	91	70-130
PCB-67	AveID	1.394	1.223		43.9	50.0	88	70-130
PCB-102	AveID	0.9888	0.9267		93.7	100	94	70-130
PCB-98	AveID	0.9888	0.9267		93.7	100	94	70-130
PCB-98/102	AveID	0.9888	0.9267		93.7	100	94	70-130
PCB-63	AveID	1.468	1.290		43.9	50.0	88	70-130
PCB-61	AveID	1.357	1.178		174	200	87	70-130
PCB-61/70/74/76	AveID	1.357	1.178		174	200	87	70-130
PCB-70	AveID	1.357	1.178		174	200	87	70-130
PCB-74	AveID	1.357	1.178		174	200	87	70-130
PCB-76	AveID	1.357	1.178		174	200	87	70-130
PCB-88	AveID	1.005	0.9209		91.6	100	92	70-130
PCB-88/91	AveID	1.005	0.9209		91.6	100	92	70-130
PCB-91	AveID	1.005	0.9209		91.6	100	92	70-130
PCB-84	AveID	0.8601	0.7787		45.3	50.0	91	70-130
PCB-66	AveID	1.280	1.121		43.8	50.0	88	70-130
PCB-55	AveID	1.295	1.149		44.4	50.0	89	70-130
PCB-89	AveID	0.8936	0.8494		47.5	50.0	95	70-130
PCB-56	AveID	1.267	1.119		44.2	50.0	88	70-130
PCB-121	AveID	1.397	1.298		46.4	50.0	93	70-130
PCB-60	AveID	1.329	1.168		44.0	50.0	88	70-130
PCB-92	AveID	0.9532	0.8973		47.1	50.0	94	70-130
PCB-80	AveID	1.469	1.298		44.2	50.0	88	70-130
PCB-155	AveID	1.303	1.193		45.8	50.0	92	70-130
PCB-152	AveID	1.256	1.123		44.7	50.0	89	70-130
PCB-101	AveID	1.137	1.053		139	150	93	70-130
PCB-113	AveID	1.137	1.053		139	150	93	70-130
PCB-90	AveID	1.137	1.053		139	150	93	70-130
PCB-90/101/113	AveID	1.137	1.053		139	150	93	70-130
PCB-150	AveID	1.237	1.143		46.2	50.0	92	70-130
PCB-136	AveID	1.156	1.049		45.4	50.0	91	70-130
PCB-83	AveID	0.9393	0.8932		95.1	100	95	70-130
PCB-83/99	AveID	0.9393	0.8932		95.1	100	95	70-130
PCB-99	AveID	0.9393	0.8932		95.1	100	95	70-130
PCB-112	AveID	1.367	1.292		47.2	50.0	94	70-130
PCB-145	AveID	1.191	1.092		45.9	50.0	92	70-130
PCB-109	AveID	1.196	1.079		271	300	90	70-130
PCB-119	AveID	1.196	1.079		271	300	90	70-130

FORM VII
HI-RES PCBS CONTINUING CALIBRATION DATA

Lab Name: Eurofins TestAmerica, Knoxville Job No.: 580-88125-2

SDG No.:

Lab Sample ID: WDMCCV 140-33110/1 Calibration Date: 08/28/2019 22:15

Instrument ID: D3D Calib Start Date: 08/21/2019 13:37

GC Column: SPB-Octyl ID: 0.25(mm) Calib End Date: 08/21/2019 19:05

Lab File ID: d4190828s2.d Conc. Units: pg/uL

ANALYTE	CURVE TYPE	AVE RRF	RRF	MIN RRF	CALC AMOUNT	SPIKE AMOUNT	%REC	%REC LIMITS
PCB-125	AveID	1.196	1.079		271	300	90	70-130
PCB-79	AveID	1.542	1.373		44.5	50.0	89	70-130
PCB-86	AveID	1.196	1.079		271	300	90	70-130
PCB-86/87/97/109/119/125	AveID	1.196	1.079		271	300	90	70-130
PCB-87	AveID	1.196	1.079		271	300	90	70-130
PCB-97	AveID	1.196	1.079		271	300	90	70-130
PCB-78	AveID	1.315	1.148		43.7	50.0	87	70-130
PCB-116	AveID	1.213	1.125		139	150	93	70-130
PCB-117	AveID	1.213	1.125		139	150	93	70-130
PCB-85	AveID	1.213	1.125		139	150	93	70-130
PCB-85/116/117	AveID	1.213	1.125		139	150	93	70-130
PCB-110	AveID	1.351	1.255		92.9	100	93	70-130
PCB-110/115	AveID	1.351	1.255		92.9	100	93	70-130
PCB-115	AveID	1.351	1.255		92.9	100	93	70-130
PCB-81	AveID	1.321	1.228		46.5	50.0	93	70-130
PCB-82	AveID	0.8675	0.8190		47.2	50.0	94	70-130
PCB-148	AveID	0.8982	0.8141		45.3	50.0	91	70-130
PCB-77	AveID	1.331	1.233		46.3	50.0	93	70-130
PCB-111	AveID	1.426	1.397		49.0	50.0	98	70-130
PCB-135	AveID	0.8691	0.8198		94.3	100	94	70-130
PCB-135/151	AveID	0.8691	0.8198		94.3	100	94	70-130
PCB-151	AveID	0.8691	0.8198		94.3	100	94	70-130
PCB-120	AveID	1.491	1.445		48.5	50.0	97	70-130
PCB-154	AveID	1.018	0.9478		46.6	50.0	93	70-130
PCB-144	AveID	0.9185	0.8740		47.6	50.0	95	70-130
PCB-147	AveID	0.9747	0.8966		92.0	100	92	70-130
PCB-147/149	AveID	0.9747	0.8966		92.0	100	92	70-130
PCB-149	AveID	0.9747	0.8966		92.0	100	92	70-130
PCB-134	AveID	0.8518	0.7476		87.8	100	88	70-130
PCB-134/143	AveID	0.8518	0.7476		87.8	100	88	70-130
PCB-143	AveID	0.8518	0.7476		87.8	100	88	70-130
PCB-108	AveID	1.255	1.126		89.8	100	90	70-130
PCB-108/124	AveID	1.255	1.126		89.8	100	90	70-130
PCB-124	AveID	1.255	1.126		89.8	100	90	70-130
PCB-139	AveID	1.000	0.8546		85.5	100	86	70-130
PCB-139/140	AveID	1.000	0.8546		85.5	100	86	70-130
PCB-140	AveID	1.000	0.8546		85.5	100	86	70-130
PCB-107	AveID	1.358	1.242		45.7	50.0	91	70-130
PCB-131	AveID	0.8584	0.7277		42.4	50.0	85	70-130
PCB-123	AveID	1.341	1.260		47.0	50.0	94	70-130
PCB-106	AveID	1.275	1.161		45.5	50.0	91	70-130

FORM VII
HI-RES PCBS CONTINUING CALIBRATION DATA

Lab Name: Eurofins TestAmerica, Knoxville Job No.: 580-88125-2

SDG No.:

Lab Sample ID: WDMCCV 140-33110/1 Calibration Date: 08/28/2019 22:15

Instrument ID: D3D Calib Start Date: 08/21/2019 13:37

GC Column: SPB-Octyl ID: 0.25(mm) Calib End Date: 08/21/2019 19:05

Lab File ID: d4190828s2.d Conc. Units: pg/uL

ANALYTE	CURVE TYPE	AVE RRF	RRF	MIN RRF	CALC AMOUNT	SPIKE AMOUNT	%REC	%REC LIMITS
PCB-142	AveID	0.8597	0.7547		43.9	50.0	88	70-130
PCB-118	AveID	1.289	1.189		46.1	50.0	92	70-130
PCB-132	AveID	0.8801	0.7590		43.1	50.0	86	70-130
PCB-122	AveID	1.161	1.073		46.2	50.0	92	70-130
PCB-114	AveID	1.405	1.293		46.0	50.0	92	70-130
PCB-188	AveID	1.250	1.188		47.5	50.0	95	70-130
PCB-133	AveID	0.9064	0.7912		43.6	50.0	87	70-130
PCB-179	AveID	1.415	1.355		47.9	50.0	96	70-130
PCB-165	AveID	1.121	0.9915		44.2	50.0	88	70-130
PCB-105	AveID	1.289	1.171		45.4	50.0	91	70-130
PCB-146	AveID	1.008	0.8667		43.0	50.0	86	70-130
PCB-161	AveID	1.337	1.112		41.6	50.0	83	70-130
PCB-184	AveID	1.419	1.305		46.0	50.0	92	70-130
PCB-176	AveID	1.521	1.474		48.5	50.0	97	70-130
PCB-153	AveID	1.221	1.052		86.2	100	86	70-130
PCB-153/168	AveID	1.221	1.052		86.2	100	86	70-130
PCB-168	AveID	1.221	1.052		86.2	100	86	70-130
PCB-141	AveID	0.9608	0.8225		42.8	50.0	86	70-130
PCB-186	AveID	1.435	1.379		48.1	50.0	96	70-130
PCB-130	AveID	0.8274	0.7218		43.6	50.0	87	70-130
PCB-127	AveID	1.284	1.188		46.2	50.0	92	70-130
PCB-137	AveID	1.058	0.8865		41.9	50.0	84	70-130
PCB-164	AveID	1.253	1.094		43.7	50.0	87	70-130
PCB-129	AveID	1.084	0.9298		172	200	86	70-130
PCB-129/138/160/163	AveID	1.084	0.9298		172	200	86	70-130
PCB-138	AveID	1.084	0.9298		172	200	86	70-130
PCB-160	AveID	1.084	0.9298		172	200	86	70-130
PCB-163	AveID	1.084	0.9298		172	200	86	70-130
PCB-158	AveID	1.386	1.202		43.4	50.0	87	70-130
PCB-178	AveID	1.023	0.9893		48.4	50.0	97	70-130
PCB-175	AveID	1.069	1.024		47.9	50.0	96	70-130
PCB-126	AveID	1.342	1.219		45.4	50.0	91	70-130
PCB-128	AveID	1.116	0.9918		88.8	100	89	70-130
PCB-128/166	AveID	1.116	0.9918		88.8	100	89	70-130
PCB-166	AveID	1.116	0.9918		88.8	100	89	70-130
PCB-187	AveID	1.111	1.093		49.2	50.0	98	70-130
PCB-182	AveID	1.148	1.121		48.8	50.0	98	70-130
PCB-183	AveID	1.137	1.093		96.1	100	96	70-130
PCB-183/185	AveID	1.137	1.093		96.1	100	96	70-130
PCB-185	AveID	1.137	1.093		96.1	100	96	70-130
PCB-174	AveID	0.9547	0.9393		49.2	50.0	98	70-130

FORM VII
HI-RES PCBS CONTINUING CALIBRATION DATA

Lab Name: Eurofins TestAmerica, Knoxville Job No.: 580-88125-2

SDG No.:

Lab Sample ID: WDMCCV 140-33110/1 Calibration Date: 08/28/2019 22:15

Instrument ID: D3D Calib Start Date: 08/21/2019 13:37

GC Column: SPB-Octyl ID: 0.25(mm) Calib End Date: 08/21/2019 19:05

Lab File ID: d4190828s2.d Conc. Units: pg/uL

ANALYTE	CURVE TYPE	AVE RRF	RRF	MIN RRF	CALC AMOUNT	SPIKE AMOUNT	%REC	%REC LIMITS
PCB-159	AveID	1.318	1.144		43.4	50.0	87	70-130
PCB-162	AveID	1.362	1.197		43.9	50.0	88	70-130
PCB-177	AveID	0.9426	0.9214		48.9	50.0	98	70-130
PCB-202	AveID	1.053	0.9694		46.0	50.0	92	70-130
PCB-167	AveID	1.336	1.223		45.8	50.0	92	70-130
PCB-181	AveID	1.107	1.092		49.3	50.0	99	70-130
PCB-171	AveID	0.9603	0.9475		98.7	100	99	70-130
PCB-171/173	AveID	0.9603	0.9475		98.7	100	99	70-130
PCB-173	AveID	0.9603	0.9475		98.7	100	99	70-130
PCB-201	AveID	1.186	1.102		46.5	50.0	93	70-130
PCB-156	AveID	1.276	1.174		92.0	100	92	70-130
PCB-156/157	AveID	1.276	1.174		92.0	100	92	70-130
PCB-157	AveID	1.276	1.174		92.0	100	92	70-130
PCB-204	AveID	1.101	1.033		46.9	50.0	94	70-130
PCB-197	AveID	1.205	1.132		47.0	50.0	94	70-130
PCB-200	AveID	1.126	1.044		46.3	50.0	93	70-130
PCB-172	AveID	0.9918	0.9779		49.3	50.0	99	70-130
PCB-192	AveID	1.290	1.325		51.4	50.0	103	70-130
PCB-180	AveID	1.229	1.245		101	100	101	70-130
PCB-180/193	AveID	1.229	1.245		101	100	101	70-130
PCB-193	AveID	1.229	1.245		101	100	101	70-130
PCB-191	AveID	1.385	1.414		51.0	50.0	102	70-130
PCB-170	AveID	1.270	1.296		51.0	50.0	102	70-130
PCB-190	AveID	1.377	1.407		51.1	50.0	102	70-130
PCB-169	AveID	1.283	1.167		45.5	50.0	91	70-130
PCB-198	AveID	0.8183	0.7736		94.5	100	95	70-130
PCB-198/199	AveID	0.8183	0.7736		94.5	100	95	70-130
PCB-199	AveID	0.8183	0.7736		94.5	100	95	70-130
PCB-196	AveID	0.8748	0.8270		47.3	50.0	95	70-130
PCB-203	AveID	0.9219	0.8570		46.5	50.0	93	70-130
PCB-208	AveID	1.157	1.058		45.8	50.0	92	70-130
PCB-195	AveID	0.7839	0.7910		50.5	50.0	101	70-130
PCB-189	AveID	1.280	1.195		46.7	50.0	93	70-130
PCB-207	AveID	1.396	1.273		45.6	50.0	91	70-130
PCB-194	AveID	0.9282	0.8830		47.6	50.0	95	70-130
PCB-205	AveID	1.234	1.134		45.9	50.0	92	70-130
PCB-206	AveID	1.193	1.088		45.6	50.0	91	70-130
PCB-209	AveID	1.246	1.175		47.2	50.0	94	70-130
PCB-1L	Ave	1.314	1.338		102	100	102	50-150
PCB-3L	Ave	1.362	1.388		102	100	102	50-150
PCB-4L	Ave	0.5996	0.5976		99.7	100	100	50-150

FORM VII
HI-RES PCBS CONTINUING CALIBRATION DATA

Lab Name: Eurofins TestAmerica, Knoxville Job No.: 580-88125-2

SDG No.:

Lab Sample ID: WDMCCV 140-33110/1 Calibration Date: 08/28/2019 22:15

Instrument ID: D3D Calib Start Date: 08/21/2019 13:37

GC Column: SPB-Octyl ID: 0.25(mm) Calib End Date: 08/21/2019 19:05

Lab File ID: d4190828s2.d Conc. Units: pg/uL

ANALYTE	CURVE TYPE	AVE RRF	RRF	MIN RRF	CALC AMOUNT	SPIKE AMOUNT	%REC	%REC LIMITS
PCB-19L	Ave	0.6095	0.6034		99.0	100	99	50-150
PCB-15L	Ave	1.028	1.063		103	100	103	50-150
PCB-54L	Ave	0.6515	0.7468		115	100	115	50-150
PCB-104L	Ave	1.116	1.210		108	100	108	50-150
PCB-37L	Ave	0.9024	0.9378		104	100	104	50-150
PCB-155L	Ave	0.9499	1.090		115	100	115	50-150
PCB-81L	Ave	1.233	1.299		105	100	105	50-150
PCB-77L	Ave	1.252	1.383		110	100	110	50-150
PCB-123L	Ave	0.9909	0.9831		99.2	100	99	50-150
PCB-118L	Ave	1.026	1.052		103	100	103	50-150
PCB-114L	Ave	1.003	1.001		99.8	100	100	50-150
PCB-188L	Ave	1.316	1.267		96.3	100	96	50-150
PCB-105L	Ave	1.001	1.013		101	100	101	50-150
PCB-126L	Ave	0.9020	0.9767		108	100	108	50-150
PCB-202L	Ave	1.006	1.016		101	100	101	50-150
PCB-167L	Ave	1.254	1.286		103	100	103	50-150
PCB-156L	Ave	1.229	1.262		205	200	103	50-150
PCB-156L/157L	Ave	1.229	1.262		205	200	103	50-150
PCB-157L	Ave	1.229	1.262		205	200	103	50-150
PCB-170L	Ave	0.8357	0.7963		95.3	100	95	50-150
PCB-169L	Ave	1.088	1.258		116	100	116	50-150
PCB-208L	Ave	1.138	1.097		96.4	100	96	50-150
PCB-189L	Ave	1.467	1.461		99.6	100	100	50-150
PCB-205L	Ave	1.287	1.211		94.2	100	94	50-150
PCB-206L	Ave	0.8938	0.8200		91.7	100	92	50-150
PCB-209L	Ave	0.9809	0.8540		87.1	100	87	50-150
PCB-8L	AveID	1.309	1.158		44.3	50.0	89	50-150
PCB-28L	Ave	1.098	1.038		47.3	50.0	95	60-130
PCB-95L	AveID	0.7770	0.7210		46.4	50.0	93	50-150
PCB-79L	AveID	1.124	1.025		45.6	50.0	91	50-150
PCB-111L	Ave	1.218	1.324		54.3	50.0	109	60-130
PCB-153L	AveID	0.9597	0.8097		42.2	50.0	84	50-150
PCB-178L	Ave	0.9222	0.9251		50.2	50.0	100	60-130

Resolution Check Report (DFS SN: 343)

eurofins | Environment Testing TestAmerica

Date:	28 Aug 2019 21:40
MID Experiment:	ResCheck_pcb
Target Resolution:	10000
Resolution Warning :	9500
Resolution Error :	9000
Reference:	FC43KnxPCB.lua
Status:	RESOLUTION PASSED

Segment 1

Lock mass 168.9883 [m/z] Resolution: 12602 [5%height]

Cali. mass 263.9866 [m/z] Resolution: 11277 [5%height]

Ref. mass 213.9897 [m/z] Resolution: 11495 [5%height]

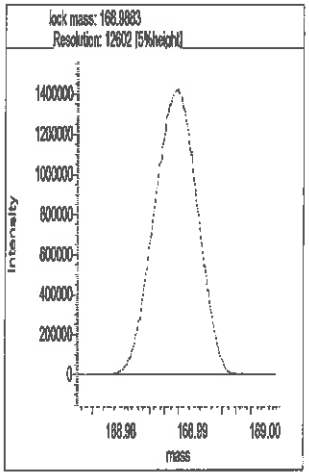

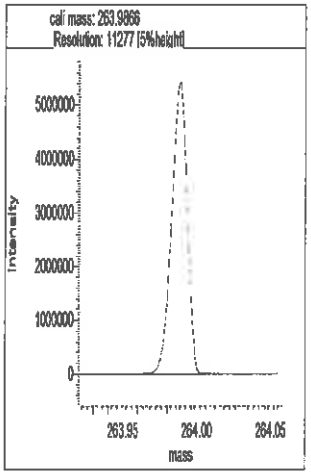

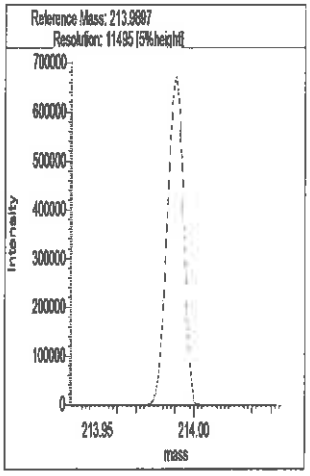

Segment 2

Lock mass 263.9866 [m/z] Resolution: 12258 [5%height]

Cali. mass 375.9802 [m/z] Resolution: 11631 [5%height]

Ref. mass 313.9834 [m/z] Resolution: 11331 [5%height]

Ref. mass 313.9834 [m/z] Resolution: 11339 [5%height]

-190828s1b

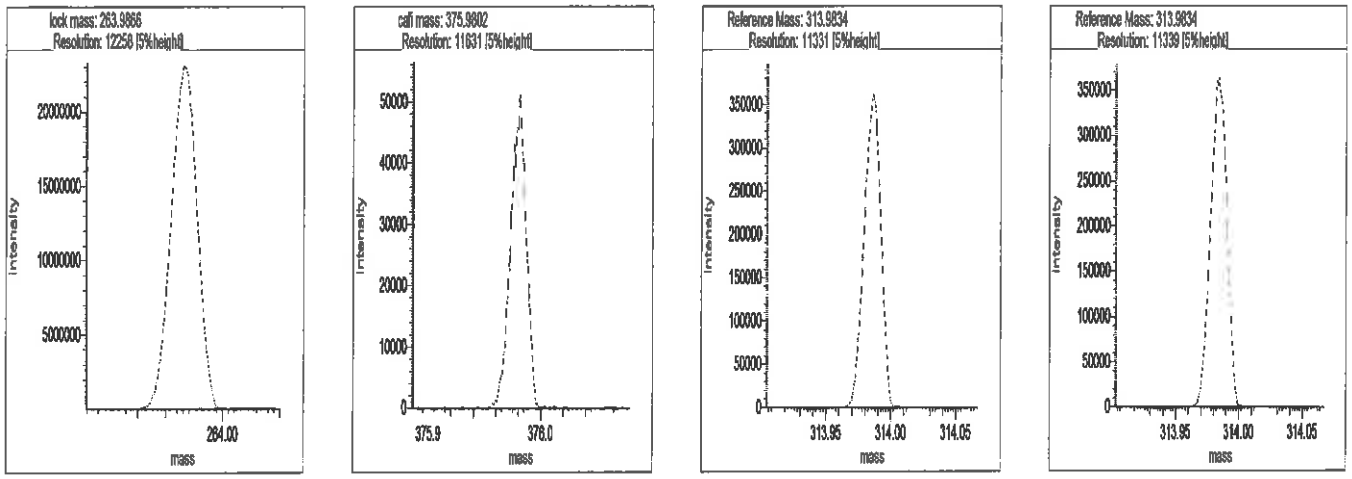

Segment 3

Lock mass 313.9834 [m/z] Resolution: 12165 [5%height]

Cali. mass 413.9770 [m/z] Resolution: 11137 [5%height]

Ref. mass 375.9802 [m/z] Resolution: 11415 [5%height]

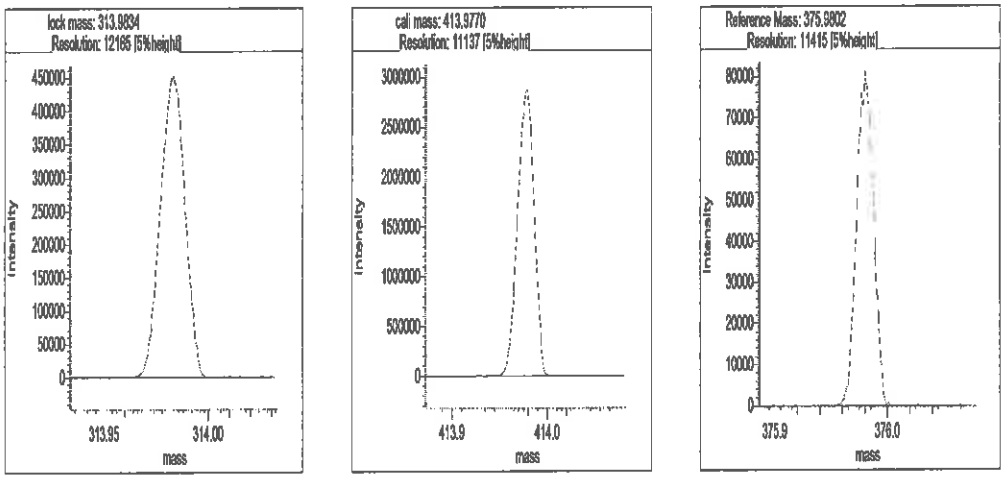

Segment 4

Lock mass 413.9775 [m/z] Resolution: 12487 [5%height]

Cali. mass 501.9706 [m/z] Resolution: 11427 [5%height]

Ref. mass 463.9738 [m/z] Resolution: 11588 [5%height]

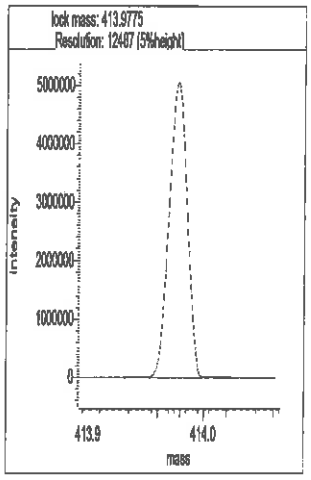
lock mass: 413.9775
Resolution: 12487 [5%height]
Intensity
5000000
4000000
3000000
2000000
1000000
0
413.9
414.0
mass

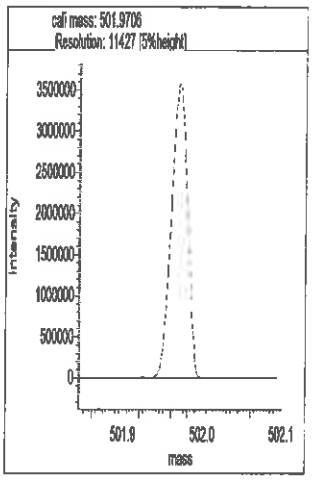
cal mass: 501.9706
Resolution: 11427 [5%height]
Intensity
3500000
3000000
2500000
2000000
1500000
1000000
500000
0
501.9
502.0
502.1
mass

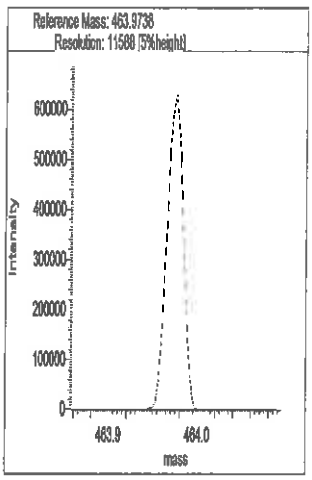
Reference Mass: 463.9738
Resolution: 11588 [5%height]
Intensity
600000
500000
400000
300000
200000
100000
0
463.9
464.0
mass

```
Reports
21:49:54:  Peak matching procedure started
21:49:55:
21:49:55:  Reference mass: 168.98827
21:49:56:  Sample mass: 214.0
21:49:56:
21:49:57:  Finding reference mass
21:49:58:  Finding sample mass
21:49:58:
21:50:04:  [1]    213.9890 amu, mean: 213.9890
21:50:07:  [2]    213.9888 amu, mean: 213.9889      SD: 0.11 mmu or: 0.51 ppm
21:50:10:  [3]    213.9891 amu, mean: 213.9890      SD: 0.13 mmu or: 0.59 ppm
21:50:13:  [4]    213.9891 amu, mean: 213.9890      SD: 0.11 mmu or: 0.53 ppm
21:50:14:
21:50:14:  Stop requested. Please wait for procedure to finish.
21:50:14:
21:50:17:
21:50:17:  Peakmatching stopped
```

Signature LKM 8-28-19

Reports

```
21:50:57:  Peak matching procedure started
21:50:57:
21:50:58:  Reference mass: 213.98975
21:50:58:  Sample mass: 264.0
21:50:59:
21:50:59:  Finding reference mass
21:51:00:  Finding sample mass
21:51:01:
21:51:07:  [1]    263.9858 amu, mean: 263.9858
21:51:10:  [2]    263.9859 amu, mean: 263.9859      SD: 0.09 mmu or: 0.34 ppm
21:51:13:  [3]    263.9860 amu, mean: 263.9859      SD: 0.10 mmu or: 0.38 ppm
21:51:16:  [4]    263.9859 amu, mean: 263.9859      SD: 0.08 mmu or: 0.31 ppm
21:51:16:
21:51:16:  Stop requested. Please wait for procedure to finish.
21:51:16:
21:51:19:
21:51:19:  Peakmatching stopped
```

Signature LKM 6-28-19

Reports

```
21:51:57:  Peak matching procedure started
21:51:57:
21:51:58:  Reference mass: 263.98656
21:51:58:  Sample mass: 314.0
21:51:59:
21:51:59:  Finding reference mass
21:52:00:  Finding sample mass
21:52:01:
21:52:07:  [1]   313.9822 amu, mean: 313.9822
21:52:10:  [2]   313.9824 amu, mean: 313.9823     SD: 0.14 mmu or: 0.44 ppm
21:52:13:  [3]   313.9826 amu, mean: 313.9824     SD: 0.20 mmu or: 0.63 ppm
21:52:16:  [4]   313.9819 amu, mean: 313.9823     SD: 0.31 mmu or: 0.98 ppm
21:52:17:
21:52:17:  Stop requested. Please wait for procedure to finish.
21:52:17:
21:52:20:
21:52:20:  Peakmatching stopped
```

Signature Lkm 8-28-19

Reports

```
21:53:03:  Peak matching procedure started
21:53:03:
21:53:04:  Reference mass: 313.98336
21:53:04:  Sample mass: 376.0
21:53:05:
21:53:05:  Finding reference mass
21:53:06:  Finding sample mass
21:53:07:
21:53:12:  [1]    375.9789 amu, mean: 375.9789
21:53:15:  [2]    375.9790 amu, mean: 375.9789     SD: 0.10 mmu or: 0.27 ppm
21:53:19:  [3]    375.9782 amu, mean: 375.9787     SD: 0.42 mmu or: 1.12 ppm
21:53:22:  [4]    375.9787 amu, mean: 375.9787     SD: 0.35 mmu or: 0.92 ppm
21:53:22:
21:53:22:  Stop requested. Please wait for procedure to finish.
21:53:22:
21:53:25:
21:53:26:  Peakmatching stopped
```

Signature LKM 8-28-19

Reports
21:53:03: Peak matching procedure started
21:53:03:
21:53:04: Reference mass: 313.98336
21:53:04: Sample mass: 376.0
21:53:05:
21:53:05: Finding reference mass
21:53:06: Finding sample mass
21:53:07:
21:53:12: [1] 375.9789 amu, mean: 375.9789
21:53:15: [2] 375.9790 amu, mean: 375.9789 SD: 0.10 mmu or: 0.27 ppm
21:53:19: [3] 375.9782 amu, mean: 375.9787 SD: 0.42 mmu or: 1.12 ppm
21:53:22: [4] 375.9787 amu, mean: 375.9787 SD: 0.35 mmu or: 0.92 ppm
21:53:22:
21:53:22: Stop requested. Please wait for procedure to finish.
21:53:22:
21:53:25:
21:53:26: Peakmatching stopped

Signature Lkm 8-28-19

Reports

```
21:54:15:  Peak matching procedure started
21:54:16:
21:54:16:  Reference mass: 375.98017
21:54:17:  Sample mass: 414.0
21:54:17:
21:54:18:  Finding reference mass
21:54:19:  Finding sample mass
21:54:19:
21:54:25:  [1]    413.9762 amu, mean: 413.9762
21:54:28:  [2]    413.9755 amu, mean: 413.9759      SD: 0.45 mmu or: 1.09 ppm
21:54:31:  [3]    413.9761 amu, mean: 413.9759      SD: 0.34 mmu or: 0.83 ppm
21:54:35:  [4]    413.9756 amu, mean: 413.9758      SD: 0.33 mmu or: 0.80 ppm
21:54:35:
21:54:35:  Stop requested. Please wait for procedure to finish.
21:54:35:
21:54:38:
21:54:38:  Peakmatching stopped
```

Signature 8-28-19

Reports

```
21:55:20:  Peak matching procedure started
21:55:20:
21:55:21:  Reference mass: 413.97698
21:55:21:  Sample mass: 464.0
21:55:22:
21:55:22:  Finding reference mass
21:55:23:  Finding sample mass
21:55:24:
21:55:30:  [1]    463.9726 amu, mean: 463.9726
21:55:33:  [2]    463.9729 amu, mean: 463.9728      SD: 0.22 mmu or: 0.48 ppm
21:55:36:  [3]    463.9728 amu, mean: 463.9728      SD: 0.16 mmu or: 0.34 ppm
21:55:39:  [4]    463.9726 amu, mean: 463.9727      SD: 0.16 mmu or: 0.35 ppm
21:55:39:
21:55:39:  Stop requested. Please wait for procedure to finish.
21:55:39:
21:55:42:
21:55:42:  Peakmatching stopped
```

Signature 8-28-19

Reports

```
21:56:20:  Peak matching procedure started
21:56:20:
21:56:21:  Reference mass: 463.97378
21:56:21:  Sample mass: 502.0
21:56:22:
21:56:22:  Finding reference mass
21:56:23:  Finding sample mass
21:56:24:
21:56:29:  [1]    501.9706 amu, mean: 501.9706
21:56:32:  [2]    501.9701 amu, mean: 501.9703     SD: 0.32 mmu or: 0.63 ppm
21:56:35:  [3]    501.9697 amu, mean: 501.9701     SD: 0.45 mmu or: 0.89 ppm
21:56:39:  [4]    501.9698 amu, mean: 501.9701     SD: 0.39 mmu or: 0.78 ppm
21:56:40:
21:56:40:  Stop requested. Please wait for procedure to finish.
21:56:40:
21:56:42:  [5]    501.9702 amu, mean: 501.9701     SD: 0.34 mmu or: 0.68 ppm
21:56:43:
21:56:44:  Peakmatching stopped
```

Signature 8-28-19

Resolution Check Report (DFS SN: 343)

eurofins | Environment Testing TestAmerica

Date:	29 Aug 2019 08:45
MID Experiment:	ResCheck_pcb
Target Resolution:	10000
Resolution Warning :	9500
Resolution Error :	9000
Reference:	FC43KnxPCB.lua
Status:	RESOLUTION PASSED

_190828s2b

Segment 1

Lock mass 168.9883 [m/z] Resolution: 12333 [5%height]

Cali. mass 263.9866 [m/z] Resolution: 11903 [5%height]

Ref. mass 213.9897 [m/z] Resolution: 12142 [5%height]

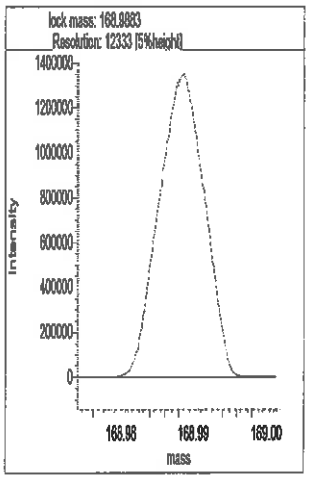

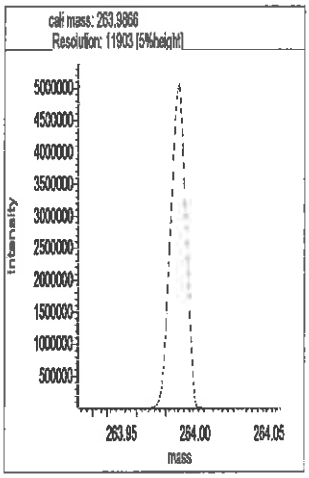

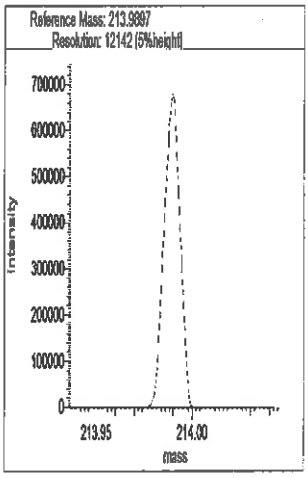

Segment 2

Lock mass 263.9866 [m/z] Resolution: 12534 [5%height]

Cali. mass 375.9802 [m/z] Resolution: 11861 [5%height]

Ref. mass 313.9834 [m/z] Resolution: 12205 [5%height]

Ref. mass 313.9834 [m/z] Resolution: 12130 [5%height]

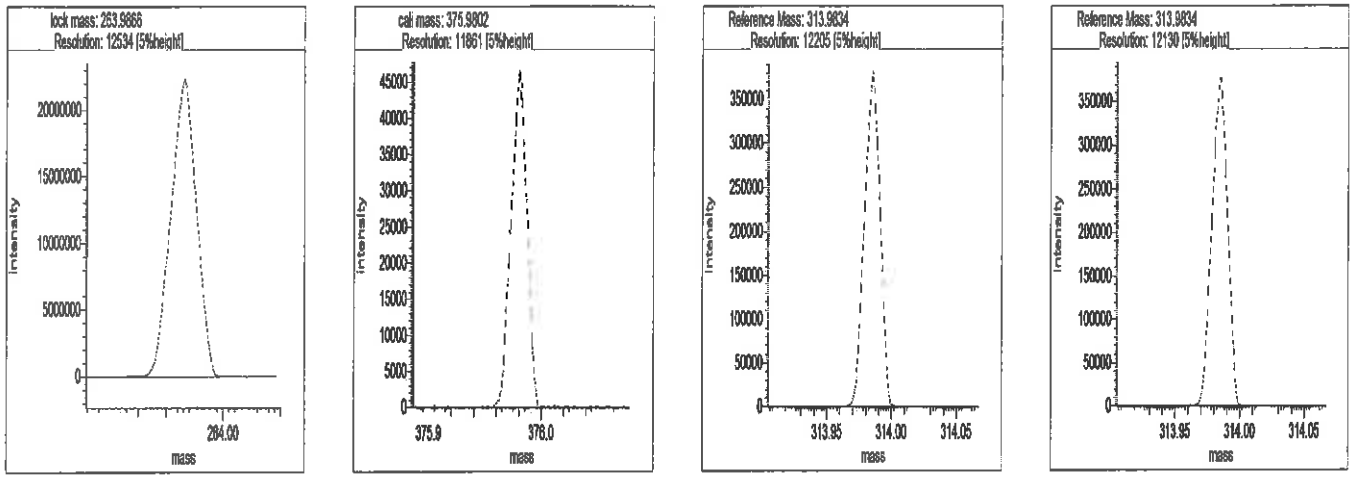

Segment 3

Lock mass 313.9834 [m/z] Resolution: 12075 [5%height]

Cali. mass 413.9770 [m/z] Resolution: 11912 [5%height]

Ref. mass 375.9802 [m/z] Resolution: 12072 [5%height]

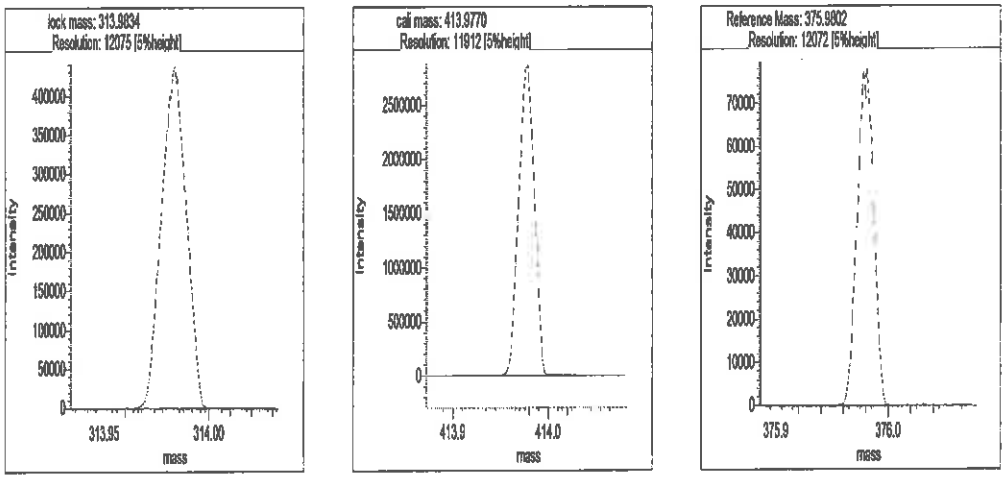

Segment 4

Lock mass 413.9775 [m/z] Resolution: 12350 [5%height]

Cali. mass 501.9706 [m/z] Resolution: 12200 [5%height]

Ref. mass 463.9738 [m/z] Resolution: 12235 [5%height]

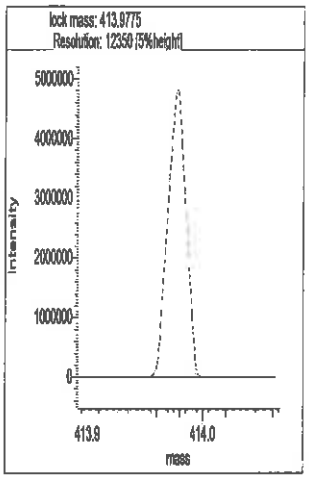
lock mass: 413.9775
Resolution: 12350 [5%height]
Intensity
5000000
4000000
3000000
2000000
1000000
0
413.9
414.0
mass

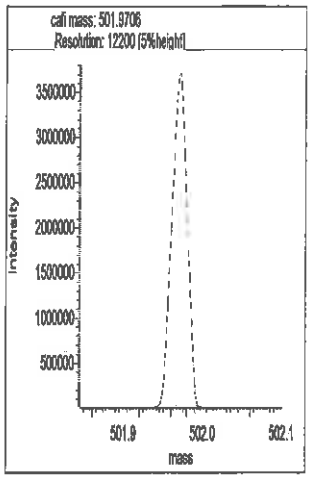
cali mass: 501.9706
Resolution: 12200 [5%height]
Intensity
3500000
3000000
2500000
2000000
1500000
1000000
500000
501.9
502.0
mass


Reference Mass: 463.9738
Resolution: 12235 [5%height]
Intensity
600000
500000
400000
300000
200000
100000
0
463.9
464.0
mass

Reports
08:54:53: Peak matching procedure started
08:54:53:
08:54:54: Reference mass: 168.98827
08:54:54: Sample mass: 214.0
08:54:55:
08:54:55: Finding reference mass
08:54:56: Finding sample mass
08:54:57:
08:55:03: [1] 213.9892 amu, mean: 213.9892
08:55:06: [2] 213.9895 amu, mean: 213.9894 SD: 0.21 mmu or: 0.98 ppm
08:55:09: [3] 213.9895 amu, mean: 213.9894 SD: 0.17 mmu or: 0.81 ppm
08:55:12: [4] 213.9895 amu, mean: 213.9895 SD: 0.15 mmu or: 0.70 ppm
08:55:12:
08:55:12: Stop requested. Please wait for procedure to finish.
08:55:12:

Signature MS D 8/29/19

Reports
08:55:41: Peak matching procedure started
08:55:42:
08:55:42: Reference mass: 213.98975
08:55:43: Sample mass: 264.0
08:55:43:
08:55:44: Finding reference mass
08:55:45: Finding sample mass
08:55:45:
08:55:51: [1] 263.9864 amu, mean: 263.9864
08:55:54: [2] 263.9862 amu, mean: 263.9863 SD: 0.14 mmu or: 0.53 ppm
08:55:57: [3] 263.9861 amu, mean: 263.9862 SD: 0.16 mmu or: 0.59 ppm
08:56:00: [4] 263.9862 amu, mean: 263.9862 SD: 0.13 mmu or: 0.48 ppm
08:56:01:
08:56:01: Stop requested. Please wait for procedure to finish.
08:56:01:

Signature MH 8/29/19

Reports
08:56:35: Peak matching procedure started
08:56:36:
08:56:36: Reference mass: 263.98656
08:56:37: Sample mass: 314.0
08:56:37:
08:56:38: Finding reference mass
08:56:39: Finding sample mass
08:56:39:
08:56:45: [1] 313.9831 amu, mean: 313.9831
08:56:48: [2] 313.9832 amu, mean: 313.9832 SD: 0.07 mmu or: 0.23 ppm
08:56:51: [3] 313.9831 amu, mean: 313.9831 SD: 0.08 mmu or: 0.24 ppm
08:56:55: [4] 313.9829 amu, mean: 313.9831 SD: 0.15 mmu or: 0.49 ppm
08:56:55:
08:56:55: Stop requested. Please wait for procedure to finish.
08:56:55:

Signature MD 8/29/19

Reports
08:57:24: Peak matching procedure started
08:57:24:
08:57:25: Reference mass: 313.98336
08:57:25: Sample mass: 376.0
08:57:26:
08:57:26: Finding reference mass
08:57:27: Finding sample mass
08:57:28:
08:57:33: [1] 375.9797 amu, mean: 375.9797
08:57:37: [2] 375.9800 amu, mean: 375.9799 SD: 0.21 mmu or: 0.56 ppm
08:57:40: [3] 375.9801 amu, mean: 375.9800 SD: 0.20 mmu or: 0.53 ppm
08:57:43: [4] 375.9802 amu, mean: 375.9800 SD: 0.20 mmu or: 0.52 ppm
08:57:43:
08:57:43: Stop requested. Please wait for procedure to finish.
08:57:43:

Signature MH ID 8/29/19

```
Reports
08:57:24:  Peak matching procedure started
08:57:24:
08:57:25:  Reference mass: 313.98336
08:57:25:  Sample mass: 376.0
08:57:26:
08:57:26:  Finding reference mass
08:57:27:  Finding sample mass
08:57:28:
08:57:33:  [1]    375.9797 amu, mean: 375.9797
08:57:37:  [2]    375.9800 amu, mean: 375.9799     SD: 0.21 mmu or: 0.56 ppm
08:57:40:  [3]    375.9801 amu, mean: 375.9800     SD: 0.20 mmu or: 0.53 ppm
08:57:43:  [4]    375.9802 amu, mean: 375.9800     SD: 0.20 mmu or: 0.52 ppm
08:57:43:
08:57:43:  Stop requested. Please wait for procedure to finish.
08:57:43:
```

Signature MJD 8/29/19

```
Reports
08:58:23:  Peak matching procedure started
08:58:24:
08:58:24:  Reference mass: 375.98017
08:58:25:  Sample mass: 414.0
08:58:25:
08:58:26:  Finding reference mass
08:58:27:  Finding sample mass
08:58:27:
08:58:33:  [1]    413.9774 amu, mean: 413.9774
08:58:36:  [2]    413.9779 amu, mean: 413.9777     SD: 0.38 mmu or: 0.93 ppm
08:58:40:  [3]    413.9776 amu, mean: 413.9777     SD: 0.27 mmu or: 0.66 ppm
08:58:42:  [4]    413.9777 amu, mean: 413.9777     SD: 0.23 mmu or: 0.55 ppm
08:58:43:
08:58:43:  Stop requested. Please wait for procedure to finish.
08:58:43:
```

Signature MM/10 8/29/19

```
Reports
08:59:14:  Peak matching procedure started
08:59:15:
08:59:16:  Reference mass: 413.97698
08:59:16:  Sample mass: 464.0
08:59:17:
08:59:17:  Finding reference mass
08:59:18:  Finding sample mass
08:59:19:
08:59:24:  [1]    463.9728 amu, mean: 463.9728
08:59:27:  [2]    463.9730 amu, mean: 463.9729     SD: 0.11 mmu or: 0.24 ppm
08:59:30:  [3]    463.9728 amu, mean: 463.9729     SD: 0.09 mmu or: 0.19 ppm
08:59:34:  [4]    463.9730 amu, mean: 463.9729     SD: 0.09 mmu or: 0.20 ppm
08:59:34:
08:59:34:  Stop requested. Please wait for procedure to finish.
08:59:34:
```

Signature MM/10 8/29/19

Reports

```
09:00:04:  Peak matching procedure started
09:00:04:
09:00:05:  Reference mass: 463.97378
09:00:05:  Sample mass: 502.0
09:00:06:
09:00:06:  Finding reference mass
09:00:07:  Finding sample mass
09:00:08:
09:00:13:  [1]    501.9711 amu, mean: 501.9711
09:00:16:  [2]    501.9713 amu, mean: 501.9712     SD: 0.10 mmu or: 0.20 ppm
09:00:20:  [3]    501.9714 amu, mean: 501.9713     SD: 0.14 mmu or: 0.28 ppm
09:00:23:  [4]    501.9709 amu, mean: 501.9712     SD: 0.20 mmu or: 0.40 ppm
09:00:23:
09:00:23:  Stop requested. Please wait for procedure to finish.
09:00:23:
```

Signature MM/DD 8/29/19

Eurofins TestAmerica, Knoxville
Target Compound Quantitation Report

Data File: \\chromna\Knoxville\ChromData\D3D\20190828-12892.b\d4190828s2.d
Lims ID: WDMCCV
Client ID:
Sample Type: WDMCCV
Inject. Date: 28-Aug-2019 22:15:00 ALS Bottle#: 0 Worklist Smp#: 1
Injection Vol: 1.0 ul Dil. Factor: 1.0000
Sample Info:
Misc. Info.: 140-0012892-001
Operator ID: Xcalibur_System Instrument ID: D3D
Sublist: chrom-PCBs_D3D*sub1

Method: \\chromna\Knoxville\ChromData\D3D\20190828-12892.b\PCBs_D3D.m
Limit Group: HR - 1668A - ICAL
Last Update: 28-Aug-2019 23:31:04 Calib Date: 21-Aug-2019 19:05:00
Integrator: Picker
Quant Method: Isotopic Dilution Quant By: Initial Calibration
Last ICal File: \\chromna\Knoxville\ChromData\D3D\20190813-12717.b\d4190821i6.d

Column 1 : SPB-Octyl (0.25 mm) Det: F1(11.07 :21.70)
Process Host: CTX0326

First Level Reviewer: mcwhirterl Date: 28-Aug-2019 23:31:04

Compound	RT (min.)	Area	Ratio	Ical RRF	Amount pg/ul	EMPC pg/ul	Noise EDL	Final EDL	%Rec	Flags
S Total Monochlorobipheny					145.0	145.0	0.1321	0.1321		
D PCB-1L	11:44	2413667	3.09	1.3140	101.8	101.8	0.3077	0.3077	102	
D PCB-3L	13:53	2504924	3.29	1.3615	102.0	102.0	0.2969	0.2969	102	
PCB-1	11:45	1399098	3.22	1.1883	48.8	48.8	0.1245	0.1245	97.56	
PCB-2	13:43	1431371	3.19	1.1911	48.9	48.9	0.1324	0.1324	97.73	
PCB-3	13:54	1439215	3.18	1.2130	47.4	47.4	0.1392	0.1392	94.73	
S Total Dichlorobiphenyls					549.1	549.1	0.0266	0.0266		
D PCB-4L	14:08	1078302	1.66	0.5996	99.7	99.7	0.1310	0.1310	99.68	
* PCB-9L	16:06	1804309	1.61	4E+04	100.0	100.0			100	
$ PCB-8L	16:56	867348	1.65	1.3085	44.3	44.3	0.0755	0.0755	88.50	
D PCB-15L	20:00	1917479	1.59	1.0280	103.4	103.4	0.0764	0.0764	103	
PCB-4	14:10	635706	1.62	1.2533	47.0	47.0	0.0384	0.0384	94.08	
PCB-10	14:20	1024979	1.57	1.4828	46.1	46.1	0.0273	0.0273	92.30	
PCB-9	16:07	990411	1.60	1.4200	46.6	46.6	0.0285	0.0285	93.13	
PCB-7	16:17	1130890	1.60	1.6244	46.5	46.5	0.0249	0.0249	92.96	
PCB-6	16:32	1061125	1.58	1.5539	45.6	45.6	0.0260	0.0260	91.18	
PCB-5	16:50	1069846	1.59	1.5606	45.8	45.8	0.0259	0.0259	91.53	
PCB-8	16:58	1109365	1.59	1.5884	46.6	46.6	0.0255	0.0255	93.26	
PCB-14	18:35	1272560	1.59	1.8738	45.3	45.3	0.0216	0.0216	90.68	
PCB-11	19:25	1081697	1.60	1.6347	44.2	44.2	0.0247	0.0247	88.35	
PCB-12	19:44	2230012	1.59	1.6410	90.7	90.7	0.0246	0.0246	90.72	
PCB-13 (C12)	19:44	2230012	1.59	1.6410	90.7	90.7	0.0246	0.0246	90.72	
PCB-15	20:02	1200300	1.61	1.4024	44.6	44.6	0.0249	0.0249	89.27	
S Total Trichlorobiphenyl					1113.0	1113.0	0.1866	0.1866		
D PCB-19L	17:14	607551	1.04	0.6095	99.0	99.0	0.7764	0.7764	99.00	
* PCB-32L	20:29	1006879	1.06	2.2E+04	100.0	100.0			100	
* PCB-31L	22:45	3394317	1.05	6.8E+04	100.0	100.0			100	
$ PCB-28L	23:03	1760872	1.04	1.0975	47.3	47.3	0.2217	0.2217	94.53	
D PCB-37L	27:02	3183073	1.06	0.9024	103.9	103.9	0.2696	0.2696	104	

Compound	RT (min.)	Area	Ratio	Ical RRF	Amount pg/ul	EMPC pg/ul	Noise EDL	Final EDL	%Rec	Flags
PCB-19	17:16	400829	1.07	1.3047	50.6	50.6	0.0352	0.0352	101	
PCB-18	19:06	1080643	1.09	1.8188	97.8	97.8	0.0252	0.0252	97.80	
PCB-30 (C18)	19:06	1080643	1.09	1.8188	97.8	97.8	0.0252	0.0252	97.80	
PCB-17	19:32	460787	1.09	1.5641	48.5	48.5	0.0293	0.0293	96.98	
PCB-27	19:45	633675	1.10	2.1680	48.1	48.1	0.0212	0.0212	96.22	
PCB-24	19:53	620079	1.08	2.1018	48.6	48.6	0.0218	0.0218	97.12	
PCB-16	20:00	357802	1.12	1.2260	48.0	48.0	0.0374	0.0374	96.07	
PCB-32	20:30	691542	1.09	2.3416	48.6	48.6	0.0196	0.0196	97.22	
PCB-34	21:46	1790265	1.06	1.2154	46.3	46.3	0.2931	0.2931	92.55	
PCB-23	21:55	1828996	1.03	1.2675	45.3	45.3	0.2811	0.2811	90.67	
PCB-26	22:14	3737260	1.06	1.3193	89.0	89.0	0.2700	0.2700	89.00	
PCB-29 (C26)	22:14	3737260	1.06	1.3193	89.0	89.0	0.2700	0.2700	89.00	
PCB-25	22:27	1910466	1.04	1.3523	44.4	44.4	0.2634	0.2634	88.77	
PCB-31	22:47	1981019	1.05	1.3809	45.1	45.1	0.2580	0.2580	90.14	
PCB-20	23:05	3677155	1.05	1.3057	88.5	88.5	0.2728	0.2728	88.47	
PCB-28 (C20)	23:05	3677155	1.05	1.3057	88.5	88.5	0.2728	0.2728	88.47	
PCB-21	23:18	3853854	1.04	1.3777	87.9	87.9	0.2586	0.2586	87.88	
PCB-33 (C21)	23:18	3853854	1.04	1.3777	87.9	87.9	0.2586	0.2586	87.88	
PCB-22	23:42	1794361	1.06	1.2430	45.4	45.4	0.2866	0.2866	90.70	
PCB-36	25:16	2006967	1.06	1.3468	46.8	46.8	0.2645	0.2645	93.63	
PCB-39	25:37	2045949	1.06	1.3970	46.0	46.0	0.2550	0.2550	92.02	
PCB-38	26:12	1852734	1.06	1.3177	44.2	44.2	0.2704	0.2704	88.35	
PCB-35	26:40	1854427	1.05	1.2166	47.9	47.9	0.2928	0.2928	95.77	
PCB-37	27:04	1892492	1.05	1.2879	46.2	46.2	0.2766	0.2766	92.33	
S Total Tetrachlorobiphen					1862.9	1862.9	0.2255	0.2255		
D PCB-54L	20:19	751939	0.78	0.6515	114.6	114.6	0.0818	0.0818	115	
* PCB-52L	24:53	1820885	0.80	3.9E+04	100.0	100.0			100	
$ PCB-79L	32:48	1251571	0.81	1.1239	45.6	45.6	0.3201	0.3201	91.18	
D PCB-81L	33:48	2366041	0.79	1.2328	105.4	105.4	0.3400	0.3400	105	
D PCB-77L	34:22	2518919	0.80	1.2523	110.5	110.5	0.3347	0.3347	110	
PCB-54	20:20	438605	0.79	1.2558	46.4	46.4	0.0178	0.0178	92.90	
PCB-50	22:31	2052884	0.79	0.9362	89.8	89.8	0.2900	0.2900	89.78	
PCB-53 (C50)	22:31	2052884	0.79	0.9362	89.8	89.8	0.2900	0.2900	89.78	
PCB-45	23:15	1966438	0.79	0.8850	91.0	91.0	0.3068	0.3068	90.97	Ma
PCB-51 (C45)	23:15	1966438	0.79	0.8850	91.0	91.0	0.3068	0.3068	90.97	Ma
PCB-46	23:29	840657	0.79	0.7591	45.3	45.3	0.3577	0.3577	90.68	
PCB-52	24:54	989775	0.80	0.8992	45.1	45.1	0.3019	0.3019	90.13	
PCB-43	25:03	2199140	0.79	0.9993	90.1	90.1	0.2717	0.2717	90.10	Ma
PCB-73 (C43)	25:03	2199140	0.79	0.9993	90.1	90.1	0.2717	0.2717	90.10	Ma
PCB-49	25:22	2475872	0.79	1.1366	89.2	89.2	0.2389	0.2389	89.19	
PCB-69 (C49)	25:22	2475872	0.79	1.1366	89.2	89.2	0.2389	0.2389	89.19	
PCB-48	25:41	1017783	0.80	0.9454	44.1	44.1	0.2872	0.2872	88.15	
PCB-44	25:55	3274503	0.79	1.0323	129.9	129.9	0.2630	0.2630	86.58	
PCB-47 (C44)	25:55	3274503	0.79	1.0323	129.9	129.9	0.2630	0.2630	86.58	
PCB-65 (C44)	25:55	3274503	0.79	1.0323	129.9	129.9	0.2630	0.2630	86.58	
PCB-59	26:13	4291503	0.79	1.3609	129.1	129.1	0.1995	0.1995	86.07	
PCB-62 (C59)	26:13	4291503	0.79	1.3609	129.1	129.1	0.1995	0.1995	86.07	
PCB-75 (C59)	26:13	4291503	0.79	1.3609	129.1	129.1	0.1995	0.1995	86.07	
PCB-42	26:26	940870	0.79	0.8670	44.4	44.4	0.3132	0.3132	88.86	
PCB-40	26:55	2987160	0.79	0.9179	133.2	133.2	0.2958	0.2958	88.83	Ma
PCB-41 (C40)	26:55	2987160	0.79	0.9179	133.2	133.2	0.2958	0.2958	88.83	Ma
PCB-71 (C40)	26:55	2987160	0.79	0.9179	133.2	133.2	0.2958	0.2958	88.83	Ma
PCB-64	27:08	1519313	0.79	1.4164	43.9	43.9	0.1917	0.1917	87.84	
PCB-72	27:58	1442990	0.80	1.3157	44.9	44.9	0.2064	0.2064	89.80	

Compound	RT (min.)	Area	Ratio	Ical RRF	Amount pg/ul	EMPC pg/ul	Noise EDL	Final EDL	%Rec	Flags
PCB-68	28:16	1605848	0.79	1.4782	44.5	44.5	0.1837	0.1837	88.95	
PCB-57	28:41	1393235	0.79	1.2817	44.5	44.5	0.2118	0.2118	89.01	
PCB-58	28:56	1442007	0.80	1.3214	44.7	44.7	0.2055	0.2055	89.36	
PCB-67	29:05	1493681	0.79	1.3944	43.9	43.9	0.1947	0.1947	87.71	
PCB-63	29:21	1575996	0.79	1.4685	43.9	43.9	0.1849	0.1849	87.88	
PCB-61	29:41	5754203	0.78	1.3565	173.7	173.7	0.2002	0.2002	86.84	
PCB-70 (C61)	29:41	5754203	0.78	1.3565	173.7	173.7	0.2002	0.2002	86.84	
PCB-74 (C61)	29:41	5754203	0.78	1.3565	173.7	173.7	0.2002	0.2002	86.84	
PCB-76 (C61)	29:41	5754203	0.78	1.3565	173.7	173.7	0.2002	0.2002	86.84	
PCB-66	30:01	1369472	0.78	1.2800	43.8	43.8	0.2121	0.2121	87.61	
PCB-55	30:10	1403184	0.79	1.2951	44.4	44.4	0.2096	0.2096	88.72	
PCB-56	30:41	1366822	0.79	1.2671	44.2	44.2	0.2143	0.2143	88.33	
PCB-60	30:54	1426540	0.79	1.3288	44.0	44.0	0.2043	0.2043	87.91	
PCB-80	31:19	1584940	0.81	1.4694	44.2	44.2	0.1848	0.1848	88.32	
PCB-79	32:50	1676415	0.80	1.5421	44.5	44.5	0.1761	0.1761	89.02	
PCB-78	33:24	1402075	0.78	1.3150	43.7	43.7	0.2065	0.2065	87.31	
PCB-81	33:50	1452732	0.79	1.3214	46.5	46.5	0.2095	0.2095	92.93	
PCB-77	34:23	1552960	0.79	1.3308	46.3	46.3	0.2001	0.2001	92.65	
S Total Pentachlorobiphen					2130.3	2130.3	0.1096	0.1096		
D PCB-104L	25:50	1686851	1.61	1.1164	108.4	108.4	0.0213	0.0213	108	
$ PCB-95L	28:48	608099	1.59	0.7770	46.4	46.4	0.0234	0.0234	92.79	
* PCB-101L	31:44	1393943	1.60	3.4E+04	100.0	100.0			100	
$ PCB-111L	34:26	922455	1.56	1.2177	54.3	54.3	0.0195	0.0195	109	
D PCB-123L	36:23	2474180	1.59	0.9909	99.2	99.2	0.7816	0.7816	99.21	
D PCB-118L	36:43	2647556	1.60	1.0256	102.6	102.6	0.7552	0.7552	103	
D PCB-114L	37:14	2519826	1.59	1.0030	99.8	99.8	0.7722	0.7722	99.82	
D PCB-105L	37:53	2548985	1.59	1.0013	101.2	101.2	0.7736	0.7736	101	
* PCB-127L	39:22	2516767	1.61	4.9E+04	100.0	100.0			100	
D PCB-126L	40:59	2458002	1.60	0.9020	108.3	108.3	0.8587	0.8587	108	
PCB-104	25:51	1098784	1.58	1.3926	46.8	46.8	0.0177	0.0177	93.55	
PCB-96	26:13	953129	1.57	1.2268	46.1	46.1	0.0201	0.0201	92.12	
PCB-103	28:10	820759	1.61	1.0331	47.1	47.1	0.0239	0.0239	94.20	
PCB-94	28:23	729188	1.58	0.9036	47.8	47.8	0.0273	0.0273	95.68	
PCB-95	28:49	771395	1.62	0.9620	47.5	47.5	0.0256	0.0256	95.07	
PCB-93	29:03	1509535	1.58	0.9806	91.3	91.3	0.0251	0.0251	91.25	
PCB-100 (C93)	29:03	1509535	1.58	0.9806	91.3	91.3	0.0251	0.0251	91.25	
PCB-98	29:12	1563223	1.60	0.9888	93.7	93.7	0.0249	0.0249	93.72	Ma
PCB-102 (C98)	29:12	1563223	1.60	0.9888	93.7	93.7	0.0249	0.0249	93.72	Ma
PCB-88	29:41	1553457	1.58	1.0052	91.6	91.6	0.0245	0.0245	91.61	Ma
PCB-91 (C88)	29:41	1553457	1.58	1.0052	91.6	91.6	0.0245	0.0245	91.61	Ma
PCB-84	29:54	656783	1.59	0.8601	45.3	45.3	0.0286	0.0286	90.53	
PCB-89	30:23	716405	1.60	0.8936	47.5	47.5	0.0276	0.0276	95.06	
PCB-121	30:49	1094474	1.60	1.3971	46.4	46.4	0.0176	0.0176	92.88	
PCB-92	31:11	756794	1.60	0.9532	47.1	47.1	0.0258	0.0258	94.13	
PCB-90	31:45	2664568	1.59	1.1367	139.0	139.0	0.0217	0.0217	92.64	
PCB-101 (C90)	31:45	2664568	1.59	1.1367	139.0	139.0	0.0217	0.0217	92.64	
PCB-113 (C90)	31:45	2664568	1.59	1.1367	139.0	139.0	0.0217	0.0217	92.64	
PCB-83	32:21	1506604	1.57	0.9393	95.1	95.1	0.0262	0.0262	95.08	
PCB-99 (C83)	32:21	1506604	1.57	0.9393	95.1	95.1	0.0262	0.0262	95.08	
PCB-112	32:28	1089475	1.60	1.3672	47.2	47.2	0.0180	0.0180	94.48	
PCB-86	32:50	5459121	1.60	1.1958	270.6	270.6	0.0206	0.0206	90.21	Ma
PCB-87 (C86)	32:50	5459121	1.60	1.1958	270.6	270.6	0.0206	0.0206	90.21	Ma
PCB-97 (C86)	32:50	5459121	1.60	1.1958	270.6	270.6	0.0206	0.0206	90.21	Ma
PCB-109 (C86)	32:50	5459121	1.60	1.1958	270.6	270.6	0.0206	0.0206	90.21	Ma
PCB-119 (C86)	32:50	5459121	1.60	1.1958	270.6	270.6	0.0206	0.0206	90.21	Ma
PCB-125 (C86)	32:50	5459121	1.60	1.1958	270.6	270.6	0.0206	0.0206	90.21	Ma

Compound	RT (min.)	Area	Ratio	Ical RRF	Amount pg/ul	EMPC pg/ul	Noise EDL	Final EDL	%Rec	Flags
PCB-85	33:34	2846700	1.59	1.2126	139.2	139.2	0.0203	0.0203	92.78	
PCB-116 (C85)	33:34	2846700	1.59	1.2126	139.2	139.2	0.0203	0.0203	92.78	
PCB-117 (C85)	33:34	2846700	1.59	1.2126	139.2	139.2	0.0203	0.0203	92.78	
PCB-110	33:49	2117351	1.57	1.3511	92.9	92.9	0.0182	0.0182	92.90	
PCB-115 (C110)	33:49	2117351	1.57	1.3511	92.9	92.9	0.0182	0.0182	92.90	
PCB-82	34:03	690784	1.59	0.8675	47.2	47.2	0.0284	0.0284	94.41	
PCB-111	34:27	1178299	1.60	1.4262	49.0	49.0	0.0173	0.0173	97.96	
PCB-120	34:55	1219157	1.60	1.4907	48.5	48.5	0.0165	0.0165	96.96	
PCB-108	36:03	2849684	1.58	1.2547	89.8	89.8	0.3019	0.3019	89.78	
PCB-124 (C108)	36:03	2849684	1.58	1.2547	89.8	89.8	0.3019	0.3019	89.78	
PCB-107	36:18	1570438	1.56	1.3580	45.7	45.7	0.2789	0.2789	91.43	
PCB-123	36:25	1558551	1.57	1.3407	47.0	47.0	0.2848	0.2848	93.97	
PCB-106	36:32	1468473	1.59	1.2749	45.5	45.5	0.2971	0.2971	91.07	
PCB-118	36:44	1573948	1.56	1.2892	46.1	46.1	0.2750	0.2750	92.23	
PCB-122	37:05	1357598	1.60	1.1614	46.2	46.2	0.3261	0.3261	92.42	
PCB-114	37:16	1628972	1.57	1.4051	46.0	46.0	0.2708	0.2708	92.02	
PCB-105	37:54	1492509	1.60	1.2887	45.4	45.4	0.2939	0.2939	90.87	
PCB-127	39:24	1502254	1.56	1.2841	46.2	46.2	0.2949	0.2949	92.49	
PCB-126	40:59	1498035	1.59	1.3416	45.4	45.4	0.2989	0.2989	90.86	
S Total Hexachlorobipheny					1861.4	1861.4	0.0928	0.0928		
D PCB-155L	31:31	1519053	1.25	0.9499	114.7	114.7	0.0447	0.0447	115	
$ PCB-153L	38:36	925727	1.28	0.9597	42.2	42.2	0.4586	0.4586	84.36	
* PCB-138L	39:50	1805054	1.27	3.6E+04	100.0	100.0			100	
D PCB-167L	42:51	2321840	1.29	1.2544	102.5	102.5	0.3666	0.3666	103	
D PCB-156L	44:00	4554995	1.27	1.2289	205.3	205.3	0.3742	0.3742	103	
D PCB-157L (C156L)	44:00	4554995	1.27	1.2289	205.3	205.3	0.3742	0.3742	103	
D PCB-169L	47:14	2269864	1.24	1.0883	115.5	115.5	0.4225	0.4225	116	
PCB-155	31:33	906339	1.29	1.3028	45.8	45.8	0.008806	0.008806	91.59	
PCB-152	31:44	853217	1.27	1.2556	44.7	44.7	0.009137	0.009137	89.46	
PCB-150	31:54	868324	1.28	1.2368	46.2	46.2	0.009276	0.009276	92.43	
PCB-136	32:16	796992	1.28	1.1563	45.4	45.4	0.0099	0.0099	90.75	
PCB-145	32:34	829652	1.27	1.1910	45.9	45.9	0.009633	0.009633	91.72	
PCB-148	34:05	618312	1.25	0.8982	45.3	45.3	0.0128	0.0128	90.63	
PCB-135	34:40	1245349	1.29	0.8691	94.3	94.3	0.0132	0.0132	94.33	Ma
PCB-151 (C135)	34:40	1245349	1.29	0.8691	94.3	94.3	0.0132	0.0132	94.33	Ma
PCB-154	34:56	719866	1.27	1.0180	46.6	46.6	0.0113	0.0113	93.10	
PCB-144	35:14	663808	1.25	0.9185	47.6	47.6	0.0125	0.0125	95.15	
PCB-147	35:36	2050185	1.25	0.9747	92.0	92.0	0.1371	0.1371	91.99	
PCB-149 (C147)	35:36	2050185	1.25	0.9747	92.0	92.0	0.1371	0.1371	91.99	
PCB-134	35:53	1709570	1.26	0.8518	87.8	87.8	0.1568	0.1568	87.77	
PCB-143 (C134)	35:53	1709570	1.26	0.8518	87.8	87.8	0.1568	0.1568	87.77	
PCB-139	36:11	1954166	1.26	0.9995	85.5	85.5	0.1337	0.1337	85.50	
PCB-140 (C139)	36:11	1954166	1.26	0.9995	85.5	85.5	0.1337	0.1337	85.50	
PCB-131	36:24	832030	1.24	0.8584	42.4	42.4	0.1556	0.1556	84.78	
PCB-142	36:33	862906	1.25	0.8597	43.9	43.9	0.1554	0.1554	87.79	
PCB-132	36:51	867746	1.25	0.8801	43.1	43.1	0.1518	0.1518	86.24	
PCB-133	37:22	904607	1.24	0.9064	43.6	43.6	0.1474	0.1474	87.29	
PCB-165	37:46	1133636	1.26	1.1210	44.2	44.2	0.1192	0.1192	88.45	
PCB-146	38:01	990974	1.26	1.0084	43.0	43.0	0.1325	0.1325	85.96	
PCB-161	38:08	1271950	1.26	1.3370	41.6	41.6	0.0999	0.0999	83.21	
PCB-153	38:40	2406224	1.28	1.2207	86.2	86.2	0.1095	0.1095	86.21	
PCB-168 (C153)	38:40	2406224	1.28	1.2207	86.2	86.2	0.1095	0.1095	86.21	
PCB-141	38:49	940383	1.24	0.9608	42.8	42.8	0.1391	0.1391	85.61	
PCB-130	39:13	825297	1.25	0.8274	43.6	43.6	0.1615	0.1615	87.24	

Compound	RT (min.)	Area	Ratio	Ical RRF	Amount pg/ul	EMPC pg/ul	Noise EDL	Final EDL	%Rec	Flags
PCB-137	39:27	1013588	1.27	1.0582	41.9	41.9	0.1262	0.1262	83.77	
PCB-164	39:34	1250861	1.26	1.2527	43.7	43.7	0.1067	0.1067	87.34	
PCB-129	39:53	4252436	1.26	1.0840	171.6	171.6	0.1233	0.1233	85.78	Ma
PCB-138 (C129)	39:53	4252436	1.26	1.0840	171.6	171.6	0.1233	0.1233	85.78	Ma
PCB-160 (C129)	39:53	4252436	1.26	1.0840	171.6	171.6	0.1233	0.1233	85.78	Ma
PCB-163 (C129)	39:53	4252436	1.26	1.0840	171.6	171.6	0.1233	0.1233	85.78	Ma
PCB-158	40:16	1374854	1.26	1.3862	43.4	43.4	0.0964	0.0964	86.75	
PCB-128	41:07	2267963	1.25	1.1165	88.8	88.8	0.1197	0.1197	88.84	
PCB-166 (C128)	41:07	2267963	1.25	1.1165	88.8	88.8	0.1197	0.1197	88.84	
PCB-159	42:07	1308214	1.25	1.3178	43.4	43.4	0.1014	0.1014	86.83	
PCB-162	42:24	1368309	1.25	1.3623	43.9	43.9	0.0981	0.0981	87.85	
PCB-167	42:52	1420034	1.24	1.3357	45.8	45.8	0.0843	0.0843	91.58	
PCB-156	44:02	2673324	1.27	1.2759	92.0	92.0	0.1237	0.1237	92.00	
PCB-157 (C156)	44:02	2673324	1.27	1.2759	92.0	92.0	0.1237	0.1237	92.00	
PCB-169	47:15	1324686	1.27	1.2825	45.5	45.5	0.0930	0.0930	91.01	
S Total Heptachlorobiphen					1176.2	1176.2	0.0113	0.0113		
D PCB-188L	37:15	1963009	1.07	1.3162	96.3	96.3	0.0127	0.0127	96.30	
$ PCB-178L	40:19	716443	1.09	0.9222	50.2	50.2	0.0182	0.0182	100	
* PCB-180L	45:25	1548843	1.07	3.2E+04	100.0	100.0			100	
D PCB-170L	46:39	1233288	1.08	0.8357	95.3	95.3	0.0201	0.0201	95.28	
D PCB-189L	49:47	2832093	1.05	1.4666	99.6	99.6	0.4201	0.4201	99.59	
PCB-188	37:17	1166323	1.06	1.2502	47.5	47.5	0.006025	0.006025	95.05	
PCB-179	37:36	1082460	1.07	1.4149	47.9	47.9	0.006659	0.006659	95.74	
PCB-184	38:09	1042637	1.06	1.4191	46.0	46.0	0.006639	0.006639	91.95	
PCB-176	38:30	1178100	1.06	1.5212	48.5	48.5	0.006194	0.006194	96.92	
PCB-186	38:57	1102248	1.05	1.4350	48.1	48.1	0.006566	0.006566	96.13	
PCB-178	40:20	790489	1.05	1.0228	48.4	48.4	0.009212	0.009212	96.72	
PCB-175	40:58	818370	1.05	1.0690	47.9	47.9	0.008814	0.008814	95.81	
PCB-187	41:14	873328	1.06	1.1106	49.2	49.2	0.008484	0.008484	98.41	
PCB-182	41:27	896146	1.06	1.1484	48.8	48.8	0.008205	0.008205	97.66	
PCB-183	41:51	1746599	1.06	1.1368	96.1	96.1	0.008288	0.008288	96.13	Ma
PCB-185 (C183)	41:51	1746599	1.06	1.1368	96.1	96.1	0.008288	0.008288	96.13	Ma
PCB-174	42:05	750601	1.05	0.9547	49.2	49.2	0.009869	0.009869	98.39	
PCB-177	42:31	736279	1.06	0.9426	48.9	48.9	0.0100	0.0100	97.76	
PCB-181	42:55	872608	1.05	1.1075	49.3	49.3	0.008507	0.008507	98.60	
PCB-171	43:08	1514296	1.06	0.9603	98.7	98.7	0.009811	0.009811	98.67	
PCB-173 (C171)	43:08	1514296	1.06	0.9603	98.7	98.7	0.009811	0.009811	98.67	
PCB-172	44:47	781398	1.05	0.9918	49.3	49.3	0.009500	0.009500	98.60	
PCB-192	45:03	1059124	1.05	1.2904	51.4	51.4	0.007302	0.007302	103	
PCB-180	45:23	1990199	1.06	1.2286	101.4	101.4	0.007669	0.007669	101	
PCB-193 (C180)	45:23	1990199	1.06	1.2286	101.4	101.4	0.007669	0.007669	101	
PCB-191	45:47	1129603	1.07	1.3848	51.0	51.0	0.006803	0.006803	102	
PCB-170	46:41	799440	1.05	1.2700	51.0	51.0	0.0099	0.0099	102	
PCB-190	47:12	1123938	1.06	1.3774	51.1	51.1	0.006840	0.006840	102	
PCB-189	49:48	1692357	1.06	1.2799	46.7	46.7	0.0762	0.0762	93.38	
S Total Octachlorobipheny					565.0	565.0	0.0263	0.0263		
D PCB-202L	42:38	1574024	0.91	1.0055	101.1	101.1	0.0307	0.0307	101	
* PCB-194L	51:54	1938953	0.93	3.5E+04	100.0	100.0			100	
D PCB-205L	52:22	2349024	0.91	1.2867	94.2	94.2	0.3725	0.3725	94.15	
PCB-202	42:39	762917	0.91	1.0531	46.0	46.0	0.0119	0.0119	92.05	
PCB-201	43:35	867648	0.90	1.1860	46.5	46.5	0.0106	0.0106	92.95	
PCB-204	44:16	812956	0.91	1.1009	46.9	46.9	0.0114	0.0114	93.83	
PCB-197	44:29	891236	0.90	1.2053	47.0	47.0	0.0104	0.0104	93.96	

Compound	RT (min.)	Area	Ratio	Ical RRF	Amount pg/ul	EMPC pg/ul	Noise EDL	Final EDL	%Rec	Flags
PCB-200	44:35	821410	0.89	1.1260	46.3	46.3	0.0112	0.0112	92.69	
PCB-198	47:22	1217585	0.90	0.8183	94.5	94.5	0.0154	0.0154	94.54	
PCB-199 (C198)	47:22	1217585	0.90	0.8183	94.5	94.5	0.0154	0.0154	94.54	
PCB-196	48:03	650818	0.89	0.8748	47.3	47.3	0.0144	0.0144	94.53	
PCB-203	48:15	674457	0.91	0.9219	46.5	46.5	0.0136	0.0136	92.96	
PCB-195	49:34	928987	0.91	0.7839	50.5	50.5	0.0767	0.0767	101	
PCB-194	51:55	1037111	0.90	0.9282	47.6	47.6	0.0648	0.0648	95.14	
PCB-205	52:23	1331986	0.90	1.2342	45.9	45.9	0.0487	0.0487	91.89	
S Total Nonachlorobipheny					137.0	137.0	0.4701	0.4701		
D PCB-208L	49:19	2127511	0.82	1.1383	96.4	96.4	0.5269	0.5269	96.40	
D PCB-206L	54:08	1589926	0.80	0.8938	91.7	91.7	0.6710	0.6710	91.74	
PCB-208	49:21	1125892	0.78	1.1567	45.8	45.8	0.4305	0.4305	91.50	
PCB-207	50:17	1183361	0.79	1.3964	45.6	45.6	0.4113	0.4113	91.19	
PCB-206	54:09	865196	0.79	1.1927	45.6	45.6	0.5686	0.5686	91.25	
D PCB-209L	55:46	1655844	0.70	0.9809	87.1	87.1	0.0619	0.0619	87.07	
DCB Decachlorobiphenyl	55:48	973166	0.70	1.2455	47.2	47.2	0.0250	0.0250	94.37	
S Polychlorinated bipheny					9442.1	9442.1	0.1304	0.1304		

QC Flag Legend

Review Flags

M - Manually Integrated

a - User Assigned ID

Reagents:

61CV1668CS3_00006 Amount Added: 20.00 Units: uL

Eurofins TestAmerica, Knoxville
Target Compound Quantitation Worksheet Report

Data File: \\chromna\Knoxville\ChromData\D3D\20190828-12892.b\d4190828s2.d
Lims ID: WDMCCV
Client ID:
Sample Type: WDMCCV
Inject. Date: 28-Aug-2019 22:15:00 ALS Bottle#: 0 Worklist Smp#: 1
Injection Vol: 1.0 ul Dil. Factor: 1.0000
Sample Info:
Misc. Info.: 140-0012892-001
Operator ID: Xcalibur_System Instrument ID: D3D
Sublist: chrom-PCBs_D3D*sub1

Method: \\chromna\Knoxville\ChromData\D3D\20190828-12892.b\PCBs_D3D.m
Limit Group: HR - 1668A - ICAL
Last Update: 28-Aug-2019 23:31:04 Calib Date: 21-Aug-2019 19:05:00
Integrator: Picker
Quant Method: Isotopic Dilution Quant By: Initial Calibration
Last ICal File: \\chromna\Knoxville\ChromData\D3D\20190813-12717.b\d4190821i6.d

Column 1 : SPB-Octyl (0.25 mm) Det: F1(11.07 :21.70)
Process Host: CTX0326

First Level Reviewer: mcwhirterl Date: 28-Aug-2019 23:31:04

Signal	RT (min.)	Adj RT (min.)	Sec.	REL RT	Area	Height	Avg Noise	EDL Height	S/N	Ratio(Limits)	Flags
PCB-1L											
200.0795	11:44	11:44	-2	0.729	1823786	752372	505	1262	1490		
202.0766	11:44	11:44	-2	0.729	589881	238922	360	900	664	3.09(2.66-3.60)	
PCB-3L											
200.0795	13:53	13:53	-2	0.863	1921605	662315	505	1262	1312		
202.0766	13:53	13:53	-2	0.863	583319	206228	360	900	573	3.29(2.66-3.60)	
PCB-1											
188.0393	11:45	11:45	0	1.001	1067174	436542	442	1105	988		
190.0363	11:45	11:45	0	1.001	331924	134139	145	362	925	3.22(2.66-3.60)	
PCB-2											
188.0393	13:43	13:43	0	0.988	1089597	366836	442	1105	830		
190.0363	13:43	13:43	0	0.988	341774	115892	145	362	799	3.19(2.66-3.60)	
PCB-3											
188.0393	13:54	13:54	0	1.001	1095098	377522	442	1105	854		
190.0363	13:54	13:54	0	1.001	344117	118065	145	362	814	3.18(2.66-3.60)	
PCB-4L											
234.0406	14:08	14:08	-3	0.878	673330	222980	124	310	1798		
236.0376	14:08	14:08	-3	0.878	404972	134053	44	110	3047	1.66(1.33-1.79)	
PCB-9L											
234.0406	16:06	16:06	0		1112841	328543	124	310	2650		
236.0376	16:06	16:06	0		691468	206223	44	110	4687	1.61(1.33-1.79)	
PCB-8L											
234.0406	16:56	16:56	0	1.198	540022	158660	124	310	1280		
236.0376	16:56	16:56	0	1.198	327326	96781	44	110	2200	1.65(1.33-1.79)	

Signal	RT (min.)	Adj RT (min.)	Sec.	REL RT	Area	Height	Avg Noise	EDL Height	S/N	Ratio(Limits)	Flags
PCB-15L											
234.0406	20:00	20:00	-3	1.243	1176012	303184	124	310	2445		
236.0376	20:00	20:00	-3	1.243	741467	190288	44	110	4325	1.59(1.33-1.79)	
PCB-4											
222.0003	14:10	14:10	0	1.002	392911	129535	36	90	3598		
223.9974	14:09	14:10	-1	1.001	242795	79626	33	82	2413	1.62(1.33-1.79)	
PCB-10											
222.0003	14:20	14:20	0	1.014	626131	207151	36	90	5754		
223.9974	14:20	14:20	0	1.014	398848	129523	33	82	3925	1.57(1.33-1.79)	
PCB-9											
222.0003	16:07	16:07	0	1.141	609807	183955	36	90	5110		
223.9974	16:07	16:07	0	1.141	380604	115274	33	82	3493	1.60(1.33-1.79)	
PCB-7											
222.0003	16:17	16:17	0	1.152	696743	205193	36	90	5700		
223.9974	16:17	16:17	0	1.152	434147	128501	33	82	3894	1.60(1.33-1.79)	
PCB-6											
222.0003	16:32	16:32	0	1.169	650480	186978	36	90	5194		
223.9974	16:32	16:32	0	1.169	410645	117933	33	82	3574	1.58(1.33-1.79)	
PCB-5											
222.0003	16:50	16:50	0	1.191	657476	195716	36	90	5437		
223.9974	16:50	16:50	0	1.191	412370	121807	33	82	3691	1.59(1.33-1.79)	
PCB-8											
222.0003	16:58	16:58	0	1.200	680336	190442	36	90	5290		
223.9974	16:57	16:58	-1	1.199	429029	119384	33	82	3618	1.59(1.33-1.79)	
PCB-14											
222.0003	18:35	18:35	0	0.929	781745	209070	36	90	5808		
223.9974	18:35	18:35	0	0.929	490815	130192	33	82	3945	1.59(1.33-1.79)	
PCB-11											
222.0003	19:25	19:25	0	0.971	665792	172083	36	90	4780		
223.9974	19:24	19:25	-1	0.970	415905	106101	33	82	3215	1.60(1.33-1.79)	
PCB-12											
222.0003	19:44	19:44	0	0.986	1367681	212444	36	90	5901		
223.9974	19:44	19:44	0	0.986	862331	133853	33	82	4056	1.59(1.33-1.79)	
PCB-13 (C12)											
222.0003	19:44	19:44	0	0.986	1367681	212444	36	90	5901		
223.9974	19:44	19:44	0	0.986	862331	133853	33	82	4056	1.59(1.33-1.79)	
PCB-15											
222.0003	20:02	20:02	0	1.001	739820	174931	36	90	4859		
223.9974	20:01	20:02	-1	1.001	460480	109679	33	82	3324	1.61(1.33-1.79)	
PCB-19L											
268.0016	17:14	17:15	-3	0.841	309693	91395	414	1035	221		
269.9986	17:14	17:15	-3	0.841	297858	87399	73	182	1197	1.04(0.88-1.20)	
PCB-32L											
268.0016	20:29	20:29	0		517254	132663	414	1035	320		
269.9986	20:29	20:29	0		489625	124513	73	182	1706	1.06(0.88-1.20)	

Signal	RT (min.)	Adj RT (min.)	Sec.	REL RT	Area	Height	Avg Noise	EDL Height	S/N	Ratio(Limits)	Flags
PCB-31L											
268.0016	22:45	22:45	0		1737553	427445	464	1160	921		
269.9986	22:45	22:45	0		1656764	408909	350	875	1168	1.05(0.88-1.20)	
PCB-28L											
268.0016	23:03	23:03	0	1.013	897900	215631	464	1160	465		
269.9986	23:03	23:03	0	1.013	862972	204898	350	875	585	1.04(0.88-1.20)	
PCB-37L											
268.0016	27:02	27:03	-3	1.189	1639517	355913	464	1160	767		
269.9986	27:02	27:03	-3	1.189	1543556	339369	350	875	970	1.06(0.88-1.20)	
PCB-19											
255.9613	17:16	17:16	0	1.002	207213	58931	18	45	3274		
257.9584	17:16	17:16	0	1.002	193616	54114	15	37	3608	1.07(0.88-1.20)	
PCB-18											
255.9613	19:06	19:06	0	1.109	564113	127587	18	45	7088		
257.9584	19:06	19:06	0	1.109	516530	116964	15	37	7798	1.09(0.88-1.20)	
PCB-30 (C18)											
255.9613	19:06	19:06	0	1.109	564113	127587	18	45	7088		
257.9584	19:06	19:06	0	1.109	516530	116964	15	37	7798	1.09(0.88-1.20)	
PCB-17											
255.9613	19:32	19:32	0	1.134	240739	64322	18	45	3573		
257.9584	19:32	19:32	0	1.134	220048	57958	15	37	3864	1.09(0.88-1.20)	
PCB-27											
255.9613	19:45	19:45	0	1.146	331230	86034	18	45	4780		
257.9584	19:45	19:45	0	1.146	302445	79439	15	37	5296	1.10(0.88-1.20)	
PCB-24											
255.9613	19:53	19:53	0	1.153	321446	83052	18	45	4614		
257.9584	19:53	19:53	0	1.153	298633	77760	15	37	5184	1.08(0.88-1.20)	
PCB-16											
255.9613	20:00	20:00	0	1.160	189130	49856	18	45	2770		
257.9584	20:00	20:00	0	1.160	168672	44338	15	37	2956	1.12(0.88-1.20)	
PCB-32											
255.9613	20:30	20:30	0	1.190	359978	91902	18	45	5106		
257.9584	20:30	20:30	0	1.190	331564	84145	15	37	5610	1.09(0.88-1.20)	
PCB-34											
255.9613	21:46	21:46	0	1.263	920326	232721	526	1315	442		
257.9584	21:46	21:46	0	1.263	869939	216907	465	1162	466	1.06(0.88-1.20)	
PCB-23											
255.9613	21:55	21:55	0	1.272	930220	232906	526	1315	443		
257.9584	21:55	21:55	0	1.272	898776	224835	465	1162	484	1.03(0.88-1.20)	
PCB-26											
255.9613	22:14	22:14	0	1.291	1921656	364830	526	1315	694		
257.9584	22:14	22:14	0	1.291	1815604	341121	465	1162	734	1.06(0.88-1.20)	
PCB-29 (C26)											
255.9613	22:14	22:14	0	1.291	1921656	364830	526	1315	694		
257.9584	22:14	22:14	0	1.291	1815604	341121	465	1162	734	1.06(0.88-1.20)	

Signal	RT (min.)	Adj RT (min.)	Sec.	REL RT	Area	Height	Avg Noise	EDL Height	S/N	Ratio(Limits)	Flags
PCB-25											
255.9613	22:27	22:27	0	0.830	974653	225166	526	1315	428		
257.9584	22:27	22:27	0	0.830	935813	214847	465	1162	462	1.04(0.88-1.20)	
PCB-31											
255.9613	22:47	22:47	0	0.842	1014766	245038	526	1315	466		
257.9584	22:47	22:47	0	0.842	966253	229477	465	1162	493	1.05(0.88-1.20)	
PCB-20											
255.9613	23:05	23:05	0	0.854	1885800	398018	526	1315	757		
257.9584	23:05	23:05	0	0.854	1791355	374128	465	1162	805	1.05(0.88-1.20)	
PCB-28 (C20)											
255.9613	23:05	23:05	0	0.854	1885800	398018	526	1315	757		
257.9584	23:05	23:05	0	0.854	1791355	374128	465	1162	805	1.05(0.88-1.20)	
PCB-21											
255.9613	23:18	23:18	0	0.862	1968753	254055	526	1315	483		
257.9584	23:18	23:18	0	0.862	1885101	241152	465	1162	519	1.04(0.88-1.20)	
PCB-33 (C21)											
255.9613	23:18	23:18	0	0.862	1968753	254055	526	1315	483		
257.9584	23:18	23:18	0	0.862	1885101	241152	465	1162	519	1.04(0.88-1.20)	
PCB-22											
255.9613	23:42	23:42	0	0.876	921971	218475	526	1315	415		
257.9584	23:42	23:42	0	0.876	872390	205737	465	1162	442	1.06(0.88-1.20)	
PCB-36											
255.9613	25:16	25:16	0	0.934	1033683	229778	526	1315	437		
257.9584	25:16	25:16	0	0.934	973284	213006	465	1162	458	1.06(0.88-1.20)	
PCB-39											
255.9613	25:37	25:37	0	0.947	1053060	237524	526	1315	452		
257.9584	25:37	25:37	0	0.947	992889	222386	465	1162	478	1.06(0.88-1.20)	
PCB-38											
255.9613	26:12	26:12	0	0.969	953492	213799	526	1315	406		
257.9584	26:12	26:12	0	0.969	899242	201535	465	1162	433	1.06(0.88-1.20)	
PCB-35											
255.9613	26:40	26:40	0	0.986	948768	202888	526	1315	386		
257.9584	26:40	26:40	0	0.986	905659	193033	465	1162	415	1.05(0.88-1.20)	
PCB-37											
255.9613	27:04	27:04	0	1.001	968580	207309	526	1315	394		
257.9584	27:04	27:04	0	1.001	923912	196112	465	1162	422	1.05(0.88-1.20)	
PCB-54L											
301.9626	20:19	20:19	-2	0.817	329735	80815	28	70	2886		
303.9597	20:18	20:19	-3	0.816	422204	106606	27	67	3948	0.78(0.65-0.89)	
PCB-52L											
301.9626	24:53	24:53	0		810339	189869	387	967	491		
303.9597	24:53	24:53	0		1010546	235274	326	815	722	0.80(0.65-0.89)	
PCB-79L											
301.9626	32:48	32:48	0	0.971	560682	115249	387	967	298		
303.9597	32:48	32:48	0	0.971	690889	146323	326	815	449	0.81(0.65-0.89)	

Signal	RT (min.)	Adj RT (min.)	Sec.	REL RT	Area	Height	Avg Noise	EDL Height	S/N	Ratio(Limits)	Flags
PCB-81L											
301.9626	33:48	33:47	-3	1.359	1045535	215616	387	967	557		
303.9597	33:48	33:47	-3	1.359	1320506	270131	326	815	829	0.79(0.65-0.89)	
PCB-77L											
301.9626	34:22	34:20	-3	1.381	1121325	224438	387	967	580		
303.9597	34:22	34:20	-3	1.381	1397594	280546	326	815	861	0.80(0.65-0.89)	
PCB-54											
289.9224	20:20	20:20	0	1.000	194216	51396	7	17	7342		
291.9194	20:20	20:20	0	1.000	244389	63327	10	25	6333	0.79(0.65-0.89)	
PCB-50											
289.9224	22:31	22:31	0	1.108	904203	163842	230	575	712		
291.9194	22:31	22:31	-1	1.108	1148681	208627	308	770	677	0.79(0.65-0.89)	
PCB-53 (C50)											
289.9224	22:31	22:31	0	1.108	904203	163842	230	575	712		
291.9194	22:31	22:31	-1	1.108	1148681	208627	308	770	677	0.79(0.65-0.89)	
PCB-45											Ma
289.9224	23:15	23:15	0	1.144	867973	112897	230	575	491		M
291.9194	23:15	23:15	0	1.144	1098465	142096	308	770	461	0.79(0.65-0.89)	
PCB-51 (C45)											Ma
289.9224	23:15	23:15	0	1.144	867973	112897	230	575	491		M
291.9194	23:15	23:15	0	1.144	1098465	142096	308	770	461	0.79(0.65-0.89)	
PCB-46											
289.9224	23:29	23:29	0	1.155	371825	89214	230	575	388		
291.9194	23:29	23:29	0	1.155	468832	113916	308	770	370	0.79(0.65-0.89)	
PCB-52											
289.9224	24:54	24:54	0	1.226	439317	105267	230	575	458		
291.9194	24:54	24:54	0	1.226	550458	132288	308	770	430	0.80(0.65-0.89)	
PCB-43											Ma
289.9224	25:03	25:03	0	1.233	972874	134302	230	575	584		M
291.9194	25:03	25:03	-1	1.232	1226266	170779	308	770	554	0.79(0.65-0.89)	
PCB-73 (C43)											Ma
289.9224	25:03	25:03	0	1.233	972874	134302	230	575	584		M
291.9194	25:03	25:03	-1	1.232	1226266	170779	308	770	554	0.79(0.65-0.89)	
PCB-49											
289.9224	25:22	25:22	0	1.248	1089505	174371	230	575	758		
291.9194	25:22	25:22	0	1.248	1386367	223602	308	770	726	0.79(0.65-0.89)	
PCB-69 (C49)											
289.9224	25:22	25:22	0	1.248	1089505	174371	230	575	758		
291.9194	25:22	25:22	0	1.248	1386367	223602	308	770	726	0.79(0.65-0.89)	
PCB-48											
289.9224	25:41	25:41	0	1.264	453063	104952	230	575	456		
291.9194	25:41	25:41	0	1.264	564720	132391	308	770	430	0.80(0.65-0.89)	
PCB-44											
289.9224	25:55	25:55	0	1.276	1448453	251963	230	575	1095		
291.9194	25:55	25:55	0	1.276	1826050	315538	308	770	1024	0.79(0.65-0.89)	

Signal	RT (min.)	Adj RT (min.)	Sec.	REL RT	Area	Height	Avg Noise	EDL Height	S/N	Ratio(Limits)	Flags
PCB-47 (C44)											
289.9224	25:55	25:55	0	1.276	1448453	251963	230	575	1095		
291.9194	25:55	25:55	0	1.276	1826050	315538	308	770	1024	0.79(0.65-0.89)	
PCB-65 (C44)											
289.9224	25:55	25:55	0	1.276	1448453	251963	230	575	1095		
291.9194	25:55	25:55	0	1.276	1826050	315538	308	770	1024	0.79(0.65-0.89)	
PCB-59											
289.9224	26:13	26:13	0	1.290	1890343	289526	230	575	1259		
291.9194	26:13	26:13	0	1.290	2401160	366181	308	770	1189	0.79(0.65-0.89)	
PCB-62 (C59)											
289.9224	26:13	26:13	0	1.290	1890343	289526	230	575	1259		
291.9194	26:13	26:13	0	1.290	2401160	366181	308	770	1189	0.79(0.65-0.89)	
PCB-75 (C59)											
289.9224	26:13	26:13	0	1.290	1890343	289526	230	575	1259		
291.9194	26:13	26:13	0	1.290	2401160	366181	308	770	1189	0.79(0.65-0.89)	
PCB-42											
289.9224	26:26	26:26	0	1.301	414259	94108	230	575	409		
291.9194	26:26	26:26	0	1.301	526611	119669	308	770	389	0.79(0.65-0.89)	
PCB-40											Ma
289.9224	26:55	26:55	0	1.325	1315426	194870	230	575	847		M
291.9194	26:55	26:55	0	1.325	1671734	251460	308	770	816	0.79(0.65-0.89)	
PCB-41 (C40)											Ma
289.9224	26:55	26:55	0	1.325	1315426	194870	230	575	847		M
291.9194	26:55	26:55	0	1.325	1671734	251460	308	770	816	0.79(0.65-0.89)	
PCB-71 (C40)											Ma
289.9224	26:55	26:55	0	1.325	1315426	194870	230	575	847		M
291.9194	26:55	26:55	0	1.325	1671734	251460	308	770	816	0.79(0.65-0.89)	
PCB-64											
289.9224	27:08	27:08	0	1.335	669717	148216	230	575	644		
291.9194	27:09	27:08	1	1.336	849596	188529	308	770	612	0.79(0.65-0.89)	
PCB-72											
289.9224	27:58	27:58	0	0.827	642071	141561	230	575	615		
291.9194	27:58	27:58	0	0.827	800919	178079	308	770	578	0.80(0.65-0.89)	
PCB-68											
289.9224	28:16	28:16	0	0.836	710463	149044	230	575	648		
291.9194	28:16	28:16	0	0.836	895385	188141	308	770	611	0.79(0.65-0.89)	
PCB-57											
289.9224	28:41	28:41	0	0.849	615533	136179	230	575	592		
291.9194	28:41	28:41	0	0.849	777702	171376	308	770	556	0.79(0.65-0.89)	
PCB-58											
289.9224	28:56	28:56	0	0.856	638991	137165	230	575	596		
291.9194	28:56	28:56	0	0.856	803016	170573	308	770	554	0.80(0.65-0.89)	
PCB-67											
289.9224	29:05	29:05	0	0.861	657308	136415	230	575	593		
291.9194	29:05	29:05	0	0.861	836373	171932	308	770	558	0.79(0.65-0.89)	

Signal	RT (min.)	Adj RT (min.)	Sec.	REL RT	Area	Height	Avg Noise	EDL Height	S/N	Ratio(Limits)	Flags
PCB-63											
289.9224	29:21	29:21	0	0.869	696392	147877	230	575	643		
291.9194	29:21	29:21	0	0.869	879604	186551	308	770	606	0.79(0.65-0.89)	
PCB-61											
289.9224	29:41	29:41	0	0.878	2530502	278931	230	575	1213		
291.9194	29:41	29:41	0	0.878	3223701	357246	308	770	1160	0.78(0.65-0.89)	
PCB-70 (C61)											
289.9224	29:41	29:41	0	0.878	2530502	278931	230	575	1213		
291.9194	29:41	29:41	0	0.878	3223701	357246	308	770	1160	0.78(0.65-0.89)	
PCB-74 (C61)											
289.9224	29:41	29:41	0	0.878	2530502	278931	230	575	1213		
291.9194	29:41	29:41	0	0.878	3223701	357246	308	770	1160	0.78(0.65-0.89)	
PCB-76 (C61)											
289.9224	29:41	29:41	0	0.878	2530502	278931	230	575	1213		
291.9194	29:41	29:41	0	0.878	3223701	357246	308	770	1160	0.78(0.65-0.89)	
PCB-66											
289.9224	30:01	30:01	0	0.888	601531	126443	230	575	550		
291.9194	30:00	30:01	-1	0.888	767941	161949	308	770	526	0.78(0.65-0.89)	
PCB-55											
289.9224	30:10	30:10	0	0.893	618250	133887	230	575	582		
291.9194	30:10	30:10	0	0.893	784934	170362	308	770	553	0.79(0.65-0.89)	
PCB-56											
289.9224	30:41	30:41	0	0.908	601625	130239	230	575	566		
291.9194	30:41	30:41	0	0.908	765197	167097	308	770	543	0.79(0.65-0.89)	
PCB-60											
289.9224	30:54	30:54	0	0.914	630075	132318	230	575	575		
291.9194	30:54	30:54	0	0.914	796465	163749	308	770	532	0.79(0.65-0.89)	
PCB-80											
289.9224	31:19	31:19	0	0.927	708060	150735	230	575	655		
291.9194	31:19	31:19	0	0.927	876880	189159	308	770	614	0.81(0.65-0.89)	
PCB-79											
289.9224	32:50	32:50	0	0.971	744087	148373	230	575	645		
291.9194	32:50	32:50	0	0.971	932328	185503	308	770	602	0.80(0.65-0.89)	
PCB-78											
289.9224	33:24	33:24	0	0.988	615665	126686	230	575	551		
291.9194	33:24	33:24	0	0.988	786410	163855	308	770	532	0.78(0.65-0.89)	
PCB-81											
289.9224	33:50	33:50	0	1.001	643350	132129	230	575	574		
291.9194	33:50	33:50	0	1.001	809382	166929	308	770	542	0.79(0.65-0.89)	
PCB-77											
289.9224	34:23	34:23	0	1.001	687450	136836	230	575	595		
291.9194	34:23	34:23	0	1.001	865510	173299	308	770	563	0.79(0.65-0.89)	
PCB-104L											
337.9207	25:50	25:50	-3	0.814	1040714	237395	14	35	16957		
339.9178	25:50	25:50	-3	0.814	646137	148167	14	35	10583	1.61(1.32-1.78)	

Signal	RT (min.)	Adj RT (min.)	Sec.	REL RT	Area	Height	Avg Noise	EDL Height	S/N	Ratio(Limits)	Flags
PCB-95L											
337.9207	28:48	28:48	0	1.115	373686	81890	14	35	5849		
339.9178	28:48	28:48	0	1.115	234413	49678	14	35	3548	1.59(1.32-1.78)	
PCB-101L											
337.9207	31:44	31:44	0		857848	181706	14	35	12979		
339.9178	31:44	31:44	0		536095	112457	14	35	8033	1.60(1.32-1.78)	
PCB-111L											
337.9207	34:26	34:26	0	1.085	562429	121463	14	35	8676		
339.9178	34:26	34:26	0	1.085	360026	76987	14	35	5499	1.56(1.32-1.78)	
PCB-123L											
337.9207	36:23	36:22	-2	1.147	1518455	310523	1037	2592	299		
339.9178	36:23	36:22	-2	1.147	955725	196325	530	1325	370	1.59(1.32-1.78)	
PCB-118L											
337.9207	36:43	36:42	-3	1.157	1629395	334720	1037	2592	323		
339.9178	36:43	36:42	-3	1.157	1018161	210996	530	1325	398	1.60(1.32-1.78)	
PCB-114L											
337.9207	37:14	37:14	-3	1.173	1545280	314880	1037	2592	304		
339.9178	37:14	37:14	-3	1.173	974546	193646	530	1325	365	1.59(1.32-1.78)	
PCB-105L											
337.9207	37:53	37:52	-2	1.194	1563705	312636	1037	2592	301		
339.9178	37:53	37:52	-3	1.194	985280	198225	530	1325	374	1.59(1.32-1.78)	
PCB-127L											
337.9207	39:22	39:22	0		1553199	309545	1037	2592	299		
339.9178	39:22	39:22	0		963568	196164	530	1325	370	1.61(1.32-1.78)	
PCB-126L											
337.9207	40:59	40:57	-2	1.291	1513175	295602	1037	2592	285		
339.9178	40:59	40:57	-2	1.291	944827	186926	530	1325	353	1.60(1.32-1.78)	
PCB-104											
325.8804	25:51	25:51	0	1.001	672661	155213	26	65	5970		
327.8775	25:51	25:51	0	1.001	426123	97144	12	30	8095	1.58(1.32-1.78)	
PCB-96											
325.8804	26:13	26:13	0	1.015	581692	131561	26	65	5060		
327.8775	26:13	26:13	0	1.015	371437	83645	12	30	6970	1.57(1.32-1.78)	
PCB-103											
325.8804	28:10	28:10	0	1.090	505870	111974	26	65	4307		
327.8775	28:10	28:10	0	1.090	314889	69319	12	30	5777	1.61(1.32-1.78)	
PCB-94											
325.8804	28:23	28:23	0	1.099	446652	96977	26	65	3730		
327.8775	28:23	28:23	0	1.099	282536	61217	12	30	5101	1.58(1.32-1.78)	
PCB-95											
325.8804	28:49	28:49	0	1.116	476553	104112	26	65	4004		
327.8775	28:49	28:49	-1	1.115	294842	63732	12	30	5311	1.62(1.32-1.78)	
PCB-93											
325.8804	29:03	29:03	0	1.125	925303	199126	26	65	7659		
327.8775	29:03	29:03	0	1.125	584232	123307	12	30	10276	1.58(1.32-1.78)	

Signal	RT (min.)	Adj RT (min.)	Sec.	REL RT	Area	Height	Avg Noise	EDL Height	S/N	Ratio(Limits)	Flags
PCB-100 (C93)											
325.8804	29:03	29:03	0	1.125	925303	199126	26	65	7659		
327.8775	29:03	29:03	0	1.125	584232	123307	12	30	10276	1.58(1.32-1.78)	
PCB-98											Ma
325.8804	29:12	29:12	0	1.130	961787	115752	26	65	4452		M
327.8775	29:12	29:12	0	1.130	601436	72364	12	30	6030	1.60(1.32-1.78)	
PCB-102 (C98)											Ma
325.8804	29:12	29:12	0	1.130	961787	115752	26	65	4452		M
327.8775	29:12	29:12	0	1.130	601436	72364	12	30	6030	1.60(1.32-1.78)	
PCB-88											Ma
325.8804	29:41	29:41	0	1.149	951263	110993	26	65	4269		M
327.8775	29:41	29:41	0	1.149	602194	69057	12	30	5755	1.58(1.32-1.78)	
PCB-91 (C88)											Ma
325.8804	29:41	29:41	0	1.149	951263	110993	26	65	4269		M
327.8775	29:41	29:41	0	1.149	602194	69057	12	30	5755	1.58(1.32-1.78)	
PCB-84											
325.8804	29:54	29:54	0	1.158	403298	85914	26	65	3304		
327.8775	29:54	29:54	0	1.158	253485	53367	12	30	4447	1.59(1.32-1.78)	
PCB-89											
325.8804	30:23	30:23	0	1.176	440996	93384	26	65	3592		
327.8775	30:23	30:23	0	1.176	275409	57954	12	30	4830	1.60(1.32-1.78)	
PCB-121											
325.8804	30:49	30:49	0	1.193	673004	142540	26	65	5482		
327.8775	30:49	30:49	0	1.193	421470	90045	12	30	7504	1.60(1.32-1.78)	
PCB-92											
325.8804	31:11	31:11	0	0.857	466081	99231	26	65	3817		
327.8775	31:11	31:11	0	0.857	290713	61275	12	30	5106	1.60(1.32-1.78)	
PCB-90											
325.8804	31:45	31:45	0	1.229	1634991	235908	26	65	9073		
327.8775	31:45	31:45	0	1.229	1029577	148810	12	30	12401	1.59(1.32-1.78)	
PCB-101 (C90)											
325.8804	31:45	31:45	0	1.229	1634991	235908	26	65	9073		
327.8775	31:45	31:45	0	1.229	1029577	148810	12	30	12401	1.59(1.32-1.78)	
PCB-113 (C90)											
325.8804	31:45	31:45	0	1.229	1634991	235908	26	65	9073		
327.8775	31:45	31:45	0	1.229	1029577	148810	12	30	12401	1.59(1.32-1.78)	
PCB-83											
325.8804	32:21	32:21	0	1.252	921114	112091	26	65	4311		
327.8775	32:21	32:21	0	1.252	585490	71085	12	30	5924	1.57(1.32-1.78)	
PCB-99 (C83)											
325.8804	32:21	32:21	0	1.252	921114	112091	26	65	4311		
327.8775	32:21	32:21	0	1.252	585490	71085	12	30	5924	1.57(1.32-1.78)	
PCB-112											
325.8804	32:28	32:28	0	1.257	670189	136430	26	65	5247		
327.8775	32:28	32:28	0	1.257	419286	85103	12	30	7092	1.60(1.32-1.78)	

Signal	RT (min.)	Adj RT (min.)	Sec.	REL RT	Area	Height	Avg Noise	EDL Height	S/N	Ratio(Limits)	Flags
PCB-86											Ma
325.8804	32:50	32:50	0	1.271	3359752	388507	26	65	14943		M
327.8775	32:50	32:50	0	1.271	2099369	243702	12	30	20309	1.60(1.32-1.78)	
PCB-87 (C86)											Ma
325.8804	32:50	32:50	0	1.271	3359752	388507	26	65	14943		M
327.8775	32:50	32:50	0	1.271	2099369	243702	12	30	20309	1.60(1.32-1.78)	
PCB-97 (C86)											Ma
325.8804	32:50	32:50	0	1.271	3359752	388507	26	65	14943		M
327.8775	32:50	32:50	0	1.271	2099369	243702	12	30	20309	1.60(1.32-1.78)	
PCB-109 (C86)											Ma
325.8804	32:50	32:50	0	1.271	3359752	388507	26	65	14943		M
327.8775	32:50	32:50	0	1.271	2099369	243702	12	30	20309	1.60(1.32-1.78)	
PCB-119 (C86)											Ma
325.8804	32:50	32:50	0	1.271	3359752	388507	26	65	14943		M
327.8775	32:50	32:50	0	1.271	2099369	243702	12	30	20309	1.60(1.32-1.78)	
PCB-125 (C86)											Ma
325.8804	32:50	32:50	0	1.271	3359752	388507	26	65	14943		M
327.8775	32:50	32:50	0	1.271	2099369	243702	12	30	20309	1.60(1.32-1.78)	
PCB-85											
325.8804	33:34	33:34	0	1.300	1747373	227094	26	65	8734		
327.8775	33:34	33:34	0	1.300	1099327	143104	12	30	11925	1.59(1.32-1.78)	
PCB-116 (C85)											
325.8804	33:34	33:34	0	1.300	1747373	227094	26	65	8734		
327.8775	33:34	33:34	0	1.300	1099327	143104	12	30	11925	1.59(1.32-1.78)	
PCB-117 (C85)											
325.8804	33:34	33:34	0	1.300	1747373	227094	26	65	8734		
327.8775	33:34	33:34	0	1.300	1099327	143104	12	30	11925	1.59(1.32-1.78)	
PCB-110											
325.8804	33:49	33:49	0	1.309	1295045	143076	26	65	5503		
327.8775	33:49	33:49	0	1.309	822306	90171	12	30	7514	1.57(1.32-1.78)	
PCB-115 (C110)											
325.8804	33:49	33:49	0	1.309	1295045	143076	26	65	5503		
327.8775	33:49	33:49	0	1.309	822306	90171	12	30	7514	1.57(1.32-1.78)	
PCB-82											
325.8804	34:03	34:03	0	1.318	423969	81497	26	65	3135		
327.8775	34:03	34:03	0	1.318	266815	51931	12	30	4328	1.59(1.32-1.78)	
PCB-111											
325.8804	34:27	34:27	0	1.334	724507	149791	26	65	5761		
327.8775	34:27	34:27	0	1.334	453792	92789	12	30	7732	1.60(1.32-1.78)	
PCB-120											
325.8804	34:55	34:55	0	1.352	750254	151592	26	65	5830		
327.8775	34:55	34:55	0	1.352	468903	93187	12	30	7766	1.60(1.32-1.78)	
PCB-108											
325.8804	36:03	36:03	0	1.396	1744148	355567	490	1225	726		
327.8775	36:03	36:03	0	1.396	1105536	223749	284	710	788	1.58(1.32-1.78)	

Signal	RT (min.)	Adj RT (min.)	Sec.	REL RT	Area	Height	Avg Noise	EDL Height	S/N	Ratio(Limits)	Flags
PCB-124 (C108)											
325.8804	36:03	36:03	0	1.396	1744148	355567	490	1225	726		
327.8775	36:03	36:03	0	1.396	1105536	223749	284	710	788	1.58(1.32-1.78)	
PCB-107											
325.8804	36:18	36:18	0	1.405	956489	183510	490	1225	375		
327.8775	36:18	36:18	0	1.405	613949	118459	284	710	417	1.56(1.32-1.78)	
PCB-123											
325.8804	36:25	36:25	0	1.001	952111	198806	490	1225	406		
327.8775	36:25	36:25	0	1.001	606440	125255	284	710	441	1.57(1.32-1.78)	
PCB-106											
325.8804	36:32	36:32	0	1.004	901636	181685	490	1225	371		
327.8775	36:32	36:32	0	1.004	566837	112821	284	710	397	1.59(1.32-1.78)	
PCB-118											
325.8804	36:44	36:44	0	1.001	958856	185698	490	1225	379		
327.8775	36:44	36:44	0	1.001	615092	118335	284	710	417	1.56(1.32-1.78)	
PCB-122											
325.8804	37:05	37:05	0	1.010	835314	170446	490	1225	348		
327.8775	37:05	37:05	0	1.010	522284	106997	284	710	377	1.60(1.32-1.78)	
PCB-114											
325.8804	37:16	37:16	0	1.001	994430	195382	490	1225	399		
327.8775	37:16	37:16	0	1.001	634542	122814	284	710	432	1.57(1.32-1.78)	
PCB-105											
325.8804	37:54	37:54	0	1.000	918943	177207	490	1225	362		
327.8775	37:54	37:54	0	1.000	573566	112507	284	710	396	1.60(1.32-1.78)	
PCB-127											
325.8804	39:24	39:24	0	1.040	916062	176292	490	1225	360		
327.8775	39:23	39:24	-1	1.039	586192	111494	284	710	393	1.56(1.32-1.78)	
PCB-126											
325.8804	40:59	40:59	0	1.000	919109	167404	490	1225	342		
327.8775	40:59	40:59	0	1.000	578926	106833	284	710	376	1.59(1.32-1.78)	
PCB-155L											
371.8817	31:31	31:32	-3	0.791	843157	178183	39	97	4569		
373.8788	31:31	31:32	-3	0.791	675896	144330	11	27	13121	1.25(1.05-1.43)	
PCB-153L											
371.8817	38:36	38:36	0	0.901	520342	107248	418	1045	257		
373.8788	38:36	38:36	0	0.901	405385	83519	254	635	329	1.28(1.05-1.43)	
PCB-138L											
371.8817	39:50	39:50	0		1008915	203926	418	1045	488		
373.8788	39:50	39:50	0		796139	161402	254	635	635	1.27(1.05-1.43)	
PCB-167L											
371.8817	42:51	42:51	-3	1.076	1309151	250320	418	1045	599		
373.8788	42:51	42:51	-3	1.076	1012689	202484	254	635	797	1.29(1.05-1.43)	
PCB-156L											
371.8817	44:00	44:00	-3	1.104	2546807	361916	418	1045	866		
373.8788	44:00	44:00	-3	1.104	2008188	284403	254	635	1120	1.27(1.05-1.43)	

Signal	RT (min.)	Adj RT (min.)	Sec.	REL RT	Area	Height	Avg Noise	EDL Height	S/N	Ratio(Limits)	Flags
PCB-157L (C156L)											
371.8817	44:00	44:00	-3	1.104	2546807	361916	418	1045	866		
373.8788	44:00	44:00	-3	1.104	2008188	284403	254	635	1120	1.27(1.05-1.43)	
PCB-169L											
371.8817	47:14	47:13	-3	1.186	1256923	237904	418	1045	569		
373.8788	47:14	47:13	-3	1.186	1012941	189908	254	635	748	1.24(1.05-1.43)	
PCB-155											
359.8415	31:33	31:33	0	1.001	510782	111166	7	17	15881		
361.8385	31:33	31:33	0	1.001	395557	84104	8	20	10513	1.29(1.05-1.43)	
PCB-152											
359.8415	31:44	31:44	0	1.006	476620	98871	7	17	14124		
361.8385	31:44	31:44	0	1.006	376597	80883	8	20	10110	1.27(1.05-1.43)	
PCB-150											
359.8415	31:54	31:54	0	1.012	486765	104190	7	17	14884		
361.8385	31:54	31:54	0	1.012	381559	81138	8	20	10142	1.28(1.05-1.43)	
PCB-136											
359.8415	32:16	32:16	0	1.023	447214	90435	7	17	12919		
361.8385	32:15	32:16	-1	1.023	349778	70814	8	20	8852	1.28(1.05-1.43)	
PCB-145											
359.8415	32:34	32:34	0	1.033	464013	94808	7	17	13544		
361.8385	32:34	32:34	0	1.033	365639	74592	8	20	9324	1.27(1.05-1.43)	
PCB-148											
359.8415	34:05	34:05	0	1.081	343469	71500	7	17	10214		
361.8385	34:05	34:05	0	1.081	274843	57228	8	20	7154	1.25(1.05-1.43)	
PCB-135											Ma
359.8415	34:40	34:40	0	1.100	700347	82084	7	17	11726		M
361.8385	34:39	34:40	-1	1.099	545002	62514	8	20	7814	1.29(1.05-1.43)	
PCB-151 (C135)											Ma
359.8415	34:40	34:40	0	1.100	700347	82084	7	17	11726		M
361.8385	34:39	34:40	-1	1.099	545002	62514	8	20	7814	1.29(1.05-1.43)	
PCB-154											
359.8415	34:56	34:56	0	1.108	402408	83465	7	17	11924		
361.8385	34:56	34:56	0	1.108	317458	65284	8	20	8161	1.27(1.05-1.43)	
PCB-144											
359.8415	35:14	35:14	0	1.118	368868	74171	7	17	10596		
361.8385	35:14	35:14	0	1.118	294940	59025	8	20	7378	1.25(1.05-1.43)	
PCB-147											
359.8415	35:36	35:36	0	1.129	1138693	226836	118	295	1922		
361.8385	35:36	35:36	0	1.129	911492	179781	86	215	2090	1.25(1.05-1.43)	
PCB-149 (C147)											
359.8415	35:36	35:36	0	1.129	1138693	226836	118	295	1922		
361.8385	35:36	35:36	0	1.129	911492	179781	86	215	2090	1.25(1.05-1.43)	
PCB-134											
359.8415	35:53	35:53	0	1.139	951845	107327	118	295	910		
361.8385	35:53	35:53	0	1.139	757725	84697	86	215	985	1.26(1.05-1.43)	

Signal	RT (min.)	Adj RT (min.)	Sec.	REL RT	Area	Height	Avg Noise	EDL Height	S/N	Ratio(Limits)	Flags
PCB-143 (C134)											
359.8415	35:53	35:53	0	1.139	951845	107327	118	295	910		
361.8385	35:53	35:53	0	1.139	757725	84697	86	215	985	1.26(1.05-1.43)	
PCB-139											
359.8415	36:11	36:11	0	1.148	1089289	203323	118	295	1723		
361.8385	36:11	36:11	0	1.148	864877	161546	86	215	1878	1.26(1.05-1.43)	
PCB-140 (C139)											
359.8415	36:11	36:11	0	1.148	1089289	203323	118	295	1723		
361.8385	36:11	36:11	0	1.148	864877	161546	86	215	1878	1.26(1.05-1.43)	
PCB-131											
359.8415	36:24	36:24	0	1.155	461388	93521	118	295	793		
361.8385	36:24	36:24	0	1.155	370642	75256	86	215	875	1.24(1.05-1.43)	
PCB-142											
359.8415	36:33	36:33	0	1.159	479250	97722	118	295	828		
361.8385	36:33	36:33	0	1.159	383656	77295	86	215	899	1.25(1.05-1.43)	
PCB-132											
359.8415	36:51	36:51	0	1.169	482041	96590	118	295	819		
361.8385	36:51	36:51	0	1.169	385705	77932	86	215	906	1.25(1.05-1.43)	
PCB-133											
359.8415	37:22	37:22	0	1.186	501296	101206	118	295	858		
361.8385	37:22	37:22	0	1.186	403311	81093	86	215	943	1.24(1.05-1.43)	
PCB-165											
359.8415	37:46	37:46	0	0.881	631839	130303	118	295	1104		
361.8385	37:46	37:46	0	0.881	501797	102512	86	215	1192	1.26(1.05-1.43)	
PCB-146											
359.8415	38:01	38:01	0	0.887	551641	112372	118	295	952		
361.8385	38:01	38:01	0	0.887	439333	89080	86	215	1036	1.26(1.05-1.43)	
PCB-161											
359.8415	38:08	38:08	0	0.890	710210	142180	118	295	1205		
361.8385	38:08	38:08	0	0.890	561740	112748	86	215	1311	1.26(1.05-1.43)	
PCB-153											
359.8415	38:40	38:40	0	0.902	1348976	198413	118	295	1681		
361.8385	38:40	38:40	0	0.902	1057248	157965	86	215	1837	1.28(1.05-1.43)	
PCB-168 (C153)											
359.8415	38:40	38:40	0	0.902	1348976	198413	118	295	1681		
361.8385	38:40	38:40	0	0.902	1057248	157965	86	215	1837	1.28(1.05-1.43)	
PCB-141											
359.8415	38:49	38:49	0	0.906	520460	103027	118	295	873		
361.8385	38:48	38:49	-1	0.906	419923	81340	86	215	946	1.24(1.05-1.43)	
PCB-130											
359.8415	39:13	39:13	0	0.915	458335	91481	118	295	775		
361.8385	39:13	39:13	0	0.915	366962	73554	86	215	855	1.25(1.05-1.43)	
PCB-137											
359.8415	39:27	39:27	0	0.921	566223	116113	118	295	984		
361.8385	39:27	39:27	0	0.921	447365	89755	86	215	1044	1.27(1.05-1.43)	

Signal	RT (min.)	Adj RT (min.)	Sec.	REL RT	Area	Height	Avg Noise	EDL Height	S/N	Ratio(Limits)	Flags
PCB-164											
359.8415	39:34	39:34	0	0.923	698449	137159	118	295	1162		
361.8385	39:34	39:34	0	0.923	552412	108467	86	215	1261	1.26(1.05-1.43)	
PCB-129											Ma
359.8415	39:53	39:53	0	0.931	2366945	269648	118	295	2285		M
361.8385	39:53	39:53	0	0.931	1885491	213615	86	215	2484	1.26(1.05-1.43)	
PCB-138 (C129)											Ma
359.8415	39:53	39:53	0	0.931	2366945	269648	118	295	2285		M
361.8385	39:53	39:53	0	0.931	1885491	213615	86	215	2484	1.26(1.05-1.43)	
PCB-160 (C129)											Ma
359.8415	39:53	39:53	0	0.931	2366945	269648	118	295	2285		M
361.8385	39:53	39:53	0	0.931	1885491	213615	86	215	2484	1.26(1.05-1.43)	
PCB-163 (C129)											Ma
359.8415	39:53	39:53	0	0.931	2366945	269648	118	295	2285		M
361.8385	39:53	39:53	0	0.931	1885491	213615	86	215	2484	1.26(1.05-1.43)	
PCB-158											
359.8415	40:16	40:16	0	0.940	765302	145895	118	295	1236		
361.8385	40:16	40:16	0	0.940	609552	116576	86	215	1356	1.26(1.05-1.43)	
PCB-128											
359.8415	41:07	41:07	0	0.959	1261215	216574	118	295	1835		
361.8385	41:07	41:07	0	0.959	1006748	171814	86	215	1998	1.25(1.05-1.43)	
PCB-166 (C128)											
359.8415	41:07	41:07	0	0.959	1261215	216574	118	295	1835		
361.8385	41:07	41:07	0	0.959	1006748	171814	86	215	1998	1.25(1.05-1.43)	
PCB-159											
359.8415	42:07	42:07	0	0.983	726678	143014	118	295	1212		
361.8385	42:07	42:07	0	0.983	581536	115202	86	215	1340	1.25(1.05-1.43)	
PCB-162											
359.8415	42:24	42:24	0	0.990	758938	145640	118	295	1234		
361.8385	42:24	42:24	0	0.990	609371	114726	86	215	1334	1.25(1.05-1.43)	
PCB-167											
359.8415	42:52	42:52	0	1.001	787045	151724	118	295	1286		
361.8385	42:52	42:52	0	1.001	632989	122285	86	215	1422	1.24(1.05-1.43)	
PCB-156											
359.8415	44:02	44:02	0	1.001	1493179	209239	118	295	1773		
361.8385	44:02	44:02	0	1.001	1180145	167939	86	215	1953	1.27(1.05-1.43)	
PCB-157 (C156)											
359.8415	44:02	44:02	0	1.001	1493179	209239	118	295	1773		
361.8385	44:02	44:02	0	1.001	1180145	167939	86	215	1953	1.27(1.05-1.43)	
PCB-169											
359.8415	47:15	47:15	0	1.000	742130	138687	118	295	1175		
361.8385	47:15	47:15	0	1.000	582556	108557	86	215	1262	1.27(1.05-1.43)	
PCB-188L											
405.8428	37:15	37:16	-3	0.820	1012734	207529	15	37	13835		
407.8398	37:15	37:16	-3	0.820	950275	190774	5	12	38155	1.07(0.89-1.21)	

Signal	RT (min.)	Adj RT (min.)	Sec.	REL RT	Area	Height	Avg Noise	EDL Height	S/N	Ratio(Limits)	Flags
PCB-178L											
405.8428	40:19	40:19	0	0.888	373229	75882	15	37	5059		
407.8398	40:19	40:19	0	0.888	343214	69573	5	12	13915	1.09(0.89-1.21)	
PCB-180L											
405.8428	45:25	45:25	0		801293	154745	15	37	10316		
407.8398	45:25	45:25	0		747550	143434	5	12	28687	1.07(0.89-1.21)	
PCB-170L											
405.8428	46:39	46:39	-3	1.027	640333	124644	15	37	8310		
407.8398	46:39	46:39	-3	1.027	592955	113880	5	12	22776	1.08(0.89-1.21)	
PCB-189L											
405.8428	49:47	49:47	-3	1.096	1453199	279050	183	457	1525		
407.8398	49:47	49:47	-3	1.096	1378894	271764	718	1795	379	1.05(0.89-1.21)	
PCB-188											
393.8025	37:17	37:17	0	1.001	599163	122121	8	20	15265		
395.7995	37:17	37:17	0	1.001	567160	115659	4	10	28915	1.06(0.89-1.21)	
PCB-179											
393.8025	37:36	37:36	0	1.009	558811	112190	8	20	14024		
395.7995	37:36	37:36	0	1.009	523649	104679	4	10	26170	1.07(0.89-1.21)	
PCB-184											
393.8025	38:09	38:09	0	1.024	537331	106888	8	20	13361		
395.7995	38:09	38:09	0	1.024	505306	102143	4	10	25536	1.06(0.89-1.21)	
PCB-176											
393.8025	38:30	38:30	0	1.033	606061	122250	8	20	15281		
395.7995	38:30	38:30	0	1.033	572039	114245	4	10	28561	1.06(0.89-1.21)	
PCB-186											
393.8025	38:57	38:57	0	1.046	565470	112939	8	20	14117		
395.7995	38:57	38:57	0	1.046	536778	105818	4	10	26455	1.05(0.89-1.21)	
PCB-178											
393.8025	40:20	40:20	0	1.083	405812	81065	8	20	10133		
395.7995	40:20	40:20	0	1.083	384677	75956	4	10	18989	1.05(0.89-1.21)	
PCB-175											
393.8025	40:58	40:58	0	1.100	419887	82716	8	20	10340		
395.7995	40:58	40:58	0	1.100	398483	78538	4	10	19635	1.05(0.89-1.21)	
PCB-187											
393.8025	41:14	41:14	0	1.107	449408	89226	8	20	11153		
395.7995	41:14	41:14	0	1.107	423920	84004	4	10	21001	1.06(0.89-1.21)	
PCB-182											
393.8025	41:27	41:27	0	1.113	461425	90924	8	20	11366		
395.7995	41:27	41:27	0	1.113	434721	86257	4	10	21564	1.06(0.89-1.21)	
PCB-183											Ma
393.8025	41:51	41:51	0	1.124	896822	93936	8	20	11742		M
395.7995	41:51	41:51	0	1.124	849777	89764	4	10	22441	1.06(0.89-1.21)	
PCB-185 (C183)											Ma
393.8025	41:51	41:51	0	1.124	896822	93936	8	20	11742		M
395.7995	41:51	41:51	0	1.124	849777	89764	4	10	22441	1.06(0.89-1.21)	

Signal	RT (min.)	Adj RT (min.)	Δ Sec.	REL RT	Area	Height	Avg Noise	EDL Height	S/N	Ratio(Limits)	Flags
PCB-174											
393.8025	42:05	42:05	0	1.130	383701	74789	8	20	9349		
395.7995	42:05	42:05	0	1.130	366900	70534	4	10	17634	1.05(0.89-1.21)	
PCB-177											
393.8025	42:31	42:31	0	1.142	378537	74736	8	20	9342		
395.7995	42:31	42:31	0	1.142	357742	70376	4	10	17594	1.06(0.89-1.21)	
PCB-181											
393.8025	42:55	42:55	0	1.152	446828	86482	8	20	10810		
395.7995	42:55	42:55	0	1.152	425780	82972	4	10	20743	1.05(0.89-1.21)	
PCB-171											
393.8025	43:08	43:08	0	1.158	780136	130766	8	20	16346		
395.7995	43:08	43:08	0	1.158	734160	122894	4	10	30724	1.06(0.89-1.21)	
PCB-173 (C171)											
393.8025	43:08	43:08	0	1.158	780136	130766	8	20	16346		
395.7995	43:08	43:08	0	1.158	734160	122894	4	10	30724	1.06(0.89-1.21)	
PCB-172											
393.8025	44:47	44:47	0	0.900	400415	77134	8	20	9642		
395.7995	44:46	44:47	-1	0.899	380983	73386	4	10	18347	1.05(0.89-1.21)	
PCB-192											
393.8025	45:03	45:03	0	0.905	542997	106816	8	20	13352		
395.7995	45:03	45:03	0	0.905	516127	103423	4	10	25856	1.05(0.89-1.21)	
PCB-180											
393.8025	45:23	45:23	0	0.912	1024951	136114	8	20	17014		
395.7995	45:23	45:23	0	0.912	965248	128033	4	10	32008	1.06(0.89-1.21)	
PCB-193 (C180)											
393.8025	45:23	45:23	0	0.912	1024951	136114	8	20	17014		
395.7995	45:23	45:23	0	0.912	965248	128033	4	10	32008	1.06(0.89-1.21)	
PCB-191											
393.8025	45:47	45:47	0	0.920	583438	113357	8	20	14170		
395.7995	45:47	45:47	0	0.920	546165	104763	4	10	26191	1.07(0.89-1.21)	
PCB-170											
393.8025	46:41	46:41	0	0.938	410331	80224	8	20	10028		
395.7995	46:41	46:41	0	0.938	389109	74174	4	10	18544	1.05(0.89-1.21)	
PCB-190											
393.8025	47:12	47:12	0	0.948	578833	111101	8	20	13888		
395.7995	47:12	47:12	0	0.948	545105	104747	4	10	26187	1.06(0.89-1.21)	
PCB-189											
393.8025	49:48	49:48	0	1.001	871451	167897	127	317	1322		
395.7995	49:48	49:48	-1	1.000	820906	156310	88	220	1776	1.06(0.89-1.21)	
PCB-202L											
439.8038	42:38	42:38	-3	0.821	748947	154010	17	42	9059		
441.8008	42:38	42:38	-3	0.821	825077	164423	20	50	8221	0.91(0.76-1.02)	
PCB-194L											
439.8038	51:54	51:54	0		932927	174059	52	130	3347		
441.8008	51:53	51:54	-1		1006026	191431	649	1622	295	0.93(0.76-1.02)	

Signal	RT (min.)	Adj RT (min.)	Sec.	REL RT	Area	Height	Avg Noise	EDL Height	S/N	Ratio(Limits)	Flags
PCB-205L											
439.8038	52:22	52:22	-2	1.009	1121236	212722	52	130	4091		
441.8008	52:22	52:22	-2	1.009	1227788	231183	649	1622	356	0.91(0.76-1.02)	
PCB-202											
427.7635	42:39	42:39	0	1.001	363070	72344	6	15	12057		
429.7606	42:39	42:39	0	1.001	399847	79236	10	25	7924	0.91(0.76-1.02)	
PCB-201											
427.7635	43:35	43:35	0	1.022	412117	80725	6	15	13454		
429.7606	43:35	43:35	0	1.022	455531	89717	10	25	8972	0.90(0.76-1.02)	
PCB-204											
427.7635	44:16	44:16	0	1.038	388301	76950	6	15	12825		
429.7606	44:16	44:16	0	1.038	424655	83514	10	25	8351	0.91(0.76-1.02)	
PCB-197											
427.7635	44:29	44:29	0	1.044	421076	81170	6	15	13528		
429.7606	44:29	44:29	0	1.044	470160	89353	10	25	8935	0.90(0.76-1.02)	
PCB-200											
427.7635	44:35	44:35	0	1.046	387151	77932	6	15	12989		
429.7606	44:34	44:35	-1	1.046	434259	87853	10	25	8785	0.89(0.76-1.02)	
PCB-198											
427.7635	47:22	47:22	0	1.111	577971	76266	6	15	12711		
429.7606	47:22	47:22	1	1.111	639614	83375	10	25	8338	0.90(0.76-1.02)	
PCB-199 (C198)											
427.7635	47:22	47:22	0	1.111	577971	76266	6	15	12711		
429.7606	47:22	47:22	1	1.111	639614	83375	10	25	8338	0.90(0.76-1.02)	
PCB-196											
427.7635	48:03	48:03	0	0.917	306310	58937	6	15	9823		
429.7606	48:03	48:03	0	0.917	344508	66765	10	25	6677	0.89(0.76-1.02)	
PCB-203											
427.7635	48:15	48:15	0	0.921	321912	62330	6	15	10388		
429.7606	48:15	48:15	0	0.921	352545	68745	10	25	6875	0.91(0.76-1.02)	
PCB-195											
427.7635	49:34	49:34	0	0.946	441902	86190	67	167	1286		
429.7606	49:34	49:34	0	0.946	487085	95050	40	100	2376	0.91(0.76-1.02)	
PCB-194											
427.7635	51:55	51:55	0	0.991	491762	93858	67	167	1401		
429.7606	51:55	51:55	0	0.991	545349	103592	40	100	2590	0.90(0.76-1.02)	
PCB-205											
427.7635	52:23	52:23	0	1.000	629588	118956	67	167	1775		
429.7606	52:23	52:23	0	1.000	702398	133518	40	100	3338	0.90(0.76-1.02)	
PCB-208L											
473.7648	49:19	49:20	-3	0.950	959390	186631	162	405	1152		
475.7619	49:19	49:20	-3	0.950	1168121	229028	715	1787	320	0.82(0.65-0.89)	
PCB-206L											
473.7648	54:08	54:09	-3	1.043	708496	136240	162	405	841		
475.7619	54:08	54:09	-3	1.043	881430	168999	715	1787	236	0.80(0.65-0.89)	

Signal	RT (min.)	Adj RT (min.)	Δ Sec.	REL RT	Area	Height	Avg Noise	EDL Height	S/N	Ratio(Limits)	Flags
PCB-208											
461.7246	49:21	49:21	0	1.001	494192	94209	308	770	306		
463.7216	49:21	49:21	0	1.001	631700	120255	520	1300	231	0.78(0.65-0.89)	
PCB-207											
461.7246	50:17	50:17	0	1.019	521031	100858	308	770	327		
463.7216	50:17	50:17	0	1.019	662330	126994	520	1300	244	0.79(0.65-0.89)	
PCB-206											
461.7246	54:09	54:09	0	1.000	380495	71802	308	770	233		
463.7216	54:09	54:09	0	1.000	484701	93609	520	1300	180	0.79(0.65-0.89)	
PCB-209L											
507.7258	55:46	55:47	-3	1.075	680872	122871	59	147	2083		
509.7229	55:46	55:47	-3	1.075	974972	172874	30	75	5762	0.70(0.59-0.79)	
DCB Decachlorobiphenyl											
495.6856	55:48	55:48	0	1.000	401746	70673	17	42	4157		
497.6826	55:48	55:48	0	1.000	571420	100177	20	50	5009	0.70(0.59-0.79)	

QC Flag Legend

Review Flags

M - Manually Integrated

a - User Assigned ID

Reagents:

61CV1668CS3_00006 Amount Added: 20.00 Units: uL

Eurofins TestAmerica, Knoxville
CCV Relative RT Report

Data File: \\chromna\Knoxville\ChromData\D3D\20190828-12892.b\d4190828s2.d
Lims ID: WDMCCV
Client ID:
Sample Type: WDMCCV
Inject. Date: 28-Aug-2019 22:15:00 ALS Bottle#: 0 Worklist Smp#: 1
Injection Vol: 1.0 ul Dil. Factor: 1.0000
Sample Info:
Misc. Info.: 140-0012892-001
Operator ID: Xcalibur_System Instrument ID: D3D
Sublist: chrom-PCBs_D3D*sub1

Method: \\chromna\Knoxville\ChromData\D3D\20190828-12892.b\PCBs_D3D.m
Limit Group: HR - 1668A - ICAL
Last Update: 28-Aug-2019 23:31:04 Calib Date: 21-Aug-2019 19:05:00
Integrator: Picker
Quant Method: Isotopic Dilution Quant By: Initial Calibration
Last ICal File: \\chromna\Knoxville\ChromData\D3D\20190813-12717.b\d4190821i6.d

Column 1 : SPB-Octyl (0.25 mm) Det: F1(11.07 :21.70)
Process Host: CTX0326

First Level Reviewer: mcwhirterl Date: 28-Aug-2019 23:31:04

Start Cal Date: 21-Aug-2019 13:37:00
End Cal Date: 21-Aug-2019 19:05:00

Compound	T/L	ICAL RT	CCV RT	RT (secs)	RT Lmt	ICAL RRT	CCV RRT	RRT Limits
PCB-1L		11:46	11:44	-2	15	0.7275	0.7285	0.717 - 0.7472
PCB-3L		13:57	13:53	-3	15	0.8625	0.8626	0.849 - 0.8798
PCB-1	L	11:47	11:45	-2		1.0011	1.0011	0.995 - 1.0085
PCB-2		13:47	13:43	-3		0.9878	0.9877	0.985 - 0.9925
PCB-3	L	13:58	13:54	-3		1.0009	1.0009	0.998 - 1.0048
PCB-4L		14:12	14:08	-3	15	0.8779	0.8781	0.865 - 0.8956
PCB-9L		16:11	16:06	-4		1.0000	1.0000	0.987 - 1.0128
PCB-8L		17:00	16:56	-4		1.1969	1.1981	1.192 - 1.1989
PCB-15L		20:06	20:00	-5	15	1.2426	1.2430	1.233 - 1.2530
PCB-4	L	14:13	14:10	-3		1.0009	1.0018	0.994 - 1.0058
PCB-10		14:23	14:20	-3		1.0129	1.0139	1.010 - 1.0168
PCB-9		16:11	16:07	-3		1.1400	1.1407	1.135 - 1.1415
PCB-7		16:22	16:17	-4		1.1520	1.1518	1.147 - 1.1538
PCB-6		16:36	16:32	-3		1.1686	1.1694	1.164 - 1.1706
PCB-5		16:55	16:50	-4		1.1907	1.1907	1.186 - 1.1926
PCB-8		17:02	16:58	-3		1.1990	1.2000	1.194 - 1.2008
PCB-14		18:40	18:35	-4		0.9284	0.9287	0.926 - 0.9305
PCB-11		19:30	19:25	-4		0.9700	0.9706	0.968 - 0.9725
PCB-12/13		19:50	19:44	-5		0.9863	0.9863	0.983 - 0.9875
PCB-15	L	20:07	20:02	-4		1.0007	1.0013	0.997 - 1.0050
PCB-19L		17:19	17:14	-4	15	0.8416	0.8410	0.831 - 0.8547
PCB-32L		20:34	20:29	-4		1.0000	1.0000	0.998 - 1.0024
PCB-31L		22:50	22:45	-5		1.0000	1.0000	0.998 - 1.0022
PCB-28L		23:08	23:03	-5		1.0134	1.0129	1.006 - 1.0201

Compound	T/L	ICAL RT	CCV RT	Δ RT (secs)	RT Lmt	ICAL RRT	CCV RRT	RRT Limits
PCB-37L		27:09	27:02	-6	15	1.1889	1.1887	1.178 - 1.1995
PCB-19	L	17:20	17:16	-3		1.0008	1.0015	0.996 - 1.0058
PCB-18/30		19:11	19:06	-4		1.1081	1.1086	1.104 - 1.1093
PCB-17		19:37	19:32	-4		1.1330	1.1336	1.129 - 1.1352
PCB-27		19:50	19:45	-5		1.1458	1.1458	1.141 - 1.1471
PCB-24		19:58	19:53	-5		1.1534	1.1533	1.148 - 1.1542
PCB-16		20:04	20:00	-4		1.1594	1.1602	1.156 - 1.1621
PCB-32		20:36	20:30	-5		1.1897	1.1898	1.185 - 1.1908
PCB-34		21:52	21:46	-5		1.2627	*1.2633	1.257 - 1.2623
PCB-23		22:01	21:55	-5		1.2715	*1.2721	1.266 - 1.2715
PCB-26/29		22:20	22:14	-5		1.2899	1.2906	1.282 - 1.2915
PCB-25		22:34	22:27	-6		0.8308	0.8304	0.829 - 0.8325
PCB-31		22:52	22:47	-5		0.8421	0.8422	0.840 - 0.8438
PCB-20/28		23:11	23:05	-6		0.8538	0.8535	0.851 - 0.8568
PCB-21/33		23:24	23:18	-6		0.8617	0.8615	0.858 - 0.8637
PCB-22		23:48	23:42	-6		0.8763	0.8761	0.875 - 0.8786
PCB-36		25:22	25:16	-6		0.9339	0.9341	0.932 - 0.9352
PCB-39		25:43	25:37	-6		0.9470	0.9473	0.945 - 0.9483
PCB-38		26:18	26:12	-5		0.9686	0.9689	0.966 - 0.9695
PCB-35		26:46	26:40	-5		0.9855	0.9859	0.984 - 0.9875
PCB-37	L	27:10	27:04	-5		1.0005	1.0009	0.999 - 1.0024
PCB-54L		20:24	20:19	-4	15	0.8167	0.8168	0.811 - 0.8247
PCB-52L		24:59	24:53	-6		1.0000	1.0000	0.992 - 1.0083
PCB-79L		32:54	32:48	-5		0.9704	0.9706	0.969 - 0.9718
PCB-81L		33:55	33:48	-7	15	1.3581	1.3588	1.351 - 1.3641
PCB-77L		34:29	34:22	-7	15	1.3806	1.3813	1.373 - 1.3867
PCB-54	L	20:26	20:20	-5		1.0000	1.0000	0.996 - 1.0041
PCB-50/53		22:37	22:31	-5		1.1084	1.1083	1.102 - 1.1106
PCB-45/51		23:20	23:15	-5		1.1440	1.1441	1.137 - 1.1453
PCB-46		23:34	23:29	-5		1.1552	1.1553	1.153 - 1.1576
PCB-52		25:00	24:54	-6		1.2257	1.2255	1.222 - 1.2263
PCB-43/73		25:09	25:03	-5		1.2326	1.2331	1.230 - 1.2346
PCB-49/69		25:28	25:22	-6		1.2482	1.2481	1.242 - 1.2499
PCB-48		25:47	25:41	-6		1.2638	*1.2638	1.259 - 1.2636
PCB-44/47/65		26:01	25:55	-5		1.2756	1.2757	1.269 - 1.2770
PCB-59/62/75		26:19	26:13	-5		1.2900	1.2901	1.284 - 1.2919
PCB-42		26:32	26:26	-6		1.3006	1.3007	1.296 - 1.3007
PCB-40/41/71		27:02	26:55	-6		1.3249	1.3246	1.317 - 1.3250
PCB-64		27:15	27:08	-6		1.3355	1.3352	1.331 - 1.3355
PCB-72		28:05	27:58	-6		0.8278	0.8275	0.826 - 0.8291
PCB-68		28:22	28:16	-6		0.8365	0.8361	0.835 - 0.8375
PCB-57		28:48	28:41	-6		0.8488	0.8486	0.847 - 0.8500
PCB-58		29:01	28:56	-5		0.8556	0.8557	0.854 - 0.8574
PCB-67		29:12	29:05	-6		0.8609	0.8606	0.859 - 0.8620
PCB-63		29:28	29:21	-6		0.8687	0.8685	0.866 - 0.8694
PCB-61/70/74/76		29:48	29:41	-6		0.8785	0.8783	0.875 - 0.8810

Compound	T/L	ICAL RT	CCV RT	Δ RT (secs)	RT Lmt	ICAL RRT	CCV RRT	RRT Limits
PCB-66		30:07	30:01	-5		0.8879	0.8881	0.886 - 0.8894
PCB-55		30:17	30:10	-6		0.8927	0.8926	0.891 - 0.8943
PCB-56		30:47	30:41	-6		0.9077	0.9077	0.907 - 0.9098
PCB-60		31:00	30:54	-6		0.9141	0.9141	0.913 - 0.9158
PCB-80		31:26	31:19	-6		0.9265	0.9265	0.924 - 0.9268
PCB-79		32:57	32:50	-7		0.9715	0.9714	0.970 - 0.9726
PCB-78		33:30	33:24	-6		0.9876	0.9879	0.986 - 0.9890
PCB-81	T	33:57	33:50	-7		1.0007	1.0008	0.999 - 1.0020
PCB-77	T/L	34:30	34:23	-7		1.0007	1.0007	0.999 - 1.0019
PCB-104L		25:56	25:50	-6	15	0.8139	0.8139	0.810 - 0.8199
PCB-95L		28:53	28:48	-5		1.1143	1.1148	1.112 - 1.1179
PCB-101L		31:52	31:44	-7		1.0000	1.0000	0.994 - 1.0065
PCB-111L		34:32	34:26	-5		1.0847	1.0851	1.079 - 1.0891
PCB-123L		36:30	36:23	-7	15	1.1459	1.1465	1.141 - 1.1511
PCB-118L		36:50	36:43	-7	15	1.1562	1.1568	1.151 - 1.1614
PCB-114L		37:21	37:14	-7	15	1.1726	1.1733	1.168 - 1.1780
PCB-105L		38:00	37:53	-6	15	1.1927	1.1939	1.188 - 1.1989
PCB-127L		39:29	39:22	-7		1.0000	1.0000	0.995 - 1.0053
PCB-126L		41:06	40:59	-7	15	1.2900	1.2912	1.285 - 1.2956
PCB-104	L	25:57	25:51	-6		1.0010	1.0010	0.998 - 1.0039
PCB-96		26:19	26:13	-5		1.0147	1.0148	1.013 - 1.0195
PCB-103		28:16	28:10	-6		1.0903	1.0902	1.087 - 1.0912
PCB-94		28:29	28:23	-6		1.0986	1.0986	1.097 - 1.1003
PCB-95		28:55	28:49	-5		1.1153	1.1158	1.113 - 1.1193
PCB-93/100		29:09	29:03	-5		1.1242	1.1247	1.120 - 1.1267
PCB-98/102		29:18	29:12	-6		1.1300	1.1301	1.127 - 1.1336
PCB-88/91		29:48	29:41	-6		1.1492	1.1493	1.143 - 1.1505
PCB-84		30:00	29:54	-5		1.1570	1.1577	1.157 - 1.1603
PCB-89		30:29	30:23	-5		1.1757	1.1765	1.175 - 1.1786
PCB-121		30:55	30:49	-6		1.1924	*1.1927	1.188 - 1.1922
PCB-92		31:17	31:11	-6		0.8570	0.8568	0.856 - 0.8589
PCB-90/101/113		31:52	31:45	-7		1.2292	1.2292	1.224 - 1.2307
PCB-83/99		32:27	32:21	-6		1.2517	1.2524	1.245 - 1.2525
PCB-112		32:34	32:28	-6		1.2561	1.2568	1.254 - 1.2574
PCB-86/87/97/109/119/125		32:57	32:50	-7		1.2709	1.2711	1.265 - 1.2756
PCB-85/116/117		33:41	33:34	-6		1.2988	1.2997	1.293 - 1.3007
PCB-110/115		33:56	33:49	-7		1.3086	1.3090	1.303 - 1.3092
PCB-82		34:10	34:03	-6		1.3175	1.3184	1.316 - 1.3194
PCB-111		34:34	34:27	-7		1.3332	*1.3337	1.329 - 1.3330
PCB-120		35:02	34:55	-6		1.3508	*1.3519	1.348 - 1.3514
PCB-108/124		36:10	36:03	-7		1.3948	1.3955	1.390 - 1.3967
PCB-107		36:25	36:18	-7		1.4044	*1.4052	1.401 - 1.4049
PCB-123	T	36:32	36:25	-7		1.0007	1.0007	1.000 - 1.0023
PCB-106		36:38	36:32	-6		1.0036	1.0040	1.003 - 1.0057
PCB-118	T	36:51	36:44	-6		1.0004	1.0007	0.999 - 1.0019
PCB-122		37:12	37:05	-7		1.0099	1.0100	1.009 - 1.0117

Compound	T/L	ICAL RT	CCV RT	RT (secs)	RT Lmt	ICAL RRT	CCV RRT	RRT Limits
PCB-114	T	37:23	37:16	-7		1.0007	1.0007	0.999 - 1.0018
PCB-105	T	38:01	37:54	-7		1.0007	1.0003	0.999 - 1.0018
PCB-127		39:31	39:24	-7		1.0399	1.0397	1.037 - 1.0399
PCB-126	T/L	41:07	40:59	-7		1.0003	1.0003	1.000 - 1.0016
PCB-155L		31:39	31:31	-7	15	0.7919	0.7912	0.787 - 0.7951
PCB-153L		38:42	38:36	-6		0.9008	0.9008	0.899 - 0.9028
PCB-138L		39:58	39:50	-7		1.0000	1.0000	0.979 - 1.0208
PCB-167L		42:59	42:51	-7	15	1.0756	1.0755	1.071 - 1.0792
PCB-156L/157L		44:08	44:00	-7	15	1.1043	1.1044	1.100 - 1.1084
PCB-169L		47:21	47:14	-6	15	1.1851	1.1858	1.184 - 1.1864
PCB-155	L	31:39	31:33	-6		1.0004	1.0008	0.998 - 1.0031
PCB-152		31:51	31:44	-7		1.0064	1.0065	1.006 - 1.0096
PCB-150		32:01	31:54	-6		1.0117	1.0121	1.011 - 1.0144
PCB-136		32:22	32:16	-6		1.0229	*1.0234	1.024 - 1.0268
PCB-145		32:40	32:34	-6		1.0326	1.0331	1.033 - 1.0358
PCB-148		34:12	34:05	-7		1.0808	1.0812	1.080 - 1.0830
PCB-135/151		34:46	34:40	-6		1.0989	1.0998	1.099 - 1.1038
PCB-154		35:03	34:56	-7		1.1078	1.1083	1.106 - 1.1107
PCB-144		35:21	35:14	-7		1.1170	1.1176	1.117 - 1.1199
PCB-147/149		35:43	35:36	-6		1.1286	1.1295	1.127 - 1.1326
PCB-134/143		36:01	35:53	-7		1.1381	1.1386	1.136 - 1.1409
PCB-139/140		36:19	36:11	-7		1.1476	1.1482	1.146 - 1.1515
PCB-131		36:30	36:24	-6		1.1538	1.1548	1.154 - 1.1571
PCB-142		36:40	36:33	-7		1.1587	1.1594	1.159 - 1.1621
PCB-132		36:58	36:51	-7		1.1682	1.1689	1.168 - 1.1728
PCB-133		37:29	37:22	-6		1.1843	1.1855	1.184 - 1.1872
PCB-165		37:53	37:46	-7		0.8814	0.8812	0.880 - 0.8825
PCB-146		38:08	38:01	-7		0.8872	0.8870	0.886 - 0.8882
PCB-161		38:16	38:08	-7		0.8902	0.8901	0.889 - 0.8914
PCB-153/168		38:47	38:40	-7		0.9024	0.9023	0.900 - 0.9040
PCB-141		38:56	38:49	-7		0.9060	0.9060	0.905 - 0.9075
PCB-130		39:21	39:13	-7		0.9154	0.9154	0.915 - 0.9172
PCB-137		39:34	39:27	-7		0.9206	0.9206	0.920 - 0.9224
PCB-164		39:41	39:34	-7		0.9233	0.9234	0.923 - 0.9252
PCB-129/138/160/163		40:00	39:53	-7		0.9307	0.9307	0.930 - 0.9349
PCB-158		40:23	40:16	-7		0.9395	0.9396	0.939 - 0.9409
PCB-128/166		41:14	41:07	-7		0.9592	0.9594	0.958 - 0.9617
PCB-159		42:14	42:07	-7		0.9827	0.9829	0.982 - 0.9839
PCB-162		42:31	42:24	-7		0.9894	0.9896	0.988 - 0.9907
PCB-167	T	43:00	42:52	-7		1.0006	1.0006	0.999 - 1.0016
PCB-156/157	T	44:08	44:02	-6		1.0003	1.0006	0.999 - 1.0025
PCB-169	T/L	47:23	47:15	-7		1.0006	1.0003	0.999 - 1.0015
PCB-188L		37:22	37:15	-7	15	0.8208	0.8203	0.817 - 0.8243
PCB-178L		40:24	40:19	-5		0.8877	0.8877	0.884 - 0.8916
PCB-180L		45:32	45:25	-6		1.0000	1.0000	0.996 - 1.0037
PCB-170L		46:47	46:39	-7	15	1.0276	1.0274	1.024 - 1.0317

Compound	T/L	ICAL RT	CCV RT	Δ RT (secs)	RT Lmt	ICAL RRT	CCV RRT	RRT Limits
PCB-189L		49:54	49:47	-7	15	1.0962	1.0962	1.093 - 1.1000
PCB-188	L	37:24	37:17	-7		1.0007	1.0007	1.000 - 1.0022
PCB-179		37:43	37:36	-7		1.0094	1.0095	1.009 - 1.0115
PCB-184		38:16	38:09	-6		1.0238	1.0242	1.023 - 1.0254
PCB-176		38:37	38:30	-7		1.0332	1.0334	1.033 - 1.0351
PCB-186		39:04	38:57	-7		1.0455	1.0457	1.045 - 1.0476
PCB-178		40:27	40:20	-6		1.0822	1.0829	1.081 - 1.0837
PCB-175		41:05	40:58	-7		1.0994	1.0998	1.098 - 1.1008
PCB-187		41:21	41:14	-7		1.1067	1.1071	1.106 - 1.1082
PCB-182		41:34	41:27	-7		1.1123	1.1127	1.111 - 1.1137
PCB-183/185		41:58	41:51	-7		1.1231	1.1236	1.123 - 1.1260
PCB-174		42:12	42:05	-7		1.1294	1.1296	1.129 - 1.1313
PCB-177		42:38	42:31	-7		1.1410	1.1415	1.140 - 1.1430
PCB-181		43:02	42:55	-6		1.1515	1.1521	1.151 - 1.1535
PCB-171/173		43:15	43:08	-6		1.1574	1.1580	1.156 - 1.1602
PCB-172		44:54	44:47	-6		0.8997	0.8996	0.899 - 0.9008
PCB-192		45:10	45:03	-6		0.9052	0.9051	0.904 - 0.9060
PCB-180/193		45:30	45:23	-6		0.9117	0.9117	0.911 - 0.9130
PCB-191		45:54	45:47	-7		0.9198	0.9196	0.919 - 0.9209
PCB-170		46:48	46:41	-7		0.9379	0.9377	0.937 - 0.9392
PCB-190		47:20	47:12	-7		0.9484	0.9482	0.948 - 0.9496
PCB-189	T/L	49:55	49:48	-6		1.0003	1.0005	0.999 - 1.0013
PCB-202L		42:45	42:38	-7	15	0.8215	0.8212	0.819 - 0.8249
PCB-194L		52:02	51:54	-7		1.0000	1.0000	0.996 - 1.0040
PCB-205L		52:29	52:22	-6	15	1.0088	1.0091	1.004 - 1.0138
PCB-202	L	42:46	42:39	-7		1.0006	1.0006	0.999 - 1.0027
PCB-201		43:42	43:35	-6		1.0223	1.0224	1.020 - 1.0237
PCB-204		44:23	44:16	-6		1.0382	1.0383	1.036 - 1.0388
PCB-197		44:36	44:29	-6		1.0434	1.0436	1.042 - 1.0445
PCB-200		44:42	44:35	-6		1.0459	1.0460	1.045 - 1.0473
PCB-198/199		47:30	47:22	-8		1.1113	1.1110	1.109 - 1.1132
PCB-196		48:11	48:03	-7		0.9179	0.9174	0.917 - 0.9189
PCB-203		48:22	48:15	-7		0.9217	0.9212	0.921 - 0.9226
PCB-195		49:41	49:34	-7		0.9467	0.9463	0.946 - 0.9481
PCB-194		52:02	51:55	-7		0.9915	0.9912	0.991 - 0.9926
PCB-205	L	52:31	52:23	-7		1.0005	1.0002	0.999 - 1.0013
PCB-208L		49:26	49:19	-6	15	0.9501	0.9503	0.947 - 0.9534
PCB-206L		54:15	54:08	-7	15	1.0428	1.0429	1.038 - 1.0472
PCB-208	L	49:28	49:21	-6		1.0005	1.0005	0.999 - 1.0013
PCB-207		50:24	50:17	-7		1.0196	1.0193	1.019 - 1.0205
PCB-206	L	54:17	54:09	-7		1.0005	1.0005	1.000 - 1.0015
PCB-209L		55:54	55:46	-8	15	1.0746	1.0745	1.069 - 1.0784
DCB Decachlorobiphenyl	L	55:56	55:48	-8		1.0005	1.0005	0.999 - 1.0012

Eurofins TestAmerica, Knoxville

Data File:	\\chromna\Knoxville\ChromData\D3D\20190828-12892.b\d4190828s2.d		
Injection Date:	28-Aug-2019 22:15:00	Injection Vol:	1.0 ul
Instrument ID:	D3D	Operator ID:	Xcalibur_System
Method:	PCBs_D3D	Limit Group:	HR - 1668A - ICAL
Client ID:			
Worklist#:	33110	Sample Line#:	1
Column Type:	SPB-Octyl	Column Dia:	0.25 mm

MoPCB F1

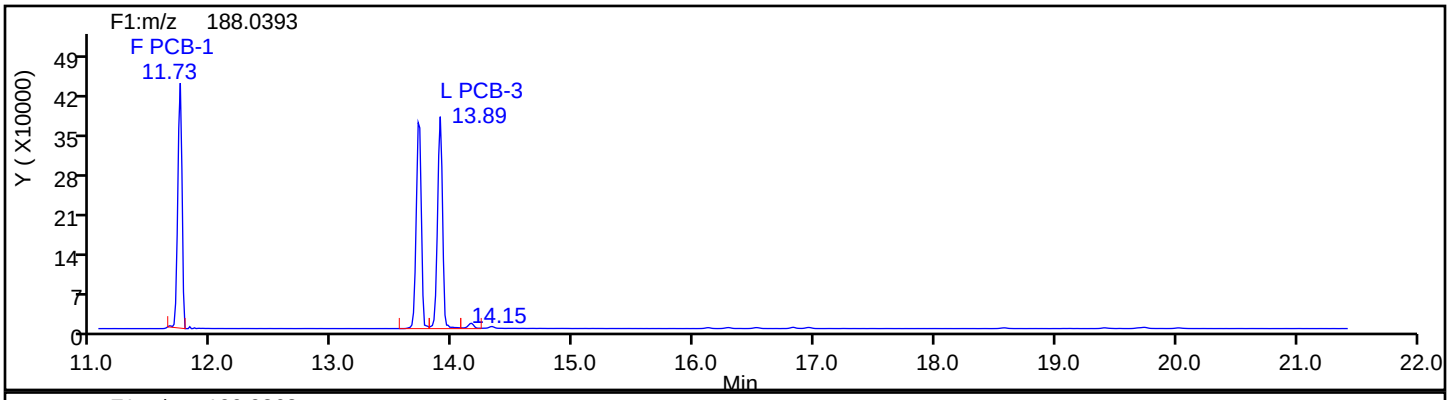

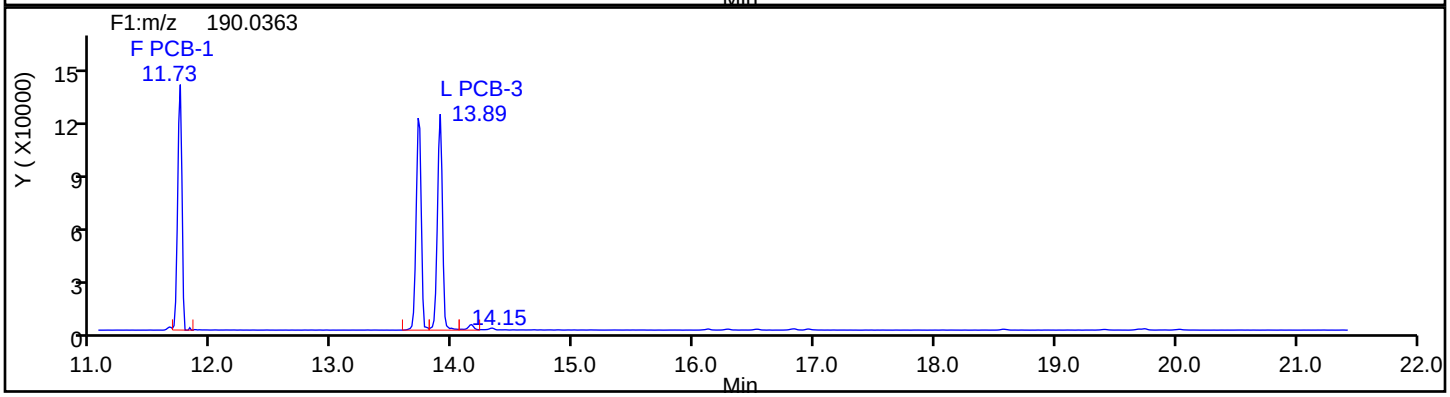

MoPCB F1 Standards

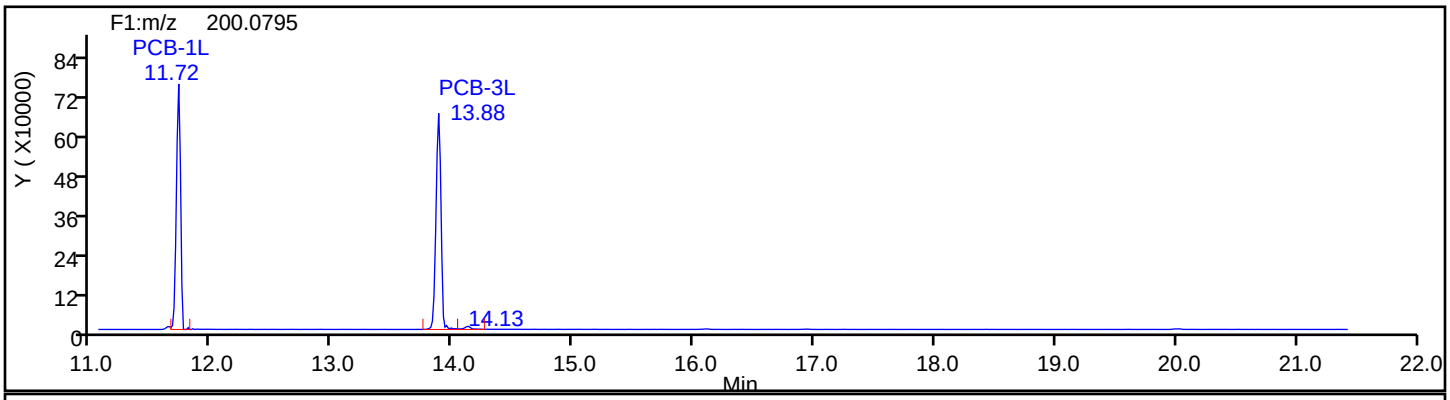

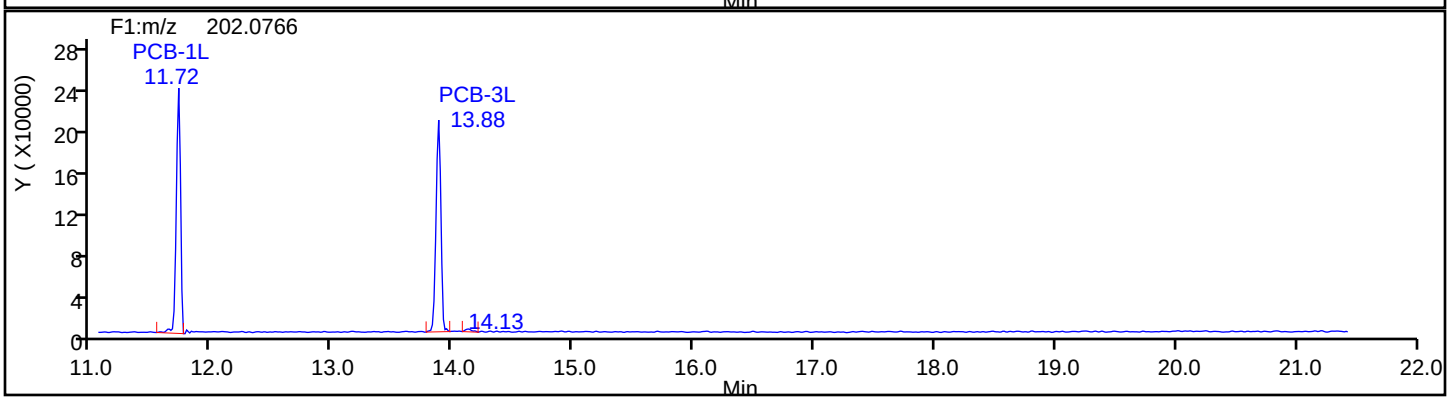

Eurofins TestAmerica, Knoxville

Data File:	\\chromna\Knoxville\ChromData\D3D\20190828-12892.b\d4190828s2.d		
Injection Date:	28-Aug-2019 22:15:00	Injection Vol:	1.0 ul
Instrument ID:	D3D	Operator ID:	Xcalibur_System
Method:	PCBs_D3D	Limit Group:	HR - 1668A - ICAL
Client ID:			
Worklist#:	33110	Sample Line#:	1
Column Type:	SPB-Octyl	Column Dia:	0.25 mm

MoPCB F1

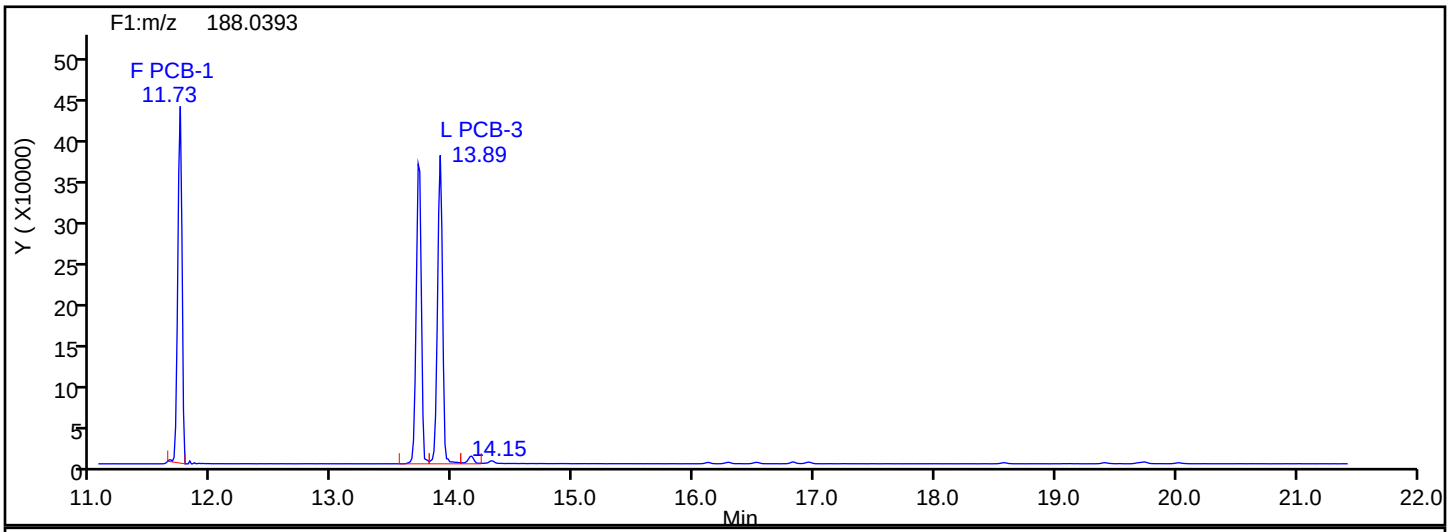

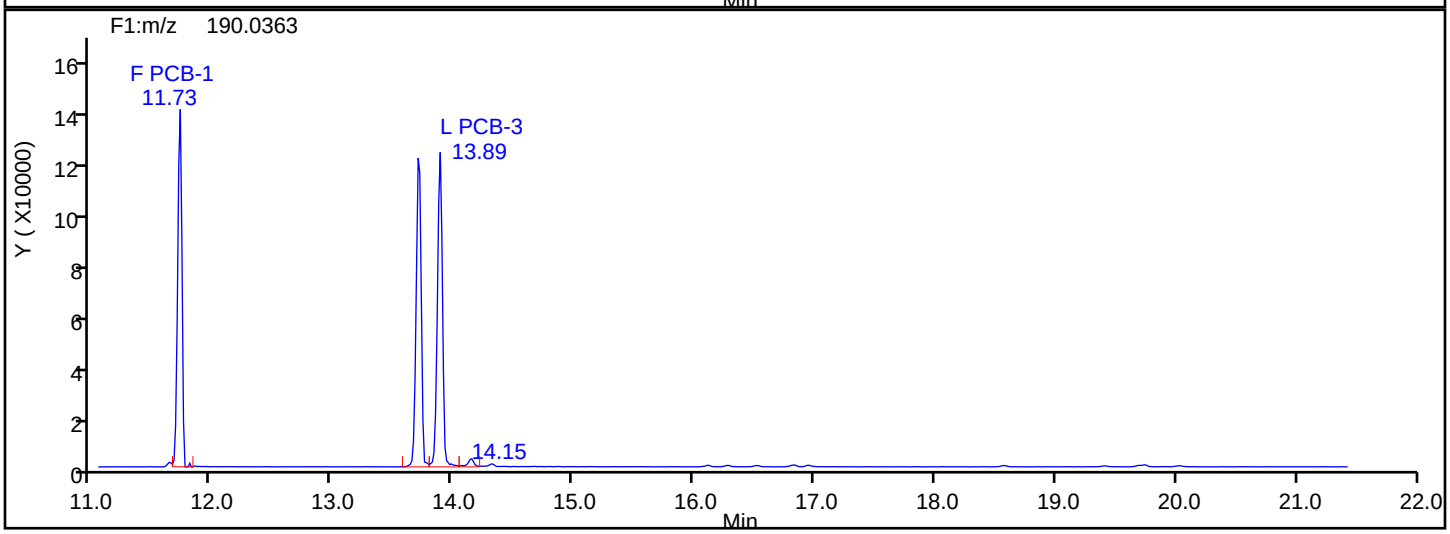

MoPCB F1 Lock Mass

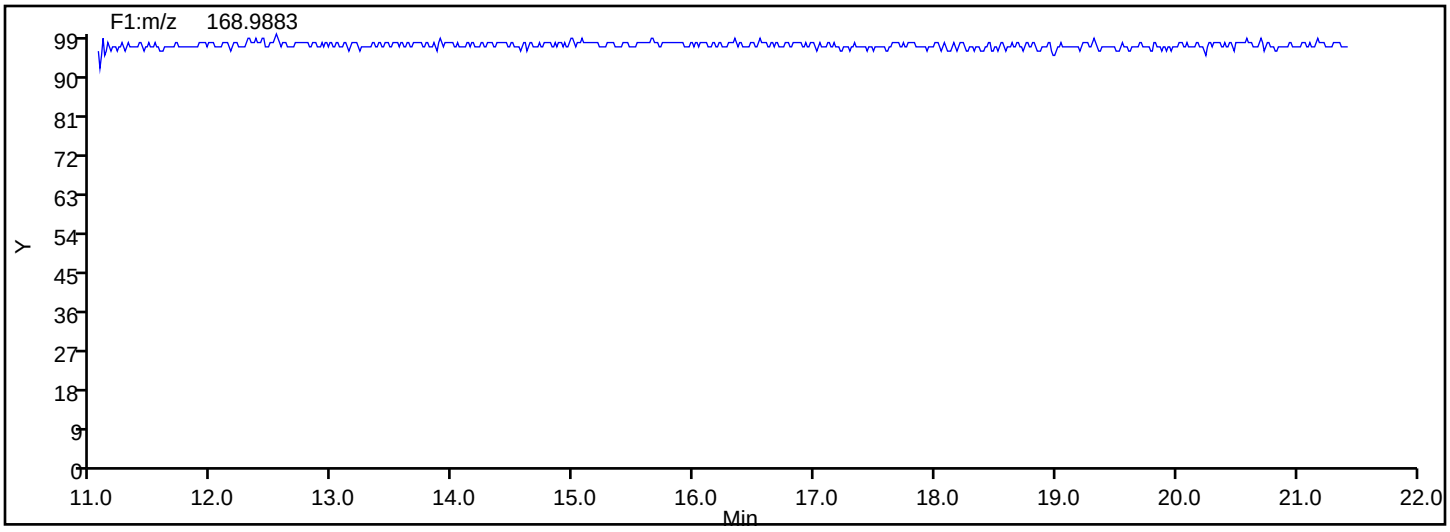

Report Date: 28-Aug-2019 23:31:05 Chrom Revision: 2.3 22-Aug-2019 12:55:36

Eurofins TestAmerica, Knoxville

Data File:	\\chromna\Knoxville\ChromData\D3D\20190828-12892.b\d4190828s2.d		
Injection Date:	28-Aug-2019 22:15:00	Injection Vol:	1.0 ul
Instrument ID:	D3D	Operator ID:	Xcalibur_System
Method:	PCBs_D3D	Limit Group:	HR - 1668A - ICAL
Client ID:			
Worklist#:	33110	Sample Line#:	1
Column Type:	SPB-Octyl	Column Dia:	0.25 mm

DiPCB F1

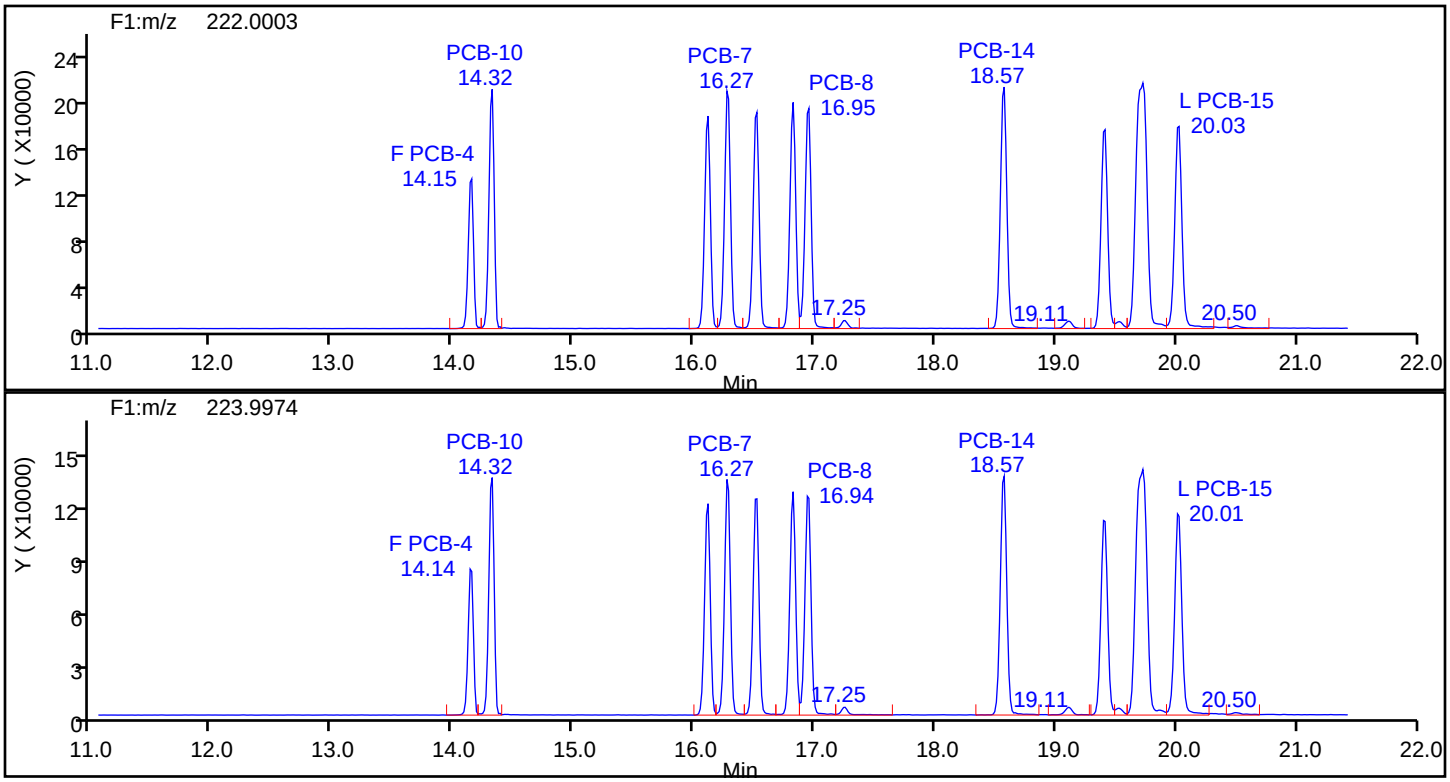

DiPCB F1 Standards

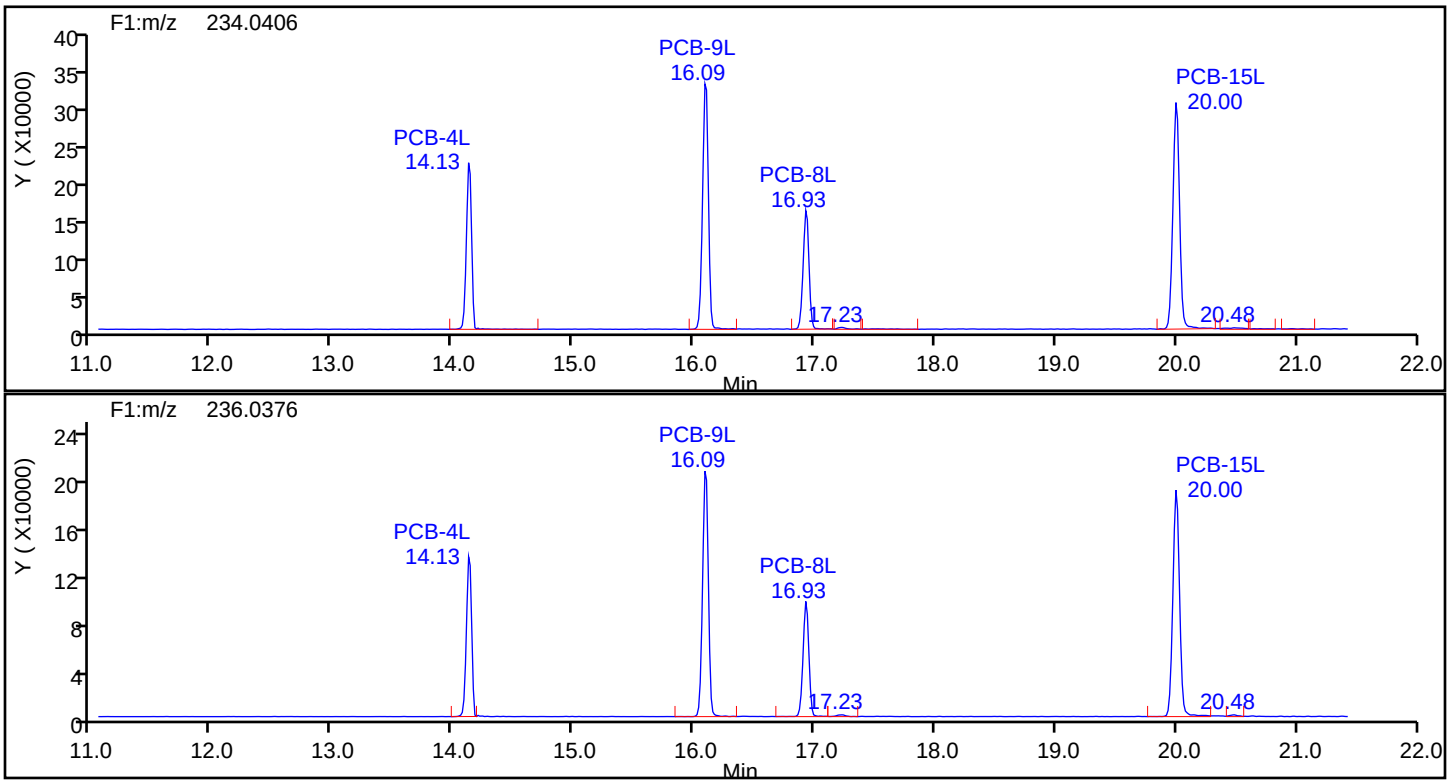

Eurofins TestAmerica, Knoxville

Data File:	\\chromna\Knoxville\ChromData\D3D\20190828-12892.b\d4190828s2.d		
Injection Date:	28-Aug-2019 22:15:00	Injection Vol:	1.0 ul
Instrument ID:	D3D	Operator ID:	Xcalibur_System
Method:	PCBs_D3D	Limit Group:	HR - 1668A - ICAL
Client ID:			
Worklist#:	33110	Sample Line#:	1
Column Type:	SPB-Octyl	Column Dia:	0.25 mm

DiPCB F1

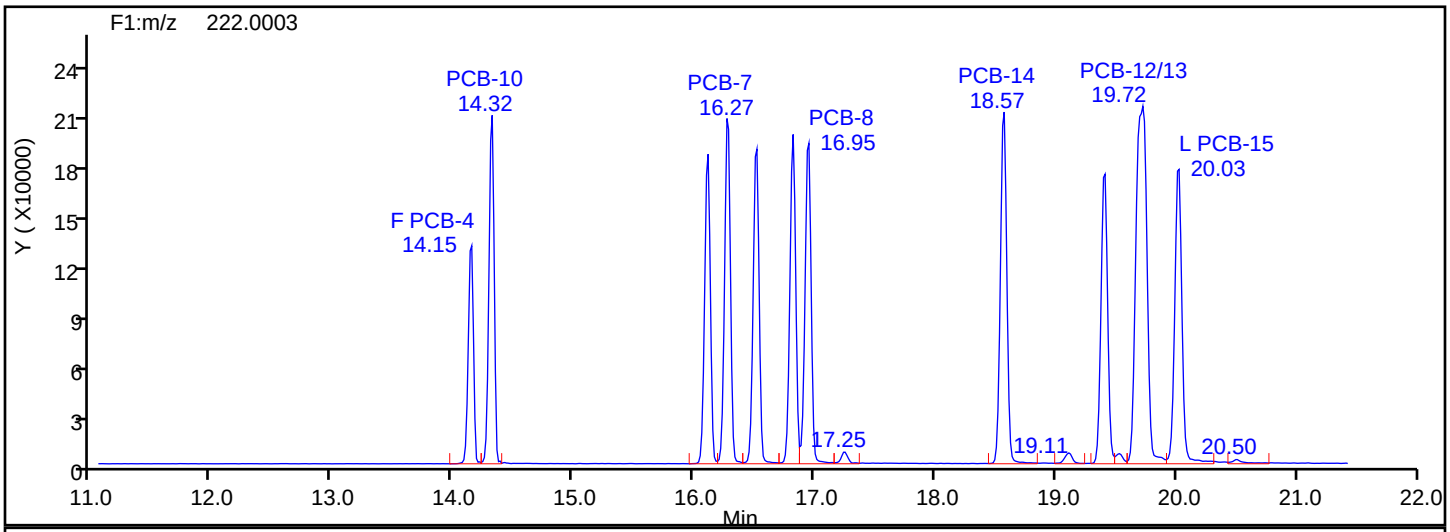

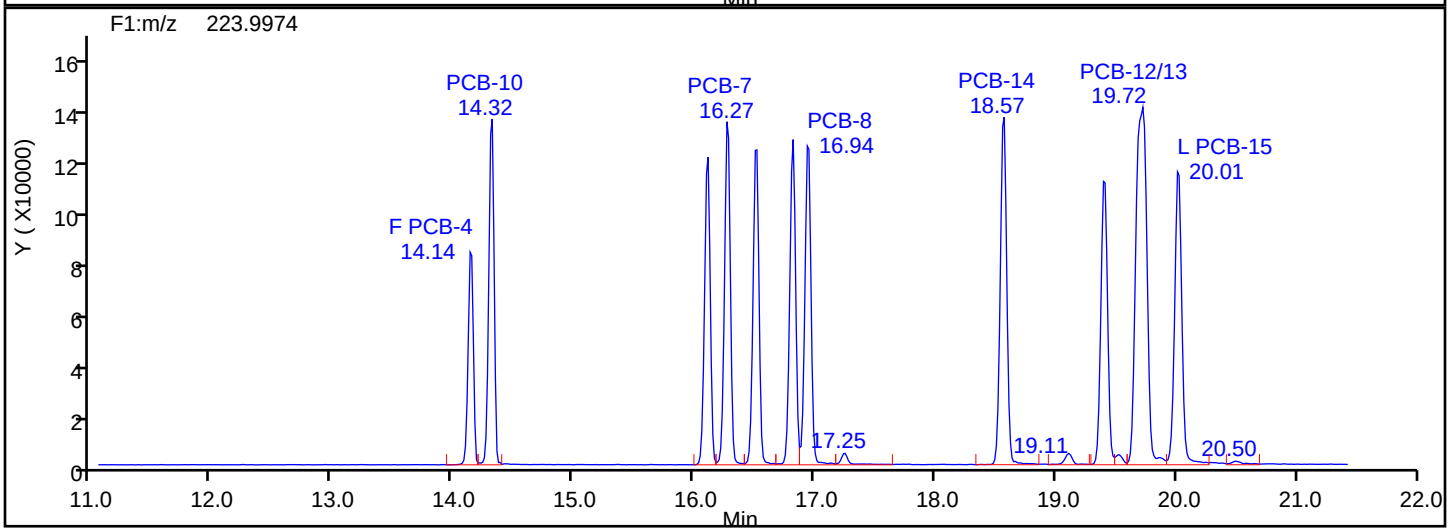

DiPCB F1 Lock Mass

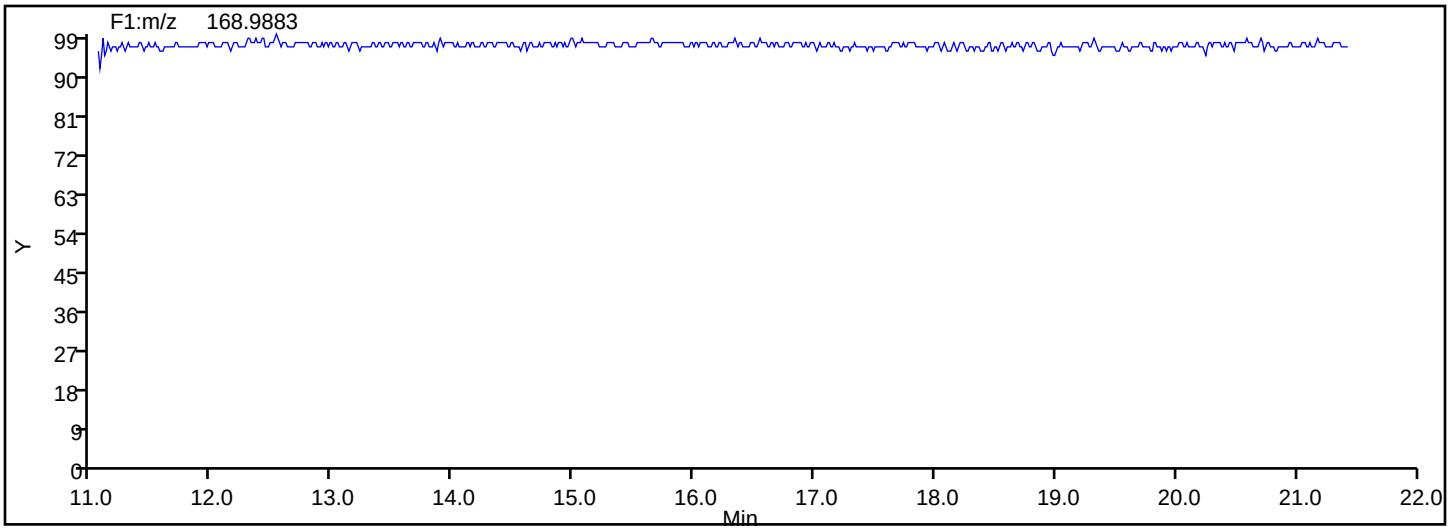

Eurofins TestAmerica, Knoxville

Data File:	\\chromna\Knoxville\ChromData\D3D\20190828-12892.b\d4190828s2.d		
Injection Date:	28-Aug-2019 22:15:00	Injection Vol:	1.0 ul
Instrument ID:	D3D	Operator ID:	Xcalibur_System
Method:	PCBs_D3D	Limit Group:	HR - 1668A - ICAL
Client ID:			
Worklist#:	33110	Sample Line#:	1
Column Type:	SPB-Octyl	Column Dia:	0.25 mm

TriPCB F1

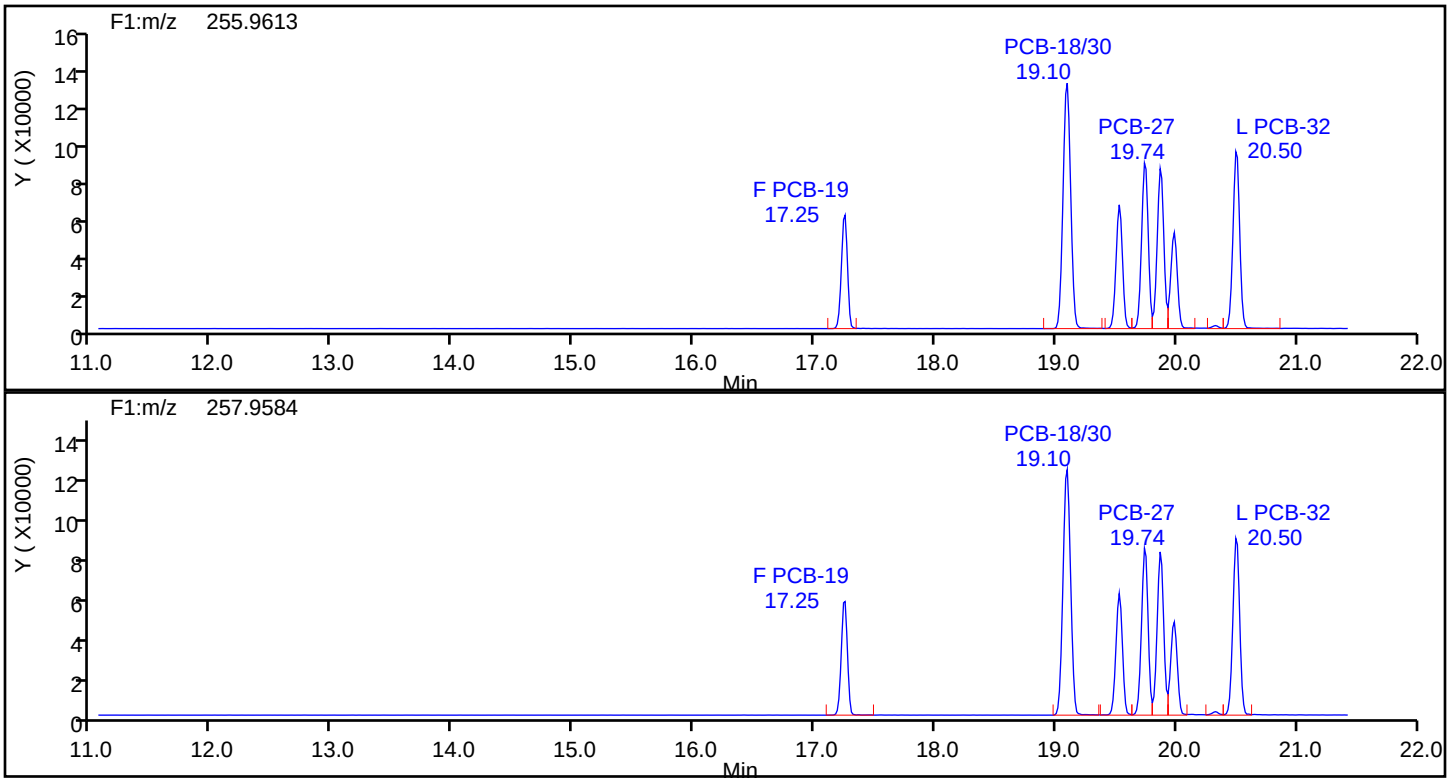

TriPCB F1 Standards

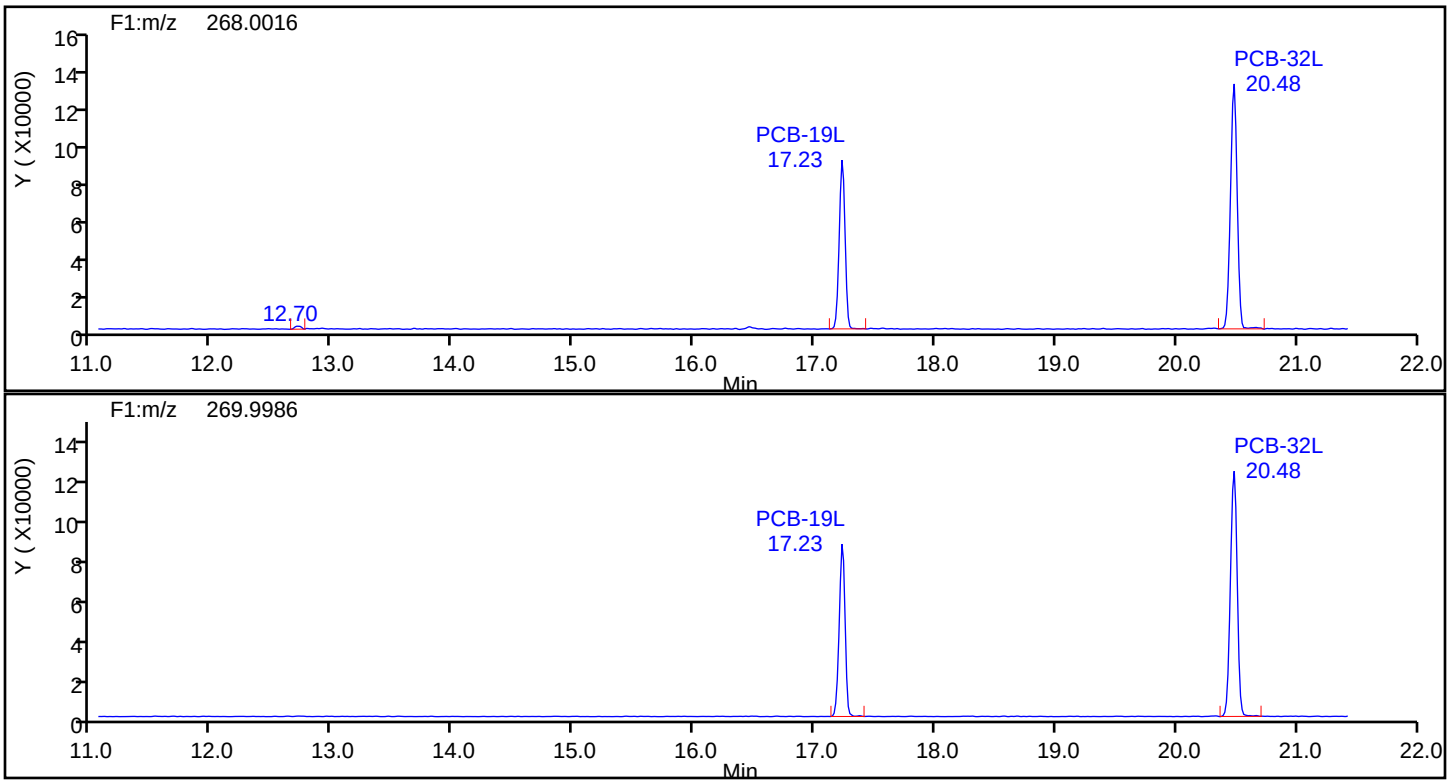

Eurofins TestAmerica, Knoxville

Data File:	\\chromna\Knoxville\ChromData\D3D\20190828-12892.b\d4190828s2.d		
Injection Date:	28-Aug-2019 22:15:00	Injection Vol:	1.0 ul
Instrument ID:	D3D	Operator ID:	Xcalibur_System
Method:	PCBs_D3D	Limit Group:	HR - 1668A - ICAL
Client ID:			
Worklist#:	33110	Sample Line#:	1
Column Type:	SPB-Octyl	Column Dia:	0.25 mm

TriPCB F1

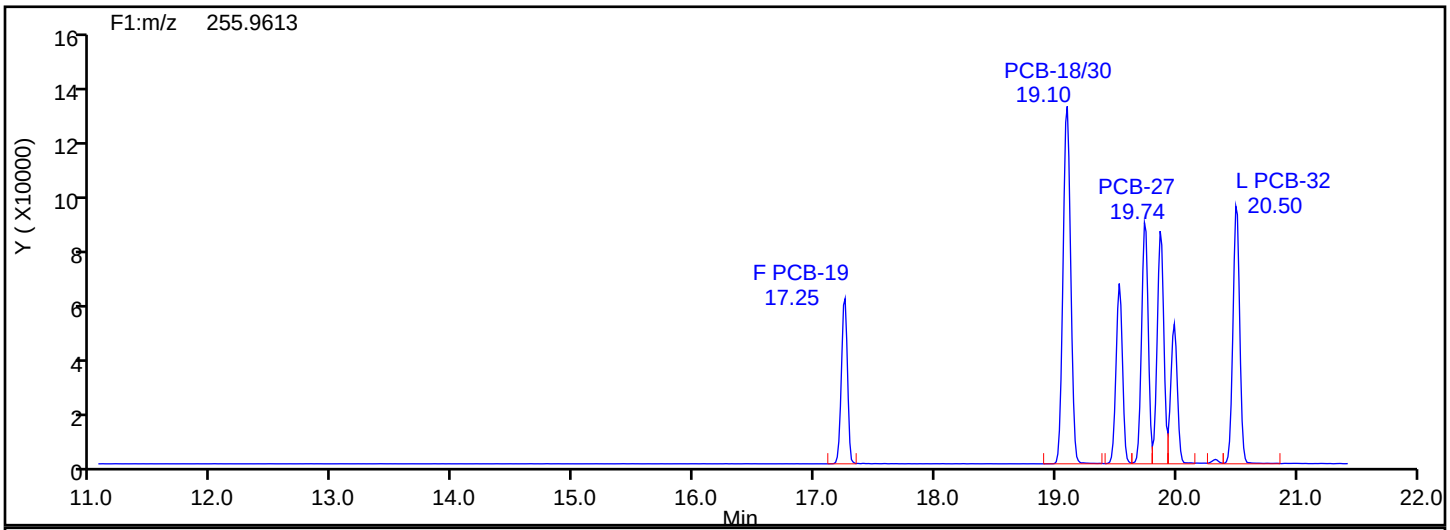

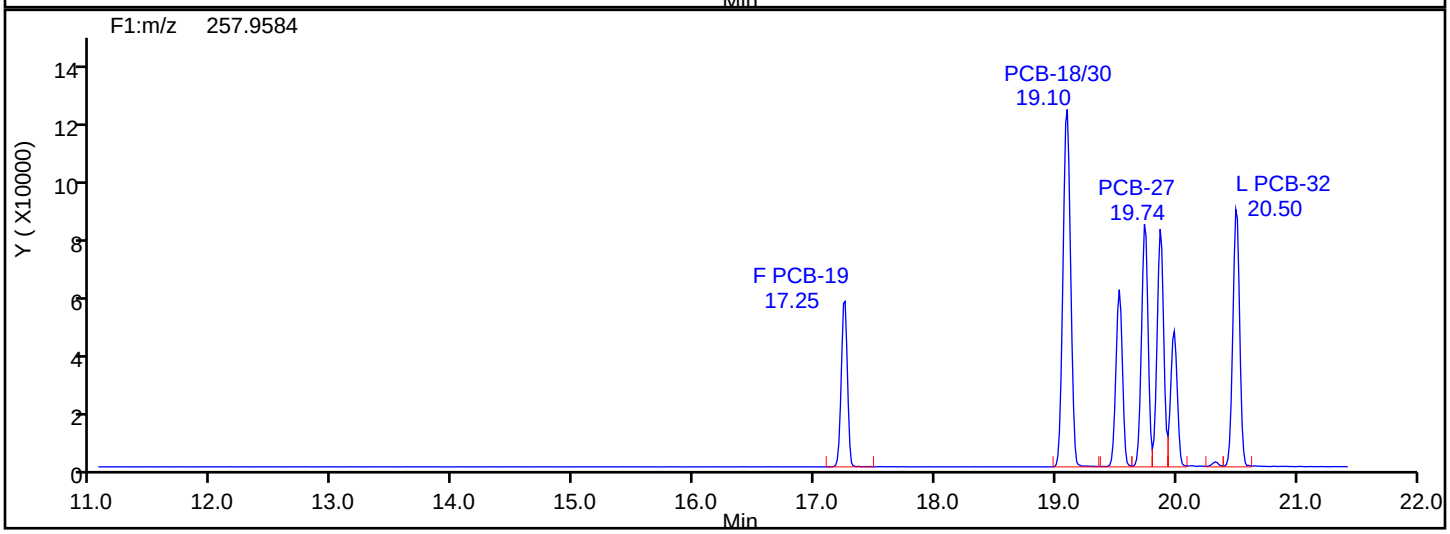

TriPCB F1 Lock Mass

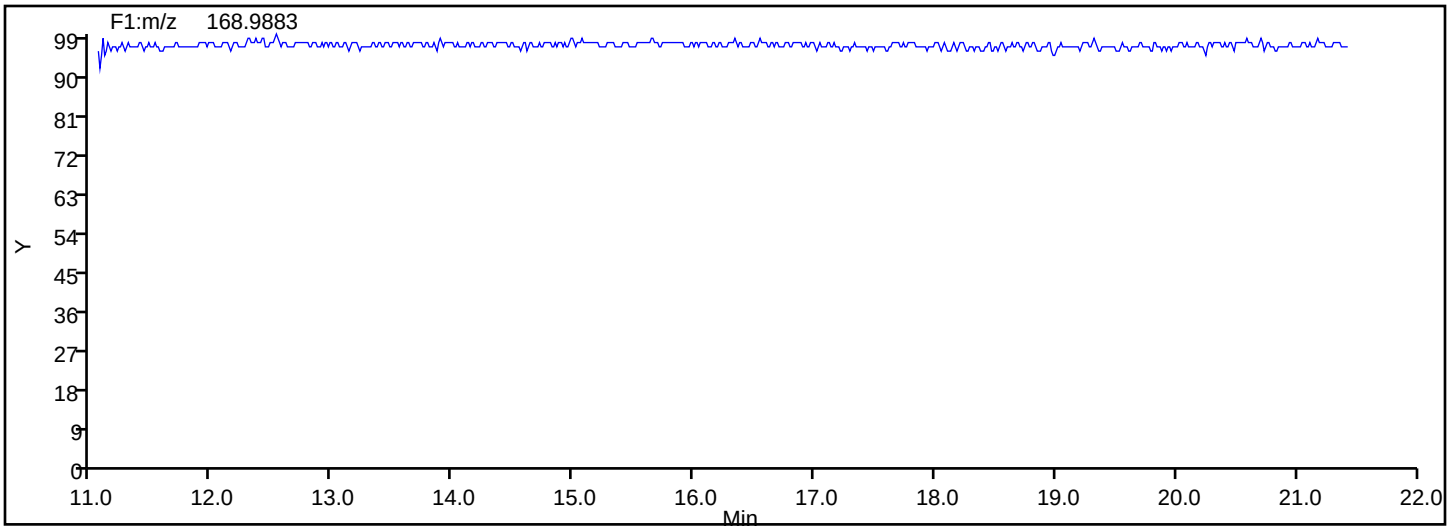

Eurofins TestAmerica, Knoxville

Data File:	\\chromna\Knoxville\ChromData\D3D\20190828-12892.b\d4190828s2.d		
Injection Date:	28-Aug-2019 22:15:00	Injection Vol:	1.0 ul
Instrument ID:	D3D	Operator ID:	Xcalibur_System
Method:	PCBs_D3D	Limit Group:	HR - 1668A - ICAL
Client ID:			
Worklist#:	33110	Sample Line#:	1
Column Type:	SPB-Octyl	Column Dia:	0.25 mm

TriPCB F2

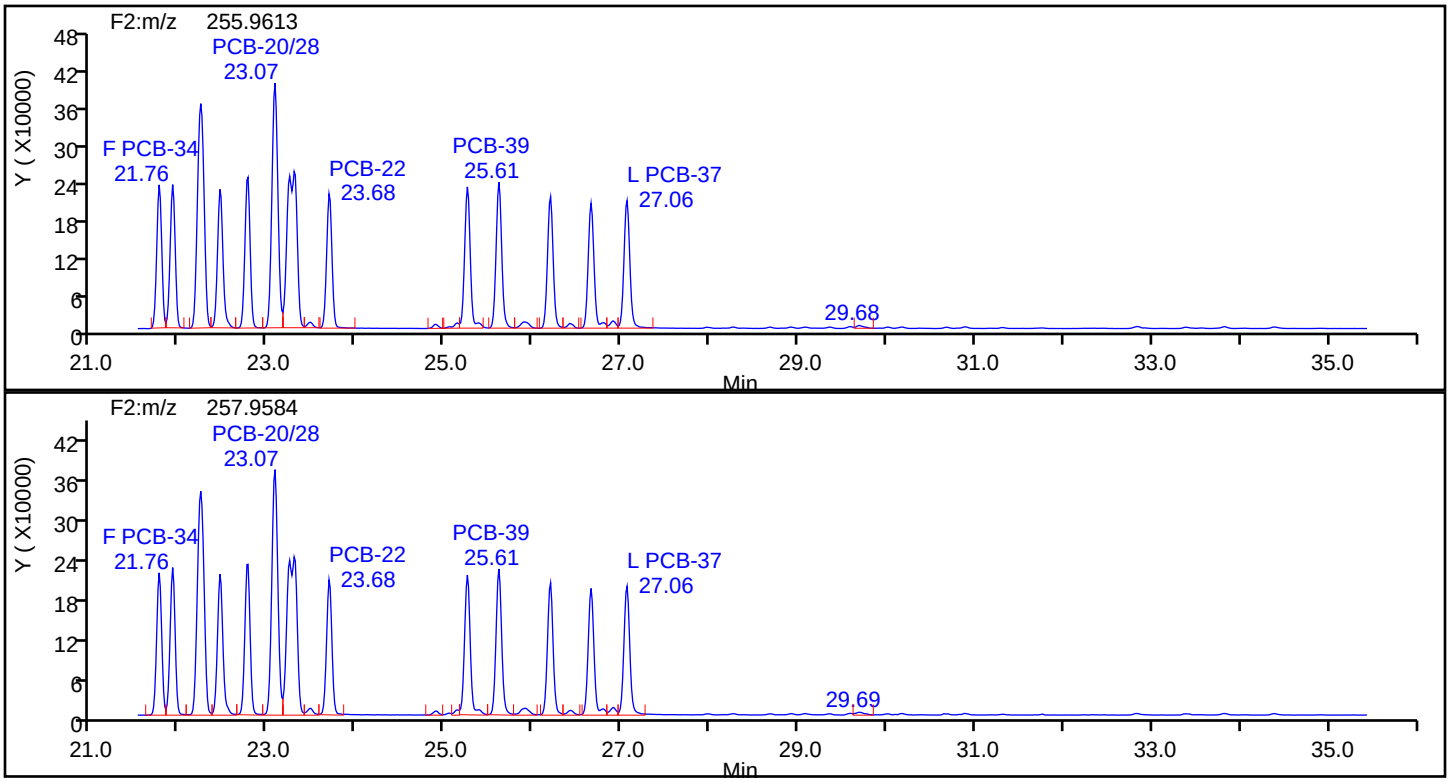

TriPCB F2 Standards

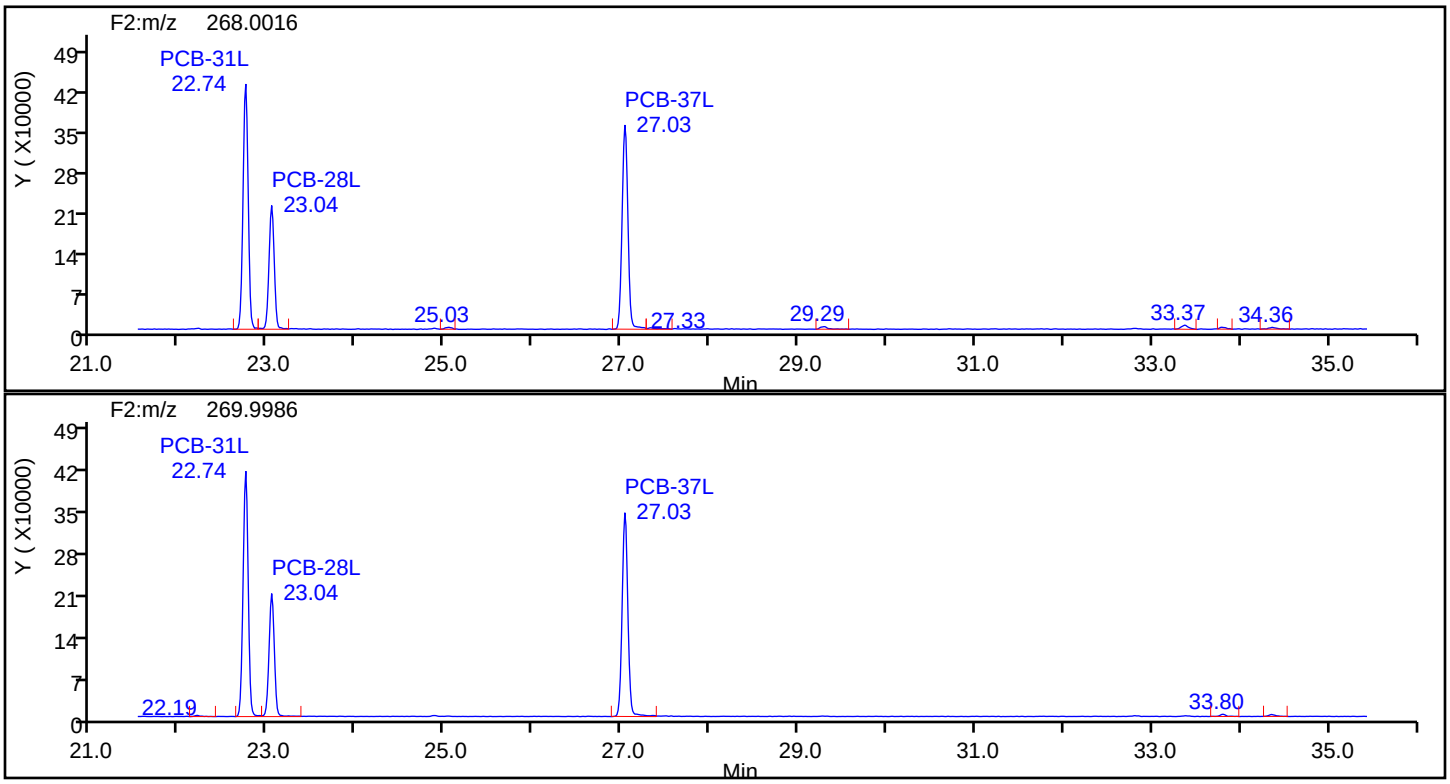

Eurofins TestAmerica, Knoxville

Data File:	\\chromna\Knoxville\ChromData\D3D\20190828-12892.b\d4190828s2.d		
Injection Date:	28-Aug-2019 22:15:00	Injection Vol:	1.0 ul
Instrument ID:	D3D	Operator ID:	Xcalibur_System
Method:	PCBs_D3D	Limit Group:	HR - 1668A - ICAL
Client ID:			
Worklist#:	33110	Sample Line#:	1
Column Type:	SPB-Octyl	Column Dia:	0.25 mm

TriPCB F2

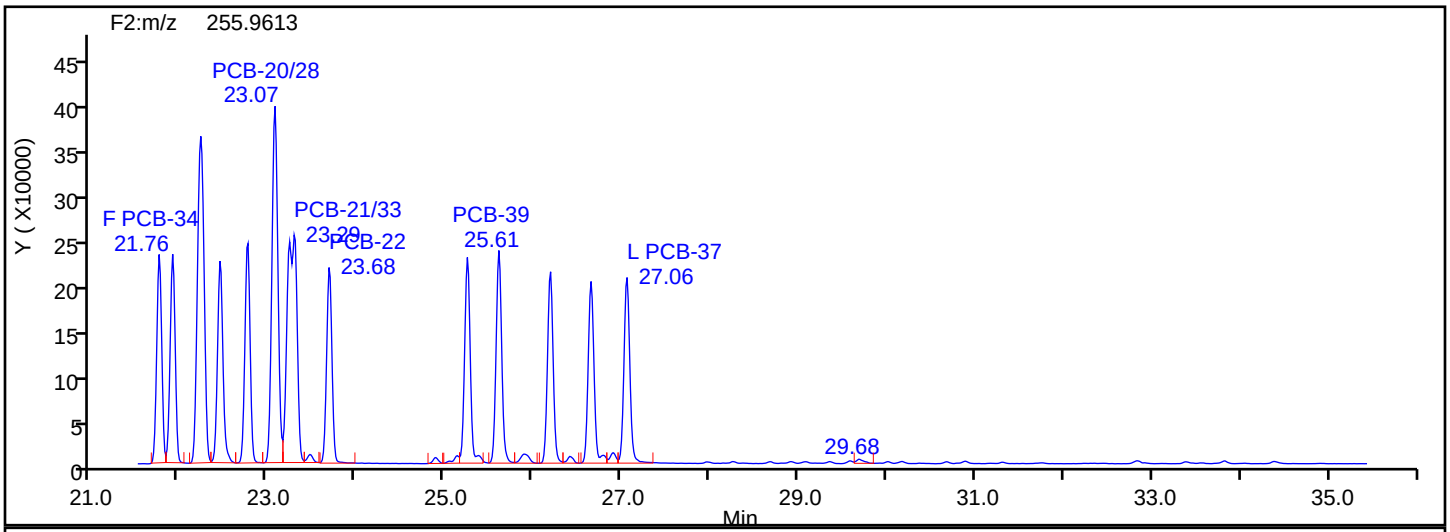

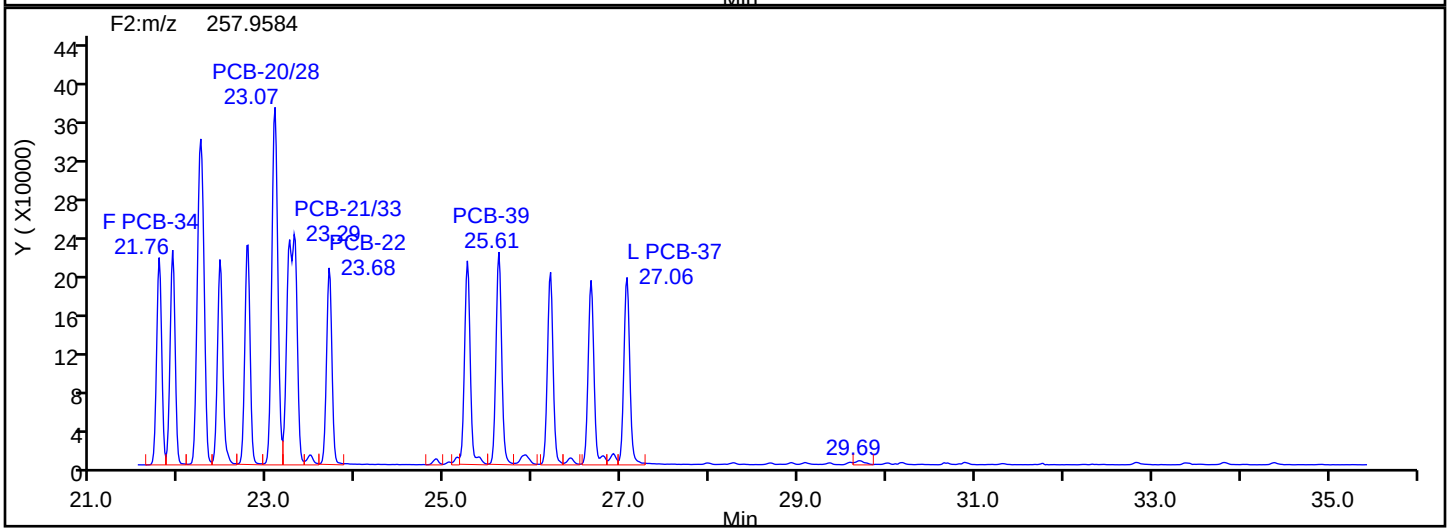

TriPCB F2 Lock Mass

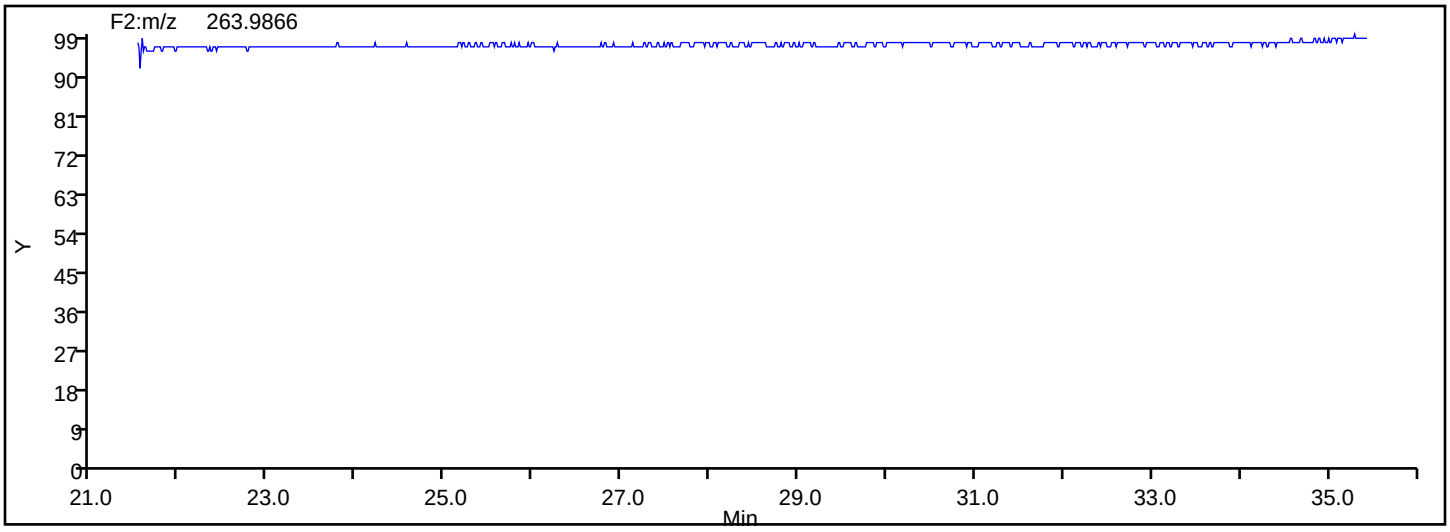

Eurofins TestAmerica, Knoxville

Data File:	\\chromna\Knoxville\ChromData\D3D\20190828-12892.b\d4190828s2.d		
Injection Date:	28-Aug-2019 22:15:00	Injection Vol:	1.0 ul
Instrument ID:	D3D	Operator ID:	Xcalibur_System
Method:	PCBs_D3D	Limit Group:	HR - 1668A - ICAL
Client ID:			
Worklist#:	33110	Sample Line#:	1
Column Type:	SPB-Octyl	Column Dia:	0.25 mm

TePCB F1

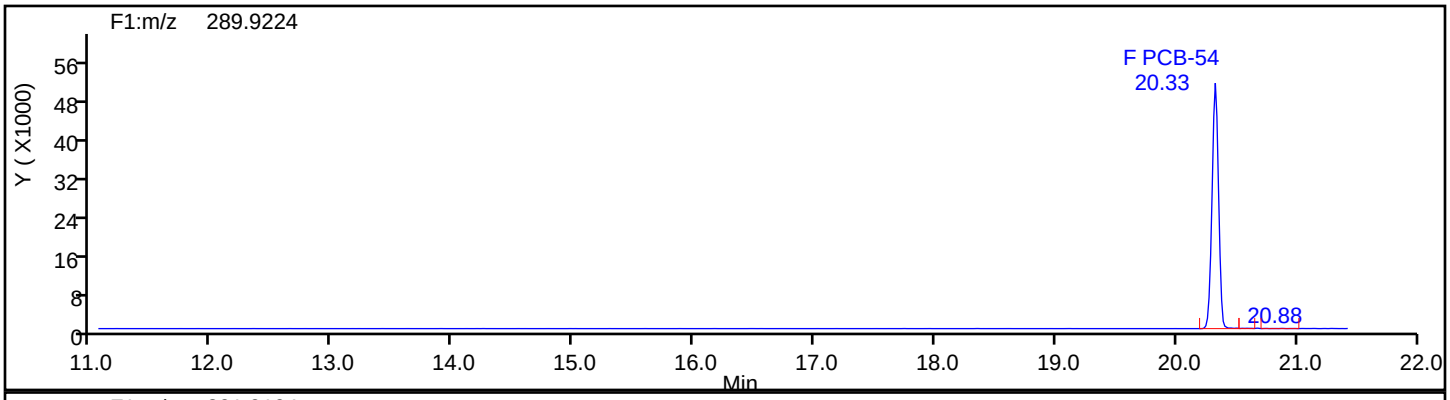

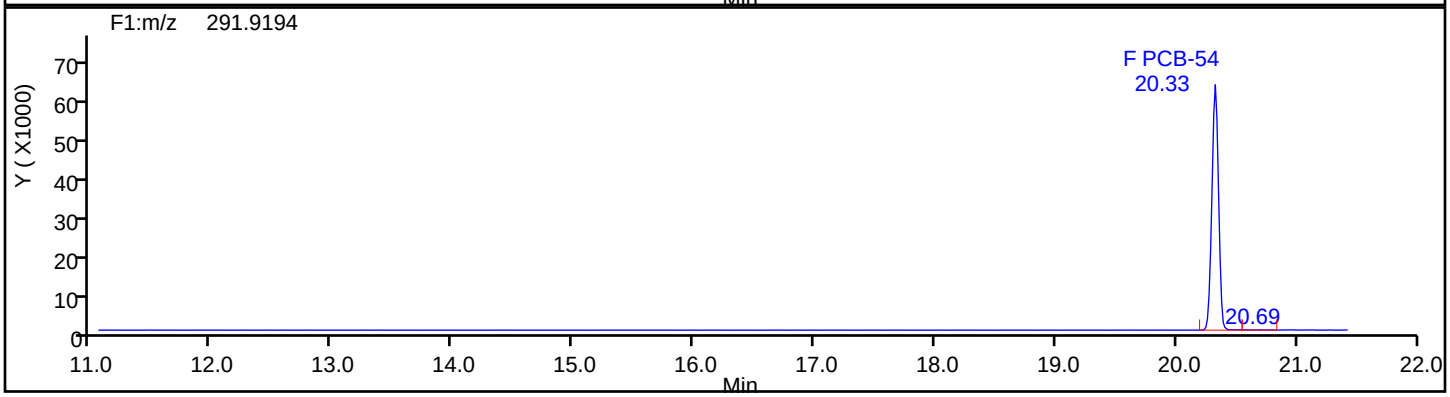

TePCB F1 Standards

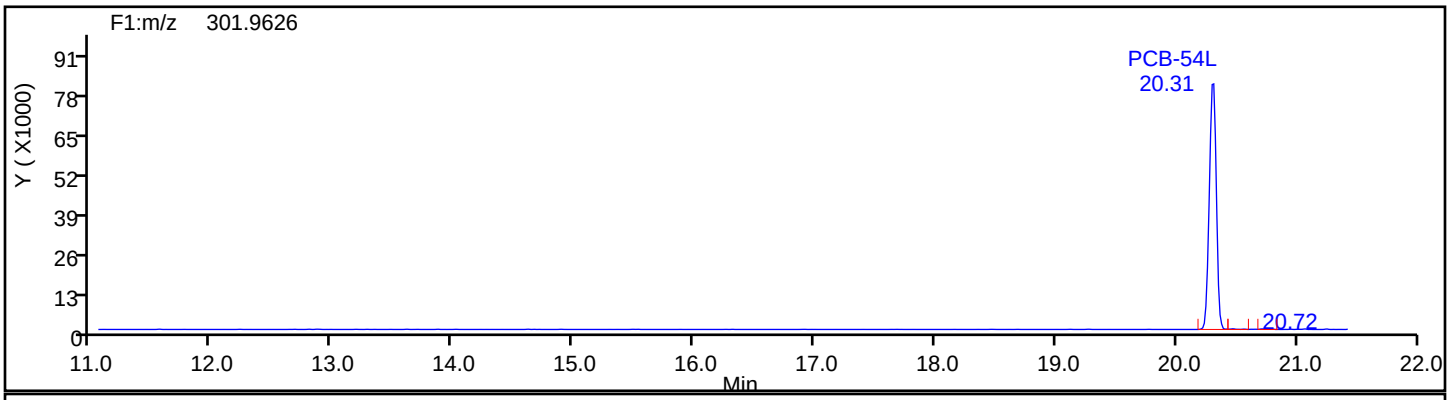

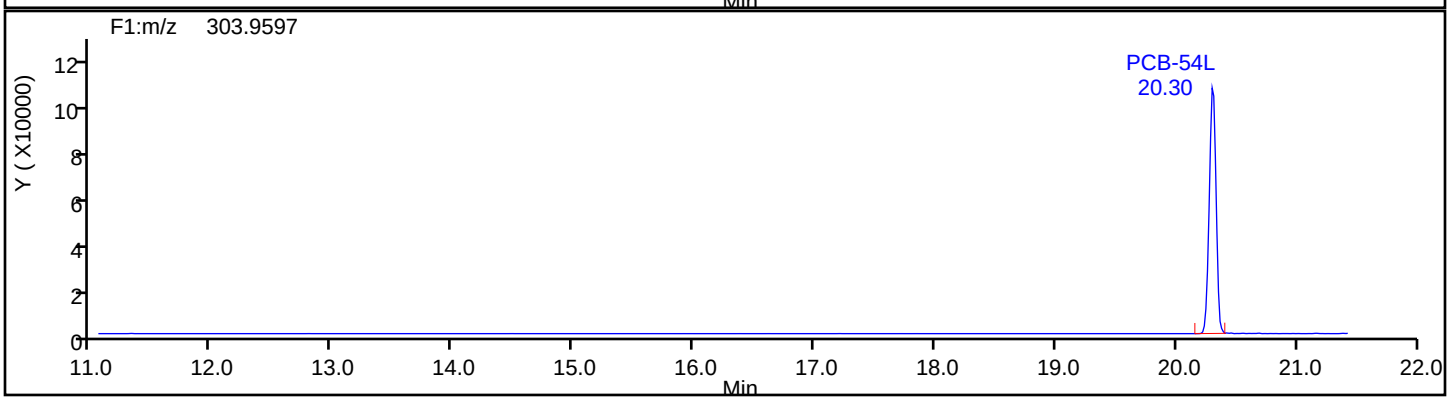

Eurofins TestAmerica, Knoxville

Data File:	\\chromna\Knoxville\ChromData\D3D\20190828-12892.b\d4190828s2.d		
Injection Date:	28-Aug-2019 22:15:00	Injection Vol:	1.0 ul
Instrument ID:	D3D	Operator ID:	Xcalibur_System
Method:	PCBs_D3D	Limit Group:	HR - 1668A - ICAL
Client ID:			
Worklist#:	33110	Sample Line#:	1
Column Type:	SPB-Octyl	Column Dia:	0.25 mm

TePCB F1

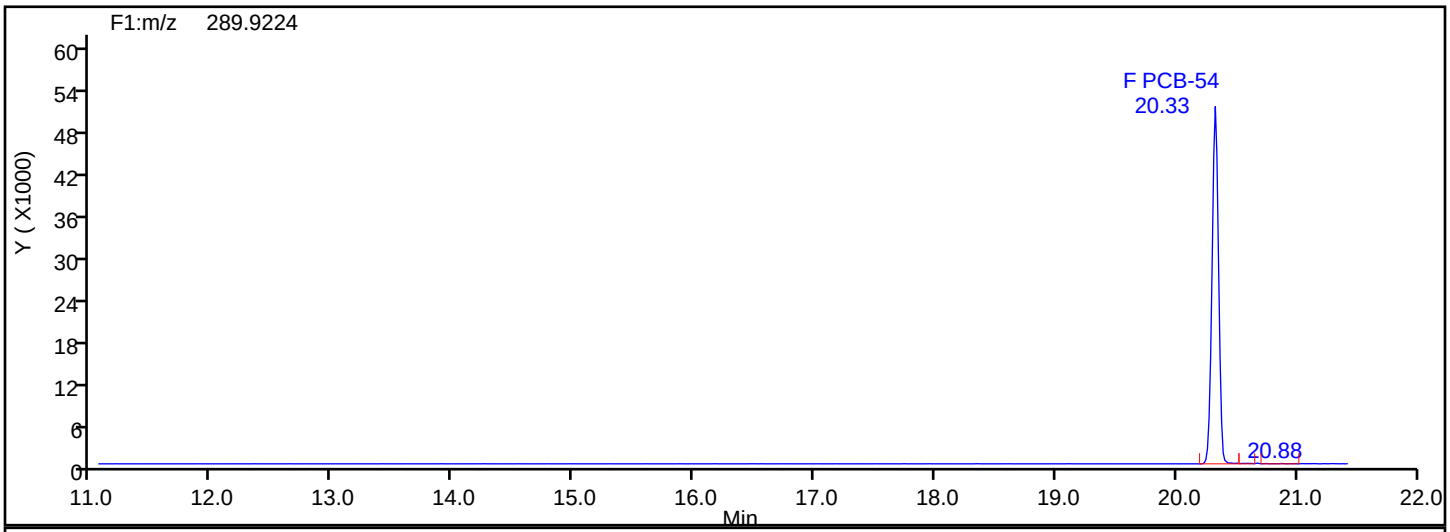

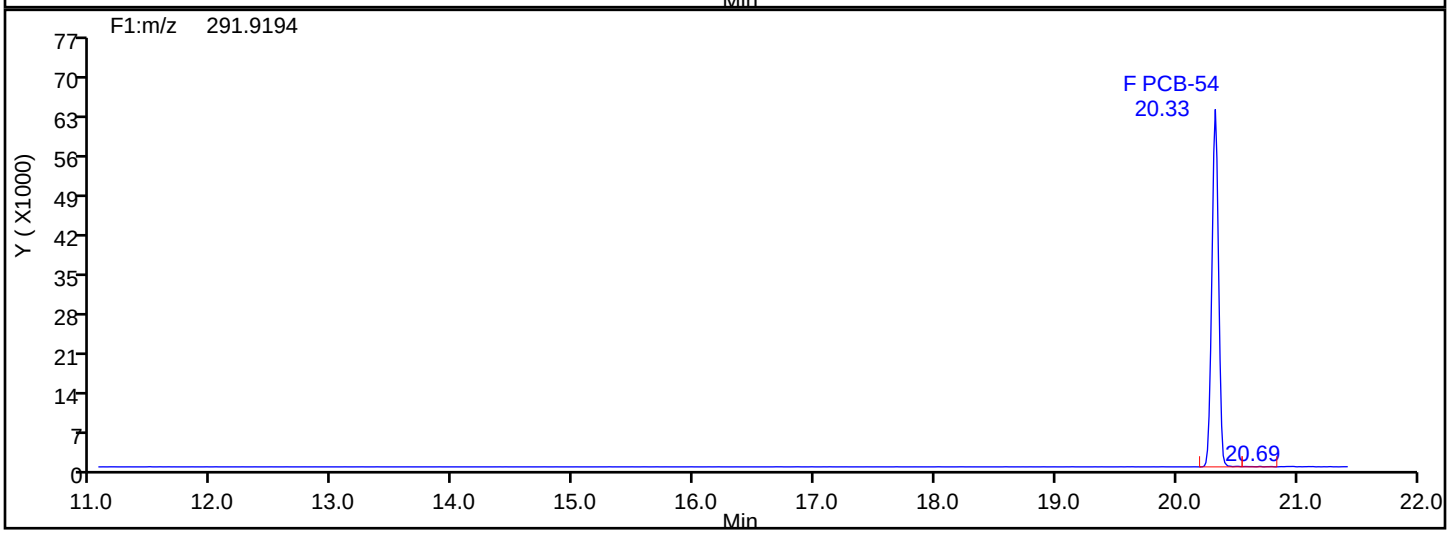

TePCB F1 Lock Mass

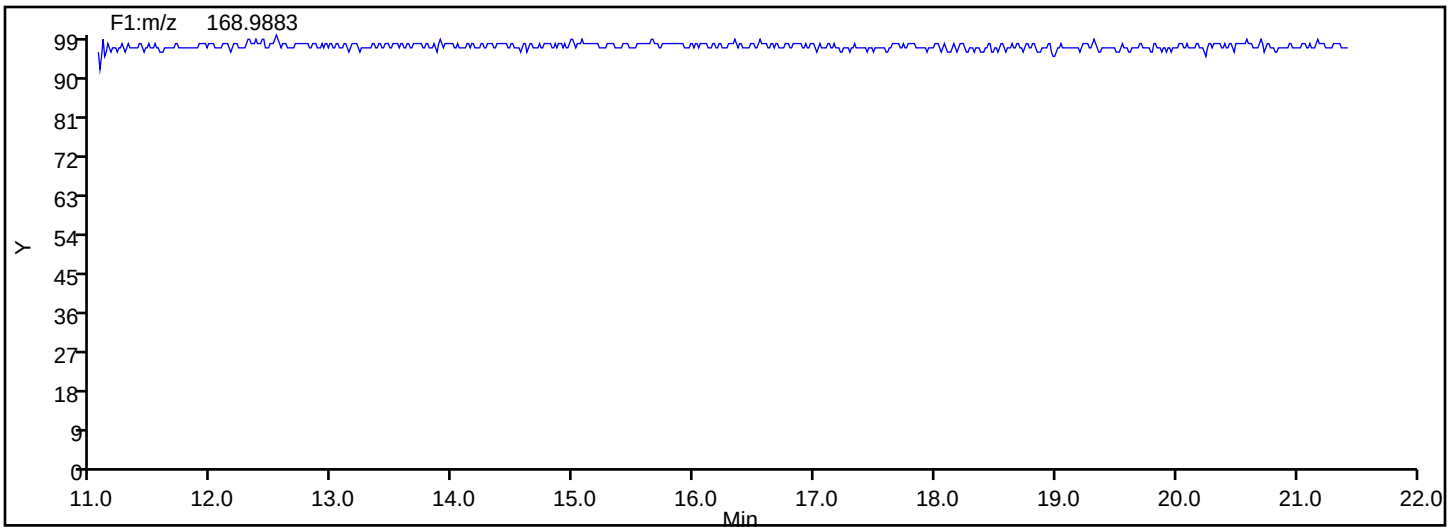

Report Date: 28-Aug-2019 23:31:06 Chrom Revision: 2.3 22-Aug-2019 12:55:36

Eurofins TestAmerica, Knoxville

Data File:	\\chromna\Knoxville\ChromData\D3D\20190828-12892.b\d4190828s2.d		
Injection Date:	28-Aug-2019 22:15:00	Injection Vol:	1.0 ul
Instrument ID:	D3D	Operator ID:	Xcalibur_System
Method:	PCBs_D3D	Limit Group:	HR - 1668A - ICAL
Client ID:			
Worklist#:	33110	Sample Line#:	1
Column Type:	SPB-Octyl	Column Dia:	0.25 mm

TePCB F2

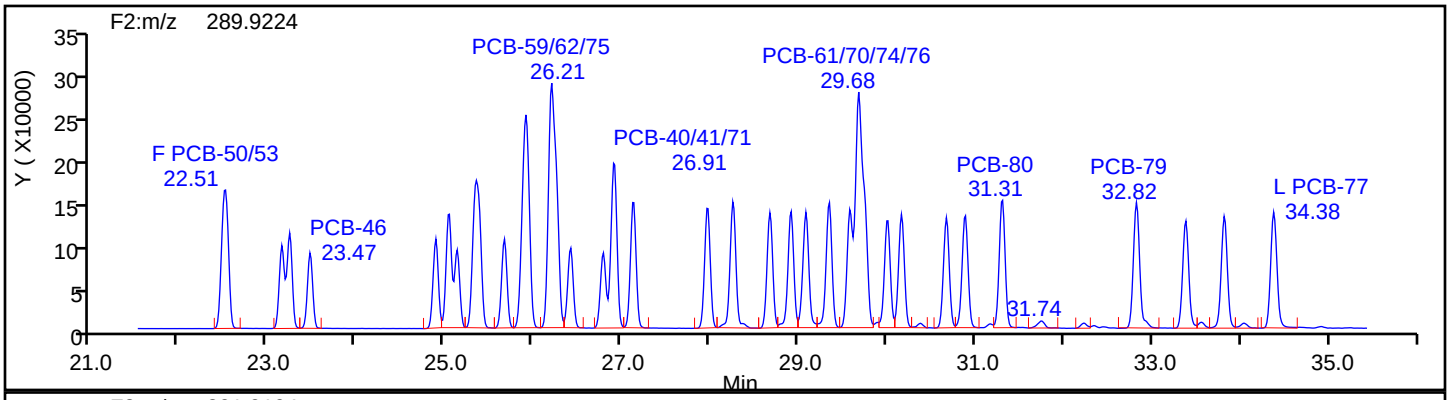

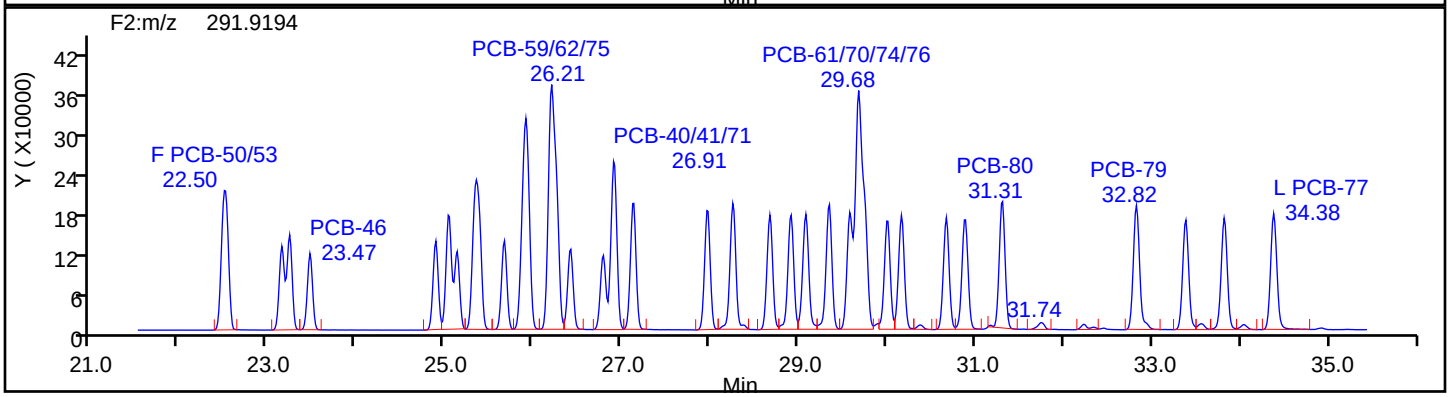

TePCB F2 Standards

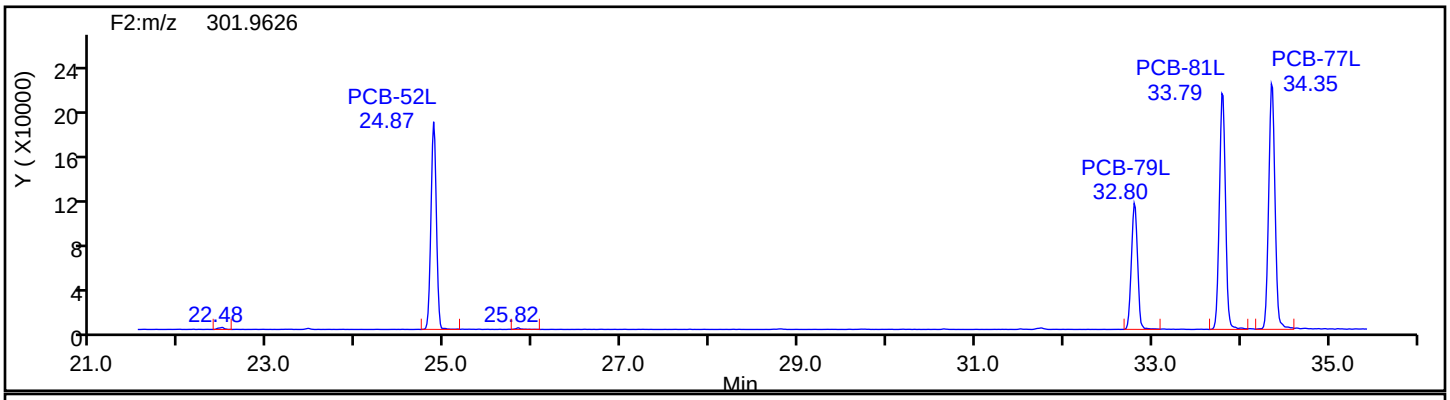

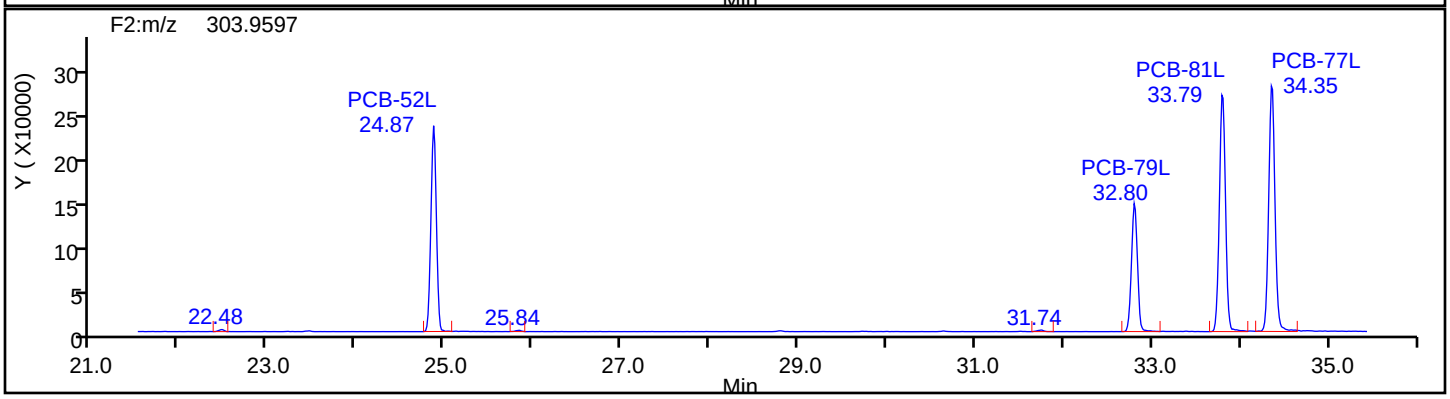

Eurofins TestAmerica, Knoxville

Data File:	\\chromna\Knoxville\ChromData\D3D\20190828-12892.b\d4190828s2.d		
Injection Date:	28-Aug-2019 22:15:00	Injection Vol:	1.0 ul
Instrument ID:	D3D	Operator ID:	Xcalibur_System
Method:	PCBs_D3D	Limit Group:	HR - 1668A - ICAL
Client ID:			
Worklist#:	33110	Sample Line#:	1
Column Type:	SPB-Octyl	Column Dia:	0.25 mm

TePCB F2

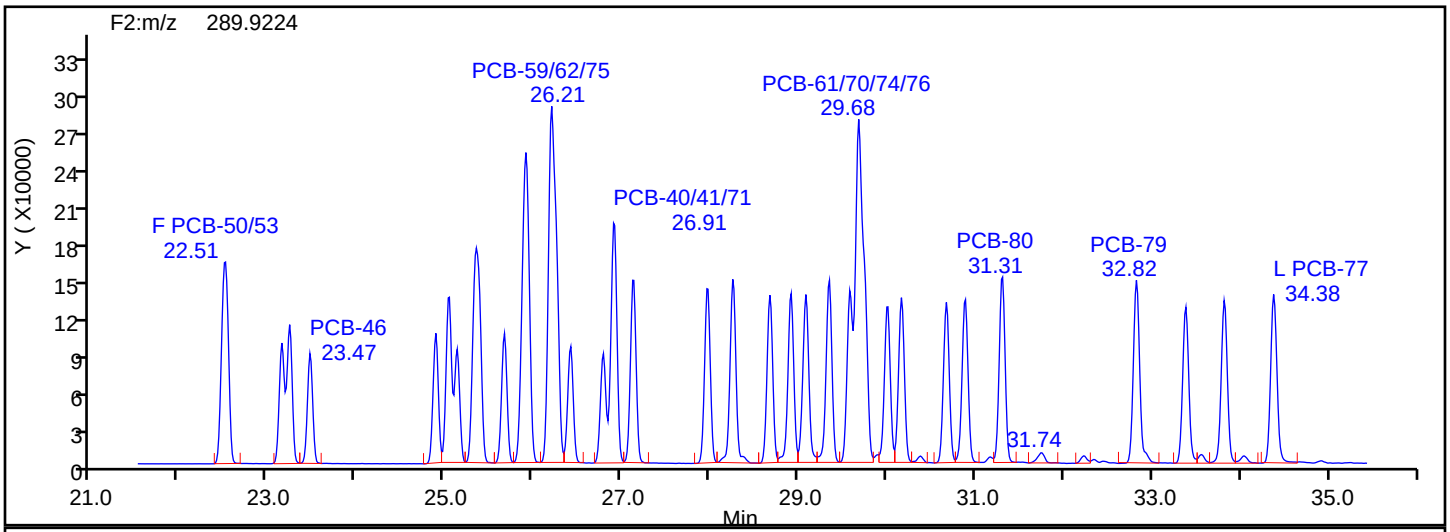

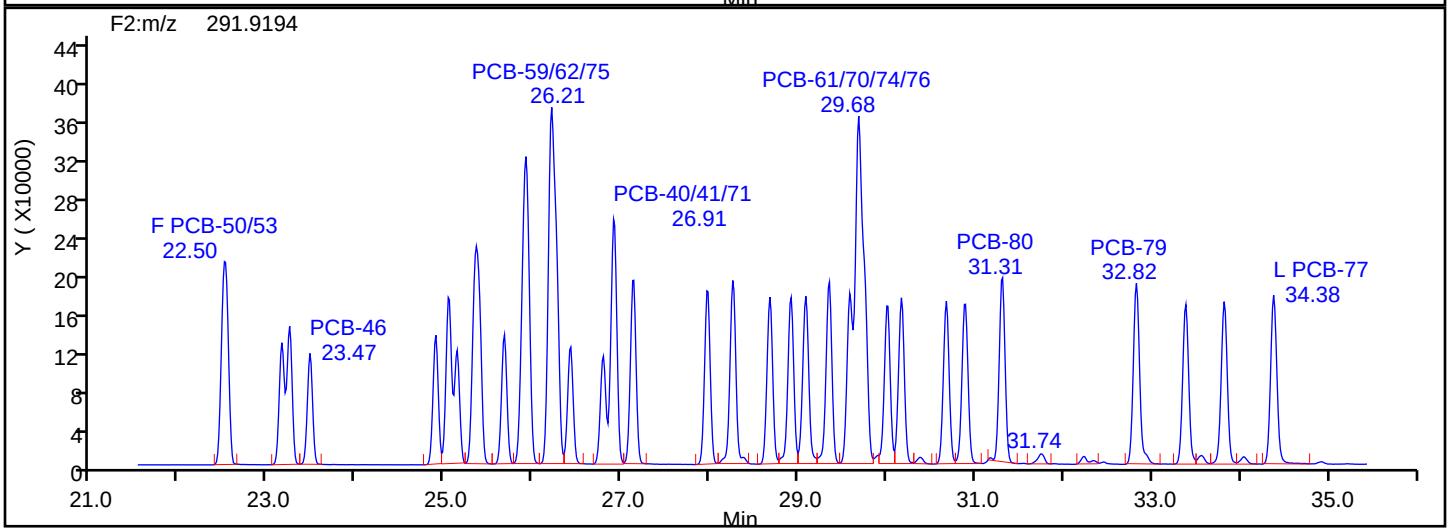

TePCB F2 Lock Mass

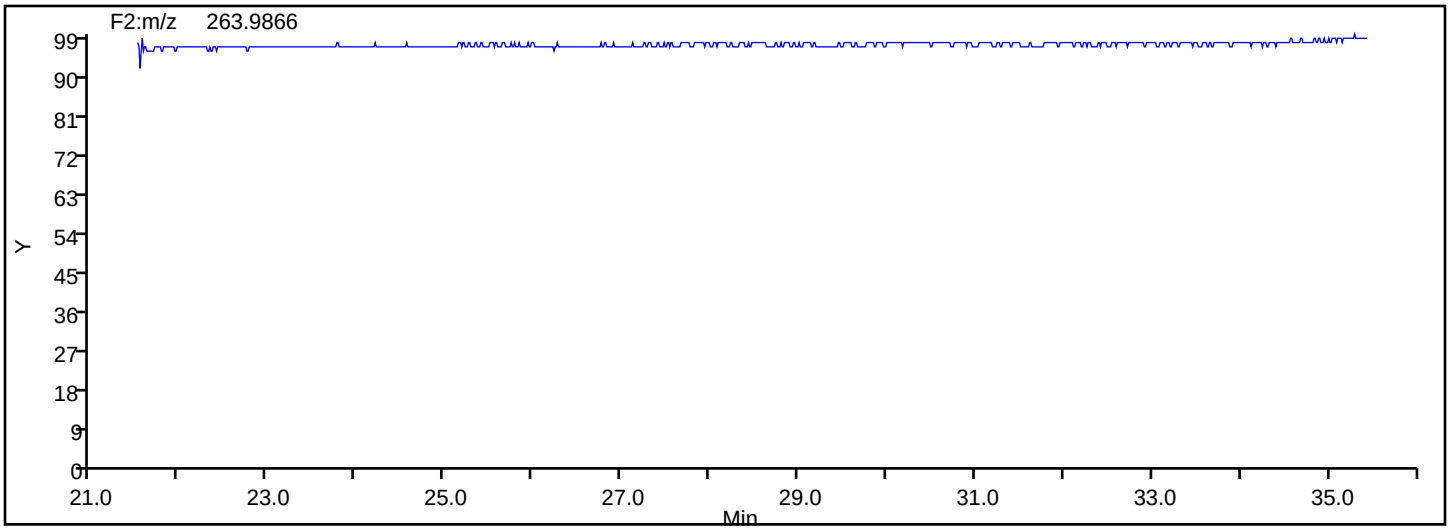

Manual Integration/User Assign Peak Report

Eurofins TestAmerica, Knoxville

Data File:	\\chromna\Knoxville\ChromData\D3D\20190828-12892.b\d4190828s2.d				
Injection Date:	28-Aug-2019 22:15:00	Instrument ID:	D3D		
Lims ID:	WDMCCV				
Client ID:					
Operator ID:	Xcalibur_System	ALS Bottle#:	0	Worklist Smp#:	1
Injection Vol:	1.0 ul	Dil. Factor:	1.0000		
Method:	PCBs_D3D	Limit Group:	HR - 1668A - ICAL		
Column:	SPB-Octyl (0.25 mm)	Detector	F2(21.81 :35.54)		

PCB-45/51, CAS: STL01804

Signal: 2

Processing Integration Results

RT: 23.24
Area: 601241
Amount: 49.965624
Amount Units: pg/ul

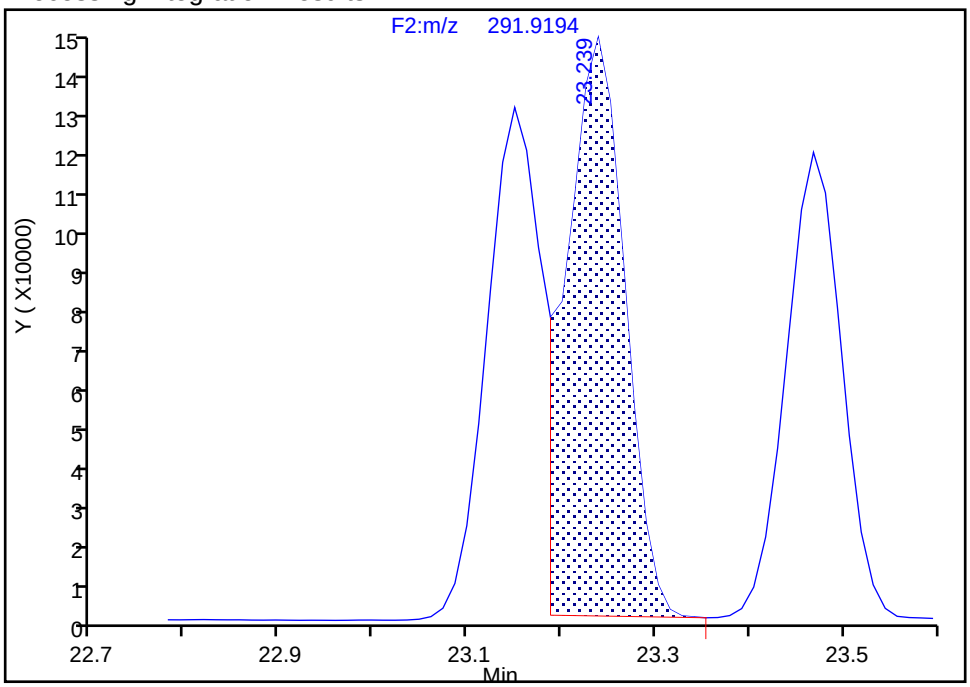

Manual Integration Results

RT: 23.24
Area: 1098465
Amount: 90.968962
Amount Units: pg/ul

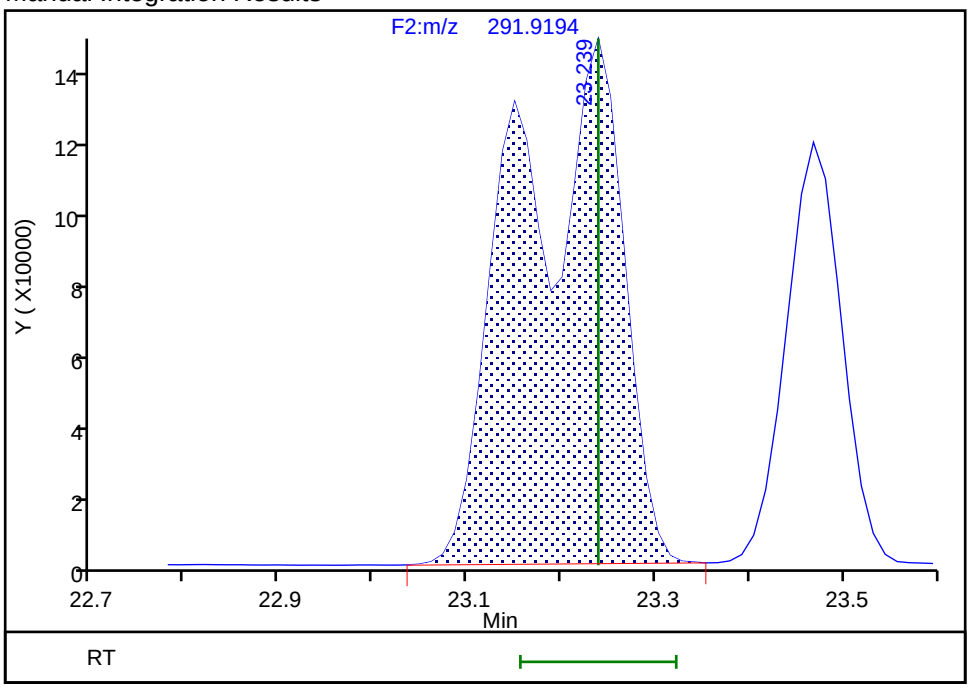

Reviewer: mcwhirterl, 28-Aug-2019 23:24:03

Audit Action: Marked Compound Undetected Audit Reason: Invalid Compound ID

Manual Integration/User Assign Peak Report

Eurofins TestAmerica, Knoxville

Data File: \\chromna\Knoxville\ChromData\D3D\20190828-12892.b\d4190828s2.d
Injection Date: 28-Aug-2019 22:15:00 Instrument ID: D3D
Lims ID: WDMCCV
Client ID:
Operator ID: Xcalibur_System ALS Bottle#: 0 Worklist Smp#: 1
Injection Vol: 1.0 ul Dil. Factor: 1.0000
Method: PCBs_D3D Limit Group: HR - 1668A - ICAL
Column: SPB-Octyl (0.25 mm) Detector F2(21.81 :35.54)

PCB-45/51, CAS: STL01804

Signal: 3

Processing Integration Results

RT: 23.24
Area: 1080086
Amount: 49.965624
Amount Units: pg/ul

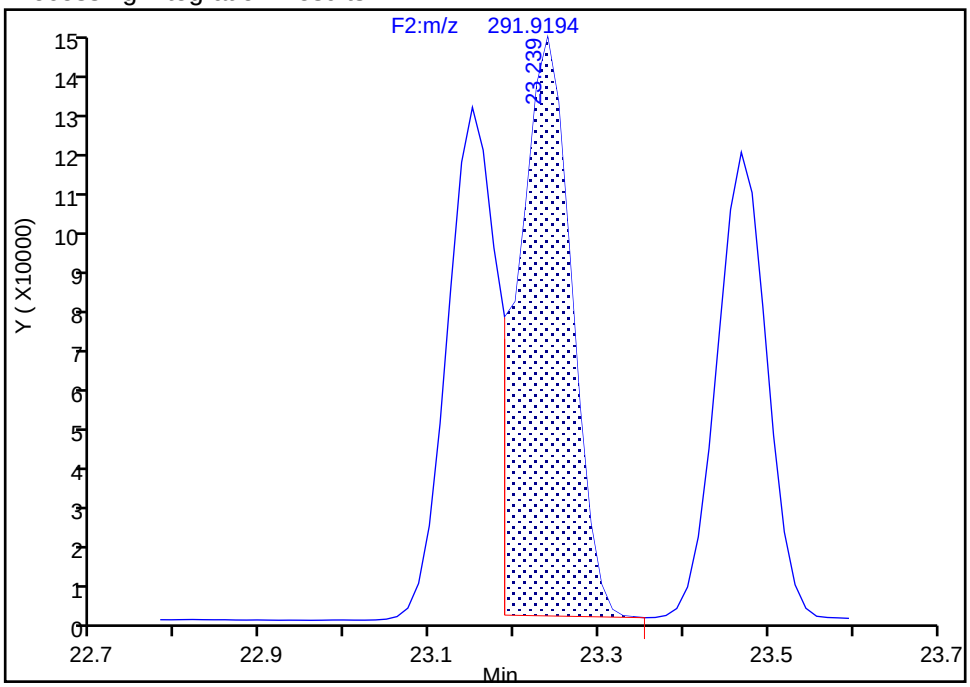

Manual Integration Results

RT: 23.24
Area: 1966438
Amount: 90.968962
Amount Units: pg/ul
Reviewer: mcwhirterl, 28-Aug-2019 23:24:03
Audit Action: Marked Compound Undetected Audit Reason: Invalid Compound ID

Manual Integration/User Assign Peak Report

Eurofins TestAmerica, Knoxville

Data File: \\chromna\Knoxville\ChromData\D3D\20190828-12892.b\d4190828s2.d
Injection Date: 28-Aug-2019 22:15:00 Instrument ID: D3D
Lims ID: WDMCCV
Client ID:
Operator ID: Xcalibur_System ALS Bottle#: 0 Worklist Smp#: 1
Injection Vol: 1.0 ul Dil. Factor: 1.0000
Method: PCBs_D3D Limit Group: HR - 1668A - ICAL
Column: SPB-Octyl (0.25 mm) Detector F2(21.81 :35.54)

PCB-45/51, CAS: STL01804

Signal: 1

Processing Integration Results

RT: 23.24
Area: 478845
Amount: 49.965624
Amount Units: pg/ul

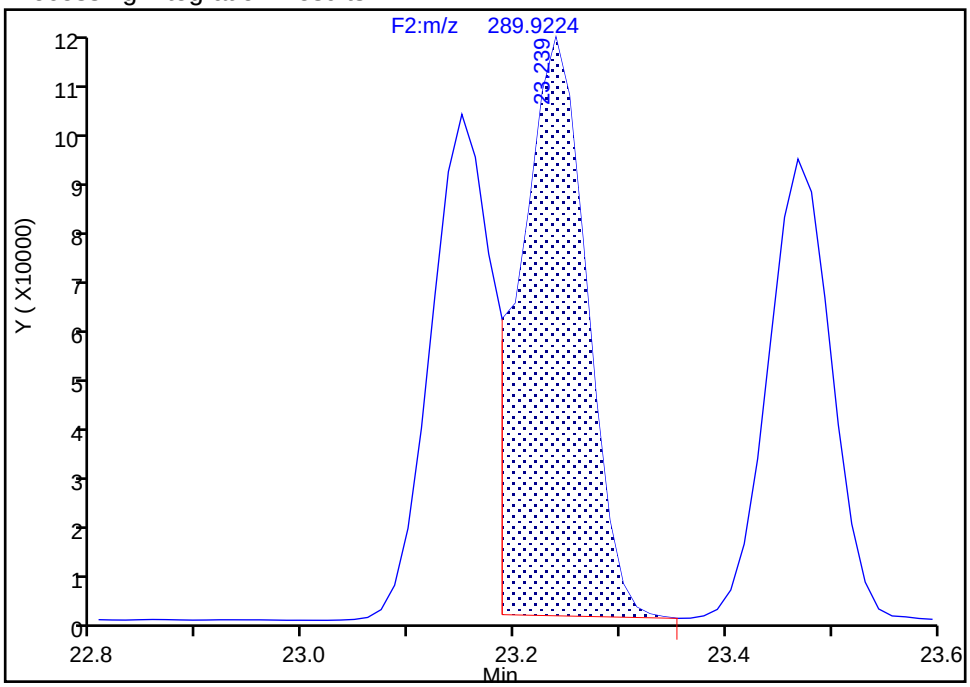

Manual Integration Results

RT: 23.24
Area: 867973
Amount: 90.968962
Amount Units: pg/ul

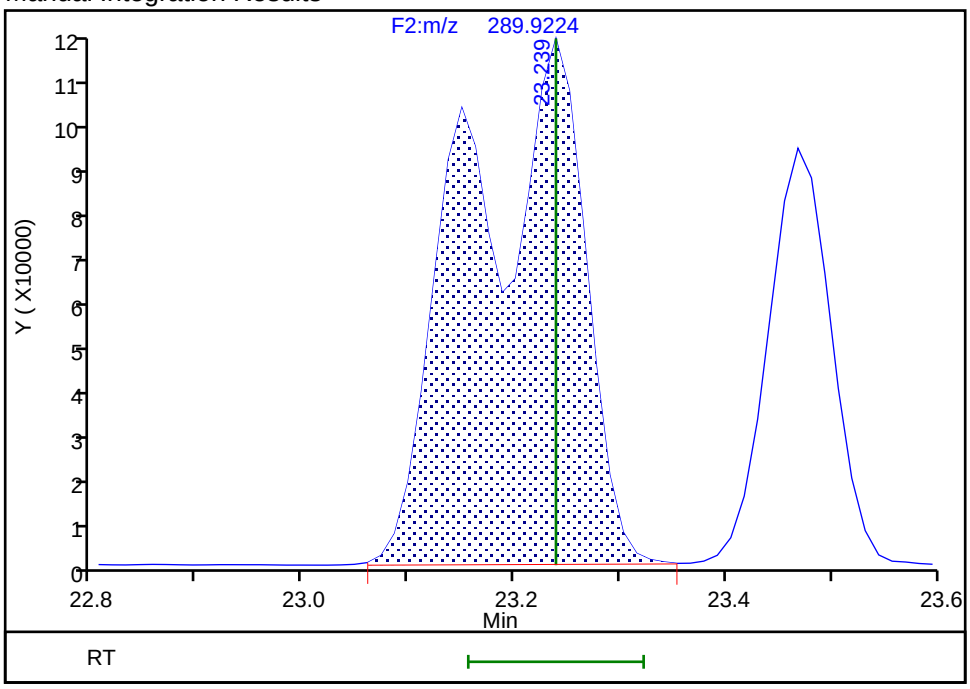

Reviewer: mcwhirterl, 28-Aug-2019 23:24:05
Audit Action: Manually Integrated/Assigned Compound ID Audit Reason: Incomplete Integration

Manual Integration/User Assign Peak Report

Eurofins TestAmerica, Knoxville

Data File: \\chromna\Knoxville\ChromData\D3D\20190828-12892.b\d4190828s2.d
Injection Date: 28-Aug-2019 22:15:00 Instrument ID: D3D
Lims ID: WDMCCV
Client ID:
Operator ID: Xcalibur_System ALS Bottle#: 0 Worklist Smp#: 1
Injection Vol: 1.0 ul Dil. Factor: 1.0000
Method: PCBs_D3D Limit Group: HR - 1668A - ICAL
Column: SPB-Octyl (0.25 mm) Detector F2(21.81 :35.54)

PCB-43/73, CAS: STL02293

Signal: 2

Processing Integration Results

RT: 25.03
Area: 778827
Amount: 56.991621
Amount Units: pg/ul

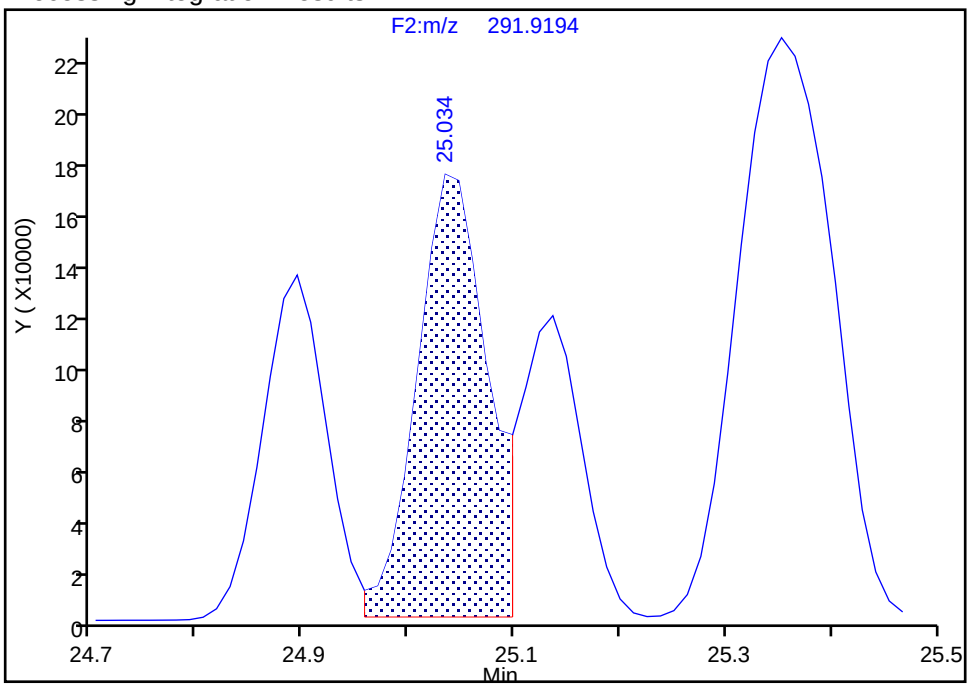

Manual Integration Results

RT: 25.03
Area: 1226266
Amount: 90.096330
Amount Units: pg/ul

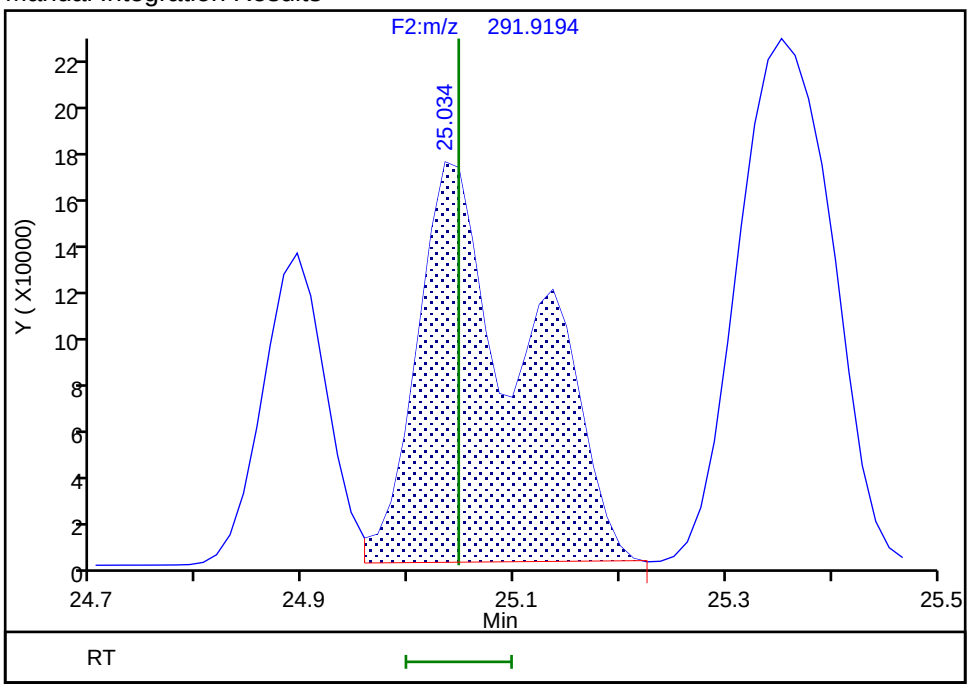

Reviewer: mcwhirterl, 28-Aug-2019 23:24:22
Audit Action: Marked Compound Undetected Audit Reason: Invalid Compound ID

Manual Integration/User Assign Peak Report

Eurofins TestAmerica, Knoxville

Data File: \\chromna\Knoxville\ChromData\D3D\20190828-12892.b\d4190828s2.d
Injection Date: 28-Aug-2019 22:15:00 Instrument ID: D3D
Lims ID: WDMCCV
Client ID:
Operator ID: Xcalibur_System ALS Bottle#: 0 Worklist Smp#: 1
Injection Vol: 1.0 ul Dil. Factor: 1.0000
Method: PCBs_D3D Limit Group: HR - 1668A - ICAL
Column: SPB-Octyl (0.25 mm) Detector F2(21.81 :35.54)

PCB-43/73, CAS: STL02293

Signal: 3

Processing Integration Results

RT: 25.05
Area: 1391095
Amount: 56.991621
Amount Units: pg/ul

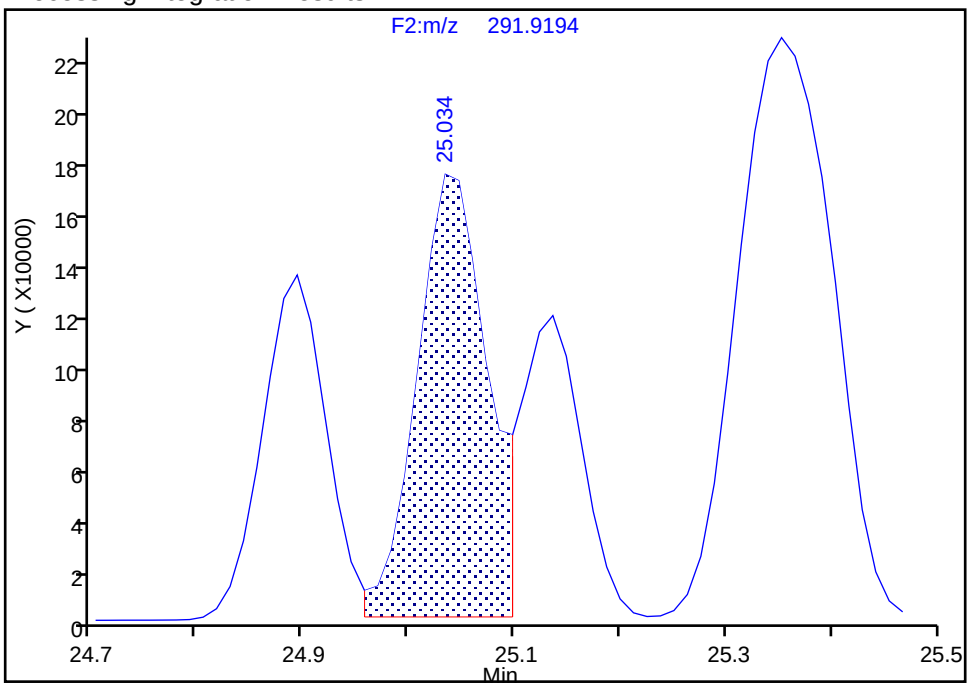

Manual Integration Results

RT: 25.05
Area: 2199140
Amount: 90.096330
Amount Units: pg/ul
Reviewer: mcwhirterl, 28-Aug-2019 23:24:22
Audit Action: Marked Compound Undetected Audit Reason: Invalid Compound ID

Manual Integration/User Assign Peak Report

Eurofins TestAmerica, Knoxville

Data File:	\\chromna\Knoxville\ChromData\D3D\20190828-12892.b\d4190828s2.d				
Injection Date:	28-Aug-2019 22:15:00	Instrument ID:	D3D		
Lims ID:	WDMCCV				
Client ID:					
Operator ID:	Xcalibur_System	ALS Bottle#:	0	Worklist Smp#:	1
Injection Vol:	1.0 ul	Dil. Factor:	1.0000		
Method:	PCBs_D3D	Limit Group:	HR - 1668A - ICAL		
Column:	SPB-Octyl (0.25 mm)	Detector	F2(21.81 :35.54)		

PCB-43/73, CAS: STL02293

Signal: 1

Processing Integration Results

RT: 25.05
Area: 612268
Amount: 56.991621
Amount Units: pg/ul

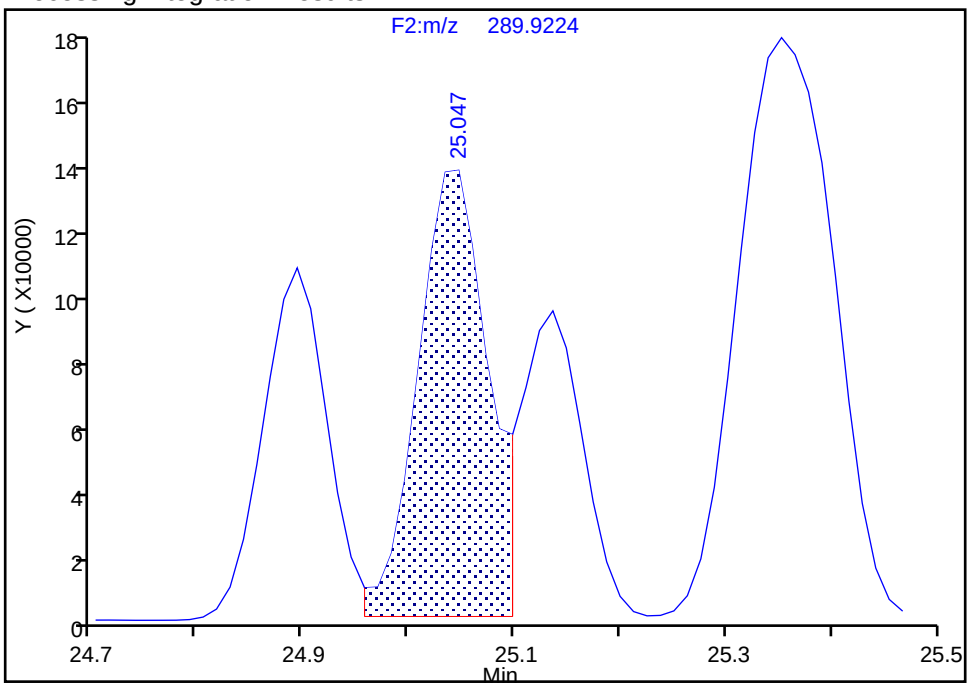

Manual Integration Results

RT: 25.05
Area: 972874
Amount: 90.096330
Amount Units: pg/ul

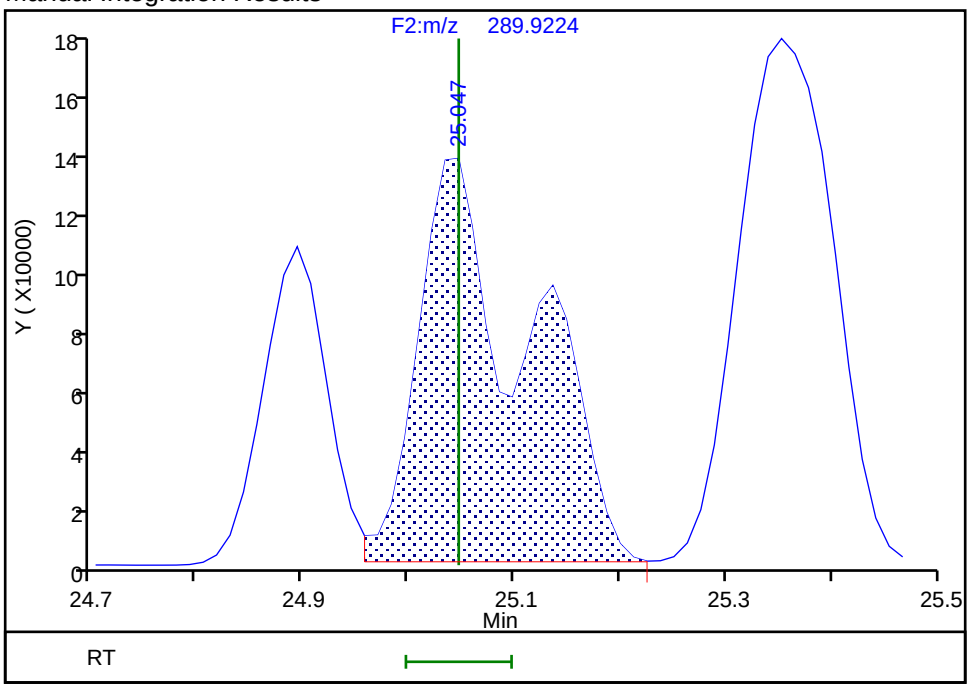

Reviewer: mcwhirterl, 28-Aug-2019 23:24:24

Audit Action: Manually Integrated/Assigned Compound ID Audit Reason: Incomplete Integration

Manual Integration/User Assign Peak Report

Eurofins TestAmerica, Knoxville

Data File: \\chromna\Knoxville\ChromData\D3D\20190828-12892.b\d4190828s2.d
Injection Date: 28-Aug-2019 22:15:00 Instrument ID: D3D
Lims ID: WDMCCV
Client ID:
Operator ID: Xcalibur_System ALS Bottle#: 0 Worklist Smp#: 1
Injection Vol: 1.0 ul Dil. Factor: 1.0000
Method: PCBs_D3D Limit Group: HR - 1668A - ICAL
Column: SPB-Octyl (0.25 mm) Detector F2(21.81 :35.54)

PCB-40/41/71, CAS: STL02292

Signal: 2

Processing Integration Results

RT: 26.91
Area: 1172566
Amount: 93.277343
Amount Units: pg/ul

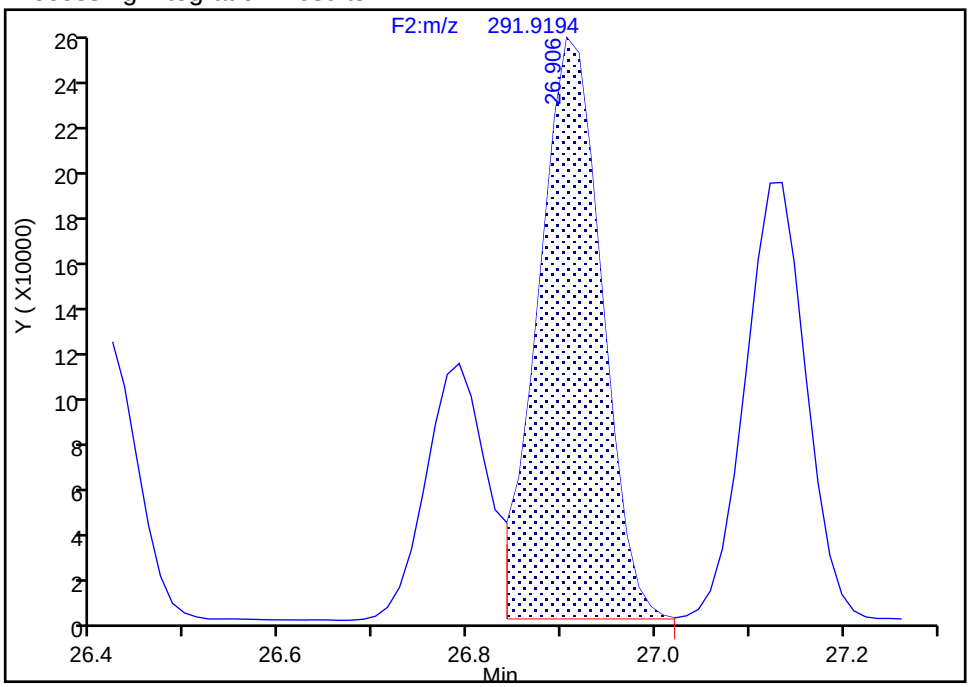

Manual Integration Results

RT: 26.91
Area: 1671734
Amount: 133.2398
Amount Units: pg/ul

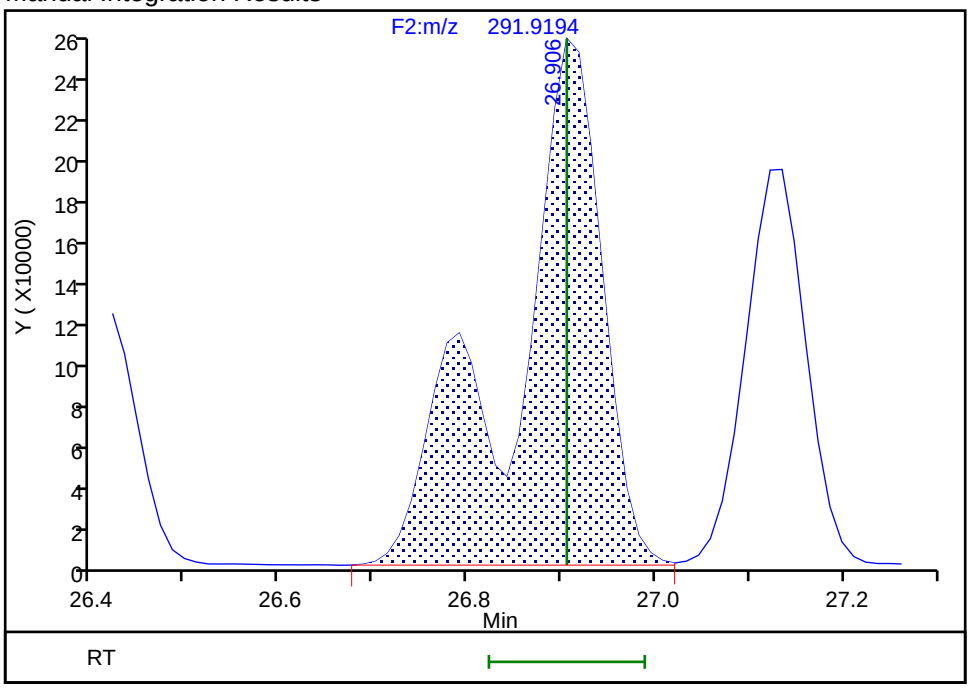

Reviewer: mcwhirterl, 28-Aug-2019 23:24:41
Audit Action: Marked Compound Undetected Audit Reason: Invalid Compound ID

Manual Integration/User Assign Peak Report

Eurofins TestAmerica, Knoxville

Data File: \\chromna\Knoxville\ChromData\D3D\20190828-12892.b\d4190828s2.d
Injection Date: 28-Aug-2019 22:15:00 Instrument ID: D3D
Lims ID: WDMCCV
Client ID:
Operator ID: Xcalibur_System ALS Bottle#: 0 Worklist Smp#: 1
Injection Vol: 1.0 ul Dil. Factor: 1.0000
Method: PCBs_D3D Limit Group: HR - 1668A - ICAL
Column: SPB-Octyl (0.25 mm) Detector F2(21.81 :35.54)

PCB-40/41/71, CAS: STL02292

Signal: 3

Processing Integration Results

RT: 26.91
Area: 2091224
Amount: 93.277343
Amount Units: pg/ul

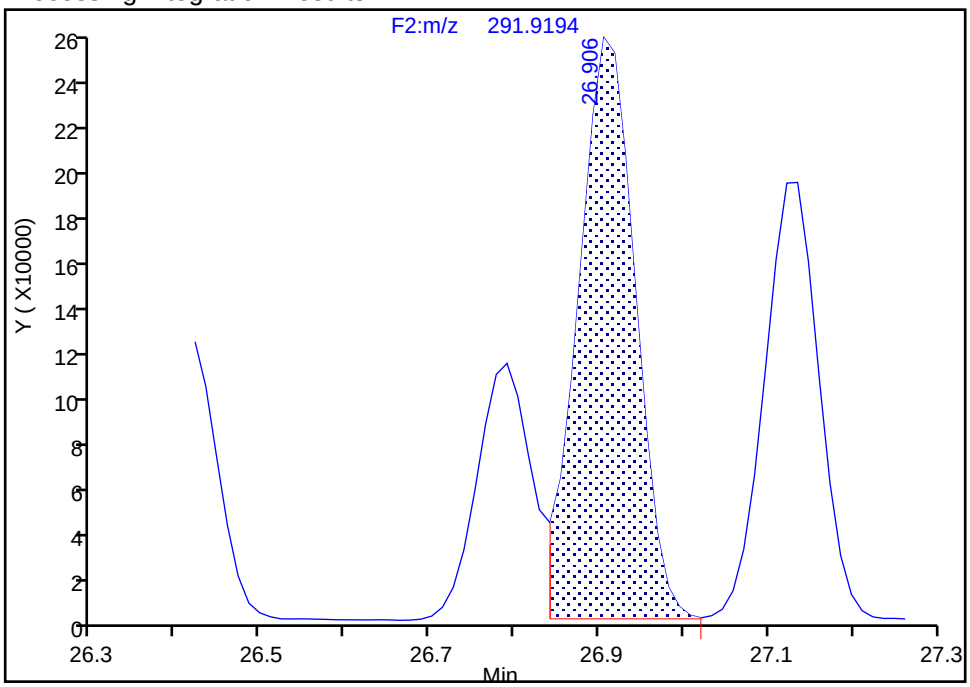

Manual Integration Results

RT: 26.91
Area: 2987160
Amount: 133.2398
Amount Units: pg/ul
Reviewer: mcwhirterl, 28-Aug-2019 23:24:41
Audit Action: Marked Compound Undetected Audit Reason: Invalid Compound ID

Manual Integration/User Assign Peak Report

Eurofins TestAmerica, Knoxville

Data File:	\\chromna\Knoxville\ChromData\D3D\20190828-12892.b\d4190828s2.d				
Injection Date:	28-Aug-2019 22:15:00	Instrument ID:	D3D		
Lims ID:	WDMCCV				
Client ID:					
Operator ID:	Xcalibur_System	ALS Bottle#:	0	Worklist Smp#:	1
Injection Vol:	1.0 ul	Dil. Factor:	1.0000		
Method:	PCBs_D3D	Limit Group:	HR - 1668A - ICAL		
Column:	SPB-Octyl (0.25 mm)	Detector	F2(21.81 :35.54)		

PCB-40/41/71, CAS: STL02292

Signal: 1

Processing Integration Results

RT: 26.91
Area: 918658
Amount: 93.277343
Amount Units: pg/ul

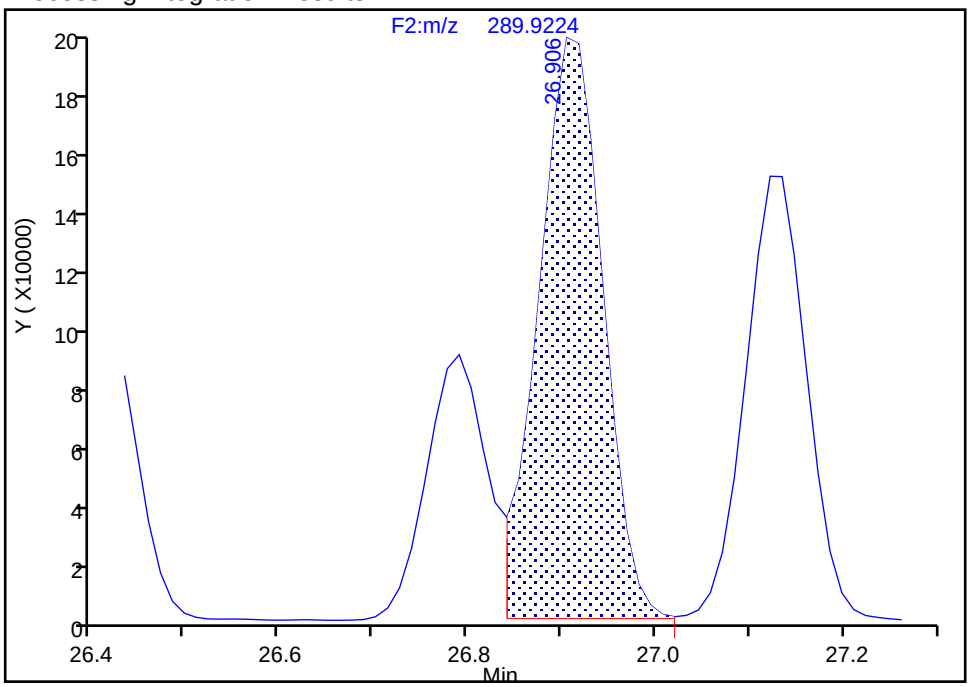

Manual Integration Results

RT: 26.91
Area: 1315426
Amount: 133.2398
Amount Units: pg/ul

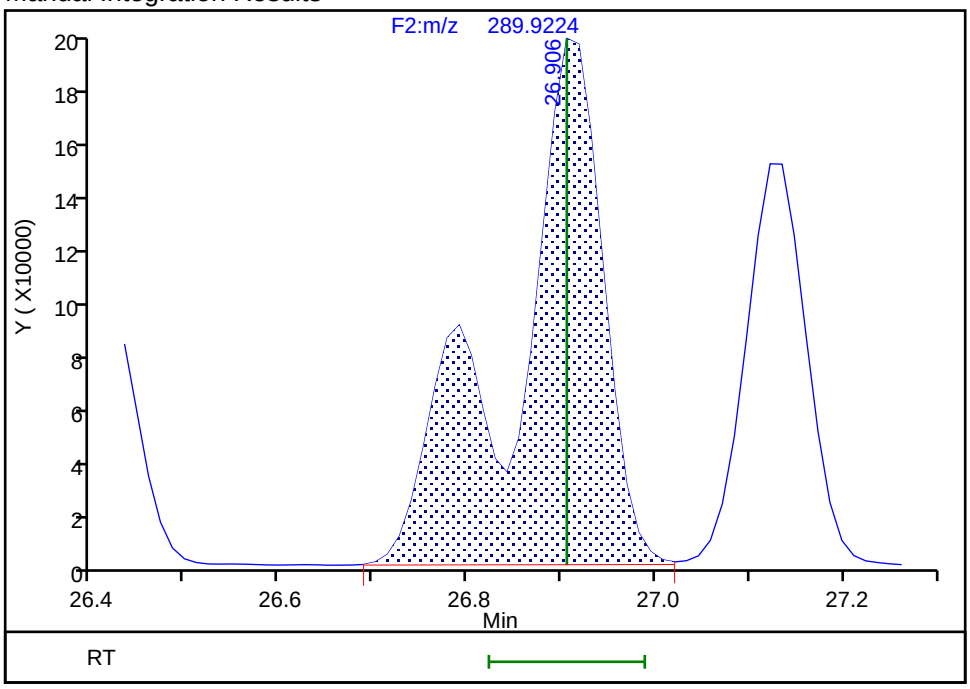

Reviewer: mcwhirterl, 28-Aug-2019 23:24:42

Audit Action: Manually Integrated/Assigned Compound ID Audit Reason: Incomplete Integration

Eurofins TestAmerica, Knoxville

Data File:	\\chromna\Knoxville\ChromData\D3D\20190828-12892.b\d4190828s2.d		
Injection Date:	28-Aug-2019 22:15:00	Injection Vol:	1.0 ul
Instrument ID:	D3D	Operator ID:	Xcalibur_System
Method:	PCBs_D3D	Limit Group:	HR - 1668A - ICAL
Client ID:			
Worklist#:	33110	Sample Line#:	1
Column Type:	SPB-Octyl	Column Dia:	0.25 mm

PePCB F2

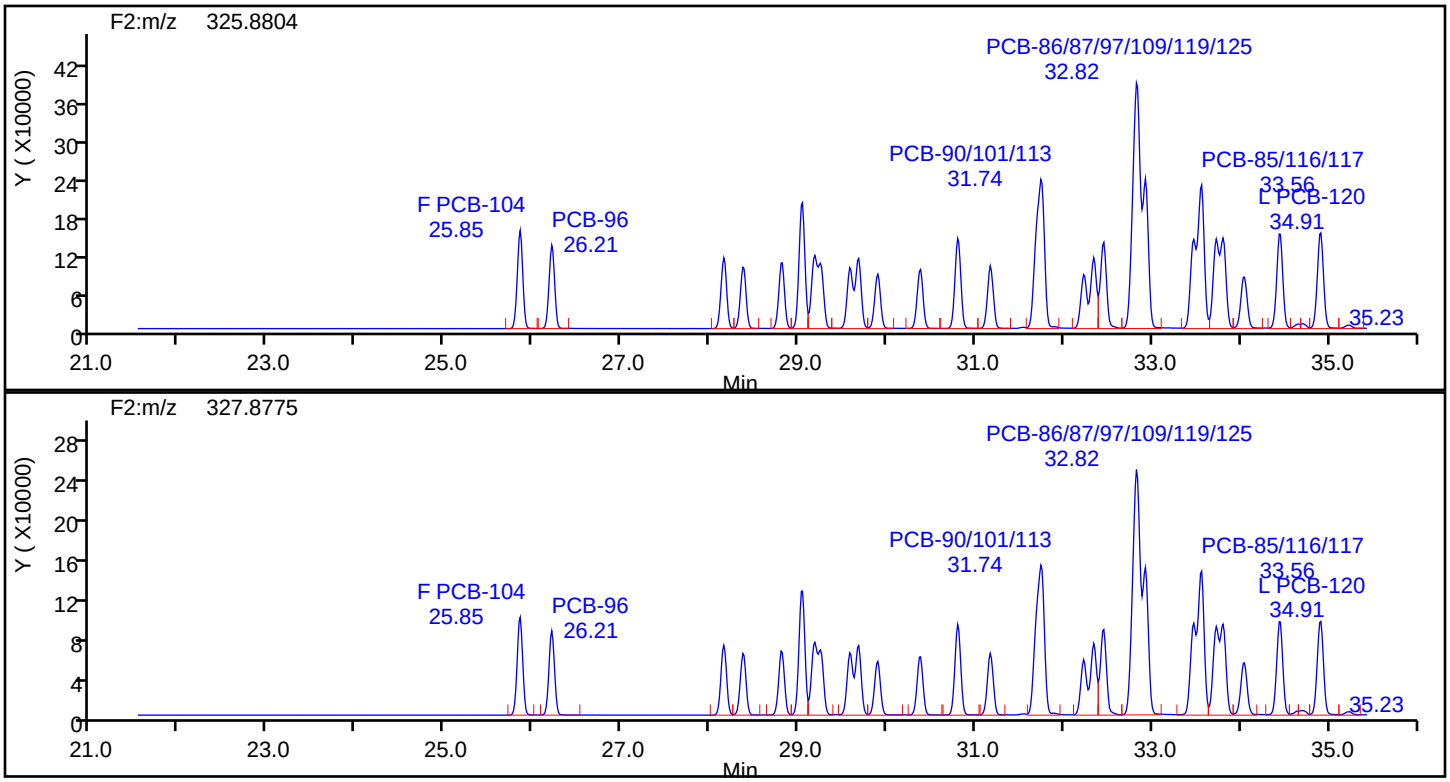

PePCB F2 Standards

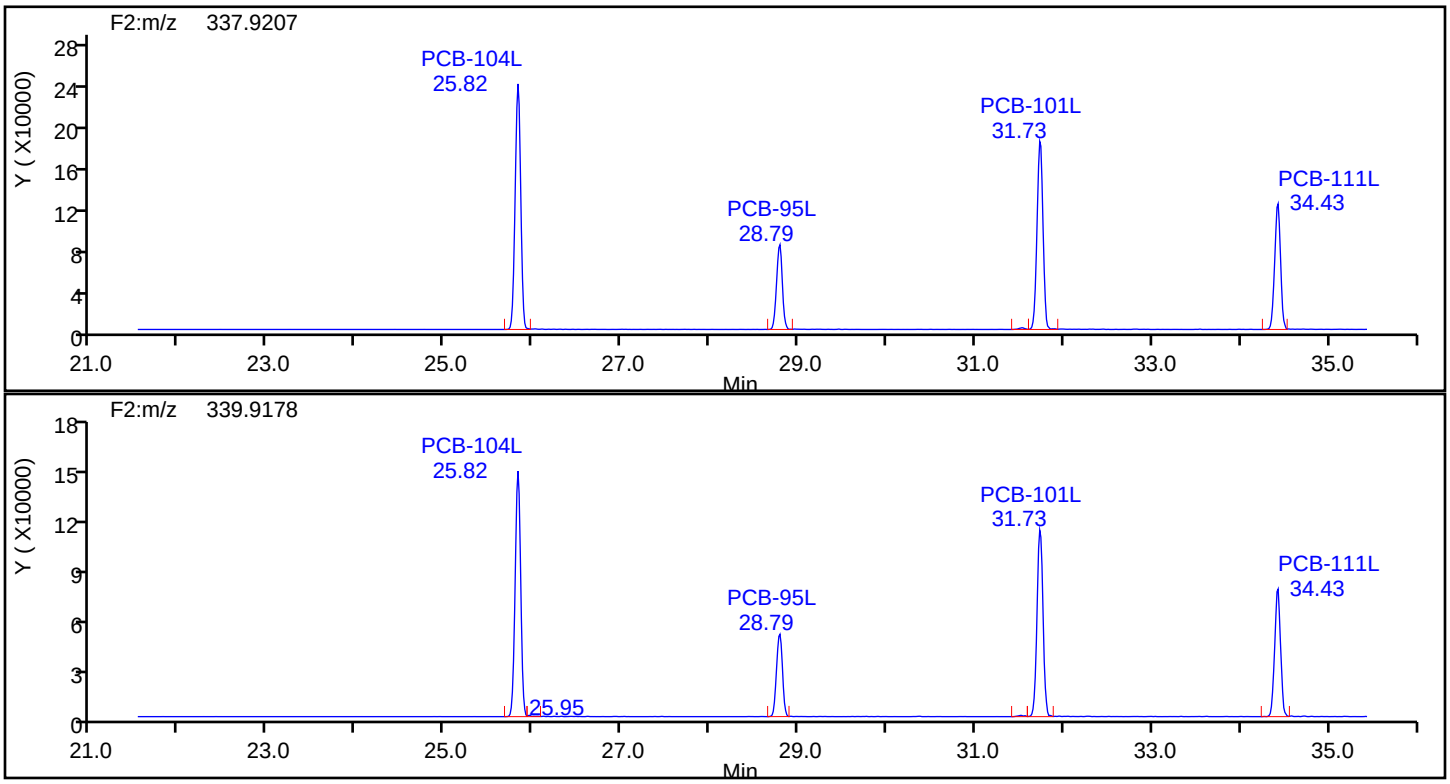

Eurofins TestAmerica, Knoxville

Data File:	\\chromna\Knoxville\ChromData\D3D\20190828-12892.b\d4190828s2.d		
Injection Date:	28-Aug-2019 22:15:00	Injection Vol:	1.0 ul
Instrument ID:	D3D	Operator ID:	Xcalibur_System
Method:	PCBs_D3D	Limit Group:	HR - 1668A - ICAL
Client ID:			
Worklist#:	33110	Sample Line#:	1
Column Type:	SPB-Octyl	Column Dia:	0.25 mm

PePCB F2

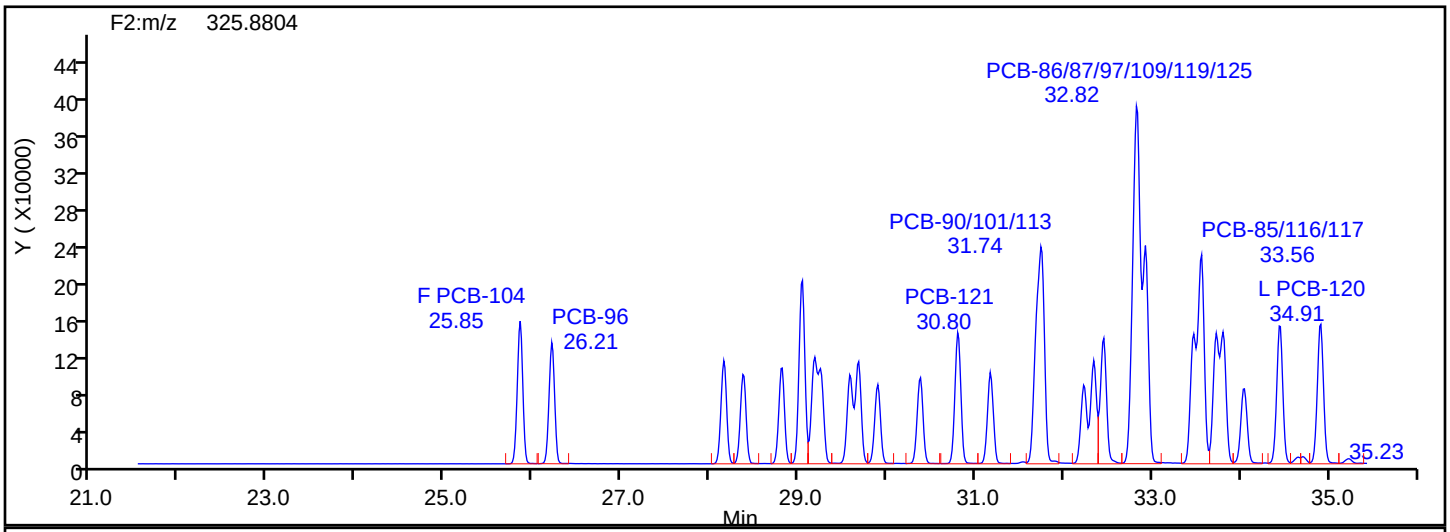

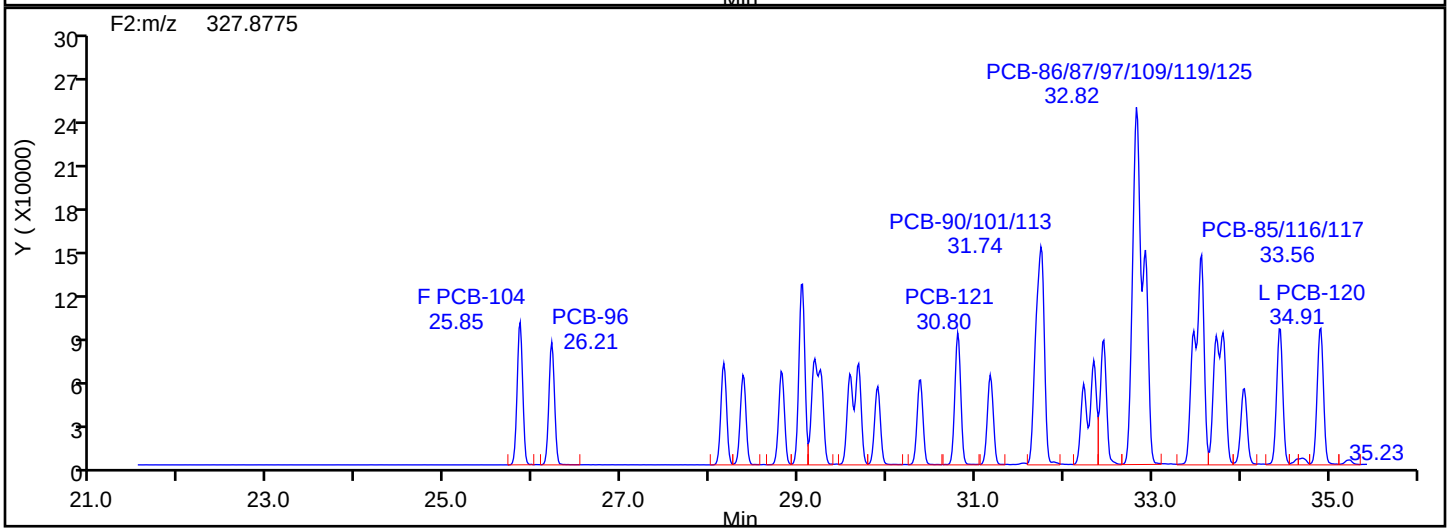

PePCB F2 Lock Mass

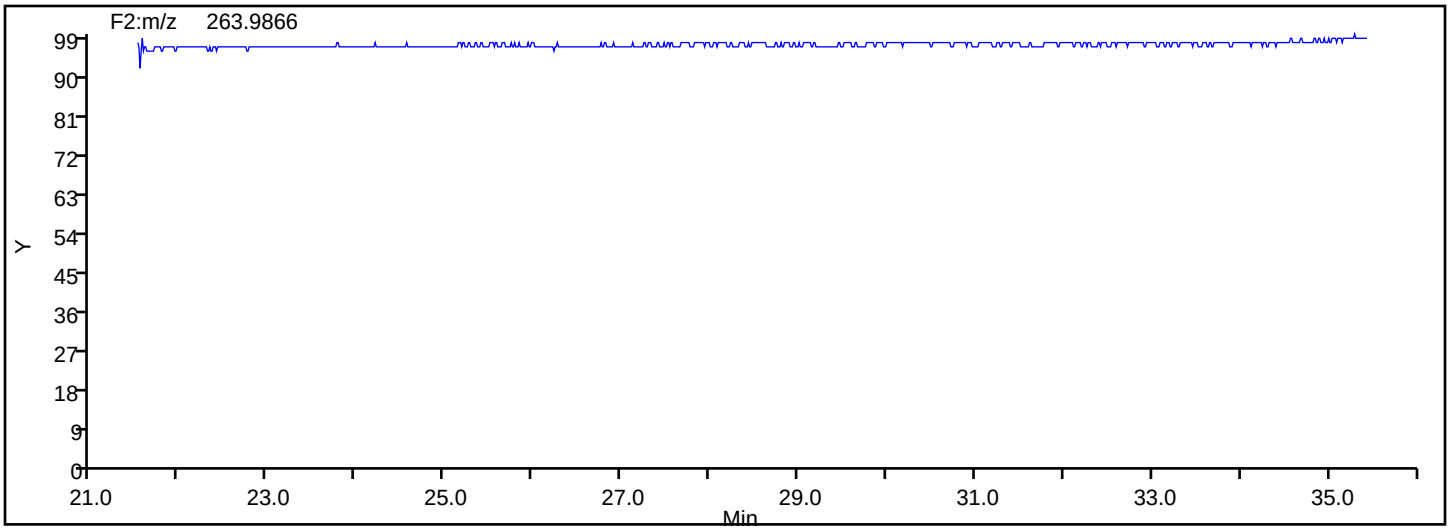

Manual Integration/User Assign Peak Report

Eurofins TestAmerica, Knoxville

Data File:	\\chromna\Knoxville\ChromData\D3D\20190828-12892.b\d4190828s2.d				
Injection Date:	28-Aug-2019 22:15:00	Instrument ID:	D3D		
Lims ID:	WDMCCV				
Client ID:					
Operator ID:	Xcalibur_System	ALS Bottle#:	0	Worklist Smp#:	1
Injection Vol:	1.0 ul	Dil. Factor:	1.0000		
Method:	PCBs_D3D	Limit Group:	HR - 1668A - ICAL		
Column:	SPB-Octyl (0.25 mm)	Detector	F2(21.81 :35.54)		

PCB-98/102, CAS: STL01843

Signal: 2

Processing Integration Results

RT: 29.18
Area: 346248
Amount: 53.760570
Amount Units: pg/ul

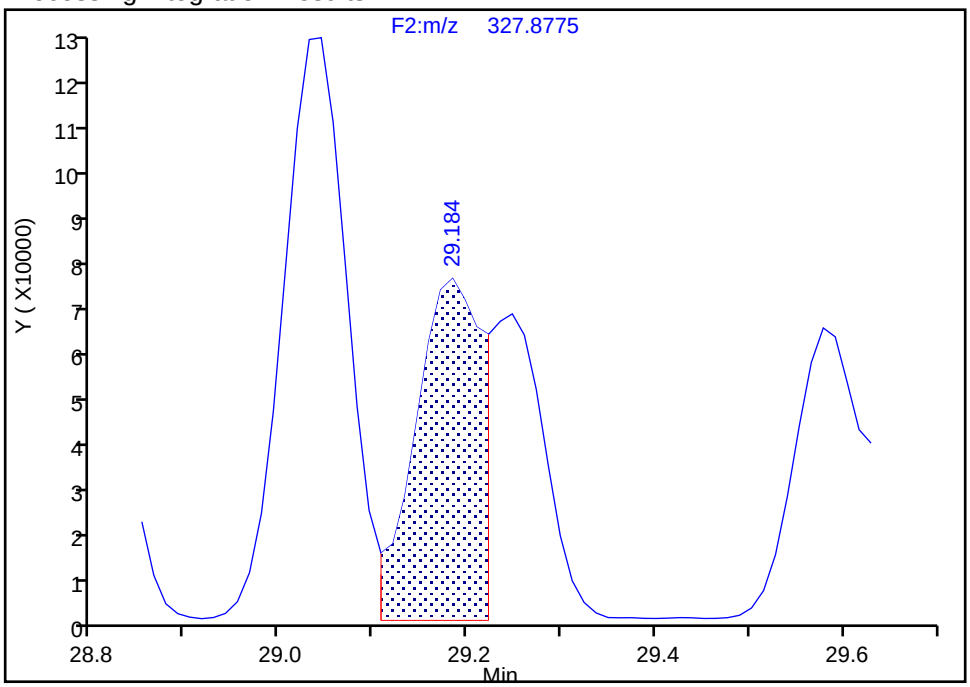

Manual Integration Results

RT: 29.18
Area: 601436
Amount: 93.719168
Amount Units: pg/ul

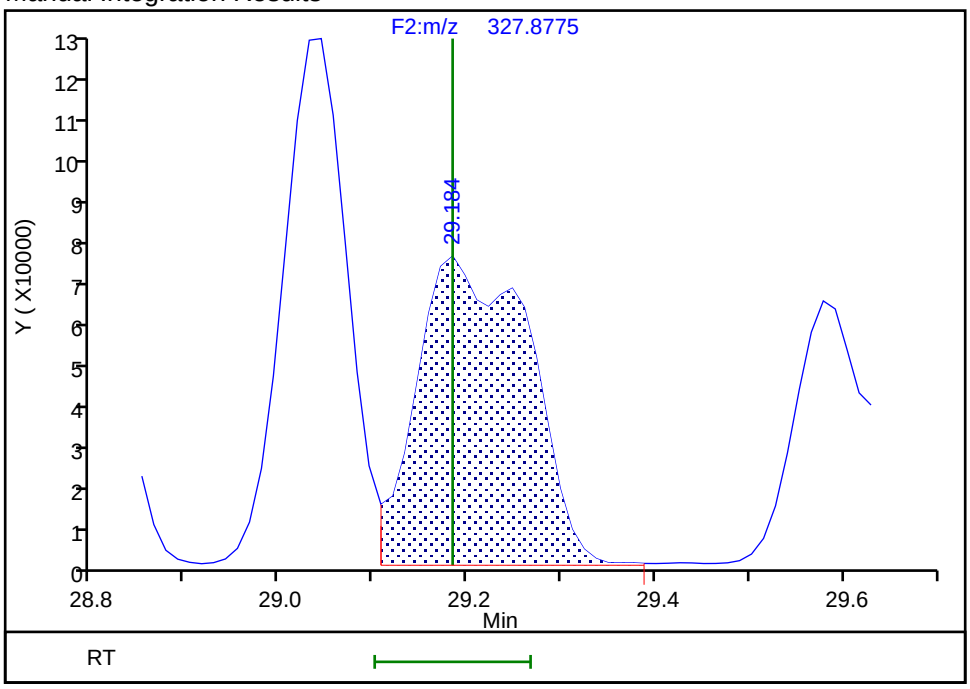

Reviewer: mcwhirterl, 28-Aug-2019 23:25:19
Audit Action: Marked Compound Undetected Audit Reason: Invalid Compound ID

Manual Integration/User Assign Peak Report

Eurofins TestAmerica, Knoxville

Data File: \\chromna\Knoxville\ChromData\D3D\20190828-12892.b\d4190828s2.d
Injection Date: 28-Aug-2019 22:15:00 Instrument ID: D3D
Lims ID: WDMCCV
Client ID:
Operator ID: Xcalibur_System ALS Bottle#: 0 Worklist Smp#: 1
Injection Vol: 1.0 ul Dil. Factor: 1.0000
Method: PCBs_D3D Limit Group: HR - 1668A - ICAL
Column: SPB-Octyl (0.25 mm) Detector F2(21.81 :35.54)

PCB-98/102, CAS: STL01843

Signal: 3

Processing Integration Results

RT: 29.18
Area: 896719
Amount: 53.760570
Amount Units: pg/ul

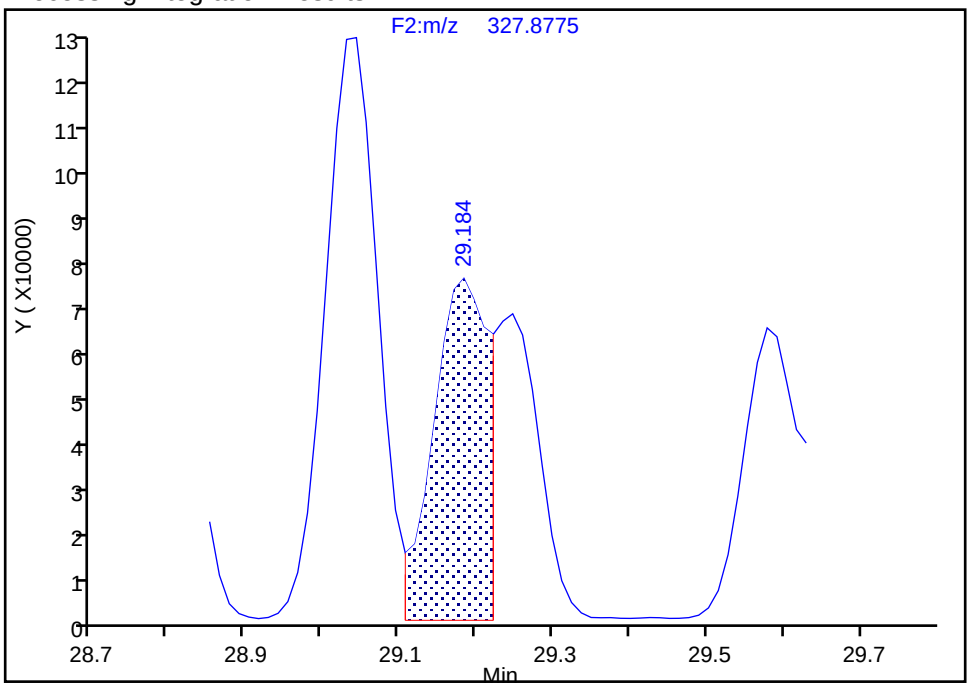

Manual Integration Results

RT: 29.18
Area: 1563223
Amount: 93.719168
Amount Units: pg/ul
Reviewer: mcwhirterl, 28-Aug-2019 23:25:19
Audit Action: Marked Compound Undetected Audit Reason: Invalid Compound ID

Manual Integration/User Assign Peak Report

Eurofins TestAmerica, Knoxville

Data File:	\\chromna\Knoxville\ChromData\D3D\20190828-12892.b\d4190828s2.d				
Injection Date:	28-Aug-2019 22:15:00	Instrument ID:	D3D		
Lims ID:	WDMCCV				
Client ID:					
Operator ID:	Xcalibur_System	ALS Bottle#:	0	Worklist Smp#:	1
Injection Vol:	1.0 ul	Dil. Factor:	1.0000		
Method:	PCBs_D3D	Limit Group:	HR - 1668A - ICAL		
Column:	SPB-Octyl (0.25 mm)	Detector	F2(21.81 :35.54)		

PCB-98/102, CAS: STL01843

Signal: 1

Processing Integration Results

RT: 29.18
Area: 550471
Amount: 53.760570
Amount Units: pg/ul

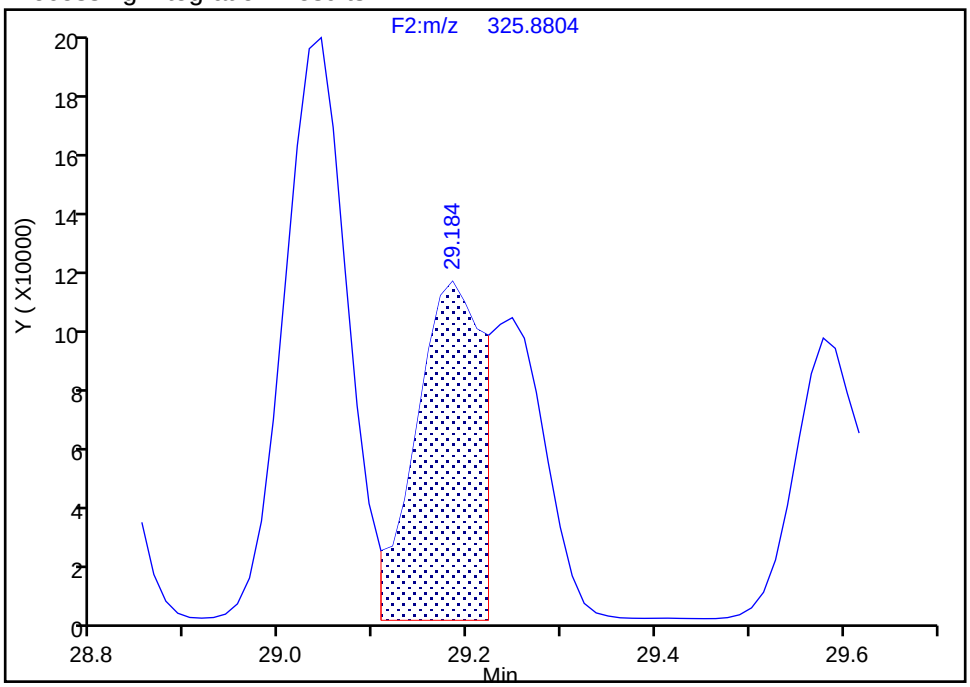

Manual Integration Results

RT: 29.18
Area: 961787
Amount: 93.719168
Amount Units: pg/ul

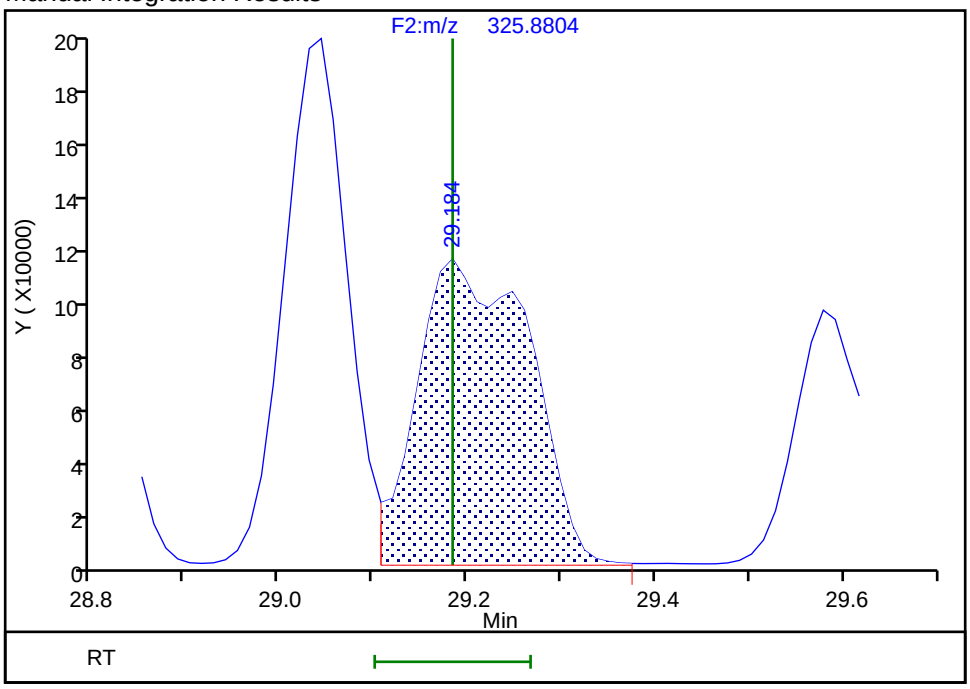

Reviewer: mcwhirterl, 28-Aug-2019 23:25:20

Audit Action: Manually Integrated/Assigned Compound ID Audit Reason: Incomplete Integration

Manual Integration/User Assign Peak Report

Eurofins TestAmerica, Knoxville

Data File:	\\chromna\Knoxville\ChromData\D3D\20190828-12892.b\d4190828s2.d				
Injection Date:	28-Aug-2019 22:15:00	Instrument ID:	D3D		
Lims ID:	WDMCCV				
Client ID:					
Operator ID:	Xcalibur_System	ALS Bottle#:	0	Worklist Smp#:	1
Injection Vol:	1.0 ul	Dil. Factor:	1.0000		
Method:	PCBs_D3D	Limit Group:	HR - 1668A - ICAL		
Column:	SPB-Octyl (0.25 mm)	Detector	F2(21.81 :35.54)		

PCB-88/91, CAS: STL01812

Signal: 2

Processing Integration Results

RT: 29.68
Area: 602194
Amount: 115.9693
Amount Units: pg/ul

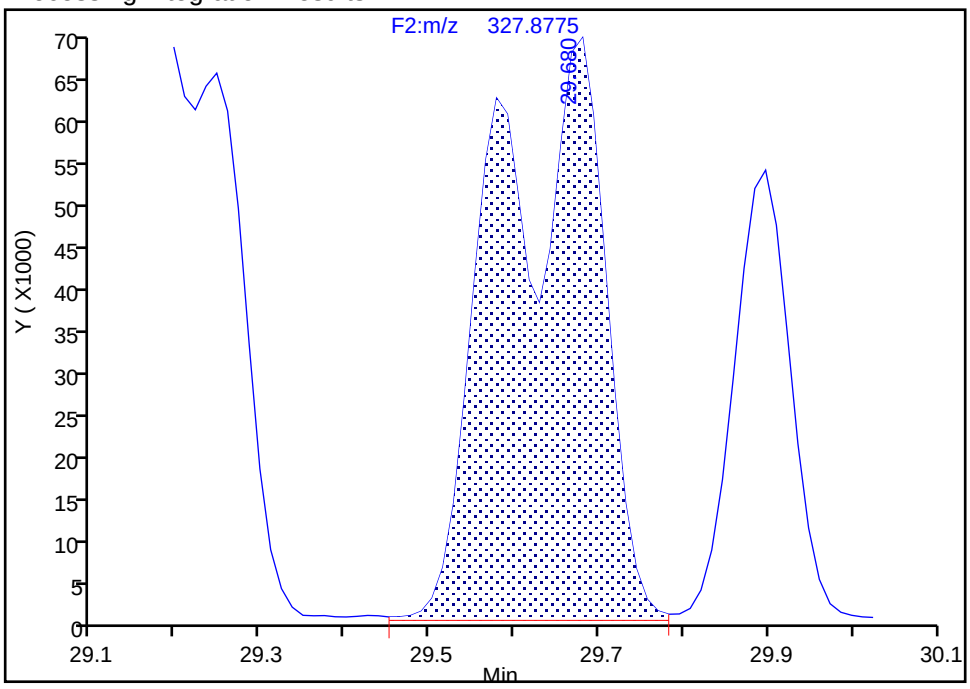

Manual Integration Results

RT: 29.68
Area: 602194
Amount: 91.612603
Amount Units: pg/ul

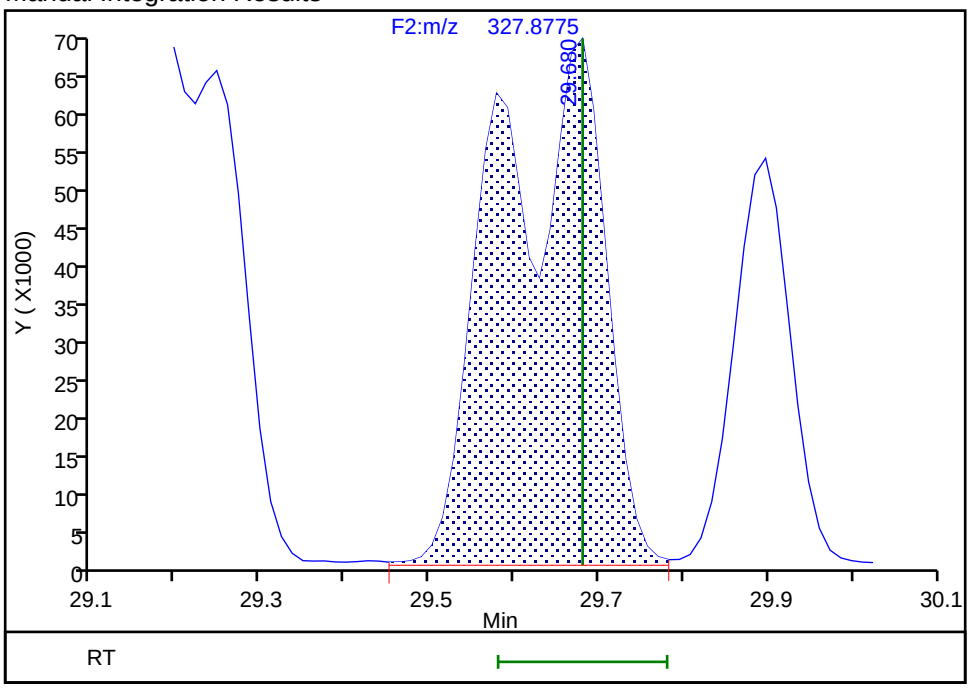

Reviewer: mcwhirterl, 28-Aug-2019 23:29:20

Audit Action: Marked Compound Undetected Audit Reason: Invalid Compound ID

Manual Integration/User Assign Peak Report

Eurofins TestAmerica, Knoxville

Data File:	\\chromna\Knoxville\ChromData\D3D\20190828-12892.b\d4190828s2.d				
Injection Date:	28-Aug-2019 22:15:00	Instrument ID:	D3D		
Lims ID:	WDMCCV				
Client ID:					
Operator ID:	Xcalibur_System	ALS Bottle#:	0	Worklist Smp#:	1
Injection Vol:	1.0 ul	Dil. Factor:	1.0000		
Method:	PCBs_D3D	Limit Group:	HR - 1668A - ICAL		
Column:	SPB-Octyl (0.25 mm)	Detector	F2(21.81 :35.54)		

PCB-88/91, CAS: STL01812

Signal: 3

Processing Integration Results

RT: 29.68
Area: 1966469
Amount: 115.9693
Amount Units: pg/ul

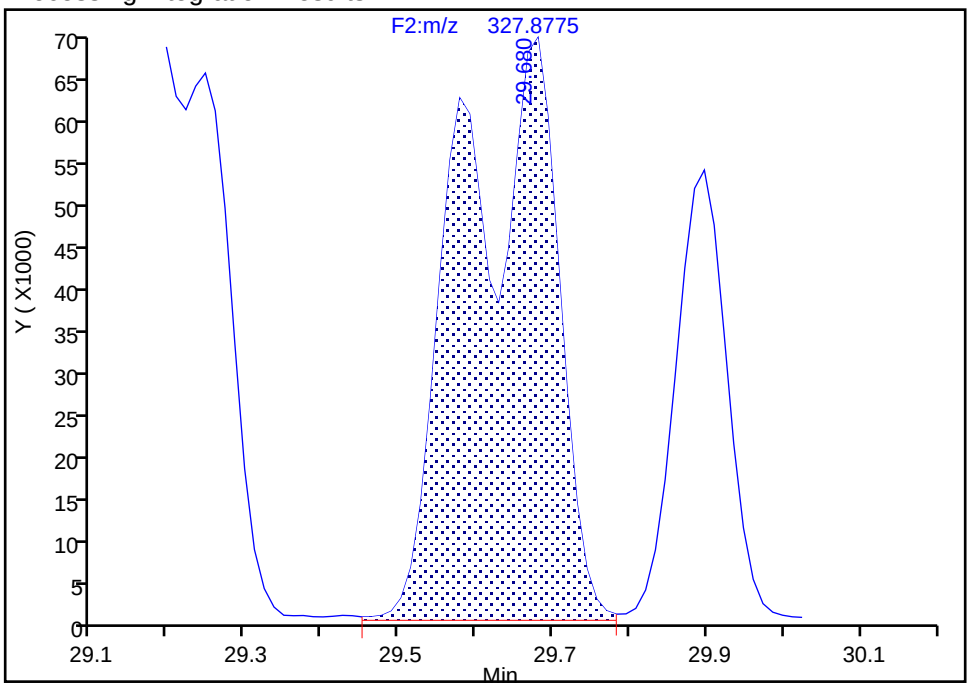

Manual Integration Results

RT: 29.68
Area: 1553457
Amount: 91.612603
Amount Units: pg/ul
Reviewer: mcwhirterl, 28-Aug-2019 23:29:20
Audit Action: Marked Compound Undetected Audit Reason: Invalid Compound ID

Manual Integration/User Assign Peak Report

Eurofins TestAmerica, Knoxville

Data File:	\\chromna\Knoxville\ChromData\D3D\20190828-12892.b\d4190828s2.d				
Injection Date:	28-Aug-2019 22:15:00	Instrument ID:	D3D		
Lims ID:	WDMCCV				
Client ID:					
Operator ID:	Xcalibur_System	ALS Bottle#:	0	Worklist Smp#:	1
Injection Vol:	1.0 ul	Dil. Factor:	1.0000		
Method:	PCBs_D3D	Limit Group:	HR - 1668A - ICAL		
Column:	SPB-Octyl (0.25 mm)	Detector	F2(21.81 :35.54)		

PCB-88/91, CAS: STL01812

Signal: 1

Processing Integration Results

RT: 29.68
Area: 1364275
Amount: 115.9693
Amount Units: pg/ul

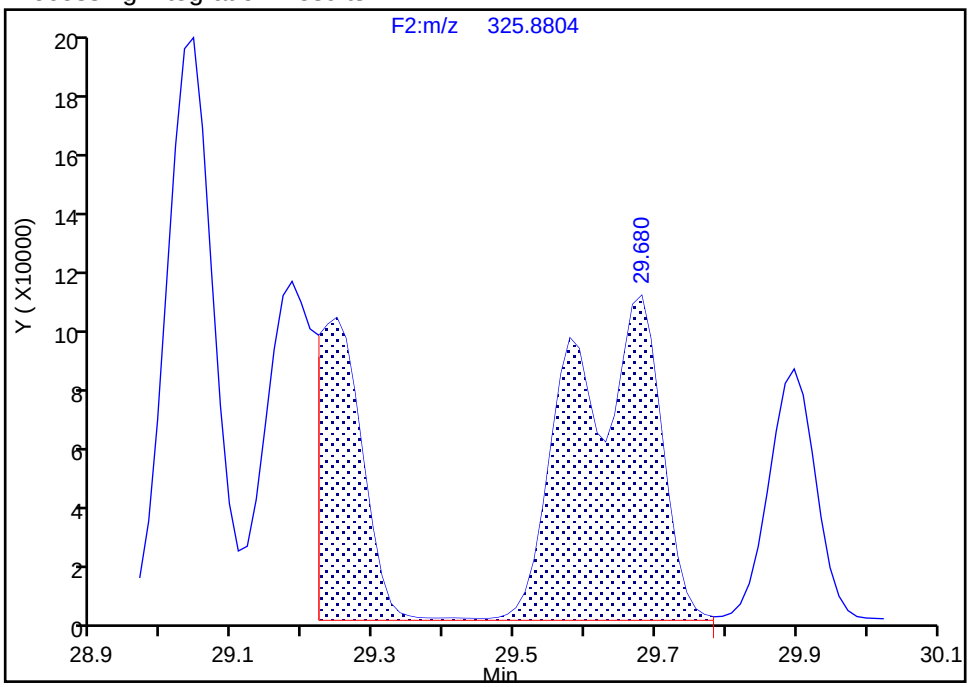

Manual Integration Results

RT: 29.68
Area: 951263
Amount: 91.612603
Amount Units: pg/ul

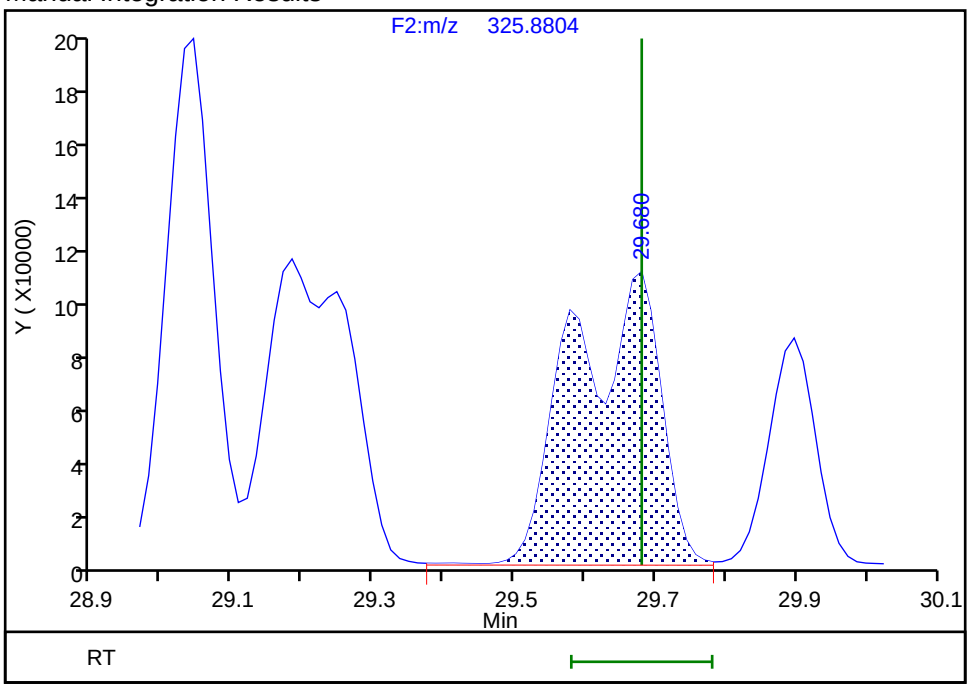

Reviewer: mcwhirterl, 28-Aug-2019 23:29:23

Audit Action: Manually Integrated/Assigned Compound ID Audit Reason: Incomplete Integration

Manual Integration/User Assign Peak Report

Eurofins TestAmerica, Knoxville

Data File: \\chromna\Knoxville\ChromData\D3D\20190828-12892.b\d4190828s2.d
Injection Date: 28-Aug-2019 22:15:00 Instrument ID: D3D
Lims ID: WDMCCV
Client ID:
Operator ID: Xcalibur_System ALS Bottle#: 0 Worklist Smp#: 1
Injection Vol: 1.0 ul Dil. Factor: 1.0000
Method: PCBs_D3D Limit Group: HR - 1668A - ICAL
Column: SPB-Octyl (0.25 mm) Detector F2(21.81 :35.54)

PCB-86/87/97/109/119/125, CAS: STL02295

Signal: 2

Processing Integration Results

RT: 32.82
Area: 1447626
Amount: 185.8357
Amount Units: pg/ul

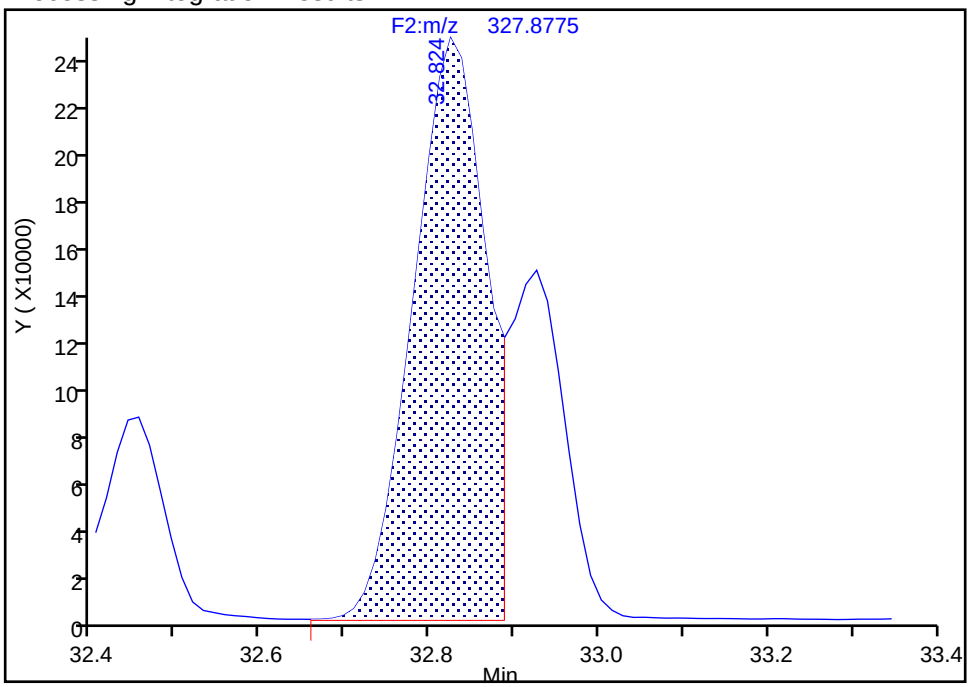

Manual Integration Results

RT: 32.82
Area: 2099369
Amount: 270.6414
Amount Units: pg/ul

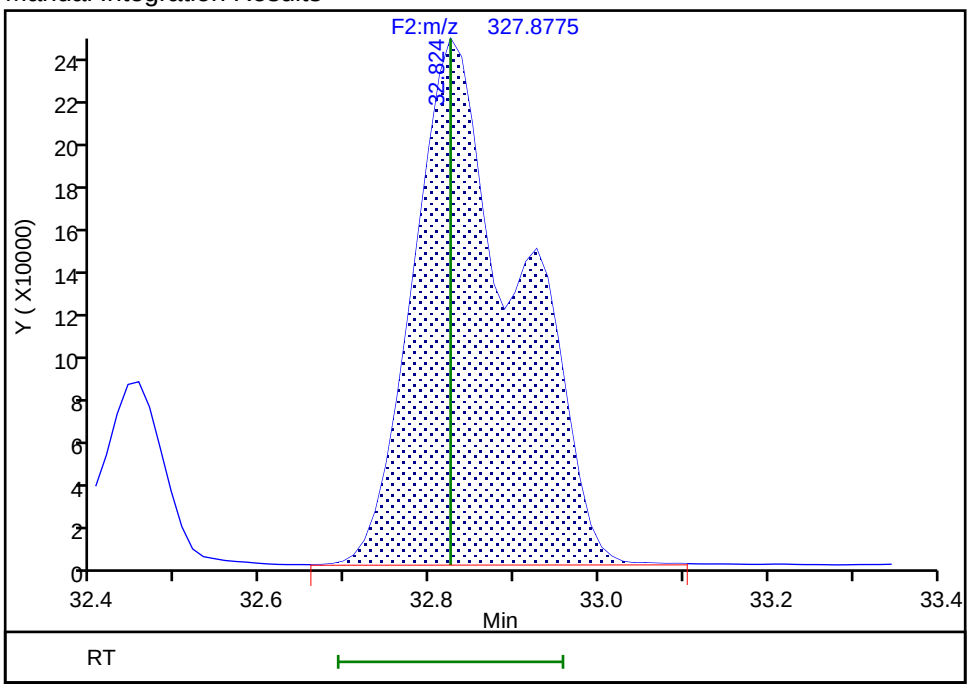

Reviewer: mcwhirterl, 28-Aug-2019 23:25:42
Audit Action: Marked Compound Undetected Audit Reason: Invalid Compound ID

Manual Integration/User Assign Peak Report

Eurofins TestAmerica, Knoxville

Data File: \\chromna\Knoxville\ChromData\D3D\20190828-12892.b\d4190828s2.d
Injection Date: 28-Aug-2019 22:15:00 Instrument ID: D3D
Lims ID: WDMCCV
Client ID:
Operator ID: Xcalibur_System ALS Bottle#: 0 Worklist Smp#: 1
Injection Vol: 1.0 ul Dil. Factor: 1.0000
Method: PCBs_D3D Limit Group: HR - 1668A - ICAL
Column: SPB-Octyl (0.25 mm) Detector F2(21.81 :35.54)

PCB-86/87/97/109/119/125, CAS: STL02295

Signal: 3

Processing Integration Results

RT: 32.82
Area: 3748500
Amount: 185.8357
Amount Units: pg/ul

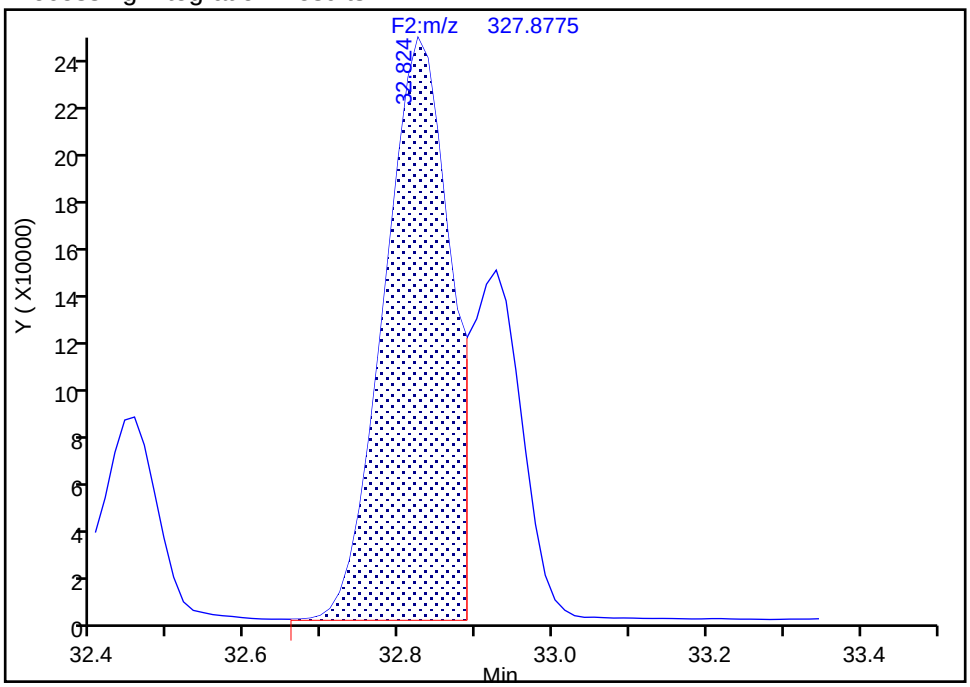

Manual Integration Results

RT: 32.82
Area: 5459121
Amount: 270.6414
Amount Units: pg/ul
Reviewer: mcwhirterl, 28-Aug-2019 23:25:42
Audit Action: Marked Compound Undetected Audit Reason: Invalid Compound ID

Manual Integration/User Assign Peak Report

Eurofins TestAmerica, Knoxville

Data File:	\\chromna\Knoxville\ChromData\D3D\20190828-12892.b\d4190828s2.d				
Injection Date:	28-Aug-2019 22:15:00	Instrument ID:	D3D		
Lims ID:	WDMCCV				
Client ID:					
Operator ID:	Xcalibur_System	ALS Bottle#:	0	Worklist Smp#:	1
Injection Vol:	1.0 ul	Dil. Factor:	1.0000		
Method:	PCBs_D3D	Limit Group:	HR - 1668A - ICAL		
Column:	SPB-Octyl (0.25 mm)	Detector	F2(21.81 :35.54)		

PCB-86/87/97/109/119/125, CAS: STL02295

Signal: 1

Processing Integration Results

RT: 32.82
Area: 2300874
Amount: 185.8357
Amount Units: pg/ul

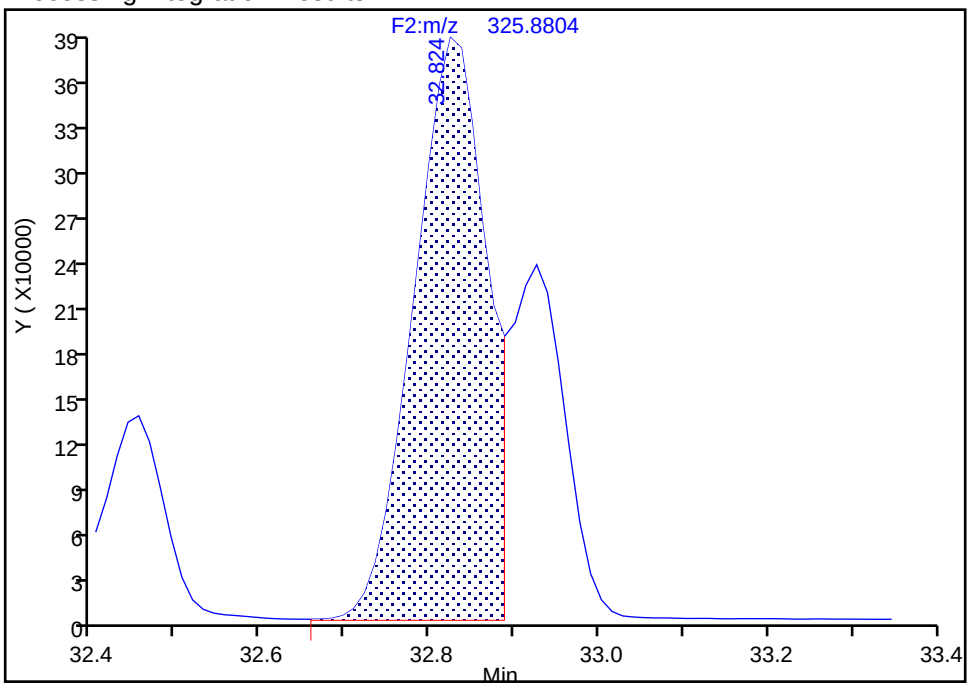

Manual Integration Results

RT: 32.82
Area: 3359752
Amount: 270.6414
Amount Units: pg/ul

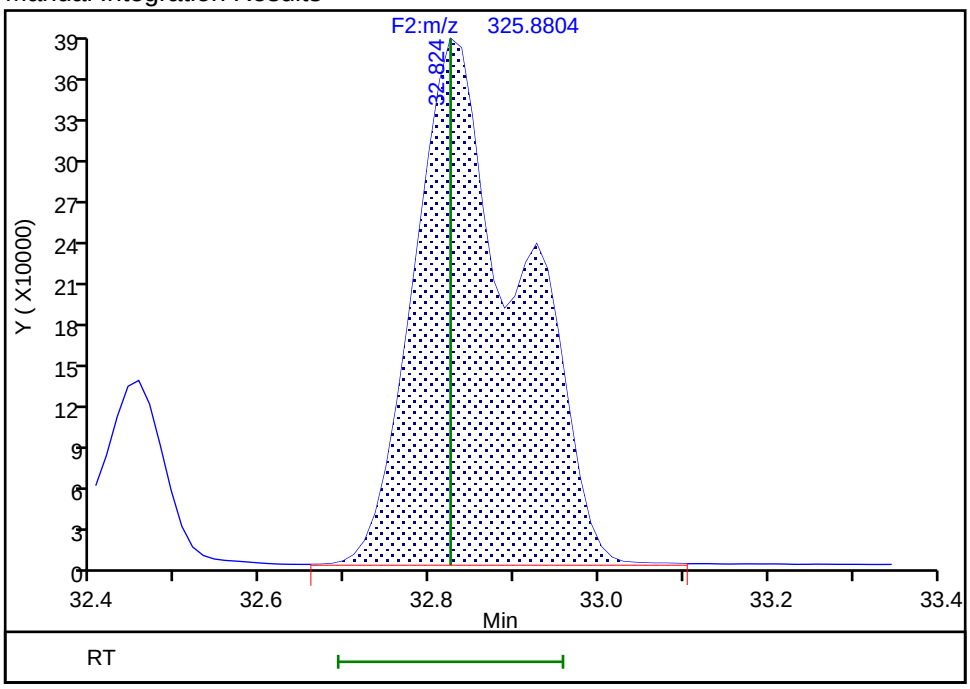

Reviewer: mcwhirterl, 28-Aug-2019 23:25:44

Audit Action: Manually Integrated/Assigned Compound ID Audit Reason: Incomplete Integration

Eurofins TestAmerica, Knoxville

Data File:	\\chromna\Knoxville\ChromData\D3D\20190828-12892.b\d4190828s2.d		
Injection Date:	28-Aug-2019 22:15:00	Injection Vol:	1.0 ul
Instrument ID:	D3D	Operator ID:	Xcalibur_System
Method:	PCBs_D3D	Limit Group:	HR - 1668A - ICAL
Client ID:			
Worklist#:	33110	Sample Line#:	1
Column Type:	SPB-Octyl	Column Dia:	0.25 mm

PePCB F3

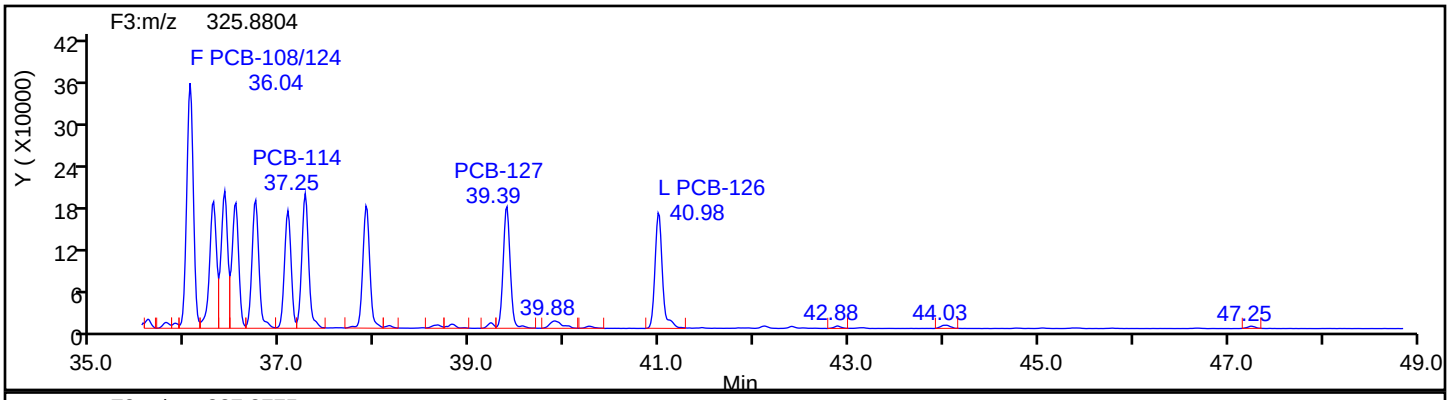

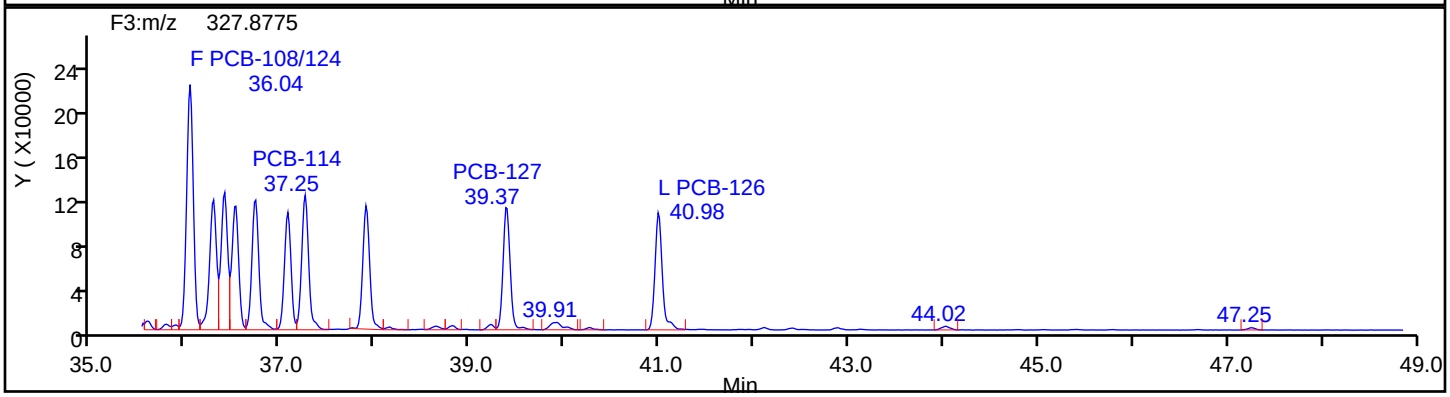

PePCB F3 Standards

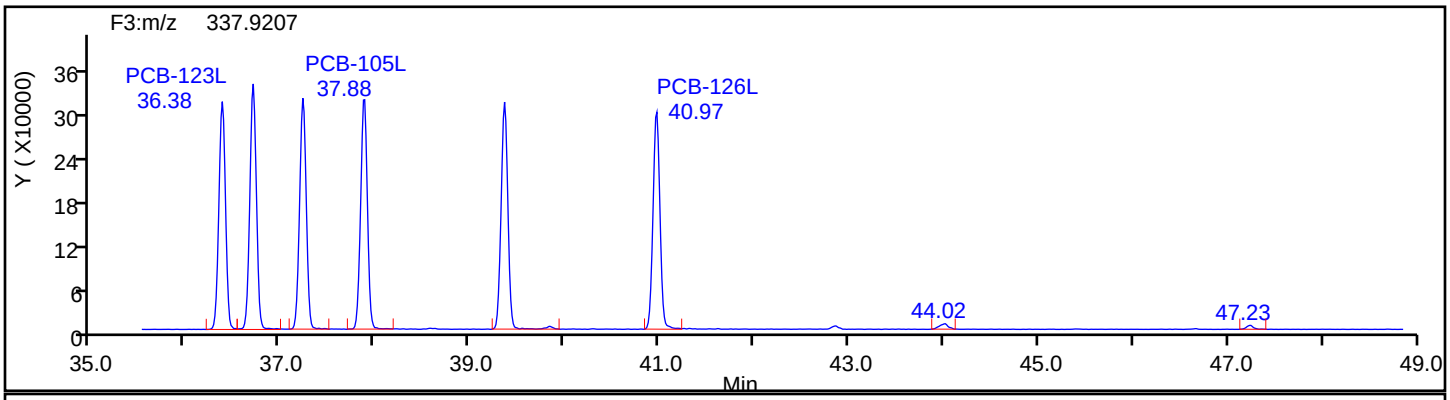

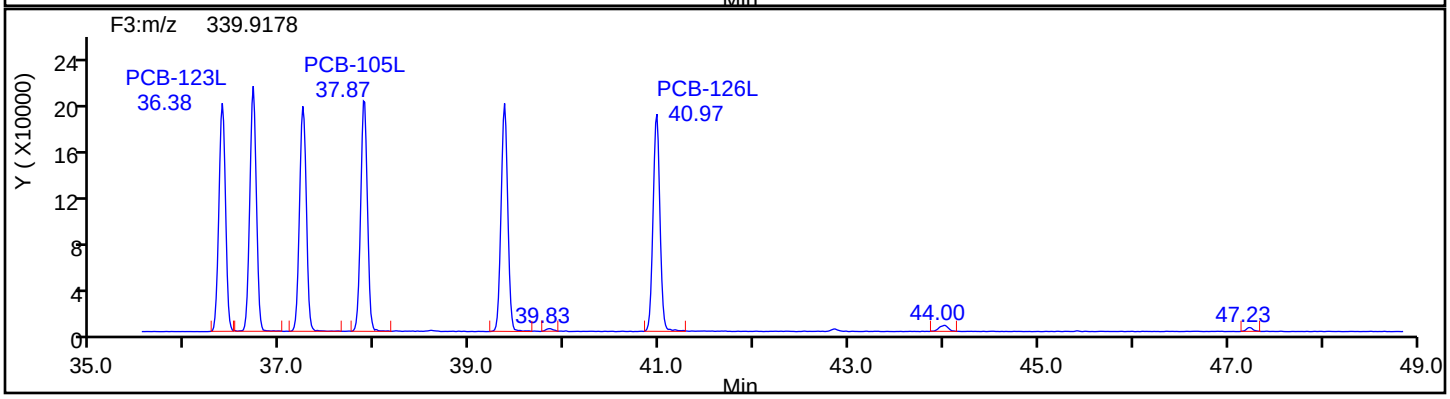

Eurofins TestAmerica, Knoxville

Data File:	\\chromna\Knoxville\ChromData\D3D\20190828-12892.b\d4190828s2.d		
Injection Date:	28-Aug-2019 22:15:00	Injection Vol:	1.0 ul
Instrument ID:	D3D	Operator ID:	Xcalibur_System
Method:	PCBs_D3D	Limit Group:	HR - 1668A - ICAL
Client ID:			
Worklist#:	33110	Sample Line#:	1
Column Type:	SPB-Octyl	Column Dia:	0.25 mm

PePCB F3

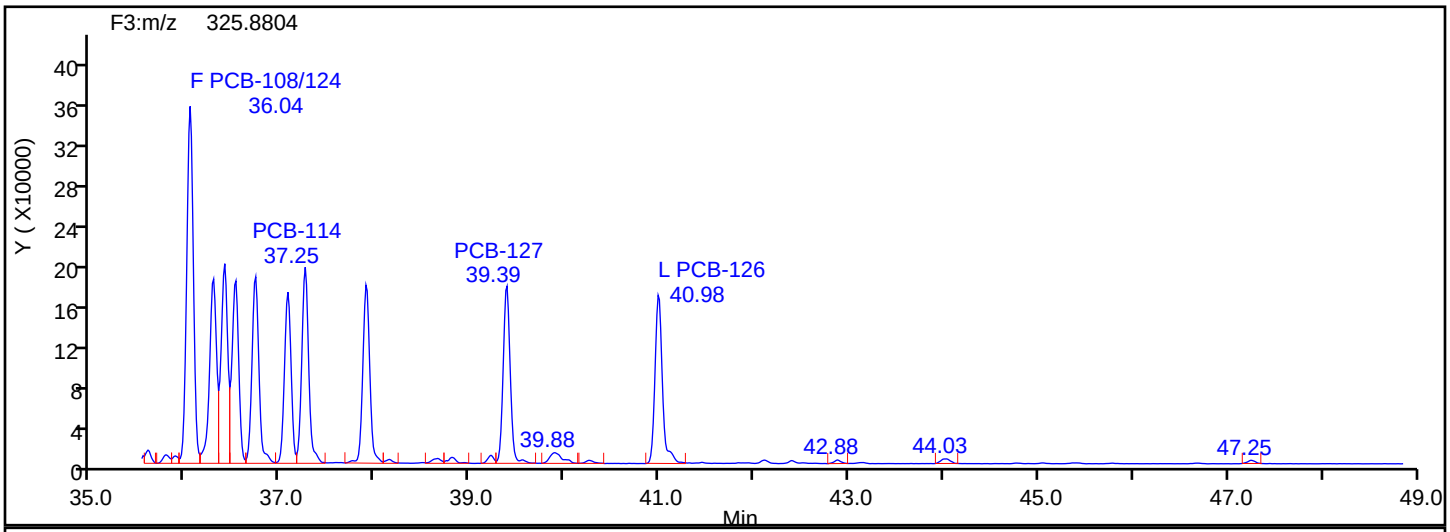

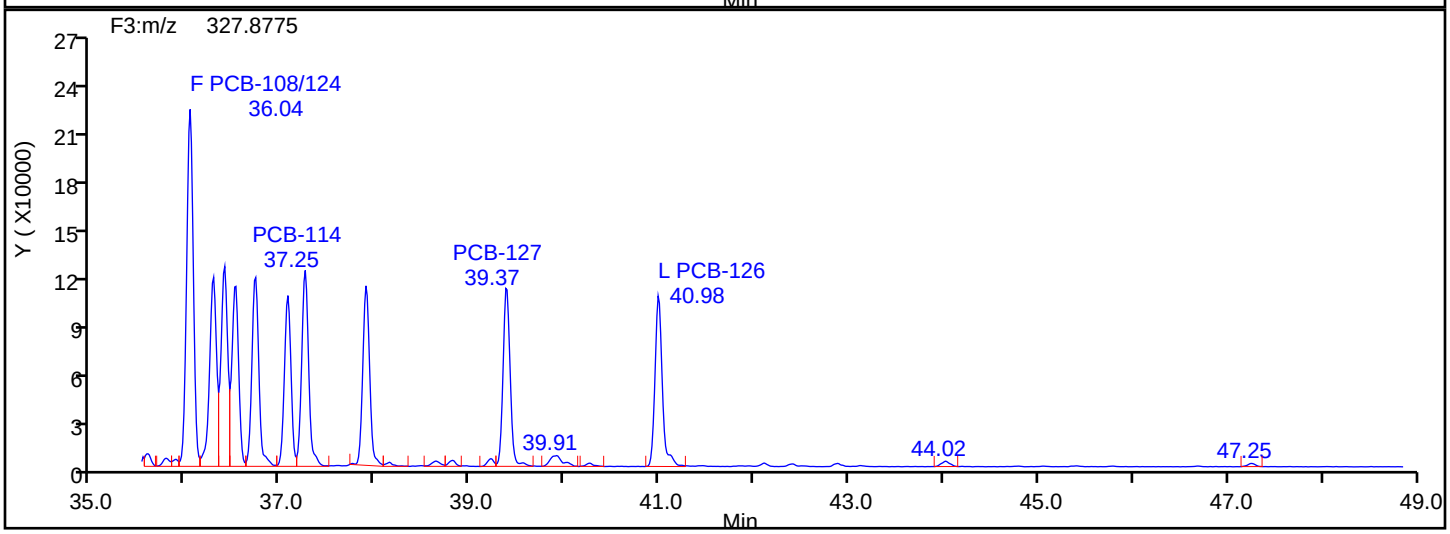

PePCB F3 Lock Mass

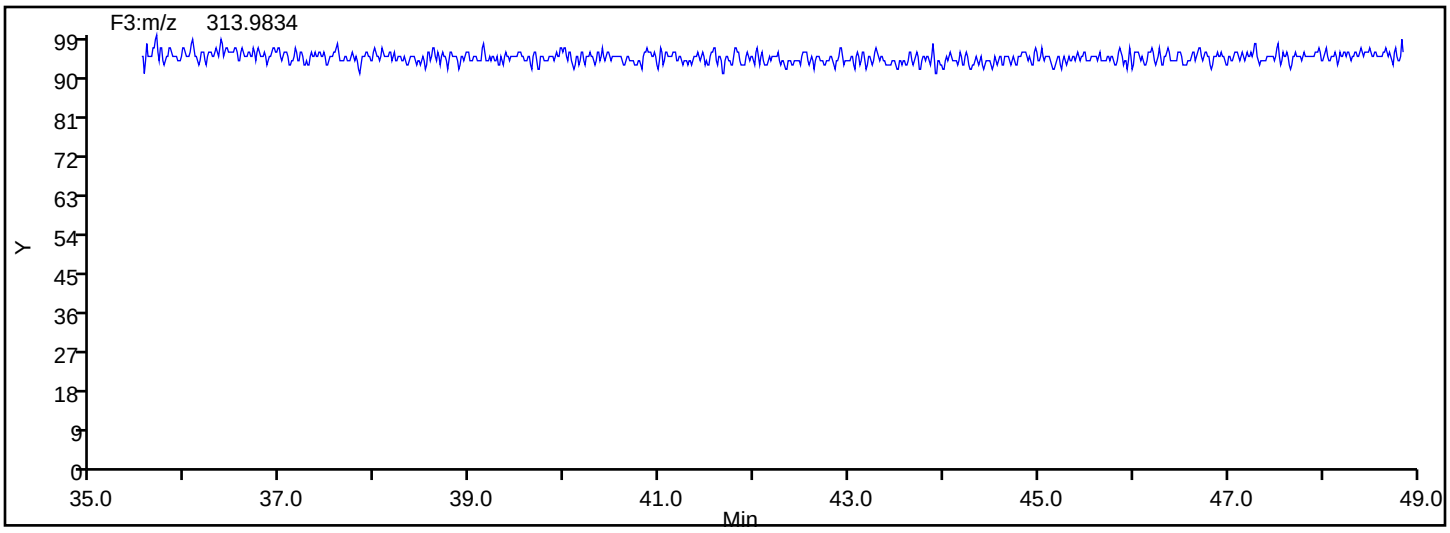

Eurofins TestAmerica, Knoxville

Data File:	\\chromna\Knoxville\ChromData\D3D\20190828-12892.b\d4190828s2.d		
Injection Date:	28-Aug-2019 22:15:00	Injection Vol:	1.0 ul
Instrument ID:	D3D	Operator ID:	Xcalibur_System
Method:	PCBs_D3D	Limit Group:	HR - 1668A - ICAL
Client ID:			
Worklist#:	33110	Sample Line#:	1
Column Type:	SPB-Octyl	Column Dia:	0.25 mm

HxPCB F2

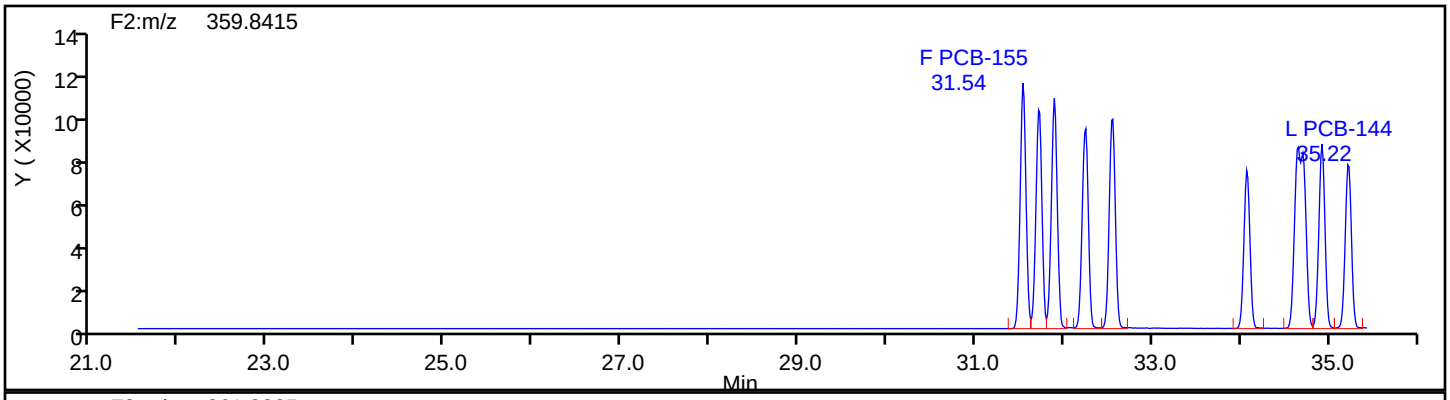

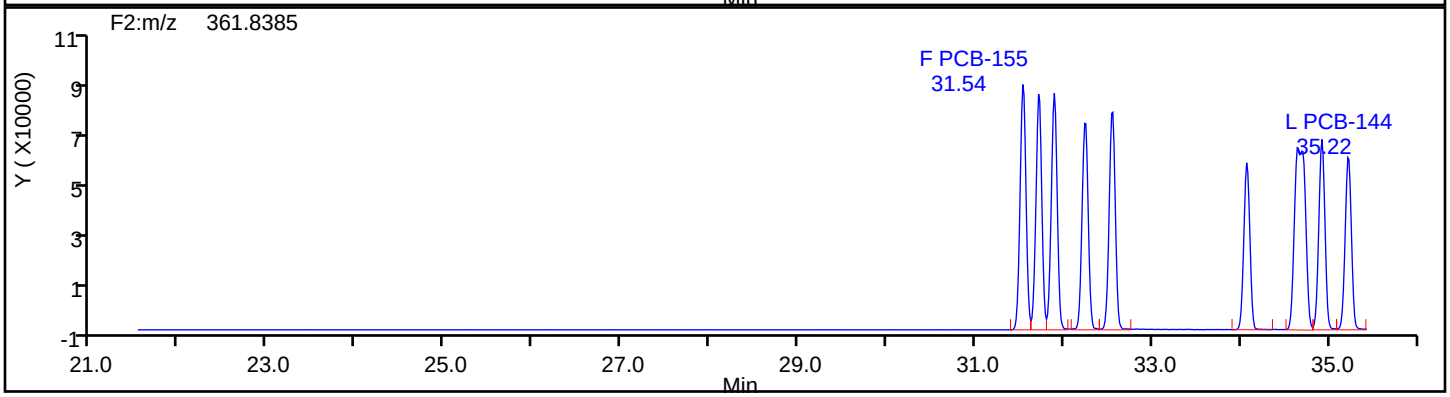

HxPCB F2 Standards

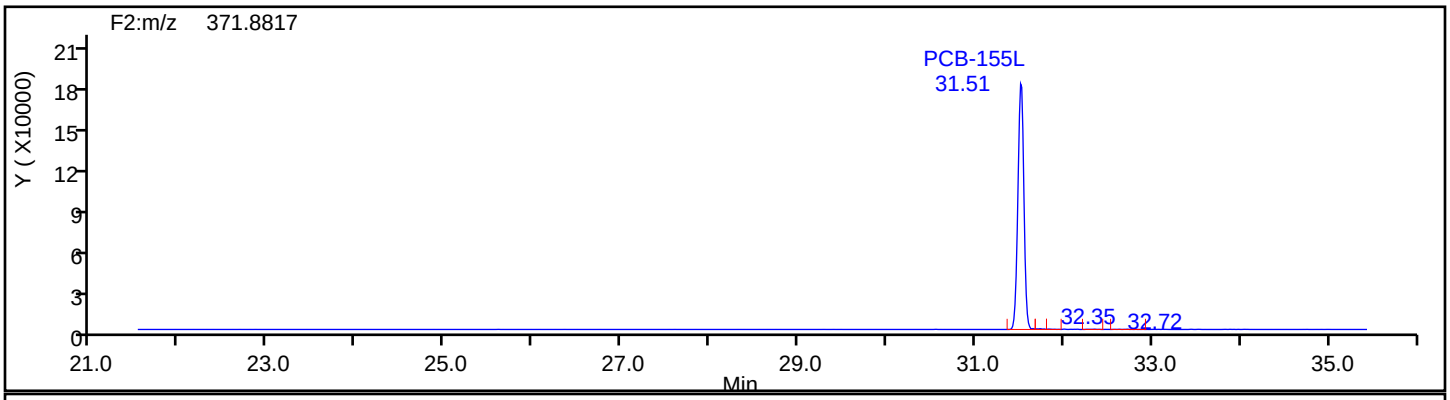

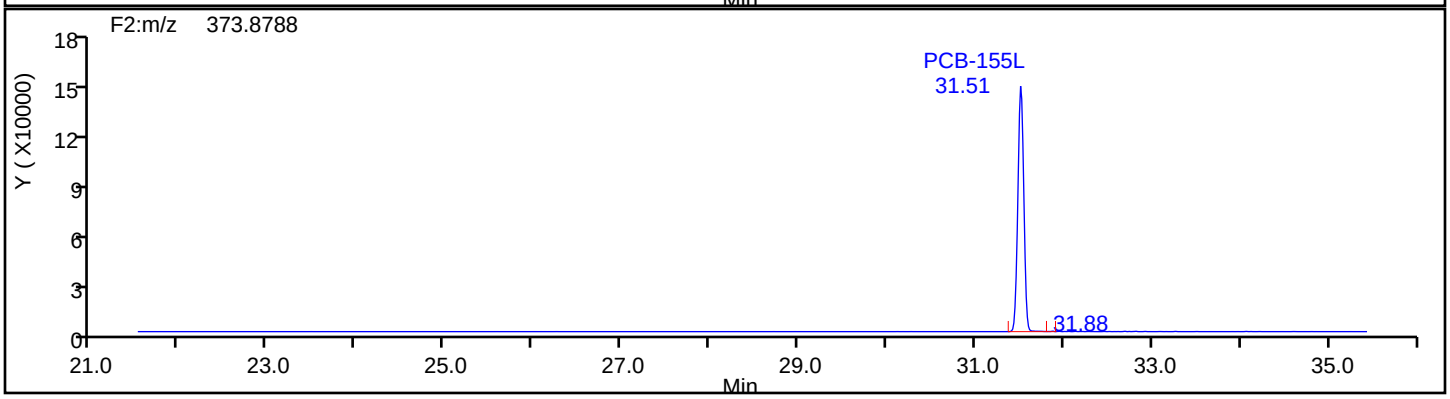

Eurofins TestAmerica, Knoxville

Data File:	\\chromna\Knoxville\ChromData\D3D\20190828-12892.b\d4190828s2.d		
Injection Date:	28-Aug-2019 22:15:00	Injection Vol:	1.0 ul
Instrument ID:	D3D	Operator ID:	Xcalibur_System
Method:	PCBs_D3D	Limit Group:	HR - 1668A - ICAL
Client ID:			
Worklist#:	33110	Sample Line#:	1
Column Type:	SPB-Octyl	Column Dia:	0.25 mm

HxPCB F2

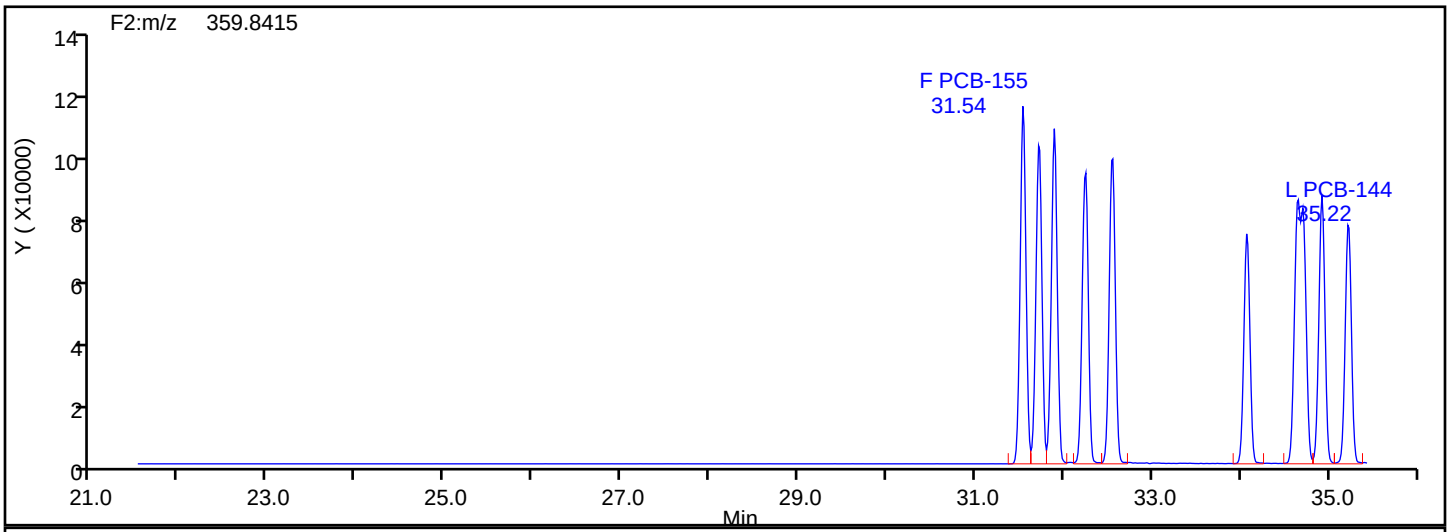

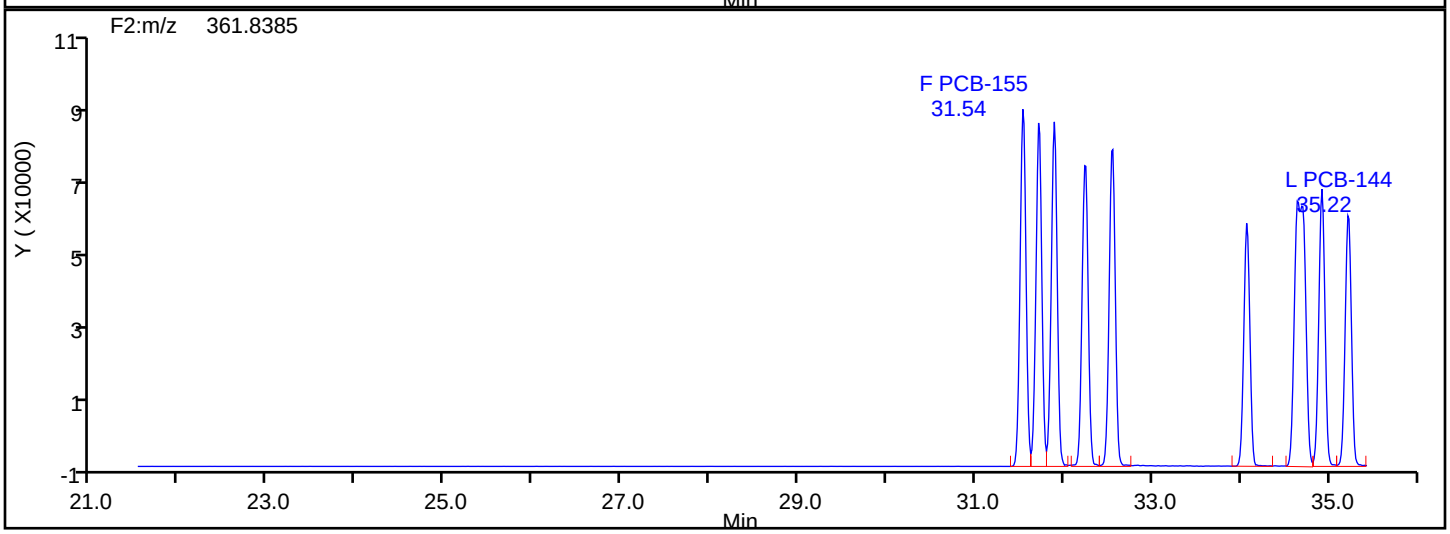

HxPCB F2 Lock Mass

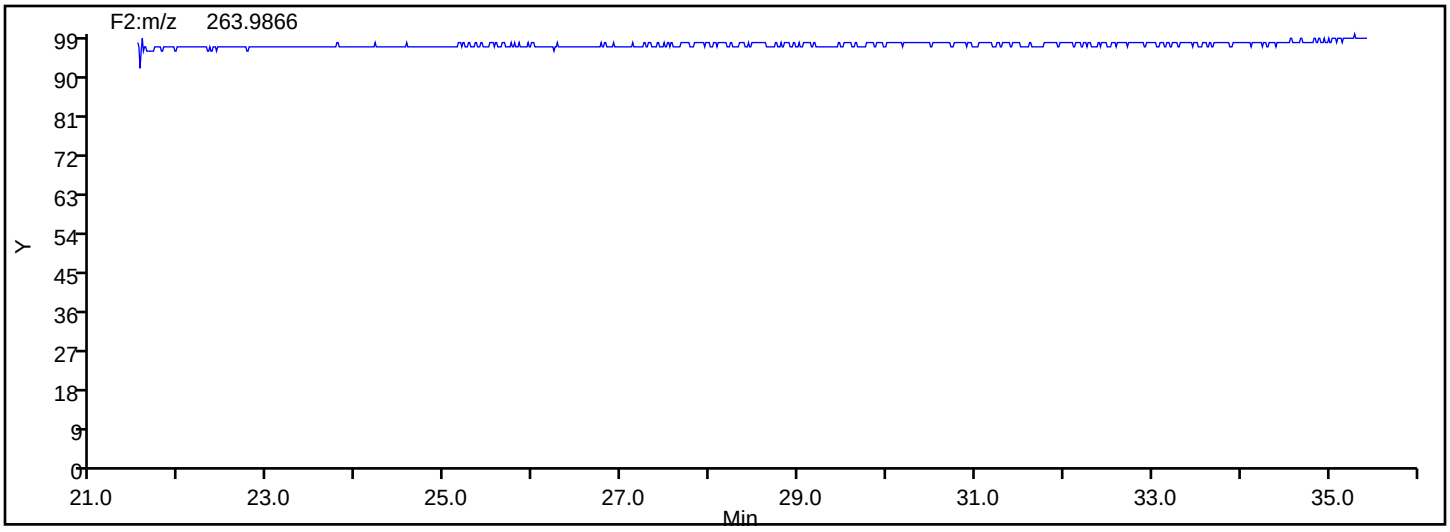

Manual Integration/User Assign Peak Report

Eurofins TestAmerica, Knoxville

Data File: \\chromna\Knoxville\ChromData\D3D\20190828-12892.b\d4190828s2.d
Injection Date: 28-Aug-2019 22:15:00 Instrument ID: D3D
Lims ID: WDMCCV
Client ID:
Operator ID: Xcalibur_System ALS Bottle#: 0 Worklist Smp#: 1
Injection Vol: 1.0 ul Dil. Factor: 1.0000
Method: PCBs_D3D Limit Group: HR - 1668A - ICAL
Column: SPB-Octyl (0.25 mm) Detector F2(21.81 :35.54)

PCB-135/151, CAS: STL01819

Signal: 2

Processing Integration Results

RT: 34.64
Area: 247215
Amount: 46.914101
Amount Units: pg/ul

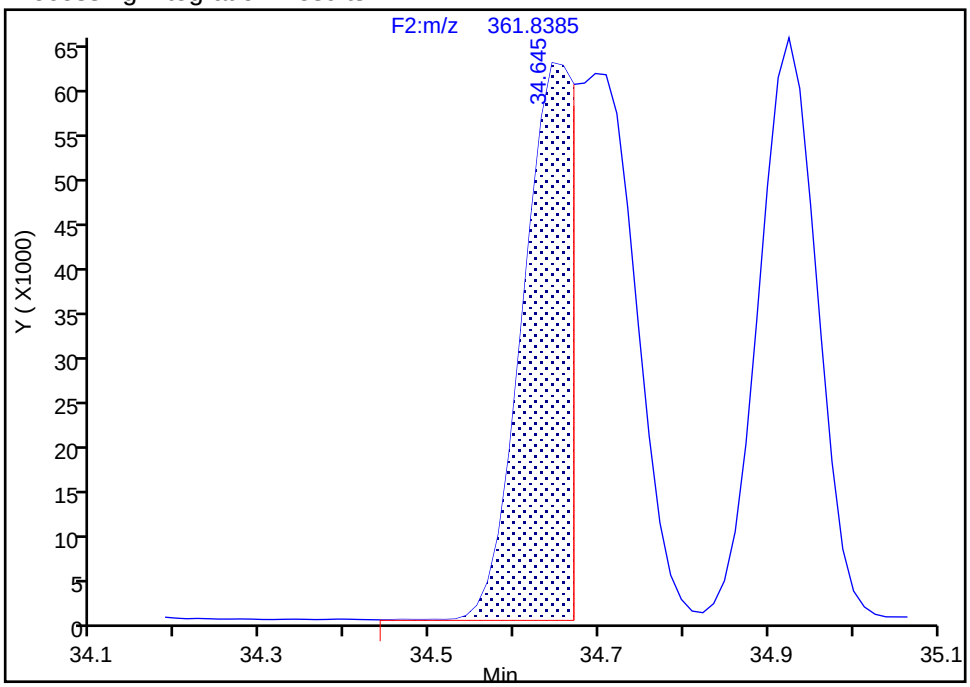

Manual Integration Results

RT: 34.64
Area: 545002
Amount: 94.326667
Amount Units: pg/ul

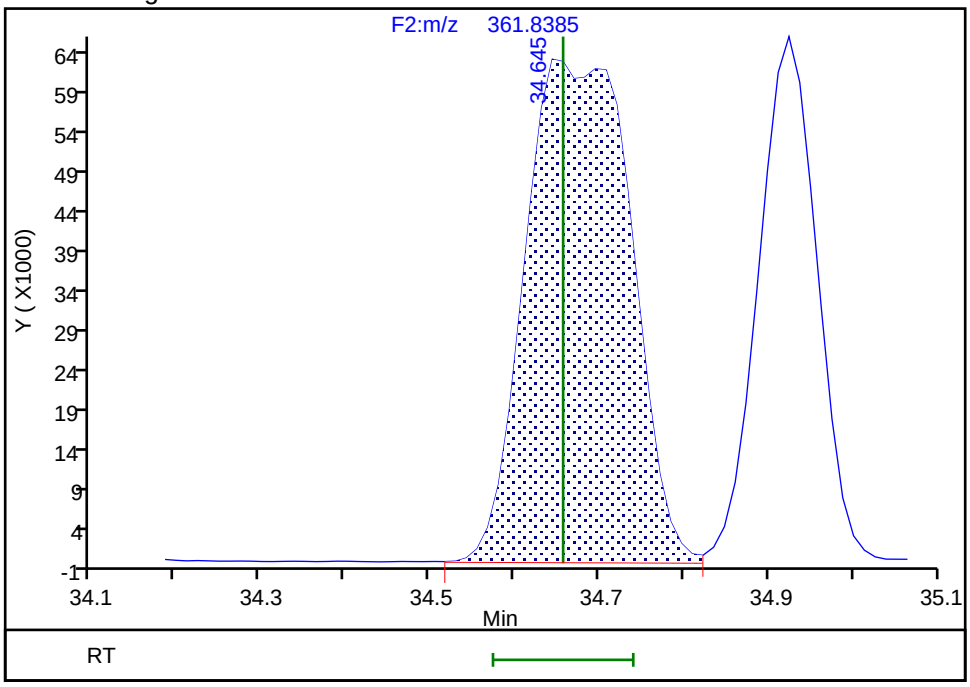

Reviewer: mcwhirterl, 28-Aug-2019 23:26:18
Audit Action: Marked Compound Undetected Audit Reason: Invalid Compound ID

Manual Integration/User Assign Peak Report

Eurofins TestAmerica, Knoxville

Data File: \\chromna\Knoxville\ChromData\D3D\20190828-12892.b\d4190828s2.d
Injection Date: 28-Aug-2019 22:15:00 Instrument ID: D3D
Lims ID: WDMCCV
Client ID:
Operator ID: Xcalibur_System ALS Bottle#: 0 Worklist Smp#: 1
Injection Vol: 1.0 ul Dil. Factor: 1.0000
Method: PCBs_D3D Limit Group: HR - 1668A - ICAL
Column: SPB-Octyl (0.25 mm) Detector F2(21.81 :35.54)

PCB-135/151, CAS: STL01819

Signal: 3

Processing Integration Results

RT: 34.66
Area: 619384
Amount: 46.914101
Amount Units: pg/ul

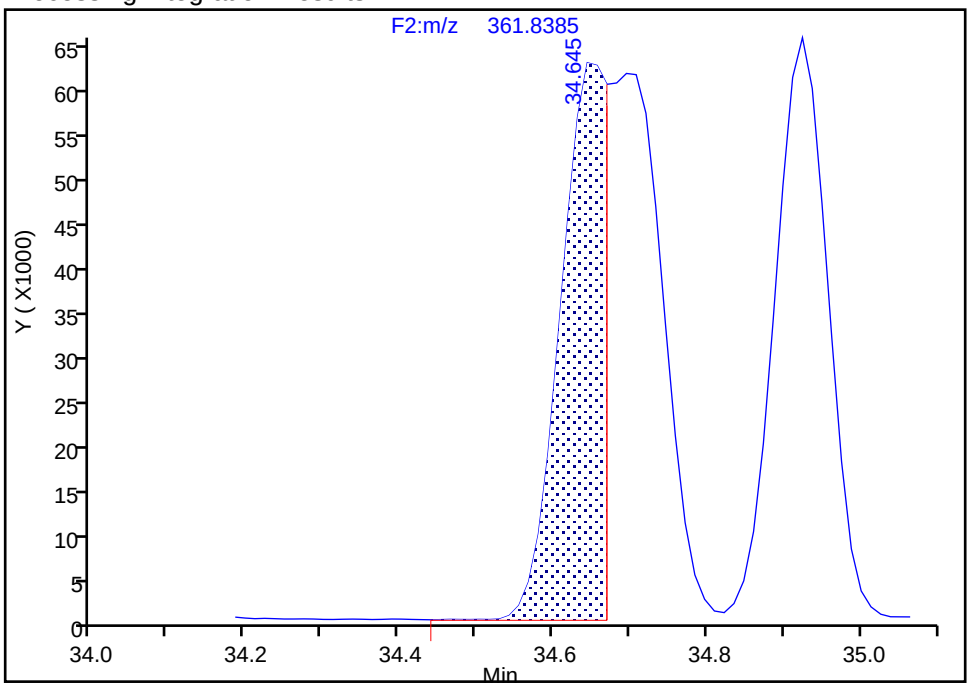

Manual Integration Results

RT: 34.66
Area: 1245349
Amount: 94.326667
Amount Units: pg/ul
Reviewer: mcwhirterl, 28-Aug-2019 23:26:18
Audit Action: Marked Compound Undetected Audit Reason: Invalid Compound ID

Manual Integration/User Assign Peak Report

Eurofins TestAmerica, Knoxville

Data File:	\\chromna\Knoxville\ChromData\D3D\20190828-12892.b\d4190828s2.d				
Injection Date:	28-Aug-2019 22:15:00	Instrument ID:	D3D		
Lims ID:	WDMCCV				
Client ID:					
Operator ID:	Xcalibur_System	ALS Bottle#:	0	Worklist Smp#:	1
Injection Vol:	1.0 ul	Dil. Factor:	1.0000		
Method:	PCBs_D3D	Limit Group:	HR - 1668A - ICAL		
Column:	SPB-Octyl (0.25 mm)	Detector	F2(21.81 :35.54)		

PCB-135/151, CAS: STL01819

Signal: 1

Processing Integration Results

RT: 34.66
Area: 372169
Amount: 46.914101
Amount Units: pg/ul

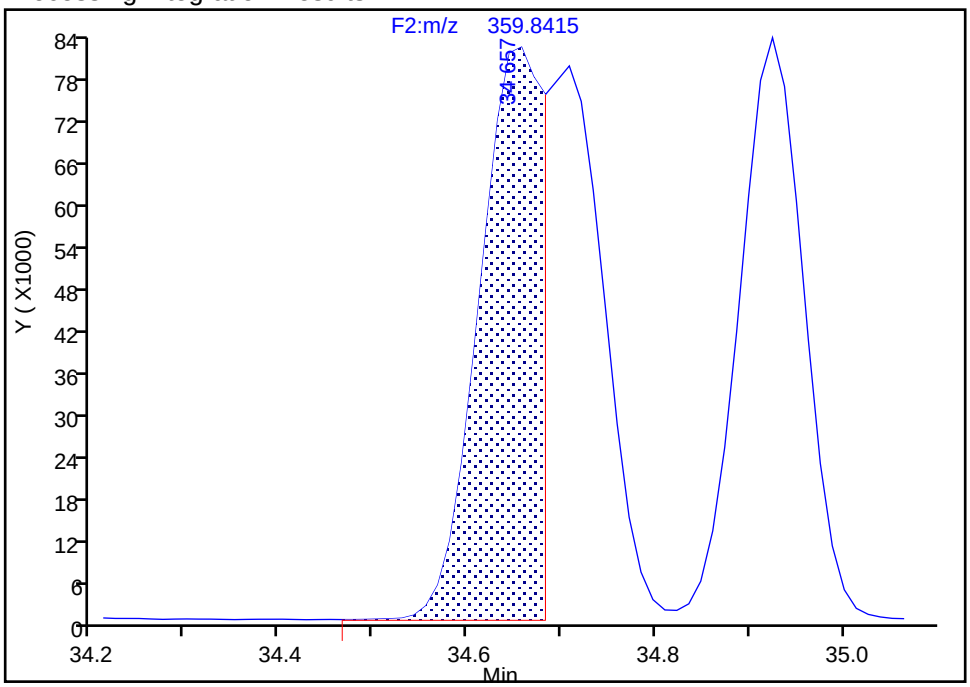

Manual Integration Results

RT: 34.66
Area: 700347
Amount: 94.326667
Amount Units: pg/ul

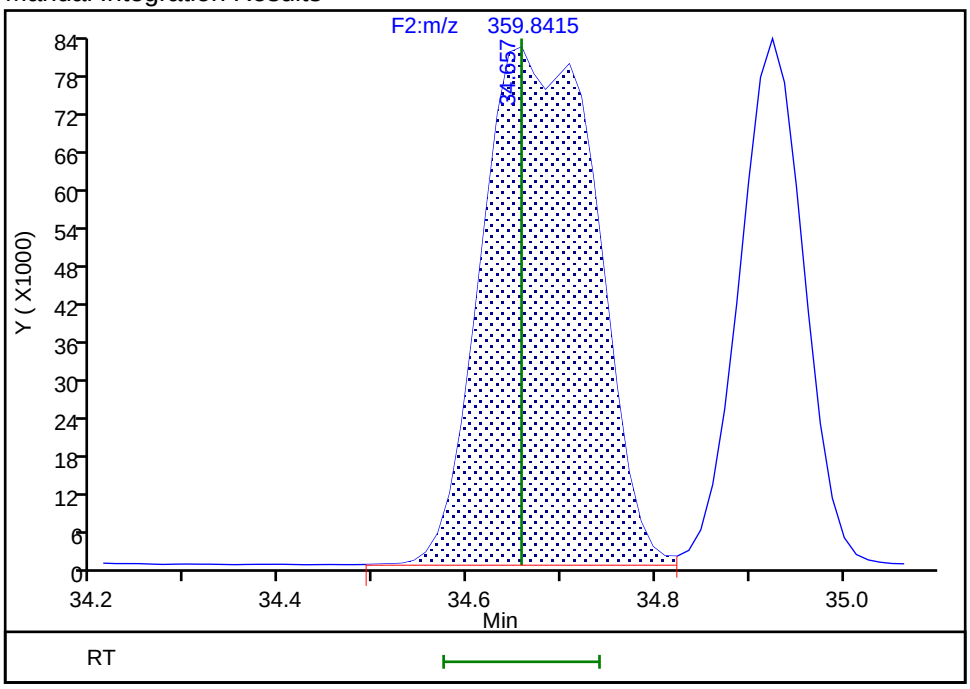

Reviewer: mcwhirterl, 28-Aug-2019 23:26:20

Audit Action: Manually Integrated/Assigned Compound ID Audit Reason: Incomplete Integration

Eurofins TestAmerica, Knoxville

Data File:	\\chromna\Knoxville\ChromData\D3D\20190828-12892.b\d4190828s2.d		
Injection Date:	28-Aug-2019 22:15:00	Injection Vol:	1.0 ul
Instrument ID:	D3D	Operator ID:	Xcalibur_System
Method:	PCBs_D3D	Limit Group:	HR - 1668A - ICAL
Client ID:			
Worklist#:	33110	Sample Line#:	1
Column Type:	SPB-Octyl	Column Dia:	0.25 mm

HxPCB F3

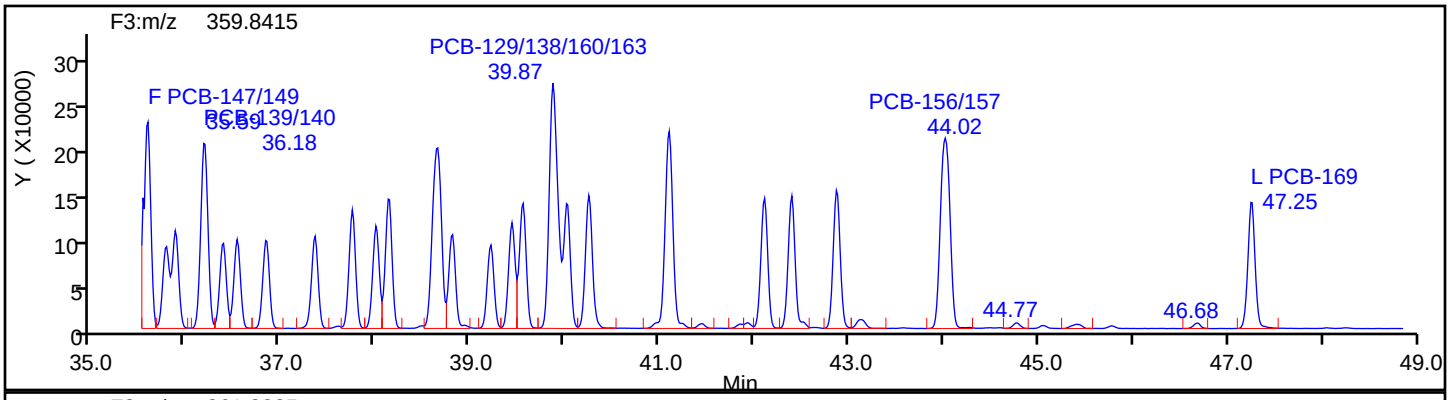

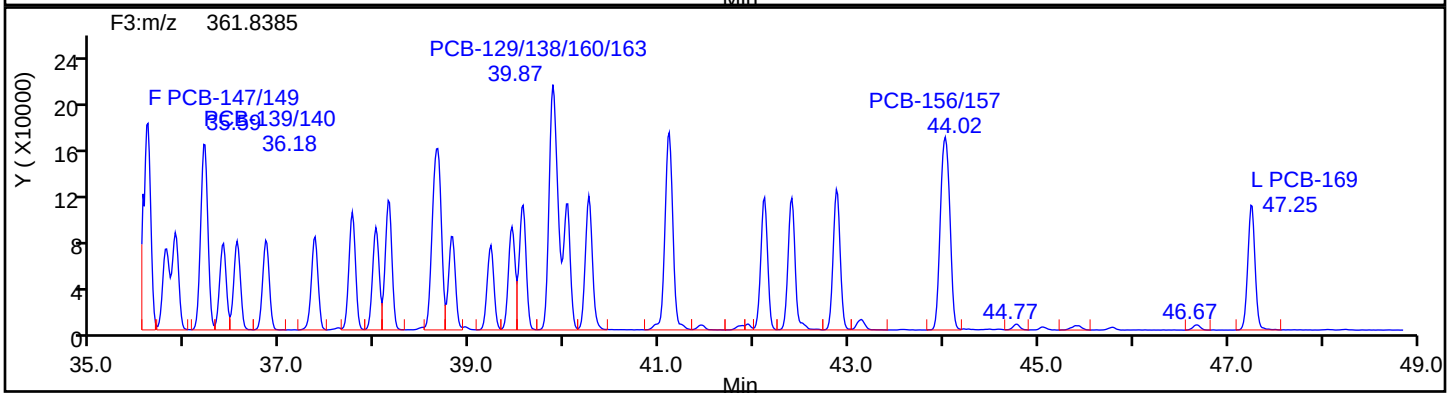

HxPCB F3 Standards

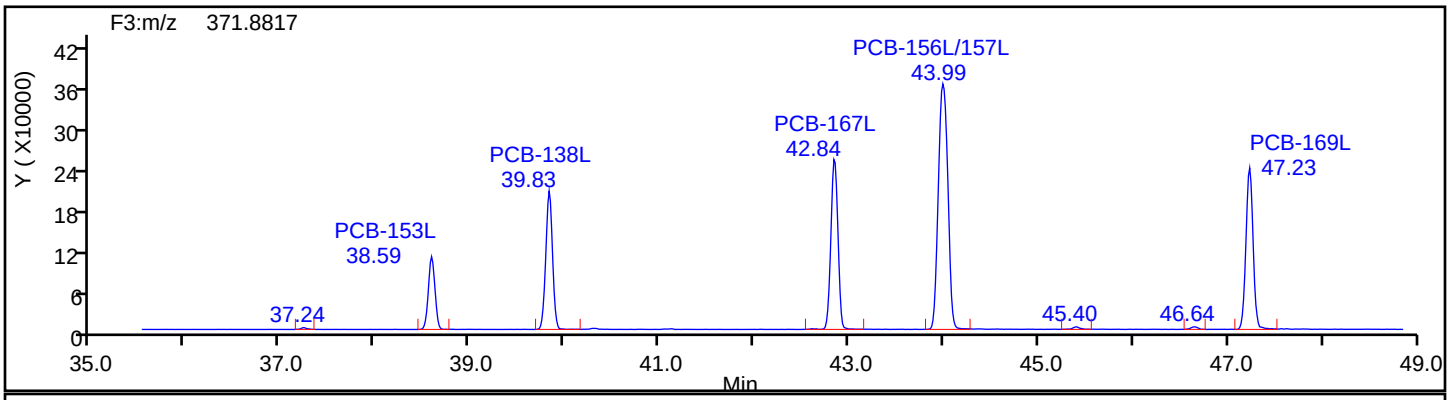

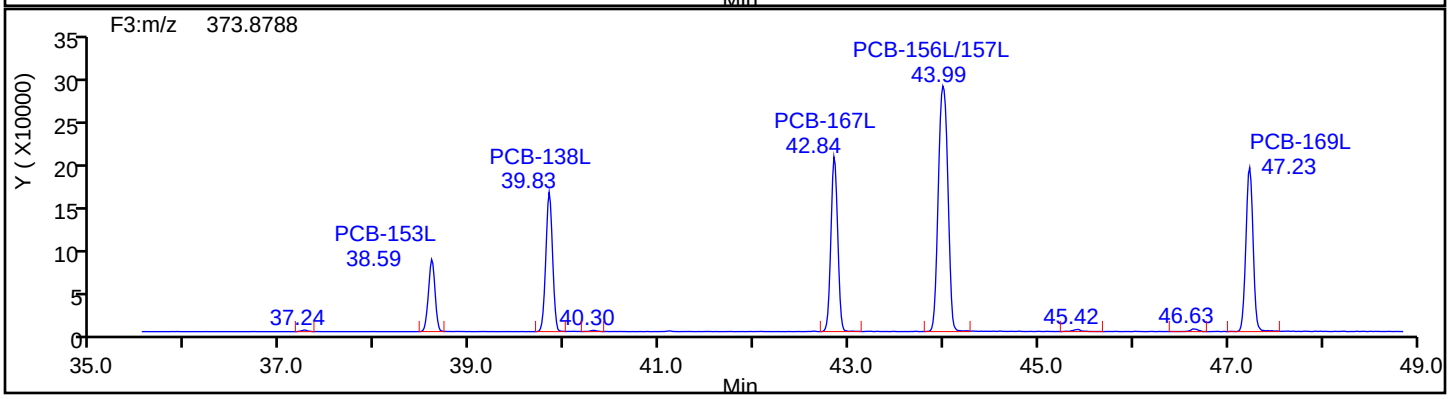

Eurofins TestAmerica, Knoxville

Data File:	\\chromna\Knoxville\ChromData\D3D\20190828-12892.b\d4190828s2.d		
Injection Date:	28-Aug-2019 22:15:00	Injection Vol:	1.0 ul
Instrument ID:	D3D	Operator ID:	Xcalibur_System
Method:	PCBs_D3D	Limit Group:	HR - 1668A - ICAL
Client ID:			
Worklist#:	33110	Sample Line#:	1
Column Type:	SPB-Octyl	Column Dia:	0.25 mm

HxPCB F3

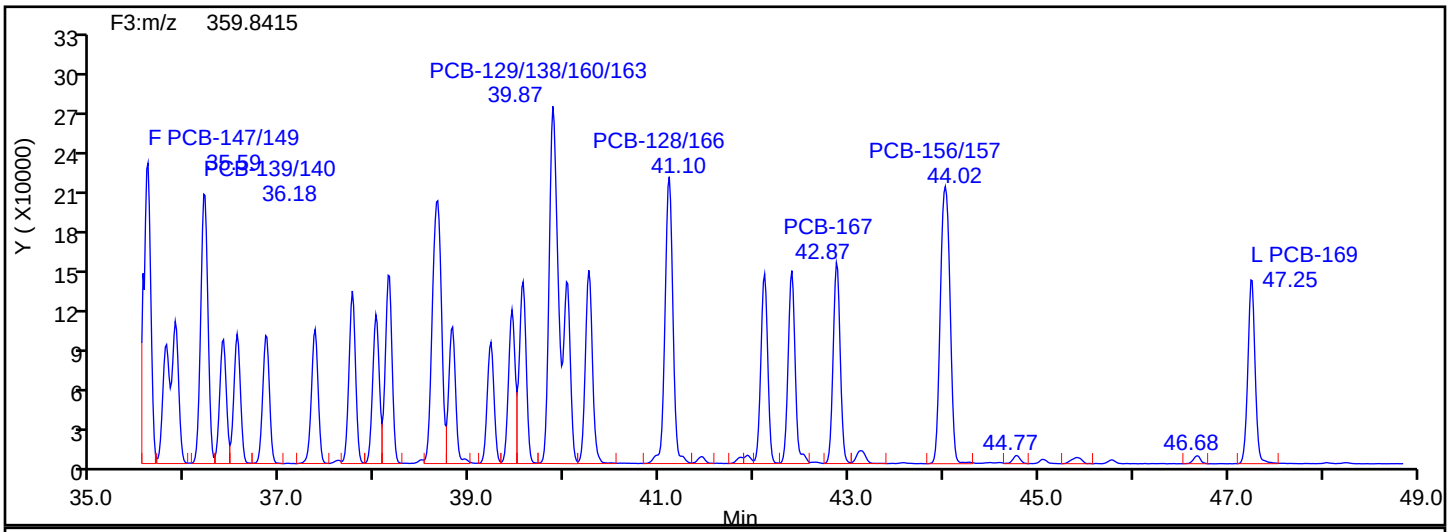

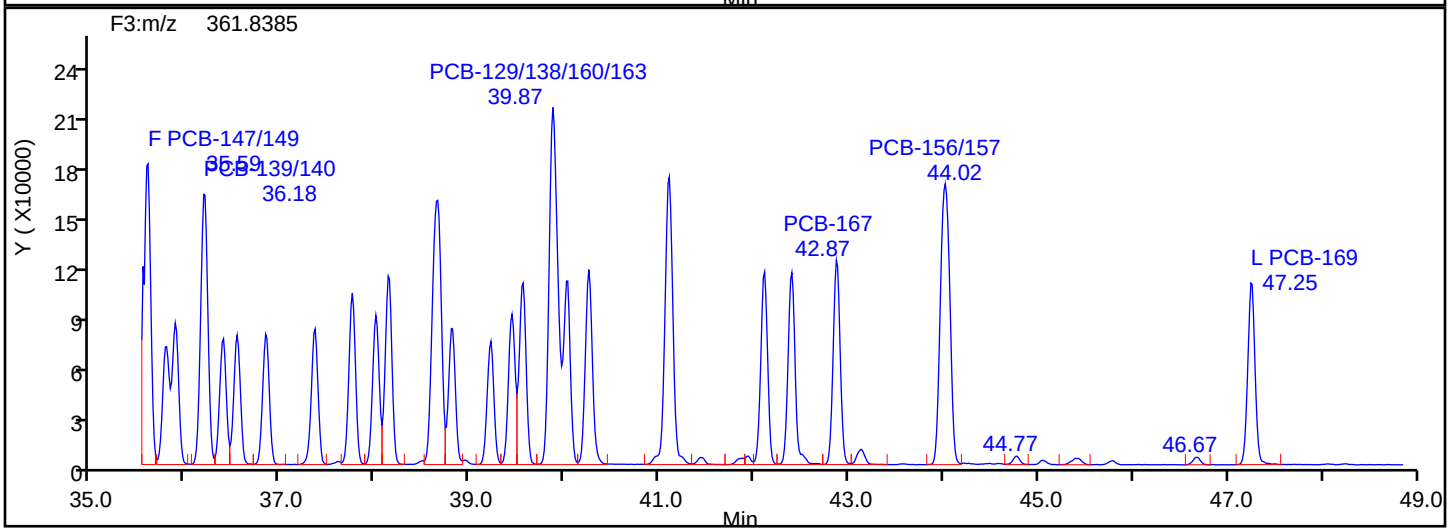

HxPCB F3 Lock Mass

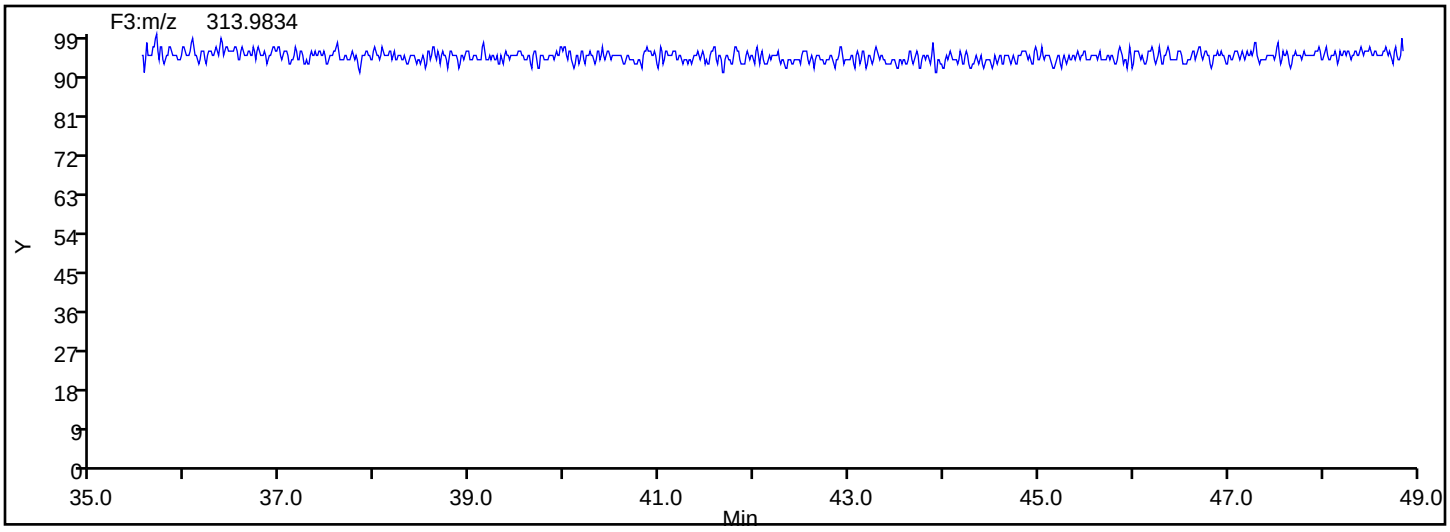

Manual Integration/User Assign Peak Report

Eurofins TestAmerica, Knoxville

Data File:	\\chromna\Knoxville\ChromData\D3D\20190828-12892.b\d4190828s2.d				
Injection Date:	28-Aug-2019 22:15:00	Instrument ID:	D3D		
Lims ID:	WDMCCV				
Client ID:					
Operator ID:	Xcalibur_System	ALS Bottle#:	0	Worklist Smp#:	1
Injection Vol:	1.0 ul	Dil. Factor:	1.0000		
Method:	PCBs_D3D	Limit Group:	HR - 1668A - ICAL		
Column:	SPB-Octyl (0.25 mm)	Detector	F3(35.64 :49.10)		

PCB-129/138/160/163, CAS: STL02296

Signal: 2

Processing Integration Results

RT: 39.87
Area: 1325931
Amount: 120.6642
Amount Units: pg/ul

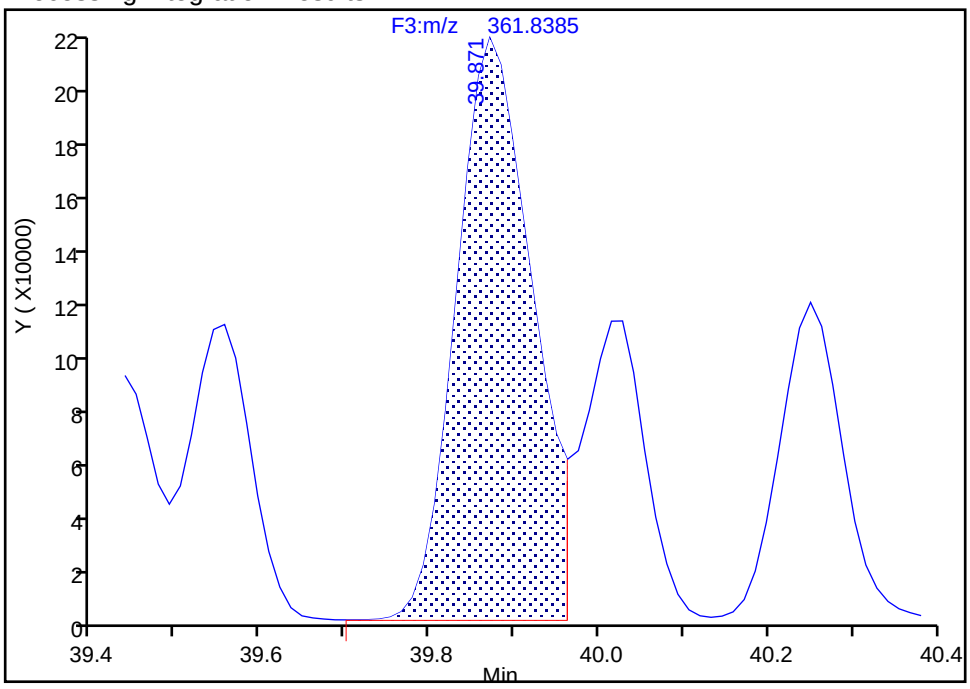

Manual Integration Results

RT: 39.87
Area: 1885491
Amount: 171.5608
Amount Units: pg/ul

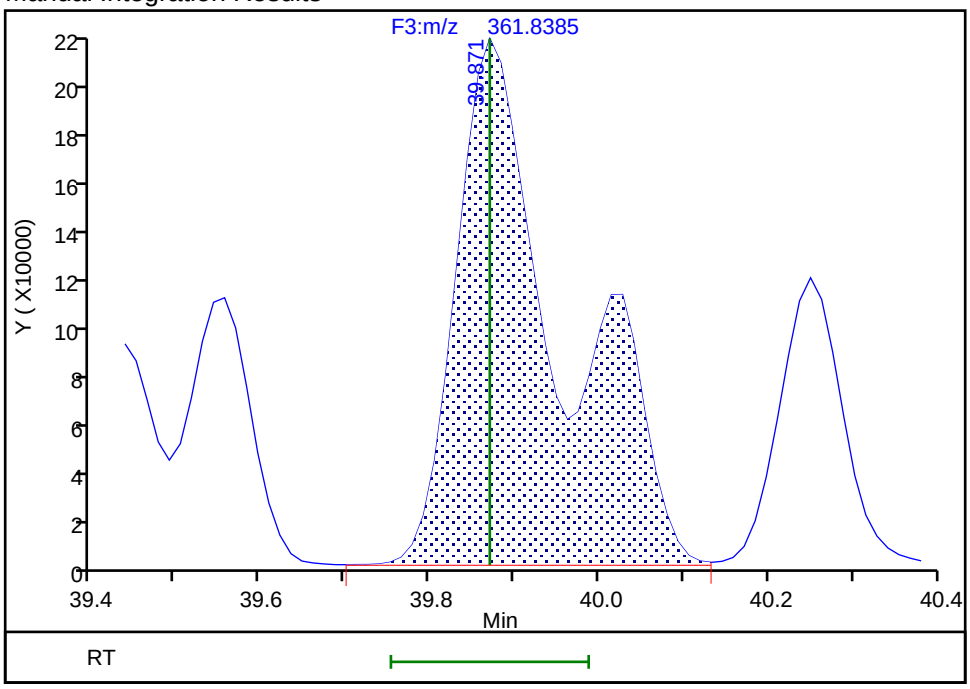

Reviewer: mcwhirterl, 28-Aug-2019 23:26:55
Audit Action: Marked Compound Undetected Audit Reason: Invalid Compound ID

Manual Integration/User Assign Peak Report

Eurofins TestAmerica, Knoxville

Data File: \\chromna\Knoxville\ChromData\D3D\20190828-12892.b\d4190828s2.d
Injection Date: 28-Aug-2019 22:15:00 Instrument ID: D3D
Lims ID: WDMCCV
Client ID:
Operator ID: Xcalibur_System ALS Bottle#: 0 Worklist Smp#: 1
Injection Vol: 1.0 ul Dil. Factor: 1.0000
Method: PCBs_D3D Limit Group: HR - 1668A - ICAL
Column: SPB-Octyl (0.25 mm) Detector F3(35.64 :49.10)

PCB-129/138/160/163, CAS: STL02296

Signal: 3

Processing Integration Results

RT: 39.87
Area: 2990874
Amount: 120.6642
Amount Units: pg/ul

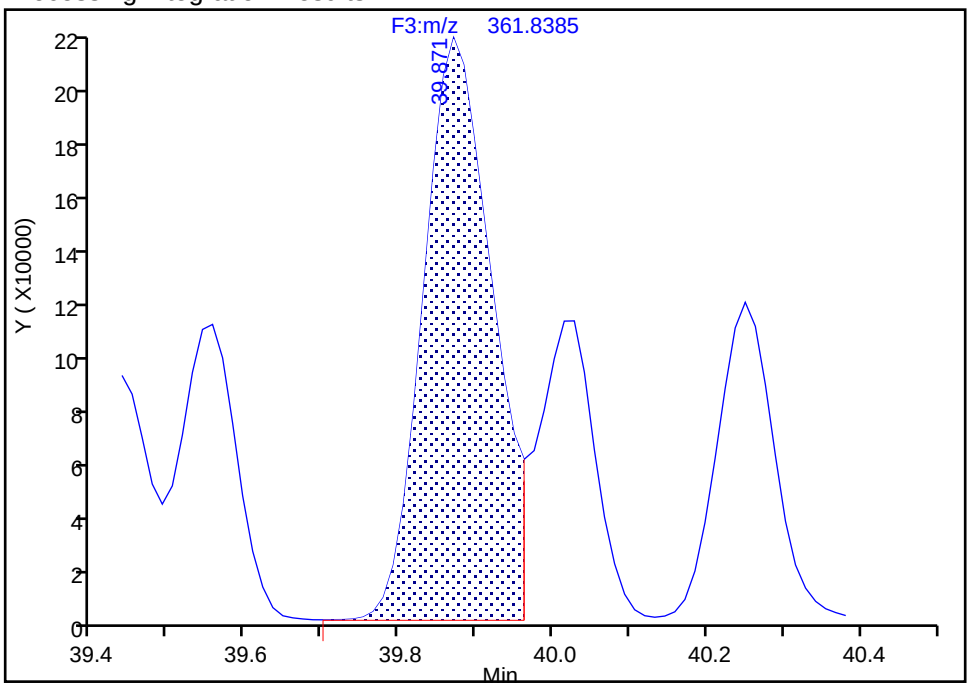

Manual Integration Results

RT: 39.87
Area: 4252436
Amount: 171.5608
Amount Units: pg/ul
Reviewer: mcwhirterl, 28-Aug-2019 23:26:55
Audit Action: Marked Compound Undetected Audit Reason: Invalid Compound ID

Manual Integration/User Assign Peak Report

Eurofins TestAmerica, Knoxville

Data File:	\\chromna\Knoxville\ChromData\D3D\20190828-12892.b\d4190828s2.d				
Injection Date:	28-Aug-2019 22:15:00	Instrument ID:	D3D		
Lims ID:	WDMCCV				
Client ID:					
Operator ID:	Xcalibur_System	ALS Bottle#:	0	Worklist Smp#:	1
Injection Vol:	1.0 ul	Dil. Factor:	1.0000		
Method:	PCBs_D3D	Limit Group:	HR - 1668A - ICAL		
Column:	SPB-Octyl (0.25 mm)	Detector	F3(35.64 :49.10)		

PCB-129/138/160/163, CAS: STL02296

Signal: 1

Processing Integration Results

RT: 39.87
Area: 1664943
Amount: 120.6642
Amount Units: pg/ul

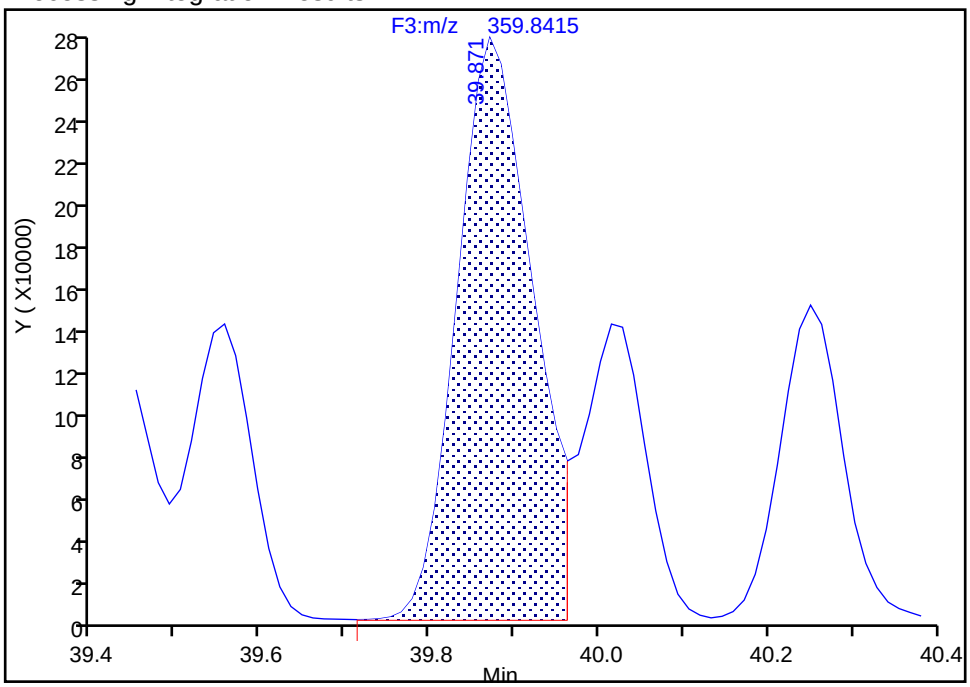

Manual Integration Results

RT: 39.87
Area: 2366945
Amount: 171.5608
Amount Units: pg/ul

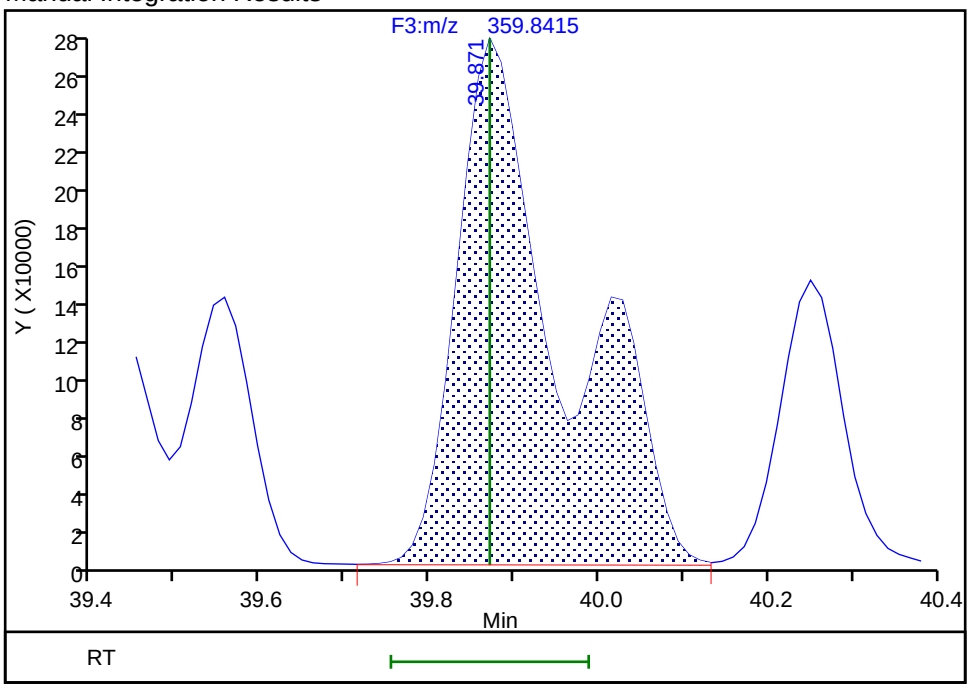

Reviewer: mcwhirterl, 28-Aug-2019 23:26:56

Audit Action: Manually Integrated/Assigned Compound ID Audit Reason: Incomplete Integration

Eurofins TestAmerica, Knoxville

Data File:	\\chromna\Knoxville\ChromData\D3D\20190828-12892.b\d4190828s2.d		
Injection Date:	28-Aug-2019 22:15:00	Injection Vol:	1.0 ul
Instrument ID:	D3D	Operator ID:	Xcalibur_System
Method:	PCBs_D3D	Limit Group:	HR - 1668A - ICAL
Client ID:			
Worklist#:	33110	Sample Line#:	1
Column Type:	SPB-Octyl	Column Dia:	0.25 mm

HpPCB F3

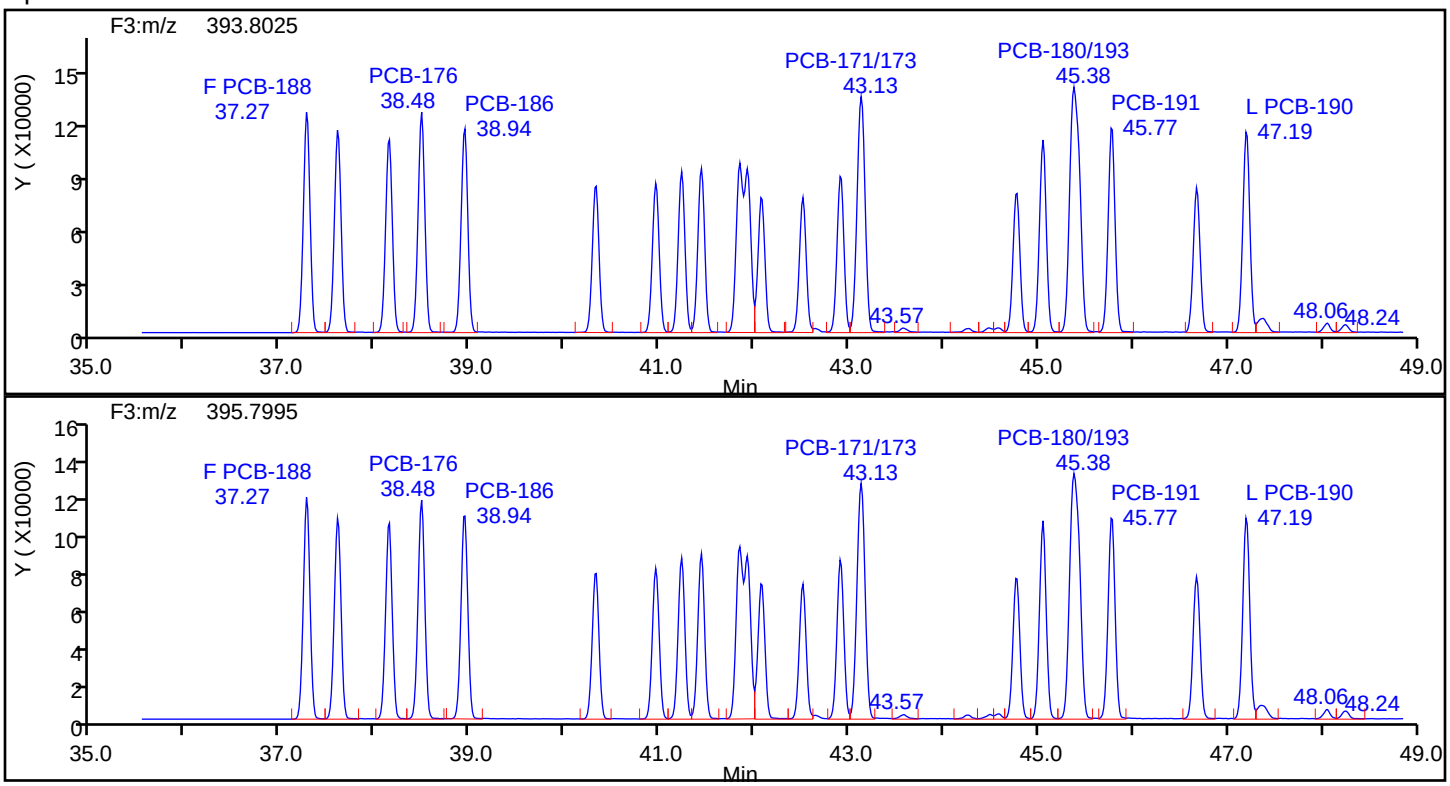

HpPCB F3 Standards

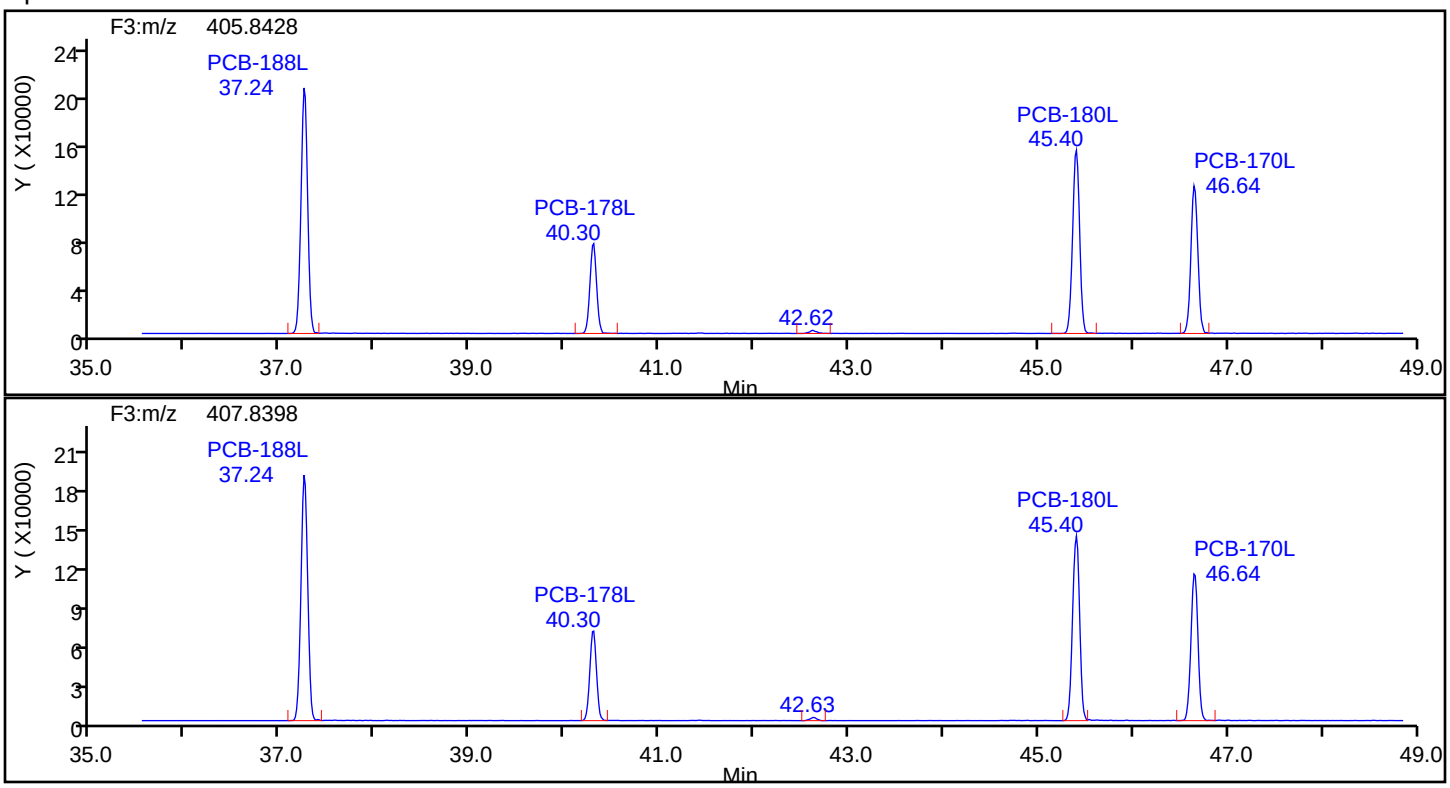

Eurofins TestAmerica, Knoxville

Data File:	\\chromna\Knoxville\ChromData\D3D\20190828-12892.b\d4190828s2.d		
Injection Date:	28-Aug-2019 22:15:00	Injection Vol:	1.0 ul
Instrument ID:	D3D	Operator ID:	Xcalibur_System
Method:	PCBs_D3D	Limit Group:	HR - 1668A - ICAL
Client ID:			
Worklist#:	33110	Sample Line#:	1
Column Type:	SPB-Octyl	Column Dia:	0.25 mm

HpPCB F3

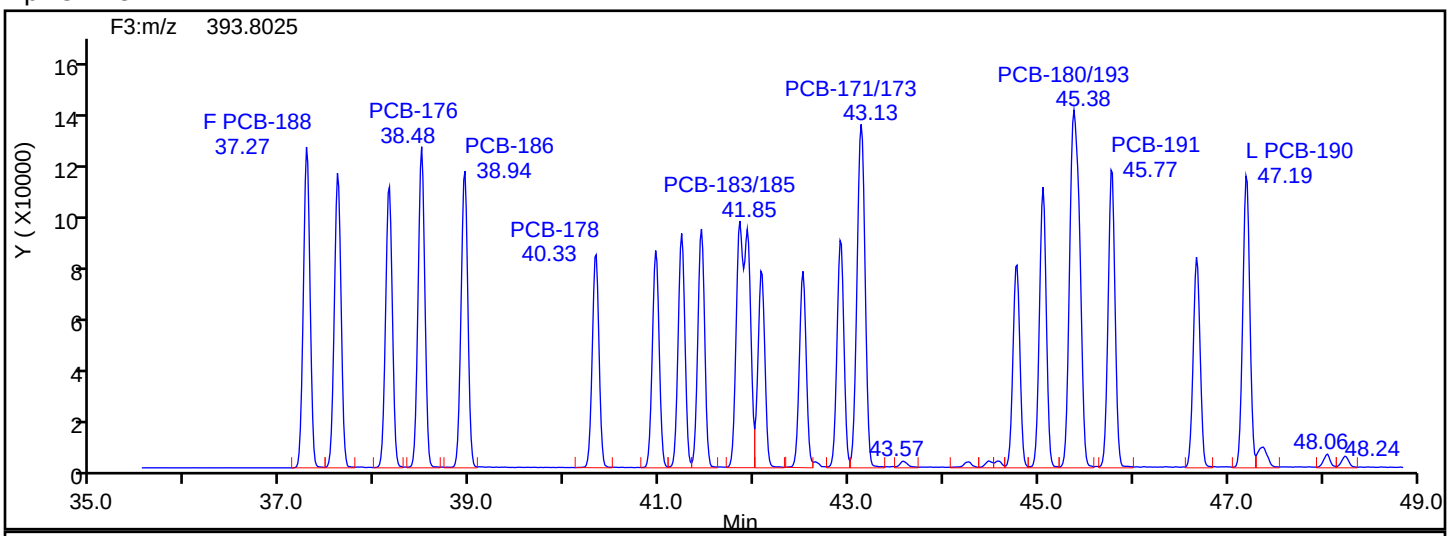

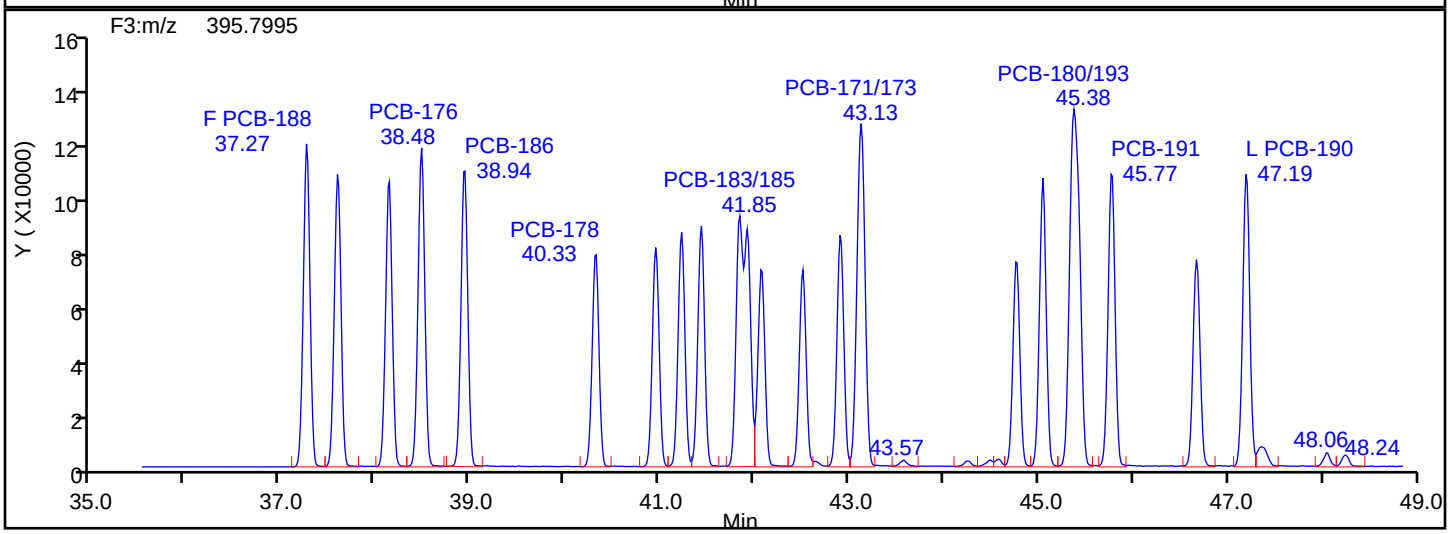

HpPCB F3 Lock Mass

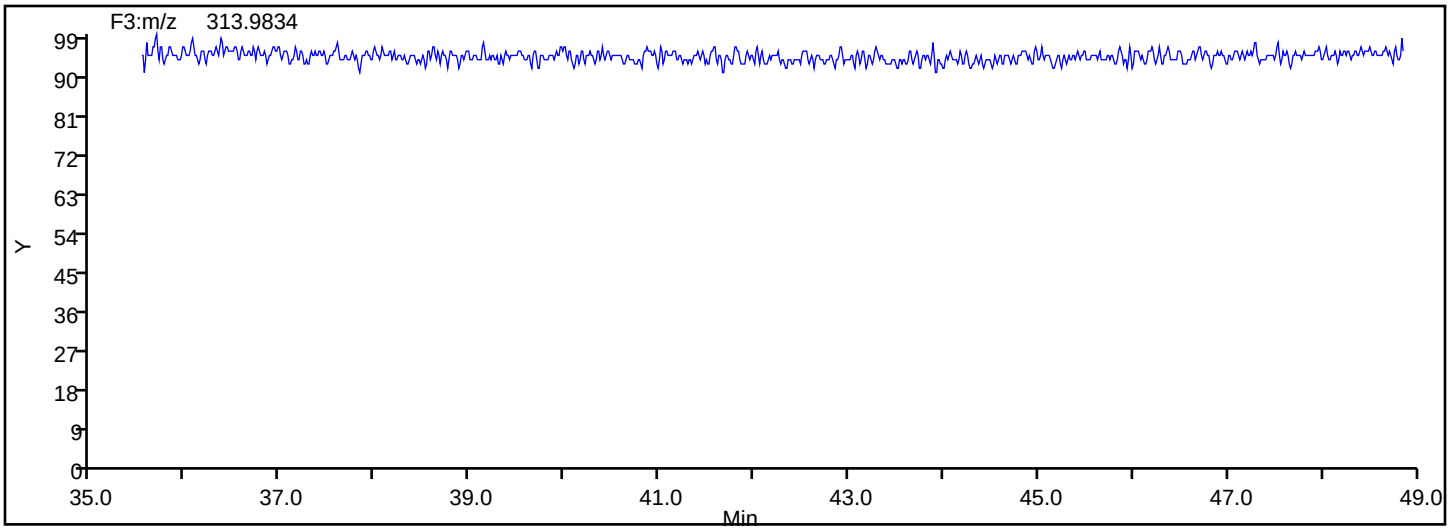

Manual Integration/User Assign Peak Report

Eurofins TestAmerica, Knoxville

Data File: \\chromna\Knoxville\ChromData\D3D\20190828-12892.b\d4190828s2.d
Injection Date: 28-Aug-2019 22:15:00 Instrument ID: D3D
Lims ID: WDMCCV
Client ID:
Operator ID: Xcalibur_System ALS Bottle#: 0 Worklist Smp#: 1
Injection Vol: 1.0 ul Dil. Factor: 1.0000
Method: PCBs_D3D Limit Group: HR - 1668A - ICAL
Column: SPB-Octyl (0.25 mm) Detector F3(35.64 :49.10)

PCB-183/185, CAS: STL02297

Signal: 2

Processing Integration Results

RT: 41.85
Area: 441196
Amount: 49.378720
Amount Units: pg/ul

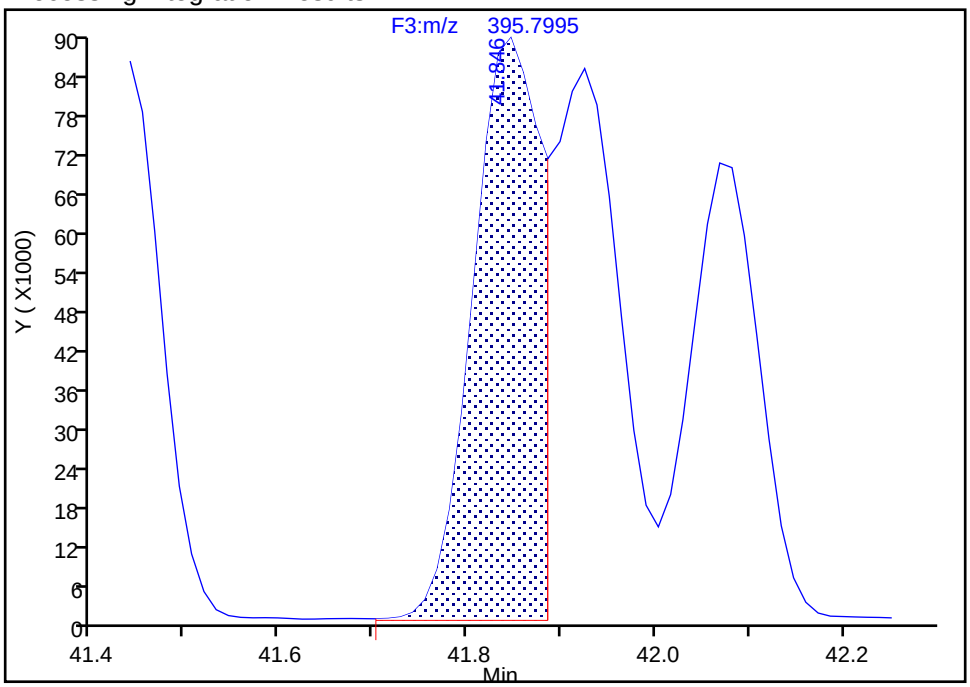

Manual Integration Results

RT: 41.85
Area: 849777
Amount: 96.133498
Amount Units: pg/ul

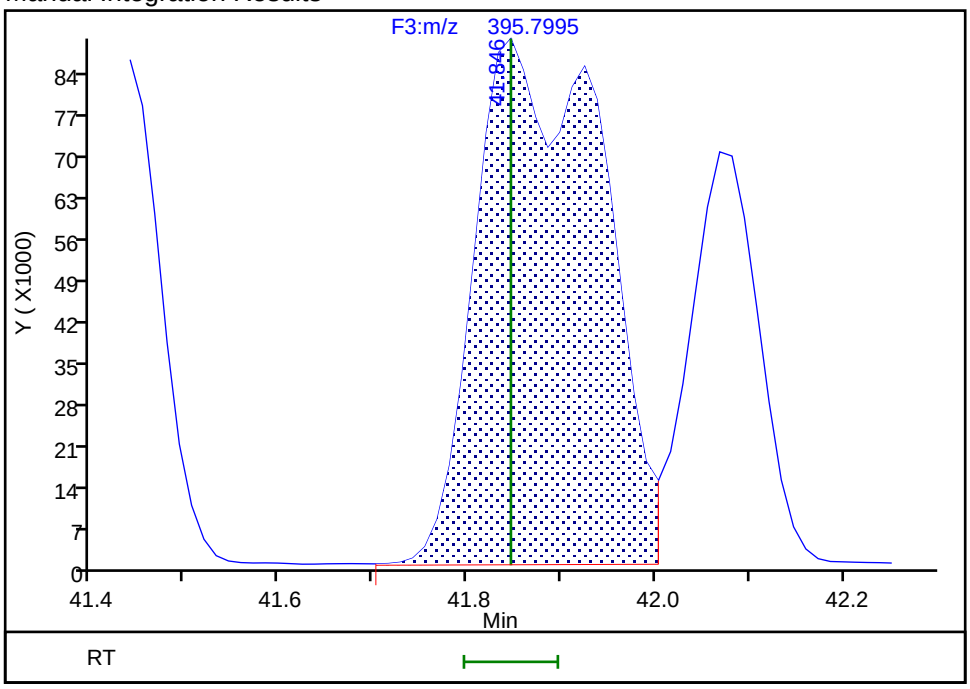

Reviewer: mcwhirterl, 28-Aug-2019 23:28:00
Audit Action: Marked Compound Undetected Audit Reason: Invalid Compound ID

Manual Integration/User Assign Peak Report

Eurofins TestAmerica, Knoxville

Data File: \\chromna\Knoxville\ChromData\D3D\20190828-12892.b\d4190828s2.d
Injection Date: 28-Aug-2019 22:15:00 Instrument ID: D3D
Lims ID: WDMCCV
Client ID:
Operator ID: Xcalibur_System ALS Bottle#: 0 Worklist Smp#: 1
Injection Vol: 1.0 ul Dil. Factor: 1.0000
Method: PCBs_D3D Limit Group: HR - 1668A - ICAL
Column: SPB-Octyl (0.25 mm) Detector F3(35.64 :49.10)

PCB-183/185, CAS: STL02297

Signal: 3

Processing Integration Results

RT: 41.85
Area: 897136
Amount: 49.378720
Amount Units: pg/ul

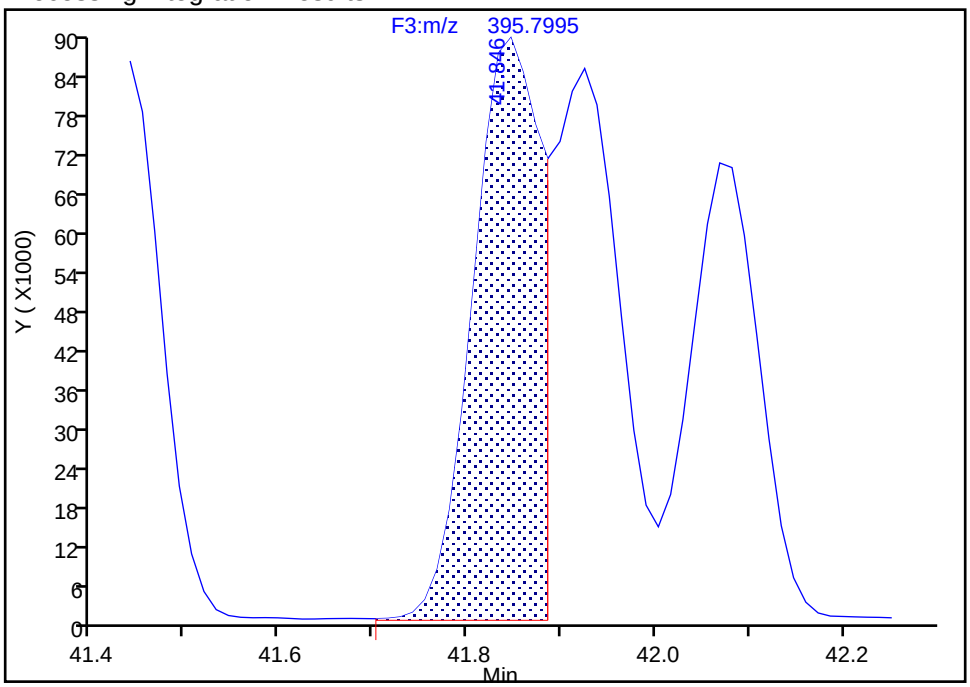

Manual Integration Results

RT: 41.85
Area: 1746599
Amount: 96.133498
Amount Units: pg/ul
Reviewer: mcwhirterl, 28-Aug-2019 23:28:00
Audit Action: Marked Compound Undetected Audit Reason: Invalid Compound ID

Manual Integration/User Assign Peak Report

Eurofins TestAmerica, Knoxville

Data File:	\\chromna\Knoxville\ChromData\D3D\20190828-12892.b\d4190828s2.d				
Injection Date:	28-Aug-2019 22:15:00	Instrument ID:	D3D		
Lims ID:	WDMCCV				
Client ID:					
Operator ID:	Xcalibur_System	ALS Bottle#:	0	Worklist Smp#:	1
Injection Vol:	1.0 ul	Dil. Factor:	1.0000		
Method:	PCBs_D3D	Limit Group:	HR - 1668A - ICAL		
Column:	SPB-Octyl (0.25 mm)	Detector	F3(35.64 :49.10)		

PCB-183/185, CAS: STL02297

Signal: 1

Processing Integration Results

RT: 41.85
Area: 455940
Amount: 49.378720
Amount Units: pg/ul

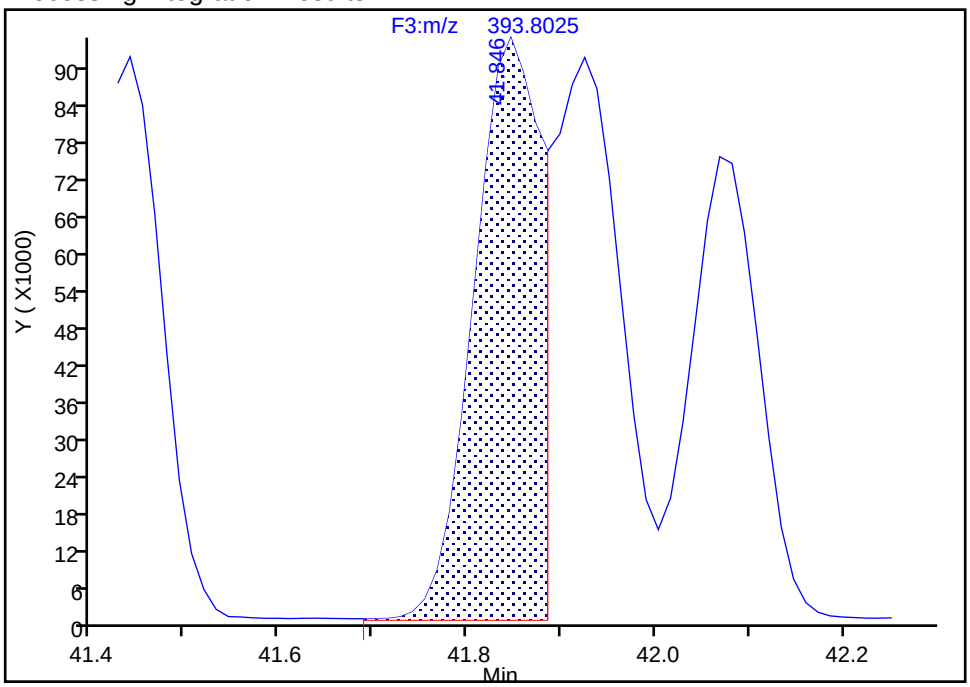

Manual Integration Results

RT: 41.85
Area: 896822
Amount: 96.133498
Amount Units: pg/ul

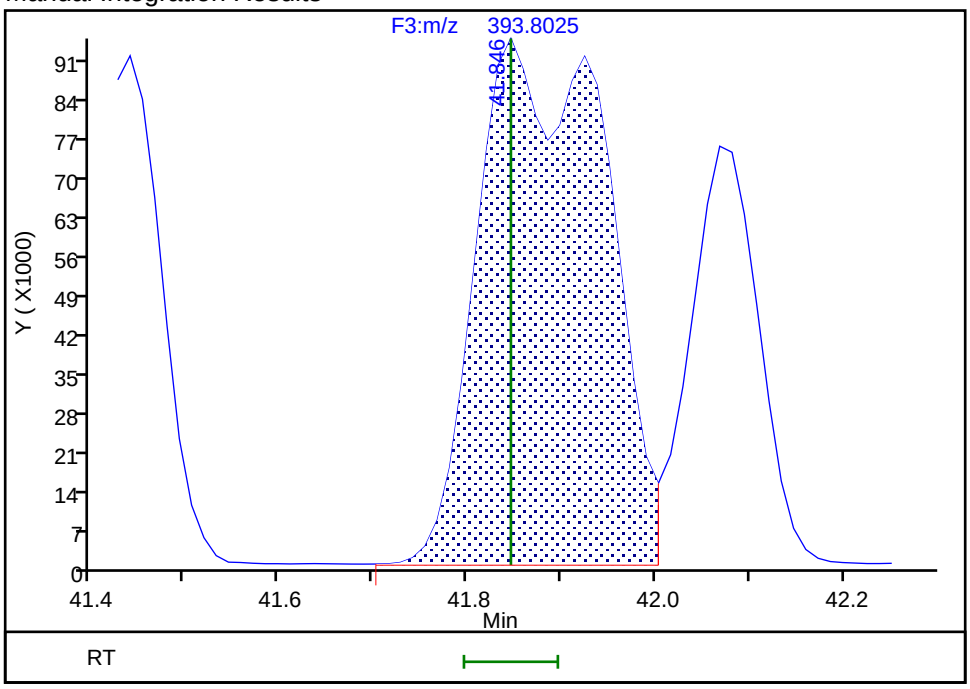

Reviewer: mcwhirterl, 28-Aug-2019 23:28:01

Audit Action: Manually Integrated/Assigned Compound ID Audit Reason: Incomplete Integration

Report Date: 28-Aug-2019 23:31:07 Chrom Revision: 2.3 22-Aug-2019 12:55:36

Eurofins TestAmerica, Knoxville

Data File: \\chromna\Knoxville\ChromData\D3D\20190828-12892.b\d4190828s2.d

Injection Date:	28-Aug-2019 22:15:00	Injection Vol:	1.0 ul
Instrument ID:	D3D	Operator ID:	Xcalibur_System
Method:	PCBs_D3D	Limit Group:	HR - 1668A - ICAL
Client ID:			
Worklist#:	33110	Sample Line#:	1
Column Type:	SPB-Octyl	Column Dia:	0.25 mm

HpPCB F4

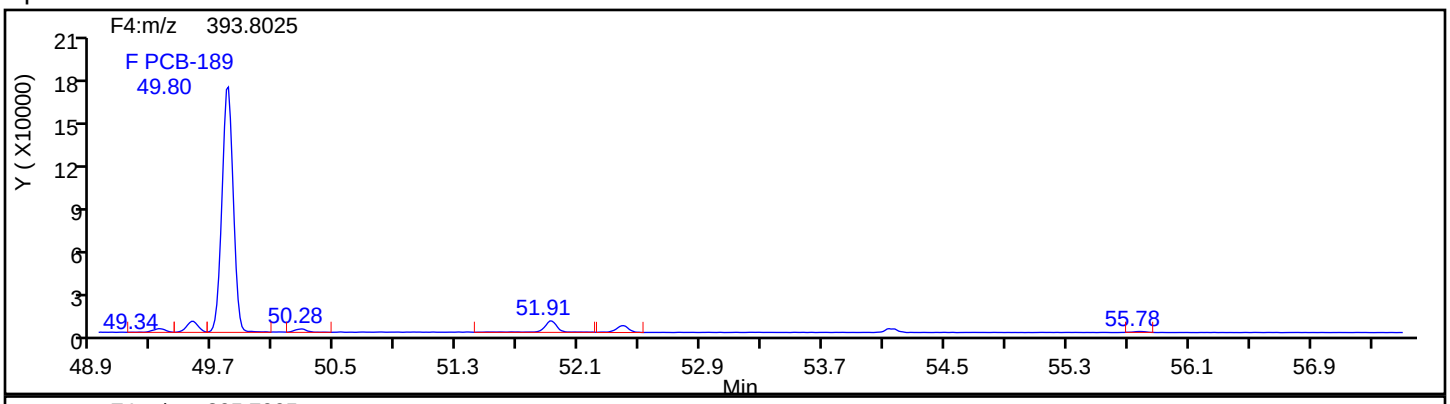

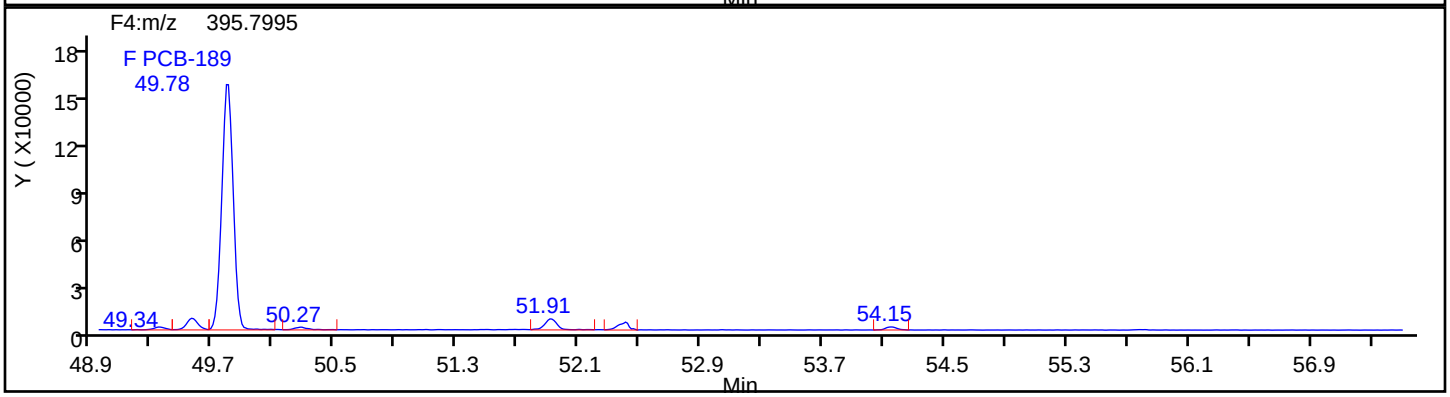

HpPCB F4 Standards

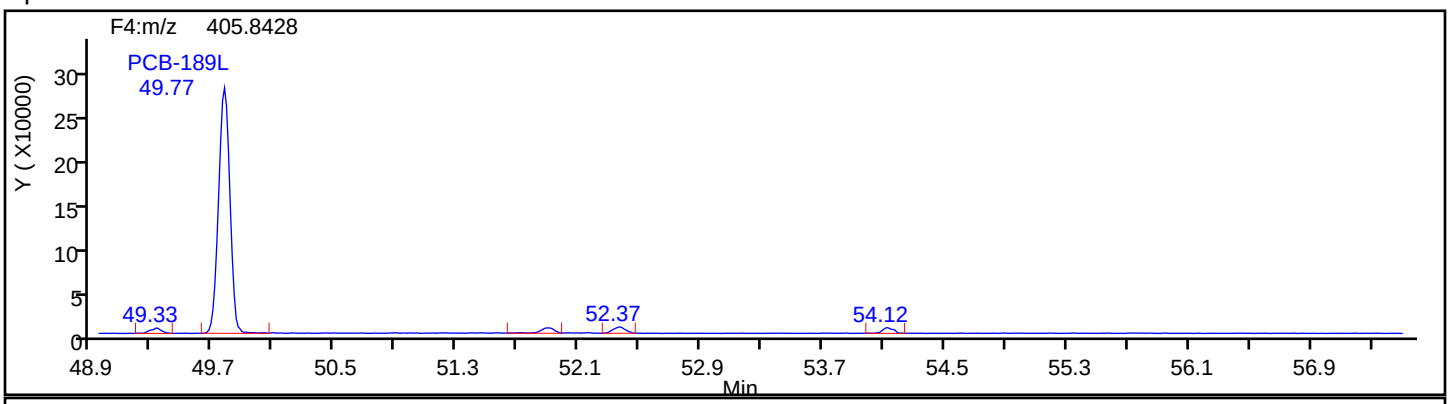

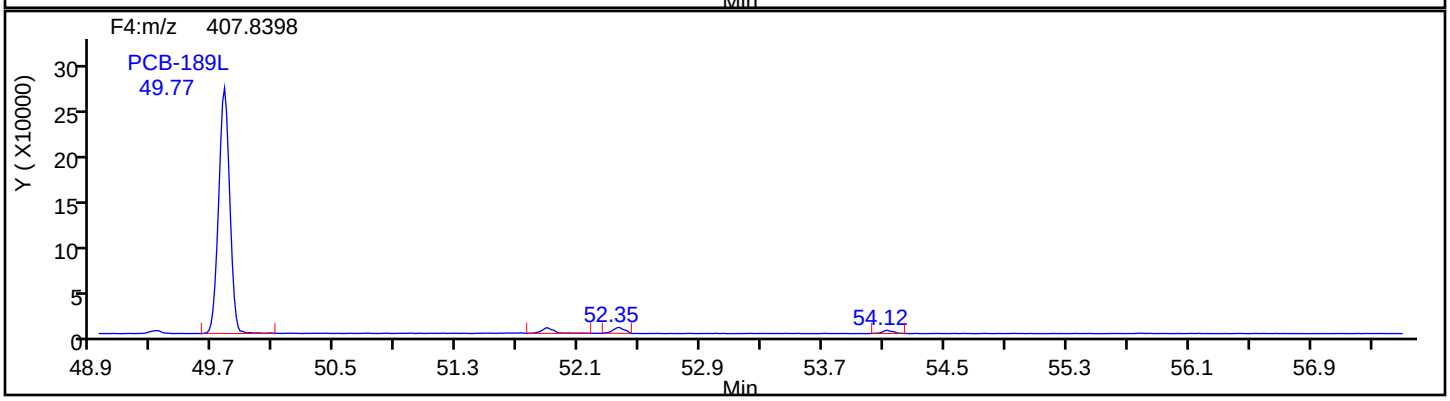

Eurofins TestAmerica, Knoxville

Data File:	\\chromna\Knoxville\ChromData\D3D\20190828-12892.b\d4190828s2.d		
Injection Date:	28-Aug-2019 22:15:00	Injection Vol:	1.0 ul
Instrument ID:	D3D	Operator ID:	Xcalibur_System
Method:	PCBs_D3D	Limit Group:	HR - 1668A - ICAL
Client ID:			
Worklist#:	33110	Sample Line#:	1
Column Type:	SPB-Octyl	Column Dia:	0.25 mm

HpPCB F4

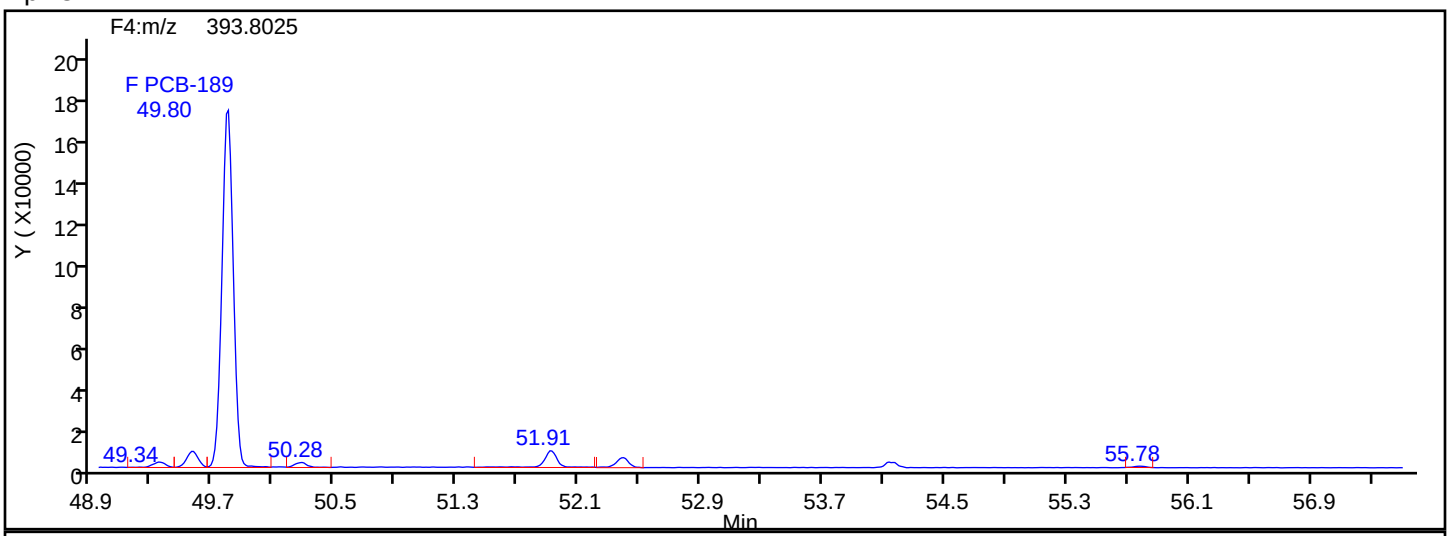

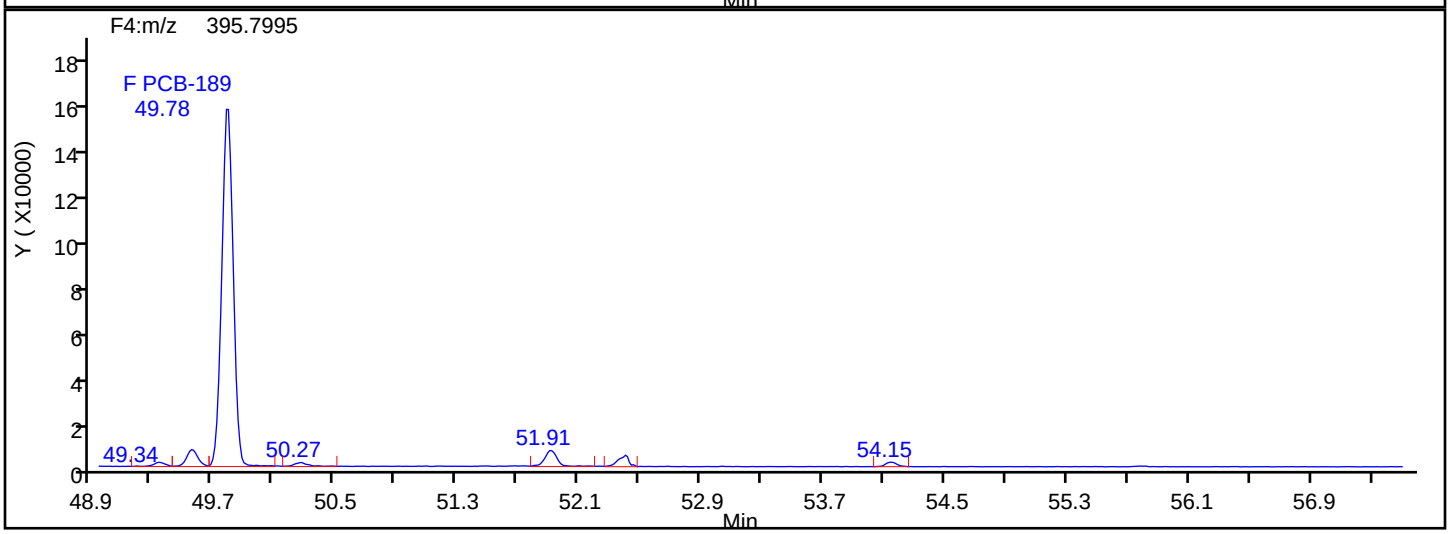

HpPCB F4 Lock Mass

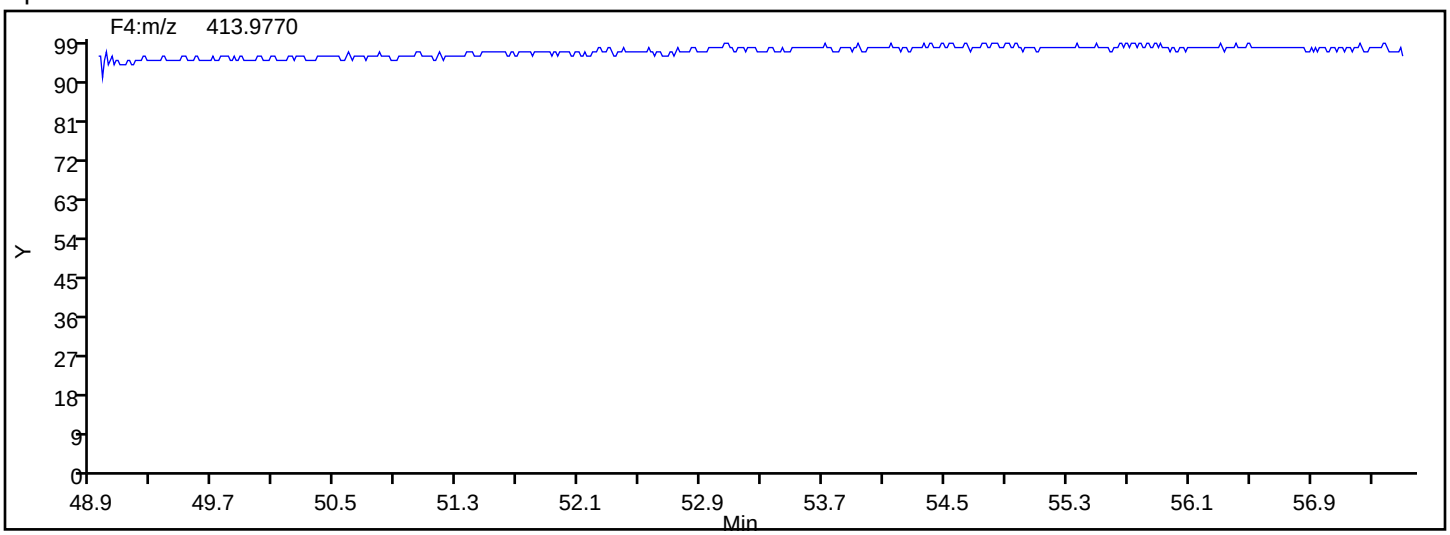

Eurofins TestAmerica, Knoxville

Data File:	\\chromna\Knoxville\ChromData\D3D\20190828-12892.b\d4190828s2.d		
Injection Date:	28-Aug-2019 22:15:00	Injection Vol:	1.0 ul
Instrument ID:	D3D	Operator ID:	Xcalibur_System
Method:	PCBs_D3D	Limit Group:	HR - 1668A - ICAL
Client ID:			
Worklist#:	33110	Sample Line#:	1
Column Type:	SPB-Octyl	Column Dia:	0.25 mm

OcPCB F3

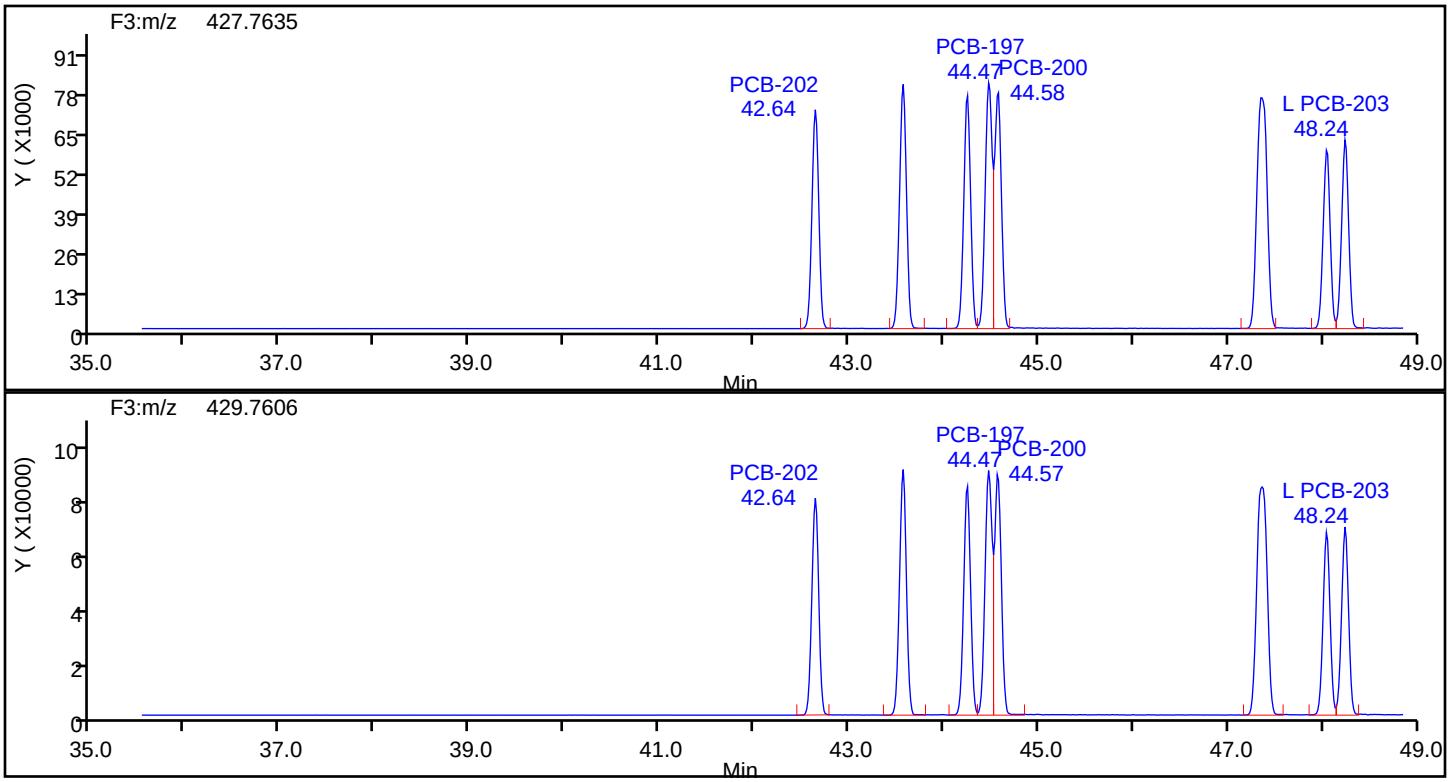

OcPCB F3 Standards

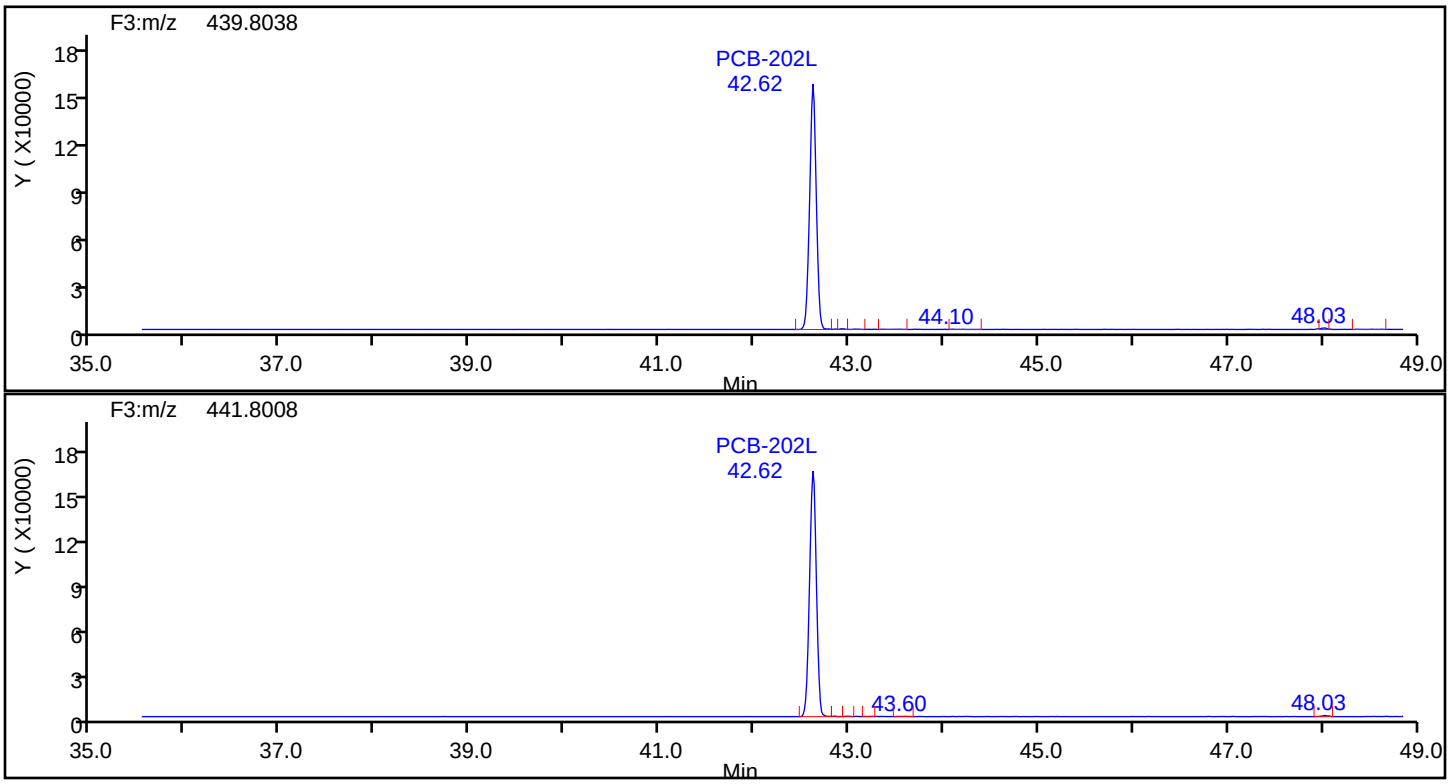

Eurofins TestAmerica, Knoxville

Data File:	\\chromna\Knoxville\ChromData\D3D\20190828-12892.b\d4190828s2.d		
Injection Date:	28-Aug-2019 22:15:00	Injection Vol:	1.0 ul
Instrument ID:	D3D	Operator ID:	Xcalibur_System
Method:	PCBs_D3D	Limit Group:	HR - 1668A - ICAL
Client ID:			
Worklist#:	33110	Sample Line#:	1
Column Type:	SPB-Octyl	Column Dia:	0.25 mm

OcPCB F3

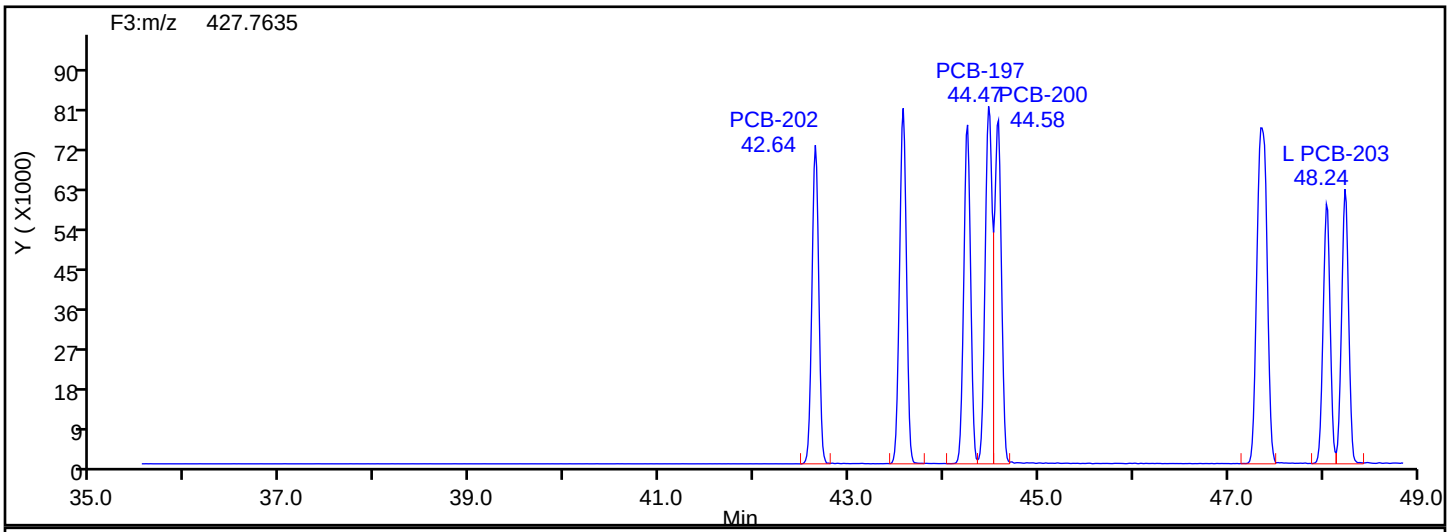

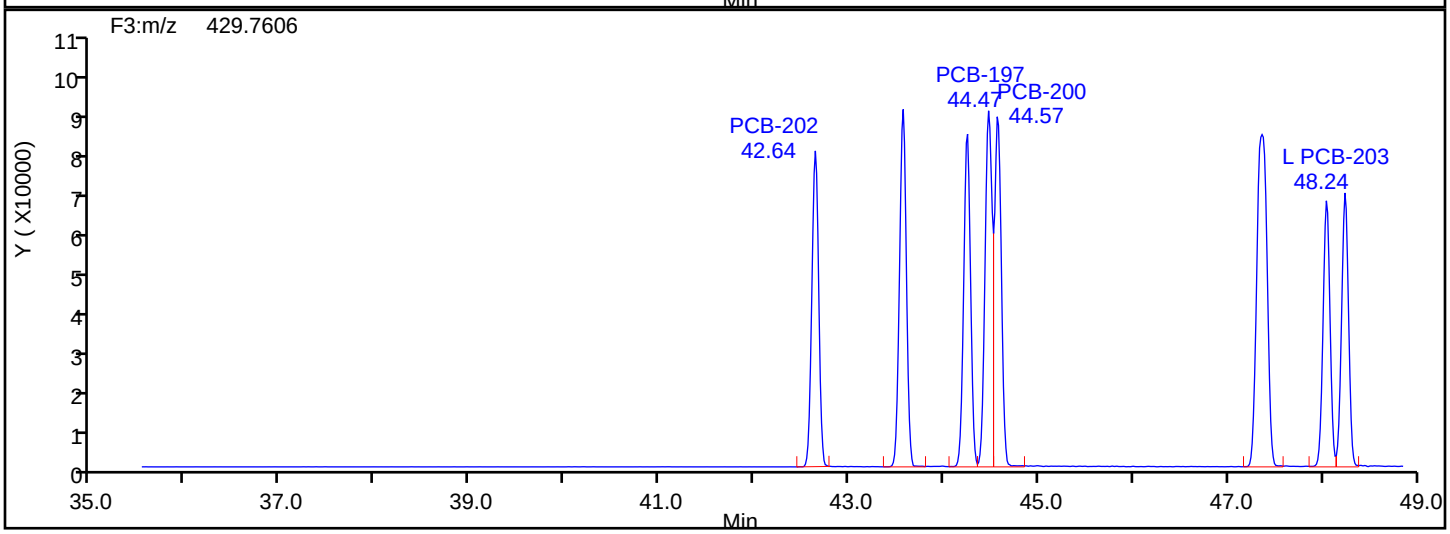

OcPCB F3 Lock Mass

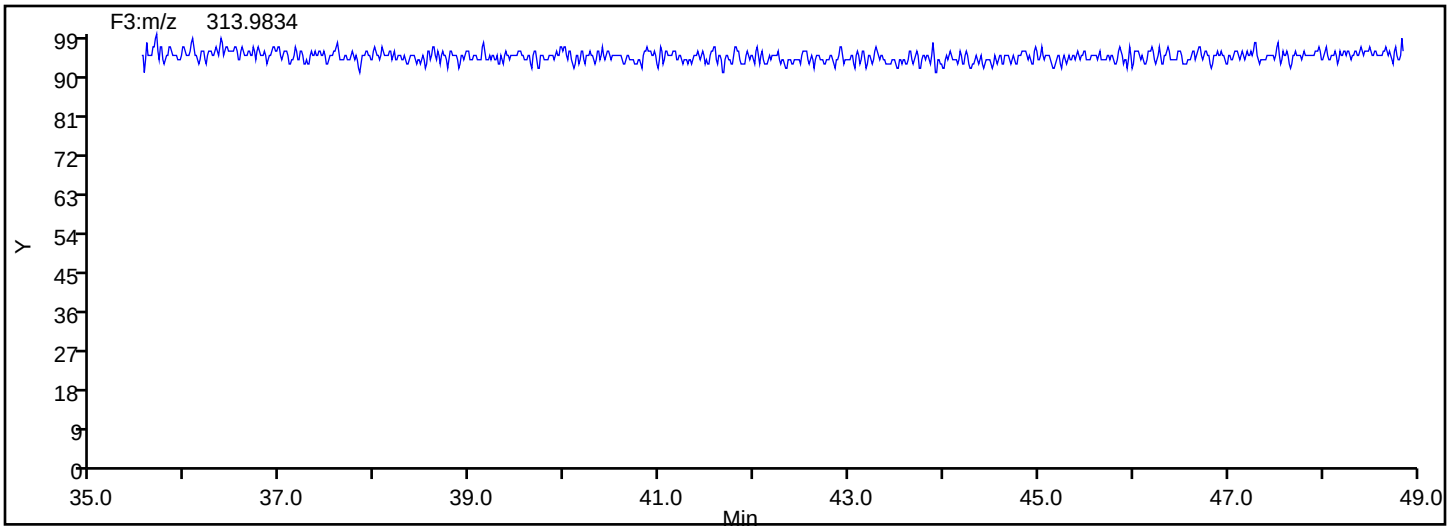

Eurofins TestAmerica, Knoxville

Data File:	\\chromna\Knoxville\ChromData\D3D\20190828-12892.b\d4190828s2.d		
Injection Date:	28-Aug-2019 22:15:00	Injection Vol:	1.0 ul
Instrument ID:	D3D	Operator ID:	Xcalibur_System
Method:	PCBs_D3D	Limit Group:	HR - 1668A - ICAL
Client ID:			
Worklist#:	33110	Sample Line#:	1
Column Type:	SPB-Octyl	Column Dia:	0.25 mm

OcPCB F4

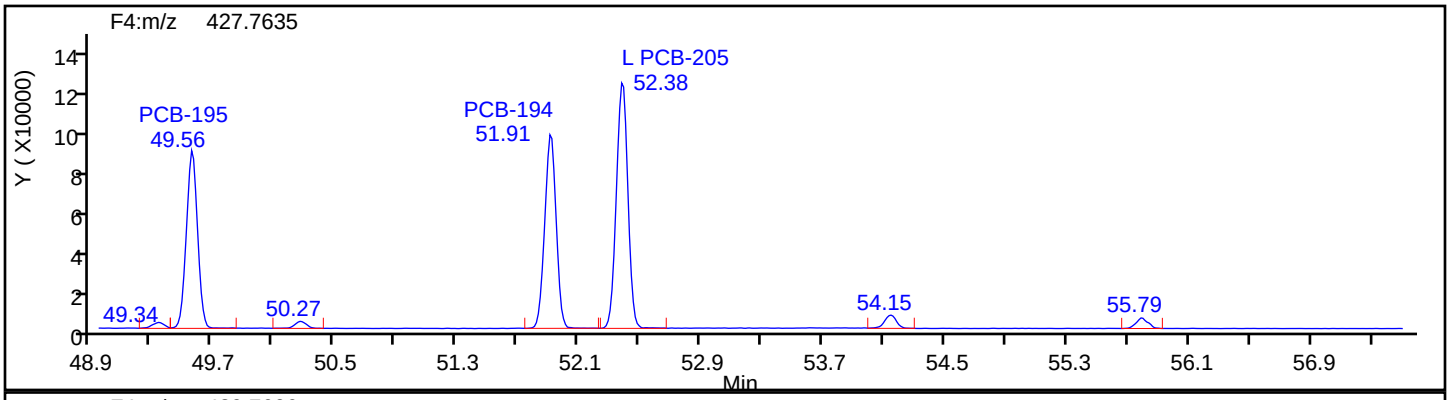

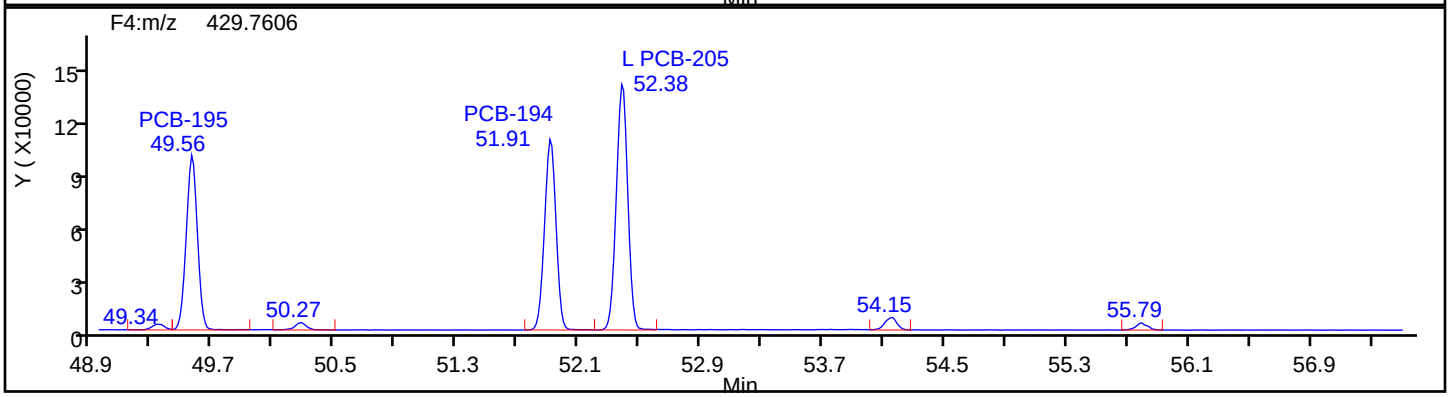

OcPCB F4 Standards

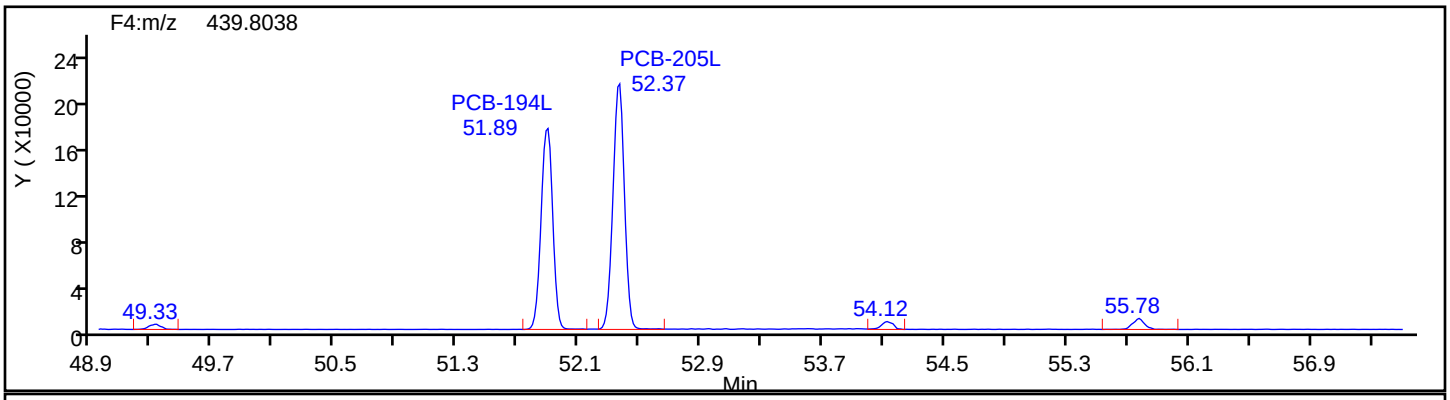

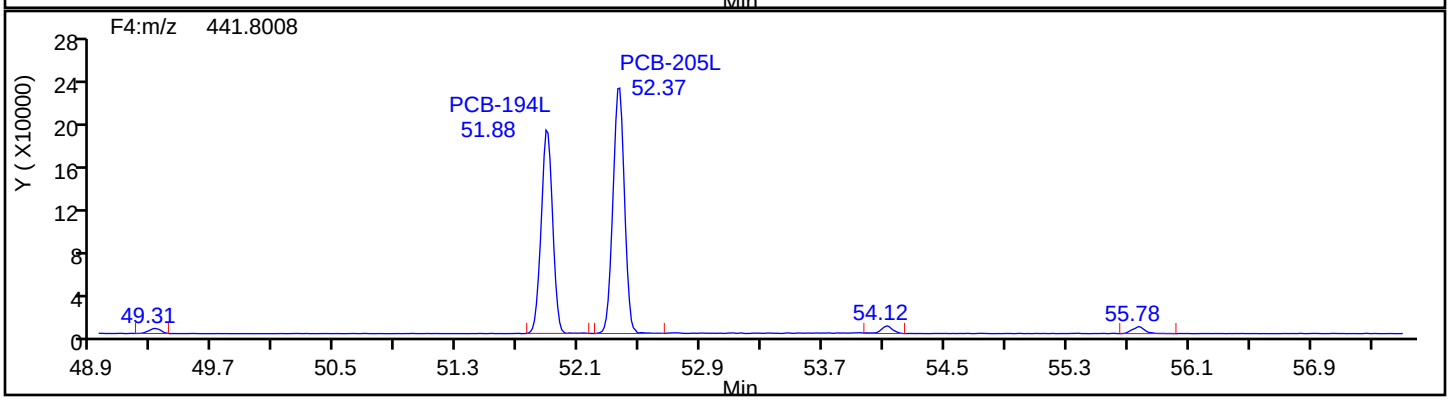

Eurofins TestAmerica, Knoxville

Data File:	\\chromna\Knoxville\ChromData\D3D\20190828-12892.b\d4190828s2.d		
Injection Date:	28-Aug-2019 22:15:00	Injection Vol:	1.0 ul
Instrument ID:	D3D	Operator ID:	Xcalibur_System
Method:	PCBs_D3D	Limit Group:	HR - 1668A - ICAL
Client ID:			
Worklist#:	33110	Sample Line#:	1
Column Type:	SPB-Octyl	Column Dia:	0.25 mm

OcPCB F4

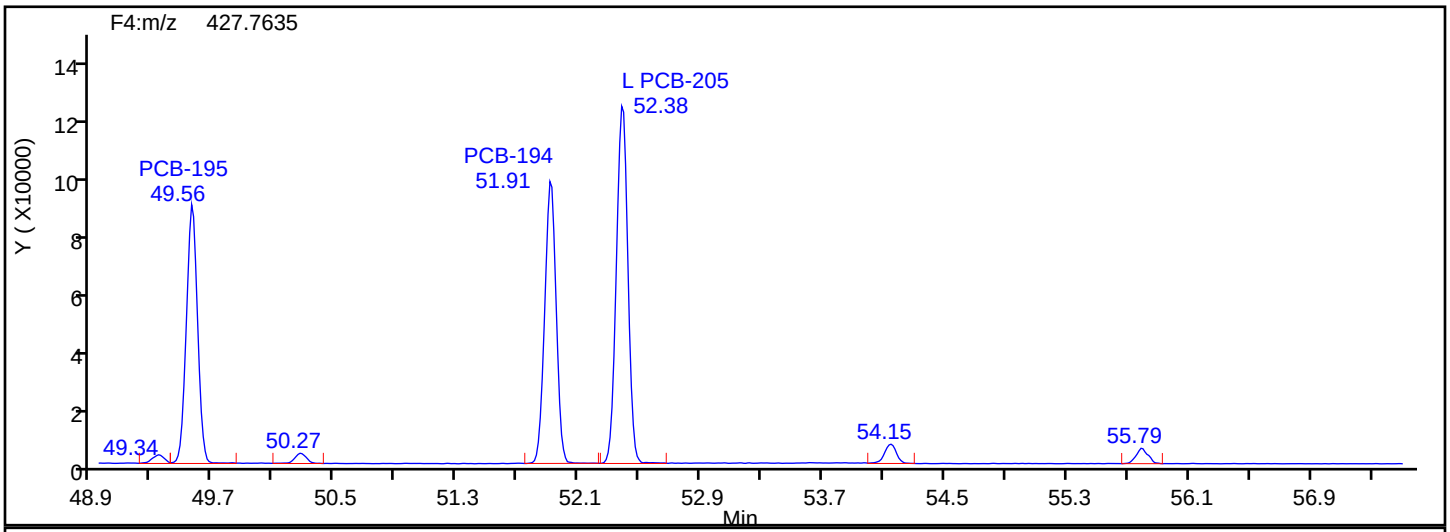

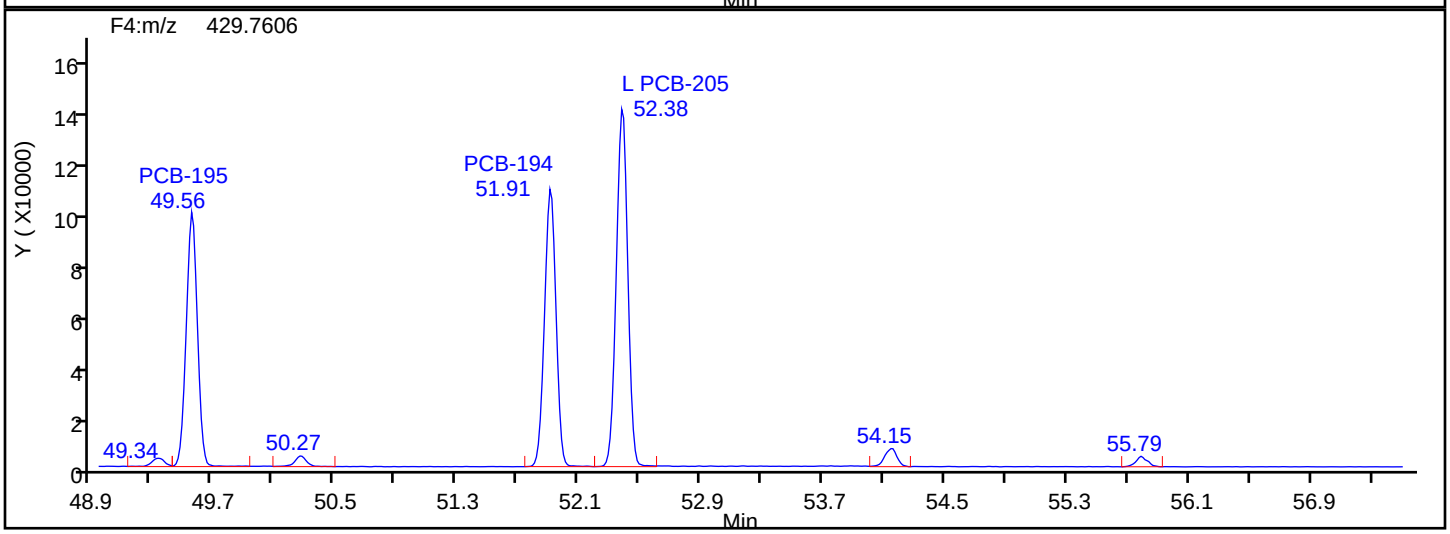

OcPCB F4 Lock Mass

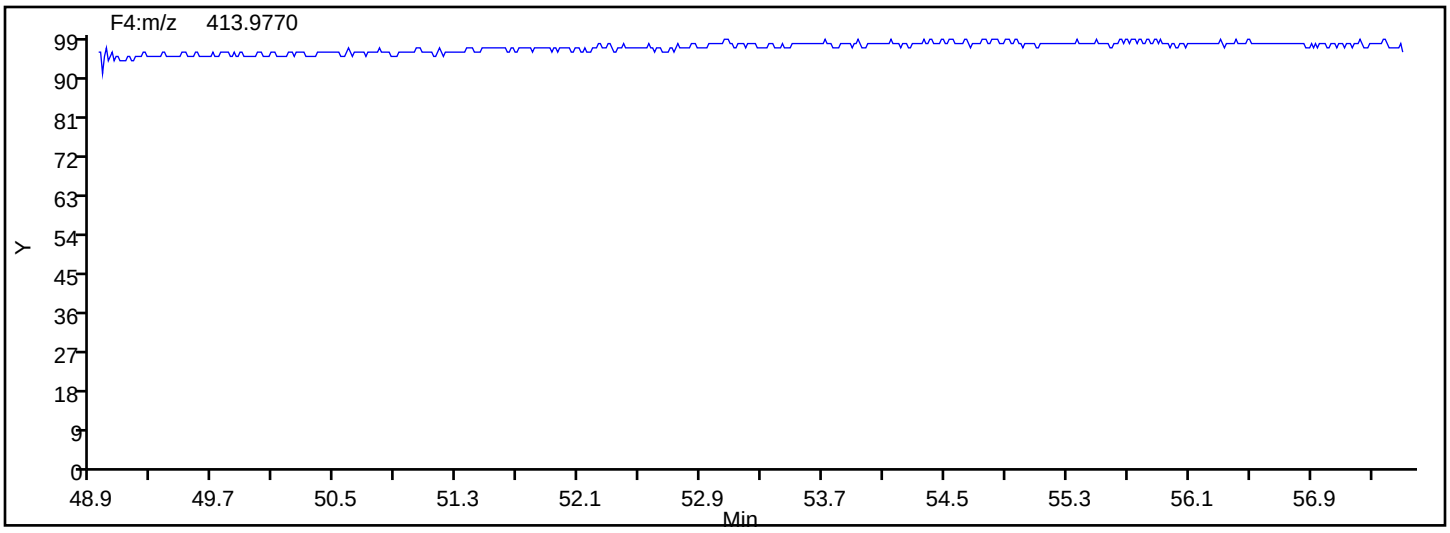

Eurofins TestAmerica, Knoxville

Data File:	\\chromna\Knoxville\ChromData\D3D\20190828-12892.b\d4190828s2.d		
Injection Date:	28-Aug-2019 22:15:00	Injection Vol:	1.0 ul
Instrument ID:	D3D	Operator ID:	Xcalibur_System
Method:	PCBs_D3D	Limit Group:	HR - 1668A - ICAL
Client ID:			
Worklist#:	33110	Sample Line#:	1
Column Type:	SPB-Octyl	Column Dia:	0.25 mm

NoPCB F4

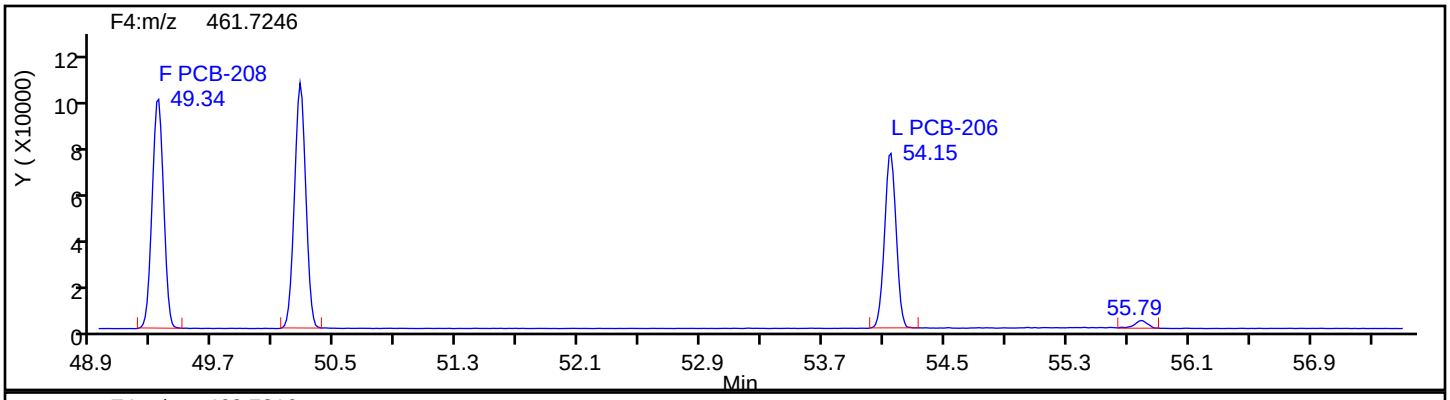

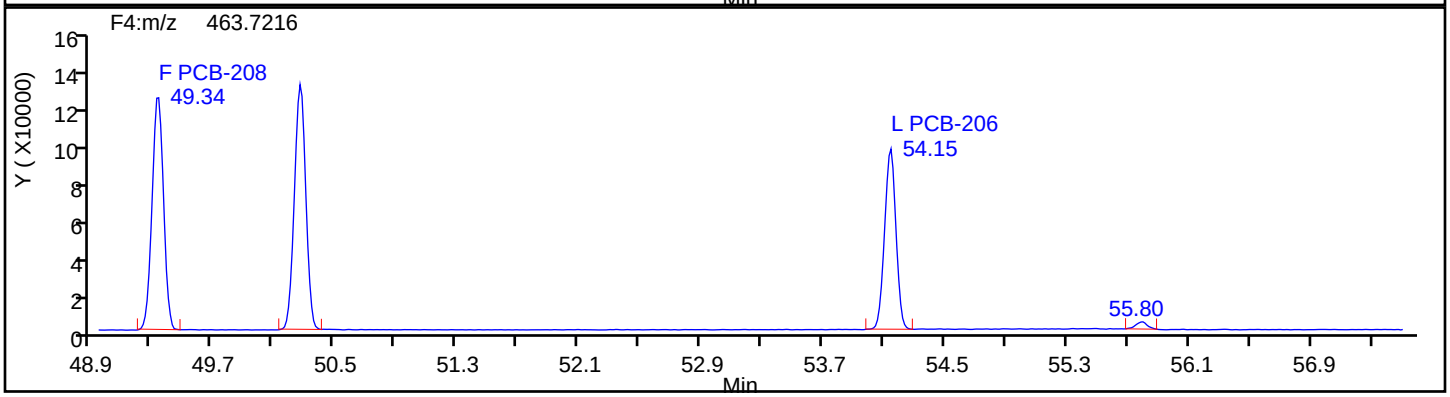

NoPCB F4 Standards

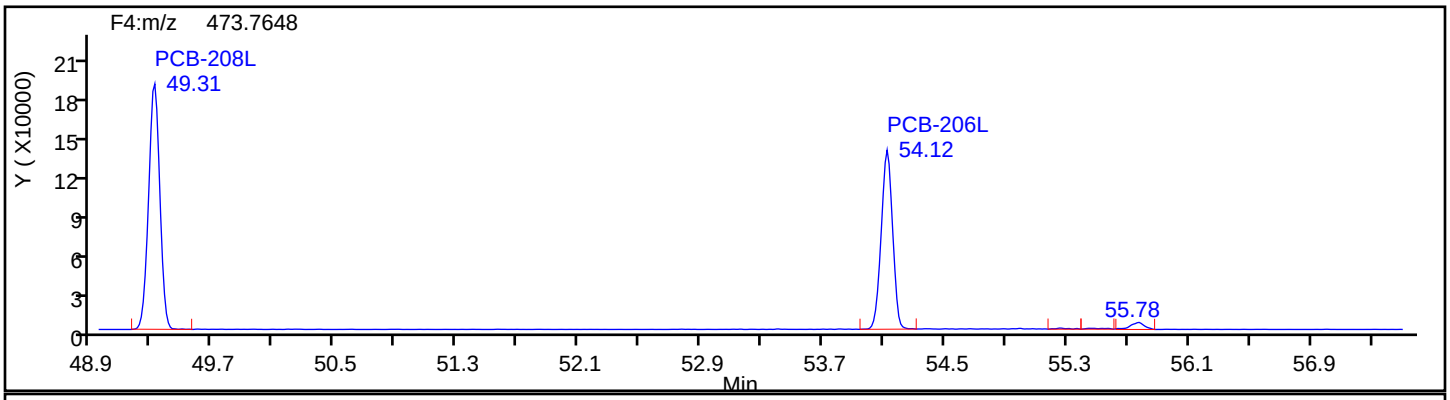

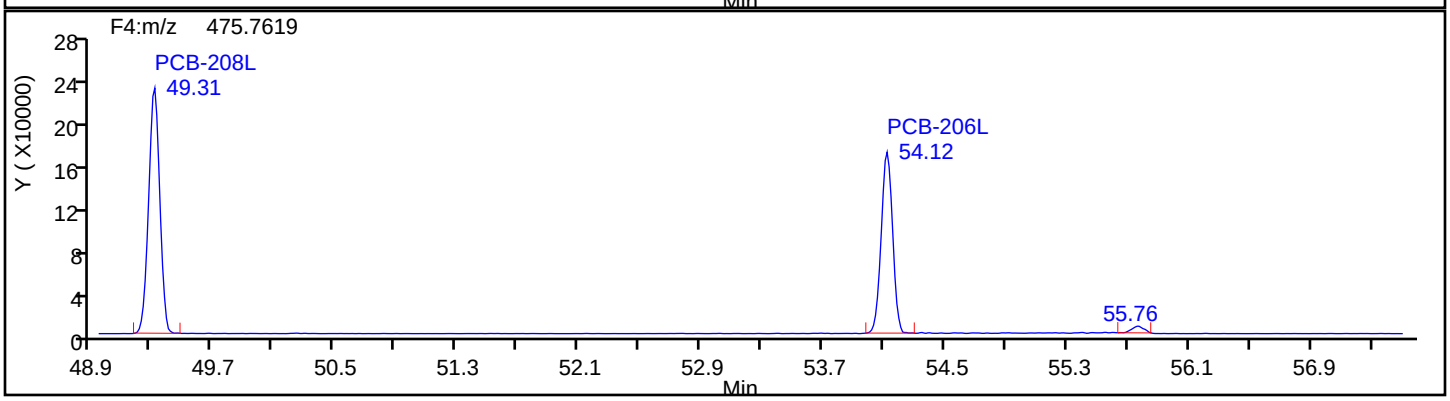

Eurofins TestAmerica, Knoxville

Data File:	\\chromna\Knoxville\ChromData\D3D\20190828-12892.b\d4190828s2.d		
Injection Date:	28-Aug-2019 22:15:00	Injection Vol:	1.0 ul
Instrument ID:	D3D	Operator ID:	Xcalibur_System
Method:	PCBs_D3D	Limit Group:	HR - 1668A - ICAL
Client ID:			
Worklist#:	33110	Sample Line#:	1
Column Type:	SPB-Octyl	Column Dia:	0.25 mm

NoPCB F4

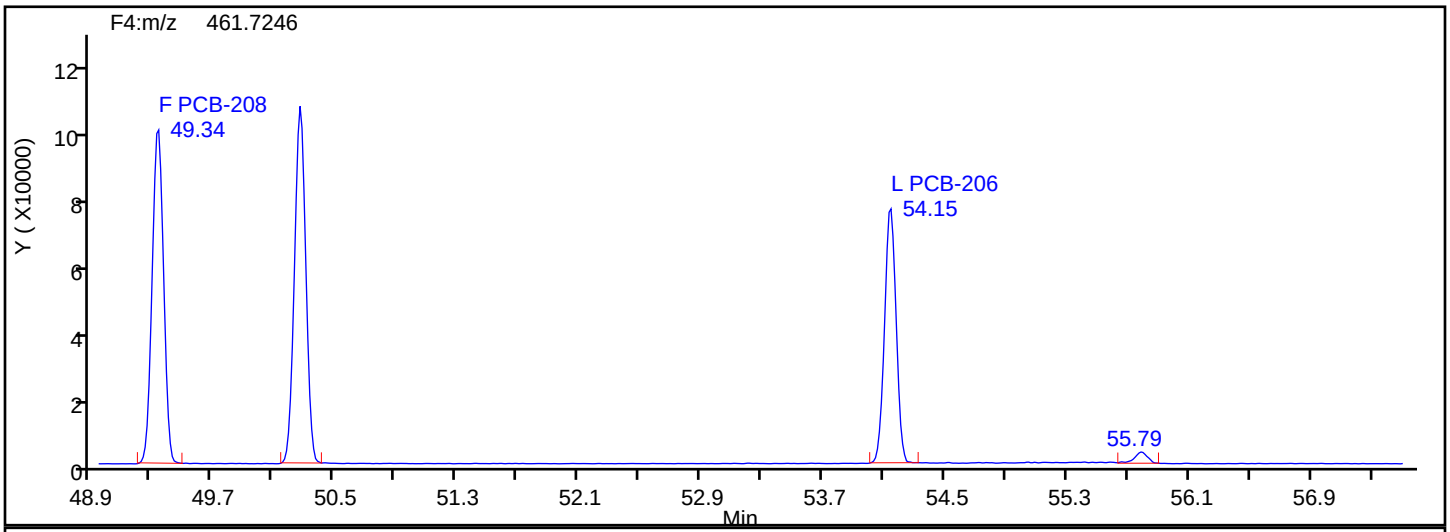

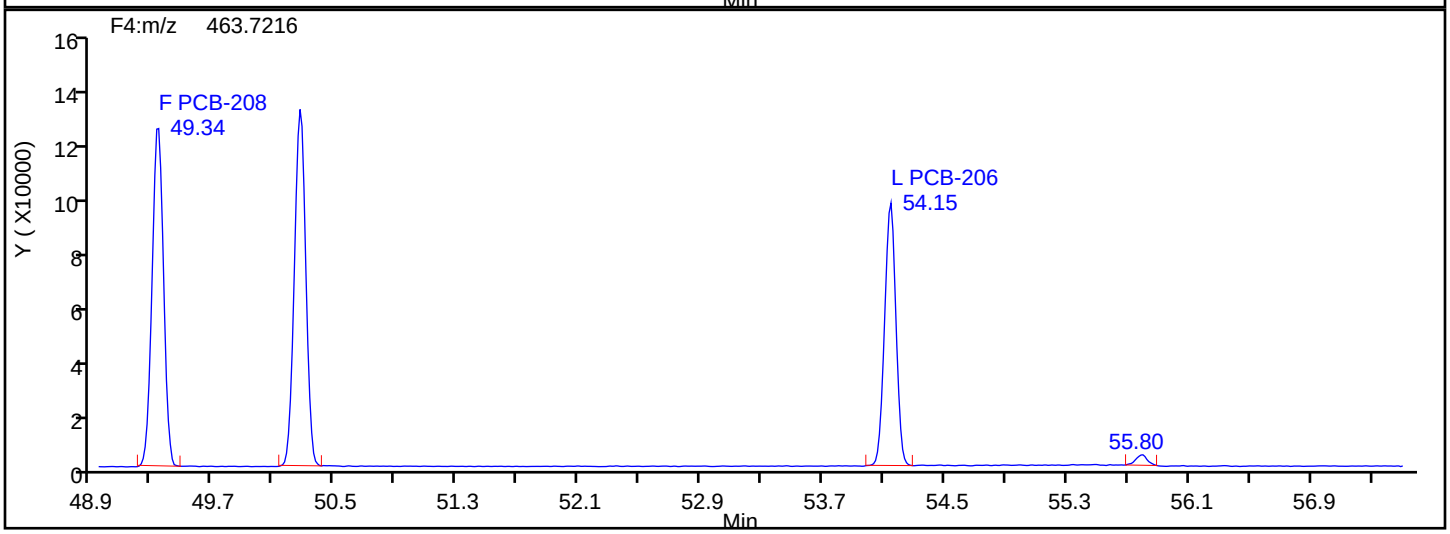

NoPCB F4 Lock Mass

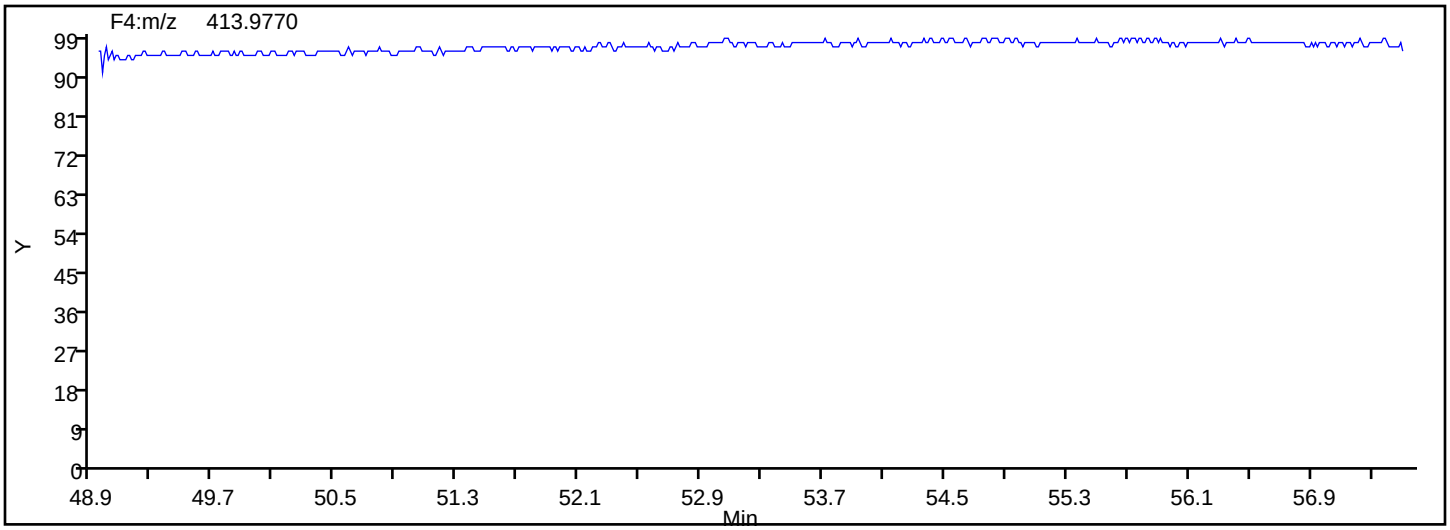

Report Date: 28-Aug-2019 23:31:07 Chrom Revision: 2.3 22-Aug-2019 12:55:36

Eurofins TestAmerica, Knoxville

Data File:	\\chromna\Knoxville\ChromData\D3D\20190828-12892.b\d4190828s2.d		
Injection Date:	28-Aug-2019 22:15:00	Injection Vol:	1.0 ul
Instrument ID:	D3D	Operator ID:	Xcalibur_System
Method:	PCBs_D3D	Limit Group:	HR - 1668A - ICAL
Client ID:			
Worklist#:	33110	Sample Line#:	1
Column Type:	SPB-Octyl	Column Dia:	0.25 mm

DePCB F4

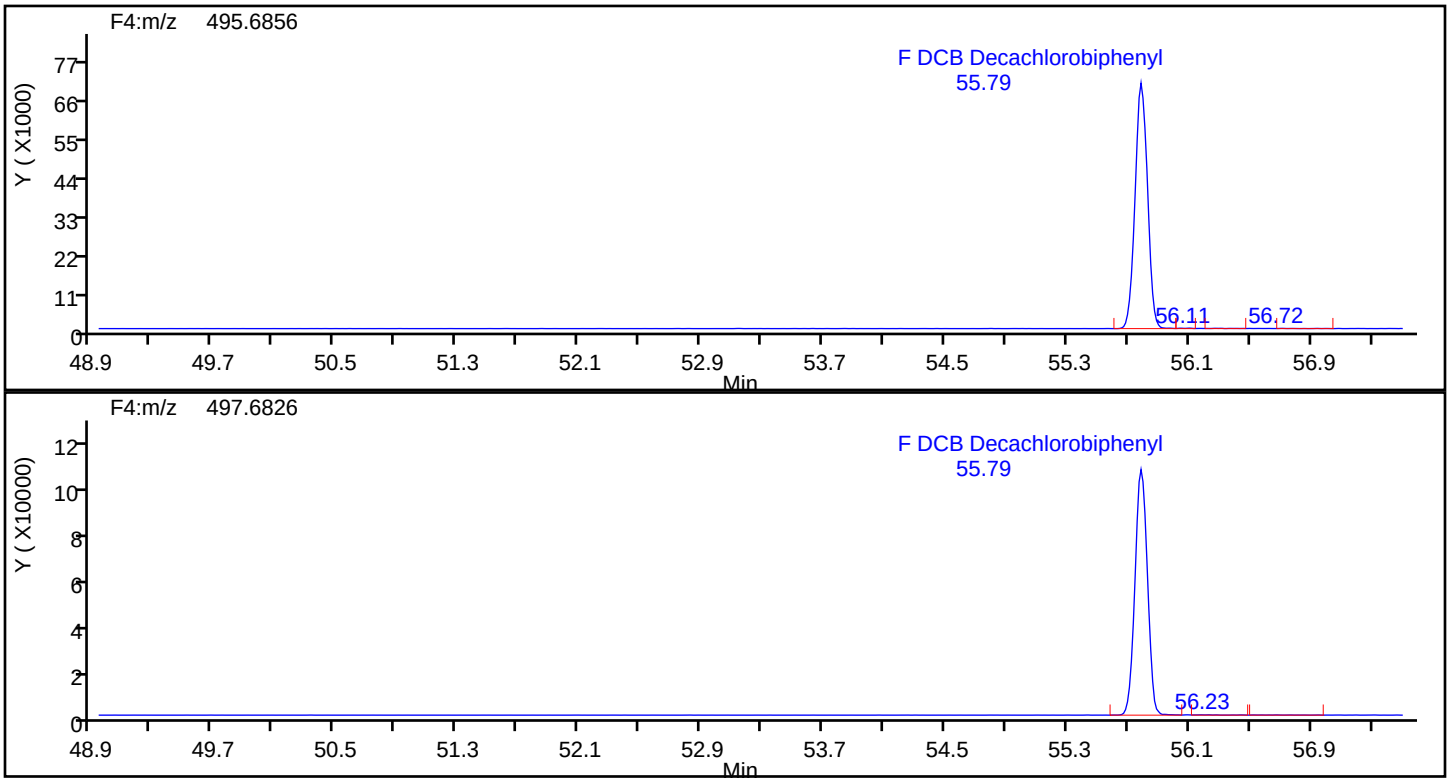

DePCB F4 Standards

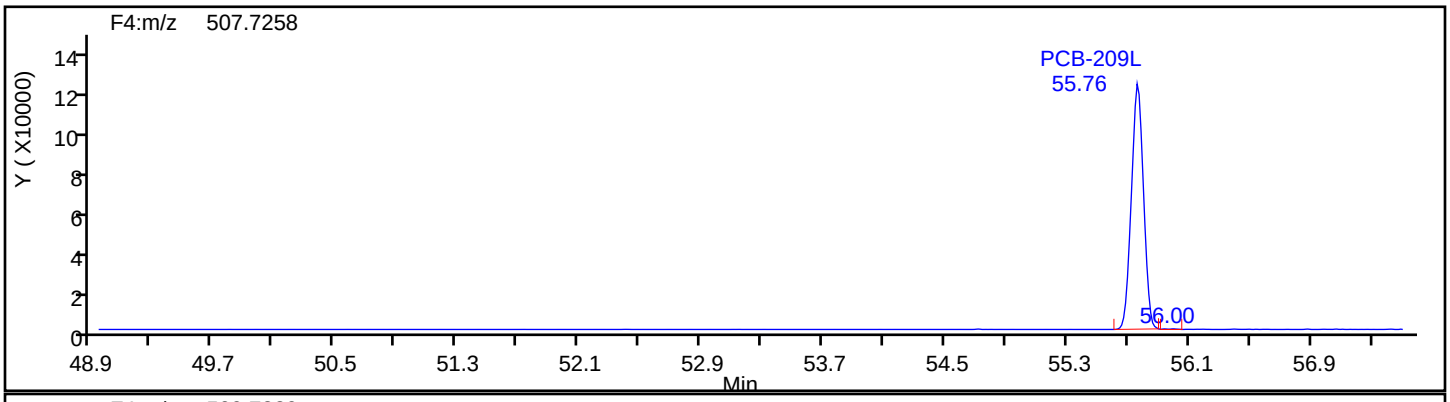

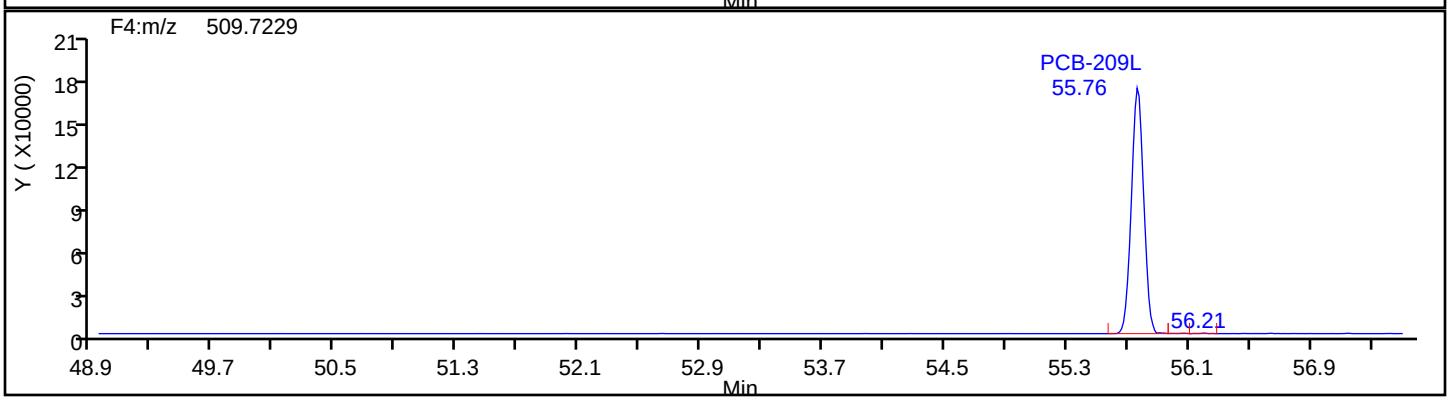

Eurofins TestAmerica, Knoxville

Data File:	\\chromna\Knoxville\ChromData\D3D\20190828-12892.b\d4190828s2.d		
Injection Date:	28-Aug-2019 22:15:00	Injection Vol:	1.0 ul
Instrument ID:	D3D	Operator ID:	Xcalibur_System
Method:	PCBs_D3D	Limit Group:	HR - 1668A - ICAL
Client ID:			
Worklist#:	33110	Sample Line#:	1
Column Type:	SPB-Octyl	Column Dia:	0.25 mm

DePCB F4

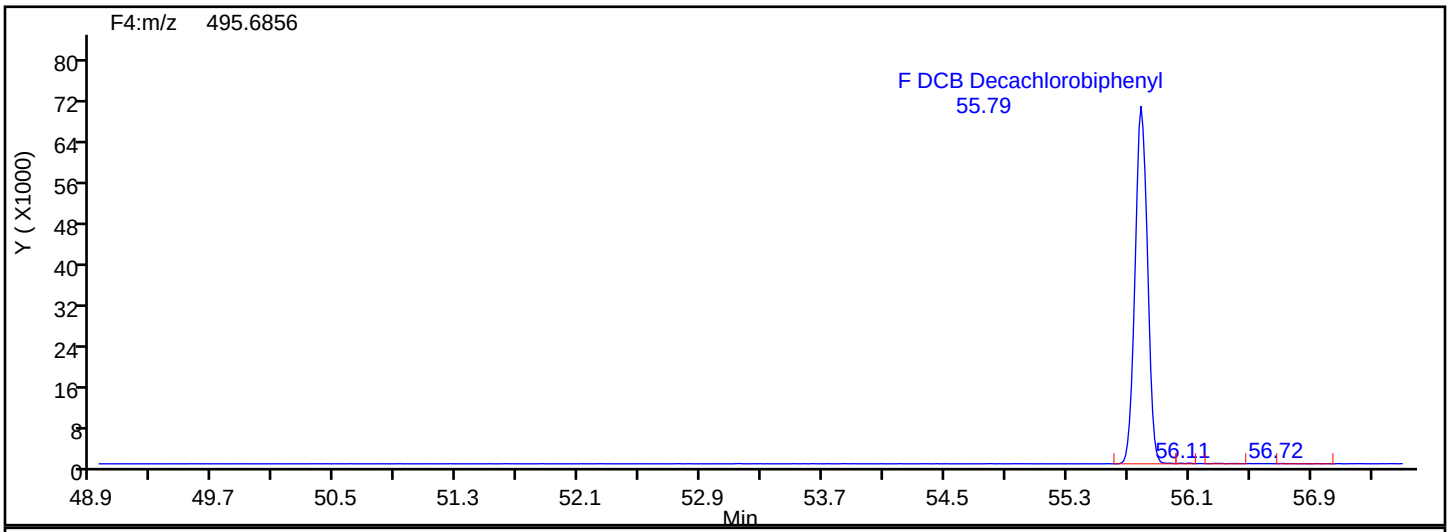

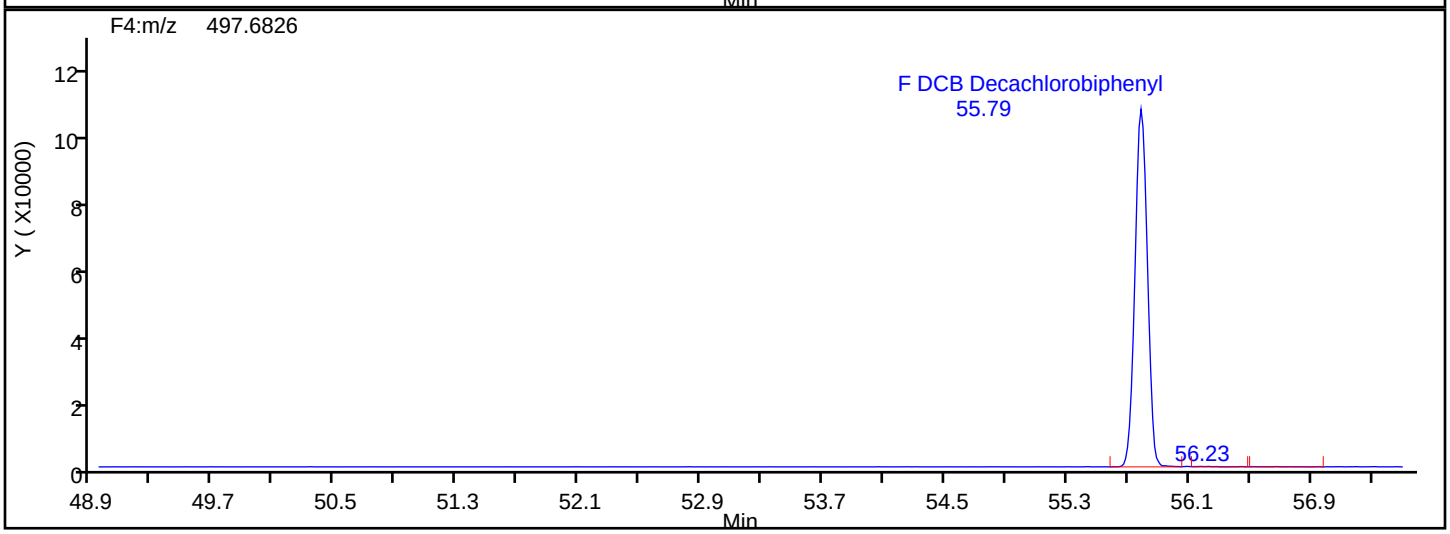

DePCB F4 Lock Mass

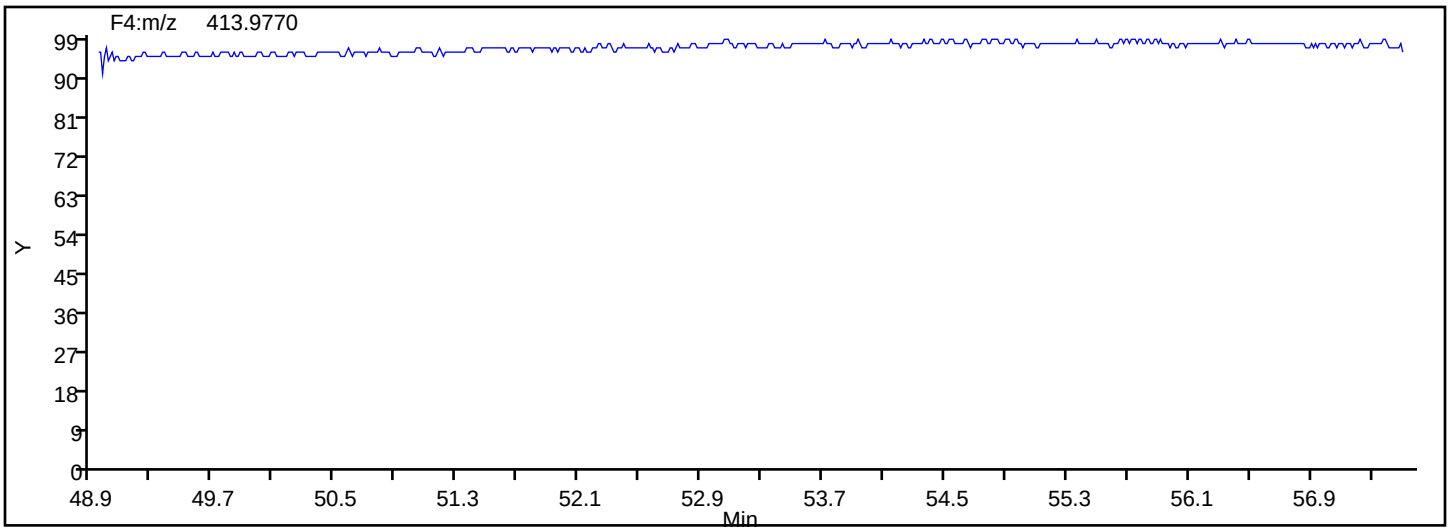

FORM VII
HI-RES PCBS CONTINUING CALIBRATION DATA

Lab Name: Eurofins TestAmerica, Knoxville Job No.: 580-88125-2

SDG No.:

Lab Sample ID: WDMCCV 140-33136/1 Calibration Date: 08/29/2019 14:10

Instrument ID: D3D Calib Start Date: 08/21/2019 13:37

GC Column: SPB-Octyl ID: 0.25(mm) Calib End Date: 08/21/2019 19:05

Lab File ID: d4190829s1.d Conc. Units: pg/uL

ANALYTE	CURVE TYPE	AVE RRF	RRF	MIN RRF	CALC AMOUNT	SPIKE AMOUNT	%REC	%REC LIMITS
PCB-1	AveID	1.188	1.101		46.3	50.0	93	70-130
PCB-2	AveID	1.191	1.127		47.3	50.0	95	70-130
PCB-3	AveID	1.213	1.100		45.4	50.0	91	70-130
PCB-4	AveID	1.253	1.208		48.2	50.0	96	70-130
PCB-10	AveID	1.483	1.433		48.3	50.0	97	70-130
PCB-9	AveID	1.420	1.371		48.3	50.0	97	70-130
PCB-7	AveID	1.624	1.545		47.5	50.0	95	70-130
PCB-6	AveID	1.554	1.463		47.1	50.0	94	70-130
PCB-5	AveID	1.561	1.467		47.0	50.0	94	70-130
PCB-8	AveID	1.588	1.512		47.6	50.0	95	70-130
PCB-19	AveID	1.305	1.294		49.6	50.0	99	70-130
PCB-14	AveID	1.874	1.754		46.8	50.0	94	70-130
PCB-18	AveID	1.819	1.765		97.1	100	97	70-130
PCB-18/30	AveID	1.819	1.765		97.1	100	97	70-130
PCB-30	AveID	1.819	1.765		97.1	100	97	70-130
PCB-11	AveID	1.635	1.494		45.7	50.0	91	70-130
PCB-17	AveID	1.564	1.513		48.4	50.0	97	70-130
PCB-12	AveID	1.641	1.529		93.2	100	93	70-130
PCB-12/13	AveID	1.641	1.529		93.2	100	93	70-130
PCB-13	AveID	1.641	1.529		93.2	100	93	70-130
PCB-27	AveID	2.168	2.101		48.5	50.0	97	70-130
PCB-24	AveID	2.102	1.986		47.2	50.0	94	70-130
PCB-16	AveID	1.226	1.176		48.0	50.0	96	70-130
PCB-15	AveID	1.402	1.296		46.2	50.0	92	70-130
PCB-54	AveID	1.256	1.132		45.1	50.0	90	70-130
PCB-32	AveID	2.342	2.236		47.7	50.0	95	70-130
PCB-34	AveID	1.215	1.136		46.7	50.0	93	70-130
PCB-23	AveID	1.268	1.146		45.2	50.0	90	70-130
PCB-26	AveID	1.319	1.171		88.8	100	89	70-130
PCB-26/29	AveID	1.319	1.171		88.8	100	89	70-130
PCB-29	AveID	1.319	1.171		88.8	100	89	70-130
PCB-25	AveID	1.352	1.198		44.3	50.0	89	70-130
PCB-50	AveID	0.9362	0.8730		93.3	100	93	70-130
PCB-50/53	AveID	0.9362	0.8730		93.3	100	93	70-130
PCB-53	AveID	0.9362	0.8730		93.3	100	93	70-130
PCB-31	AveID	1.381	1.255		45.4	50.0	91	70-130
PCB-20	AveID	1.306	1.149		88.0	100	88	70-130
PCB-20/28	AveID	1.306	1.149		88.0	100	88	70-130
PCB-28	AveID	1.306	1.149		88.0	100	88	70-130
PCB-45	AveID	0.8850	0.8297		93.7	100	94	70-130
PCB-45/51	AveID	0.8850	0.8297		93.7	100	94	70-130

FORM VII
HI-RES PCBS CONTINUING CALIBRATION DATA

Lab Name: Eurofins TestAmerica, Knoxville Job No.: 580-88125-2

SDG No.:

Lab Sample ID: WDMCCV 140-33136/1 Calibration Date: 08/29/2019 14:10

Instrument ID: D3D Calib Start Date: 08/21/2019 13:37

GC Column: SPB-Octyl ID: 0.25(mm) Calib End Date: 08/21/2019 19:05

Lab File ID: d4190829s1.d Conc. Units: pg/uL

ANALYTE	CURVE TYPE	AVE RRF	RRF	MIN RRF	CALC AMOUNT	SPIKE AMOUNT	%REC	%REC LIMITS
PCB-51	AveID	0.8850	0.8297		93.7	100	94	70-130
PCB-21	AveID	1.378	1.215		88.2	100	88	70-130
PCB-21/33	AveID	1.378	1.215		88.2	100	88	70-130
PCB-33	AveID	1.378	1.215		88.2	100	88	70-130
PCB-46	AveID	0.7591	0.7136		47.0	50.0	94	70-130
PCB-22	AveID	1.243	1.127		45.3	50.0	91	70-130
PCB-52	AveID	0.8992	0.8511		47.3	50.0	95	70-130
PCB-43	AveID	0.999	0.9294		93.0	100	93	70-130
PCB-43/73	AveID	0.999	0.9294		93.0	100	93	70-130
PCB-73	AveID	0.999	0.9294		93.0	100	93	70-130
PCB-36	AveID	1.347	1.251		46.4	50.0	93	70-130
PCB-49	AveID	1.137	1.046		92.1	100	92	70-130
PCB-49/69	AveID	1.137	1.046		92.1	100	92	70-130
PCB-69	AveID	1.137	1.046		92.1	100	92	70-130
PCB-39	AveID	1.397	1.259		45.1	50.0	90	70-130
PCB-48	AveID	0.9454	0.8698		46.0	50.0	92	70-130
PCB-104	AveID	1.393	1.320		47.4	50.0	95	70-130
PCB-44	AveID	1.032	0.9210		134	150	89	70-130
PCB-44/47/65	AveID	1.032	0.9210		134	150	89	70-130
PCB-47	AveID	1.032	0.9210		134	150	89	70-130
PCB-65	AveID	1.032	0.9210		134	150	89	70-130
PCB-38	AveID	1.318	1.143		43.4	50.0	87	70-130
PCB-59	AveID	1.361	1.205		133	150	89	70-130
PCB-59/62/75	AveID	1.361	1.205		133	150	89	70-130
PCB-62	AveID	1.361	1.205		133	150	89	70-130
PCB-75	AveID	1.361	1.205		133	150	89	70-130
PCB-96	AveID	1.227	1.157		47.1	50.0	94	70-130
PCB-42	AveID	0.8670	0.8005		46.2	50.0	92	70-130
PCB-35	AveID	1.217	1.106		45.5	50.0	91	70-130
PCB-40	AveID	0.9179	0.8450		138	150	92	70-130
PCB-40/41/71	AveID	0.9179	0.8450		138	150	92	70-130
PCB-41	AveID	0.9179	0.8450		138	150	92	70-130
PCB-71	AveID	0.9179	0.8450		138	150	92	70-130
PCB-37	AveID	1.288	1.176		45.7	50.0	91	70-130
PCB-64	AveID	1.416	1.280		45.2	50.0	90	70-130
PCB-72	AveID	1.316	1.216		46.2	50.0	92	70-130
PCB-103	AveID	1.033	0.9869		47.8	50.0	96	70-130
PCB-68	AveID	1.478	1.334		45.1	50.0	90	70-130
PCB-94	AveID	0.9036	0.8556		47.3	50.0	95	70-130
PCB-57	AveID	1.282	1.171		45.7	50.0	91	70-130
PCB-95	AveID	0.9620	0.9203		47.8	50.0	96	70-130

FORM VII
HI-RES PCBS CONTINUING CALIBRATION DATA

Lab Name: Eurofins TestAmerica, Knoxville Job No.: 580-88125-2

SDG No.:

Lab Sample ID: WDMCCV 140-33136/1 Calibration Date: 08/29/2019 14:10

Instrument ID: D3D Calib Start Date: 08/21/2019 13:37

GC Column: SPB-Octyl ID: 0.25(mm) Calib End Date: 08/21/2019 19:05

Lab File ID: d4190829s1.d Conc. Units: pg/uL

ANALYTE	CURVE TYPE	AVE RRF	RRF	MIN RRF	CALC AMOUNT	SPIKE AMOUNT	%REC	%REC LIMITS
PCB-58	AveID	1.321	1.217		46.0	50.0	92	70-130
PCB-100	AveID	0.9806	0.9104		92.8	100	93	70-130
PCB-93	AveID	0.9806	0.9104		92.8	100	93	70-130
PCB-93/100	AveID	0.9806	0.9104		92.8	100	93	70-130
PCB-67	AveID	1.394	1.262		45.3	50.0	91	70-130
PCB-102	AveID	0.9888	0.9486		95.9	100	96	70-130
PCB-98	AveID	0.9888	0.9486		95.9	100	96	70-130
PCB-98/102	AveID	0.9888	0.9486		95.9	100	96	70-130
PCB-63	AveID	1.468	1.342		45.7	50.0	91	70-130
PCB-88	AveID	1.005	0.9312		92.6	100	93	70-130
PCB-88/91	AveID	1.005	0.9312		92.6	100	93	70-130
PCB-91	AveID	1.005	0.9312		92.6	100	93	70-130
PCB-61	AveID	1.357	1.210		178	200	89	70-130
PCB-61/70/74/76	AveID	1.357	1.210		178	200	89	70-130
PCB-70	AveID	1.357	1.210		178	200	89	70-130
PCB-74	AveID	1.357	1.210		178	200	89	70-130
PCB-76	AveID	1.357	1.210		178	200	89	70-130
PCB-84	AveID	0.8601	0.7945		46.2	50.0	92	70-130
PCB-66	AveID	1.280	1.175		45.9	50.0	92	70-130
PCB-55	AveID	1.295	1.195		46.1	50.0	92	70-130
PCB-89	AveID	0.8936	0.8549		47.8	50.0	96	70-130
PCB-56	AveID	1.267	1.148		45.3	50.0	91	70-130
PCB-121	AveID	1.397	1.294		46.3	50.0	93	70-130
PCB-60	AveID	1.329	1.198		45.1	50.0	90	70-130
PCB-92	AveID	0.9532	0.8984		47.1	50.0	94	70-130
PCB-80	AveID	1.469	1.344		45.7	50.0	91	70-130
PCB-155	AveID	1.303	1.201		46.1	50.0	92	70-130
PCB-152	AveID	1.256	1.123		44.7	50.0	89	70-130
PCB-101	AveID	1.137	1.061		140	150	93	70-130
PCB-113	AveID	1.137	1.061		140	150	93	70-130
PCB-90	AveID	1.137	1.061		140	150	93	70-130
PCB-90/101/113	AveID	1.137	1.061		140	150	93	70-130
PCB-150	AveID	1.237	1.145		46.3	50.0	93	70-130
PCB-136	AveID	1.156	1.061		45.9	50.0	92	70-130
PCB-83	AveID	0.9393	0.8910		94.9	100	95	70-130
PCB-83/99	AveID	0.9393	0.8910		94.9	100	95	70-130
PCB-99	AveID	0.9393	0.8910		94.9	100	95	70-130
PCB-112	AveID	1.367	1.310		47.9	50.0	96	70-130
PCB-145	AveID	1.191	1.094		45.9	50.0	92	70-130
PCB-109	AveID	1.196	1.073		269	300	90	70-130
PCB-119	AveID	1.196	1.073		269	300	90	70-130

FORM VII
HI-RES PCBS CONTINUING CALIBRATION DATA

Lab Name: Eurofins TestAmerica, Knoxville Job No.: 580-88125-2

SDG No.:

Lab Sample ID: WDMCCV 140-33136/1 Calibration Date: 08/29/2019 14:10

Instrument ID: D3D Calib Start Date: 08/21/2019 13:37

GC Column: SPB-Octyl ID: 0.25(mm) Calib End Date: 08/21/2019 19:05

Lab File ID: d4190829s1.d Conc. Units: pg/uL

ANALYTE	CURVE TYPE	AVE RRF	RRF	MIN RRF	CALC AMOUNT	SPIKE AMOUNT	%REC	%REC LIMITS
PCB-125	AveID	1.196	1.073		269	300	90	70-130
PCB-79	AveID	1.542	1.382		44.8	50.0	90	70-130
PCB-86	AveID	1.196	1.073		269	300	90	70-130
PCB-86/87/97/109/119/125	AveID	1.196	1.073		269	300	90	70-130
PCB-87	AveID	1.196	1.073		269	300	90	70-130
PCB-97	AveID	1.196	1.073		269	300	90	70-130
PCB-78	AveID	1.315	1.151		43.8	50.0	88	70-130
PCB-116	AveID	1.213	1.134		140	150	93	70-130
PCB-117	AveID	1.213	1.134		140	150	93	70-130
PCB-85	AveID	1.213	1.134		140	150	93	70-130
PCB-85/116/117	AveID	1.213	1.134		140	150	93	70-130
PCB-110	AveID	1.351	1.264		93.5	100	94	70-130
PCB-110/115	AveID	1.351	1.264		93.5	100	94	70-130
PCB-115	AveID	1.351	1.264		93.5	100	94	70-130
PCB-81	AveID	1.321	1.211		45.8	50.0	92	70-130
PCB-82	AveID	0.8675	0.8126		46.8	50.0	94	70-130
PCB-148	AveID	0.8982	0.8178		45.5	50.0	91	70-130
PCB-77	AveID	1.331	1.223		46.0	50.0	92	70-130
PCB-111	AveID	1.426	1.355		47.5	50.0	95	70-130
PCB-135	AveID	0.8691	0.7858		90.4	100	90	70-130
PCB-135/151	AveID	0.8691	0.7858		90.4	100	90	70-130
PCB-151	AveID	0.8691	0.7858		90.4	100	90	70-130
PCB-120	AveID	1.491	1.362		45.7	50.0	91	70-130
PCB-154	AveID	1.018	0.9133		44.9	50.0	90	70-130
PCB-144	AveID	0.9185	0.8284		45.1	50.0	90	70-130
PCB-147	AveID	0.9747	0.8582		88.0	100	88	70-130
PCB-147/149	AveID	0.9747	0.8582		88.0	100	88	70-130
PCB-149	AveID	0.9747	0.8582		88.0	100	88	70-130
PCB-134	AveID	0.8518	0.7515		88.2	100	88	70-130
PCB-134/143	AveID	0.8518	0.7515		88.2	100	88	70-130
PCB-143	AveID	0.8518	0.7515		88.2	100	88	70-130
PCB-108	AveID	1.255	1.098		87.5	100	88	70-130
PCB-108/124	AveID	1.255	1.098		87.5	100	88	70-130
PCB-124	AveID	1.255	1.098		87.5	100	88	70-130
PCB-139	AveID	1.000	0.8593		86.0	100	86	70-130
PCB-139/140	AveID	1.000	0.8593		86.0	100	86	70-130
PCB-140	AveID	1.000	0.8593		86.0	100	86	70-130
PCB-107	AveID	1.358	1.202		44.3	50.0	89	70-130
PCB-131	AveID	0.8584	0.7431		43.3	50.0	87	70-130
PCB-123	AveID	1.341	1.221		45.5	50.0	91	70-130
PCB-106	AveID	1.275	1.125		44.1	50.0	88	70-130

FORM VII
HI-RES PCBS CONTINUING CALIBRATION DATA

Lab Name: Eurofins TestAmerica, Knoxville Job No.: 580-88125-2

SDG No.:

Lab Sample ID: WDMCCV 140-33136/1 Calibration Date: 08/29/2019 14:10

Instrument ID: D3D Calib Start Date: 08/21/2019 13:37

GC Column: SPB-Octyl ID: 0.25(mm) Calib End Date: 08/21/2019 19:05

Lab File ID: d4190829s1.d Conc. Units: pg/uL

ANALYTE	CURVE TYPE	AVE RRF	RRF	MIN RRF	CALC AMOUNT	SPIKE AMOUNT	%REC	%REC LIMITS
PCB-142	AveID	0.8597	0.7644		44.5	50.0	89	70-130
PCB-118	AveID	1.289	1.153		44.7	50.0	89	70-130
PCB-132	AveID	0.8801	0.7748		44.0	50.0	88	70-130
PCB-122	AveID	1.161	1.047		45.1	50.0	90	70-130
PCB-114	AveID	1.405	1.235		43.9	50.0	88	70-130
PCB-188	AveID	1.250	1.169		46.8	50.0	94	70-130
PCB-133	AveID	0.9064	0.7981		44.0	50.0	88	70-130
PCB-179	AveID	1.415	1.352		47.8	50.0	96	70-130
PCB-165	AveID	1.121	0.995		44.4	50.0	89	70-130
PCB-105	AveID	1.289	1.152		44.7	50.0	89	70-130
PCB-146	AveID	1.008	0.8851		43.9	50.0	88	70-130
PCB-161	AveID	1.337	1.131		42.3	50.0	85	70-130
PCB-184	AveID	1.419	1.357		47.8	50.0	96	70-130
PCB-176	AveID	1.521	1.472		48.4	50.0	97	70-130
PCB-153	AveID	1.221	1.063		87.1	100	87	70-130
PCB-153/168	AveID	1.221	1.063		87.1	100	87	70-130
PCB-168	AveID	1.221	1.063		87.1	100	87	70-130
PCB-141	AveID	0.9608	0.8403		43.7	50.0	87	70-130
PCB-186	AveID	1.435	1.389		48.4	50.0	97	70-130
PCB-130	AveID	0.8274	0.7277		44.0	50.0	88	70-130
PCB-127	AveID	1.284	1.166		45.4	50.0	91	70-130
PCB-137	AveID	1.058	0.9303		44.0	50.0	88	70-130
PCB-164	AveID	1.253	1.085		43.3	50.0	87	70-130
PCB-129	AveID	1.084	0.9445		174	200	87	70-130
PCB-129/138/160/163	AveID	1.084	0.9445		174	200	87	70-130
PCB-138	AveID	1.084	0.9445		174	200	87	70-130
PCB-160	AveID	1.084	0.9445		174	200	87	70-130
PCB-163	AveID	1.084	0.9445		174	200	87	70-130
PCB-158	AveID	1.386	1.202		43.4	50.0	87	70-130
PCB-178	AveID	1.023	0.9835		48.1	50.0	96	70-130
PCB-175	AveID	1.069	1.035		48.4	50.0	97	70-130
PCB-126	AveID	1.342	1.186		44.2	50.0	88	70-130
PCB-128	AveID	1.116	0.9755		87.4	100	87	70-130
PCB-128/166	AveID	1.116	0.9755		87.4	100	87	70-130
PCB-166	AveID	1.116	0.9755		87.4	100	87	70-130
PCB-187	AveID	1.111	1.093		49.2	50.0	98	70-130
PCB-182	AveID	1.148	1.131		49.3	50.0	99	70-130
PCB-183	AveID	1.137	1.099		96.7	100	97	70-130
PCB-183/185	AveID	1.137	1.099		96.7	100	97	70-130
PCB-185	AveID	1.137	1.099		96.7	100	97	70-130
PCB-174	AveID	0.9547	0.9526		49.9	50.0	100	70-130

FORM VII
HI-RES PCBS CONTINUING CALIBRATION DATA

Lab Name: Eurofins TestAmerica, Knoxville Job No.: 580-88125-2

SDG No.:

Lab Sample ID: WDMCCV 140-33136/1 Calibration Date: 08/29/2019 14:10

Instrument ID: D3D Calib Start Date: 08/21/2019 13:37

GC Column: SPB-Octyl ID: 0.25(mm) Calib End Date: 08/21/2019 19:05

Lab File ID: d4190829s1.d Conc. Units: pg/uL

ANALYTE	CURVE TYPE	AVE RRF	RRF	MIN RRF	CALC AMOUNT	SPIKE AMOUNT	%REC	%REC LIMITS
PCB-159	AveID	1.318	1.165		44.2	50.0	88	70-130
PCB-162	AveID	1.362	1.218		44.7	50.0	89	70-130
PCB-177	AveID	0.9426	0.9317		49.4	50.0	99	70-130
PCB-202	AveID	1.053	0.9640		45.8	50.0	92	70-130
PCB-167	AveID	1.336	1.224		45.8	50.0	92	70-130
PCB-181	AveID	1.107	1.096		49.5	50.0	99	70-130
PCB-171	AveID	0.9603	0.9527		99.2	100	99	70-130
PCB-171/173	AveID	0.9603	0.9527		99.2	100	99	70-130
PCB-173	AveID	0.9603	0.9527		99.2	100	99	70-130
PCB-201	AveID	1.186	1.090		45.9	50.0	92	70-130
PCB-156	AveID	1.276	1.170		91.7	100	92	70-130
PCB-156/157	AveID	1.276	1.170		91.7	100	92	70-130
PCB-157	AveID	1.276	1.170		91.7	100	92	70-130
PCB-204	AveID	1.101	1.021		46.4	50.0	93	70-130
PCB-197	AveID	1.205	1.112		46.1	50.0	92	70-130
PCB-200	AveID	1.126	1.041		46.2	50.0	92	70-130
PCB-172	AveID	0.9918	0.9751		49.2	50.0	98	70-130
PCB-192	AveID	1.290	1.304		50.5	50.0	101	70-130
PCB-180	AveID	1.229	1.218		99.1	100	99	70-130
PCB-180/193	AveID	1.229	1.218		99.1	100	99	70-130
PCB-193	AveID	1.229	1.218		99.1	100	99	70-130
PCB-191	AveID	1.385	1.363		49.2	50.0	98	70-130
PCB-170	AveID	1.270	1.298		51.1	50.0	102	70-130
PCB-190	AveID	1.377	1.361		49.4	50.0	99	70-130
PCB-169	AveID	1.283	1.173		45.7	50.0	91	70-130
PCB-198	AveID	0.8183	0.7277		88.9	100	89	70-130
PCB-198/199	AveID	0.8183	0.7277		88.9	100	89	70-130
PCB-199	AveID	0.8183	0.7277		88.9	100	89	70-130
PCB-196	AveID	0.8748	0.7699		44.0	50.0	88	70-130
PCB-203	AveID	0.9219	0.8217		44.6	50.0	89	70-130
PCB-208	AveID	1.157	1.061		45.9	50.0	92	70-130
PCB-195	AveID	0.7839	0.7826		49.9	50.0	100	70-130
PCB-189	AveID	1.280	1.199		46.8	50.0	94	70-130
PCB-207	AveID	1.396	1.297		46.5	50.0	93	70-130
PCB-194	AveID	0.9282	0.8688		46.8	50.0	94	70-130
PCB-205	AveID	1.234	1.143		46.3	50.0	93	70-130
PCB-206	AveID	1.193	1.089		45.7	50.0	91	70-130
PCB-209	AveID	1.246	1.175		47.2	50.0	94	70-130
PCB-1L	Ave	1.314	1.365		104	100	104	50-150
PCB-3L	Ave	1.362	1.444		106	100	106	50-150
PCB-4L	Ave	0.5996	0.5978		99.7	100	100	50-150

FORM VII
HI-RES PCBS CONTINUING CALIBRATION DATA

Lab Name: Eurofins TestAmerica, Knoxville Job No.: 580-88125-2

SDG No.:

Lab Sample ID: WDMCCV 140-33136/1 Calibration Date: 08/29/2019 14:10

Instrument ID: D3D Calib Start Date: 08/21/2019 13:37

GC Column: SPB-Octyl ID: 0.25(mm) Calib End Date: 08/21/2019 19:05

Lab File ID: d4190829s1.d Conc. Units: pg/uL

ANALYTE	CURVE TYPE	AVE RRF	RRF	MIN RRF	CALC AMOUNT	SPIKE AMOUNT	%REC	%REC LIMITS
PCB-19L	Ave	0.6095	0.6155		101	100	101	50-150
PCB-15L	Ave	1.028	1.043		101	100	101	50-150
PCB-54L	Ave	0.6515	0.7723		119	100	119	50-150
PCB-104L	Ave	1.116	1.223		110	100	110	50-150
PCB-37L	Ave	0.9024	0.9113		101	100	101	50-150
PCB-155L	Ave	0.9499	1.092		115	100	115	50-150
PCB-81L	Ave	1.233	1.279		104	100	104	50-150
PCB-77L	Ave	1.252	1.303		104	100	104	50-150
PCB-123L	Ave	0.9909	0.9775		98.6	100	99	50-150
PCB-118L	Ave	1.026	1.041		101	100	101	50-150
PCB-114L	Ave	1.003	1.001		99.8	100	100	50-150
PCB-188L	Ave	1.316	1.318		100	100	100	50-150
PCB-105L	Ave	1.001	0.9887		98.7	100	99	50-150
PCB-126L	Ave	0.9020	0.9511		105	100	105	50-150
PCB-202L	Ave	1.006	1.056		105	100	105	50-150
PCB-167L	Ave	1.254	1.285		102	100	102	50-150
PCB-156L	Ave	1.229	1.270		207	200	103	50-150
PCB-156L/157L	Ave	1.229	1.270		207	200	103	50-150
PCB-157L	Ave	1.229	1.270		207	200	103	50-150
PCB-170L	Ave	0.8357	0.7870		94.2	100	94	50-150
PCB-169L	Ave	1.088	1.212		111	100	111	50-150
PCB-208L	Ave	1.138	1.130		99.3	100	99	50-150
PCB-189L	Ave	1.467	1.399		95.4	100	95	50-150
PCB-205L	Ave	1.287	1.224		95.1	100	95	50-150
PCB-206L	Ave	0.8938	0.8337		93.3	100	93	50-150
PCB-209L	Ave	0.9809	0.8755		89.3	100	89	50-150
PCB-8L	AveID	1.309	1.166		44.6	50.0	89	50-150
PCB-28L	Ave	1.098	1.035		47.2	50.0	94	60-130
PCB-95L	AveID	0.7770	0.7287		46.9	50.0	94	50-150
PCB-79L	AveID	1.124	1.042		46.3	50.0	93	50-150
PCB-111L	Ave	1.218	1.288		52.9	50.0	106	60-130
PCB-153L	AveID	0.9597	0.8188		42.7	50.0	85	50-150
PCB-178L	Ave	0.9222	0.9530		51.7	50.0	103	60-130

Resolution Check Report (DFS SN: 343)

eurofins | Environment Testing TestAmerica

Date:	29 Aug 2019 13:52
MID Experiment:	ResCheck_pcb
Target Resolution:	10000
Resolution Warning :	9500
Resolution Error :	9000
Reference:	FC43KnxPCB.lua
Status:	RESOLUTION PASSED

_190829s1a

Segment 1

Lock mass 168.9883 [m/z] Resolution: 12285 [5%height]

Cali. mass 263.9866 [m/z] Resolution: 11432 [5%height]

Ref. mass 213.9897 [m/z] Resolution: 11903 [5%height]

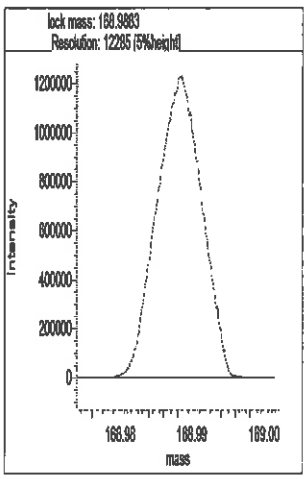

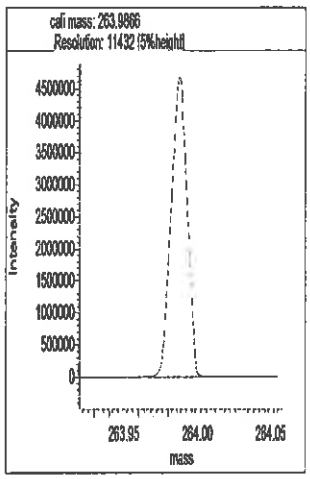



Segment 2

Lock mass 263.9866 [m/z] Resolution: 12284 [5%height]

Cali. mass 375.9802 [m/z] Resolution: 11445 [5%height]

Ref. mass 313.9834 [m/z] Resolution: 11813 [5%height]

Ref. mass 313.9834 [m/z] Resolution: 11806 [5%height]

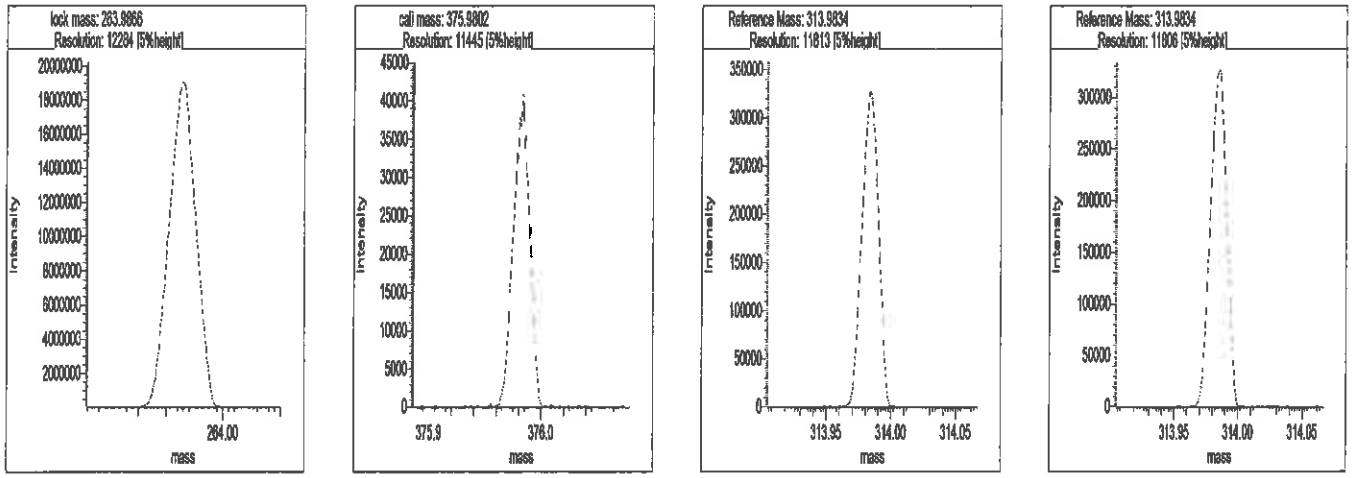

Segment 3

Lock mass 313.9834 [m/z] Resolution: 12188 [5%height]

Cali. mass 413.9770 [m/z] Resolution: 11621 [5%height]

Ref. mass 375.9802 [m/z] Resolution: 11730 [5%height]

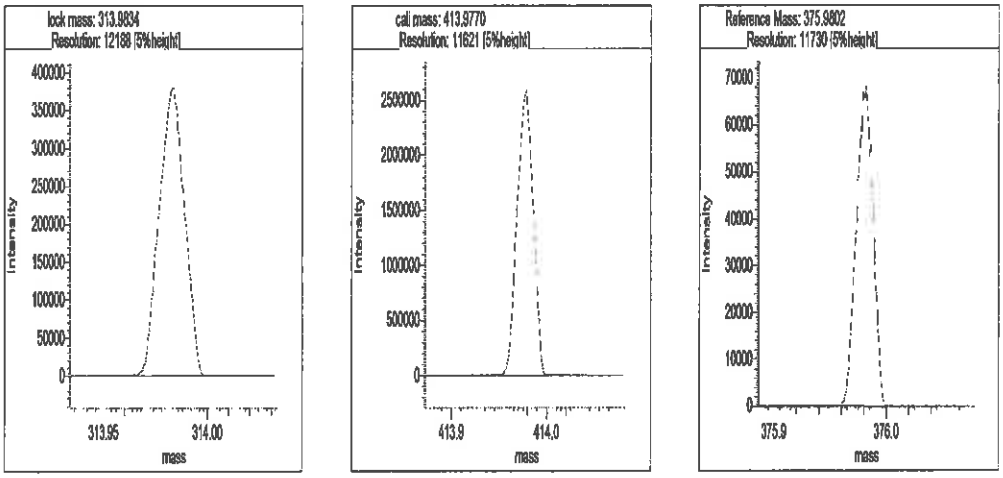

Segment 4

Lock mass 413.9775 [m/z] Resolution: 11943 [5%height]

Cali. mass 501.9706 [m/z] Resolution: 11798 [5%height]

Ref. mass 463.9738 [m/z] Resolution: 11884 [5%height]

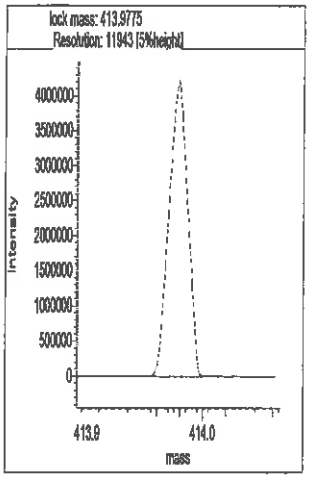
lock mass: 413.9775
Resolution: 11943 [5%height]
Intensity
4000000
3500000
3000000
2500000
2000000
1500000
1000000
500000
0
413.9
414.0
mass

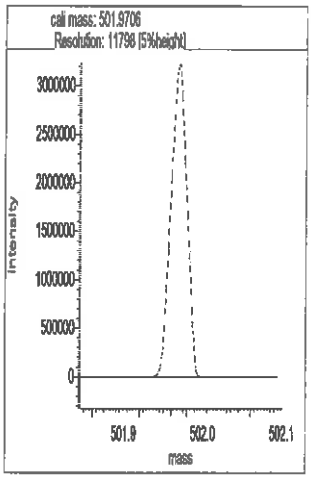
cal mass: 501.9706
Resolution: 11798 [5%height]
Intensity
3000000
2500000
2000000
1500000
1000000
500000
0
501.9
502.0
502.1
mass

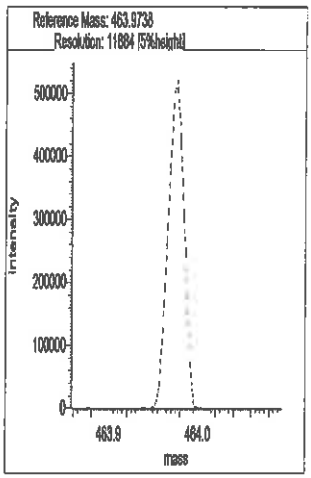
Reference Mass: 463.9738
Resolution: 11884 [5%height]
Intensity
500000
400000
300000
200000
100000
0
463.9
464.0
mass

Reports

```
14:03:04:  Peak matching procedure started
14:03:04:
14:03:05:  Reference mass: 168.98827
14:03:05:  Sample mass: 214.0
14:03:06:
14:03:06:  Finding reference mass
14:03:08:  Finding sample mass
14:03:08:
14:03:14:  [1]    213.9891 amu, mean: 213.9891
14:03:16:  [2]    213.9892 amu, mean: 213.9891     SD: 0.10 mmu or: 0.46 ppm
14:03:20:  [3]    213.9890 amu, mean: 213.9891     SD: 0.09 mmu or: 0.44 ppm
14:03:23:  [4]    213.9891 amu, mean: 213.9891     SD: 0.08 mmu or: 0.36 ppm
14:03:24:
14:03:24:  Stop requested. Please wait for procedure to finish.
14:03:24:
```

Signature MM/ID 8/29/19

```
Reports
14:03:53:  Peak matching procedure started
14:03:53:
14:03:53:  Reference mass: 213.98975
14:03:54:  Sample mass: 264.0
14:03:55:
14:03:55:  Finding reference mass
14:03:56:  Finding sample mass
14:03:57:
14:04:02:  [1]   263.9861 amu, mean: 263.9861
14:04:05:  [2]   263.9862 amu, mean: 263.9862     SD: 0.06 mmu or: 0.24 ppm
14:04:09:  [3]   263.9860 amu, mean: 263.9861     SD: 0.09 mmu or: 0.32 ppm
14:04:12:  [4]   263.9866 amu, mean: 263.9862     SD: 0.24 mmu or: 0.91 ppm
14:04:12:
14:04:12:  Stop requested. Please wait for procedure to finish.
14:04:12:
```

Signature MM/DD 8/29/19

```
Reports
14:04:43:  Peak matching procedure started
14:04:43:
14:04:44:  Reference mass: 263.98656
14:04:44:  Sample mass: 314.0
14:04:45:
14:04:45:  Finding reference mass
14:04:46:  Finding sample mass
14:04:47:
14:04:52:  [1]   313.9833 amu, mean: 313.9833
14:04:55:  [2]   313.9832 amu, mean: 313.9832     SD: 0.05 mmu or: 0.17 ppm
14:04:59:  [3]   313.9830 amu, mean: 313.9832     SD: 0.16 mmu or: 0.53 ppm
14:05:02:  [4]   313.9833 amu, mean: 313.9832     SD: 0.16 mmu or: 0.51 ppm
14:05:02:
14:05:02:  Stop requested. Please wait for procedure to finish.
14:05:02:
```

Signature MM/DD 8/29/19

Reports

```
14:05:29:  Peak matching procedure started
14:05:29:
14:05:30:  Reference mass: 313.98336
14:05:30:  Sample mass: 376.0
14:05:31:
14:05:31:  Finding reference mass
14:05:32:  Finding sample mass
14:05:33:
14:05:39:  [1]    375.9799 amu, mean: 375.9799
14:05:42:  [2]    375.9796 amu, mean: 375.9798      SD: 0.21 mmu or: 0.57 ppm
14:05:45:  [3]    375.9795 amu, mean: 375.9797      SD: 0.20 mmu or: 0.52 ppm
14:05:48:  [4]    375.9793 amu, mean: 375.9796      SD: 0.25 mmu or: 0.66 ppm
14:05:48:
14:05:48:  Stop requested. Please wait for procedure to finish.
14:05:48:
```

Signature MM/DB 8/29/19

```
Reports
14:05:29:  Peak matching procedure started
14:05:29:
14:05:30:  Reference mass: 313.98336
14:05:30:  Sample mass: 376.0
14:05:31:
14:05:31:  Finding reference mass
14:05:32:  Finding sample mass
14:05:33:
14:05:39:  [1]    375.9799 amu, mean: 375.9799
14:05:42:  [2]    375.9796 amu, mean: 375.9798     SD: 0.21 mmu or: 0.57 ppm
14:05:45:  [3]    375.9795 amu, mean: 375.9797     SD: 0.20 mmu or: 0.52 ppm
14:05:48:  [4]    375.9793 amu, mean: 375.9796     SD: 0.25 mmu or: 0.66 ppm
14:05:48:
14:05:48:  Stop requested. Please wait for procedure to finish.
14:05:48:
```

Signature MM/DD 8/29/19

Reports
14:06:16: Peak matching procedure started
14:06:16:
14:06:17: Reference mass: 375.98017
14:06:17: Sample mass: 414.0
14:06:18:
14:06:18: Finding reference mass
14:06:19: Finding sample mass
14:06:20:
14:06:25: [1] 413.9770 amu, mean: 413.9770
14:06:28: [2] 413.9769 amu, mean: 413.9769 SD: 0.07 mmu or: 0.17 ppm
14:06:32: [3] 413.9768 amu, mean: 413.9769 SD: 0.10 mmu or: 0.24 ppm
14:06:35: [4] 413.9763 amu, mean: 413.9767 SD: 0.28 mmu or: 0.67 ppm
14:06:35:
14:06:35: Stop requested. Please wait for procedure to finish.
14:06:35:

Signature 8/29/19

Reports

```
14:07:07:  Peak matching procedure started
14:07:07:
14:07:08:  Reference mass: 413.97698
14:07:08:  Sample mass: 464.0
14:07:09:
14:07:09:  Finding reference mass
14:07:10:  Finding sample mass
14:07:11:
14:07:17:  [1]   463.9721 amu, mean: 463.9721
14:07:20:  [2]   463.9723 amu, mean: 463.9722     SD: 0.16 mmu or: 0.34 ppm
14:07:23:  [3]   463.9730 amu, mean: 463.9725     SD: 0.47 mmu or: 1.02 ppm
14:07:26:  [4]   463.9730 amu, mean: 463.9726     SD: 0.46 mmu or: 1.00 ppm
14:07:26:
14:07:26:  Stop requested. Please wait for procedure to finish.
14:07:26:
```

Signature MM/DD 8/29/19

```
Reports
14:07:56:  Peak matching procedure started
14:07:56:
14:07:57:  Reference mass: 463.97378
14:07:57:  Sample mass: 502.0
14:07:58:
14:07:58:  Finding reference mass
14:07:59:  Finding sample mass
14:08:00:
14:08:05:  [1]    501.9704 amu, mean: 501.9704
14:08:09:  [2]    501.9702 amu, mean: 501.9703     SD: 0.12 mmu or: 0.24 ppm
14:08:12:  [3]    501.9703 amu, mean: 501.9703     SD: 0.09 mmu or: 0.18 ppm
14:08:15:  [4]    501.9708 amu, mean: 501.9704     SD: 0.27 mmu or: 0.55 ppm
14:08:15:
14:08:15:  Stop requested. Please wait for procedure to finish.
14:08:15:
```

Signature MM/DD 8/29/19

Resolution Check Report (DFS SN: 343)

eurofins | Environment Testing TestAmerica

Date:	30 Aug 2019 00:51
MID Experiment:	ResCheck_pcb
Target Resolution:	10000
Resolution Warning :	9500
Resolution Error :	9000
Reference:	FC43KnxPCB.lua
Status:	RESOLUTION PASSED

Segment 1

Lock mass 168.9883 [m/z] Resolution: 14166 [5%height]
Cali. mass 263.9866 [m/z] Resolution: 12731 [5%height]
Ref. mass 213.9897 [m/z] Resolution: 13418 [5%height]

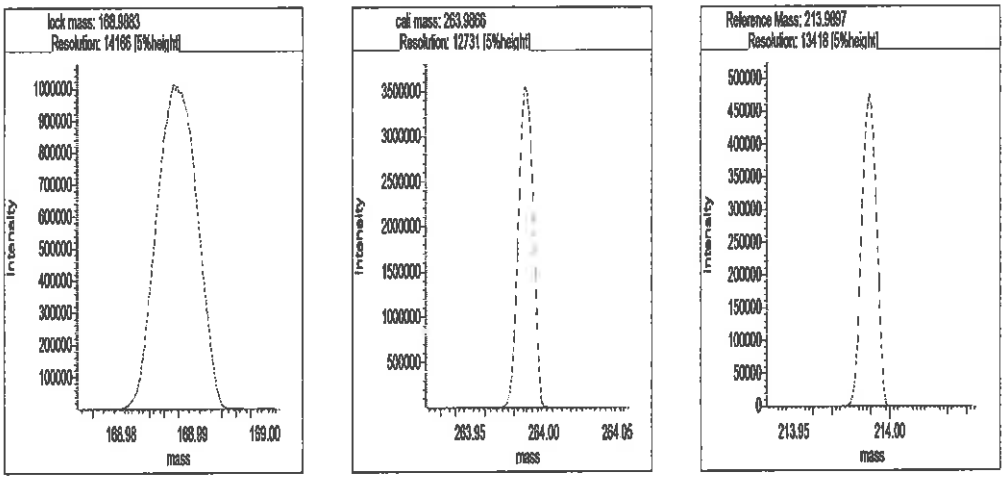

Segment 2

Lock mass 263.9866 [m/z] Resolution: 13928 [5%height]
Cali. mass 375.9802 [m/z] Resolution: 13393 [5%height]
Ref. mass 313.9834 [m/z] Resolution: 13097 [5%height]
Ref. mass 313.9834 [m/z] Resolution: 13224 [5%height]

_190829s1b

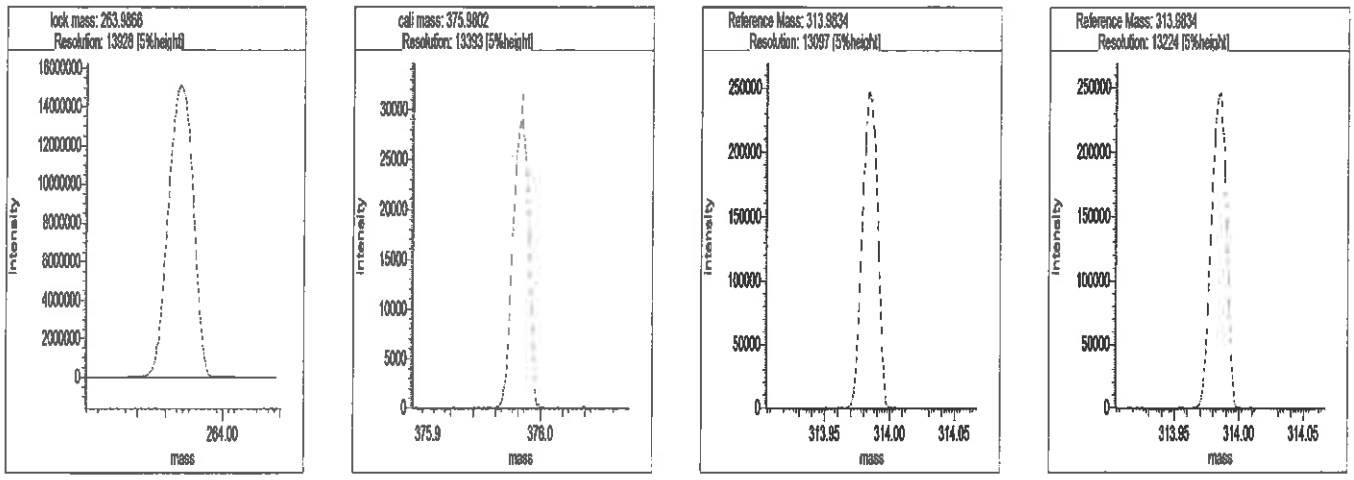

Segment 3

Lock mass 313.9834 [m/z] Resolution: 13840 [5%height]

Cali. mass 413.9770 [m/z] Resolution: 12942 [5%height]

Ref. mass 375.9802 [m/z] Resolution: 13261 [5%height]

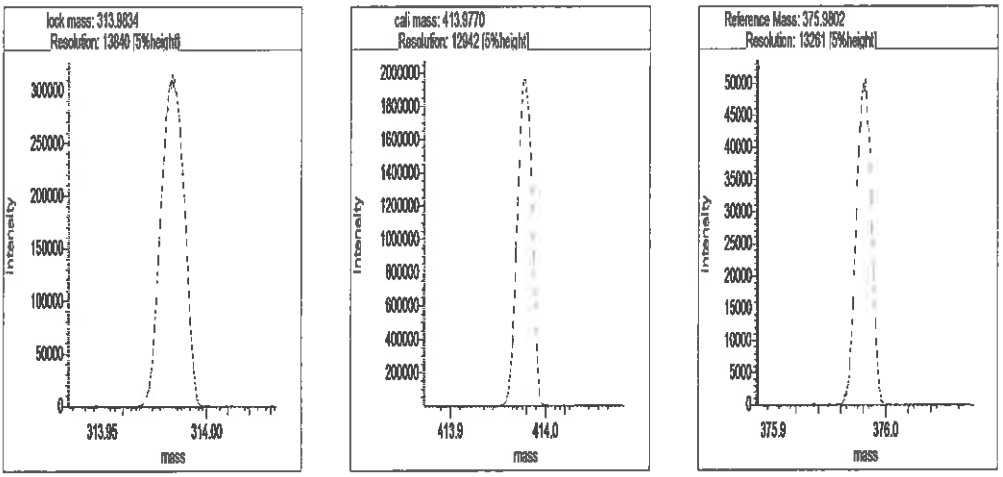

Segment 4

Lock mass 413.9775 [m/z] Resolution: 13998 [5%height]

Cali. mass 501.9706 [m/z] Resolution: 13232 [5%height]

Ref. mass 463.9738 [m/z] Resolution: 13510 [5%height]

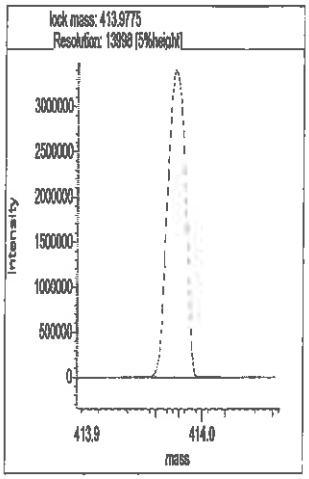
lock mass: 413.9775
Resolution: 13998 [5%height]
Intensity
3000000
2500000
2000000
1500000
1000000
500000
0
413.9
414.0
mass

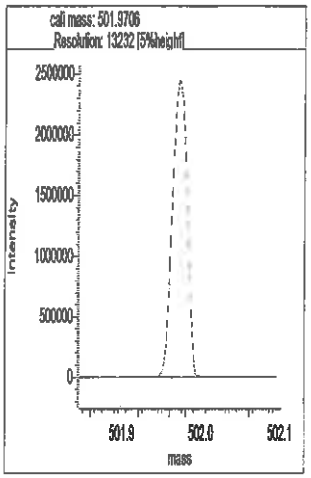
cali mass: 501.9706
Resolution: 13232 [5%height]
Intensity
2500000
2000000
1500000
1000000
500000
0
501.9
502.0
502.1
mass


Reference Mass: 463.9738
Resolution: 13510 [5%height]
Intensity
400000
350000
300000
250000
200000
150000
100000
50000
0
463.9
464.0
mass

Reports

```
01:00:45:  Peak matching procedure started
01:00:46:
01:00:46:  Reference mass: 168.98827
01:00:47:  Sample mass: 214.0
01:00:47:
01:00:48:  Finding reference mass
01:00:49:  Finding sample mass
01:00:49:
01:00:55:  [1]    213.9892 amu, mean: 213.9892
01:00:58:  [2]    213.9894 amu, mean: 213.9893      SD: 0.19 mmu or: 0.91 ppm
01:01:01:  [3]    213.9896 amu, mean: 213.9894      SD: 0.20 mmu or: 0.95 ppm
01:01:04:  [4]    213.9895 amu, mean: 213.9894      SD: 0.18 mmu or: 0.84 ppm
01:01:05:
01:01:05:  Stop requested. Please wait for procedure to finish.
01:01:05:
01:01:07:
01:01:08:  Peakmatching stopped
```

Signature LK 8-30-19

```
Reports
01:01:44:  Peak matching procedure started
01:01:44:
01:01:45:  Reference mass: 213.98975
01:01:45:  Sample mass: 264.0
01:01:46:
01:01:46:  Finding reference mass
01:01:47:  Finding sample mass
01:01:48:
01:01:54:  [1]   263.9862 amu, mean: 263.9862
01:01:57:  [2]   263.9860 amu, mean: 263.9861     SD: 0.11 mmu or: 0.40 ppm
01:02:00:  [3]   263.9860 amu, mean: 263.9861     SD: 0.09 mmu or: 0.35 ppm
01:02:03:  [4]   263.9860 amu, mean: 263.9860     SD: 0.09 mmu or: 0.33 ppm
01:02:03:
01:02:03:  Stop requested. Please wait for procedure to finish.
01:02:03:
01:02:07:
01:02:07:  Peakmatching stopped
```

Signature Lwh 8-30-19

Reports

```
01:02:48:  Peak matching procedure started
01:02:48:
01:02:49:  Reference mass: 263.98656
01:02:49:  Sample mass: 314.0
01:02:50:
01:02:50:  Finding reference mass
01:02:51:  Finding sample mass
01:02:52:
01:02:57:  [1]    313.9828 amu, mean: 313.9828
01:03:00:  [2]    313.9825 amu, mean: 313.9826      SD: 0.19 mmu or: 0.61 ppm
01:03:04:  [3]    313.9825 amu, mean: 313.9826      SD: 0.15 mmu or: 0.48 ppm
01:03:07:  [4]    313.9820 amu, mean: 313.9824      SD: 0.30 mmu or: 0.95 ppm
01:03:08:
01:03:08:  Stop requested. Please wait for procedure to finish.
01:03:08:
01:03:10:
01:03:11:  Peakmatching stopped
```

Signature 8-30-19

```
Reports
01:03:59:  Peak matching procedure started
01:04:00:
01:04:00:  Reference mass: 313.98336
01:04:01:  Sample mass: 376.0
01:04:01:
01:04:02:  Finding reference mass
01:04:03:  Finding sample mass
01:04:03:
01:04:09:  [1]    375.9796 amu, mean: 375.9796
01:04:12:  [2]    375.9798 amu, mean: 375.9797      SD: 0.13 mmu or: 0.34 ppm
01:04:15:  [3]    375.9798 amu, mean: 375.9797      SD: 0.09 mmu or: 0.25 ppm
01:04:18:  [4]    375.9798 amu, mean: 375.9797      SD: 0.08 mmu or: 0.22 ppm
01:04:19:
01:04:19:  Stop requested. Please wait for procedure to finish.
01:04:19:
01:04:21:
01:04:22:  Peakmatching stopped
```

Signature 8-30-19

```
Reports
01:03:59:  Peak matching procedure started
01:04:00:
01:04:00:  Reference mass: 313.98336
01:04:01:  Sample mass: 376.0
01:04:01:
01:04:02:  Finding reference mass
01:04:03:  Finding sample mass
01:04:03:
01:04:09:  [1]    375.9796 amu, mean: 375.9796
01:04:12:  [2]    375.9798 amu, mean: 375.9797     SD: 0.13 mmu or: 0.34 ppm
01:04:15:  [3]    375.9798 amu, mean: 375.9797     SD: 0.09 mmu or: 0.25 ppm
01:04:18:  [4]    375.9798 amu, mean: 375.9797     SD: 0.08 mmu or: 0.22 ppm
01:04:19:
01:04:19:  Stop requested. Please wait for procedure to finish.
01:04:19:
01:04:21:
01:04:22:  Peakmatching stopped
```

Signature LM 8-30-19

Reports

```
01:05:10:  Peak matching procedure started
01:05:10:
01:05:11:  Reference mass: 375.98017
01:05:11:  Sample mass: 414.0
01:05:12:
01:05:12:  Finding reference mass
01:05:13:  Finding sample mass
01:05:14:
01:05:19:  [1]    413.9767 amu, mean: 413.9767
01:05:22:  [2]    413.9771 amu, mean: 413.9769      SD: 0.24 mmu or: 0.59 ppm
01:05:25:  [3]    413.9769 amu, mean: 413.9769      SD: 0.17 mmu or: 0.42 ppm
01:05:29:  [4]    413.9770 amu, mean: 413.9769      SD: 0.16 mmu or: 0.37 ppm
01:05:29:
01:05:29:  Stop requested. Please wait for procedure to finish.
01:05:29:
01:05:32:
01:05:33:  Peakmatching stopped
```

Signature 8-30-19

```
Reports
01:06:24:  Peak matching procedure started
01:06:24:
01:06:25:  Reference mass: 413.97698
01:06:25:  Sample mass: 464.0
01:06:26:
01:06:26:  Finding reference mass
01:06:27:  Finding sample mass
01:06:27:
01:06:33:  [1]    463.9727 amu, mean: 463.9727
01:06:36:  [2]    463.9731 amu, mean: 463.9729     SD: 0.27 mmu or: 0.58 ppm
01:06:39:  [3]    463.9737 amu, mean: 463.9732     SD: 0.53 mmu or: 1.15 ppm
01:06:43:  [4]    463.9736 amu, mean: 463.9733     SD: 0.50 mmu or: 1.07 ppm
01:06:43:
01:06:43:  Stop requested. Please wait for procedure to finish.
01:06:43:
01:06:46:
01:06:47:  Peakmatching stopped
```

Signature 8-30-19

```
Reports
01:07:28:  Peak matching procedure started
01:07:29:
01:07:29:  Reference mass: 463.97378
01:07:30:  Sample mass: 502.0
01:07:30:
01:07:31:  Finding reference mass
01:07:32:  Finding sample mass
01:07:32:
01:07:38:  [1]    501.9691 amu, mean: 501.9691
01:07:41:  [2]    501.9692 amu, mean: 501.9692     SD: 0.11 mmu or: 0.21 ppm
01:07:44:  [3]    501.9694 amu, mean: 501.9693     SD: 0.18 mmu or: 0.37 ppm
01:07:47:  [4]    501.9698 amu, mean: 501.9694     SD: 0.32 mmu or: 0.64 ppm
01:07:48:
01:07:48:  Stop requested. Please wait for procedure to finish.
01:07:48:
01:07:51:
01:07:51:  Peakmatching stopped
```

Signature 8-30-19

Eurofins TestAmerica, Knoxville
Target Compound Quantitation Report

Data File: \\chromna\Knoxville\ChromData\D3D\20190829-12906.b\d4190829s1.d
Lims ID: WDMCCV
Client ID:
Sample Type: WDMCCV
Inject. Date: 29-Aug-2019 14:10:00 ALS Bottle#: 0 Worklist Smp#: 1
Injection Vol: 1.0 ul Dil. Factor: 1.0000
Sample Info:
Misc. Info.: 140-0012906-001
Operator ID: Xcalibur_System Instrument ID: D3D
Sublist: chrom-PCBs_D3D*sub1

Method: \\chromna\Knoxville\ChromData\D3D\20190829-12906.b\PCBs_D3D.m
Limit Group: HR - 1668A - ICAL
Last Update: 29-Aug-2019 16:22:32 Calib Date: 21-Aug-2019 19:05:00
Integrator: Picker
Quant Method: Isotopic Dilution Quant By: Initial Calibration
Last ICal File: \\chromna\Knoxville\ChromData\D3D\20190813-12717.b\d4190821i6.d

Column 1 : SPB-Octyl (0.25 mm) Det: F1(11.07 :21.70)
Process Host: CTX1023

First Level Reviewer: davidsonm Date: 29-Aug-2019 15:35:58

Compound	RT (min.)	Area	Ratio	Ical RRF	Amount pg/ul	EMPC pg/ul	Noise EDL	Final EDL	%Rec	Flags
S Total Monochlorobipheny					139.0	139.0	0.1076	0.1076		
D PCB-1L	11:48	2044292	3.15	1.3140	103.8	103.8	0.2154	0.2154	104	
D PCB-3L	13:57	2163113	3.16	1.3615	106.1	106.1	0.2079	0.2079	106	
PCB-1	11:48	1125801	3.18	1.1883	46.3	46.3	0.1050	0.1050	92.69	
PCB-2	13:48	1185030	3.20	1.1911	47.3	47.3	0.1081	0.1081	94.59	
PCB-3	13:58	1189985	3.17	1.2130	45.4	45.4	0.1097	0.1097	90.71	
S Total Dichlorobiphenyls					565.9	565.9	0.0234	0.0234		
D PCB-4L	14:13	895624	1.56	0.5996	99.7	99.7	0.0728	0.0728	99.71	
* PCB-9L	16:11	1498093	1.58	4E+04	100.0	100.0			100	
$ PCB-8L	17:01	716605	1.62	1.3085	44.6	44.6	0.0446	0.0446	89.10	
D PCB-15L	20:05	1562790	1.63	1.0280	101.5	101.5	0.0425	0.0425	101	
PCB-4	14:14	540924	1.61	1.2533	48.2	48.2	0.0333	0.0333	96.38	
PCB-10	14:24	880850	1.61	1.4828	48.3	48.3	0.0240	0.0240	96.66	
PCB-9	16:12	842612	1.60	1.4200	48.3	48.3	0.0251	0.0251	96.55	
PCB-7	16:22	949356	1.61	1.6244	47.5	47.5	0.0219	0.0219	95.09	
PCB-6	16:36	899200	1.61	1.5539	47.1	47.1	0.0229	0.0229	94.15	
PCB-5	16:54	901728	1.61	1.5606	47.0	47.0	0.0228	0.0228	94.01	
PCB-8	17:02	929302	1.60	1.5884	47.6	47.6	0.0224	0.0224	95.20	
PCB-14	18:39	1077706	1.58	1.8738	46.8	46.8	0.0190	0.0190	93.58	
PCB-11	19:29	918267	1.62	1.6347	45.7	45.7	0.0218	0.0218	91.40	
PCB-12	19:48	1879473	1.60	1.6410	93.2	93.2	0.0217	0.0217	93.17	
PCB-13 (C12)	19:48	1879473	1.60	1.6410	93.2	93.2	0.0217	0.0217	93.17	
PCB-15	20:06	1012471	1.58	1.4024	46.2	46.2	0.0221	0.0221	92.39	
S Total Trichlorobiphenyl					1104.4	1104.4	0.1185	0.1185		
D PCB-19L	17:19	508260	1.05	0.6095	101.0	101.0	0.6415	0.6415	101	
* PCB-32L	20:34	825730	1.05	2.2E+04	100.0	100.0			100	
* PCB-31L	22:50	2766616	1.05	6.8E+04	100.0	100.0			100	
$ PCB-28L	23:07	1431838	1.04	1.0975	47.2	47.2	0.1726	0.1726	94.31	
D PCB-37L	27:06	2521188	1.08	0.9024	101.0	101.0	0.2100	0.2100	101	

Compound	RT (min.)	Area	Ratio	Ical RRF	Amount pg/ul	EMPC pg/ul	Noise EDL	Final EDL	%Rec	Flags
PCB-19	17:20	328867	1.08	1.3047	49.6	49.6	0.0201	0.0201	99.18	
PCB-18	19:11	897205	1.11	1.8188	97.1	97.1	0.0144	0.0144	97.06	
PCB-30 (C18)	19:11	897205	1.11	1.8188	97.1	97.1	0.0144	0.0144	97.06	
PCB-17	19:36	384420	1.10	1.5641	48.4	48.4	0.0167	0.0167	96.71	
PCB-27	19:50	534046	1.13	2.1680	48.5	48.5	0.0121	0.0121	96.93	
PCB-24	19:58	504648	1.07	2.1018	47.2	47.2	0.0125	0.0125	94.48	
PCB-16	20:04	298968	1.11	1.2260	48.0	48.0	0.0214	0.0214	95.96	
PCB-32	20:35	568256	1.11	2.3416	47.7	47.7	0.0112	0.0112	95.49	
PCB-34	21:51	1432027	1.06	1.2154	46.7	46.7	0.1871	0.1871	93.47	
PCB-23	22:00	1445232	1.05	1.2675	45.2	45.2	0.1794	0.1794	90.45	
PCB-26	22:19	2952253	1.05	1.3193	88.8	88.8	0.1724	0.1724	88.76	
PCB-29 (C26)	22:19	2952253	1.05	1.3193	88.8	88.8	0.1724	0.1724	88.76	
PCB-25	22:32	1510797	1.04	1.3523	44.3	44.3	0.1682	0.1682	88.63	
PCB-31	22:50	1582112	1.05	1.3809	45.4	45.4	0.1647	0.1647	90.89	
PCB-20	23:09	2897624	1.05	1.3057	88.0	88.0	0.1742	0.1742	88.02	
PCB-28 (C20)	23:09	2897624	1.05	1.3057	88.0	88.0	0.1742	0.1742	88.02	
PCB-21	23:22	3062681	1.05	1.3777	88.2	88.2	0.1651	0.1651	88.18	
PCB-33 (C21)	23:22	3062681	1.05	1.3777	88.2	88.2	0.1651	0.1651	88.18	
PCB-22	23:46	1420157	1.05	1.2430	45.3	45.3	0.1830	0.1830	90.64	
PCB-36	25:20	1576762	1.04	1.3468	46.4	46.4	0.1688	0.1688	92.87	
PCB-39	25:41	1587449	1.05	1.3970	45.1	45.1	0.1628	0.1628	90.14	
PCB-38	26:16	1440596	1.07	1.3177	43.4	43.4	0.1726	0.1726	86.73	
PCB-35	26:43	1394331	1.08	1.2166	45.5	45.5	0.1869	0.1869	90.91	
PCB-37	27:08	1482709	1.06	1.2879	45.7	45.7	0.1766	0.1766	91.32	
S Total Tetrachlorobiphen					1914.5	1914.5	0.1695	0.1695		
D PCB-54L	20:23	637676	0.79	0.6515	118.5	118.5	0.0380	0.0380	119	
* PCB-52L	24:57	1576453	0.78	3.9E+04	100.0	100.0			100	
$ PCB-79L	32:52	1060101	0.79	1.1239	46.3	46.3	0.3430	0.3430	92.67	
D PCB-81L	33:52	2017027	0.80	1.2328	103.8	103.8	0.3581	0.3581	104	
D PCB-77L	34:26	2054235	0.81	1.2523	104.1	104.1	0.3526	0.3526	104	
PCB-54	20:24	360768	0.78	1.2558	45.1	45.1	0.0168	0.0168	90.10	
PCB-50	22:35	1777108	0.79	0.9362	93.3	93.3	0.2179	0.2179	93.25	
PCB-53 (C50)	22:35	1777108	0.79	0.9362	93.3	93.3	0.2179	0.2179	93.25	
PCB-45	23:19	1688880	0.79	0.8850	93.7	93.7	0.2305	0.2305	93.74	M
PCB-51 (C45)	23:19	1688880	0.79	0.8850	93.7	93.7	0.2305	0.2305	93.74	M
PCB-46	23:33	726318	0.79	0.7591	47.0	47.0	0.2687	0.2687	94.01	
PCB-52	24:58	866217	0.78	0.8992	47.3	47.3	0.2268	0.2268	94.64	
PCB-43	25:07	1891836	0.78	0.9993	93.0	93.0	0.2041	0.2041	93.00	M
PCB-73 (C43)	25:07	1891836	0.78	0.9993	93.0	93.0	0.2041	0.2041	93.00	M
PCB-49	25:26	2129989	0.78	1.1366	92.1	92.1	0.1795	0.1795	92.06	M
PCB-69 (C49)	25:26	2129989	0.78	1.1366	92.1	92.1	0.1795	0.1795	92.06	M
PCB-48	25:44	885283	0.78	0.9454	46.0	46.0	0.2157	0.2157	92.00	
PCB-44	26:00	2812219	0.78	1.0323	133.8	133.8	0.1976	0.1976	89.22	
PCB-47 (C44)	26:00	2812219	0.78	1.0323	133.8	133.8	0.1976	0.1976	89.22	
PCB-65 (C44)	26:00	2812219	0.78	1.0323	133.8	133.8	0.1976	0.1976	89.22	
PCB-59	26:17	3679425	0.79	1.3609	132.8	132.8	0.1499	0.1499	88.54	
PCB-62 (C59)	26:17	3679425	0.79	1.3609	132.8	132.8	0.1499	0.1499	88.54	
PCB-75 (C59)	26:17	3679425	0.79	1.3609	132.8	132.8	0.1499	0.1499	88.54	
PCB-42	26:30	814788	0.78	0.8670	46.2	46.2	0.2352	0.2352	92.33	
PCB-40	26:59	2580004	0.79	0.9179	138.1	138.1	0.2222	0.2222	92.05	M
PCB-41 (C40)	26:59	2580004	0.79	0.9179	138.1	138.1	0.2222	0.2222	92.05	M
PCB-71 (C40)	26:59	2580004	0.79	0.9179	138.1	138.1	0.2222	0.2222	92.05	M
PCB-64	27:12	1303181	0.77	1.4164	45.2	45.2	0.1440	0.1440	90.40	
PCB-72	28:03	1237981	0.79	1.3157	46.2	46.2	0.1550	0.1550	92.44	

Compound	RT (min.)	Area	Ratio	Ical RRF	Amount pg/ul	EMPC pg/ul	Noise EDL	Final EDL	%Rec	Flags
PCB-68	28:20	1357647	0.78	1.4782	45.1	45.1	0.1380	0.1380	90.23	
PCB-57	28:45	1192238	0.78	1.2817	45.7	45.7	0.1591	0.1591	91.39	
PCB-58	28:59	1238639	0.79	1.3214	46.0	46.0	0.1544	0.1544	92.10	
PCB-67	29:09	1284771	0.78	1.3944	45.3	45.3	0.1463	0.1463	90.52	
PCB-63	29:25	1365917	0.78	1.4685	45.7	45.7	0.1389	0.1389	91.39	
PCB-61	29:45	4927942	0.78	1.3565	178.5	178.5	0.1504	0.1504	89.23	
PCB-70 (C61)	29:45	4927942	0.78	1.3565	178.5	178.5	0.1504	0.1504	89.23	
PCB-74 (C61)	29:45	4927942	0.78	1.3565	178.5	178.5	0.1504	0.1504	89.23	
PCB-76 (C61)	29:45	4927942	0.78	1.3565	178.5	178.5	0.1504	0.1504	89.23	
PCB-66	30:04	1195851	0.80	1.2800	45.9	45.9	0.1593	0.1593	91.79	
PCB-55	30:14	1215900	0.78	1.2951	46.1	46.1	0.1575	0.1575	92.24	
PCB-56	30:45	1168829	0.78	1.2671	45.3	45.3	0.1610	0.1610	90.63	
PCB-60	30:57	1219559	0.76	1.3288	45.1	45.1	0.1535	0.1535	90.17	
PCB-80	31:22	1367843	0.80	1.4694	45.7	45.7	0.1388	0.1388	91.46	
PCB-79	32:53	1406243	0.79	1.5421	44.8	44.8	0.1323	0.1323	89.59	
PCB-78	33:27	1171510	0.79	1.3150	43.8	43.8	0.1551	0.1551	87.53	
PCB-81	33:53	1221228	0.80	1.3214	45.8	45.8	0.1550	0.1550	91.64	
PCB-77	34:26	1256648	0.78	1.3308	46.0	46.0	0.1526	0.1526	91.93	
S Total Pentachlorobiphen					2121.6	2121.6	0.1458	0.1458		
D PCB-104L	25:54	1473136	1.63	1.1164	109.5	109.5	0.0253	0.0253	110	
$ PCB-95L	28:51	536751	1.61	0.7770	46.9	46.9	0.0280	0.0280	93.79	
* PCB-101L	31:48	1204898	1.60	3.4E+04	100.0	100.0			100	
$ PCB-111L	34:29	776116	1.63	1.2177	52.9	52.9	0.0232	0.0232	106	
D PCB-123L	36:26	2033104	1.56	0.9909	98.6	98.6	0.6481	0.6481	98.65	
D PCB-118L	36:46	2164882	1.57	1.0256	101.5	101.5	0.6262	0.6262	101	
D PCB-114L	37:17	2082138	1.59	1.0030	99.8	99.8	0.6403	0.6403	99.81	
D PCB-105L	37:56	2056319	1.61	1.0013	98.7	98.7	0.6414	0.6414	98.74	
* PCB-127L	39:25	2079873	1.57	4.9E+04	100.0	100.0			100	
D PCB-126L	41:01	1978237	1.58	0.9020	105.4	105.4	0.7120	0.7120	105	
PCB-104	25:55	971902	1.60	1.3926	47.4	47.4	0.0167	0.0167	94.75	
PCB-96	26:17	852028	1.60	1.2268	47.1	47.1	0.0190	0.0190	94.29	
PCB-103	28:14	726936	1.59	1.0331	47.8	47.8	0.0225	0.0225	95.53	
PCB-94	28:27	630197	1.63	0.9036	47.3	47.3	0.0258	0.0258	94.68	
PCB-95	28:52	677830	1.61	0.9620	47.8	47.8	0.0242	0.0242	95.66	
PCB-93	29:06	1341206	1.60	0.9806	92.8	92.8	0.0237	0.0237	92.84	
PCB-100 (C93)	29:06	1341206	1.60	0.9806	92.8	92.8	0.0237	0.0237	92.84	
PCB-98	29:15	1397473	1.61	0.9888	95.9	95.9	0.0235	0.0235	95.94	M
PCB-102 (C98)	29:15	1397473	1.61	0.9888	95.9	95.9	0.0235	0.0235	95.94	M
PCB-88	29:44	1371799	1.60	1.0052	92.6	92.6	0.0231	0.0231	92.64	Ma
PCB-91 (C88)	29:44	1371799	1.60	1.0052	92.6	92.6	0.0231	0.0231	92.64	Ma
PCB-84	29:57	585219	1.60	0.8601	46.2	46.2	0.0271	0.0271	92.37	
PCB-89	30:27	629679	1.62	0.8936	47.8	47.8	0.0260	0.0260	95.67	
PCB-121	30:53	952878	1.60	1.3971	46.3	46.3	0.0167	0.0167	92.60	
PCB-92	31:15	661708	1.61	0.9532	47.1	47.1	0.0244	0.0244	94.25	
PCB-90	31:49	2344593	1.62	1.1367	140.0	140.0	0.0205	0.0205	93.35	
PCB-101 (C90)	31:49	2344593	1.62	1.1367	140.0	140.0	0.0205	0.0205	93.35	
PCB-113 (C90)	31:49	2344593	1.62	1.1367	140.0	140.0	0.0205	0.0205	93.35	
PCB-83	32:24	1312614	1.55	0.9393	94.9	94.9	0.0248	0.0248	94.86	
PCB-99 (C83)	32:24	1312614	1.55	0.9393	94.9	94.9	0.0248	0.0248	94.86	
PCB-112	32:31	964782	1.61	1.3672	47.9	47.9	0.0170	0.0170	95.80	
PCB-86	32:53	4744211	1.59	1.1958	269.3	269.3	0.0195	0.0195	89.77	M
PCB-87 (C86)	32:53	4744211	1.59	1.1958	269.3	269.3	0.0195	0.0195	89.77	M
PCB-97 (C86)	32:53	4744211	1.59	1.1958	269.3	269.3	0.0195	0.0195	89.77	M
PCB-109 (C86)	32:53	4744211	1.59	1.1958	269.3	269.3	0.0195	0.0195	89.77	M
PCB-119 (C86)	32:53	4744211	1.59	1.1958	269.3	269.3	0.0195	0.0195	89.77	M
PCB-125 (C86)	32:53	4744211	1.59	1.1958	269.3	269.3	0.0195	0.0195	89.77	M

Compound	RT (min.)	Area	Ratio	Ical RRF	Amount pg/ul	EMPC pg/ul	Noise EDL	Final EDL	%Rec	Flags
PCB-85	33:37	2505222	1.60	1.2126	140.2	140.2	0.0192	0.0192	93.49	
PCB-116 (C85)	33:37	2505222	1.60	1.2126	140.2	140.2	0.0192	0.0192	93.49	
PCB-117 (C85)	33:37	2505222	1.60	1.2126	140.2	140.2	0.0192	0.0192	93.49	
PCB-110	33:52	1861485	1.59	1.3511	93.5	93.5	0.0172	0.0172	93.53	
PCB-115 (C110)	33:52	1861485	1.59	1.3511	93.5	93.5	0.0172	0.0172	93.53	
PCB-82	34:07	598498	1.60	0.8675	46.8	46.8	0.0268	0.0268	93.67	
PCB-111	34:31	998153	1.59	1.4262	47.5	47.5	0.0163	0.0163	95.02	
PCB-120	34:58	1003399	1.60	1.4907	45.7	45.7	0.0156	0.0156	91.38	
PCB-108	36:06	2264893	1.58	1.2547	87.5	87.5	0.4204	0.4204	87.50	
PCB-124 (C108)	36:06	2264893	1.58	1.2547	87.5	87.5	0.4204	0.4204	87.50	
PCB-107	36:21	1239692	1.56	1.3580	44.3	44.3	0.3885	0.3885	88.51	
PCB-123	36:28	1240809	1.59	1.3407	45.5	45.5	0.3908	0.3908	91.05	
PCB-106	36:35	1160319	1.57	1.2749	44.1	44.1	0.4138	0.4138	88.24	
PCB-118	36:48	1248376	1.56	1.2892	44.7	44.7	0.3861	0.3861	89.46	
PCB-122	37:08	1080030	1.57	1.1614	45.1	45.1	0.4542	0.4542	90.16	
PCB-114	37:19	1285284	1.57	1.4051	43.9	43.9	0.3731	0.3731	87.87	
PCB-105	37:57	1183977	1.62	1.2887	44.7	44.7	0.4131	0.4131	89.36	
PCB-127	39:26	1203146	1.56	1.2841	45.4	45.4	0.4108	0.4108	90.84	
PCB-126	41:03	1172913	1.58	1.3416	44.2	44.2	0.4201	0.4201	88.39	
S Total Hexachlorobipheny					1862.6	1862.6	0.0799	0.0799		
D PCB-155L	31:35	1316011	1.28	0.9499	115.0	115.0	0.0566	0.0566	115	
$ PCB-153L	38:39	784107	1.26	0.9597	42.7	42.7	0.3553	0.3553	85.31	
* PCB-138L	39:54	1520976	1.30	3.6E+04	100.0	100.0			100	
D PCB-167L	42:54	1954010	1.27	1.2544	102.4	102.4	0.2837	0.2837	102	
D PCB-156L	44:03	3863169	1.28	1.2289	206.7	206.7	0.2896	0.2896	103	
D PCB-157L (C156L)	44:03	3863169	1.28	1.2289	206.7	206.7	0.2896	0.2896	103	
D PCB-169L	47:17	1843832	1.29	1.0883	111.4	111.4	0.3270	0.3270	111	
PCB-155	31:37	790466	1.28	1.3028	46.1	46.1	0.0144	0.0144	92.21	
PCB-152	31:48	739019	1.28	1.2556	44.7	44.7	0.0150	0.0150	89.45	
PCB-150	31:57	753693	1.29	1.2368	46.3	46.3	0.0152	0.0152	92.61	
PCB-136	32:19	697970	1.27	1.1563	45.9	45.9	0.0163	0.0163	91.74	
PCB-145	32:37	720147	1.27	1.1910	45.9	45.9	0.0158	0.0158	91.89	
PCB-148	34:08	538093	1.28	0.8982	45.5	45.5	0.0209	0.0209	91.04	
PCB-135	34:43	1034074	1.26	0.8691	90.4	90.4	0.0216	0.0216	90.41	M
PCB-151 (C135)	34:43	1034074	1.26	0.8691	90.4	90.4	0.0216	0.0216	90.41	M
PCB-154	34:59	600983	1.25	1.0180	44.9	44.9	0.0185	0.0185	89.72	
PCB-144	35:17	545095	1.27	0.9185	45.1	45.1	0.0205	0.0205	90.19	
PCB-147	35:39	1643585	1.25	0.9747	88.0	88.0	0.1144	0.1144	88.05	
PCB-149 (C147)	35:39	1643585	1.25	0.9747	88.0	88.0	0.1144	0.1144	88.05	
PCB-134	35:57	1439208	1.27	0.8518	88.2	88.2	0.1309	0.1309	88.22	
PCB-143 (C134)	35:57	1439208	1.27	0.8518	88.2	88.2	0.1309	0.1309	88.22	
PCB-139	36:15	1645805	1.26	0.9995	86.0	86.0	0.1115	0.1115	85.97	
PCB-140 (C139)	36:15	1645805	1.26	0.9995	86.0	86.0	0.1115	0.1115	85.97	
PCB-131	36:27	711618	1.24	0.8584	43.3	43.3	0.1299	0.1299	86.57	
PCB-142	36:36	731981	1.26	0.8597	44.5	44.5	0.1297	0.1297	88.91	
PCB-132	36:54	741961	1.27	0.8801	44.0	44.0	0.1267	0.1267	88.04	
PCB-133	37:25	764290	1.25	0.9064	44.0	44.0	0.1230	0.1230	88.05	
PCB-165	37:49	952900	1.25	1.1210	44.4	44.4	0.0994	0.0994	88.77	
PCB-146	38:04	847544	1.25	1.0084	43.9	43.9	0.1106	0.1106	87.77	
PCB-161	38:12	1082767	1.26	1.3370	42.3	42.3	0.0834	0.0834	84.57	
PCB-153	38:42	2036795	1.26	1.2207	87.1	87.1	0.0913	0.0913	87.12	
PCB-168 (C153)	38:42	2036795	1.26	1.2207	87.1	87.1	0.0913	0.0913	87.12	
PCB-141	38:52	804705	1.29	0.9608	43.7	43.7	0.1160	0.1160	87.46	
PCB-130	39:16	696866	1.25	0.8274	44.0	44.0	0.1347	0.1347	87.95	

Compound	RT (min.)	Area	Ratio	Ical RRF	Amount pg/ul	EMPC pg/ul	Noise EDL	Final EDL	%Rec	Flags
PCB-137	39:30	890910	1.23	1.0582	44.0	44.0	0.1053	0.1053	87.91	
PCB-164	39:36	1039291	1.26	1.2527	43.3	43.3	0.0890	0.0890	86.64	
PCB-129	39:56	3617879	1.25	1.0840	174.3	174.3	0.1028	0.1028	87.13	M
PCB-138 (C129)	39:56	3617879	1.25	1.0840	174.3	174.3	0.1028	0.1028	87.13	M
PCB-160 (C129)	39:56	3617879	1.25	1.0840	174.3	174.3	0.1028	0.1028	87.13	M
PCB-163 (C129)	39:56	3617879	1.25	1.0840	174.3	174.3	0.1028	0.1028	87.13	M
PCB-158	40:19	1151070	1.27	1.3862	43.4	43.4	0.0804	0.0804	86.71	
PCB-128	41:09	1868262	1.25	1.1165	87.4	87.4	0.0998	0.0998	87.37	
PCB-166 (C128)	41:09	1868262	1.25	1.1165	87.4	87.4	0.0998	0.0998	87.37	
PCB-159	42:10	1115435	1.25	1.3178	44.2	44.2	0.0846	0.0846	88.39	
PCB-162	42:27	1166247	1.25	1.3623	44.7	44.7	0.0818	0.0818	89.40	
PCB-167	42:56	1196121	1.24	1.3357	45.8	45.8	0.0689	0.0689	91.66	
PCB-156	44:04	2259776	1.25	1.2759	91.7	91.7	0.1017	0.1017	91.69	
PCB-157 (C156)	44:04	2259776	1.25	1.2759	91.7	91.7	0.1017	0.1017	91.69	
PCB-169	47:18	1081014	1.26	1.2825	45.7	45.7	0.0812	0.0812	91.43	
S Total Heptachlorobiphen					1174.2	1174.2	0.0171	0.0171		
D PCB-188L	37:18	1695561	1.08	1.3162	100.2	100.2	0.0375	0.0375	100	
$ PCB-178L	40:21	612887	1.06	0.9222	51.7	51.7	0.0535	0.0535	103	
* PCB-180L	45:27	1286265	1.09	3.2E+04	100.0	100.0			100	
D PCB-170L	46:42	1012283	1.06	0.8357	94.2	94.2	0.0591	0.0591	94.17	
D PCB-189L	49:49	2154429	1.05	1.4666	95.4	95.4	0.7625	0.7625	95.40	
PCB-188	37:20	991049	1.07	1.2502	46.8	46.8	0.009251	0.009251	93.50	
PCB-179	37:39	914989	1.06	1.4149	47.8	47.8	0.0104	0.0104	95.53	
PCB-184	38:12	918693	1.06	1.4191	47.8	47.8	0.0103	0.0103	95.63	
PCB-176	38:33	996364	1.06	1.5212	48.4	48.4	0.009644	0.009644	96.76	
PCB-186	39:00	940145	1.05	1.4350	48.4	48.4	0.0102	0.0102	96.78	
PCB-178	40:23	665788	1.06	1.0228	48.1	48.1	0.0143	0.0143	96.16	
PCB-175	41:01	700409	1.07	1.0690	48.4	48.4	0.0137	0.0137	96.79	
PCB-187	41:17	740168	1.08	1.1106	49.2	49.2	0.0132	0.0132	98.45	
PCB-182	41:29	765818	1.06	1.1484	49.3	49.3	0.0128	0.0128	98.51	
PCB-183	41:55	1488497	1.07	1.1368	96.7	96.7	0.0129	0.0129	96.71	M
PCB-185 (C183)	41:55	1488497	1.07	1.1368	96.7	96.7	0.0129	0.0129	96.71	M
PCB-174	42:08	644849	1.06	0.9547	49.9	49.9	0.0154	0.0154	99.78	
PCB-177	42:35	630747	1.05	0.9426	49.4	49.4	0.0156	0.0156	98.85	
PCB-181	42:58	742231	1.07	1.1075	49.5	49.5	0.0132	0.0132	99.00	
PCB-171	43:11	1289892	1.05	0.9603	99.2	99.2	0.0153	0.0153	99.20	
PCB-173 (C171)	43:11	1289892	1.05	0.9603	99.2	99.2	0.0153	0.0153	99.20	
PCB-172	44:50	660105	1.05	0.9918	49.2	49.2	0.0148	0.0148	98.32	
PCB-192	45:06	882931	1.06	1.2904	50.5	50.5	0.0114	0.0114	101	
PCB-180	45:26	1648968	1.07	1.2286	99.1	99.1	0.0119	0.0119	99.13	
PCB-193 (C180)	45:26	1648968	1.07	1.2286	99.1	99.1	0.0119	0.0119	99.13	
PCB-191	45:49	922889	1.07	1.3848	49.2	49.2	0.0106	0.0106	98.44	
PCB-170	46:44	657067	1.04	1.2700	51.1	51.1	0.0158	0.0158	102	
PCB-190	47:15	921274	1.05	1.3774	49.4	49.4	0.0107	0.0107	98.80	
PCB-189	49:51	1291413	1.05	1.2799	46.8	46.8	0.1069	0.1069	93.67	
S Total Octachlorobipheny					551.0	551.0	0.0586	0.0586		
D PCB-202L	42:41	1358443	0.90	1.0055	105.0	105.0	0.0334	0.0334	105	
* PCB-194L	51:57	1539798	0.92	3.5E+04	100.0	100.0			100	
D PCB-205L	52:25	1883942	0.90	1.2867	95.1	95.1	0.6109	0.6109	95.09	
PCB-202	42:42	654797	0.91	1.0531	45.8	45.8	0.0213	0.0213	91.55	
PCB-201	43:37	740292	0.90	1.1860	45.9	45.9	0.0189	0.0189	91.90	
PCB-204	44:18	693175	0.90	1.1009	46.4	46.4	0.0203	0.0203	92.70	
PCB-197	44:32	755245	0.89	1.2053	46.1	46.1	0.0186	0.0186	92.25	

Compound	RT (min.)	Area	Ratio	Ical RRF	Amount pg/ul	EMPC pg/ul	Noise EDL	Final EDL	%Rec	Flags
PCB-200	44:38	707020	0.92	1.1260	46.2	46.2	0.0199	0.0199	92.44	
PCB-198	47:25	988596	0.91	0.8183	88.9	88.9	0.0274	0.0274	88.94	
PCB-199 (C198)	47:25	988596	0.91	0.8183	88.9	88.9	0.0274	0.0274	88.94	
PCB-196	48:06	522914	0.91	0.8748	44.0	44.0	0.0256	0.0256	88.00	
PCB-203	48:18	558101	0.89	0.9219	44.6	44.6	0.0243	0.0243	89.13	
PCB-195	49:37	737146	0.90	0.7839	49.9	49.9	0.1889	0.1889	99.83	
PCB-194	51:57	818359	0.90	0.9282	46.8	46.8	0.1596	0.1596	93.60	
PCB-205	52:26	1076837	0.90	1.2342	46.3	46.3	0.1200	0.1200	92.62	
S Total Nonachlorobipheny					138.0	138.0	0.4193	0.4193		
D PCB-208L	49:22	1739828	0.78	1.1383	99.3	99.3	0.7360	0.7360	99.26	
D PCB-206L	54:10	1283780	0.80	0.8938	93.3	93.3	0.9372	0.9372	93.27	
PCB-208	49:23	922894	0.79	1.1567	45.9	45.9	0.3768	0.3768	91.72	
PCB-207	50:19	980743	0.78	1.3964	46.5	46.5	0.3654	0.3654	92.92	
PCB-206	54:12	699213	0.79	1.1927	45.7	45.7	0.5157	0.5157	91.33	
D PCB-209L	55:49	1348084	0.70	0.9809	89.3	89.3	0.0509	0.0509	89.26	
DCB Decachlorobiphenyl	55:50	792030	0.71	1.2455	47.2	47.2	0.0175	0.0175	94.34	
S Polychlorinated bipheny					9479.4	9479.4	0.1166	0.1166		

QC Flag Legend

Review Flags

M - Manually Integrated

a - User Assigned ID

Reagents:

61CV1668CS3_00006 Amount Added: 20.00 Units: uL

Eurofins TestAmerica, Knoxville
Target Compound Quantitation Worksheet Report

Data File: \\chromna\Knoxville\ChromData\D3D\20190829-12906.b\d4190829s1.d
Lims ID: WDMCCV
Client ID:
Sample Type: WDMCCV
Inject. Date: 29-Aug-2019 14:10:00 ALS Bottle#: 0 Worklist Smp#: 1
Injection Vol: 1.0 ul Dil. Factor: 1.0000
Sample Info:
Misc. Info.: 140-0012906-001
Operator ID: Xcalibur_System Instrument ID: D3D
Sublist: chrom-PCBs_D3D*sub1

Method: \\chromna\Knoxville\ChromData\D3D\20190829-12906.b\PCBs_D3D.m
Limit Group: HR - 1668A - ICAL
Last Update: 29-Aug-2019 16:22:32 Calib Date: 21-Aug-2019 19:05:00
Integrator: Picker
Quant Method: Isotopic Dilution Quant By: Initial Calibration
Last ICal File: \\chromna\Knoxville\ChromData\D3D\20190813-12717.b\d4190821i6.d

Column 1 : SPB-Octyl (0.25 mm) Det: F1(11.07 :21.70)
Process Host: CTX1023

First Level Reviewer: davidsonm Date: 29-Aug-2019 15:35:58

Signal	RT (min.)	Adj RT (min.)	Δ Sec.	REL RT	Area	Height	Avg Noise	EDL Height	S/N	Ratio(Limits)	Flags
PCB-1L											
200.0795	11:48	11:48	0	0.729	1551690	604994	311	777	1945		
202.0766	11:48	11:48	0	0.729	492602	184128	208	520	885	3.15(2.66-3.60)	
PCB-3L											
200.0795	13:57	13:57	0	0.862	1643009	560567	311	777	1802		
202.0766	13:57	13:57	0	0.862	520104	179956	208	520	865	3.16(2.66-3.60)	
PCB-1											
188.0393	11:48	11:48	0	1.000	856317	329735	291	727	1133		
190.0363	11:48	11:48	0	1.000	269484	105409	103	257	1023	3.18(2.66-3.60)	
PCB-2											
188.0393	13:48	13:48	0	0.989	902816	303236	291	727	1042		
190.0363	13:48	13:48	0	0.989	282214	93668	103	257	909	3.20(2.66-3.60)	
PCB-3											
188.0393	13:58	13:58	0	1.001	904842	299649	291	727	1030		
190.0363	13:58	13:58	0	1.001	285143	95631	103	257	928	3.17(2.66-3.60)	
PCB-4L											
234.0406	14:13	14:13	0	0.879	546347	178604	62	155	2881		
236.0376	14:13	14:13	0	0.879	349277	113319	18	45	6296	1.56(1.33-1.79)	
PCB-9L											
234.0406	16:11	16:11	0		918298	280952	62	155	4531		
236.0376	16:11	16:11	0		579795	177251	18	45	9847	1.58(1.33-1.79)	
PCB-8L											
234.0406	17:01	17:01	0	1.197	443380	128761	62	155	2077		
236.0376	17:01	17:01	0	1.197	273225	78815	18	45	4379	1.62(1.33-1.79)	

Signal	RT (min.)	Adj RT (min.)	Sec.	REL RT	Area	Height	Avg Noise	EDL Height	S/N	Ratio(Limits)	Flags
PCB-15L											
234.0406	20:05	20:05	0	1.242	968214	241439	62	155	3894		
236.0376	20:05	20:05	0	1.242	594576	151494	18	45	8416	1.63(1.33-1.79)	
PCB-4											
222.0003	14:14	14:14	0	1.001	333896	113612	28	70	4058		
223.9974	14:14	14:14	0	1.001	207028	69778	21	52	3323	1.61(1.33-1.79)	
PCB-10											
222.0003	14:24	14:24	0	1.013	542987	182252	28	70	6509		
223.9974	14:24	14:24	0	1.013	337863	113091	21	52	5385	1.61(1.33-1.79)	
PCB-9											
222.0003	16:12	16:12	0	1.139	518677	158726	28	70	5669		
223.9974	16:12	16:12	0	1.139	323935	99739	21	52	4749	1.60(1.33-1.79)	
PCB-7											
222.0003	16:22	16:22	0	1.151	585270	177699	28	70	6346		
223.9974	16:22	16:22	0	1.151	364086	109879	21	52	5232	1.61(1.33-1.79)	
PCB-6											
222.0003	16:36	16:36	0	1.168	554115	164440	28	70	5873		
223.9974	16:36	16:36	0	1.168	345085	101791	21	52	4847	1.61(1.33-1.79)	
PCB-5											
222.0003	16:54	16:54	0	1.189	555760	161257	28	70	5759		
223.9974	16:54	16:54	0	1.189	345968	100111	21	52	4767	1.61(1.33-1.79)	
PCB-8											
222.0003	17:02	17:02	0	1.198	571692	163867	28	70	5852		
223.9974	17:02	17:02	0	1.198	357610	104580	21	52	4980	1.60(1.33-1.79)	
PCB-14											
222.0003	18:39	18:39	0	0.928	660593	179916	28	70	6426		
223.9974	18:39	18:39	0	0.928	417113	113515	21	52	5405	1.58(1.33-1.79)	
PCB-11											
222.0003	19:29	19:29	0	0.970	568180	150374	28	70	5371		
223.9974	19:29	19:29	0	0.970	350087	92667	21	52	4413	1.62(1.33-1.79)	
PCB-12											
222.0003	19:48	19:48	0	0.986	1157020	177788	28	70	6350		
223.9974	19:48	19:48	0	0.986	722453	111823	21	52	5325	1.60(1.33-1.79)	
PCB-13 (C12)											
222.0003	19:48	19:48	0	0.986	1157020	177788	28	70	6350		
223.9974	19:48	19:48	0	0.986	722453	111823	21	52	5325	1.60(1.33-1.79)	
PCB-15											
222.0003	20:06	20:06	0	1.001	620387	152684	28	70	5453		
223.9974	20:06	20:06	0	1.001	392084	95457	21	52	4546	1.58(1.33-1.79)	
PCB-19L											
268.0016	17:19	17:19	0	0.842	260850	72195	258	645	280		
269.9986	17:19	17:19	0	0.842	247410	69132	71	177	974	1.05(0.88-1.20)	
PCB-32L											
268.0016	20:34	20:34	0		422675	107635	258	645	417		
269.9986	20:34	20:34	0		403055	102613	71	177	1445	1.05(0.88-1.20)	

Signal	RT (min.)	Adj RT (min.)	Sec.	REL RT	Area	Height	Avg Noise	EDL Height	S/N	Ratio(Limits)	Flags
PCB-31L											
268.0016	22:50	22:50	0		1416375	344090	247	617	1393		
269.9986	22:50	22:50	0		1350241	326143	261	652	1250	1.05(0.88-1.20)	
PCB-28L											
268.0016	23:07	23:07	0	1.013	730796	175933	247	617	712		
269.9986	23:07	23:07	0	1.013	701042	167651	261	652	642	1.04(0.88-1.20)	
PCB-37L											
268.0016	27:06	27:06	0	1.188	1306393	282105	247	617	1142		
269.9986	27:06	27:06	0	1.188	1214795	265367	261	652	1017	1.08(0.88-1.20)	
PCB-19											
255.9613	17:20	17:20	0	1.001	170949	50061	7	17	7152		
257.9584	17:20	17:20	0	1.001	157918	45447	8	20	5681	1.08(0.88-1.20)	
PCB-18											
255.9613	19:11	19:11	0	1.107	471556	107322	7	17	15332		
257.9584	19:11	19:11	0	1.107	425649	96442	8	20	12055	1.11(0.88-1.20)	
PCB-30 (C18)											
255.9613	19:11	19:11	0	1.107	471556	107322	7	17	15332		
257.9584	19:11	19:11	0	1.107	425649	96442	8	20	12055	1.11(0.88-1.20)	
PCB-17											
255.9613	19:36	19:36	0	1.132	201630	52279	7	17	7468		
257.9584	19:36	19:36	0	1.132	182790	47974	8	20	5997	1.10(0.88-1.20)	
PCB-27											
255.9613	19:50	19:50	0	1.145	283383	74421	7	17	10632		
257.9584	19:50	19:50	0	1.145	250663	66499	8	20	8312	1.13(0.88-1.20)	
PCB-24											
255.9613	19:58	19:58	0	1.153	260297	68556	7	17	9794		
257.9584	19:58	19:58	0	1.153	244351	62365	8	20	7796	1.07(0.88-1.20)	
PCB-16											
255.9613	20:04	20:04	0	1.159	157528	40801	7	17	5829		
257.9584	20:04	20:04	0	1.159	141440	37251	8	20	4656	1.11(0.88-1.20)	
PCB-32											
255.9613	20:35	20:35	0	1.189	298472	76536	7	17	10934		
257.9584	20:35	20:35	0	1.189	269784	68807	8	20	8601	1.11(0.88-1.20)	
PCB-34											
255.9613	21:51	21:51	0	1.262	738128	187249	258	645	726		
257.9584	21:51	21:51	0	1.262	693899	171999	240	600	717	1.06(0.88-1.20)	
PCB-23											
255.9613	22:00	22:00	0	1.270	740054	186645	258	645	723		
257.9584	22:00	22:00	0	1.270	705178	174387	240	600	727	1.05(0.88-1.20)	
PCB-26											
255.9613	22:19	22:19	0	1.289	1511847	284018	258	645	1101		
257.9584	22:19	22:19	0	1.289	1440406	269612	240	600	1123	1.05(0.88-1.20)	
PCB-29 (C26)											
255.9613	22:19	22:19	0	1.289	1511847	284018	258	645	1101		
257.9584	22:19	22:19	0	1.289	1440406	269612	240	600	1123	1.05(0.88-1.20)	

Signal	RT (min.)	Adj RT (min.)	Sec.	REL RT	Area	Height	Avg Noise	EDL Height	S/N	Ratio(Limits)	Flags
PCB-25											
255.9613	22:32	22:32	0	0.831	771696	182016	258	645	705		
257.9584	22:32	22:32	0	0.831	739101	169749	240	600	707	1.04(0.88-1.20)	
PCB-31											
255.9613	22:50	22:50	0	0.843	809805	198339	258	645	769		
257.9584	22:50	22:50	0	0.843	772307	186185	240	600	776	1.05(0.88-1.20)	
PCB-20											
255.9613	23:09	23:09	0	0.854	1483436	306110	258	645	1186		
257.9584	23:09	23:09	0	0.854	1414188	294136	240	600	1226	1.05(0.88-1.20)	
PCB-28 (C20)											
255.9613	23:09	23:09	0	0.854	1483436	306110	258	645	1186		
257.9584	23:09	23:09	0	0.854	1414188	294136	240	600	1226	1.05(0.88-1.20)	
PCB-21											
255.9613	23:22	23:22	0	0.862	1567475	202600	258	645	785		
257.9584	23:22	23:22	0	0.862	1495206	192701	240	600	803	1.05(0.88-1.20)	
PCB-33 (C21)											
255.9613	23:22	23:22	0	0.862	1567475	202600	258	645	785		
257.9584	23:22	23:22	0	0.862	1495206	192701	240	600	803	1.05(0.88-1.20)	
PCB-22											
255.9613	23:46	23:46	0	0.877	726984	172478	258	645	669		
257.9584	23:46	23:46	0	0.877	693173	162457	240	600	677	1.05(0.88-1.20)	
PCB-36											
255.9613	25:20	25:20	0	0.935	803024	177338	258	645	687		
257.9584	25:20	25:20	0	0.935	773738	166519	240	600	694	1.04(0.88-1.20)	
PCB-39											
255.9613	25:41	25:41	0	0.947	813536	179656	258	645	696		
257.9584	25:41	25:41	0	0.947	773913	170940	240	600	712	1.05(0.88-1.20)	
PCB-38											
255.9613	26:16	26:16	0	0.969	743088	168743	258	645	654		
257.9584	26:16	26:16	0	0.969	697508	157869	240	600	658	1.07(0.88-1.20)	
PCB-35											
255.9613	26:43	26:43	0	0.986	722882	162411	258	645	630		
257.9584	26:43	26:43	0	0.986	671449	150933	240	600	629	1.08(0.88-1.20)	
PCB-37											
255.9613	27:08	27:08	0	1.001	763639	166335	258	645	645		
257.9584	27:08	27:08	0	1.001	719070	157042	240	600	654	1.06(0.88-1.20)	
PCB-54L											
301.9626	20:23	20:23	0	0.817	282265	73780	5	12	14756		
303.9597	20:23	20:23	0	0.817	355411	92285	16	40	5768	0.79(0.65-0.89)	
PCB-52L											
301.9626	24:57	24:57	0		690022	157888	280	700	564		
303.9597	24:57	24:57	0		886431	203830	359	897	568	0.78(0.65-0.89)	
PCB-79L											
301.9626	32:52	32:52	0	0.970	469112	99044	280	700	354		
303.9597	32:52	32:52	1	0.971	590989	120955	359	897	337	0.79(0.65-0.89)	

Signal	RT (min.)	Adj RT (min.)	Sec.	REL RT	Area	Height	Avg Noise	EDL Height	S/N	Ratio(Limits)	Flags
PCB-81L											
301.9626	33:52	33:52	0	1.357	895311	183843	280	700	657		
303.9597	33:52	33:52	0	1.357	1121716	228633	359	897	637	0.80(0.65-0.89)	
PCB-77L											
301.9626	34:26	34:26	0	1.380	919123	189303	280	700	676		
303.9597	34:26	34:26	0	1.380	1135112	226801	359	897	632	0.81(0.65-0.89)	
PCB-54											
289.9224	20:24	20:24	0	1.000	158116	40632	7	17	5805		
291.9194	20:24	20:24	0	1.000	202652	52021	7	17	7432	0.78(0.65-0.89)	
PCB-50											
289.9224	22:35	22:35	0	1.108	783064	143553	185	462	776		
291.9194	22:35	22:35	0	1.108	994044	182850	153	382	1195	0.79(0.65-0.89)	
PCB-53 (C50)											
289.9224	22:35	22:35	0	1.108	783064	143553	185	462	776		
291.9194	22:35	22:35	0	1.108	994044	182850	153	382	1195	0.79(0.65-0.89)	
PCB-45											M
289.9224	23:19	23:19	0	1.144	745754	95818	185	462	518		M
291.9194	23:19	23:19	0	1.144	943126	122908	153	382	803	0.79(0.65-0.89)	M
PCB-51 (C45)											M
289.9224	23:19	23:19	0	1.144	745754	95818	185	462	518		M
291.9194	23:19	23:19	0	1.144	943126	122908	153	382	803	0.79(0.65-0.89)	M
PCB-46											
289.9224	23:33	23:33	0	1.155	321035	78134	185	462	422		
291.9194	23:33	23:33	0	1.155	405283	96853	153	382	633	0.79(0.65-0.89)	
PCB-52											
289.9224	24:58	24:58	0	1.224	379985	89132	185	462	482		
291.9194	24:58	24:58	0	1.224	486232	113204	153	382	740	0.78(0.65-0.89)	
PCB-43											M
289.9224	25:07	25:07	0	1.232	828282	118266	185	462	639		M
291.9194	25:07	25:07	0	1.232	1063554	151759	153	382	992	0.78(0.65-0.89)	M
PCB-73 (C43)											M
289.9224	25:07	25:07	0	1.232	828282	118266	185	462	639		M
291.9194	25:07	25:07	0	1.232	1063554	151759	153	382	992	0.78(0.65-0.89)	M
PCB-49											M
289.9224	25:26	25:26	0	1.247	936416	150466	185	462	813		M
291.9194	25:26	25:26	0	1.247	1193573	189244	153	382	1237	0.78(0.65-0.89)	
PCB-69 (C49)											M
289.9224	25:26	25:26	0	1.247	936416	150466	185	462	813		M
291.9194	25:26	25:26	0	1.247	1193573	189244	153	382	1237	0.78(0.65-0.89)	
PCB-48											
289.9224	25:44	25:44	0	1.262	388524	89422	185	462	483		
291.9194	25:44	25:44	0	1.262	496759	114310	153	382	747	0.78(0.65-0.89)	
PCB-44											
289.9224	26:00	26:00	0	1.275	1236617	210777	185	462	1139		
291.9194	26:00	26:00	0	1.275	1575602	269235	153	382	1760	0.78(0.65-0.89)	

Signal	RT (min.)	Adj RT (min.)	Sec.	REL RT	Area	Height	Avg Noise	EDL Height	S/N	Ratio(Limits)	Flags
PCB-47 (C44)											
289.9224	26:00	26:00	0	1.275	1236617	210777	185	462	1139		
291.9194	26:00	26:00	0	1.275	1575602	269235	153	382	1760	0.78(0.65-0.89)	
PCB-65 (C44)											
289.9224	26:00	26:00	0	1.275	1236617	210777	185	462	1139		
291.9194	26:00	26:00	0	1.275	1575602	269235	153	382	1760	0.78(0.65-0.89)	
PCB-59											
289.9224	26:17	26:17	0	1.289	1620176	248554	185	462	1344		
291.9194	26:17	26:17	0	1.289	2059249	314800	153	382	2058	0.79(0.65-0.89)	
PCB-62 (C59)											
289.9224	26:17	26:17	0	1.289	1620176	248554	185	462	1344		
291.9194	26:17	26:17	0	1.289	2059249	314800	153	382	2058	0.79(0.65-0.89)	
PCB-75 (C59)											
289.9224	26:17	26:17	0	1.289	1620176	248554	185	462	1344		
291.9194	26:17	26:17	0	1.289	2059249	314800	153	382	2058	0.79(0.65-0.89)	
PCB-42											
289.9224	26:30	26:30	0	1.299	357902	81920	185	462	443		
291.9194	26:30	26:30	0	1.299	456886	103836	153	382	679	0.78(0.65-0.89)	
PCB-40											M
289.9224	26:59	26:59	0	1.324	1136208	172786	185	462	934		M
291.9194	26:59	26:59	0	1.324	1443796	220712	153	382	1443	0.79(0.65-0.89)	
PCB-41 (C40)											M
289.9224	26:59	26:59	0	1.324	1136208	172786	185	462	934		M
291.9194	26:59	26:59	0	1.324	1443796	220712	153	382	1443	0.79(0.65-0.89)	
PCB-71 (C40)											M
289.9224	26:59	26:59	0	1.324	1136208	172786	185	462	934		M
291.9194	26:59	26:59	0	1.324	1443796	220712	153	382	1443	0.79(0.65-0.89)	
PCB-64											
289.9224	27:12	27:12	0	1.334	568952	127747	185	462	691		
291.9194	27:12	27:12	0	1.334	734229	161485	153	382	1055	0.77(0.65-0.89)	
PCB-72											
289.9224	28:03	28:03	0	0.828	544752	121002	185	462	654		
291.9194	28:03	28:03	0	0.828	693229	153869	153	382	1006	0.79(0.65-0.89)	
PCB-68											
289.9224	28:20	28:20	0	0.836	594926	127638	185	462	690		
291.9194	28:20	28:20	0	0.836	762721	161633	153	382	1056	0.78(0.65-0.89)	
PCB-57											
289.9224	28:45	28:45	0	0.849	523981	116561	185	462	630		
291.9194	28:45	28:45	0	0.849	668257	147221	153	382	962	0.78(0.65-0.89)	
PCB-58											
289.9224	28:59	28:59	0	0.856	545180	116907	185	462	632		
291.9194	28:59	28:59	0	0.856	693459	147744	153	382	966	0.79(0.65-0.89)	
PCB-67											
289.9224	29:09	29:09	0	0.861	561795	118318	185	462	640		
291.9194	29:09	29:09	0	0.861	722976	150174	153	382	982	0.78(0.65-0.89)	

Signal	RT (min.)	Adj RT (min.)	Sec.	REL RT	Area	Height	Avg Noise	EDL Height	S/N	Ratio(Limits)	Flags
PCB-63											
289.9224	29:25	29:25	0	0.869	597912	127719	185	462	690		
291.9194	29:25	29:25	-1	0.868	768005	160851	153	382	1051	0.78(0.65-0.89)	
PCB-61											
289.9224	29:45	29:45	0	0.879	2157907	236269	185	462	1277		
291.9194	29:45	29:45	0	0.879	2770035	304010	153	382	1987	0.78(0.65-0.89)	
PCB-70 (C61)											
289.9224	29:45	29:45	0	0.879	2157907	236269	185	462	1277		
291.9194	29:45	29:45	0	0.879	2770035	304010	153	382	1987	0.78(0.65-0.89)	
PCB-74 (C61)											
289.9224	29:45	29:45	0	0.879	2157907	236269	185	462	1277		
291.9194	29:45	29:45	0	0.879	2770035	304010	153	382	1987	0.78(0.65-0.89)	
PCB-76 (C61)											
289.9224	29:45	29:45	0	0.879	2157907	236269	185	462	1277		
291.9194	29:45	29:45	0	0.879	2770035	304010	153	382	1987	0.78(0.65-0.89)	
PCB-66											
289.9224	30:04	30:04	0	0.888	530576	112007	185	462	605		
291.9194	30:04	30:04	0	0.888	665275	141972	153	382	928	0.80(0.65-0.89)	
PCB-55											
289.9224	30:14	30:14	0	0.893	533773	114977	185	462	621		
291.9194	30:14	30:14	0	0.893	682127	143924	153	382	941	0.78(0.65-0.89)	
PCB-56											
289.9224	30:45	30:45	0	0.908	513576	110578	185	462	598		
291.9194	30:44	30:45	-1	0.908	655253	139621	153	382	913	0.78(0.65-0.89)	
PCB-60											
289.9224	30:57	30:57	0	0.914	528314	113380	185	462	613		
291.9194	30:57	30:57	0	0.914	691245	144719	153	382	946	0.76(0.65-0.89)	
PCB-80											
289.9224	31:22	31:22	0	0.926	608025	133314	185	462	721		
291.9194	31:22	31:22	0	0.926	759818	167226	153	382	1093	0.80(0.65-0.89)	
PCB-79											
289.9224	32:53	32:53	0	0.971	622416	127597	185	462	690		
291.9194	32:53	32:53	0	0.971	783827	159999	153	382	1046	0.79(0.65-0.89)	
PCB-78											
289.9224	33:27	33:27	0	0.988	516281	108442	185	462	586		
291.9194	33:27	33:27	0	0.988	655229	138420	153	382	905	0.79(0.65-0.89)	
PCB-81											
289.9224	33:53	33:53	0	1.000	542766	111331	185	462	602		
291.9194	33:53	33:53	0	1.000	678462	140067	153	382	915	0.80(0.65-0.89)	
PCB-77											
289.9224	34:26	34:26	0	1.000	551551	113814	185	462	615		
291.9194	34:26	34:26	0	1.000	705097	144509	153	382	945	0.78(0.65-0.89)	
PCB-104L											
337.9207	25:54	25:54	0	0.814	911945	203864	18	45	11326		
339.9178	25:54	25:54	0	0.814	561191	127037	11	27	11549	1.63(1.32-1.78)	

Signal	RT (min.)	Adj RT (min.)	Sec.	REL RT	Area	Height	Avg Noise	EDL Height	S/N	Ratio(Limits)	Flags
PCB-95L											
337.9207	28:51	28:51	0	1.114	331476	71361	18	45	3965		
339.9178	28:52	28:51	1	1.115	205275	45838	11	27	4167	1.61(1.32-1.78)	
PCB-101L											
337.9207	31:48	31:48	0		742355	156303	18	45	8684		
339.9178	31:48	31:48	0		462543	98621	11	27	8966	1.60(1.32-1.78)	
PCB-111L											
337.9207	34:29	34:29	0	1.084	480665	100319	18	45	5573		
339.9178	34:29	34:29	0	1.084	295451	60157	11	27	5469	1.63(1.32-1.78)	
PCB-123L											
337.9207	36:26	36:26	0	1.146	1237486	254813	611	1527	417		
339.9178	36:26	36:26	0	1.146	795618	166458	448	1120	372	1.56(1.32-1.78)	
PCB-118L											
337.9207	36:46	36:46	0	1.156	1321091	271577	611	1527	444		
339.9178	36:46	36:46	0	1.156	843791	171763	448	1120	383	1.57(1.32-1.78)	
PCB-114L											
337.9207	37:17	37:17	0	1.173	1278261	257829	611	1527	422		
339.9178	37:17	37:17	0	1.173	803877	163222	448	1120	364	1.59(1.32-1.78)	
PCB-105L											
337.9207	37:56	37:56	0	1.193	1268598	255256	611	1527	418		
339.9178	37:56	37:56	0	1.193	787721	159344	448	1120	356	1.61(1.32-1.78)	
PCB-127L											
337.9207	39:25	39:25	0		1269461	251072	611	1527	411		
339.9178	39:25	39:25	0		810412	161086	448	1120	360	1.57(1.32-1.78)	
PCB-126L											
337.9207	41:01	41:01	0	1.290	1212933	240423	611	1527	393		
339.9178	41:01	41:01	0	1.290	765304	151175	448	1120	337	1.58(1.32-1.78)	
PCB-104											
325.8804	25:55	25:55	0	1.001	598441	137302	18	45	7628		
327.8775	25:55	25:55	0	1.001	373461	84894	13	32	6530	1.60(1.32-1.78)	
PCB-96											
325.8804	26:17	26:17	0	1.015	524513	117256	18	45	6514		
327.8775	26:17	26:17	-1	1.015	327515	72543	13	32	5580	1.60(1.32-1.78)	
PCB-103											
325.8804	28:14	28:14	0	1.090	446321	100106	18	45	5561		
327.8775	28:14	28:14	0	1.090	280615	63164	13	32	4859	1.59(1.32-1.78)	
PCB-94											
325.8804	28:27	28:27	0	1.098	390832	86374	18	45	4799		
327.8775	28:27	28:27	0	1.098	239365	52894	13	32	4069	1.63(1.32-1.78)	
PCB-95											
325.8804	28:52	28:52	0	1.115	418154	92020	18	45	5112		
327.8775	28:52	28:52	0	1.115	259676	57746	13	32	4442	1.61(1.32-1.78)	
PCB-93											
325.8804	29:06	29:06	0	1.124	824839	174244	18	45	9680		
327.8775	29:06	29:06	0	1.124	516367	110091	13	32	8469	1.60(1.32-1.78)	

Signal	RT (min.)	Adj RT (min.)	Sec.	REL RT	Area	Height	Avg Noise	EDL Height	S/N	Ratio(Limits)	Flags
PCB-100 (C93)											
325.8804	29:06	29:06	0	1.124	824839	174244	18	45	9680		
327.8775	29:06	29:06	0	1.124	516367	110091	13	32	8469	1.60(1.32-1.78)	
PCB-98											M
325.8804	29:15	29:15	0	1.130	861805	103176	18	45	5732		M
327.8775	29:15	29:15	0	1.130	535668	63155	13	32	4858	1.61(1.32-1.78)	M
PCB-102 (C98)											M
325.8804	29:15	29:15	0	1.130	861805	103176	18	45	5732		M
327.8775	29:15	29:15	0	1.130	535668	63155	13	32	4858	1.61(1.32-1.78)	M
PCB-88											Ma
325.8804	29:44	29:44	0	1.149	845071	96962	18	45	5387		M
327.8775	29:44	29:44	0	1.149	526728	60579	13	32	4660	1.60(1.32-1.78)	
PCB-91 (C88)											Ma
325.8804	29:44	29:44	0	1.149	845071	96962	18	45	5387		M
327.8775	29:44	29:44	0	1.149	526728	60579	13	32	4660	1.60(1.32-1.78)	
PCB-84											
325.8804	29:57	29:57	0	1.157	360558	75188	18	45	4177		
327.8775	29:57	29:57	0	1.157	224661	47096	13	32	3623	1.60(1.32-1.78)	
PCB-89											
325.8804	30:27	30:27	0	1.176	389147	82554	18	45	4586		
327.8775	30:27	30:27	0	1.176	240532	51917	13	32	3994	1.62(1.32-1.78)	
PCB-121											
325.8804	30:53	30:53	0	1.192	586482	126239	18	45	7013		
327.8775	30:53	30:53	0	1.192	366396	77822	13	32	5986	1.60(1.32-1.78)	
PCB-92											
325.8804	31:15	31:15	0	0.857	407990	85323	18	45	4740		
327.8775	31:15	31:15	0	0.857	253718	54403	13	32	4185	1.61(1.32-1.78)	
PCB-90											
325.8804	31:49	31:49	0	1.229	1451191	208337	18	45	11574		
327.8775	31:48	31:49	-1	1.228	893402	128220	13	32	9863	1.62(1.32-1.78)	
PCB-101 (C90)											
325.8804	31:49	31:49	0	1.229	1451191	208337	18	45	11574		
327.8775	31:48	31:49	-1	1.228	893402	128220	13	32	9863	1.62(1.32-1.78)	
PCB-113 (C90)											
325.8804	31:49	31:49	0	1.229	1451191	208337	18	45	11574		
327.8775	31:48	31:49	-1	1.228	893402	128220	13	32	9863	1.62(1.32-1.78)	
PCB-83											
325.8804	32:24	32:24	0	1.251	797277	98223	18	45	5457		
327.8775	32:24	32:24	0	1.251	515337	62666	13	32	4820	1.55(1.32-1.78)	
PCB-99 (C83)											
325.8804	32:24	32:24	0	1.251	797277	98223	18	45	5457		
327.8775	32:24	32:24	0	1.251	515337	62666	13	32	4820	1.55(1.32-1.78)	
PCB-112											
325.8804	32:31	32:31	0	1.256	595098	121008	18	45	6723		
327.8775	32:31	32:31	0	1.256	369684	75439	13	32	5803	1.61(1.32-1.78)	

Signal	RT (min.)	Adj RT (min.)	Sec.	REL RT	Area	Height	Avg Noise	EDL Height	S/N	Ratio(Limits)	Flags
PCB-86											M
325.8804	32:53	32:53	0	1.270	2915752	336762	18	45	18709		M
327.8775	32:53	32:53	0	1.270	1828459	212376	13	32	16337	1.59(1.32-1.78)	M
PCB-87 (C86)											M
325.8804	32:53	32:53	0	1.270	2915752	336762	18	45	18709		M
327.8775	32:53	32:53	0	1.270	1828459	212376	13	32	16337	1.59(1.32-1.78)	M
PCB-97 (C86)											M
325.8804	32:53	32:53	0	1.270	2915752	336762	18	45	18709		M
327.8775	32:53	32:53	0	1.270	1828459	212376	13	32	16337	1.59(1.32-1.78)	M
PCB-109 (C86)											M
325.8804	32:53	32:53	0	1.270	2915752	336762	18	45	18709		M
327.8775	32:53	32:53	0	1.270	1828459	212376	13	32	16337	1.59(1.32-1.78)	M
PCB-119 (C86)											M
325.8804	32:53	32:53	0	1.270	2915752	336762	18	45	18709		M
327.8775	32:53	32:53	0	1.270	1828459	212376	13	32	16337	1.59(1.32-1.78)	M
PCB-125 (C86)											M
325.8804	32:53	32:53	0	1.270	2915752	336762	18	45	18709		M
327.8775	32:53	32:53	0	1.270	1828459	212376	13	32	16337	1.59(1.32-1.78)	M
PCB-85											
325.8804	33:37	33:37	0	1.299	1540032	202178	18	45	11232		
327.8775	33:37	33:37	0	1.299	965190	125367	13	32	9644	1.60(1.32-1.78)	
PCB-116 (C85)											
325.8804	33:37	33:37	0	1.299	1540032	202178	18	45	11232		
327.8775	33:37	33:37	0	1.299	965190	125367	13	32	9644	1.60(1.32-1.78)	
PCB-117 (C85)											
325.8804	33:37	33:37	0	1.299	1540032	202178	18	45	11232		
327.8775	33:37	33:37	0	1.299	965190	125367	13	32	9644	1.60(1.32-1.78)	
PCB-110											
325.8804	33:52	33:52	0	1.308	1143126	126429	18	45	7024		
327.8775	33:52	33:52	0	1.308	718359	80264	13	32	6174	1.59(1.32-1.78)	
PCB-115 (C110)											
325.8804	33:52	33:52	0	1.308	1143126	126429	18	45	7024		
327.8775	33:52	33:52	0	1.308	718359	80264	13	32	6174	1.59(1.32-1.78)	
PCB-82											
325.8804	34:07	34:07	0	1.317	368051	72169	18	45	4009		
327.8775	34:07	34:07	0	1.317	230447	44965	13	32	3459	1.60(1.32-1.78)	
PCB-111											
325.8804	34:31	34:31	0	1.333	612972	125701	18	45	6983		
327.8775	34:30	34:31	-1	1.333	385181	79443	13	32	6111	1.59(1.32-1.78)	
PCB-120											
325.8804	34:58	34:58	0	1.351	616750	125301	18	45	6961		
327.8775	34:58	34:58	-1	1.350	386649	79777	13	32	6137	1.60(1.32-1.78)	
PCB-108											
325.8804	36:06	36:06	0	1.394	1386140	279397	610	1525	458		
327.8775	36:06	36:06	0	1.394	878753	177663	273	682	651	1.58(1.32-1.78)	

Signal	RT (min.)	Adj RT (min.)	Sec.	REL RT	Area	Height	Avg Noise	EDL Height	S/N	Ratio(Limits)	Flags
PCB-124 (C108)											
325.8804	36:06	36:06	0	1.394	1386140	279397	610	1525	458		
327.8775	36:06	36:06	0	1.394	878753	177663	273	682	651	1.58(1.32-1.78)	
PCB-107											
325.8804	36:21	36:21	0	1.404	755561	147817	610	1525	242		
327.8775	36:21	36:21	0	1.404	484131	93057	273	682	341	1.56(1.32-1.78)	
PCB-123											
325.8804	36:28	36:28	0	1.001	760855	157276	610	1525	258		
327.8775	36:28	36:28	0	1.001	479954	97966	273	682	359	1.59(1.32-1.78)	
PCB-106											
325.8804	36:35	36:35	0	1.004	708962	143732	610	1525	236		
327.8775	36:34	36:35	-1	1.004	451357	91561	273	682	335	1.57(1.32-1.78)	
PCB-118											
325.8804	36:48	36:48	0	1.001	761215	146863	610	1525	241		
327.8775	36:48	36:48	0	1.001	487161	93626	273	682	343	1.56(1.32-1.78)	
PCB-122											
325.8804	37:08	37:08	0	1.010	660410	134738	610	1525	221		
327.8775	37:08	37:08	0	1.010	419620	83658	273	682	306	1.57(1.32-1.78)	
PCB-114											
325.8804	37:19	37:19	0	1.001	784909	154979	610	1525	254		
327.8775	37:19	37:19	0	1.001	500375	98718	273	682	362	1.57(1.32-1.78)	
PCB-105											
325.8804	37:57	37:57	0	1.001	732738	139769	610	1525	229		
327.8775	37:57	37:57	0	1.001	451239	89717	273	682	329	1.62(1.32-1.78)	
PCB-127											
325.8804	39:26	39:26	0	1.040	732576	141414	610	1525	232		
327.8775	39:26	39:26	0	1.040	470570	92327	273	682	338	1.56(1.32-1.78)	
PCB-126											
325.8804	41:03	41:03	0	1.001	718868	133799	610	1525	219		
327.8775	41:03	41:03	0	1.001	454045	84426	273	682	309	1.58(1.32-1.78)	
PCB-155L											
371.8817	31:35	31:35	0	0.791	737744	154460	26	65	5941		
373.8788	31:35	31:35	1	0.792	578267	122120	29	72	4211	1.28(1.05-1.43)	
PCB-153L											
371.8817	38:39	38:39	0	0.901	436826	91357	275	687	332		
373.8788	38:39	38:39	0	0.901	347281	72033	162	405	445	1.26(1.05-1.43)	
PCB-138L											
371.8817	39:54	39:54	0		859301	172359	275	687	627		
373.8788	39:54	39:54	0		661675	134455	162	405	830	1.30(1.05-1.43)	
PCB-167L											
371.8817	42:54	42:54	0	1.075	1091731	215910	275	687	785		
373.8788	42:54	42:54	0	1.075	862279	172298	162	405	1064	1.27(1.05-1.43)	
PCB-156L											
371.8817	44:03	44:03	0	1.104	2167115	305152	275	687	1110		
373.8788	44:03	44:03	-1	1.104	1696054	245004	162	405	1512	1.28(1.05-1.43)	

Signal	RT (min.)	Adj RT (min.)	Sec.	REL RT	Area	Height	Avg Noise	EDL Height	S/N	Ratio(Limits)	Flags
PCB-157L (C156L)											
371.8817	44:03	44:03	0	1.104	2167115	305152	275	687	1110		
373.8788	44:03	44:03	-1	1.104	1696054	245004	162	405	1512	1.28(1.05-1.43)	
PCB-169L											
371.8817	47:17	47:17	0	1.185	1039967	193421	275	687	703		
373.8788	47:17	47:17	0	1.185	803865	149202	162	405	921	1.29(1.05-1.43)	
PCB-155											
359.8415	31:37	31:37	0	1.001	444352	93763	13	32	7213		
361.8385	31:37	31:37	0	1.001	346114	72068	8	20	9009	1.28(1.05-1.43)	
PCB-152											
359.8415	31:48	31:48	0	1.007	414411	88189	13	32	6784		
361.8385	31:48	31:48	0	1.007	324608	69008	8	20	8626	1.28(1.05-1.43)	
PCB-150											
359.8415	31:57	31:57	0	1.012	424268	89926	13	32	6917		
361.8385	31:57	31:57	0	1.012	329425	69713	8	20	8714	1.29(1.05-1.43)	
PCB-136											
359.8415	32:19	32:19	0	1.023	391118	83476	13	32	6421		
361.8385	32:19	32:19	0	1.023	306852	63808	8	20	7976	1.27(1.05-1.43)	
PCB-145											
359.8415	32:37	32:37	0	1.033	403078	84148	13	32	6473		
361.8385	32:37	32:37	0	1.033	317069	66907	8	20	8363	1.27(1.05-1.43)	
PCB-148											
359.8415	34:08	34:08	0	1.081	302539	63324	13	32	4871		
361.8385	34:08	34:08	0	1.081	235554	48471	8	20	6059	1.28(1.05-1.43)	
PCB-135											M
359.8415	34:43	34:43	0	1.100	576796	66537	13	32	5118		M
361.8385	34:42	34:43	-1	1.099	457278	52773	8	20	6597	1.26(1.05-1.43)	M
PCB-151 (C135)											M
359.8415	34:43	34:43	0	1.100	576796	66537	13	32	5118		M
361.8385	34:42	34:43	-1	1.099	457278	52773	8	20	6597	1.26(1.05-1.43)	M
PCB-154											
359.8415	34:59	34:59	0	1.108	334461	68788	13	32	5291		
361.8385	34:59	34:59	0	1.108	266522	55239	8	20	6905	1.25(1.05-1.43)	
PCB-144											
359.8415	35:17	35:17	0	1.117	304692	61172	13	32	4706		
361.8385	35:17	35:17	0	1.117	240403	49006	8	20	6126	1.27(1.05-1.43)	
PCB-147											
359.8415	35:39	35:39	0	1.129	913189	187390	82	205	2285		
361.8385	35:39	35:39	0	1.129	730396	149302	61	152	2448	1.25(1.05-1.43)	
PCB-149 (C147)											
359.8415	35:39	35:39	0	1.129	913189	187390	82	205	2285		
361.8385	35:39	35:39	0	1.129	730396	149302	61	152	2448	1.25(1.05-1.43)	
PCB-134											
359.8415	35:57	35:57	0	1.138	806201	89135	82	205	1087		
361.8385	35:57	35:57	0	1.138	633007	71413	61	152	1171	1.27(1.05-1.43)	

Signal	RT (min.)	Adj RT (min.)	Sec.	REL RT	Area	Height	Avg Noise	EDL Height	S/N	Ratio(Limits)	Flags
PCB-143 (C134)											
359.8415	35:57	35:57	0	1.138	806201	89135	82	205	1087		
361.8385	35:57	35:57	0	1.138	633007	71413	61	152	1171	1.27(1.05-1.43)	
PCB-139											
359.8415	36:15	36:15	0	1.148	918759	169527	82	205	2067		
361.8385	36:15	36:15	1	1.148	727046	134282	61	152	2201	1.26(1.05-1.43)	
PCB-140 (C139)											
359.8415	36:15	36:15	0	1.148	918759	169527	82	205	2067		
361.8385	36:15	36:15	1	1.148	727046	134282	61	152	2201	1.26(1.05-1.43)	
PCB-131											
359.8415	36:27	36:27	0	1.154	394553	80248	82	205	979		
361.8385	36:27	36:27	0	1.154	317065	64807	61	152	1062	1.24(1.05-1.43)	
PCB-142											
359.8415	36:36	36:36	0	1.159	407670	84025	82	205	1025		
361.8385	36:36	36:36	0	1.159	324311	67009	61	152	1099	1.26(1.05-1.43)	
PCB-132											
359.8415	36:54	36:54	0	1.169	414437	83934	82	205	1024		
361.8385	36:54	36:54	0	1.169	327524	65032	61	152	1066	1.27(1.05-1.43)	
PCB-133											
359.8415	37:25	37:25	0	1.185	425244	83458	82	205	1018		
361.8385	37:25	37:25	0	1.185	339046	66700	61	152	1093	1.25(1.05-1.43)	
PCB-165											
359.8415	37:49	37:49	0	0.881	528683	107869	82	205	1315		
361.8385	37:49	37:49	0	0.881	424217	86584	61	152	1419	1.25(1.05-1.43)	
PCB-146											
359.8415	38:04	38:04	0	0.887	470930	96383	82	205	1175		
361.8385	38:04	38:04	0	0.887	376614	75573	61	152	1239	1.25(1.05-1.43)	
PCB-161											
359.8415	38:12	38:12	0	0.890	604217	124290	82	205	1516		
361.8385	38:12	38:12	0	0.890	478550	97862	61	152	1604	1.26(1.05-1.43)	
PCB-153											
359.8415	38:42	38:42	0	0.902	1133798	170299	82	205	2077		
361.8385	38:42	38:42	0	0.902	902997	135318	61	152	2218	1.26(1.05-1.43)	
PCB-168 (C153)											
359.8415	38:42	38:42	0	0.902	1133798	170299	82	205	2077		
361.8385	38:42	38:42	0	0.902	902997	135318	61	152	2218	1.26(1.05-1.43)	
PCB-141											
359.8415	38:52	38:52	0	0.906	452943	87937	82	205	1072		
361.8385	38:52	38:52	0	0.906	351762	70737	61	152	1160	1.29(1.05-1.43)	
PCB-130											
359.8415	39:16	39:16	0	0.915	386906	77838	82	205	949		
361.8385	39:16	39:16	0	0.915	309960	62489	61	152	1024	1.25(1.05-1.43)	
PCB-137											
359.8415	39:30	39:30	0	0.921	490722	97545	82	205	1190		
361.8385	39:30	39:30	0	0.921	400188	79198	61	152	1298	1.23(1.05-1.43)	

Signal	RT (min.)	Adj RT (min.)	Sec.	REL RT	Area	Height	Avg Noise	EDL Height	S/N	Ratio(Limits)	Flags
PCB-164											
359.8415	39:36	39:36	0	0.923	579956	118115	82	205	1440		
361.8385	39:36	39:36	0	0.923	459335	93295	61	152	1529	1.26(1.05-1.43)	
PCB-129											M
359.8415	39:56	39:56	0	0.931	2009859	231046	82	205	2818		M
361.8385	39:56	39:56	0	0.931	1608020	183835	61	152	3014	1.25(1.05-1.43)	M
PCB-138 (C129)											M
359.8415	39:56	39:56	0	0.931	2009859	231046	82	205	2818		M
361.8385	39:56	39:56	0	0.931	1608020	183835	61	152	3014	1.25(1.05-1.43)	M
PCB-160 (C129)											M
359.8415	39:56	39:56	0	0.931	2009859	231046	82	205	2818		M
361.8385	39:56	39:56	0	0.931	1608020	183835	61	152	3014	1.25(1.05-1.43)	M
PCB-163 (C129)											M
359.8415	39:56	39:56	0	0.931	2009859	231046	82	205	2818		M
361.8385	39:56	39:56	0	0.931	1608020	183835	61	152	3014	1.25(1.05-1.43)	M
PCB-158											
359.8415	40:19	40:19	0	0.940	643621	124633	82	205	1520		
361.8385	40:19	40:19	0	0.940	507449	98467	61	152	1614	1.27(1.05-1.43)	
PCB-128											
359.8415	41:09	41:09	0	0.959	1039018	180112	82	205	2196		
361.8385	41:09	41:09	0	0.959	829244	142461	61	152	2335	1.25(1.05-1.43)	
PCB-166 (C128)											
359.8415	41:09	41:09	0	0.959	1039018	180112	82	205	2196		
361.8385	41:09	41:09	0	0.959	829244	142461	61	152	2335	1.25(1.05-1.43)	
PCB-159											
359.8415	42:10	42:10	0	0.983	620175	122341	82	205	1492		
361.8385	42:10	42:10	0	0.983	495260	98684	61	152	1618	1.25(1.05-1.43)	
PCB-162											
359.8415	42:27	42:27	0	0.989	647783	124067	82	205	1513		
361.8385	42:27	42:27	0	0.989	518464	99580	61	152	1632	1.25(1.05-1.43)	
PCB-167											
359.8415	42:56	42:56	0	1.001	661066	126961	82	205	1548		
361.8385	42:56	42:56	0	1.001	535055	102598	61	152	1682	1.24(1.05-1.43)	
PCB-156											
359.8415	44:04	44:04	0	1.000	1257349	174748	82	205	2131		
361.8385	44:04	44:04	0	1.000	1002427	140067	61	152	2296	1.25(1.05-1.43)	
PCB-157 (C156)											
359.8415	44:04	44:04	0	1.000	1257349	174748	82	205	2131		
361.8385	44:04	44:04	0	1.000	1002427	140067	61	152	2296	1.25(1.05-1.43)	
PCB-169											
359.8415	47:18	47:18	0	1.000	601784	113934	82	205	1389		
361.8385	47:18	47:18	0	1.000	479230	88912	61	152	1458	1.26(1.05-1.43)	
PCB-188L											
405.8428	37:18	37:18	0	0.821	881044	180197	27	67	6674		
407.8398	37:18	37:18	0	0.821	814517	165640	23	57	7202	1.08(0.89-1.21)	

Signal	RT (min.)	Adj RT (min.)	Sec.	REL RT	Area	Height	Avg Noise	EDL Height	S/N	Ratio(Limits)	Flags
PCB-178L											
405.8428	40:21	40:21	0	0.888	314912	63799	27	67	2363		
407.8398	40:21	40:21	0	0.888	297975	60374	23	57	2625	1.06(0.89-1.21)	
PCB-180L											
405.8428	45:27	45:27	0		670054	132509	27	67	4908		
407.8398	45:27	45:27	0		616211	120622	23	57	5244	1.09(0.89-1.21)	
PCB-170L											
405.8428	46:42	46:42	0	1.027	521204	101688	27	67	3766		
407.8398	46:42	46:42	0	1.027	491079	97779	23	57	4251	1.06(0.89-1.21)	
PCB-189L											
405.8428	49:49	49:49	0	1.096	1102492	211179	818	2045	258		
407.8398	49:49	49:49	0	1.096	1051937	199573	525	1312	380	1.05(0.89-1.21)	
PCB-188											
393.8025	37:20	37:20	0	1.001	511999	105362	6	15	17560		
395.7995	37:20	37:20	0	1.001	479050	98446	10	25	9845	1.07(0.89-1.21)	
PCB-179											
393.8025	37:39	37:39	0	1.009	469931	96037	6	15	16006		
395.7995	37:39	37:39	0	1.009	445058	91108	10	25	9111	1.06(0.89-1.21)	
PCB-184											
393.8025	38:12	38:12	0	1.024	471941	93889	6	15	15648		
395.7995	38:12	38:12	0	1.024	446752	90728	10	25	9073	1.06(0.89-1.21)	
PCB-176											
393.8025	38:33	38:33	0	1.033	513192	101615	6	15	16936		
395.7995	38:32	38:33	-1	1.033	483172	95981	10	25	9598	1.06(0.89-1.21)	
PCB-186											
393.8025	39:00	39:00	0	1.045	481445	95714	6	15	15952		
395.7995	39:00	39:00	0	1.045	458700	90523	10	25	9052	1.05(0.89-1.21)	
PCB-178											
393.8025	40:23	40:23	0	1.082	342631	69310	6	15	11552		
395.7995	40:23	40:23	0	1.082	323157	65387	10	25	6539	1.06(0.89-1.21)	
PCB-175											
393.8025	41:01	41:01	0	1.100	362843	72108	6	15	12018		
395.7995	41:01	41:01	0	1.100	337566	67326	10	25	6733	1.07(0.89-1.21)	
PCB-187											
393.8025	41:17	41:17	0	1.107	383737	75225	6	15	12538		
395.7995	41:17	41:17	0	1.107	356431	70736	10	25	7074	1.08(0.89-1.21)	
PCB-182											
393.8025	41:29	41:29	0	1.112	393954	78487	6	15	13081		
395.7995	41:29	41:29	0	1.112	371864	73718	10	25	7372	1.06(0.89-1.21)	
PCB-183											M
393.8025	41:55	41:55	0	1.124	769500	81766	6	15	13628		M
395.7995	41:54	41:55	-1	1.123	718997	76966	10	25	7697	1.07(0.89-1.21)	M
PCB-185 (C183)											M
393.8025	41:55	41:55	0	1.124	769500	81766	6	15	13628		M
395.7995	41:54	41:55	-1	1.123	718997	76966	10	25	7697	1.07(0.89-1.21)	M

Signal	RT (min.)	Adj RT (min.)	Sec.	REL RT	Area	Height	Avg Noise	EDL Height	S/N	Ratio(Limits)	Flags
PCB-174											
393.8025	42:08	42:08	0	1.129	331117	63393	6	15	10566		
395.7995	42:08	42:08	0	1.129	313732	60653	10	25	6065	1.06(0.89-1.21)	
PCB-177											
393.8025	42:35	42:35	0	1.141	323103	62440	6	15	10407		
395.7995	42:34	42:35	-1	1.141	307644	60374	10	25	6037	1.05(0.89-1.21)	
PCB-181											
393.8025	42:58	42:58	0	1.152	383638	76435	6	15	12739		
395.7995	42:58	42:58	0	1.152	358593	70258	10	25	7026	1.07(0.89-1.21)	
PCB-171											
393.8025	43:11	43:11	0	1.158	661071	112307	6	15	18718		
395.7995	43:11	43:11	0	1.158	628821	106882	10	25	10688	1.05(0.89-1.21)	
PCB-173 (C171)											
393.8025	43:11	43:11	0	1.158	661071	112307	6	15	18718		
395.7995	43:11	43:11	0	1.158	628821	106882	10	25	10688	1.05(0.89-1.21)	
PCB-172											
393.8025	44:50	44:50	0	0.900	338755	65915	6	15	10986		
395.7995	44:50	44:50	0	0.900	321350	63563	10	25	6356	1.05(0.89-1.21)	
PCB-192											
393.8025	45:06	45:06	0	0.905	454756	88529	6	15	14755		
395.7995	45:06	45:06	0	0.905	428175	84151	10	25	8415	1.06(0.89-1.21)	
PCB-180											
393.8025	45:26	45:26	0	0.912	852461	113640	6	15	18940		
395.7995	45:26	45:26	0	0.912	796507	106152	10	25	10615	1.07(0.89-1.21)	
PCB-193 (C180)											
393.8025	45:26	45:26	0	0.912	852461	113640	6	15	18940		
395.7995	45:26	45:26	0	0.912	796507	106152	10	25	10615	1.07(0.89-1.21)	
PCB-191											
393.8025	45:49	45:49	0	0.920	477764	92407	6	15	15401		
395.7995	45:49	45:49	0	0.920	445125	87291	10	25	8729	1.07(0.89-1.21)	
PCB-170											
393.8025	46:44	46:44	0	0.938	335482	64465	6	15	10744		
395.7995	46:44	46:44	0	0.938	321585	63997	10	25	6400	1.04(0.89-1.21)	
PCB-190											
393.8025	47:15	47:15	0	0.948	471512	91468	6	15	15245		
395.7995	47:15	47:15	0	0.948	449762	88001	10	25	8800	1.05(0.89-1.21)	
PCB-189											
393.8025	49:51	49:51	0	1.001	661916	128526	137	342	938		
395.7995	49:51	49:51	0	1.001	629497	122386	88	220	1391	1.05(0.89-1.21)	
PCB-202L											
439.8038	42:41	42:41	0	0.822	644579	126059	8	20	15757		
441.8008	42:41	42:41	0	0.822	713864	142023	26	65	5462	0.90(0.76-1.02)	
PCB-194L											
439.8038	51:57	51:57	0		736162	145854	448	1120	326		
441.8008	51:57	51:57	0		803636	154356	496	1240	311	0.92(0.76-1.02)	

Signal	RT (min.)	Adj RT (min.)	Sec.	REL RT	Area	Height	Avg Noise	EDL Height	S/N	Ratio(Limits)	Flags
PCB-205L											
439.8038	52:25	52:25	0	1.009	893755	172386	448	1120	385		
441.8008	52:25	52:25	0	1.009	990187	188882	496	1240	381	0.90(0.76-1.02)	
PCB-202											
427.7635	42:42	42:42	0	1.000	312698	61240	15	37	4083		
429.7606	42:42	42:42	0	1.000	342099	67435	9	22	7493	0.91(0.76-1.02)	
PCB-201											
427.7635	43:37	43:37	0	1.022	350325	69902	15	37	4660		
429.7606	43:37	43:37	0	1.022	389967	77296	9	22	8588	0.90(0.76-1.02)	
PCB-204											
427.7635	44:18	44:18	0	1.038	328828	65479	15	37	4365		
429.7606	44:18	44:18	0	1.038	364347	70955	9	22	7884	0.90(0.76-1.02)	
PCB-197											
427.7635	44:32	44:32	0	1.043	356245	71367	15	37	4758		
429.7606	44:32	44:32	0	1.043	399000	78954	9	22	8773	0.89(0.76-1.02)	
PCB-200											
427.7635	44:38	44:38	0	1.046	338692	66410	15	37	4427		
429.7606	44:38	44:38	0	1.046	368328	72489	9	22	8054	0.92(0.76-1.02)	
PCB-198											
427.7635	47:25	47:25	0	1.111	470065	61909	15	37	4127		
429.7606	47:25	47:25	0	1.111	518531	68556	9	22	7617	0.91(0.76-1.02)	
PCB-199 (C198)											
427.7635	47:25	47:25	0	1.111	470065	61909	15	37	4127		
429.7606	47:25	47:25	0	1.111	518531	68556	9	22	7617	0.91(0.76-1.02)	
PCB-196											
427.7635	48:06	48:06	0	0.918	249724	48668	15	37	3245		
429.7606	48:06	48:06	0	0.918	273190	53369	9	22	5930	0.91(0.76-1.02)	
PCB-203											
427.7635	48:18	48:18	0	0.921	263498	51679	15	37	3445		
429.7606	48:18	48:18	0	0.921	294603	57146	9	22	6350	0.89(0.76-1.02)	
PCB-195											
427.7635	49:37	49:37	0	0.947	349926	67972	103	257	660		
429.7606	49:37	49:37	0	0.947	387220	74376	111	277	670	0.90(0.76-1.02)	
PCB-194											
427.7635	51:57	51:57	0	0.991	387032	72693	103	257	706		
429.7606	51:58	51:57	1	0.991	431327	80824	111	277	728	0.90(0.76-1.02)	
PCB-205											
427.7635	52:26	52:26	0	1.000	510411	97773	103	257	949		
429.7606	52:26	52:26	0	1.000	566426	108704	111	277	979	0.90(0.76-1.02)	
PCB-208L											
473.7648	49:22	49:22	0	0.950	759868	147779	366	915	404		
475.7619	49:22	49:22	0	0.950	979960	192907	640	1600	301	0.78(0.65-0.89)	
PCB-206L											
473.7648	54:10	54:10	0	1.043	570056	109423	366	915	299		
475.7619	54:10	54:10	0	1.043	713724	132007	640	1600	206	0.80(0.65-0.89)	

Signal	RT (min.)	Adj RT (min.)	Sec.	REL RT	Area	Height	Avg Noise	EDL Height	S/N	Ratio(Limits)	Flags
PCB-208											
461.7246	49:23	49:23	0	1.001	408445	79039	278	695	284		
463.7216	49:23	49:23	0	1.001	514449	98754	316	790	313	0.79(0.65-0.89)	
PCB-207											
461.7246	50:19	50:19	0	1.019	431125	82999	278	695	299		
463.7216	50:19	50:19	0	1.019	549618	105509	316	790	334	0.78(0.65-0.89)	
PCB-206											
461.7246	54:12	54:12	0	1.000	308571	57537	278	695	207		
463.7216	54:12	54:12	0	1.000	390642	73716	316	790	233	0.79(0.65-0.89)	
PCB-209L											
507.7258	55:49	55:49	0	1.075	556254	97675	38	95	2570		
509.7229	55:49	55:49	0	1.075	791830	140294	22	55	6377	0.70(0.59-0.79)	
DCB Decachlorobiphenyl											
495.6856	55:50	55:50	0	1.000	329889	58014	12	30	4835		
497.6826	55:50	55:50	0	1.000	462141	81405	9	22	9045	0.71(0.59-0.79)	

QC Flag Legend

Review Flags

M - Manually Integrated

a - User Assigned ID

Reagents:

61CV1668CS3_00006 Amount Added: 20.00 Units: uL

Eurofins TestAmerica, Knoxville
CCV Relative RT Report

Data File: \\chromna\Knoxville\ChromData\D3D\20190829-12906.b\d4190829s1.d
Lims ID: WDMCCV
Client ID:
Sample Type: WDMCCV
Inject. Date: 29-Aug-2019 14:10:00 ALS Bottle#: 0 Worklist Smp#: 1
Injection Vol: 1.0 ul Dil. Factor: 1.0000
Sample Info:
Misc. Info.: 140-0012906-001
Operator ID: Xcalibur_System Instrument ID: D3D
Sublist: chrom-PCBs_D3D*sub1

Method: \\chromna\Knoxville\ChromData\D3D\20190829-12906.b\PCBs_D3D.m
Limit Group: HR - 1668A - ICAL
Last Update: 29-Aug-2019 16:22:32 Calib Date: 21-Aug-2019 19:05:00
Integrator: Picker
Quant Method: Isotopic Dilution Quant By: Initial Calibration
Last ICal File: \\chromna\Knoxville\ChromData\D3D\20190813-12717.b\d4190821i6.d

Column 1 : SPB-Octyl (0.25 mm) Det: F1(11.07 :21.70)
Process Host: CTX1023

First Level Reviewer: davidsonm Date: 29-Aug-2019 15:35:58

Start Cal Date: 21-Aug-2019 13:37:00
End Cal Date: 21-Aug-2019 19:05:00

Compound	T/L	ICAL RT	CCV RT	RT (secs)	RT Lmt	ICAL RRT	CCV RRT	RRT Limits
PCB-1L		11:46	11:48	2	15	0.7275	0.7290	0.717 - 0.7472
PCB-3L		13:57	13:57	1	15	0.8625	0.8625	0.849 - 0.8798
PCB-1	L	11:47	11:48	1		1.0011	1.0000	0.995 - 1.0085
PCB-2		13:47	13:48	1		0.9878	0.9887	0.985 - 0.9925
PCB-3	L	13:58	13:58	1		1.0009	1.0009	0.998 - 1.0048
PCB-4L		14:12	14:13	1	15	0.8779	0.8787	0.865 - 0.8956
PCB-9L		16:11	16:11	1		1.0000	1.0000	0.987 - 1.0128
PCB-8L		17:00	17:01	1		1.1969	1.1970	1.192 - 1.1989
PCB-15L		20:06	20:05	0	15	1.2426	1.2417	1.233 - 1.2530
PCB-4	L	14:13	14:14	1		1.0009	1.0009	0.994 - 1.0058
PCB-10		14:23	14:24	2		1.0129	1.0129	1.010 - 1.0168
PCB-9		16:11	16:12	1		1.1400	1.1390	1.135 - 1.1415
PCB-7		16:22	16:22	1		1.1520	1.1510	1.147 - 1.1538
PCB-6		16:36	16:36	1		1.1686	1.1675	1.164 - 1.1706
PCB-5		16:55	16:54	0		1.1907	1.1887	1.186 - 1.1926
PCB-8		17:02	17:02	1		1.1990	1.1979	1.194 - 1.2008
PCB-14		18:40	18:39	0		0.9284	0.9284	0.926 - 0.9305
PCB-11		19:30	19:29	0		0.9700	0.9701	0.968 - 0.9725
PCB-12/13		19:50	19:48	-1		0.9863	0.9857	0.983 - 0.9875
PCB-15	L	20:07	20:06	0		1.0007	1.0007	0.997 - 1.0050
PCB-19L		17:19	17:19	1	15	0.8416	0.8423	0.831 - 0.8547
PCB-32L		20:34	20:34	0		1.0000	1.0000	0.998 - 1.0024
PCB-31L		22:50	22:50	0		1.0000	1.0000	0.998 - 1.0022
PCB-28L		23:08	23:07	-1		1.0134	1.0128	1.006 - 1.0201

Compound	T/L	ICAL RT	CCV RT	Δ RT (secs)	RT Lmt	ICAL RRT	CCV RRT	RRT Limits
PCB-37L		27:09	27:06	-2	15	1.1889	1.1875	1.178 - 1.1995
PCB-19	L	17:20	17:20	1		1.0008	1.0008	0.996 - 1.0058
PCB-18/30		19:11	19:11	0		1.1081	1.1072	1.104 - 1.1093
PCB-17		19:37	19:36	0		1.1330	1.1322	1.129 - 1.1352
PCB-27		19:50	19:50	0		1.1458	1.1450	1.141 - 1.1471
PCB-24		19:58	19:58	0		1.1534	1.1526	1.148 - 1.1542
PCB-16		20:04	20:04	0		1.1594	1.1586	1.156 - 1.1621
PCB-32		20:36	20:35	0		1.1897	1.1888	1.185 - 1.1908
PCB-34		21:52	21:51	0		1.2627	1.2615	1.257 - 1.2623
PCB-23		22:01	22:00	0		1.2715	1.2703	1.266 - 1.2715
PCB-26/29		22:20	22:19	0		1.2899	1.2887	1.282 - 1.2915
PCB-25		22:34	22:32	-1		0.8308	0.8313	0.829 - 0.8325
PCB-31		22:52	22:50	-1		0.8421	0.8426	0.840 - 0.8438
PCB-20/28		23:11	23:09	-2		0.8538	0.8538	0.851 - 0.8568
PCB-21/33		23:24	23:22	-1		0.8617	0.8623	0.858 - 0.8637
PCB-22		23:48	23:46	-1		0.8763	0.8769	0.875 - 0.8786
PCB-36		25:22	25:20	-1		0.9339	0.9347	0.932 - 0.9352
PCB-39		25:43	25:41	-2		0.9470	0.9473	0.945 - 0.9483
PCB-38		26:18	26:16	-2		0.9686	0.9690	0.966 - 0.9695
PCB-35		26:46	26:43	-2		0.9855	0.9859	0.984 - 0.9875
PCB-37	L	27:10	27:08	-2		1.0005	1.0009	0.999 - 1.0024
PCB-54L		20:24	20:23	0	15	0.8167	0.8172	0.811 - 0.8247
PCB-52L		24:59	24:57	-1		1.0000	1.0000	0.992 - 1.0083
PCB-79L		32:54	32:52	-2		0.9704	0.9703	0.969 - 0.9718
PCB-81L		33:55	33:52	-3	15	1.3581	1.3574	1.351 - 1.3641
PCB-77L		34:29	34:26	-3	15	1.3806	1.3799	1.373 - 1.3867
PCB-54	L	20:26	20:24	-1		1.0000	1.0000	0.996 - 1.0041
PCB-50/53		22:37	22:35	-1		1.1084	1.1076	1.102 - 1.1106
PCB-45/51		23:20	23:19	0		1.1440	1.1438	1.137 - 1.1453
PCB-46		23:34	23:33	0		1.1552	1.1550	1.153 - 1.1576
PCB-52		25:00	24:58	-2		1.2257	1.2244	1.222 - 1.2263
PCB-43/73		25:09	25:07	-1		1.2326	1.2319	1.230 - 1.2346
PCB-49/69		25:28	25:26	-1		1.2482	1.2475	1.242 - 1.2499
PCB-48		25:47	25:44	-2		1.2638	1.2625	1.259 - 1.2636
PCB-44/47/65		26:01	26:00	-1		1.2756	1.2750	1.269 - 1.2770
PCB-59/62/75		26:19	26:17	-2		1.2900	1.2888	1.284 - 1.2919
PCB-42		26:32	26:30	-2		1.3006	1.2994	1.296 - 1.3007
PCB-40/41/71		27:02	26:59	-2		1.3249	1.3237	1.317 - 1.3250
PCB-64		27:15	27:12	-2		1.3355	1.3344	1.331 - 1.3355
PCB-72		28:05	28:03	-2		0.8278	0.8281	0.826 - 0.8291
PCB-68		28:22	28:20	-2		0.8365	0.8364	0.835 - 0.8375
PCB-57		28:48	28:45	-2		0.8488	0.8488	0.847 - 0.8500
PCB-58		29:01	28:59	-2		0.8556	0.8560	0.854 - 0.8574
PCB-67		29:12	29:09	-2		0.8609	0.8608	0.859 - 0.8620
PCB-63		29:28	29:25	-2		0.8687	0.8688	0.866 - 0.8694
PCB-61/70/74/76		29:48	29:45	-2		0.8785	0.8785	0.875 - 0.8810

Compound	T/L	ICAL RT	CCV RT	Δ RT (secs)	RT Lmt	ICAL RRT	CCV RRT	RRT Limits
PCB-66		30:07	30:04	-2		0.8879	0.8879	0.886 - 0.8894
PCB-55		30:17	30:14	-2		0.8927	0.8928	0.891 - 0.8943
PCB-56		30:47	30:45	-2		0.9077	0.9079	0.907 - 0.9098
PCB-60		31:00	30:57	-3		0.9141	0.9139	0.913 - 0.9158
PCB-80		31:26	31:22	-3		0.9265	0.9263	0.924 - 0.9268
PCB-79		32:57	32:53	-4		0.9715	0.9711	0.970 - 0.9726
PCB-78		33:30	33:27	-3		0.9876	0.9876	0.986 - 0.9890
PCB-81	T	33:57	33:53	-3		1.0007	1.0004	0.999 - 1.0020
PCB-77	T/L	34:30	34:26	-3		1.0007	1.0004	0.999 - 1.0019
PCB-104L		25:56	25:54	-2	15	0.8139	0.8141	0.810 - 0.8199
PCB-95L		28:53	28:51	-2		1.1143	1.1142	1.112 - 1.1179
PCB-101L		31:52	31:48	-3		1.0000	1.0000	0.994 - 1.0065
PCB-111L		34:32	34:29	-2		1.0847	1.0845	1.079 - 1.0891
PCB-123L		36:30	36:26	-4	15	1.1459	1.1458	1.141 - 1.1511
PCB-118L		36:50	36:46	-4	15	1.1562	1.1561	1.151 - 1.1614
PCB-114L		37:21	37:17	-4	15	1.1726	1.1725	1.168 - 1.1780
PCB-105L		38:00	37:56	-3	15	1.1927	1.1927	1.188 - 1.1989
PCB-127L		39:29	39:25	-3		1.0000	1.0000	0.995 - 1.0053
PCB-126L		41:06	41:01	-4	15	1.2900	1.2898	1.285 - 1.2956
PCB-104	L	25:57	25:55	-2		1.0010	1.0010	0.998 - 1.0039
PCB-96		26:19	26:17	-1		1.0147	1.0153	1.013 - 1.0195
PCB-103		28:16	28:14	-2		1.0903	1.0901	1.087 - 1.0912
PCB-94		28:29	28:27	-2		1.0986	1.0984	1.097 - 1.1003
PCB-95		28:55	28:52	-2		1.1153	1.1151	1.113 - 1.1193
PCB-93/100		29:09	29:06	-2		1.1242	1.1240	1.120 - 1.1267
PCB-98/102		29:18	29:15	-2		1.1300	1.1299	1.127 - 1.1336
PCB-88/91		29:48	29:44	-3		1.1492	1.1486	1.143 - 1.1505
PCB-84		30:00	29:57	-2		1.1570	1.1570	1.157 - 1.1603
PCB-89		30:29	30:27	-2		1.1757	1.1757	1.175 - 1.1786
PCB-121		30:55	30:53	-2		1.1924	*1.1924	1.188 - 1.1922
PCB-92		31:17	31:15	-2		0.8570	0.8574	0.856 - 0.8589
PCB-90/101/113		31:52	31:49	-3		1.2292	1.2288	1.224 - 1.2307
PCB-83/99		32:27	32:24	-3		1.2517	1.2514	1.245 - 1.2525
PCB-112		32:34	32:31	-3		1.2561	1.2559	1.254 - 1.2574
PCB-86/87/97/109/119/125		32:57	32:53	-4		1.2709	1.2701	1.265 - 1.2756
PCB-85/116/117		33:41	33:37	-3		1.2988	1.2986	1.293 - 1.3007
PCB-110/115		33:56	33:52	-3		1.3086	1.3080	1.303 - 1.3092
PCB-82		34:10	34:07	-3		1.3175	1.3173	1.316 - 1.3194
PCB-111		34:34	34:31	-3		1.3332	*1.3331	1.329 - 1.3330
PCB-120		35:02	34:58	-3		1.3508	1.3508	1.348 - 1.3514
PCB-108/124		36:10	36:06	-4		1.3948	1.3942	1.390 - 1.3967
PCB-107		36:25	36:21	-4		1.4044	1.4038	1.401 - 1.4049
PCB-123	T	36:32	36:28	-4		1.0007	1.0007	1.000 - 1.0023
PCB-106		36:38	36:35	-3		1.0036	1.0040	1.003 - 1.0057
PCB-118	T	36:51	36:48	-3		1.0004	1.0007	0.999 - 1.0019
PCB-122		37:12	37:08	-4		1.0099	1.0100	1.009 - 1.0117

Compound	T/L	ICAL RT	CCV RT	RT (secs)	RT Lmt	ICAL RRT	CCV RRT	RRT Limits
PCB-114	T	37:23	37:19	-4		1.0007	1.0007	0.999 - 1.0018
PCB-105	T	38:01	37:57	-3		1.0007	1.0007	0.999 - 1.0018
PCB-127		39:31	39:26	-4		1.0399	1.0397	1.037 - 1.0399
PCB-126	T/L	41:07	41:03	-3		1.0003	1.0006	1.000 - 1.0016
PCB-155L		31:39	31:35	-4	15	0.7919	0.7914	0.787 - 0.7951
PCB-153L		38:42	38:39	-3		0.9008	0.9009	0.899 - 0.9028
PCB-138L		39:58	39:54	-3		1.0000	1.0000	0.979 - 1.0208
PCB-167L		42:59	42:54	-4	15	1.0756	1.0754	1.071 - 1.0792
PCB-156L/157L		44:08	44:03	-4	15	1.1043	1.1043	1.100 - 1.1084
PCB-169L		47:21	47:17	-4	15	1.1851	1.1854	1.184 - 1.1864
PCB-155	L	31:39	31:37	-2		1.0004	1.0012	0.998 - 1.0031
PCB-152		31:51	31:48	-3		1.0064	1.0069	1.006 - 1.0096
PCB-150		32:01	31:57	-3		1.0117	1.0121	1.011 - 1.0144
PCB-136		32:22	32:19	-3		1.0229	*1.0234	1.024 - 1.0268
PCB-145		32:40	32:37	-3		1.0326	1.0331	1.033 - 1.0358
PCB-148		34:12	34:08	-3		1.0808	1.0810	1.080 - 1.0830
PCB-135/151		34:46	34:43	-3		1.0989	1.0996	1.099 - 1.1038
PCB-154		35:03	34:59	-3		1.1078	1.1081	1.106 - 1.1107
PCB-144		35:21	35:17	-3		1.1170	1.1173	1.117 - 1.1199
PCB-147/149		35:43	35:39	-3		1.1286	1.1292	1.127 - 1.1326
PCB-134/143		36:01	35:57	-4		1.1381	1.1383	1.136 - 1.1409
PCB-139/140		36:19	36:15	-4		1.1476	1.1479	1.146 - 1.1515
PCB-131		36:30	36:27	-3		1.1538	1.1545	1.154 - 1.1571
PCB-142		36:40	36:36	-4		1.1587	1.1591	1.159 - 1.1621
PCB-132		36:58	36:54	-4		1.1682	1.1686	1.168 - 1.1728
PCB-133		37:29	37:25	-3		1.1843	1.1848	1.184 - 1.1872
PCB-165		37:53	37:49	-3		0.8814	0.8813	0.880 - 0.8825
PCB-146		38:08	38:04	-3		0.8872	0.8871	0.886 - 0.8882
PCB-161		38:16	38:12	-3		0.8902	0.8902	0.889 - 0.8914
PCB-153/168		38:47	38:42	-4		0.9024	0.9021	0.900 - 0.9040
PCB-141		38:56	38:52	-4		0.9060	0.9057	0.905 - 0.9075
PCB-130		39:21	39:16	-4		0.9154	0.9152	0.915 - 0.9172
PCB-137		39:34	39:30	-3		0.9206	0.9207	0.920 - 0.9224
PCB-164		39:41	39:36	-4		0.9233	0.9231	0.923 - 0.9252
PCB-129/138/160/163		40:00	39:56	-3		0.9307	0.9308	0.930 - 0.9349
PCB-158		40:23	40:19	-3		0.9395	0.9396	0.939 - 0.9409
PCB-128/166		41:14	41:09	-4		0.9592	0.9591	0.958 - 0.9617
PCB-159		42:14	42:10	-4		0.9827	0.9826	0.982 - 0.9839
PCB-162		42:31	42:27	-4		0.9894	0.9893	0.988 - 0.9907
PCB-167	T	43:00	42:56	-4		1.0006	1.0006	0.999 - 1.0016
PCB-156/157	T	44:08	44:04	-4		1.0003	1.0003	0.999 - 1.0025
PCB-169	T/L	47:23	47:18	-4		1.0006	1.0003	0.999 - 1.0015
PCB-188L		37:22	37:18	-4	15	0.8208	0.8206	0.817 - 0.8243
PCB-178L		40:24	40:21	-2		0.8877	0.8877	0.884 - 0.8916
PCB-180L		45:32	45:27	-4		1.0000	1.0000	0.996 - 1.0037
PCB-170L		46:47	46:42	-4	15	1.0276	1.0274	1.024 - 1.0317

Compound	T/L	ICAL RT	CCV RT	Δ RT (secs)	RT Lmt	ICAL RRT	CCV RRT	RRT Limits
PCB-189L		49:54	49:49	-5	15	1.0962	1.0960	1.093 - 1.1000
PCB-188	L	37:24	37:20	-4		1.0007	1.0007	1.000 - 1.0022
PCB-179		37:43	37:39	-3		1.0094	1.0095	1.009 - 1.0115
PCB-184		38:16	38:12	-3		1.0238	1.0239	1.023 - 1.0254
PCB-176		38:37	38:33	-3		1.0332	1.0333	1.033 - 1.0351
PCB-186		39:04	39:00	-4		1.0455	1.0453	1.045 - 1.0476
PCB-178		40:27	40:23	-3		1.0822	1.0825	1.081 - 1.0837
PCB-175		41:05	41:01	-3		1.0994	1.0996	1.098 - 1.1008
PCB-187		41:21	41:17	-4		1.1067	1.1067	1.106 - 1.1082
PCB-182		41:34	41:29	-4		1.1123	1.1123	1.111 - 1.1137
PCB-183/185		41:58	41:55	-3		1.1231	1.1235	1.123 - 1.1260
PCB-174		42:12	42:08	-4		1.1294	1.1295	1.129 - 1.1313
PCB-177		42:38	42:35	-3		1.1410	1.1414	1.140 - 1.1430
PCB-181		43:02	42:58	-3		1.1515	1.1519	1.151 - 1.1535
PCB-171/173		43:15	43:11	-4		1.1574	1.1575	1.156 - 1.1602
PCB-172		44:54	44:50	-4		0.8997	0.8998	0.899 - 0.9008
PCB-192		45:10	45:06	-4		0.9052	0.9053	0.904 - 0.9060
PCB-180/193		45:30	45:26	-4		0.9117	0.9119	0.911 - 0.9130
PCB-191		45:54	45:49	-4		0.9198	0.9198	0.919 - 0.9209
PCB-170		46:48	46:44	-4		0.9379	0.9379	0.937 - 0.9392
PCB-190		47:20	47:15	-4		0.9484	0.9484	0.948 - 0.9496
PCB-189	T/L	49:55	49:51	-4		1.0003	1.0005	0.999 - 1.0013
PCB-202L		42:45	42:41	-3	15	0.8215	0.8216	0.819 - 0.8249
PCB-194L		52:02	51:57	-5		1.0000	1.0000	0.996 - 1.0040
PCB-205L		52:29	52:25	-4	15	1.0088	1.0091	1.004 - 1.0138
PCB-202	L	42:46	42:42	-4		1.0006	1.0003	0.999 - 1.0027
PCB-201		43:42	43:37	-4		1.0223	1.0221	1.020 - 1.0237
PCB-204		44:23	44:18	-4		1.0382	1.0380	1.036 - 1.0388
PCB-197		44:36	44:32	-4		1.0434	1.0432	1.042 - 1.0445
PCB-200		44:42	44:38	-4		1.0459	1.0457	1.045 - 1.0473
PCB-198/199		47:30	47:25	-4		1.1113	1.1110	1.109 - 1.1132
PCB-196		48:11	48:06	-4		0.9179	0.9176	0.917 - 0.9189
PCB-203		48:22	48:18	-4		0.9217	0.9214	0.921 - 0.9226
PCB-195		49:41	49:37	-4		0.9467	0.9465	0.946 - 0.9481
PCB-194		52:02	51:57	-5		0.9915	0.9913	0.991 - 0.9926
PCB-205	L	52:31	52:26	-4		1.0005	1.0002	0.999 - 1.0013
PCB-208L		49:26	49:22	-4	15	0.9501	0.9502	0.947 - 0.9534
PCB-206L		54:15	54:10	-4	15	1.0428	1.0429	1.038 - 1.0472
PCB-208	L	49:28	49:23	-4		1.0005	1.0005	0.999 - 1.0013
PCB-207		50:24	50:19	-5		1.0196	1.0194	1.019 - 1.0205
PCB-206	L	54:17	54:12	-4		1.0005	1.0005	1.000 - 1.0015
PCB-209L		55:54	55:49	-5	15	1.0746	1.0745	1.069 - 1.0784
DCB Decachlorobiphenyl	L	55:56	55:50	-5		1.0005	1.0005	0.999 - 1.0012

Eurofins TestAmerica, Knoxville

Data File:	\\chromna\Knoxville\ChromData\D3D\20190829-12906.b\d4190829s1.d		
Injection Date:	29-Aug-2019 14:10:00	Injection Vol:	1.0 ul
Instrument ID:	D3D	Operator ID:	Xcalibur_System
Method:	PCBs_D3D	Limit Group:	HR - 1668A - ICAL
Client ID:			
Worklist#:	33136	Sample Line#:	1
Column Type:	SPB-Octyl	Column Dia:	0.25 mm

MoPCB F1

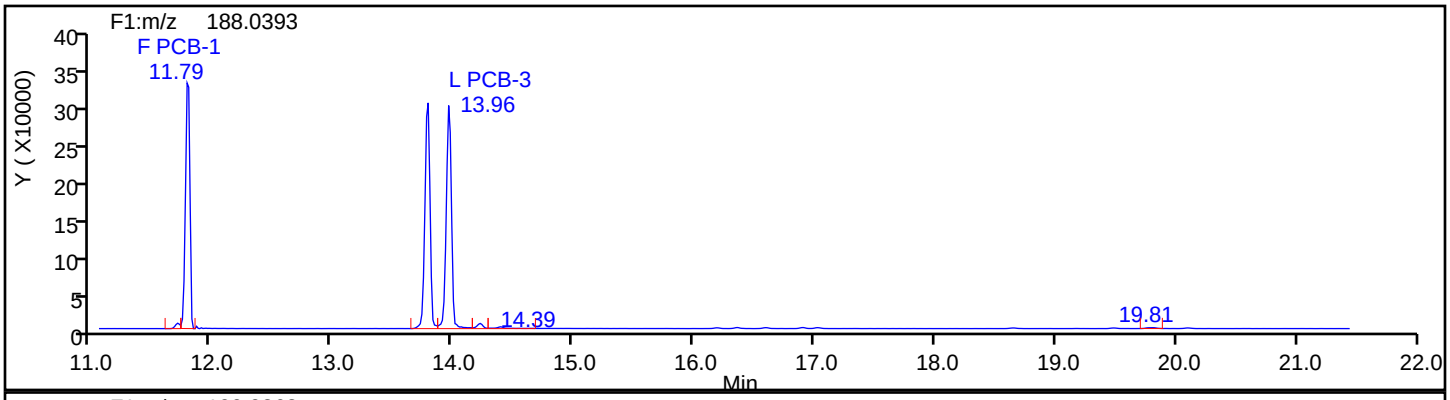

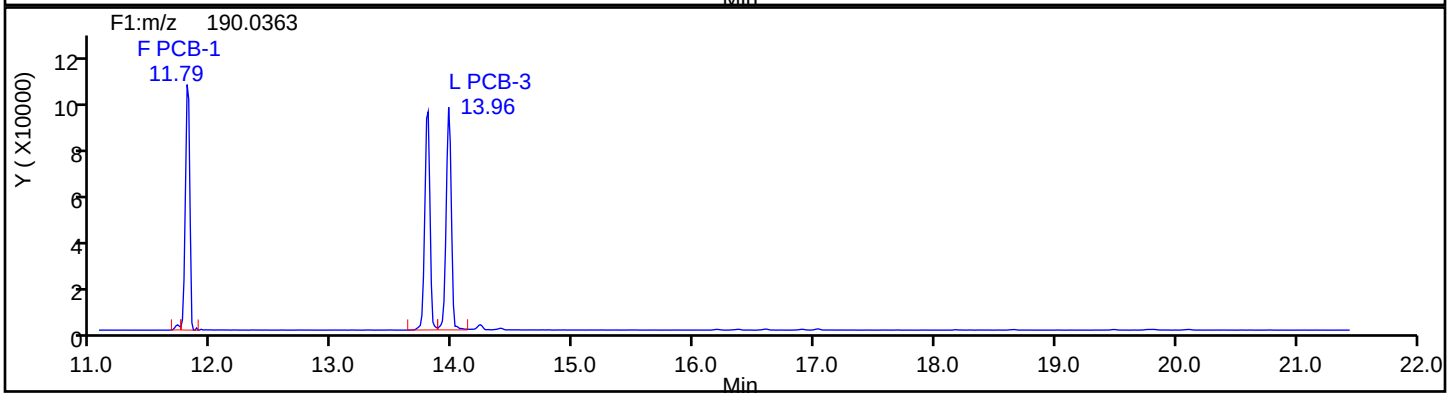

MoPCB F1 Standards

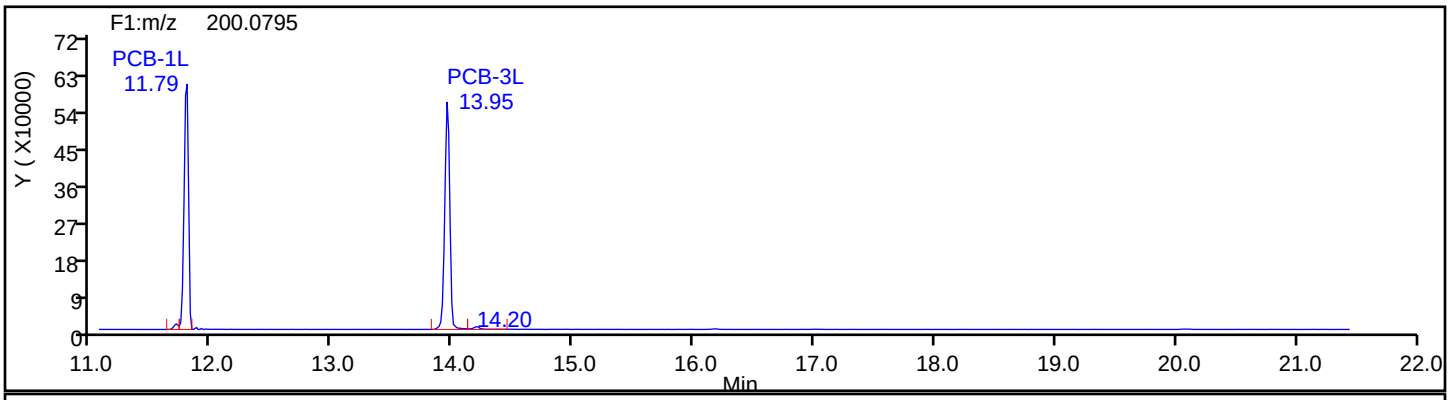

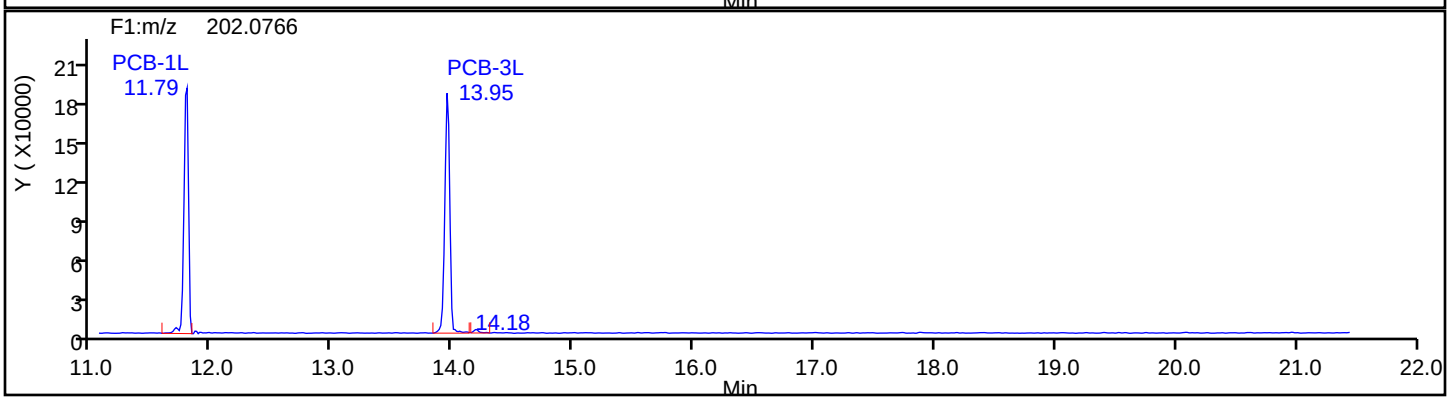

Eurofins TestAmerica, Knoxville

Data File:	\\chromna\Knoxville\ChromData\D3D\20190829-12906.b\d4190829s1.d		
Injection Date:	29-Aug-2019 14:10:00	Injection Vol:	1.0 ul
Instrument ID:	D3D	Operator ID:	Xcalibur_System
Method:	PCBs_D3D	Limit Group:	HR - 1668A - ICAL
Client ID:			
Worklist#:	33136	Sample Line#:	1
Column Type:	SPB-Octyl	Column Dia:	0.25 mm

MoPCB F1

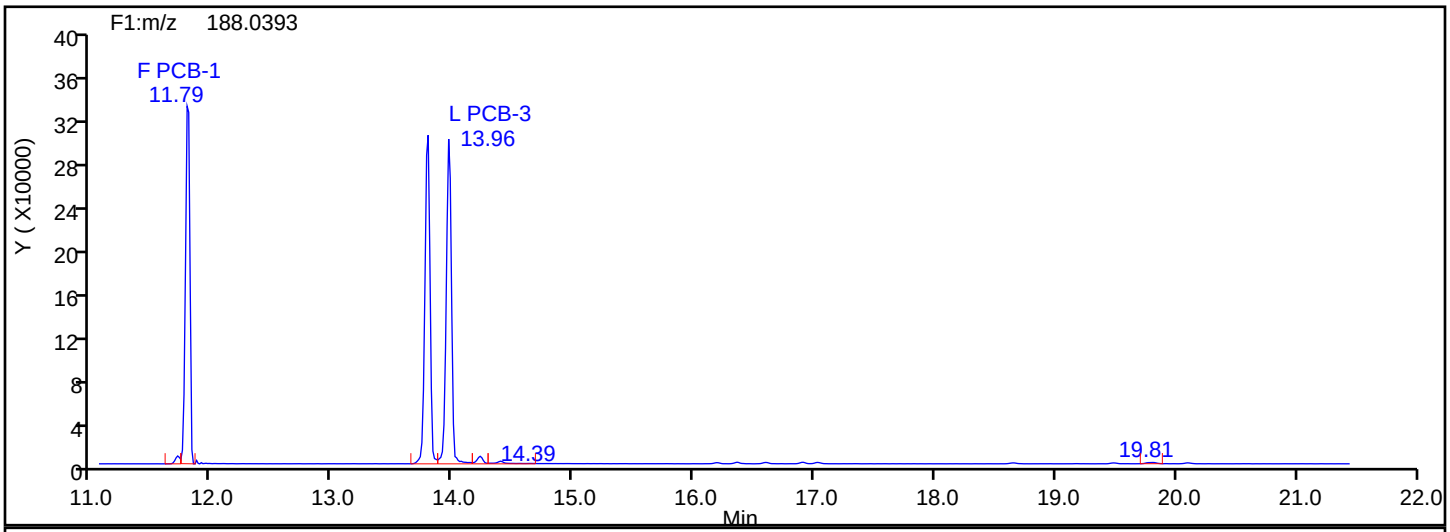

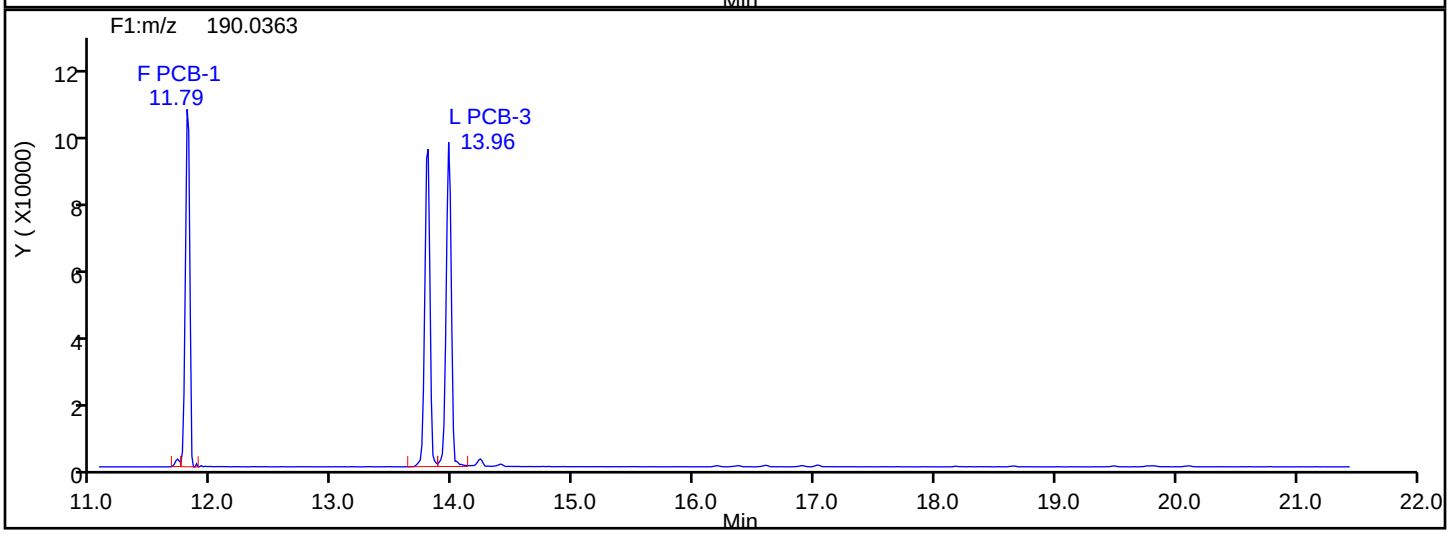

MoPCB F1 Lock Mass

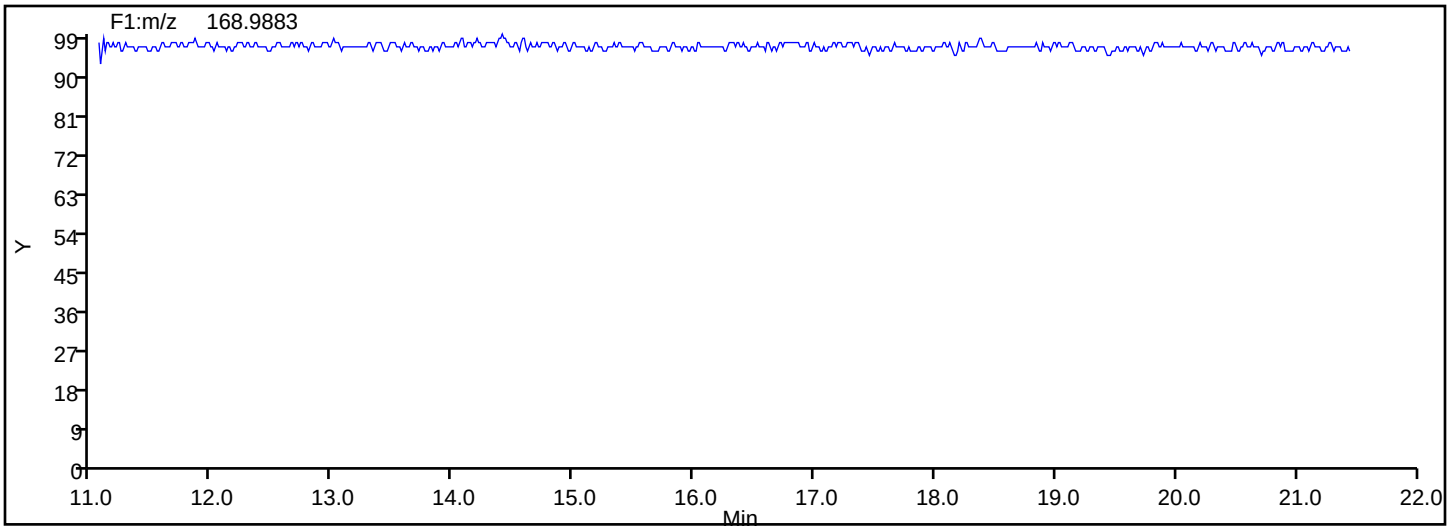

Eurofins TestAmerica, Knoxville

Data File:	\\chromna\Knoxville\ChromData\D3D\20190829-12906.b\d4190829s1.d		
Injection Date:	29-Aug-2019 14:10:00	Injection Vol:	1.0 ul
Instrument ID:	D3D	Operator ID:	Xcalibur_System
Method:	PCBs_D3D	Limit Group:	HR - 1668A - ICAL
Client ID:			
Worklist#:	33136	Sample Line#:	1
Column Type:	SPB-Octyl	Column Dia:	0.25 mm

DiPCB F1

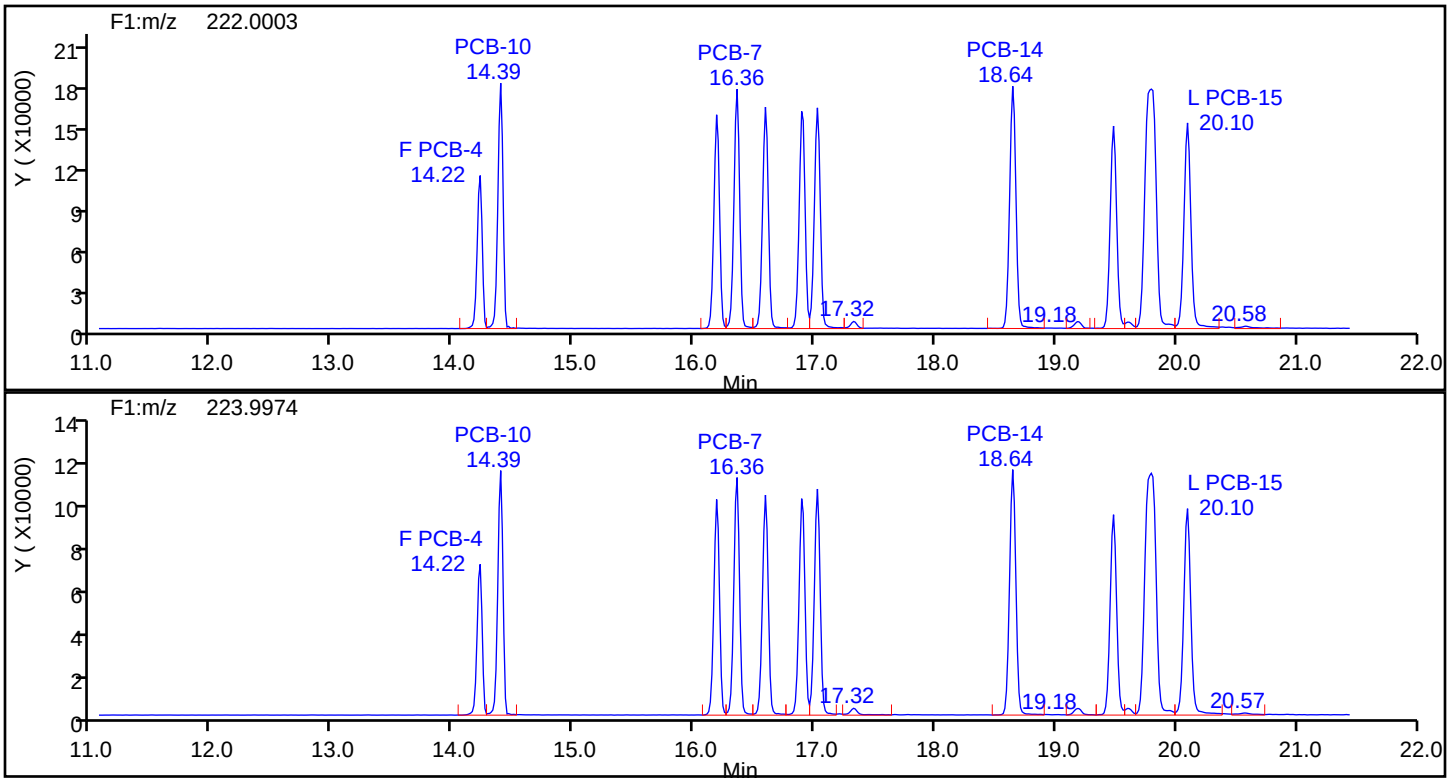

DiPCB F1 Standards

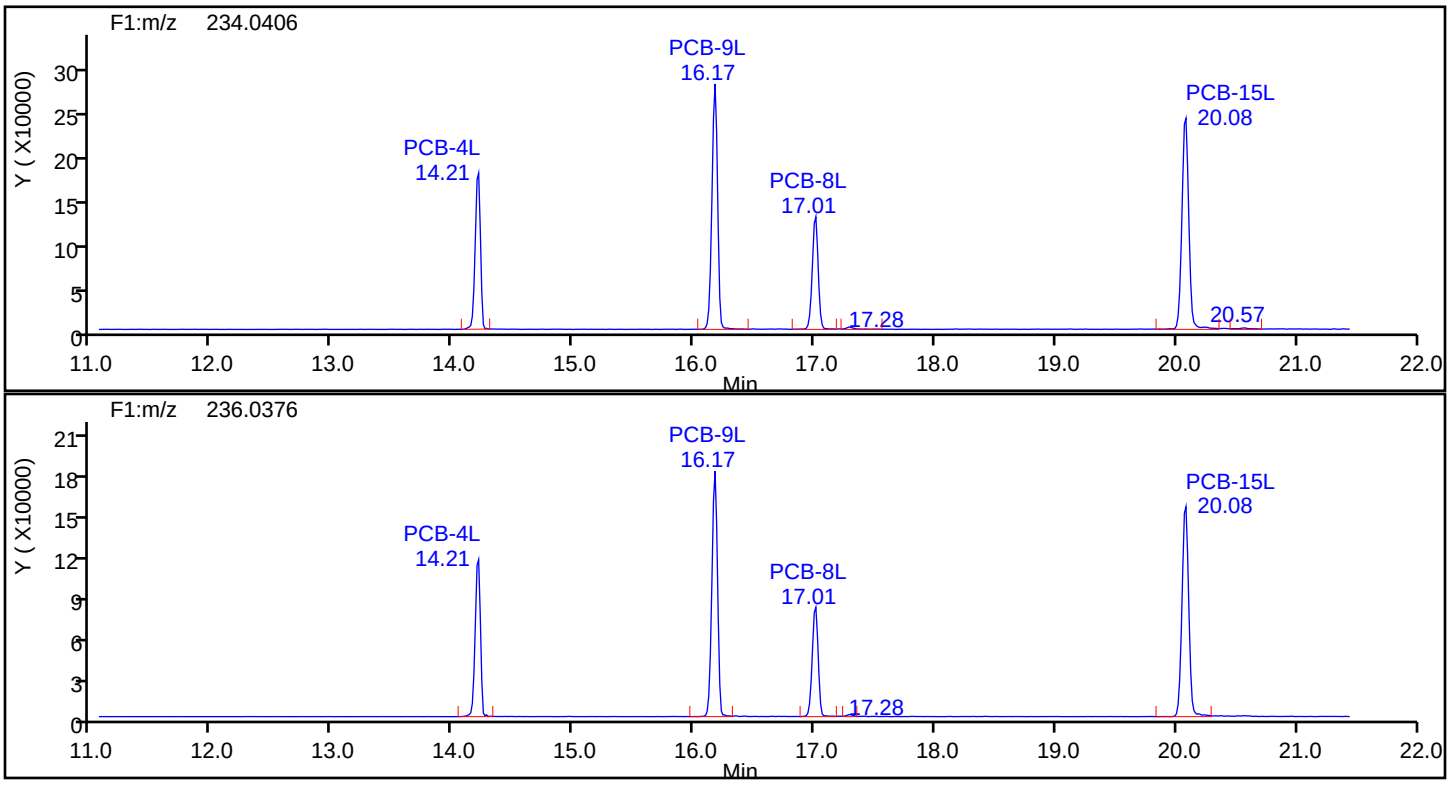

Eurofins TestAmerica, Knoxville

Data File:	\\chromna\Knoxville\ChromData\D3D\20190829-12906.b\d4190829s1.d		
Injection Date:	29-Aug-2019 14:10:00	Injection Vol:	1.0 ul
Instrument ID:	D3D	Operator ID:	Xcalibur_System
Method:	PCBs_D3D	Limit Group:	HR - 1668A - ICAL
Client ID:			
Worklist#:	33136	Sample Line#:	1
Column Type:	SPB-Octyl	Column Dia:	0.25 mm

DiPCB F1

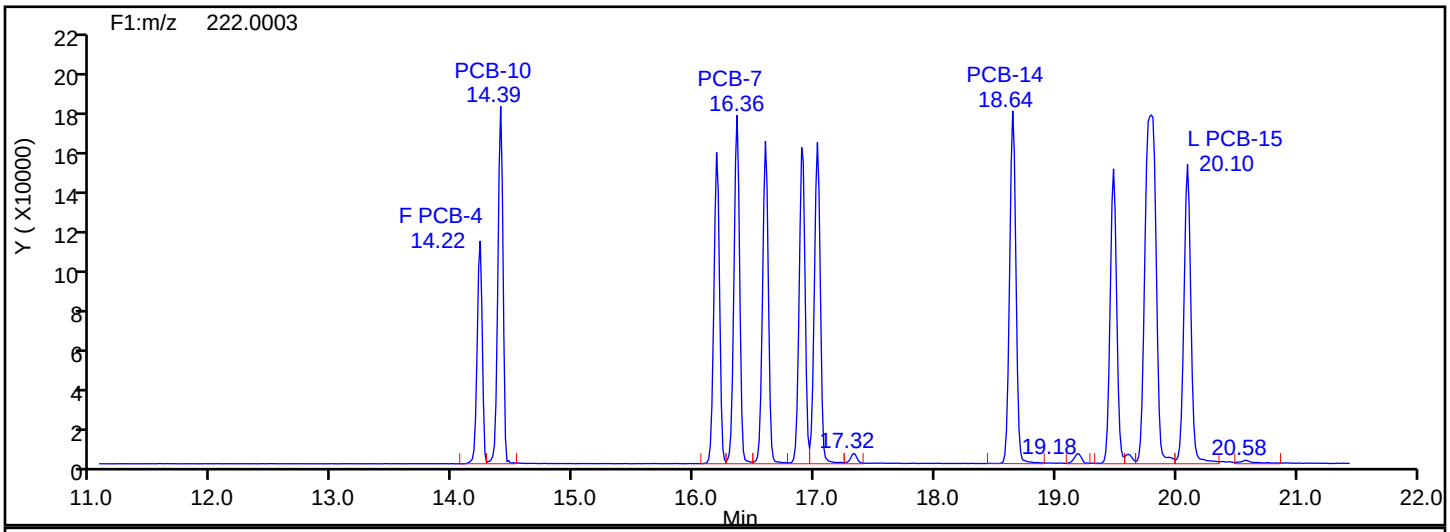

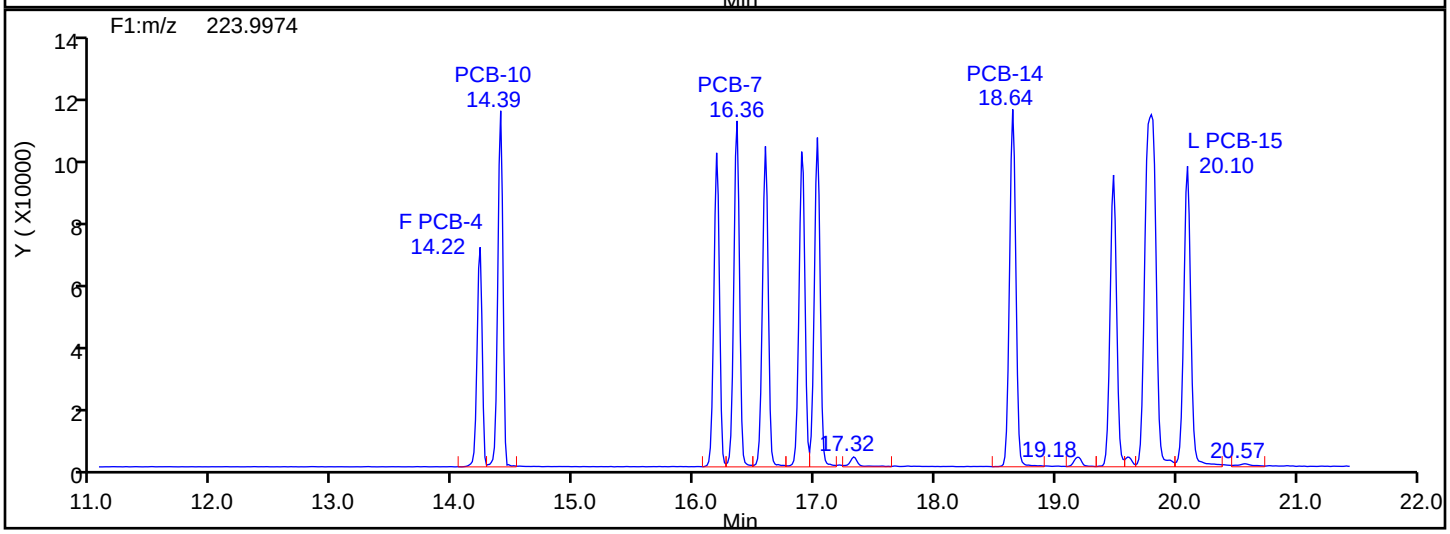

DiPCB F1 Lock Mass

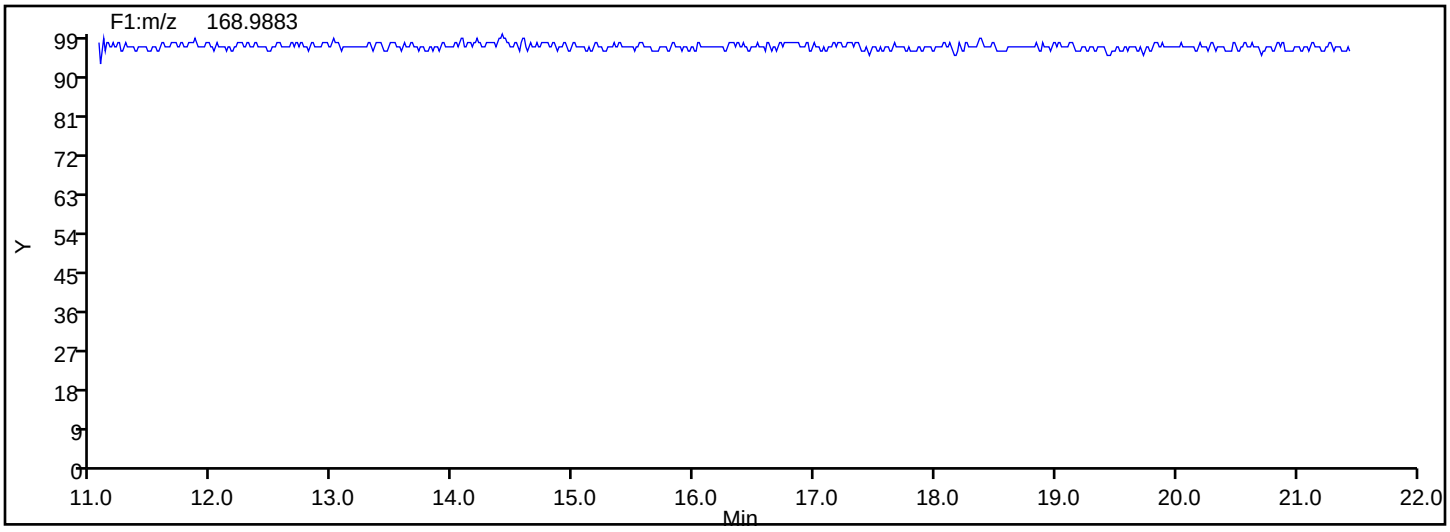

Eurofins TestAmerica, Knoxville

Data File:	\\chromna\Knoxville\ChromData\D3D\20190829-12906.b\d4190829s1.d		
Injection Date:	29-Aug-2019 14:10:00	Injection Vol:	1.0 ul
Instrument ID:	D3D	Operator ID:	Xcalibur_System
Method:	PCBs_D3D	Limit Group:	HR - 1668A - ICAL
Client ID:			
Worklist#:	33136	Sample Line#:	1
Column Type:	SPB-Octyl	Column Dia:	0.25 mm

TriPCB F1

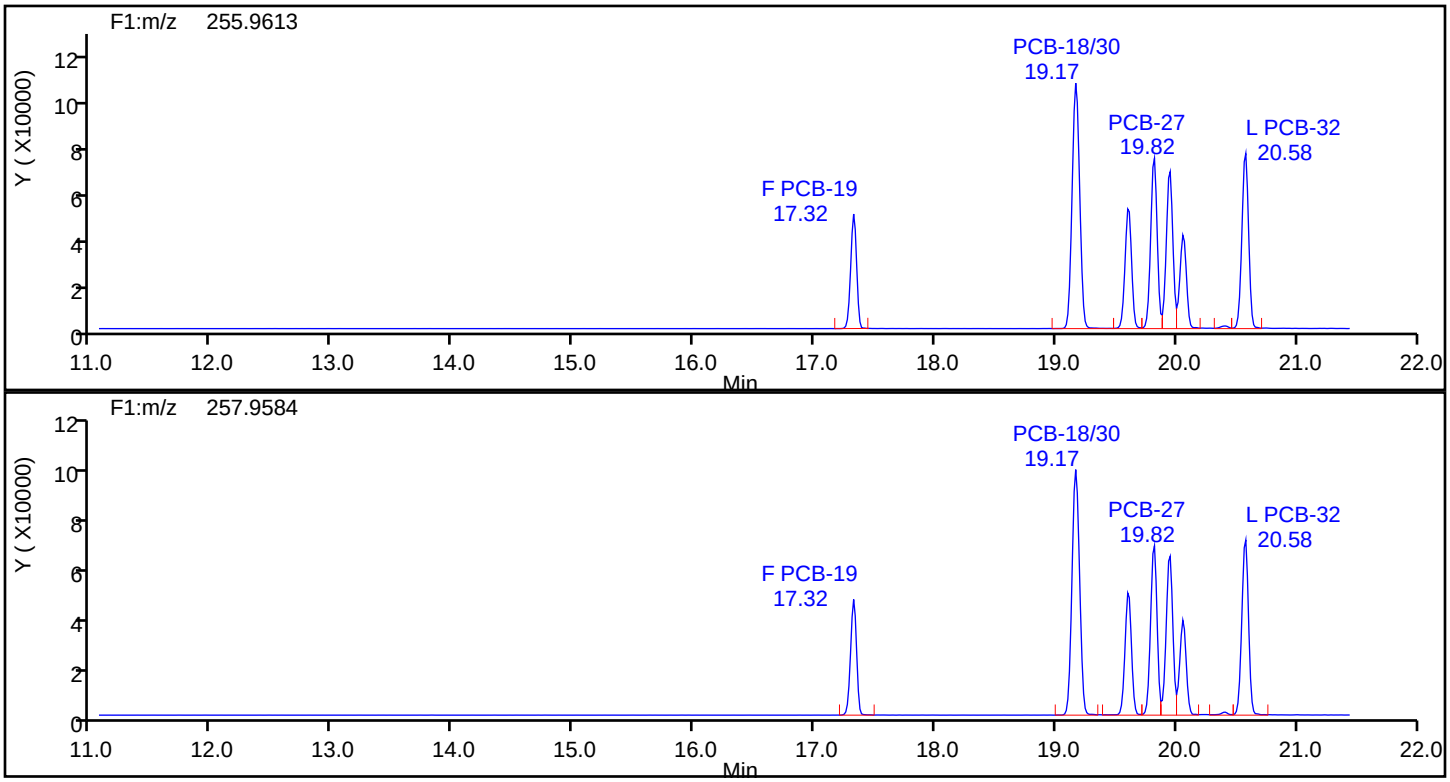

TriPCB F1 Standards

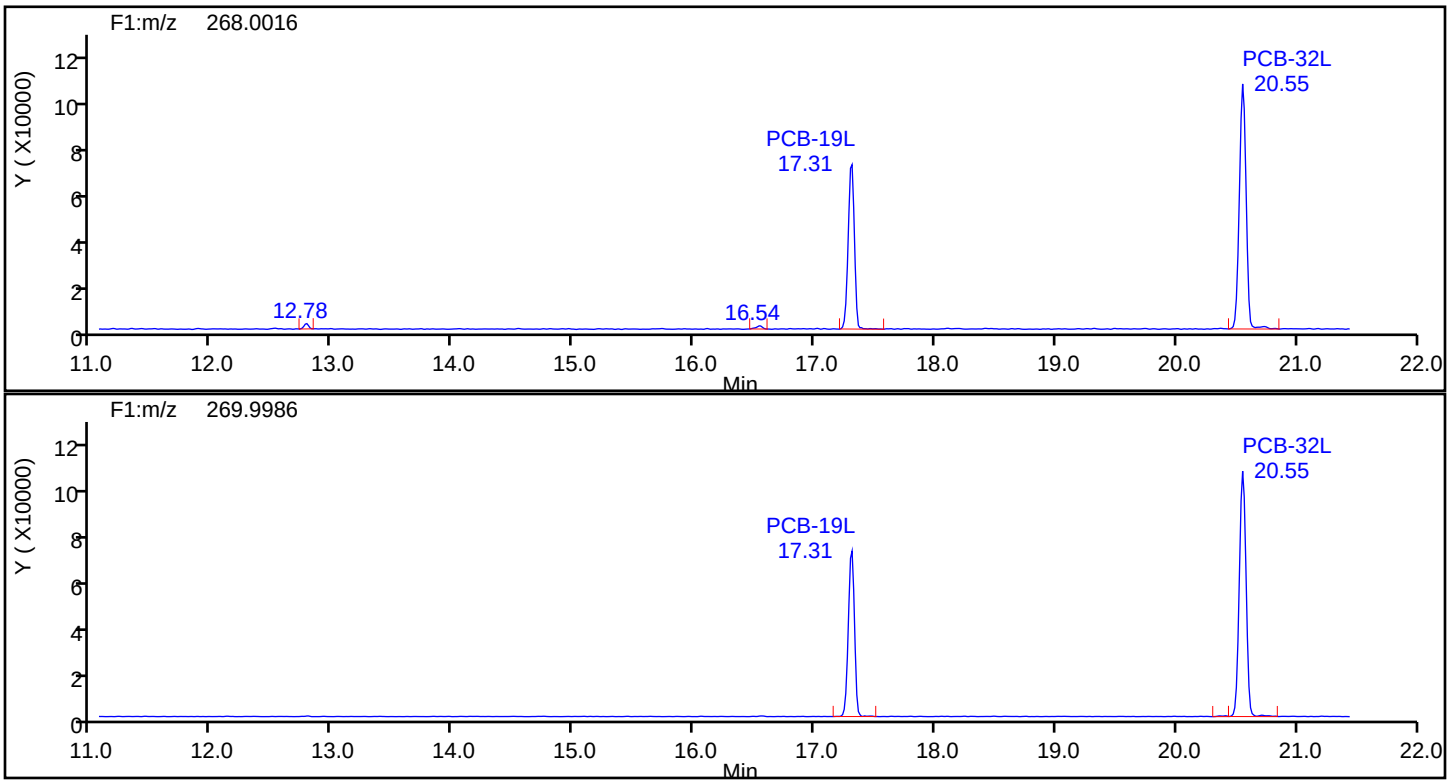

Eurofins TestAmerica, Knoxville

Data File:	\\chromna\Knoxville\ChromData\D3D\20190829-12906.b\d4190829s1.d		
Injection Date:	29-Aug-2019 14:10:00	Injection Vol:	1.0 ul
Instrument ID:	D3D	Operator ID:	Xcalibur_System
Method:	PCBs_D3D	Limit Group:	HR - 1668A - ICAL
Client ID:			
Worklist#:	33136	Sample Line#:	1
Column Type:	SPB-Octyl	Column Dia:	0.25 mm

TriPCB F1

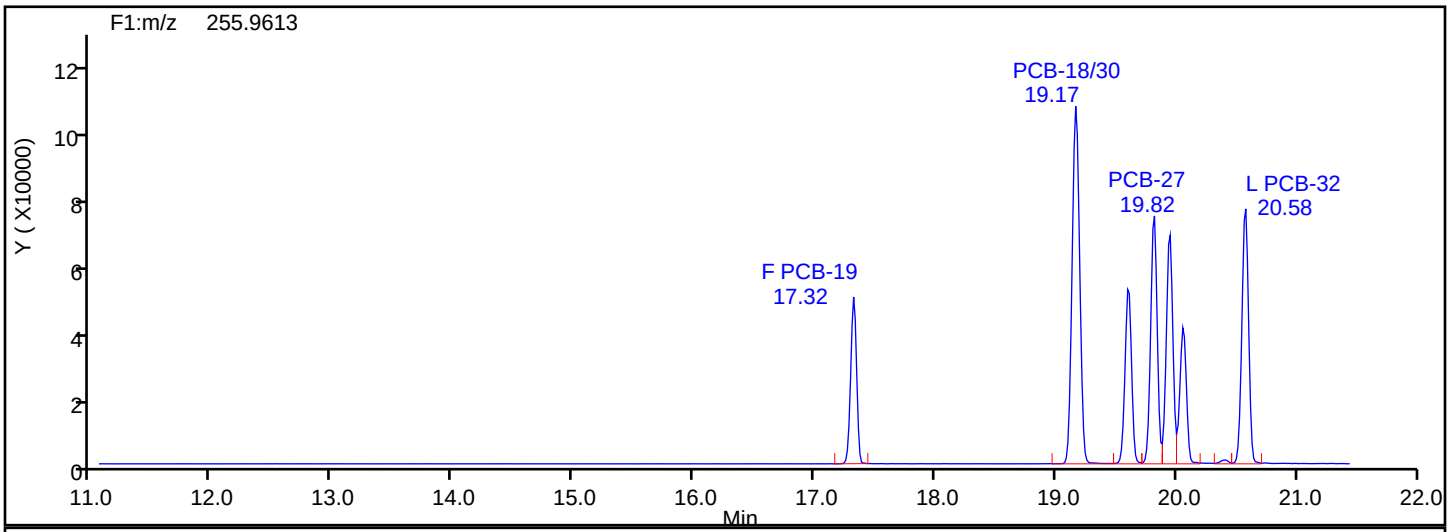

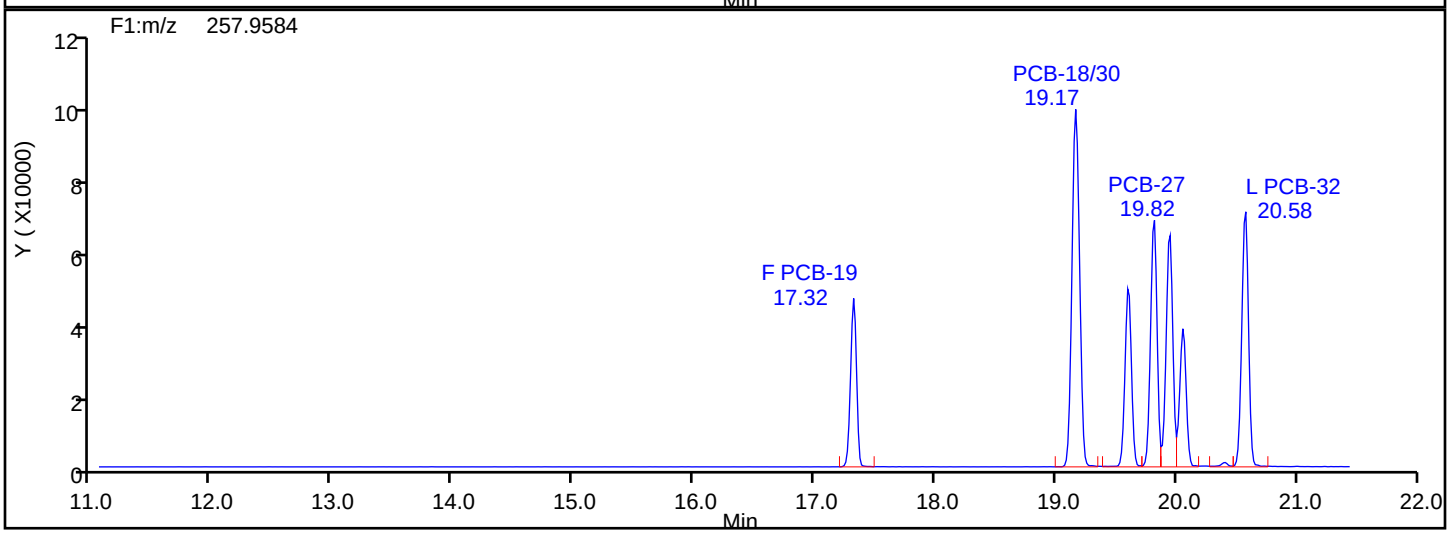

TriPCB F1 Lock Mass

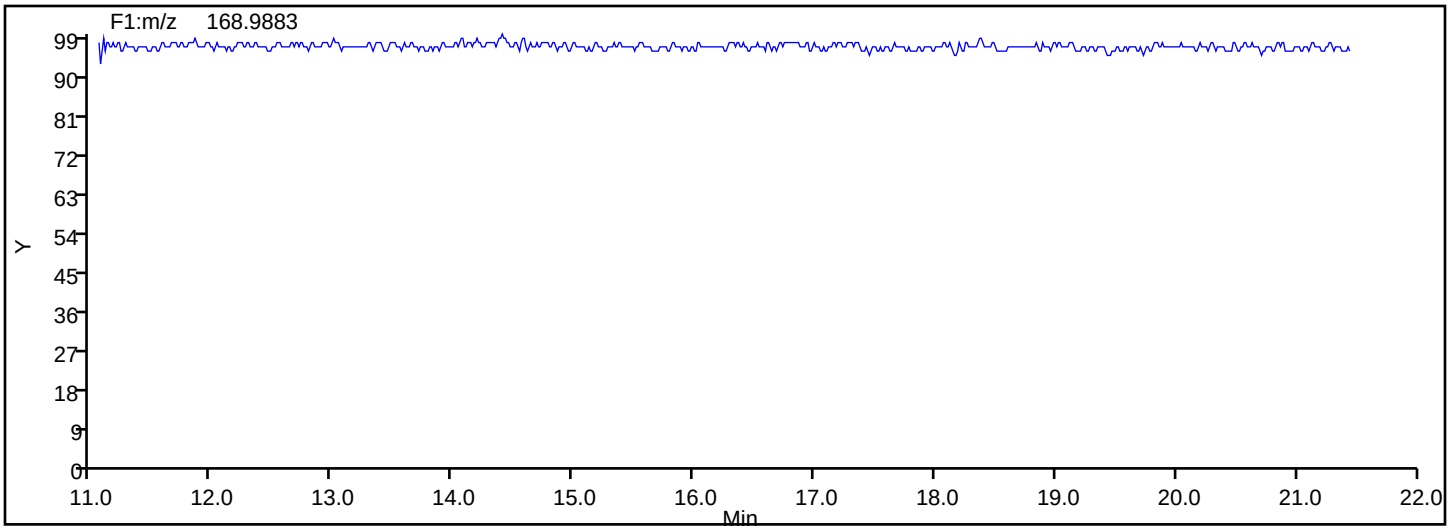

Eurofins TestAmerica, Knoxville

Data File:	\\chromna\Knoxville\ChromData\D3D\20190829-12906.b\d4190829s1.d		
Injection Date:	29-Aug-2019 14:10:00	Injection Vol:	1.0 ul
Instrument ID:	D3D	Operator ID:	Xcalibur_System
Method:	PCBs_D3D	Limit Group:	HR - 1668A - ICAL
Client ID:			
Worklist#:	33136	Sample Line#:	1
Column Type:	SPB-Octyl	Column Dia:	0.25 mm

TriPCB F2

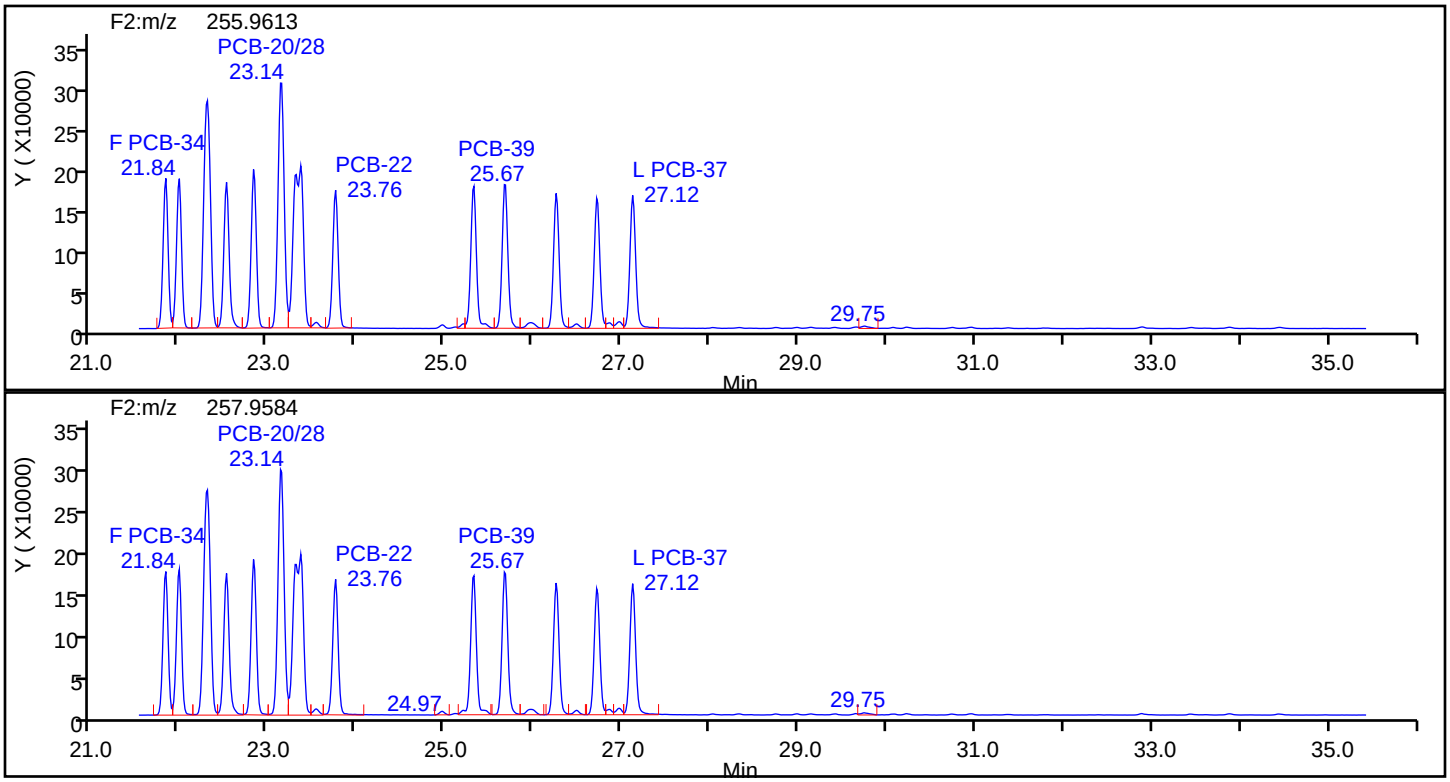

TriPCB F2 Standards

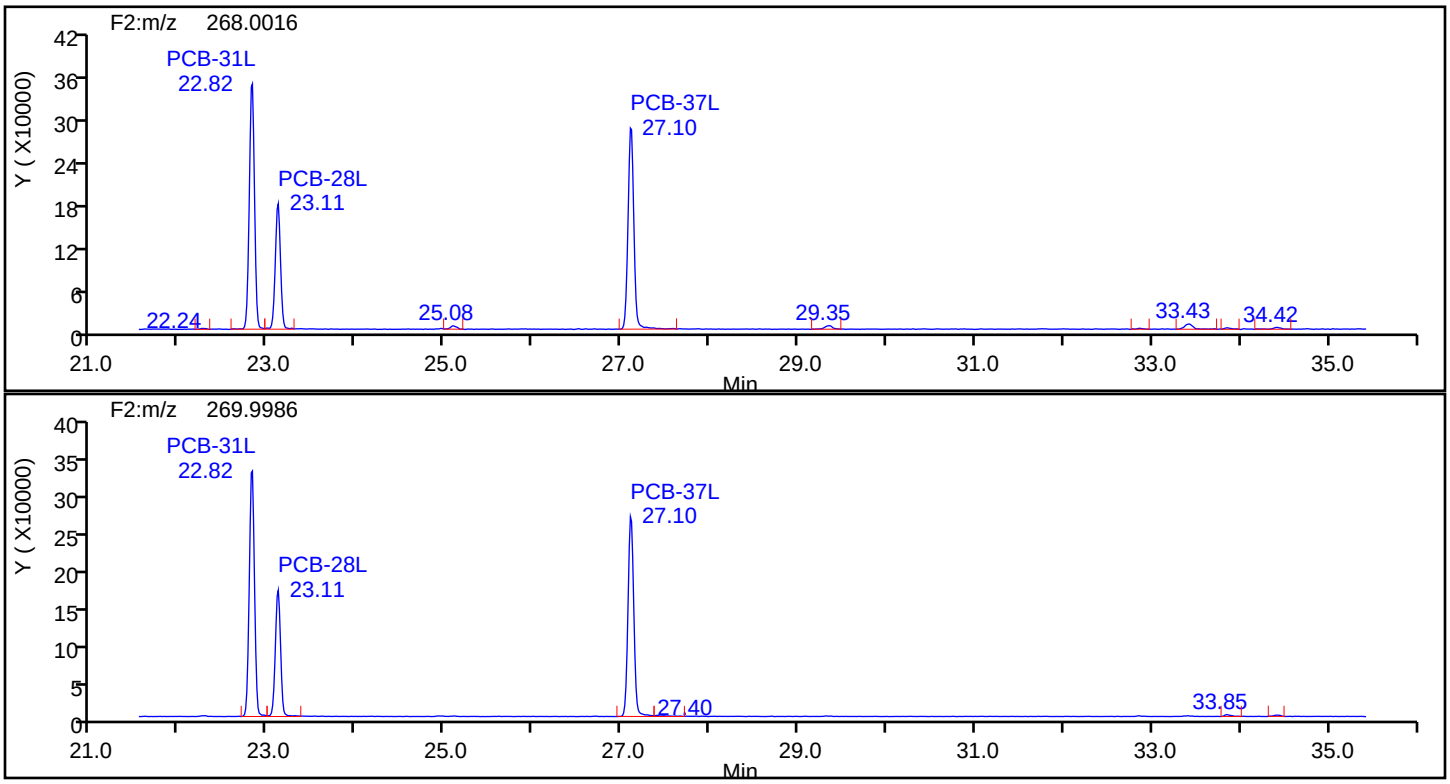

Eurofins TestAmerica, Knoxville

Data File:	\\chromna\Knoxville\ChromData\D3D\20190829-12906.b\d4190829s1.d		
Injection Date:	29-Aug-2019 14:10:00	Injection Vol:	1.0 ul
Instrument ID:	D3D	Operator ID:	Xcalibur_System
Method:	PCBs_D3D	Limit Group:	HR - 1668A - ICAL
Client ID:			
Worklist#:	33136	Sample Line#:	1
Column Type:	SPB-Octyl	Column Dia:	0.25 mm

TriPCB F2

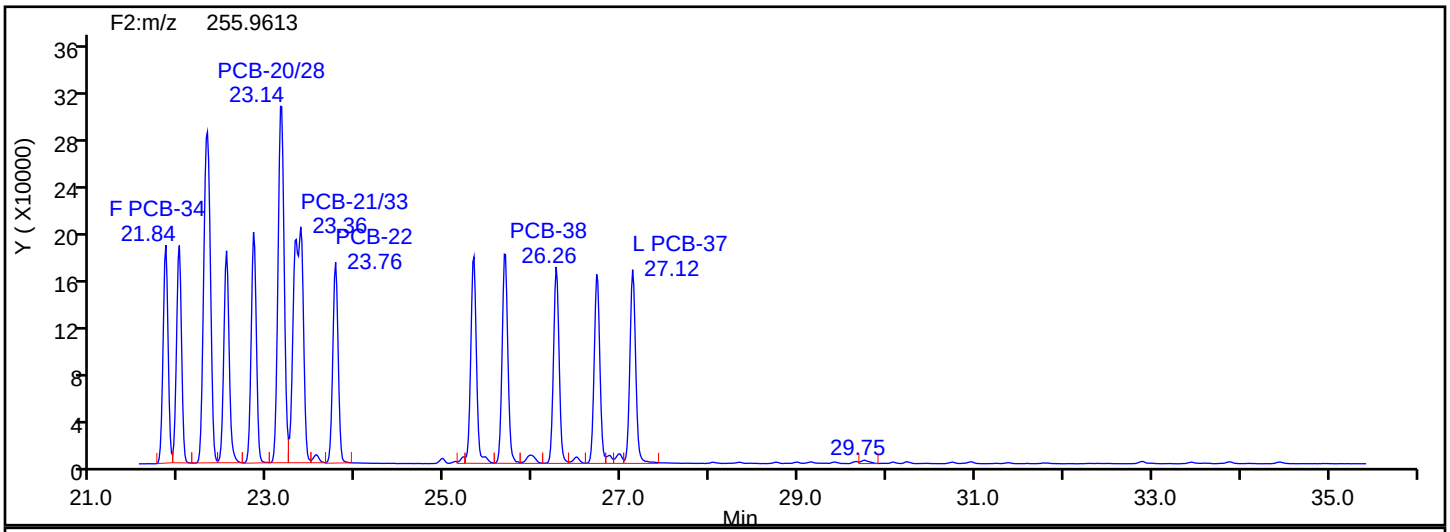

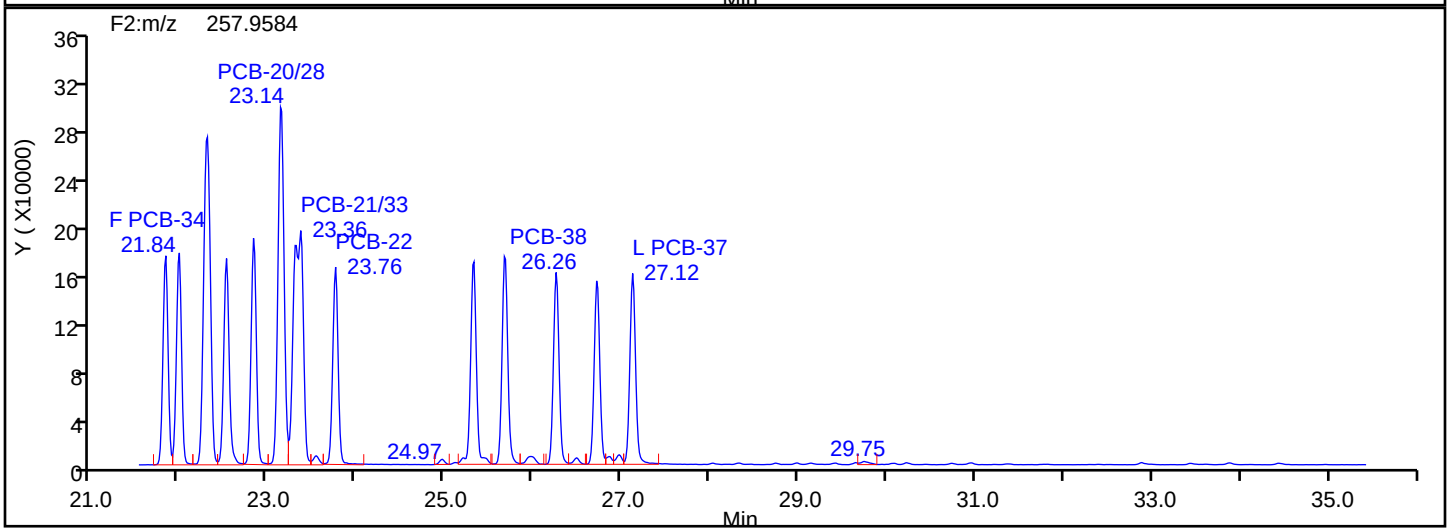

TriPCB F2 Lock Mass

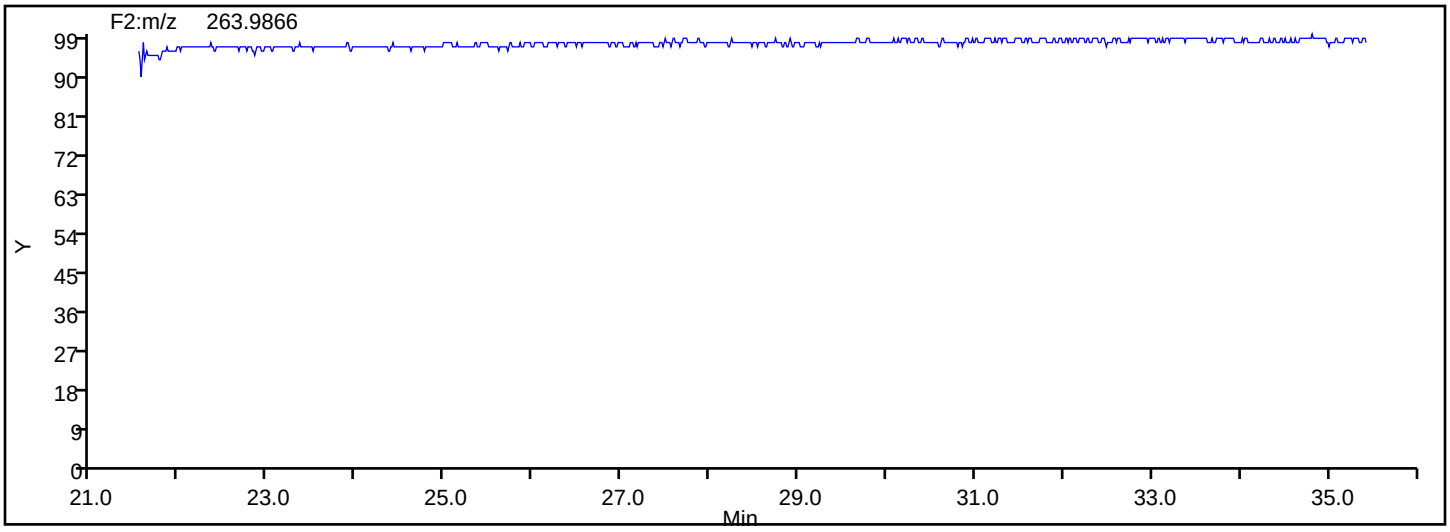

Eurofins TestAmerica, Knoxville

Data File:	\\chromna\Knoxville\ChromData\D3D\20190829-12906.b\d4190829s1.d		
Injection Date:	29-Aug-2019 14:10:00	Injection Vol:	1.0 ul
Instrument ID:	D3D	Operator ID:	Xcalibur_System
Method:	PCBs_D3D	Limit Group:	HR - 1668A - ICAL
Client ID:			
Worklist#:	33136	Sample Line#:	1
Column Type:	SPB-Octyl	Column Dia:	0.25 mm

TePCB F1

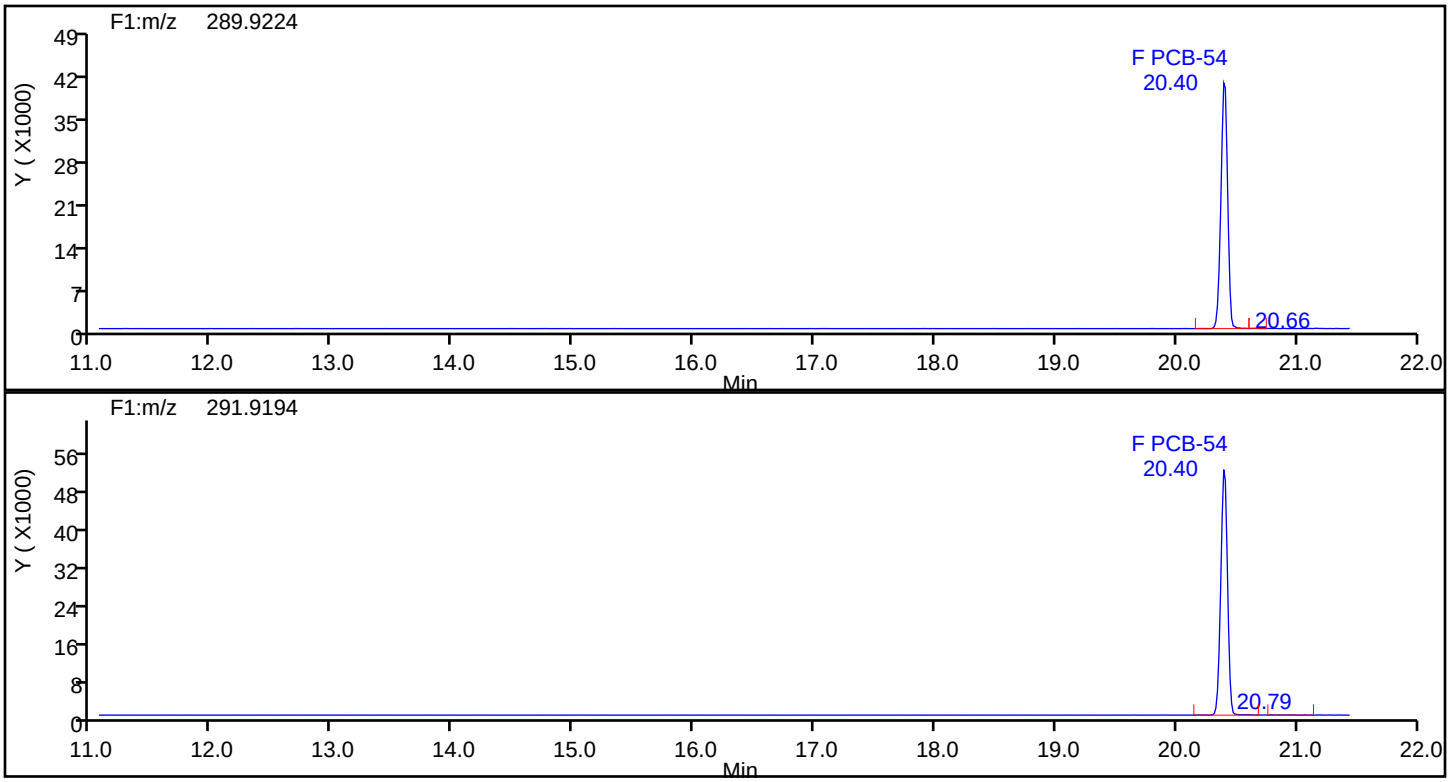

TePCB F1 Standards

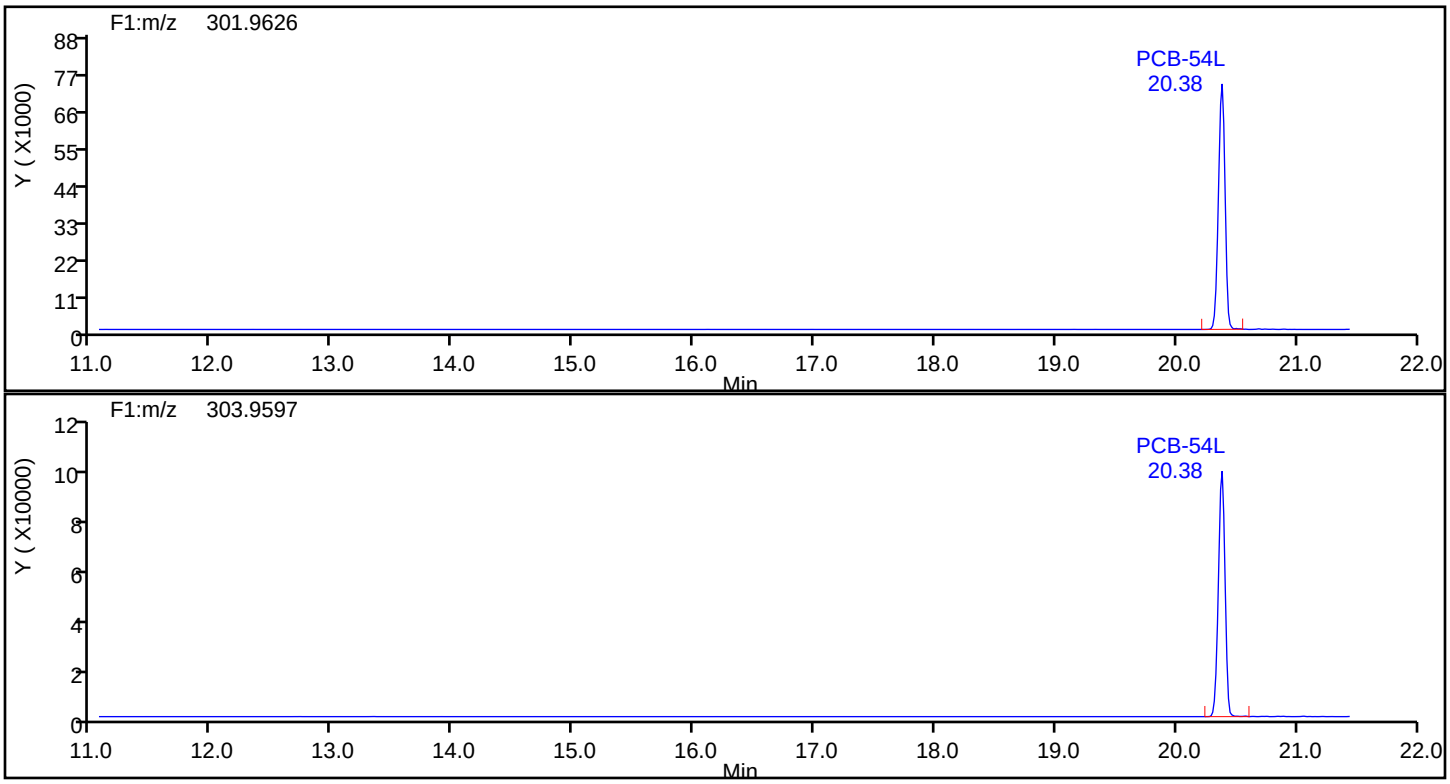

Eurofins TestAmerica, Knoxville

Data File:	\\chromna\Knoxville\ChromData\D3D\20190829-12906.b\d4190829s1.d		
Injection Date:	29-Aug-2019 14:10:00	Injection Vol:	1.0 ul
Instrument ID:	D3D	Operator ID:	Xcalibur_System
Method:	PCBs_D3D	Limit Group:	HR - 1668A - ICAL
Client ID:			
Worklist#:	33136	Sample Line#:	1
Column Type:	SPB-Octyl	Column Dia:	0.25 mm

TePCB F1

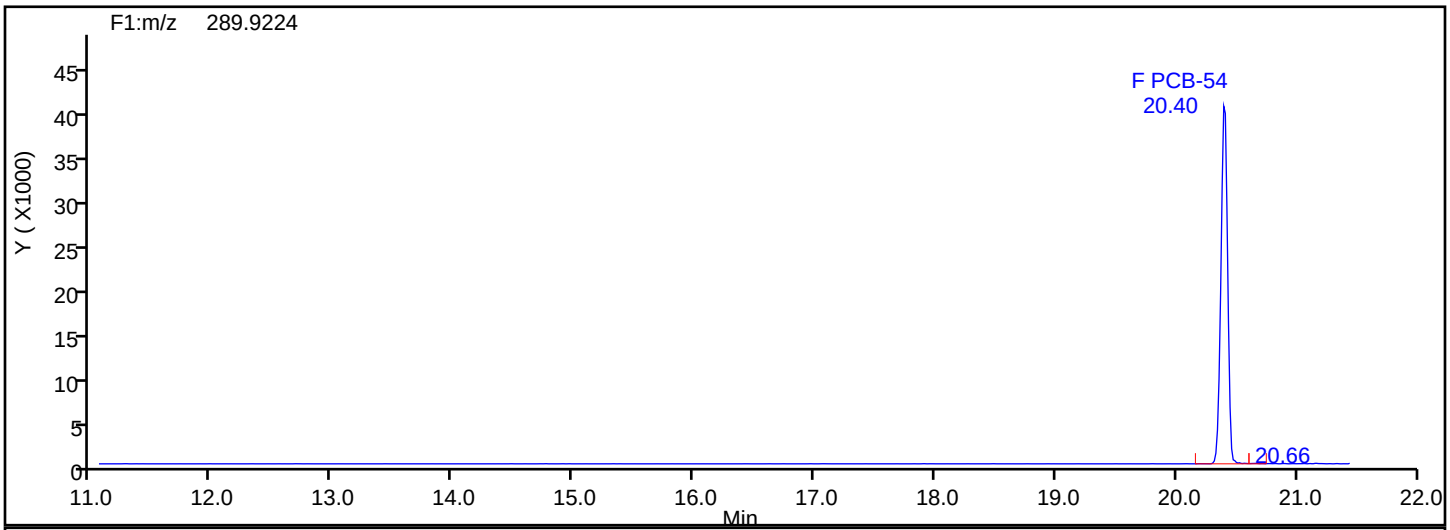

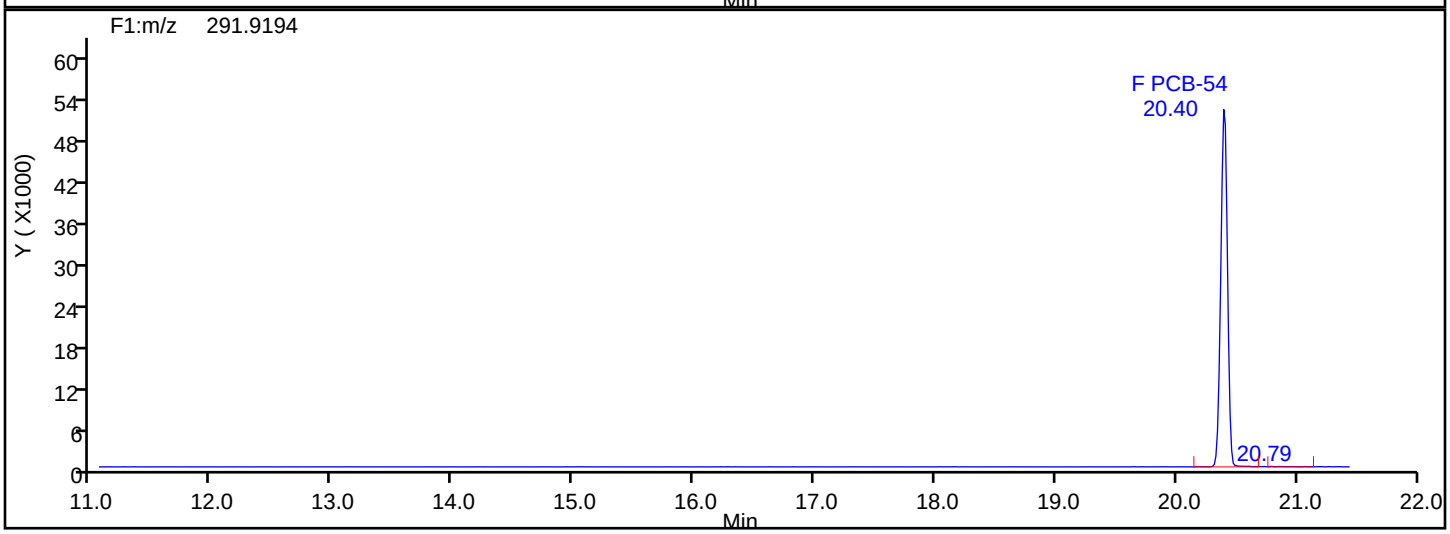

TePCB F1 Lock Mass

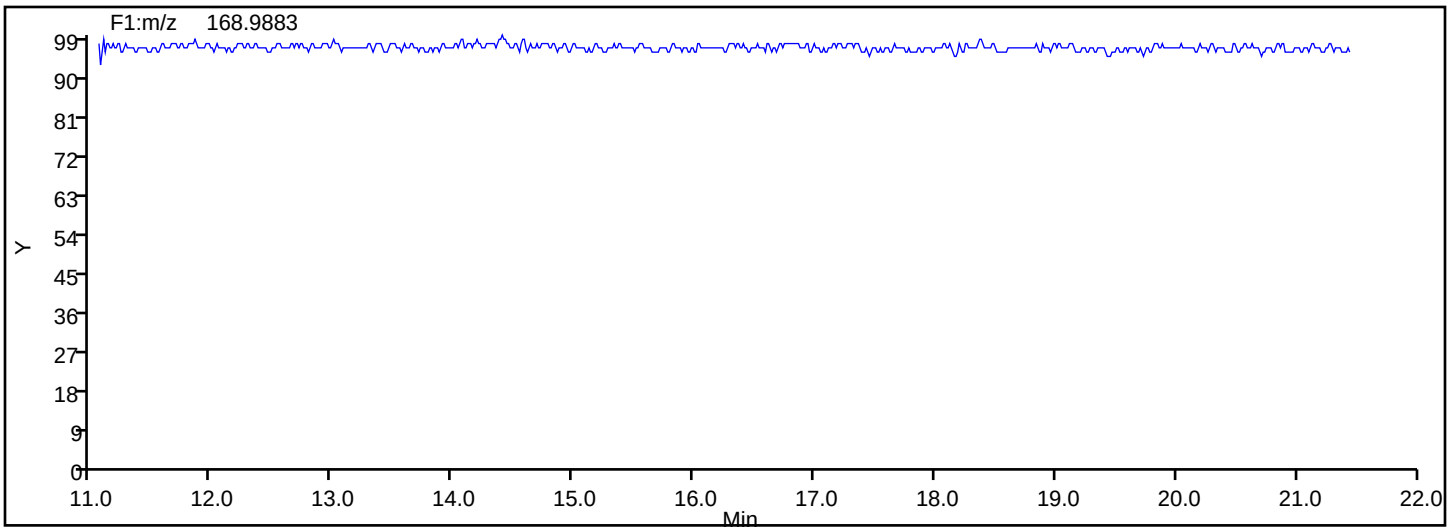

Eurofins TestAmerica, Knoxville

Data File:	\\chromna\Knoxville\ChromData\D3D\20190829-12906.b\d4190829s1.d		
Injection Date:	29-Aug-2019 14:10:00	Injection Vol:	1.0 ul
Instrument ID:	D3D	Operator ID:	Xcalibur_System
Method:	PCBs_D3D	Limit Group:	HR - 1668A - ICAL
Client ID:			
Worklist#:	33136	Sample Line#:	1
Column Type:	SPB-Octyl	Column Dia:	0.25 mm

TePCB F2

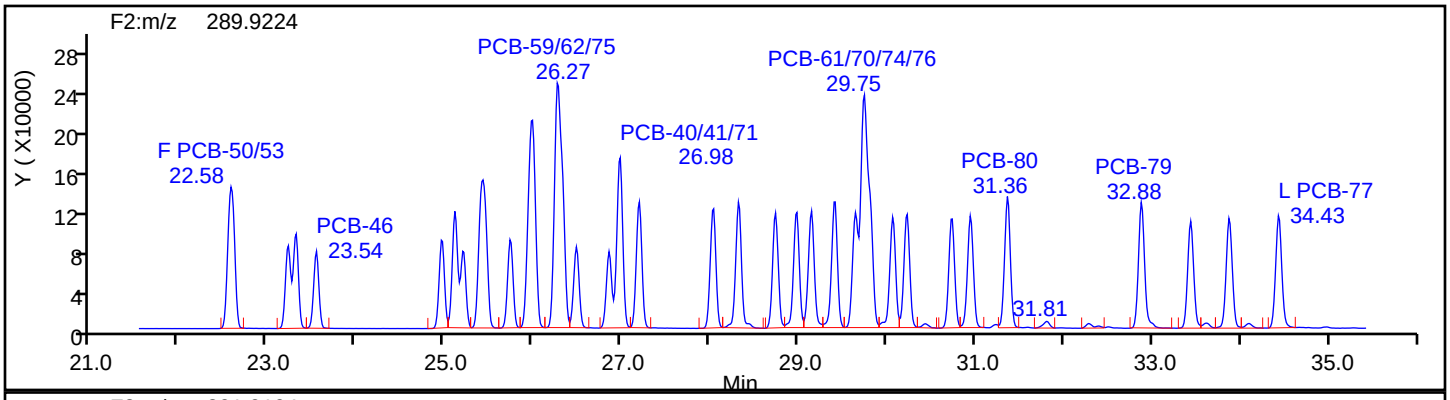

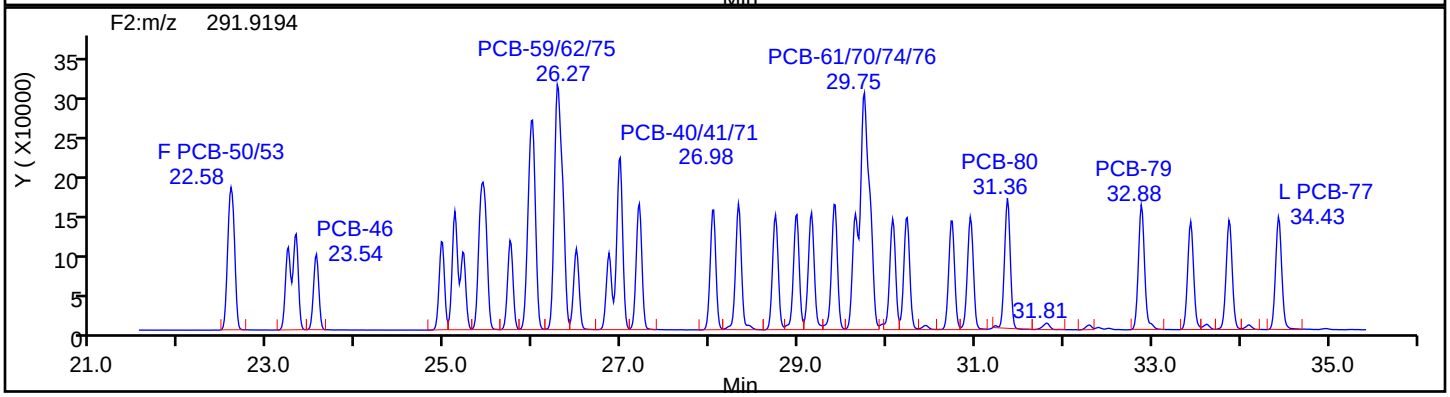

TePCB F2 Standards

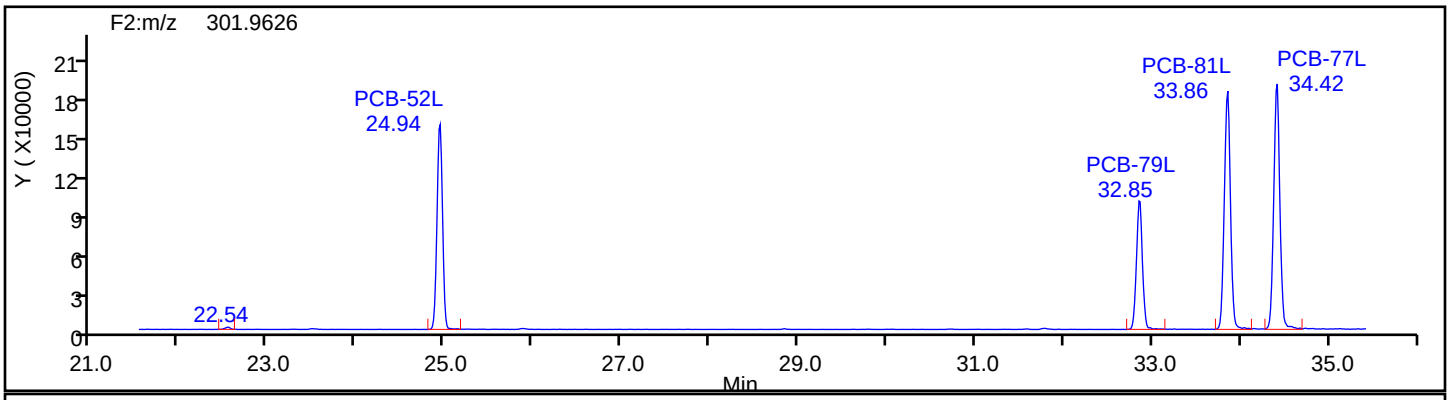

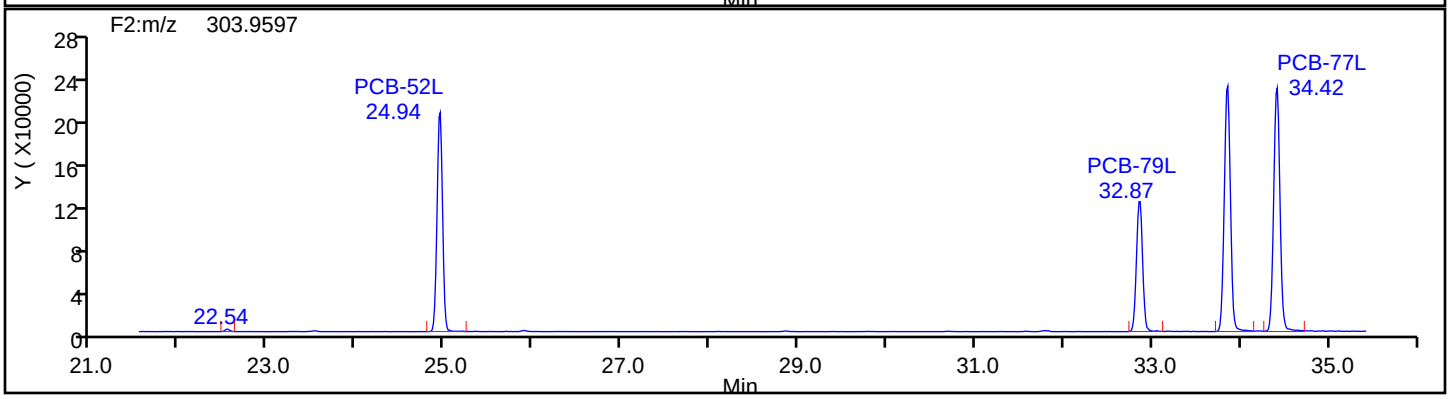

Eurofins TestAmerica, Knoxville

Data File:	\\chromna\Knoxville\ChromData\D3D\20190829-12906.b\d4190829s1.d		
Injection Date:	29-Aug-2019 14:10:00	Injection Vol:	1.0 ul
Instrument ID:	D3D	Operator ID:	Xcalibur_System
Method:	PCBs_D3D	Limit Group:	HR - 1668A - ICAL
Client ID:			
Worklist#:	33136	Sample Line#:	1
Column Type:	SPB-Octyl	Column Dia:	0.25 mm

TePCB F2

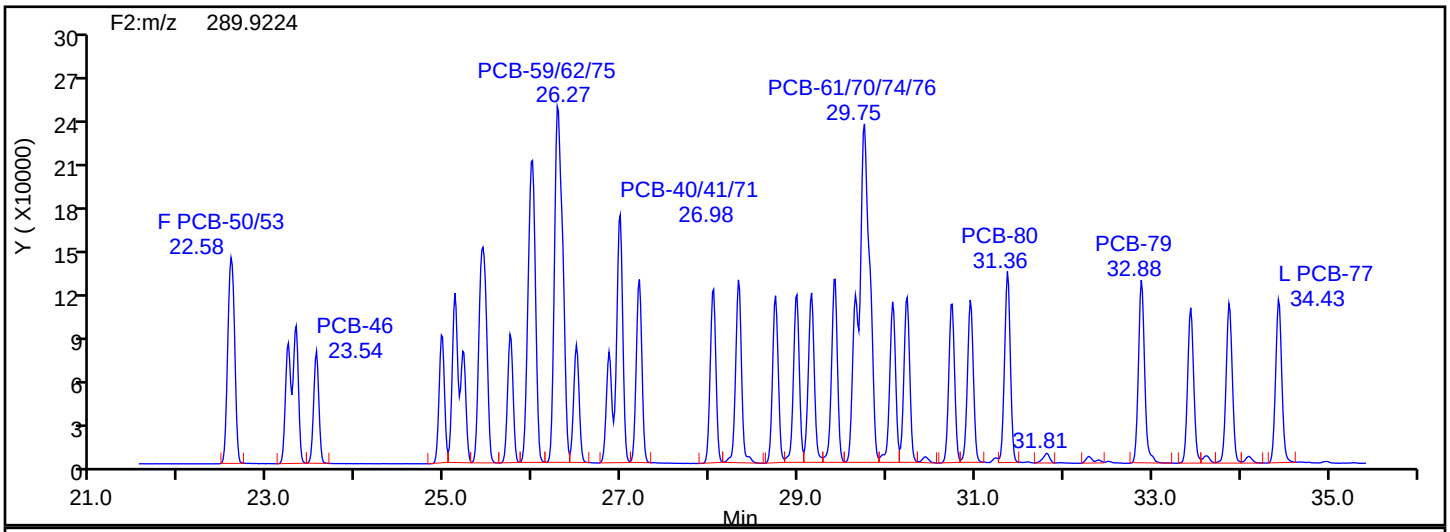

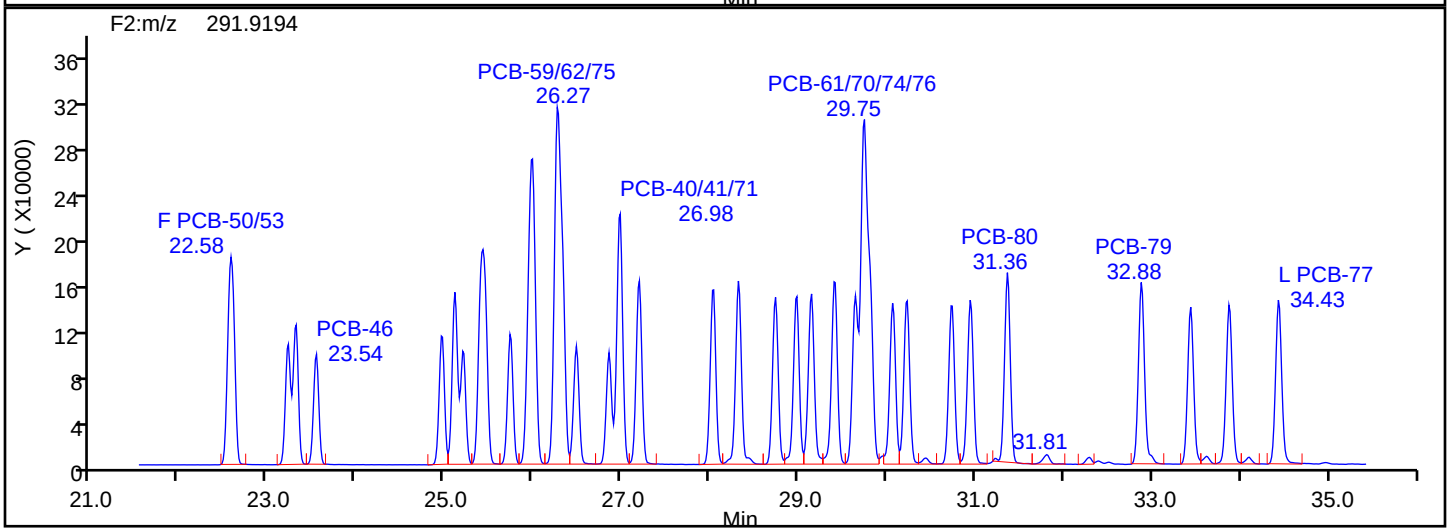

TePCB F2 Lock Mass

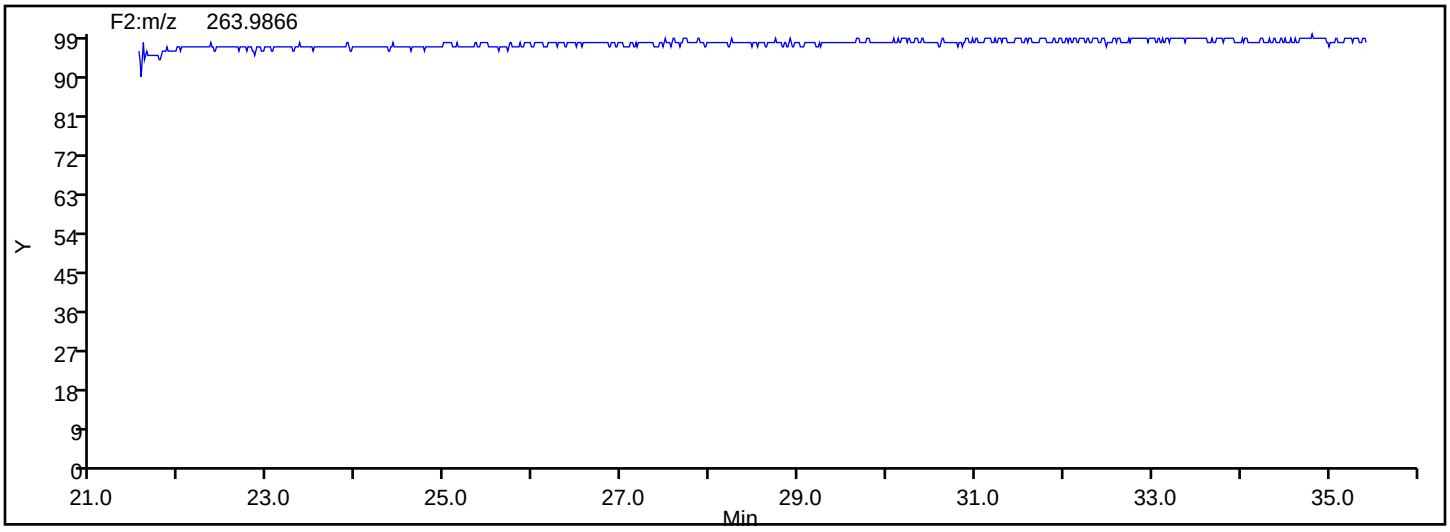

Manual Integration/User Assign Peak Report

Eurofins TestAmerica, Knoxville

Data File:	\\chromna\Knoxville\ChromData\D3D\20190829-12906.b\d4190829s1.d				
Injection Date:	29-Aug-2019 14:10:00	Instrument ID:	D3D		
Lims ID:	WDMCCV				
Client ID:					
Operator ID:	Xcalibur_System	ALS Bottle#:	0	Worklist Smp#:	1
Injection Vol:	1.0 ul	Dil. Factor:	1.0000		
Method:	PCBs_D3D	Limit Group:	HR - 1668A - ICAL		
Column:	SPB-Octyl (0.25 mm)	Detector	F2(21.81 :35.54)		

PCB-45/51, CAS: STL01804

Signal: 1

Processing Integration Results

RT: 23.31
Area: 395737
Amount: 50.093522
Amount Units: pg/ul

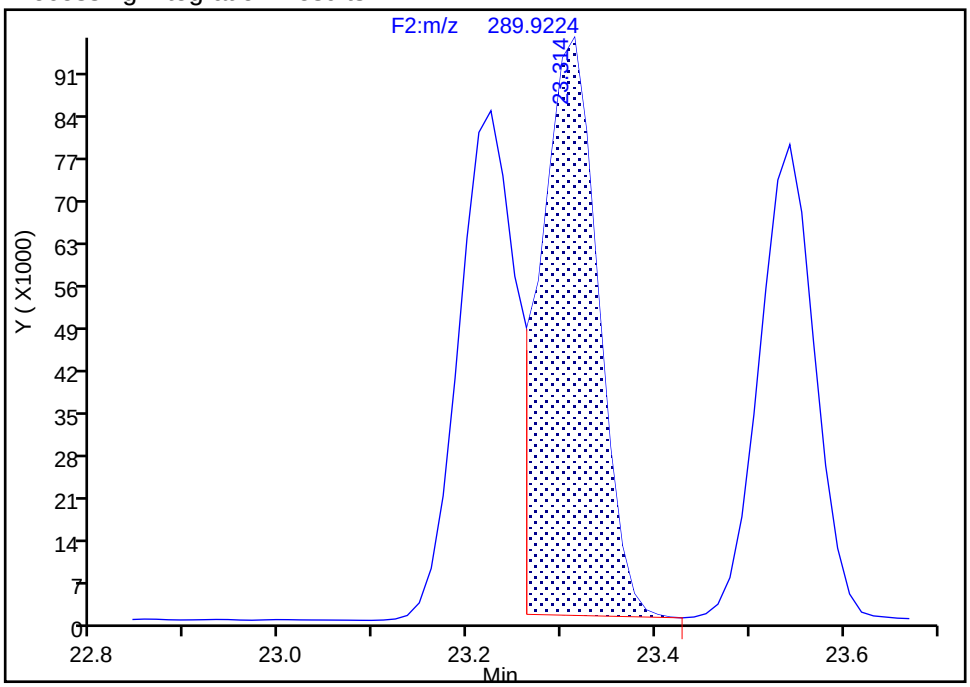

Manual Integration Results

RT: 23.31
Area: 745754
Amount: 93.744054
Amount Units: pg/ul

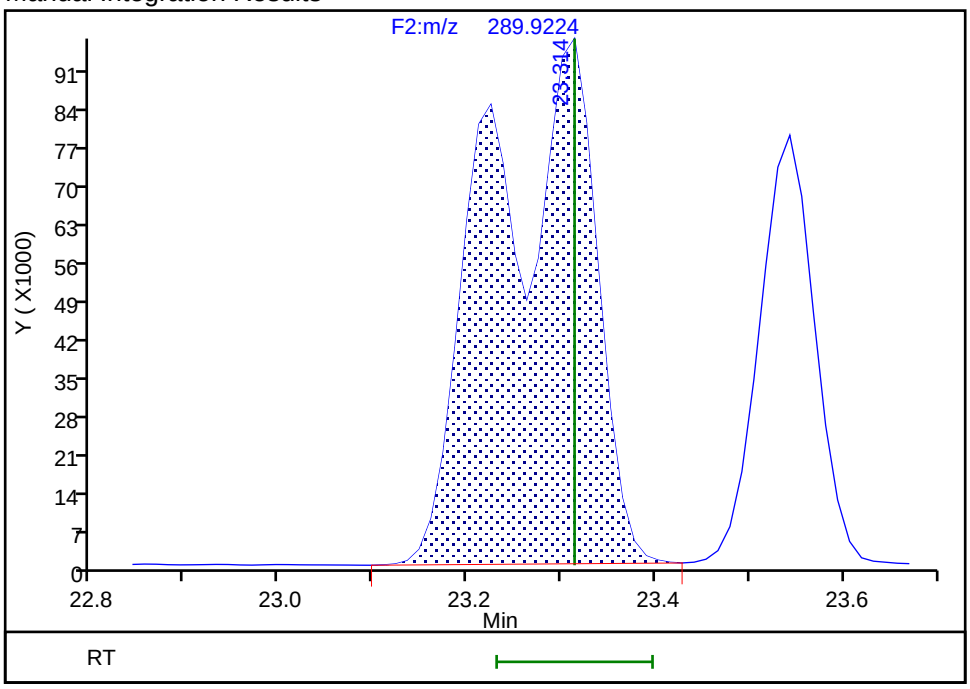

Reviewer: davidsonm, 29-Aug-2019 15:23:44

Audit Action: Manually Integrated Audit Reason: Incomplete Integration

Manual Integration/User Assign Peak Report

Eurofins TestAmerica, Knoxville

Data File:	\\chromna\Knoxville\ChromData\D3D\20190829-12906.b\d4190829s1.d				
Injection Date:	29-Aug-2019 14:10:00	Instrument ID:	D3D		
Lims ID:	WDMCCV				
Client ID:					
Operator ID:	Xcalibur_System	ALS Bottle#:	0	Worklist Smp#:	1
Injection Vol:	1.0 ul	Dil. Factor:	1.0000		
Method:	PCBs_D3D	Limit Group:	HR - 1668A - ICAL		
Column:	SPB-Octyl (0.25 mm)	Detector	F2(21.81 :35.54)		

PCB-45/51, CAS: STL01804

Signal: 2

Processing Integration Results

RT: 23.31
Area: 506741
Amount: 50.093522
Amount Units: pg/ul

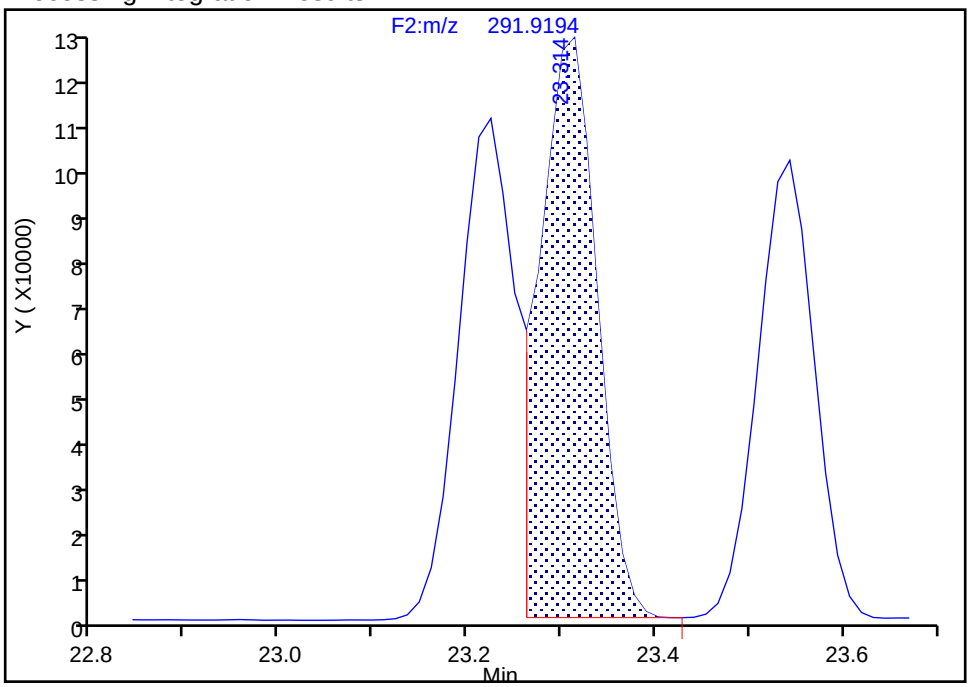

Manual Integration Results

RT: 23.31
Area: 943126
Amount: 93.744054
Amount Units: pg/ul

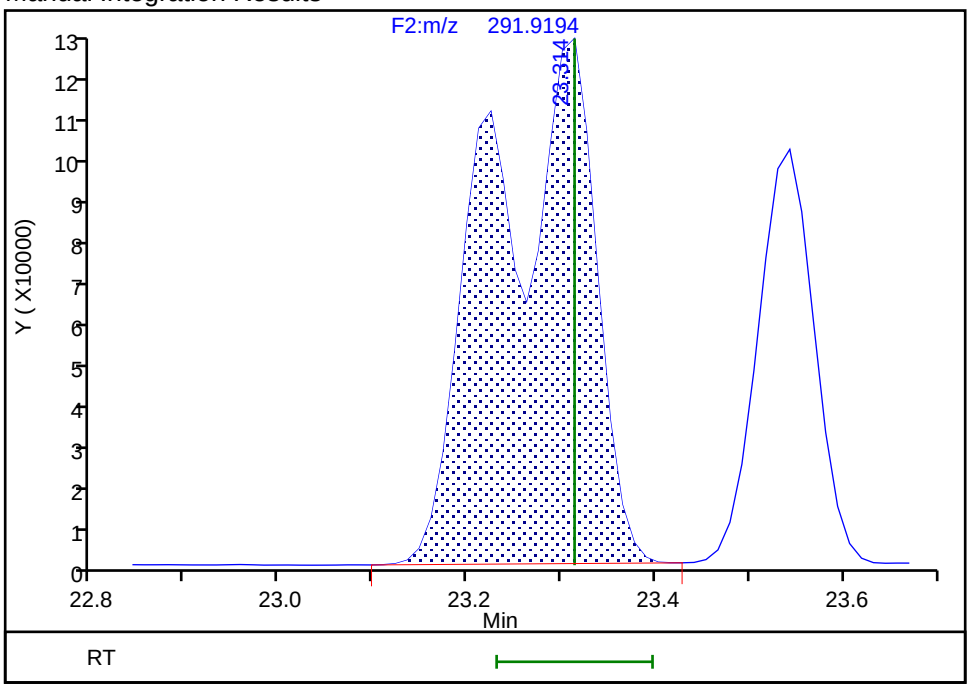

Reviewer: davidsonm, 29-Aug-2019 15:23:48

Audit Action: Manually Integrated Audit Reason: Incomplete Integration

Manual Integration/User Assign Peak Report

Eurofins TestAmerica, Knoxville

Data File:	\\chromna\Knoxville\ChromData\D3D\20190829-12906.b\d4190829s1.d				
Injection Date:	29-Aug-2019 14:10:00	Instrument ID:	D3D		
Lims ID:	WDMCCV				
Client ID:					
Operator ID:	Xcalibur_System	ALS Bottle#:	0	Worklist Smp#:	1
Injection Vol:	1.0 ul	Dil. Factor:	1.0000		
Method:	PCBs_D3D	Limit Group:	HR - 1668A - ICAL		
Column:	SPB-Octyl (0.25 mm)	Detector	F2(21.81 :35.54)		

PCB-43/73, CAS: STL02293

Signal: 1

Processing Integration Results

RT: 25.11
Area: 498166
Amount: 56.254933
Amount Units: pg/ul

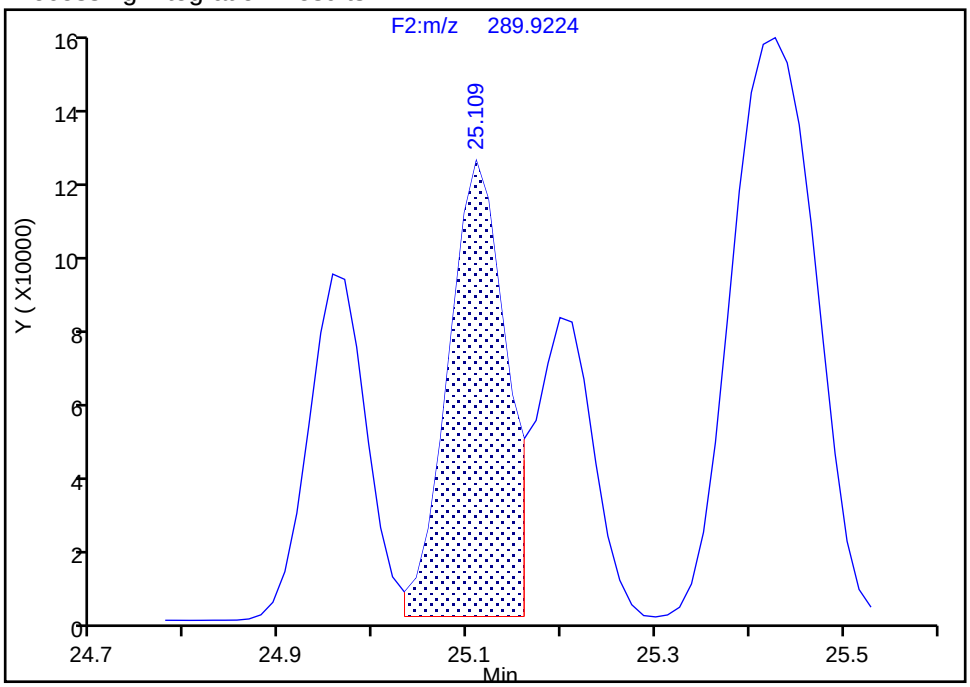

Manual Integration Results

RT: 25.11
Area: 828282
Amount: 92.997156
Amount Units: pg/ul

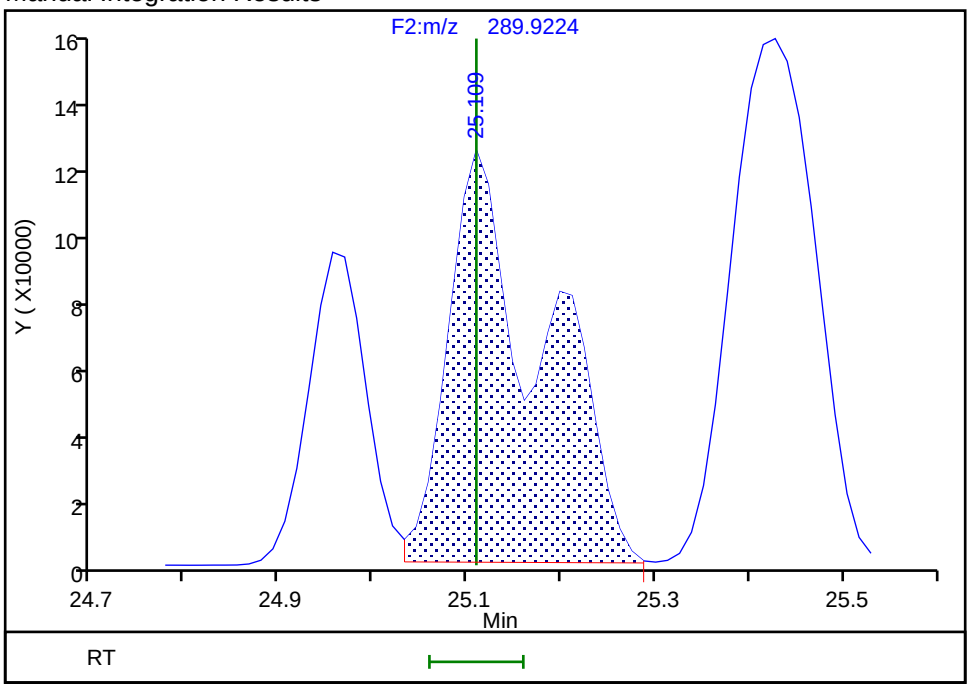

Reviewer: davidsonm, 29-Aug-2019 15:24:06

Audit Action: Manually Integrated Audit Reason: Incomplete Integration

Manual Integration/User Assign Peak Report

Eurofins TestAmerica, Knoxville

Data File: \\chromna\Knoxville\ChromData\D3D\20190829-12906.b\d4190829s1.d
Injection Date: 29-Aug-2019 14:10:00 Instrument ID: D3D
Lims ID: WDMCCV
Client ID:
Operator ID: Xcalibur_System ALS Bottle#: 0 Worklist Smp#: 1
Injection Vol: 1.0 ul Dil. Factor: 1.0000
Method: PCBs_D3D Limit Group: HR - 1668A - ICAL
Column: SPB-Octyl (0.25 mm) Detector F2(21.81 :35.54)

PCB-43/73, CAS: STL02293

Signal: 2

Processing Integration Results

RT: 25.11
Area: 646225
Amount: 56.254933
Amount Units: pg/ul

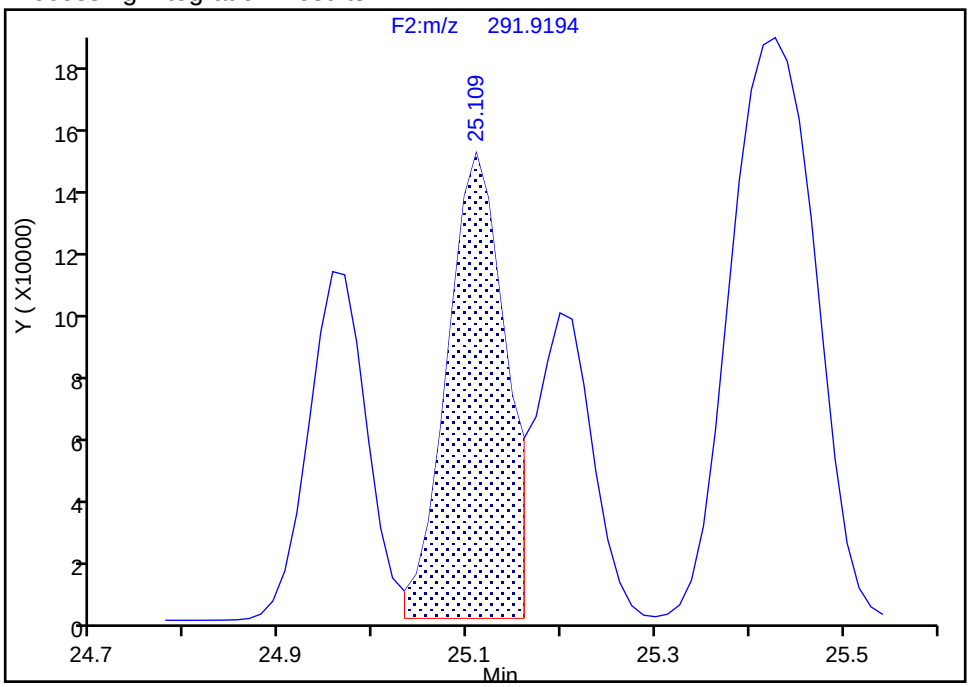

Manual Integration Results

RT: 25.11
Area: 1063554
Amount: 92.997156
Amount Units: pg/ul

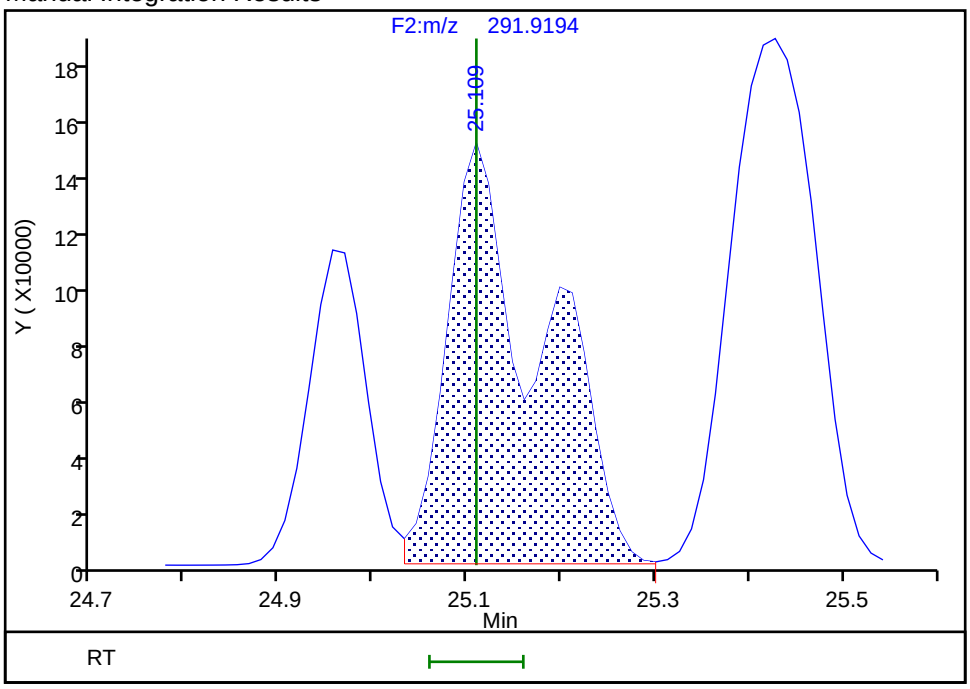

Reviewer: davidsonm, 29-Aug-2019 15:24:18
Audit Action: Manually Integrated Audit Reason: Incomplete Integration

Manual Integration/User Assign Peak Report

Eurofins TestAmerica, Knoxville

Data File:	\\chromna\Knoxville\ChromData\D3D\20190829-12906.b\d4190829s1.d				
Injection Date:	29-Aug-2019 14:10:00	Instrument ID:	D3D		
Lims ID:	WDMCCV				
Client ID:					
Operator ID:	Xcalibur_System	ALS Bottle#:	0	Worklist Smp#:	1
Injection Vol:	1.0 ul	Dil. Factor:	1.0000		
Method:	PCBs_D3D	Limit Group:	HR - 1668A - ICAL		
Column:	SPB-Octyl (0.25 mm)	Detector	F2(21.81 :35.54)		

PCB-49/69, CAS: STL01805

Signal: 1

Processing Integration Results

RT: 25.43
Area: 1261820
Amount: 106.1258
Amount Units: pg/ul

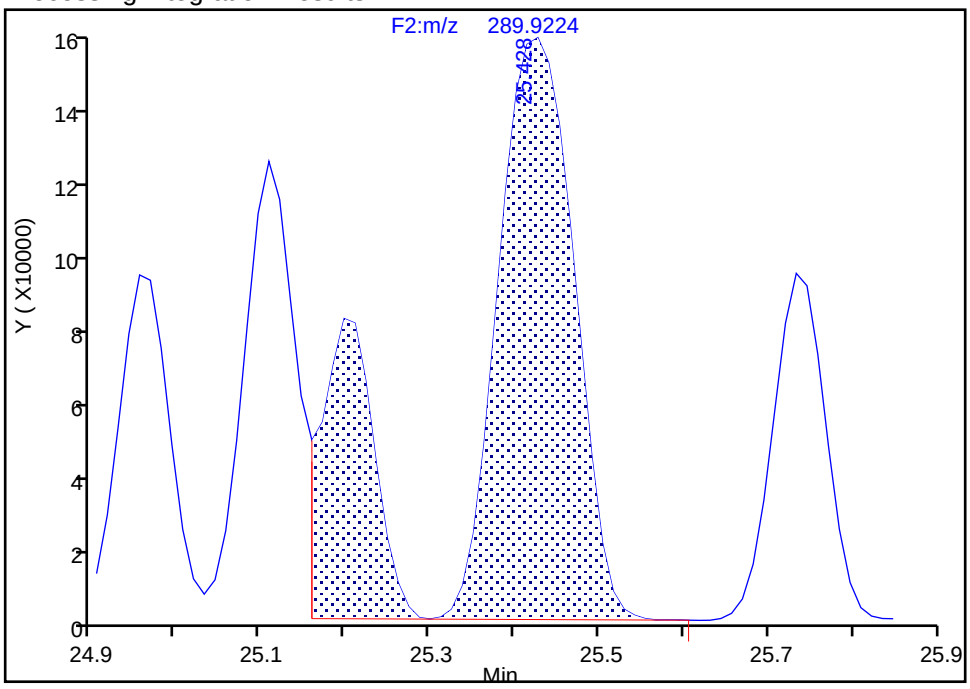

Manual Integration Results

RT: 25.43
Area: 936416
Amount: 92.061308
Amount Units: pg/ul

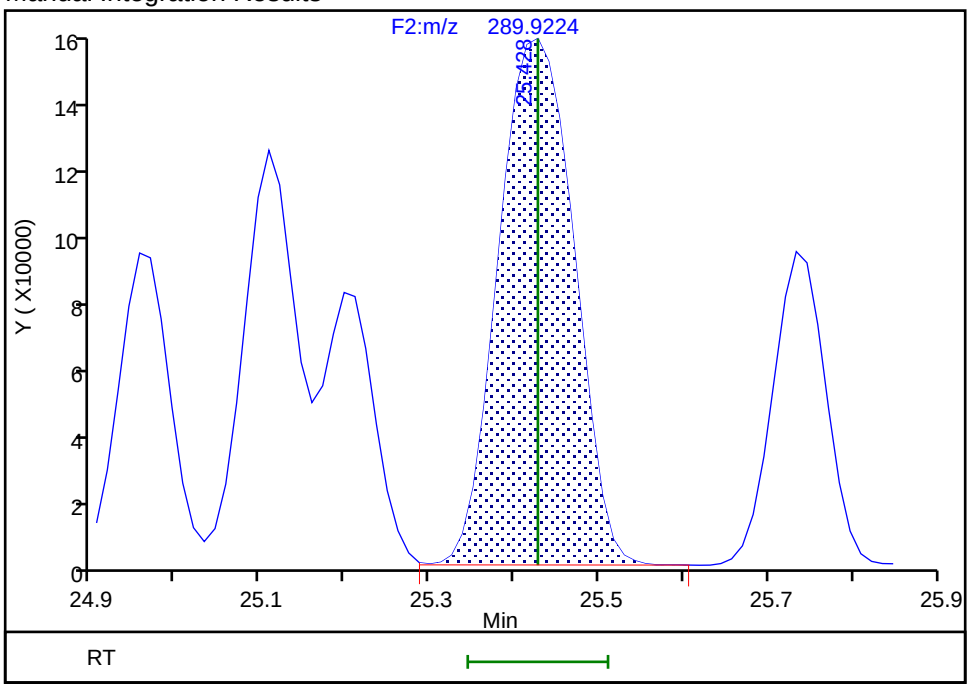

Reviewer: davidsonm, 29-Aug-2019 15:24:06

Audit Action: Manually Integrated Audit Reason: Incomplete Integration

Manual Integration/User Assign Peak Report

Eurofins TestAmerica, Knoxville

Data File: \\chromna\Knoxville\ChromData\D3D\20190829-12906.b\d4190829s1.d
Injection Date: 29-Aug-2019 14:10:00 Instrument ID: D3D
Lims ID: WDMCCV
Client ID:
Operator ID: Xcalibur_System ALS Bottle#: 0 Worklist Smp#: 1
Injection Vol: 1.0 ul Dil. Factor: 1.0000
Method: PCBs_D3D Limit Group: HR - 1668A - ICAL
Column: SPB-Octyl (0.25 mm) Detector F2(21.81 :35.54)

PCB-40/41/71, CAS: STL02292

Signal: 1

Processing Integration Results

RT: 26.98
Area: 806393
Amount: 120.4277
Amount Units: pg/ul

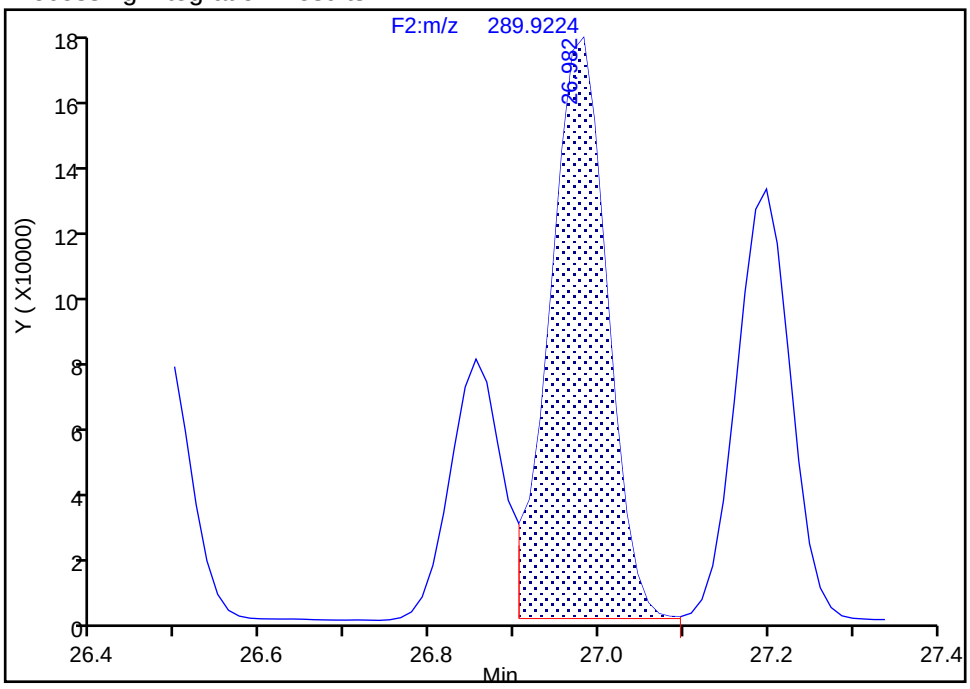

Manual Integration Results

RT: 26.98
Area: 1136208
Amount: 138.0791
Amount Units: pg/ul

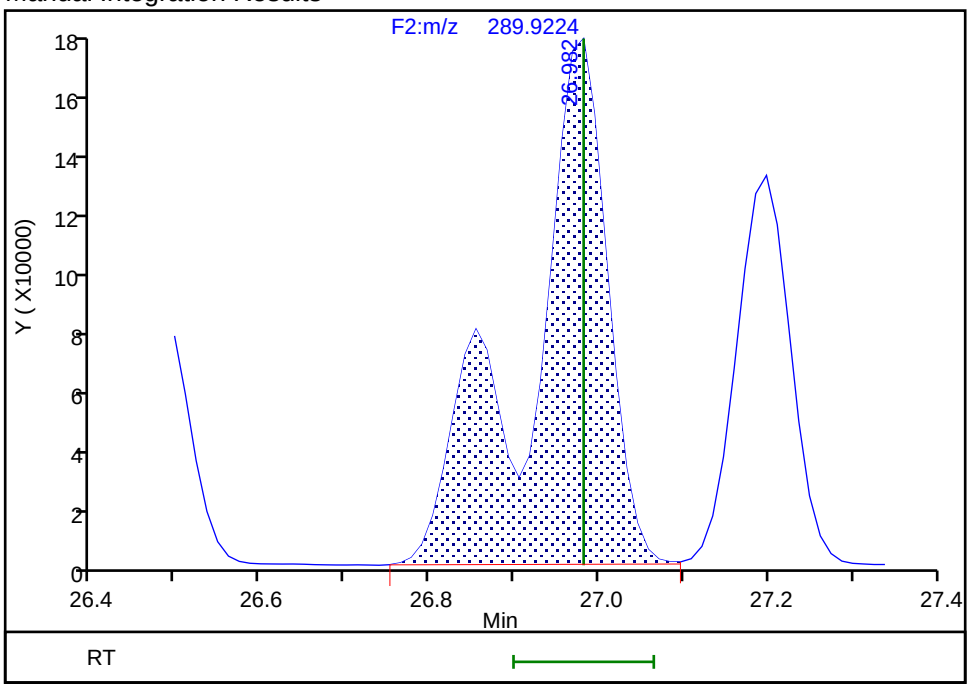

Reviewer: davidsonm, 29-Aug-2019 15:24:33
Audit Action: Manually Integrated Audit Reason: Incomplete Integration

Eurofins TestAmerica, Knoxville

Data File:	\\chromna\Knoxville\ChromData\D3D\20190829-12906.b\d4190829s1.d		
Injection Date:	29-Aug-2019 14:10:00	Injection Vol:	1.0 ul
Instrument ID:	D3D	Operator ID:	Xcalibur_System
Method:	PCBs_D3D	Limit Group:	HR - 1668A - ICAL
Client ID:			
Worklist#:	33136	Sample Line#:	1
Column Type:	SPB-Octyl	Column Dia:	0.25 mm

PePCB F2

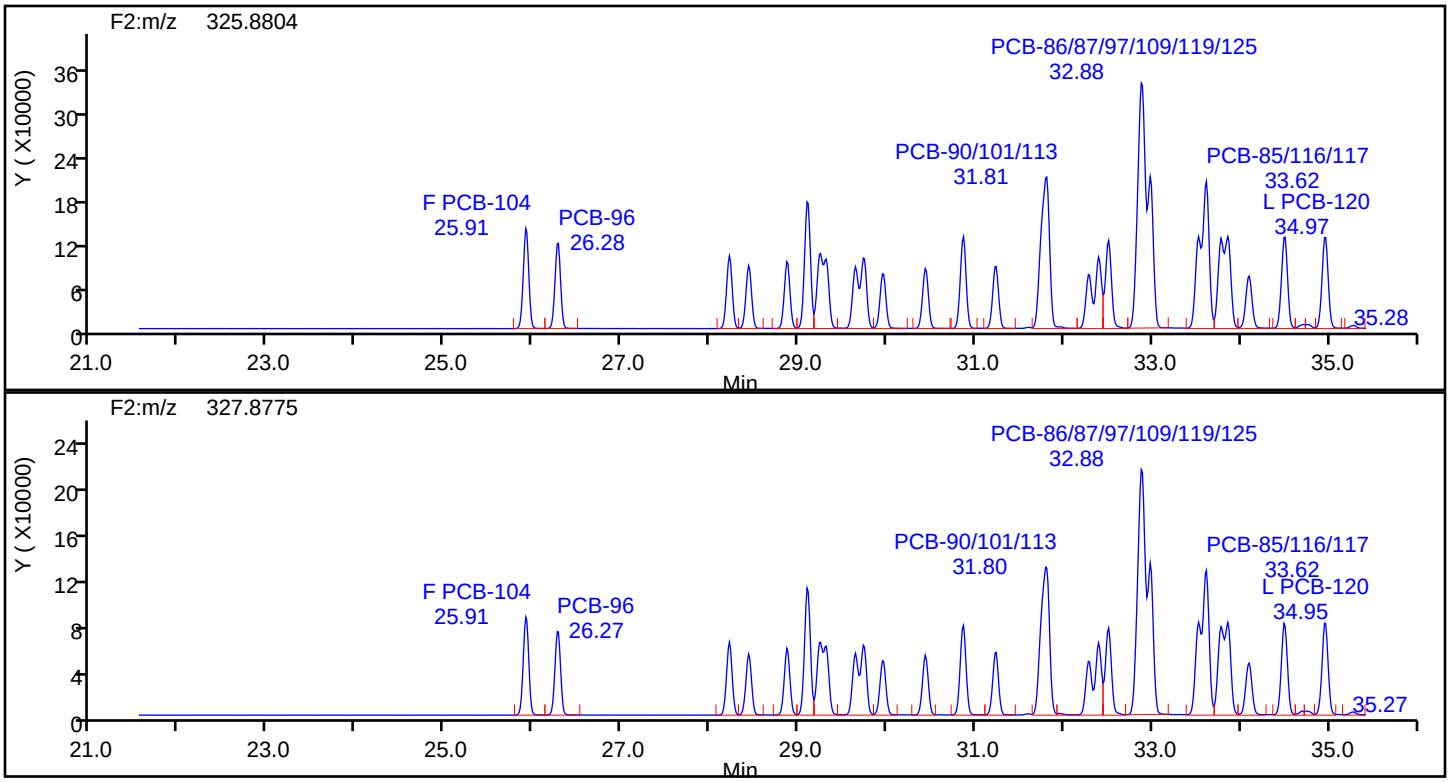

PePCB F2 Standards

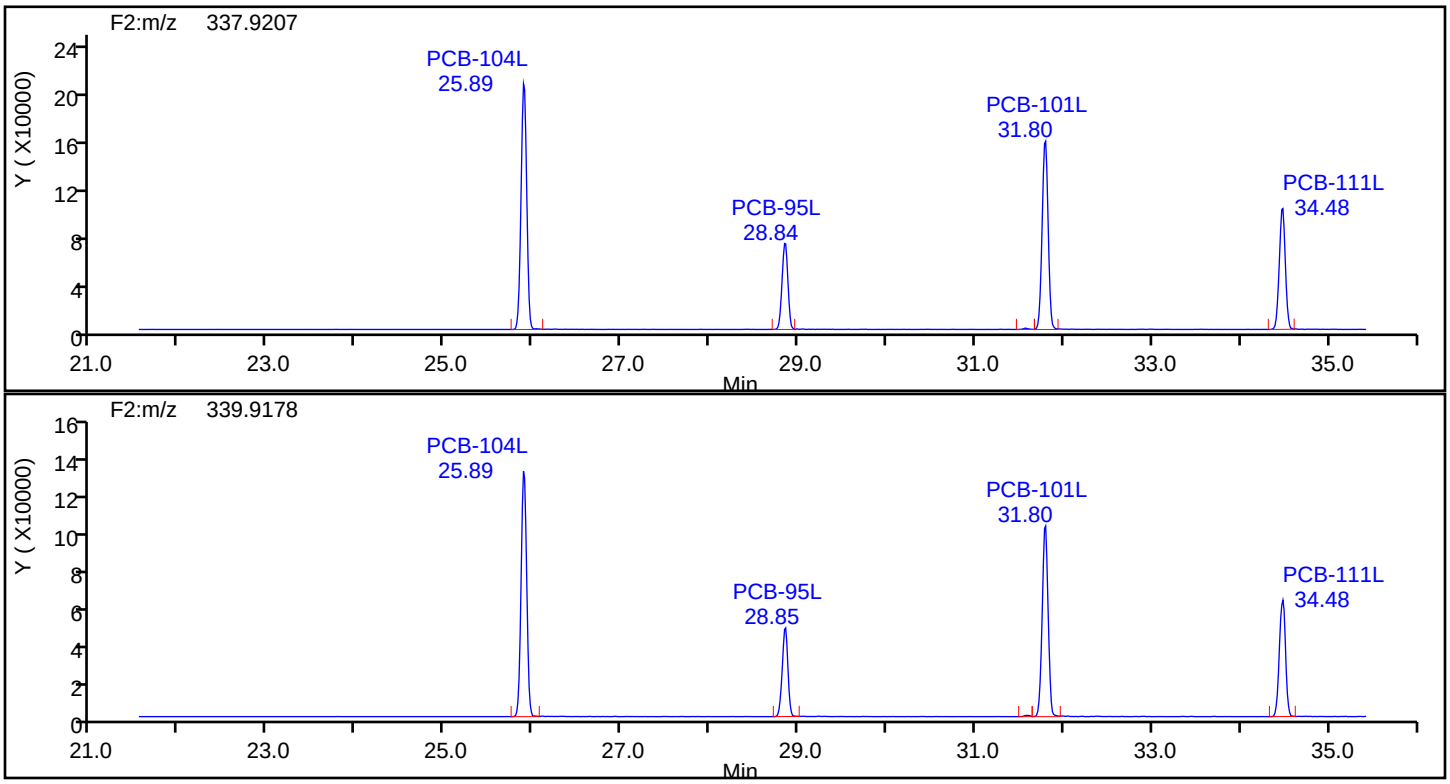

Eurofins TestAmerica, Knoxville

Data File:	\\chromna\Knoxville\ChromData\D3D\20190829-12906.b\d4190829s1.d		
Injection Date:	29-Aug-2019 14:10:00	Injection Vol:	1.0 ul
Instrument ID:	D3D	Operator ID:	Xcalibur_System
Method:	PCBs_D3D	Limit Group:	HR - 1668A - ICAL
Client ID:			
Worklist#:	33136	Sample Line#:	1
Column Type:	SPB-Octyl	Column Dia:	0.25 mm

PePCB F2

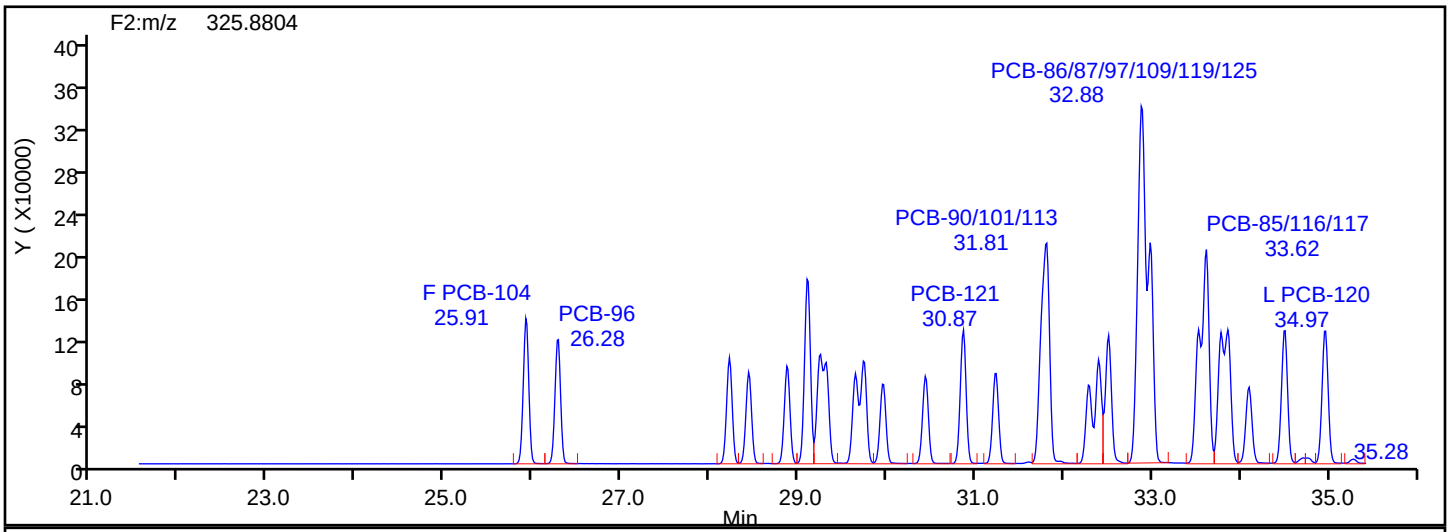

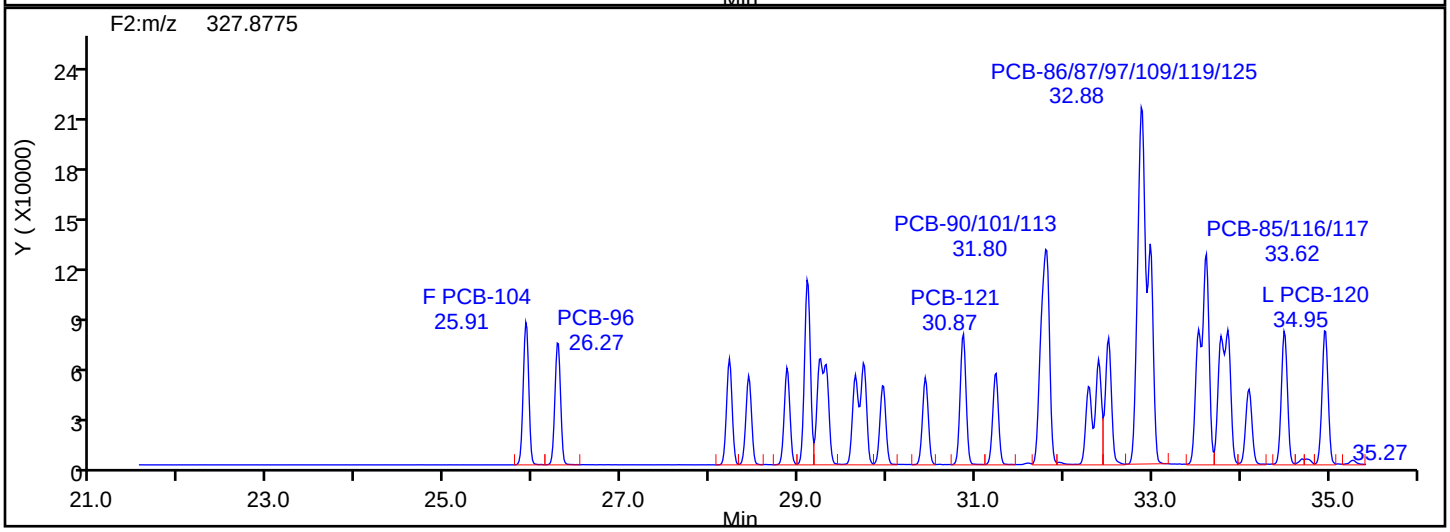

PePCB F2 Lock Mass

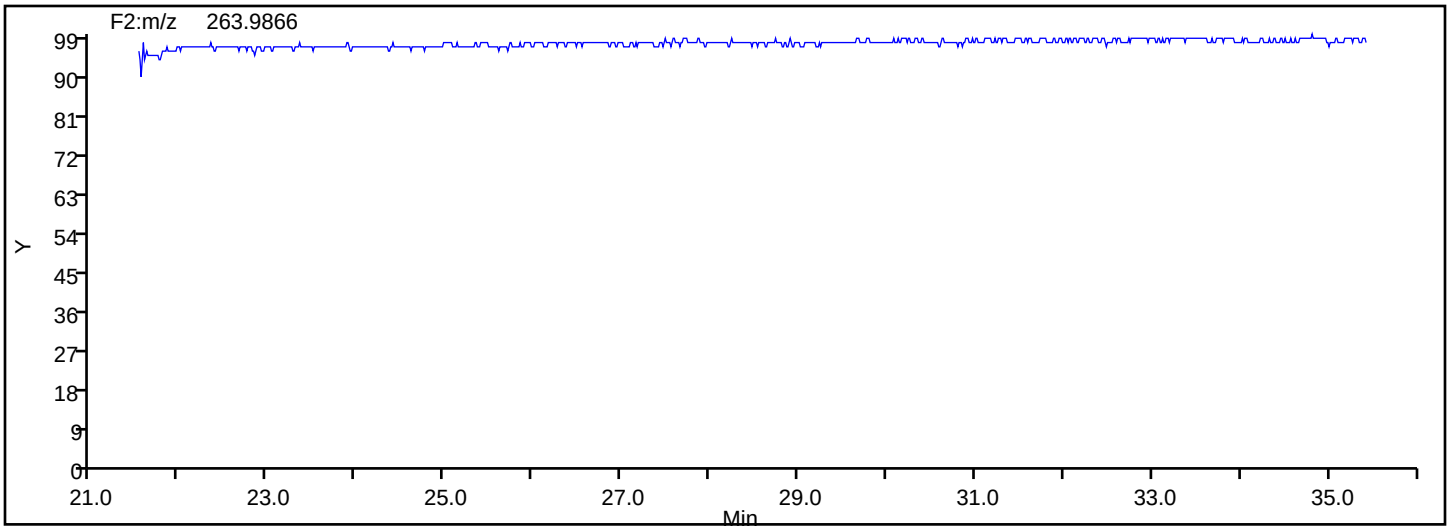

Manual Integration/User Assign Peak Report

Eurofins TestAmerica, Knoxville

Data File:	\\chromna\Knoxville\ChromData\D3D\20190829-12906.b\d4190829s1.d				
Injection Date:	29-Aug-2019 14:10:00	Instrument ID:	D3D		
Lims ID:	WDMCCV				
Client ID:					
Operator ID:	Xcalibur_System	ALS Bottle#:	0	Worklist Smp#:	1
Injection Vol:	1.0 ul	Dil. Factor:	1.0000		
Method:	PCBs_D3D	Limit Group:	HR - 1668A - ICAL		
Column:	SPB-Octyl (0.25 mm)	Detector	F2(21.81 :35.54)		

PCB-98/102, CAS: STL01843

Signal: 1

Processing Integration Results

RT: 29.25
Area: 438651
Amount: 48.763080
Amount Units: pg/ul

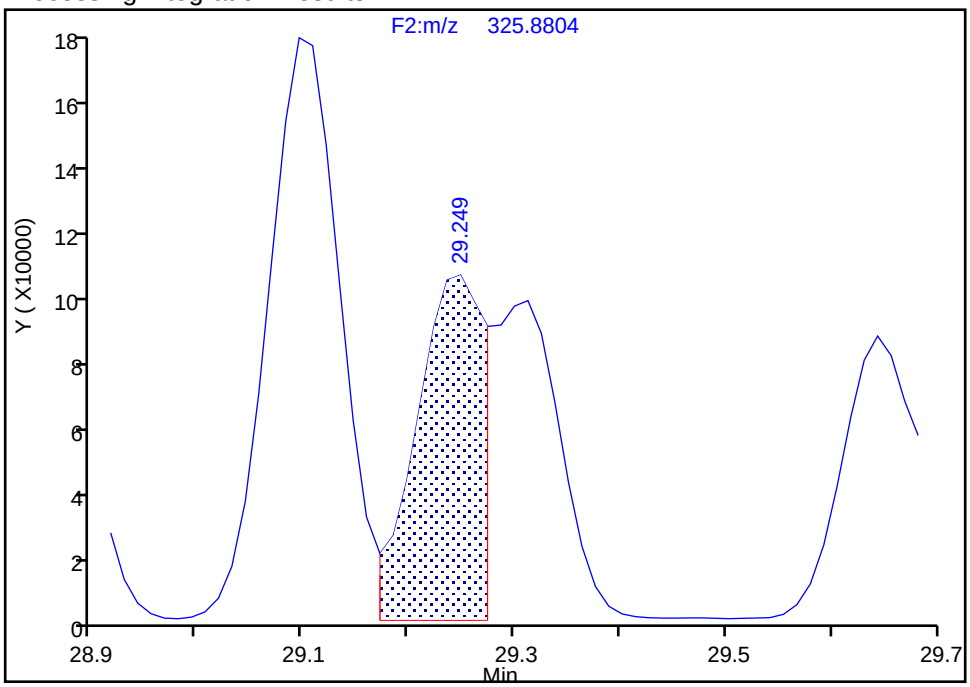

Manual Integration Results

RT: 29.25
Area: 861805
Amount: 95.936704
Amount Units: pg/ul

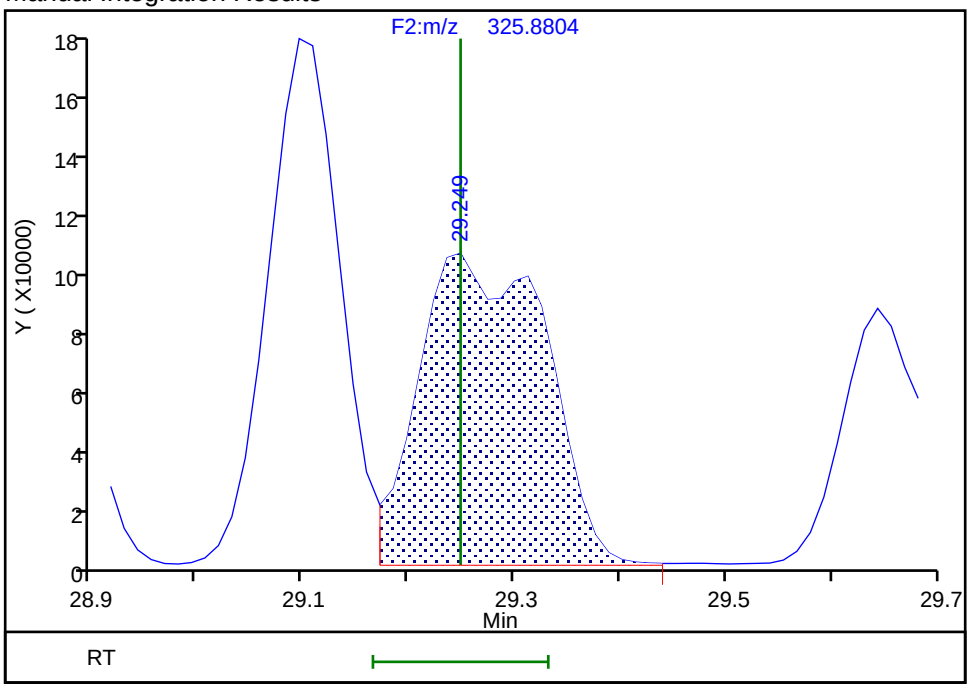

Reviewer: davidsonm, 29-Aug-2019 15:25:03

Audit Action: Manually Integrated Audit Reason: Incomplete Integration

Manual Integration/User Assign Peak Report

Eurofins TestAmerica, Knoxville

Data File: \\chromna\Knoxville\ChromData\D3D\20190829-12906.b\d4190829s1.d
Injection Date: 29-Aug-2019 14:10:00 Instrument ID: D3D
Lims ID: WDMCCV
Client ID:
Operator ID: Xcalibur_System ALS Bottle#: 0 Worklist Smp#: 1
Injection Vol: 1.0 ul Dil. Factor: 1.0000
Method: PCBs_D3D Limit Group: HR - 1668A - ICAL
Column: SPB-Octyl (0.25 mm) Detector F2(21.81 :35.54)

PCB-98/102, CAS: STL01843

Signal: 2

Processing Integration Results

RT: 29.25
Area: 271662
Amount: 48.763080
Amount Units: pg/ul

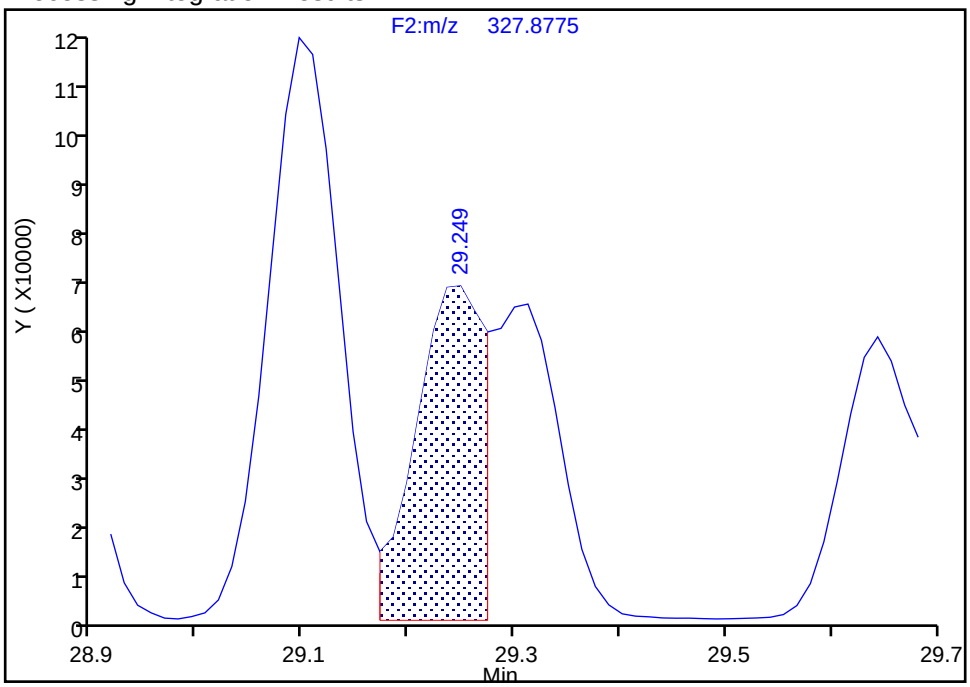

Manual Integration Results

RT: 29.25
Area: 535668
Amount: 95.936704
Amount Units: pg/ul

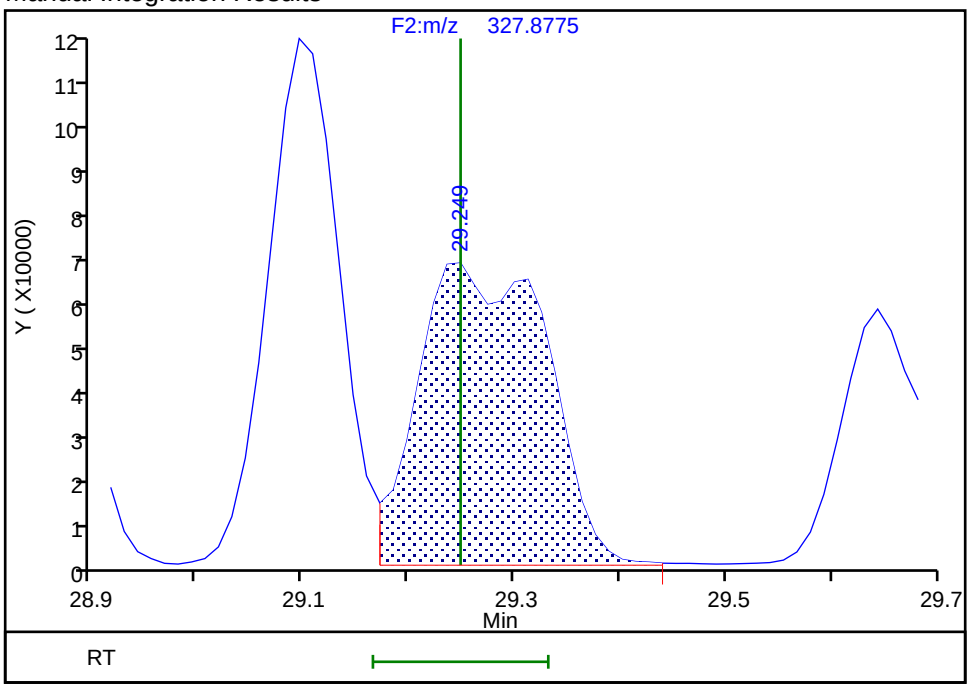

Reviewer: davidsonm, 29-Aug-2019 15:25:10
Audit Action: Manually Integrated Audit Reason: Incomplete Integration

Manual Integration/User Assign Peak Report

Eurofins TestAmerica, Knoxville

Data File:	\\chromna\Knoxville\ChromData\D3D\20190829-12906.b\d4190829s1.d				
Injection Date:	29-Aug-2019 14:10:00	Instrument ID:	D3D		
Lims ID:	WDMCCV				
Client ID:					
Operator ID:	Xcalibur_System	ALS Bottle#:	0	Worklist Smp#:	1
Injection Vol:	1.0 ul	Dil. Factor:	1.0000		
Method:	PCBs_D3D	Limit Group:	HR - 1668A - ICAL		
Column:	SPB-Octyl (0.25 mm)	Detector	F2(21.81 :35.54)		

PCB-88/91, CAS: STL01812

Signal: 2

Processing Integration Results

RT: 29.73
Area: 791469
Amount: 139.2628
Amount Units: pg/ul

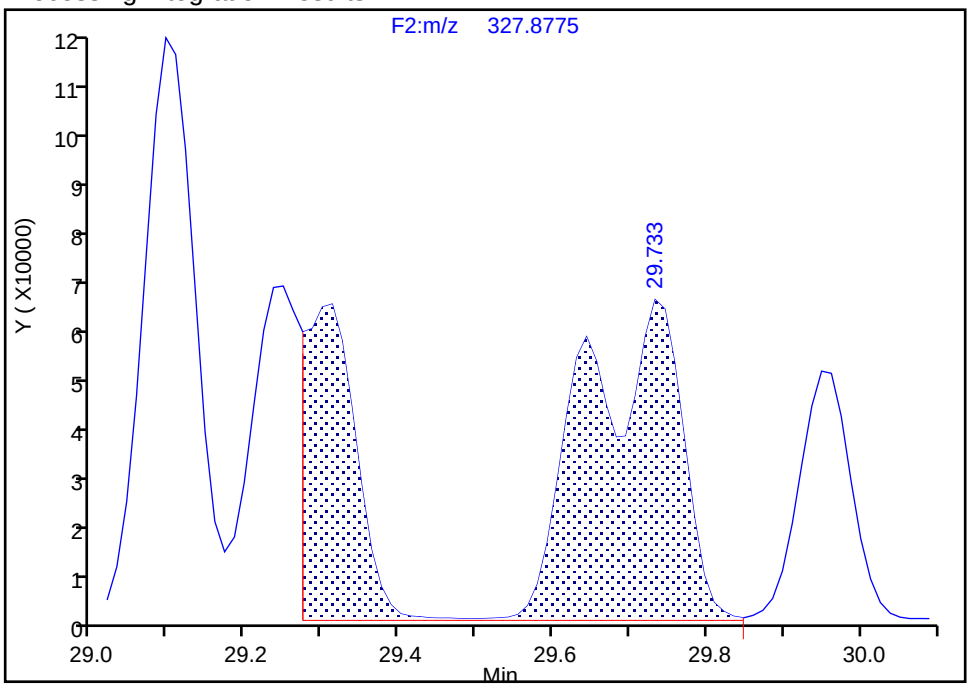

Manual Integration Results

RT: 29.73
Area: 526728
Amount: 92.636118
Amount Units: pg/ul

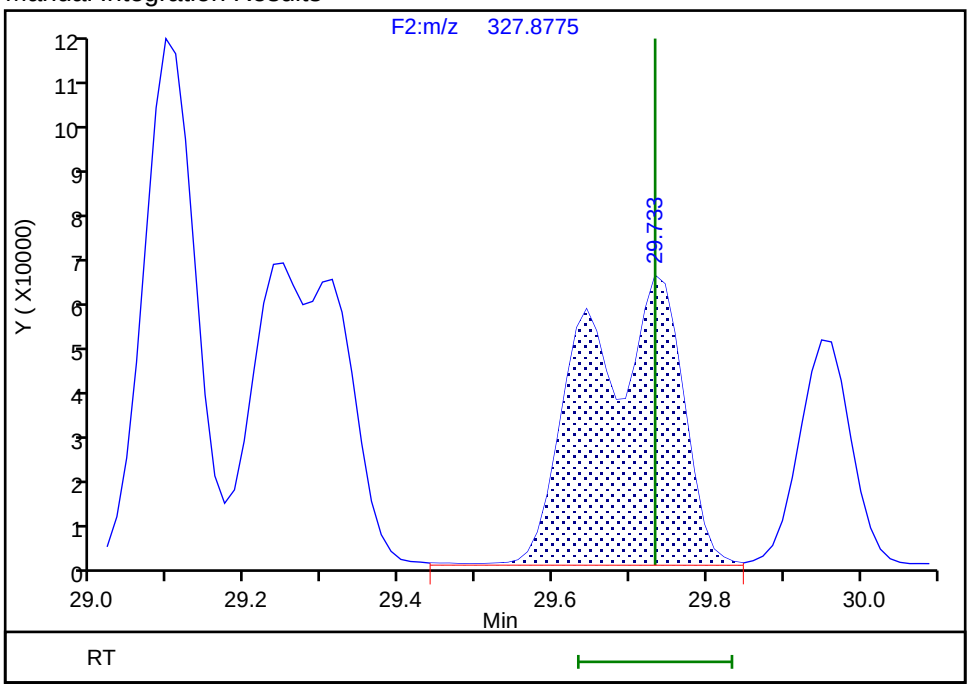

Reviewer: davidsonm, 29-Aug-2019 15:25:18

Audit Action: Marked Compound Undetected Audit Reason: Invalid Compound ID

Manual Integration/User Assign Peak Report

Eurofins TestAmerica, Knoxville

Data File: \\chromna\Knoxville\ChromData\D3D\20190829-12906.b\d4190829s1.d
Injection Date: 29-Aug-2019 14:10:00 Instrument ID: D3D
Lims ID: WDMCCV
Client ID:
Operator ID: Xcalibur_System ALS Bottle#: 0 Worklist Smp#: 1
Injection Vol: 1.0 ul Dil. Factor: 1.0000
Method: PCBs_D3D Limit Group: HR - 1668A - ICAL
Column: SPB-Octyl (0.25 mm) Detector F2(21.81 :35.54)

PCB-88/91, CAS: STL01812

Signal: 3

Processing Integration Results

RT: 29.73
Area: 2062268
Amount: 139.2628
Amount Units: pg/ul

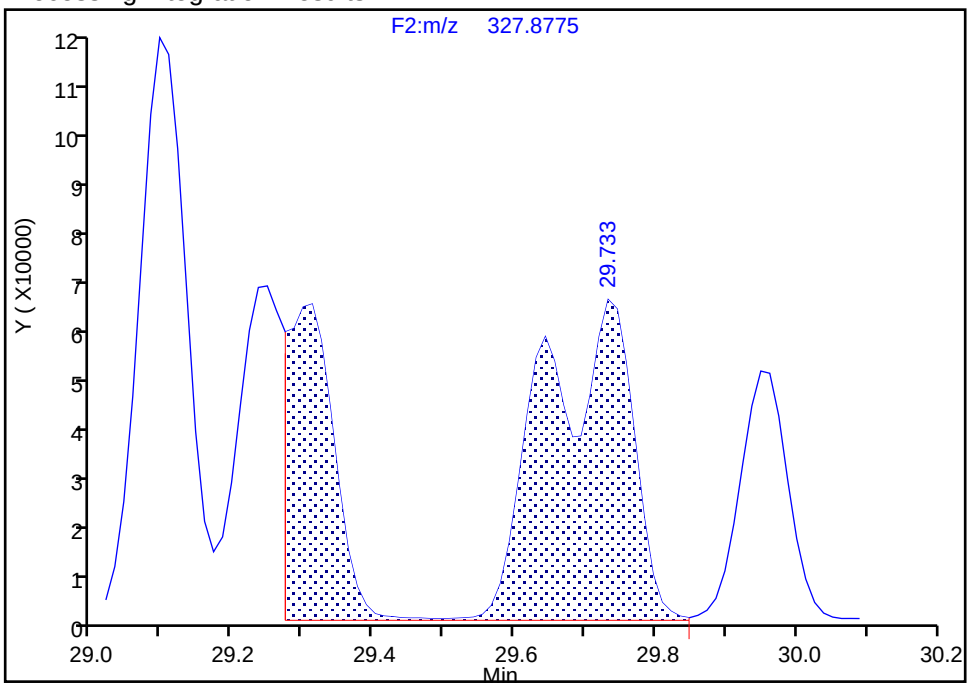

Manual Integration Results

RT: 29.73
Area: 1371799
Amount: 92.636118
Amount Units: pg/ul
Reviewer: davidsonm, 29-Aug-2019 15:25:18
Audit Action: Marked Compound Undetected Audit Reason: Invalid Compound ID

Manual Integration/User Assign Peak Report

Eurofins TestAmerica, Knoxville

Data File:	\\chromna\Knoxville\ChromData\D3D\20190829-12906.b\d4190829s1.d				
Injection Date:	29-Aug-2019 14:10:00	Instrument ID:	D3D		
Lims ID:	WDMCCV				
Client ID:					
Operator ID:	Xcalibur_System	ALS Bottle#:	0	Worklist Smp#:	1
Injection Vol:	1.0 ul	Dil. Factor:	1.0000		
Method:	PCBs_D3D	Limit Group:	HR - 1668A - ICAL		
Column:	SPB-Octyl (0.25 mm)	Detector	F2(21.81 :35.54)		

PCB-88/91, CAS: STL01812

Signal: 1

Processing Integration Results

RT: 29.73
Area: 1270799
Amount: 139.2628
Amount Units: pg/ul

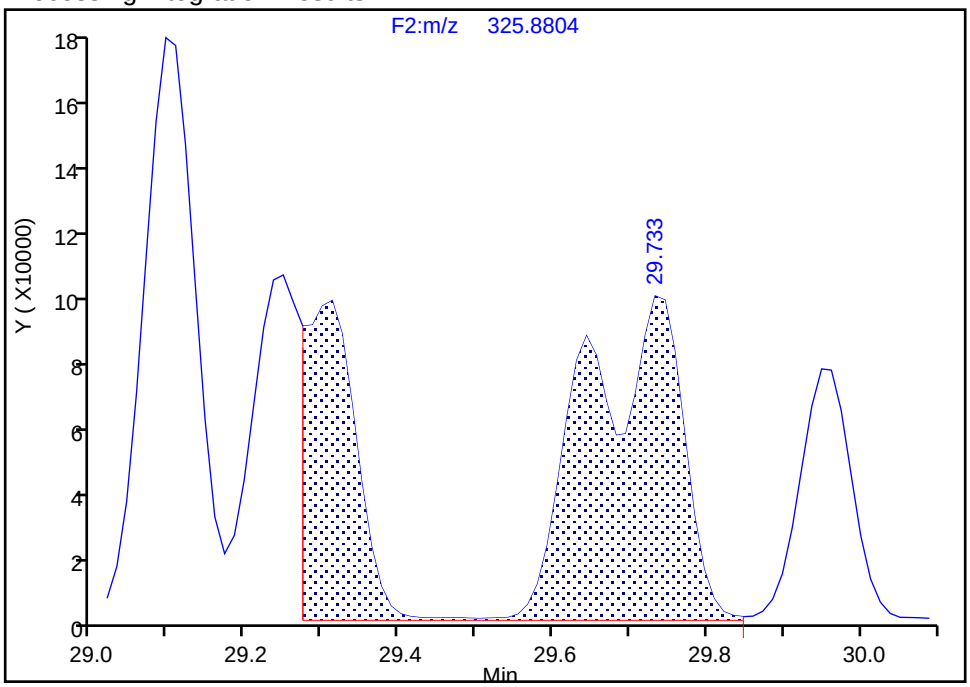

Manual Integration Results

RT: 29.73
Area: 845071
Amount: 92.636118
Amount Units: pg/ul

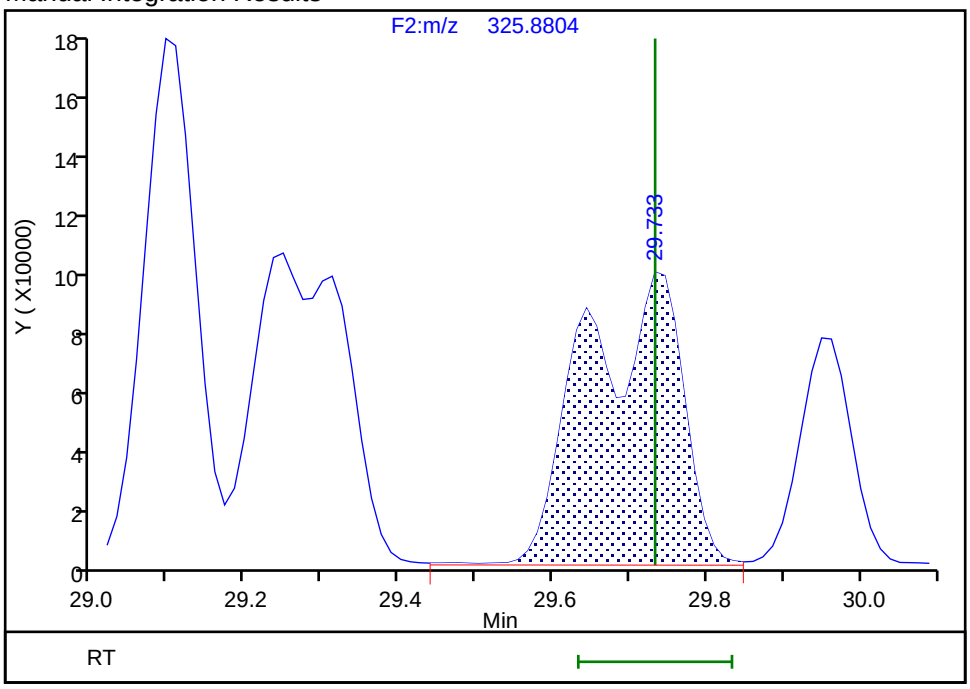

Reviewer: davidsonm, 29-Aug-2019 15:25:20

Audit Action: Manually Integrated/Assigned Compound ID Audit Reason: Incomplete Integration

Manual Integration/User Assign Peak Report

Eurofins TestAmerica, Knoxville

Data File: \\chromna\Knoxville\ChromData\D3D\20190829-12906.b\d4190829s1.d
Injection Date: 29-Aug-2019 14:10:00 Instrument ID: D3D
Lims ID: WDMCCV
Client ID:
Operator ID: Xcalibur_System ALS Bottle#: 0 Worklist Smp#: 1
Injection Vol: 1.0 ul Dil. Factor: 1.0000
Method: PCBs_D3D Limit Group: HR - 1668A - ICAL
Column: SPB-Octyl (0.25 mm) Detector F2(21.81 :35.54)

PCB-86/87/97/109/119/125, CAS: STL02295

Signal: 1

Processing Integration Results

RT: 32.88
Area: 1992072
Amount: 184.2758
Amount Units: pg/ul

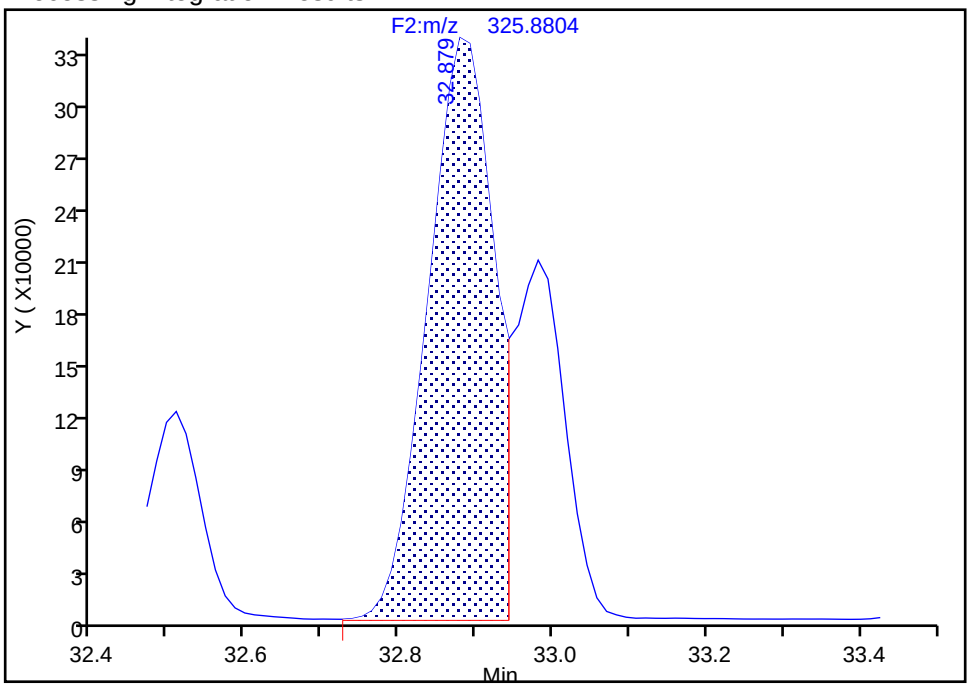

Manual Integration Results

RT: 32.88
Area: 2915752
Amount: 269.3205
Amount Units: pg/ul

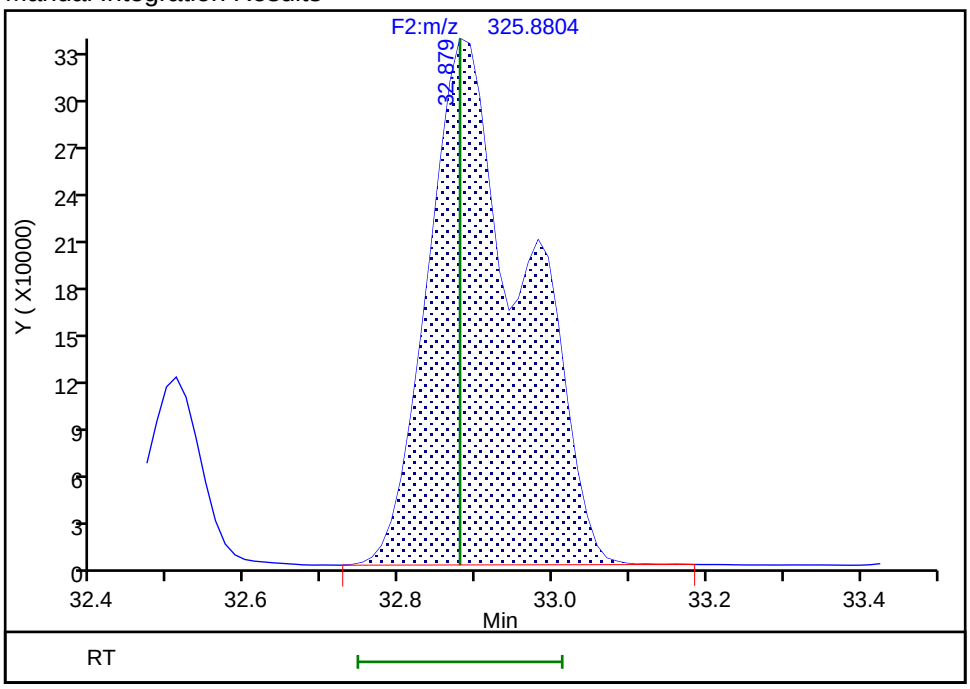

Reviewer: davidsonm, 29-Aug-2019 15:25:39
Audit Action: Manually Integrated Audit Reason: Incomplete Integration

Manual Integration/User Assign Peak Report

Eurofins TestAmerica, Knoxville

Data File:	\\chromna\Knoxville\ChromData\D3D\20190829-12906.b\d4190829s1.d				
Injection Date:	29-Aug-2019 14:10:00	Instrument ID:	D3D		
Lims ID:	WDMCCV				
Client ID:					
Operator ID:	Xcalibur_System	ALS Bottle#:	0	Worklist Smp#:	1
Injection Vol:	1.0 ul	Dil. Factor:	1.0000		
Method:	PCBs_D3D	Limit Group:	HR - 1668A - ICAL		
Column:	SPB-Octyl (0.25 mm)	Detector	F2(21.81 :35.54)		

PCB-86/87/97/109/119/125, CAS: STL02295

Signal: 2

Processing Integration Results

RT: 32.88
Area: 1254035
Amount: 184.2758
Amount Units: pg/ul

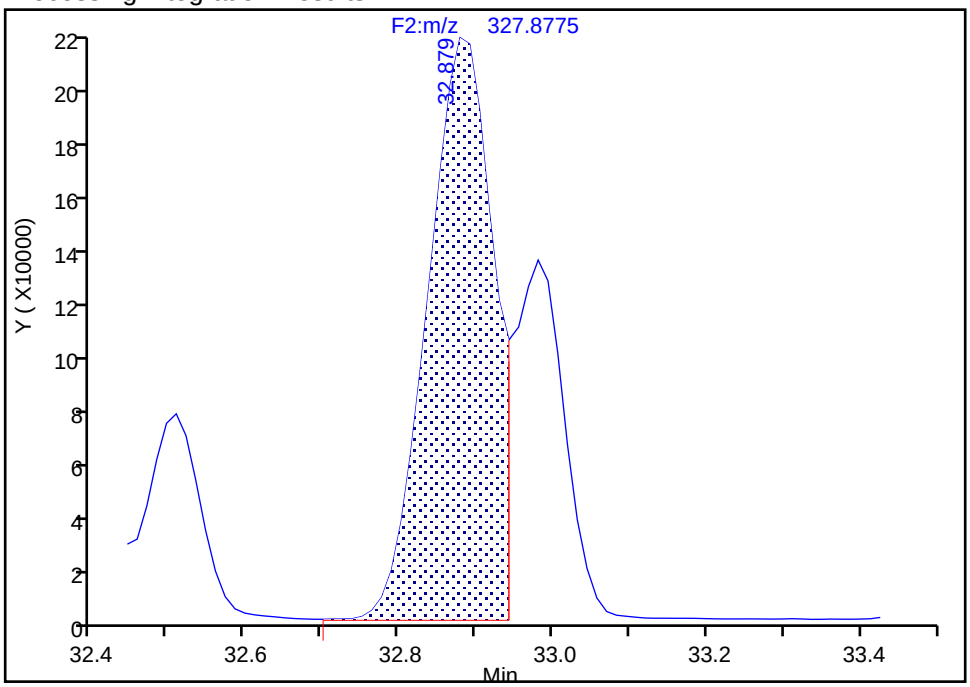

Manual Integration Results

RT: 32.88
Area: 1828459
Amount: 269.3205
Amount Units: pg/ul

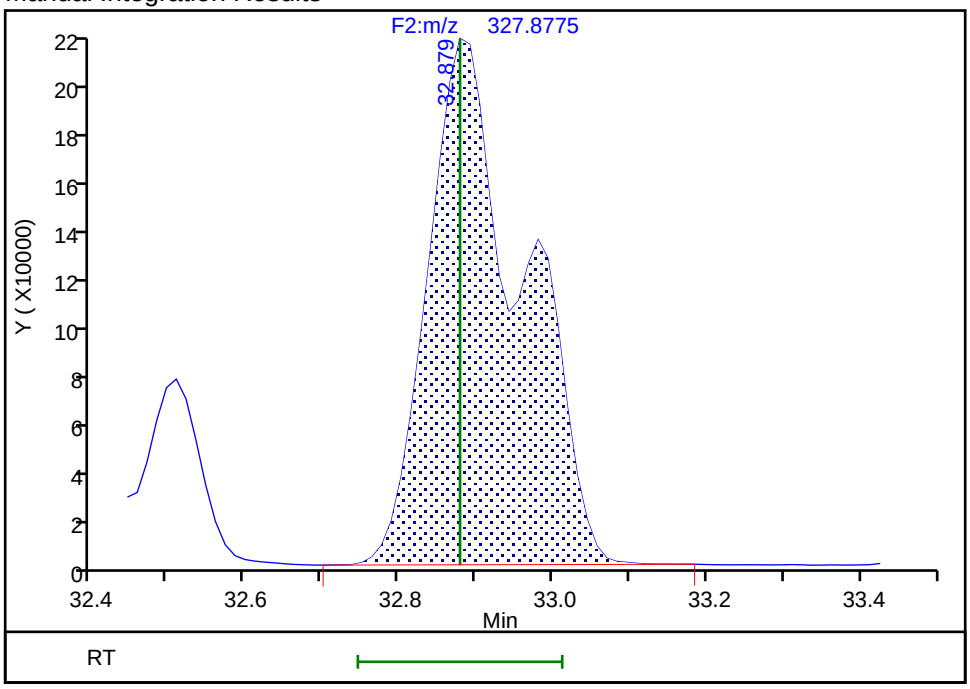

Reviewer: davidsonm, 29-Aug-2019 15:25:44

Audit Action: Manually Integrated Audit Reason: Incomplete Integration

Eurofins TestAmerica, Knoxville

Data File:	\\chromna\Knoxville\ChromData\D3D\20190829-12906.b\d4190829s1.d		
Injection Date:	29-Aug-2019 14:10:00	Injection Vol:	1.0 ul
Instrument ID:	D3D	Operator ID:	Xcalibur_System
Method:	PCBs_D3D	Limit Group:	HR - 1668A - ICAL
Client ID:			
Worklist#:	33136	Sample Line#:	1
Column Type:	SPB-Octyl	Column Dia:	0.25 mm

PePCB F3

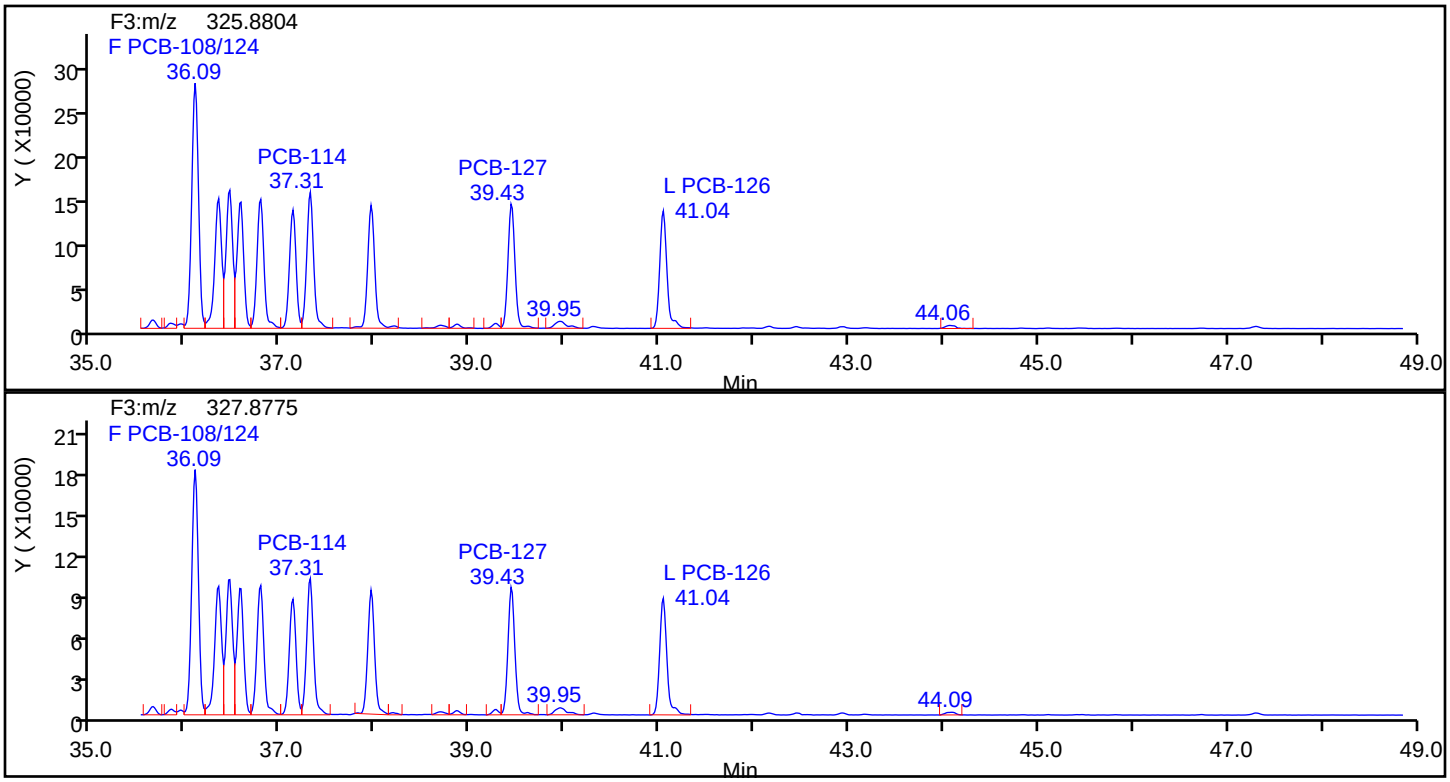

PePCB F3 Standards

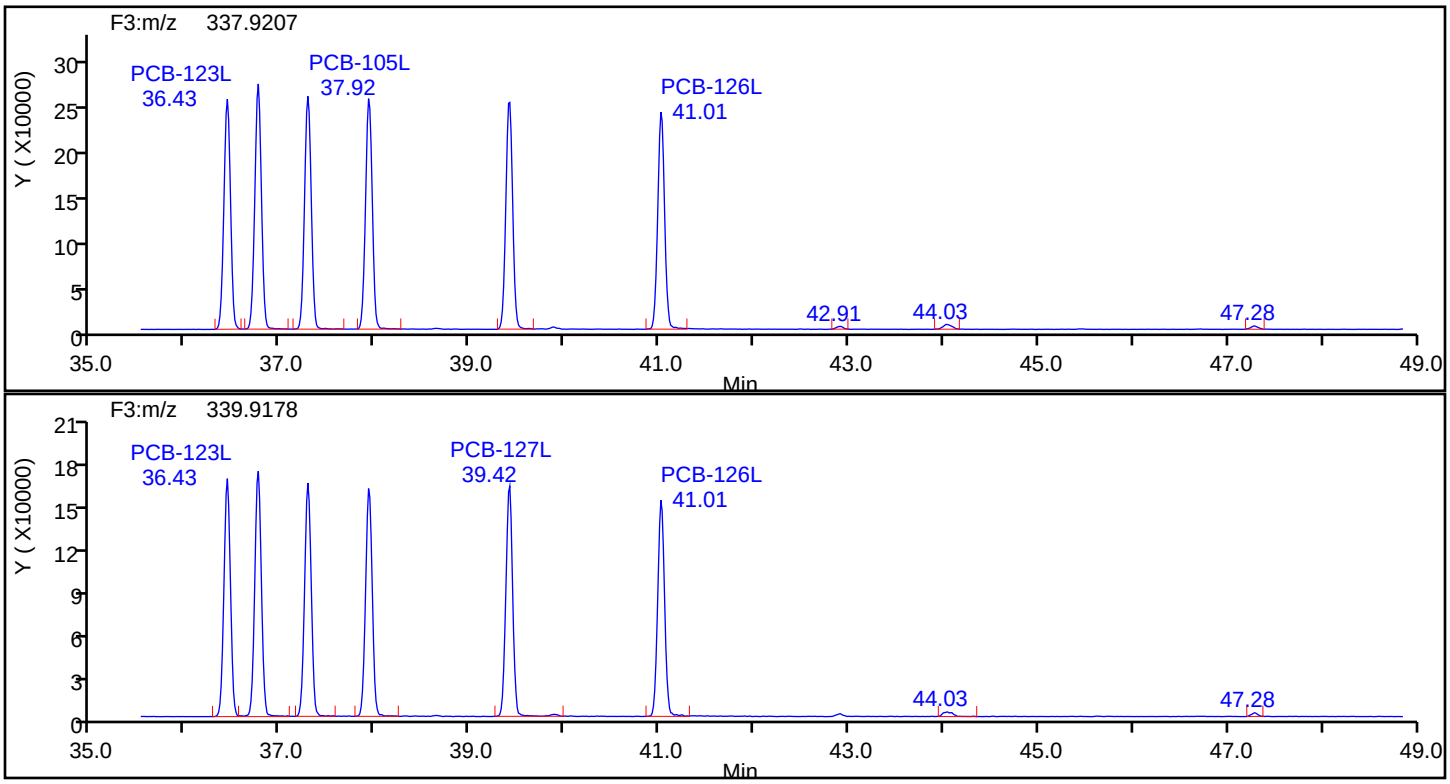

Eurofins TestAmerica, Knoxville

Data File:	\\chromna\Knoxville\ChromData\D3D\20190829-12906.b\d4190829s1.d		
Injection Date:	29-Aug-2019 14:10:00	Injection Vol:	1.0 ul
Instrument ID:	D3D	Operator ID:	Xcalibur_System
Method:	PCBs_D3D	Limit Group:	HR - 1668A - ICAL
Client ID:			
Worklist#:	33136	Sample Line#:	1
Column Type:	SPB-Octyl	Column Dia:	0.25 mm

PePCB F3

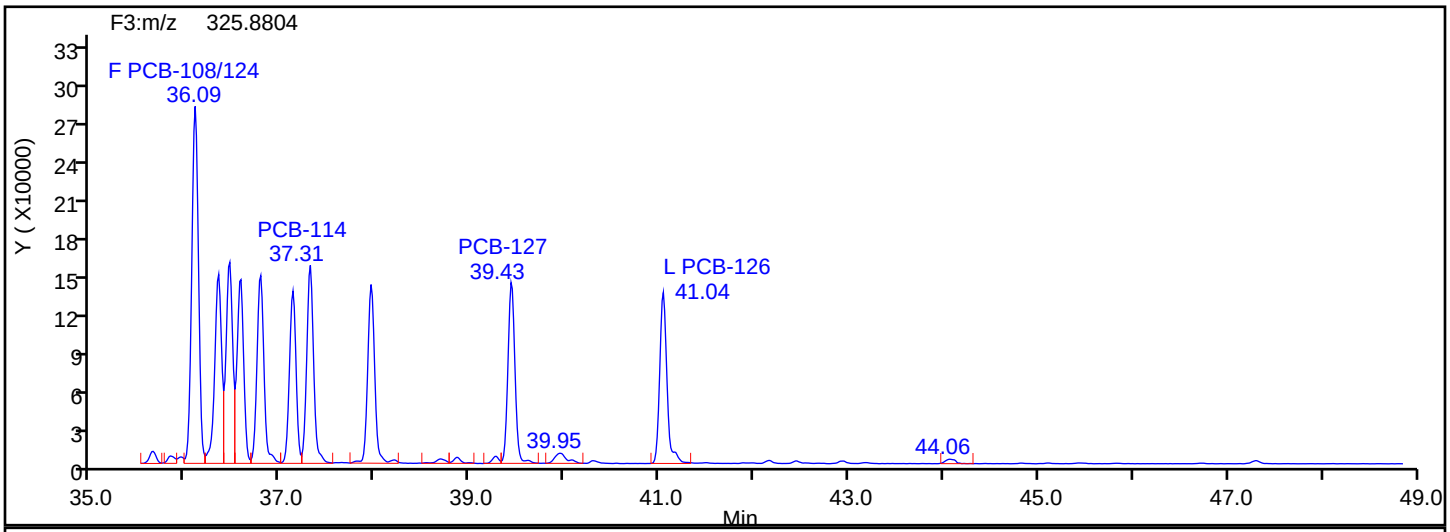

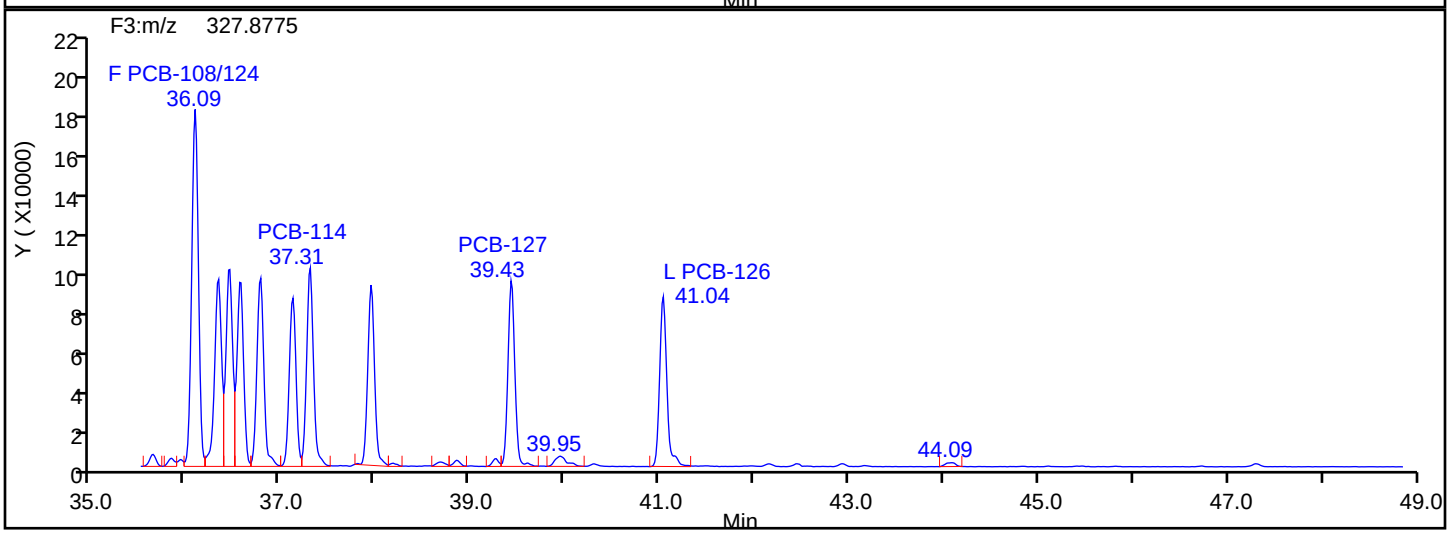

PePCB F3 Lock Mass

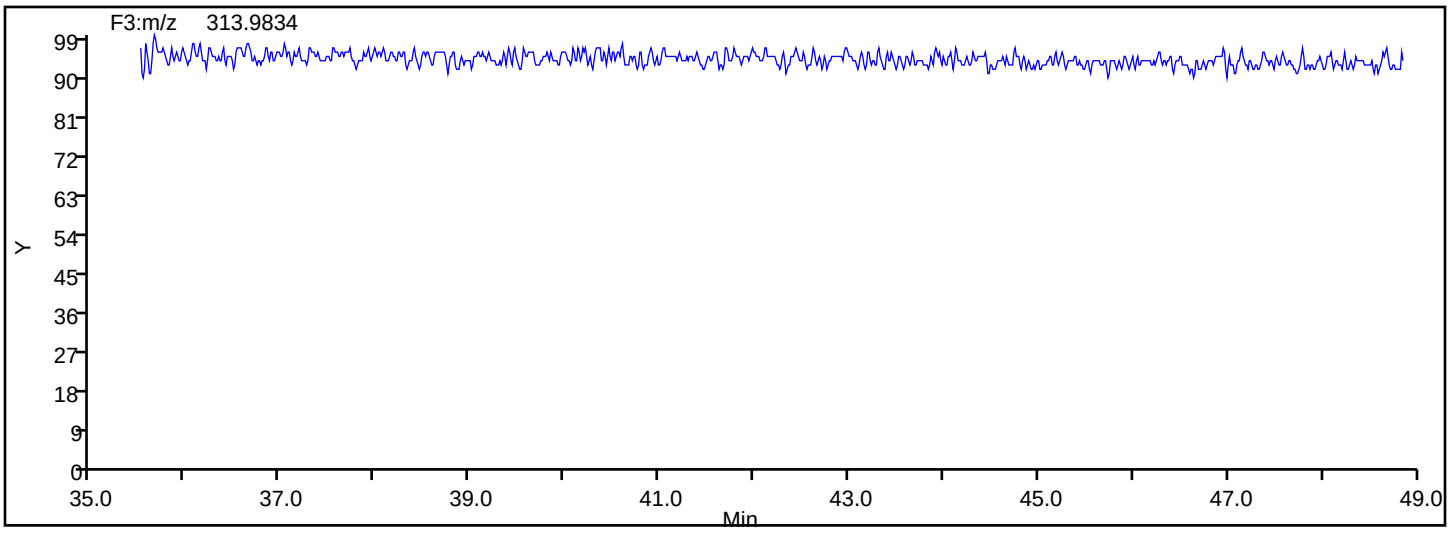

Eurofins TestAmerica, Knoxville

Data File:	\\chromna\Knoxville\ChromData\D3D\20190829-12906.b\d4190829s1.d		
Injection Date:	29-Aug-2019 14:10:00	Injection Vol:	1.0 ul
Instrument ID:	D3D	Operator ID:	Xcalibur_System
Method:	PCBs_D3D	Limit Group:	HR - 1668A - ICAL
Client ID:			
Worklist#:	33136	Sample Line#:	1
Column Type:	SPB-Octyl	Column Dia:	0.25 mm

HxPCB F2

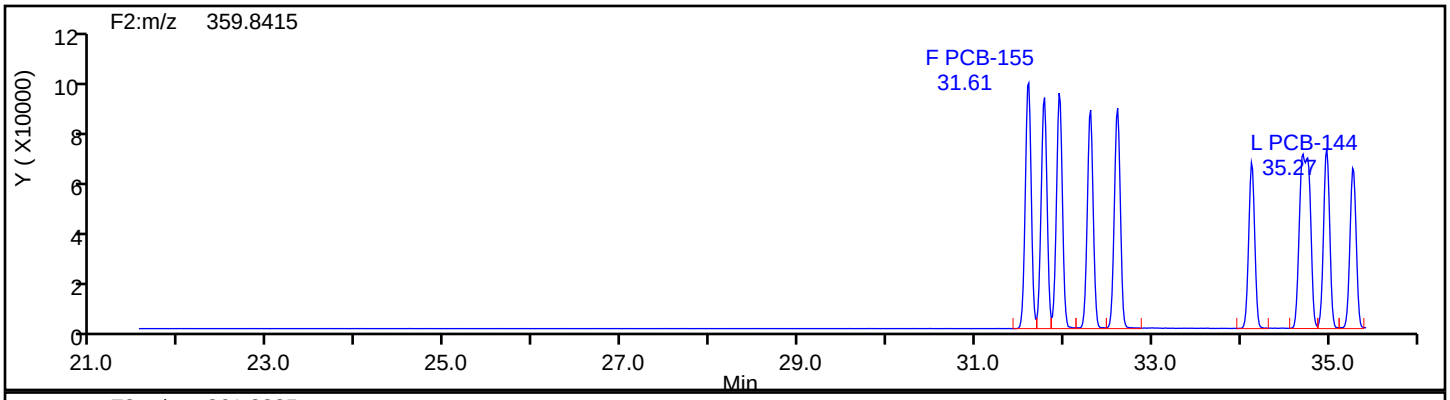

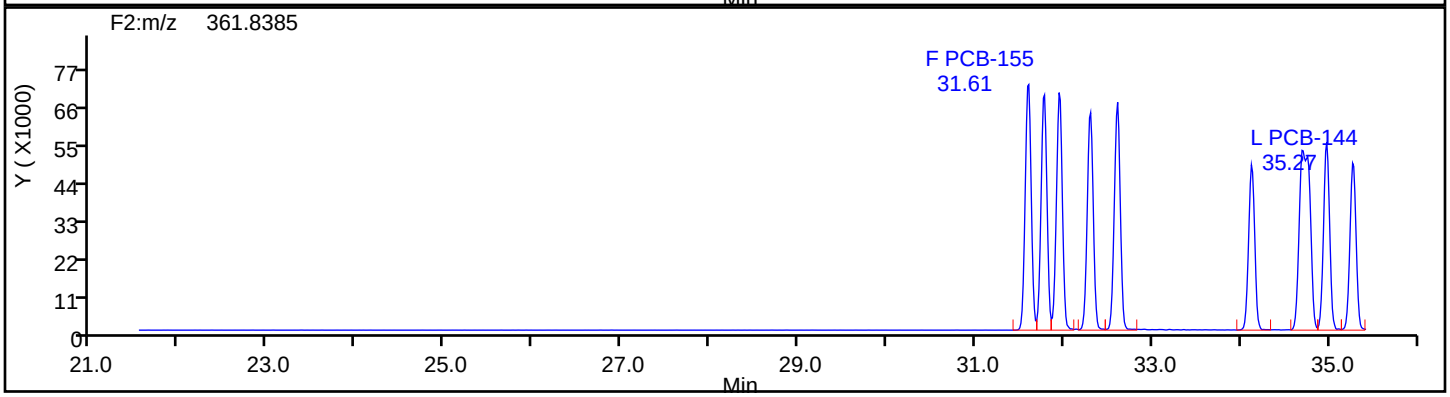

HxPCB F2 Standards

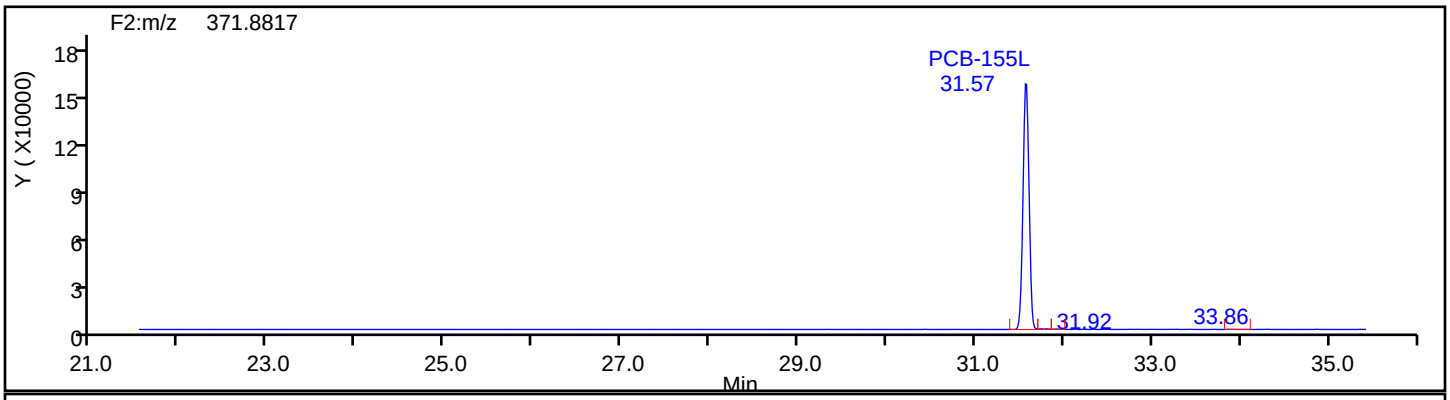

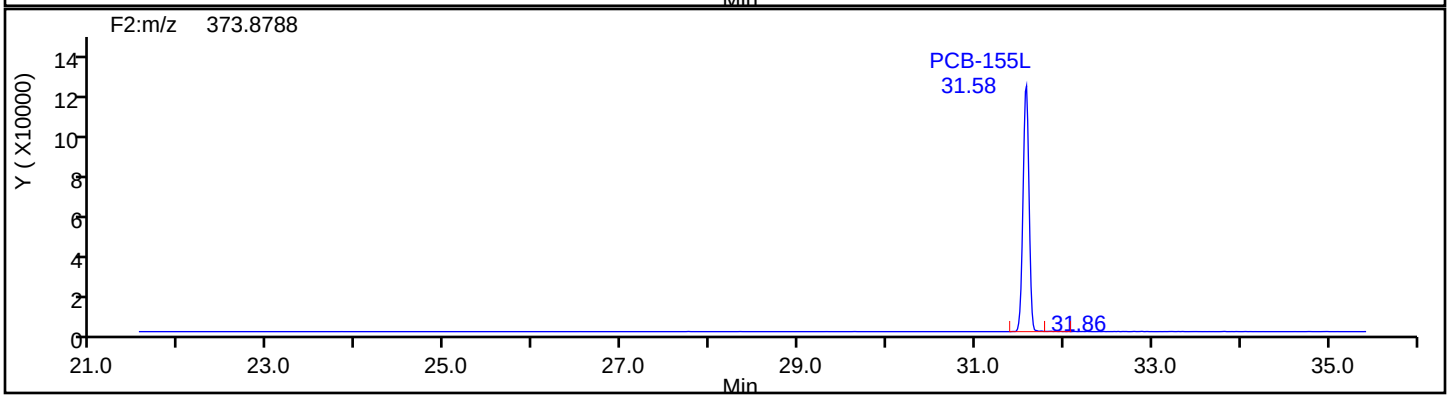

Eurofins TestAmerica, Knoxville

Data File:	\\chromna\Knoxville\ChromData\D3D\20190829-12906.b\d4190829s1.d		
Injection Date:	29-Aug-2019 14:10:00	Injection Vol:	1.0 ul
Instrument ID:	D3D	Operator ID:	Xcalibur_System
Method:	PCBs_D3D	Limit Group:	HR - 1668A - ICAL
Client ID:			
Worklist#:	33136	Sample Line#:	1
Column Type:	SPB-Octyl	Column Dia:	0.25 mm

HxPCB F2

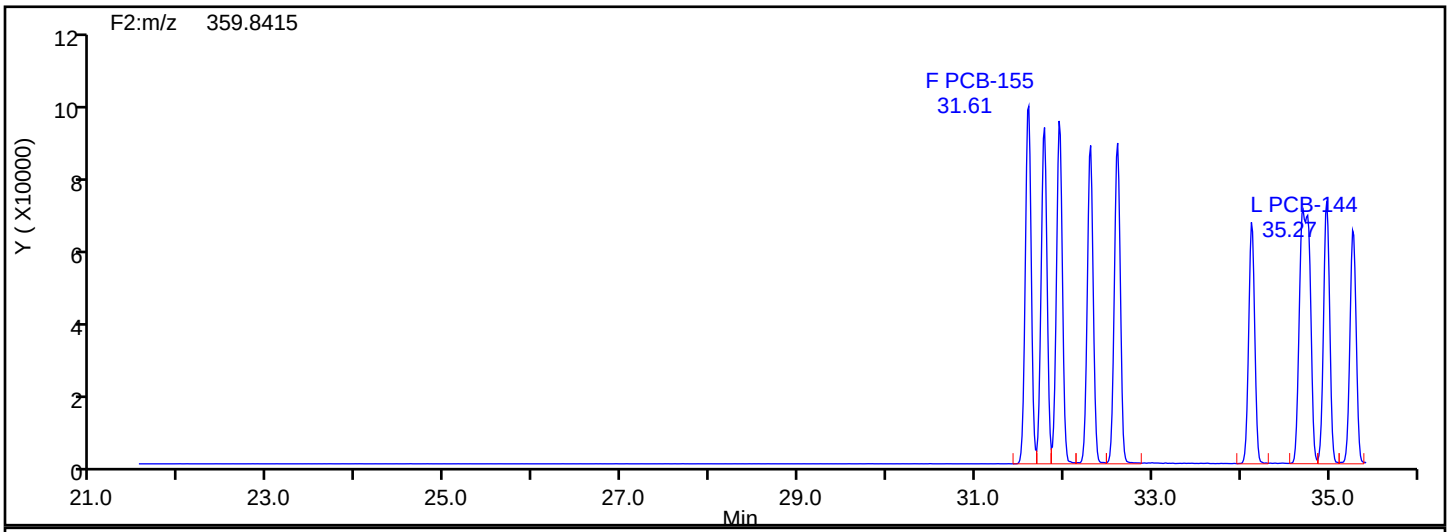

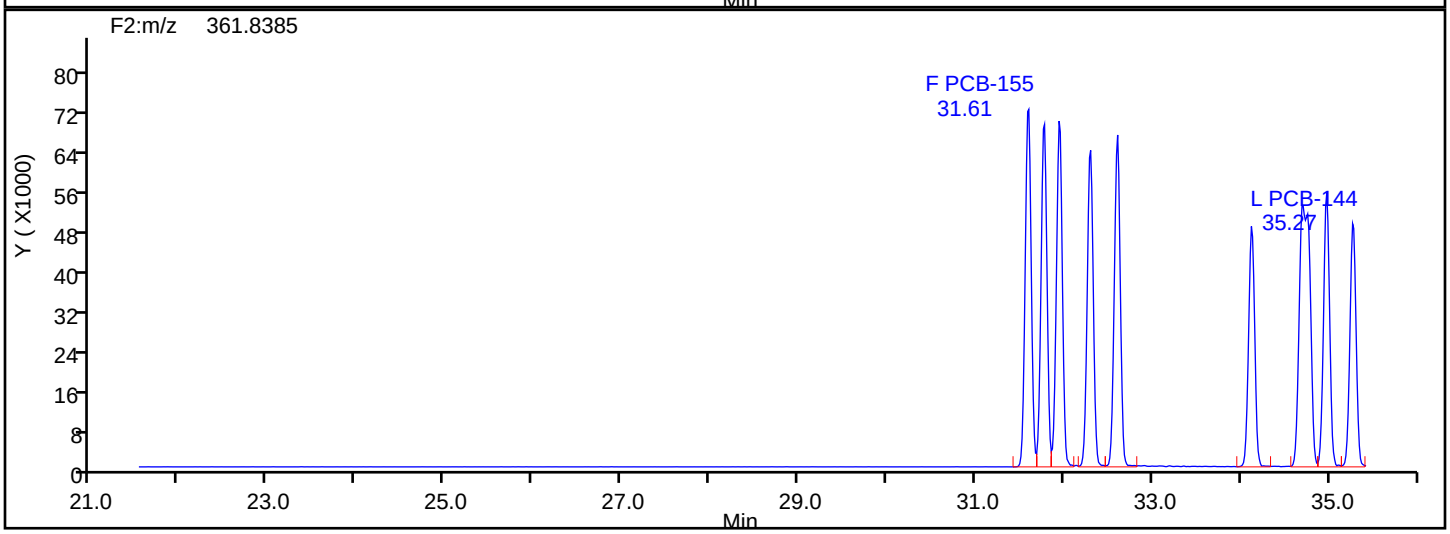

HxPCB F2 Lock Mass

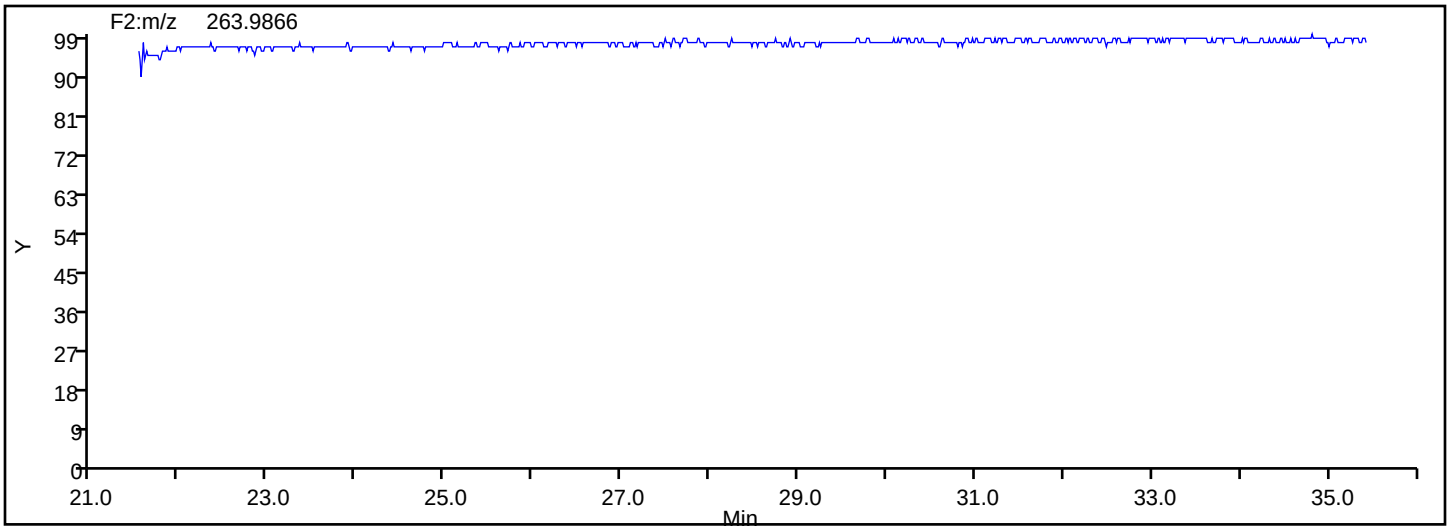

Manual Integration/User Assign Peak Report

Eurofins TestAmerica, Knoxville

Data File: \\chromna\Knoxville\ChromData\D3D\20190829-12906.b\d4190829s1.d
Injection Date: 29-Aug-2019 14:10:00 Instrument ID: D3D
Lims ID: WDMCCV
Client ID:
Operator ID: Xcalibur_System ALS Bottle#: 0 Worklist Smp#: 1
Injection Vol: 1.0 ul Dil. Factor: 1.0000
Method: PCBs_D3D Limit Group: HR - 1668A - ICAL
Column: SPB-Octyl (0.25 mm) Detector F2(21.81 :35.54)

PCB-135/151, CAS: STL01819

Signal: 1

Processing Integration Results

RT: 34.71
Area: 305618
Amount: 48.218813
Amount Units: pg/ul

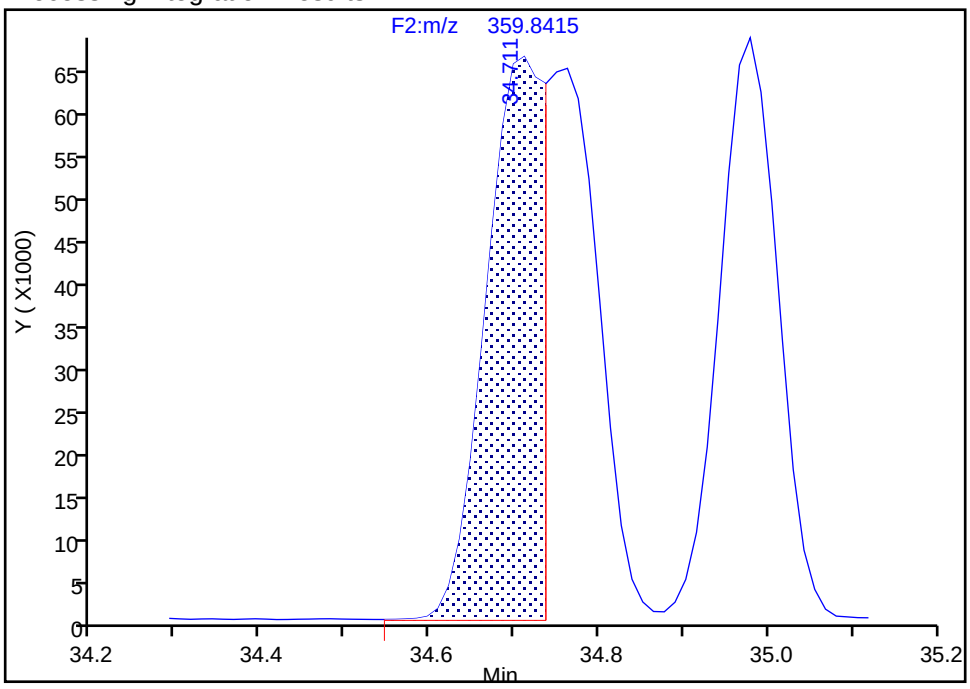

Manual Integration Results

RT: 34.71
Area: 576796
Amount: 90.408328
Amount Units: pg/ul

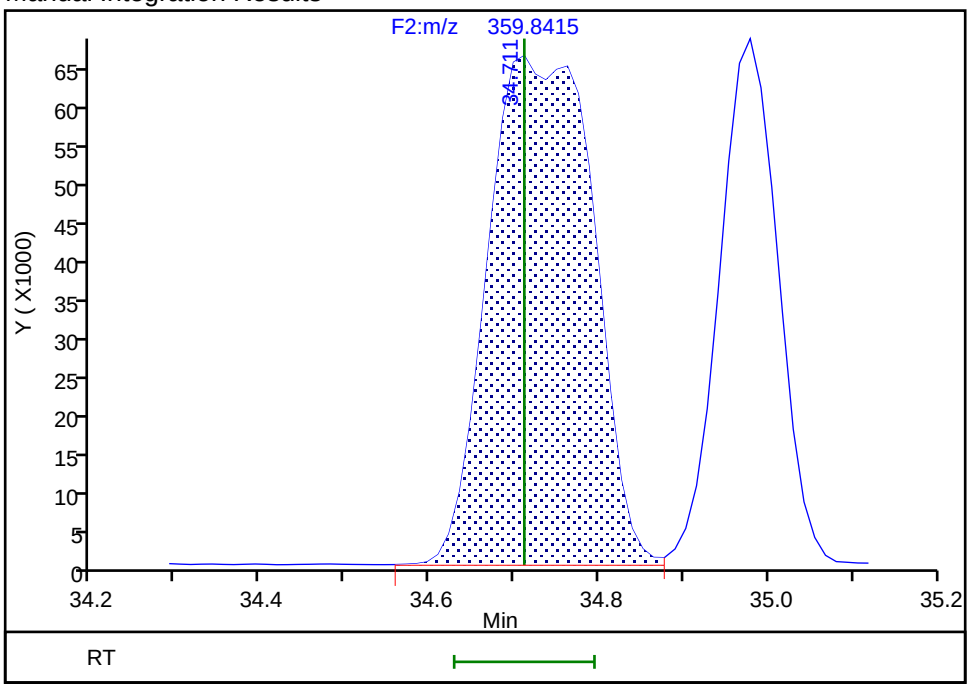

Reviewer: davidsonm, 29-Aug-2019 15:26:16
Audit Action: Manually Integrated Audit Reason: Incomplete Integration

Manual Integration/User Assign Peak Report

Eurofins TestAmerica, Knoxville

Data File:	\\chromna\Knoxville\ChromData\D3D\20190829-12906.b\d4190829s1.d				
Injection Date:	29-Aug-2019 14:10:00	Instrument ID:	D3D		
Lims ID:	WDMCCV				
Client ID:					
Operator ID:	Xcalibur_System	ALS Bottle#:	0	Worklist Smp#:	1
Injection Vol:	1.0 ul	Dil. Factor:	1.0000		
Method:	PCBs_D3D	Limit Group:	HR - 1668A - ICAL		
Column:	SPB-Octyl (0.25 mm)	Detector	F2(21.81 :35.54)		

PCB-135/151, CAS: STL01819

Signal: 2

Processing Integration Results

RT: 34.70
Area: 245900
Amount: 48.218813
Amount Units: pg/ul

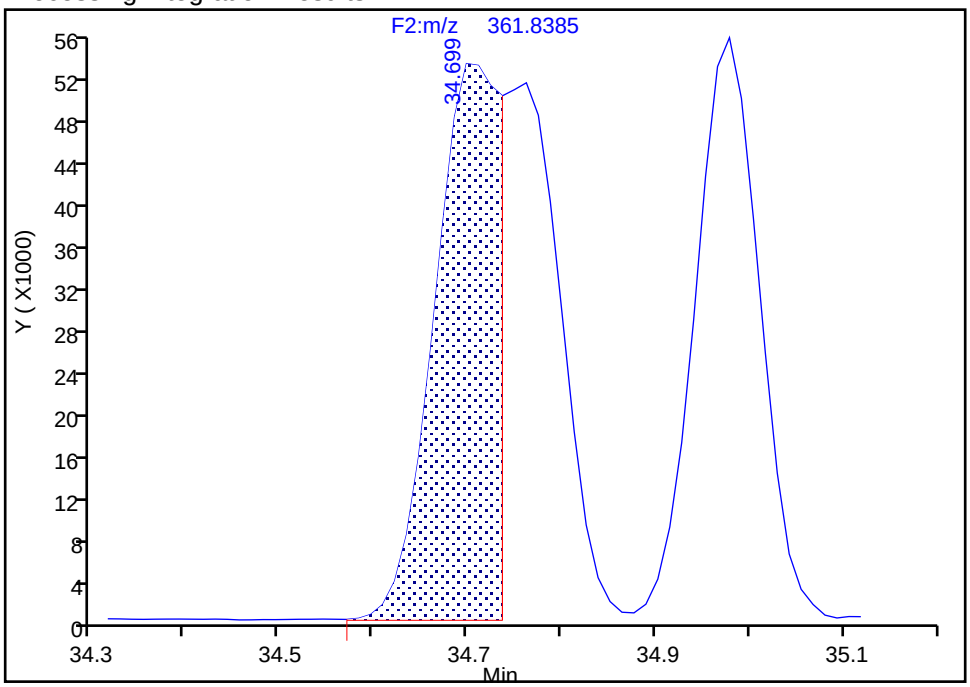

Manual Integration Results

RT: 34.70
Area: 457278
Amount: 90.408328
Amount Units: pg/ul

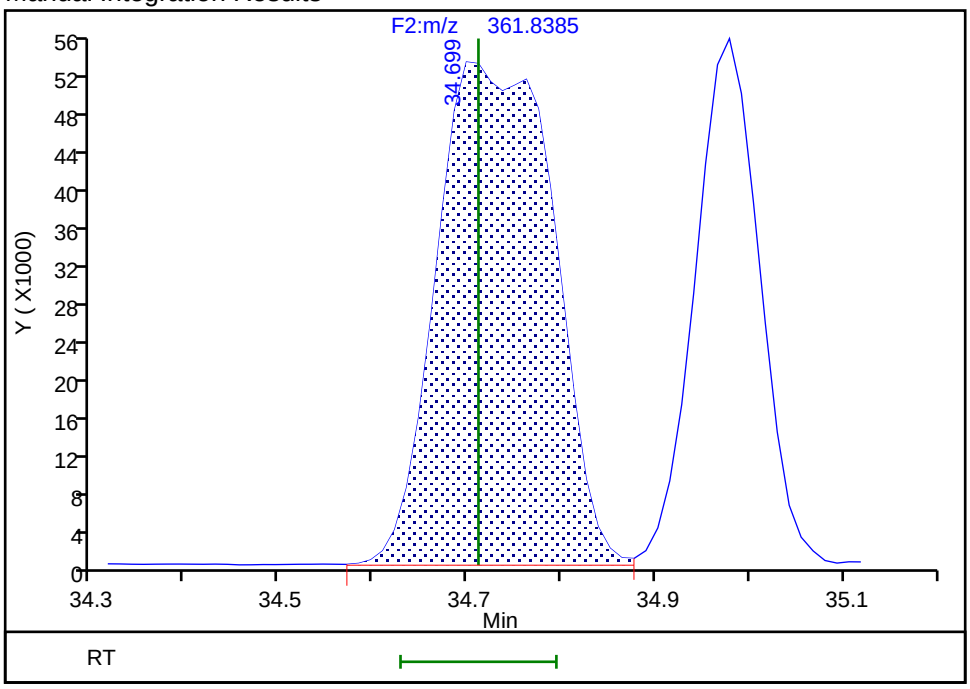

Reviewer: davidsonm, 29-Aug-2019 15:26:30
Audit Action: Manually Integrated Audit Reason: Incomplete Integration

Report Date: 29-Aug-2019 16:22:37 Chrom Revision: 2.3 22-Aug-2019 12:55:36

Eurofins TestAmerica, Knoxville

Data File:	\\chromna\Knoxville\ChromData\D3D\20190829-12906.b\d4190829s1.d		
Injection Date:	29-Aug-2019 14:10:00	Injection Vol:	1.0 ul
Instrument ID:	D3D	Operator ID:	Xcalibur_System
Method:	PCBs_D3D	Limit Group:	HR - 1668A - ICAL
Client ID:			
Worklist#:	33136	Sample Line#:	1
Column Type:	SPB-Octyl	Column Dia:	0.25 mm

HxPCB F3

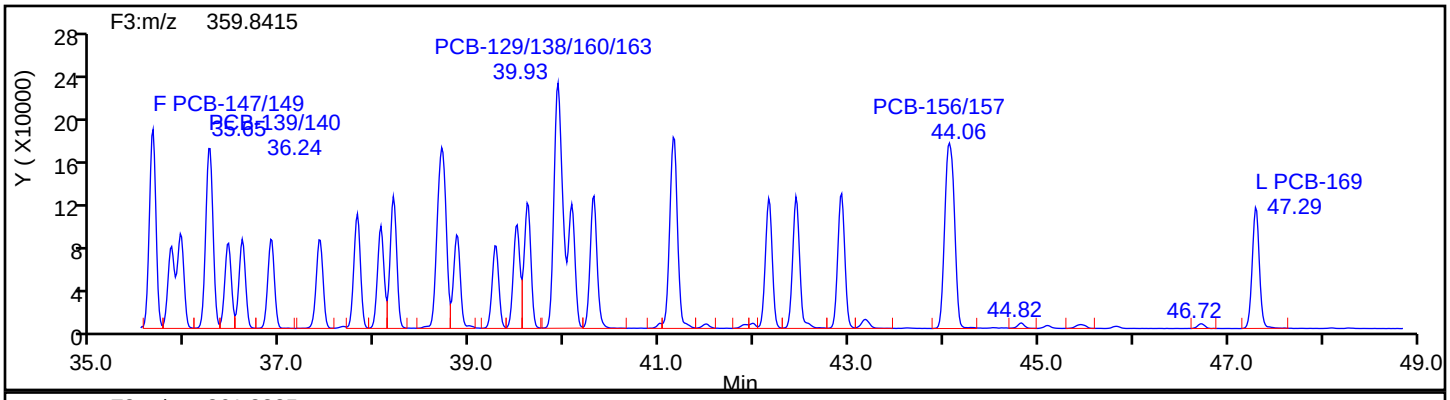

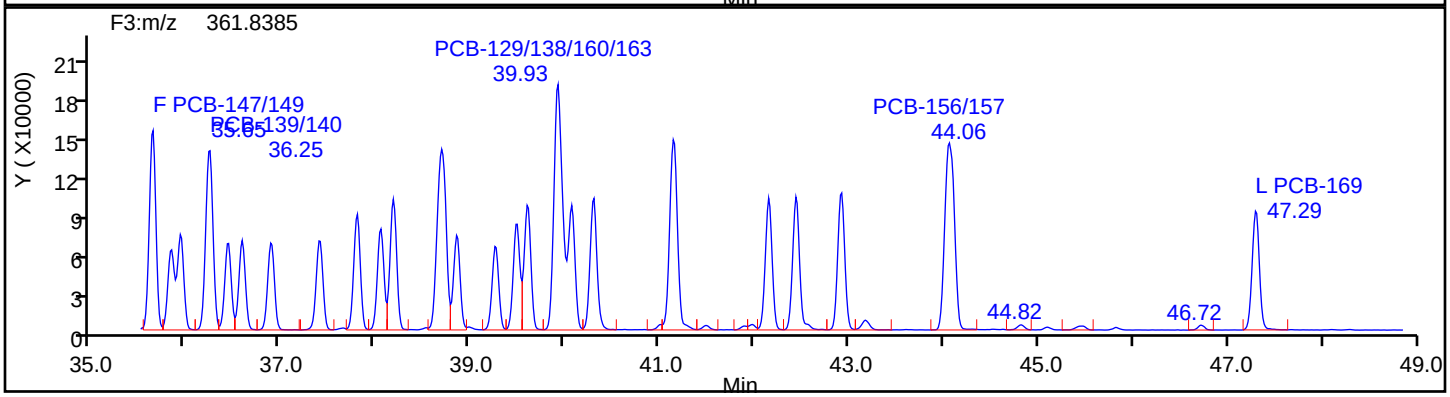

HxPCB F3 Standards

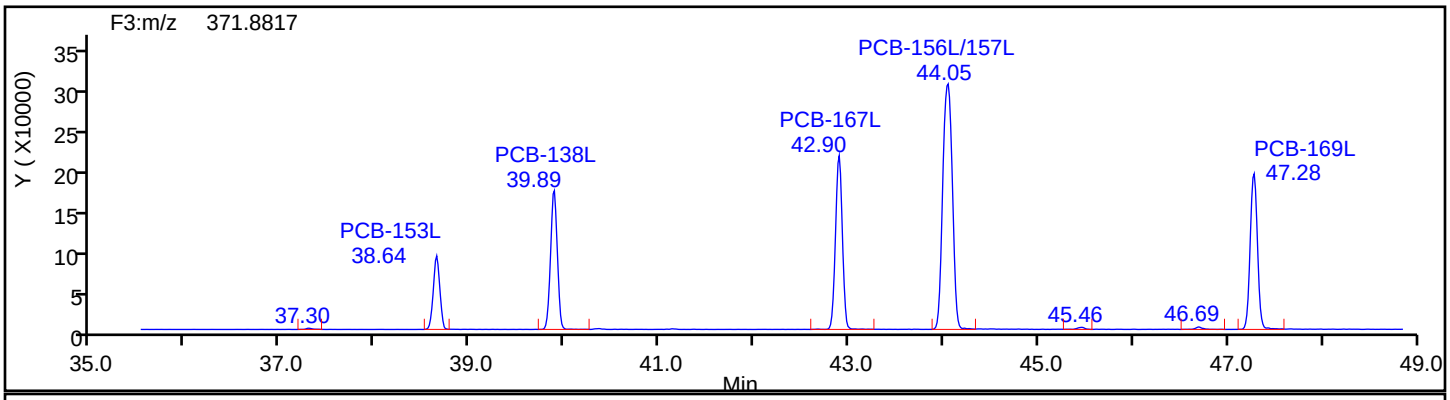

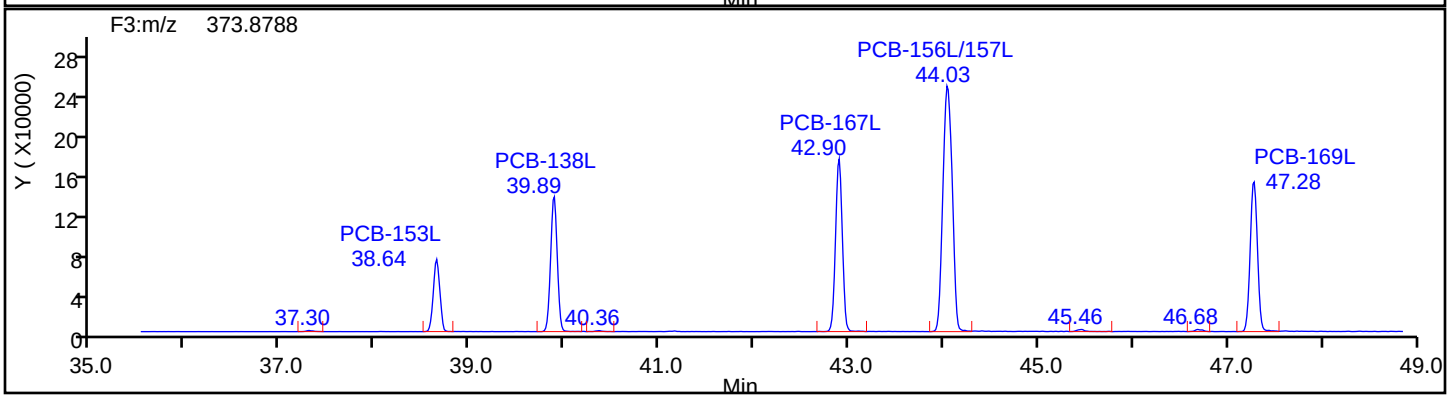

Eurofins TestAmerica, Knoxville

Data File:	\\chromna\Knoxville\ChromData\D3D\20190829-12906.b\d4190829s1.d		
Injection Date:	29-Aug-2019 14:10:00	Injection Vol:	1.0 ul
Instrument ID:	D3D	Operator ID:	Xcalibur_System
Method:	PCBs_D3D	Limit Group:	HR - 1668A - ICAL
Client ID:			
Worklist#:	33136	Sample Line#:	1
Column Type:	SPB-Octyl	Column Dia:	0.25 mm

HxPCB F3

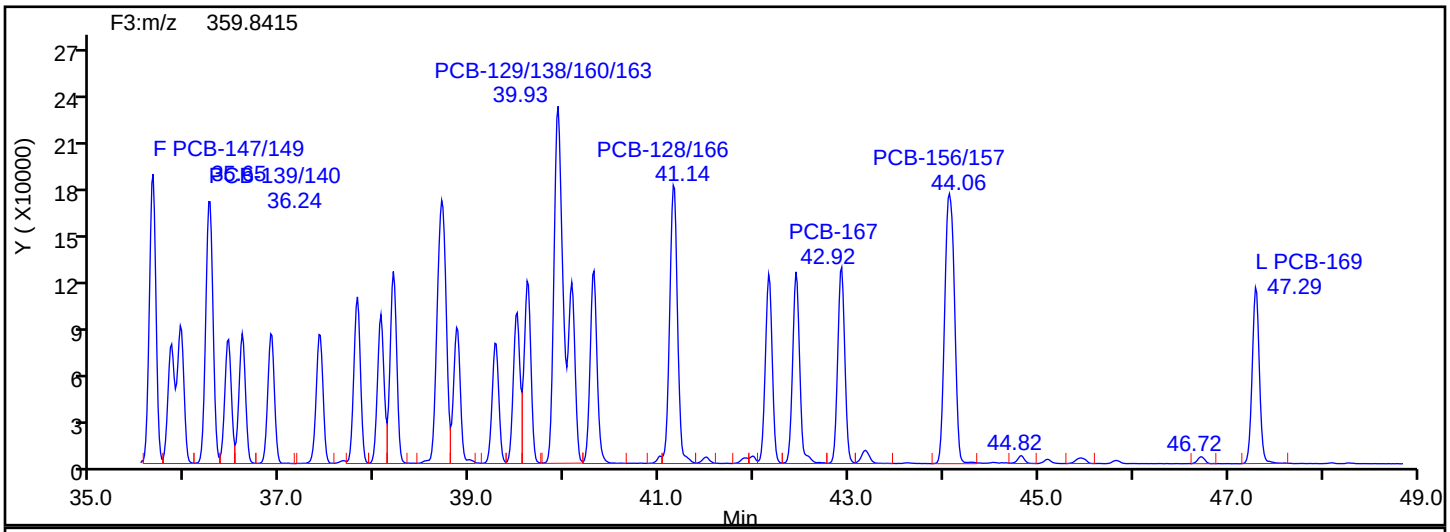

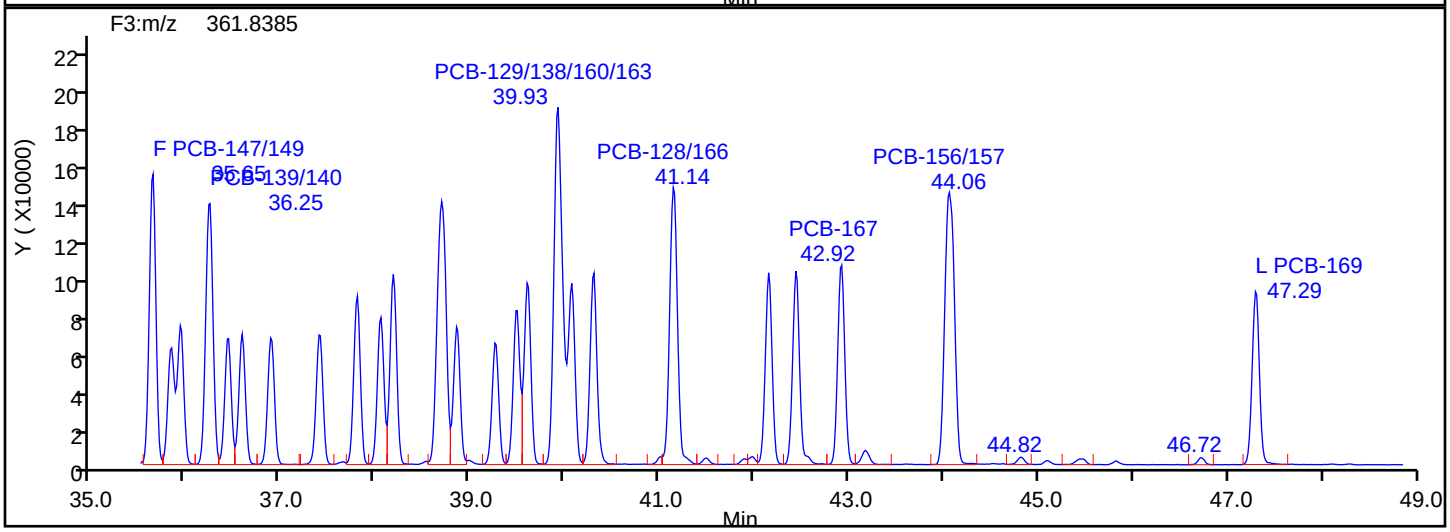

HxPCB F3 Lock Mass

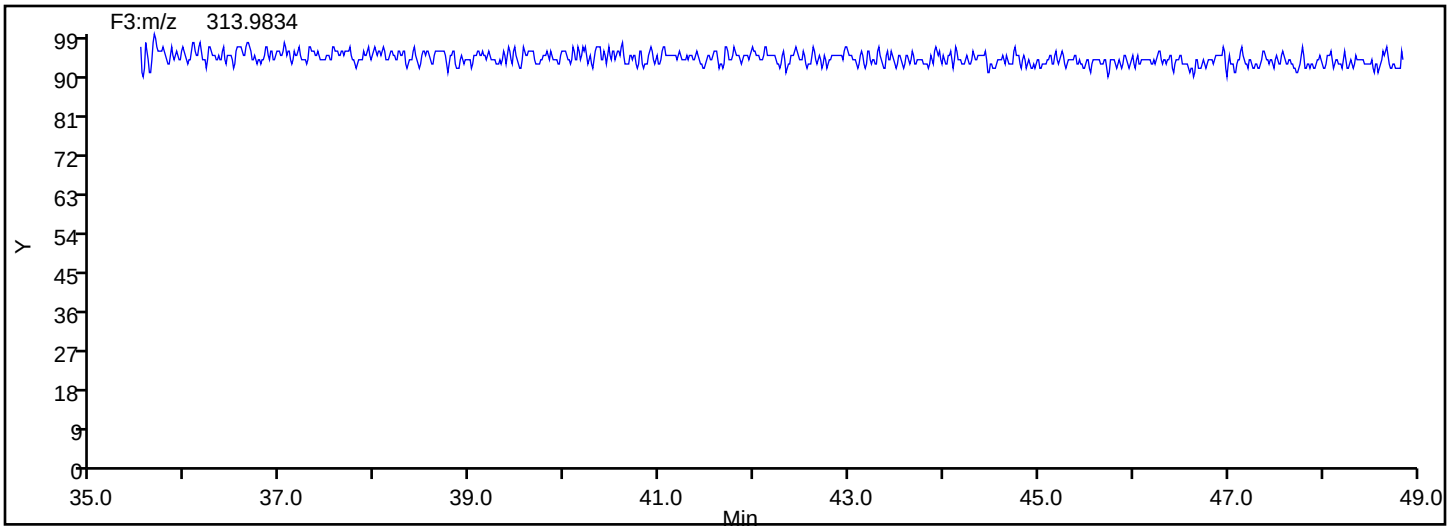

Manual Integration/User Assign Peak Report

Eurofins TestAmerica, Knoxville

Data File: \\chromna\Knoxville\ChromData\D3D\20190829-12906.b\d4190829s1.d
Injection Date: 29-Aug-2019 14:10:00 Instrument ID: D3D
Lims ID: WDMCCV
Client ID:
Operator ID: Xcalibur_System ALS Bottle#: 0 Worklist Smp#: 1
Injection Vol: 1.0 ul Dil. Factor: 1.0000
Method: PCBs_D3D Limit Group: HR - 1668A - ICAL
Column: SPB-Octyl (0.25 mm) Detector F3(35.64 :49.10)

PCB-129/138/160/163, CAS: STL02296

Signal: 1

Processing Integration Results

RT: 39.93
Area: 1438698
Amount: 124.5825
Amount Units: pg/ul

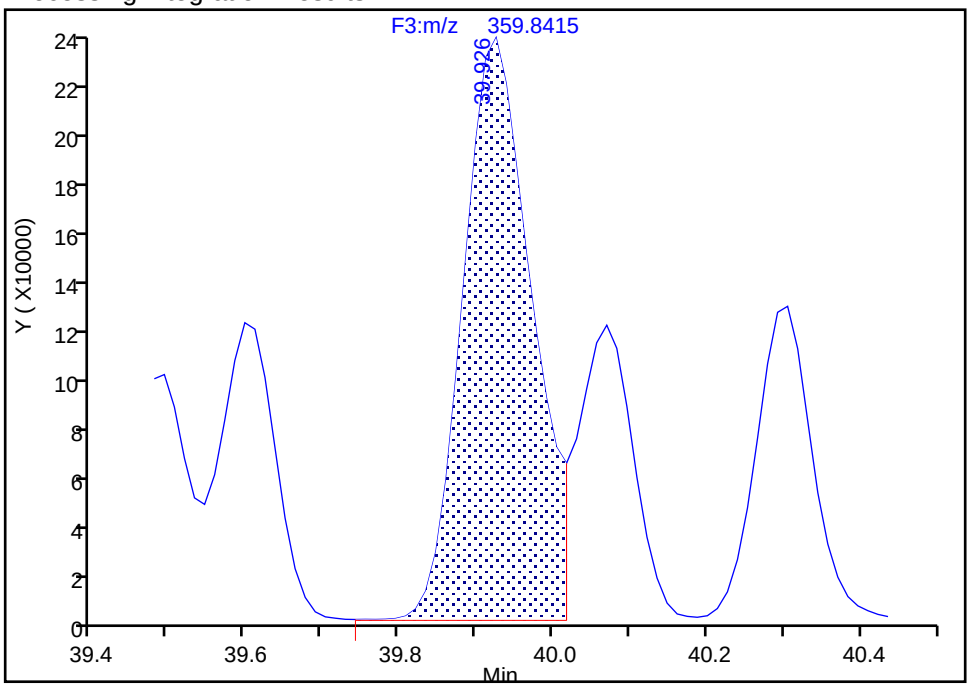

Manual Integration Results

RT: 39.93
Area: 2009859
Amount: 174.2660
Amount Units: pg/ul

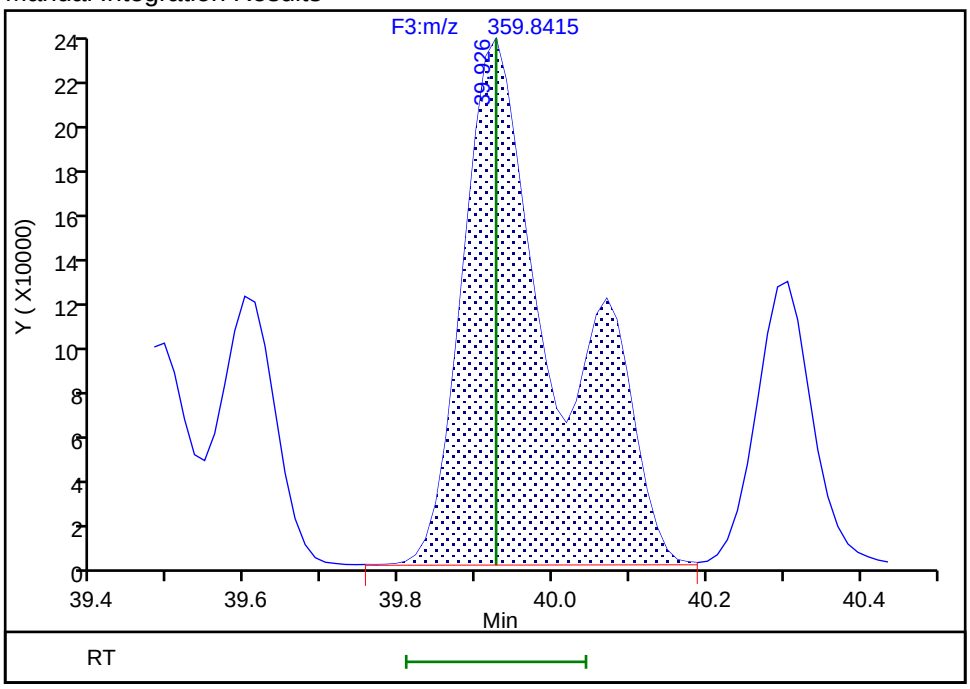

Reviewer: davidsonm, 29-Aug-2019 15:26:55
Audit Action: Manually Integrated Audit Reason: Incomplete Integration

Manual Integration/User Assign Peak Report

Eurofins TestAmerica, Knoxville

Data File:	\\chromna\Knoxville\ChromData\D3D\20190829-12906.b\d4190829s1.d				
Injection Date:	29-Aug-2019 14:10:00	Instrument ID:	D3D		
Lims ID:	WDMCCV				
Client ID:					
Operator ID:	Xcalibur_System	ALS Bottle#:	0	Worklist Smp#:	1
Injection Vol:	1.0 ul	Dil. Factor:	1.0000		
Method:	PCBs_D3D	Limit Group:	HR - 1668A - ICAL		
Column:	SPB-Octyl (0.25 mm)	Detector	F3(35.64 :49.10)		

PCB-129/138/160/163, CAS: STL02296

Signal: 2

Processing Integration Results

RT: 39.93
Area: 1147719
Amount: 124.5825
Amount Units: pg/ul

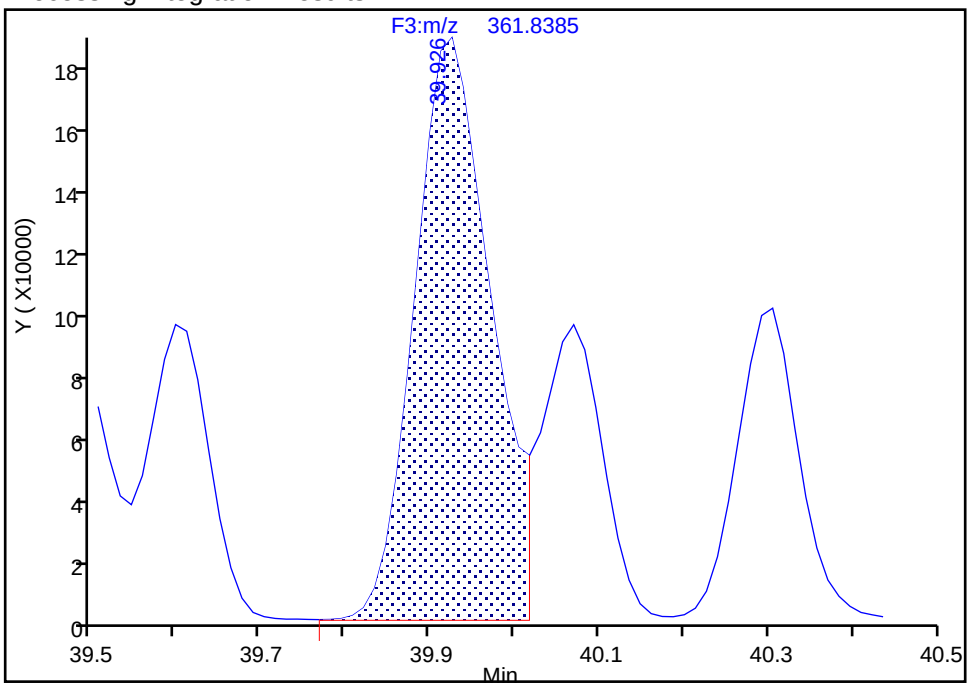

Manual Integration Results

RT: 39.93
Area: 1608020
Amount: 174.2660
Amount Units: pg/ul

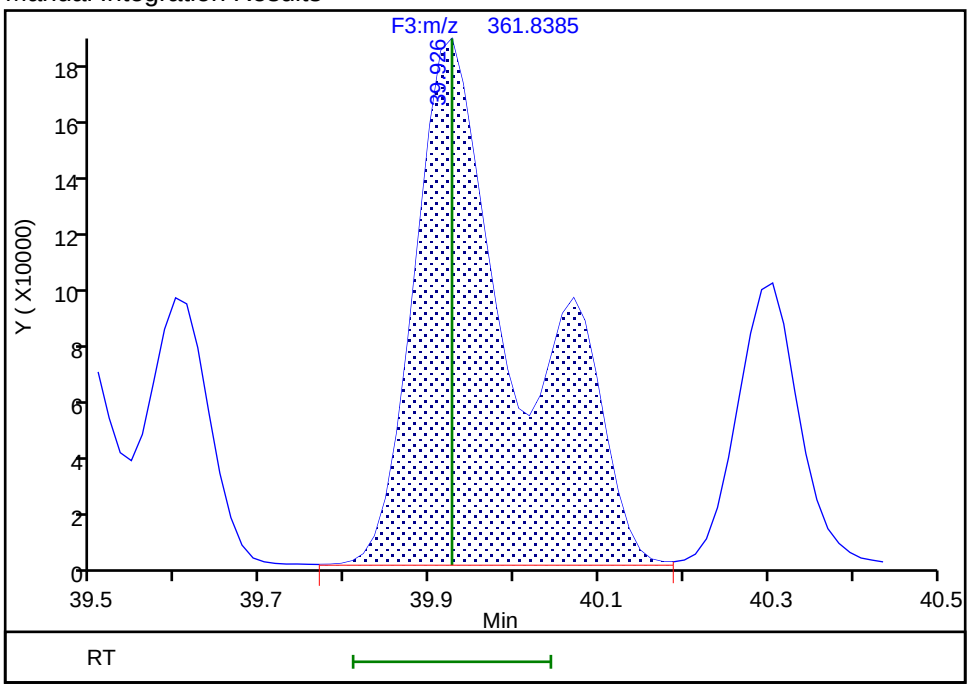

Reviewer: davidsonm, 29-Aug-2019 15:27:02
Audit Action: Manually Integrated Audit Reason: Incomplete Integration

Eurofins TestAmerica, Knoxville

Data File:	\\chromna\Knoxville\ChromData\D3D\20190829-12906.b\d4190829s1.d		
Injection Date:	29-Aug-2019 14:10:00	Injection Vol:	1.0 ul
Instrument ID:	D3D	Operator ID:	Xcalibur_System
Method:	PCBs_D3D	Limit Group:	HR - 1668A - ICAL
Client ID:			
Worklist#:	33136	Sample Line#:	1
Column Type:	SPB-Octyl	Column Dia:	0.25 mm

HpPCB F3

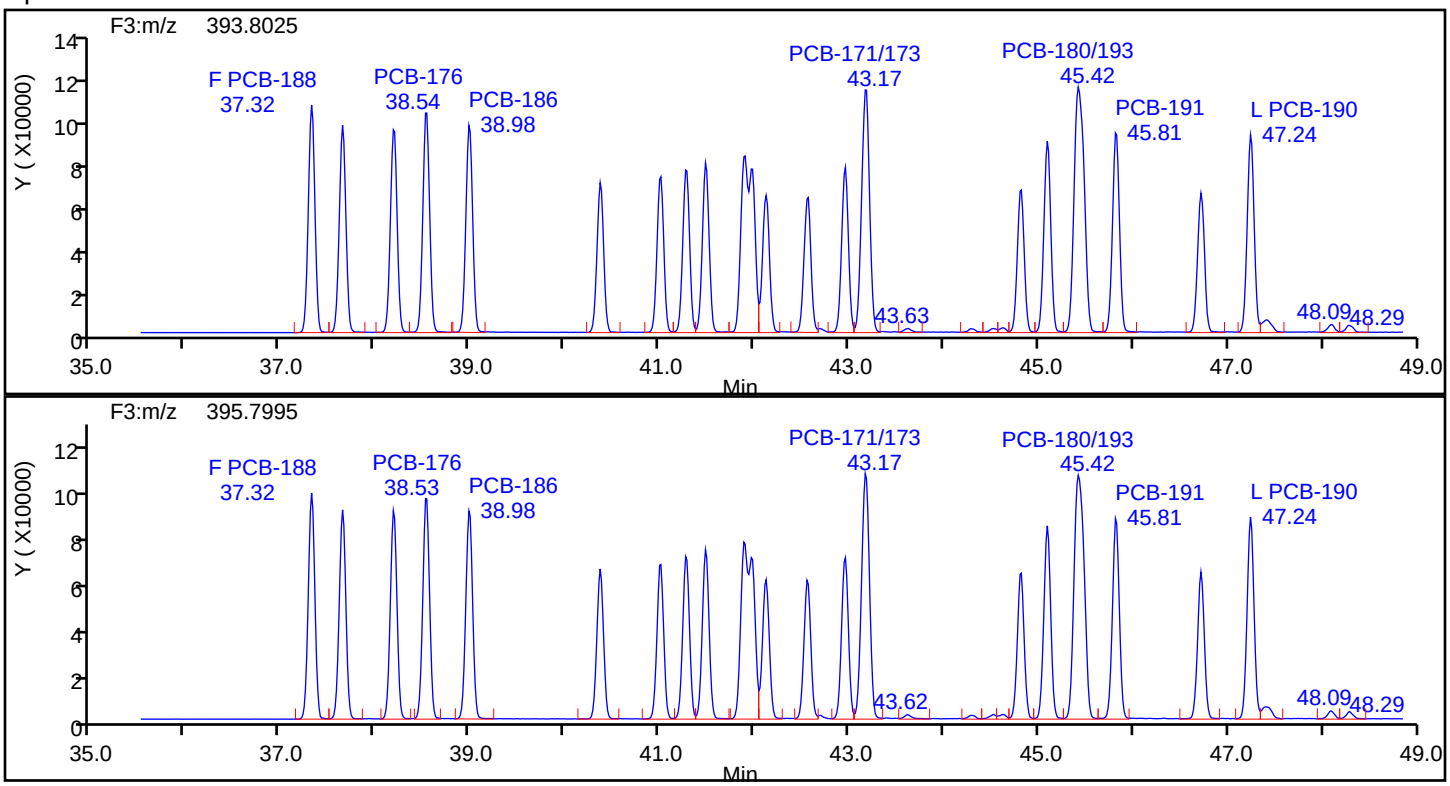

HpPCB F3 Standards

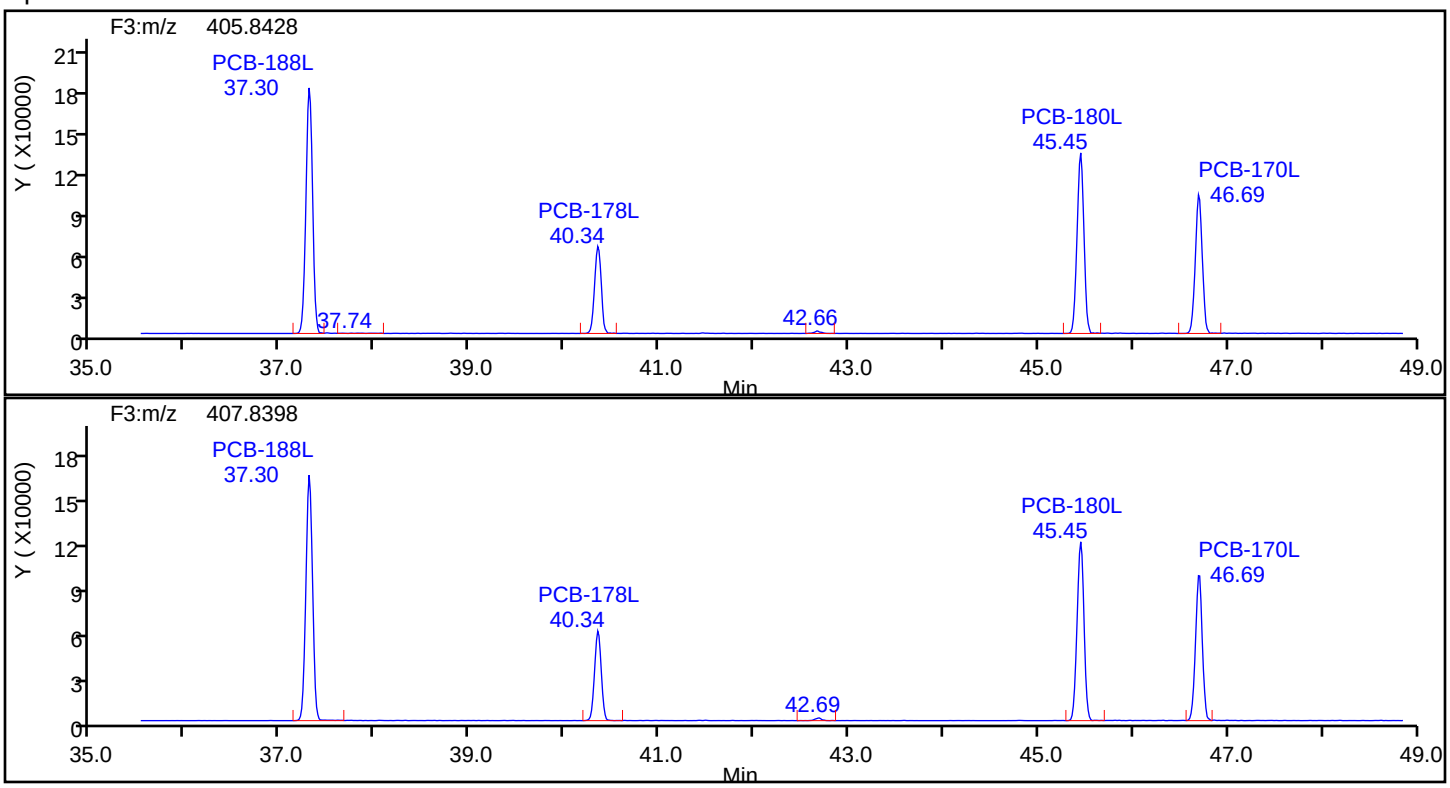

Eurofins TestAmerica, Knoxville

Data File:	\\chromna\Knoxville\ChromData\D3D\20190829-12906.b\d4190829s1.d		
Injection Date:	29-Aug-2019 14:10:00	Injection Vol:	1.0 ul
Instrument ID:	D3D	Operator ID:	Xcalibur_System
Method:	PCBs_D3D	Limit Group:	HR - 1668A - ICAL
Client ID:			
Worklist#:	33136	Sample Line#:	1
Column Type:	SPB-Octyl	Column Dia:	0.25 mm

HpPCB F3

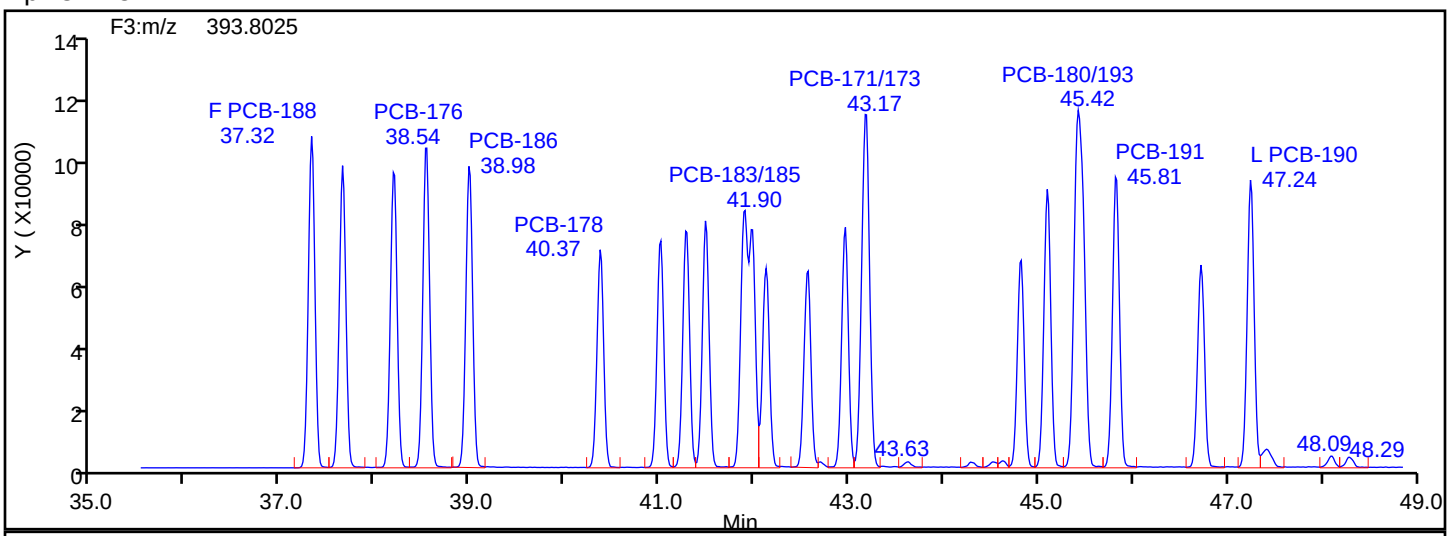

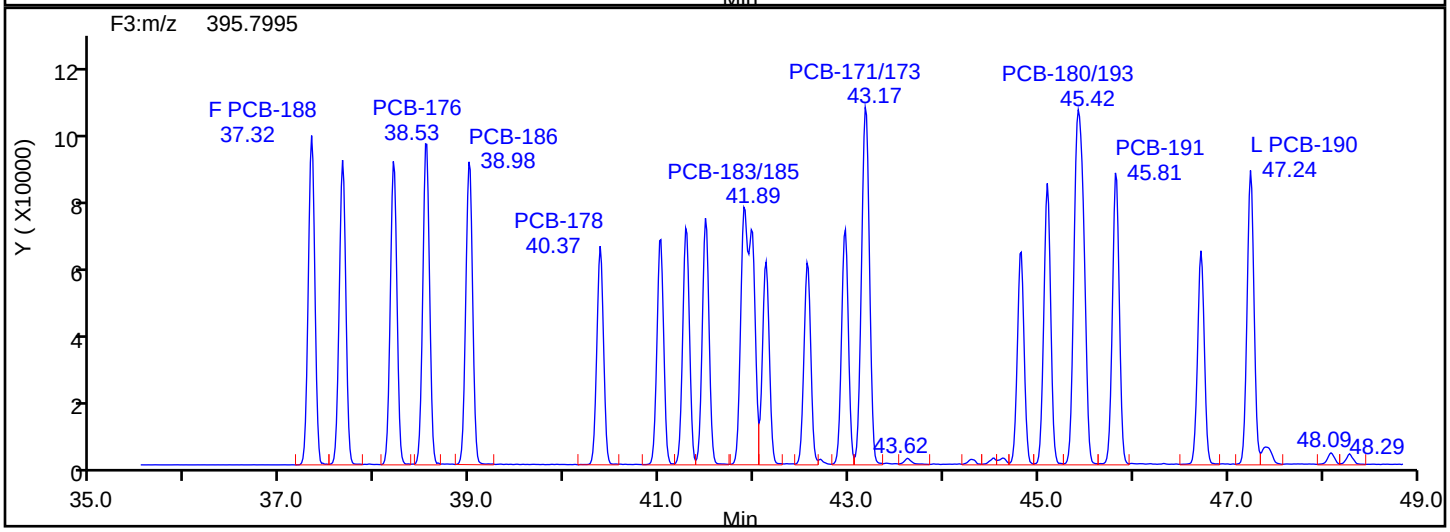

HpPCB F3 Lock Mass

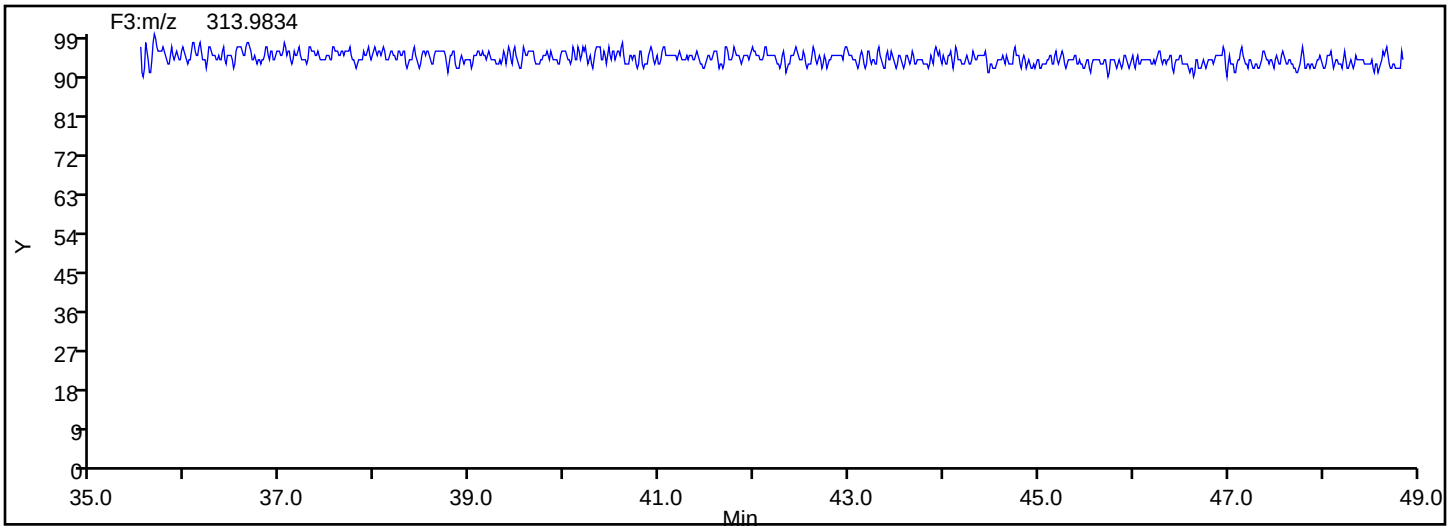

Manual Integration/User Assign Peak Report

Eurofins TestAmerica, Knoxville

Data File:	\\chromna\Knoxville\ChromData\D3D\20190829-12906.b\d4190829s1.d				
Injection Date:	29-Aug-2019 14:10:00	Instrument ID:	D3D		
Lims ID:	WDMCCV				
Client ID:					
Operator ID:	Xcalibur_System	ALS Bottle#:	0	Worklist Smp#:	1
Injection Vol:	1.0 ul	Dil. Factor:	1.0000		
Method:	PCBs_D3D	Limit Group:	HR - 1668A - ICAL		
Column:	SPB-Octyl (0.25 mm)	Detector	F3(35.64 :49.10)		

PCB-183/185, CAS: STL02297

Signal: 2

Processing Integration Results

RT: 41.89
Area: 406993
Amount: 54.554697
Amount Units: pg/ul

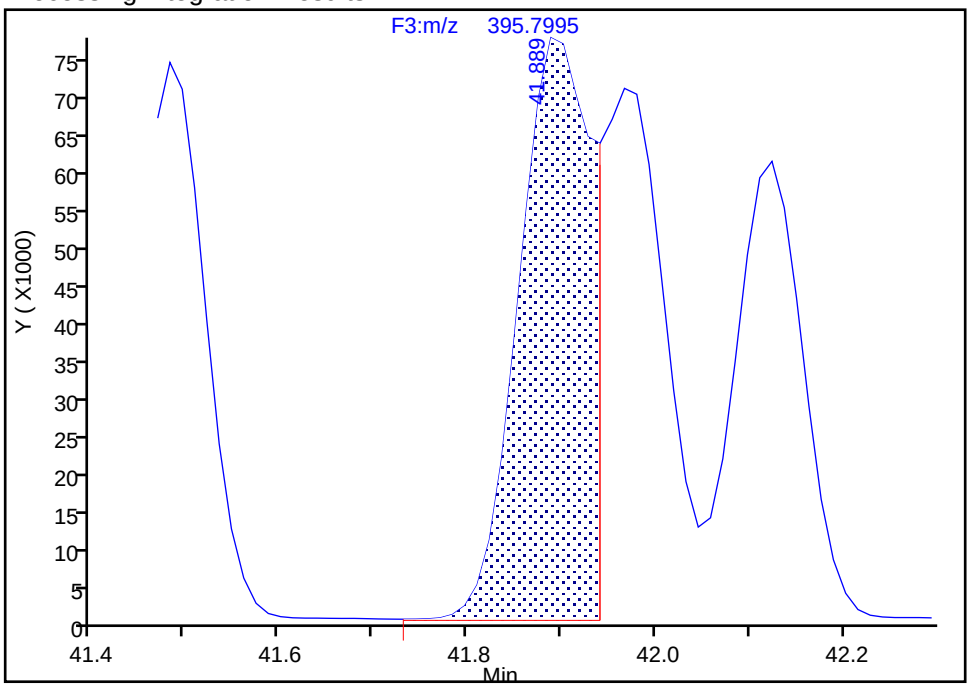

Manual Integration Results

RT: 41.89
Area: 718997
Amount: 96.705874
Amount Units: pg/ul

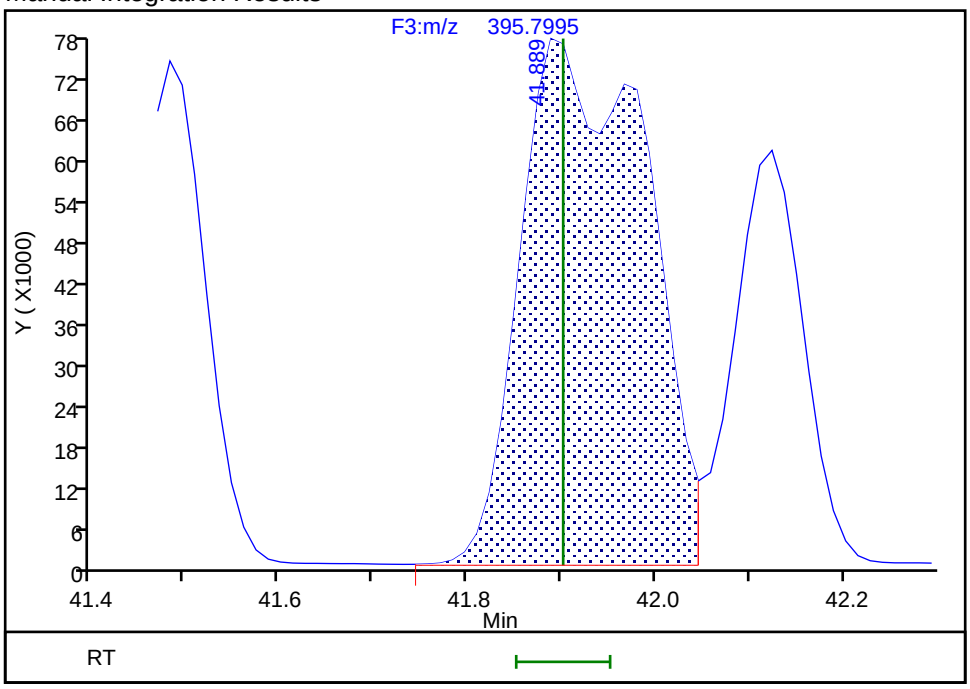

Reviewer: davidsonm, 29-Aug-2019 15:27:25

Audit Action: Manually Integrated Audit Reason: Incomplete Integration

Manual Integration/User Assign Peak Report

Eurofins TestAmerica, Knoxville

Data File:	\\chromna\Knoxville\ChromData\D3D\20190829-12906.b\d4190829s1.d				
Injection Date:	29-Aug-2019 14:10:00	Instrument ID:	D3D		
Lims ID:	WDMCCV				
Client ID:					
Operator ID:	Xcalibur_System	ALS Bottle#:	0	Worklist Smp#:	1
Injection Vol:	1.0 ul	Dil. Factor:	1.0000		
Method:	PCBs_D3D	Limit Group:	HR - 1668A - ICAL		
Column:	SPB-Octyl (0.25 mm)	Detector	F3(35.64 :49.10)		

PCB-183/185, CAS: STL02297

Signal: 1

Processing Integration Results

RT: 41.90
Area: 432713
Amount: 54.554697
Amount Units: pg/ul

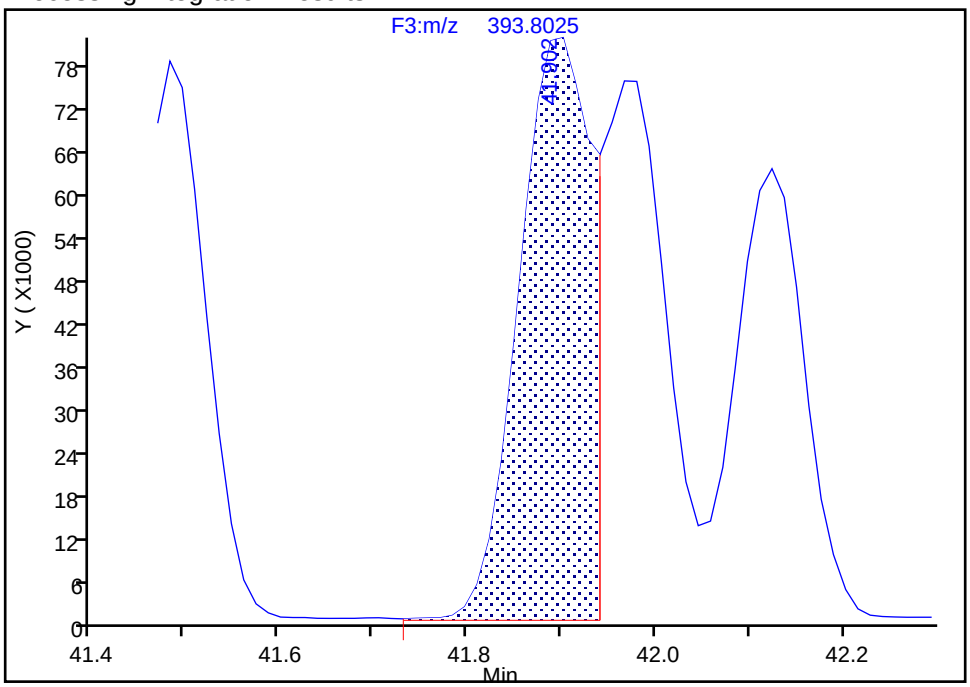

Manual Integration Results

RT: 41.90
Area: 769500
Amount: 96.705874
Amount Units: pg/ul

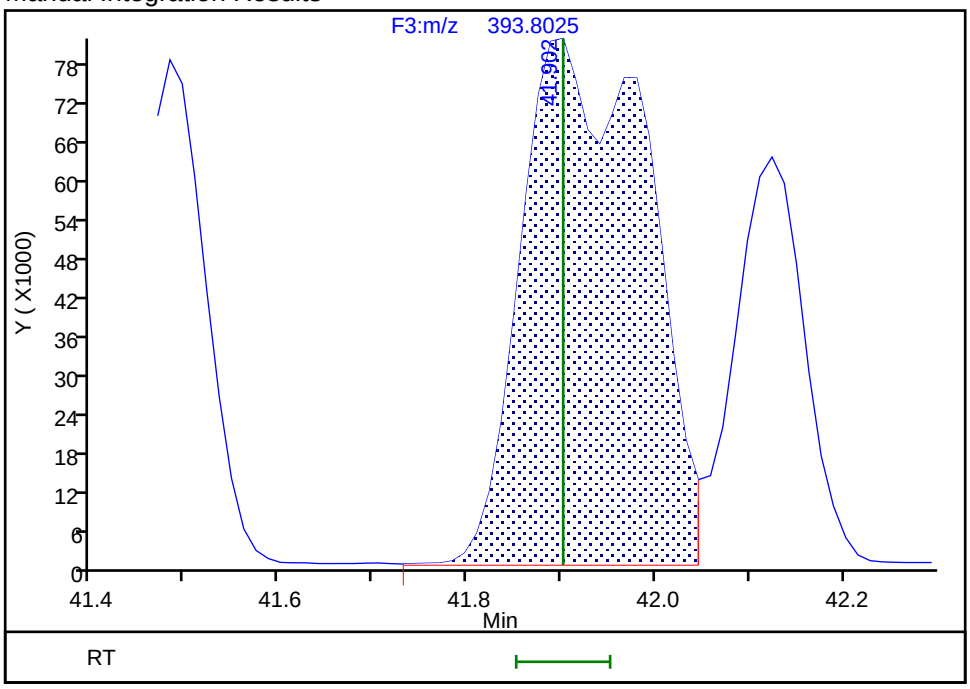

Reviewer: davidsonm, 29-Aug-2019 15:27:32
Audit Action: Manually Integrated Audit Reason: Incomplete Integration

Report Date: 29-Aug-2019 16:22:37 Chrom Revision: 2.3 22-Aug-2019 12:55:36

Eurofins TestAmerica, Knoxville

Data File: \\chromna\Knoxville\ChromData\D3D\20190829-12906.b\d4190829s1.d

Injection Date:	29-Aug-2019 14:10:00	Injection Vol:	1.0 ul
Instrument ID:	D3D	Operator ID:	Xcalibur_System
Method:	PCBs_D3D	Limit Group:	HR - 1668A - ICAL
Client ID:			
Worklist#:	33136	Sample Line#:	1
Column Type:	SPB-Octyl	Column Dia:	0.25 mm

HpPCB F4

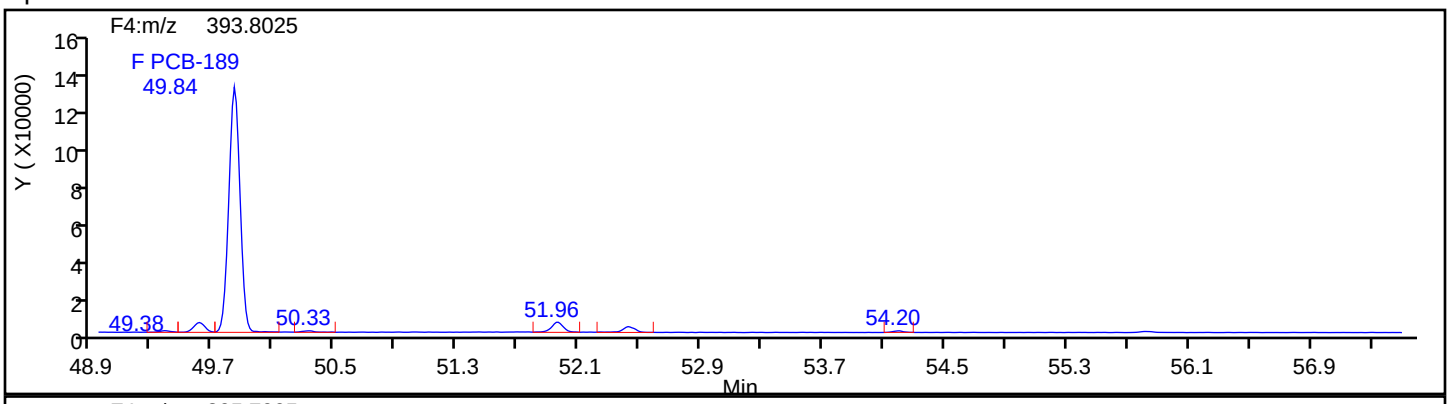

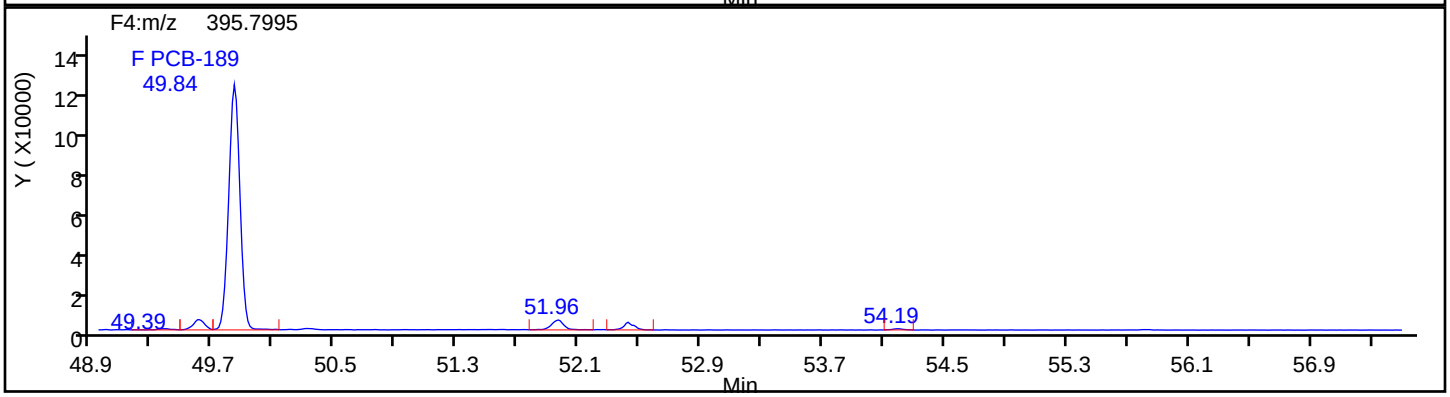

HpPCB F4 Standards

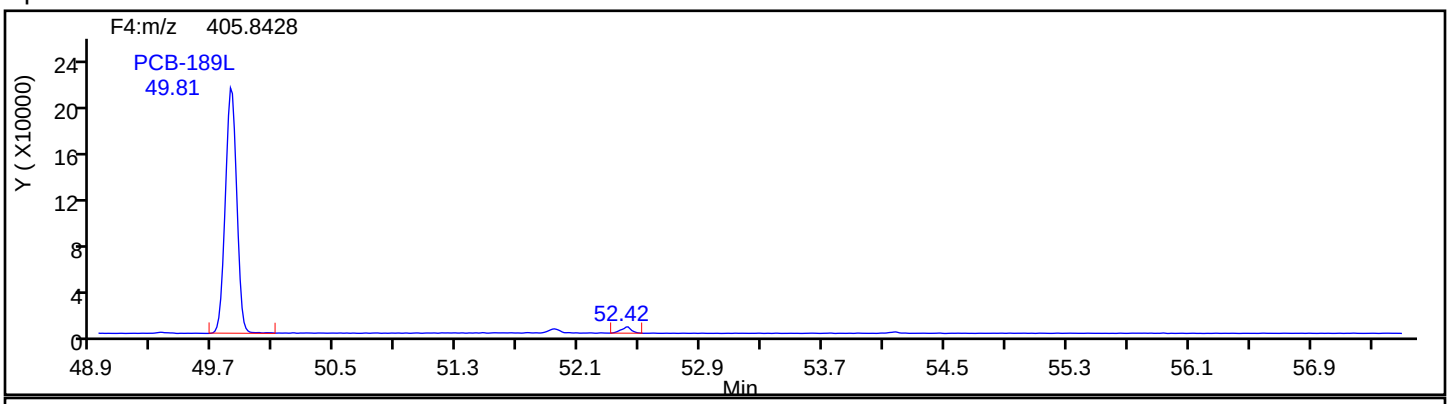

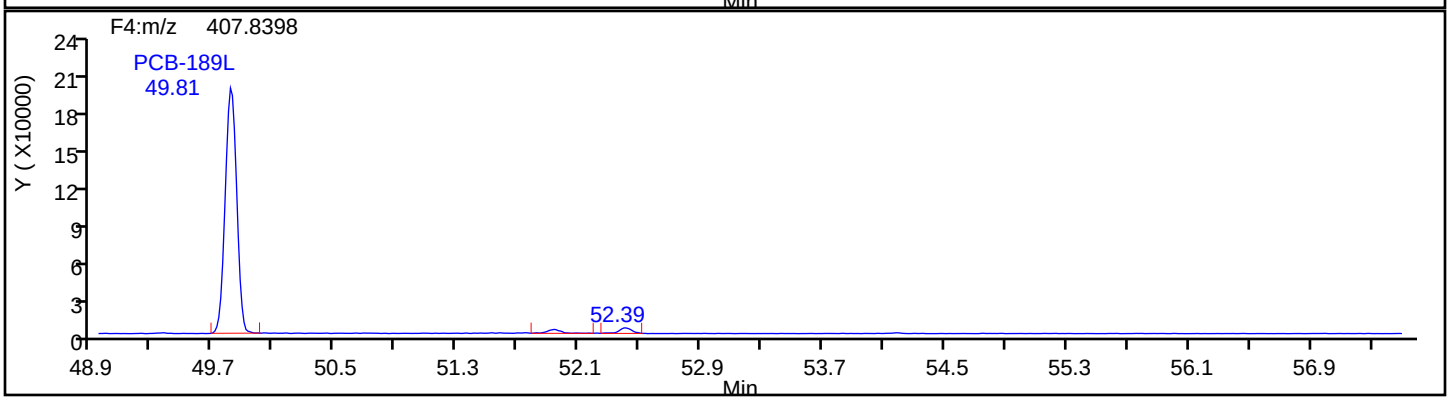

Eurofins TestAmerica, Knoxville

Data File:	\\chromna\Knoxville\ChromData\D3D\20190829-12906.b\d4190829s1.d		
Injection Date:	29-Aug-2019 14:10:00	Injection Vol:	1.0 ul
Instrument ID:	D3D	Operator ID:	Xcalibur_System
Method:	PCBs_D3D	Limit Group:	HR - 1668A - ICAL
Client ID:			
Worklist#:	33136	Sample Line#:	1
Column Type:	SPB-Octyl	Column Dia:	0.25 mm

HpPCB F4

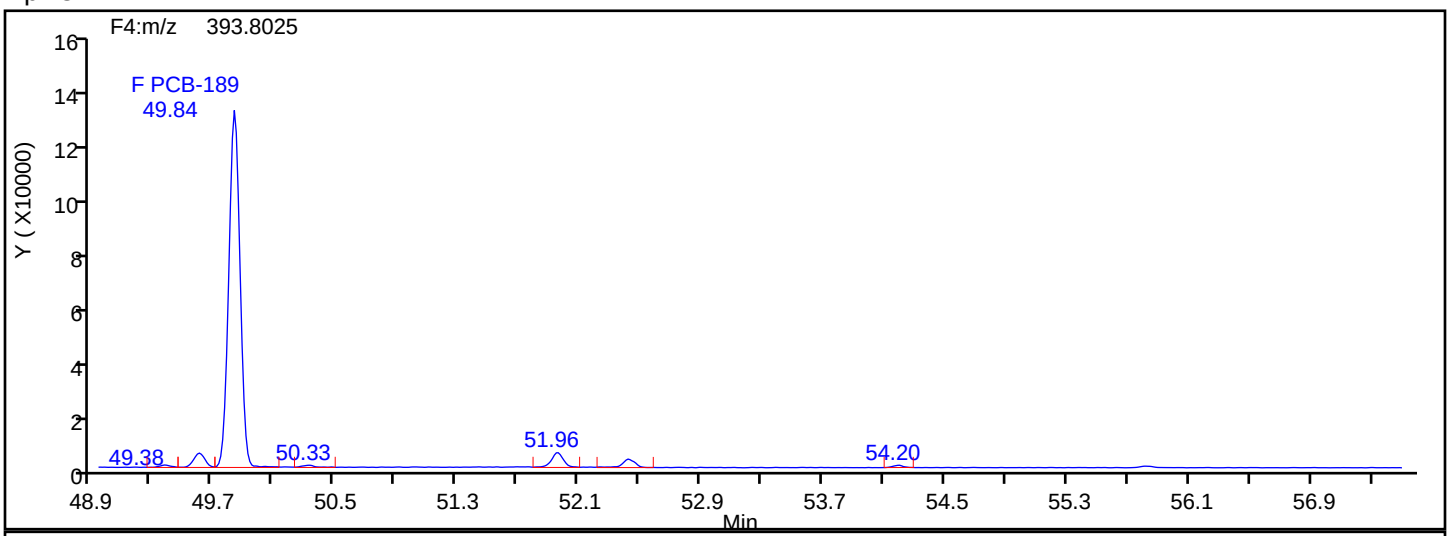

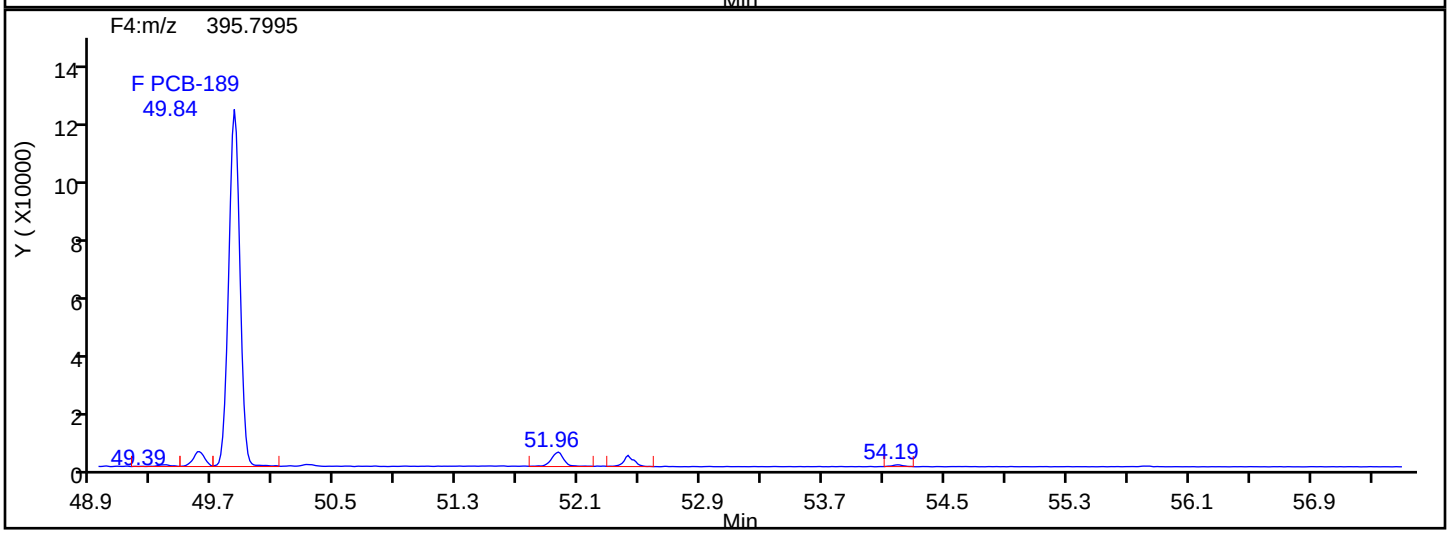

HpPCB F4 Lock Mass

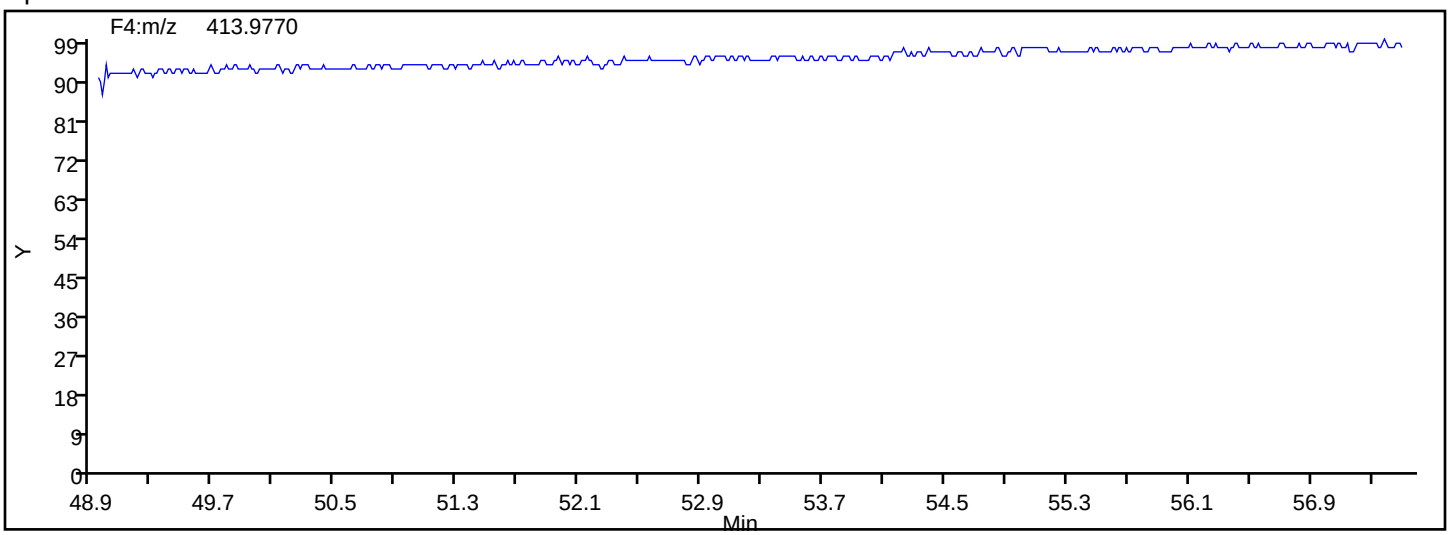

Eurofins TestAmerica, Knoxville

Data File:	\\chromna\Knoxville\ChromData\D3D\20190829-12906.b\d4190829s1.d		
Injection Date:	29-Aug-2019 14:10:00	Injection Vol:	1.0 ul
Instrument ID:	D3D	Operator ID:	Xcalibur_System
Method:	PCBs_D3D	Limit Group:	HR - 1668A - ICAL
Client ID:			
Worklist#:	33136	Sample Line#:	1
Column Type:	SPB-Octyl	Column Dia:	0.25 mm

OcPCB F3

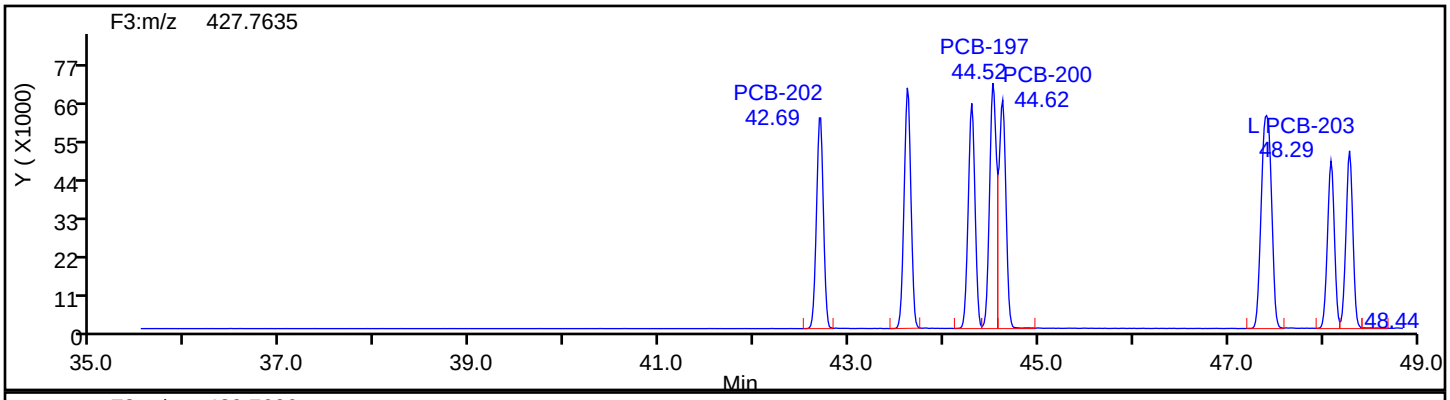

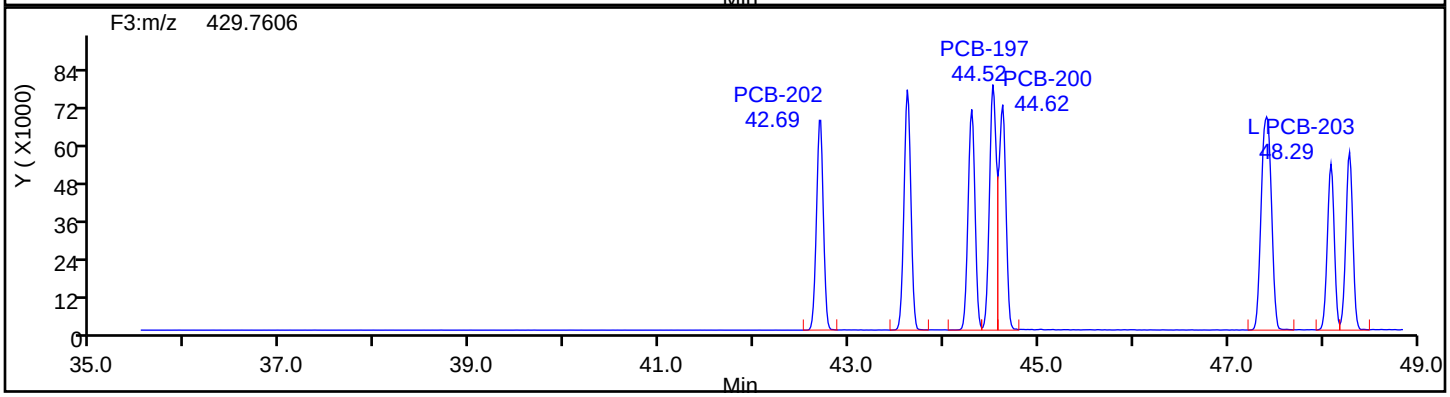

OcPCB F3 Standards

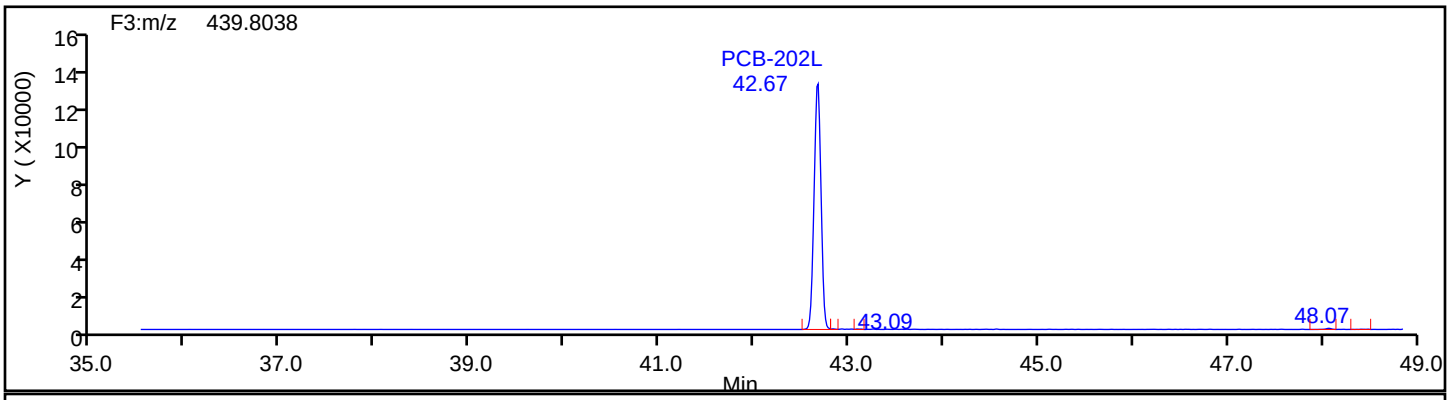

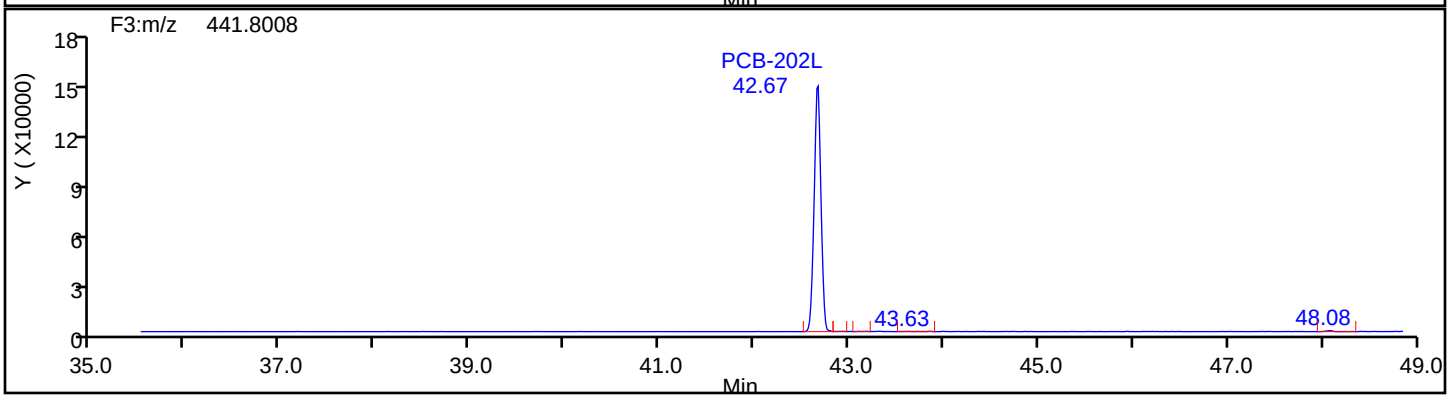

Eurofins TestAmerica, Knoxville

Data File:	\\chromna\Knoxville\ChromData\D3D\20190829-12906.b\d4190829s1.d		
Injection Date:	29-Aug-2019 14:10:00	Injection Vol:	1.0 ul
Instrument ID:	D3D	Operator ID:	Xcalibur_System
Method:	PCBs_D3D	Limit Group:	HR - 1668A - ICAL
Client ID:			
Worklist#:	33136	Sample Line#:	1
Column Type:	SPB-Octyl	Column Dia:	0.25 mm

OcPCB F3

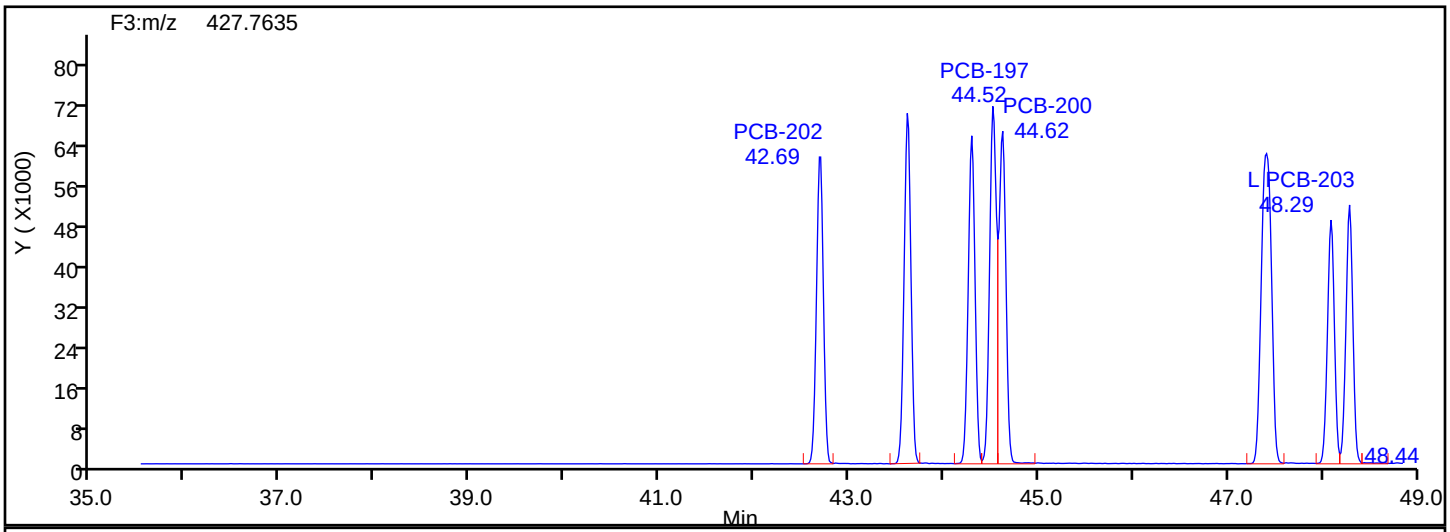

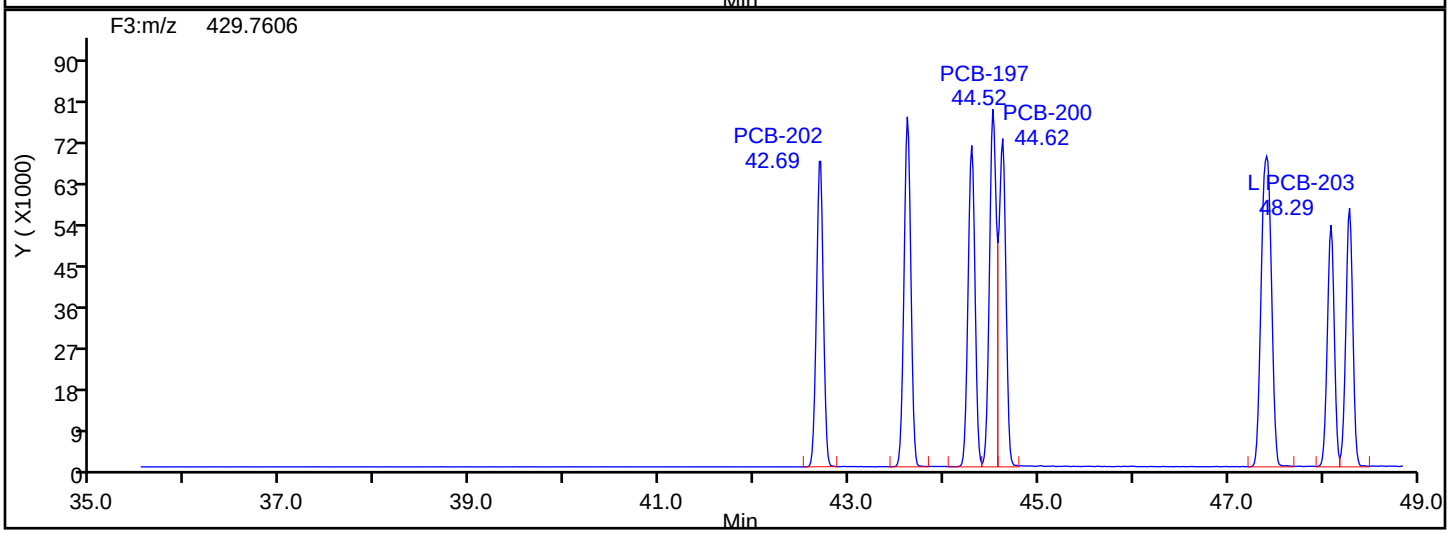

OcPCB F3 Lock Mass

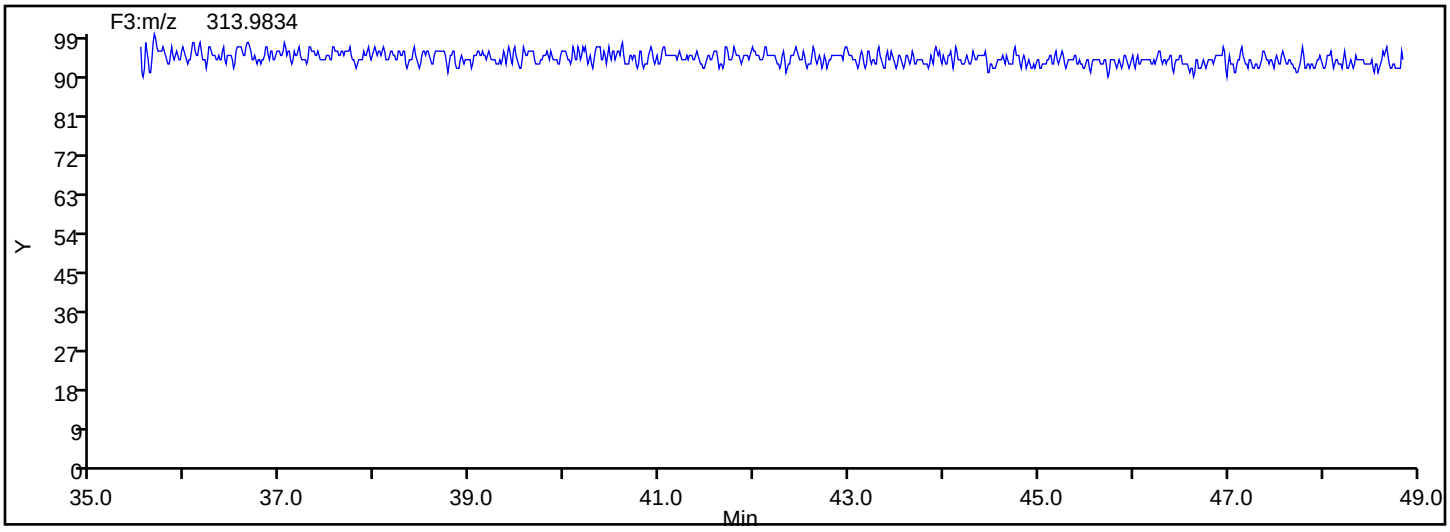

Eurofins TestAmerica, Knoxville

Data File:	\\chromna\Knoxville\ChromData\D3D\20190829-12906.b\d4190829s1.d		
Injection Date:	29-Aug-2019 14:10:00	Injection Vol:	1.0 ul
Instrument ID:	D3D	Operator ID:	Xcalibur_System
Method:	PCBs_D3D	Limit Group:	HR - 1668A - ICAL
Client ID:			
Worklist#:	33136	Sample Line#:	1
Column Type:	SPB-Octyl	Column Dia:	0.25 mm

OcPCB F4

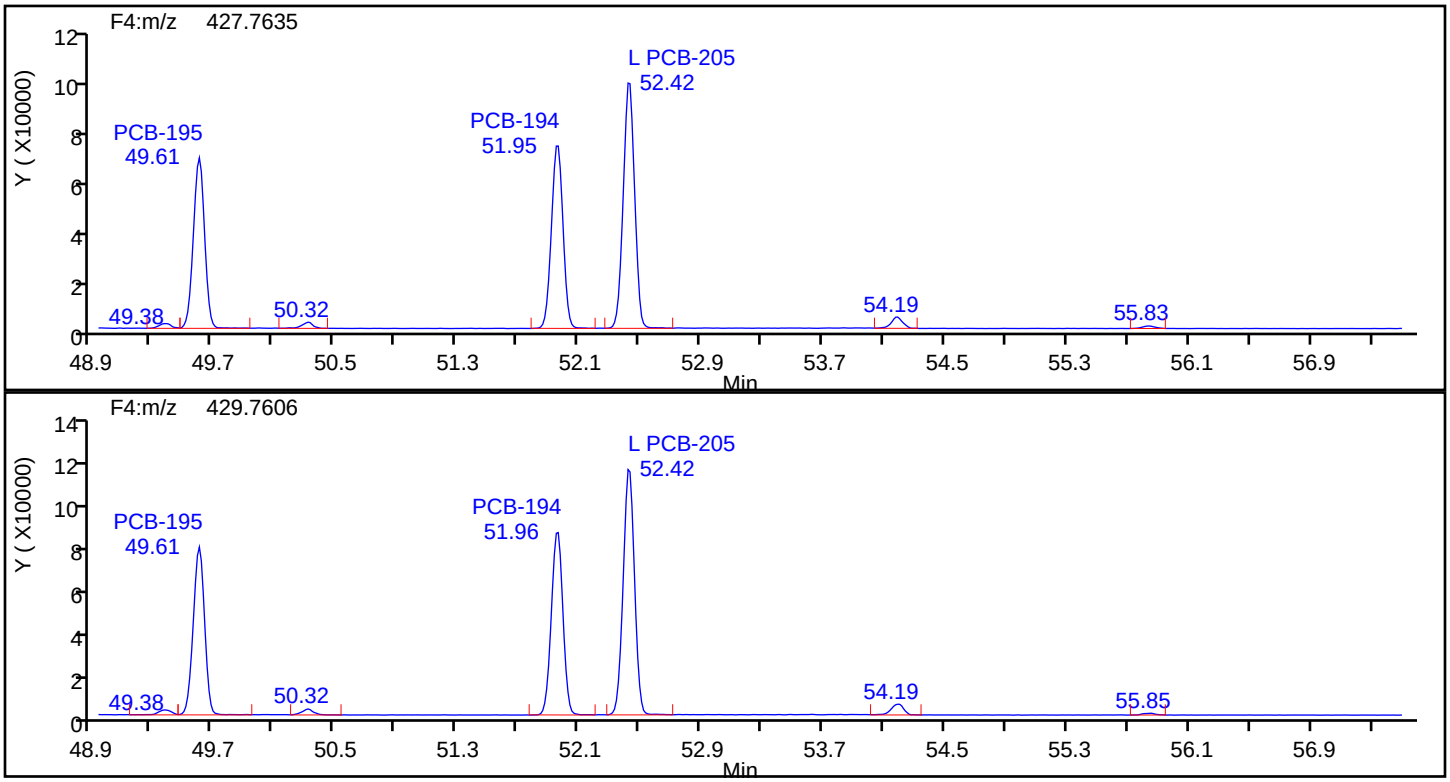

OcPCB F4 Standards

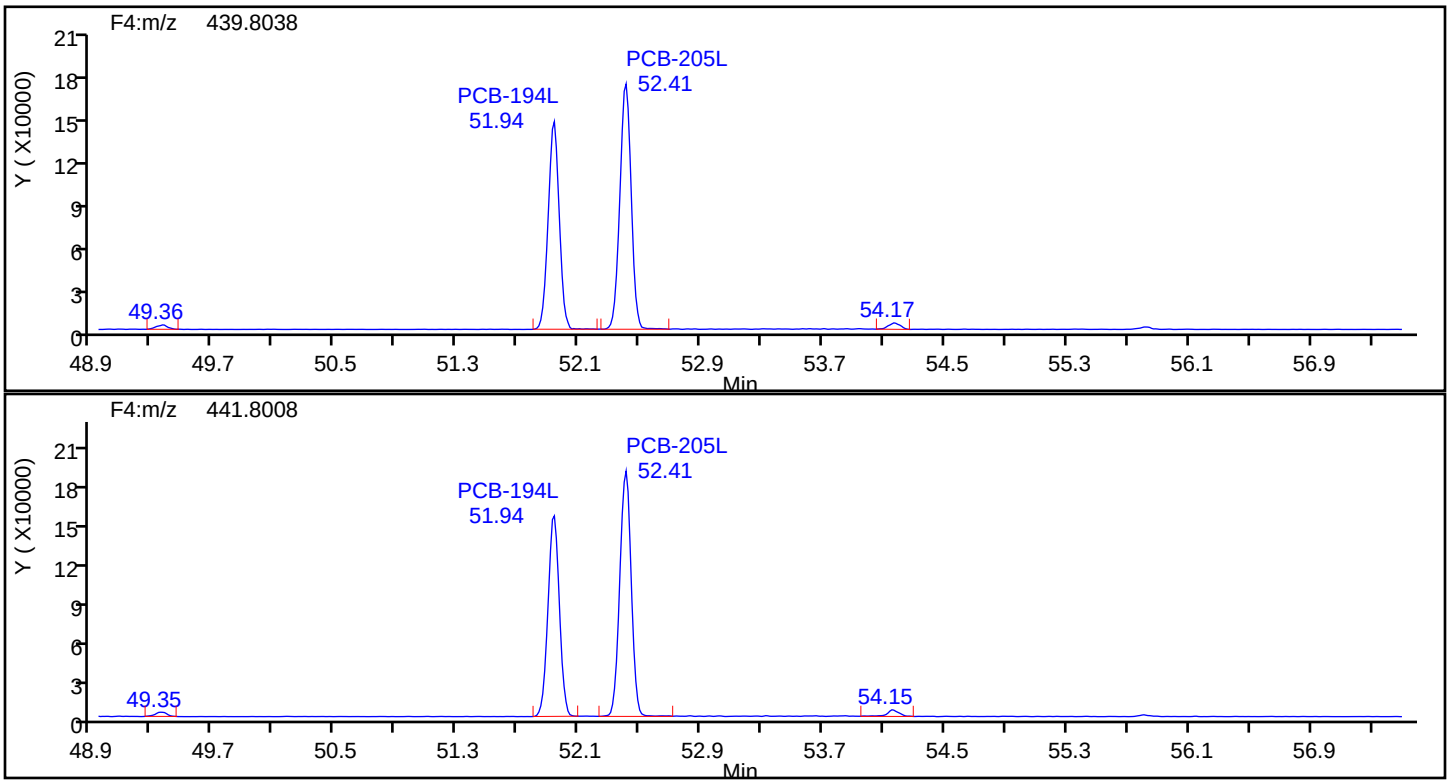

Eurofins TestAmerica, Knoxville

Data File:	\\chromna\Knoxville\ChromData\D3D\20190829-12906.b\d4190829s1.d		
Injection Date:	29-Aug-2019 14:10:00	Injection Vol:	1.0 ul
Instrument ID:	D3D	Operator ID:	Xcalibur_System
Method:	PCBs_D3D	Limit Group:	HR - 1668A - ICAL
Client ID:			
Worklist#:	33136	Sample Line#:	1
Column Type:	SPB-Octyl	Column Dia:	0.25 mm

OcPCB F4

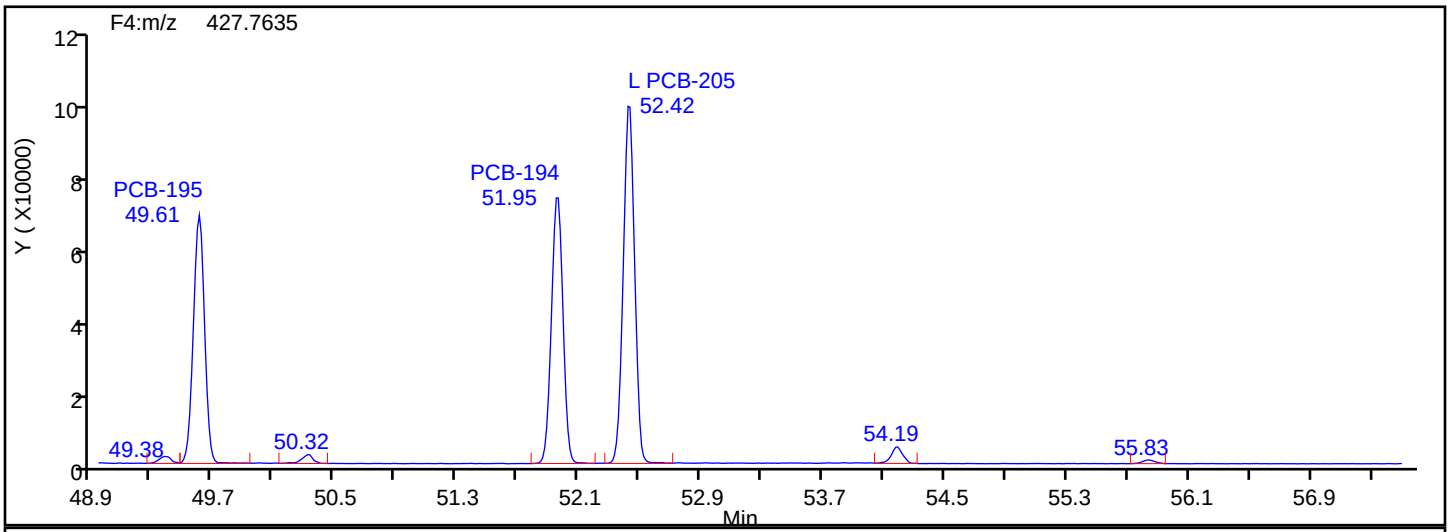

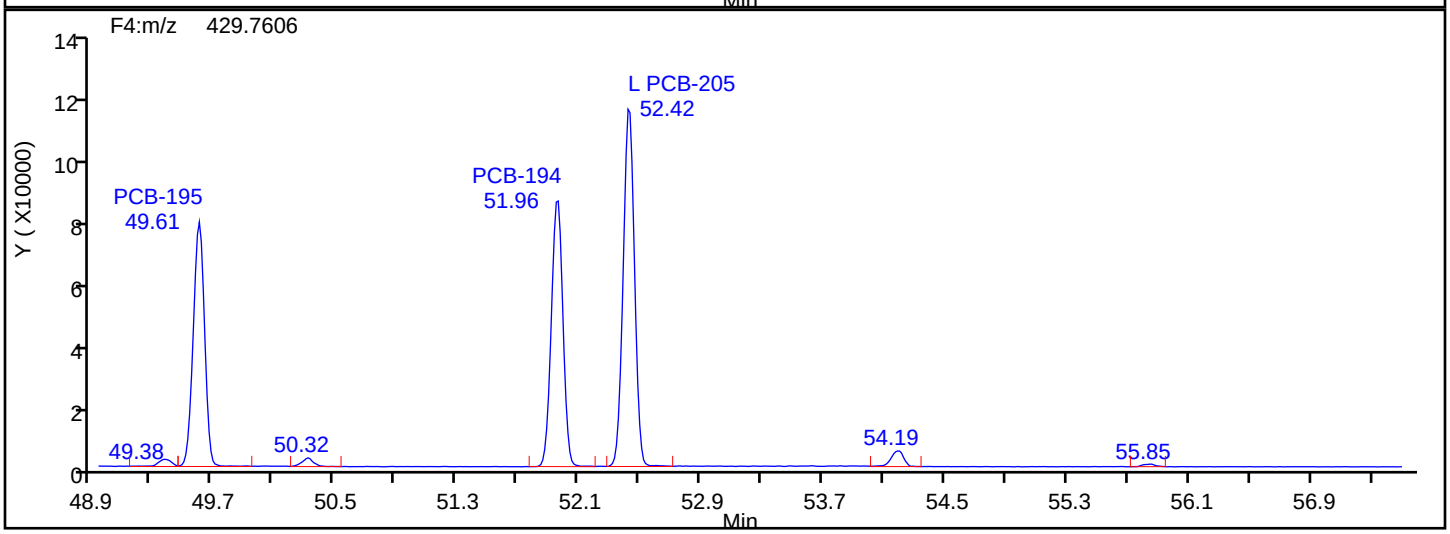

OcPCB F4 Lock Mass

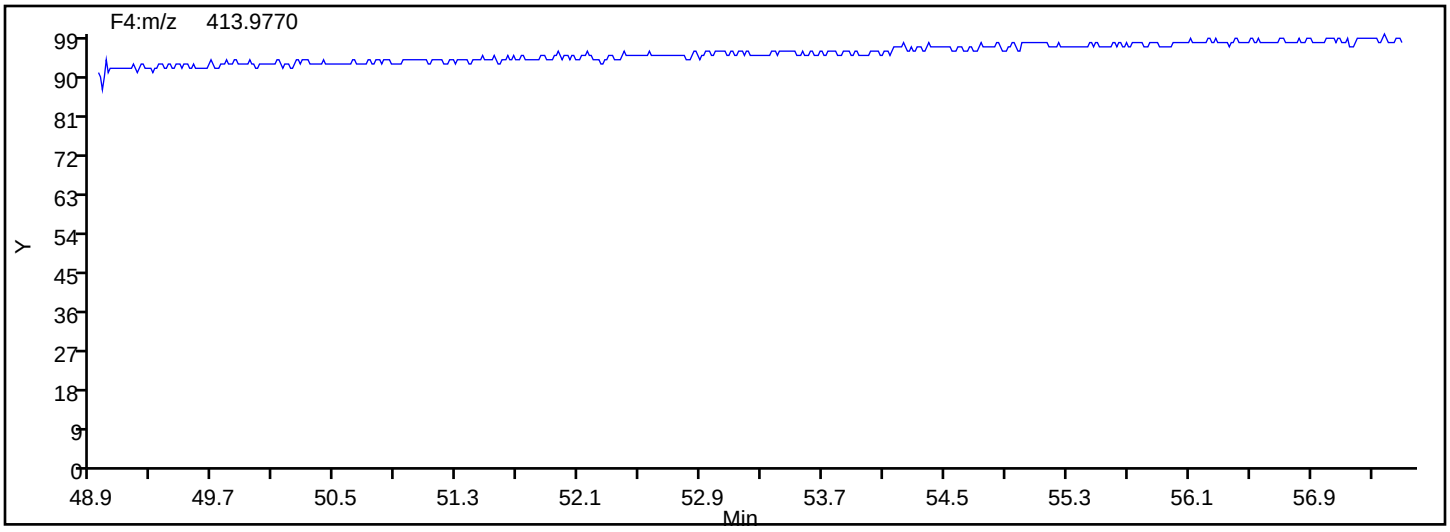

Eurofins TestAmerica, Knoxville

Data File:	\\chromna\Knoxville\ChromData\D3D\20190829-12906.b\d4190829s1.d		
Injection Date:	29-Aug-2019 14:10:00	Injection Vol:	1.0 ul
Instrument ID:	D3D	Operator ID:	Xcalibur_System
Method:	PCBs_D3D	Limit Group:	HR - 1668A - ICAL
Client ID:			
Worklist#:	33136	Sample Line#:	1
Column Type:	SPB-Octyl	Column Dia:	0.25 mm

NoPCB F4

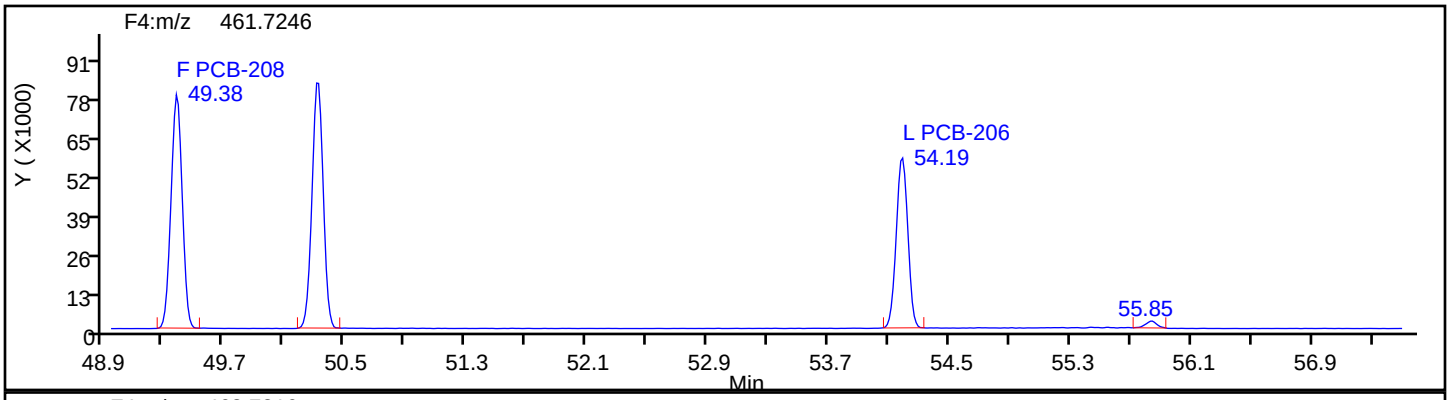

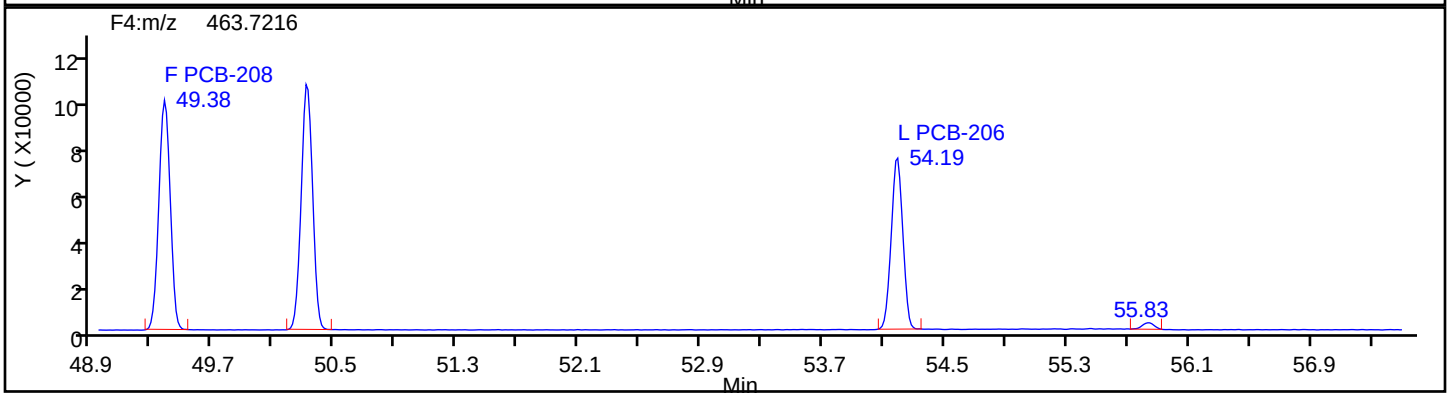

NoPCB F4 Standards

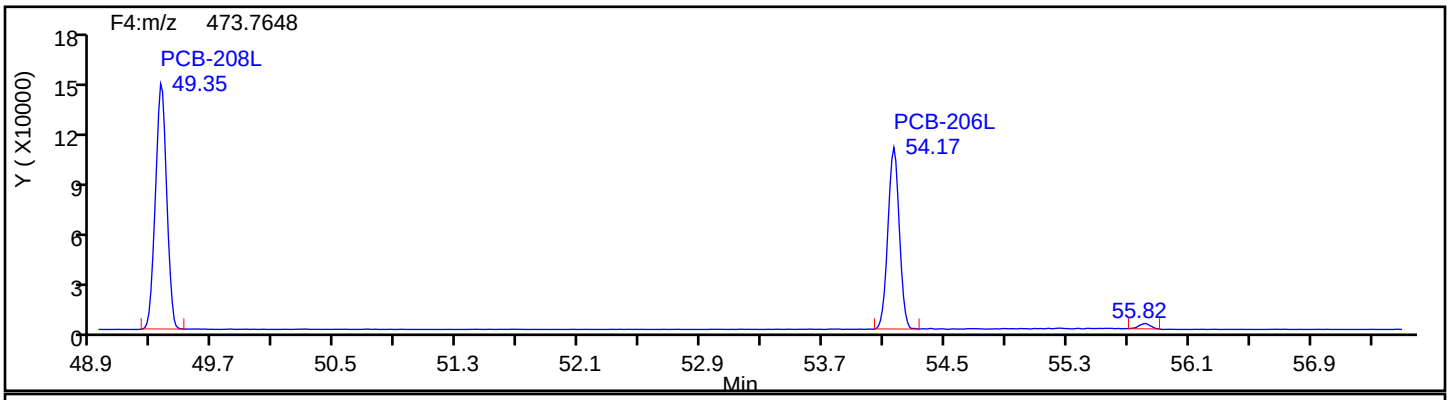

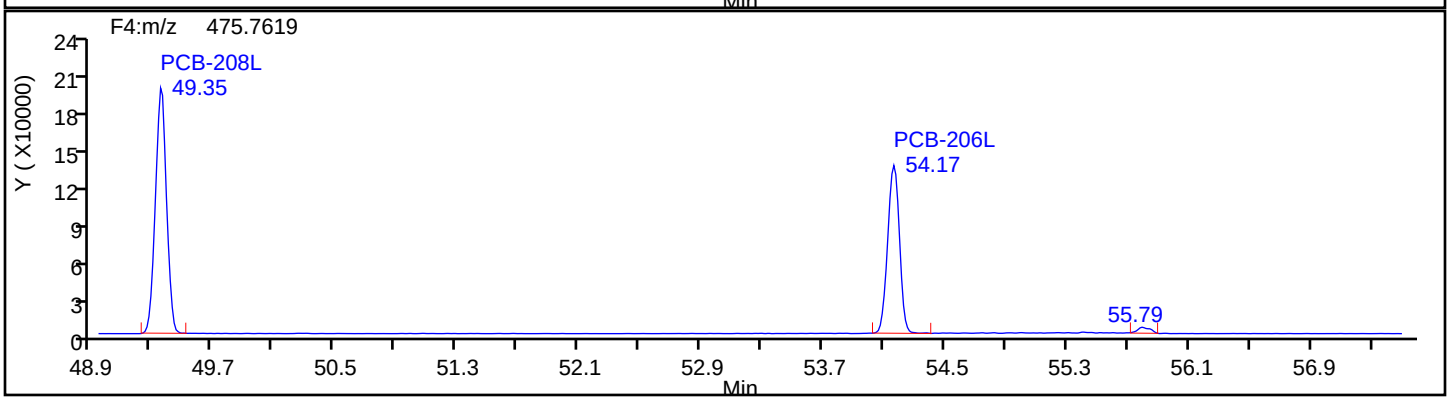

Eurofins TestAmerica, Knoxville

Data File:	\\chromna\Knoxville\ChromData\D3D\20190829-12906.b\d4190829s1.d		
Injection Date:	29-Aug-2019 14:10:00	Injection Vol:	1.0 ul
Instrument ID:	D3D	Operator ID:	Xcalibur_System
Method:	PCBs_D3D	Limit Group:	HR - 1668A - ICAL
Client ID:			
Worklist#:	33136	Sample Line#:	1
Column Type:	SPB-Octyl	Column Dia:	0.25 mm

NoPCB F4

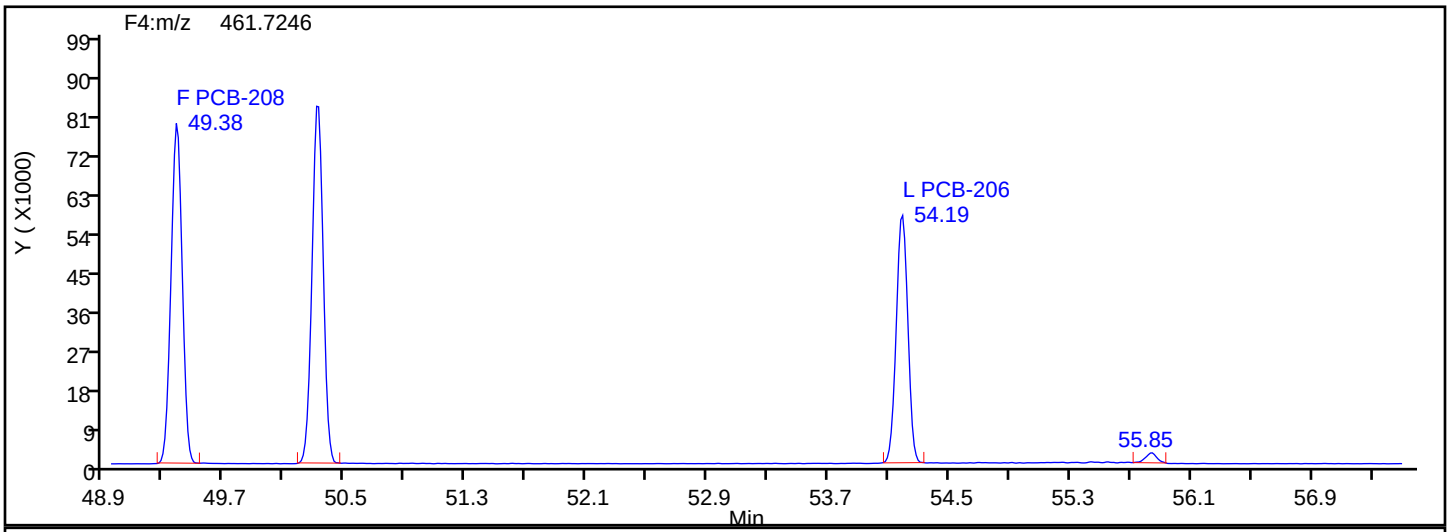

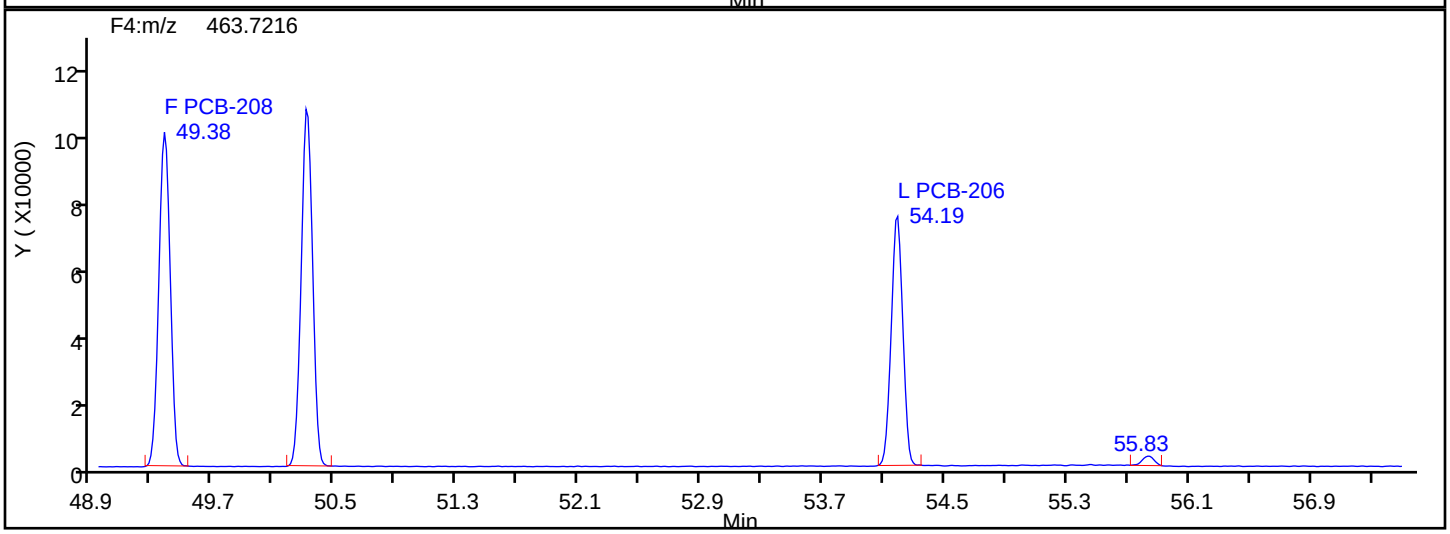

NoPCB F4 Lock Mass

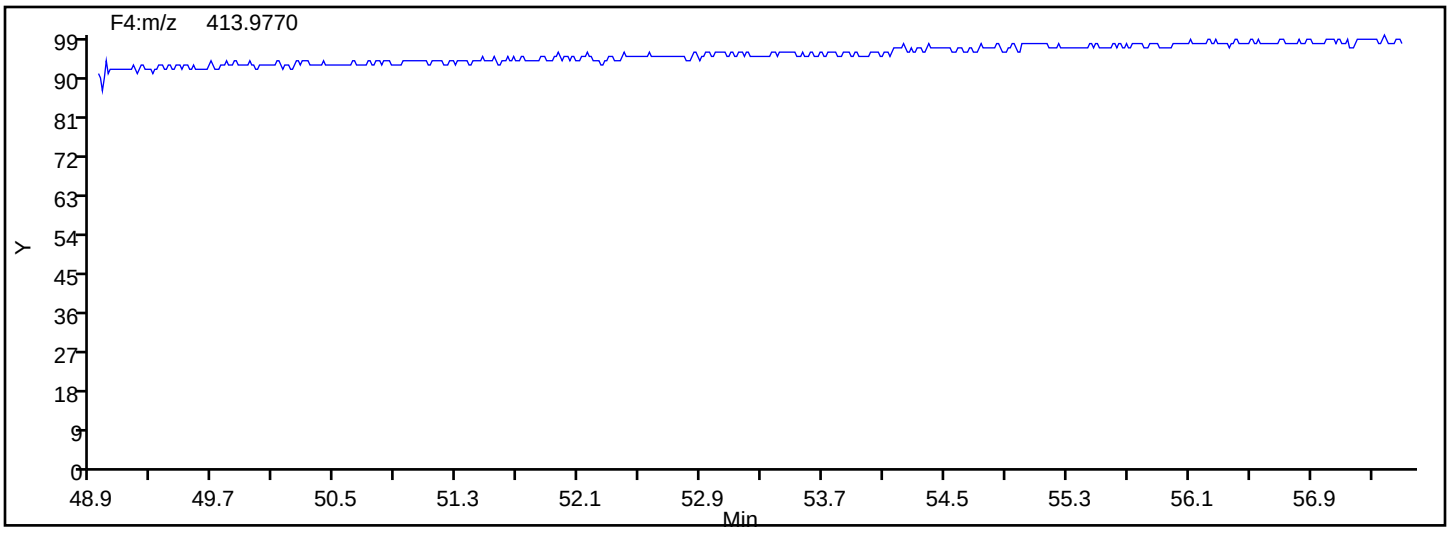

Eurofins TestAmerica, Knoxville

Data File:	\\chromna\Knoxville\ChromData\D3D\20190829-12906.b\d4190829s1.d		
Injection Date:	29-Aug-2019 14:10:00	Injection Vol:	1.0 ul
Instrument ID:	D3D	Operator ID:	Xcalibur_System
Method:	PCBs_D3D	Limit Group:	HR - 1668A - ICAL
Client ID:			
Worklist#:	33136	Sample Line#:	1
Column Type:	SPB-Octyl	Column Dia:	0.25 mm

DePCB F4

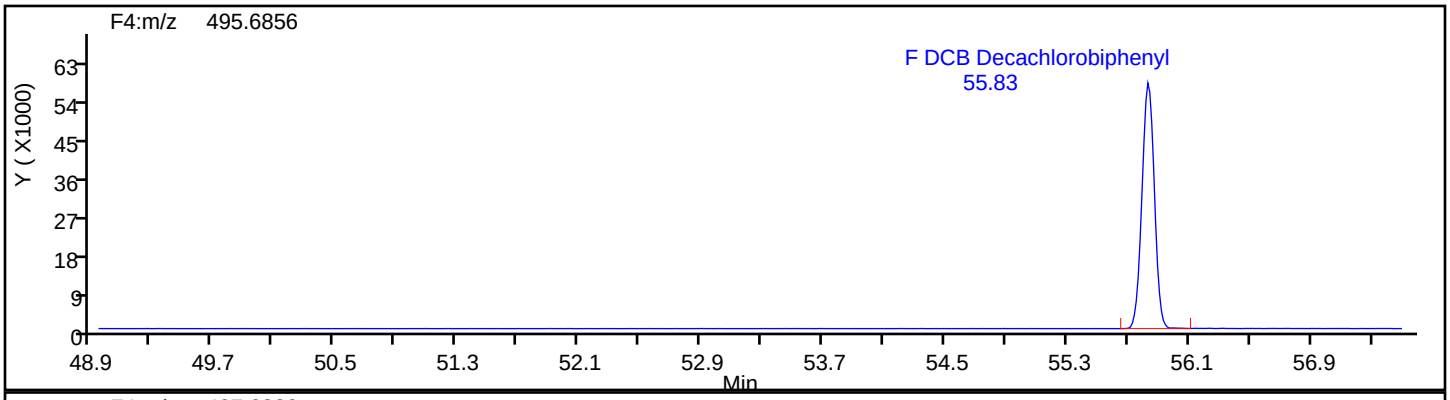

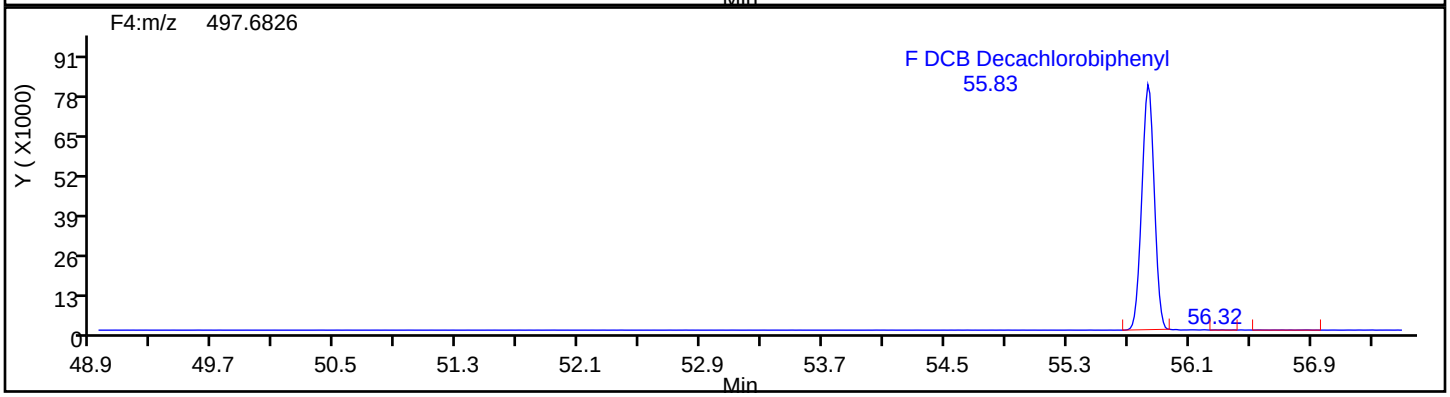

DePCB F4 Standards

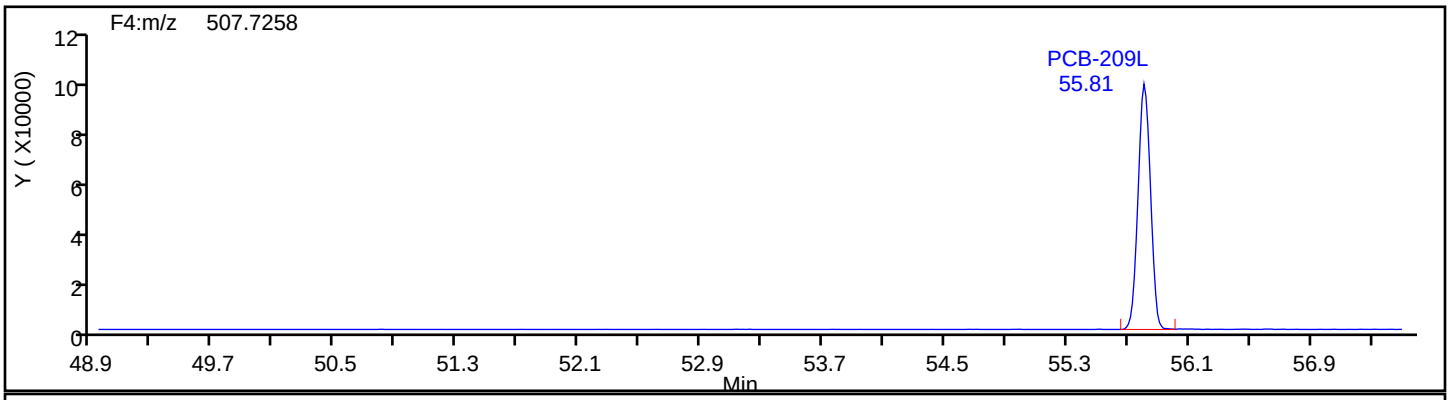

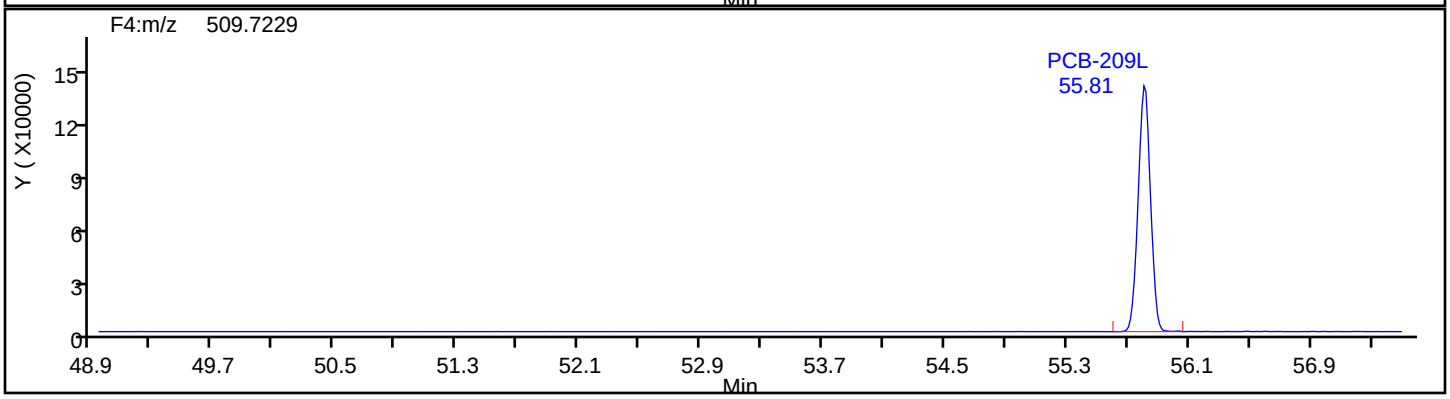

Eurofins TestAmerica, Knoxville

Data File:	\\chromna\Knoxville\ChromData\D3D\20190829-12906.b\d4190829s1.d		
Injection Date:	29-Aug-2019 14:10:00	Injection Vol:	1.0 ul
Instrument ID:	D3D	Operator ID:	Xcalibur_System
Method:	PCBs_D3D	Limit Group:	HR - 1668A - ICAL
Client ID:			
Worklist#:	33136	Sample Line#:	1
Column Type:	SPB-Octyl	Column Dia:	0.25 mm

DePCB F4

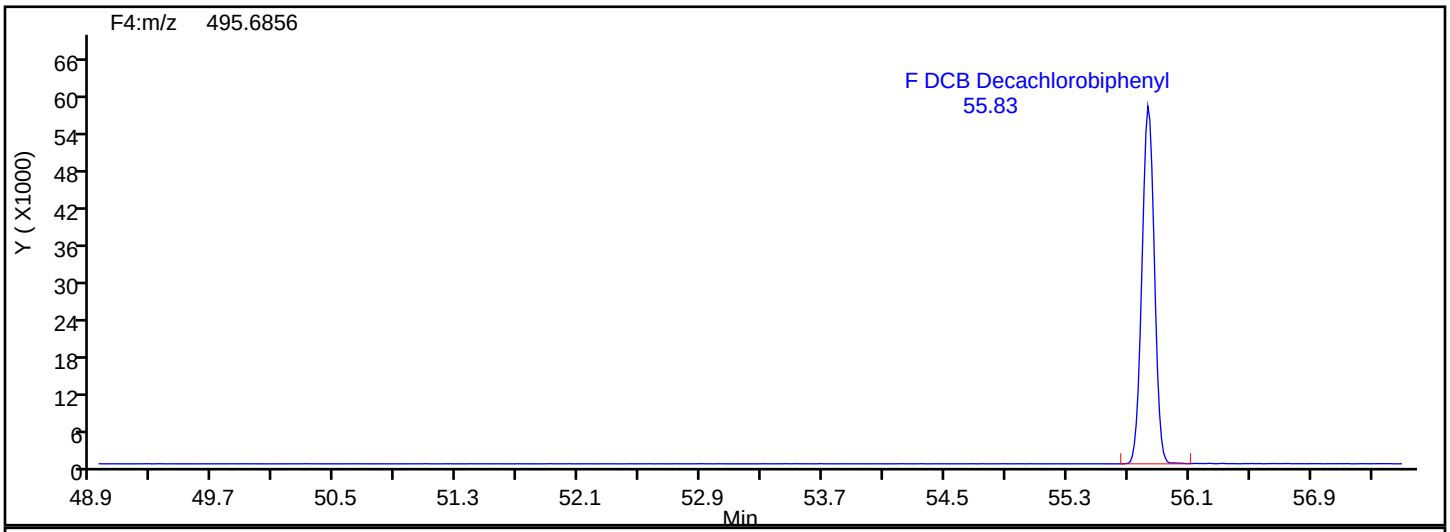

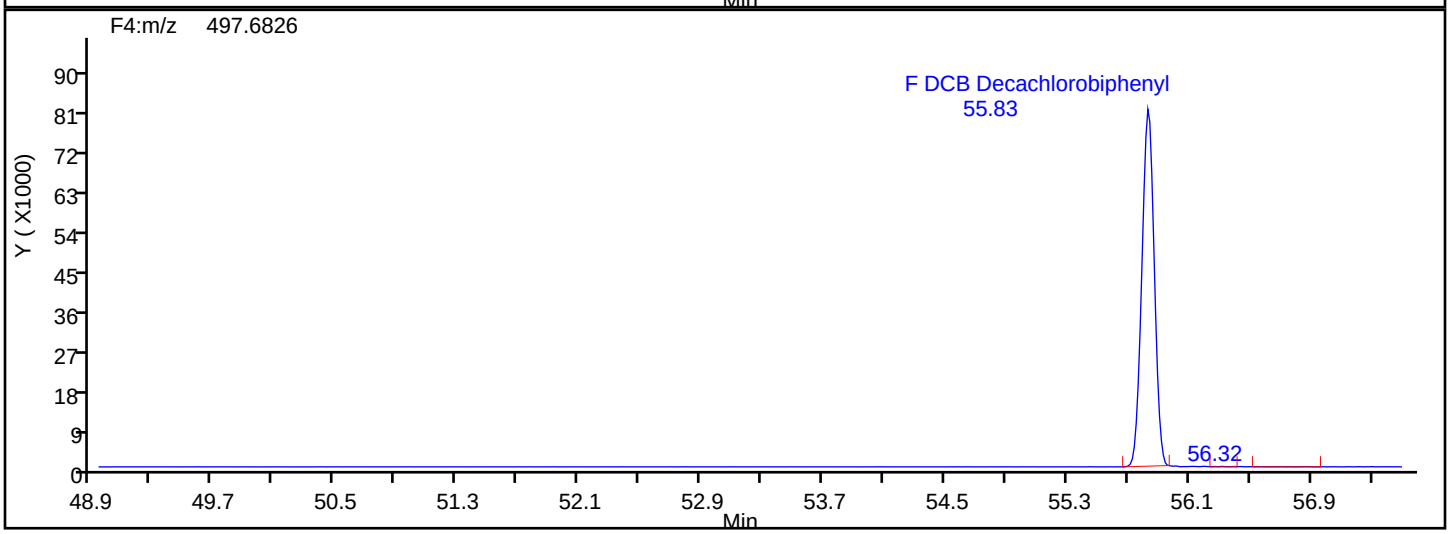

DePCB F4 Lock Mass

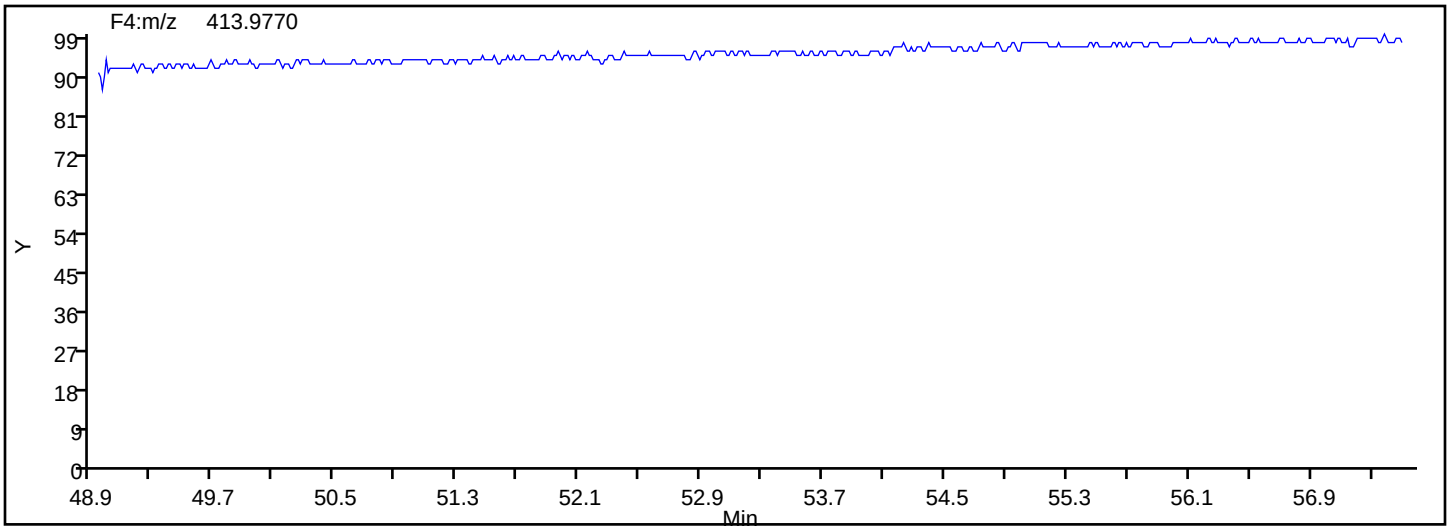

FORM VII
HI-RES PCBS CONTINUING CALIBRATION DATA

Lab Name: Eurofins TestAmerica, Knoxville Job No.: 580-88125-2

SDG No.:

Lab Sample ID: WDMCCV 140-33148/1 Calibration Date: 08/30/2019 01:10

Instrument ID: D3D Calib Start Date: 08/21/2019 13:37

GC Column: SPB-Octyl ID: 0.25(mm) Calib End Date: 08/21/2019 19:05

Lab File ID: d4190830s1.d Conc. Units: pg/uL

ANALYTE	CURVE TYPE	AVE RRF	RRF	MIN RRF	CALC AMOUNT	SPIKE AMOUNT	%REC	%REC LIMITS
PCB-1	AveID	1.188	1.134		47.7	50.0	95	70-130
PCB-2	AveID	1.191	1.138		48.0	50.0	96	70-130
PCB-3	AveID	1.213	1.157		47.7	50.0	95	70-130
PCB-4	AveID	1.253	1.193		47.6	50.0	95	70-130
PCB-10	AveID	1.483	1.380		46.5	50.0	93	70-130
PCB-9	AveID	1.420	1.320		46.5	50.0	93	70-130
PCB-7	AveID	1.624	1.500		46.2	50.0	92	70-130
PCB-6	AveID	1.554	1.409		45.4	50.0	91	70-130
PCB-5	AveID	1.561	1.440		46.1	50.0	92	70-130
PCB-8	AveID	1.588	1.480		46.6	50.0	93	70-130
PCB-19	AveID	1.305	1.333		51.1	50.0	102	70-130
PCB-14	AveID	1.874	1.726		46.0	50.0	92	70-130
PCB-18	AveID	1.819	1.844		101	100	101	70-130
PCB-18/30	AveID	1.819	1.844		101	100	101	70-130
PCB-30	AveID	1.819	1.844		101	100	101	70-130
PCB-11	AveID	1.635	1.474		45.1	50.0	90	70-130
PCB-17	AveID	1.564	1.570		50.2	50.0	100	70-130
PCB-12	AveID	1.641	1.496		91.1	100	91	70-130
PCB-12/13	AveID	1.641	1.496		91.1	100	91	70-130
PCB-13	AveID	1.641	1.496		91.1	100	91	70-130
PCB-27	AveID	2.168	2.163		49.9	50.0	100	70-130
PCB-24	AveID	2.102	2.037		48.5	50.0	97	70-130
PCB-16	AveID	1.226	1.217		49.6	50.0	99	70-130
PCB-15	AveID	1.402	1.254		44.7	50.0	89	70-130
PCB-54	AveID	1.256	1.150		45.8	50.0	92	70-130
PCB-32	AveID	2.342	2.317		49.5	50.0	99	70-130
PCB-34	AveID	1.215	1.129		46.4	50.0	93	70-130
PCB-23	AveID	1.268	1.167		46.0	50.0	92	70-130
PCB-26	AveID	1.319	1.174		89.0	100	89	70-130
PCB-26/29	AveID	1.319	1.174		89.0	100	89	70-130
PCB-29	AveID	1.319	1.174		89.0	100	89	70-130
PCB-25	AveID	1.352	1.214		44.9	50.0	90	70-130
PCB-50	AveID	0.9362	0.8170		87.3	100	87	70-130
PCB-50/53	AveID	0.9362	0.8170		87.3	100	87	70-130
PCB-53	AveID	0.9362	0.8170		87.3	100	87	70-130
PCB-31	AveID	1.381	1.241		44.9	50.0	90	70-130
PCB-20	AveID	1.306	1.156		88.5	100	89	70-130
PCB-20/28	AveID	1.306	1.156		88.5	100	89	70-130
PCB-28	AveID	1.306	1.156		88.5	100	89	70-130
PCB-45	AveID	0.8850	0.7736		87.4	100	87	70-130
PCB-45/51	AveID	0.8850	0.7736		87.4	100	87	70-130

FORM VII
HI-RES PCBS CONTINUING CALIBRATION DATA

Lab Name: Eurofins TestAmerica, Knoxville Job No.: 580-88125-2

SDG No.:

Lab Sample ID: WDMCCV 140-33148/1 Calibration Date: 08/30/2019 01:10

Instrument ID: D3D Calib Start Date: 08/21/2019 13:37

GC Column: SPB-Octyl ID: 0.25(mm) Calib End Date: 08/21/2019 19:05

Lab File ID: d4190830s1.d Conc. Units: pg/uL

ANALYTE	CURVE TYPE	AVE RRF	RRF	MIN RRF	CALC AMOUNT	SPIKE AMOUNT	%REC	%REC LIMITS
PCB-51	AveID	0.8850	0.7736		87.4	100	87	70-130
PCB-21	AveID	1.378	1.217		88.3	100	88	70-130
PCB-21/33	AveID	1.378	1.217		88.3	100	88	70-130
PCB-33	AveID	1.378	1.217		88.3	100	88	70-130
PCB-46	AveID	0.7591	0.6697		44.1	50.0	88	70-130
PCB-22	AveID	1.243	1.129		45.4	50.0	91	70-130
PCB-52	AveID	0.8992	0.8024		44.6	50.0	89	70-130
PCB-43	AveID	0.999	0.8752		87.6	100	88	70-130
PCB-43/73	AveID	0.999	0.8752		87.6	100	88	70-130
PCB-73	AveID	0.999	0.8752		87.6	100	88	70-130
PCB-36	AveID	1.347	1.262		46.9	50.0	94	70-130
PCB-49	AveID	1.137	0.9843		86.6	100	87	70-130
PCB-49/69	AveID	1.137	0.9843		86.6	100	87	70-130
PCB-69	AveID	1.137	0.9843		86.6	100	87	70-130
PCB-39	AveID	1.397	1.266		45.3	50.0	91	70-130
PCB-48	AveID	0.9454	0.8101		42.8	50.0	86	70-130
PCB-104	AveID	1.393	1.322		47.5	50.0	95	70-130
PCB-44	AveID	1.032	0.8616		125	150	83	70-130
PCB-44/47/65	AveID	1.032	0.8616		125	150	83	70-130
PCB-47	AveID	1.032	0.8616		125	150	83	70-130
PCB-65	AveID	1.032	0.8616		125	150	83	70-130
PCB-38	AveID	1.318	1.152		43.7	50.0	87	70-130
PCB-59	AveID	1.361	1.115		123	150	82	70-130
PCB-59/62/75	AveID	1.361	1.115		123	150	82	70-130
PCB-62	AveID	1.361	1.115		123	150	82	70-130
PCB-75	AveID	1.361	1.115		123	150	82	70-130
PCB-96	AveID	1.227	1.151		46.9	50.0	94	70-130
PCB-42	AveID	0.8670	0.7566		43.6	50.0	87	70-130
PCB-35	AveID	1.217	1.125		46.2	50.0	92	70-130
PCB-40	AveID	0.9179	0.7853		128	150	86	70-130
PCB-40/41/71	AveID	0.9179	0.7853		128	150	86	70-130
PCB-41	AveID	0.9179	0.7853		128	150	86	70-130
PCB-71	AveID	0.9179	0.7853		128	150	86	70-130
PCB-37	AveID	1.288	1.190		46.2	50.0	92	70-130
PCB-64	AveID	1.416	1.204		42.5	50.0	85	70-130
PCB-72	AveID	1.316	1.159		44.0	50.0	88	70-130
PCB-103	AveID	1.033	0.998		48.3	50.0	97	70-130
PCB-68	AveID	1.478	1.274		43.1	50.0	86	70-130
PCB-94	AveID	0.9036	0.8704		48.2	50.0	96	70-130
PCB-57	AveID	1.282	1.115		43.5	50.0	87	70-130
PCB-95	AveID	0.9620	0.9377		48.7	50.0	97	70-130

FORM VII
HI-RES PCBS CONTINUING CALIBRATION DATA

Lab Name: Eurofins TestAmerica, Knoxville Job No.: 580-88125-2

SDG No.:

Lab Sample ID: WDMCCV 140-33148/1 Calibration Date: 08/30/2019 01:10

Instrument ID: D3D Calib Start Date: 08/21/2019 13:37

GC Column: SPB-Octyl ID: 0.25(mm) Calib End Date: 08/21/2019 19:05

Lab File ID: d4190830s1.d Conc. Units: pg/uL

ANALYTE	CURVE TYPE	AVE RRF	RRF	MIN RRF	CALC AMOUNT	SPIKE AMOUNT	%REC	%REC LIMITS
PCB-58	AveID	1.321	1.150		43.5	50.0	87	70-130
PCB-100	AveID	0.9806	0.9271		94.5	100	95	70-130
PCB-93	AveID	0.9806	0.9271		94.5	100	95	70-130
PCB-93/100	AveID	0.9806	0.9271		94.5	100	95	70-130
PCB-67	AveID	1.394	1.192		42.7	50.0	85	70-130
PCB-102	AveID	0.9888	0.9477		95.8	100	96	70-130
PCB-98	AveID	0.9888	0.9477		95.8	100	96	70-130
PCB-98/102	AveID	0.9888	0.9477		95.8	100	96	70-130
PCB-63	AveID	1.468	1.254		42.7	50.0	85	70-130
PCB-88	AveID	1.005	0.9399		93.5	100	94	70-130
PCB-88/91	AveID	1.005	0.9399		93.5	100	94	70-130
PCB-91	AveID	1.005	0.9399		93.5	100	94	70-130
PCB-61	AveID	1.357	1.147		169	200	85	70-130
PCB-61/70/74/76	AveID	1.357	1.147		169	200	85	70-130
PCB-70	AveID	1.357	1.147		169	200	85	70-130
PCB-74	AveID	1.357	1.147		169	200	85	70-130
PCB-76	AveID	1.357	1.147		169	200	85	70-130
PCB-84	AveID	0.8601	0.8149		47.4	50.0	95	70-130
PCB-66	AveID	1.280	1.131		44.2	50.0	88	70-130
PCB-55	AveID	1.295	1.146		44.2	50.0	88	70-130
PCB-89	AveID	0.8936	0.8689		48.6	50.0	97	70-130
PCB-56	AveID	1.267	1.084		42.8	50.0	86	70-130
PCB-121	AveID	1.397	1.335		47.8	50.0	96	70-130
PCB-60	AveID	1.329	1.145		43.1	50.0	86	70-130
PCB-92	AveID	0.9532	0.9312		48.8	50.0	98	70-130
PCB-80	AveID	1.469	1.279		43.5	50.0	87	70-130
PCB-155	AveID	1.303	1.177		45.2	50.0	90	70-130
PCB-152	AveID	1.256	1.103		43.9	50.0	88	70-130
PCB-101	AveID	1.137	1.082		143	150	95	70-130
PCB-113	AveID	1.137	1.082		143	150	95	70-130
PCB-90	AveID	1.137	1.082		143	150	95	70-130
PCB-90/101/113	AveID	1.137	1.082		143	150	95	70-130
PCB-150	AveID	1.237	1.140		46.1	50.0	92	70-130
PCB-136	AveID	1.156	1.059		45.8	50.0	92	70-130
PCB-83	AveID	0.9393	0.9002		95.8	100	96	70-130
PCB-83/99	AveID	0.9393	0.9002		95.8	100	96	70-130
PCB-99	AveID	0.9393	0.9002		95.8	100	96	70-130
PCB-112	AveID	1.367	1.373		50.2	50.0	100	70-130
PCB-145	AveID	1.191	1.084		45.5	50.0	91	70-130
PCB-79	AveID	1.542	1.325		43.0	50.0	86	70-130
PCB-109	AveID	1.196	1.115		280	300	93	70-130

FORM VII
HI-RES PCBS CONTINUING CALIBRATION DATA

Lab Name: Eurofins TestAmerica, Knoxville Job No.: 580-88125-2

SDG No.:

Lab Sample ID: WDMCCV 140-33148/1 Calibration Date: 08/30/2019 01:10

Instrument ID: D3D Calib Start Date: 08/21/2019 13:37

GC Column: SPB-Octyl ID: 0.25(mm) Calib End Date: 08/21/2019 19:05

Lab File ID: d4190830s1.d Conc. Units: pg/uL

ANALYTE	CURVE TYPE	AVE RRF	RRF	MIN RRF	CALC AMOUNT	SPIKE AMOUNT	%REC	%REC LIMITS
PCB-119	AveID	1.196	1.115		280	300	93	70-130
PCB-125	AveID	1.196	1.115		280	300	93	70-130
PCB-86	AveID	1.196	1.115		280	300	93	70-130
PCB-86/87/97/109/119/125	AveID	1.196	1.115		280	300	93	70-130
PCB-87	AveID	1.196	1.115		280	300	93	70-130
PCB-97	AveID	1.196	1.115		280	300	93	70-130
PCB-78	AveID	1.315	1.150		43.7	50.0	87	70-130
PCB-116	AveID	1.213	1.188		147	150	98	70-130
PCB-117	AveID	1.213	1.188		147	150	98	70-130
PCB-85	AveID	1.213	1.188		147	150	98	70-130
PCB-85/116/117	AveID	1.213	1.188		147	150	98	70-130
PCB-110	AveID	1.351	1.321		97.8	100	98	70-130
PCB-110/115	AveID	1.351	1.321		97.8	100	98	70-130
PCB-115	AveID	1.351	1.321		97.8	100	98	70-130
PCB-81	AveID	1.321	1.225		46.4	50.0	93	70-130
PCB-82	AveID	0.8675	0.8647		49.8	50.0	100	70-130
PCB-148	AveID	0.8982	0.8411		46.8	50.0	94	70-130
PCB-77	AveID	1.331	1.212		45.5	50.0	91	70-130
PCB-111	AveID	1.426	1.434		50.3	50.0	101	70-130
PCB-135	AveID	0.8691	0.8166		94.0	100	94	70-130
PCB-135/151	AveID	0.8691	0.8166		94.0	100	94	70-130
PCB-151	AveID	0.8691	0.8166		94.0	100	94	70-130
PCB-120	AveID	1.491	1.470		49.3	50.0	99	70-130
PCB-154	AveID	1.018	0.9338		45.9	50.0	92	70-130
PCB-144	AveID	0.9185	0.8444		46.0	50.0	92	70-130
PCB-147	AveID	0.9747	0.8416		86.3	100	86	70-130
PCB-147/149	AveID	0.9747	0.8416		86.3	100	86	70-130
PCB-149	AveID	0.9747	0.8416		86.3	100	86	70-130
PCB-134	AveID	0.8518	0.7525		88.3	100	88	70-130
PCB-134/143	AveID	0.8518	0.7525		88.3	100	88	70-130
PCB-143	AveID	0.8518	0.7525		88.3	100	88	70-130
PCB-108	AveID	1.255	1.101		87.7	100	88	70-130
PCB-108/124	AveID	1.255	1.101		87.7	100	88	70-130
PCB-124	AveID	1.255	1.101		87.7	100	88	70-130
PCB-139	AveID	1.000	0.8641		86.5	100	86	70-130
PCB-139/140	AveID	1.000	0.8641		86.5	100	86	70-130
PCB-140	AveID	1.000	0.8641		86.5	100	86	70-130
PCB-107	AveID	1.358	1.192		43.9	50.0	88	70-130
PCB-131	AveID	0.8584	0.7354		42.8	50.0	86	70-130
PCB-123	AveID	1.341	1.214		45.3	50.0	91	70-130
PCB-106	AveID	1.275	1.150		45.1	50.0	90	70-130

FORM VII
HI-RES PCBS CONTINUING CALIBRATION DATA

Lab Name: Eurofins TestAmerica, Knoxville Job No.: 580-88125-2

SDG No.:

Lab Sample ID: WDMCCV 140-33148/1 Calibration Date: 08/30/2019 01:10

Instrument ID: D3D Calib Start Date: 08/21/2019 13:37

GC Column: SPB-Octyl ID: 0.25(mm) Calib End Date: 08/21/2019 19:05

Lab File ID: d4190830s1.d Conc. Units: pg/uL

ANALYTE	CURVE TYPE	AVE RRF	RRF	MIN RRF	CALC AMOUNT	SPIKE AMOUNT	%REC	%REC LIMITS
PCB-142	AveID	0.8597	0.7665		44.6	50.0	89	70-130
PCB-118	AveID	1.289	1.173		45.5	50.0	91	70-130
PCB-132	AveID	0.8801	0.7667		43.6	50.0	87	70-130
PCB-122	AveID	1.161	1.044		45.0	50.0	90	70-130
PCB-114	AveID	1.405	1.251		44.5	50.0	89	70-130
PCB-188	AveID	1.250	1.205		48.2	50.0	96	70-130
PCB-133	AveID	0.9064	0.7831		43.2	50.0	86	70-130
PCB-179	AveID	1.415	1.356		47.9	50.0	96	70-130
PCB-165	AveID	1.121	0.9910		44.2	50.0	88	70-130
PCB-105	AveID	1.289	1.149		44.6	50.0	89	70-130
PCB-146	AveID	1.008	0.8603		42.7	50.0	85	70-130
PCB-161	AveID	1.337	1.126		42.1	50.0	84	70-130
PCB-184	AveID	1.419	1.336		47.1	50.0	94	70-130
PCB-176	AveID	1.521	1.492		49.0	50.0	98	70-130
PCB-153	AveID	1.221	1.068		87.5	100	87	70-130
PCB-153/168	AveID	1.221	1.068		87.5	100	87	70-130
PCB-168	AveID	1.221	1.068		87.5	100	87	70-130
PCB-141	AveID	0.9608	0.8318		43.3	50.0	87	70-130
PCB-186	AveID	1.435	1.424		49.6	50.0	99	70-130
PCB-130	AveID	0.8274	0.7346		44.4	50.0	89	70-130
PCB-127	AveID	1.284	1.188		46.3	50.0	93	70-130
PCB-137	AveID	1.058	0.9032		42.7	50.0	85	70-130
PCB-164	AveID	1.253	1.120		44.7	50.0	89	70-130
PCB-129	AveID	1.084	0.9501		175	200	88	70-130
PCB-129/138/160/163	AveID	1.084	0.9501		175	200	88	70-130
PCB-138	AveID	1.084	0.9501		175	200	88	70-130
PCB-160	AveID	1.084	0.9501		175	200	88	70-130
PCB-163	AveID	1.084	0.9501		175	200	88	70-130
PCB-158	AveID	1.386	1.211		43.7	50.0	87	70-130
PCB-178	AveID	1.023	1.015		49.6	50.0	99	70-130
PCB-175	AveID	1.069	1.047		49.0	50.0	98	70-130
PCB-126	AveID	1.342	1.178		43.9	50.0	88	70-130
PCB-128	AveID	1.116	0.9775		87.6	100	88	70-130
PCB-128/166	AveID	1.116	0.9775		87.6	100	88	70-130
PCB-166	AveID	1.116	0.9775		87.6	100	88	70-130
PCB-187	AveID	1.111	1.090		49.1	50.0	98	70-130
PCB-182	AveID	1.148	1.124		49.0	50.0	98	70-130
PCB-183	AveID	1.137	1.111		97.7	100	98	70-130
PCB-183/185	AveID	1.137	1.111		97.7	100	98	70-130
PCB-185	AveID	1.137	1.111		97.7	100	98	70-130
PCB-174	AveID	0.9547	0.9581		50.2	50.0	100	70-130

FORM VII
HI-RES PCBS CONTINUING CALIBRATION DATA

Lab Name: Eurofins TestAmerica, Knoxville Job No.: 580-88125-2

SDG No.:

Lab Sample ID: WDMCCV 140-33148/1 Calibration Date: 08/30/2019 01:10

Instrument ID: D3D Calib Start Date: 08/21/2019 13:37

GC Column: SPB-Octyl ID: 0.25(mm) Calib End Date: 08/21/2019 19:05

Lab File ID: d4190830s1.d Conc. Units: pg/uL

ANALYTE	CURVE TYPE	AVE RRF	RRF	MIN RRF	CALC AMOUNT	SPIKE AMOUNT	%REC	%REC LIMITS
PCB-159	AveID	1.318	1.154		43.8	50.0	88	70-130
PCB-162	AveID	1.362	1.205		44.2	50.0	88	70-130
PCB-177	AveID	0.9426	0.9654		51.2	50.0	102	70-130
PCB-202	AveID	1.053	0.9715		46.1	50.0	92	70-130
PCB-167	AveID	1.336	1.217		45.6	50.0	91	70-130
PCB-181	AveID	1.107	1.092		49.3	50.0	99	70-130
PCB-171	AveID	0.9603	0.9547		99.4	100	99	70-130
PCB-171/173	AveID	0.9603	0.9547		99.4	100	99	70-130
PCB-173	AveID	0.9603	0.9547		99.4	100	99	70-130
PCB-201	AveID	1.186	1.120		47.2	50.0	94	70-130
PCB-156	AveID	1.276	1.179		92.4	100	92	70-130
PCB-156/157	AveID	1.276	1.179		92.4	100	92	70-130
PCB-157	AveID	1.276	1.179		92.4	100	92	70-130
PCB-204	AveID	1.101	1.054		47.9	50.0	96	70-130
PCB-197	AveID	1.205	1.144		47.4	50.0	95	70-130
PCB-200	AveID	1.126	1.032		45.8	50.0	92	70-130
PCB-172	AveID	0.9918	0.9924		50.0	50.0	100	70-130
PCB-192	AveID	1.290	1.353		52.4	50.0	105	70-130
PCB-180	AveID	1.229	1.247		101	100	101	70-130
PCB-180/193	AveID	1.229	1.247		101	100	101	70-130
PCB-193	AveID	1.229	1.247		101	100	101	70-130
PCB-191	AveID	1.385	1.431		51.7	50.0	103	70-130
PCB-170	AveID	1.270	1.286		50.6	50.0	101	70-130
PCB-190	AveID	1.377	1.425		51.7	50.0	103	70-130
PCB-169	AveID	1.283	1.159		45.2	50.0	90	70-130
PCB-198	AveID	0.8183	0.7647		93.5	100	93	70-130
PCB-198/199	AveID	0.8183	0.7647		93.5	100	93	70-130
PCB-199	AveID	0.8183	0.7647		93.5	100	93	70-130
PCB-196	AveID	0.8748	0.8205		46.9	50.0	94	70-130
PCB-203	AveID	0.9219	0.8660		47.0	50.0	94	70-130
PCB-208	AveID	1.157	1.067		46.1	50.0	92	70-130
PCB-195	AveID	0.7839	0.8090		51.6	50.0	103	70-130
PCB-189	AveID	1.280	1.191		46.5	50.0	93	70-130
PCB-207	AveID	1.396	1.266		45.3	50.0	91	70-130
PCB-194	AveID	0.9282	0.8818		47.5	50.0	95	70-130
PCB-205	AveID	1.234	1.163		47.1	50.0	94	70-130
PCB-206	AveID	1.193	1.094		45.9	50.0	92	70-130
PCB-209	AveID	1.246	1.186		47.6	50.0	95	70-130
PCB-1L	Ave	1.314	1.380		105	100	105	50-150
PCB-3L	Ave	1.362	1.404		103	100	103	50-150
PCB-4L	Ave	0.5996	0.5997		100	100	100	50-150

FORM VII
HI-RES PCBS CONTINUING CALIBRATION DATA

Lab Name: Eurofins TestAmerica, Knoxville Job No.: 580-88125-2

SDG No.:

Lab Sample ID: WDMCCV 140-33148/1 Calibration Date: 08/30/2019 01:10

Instrument ID: D3D Calib Start Date: 08/21/2019 13:37

GC Column: SPB-Octyl ID: 0.25(mm) Calib End Date: 08/21/2019 19:05

Lab File ID: d4190830s1.d Conc. Units: pg/uL

ANALYTE	CURVE TYPE	AVE RRF	RRF	MIN RRF	CALC AMOUNT	SPIKE AMOUNT	%REC	%REC LIMITS
PCB-19L	Ave	0.6095	0.5990		98.3	100	98	50-150
PCB-15L	Ave	1.028	1.052		102	100	102	50-150
PCB-54L	Ave	0.6515	0.7686		118	100	118	50-150
PCB-104L	Ave	1.116	1.206		108	100	108	50-150
PCB-37L	Ave	0.9024	0.9250		102	100	102	50-150
PCB-155L	Ave	0.9499	1.125		118	100	118	50-150
PCB-81L	Ave	1.233	1.346		109	100	109	50-150
PCB-77L	Ave	1.252	1.401		112	100	112	50-150
PCB-123L	Ave	0.9909	0.9692		97.8	100	98	50-150
PCB-118L	Ave	1.026	1.012		98.6	100	99	50-150
PCB-114L	Ave	1.003	0.9732		97.0	100	97	50-150
PCB-188L	Ave	1.316	1.272		96.6	100	97	50-150
PCB-105L	Ave	1.001	0.9781		97.7	100	98	50-150
PCB-126L	Ave	0.9020	0.9775		108	100	108	50-150
PCB-202L	Ave	1.006	1.021		102	100	102	50-150
PCB-167L	Ave	1.254	1.261		101	100	101	50-150
PCB-156L	Ave	1.229	1.239		202	200	101	50-150
PCB-156L/157L	Ave	1.229	1.239		202	200	101	50-150
PCB-157L	Ave	1.229	1.239		202	200	101	50-150
PCB-170L	Ave	0.8357	0.8250		98.7	100	99	50-150
PCB-169L	Ave	1.088	1.250		115	100	115	50-150
PCB-208L	Ave	1.138	1.109		97.4	100	97	50-150
PCB-189L	Ave	1.467	1.512		103	100	103	50-150
PCB-205L	Ave	1.287	1.224		95.1	100	95	50-150
PCB-206L	Ave	0.8938	0.7905		88.4	100	88	50-150
PCB-209L	Ave	0.9809	0.7976		81.3	100	81	50-150
PCB-8L	AveID	1.309	1.135		43.4	50.0	87	50-150
PCB-28L	Ave	1.098	1.037		47.2	50.0	94	60-130
PCB-95L	AveID	0.7770	0.7304		47.0	50.0	94	50-150
PCB-79L	AveID	1.124	1.008		44.8	50.0	90	50-150
PCB-111L	Ave	1.218	1.356		55.7	50.0	111	60-130
PCB-153L	AveID	0.9597	0.8047		41.9	50.0	84	50-150
PCB-178L	Ave	0.9222	0.9632		52.2	50.0	104	60-130

Resolution Check Report (DFS SN: 343)

eurofins | Environment Testing TestAmerica

Date:	30 Aug 2019 00:51
MID Experiment:	ResCheck_pcb
Target Resolution:	10000
Resolution Warning :	9500
Resolution Error :	9000
Reference:	FC43KnxPCB.lua
Status:	RESOLUTION PASSED

Segment 1

Lock mass 168.9883 [m/z] Resolution: 14166 [5%height]

Cali. mass 263.9866 [m/z] Resolution: 12731 [5%height]

Ref. mass 213.9897 [m/z] Resolution: 13418 [5%height]

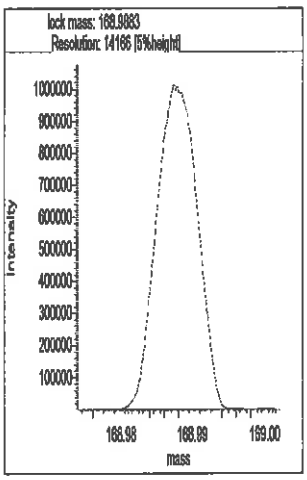

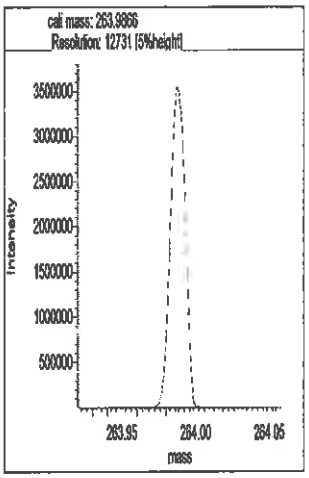

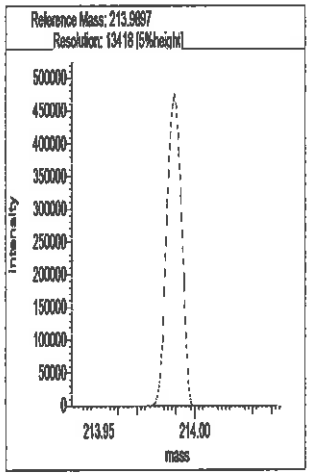

Segment 2

Lock mass 263.9866 [m/z] Resolution: 13928 [5%height]

Cali. mass 375.9802 [m/z] Resolution: 13393 [5%height]

Ref. mass 313.9834 [m/z] Resolution: 13097 [5%height]

Ref. mass 313.9834 [m/z] Resolution: 13224 [5%height]

_190829s1b

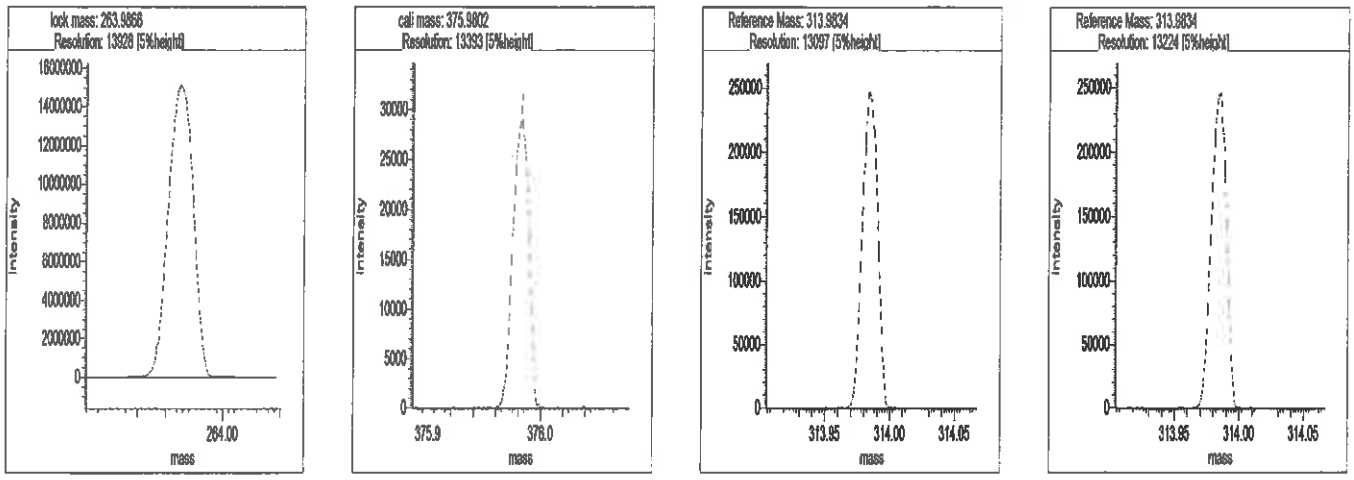

Segment 3

Lock mass 313.9834 [m/z] Resolution: 13840 [5%height]

Cali. mass 413.9770 [m/z] Resolution: 12942 [5%height]

Ref. mass 375.9802 [m/z] Resolution: 13261 [5%height]

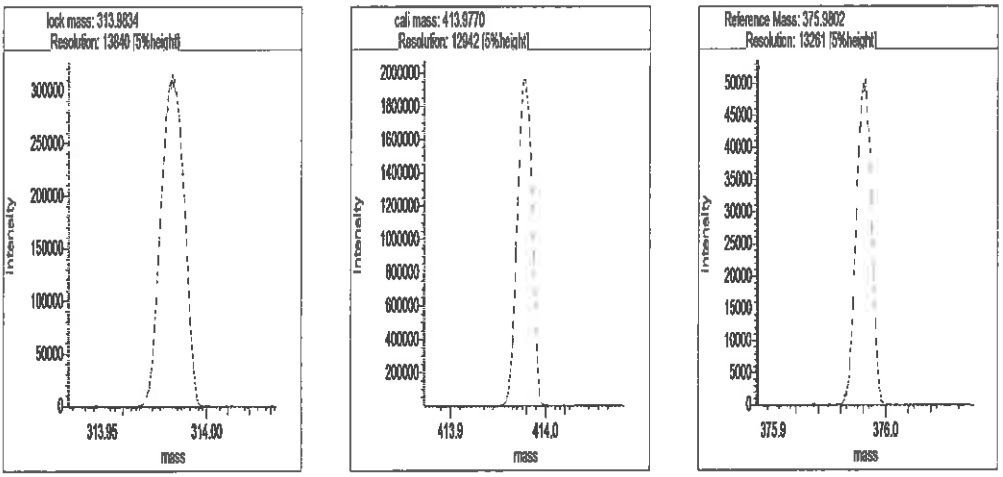

Segment 4

Lock mass 413.9775 [m/z] Resolution: 13998 [5%height]

Cali. mass 501.9706 [m/z] Resolution: 13232 [5%height]

Ref. mass 463.9738 [m/z] Resolution: 13510 [5%height]

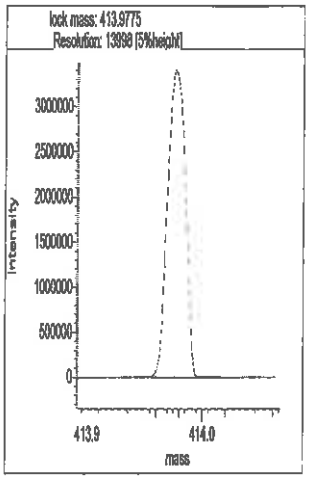
lock mass: 413.9775
Resolution: 13998 [5%height]
Intensity
3000000
2500000
2000000
1500000
1000000
500000
0
413.9
414.0
mass

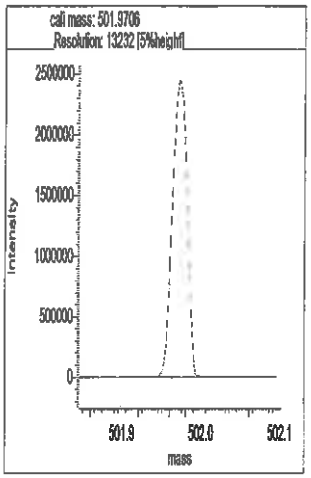
cali mass: 501.9706
Resolution: 13232 [5%height]
Intensity
2500000
2000000
1500000
1000000
500000
0
501.9
502.0
502.1
mass


Reference Mass: 463.9738
Resolution: 13510 [5%height]
Intensity
400000
350000
300000
250000
200000
150000
100000
50000
0
463.9
464.0
mass

Reports

```
01:00:45:  Peak matching procedure started
01:00:46:
01:00:46:  Reference mass: 168.98827
01:00:47:  Sample mass: 214.0
01:00:47:
01:00:48:  Finding reference mass
01:00:49:  Finding sample mass
01:00:49:
01:00:55:  [1]    213.9892 amu, mean: 213.9892
01:00:58:  [2]    213.9894 amu, mean: 213.9893      SD: 0.19 mmu or: 0.91 ppm
01:01:01:  [3]    213.9896 amu, mean: 213.9894      SD: 0.20 mmu or: 0.95 ppm
01:01:04:  [4]    213.9895 amu, mean: 213.9894      SD: 0.18 mmu or: 0.84 ppm
01:01:05:
01:01:05:  Stop requested. Please wait for procedure to finish.
01:01:05:
01:01:07:
01:01:08:  Peakmatching stopped
```

Signature LK 8-30-19

```
Reports
01:01:44:  Peak matching procedure started
01:01:44:
01:01:45:  Reference mass: 213.98975
01:01:45:  Sample mass: 264.0
01:01:46:
01:01:46:  Finding reference mass
01:01:47:  Finding sample mass
01:01:48:
01:01:54:  [1]   263.9862 amu, mean: 263.9862
01:01:57:  [2]   263.9860 amu, mean: 263.9861     SD: 0.11 mmu or: 0.40 ppm
01:02:00:  [3]   263.9860 amu, mean: 263.9861     SD: 0.09 mmu or: 0.35 ppm
01:02:03:  [4]   263.9860 amu, mean: 263.9860     SD: 0.09 mmu or: 0.33 ppm
01:02:03:
01:02:03:  Stop requested. Please wait for procedure to finish.
01:02:03:
01:02:07:
01:02:07:  Peakmatching stopped
```

Signature LWh 8-30-19

Reports

```
01:02:48:  Peak matching procedure started
01:02:48:
01:02:49:  Reference mass: 263.98656
01:02:49:  Sample mass: 314.0
01:02:50:
01:02:50:  Finding reference mass
01:02:51:  Finding sample mass
01:02:52:
01:02:57:  [1]    313.9828 amu, mean: 313.9828
01:03:00:  [2]    313.9825 amu, mean: 313.9826      SD: 0.19 mmu or: 0.61 ppm
01:03:04:  [3]    313.9825 amu, mean: 313.9826      SD: 0.15 mmu or: 0.48 ppm
01:03:07:  [4]    313.9820 amu, mean: 313.9824      SD: 0.30 mmu or: 0.95 ppm
01:03:08:
01:03:08:  Stop requested. Please wait for procedure to finish.
01:03:08:
01:03:10:
01:03:11:  Peakmatching stopped
```

Signature 8-30-19

```
Reports
01:03:59:  Peak matching procedure started
01:04:00:
01:04:00:  Reference mass: 313.98336
01:04:01:  Sample mass: 376.0
01:04:01:
01:04:02:  Finding reference mass
01:04:03:  Finding sample mass
01:04:03:
01:04:09:  [1]    375.9796 amu, mean: 375.9796
01:04:12:  [2]    375.9798 amu, mean: 375.9797      SD: 0.13 mmu or: 0.34 ppm
01:04:15:  [3]    375.9798 amu, mean: 375.9797      SD: 0.09 mmu or: 0.25 ppm
01:04:18:  [4]    375.9798 amu, mean: 375.9797      SD: 0.08 mmu or: 0.22 ppm
01:04:19:
01:04:19:  Stop requested. Please wait for procedure to finish.
01:04:19:
01:04:21:
01:04:22:  Peakmatching stopped
```

Signature 8-30-19

```
Reports
01:03:59:  Peak matching procedure started
01:04:00:
01:04:00:  Reference mass: 313.98336
01:04:01:  Sample mass: 376.0
01:04:01:
01:04:02:  Finding reference mass
01:04:03:  Finding sample mass
01:04:03:
01:04:09:  [1]    375.9796 amu, mean: 375.9796
01:04:12:  [2]    375.9798 amu, mean: 375.9797     SD: 0.13 mmu or: 0.34 ppm
01:04:15:  [3]    375.9798 amu, mean: 375.9797     SD: 0.09 mmu or: 0.25 ppm
01:04:18:  [4]    375.9798 amu, mean: 375.9797     SD: 0.08 mmu or: 0.22 ppm
01:04:19:
01:04:19:  Stop requested. Please wait for procedure to finish.
01:04:19:
01:04:21:
01:04:22:  Peakmatching stopped
```

Signature LM 8-30-19

Reports

```
01:05:10:  Peak matching procedure started
01:05:10:
01:05:11:  Reference mass: 375.98017
01:05:11:  Sample mass: 414.0
01:05:12:
01:05:12:  Finding reference mass
01:05:13:  Finding sample mass
01:05:14:
01:05:19:  [1]    413.9767 amu, mean: 413.9767
01:05:22:  [2]    413.9771 amu, mean: 413.9769      SD: 0.24 mmu or: 0.59 ppm
01:05:25:  [3]    413.9769 amu, mean: 413.9769      SD: 0.17 mmu or: 0.42 ppm
01:05:29:  [4]    413.9770 amu, mean: 413.9769      SD: 0.16 mmu or: 0.37 ppm
01:05:29:
01:05:29:  Stop requested. Please wait for procedure to finish.
01:05:29:
01:05:32:
01:05:33:  Peakmatching stopped
```

Signature Lan 8-30-19

```
Reports
01:06:24:  Peak matching procedure started
01:06:24:
01:06:25:  Reference mass: 413.97698
01:06:25:  Sample mass: 464.0
01:06:26:
01:06:26:  Finding reference mass
01:06:27:  Finding sample mass
01:06:27:
01:06:33:  [1]    463.9727 amu, mean: 463.9727
01:06:36:  [2]    463.9731 amu, mean: 463.9729     SD: 0.27 mmu or: 0.58 ppm
01:06:39:  [3]    463.9737 amu, mean: 463.9732     SD: 0.53 mmu or: 1.15 ppm
01:06:43:  [4]    463.9736 amu, mean: 463.9733     SD: 0.50 mmu or: 1.07 ppm
01:06:43:
01:06:43:  Stop requested. Please wait for procedure to finish.
01:06:43:
01:06:46:
01:06:47:  Peakmatching stopped
```

Signature 8-30-19

Reports
01:07:28: Peak matching procedure started
01:07:29:
01:07:29: Reference mass: 463.97378
01:07:30: Sample mass: 502.0
01:07:30:
01:07:31: Finding reference mass
01:07:32: Finding sample mass
01:07:32:
01:07:38: [1] 501.9691 amu, mean: 501.9691
01:07:41: [2] 501.9692 amu, mean: 501.9692 SD: 0.11 mmu or: 0.21 ppm
01:07:44: [3] 501.9694 amu, mean: 501.9693 SD: 0.18 mmu or: 0.37 ppm
01:07:47: [4] 501.9698 amu, mean: 501.9694 SD: 0.32 mmu or: 0.64 ppm
01:07:48:
01:07:48: Stop requested. Please wait for procedure to finish.
01:07:48:
01:07:51:
01:07:51: Peakmatching stopped

Signature 8-30-19

Resolution Check Report (DFS SN: 343)

eurofins Environment Testing Test America

Date:	30 Aug 2019 11:48
MID Experiment:	ResCheck_pcb
Target Resolution:	10000
Resolution Warning :	9500
Resolution Error :	9000
Reference:	FC43KnxPCB.lua
Status:	RESOLUTION PASSED

Segment 1

-190830s1a

Lock mass 168.9883 [m/z] Resolution: 12254 [5%height]

Cali. mass 263.9866 [m/z] Resolution: 11551 [5%height]

Ref. mass 213.9897 [m/z] Resolution: 11797 [5%height]

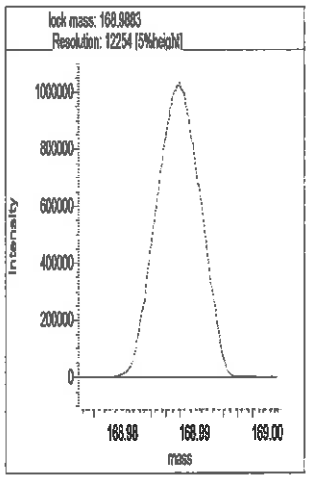

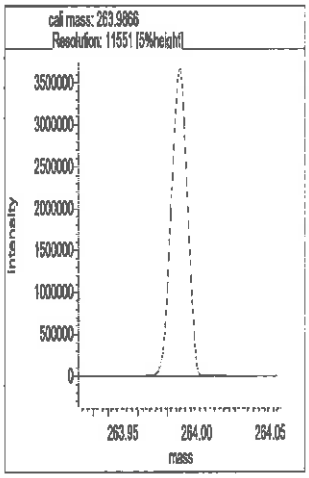

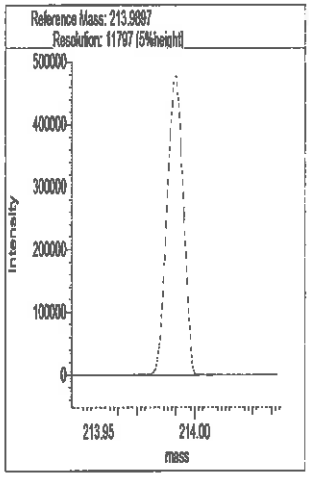

Segment 2

Lock mass 263.9866 [m/z] Resolution: 12206 [5%height]

Cali. mass 375.9802 [m/z] Resolution: 12321 [5%height]

Ref. mass 313.9834 [m/z] Resolution: 11585 [5%height]

Ref. mass 313.9834 [m/z] Resolution: 11541 [5%height]

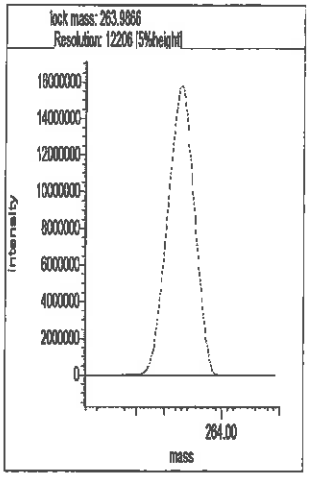

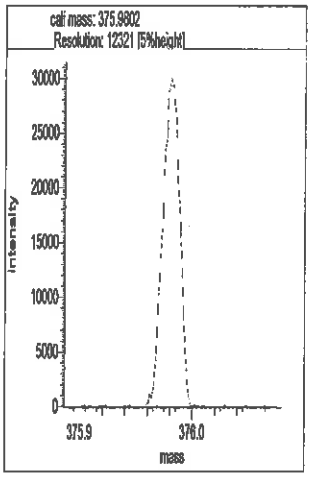

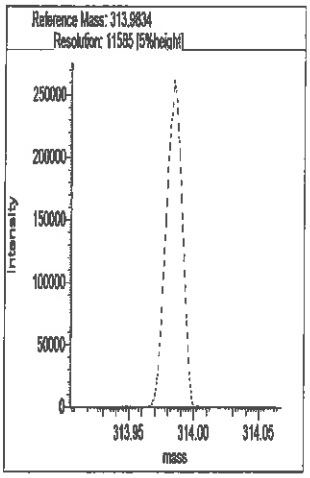

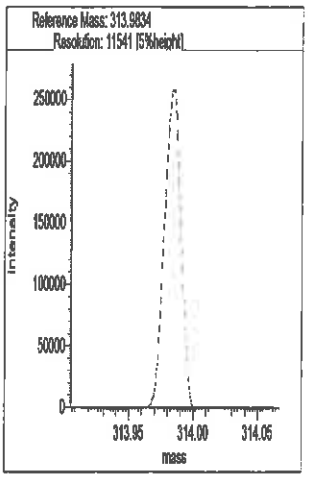

Segment 3

Lock mass 313.9834 [m/z] Resolution: 12103 [5%height]

Cali. mass 413.9770 [m/z] Resolution: 11386 [5%height]

Ref. mass 375.9802 [m/z] Resolution: 11919 [5%height]

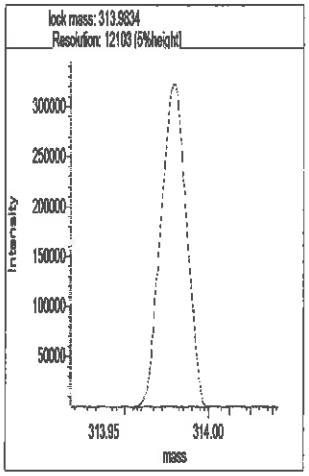

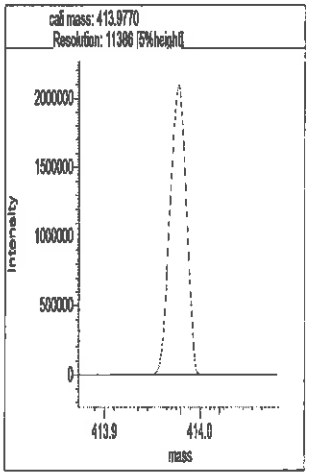

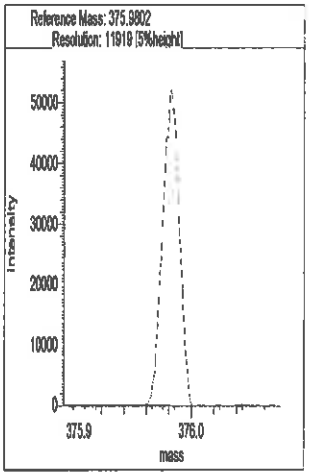

Segment 4

Lock mass 413.9775 [m/z] Resolution: 12168 [5%height]

Cali. mass 501.9706 [m/z] Resolution: 11726 [5%height]

Ref. mass 463.9738 [m/z] Resolution: 11863 [5%height]

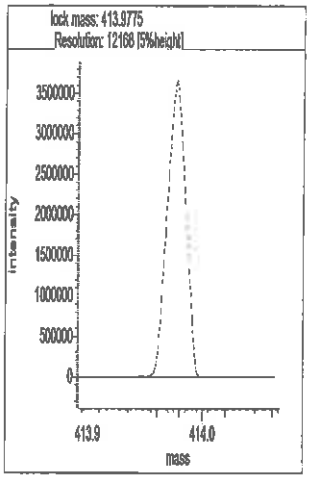
lock mass: 413.9775
Resolution: 12168 [5%height]
Intensity
3500000
3000000
2500000
2000000
1500000
1000000
500000
0
413.9
414.0
mass

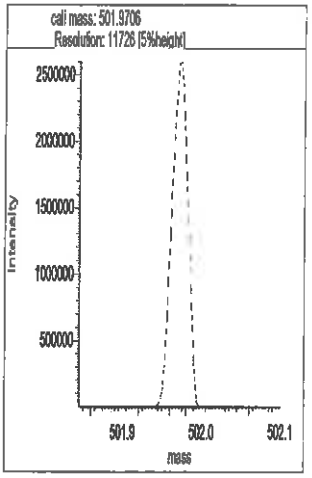
cal mass: 501.9706
Resolution: 11726 [5%height]
Intensity
2500000
2000000
1500000
1000000
500000
501.9
502.0
502.1
mass

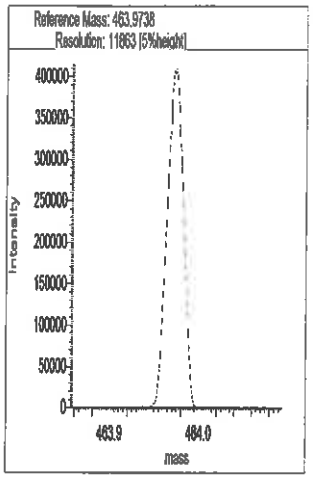
Reference Mass: 463.9738
Resolution: 11863 [5%height]
Intensity
400000
350000
300000
250000
200000
150000
100000
50000
0
463.9
464.0
mass

```
Reports
12:05:55:  Peak matching procedure started
12:05:55:
12:05:56:  Reference mass: 168.98827
12:05:56:  Sample mass: 214.0
12:05:57:
12:05:57:  Finding reference mass
12:05:58:  Finding sample mass
12:05:58:
12:06:04:  [1]    213.9894 amu, mean: 213.9894
12:06:08:  [2]    213.9893 amu, mean: 213.9893     SD: 0.08 mmu or: 0.36 ppm
12:06:11:  [3]    213.9893 amu, mean: 213.9893     SD: 0.06 mmu or: 0.26 ppm
12:06:14:  [4]    213.9892 amu, mean: 213.9893     SD: 0.07 mmu or: 0.34 ppm
12:06:14:
12:06:14:  Stop requested. Please wait for procedure to finish.
12:06:14:
```

Signature VM/ND 8/30/19

Reports

```
12:06:40:  Peak matching procedure started
12:06:41:
12:06:41:  Reference mass: 213.98975
12:06:42:  Sample mass: 264.0
12:06:42:
12:06:43:  Finding reference mass
12:06:44:  Finding sample mass
12:06:44:
12:06:50:  [1]   263.9858 amu, mean: 263.9858
12:06:53:  [2]   263.9854 amu, mean: 263.9856     SD: 0.24 mmu or: 0.91 ppm
12:06:56:  [3]   263.9856 amu, mean: 263.9856     SD: 0.17 mmu or: 0.65 ppm
12:06:59:  [4]   263.9858 amu, mean: 263.9856     SD: 0.19 mmu or: 0.72 ppm
12:07:00:
12:07:00:  Stop requested. Please wait for procedure to finish.
12:07:00:
```

Signature MM/ID 8/30/19

Reports

```
12:13:34:  Peak matching procedure started
12:13:35:
12:13:35:  Reference mass: 263.98656
12:13:36:  Sample mass: 314.0
12:13:36:
12:13:37:  Finding reference mass
12:13:37:  Finding sample mass
12:13:38:
12:13:43:  [1]   313.9822 amu, mean: 313.9822
12:13:47:  [2]   313.9823 amu, mean: 313.9822     SD: 0.06 mmu or: 0.20 ppm
12:13:50:  [3]   313.9826 amu, mean: 313.9824     SD: 0.23 mmu or: 0.72 ppm
12:13:53:  [4]   313.9827 amu, mean: 313.9825     SD: 0.26 mmu or: 0.84 ppm
12:13:54:
12:13:54:  Stop requested. Please wait for procedure to finish.
12:13:54:
```

Signature MM/DD 8/30/19

```
Reports
12:14:21:  Peak matching procedure started
12:14:22:
12:14:22:  Reference mass: 313.98336
12:14:23:  Sample mass: 376.0
12:14:23:
12:14:24:  Finding reference mass
12:14:25:  Finding sample mass
12:14:25:
12:14:31:  [1]    375.9794 amu, mean: 375.9794
12:14:34:  [2]    375.9792 amu, mean: 375.9793     SD: 0.15 mmu or: 0.41 ppm
12:14:37:  [3]    375.9791 amu, mean: 375.9792     SD: 0.18 mmu or: 0.48 ppm
12:14:40:  [4]    375.9793 amu, mean: 375.9792     SD: 0.15 mmu or: 0.40 ppm
12:14:41:
12:14:41:  Stop requested. Please wait for procedure to finish.
12:14:41:
```

Signature 8/30/19

Reporte

```
12:14:21:  Peak matching procedure started
12:14:22:
12:14:22:  Reference mass: 313.98336
12:14:23:  Sample mass: 376.0
12:14:23:
12:14:24:  Finding reference mass
12:14:25:  Pinding sample mass
12:14:25:
12:14:31:  [1]    375.9794 amu, mean: 375.9794
12:14:34:  [2]    375.9792 amu, mean: 375.9793      SD: 0.15 mmu or: 0.41 ppm
12:14:37:  [3]    375.9791 amu, mean: 375.9792      SD: 0.18 mmu or: 0.48 ppm
12:14:40:  [4]    375.9793 amu, mean: 375.9792      SD: 0.15 mmu or: 0.40 ppm
12:14:41:
12:14:41:  Stop requested. Please wait for procedure to finish.
12:14:41:
```

Signature MM/D 8/30/19

Reports

```
12:15:14:  Peak matching procedure started
12:15:14:
12:15:15:  Reference mass: 375.98017
12:15:16:  Sample mass: 414.0
12:15:16:
12:15:16:  Finding reference mass
12:15:18:  Finding sample mass
12:15:18:
12:15:24:  [1]    413.9761 amu, mean: 413.9761
12:15:27:  [2]    413.9764 amu, mean: 413.9762     SD: 0.20 mmu or: 0.48 ppm
12:15:30:  [3]    413.9763 amu, mean: 413.9762     SD: 0.14 mmu or: 0.34 ppm
12:15:33:  [4]    413.9764 amu, mean: 413.9763     SD: 0.13 mmu or: 0.30 ppm
12:15:33:
12:15:33:  Stop requested. Please wait for procedure to finish.
12:15:33:
```

Signature MM/ID 8/30/19

```
Reports
12:16:02:  Peak matching procedure started
12:16:03:
12:16:03:  Reference mass: 413.97698
12:16:04:  Sample mass: 464.0
12:16:04:
12:16:05:  Finding reference mass
12:16:06:  Finding sample mass
12:16:07:
12:16:12:  [1]    463.9730 amu, mean: 463.9730
12:16:15:  [2]    463.9730 amu, mean: 463.9730      SD: 0.02 mmu or: 0.04 ppm
12:16:18:  [3]    463.9733 amu, mean: 463.9731      SD: 0.18 mmu or: 0.40 ppm
12:16:21:  [4]    463.9730 amu, mean: 463.9731      SD: 0.16 mmu or: 0.34 ppm
12:16:22:
12:16:22:  Stop requested. Please wait for procedure to finish.
12:16:22:
```

Signature MM/ID 8/30/19

Reports

```
12:16:50:  Peak matching procedure started
12:16:50:
12:16:51:  Reference mass: 463.97378
12:16:51:  Sample mass: 502.0
12:16:52:
12:16:52:  Finding reference mass
12:16:53:  Finding sample mass
12:16:54:
12:16:59:  [1]    501.9704 amu, mean: 501.9704
12:17:02:  [2]    501.9707 amu, mean: 501.9705     SD: 0.16 mmu or: 0.31 ppm
12:17:06:  [3]    501.9705 amu, mean: 501.9705     SD: 0.12 mmu or: 0.23 ppm
12:17:09:  [4]    501.9708 amu, mean: 501.9706     SD: 0.16 mmu or: 0.31 ppm
12:17:09:
12:17:09:  Stop requested. Please wait for procedure to finish.
12:17:09:
```

Signature 8/30/19

Eurofins TestAmerica, Knoxville
Target Compound Quantitation Report

Data File: \\chromna\Knoxville\ChromData\D3D\20190829-12907.b\d4190830s1.d
Lims ID: WDMCCV
Client ID:
Sample Type: WDMCCV
Inject. Date: 30-Aug-2019 01:10:00 ALS Bottle#: 0 Worklist Smp#: 1
Injection Vol: 1.0 ul Dil. Factor: 1.0000
Sample Info:
Misc. Info.: 140-0012907-001
Operator ID: Xcalibur_System Instrument ID: D3D
Sublist: chrom-PCBs_D3D*sub1

Method: \\chromna\Knoxville\ChromData\D3D\20190829-12907.b\PCBs_D3D.m
Limit Group: HR - 1668A - ICAL
Last Update: 30-Aug-2019 02:27:25 Calib Date: 21-Aug-2019 19:05:00
Integrator: Picker
Quant Method: Isotopic Dilution Quant By: Initial Calibration
Last ICal File: \\chromna\Knoxville\ChromData\D3D\20190813-12717.b\d4190821i6.d

Column 1 : SPB-Octyl (0.25 mm) Det: F1(11.07 :21.70)
Process Host: CTX0305

First Level Reviewer: mcwhirterl Date: 30-Aug-2019 02:27:25

Compound	RT (min.)	Area	Ratio	Ical RRF	Amount pg/ul	EMPC pg/ul	Noise EDL	Final EDL	%Rec	Flags
S Total Monochlorobipheny					143.4	143.4	0.0858	0.0858		
D PCB-1L	11:47	1589338	3.07	1.3140	105.0	105.0	0.2930	0.2930	105	Ma
D PCB-3L	13:57	1616820	3.26	1.3615	103.1	103.1	0.2828	0.2828	103	
PCB-1	11:48	901110	3.20	1.1883	47.7	47.7	0.0804	0.0804	95.43	
PCB-2	13:47	916615	3.17	1.1911	48.0	48.0	0.0860	0.0860	96.01	
PCB-3	13:58	935184	3.15	1.2130	47.7	47.7	0.0911	0.0911	95.37	
S Total Dichlorobiphenyls					551.8	551.8	0.0314	0.0314		
D PCB-4L	14:12	690550	1.58	0.5996	100.0	100.0	0.1140	0.1140	100	
* PCB-9L	16:10	1151537	1.59	4E+04	100.0	100.0			100	
$ PCB-8L	17:00	539868	1.63	1.3085	43.4	43.4	0.0668	0.0668	86.77	
D PCB-15L	20:04	1211418	1.59	1.0280	102.3	102.3	0.0665	0.0665	102	
PCB-4	14:13	412001	1.59	1.2533	47.6	47.6	0.0454	0.0454	95.21	
PCB-10	14:24	656402	1.61	1.4828	46.5	46.5	0.0323	0.0323	93.10	
PCB-9	16:11	627619	1.59	1.4200	46.5	46.5	0.0337	0.0337	92.96	
PCB-7	16:21	713223	1.60	1.6244	46.2	46.2	0.0295	0.0295	92.34	
PCB-6	16:36	670162	1.60	1.5539	45.4	45.4	0.0308	0.0308	90.70	
PCB-5	16:54	684697	1.60	1.5606	46.1	46.1	0.0307	0.0307	92.27	
PCB-8	17:01	703595	1.60	1.5884	46.6	46.6	0.0301	0.0301	93.16	
PCB-14	18:38	820470	1.61	1.8738	46.0	46.0	0.0255	0.0255	92.09	
PCB-11	19:28	701077	1.63	1.6347	45.1	45.1	0.0293	0.0293	90.20	
PCB-12	19:46	1422267	1.59	1.6410	91.1	91.1	0.0292	0.0292	91.14	
PCB-13 (C12)	19:46	1422267	1.59	1.6410	91.1	91.1	0.0292	0.0292	91.14	
PCB-15	20:05	759267	1.61	1.4024	44.7	44.7	0.0295	0.0295	89.38	
S Total Trichlorobiphenyl					1122.0	1122.0	0.1079	0.1079		
D PCB-19L	17:18	386032	1.05	0.6095	98.3	98.3	1.168	1.168	98.29	
* PCB-32L	20:33	644413	1.07	2.2E+04	100.0	100.0			100	
* PCB-31L	22:48	2256368	1.06	6.8E+04	100.0	100.0			100	
$ PCB-28L	23:06	1169798	1.06	1.0975	47.2	47.2	0.2174	0.2174	94.47	
D PCB-37L	27:05	2087087	1.06	0.9024	102.5	102.5	0.2644	0.2644	102	

Compound	RT (min.)	Area	Ratio	Ical RRF	Amount pg/ul	EMPC pg/ul	Noise EDL	Final EDL	%Rec	Flags
PCB-19	17:20	257332	1.09	1.3047	51.1	51.1	0.0243	0.0243	102	
PCB-18	19:09	711981	1.10	1.8188	101.4	101.4	0.0174	0.0174	101	
PCB-30 (C18)	19:09	711981	1.10	1.8188	101.4	101.4	0.0174	0.0174	101	
PCB-17	19:36	303114	1.08	1.5641	50.2	50.2	0.0203	0.0203	100	
PCB-27	19:49	417523	1.11	2.1680	49.9	49.9	0.0146	0.0146	99.77	
PCB-24	19:57	393216	1.09	2.1018	48.5	48.5	0.0151	0.0151	96.93	
PCB-16	20:03	234893	1.08	1.2260	49.6	49.6	0.0259	0.0259	99.26	
PCB-32	20:34	447135	1.09	2.3416	49.5	49.5	0.0136	0.0136	98.93	
PCB-34	21:50	1177672	1.06	1.2154	46.4	46.4	0.1677	0.1677	92.85	
PCB-23	21:59	1217489	1.06	1.2675	46.0	46.0	0.1608	0.1608	92.05	
PCB-26	22:17	2450239	1.06	1.3193	89.0	89.0	0.1545	0.1545	88.99	
PCB-29 (C26)	22:17	2450239	1.06	1.3193	89.0	89.0	0.1545	0.1545	88.99	
PCB-25	22:31	1267338	1.06	1.3523	44.9	44.9	0.1507	0.1507	89.81	
PCB-31	22:50	1294687	1.07	1.3809	44.9	44.9	0.1476	0.1476	89.84	
PCB-20	23:08	2412503	1.06	1.3057	88.5	88.5	0.1561	0.1561	88.53	
PCB-28 (C20)	23:08	2412503	1.06	1.3057	88.5	88.5	0.1561	0.1561	88.53	
PCB-21	23:22	2540011	1.06	1.3777	88.3	88.3	0.1479	0.1479	88.34	
PCB-33 (C21)	23:22	2540011	1.06	1.3777	88.3	88.3	0.1479	0.1479	88.34	
PCB-22	23:45	1178237	1.05	1.2430	45.4	45.4	0.1640	0.1640	90.84	
PCB-36	25:19	1317241	1.07	1.3468	46.9	46.9	0.1513	0.1513	93.72	
PCB-39	25:40	1321430	1.07	1.3970	45.3	45.3	0.1459	0.1459	90.64	
PCB-38	26:15	1201698	1.09	1.3177	43.7	43.7	0.1547	0.1547	87.39	
PCB-35	26:43	1174053	1.07	1.2166	46.2	46.2	0.1675	0.1675	92.47	Ma
PCB-37	27:07	1241583	1.08	1.2879	46.2	46.2	0.1583	0.1583	92.38	
S Total Tetrachlorobiphen					1813.8	1813.8	0.1491	0.1491		
D PCB-54L	20:23	495279	0.82	0.6515	118.0	118.0	0.0627	0.0627	118	
* PCB-52L	24:56	1238126	0.79	3.9E+04	100.0	100.0			100	
$ PCB-79L	32:51	856726	0.80	1.1239	44.8	44.8	0.3631	0.3631	89.64	
D PCB-81L	33:51	1667014	0.79	1.2328	109.2	109.2	0.4081	0.4081	109	
D PCB-77L	34:25	1734346	0.80	1.2523	111.9	111.9	0.4018	0.4018	112	
PCB-54	20:23	284676	0.80	1.2558	45.8	45.8	0.0169	0.0169	91.54	
PCB-50	22:34	1389433	0.79	0.9362	87.3	87.3	0.1916	0.1916	87.27	
PCB-53 (C50)	22:34	1389433	0.79	0.9362	87.3	87.3	0.1916	0.1916	87.27	
PCB-45	23:18	1315627	0.79	0.8850	87.4	87.4	0.2027	0.2027	87.41	Ma
PCB-51 (C45)	23:18	1315627	0.79	0.8850	87.4	87.4	0.2027	0.2027	87.41	Ma
PCB-46	23:32	569504	0.78	0.7591	44.1	44.1	0.2363	0.2363	88.23	
PCB-52	24:57	682319	0.78	0.8992	44.6	44.6	0.1995	0.1995	89.23	
PCB-43	25:06	1488495	0.80	0.9993	87.6	87.6	0.1795	0.1795	87.58	Ma
PCB-73 (C43)	25:06	1488495	0.80	0.9993	87.6	87.6	0.1795	0.1795	87.58	Ma
PCB-49	25:25	1673982	0.79	1.1366	86.6	86.6	0.1578	0.1578	86.60	
PCB-69 (C49)	25:25	1673982	0.79	1.1366	86.6	86.6	0.1578	0.1578	86.60	
PCB-48	25:44	688876	0.80	0.9454	42.8	42.8	0.1897	0.1897	85.69	
PCB-44	25:58	2198036	0.79	1.0323	125.2	125.2	0.1738	0.1738	83.47	
PCB-47 (C44)	25:58	2198036	0.79	1.0323	125.2	125.2	0.1738	0.1738	83.47	
PCB-65 (C44)	25:58	2198036	0.79	1.0323	125.2	125.2	0.1738	0.1738	83.47	
PCB-59	26:16	2845257	0.80	1.3609	122.9	122.9	0.1318	0.1318	81.95	
PCB-62 (C59)	26:16	2845257	0.80	1.3609	122.9	122.9	0.1318	0.1318	81.95	
PCB-75 (C59)	26:16	2845257	0.80	1.3609	122.9	122.9	0.1318	0.1318	81.95	
PCB-42	26:29	643372	0.79	0.8670	43.6	43.6	0.2069	0.2069	87.26	
PCB-40	26:58	2003283	0.79	0.9179	128.3	128.3	0.1954	0.1954	85.55	Ma
PCB-41 (C40)	26:58	2003283	0.79	0.9179	128.3	128.3	0.1954	0.1954	85.55	Ma
PCB-71 (C40)	26:58	2003283	0.79	0.9179	128.3	128.3	0.1954	0.1954	85.55	Ma
PCB-64	27:11	1023767	0.79	1.4164	42.5	42.5	0.1266	0.1266	85.00	
PCB-72	28:01	985311	0.78	1.3157	44.0	44.0	0.1363	0.1363	88.07	

Compound	RT (min.)	Area	Ratio	Ical RRF	Amount pg/ul	EMPC pg/ul	Noise EDL	Final EDL	%Rec	Flags
PCB-68	28:19	1083180	0.78	1.4782	43.1	43.1	0.1213	0.1213	86.17	
PCB-57	28:44	948297	0.79	1.2817	43.5	43.5	0.1399	0.1399	87.01	
PCB-58	28:58	977658	0.79	1.3214	43.5	43.5	0.1357	0.1357	87.01	
PCB-67	29:08	1013678	0.80	1.3944	42.7	42.7	0.1286	0.1286	85.49	
PCB-63	29:24	1065931	0.79	1.4685	42.7	42.7	0.1221	0.1221	85.36	
PCB-61	29:44	3899952	0.79	1.3565	169.0	169.0	0.1322	0.1322	84.52	
PCB-70 (C61)	29:44	3899952	0.79	1.3565	169.0	169.0	0.1322	0.1322	84.52	
PCB-74 (C61)	29:44	3899952	0.79	1.3565	169.0	169.0	0.1322	0.1322	84.52	
PCB-76 (C61)	29:44	3899952	0.79	1.3565	169.0	169.0	0.1322	0.1322	84.52	
PCB-66	30:03	961689	0.78	1.2800	44.2	44.2	0.1401	0.1401	88.36	
PCB-55	30:13	974302	0.80	1.2951	44.2	44.2	0.1385	0.1385	88.47	
PCB-56	30:44	921486	0.79	1.2671	42.8	42.8	0.1416	0.1416	85.52	
PCB-60	30:56	973698	0.79	1.3288	43.1	43.1	0.1350	0.1350	86.17	
PCB-80	31:21	1087558	0.81	1.4694	43.5	43.5	0.1221	0.1221	87.04	
PCB-79	32:52	1126625	0.79	1.5421	43.0	43.0	0.1163	0.1163	85.92	
PCB-78	33:26	977931	0.78	1.3150	43.7	43.7	0.1364	0.1364	87.46	
PCB-81	33:52	1021300	0.79	1.3214	46.4	46.4	0.1355	0.1355	92.73	
PCB-77	34:25	1050942	0.79	1.3308	45.5	45.5	0.1350	0.1350	91.07	
S Total Pentachlorobiphen					2170.5	2170.5	0.0917	0.0917		
D PCB-104L	25:53	1121800	1.61	1.1164	108.1	108.1	0.0514	0.0514	108	
$ PCB-95L	28:50	409696	1.51	0.7770	47.0	47.0	0.0573	0.0573	94.01	
* PCB-101L	31:47	929958	1.65	3.4E+04	100.0	100.0			100	
$ PCB-111L	34:28	630411	1.64	1.2177	55.7	55.7	0.0472	0.0472	111	
D PCB-123L	36:25	1738583	1.58	0.9909	97.8	97.8	0.4989	0.4989	97.81	
D PCB-118L	36:45	1814421	1.63	1.0256	98.6	98.6	0.4821	0.4821	98.63	
D PCB-114L	37:16	1745656	1.58	1.0030	97.0	97.0	0.4929	0.4929	97.03	
D PCB-105L	37:56	1754551	1.62	1.0013	97.7	97.7	0.4938	0.4938	97.69	
* PCB-127L	39:24	1793773	1.60	4.9E+04	100.0	100.0			100	
D PCB-126L	41:01	1753383	1.61	0.9020	108.4	108.4	0.5481	0.5481	108	
PCB-104	25:54	741300	1.60	1.3926	47.5	47.5	0.0228	0.0228	94.91	
PCB-96	26:16	645433	1.59	1.2268	46.9	46.9	0.0259	0.0259	93.80	
PCB-103	28:13	559885	1.59	1.0331	48.3	48.3	0.0307	0.0307	96.62	
PCB-94	28:26	488197	1.61	0.9036	48.2	48.2	0.0351	0.0351	96.32	
PCB-95	28:52	525974	1.59	0.9620	48.7	48.7	0.0330	0.0330	97.47	
PCB-93	29:05	1040062	1.60	0.9806	94.5	94.5	0.0323	0.0323	94.54	
PCB-100 (C93)	29:05	1040062	1.60	0.9806	94.5	94.5	0.0323	0.0323	94.54	
PCB-98	29:15	1063074	1.60	0.9888	95.8	95.8	0.0321	0.0321	95.84	Ma
PCB-102 (C98)	29:15	1063074	1.60	0.9888	95.8	95.8	0.0321	0.0321	95.84	Ma
PCB-88	29:44	1054427	1.60	1.0052	93.5	93.5	0.0316	0.0316	93.50	Ma
PCB-91 (C88)	29:44	1054427	1.60	1.0052	93.5	93.5	0.0316	0.0316	93.50	Ma
PCB-84	29:56	457069	1.61	0.8601	47.4	47.4	0.0369	0.0369	94.74	
PCB-89	30:25	487372	1.63	0.8936	48.6	48.6	0.0355	0.0355	97.24	
PCB-121	30:51	748607	1.60	1.3971	47.8	47.8	0.0227	0.0227	95.53	
PCB-92	31:14	522317	1.61	0.9532	48.8	48.8	0.0333	0.0333	97.69	
PCB-90	31:48	1820026	1.60	1.1367	142.7	142.7	0.0279	0.0279	95.15	
PCB-101 (C90)	31:48	1820026	1.60	1.1367	142.7	142.7	0.0279	0.0279	95.15	
PCB-113 (C90)	31:48	1820026	1.60	1.1367	142.7	142.7	0.0279	0.0279	95.15	
PCB-83	32:23	1009857	1.60	0.9393	95.8	95.8	0.0338	0.0338	95.84	
PCB-99 (C83)	32:23	1009857	1.60	0.9393	95.8	95.8	0.0338	0.0338	95.84	
PCB-112	32:30	770154	1.62	1.3672	50.2	50.2	0.0232	0.0232	100	
PCB-86	32:53	3751379	1.59	1.1958	279.7	279.7	0.0265	0.0265	93.22	Ma
PCB-87 (C86)	32:53	3751379	1.59	1.1958	279.7	279.7	0.0265	0.0265	93.22	Ma
PCB-97 (C86)	32:53	3751379	1.59	1.1958	279.7	279.7	0.0265	0.0265	93.22	Ma
PCB-109 (C86)	32:53	3751379	1.59	1.1958	279.7	279.7	0.0265	0.0265	93.22	Ma
PCB-119 (C86)	32:53	3751379	1.59	1.1958	279.7	279.7	0.0265	0.0265	93.22	Ma
PCB-125 (C86)	32:53	3751379	1.59	1.1958	279.7	279.7	0.0265	0.0265	93.22	Ma

Compound	RT (min.)	Area	Ratio	Ical RRF	Amount pg/ul	EMPC pg/ul	Noise EDL	Final EDL	%Rec	Flags
PCB-85	33:36	1999781	1.60	1.2126	147.0	147.0	0.0262	0.0262	98.01	
PCB-116 (C85)	33:36	1999781	1.60	1.2126	147.0	147.0	0.0262	0.0262	98.01	
PCB-117 (C85)	33:36	1999781	1.60	1.2126	147.0	147.0	0.0262	0.0262	98.01	
PCB-110	33:51	1482365	1.60	1.3511	97.8	97.8	0.0235	0.0235	97.80	
PCB-115 (C110)	33:51	1482365	1.60	1.3511	97.8	97.8	0.0235	0.0235	97.80	
PCB-82	34:05	485032	1.61	0.8675	49.8	49.8	0.0366	0.0366	99.68	
PCB-111	34:30	804292	1.60	1.4262	50.3	50.3	0.0222	0.0222	101	
PCB-120	34:57	824574	1.58	1.4907	49.3	49.3	0.0213	0.0213	98.61	
PCB-108	36:05	1938624	1.56	1.2547	87.7	87.7	0.2303	0.2303	87.73	
PCB-124 (C108)	36:05	1938624	1.56	1.2547	87.7	87.7	0.2303	0.2303	87.73	
PCB-107	36:20	1049525	1.57	1.3580	43.9	43.9	0.2128	0.2128	87.76	
PCB-123	36:27	1055351	1.57	1.3407	45.3	45.3	0.2137	0.2137	90.56	
PCB-106	36:34	1012961	1.57	1.2749	45.1	45.1	0.2267	0.2267	90.22	
PCB-118	36:46	1064494	1.57	1.2892	45.5	45.5	0.2160	0.2160	91.02	
PCB-122	37:07	919767	1.58	1.1614	45.0	45.0	0.2488	0.2488	89.93	
PCB-114	37:18	1091711	1.58	1.4051	44.5	44.5	0.2057	0.2057	89.02	
PCB-105	37:56	1008416	1.60	1.2887	44.6	44.6	0.2259	0.2259	89.20	
PCB-127	39:26	1046180	1.57	1.2841	46.3	46.3	0.2251	0.2251	92.51	
PCB-126	41:02	1032740	1.60	1.3416	43.9	43.9	0.2242	0.2242	87.81	
S Total Hexachlorobipheny					1863.6	1863.6	0.0889	0.0889		
D PCB-155L	31:34	1046021	1.27	0.9499	118.4	118.4	0.0747	0.0747	118	
$ PCB-153L	38:38	632476	1.26	0.9597	41.9	41.9	0.3093	0.3093	83.85	
* PCB-138L	39:52	1260151	1.24	3.6E+04	100.0	100.0			100	
D PCB-167L	42:53	1589119	1.28	1.2544	100.5	100.5	0.2456	0.2456	101	
D PCB-156L	44:02	3122941	1.25	1.2289	201.7	201.7	0.2507	0.2507	101	
D PCB-157L (C156L)	44:02	3122941	1.25	1.2289	201.7	201.7	0.2507	0.2507	101	
D PCB-169L	47:17	1575501	1.27	1.0883	114.9	114.9	0.2831	0.2831	115	
PCB-155	31:36	615735	1.27	1.3028	45.2	45.2	0.0128	0.0128	90.36	
PCB-152	31:46	577013	1.26	1.2556	43.9	43.9	0.0133	0.0133	87.86	
PCB-150	31:56	596182	1.26	1.2368	46.1	46.1	0.0135	0.0135	92.16	
PCB-136	32:18	553814	1.29	1.1563	45.8	45.8	0.0144	0.0144	91.58	
PCB-145	32:36	566817	1.26	1.1910	45.5	45.5	0.0140	0.0140	91.00	
PCB-148	34:08	439876	1.25	0.8982	46.8	46.8	0.0186	0.0186	93.64	
PCB-135	34:42	854148	1.28	0.8691	94.0	94.0	0.0192	0.0192	93.95	Ma
PCB-151 (C135)	34:42	854148	1.28	0.8691	94.0	94.0	0.0192	0.0192	93.95	Ma
PCB-154	34:58	488360	1.27	1.0180	45.9	45.9	0.0164	0.0164	91.72	
PCB-144	35:16	441619	1.27	0.9185	46.0	46.0	0.0182	0.0182	91.93	
PCB-147	35:38	1322895	1.26	0.9747	86.3	86.3	0.1291	0.1291	86.35	
PCB-149 (C147)	35:38	1322895	1.26	0.9747	86.3	86.3	0.1291	0.1291	86.35	
PCB-134	35:56	1182820	1.26	0.8518	88.3	88.3	0.1478	0.1478	88.34	
PCB-143 (C134)	35:56	1182820	1.26	0.8518	88.3	88.3	0.1478	0.1478	88.34	
PCB-139	36:14	1358280	1.25	0.9995	86.5	86.5	0.1259	0.1259	86.45	
PCB-140 (C139)	36:14	1358280	1.25	0.9995	86.5	86.5	0.1259	0.1259	86.45	
PCB-131	36:26	578009	1.25	0.8584	42.8	42.8	0.1466	0.1466	85.67	
PCB-142	36:35	602391	1.25	0.8597	44.6	44.6	0.1464	0.1464	89.15	
PCB-132	36:54	602605	1.25	0.8801	43.6	43.6	0.1430	0.1430	87.12	
PCB-133	37:24	615447	1.25	0.9064	43.2	43.2	0.1389	0.1389	86.39	
PCB-165	37:48	778847	1.25	1.1210	44.2	44.2	0.1123	0.1123	88.40	
PCB-146	38:03	676123	1.26	1.0084	42.7	42.7	0.1248	0.1248	85.31	
PCB-161	38:11	885056	1.27	1.3370	42.1	42.1	0.0941	0.0941	84.23	
PCB-153	38:42	1678666	1.24	1.2207	87.5	87.5	0.1031	0.1031	87.49	
PCB-168 (C153)	38:42	1678666	1.24	1.2207	87.5	87.5	0.1031	0.1031	87.49	
PCB-141	38:51	653725	1.27	0.9608	43.3	43.3	0.1310	0.1310	86.57	
PCB-130	39:16	577327	1.25	0.8274	44.4	44.4	0.1521	0.1521	88.78	

Compound	RT (min.)	Area	Ratio	Ical RRF	Amount pg/ul	EMPC pg/ul	Noise EDL	Final EDL	%Rec	Flags
PCB-137	39:29	709838	1.26	1.0582	42.7	42.7	0.1189	0.1189	85.35	
PCB-164	39:36	880448	1.26	1.2527	44.7	44.7	0.1005	0.1005	89.43	
PCB-129	39:55	2986924	1.26	1.0840	175.3	175.3	0.1161	0.1161	87.65	Ma
PCB-138 (C129)	39:55	2986924	1.26	1.0840	175.3	175.3	0.1161	0.1161	87.65	Ma
PCB-160 (C129)	39:55	2986924	1.26	1.0840	175.3	175.3	0.1161	0.1161	87.65	Ma
PCB-163 (C129)	39:55	2986924	1.26	1.0840	175.3	175.3	0.1161	0.1161	87.65	Ma
PCB-158	40:18	951677	1.27	1.3862	43.7	43.7	0.0908	0.0908	87.35	
PCB-128	41:09	1536574	1.24	1.1165	87.6	87.6	0.1127	0.1127	87.56	
PCB-166 (C128)	41:09	1536574	1.24	1.1165	87.6	87.6	0.1127	0.1127	87.56	
PCB-159	42:09	906796	1.25	1.3178	43.8	43.8	0.0955	0.0955	87.55	
PCB-162	42:26	946852	1.27	1.3623	44.2	44.2	0.0924	0.0924	88.44	
PCB-167	42:55	966960	1.26	1.3357	45.6	45.6	0.0805	0.0805	91.11	
PCB-156	44:04	1840842	1.26	1.2759	92.4	92.4	0.1183	0.1183	92.40	
PCB-157 (C156)	44:04	1840842	1.26	1.2759	92.4	92.4	0.1183	0.1183	92.40	
PCB-169	47:17	912696	1.26	1.2825	45.2	45.2	0.0845	0.0845	90.34	
S Total Heptachlorobiphen					1190.9	1190.9	0.0180	0.0180		
D PCB-188L	37:17	1305237	1.09	1.3162	96.6	96.6	0.0523	0.0523	96.64	
$ PCB-178L	40:21	494193	1.08	0.9222	52.2	52.2	0.0746	0.0746	104	
* PCB-180L	45:27	1026129	1.08	3.2E+04	100.0	100.0			100	
D PCB-170L	46:41	846541	1.10	0.8357	98.7	98.7	0.0824	0.0824	98.72	
D PCB-189L	49:48	1986036	1.06	1.4666	103.1	103.1	0.7422	0.7422	103	
PCB-188	37:19	786608	1.05	1.2502	48.2	48.2	0.0106	0.0106	96.41	
PCB-179	37:38	729483	1.05	1.4149	47.9	47.9	0.0116	0.0116	95.84	
PCB-184	38:11	718935	1.05	1.4191	47.1	47.1	0.0115	0.0115	94.18	
PCB-176	38:32	802609	1.07	1.5212	49.0	49.0	0.0108	0.0108	98.08	
PCB-186	38:59	766110	1.07	1.4350	49.6	49.6	0.0114	0.0114	99.24	
PCB-178	40:22	546244	1.06	1.0228	49.6	49.6	0.0160	0.0160	99.28	
PCB-175	41:00	563340	1.06	1.0690	49.0	49.0	0.0153	0.0153	97.96	
PCB-187	41:16	586522	1.08	1.1106	49.1	49.1	0.0148	0.0148	98.17	
PCB-182	41:29	604895	1.06	1.1484	49.0	49.0	0.0143	0.0143	97.92	
PCB-183	41:53	1195222	1.06	1.1368	97.7	97.7	0.0144	0.0144	97.72	Ma
PCB-185 (C183)	41:53	1195222	1.06	1.1368	97.7	97.7	0.0144	0.0144	97.72	Ma
PCB-174	42:07	515421	1.06	0.9547	50.2	50.2	0.0172	0.0172	100	
PCB-177	42:33	519328	1.03	0.9426	51.2	51.2	0.0174	0.0174	102	
PCB-181	42:57	587515	1.06	1.1075	49.3	49.3	0.0148	0.0148	98.62	
PCB-171	43:10	1027157	1.05	0.9603	99.4	99.4	0.0171	0.0171	99.41	
PCB-173 (C171)	43:10	1027157	1.05	0.9603	99.4	99.4	0.0171	0.0171	99.41	
PCB-172	44:48	533857	1.06	0.9918	50.0	50.0	0.0165	0.0165	100	
PCB-192	45:06	727756	1.07	1.2904	52.4	52.4	0.0127	0.0127	105	
PCB-180	45:25	1341581	1.06	1.2286	101.5	101.5	0.0133	0.0133	101	
PCB-193 (C180)	45:25	1341581	1.06	1.2286	101.5	101.5	0.0133	0.0133	101	
PCB-191	45:49	770052	1.06	1.3848	51.7	51.7	0.0118	0.0118	103	
PCB-170	46:43	544151	1.06	1.2700	50.6	50.6	0.0170	0.0170	101	
PCB-190	47:14	766792	1.07	1.3774	51.7	51.7	0.0119	0.0119	103	
PCB-189	49:50	1182882	1.07	1.2799	46.5	46.5	0.0969	0.0969	93.07	
S Total Octachlorobipheny					568.0	568.0	0.0965	0.0965		
D PCB-202L	42:40	1047348	0.91	1.0055	101.5	101.5	0.0978	0.0978	102	
* PCB-194L	51:55	1313839	0.91	3.5E+04	100.0	100.0			100	
D PCB-205L	52:24	1608341	0.90	1.2867	95.1	95.1	0.4457	0.4457	95.14	
PCB-202	42:41	508724	0.90	1.0531	46.1	46.1	0.0214	0.0214	92.25	
PCB-201	43:37	586592	0.90	1.1860	47.2	47.2	0.0190	0.0190	94.44	
PCB-204	44:18	551730	0.91	1.1009	47.9	47.9	0.0205	0.0205	95.70	
PCB-197	44:31	598860	0.90	1.2053	47.4	47.4	0.0187	0.0187	94.88	

Compound	RT (min.)	Area	Ratio	Ical RRF	Amount pg/ul	EMPC pg/ul	Noise EDL	Final EDL	%Rec	Flags
PCB-200	44:37	540492	0.90	1.1260	45.8	45.8	0.0200	0.0200	91.66	
PCB-198	47:24	800881	0.89	0.8183	93.5	93.5	0.0276	0.0276	93.45	
PCB-199 (C198)	47:24	800881	0.89	0.8183	93.5	93.5	0.0276	0.0276	93.45	
PCB-196	48:05	429682	0.90	0.8748	46.9	46.9	0.0258	0.0258	93.79	
PCB-203	48:17	453492	0.91	0.9219	47.0	47.0	0.0245	0.0245	93.93	
PCB-195	49:36	650589	0.90	0.7839	51.6	51.6	0.3566	0.3566	103	
PCB-194	51:57	709148	0.90	0.9282	47.5	47.5	0.3012	0.3012	95.01	
PCB-205	52:26	935222	0.90	1.2342	47.1	47.1	0.2265	0.2265	94.23	
S Total Nonachlorobipheny					137.3	137.3	0.4153	0.4153		
D PCB-208L	49:21	1456811	0.80	1.1383	97.4	97.4	0.6086	0.6086	97.41	
D PCB-206L	54:09	1038599	0.80	0.8938	88.4	88.4	0.7751	0.7751	88.44	
PCB-208	49:22	777080	0.78	1.1567	46.1	46.1	0.3693	0.3693	92.23	
PCB-207	50:19	789733	0.79	1.3964	45.3	45.3	0.3610	0.3610	90.66	
PCB-206	54:11	568073	0.78	1.1927	45.9	45.9	0.5156	0.5156	91.72	
D PCB-209L	55:49	1047863	0.72	0.9809	81.3	81.3	0.0941	0.0941	81.31	
DCB Decachlorobiphenyl	55:50	621262	0.71	1.2455	47.6	47.6	0.0319	0.0319	95.20	
S Polychlorinated bipheny					9465.4	9465.4	0.1145	0.1145		

QC Flag Legend

Review Flags

M - Manually Integrated

a - User Assigned ID

Reagents:

61CV1668CS3_00006 Amount Added: 20.00 Units: uL

Eurofins TestAmerica, Knoxville
Target Compound Quantitation Worksheet Report

Data File: \\chromna\Knoxville\ChromData\D3D\20190829-12907.b\d4190830s1.d
Lims ID: WDMCCV
Client ID:
Sample Type: WDMCCV
Inject. Date: 30-Aug-2019 01:10:00 ALS Bottle#: 0 Worklist Smp#: 1
Injection Vol: 1.0 ul Dil. Factor: 1.0000
Sample Info:
Misc. Info.: 140-0012907-001
Operator ID: Xcalibur_System Instrument ID: D3D
Sublist: chrom-PCBs_D3D*sub1

Method: \\chromna\Knoxville\ChromData\D3D\20190829-12907.b\PCBs_D3D.m
Limit Group: HR - 1668A - ICAL
Last Update: 30-Aug-2019 02:27:25 Calib Date: 21-Aug-2019 19:05:00
Integrator: Picker
Quant Method: Isotopic Dilution Quant By: Initial Calibration
Last ICal File: \\chromna\Knoxville\ChromData\D3D\20190813-12717.b\d4190821i6.d

Column 1 : SPB-Octyl (0.25 mm) Det: F1(11.07 :21.70)
Process Host: CTX0305

First Level Reviewer: mcwhirterl Date: 30-Aug-2019 02:27:25

Signal	RT (min.)	Adj RT (min.)	Δ Sec.	REL RT	Area	Height	Avg Noise	EDL Height	S/N	Ratio(Limits)	Flags
PCB-1L											Ma
200.0795	11:47	11:47	0	0.729	1199071	477695	241	602	1982		M
202.0766	11:47	11:47	0	0.729	390267	155692	282	705	552	3.07(2.66-3.60)	
PCB-3L											
200.0795	13:57	13:56	0	0.863	1237188	417590	241	602	1733		
202.0766	13:57	13:56	0	0.863	379632	130191	282	705	462	3.26(2.66-3.60)	
PCB-1											
188.0393	11:48	11:48	0	1.001	686439	267023	167	417	1599		
190.0363	11:48	11:48	0	1.001	214671	81580	75	187	1088	3.20(2.66-3.60)	
PCB-2											
188.0393	13:47	13:47	0	0.988	696993	230697	167	417	1381		
190.0363	13:47	13:47	0	0.988	219622	73686	75	187	982	3.17(2.66-3.60)	
PCB-3											
188.0393	13:58	13:58	0	1.001	710063	235509	167	417	1410		
190.0363	13:58	13:58	0	1.001	225121	74408	75	187	992	3.15(2.66-3.60)	
PCB-4L											
234.0406	14:12	14:12	-1	0.879	422511	134826	70	175	1926		
236.0376	14:12	14:12	-1	0.879	268039	88493	23	57	3848	1.58(1.33-1.79)	
PCB-9L											
234.0406	16:10	16:10	0		706846	208197	70	175	2974		
236.0376	16:10	16:10	0		444691	131303	23	57	5709	1.59(1.33-1.79)	
PCB-8L											
234.0406	17:00	17:00	0	1.197	334691	96727	70	175	1382		
236.0376	17:00	17:00	0	1.197	205177	58249	23	57	2533	1.63(1.33-1.79)	

Signal	RT (min.)	Adj RT (min.)	Sec.	REL RT	Area	Height	Avg Noise	EDL Height	S/N	Ratio(Limits)	Flags
PCB-15L											
234.0406	20:04	20:04	-1	1.242	743068	187686	70	175	2681		
236.0376	20:04	20:04	-1	1.242	468350	119648	23	57	5202	1.59(1.33-1.79)	
PCB-4											
222.0003	14:13	14:13	0	1.002	253172	80068	31	77	2583		
223.9974	14:13	14:13	-1	1.001	158829	51430	20	50	2572	1.59(1.33-1.79)	
PCB-10											
222.0003	14:24	14:24	0	1.014	404590	130314	31	77	4204		
223.9974	14:24	14:24	0	1.014	251812	80601	20	50	4030	1.61(1.33-1.79)	
PCB-9											
222.0003	16:11	16:11	0	1.140	385365	114027	31	77	3678		
223.9974	16:11	16:11	0	1.140	242254	71472	20	50	3574	1.59(1.33-1.79)	
PCB-7											
222.0003	16:21	16:21	0	1.151	439072	127123	31	77	4101		
223.9974	16:21	16:21	0	1.151	274151	79541	20	50	3977	1.60(1.33-1.79)	
PCB-6											
222.0003	16:36	16:36	0	1.169	412633	115863	31	77	3738		
223.9974	16:35	16:36	-1	1.168	257529	71580	20	50	3579	1.60(1.33-1.79)	
PCB-5											
222.0003	16:54	16:54	0	1.190	421261	122310	31	77	3945		
223.9974	16:54	16:54	0	1.190	263436	75941	20	50	3797	1.60(1.33-1.79)	
PCB-8											
222.0003	17:01	17:01	0	1.198	432795	118931	31	77	3836		
223.9974	17:01	17:01	0	1.198	270800	75807	20	50	3790	1.60(1.33-1.79)	
PCB-14											
222.0003	18:38	18:38	0	0.928	506318	133470	31	77	4305		
223.9974	18:38	18:38	0	0.928	314152	84255	20	50	4213	1.61(1.33-1.79)	
PCB-11											
222.0003	19:28	19:28	0	0.970	435001	113679	31	77	3667		
223.9974	19:28	19:28	0	0.970	266076	70418	20	50	3521	1.63(1.33-1.79)	
PCB-12											
222.0003	19:46	19:46	0	0.985	872793	134242	31	77	4330		
223.9974	19:46	19:46	0	0.985	549474	83872	20	50	4194	1.59(1.33-1.79)	
PCB-13 (C12)											
222.0003	19:46	19:46	0	0.985	872793	134242	31	77	4330		
223.9974	19:46	19:46	0	0.985	549474	83872	20	50	4194	1.59(1.33-1.79)	
PCB-15											
222.0003	20:05	20:05	0	1.001	468170	113368	31	77	3657		
223.9974	20:05	20:05	0	1.001	291097	70564	20	50	3528	1.61(1.33-1.79)	
PCB-19L											
268.0016	17:18	17:18	-1	0.842	197746	55817	384	960	145		
269.9986	17:18	17:18	-1	0.842	188286	54467	83	207	656	1.05(0.88-1.20)	
PCB-32L											
268.0016	20:33	20:33	0		333045	84652	384	960	220		
269.9986	20:33	20:33	0		311368	79283	83	207	955	1.07(0.88-1.20)	

Signal	RT (min.)	Adj RT (min.)	Sec.	REL RT	Area	Height	Avg Noise	EDL Height	S/N	Ratio(Limits)	Flags
PCB-31L											
268.0016	22:48	22:48	0		1159178	282280	271	677	1042		
269.9986	22:48	22:48	0		1097190	263504	250	625	1054	1.06(0.88-1.20)	
PCB-28L											
268.0016	23:06	23:06	0	1.013	601770	139544	271	677	515		
269.9986	23:06	23:06	0	1.013	568028	136252	250	625	545	1.06(0.88-1.20)	
PCB-37L											
268.0016	27:05	27:04	-1	1.188	1075894	236691	271	677	873		
269.9986	27:05	27:04	-1	1.188	1011193	223025	250	625	892	1.06(0.88-1.20)	
PCB-19											
255.9613	17:20	17:20	0	1.002	133957	36938	7	17	5277		
257.9584	17:19	17:20	-1	1.001	123375	34192	7	17	4885	1.09(0.88-1.20)	
PCB-18											
255.9613	19:09	19:09	0	1.107	372577	83068	7	17	11867		
257.9584	19:09	19:09	0	1.107	339404	75604	7	17	10801	1.10(0.88-1.20)	
PCB-30 (C18)											
255.9613	19:09	19:09	0	1.107	372577	83068	7	17	11867		
257.9584	19:09	19:09	0	1.107	339404	75604	7	17	10801	1.10(0.88-1.20)	
PCB-17											
255.9613	19:36	19:36	0	1.133	157614	40618	7	17	5803		
257.9584	19:36	19:36	0	1.133	145500	37388	7	17	5341	1.08(0.88-1.20)	
PCB-27											
255.9613	19:49	19:49	0	1.145	219437	56909	7	17	8130		
257.9584	19:49	19:49	0	1.145	198086	50474	7	17	7211	1.11(0.88-1.20)	
PCB-24											
255.9613	19:57	19:57	0	1.153	204679	53500	7	17	7643		
257.9584	19:57	19:57	0	1.153	188537	48174	7	17	6882	1.09(0.88-1.20)	
PCB-16											
255.9613	20:03	20:03	0	1.159	121929	31753	7	17	4536		
257.9584	20:03	20:03	0	1.159	112964	28567	7	17	4081	1.08(0.88-1.20)	
PCB-32											
255.9613	20:34	20:34	0	1.189	232950	59460	7	17	8494		
257.9584	20:34	20:34	0	1.189	214185	54013	7	17	7716	1.09(0.88-1.20)	
PCB-34											
255.9613	21:50	21:50	0	1.262	605541	149981	195	487	769		
257.9584	21:49	21:50	-1	1.261	572131	139337	180	450	774	1.06(0.88-1.20)	
PCB-23											
255.9613	21:59	21:59	0	1.271	626595	151094	195	487	775		
257.9584	21:58	21:59	-1	1.270	590894	141983	180	450	789	1.06(0.88-1.20)	
PCB-26											
255.9613	22:17	22:17	0	1.289	1260181	235424	195	487	1207		
257.9584	22:17	22:17	0	1.289	1190058	223520	180	450	1242	1.06(0.88-1.20)	
PCB-29 (C26)											
255.9613	22:17	22:17	0	1.289	1260181	235424	195	487	1207		
257.9584	22:17	22:17	0	1.289	1190058	223520	180	450	1242	1.06(0.88-1.20)	

Signal	RT (min.)	Adj RT (min.)	Sec.	REL RT	Area	Height	Avg Noise	EDL Height	S/N	Ratio(Limits)	Flags
PCB-25											
255.9613	22:31	22:31	0	0.831	653168	148450	195	487	761		
257.9584	22:31	22:31	0	0.831	614170	139466	180	450	775	1.06(0.88-1.20)	
PCB-31											
255.9613	22:50	22:50	0	0.843	667863	162392	195	487	833		
257.9584	22:50	22:50	0	0.843	626824	151662	180	450	843	1.07(0.88-1.20)	
PCB-20											
255.9613	23:08	23:08	0	0.854	1242920	259297	195	487	1330		
257.9584	23:08	23:08	0	0.854	1169583	242634	180	450	1348	1.06(0.88-1.20)	
PCB-28 (C20)											
255.9613	23:08	23:08	0	0.854	1242920	259297	195	487	1330		
257.9584	23:08	23:08	0	0.854	1169583	242634	180	450	1348	1.06(0.88-1.20)	
PCB-21											
255.9613	23:22	23:22	0	0.862	1309453	168975	195	487	867		
257.9584	23:22	23:22	0	0.862	1230558	156376	180	450	869	1.06(0.88-1.20)	
PCB-33 (C21)											
255.9613	23:22	23:22	0	0.862	1309453	168975	195	487	867		
257.9584	23:22	23:22	0	0.862	1230558	156376	180	450	869	1.06(0.88-1.20)	
PCB-22											
255.9613	23:45	23:45	0	0.876	604540	138374	195	487	710		
257.9584	23:45	23:45	0	0.876	573697	131412	180	450	730	1.05(0.88-1.20)	
PCB-36											
255.9613	25:19	25:19	0	0.934	681513	149704	195	487	768		
257.9584	25:19	25:19	0	0.934	635728	140895	180	450	783	1.07(0.88-1.20)	
PCB-39											
255.9613	25:40	25:40	0	0.947	683187	153009	195	487	785		
257.9584	25:40	25:40	0	0.947	638243	142062	180	450	789	1.07(0.88-1.20)	
PCB-38											
255.9613	26:15	26:15	0	0.969	627753	139261	195	487	714		
257.9584	26:15	26:15	0	0.969	573945	126782	180	450	704	1.09(0.88-1.20)	
PCB-35											Ma
255.9613	26:43	26:43	0	0.986	606693	135789	195	487	696		M
257.9584	26:43	26:43	0	0.986	567360	126833	180	450	705	1.07(0.88-1.20)	
PCB-37											
255.9613	27:07	27:07	0	1.001	645890	137174	195	487	703		
257.9584	27:07	27:07	0	1.001	595693	127622	180	450	709	1.08(0.88-1.20)	
PCB-54L											
301.9626	20:23	20:22	-1	0.817	222822	56629	11	27	5148		
303.9597	20:23	20:22	-1	0.817	272457	70789	16	40	4424	0.82(0.65-0.89)	
PCB-52L											
301.9626	24:56	24:56	0		546186	125358	221	552	567		
303.9597	24:56	24:56	0		691940	157283	348	870	452	0.79(0.65-0.89)	
PCB-79L											
301.9626	32:51	32:51	0	0.971	380677	78434	221	552	355		
303.9597	32:51	32:51	0	0.971	476049	100176	348	870	288	0.80(0.65-0.89)	

Signal	RT (min.)	Adj RT (min.)	Sec.	REL RT	Area	Height	Avg Noise	EDL Height	S/N	Ratio(Limits)	Flags
PCB-81L											
301.9626	33:51	33:50	-1	1.358	736956	153563	221	552	695		
303.9597	33:51	33:50	-1	1.358	930058	195487	348	870	562	0.79(0.65-0.89)	
PCB-77L											
301.9626	34:25	34:24	-1	1.381	770442	153911	221	552	696		
303.9597	34:25	34:24	-1	1.381	963904	193917	348	870	557	0.80(0.65-0.89)	
PCB-54											
289.9224	20:23	20:23	0	1.000	126261	32096	5	12	6419		
291.9194	20:23	20:23	0	1.000	158415	39401	6	15	6567	0.80(0.65-0.89)	
PCB-50											
289.9224	22:34	22:34	0	1.108	614086	111956	119	297	941		
291.9194	22:34	22:34	0	1.108	775347	142052	131	327	1084	0.79(0.65-0.89)	
PCB-53 (C50)											
289.9224	22:34	22:34	0	1.108	614086	111956	119	297	941		
291.9194	22:34	22:34	0	1.108	775347	142052	131	327	1084	0.79(0.65-0.89)	
PCB-45											Ma
289.9224	23:18	23:18	0	1.143	580732	74081	119	297	623		M
291.9194	23:18	23:18	0	1.143	734895	94609	131	327	722	0.79(0.65-0.89)	
PCB-51 (C45)											Ma
289.9224	23:18	23:18	0	1.143	580732	74081	119	297	623		M
291.9194	23:18	23:18	0	1.143	734895	94609	131	327	722	0.79(0.65-0.89)	
PCB-46											
289.9224	23:32	23:32	0	1.155	249404	58798	119	297	494		
291.9194	23:32	23:32	0	1.155	320100	74778	131	327	571	0.78(0.65-0.89)	
PCB-52											
289.9224	24:57	24:57	0	1.225	299922	71207	119	297	598		
291.9194	24:57	24:57	0	1.225	382397	89516	131	327	683	0.78(0.65-0.89)	
PCB-43											Ma
289.9224	25:06	25:06	0	1.232	659556	92848	119	297	780		M
291.9194	25:06	25:06	0	1.232	828939	116076	131	327	886	0.80(0.65-0.89)	
PCB-73 (C43)											Ma
289.9224	25:06	25:06	0	1.232	659556	92848	119	297	780		M
291.9194	25:06	25:06	0	1.232	828939	116076	131	327	886	0.80(0.65-0.89)	
PCB-49											
289.9224	25:25	25:25	0	1.247	739612	118273	119	297	994		
291.9194	25:25	25:25	0	1.247	934370	149434	131	327	1141	0.79(0.65-0.89)	
PCB-69 (C49)											
289.9224	25:25	25:25	0	1.247	739612	118273	119	297	994		
291.9194	25:25	25:25	0	1.247	934370	149434	131	327	1141	0.79(0.65-0.89)	
PCB-48											
289.9224	25:44	25:44	0	1.263	305660	72708	119	297	611		
291.9194	25:44	25:44	0	1.263	383216	90318	131	327	689	0.80(0.65-0.89)	
PCB-44											
289.9224	25:58	25:58	0	1.275	972034	165891	119	297	1394		
291.9194	25:58	25:58	0	1.275	1226002	212873	131	327	1625	0.79(0.65-0.89)	

Signal	RT (min.)	Adj RT (min.)	Sec.	REL RT	Area	Height	Avg Noise	EDL Height	S/N	Ratio(Limits)	Flags
PCB-47 (C44)											
289.9224	25:58	25:58	0	1.275	972034	165891	119	297	1394		
291.9194	25:58	25:58	0	1.275	1226002	212873	131	327	1625	0.79(0.65-0.89)	
PCB-65 (C44)											
289.9224	25:58	25:58	0	1.275	972034	165891	119	297	1394		
291.9194	25:58	25:58	0	1.275	1226002	212873	131	327	1625	0.79(0.65-0.89)	
PCB-59											
289.9224	26:16	26:16	0	1.289	1260584	191243	119	297	1607		
291.9194	26:16	26:16	0	1.289	1584673	238781	131	327	1823	0.80(0.65-0.89)	
PCB-62 (C59)											
289.9224	26:16	26:16	0	1.289	1260584	191243	119	297	1607		
291.9194	26:16	26:16	0	1.289	1584673	238781	131	327	1823	0.80(0.65-0.89)	
PCB-75 (C59)											
289.9224	26:16	26:16	0	1.289	1260584	191243	119	297	1607		
291.9194	26:16	26:16	0	1.289	1584673	238781	131	327	1823	0.80(0.65-0.89)	
PCB-42											
289.9224	26:29	26:29	0	1.300	284499	64343	119	297	541		
291.9194	26:29	26:29	0	1.300	358873	80387	131	327	614	0.79(0.65-0.89)	
PCB-40											Ma
289.9224	26:58	26:58	0	1.323	883917	133873	119	297	1125		M
291.9194	26:58	26:58	0	1.323	1119366	172452	131	327	1316	0.79(0.65-0.89)	
PCB-41 (C40)											Ma
289.9224	26:58	26:58	0	1.323	883917	133873	119	297	1125		M
291.9194	26:58	26:58	0	1.323	1119366	172452	131	327	1316	0.79(0.65-0.89)	
PCB-71 (C40)											Ma
289.9224	26:58	26:58	0	1.323	883917	133873	119	297	1125		M
291.9194	26:58	26:58	0	1.323	1119366	172452	131	327	1316	0.79(0.65-0.89)	
PCB-64											
289.9224	27:11	27:11	0	1.334	452770	100555	119	297	845		
291.9194	27:11	27:11	0	1.334	570997	128414	131	327	980	0.79(0.65-0.89)	
PCB-72											
289.9224	28:01	28:01	0	0.828	433149	96349	119	297	810		
291.9194	28:01	28:01	0	0.828	552162	124155	131	327	948	0.78(0.65-0.89)	
PCB-68											
289.9224	28:19	28:19	0	0.836	475186	101345	119	297	852		
291.9194	28:19	28:19	0	0.836	607994	131085	131	327	1001	0.78(0.65-0.89)	
PCB-57											
289.9224	28:44	28:44	0	0.849	417821	93055	119	297	782		
291.9194	28:44	28:44	0	0.849	530476	116806	131	327	892	0.79(0.65-0.89)	
PCB-58											
289.9224	28:58	28:58	0	0.856	431452	91722	119	297	771		
291.9194	28:58	28:58	0	0.856	546206	116971	131	327	893	0.79(0.65-0.89)	
PCB-67											
289.9224	29:08	29:08	0	0.861	449813	93379	119	297	785		
291.9194	29:08	29:08	0	0.861	563865	115564	131	327	882	0.80(0.65-0.89)	

Signal	RT (min.)	Adj RT (min.)	Sec.	REL RT	Area	Height	Avg Noise	EDL Height	S/N	Ratio(Limits)	Flags
PCB-63											
289.9224	29:24	29:24	0	0.868	469671	99496	119	297	836		
291.9194	29:24	29:24	0	0.868	596260	127884	131	327	976	0.79(0.65-0.89)	
PCB-61											
289.9224	29:44	29:44	0	0.879	1719389	188071	119	297	1580		
291.9194	29:44	29:44	0	0.879	2180563	239764	131	327	1830	0.79(0.65-0.89)	
PCB-70 (C61)											
289.9224	29:44	29:44	0	0.879	1719389	188071	119	297	1580		
291.9194	29:44	29:44	0	0.879	2180563	239764	131	327	1830	0.79(0.65-0.89)	
PCB-74 (C61)											
289.9224	29:44	29:44	0	0.879	1719389	188071	119	297	1580		
291.9194	29:44	29:44	0	0.879	2180563	239764	131	327	1830	0.79(0.65-0.89)	
PCB-76 (C61)											
289.9224	29:44	29:44	0	0.879	1719389	188071	119	297	1580		
291.9194	29:44	29:44	0	0.879	2180563	239764	131	327	1830	0.79(0.65-0.89)	
PCB-66											
289.9224	30:03	30:03	0	0.888	421236	87423	119	297	735		
291.9194	30:03	30:03	0	0.888	540453	114578	131	327	875	0.78(0.65-0.89)	
PCB-55											
289.9224	30:13	30:13	0	0.893	432389	93590	119	297	786		
291.9194	30:13	30:13	0	0.893	541913	116558	131	327	890	0.80(0.65-0.89)	
PCB-56											
289.9224	30:44	30:44	0	0.908	406656	87622	119	297	736		
291.9194	30:44	30:44	0	0.908	514830	110983	131	327	847	0.79(0.65-0.89)	
PCB-60											
289.9224	30:56	30:56	0	0.914	428809	90993	119	297	765		
291.9194	30:56	30:56	0	0.914	544889	115493	131	327	882	0.79(0.65-0.89)	
PCB-80											
289.9224	31:21	31:21	0	0.926	486978	105611	119	297	887		
291.9194	31:21	31:21	0	0.926	600580	132406	131	327	1011	0.81(0.65-0.89)	
PCB-79											
289.9224	32:52	32:52	0	0.971	498148	101211	119	297	851		
291.9194	32:52	32:52	0	0.971	628477	127333	131	327	972	0.79(0.65-0.89)	
PCB-78											
289.9224	33:26	33:26	0	0.988	429396	88821	119	297	746		
291.9194	33:26	33:26	0	0.988	548535	115550	131	327	882	0.78(0.65-0.89)	
PCB-81											
289.9224	33:52	33:52	0	1.001	449780	92694	119	297	779		
291.9194	33:52	33:52	-1	1.000	571520	116469	131	327	889	0.79(0.65-0.89)	
PCB-77											
289.9224	34:25	34:25	0	1.000	463115	93324	119	297	784		
291.9194	34:25	34:25	0	1.000	587827	118038	131	327	901	0.79(0.65-0.89)	
PCB-104L											
337.9207	25:53	25:53	-1	0.814	692786	160167	21	52	7627		
339.9178	25:53	25:53	-1	0.814	429014	98336	25	62	3933	1.61(1.32-1.78)	

Signal	RT (min.)	Adj RT (min.)	Sec.	REL RT	Area	Height	Avg Noise	EDL Height	S/N	Ratio(Limits)	Flags
PCB-95L											
337.9207	28:50	28:50	0	1.114	246269	54075	21	52	2575		
339.9178	28:50	28:50	0	1.114	163427	36865	25	62	1475	1.51(1.32-1.78)	
PCB-101L											
337.9207	31:47	31:47	0		579628	125424	21	52	5973		
339.9178	31:47	31:47	0		350330	74796	25	62	2992	1.65(1.32-1.78)	
PCB-111L											
337.9207	34:28	34:28	0	1.085	391441	83562	21	52	3979		
339.9178	34:28	34:28	0	1.085	238970	50461	25	62	2018	1.64(1.32-1.78)	
PCB-123L											
337.9207	36:25	36:25	-1	1.146	1063694	220298	403	1007	547		
339.9178	36:25	36:25	-1	1.146	674889	139906	317	792	441	1.58(1.32-1.78)	
PCB-118L											
337.9207	36:45	36:45	-1	1.156	1124424	229900	403	1007	570		
339.9178	36:45	36:45	-1	1.156	689997	140768	317	792	444	1.63(1.32-1.78)	
PCB-114L											
337.9207	37:16	37:16	-1	1.173	1068840	216979	403	1007	538		
339.9178	37:16	37:16	-1	1.173	676816	140020	317	792	442	1.58(1.32-1.78)	
PCB-105L											
337.9207	37:56	37:55	0	1.193	1084177	219179	403	1007	544		
339.9178	37:56	37:55	0	1.193	670374	135386	317	792	427	1.62(1.32-1.78)	
PCB-127L											
337.9207	39:24	39:24	0		1102771	223950	403	1007	556		
339.9178	39:24	39:24	0		691002	140129	317	792	442	1.60(1.32-1.78)	
PCB-126L											
337.9207	41:01	41:00	0	1.290	1081081	212952	403	1007	528		
339.9178	41:01	41:00	0	1.290	672302	130107	317	792	410	1.61(1.32-1.78)	
PCB-104											
325.8804	25:54	25:54	0	1.001	455828	104129	19	47	5480		
327.8775	25:54	25:54	0	1.001	285472	65161	14	35	4654	1.60(1.32-1.78)	
PCB-96											
325.8804	26:16	26:16	0	1.015	396491	88184	19	47	4641		
327.8775	26:16	26:16	0	1.015	248942	55048	14	35	3932	1.59(1.32-1.78)	
PCB-103											
325.8804	28:13	28:13	0	1.090	343559	76272	19	47	4014		
327.8775	28:13	28:13	0	1.090	216326	47815	14	35	3415	1.59(1.32-1.78)	
PCB-94											
325.8804	28:26	28:26	0	1.098	300824	67773	19	47	3567		
327.8775	28:26	28:26	0	1.098	187373	41137	14	35	2938	1.61(1.32-1.78)	
PCB-95											
325.8804	28:52	28:52	0	1.115	322739	71530	19	47	3765		
327.8775	28:52	28:52	0	1.115	203235	45606	14	35	3258	1.59(1.32-1.78)	
PCB-93											
325.8804	29:05	29:05	0	1.124	639618	136920	19	47	7206		
327.8775	29:05	29:05	0	1.124	400444	86470	14	35	6176	1.60(1.32-1.78)	

Signal	RT (min.)	Adj RT (min.)	Sec.	REL RT	Area	Height	Avg Noise	EDL Height	S/N	Ratio(Limits)	Flags
PCB-100 (C93)											
325.8804	29:05	29:05	0	1.124	639618	136920	19	47	7206		
327.8775	29:05	29:05	0	1.124	400444	86470	14	35	6176	1.60(1.32-1.78)	
PCB-98											Ma
325.8804	29:15	29:15	0	1.130	654830	78387	19	47	4126		M
327.8775	29:14	29:15	-1	1.129	408244	49259	14	35	3519	1.60(1.32-1.78)	
PCB-102 (C98)											Ma
325.8804	29:15	29:15	0	1.130	654830	78387	19	47	4126		M
327.8775	29:14	29:15	-1	1.129	408244	49259	14	35	3519	1.60(1.32-1.78)	
PCB-88											Ma
325.8804	29:44	29:44	0	1.149	649298	74917	19	47	3943		M
327.8775	29:44	29:44	0	1.149	405129	47059	14	35	3361	1.60(1.32-1.78)	
PCB-91 (C88)											Ma
325.8804	29:44	29:44	0	1.149	649298	74917	19	47	3943		M
327.8775	29:44	29:44	0	1.149	405129	47059	14	35	3361	1.60(1.32-1.78)	
PCB-84											
325.8804	29:56	29:56	0	1.157	282278	59181	19	47	3115		
327.8775	29:57	29:56	1	1.157	174791	36845	14	35	2632	1.61(1.32-1.78)	
PCB-89											
325.8804	30:25	30:25	0	1.176	301969	64306	19	47	3385		
327.8775	30:25	30:25	0	1.176	185403	39978	14	35	2856	1.63(1.32-1.78)	
PCB-121											
325.8804	30:51	30:51	0	1.192	460524	98385	19	47	5178		
327.8775	30:51	30:51	0	1.192	288083	61403	14	35	4386	1.60(1.32-1.78)	
PCB-92											
325.8804	31:14	31:14	0	0.857	321926	68741	19	47	3618		
327.8775	31:14	31:14	0	0.857	200391	42241	14	35	3017	1.61(1.32-1.78)	
PCB-90											
325.8804	31:48	31:48	0	1.229	1120833	160216	19	47	8432		
327.8775	31:48	31:48	0	1.229	699193	100949	14	35	7211	1.60(1.32-1.78)	
PCB-101 (C90)											
325.8804	31:48	31:48	0	1.229	1120833	160216	19	47	8432		
327.8775	31:48	31:48	0	1.229	699193	100949	14	35	7211	1.60(1.32-1.78)	
PCB-113 (C90)											
325.8804	31:48	31:48	0	1.229	1120833	160216	19	47	8432		
327.8775	31:48	31:48	0	1.229	699193	100949	14	35	7211	1.60(1.32-1.78)	
PCB-83											
325.8804	32:23	32:23	0	1.251	620729	76472	19	47	4025		
327.8775	32:23	32:23	0	1.251	389128	47438	14	35	3388	1.60(1.32-1.78)	
PCB-99 (C83)											
325.8804	32:23	32:23	0	1.251	620729	76472	19	47	4025		
327.8775	32:23	32:23	0	1.251	389128	47438	14	35	3388	1.60(1.32-1.78)	
PCB-112											
325.8804	32:30	32:30	0	1.256	476113	95286	19	47	5015		
327.8775	32:30	32:30	0	1.256	294041	59711	14	35	4265	1.62(1.32-1.78)	

Signal	RT (min.)	Adj RT (min.)	Sec.	REL RT	Area	Height	Avg Noise	EDL Height	S/N	Ratio(Limits)	Flags
PCB-86											Ma
325.8804	32:53	32:53	0	1.271	2304304	267823	19	47	14096		M
327.8775	32:53	32:53	0	1.271	1447075	168248	14	35	12018	1.59(1.32-1.78)	
PCB-87 (C86)											Ma
325.8804	32:53	32:53	0	1.271	2304304	267823	19	47	14096		M
327.8775	32:53	32:53	0	1.271	1447075	168248	14	35	12018	1.59(1.32-1.78)	
PCB-97 (C86)											Ma
325.8804	32:53	32:53	0	1.271	2304304	267823	19	47	14096		M
327.8775	32:53	32:53	0	1.271	1447075	168248	14	35	12018	1.59(1.32-1.78)	
PCB-109 (C86)											Ma
325.8804	32:53	32:53	0	1.271	2304304	267823	19	47	14096		M
327.8775	32:53	32:53	0	1.271	1447075	168248	14	35	12018	1.59(1.32-1.78)	
PCB-119 (C86)											Ma
325.8804	32:53	32:53	0	1.271	2304304	267823	19	47	14096		M
327.8775	32:53	32:53	0	1.271	1447075	168248	14	35	12018	1.59(1.32-1.78)	
PCB-125 (C86)											Ma
325.8804	32:53	32:53	0	1.271	2304304	267823	19	47	14096		M
327.8775	32:53	32:53	0	1.271	1447075	168248	14	35	12018	1.59(1.32-1.78)	
PCB-85											
325.8804	33:36	33:36	0	1.299	1229836	160475	19	47	8446		
327.8775	33:36	33:36	0	1.299	769945	102569	14	35	7326	1.60(1.32-1.78)	
PCB-116 (C85)											
325.8804	33:36	33:36	0	1.299	1229836	160475	19	47	8446		
327.8775	33:36	33:36	0	1.299	769945	102569	14	35	7326	1.60(1.32-1.78)	
PCB-117 (C85)											
325.8804	33:36	33:36	0	1.299	1229836	160475	19	47	8446		
327.8775	33:36	33:36	0	1.299	769945	102569	14	35	7326	1.60(1.32-1.78)	
PCB-110											
325.8804	33:51	33:51	0	1.308	911286	101721	19	47	5354		
327.8775	33:51	33:51	0	1.308	571079	64823	14	35	4630	1.60(1.32-1.78)	
PCB-115 (C110)											
325.8804	33:51	33:51	0	1.308	911286	101721	19	47	5354		
327.8775	33:51	33:51	0	1.308	571079	64823	14	35	4630	1.60(1.32-1.78)	
PCB-82											
325.8804	34:05	34:05	0	1.317	299324	59565	19	47	3135		
327.8775	34:05	34:05	0	1.317	185708	36724	14	35	2623	1.61(1.32-1.78)	
PCB-111											
325.8804	34:30	34:30	0	1.333	494671	102244	19	47	5381		
327.8775	34:30	34:30	0	1.333	309621	64705	14	35	4622	1.60(1.32-1.78)	
PCB-120											
325.8804	34:57	34:57	0	1.351	504733	102850	19	47	5413		
327.8775	34:57	34:57	0	1.351	319841	65400	14	35	4671	1.58(1.32-1.78)	
PCB-108											
325.8804	36:05	36:05	0	1.394	1180151	237485	239	597	994		
327.8775	36:05	36:05	0	1.394	758473	154118	174	435	886	1.56(1.32-1.78)	

Signal	RT (min.)	Adj RT (min.)	Sec.	REL RT	Area	Height	Avg Noise	EDL Height	S/N	Ratio(Limits)	Flags
PCB-124 (C108)											
325.8804	36:05	36:05	0	1.394	1180151	237485	239	597	994		
327.8775	36:05	36:05	0	1.394	758473	154118	174	435	886	1.56(1.32-1.78)	
PCB-107											
325.8804	36:20	36:20	0	1.404	641426	128965	239	597	540		
327.8775	36:20	36:20	0	1.404	408099	80979	174	435	465	1.57(1.32-1.78)	
PCB-123											
325.8804	36:27	36:27	0	1.001	644819	133256	239	597	558		
327.8775	36:27	36:27	0	1.001	410532	84756	174	435	487	1.57(1.32-1.78)	
PCB-106											
325.8804	36:34	36:34	0	1.004	618537	124169	239	597	520		
327.8775	36:34	36:34	0	1.004	394424	78905	174	435	453	1.57(1.32-1.78)	
PCB-118											
325.8804	36:46	36:46	0	1.001	650843	128024	239	597	536		
327.8775	36:46	36:46	0	1.001	413651	80595	174	435	463	1.57(1.32-1.78)	
PCB-122											
325.8804	37:07	37:07	0	1.010	562997	115003	239	597	481		
327.8775	37:07	37:07	0	1.010	356770	72524	174	435	417	1.58(1.32-1.78)	
PCB-114											
325.8804	37:18	37:18	0	1.001	668074	130920	239	597	548		
327.8775	37:18	37:18	0	1.001	423637	84100	174	435	483	1.58(1.32-1.78)	
PCB-105											
325.8804	37:56	37:56	0	1.000	620437	120140	239	597	503		
327.8775	37:56	37:56	0	1.000	387979	76572	174	435	440	1.60(1.32-1.78)	
PCB-127											
325.8804	39:26	39:26	0	1.040	639613	124004	239	597	519		
327.8775	39:26	39:26	0	1.040	406567	79412	174	435	456	1.57(1.32-1.78)	
PCB-126											
325.8804	41:02	41:02	0	1.000	635708	118384	239	597	495		
327.8775	41:02	41:02	0	1.000	397032	73650	174	435	423	1.60(1.32-1.78)	
PCB-155L											
371.8817	31:34	31:34	0	0.792	585199	124287	32	80	3884		
373.8788	31:34	31:34	0	0.792	460822	97354	25	62	3894	1.27(1.05-1.43)	
PCB-153L											
371.8817	38:38	38:38	0	0.901	352231	70074	132	330	531		
373.8788	38:38	38:38	0	0.901	280245	54557	184	460	297	1.26(1.05-1.43)	
PCB-138L											
371.8817	39:52	39:52	0		697843	141345	132	330	1071		
373.8788	39:52	39:52	0		562308	115024	184	460	625	1.24(1.05-1.43)	
PCB-167L											
371.8817	42:53	42:53	-1	1.075	890902	174243	132	330	1320		
373.8788	42:53	42:53	-1	1.075	698217	137197	184	460	746	1.28(1.05-1.43)	
PCB-156L											
371.8817	44:02	44:02	-1	1.104	1737753	244974	132	330	1856		
373.8788	44:02	44:02	-1	1.104	1385188	198917	184	460	1081	1.25(1.05-1.43)	

Signal	RT (min.)	Adj RT (min.)	Sec.	REL RT	Area	Height	Avg Noise	EDL Height	S/N	Ratio(Limits)	Flags
PCB-157L (C156L)											
371.8817	44:02	44:02	-1	1.104	1737753	244974	132	330	1856		
373.8788	44:02	44:02	-1	1.104	1385188	198917	184	460	1081	1.25(1.05-1.43)	
PCB-169L											
371.8817	47:17	47:16	-1	1.186	882707	171909	132	330	1302		
373.8788	47:17	47:16	-1	1.186	692794	137334	184	460	746	1.27(1.05-1.43)	
PCB-155											
359.8415	31:36	31:36	0	1.001	344143	73501	8	20	9188		
361.8385	31:36	31:36	0	1.001	271592	57769	7	17	8253	1.27(1.05-1.43)	
PCB-152											
359.8415	31:46	31:46	0	1.006	321820	69036	8	20	8630		
361.8385	31:46	31:46	0	1.006	255193	54516	7	17	7788	1.26(1.05-1.43)	
PCB-150											
359.8415	31:56	31:56	0	1.012	332074	68754	8	20	8594		
361.8385	31:56	31:56	0	1.012	264108	56093	7	17	8013	1.26(1.05-1.43)	
PCB-136											
359.8415	32:18	32:18	0	1.023	312052	66057	8	20	8257		
361.8385	32:18	32:18	0	1.023	241762	52033	7	17	7433	1.29(1.05-1.43)	
PCB-145											
359.8415	32:36	32:36	0	1.033	316067	66485	8	20	8311		
361.8385	32:36	32:36	0	1.033	250750	53049	7	17	7578	1.26(1.05-1.43)	
PCB-148											
359.8415	34:08	34:08	0	1.081	244324	51263	8	20	6408		
361.8385	34:08	34:08	0	1.081	195552	40133	7	17	5733	1.25(1.05-1.43)	
PCB-135											Ma
359.8415	34:42	34:42	0	1.099	479949	54944	8	20	6868		M
361.8385	34:42	34:42	0	1.099	374199	42896	7	17	6128	1.28(1.05-1.43)	
PCB-151 (C135)											Ma
359.8415	34:42	34:42	0	1.099	479949	54944	8	20	6868		M
361.8385	34:42	34:42	0	1.099	374199	42896	7	17	6128	1.28(1.05-1.43)	
PCB-154											
359.8415	34:58	34:58	0	1.108	273261	57067	8	20	7133		
361.8385	34:58	34:58	0	1.108	215099	44206	7	17	6315	1.27(1.05-1.43)	
PCB-144											
359.8415	35:16	35:16	0	1.117	247049	49806	8	20	6226		
361.8385	35:16	35:16	0	1.117	194570	39421	7	17	5632	1.27(1.05-1.43)	
PCB-147											
359.8415	35:38	35:38	0	1.129	736659	154406	78	195	1980		
361.8385	35:38	35:38	0	1.129	586236	123655	56	140	2208	1.26(1.05-1.43)	
PCB-149 (C147)											
359.8415	35:38	35:38	0	1.129	736659	154406	78	195	1980		
361.8385	35:38	35:38	0	1.129	586236	123655	56	140	2208	1.26(1.05-1.43)	
PCB-134											
359.8415	35:56	35:56	0	1.138	658540	72376	78	195	928		
361.8385	35:56	35:56	0	1.138	524280	58476	56	140	1044	1.26(1.05-1.43)	

Signal	RT (min.)	Adj RT (min.)	Sec.	REL RT	Area	Height	Avg Noise	EDL Height	S/N	Ratio(Limits)	Flags
PCB-143 (C134)											
359.8415	35:56	35:56	0	1.138	658540	72376	78	195	928		
361.8385	35:56	35:56	0	1.138	524280	58476	56	140	1044	1.26(1.05-1.43)	
PCB-139											
359.8415	36:14	36:14	0	1.148	754868	143106	78	195	1835		
361.8385	36:14	36:14	0	1.148	603412	113121	56	140	2020	1.25(1.05-1.43)	
PCB-140 (C139)											
359.8415	36:14	36:14	0	1.148	754868	143106	78	195	1835		
361.8385	36:14	36:14	0	1.148	603412	113121	56	140	2020	1.25(1.05-1.43)	
PCB-131											
359.8415	36:26	36:26	0	1.154	321583	66222	78	195	849		
361.8385	36:26	36:26	0	1.154	256426	53231	56	140	951	1.25(1.05-1.43)	
PCB-142											
359.8415	36:35	36:35	0	1.159	335018	68185	78	195	874		
361.8385	36:35	36:35	0	1.159	267373	53890	56	140	962	1.25(1.05-1.43)	
PCB-132											
359.8415	36:54	36:54	0	1.169	334658	67303	78	195	863		
361.8385	36:54	36:54	0	1.169	267947	53756	56	140	960	1.25(1.05-1.43)	
PCB-133											
359.8415	37:24	37:24	0	1.185	342402	69919	78	195	896		
361.8385	37:24	37:24	0	1.185	273045	54617	56	140	975	1.25(1.05-1.43)	
PCB-165											
359.8415	37:48	37:48	0	0.881	433250	87588	78	195	1123		
361.8385	37:48	37:48	0	0.881	345597	70169	56	140	1253	1.25(1.05-1.43)	
PCB-146											
359.8415	38:03	38:03	0	0.887	377139	76641	78	195	983		
361.8385	38:03	38:03	0	0.887	298984	61164	56	140	1092	1.26(1.05-1.43)	
PCB-161											
359.8415	38:11	38:11	0	0.891	495503	98786	78	195	1266		
361.8385	38:11	38:11	-1	0.890	389553	78373	56	140	1400	1.27(1.05-1.43)	
PCB-153											
359.8415	38:42	38:42	0	0.902	930259	137760	78	195	1766		
361.8385	38:42	38:42	0	0.902	748407	109621	56	140	1958	1.24(1.05-1.43)	
PCB-168 (C153)											
359.8415	38:42	38:42	0	0.902	930259	137760	78	195	1766		
361.8385	38:42	38:42	0	0.902	748407	109621	56	140	1958	1.24(1.05-1.43)	
PCB-141											
359.8415	38:51	38:51	0	0.906	366063	73890	78	195	947		
361.8385	38:51	38:51	0	0.906	287662	57575	56	140	1028	1.27(1.05-1.43)	
PCB-130											
359.8415	39:16	39:16	0	0.916	320442	65074	78	195	834		
361.8385	39:16	39:16	0	0.916	256885	52185	56	140	932	1.25(1.05-1.43)	
PCB-137											
359.8415	39:29	39:29	0	0.921	395847	81833	78	195	1049		
361.8385	39:29	39:29	0	0.921	313991	65140	56	140	1163	1.26(1.05-1.43)	

Signal	RT (min.)	Adj RT (min.)	Sec.	REL RT	Area	Height	Avg Noise	EDL Height	S/N	Ratio(Limits)	Flags
PCB-164											
359.8415	39:36	39:36	0	0.923	491517	98530	78	195	1263		
361.8385	39:36	39:36	0	0.923	388931	78094	56	140	1395	1.26(1.05-1.43)	
PCB-129											Ma
359.8415	39:55	39:55	0	0.931	1664825	189296	78	195	2427		M
361.8385	39:55	39:55	0	0.931	1322099	150667	56	140	2690	1.26(1.05-1.43)	
PCB-138 (C129)											Ma
359.8415	39:55	39:55	0	0.931	1664825	189296	78	195	2427		M
361.8385	39:55	39:55	0	0.931	1322099	150667	56	140	2690	1.26(1.05-1.43)	
PCB-160 (C129)											Ma
359.8415	39:55	39:55	0	0.931	1664825	189296	78	195	2427		M
361.8385	39:55	39:55	0	0.931	1322099	150667	56	140	2690	1.26(1.05-1.43)	
PCB-163 (C129)											Ma
359.8415	39:55	39:55	0	0.931	1664825	189296	78	195	2427		M
361.8385	39:55	39:55	0	0.931	1322099	150667	56	140	2690	1.26(1.05-1.43)	
PCB-158											
359.8415	40:18	40:18	0	0.940	531530	101400	78	195	1300		
361.8385	40:18	40:18	0	0.940	420147	81666	56	140	1458	1.27(1.05-1.43)	
PCB-128											
359.8415	41:09	41:09	0	0.959	851920	146708	78	195	1881		
361.8385	41:09	41:09	0	0.959	684654	116343	56	140	2078	1.24(1.05-1.43)	
PCB-166 (C128)											
359.8415	41:09	41:09	0	0.959	851920	146708	78	195	1881		
361.8385	41:09	41:09	0	0.959	684654	116343	56	140	2078	1.24(1.05-1.43)	
PCB-159											
359.8415	42:09	42:09	0	0.983	504216	100175	78	195	1284		
361.8385	42:09	42:09	0	0.983	402580	79462	56	140	1419	1.25(1.05-1.43)	
PCB-162											
359.8415	42:26	42:26	0	0.990	529678	101095	78	195	1296		
361.8385	42:26	42:26	0	0.990	417174	79054	56	140	1412	1.27(1.05-1.43)	
PCB-167											
359.8415	42:55	42:55	0	1.001	538801	104701	78	195	1342		
361.8385	42:55	42:55	0	1.001	428159	82869	56	140	1480	1.26(1.05-1.43)	
PCB-156											
359.8415	44:04	44:04	0	1.001	1025409	143981	78	195	1846		
361.8385	44:04	44:04	0	1.001	815433	115158	56	140	2056	1.26(1.05-1.43)	
PCB-157 (C156)											
359.8415	44:04	44:04	0	1.001	1025409	143981	78	195	1846		
361.8385	44:04	44:04	0	1.001	815433	115158	56	140	2056	1.26(1.05-1.43)	
PCB-169											
359.8415	47:17	47:17	0	1.000	508579	96579	78	195	1238		
361.8385	47:17	47:17	0	1.000	404117	77730	56	140	1388	1.26(1.05-1.43)	
PCB-188L											
405.8428	37:17	37:18	-1	0.820	681820	138250	32	80	4320		
407.8398	37:17	37:18	-1	0.820	623417	126805	24	60	5284	1.09(0.89-1.21)	

Signal	RT (min.)	Adj RT (min.)	Sec.	REL RT	Area	Height	Avg Noise	EDL Height	S/N	Ratio(Limits)	Flags
PCB-178L											
405.8428	40:21	40:21	0	0.888	256350	50495	32	80	1578		
407.8398	40:21	40:21	0	0.888	237843	47533	24	60	1981	1.08(0.89-1.21)	
PCB-180L											
405.8428	45:27	45:27	0		532733	105294	32	80	3290		
407.8398	45:27	45:27	0		493396	98106	24	60	4088	1.08(0.89-1.21)	
PCB-170L											
405.8428	46:41	46:41	-1	1.027	443300	85507	32	80	2672		
407.8398	46:41	46:41	-1	1.027	403241	76725	24	60	3197	1.10(0.89-1.21)	
PCB-189L											
405.8428	49:48	49:48	-1	1.096	1022341	195694	621	1552	315		
407.8398	49:48	49:48	-1	1.096	963695	183200	474	1185	386	1.06(0.89-1.21)	
PCB-188											
393.8025	37:19	37:19	0	1.001	403186	81697	8	20	10212		
395.7995	37:19	37:19	0	1.001	383422	77412	6	15	12902	1.05(0.89-1.21)	
PCB-179											
393.8025	37:38	37:38	0	1.009	373824	75791	8	20	9474		
395.7995	37:38	37:38	0	1.009	355659	71719	6	15	11953	1.05(0.89-1.21)	
PCB-184											
393.8025	38:11	38:11	0	1.024	368566	74019	8	20	9252		
395.7995	38:11	38:11	0	1.024	350369	70377	6	15	11730	1.05(0.89-1.21)	
PCB-176											
393.8025	38:32	38:32	0	1.033	415254	82744	8	20	10343		
395.7995	38:32	38:32	0	1.033	387355	78037	6	15	13006	1.07(0.89-1.21)	
PCB-186											
393.8025	38:59	38:59	0	1.046	395290	79109	8	20	9889		
395.7995	38:59	38:59	0	1.046	370820	74062	6	15	12344	1.07(0.89-1.21)	
PCB-178											
393.8025	40:22	40:22	0	1.083	280693	55807	8	20	6976		
395.7995	40:22	40:22	0	1.083	265551	52684	6	15	8781	1.06(0.89-1.21)	
PCB-175											
393.8025	41:00	41:00	0	1.100	290424	57684	8	20	7211		
395.7995	41:00	41:00	0	1.100	272916	53994	6	15	8999	1.06(0.89-1.21)	
PCB-187											
393.8025	41:16	41:16	0	1.107	304175	60349	8	20	7544		
395.7995	41:16	41:16	0	1.107	282347	56634	6	15	9439	1.08(0.89-1.21)	
PCB-182											
393.8025	41:29	41:29	0	1.113	311756	62899	8	20	7862		
395.7995	41:29	41:29	0	1.113	293139	58816	6	15	9803	1.06(0.89-1.21)	
PCB-183											Ma
393.8025	41:53	41:53	0	1.123	614504	65397	8	20	8175		M
395.7995	41:53	41:53	0	1.123	580718	62057	6	15	10343	1.06(0.89-1.21)	
PCB-185 (C183)											Ma
393.8025	41:53	41:53	0	1.123	614504	65397	8	20	8175		M
395.7995	41:53	41:53	0	1.123	580718	62057	6	15	10343	1.06(0.89-1.21)	

Signal	RT (min.)	Adj RT (min.)	Sec.	REL RT	Area	Height	Avg Noise	EDL Height	S/N	Ratio(Limits)	Flags
PCB-174											
393.8025	42:07	42:07	0	1.129	265421	51656	8	20	6457		
395.7995	42:07	42:07	0	1.129	250000	49102	6	15	8184	1.06(0.89-1.21)	
PCB-177											
393.8025	42:33	42:33	0	1.141	263730	51159	8	20	6395		
395.7995	42:33	42:33	0	1.141	255598	49370	6	15	8228	1.03(0.89-1.21)	
PCB-181											
393.8025	42:57	42:57	0	1.152	302295	58028	8	20	7254		
395.7995	42:57	42:57	0	1.152	285220	55541	6	15	9257	1.06(0.89-1.21)	
PCB-171											
393.8025	43:10	43:10	0	1.158	526821	89206	8	20	11151		
395.7995	43:10	43:10	0	1.158	500336	84421	6	15	14070	1.05(0.89-1.21)	
PCB-173 (C171)											
393.8025	43:10	43:10	0	1.158	526821	89206	8	20	11151		
395.7995	43:10	43:10	0	1.158	500336	84421	6	15	14070	1.05(0.89-1.21)	
PCB-172											
393.8025	44:48	44:48	0	0.900	274297	54133	8	20	6767		
395.7995	44:48	44:48	0	0.900	259560	50214	6	15	8369	1.06(0.89-1.21)	
PCB-192											
393.8025	45:06	45:06	0	0.905	376897	72656	8	20	9082		
395.7995	45:06	45:06	0	0.905	350859	68256	6	15	11376	1.07(0.89-1.21)	
PCB-180											
393.8025	45:25	45:25	0	0.912	690059	90285	8	20	11286		
395.7995	45:25	45:25	0	0.912	651522	86548	6	15	14425	1.06(0.89-1.21)	
PCB-193 (C180)											
393.8025	45:25	45:25	0	0.912	690059	90285	8	20	11286		
395.7995	45:25	45:25	0	0.912	651522	86548	6	15	14425	1.06(0.89-1.21)	
PCB-191											
393.8025	45:49	45:49	0	0.920	396674	77381	8	20	9673		
395.7995	45:49	45:49	0	0.920	373378	72800	6	15	12133	1.06(0.89-1.21)	
PCB-170											
393.8025	46:43	46:43	0	0.938	279434	54345	8	20	6793		
395.7995	46:43	46:43	0	0.938	264717	51921	6	15	8654	1.06(0.89-1.21)	
PCB-190											
393.8025	47:14	47:14	0	0.948	395948	76699	8	20	9587		
395.7995	47:14	47:14	0	0.948	370844	72188	6	15	12031	1.07(0.89-1.21)	
PCB-189											
393.8025	49:50	49:50	0	1.001	611574	117425	88	220	1334		
395.7995	49:50	49:50	0	1.001	571308	111520	100	250	1115	1.07(0.89-1.21)	
PCB-202L											
439.8038	42:40	42:40	-1	0.822	497793	101044	32	80	3158		
441.8008	42:40	42:40	-1	0.822	549555	107270	48	120	2235	0.91(0.76-1.02)	
PCB-194L											
439.8038	51:55	51:55	0		626331	119486	255	637	469		
441.8008	51:56	51:55	1		687508	131965	322	805	410	0.91(0.76-1.02)	

Signal	RT (min.)	Adj RT (min.)	Sec.	REL RT	Area	Height	Avg Noise	EDL Height	S/N	Ratio(Limits)	Flags
PCB-205L											
439.8038	52:24	52:23	-1	1.009	762453	145454	255	637	570		
441.8008	52:24	52:23	-1	1.009	845888	165751	322	805	515	0.90(0.76-1.02)	
PCB-202											
427.7635	42:41	42:41	0	1.001	241622	47648	10	25	4765		
429.7606	42:41	42:41	0	1.001	267102	52879	9	22	5875	0.90(0.76-1.02)	
PCB-201											
427.7635	43:37	43:37	0	1.022	278319	53739	10	25	5374		
429.7606	43:37	43:37	0	1.022	308273	59656	9	22	6628	0.90(0.76-1.02)	
PCB-204											
427.7635	44:18	44:18	0	1.038	262839	50878	10	25	5088		
429.7606	44:18	44:18	0	1.038	288891	57670	9	22	6408	0.91(0.76-1.02)	
PCB-197											
427.7635	44:31	44:31	0	1.044	284281	55412	10	25	5541		
429.7606	44:31	44:31	0	1.044	314579	61594	9	22	6844	0.90(0.76-1.02)	
PCB-200											
427.7635	44:37	44:37	0	1.046	256668	50911	10	25	5091		
429.7606	44:37	44:37	-1	1.046	283824	56580	9	22	6287	0.90(0.76-1.02)	
PCB-198											
427.7635	47:24	47:24	0	1.111	378193	49338	10	25	4934		
429.7606	47:24	47:24	-1	1.111	422688	55174	9	22	6130	0.89(0.76-1.02)	
PCB-199 (C198)											
427.7635	47:24	47:24	0	1.111	378193	49338	10	25	4934		
429.7606	47:24	47:24	-1	1.111	422688	55174	9	22	6130	0.89(0.76-1.02)	
PCB-196											
427.7635	48:05	48:05	0	0.918	203804	39543	10	25	3954		
429.7606	48:05	48:05	0	0.918	225878	44317	9	22	4924	0.90(0.76-1.02)	
PCB-203											
427.7635	48:17	48:17	0	0.921	215876	41520	10	25	4152		
429.7606	48:17	48:17	0	0.921	237616	45930	9	22	5103	0.91(0.76-1.02)	
PCB-195											
427.7635	49:36	49:36	0	0.947	307737	59084	198	495	298		
429.7606	49:36	49:36	0	0.947	342852	65697	150	375	438	0.90(0.76-1.02)	
PCB-194											
427.7635	51:57	51:57	0	0.991	336793	63849	198	495	322		
429.7606	51:57	51:57	-1	0.991	372355	71520	150	375	477	0.90(0.76-1.02)	
PCB-205											
427.7635	52:26	52:26	0	1.000	442713	84649	198	495	428		
429.7606	52:26	52:26	0	1.000	492509	95105	150	375	634	0.90(0.76-1.02)	
PCB-208L											
473.7648	49:21	49:20	-1	0.950	646333	124478	299	747	416		
475.7619	49:21	49:20	-1	0.950	810478	157597	398	995	396	0.80(0.65-0.89)	
PCB-206L											
473.7648	54:09	54:09	-1	1.043	462397	88370	299	747	296		
475.7619	54:09	54:09	-1	1.043	576202	107579	398	995	270	0.80(0.65-0.89)	

Signal	RT (min.)	Adj RT (min.)	Sec.	REL RT	Area	Height	Avg Noise	EDL Height	S/N	Ratio(Limits)	Flags
PCB-208											
461.7246	49:22	49:22	0	1.001	339905	67014	181	452	370		
463.7216	49:22	49:22	0	1.001	437175	84637	301	752	281	0.78(0.65-0.89)	
PCB-207											
461.7246	50:19	50:19	0	1.020	347500	67294	181	452	372		
463.7216	50:19	50:19	0	1.020	442233	85051	301	752	283	0.79(0.65-0.89)	
PCB-206											
461.7246	54:11	54:11	0	1.000	249630	47172	181	452	261		
463.7216	54:11	54:11	0	1.000	318443	60562	301	752	201	0.78(0.65-0.89)	
PCB-209L											
507.7258	55:49	55:47	0	1.075	439169	76401	55	137	1389		
509.7229	55:49	55:47	0	1.075	608694	105078	38	95	2765	0.72(0.59-0.79)	
DCB Decachlorobiphenyl											
495.6856	55:50	55:50	0	1.000	257196	45490	14	35	3249		
497.6826	55:50	55:50	0	1.000	364066	64793	15	37	4320	0.71(0.59-0.79)	

QC Flag Legend

Review Flags

M - Manually Integrated

a - User Assigned ID

Reagents:

61CV1668CS3_00006 Amount Added: 20.00 Units: uL

Eurofins TestAmerica, Knoxville
CCV Relative RT Report

Data File: \\chromna\Knoxville\ChromData\D3D\20190829-12907.b\d4190830s1.d
Lims ID: WDMCCV
Client ID:
Sample Type: WDMCCV
Inject. Date: 30-Aug-2019 01:10:00 ALS Bottle#: 0 Worklist Smp#: 1
Injection Vol: 1.0 ul Dil. Factor: 1.0000
Sample Info:
Misc. Info.: 140-0012907-001
Operator ID: Xcalibur_System Instrument ID: D3D
Sublist: chrom-PCBs_D3D*sub1

Method: \\chromna\Knoxville\ChromData\D3D\20190829-12907.b\PCBs_D3D.m
Limit Group: HR - 1668A - ICAL
Last Update: 30-Aug-2019 02:27:25 Calib Date: 21-Aug-2019 19:05:00
Integrator: Picker
Quant Method: Isotopic Dilution Quant By: Initial Calibration
Last ICal File: \\chromna\Knoxville\ChromData\D3D\20190813-12717.b\d4190821i6.d

Column 1 : SPB-Octyl (0.25 mm) Det: F1(11.07 :21.70)
Process Host: CTX0305

First Level Reviewer: mcwhirterl Date: 30-Aug-2019 02:27:25

Start Cal Date: 21-Aug-2019 13:37:00
End Cal Date: 21-Aug-2019 19:05:00

Compound	T/L	ICAL RT	CCV RT	RT (secs)	RT Lmt	ICAL RRT	CCV RRT	RRT Limits
PCB-1L		11:46	11:47	2	15	0.7275	0.7295	0.717 - 0.7472
PCB-3L		13:57	13:57	0	15	0.8625	0.8631	0.849 - 0.8798
PCB-1	L	11:47	11:48	2		1.0011	1.0011	0.995 - 1.0085
PCB-2		13:47	13:47	0		0.9878	0.9878	0.985 - 0.9925
PCB-3	L	13:58	13:58	0		1.0009	1.0009	0.998 - 1.0048
PCB-4L		14:12	14:12	0	15	0.8779	0.8785	0.865 - 0.8956
PCB-9L		16:11	16:10	0		1.0000	1.0000	0.987 - 1.0128
PCB-8L		17:00	17:00	0		1.1969	1.1973	1.192 - 1.1989
PCB-15L		20:06	20:04	-1	15	1.2426	1.2422	1.233 - 1.2530
PCB-4	L	14:13	14:13	1		1.0009	1.0018	0.994 - 1.0058
PCB-10		14:23	14:24	1		1.0129	1.0138	1.010 - 1.0168
PCB-9		16:11	16:11	0		1.1400	1.1401	1.135 - 1.1415
PCB-7		16:22	16:21	0		1.1520	1.1512	1.147 - 1.1538
PCB-6		16:36	16:36	0		1.1686	1.1687	1.164 - 1.1706
PCB-5		16:55	16:54	0		1.1907	1.1899	1.186 - 1.1926
PCB-8		17:02	17:01	0		1.1990	1.1982	1.194 - 1.2008
PCB-14		18:40	18:38	-1		0.9284	0.9283	0.926 - 0.9305
PCB-11		19:30	19:28	-1		0.9700	0.9700	0.968 - 0.9725
PCB-12/13		19:50	19:46	-3		0.9863	0.9850	0.983 - 0.9875
PCB-15	L	20:07	20:05	-1		1.0007	1.0007	0.997 - 1.0050
PCB-19L		17:19	17:18	0	15	0.8416	0.8420	0.831 - 0.8547
PCB-32L		20:34	20:33	-1		1.0000	1.0000	0.998 - 1.0024
PCB-31L		22:50	22:48	-2		1.0000	1.0000	0.998 - 1.0022
PCB-28L		23:08	23:06	-2		1.0134	1.0128	1.006 - 1.0201

Compound	T/L	ICAL RT	CCV RT	Δ RT (secs)	RT Lmt	ICAL RRT	CCV RRT	RRT Limits
PCB-37L		27:09	27:05	-3	15	1.1889	1.1882	1.178 - 1.1995
PCB-19	L	17:20	17:20	0		1.0008	1.0015	0.996 - 1.0058
PCB-18/30		19:11	19:09	-1		1.1081	1.1075	1.104 - 1.1093
PCB-17		19:37	19:36	0		1.1330	1.1332	1.129 - 1.1352
PCB-27		19:50	19:49	-1		1.1458	1.1453	1.141 - 1.1471
PCB-24		19:58	19:57	-1		1.1534	1.1529	1.148 - 1.1542
PCB-16		20:04	20:03	-1		1.1594	1.1589	1.156 - 1.1621
PCB-32		20:36	20:34	-1		1.1897	1.1892	1.185 - 1.1908
PCB-34		21:52	21:50	-1		1.2627	1.2622	1.257 - 1.2623
PCB-23		22:01	21:59	-1		1.2715	1.2710	1.266 - 1.2715
PCB-26/29		22:20	22:17	-2		1.2899	1.2887	1.282 - 1.2915
PCB-25		22:34	22:31	-2		0.8308	0.8312	0.829 - 0.8325
PCB-31		22:52	22:50	-2		0.8421	0.8425	0.840 - 0.8438
PCB-20/28		23:11	23:08	-3		0.8538	0.8538	0.851 - 0.8568
PCB-21/33		23:24	23:22	-2		0.8617	0.8623	0.858 - 0.8637
PCB-22		23:48	23:45	-3		0.8763	0.8764	0.875 - 0.8786
PCB-36		25:22	25:19	-3		0.9339	0.9342	0.932 - 0.9352
PCB-39		25:43	25:40	-3		0.9470	0.9474	0.945 - 0.9483
PCB-38		26:18	26:15	-3		0.9686	0.9690	0.966 - 0.9695
PCB-35		26:46	26:43	-3		0.9855	0.9859	0.984 - 0.9875
PCB-37	L	27:10	27:07	-2		1.0005	1.0009	0.999 - 1.0024
PCB-54L		20:24	20:23	-1	15	0.8167	0.8173	0.811 - 0.8247
PCB-52L		24:59	24:56	-3		1.0000	1.0000	0.992 - 1.0083
PCB-79L		32:54	32:51	-2		0.9704	0.9707	0.969 - 0.9718
PCB-81L		33:55	33:51	-4	15	1.3581	1.3581	1.351 - 1.3641
PCB-77L		34:29	34:25	-4	15	1.3806	1.3806	1.373 - 1.3867
PCB-54	L	20:26	20:23	-2		1.0000	1.0000	0.996 - 1.0041
PCB-50/53		22:37	22:34	-2		1.1084	1.1078	1.102 - 1.1106
PCB-45/51		23:20	23:18	-2		1.1440	1.1435	1.137 - 1.1453
PCB-46		23:34	23:32	-2		1.1552	1.1547	1.153 - 1.1576
PCB-52		25:00	24:57	-3		1.2257	1.2247	1.222 - 1.2263
PCB-43/73		25:09	25:06	-2		1.2326	1.2322	1.230 - 1.2346
PCB-49/69		25:28	25:25	-3		1.2482	1.2472	1.242 - 1.2499
PCB-48		25:47	25:44	-3		1.2638	1.2629	1.259 - 1.2636
PCB-44/47/65		26:01	25:58	-3		1.2756	1.2748	1.269 - 1.2770
PCB-59/62/75		26:19	26:16	-3		1.2900	1.2891	1.284 - 1.2919
PCB-42		26:32	26:29	-3		1.3006	1.2998	1.296 - 1.3007
PCB-40/41/71		27:02	26:58	-3		1.3249	1.3235	1.317 - 1.3250
PCB-64		27:15	27:11	-3		1.3355	1.3341	1.331 - 1.3355
PCB-72		28:05	28:01	-3		0.8278	0.8278	0.826 - 0.8291
PCB-68		28:22	28:19	-3		0.8365	0.8364	0.835 - 0.8375
PCB-57		28:48	28:44	-3		0.8488	0.8488	0.847 - 0.8500
PCB-58		29:01	28:58	-3		0.8556	0.8556	0.854 - 0.8574
PCB-67		29:12	29:08	-3		0.8609	0.8608	0.859 - 0.8620
PCB-63		29:28	29:24	-4		0.8687	0.8684	0.866 - 0.8694
PCB-61/70/74/76		29:48	29:44	-3		0.8785	0.8785	0.875 - 0.8810

Compound	T/L	ICAL RT	CCV RT	Δ RT (secs)	RT Lmt	ICAL RRT	CCV RRT	RRT Limits
PCB-66		30:07	30:03	-3		0.8879	0.8879	0.886 - 0.8894
PCB-55		30:17	30:13	-3		0.8927	0.8928	0.891 - 0.8943
PCB-56		30:47	30:44	-3		0.9077	0.9078	0.907 - 0.9098
PCB-60		31:00	30:56	-4		0.9141	0.9139	0.913 - 0.9158
PCB-80		31:26	31:21	-4		0.9265	0.9263	0.924 - 0.9268
PCB-79		32:57	32:52	-5		0.9715	0.9710	0.970 - 0.9726
PCB-78		33:30	33:26	-4		0.9876	0.9876	0.986 - 0.9890
PCB-81	T	33:57	33:52	-4		1.0007	1.0008	0.999 - 1.0020
PCB-77	T/L	34:30	34:25	-5		1.0007	1.0004	0.999 - 1.0019
PCB-104L		25:56	25:53	-3	15	0.8139	0.8142	0.810 - 0.8199
PCB-95L		28:53	28:50	-3		1.1143	1.1141	1.112 - 1.1179
PCB-101L		31:52	31:47	-4		1.0000	1.0000	0.994 - 1.0065
PCB-111L		34:32	34:28	-3		1.0847	1.0845	1.079 - 1.0891
PCB-123L		36:30	36:25	-5	15	1.1459	1.1459	1.141 - 1.1511
PCB-118L		36:50	36:45	-5	15	1.1562	1.1561	1.151 - 1.1614
PCB-114L		37:21	37:16	-5	15	1.1726	1.1726	1.168 - 1.1780
PCB-105L		38:00	37:56	-4	15	1.1927	1.1932	1.188 - 1.1989
PCB-127L		39:29	39:24	-5		1.0000	1.0000	0.995 - 1.0053
PCB-126L		41:06	41:01	-5	15	1.2900	1.2903	1.285 - 1.2956
PCB-104	L	25:57	25:54	-3		1.0010	1.0010	0.998 - 1.0039
PCB-96		26:19	26:16	-3		1.0147	1.0148	1.013 - 1.0195
PCB-103		28:16	28:13	-3		1.0903	1.0900	1.087 - 1.0912
PCB-94		28:29	28:26	-3		1.0986	1.0984	1.097 - 1.1003
PCB-95		28:55	28:52	-3		1.1153	1.1151	1.113 - 1.1193
PCB-93/100		29:09	29:05	-3		1.1242	1.1240	1.120 - 1.1267
PCB-98/102		29:18	29:15	-3		1.1300	1.1299	1.127 - 1.1336
PCB-88/91		29:48	29:44	-4		1.1492	1.1485	1.143 - 1.1505
PCB-84		30:00	29:56	-3		1.1570	1.1569	1.157 - 1.1603
PCB-89		30:29	30:25	-3		1.1757	1.1756	1.175 - 1.1786
PCB-121		30:55	30:51	-3		1.1924	*1.1923	1.188 - 1.1922
PCB-92		31:17	31:14	-3		0.8570	0.8573	0.856 - 0.8589
PCB-90/101/113		31:52	31:48	-4		1.2292	1.2287	1.224 - 1.2307
PCB-83/99		32:27	32:23	-4		1.2517	1.2514	1.245 - 1.2525
PCB-112		32:34	32:30	-4		1.2561	1.2558	1.254 - 1.2574
PCB-86/87/97/109/119/125		32:57	32:53	-4		1.2709	1.2705	1.265 - 1.2756
PCB-85/116/117		33:41	33:36	-4		1.2988	1.2986	1.293 - 1.3007
PCB-110/115		33:56	33:51	-5		1.3086	1.3079	1.303 - 1.3092
PCB-82		34:10	34:05	-4		1.3175	1.3173	1.316 - 1.3194
PCB-111		34:34	34:30	-4		1.3332	1.3330	1.329 - 1.3330
PCB-120		35:02	34:57	-4		1.3508	1.3507	1.348 - 1.3514
PCB-108/124		36:10	36:05	-5		1.3948	1.3942	1.390 - 1.3967
PCB-107		36:25	36:20	-5		1.4044	1.4038	1.401 - 1.4049
PCB-123	T	36:32	36:27	-5		1.0007	1.0007	1.000 - 1.0023
PCB-106		36:38	36:34	-4		1.0036	1.0039	1.003 - 1.0057
PCB-118	T	36:51	36:46	-4		1.0004	1.0007	0.999 - 1.0019
PCB-122		37:12	37:07	-5		1.0099	1.0100	1.009 - 1.0117

Compound	T/L	ICAL RT	CCV RT	RT (secs)	RT Lmt	ICAL RRT	CCV RRT	RRT Limits
PCB-114	T	37:23	37:18	-5		1.0007	1.0007	0.999 - 1.0018
PCB-105	T	38:01	37:56	-5		1.0007	1.0003	0.999 - 1.0018
PCB-127		39:31	39:26	-5		1.0399	1.0397	1.037 - 1.0399
PCB-126	T/L	41:07	41:02	-5		1.0003	1.0003	1.000 - 1.0016
PCB-155L		31:39	31:34	-4	15	0.7919	0.7917	0.787 - 0.7951
PCB-153L		38:42	38:38	-4		0.9008	0.9009	0.899 - 0.9028
PCB-138L		39:58	39:52	-5		1.0000	1.0000	0.979 - 1.0208
PCB-167L		42:59	42:53	-5	15	1.0756	1.0754	1.071 - 1.0792
PCB-156L/157L		44:08	44:02	-5	15	1.1043	1.1043	1.100 - 1.1084
PCB-169L		47:21	47:17	-4	15	1.1851	1.1857	1.184 - 1.1864
PCB-155	L	31:39	31:36	-3		1.0004	1.0008	0.998 - 1.0031
PCB-152		31:51	31:46	-4		1.0064	1.0064	1.006 - 1.0096
PCB-150		32:01	31:56	-4		1.0117	1.0117	1.011 - 1.0144
PCB-136		32:22	32:18	-4		1.0229	*1.0230	1.024 - 1.0268
PCB-145		32:40	32:36	-4		1.0326	1.0327	1.033 - 1.0358
PCB-148		34:12	34:08	-4		1.0808	1.0811	1.080 - 1.0830
PCB-135/151		34:46	34:42	-4		1.0989	1.0992	1.099 - 1.1038
PCB-154		35:03	34:58	-5		1.1078	1.1077	1.106 - 1.1107
PCB-144		35:21	35:16	-4		1.1170	1.1174	1.117 - 1.1199
PCB-147/149		35:43	35:38	-4		1.1286	1.1289	1.127 - 1.1326
PCB-134/143		36:01	35:56	-5		1.1381	1.1380	1.136 - 1.1409
PCB-139/140		36:19	36:14	-4		1.1476	1.1479	1.146 - 1.1515
PCB-131		36:30	36:26	-4		1.1538	1.1541	1.154 - 1.1571
PCB-142		36:40	36:35	-5		1.1587	*1.1587	1.159 - 1.1621
PCB-132		36:58	36:54	-4		1.1682	1.1686	1.168 - 1.1728
PCB-133		37:29	37:24	-4		1.1843	1.1848	1.184 - 1.1872
PCB-165		37:53	37:48	-5		0.8814	0.8814	0.880 - 0.8825
PCB-146		38:08	38:03	-5		0.8872	0.8872	0.886 - 0.8882
PCB-161		38:16	38:11	-4		0.8902	0.8905	0.889 - 0.8914
PCB-153/168		38:47	38:42	-5		0.9024	0.9024	0.900 - 0.9040
PCB-141		38:56	38:51	-5		0.9060	0.9061	0.905 - 0.9075
PCB-130		39:21	39:16	-5		0.9154	0.9155	0.915 - 0.9172
PCB-137		39:34	39:29	-5		0.9206	0.9207	0.920 - 0.9224
PCB-164		39:41	39:36	-5		0.9233	0.9235	0.923 - 0.9252
PCB-129/138/160/163		40:00	39:55	-5		0.9307	0.9308	0.930 - 0.9349
PCB-158		40:23	40:18	-5		0.9395	0.9396	0.939 - 0.9409
PCB-128/166		41:14	41:09	-5		0.9592	0.9594	0.958 - 0.9617
PCB-159		42:14	42:09	-4		0.9827	0.9829	0.982 - 0.9839
PCB-162		42:31	42:26	-4		0.9894	0.9896	0.988 - 0.9907
PCB-167	T	43:00	42:55	-5		1.0006	1.0006	0.999 - 1.0016
PCB-156/157	T	44:08	44:04	-4		1.0003	1.0006	0.999 - 1.0025
PCB-169	T/L	47:23	47:17	-5		1.0006	1.0003	0.999 - 1.0015
PCB-188L		37:22	37:17	-5	15	0.8208	0.8204	0.817 - 0.8243
PCB-178L		40:24	40:21	-3		0.8877	0.8877	0.884 - 0.8916
PCB-180L		45:32	45:27	-4		1.0000	1.0000	0.996 - 1.0037
PCB-170L		46:47	46:41	-5	15	1.0276	1.0273	1.024 - 1.0317

Compound	T/L	ICAL RT	CCV RT	Δ RT (secs)	RT Lmt	ICAL RRT	CCV RRT	RRT Limits
PCB-189L		49:54	49:48	-5	15	1.0962	1.0960	1.093 - 1.1000
PCB-188	L	37:24	37:19	-5		1.0007	1.0007	1.000 - 1.0022
PCB-179		37:43	37:38	-5		1.0094	1.0095	1.009 - 1.0115
PCB-184		38:16	38:11	-4		1.0238	1.0242	1.023 - 1.0254
PCB-176		38:37	38:32	-5		1.0332	1.0333	1.033 - 1.0351
PCB-186		39:04	38:59	-5		1.0455	1.0456	1.045 - 1.0476
PCB-178		40:27	40:22	-4		1.0822	1.0828	1.081 - 1.0837
PCB-175		41:05	41:00	-5		1.0994	1.0996	1.098 - 1.1008
PCB-187		41:21	41:16	-4		1.1067	1.1070	1.106 - 1.1082
PCB-182		41:34	41:29	-5		1.1123	1.1126	1.111 - 1.1137
PCB-183/185		41:58	41:53	-4		1.1231	1.1235	1.123 - 1.1260
PCB-174		42:12	42:07	-5		1.1294	1.1294	1.129 - 1.1313
PCB-177		42:38	42:33	-4		1.1410	1.1414	1.140 - 1.1430
PCB-181		43:02	42:57	-4		1.1515	1.1519	1.151 - 1.1535
PCB-171/173		43:15	43:10	-4		1.1574	1.1579	1.156 - 1.1602
PCB-172		44:54	44:48	-5		0.8997	0.8996	0.899 - 0.9008
PCB-192		45:10	45:06	-4		0.9052	0.9054	0.904 - 0.9060
PCB-180/193		45:30	45:25	-4		0.9117	0.9119	0.911 - 0.9130
PCB-191		45:54	45:49	-5		0.9198	0.9198	0.919 - 0.9209
PCB-170		46:48	46:43	-5		0.9379	0.9379	0.937 - 0.9392
PCB-190		47:20	47:14	-5		0.9484	0.9484	0.948 - 0.9496
PCB-189	T/L	49:55	49:50	-5		1.0003	1.0005	0.999 - 1.0013
PCB-202L		42:45	42:40	-4	15	0.8215	0.8216	0.819 - 0.8249
PCB-194L		52:02	51:55	-6		1.0000	1.0000	0.996 - 1.0040
PCB-205L		52:29	52:24	-5	15	1.0088	1.0093	1.004 - 1.0138
PCB-202	L	42:46	42:41	-4		1.0006	1.0006	0.999 - 1.0027
PCB-201		43:42	43:37	-4		1.0223	1.0224	1.020 - 1.0237
PCB-204		44:23	44:18	-4		1.0382	1.0383	1.036 - 1.0388
PCB-197		44:36	44:31	-4		1.0434	1.0436	1.042 - 1.0445
PCB-200		44:42	44:37	-4		1.0459	1.0460	1.045 - 1.0473
PCB-198/199		47:30	47:24	-5		1.1113	1.1113	1.109 - 1.1132
PCB-196		48:11	48:05	-5		0.9179	0.9177	0.917 - 0.9189
PCB-203		48:22	48:17	-5		0.9217	0.9214	0.921 - 0.9226
PCB-195		49:41	49:36	-5		0.9467	0.9466	0.946 - 0.9481
PCB-194		52:02	51:57	-5		0.9915	0.9915	0.991 - 0.9926
PCB-205	L	52:31	52:26	-5		1.0005	1.0005	0.999 - 1.0013
PCB-208L		49:26	49:21	-5	15	0.9501	0.9505	0.947 - 0.9534
PCB-206L		54:15	54:09	-5	15	1.0428	1.0431	1.038 - 1.0472
PCB-208	L	49:28	49:22	-5		1.0005	1.0005	0.999 - 1.0013
PCB-207		50:24	50:19	-5		1.0196	1.0196	1.019 - 1.0205
PCB-206	L	54:17	54:11	-5		1.0005	1.0005	1.000 - 1.0015
PCB-209L		55:54	55:49	-5	15	1.0746	1.0750	1.069 - 1.0784
DCB Decachlorobiphenyl	L	55:56	55:50	-5		1.0005	1.0005	0.999 - 1.0012

Eurofins TestAmerica, Knoxville

Data File:	\\chromna\Knoxville\ChromData\D3D\20190829-12907.b\d4190830s1.d		
Injection Date:	30-Aug-2019 01:10:00	Injection Vol:	1.0 ul
Instrument ID:	D3D	Operator ID:	Xcalibur_System
Method:	PCBs_D3D	Limit Group:	HR - 1668A - ICAL
Client ID:			
Worklist#:	33148	Sample Line#:	1
Column Type:	SPB-Octyl	Column Dia:	0.25 mm

MoPCB F1

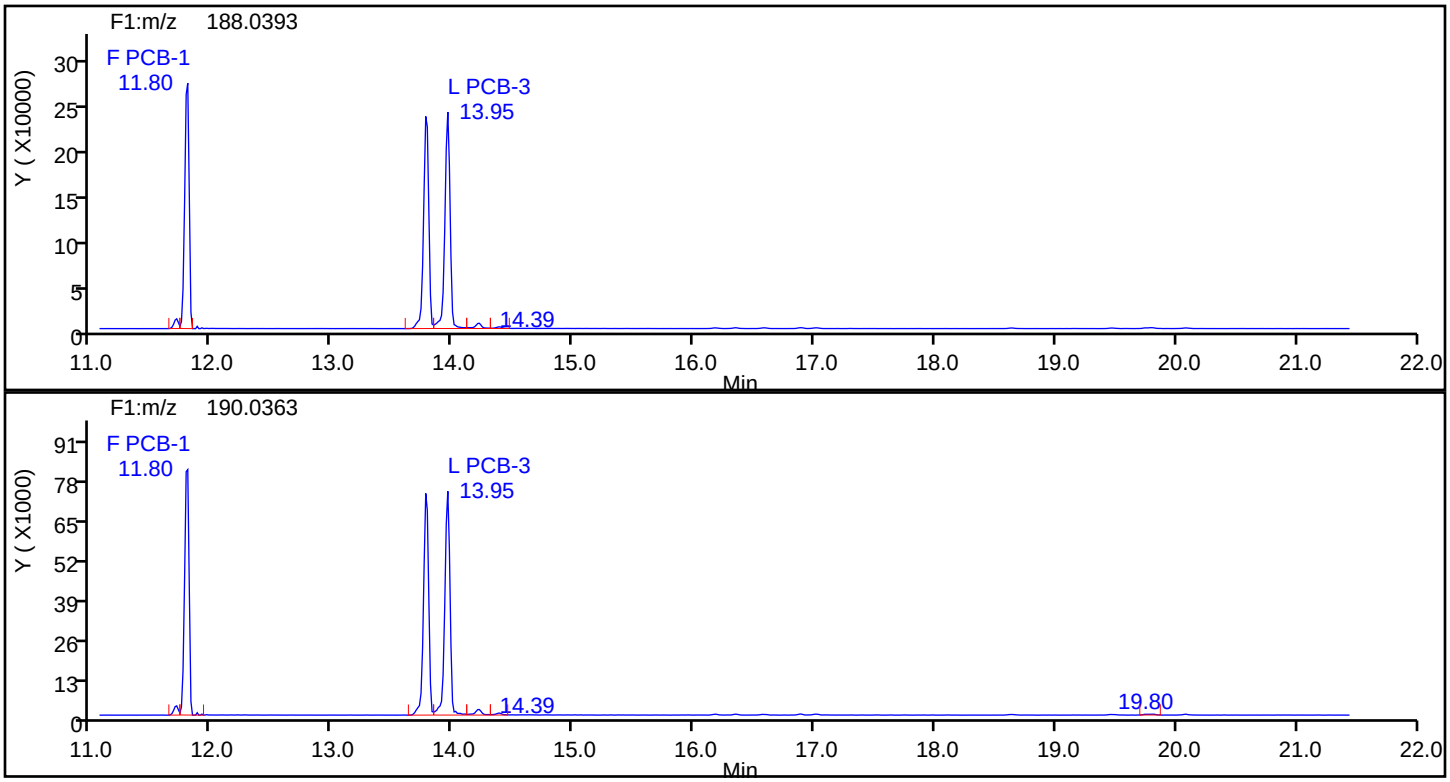

MoPCB F1 Standards

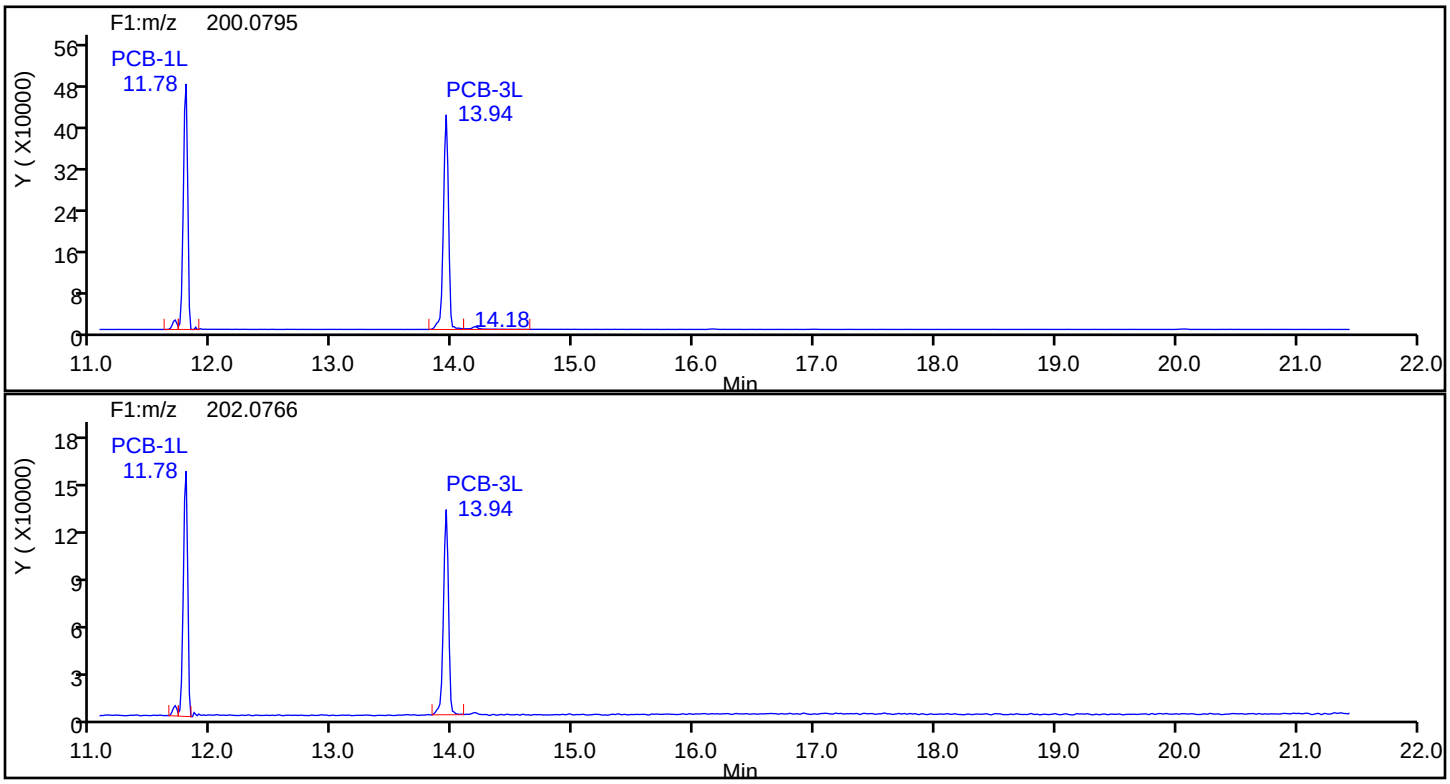

Eurofins TestAmerica, Knoxville

Data File:	\\chromna\Knoxville\ChromData\D3D\20190829-12907.b\d4190830s1.d		
Injection Date:	30-Aug-2019 01:10:00	Injection Vol:	1.0 ul
Instrument ID:	D3D	Operator ID:	Xcalibur_System
Method:	PCBs_D3D	Limit Group:	HR - 1668A - ICAL
Client ID:			
Worklist#:	33148	Sample Line#:	1
Column Type:	SPB-Octyl	Column Dia:	0.25 mm

MoPCB F1

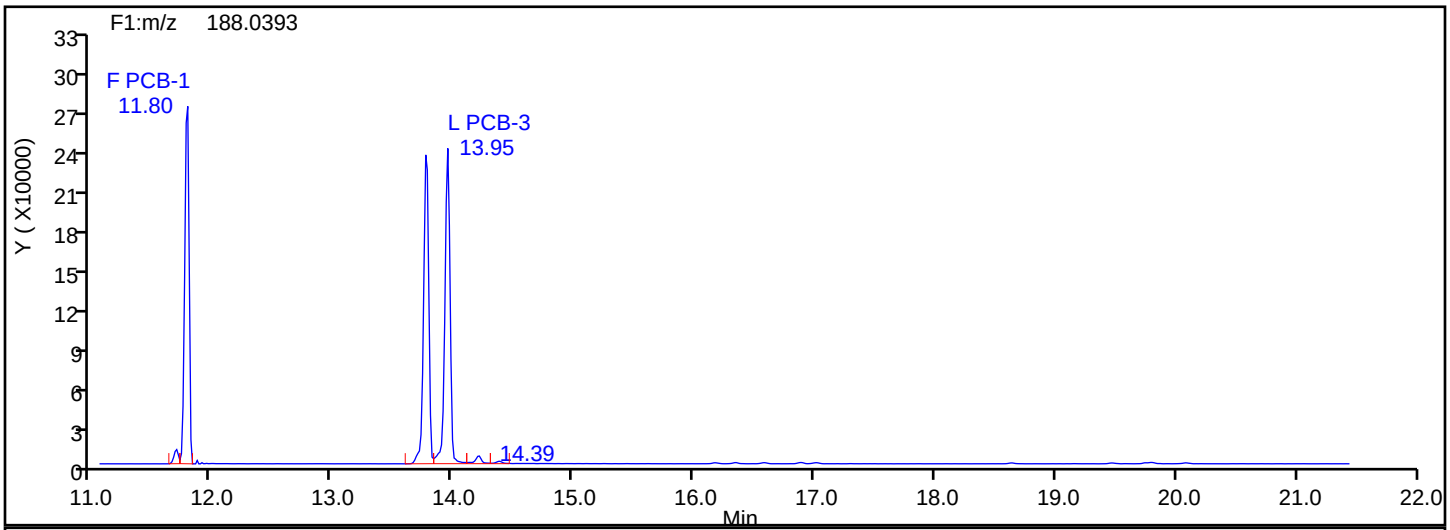

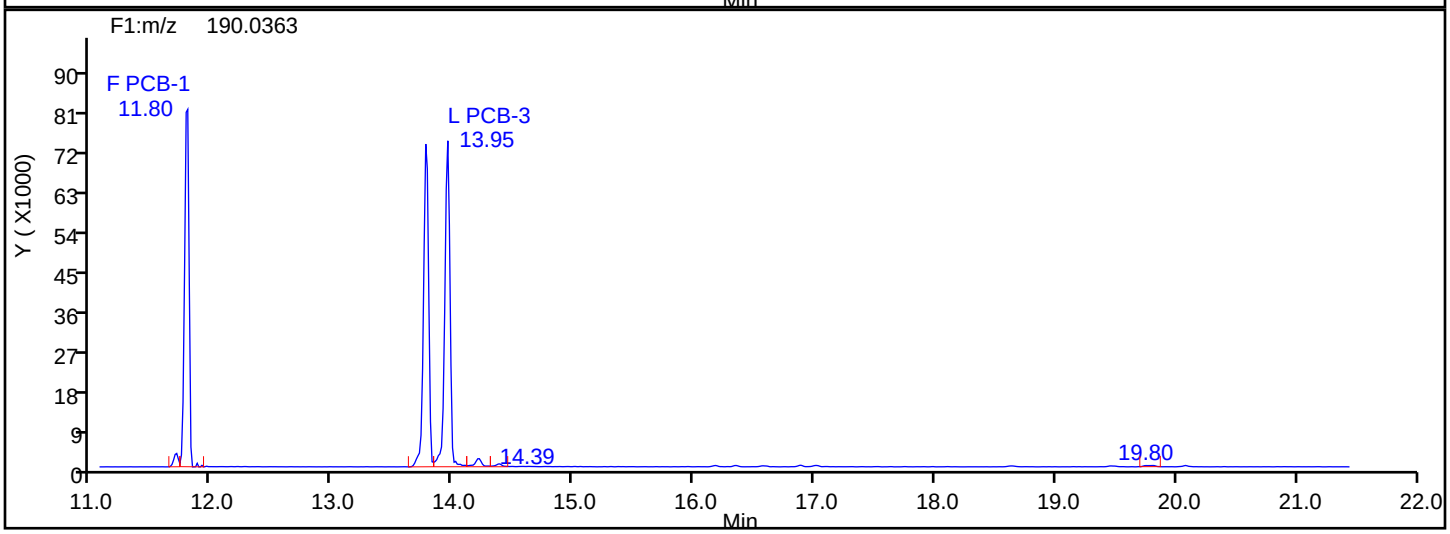

MoPCB F1 Lock Mass

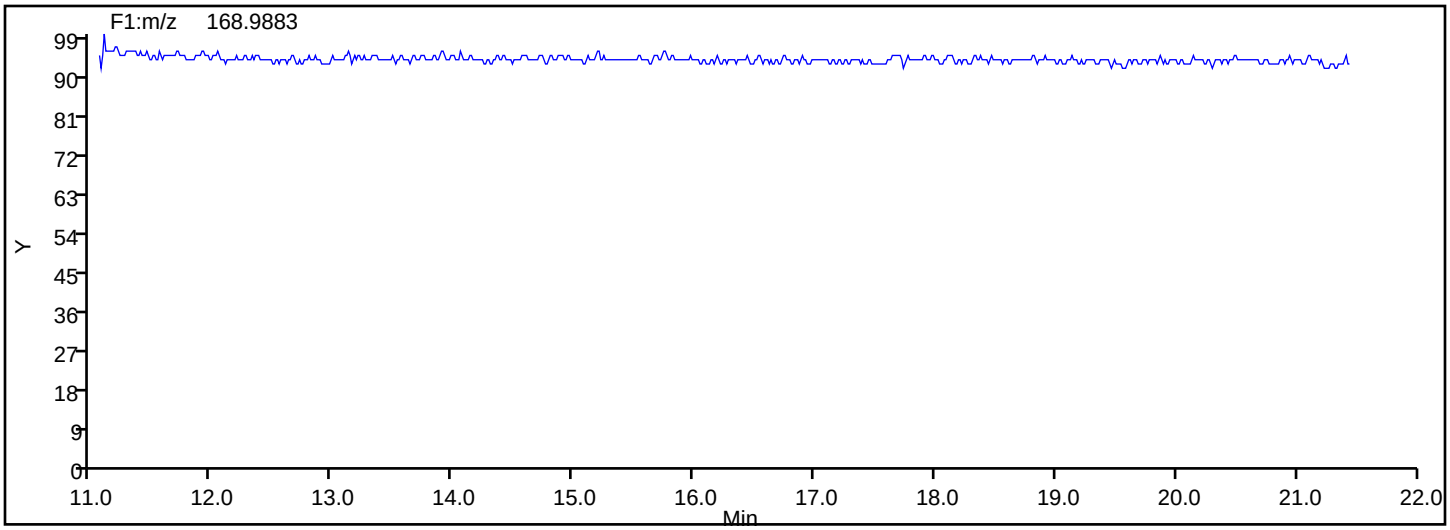

Manual Integration/User Assign Peak Report

Eurofins TestAmerica, Knoxville

Data File: \\chromna\Knoxville\ChromData\D3D\20190829-12907.b\d4190830s1.d
Injection Date: 30-Aug-2019 01:10:00 Instrument ID: D3D
Lims ID: WDMCCV
Client ID:
Operator ID: Xcalibur_System ALS Bottle#: 0 Worklist Smp#: 1
Injection Vol: 1.0 ul Dil. Factor: 1.0000
Method: PCBs_D3D Limit Group: HR - 1668A - ICAL
Column: SPB-Octyl (0.25 mm) Detector F1(11.07 :21.70)

PCB-1L, CAS: 234432-85-0

Signal: 2

Processing Integration Results

RT: 11.78
Area: 406370
Amount: 106.0993
Amount Units: pg/ul

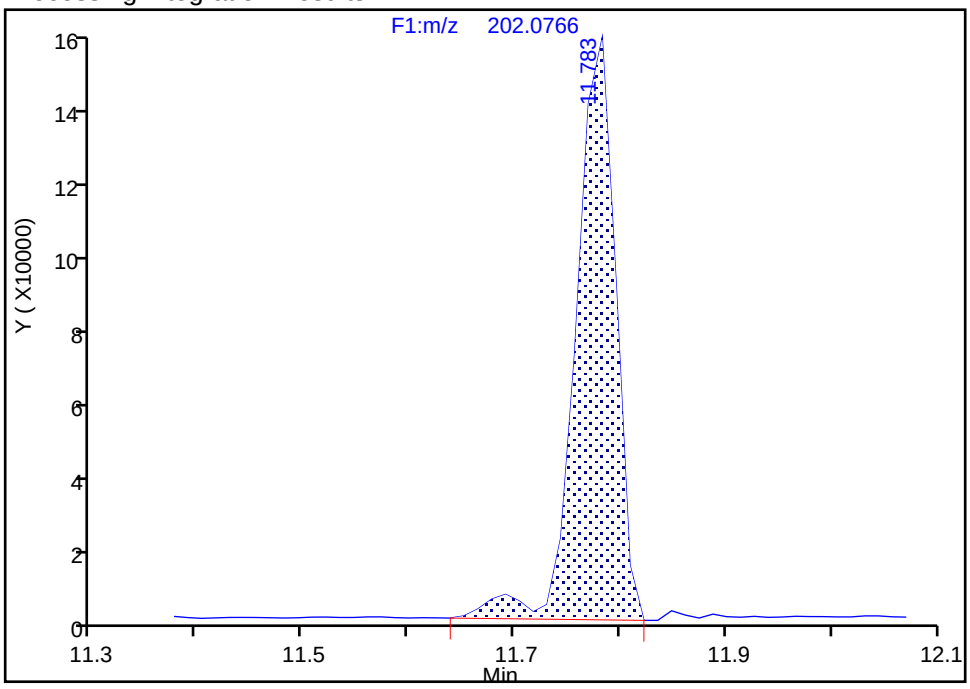

Manual Integration Results

RT: 11.78
Area: 390267
Amount: 105.0351
Amount Units: pg/ul

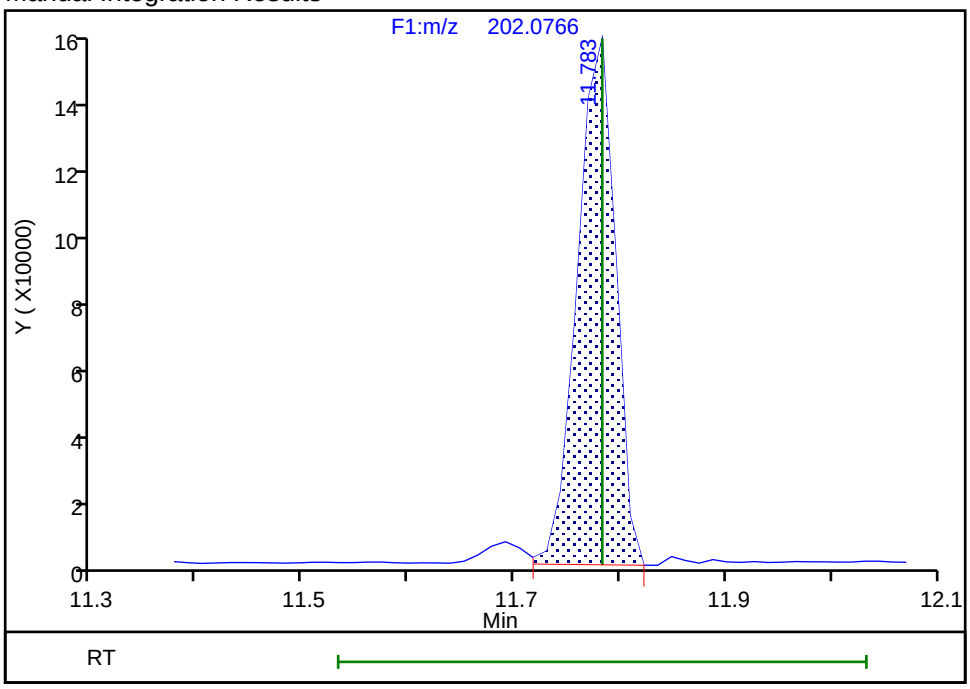

Reviewer: mcwhirterl, 30-Aug-2019 02:17:24
Audit Action: Marked Compound Undetected Audit Reason: Invalid Compound ID

Manual Integration/User Assign Peak Report

Eurofins TestAmerica, Knoxville

Data File: \\chromna\Knoxville\ChromData\D3D\20190829-12907.b\d4190830s1.d
Injection Date: 30-Aug-2019 01:10:00 Instrument ID: D3D
Lims ID: WDMCCV
Client ID:
Operator ID: Xcalibur_System ALS Bottle#: 0 Worklist Smp#: 1
Injection Vol: 1.0 ul Dil. Factor: 1.0000
Method: PCBs_D3D Limit Group: HR - 1668A - ICAL
Column: SPB-Octyl (0.25 mm) Detector F1(11.07 :21.70)

PCB-1L, CAS: 234432-85-0

Signal: 3

Processing Integration Results

RT: 11.78
Area: 1605441
Amount: 106.0993
Amount Units: pg/ul

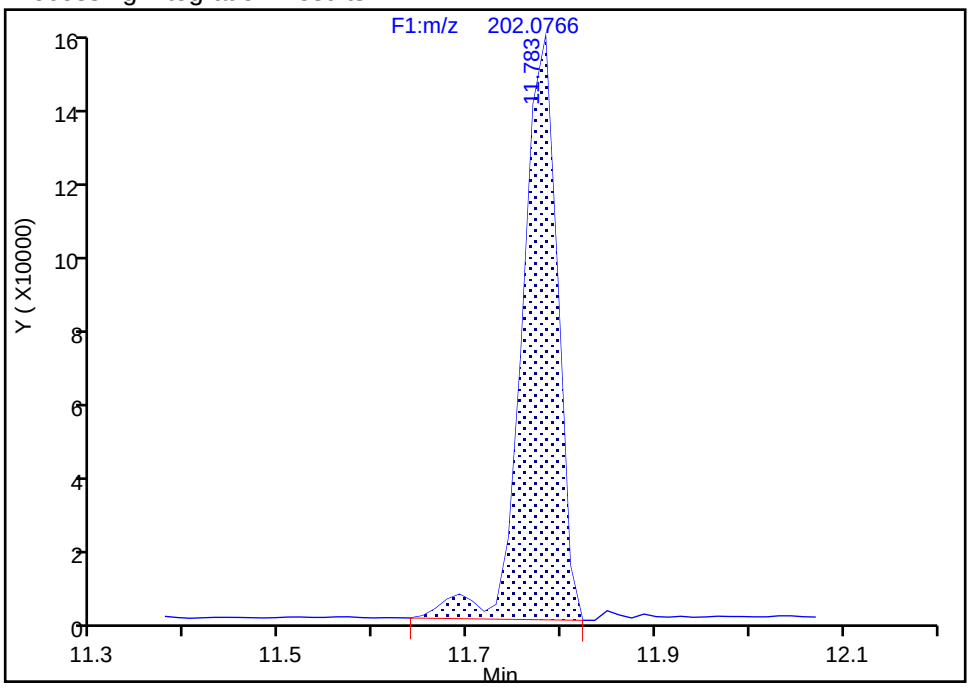

Manual Integration Results

RT: 11.78
Area: 1589338
Amount: 105.0351
Amount Units: pg/ul
Reviewer: mcwhirterl, 30-Aug-2019 02:17:24
Audit Action: Marked Compound Undetected Audit Reason: Invalid Compound ID

Manual Integration/User Assign Peak Report

Eurofins TestAmerica, Knoxville

Data File: \\chromna\Knoxville\ChromData\D3D\20190829-12907.b\d4190830s1.d
Injection Date: 30-Aug-2019 01:10:00 Instrument ID: D3D
Lims ID: WDMCCV
Client ID:
Operator ID: Xcalibur_System ALS Bottle#: 0 Worklist Smp#: 1
Injection Vol: 1.0 ul Dil. Factor: 1.0000
Method: PCBs_D3D Limit Group: HR - 1668A - ICAL
Column: SPB-Octyl (0.25 mm) Detector F1(11.07 :21.70)

PCB-1L, CAS: 234432-85-0

Signal: 1

Processing Integration Results

RT: 11.78
Area: 1199071
Amount: 106.0993
Amount Units: pg/ul

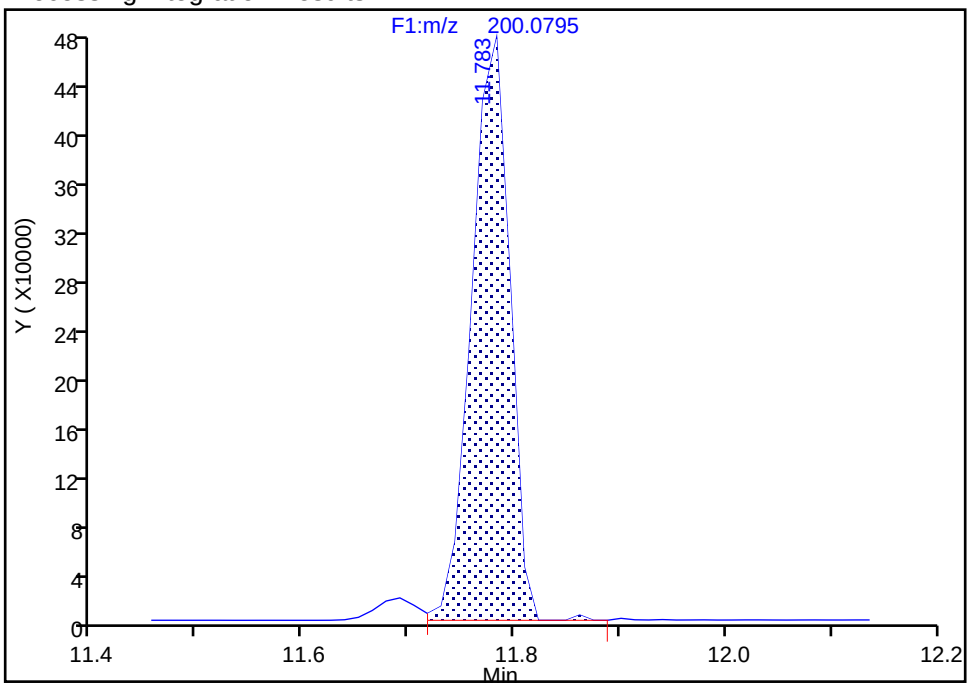

Manual Integration Results

RT: 11.78
Area: 1199071
Amount: 105.0351
Amount Units: pg/ul

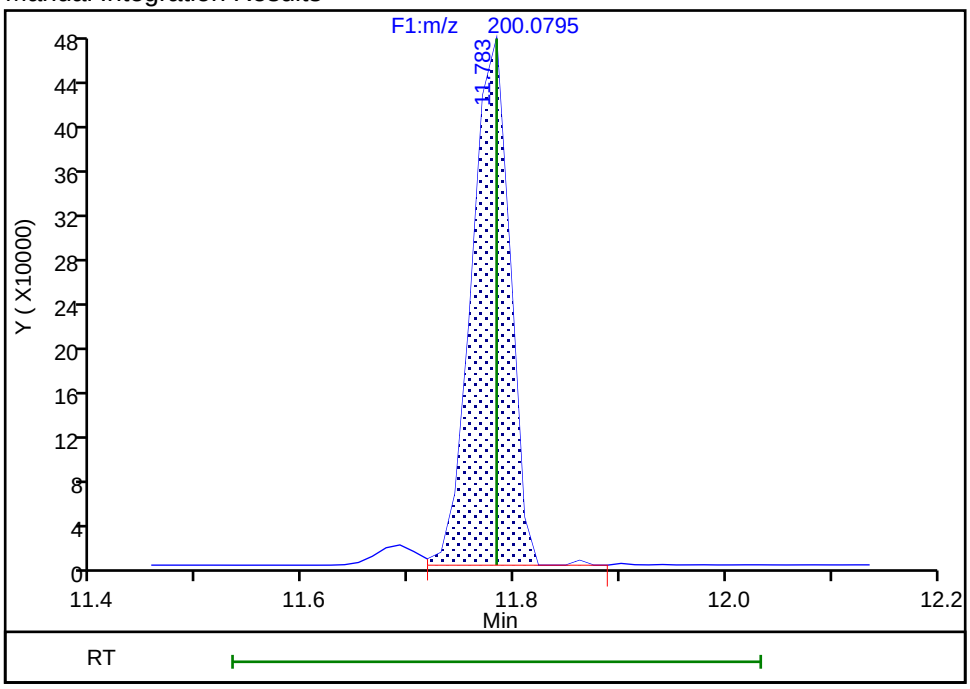

Reviewer: mcwhirterl, 30-Aug-2019 02:17:26
Audit Action: Manually Integrated/Assigned Compound ID Audit Reason: Split Peak

Eurofins TestAmerica, Knoxville

Data File:	\\chromna\Knoxville\ChromData\D3D\20190829-12907.b\d4190830s1.d		
Injection Date:	30-Aug-2019 01:10:00	Injection Vol:	1.0 ul
Instrument ID:	D3D	Operator ID:	Xcalibur_System
Method:	PCBs_D3D	Limit Group:	HR - 1668A - ICAL
Client ID:			
Worklist#:	33148	Sample Line#:	1
Column Type:	SPB-Octyl	Column Dia:	0.25 mm

DiPCB F1

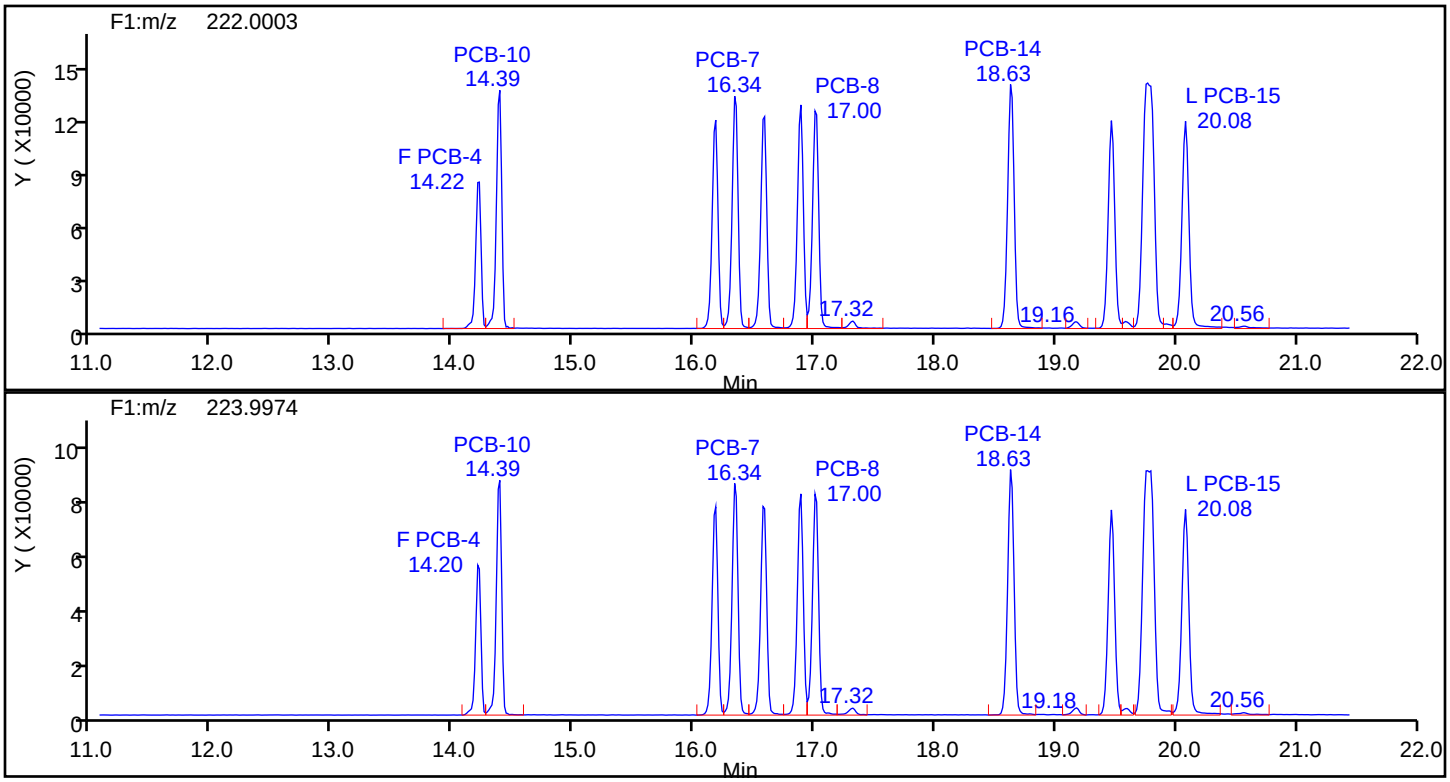

DiPCB F1 Standards

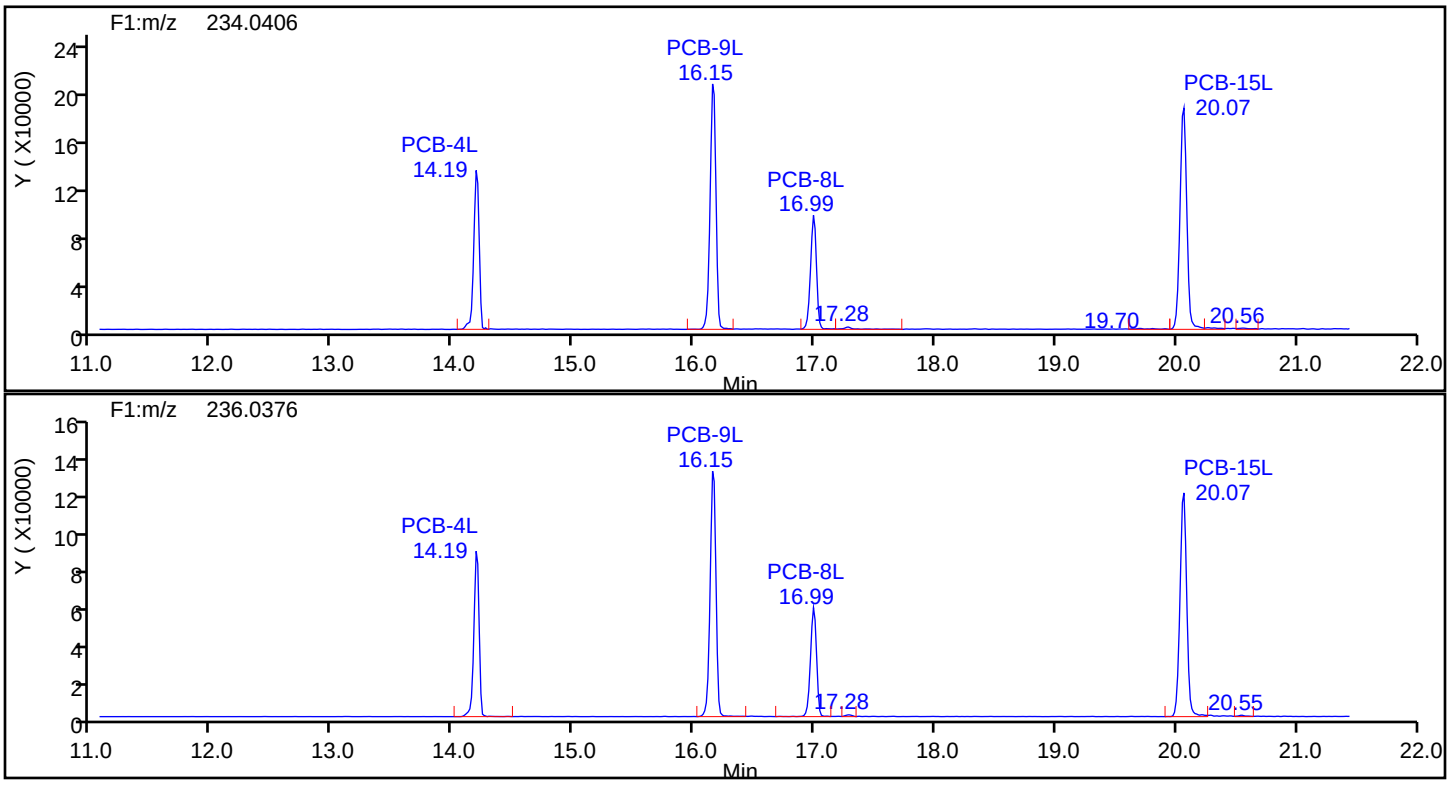

Eurofins TestAmerica, Knoxville

Data File:	\\chromna\Knoxville\ChromData\D3D\20190829-12907.b\d4190830s1.d		
Injection Date:	30-Aug-2019 01:10:00	Injection Vol:	1.0 ul
Instrument ID:	D3D	Operator ID:	Xcalibur_System
Method:	PCBs_D3D	Limit Group:	HR - 1668A - ICAL
Client ID:			
Worklist#:	33148	Sample Line#:	1
Column Type:	SPB-Octyl	Column Dia:	0.25 mm

DiPCB F1

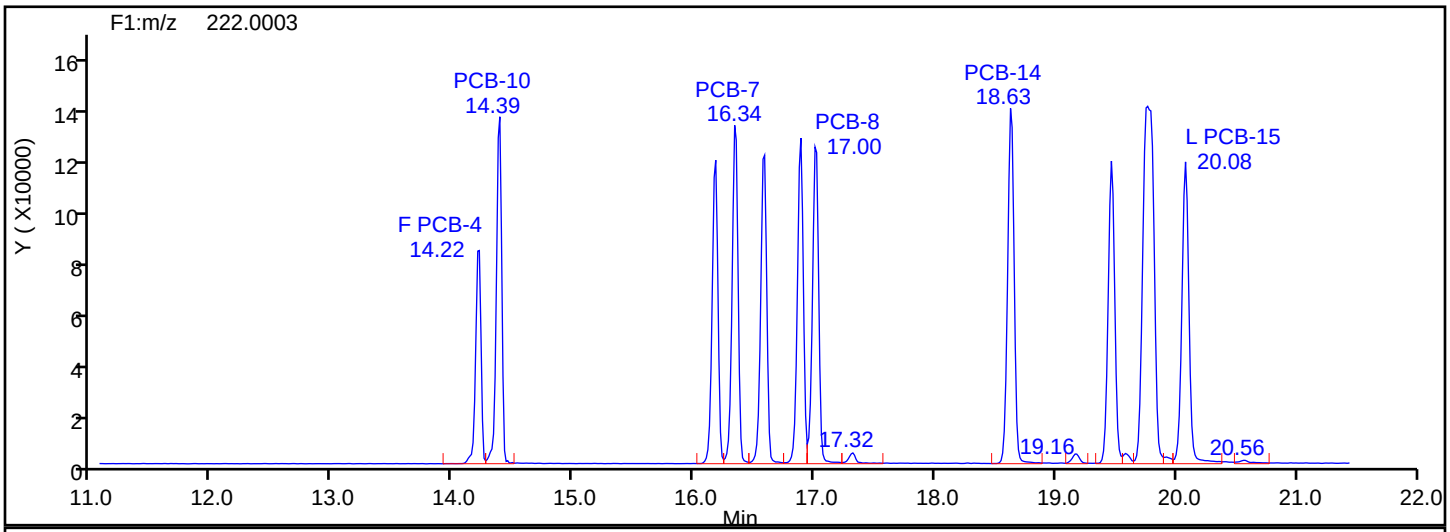

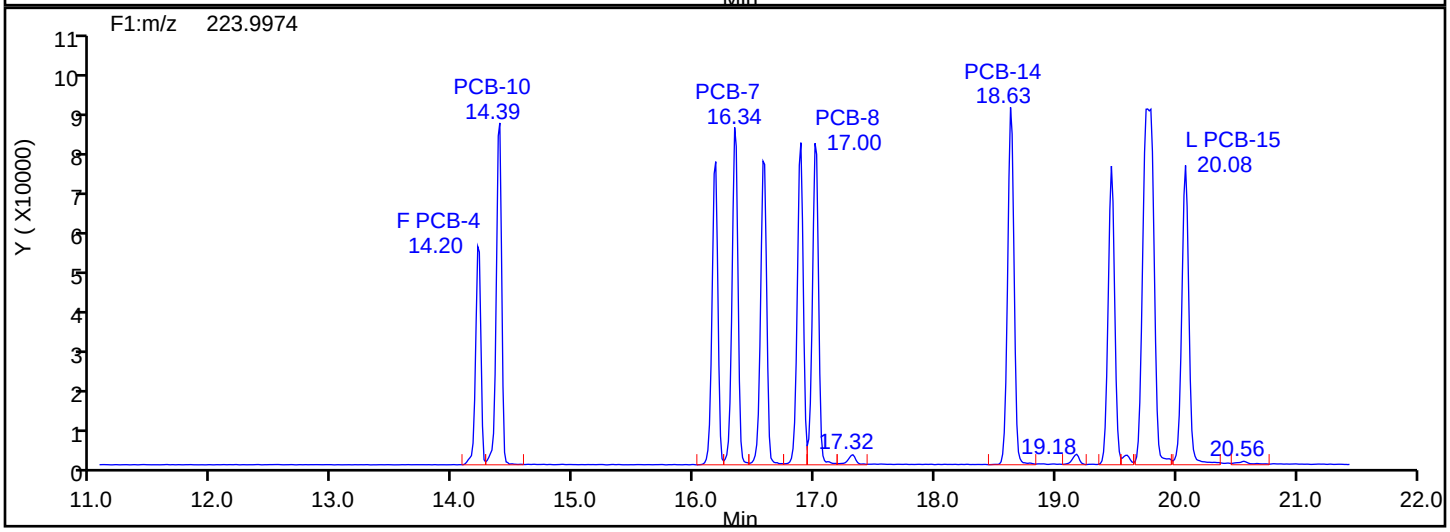

DiPCB F1 Lock Mass

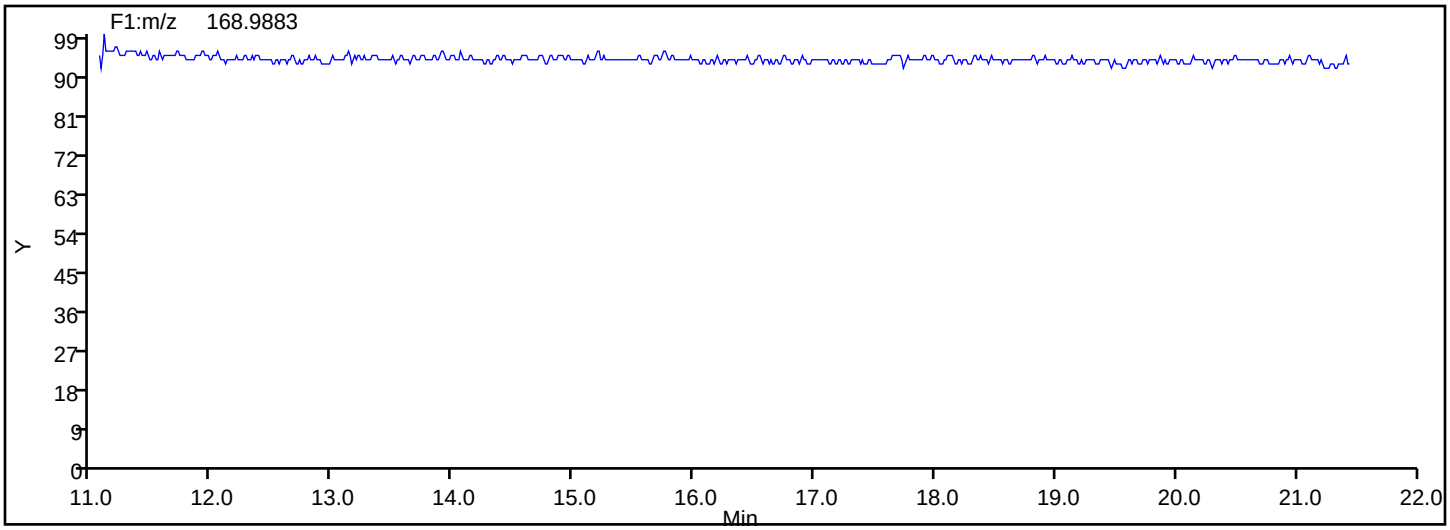

Eurofins TestAmerica, Knoxville

Data File:	\\chromna\Knoxville\ChromData\D3D\20190829-12907.b\d4190830s1.d		
Injection Date:	30-Aug-2019 01:10:00	Injection Vol:	1.0 ul
Instrument ID:	D3D	Operator ID:	Xcalibur_System
Method:	PCBs_D3D	Limit Group:	HR - 1668A - ICAL
Client ID:			
Worklist#:	33148	Sample Line#:	1
Column Type:	SPB-Octyl	Column Dia:	0.25 mm

TriPCB F1

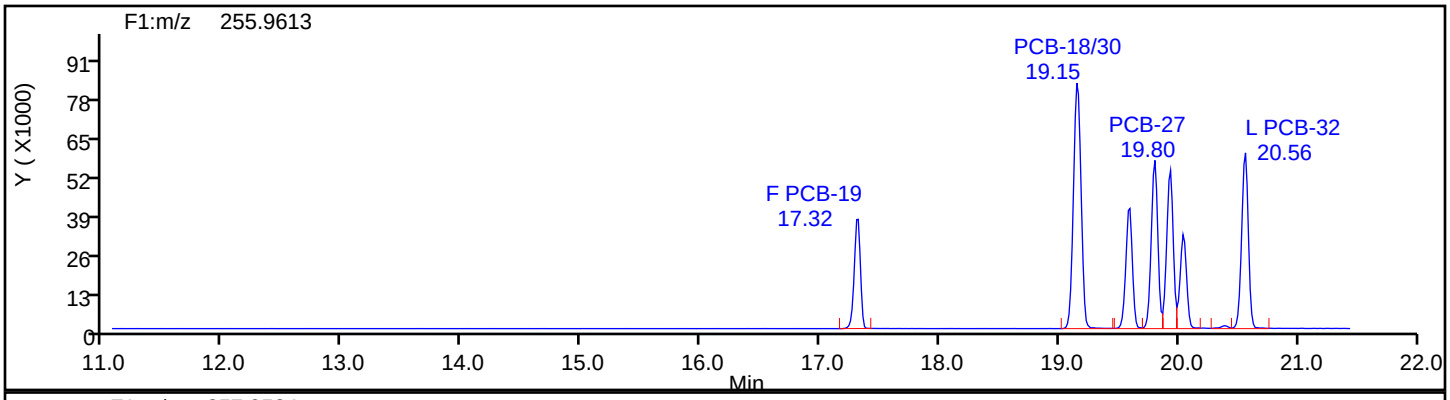

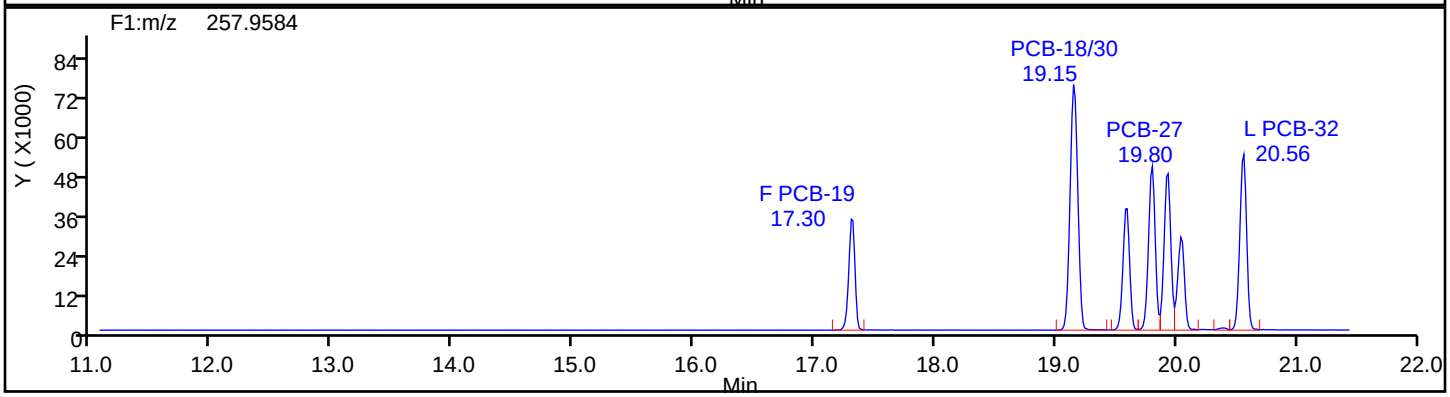

TriPCB F1 Standards

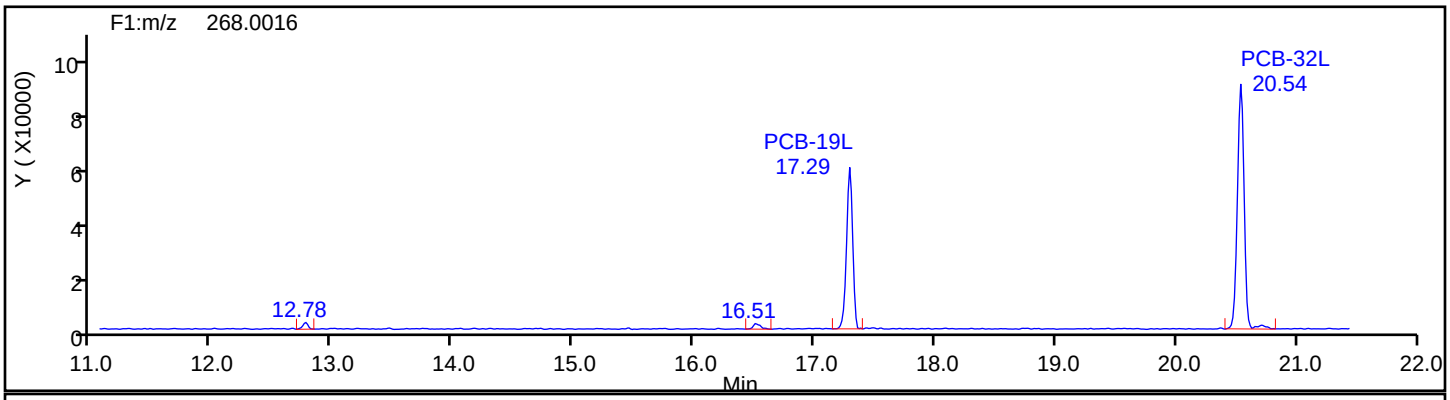

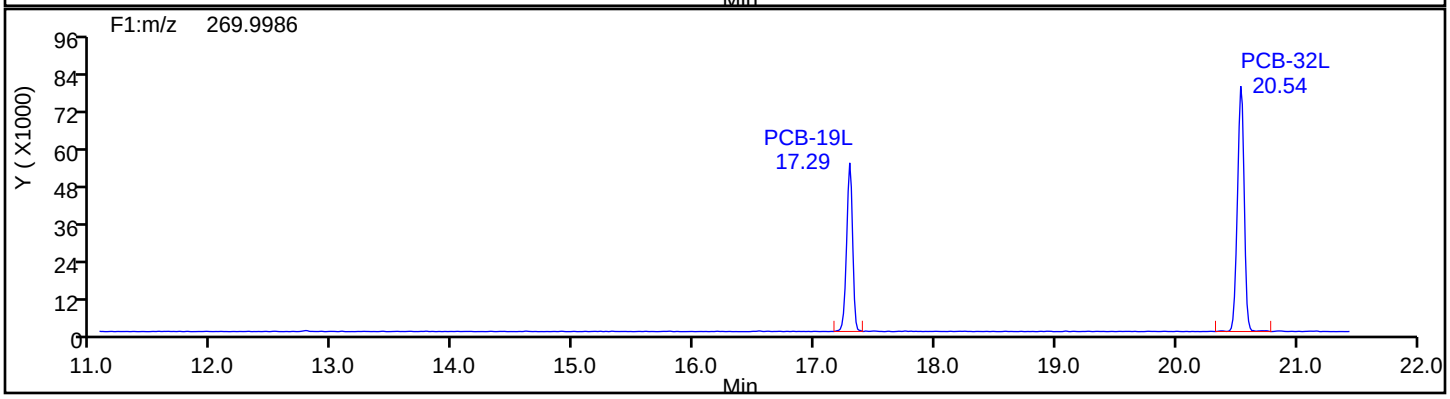

Eurofins TestAmerica, Knoxville

Data File:	\\chromna\Knoxville\ChromData\D3D\20190829-12907.b\d4190830s1.d		
Injection Date:	30-Aug-2019 01:10:00	Injection Vol:	1.0 ul
Instrument ID:	D3D	Operator ID:	Xcalibur_System
Method:	PCBs_D3D	Limit Group:	HR - 1668A - ICAL
Client ID:			
Worklist#:	33148	Sample Line#:	1
Column Type:	SPB-Octyl	Column Dia:	0.25 mm

TriPCB F1

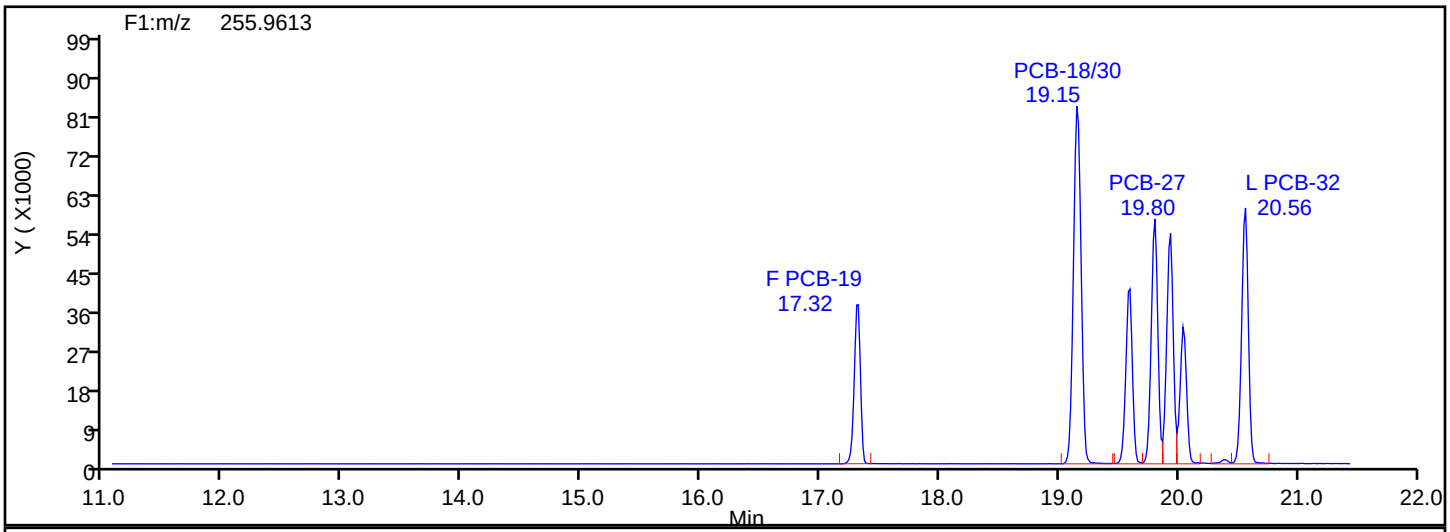

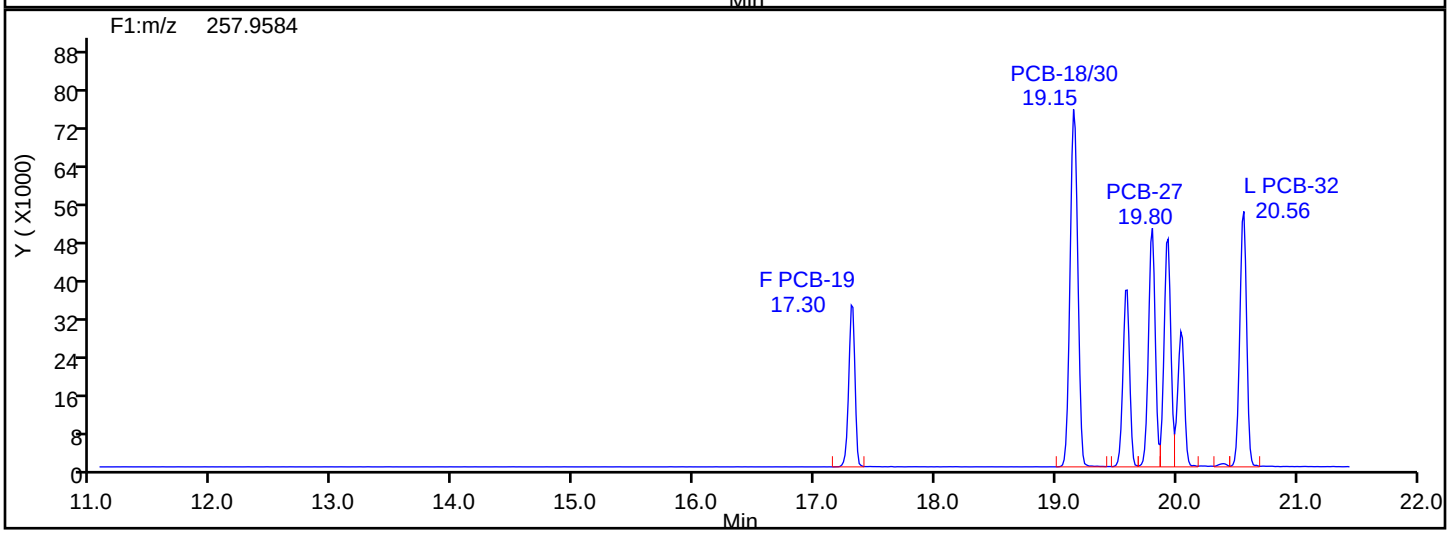

TriPCB F1 Lock Mass

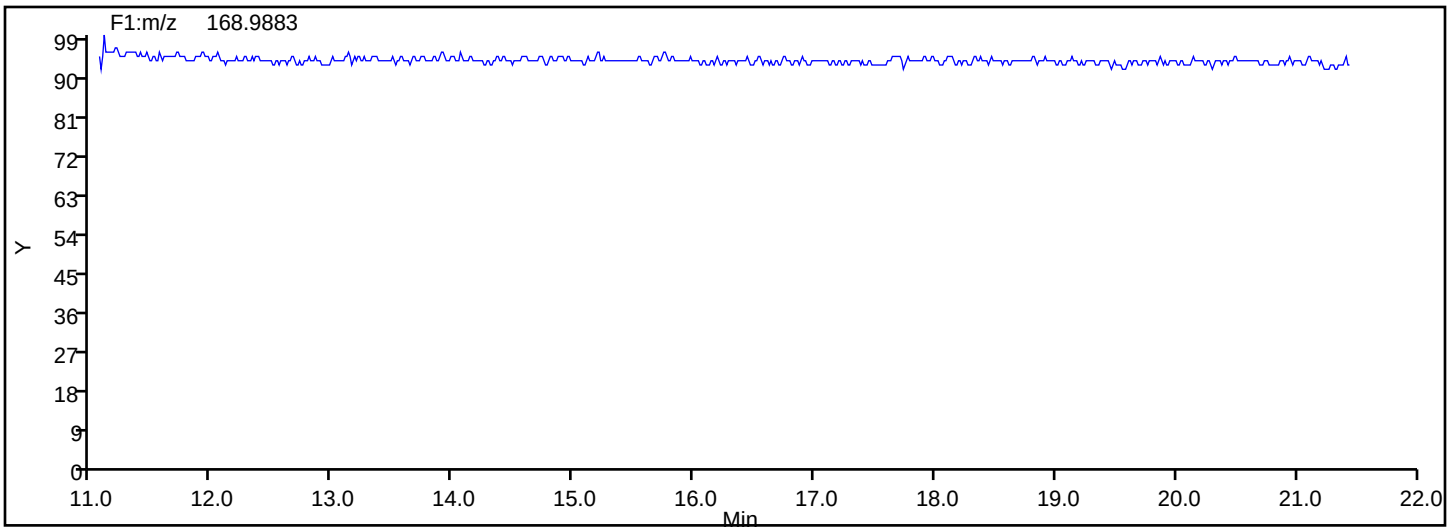

Eurofins TestAmerica, Knoxville

Data File:	\\chromna\Knoxville\ChromData\D3D\20190829-12907.b\d4190830s1.d		
Injection Date:	30-Aug-2019 01:10:00	Injection Vol:	1.0 ul
Instrument ID:	D3D	Operator ID:	Xcalibur_System
Method:	PCBs_D3D	Limit Group:	HR - 1668A - ICAL
Client ID:			
Worklist#:	33148	Sample Line#:	1
Column Type:	SPB-Octyl	Column Dia:	0.25 mm

TriPCB F2

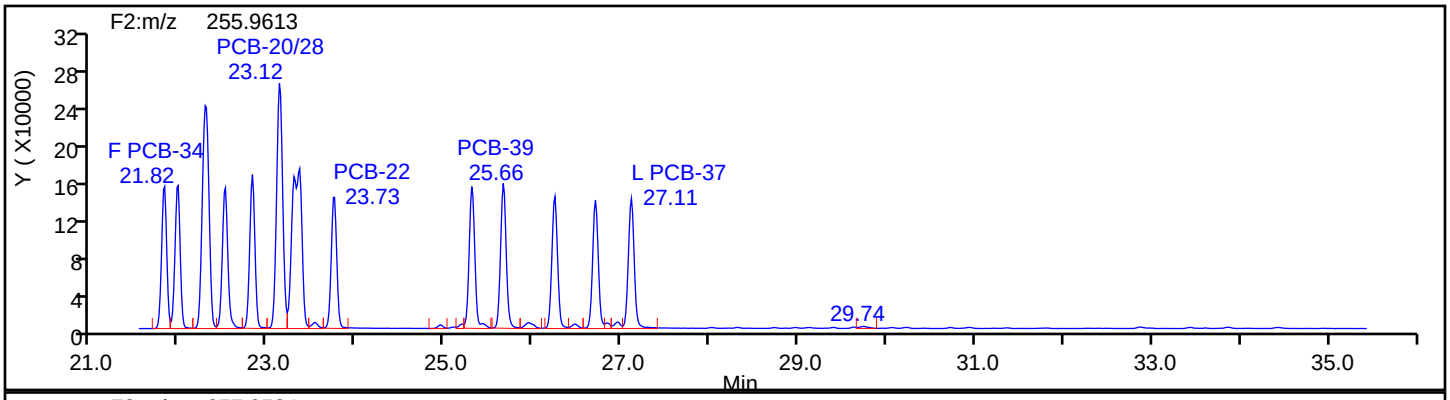

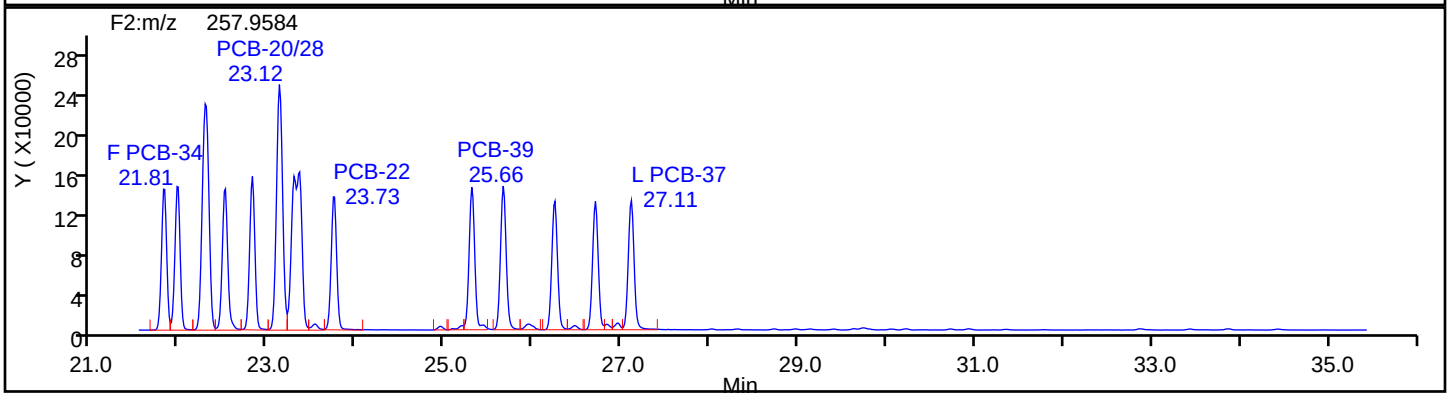

TriPCB F2 Standards

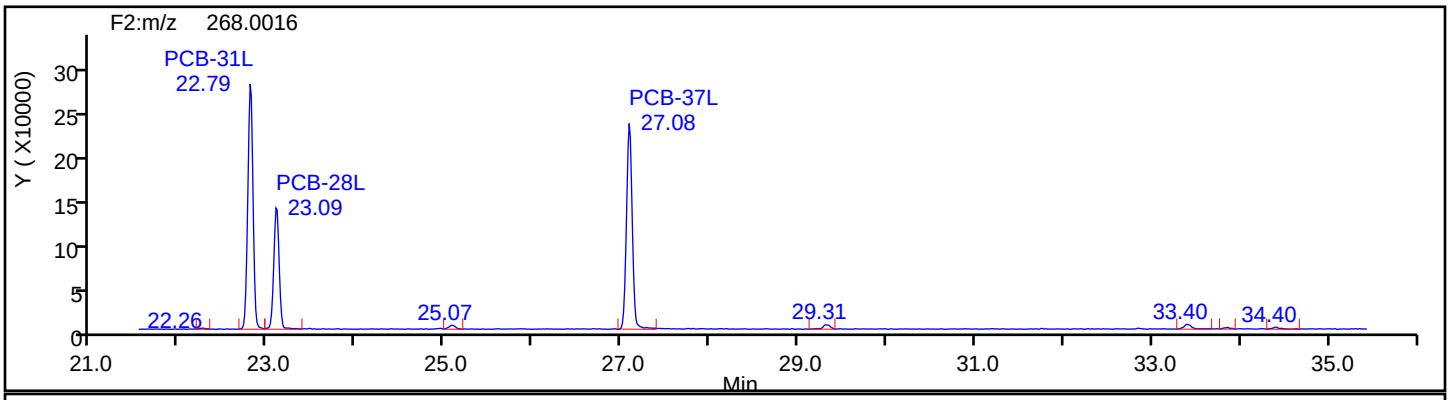

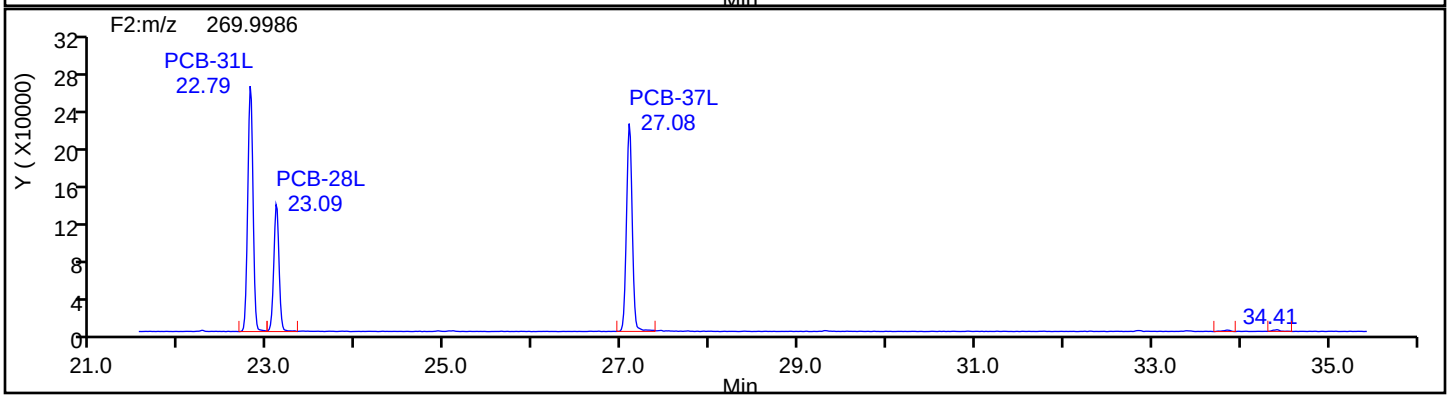

Eurofins TestAmerica, Knoxville

Data File:	\\chromna\Knoxville\ChromData\D3D\20190829-12907.b\d4190830s1.d		
Injection Date:	30-Aug-2019 01:10:00	Injection Vol:	1.0 ul
Instrument ID:	D3D	Operator ID:	Xcalibur_System
Method:	PCBs_D3D	Limit Group:	HR - 1668A - ICAL
Client ID:			
Worklist#:	33148	Sample Line#:	1
Column Type:	SPB-Octyl	Column Dia:	0.25 mm

TriPCB F2

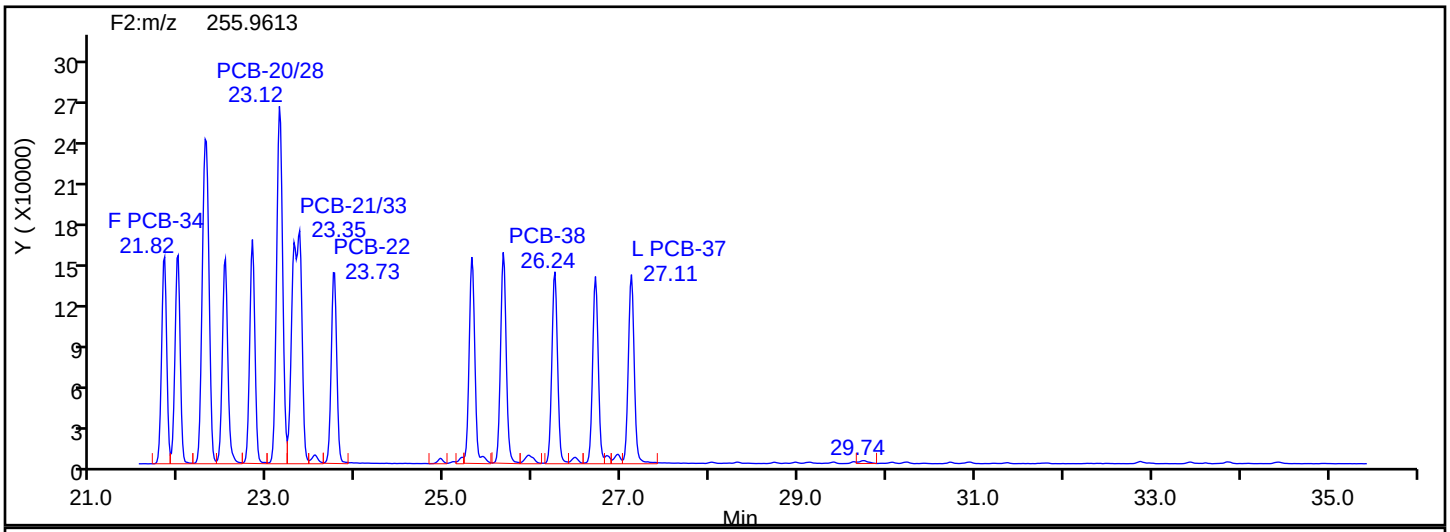

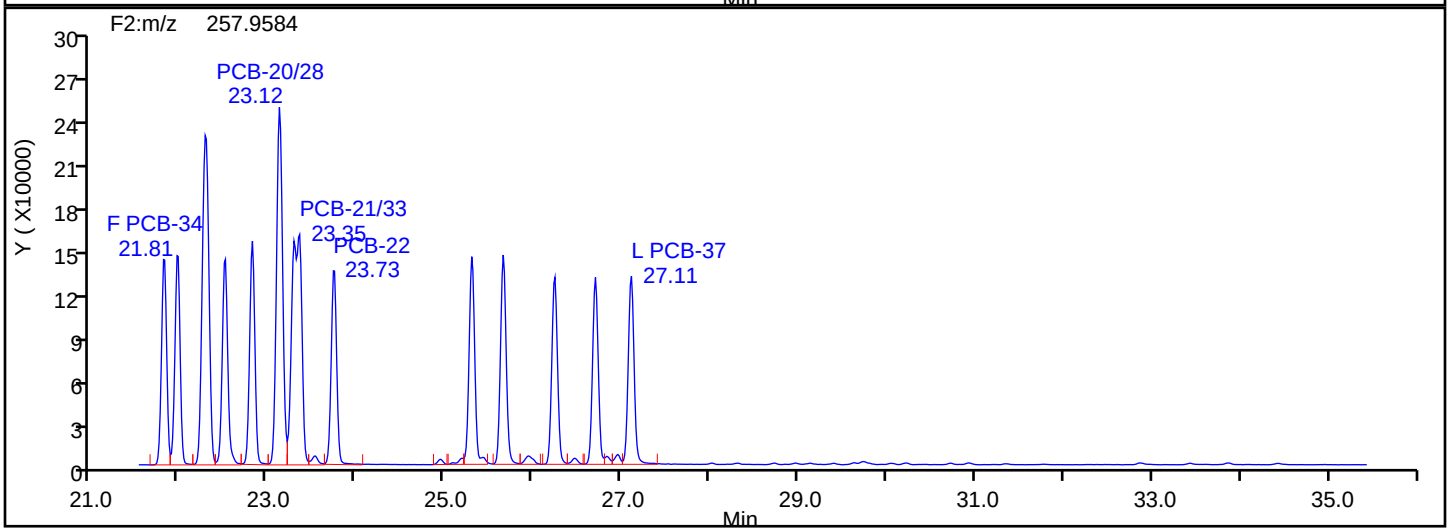

TriPCB F2 Lock Mass

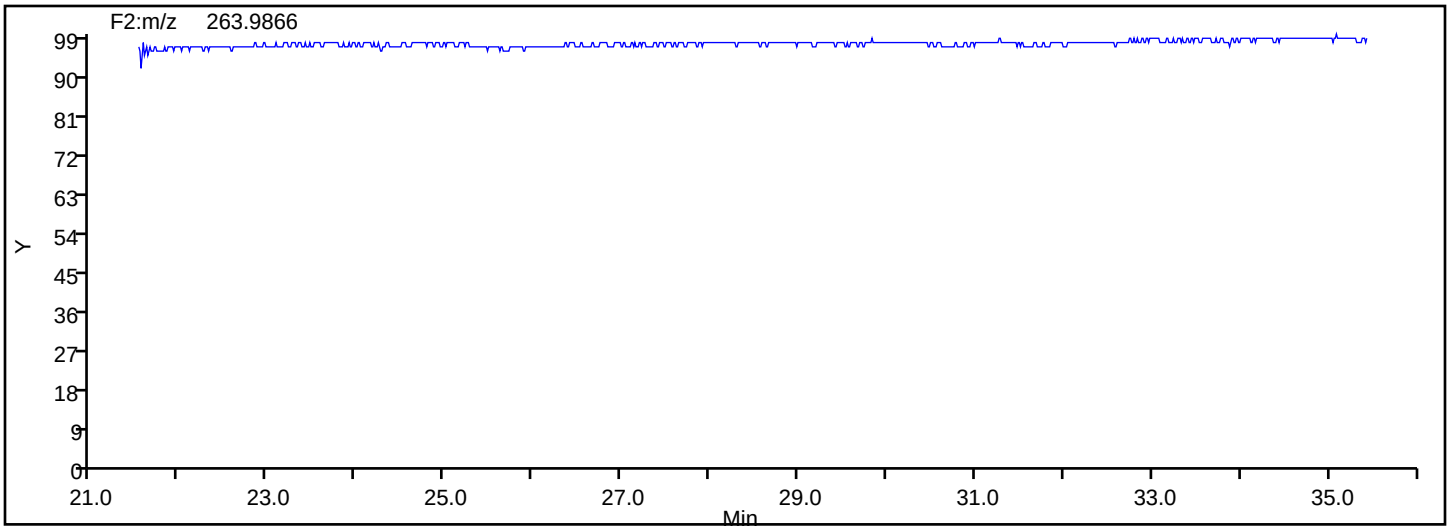

Manual Integration/User Assign Peak Report

Eurofins TestAmerica, Knoxville

Data File:	\\chromna\Knoxville\ChromData\D3D\20190829-12907.b\d4190830s1.d				
Injection Date:	30-Aug-2019 01:10:00	Instrument ID:	D3D		
Lims ID:	WDMCCV				
Client ID:					
Operator ID:	Xcalibur_System	ALS Bottle#:	0	Worklist Smp#:	1
Injection Vol:	1.0 ul	Dil. Factor:	1.0000		
Method:	PCBs_D3D	Limit Group:	HR - 1668A - ICAL		
Column:	SPB-Octyl (0.25 mm)	Detector	F2(21.81 :35.54)		

PCB-35, CAS: 37680-69-6

Signal: 2

Processing Integration Results

RT: 26.70
Area: 567360
Amount: 47.134246
Amount Units: pg/ul

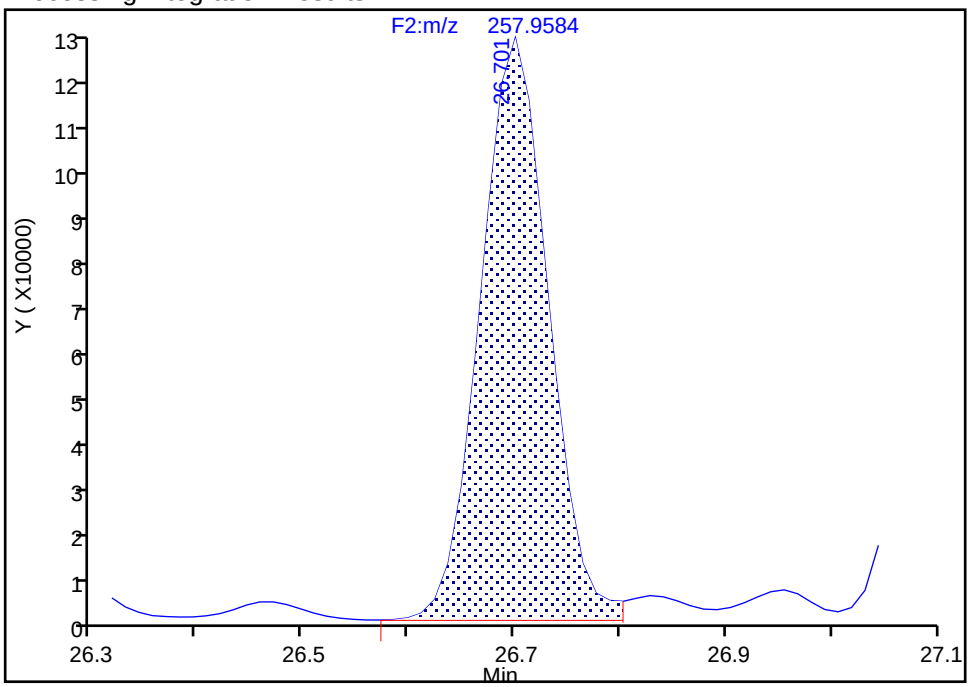

Manual Integration Results

RT: 26.70
Area: 567360
Amount: 46.236186
Amount Units: pg/ul

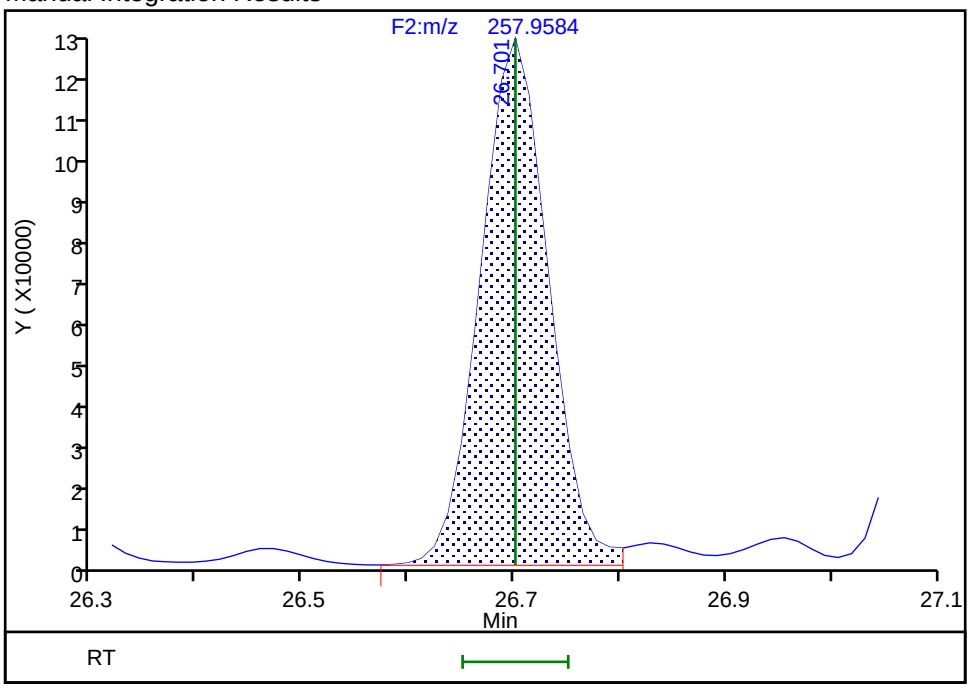

Reviewer: mcwhirterl, 30-Aug-2019 02:18:05

Audit Action: Marked Compound Undetected Audit Reason: Invalid Compound ID

Manual Integration/User Assign Peak Report

Eurofins TestAmerica, Knoxville

Data File: \\chromna\Knoxville\ChromData\D3D\20190829-12907.b\d4190830s1.d
Injection Date: 30-Aug-2019 01:10:00 Instrument ID: D3D
Lims ID: WDMCCV
Client ID:
Operator ID: Xcalibur_System ALS Bottle#: 0 Worklist Smp#: 1
Injection Vol: 1.0 ul Dil. Factor: 1.0000
Method: PCBs_D3D Limit Group: HR - 1668A - ICAL
Column: SPB-Octyl (0.25 mm) Detector F2(21.81 :35.54)

PCB-35, CAS: 37680-69-6

Signal: 3

Processing Integration Results

RT: 26.70
Area: 1196857
Amount: 47.134246
Amount Units: pg/ul

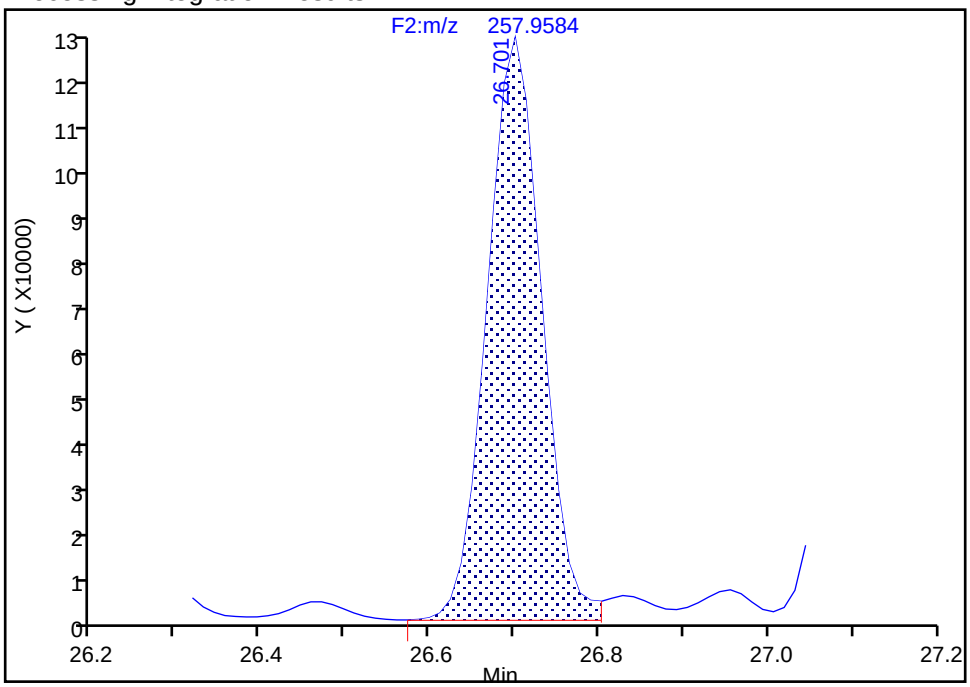

Manual Integration Results

RT: 26.70
Area: 1174053
Amount: 46.236186
Amount Units: pg/ul
Reviewer: mcwhirterl, 30-Aug-2019 02:18:05
Audit Action: Marked Compound Undetected Audit Reason: Invalid Compound ID

Manual Integration/User Assign Peak Report

Eurofins TestAmerica, Knoxville

Data File:	\\chromna\Knoxville\ChromData\D3D\20190829-12907.b\d4190830s1.d				
Injection Date:	30-Aug-2019 01:10:00	Instrument ID:	D3D		
Lims ID:	WDMCCV				
Client ID:					
Operator ID:	Xcalibur_System	ALS Bottle#:	0	Worklist Smp#:	1
Injection Vol:	1.0 ul	Dil. Factor:	1.0000		
Method:	PCBs_D3D	Limit Group:	HR - 1668A - ICAL		
Column:	SPB-Octyl (0.25 mm)	Detector	F2(21.81 :35.54)		

PCB-35, CAS: 37680-69-6

Signal: 1

Processing Integration Results

RT: 26.70
Area: 629497
Amount: 47.134246
Amount Units: pg/ul

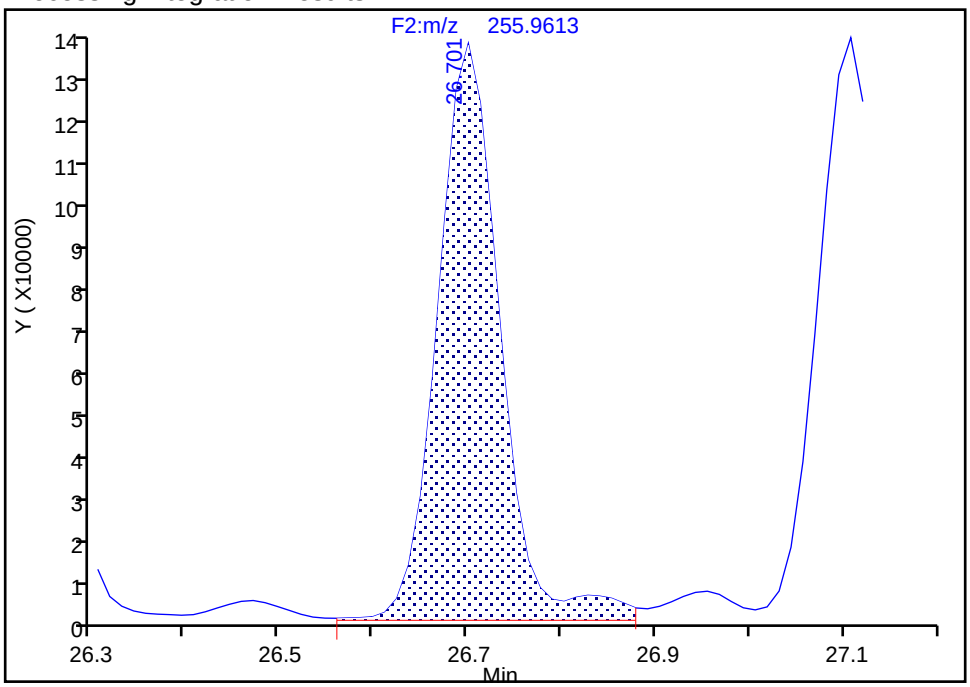

Manual Integration Results

RT: 26.70
Area: 606693
Amount: 46.236186
Amount Units: pg/ul

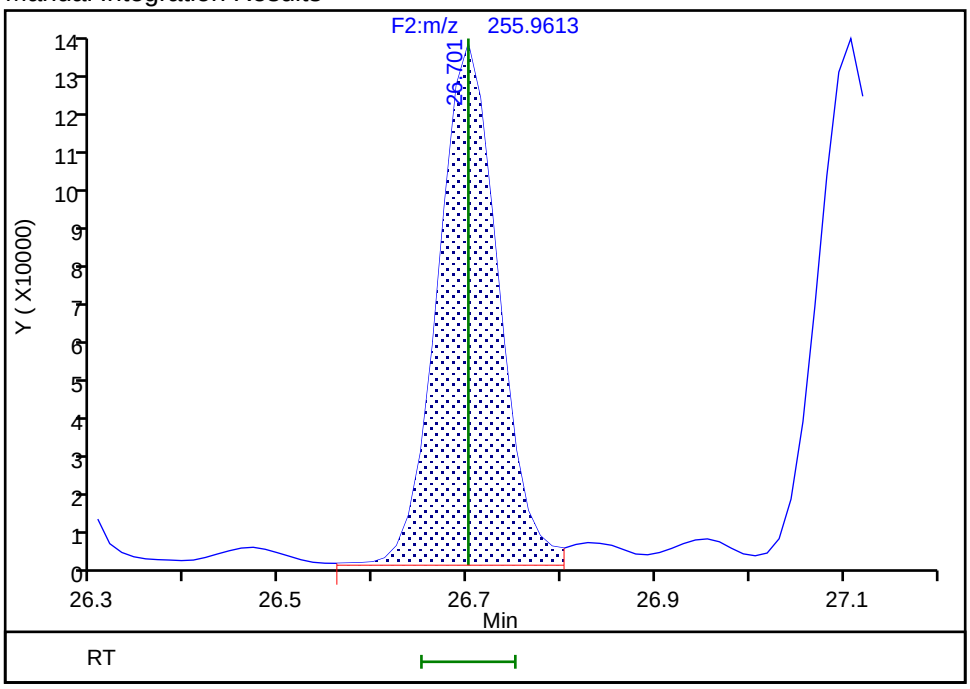

Reviewer: mcwhirterl, 30-Aug-2019 02:18:07

Audit Action: Manually Integrated/Assigned Compound ID Audit Reason: Split Peak

Eurofins TestAmerica, Knoxville

Data File:	\\chromna\Knoxville\ChromData\D3D\20190829-12907.b\d4190830s1.d		
Injection Date:	30-Aug-2019 01:10:00	Injection Vol:	1.0 ul
Instrument ID:	D3D	Operator ID:	Xcalibur_System
Method:	PCBs_D3D	Limit Group:	HR - 1668A - ICAL
Client ID:			
Worklist#:	33148	Sample Line#:	1
Column Type:	SPB-Octyl	Column Dia:	0.25 mm

TePCB F1

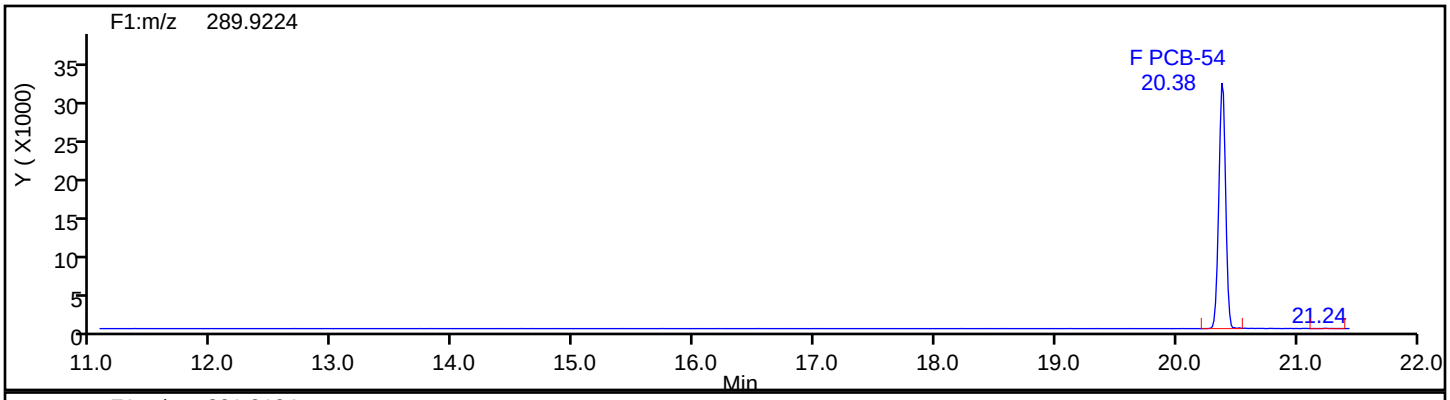

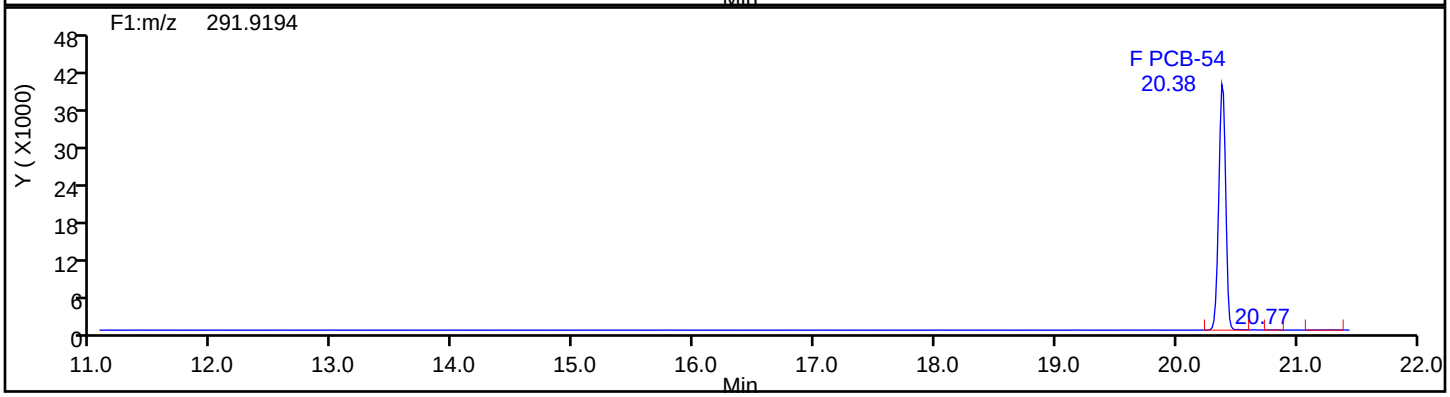

TePCB F1 Standards

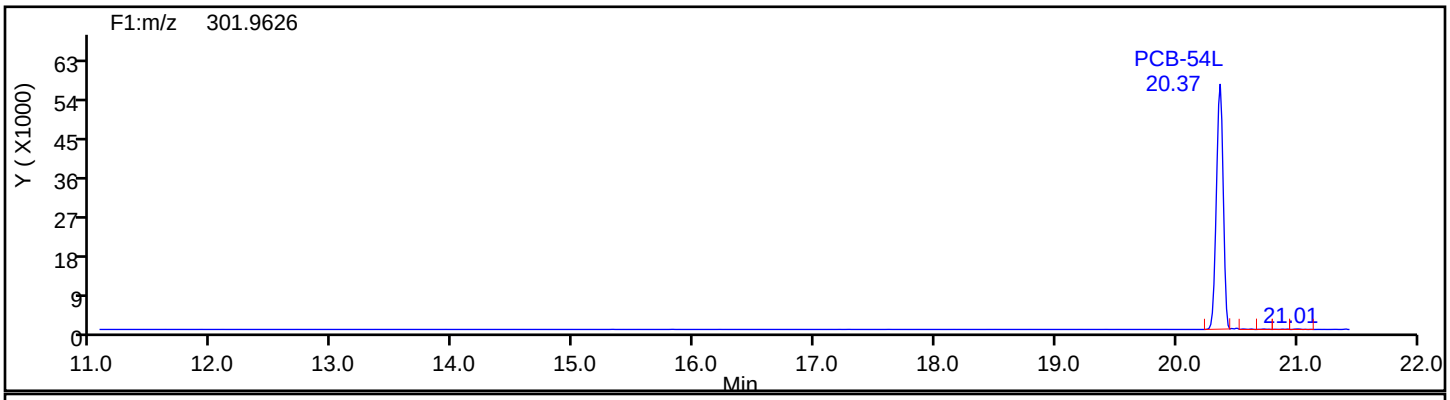

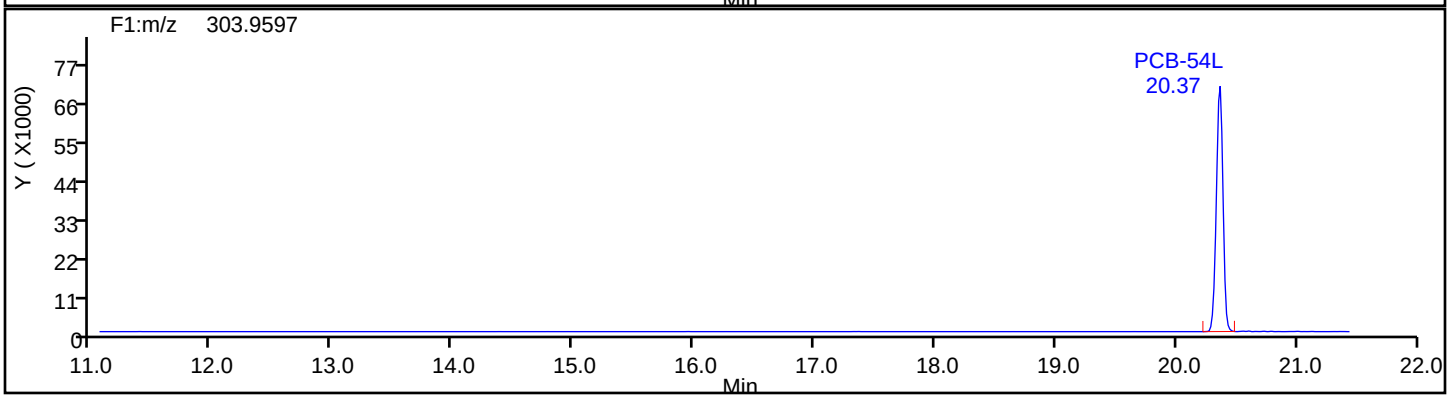

Eurofins TestAmerica, Knoxville

Data File:	\\chromna\Knoxville\ChromData\D3D\20190829-12907.b\d4190830s1.d		
Injection Date:	30-Aug-2019 01:10:00	Injection Vol:	1.0 ul
Instrument ID:	D3D	Operator ID:	Xcalibur_System
Method:	PCBs_D3D	Limit Group:	HR - 1668A - ICAL
Client ID:			
Worklist#:	33148	Sample Line#:	1
Column Type:	SPB-Octyl	Column Dia:	0.25 mm

TePCB F1

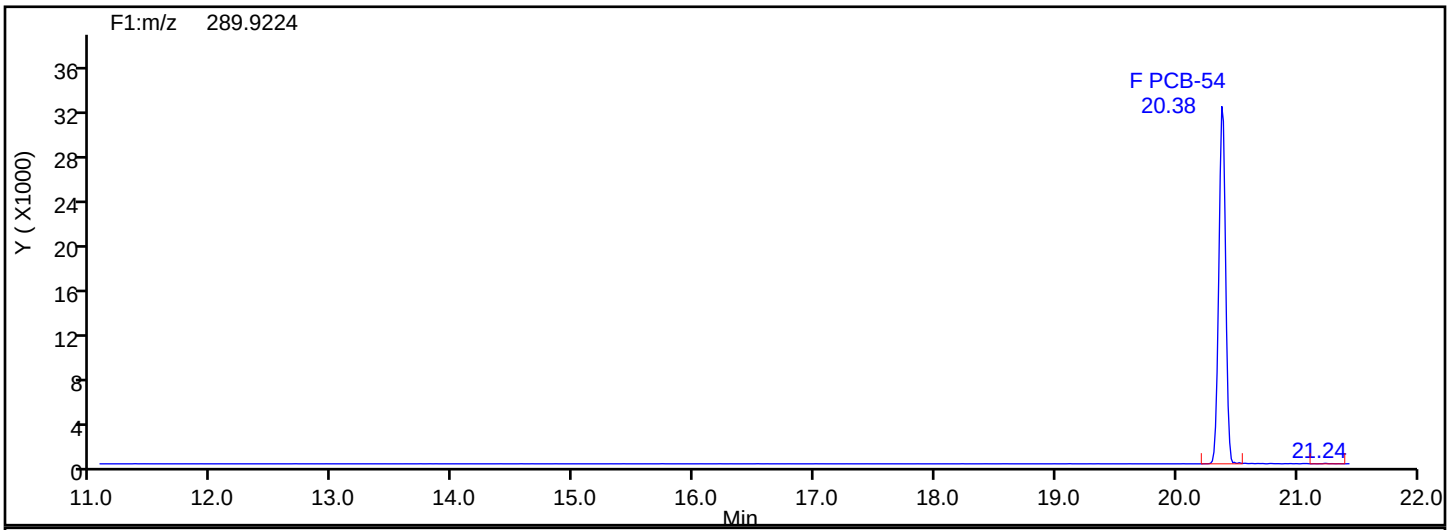

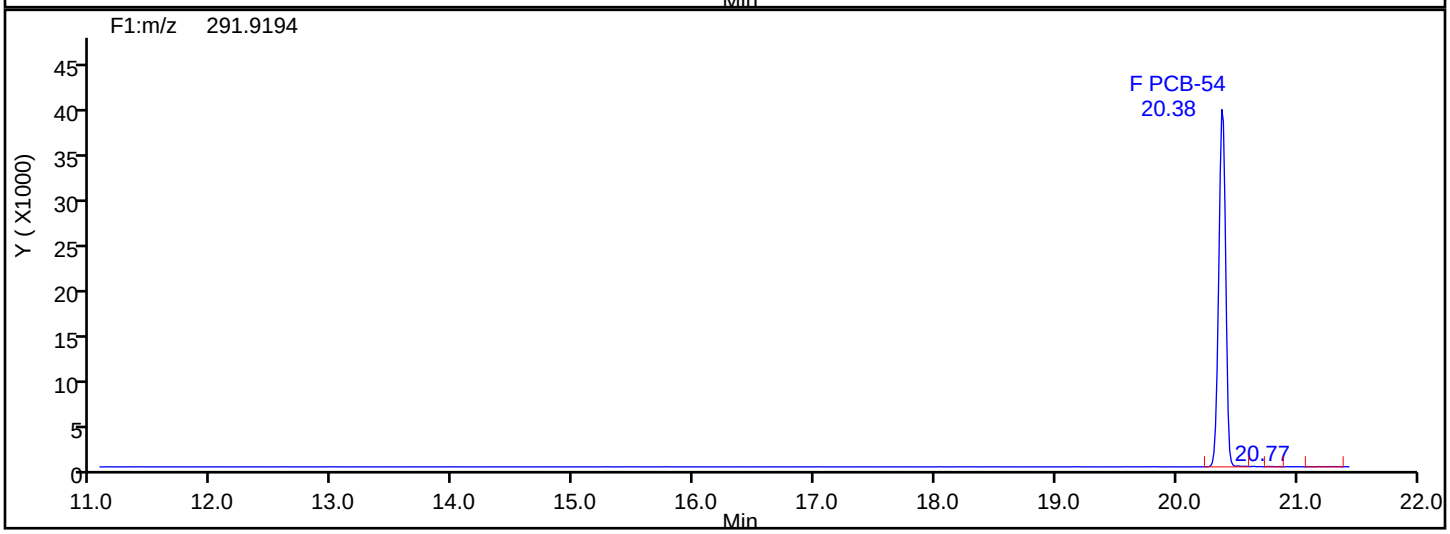

TePCB F1 Lock Mass

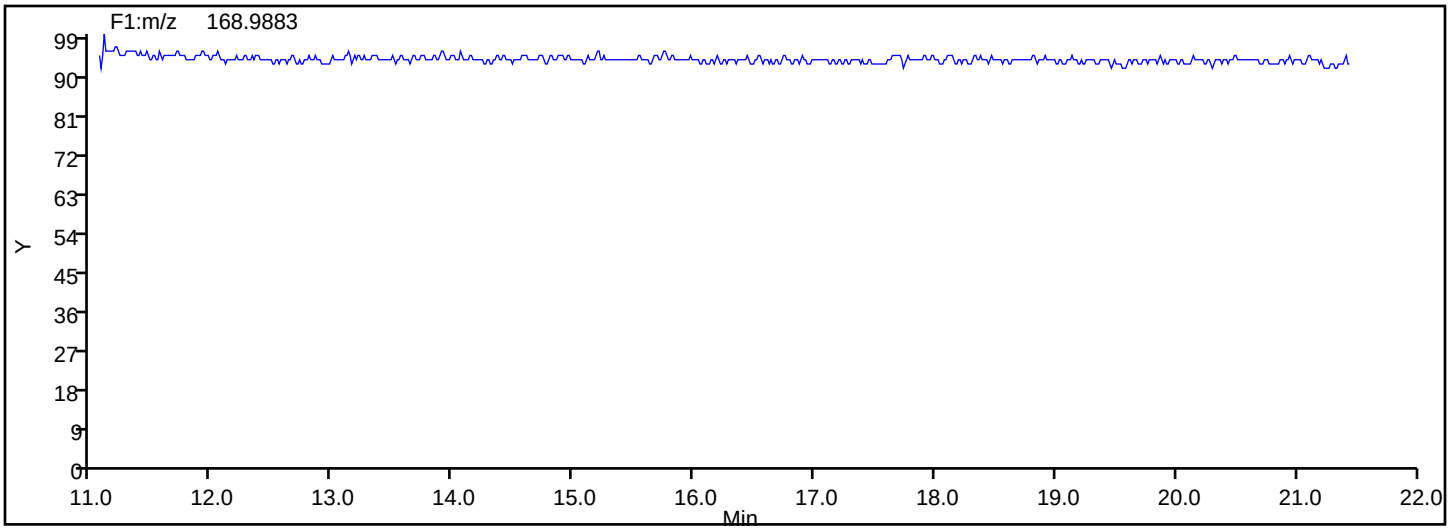

Eurofins TestAmerica, Knoxville

Data File:	\\chromna\Knoxville\ChromData\D3D\20190829-12907.b\d4190830s1.d		
Injection Date:	30-Aug-2019 01:10:00	Injection Vol:	1.0 ul
Instrument ID:	D3D	Operator ID:	Xcalibur_System
Method:	PCBs_D3D	Limit Group:	HR - 1668A - ICAL
Client ID:			
Worklist#:	33148	Sample Line#:	1
Column Type:	SPB-Octyl	Column Dia:	0.25 mm

TePCB F2

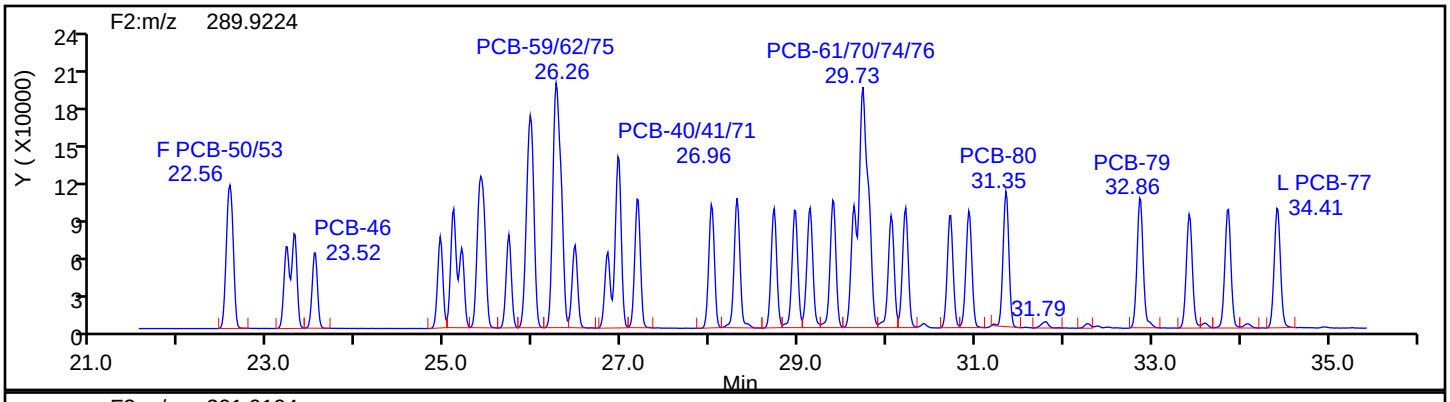

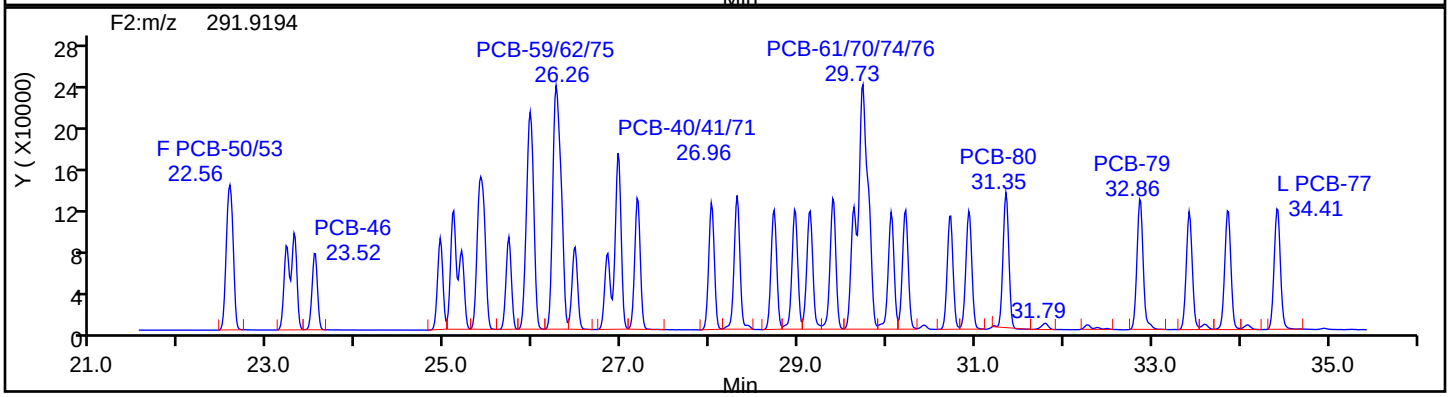

TePCB F2 Standards

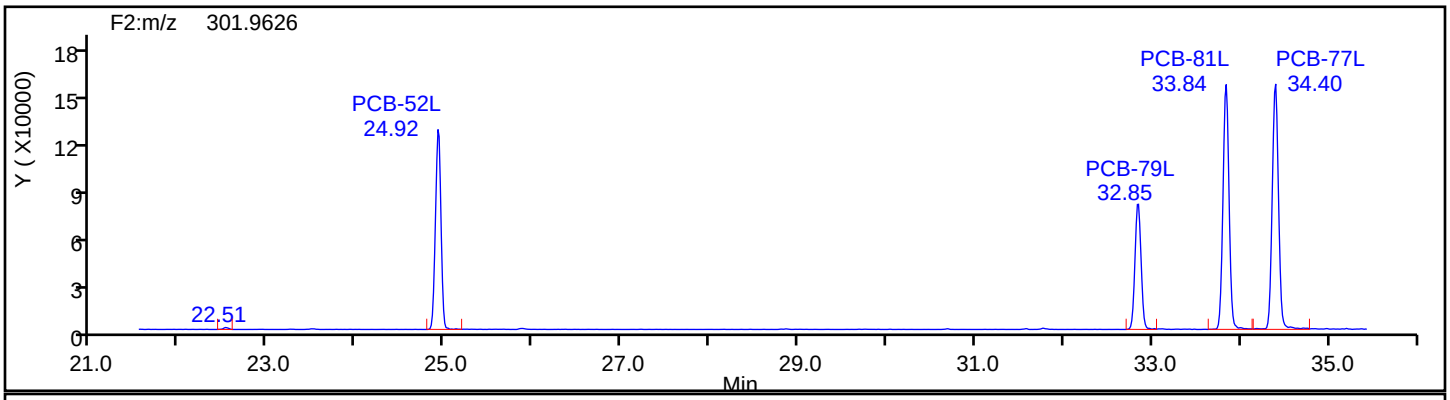

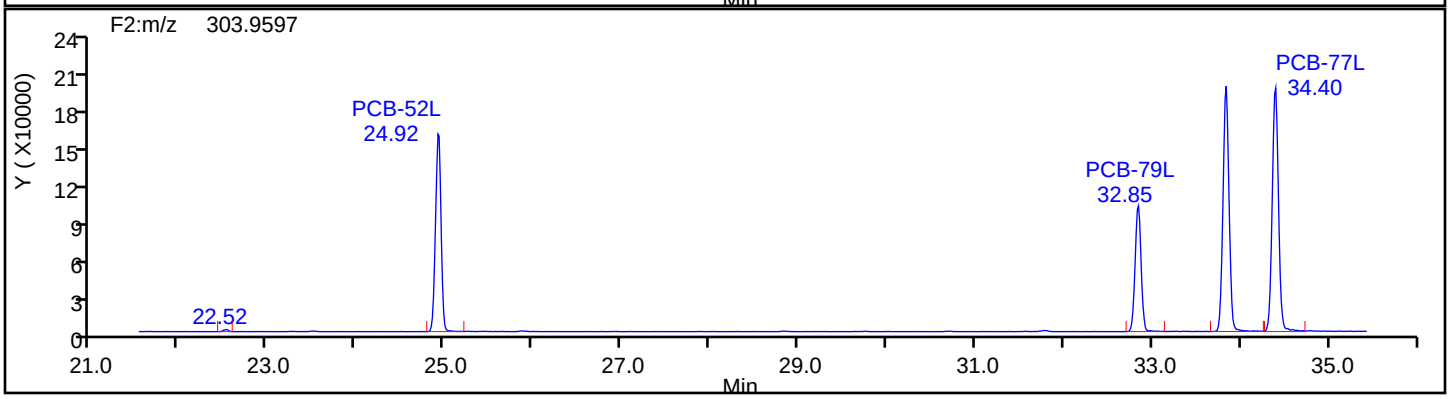

Eurofins TestAmerica, Knoxville

Data File:	\\chromna\Knoxville\ChromData\D3D\20190829-12907.b\d4190830s1.d		
Injection Date:	30-Aug-2019 01:10:00	Injection Vol:	1.0 ul
Instrument ID:	D3D	Operator ID:	Xcalibur_System
Method:	PCBs_D3D	Limit Group:	HR - 1668A - ICAL
Client ID:			
Worklist#:	33148	Sample Line#:	1
Column Type:	SPB-Octyl	Column Dia:	0.25 mm

TePCB F2

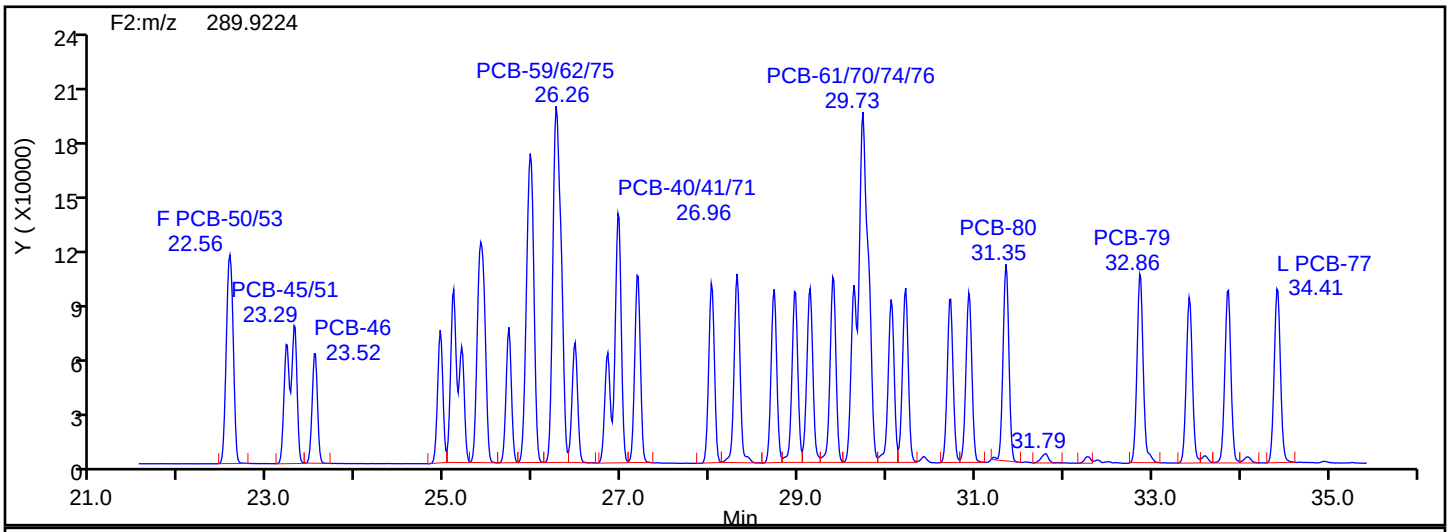

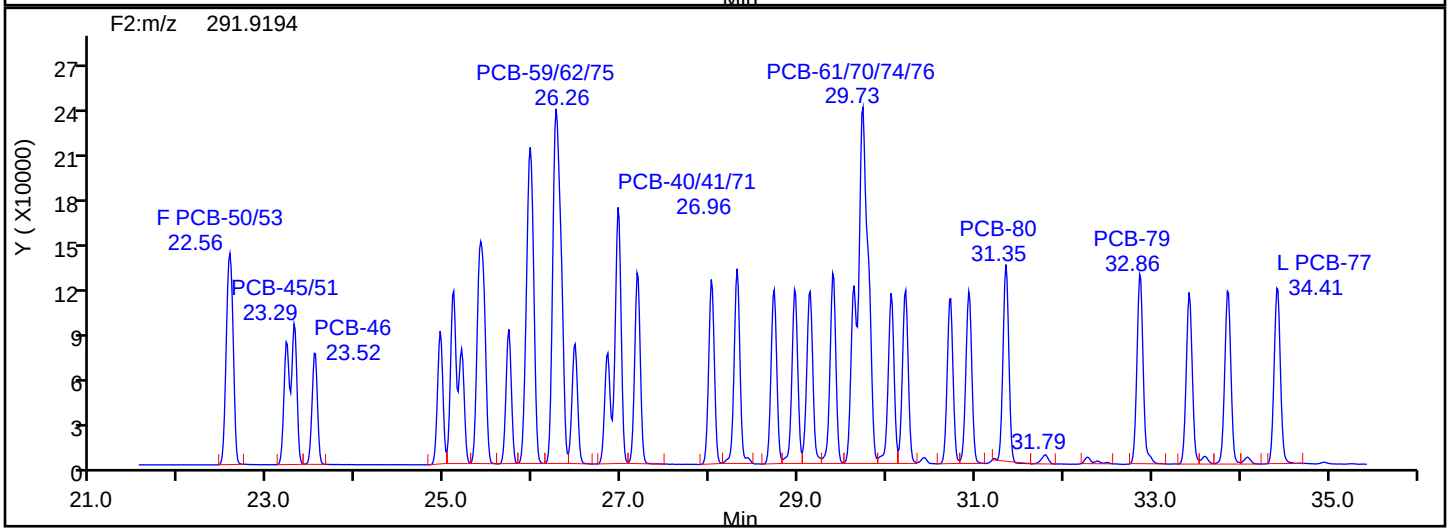

TePCB F2 Lock Mass

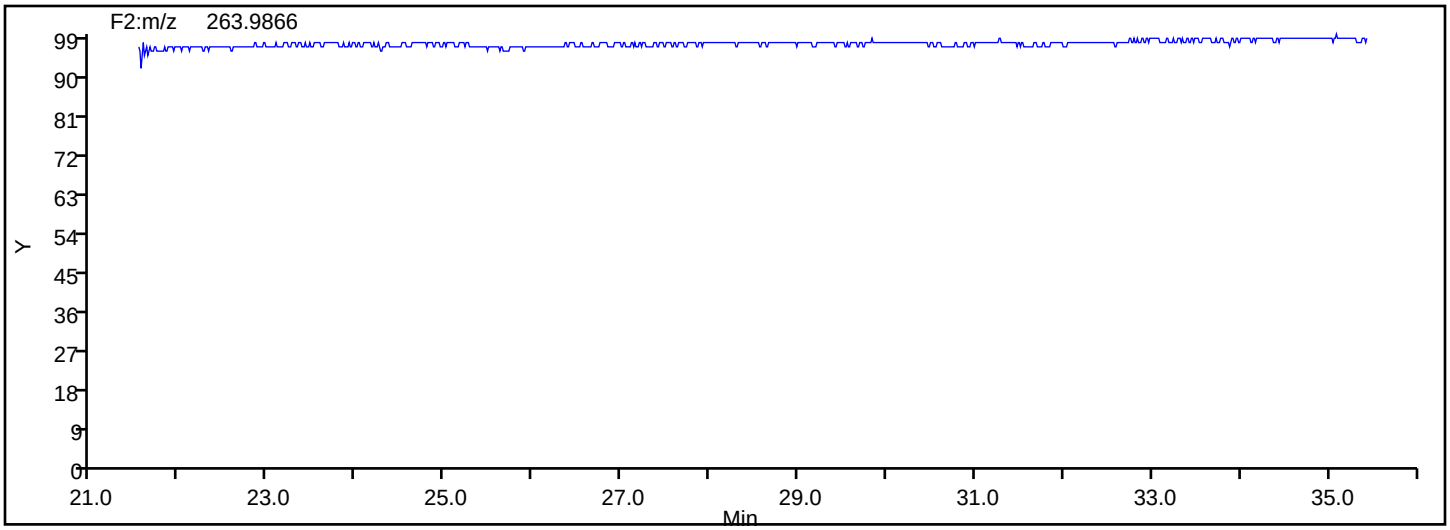

Manual Integration/User Assign Peak Report

Eurofins TestAmerica, Knoxville

Data File:	\\chromna\Knoxville\ChromData\D3D\20190829-12907.b\d4190830s1.d				
Injection Date:	30-Aug-2019 01:10:00	Instrument ID:	D3D		
Lims ID:	WDMCCV				
Client ID:					
Operator ID:	Xcalibur_System	ALS Bottle#:	0	Worklist Smp#:	1
Injection Vol:	1.0 ul	Dil. Factor:	1.0000		
Method:	PCBs_D3D	Limit Group:	HR - 1668A - ICAL		
Column:	SPB-Octyl (0.25 mm)	Detector	F2(21.81 :35.54)		

PCB-45/51, CAS: STL01804

Signal: 2

Processing Integration Results

RT: 23.29
Area: 376160
Amount: 44.842429
Amount Units: pg/ul

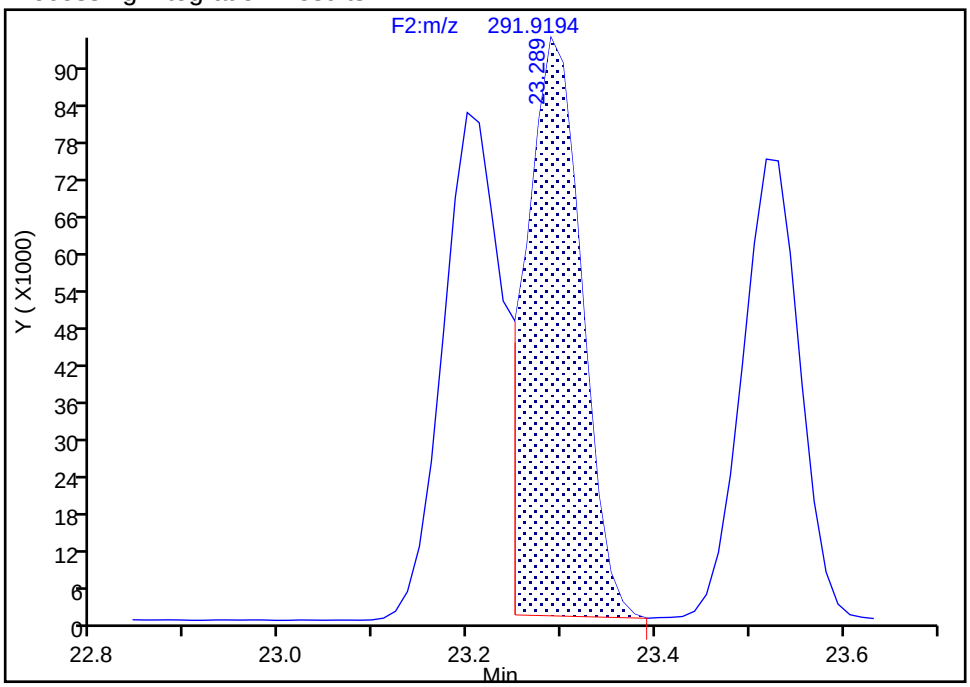

Manual Integration Results

RT: 23.29
Area: 734895
Amount: 87.408601
Amount Units: pg/ul

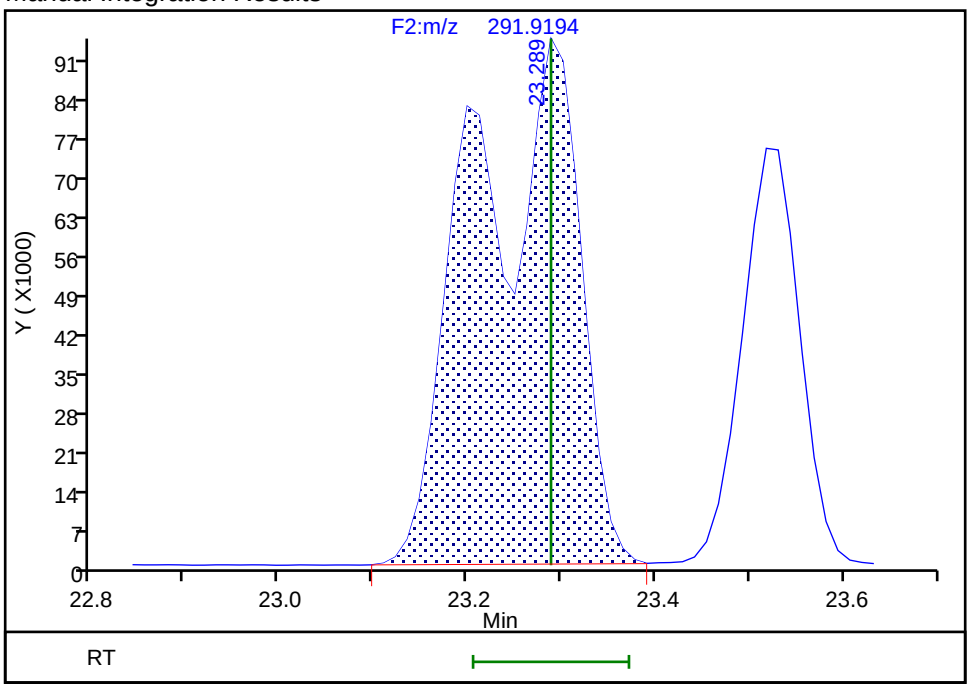

Reviewer: mcwhirterl, 30-Aug-2019 02:18:32

Audit Action: Marked Compound Undetected Audit Reason: Invalid Compound ID

Manual Integration/User Assign Peak Report

Eurofins TestAmerica, Knoxville

Data File: \\chromna\Knoxville\ChromData\D3D\20190829-12907.b\d4190830s1.d
Injection Date: 30-Aug-2019 01:10:00 Instrument ID: D3D
Lims ID: WDMCCV
Client ID:
Operator ID: Xcalibur_System ALS Bottle#: 0 Worklist Smp#: 1
Injection Vol: 1.0 ul Dil. Factor: 1.0000
Method: PCBs_D3D Limit Group: HR - 1668A - ICAL
Column: SPB-Octyl (0.25 mm) Detector F2(21.81 :35.54)

PCB-45/51, CAS: STL01804

Signal: 3

Processing Integration Results

RT: 23.29
Area: 674944
Amount: 44.842429
Amount Units: pg/ul

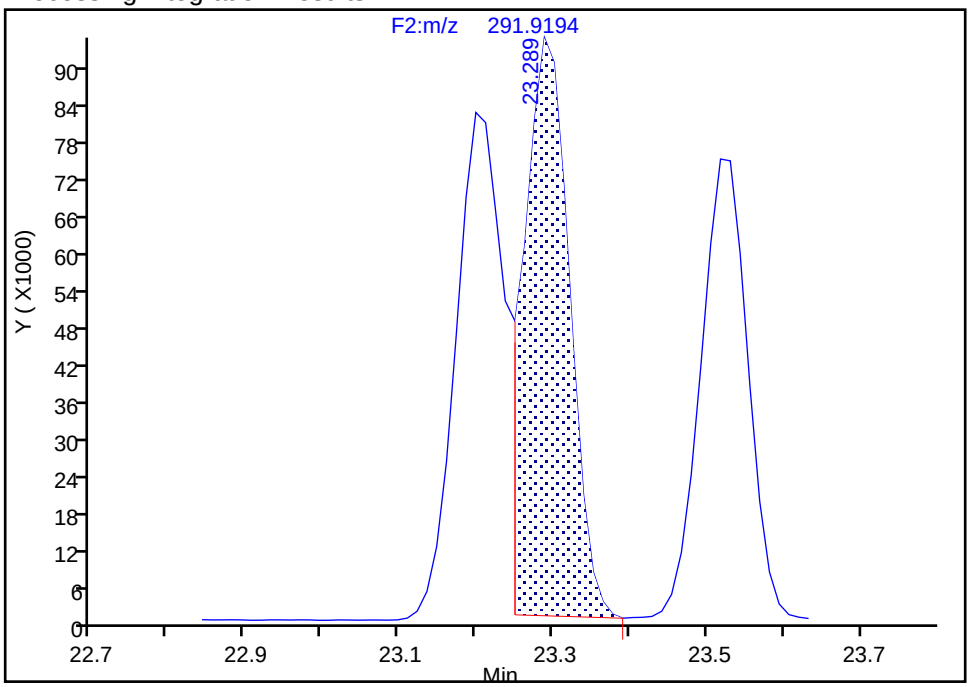

Manual Integration Results

RT: 23.29
Area: 1315627
Amount: 87.408601
Amount Units: pg/ul
Reviewer: mcwhirterl, 30-Aug-2019 02:18:32
Audit Action: Marked Compound Undetected Audit Reason: Invalid Compound ID

Manual Integration/User Assign Peak Report

Eurofins TestAmerica, Knoxville

Data File:	\\chromna\Knoxville\ChromData\D3D\20190829-12907.b\d4190830s1.d				
Injection Date:	30-Aug-2019 01:10:00	Instrument ID:	D3D		
Lims ID:	WDMCCV				
Client ID:					
Operator ID:	Xcalibur_System	ALS Bottle#:	0	Worklist Smp#:	1
Injection Vol:	1.0 ul	Dil. Factor:	1.0000		
Method:	PCBs_D3D	Limit Group:	HR - 1668A - ICAL		
Column:	SPB-Octyl (0.25 mm)	Detector	F2(21.81 :35.54)		

PCB-45/51, CAS: STL01804

Signal: 1

Processing Integration Results

RT: 23.29
Area: 298784
Amount: 44.842429
Amount Units: pg/ul

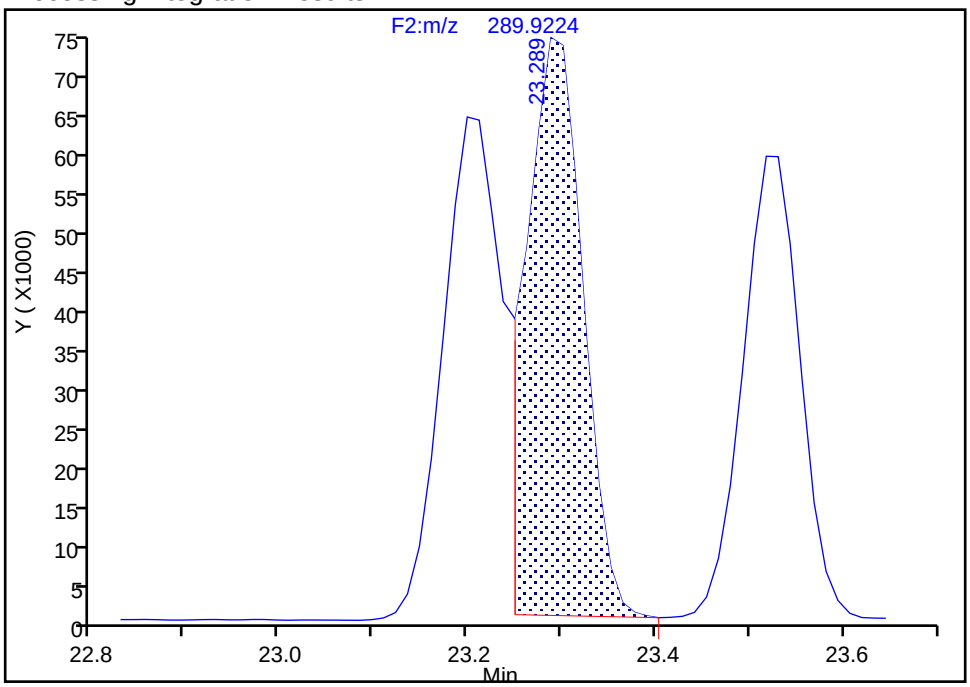

Manual Integration Results

RT: 23.29
Area: 580732
Amount: 87.408601
Amount Units: pg/ul

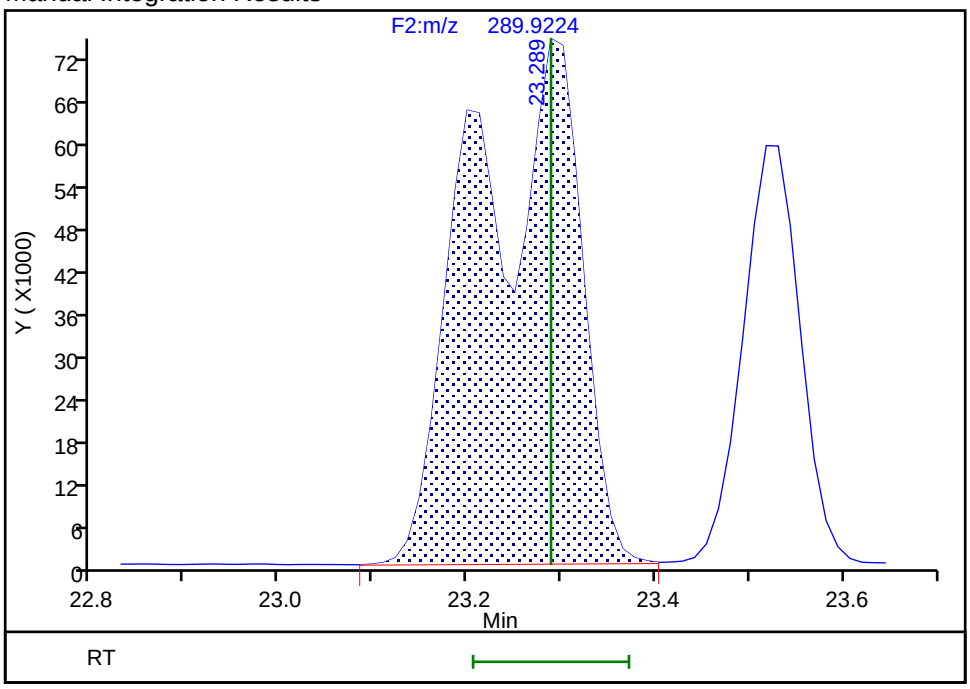

Reviewer: mcwhirterl, 30-Aug-2019 02:18:34

Audit Action: Manually Integrated/Assigned Compound ID Audit Reason: Incomplete Integration

Manual Integration/User Assign Peak Report

Eurofins TestAmerica, Knoxville

Data File: \\chromna\Knoxville\ChromData\D3D\20190829-12907.b\d4190830s1.d
Injection Date: 30-Aug-2019 01:10:00 Instrument ID: D3D
Lims ID: WDMCCV
Client ID:
Operator ID: Xcalibur_System ALS Bottle#: 0 Worklist Smp#: 1
Injection Vol: 1.0 ul Dil. Factor: 1.0000
Method: PCBs_D3D Limit Group: HR - 1668A - ICAL
Column: SPB-Octyl (0.25 mm) Detector F2(21.81 :35.54)

PCB-43/73, CAS: STL02293

Signal: 2

Processing Integration Results

RT: 25.10
Area: 516808
Amount: 54.487053
Amount Units: pg/ul

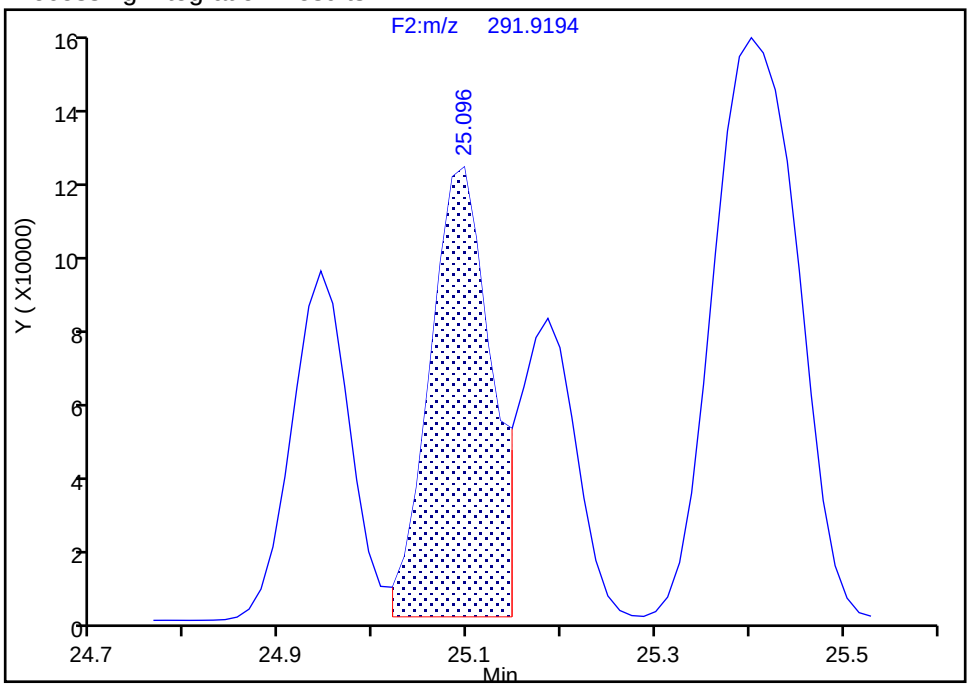

Manual Integration Results

RT: 25.10
Area: 828939
Amount: 87.581023
Amount Units: pg/ul

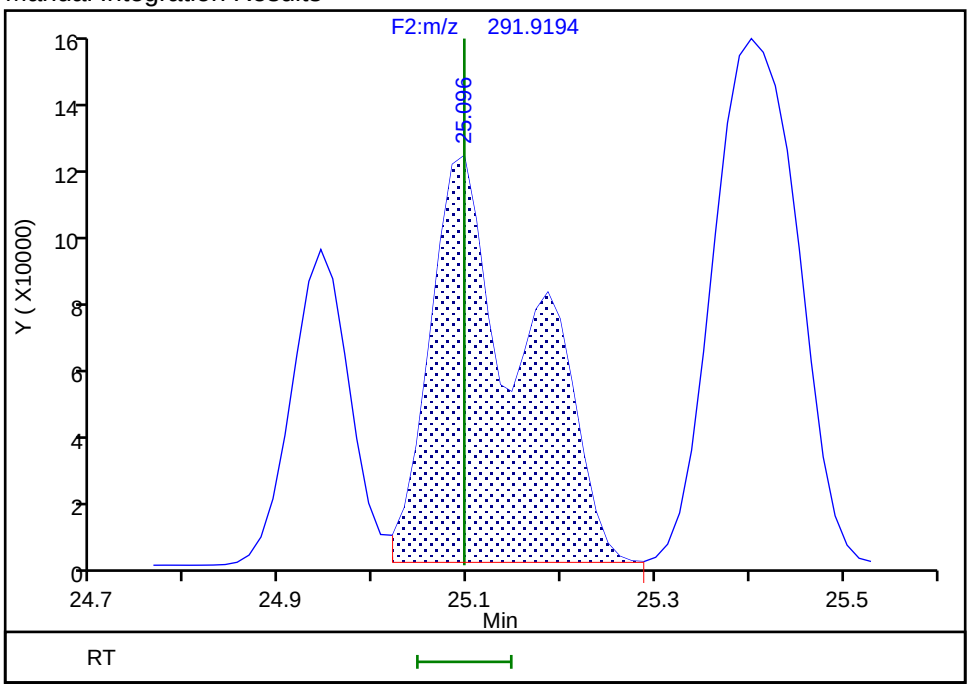

Reviewer: mcwhirterl, 30-Aug-2019 02:19:00
Audit Action: Marked Compound Undetected Audit Reason: Invalid Compound ID

Manual Integration/User Assign Peak Report

Eurofins TestAmerica, Knoxville

Data File: \\chromna\Knoxville\ChromData\D3D\20190829-12907.b\d4190830s1.d
Injection Date: 30-Aug-2019 01:10:00 Instrument ID: D3D
Lims ID: WDMCCV
Client ID:
Operator ID: Xcalibur_System ALS Bottle#: 0 Worklist Smp#: 1
Injection Vol: 1.0 ul Dil. Factor: 1.0000
Method: PCBs_D3D Limit Group: HR - 1668A - ICAL
Column: SPB-Octyl (0.25 mm) Detector F2(21.81 :35.54)

PCB-43/73, CAS: STL02293

Signal: 3

Processing Integration Results

RT: 25.10
Area: 926042
Amount: 54.487053
Amount Units: pg/ul

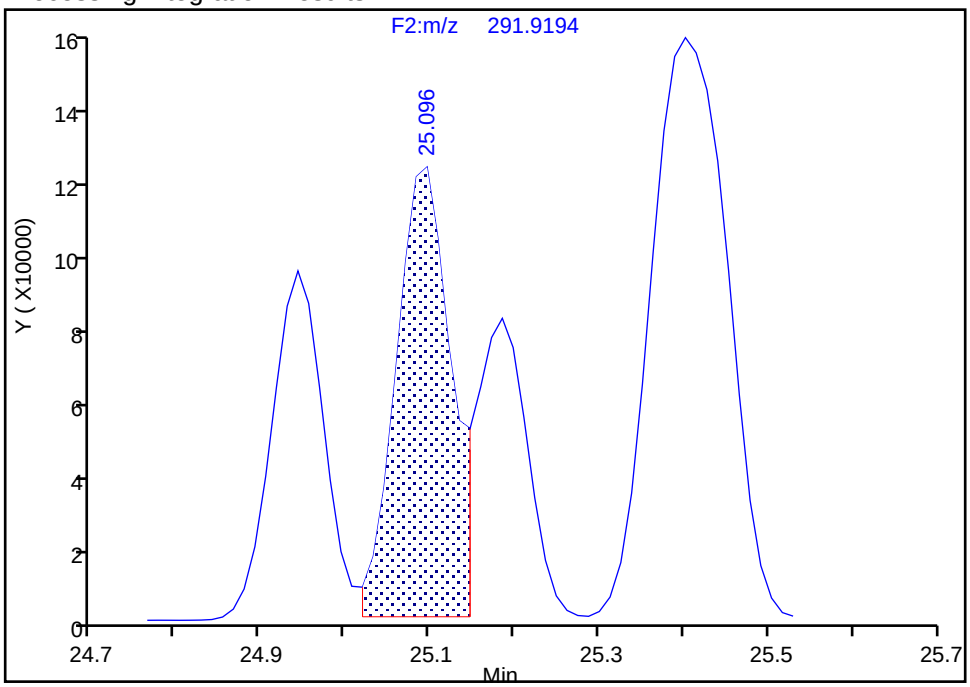

Manual Integration Results

RT: 25.10
Area: 1488495
Amount: 87.581023
Amount Units: pg/ul
Reviewer: mcwhirterl, 30-Aug-2019 02:19:00
Audit Action: Marked Compound Undetected Audit Reason: Invalid Compound ID

Manual Integration/User Assign Peak Report

Eurofins TestAmerica, Knoxville

Data File: \\chromna\Knoxville\ChromData\D3D\20190829-12907.b\d4190830s1.d
Injection Date: 30-Aug-2019 01:10:00 Instrument ID: D3D
Lims ID: WDMCCV
Client ID:
Operator ID: Xcalibur_System ALS Bottle#: 0 Worklist Smp#: 1
Injection Vol: 1.0 ul Dil. Factor: 1.0000
Method: PCBs_D3D Limit Group: HR - 1668A - ICAL
Column: SPB-Octyl (0.25 mm) Detector F2(21.81 :35.54)

PCB-43/73, CAS: STL02293

Signal: 1

Processing Integration Results

RT: 25.10
Area: 409234
Amount: 54.487053
Amount Units: pg/ul

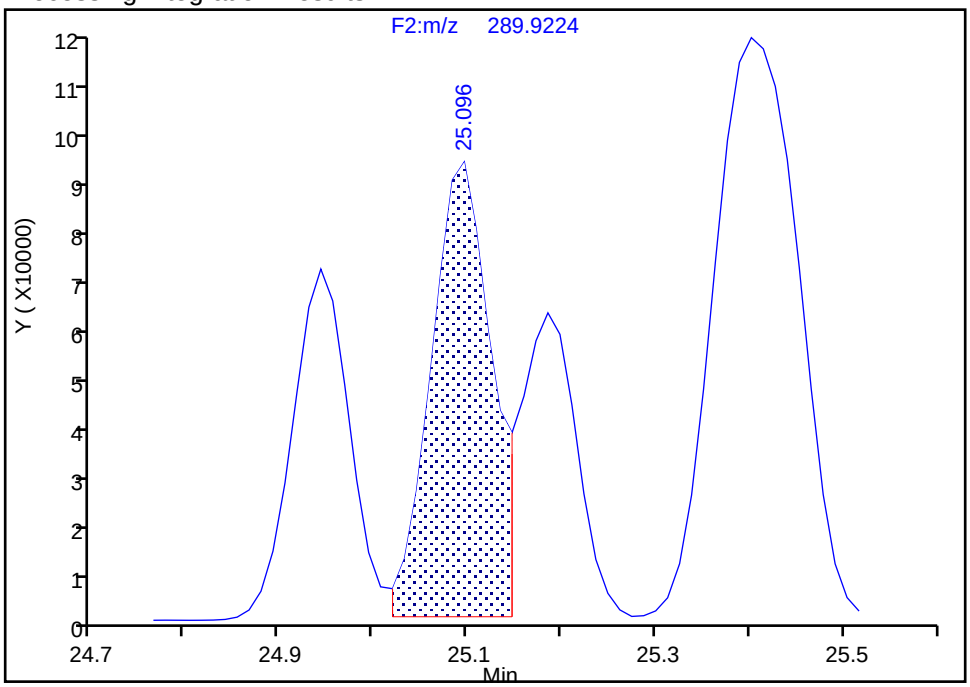

Manual Integration Results

RT: 25.10
Area: 659556
Amount: 87.581023
Amount Units: pg/ul

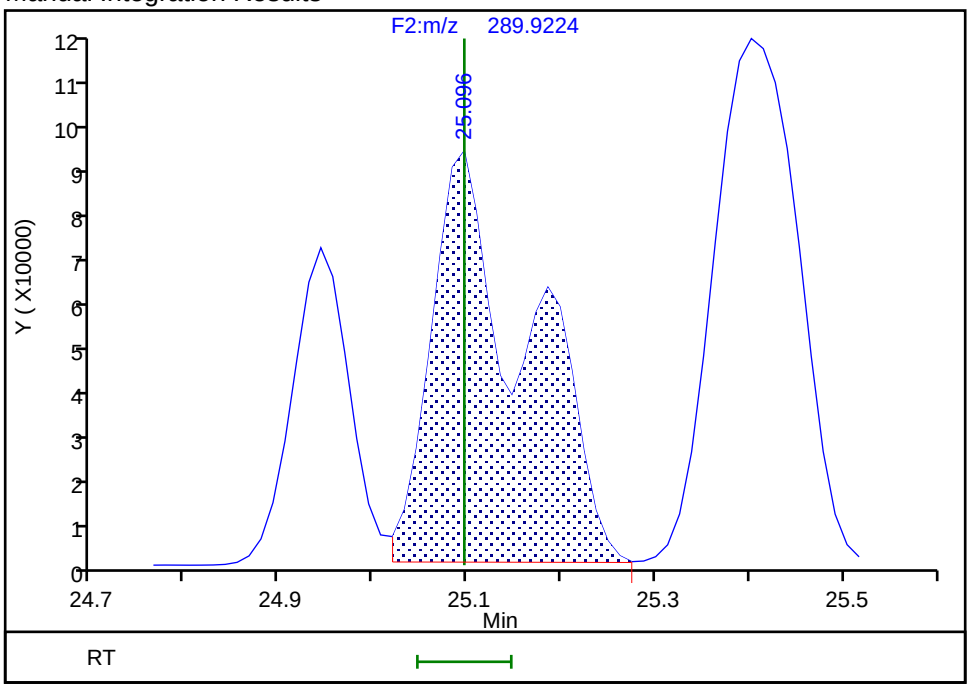

Reviewer: mcwhirterl, 30-Aug-2019 02:19:02
Audit Action: Manually Integrated/Assigned Compound ID Audit Reason: Incomplete Integration

Manual Integration/User Assign Peak Report

Eurofins TestAmerica, Knoxville

Data File:	\\chromna\Knoxville\ChromData\D3D\20190829-12907.b\d4190830s1.d				
Injection Date:	30-Aug-2019 01:10:00	Instrument ID:	D3D		
Lims ID:	WDMCCV				
Client ID:					
Operator ID:	Xcalibur_System	ALS Bottle#:	0	Worklist Smp#:	1
Injection Vol:	1.0 ul	Dil. Factor:	1.0000		
Method:	PCBs_D3D	Limit Group:	HR - 1668A - ICAL		
Column:	SPB-Octyl (0.25 mm)	Detector	F2(21.81 :35.54)		

PCB-40/41/71, CAS: STL02292

Signal: 2

Processing Integration Results

RT: 26.96
Area: 785714
Amount: 90.123488
Amount Units: pg/ul

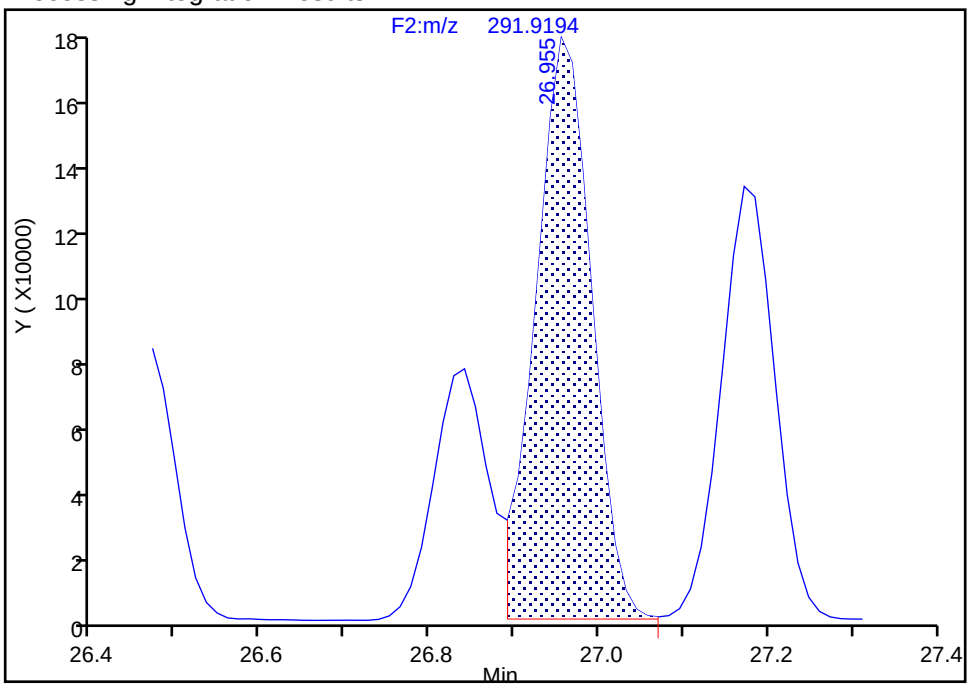

Manual Integration Results

RT: 26.96
Area: 1119366
Amount: 128.3294
Amount Units: pg/ul

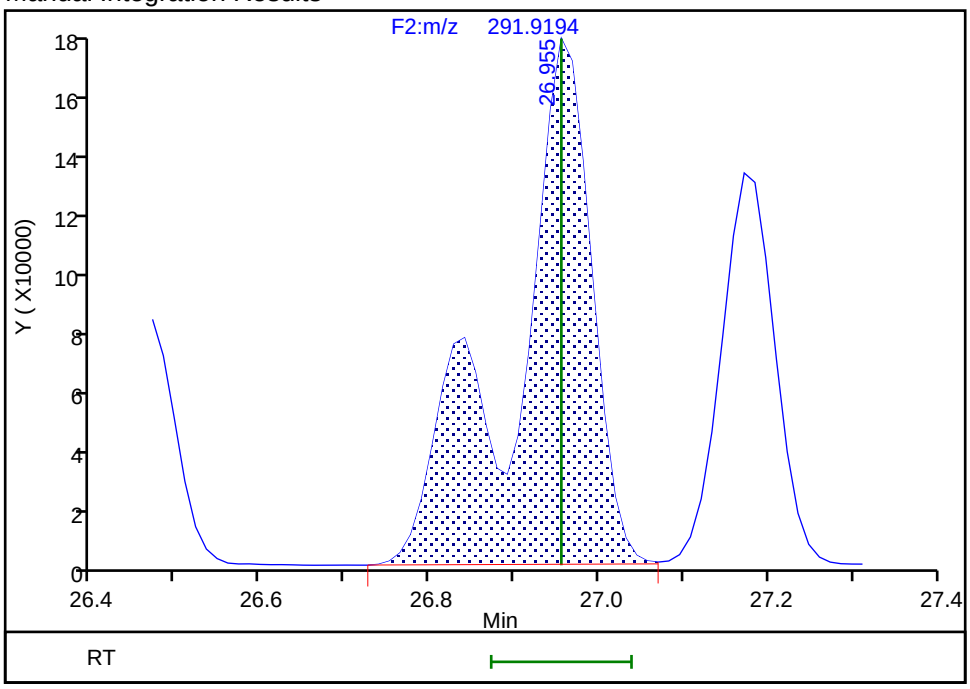

Reviewer: mcwhirterl, 30-Aug-2019 02:19:24
Audit Action: Marked Compound Undetected Audit Reason: Invalid Compound ID

Manual Integration/User Assign Peak Report

Eurofins TestAmerica, Knoxville

Data File: \\chromna\Knoxville\ChromData\D3D\20190829-12907.b\d4190830s1.d
Injection Date: 30-Aug-2019 01:10:00 Instrument ID: D3D
Lims ID: WDMCCV
Client ID:
Operator ID: Xcalibur_System ALS Bottle#: 0 Worklist Smp#: 1
Injection Vol: 1.0 ul Dil. Factor: 1.0000
Method: PCBs_D3D Limit Group: HR - 1668A - ICAL
Column: SPB-Octyl (0.25 mm) Detector F2(21.81 :35.54)

PCB-40/41/71, CAS: STL02292

Signal: 3

Processing Integration Results

RT: 26.96
Area: 1406870
Amount: 90.123488
Amount Units: pg/ul

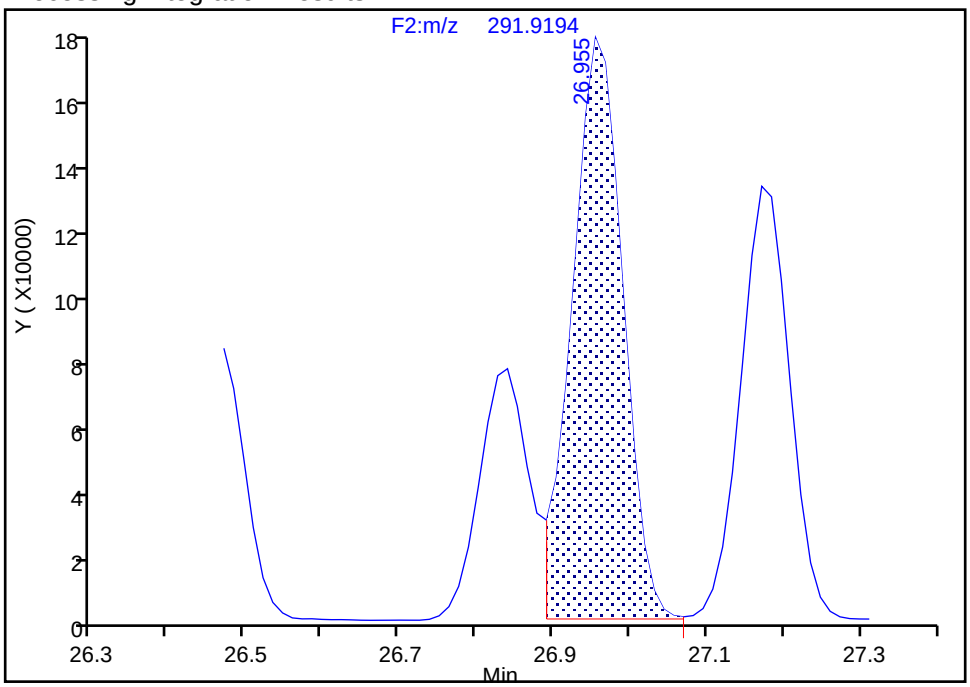

Manual Integration Results

RT: 26.96
Area: 2003283
Amount: 128.3294
Amount Units: pg/ul
Reviewer: mcwhirterl, 30-Aug-2019 02:19:24
Audit Action: Marked Compound Undetected Audit Reason: Invalid Compound ID

Manual Integration/User Assign Peak Report

Eurofins TestAmerica, Knoxville

Data File:	\\chromna\Knoxville\ChromData\D3D\20190829-12907.b\d4190830s1.d				
Injection Date:	30-Aug-2019 01:10:00	Instrument ID:	D3D		
Lims ID:	WDMCCV				
Client ID:					
Operator ID:	Xcalibur_System	ALS Bottle#:	0	Worklist Smp#:	1
Injection Vol:	1.0 ul	Dil. Factor:	1.0000		
Method:	PCBs_D3D	Limit Group:	HR - 1668A - ICAL		
Column:	SPB-Octyl (0.25 mm)	Detector	F2(21.81 :35.54)		

PCB-40/41/71, CAS: STL02292

Signal: 1

Processing Integration Results

RT: 26.96
Area: 621156
Amount: 90.123488
Amount Units: pg/ul

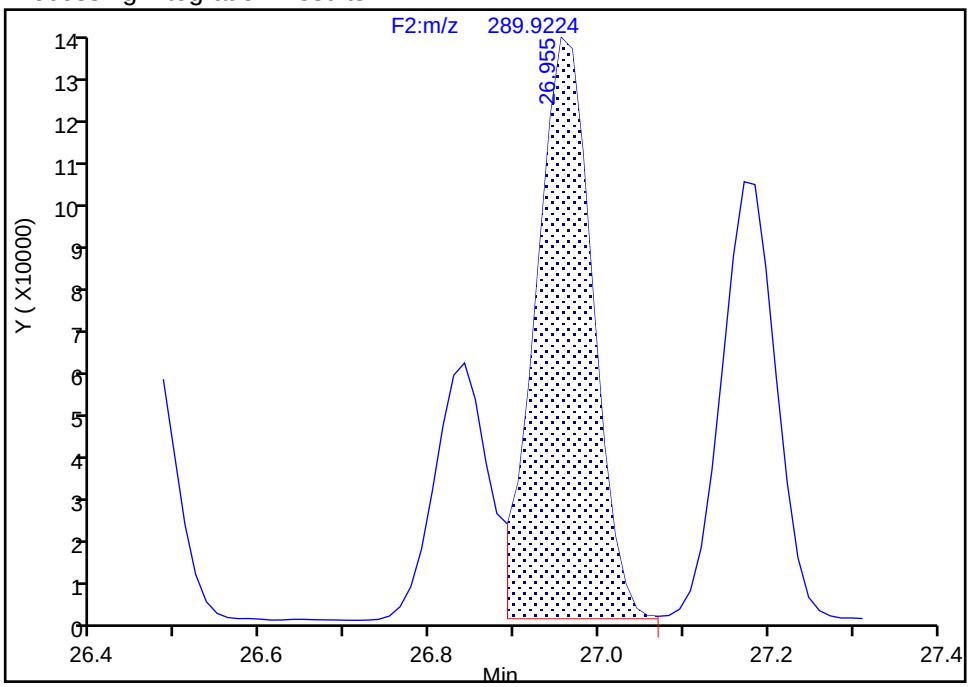

Manual Integration Results

RT: 26.96
Area: 883917
Amount: 128.3294
Amount Units: pg/ul

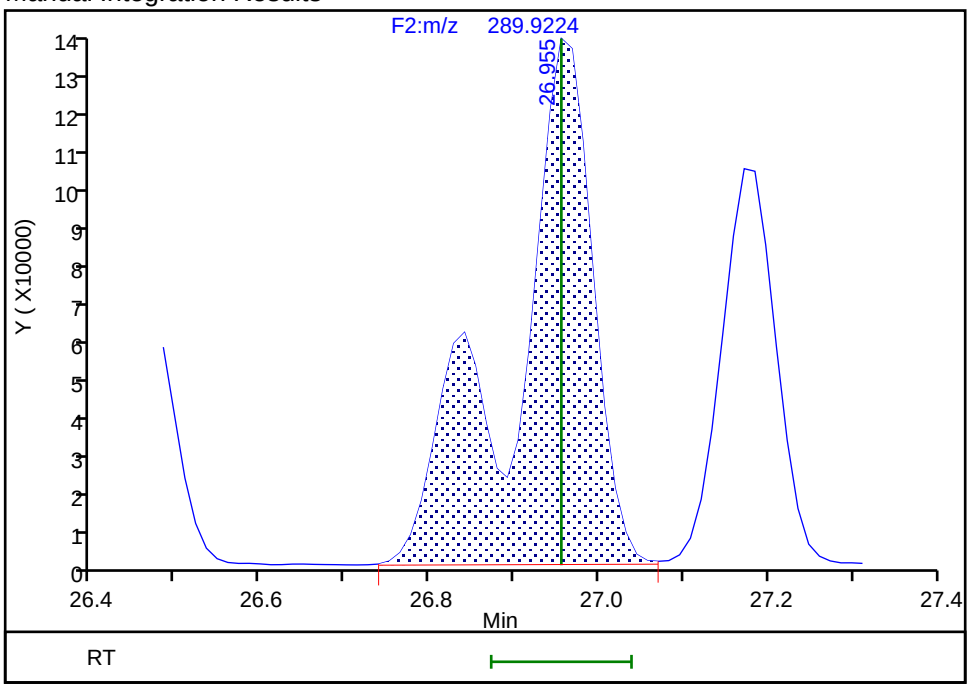

Reviewer: mcwhirterl, 30-Aug-2019 02:19:26

Audit Action: Manually Integrated/Assigned Compound ID Audit Reason: Incomplete Integration

Report Date: 30-Aug-2019 02:27:29 Chrom Revision: 2.3 22-Aug-2019 12:55:36

Eurofins TestAmerica, Knoxville

Data File:	\\chromna\Knoxville\ChromData\D3D\20190829-12907.b\d4190830s1.d		
Injection Date:	30-Aug-2019 01:10:00	Injection Vol:	1.0 ul
Instrument ID:	D3D	Operator ID:	Xcalibur_System
Method:	PCBs_D3D	Limit Group:	HR - 1668A - ICAL
Client ID:			
Worklist#:	33148	Sample Line#:	1
Column Type:	SPB-Octyl	Column Dia:	0.25 mm

PePCB F2

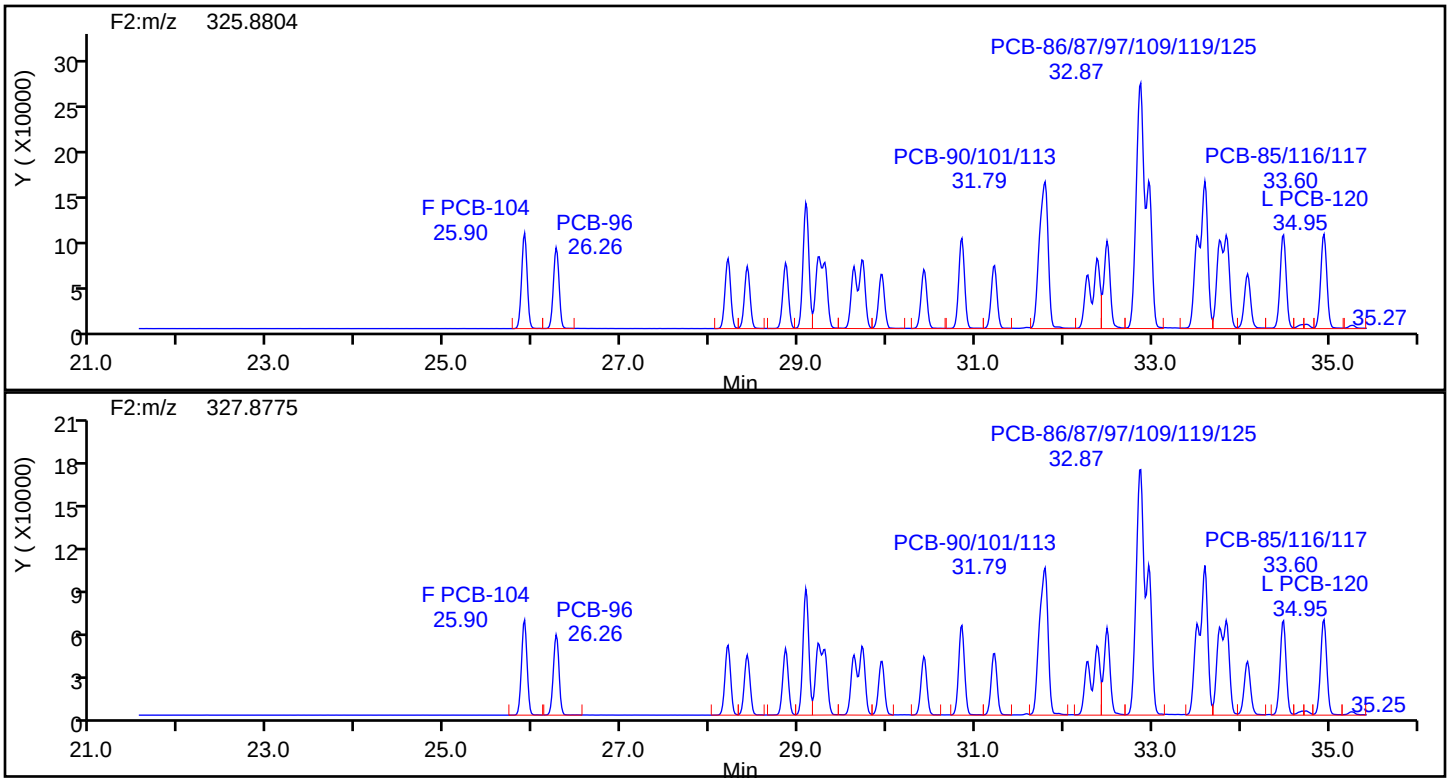

PePCB F2 Standards

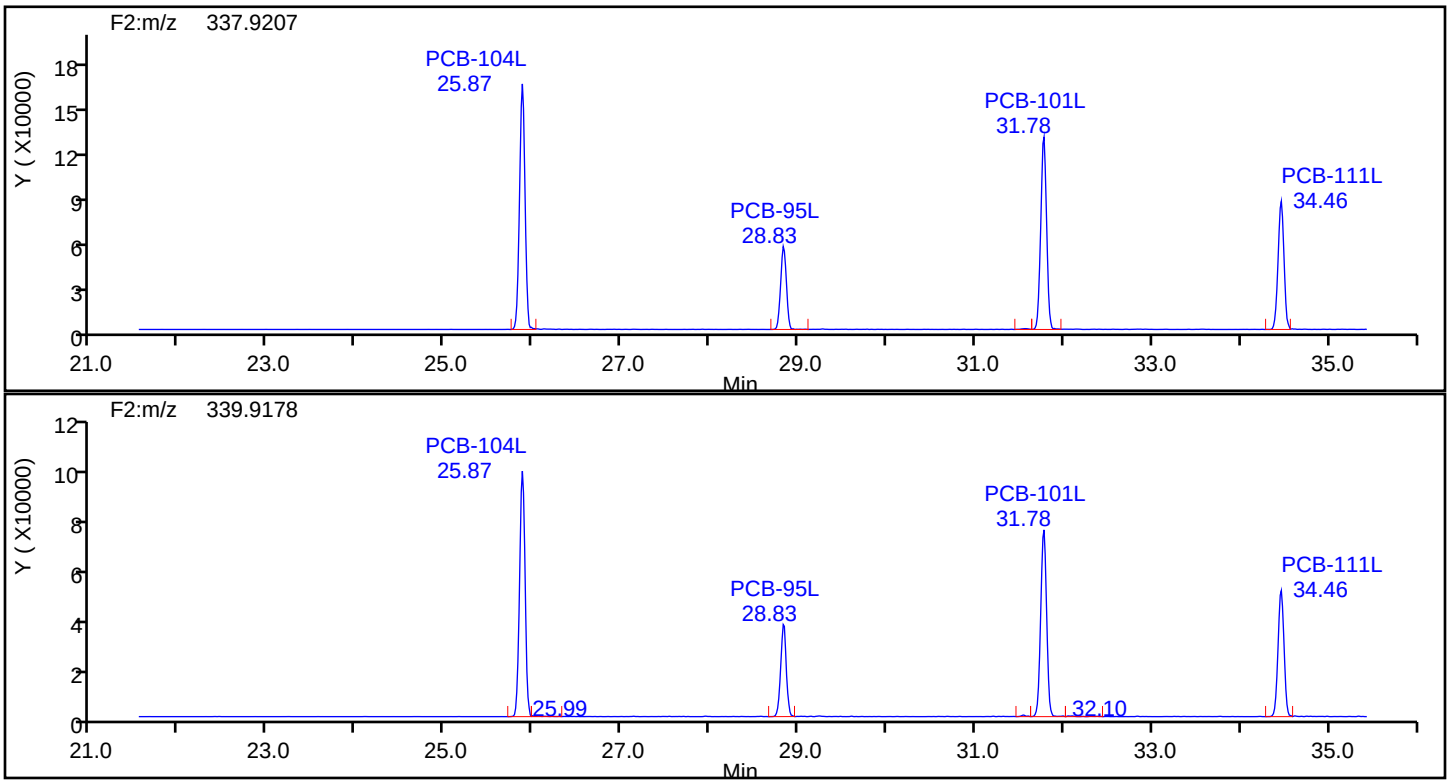

Eurofins TestAmerica, Knoxville

Data File:	\\chromna\Knoxville\ChromData\D3D\20190829-12907.b\d4190830s1.d		
Injection Date:	30-Aug-2019 01:10:00	Injection Vol:	1.0 ul
Instrument ID:	D3D	Operator ID:	Xcalibur_System
Method:	PCBs_D3D	Limit Group:	HR - 1668A - ICAL
Client ID:			
Worklist#:	33148	Sample Line#:	1
Column Type:	SPB-Octyl	Column Dia:	0.25 mm

PePCB F2

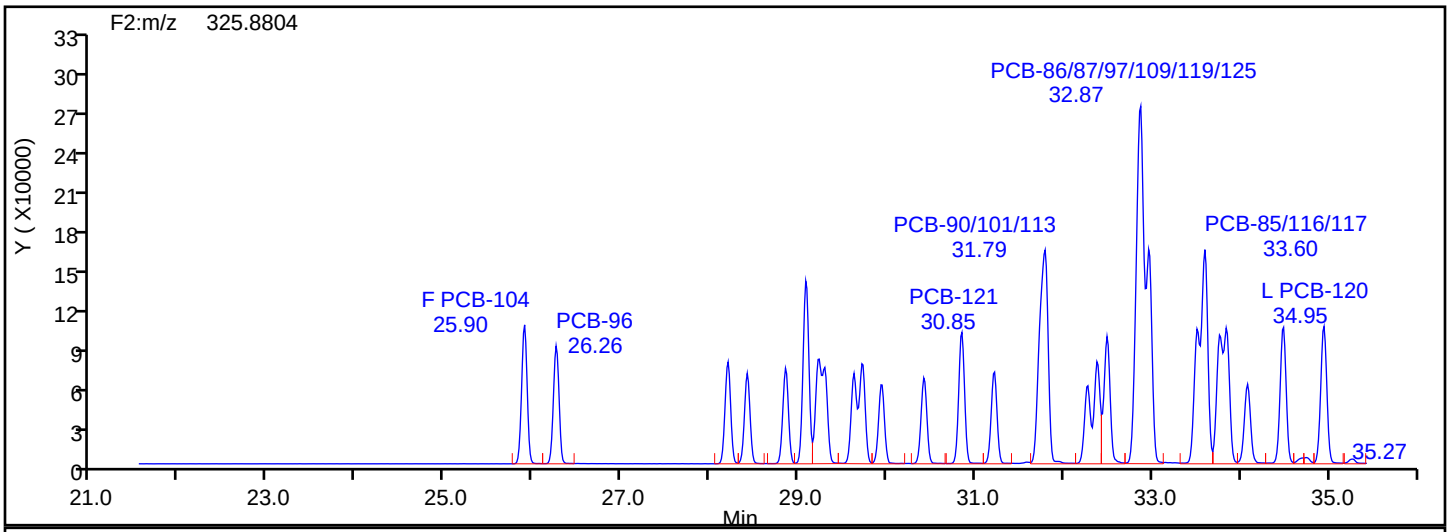

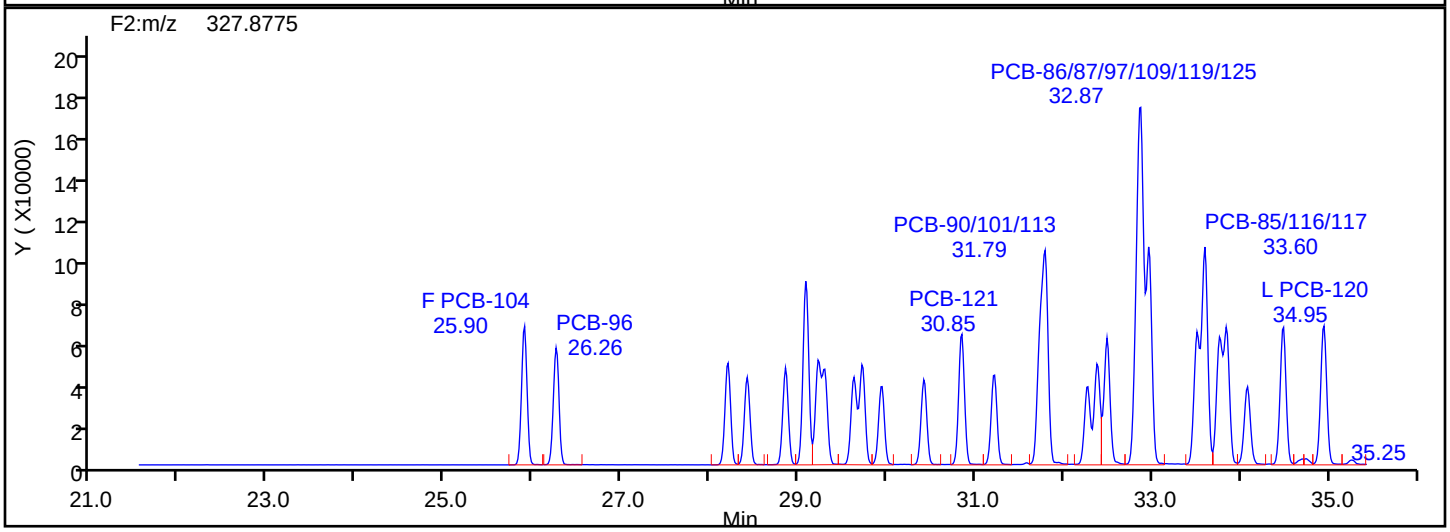

PePCB F2 Lock Mass

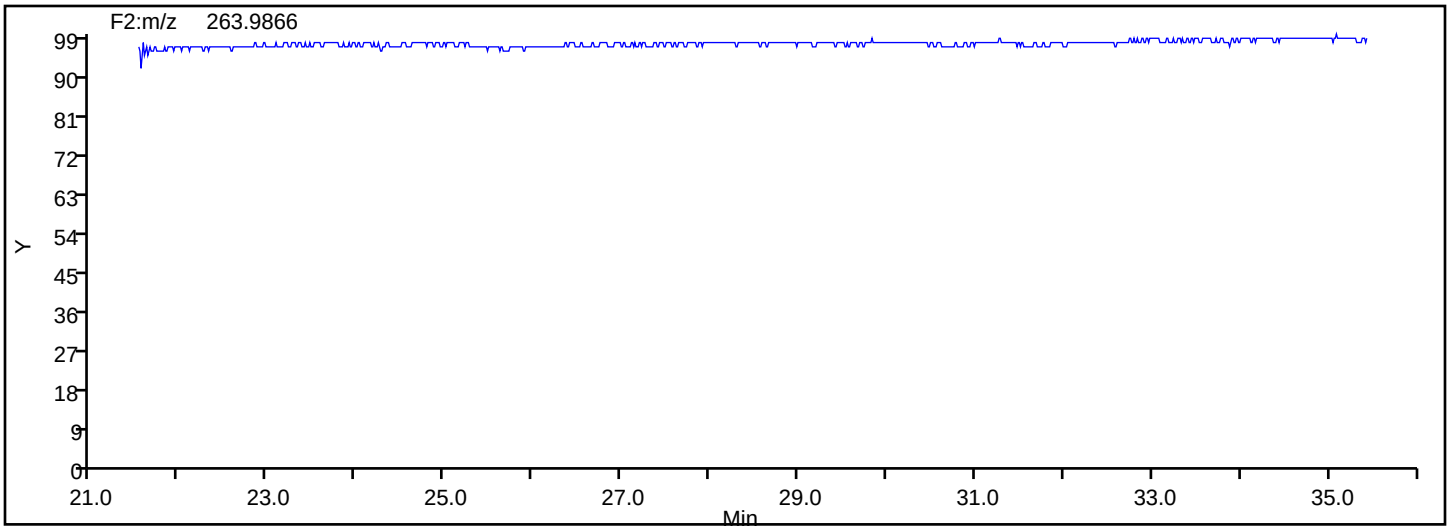

Manual Integration/User Assign Peak Report

Eurofins TestAmerica, Knoxville

Data File:	\\chromna\Knoxville\ChromData\D3D\20190829-12907.b\d4190830s1.d				
Injection Date:	30-Aug-2019 01:10:00	Instrument ID:	D3D		
Lims ID:	WDMCCV				
Client ID:					
Operator ID:	Xcalibur_System	ALS Bottle#:	0	Worklist Smp#:	1
Injection Vol:	1.0 ul	Dil. Factor:	1.0000		
Method:	PCBs_D3D	Limit Group:	HR - 1668A - ICAL		
Column:	SPB-Octyl (0.25 mm)	Detector	F2(21.81 :35.54)		

PCB-98/102, CAS: STL01843

Signal: 2

Processing Integration Results

RT: 29.22
Area: 211356
Amount: 53.954432
Amount Units: pg/ul

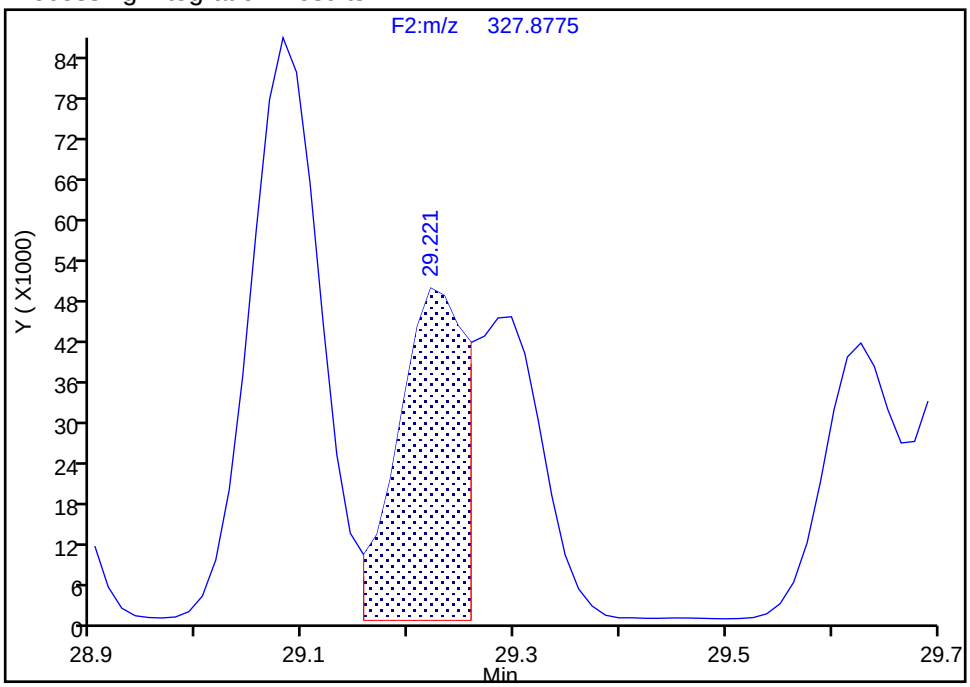

Manual Integration Results

RT: 29.22
Area: 408244
Amount: 95.836793
Amount Units: pg/ul

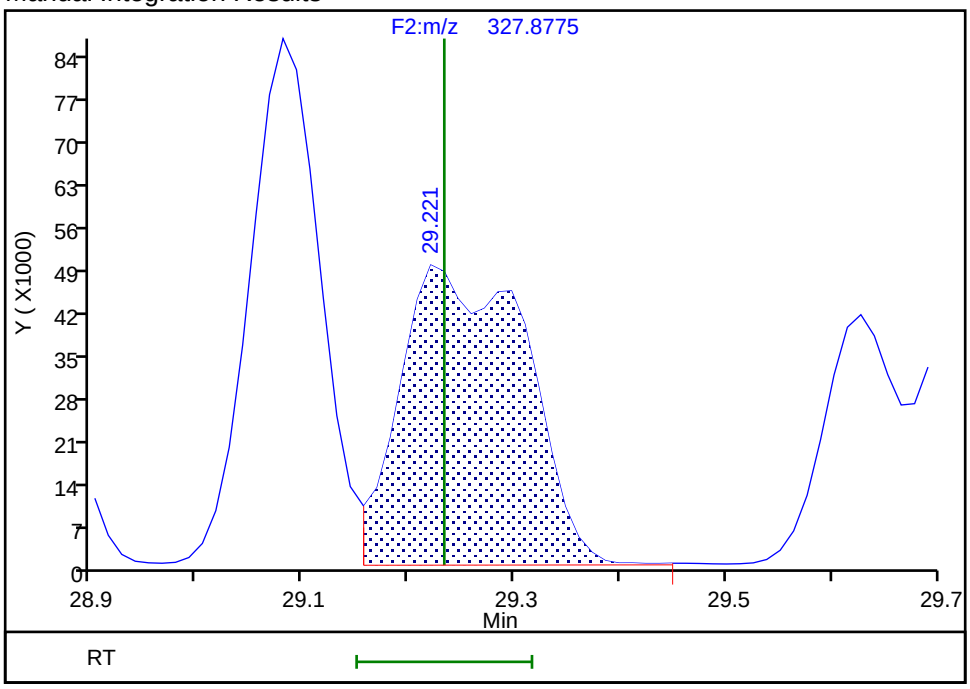

Reviewer: mcwhirterl, 30-Aug-2019 02:20:04
Audit Action: Marked Compound Undetected Audit Reason: Invalid Compound ID

Manual Integration/User Assign Peak Report

Eurofins TestAmerica, Knoxville

Data File: \\chromna\Knoxville\ChromData\D3D\20190829-12907.b\d4190830s1.d
Injection Date: 30-Aug-2019 01:10:00 Instrument ID: D3D
Lims ID: WDMCCV
Client ID:
Operator ID: Xcalibur_System ALS Bottle#: 0 Worklist Smp#: 1
Injection Vol: 1.0 ul Dil. Factor: 1.0000
Method: PCBs_D3D Limit Group: HR - 1668A - ICAL
Column: SPB-Octyl (0.25 mm) Detector F2(21.81 :35.54)

PCB-98/102, CAS: STL01843

Signal: 3

Processing Integration Results

RT: 29.23
Area: 598492
Amount: 53.954432
Amount Units: pg/ul

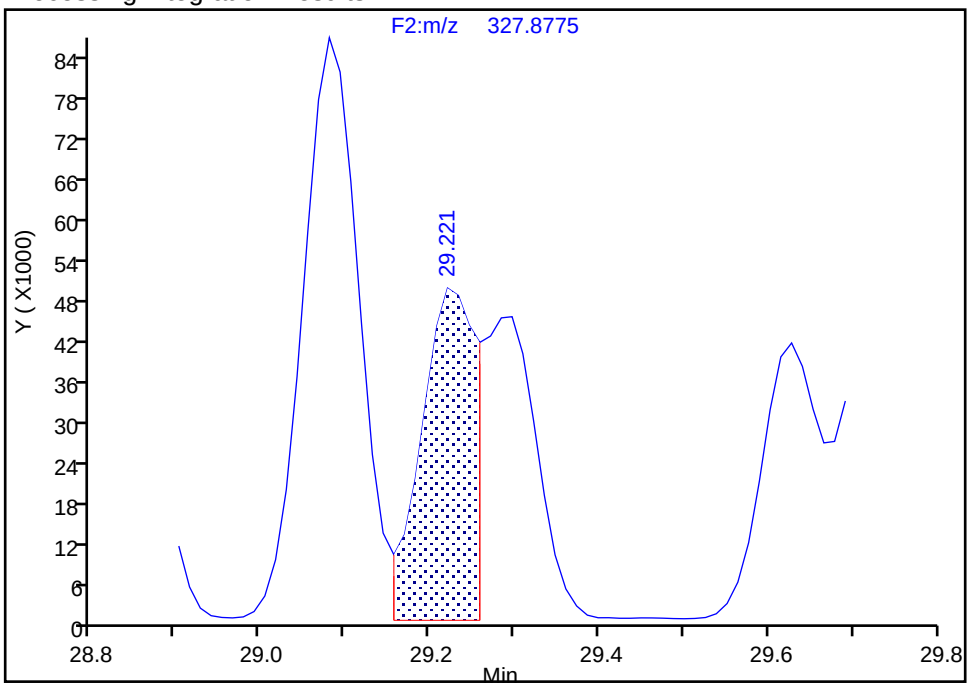

Manual Integration Results

RT: 29.23
Area: 1063074
Amount: 95.836793
Amount Units: pg/ul
Reviewer: mcwhirterl, 30-Aug-2019 02:20:04
Audit Action: Marked Compound Undetected Audit Reason: Invalid Compound ID

Manual Integration/User Assign Peak Report

Eurofins TestAmerica, Knoxville

Data File: \\chromna\Knoxville\ChromData\D3D\20190829-12907.b\d4190830s1.d
Injection Date: 30-Aug-2019 01:10:00 Instrument ID: D3D
Lims ID: WDMCCV
Client ID:
Operator ID: Xcalibur_System ALS Bottle#: 0 Worklist Smp#: 1
Injection Vol: 1.0 ul Dil. Factor: 1.0000
Method: PCBs_D3D Limit Group: HR - 1668A - ICAL
Column: SPB-Octyl (0.25 mm) Detector F2(21.81 :35.54)

PCB-98/102, CAS: STL01843

Signal: 1

Processing Integration Results

RT: 29.23
Area: 387136
Amount: 53.954432
Amount Units: pg/ul

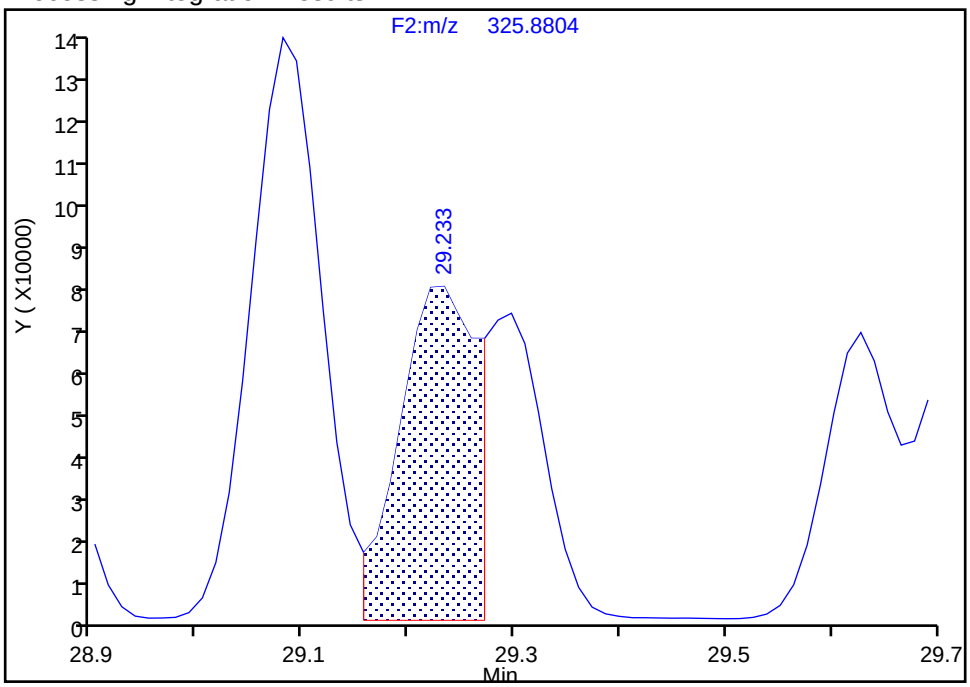

Manual Integration Results

RT: 29.23
Area: 654830
Amount: 95.836793
Amount Units: pg/ul

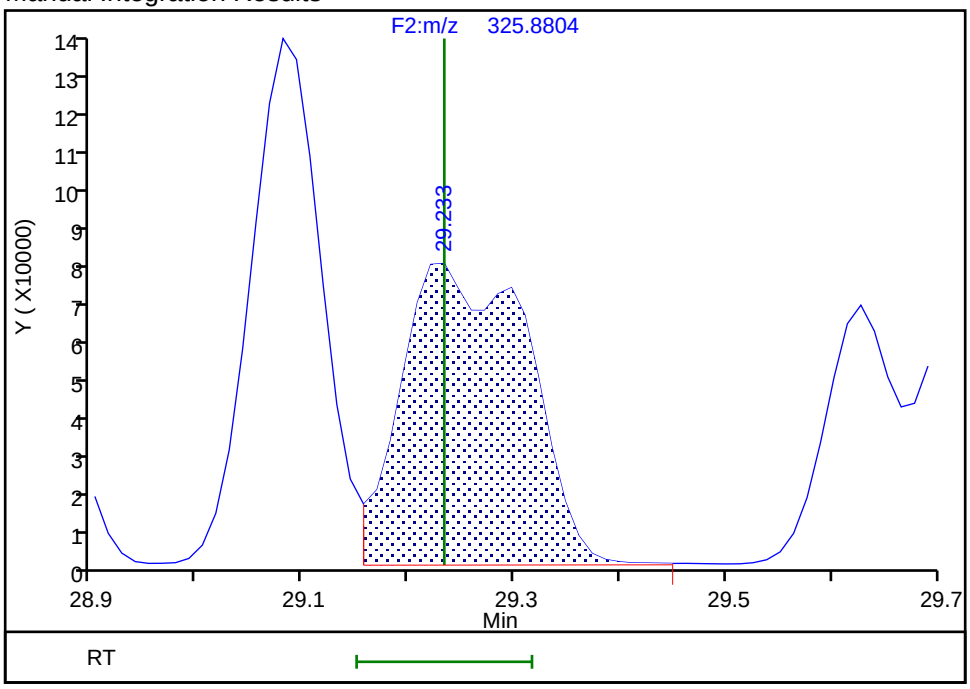

Reviewer: mcwhirterl, 30-Aug-2019 02:20:05
Audit Action: Manually Integrated/Assigned Compound ID Audit Reason: Incomplete Integration

Manual Integration/User Assign Peak Report

Eurofins TestAmerica, Knoxville

Data File:	\\chromna\Knoxville\ChromData\D3D\20190829-12907.b\d4190830s1.d				
Injection Date:	30-Aug-2019 01:10:00	Instrument ID:	D3D		
Lims ID:	WDMCCV				
Client ID:					
Operator ID:	Xcalibur_System	ALS Bottle#:	0	Worklist Smp#:	1
Injection Vol:	1.0 ul	Dil. Factor:	1.0000		
Method:	PCBs_D3D	Limit Group:	HR - 1668A - ICAL		
Column:	SPB-Octyl (0.25 mm)	Detector	F2(21.81 :35.54)		

PCB-88/91, CAS: STL01812

Signal: 2

Processing Integration Results

RT: 29.72
Area: 604144
Amount: 135.1804
Amount Units: pg/ul

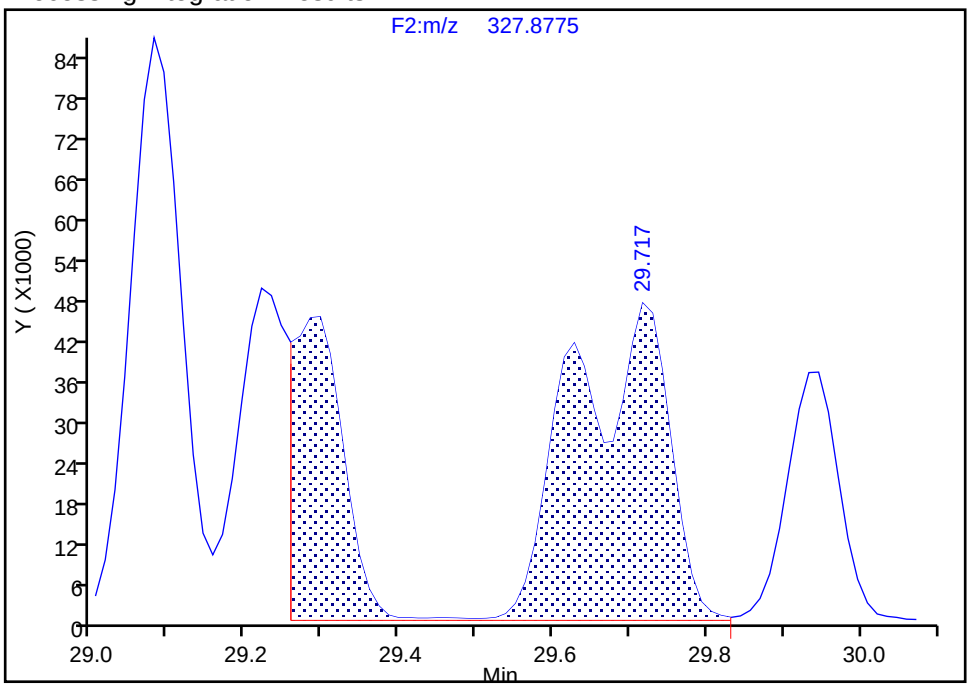

Manual Integration Results

RT: 29.72
Area: 405129
Amount: 93.504776
Amount Units: pg/ul

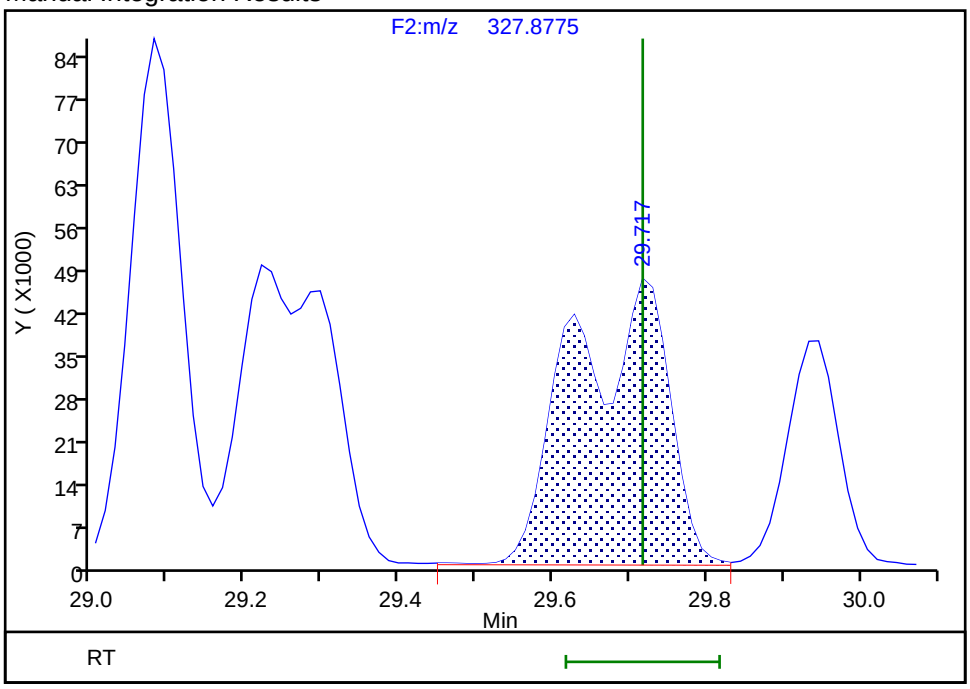

Reviewer: mcwhirterl, 30-Aug-2019 02:24:05
Audit Action: Marked Compound Undetected Audit Reason: Invalid Compound ID

Manual Integration/User Assign Peak Report

Eurofins TestAmerica, Knoxville

Data File: \\chromna\Knoxville\ChromData\D3D\20190829-12907.b\d4190830s1.d
Injection Date: 30-Aug-2019 01:10:00 Instrument ID: D3D
Lims ID: WDMCCV
Client ID:
Operator ID: Xcalibur_System ALS Bottle#: 0 Worklist Smp#: 1
Injection Vol: 1.0 ul Dil. Factor: 1.0000
Method: PCBs_D3D Limit Group: HR - 1668A - ICAL
Column: SPB-Octyl (0.25 mm) Detector F2(21.81 :35.54)

PCB-88/91, CAS: STL01812

Signal: 3

Processing Integration Results

RT: 29.72
Area: 1524391
Amount: 135.1804
Amount Units: pg/ul

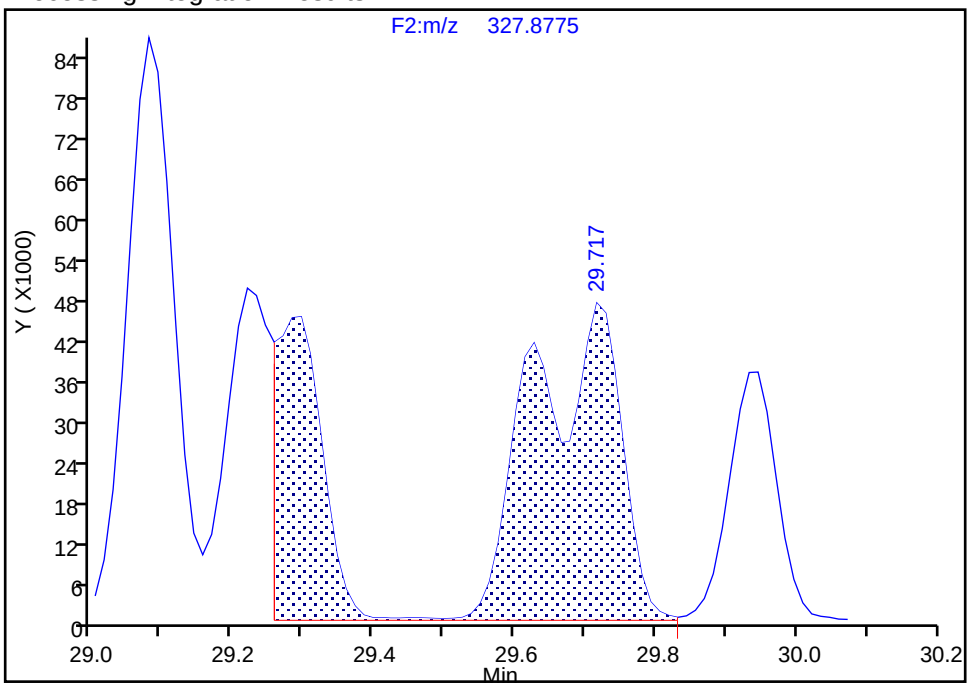

Manual Integration Results

RT: 29.72
Area: 1054427
Amount: 93.504776
Amount Units: pg/ul
Reviewer: mcwhirterl, 30-Aug-2019 02:24:05
Audit Action: Marked Compound Undetected Audit Reason: Invalid Compound ID

Manual Integration/User Assign Peak Report

Eurofins TestAmerica, Knoxville

Data File:	\\chromna\Knoxville\ChromData\D3D\20190829-12907.b\d4190830s1.d				
Injection Date:	30-Aug-2019 01:10:00	Instrument ID:	D3D		
Lims ID:	WDMCCV				
Client ID:					
Operator ID:	Xcalibur_System	ALS Bottle#:	0	Worklist Smp#:	1
Injection Vol:	1.0 ul	Dil. Factor:	1.0000		
Method:	PCBs_D3D	Limit Group:	HR - 1668A - ICAL		
Column:	SPB-Octyl (0.25 mm)	Detector	F2(21.81 :35.54)		

PCB-88/91, CAS: STL01812

Signal: 1

Processing Integration Results

RT: 29.72
Area: 920247
Amount: 135.1804
Amount Units: pg/ul

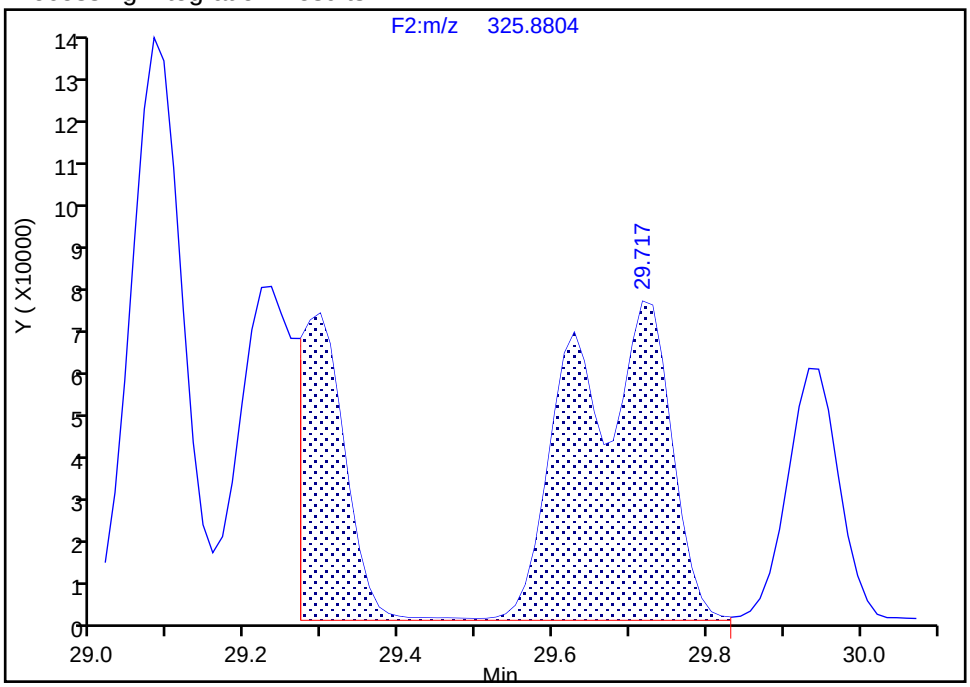

Manual Integration Results

RT: 29.72
Area: 649298
Amount: 93.504776
Amount Units: pg/ul

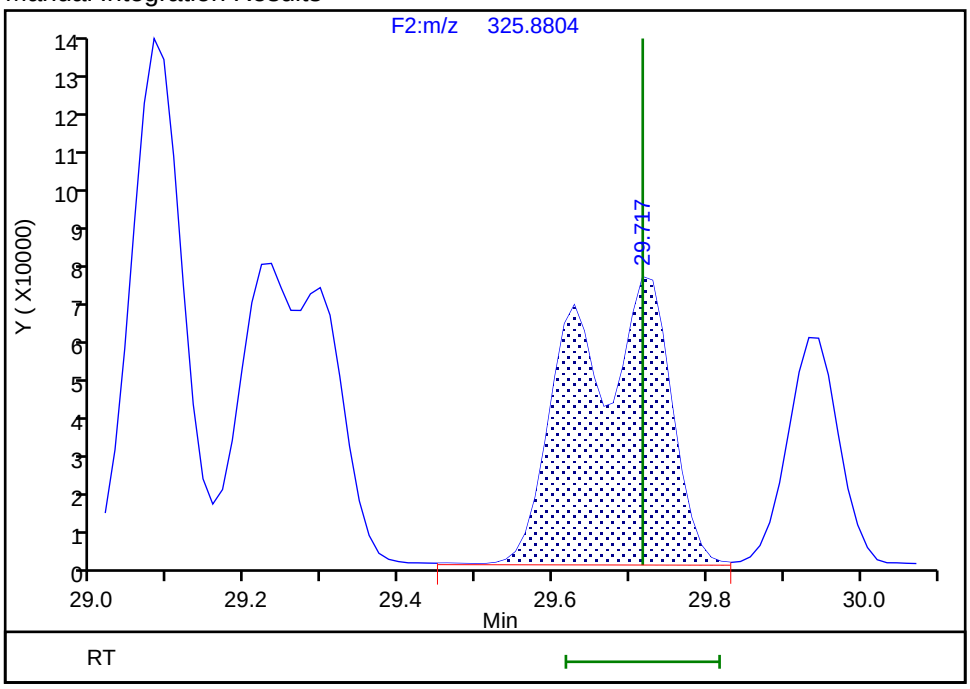

Reviewer: mcwhirterl, 30-Aug-2019 02:24:08

Audit Action: Manually Integrated/Assigned Compound ID Audit Reason: Incomplete Integration

Manual Integration/User Assign Peak Report

Eurofins TestAmerica, Knoxville

Data File:	\\chromna\Knoxville\ChromData\D3D\20190829-12907.b\d4190830s1.d				
Injection Date:	30-Aug-2019 01:10:00	Instrument ID:	D3D		
Lims ID:	WDMCCV				
Client ID:					
Operator ID:	Xcalibur_System	ALS Bottle#:	0	Worklist Smp#:	1
Injection Vol:	1.0 ul	Dil. Factor:	1.0000		
Method:	PCBs_D3D	Limit Group:	HR - 1668A - ICAL		
Column:	SPB-Octyl (0.25 mm)	Detector	F2(21.81 :35.54)		

PCB-86/87/97/109/119/125, CAS: STL02295

Signal: 2

Processing Integration Results

RT: 32.87
Area: 974792
Amount: 188.1740
Amount Units: pg/ul

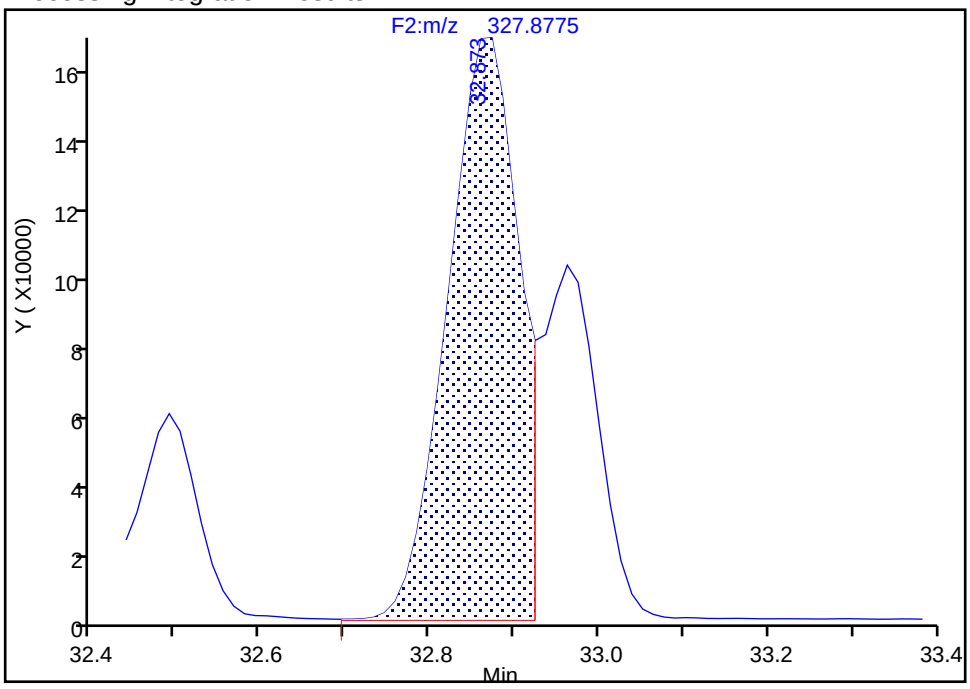

Manual Integration Results

RT: 32.87
Area: 1447075
Amount: 279.6558
Amount Units: pg/ul

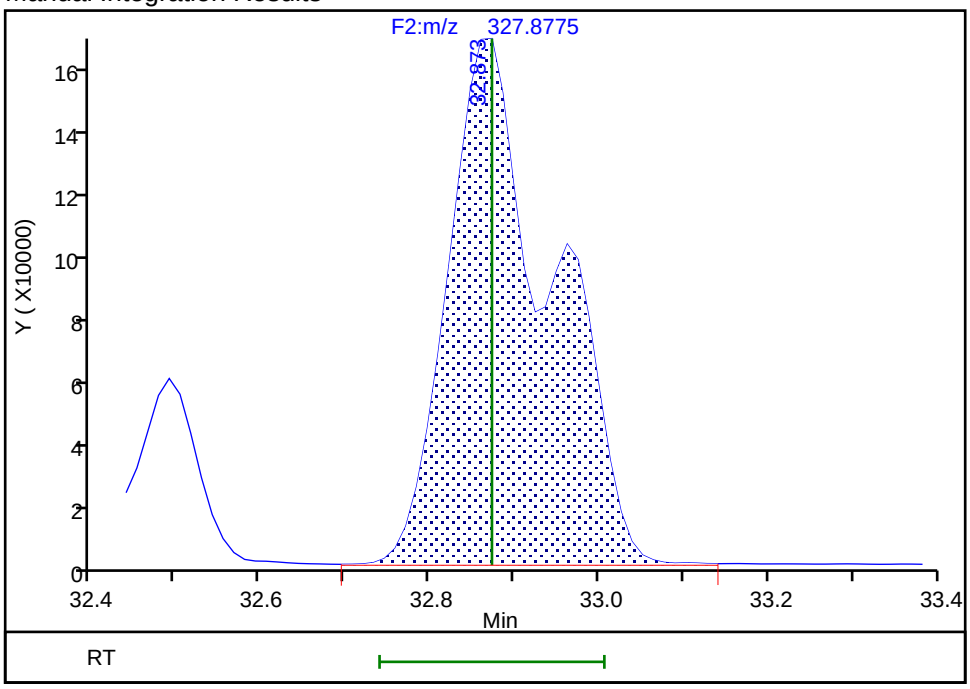

Reviewer: mcwhirterl, 30-Aug-2019 02:20:33
Audit Action: Marked Compound Undetected Audit Reason: Invalid Compound ID

Manual Integration/User Assign Peak Report

Eurofins TestAmerica, Knoxville

Data File: \\chromna\Knoxville\ChromData\D3D\20190829-12907.b\d4190830s1.d
Injection Date: 30-Aug-2019 01:10:00 Instrument ID: D3D
Lims ID: WDMCCV
Client ID:
Operator ID: Xcalibur_System ALS Bottle#: 0 Worklist Smp#: 1
Injection Vol: 1.0 ul Dil. Factor: 1.0000
Method: PCBs_D3D Limit Group: HR - 1668A - ICAL
Column: SPB-Octyl (0.25 mm) Detector F2(21.81 :35.54)

PCB-86/87/97/109/119/125, CAS: STL02295

Signal: 3

Processing Integration Results

RT: 32.87
Area: 2524217
Amount: 188.1740
Amount Units: pg/ul

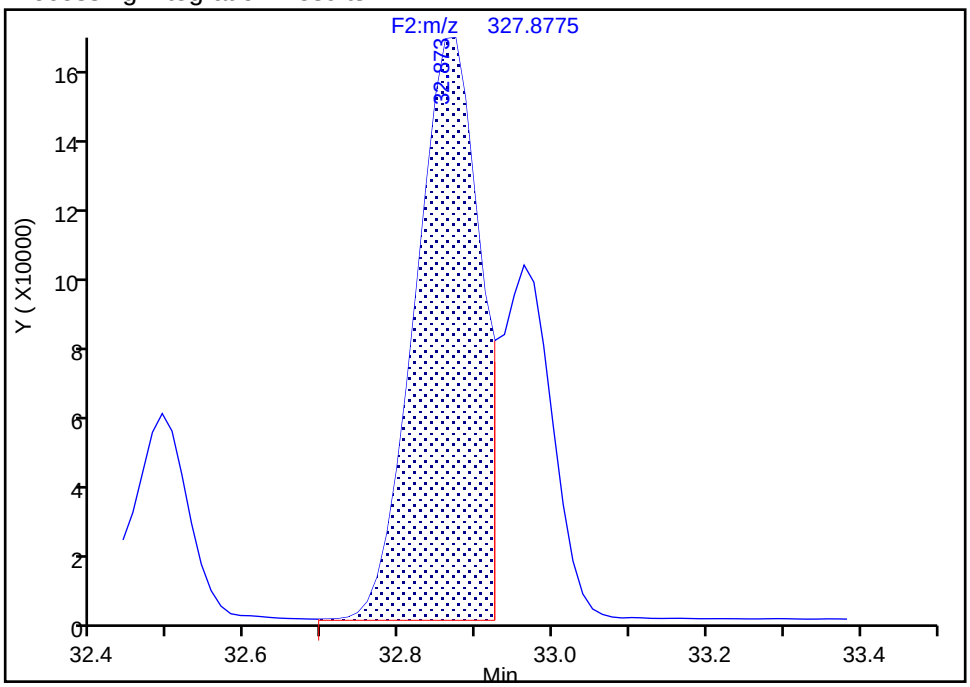

Manual Integration Results

RT: 32.87
Area: 3751379
Amount: 279.6558
Amount Units: pg/ul
Reviewer: mcwhirterl, 30-Aug-2019 02:20:33
Audit Action: Marked Compound Undetected Audit Reason: Invalid Compound ID

Manual Integration/User Assign Peak Report

Eurofins TestAmerica, Knoxville

Data File:	\\chromna\Knoxville\ChromData\D3D\20190829-12907.b\d4190830s1.d				
Injection Date:	30-Aug-2019 01:10:00	Instrument ID:	D3D		
Lims ID:	WDMCCV				
Client ID:					
Operator ID:	Xcalibur_System	ALS Bottle#:	0	Worklist Smp#:	1
Injection Vol:	1.0 ul	Dil. Factor:	1.0000		
Method:	PCBs_D3D	Limit Group:	HR - 1668A - ICAL		
Column:	SPB-Octyl (0.25 mm)	Detector	F2(21.81 :35.54)		

PCB-86/87/97/109/119/125, CAS: STL02295

Signal: 1

Processing Integration Results

RT: 32.87
Area: 1549425
Amount: 188.1740
Amount Units: pg/ul

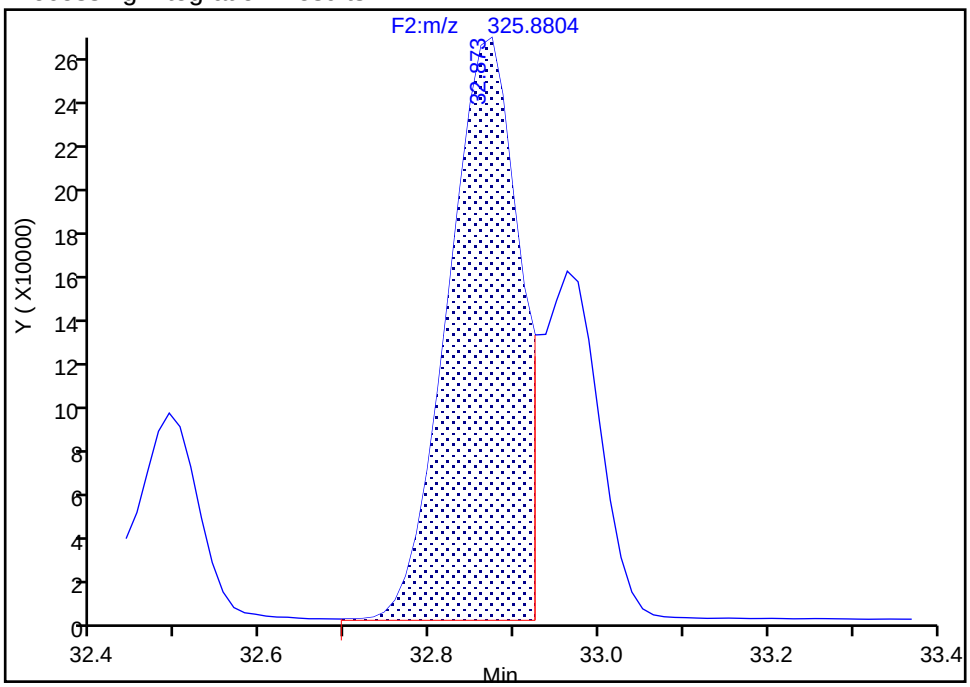

Manual Integration Results

RT: 32.87
Area: 2304304
Amount: 279.6558
Amount Units: pg/ul

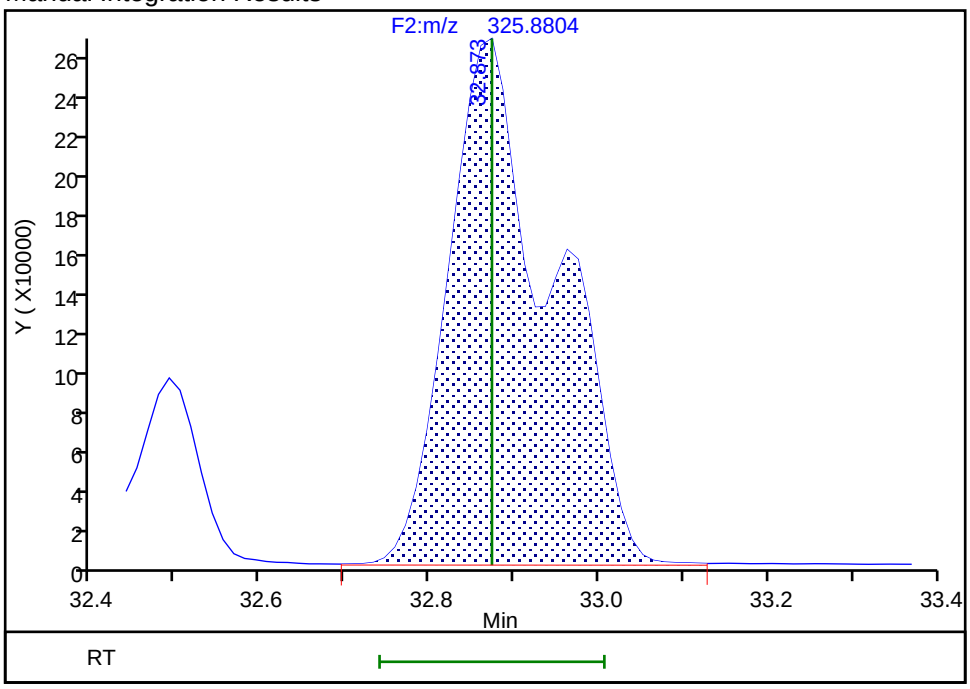

Reviewer: mcwhirterl, 30-Aug-2019 02:20:34

Audit Action: Manually Integrated/Assigned Compound ID Audit Reason: Incomplete Integration

Eurofins TestAmerica, Knoxville

Data File:	\\chromna\Knoxville\ChromData\D3D\20190829-12907.b\d4190830s1.d		
Injection Date:	30-Aug-2019 01:10:00	Injection Vol:	1.0 ul
Instrument ID:	D3D	Operator ID:	Xcalibur_System
Method:	PCBs_D3D	Limit Group:	HR - 1668A - ICAL
Client ID:			
Worklist#:	33148	Sample Line#:	1
Column Type:	SPB-Octyl	Column Dia:	0.25 mm

PePCB F3

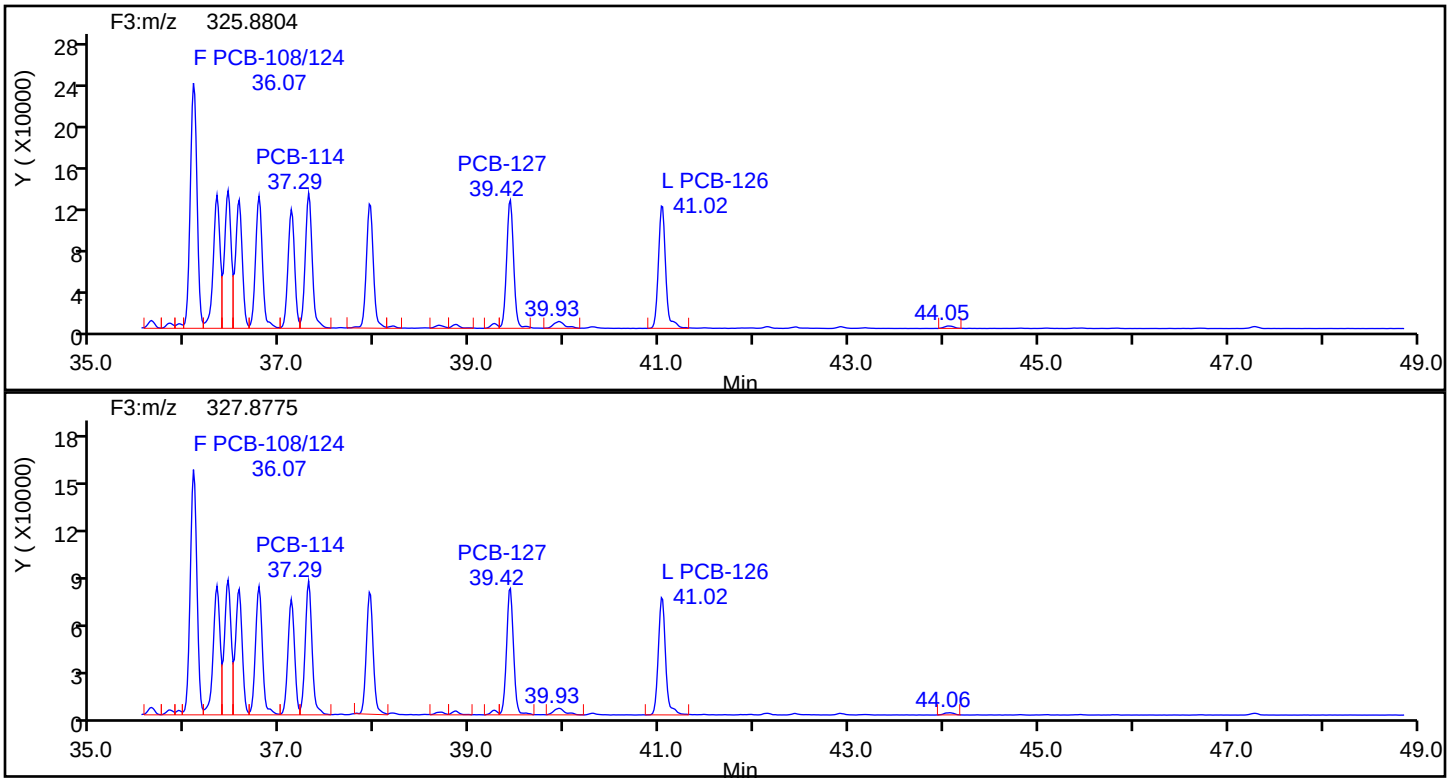

PePCB F3 Standards

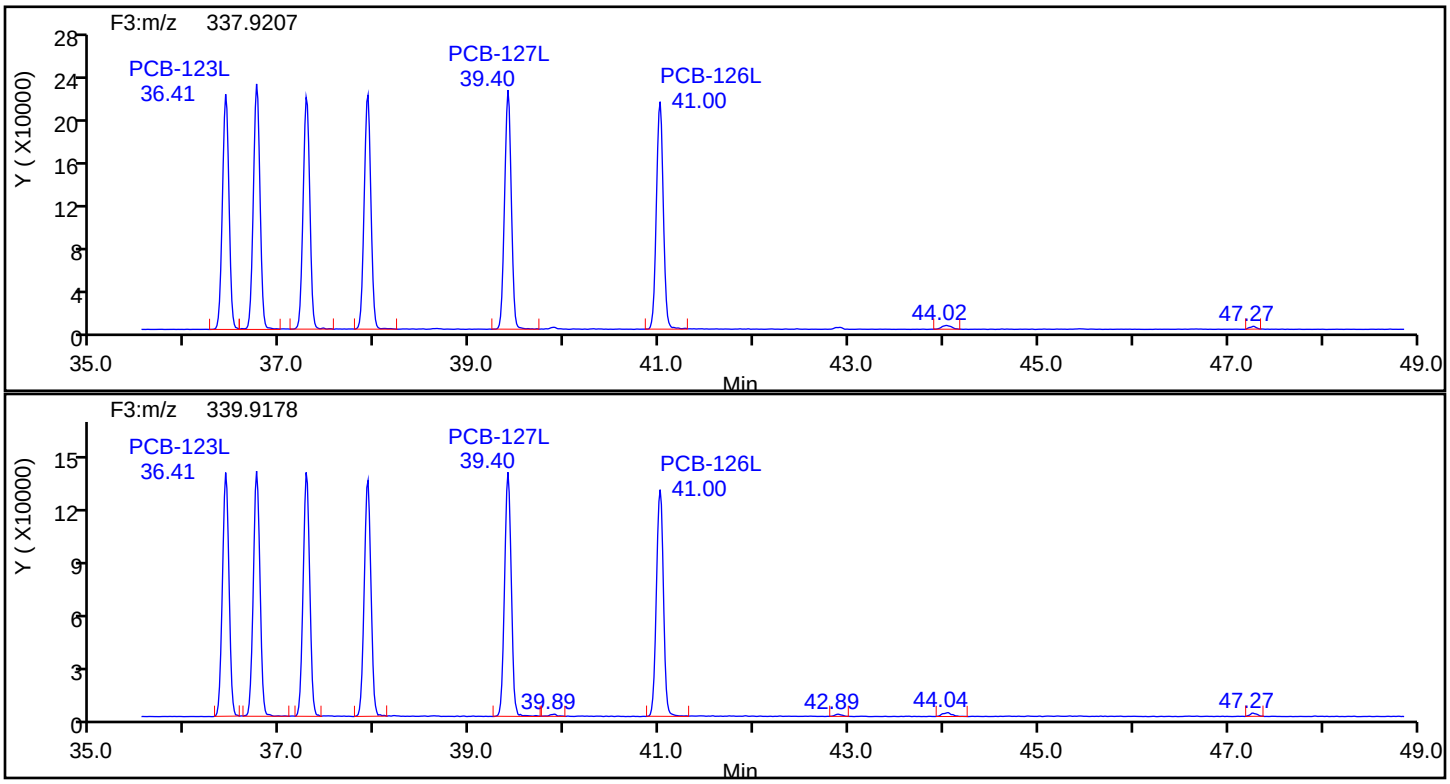

Eurofins TestAmerica, Knoxville

Data File:	\\chromna\Knoxville\ChromData\D3D\20190829-12907.b\d4190830s1.d		
Injection Date:	30-Aug-2019 01:10:00	Injection Vol:	1.0 ul
Instrument ID:	D3D	Operator ID:	Xcalibur_System
Method:	PCBs_D3D	Limit Group:	HR - 1668A - ICAL
Client ID:			
Worklist#:	33148	Sample Line#:	1
Column Type:	SPB-Octyl	Column Dia:	0.25 mm

PePCB F3

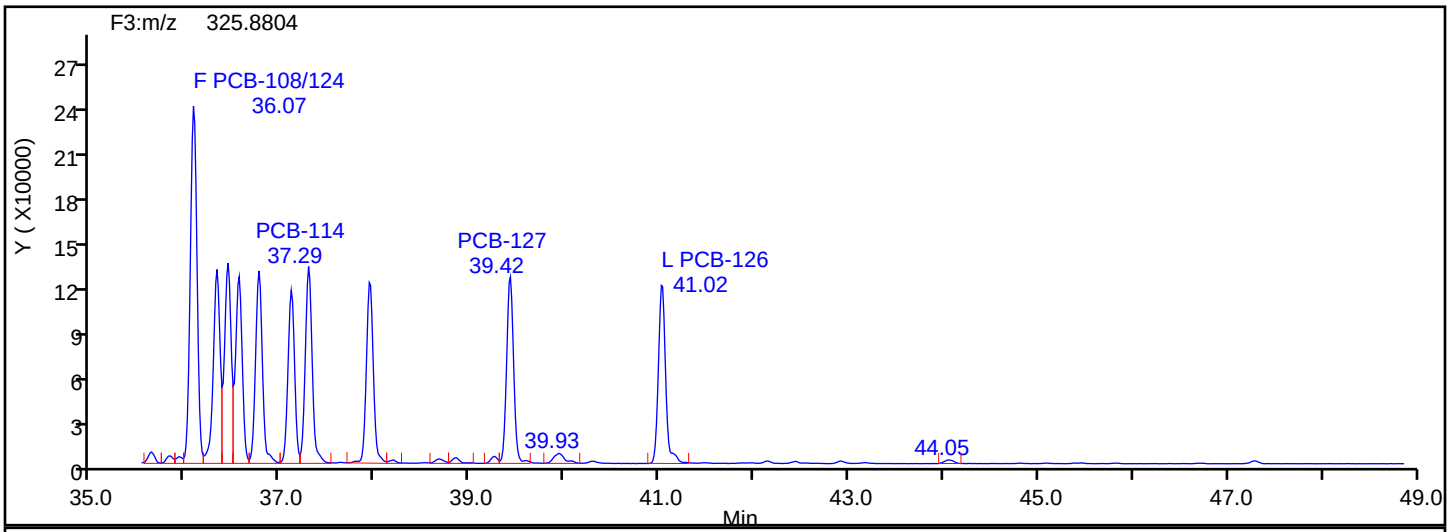

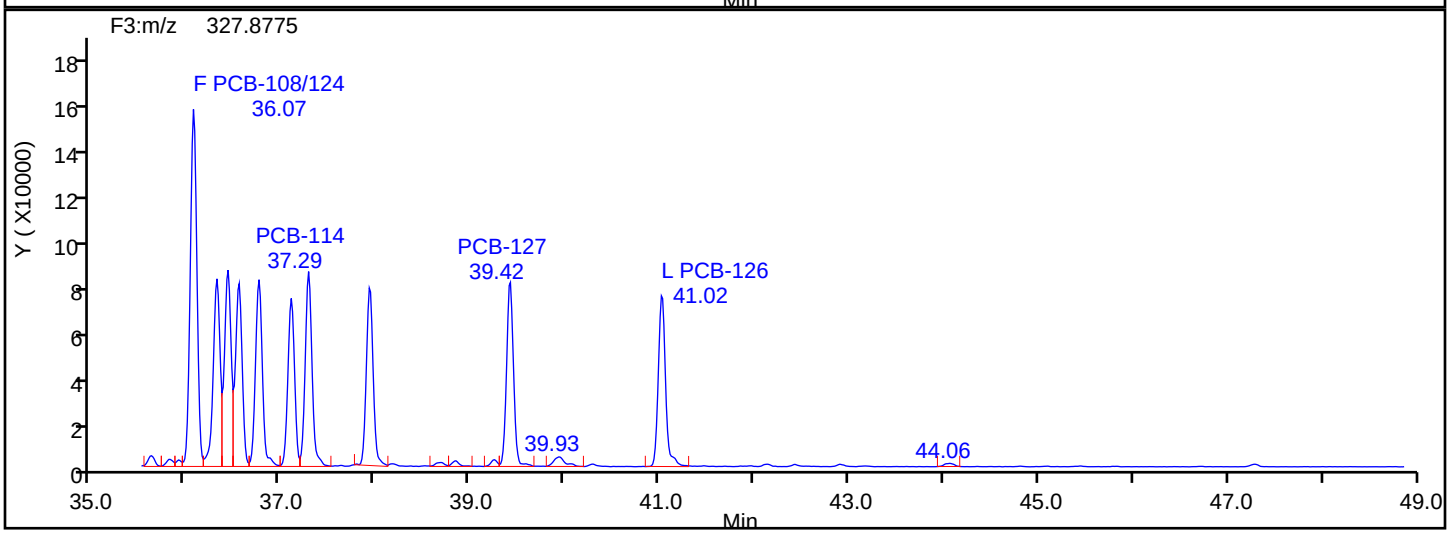

PePCB F3 Lock Mass

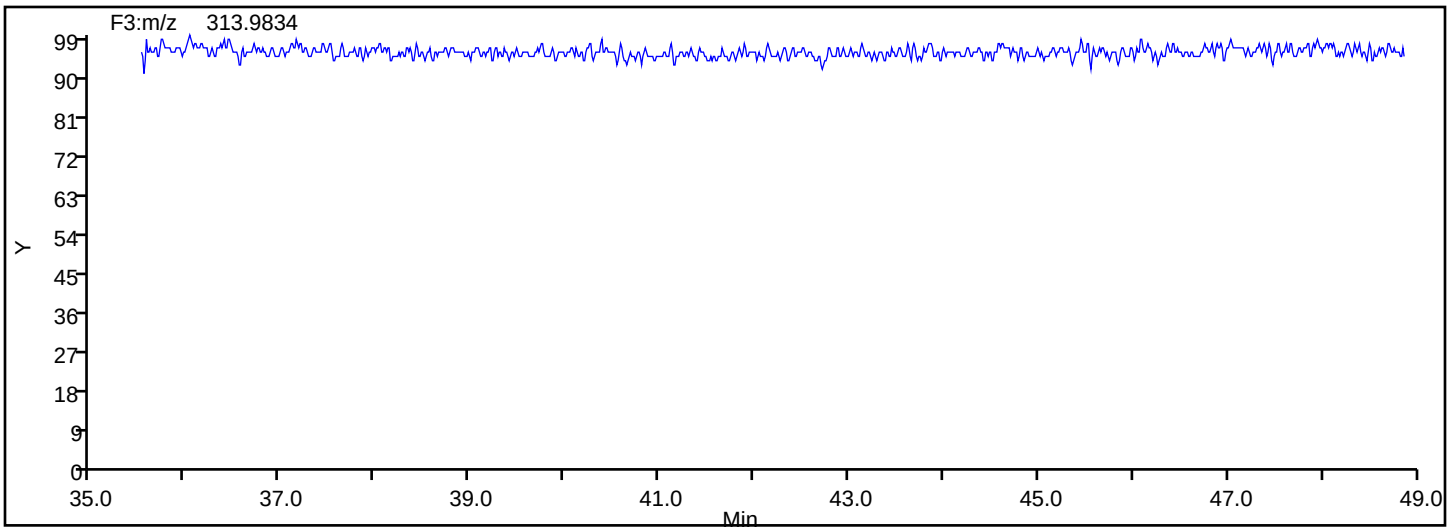

Eurofins TestAmerica, Knoxville

Data File:	\\chromna\Knoxville\ChromData\D3D\20190829-12907.b\d4190830s1.d		
Injection Date:	30-Aug-2019 01:10:00	Injection Vol:	1.0 ul
Instrument ID:	D3D	Operator ID:	Xcalibur_System
Method:	PCBs_D3D	Limit Group:	HR - 1668A - ICAL
Client ID:			
Worklist#:	33148	Sample Line#:	1
Column Type:	SPB-Octyl	Column Dia:	0.25 mm

HxPCB F2

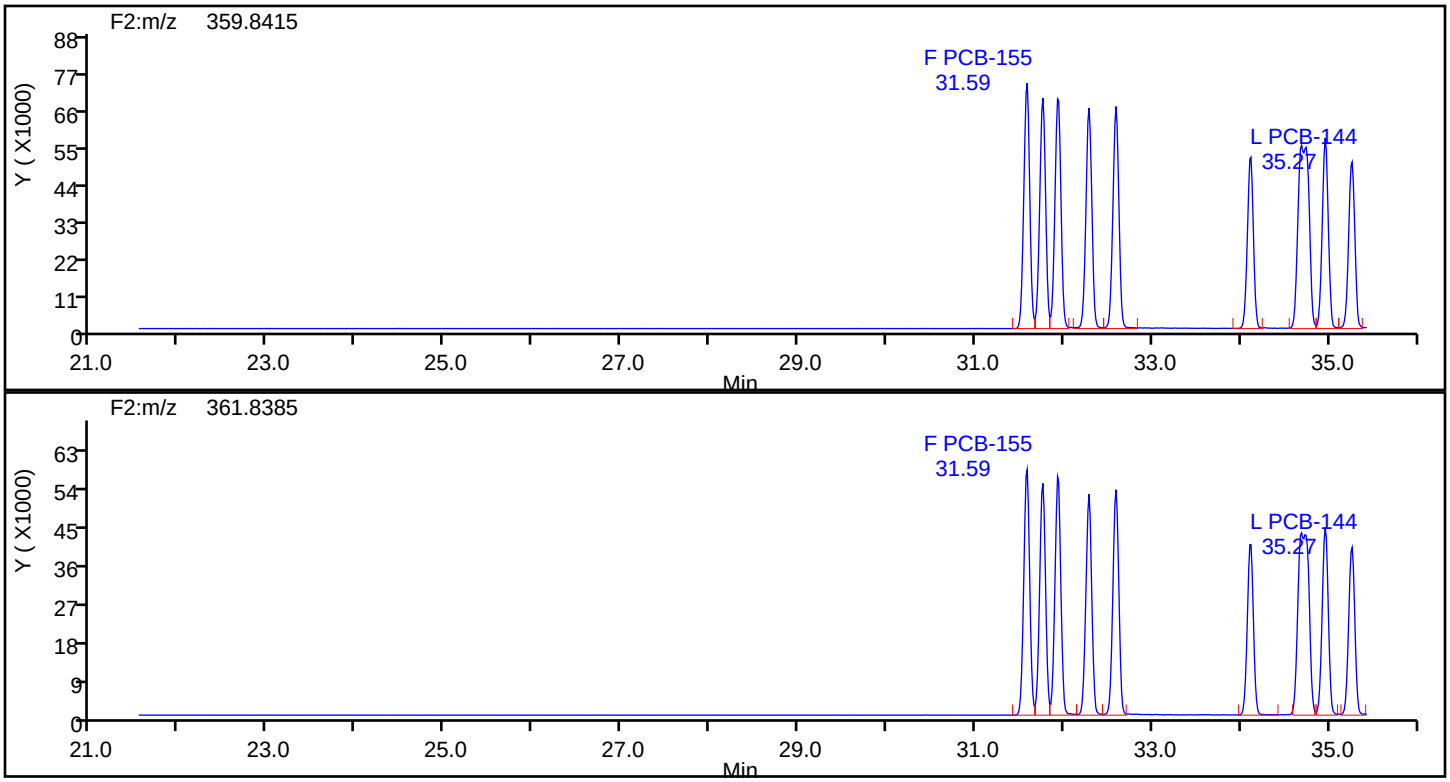

HxPCB F2 Standards

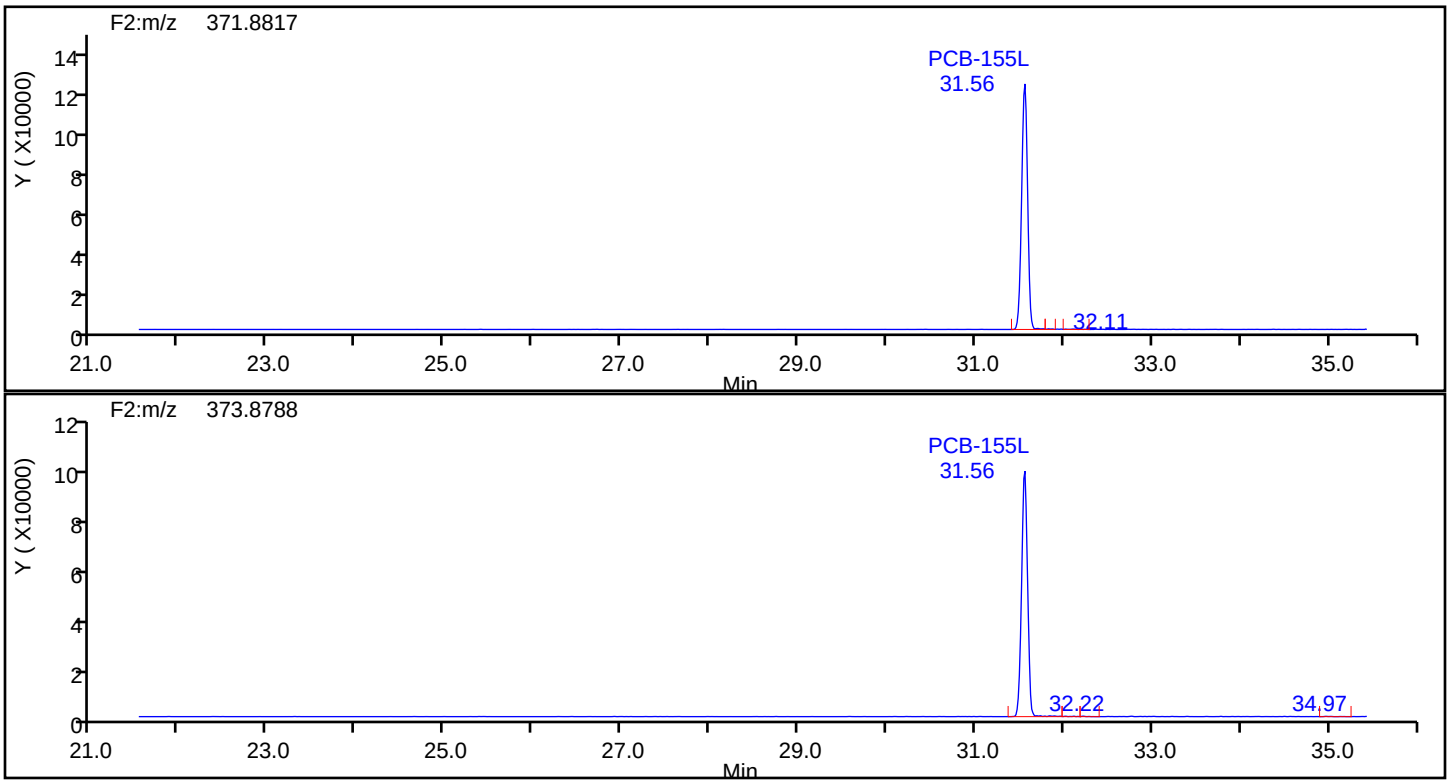

Eurofins TestAmerica, Knoxville

Data File:	\\chromna\Knoxville\ChromData\D3D\20190829-12907.b\d4190830s1.d		
Injection Date:	30-Aug-2019 01:10:00	Injection Vol:	1.0 ul
Instrument ID:	D3D	Operator ID:	Xcalibur_System
Method:	PCBs_D3D	Limit Group:	HR - 1668A - ICAL
Client ID:			
Worklist#:	33148	Sample Line#:	1
Column Type:	SPB-Octyl	Column Dia:	0.25 mm

HxPCB F2

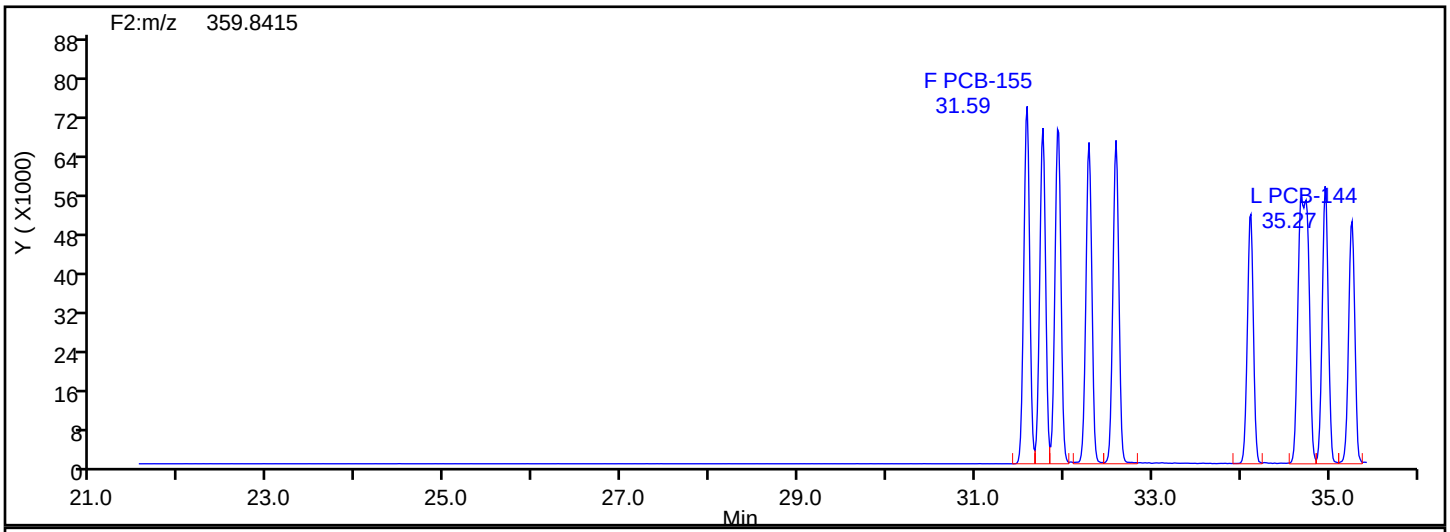

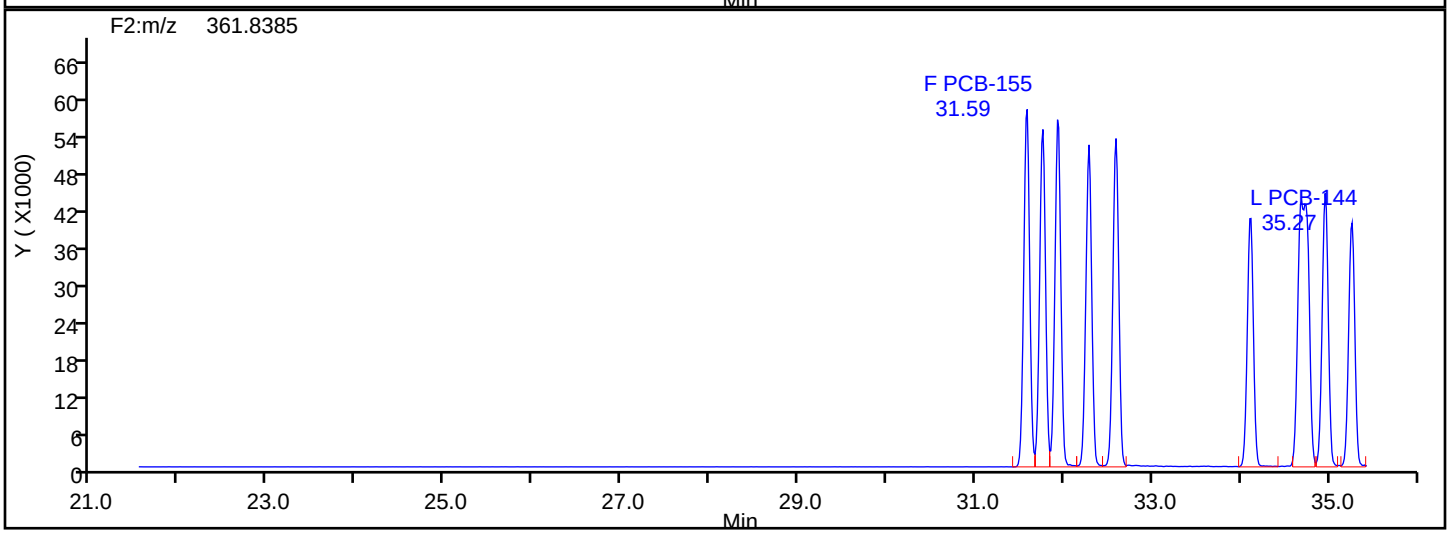

HxPCB F2 Lock Mass

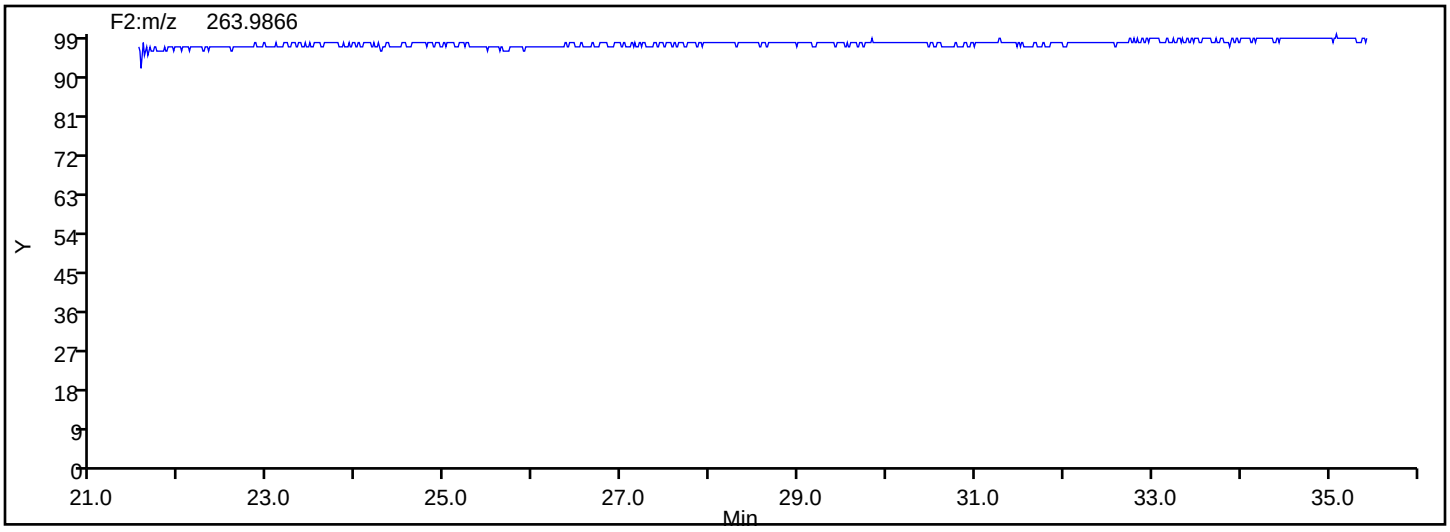

Manual Integration/User Assign Peak Report

Eurofins TestAmerica, Knoxville

Data File:	\\chromna\Knoxville\ChromData\D3D\20190829-12907.b\d4190830s1.d				
Injection Date:	30-Aug-2019 01:10:00	Instrument ID:	D3D		
Lims ID:	WDMCCV				
Client ID:					
Operator ID:	Xcalibur_System	ALS Bottle#:	0	Worklist Smp#:	1
Injection Vol:	1.0 ul	Dil. Factor:	1.0000		
Method:	PCBs_D3D	Limit Group:	HR - 1668A - ICAL		
Column:	SPB-Octyl (0.25 mm)	Detector	F2(21.81 :35.54)		

PCB-135/151, CAS: STL01819

Signal: 2

Processing Integration Results

RT: 34.69
Area: 374199
Amount: 68.217719
Amount Units: pg/ul

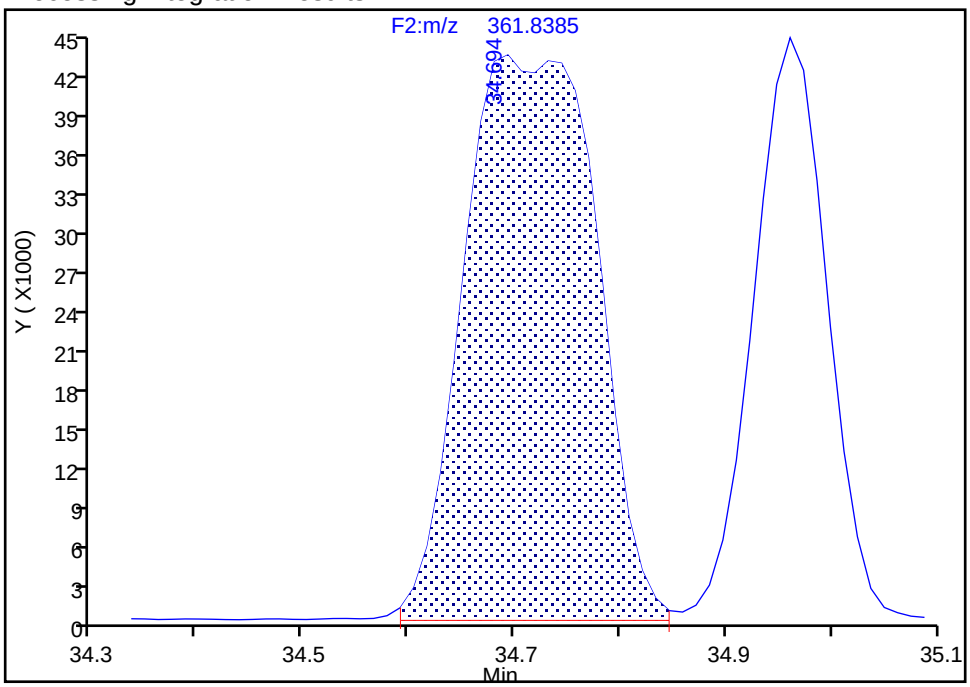

Manual Integration Results

RT: 34.69
Area: 374199
Amount: 93.952657
Amount Units: pg/ul

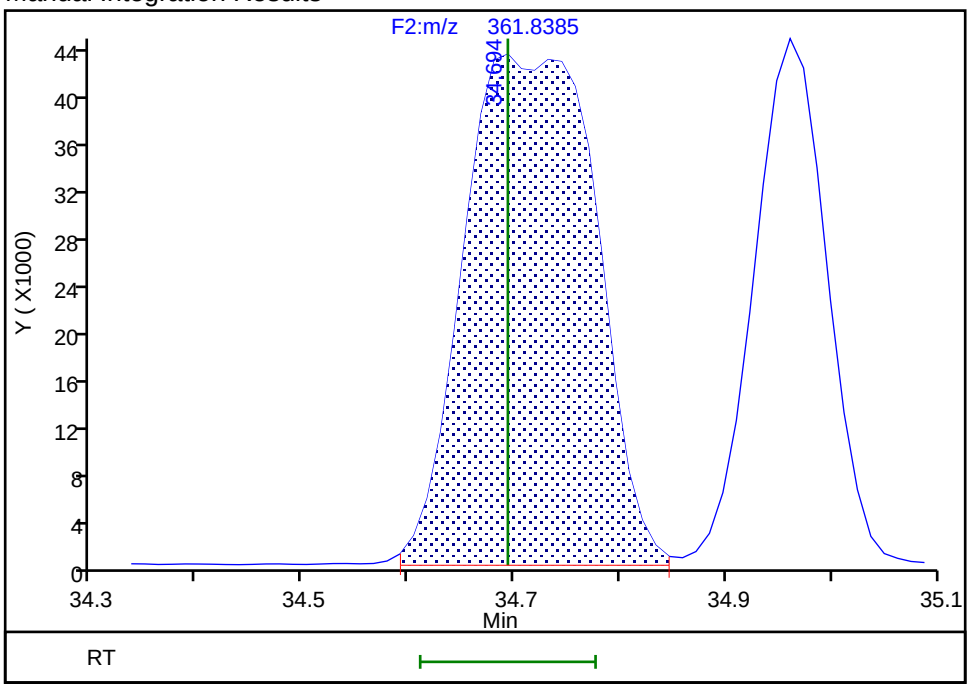

Reviewer: mcwhirterl, 30-Aug-2019 02:20:57
Audit Action: Marked Compound Undetected Audit Reason: Invalid Compound ID

Manual Integration/User Assign Peak Report

Eurofins TestAmerica, Knoxville

Data File: \\chromna\Knoxville\ChromData\D3D\20190829-12907.b\d4190830s1.d
Injection Date: 30-Aug-2019 01:10:00 Instrument ID: D3D
Lims ID: WDMCCV
Client ID:
Operator ID: Xcalibur_System ALS Bottle#: 0 Worklist Smp#: 1
Injection Vol: 1.0 ul Dil. Factor: 1.0000
Method: PCBs_D3D Limit Group: HR - 1668A - ICAL
Column: SPB-Octyl (0.25 mm) Detector F2(21.81 :35.54)

PCB-135/151, CAS: STL01819

Signal: 3

Processing Integration Results

RT: 34.69
Area: 620185
Amount: 68.217719
Amount Units: pg/ul

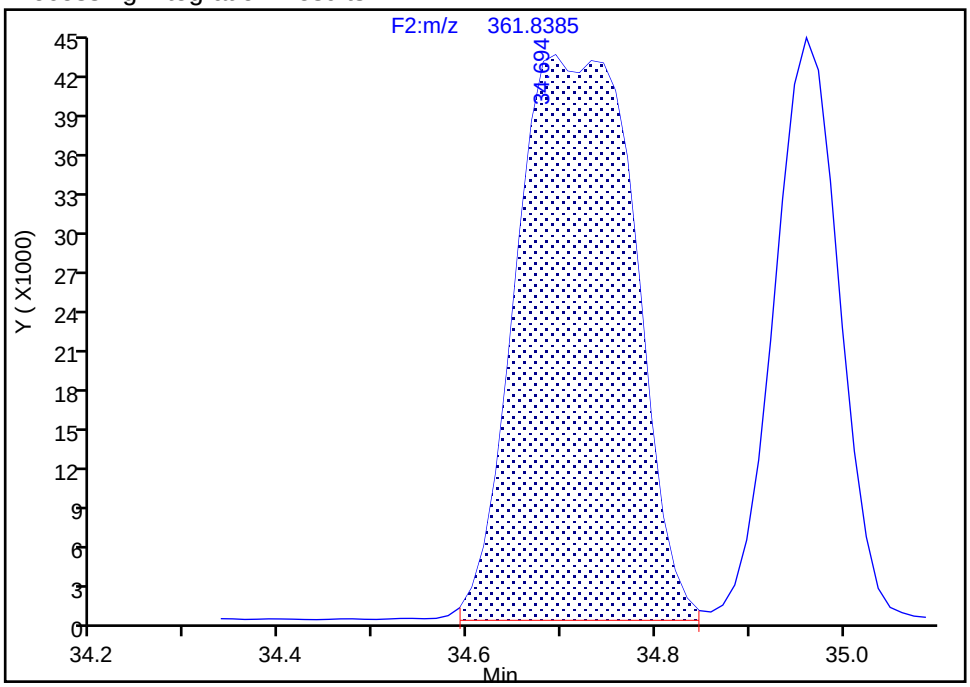

Manual Integration Results

RT: 34.69
Area: 854148
Amount: 93.952657
Amount Units: pg/ul
Reviewer: mcwhirterl, 30-Aug-2019 02:20:57
Audit Action: Marked Compound Undetected Audit Reason: Invalid Compound ID

Manual Integration/User Assign Peak Report

Eurofins TestAmerica, Knoxville

Data File: \\chromna\Knoxville\ChromData\D3D\20190829-12907.b\d4190830s1.d
Injection Date: 30-Aug-2019 01:10:00 Instrument ID: D3D
Lims ID: WDMCCV
Client ID:
Operator ID: Xcalibur_System ALS Bottle#: 0 Worklist Smp#: 1
Injection Vol: 1.0 ul Dil. Factor: 1.0000
Method: PCBs_D3D Limit Group: HR - 1668A - ICAL
Column: SPB-Octyl (0.25 mm) Detector F2(21.81 :35.54)

PCB-135/151, CAS: STL01819

Signal: 1

Processing Integration Results

RT: 34.69
Area: 245986
Amount: 68.217719
Amount Units: pg/ul

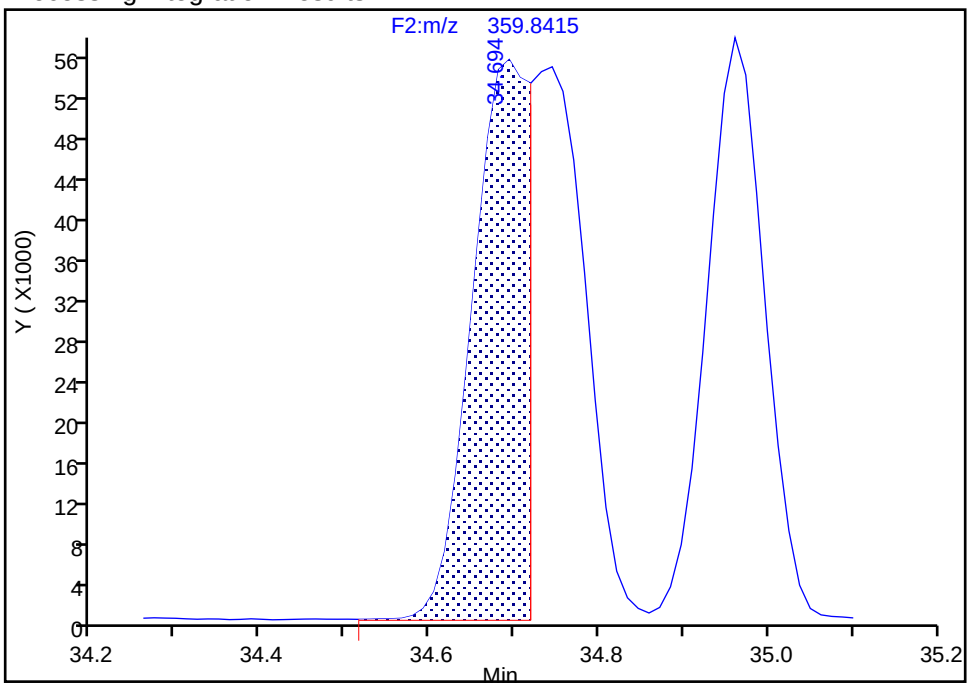

Manual Integration Results

RT: 34.69
Area: 479949
Amount: 93.952657
Amount Units: pg/ul

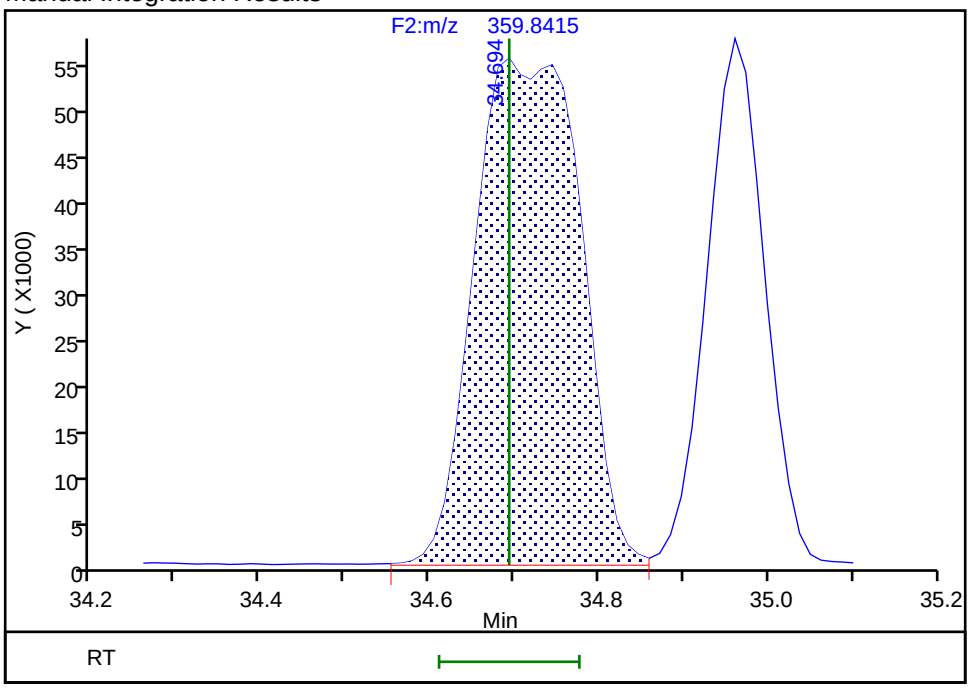

Reviewer: mcwhirterl, 30-Aug-2019 02:20:58
Audit Action: Manually Integrated/Assigned Compound ID Audit Reason: Incomplete Integration

Report Date: 30-Aug-2019 02:27:30 Chrom Revision: 2.3 22-Aug-2019 12:55:36

Eurofins TestAmerica, Knoxville

Data File:	\\chromna\Knoxville\ChromData\D3D\20190829-12907.b\d4190830s1.d		
Injection Date:	30-Aug-2019 01:10:00	Injection Vol:	1.0 ul
Instrument ID:	D3D	Operator ID:	Xcalibur_System
Method:	PCBs_D3D	Limit Group:	HR - 1668A - ICAL
Client ID:			
Worklist#:	33148	Sample Line#:	1
Column Type:	SPB-Octyl	Column Dia:	0.25 mm

HxPCB F3

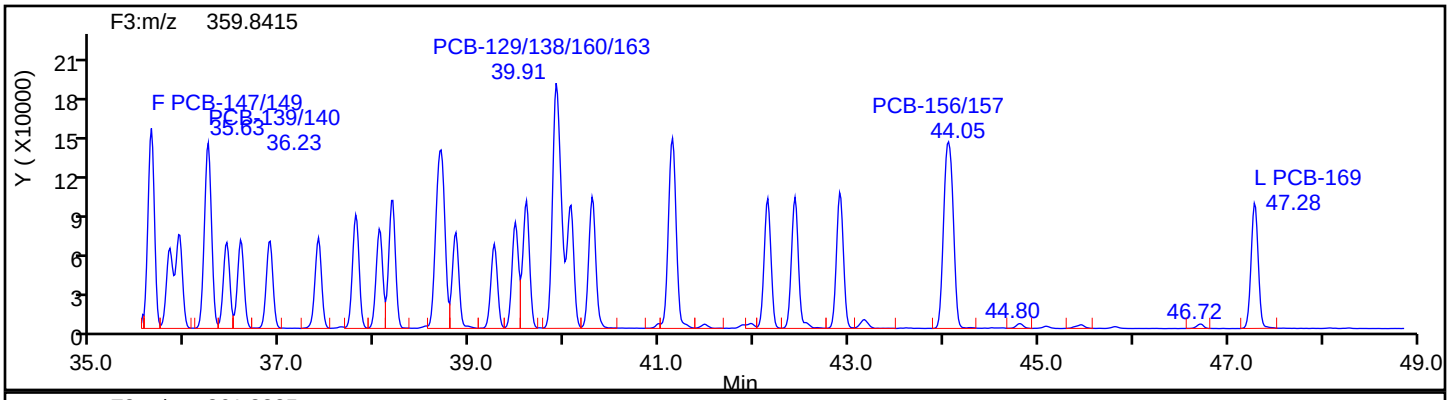

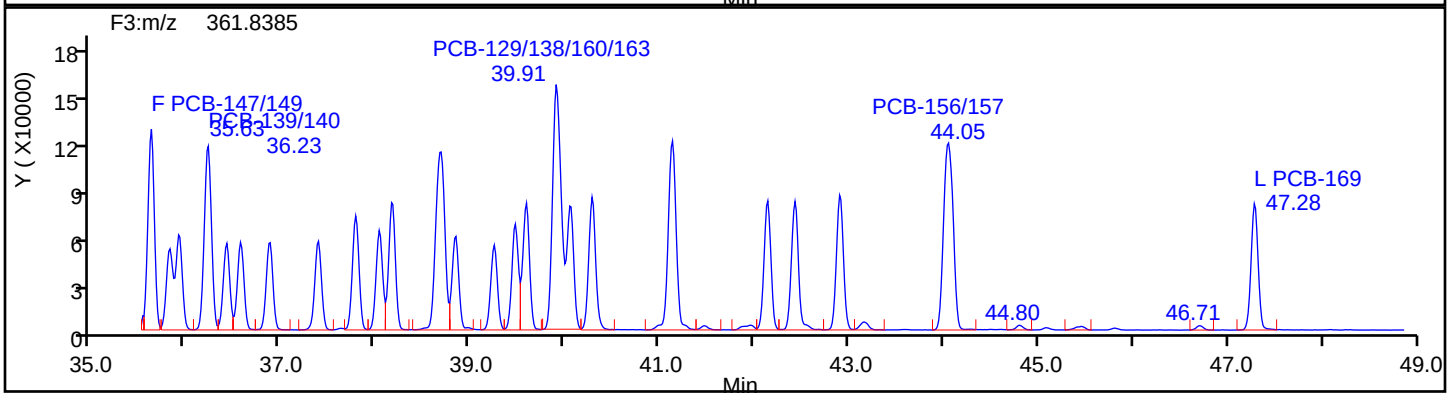

HxPCB F3 Standards

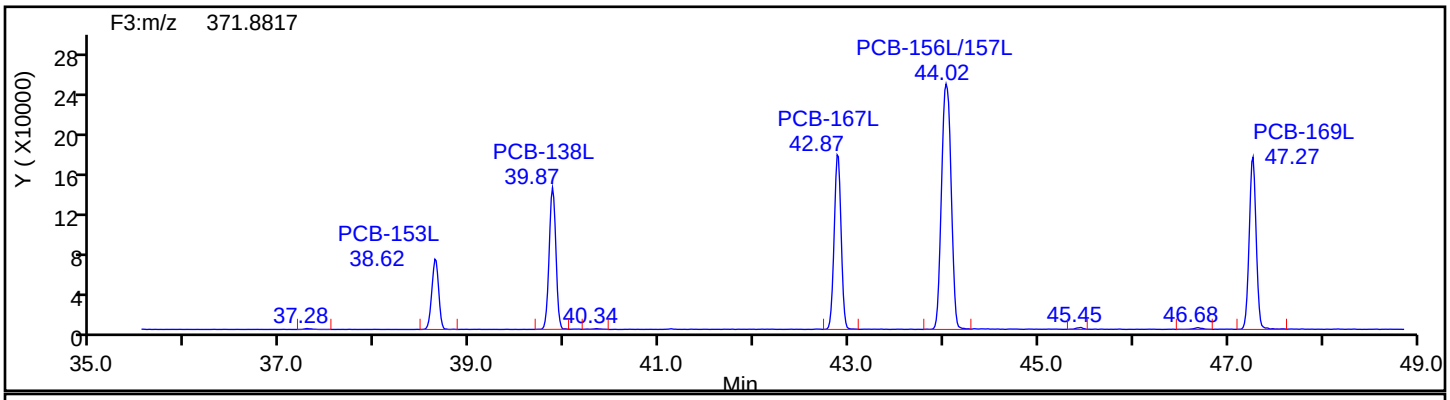

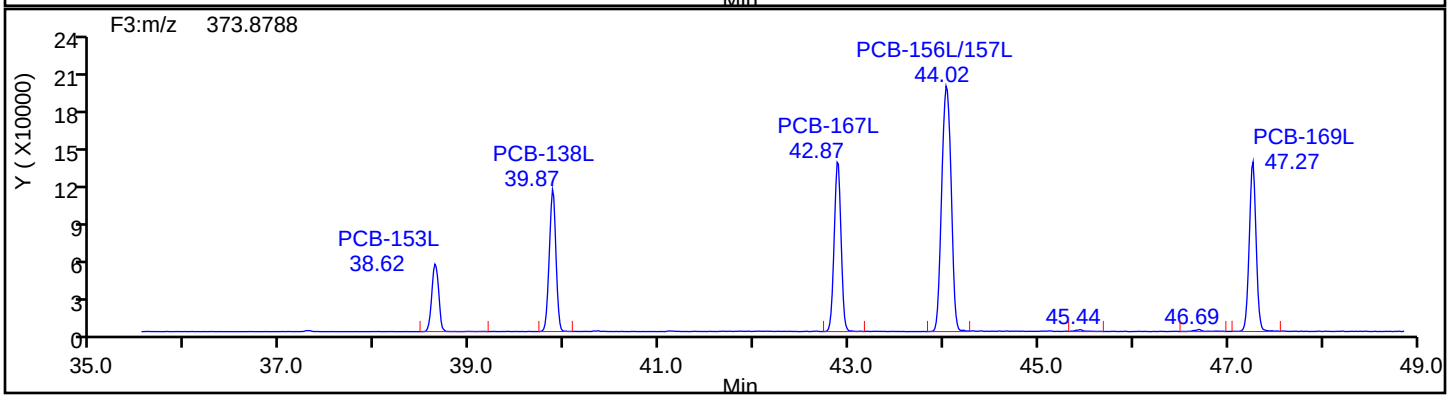

Eurofins TestAmerica, Knoxville

Data File:	\\chromna\Knoxville\ChromData\D3D\20190829-12907.b\d4190830s1.d		
Injection Date:	30-Aug-2019 01:10:00	Injection Vol:	1.0 ul
Instrument ID:	D3D	Operator ID:	Xcalibur_System
Method:	PCBs_D3D	Limit Group:	HR - 1668A - ICAL
Client ID:			
Worklist#:	33148	Sample Line#:	1
Column Type:	SPB-Octyl	Column Dia:	0.25 mm

HxPCB F3

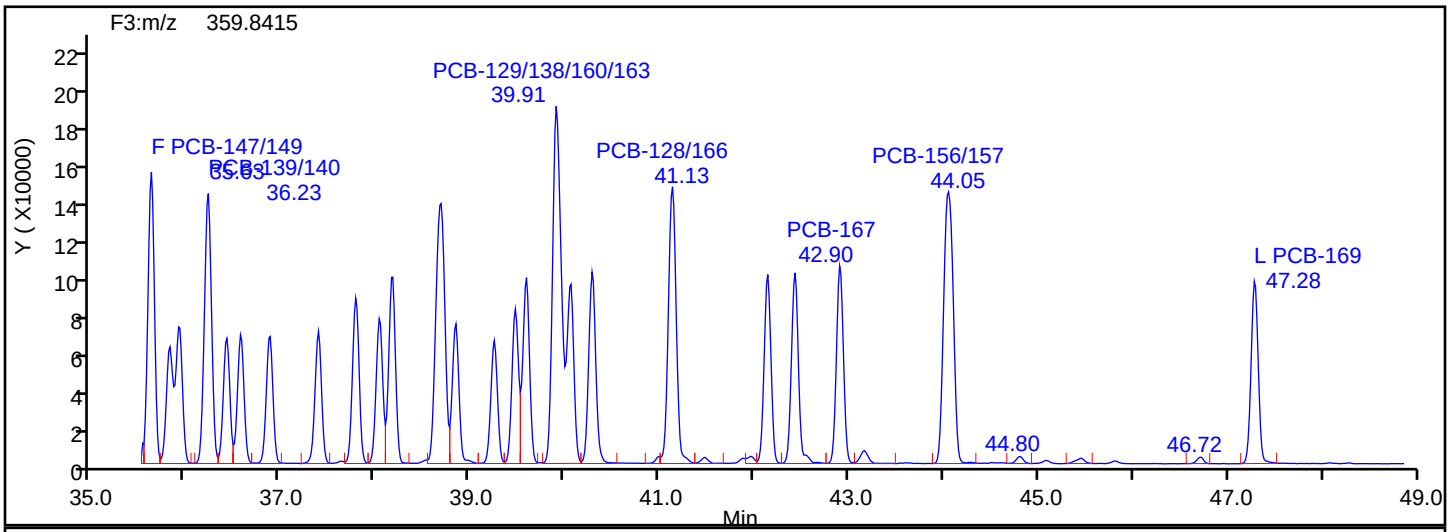

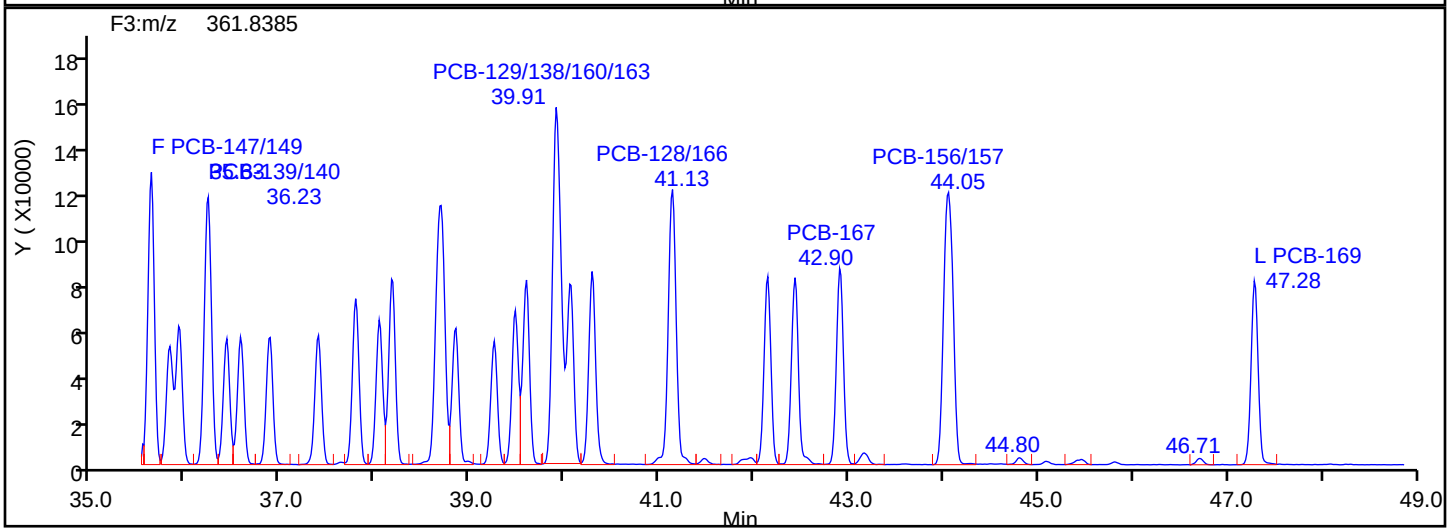

HxPCB F3 Lock Mass

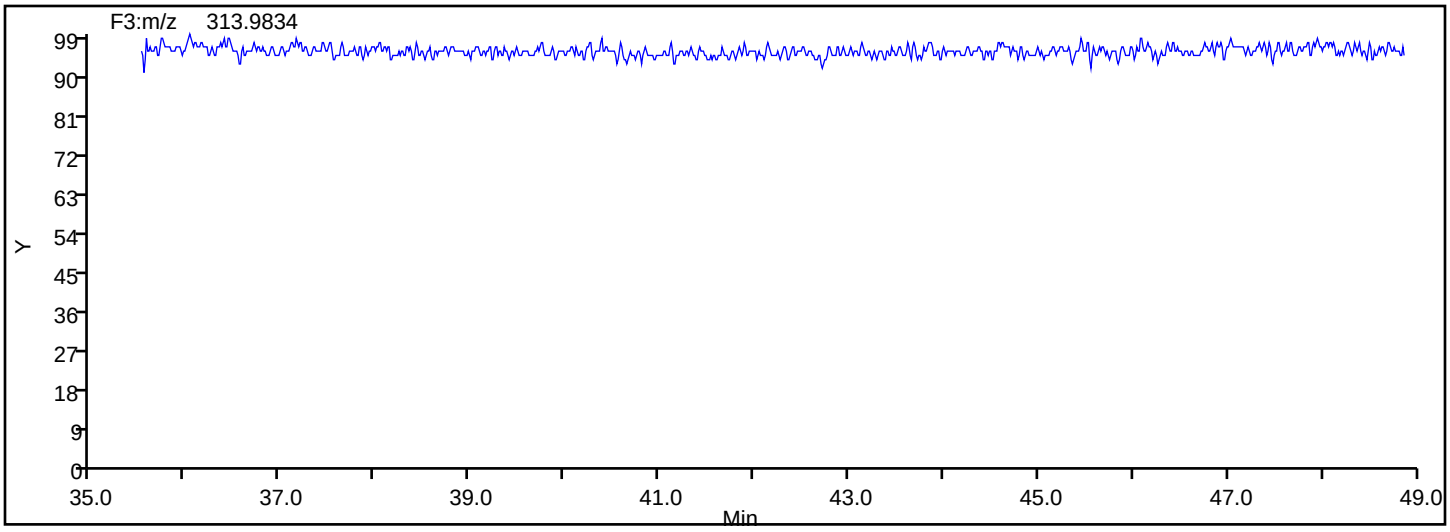

Manual Integration/User Assign Peak Report

Eurofins TestAmerica, Knoxville

Data File:	\\chromna\Knoxville\ChromData\D3D\20190829-12907.b\d4190830s1.d				
Injection Date:	30-Aug-2019 01:10:00	Instrument ID:	D3D		
Lims ID:	WDMCCV				
Client ID:					
Operator ID:	Xcalibur_System	ALS Bottle#:	0	Worklist Smp#:	1
Injection Vol:	1.0 ul	Dil. Factor:	1.0000		
Method:	PCBs_D3D	Limit Group:	HR - 1668A - ICAL		
Column:	SPB-Octyl (0.25 mm)	Detector	F3(35.64 :49.10)		

PCB-129/138/160/163, CAS: STL02296

Signal: 2

Processing Integration Results

RT: 39.91
Area: 937636
Amount: 123.7345
Amount Units: pg/ul

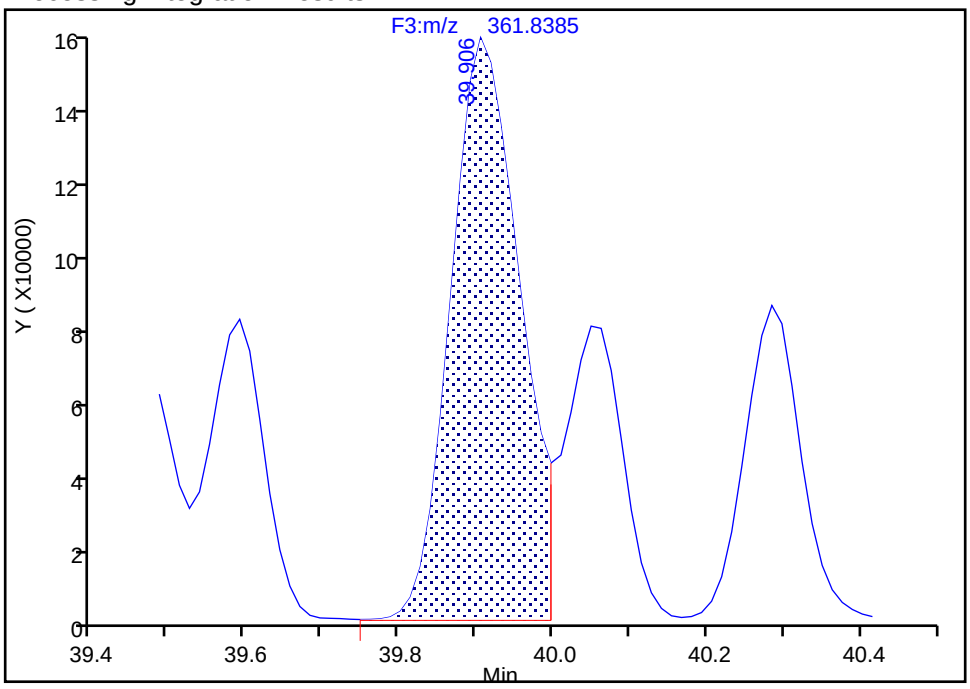

Manual Integration Results

RT: 39.91
Area: 1322099
Amount: 175.3020
Amount Units: pg/ul

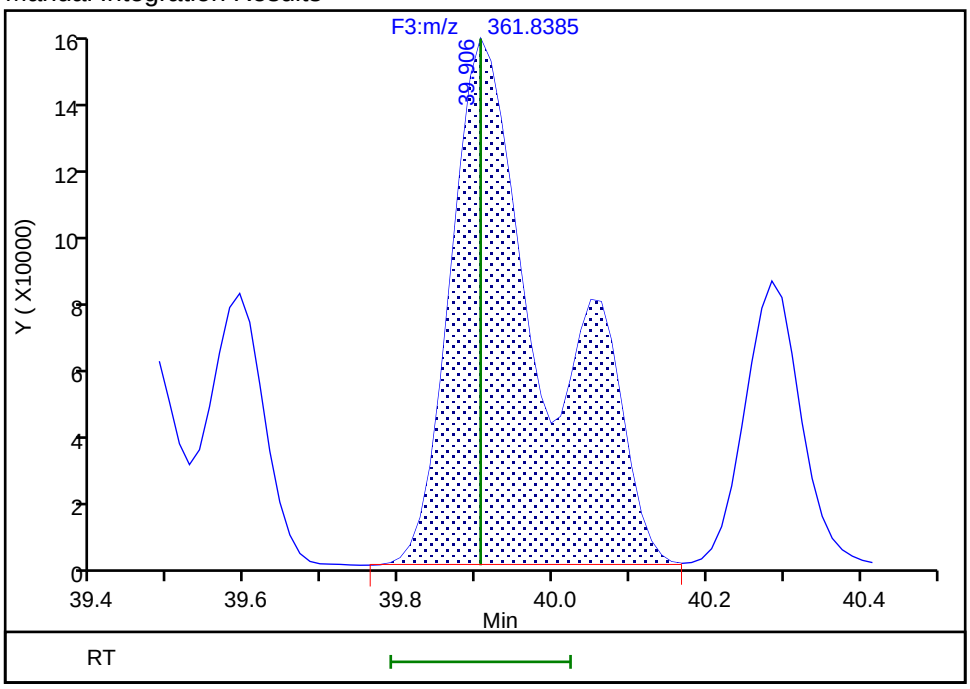

Reviewer: mcwhirterl, 30-Aug-2019 02:21:27
Audit Action: Marked Compound Undetected Audit Reason: Invalid Compound ID

Manual Integration/User Assign Peak Report

Eurofins TestAmerica, Knoxville

Data File: \\chromna\Knoxville\ChromData\D3D\20190829-12907.b\d4190830s1.d
Injection Date: 30-Aug-2019 01:10:00 Instrument ID: D3D
Lims ID: WDMCCV
Client ID:
Operator ID: Xcalibur_System ALS Bottle#: 0 Worklist Smp#: 1
Injection Vol: 1.0 ul Dil. Factor: 1.0000
Method: PCBs_D3D Limit Group: HR - 1668A - ICAL
Column: SPB-Octyl (0.25 mm) Detector F3(35.64 :49.10)

PCB-129/138/160/163, CAS: STL02296

Signal: 3

Processing Integration Results

RT: 39.91
Area: 2108279
Amount: 123.7345
Amount Units: pg/ul

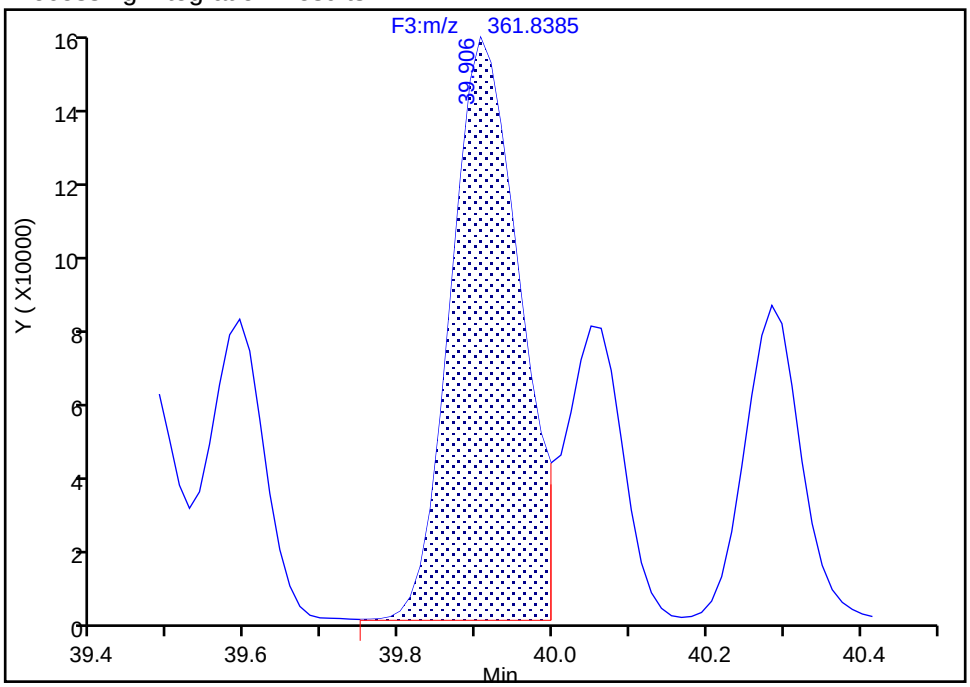

Manual Integration Results

RT: 39.91
Area: 2986924
Amount: 175.3020
Amount Units: pg/ul
Reviewer: mcwhirterl, 30-Aug-2019 02:21:27
Audit Action: Marked Compound Undetected Audit Reason: Invalid Compound ID

Manual Integration/User Assign Peak Report

Eurofins TestAmerica, Knoxville

Data File:	\\chromna\Knoxville\ChromData\D3D\20190829-12907.b\d4190830s1.d				
Injection Date:	30-Aug-2019 01:10:00	Instrument ID:	D3D		
Lims ID:	WDMCCV				
Client ID:					
Operator ID:	Xcalibur_System	ALS Bottle#:	0	Worklist Smp#:	1
Injection Vol:	1.0 ul	Dil. Factor:	1.0000		
Method:	PCBs_D3D	Limit Group:	HR - 1668A - ICAL		
Column:	SPB-Octyl (0.25 mm)	Detector	F3(35.64 :49.10)		

PCB-129/138/160/163, CAS: STL02296

Signal: 1

Processing Integration Results

RT: 39.91
Area: 1170643
Amount: 123.7345
Amount Units: pg/ul

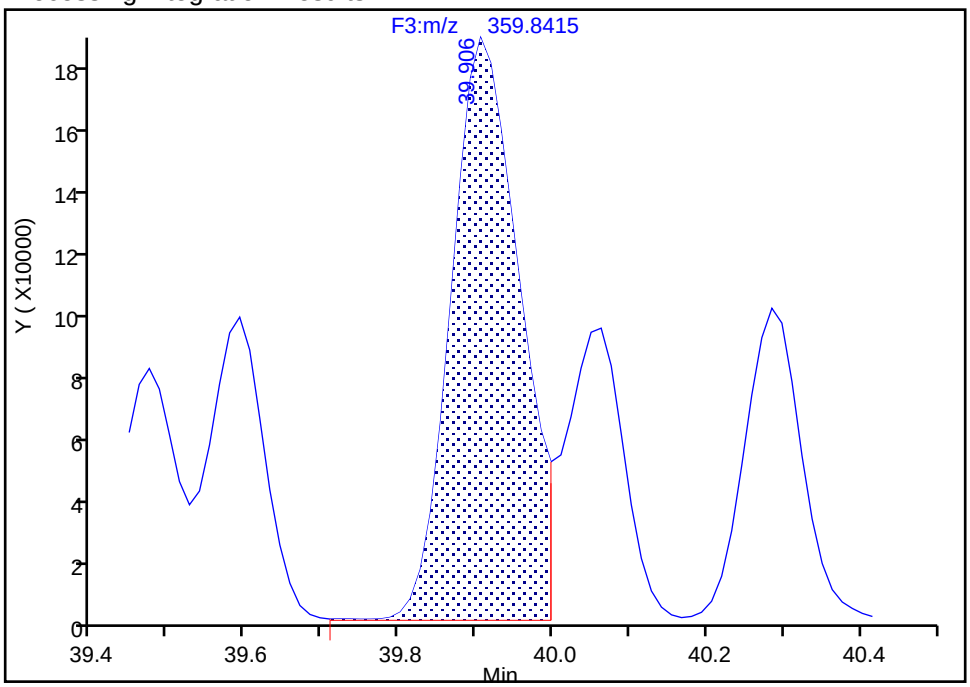

Manual Integration Results

RT: 39.91
Area: 1664825
Amount: 175.3020
Amount Units: pg/ul

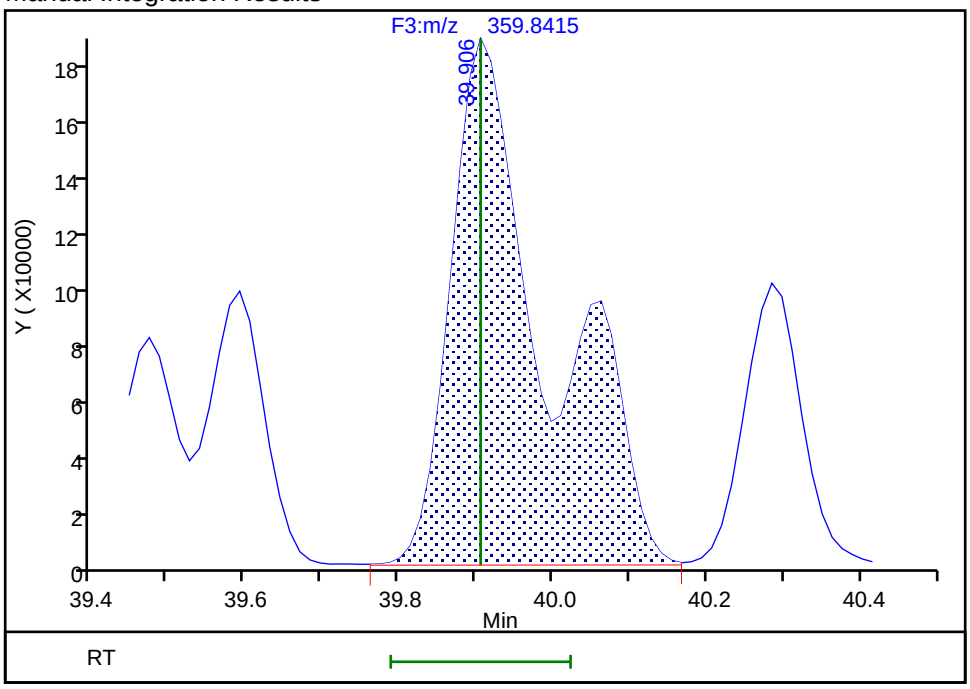

Reviewer: mcwhirterl, 30-Aug-2019 02:21:28

Audit Action: Manually Integrated/Assigned Compound ID Audit Reason: Incomplete Integration

Eurofins TestAmerica, Knoxville

Data File:	\\chromna\Knoxville\ChromData\D3D\20190829-12907.b\d4190830s1.d		
Injection Date:	30-Aug-2019 01:10:00	Injection Vol:	1.0 ul
Instrument ID:	D3D	Operator ID:	Xcalibur_System
Method:	PCBs_D3D	Limit Group:	HR - 1668A - ICAL
Client ID:			
Worklist#:	33148	Sample Line#:	1
Column Type:	SPB-Octyl	Column Dia:	0.25 mm

HpPCB F3

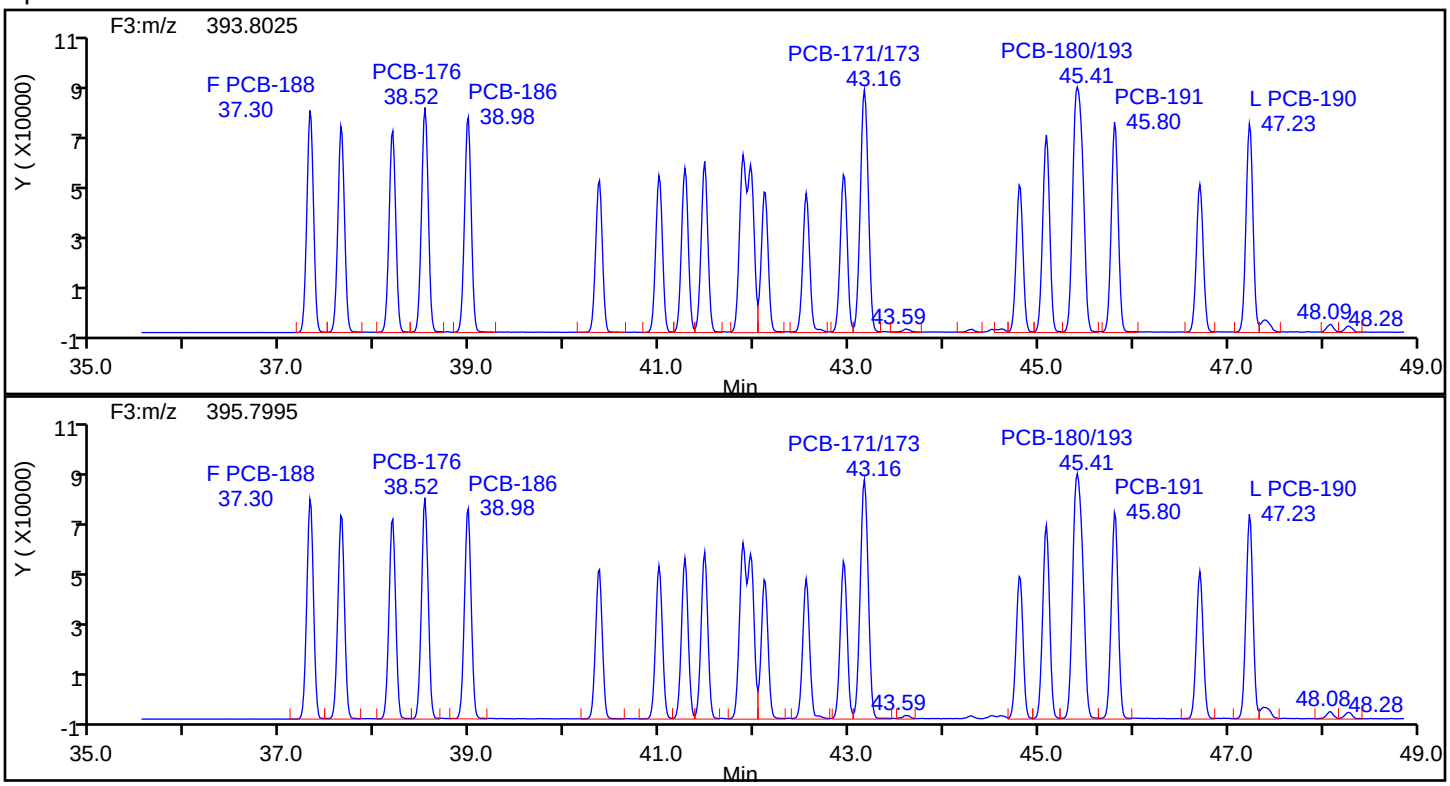

HpPCB F3 Standards

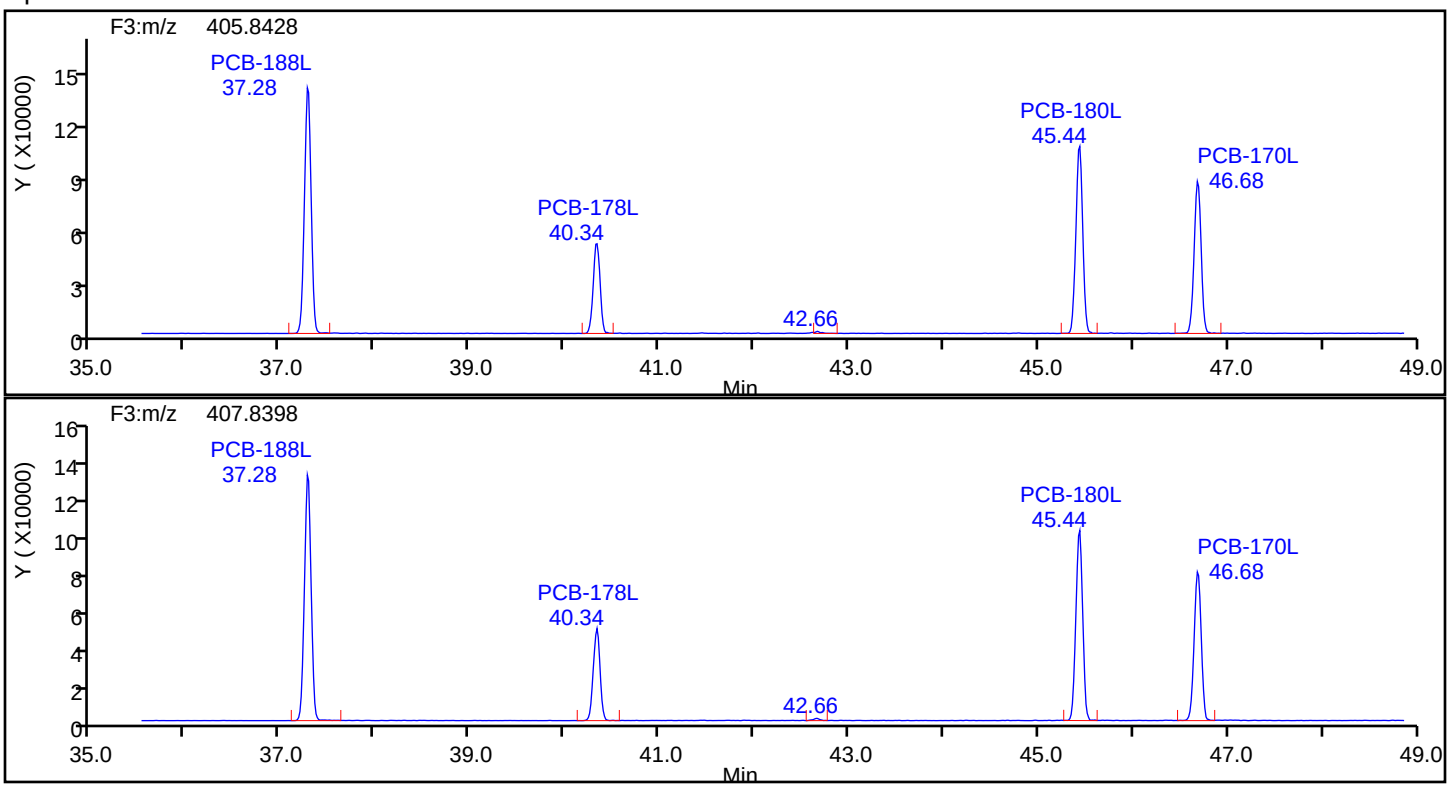

Eurofins TestAmerica, Knoxville

Data File:	\\chromna\Knoxville\ChromData\D3D\20190829-12907.b\d4190830s1.d		
Injection Date:	30-Aug-2019 01:10:00	Injection Vol:	1.0 ul
Instrument ID:	D3D	Operator ID:	Xcalibur_System
Method:	PCBs_D3D	Limit Group:	HR - 1668A - ICAL
Client ID:			
Worklist#:	33148	Sample Line#:	1
Column Type:	SPB-Octyl	Column Dia:	0.25 mm

HpPCB F3

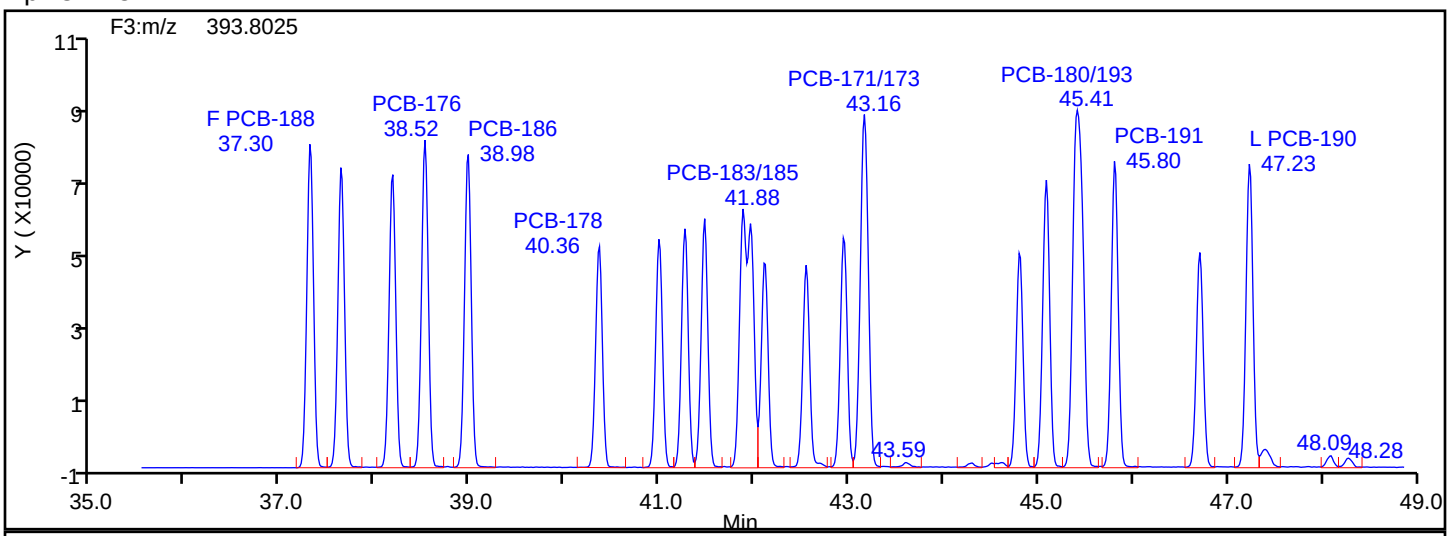

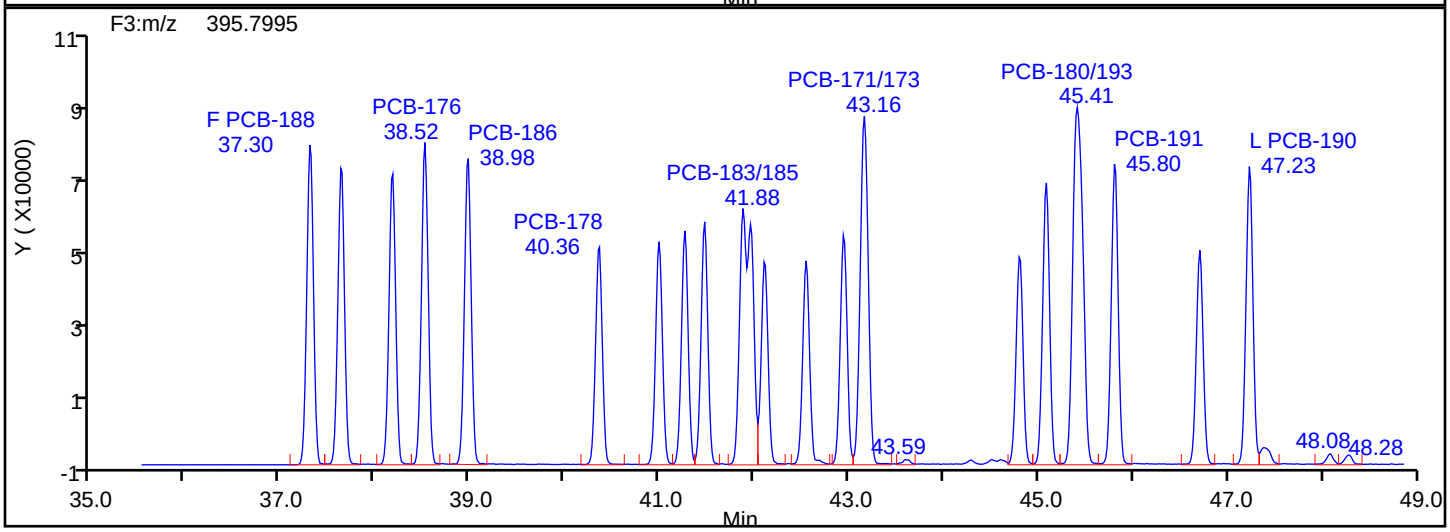

HpPCB F3 Lock Mass

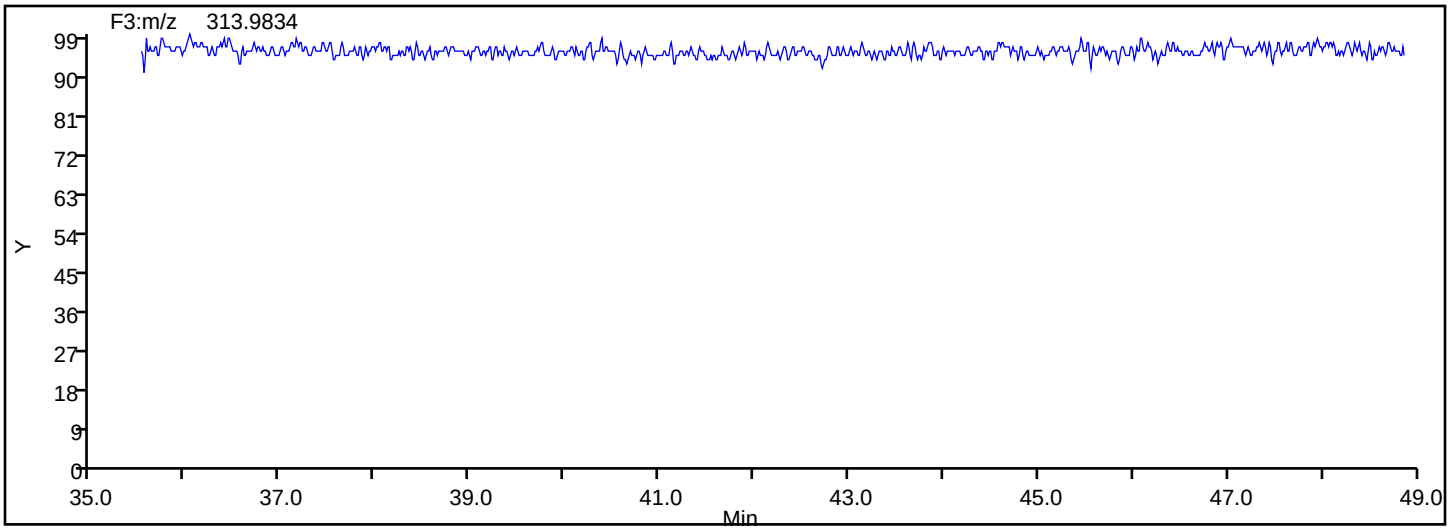

Manual Integration/User Assign Peak Report

Eurofins TestAmerica, Knoxville

Data File:	\\chromna\Knoxville\ChromData\D3D\20190829-12907.b\d4190830s1.d				
Injection Date:	30-Aug-2019 01:10:00	Instrument ID:	D3D		
Lims ID:	WDMCCV				
Client ID:					
Operator ID:	Xcalibur_System	ALS Bottle#:	0	Worklist Smp#:	1
Injection Vol:	1.0 ul	Dil. Factor:	1.0000		
Method:	PCBs_D3D	Limit Group:	HR - 1668A - ICAL		
Column:	SPB-Octyl (0.25 mm)	Detector	F3(35.64 :49.10)		

PCB-183/185, CAS: STL02297

Signal: 2

Processing Integration Results

RT: 41.88
Area: 297215
Amount: 49.883919
Amount Units: pg/ul

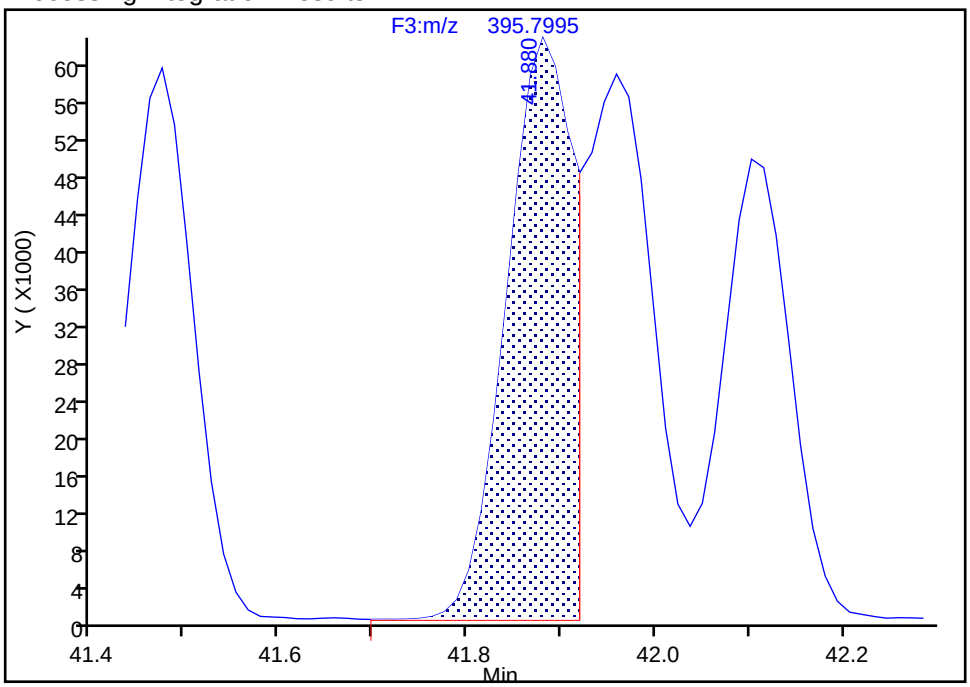

Manual Integration Results

RT: 41.88
Area: 580718
Amount: 97.719142
Amount Units: pg/ul

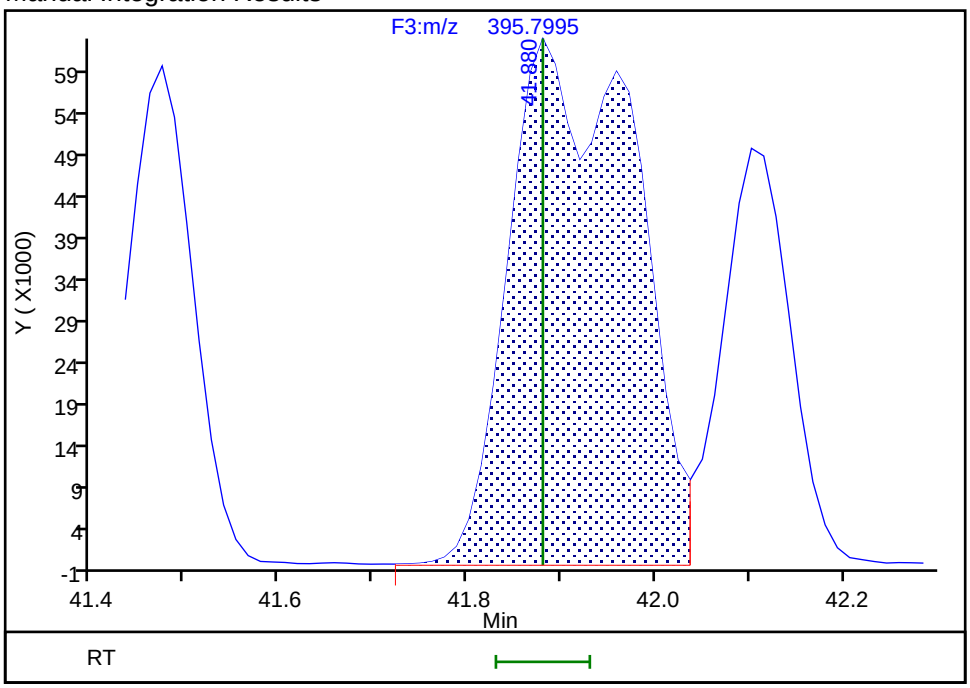

Reviewer: mcwhirterl, 30-Aug-2019 02:22:00
Audit Action: Marked Compound Undetected Audit Reason: Invalid Compound ID

Manual Integration/User Assign Peak Report

Eurofins TestAmerica, Knoxville

Data File: \\chromna\Knoxville\ChromData\D3D\20190829-12907.b\d4190830s1.d
Injection Date: 30-Aug-2019 01:10:00 Instrument ID: D3D
Lims ID: WDMCCV
Client ID:
Operator ID: Xcalibur_System ALS Bottle#: 0 Worklist Smp#: 1
Injection Vol: 1.0 ul Dil. Factor: 1.0000
Method: PCBs_D3D Limit Group: HR - 1668A - ICAL
Column: SPB-Octyl (0.25 mm) Detector F3(35.64 :49.10)

PCB-183/185, CAS: STL02297

Signal: 3

Processing Integration Results

RT: 41.88
Area: 610140
Amount: 49.883919
Amount Units: pg/ul

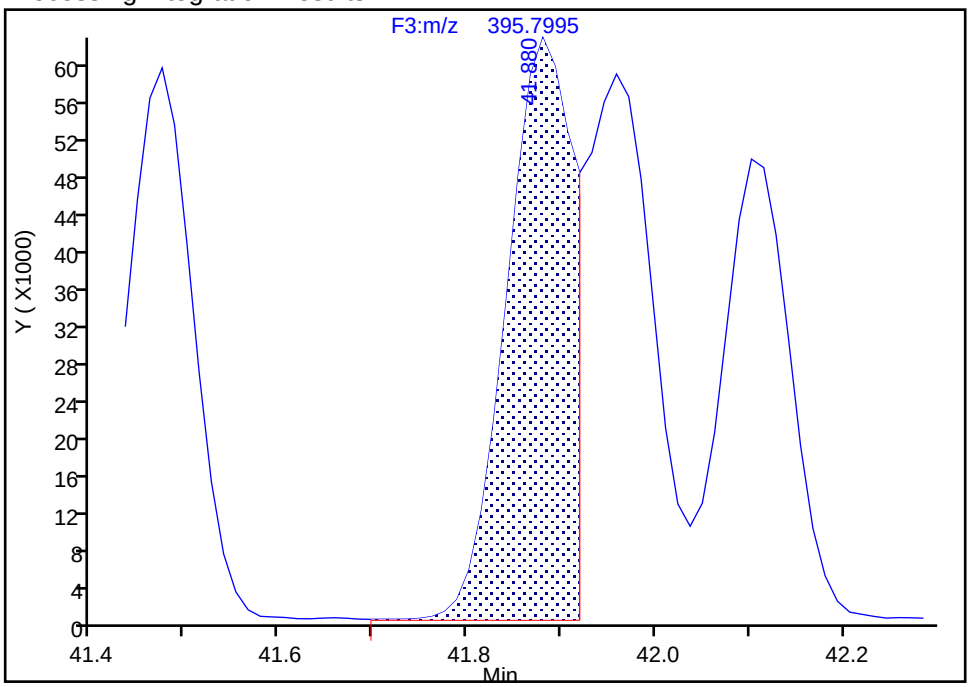

Manual Integration Results

RT: 41.88
Area: 1195222
Amount: 97.719142
Amount Units: pg/ul
Reviewer: mcwhirterl, 30-Aug-2019 02:22:00
Audit Action: Marked Compound Undetected Audit Reason: Invalid Compound ID

Manual Integration/User Assign Peak Report

Eurofins TestAmerica, Knoxville

Data File:	\\chromna\Knoxville\ChromData\D3D\20190829-12907.b\d4190830s1.d				
Injection Date:	30-Aug-2019 01:10:00	Instrument ID:	D3D		
Lims ID:	WDMCCV				
Client ID:					
Operator ID:	Xcalibur_System	ALS Bottle#:	0	Worklist Smp#:	1
Injection Vol:	1.0 ul	Dil. Factor:	1.0000		
Method:	PCBs_D3D	Limit Group:	HR - 1668A - ICAL		
Column:	SPB-Octyl (0.25 mm)	Detector	F3(35.64 :49.10)		

PCB-183/185, CAS: STL02297

Signal: 1

Processing Integration Results

RT: 41.88
Area: 312925
Amount: 49.883919
Amount Units: pg/ul

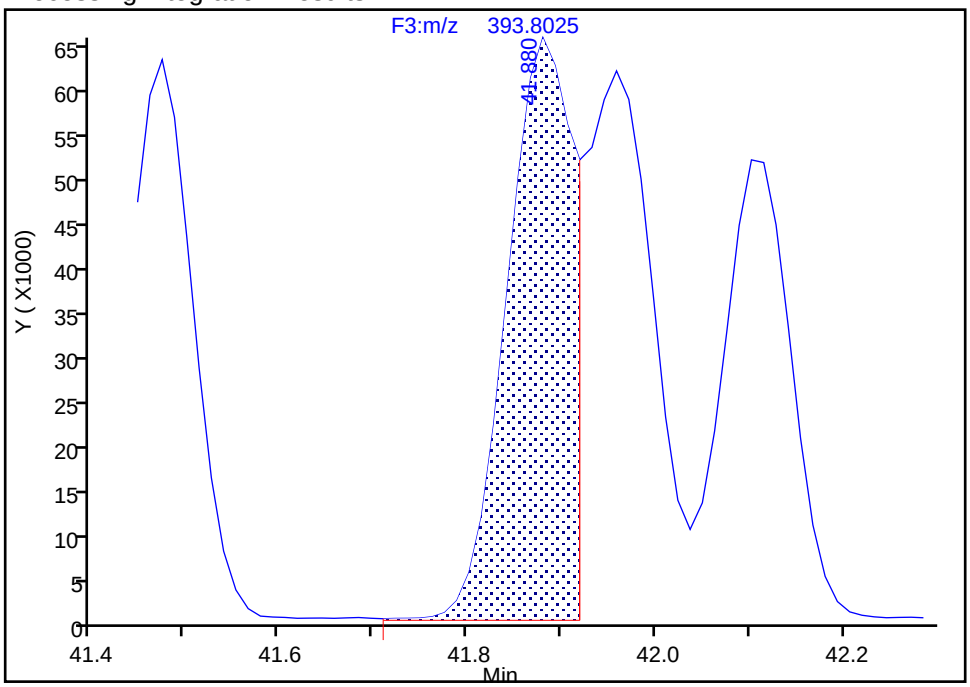

Manual Integration Results

RT: 41.88
Area: 614504
Amount: 97.719142
Amount Units: pg/ul

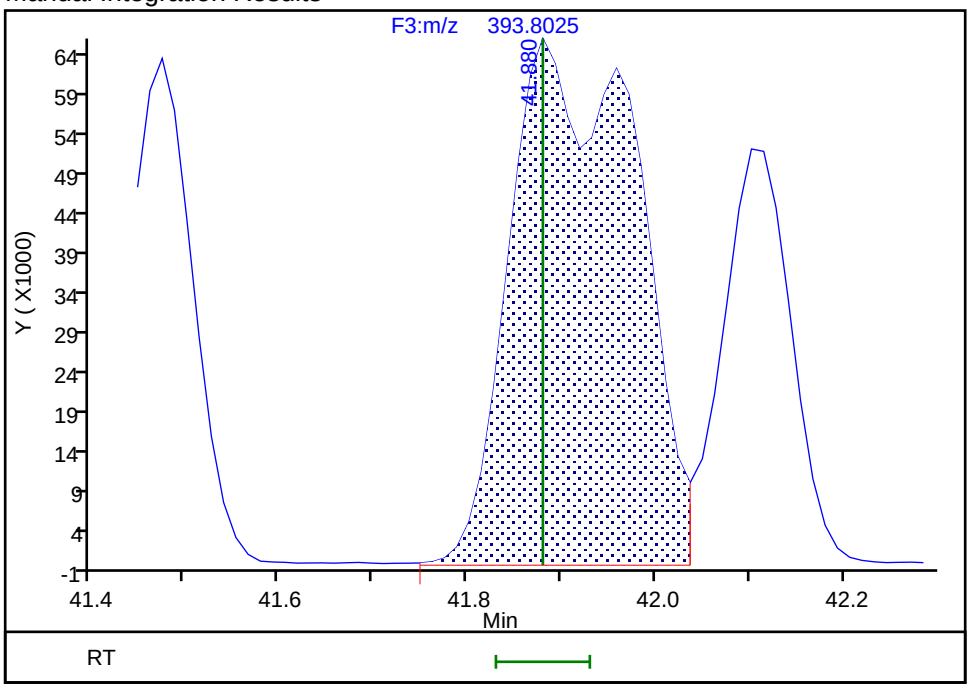

Reviewer: mcwhirterl, 30-Aug-2019 02:22:01

Audit Action: Manually Integrated/Assigned Compound ID Audit Reason: Incomplete Integration

Eurofins TestAmerica, Knoxville

Data File:	\\chromna\Knoxville\ChromData\D3D\20190829-12907.b\d4190830s1.d		
Injection Date:	30-Aug-2019 01:10:00	Injection Vol:	1.0 ul
Instrument ID:	D3D	Operator ID:	Xcalibur_System
Method:	PCBs_D3D	Limit Group:	HR - 1668A - ICAL
Client ID:			
Worklist#:	33148	Sample Line#:	1
Column Type:	SPB-Octyl	Column Dia:	0.25 mm

HpPCB F4

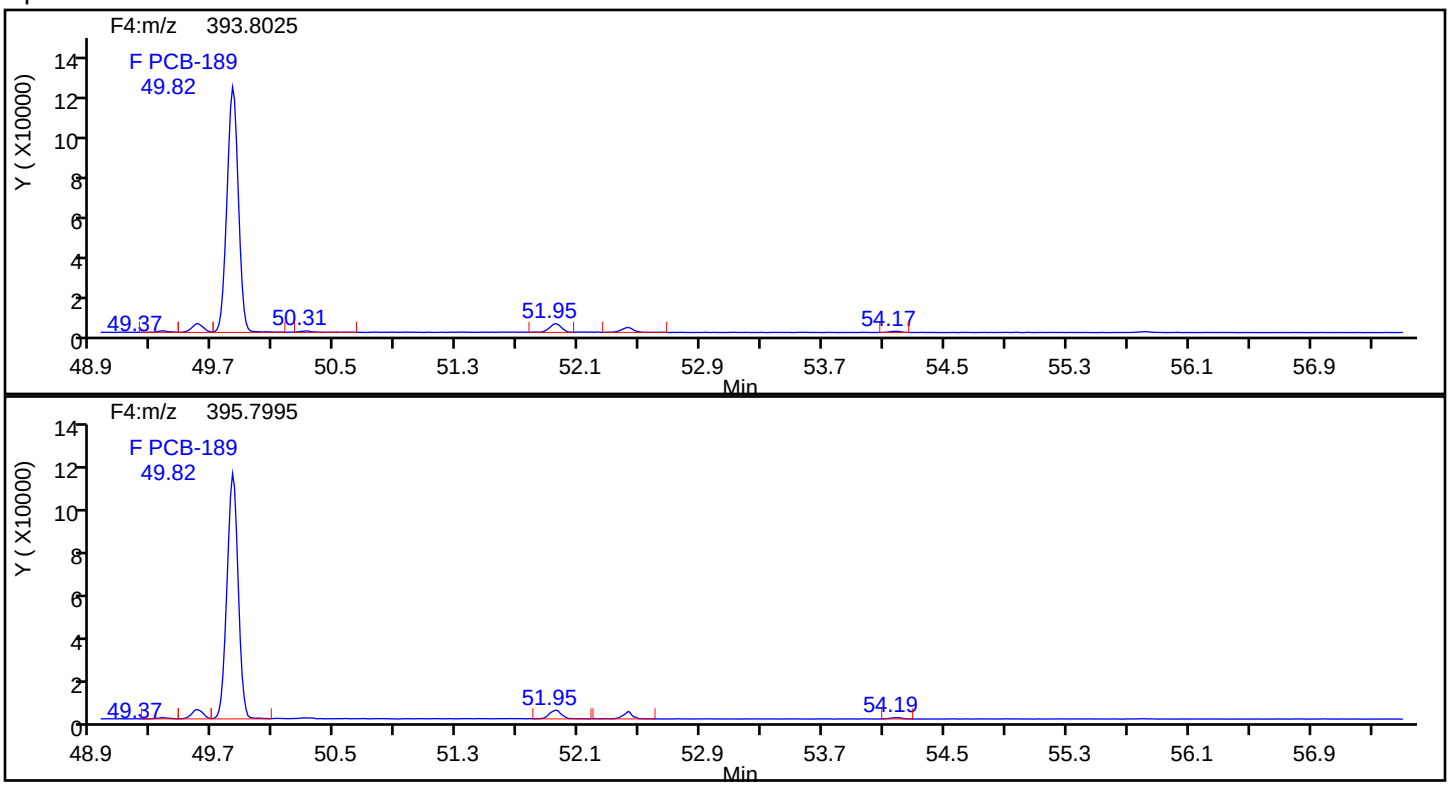

HpPCB F4 Standards

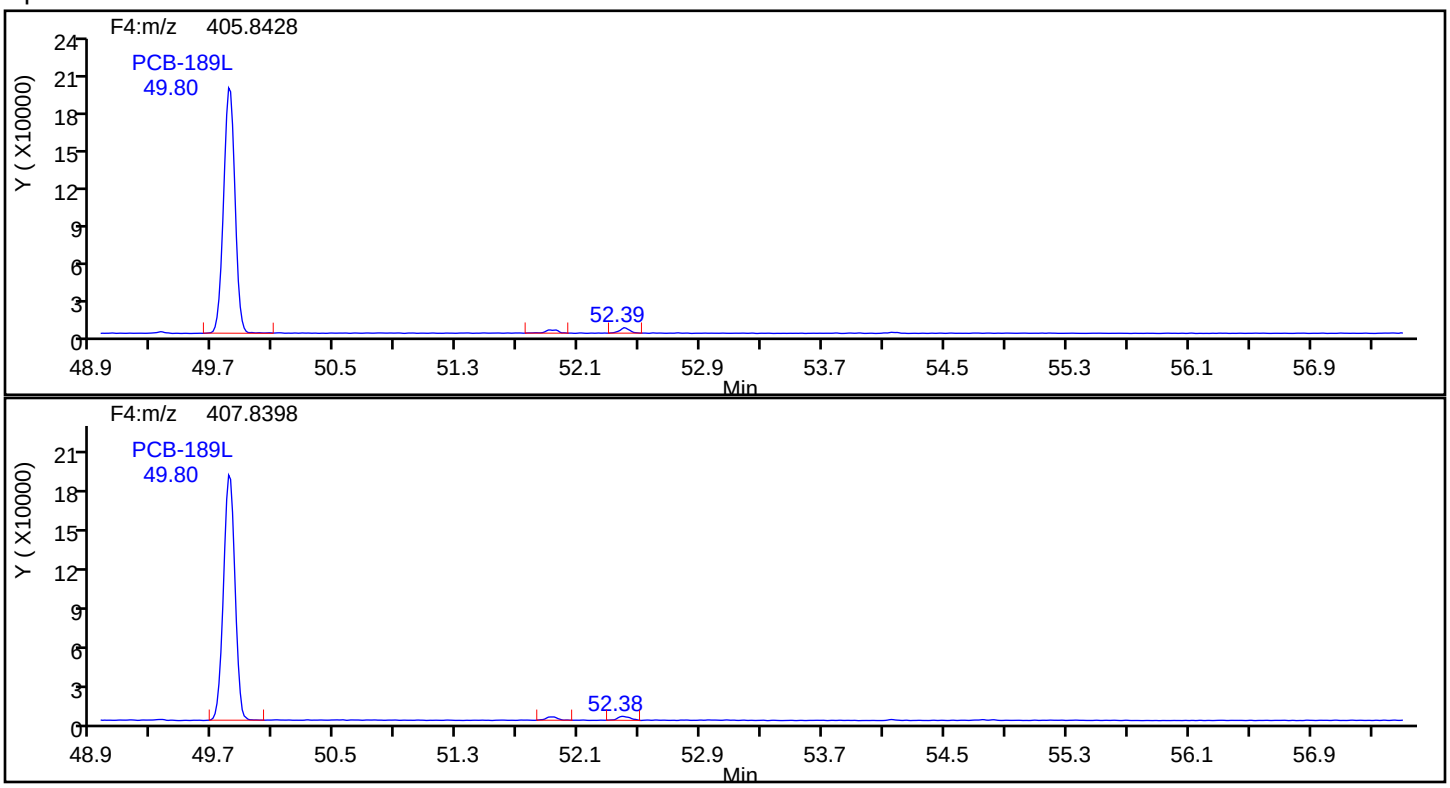

Eurofins TestAmerica, Knoxville

Data File:	\\chromna\Knoxville\ChromData\D3D\20190829-12907.b\d4190830s1.d		
Injection Date:	30-Aug-2019 01:10:00	Injection Vol:	1.0 ul
Instrument ID:	D3D	Operator ID:	Xcalibur_System
Method:	PCBs_D3D	Limit Group:	HR - 1668A - ICAL
Client ID:			
Worklist#:	33148	Sample Line#:	1
Column Type:	SPB-Octyl	Column Dia:	0.25 mm

HpPCB F4

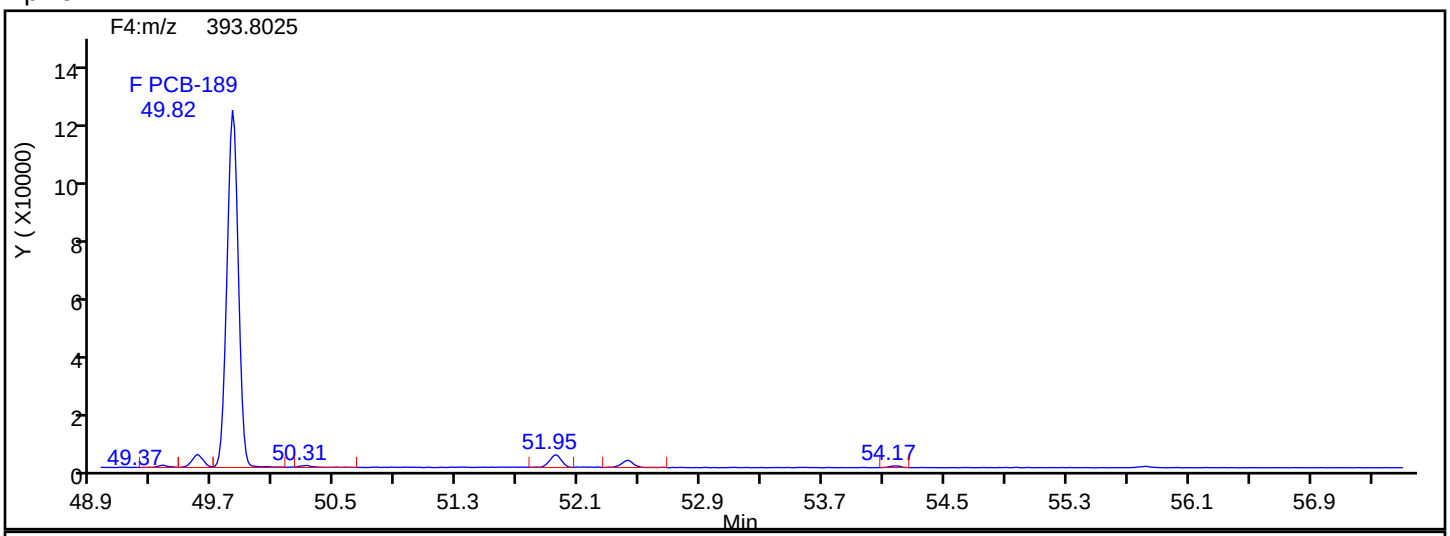

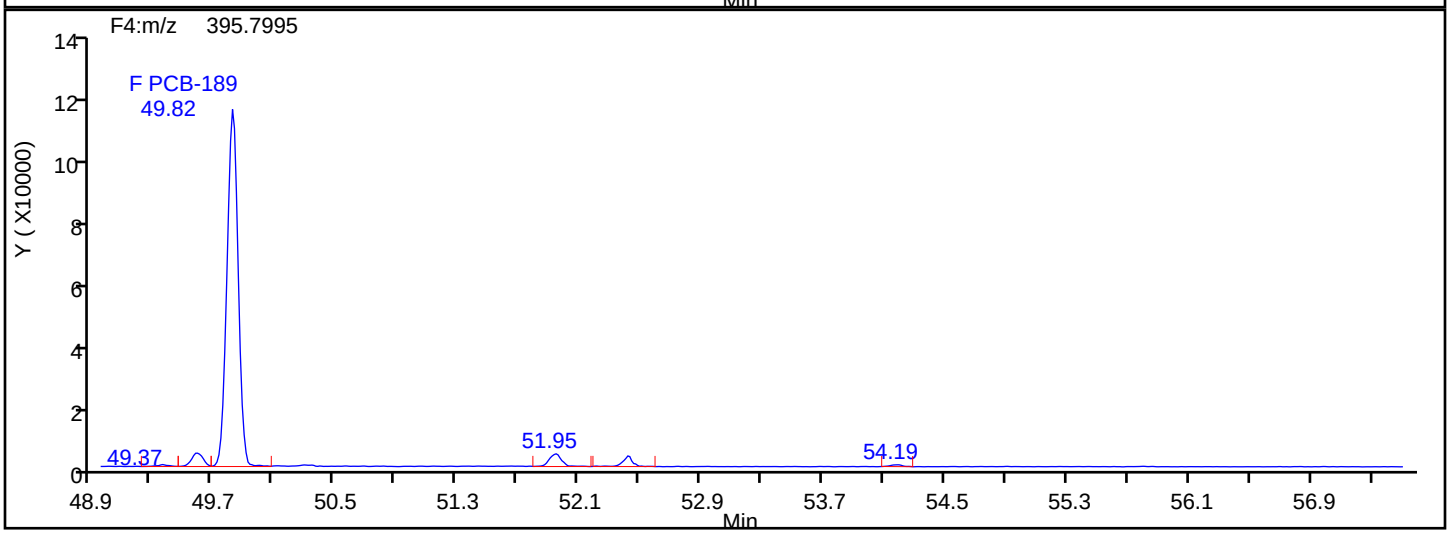

HpPCB F4 Lock Mass

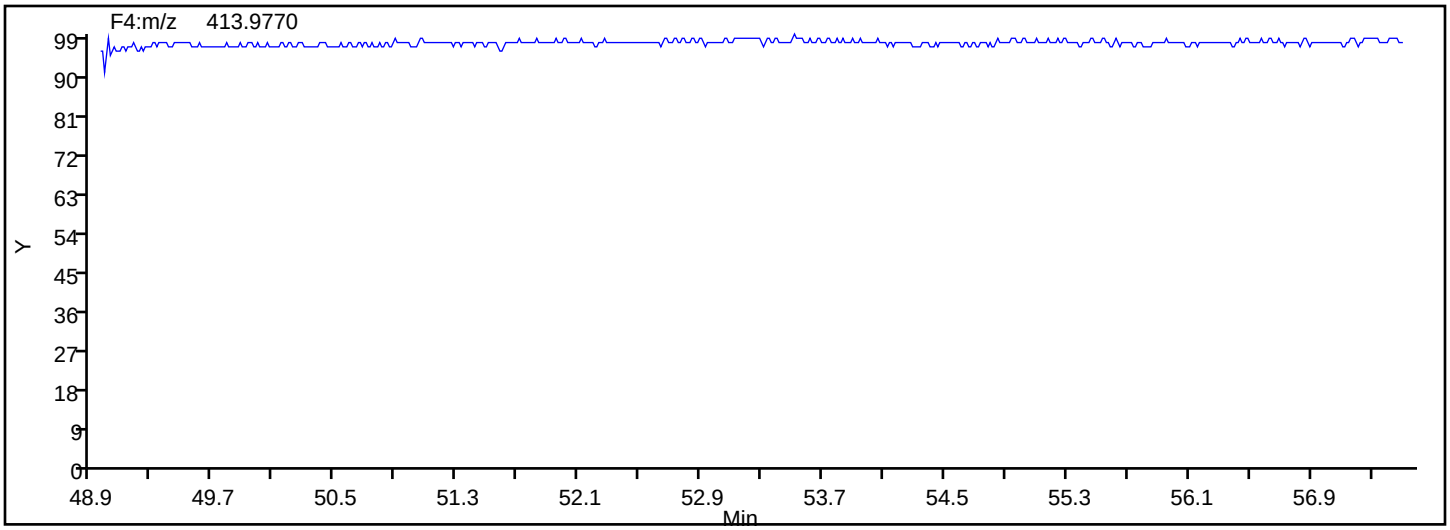

Eurofins TestAmerica, Knoxville

Data File:	\\chromna\Knoxville\ChromData\D3D\20190829-12907.b\d4190830s1.d		
Injection Date:	30-Aug-2019 01:10:00	Injection Vol:	1.0 ul
Instrument ID:	D3D	Operator ID:	Xcalibur_System
Method:	PCBs_D3D	Limit Group:	HR - 1668A - ICAL
Client ID:			
Worklist#:	33148	Sample Line#:	1
Column Type:	SPB-Octyl	Column Dia:	0.25 mm

OcPCB F3

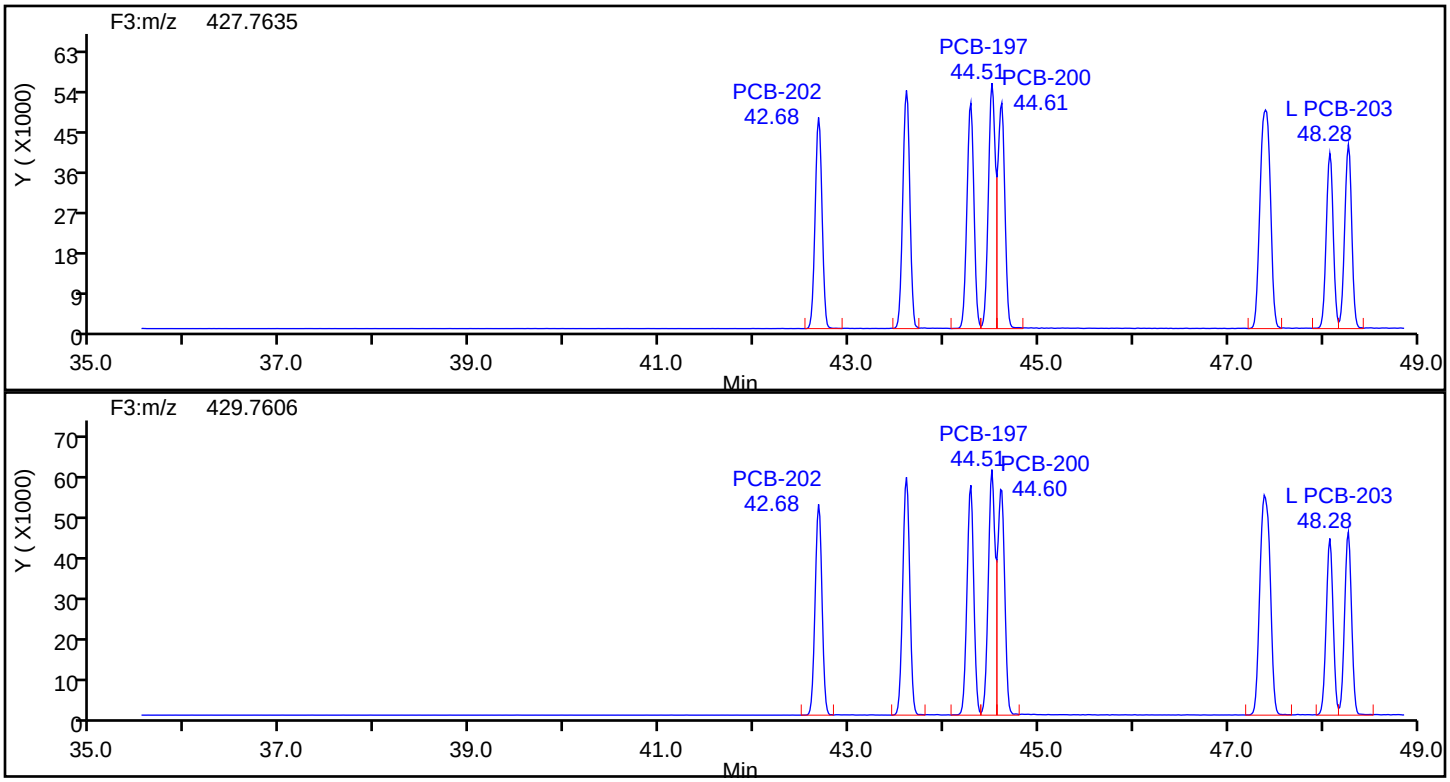

OcPCB F3 Standards

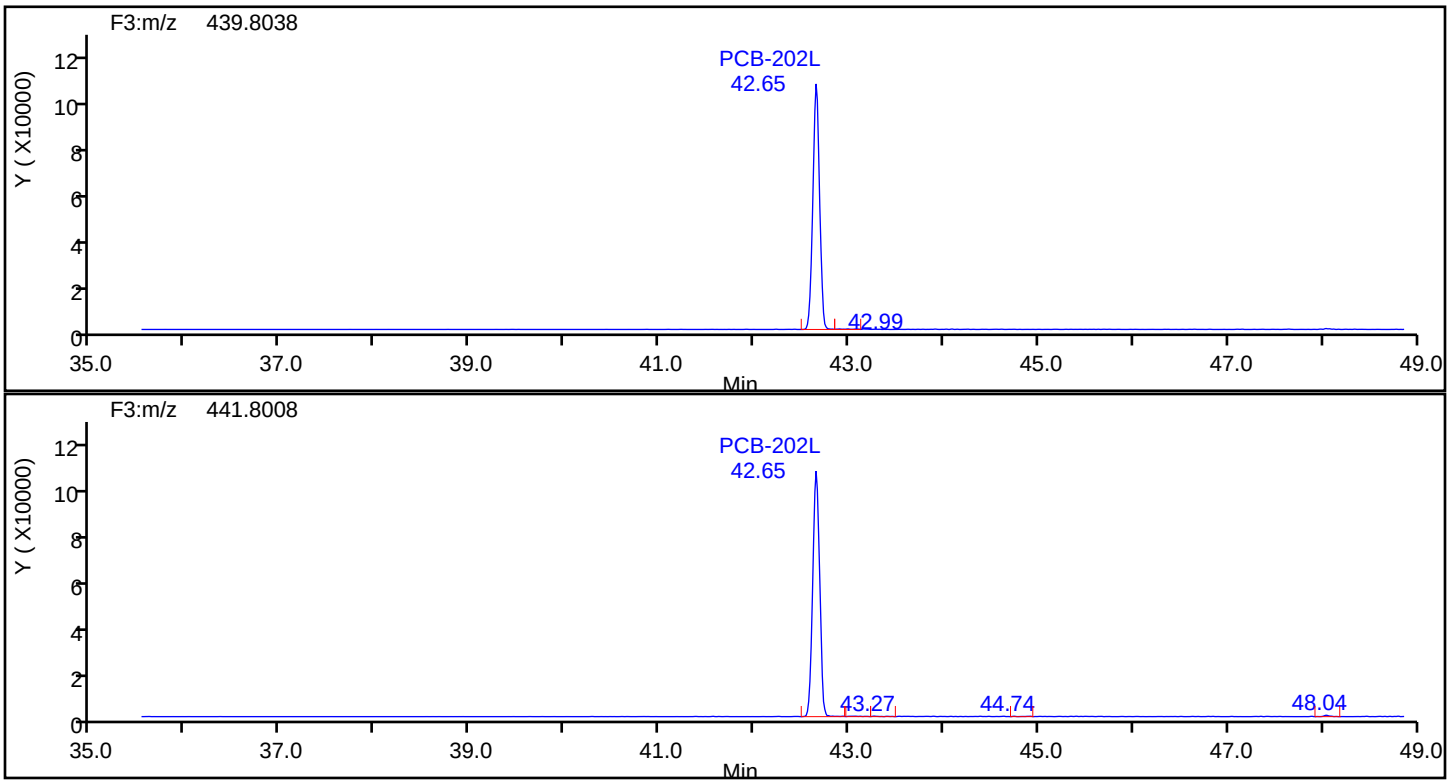

Eurofins TestAmerica, Knoxville

Data File:	\\chromna\Knoxville\ChromData\D3D\20190829-12907.b\d4190830s1.d		
Injection Date:	30-Aug-2019 01:10:00	Injection Vol:	1.0 ul
Instrument ID:	D3D	Operator ID:	Xcalibur_System
Method:	PCBs_D3D	Limit Group:	HR - 1668A - ICAL
Client ID:			
Worklist#:	33148	Sample Line#:	1
Column Type:	SPB-Octyl	Column Dia:	0.25 mm

OcPCB F3

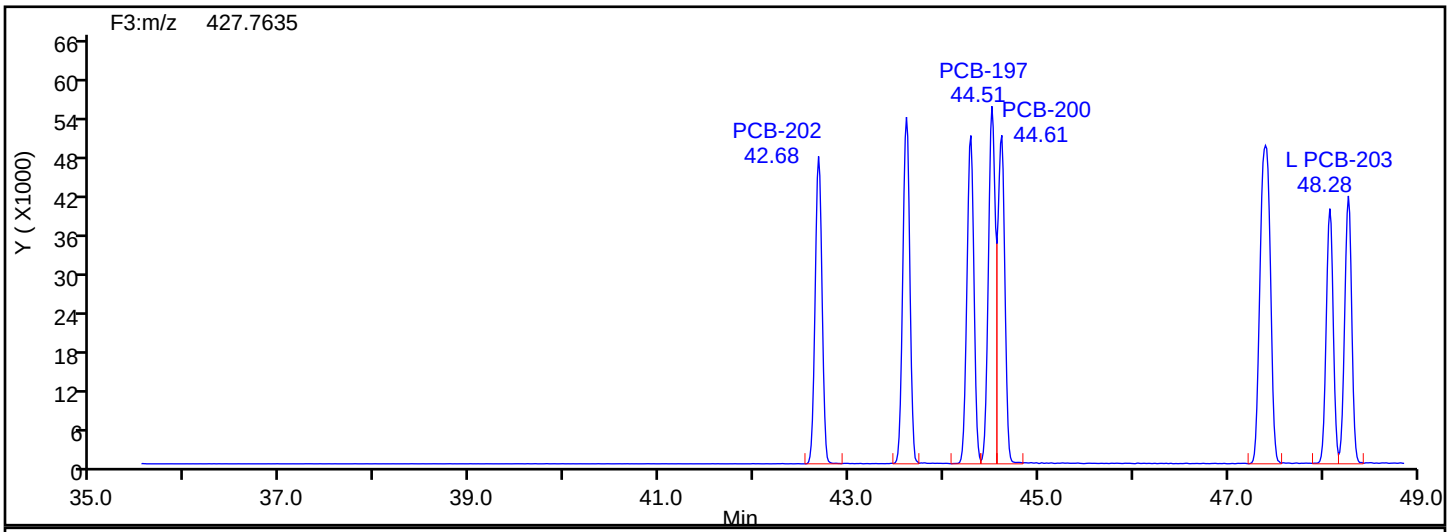

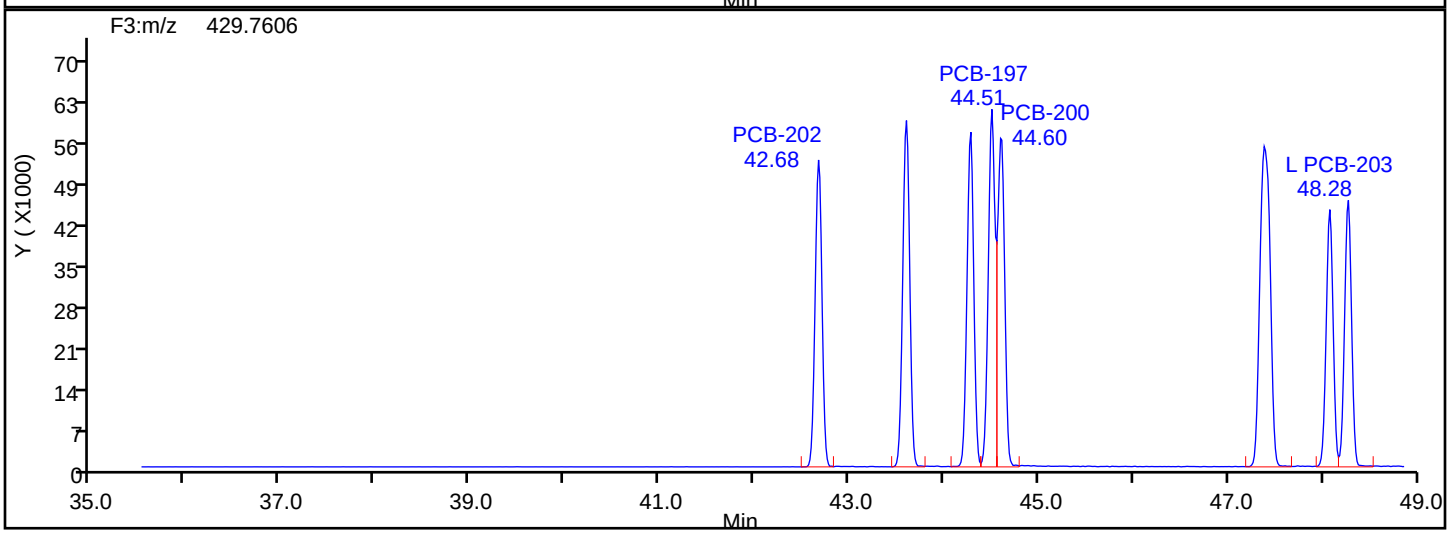

OcPCB F3 Lock Mass

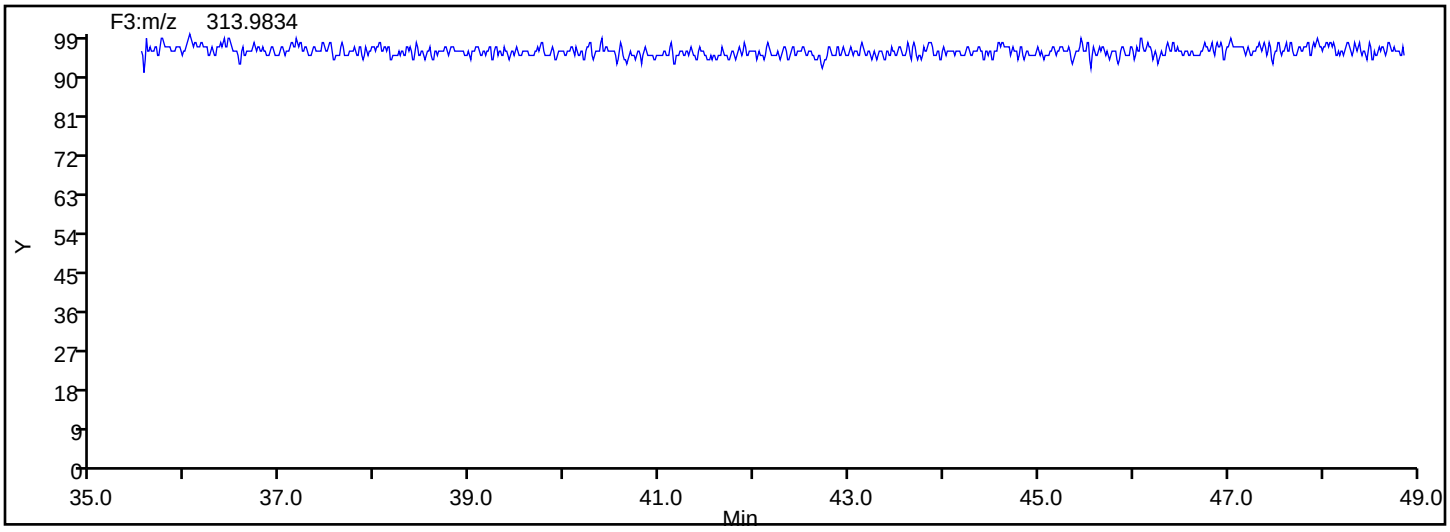

Eurofins TestAmerica, Knoxville

Data File:	\\chromna\Knoxville\ChromData\D3D\20190829-12907.b\d4190830s1.d		
Injection Date:	30-Aug-2019 01:10:00	Injection Vol:	1.0 ul
Instrument ID:	D3D	Operator ID:	Xcalibur_System
Method:	PCBs_D3D	Limit Group:	HR - 1668A - ICAL
Client ID:			
Worklist#:	33148	Sample Line#:	1
Column Type:	SPB-Octyl	Column Dia:	0.25 mm

OcPCB F4

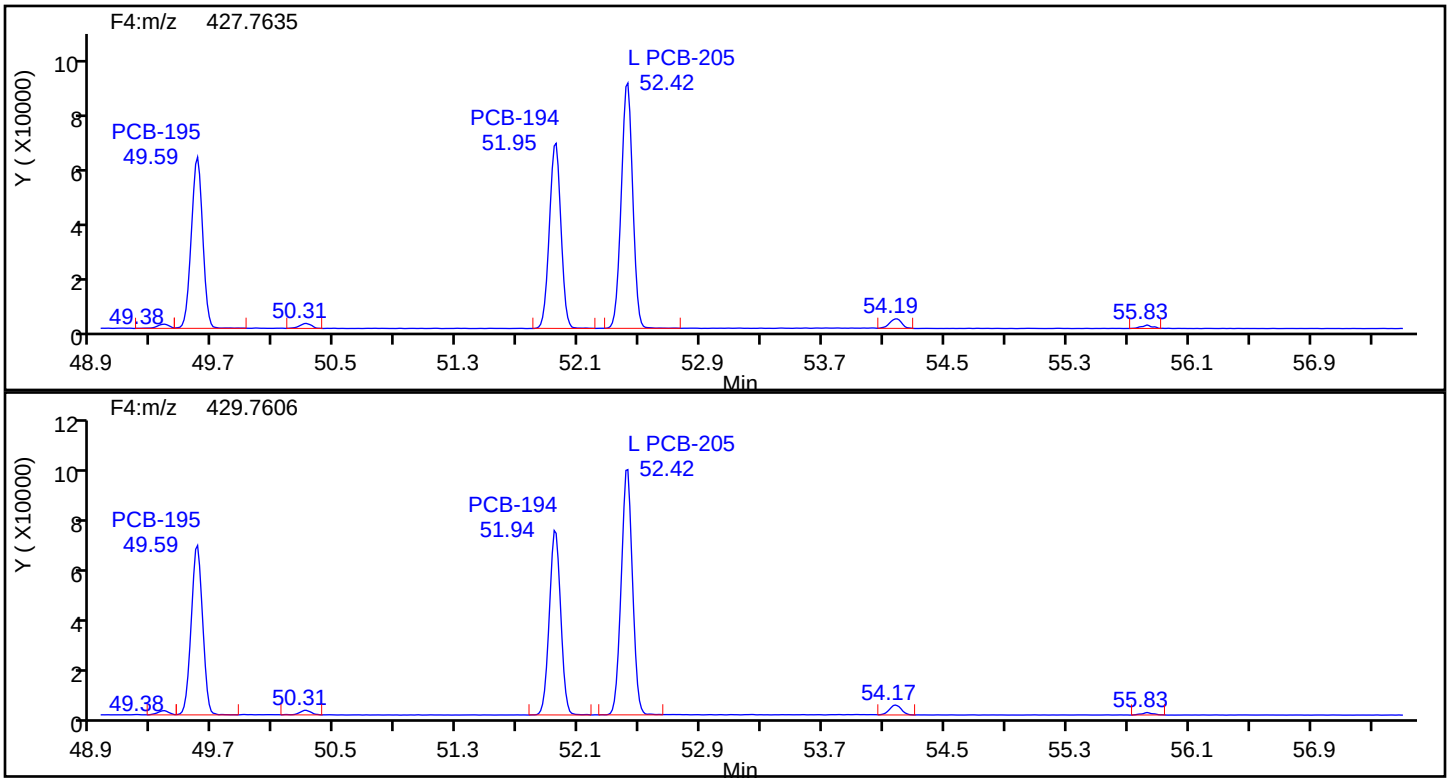

OcPCB F4 Standards

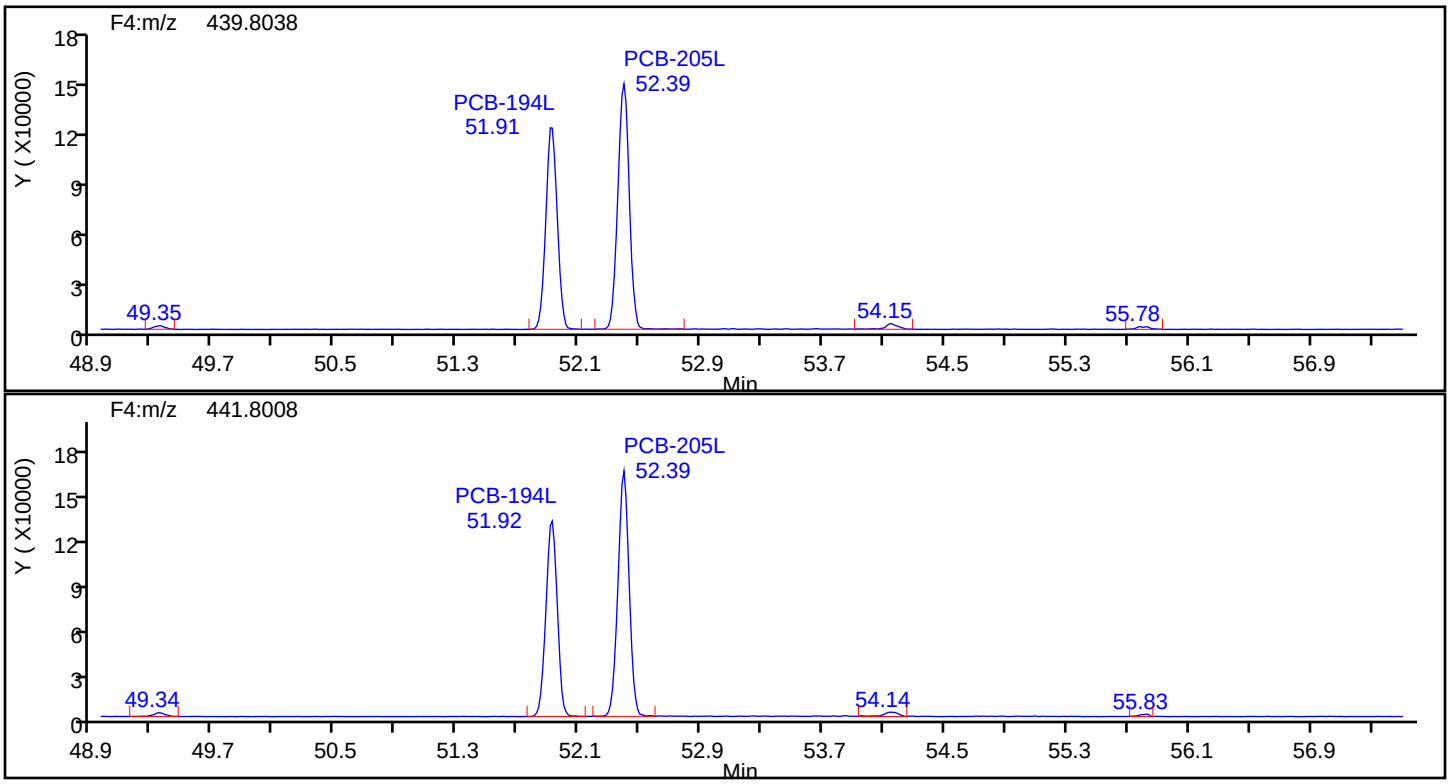

Eurofins TestAmerica, Knoxville

Data File:	\\chromna\Knoxville\ChromData\D3D\20190829-12907.b\d4190830s1.d		
Injection Date:	30-Aug-2019 01:10:00	Injection Vol:	1.0 ul
Instrument ID:	D3D	Operator ID:	Xcalibur_System
Method:	PCBs_D3D	Limit Group:	HR - 1668A - ICAL
Client ID:			
Worklist#:	33148	Sample Line#:	1
Column Type:	SPB-Octyl	Column Dia:	0.25 mm

OcPCB F4

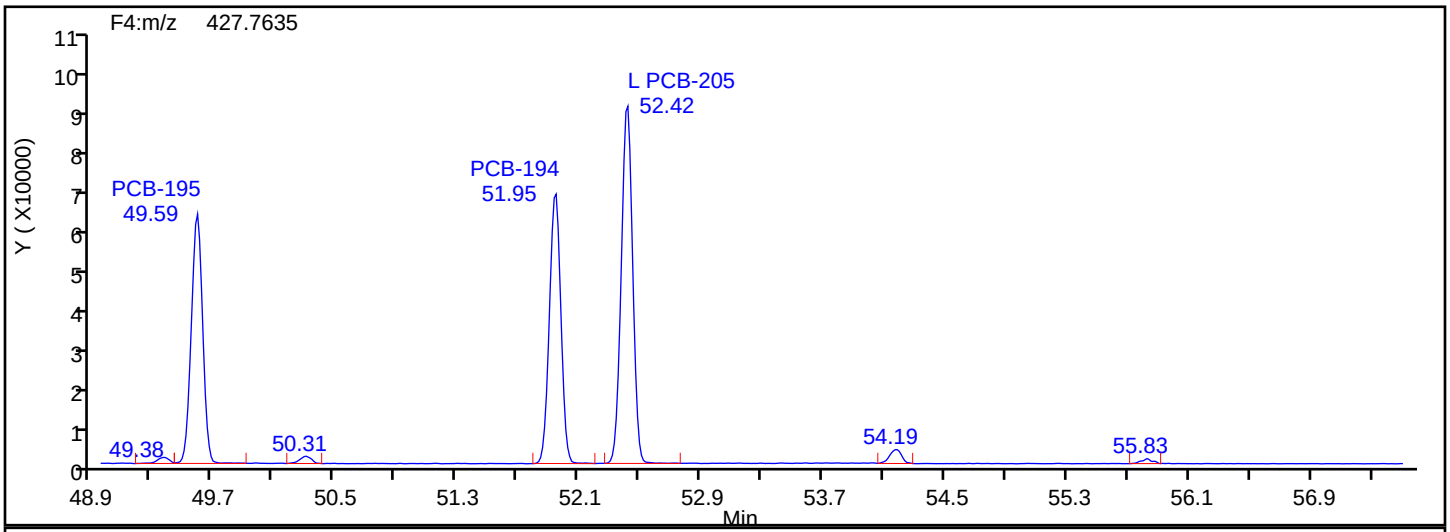

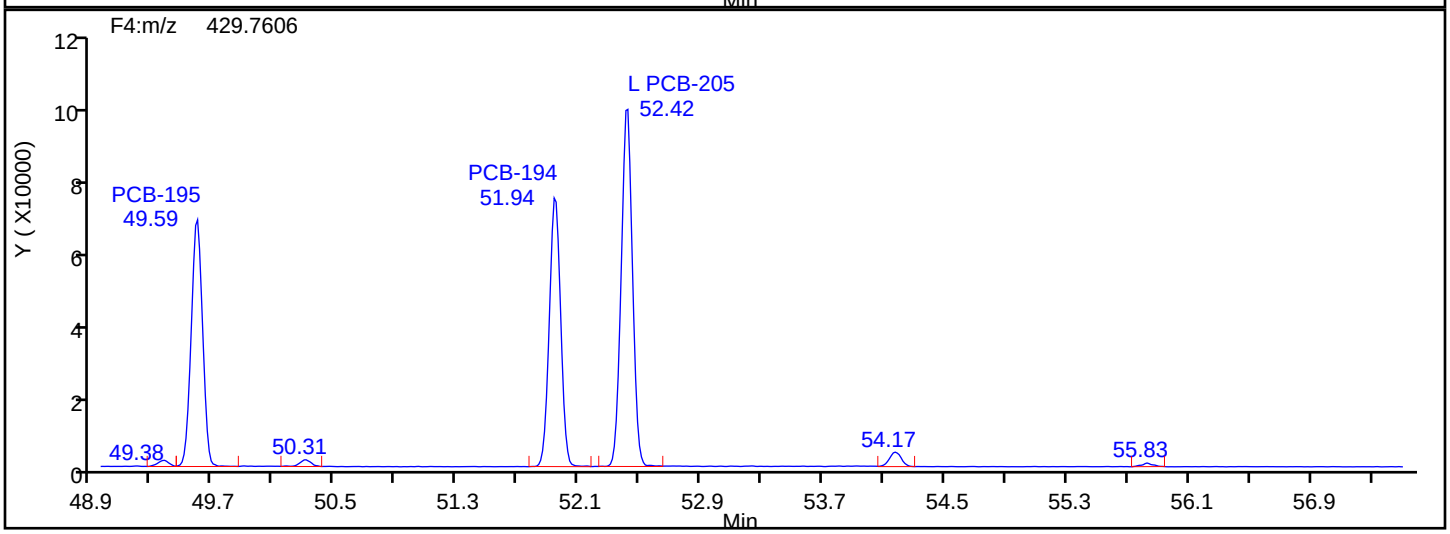

OcPCB F4 Lock Mass

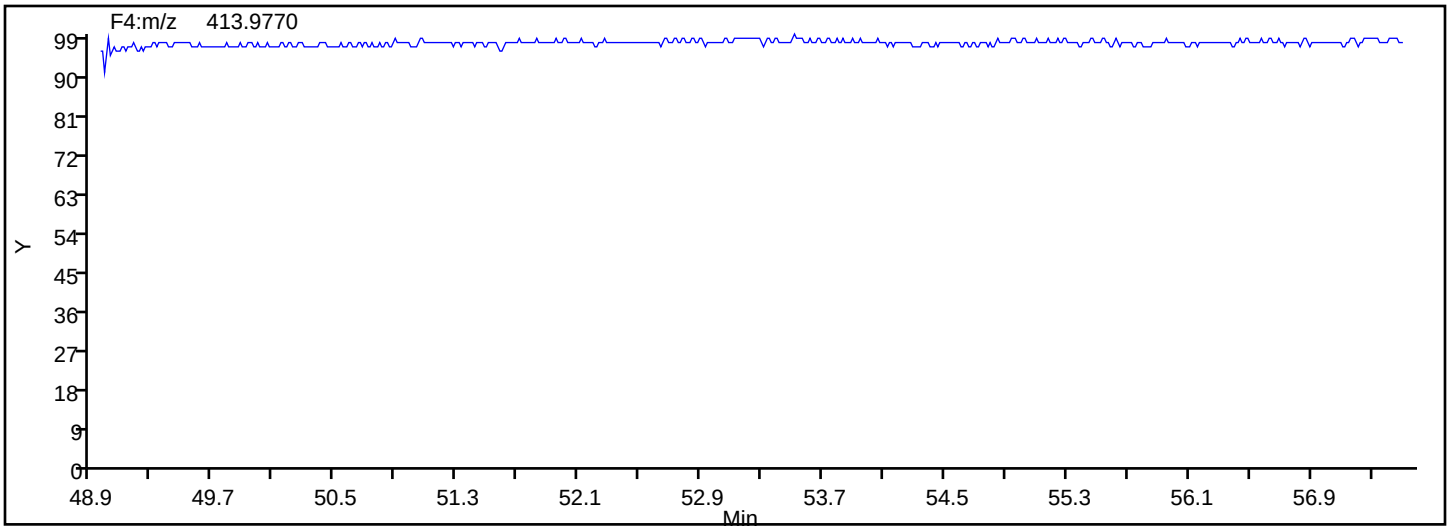

Eurofins TestAmerica, Knoxville

Data File:	\\chromna\Knoxville\ChromData\D3D\20190829-12907.b\d4190830s1.d		
Injection Date:	30-Aug-2019 01:10:00	Injection Vol:	1.0 ul
Instrument ID:	D3D	Operator ID:	Xcalibur_System
Method:	PCBs_D3D	Limit Group:	HR - 1668A - ICAL
Client ID:			
Worklist#:	33148	Sample Line#:	1
Column Type:	SPB-Octyl	Column Dia:	0.25 mm

NoPCB F4

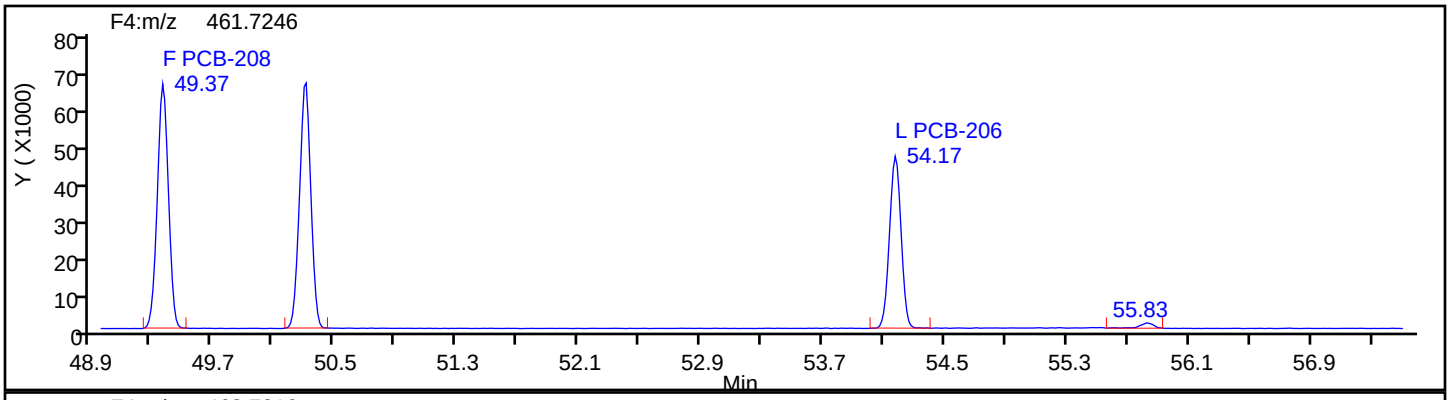

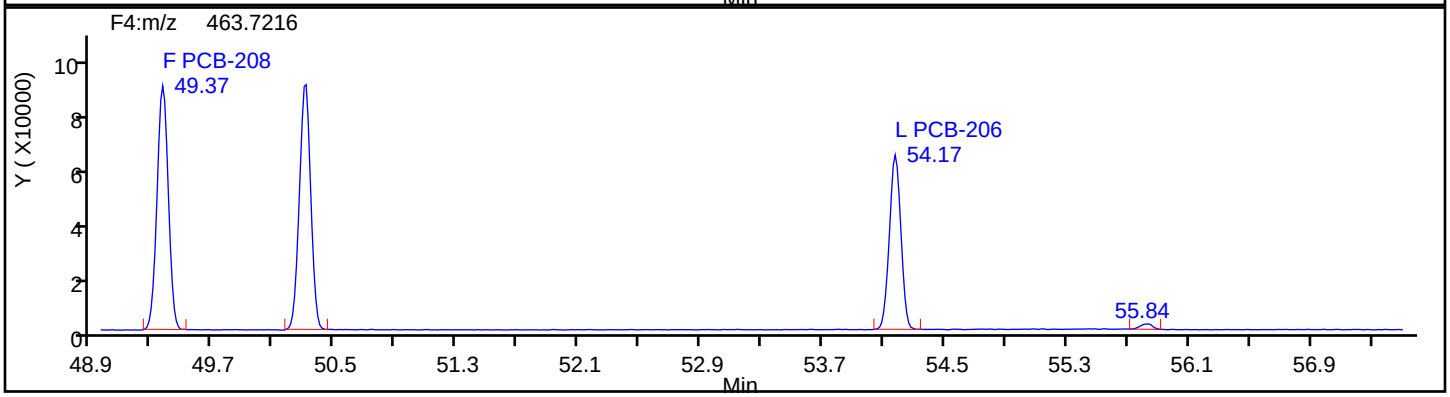

NoPCB F4 Standards

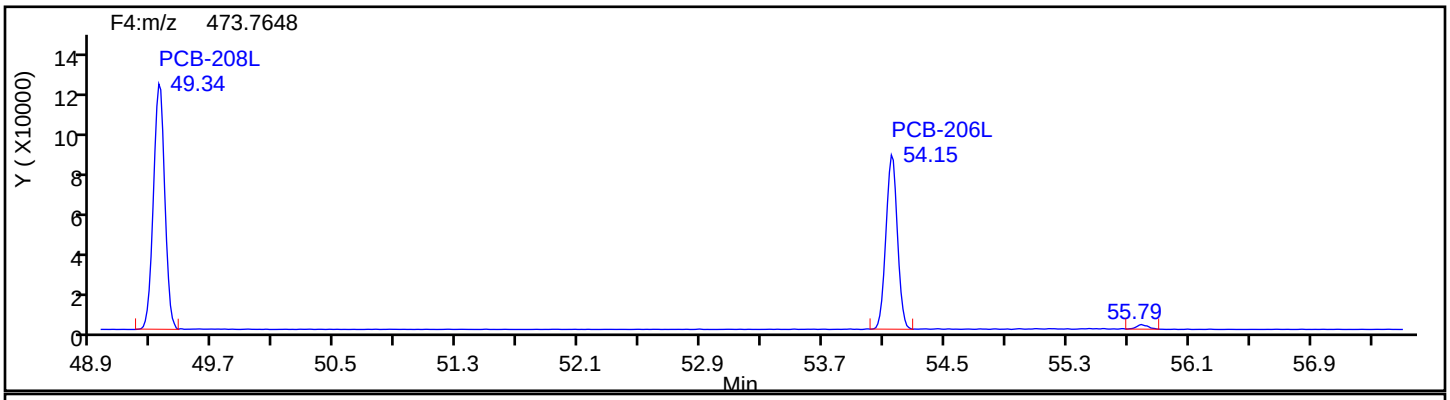

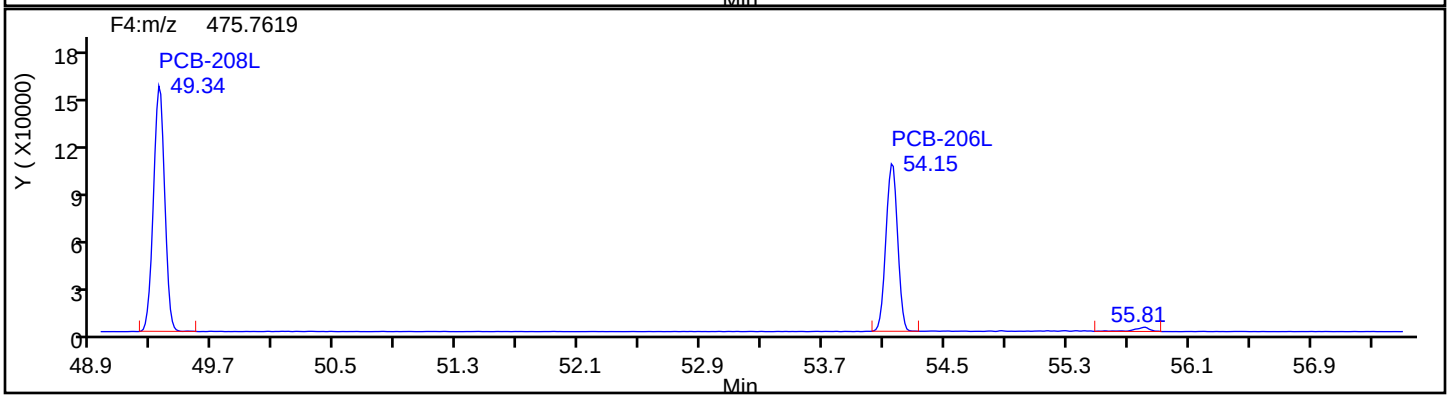

Eurofins TestAmerica, Knoxville

Data File:	\\chromna\Knoxville\ChromData\D3D\20190829-12907.b\d4190830s1.d		
Injection Date:	30-Aug-2019 01:10:00	Injection Vol:	1.0 ul
Instrument ID:	D3D	Operator ID:	Xcalibur_System
Method:	PCBs_D3D	Limit Group:	HR - 1668A - ICAL
Client ID:			
Worklist#:	33148	Sample Line#:	1
Column Type:	SPB-Octyl	Column Dia:	0.25 mm

NoPCB F4

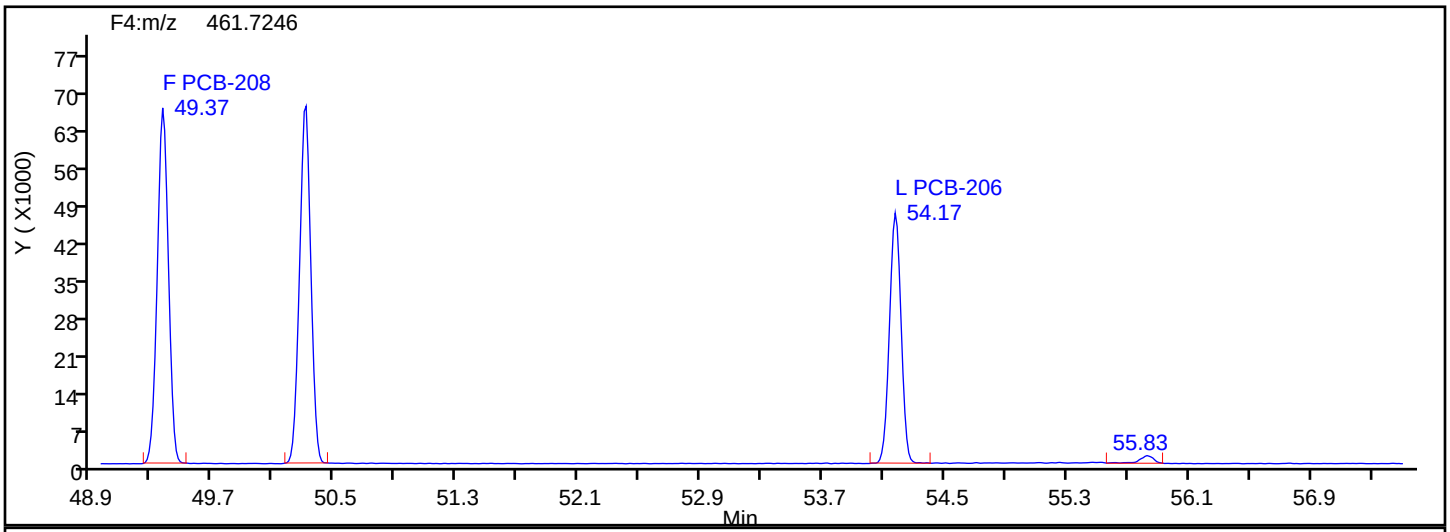

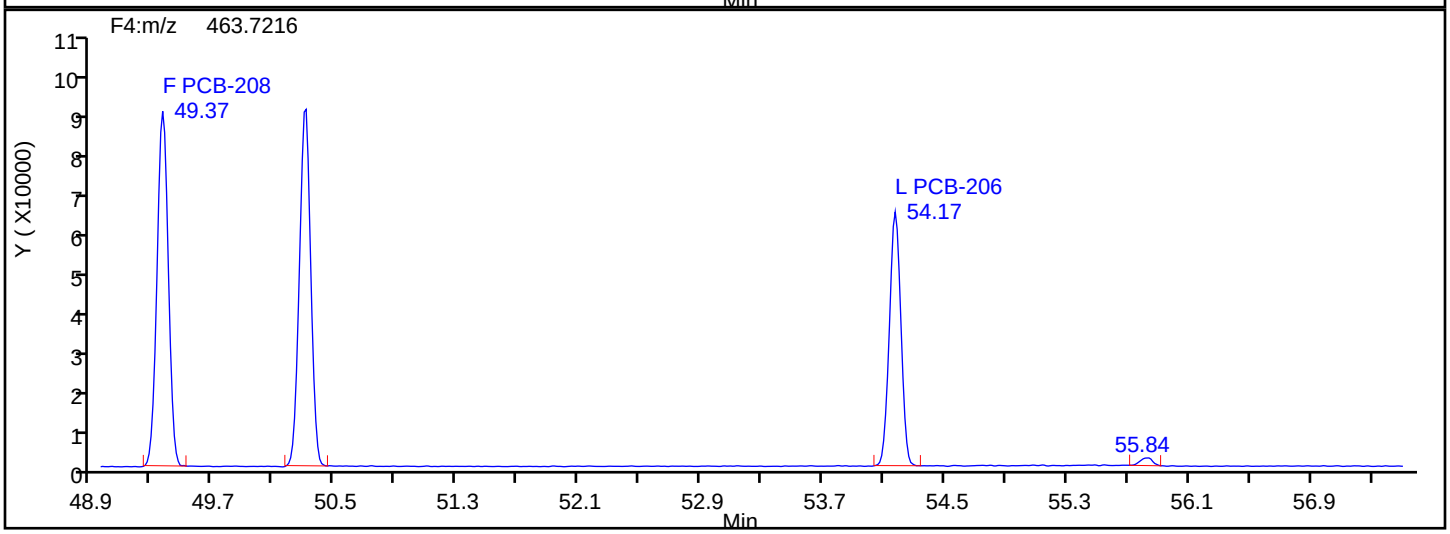

NoPCB F4 Lock Mass

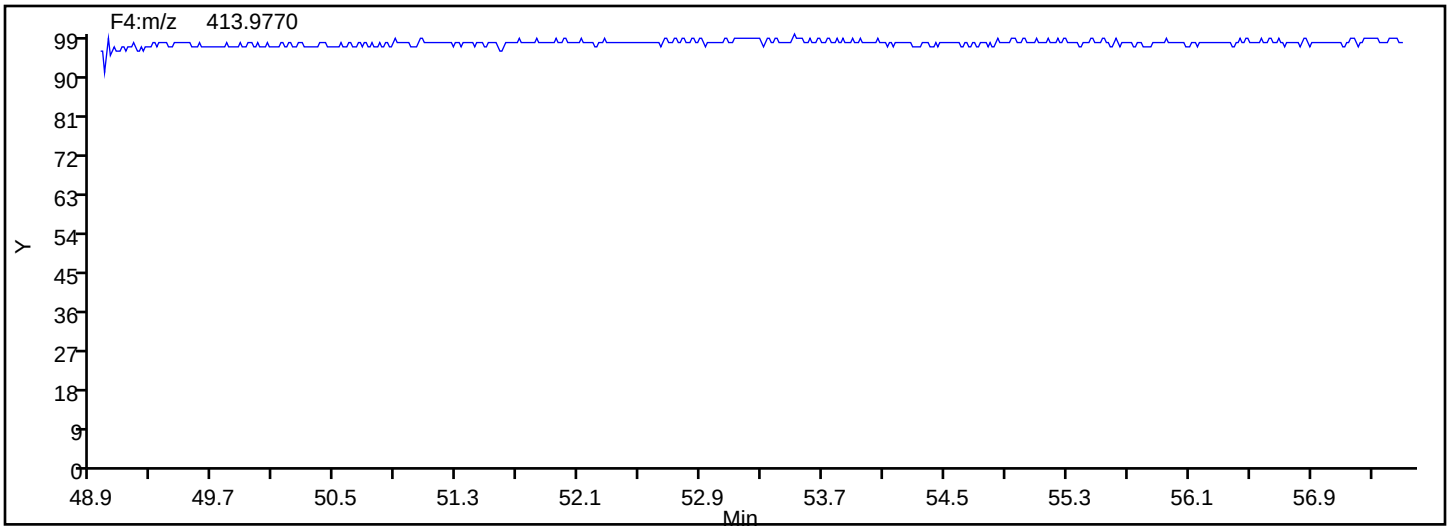

Eurofins TestAmerica, Knoxville

Data File:	\\chromna\Knoxville\ChromData\D3D\20190829-12907.b\d4190830s1.d		
Injection Date:	30-Aug-2019 01:10:00	Injection Vol:	1.0 ul
Instrument ID:	D3D	Operator ID:	Xcalibur_System
Method:	PCBs_D3D	Limit Group:	HR - 1668A - ICAL
Client ID:			
Worklist#:	33148	Sample Line#:	1
Column Type:	SPB-Octyl	Column Dia:	0.25 mm

DePCB F4

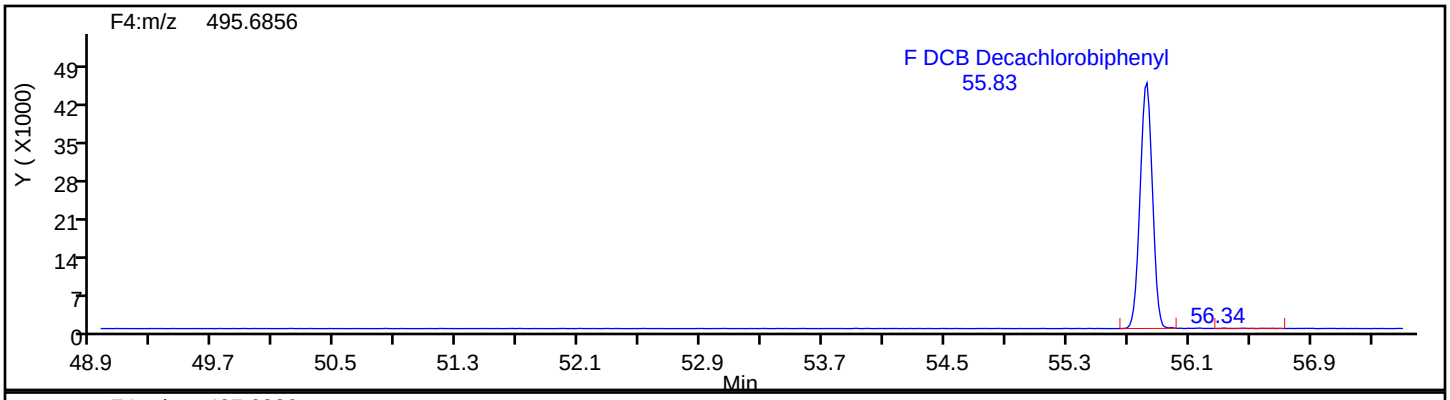

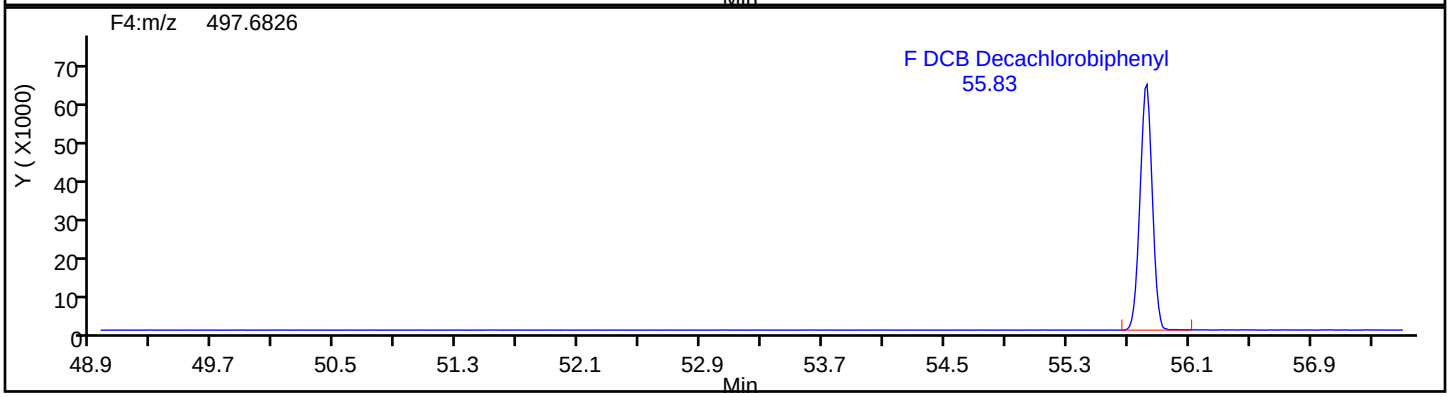

DePCB F4 Standards

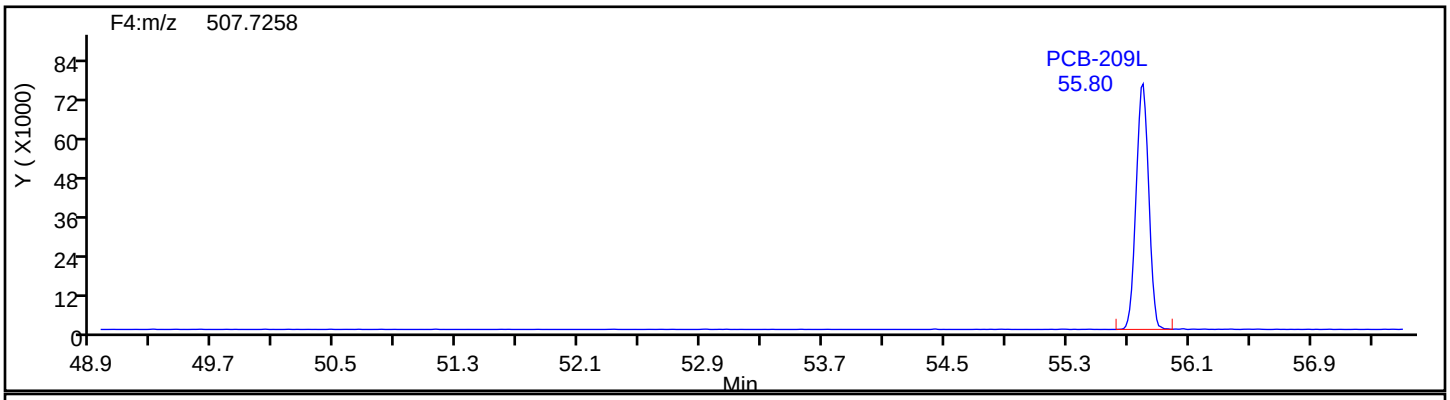

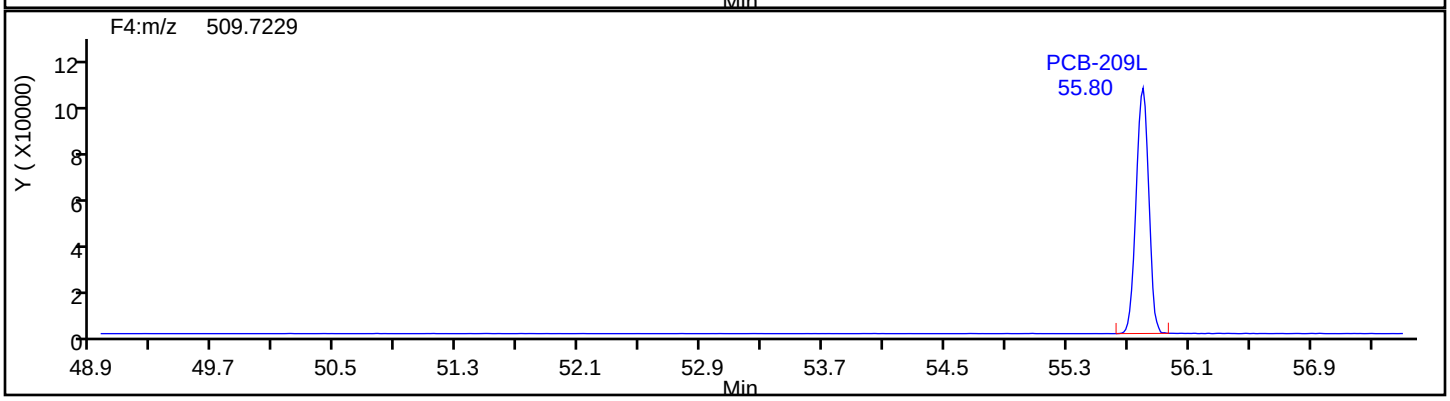

Eurofins TestAmerica, Knoxville

Data File:	\\chromna\Knoxville\ChromData\D3D\20190829-12907.b\d4190830s1.d		
Injection Date:	30-Aug-2019 01:10:00	Injection Vol:	1.0 ul
Instrument ID:	D3D	Operator ID:	Xcalibur_System
Method:	PCBs_D3D	Limit Group:	HR - 1668A - ICAL
Client ID:			
Worklist#:	33148	Sample Line#:	1
Column Type:	SPB-Octyl	Column Dia:	0.25 mm

DePCB F4

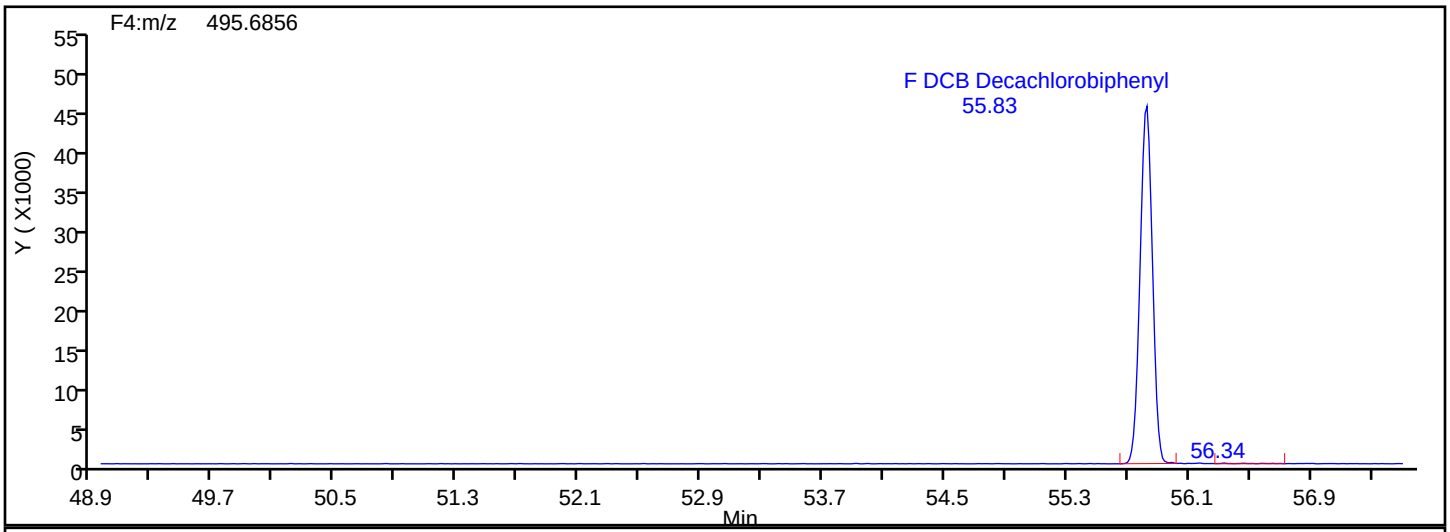

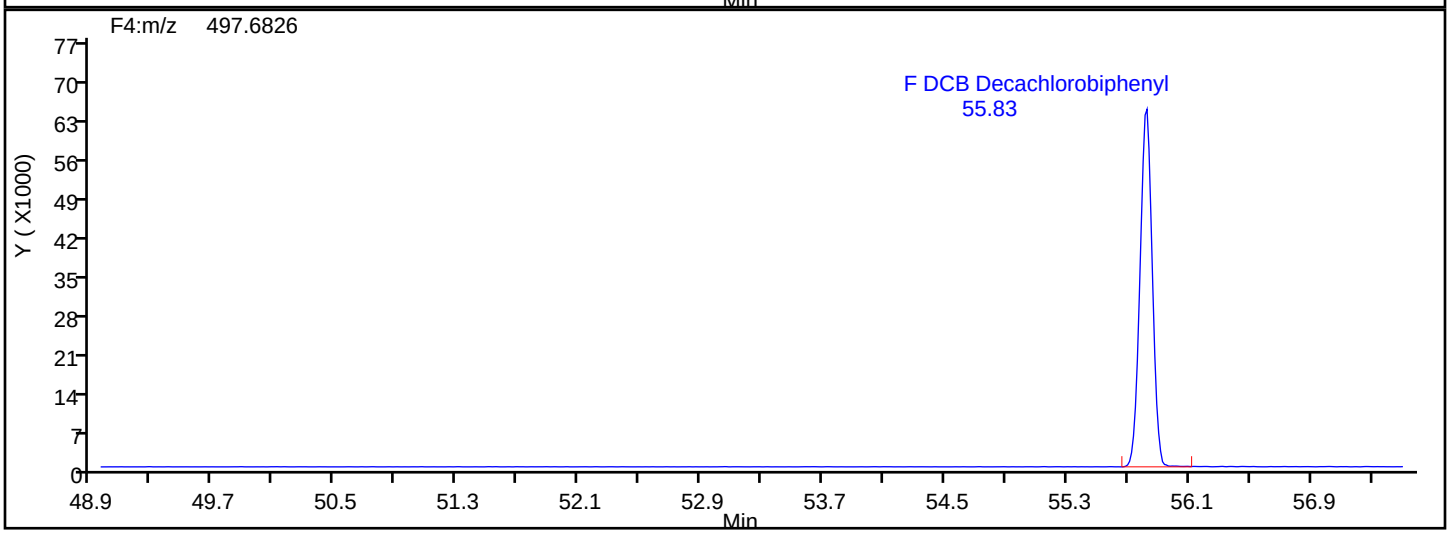

DePCB F4 Lock Mass

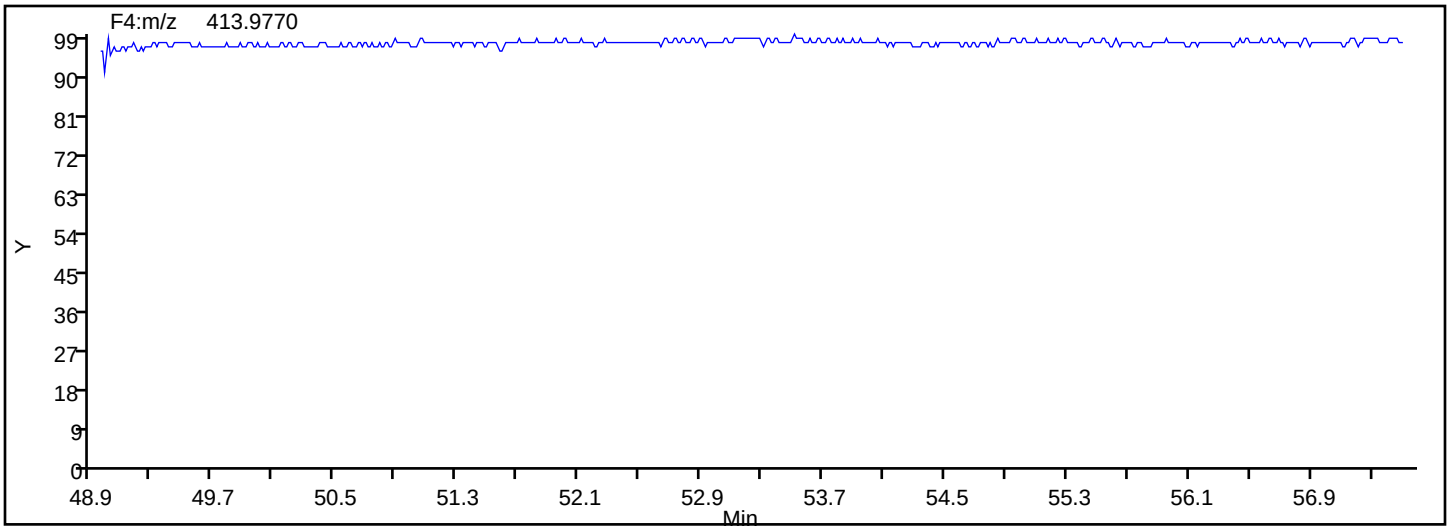

FORM VII
HI-RES PCBS CONTINUING CALIBRATION DATA

Lab Name: Eurofins TestAmerica, Knoxville Job No.: 580-88125-2

SDG No.:

Lab Sample ID: WDMCCV 140-33205/1 Calibration Date: 09/03/2019 09:42

Instrument ID: D3D Calib Start Date: 08/21/2019 13:37

GC Column: SPB-Octyl ID: 0.25(mm) Calib End Date: 08/21/2019 19:05

Lab File ID: d4190903s1.d Conc. Units: pg/uL

ANALYTE	CURVE TYPE	AVE RRF	RRF	MIN RRF	CALC AMOUNT	SPIKE AMOUNT	%REC	%REC LIMITS
PCB-1	AveID	1.188	1.164		49.0	50.0	98	70-130
PCB-2	AveID	1.191	1.170		49.1	50.0	98	70-130
PCB-3	AveID	1.213	1.173		48.3	50.0	97	70-130
PCB-4	AveID	1.253	1.198		47.8	50.0	96	70-130
PCB-10	AveID	1.483	1.415		47.7	50.0	95	70-130
PCB-9	AveID	1.420	1.344		47.3	50.0	95	70-130
PCB-7	AveID	1.624	1.529		47.1	50.0	94	70-130
PCB-6	AveID	1.554	1.437		46.3	50.0	93	70-130
PCB-5	AveID	1.561	1.449		46.4	50.0	93	70-130
PCB-8	AveID	1.588	1.480		46.6	50.0	93	70-130
PCB-19	AveID	1.305	1.313		50.3	50.0	101	70-130
PCB-14	AveID	1.874	1.744		46.5	50.0	93	70-130
PCB-18	AveID	1.819	1.800		99.0	100	99	70-130
PCB-18/30	AveID	1.819	1.800		99.0	100	99	70-130
PCB-30	AveID	1.819	1.800		99.0	100	99	70-130
PCB-11	AveID	1.635	1.492		45.6	50.0	91	70-130
PCB-17	AveID	1.564	1.545		49.4	50.0	99	70-130
PCB-12	AveID	1.641	1.519		92.5	100	93	70-130
PCB-12/13	AveID	1.641	1.519		92.5	100	93	70-130
PCB-13	AveID	1.641	1.519		92.5	100	93	70-130
PCB-27	AveID	2.168	2.128		49.1	50.0	98	70-130
PCB-24	AveID	2.102	2.055		48.9	50.0	98	70-130
PCB-16	AveID	1.226	1.192		48.6	50.0	97	70-130
PCB-15	AveID	1.402	1.266		45.1	50.0	90	70-130
PCB-54	AveID	1.256	1.129		45.0	50.0	90	70-130
PCB-32	AveID	2.342	2.242		47.9	50.0	96	70-130
PCB-34	AveID	1.215	1.161		47.8	50.0	96	70-130
PCB-23	AveID	1.268	1.189		46.9	50.0	94	70-130
PCB-26	AveID	1.319	1.194		90.5	100	90	70-130
PCB-26/29	AveID	1.319	1.194		90.5	100	90	70-130
PCB-29	AveID	1.319	1.194		90.5	100	90	70-130
PCB-25	AveID	1.352	1.231		45.5	50.0	91	70-130
PCB-50	AveID	0.9362	0.8614		92.0	100	92	70-130
PCB-50/53	AveID	0.9362	0.8614		92.0	100	92	70-130
PCB-53	AveID	0.9362	0.8614		92.0	100	92	70-130
PCB-31	AveID	1.381	1.272		46.0	50.0	92	70-130
PCB-20	AveID	1.306	1.155		88.5	100	88	70-130
PCB-20/28	AveID	1.306	1.155		88.5	100	88	70-130
PCB-28	AveID	1.306	1.155		88.5	100	88	70-130
PCB-45	AveID	0.8850	0.7978		90.1	100	90	70-130
PCB-45/51	AveID	0.8850	0.7978		90.1	100	90	70-130

FORM VII
HI-RES PCBS CONTINUING CALIBRATION DATA

Lab Name: Eurofins TestAmerica, Knoxville Job No.: 580-88125-2

SDG No.:

Lab Sample ID: WDMCCV 140-33205/1 Calibration Date: 09/03/2019 09:42

Instrument ID: D3D Calib Start Date: 08/21/2019 13:37

GC Column: SPB-Octyl ID: 0.25(mm) Calib End Date: 08/21/2019 19:05

Lab File ID: d4190903s1.d Conc. Units: pg/uL

ANALYTE	CURVE TYPE	AVE RRF	RRF	MIN RRF	CALC AMOUNT	SPIKE AMOUNT	%REC	%REC LIMITS
PCB-51	AveID	0.8850	0.7978		90.1	100	90	70-130
PCB-21	AveID	1.378	1.229		89.2	100	89	70-130
PCB-21/33	AveID	1.378	1.229		89.2	100	89	70-130
PCB-33	AveID	1.378	1.229		89.2	100	89	70-130
PCB-46	AveID	0.7591	0.6969		45.9	50.0	92	70-130
PCB-22	AveID	1.243	1.160		46.6	50.0	93	70-130
PCB-52	AveID	0.8992	0.8256		45.9	50.0	92	70-130
PCB-43	AveID	0.999	0.9131		91.4	100	91	70-130
PCB-43/73	AveID	0.999	0.9131		91.4	100	91	70-130
PCB-73	AveID	0.999	0.9131		91.4	100	91	70-130
PCB-36	AveID	1.347	1.258		46.7	50.0	93	70-130
PCB-49	AveID	1.137	1.026		90.3	100	90	70-130
PCB-49/69	AveID	1.137	1.026		90.3	100	90	70-130
PCB-69	AveID	1.137	1.026		90.3	100	90	70-130
PCB-39	AveID	1.397	1.296		46.4	50.0	93	70-130
PCB-48	AveID	0.9454	0.8545		45.2	50.0	90	70-130
PCB-104	AveID	1.393	1.309		47.0	50.0	94	70-130
PCB-44	AveID	1.032	0.9095		132	150	88	70-130
PCB-44/47/65	AveID	1.032	0.9095		132	150	88	70-130
PCB-47	AveID	1.032	0.9095		132	150	88	70-130
PCB-65	AveID	1.032	0.9095		132	150	88	70-130
PCB-38	AveID	1.318	1.167		44.3	50.0	89	70-130
PCB-59	AveID	1.361	1.187		131	150	87	70-130
PCB-59/62/75	AveID	1.361	1.187		131	150	87	70-130
PCB-62	AveID	1.361	1.187		131	150	87	70-130
PCB-75	AveID	1.361	1.187		131	150	87	70-130
PCB-96	AveID	1.227	1.144		46.6	50.0	93	70-130
PCB-42	AveID	0.8670	0.7936		45.8	50.0	92	70-130
PCB-35	AveID	1.217	1.129		46.4	50.0	93	70-130
PCB-40	AveID	0.9179	0.8145		133	150	89	70-130
PCB-40/41/71	AveID	0.9179	0.8145		133	150	89	70-130
PCB-41	AveID	0.9179	0.8145		133	150	89	70-130
PCB-71	AveID	0.9179	0.8145		133	150	89	70-130
PCB-37	AveID	1.288	1.189		46.1	50.0	92	70-130
PCB-64	AveID	1.416	1.256		44.4	50.0	89	70-130
PCB-72	AveID	1.316	1.199		45.6	50.0	91	70-130
PCB-103	AveID	1.033	0.9834		47.6	50.0	95	70-130
PCB-68	AveID	1.478	1.320		44.7	50.0	89	70-130
PCB-94	AveID	0.9036	0.8565		47.4	50.0	95	70-130
PCB-57	AveID	1.282	1.158		45.2	50.0	90	70-130
PCB-95	AveID	0.9620	0.9205		47.8	50.0	96	70-130

FORM VII
HI-RES PCBS CONTINUING CALIBRATION DATA

Lab Name: Eurofins TestAmerica, Knoxville Job No.: 580-88125-2

SDG No.:

Lab Sample ID: WDMCCV 140-33205/1 Calibration Date: 09/03/2019 09:42

Instrument ID: D3D Calib Start Date: 08/21/2019 13:37

GC Column: SPB-Octyl ID: 0.25(mm) Calib End Date: 08/21/2019 19:05

Lab File ID: d4190903s1.d Conc. Units: pg/uL

ANALYTE	CURVE TYPE	AVE RRF	RRF	MIN RRF	CALC AMOUNT	SPIKE AMOUNT	%REC	%REC LIMITS
PCB-58	AveID	1.321	1.203		45.5	50.0	91	70-130
PCB-100	AveID	0.9806	0.9239		94.2	100	94	70-130
PCB-93	AveID	0.9806	0.9239		94.2	100	94	70-130
PCB-93/100	AveID	0.9806	0.9239		94.2	100	94	70-130
PCB-67	AveID	1.394	1.256		45.0	50.0	90	70-130
PCB-102	AveID	0.9888	0.9387		94.9	100	95	70-130
PCB-98	AveID	0.9888	0.9387		94.9	100	95	70-130
PCB-98/102	AveID	0.9888	0.9387		94.9	100	95	70-130
PCB-63	AveID	1.468	1.318		44.9	50.0	90	70-130
PCB-61	AveID	1.357	1.202		177	200	89	70-130
PCB-61/70/74/76	AveID	1.357	1.202		177	200	89	70-130
PCB-70	AveID	1.357	1.202		177	200	89	70-130
PCB-74	AveID	1.357	1.202		177	200	89	70-130
PCB-76	AveID	1.357	1.202		177	200	89	70-130
PCB-88	AveID	1.005	0.9460		94.1	100	94	70-130
PCB-88/91	AveID	1.005	0.9460		94.1	100	94	70-130
PCB-91	AveID	1.005	0.9460		94.1	100	94	70-130
PCB-84	AveID	0.8601	0.7938		46.1	50.0	92	70-130
PCB-66	AveID	1.280	1.173		45.8	50.0	92	70-130
PCB-55	AveID	1.295	1.170		45.2	50.0	90	70-130
PCB-89	AveID	0.8936	0.8526		47.7	50.0	95	70-130
PCB-56	AveID	1.267	1.134		44.8	50.0	90	70-130
PCB-121	AveID	1.397	1.305		46.7	50.0	93	70-130
PCB-60	AveID	1.329	1.185		44.6	50.0	89	70-130
PCB-92	AveID	0.9532	0.9070		47.6	50.0	95	70-130
PCB-80	AveID	1.469	1.338		45.5	50.0	91	70-130
PCB-155	AveID	1.303	1.175		45.1	50.0	90	70-130
PCB-152	AveID	1.256	1.107		44.1	50.0	88	70-130
PCB-101	AveID	1.137	1.057		140	150	93	70-130
PCB-113	AveID	1.137	1.057		140	150	93	70-130
PCB-90	AveID	1.137	1.057		140	150	93	70-130
PCB-90/101/113	AveID	1.137	1.057		140	150	93	70-130
PCB-150	AveID	1.237	1.119		45.2	50.0	90	70-130
PCB-136	AveID	1.156	1.053		45.5	50.0	91	70-130
PCB-83	AveID	0.9393	0.8956		95.3	100	95	70-130
PCB-83/99	AveID	0.9393	0.8956		95.3	100	95	70-130
PCB-99	AveID	0.9393	0.8956		95.3	100	95	70-130
PCB-112	AveID	1.367	1.318		48.2	50.0	96	70-130
PCB-145	AveID	1.191	1.068		44.8	50.0	90	70-130
PCB-109	AveID	1.196	1.082		271	300	90	70-130
PCB-119	AveID	1.196	1.082		271	300	90	70-130

FORM VII
HI-RES PCBS CONTINUING CALIBRATION DATA

Lab Name: Eurofins TestAmerica, Knoxville Job No.: 580-88125-2

SDG No.:

Lab Sample ID: WDMCCV 140-33205/1 Calibration Date: 09/03/2019 09:42

Instrument ID: D3D Calib Start Date: 08/21/2019 13:37

GC Column: SPB-Octyl ID: 0.25(mm) Calib End Date: 08/21/2019 19:05

Lab File ID: d4190903s1.d Conc. Units: pg/uL

ANALYTE	CURVE TYPE	AVE RRF	RRF	MIN RRF	CALC AMOUNT	SPIKE AMOUNT	%REC	%REC LIMITS
PCB-125	AveID	1.196	1.082		271	300	90	70-130
PCB-79	AveID	1.542	1.375		44.6	50.0	89	70-130
PCB-86	AveID	1.196	1.082		271	300	90	70-130
PCB-86/87/97/109/119/125	AveID	1.196	1.082		271	300	90	70-130
PCB-87	AveID	1.196	1.082		271	300	90	70-130
PCB-97	AveID	1.196	1.082		271	300	90	70-130
PCB-78	AveID	1.315	1.171		44.5	50.0	89	70-130
PCB-116	AveID	1.213	1.160		143	150	96	70-130
PCB-117	AveID	1.213	1.160		143	150	96	70-130
PCB-85	AveID	1.213	1.160		143	150	96	70-130
PCB-85/116/117	AveID	1.213	1.160		143	150	96	70-130
PCB-110	AveID	1.351	1.288		95.4	100	95	70-130
PCB-110/115	AveID	1.351	1.288		95.4	100	95	70-130
PCB-115	AveID	1.351	1.288		95.4	100	95	70-130
PCB-81	AveID	1.321	1.243		47.0	50.0	94	70-130
PCB-82	AveID	0.8675	0.8175		47.1	50.0	94	70-130
PCB-148	AveID	0.8982	0.8119		45.2	50.0	90	70-130
PCB-77	AveID	1.331	1.241		46.6	50.0	93	70-130
PCB-111	AveID	1.426	1.384		48.5	50.0	97	70-130
PCB-135	AveID	0.8691	0.7799		89.7	100	90	70-130
PCB-135/151	AveID	0.8691	0.7799		89.7	100	90	70-130
PCB-151	AveID	0.8691	0.7799		89.7	100	90	70-130
PCB-120	AveID	1.491	1.398		46.9	50.0	94	70-130
PCB-154	AveID	1.018	0.9045		44.4	50.0	89	70-130
PCB-144	AveID	0.9185	0.8313		45.3	50.0	91	70-130
PCB-147	AveID	0.9747	0.8821		90.5	100	90	70-130
PCB-147/149	AveID	0.9747	0.8821		90.5	100	90	70-130
PCB-149	AveID	0.9747	0.8821		90.5	100	90	70-130
PCB-134	AveID	0.8518	0.7563		88.8	100	89	70-130
PCB-134/143	AveID	0.8518	0.7563		88.8	100	89	70-130
PCB-143	AveID	0.8518	0.7563		88.8	100	89	70-130
PCB-108	AveID	1.255	1.116		89.0	100	89	70-130
PCB-108/124	AveID	1.255	1.116		89.0	100	89	70-130
PCB-124	AveID	1.255	1.116		89.0	100	89	70-130
PCB-139	AveID	1.000	0.8721		87.3	100	87	70-130
PCB-139/140	AveID	1.000	0.8721		87.3	100	87	70-130
PCB-140	AveID	1.000	0.8721		87.3	100	87	70-130
PCB-107	AveID	1.358	1.203		44.3	50.0	89	70-130
PCB-131	AveID	0.8584	0.7443		43.4	50.0	87	70-130
PCB-123	AveID	1.341	1.240		46.2	50.0	92	70-130
PCB-106	AveID	1.275	1.171		45.9	50.0	92	70-130

FORM VII
HI-RES PCBS CONTINUING CALIBRATION DATA

Lab Name: Eurofins TestAmerica, Knoxville Job No.: 580-88125-2

SDG No.:

Lab Sample ID: WDMCCV 140-33205/1 Calibration Date: 09/03/2019 09:42

Instrument ID: D3D Calib Start Date: 08/21/2019 13:37

GC Column: SPB-Octyl ID: 0.25(mm) Calib End Date: 08/21/2019 19:05

Lab File ID: d4190903s1.d Conc. Units: pg/uL

ANALYTE	CURVE TYPE	AVE RRF	RRF	MIN RRF	CALC AMOUNT	SPIKE AMOUNT	%REC	%REC LIMITS
PCB-142	AveID	0.8597	0.7740		45.0	50.0	90	70-130
PCB-118	AveID	1.289	1.185		46.0	50.0	92	70-130
PCB-132	AveID	0.8801	0.7771		44.1	50.0	88	70-130
PCB-122	AveID	1.161	1.071		46.1	50.0	92	70-130
PCB-114	AveID	1.405	1.257		44.7	50.0	89	70-130
PCB-188	AveID	1.250	1.188		47.5	50.0	95	70-130
PCB-133	AveID	0.9064	0.7990		44.1	50.0	88	70-130
PCB-179	AveID	1.415	1.343		47.5	50.0	95	70-130
PCB-165	AveID	1.121	1.008		45.0	50.0	90	70-130
PCB-105	AveID	1.289	1.170		45.4	50.0	91	70-130
PCB-146	AveID	1.008	0.8835		43.8	50.0	88	70-130
PCB-161	AveID	1.337	1.141		42.7	50.0	85	70-130
PCB-184	AveID	1.419	1.327		46.8	50.0	94	70-130
PCB-176	AveID	1.521	1.517		49.8	50.0	100	70-130
PCB-153	AveID	1.221	1.091		89.4	100	89	70-130
PCB-153/168	AveID	1.221	1.091		89.4	100	89	70-130
PCB-168	AveID	1.221	1.091		89.4	100	89	70-130
PCB-141	AveID	0.9608	0.8395		43.7	50.0	87	70-130
PCB-186	AveID	1.435	1.428		49.7	50.0	99	70-130
PCB-130	AveID	0.8274	0.7384		44.6	50.0	89	70-130
PCB-127	AveID	1.284	1.168		45.5	50.0	91	70-130
PCB-137	AveID	1.058	0.8929		42.2	50.0	84	70-130
PCB-164	AveID	1.253	1.108		44.2	50.0	88	70-130
PCB-129	AveID	1.084	0.9344		172	200	86	70-130
PCB-129/138/160/163	AveID	1.084	0.9344		172	200	86	70-130
PCB-138	AveID	1.084	0.9344		172	200	86	70-130
PCB-160	AveID	1.084	0.9344		172	200	86	70-130
PCB-163	AveID	1.084	0.9344		172	200	86	70-130
PCB-158	AveID	1.386	1.216		43.9	50.0	88	70-130
PCB-178	AveID	1.023	1.006		49.2	50.0	98	70-130
PCB-175	AveID	1.069	1.032		48.3	50.0	97	70-130
PCB-126	AveID	1.342	1.213		45.2	50.0	90	70-130
PCB-128	AveID	1.116	0.9812		87.9	100	88	70-130
PCB-128/166	AveID	1.116	0.9812		87.9	100	88	70-130
PCB-166	AveID	1.116	0.9812		87.9	100	88	70-130
PCB-187	AveID	1.111	1.088		49.0	50.0	98	70-130
PCB-182	AveID	1.148	1.117		48.6	50.0	97	70-130
PCB-183	AveID	1.137	1.097		96.5	100	96	70-130
PCB-183/185	AveID	1.137	1.097		96.5	100	96	70-130
PCB-185	AveID	1.137	1.097		96.5	100	96	70-130
PCB-174	AveID	0.9547	0.9389		49.2	50.0	98	70-130

FORM VII
HI-RES PCBS CONTINUING CALIBRATION DATA

Lab Name: Eurofins TestAmerica, Knoxville Job No.: 580-88125-2

SDG No.:

Lab Sample ID: WDMCCV 140-33205/1 Calibration Date: 09/03/2019 09:42

Instrument ID: D3D Calib Start Date: 08/21/2019 13:37

GC Column: SPB-Octyl ID: 0.25(mm) Calib End Date: 08/21/2019 19:05

Lab File ID: d4190903s1.d Conc. Units: pg/uL

ANALYTE	CURVE TYPE	AVE RRF	RRF	MIN RRF	CALC AMOUNT	SPIKE AMOUNT	%REC	%REC LIMITS
PCB-159	AveID	1.318	1.166		44.3	50.0	89	70-130
PCB-162	AveID	1.362	1.212		44.5	50.0	89	70-130
PCB-177	AveID	0.9426	0.9517		50.5	50.0	101	70-130
PCB-202	AveID	1.053	0.9575		45.5	50.0	91	70-130
PCB-167	AveID	1.336	1.248		46.7	50.0	93	70-130
PCB-181	AveID	1.107	1.092		49.3	50.0	99	70-130
PCB-171	AveID	0.9603	0.9392		97.8	100	98	70-130
PCB-171/173	AveID	0.9603	0.9392		97.8	100	98	70-130
PCB-173	AveID	0.9603	0.9392		97.8	100	98	70-130
PCB-201	AveID	1.186	1.091		46.0	50.0	92	70-130
PCB-156	AveID	1.276	1.207		94.6	100	95	70-130
PCB-156/157	AveID	1.276	1.207		94.6	100	95	70-130
PCB-157	AveID	1.276	1.207		94.6	100	95	70-130
PCB-204	AveID	1.101	1.053		47.8	50.0	96	70-130
PCB-197	AveID	1.205	1.171		48.6	50.0	97	70-130
PCB-200	AveID	1.126	1.011		44.9	50.0	90	70-130
PCB-172	AveID	0.9918	0.9890		49.9	50.0	100	70-130
PCB-192	AveID	1.290	1.330		51.5	50.0	103	70-130
PCB-180	AveID	1.229	1.256		102	100	102	70-130
PCB-180/193	AveID	1.229	1.256		102	100	102	70-130
PCB-193	AveID	1.229	1.256		102	100	102	70-130
PCB-191	AveID	1.385	1.432		51.7	50.0	103	70-130
PCB-170	AveID	1.270	1.322		52.1	50.0	104	70-130
PCB-190	AveID	1.377	1.426		51.8	50.0	104	70-130
PCB-169	AveID	1.283	1.187		46.3	50.0	93	70-130
PCB-198	AveID	0.8183	0.7765		94.9	100	95	70-130
PCB-198/199	AveID	0.8183	0.7765		94.9	100	95	70-130
PCB-199	AveID	0.8183	0.7765		94.9	100	95	70-130
PCB-196	AveID	0.8748	0.8370		47.8	50.0	96	70-130
PCB-203	AveID	0.9219	0.8785		47.6	50.0	95	70-130
PCB-208	AveID	1.157	1.088		47.0	50.0	94	70-130
PCB-195	AveID	0.7839	0.8229		52.5	50.0	105	70-130
PCB-189	AveID	1.280	1.193		46.6	50.0	93	70-130
PCB-207	AveID	1.396	1.309		46.9	50.0	94	70-130
PCB-194	AveID	0.9282	0.8970		48.3	50.0	97	70-130
PCB-205	AveID	1.234	1.169		47.4	50.0	95	70-130
PCB-206	AveID	1.193	1.117		46.8	50.0	94	70-130
PCB-209	AveID	1.246	1.198		48.1	50.0	96	70-130
PCB-1L	Ave	1.314	1.393		106	100	106	50-150
PCB-3L	Ave	1.362	1.465		108	100	108	50-150
PCB-4L	Ave	0.5996	0.5947		99.2	100	99	50-150

FORM VII
HI-RES PCBS CONTINUING CALIBRATION DATA

Lab Name: Eurofins TestAmerica, Knoxville Job No.: 580-88125-2

SDG No.:

Lab Sample ID: WDMCCV 140-33205/1 Calibration Date: 09/03/2019 09:42

Instrument ID: D3D Calib Start Date: 08/21/2019 13:37

GC Column: SPB-Octyl ID: 0.25(mm) Calib End Date: 08/21/2019 19:05

Lab File ID: d4190903s1.d Conc. Units: pg/uL

ANALYTE	CURVE TYPE	AVE RRF	RRF	MIN RRF	CALC AMOUNT	SPIKE AMOUNT	%REC	%REC LIMITS
PCB-19L	Ave	0.6095	0.6144		101	100	101	50-150
PCB-15L	Ave	1.028	1.045		102	100	102	50-150
PCB-54L	Ave	0.6515	0.7983		123	100	123	50-150
PCB-104L	Ave	1.116	1.216		109	100	109	50-150
PCB-37L	Ave	0.9024	0.9137		101	100	101	50-150
PCB-155L	Ave	0.9499	1.122		118	100	118	50-150
PCB-81L	Ave	1.233	1.310		106	100	106	50-150
PCB-77L	Ave	1.252	1.377		110	100	110	50-150
PCB-123L	Ave	0.9909	0.9893		99.8	100	100	50-150
PCB-118L	Ave	1.026	1.037		101	100	101	50-150
PCB-114L	Ave	1.003	1.005		100	100	100	50-150
PCB-188L	Ave	1.316	1.283		97.5	100	97	50-150
PCB-105L	Ave	1.001	0.996		99.4	100	99	50-150
PCB-126L	Ave	0.9020	0.9709		108	100	108	50-150
PCB-202L	Ave	1.006	1.031		103	100	103	50-150
PCB-167L	Ave	1.254	1.278		102	100	102	50-150
PCB-156L	Ave	1.229	1.281		208	200	104	50-150
PCB-156L/157L	Ave	1.229	1.281		208	200	104	50-150
PCB-157L	Ave	1.229	1.281		208	200	104	50-150
PCB-170L	Ave	0.8357	0.7964		95.3	100	95	50-150
PCB-169L	Ave	1.088	1.267		116	100	116	50-150
PCB-208L	Ave	1.138	1.080		94.9	100	95	50-150
PCB-189L	Ave	1.467	1.511		103	100	103	50-150
PCB-205L	Ave	1.287	1.210		94.0	100	94	50-150
PCB-206L	Ave	0.8938	0.7816		87.4	100	87	50-150
PCB-209L	Ave	0.9809	0.7819		79.7	100	80	50-150
PCB-8L	AveID	1.309	1.143		43.7	50.0	87	50-150
PCB-28L	Ave	1.098	1.030		46.9	50.0	94	60-130
PCB-95L	AveID	0.7770	0.7406		47.7	50.0	95	50-150
PCB-79L	AveID	1.124	1.017		45.2	50.0	90	50-150
PCB-111L	Ave	1.218	1.302		53.4	50.0	107	60-130
PCB-153L	AveID	0.9597	0.8057		42.0	50.0	84	50-150
PCB-178L	Ave	0.9222	0.9519		51.6	50.0	103	60-130

Resolution Check Report (DFS SN: 343)

eurofins | Environment Testing TestAmerica

Date:	03 Sep 2019 09:12
MID Experiment:	ResCheck_pcb
Target Resolution:	10000
Resolution Warning :	9500
Resolution Error :	9000
Reference:	FC43KnxPCB.lua
Status:	RESOLUTION PASSED

Segment 1

Lock mass 168.9883 [m/z] Resolution: 11987 [5%height]

Cali. mass 263.9866 [m/z] Resolution: 11289 [5%height]

Ref. mass 213.9897 [m/z] Resolution: 11570 [5%height]

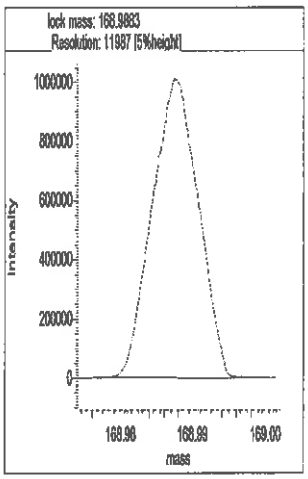

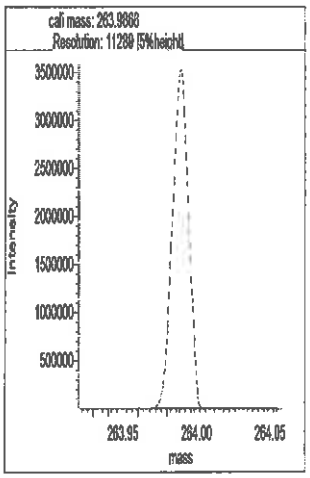

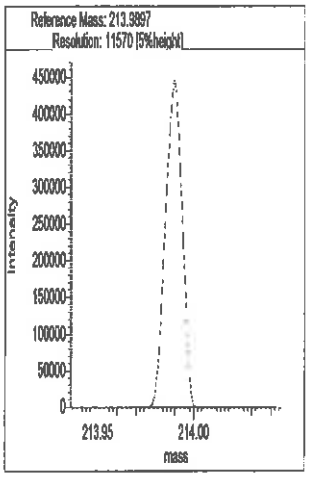

Segment 2

Lock mass 263.9866 [m/z] Resolution: 11862 [5%height]

Cali. mass 375.9802 [m/z] Resolution: 11477 [5%height]

Ref. mass 313.9834 [m/z] Resolution: 11486 [5%height]

Ref. mass 313.9834 [m/z] Resolution: 11366 [5%height]

_19090351a

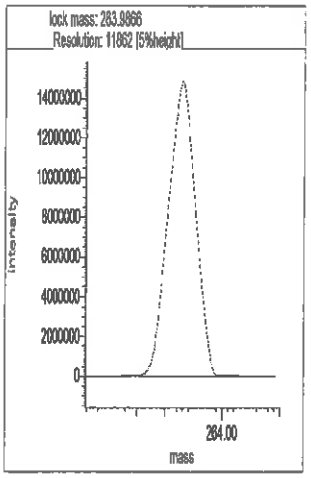

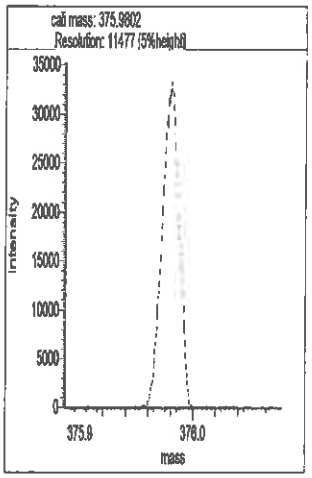

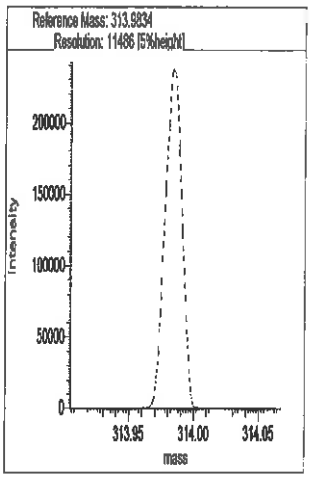

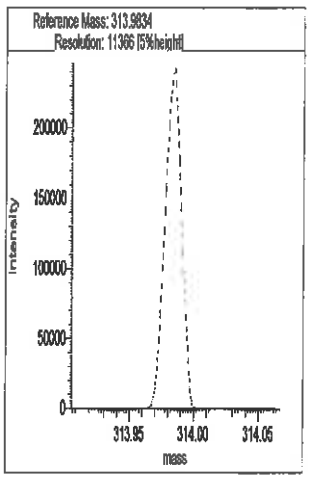

Segment 3

Lock mass 313.9834 [m/z] Resolution: 11954 [5%height]

Cali. mass 413.9770 [m/z] Resolution: 11179 [5%height]

Ref. mass 375.9802 [m/z] Resolution: 11529 [5%height]

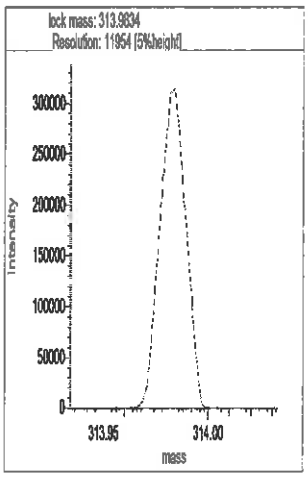

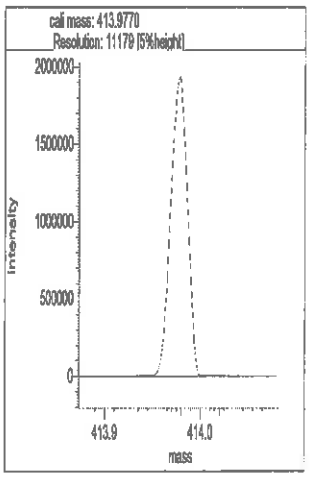

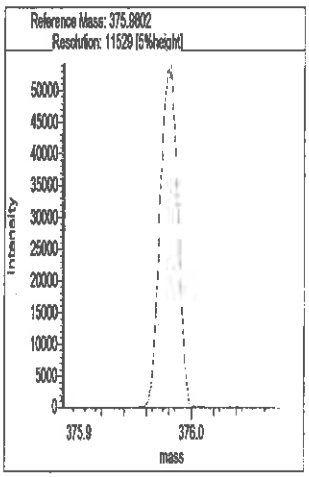

Segment 4

Lock mass 413.9775 [m/z] Resolution: 11962 [5%height]

Cali. mass 501.9706 [m/z] Resolution: 11465 [5%height]

Ref. mass 463.9738 [m/z] Resolution: 11810 [5%height]

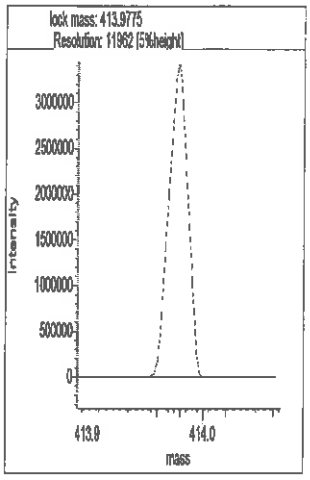
lock mass: 413.9775
Resolution: 11962 (5%height)
Intensity
3000000
2500000
2000000
1500000
1000000
500000
0
413.9
414.0
mass

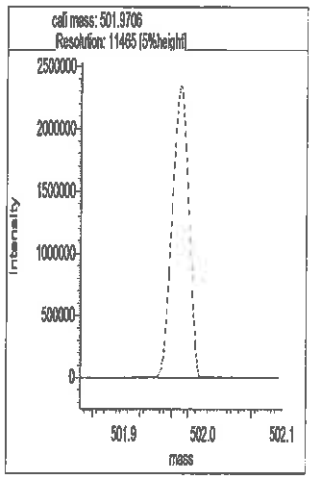
cali mass: 501.9706
Resolution: 11465 (5%height)
Intensity
2500000
2000000
1500000
1000000
500000
0
501.9
502.0
502.1
mass

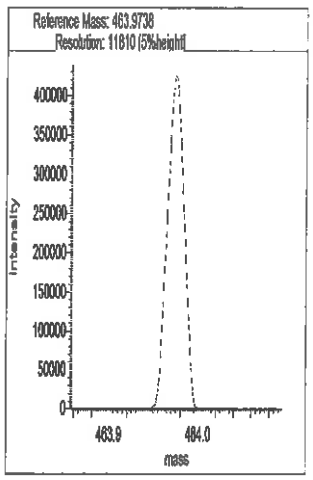
Reference Mass: 463.9738
Resolution: 11810 (5%height)
Intensity
400000
350000
300000
250000
200000
150000
100000
50000
0
463.9
464.0
mass

Reports

```
09:21:45:  Peak matching procedure started
09:21:45:
09:21:46:  Reference mass: 168.98827
09:21:46:  Sample mass: 214.0
09:21:47:
09:21:47:  Finding reference mass
09:21:48:  Finding sample mass
09:21:49:
09:21:55:  [1]    213.9885 amu, mean: 213.9885
09:21:58:  [2]    213.9887 amu, mean: 213.9886     SD: 0.11 mmu or: 0.50 ppm
09:22:01:  [3]    213.9886 amu, mean: 213.9886     SD: 0.08 mmu or: 0.37 ppm
09:22:04:  [4]    213.9889 amu, mean: 213.9887     SD: 0.17 mmu or: 0.78 ppm
09:22:04:
09:22:04:  Stop requested. Please wait for procedure to finish.
09:22:04:
09:22:07:
09:22:08:  Peakmatching stopped
```

Signature CM 9-3-19

Reports

```
09:22:27:  Peak matching procedure started
09:22:28:
09:22:28:  Reference mass: 213.98975
09:22:29:  Sample mass: 264.0
09:22:30:
09:22:30:  Finding reference mass
09:22:31:  Finding sample mass
09:22:32:
09:22:37:  [1]    263.9858 amu, mean: 263.9858
09:22:40:  [2]    263.9860 amu, mean: 263.9859     SD: 0.17 mmu or: 0.63 ppm
09:22:43:  [3]    263.9860 amu, mean: 263.9859     SD: 0.16 mmu or: 0.59 ppm
09:22:46:  [4]    263.9858 amu, mean: 263.9859     SD: 0.14 mmu or: 0.52 ppm
09:22:47:
09:22:47:  Stop requested. Please wait for procedure to finish.
09:22:47:
09:22:50:
09:22:51:  Peakmatching stopped
```

Signature KM 9-3-19

```
Reports
09:23:17:  Peak matching procedure started
09:23:17:
09:23:18:  Reference mass: 263.98656
09:23:18:  Sample mass: 314.0
09:23:19:
09:23:19:  Finding reference mass
09:23:20:  Finding sample mass
09:23:21:
09:23:26:  [1]    313.9822 amu, mean: 313.9822
09:23:29:  [2]    313.9819 amu, mean: 313.9820     SD: 0.25 mmu or: 0.79 ppm
09:23:32:  [3]    313.9822 amu, mean: 313.9821     SD: 0.21 mmu or: 0.66 ppm
09:23:36:  [4]    313.9816 amu, mean: 313.9820     SD: 0.29 mmu or: 0.93 ppm
09:23:37:
09:23:37:  Stop requested. Please wait for procedure to finish.
09:23:37:
09:23:40:
09:23:40:  Peakmatching stopped
```

Signature KML 9-3-19

```
Reports
09:23:59:  Peak matching procedure started
09:23:59:
09:24:00:  Reference mass: 313.98336
09:24:00:  Sample mass: 376.0
09:24:01:
09:24:01:  Finding reference mass
09:24:02:  Finding sample mass
09:24:02:
09:24:08:  [1]    375.9789 amu, mean: 375.9789
09:24:11:  [2]    375.9789 amu, mean: 375.9789     SD: 0.05 mmu or: 0.14 ppm
09:24:14:  [3]    375.9792 amu, mean: 375.9790     SD: 0.18 mmu or: 0.47 ppm
09:24:18:  [4]    375.9790 amu, mean: 375.9790     SD: 0.15 mmu or: 0.39 ppm
09:24:18:
09:24:18:  Stop requested. Please wait for procedure to finish.
09:24:18:
09:24:21:
09:24:21:  Peakmatching stopped
```

Signature KM 9-3-19

```
Reports
09:23:59:  Peak matching procedure started
09:23:59:
09:24:00:  Reference mass: 313.98336
09:24:00:  Sample mass: 376.0
09:24:01:
09:24:01:  Finding reference mass
09:24:02:  Finding sample mass
09:24:02:
09:24:08:  [1]    375.9789 amu, mean: 375.9789
09:24:11:  [2]    375.9789 amu, mean: 375.9789      SD: 0.05 mmu or: 0.14 ppm
09:24:14:  [3]    375.9792 amu, mean: 375.9790      SD: 0.18 mmu or: 0.47 ppm
09:24:18:  [4]    375.9790 amu, mean: 375.9790      SD: 0.15 mmu or: 0.39 ppm
09:24:18:
09:24:18:  Stop requested. Please wait for procedure to finish.
09:24:18:
09:24:21:
09:24:21:  Peakmatching stopped
```

Signature KM 9-3-19

Reports

```
09:24:43:  Peak matching procedure started
09:24:44:
09:24:44:  Reference mass: 375.98017
09:24:45:  Sample mass: 414.0
09:24:45:
09:24:46:  Finding reference mass
09:24:47:  Finding sample mass
09:24:47:
09:24:53:  [1]    413.9758 amu, mean: 413.9758
09:24:57:  [2]    413.9764 amu, mean: 413.9761     SD: 0.40 mmu or: 0.97 ppm
09:25:00:  [3]    413.9752 amu, mean: 413.9758     SD: 0.56 mmu or: 1.36 ppm
09:25:03:  [4]    413.9758 amu, mean: 413.9758     SD: 0.46 mmu or: 1.11 ppm
09:25:03:
09:25:03:  Stop requested. Please wait for procedure to finish.
09:25:03:
09:25:06:
09:25:06:  Peakmatching stopped
```

Signature KM 9-3-19

```
Reports
09:25:33:  Peak matching procedure started
09:25:34:
09:25:34:  Reference mass: 413.97698
09:25:35:  Sample mass: 464.0
09:25:35:
09:25:36:  Finding reference mass
09:25:37:  Finding sample mass
09:25:37:
09:25:43:  [1]    463.9715 amu, mean: 463.9715
09:25:46:  [2]    463.9711 amu, mean: 463.9713     SD: 0.27 mmu or: 0.59 ppm
09:25:49:  [3]    463.9714 amu, mean: 463.9714     SD: 0.20 mmu or: 0.44 ppm
09:25:52:  [4]    463.9715 amu, mean: 463.9714     SD: 0.19 mmu or: 0.41 ppm
09:25:53:
09:25:53:  Stop requested. Please wait for procedure to finish.
09:25:53:
09:25:56:
09:25:56:  Peakmatching stopped
```

Signature KM 9-3-19

Reports
09:26:16: Peak matching procedure started
09:26:17:
09:26:17: Reference mass: 463.97378
09:26:18: Sample mass: 502.0
09:26:18:
09:26:19: Finding reference mass
09:26:20: Finding sample mass
09:26:20:
09:26:26: [1] 501.9694 amu, mean: 501.9694
09:26:29: [2] 501.9698 amu, mean: 501.9696 SD: 0.29 mmu or: 0.59 ppm
09:26:32: [3] 501.9698 amu, mean: 501.9697 SD: 0.25 mmu or: 0.51 ppm
09:26:35: [4] 501.9702 amu, mean: 501.9698 SD: 0.34 mmu or: 0.68 ppm
09:26:36:
09:26:36: Stop requested. Please wait for procedure to finish.
09:26:36:
09:26:38:
09:26:39: Peakmatching stopped

Signature CM 9-3-19

Resolution Check Report (DFS SN: 343)

eurofins | Environment Testing TestAmerica

Date:	03 Sep 2019 20:18
MID Experiment:	ResCheck_pcb
Target Resolution:	10000
Resolution Warning :	9500
Resolution Error :	9000
Reference:	FC43KnxPCB.lua
Status:	RESOLUTION PASSED

Segment 1

Lock mass 168.9883 [m/z] Resolution: 12805 [5%height]

Cali. mass 263.9866 [m/z] Resolution: 11969 [5%height]

Ref. mass 213.9897 [m/z] Resolution: 12508 [5%height]

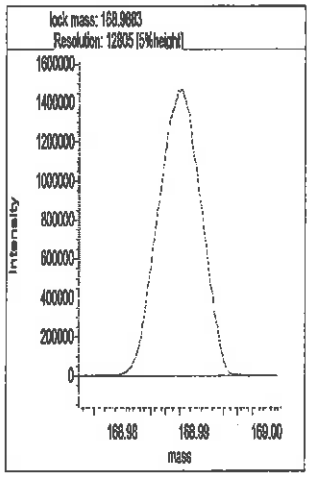

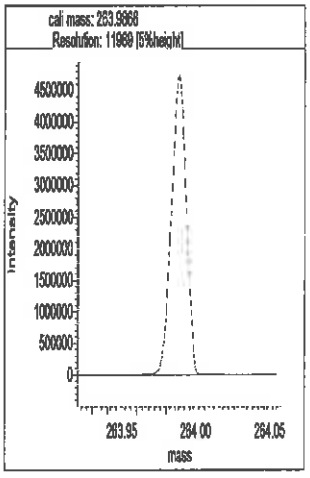

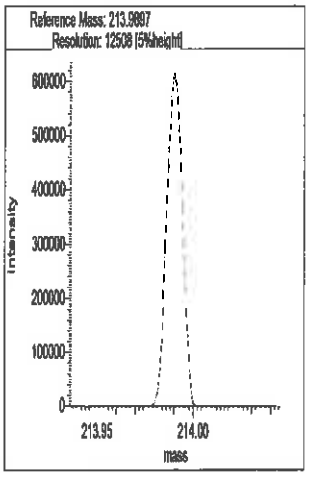

Segment 2

Lock mass 263.9866 [m/z] Resolution: 12990 [5%height]

Cali. mass 375.9802 [m/z] Resolution: 12314 [5%height]

Ref. mass 313.9834 [m/z] Resolution: 12295 [5%height]

Ref. mass 313.9834 [m/z] Resolution: 12224 [5%height]

_190903S1b

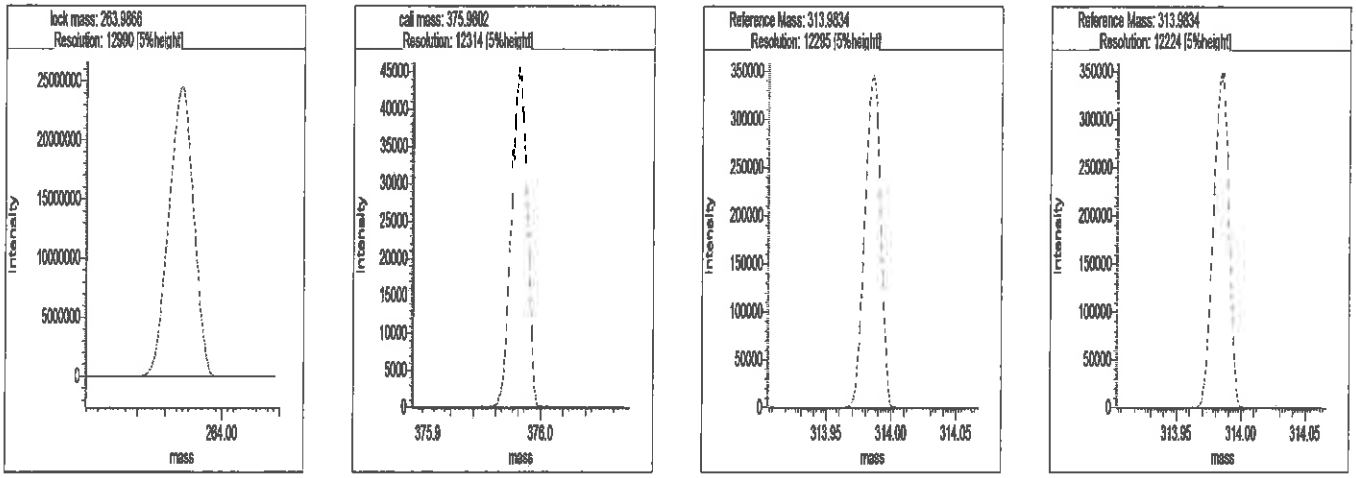

Segment 3

Lock mass 313.9834 [m/z] Resolution: 12995 [5%height]

Cali. mass 413.9770 [m/z] Resolution: 12226 [5%height]

Ref. mass 375.9802 [m/z] Resolution: 12224 [5%height]

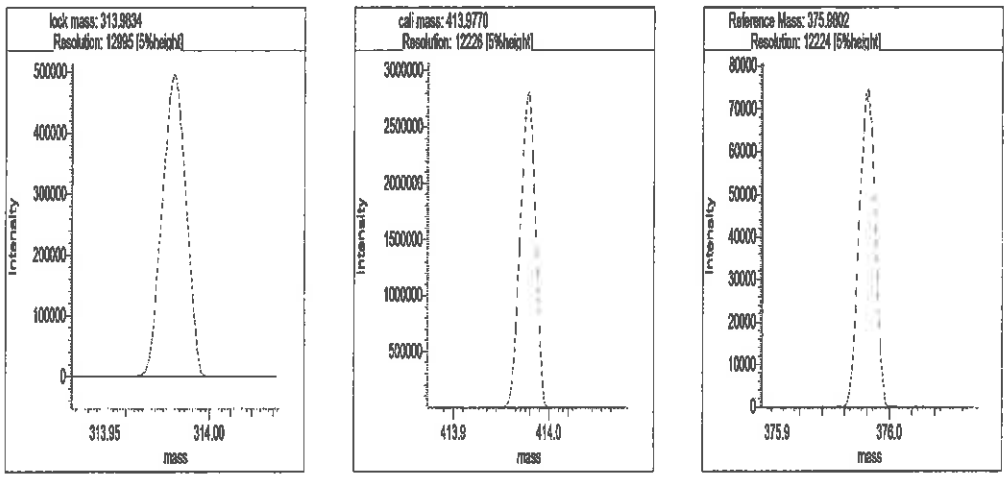

Segment 4

Lock mass 413.9775 [m/z] Resolution: 13087 [5%height]

Cali. mass 501.9706 [m/z] Resolution: 12452 [5%height]

Ref. mass 463.9738 [m/z] Resolution: 12571 [5%height]

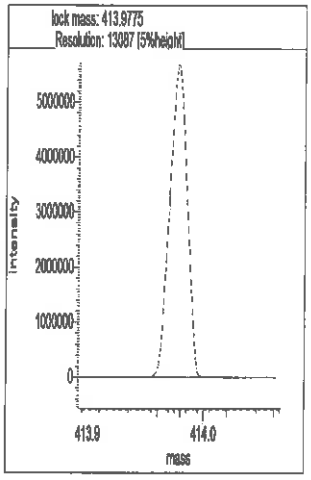
lock mass: 413.9775
Resolution: 13097 (5%height)
Intensity
5000000
4000000
3000000
2000000
1000000
0
413.9
414.0
mass


cali mass: 501.9708
Resolution: 12452 (5%height)
Intensity
3500000
3000000
2500000
2000000
1500000
1000000
500000
501.9
502.0
502.1
mass

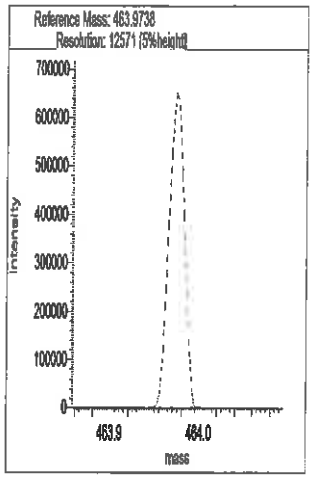
Reference Mass: 463.9738
Resolution: 12571 (5%height)
Intensity
700000
600000
500000
400000
300000
200000
100000
0
463.9
464.0
mass

```
Reports
20:29:53:  Peak matching procedure started
20:29:54:
20:29:54:  Reference mass: 168.98827
20:29:55:  Sample mass: 214.0
20:29:55:
20:29:56:  Finding reference mass
20:29:57:  Finding sample mass
20:29:57:
20:30:03:  [1]    213.9895 amu, mean: 213.9895
20:30:06:  [2]    213.9897 amu, mean: 213.9896     SD: 0.10 mmu or: 0.47 ppm
20:30:09:  [3]    213.9896 amu, mean: 213.9896     SD: 0.07 mmu or: 0.34 ppm
20:30:12:  [4]    213.9894 amu, mean: 213.9896     SD: 0.10 mmu or: 0.47 ppm
20:30:13:
20:30:13:  Stop requested. Please wait for procedure to finish.
20:30:13:
20:30:16:
20:30:16:  Peakmatching stopped
```

Signature 9-3-19

```
Reports
20:35:29:  Peak matching procedure started
20:35:30:
20:35:30:  Reference mass: 213.98975
20:35:30:  Sample mass: 264.0
20:35:31:
20:35:32:  Finding reference mass
20:35:32:  Finding sample mass
20:35:33:
20:35:39:  [1]    263.9861 amu, mean: 263.9861
20:35:42:  [2]    263.9860 amu, mean: 263.9860     SD: 0.02 mmu or: 0.09 ppm
20:35:45:  [3]    263.9858 amu, mean: 263.9860     SD: 0.14 mmu or: 0.54 ppm
20:35:48:  [4]    263.9856 amu, mean: 263.9859     SD: 0.22 mmu or: 0.85 ppm
20:35:49:
20:35:49:  Stop requested. Please wait for procedure to finish.
20:35:49:
20:35:51:
20:35:51:  Peakmatching stopped
```

Signature LVM 9-3-19

```
Reports
20:36:41:  Peak matching procedure started
20:36:41:
20:36:42:  Reference mass: 263.98656
20:36:42:  Sample mass: 314.0
20:36:43:
20:36:43:  Finding reference mass
20:36:44:  Finding sample mass
20:36:45:
20:36:51:  [1]    313.9818 amu, mean: 313.9818
20:36:54:  [2]    313.9824 amu, mean: 313.9821      SD: 0.39 mmu or: 1.25 ppm
20:36:57:  [3]    313.9823 amu, mean: 313.9822      SD: 0.30 mmu or: 0.96 ppm
20:37:00:  [4]    313.9824 amu, mean: 313.9822      SD: 0.27 mmu or: 0.85 ppm
20:37:02:
20:37:02:  Stop requested. Please wait for procedure to finish.
20:37:02:
20:37:03:  [5]    313.9825 amu, mean: 313.9823      SD: 0.26 mmu or: 0.82 ppm
20:37:06:
20:37:06:  Peakmatching stopped
```

Signature Lva 9-3-19

Reports

```
20:42:22:  Peak matching procedure started
20:42:23:
20:42:23:  Reference mass: 313.98336
20:42:24:  Sample mass: 376.0
20:42:24:
20:42:25:  Finding reference mass
20:42:26:  Finding sample mass
20:42:27:
20:42:32:  [1]    375.9788 amu, mean: 375.9788
20:42:35:  [2]    375.9785 amu, mean: 375.9787     SD: 0.21 mmu or: 0.55 ppm
20:42:38:  [3]    375.9786 amu, mean: 375.9787     SD: 0.15 mmu or: 0.39 ppm
20:42:41:  [4]    375.9786 amu, mean: 375.9786     SD: 0.12 mmu or: 0.33 ppm
20:42:42:
20:42:42:  Stop requested. Please wait for procedure to finish.
20:42:42:
20:42:45:
20:42:45:  Peakmatching stopped
```

Signature LVa 9-3-19

Reports

```
20:42:22:  Peak matching procedure started
20:42:23:
20:42:23:  Reference mass: 313.98336
20:42:24:  Sample mass: 376.0
20:42:24:
20:42:25:  Finding reference mass
20:42:26:  Finding sample mass
20:42:27:
20:42:32:  [1]    375.9788 amu, mean: 375.9788
20:42:35:  [2]    375.9785 amu, mean: 375.9787     SD: 0.21 mmu or: 0.55 ppm
20:42:38:  [3]    375.9786 amu, mean: 375.9787     SD: 0.15 mmu or: 0.39 ppm
20:42:41:  [4]    375.9786 amu, mean: 375.9786     SD: 0.12 mmu or: 0.33 ppm
20:42:42:
20:42:42:  Stop requested. Please wait for procedure to finish.
20:42:42:
20:42:45:
20:42:45:  Peakmatching stopped
```

Signature 9-3-19

Reports

```
20:43:42:  Peak matching procedure started
20:43:42:
20:43:43:  Reference mass: 375.98017
20:43:44:  Sample mass: 414.0
20:43:44:
20:43:45:  Finding reference mass
20:43:46:  Finding sample mass
20:43:46:
20:43:52:  [1]    413.9768 amu, mean: 413.9768
20:43:54:  [2]    413.9769 amu, mean: 413.9768     SD: 0.07 mmu or: 0.16 ppm
20:43:58:  [3]    413.9764 amu, mean: 413.9767     SD: 0.26 mmu or: 0.63 ppm
20:44:01:  [4]    413.9760 amu, mean: 413.9765     SD: 0.41 mmu or: 1.00 ppm
20:44:02:
20:44:02:  Stop requested. Please wait for procedure to finish.
20:44:02:
20:44:04:
20:44:05:  Peakmatching stopped
```

Signature LVL 9-3-19

Reports

```
20:44:57:  Peak matching procedure started
20:44:58:
20:44:59:  Reference mass: 413.97698
20:44:59:  Sample mass: 464.0
20:45:00:
20:45:00:  Finding reference mass
20:45:01:  Finding sample mass
20:45:02:
20:45:07:  [1]   463.9718 amu, mean: 463.9718
20:45:10:  [2]   463.9724 amu, mean: 463.9721     SD: 0.40 mmu or: 0.86 ppm
20:45:13:  [3]   463.9721 amu, mean: 463.9721     SD: 0.28 mmu or: 0.61 ppm
20:45:16:  [4]   463.9723 amu, mean: 463.9722     SD: 0.26 mmu or: 0.56 ppm
20:45:18:
20:45:18:  Stop requested. Please wait for procedure to finish.
20:45:18:
20:45:20:  [5]   463.9724 amu, mean: 463.9722     SD: 0.25 mmu or: 0.54 ppm
20:45:22:
20:45:22:  Peakmatching stopped
```

Signature LKa 9-3-19

```
Reports
20:46:26:  Peak matching procedure started
20:46:27:
20:46:27:  Reference mass: 463.97378
20:46:28:  Sample mass: 502.0
20:46:28:
20:46:29:  Finding reference mass
20:46:30:  Finding sample mass
20:46:30:
20:46:36:  [1]    501.9706 amu, mean: 501.9706
20:46:39:  [2]    501.9708 amu, mean: 501.9707     SD: 0.13 mmu or: 0.27 ppm
20:46:42:  [3]    501.9698 amu, mean: 501.9704     SD: 0.53 mmu or: 1.06 ppm
20:46:46:  [4]    501.9699 amu, mean: 501.9703     SD: 0.51 mmu or: 1.02 ppm
20:46:47:
20:46:47:  Stop requested. Please wait for procedure to finish.
20:46:47:
20:46:49:  [5]    501.9694 amu, mean: 501.9701     SD: 0.58 mmu or: 1.16 ppm
20:46:50:
20:46:51:  Peakmatching stopped
```

Signature 9-3-19

Eurofins TestAmerica, Knoxville
Target Compound Quantitation Report

Data File: \\chromna\Knoxville\ChromData\D3D\20190903-12925.b\d4190903s1.d
Lims ID: WDMCCV
Client ID:
Sample Type: WDMCCV
Inject. Date: 03-Sep-2019 09:42:00 ALS Bottle#: 0 Worklist Smp#: 1
Injection Vol: 1.0 ul Dil. Factor: 1.0000
Sample Info:
Misc. Info.: 140-0012925-001
Operator ID: Xcalibur_System Instrument ID: D3D
Sublist: chrom-PCBs_D3D*sub1

Method: \\chromna\Knoxville\ChromData\D3D\20190903-12925.b\PCBs_D3D.m
Limit Group: HR - 1668A - ICAL
Last Update: 03-Sep-2019 19:44:51 Calib Date: 21-Aug-2019 19:05:00
Integrator: Picker
Quant Method: Isotopic Dilution Quant By: Initial Calibration
Last ICal File: \\chromna\Knoxville\ChromData\D3D\20190813-12717.b\d4190821i6.d

Column 1 : SPB-Octyl (0.25 mm) Det: F1(11.07 :21.70)
Process Host: CTX0333

First Level Reviewer: mcwhirterl Date: 03-Sep-2019 19:44:51

Compound	RT (min.)	Area	Ratio	Ical RRF	Amount pg/ul	EMPC pg/ul	Noise EDL	Final EDL	%Rec	Flags
S Total Monochlorobipheny					146.4	146.4	0.0999	0.0999		
D PCB-1L	11:45	1495325	3.12	1.3140	106.0	106.0	0.2302	0.2302	106	
D PCB-3L	13:54	1572159	3.24	1.3615	107.6	107.6	0.2221	0.2221	108	
PCB-1	11:45	870453	3.17	1.1883	49.0	49.0	0.0941	0.0941	97.98	
PCB-2	13:44	897038	3.17	1.1911	49.1	49.1	0.1002	0.1002	98.21	
PCB-3	13:54	921862	3.15	1.2130	48.3	48.3	0.1055	0.1055	96.68	
S Total Dichlorobiphenyls					559.0	559.0	0.0266	0.0266		
D PCB-4L	14:09	638313	1.54	0.5996	99.2	99.2	0.1366	0.1366	99.19	
* PCB-9L	16:07	1073319	1.63	4E+04	100.0	100.0			100	
$ PCB-8L	16:56	502913	1.61	1.3085	43.7	43.7	0.0808	0.0808	87.35	
D PCB-15L	20:01	1121690	1.62	1.0280	101.7	101.7	0.0797	0.0797	102	
PCB-4	14:10	382331	1.63	1.2533	47.8	47.8	0.0371	0.0371	95.58	
PCB-10	14:20	622566	1.61	1.4828	47.7	47.7	0.0274	0.0274	95.42	
PCB-9	16:08	591284	1.60	1.4200	47.3	47.3	0.0286	0.0286	94.64	
PCB-7	16:18	672572	1.60	1.6244	47.1	47.1	0.0250	0.0250	94.10	
PCB-6	16:32	632450	1.62	1.5539	46.3	46.3	0.0262	0.0262	92.50	
PCB-5	16:50	637531	1.62	1.5606	46.4	46.4	0.0260	0.0260	92.84	
PCB-8	16:58	651270	1.59	1.5884	46.6	46.6	0.0256	0.0256	93.19	
PCB-14	18:35	767431	1.62	1.8738	46.5	46.5	0.0217	0.0217	93.08	
PCB-11	19:26	656438	1.63	1.6347	45.6	45.6	0.0249	0.0249	91.27	
PCB-12	19:44	1336421	1.61	1.6410	92.5	92.5	0.0248	0.0248	92.54	
PCB-13 (C12)	19:44	1336421	1.61	1.6410	92.5	92.5	0.0248	0.0248	92.54	
PCB-15	20:02	709966	1.61	1.4024	45.1	45.1	0.0257	0.0257	90.26	
S Total Trichlorobiphenyl					1124.2	1124.2	0.1158	0.1158		
D PCB-19L	17:15	370552	1.03	0.6095	100.8	100.8	1.168	1.168	101	
* PCB-32L	20:30	603087	1.06	2.2E+04	100.0	100.0			100	
* PCB-31L	22:45	2107258	1.05	6.8E+04	100.0	100.0			100	
$ PCB-28L	23:03	1085609	1.07	1.0975	46.9	46.9	0.1368	0.1368	93.88	
D PCB-37L	27:03	1925366	1.08	0.9024	101.2	101.2	0.1664	0.1664	101	

Compound	RT (min.)	Area	Ratio	Ical RRF	Amount pg/ul	EMPC pg/ul	Noise EDL	Final EDL	%Rec	Flags
PCB-19	17:16	243338	1.10	1.3047	50.3	50.3	0.0310	0.0310	101	
PCB-18	19:07	666965	1.09	1.8188	99.0	99.0	0.0222	0.0222	98.96	
PCB-30 (C18)	19:07	666965	1.09	1.8188	99.0	99.0	0.0222	0.0222	98.96	
PCB-17	19:33	286321	1.09	1.5641	49.4	49.4	0.0259	0.0259	98.80	
PCB-27	19:46	394347	1.10	2.1680	49.1	49.1	0.0187	0.0187	98.17	
PCB-24	19:53	380735	1.08	2.1018	48.9	48.9	0.0193	0.0193	97.77	
PCB-16	20:00	220896	1.08	1.2260	48.6	48.6	0.0330	0.0330	97.25	
PCB-32	20:31	415476	1.09	2.3416	47.9	47.9	0.0173	0.0173	95.77	
PCB-34	21:46	1117680	1.07	1.2154	47.8	47.8	0.1777	0.1777	95.52	
PCB-23	21:56	1144486	1.06	1.2675	46.9	46.9	0.1704	0.1704	93.79	
PCB-26	22:15	2298569	1.06	1.3193	90.5	90.5	0.1637	0.1637	90.49	
PCB-29 (C26)	22:15	2298569	1.06	1.3193	90.5	90.5	0.1637	0.1637	90.49	
PCB-25	22:28	1184852	1.06	1.3523	45.5	45.5	0.1597	0.1597	91.01	
PCB-31	22:47	1224102	1.06	1.3809	46.0	46.0	0.1564	0.1564	92.08	
PCB-20	23:05	2224354	1.07	1.3057	88.5	88.5	0.1654	0.1654	88.48	
PCB-28 (C20)	23:05	2224354	1.07	1.3057	88.5	88.5	0.1654	0.1654	88.48	
PCB-21	23:19	2367037	1.06	1.3777	89.2	89.2	0.1568	0.1568	89.24	
PCB-33 (C21)	23:19	2367037	1.06	1.3777	89.2	89.2	0.1568	0.1568	89.24	
PCB-22	23:43	1116371	1.06	1.2430	46.6	46.6	0.1738	0.1738	93.30	
PCB-36	25:16	1211318	1.09	1.3468	46.7	46.7	0.1604	0.1604	93.42	
PCB-39	25:37	1248067	1.05	1.3970	46.4	46.4	0.1546	0.1546	92.80	
PCB-38	26:12	1123218	1.08	1.3177	44.3	44.3	0.1639	0.1639	88.55	
PCB-35	26:40	1086880	1.06	1.2166	46.4	46.4	0.1775	0.1775	92.80	
PCB-37	27:04	1144314	1.08	1.2879	46.1	46.1	0.1677	0.1677	92.29	
S Total Tetrachlorobiphen					1888.6	1888.6	0.1412	0.1412		
D PCB-54L	20:19	481422	0.78	0.6515	122.5	122.5	0.0702	0.0702	123	
* PCB-52L	24:54	1101001	0.81	3.9E+04	100.0	100.0			100	
$ PCB-79L	32:49	751988	0.80	1.1239	45.2	45.2	0.2514	0.2514	90.45	
D PCB-81L	33:49	1442378	0.79	1.2328	106.3	106.3	0.2740	0.2740	106	
D PCB-77L	34:22	1516432	0.80	1.2523	110.0	110.0	0.2697	0.2697	110	
PCB-54	20:20	271806	0.79	1.2558	45.0	45.0	0.0163	0.0163	89.92	
PCB-50	22:32	1274378	0.79	0.9362	92.0	92.0	0.1814	0.1814	92.02	
PCB-53 (C50)	22:32	1274378	0.79	0.9362	92.0	92.0	0.1814	0.1814	92.02	
PCB-45	23:15	1180211	0.79	0.8850	90.1	90.1	0.1919	0.1919	90.14	Ma
PCB-51 (C45)	23:15	1180211	0.79	0.8850	90.1	90.1	0.1919	0.1919	90.14	Ma
PCB-46	23:29	515499	0.80	0.7591	45.9	45.9	0.2237	0.2237	91.81	M
PCB-52	24:54	610687	0.79	0.8992	45.9	45.9	0.1888	0.1888	91.81	
PCB-43	25:03	1350770	0.79	0.9993	91.4	91.4	0.1699	0.1699	91.36	M
PCB-73 (C43)	25:03	1350770	0.79	0.9993	91.4	91.4	0.1699	0.1699	91.36	M
PCB-49	25:22	1518536	0.79	1.1366	90.3	90.3	0.1494	0.1494	90.31	M
PCB-69 (C49)	25:22	1518536	0.79	1.1366	90.3	90.3	0.1494	0.1494	90.31	M
PCB-48	25:41	632038	0.80	0.9454	45.2	45.2	0.1796	0.1796	90.38	
PCB-44	25:55	2018216	0.79	1.0323	132.2	132.2	0.1645	0.1645	88.10	
PCB-47 (C44)	25:55	2018216	0.79	1.0323	132.2	132.2	0.1645	0.1645	88.10	
PCB-65 (C44)	25:55	2018216	0.79	1.0323	132.2	132.2	0.1645	0.1645	88.10	
PCB-59	26:13	2634397	0.79	1.3609	130.8	130.8	0.1248	0.1248	87.23	
PCB-62 (C59)	26:13	2634397	0.79	1.3609	130.8	130.8	0.1248	0.1248	87.23	
PCB-75 (C59)	26:13	2634397	0.79	1.3609	130.8	130.8	0.1248	0.1248	87.23	
PCB-42	26:26	587035	0.79	0.8670	45.8	45.8	0.1959	0.1959	91.53	
PCB-40	26:56	1807516	0.79	0.9179	133.1	133.1	0.1850	0.1850	88.74	M
PCB-41 (C40)	26:56	1807516	0.79	0.9179	133.1	133.1	0.1850	0.1850	88.74	M
PCB-71 (C40)	26:56	1807516	0.79	0.9179	133.1	133.1	0.1850	0.1850	88.74	M
PCB-64	27:09	929395	0.80	1.4164	44.4	44.4	0.1199	0.1199	88.71	
PCB-72	27:59	886916	0.79	1.3157	45.6	45.6	0.1291	0.1291	91.13	

Compound	RT (min.)	Area	Ratio	Ical RRF	Amount pg/ul	EMPC pg/ul	Noise EDL	Final EDL	%Rec	Flags
PCB-68	28:17	976675	0.78	1.4782	44.7	44.7	0.1149	0.1149	89.32	
PCB-57	28:41	856511	0.79	1.2817	45.2	45.2	0.1325	0.1325	90.34	
PCB-58	28:56	889571	0.79	1.3214	45.5	45.5	0.1285	0.1285	91.01	
PCB-67	29:05	929094	0.78	1.3944	45.0	45.0	0.1218	0.1218	90.07	
PCB-63	29:21	974743	0.79	1.4685	44.9	44.9	0.1156	0.1156	89.74	
PCB-61	29:41	3555317	0.79	1.3565	177.2	177.2	0.1252	0.1252	88.58	
PCB-70 (C61)	29:41	3555317	0.79	1.3565	177.2	177.2	0.1252	0.1252	88.58	
PCB-74 (C61)	29:41	3555317	0.79	1.3565	177.2	177.2	0.1252	0.1252	88.58	
PCB-76 (C61)	29:41	3555317	0.79	1.3565	177.2	177.2	0.1252	0.1252	88.58	
PCB-66	30:01	867988	0.76	1.2800	45.8	45.8	0.1327	0.1327	91.68	
PCB-55	30:10	865257	0.80	1.2951	45.2	45.2	0.1311	0.1311	90.32	
PCB-56	30:41	839111	0.80	1.2671	44.8	44.8	0.1340	0.1340	89.53	
PCB-60	30:54	876320	0.79	1.3288	44.6	44.6	0.1278	0.1278	89.15	
PCB-80	31:19	989968	0.81	1.4694	45.5	45.5	0.1156	0.1156	91.08	
PCB-79	32:50	1017401	0.79	1.5421	44.6	44.6	0.1101	0.1101	89.19	
PCB-78	33:24	866069	0.78	1.3150	44.5	44.5	0.1291	0.1291	89.04	
PCB-81	33:50	896634	0.77	1.3214	47.0	47.0	0.1297	0.1297	94.09	
PCB-77	34:24	940969	0.78	1.3308	46.6	46.6	0.1265	0.1265	93.25	
S Total Pentachlorobiphen					2142.0	2142.0	0.0862	0.0862		
D PCB-104L	25:50	1000350	1.61	1.1164	108.9	108.9	0.0364	0.0364	109	
$ PCB-95L	28:48	370441	1.56	0.7770	47.7	47.7	0.0395	0.0395	95.32	
* PCB-101L	31:45	822961	1.61	3.4E+04	100.0	100.0			100	
$ PCB-111L	34:26	535541	1.61	1.2177	53.4	53.4	0.0334	0.0334	107	
D PCB-123L	36:23	1620358	1.58	0.9909	99.8	99.8	0.5466	0.5466	99.83	
D PCB-118L	36:43	1699152	1.63	1.0256	101.2	101.2	0.5281	0.5281	101	
D PCB-114L	37:14	1646612	1.60	1.0030	100.2	100.2	0.5400	0.5400	100	
D PCB-105L	37:54	1630688	1.60	1.0013	99.4	99.4	0.5409	0.5409	99.43	
* PCB-127L	39:22	1637927	1.60	4.9E+04	100.0	100.0			100	
D PCB-126L	40:59	1590284	1.60	0.9020	107.6	107.6	0.6005	0.6005	108	
PCB-104	25:52	654759	1.61	1.3926	47.0	47.0	0.0243	0.0243	94.00	
PCB-96	26:13	572200	1.57	1.2268	46.6	46.6	0.0276	0.0276	93.25	
PCB-103	28:10	491865	1.59	1.0331	47.6	47.6	0.0327	0.0327	95.19	
PCB-94	28:23	428417	1.59	0.9036	47.4	47.4	0.0374	0.0374	94.79	
PCB-95	28:49	460395	1.58	0.9620	47.8	47.8	0.0351	0.0351	95.68	
PCB-93	29:03	924171	1.58	0.9806	94.2	94.2	0.0345	0.0345	94.21	
PCB-100 (C93)	29:03	924171	1.58	0.9806	94.2	94.2	0.0345	0.0345	94.21	
PCB-98	29:12	939049	1.61	0.9888	94.9	94.9	0.0342	0.0342	94.93	M
PCB-102 (C98)	29:12	939049	1.61	0.9888	94.9	94.9	0.0342	0.0342	94.93	M
PCB-88	29:41	946303	1.60	1.0052	94.1	94.1	0.0336	0.0336	94.10	Ma
PCB-91 (C88)	29:41	946303	1.60	1.0052	94.1	94.1	0.0336	0.0336	94.10	Ma
PCB-84	29:54	397043	1.59	0.8601	46.1	46.1	0.0393	0.0393	92.29	
PCB-89	30:23	426426	1.62	0.8936	47.7	47.7	0.0378	0.0378	95.41	
PCB-121	30:49	652751	1.61	1.3971	46.7	46.7	0.0242	0.0242	93.41	
PCB-92	31:11	453654	1.59	0.9532	47.6	47.6	0.0355	0.0355	95.15	
PCB-90	31:46	1586570	1.58	1.1367	139.5	139.5	0.0297	0.0297	93.02	
PCB-101 (C90)	31:46	1586570	1.58	1.1367	139.5	139.5	0.0297	0.0297	93.02	
PCB-113 (C90)	31:46	1586570	1.58	1.1367	139.5	139.5	0.0297	0.0297	93.02	
PCB-83	32:21	895916	1.60	0.9393	95.3	95.3	0.0360	0.0360	95.35	
PCB-99 (C83)	32:21	895916	1.60	0.9393	95.3	95.3	0.0360	0.0360	95.35	
PCB-112	32:28	659236	1.59	1.3672	48.2	48.2	0.0247	0.0247	96.40	
PCB-86	32:50	3247180	1.58	1.1958	271.5	271.5	0.0283	0.0283	90.49	M
PCB-87 (C86)	32:50	3247180	1.58	1.1958	271.5	271.5	0.0283	0.0283	90.49	M
PCB-97 (C86)	32:50	3247180	1.58	1.1958	271.5	271.5	0.0283	0.0283	90.49	M
PCB-109 (C86)	32:50	3247180	1.58	1.1958	271.5	271.5	0.0283	0.0283	90.49	M
PCB-119 (C86)	32:50	3247180	1.58	1.1958	271.5	271.5	0.0283	0.0283	90.49	M
PCB-125 (C86)	32:50	3247180	1.58	1.1958	271.5	271.5	0.0283	0.0283	90.49	M

Compound	RT (min.)	Area	Ratio	Ical RRF	Amount pg/ul	EMPC pg/ul	Noise EDL	Final EDL	%Rec	Flags
PCB-85	33:34	1740090	1.60	1.2126	143.4	143.4	0.0279	0.0279	95.63	
PCB-116 (C85)	33:34	1740090	1.60	1.2126	143.4	143.4	0.0279	0.0279	95.63	
PCB-117 (C85)	33:34	1740090	1.60	1.2126	143.4	143.4	0.0279	0.0279	95.63	
PCB-110	33:49	1288734	1.59	1.3511	95.4	95.4	0.0250	0.0250	95.35	
PCB-115 (C110)	33:49	1288734	1.59	1.3511	95.4	95.4	0.0250	0.0250	95.35	
PCB-82	34:03	408893	1.57	0.8675	47.1	47.1	0.0390	0.0390	94.24	
PCB-111	34:28	692382	1.59	1.4262	48.5	48.5	0.0237	0.0237	97.06	
PCB-120	34:55	699351	1.58	1.4907	46.9	46.9	0.0227	0.0227	93.79	
PCB-108	36:03	1827583	1.57	1.2547	89.0	89.0	0.2085	0.2085	88.96	
PCB-124 (C108)	36:03	1827583	1.57	1.2547	89.0	89.0	0.2085	0.2085	88.96	
PCB-107	36:18	984947	1.56	1.3580	44.3	44.3	0.1926	0.1926	88.59	
PCB-123	36:25	1004375	1.57	1.3407	46.2	46.2	0.1945	0.1945	92.47	
PCB-106	36:32	958947	1.56	1.2749	45.9	45.9	0.2052	0.2052	91.87	
PCB-118	36:44	1007127	1.57	1.2892	46.0	46.0	0.1928	0.1928	91.95	
PCB-122	37:05	876577	1.58	1.1614	46.1	46.1	0.2253	0.2253	92.19	
PCB-114	37:16	1034677	1.56	1.4051	44.7	44.7	0.1832	0.1832	89.44	
PCB-105	37:54	954317	1.59	1.2887	45.4	45.4	0.2068	0.2068	90.82	
PCB-127	39:24	956424	1.55	1.2841	45.5	45.5	0.2037	0.2037	90.97	
PCB-126	41:00	964672	1.59	1.3416	45.2	45.2	0.2061	0.2061	90.43	
S Total Hexachlorobipheny					1868.6	1868.6	0.0738	0.0738		
D PCB-155L	31:31	923364	1.27	0.9499	118.1	118.1	0.0440	0.0440	118	
$ PCB-153L	38:36	571301	1.34	0.9597	42.0	42.0	0.3353	0.3353	83.95	
* PCB-138L	39:51	1110618	1.30	3.6E+04	100.0	100.0			100	
D PCB-167L	42:51	1419660	1.28	1.2544	101.9	101.9	0.2724	0.2724	102	
D PCB-156L	44:00	2845527	1.29	1.2289	208.5	208.5	0.2780	0.2780	104	
D PCB-157L (C156L)	44:00	2845527	1.29	1.2289	208.5	208.5	0.2780	0.2780	104	
D PCB-169L	47:14	1407242	1.27	1.0883	116.4	116.4	0.3140	0.3140	116	
PCB-155	31:33	542381	1.27	1.3028	45.1	45.1	0.0117	0.0117	90.17	
PCB-152	31:44	511123	1.28	1.2556	44.1	44.1	0.0121	0.0121	88.17	
PCB-150	31:54	516640	1.28	1.2368	45.2	45.2	0.0123	0.0123	90.47	
PCB-136	32:16	486092	1.27	1.1563	45.5	45.5	0.0132	0.0132	91.05	
PCB-145	32:34	493118	1.24	1.1910	44.8	44.8	0.0128	0.0128	89.68	
PCB-148	34:05	374847	1.26	0.8982	45.2	45.2	0.0169	0.0169	90.39	
PCB-135	34:40	720165	1.29	0.8691	89.7	89.7	0.0175	0.0175	89.74	M
PCB-151 (C135)	34:40	720165	1.29	0.8691	89.7	89.7	0.0175	0.0175	89.74	M
PCB-154	34:56	417603	1.27	1.0180	44.4	44.4	0.0149	0.0149	88.85	
PCB-144	35:14	383790	1.29	0.9185	45.3	45.3	0.0166	0.0166	90.51	
PCB-147	35:36	1250852	1.26	0.9747	90.5	90.5	0.1066	0.1066	90.50	
PCB-149 (C147)	35:36	1250852	1.26	0.9747	90.5	90.5	0.1066	0.1066	90.50	
PCB-134	35:53	1072513	1.26	0.8518	88.8	88.8	0.1220	0.1220	88.79	
PCB-143 (C134)	35:53	1072513	1.26	0.8518	88.8	88.8	0.1220	0.1220	88.79	
PCB-139	36:12	1236706	1.26	0.9995	87.3	87.3	0.1039	0.1039	87.25	
PCB-140 (C139)	36:12	1236706	1.26	0.9995	87.3	87.3	0.1039	0.1039	87.25	
PCB-131	36:24	527756	1.26	0.8584	43.4	43.4	0.1210	0.1210	86.71	
PCB-142	36:33	548831	1.25	0.8597	45.0	45.0	0.1209	0.1209	90.03	
PCB-132	36:52	550967	1.25	0.8801	44.1	44.1	0.1181	0.1181	88.29	
PCB-133	37:22	566502	1.26	0.9064	44.1	44.1	0.1146	0.1146	88.15	
PCB-165	37:46	714931	1.27	1.1210	45.0	45.0	0.0927	0.0927	89.95	
PCB-146	38:01	626450	1.26	1.0084	43.8	43.8	0.1030	0.1030	87.62	
PCB-161	38:09	808781	1.26	1.3370	42.7	42.7	0.0777	0.0777	85.31	
PCB-153	38:39	1547765	1.24	1.2207	89.4	89.4	0.0851	0.0851	89.41	
PCB-168 (C153)	38:39	1547765	1.24	1.2207	89.4	89.4	0.0851	0.0851	89.41	
PCB-141	38:49	595242	1.24	0.9608	43.7	43.7	0.1081	0.1081	87.38	
PCB-130	39:14	523579	1.27	0.8274	44.6	44.6	0.1256	0.1256	89.24	

Compound	RT (min.)	Area	Ratio	Ical RRF	Amount pg/ul	EMPC pg/ul	Noise EDL	Final EDL	%Rec	Flags
PCB-137	39:27	633087	1.25	1.0582	42.2	42.2	0.0982	0.0982	84.37	
PCB-164	39:34	785622	1.27	1.2527	44.2	44.2	0.0829	0.0829	88.45	
PCB-129	39:53	2650200	1.27	1.0840	172.4	172.4	0.0958	0.0958	86.20	M
PCB-138 (C129)	39:53	2650200	1.27	1.0840	172.4	172.4	0.0958	0.0958	86.20	M
PCB-160 (C129)	39:53	2650200	1.27	1.0840	172.4	172.4	0.0958	0.0958	86.20	M
PCB-163 (C129)	39:53	2650200	1.27	1.0840	172.4	172.4	0.0958	0.0958	86.20	M
PCB-158	40:16	862462	1.26	1.3862	43.9	43.9	0.0750	0.0750	87.75	
PCB-128	41:07	1391473	1.26	1.1165	87.9	87.9	0.0931	0.0931	87.89	
PCB-166 (C128)	41:07	1391473	1.26	1.1165	87.9	87.9	0.0931	0.0931	87.89	
PCB-159	42:07	827064	1.26	1.3178	44.3	44.3	0.0788	0.0788	88.51	
PCB-162	42:24	859505	1.25	1.3623	44.5	44.5	0.0763	0.0763	88.98	
PCB-167	42:53	885629	1.26	1.3357	46.7	46.7	0.0660	0.0660	93.41	
PCB-156	44:02	1717078	1.25	1.2759	94.6	94.6	0.0962	0.0962	94.59	
PCB-157 (C156)	44:02	1717078	1.25	1.2759	94.6	94.6	0.0962	0.0962	94.59	
PCB-169	47:16	835288	1.28	1.2825	46.3	46.3	0.0718	0.0718	92.56	
S Total Heptachlorobiphen					1185.5	1185.5	0.0190	0.0190		
D PCB-188L	37:15	1181012	1.08	1.3162	97.5	97.5	0.0919	0.0919	97.50	
$ PCB-178L	40:19	438019	1.09	0.9222	51.6	51.6	0.1311	0.1311	103	
* PCB-180L	45:24	920353	1.10	3.2E+04	100.0	100.0			100	
D PCB-170L	46:40	732930	1.07	0.8357	95.3	95.3	0.1447	0.1447	95.29	
D PCB-189L	49:47	1788093	1.06	1.4666	103.0	103.0	0.6437	0.6437	103	
PCB-188	37:17	701695	1.05	1.2502	47.5	47.5	0.0118	0.0118	95.05	
PCB-179	37:36	642806	1.06	1.4149	47.5	47.5	0.0129	0.0129	94.95	
PCB-184	38:09	635005	1.05	1.4191	46.8	46.8	0.0128	0.0128	93.52	
PCB-176	38:30	725670	1.06	1.5212	49.8	49.8	0.0120	0.0120	99.70	
PCB-186	38:57	683042	1.06	1.4350	49.7	49.7	0.0127	0.0127	99.48	
PCB-178	40:20	481217	1.06	1.0228	49.2	49.2	0.0178	0.0178	98.33	
PCB-175	40:58	494016	1.06	1.0690	48.3	48.3	0.0170	0.0170	96.58	
PCB-187	41:14	520471	1.06	1.1106	49.0	49.0	0.0164	0.0164	97.94	
PCB-182	41:27	534605	1.05	1.1484	48.6	48.6	0.0159	0.0159	97.29	
PCB-183	41:51	1049346	1.07	1.1368	96.5	96.5	0.0160	0.0160	96.45	M
PCB-185 (C183)	41:51	1049346	1.07	1.1368	96.5	96.5	0.0160	0.0160	96.45	M
PCB-174	42:05	449270	1.06	0.9547	49.2	49.2	0.0191	0.0191	98.35	
PCB-177	42:31	455379	1.05	0.9426	50.5	50.5	0.0193	0.0193	101	
PCB-181	42:55	522625	1.07	1.1075	49.3	49.3	0.0165	0.0165	98.62	
PCB-171	43:08	898800	1.06	0.9603	97.8	97.8	0.0190	0.0190	97.80	
PCB-173 (C171)	43:08	898800	1.06	0.9603	97.8	97.8	0.0190	0.0190	97.80	
PCB-172	44:46	473232	1.06	0.9918	49.9	49.9	0.0184	0.0184	99.72	
PCB-192	45:04	636340	1.05	1.2904	51.5	51.5	0.0141	0.0141	103	
PCB-180	45:23	1202374	1.06	1.2286	102.3	102.3	0.0148	0.0148	102	
PCB-193 (C180)	45:23	1202374	1.06	1.2286	102.3	102.3	0.0148	0.0148	102	
PCB-191	45:47	685088	1.05	1.3848	51.7	51.7	0.0132	0.0132	103	
PCB-170	46:41	484537	1.06	1.2700	52.1	52.1	0.0188	0.0188	104	
PCB-190	47:13	682456	1.06	1.3774	51.8	51.8	0.0132	0.0132	104	
PCB-189	49:48	1067029	1.06	1.2799	46.6	46.6	0.0866	0.0866	93.25	
S Total Octachlorobipheny					571.3	571.3	0.0711	0.0711		
D PCB-202L	42:38	948770	0.91	1.0055	102.5	102.5	0.1008	0.1008	103	
* PCB-194L	51:53	1183713	0.92	3.5E+04	100.0	100.0			100	
D PCB-205L	52:22	1431993	0.90	1.2867	94.0	94.0	0.5870	0.5870	94.02	
PCB-202	42:39	454217	0.89	1.0531	45.5	45.5	0.0135	0.0135	90.92	
PCB-201	43:35	517360	0.89	1.1860	46.0	46.0	0.0120	0.0120	91.95	
PCB-204	44:15	499555	0.91	1.1009	47.8	47.8	0.0129	0.0129	95.66	
PCB-197	44:29	555651	0.90	1.2053	48.6	48.6	0.0118	0.0118	97.18	

Compound	RT (min.)	Area	Ratio	Ical RRF	Amount pg/ul	EMPC pg/ul	Noise EDL	Final EDL	%Rec	Flags
PCB-200	44:35	479755	0.91	1.1260	44.9	44.9	0.0127	0.0127	89.81	
PCB-198	47:23	736733	0.90	0.8183	94.9	94.9	0.0174	0.0174	94.90	
PCB-199 (C198)	47:23	736733	0.90	0.8183	94.9	94.9	0.0174	0.0174	94.90	
PCB-196	48:03	397062	0.91	0.8748	47.8	47.8	0.0163	0.0163	95.68	
PCB-203	48:15	416737	0.92	0.9219	47.6	47.6	0.0155	0.0155	95.29	
PCB-195	49:34	589156	0.90	0.7839	52.5	52.5	0.2702	0.2702	105	
PCB-194	51:55	642235	0.90	0.9282	48.3	48.3	0.2282	0.2282	96.64	
PCB-205	52:23	837131	0.90	1.2342	47.4	47.4	0.1716	0.1716	94.73	
S Total Nonachlorobipheny					140.7	140.7	0.3620	0.3620		
D PCB-208L	49:19	1278708	0.77	1.1383	94.9	94.9	0.5921	0.5921	94.90	
D PCB-206L	54:07	925182	0.81	0.8938	87.4	87.4	0.7540	0.7540	87.44	
PCB-208	49:21	695731	0.79	1.1567	47.0	47.0	0.3255	0.3255	94.07	
PCB-207	50:16	721347	0.79	1.3964	46.9	46.9	0.3155	0.3155	93.76	
PCB-206	54:09	516667	0.79	1.1927	46.8	46.8	0.4452	0.4452	93.64	
D PCB-209L	55:47	925574	0.72	0.9809	79.7	79.7	0.0612	0.0612	79.72	
DCB Decachlorobiphenyl	55:48	554453	0.70	1.2455	48.1	48.1	0.0220	0.0220	96.19	
S Polychlorinated bipheny					9528.0	9528.0	0.1020	0.1020		

QC Flag Legend

Review Flags

M - Manually Integrated

a - User Assigned ID

Reagents:

61CV1668CS3_00006 Amount Added: 20.00 Units: uL

Eurofins TestAmerica, Knoxville
Target Compound Quantitation Worksheet Report

Data File: \\chromna\Knoxville\ChromData\D3D\20190903-12925.b\d4190903s1.d
Lims ID: WDMCCV
Client ID:
Sample Type: WDMCCV
Inject. Date: 03-Sep-2019 09:42:00 ALS Bottle#: 0 Worklist Smp#: 1
Injection Vol: 1.0 ul Dil. Factor: 1.0000
Sample Info:
Misc. Info.: 140-0012925-001
Operator ID: Xcalibur_System Instrument ID: D3D
Sublist: chrom-PCBs_D3D*sub1

Method: \\chromna\Knoxville\ChromData\D3D\20190903-12925.b\PCBs_D3D.m
Limit Group: HR - 1668A - ICAL
Last Update: 03-Sep-2019 19:44:51 Calib Date: 21-Aug-2019 19:05:00
Integrator: Picker
Quant Method: Isotopic Dilution Quant By: Initial Calibration
Last ICal File: \\chromna\Knoxville\ChromData\D3D\20190813-12717.b\d4190821i6.d

Column 1 : SPB-Octyl (0.25 mm) Det: F1(11.07 :21.70)
Process Host: CTX0333

First Level Reviewer: mcwhirterl Date: 03-Sep-2019 19:44:51

Signal	RT (min.)	Adj RT (min.)	Δ Sec.	REL RT	Area	Height	Avg Noise	EDL Height	S/N	Ratio(Limits)	Flags
PCB-1L											
200.0795	11:45	11:45	0	0.729	1132598	435887	165	412	2642		
202.0766	11:44	11:45	-1	0.728	362727	141069	219	547	644	3.12(2.66-3.60)	
PCB-3L											
200.0795	13:54	13:54	0	0.863	1201317	384254	165	412	2329		
202.0766	13:54	13:54	-1	0.862	370842	119869	219	547	547	3.24(2.66-3.60)	
PCB-1											
188.0393	11:45	11:45	0	1.000	661784	259512	194	485	1338		
190.0363	11:45	11:45	0	1.000	208669	83640	64	160	1307	3.17(2.66-3.60)	
PCB-2											
188.0393	13:44	13:44	0	0.988	681865	236041	194	485	1217		
190.0363	13:44	13:44	0	0.988	215173	73959	64	160	1156	3.17(2.66-3.60)	
PCB-3											
188.0393	13:54	13:54	0	1.000	699963	220870	194	485	1139		
190.0363	13:54	13:54	0	1.000	221899	70563	64	160	1103	3.15(2.66-3.60)	
PCB-4L											
234.0406	14:09	14:09	0	0.878	387058	130384	60	150	2173		
236.0376	14:09	14:09	0	0.878	251255	84428	44	110	1919	1.54(1.33-1.79)	
PCB-9L											
234.0406	16:07	16:07	0		665030	195236	60	150	3254		
236.0376	16:07	16:07	0		408289	122170	44	110	2777	1.63(1.33-1.79)	
PCB-8L											
234.0406	16:56	16:56	0	1.197	310109	87093	60	150	1452		
236.0376	16:56	16:56	0	1.197	192804	54603	44	110	1241	1.61(1.33-1.79)	

Signal	RT (min.)	Adj RT (min.)	Sec.	REL RT	Area	Height	Avg Noise	EDL Height	S/N	Ratio(Limits)	Flags
PCB-15L											
234.0406	20:01	20:01	0	1.242	694164	172679	60	150	2878		
236.0376	20:01	20:01	0	1.242	427526	104478	44	110	2375	1.62(1.33-1.79)	
PCB-4											
222.0003	14:10	14:10	0	1.001	236689	80051	19	47	4213		
223.9974	14:10	14:10	0	1.001	145642	49562	21	52	2360	1.63(1.33-1.79)	
PCB-10											
222.0003	14:20	14:20	0	1.013	383794	126379	19	47	6652		
223.9974	14:20	14:20	0	1.013	238772	78837	21	52	3754	1.61(1.33-1.79)	
PCB-9											
222.0003	16:08	16:08	0	1.140	364151	109815	19	47	5780		
223.9974	16:08	16:08	0	1.140	227133	68700	21	52	3271	1.60(1.33-1.79)	
PCB-7											
222.0003	16:18	16:18	0	1.152	413950	121582	19	47	6399		
223.9974	16:18	16:18	0	1.152	258622	75310	21	52	3586	1.60(1.33-1.79)	
PCB-6											
222.0003	16:32	16:32	0	1.168	390794	114260	19	47	6014		
223.9974	16:32	16:32	0	1.168	241656	70298	21	52	3348	1.62(1.33-1.79)	
PCB-5											
222.0003	16:50	16:50	0	1.190	394228	114535	19	47	6028		
223.9974	16:50	16:50	0	1.190	243303	70778	21	52	3370	1.62(1.33-1.79)	
PCB-8											
222.0003	16:58	16:58	0	1.199	399334	114416	19	47	6022		
223.9974	16:58	16:58	0	1.199	251936	71715	21	52	3415	1.59(1.33-1.79)	
PCB-14											
222.0003	18:35	18:35	0	0.929	473990	126549	19	47	6660		
223.9974	18:35	18:35	0	0.929	293441	78568	21	52	3741	1.62(1.33-1.79)	
PCB-11											
222.0003	19:26	19:26	0	0.971	407211	106096	19	47	5584		
223.9974	19:26	19:26	0	0.971	249227	64890	21	52	3090	1.63(1.33-1.79)	
PCB-12											
222.0003	19:44	19:44	0	0.986	823577	128415	19	47	6759		
223.9974	19:44	19:44	-1	0.986	512844	79667	21	52	3794	1.61(1.33-1.79)	
PCB-13 (C12)											
222.0003	19:44	19:44	0	0.986	823577	128415	19	47	6759		
223.9974	19:44	19:44	-1	0.986	512844	79667	21	52	3794	1.61(1.33-1.79)	
PCB-15											
222.0003	20:02	20:02	0	1.001	437582	105354	19	47	5545		
223.9974	20:02	20:02	0	1.001	272384	63963	21	52	3046	1.61(1.33-1.79)	
PCB-19L											
268.0016	17:15	17:15	0	0.842	188250	51975	386	965	135		
269.9986	17:14	17:15	-1	0.841	182302	51812	50	125	1036	1.03(0.88-1.20)	
PCB-32L											
268.0016	20:30	20:30	0		310961	78998	386	965	205		
269.9986	20:30	20:30	0		292126	74068	50	125	1481	1.06(0.88-1.20)	

Signal	RT (min.)	Adj RT (min.)	Sec.	REL RT	Area	Height	Avg Noise	EDL Height	S/N	Ratio(Limits)	Flags
PCB-31L											
268.0016	22:45	22:45	0		1078877	258304	164	410	1575		
269.9986	22:45	22:45	0		1028381	247930	140	350	1771	1.05(0.88-1.20)	
PCB-28L											
268.0016	23:03	23:03	0	1.013	560869	130018	164	410	793		
269.9986	23:03	23:03	0	1.013	524740	121610	140	350	869	1.07(0.88-1.20)	
PCB-37L											
268.0016	27:03	27:03	0	1.189	1001115	216253	164	410	1319		
269.9986	27:03	27:03	-1	1.189	924251	200454	140	350	1432	1.08(0.88-1.20)	
PCB-19											
255.9613	17:16	17:16	0	1.001	127645	36594	9	22	4066		
257.9584	17:16	17:16	0	1.001	115693	32782	8	20	4098	1.10(0.88-1.20)	
PCB-18											
255.9613	19:07	19:07	0	1.108	348514	77757	9	22	8640		
257.9584	19:07	19:07	0	1.108	318451	70653	8	20	8832	1.09(0.88-1.20)	
PCB-30 (C18)											
255.9613	19:07	19:07	0	1.108	348514	77757	9	22	8640		
257.9584	19:07	19:07	0	1.108	318451	70653	8	20	8832	1.09(0.88-1.20)	
PCB-17											
255.9613	19:33	19:33	0	1.133	149031	39582	9	22	4398		
257.9584	19:33	19:33	0	1.133	137290	36531	8	20	4566	1.09(0.88-1.20)	
PCB-27											
255.9613	19:46	19:46	0	1.146	206483	52726	9	22	5858		
257.9584	19:45	19:46	-1	1.145	187864	48056	8	20	6007	1.10(0.88-1.20)	
PCB-24											
255.9613	19:53	19:53	0	1.152	197856	50021	9	22	5558		
257.9584	19:53	19:53	0	1.152	182879	46671	8	20	5834	1.08(0.88-1.20)	
PCB-16											
255.9613	20:00	20:00	0	1.159	114478	29702	9	22	3300		
257.9584	20:00	20:00	0	1.159	106418	28223	8	20	3528	1.08(0.88-1.20)	
PCB-32											
255.9613	20:31	20:31	0	1.190	216617	53595	9	22	5955		
257.9584	20:31	20:31	-1	1.189	198859	50200	8	20	6275	1.09(0.88-1.20)	
PCB-34											
255.9613	21:46	21:46	0	1.262	577852	143813	180	450	799		
257.9584	21:46	21:46	0	1.262	539828	134568	180	450	748	1.07(0.88-1.20)	
PCB-23											
255.9613	21:56	21:56	0	1.271	589864	143371	180	450	797		
257.9584	21:56	21:56	0	1.271	554622	135205	180	450	751	1.06(0.88-1.20)	
PCB-26											
255.9613	22:15	22:15	0	1.289	1185146	223151	180	450	1240		
257.9584	22:15	22:15	0	1.289	1113423	210250	180	450	1168	1.06(0.88-1.20)	
PCB-29 (C26)											
255.9613	22:15	22:15	0	1.289	1185146	223151	180	450	1240		
257.9584	22:15	22:15	0	1.289	1113423	210250	180	450	1168	1.06(0.88-1.20)	

Signal	RT (min.)	Adj RT (min.)	Sec.	REL RT	Area	Height	Avg Noise	EDL Height	S/N	Ratio(Limits)	Flags
PCB-25											
255.9613	22:28	22:28	0	0.831	610786	138573	180	450	770		
257.9584	22:28	22:28	-1	0.830	574066	129844	180	450	721	1.06(0.88-1.20)	
PCB-31											
255.9613	22:47	22:47	0	0.842	628941	151247	180	450	840		
257.9584	22:47	22:47	0	0.842	595161	144456	180	450	803	1.06(0.88-1.20)	
PCB-20											
255.9613	23:05	23:05	0	0.853	1148360	239906	180	450	1333		
257.9584	23:05	23:05	0	0.853	1075994	223223	180	450	1240	1.07(0.88-1.20)	
PCB-28 (C20)											
255.9613	23:05	23:05	0	0.853	1148360	239906	180	450	1333		
257.9584	23:05	23:05	0	0.853	1075994	223223	180	450	1240	1.07(0.88-1.20)	
PCB-21											
255.9613	23:19	23:19	0	0.862	1218542	154700	180	450	859		
257.9584	23:19	23:19	0	0.862	1148495	147923	180	450	822	1.06(0.88-1.20)	
PCB-33 (C21)											
255.9613	23:19	23:19	0	0.862	1218542	154700	180	450	859		
257.9584	23:19	23:19	0	0.862	1148495	147923	180	450	822	1.06(0.88-1.20)	
PCB-22											
255.9613	23:43	23:43	0	0.876	575510	132615	180	450	737		
257.9584	23:43	23:43	0	0.876	540861	124444	180	450	691	1.06(0.88-1.20)	
PCB-36											
255.9613	25:16	25:16	0	0.934	632600	138303	180	450	768		
257.9584	25:16	25:16	0	0.934	578718	129097	180	450	717	1.09(0.88-1.20)	
PCB-39											
255.9613	25:37	25:37	0	0.947	640087	142582	180	450	792		
257.9584	25:37	25:37	0	0.947	607980	136627	180	450	759	1.05(0.88-1.20)	
PCB-38											
255.9613	26:12	26:12	0	0.968	582430	131288	180	450	729		
257.9584	26:12	26:12	0	0.968	540788	122302	180	450	679	1.08(0.88-1.20)	
PCB-35											
255.9613	26:40	26:40	0	0.985	559287	125028	180	450	695		
257.9584	26:40	26:40	0	0.985	527593	116527	180	450	647	1.06(0.88-1.20)	
PCB-37											
255.9613	27:04	27:04	0	1.000	592936	127197	180	450	707		
257.9584	27:04	27:04	0	1.000	551378	119503	180	450	664	1.08(0.88-1.20)	
PCB-54L											
301.9626	20:19	20:19	0	0.816	210431	52524	15	37	3502		
303.9597	20:19	20:19	0	0.816	270991	69282	13	32	5329	0.78(0.65-0.89)	
PCB-52L											
301.9626	24:54	24:54	0		491118	112878	158	395	714		
303.9597	24:53	24:54	-1		609883	139360	183	457	762	0.81(0.65-0.89)	
PCB-79L											
301.9626	32:49	32:49	0	0.971	334144	69351	158	395	439		
303.9597	32:49	32:49	0	0.971	417844	85459	183	457	467	0.80(0.65-0.89)	

Signal	RT (min.)	Adj RT (min.)	Sec.	REL RT	Area	Height	Avg Noise	EDL Height	S/N	Ratio(Limits)	Flags
PCB-81L											
301.9626	33:49	33:49	0	1.358	637050	132100	158	395	836		
303.9597	33:49	33:49	0	1.358	805328	166701	183	457	911	0.79(0.65-0.89)	
PCB-77L											
301.9626	34:22	34:22	0	1.381	675233	135188	158	395	856		
303.9597	34:22	34:22	0	1.381	841199	169031	183	457	924	0.80(0.65-0.89)	
PCB-54											
289.9224	20:20	20:20	0	1.000	120208	30871	3	7	10290		
291.9194	20:20	20:20	0	1.000	151598	38670	7	17	5524	0.79(0.65-0.89)	
PCB-50											
289.9224	22:32	22:32	0	1.109	563722	101402	79	197	1284		
291.9194	22:32	22:32	0	1.109	710656	130940	126	315	1039	0.79(0.65-0.89)	
PCB-53 (C50)											
289.9224	22:32	22:32	0	1.109	563722	101402	79	197	1284		
291.9194	22:32	22:32	0	1.109	710656	130940	126	315	1039	0.79(0.65-0.89)	
PCB-45											Ma
289.9224	23:15	23:15	0	1.145	522132	68075	79	197	862		M
291.9194	23:15	23:15	0	1.145	658079	85498	126	315	679	0.79(0.65-0.89)	
PCB-51 (C45)											Ma
289.9224	23:15	23:15	0	1.145	522132	68075	79	197	862		M
291.9194	23:15	23:15	0	1.145	658079	85498	126	315	679	0.79(0.65-0.89)	
PCB-46											M
289.9224	23:29	23:29	0	1.156	228818	53354	79	197	675		M
291.9194	23:29	23:29	0	1.156	286681	67325	126	315	534	0.80(0.65-0.89)	M
PCB-52											
289.9224	24:54	24:54	0	1.226	268933	63434	79	197	803		
291.9194	24:54	24:54	0	1.226	341754	80794	126	315	641	0.79(0.65-0.89)	
PCB-43											M
289.9224	25:03	25:03	0	1.234	595552	83877	79	197	1062		M
291.9194	25:03	25:03	0	1.234	755218	105554	126	315	838	0.79(0.65-0.89)	M
PCB-73 (C43)											M
289.9224	25:03	25:03	0	1.234	595552	83877	79	197	1062		M
291.9194	25:03	25:03	0	1.234	755218	105554	126	315	838	0.79(0.65-0.89)	M
PCB-49											M
289.9224	25:22	25:22	0	1.249	672078	107359	79	197	1359		M
291.9194	25:22	25:22	0	1.249	846458	135258	126	315	1073	0.79(0.65-0.89)	
PCB-69 (C49)											M
289.9224	25:22	25:22	0	1.249	672078	107359	79	197	1359		M
291.9194	25:22	25:22	0	1.249	846458	135258	126	315	1073	0.79(0.65-0.89)	
PCB-48											
289.9224	25:41	25:41	0	1.264	280296	65533	79	197	830		
291.9194	25:41	25:41	0	1.264	351742	81442	126	315	646	0.80(0.65-0.89)	
PCB-44											
289.9224	25:55	25:55	0	1.276	890815	154173	79	197	1952		
291.9194	25:55	25:55	0	1.276	1127401	194173	126	315	1541	0.79(0.65-0.89)	

Signal	RT (min.)	Adj RT (min.)	Sec.	REL RT	Area	Height	Avg Noise	EDL Height	S/N	Ratio(Limits)	Flags
PCB-47 (C44)											
289.9224	25:55	25:55	0	1.276	890815	154173	79	197	1952		
291.9194	25:55	25:55	0	1.276	1127401	194173	126	315	1541	0.79(0.65-0.89)	
PCB-65 (C44)											
289.9224	25:55	25:55	0	1.276	890815	154173	79	197	1952		
291.9194	25:55	25:55	0	1.276	1127401	194173	126	315	1541	0.79(0.65-0.89)	
PCB-59											
289.9224	26:13	26:13	0	1.291	1163703	176317	79	197	2232		
291.9194	26:13	26:13	0	1.291	1470694	222932	126	315	1769	0.79(0.65-0.89)	
PCB-62 (C59)											
289.9224	26:13	26:13	0	1.291	1163703	176317	79	197	2232		
291.9194	26:13	26:13	0	1.291	1470694	222932	126	315	1769	0.79(0.65-0.89)	
PCB-75 (C59)											
289.9224	26:13	26:13	0	1.291	1163703	176317	79	197	2232		
291.9194	26:13	26:13	0	1.291	1470694	222932	126	315	1769	0.79(0.65-0.89)	
PCB-42											
289.9224	26:26	26:26	0	1.301	258651	59488	79	197	753		
291.9194	26:26	26:26	0	1.301	328384	74027	126	315	588	0.79(0.65-0.89)	
PCB-40											M
289.9224	26:56	26:56	0	1.326	796811	121202	79	197	1534		M
291.9194	26:56	26:56	0	1.326	1010705	154028	126	315	1222	0.79(0.65-0.89)	M
PCB-41 (C40)											M
289.9224	26:56	26:56	0	1.326	796811	121202	79	197	1534		M
291.9194	26:56	26:56	0	1.326	1010705	154028	126	315	1222	0.79(0.65-0.89)	M
PCB-71 (C40)											M
289.9224	26:56	26:56	0	1.326	796811	121202	79	197	1534		M
291.9194	26:56	26:56	0	1.326	1010705	154028	126	315	1222	0.79(0.65-0.89)	M
PCB-64											
289.9224	27:09	27:09	0	1.336	411831	92534	79	197	1171		
291.9194	27:09	27:09	0	1.336	517564	116676	126	315	926	0.80(0.65-0.89)	
PCB-72											
289.9224	27:59	27:59	0	0.828	390671	88765	79	197	1124		
291.9194	27:59	27:59	0	0.828	496245	112335	126	315	892	0.79(0.65-0.89)	
PCB-68											
289.9224	28:17	28:17	0	0.836	428333	88923	79	197	1126		
291.9194	28:16	28:17	-1	0.836	548342	114635	126	315	910	0.78(0.65-0.89)	
PCB-57											
289.9224	28:41	28:41	0	0.848	377250	83488	79	197	1057		
291.9194	28:41	28:41	0	0.848	479261	106150	126	315	842	0.79(0.65-0.89)	
PCB-58											
289.9224	28:56	28:56	0	0.855	393647	87132	79	197	1103		
291.9194	28:56	28:56	0	0.855	495924	108805	126	315	864	0.79(0.65-0.89)	
PCB-67											
289.9224	29:05	29:05	0	0.860	407687	84668	79	197	1072		
291.9194	29:05	29:05	0	0.860	521407	108569	126	315	862	0.78(0.65-0.89)	

Signal	RT (min.)	Adj RT (min.)	Sec.	REL RT	Area	Height	Avg Noise	EDL Height	S/N	Ratio(Limits)	Flags
PCB-63											
289.9224	29:21	29:21	0	0.868	430918	92307	79	197	1168		
291.9194	29:21	29:21	0	0.868	543825	117473	126	315	932	0.79(0.65-0.89)	
PCB-61											
289.9224	29:41	29:41	0	0.878	1572146	173465	79	197	2196		
291.9194	29:41	29:41	0	0.878	1983171	219698	126	315	1744	0.79(0.65-0.89)	
PCB-70 (C61)											
289.9224	29:41	29:41	0	0.878	1572146	173465	79	197	2196		
291.9194	29:41	29:41	0	0.878	1983171	219698	126	315	1744	0.79(0.65-0.89)	
PCB-74 (C61)											
289.9224	29:41	29:41	0	0.878	1572146	173465	79	197	2196		
291.9194	29:41	29:41	0	0.878	1983171	219698	126	315	1744	0.79(0.65-0.89)	
PCB-76 (C61)											
289.9224	29:41	29:41	0	0.878	1572146	173465	79	197	2196		
291.9194	29:41	29:41	0	0.878	1983171	219698	126	315	1744	0.79(0.65-0.89)	
PCB-66											
289.9224	30:01	30:01	0	0.888	375724	80143	79	197	1014		
291.9194	30:01	30:01	0	0.888	492264	102346	126	315	812	0.76(0.65-0.89)	
PCB-55											
289.9224	30:10	30:10	0	0.892	384095	82425	79	197	1043		
291.9194	30:10	30:10	0	0.892	481162	105183	126	315	835	0.80(0.65-0.89)	
PCB-56											
289.9224	30:41	30:41	0	0.907	371679	80143	79	197	1014		
291.9194	30:41	30:41	0	0.907	467432	101313	126	315	804	0.80(0.65-0.89)	
PCB-60											
289.9224	30:54	30:54	0	0.914	387258	83068	79	197	1051		
291.9194	30:54	30:54	0	0.914	489062	103873	126	315	824	0.79(0.65-0.89)	
PCB-80											
289.9224	31:19	31:19	0	0.926	442540	95367	79	197	1207		
291.9194	31:19	31:19	0	0.926	547428	119747	126	315	950	0.81(0.65-0.89)	
PCB-79											
289.9224	32:50	32:50	0	0.971	449969	90191	79	197	1142		
291.9194	32:50	32:50	0	0.971	567432	115202	126	315	914	0.79(0.65-0.89)	
PCB-78											
289.9224	33:24	33:24	0	0.988	380319	80207	79	197	1015		
291.9194	33:24	33:24	0	0.988	485750	100438	126	315	797	0.78(0.65-0.89)	
PCB-81											
289.9224	33:50	33:50	0	1.001	391337	80419	79	197	1018		
291.9194	33:50	33:50	0	1.001	505297	103089	126	315	818	0.77(0.65-0.89)	
PCB-77											
289.9224	34:24	34:24	0	1.001	413529	83346	79	197	1055		
291.9194	34:23	34:24	-1	1.000	527440	105759	126	315	839	0.78(0.65-0.89)	
PCB-104L											
337.9207	25:50	25:50	0	0.814	616649	139906	6	15	23318		
339.9178	25:50	25:50	0	0.814	383701	87902	22	55	3996	1.61(1.32-1.78)	

Signal	RT (min.)	Adj RT (min.)	Sec.	REL RT	Area	Height	Avg Noise	EDL Height	S/N	Ratio(Limits)	Flags
PCB-95L											
337.9207	28:48	28:48	0	1.115	225910	48757	6	15	8126		
339.9178	28:48	28:48	0	1.115	144531	30686	22	55	1395	1.56(1.32-1.78)	
PCB-101L											
337.9207	31:45	31:45	0		507662	106050	6	15	17675		
339.9178	31:44	31:45	-1		315299	66096	22	55	3004	1.61(1.32-1.78)	
PCB-111L											
337.9207	34:26	34:26	0	1.085	330679	70793	6	15	11799		
339.9178	34:26	34:26	0	1.085	204862	43989	22	55	2000	1.61(1.32-1.78)	
PCB-123L											
337.9207	36:23	36:23	0	1.146	992963	203497	409	1022	498		
339.9178	36:23	36:23	0	1.146	627395	129074	309	772	418	1.58(1.32-1.78)	
PCB-118L											
337.9207	36:43	36:43	0	1.156	1052102	216959	409	1022	530		
339.9178	36:43	36:43	0	1.156	647050	131802	309	772	427	1.63(1.32-1.78)	
PCB-114L											
337.9207	37:14	37:14	0	1.173	1013840	207026	409	1022	506		
339.9178	37:14	37:14	0	1.173	632772	129794	309	772	420	1.60(1.32-1.78)	
PCB-105L											
337.9207	37:54	37:54	0	1.193	1003344	200432	409	1022	490		
339.9178	37:54	37:54	0	1.193	627344	124873	309	772	404	1.60(1.32-1.78)	
PCB-127L											
337.9207	39:22	39:22	0		1008979	203603	409	1022	498		
339.9178	39:22	39:22	0		628948	127811	309	772	414	1.60(1.32-1.78)	
PCB-126L											
337.9207	40:59	40:59	0	1.291	978249	193884	409	1022	474		
339.9178	40:59	40:59	0	1.291	612035	119708	309	772	387	1.60(1.32-1.78)	
PCB-104											
325.8804	25:52	25:52	0	1.001	403581	91819	18	45	5101		
327.8775	25:52	25:52	0	1.001	251178	56972	13	32	4382	1.61(1.32-1.78)	
PCB-96											
325.8804	26:13	26:13	0	1.015	349678	77631	18	45	4313		
327.8775	26:13	26:13	0	1.015	222522	49453	13	32	3804	1.57(1.32-1.78)	
PCB-103											
325.8804	28:10	28:10	0	1.090	302125	66664	18	45	3704		
327.8775	28:10	28:10	0	1.090	189740	41858	13	32	3220	1.59(1.32-1.78)	
PCB-94											
325.8804	28:23	28:23	0	1.099	263256	57181	18	45	3177		
327.8775	28:23	28:23	0	1.099	165161	35942	13	32	2765	1.59(1.32-1.78)	
PCB-95											
325.8804	28:49	28:49	0	1.116	282063	62398	18	45	3467		
327.8775	28:49	28:49	0	1.116	178332	39685	13	32	3053	1.58(1.32-1.78)	
PCB-93											
325.8804	29:03	29:03	0	1.125	566218	120092	18	45	6672		
327.8775	29:03	29:03	0	1.125	357953	75622	13	32	5817	1.58(1.32-1.78)	

Signal	RT (min.)	Adj RT (min.)	Sec.	REL RT	Area	Height	Avg Noise	EDL Height	S/N	Ratio(Limits)	Flags
PCB-100 (C93)											
325.8804	29:03	29:03	0	1.125	566218	120092	18	45	6672		
327.8775	29:03	29:03	0	1.125	357953	75622	13	32	5817	1.58(1.32-1.78)	
PCB-98											M
325.8804	29:12	29:12	0	1.130	579438	69654	18	45	3870		M
327.8775	29:12	29:12	0	1.130	359611	43904	13	32	3377	1.61(1.32-1.78)	M
PCB-102 (C98)											M
325.8804	29:12	29:12	0	1.130	579438	69654	18	45	3870		M
327.8775	29:12	29:12	0	1.130	359611	43904	13	32	3377	1.61(1.32-1.78)	M
PCB-88											Ma
325.8804	29:41	29:41	0	1.149	581721	68487	18	45	3805		M
327.8775	29:41	29:41	0	1.149	364582	42223	13	32	3248	1.60(1.32-1.78)	
PCB-91 (C88)											Ma
325.8804	29:41	29:41	0	1.149	581721	68487	18	45	3805		M
327.8775	29:41	29:41	0	1.149	364582	42223	13	32	3248	1.60(1.32-1.78)	
PCB-84											
325.8804	29:54	29:54	0	1.158	243977	52425	18	45	2913		
327.8775	29:54	29:54	0	1.158	153066	32533	13	32	2503	1.59(1.32-1.78)	
PCB-89											
325.8804	30:23	30:23	0	1.176	263812	56510	18	45	3139		
327.8775	30:23	30:23	0	1.176	162614	34840	13	32	2680	1.62(1.32-1.78)	
PCB-121											
325.8804	30:49	30:49	0	1.193	402547	84376	18	45	4688		
327.8775	30:49	30:49	0	1.193	250204	53414	13	32	4109	1.61(1.32-1.78)	
PCB-92											
325.8804	31:11	31:11	0	0.857	278480	58731	18	45	3263		
327.8775	31:11	31:11	0	0.857	175174	37290	13	32	2868	1.59(1.32-1.78)	
PCB-90											
325.8804	31:46	31:46	0	1.230	972214	139097	18	45	7728		
327.8775	31:46	31:46	0	1.230	614356	87277	13	32	6714	1.58(1.32-1.78)	
PCB-101 (C90)											
325.8804	31:46	31:46	0	1.230	972214	139097	18	45	7728		
327.8775	31:46	31:46	0	1.230	614356	87277	13	32	6714	1.58(1.32-1.78)	
PCB-113 (C90)											
325.8804	31:46	31:46	0	1.230	972214	139097	18	45	7728		
327.8775	31:46	31:46	0	1.230	614356	87277	13	32	6714	1.58(1.32-1.78)	
PCB-83											
325.8804	32:21	32:21	0	1.252	550789	69040	18	45	3836		
327.8775	32:21	32:21	0	1.252	345127	42306	13	32	3254	1.60(1.32-1.78)	
PCB-99 (C83)											
325.8804	32:21	32:21	0	1.252	550789	69040	18	45	3836		
327.8775	32:21	32:21	0	1.252	345127	42306	13	32	3254	1.60(1.32-1.78)	
PCB-112											
325.8804	32:28	32:28	0	1.257	404302	82713	18	45	4595		
327.8775	32:28	32:28	0	1.257	254934	52252	13	32	4019	1.59(1.32-1.78)	

Signal	RT (min.)	Adj RT (min.)	Sec.	REL RT	Area	Height	Avg Noise	EDL Height	S/N	Ratio(Limits)	Flags
PCB-86											M
325.8804	32:50	32:50	0	1.271	1989027	232326	18	45	12907		M
327.8775	32:50	32:50	0	1.271	1258153	147009	13	32	11308	1.58(1.32-1.78)	M
PCB-87 (C86)											M
325.8804	32:50	32:50	0	1.271	1989027	232326	18	45	12907		M
327.8775	32:50	32:50	0	1.271	1258153	147009	13	32	11308	1.58(1.32-1.78)	M
PCB-97 (C86)											M
325.8804	32:50	32:50	0	1.271	1989027	232326	18	45	12907		M
327.8775	32:50	32:50	0	1.271	1258153	147009	13	32	11308	1.58(1.32-1.78)	M
PCB-109 (C86)											M
325.8804	32:50	32:50	0	1.271	1989027	232326	18	45	12907		M
327.8775	32:50	32:50	0	1.271	1258153	147009	13	32	11308	1.58(1.32-1.78)	M
PCB-119 (C86)											M
325.8804	32:50	32:50	0	1.271	1989027	232326	18	45	12907		M
327.8775	32:50	32:50	0	1.271	1258153	147009	13	32	11308	1.58(1.32-1.78)	M
PCB-125 (C86)											M
325.8804	32:50	32:50	0	1.271	1989027	232326	18	45	12907		M
327.8775	32:50	32:50	0	1.271	1258153	147009	13	32	11308	1.58(1.32-1.78)	M
PCB-85											
325.8804	33:34	33:34	0	1.300	1069885	141015	18	45	7834		
327.8775	33:34	33:34	0	1.300	670205	87441	13	32	6726	1.60(1.32-1.78)	
PCB-116 (C85)											
325.8804	33:34	33:34	0	1.300	1069885	141015	18	45	7834		
327.8775	33:34	33:34	0	1.300	670205	87441	13	32	6726	1.60(1.32-1.78)	
PCB-117 (C85)											
325.8804	33:34	33:34	0	1.300	1069885	141015	18	45	7834		
327.8775	33:34	33:34	0	1.300	670205	87441	13	32	6726	1.60(1.32-1.78)	
PCB-110											
325.8804	33:49	33:49	0	1.309	791661	87975	18	45	4888		
327.8775	33:49	33:49	0	1.309	497073	55054	13	32	4235	1.59(1.32-1.78)	
PCB-115 (C110)											
325.8804	33:49	33:49	0	1.309	791661	87975	18	45	4888		
327.8775	33:49	33:49	0	1.309	497073	55054	13	32	4235	1.59(1.32-1.78)	
PCB-82											
325.8804	34:03	34:03	0	1.318	249812	49825	18	45	2768		
327.8775	34:03	34:03	0	1.318	159081	31657	13	32	2435	1.57(1.32-1.78)	
PCB-111											
325.8804	34:28	34:28	0	1.334	425517	86812	18	45	4823		
327.8775	34:27	34:28	-1	1.334	266865	54813	13	32	4216	1.59(1.32-1.78)	
PCB-120											
325.8804	34:55	34:55	0	1.352	428177	87076	18	45	4838		
327.8775	34:55	34:55	0	1.352	271174	55366	13	32	4259	1.58(1.32-1.78)	
PCB-108											
325.8804	36:03	36:03	0	1.395	1117159	224497	208	520	1079		
327.8775	36:03	36:03	0	1.395	710424	141580	139	347	1019	1.57(1.32-1.78)	

Signal	RT (min.)	Adj RT (min.)	Sec.	REL RT	Area	Height	Avg Noise	EDL Height	S/N	Ratio(Limits)	Flags
PCB-124 (C108)											
325.8804	36:03	36:03	0	1.395	1117159	224497	208	520	1079		
327.8775	36:03	36:03	0	1.395	710424	141580	139	347	1019	1.57(1.32-1.78)	
PCB-107											
325.8804	36:18	36:18	0	1.405	599880	120429	208	520	579		
327.8775	36:18	36:18	0	1.405	385067	76151	139	347	548	1.56(1.32-1.78)	
PCB-123											
325.8804	36:25	36:25	0	1.001	614019	127230	208	520	612		
327.8775	36:25	36:25	0	1.001	390356	80252	139	347	577	1.57(1.32-1.78)	
PCB-106											
325.8804	36:32	36:32	0	1.004	584406	117447	208	520	565		
327.8775	36:32	36:32	0	1.004	374541	74773	139	347	538	1.56(1.32-1.78)	
PCB-118											
325.8804	36:44	36:44	0	1.001	615829	120307	208	520	578		
327.8775	36:44	36:44	0	1.001	391298	76359	139	347	549	1.57(1.32-1.78)	
PCB-122											
325.8804	37:05	37:05	0	1.010	537370	110774	208	520	533		
327.8775	37:05	37:05	0	1.010	339207	70335	139	347	506	1.58(1.32-1.78)	
PCB-114											
325.8804	37:16	37:16	0	1.001	630876	123749	208	520	595		
327.8775	37:16	37:16	0	1.001	403801	78832	139	347	567	1.56(1.32-1.78)	
PCB-105											
325.8804	37:54	37:54	0	1.000	585374	113370	208	520	545		
327.8775	37:54	37:54	0	1.000	368943	72604	139	347	522	1.59(1.32-1.78)	
PCB-127											
325.8804	39:24	39:24	0	1.040	582020	114649	208	520	551		
327.8775	39:24	39:24	0	1.040	374404	71820	139	347	517	1.55(1.32-1.78)	
PCB-126											
325.8804	41:00	41:00	0	1.000	591821	110662	208	520	532		
327.8775	41:00	41:00	0	1.000	372851	69097	139	347	497	1.59(1.32-1.78)	
PCB-155L											
371.8817	31:31	31:31	0	0.791	516441	110375	11	27	10034		
373.8788	31:31	31:31	0	0.791	406923	86756	18	45	4820	1.27(1.05-1.43)	
PCB-153L											
371.8817	38:36	38:36	0	0.901	326799	63564	144	360	441		
373.8788	38:36	38:36	0	0.901	244502	50174	162	405	310	1.34(1.05-1.43)	
PCB-138L											
371.8817	39:51	39:51	0		627088	128298	144	360	891		
373.8788	39:51	39:51	0		483530	95582	162	405	590	1.30(1.05-1.43)	
PCB-167L											
371.8817	42:51	42:51	0	1.076	797035	159642	144	360	1109		
373.8788	42:51	42:51	0	1.076	622625	120716	162	405	745	1.28(1.05-1.43)	
PCB-156L											
371.8817	44:00	44:00	0	1.104	1604329	226394	144	360	1572		
373.8788	44:00	44:00	0	1.104	1241198	176063	162	405	1087	1.29(1.05-1.43)	

Signal	RT (min.)	Adj RT (min.)	Sec.	REL RT	Area	Height	Avg Noise	EDL Height	S/N	Ratio(Limits)	Flags
PCB-157L (C156L)											
371.8817	44:00	44:00	0	1.104	1604329	226394	144	360	1572		
373.8788	44:00	44:00	0	1.104	1241198	176063	162	405	1087	1.29(1.05-1.43)	
PCB-169L											
371.8817	47:14	47:14	0	1.186	787926	151037	144	360	1049		
373.8788	47:14	47:14	0	1.186	619316	117103	162	405	723	1.27(1.05-1.43)	
PCB-155											
359.8415	31:33	31:33	0	1.001	303834	64016	6	15	10669		
361.8385	31:33	31:33	0	1.001	238547	50568	6	15	8428	1.27(1.05-1.43)	
PCB-152											
359.8415	31:44	31:44	0	1.007	287278	60852	6	15	10142		
361.8385	31:44	31:44	-1	1.006	223845	46524	6	15	7754	1.28(1.05-1.43)	
PCB-150											
359.8415	31:54	31:54	0	1.012	290518	61422	6	15	10237		
361.8385	31:54	31:54	0	1.012	226122	48009	6	15	8002	1.28(1.05-1.43)	
PCB-136											
359.8415	32:16	32:16	0	1.023	272062	57559	6	15	9593		
361.8385	32:16	32:16	0	1.023	214030	44294	6	15	7382	1.27(1.05-1.43)	
PCB-145											
359.8415	32:34	32:34	0	1.033	273389	57241	6	15	9540		
361.8385	32:34	32:34	0	1.033	219729	45872	6	15	7645	1.24(1.05-1.43)	
PCB-148											
359.8415	34:05	34:05	0	1.081	208820	43199	6	15	7200		
361.8385	34:05	34:05	0	1.081	166027	34038	6	15	5673	1.26(1.05-1.43)	
PCB-135											M
359.8415	34:40	34:40	0	1.100	405910	47038	6	15	7840		M
361.8385	34:40	34:40	0	1.100	314255	36574	6	15	6096	1.29(1.05-1.43)	M
PCB-151 (C135)											M
359.8415	34:40	34:40	0	1.100	405910	47038	6	15	7840		M
361.8385	34:40	34:40	0	1.100	314255	36574	6	15	6096	1.29(1.05-1.43)	M
PCB-154											
359.8415	34:56	34:56	0	1.108	233395	49037	6	15	8173		
361.8385	34:56	34:56	0	1.108	184208	38480	6	15	6413	1.27(1.05-1.43)	
PCB-144											
359.8415	35:14	35:14	0	1.118	216198	44285	6	15	7381		
361.8385	35:14	35:14	-1	1.118	167592	33209	6	15	5535	1.29(1.05-1.43)	
PCB-147											
359.8415	35:36	35:36	0	1.129	697619	140302	63	157	2227		
361.8385	35:36	35:36	0	1.129	553233	110836	36	90	3079	1.26(1.05-1.43)	
PCB-149 (C147)											
359.8415	35:36	35:36	0	1.129	697619	140302	63	157	2227		
361.8385	35:36	35:36	0	1.129	553233	110836	36	90	3079	1.26(1.05-1.43)	
PCB-134											
359.8415	35:53	35:53	0	1.139	597935	65881	63	157	1046		
361.8385	35:54	35:53	1	1.139	474578	52159	36	90	1449	1.26(1.05-1.43)	

Signal	RT (min.)	Adj RT (min.)	Sec.	REL RT	Area	Height	Avg Noise	EDL Height	S/N	Ratio(Limits)	Flags
PCB-143 (C134)											
359.8415	35:53	35:53	0	1.139	597935	65881	63	157	1046		
361.8385	35:54	35:53	1	1.139	474578	52159	36	90	1449	1.26(1.05-1.43)	
PCB-139											
359.8415	36:12	36:12	0	1.149	688870	129515	63	157	2056		
361.8385	36:12	36:12	0	1.149	547836	103207	36	90	2867	1.26(1.05-1.43)	
PCB-140 (C139)											
359.8415	36:12	36:12	0	1.149	688870	129515	63	157	2056		
361.8385	36:12	36:12	0	1.149	547836	103207	36	90	2867	1.26(1.05-1.43)	
PCB-131											
359.8415	36:24	36:24	0	1.155	294069	61960	63	157	983		
361.8385	36:24	36:24	0	1.155	233687	48677	36	90	1352	1.26(1.05-1.43)	
PCB-142											
359.8415	36:33	36:33	0	1.159	305405	61778	63	157	981		
361.8385	36:33	36:33	0	1.159	243426	49541	36	90	1376	1.25(1.05-1.43)	
PCB-132											
359.8415	36:52	36:52	0	1.169	306153	62158	63	157	987		
361.8385	36:51	36:52	-1	1.169	244814	49444	36	90	1373	1.25(1.05-1.43)	
PCB-133											
359.8415	37:22	37:22	0	1.186	316224	64619	63	157	1026		
361.8385	37:22	37:22	0	1.186	250278	51185	36	90	1422	1.26(1.05-1.43)	
PCB-165											
359.8415	37:46	37:46	0	0.881	399519	80827	63	157	1283		
361.8385	37:46	37:46	0	0.881	315412	63660	36	90	1768	1.27(1.05-1.43)	
PCB-146											
359.8415	38:01	38:01	0	0.887	349359	71947	63	157	1142		
361.8385	38:01	38:01	0	0.887	277091	57458	36	90	1596	1.26(1.05-1.43)	
PCB-161											
359.8415	38:09	38:09	0	0.890	451407	90040	63	157	1429		
361.8385	38:08	38:09	-1	0.890	357374	71933	36	90	1998	1.26(1.05-1.43)	
PCB-153											
359.8415	38:39	38:39	0	0.902	858315	127050	63	157	2017		
361.8385	38:39	38:39	0	0.902	689450	102220	36	90	2839	1.24(1.05-1.43)	
PCB-168 (C153)											
359.8415	38:39	38:39	0	0.902	858315	127050	63	157	2017		
361.8385	38:39	38:39	0	0.902	689450	102220	36	90	2839	1.24(1.05-1.43)	
PCB-141											
359.8415	38:49	38:49	0	0.906	329842	66909	63	157	1062		
361.8385	38:49	38:49	0	0.906	265400	53488	36	90	1486	1.24(1.05-1.43)	
PCB-130											
359.8415	39:14	39:14	0	0.915	293220	60487	63	157	960		
361.8385	39:14	39:14	0	0.915	230359	46797	36	90	1300	1.27(1.05-1.43)	
PCB-137											
359.8415	39:27	39:27	0	0.921	351556	72802	63	157	1156		
361.8385	39:27	39:27	0	0.921	281531	56995	36	90	1583	1.25(1.05-1.43)	

Signal	RT (min.)	Adj RT (min.)	Sec.	REL RT	Area	Height	Avg Noise	EDL Height	S/N	Ratio(Limits)	Flags
PCB-164											
359.8415	39:34	39:34	0	0.923	439727	87706	63	157	1392		
361.8385	39:34	39:34	0	0.923	345895	68820	36	90	1912	1.27(1.05-1.43)	
PCB-129											M
359.8415	39:53	39:53	0	0.931	1483370	170113	63	157	2700		M
361.8385	39:53	39:53	0	0.931	1166830	134939	36	90	3748	1.27(1.05-1.43)	M
PCB-138 (C129)											M
359.8415	39:53	39:53	0	0.931	1483370	170113	63	157	2700		M
361.8385	39:53	39:53	0	0.931	1166830	134939	36	90	3748	1.27(1.05-1.43)	M
PCB-160 (C129)											M
359.8415	39:53	39:53	0	0.931	1483370	170113	63	157	2700		M
361.8385	39:53	39:53	0	0.931	1166830	134939	36	90	3748	1.27(1.05-1.43)	M
PCB-163 (C129)											M
359.8415	39:53	39:53	0	0.931	1483370	170113	63	157	2700		M
361.8385	39:53	39:53	0	0.931	1166830	134939	36	90	3748	1.27(1.05-1.43)	M
PCB-158											
359.8415	40:16	40:16	0	0.940	480794	93296	63	157	1481		
361.8385	40:16	40:16	0	0.940	381668	75019	36	90	2084	1.26(1.05-1.43)	
PCB-128											
359.8415	41:07	41:07	0	0.959	774672	136152	63	157	2161		
361.8385	41:07	41:07	0	0.959	616801	107389	36	90	2983	1.26(1.05-1.43)	
PCB-166 (C128)											
359.8415	41:07	41:07	0	0.959	774672	136152	63	157	2161		
361.8385	41:07	41:07	0	0.959	616801	107389	36	90	2983	1.26(1.05-1.43)	
PCB-159											
359.8415	42:07	42:07	0	0.983	461470	90657	63	157	1439		
361.8385	42:07	42:07	0	0.983	365594	72722	36	90	2020	1.26(1.05-1.43)	
PCB-162											
359.8415	42:24	42:24	0	0.990	477912	89037	63	157	1413		
361.8385	42:24	42:24	0	0.990	381593	71393	36	90	1983	1.25(1.05-1.43)	
PCB-167											
359.8415	42:53	42:53	0	1.001	493270	97482	63	157	1547		
361.8385	42:53	42:53	0	1.001	392359	76711	36	90	2131	1.26(1.05-1.43)	
PCB-156											
359.8415	44:02	44:02	0	1.001	953705	136089	63	157	2160		
361.8385	44:02	44:02	0	1.001	763373	107082	36	90	2975	1.25(1.05-1.43)	
PCB-157 (C156)											
359.8415	44:02	44:02	0	1.001	953705	136089	63	157	2160		
361.8385	44:02	44:02	0	1.001	763373	107082	36	90	2975	1.25(1.05-1.43)	
PCB-169											
359.8415	47:16	47:16	0	1.001	468737	87314	63	157	1386		
361.8385	47:16	47:16	0	1.001	366551	70240	36	90	1951	1.28(1.05-1.43)	
PCB-188L											
405.8428	37:15	37:15	0	0.820	613118	124309	43	107	2891		
407.8398	37:15	37:15	0	0.820	567894	113529	44	110	2580	1.08(0.89-1.21)	

Signal	RT (min.)	Adj RT (min.)	Sec.	REL RT	Area	Height	Avg Noise	EDL Height	S/N	Ratio(Limits)	Flags
PCB-178L											
405.8428	40:19	40:19	0	0.888	228479	44783	43	107	1041		
407.8398	40:19	40:19	0	0.888	209540	41490	44	110	943	1.09(0.89-1.21)	
PCB-180L											
405.8428	45:24	45:24	0		482689	93355	43	107	2171		
407.8398	45:24	45:24	0		437664	86139	44	110	1958	1.10(0.89-1.21)	
PCB-170L											
405.8428	46:40	46:40	0	1.028	378229	76874	43	107	1788		
407.8398	46:40	46:40	0	1.028	354701	69424	44	110	1578	1.07(0.89-1.21)	
PCB-189L											
405.8428	49:47	49:47	0	1.096	921442	178448	354	885	504		
407.8398	49:47	49:47	0	1.096	866651	168721	496	1240	340	1.06(0.89-1.21)	
PCB-188											
393.8025	37:17	37:17	0	1.001	359086	71835	5	12	14367		
395.7995	37:17	37:17	0	1.001	342609	69451	9	22	7717	1.05(0.89-1.21)	
PCB-179											
393.8025	37:36	37:36	0	1.009	330326	65954	5	12	13191		
395.7995	37:36	37:36	0	1.009	312480	63140	9	22	7016	1.06(0.89-1.21)	
PCB-184											
393.8025	38:09	38:09	0	1.024	324810	65525	5	12	13105		
395.7995	38:09	38:09	0	1.024	310195	62279	9	22	6920	1.05(0.89-1.21)	
PCB-176											
393.8025	38:30	38:30	0	1.033	373555	74636	5	12	14927		
395.7995	38:30	38:30	0	1.033	352115	70845	9	22	7872	1.06(0.89-1.21)	
PCB-186											
393.8025	38:57	38:57	0	1.046	352164	70886	5	12	14177		
395.7995	38:57	38:57	0	1.046	330878	65611	9	22	7290	1.06(0.89-1.21)	
PCB-178											
393.8025	40:20	40:20	0	1.083	248177	49386	5	12	9877		
395.7995	40:20	40:20	0	1.083	233040	46570	9	22	5174	1.06(0.89-1.21)	
PCB-175											
393.8025	40:58	40:58	0	1.100	254074	51206	5	12	10241		
395.7995	40:58	40:58	0	1.100	239942	48381	9	22	5376	1.06(0.89-1.21)	
PCB-187											
393.8025	41:14	41:14	0	1.107	268237	53242	5	12	10648		
395.7995	41:14	41:14	0	1.107	252234	50296	9	22	5588	1.06(0.89-1.21)	
PCB-182											
393.8025	41:27	41:27	0	1.113	274146	54081	5	12	10816		
395.7995	41:27	41:27	0	1.113	260459	51078	9	22	5675	1.05(0.89-1.21)	
PCB-183											M
393.8025	41:51	41:51	0	1.124	541811	56845	5	12	11369		M
395.7995	41:51	41:51	0	1.124	507535	54623	9	22	6069	1.07(0.89-1.21)	M
PCB-185 (C183)											M
393.8025	41:51	41:51	0	1.124	541811	56845	5	12	11369		M
395.7995	41:51	41:51	0	1.124	507535	54623	9	22	6069	1.07(0.89-1.21)	M

Signal	RT (min.)	Adj RT (min.)	Sec.	REL RT	Area	Height	Avg Noise	EDL Height	S/N	Ratio(Limits)	Flags
PCB-174											
393.8025	42:05	42:05	0	1.130	231256	45133	5	12	9027		
395.7995	42:05	42:05	-1	1.130	218014	43015	9	22	4779	1.06(0.89-1.21)	
PCB-177											
393.8025	42:31	42:31	0	1.142	233615	45087	5	12	9017		
395.7995	42:31	42:31	0	1.142	221764	42844	9	22	4760	1.05(0.89-1.21)	
PCB-181											
393.8025	42:55	42:55	0	1.152	269735	53269	5	12	10654		
395.7995	42:55	42:55	0	1.152	252890	50298	9	22	5589	1.07(0.89-1.21)	
PCB-171											
393.8025	43:08	43:08	0	1.158	461821	78809	5	12	15762		
395.7995	43:08	43:08	0	1.158	436979	75285	9	22	8365	1.06(0.89-1.21)	
PCB-173 (C171)											
393.8025	43:08	43:08	0	1.158	461821	78809	5	12	15762		
395.7995	43:08	43:08	0	1.158	436979	75285	9	22	8365	1.06(0.89-1.21)	
PCB-172											
393.8025	44:46	44:46	0	0.899	243685	47174	5	12	9435		
395.7995	44:46	44:46	0	0.899	229547	44693	9	22	4966	1.06(0.89-1.21)	
PCB-192											
393.8025	45:04	45:04	0	0.905	326275	64329	5	12	12866		
395.7995	45:04	45:04	0	0.905	310065	60613	9	22	6735	1.05(0.89-1.21)	
PCB-180											
393.8025	45:23	45:23	0	0.912	617537	81590	5	12	16318		
395.7995	45:23	45:23	1	0.912	584837	76775	9	22	8531	1.06(0.89-1.21)	
PCB-193 (C180)											
393.8025	45:23	45:23	0	0.912	617537	81590	5	12	16318		
395.7995	45:23	45:23	1	0.912	584837	76775	9	22	8531	1.06(0.89-1.21)	
PCB-191											
393.8025	45:47	45:47	0	0.920	350814	69511	5	12	13902		
395.7995	45:47	45:47	0	0.920	334274	66285	9	22	7365	1.05(0.89-1.21)	
PCB-170											
393.8025	46:41	46:41	0	0.938	249862	47741	5	12	9548		
395.7995	46:41	46:41	0	0.938	234675	45694	9	22	5077	1.06(0.89-1.21)	
PCB-190											
393.8025	47:13	47:13	0	0.948	351887	67593	5	12	13519		
395.7995	47:13	47:13	0	0.948	330569	64493	9	22	7166	1.06(0.89-1.21)	
PCB-189											
393.8025	49:48	49:48	0	1.001	548316	104858	85	212	1234		
395.7995	49:48	49:48	0	1.001	518713	100297	69	172	1454	1.06(0.89-1.21)	
PCB-202L											
439.8038	42:38	42:38	0	0.821	453284	90536	34	85	2663		
441.8008	42:38	42:38	0	0.821	495486	98986	39	97	2538	0.91(0.76-1.02)	
PCB-194L											
439.8038	51:53	51:53	0		567715	107771	288	720	374		
441.8008	51:53	51:53	0		615998	117307	392	980	299	0.92(0.76-1.02)	

Signal	RT (min.)	Adj RT (min.)	Sec.	REL RT	Area	Height	Avg Noise	EDL Height	S/N	Ratio(Limits)	Flags
PCB-205L											
439.8038	52:22	52:22	0	1.009	678147	130238	288	720	452		
441.8008	52:22	52:22	0	1.009	753846	143558	392	980	366	0.90(0.76-1.02)	
PCB-202											
427.7635	42:39	42:39	0	1.001	213908	41717	6	15	6953		
429.7606	42:39	42:39	0	1.001	240309	47525	5	12	9505	0.89(0.76-1.02)	
PCB-201											
427.7635	43:35	43:35	0	1.022	243316	47444	6	15	7907		
429.7606	43:35	43:35	0	1.022	274044	52992	5	12	10598	0.89(0.76-1.02)	
PCB-204											
427.7635	44:15	44:15	0	1.038	237990	46465	6	15	7744		
429.7606	44:15	44:15	0	1.038	261565	51720	5	12	10344	0.91(0.76-1.02)	
PCB-197											
427.7635	44:29	44:29	0	1.044	263834	50479	6	15	8413		
429.7606	44:29	44:29	0	1.044	291817	55194	5	12	11039	0.90(0.76-1.02)	
PCB-200											
427.7635	44:35	44:35	0	1.046	228466	46913	6	15	7819		
429.7606	44:35	44:35	0	1.046	251289	52421	5	12	10484	0.91(0.76-1.02)	
PCB-198											
427.7635	47:23	47:23	0	1.111	348089	46459	6	15	7743		
429.7606	47:23	47:23	0	1.111	388644	51922	5	12	10384	0.90(0.76-1.02)	
PCB-199 (C198)											
427.7635	47:23	47:23	0	1.111	348089	46459	6	15	7743		
429.7606	47:23	47:23	0	1.111	388644	51922	5	12	10384	0.90(0.76-1.02)	
PCB-196											
427.7635	48:03	48:03	0	0.918	188962	35793	6	15	5966		
429.7606	48:04	48:03	1	0.918	208100	39491	5	12	7898	0.91(0.76-1.02)	
PCB-203											
427.7635	48:15	48:15	0	0.921	199146	38343	6	15	6391		
429.7606	48:15	48:15	0	0.921	217591	42029	5	12	8406	0.92(0.76-1.02)	
PCB-195											
427.7635	49:34	49:34	0	0.947	279696	53422	124	310	431		
429.7606	49:34	49:34	-1	0.946	309460	59006	108	270	546	0.90(0.76-1.02)	
PCB-194											
427.7635	51:55	51:55	0	0.991	304421	58155	124	310	469		
429.7606	51:55	51:55	0	0.991	337814	65087	108	270	603	0.90(0.76-1.02)	
PCB-205											
427.7635	52:23	52:23	0	1.000	396304	76034	124	310	613		
429.7606	52:23	52:23	0	1.000	440827	84900	108	270	786	0.90(0.76-1.02)	
PCB-208L											
473.7648	49:19	49:19	0	0.950	557423	107244	320	800	335		
475.7619	49:19	49:19	0	0.950	721285	138998	287	717	484	0.77(0.65-0.89)	
PCB-206L											
473.7648	54:07	54:07	0	1.043	413972	77200	320	800	241		
475.7619	54:08	54:07	1	1.043	511210	97392	287	717	339	0.81(0.65-0.89)	

Signal	RT (min.)	Adj RT (min.)	Sec.	REL RT	Area	Height	Avg Noise	EDL Height	S/N	Ratio(Limits)	Flags
PCB-208											
461.7246	49:21	49:21	0	1.001	307631	60166	162	405	371		
463.7216	49:21	49:21	0	1.001	388100	75141	209	522	360	0.79(0.65-0.89)	
PCB-207											
461.7246	50:16	50:16	0	1.019	318321	61382	162	405	379		
463.7216	50:16	50:16	0	1.019	403026	78987	209	522	378	0.79(0.65-0.89)	
PCB-206											
461.7246	54:09	54:09	0	1.000	227843	43162	162	405	266		
463.7216	54:09	54:09	0	1.000	288824	54908	209	522	263	0.79(0.65-0.89)	
PCB-209L											
507.7258	55:47	55:47	0	1.075	387355	68379	27	67	2533		
509.7229	55:47	55:47	0	1.075	538219	96080	27	67	3559	0.72(0.59-0.79)	
DCB Decachlorobiphenyl											
495.6856	55:48	55:48	0	1.000	228885	40236	10	25	4024		
497.6826	55:48	55:48	0	1.000	325568	56726	8	20	7091	0.70(0.59-0.79)	

QC Flag Legend

Review Flags

M - Manually Integrated

a - User Assigned ID

Reagents:

61CV1668CS3_00006 Amount Added: 20.00 Units: uL

Eurofins TestAmerica, Knoxville
CCV Relative RT Report

Data File: \\chromna\Knoxville\ChromData\D3D\20190903-12925.b\d4190903s1.d
Lims ID: WDMCCV
Client ID:
Sample Type: WDMCCV
Inject. Date: 03-Sep-2019 09:42:00 ALS Bottle#: 0 Worklist Smp#: 1
Injection Vol: 1.0 ul Dil. Factor: 1.0000
Sample Info:
Misc. Info.: 140-0012925-001
Operator ID: Xcalibur_System Instrument ID: D3D
Sublist: chrom-PCBs_D3D*sub1

Method: \\chromna\Knoxville\ChromData\D3D\20190903-12925.b\PCBs_D3D.m
Limit Group: HR - 1668A - ICAL
Last Update: 03-Sep-2019 19:44:51 Calib Date: 21-Aug-2019 19:05:00
Integrator: Picker
Quant Method: Isotopic Dilution Quant By: Initial Calibration
Last ICal File: \\chromna\Knoxville\ChromData\D3D\20190813-12717.b\d4190821i6.d

Column 1 : SPB-Octyl (0.25 mm) Det: F1(11.07 :21.70)
Process Host: CTX0333

First Level Reviewer: mcwhirterl Date: 03-Sep-2019 19:44:51

Start Cal Date: 21-Aug-2019 13:37:00
End Cal Date: 21-Aug-2019 19:05:00

Compound	T/L	ICAL RT	CCV RT	RT (secs)	RT Lmt	ICAL RRT	CCV RRT	RRT Limits
PCB-1L		11:46	11:45	-1	15	0.7275	0.7289	0.717 - 0.7472
PCB-3L		13:57	13:54	-2	15	0.8625	0.8628	0.849 - 0.8798
PCB-1	L	11:47	11:45	-2		1.0011	1.0000	0.995 - 1.0085
PCB-2		13:47	13:44	-2		0.9878	0.9878	0.985 - 0.9925
PCB-3	L	13:58	13:54	-3		1.0009	1.0000	0.998 - 1.0048
PCB-4L		14:12	14:09	-2	15	0.8779	0.8782	0.865 - 0.8956
PCB-9L		16:11	16:07	-3		1.0000	1.0000	0.987 - 1.0128
PCB-8L		17:00	16:56	-4		1.1969	1.1970	1.192 - 1.1989
PCB-15L		20:06	20:01	-5	15	1.2426	1.2420	1.233 - 1.2530
PCB-4	L	14:13	14:10	-2		1.0009	1.0009	0.994 - 1.0058
PCB-10		14:23	14:20	-2		1.0129	1.0129	1.010 - 1.0168
PCB-9		16:11	16:08	-3		1.1400	1.1396	1.135 - 1.1415
PCB-7		16:22	16:18	-3		1.1520	1.1517	1.147 - 1.1538
PCB-6		16:36	16:32	-3		1.1686	1.1683	1.164 - 1.1706
PCB-5		16:55	16:50	-4		1.1907	1.1896	1.186 - 1.1926
PCB-8		17:02	16:58	-3		1.1990	1.1988	1.194 - 1.2008
PCB-14		18:40	18:35	-4		0.9284	0.9287	0.926 - 0.9305
PCB-11		19:30	19:26	-4		0.9700	0.9706	0.968 - 0.9725
PCB-12/13		19:50	19:44	-5		0.9863	0.9863	0.983 - 0.9875
PCB-15	L	20:07	20:02	-4		1.0007	1.0013	0.997 - 1.0050
PCB-19L		17:19	17:15	-3	15	0.8416	0.8417	0.831 - 0.8547
PCB-32L		20:34	20:30	-4		1.0000	1.0000	0.998 - 1.0024
PCB-31L		22:50	22:45	-5		1.0000	1.0000	0.998 - 1.0022
PCB-28L		23:08	23:03	-5		1.0134	1.0129	1.006 - 1.0201

Compound	T/L	ICAL RT	CCV RT	Δ RT (secs)	RT Lmt	ICAL RRT	CCV RRT	RRT Limits
PCB-37L		27:09	27:03	-5	15	1.1889	1.1891	1.178 - 1.1995
PCB-19	L	17:20	17:16	-3		1.0008	1.0008	0.996 - 1.0058
PCB-18/30		19:11	19:07	-4		1.1081	1.1077	1.104 - 1.1093
PCB-17		19:37	19:33	-4		1.1330	1.1327	1.129 - 1.1352
PCB-27		19:50	19:46	-4		1.1458	1.1456	1.141 - 1.1471
PCB-24		19:58	19:53	-5		1.1534	1.1525	1.148 - 1.1542
PCB-16		20:04	20:00	-4		1.1594	1.1593	1.156 - 1.1621
PCB-32		20:36	20:31	-4		1.1897	1.1896	1.185 - 1.1908
PCB-34		21:52	21:46	-5		1.2627	1.2621	1.257 - 1.2623
PCB-23		22:01	21:56	-5		1.2715	1.2709	1.266 - 1.2715
PCB-26/29		22:20	22:15	-5		1.2899	1.2894	1.282 - 1.2915
PCB-25		22:34	22:28	-5		0.8308	0.8306	0.829 - 0.8325
PCB-31		22:52	22:47	-5		0.8421	0.8419	0.840 - 0.8438
PCB-20/28		23:11	23:05	-5		0.8538	0.8532	0.851 - 0.8568
PCB-21/33		23:24	23:19	-5		0.8617	0.8617	0.858 - 0.8637
PCB-22		23:48	23:43	-5		0.8763	0.8763	0.875 - 0.8786
PCB-36		25:22	25:16	-5		0.9339	0.9337	0.932 - 0.9352
PCB-39		25:43	25:37	-5		0.9470	0.9469	0.945 - 0.9483
PCB-38		26:18	26:12	-5		0.9686	0.9685	0.966 - 0.9695
PCB-35		26:46	26:40	-5		0.9855	0.9854	0.984 - 0.9875
PCB-37	L	27:10	27:04	-5		1.0005	1.0005	0.999 - 1.0024
PCB-54L		20:24	20:19	-5	15	0.8167	0.8161	0.811 - 0.8247
PCB-52L		24:59	24:54	-5		1.0000	1.0000	0.992 - 1.0083
PCB-79L		32:54	32:49	-5		0.9704	0.9706	0.969 - 0.9718
PCB-81L		33:55	33:49	-6	15	1.3581	1.3585	1.351 - 1.3641
PCB-77L		34:29	34:22	-6	15	1.3806	1.3810	1.373 - 1.3867
PCB-54	L	20:26	20:20	-5		1.0000	1.0000	0.996 - 1.0041
PCB-50/53		22:37	22:32	-5		1.1084	1.1088	1.102 - 1.1106
PCB-45/51		23:20	23:15	-5		1.1440	1.1445	1.137 - 1.1453
PCB-46		23:34	23:29	-5		1.1552	1.1558	1.153 - 1.1576
PCB-52		25:00	24:54	-5		1.2257	1.2260	1.222 - 1.2263
PCB-43/73		25:09	25:03	-5		1.2326	1.2335	1.230 - 1.2346
PCB-49/69		25:28	25:22	-5		1.2482	1.2486	1.242 - 1.2499
PCB-48		25:47	25:41	-5		1.2638	*1.2642	1.259 - 1.2636
PCB-44/47/65		26:01	25:55	-5		1.2756	1.2761	1.269 - 1.2770
PCB-59/62/75		26:19	26:13	-5		1.2900	1.2905	1.284 - 1.2919
PCB-42		26:32	26:26	-5		1.3006	*1.3012	1.296 - 1.3007
PCB-40/41/71		27:02	26:56	-5		1.3249	*1.3256	1.317 - 1.3250
PCB-64		27:15	27:09	-5		1.3355	*1.3363	1.331 - 1.3355
PCB-72		28:05	27:59	-5		0.8278	0.8276	0.826 - 0.8291
PCB-68		28:22	28:17	-5		0.8365	0.8362	0.835 - 0.8375
PCB-57		28:48	28:41	-6		0.8488	0.8483	0.847 - 0.8500
PCB-58		29:01	28:56	-5		0.8556	0.8554	0.854 - 0.8574
PCB-67		29:12	29:05	-6		0.8609	0.8603	0.859 - 0.8620
PCB-63		29:28	29:21	-6		0.8687	0.8682	0.866 - 0.8694
PCB-61/70/74/76		29:48	29:41	-6		0.8785	0.8780	0.875 - 0.8810

Compound	T/L	ICAL RT	CCV RT	Δ RT (secs)	RT Lmt	ICAL RRT	CCV RRT	RRT Limits
PCB-66		30:07	30:01	-5		0.8879	0.8878	0.886 - 0.8894
PCB-55		30:17	30:10	-6		0.8927	0.8923	0.891 - 0.8943
PCB-56		30:47	30:41	-6		0.9077	0.9074	0.907 - 0.9098
PCB-60		31:00	30:54	-6		0.9141	0.9138	0.913 - 0.9158
PCB-80		31:26	31:19	-6		0.9265	0.9262	0.924 - 0.9268
PCB-79		32:57	32:50	-7		0.9715	0.9710	0.970 - 0.9726
PCB-78		33:30	33:24	-6		0.9876	0.9876	0.986 - 0.9890
PCB-81	T	33:57	33:50	-6		1.0007	1.0008	0.999 - 1.0020
PCB-77	T/L	34:30	34:24	-6		1.0007	1.0007	0.999 - 1.0019
PCB-104L		25:56	25:50	-5	15	0.8139	0.8136	0.810 - 0.8199
PCB-95L		28:53	28:48	-5		1.1143	1.1148	1.112 - 1.1179
PCB-101L		31:52	31:45	-6		1.0000	1.0000	0.994 - 1.0065
PCB-111L		34:32	34:26	-5		1.0847	1.0846	1.079 - 1.0891
PCB-123L		36:30	36:23	-7	15	1.1459	1.1461	1.141 - 1.1511
PCB-118L		36:50	36:43	-7	15	1.1562	1.1564	1.151 - 1.1614
PCB-114L		37:21	37:14	-7	15	1.1726	1.1729	1.168 - 1.1780
PCB-105L		38:00	37:54	-6	15	1.1927	1.1935	1.188 - 1.1989
PCB-127L		39:29	39:22	-7		1.0000	1.0000	0.995 - 1.0053
PCB-126L		41:06	40:59	-6	15	1.2900	1.2908	1.285 - 1.2956
PCB-104	L	25:57	25:52	-5		1.0010	1.0010	0.998 - 1.0039
PCB-96		26:19	26:13	-5		1.0147	1.0148	1.013 - 1.0195
PCB-103		28:16	28:10	-6		1.0903	1.0901	1.087 - 1.0912
PCB-94		28:29	28:23	-5		1.0986	1.0990	1.097 - 1.1003
PCB-95		28:55	28:49	-5		1.1153	1.1158	1.113 - 1.1193
PCB-93/100		29:09	29:03	-5		1.1242	1.1246	1.120 - 1.1267
PCB-98/102		29:18	29:12	-6		1.1300	1.1301	1.127 - 1.1336
PCB-88/91		29:48	29:41	-6		1.1492	1.1493	1.143 - 1.1505
PCB-84		30:00	29:54	-5		1.1570	1.1577	1.157 - 1.1603
PCB-89		30:29	30:23	-5		1.1757	1.1764	1.175 - 1.1786
PCB-121		30:55	30:49	-6		1.1924	*1.1926	1.188 - 1.1922
PCB-92		31:17	31:11	-6		0.8570	0.8568	0.856 - 0.8589
PCB-90/101/113		31:52	31:46	-6		1.2292	1.2296	1.224 - 1.2307
PCB-83/99		32:27	32:21	-6		1.2517	1.2523	1.245 - 1.2525
PCB-112		32:34	32:28	-6		1.2561	1.2567	1.254 - 1.2574
PCB-86/87/97/109/119/125		32:57	32:50	-7		1.2709	1.2710	1.265 - 1.2756
PCB-85/116/117		33:41	33:34	-6		1.2988	1.2996	1.293 - 1.3007
PCB-110/115		33:56	33:49	-7		1.3086	1.3089	1.303 - 1.3092
PCB-82		34:10	34:03	-6		1.3175	1.3183	1.316 - 1.3194
PCB-111		34:34	34:28	-6		1.3332	*1.3341	1.329 - 1.3330
PCB-120		35:02	34:55	-6		1.3508	*1.3518	1.348 - 1.3514
PCB-108/124		36:10	36:03	-7		1.3948	1.3955	1.390 - 1.3967
PCB-107		36:25	36:18	-7		1.4044	*1.4051	1.401 - 1.4049
PCB-123	T	36:32	36:25	-7		1.0007	1.0007	1.000 - 1.0023
PCB-106		36:38	36:32	-6		1.0036	1.0040	1.003 - 1.0057
PCB-118	T	36:51	36:44	-6		1.0004	1.0007	0.999 - 1.0019
PCB-122		37:12	37:05	-7		1.0099	1.0100	1.009 - 1.0117

Compound	T/L	ICAL RT	CCV RT	Δ RT (secs)	RT Lmt	ICAL RRT	CCV RRT	RRT Limits
PCB-114	T	37:23	37:16	-7		1.0007	1.0007	0.999 - 1.0018
PCB-105	T	38:01	37:54	-7		1.0007	1.0003	0.999 - 1.0018
PCB-127		39:31	39:24	-7		1.0399	1.0397	1.037 - 1.0399
PCB-126	T/L	41:07	41:00	-6		1.0003	1.0003	1.000 - 1.0016
PCB-155L		31:39	31:31	-7	15	0.7919	0.7911	0.787 - 0.7951
PCB-153L		38:42	38:36	-6		0.9008	0.9008	0.899 - 0.9028
PCB-138L		39:58	39:51	-7		1.0000	1.0000	0.979 - 1.0208
PCB-167L		42:59	42:51	-7	15	1.0756	1.0755	1.071 - 1.0792
PCB-156L/157L		44:08	44:00	-7	15	1.1043	1.1044	1.100 - 1.1084
PCB-169L		47:21	47:14	-7	15	1.1851	1.1856	1.184 - 1.1864
PCB-155	L	31:39	31:33	-6		1.0004	1.0008	0.998 - 1.0031
PCB-152		31:51	31:44	-6		1.0064	1.0069	1.006 - 1.0096
PCB-150		32:01	31:54	-6		1.0117	1.0121	1.011 - 1.0144
PCB-136		32:22	32:16	-6		1.0229	*1.0234	1.024 - 1.0268
PCB-145		32:40	32:34	-6		1.0326	1.0331	1.033 - 1.0358
PCB-148		34:12	34:05	-7		1.0808	1.0812	1.080 - 1.0830
PCB-135/151		34:46	34:40	-6		1.0989	1.0998	1.099 - 1.1038
PCB-154		35:03	34:56	-7		1.1078	1.1082	1.106 - 1.1107
PCB-144		35:21	35:14	-6		1.1170	1.1179	1.117 - 1.1199
PCB-147/149		35:43	35:36	-6		1.1286	1.1295	1.127 - 1.1326
PCB-134/143		36:01	35:53	-7		1.1381	1.1386	1.136 - 1.1409
PCB-139/140		36:19	36:12	-6		1.1476	1.1486	1.146 - 1.1515
PCB-131		36:30	36:24	-6		1.1538	1.1548	1.154 - 1.1571
PCB-142		36:40	36:33	-7		1.1587	1.1594	1.159 - 1.1621
PCB-132		36:58	36:52	-6		1.1682	1.1694	1.168 - 1.1728
PCB-133		37:29	37:22	-6		1.1843	1.1856	1.184 - 1.1872
PCB-165		37:53	37:46	-7		0.8814	0.8812	0.880 - 0.8825
PCB-146		38:08	38:01	-7		0.8872	0.8870	0.886 - 0.8882
PCB-161		38:16	38:09	-6		0.8902	0.8904	0.889 - 0.8914
PCB-153/168		38:47	38:39	-7		0.9024	0.9020	0.900 - 0.9040
PCB-141		38:56	38:49	-7		0.9060	0.9060	0.905 - 0.9075
PCB-130		39:21	39:14	-7		0.9154	0.9154	0.915 - 0.9172
PCB-137		39:34	39:27	-7		0.9206	0.9206	0.920 - 0.9224
PCB-164		39:41	39:34	-7		0.9233	0.9234	0.923 - 0.9252
PCB-129/138/160/163		40:00	39:53	-7		0.9307	0.9307	0.930 - 0.9349
PCB-158		40:23	40:16	-6		0.9395	0.9395	0.939 - 0.9409
PCB-128/166		41:14	41:07	-6		0.9592	0.9594	0.958 - 0.9617
PCB-159		42:14	42:07	-6		0.9827	0.9829	0.982 - 0.9839
PCB-162		42:31	42:24	-6		0.9894	0.9896	0.988 - 0.9907
PCB-167	T	43:00	42:53	-7		1.0006	1.0006	0.999 - 1.0016
PCB-156/157	T	44:08	44:02	-6		1.0003	1.0006	0.999 - 1.0025
PCB-169	T/L	47:23	47:16	-7		1.0006	1.0006	0.999 - 1.0015
PCB-188L		37:22	37:15	-7	15	0.8208	0.8204	0.817 - 0.8243
PCB-178L		40:24	40:19	-5		0.8877	0.8879	0.884 - 0.8916
PCB-180L		45:32	45:24	-7		1.0000	1.0000	0.996 - 1.0037
PCB-170L		46:47	46:40	-7	15	1.0276	1.0277	1.024 - 1.0317

Compound	T/L	ICAL RT	CCV RT	Δ RT (secs)	RT Lmt	ICAL RRT	CCV RRT	RRT Limits
PCB-189L		49:54	49:47	-7	15	1.0962	1.0964	1.093 - 1.1000
PCB-188	L	37:24	37:17	-7		1.0007	1.0007	1.000 - 1.0022
PCB-179		37:43	37:36	-7		1.0094	1.0095	1.009 - 1.0115
PCB-184		38:16	38:09	-6		1.0238	1.0242	1.023 - 1.0254
PCB-176		38:37	38:30	-7		1.0332	1.0334	1.033 - 1.0351
PCB-186		39:04	38:57	-7		1.0455	1.0457	1.045 - 1.0476
PCB-178		40:27	40:20	-6		1.0822	1.0829	1.081 - 1.0837
PCB-175		41:05	40:58	-6		1.0994	1.0998	1.098 - 1.1008
PCB-187		41:21	41:14	-6		1.1067	1.1071	1.106 - 1.1082
PCB-182		41:34	41:27	-6		1.1123	1.1128	1.111 - 1.1137
PCB-183/185		41:58	41:51	-6		1.1231	1.1236	1.123 - 1.1260
PCB-174		42:12	42:05	-6		1.1294	1.1300	1.129 - 1.1313
PCB-177		42:38	42:31	-6		1.1410	1.1416	1.140 - 1.1430
PCB-181		43:02	42:55	-6		1.1515	1.1521	1.151 - 1.1535
PCB-171/173		43:15	43:08	-6		1.1574	1.1581	1.156 - 1.1602
PCB-172		44:54	44:46	-7		0.8997	0.8995	0.899 - 0.9008
PCB-192		45:10	45:04	-6		0.9052	0.9053	0.904 - 0.9060
PCB-180/193		45:30	45:23	-7		0.9117	0.9116	0.911 - 0.9130
PCB-191		45:54	45:47	-7		0.9198	0.9197	0.919 - 0.9209
PCB-170		46:48	46:41	-7		0.9379	0.9379	0.937 - 0.9392
PCB-190		47:20	47:13	-7		0.9484	0.9484	0.948 - 0.9496
PCB-189	T/L	49:55	49:48	-6		1.0003	1.0005	0.999 - 1.0013
PCB-202L		42:45	42:38	-6	15	0.8215	0.8215	0.819 - 0.8249
PCB-194L		52:02	51:53	-8		1.0000	1.0000	0.996 - 1.0040
PCB-205L		52:29	52:22	-7	15	1.0088	1.0091	1.004 - 1.0138
PCB-202	L	42:46	42:39	-6		1.0006	1.0006	0.999 - 1.0027
PCB-201		43:42	43:35	-6		1.0223	1.0224	1.020 - 1.0237
PCB-204		44:23	44:15	-7		1.0382	1.0381	1.036 - 1.0388
PCB-197		44:36	44:29	-6		1.0434	1.0436	1.042 - 1.0445
PCB-200		44:42	44:35	-7		1.0459	1.0457	1.045 - 1.0473
PCB-198/199		47:30	47:23	-7		1.1113	1.1115	1.109 - 1.1132
PCB-196		48:11	48:03	-7		0.9179	0.9176	0.917 - 0.9189
PCB-203		48:22	48:15	-7		0.9217	0.9213	0.921 - 0.9226
PCB-195		49:41	49:34	-6		0.9467	0.9467	0.946 - 0.9481
PCB-194		52:02	51:55	-7		0.9915	0.9915	0.991 - 0.9926
PCB-205	L	52:31	52:23	-7		1.0005	1.0005	0.999 - 1.0013
PCB-208L		49:26	49:19	-6	15	0.9501	0.9504	0.947 - 0.9534
PCB-206L		54:15	54:07	-8	15	1.0428	1.0430	1.038 - 1.0472
PCB-208	L	49:28	49:21	-6		1.0005	1.0005	0.999 - 1.0013
PCB-207		50:24	50:16	-7		1.0196	1.0194	1.019 - 1.0205
PCB-206	L	54:17	54:09	-8		1.0005	1.0005	1.000 - 1.0015
PCB-209L		55:54	55:47	-7	15	1.0746	1.0749	1.069 - 1.0784
DCB Decachlorobiphenyl	L	55:56	55:48	-7		1.0005	1.0005	0.999 - 1.0012

Eurofins TestAmerica, Knoxville

Data File:	\\chromna\Knoxville\ChromData\D3D\20190903-12925.b\d4190903s1.d		
Injection Date:	03-Sep-2019 09:42:00	Injection Vol:	1.0 ul
Instrument ID:	D3D	Operator ID:	Xcalibur_System
Method:	PCBs_D3D	Limit Group:	HR - 1668A - ICAL
Client ID:			
Worklist#:	33205	Sample Line#:	1
Column Type:	SPB-Octyl	Column Dia:	0.25 mm

MoPCB F1

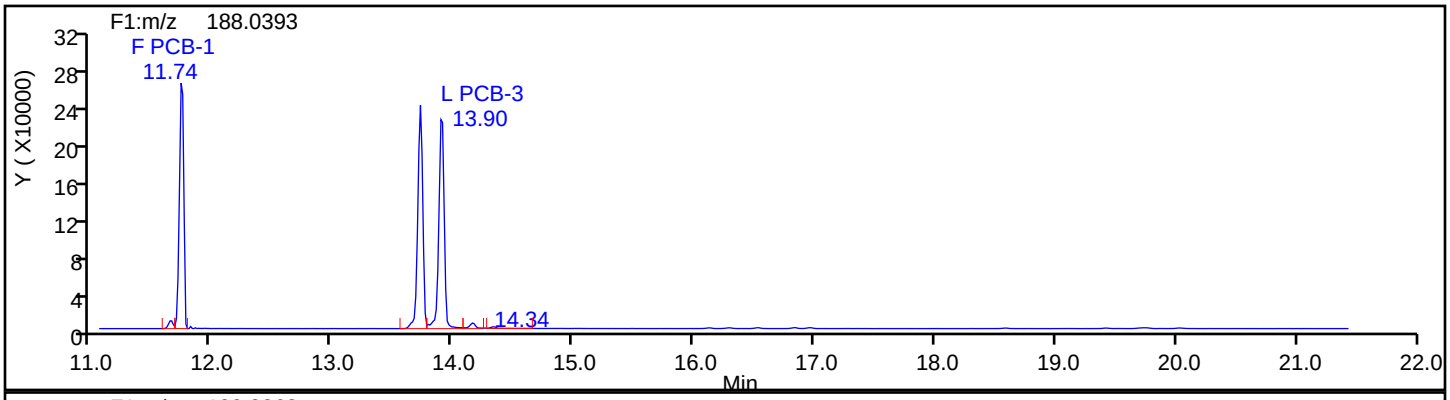

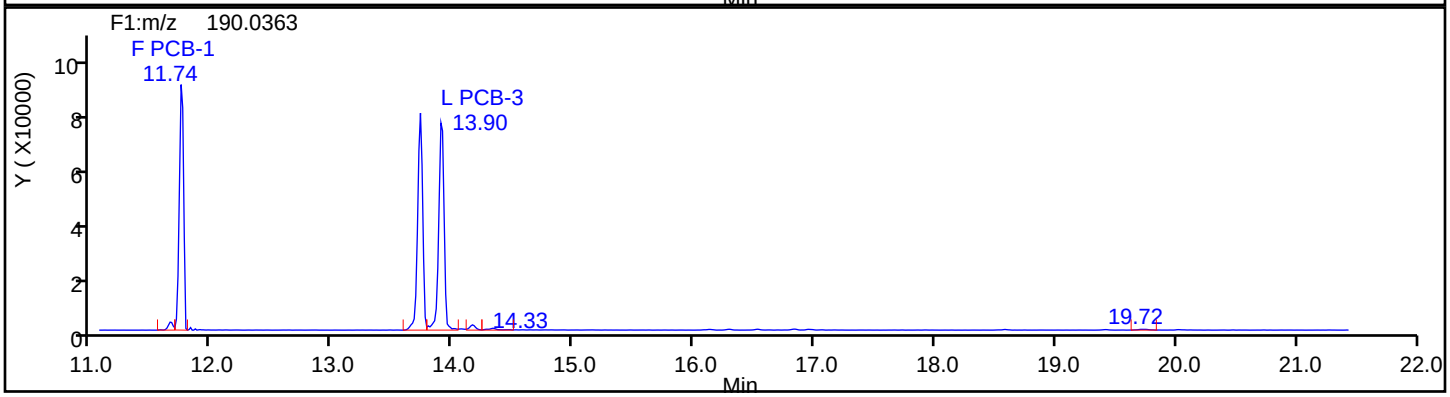

MoPCB F1 Standards

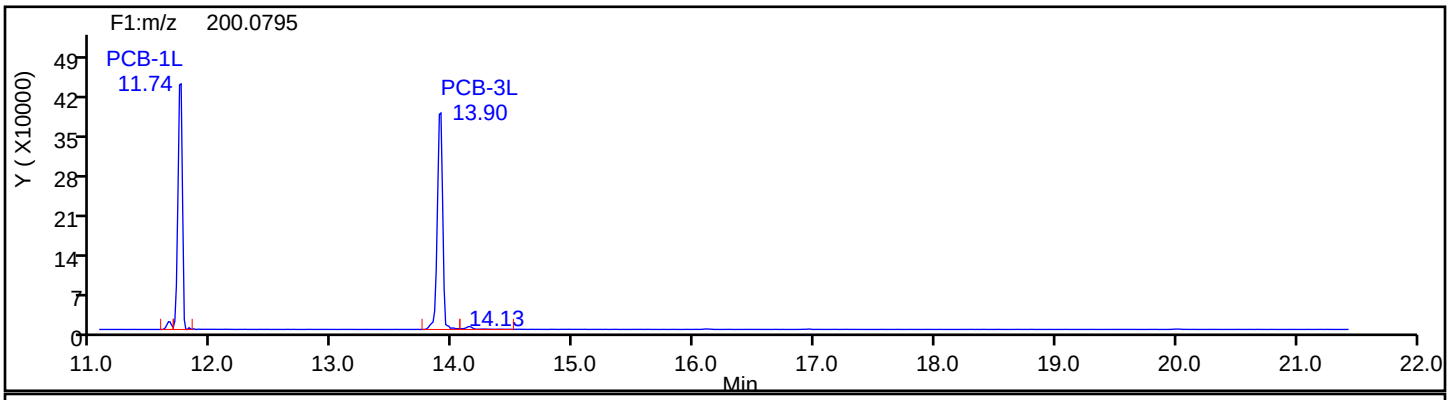

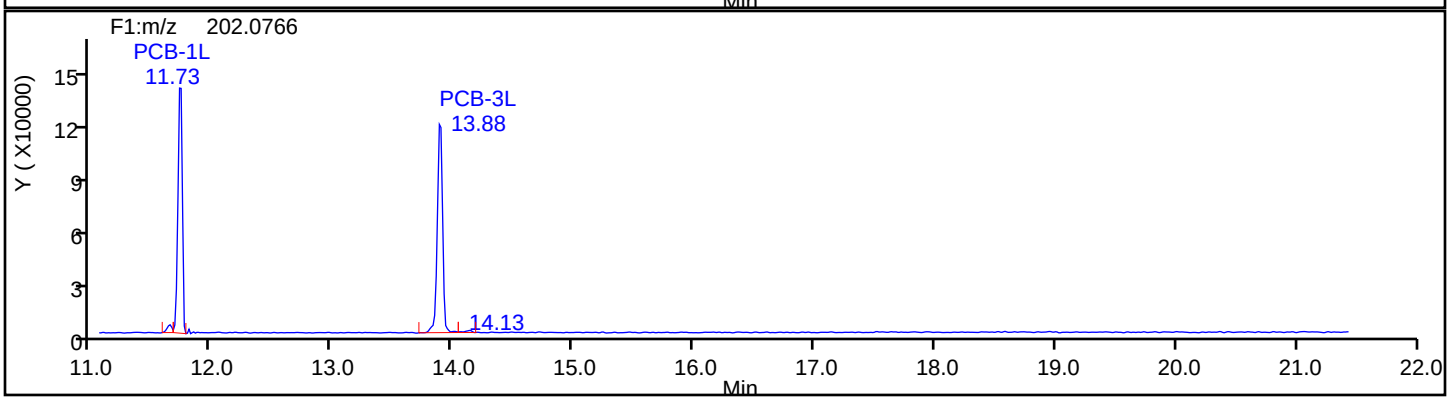

Eurofins TestAmerica, Knoxville

Data File:	\\chromna\Knoxville\ChromData\D3D\20190903-12925.b\d4190903s1.d		
Injection Date:	03-Sep-2019 09:42:00	Injection Vol:	1.0 ul
Instrument ID:	D3D	Operator ID:	Xcalibur_System
Method:	PCBs_D3D	Limit Group:	HR - 1668A - ICAL
Client ID:			
Worklist#:	33205	Sample Line#:	1
Column Type:	SPB-Octyl	Column Dia:	0.25 mm

MoPCB F1

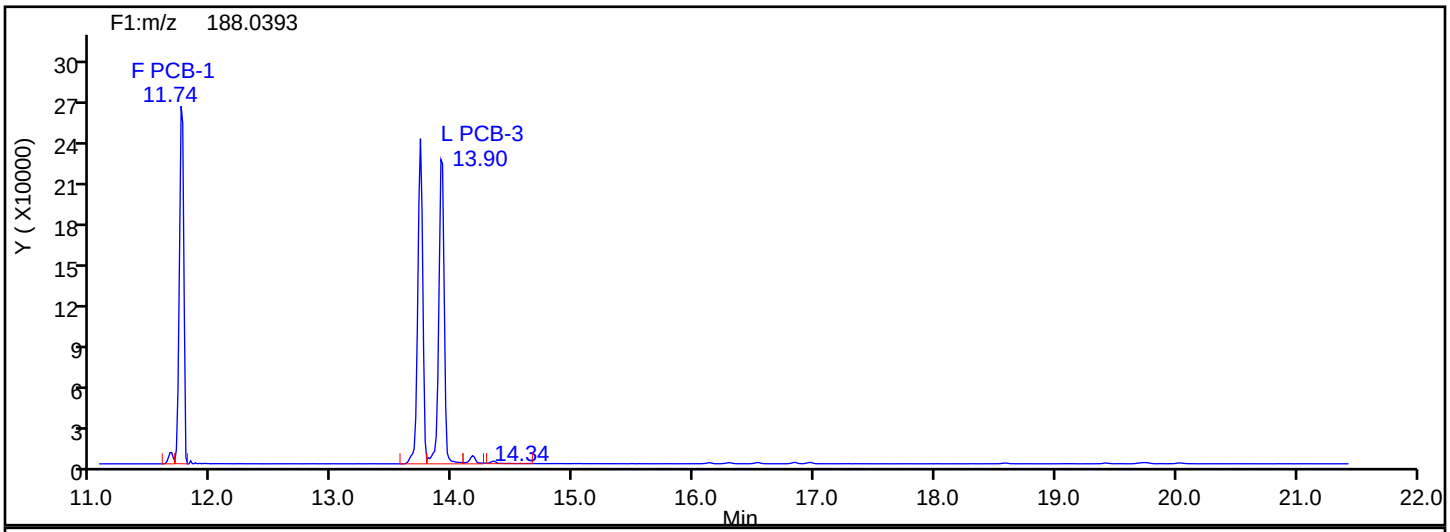

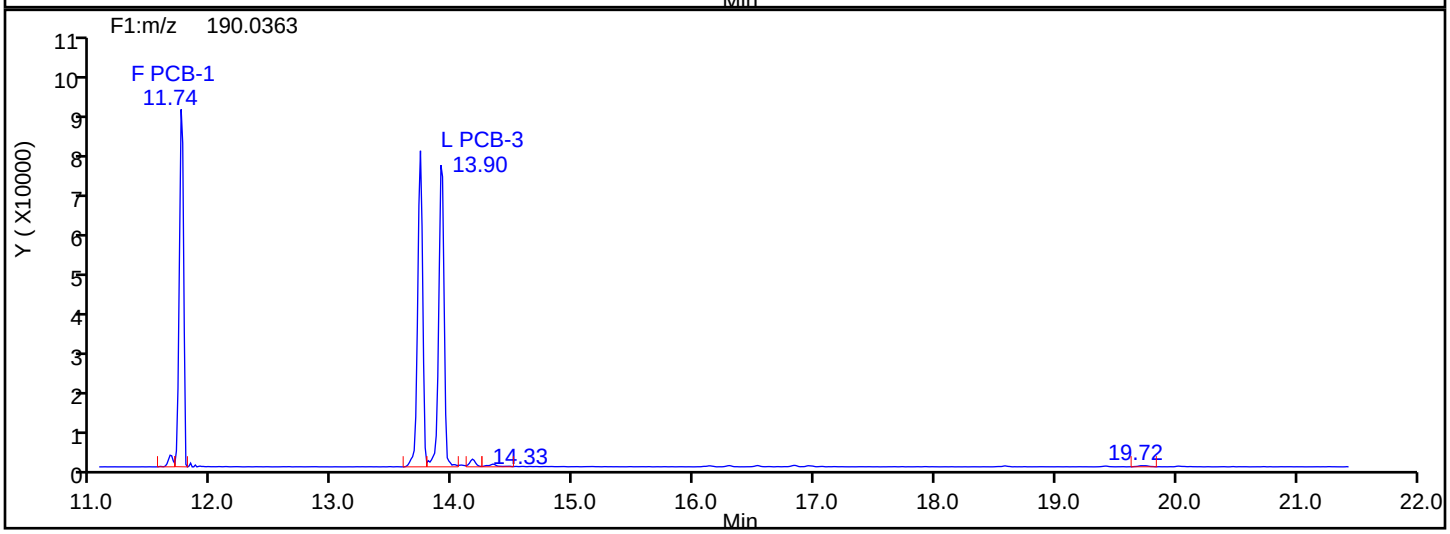

MoPCB F1 Lock Mass

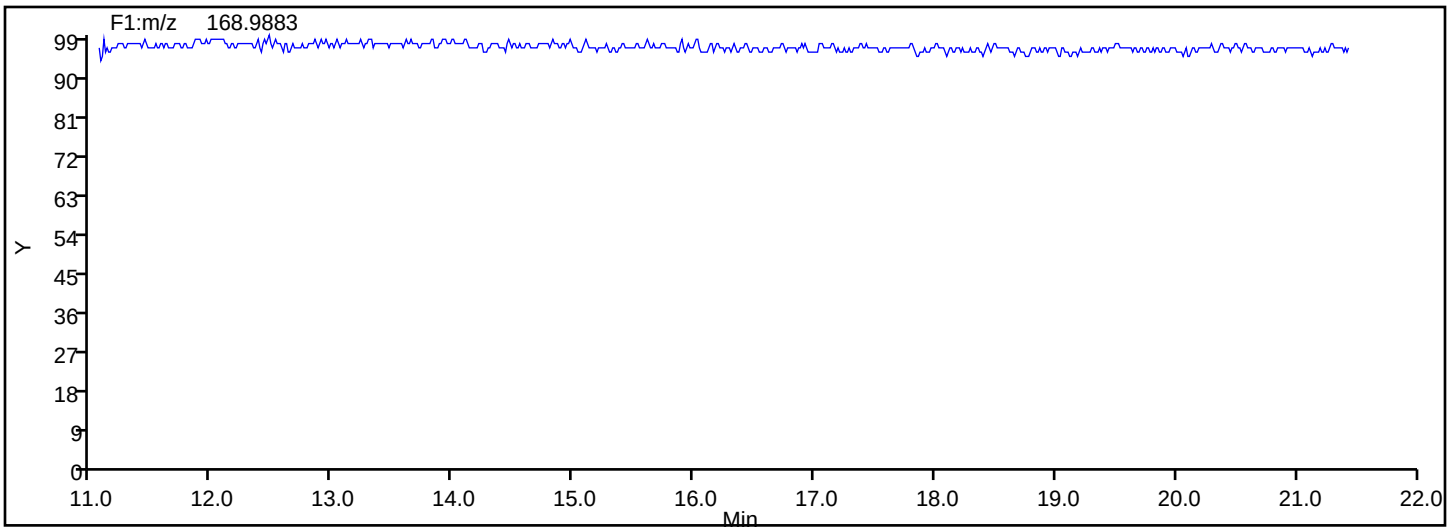

Eurofins TestAmerica, Knoxville

Data File:	\\chromna\Knoxville\ChromData\D3D\20190903-12925.b\d4190903s1.d		
Injection Date:	03-Sep-2019 09:42:00	Injection Vol:	1.0 ul
Instrument ID:	D3D	Operator ID:	Xcalibur_System
Method:	PCBs_D3D	Limit Group:	HR - 1668A - ICAL
Client ID:			
Worklist#:	33205	Sample Line#:	1
Column Type:	SPB-Octyl	Column Dia:	0.25 mm

DiPCB F1

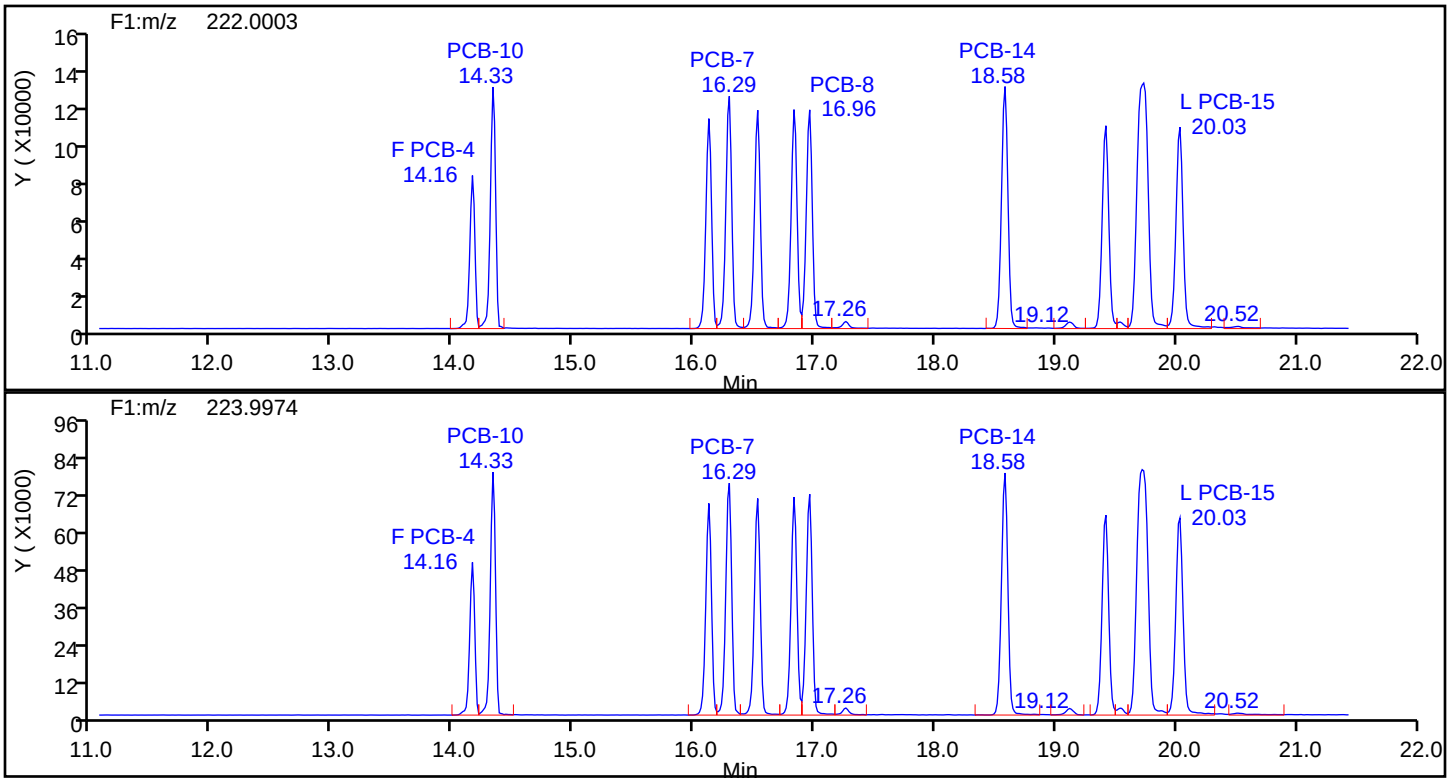

DiPCB F1 Standards

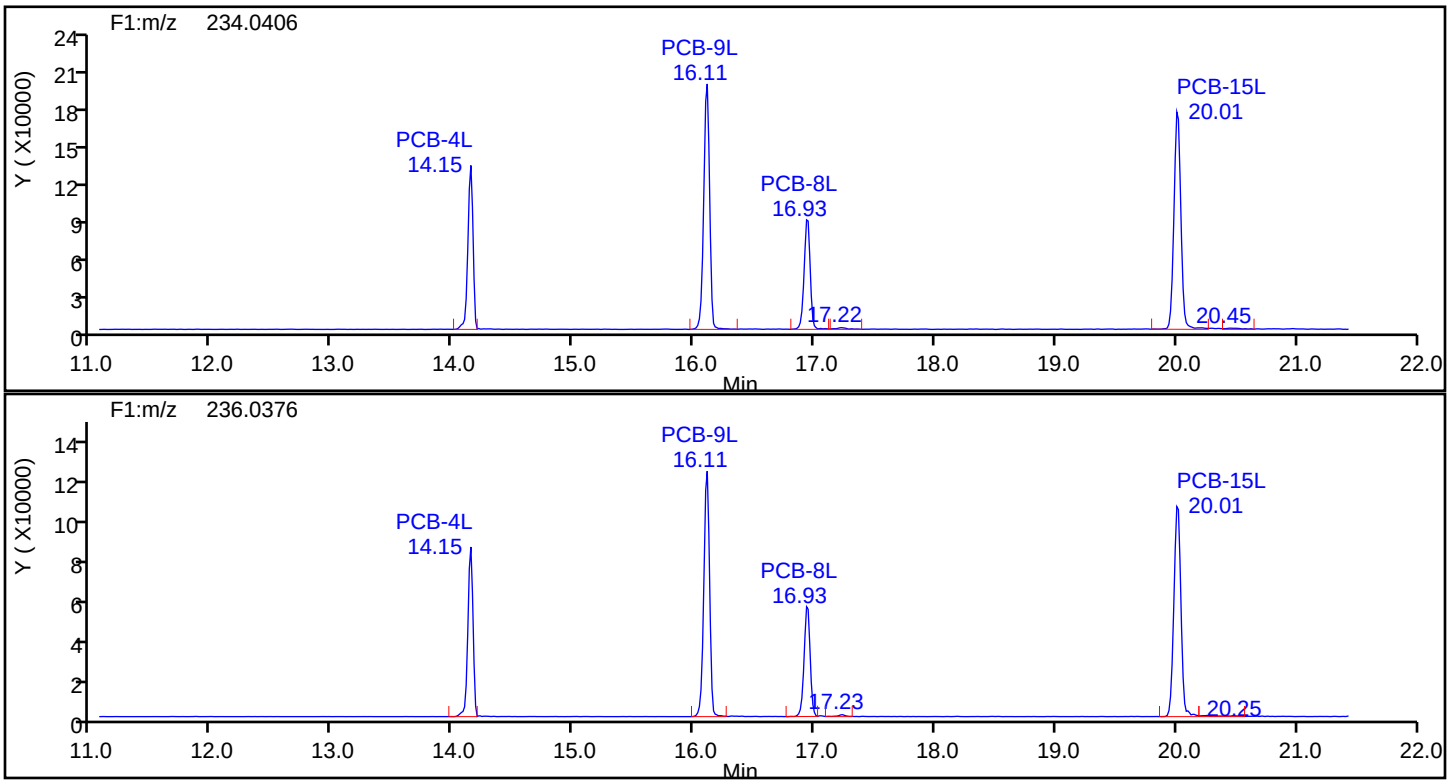

Eurofins TestAmerica, Knoxville

Data File:	\\chromna\Knoxville\ChromData\D3D\20190903-12925.b\d4190903s1.d		
Injection Date:	03-Sep-2019 09:42:00	Injection Vol:	1.0 ul
Instrument ID:	D3D	Operator ID:	Xcalibur_System
Method:	PCBs_D3D	Limit Group:	HR - 1668A - ICAL
Client ID:			
Worklist#:	33205	Sample Line#:	1
Column Type:	SPB-Octyl	Column Dia:	0.25 mm

DiPCB F1

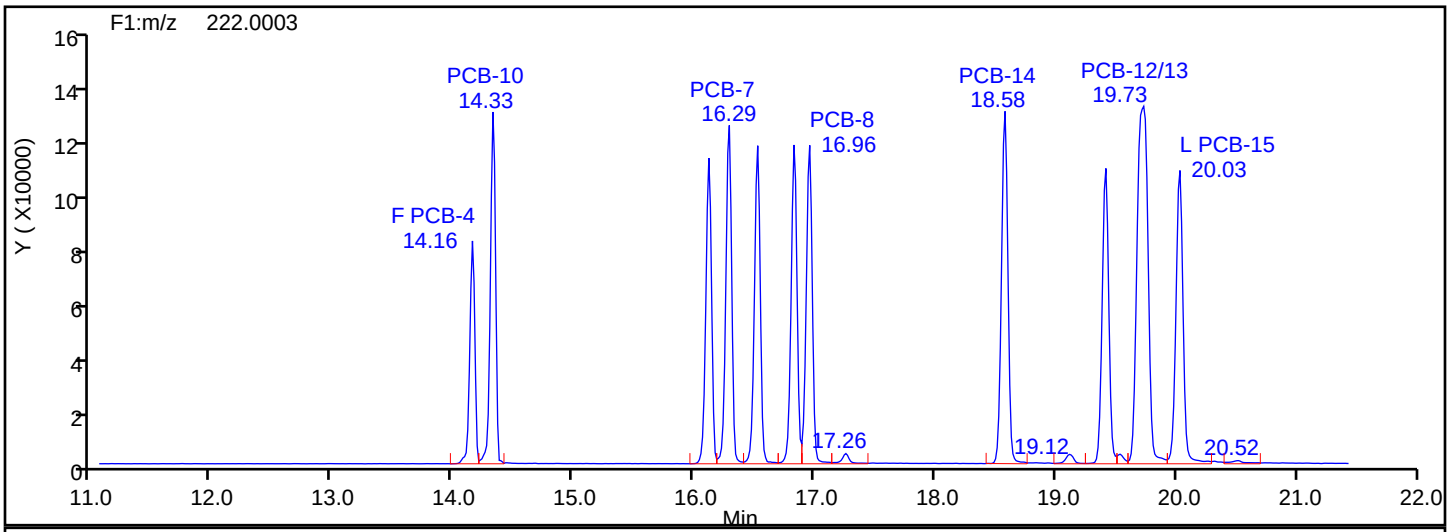

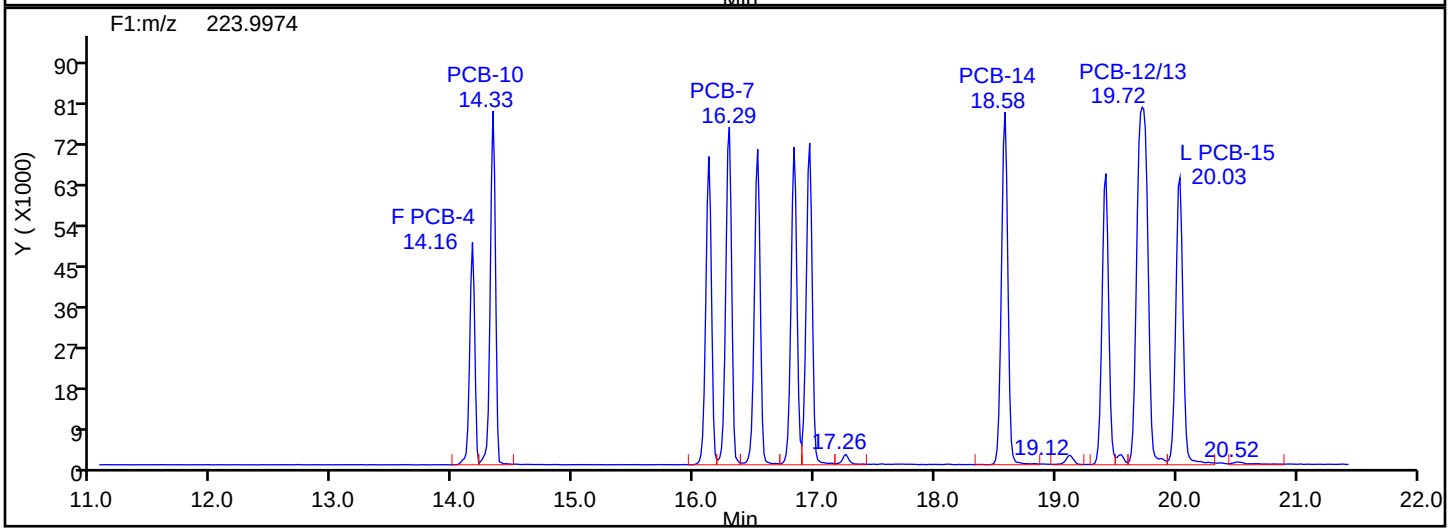

DiPCB F1 Lock Mass

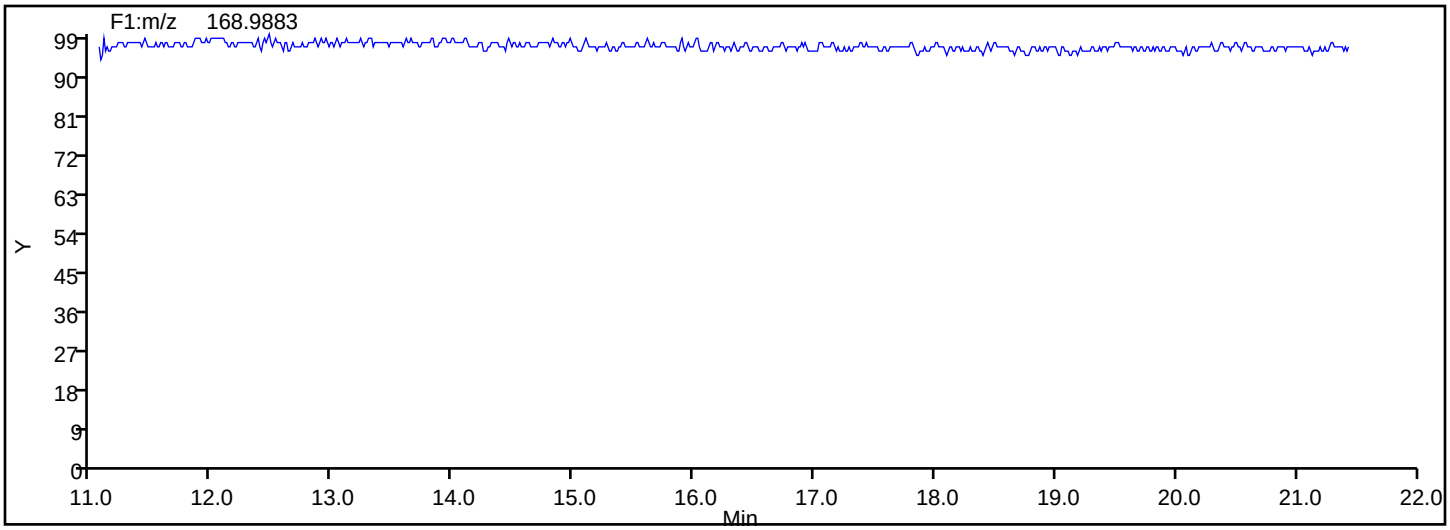

Eurofins TestAmerica, Knoxville

Data File:	\\chromna\Knoxville\ChromData\D3D\20190903-12925.b\d4190903s1.d		
Injection Date:	03-Sep-2019 09:42:00	Injection Vol:	1.0 ul
Instrument ID:	D3D	Operator ID:	Xcalibur_System
Method:	PCBs_D3D	Limit Group:	HR - 1668A - ICAL
Client ID:			
Worklist#:	33205	Sample Line#:	1
Column Type:	SPB-Octyl	Column Dia:	0.25 mm

TriPCB F1

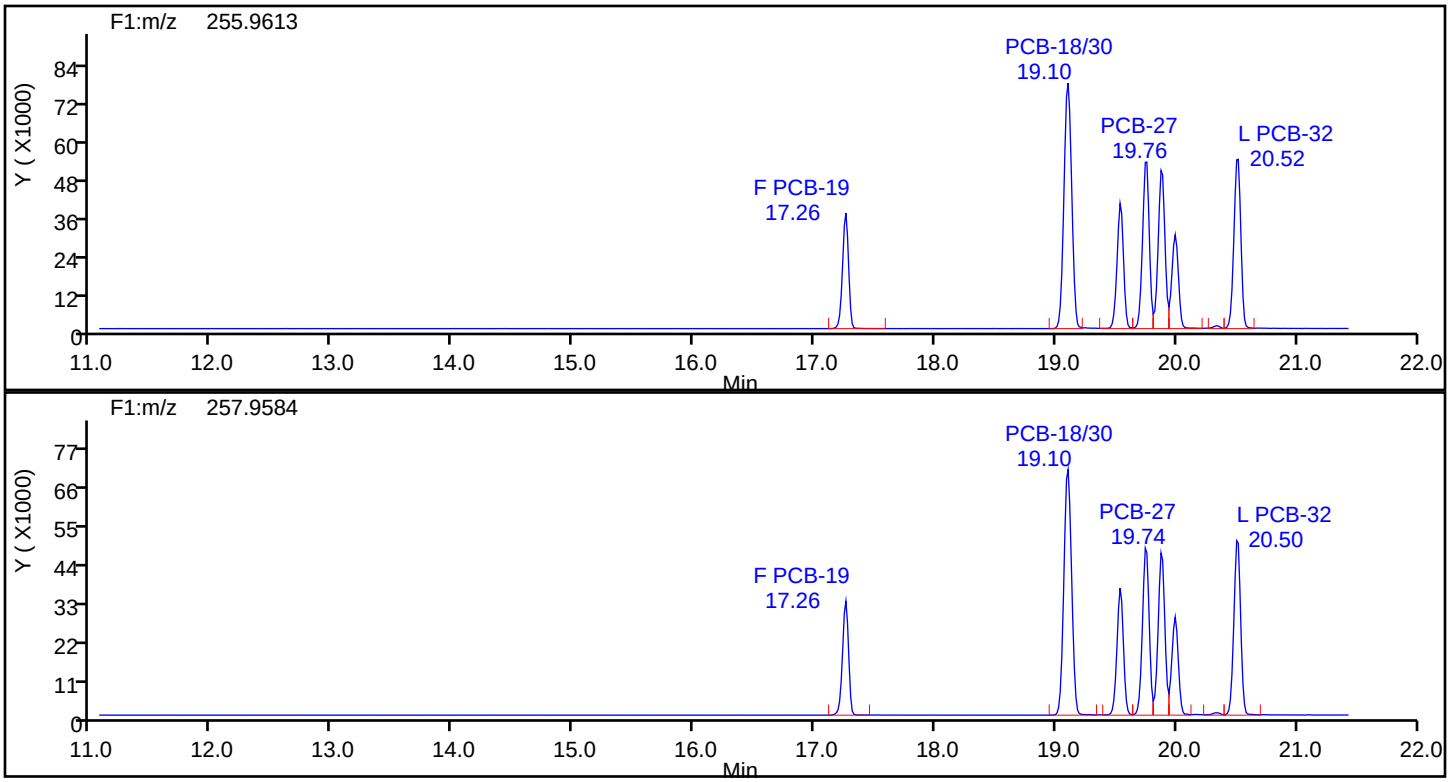

TriPCB F1 Standards

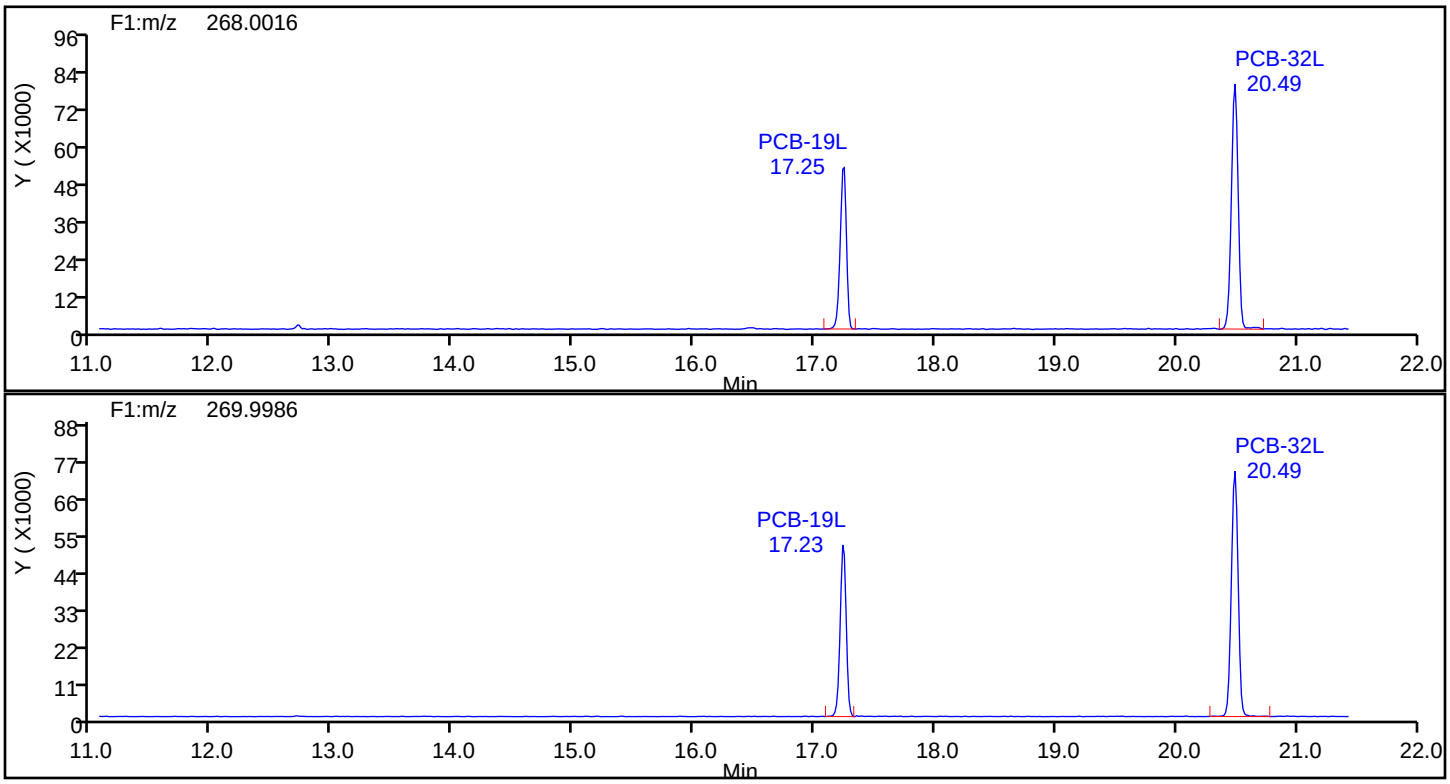

Eurofins TestAmerica, Knoxville

Data File:	\\chromna\Knoxville\ChromData\D3D\20190903-12925.b\d4190903s1.d		
Injection Date:	03-Sep-2019 09:42:00	Injection Vol:	1.0 ul
Instrument ID:	D3D	Operator ID:	Xcalibur_System
Method:	PCBs_D3D	Limit Group:	HR - 1668A - ICAL
Client ID:			
Worklist#:	33205	Sample Line#:	1
Column Type:	SPB-Octyl	Column Dia:	0.25 mm

TriPCB F1

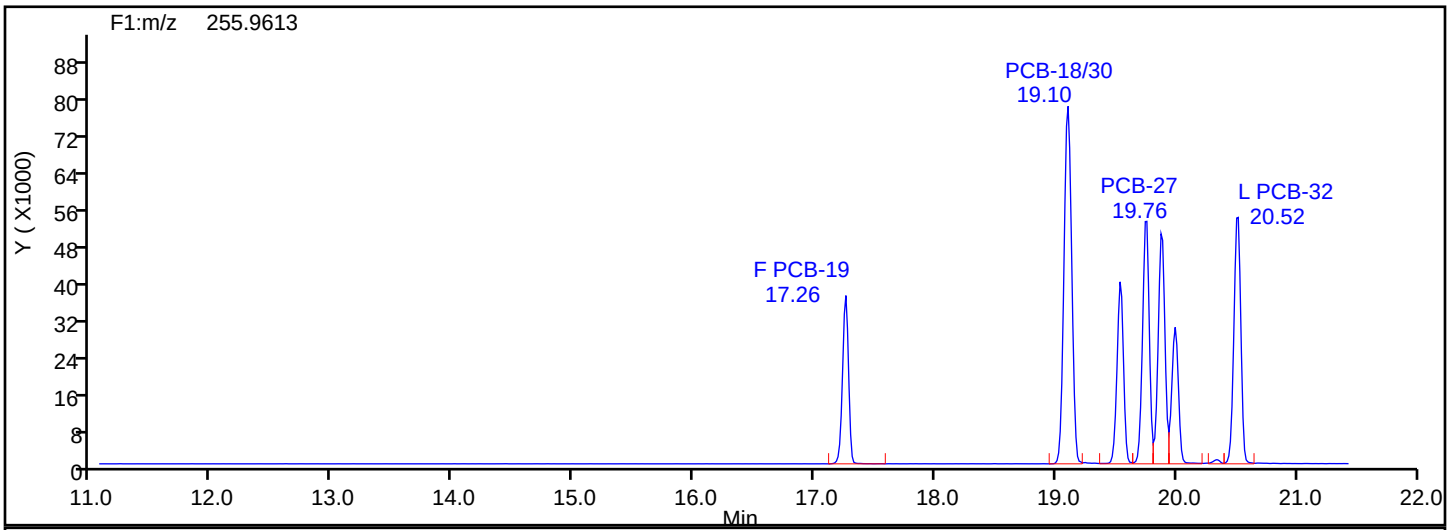

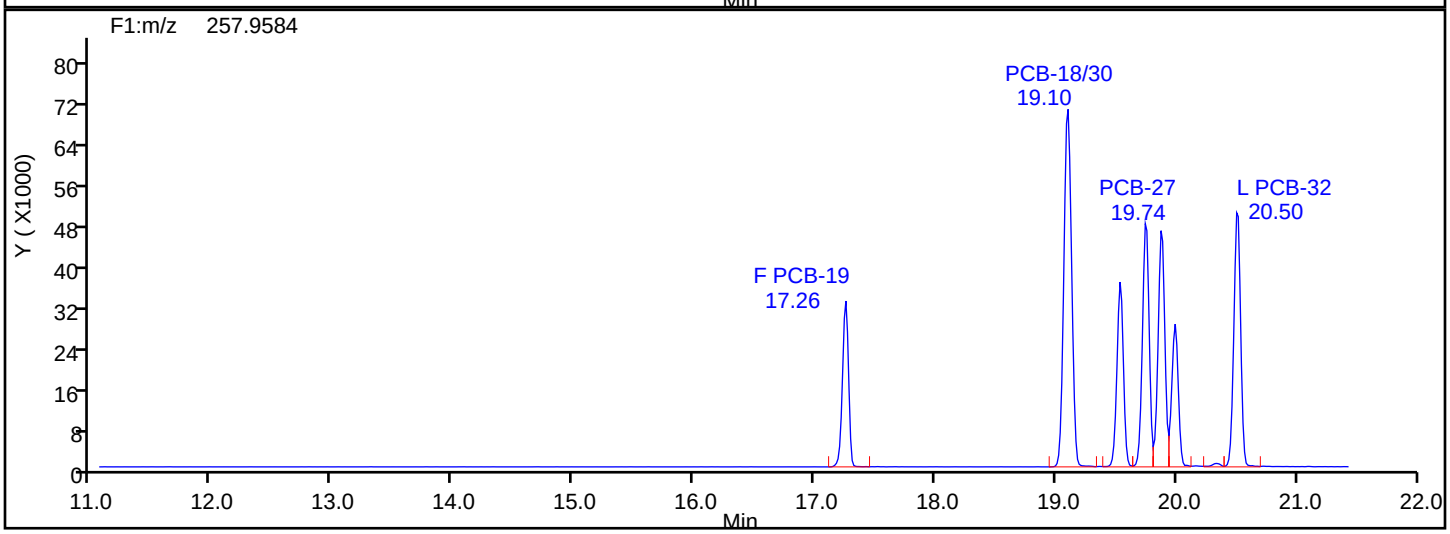

TriPCB F1 Lock Mass

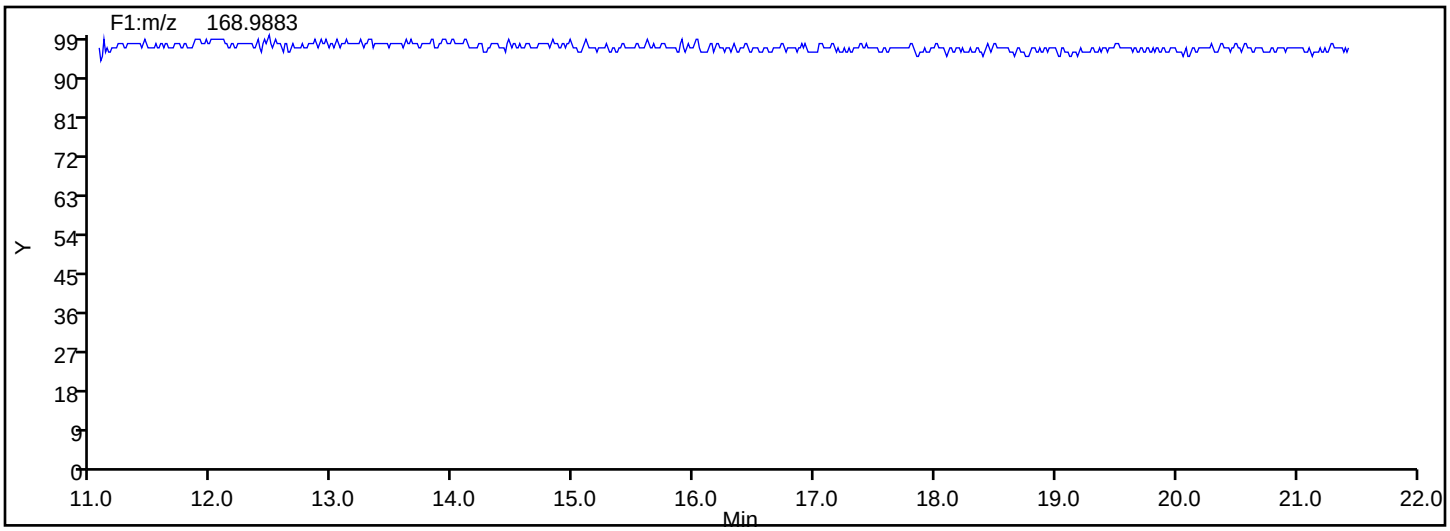

Eurofins TestAmerica, Knoxville

Data File:	\\chromna\Knoxville\ChromData\D3D\20190903-12925.b\d4190903s1.d		
Injection Date:	03-Sep-2019 09:42:00	Injection Vol:	1.0 ul
Instrument ID:	D3D	Operator ID:	Xcalibur_System
Method:	PCBs_D3D	Limit Group:	HR - 1668A - ICAL
Client ID:			
Worklist#:	33205	Sample Line#:	1
Column Type:	SPB-Octyl	Column Dia:	0.25 mm

TriPCB F2

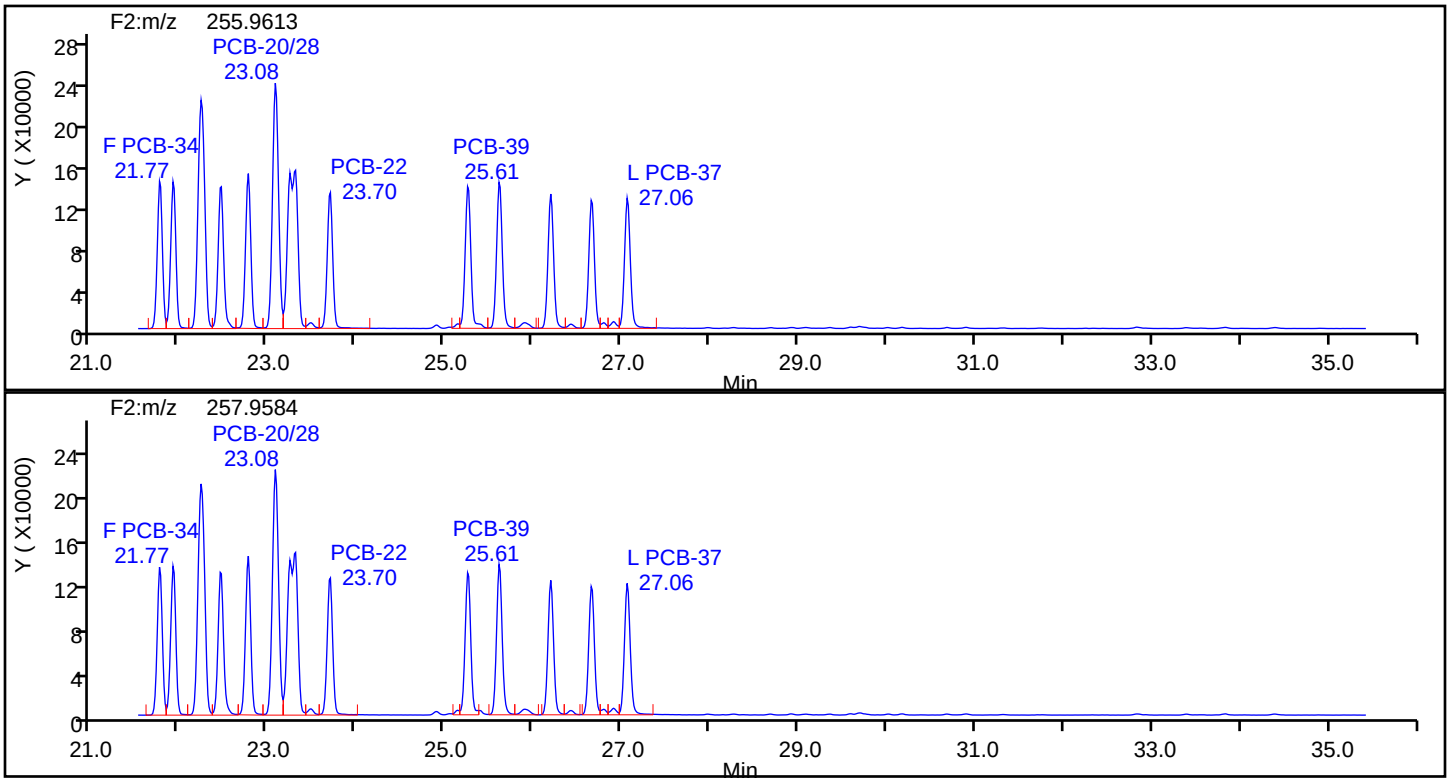

TriPCB F2 Standards

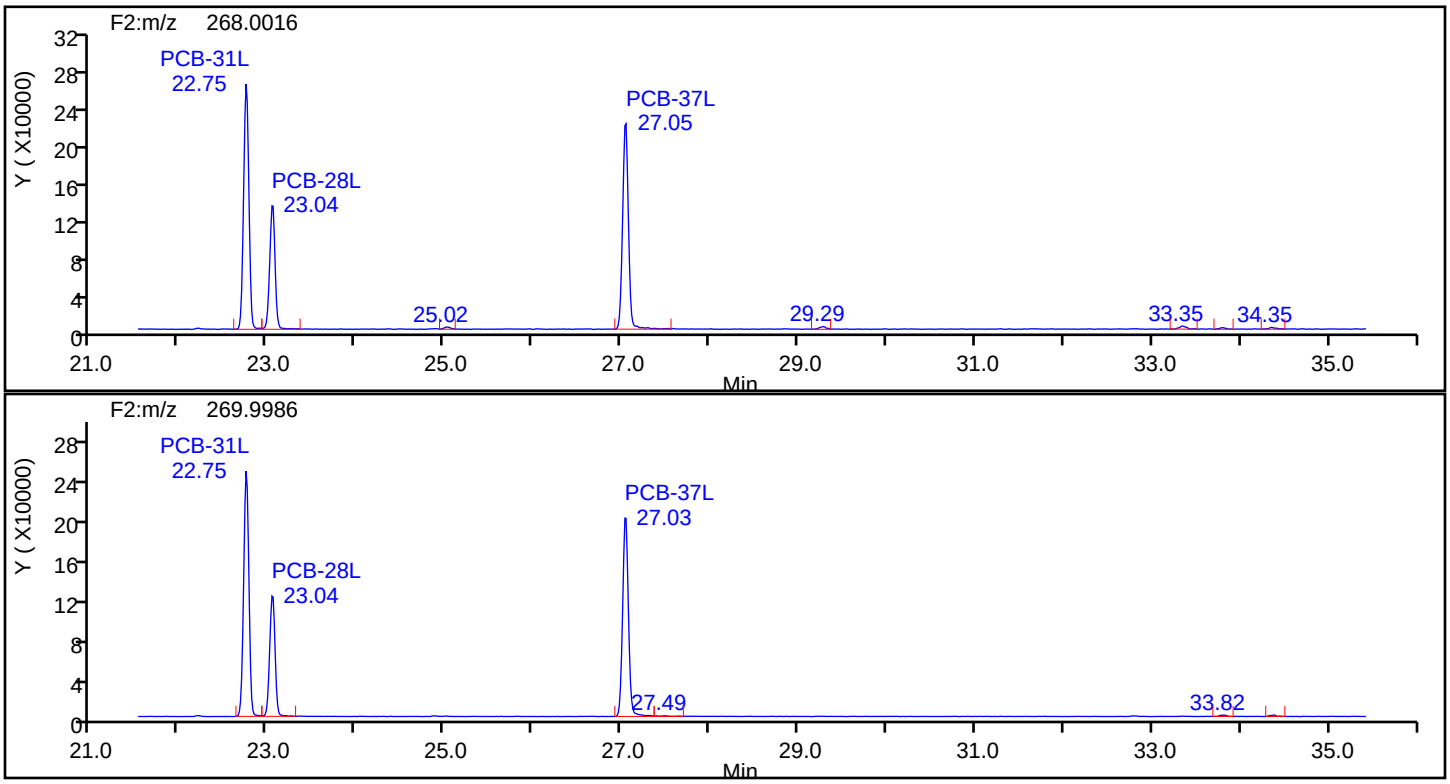

Eurofins TestAmerica, Knoxville

Data File:	\\chromna\Knoxville\ChromData\D3D\20190903-12925.b\d4190903s1.d		
Injection Date:	03-Sep-2019 09:42:00	Injection Vol:	1.0 ul
Instrument ID:	D3D	Operator ID:	Xcalibur_System
Method:	PCBs_D3D	Limit Group:	HR - 1668A - ICAL
Client ID:			
Worklist#:	33205	Sample Line#:	1
Column Type:	SPB-Octyl	Column Dia:	0.25 mm

TriPCB F2

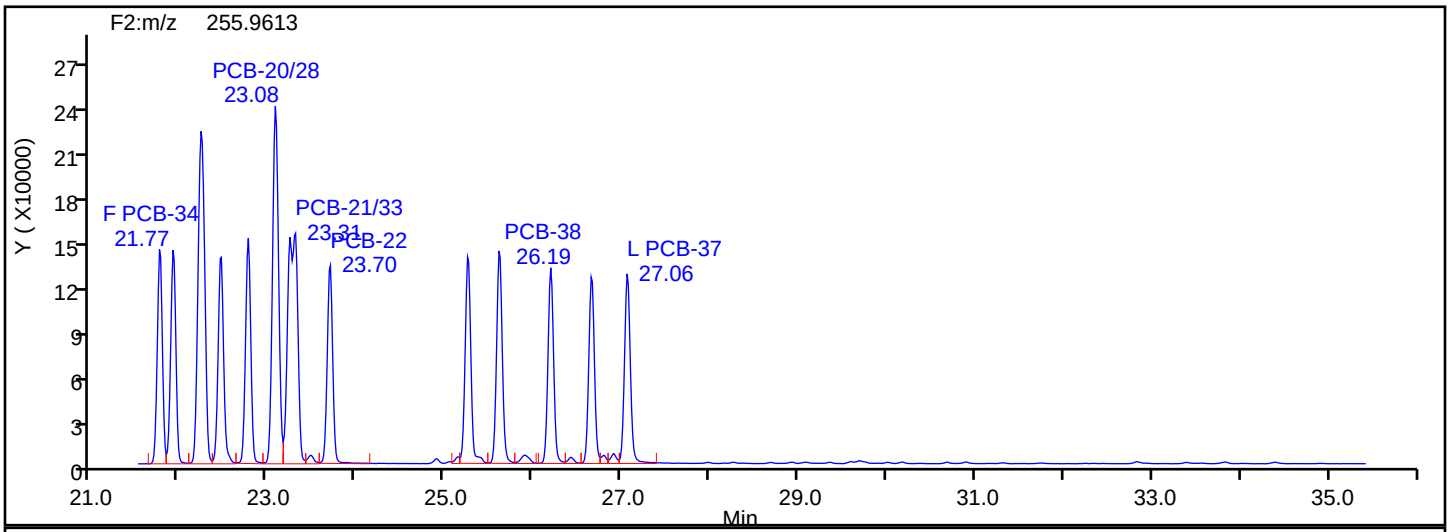

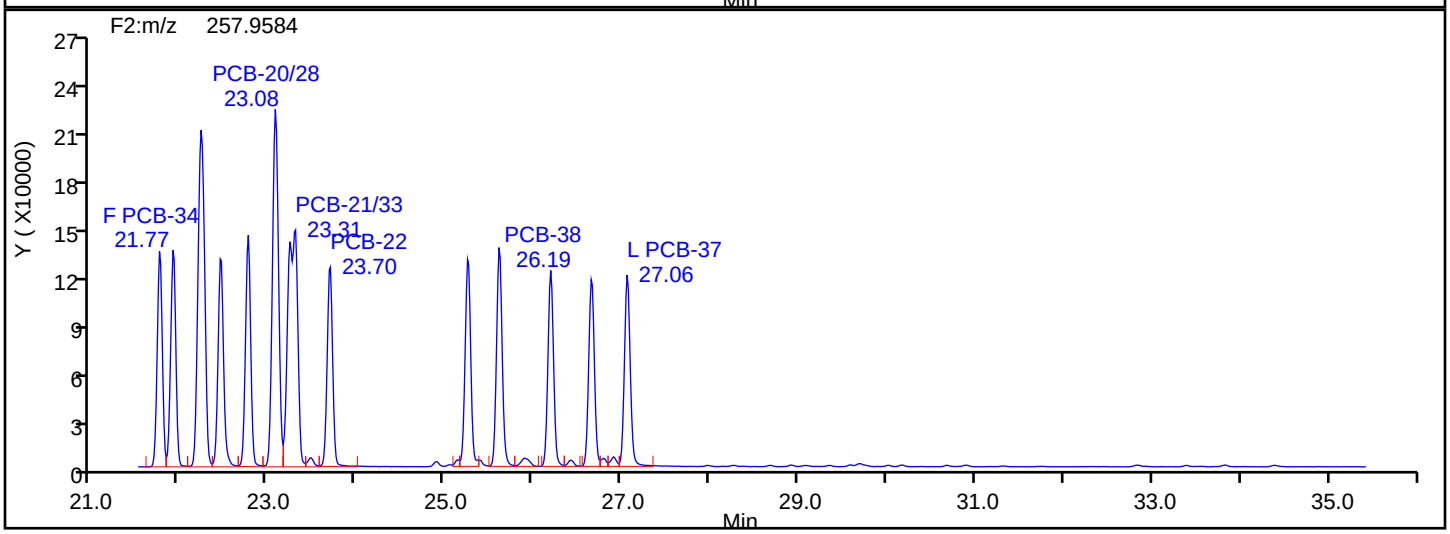

TriPCB F2 Lock Mass

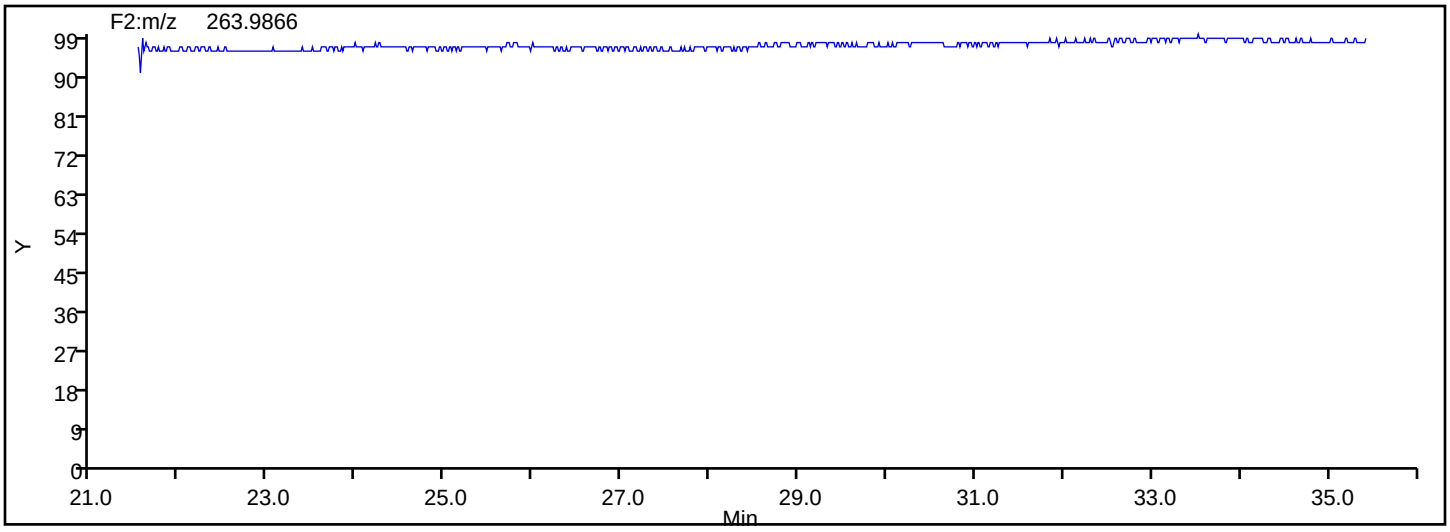

Eurofins TestAmerica, Knoxville

Data File:	\\chromna\Knoxville\ChromData\D3D\20190903-12925.b\d4190903s1.d		
Injection Date:	03-Sep-2019 09:42:00	Injection Vol:	1.0 ul
Instrument ID:	D3D	Operator ID:	Xcalibur_System
Method:	PCBs_D3D	Limit Group:	HR - 1668A - ICAL
Client ID:			
Worklist#:	33205	Sample Line#:	1
Column Type:	SPB-Octyl	Column Dia:	0.25 mm

TePCB F1

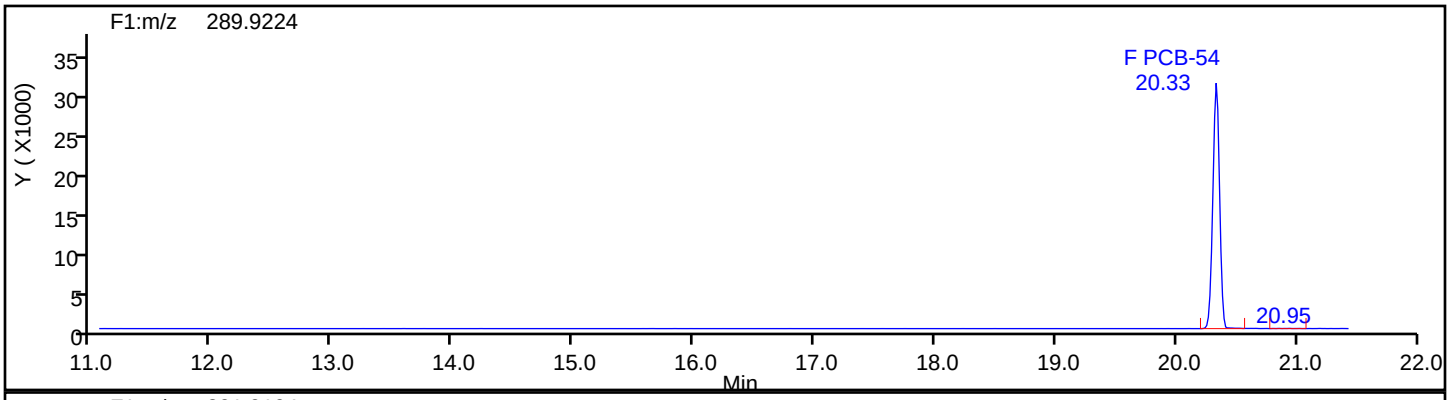

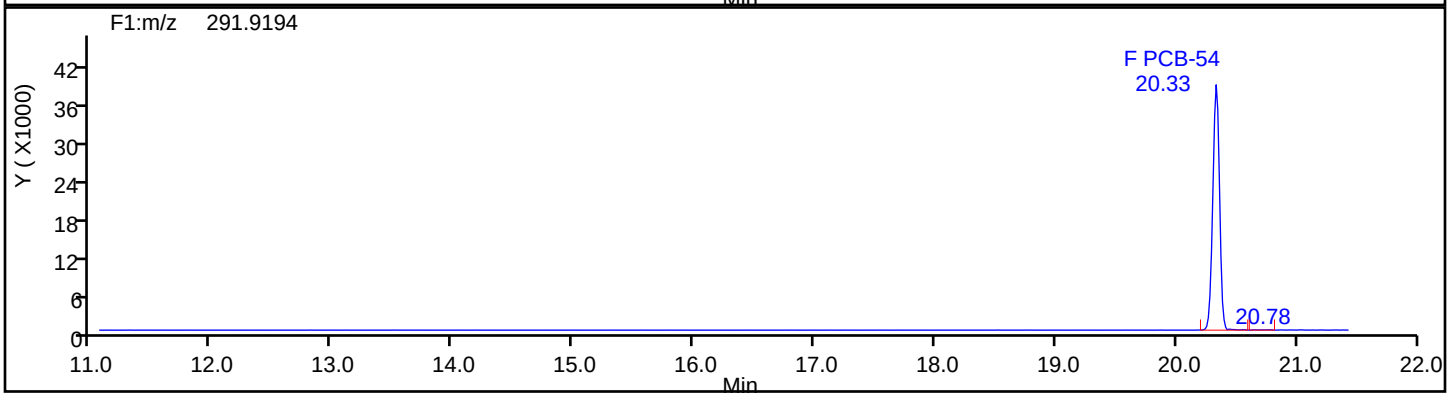

TePCB F1 Standards

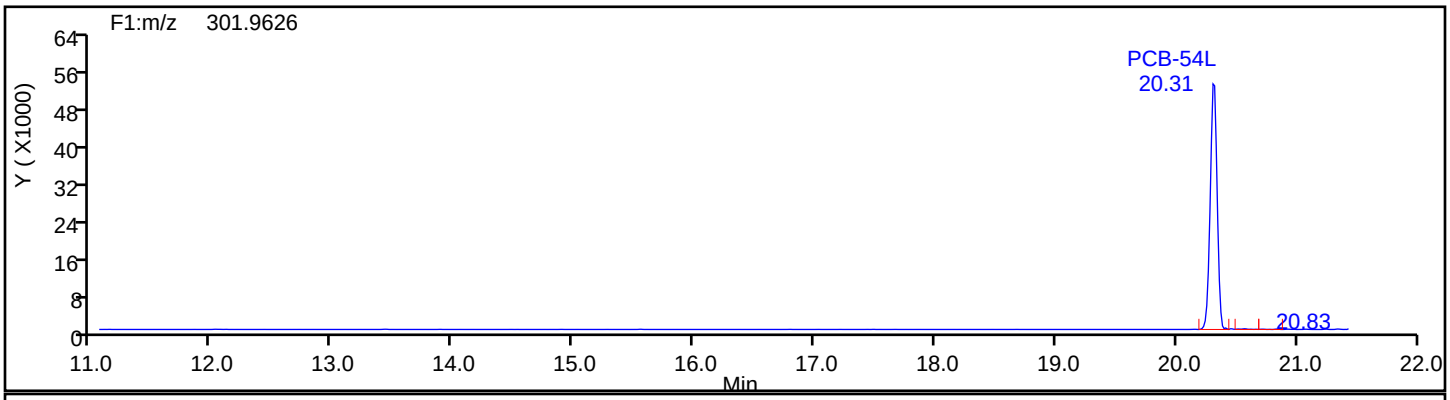

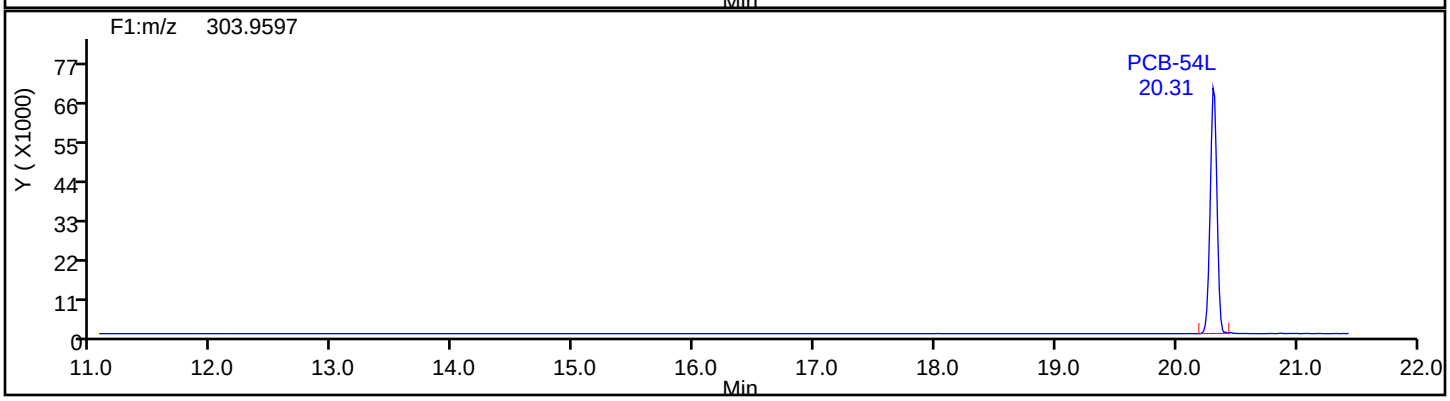

Eurofins TestAmerica, Knoxville

Data File:	\\chromna\Knoxville\ChromData\D3D\20190903-12925.b\d4190903s1.d		
Injection Date:	03-Sep-2019 09:42:00	Injection Vol:	1.0 ul
Instrument ID:	D3D	Operator ID:	Xcalibur_System
Method:	PCBs_D3D	Limit Group:	HR - 1668A - ICAL
Client ID:			
Worklist#:	33205	Sample Line#:	1
Column Type:	SPB-Octyl	Column Dia:	0.25 mm

TePCB F1

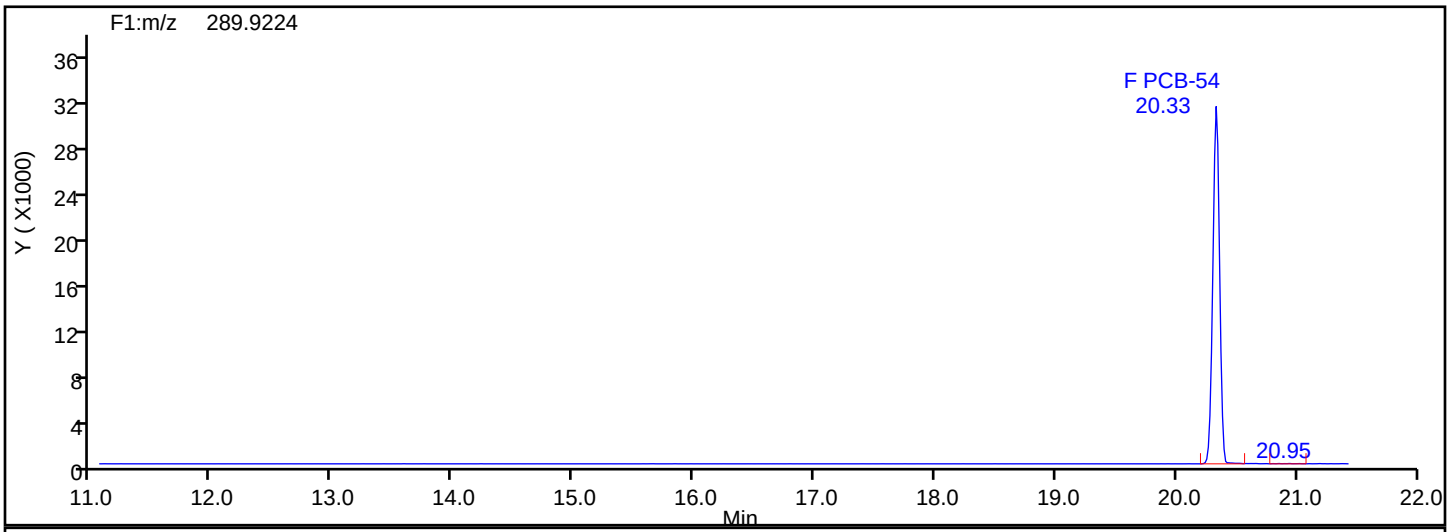

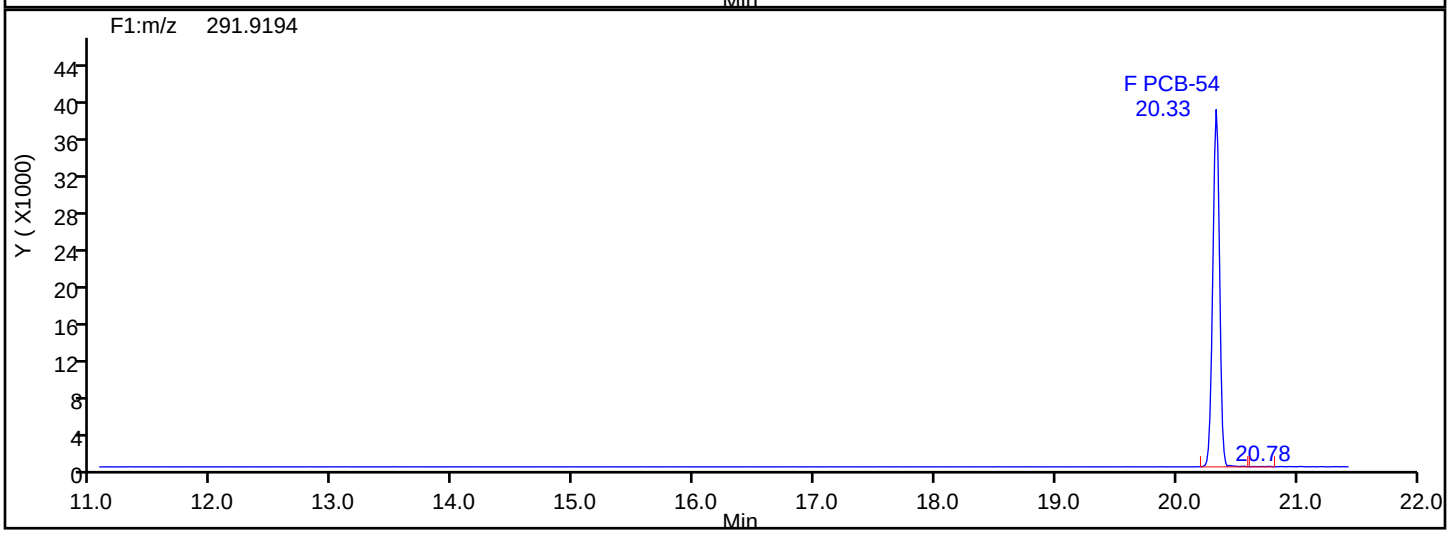

TePCB F1 Lock Mass

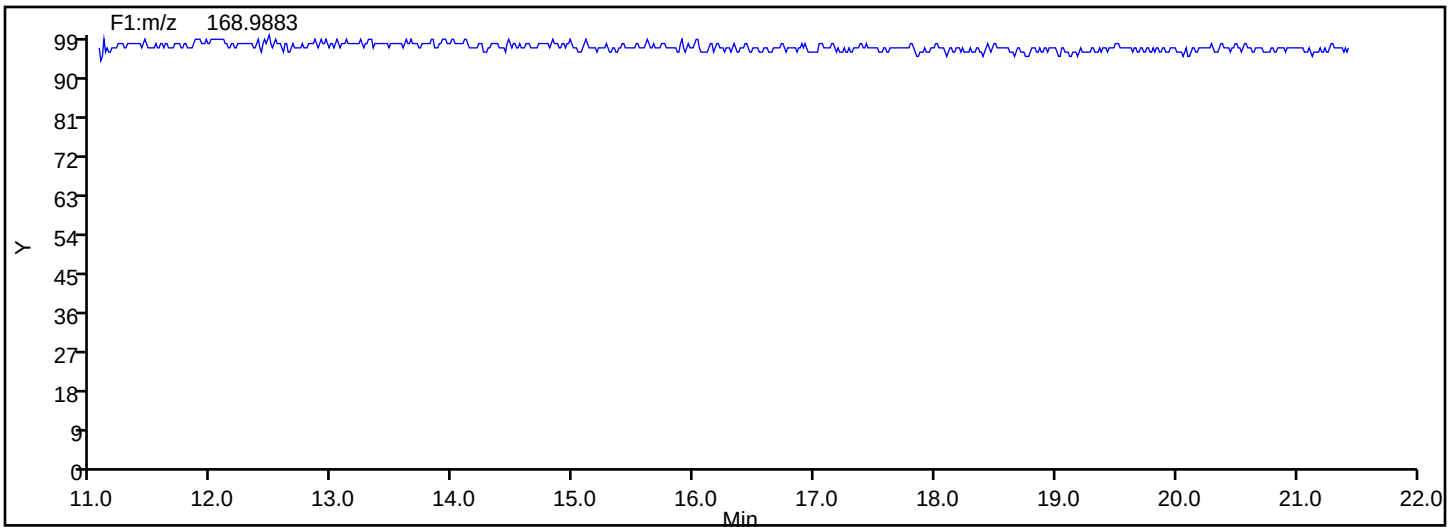

Eurofins TestAmerica, Knoxville

Data File:	\\chromna\Knoxville\ChromData\D3D\20190903-12925.b\d4190903s1.d		
Injection Date:	03-Sep-2019 09:42:00	Injection Vol:	1.0 ul
Instrument ID:	D3D	Operator ID:	Xcalibur_System
Method:	PCBs_D3D	Limit Group:	HR - 1668A - ICAL
Client ID:			
Worklist#:	33205	Sample Line#:	1
Column Type:	SPB-Octyl	Column Dia:	0.25 mm

TePCB F2

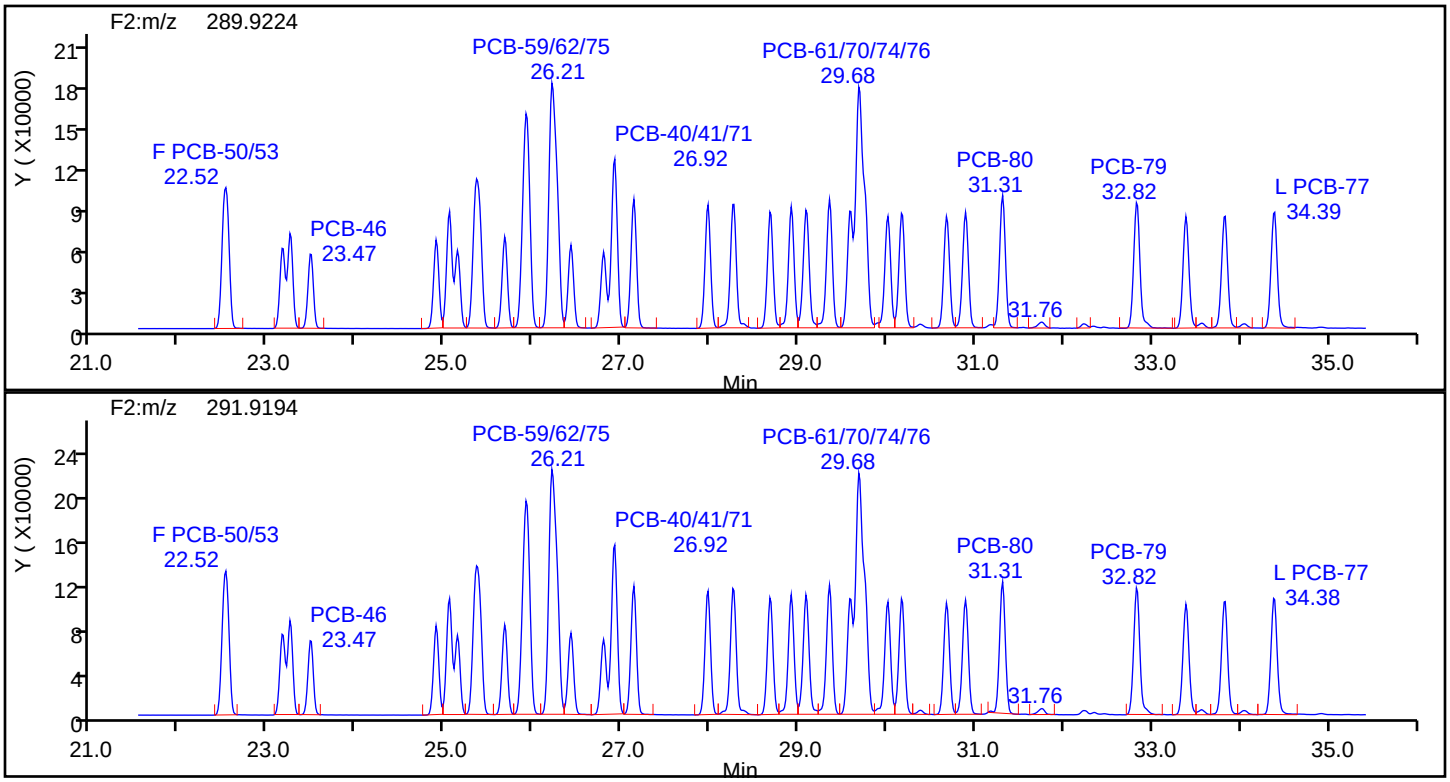

TePCB F2 Standards

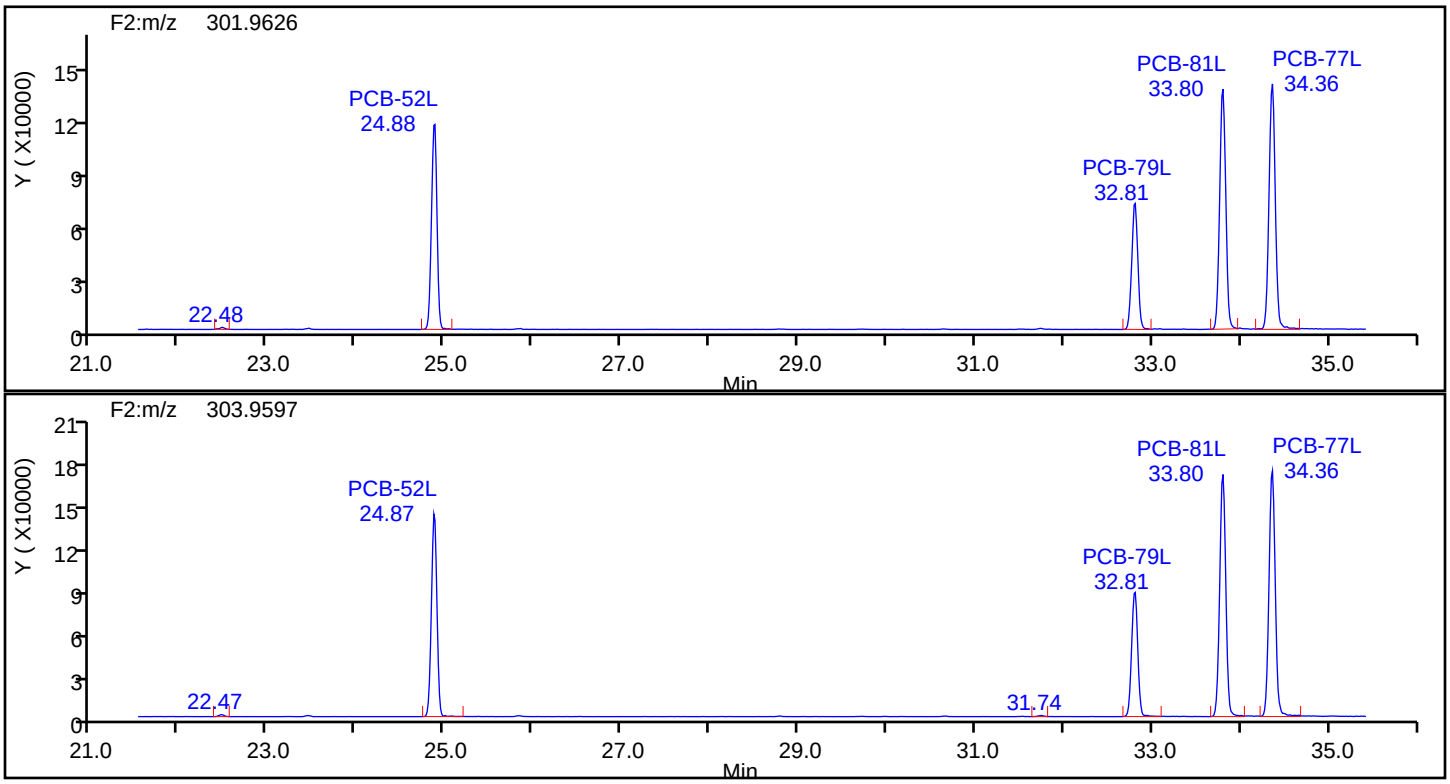

Eurofins TestAmerica, Knoxville

Data File:	\\chromna\Knoxville\ChromData\D3D\20190903-12925.b\d4190903s1.d		
Injection Date:	03-Sep-2019 09:42:00	Injection Vol:	1.0 ul
Instrument ID:	D3D	Operator ID:	Xcalibur_System
Method:	PCBs_D3D	Limit Group:	HR - 1668A - ICAL
Client ID:			
Worklist#:	33205	Sample Line#:	1
Column Type:	SPB-Octyl	Column Dia:	0.25 mm

TePCB F2

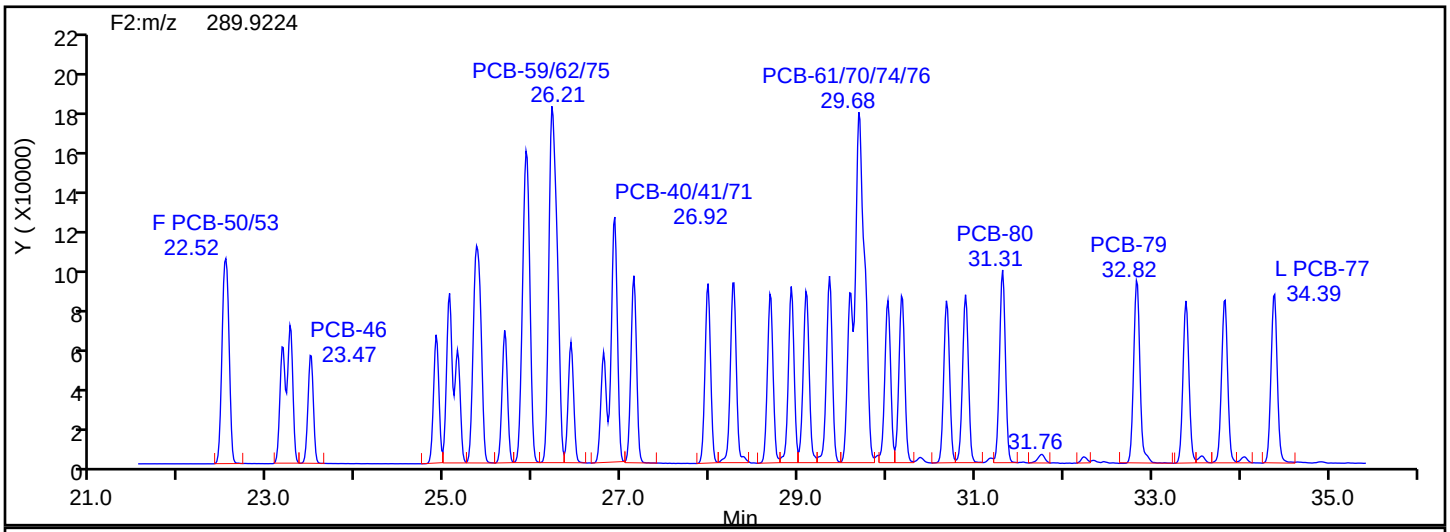

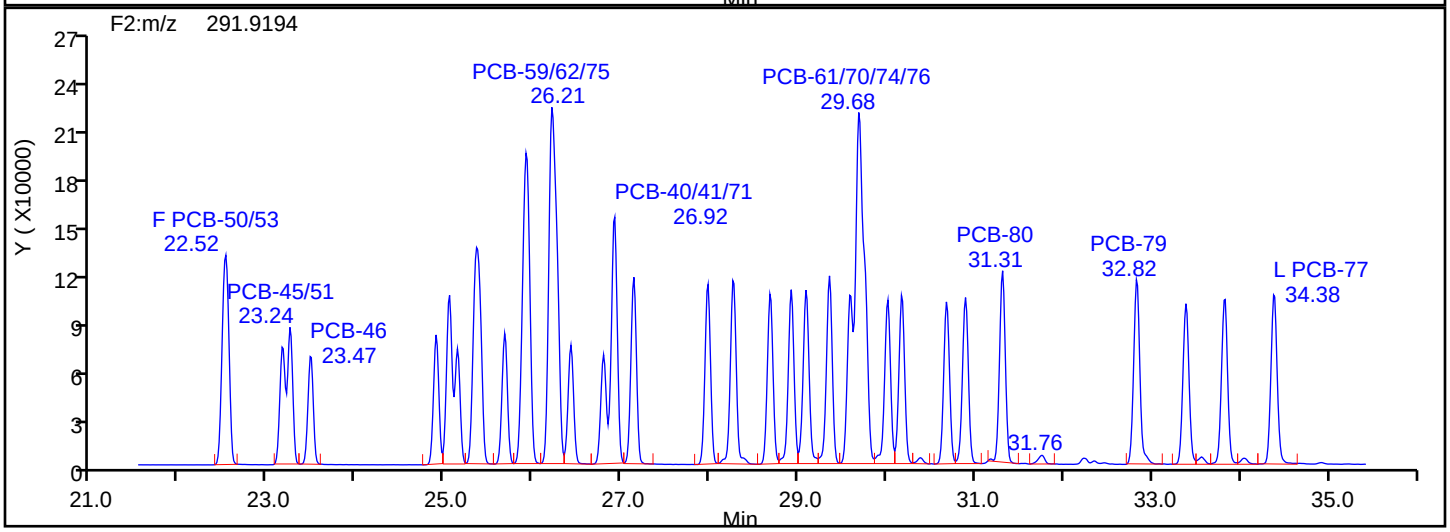

TePCB F2 Lock Mass

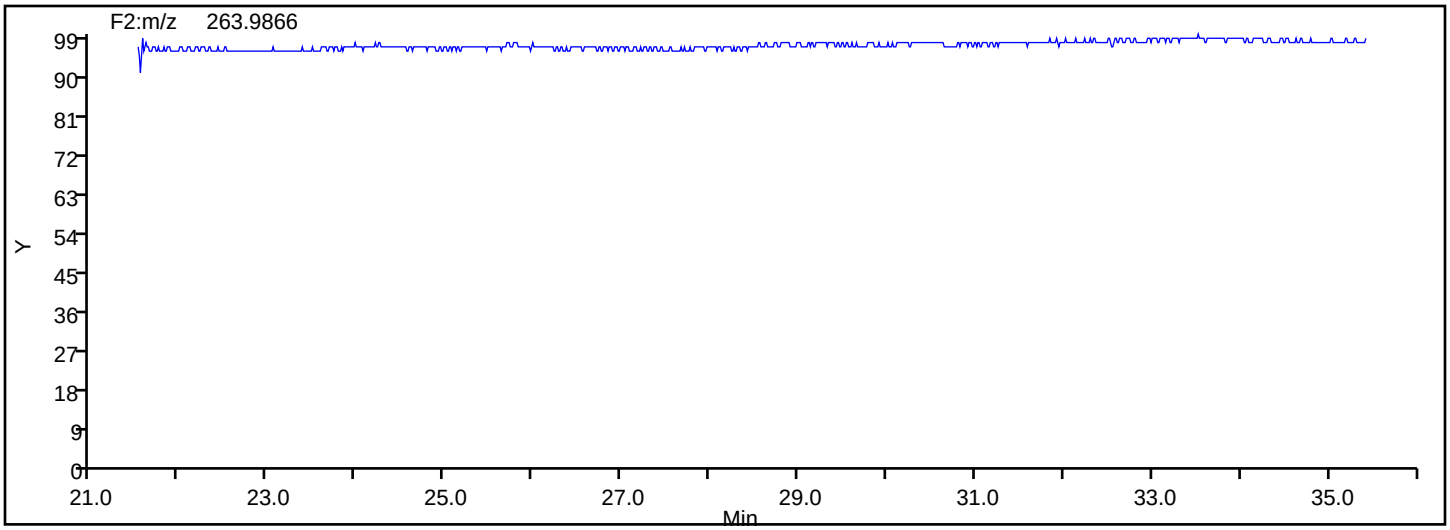

Manual Integration/User Assign Peak Report

Eurofins TestAmerica, Knoxville

Data File: \\chromna\Knoxville\ChromData\D3D\20190903-12925.b\d4190903s1.d
Injection Date: 03-Sep-2019 09:42:00 Instrument ID: D3D
Lims ID: WDMCCV
Client ID:
Operator ID: Xcalibur_System ALS Bottle#: 0 Worklist Smp#: 1
Injection Vol: 1.0 ul Dil. Factor: 1.0000
Method: PCBs_D3D Limit Group: HR - 1668A - ICAL
Column: SPB-Octyl (0.25 mm) Detector F2(21.81 :35.54)

PCB-45/51, CAS: STL01804

Signal: 2

Processing Integration Results

RT: 23.24
Area: 337720
Amount: 46.661994
Amount Units: pg/ul

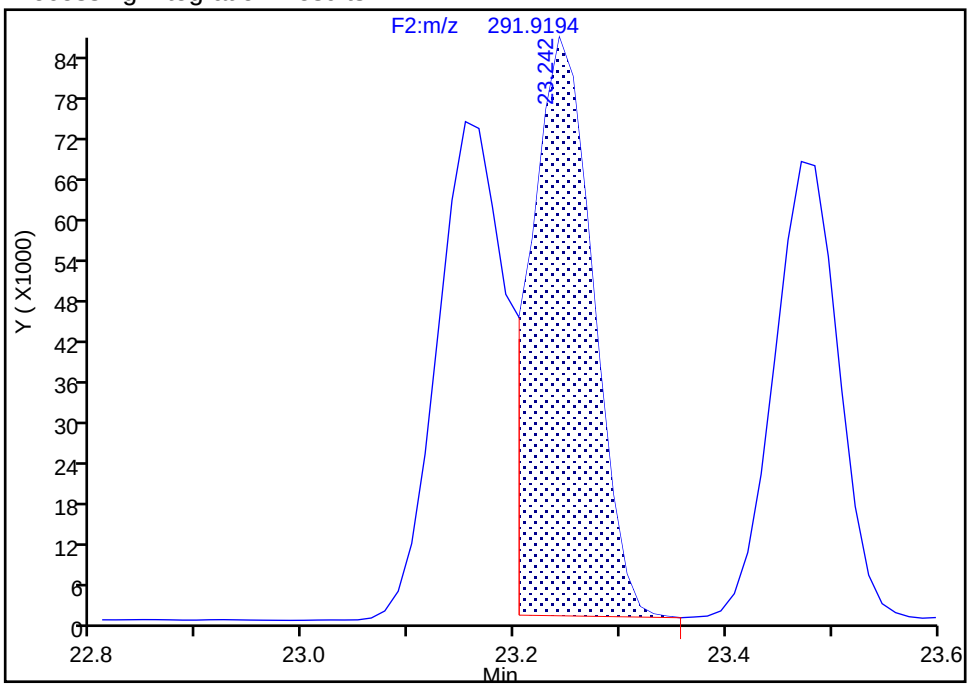

Manual Integration Results

RT: 23.24
Area: 658079
Amount: 90.139796
Amount Units: pg/ul

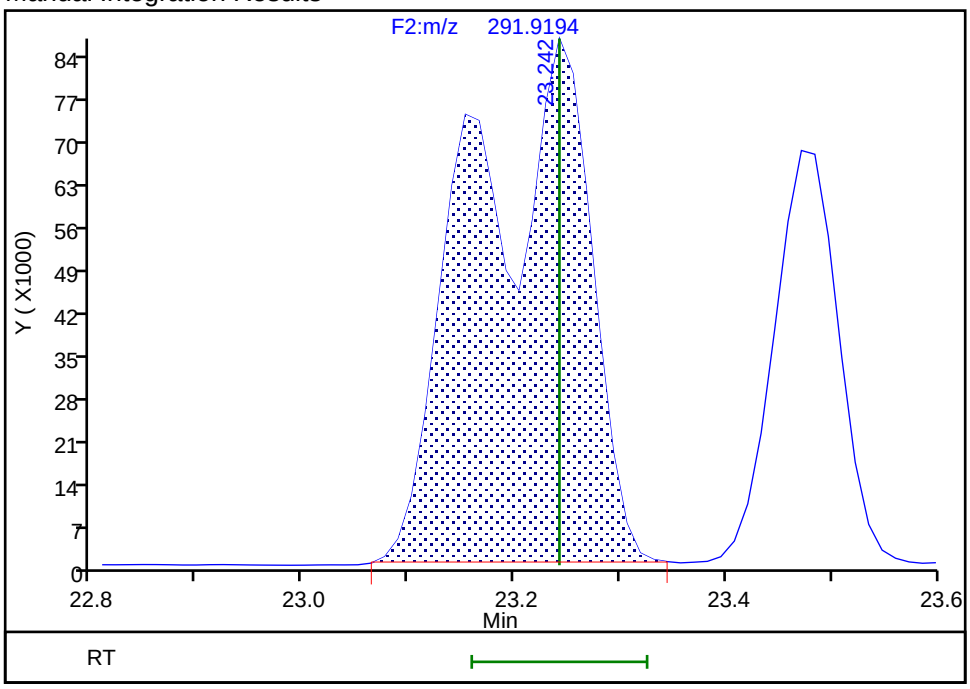

Reviewer: layk, 03-Sep-2019 11:09:01
Audit Action: Marked Compound Undetected Audit Reason: Invalid Compound ID

Manual Integration/User Assign Peak Report

Eurofins TestAmerica, Knoxville

Data File: \\chromna\Knoxville\ChromData\D3D\20190903-12925.b\d4190903s1.d
Injection Date: 03-Sep-2019 09:42:00 Instrument ID: D3D
Lims ID: WDMCCV
Client ID:
Operator ID: Xcalibur_System ALS Bottle#: 0 Worklist Smp#: 1
Injection Vol: 1.0 ul Dil. Factor: 1.0000
Method: PCBs_D3D Limit Group: HR - 1668A - ICAL
Column: SPB-Octyl (0.25 mm) Detector F2(21.81 :35.54)

PCB-45/51, CAS: STL01804

Signal: 3

Processing Integration Results

RT: 23.24
Area: 610951
Amount: 46.661994
Amount Units: pg/ul

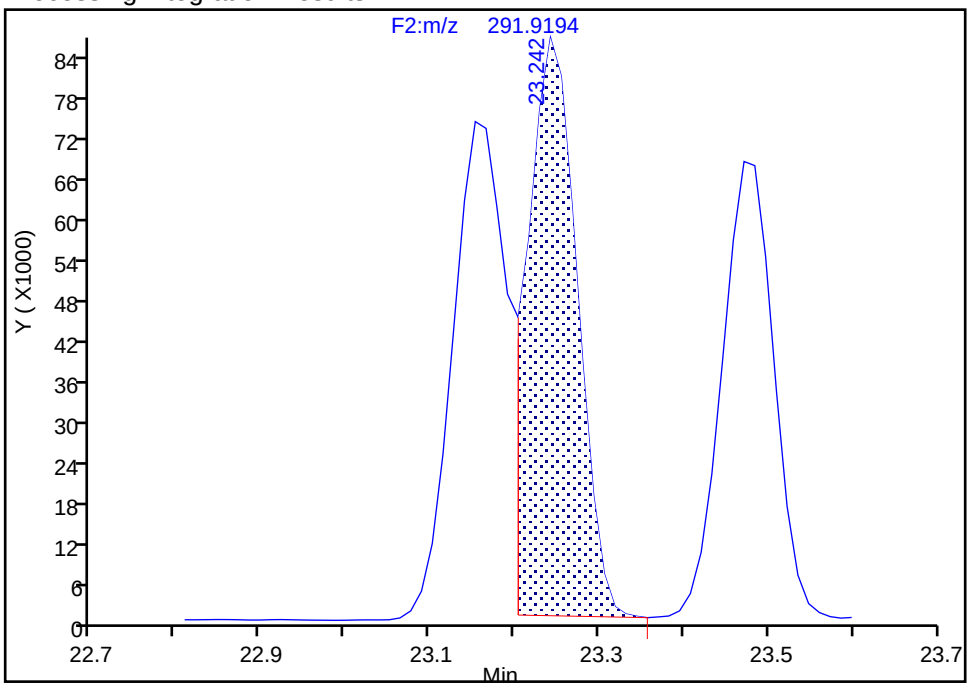

Manual Integration Results

RT: 23.24
Area: 1180211
Amount: 90.139796
Amount Units: pg/ul
Reviewer: layk, 03-Sep-2019 11:09:01
Audit Action: Marked Compound Undetected Audit Reason: Invalid Compound ID

Manual Integration/User Assign Peak Report

Eurofins TestAmerica, Knoxville

Data File: \\chromna\Knoxville\ChromData\D3D\20190903-12925.b\d4190903s1.d
Injection Date: 03-Sep-2019 09:42:00 Instrument ID: D3D
Lims ID: WDMCCV
Client ID:
Operator ID: Xcalibur_System ALS Bottle#: 0 Worklist Smp#: 1
Injection Vol: 1.0 ul Dil. Factor: 1.0000
Method: PCBs_D3D Limit Group: HR - 1668A - ICAL
Column: SPB-Octyl (0.25 mm) Detector F2(21.81 :35.54)

PCB-45/51, CAS: STL01804

Signal: 1

Processing Integration Results

RT: 23.24
Area: 273231
Amount: 46.661994
Amount Units: pg/ul

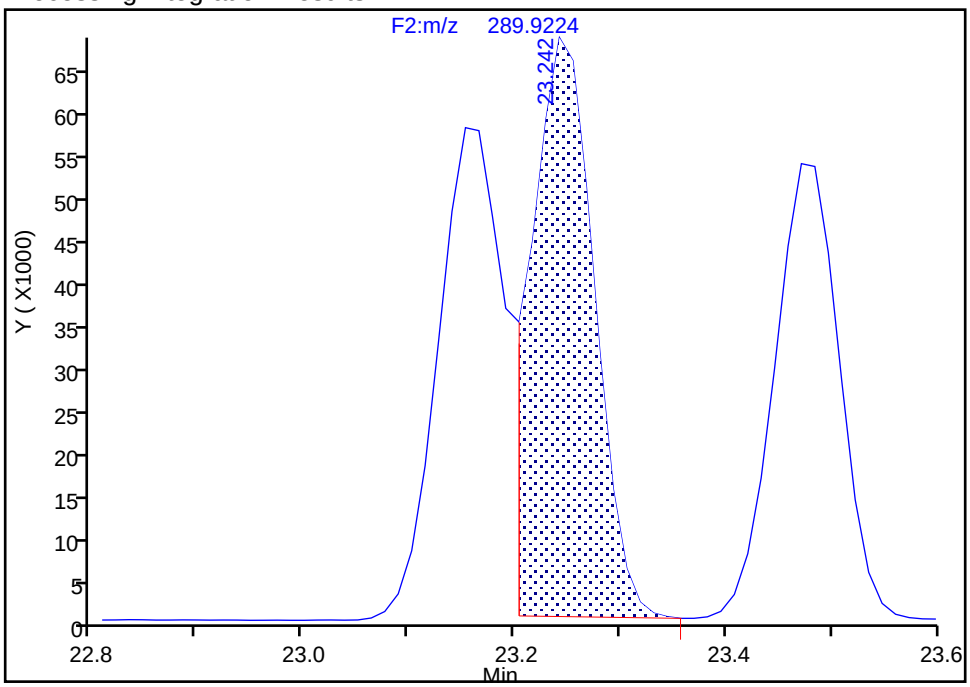

Manual Integration Results

RT: 23.24
Area: 522132
Amount: 90.139796
Amount Units: pg/ul

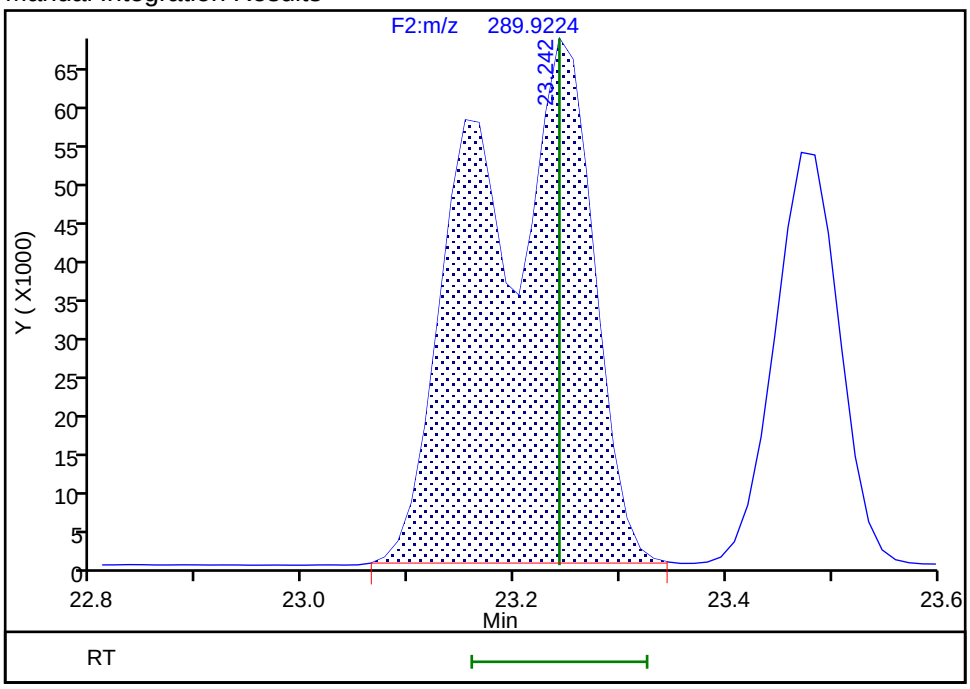

Reviewer: layk, 03-Sep-2019 11:09:06
Audit Action: Manually Integrated/Assigned Compound ID Audit Reason: Incomplete Integration

Manual Integration/User Assign Peak Report

Eurofins TestAmerica, Knoxville

Data File:	\\chromna\Knoxville\ChromData\D3D\20190903-12925.b\d4190903s1.d				
Injection Date:	03-Sep-2019 09:42:00	Instrument ID:	D3D		
Lims ID:	WDMCCV				
Client ID:					
Operator ID:	Xcalibur_System	ALS Bottle#:	0	Worklist Smp#:	1
Injection Vol:	1.0 ul	Dil. Factor:	1.0000		
Method:	PCBs_D3D	Limit Group:	HR - 1668A - ICAL		
Column:	SPB-Octyl (0.25 mm)	Detector	F2(21.81 :35.54)		

PCB-46, CAS: 41464-47-5

Signal: 1

Processing Integration Results

RT: 23.47
Area: 229101
Amount: 46.007353
Amount Units: pg/ul

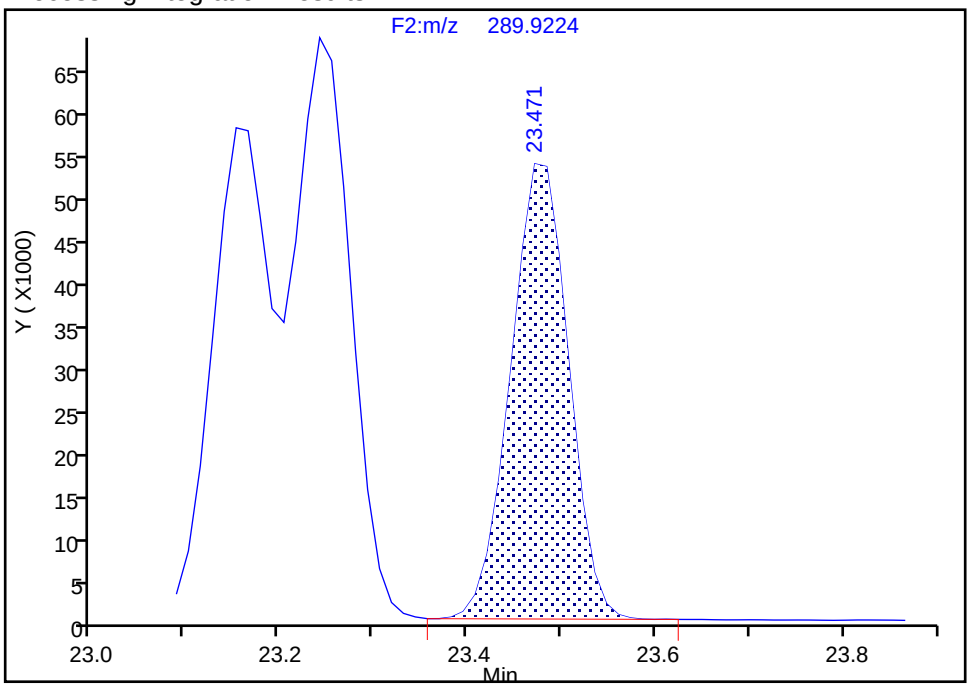

Manual Integration Results

RT: 23.47
Area: 228818
Amount: 45.903435
Amount Units: pg/ul

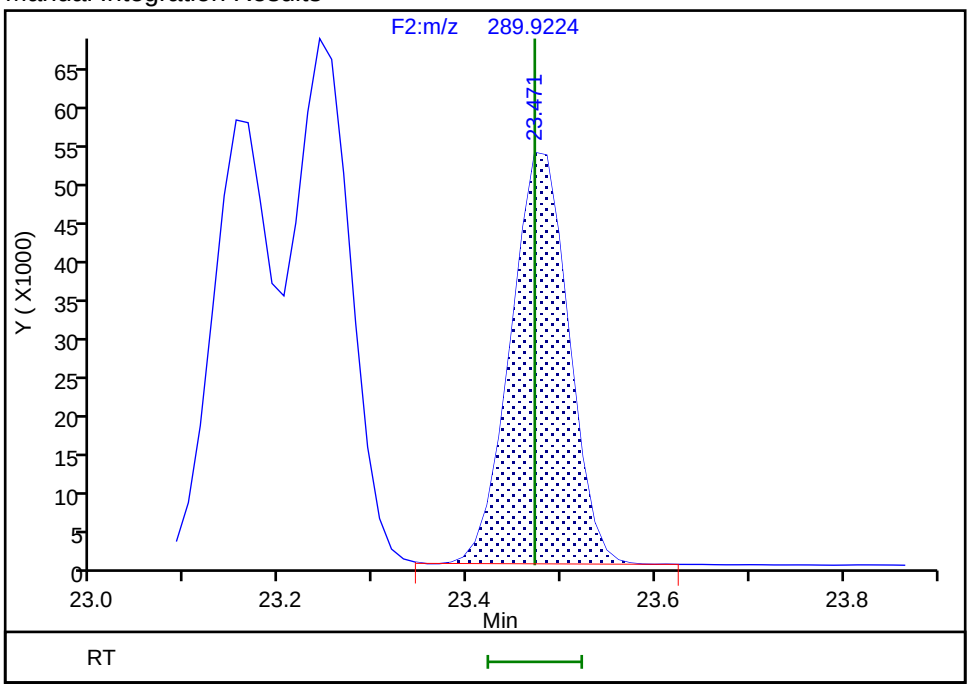

Reviewer: layk, 03-Sep-2019 10:59:43

Audit Action: Manually Integrated Audit Reason: Incomplete Integration

Manual Integration/User Assign Peak Report

Eurofins TestAmerica, Knoxville

Data File: \\chromna\Knoxville\ChromData\D3D\20190903-12925.b\d4190903s1.d
Injection Date: 03-Sep-2019 09:42:00 Instrument ID: D3D
Lims ID: WDMCCV
Client ID:
Operator ID: Xcalibur_System ALS Bottle#: 0 Worklist Smp#: 1
Injection Vol: 1.0 ul Dil. Factor: 1.0000
Method: PCBs_D3D Limit Group: HR - 1668A - ICAL
Column: SPB-Octyl (0.25 mm) Detector F2(21.81 :35.54)

PCB-46, CAS: 41464-47-5

Signal: 2

Processing Integration Results

RT: 23.47
Area: 287565
Amount: 46.007353
Amount Units: pg/ul

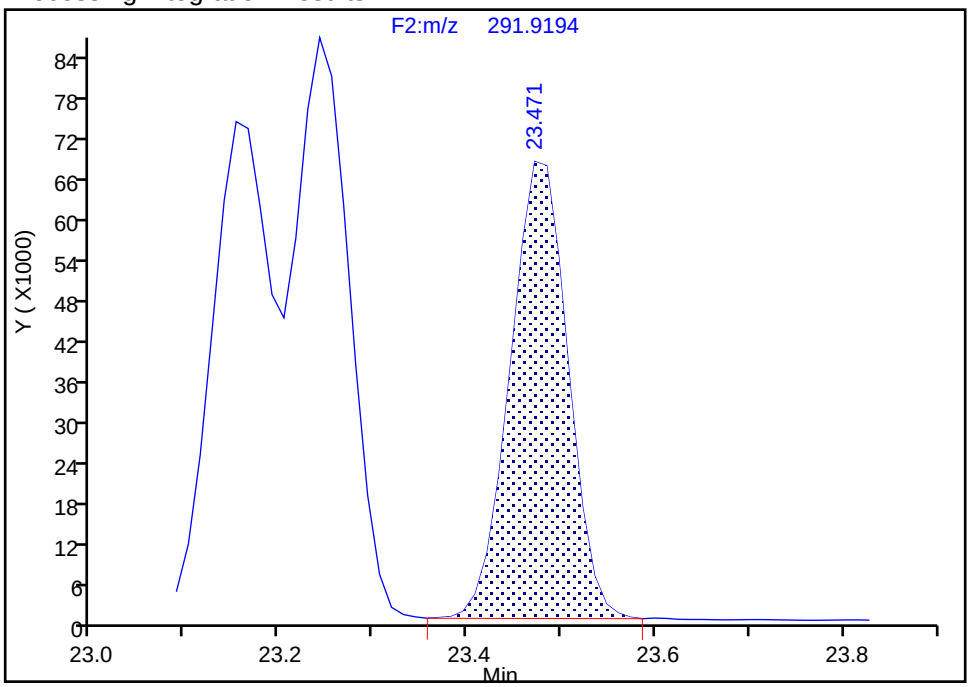

Manual Integration Results

RT: 23.47
Area: 286681
Amount: 45.903435
Amount Units: pg/ul

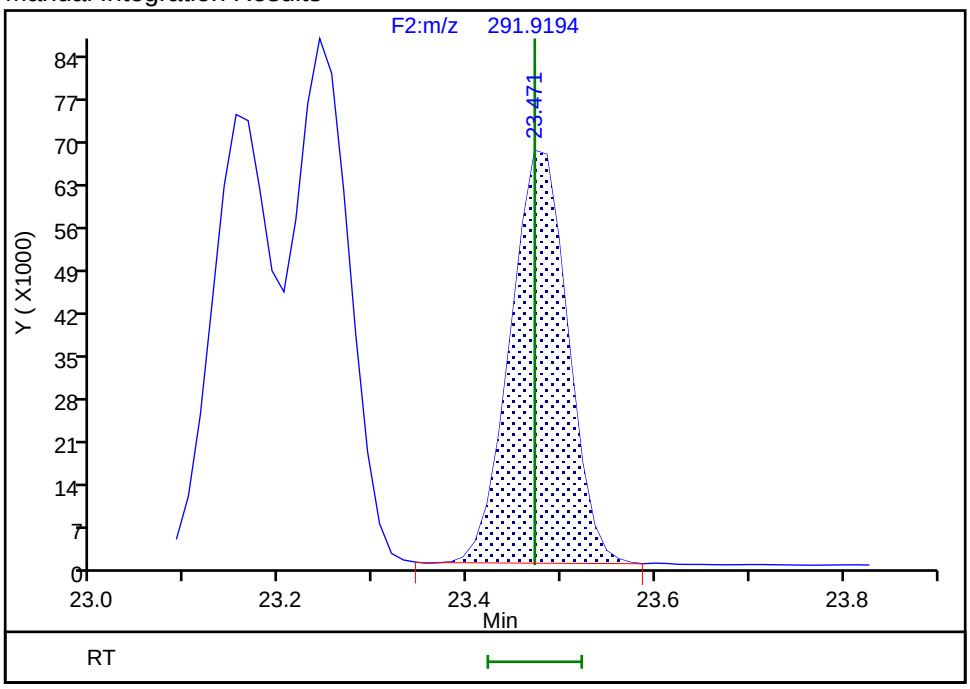

Reviewer: layk, 03-Sep-2019 10:59:56
Audit Action: Manually Integrated Audit Reason: Incomplete Integration

Manual Integration/User Assign Peak Report

Eurofins TestAmerica, Knoxville

Data File:	\\chromna\Knoxville\ChromData\D3D\20190903-12925.b\d4190903s1.d				
Injection Date:	03-Sep-2019 09:42:00	Instrument ID:	D3D		
Lims ID:	WDMCCV				
Client ID:					
Operator ID:	Xcalibur_System	ALS Bottle#:	0	Worklist Smp#:	1
Injection Vol:	1.0 ul	Dil. Factor:	1.0000		
Method:	PCBs_D3D	Limit Group:	HR - 1668A - ICAL		
Column:	SPB-Octyl (0.25 mm)	Detector	F2(21.81 :35.54)		

PCB-43/73, CAS: STL02293

Signal: 2

Processing Integration Results

RT: 25.05
Area: 465618
Amount: 56.266508
Amount Units: pg/ul

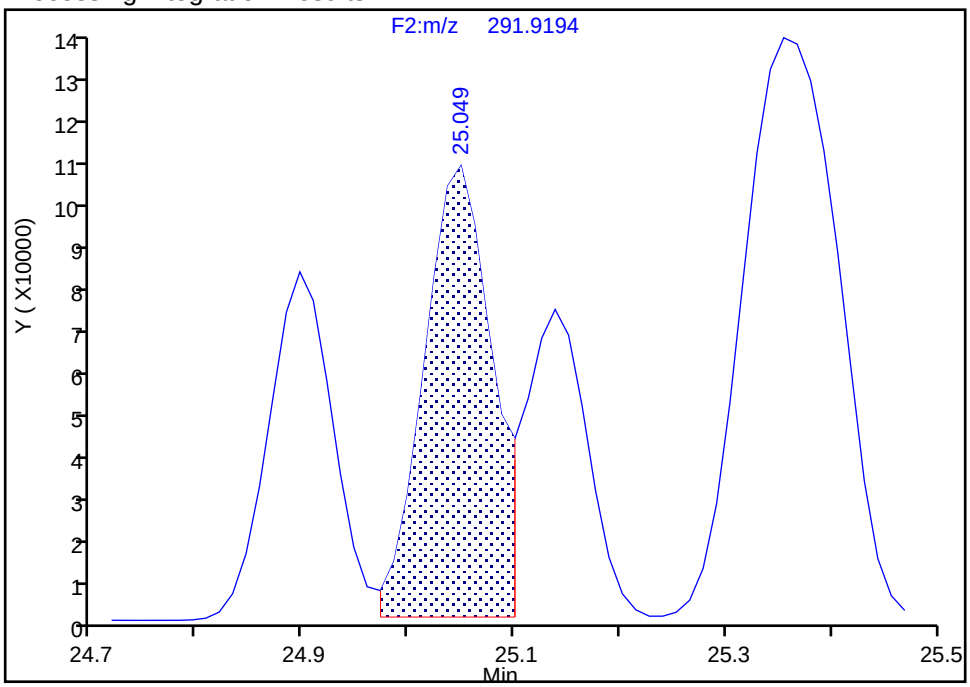

Manual Integration Results

RT: 25.05
Area: 755218
Amount: 91.364937
Amount Units: pg/ul

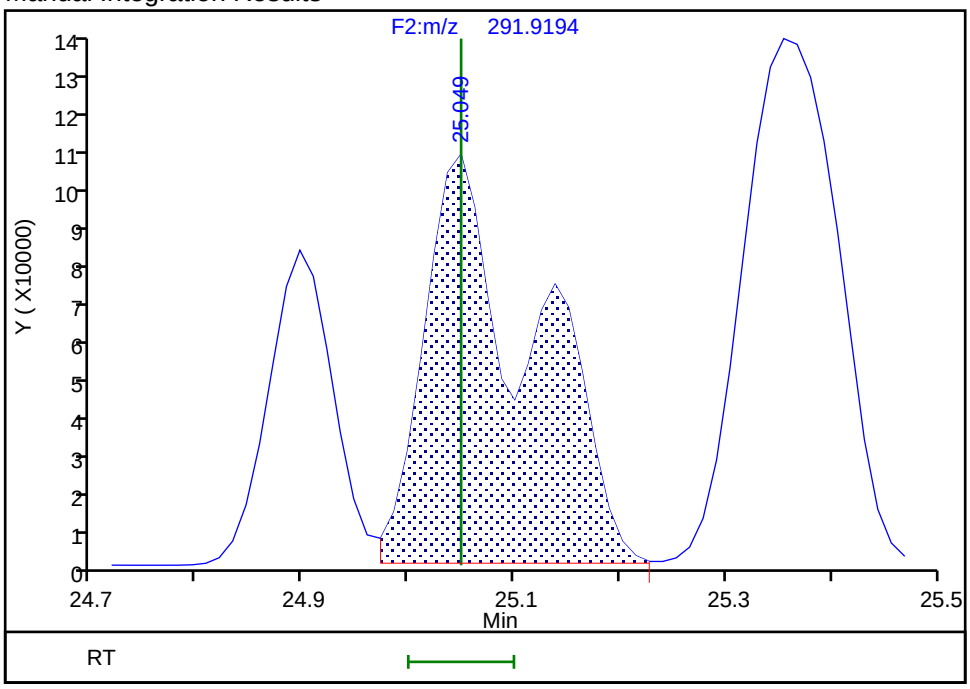

Reviewer: layk, 03-Sep-2019 10:50:48

Audit Action: Manually Integrated Audit Reason: Incomplete Integration

Manual Integration/User Assign Peak Report

Eurofins TestAmerica, Knoxville

Data File: \\chromna\Knoxville\ChromData\D3D\20190903-12925.b\d4190903s1.d
Injection Date: 03-Sep-2019 09:42:00 Instrument ID: D3D
Lims ID: WDMCCV
Client ID:
Operator ID: Xcalibur_System ALS Bottle#: 0 Worklist Smp#: 1
Injection Vol: 1.0 ul Dil. Factor: 1.0000
Method: PCBs_D3D Limit Group: HR - 1668A - ICAL
Column: SPB-Octyl (0.25 mm) Detector F2(21.81 :35.54)

PCB-43/73, CAS: STL02293

Signal: 1

Processing Integration Results

RT: 25.05
Area: 366245
Amount: 56.266508
Amount Units: pg/ul

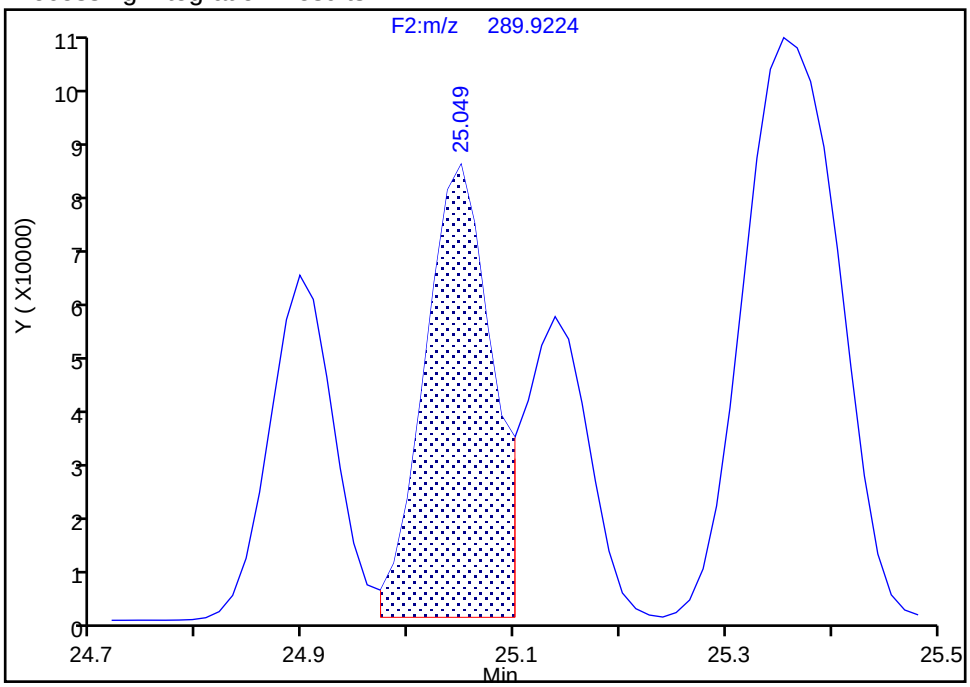

Manual Integration Results

RT: 25.05
Area: 595552
Amount: 91.364937
Amount Units: pg/ul

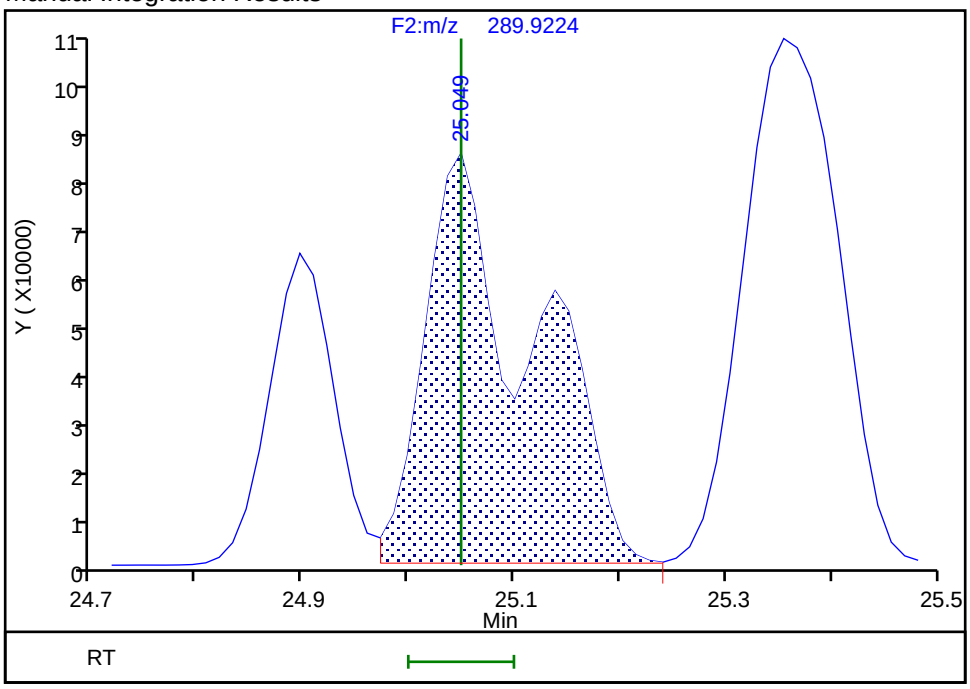

Reviewer: layk, 03-Sep-2019 10:50:59
Audit Action: Manually Integrated Audit Reason: Incomplete Integration

Manual Integration/User Assign Peak Report

Eurofins TestAmerica, Knoxville

Data File:	\\chromna\Knoxville\ChromData\D3D\20190903-12925.b\d4190903s1.d				
Injection Date:	03-Sep-2019 09:42:00	Instrument ID:	D3D		
Lims ID:	WDMCCV				
Client ID:					
Operator ID:	Xcalibur_System	ALS Bottle#:	0	Worklist Smp#:	1
Injection Vol:	1.0 ul	Dil. Factor:	1.0000		
Method:	PCBs_D3D	Limit Group:	HR - 1668A - ICAL		
Column:	SPB-Octyl (0.25 mm)	Detector	F2(21.81 :35.54)		

PCB-49/69, CAS: STL01805

Signal: 1

Processing Integration Results

RT: 25.35
Area: 898697
Amount: 103.7877
Amount Units: pg/ul

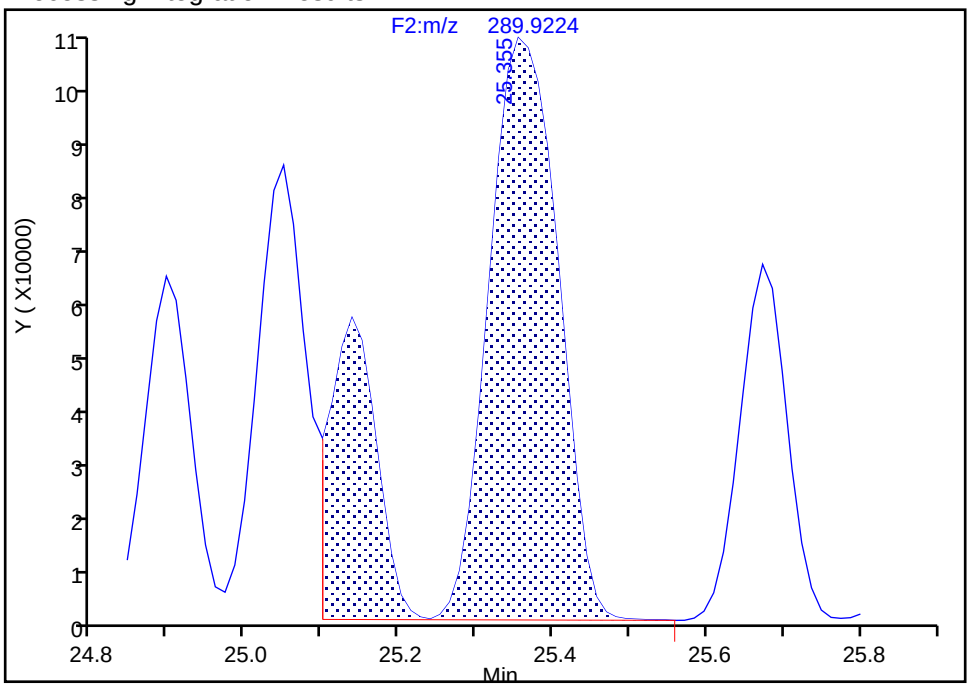

Manual Integration Results

RT: 25.35
Area: 672078
Amount: 90.310209
Amount Units: pg/ul

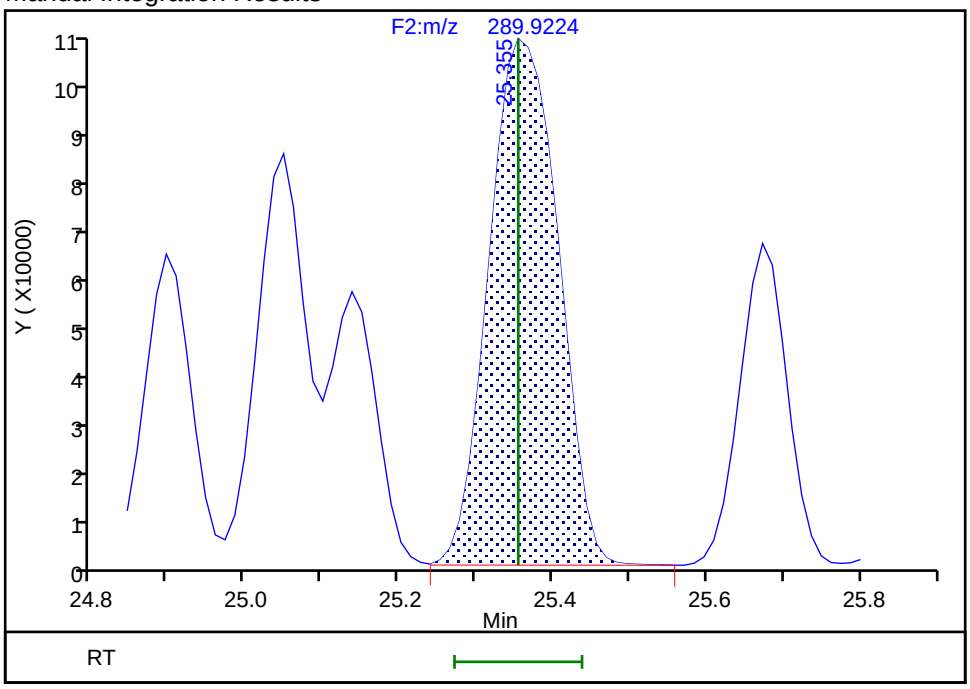

Reviewer: layk, 03-Sep-2019 10:50:59

Audit Action: Manually Integrated Audit Reason: Incomplete Integration

Manual Integration/User Assign Peak Report

Eurofins TestAmerica, Knoxville

Data File:	\\chromna\Knoxville\ChromData\D3D\20190903-12925.b\d4190903s1.d				
Injection Date:	03-Sep-2019 09:42:00	Instrument ID:	D3D		
Lims ID:	WDMCCV				
Client ID:					
Operator ID:	Xcalibur_System	ALS Bottle#:	0	Worklist Smp#:	1
Injection Vol:	1.0 ul	Dil. Factor:	1.0000		
Method:	PCBs_D3D	Limit Group:	HR - 1668A - ICAL		
Column:	SPB-Octyl (0.25 mm)	Detector	F2(21.81 :35.54)		

PCB-40/41/71, CAS: STL02292

Signal: 1

Processing Integration Results

RT: 26.92
Area: 568906
Amount: 94.715185
Amount Units: pg/ul

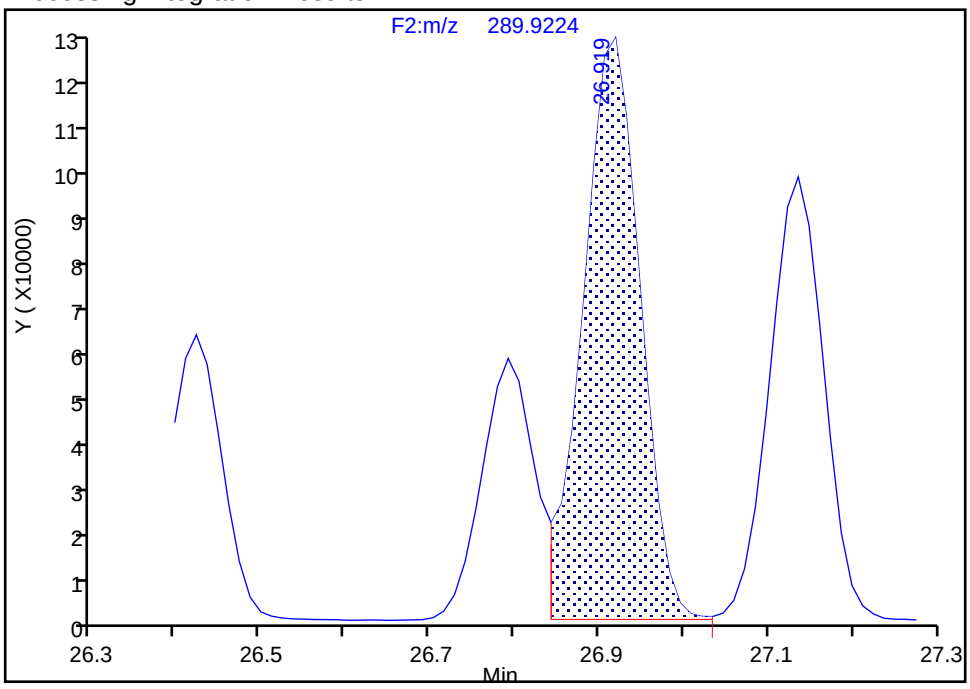

Manual Integration Results

RT: 26.92
Area: 796811
Amount: 133.1072
Amount Units: pg/ul

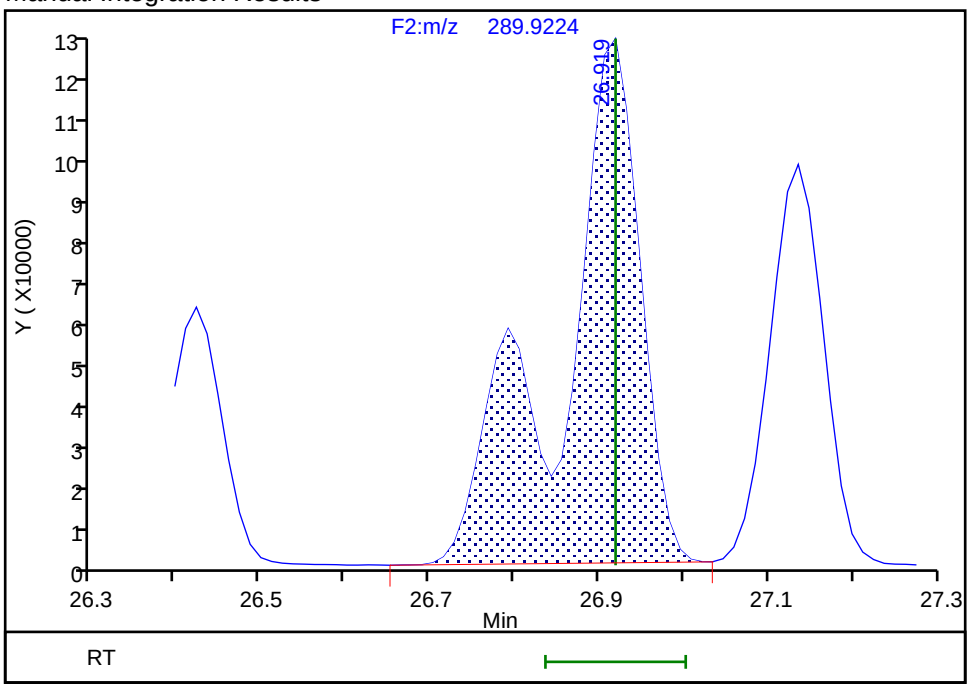

Reviewer: layk, 03-Sep-2019 10:51:20
Audit Action: Manually Integrated Audit Reason: Incomplete Integration

Manual Integration/User Assign Peak Report

Eurofins TestAmerica, Knoxville

Data File:	\\chromna\Knoxville\ChromData\D3D\20190903-12925.b\d4190903s1.d				
Injection Date:	03-Sep-2019 09:42:00	Instrument ID:	D3D		
Lims ID:	WDMCCV				
Client ID:					
Operator ID:	Xcalibur_System	ALS Bottle#:	0	Worklist Smp#:	1
Injection Vol:	1.0 ul	Dil. Factor:	1.0000		
Method:	PCBs_D3D	Limit Group:	HR - 1668A - ICAL		
Column:	SPB-Octyl (0.25 mm)	Detector	F2(21.81 :35.54)		

PCB-40/41/71, CAS: STL02292

Signal: 2

Processing Integration Results

RT: 26.92
Area: 717269
Amount: 94.715185
Amount Units: pg/ul

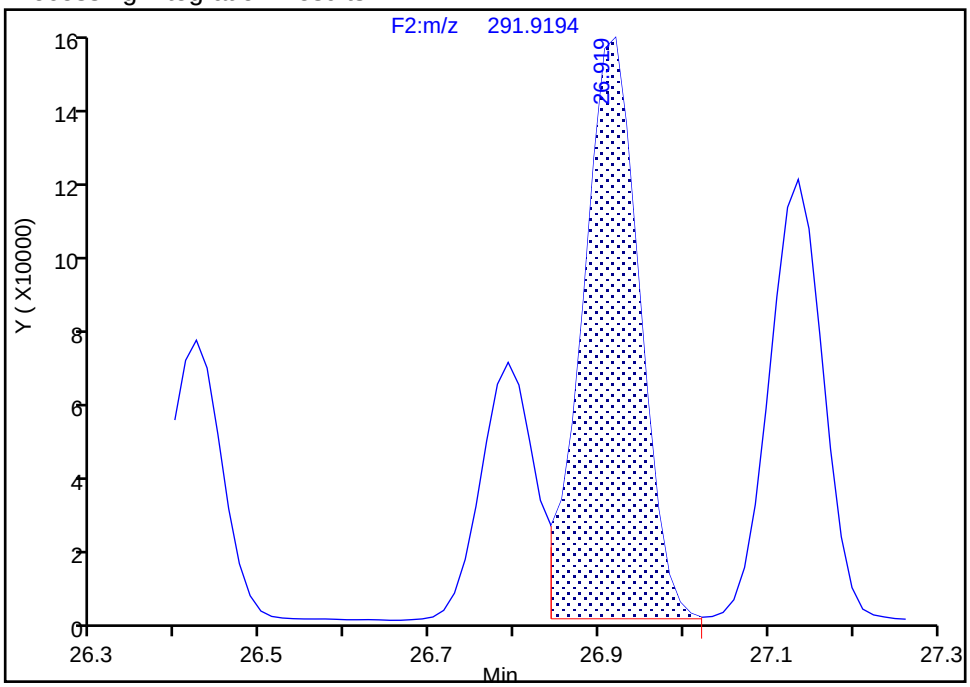

Manual Integration Results

RT: 26.92
Area: 1010705
Amount: 133.1072
Amount Units: pg/ul

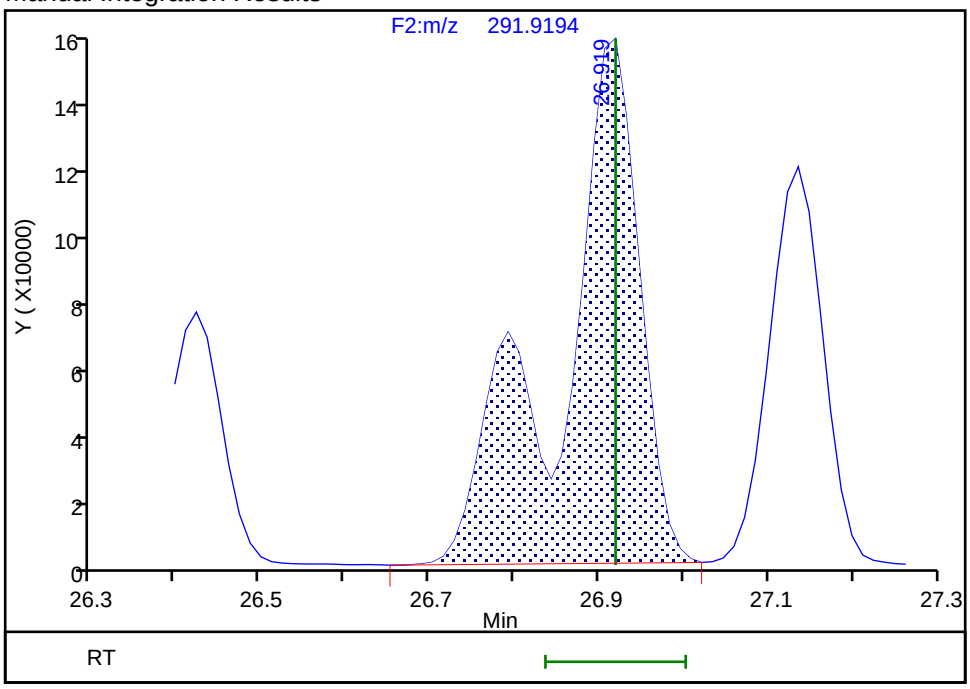

Reviewer: layk, 03-Sep-2019 10:51:28

Audit Action: Manually Integrated Audit Reason: Incomplete Integration

Eurofins TestAmerica, Knoxville

Data File:	\\chromna\Knoxville\ChromData\D3D\20190903-12925.b\d4190903s1.d		
Injection Date:	03-Sep-2019 09:42:00	Injection Vol:	1.0 ul
Instrument ID:	D3D	Operator ID:	Xcalibur_System
Method:	PCBs_D3D	Limit Group:	HR - 1668A - ICAL
Client ID:			
Worklist#:	33205	Sample Line#:	1
Column Type:	SPB-Octyl	Column Dia:	0.25 mm

PePCB F2

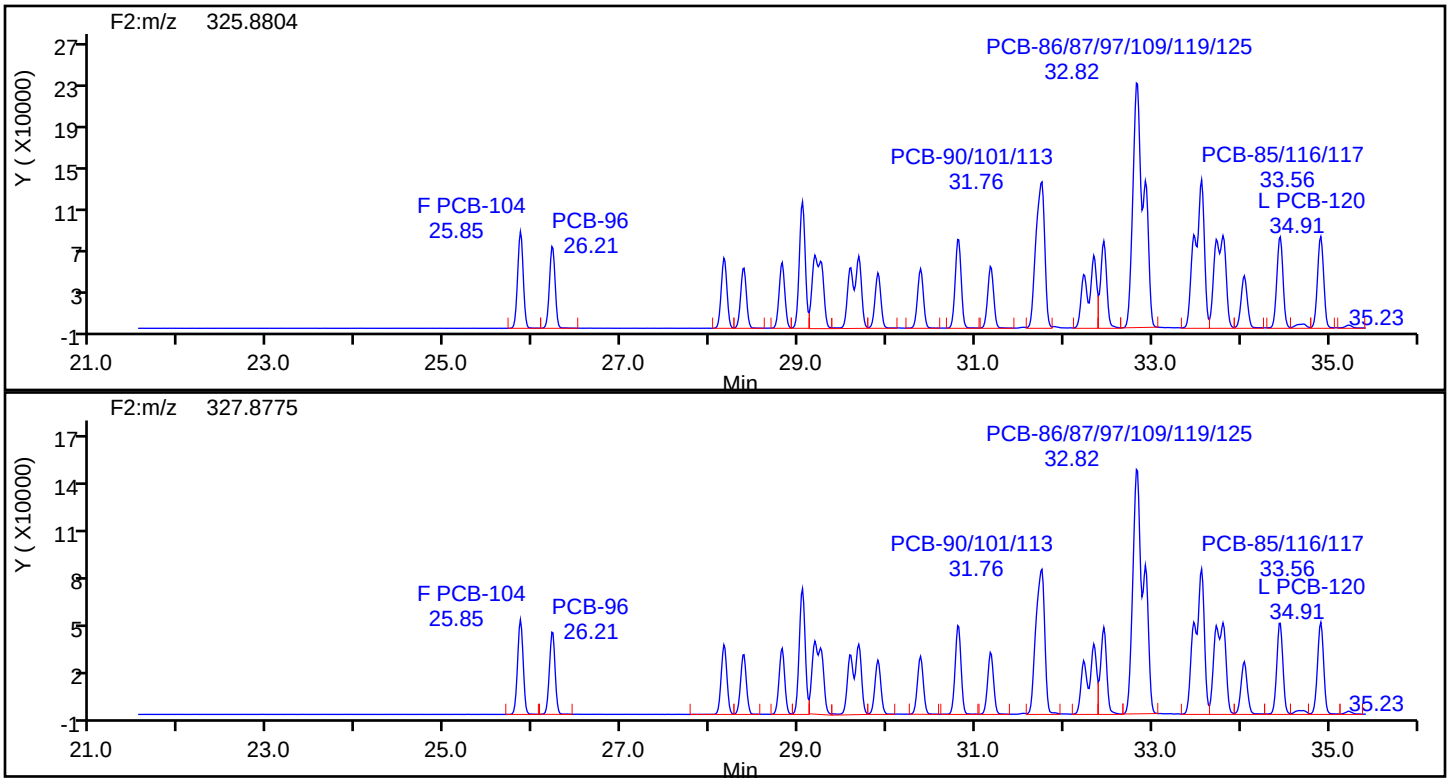

PePCB F2 Standards

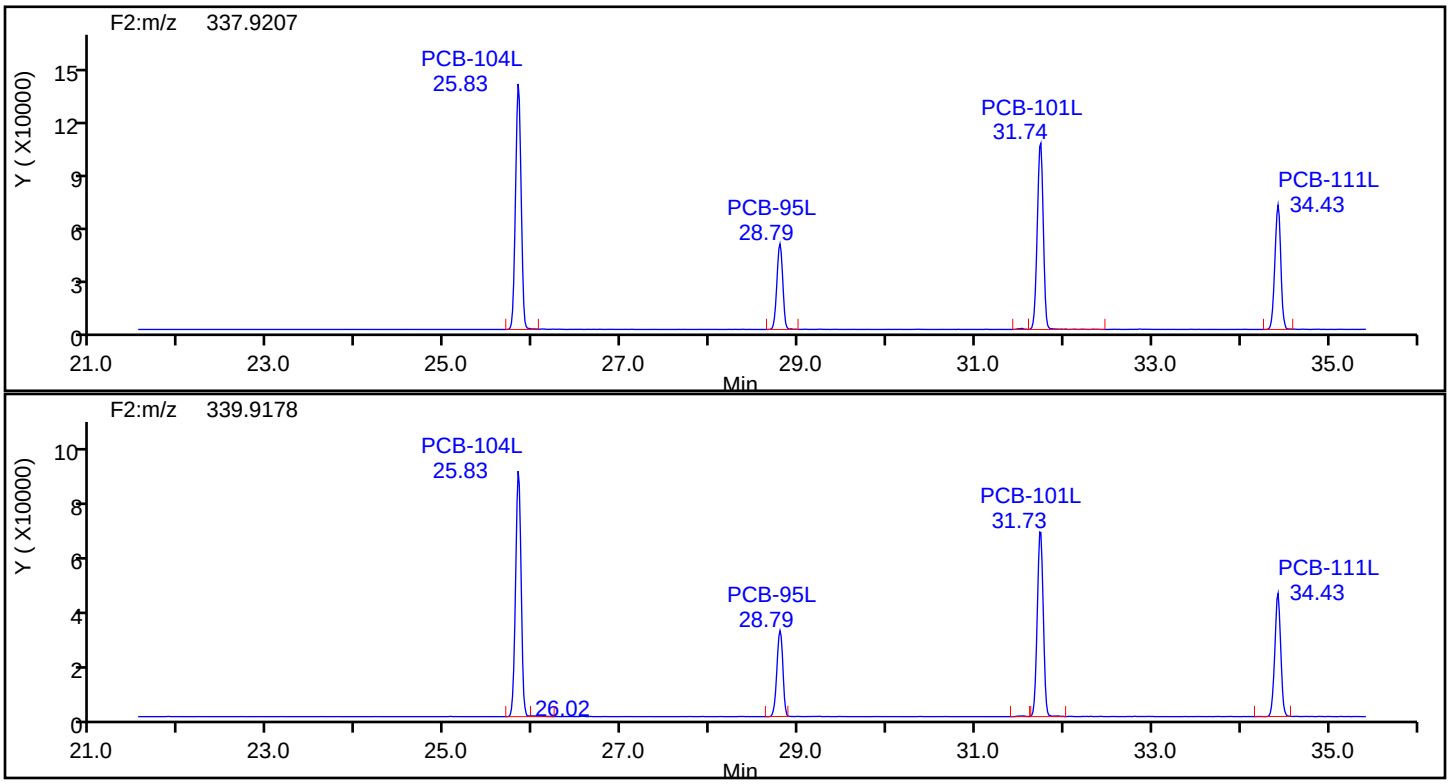

Eurofins TestAmerica, Knoxville

Data File:	\\chromna\Knoxville\ChromData\D3D\20190903-12925.b\d4190903s1.d		
Injection Date:	03-Sep-2019 09:42:00	Injection Vol:	1.0 ul
Instrument ID:	D3D	Operator ID:	Xcalibur_System
Method:	PCBs_D3D	Limit Group:	HR - 1668A - ICAL
Client ID:			
Worklist#:	33205	Sample Line#:	1
Column Type:	SPB-Octyl	Column Dia:	0.25 mm

PePCB F2

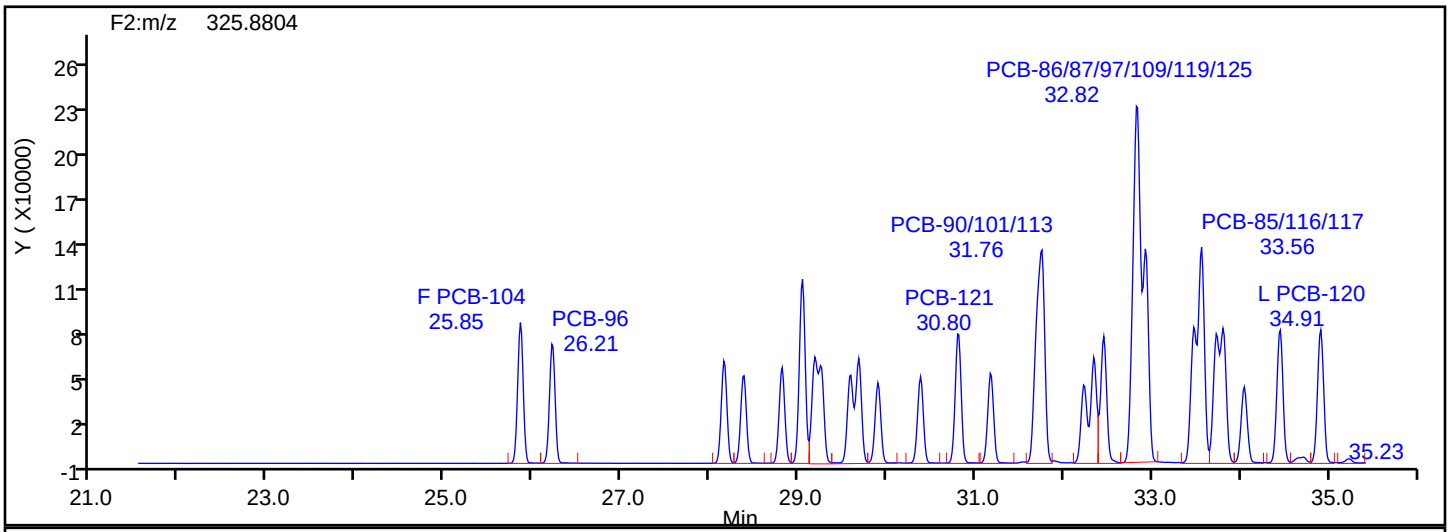

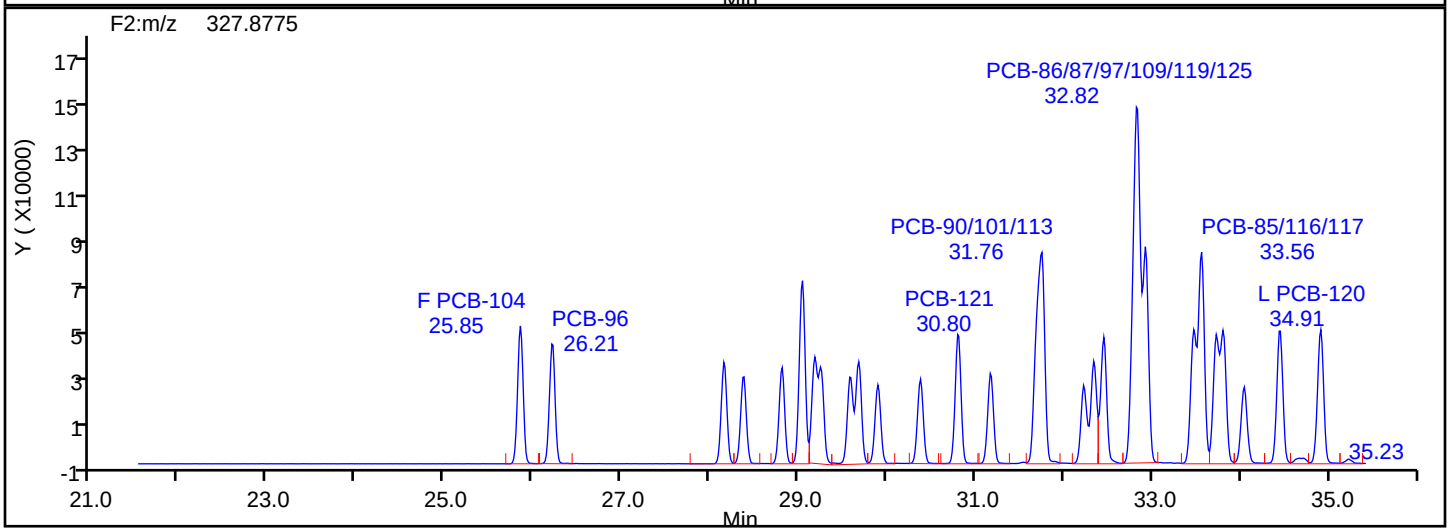

PePCB F2 Lock Mass

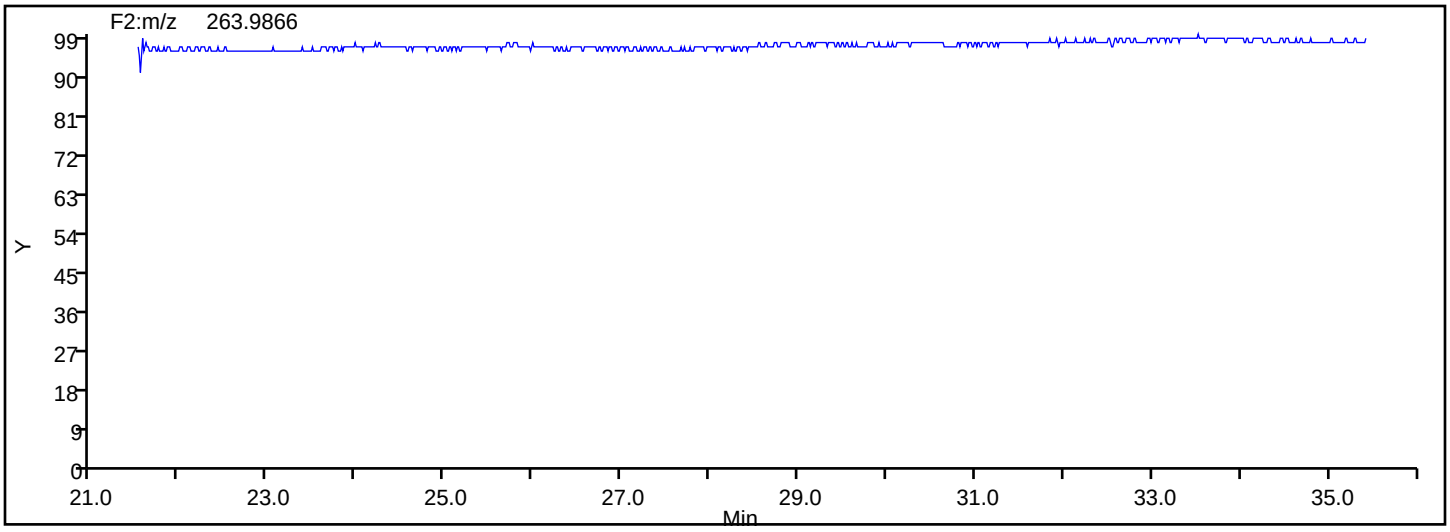

Manual Integration/User Assign Peak Report

Eurofins TestAmerica, Knoxville

Data File: \\chromna\Knoxville\ChromData\D3D\20190903-12925.b\d4190903s1.d
Injection Date: 03-Sep-2019 09:42:00 Instrument ID: D3D
Lims ID: WDMCCV
Client ID:
Operator ID: Xcalibur_System ALS Bottle#: 0 Worklist Smp#: 1
Injection Vol: 1.0 ul Dil. Factor: 1.0000
Method: PCBs_D3D Limit Group: HR - 1668A - ICAL
Column: SPB-Octyl (0.25 mm) Detector F2(21.81 :35.54)

PCB-98/102, CAS: STL01843

Signal: 1

Processing Integration Results

RT: 29.18
Area: 309958
Amount: 51.161751
Amount Units: pg/ul

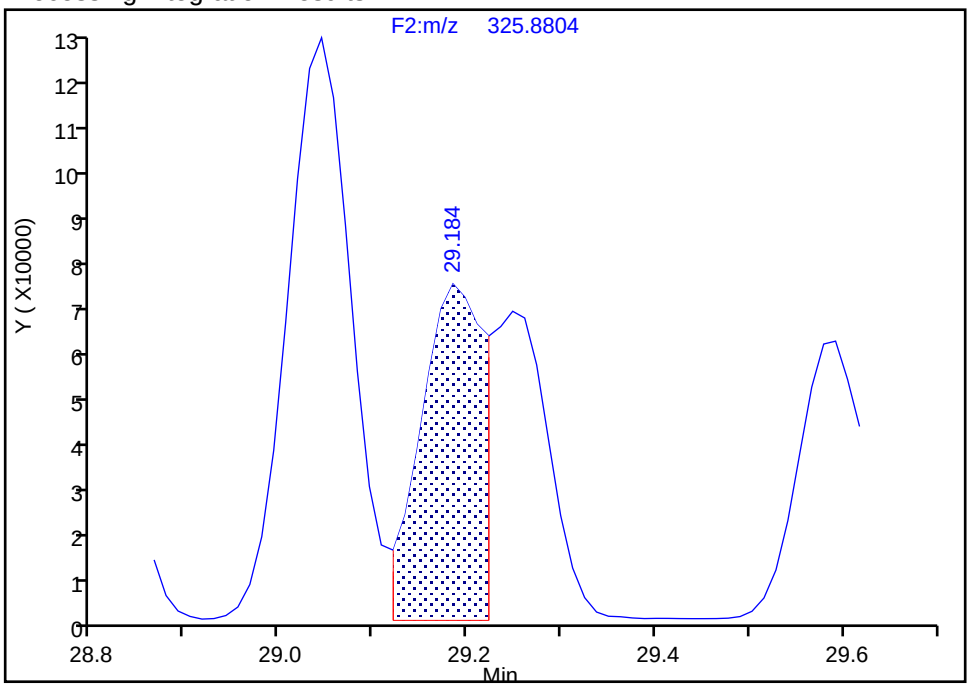

Manual Integration Results

RT: 29.18
Area: 579438
Amount: 94.933718
Amount Units: pg/ul

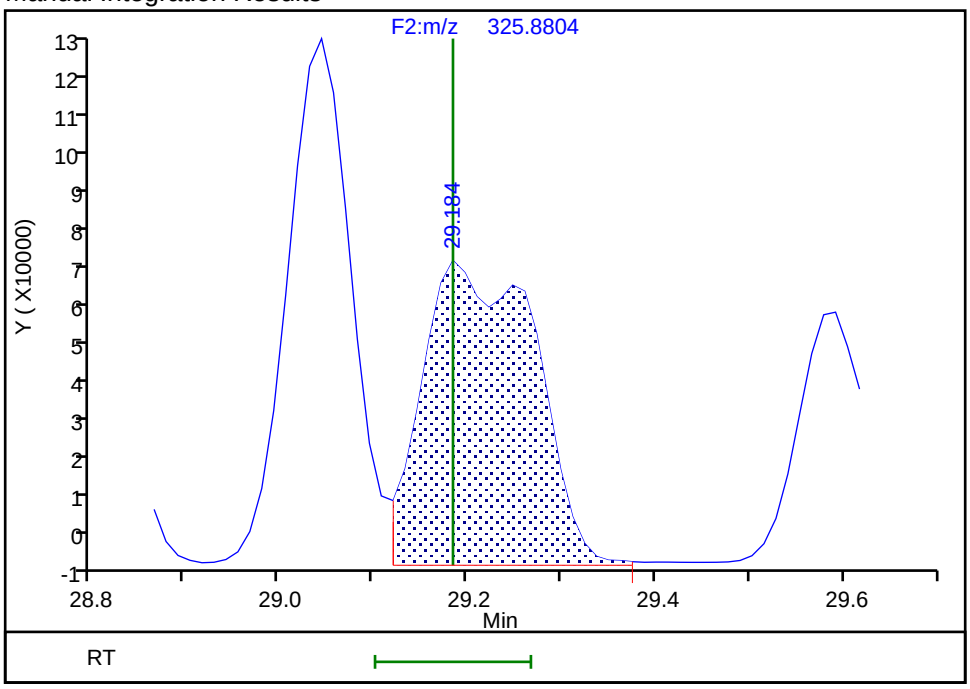

Reviewer: layk, 03-Sep-2019 10:52:09
Audit Action: Manually Integrated Audit Reason: Incomplete Integration

Manual Integration/User Assign Peak Report

Eurofins TestAmerica, Knoxville

Data File: \\chromna\Knoxville\ChromData\D3D\20190903-12925.b\d4190903s1.d
Injection Date: 03-Sep-2019 09:42:00 Instrument ID: D3D
Lims ID: WDMCCV
Client ID:
Operator ID: Xcalibur_System ALS Bottle#: 0 Worklist Smp#: 1
Injection Vol: 1.0 ul Dil. Factor: 1.0000
Method: PCBs_D3D Limit Group: HR - 1668A - ICAL
Column: SPB-Octyl (0.25 mm) Detector F2(21.81 :35.54)

PCB-98/102, CAS: STL01843

Signal: 2

Processing Integration Results

RT: 29.18
Area: 196115
Amount: 51.161751
Amount Units: pg/ul

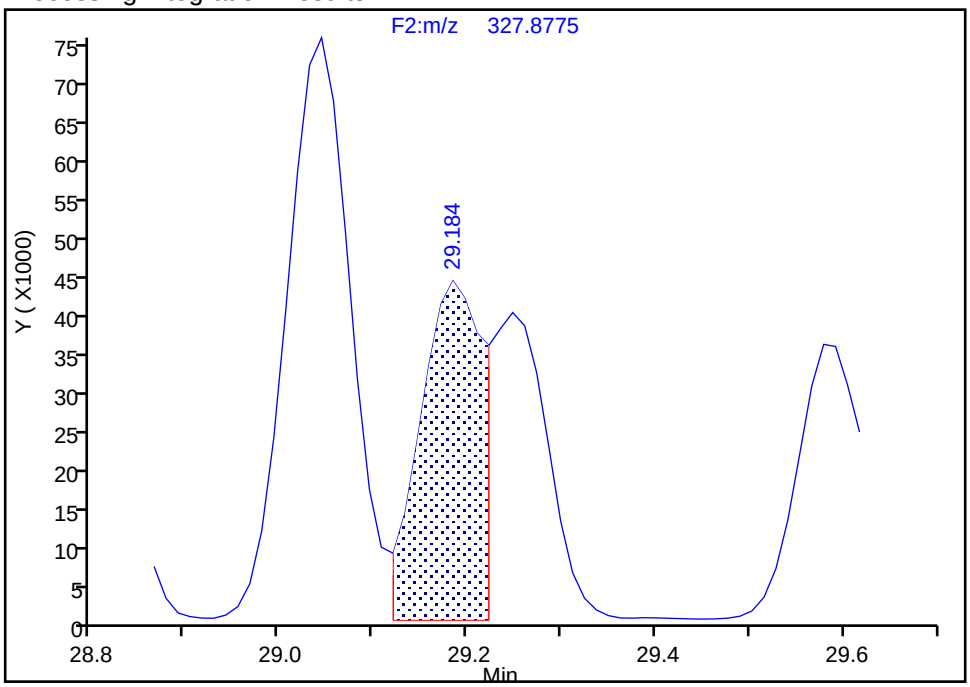

Manual Integration Results

RT: 29.18
Area: 359611
Amount: 94.933718
Amount Units: pg/ul

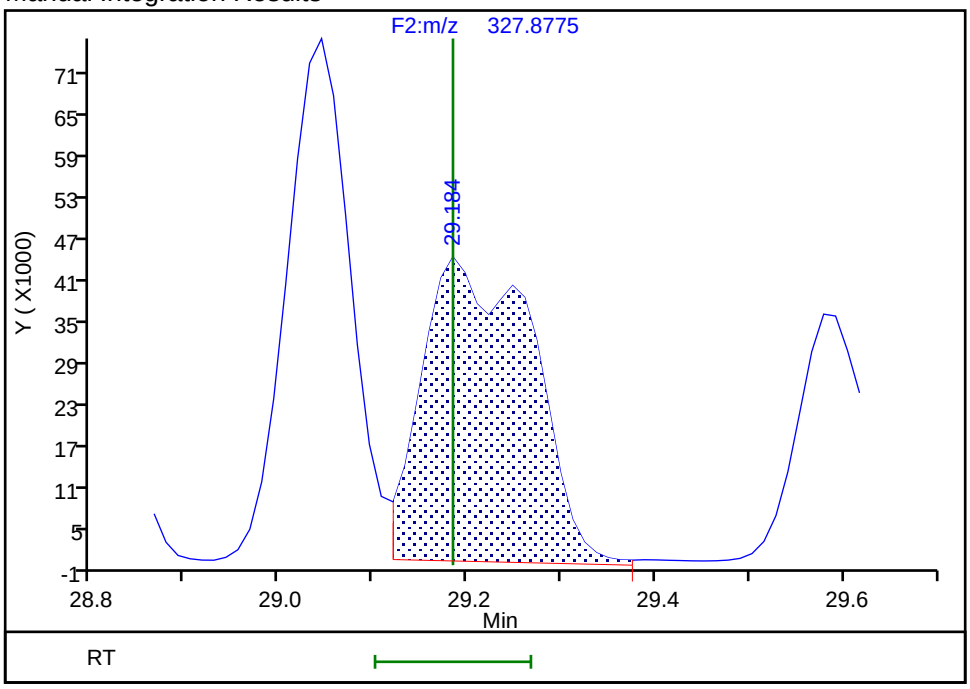

Reviewer: layk, 03-Sep-2019 10:52:16
Audit Action: Manually Integrated Audit Reason: Incomplete Integration

Manual Integration/User Assign Peak Report

Eurofins TestAmerica, Knoxville

Data File:	\\chromna\Knoxville\ChromData\D3D\20190903-12925.b\d4190903s1.d				
Injection Date:	03-Sep-2019 09:42:00	Instrument ID:	D3D		
Lims ID:	WDMCCV				
Client ID:					
Operator ID:	Xcalibur_System	ALS Bottle#:	0	Worklist Smp#:	1
Injection Vol:	1.0 ul	Dil. Factor:	1.0000		
Method:	PCBs_D3D	Limit Group:	HR - 1668A - ICAL		
Column:	SPB-Octyl (0.25 mm)	Detector	F2(21.81 :35.54)		

PCB-88/91, CAS: STL01812

Signal: 2

Processing Integration Results

RT: 29.68
Area: 521976
Amount: 135.7152
Amount Units: pg/ul

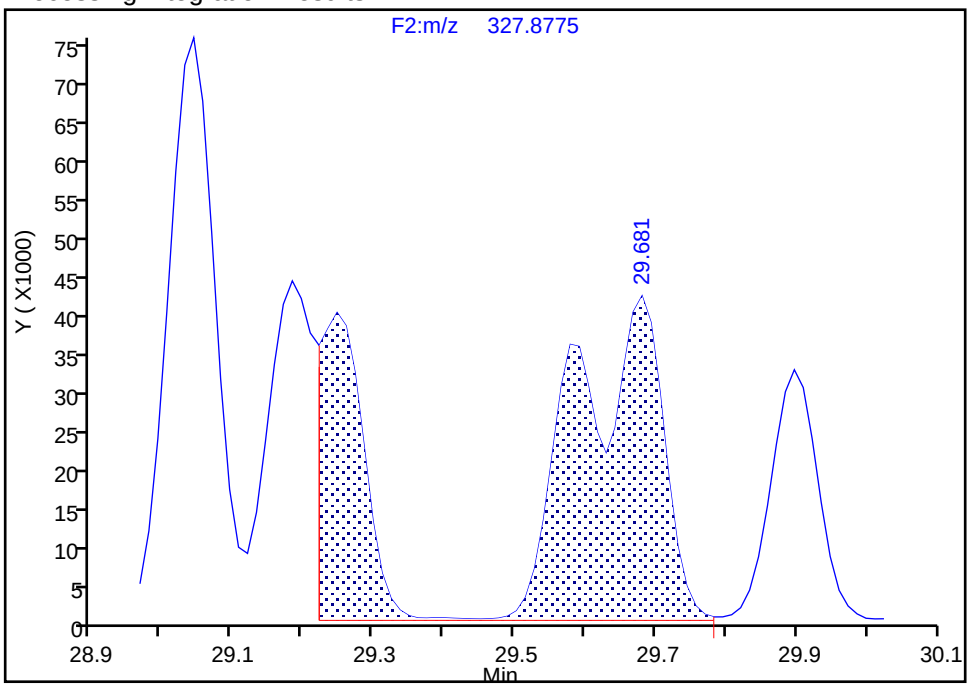

Manual Integration Results

RT: 29.68
Area: 364582
Amount: 94.104621
Amount Units: pg/ul

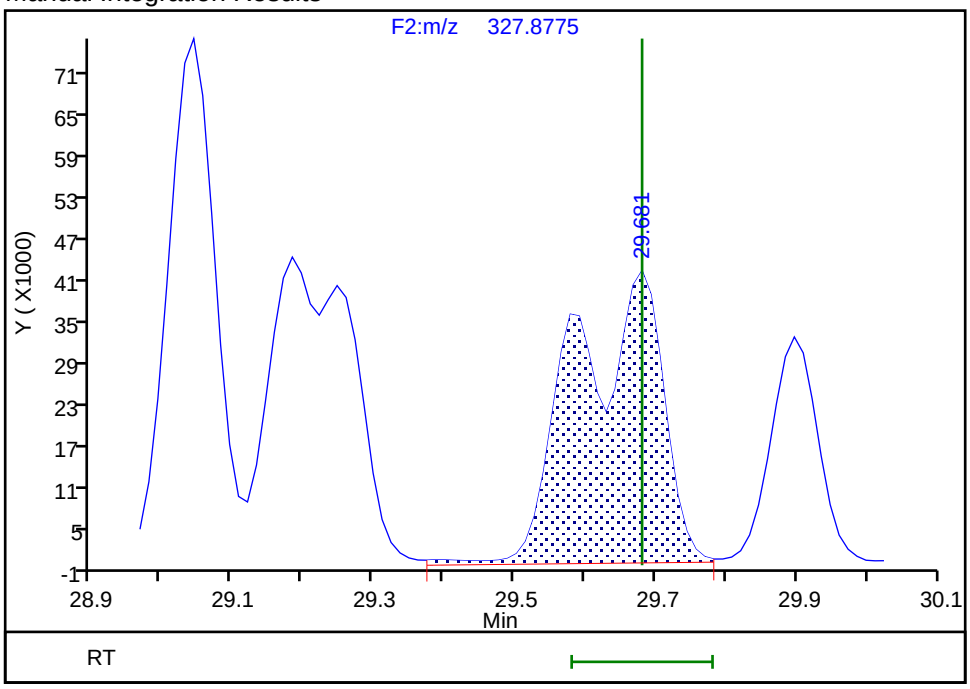

Reviewer: layk, 03-Sep-2019 11:18:46
Audit Action: Marked Compound Undetected Audit Reason: Invalid Compound ID

Manual Integration/User Assign Peak Report

Eurofins TestAmerica, Knoxville

Data File: \\chromna\Knoxville\ChromData\D3D\20190903-12925.b\d4190903s1.d
Injection Date: 03-Sep-2019 09:42:00 Instrument ID: D3D
Lims ID: WDMCCV
Client ID:
Operator ID: Xcalibur_System ALS Bottle#: 0 Worklist Smp#: 1
Injection Vol: 1.0 ul Dil. Factor: 1.0000
Method: PCBs_D3D Limit Group: HR - 1668A - ICAL
Column: SPB-Octyl (0.25 mm) Detector F2(21.81 :35.54)

PCB-88/91, CAS: STL01812

Signal: 3

Processing Integration Results

RT: 29.68
Area: 1364733
Amount: 135.7152
Amount Units: pg/ul

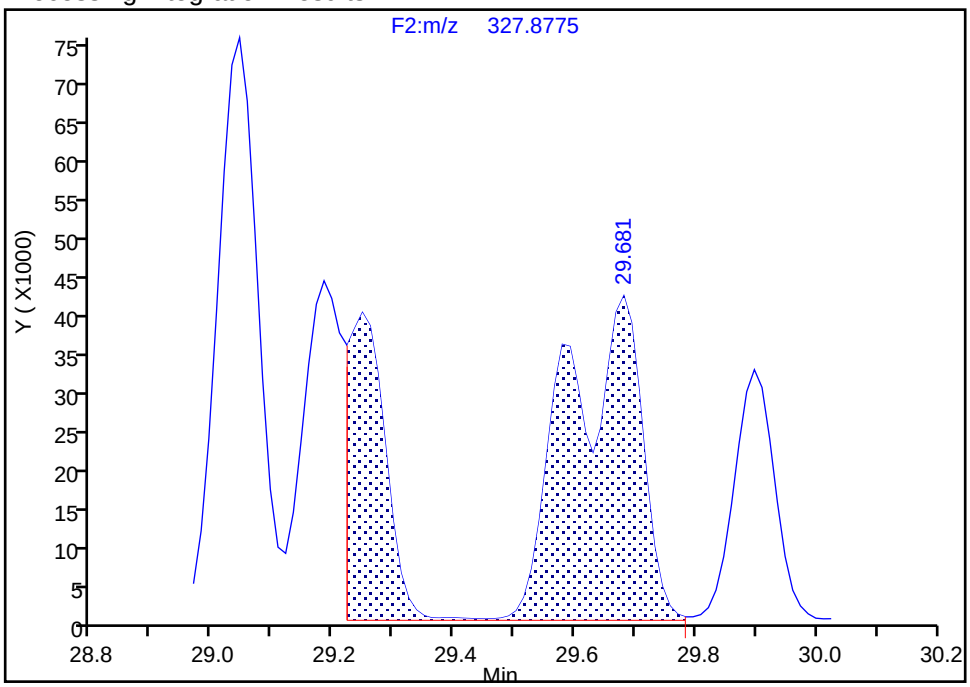

Manual Integration Results

RT: 29.68
Area: 946303
Amount: 94.104621
Amount Units: pg/ul
Reviewer: layk, 03-Sep-2019 11:18:46
Audit Action: Marked Compound Undetected Audit Reason: Invalid Compound ID

Manual Integration/User Assign Peak Report

Eurofins TestAmerica, Knoxville

Data File:	\\chromna\Knoxville\ChromData\D3D\20190903-12925.b\d4190903s1.d				
Injection Date:	03-Sep-2019 09:42:00	Instrument ID:	D3D		
Lims ID:	WDMCCV				
Client ID:					
Operator ID:	Xcalibur_System	ALS Bottle#:	0	Worklist Smp#:	1
Injection Vol:	1.0 ul	Dil. Factor:	1.0000		
Method:	PCBs_D3D	Limit Group:	HR - 1668A - ICAL		
Column:	SPB-Octyl (0.25 mm)	Detector	F2(21.81 :35.54)		

PCB-88/91, CAS: STL01812

Signal: 1

Processing Integration Results

RT: 29.68
Area: 842757
Amount: 135.7152
Amount Units: pg/ul

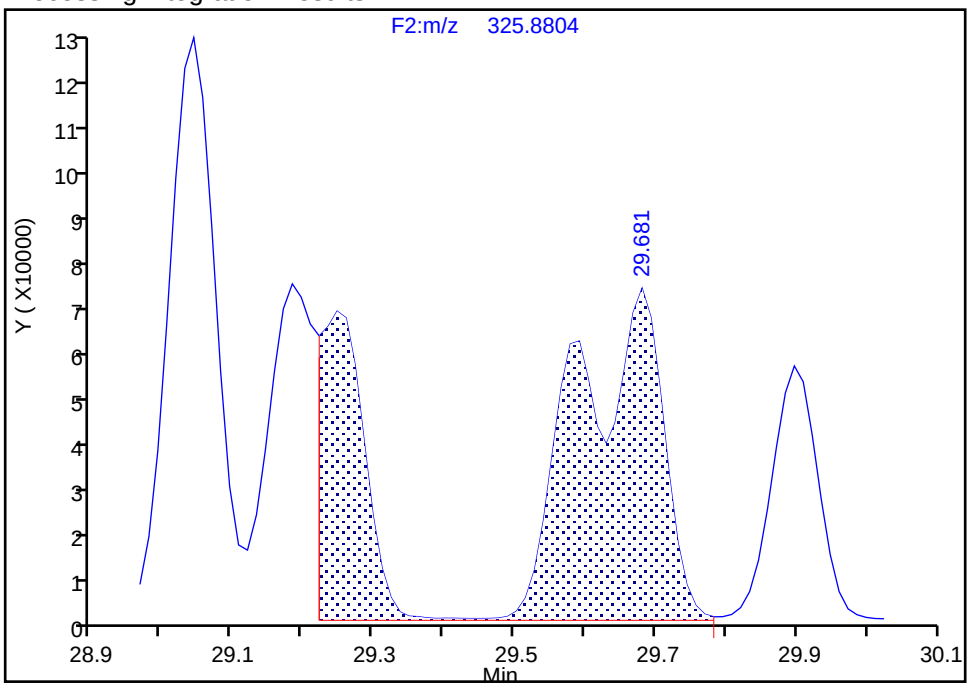

Manual Integration Results

RT: 29.68
Area: 581721
Amount: 94.104621
Amount Units: pg/ul

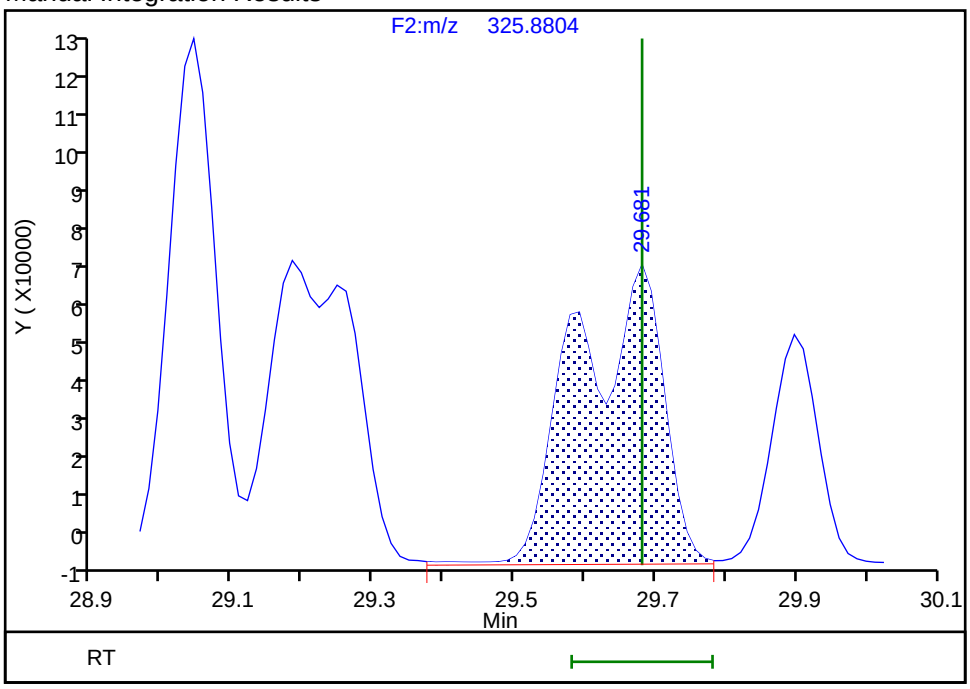

Reviewer: layk, 03-Sep-2019 11:18:50

Audit Action: Manually Integrated/Assigned Compound ID Audit Reason: Incomplete Integration

Manual Integration/User Assign Peak Report

Eurofins TestAmerica, Knoxville

Data File:	\\chromna\Knoxville\ChromData\D3D\20190903-12925.b\d4190903s1.d				
Injection Date:	03-Sep-2019 09:42:00	Instrument ID:	D3D		
Lims ID:	WDMCCV				
Client ID:					
Operator ID:	Xcalibur_System	ALS Bottle#:	0	Worklist Smp#:	1
Injection Vol:	1.0 ul	Dil. Factor:	1.0000		
Method:	PCBs_D3D	Limit Group:	HR - 1668A - ICAL		
Column:	SPB-Octyl (0.25 mm)	Detector	F2(21.81 :35.54)		

PCB-86/87/97/109/119/125, CAS: STL02295

Signal: 1

Processing Integration Results

RT: 32.82
Area: 1359551
Amount: 185.6141
Amount Units: pg/ul

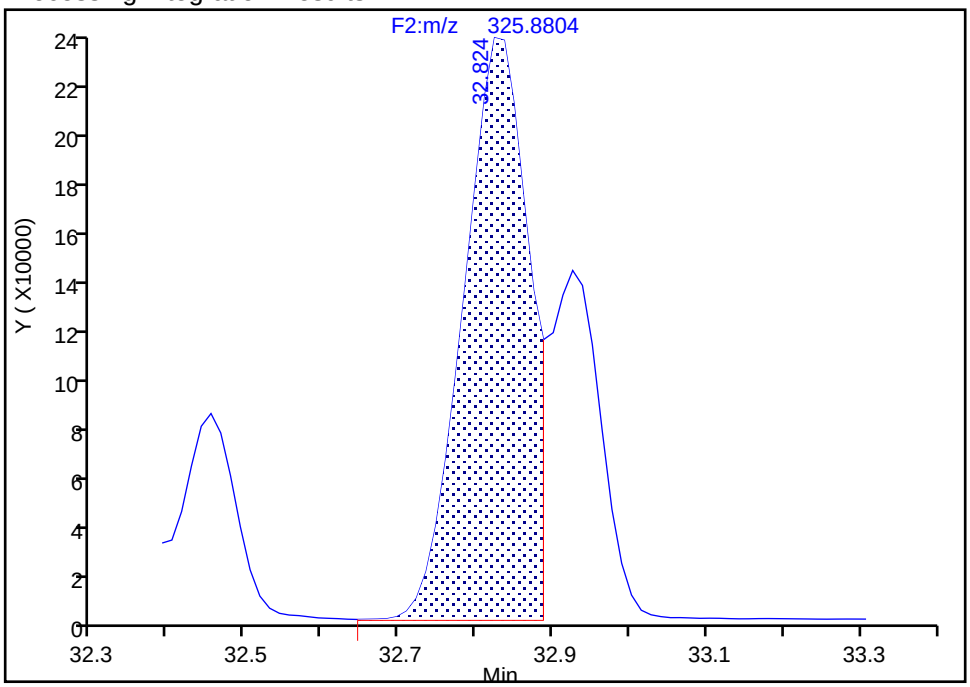

Manual Integration Results

RT: 32.82
Area: 1989027
Amount: 271.4580
Amount Units: pg/ul

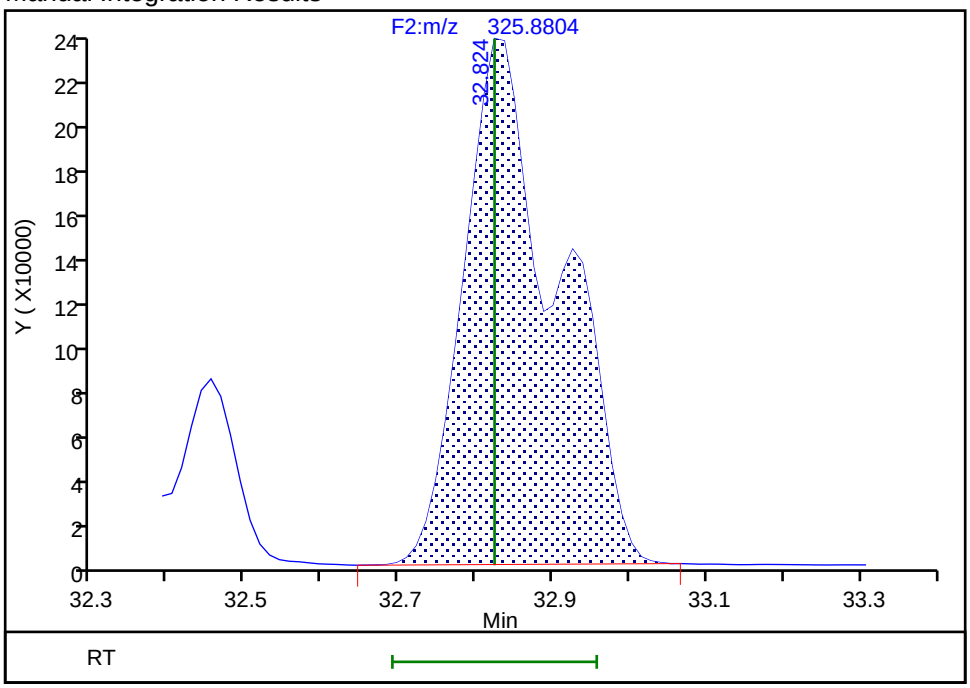

Reviewer: layk, 03-Sep-2019 10:52:43
Audit Action: Manually Integrated Audit Reason: Incomplete Integration

Manual Integration/User Assign Peak Report

Eurofins TestAmerica, Knoxville

Data File:	\\chromna\Knoxville\ChromData\D3D\20190903-12925.b\d4190903s1.d				
Injection Date:	03-Sep-2019 09:42:00	Instrument ID:	D3D		
Lims ID:	WDMCCV				
Client ID:					
Operator ID:	Xcalibur_System	ALS Bottle#:	0	Worklist Smp#:	1
Injection Vol:	1.0 ul	Dil. Factor:	1.0000		
Method:	PCBs_D3D	Limit Group:	HR - 1668A - ICAL		
Column:	SPB-Octyl (0.25 mm)	Detector	F2(21.81 :35.54)		

PCB-86/87/97/109/119/125, CAS: STL02295

Signal: 2

Processing Integration Results

RT: 32.82
Area: 860765
Amount: 185.6141
Amount Units: pg/ul

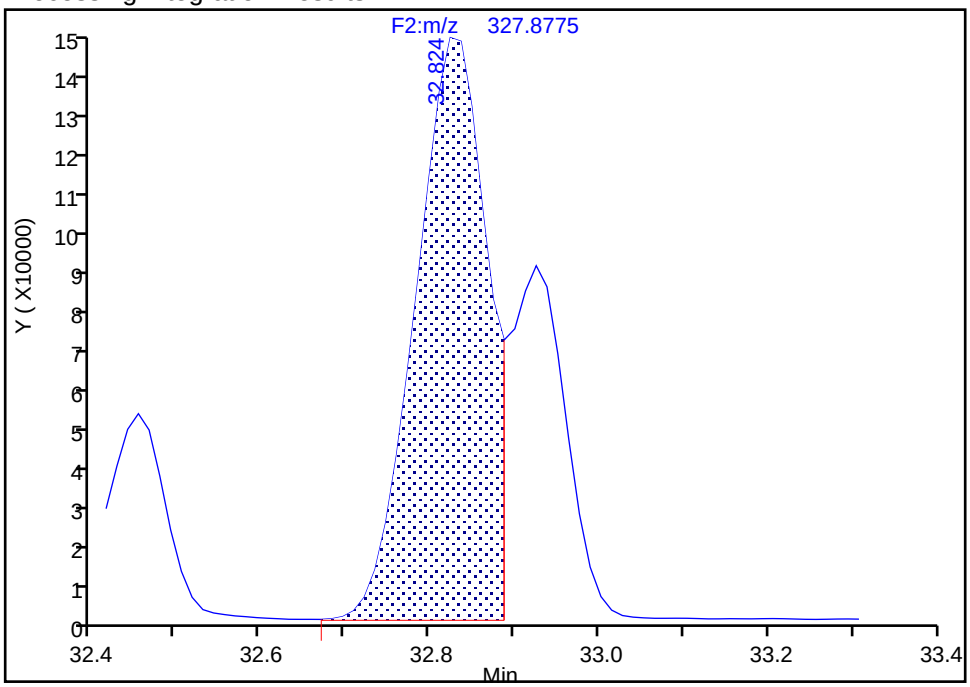

Manual Integration Results

RT: 32.82
Area: 1258153
Amount: 271.4580
Amount Units: pg/ul

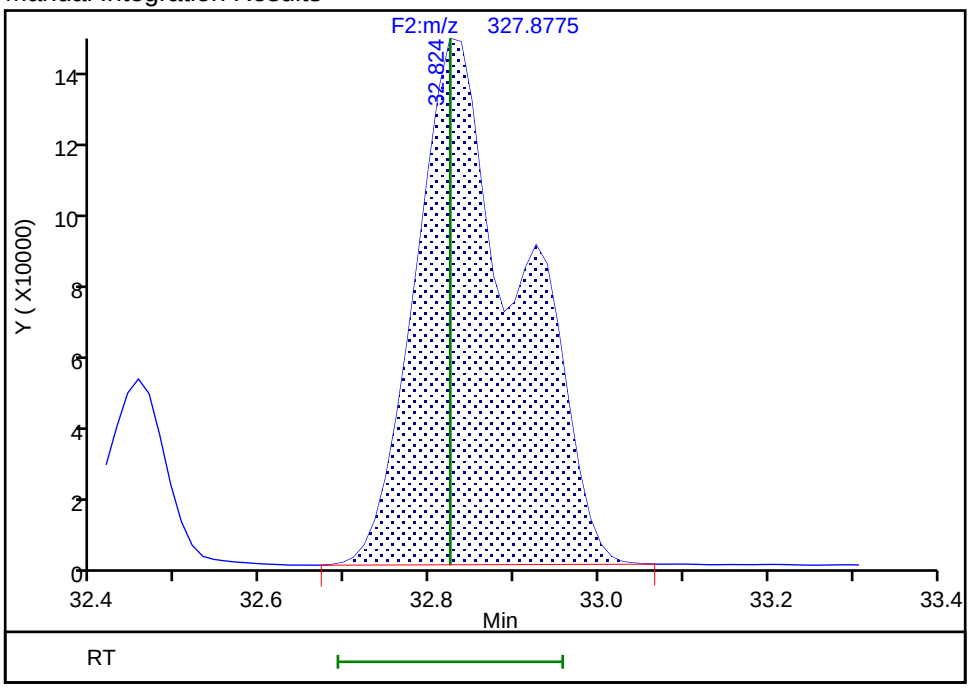

Reviewer: layk, 03-Sep-2019 10:52:51
Audit Action: Manually Integrated Audit Reason: Incomplete Integration

Eurofins TestAmerica, Knoxville

Data File:	\\chromna\Knoxville\ChromData\D3D\20190903-12925.b\d4190903s1.d		
Injection Date:	03-Sep-2019 09:42:00	Injection Vol:	1.0 ul
Instrument ID:	D3D	Operator ID:	Xcalibur_System
Method:	PCBs_D3D	Limit Group:	HR - 1668A - ICAL
Client ID:			
Worklist#:	33205	Sample Line#:	1
Column Type:	SPB-Octyl	Column Dia:	0.25 mm

PePCB F3

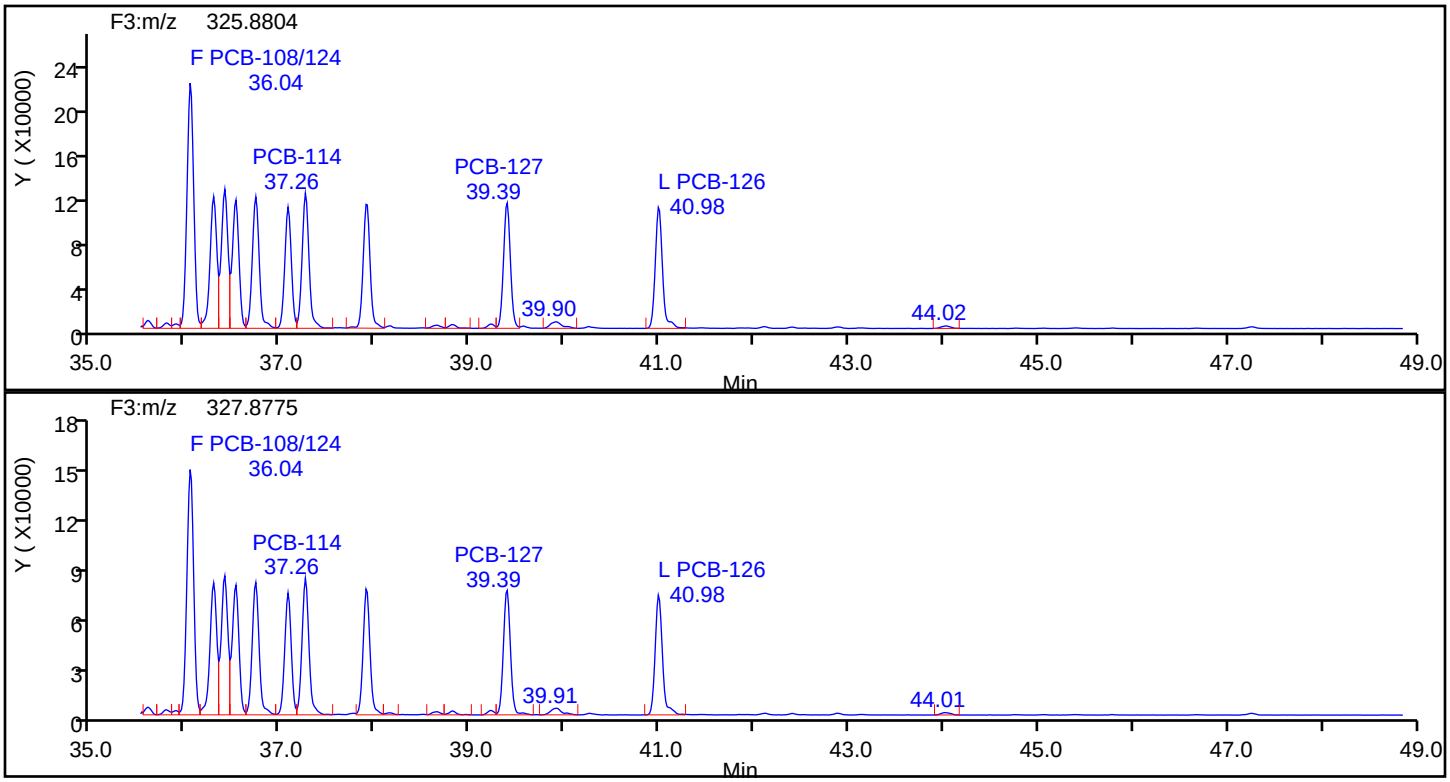

PePCB F3 Standards

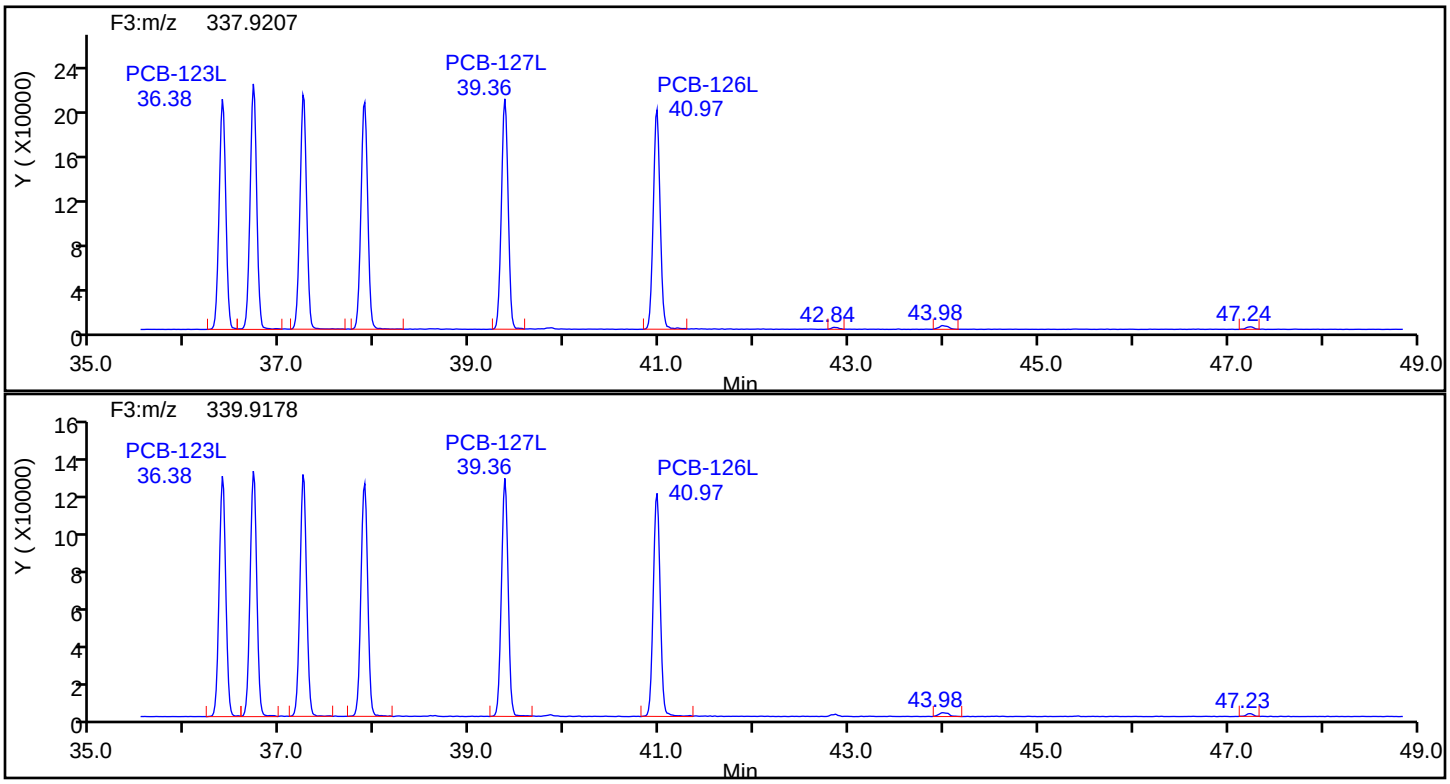

Eurofins TestAmerica, Knoxville

Data File:	\\chromna\Knoxville\ChromData\D3D\20190903-12925.b\d4190903s1.d		
Injection Date:	03-Sep-2019 09:42:00	Injection Vol:	1.0 ul
Instrument ID:	D3D	Operator ID:	Xcalibur_System
Method:	PCBs_D3D	Limit Group:	HR - 1668A - ICAL
Client ID:			
Worklist#:	33205	Sample Line#:	1
Column Type:	SPB-Octyl	Column Dia:	0.25 mm

PePCB F3

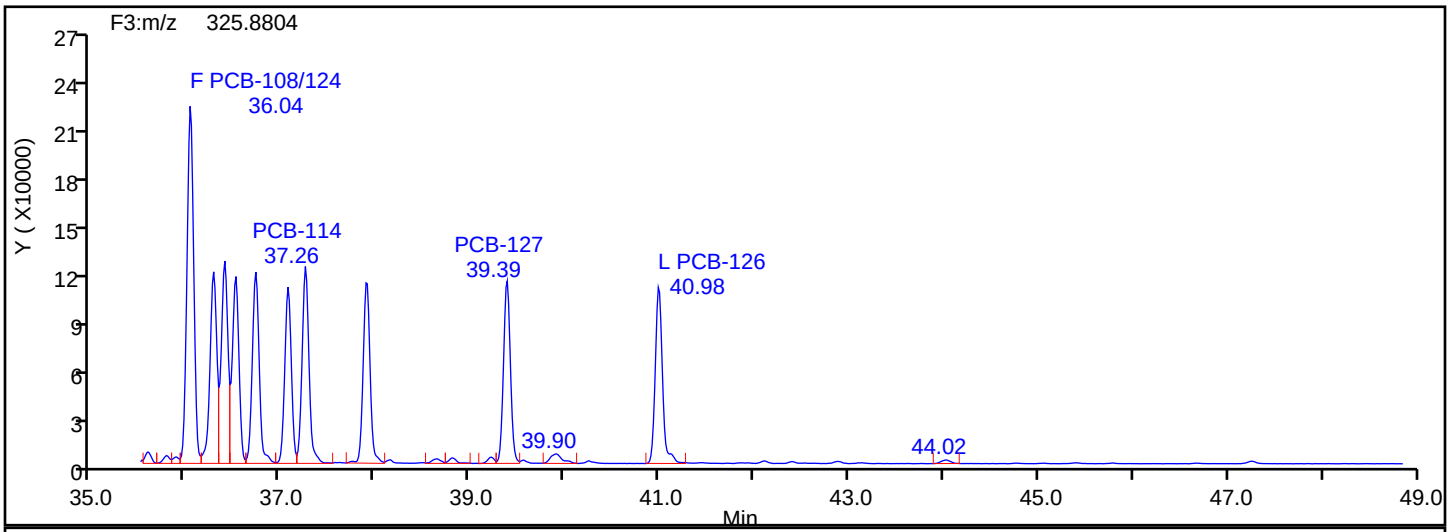

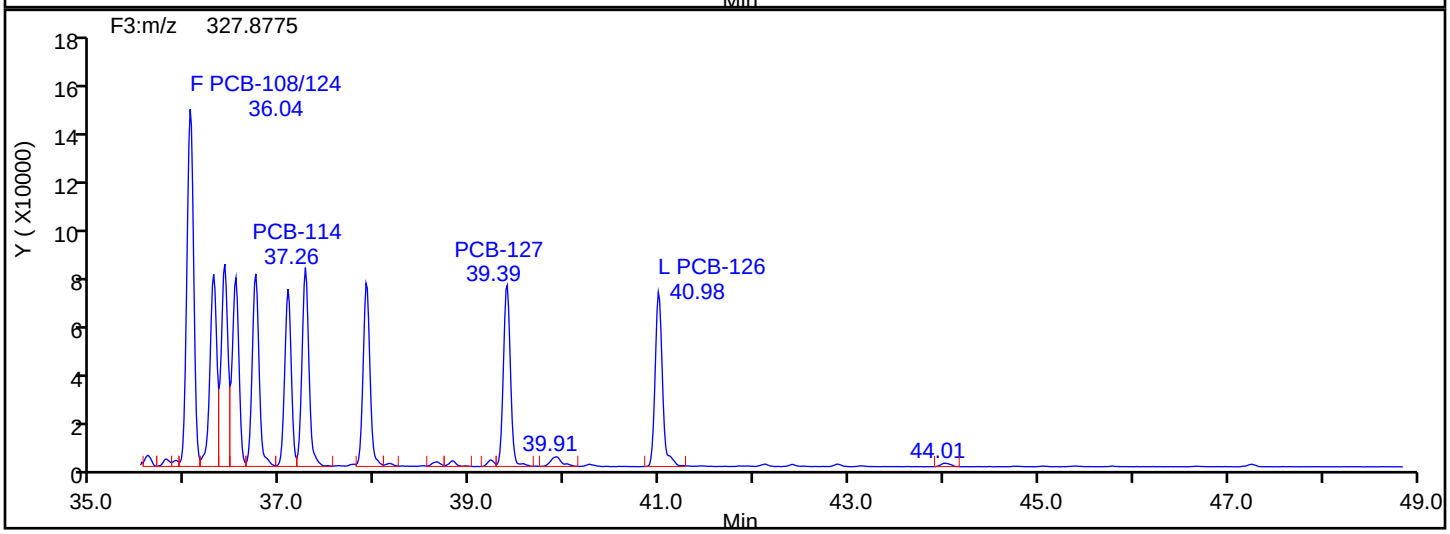

PePCB F3 Lock Mass

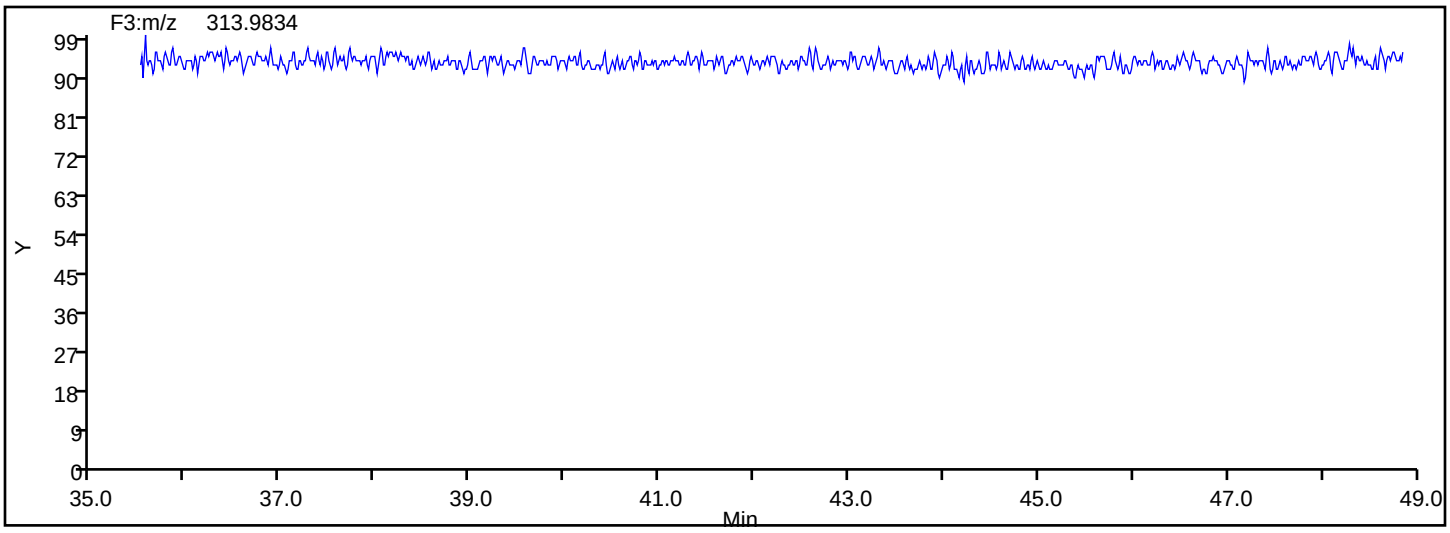

Eurofins TestAmerica, Knoxville

Data File:	\\chromna\Knoxville\ChromData\D3D\20190903-12925.b\d4190903s1.d		
Injection Date:	03-Sep-2019 09:42:00	Injection Vol:	1.0 ul
Instrument ID:	D3D	Operator ID:	Xcalibur_System
Method:	PCBs_D3D	Limit Group:	HR - 1668A - ICAL
Client ID:			
Worklist#:	33205	Sample Line#:	1
Column Type:	SPB-Octyl	Column Dia:	0.25 mm

HxPCB F2

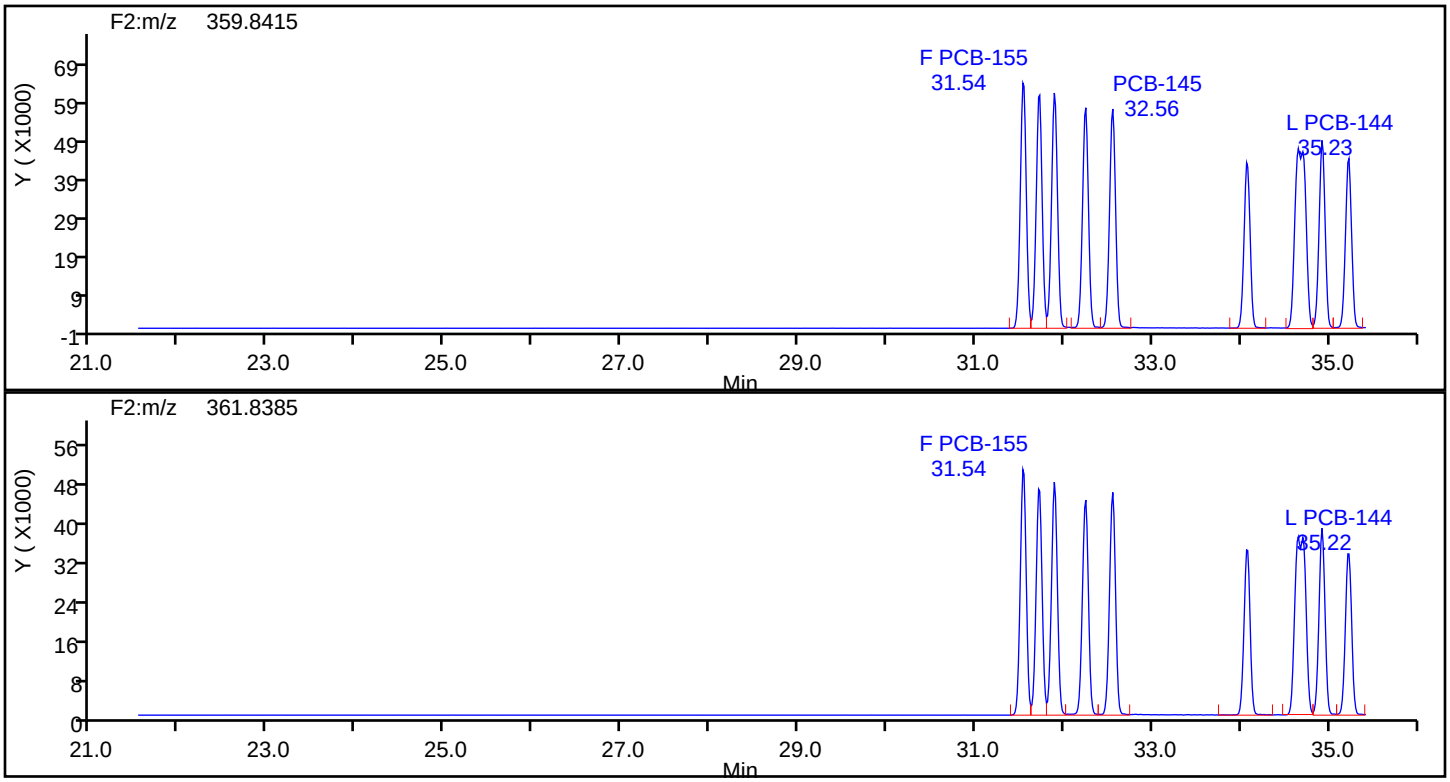

HxPCB F2 Standards

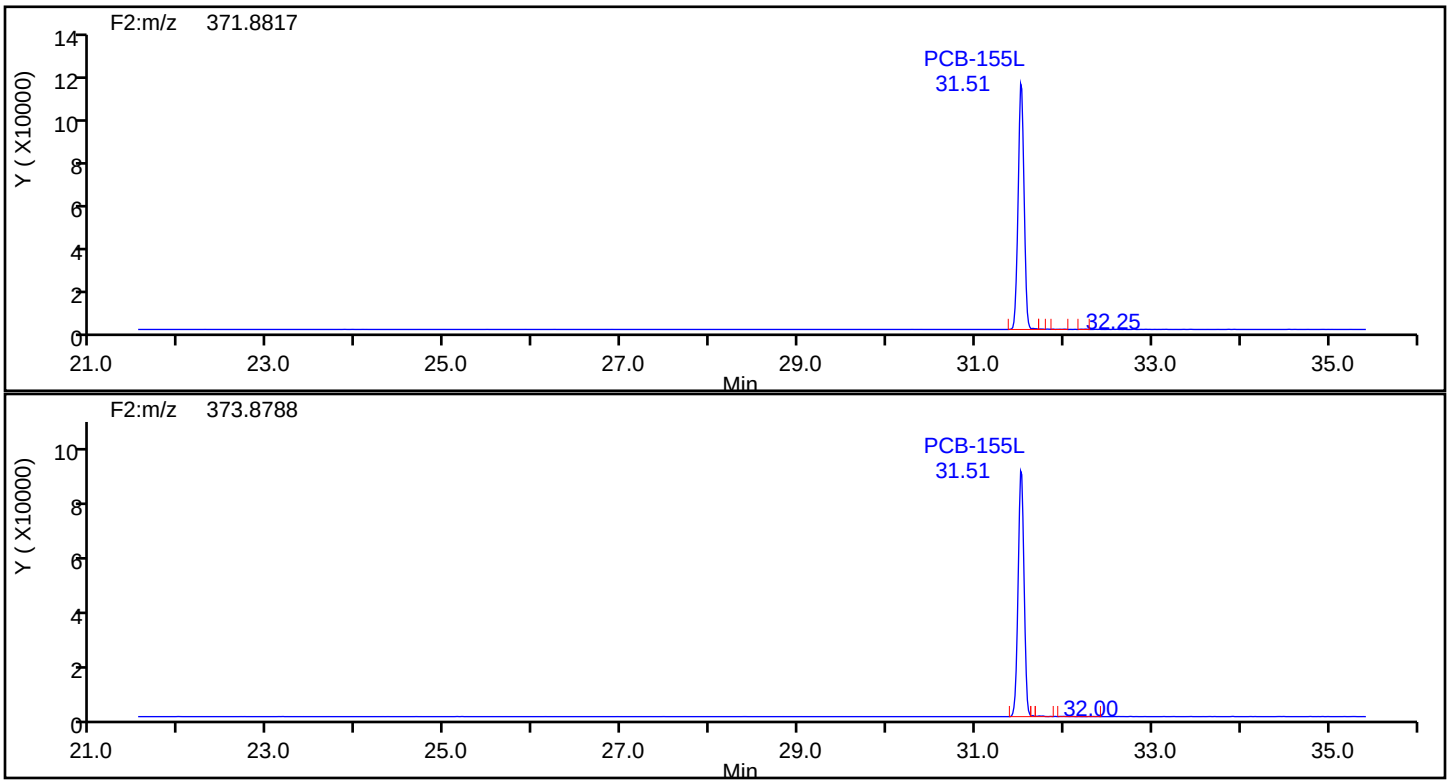

Eurofins TestAmerica, Knoxville

Data File:	\\chromna\Knoxville\ChromData\D3D\20190903-12925.b\d4190903s1.d		
Injection Date:	03-Sep-2019 09:42:00	Injection Vol:	1.0 ul
Instrument ID:	D3D	Operator ID:	Xcalibur_System
Method:	PCBs_D3D	Limit Group:	HR - 1668A - ICAL
Client ID:			
Worklist#:	33205	Sample Line#:	1
Column Type:	SPB-Octyl	Column Dia:	0.25 mm

HxPCB F2

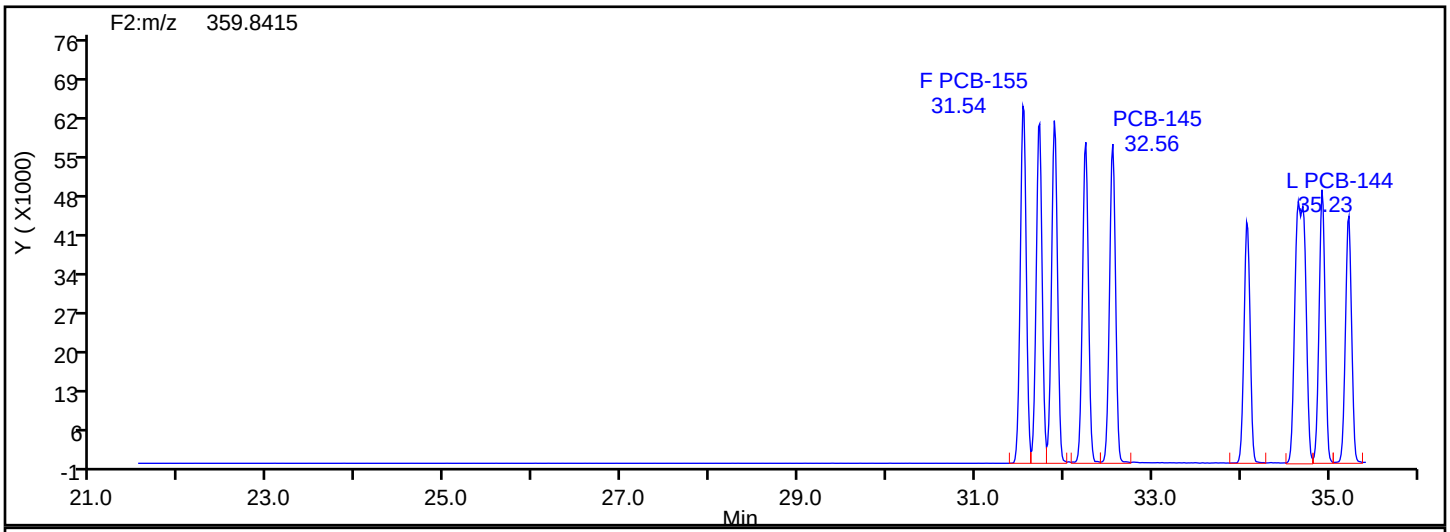

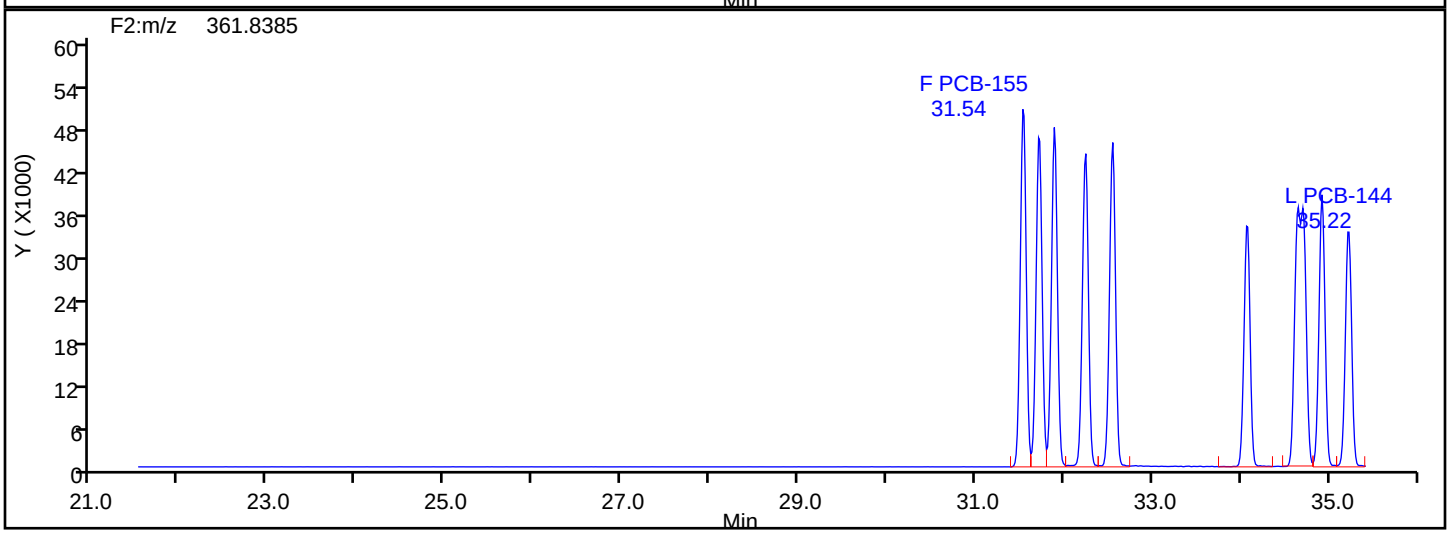

HxPCB F2 Lock Mass

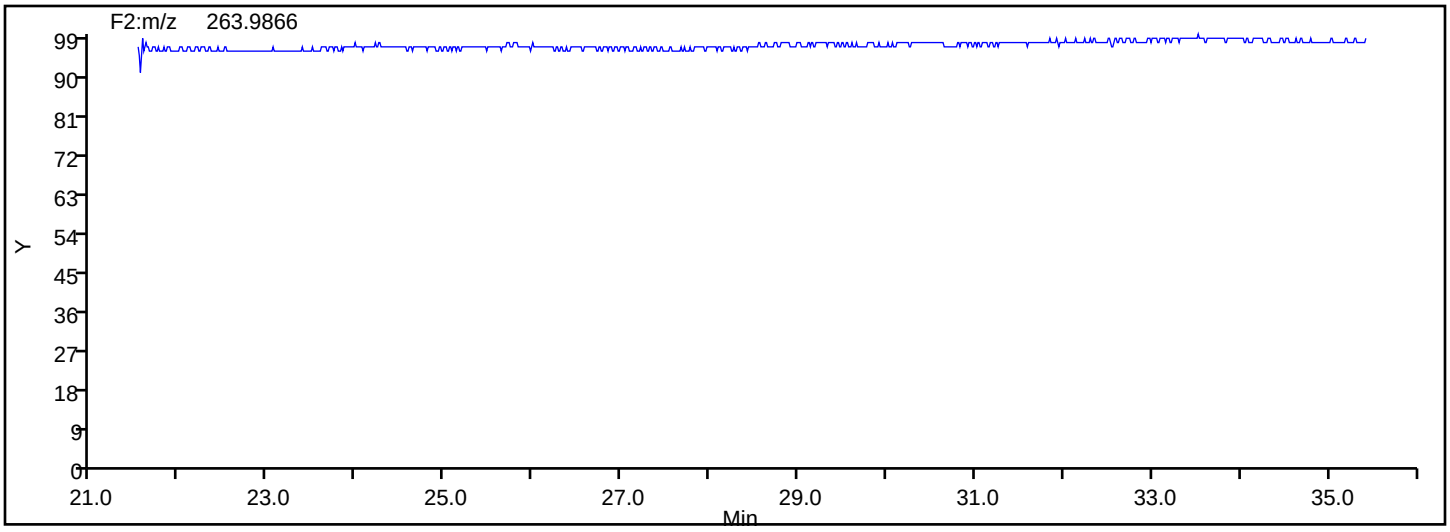

Manual Integration/User Assign Peak Report

Eurofins TestAmerica, Knoxville

Data File:	\\chromna\Knoxville\ChromData\D3D\20190903-12925.b\d4190903s1.d				
Injection Date:	03-Sep-2019 09:42:00	Instrument ID:	D3D		
Lims ID:	WDMCCV				
Client ID:					
Operator ID:	Xcalibur_System	ALS Bottle#:	0	Worklist Smp#:	1
Injection Vol:	1.0 ul	Dil. Factor:	1.0000		
Method:	PCBs_D3D	Limit Group:	HR - 1668A - ICAL		
Column:	SPB-Octyl (0.25 mm)	Detector	F2(21.81 :35.54)		

PCB-135/151, CAS: STL01819

Signal: 1

Processing Integration Results

RT: 34.66
Area: 205473
Amount: 45.874916
Amount Units: pg/ul

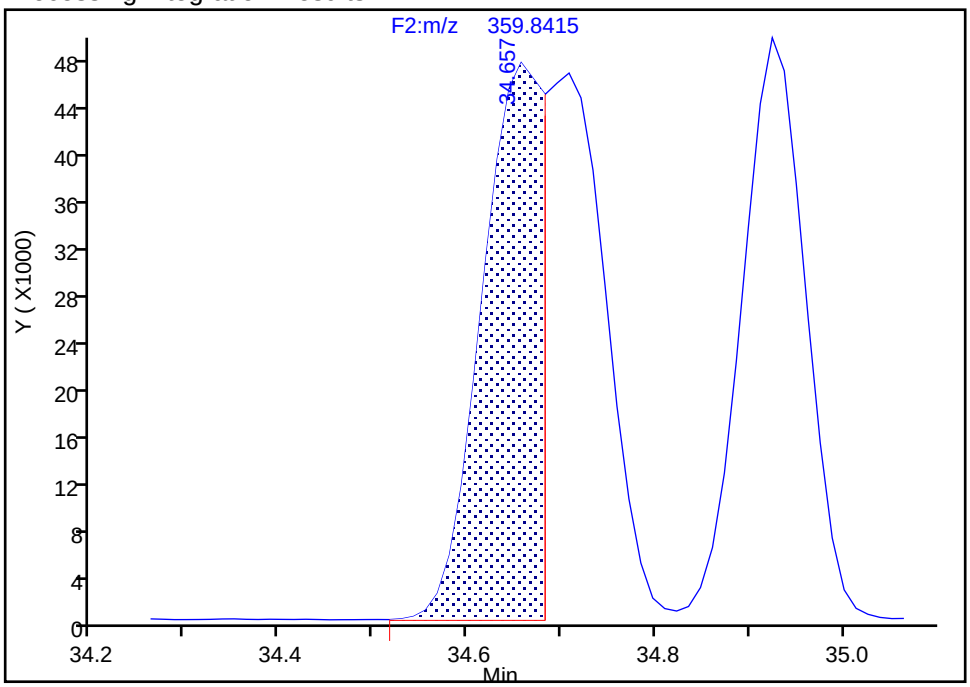

Manual Integration Results

RT: 34.66
Area: 405910
Amount: 89.737799
Amount Units: pg/ul

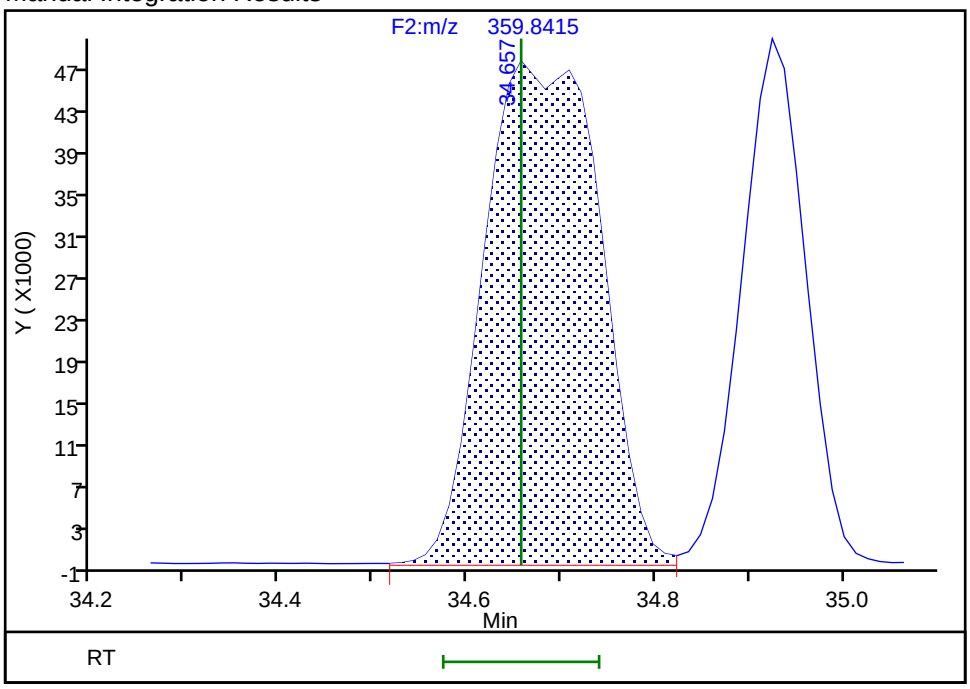

Reviewer: layk, 03-Sep-2019 10:53:34

Audit Action: Manually Integrated Audit Reason: Incomplete Integration

Manual Integration/User Assign Peak Report

Eurofins TestAmerica, Knoxville

Data File:	\\chromna\Knoxville\ChromData\D3D\20190903-12925.b\d4190903s1.d				
Injection Date:	03-Sep-2019 09:42:00	Instrument ID:	D3D		
Lims ID:	WDMCCV				
Client ID:					
Operator ID:	Xcalibur_System	ALS Bottle#:	0	Worklist Smp#:	1
Injection Vol:	1.0 ul	Dil. Factor:	1.0000		
Method:	PCBs_D3D	Limit Group:	HR - 1668A - ICAL		
Column:	SPB-Octyl (0.25 mm)	Detector	F2(21.81 :35.54)		

PCB-135/151, CAS: STL01819

Signal: 2

Processing Integration Results

RT: 34.66
Area: 162683
Amount: 45.874916
Amount Units: pg/ul

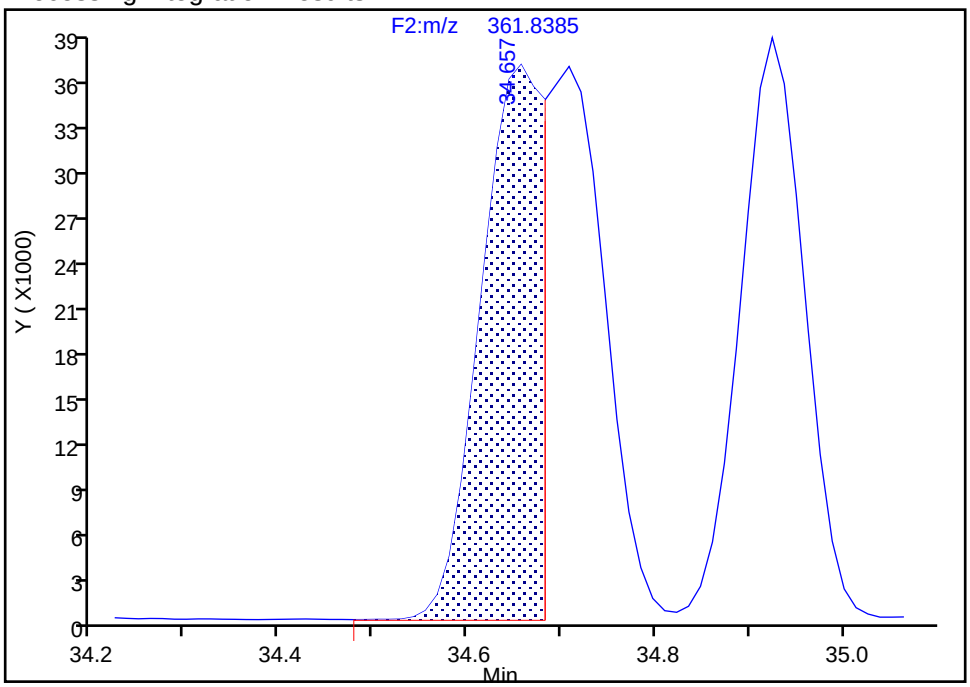

Manual Integration Results

RT: 34.66
Area: 314255
Amount: 89.737799
Amount Units: pg/ul

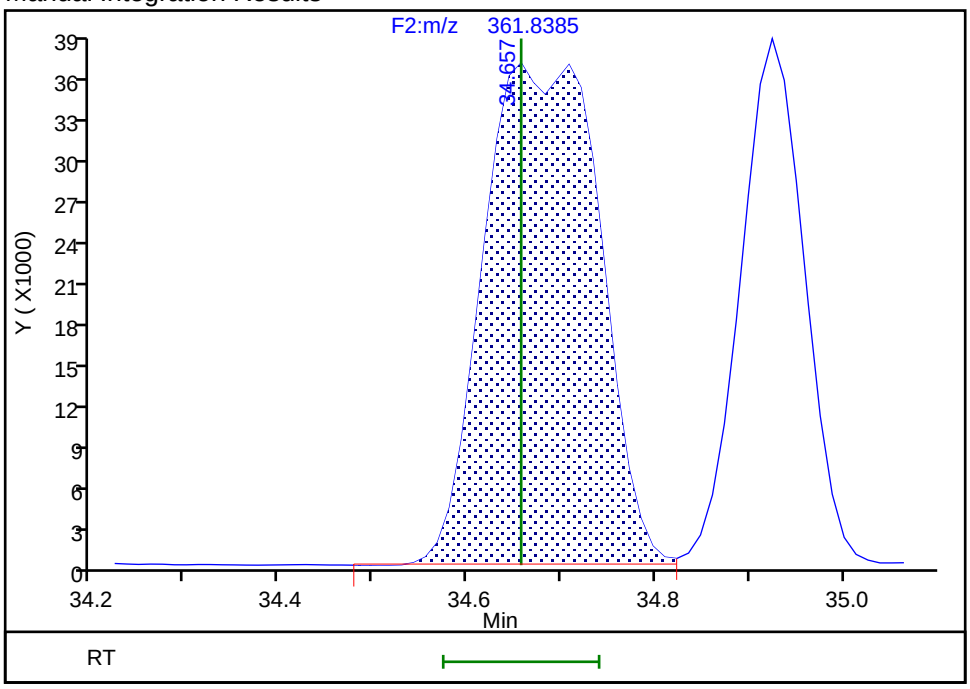

Reviewer: layk, 03-Sep-2019 10:53:51
Audit Action: Manually Integrated Audit Reason: Incomplete Integration

Eurofins TestAmerica, Knoxville

Data File:	\\chromna\Knoxville\ChromData\D3D\20190903-12925.b\d4190903s1.d		
Injection Date:	03-Sep-2019 09:42:00	Injection Vol:	1.0 ul
Instrument ID:	D3D	Operator ID:	Xcalibur_System
Method:	PCBs_D3D	Limit Group:	HR - 1668A - ICAL
Client ID:			
Worklist#:	33205	Sample Line#:	1
Column Type:	SPB-Octyl	Column Dia:	0.25 mm

HxPCB F3

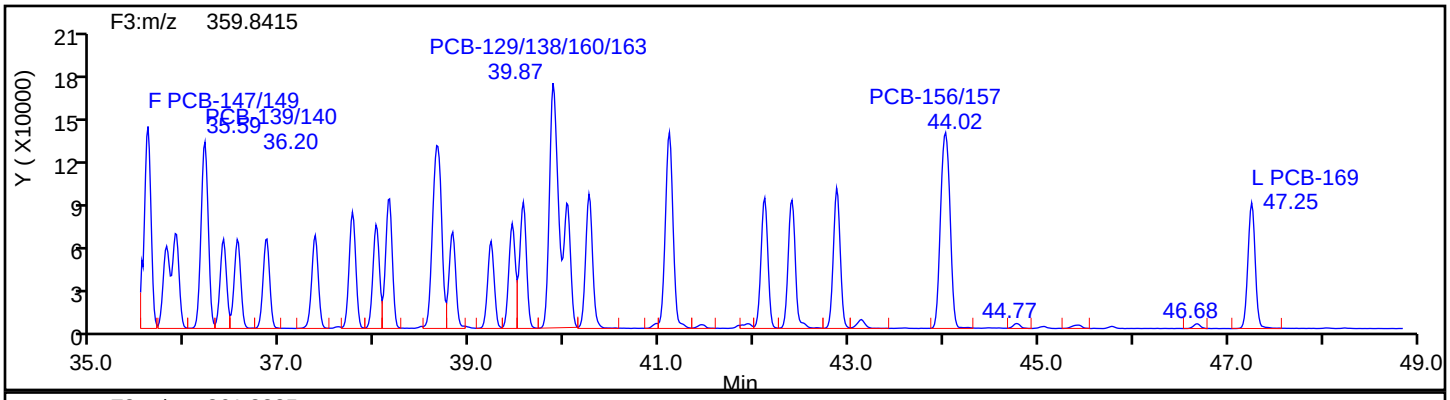

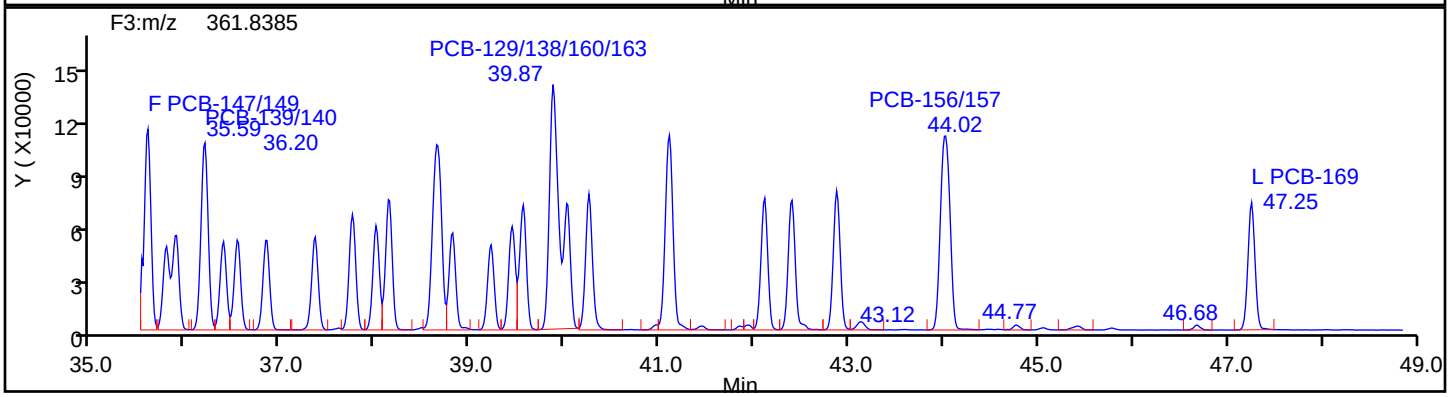

HxPCB F3 Standards

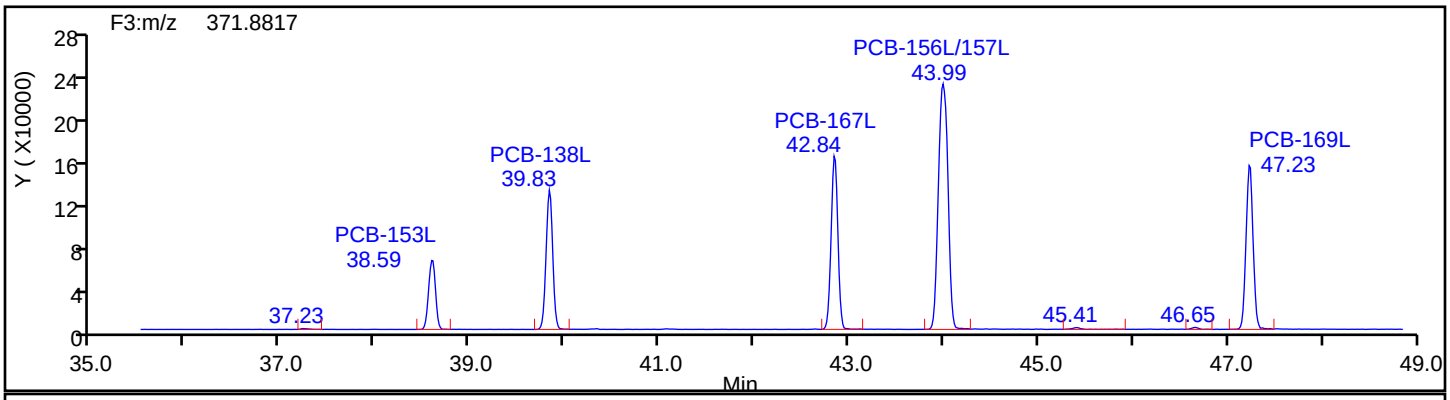

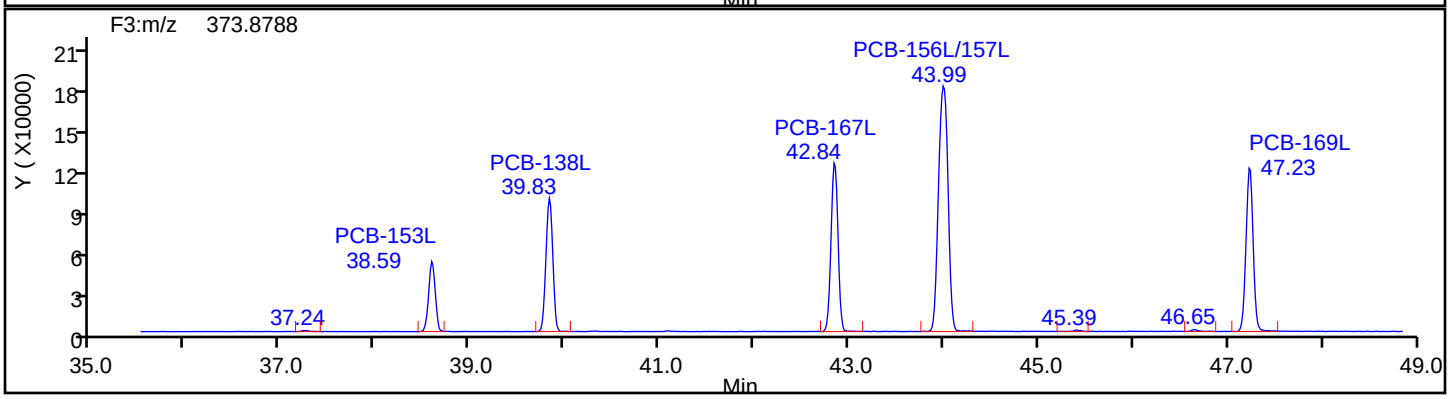

Eurofins TestAmerica, Knoxville

Data File:	\\chromna\Knoxville\ChromData\D3D\20190903-12925.b\d4190903s1.d		
Injection Date:	03-Sep-2019 09:42:00	Injection Vol:	1.0 ul
Instrument ID:	D3D	Operator ID:	Xcalibur_System
Method:	PCBs_D3D	Limit Group:	HR - 1668A - ICAL
Client ID:			
Worklist#:	33205	Sample Line#:	1
Column Type:	SPB-Octyl	Column Dia:	0.25 mm

HxPCB F3

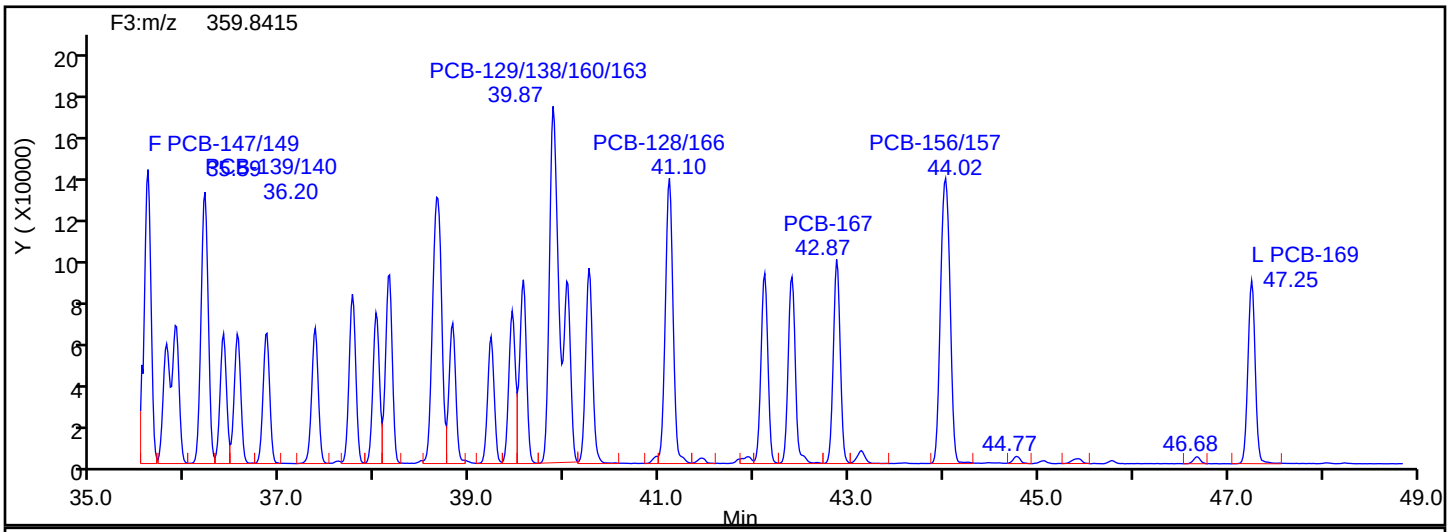

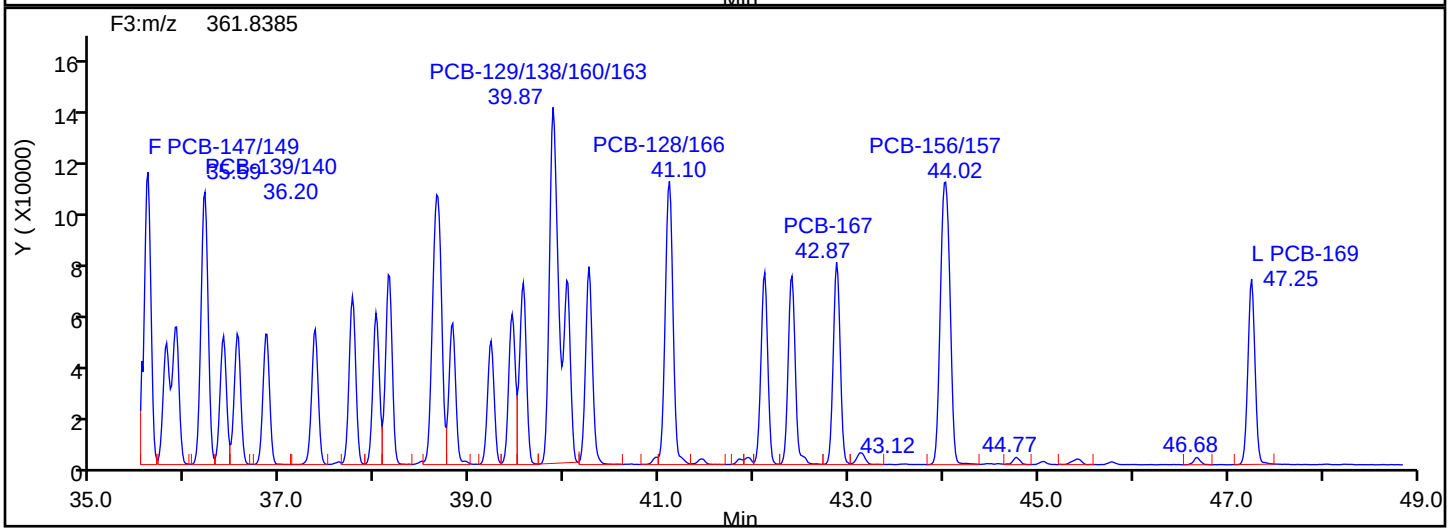

HxPCB F3 Lock Mass

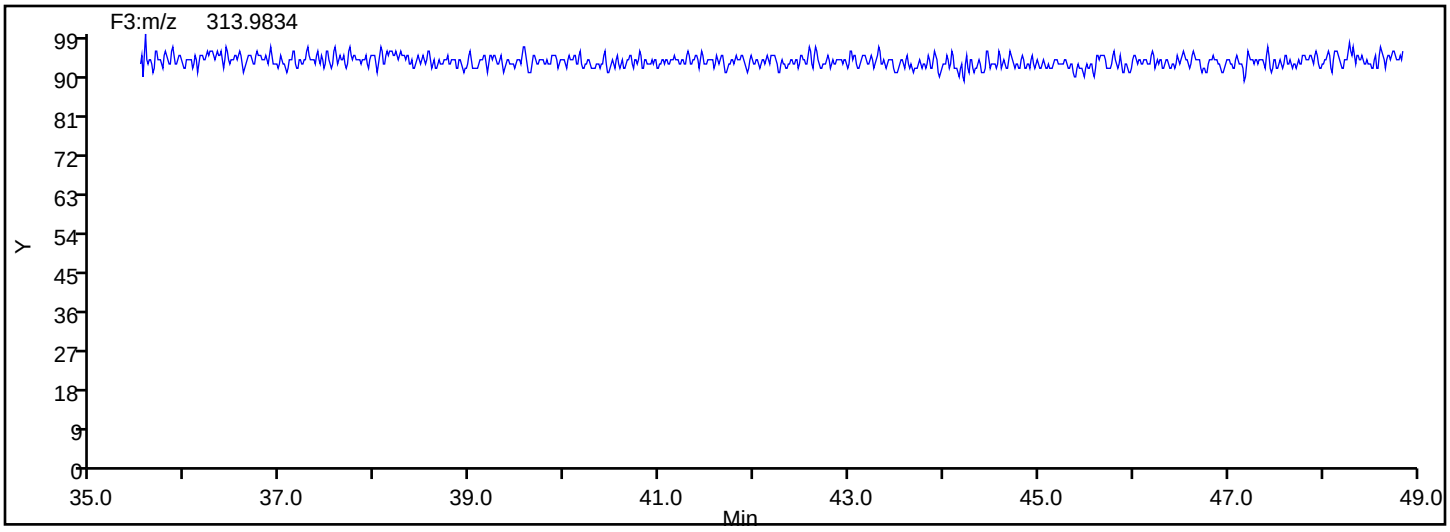

Manual Integration/User Assign Peak Report

Eurofins TestAmerica, Knoxville

Data File:	\\chromna\Knoxville\ChromData\D3D\20190903-12925.b\d4190903s1.d				
Injection Date:	03-Sep-2019 09:42:00	Instrument ID:	D3D		
Lims ID:	WDMCCV				
Client ID:					
Operator ID:	Xcalibur_System	ALS Bottle#:	0	Worklist Smp#:	1
Injection Vol:	1.0 ul	Dil. Factor:	1.0000		
Method:	PCBs_D3D	Limit Group:	HR - 1668A - ICAL		
Column:	SPB-Octyl (0.25 mm)	Detector	F3(35.64 :49.10)		

PCB-129/138/160/163, CAS: STL02296

Signal: 1

Processing Integration Results

RT: 39.87
Area: 1048435
Amount: 122.0010
Amount Units: pg/ul

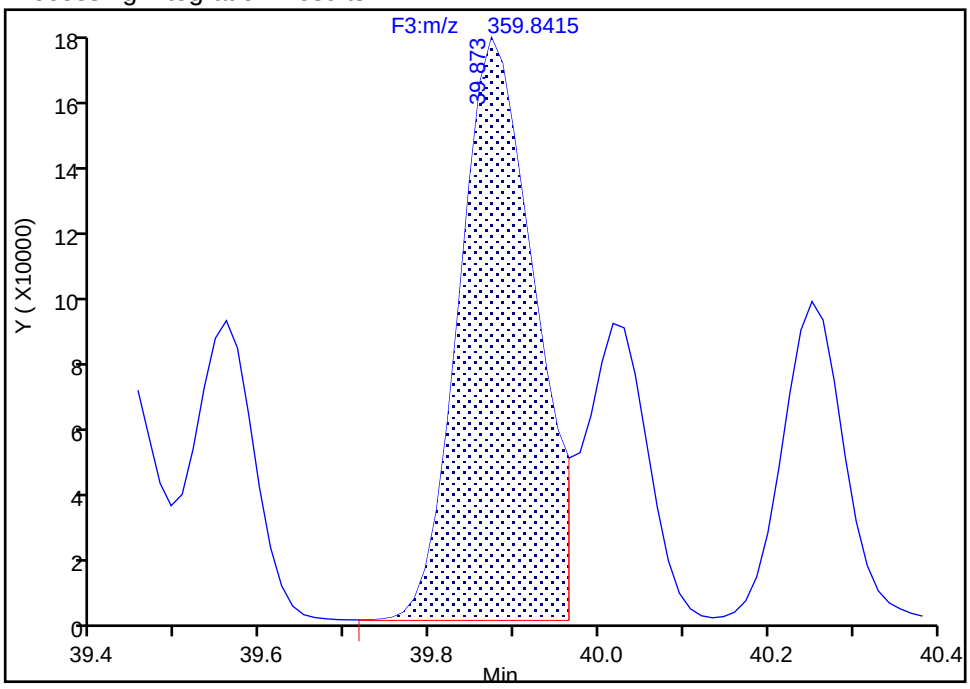

Manual Integration Results

RT: 39.87
Area: 1483370
Amount: 172.4068
Amount Units: pg/ul

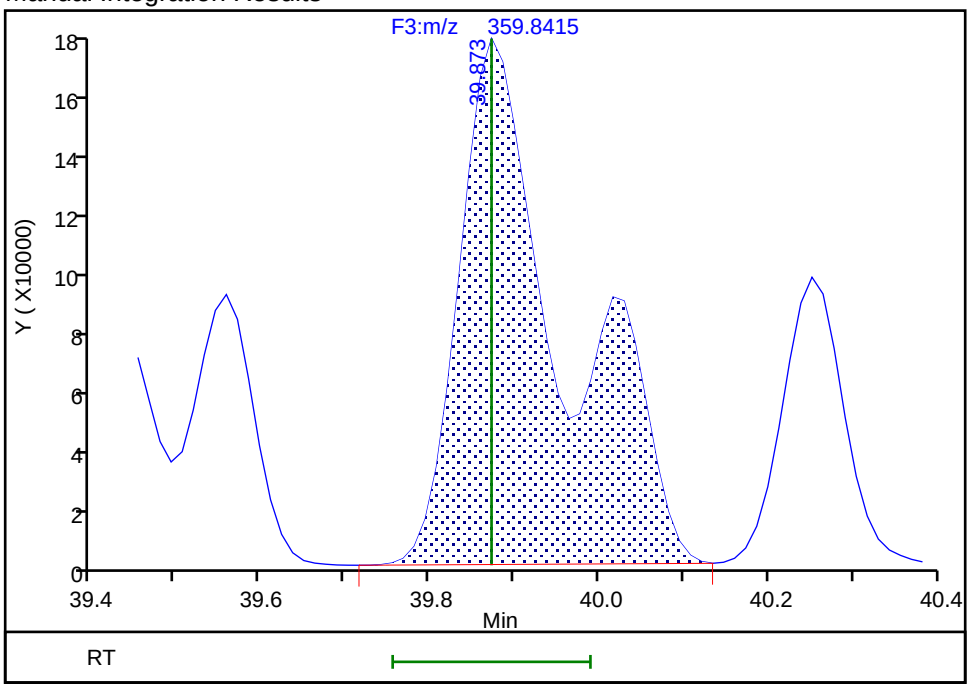

Reviewer: layk, 03-Sep-2019 10:54:55
Audit Action: Manually Integrated Audit Reason: Incomplete Integration

Manual Integration/User Assign Peak Report

Eurofins TestAmerica, Knoxville

Data File:	\\chromna\Knoxville\ChromData\D3D\20190903-12925.b\d4190903s1.d				
Injection Date:	03-Sep-2019 09:42:00	Instrument ID:	D3D		
Lims ID:	WDMCCV				
Client ID:					
Operator ID:	Xcalibur_System	ALS Bottle#:	0	Worklist Smp#:	1
Injection Vol:	1.0 ul	Dil. Factor:	1.0000		
Method:	PCBs_D3D	Limit Group:	HR - 1668A - ICAL		
Column:	SPB-Octyl (0.25 mm)	Detector	F3(35.64 :49.10)		

PCB-129/138/160/163, CAS: STL02296

Signal: 2

Processing Integration Results

RT: 39.87
Area: 826938
Amount: 122.0010
Amount Units: pg/ul

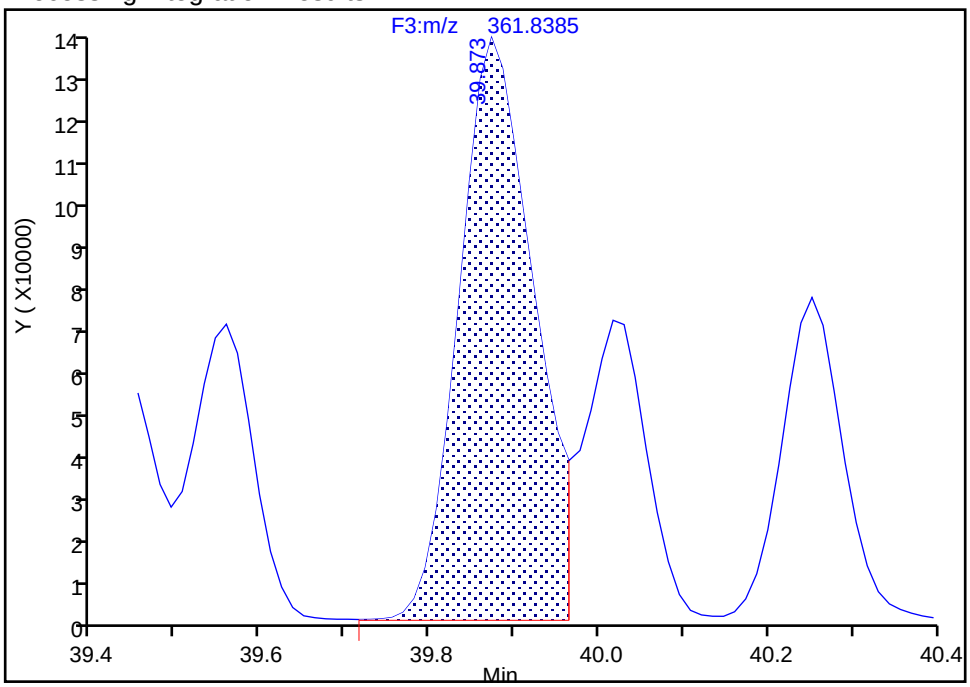

Manual Integration Results

RT: 39.87
Area: 1166830
Amount: 172.4068
Amount Units: pg/ul

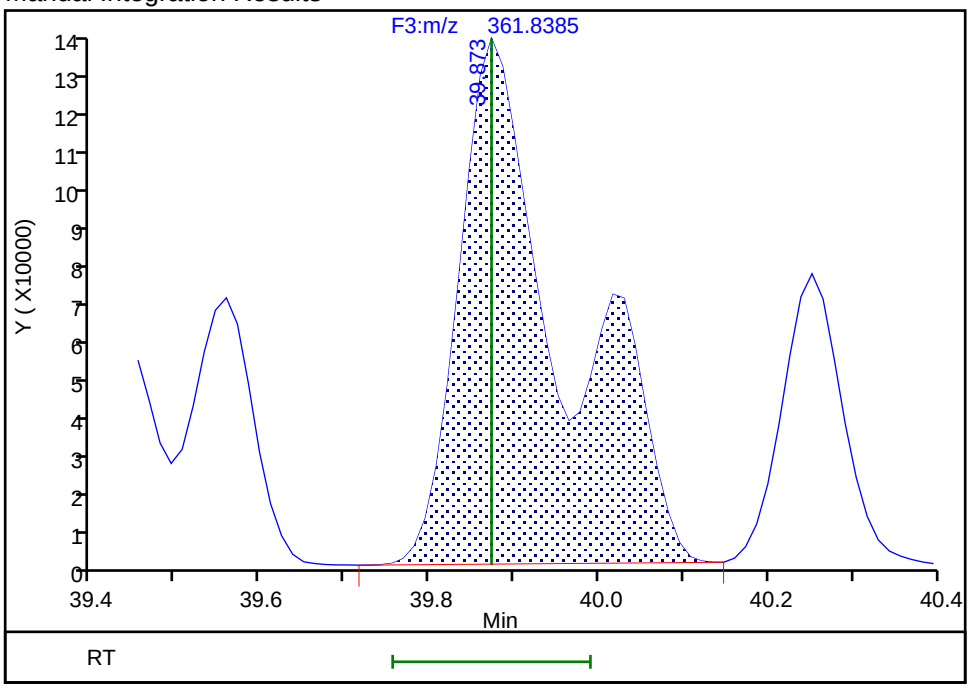

Reviewer: layk, 03-Sep-2019 10:55:01
Audit Action: Manually Integrated Audit Reason: Incomplete Integration

Eurofins TestAmerica, Knoxville

Data File:	\\chromna\Knoxville\ChromData\D3D\20190903-12925.b\d4190903s1.d		
Injection Date:	03-Sep-2019 09:42:00	Injection Vol:	1.0 ul
Instrument ID:	D3D	Operator ID:	Xcalibur_System
Method:	PCBs_D3D	Limit Group:	HR - 1668A - ICAL
Client ID:			
Worklist#:	33205	Sample Line#:	1
Column Type:	SPB-Octyl	Column Dia:	0.25 mm

HpPCB F3

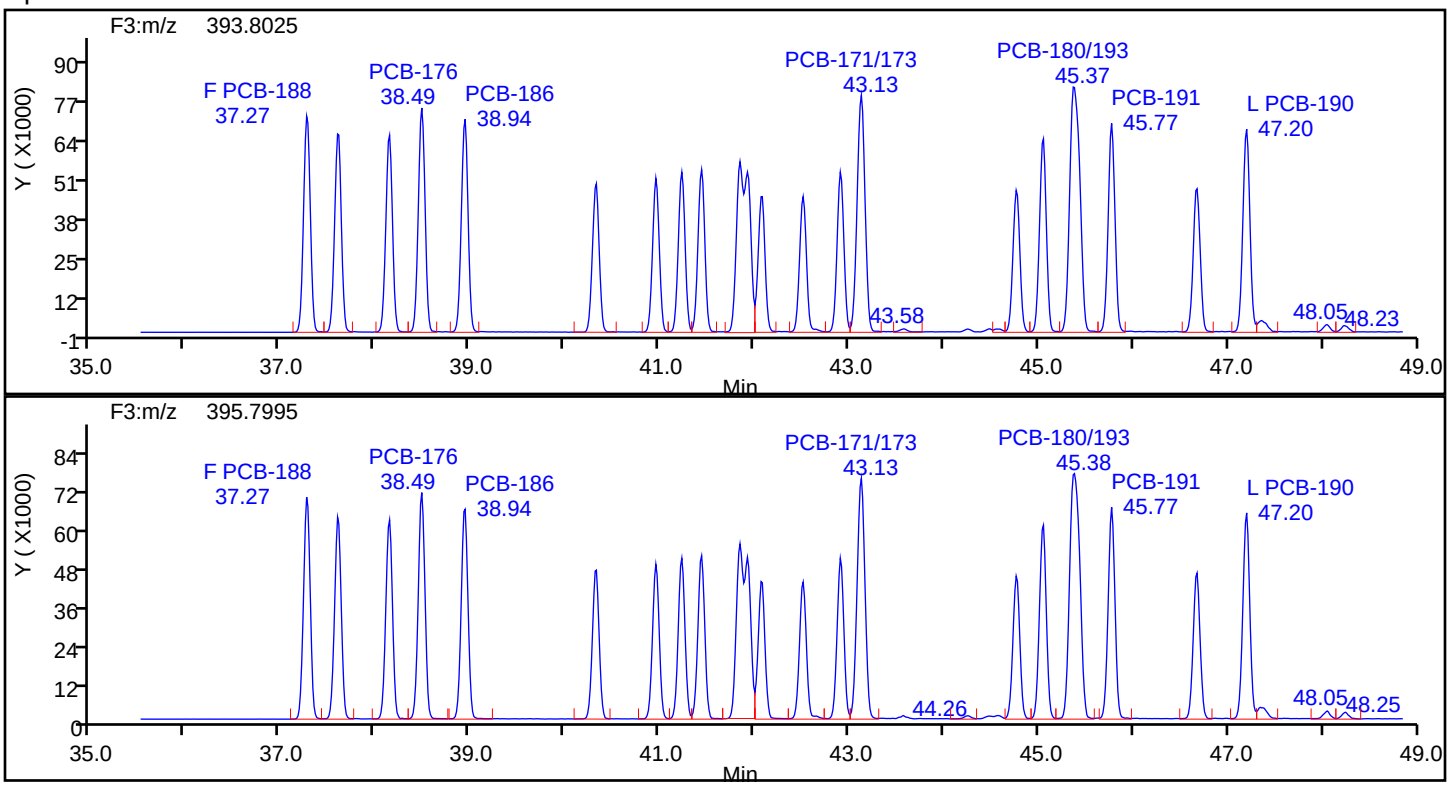

HpPCB F3 Standards

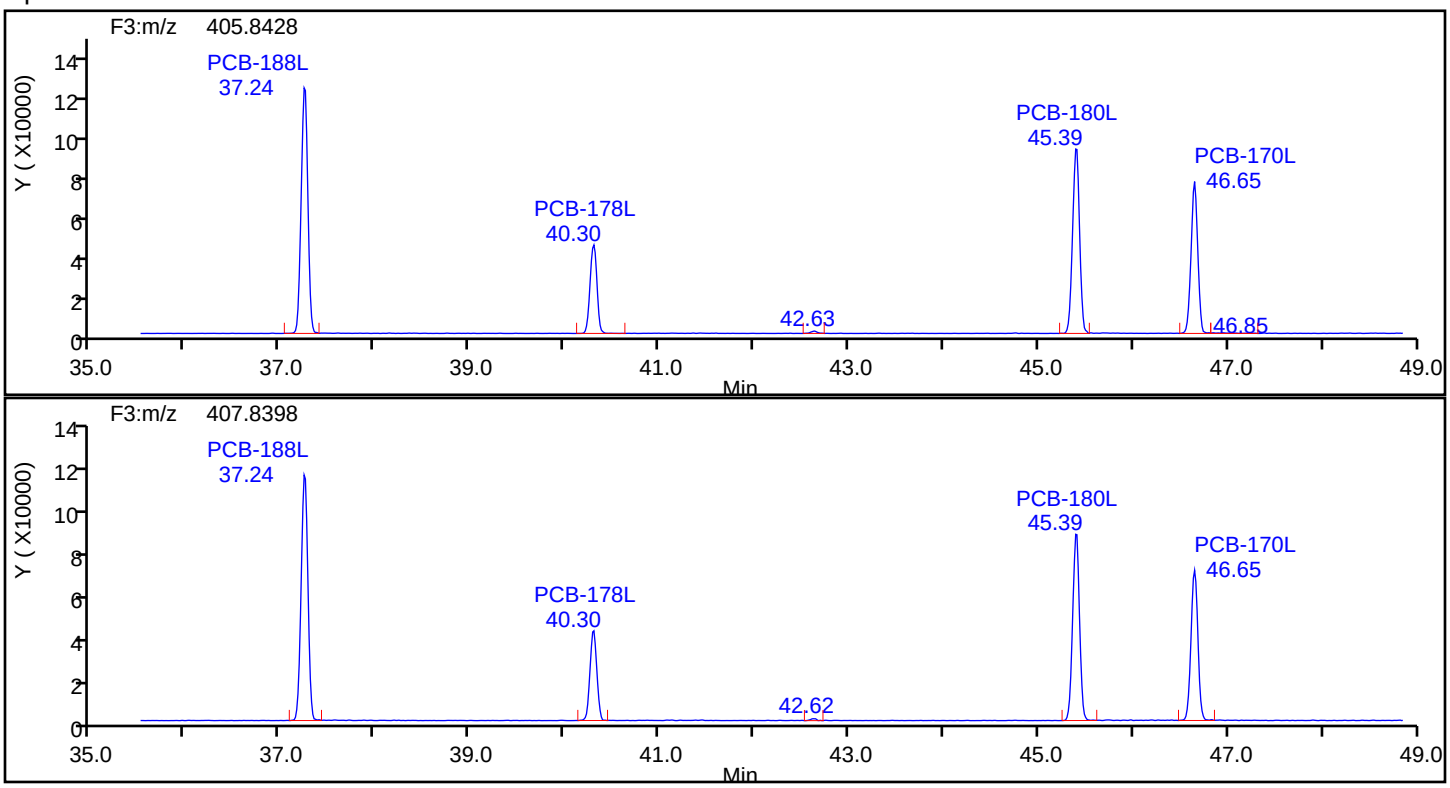

Eurofins TestAmerica, Knoxville

Data File:	\\chromna\Knoxville\ChromData\D3D\20190903-12925.b\d4190903s1.d		
Injection Date:	03-Sep-2019 09:42:00	Injection Vol:	1.0 ul
Instrument ID:	D3D	Operator ID:	Xcalibur_System
Method:	PCBs_D3D	Limit Group:	HR - 1668A - ICAL
Client ID:			
Worklist#:	33205	Sample Line#:	1
Column Type:	SPB-Octyl	Column Dia:	0.25 mm

HpPCB F3

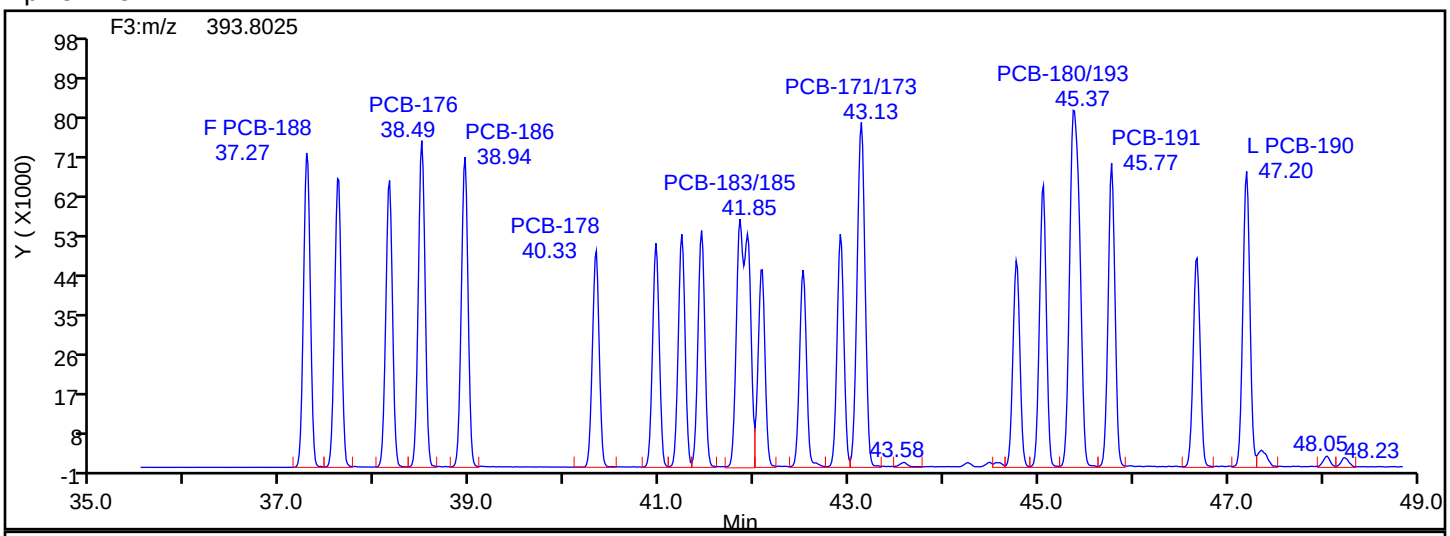

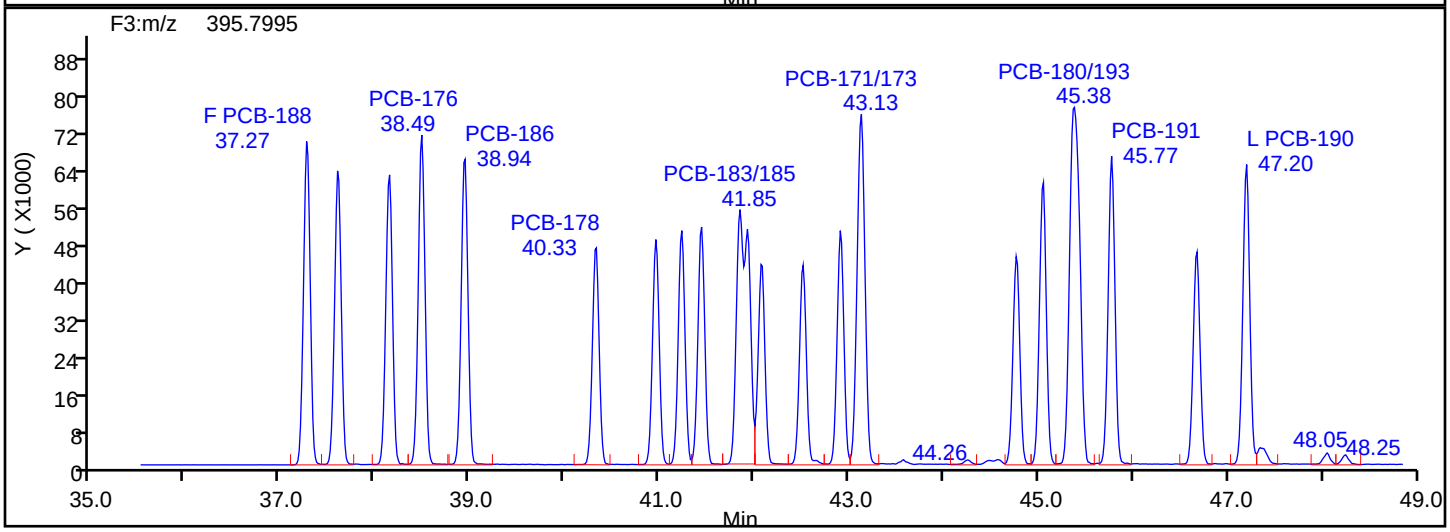

HpPCB F3 Lock Mass

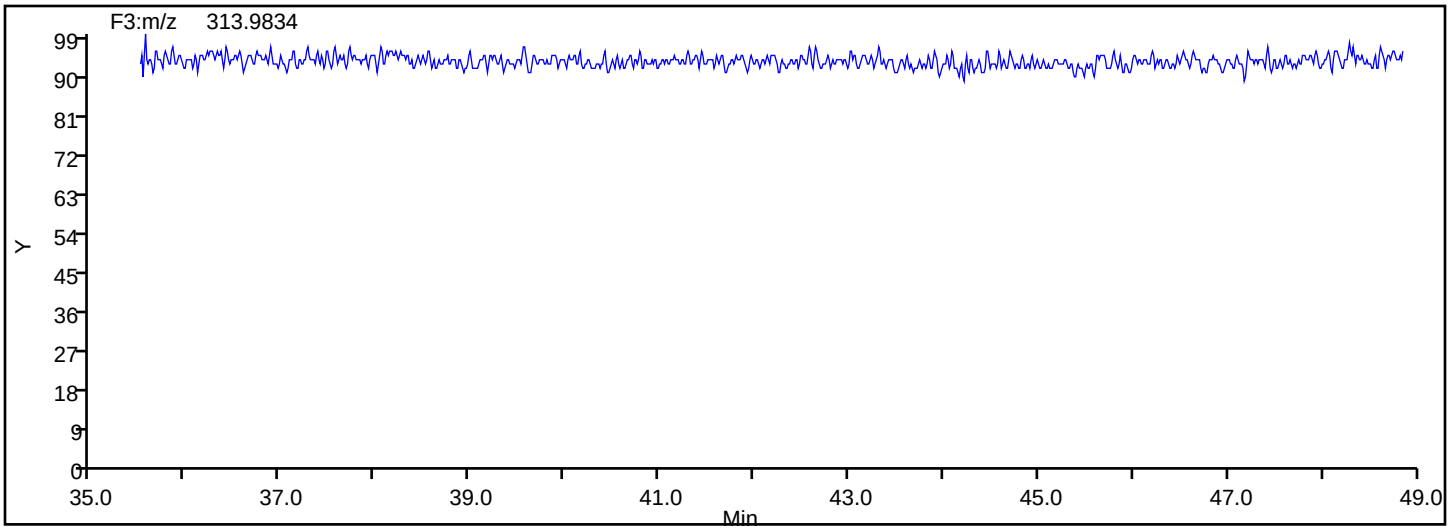

Manual Integration/User Assign Peak Report

Eurofins TestAmerica, Knoxville

Data File:	\\chromna\Knoxville\ChromData\D3D\20190903-12925.b\d4190903s1.d				
Injection Date:	03-Sep-2019 09:42:00	Instrument ID:	D3D		
Lims ID:	WDMCCV				
Client ID:					
Operator ID:	Xcalibur_System	ALS Bottle#:	0	Worklist Smp#:	1
Injection Vol:	1.0 ul	Dil. Factor:	1.0000		
Method:	PCBs_D3D	Limit Group:	HR - 1668A - ICAL		
Column:	SPB-Octyl (0.25 mm)	Detector	F3(35.64 :49.10)		

PCB-183/185, CAS: STL02297

Signal: 1

Processing Integration Results

RT: 41.85
Area: 276473
Amount: 50.046960
Amount Units: pg/ul

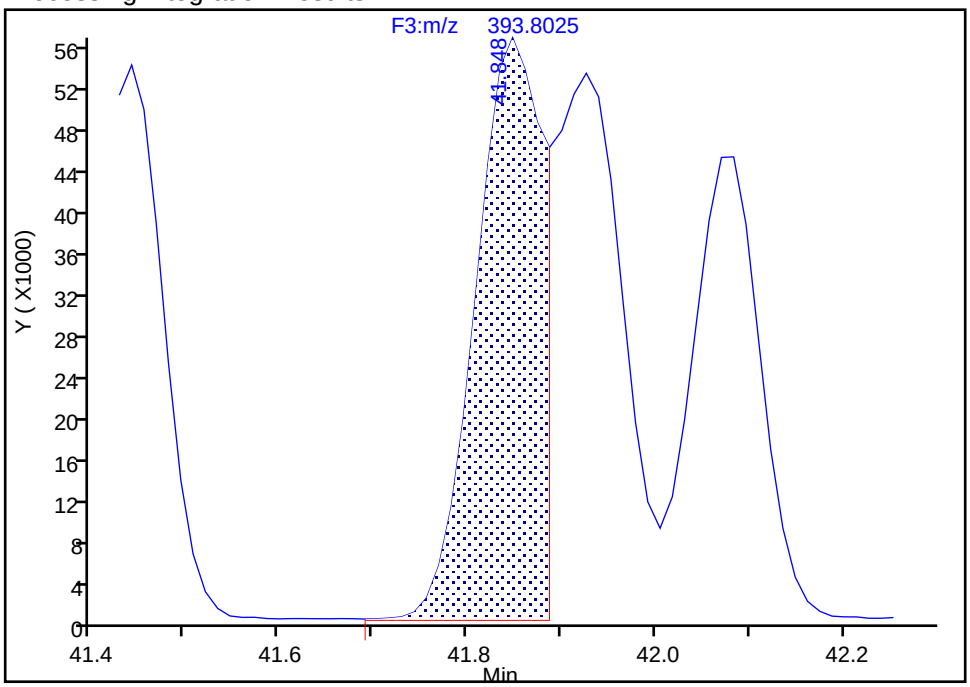

Manual Integration Results

RT: 41.85
Area: 541811
Amount: 96.453606
Amount Units: pg/ul

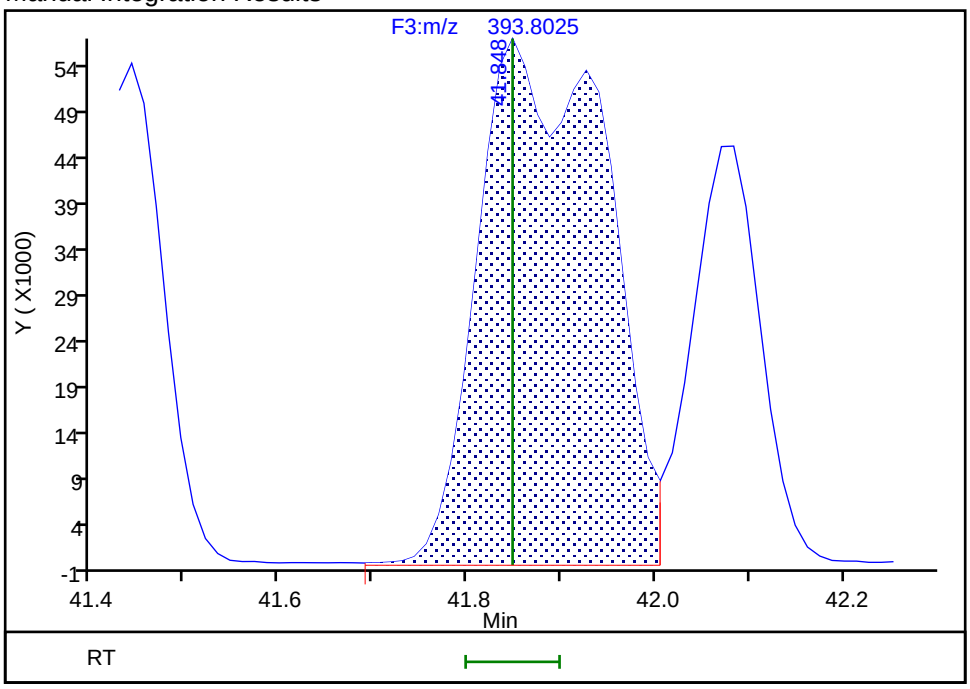

Reviewer: layk, 03-Sep-2019 10:55:38
Audit Action: Manually Integrated Audit Reason: Incomplete Integration

Manual Integration/User Assign Peak Report

Eurofins TestAmerica, Knoxville

Data File:	\\chromna\Knoxville\ChromData\D3D\20190903-12925.b\d4190903s1.d				
Injection Date:	03-Sep-2019 09:42:00	Instrument ID:	D3D		
Lims ID:	WDMCCV				
Client ID:					
Operator ID:	Xcalibur_System	ALS Bottle#:	0	Worklist Smp#:	1
Injection Vol:	1.0 ul	Dil. Factor:	1.0000		
Method:	PCBs_D3D	Limit Group:	HR - 1668A - ICAL		
Column:	SPB-Octyl (0.25 mm)	Detector	F3(35.64 :49.10)		

PCB-183/185, CAS: STL02297

Signal: 2

Processing Integration Results

RT: 41.85
Area: 268002
Amount: 50.046960
Amount Units: pg/ul

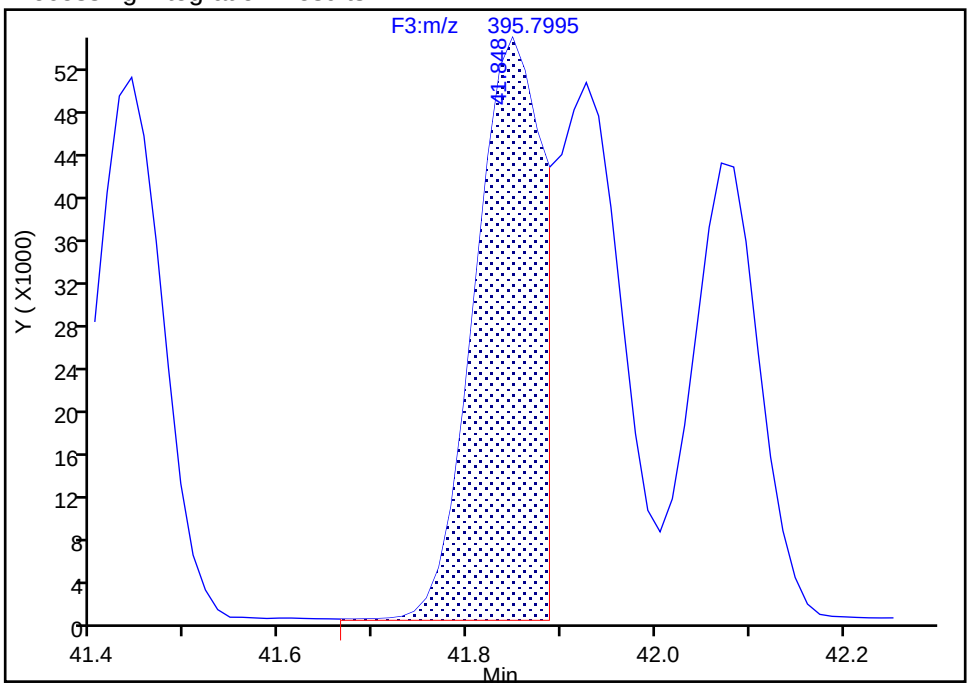

Manual Integration Results

RT: 41.85
Area: 507535
Amount: 96.453606
Amount Units: pg/ul

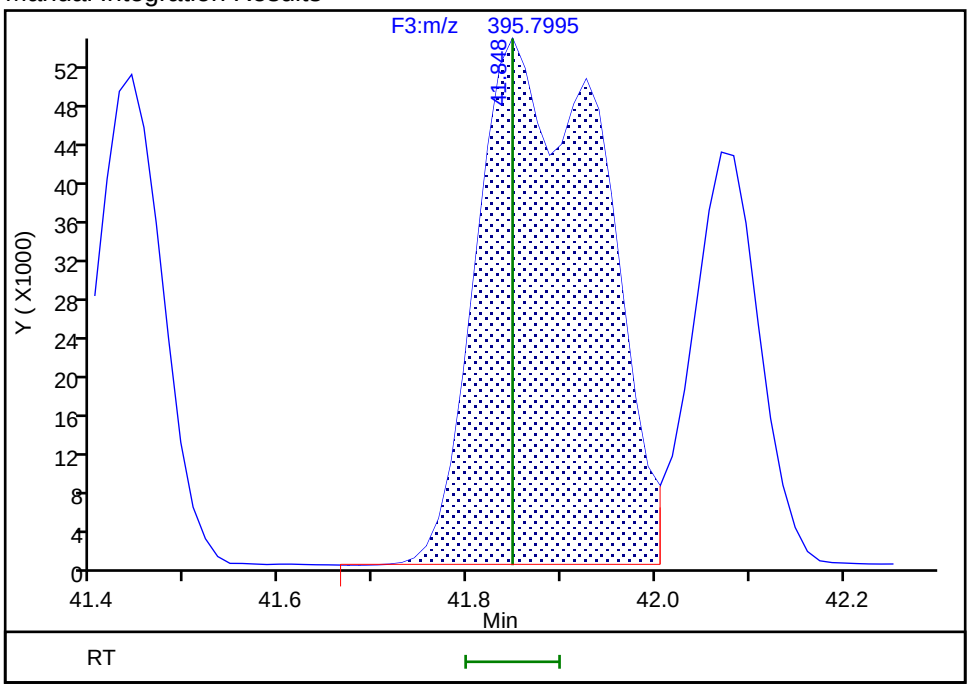

Reviewer: layk, 03-Sep-2019 10:55:58
Audit Action: Manually Integrated Audit Reason: Incomplete Integration

Eurofins TestAmerica, Knoxville

Data File:	\\chromna\Knoxville\ChromData\D3D\20190903-12925.b\d4190903s1.d		
Injection Date:	03-Sep-2019 09:42:00	Injection Vol:	1.0 ul
Instrument ID:	D3D	Operator ID:	Xcalibur_System
Method:	PCBs_D3D	Limit Group:	HR - 1668A - ICAL
Client ID:			
Worklist#:	33205	Sample Line#:	1
Column Type:	SPB-Octyl	Column Dia:	0.25 mm

HpPCB F4

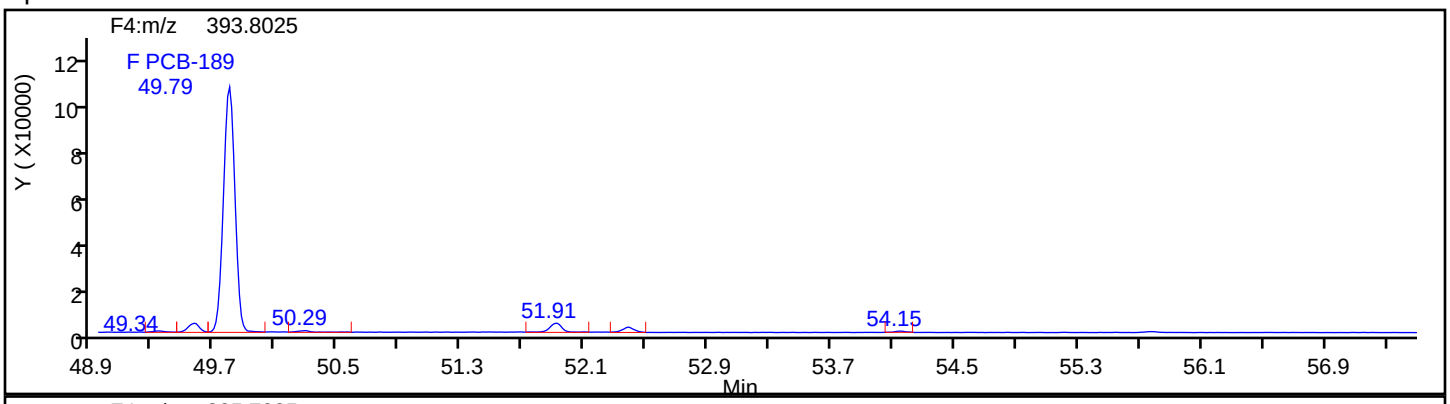

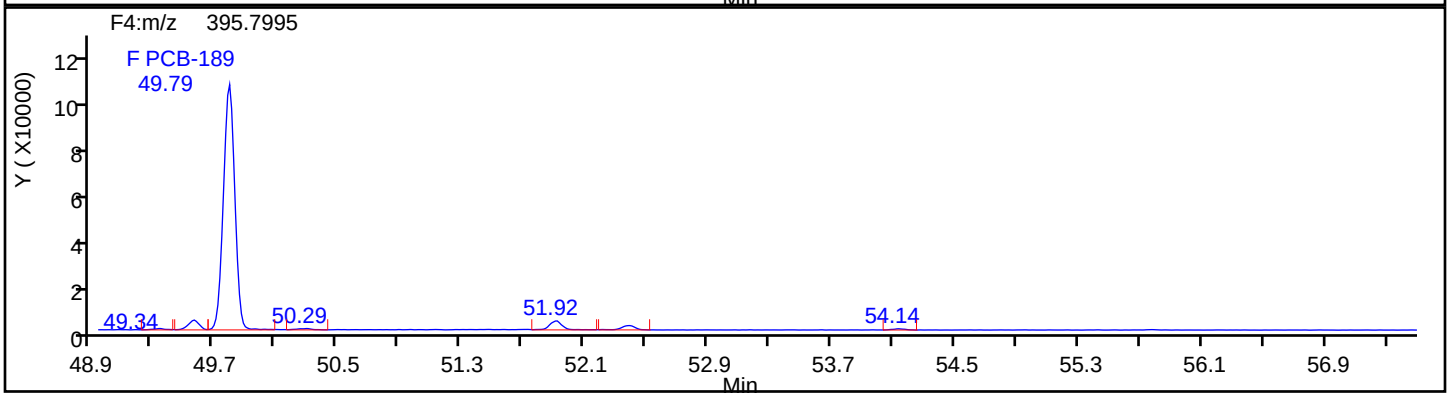

HpPCB F4 Standards

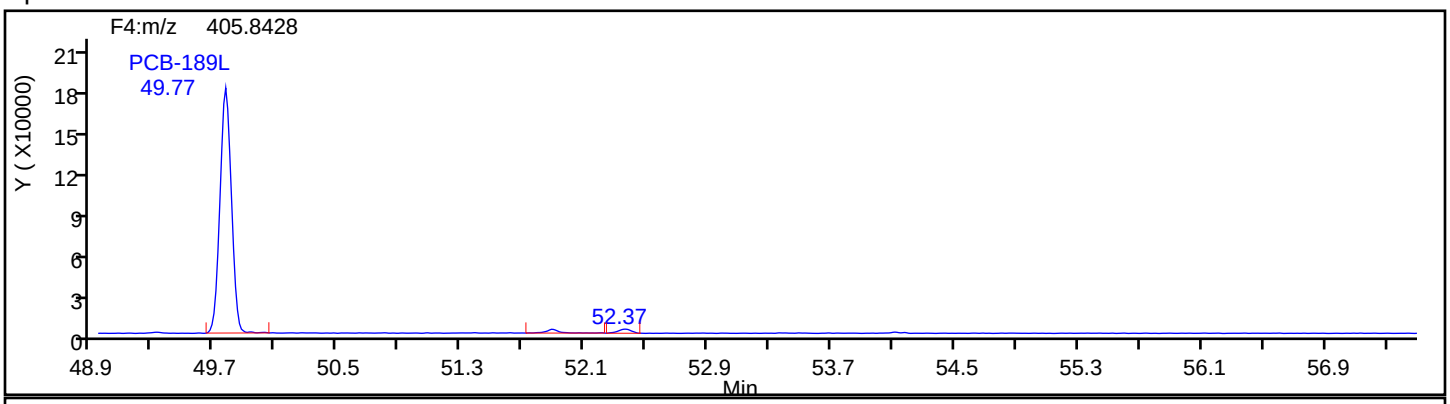

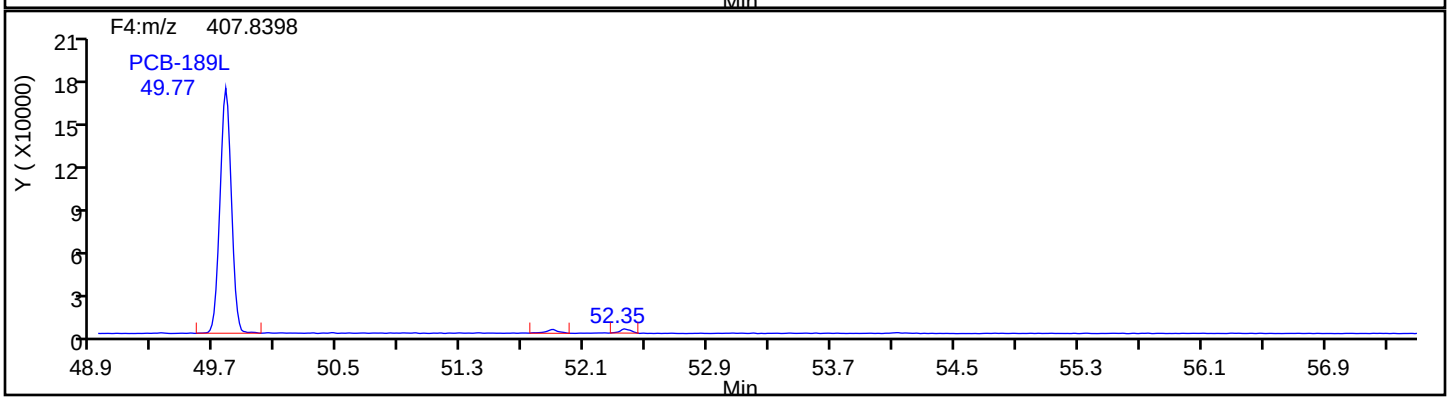

Eurofins TestAmerica, Knoxville

Data File:	\\chromna\Knoxville\ChromData\D3D\20190903-12925.b\d4190903s1.d		
Injection Date:	03-Sep-2019 09:42:00	Injection Vol:	1.0 ul
Instrument ID:	D3D	Operator ID:	Xcalibur_System
Method:	PCBs_D3D	Limit Group:	HR - 1668A - ICAL
Client ID:			
Worklist#:	33205	Sample Line#:	1
Column Type:	SPB-Octyl	Column Dia:	0.25 mm

HpPCB F4

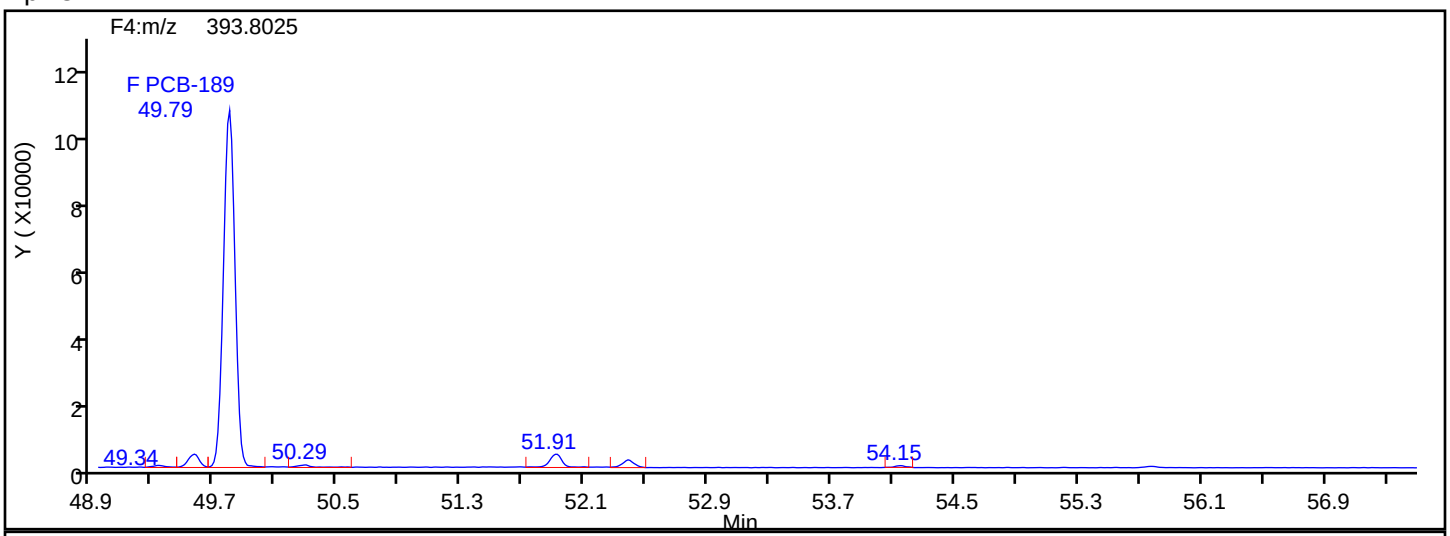

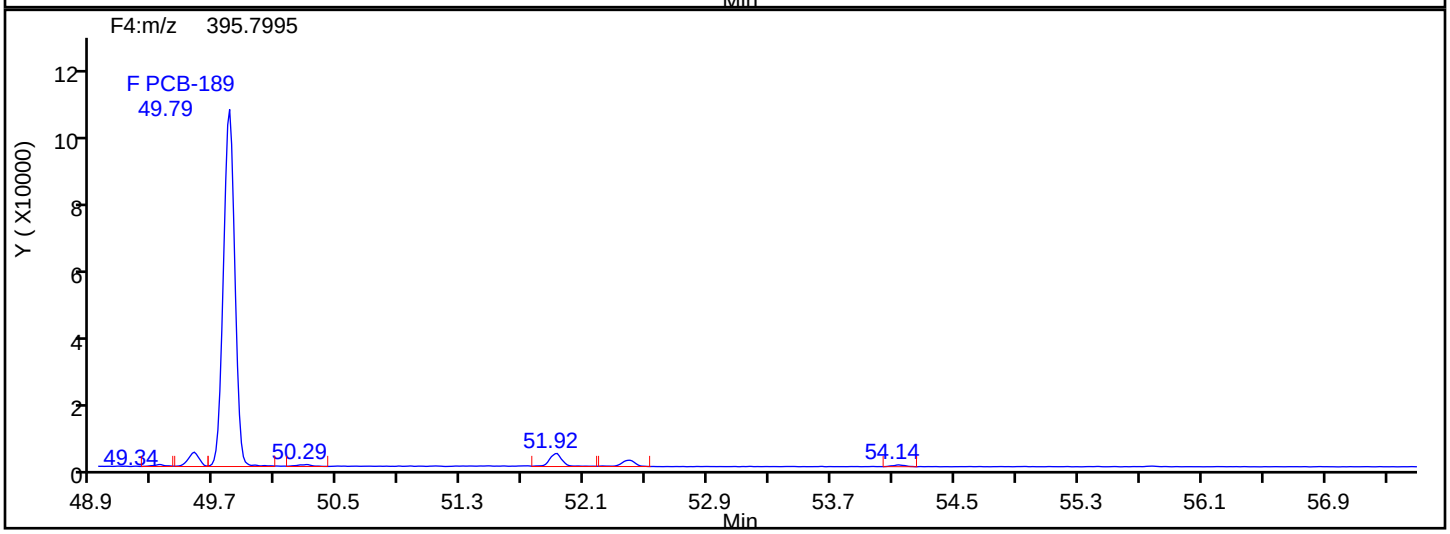

HpPCB F4 Lock Mass

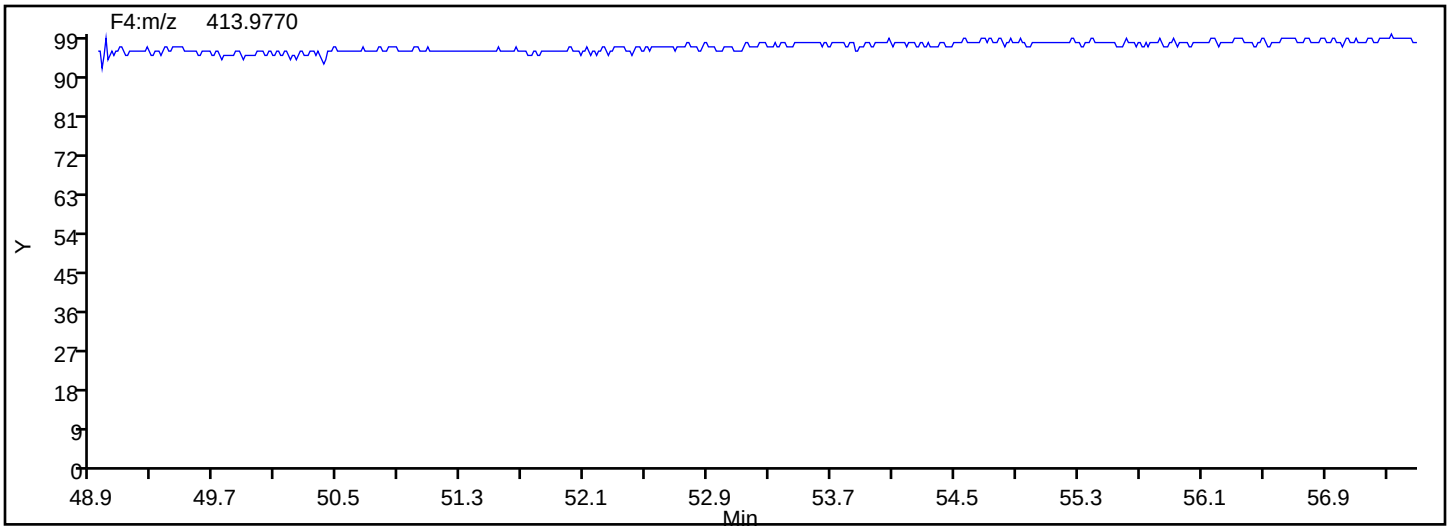

Report Date: 03-Sep-2019 19:44:55 Chrom Revision: 2.3 22-Aug-2019 12:55:36

Eurofins TestAmerica, Knoxville

Data File:	\\chromna\Knoxville\ChromData\D3D\20190903-12925.b\d4190903s1.d		
Injection Date:	03-Sep-2019 09:42:00	Injection Vol:	1.0 ul
Instrument ID:	D3D	Operator ID:	Xcalibur_System
Method:	PCBs_D3D	Limit Group:	HR - 1668A - ICAL
Client ID:			
Worklist#:	33205	Sample Line#:	1
Column Type:	SPB-Octyl	Column Dia:	0.25 mm

OcPCB F3

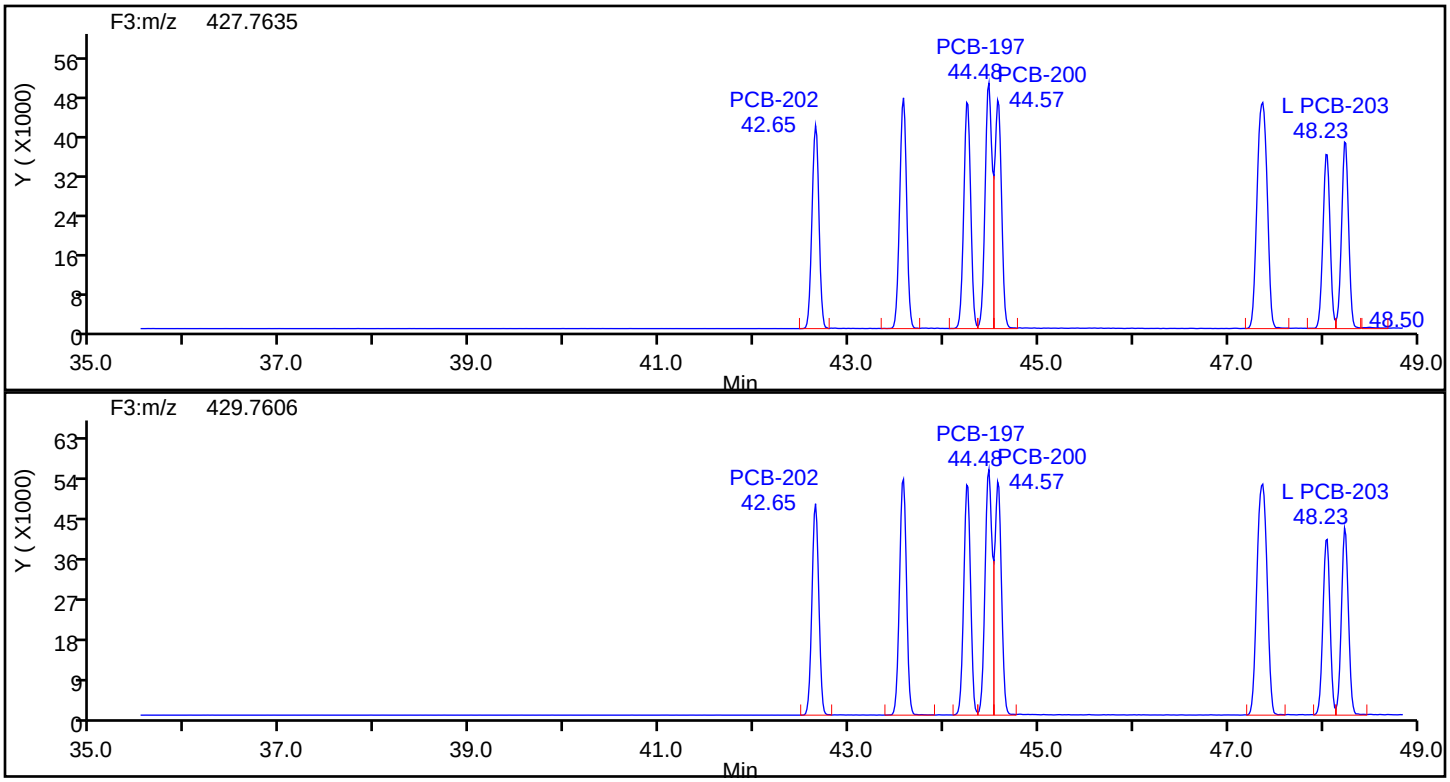

OcPCB F3 Standards

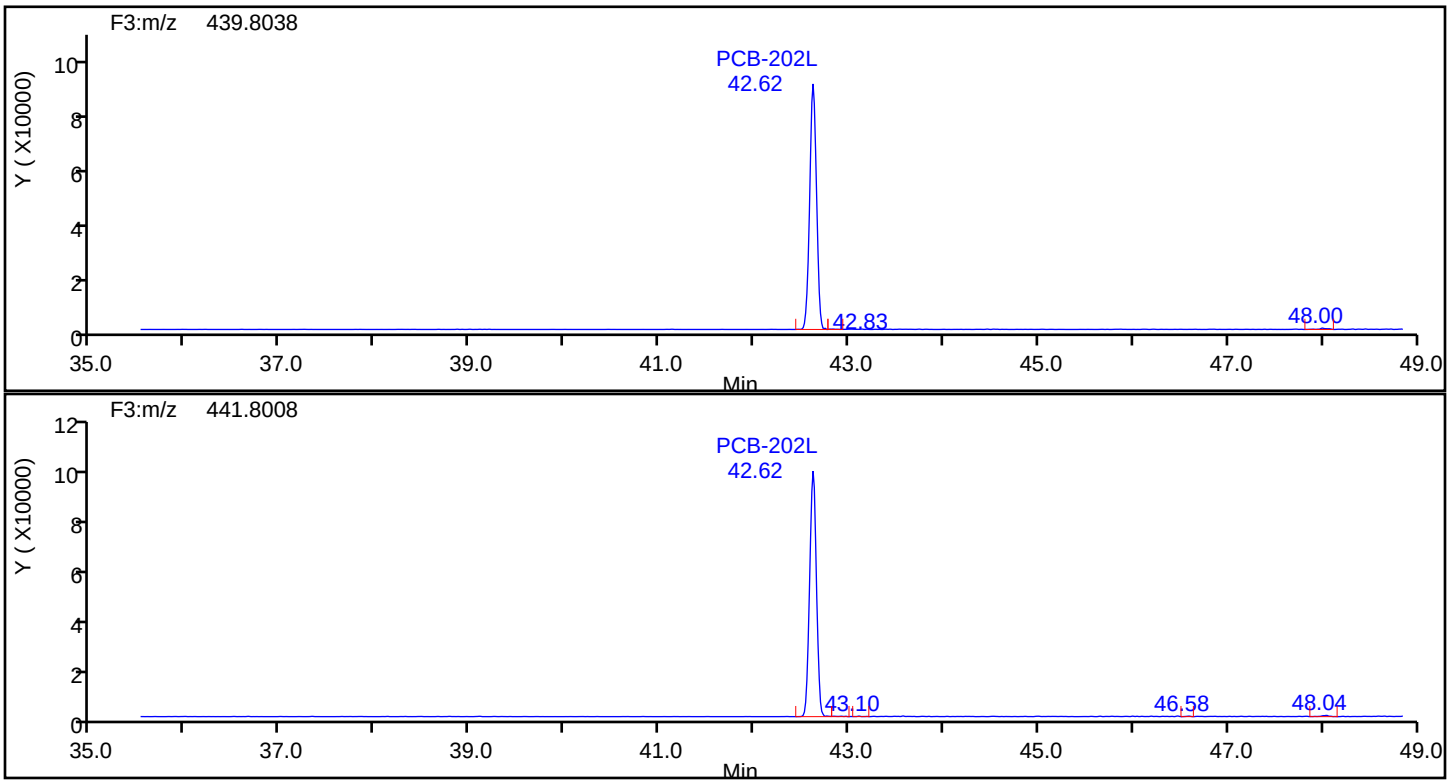

Eurofins TestAmerica, Knoxville

Data File:	\\chromna\Knoxville\ChromData\D3D\20190903-12925.b\d4190903s1.d		
Injection Date:	03-Sep-2019 09:42:00	Injection Vol:	1.0 ul
Instrument ID:	D3D	Operator ID:	Xcalibur_System
Method:	PCBs_D3D	Limit Group:	HR - 1668A - ICAL
Client ID:			
Worklist#:	33205	Sample Line#:	1
Column Type:	SPB-Octyl	Column Dia:	0.25 mm

OcPCB F3

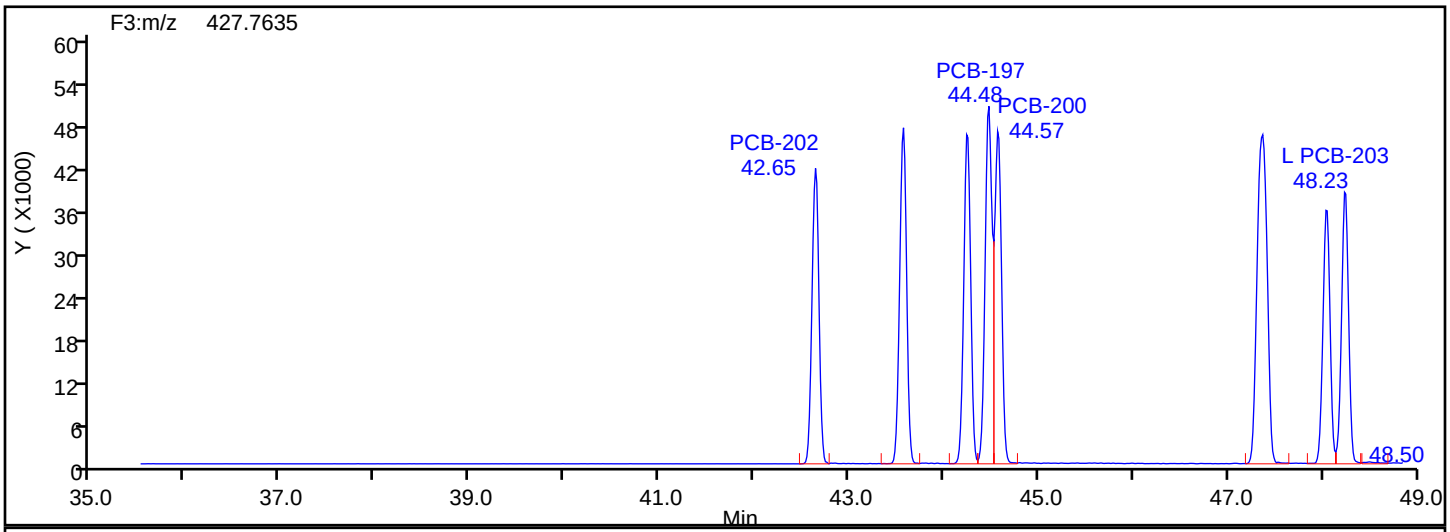

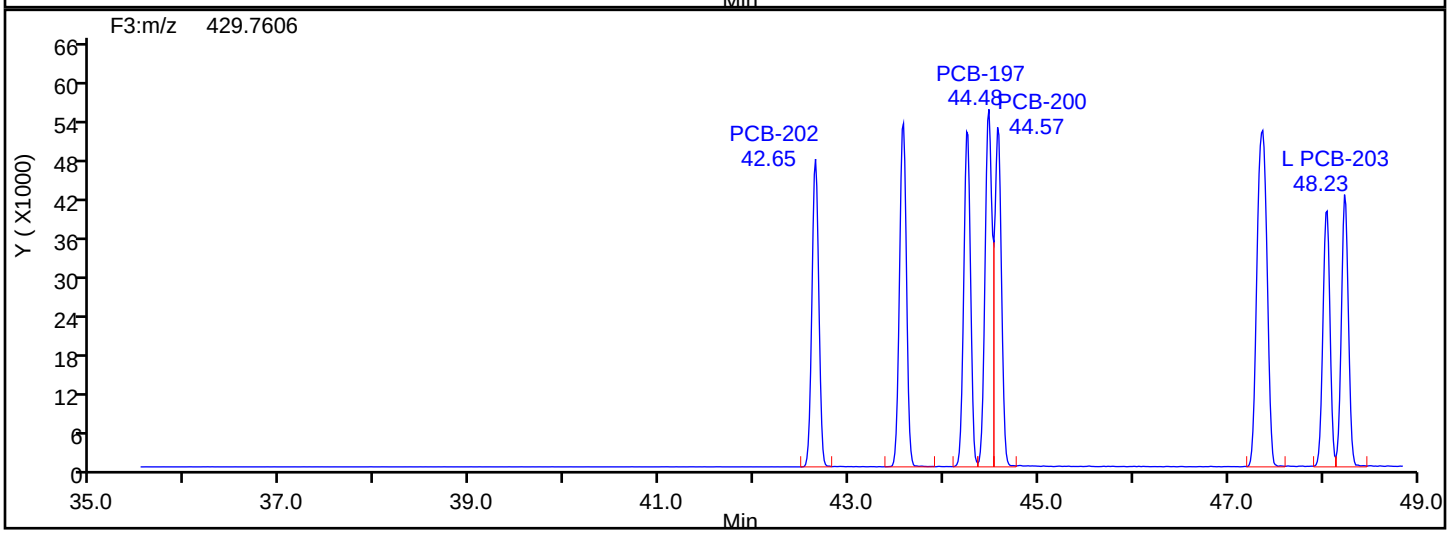

OcPCB F3 Lock Mass

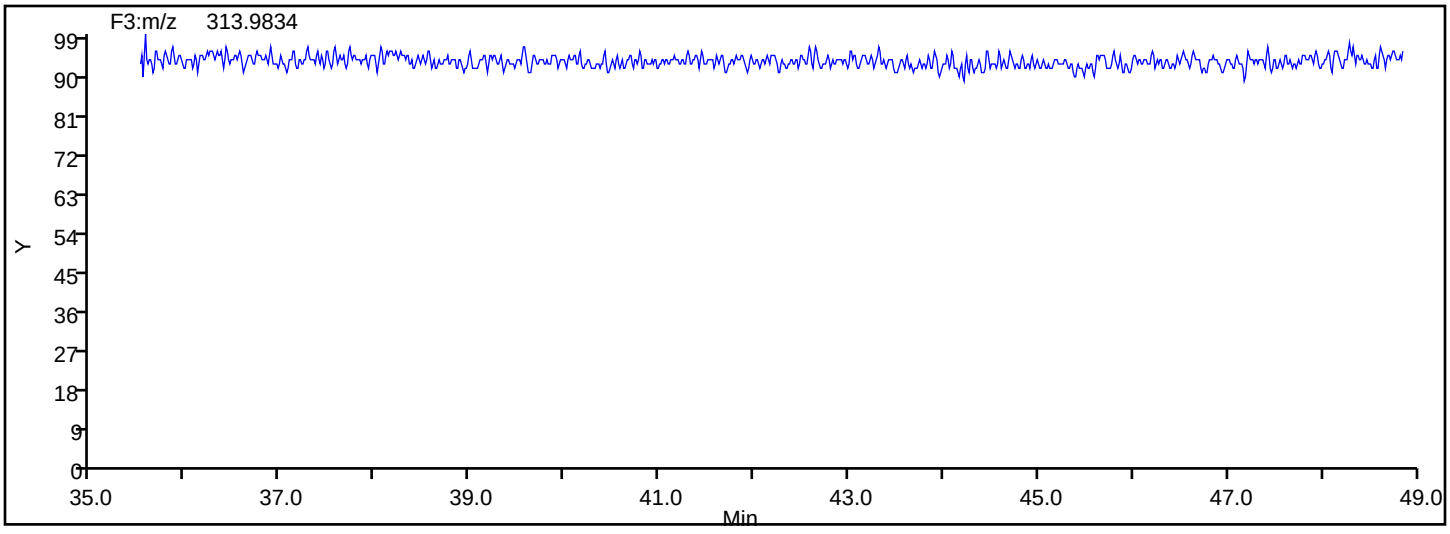

Eurofins TestAmerica, Knoxville

Data File:	\\chromna\Knoxville\ChromData\D3D\20190903-12925.b\d4190903s1.d		
Injection Date:	03-Sep-2019 09:42:00	Injection Vol:	1.0 ul
Instrument ID:	D3D	Operator ID:	Xcalibur_System
Method:	PCBs_D3D	Limit Group:	HR - 1668A - ICAL
Client ID:			
Worklist#:	33205	Sample Line#:	1
Column Type:	SPB-Octyl	Column Dia:	0.25 mm

OcPCB F4

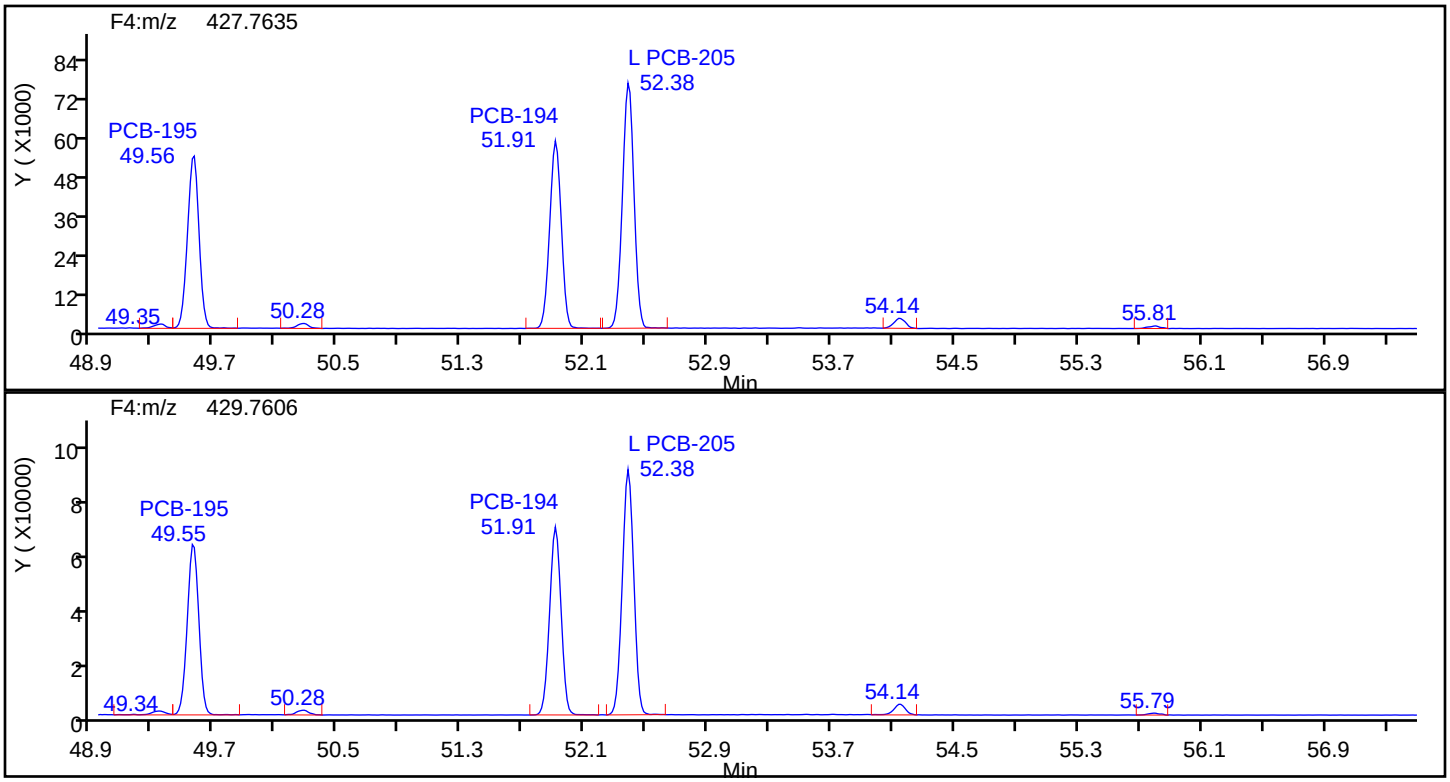

OcPCB F4 Standards

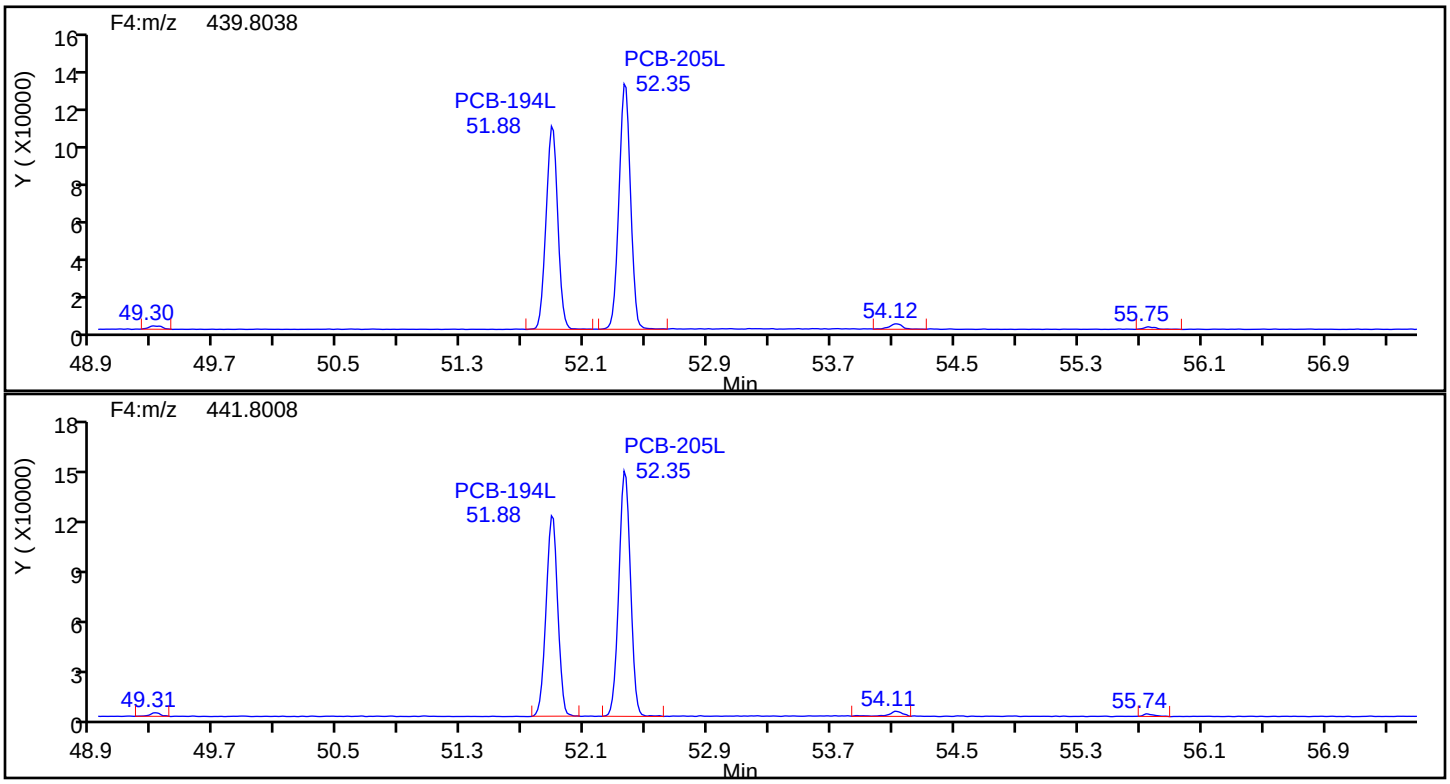

Eurofins TestAmerica, Knoxville

Data File:	\\chromna\Knoxville\ChromData\D3D\20190903-12925.b\d4190903s1.d		
Injection Date:	03-Sep-2019 09:42:00	Injection Vol:	1.0 ul
Instrument ID:	D3D	Operator ID:	Xcalibur_System
Method:	PCBs_D3D	Limit Group:	HR - 1668A - ICAL
Client ID:			
Worklist#:	33205	Sample Line#:	1
Column Type:	SPB-Octyl	Column Dia:	0.25 mm

OcPCB F4

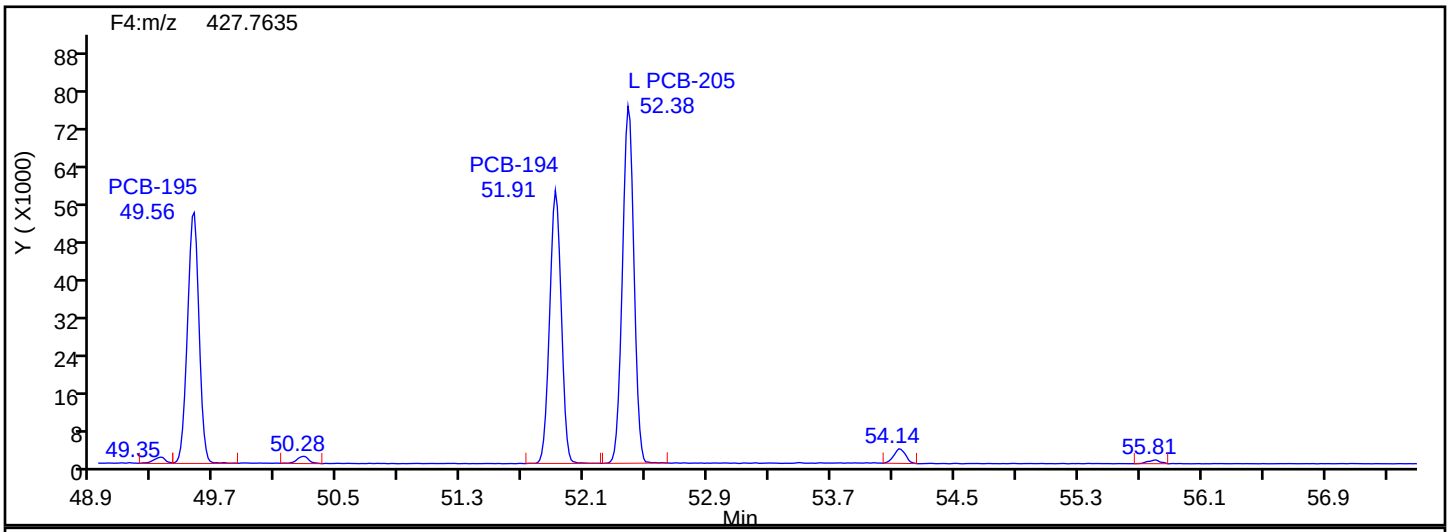

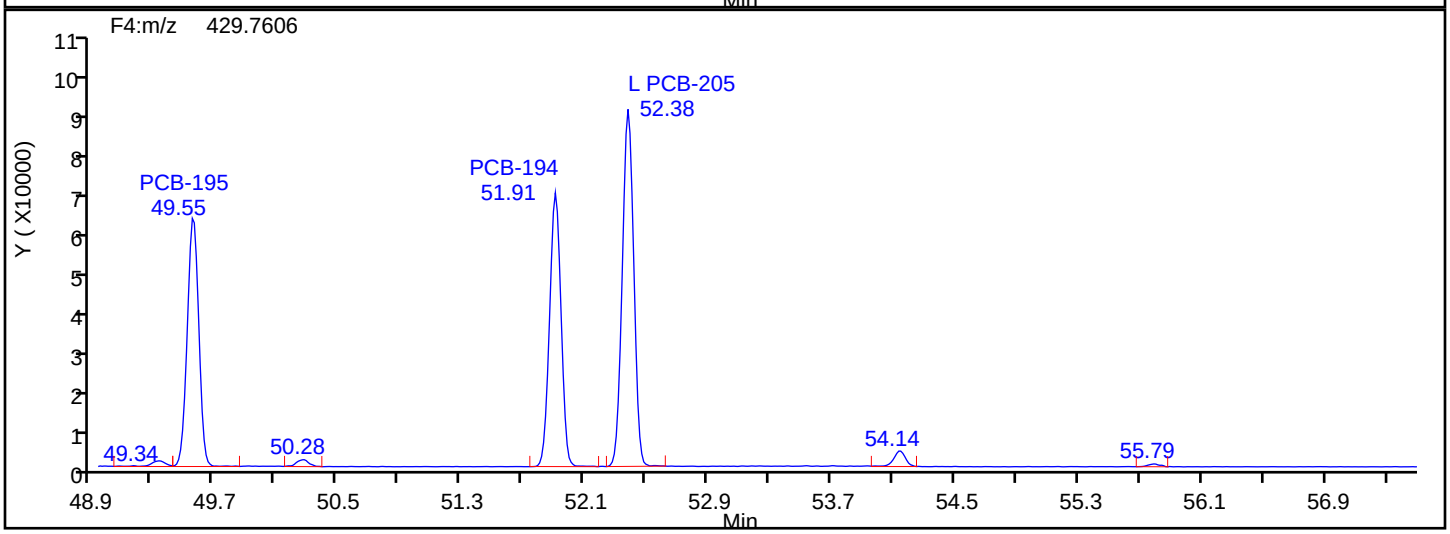

OcPCB F4 Lock Mass

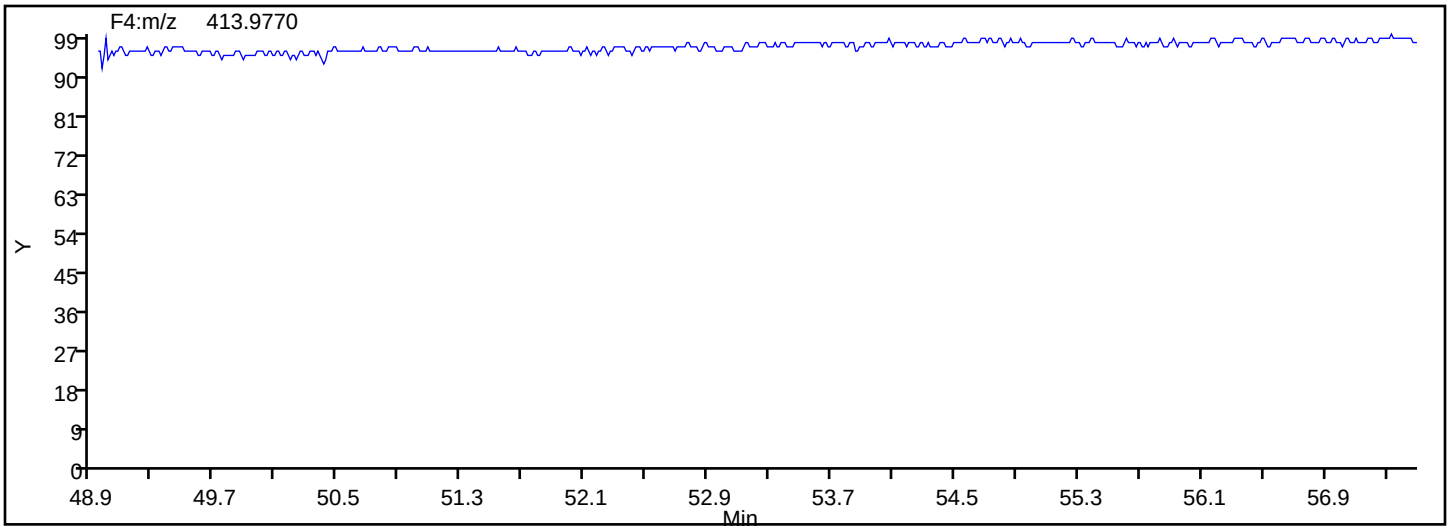

Eurofins TestAmerica, Knoxville

Data File:	\\chromna\Knoxville\ChromData\D3D\20190903-12925.b\d4190903s1.d		
Injection Date:	03-Sep-2019 09:42:00	Injection Vol:	1.0 ul
Instrument ID:	D3D	Operator ID:	Xcalibur_System
Method:	PCBs_D3D	Limit Group:	HR - 1668A - ICAL
Client ID:			
Worklist#:	33205	Sample Line#:	1
Column Type:	SPB-Octyl	Column Dia:	0.25 mm

NoPCB F4

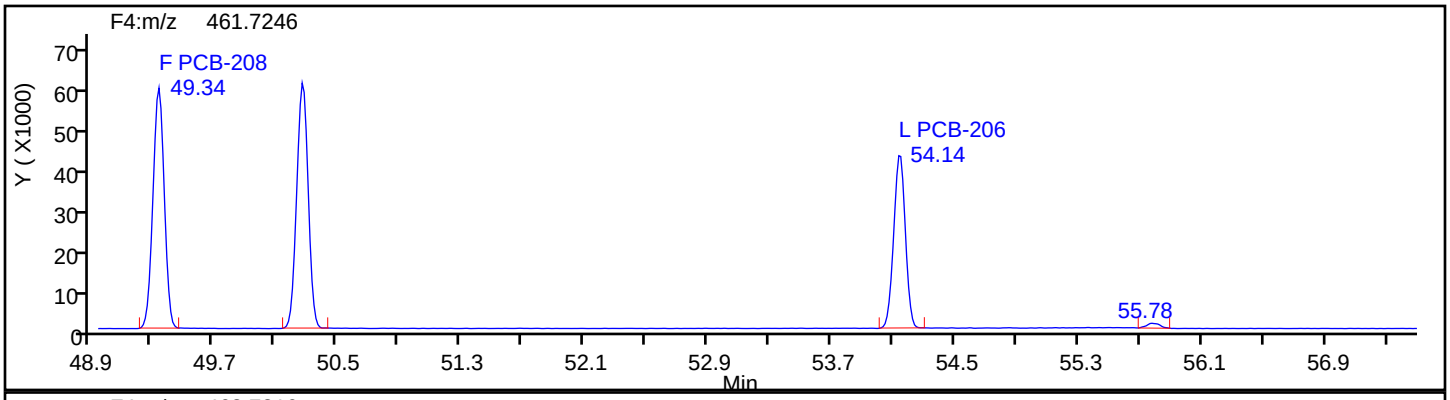

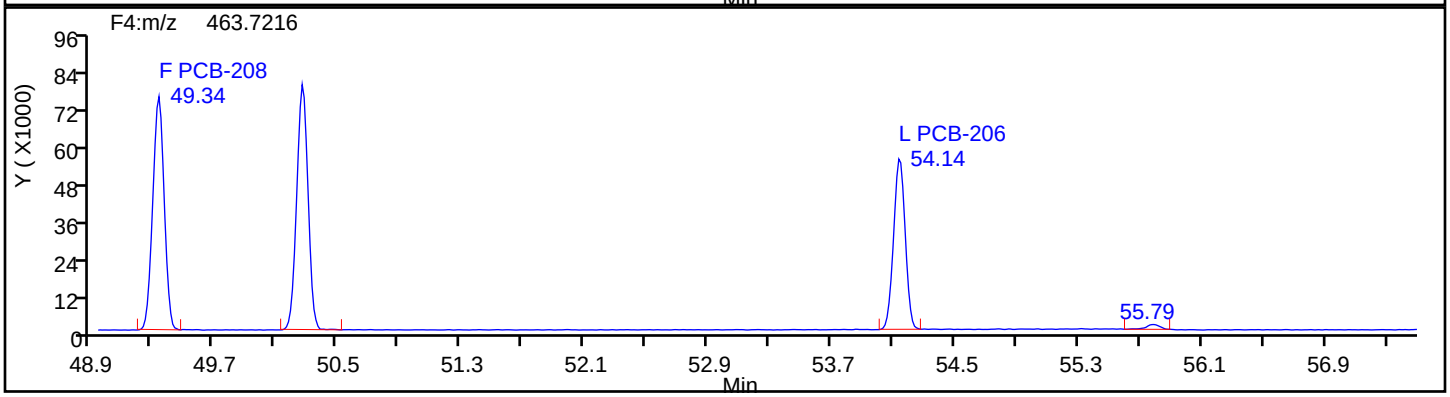

NoPCB F4 Standards

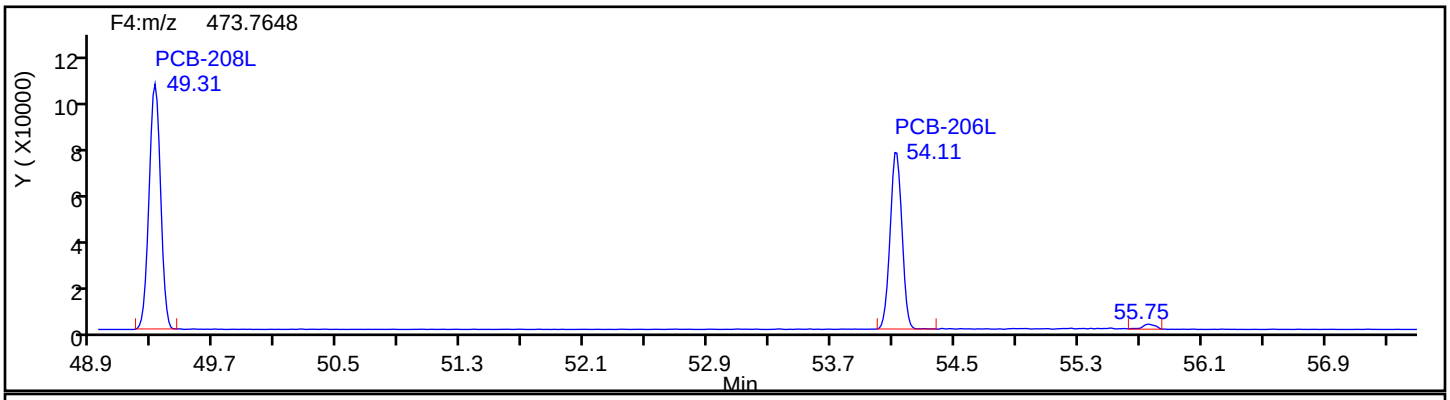

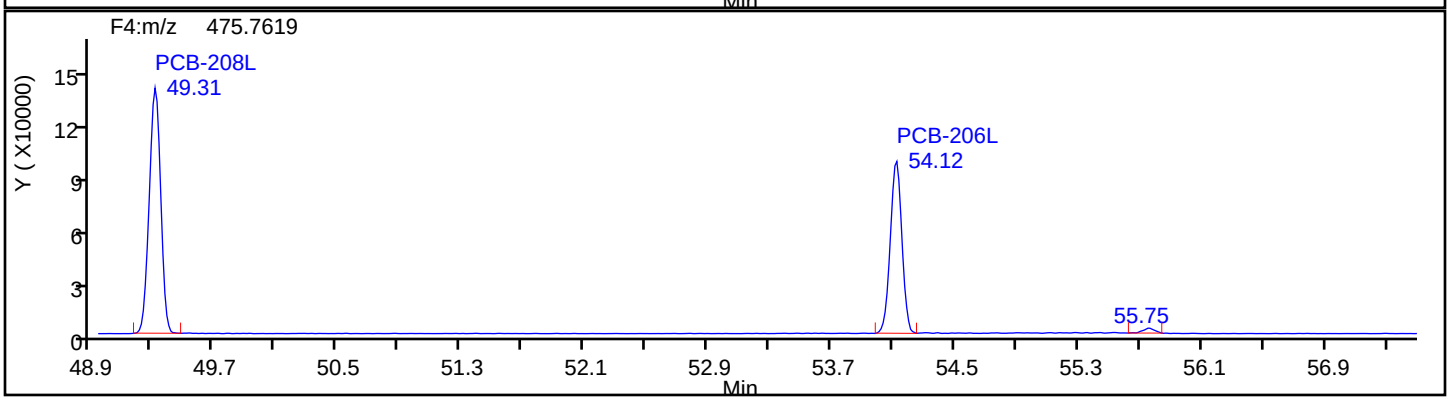

Eurofins TestAmerica, Knoxville

Data File:	\\chromna\Knoxville\ChromData\D3D\20190903-12925.b\d4190903s1.d		
Injection Date:	03-Sep-2019 09:42:00	Injection Vol:	1.0 ul
Instrument ID:	D3D	Operator ID:	Xcalibur_System
Method:	PCBs_D3D	Limit Group:	HR - 1668A - ICAL
Client ID:			
Worklist#:	33205	Sample Line#:	1
Column Type:	SPB-Octyl	Column Dia:	0.25 mm

NoPCB F4

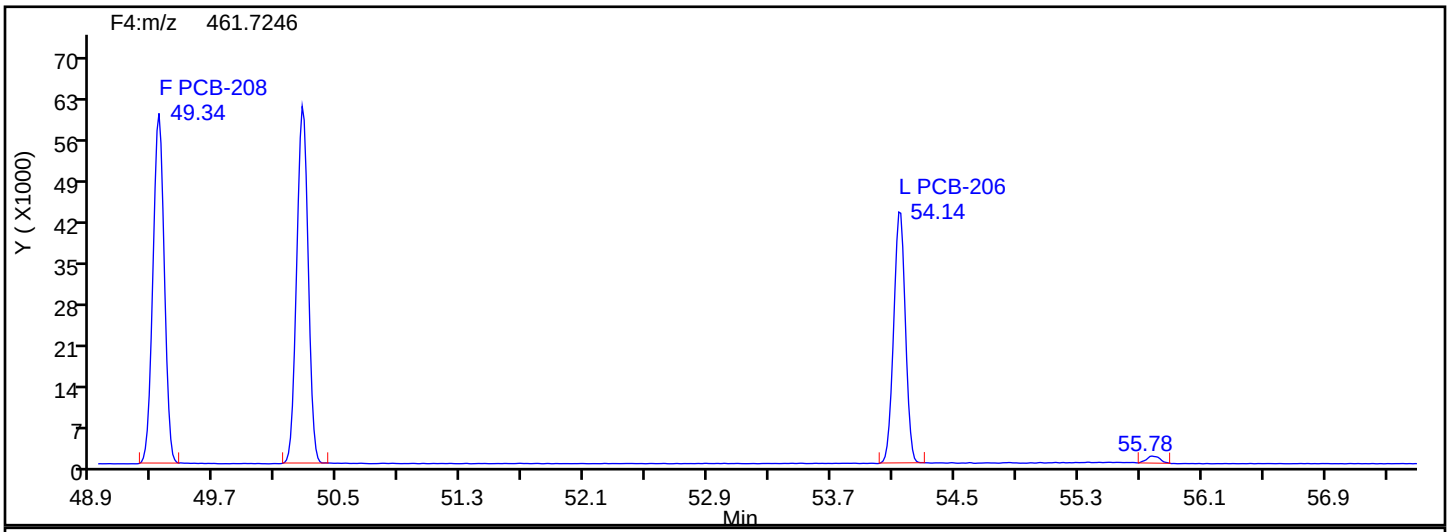

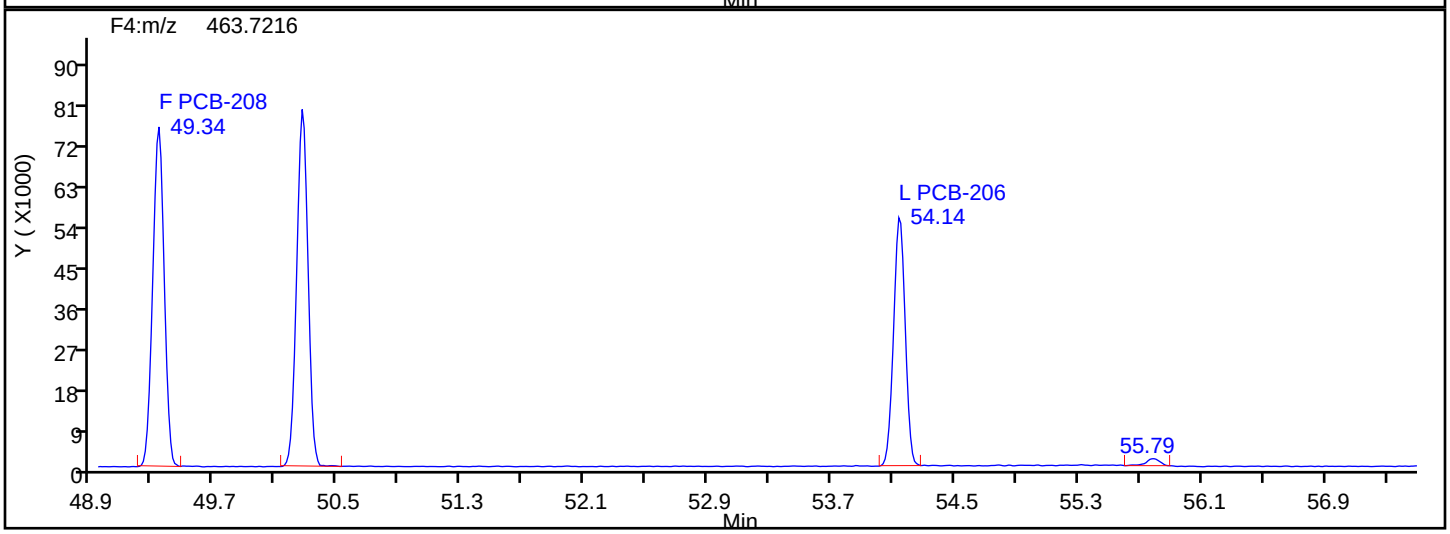

NoPCB F4 Lock Mass

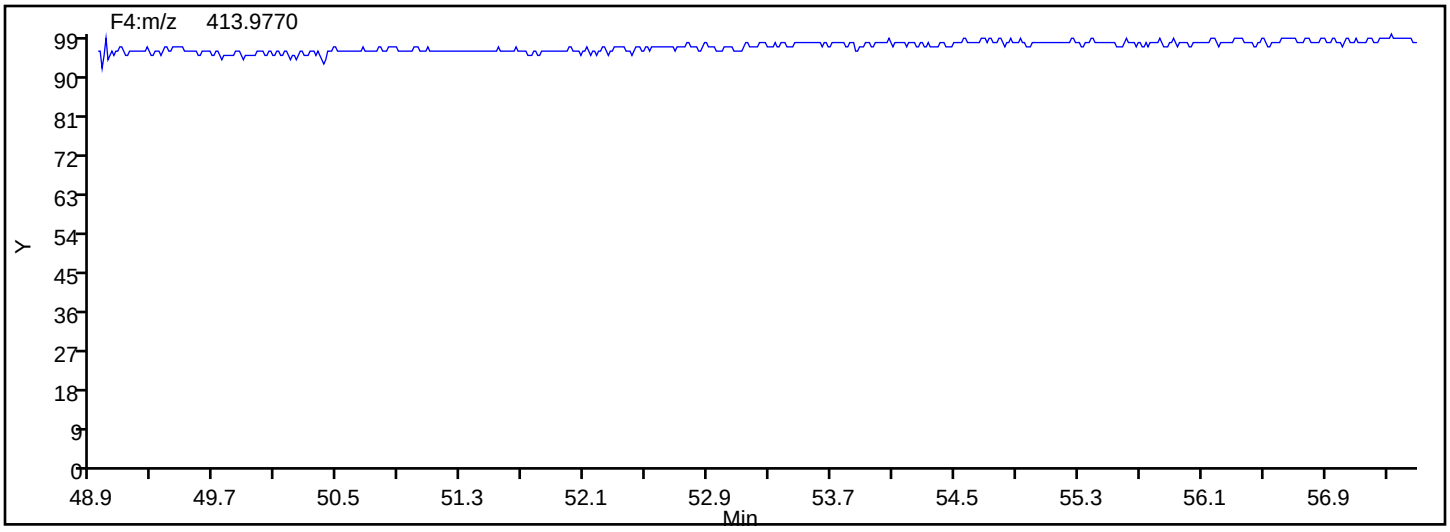

Report Date: 03-Sep-2019 19:44:56 Chrom Revision: 2.3 22-Aug-2019 12:55:36

Eurofins TestAmerica, Knoxville

Data File:	\\chromna\Knoxville\ChromData\D3D\20190903-12925.b\d4190903s1.d		
Injection Date:	03-Sep-2019 09:42:00	Injection Vol:	1.0 ul
Instrument ID:	D3D	Operator ID:	Xcalibur_System
Method:	PCBs_D3D	Limit Group:	HR - 1668A - ICAL
Client ID:			
Worklist#:	33205	Sample Line#:	1
Column Type:	SPB-Octyl	Column Dia:	0.25 mm

DePCB F4

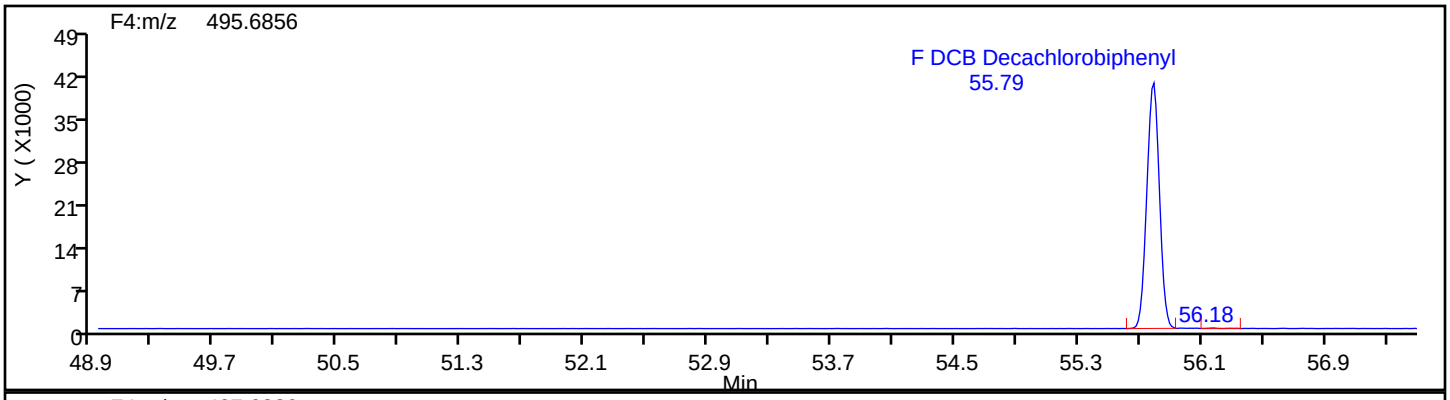

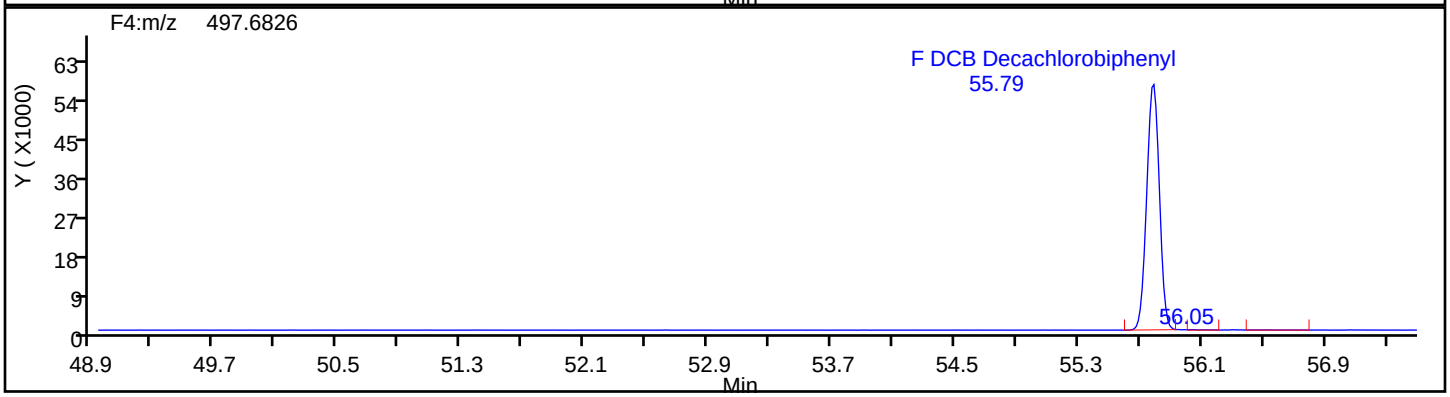

DePCB F4 Standards

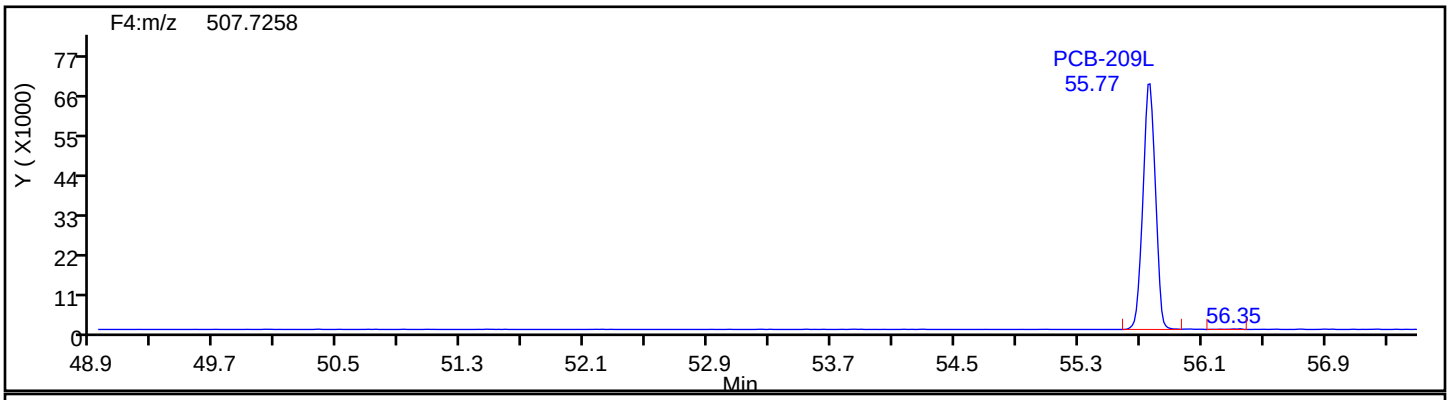

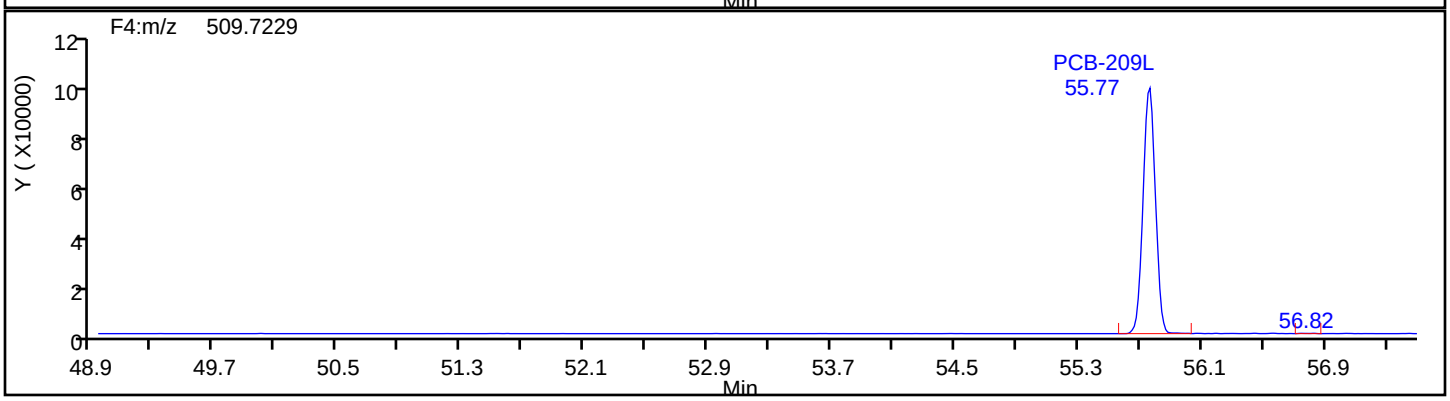

Eurofins TestAmerica, Knoxville

Data File:	\\chromna\Knoxville\ChromData\D3D\20190903-12925.b\d4190903s1.d		
Injection Date:	03-Sep-2019 09:42:00	Injection Vol:	1.0 ul
Instrument ID:	D3D	Operator ID:	Xcalibur_System
Method:	PCBs_D3D	Limit Group:	HR - 1668A - ICAL
Client ID:			
Worklist#:	33205	Sample Line#:	1
Column Type:	SPB-Octyl	Column Dia:	0.25 mm

DePCB F4

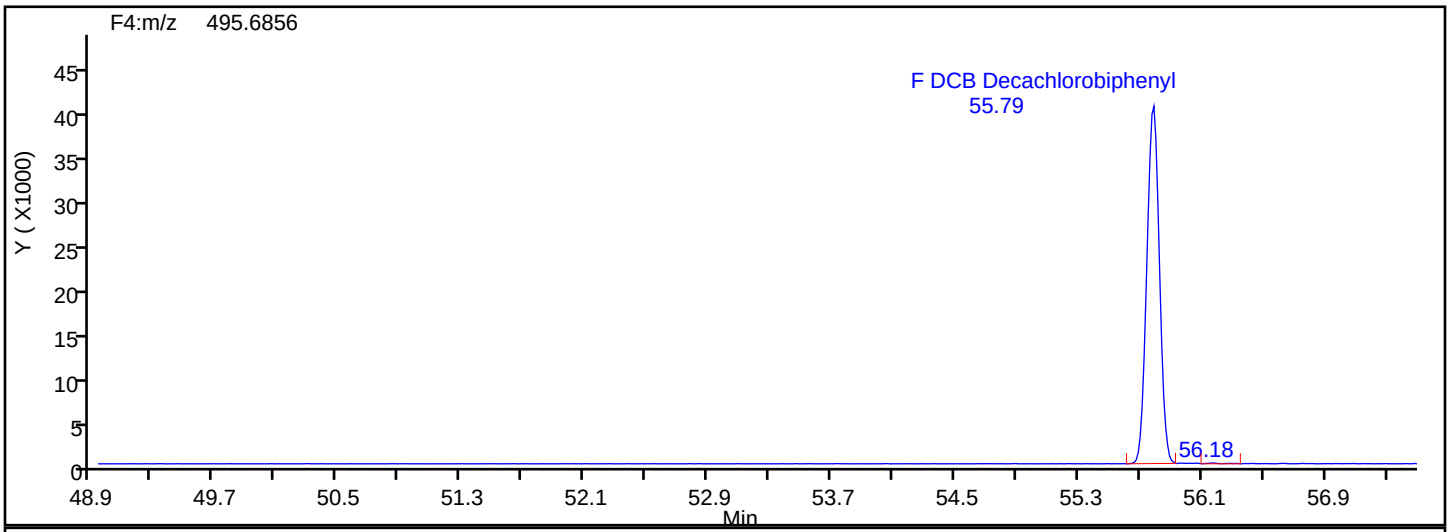

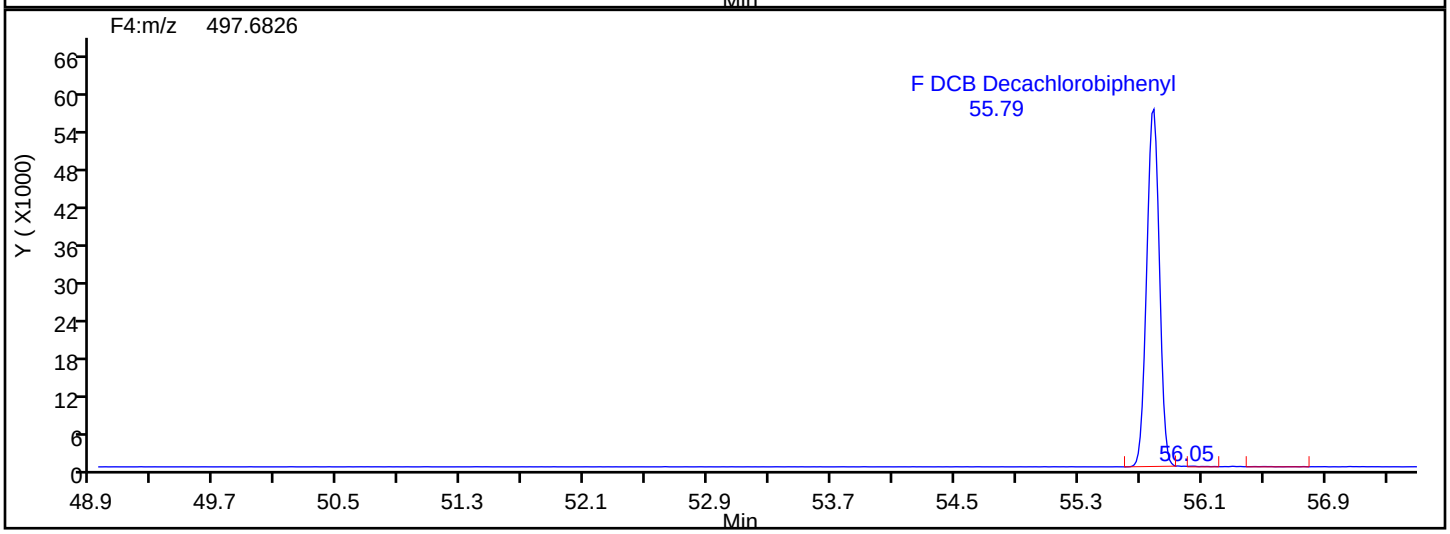

DePCB F4 Lock Mass

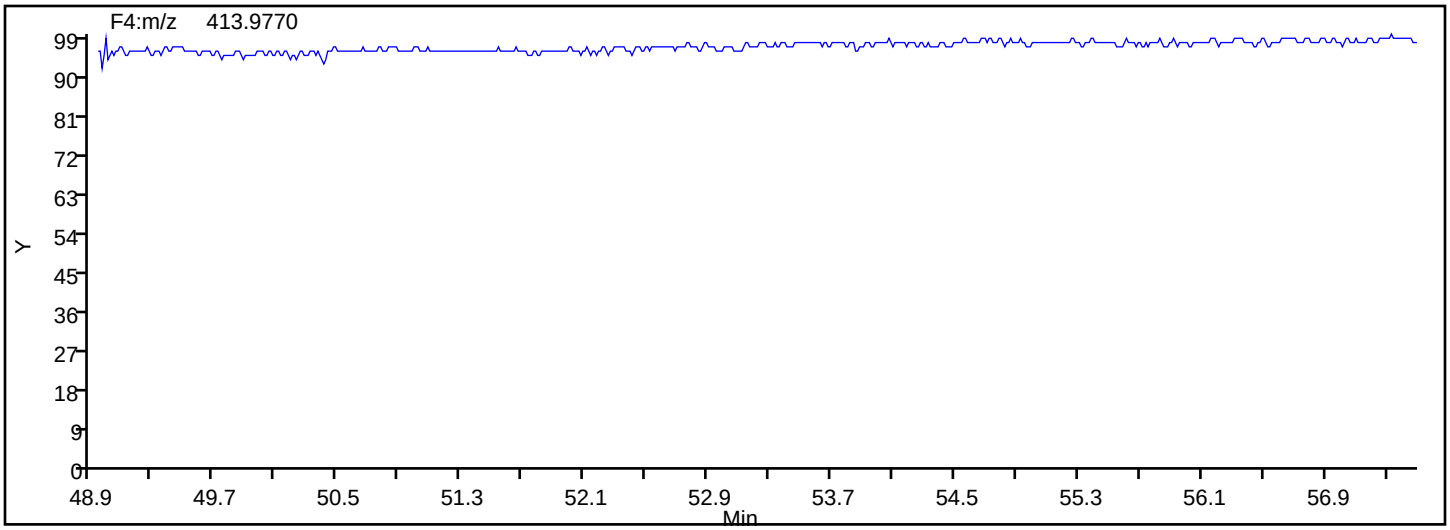

FORM VII
HI-RES PCBS CONTINUING CALIBRATION DATA

Lab Name: Eurofins TestAmerica, Knoxville Job No.: 580-88125-2

SDG No.:

Lab Sample ID: WDMCCV 140-33231/1 Calibration Date: 09/03/2019 22:14

Instrument ID: D3D Calib Start Date: 08/21/2019 13:37

GC Column: SPB-Octyl ID: 0.25(mm) Calib End Date: 08/21/2019 19:05

Lab File ID: d4190903s2.d Conc. Units: pg/uL

ANALYTE	CURVE TYPE	AVE RRF	RRF	MIN RRF	CALC AMOUNT	SPIKE AMOUNT	%REC	%REC LIMITS
PCB-1	AveID	1.188	1.140		48.0	50.0	96	70-130
PCB-2	AveID	1.191	1.152		48.4	50.0	97	70-130
PCB-3	AveID	1.213	1.159		47.8	50.0	96	70-130
PCB-4	AveID	1.253	1.212		48.4	50.0	97	70-130
PCB-10	AveID	1.483	1.426		48.1	50.0	96	70-130
PCB-9	AveID	1.420	1.305		46.0	50.0	92	70-130
PCB-7	AveID	1.624	1.495		46.0	50.0	92	70-130
PCB-6	AveID	1.554	1.416		45.6	50.0	91	70-130
PCB-5	AveID	1.561	1.437		46.0	50.0	92	70-130
PCB-8	AveID	1.588	1.452		45.7	50.0	91	70-130
PCB-19	AveID	1.305	1.320		50.6	50.0	101	70-130
PCB-14	AveID	1.874	1.705		45.5	50.0	91	70-130
PCB-18	AveID	1.819	1.803		99.1	100	99	70-130
PCB-18/30	AveID	1.819	1.803		99.1	100	99	70-130
PCB-30	AveID	1.819	1.803		99.1	100	99	70-130
PCB-11	AveID	1.635	1.436		43.9	50.0	88	70-130
PCB-17	AveID	1.564	1.508		48.2	50.0	96	70-130
PCB-12	AveID	1.641	1.478		90.1	100	90	70-130
PCB-12/13	AveID	1.641	1.478		90.1	100	90	70-130
PCB-13	AveID	1.641	1.478		90.1	100	90	70-130
PCB-27	AveID	2.168	2.094		48.3	50.0	97	70-130
PCB-24	AveID	2.102	2.005		47.7	50.0	95	70-130
PCB-16	AveID	1.226	1.207		49.2	50.0	98	70-130
PCB-15	AveID	1.402	1.250		44.6	50.0	89	70-130
PCB-54	AveID	1.256	1.131		45.0	50.0	90	70-130
PCB-32	AveID	2.342	2.239		47.8	50.0	96	70-130
PCB-34	AveID	1.215	1.121		46.1	50.0	92	70-130
PCB-23	AveID	1.268	1.143		45.1	50.0	90	70-130
PCB-26	AveID	1.319	1.156		87.6	100	88	70-130
PCB-26/29	AveID	1.319	1.156		87.6	100	88	70-130
PCB-29	AveID	1.319	1.156		87.6	100	88	70-130
PCB-25	AveID	1.352	1.179		43.6	50.0	87	70-130
PCB-50	AveID	0.9362	0.8357		89.3	100	89	70-130
PCB-50/53	AveID	0.9362	0.8357		89.3	100	89	70-130
PCB-53	AveID	0.9362	0.8357		89.3	100	89	70-130
PCB-31	AveID	1.381	1.225		44.3	50.0	89	70-130
PCB-20	AveID	1.306	1.142		87.4	100	87	70-130
PCB-20/28	AveID	1.306	1.142		87.4	100	87	70-130
PCB-28	AveID	1.306	1.142		87.4	100	87	70-130
PCB-45	AveID	0.8850	0.8101		91.5	100	92	70-130
PCB-45/51	AveID	0.8850	0.8101		91.5	100	92	70-130

FORM VII
HI-RES PCBS CONTINUING CALIBRATION DATA

Lab Name: Eurofins TestAmerica, Knoxville Job No.: 580-88125-2

SDG No.:

Lab Sample ID: WDMCCV 140-33231/1 Calibration Date: 09/03/2019 22:14

Instrument ID: D3D Calib Start Date: 08/21/2019 13:37

GC Column: SPB-Octyl ID: 0.25(mm) Calib End Date: 08/21/2019 19:05

Lab File ID: d4190903s2.d Conc. Units: pg/uL

ANALYTE	CURVE TYPE	AVE RRF	RRF	MIN RRF	CALC AMOUNT	SPIKE AMOUNT	%REC	%REC LIMITS
PCB-51	AveID	0.8850	0.8101		91.5	100	92	70-130
PCB-21	AveID	1.378	1.199		87.0	100	87	70-130
PCB-21/33	AveID	1.378	1.199		87.0	100	87	70-130
PCB-33	AveID	1.378	1.199		87.0	100	87	70-130
PCB-46	AveID	0.7591	0.6997		46.1	50.0	92	70-130
PCB-22	AveID	1.243	1.120		45.1	50.0	90	70-130
PCB-52	AveID	0.8992	0.8314		46.2	50.0	92	70-130
PCB-43	AveID	0.999	0.9038		90.4	100	90	70-130
PCB-43/73	AveID	0.999	0.9038		90.4	100	90	70-130
PCB-73	AveID	0.999	0.9038		90.4	100	90	70-130
PCB-36	AveID	1.347	1.244		46.2	50.0	92	70-130
PCB-49	AveID	1.137	1.030		90.6	100	91	70-130
PCB-49/69	AveID	1.137	1.030		90.6	100	91	70-130
PCB-69	AveID	1.137	1.030		90.6	100	91	70-130
PCB-39	AveID	1.397	1.259		45.1	50.0	90	70-130
PCB-48	AveID	0.9454	0.8421		44.5	50.0	89	70-130
PCB-104	AveID	1.393	1.336		48.0	50.0	96	70-130
PCB-44	AveID	1.032	0.9013		131	150	87	70-130
PCB-44/47/65	AveID	1.032	0.9013		131	150	87	70-130
PCB-47	AveID	1.032	0.9013		131	150	87	70-130
PCB-65	AveID	1.032	0.9013		131	150	87	70-130
PCB-38	AveID	1.318	1.137		43.1	50.0	86	70-130
PCB-59	AveID	1.361	1.174		129	150	86	70-130
PCB-59/62/75	AveID	1.361	1.174		129	150	86	70-130
PCB-62	AveID	1.361	1.174		129	150	86	70-130
PCB-75	AveID	1.361	1.174		129	150	86	70-130
PCB-96	AveID	1.227	1.167		47.6	50.0	95	70-130
PCB-42	AveID	0.8670	0.7865		45.4	50.0	91	70-130
PCB-35	AveID	1.217	1.118		45.9	50.0	92	70-130
PCB-40	AveID	0.9179	0.8189		134	150	89	70-130
PCB-40/41/71	AveID	0.9179	0.8189		134	150	89	70-130
PCB-41	AveID	0.9179	0.8189		134	150	89	70-130
PCB-71	AveID	0.9179	0.8189		134	150	89	70-130
PCB-37	AveID	1.288	1.169		45.4	50.0	91	70-130
PCB-64	AveID	1.416	1.248		44.1	50.0	88	70-130
PCB-72	AveID	1.316	1.201		45.6	50.0	91	70-130
PCB-103	AveID	1.033	1.006		48.7	50.0	97	70-130
PCB-68	AveID	1.478	1.304		44.1	50.0	88	70-130
PCB-94	AveID	0.9036	0.8786		48.6	50.0	97	70-130
PCB-57	AveID	1.282	1.169		45.6	50.0	91	70-130
PCB-95	AveID	0.9620	0.9391		48.8	50.0	98	70-130

FORM VII
HI-RES PCBS CONTINUING CALIBRATION DATA

Lab Name: Eurofins TestAmerica, Knoxville Job No.: 580-88125-2

SDG No.:

Lab Sample ID: WDMCCV 140-33231/1 Calibration Date: 09/03/2019 22:14

Instrument ID: D3D Calib Start Date: 08/21/2019 13:37

GC Column: SPB-Octyl ID: 0.25(mm) Calib End Date: 08/21/2019 19:05

Lab File ID: d4190903s2.d Conc. Units: pg/uL

ANALYTE	CURVE TYPE	AVE RRF	RRF	MIN RRF	CALC AMOUNT	SPIKE AMOUNT	%REC	%REC LIMITS
PCB-58	AveID	1.321	1.191		45.1	50.0	90	70-130
PCB-100	AveID	0.9806	0.9265		94.5	100	94	70-130
PCB-93	AveID	0.9806	0.9265		94.5	100	94	70-130
PCB-93/100	AveID	0.9806	0.9265		94.5	100	94	70-130
PCB-67	AveID	1.394	1.231		44.1	50.0	88	70-130
PCB-102	AveID	0.9888	0.9617		97.3	100	97	70-130
PCB-98	AveID	0.9888	0.9617		97.3	100	97	70-130
PCB-98/102	AveID	0.9888	0.9617		97.3	100	97	70-130
PCB-63	AveID	1.468	1.299		44.2	50.0	88	70-130
PCB-61	AveID	1.357	1.193		176	200	88	70-130
PCB-61/70/74/76	AveID	1.357	1.193		176	200	88	70-130
PCB-70	AveID	1.357	1.193		176	200	88	70-130
PCB-74	AveID	1.357	1.193		176	200	88	70-130
PCB-76	AveID	1.357	1.193		176	200	88	70-130
PCB-88	AveID	1.005	0.9500		94.5	100	95	70-130
PCB-88/91	AveID	1.005	0.9500		94.5	100	95	70-130
PCB-91	AveID	1.005	0.9500		94.5	100	95	70-130
PCB-84	AveID	0.8601	0.8125		47.2	50.0	94	70-130
PCB-66	AveID	1.280	1.187		46.4	50.0	93	70-130
PCB-55	AveID	1.295	1.156		44.6	50.0	89	70-130
PCB-89	AveID	0.8936	0.8681		48.6	50.0	97	70-130
PCB-56	AveID	1.267	1.131		44.6	50.0	89	70-130
PCB-121	AveID	1.397	1.318		47.2	50.0	94	70-130
PCB-60	AveID	1.329	1.160		43.7	50.0	87	70-130
PCB-92	AveID	0.9532	0.9160		48.0	50.0	96	70-130
PCB-80	AveID	1.469	1.345		45.8	50.0	92	70-130
PCB-155	AveID	1.303	1.199		46.0	50.0	92	70-130
PCB-152	AveID	1.256	1.127		44.9	50.0	90	70-130
PCB-101	AveID	1.137	1.066		141	150	94	70-130
PCB-113	AveID	1.137	1.066		141	150	94	70-130
PCB-90	AveID	1.137	1.066		141	150	94	70-130
PCB-90/101/113	AveID	1.137	1.066		141	150	94	70-130
PCB-150	AveID	1.237	1.145		46.3	50.0	93	70-130
PCB-136	AveID	1.156	1.067		46.1	50.0	92	70-130
PCB-83	AveID	0.9393	0.9307		99.1	100	99	70-130
PCB-83/99	AveID	0.9393	0.9307		99.1	100	99	70-130
PCB-99	AveID	0.9393	0.9307		99.1	100	99	70-130
PCB-112	AveID	1.367	1.274		46.6	50.0	93	70-130
PCB-145	AveID	1.191	1.089		45.7	50.0	91	70-130
PCB-79	AveID	1.542	1.358		44.0	50.0	88	70-130
PCB-109	AveID	1.196	1.109		278	300	93	70-130

FORM VII
HI-RES PCBS CONTINUING CALIBRATION DATA

Lab Name: Eurofins TestAmerica, Knoxville Job No.: 580-88125-2

SDG No.:

Lab Sample ID: WDMCCV 140-33231/1 Calibration Date: 09/03/2019 22:14

Instrument ID: D3D Calib Start Date: 08/21/2019 13:37

GC Column: SPB-Octyl ID: 0.25(mm) Calib End Date: 08/21/2019 19:05

Lab File ID: d4190903s2.d Conc. Units: pg/uL

ANALYTE	CURVE TYPE	AVE RRF	RRF	MIN RRF	CALC AMOUNT	SPIKE AMOUNT	%REC	%REC LIMITS
PCB-119	AveID	1.196	1.109		278	300	93	70-130
PCB-125	AveID	1.196	1.109		278	300	93	70-130
PCB-86	AveID	1.196	1.109		278	300	93	70-130
PCB-86/87/97/109/119/125	AveID	1.196	1.109		278	300	93	70-130
PCB-87	AveID	1.196	1.109		278	300	93	70-130
PCB-97	AveID	1.196	1.109		278	300	93	70-130
PCB-78	AveID	1.315	1.152		43.8	50.0	88	70-130
PCB-116	AveID	1.213	1.163		144	150	96	70-130
PCB-117	AveID	1.213	1.163		144	150	96	70-130
PCB-85	AveID	1.213	1.163		144	150	96	70-130
PCB-85/116/117	AveID	1.213	1.163		144	150	96	70-130
PCB-110	AveID	1.351	1.303		96.4	100	96	70-130
PCB-110/115	AveID	1.351	1.303		96.4	100	96	70-130
PCB-115	AveID	1.351	1.303		96.4	100	96	70-130
PCB-81	AveID	1.321	1.224		46.3	50.0	93	70-130
PCB-82	AveID	0.8675	0.8429		48.6	50.0	97	70-130
PCB-148	AveID	0.8982	0.8254		45.9	50.0	92	70-130
PCB-77	AveID	1.331	1.240		46.6	50.0	93	70-130
PCB-111	AveID	1.426	1.395		48.9	50.0	98	70-130
PCB-135	AveID	0.8691	0.8025		92.3	100	92	70-130
PCB-135/151	AveID	0.8691	0.8025		92.3	100	92	70-130
PCB-151	AveID	0.8691	0.8025		92.3	100	92	70-130
PCB-120	AveID	1.491	1.418		47.6	50.0	95	70-130
PCB-154	AveID	1.018	0.9333		45.8	50.0	92	70-130
PCB-144	AveID	0.9185	0.8439		45.9	50.0	92	70-130
PCB-147	AveID	0.9747	0.8466		86.9	100	87	70-130
PCB-147/149	AveID	0.9747	0.8466		86.9	100	87	70-130
PCB-149	AveID	0.9747	0.8466		86.9	100	87	70-130
PCB-134	AveID	0.8518	0.7364		86.5	100	86	70-130
PCB-134/143	AveID	0.8518	0.7364		86.5	100	86	70-130
PCB-143	AveID	0.8518	0.7364		86.5	100	86	70-130
PCB-108	AveID	1.255	1.087		86.6	100	87	70-130
PCB-108/124	AveID	1.255	1.087		86.6	100	87	70-130
PCB-124	AveID	1.255	1.087		86.6	100	87	70-130
PCB-139	AveID	1.000	0.8361		83.7	100	84	70-130
PCB-139/140	AveID	1.000	0.8361		83.7	100	84	70-130
PCB-140	AveID	1.000	0.8361		83.7	100	84	70-130
PCB-107	AveID	1.358	1.200		44.2	50.0	88	70-130
PCB-131	AveID	0.8584	0.7230		42.1	50.0	84	70-130
PCB-123	AveID	1.341	1.214		45.3	50.0	91	70-130
PCB-106	AveID	1.275	1.101		43.2	50.0	86	70-130

FORM VII
HI-RES PCBS CONTINUING CALIBRATION DATA

Lab Name: Eurofins TestAmerica, Knoxville Job No.: 580-88125-2

SDG No.:

Lab Sample ID: WDMCCV 140-33231/1 Calibration Date: 09/03/2019 22:14

Instrument ID: D3D Calib Start Date: 08/21/2019 13:37

GC Column: SPB-Octyl ID: 0.25(mm) Calib End Date: 08/21/2019 19:05

Lab File ID: d4190903s2.d Conc. Units: pg/uL

ANALYTE	CURVE TYPE	AVE RRF	RRF	MIN RRF	CALC AMOUNT	SPIKE AMOUNT	%REC	%REC LIMITS
PCB-142	AveID	0.8597	0.7389		43.0	50.0	86	70-130
PCB-118	AveID	1.289	1.168		45.3	50.0	91	70-130
PCB-132	AveID	0.8801	0.7441		42.3	50.0	85	70-130
PCB-122	AveID	1.161	1.035		44.6	50.0	89	70-130
PCB-114	AveID	1.405	1.243		44.2	50.0	88	70-130
PCB-188	AveID	1.250	1.181		47.2	50.0	94	70-130
PCB-133	AveID	0.9064	0.7615		42.0	50.0	84	70-130
PCB-179	AveID	1.415	1.363		48.2	50.0	96	70-130
PCB-165	AveID	1.121	0.9700		43.3	50.0	87	70-130
PCB-105	AveID	1.289	1.147		44.5	50.0	89	70-130
PCB-146	AveID	1.008	0.8536		42.3	50.0	85	70-130
PCB-161	AveID	1.337	1.110		41.5	50.0	83	70-130
PCB-184	AveID	1.419	1.325		46.7	50.0	93	70-130
PCB-176	AveID	1.521	1.517		49.9	50.0	100	70-130
PCB-153	AveID	1.221	1.062		87.0	100	87	70-130
PCB-153/168	AveID	1.221	1.062		87.0	100	87	70-130
PCB-168	AveID	1.221	1.062		87.0	100	87	70-130
PCB-141	AveID	0.9608	0.8195		42.6	50.0	85	70-130
PCB-186	AveID	1.435	1.421		49.5	50.0	99	70-130
PCB-130	AveID	0.8274	0.7281		44.0	50.0	88	70-130
PCB-127	AveID	1.284	1.175		45.8	50.0	92	70-130
PCB-137	AveID	1.058	0.8846		41.8	50.0	84	70-130
PCB-164	AveID	1.253	1.124		44.8	50.0	90	70-130
PCB-129	AveID	1.084	0.9406		174	200	87	70-130
PCB-129/138/160/163	AveID	1.084	0.9406		174	200	87	70-130
PCB-138	AveID	1.084	0.9406		174	200	87	70-130
PCB-160	AveID	1.084	0.9406		174	200	87	70-130
PCB-163	AveID	1.084	0.9406		174	200	87	70-130
PCB-158	AveID	1.386	1.205		43.5	50.0	87	70-130
PCB-178	AveID	1.023	1.013		49.5	50.0	99	70-130
PCB-175	AveID	1.069	1.042		48.7	50.0	97	70-130
PCB-126	AveID	1.342	1.176		43.8	50.0	88	70-130
PCB-128	AveID	1.116	0.9613		86.1	100	86	70-130
PCB-128/166	AveID	1.116	0.9613		86.1	100	86	70-130
PCB-166	AveID	1.116	0.9613		86.1	100	86	70-130
PCB-187	AveID	1.111	1.101		49.5	50.0	99	70-130
PCB-182	AveID	1.148	1.146		49.9	50.0	100	70-130
PCB-183	AveID	1.137	1.124		98.9	100	99	70-130
PCB-183/185	AveID	1.137	1.124		98.9	100	99	70-130
PCB-185	AveID	1.137	1.124		98.9	100	99	70-130
PCB-174	AveID	0.9547	0.9599		50.3	50.0	101	70-130

FORM VII
HI-RES PCBS CONTINUING CALIBRATION DATA

Lab Name: Eurofins TestAmerica, Knoxville Job No.: 580-88125-2

SDG No.:

Lab Sample ID: WDMCCV 140-33231/1 Calibration Date: 09/03/2019 22:14

Instrument ID: D3D Calib Start Date: 08/21/2019 13:37

GC Column: SPB-Octyl ID: 0.25(mm) Calib End Date: 08/21/2019 19:05

Lab File ID: d4190903s2.d Conc. Units: pg/uL

ANALYTE	CURVE TYPE	AVE RRF	RRF	MIN RRF	CALC AMOUNT	SPIKE AMOUNT	%REC	%REC LIMITS
PCB-159	AveID	1.318	1.152		43.7	50.0	87	70-130
PCB-162	AveID	1.362	1.200		44.1	50.0	88	70-130
PCB-177	AveID	0.9426	0.9537		50.6	50.0	101	70-130
PCB-202	AveID	1.053	0.9707		46.1	50.0	92	70-130
PCB-167	AveID	1.336	1.224		45.8	50.0	92	70-130
PCB-181	AveID	1.107	1.114		50.3	50.0	101	70-130
PCB-171	AveID	0.9603	0.9725		101	100	101	70-130
PCB-171/173	AveID	0.9603	0.9725		101	100	101	70-130
PCB-173	AveID	0.9603	0.9725		101	100	101	70-130
PCB-201	AveID	1.186	1.100		46.4	50.0	93	70-130
PCB-156	AveID	1.276	1.186		93.0	100	93	70-130
PCB-156/157	AveID	1.276	1.186		93.0	100	93	70-130
PCB-157	AveID	1.276	1.186		93.0	100	93	70-130
PCB-204	AveID	1.101	1.054		47.9	50.0	96	70-130
PCB-197	AveID	1.205	1.175		48.7	50.0	97	70-130
PCB-200	AveID	1.126	1.027		45.6	50.0	91	70-130
PCB-172	AveID	0.9918	1.016		51.2	50.0	102	70-130
PCB-192	AveID	1.290	1.374		53.2	50.0	106	70-130
PCB-180	AveID	1.229	1.273		104	100	104	70-130
PCB-180/193	AveID	1.229	1.273		104	100	104	70-130
PCB-193	AveID	1.229	1.273		104	100	104	70-130
PCB-191	AveID	1.385	1.431		51.7	50.0	103	70-130
PCB-170	AveID	1.270	1.307		51.5	50.0	103	70-130
PCB-190	AveID	1.377	1.457		52.9	50.0	106	70-130
PCB-169	AveID	1.283	1.179		46.0	50.0	92	70-130
PCB-198	AveID	0.8183	0.7850		95.9	100	96	70-130
PCB-198/199	AveID	0.8183	0.7850		95.9	100	96	70-130
PCB-199	AveID	0.8183	0.7850		95.9	100	96	70-130
PCB-196	AveID	0.8748	0.8403		48.0	50.0	96	70-130
PCB-203	AveID	0.9219	0.8748		47.4	50.0	95	70-130
PCB-208	AveID	1.157	1.071		46.3	50.0	93	70-130
PCB-195	AveID	0.7839	0.7878		50.2	50.0	100	70-130
PCB-189	AveID	1.280	1.193		46.6	50.0	93	70-130
PCB-207	AveID	1.396	1.302		46.6	50.0	93	70-130
PCB-194	AveID	0.9282	0.8735		47.1	50.0	94	70-130
PCB-205	AveID	1.234	1.145		46.4	50.0	93	70-130
PCB-206	AveID	1.193	1.114		46.7	50.0	93	70-130
PCB-209	AveID	1.246	1.216		48.8	50.0	98	70-130
PCB-1L	Ave	1.314	1.480		113	100	113	50-150
PCB-3L	Ave	1.362	1.508		111	100	111	50-150
PCB-4L	Ave	0.5996	0.6216		104	100	104	50-150

FORM VII
HI-RES PCBS CONTINUING CALIBRATION DATA

Lab Name: Eurofins TestAmerica, Knoxville Job No.: 580-88125-2

SDG No.:

Lab Sample ID: WDMCCV 140-33231/1 Calibration Date: 09/03/2019 22:14

Instrument ID: D3D Calib Start Date: 08/21/2019 13:37

GC Column: SPB-Octyl ID: 0.25(mm) Calib End Date: 08/21/2019 19:05

Lab File ID: d4190903s2.d Conc. Units: pg/uL

ANALYTE	CURVE TYPE	AVE RRF	RRF	MIN RRF	CALC AMOUNT	SPIKE AMOUNT	%REC	%REC LIMITS
PCB-19L	Ave	0.6095	0.6135		101	100	101	50-150
PCB-15L	Ave	1.028	1.080		105	100	105	50-150
PCB-54L	Ave	0.6515	0.8194		126	100	126	50-150
PCB-104L	Ave	1.116	1.206		108	100	108	50-150
PCB-37L	Ave	0.9024	0.9202		102	100	102	50-150
PCB-155L	Ave	0.9499	1.095		115	100	115	50-150
PCB-81L	Ave	1.233	1.313		106	100	106	50-150
PCB-77L	Ave	1.252	1.360		109	100	109	50-150
PCB-123L	Ave	0.9909	0.9570		96.6	100	97	50-150
PCB-118L	Ave	1.026	1.019		99.4	100	99	50-150
PCB-114L	Ave	1.003	0.9793		97.6	100	98	50-150
PCB-188L	Ave	1.316	1.256		95.4	100	95	50-150
PCB-105L	Ave	1.001	0.9854		98.4	100	98	50-150
PCB-126L	Ave	0.9020	0.9731		108	100	108	50-150
PCB-202L	Ave	1.006	1.023		102	100	102	50-150
PCB-167L	Ave	1.254	1.273		101	100	101	50-150
PCB-156L	Ave	1.229	1.264		206	200	103	50-150
PCB-156L/157L	Ave	1.229	1.264		206	200	103	50-150
PCB-157L	Ave	1.229	1.264		206	200	103	50-150
PCB-170L	Ave	0.8357	0.8279		99.1	100	99	50-150
PCB-169L	Ave	1.088	1.257		115	100	115	50-150
PCB-208L	Ave	1.138	1.076		94.5	100	94	50-150
PCB-189L	Ave	1.467	1.431		97.5	100	98	50-150
PCB-205L	Ave	1.287	1.226		95.3	100	95	50-150
PCB-206L	Ave	0.8938	0.7961		89.1	100	89	50-150
PCB-209L	Ave	0.9809	0.7880		80.3	100	80	50-150
PCB-8L	AveID	1.309	1.139		43.5	50.0	87	50-150
PCB-28L	Ave	1.098	1.040		47.4	50.0	95	60-130
PCB-95L	AveID	0.7770	0.7693		49.5	50.0	99	50-150
PCB-79L	AveID	1.124	1.020		45.4	50.0	91	50-150
PCB-111L	Ave	1.218	1.325		54.4	50.0	109	60-130
PCB-153L	AveID	0.9597	0.7978		41.6	50.0	83	50-150
PCB-178L	Ave	0.9222	0.9677		52.5	50.0	105	60-130

Resolution Check Report (DFS SN: 343)

eurofins | Environment Testing TestAmerica

Date:	03 Sep 2019 21:52
MID Experiment:	ResCheck_pcb
Target Resolution:	10000
Resolution Warning :	9500
Resolution Error :	9000
Reference:	FC43KnxPCB.lua
Status:	RESOLUTION PASSED

Segment 1

Lock mass 168.9883 [m/z] Resolution: 12372 [5%height]

Cali. mass 263.9866 [m/z] Resolution: 10976 [5%height]

Ref. mass 213.9897 [m/z] Resolution: 11255 [5%height]

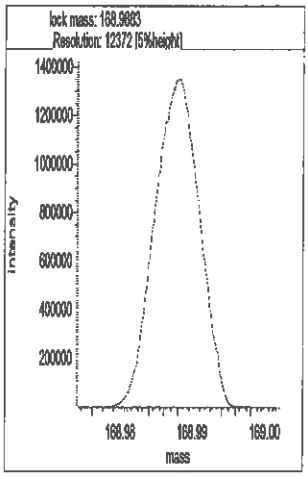

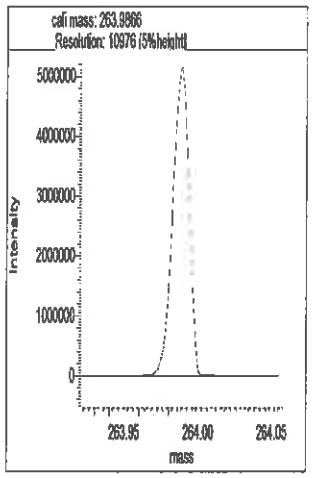

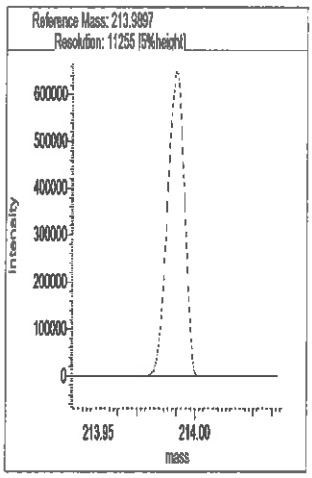

Segment 2

Lock mass 263.9866 [m/z] Resolution: 12211 [5%height]

Cali. mass 375.9802 [m/z] Resolution: 11362 [5%height]

Ref. mass 313.9834 [m/z] Resolution: 11276 [5%height]

Ref. mass 313.9834 [m/z] Resolution: 11404 [5%height]

_190903S2a

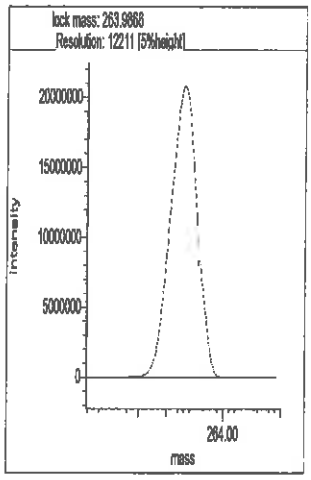

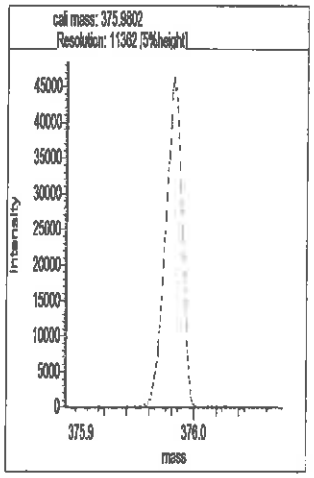

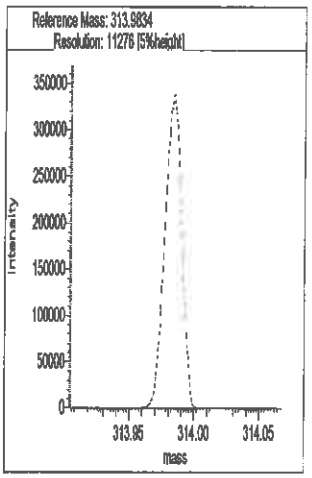

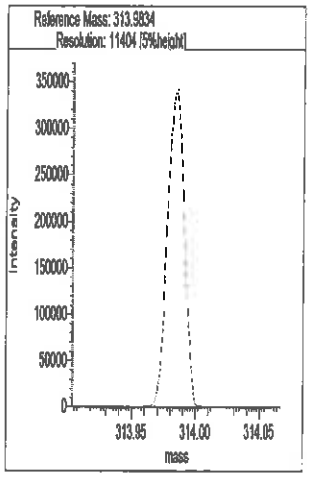

Segment 3

Lock mass 313.9834 [m/z] Resolution: 12111 [5%height]

Cali. mass 413.9770 [m/z] Resolution: 10814 [5%height]

Ref. mass 375.9802 [m/z] Resolution: 11339 [5%height]

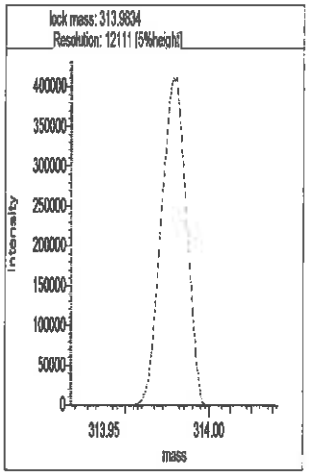

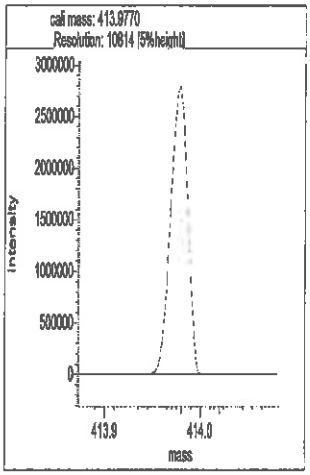

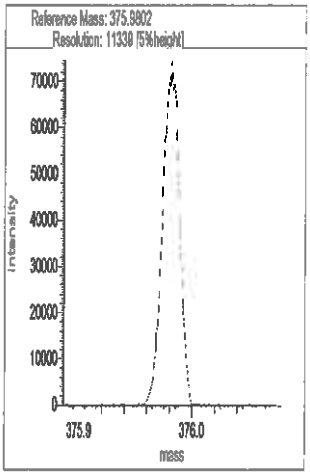

Segment 4

Lock mass 413.9775 [m/z] Resolution: 12195 [5%height]

Cali. mass 501.9706 [m/z] Resolution: 11409 [5%height]

Ref. mass 463.9738 [m/z] Resolution: 11654 [5%height]

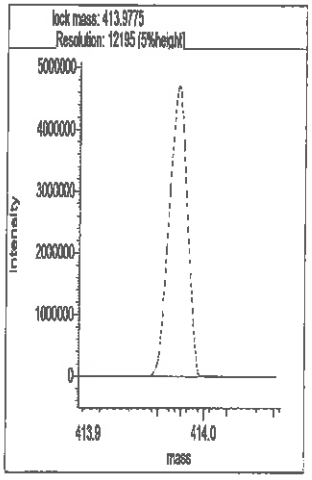
lock mass: 413.9775
Resolution: 12185 [5%height]
Intensity
5000000
4000000
3000000
2000000
1000000
0
413.9
414.0
mass

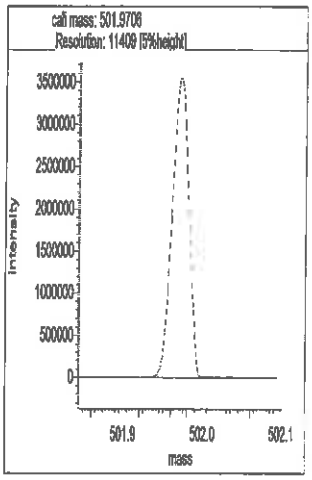
cali mass: 501.9708
Resolution: 11409 [5%height]
Intensity
3500000
3000000
2500000
2000000
1500000
1000000
500000
0
501.9
502.0
502.1
mass

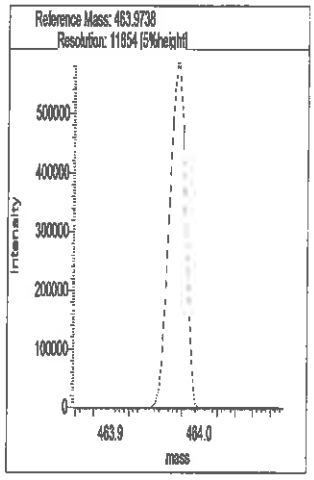
Reference Mass: 463.9738
Resolution: 11854 [5%height]
Intensity
500000
400000
300000
200000
100000
0
463.9
464.0
mass

```
Reports
22:03:35:  Peak matching procedure started
22:03:35:
22:03:36:  Reference mass: 168.98827
22:03:36:  Sample mass: 214.0
22:03:37:
22:03:37:  Finding reference mass
22:03:38:  Finding sample mass
22:03:39:
22:03:45:  [1]    213.9888 amu, mean: 213.9888
22:03:48:  [2]    213.9887 amu, mean: 213.9888     SD: 0.10 mmu or: 0.48 ppm
22:03:51:  [3]    213.9889 amu, mean: 213.9888     SD: 0.11 mmu or: 0.52 ppm
22:03:54:  [4]    213.9890 amu, mean: 213.9889     SD: 0.12 mmu or: 0.54 ppm
22:03:55:
22:03:55:  Stop requested. Please wait for procedure to finish.
22:03:55:
22:03:57:
22:03:58:  Peakmatching stopped
```

Signature LK 9-4-19

```
Reports
22:04:49:  Peak matching procedure started
22:04:49:
22:04:50:  Reference mass: 213.98975
22:04:50:  Sample mass: 264.0
22:04:51:
22:04:51:  Finding reference mass
22:04:52:  Finding sample mass
22:04:53:
22:04:59:  [1]    263.9853 amu, mean: 263.9853
22:05:02:  [2]    263.9851 amu, mean: 263.9852     SD: 0.15 mmu or: 0.57 ppm
22:05:05:  [3]    263.9854 amu, mean: 263.9852     SD: 0.15 mmu or: 0.57 ppm
22:05:08:  [4]    263.9852 amu, mean: 263.9852     SD: 0.12 mmu or: 0.47 ppm
22:05:08:
22:05:08:  Stop requested. Please wait for procedure to finish.
22:05:08:
22:05:11:
22:05:12:  Peakmatching stopped
```

Signature LCM 9-4-19

```
Reports
22:06:04:  Peak matching procedure started
22:06:05:
22:06:05:  Reference mass: 263.98656
22:06:06:  Sample mass: 314.0
22:06:06:
22:06:07:  Finding reference mass
22:06:08:  Finding sample mass
22:06:09:
22:06:14:  [1]    313.9826 amu, mean: 313.9826
22:06:17:  [2]    313.9827 amu, mean: 313.9826     SD: 0.01 mmu or: 0.03 ppm
22:06:20:  [3]    313.9826 amu, mean: 313.9826     SD: 0.01 mmu or: 0.03 ppm
22:06:23:  [4]    313.9824 amu, mean: 313.9826     SD: 0.11 mmu or: 0.36 ppm
22:06:24:
22:06:24:  Stop requested. Please wait for procedure to finish.
22:06:24:
22:06:27:
22:06:27:  Peakmatching stopped
```

Signature Lan 9-4-19

```
Reports
22:07:11:  Peak matching procedure started
22:07:12:
22:07:12:  Reference mass: 313.98336
22:07:13:  Sample mass: 376.0
22:07:13:
22:07:14:  Finding reference mass
22:07:15:  Finding sample mass
22:07:15:
22:07:21:  [1]    375.9781 amu, mean: 375.9781
22:07:24:  [2]    375.9783 amu, mean: 375.9782     SD: 0.10 mmu or: 0.26 ppm
22:07:27:  [3]    375.9784 amu, mean: 375.9783     SD: 0.10 mmu or: 0.28 ppm
22:07:30:  [4]    375.9784 amu, mean: 375.9783     SD: 0.12 mmu or: 0.33 ppm
22:07:31:
22:07:31:  Stop requested. Please wait for procedure to finish.
22:07:31:
22:07:33:
22:07:34:  Peakmatching stopped
```

Signature Lkm 9.4.19

```
Reports
22:07:11:  Peak matching procedure started
22:07:12:
22:07:12:  Reference mass: 313.98336
22:07:13:  Sample mass: 376.0
22:07:13:
22:07:14:  Finding reference mass
22:07:15:  Finding sample mass
22:07:15:
22:07:21:  [1]    375.9781 amu, mean: 375.9781
22:07:24:  [2]    375.9783 amu, mean: 375.9782      SD: 0.10 mmu or: 0.26 ppm
22:07:27:  [3]    375.9784 amu, mean: 375.9783      SD: 0.10 mmu or: 0.28 ppm
22:07:30:  [4]    375.9784 amu, mean: 375.9783      SD: 0.12 mmu or: 0.33 ppm
22:07:31:
22:07:31:  Stop requested. Please wait for procedure to finish.
22:07:31:
22:07:33:
22:07:34:  Peakmatching stopped
```

Signature LKM 9-4-19

```
Reports
22:08:24:  Peak matching procedure started
22:08:24:
22:08:25:  Reference mass: 375.98017
22:08:25:  Sample mass: 414.0
22:08:26:
22:08:27:  Finding reference mass
22:08:28:  Finding sample mass
22:08:28:
22:08:34:  [1]    413.9759 amu, mean: 413.9759
22:08:37:  [2]    413.9761 amu, mean: 413.9760     SD: 0.11 mmu or: 0.27 ppm
22:08:40:  [3]    413.9760 amu, mean: 413.9760     SD: 0.09 mmu or: 0.21 ppm
22:08:43:  [4]    413.9764 amu, mean: 413.9761     SD: 0.21 mmu or: 0.51 ppm
22:08:44:
22:08:44:  Stop requested. Please wait for procedure to finish.
22:08:44:
22:08:47:
22:08:47:  Peakmatching stopped
```

Signature Lem 9-4-19

Reports

```
22:10:02:  Peak matching procedure started
22:10:02:
22:10:03:  Reference mass: 413.97698
22:10:03:  Sample mass: 464.0
22:10:04:
22:10:05:  Finding reference mass
22:10:06:  Finding sample mass
22:10:06:
22:10:12:  [1]    463.9720 amu, mean: 463.9720
22:10:15:  [2]    463.9725 amu, mean: 463.9723     SD: 0.37 mmu or: 0.79 ppm
22:10:18:  [3]    463.9722 amu, mean: 463.9723     SD: 0.26 mmu or: 0.56 ppm
22:10:21:  [4]    463.9729 amu, mean: 463.9724     SD: 0.38 mmu or: 0.81 ppm
22:10:22:
22:10:22:  Stop requested. Please wait for procedure to finish.
22:10:22:
22:10:24:
22:10:25:  Peakmatching stopped
```

Signature LKM 9.4.19

Reports

```
22:11:26:  Peak matching procedure started
22:11:26:
22:11:27:  Reference mass: 463.97378
22:11:27:  Sample mass: 502.0
22:11:28:
22:11:28:  Finding reference mass
22:11:29:  Finding sample mass
22:11:30:
22:11:36:  [1]    501.9687 amu, mean: 501.9687
22:11:39:  [2]    501.9691 amu, mean: 501.9689     SD: 0.34 mmu or: 0.67 ppm
22:11:42:  [3]    501.9695 amu, mean: 501.9691     SD: 0.43 mmu or: 0.86 ppm
22:11:45:  [4]    501.9692 amu, mean: 501.9691     SD: 0.36 mmu or: 0.71 ppm
22:11:46:
22:11:46:  Stop requested. Please wait for procedure to finish.
22:11:46:
22:11:48:
22:11:49:  Peakmatching stopped
```

Signature Lkm 9-4-19

Resolution Check Report (DFS SN: 343)

eurofins | Environment Testing TestAmerica

Date:	04 Sep 2019 08:36
MID Experiment:	ResCheck_pcb
Target Resolution:	10000
Resolution Warning :	9500
Resolution Error :	9000
Reference:	FC43KnxPCB.lua
Status:	RESOLUTION PASSED

Segment 1

Lock mass 168.9883 [m/z] Resolution: 12816 [5%height]

Cali. mass 263.9866 [m/z] Resolution: 11009 [5%height]

Ref. mass 213.9897 [m/z] Resolution: 11489 [5%height]

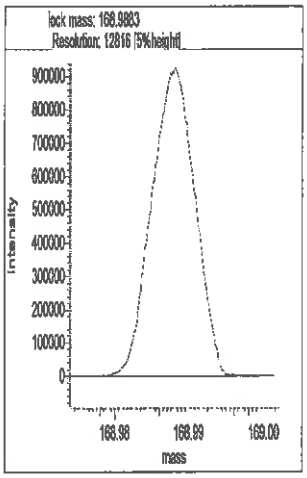

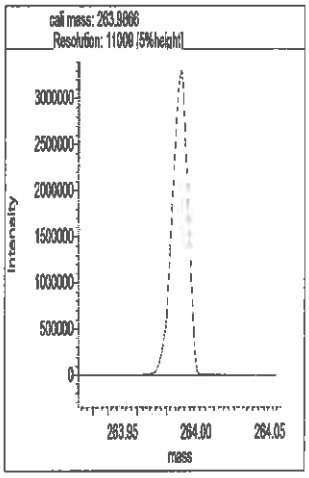

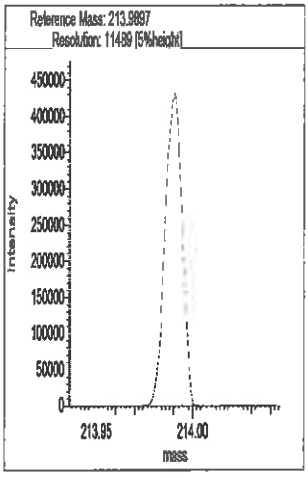

Segment 2

Lock mass 263.9866 [m/z] Resolution: 12510 [5%height]

Cali. mass 375.9802 [m/z] Resolution: 11115 [5%height]

Ref. mass 313.9834 [m/z] Resolution: 11233 [5%height]

Ref. mass 313.9834 [m/z] Resolution: 11247 [5%height]

_190904s1a

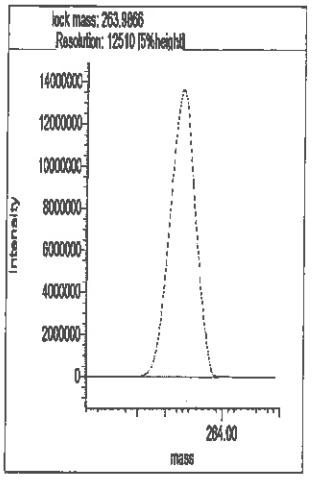

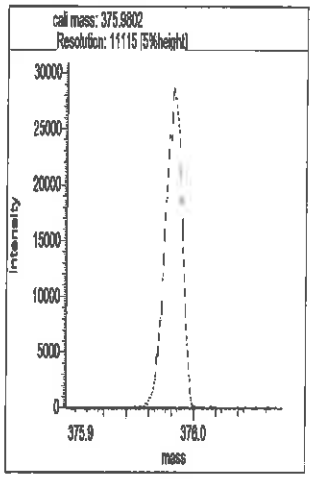

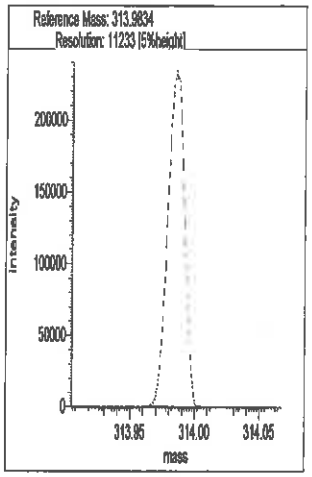

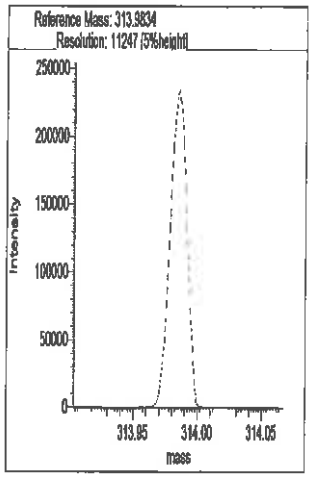

Segment 3

Lock mass 313.9834 [m/z] Resolution: 12675 [5%height]

Cali. mass 413.9770 [m/z] Resolution: 10996 [5%height]

Ref. mass 375.9802 [m/z] Resolution: 11253 [5%height]

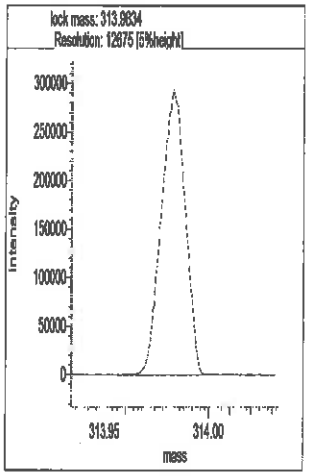

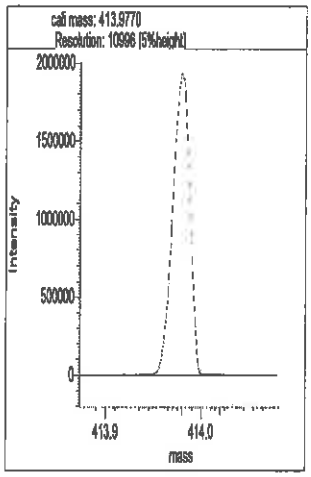

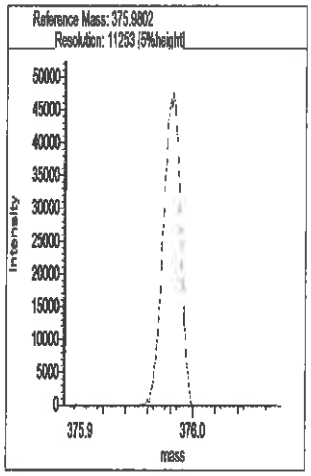

Segment 4

Lock mass 413.9775 [m/z] Resolution: 12417 [5%height]

Cali. mass 501.9706 [m/z] Resolution: 11383 [5%height]

Ref. mass 463.9738 [m/z] Resolution: 11828 [5%height]

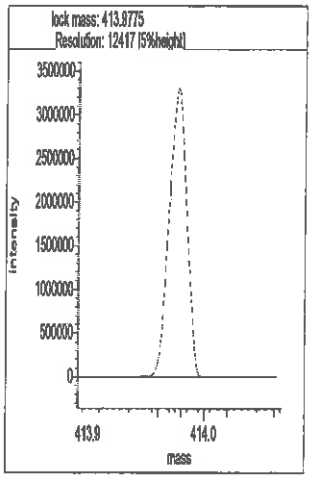
lock mass: 413.9775
Resolution: 12417 [5%height]
Intensity
3500000
3000000
2500000
2000000
1500000
1000000
500000
0
413.9
414.0
mass

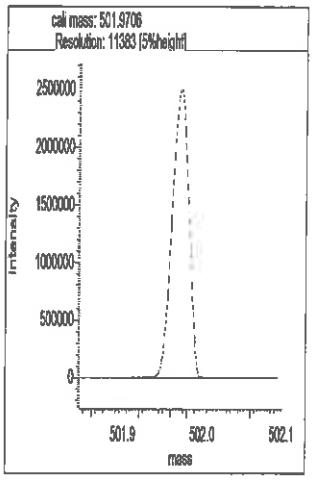
cal mass: 501.9706
Resolution: 11383 [5%height]
Intensity
2500000
2000000
1500000
1000000
500000
0
501.9
502.0
502.1
mass

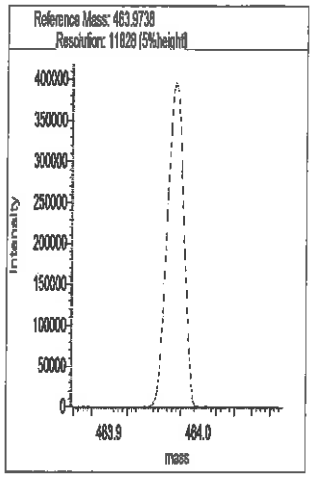
Reference Mass: 463.9738
Resolution: 11029 [5%height]
Intensity
400000
350000
300000
250000
200000
150000
100000
50000
0
463.9
464.0
mass

Reports

```
08:45:44:  Peak matching procedure started
08:45:45:
08:45:45:  Reference mass: 168.98827
08:45:46:  Sample mass: 214.0
08:45:46:
08:45:47:  Finding reference mass
08:45:48:  Finding sample mass
08:45:48:
08:45:54:  [1]    213.9888 amu, mean: 213.9888
08:45:57:  [2]    213.9887 amu, mean: 213.9887     SD: 0.11 mmu or: 0.49 ppm
08:46:00:  [3]    213.9889 amu, mean: 213.9888     SD: 0.13 mmu or: 0.61 ppm
08:46:03:  [4]    213.9891 amu, mean: 213.9889     SD: 0.18 mmu or: 0.84 ppm
08:46:04:
08:46:04:  Stop requested. Please wait for procedure to finish.
08:46:04:
08:46:07:
08:46:07:  Peakmatching stopped
```

Signature RML 9-4-19

```
Reports
08:46:26:  Peak matching procedure started
08:46:27:
08:46:27:  Reference mass: 213.98975
08:46:28:  Sample mass: 264.0
08:46:28:
08:46:29:  Finding reference mass
08:46:30:  Finding sample mass
08:46:30:
08:46:36:  [1]    263.9856 amu, mean: 263.9856
08:46:39:  [2]    263.9854 amu, mean: 263.9855     SD: 0.18 mmu or: 0.68 ppm
08:46:42:  [3]    263.9853 amu, mean: 263.9854     SD: 0.19 mmu or: 0.73 ppm
08:46:45:  [4]    263.9854 amu, mean: 263.9854     SD: 0.16 mmu or: 0.59 ppm
08:46:46:
08:46:46:  Stop requested. Please wait for procedure to finish.
08:46:46:
08:46:49:
08:46:49:  Peakmatching stopped
```

Signature KM 9-4-19

Reports

```
08:47:18:  Peak matching procedure started
08:47:18:
08:47:19:  Reference mass: 263.98656
08:47:19:  Sample mass: 314.0
08:47:20:
08:47:20:  Finding reference mass
08:47:21:  Finding sample mass
08:47:22:
08:47:28:  [1]    313.9821 amu, mean: 313.9821
08:47:31:  [2]    313.9819 amu, mean: 313.9820     SD: 0.10 mmu or: 0.32 ppm
08:47:34:  [3]    313.9817 amu, mean: 313.9819     SD: 0.18 mmu or: 0.56 ppm
08:47:37:  [4]    313.9820 amu, mean: 313.9819     SD: 0.15 mmu or: 0.47 ppm
08:47:37:
08:47:37:  Stop requested. Please wait for procedure to finish.
08:47:37:
08:47:40:
08:47:40:  Peakmatching stopped
```

Signature KM 9-4-19

Reports

```
08:48:03:  Peak matching procedure started
08:48:04:
08:48:04:  Reference mass: 313.98336
08:48:05:  Sample mass: 376.0
08:48:05:
08:48:06:  Finding reference mass
08:48:07:  Finding sample mass
08:48:07:
08:48:13:  [1]    375.9783 amu, mean: 375.9783
08:48:16:  [2]    375.9783 amu, mean: 375.9783      SD: 0.05 mmu or: 0.13 ppm
08:48:19:  [3]    375.9791 amu, mean: 375.9785      SD: 0.44 mmu or: 1.18 ppm
08:48:22:  [4]    375.9787 amu, mean: 375.9786      SD: 0.37 mmu or: 0.99 ppm
08:48:23:
08:48:23:  Stop requested. Please wait for procedure to finish.
08:48:23:
08:48:26:
08:48:26:  Peakmatching stopped
```

Signature CM 9-4-19

Reports
08:48:03: Peak matching procedure started
08:48:04:
08:48:04: Reference mass: 313.98336
08:48:05: Sample mass: 376.0
08:48:05:
08:48:06: Finding reference mass
08:48:07: Finding sample mass
08:48:07:
08:48:13: [1] 375.9783 amu, mean: 375.9783
08:48:16: [2] 375.9783 amu, mean: 375.9783 SD: 0.05 mmu or: 0.13 ppm
08:48:19: [3] 375.9791 amu, mean: 375.9785 SD: 0.44 mmu or: 1.18 ppm
08:48:22: [4] 375.9787 amu, mean: 375.9786 SD: 0.37 mmu or: 0.99 ppm
08:48:23:
08:48:23: Stop requested. Please wait for procedure to finish.
08:48:23:
08:48:26:
08:48:26: Peakmatching stopped

Signature DM 9-4-19

Reports

```
08:48:48:  Peak matching procedure started
08:48:48:
08:48:49:  Reference mass: 375.98017
08:48:49:  Sample mass: 414.0
08:48:50:
08:48:50:  Finding reference mass
08:48:51:  Finding sample mass
08:48:52:
08:48:57:  [1]    413.9752 amu, mean: 413.9752
08:49:01:  [2]    413.9750 amu, mean: 413.9751     SD: 0.13 mmu or: 0.32 ppm
08:49:04:  [3]    413.9756 amu, mean: 413.9753     SD: 0.28 mmu or: 0.68 ppm
08:49:07:  [4]    413.9751 amu, mean: 413.9752     SD: 0.24 mmu or: 0.58 ppm
08:49:08:
08:49:08:  Stop requested. Please wait for procedure to finish.
08:49:08:
08:49:10:  [5]    413.9754 amu, mean: 413.9753     SD: 0.23 mmu or: 0.54 ppm
08:49:12:
08:49:12:  Peakmatching stopped
```

Signature KM 9-4-19

```
Reports
08:49:32:  Peak matching procedure started
08:49:32:
08:49:33:  Reference mass: 413.97698
08:49:33:  Sample mass: 464.0
08:49:34:
08:49:34:  Finding reference mass
08:49:35:  Finding sample mass
08:49:36:
08:49:41:  [1]   463.9717 amu, mean: 463.9717
08:49:45:  [2]   463.9715 amu, mean: 463.9716     SD: 0.19 mmu or: 0.41 ppm
08:49:48:  [3]   463.9717 amu, mean: 463.9716     SD: 0.16 mmu or: 0.34 ppm
08:49:51:  [4]   463.9720 amu, mean: 463.9717     SD: 0.22 mmu or: 0.47 ppm
08:49:52:
08:49:52:  Stop requested. Please wait for procedure to finish.
08:49:52:
08:49:54:  [5]   463.9718 amu, mean: 463.9717     SD: 0.19 mmu or: 0.41 ppm
08:49:56:
08:49:56:  Peakmatching stopped
```

Signature KM 9-4-19

```
Reports
08:50:15:  Peak matching procedure started
08:50:16:
08:50:16:  Reference mass: 463.97378
08:50:17:  Sample mass: 502.0
08:50:17:
08:50:18:  Finding reference mass
08:50:19:  Finding sample mass
08:50:20:
08:50:25:  [1]    501.9693 amu, mean: 501.9693
08:50:28:  [2]    501.9695 amu, mean: 501.9694     SD: 0.14 mmu or: 0.28 ppm
08:50:31:  [3]    501.9698 amu, mean: 501.9695     SD: 0.26 mmu or: 0.52 ppm
08:50:34:  [4]    501.9703 amu, mean: 501.9697     SD: 0.48 mmu or: 0.95 ppm
08:50:36:
08:50:36:  Stop requested. Please wait for procedure to finish.
08:50:36:
08:50:37:  [5]    501.9707 amu, mean: 501.9699     SD: 0.59 mmu or: 1.18 ppm
08:50:39:
08:50:40:  Peakmatching stopped
```

Signature KM 9-4-19

Eurofins TestAmerica, Knoxville
Target Compound Quantitation Report

Data File: \\chromna\Knoxville\ChromData\D3D\20190903-12939.b\d4190903s2.d
Lims ID: WDMCCV
Client ID:
Sample Type: WDMCCV
Inject. Date: 03-Sep-2019 22:14:00 ALS Bottle#: 0 Worklist Smp#: 1
Injection Vol: 1.0 ul Dil. Factor: 1.0000
Sample Info:
Misc. Info.: 140-0012939-001
Operator ID: Xcalibur_System Instrument ID: D3D
Sublist: chrom-PCBs_D3D*sub1

Method: \\chromna\Knoxville\ChromData\D3D\20190903-12939.b\PCBs_D3D.m
Limit Group: HR - 1668A - ICAL
Last Update: 04-Sep-2019 00:31:51 Calib Date: 21-Aug-2019 19:05:00
Integrator: Picker
Quant Method: Isotopic Dilution Quant By: Initial Calibration
Last ICal File: \\chromna\Knoxville\ChromData\D3D\20190813-12717.b\d4190821i6.d

Column 1 : SPB-Octyl (0.25 mm) Det: F1(11.07 :21.70)
Process Host: CTX0333

First Level Reviewer: mcwhirterl Date: 04-Sep-2019 00:31:50

Compound	RT (min.)	Area	Ratio	Ical RRF	Amount pg/ul	EMPC pg/ul	Noise EDL	Final EDL	%Rec	Flags
S Total Monochlorobipheny					144.1	144.1	0.0730	0.0730		
D PCB-1L	11:46	1093394	3.05	1.3140	112.6	112.6	0.2509	0.2509	113	
D PCB-3L	13:56	1114324	3.24	1.3615	110.7	110.7	0.2422	0.2422	111	
PCB-1	11:47	623452	3.16	1.1883	48.0	48.0	0.0671	0.0671	95.97	
PCB-2	13:46	635949	3.19	1.1911	48.4	48.4	0.0730	0.0730	96.74	
PCB-3	13:57	645859	3.21	1.2130	47.8	47.8	0.0789	0.0789	95.56	
S Total Dichlorobiphenyls					549.8	549.8	0.0487	0.0487		
D PCB-4L	14:12	459359	1.64	0.5996	103.7	103.7	0.1764	0.1764	104	
* PCB-9L	16:09	739013	1.61	4E+04	100.0	100.0			100	
$ PCB-8L	16:59	358196	1.54	1.3085	43.5	43.5	0.1002	0.1002	87.05	
D PCB-15L	20:03	798469	1.62	1.0280	105.1	105.1	0.1029	0.1029	105	
PCB-4	14:12	278368	1.59	1.2533	48.4	48.4	0.0705	0.0705	96.70	
PCB-10	14:23	448453	1.62	1.4828	48.1	48.1	0.0500	0.0500	96.18	
PCB-9	16:10	410418	1.63	1.4200	46.0	46.0	0.0522	0.0522	91.91	
PCB-7	16:20	470059	1.60	1.6244	46.0	46.0	0.0456	0.0456	92.02	
PCB-6	16:34	445335	1.62	1.5539	45.6	45.6	0.0477	0.0477	91.14	
PCB-5	16:52	451942	1.59	1.5606	46.0	46.0	0.0475	0.0475	92.09	
PCB-8	17:00	456569	1.63	1.5884	45.7	45.7	0.0466	0.0466	91.41	
PCB-14	18:37	536288	1.62	1.8738	45.5	45.5	0.0395	0.0395	91.02	
PCB-11	19:27	451541	1.61	1.6347	43.9	43.9	0.0453	0.0453	87.84	
PCB-12	19:47	929838	1.62	1.6410	90.1	90.1	0.0451	0.0451	90.09	
PCB-13 (C12)	19:47	929838	1.62	1.6410	90.1	90.1	0.0451	0.0451	90.09	
PCB-15	20:04	499018	1.57	1.4024	44.6	44.6	0.0455	0.0455	89.13	
S Total Trichlorobiphenyl					1102.9	1102.9	0.1195	0.1195		
D PCB-19L	17:17	254738	1.02	0.6095	100.7	100.7	1.014	1.014	101	
* PCB-32L	20:31	415248	1.05	2.2E+04	100.0	100.0			100	
* PCB-31L	22:47	1466643	1.07	6.8E+04	100.0	100.0			100	
$ PCB-28L	23:05	762880	1.02	1.0975	47.4	47.4	0.1888	0.1888	94.79	
D PCB-37L	27:04	1349579	1.04	0.9024	102.0	102.0	0.2297	0.2297	102	

Compound	RT (min.)	Area	Ratio	Ical RRF	Amount pg/ul	EMPC pg/ul	Noise EDL	Final EDL	%Rec	Flags
PCB-19	17:18	168130	1.10	1.3047	50.6	50.6	0.0327	0.0327	101	
PCB-18	19:09	459369	1.08	1.8188	99.1	99.1	0.0234	0.0234	99.15	
PCB-30 (C18)	19:09	459369	1.08	1.8188	99.1	99.1	0.0234	0.0234	99.15	
PCB-17	19:35	192020	1.09	1.5641	48.2	48.2	0.0272	0.0272	96.38	
PCB-27	19:47	266758	1.09	2.1680	48.3	48.3	0.0197	0.0197	96.60	
PCB-24	19:55	255335	1.07	2.1018	47.7	47.7	0.0203	0.0203	95.38	
PCB-16	20:02	153753	1.10	1.2260	49.2	49.2	0.0348	0.0348	98.46	
PCB-32	20:33	285188	1.07	2.3416	47.8	47.8	0.0182	0.0182	95.62	
PCB-34	21:48	756643	1.08	1.2154	46.1	46.1	0.1831	0.1831	92.26	
PCB-23	21:58	771141	1.07	1.2675	45.1	45.1	0.1756	0.1756	90.16	
PCB-26	22:17	1559694	1.08	1.3193	87.6	87.6	0.1687	0.1687	87.60	
PCB-29 (C26)	22:17	1559694	1.08	1.3193	87.6	87.6	0.1687	0.1687	87.60	
PCB-25	22:30	795542	1.08	1.3523	43.6	43.6	0.1646	0.1646	87.18	
PCB-31	22:48	826498	1.07	1.3809	44.3	44.3	0.1611	0.1611	88.70	
PCB-20	23:06	1540809	1.07	1.3057	87.4	87.4	0.1704	0.1704	87.44	
PCB-28 (C20)	23:06	1540809	1.07	1.3057	87.4	87.4	0.1704	0.1704	87.44	
PCB-21	23:20	1617705	1.06	1.3777	87.0	87.0	0.1615	0.1615	87.01	
PCB-33 (C21)	23:20	1617705	1.06	1.3777	87.0	87.0	0.1615	0.1615	87.01	
PCB-22	23:44	755969	1.08	1.2430	45.1	45.1	0.1790	0.1790	90.13	
PCB-36	25:18	839705	1.07	1.3468	46.2	46.2	0.1652	0.1652	92.39	
PCB-39	25:39	849705	1.06	1.3970	45.1	45.1	0.1593	0.1593	90.14	
PCB-38	26:13	767044	1.06	1.3177	43.1	43.1	0.1689	0.1689	86.27	
PCB-35	26:41	754313	1.11	1.2166	45.9	45.9	0.1829	0.1829	91.88	
PCB-37	27:05	788915	1.07	1.2879	45.4	45.4	0.1728	0.1728	90.78	
S Total Tetrachlorobiphen					1877.9	1877.9	0.1444	0.1444		
D PCB-54L	20:21	340245	0.79	0.6515	125.8	125.8	0.1120	0.1120	126	
* PCB-52L	24:55	806855	0.80	3.9E+04	100.0	100.0			100	
$ PCB-79L	32:50	549944	0.80	1.1239	45.4	45.4	0.3783	0.3783	90.76	
D PCB-81L	33:49	1059323	0.79	1.2328	106.5	106.5	0.4131	0.4131	106	
D PCB-77L	34:23	1097107	0.81	1.2523	108.6	108.6	0.4067	0.4067	109	
PCB-54	20:23	192323	0.77	1.2558	45.0	45.0	0.0254	0.0254	90.02	
PCB-50	22:33	901068	0.79	0.9362	89.3	89.3	0.1851	0.1851	89.27	
PCB-53 (C50)	22:33	901068	0.79	0.9362	89.3	89.3	0.1851	0.1851	89.27	
PCB-45	23:17	873481	0.79	0.8850	91.5	91.5	0.1958	0.1958	91.54	Ma
PCB-51 (C45)	23:17	873481	0.79	0.8850	91.5	91.5	0.1958	0.1958	91.54	Ma
PCB-46	23:31	377237	0.79	0.7591	46.1	46.1	0.2282	0.2282	92.18	
PCB-52	24:56	448213	0.79	0.8992	46.2	46.2	0.1927	0.1927	92.46	
PCB-43	25:05	974467	0.79	0.9993	90.4	90.4	0.1734	0.1734	90.44	Ma
PCB-73 (C43)	25:05	974467	0.79	0.9993	90.4	90.4	0.1734	0.1734	90.44	Ma
PCB-49	25:24	1110472	0.79	1.1366	90.6	90.6	0.1524	0.1524	90.62	
PCB-69 (C49)	25:24	1110472	0.79	1.1366	90.6	90.6	0.1524	0.1524	90.62	
PCB-48	25:42	453988	0.80	0.9454	44.5	44.5	0.1833	0.1833	89.08	
PCB-44	25:57	1457711	0.79	1.0323	131.0	131.0	0.1678	0.1678	87.31	
PCB-47 (C44)	25:57	1457711	0.79	1.0323	131.0	131.0	0.1678	0.1678	87.31	
PCB-65 (C44)	25:57	1457711	0.79	1.0323	131.0	131.0	0.1678	0.1678	87.31	
PCB-59	26:14	1898987	0.79	1.3609	129.4	129.4	0.1273	0.1273	86.28	
PCB-62 (C59)	26:14	1898987	0.79	1.3609	129.4	129.4	0.1273	0.1273	86.28	
PCB-75 (C59)	26:14	1898987	0.79	1.3609	129.4	129.4	0.1273	0.1273	86.28	
PCB-42	26:27	424013	0.79	0.8670	45.4	45.4	0.1998	0.1998	90.71	
PCB-40	26:57	1324429	0.80	0.9179	133.8	133.8	0.1888	0.1888	89.22	Ma
PCB-41 (C40)	26:57	1324429	0.80	0.9179	133.8	133.8	0.1888	0.1888	89.22	Ma
PCB-71 (C40)	26:57	1324429	0.80	0.9179	133.8	133.8	0.1888	0.1888	89.22	Ma
PCB-64	27:10	672869	0.79	1.4164	44.1	44.1	0.1223	0.1223	88.12	
PCB-72	28:00	647615	0.79	1.3157	45.6	45.6	0.1317	0.1317	91.30	

Compound	RT (min.)	Area	Ratio	Ical RRF	Amount pg/ul	EMPC pg/ul	Noise EDL	Final EDL	%Rec	Flags
PCB-68	28:17	703140	0.81	1.4782	44.1	44.1	0.1172	0.1172	88.23	
PCB-57	28:42	630242	0.79	1.2817	45.6	45.6	0.1352	0.1352	91.21	
PCB-58	28:57	642244	0.79	1.3214	45.1	45.1	0.1311	0.1311	90.16	
PCB-67	29:07	663687	0.79	1.3944	44.1	44.1	0.1243	0.1243	88.29	
PCB-63	29:23	700150	0.79	1.4685	44.2	44.2	0.1180	0.1180	88.44	
PCB-61	29:42	2573406	0.78	1.3565	175.9	175.9	0.1277	0.1277	87.97	
PCB-70 (C61)	29:42	2573406	0.78	1.3565	175.9	175.9	0.1277	0.1277	87.97	
PCB-74 (C61)	29:42	2573406	0.78	1.3565	175.9	175.9	0.1277	0.1277	87.97	
PCB-76 (C61)	29:42	2573406	0.78	1.3565	175.9	175.9	0.1277	0.1277	87.97	
PCB-66	30:02	640187	0.79	1.2800	46.4	46.4	0.1354	0.1354	92.77	
PCB-55	30:12	623340	0.79	1.2951	44.6	44.6	0.1338	0.1338	89.28	
PCB-56	30:42	609500	0.80	1.2671	44.6	44.6	0.1367	0.1367	89.23	
PCB-60	30:54	625447	0.79	1.3288	43.7	43.7	0.1304	0.1304	87.31	
PCB-80	31:19	725348	0.80	1.4694	45.8	45.8	0.1179	0.1179	91.57	
PCB-79	32:50	732234	0.79	1.5421	44.0	44.0	0.1124	0.1124	88.08	
PCB-78	33:24	621005	0.78	1.3150	43.8	43.8	0.1318	0.1318	87.60	
PCB-81	33:51	648268	0.79	1.3214	46.3	46.3	0.1318	0.1318	92.62	
PCB-77	34:24	680188	0.78	1.3308	46.6	46.6	0.1295	0.1295	93.17	
S Total Pentachlorobiphen					2156.1	2156.1	0.1002	0.1002		
D PCB-104L	25:52	715682	1.62	1.1164	108.1	108.1	0.0552	0.0552	108	
$ PCB-95L	28:48	275303	1.58	0.7770	49.5	49.5	0.0610	0.0610	99.02	
* PCB-101L	31:45	593269	1.63	3.4E+04	100.0	100.0			100	
$ PCB-111L	34:26	393088	1.63	1.2177	54.4	54.4	0.0506	0.0506	109	
D PCB-123L	36:23	1124494	1.61	0.9909	96.6	96.6	0.4554	0.4554	96.57	
D PCB-118L	36:43	1197815	1.61	1.0256	99.4	99.4	0.4400	0.4400	99.39	
D PCB-114L	37:14	1150790	1.60	1.0030	97.6	97.6	0.4499	0.4499	97.64	
D PCB-105L	37:54	1157896	1.56	1.0013	98.4	98.4	0.4507	0.4507	98.41	
* PCB-127L	39:22	1175072	1.56	4.9E+04	100.0	100.0			100	
D PCB-126L	40:59	1143460	1.61	0.9020	107.9	107.9	0.5002	0.5002	108	
PCB-104	25:53	477981	1.62	1.3926	48.0	48.0	0.0340	0.0340	95.92	
PCB-96	26:15	417692	1.59	1.2268	47.6	47.6	0.0386	0.0386	95.15	
PCB-103	28:11	360071	1.60	1.0331	48.7	48.7	0.0459	0.0459	97.40	
PCB-94	28:24	314398	1.60	0.9036	48.6	48.6	0.0525	0.0525	97.23	
PCB-95	28:50	336029	1.59	0.9620	48.8	48.8	0.0493	0.0493	97.61	
PCB-93	29:04	663070	1.59	0.9806	94.5	94.5	0.0483	0.0483	94.48	
PCB-100 (C93)	29:04	663070	1.59	0.9806	94.5	94.5	0.0483	0.0483	94.48	
PCB-98	29:13	688297	1.59	0.9888	97.3	97.3	0.0479	0.0479	97.26	Ma
PCB-102 (C98)	29:13	688297	1.59	0.9888	97.3	97.3	0.0479	0.0479	97.26	Ma
PCB-88	29:42	679874	1.58	1.0052	94.5	94.5	0.0472	0.0472	94.50	M
PCB-91 (C88)	29:42	679874	1.58	1.0052	94.5	94.5	0.0472	0.0472	94.50	M
PCB-84	29:55	290750	1.58	0.8601	47.2	47.2	0.0551	0.0551	94.46	
PCB-89	30:24	310652	1.62	0.8936	48.6	48.6	0.0530	0.0530	97.15	
PCB-121	30:50	471674	1.62	1.3971	47.2	47.2	0.0339	0.0339	94.34	
PCB-92	31:12	327769	1.56	0.9532	48.0	48.0	0.0497	0.0497	96.09	
PCB-90	31:46	1143875	1.58	1.1367	140.6	140.6	0.0417	0.0417	93.74	
PCB-101 (C90)	31:46	1143875	1.58	1.1367	140.6	140.6	0.0417	0.0417	93.74	
PCB-113 (C90)	31:46	1143875	1.58	1.1367	140.6	140.6	0.0417	0.0417	93.74	
PCB-83	32:21	666071	1.60	0.9393	99.1	99.1	0.0505	0.0505	99.08	
PCB-99 (C83)	32:21	666071	1.60	0.9393	99.1	99.1	0.0505	0.0505	99.08	
PCB-112	32:28	456043	1.60	1.3672	46.6	46.6	0.0347	0.0347	93.21	
PCB-86	32:51	2380334	1.59	1.1958	278.1	278.1	0.0396	0.0396	92.71	Ma
PCB-87 (C86)	32:51	2380334	1.59	1.1958	278.1	278.1	0.0396	0.0396	92.71	Ma
PCB-97 (C86)	32:51	2380334	1.59	1.1958	278.1	278.1	0.0396	0.0396	92.71	Ma
PCB-109 (C86)	32:51	2380334	1.59	1.1958	278.1	278.1	0.0396	0.0396	92.71	Ma
PCB-119 (C86)	32:51	2380334	1.59	1.1958	278.1	278.1	0.0396	0.0396	92.71	Ma
PCB-125 (C86)	32:51	2380334	1.59	1.1958	278.1	278.1	0.0396	0.0396	92.71	Ma

Compound	RT (min.)	Area	Ratio	Ical RRF	Amount pg/ul	EMPC pg/ul	Noise EDL	Final EDL	%Rec	Flags
PCB-85	33:35	1248395	1.59	1.2126	143.8	143.8	0.0391	0.0391	95.90	
PCB-116 (C85)	33:35	1248395	1.59	1.2126	143.8	143.8	0.0391	0.0391	95.90	
PCB-117 (C85)	33:35	1248395	1.59	1.2126	143.8	143.8	0.0391	0.0391	95.90	
PCB-110	33:49	932610	1.61	1.3511	96.4	96.4	0.0351	0.0351	96.45	
PCB-115 (C110)	33:49	932610	1.61	1.3511	96.4	96.4	0.0351	0.0351	96.45	
PCB-82	34:04	301638	1.59	0.8675	48.6	48.6	0.0546	0.0546	97.17	
PCB-111	34:28	499035	1.60	1.4262	48.9	48.9	0.0332	0.0332	97.78	
PCB-120	34:55	507325	1.58	1.4907	47.6	47.6	0.0318	0.0318	95.10	
PCB-108	36:03	1255148	1.57	1.2547	86.6	86.6	0.2265	0.2265	86.62	
PCB-124 (C108)	36:03	1255148	1.57	1.2547	86.6	86.6	0.2265	0.2265	86.62	
PCB-107	36:18	692666	1.69	1.3580	44.2	44.2	0.2093	0.2093	88.33	
PCB-123	36:25	682463	1.56	1.3407	45.3	45.3	0.2134	0.2134	90.54	
PCB-106	36:32	635678	1.45	1.2749	43.2	43.2	0.2229	0.2229	86.35	
PCB-118	36:45	699570	1.57	1.2892	45.3	45.3	0.2102	0.2102	90.61	
PCB-122	37:05	597738	1.57	1.1614	44.6	44.6	0.2447	0.2447	89.13	
PCB-114	37:16	715194	1.57	1.4051	44.2	44.2	0.2047	0.2047	88.46	
PCB-105	37:55	663923	1.59	1.2887	44.5	44.5	0.2181	0.2181	88.98	
PCB-127	39:24	678549	1.56	1.2841	45.8	45.8	0.2213	0.2213	91.51	
PCB-126	41:00	672450	1.58	1.3416	43.8	43.8	0.2208	0.2208	87.67	
S Total Hexachlorobipheny					1848.5	1848.5	0.1157	0.1157		
D PCB-155L	31:32	649594	1.27	0.9499	115.3	115.3	0.0691	0.0691	115	
$ PCB-153L	38:36	423819	1.24	0.9597	41.6	41.6	0.2243	0.2243	83.12	
* PCB-138L	39:50	840236	1.23	3.6E+04	100.0	100.0			100	
D PCB-167L	42:51	1069549	1.30	1.2544	101.5	101.5	0.1803	0.1803	101	
D PCB-156L	44:00	2124803	1.28	1.2289	205.8	205.8	0.1840	0.1840	103	
D PCB-157L (C156L)	44:00	2124803	1.28	1.2289	205.8	205.8	0.1840	0.1840	103	
D PCB-169L	47:14	1055819	1.25	1.0883	115.5	115.5	0.2078	0.2078	115	
PCB-155	31:34	389268	1.27	1.3028	46.0	46.0	0.0230	0.0230	91.99	
PCB-152	31:45	366199	1.28	1.2556	44.9	44.9	0.0239	0.0239	89.79	
PCB-150	31:55	372000	1.27	1.2368	46.3	46.3	0.0243	0.0243	92.60	
PCB-136	32:16	346637	1.26	1.1563	46.1	46.1	0.0260	0.0260	92.30	
PCB-145	32:34	353820	1.24	1.1910	45.7	45.7	0.0252	0.0252	91.47	
PCB-148	34:06	268075	1.26	0.8982	45.9	45.9	0.0334	0.0334	91.89	
PCB-135	34:40	521309	1.29	0.8691	92.3	92.3	0.0345	0.0345	92.34	Ma
PCB-151 (C135)	34:40	521309	1.29	0.8691	92.3	92.3	0.0345	0.0345	92.34	Ma
PCB-154	34:56	303123	1.25	1.0180	45.8	45.8	0.0295	0.0295	91.68	
PCB-144	35:15	274095	1.25	0.9185	45.9	45.9	0.0327	0.0327	91.88	
PCB-147	35:36	899528	1.23	0.9747	86.9	86.9	0.1647	0.1647	86.86	
PCB-149 (C147)	35:36	899528	1.23	0.9747	86.9	86.9	0.1647	0.1647	86.86	
PCB-134	35:54	782495	1.25	0.8518	86.5	86.5	0.1884	0.1884	86.45	
PCB-143 (C134)	35:54	782495	1.25	0.8518	86.5	86.5	0.1884	0.1884	86.45	
PCB-139	36:12	888391	1.26	0.9995	83.7	83.7	0.1606	0.1606	83.65	
PCB-140 (C139)	36:12	888391	1.26	0.9995	83.7	83.7	0.1606	0.1606	83.65	
PCB-131	36:24	384106	1.29	0.8584	42.1	42.1	0.1870	0.1870	84.23	
PCB-142	36:33	392548	1.22	0.8597	43.0	43.0	0.1867	0.1867	85.95	
PCB-132	36:52	395314	1.25	0.8801	42.3	42.3	0.1824	0.1824	84.55	
PCB-133	37:22	404564	1.22	0.9064	42.0	42.0	0.1771	0.1771	84.01	
PCB-165	37:46	515310	1.26	1.1210	43.3	43.3	0.1432	0.1432	86.53	
PCB-146	38:01	453482	1.25	1.0084	42.3	42.3	0.1592	0.1592	84.65	
PCB-161	38:09	589747	1.26	1.3370	41.5	41.5	0.1201	0.1201	83.03	
PCB-153	38:40	1128739	1.26	1.2207	87.0	87.0	0.1315	0.1315	87.03	
PCB-168 (C153)	38:40	1128739	1.26	1.2207	87.0	87.0	0.1315	0.1315	87.03	
PCB-141	38:49	435393	1.25	0.9608	42.6	42.6	0.1671	0.1671	85.30	
PCB-130	39:14	386834	1.24	0.8274	44.0	44.0	0.1940	0.1940	88.00	

Compound	RT (min.)	Area	Ratio	Ical RRF	Amount pg/ul	EMPC pg/ul	Noise EDL	Final EDL	%Rec	Flags
PCB-137	39:27	469979	1.27	1.0582	41.8	41.8	0.1517	0.1517	83.59	
PCB-164	39:34	596898	1.25	1.2527	44.8	44.8	0.1281	0.1281	89.69	
PCB-129	39:53	1998872	1.25	1.0840	173.5	173.5	0.1481	0.1481	86.77	Ma
PCB-138 (C129)	39:53	1998872	1.25	1.0840	173.5	173.5	0.1481	0.1481	86.77	Ma
PCB-160 (C129)	39:53	1998872	1.25	1.0840	173.5	173.5	0.1481	0.1481	86.77	Ma
PCB-163 (C129)	39:53	1998872	1.25	1.0840	173.5	173.5	0.1481	0.1481	86.77	Ma
PCB-158	40:15	640234	1.27	1.3862	43.5	43.5	0.1158	0.1158	86.94	
PCB-128	41:06	1021430	1.28	1.1165	86.1	86.1	0.1438	0.1438	86.10	
PCB-166 (C128)	41:06	1021430	1.28	1.1165	86.1	86.1	0.1438	0.1438	86.10	
PCB-159	42:07	611824	1.26	1.3178	43.7	43.7	0.1218	0.1218	87.39	
PCB-162	42:24	637773	1.25	1.3623	44.1	44.1	0.1178	0.1178	88.12	
PCB-167	42:52	654655	1.25	1.3357	45.8	45.8	0.1019	0.1019	91.65	
PCB-156	44:01	1260152	1.25	1.2759	93.0	93.0	0.1495	0.1495	92.96	
PCB-157 (C156)	44:01	1260152	1.25	1.2759	93.0	93.0	0.1495	0.1495	92.96	
PCB-169	47:15	622276	1.26	1.2825	46.0	46.0	0.1101	0.1101	91.91	
S Total Heptachlorobiphen					1201.2	1201.2	0.0212	0.0212		
D PCB-188L	37:16	849785	1.12	1.3162	95.4	95.4	0.0701	0.0701	95.41	
$ PCB-178L	40:19	327417	1.10	0.9222	52.5	52.5	0.1000	0.1000	105	
* PCB-180L	45:24	676692	1.07	3.2E+04	100.0	100.0			100	
D PCB-170L	46:39	560246	1.08	0.8357	99.1	99.1	0.1104	0.1104	99.07	
D PCB-189L	49:46	1298392	1.05	1.4666	97.5	97.5	0.4847	0.4847	97.54	
PCB-188	37:17	501950	1.05	1.2502	47.2	47.2	0.0139	0.0139	94.49	
PCB-179	37:37	480411	1.06	1.4149	48.2	48.2	0.0151	0.0151	96.32	
PCB-184	38:09	467243	1.05	1.4191	46.7	46.7	0.0151	0.0151	93.40	
PCB-176	38:30	534696	1.05	1.5212	49.9	49.9	0.0140	0.0140	99.72	
PCB-186	38:57	500867	1.08	1.4350	49.5	49.5	0.0149	0.0149	99.02	
PCB-178	40:20	357076	1.03	1.0228	49.5	49.5	0.0209	0.0209	99.04	
PCB-175	40:58	367209	1.06	1.0690	48.7	48.7	0.0200	0.0200	97.45	
PCB-187	41:14	387951	1.07	1.1106	49.5	49.5	0.0192	0.0192	99.10	
PCB-182	41:27	403997	1.05	1.1484	49.9	49.9	0.0186	0.0186	99.80	
PCB-183	41:51	792583	1.05	1.1368	98.9	98.9	0.0188	0.0188	98.89	Ma
PCB-185 (C183)	41:51	792583	1.05	1.1368	98.9	98.9	0.0188	0.0188	98.89	Ma
PCB-174	42:05	338373	1.08	0.9547	50.3	50.3	0.0224	0.0224	101	
PCB-177	42:31	336192	1.06	0.9426	50.6	50.6	0.0227	0.0227	101	
PCB-181	42:55	392684	1.07	1.1075	50.3	50.3	0.0193	0.0193	101	
PCB-171	43:08	685623	1.06	0.9603	101.3	101.3	0.0223	0.0223	101	
PCB-173 (C171)	43:08	685623	1.06	0.9603	101.3	101.3	0.0223	0.0223	101	
PCB-172	44:46	358241	1.07	0.9918	51.2	51.2	0.0215	0.0215	102	
PCB-192	45:03	484315	1.06	1.2904	53.2	53.2	0.0166	0.0166	106	
PCB-180	45:23	897671	1.05	1.2286	103.6	103.6	0.0174	0.0174	104	
PCB-193 (C180)	45:23	897671	1.05	1.2286	103.6	103.6	0.0174	0.0174	104	
PCB-191	45:46	504444	1.07	1.3848	51.7	51.7	0.0154	0.0154	103	
PCB-170	46:41	366207	1.05	1.2700	51.5	51.5	0.0218	0.0218	103	
PCB-190	47:12	513720	1.04	1.3774	52.9	52.9	0.0155	0.0155	106	
PCB-189	49:47	774727	1.06	1.2799	46.6	46.6	0.0804	0.0804	93.24	
S Total Octachlorobipheny					569.8	569.8	0.1445	0.1445		
D PCB-202L	42:37	691987	0.90	1.0055	101.7	101.7	0.1429	0.1429	102	
* PCB-194L	51:53	907602	0.92	3.5E+04	100.0	100.0			100	
D PCB-205L	52:22	1112740	0.88	1.2867	95.3	95.3	0.4538	0.4538	95.28	
PCB-202	42:39	335854	0.90	1.0531	46.1	46.1	0.0270	0.0270	92.18	
PCB-201	43:35	380712	0.89	1.1860	46.4	46.4	0.0240	0.0240	92.78	
PCB-204	44:15	364740	0.89	1.1009	47.9	47.9	0.0258	0.0258	95.76	
PCB-197	44:29	406428	0.90	1.2053	48.7	48.7	0.0236	0.0236	97.46	

Compound	RT (min.)	Area	Ratio	Ical RRF	Amount pg/ul	EMPC pg/ul	Noise EDL	Final EDL	%Rec	Flags
PCB-200	44:35	355449	0.90	1.1260	45.6	45.6	0.0253	0.0253	91.23	
PCB-198	47:21	543229	0.89	0.8183	95.9	95.9	0.0348	0.0348	95.94	
PCB-199 (C198)	47:21	543229	0.89	0.8183	95.9	95.9	0.0348	0.0348	95.94	
PCB-196	48:03	290745	0.91	0.8748	48.0	48.0	0.0325	0.0325	96.06	
PCB-203	48:15	302683	0.89	0.9219	47.4	47.4	0.0308	0.0308	94.89	
PCB-195	49:34	438307	0.90	0.7839	50.2	50.2	0.5506	0.5506	100	
PCB-194	51:55	485983	0.89	0.9282	47.1	47.1	0.4650	0.4650	94.11	
PCB-205	52:23	636796	0.89	1.2342	46.4	46.4	0.3497	0.3497	92.74	
S Total Nonachlorobipheny					139.6	139.6	0.2987	0.2987		
D PCB-208L	49:18	976210	0.79	1.1383	94.5	94.5	0.6641	0.6641	94.49	
D PCB-206L	54:07	722500	0.80	0.8938	89.1	89.1	0.8457	0.8457	89.06	
PCB-208	49:20	522956	0.78	1.1567	46.3	46.3	0.2696	0.2696	92.62	
PCB-207	50:16	553055	0.78	1.3964	46.6	46.6	0.2606	0.2606	93.26	
PCB-206	54:08	402251	0.81	1.1927	46.7	46.7	0.3660	0.3660	93.36	
D PCB-209L	55:45	715189	0.73	0.9809	80.3	80.3	0.1162	0.1162	80.34	
DCB Decachlorobiphenyl	55:48	434974	0.70	1.2455	48.8	48.8	0.0365	0.0365	97.66	
S Polychlorinated bipheny					9494.8	9494.8	0.1144	0.1144		

QC Flag Legend

Review Flags

M - Manually Integrated

a - User Assigned ID

Reagents:

61CV1668CS3_00006 Amount Added: 20.00 Units: uL

Eurofins TestAmerica, Knoxville
Target Compound Quantitation Worksheet Report

Data File: \\chromna\Knoxville\ChromData\D3D\20190903-12939.b\d4190903s2.d
Lims ID: WDMCCV
Client ID:
Sample Type: WDMCCV
Inject. Date: 03-Sep-2019 22:14:00 ALS Bottle#: 0 Worklist Smp#: 1
Injection Vol: 1.0 ul Dil. Factor: 1.0000
Sample Info:
Misc. Info.: 140-0012939-001
Operator ID: Xcalibur_System Instrument ID: D3D
Sublist: chrom-PCBs_D3D*sub1

Method: \\chromna\Knoxville\ChromData\D3D\20190903-12939.b\PCBs_D3D.m
Limit Group: HR - 1668A - ICAL
Last Update: 04-Sep-2019 00:31:51 Calib Date: 21-Aug-2019 19:05:00
Integrator: Picker
Quant Method: Isotopic Dilution Quant By: Initial Calibration
Last ICal File: \\chromna\Knoxville\ChromData\D3D\20190813-12717.b\d4190821i6.d

Column 1 : SPB-Octyl (0.25 mm) Det: F1(11.07 :21.70)
Process Host: CTX0333

First Level Reviewer: mcwhirterl Date: 04-Sep-2019 00:31:50

Signal	RT (min.)	Adj RT (min.)	Sec.	REL RT	Area	Height	Avg Noise	EDL Height	S/N	Ratio(Limits)	Flags
PCB-1L											
200.0795	11:46	11:46	0	0.729	823673	335974	125	312	2688		
202.0766	11:46	11:46	0	0.729	269721	105545	162	405	652	3.05(2.66-3.60)	
PCB-3L											
200.0795	13:56	13:56	0	0.862	851663	282673	125	312	2261		
202.0766	13:56	13:56	0	0.862	262661	85070	162	405	525	3.24(2.66-3.60)	
PCB-1											
188.0393	11:47	11:47	0	1.001	473477	193143	95	237	2033		
190.0363	11:47	11:47	0	1.001	149975	60805	46	115	1322	3.16(2.66-3.60)	
PCB-2											
188.0393	13:46	13:46	0	0.989	484041	161213	95	237	1697		
190.0363	13:46	13:46	0	0.989	151908	49412	46	115	1074	3.19(2.66-3.60)	
PCB-3											
188.0393	13:57	13:57	0	1.001	492309	157195	95	237	1655		
190.0363	13:57	13:57	0	1.001	153550	50063	46	115	1088	3.21(2.66-3.60)	
PCB-4L											
234.0406	14:12	14:12	0	0.879	285445	91422	68	170	1344		
236.0376	14:12	14:12	0	0.879	173914	55760	24	60	2323	1.64(1.33-1.79)	
PCB-9L											
234.0406	16:09	16:09	0		456371	133636	68	170	1965		
236.0376	16:09	16:09	0		282642	83836	24	60	3493	1.61(1.33-1.79)	
PCB-8L											
234.0406	16:59	16:59	0	1.196	217297	59499	68	170	875		
236.0376	16:59	16:59	0	1.196	140899	38819	24	60	1617	1.54(1.33-1.79)	

Signal	RT (min.)	Adj RT (min.)	Sec.	REL RT	Area	Height	Avg Noise	EDL Height	S/N	Ratio(Limits)	Flags
PCB-15L											
234.0406	20:03	20:03	0	1.241	493919	124080	68	170	1825		
236.0376	20:03	20:03	0	1.241	304550	79677	24	60	3320	1.62(1.33-1.79)	
PCB-4											
222.0003	14:12	14:12	0	1.001	170910	56551	29	72	1950		
223.9974	14:12	14:12	0	1.001	107458	35365	23	57	1538	1.59(1.33-1.79)	
PCB-10											
222.0003	14:23	14:23	0	1.013	277444	90944	29	72	3136		
223.9974	14:23	14:23	0	1.013	171009	55641	23	57	2419	1.62(1.33-1.79)	
PCB-9											
222.0003	16:10	16:10	0	1.139	254517	76185	29	72	2627		
223.9974	16:10	16:10	0	1.139	155901	46781	23	57	2034	1.63(1.33-1.79)	
PCB-7											
222.0003	16:20	16:20	0	1.151	289369	84210	29	72	2904		
223.9974	16:20	16:20	0	1.151	180690	52204	23	57	2270	1.60(1.33-1.79)	
PCB-6											
222.0003	16:34	16:34	0	1.168	275427	79115	29	72	2728		
223.9974	16:34	16:34	0	1.168	169908	48786	23	57	2121	1.62(1.33-1.79)	
PCB-5											
222.0003	16:52	16:52	0	1.189	277415	78914	29	72	2721		
223.9974	16:52	16:52	0	1.189	174527	49607	23	57	2157	1.59(1.33-1.79)	
PCB-8											
222.0003	17:00	17:00	0	1.198	282668	79331	29	72	2736		
223.9974	17:00	17:00	0	1.198	173901	48816	23	57	2122	1.63(1.33-1.79)	
PCB-14											
222.0003	18:37	18:37	0	0.929	331703	87300	29	72	3010		
223.9974	18:37	18:37	0	0.929	204585	53848	23	57	2341	1.62(1.33-1.79)	
PCB-11											
222.0003	19:27	19:27	0	0.970	278465	70860	29	72	2443		
223.9974	19:27	19:27	0	0.970	173076	44081	23	57	1917	1.61(1.33-1.79)	
PCB-12											
222.0003	19:47	19:47	0	0.986	574504	88939	29	72	3067		
223.9974	19:45	19:47	-2	0.985	355334	54910	23	57	2387	1.62(1.33-1.79)	
PCB-13 (C12)											
222.0003	19:47	19:47	0	0.986	574504	88939	29	72	3067		
223.9974	19:45	19:47	-2	0.985	355334	54910	23	57	2387	1.62(1.33-1.79)	
PCB-15											
222.0003	20:04	20:04	0	1.001	304962	74053	29	72	2554		
223.9974	20:04	20:04	0	1.001	194056	47262	23	57	2055	1.57(1.33-1.79)	
PCB-19L											
268.0016	17:17	17:17	0	0.842	128866	35460	220	550	161		
269.9986	17:17	17:17	0	0.842	125872	34945	41	102	852	1.02(0.88-1.20)	
PCB-32L											
268.0016	20:31	20:31	0		212594	54055	220	550	246		
269.9986	20:31	20:31	0		202654	51469	41	102	1255	1.05(0.88-1.20)	

Signal	RT (min.)	Adj RT (min.)	Sec.	REL RT	Area	Height	Avg Noise	EDL Height	S/N	Ratio(Limits)	Flags
PCB-31L											
268.0016	22:47	22:47	0		757832	180621	165	412	1095		
269.9986	22:47	22:47	0		708811	169169	125	312	1353	1.07(0.88-1.20)	
PCB-28L											
268.0016	23:05	23:05	0	1.013	385835	92181	165	412	559		
269.9986	23:05	23:05	0	1.013	377045	86939	125	312	696	1.02(0.88-1.20)	
PCB-37L											
268.0016	27:04	27:04	0	1.188	687246	147795	165	412	896		
269.9986	27:04	27:04	-1	1.188	662333	140705	125	312	1126	1.04(0.88-1.20)	
PCB-19											
255.9613	17:18	17:18	0	1.002	88116	25123	5	12	5025		
257.9584	17:18	17:18	0	1.002	80014	22292	7	17	3185	1.10(0.88-1.20)	
PCB-18											
255.9613	19:09	19:09	0	1.108	238695	51813	5	12	10363		
257.9584	19:09	19:09	0	1.108	220674	48133	7	17	6876	1.08(0.88-1.20)	
PCB-30 (C18)											
255.9613	19:09	19:09	0	1.108	238695	51813	5	12	10363		
257.9584	19:09	19:09	0	1.108	220674	48133	7	17	6876	1.08(0.88-1.20)	
PCB-17											
255.9613	19:35	19:35	0	1.133	99982	26015	5	12	5203		
257.9584	19:35	19:35	0	1.133	92038	23904	7	17	3415	1.09(0.88-1.20)	
PCB-27											
255.9613	19:47	19:47	0	1.145	138947	35833	5	12	7167		
257.9584	19:47	19:47	0	1.145	127811	33397	7	17	4771	1.09(0.88-1.20)	
PCB-24											
255.9613	19:55	19:55	0	1.153	132151	35048	5	12	7010		
257.9584	19:55	19:55	0	1.153	123184	32463	7	17	4638	1.07(0.88-1.20)	
PCB-16											
255.9613	20:02	20:02	0	1.160	80453	19933	5	12	3987		
257.9584	20:01	20:02	-1	1.159	73300	17857	7	17	2551	1.10(0.88-1.20)	
PCB-32											
255.9613	20:33	20:33	0	1.189	147480	37733	5	12	7547		
257.9584	20:33	20:33	0	1.189	137708	34415	7	17	4916	1.07(0.88-1.20)	
PCB-34											
255.9613	21:48	21:48	0	1.262	392528	98763	134	335	737		
257.9584	21:48	21:48	0	1.262	364115	91234	123	307	742	1.08(0.88-1.20)	
PCB-23											
255.9613	21:58	21:58	0	1.271	398129	96599	134	335	721		
257.9584	21:58	21:58	0	1.271	373012	92394	123	307	751	1.07(0.88-1.20)	
PCB-26											
255.9613	22:17	22:17	0	1.290	808888	152093	134	335	1135		
257.9584	22:17	22:17	0	1.290	750806	141329	123	307	1149	1.08(0.88-1.20)	
PCB-29 (C26)											
255.9613	22:17	22:17	0	1.290	808888	152093	134	335	1135		
257.9584	22:17	22:17	0	1.290	750806	141329	123	307	1149	1.08(0.88-1.20)	

Signal	RT (min.)	Adj RT (min.)	Sec.	REL RT	Area	Height	Avg Noise	EDL Height	S/N	Ratio(Limits)	Flags
PCB-25											
255.9613	22:30	22:30	0	0.831	413554	94205	134	335	703		
257.9584	22:30	22:30	0	0.831	381988	88495	123	307	719	1.08(0.88-1.20)	
PCB-31											
255.9613	22:48	22:48	0	0.842	428010	101994	134	335	761		
257.9584	22:48	22:48	0	0.842	398488	96422	123	307	784	1.07(0.88-1.20)	
PCB-20											
255.9613	23:06	23:06	0	0.853	798183	161691	134	335	1207		
257.9584	23:06	23:06	0	0.853	742626	152172	123	307	1237	1.07(0.88-1.20)	
PCB-28 (C20)											
255.9613	23:06	23:06	0	0.853	798183	161691	134	335	1207		
257.9584	23:06	23:06	0	0.853	742626	152172	123	307	1237	1.07(0.88-1.20)	
PCB-21											
255.9613	23:20	23:20	0	0.862	833243	107287	134	335	801		
257.9584	23:20	23:20	0	0.862	784462	100080	123	307	814	1.06(0.88-1.20)	
PCB-33 (C21)											
255.9613	23:20	23:20	0	0.862	833243	107287	134	335	801		
257.9584	23:20	23:20	0	0.862	784462	100080	123	307	814	1.06(0.88-1.20)	
PCB-22											
255.9613	23:44	23:44	0	0.876	392739	93048	134	335	694		
257.9584	23:44	23:44	0	0.876	363230	86619	123	307	704	1.08(0.88-1.20)	
PCB-36											
255.9613	25:18	25:18	0	0.934	434841	96977	134	335	724		
257.9584	25:18	25:18	0	0.934	404864	90591	123	307	737	1.07(0.88-1.20)	
PCB-39											
255.9613	25:39	25:39	0	0.947	436892	97347	134	335	726		
257.9584	25:39	25:39	0	0.947	412813	90964	123	307	740	1.06(0.88-1.20)	
PCB-38											
255.9613	26:13	26:13	0	0.969	395350	89385	134	335	667		
257.9584	26:13	26:13	0	0.969	371694	83282	123	307	677	1.06(0.88-1.20)	
PCB-35											
255.9613	26:41	26:41	0	0.985	396039	84991	134	335	634		
257.9584	26:41	26:41	0	0.985	358274	79682	123	307	648	1.11(0.88-1.20)	
PCB-37											
255.9613	27:05	27:05	0	1.000	407394	87717	134	335	655		
257.9584	27:05	27:05	0	1.000	381521	81936	123	307	666	1.07(0.88-1.20)	
PCB-54L											
301.9626	20:21	20:21	0	0.817	150294	36753	25	62	1470		
303.9597	20:21	20:21	0	0.817	189951	48057	6	15	8010	0.79(0.65-0.89)	
PCB-52L											
301.9626	24:55	24:55	0		359252	85073	163	407	522		
303.9597	24:55	24:55	0		447603	102832	220	550	467	0.80(0.65-0.89)	
PCB-79L											
301.9626	32:50	32:50	0	0.971	244023	51911	163	407	318		
303.9597	32:50	32:50	0	0.971	305921	63645	220	550	289	0.80(0.65-0.89)	

Signal	RT (min.)	Adj RT (min.)	Sec.	REL RT	Area	Height	Avg Noise	EDL Height	S/N	Ratio(Limits)	Flags
PCB-81L											
301.9626	33:49	33:49	0	1.358	467765	98821	163	407	606		
303.9597	33:49	33:49	0	1.358	591558	125147	220	550	569	0.79(0.65-0.89)	
PCB-77L											
301.9626	34:23	34:23	0	1.380	492559	102148	163	407	627		
303.9597	34:23	34:23	0	1.380	604548	124072	220	550	564	0.81(0.65-0.89)	
PCB-54											
289.9224	20:23	20:23	0	1.000	83937	20917	3	7	6972		
291.9194	20:23	20:23	0	1.000	108386	27316	8	20	3415	0.77(0.65-0.89)	
PCB-50											
289.9224	22:33	22:33	0	1.108	396904	72822	70	175	1040		
291.9194	22:33	22:33	0	1.108	504164	93102	86	215	1083	0.79(0.65-0.89)	
PCB-53 (C50)											
289.9224	22:33	22:33	0	1.108	396904	72822	70	175	1040		
291.9194	22:33	22:33	0	1.108	504164	93102	86	215	1083	0.79(0.65-0.89)	
PCB-45											Ma
289.9224	23:17	23:17	0	1.144	385046	49605	70	175	709		M
291.9194	23:17	23:17	0	1.144	488435	63575	86	215	739	0.79(0.65-0.89)	
PCB-51 (C45)											Ma
289.9224	23:17	23:17	0	1.144	385046	49605	70	175	709		M
291.9194	23:17	23:17	0	1.144	488435	63575	86	215	739	0.79(0.65-0.89)	
PCB-46											
289.9224	23:31	23:31	0	1.155	166051	39485	70	175	564		
291.9194	23:31	23:31	0	1.155	211186	50904	86	215	592	0.79(0.65-0.89)	
PCB-52											
289.9224	24:56	24:56	0	1.225	197959	45273	70	175	647		
291.9194	24:55	24:56	-1	1.225	250254	58577	86	215	681	0.79(0.65-0.89)	
PCB-43											Ma
289.9224	25:05	25:05	0	1.232	431042	61135	70	175	873		M
291.9194	25:05	25:05	0	1.232	543425	76159	86	215	886	0.79(0.65-0.89)	
PCB-73 (C43)											Ma
289.9224	25:05	25:05	0	1.232	431042	61135	70	175	873		M
291.9194	25:05	25:05	0	1.232	543425	76159	86	215	886	0.79(0.65-0.89)	
PCB-49											
289.9224	25:24	25:24	0	1.248	490052	77780	70	175	1111		
291.9194	25:23	25:24	-1	1.247	620420	97249	86	215	1131	0.79(0.65-0.89)	
PCB-69 (C49)											
289.9224	25:24	25:24	0	1.248	490052	77780	70	175	1111		
291.9194	25:23	25:24	-1	1.247	620420	97249	86	215	1131	0.79(0.65-0.89)	
PCB-48											
289.9224	25:42	25:42	0	1.263	201681	47024	70	175	672		
291.9194	25:42	25:42	0	1.263	252307	58469	86	215	680	0.80(0.65-0.89)	
PCB-44											
289.9224	25:57	25:57	0	1.275	642949	109645	70	175	1566		
291.9194	25:57	25:57	0	1.275	814762	139742	86	215	1625	0.79(0.65-0.89)	

Signal	RT (min.)	Adj RT (min.)	Sec.	REL RT	Area	Height	Avg Noise	EDL Height	S/N	Ratio(Limits)	Flags
PCB-47 (C44)											
289.9224	25:57	25:57	0	1.275	642949	109645	70	175	1566		
291.9194	25:57	25:57	0	1.275	814762	139742	86	215	1625	0.79(0.65-0.89)	
PCB-65 (C44)											
289.9224	25:57	25:57	0	1.275	642949	109645	70	175	1566		
291.9194	25:57	25:57	0	1.275	814762	139742	86	215	1625	0.79(0.65-0.89)	
PCB-59											
289.9224	26:14	26:14	0	1.289	835855	126251	70	175	1804		
291.9194	26:14	26:14	0	1.289	1063132	163559	86	215	1902	0.79(0.65-0.89)	
PCB-62 (C59)											
289.9224	26:14	26:14	0	1.289	835855	126251	70	175	1804		
291.9194	26:14	26:14	0	1.289	1063132	163559	86	215	1902	0.79(0.65-0.89)	
PCB-75 (C59)											
289.9224	26:14	26:14	0	1.289	835855	126251	70	175	1804		
291.9194	26:14	26:14	0	1.289	1063132	163559	86	215	1902	0.79(0.65-0.89)	
PCB-42											
289.9224	26:27	26:27	0	1.300	186747	42704	70	175	610		
291.9194	26:27	26:27	0	1.300	237266	54813	86	215	637	0.79(0.65-0.89)	
PCB-40											Ma
289.9224	26:57	26:57	0	1.324	587579	90439	70	175	1292		M
291.9194	26:57	26:57	0	1.324	736850	111619	86	215	1298	0.80(0.65-0.89)	
PCB-41 (C40)											Ma
289.9224	26:57	26:57	0	1.324	587579	90439	70	175	1292		M
291.9194	26:57	26:57	0	1.324	736850	111619	86	215	1298	0.80(0.65-0.89)	
PCB-71 (C40)											Ma
289.9224	26:57	26:57	0	1.324	587579	90439	70	175	1292		M
291.9194	26:57	26:57	0	1.324	736850	111619	86	215	1298	0.80(0.65-0.89)	
PCB-64											
289.9224	27:10	27:10	0	1.335	297375	66446	70	175	949		
291.9194	27:10	27:10	0	1.335	375494	84386	86	215	981	0.79(0.65-0.89)	
PCB-72											
289.9224	28:00	28:00	0	0.828	285463	64614	70	175	923		
291.9194	28:00	28:00	0	0.828	362152	80546	86	215	937	0.79(0.65-0.89)	
PCB-68											
289.9224	28:17	28:17	0	0.836	314132	66835	70	175	955		
291.9194	28:17	28:17	0	0.836	389008	83283	86	215	968	0.81(0.65-0.89)	
PCB-57											
289.9224	28:42	28:42	0	0.849	277690	63570	70	175	908		
291.9194	28:42	28:42	0	0.849	352552	80681	86	215	938	0.79(0.65-0.89)	
PCB-58											
289.9224	28:57	28:57	0	0.856	282675	60367	70	175	862		
291.9194	28:57	28:57	0	0.856	359569	76977	86	215	895	0.79(0.65-0.89)	
PCB-67											
289.9224	29:07	29:07	0	0.861	292843	62319	70	175	890		
291.9194	29:07	29:07	0	0.861	370844	77094	86	215	896	0.79(0.65-0.89)	

Signal	RT (min.)	Adj RT (min.)	Sec.	REL RT	Area	Height	Avg Noise	EDL Height	S/N	Ratio(Limits)	Flags
PCB-63											
289.9224	29:23	29:23	0	0.869	309631	66801	70	175	954		
291.9194	29:23	29:23	0	0.869	390519	83452	86	215	970	0.79(0.65-0.89)	
PCB-61											
289.9224	29:42	29:42	0	0.878	1128539	126079	70	175	1801		
291.9194	29:42	29:42	0	0.878	1444867	162074	86	215	1885	0.78(0.65-0.89)	
PCB-70 (C61)											
289.9224	29:42	29:42	0	0.878	1128539	126079	70	175	1801		
291.9194	29:42	29:42	0	0.878	1444867	162074	86	215	1885	0.78(0.65-0.89)	
PCB-74 (C61)											
289.9224	29:42	29:42	0	0.878	1128539	126079	70	175	1801		
291.9194	29:42	29:42	0	0.878	1444867	162074	86	215	1885	0.78(0.65-0.89)	
PCB-76 (C61)											
289.9224	29:42	29:42	0	0.878	1128539	126079	70	175	1801		
291.9194	29:42	29:42	0	0.878	1444867	162074	86	215	1885	0.78(0.65-0.89)	
PCB-66											
289.9224	30:02	30:02	0	0.888	281720	57595	70	175	823		
291.9194	30:02	30:02	0	0.888	358467	74819	86	215	870	0.79(0.65-0.89)	
PCB-55											
289.9224	30:12	30:12	0	0.893	275959	60761	70	175	868		
291.9194	30:12	30:12	0	0.893	347381	74758	86	215	869	0.79(0.65-0.89)	
PCB-56											
289.9224	30:42	30:42	0	0.908	271039	59226	70	175	846		
291.9194	30:42	30:42	0	0.908	338461	72668	86	215	845	0.80(0.65-0.89)	
PCB-60											
289.9224	30:54	30:54	0	0.914	275068	57429	70	175	820		
291.9194	30:54	30:54	0	0.914	350379	72817	86	215	847	0.79(0.65-0.89)	
PCB-80											
289.9224	31:19	31:19	0	0.926	321789	69602	70	175	994		
291.9194	31:19	31:19	0	0.926	403559	88037	86	215	1024	0.80(0.65-0.89)	
PCB-79											
289.9224	32:50	32:50	0	0.971	323994	64529	70	175	922		
291.9194	32:50	32:50	0	0.971	408240	81425	86	215	947	0.79(0.65-0.89)	
PCB-78											
289.9224	33:24	33:24	0	0.988	272069	57020	70	175	815		
291.9194	33:24	33:24	0	0.988	348936	72785	86	215	846	0.78(0.65-0.89)	
PCB-81											
289.9224	33:51	33:51	0	1.001	285626	59003	70	175	843		
291.9194	33:51	33:51	0	1.001	362642	74600	86	215	867	0.79(0.65-0.89)	
PCB-77											
289.9224	34:24	34:24	0	1.001	299048	60470	70	175	864		
291.9194	34:24	34:24	0	1.001	381140	76307	86	215	887	0.78(0.65-0.89)	
PCB-104L											
337.9207	25:52	25:52	0	0.814	443026	100252	21	52	4774		
339.9178	25:52	25:52	0	0.814	272656	62195	10	25	6220	1.62(1.32-1.78)	

Signal	RT (min.)	Adj RT (min.)	Sec.	REL RT	Area	Height	Avg Noise	EDL Height	S/N	Ratio(Limits)	Flags
PCB-95L											
337.9207	28:48	28:48	0	1.114	168491	37313	21	52	1777		
339.9178	28:49	28:48	1	1.114	106812	23950	10	25	2395	1.58(1.32-1.78)	
PCB-101L											
337.9207	31:45	31:45	0		367951	76654	21	52	3650		
339.9178	31:45	31:45	0		225318	48365	10	25	4837	1.63(1.32-1.78)	
PCB-111L											
337.9207	34:26	34:26	0	1.085	243520	52693	21	52	2509		
339.9178	34:26	34:26	0	1.085	149568	31430	10	25	3143	1.63(1.32-1.78)	
PCB-123L											
337.9207	36:23	36:23	0	1.146	693567	142843	252	630	567		
339.9178	36:23	36:23	0	1.146	430927	89616	175	437	512	1.61(1.32-1.78)	
PCB-118L											
337.9207	36:43	36:43	0	1.156	738096	150429	252	630	597		
339.9178	36:43	36:43	0	1.156	459719	94993	175	437	543	1.61(1.32-1.78)	
PCB-114L											
337.9207	37:14	37:14	0	1.173	707505	142348	252	630	565		
339.9178	37:15	37:14	1	1.173	443285	88815	175	437	508	1.60(1.32-1.78)	
PCB-105L											
337.9207	37:54	37:54	0	1.193	704787	143005	252	630	567		
339.9178	37:54	37:54	0	1.193	453109	93597	175	437	535	1.56(1.32-1.78)	
PCB-127L											
337.9207	39:22	39:22	0		715904	144726	252	630	574		
339.9178	39:22	39:22	0		459168	91740	175	437	524	1.56(1.32-1.78)	
PCB-126L											
337.9207	40:59	40:59	0	1.290	705991	137663	252	630	546		
339.9178	40:59	40:59	0	1.290	437469	86782	175	437	496	1.61(1.32-1.78)	
PCB-104											
325.8804	25:53	25:53	0	1.000	295775	66721	16	40	4170		
327.8775	25:53	25:53	0	1.000	182206	41691	15	37	2779	1.62(1.32-1.78)	
PCB-96											
325.8804	26:15	26:15	0	1.015	256449	57790	16	40	3612		
327.8775	26:14	26:15	-1	1.014	161243	35494	15	37	2366	1.59(1.32-1.78)	
PCB-103											
325.8804	28:11	28:11	0	1.090	221629	49742	16	40	3109		
327.8775	28:11	28:11	0	1.090	138442	31210	15	37	2081	1.60(1.32-1.78)	
PCB-94											
325.8804	28:24	28:24	0	1.098	193399	43697	16	40	2731		
327.8775	28:24	28:24	0	1.098	120999	26812	15	37	1787	1.60(1.32-1.78)	
PCB-95											
325.8804	28:50	28:50	0	1.115	206080	44479	16	40	2780		
327.8775	28:50	28:50	0	1.115	129949	28345	15	37	1890	1.59(1.32-1.78)	
PCB-93											
325.8804	29:04	29:04	0	1.124	407372	85155	16	40	5322		
327.8775	29:04	29:04	-1	1.124	255698	54687	15	37	3646	1.59(1.32-1.78)	

Signal	RT (min.)	Adj RT (min.)	Sec.	REL RT	Area	Height	Avg Noise	EDL Height	S/N	Ratio(Limits)	Flags
PCB-100 (C93)											
325.8804	29:04	29:04	0	1.124	407372	85155	16	40	5322		
327.8775	29:04	29:04	-1	1.124	255698	54687	15	37	3646	1.59(1.32-1.78)	
PCB-98											Ma
325.8804	29:13	29:13	0	1.129	422326	50431	16	40	3152		M
327.8775	29:13	29:13	0	1.129	265971	31681	15	37	2112	1.59(1.32-1.78)	
PCB-102 (C98)											Ma
325.8804	29:13	29:13	0	1.129	422326	50431	16	40	3152		M
327.8775	29:13	29:13	0	1.129	265971	31681	15	37	2112	1.59(1.32-1.78)	
PCB-88											M
325.8804	29:42	29:42	0	1.149	416848	48874	16	40	3055		M
327.8775	29:42	29:42	0	1.149	263026	30695	15	37	2046	1.58(1.32-1.78)	M
PCB-91 (C88)											M
325.8804	29:42	29:42	0	1.149	416848	48874	16	40	3055		M
327.8775	29:42	29:42	0	1.149	263026	30695	15	37	2046	1.58(1.32-1.78)	M
PCB-84											
325.8804	29:55	29:55	0	1.157	178066	38305	16	40	2394		
327.8775	29:55	29:55	0	1.157	112684	23446	15	37	1563	1.58(1.32-1.78)	
PCB-89											
325.8804	30:24	30:24	0	1.175	191901	40501	16	40	2531		
327.8775	30:24	30:24	0	1.175	118751	24983	15	37	1666	1.62(1.32-1.78)	
PCB-121											
325.8804	30:50	30:50	0	1.192	291624	63622	16	40	3976		
327.8775	30:50	30:50	0	1.192	180050	38529	15	37	2569	1.62(1.32-1.78)	
PCB-92											
325.8804	31:12	31:12	0	0.857	199826	42593	16	40	2662		
327.8775	31:12	31:12	0	0.857	127943	27087	15	37	1806	1.56(1.32-1.78)	
PCB-90											
325.8804	31:46	31:46	0	1.228	701313	101491	16	40	6343		
327.8775	31:46	31:46	0	1.228	442562	63313	15	37	4221	1.58(1.32-1.78)	
PCB-101 (C90)											
325.8804	31:46	31:46	0	1.228	701313	101491	16	40	6343		
327.8775	31:46	31:46	0	1.228	442562	63313	15	37	4221	1.58(1.32-1.78)	
PCB-113 (C90)											
325.8804	31:46	31:46	0	1.228	701313	101491	16	40	6343		
327.8775	31:46	31:46	0	1.228	442562	63313	15	37	4221	1.58(1.32-1.78)	
PCB-83											
325.8804	32:21	32:21	0	1.251	409727	47608	16	40	2976		
327.8775	32:21	32:21	0	1.251	256344	29985	15	37	1999	1.60(1.32-1.78)	
PCB-99 (C83)											
325.8804	32:21	32:21	0	1.251	409727	47608	16	40	2976		
327.8775	32:21	32:21	0	1.251	256344	29985	15	37	1999	1.60(1.32-1.78)	
PCB-112											
325.8804	32:28	32:28	0	1.255	280332	59789	16	40	3737		
327.8775	32:28	32:28	0	1.255	175711	38831	15	37	2589	1.60(1.32-1.78)	

Signal	RT (min.)	Adj RT (min.)	Sec.	REL RT	Area	Height	Avg Noise	EDL Height	S/N	Ratio(Limits)	Flags
PCB-86											Ma
325.8804	32:51	32:51	0	1.270	1460744	168865	16	40	10554		M
327.8775	32:51	32:51	0	1.270	919590	105613	15	37	7041	1.59(1.32-1.78)	
PCB-87 (C86)											Ma
325.8804	32:51	32:51	0	1.270	1460744	168865	16	40	10554		M
327.8775	32:51	32:51	0	1.270	919590	105613	15	37	7041	1.59(1.32-1.78)	
PCB-97 (C86)											Ma
325.8804	32:51	32:51	0	1.270	1460744	168865	16	40	10554		M
327.8775	32:51	32:51	0	1.270	919590	105613	15	37	7041	1.59(1.32-1.78)	
PCB-109 (C86)											Ma
325.8804	32:51	32:51	0	1.270	1460744	168865	16	40	10554		M
327.8775	32:51	32:51	0	1.270	919590	105613	15	37	7041	1.59(1.32-1.78)	
PCB-119 (C86)											Ma
325.8804	32:51	32:51	0	1.270	1460744	168865	16	40	10554		M
327.8775	32:51	32:51	0	1.270	919590	105613	15	37	7041	1.59(1.32-1.78)	
PCB-125 (C86)											Ma
325.8804	32:51	32:51	0	1.270	1460744	168865	16	40	10554		M
327.8775	32:51	32:51	0	1.270	919590	105613	15	37	7041	1.59(1.32-1.78)	
PCB-85											
325.8804	33:35	33:35	0	1.298	766899	101802	16	40	6363		
327.8775	33:35	33:35	0	1.298	481496	63218	15	37	4215	1.59(1.32-1.78)	
PCB-116 (C85)											
325.8804	33:35	33:35	0	1.298	766899	101802	16	40	6363		
327.8775	33:35	33:35	0	1.298	481496	63218	15	37	4215	1.59(1.32-1.78)	
PCB-117 (C85)											
325.8804	33:35	33:35	0	1.298	766899	101802	16	40	6363		
327.8775	33:35	33:35	0	1.298	481496	63218	15	37	4215	1.59(1.32-1.78)	
PCB-110											
325.8804	33:49	33:49	0	1.308	575020	63354	16	40	3960		
327.8775	33:49	33:49	0	1.308	357590	39901	15	37	2660	1.61(1.32-1.78)	
PCB-115 (C110)											
325.8804	33:49	33:49	0	1.308	575020	63354	16	40	3960		
327.8775	33:49	33:49	0	1.308	357590	39901	15	37	2660	1.61(1.32-1.78)	
PCB-82											
325.8804	34:04	34:04	0	1.317	185056	36403	16	40	2275		
327.8775	34:04	34:04	0	1.317	116582	22776	15	37	1518	1.59(1.32-1.78)	
PCB-111											
325.8804	34:28	34:28	0	1.333	307018	63823	16	40	3989		
327.8775	34:28	34:28	0	1.333	192017	39265	15	37	2618	1.60(1.32-1.78)	
PCB-120											
325.8804	34:55	34:55	0	1.350	310765	64554	16	40	4035		
327.8775	34:55	34:55	0	1.350	196560	40938	15	37	2729	1.58(1.32-1.78)	
PCB-108											
325.8804	36:03	36:03	0	1.394	766321	153796	166	415	926		
327.8775	36:03	36:03	0	1.394	488827	97448	100	250	974	1.57(1.32-1.78)	

Signal	RT (min.)	Adj RT (min.)	Sec.	REL RT	Area	Height	Avg Noise	EDL Height	S/N	Ratio(Limits)	Flags
PCB-124 (C108)											
325.8804	36:03	36:03	0	1.394	766321	153796	166	415	926		
327.8775	36:03	36:03	0	1.394	488827	97448	100	250	974	1.57(1.32-1.78)	
PCB-107											
325.8804	36:18	36:18	0	1.403	434862	82461	166	415	497		
327.8775	36:18	36:18	0	1.403	257804	51763	100	250	518	1.69(1.32-1.78)	
PCB-123											
325.8804	36:25	36:25	0	1.001	415716	87473	166	415	527		
327.8775	36:25	36:25	0	1.001	266747	55968	100	250	560	1.56(1.32-1.78)	
PCB-106											
325.8804	36:32	36:32	0	1.004	376079	80758	166	415	486		
327.8775	36:32	36:32	0	1.004	259599	51762	100	250	518	1.45(1.32-1.78)	
PCB-118											
325.8804	36:45	36:45	0	1.001	427191	84718	166	415	510		
327.8775	36:45	36:45	0	1.001	272379	54080	100	250	541	1.57(1.32-1.78)	
PCB-122											
325.8804	37:05	37:05	0	1.010	365238	74899	166	415	451		
327.8775	37:05	37:05	0	1.010	232500	47443	100	250	474	1.57(1.32-1.78)	
PCB-114											
325.8804	37:16	37:16	0	1.001	436823	85301	166	415	514		
327.8775	37:16	37:16	0	1.001	278371	54222	100	250	542	1.57(1.32-1.78)	
PCB-105											
325.8804	37:55	37:55	0	1.001	407518	78458	166	415	473		
327.8775	37:54	37:55	-1	1.000	256405	49830	100	250	498	1.59(1.32-1.78)	
PCB-127											
325.8804	39:24	39:24	0	1.040	413116	81460	166	415	491		
327.8775	39:24	39:24	0	1.040	265433	50901	100	250	509	1.56(1.32-1.78)	
PCB-126											
325.8804	41:00	41:00	0	1.001	412222	77695	166	415	468		
327.8775	40:59	41:00	-1	1.000	260228	48515	100	250	485	1.58(1.32-1.78)	
PCB-155L											
371.8817	31:32	31:32	0	0.792	362862	77094	15	37	5140		
373.8788	31:32	31:32	0	0.792	286732	62812	18	45	3490	1.27(1.05-1.43)	
PCB-153L											
371.8817	38:36	38:36	0	0.901	234934	47356	91	227	520		
373.8788	38:36	38:36	0	0.901	188885	37398	63	157	594	1.24(1.05-1.43)	
PCB-138L											
371.8817	39:50	39:50	0		463643	95096	91	227	1045		
373.8788	39:50	39:50	0		376593	75121	63	157	1192	1.23(1.05-1.43)	
PCB-167L											
371.8817	42:51	42:51	0	1.075	604603	119433	91	227	1312		
373.8788	42:51	42:51	0	1.075	464946	91537	63	157	1453	1.30(1.05-1.43)	
PCB-156L											
371.8817	44:00	44:00	0	1.104	1192032	168496	91	227	1852		
373.8788	44:00	44:00	0	1.104	932771	132477	63	157	2103	1.28(1.05-1.43)	

Signal	RT (min.)	Adj RT (min.)	Sec.	REL RT	Area	Height	Avg Noise	EDL Height	S/N	Ratio(Limits)	Flags
PCB-157L (C156L)											
371.8817	44:00	44:00	0	1.104	1192032	168496	91	227	1852		
373.8788	44:00	44:00	0	1.104	932771	132477	63	157	2103	1.28(1.05-1.43)	
PCB-169L											
371.8817	47:14	47:14	0	1.186	587262	111179	91	227	1222		
373.8788	47:14	47:14	0	1.186	468557	92097	63	157	1462	1.25(1.05-1.43)	
PCB-155											
359.8415	31:34	31:34	0	1.001	217517	46149	9	22	5128		
361.8385	31:34	31:34	0	1.001	171751	36091	8	20	4511	1.27(1.05-1.43)	
PCB-152											
359.8415	31:45	31:45	0	1.006	205388	43939	9	22	4882		
361.8385	31:45	31:45	0	1.006	160811	34447	8	20	4306	1.28(1.05-1.43)	
PCB-150											
359.8415	31:55	31:55	0	1.012	208349	43835	9	22	4871		
361.8385	31:55	31:55	0	1.012	163651	34184	8	20	4273	1.27(1.05-1.43)	
PCB-136											
359.8415	32:16	32:16	0	1.023	193073	40457	9	22	4495		
361.8385	32:16	32:16	0	1.023	153564	31958	8	20	3995	1.26(1.05-1.43)	
PCB-145											
359.8415	32:34	32:34	0	1.033	196105	41468	9	22	4608		
361.8385	32:34	32:34	0	1.033	157715	33543	8	20	4193	1.24(1.05-1.43)	
PCB-148											
359.8415	34:06	34:06	0	1.081	149600	30674	9	22	3408		
361.8385	34:06	34:06	0	1.081	118475	24618	8	20	3077	1.26(1.05-1.43)	
PCB-135											Ma
359.8415	34:40	34:40	0	1.099	293307	34419	9	22	3824		M
361.8385	34:40	34:40	0	1.099	228002	26844	8	20	3356	1.29(1.05-1.43)	
PCB-151 (C135)											Ma
359.8415	34:40	34:40	0	1.099	293307	34419	9	22	3824		M
361.8385	34:40	34:40	0	1.099	228002	26844	8	20	3356	1.29(1.05-1.43)	
PCB-154											
359.8415	34:56	34:56	0	1.108	168528	35616	9	22	3957		
361.8385	34:56	34:56	0	1.108	134595	28481	8	20	3560	1.25(1.05-1.43)	
PCB-144											
359.8415	35:15	35:15	0	1.117	152267	31590	9	22	3510		
361.8385	35:15	35:15	0	1.117	121828	25471	8	20	3184	1.25(1.05-1.43)	
PCB-147											
359.8415	35:36	35:36	0	1.129	496994	100332	72	180	1394		
361.8385	35:36	35:36	0	1.129	402534	81611	43	107	1898	1.23(1.05-1.43)	
PCB-149 (C147)											
359.8415	35:36	35:36	0	1.129	496994	100332	72	180	1394		
361.8385	35:36	35:36	0	1.129	402534	81611	43	107	1898	1.23(1.05-1.43)	
PCB-134											
359.8415	35:54	35:54	0	1.138	434151	48119	72	180	668		
361.8385	35:54	35:54	-1	1.138	348344	38688	43	107	900	1.25(1.05-1.43)	

Signal	RT (min.)	Adj RT (min.)	Sec.	REL RT	Area	Height	Avg Noise	EDL Height	S/N	Ratio(Limits)	Flags
PCB-143 (C134)											
359.8415	35:54	35:54	0	1.138	434151	48119	72	180	668		
361.8385	35:54	35:54	-1	1.138	348344	38688	43	107	900	1.25(1.05-1.43)	
PCB-139											
359.8415	36:12	36:12	0	1.148	494716	94311	72	180	1310		
361.8385	36:12	36:12	0	1.148	393675	74864	43	107	1741	1.26(1.05-1.43)	
PCB-140 (C139)											
359.8415	36:12	36:12	0	1.148	494716	94311	72	180	1310		
361.8385	36:12	36:12	0	1.148	393675	74864	43	107	1741	1.26(1.05-1.43)	
PCB-131											
359.8415	36:24	36:24	0	1.154	216244	44636	72	180	620		
361.8385	36:24	36:24	0	1.154	167862	35234	43	107	819	1.29(1.05-1.43)	
PCB-142											
359.8415	36:33	36:33	0	1.159	215356	44102	72	180	613		
361.8385	36:33	36:33	0	1.159	177192	35373	43	107	823	1.22(1.05-1.43)	
PCB-132											
359.8415	36:52	36:52	0	1.169	219826	44484	72	180	618		
361.8385	36:52	36:52	0	1.169	175488	35351	43	107	822	1.25(1.05-1.43)	
PCB-133											
359.8415	37:22	37:22	0	1.185	222580	45120	72	180	627		
361.8385	37:22	37:22	0	1.185	181984	36999	43	107	860	1.22(1.05-1.43)	
PCB-165											
359.8415	37:46	37:46	0	0.881	287410	59198	72	180	822		
361.8385	37:46	37:46	0	0.881	227900	47853	43	107	1113	1.26(1.05-1.43)	
PCB-146											
359.8415	38:01	38:01	0	0.887	251838	52390	72	180	728		
361.8385	38:01	38:01	0	0.887	201644	41605	43	107	968	1.25(1.05-1.43)	
PCB-161											
359.8415	38:09	38:09	0	0.890	329224	65846	72	180	915		
361.8385	38:09	38:09	0	0.890	260523	51787	43	107	1204	1.26(1.05-1.43)	
PCB-153											
359.8415	38:40	38:40	0	0.902	628394	92851	72	180	1290		
361.8385	38:40	38:40	0	0.902	500345	72743	43	107	1692	1.26(1.05-1.43)	
PCB-168 (C153)											
359.8415	38:40	38:40	0	0.902	628394	92851	72	180	1290		
361.8385	38:40	38:40	0	0.902	500345	72743	43	107	1692	1.26(1.05-1.43)	
PCB-141											
359.8415	38:49	38:49	0	0.906	241661	48859	72	180	679		
361.8385	38:49	38:49	0	0.906	193732	39049	43	107	908	1.25(1.05-1.43)	
PCB-130											
359.8415	39:14	39:14	0	0.915	213858	43286	72	180	601		
361.8385	39:14	39:14	0	0.915	172976	34805	43	107	809	1.24(1.05-1.43)	
PCB-137											
359.8415	39:27	39:27	0	0.921	262986	54446	72	180	756		
361.8385	39:27	39:27	0	0.921	206993	42581	43	107	990	1.27(1.05-1.43)	

Signal	RT (min.)	Adj RT (min.)	Sec.	REL RT	Area	Height	Avg Noise	EDL Height	S/N	Ratio(Limits)	Flags
PCB-164											
359.8415	39:34	39:34	0	0.923	332013	67404	72	180	936		
361.8385	39:34	39:34	0	0.923	264885	52744	43	107	1227	1.25(1.05-1.43)	
PCB-129											Ma
359.8415	39:53	39:53	0	0.931	1109206	124459	72	180	1729		M
361.8385	39:53	39:53	0	0.931	889666	99667	43	107	2318	1.25(1.05-1.43)	
PCB-138 (C129)											Ma
359.8415	39:53	39:53	0	0.931	1109206	124459	72	180	1729		M
361.8385	39:53	39:53	0	0.931	889666	99667	43	107	2318	1.25(1.05-1.43)	
PCB-160 (C129)											Ma
359.8415	39:53	39:53	0	0.931	1109206	124459	72	180	1729		M
361.8385	39:53	39:53	0	0.931	889666	99667	43	107	2318	1.25(1.05-1.43)	
PCB-163 (C129)											Ma
359.8415	39:53	39:53	0	0.931	1109206	124459	72	180	1729		M
361.8385	39:53	39:53	0	0.931	889666	99667	43	107	2318	1.25(1.05-1.43)	
PCB-158											
359.8415	40:15	40:15	0	0.940	358469	68849	72	180	956		
361.8385	40:15	40:15	0	0.940	281765	54472	43	107	1267	1.27(1.05-1.43)	
PCB-128											
359.8415	41:06	41:06	0	0.959	573385	97814	72	180	1359		
361.8385	41:06	41:06	0	0.959	448045	78141	43	107	1817	1.28(1.05-1.43)	
PCB-166 (C128)											
359.8415	41:06	41:06	0	0.959	573385	97814	72	180	1359		
361.8385	41:06	41:06	0	0.959	448045	78141	43	107	1817	1.28(1.05-1.43)	
PCB-159											
359.8415	42:07	42:07	0	0.983	340658	67618	72	180	939		
361.8385	42:07	42:07	0	0.983	271166	54105	43	107	1258	1.26(1.05-1.43)	
PCB-162											
359.8415	42:24	42:24	0	0.990	354127	67975	72	180	944		
361.8385	42:24	42:24	0	0.990	283646	54176	43	107	1260	1.25(1.05-1.43)	
PCB-167											
359.8415	42:52	42:52	0	1.001	364270	70527	72	180	980		
361.8385	42:52	42:52	0	1.001	290385	55957	43	107	1301	1.25(1.05-1.43)	
PCB-156											
359.8415	44:01	44:01	0	1.001	700384	99679	72	180	1384		
361.8385	44:01	44:01	0	1.001	559768	79033	43	107	1838	1.25(1.05-1.43)	
PCB-157 (C156)											
359.8415	44:01	44:01	0	1.001	700384	99679	72	180	1384		
361.8385	44:01	44:01	0	1.001	559768	79033	43	107	1838	1.25(1.05-1.43)	
PCB-169											
359.8415	47:15	47:15	0	1.000	347526	65739	72	180	913		
361.8385	47:15	47:15	0	1.000	274750	52312	43	107	1217	1.26(1.05-1.43)	
PCB-188L											
405.8428	37:16	37:16	0	0.821	448214	92304	19	47	4858		
407.8398	37:16	37:16	0	0.821	401571	80360	29	72	2771	1.12(0.89-1.21)	

Signal	RT (min.)	Adj RT (min.)	Sec.	REL RT	Area	Height	Avg Noise	EDL Height	S/N	Ratio(Limits)	Flags
PCB-178L											
405.8428	40:19	40:19	0	0.888	171181	35175	19	47	1851		
407.8398	40:19	40:19	0	0.888	156236	31565	29	72	1088	1.10(0.89-1.21)	
PCB-180L											
405.8428	45:24	45:24	0		350518	66763	19	47	3514		
407.8398	45:24	45:24	0		326174	63341	29	72	2184	1.07(0.89-1.21)	
PCB-170L											
405.8428	46:39	46:39	0	1.027	290703	55697	19	47	2931		
407.8398	46:39	46:39	0	1.027	269543	52438	29	72	1808	1.08(0.89-1.21)	
PCB-189L											
405.8428	49:46	49:46	0	1.096	664028	127777	265	662	482		
407.8398	49:46	49:46	0	1.096	634364	122115	239	597	511	1.05(0.89-1.21)	
PCB-188											
393.8025	37:17	37:17	0	1.000	257420	52123	6	15	8687		
395.7995	37:17	37:17	0	1.000	244530	49268	6	15	8211	1.05(0.89-1.21)	
PCB-179											
393.8025	37:37	37:37	0	1.009	247717	49223	6	15	8204		
395.7995	37:36	37:37	-1	1.009	232694	47015	6	15	7836	1.06(0.89-1.21)	
PCB-184											
393.8025	38:09	38:09	0	1.024	239019	48113	6	15	8019		
395.7995	38:09	38:09	0	1.024	228224	46366	6	15	7728	1.05(0.89-1.21)	
PCB-176											
393.8025	38:30	38:30	0	1.033	274067	55222	6	15	9204		
395.7995	38:30	38:30	0	1.033	260629	52635	6	15	8773	1.05(0.89-1.21)	
PCB-186											
393.8025	38:57	38:57	0	1.045	259702	51755	6	15	8626		
395.7995	38:57	38:57	0	1.045	241165	48375	6	15	8063	1.08(0.89-1.21)	
PCB-178											
393.8025	40:20	40:20	0	1.082	181427	36429	6	15	6072		
395.7995	40:20	40:20	0	1.082	175649	35587	6	15	5931	1.03(0.89-1.21)	
PCB-175											
393.8025	40:58	40:58	0	1.099	189188	38109	6	15	6352		
395.7995	40:58	40:58	0	1.099	178021	35356	6	15	5893	1.06(0.89-1.21)	
PCB-187											
393.8025	41:14	41:14	0	1.107	200211	39853	6	15	6642		
395.7995	41:14	41:14	0	1.107	187740	37761	6	15	6294	1.07(0.89-1.21)	
PCB-182											
393.8025	41:27	41:27	0	1.112	206960	41271	6	15	6879		
395.7995	41:27	41:27	0	1.112	197037	39321	6	15	6554	1.05(0.89-1.21)	
PCB-183											Ma
393.8025	41:51	41:51	0	1.123	406478	42368	6	15	7061		M
395.7995	41:51	41:51	0	1.123	386105	41333	6	15	6889	1.05(0.89-1.21)	
PCB-185 (C183)											Ma
393.8025	41:51	41:51	0	1.123	406478	42368	6	15	7061		M
395.7995	41:51	41:51	0	1.123	386105	41333	6	15	6889	1.05(0.89-1.21)	

Signal	RT (min.)	Adj RT (min.)	Sec.	REL RT	Area	Height	Avg Noise	EDL Height	S/N	Ratio(Limits)	Flags
PCB-174											
393.8025	42:05	42:05	0	1.129	175707	33779	6	15	5630		
395.7995	42:05	42:05	0	1.129	162666	31696	6	15	5283	1.08(0.89-1.21)	
PCB-177											
393.8025	42:31	42:31	0	1.141	172866	33618	6	15	5603		
395.7995	42:31	42:31	0	1.141	163326	32077	6	15	5346	1.06(0.89-1.21)	
PCB-181											
393.8025	42:55	42:55	0	1.152	203308	39958	6	15	6660		
395.7995	42:55	42:55	0	1.152	189376	37807	6	15	6301	1.07(0.89-1.21)	
PCB-171											
393.8025	43:08	43:08	0	1.158	353152	60539	6	15	10090		
395.7995	43:08	43:08	0	1.158	332471	57305	6	15	9551	1.06(0.89-1.21)	
PCB-173 (C171)											
393.8025	43:08	43:08	0	1.158	353152	60539	6	15	10090		
395.7995	43:08	43:08	0	1.158	332471	57305	6	15	9551	1.06(0.89-1.21)	
PCB-172											
393.8025	44:46	44:46	0	0.900	185137	36355	6	15	6059		
395.7995	44:46	44:46	0	0.900	173104	34226	6	15	5704	1.07(0.89-1.21)	
PCB-192											
393.8025	45:03	45:03	0	0.905	249250	48913	6	15	8152		
395.7995	45:03	45:03	0	0.905	235065	47350	6	15	7892	1.06(0.89-1.21)	
PCB-180											
393.8025	45:23	45:23	0	0.912	460758	60617	6	15	10103		
395.7995	45:23	45:23	0	0.912	436913	57570	6	15	9595	1.05(0.89-1.21)	
PCB-193 (C180)											
393.8025	45:23	45:23	0	0.912	460758	60617	6	15	10103		
395.7995	45:23	45:23	0	0.912	436913	57570	6	15	9595	1.05(0.89-1.21)	
PCB-191											
393.8025	45:46	45:46	0	0.920	260223	50440	6	15	8407		
395.7995	45:46	45:46	0	0.920	244221	48100	6	15	8017	1.07(0.89-1.21)	
PCB-170											
393.8025	46:41	46:41	0	0.938	187550	36779	6	15	6130		
395.7995	46:41	46:41	0	0.938	178657	34969	6	15	5828	1.05(0.89-1.21)	
PCB-190											
393.8025	47:12	47:12	0	0.948	262409	51125	6	15	8521		
395.7995	47:12	47:12	0	0.948	251311	48099	6	15	8017	1.04(0.89-1.21)	
PCB-189											
393.8025	49:47	49:47	0	1.001	398735	77806	58	145	1341		
395.7995	49:47	49:47	0	1.001	375992	72779	45	112	1617	1.06(0.89-1.21)	
PCB-202L											
439.8038	42:37	42:37	0	0.821	328069	66433	27	67	2460		
441.8008	42:37	42:37	0	0.821	363918	74232	48	120	1547	0.90(0.76-1.02)	
PCB-194L											
439.8038	51:53	51:53	0		434607	84716	231	577	367		
441.8008	51:53	51:53	0		472995	92541	183	457	506	0.92(0.76-1.02)	

Signal	RT (min.)	Adj RT (min.)	Sec.	REL RT	Area	Height	Avg Noise	EDL Height	S/N	Ratio(Limits)	Flags
PCB-205L											
439.8038	52:22	52:22	0	1.009	521919	102860	231	577	445		
441.8008	52:22	52:22	0	1.009	590821	114219	183	457	624	0.88(0.76-1.02)	
PCB-202											
427.7635	42:39	42:39	0	1.001	158885	31835	10	25	3184		
429.7606	42:39	42:39	0	1.001	176969	35722	6	15	5954	0.90(0.76-1.02)	
PCB-201											
427.7635	43:35	43:35	0	1.022	178879	35754	10	25	3575		
429.7606	43:35	43:35	0	1.022	201833	39852	6	15	6642	0.89(0.76-1.02)	
PCB-204											
427.7635	44:15	44:15	0	1.038	171999	33496	10	25	3350		
429.7606	44:15	44:15	-1	1.038	192741	36976	6	15	6163	0.89(0.76-1.02)	
PCB-197											
427.7635	44:29	44:29	0	1.044	192821	37185	10	25	3719		
429.7606	44:29	44:29	0	1.044	213607	40537	6	15	6756	0.90(0.76-1.02)	
PCB-200											
427.7635	44:35	44:35	0	1.046	168296	33974	10	25	3397		
429.7606	44:34	44:35	-1	1.046	187153	38771	6	15	6462	0.90(0.76-1.02)	
PCB-198											
427.7635	47:21	47:21	0	1.111	255334	33864	10	25	3386		
429.7606	47:22	47:21	1	1.111	287895	37970	6	15	6328	0.89(0.76-1.02)	
PCB-199 (C198)											
427.7635	47:21	47:21	0	1.111	255334	33864	10	25	3386		
429.7606	47:22	47:21	1	1.111	287895	37970	6	15	6328	0.89(0.76-1.02)	
PCB-196											
427.7635	48:03	48:03	0	0.918	138323	26407	10	25	2641		
429.7606	48:03	48:03	0	0.918	152422	29517	6	15	4920	0.91(0.76-1.02)	
PCB-203											
427.7635	48:15	48:15	0	0.921	142203	27334	10	25	2733		
429.7606	48:15	48:15	0	0.921	160480	30277	6	15	5046	0.89(0.76-1.02)	
PCB-195											
427.7635	49:34	49:34	0	0.947	207917	40300	239	597	169		
429.7606	49:34	49:34	0	0.947	230390	44661	136	340	328	0.90(0.76-1.02)	
PCB-194											
427.7635	51:55	51:55	0	0.991	228576	43441	239	597	182		
429.7606	51:55	51:55	0	0.991	257407	49063	136	340	361	0.89(0.76-1.02)	
PCB-205											
427.7635	52:23	52:23	0	1.000	300086	57855	239	597	242		
429.7606	52:23	52:23	0	1.000	336710	64064	136	340	471	0.89(0.76-1.02)	
PCB-208L											
473.7648	49:18	49:18	0	0.950	429758	84651	245	612	346		
475.7619	49:18	49:18	0	0.950	546452	106120	291	727	365	0.79(0.65-0.89)	
PCB-206L											
473.7648	54:07	54:07	0	1.043	321541	59427	245	612	243		
475.7619	54:07	54:07	0	1.043	400959	76880	291	727	264	0.80(0.65-0.89)	

Signal	RT (min.)	Adj RT (min.)	Δ Sec.	REL RT	Area	Height	Avg Noise	EDL Height	S/N	Ratio(Limits)	Flags
PCB-208											
461.7246	49:20	49:20	0	1.001	229563	45128	117	292	386		
463.7216	49:20	49:20	0	1.001	293393	57236	121	302	473	0.78(0.65-0.89)	
PCB-207											
461.7246	50:16	50:16	0	1.020	242626	46691	117	292	399		
463.7216	50:16	50:16	-1	1.019	310429	60363	121	302	499	0.78(0.65-0.89)	
PCB-206											
461.7246	54:08	54:08	0	1.000	179907	33194	117	292	284		
463.7216	54:08	54:08	0	1.000	222344	42499	121	302	351	0.81(0.65-0.89)	
PCB-209L											
507.7258	55:45	55:45	0	1.075	300685	51663	42	105	1230		
509.7229	55:45	55:45	0	1.075	414504	73847	39	97	1894	0.73(0.59-0.79)	
DCB Decachlorobiphenyl											
495.6856	55:48	55:48	0	1.001	179358	31730	12	30	2644		
497.6826	55:47	55:48	-1	1.000	255616	45184	11	27	4108	0.70(0.59-0.79)	

QC Flag Legend

Review Flags

M - Manually Integrated

a - User Assigned ID

Reagents:

61CV1668CS3_00006 Amount Added: 20.00 Units: uL

Eurofins TestAmerica, Knoxville
CCV Relative RT Report

Data File: \\chromna\Knoxville\ChromData\D3D\20190903-12939.b\d4190903s2.d
Lims ID: WDMCCV
Client ID:
Sample Type: WDMCCV
Inject. Date: 03-Sep-2019 22:14:00 ALS Bottle#: 0 Worklist Smp#: 1
Injection Vol: 1.0 ul Dil. Factor: 1.0000
Sample Info:
Misc. Info.: 140-0012939-001
Operator ID: Xcalibur_System Instrument ID: D3D
Sublist: chrom-PCBs_D3D*sub1

Method: \\chromna\Knoxville\ChromData\D3D\20190903-12939.b\PCBs_D3D.m
Limit Group: HR - 1668A - ICAL
Last Update: 04-Sep-2019 00:31:51 Calib Date: 21-Aug-2019 19:05:00
Integrator: Picker
Quant Method: Isotopic Dilution Quant By: Initial Calibration
Last ICal File: \\chromna\Knoxville\ChromData\D3D\20190813-12717.b\d4190821i6.d

Column 1 : SPB-Octyl (0.25 mm) Det: F1(11.07 :21.70)
Process Host: CTX0333

First Level Reviewer: mcwhirterl Date: 04-Sep-2019 00:31:50

Start Cal Date: 21-Aug-2019 13:37:00
End Cal Date: 21-Aug-2019 19:05:00

Compound	T/L	ICAL RT	CCV RT	RT (secs)	RT Lmt	ICAL RRT	CCV RRT	RRT Limits
PCB-1L		11:46	11:46	1	15	0.7275	0.7287	0.717 - 0.7472
PCB-3L		13:57	13:56	-1	15	0.8625	0.8623	0.849 - 0.8798
PCB-1	L	11:47	11:47	1		1.0011	1.0011	0.995 - 1.0085
PCB-2		13:47	13:46	0		0.9878	0.9887	0.985 - 0.9925
PCB-3	L	13:58	13:57	-1		1.0009	1.0009	0.998 - 1.0048
PCB-4L		14:12	14:12	0	15	0.8779	0.8785	0.865 - 0.8956
PCB-9L		16:11	16:09	-1		1.0000	1.0000	0.987 - 1.0128
PCB-8L		17:00	16:59	-1		1.1969	1.1964	1.192 - 1.1989
PCB-15L		20:06	20:03	-2	15	1.2426	1.2413	1.233 - 1.2530
PCB-4	L	14:13	14:12	0		1.0009	1.0009	0.994 - 1.0058
PCB-10		14:23	14:23	0		1.0129	1.0129	1.010 - 1.0168
PCB-9		16:11	16:10	-1		1.1400	1.1392	1.135 - 1.1415
PCB-7		16:22	16:20	-1		1.1520	1.1512	1.147 - 1.1538
PCB-6		16:36	16:34	-1		1.1686	1.1678	1.164 - 1.1706
PCB-5		16:55	16:52	-2		1.1907	1.1890	1.186 - 1.1926
PCB-8		17:02	17:00	-1		1.1990	1.1982	1.194 - 1.2008
PCB-14		18:40	18:37	-2		0.9284	0.9289	0.926 - 0.9305
PCB-11		19:30	19:27	-2		0.9700	0.9700	0.968 - 0.9725
PCB-12/13		19:50	19:47	-2		0.9863	0.9863	0.983 - 0.9875
PCB-15	L	20:07	20:04	-2		1.0007	1.0007	0.997 - 1.0050
PCB-19L		17:19	17:17	-2	15	0.8416	0.8419	0.831 - 0.8547
PCB-32L		20:34	20:31	-2		1.0000	1.0000	0.998 - 1.0024
PCB-31L		22:50	22:47	-3		1.0000	1.0000	0.998 - 1.0022
PCB-28L		23:08	23:05	-3		1.0134	1.0128	1.006 - 1.0201

Compound	T/L	ICAL RT	CCV RT	Δ RT (secs)	RT Lmt	ICAL RRT	CCV RRT	RRT Limits
PCB-37L		27:09	27:04	-4	15	1.1889	1.1882	1.178 - 1.1995
PCB-19	L	17:20	17:18	-1		1.0008	1.0015	0.996 - 1.0058
PCB-18/30		19:11	19:09	-2		1.1081	1.1083	1.104 - 1.1093
PCB-17		19:37	19:35	-2		1.1330	1.1333	1.129 - 1.1352
PCB-27		19:50	19:47	-2		1.1458	1.1454	1.141 - 1.1471
PCB-24		19:58	19:55	-2		1.1534	1.1530	1.148 - 1.1542
PCB-16		20:04	20:02	-2		1.1594	1.1598	1.156 - 1.1621
PCB-32		20:36	20:33	-2		1.1897	1.1893	1.185 - 1.1908
PCB-34		21:52	21:48	-3		1.2627	1.2623	1.257 - 1.2623
PCB-23		22:01	21:58	-3		1.2715	1.2711	1.266 - 1.2715
PCB-26/29		22:20	22:17	-3		1.2899	1.2895	1.282 - 1.2915
PCB-25		22:34	22:30	-3		0.8308	0.8308	0.829 - 0.8325
PCB-31		22:52	22:48	-3		0.8421	0.8421	0.840 - 0.8438
PCB-20/28		23:11	23:06	-4		0.8538	0.8534	0.851 - 0.8568
PCB-21/33		23:24	23:20	-3		0.8617	0.8618	0.858 - 0.8637
PCB-22		23:48	23:44	-3		0.8763	0.8764	0.875 - 0.8786
PCB-36		25:22	25:18	-3		0.9339	0.9342	0.932 - 0.9352
PCB-39		25:43	25:39	-3		0.9470	0.9474	0.945 - 0.9483
PCB-38		26:18	26:13	-4		0.9686	0.9685	0.966 - 0.9695
PCB-35		26:46	26:41	-4		0.9855	0.9854	0.984 - 0.9875
PCB-37	L	27:10	27:05	-4		1.0005	1.0005	0.999 - 1.0024
PCB-54L		20:24	20:21	-2	15	0.8167	0.8169	0.811 - 0.8247
PCB-52L		24:59	24:55	-3		1.0000	1.0000	0.992 - 1.0083
PCB-79L		32:54	32:50	-4		0.9704	0.9707	0.969 - 0.9718
PCB-81L		33:55	33:49	-6	15	1.3581	1.3576	1.351 - 1.3641
PCB-77L		34:29	34:23	-6	15	1.3806	1.3801	1.373 - 1.3867
PCB-54	L	20:26	20:23	-2		1.0000	1.0000	0.996 - 1.0041
PCB-50/53		22:37	22:33	-3		1.1084	1.1079	1.102 - 1.1106
PCB-45/51		23:20	23:17	-3		1.1440	1.1441	1.137 - 1.1453
PCB-46		23:34	23:31	-3		1.1552	1.1554	1.153 - 1.1576
PCB-52		25:00	24:56	-3		1.2257	1.2254	1.222 - 1.2263
PCB-43/73		25:09	25:05	-3		1.2326	1.2323	1.230 - 1.2346
PCB-49/69		25:28	25:24	-3		1.2482	1.2480	1.242 - 1.2499
PCB-48		25:47	25:42	-4		1.2638	1.2630	1.259 - 1.2636
PCB-44/47/65		26:01	25:57	-3		1.2756	1.2755	1.269 - 1.2770
PCB-59/62/75		26:19	26:14	-4		1.2900	1.2892	1.284 - 1.2919
PCB-42		26:32	26:27	-4		1.3006	1.2999	1.296 - 1.3007
PCB-40/41/71		27:02	26:57	-4		1.3249	1.3243	1.317 - 1.3250
PCB-64		27:15	27:10	-4		1.3355	1.3349	1.331 - 1.3355
PCB-72		28:05	28:00	-4		0.8278	0.8280	0.826 - 0.8291
PCB-68		28:22	28:17	-5		0.8365	0.8363	0.835 - 0.8375
PCB-57		28:48	28:42	-5		0.8488	0.8487	0.847 - 0.8500
PCB-58		29:01	28:57	-4		0.8556	0.8559	0.854 - 0.8574
PCB-67		29:12	29:07	-5		0.8609	0.8608	0.859 - 0.8620
PCB-63		29:28	29:23	-5		0.8687	0.8687	0.866 - 0.8694
PCB-61/70/74/76		29:48	29:42	-5		0.8785	0.8785	0.875 - 0.8810

Compound	T/L	ICAL RT	CCV RT	Δ RT (secs)	RT Lmt	ICAL RRT	CCV RRT	RRT Limits
PCB-66		30:07	30:02	-5		0.8879	0.8879	0.886 - 0.8894
PCB-55		30:17	30:12	-5		0.8927	0.8928	0.891 - 0.8943
PCB-56		30:47	30:42	-5		0.9077	0.9078	0.907 - 0.9098
PCB-60		31:00	30:54	-6		0.9141	0.9138	0.913 - 0.9158
PCB-80		31:26	31:19	-6		0.9265	0.9263	0.924 - 0.9268
PCB-79		32:57	32:50	-6		0.9715	0.9710	0.970 - 0.9726
PCB-78		33:30	33:24	-6		0.9876	0.9876	0.986 - 0.9890
PCB-81	T	33:57	33:51	-6		1.0007	1.0008	0.999 - 1.0020
PCB-77	T/L	34:30	34:24	-6		1.0007	1.0007	0.999 - 1.0019
PCB-104L		25:56	25:52	-3	15	0.8139	0.8144	0.810 - 0.8199
PCB-95L		28:53	28:48	-4		1.1143	1.1137	1.112 - 1.1179
PCB-101L		31:52	31:45	-6		1.0000	1.0000	0.994 - 1.0065
PCB-111L		34:32	34:26	-5		1.0847	1.0845	1.079 - 1.0891
PCB-123L		36:30	36:23	-7	15	1.1459	1.1459	1.141 - 1.1511
PCB-118L		36:50	36:43	-7	15	1.1562	1.1562	1.151 - 1.1614
PCB-114L		37:21	37:14	-7	15	1.1726	1.1726	1.168 - 1.1780
PCB-105L		38:00	37:54	-6	15	1.1927	1.1932	1.188 - 1.1989
PCB-127L		39:29	39:22	-7		1.0000	1.0000	0.995 - 1.0053
PCB-126L		41:06	40:59	-7	15	1.2900	1.2904	1.285 - 1.2956
PCB-104	L	25:57	25:53	-4		1.0010	1.0005	0.998 - 1.0039
PCB-96		26:19	26:15	-3		1.0147	1.0148	1.013 - 1.0195
PCB-103		28:16	28:11	-5		1.0903	1.0896	1.087 - 1.0912
PCB-94		28:29	28:24	-5		1.0986	1.0979	1.097 - 1.1003
PCB-95		28:55	28:50	-5		1.1153	1.1147	1.113 - 1.1193
PCB-93/100		29:09	29:04	-4		1.1242	1.1240	1.120 - 1.1267
PCB-98/102		29:18	29:13	-5		1.1300	1.1294	1.127 - 1.1336
PCB-88/91		29:48	29:42	-5		1.1492	1.1486	1.143 - 1.1505
PCB-84		30:00	29:55	-4		1.1570	1.1570	1.157 - 1.1603
PCB-89		30:29	30:24	-5		1.1757	1.1752	1.175 - 1.1786
PCB-121		30:55	30:50	-5		1.1924	1.1919	1.188 - 1.1922
PCB-92		31:17	31:12	-5		0.8570	0.8573	0.856 - 0.8589
PCB-90/101/113		31:52	31:46	-6		1.2292	1.2283	1.224 - 1.2307
PCB-83/99		32:27	32:21	-6		1.2517	1.2510	1.245 - 1.2525
PCB-112		32:34	32:28	-6		1.2561	1.2554	1.254 - 1.2574
PCB-86/87/97/109/119/125		32:57	32:51	-6		1.2709	1.2701	1.265 - 1.2756
PCB-85/116/117		33:41	33:35	-6		1.2988	1.2982	1.293 - 1.3007
PCB-110/115		33:56	33:49	-6		1.3086	1.3075	1.303 - 1.3092
PCB-82		34:10	34:04	-6		1.3175	1.3169	1.316 - 1.3194
PCB-111		34:34	34:28	-6		1.3332	1.3326	1.329 - 1.3330
PCB-120		35:02	34:55	-6		1.3508	1.3503	1.348 - 1.3514
PCB-108/124		36:10	36:03	-7		1.3948	1.3938	1.390 - 1.3967
PCB-107		36:25	36:18	-7		1.4044	1.4034	1.401 - 1.4049
PCB-123	T	36:32	36:25	-7		1.0007	1.0007	1.000 - 1.0023
PCB-106		36:38	36:32	-6		1.0036	1.0040	1.003 - 1.0057
PCB-118	T	36:51	36:45	-6		1.0004	1.0007	0.999 - 1.0019
PCB-122		37:12	37:05	-7		1.0099	1.0100	1.009 - 1.0117

Compound	T/L	ICAL RT	CCV RT	Δ RT (secs)	RT Lmt	ICAL RRT	CCV RRT	RRT Limits
PCB-114	T	37:23	37:16	-7		1.0007	1.0007	0.999 - 1.0018
PCB-105	T	38:01	37:55	-6		1.0007	1.0007	0.999 - 1.0018
PCB-127		39:31	39:24	-7		1.0399	1.0397	1.037 - 1.0399
PCB-126	T/L	41:07	41:00	-6		1.0003	1.0006	1.000 - 1.0016
PCB-155L		31:39	31:32	-6	15	0.7919	0.7916	0.787 - 0.7951
PCB-153L		38:42	38:36	-6		0.9008	0.9008	0.899 - 0.9028
PCB-138L		39:58	39:50	-7		1.0000	1.0000	0.979 - 1.0208
PCB-167L		42:59	42:51	-7	15	1.0756	1.0755	1.071 - 1.0792
PCB-156L/157L		44:08	44:00	-7	15	1.1043	1.1044	1.100 - 1.1084
PCB-169L		47:21	47:14	-7	15	1.1851	1.1857	1.184 - 1.1864
PCB-155	L	31:39	31:34	-5		1.0004	1.0008	0.998 - 1.0031
PCB-152		31:51	31:45	-6		1.0064	1.0065	1.006 - 1.0096
PCB-150		32:01	31:55	-6		1.0117	1.0117	1.011 - 1.0144
PCB-136		32:22	32:16	-6		1.0229	*1.0230	1.024 - 1.0268
PCB-145		32:40	32:34	-6		1.0326	1.0327	1.033 - 1.0358
PCB-148		34:12	34:06	-6		1.0808	1.0811	1.080 - 1.0830
PCB-135/151		34:46	34:40	-6		1.0989	1.0992	1.099 - 1.1038
PCB-154		35:03	34:56	-6		1.1078	1.1077	1.106 - 1.1107
PCB-144		35:21	35:15	-6		1.1170	1.1174	1.117 - 1.1199
PCB-147/149		35:43	35:36	-6		1.1286	1.1289	1.127 - 1.1326
PCB-134/143		36:01	35:54	-6		1.1381	1.1384	1.136 - 1.1409
PCB-139/140		36:19	36:12	-6		1.1476	1.1480	1.146 - 1.1515
PCB-131		36:30	36:24	-6		1.1538	1.1542	1.154 - 1.1571
PCB-142		36:40	36:33	-7		1.1587	*1.1587	1.159 - 1.1621
PCB-132		36:58	36:52	-6		1.1682	1.1687	1.168 - 1.1728
PCB-133		37:29	37:22	-6		1.1843	1.1848	1.184 - 1.1872
PCB-165		37:53	37:46	-7		0.8814	0.8813	0.880 - 0.8825
PCB-146		38:08	38:01	-7		0.8872	0.8871	0.886 - 0.8882
PCB-161		38:16	38:09	-6		0.8902	0.8905	0.889 - 0.8914
PCB-153/168		38:47	38:40	-7		0.9024	0.9024	0.900 - 0.9040
PCB-141		38:56	38:49	-7		0.9060	0.9060	0.905 - 0.9075
PCB-130		39:21	39:14	-7		0.9154	0.9155	0.915 - 0.9172
PCB-137		39:34	39:27	-7		0.9206	0.9207	0.920 - 0.9224
PCB-164		39:41	39:34	-7		0.9233	0.9234	0.923 - 0.9252
PCB-129/138/160/163		40:00	39:53	-7		0.9307	0.9307	0.930 - 0.9349
PCB-158		40:23	40:15	-7		0.9395	0.9396	0.939 - 0.9409
PCB-128/166		41:14	41:06	-7		0.9592	0.9594	0.958 - 0.9617
PCB-159		42:14	42:07	-7		0.9827	0.9829	0.982 - 0.9839
PCB-162		42:31	42:24	-7		0.9894	0.9896	0.988 - 0.9907
PCB-167	T	43:00	42:52	-7		1.0006	1.0006	0.999 - 1.0016
PCB-156/157	T	44:08	44:01	-7		1.0003	1.0006	0.999 - 1.0025
PCB-169	T/L	47:23	47:15	-7		1.0006	1.0003	0.999 - 1.0015
PCB-188L		37:22	37:16	-6	15	0.8208	0.8206	0.817 - 0.8243
PCB-178L		40:24	40:19	-5		0.8877	0.8877	0.884 - 0.8916
PCB-180L		45:32	45:24	-7		1.0000	1.0000	0.996 - 1.0037
PCB-170L		46:47	46:39	-7	15	1.0276	1.0273	1.024 - 1.0317

Compound	T/L	ICAL RT	CCV RT	Δ RT (secs)	RT Lmt	ICAL RRT	CCV RRT	RRT Limits
PCB-189L		49:54	49:46	-8	15	1.0962	1.0960	1.093 - 1.1000
PCB-188	L	37:24	37:17	-7		1.0007	1.0003	1.000 - 1.0022
PCB-179		37:43	37:37	-6		1.0094	1.0095	1.009 - 1.0115
PCB-184		38:16	38:09	-6		1.0238	1.0239	1.023 - 1.0254
PCB-176		38:37	38:30	-7		1.0332	1.0330	1.033 - 1.0351
PCB-186		39:04	38:57	-7		1.0455	1.0453	1.045 - 1.0476
PCB-178		40:27	40:20	-6		1.0822	1.0825	1.081 - 1.0837
PCB-175		41:05	40:58	-7		1.0994	1.0993	1.098 - 1.1008
PCB-187		41:21	41:14	-7		1.1067	1.1067	1.106 - 1.1082
PCB-182		41:34	41:27	-7		1.1123	1.1123	1.111 - 1.1137
PCB-183/185		41:58	41:51	-7		1.1231	*1.1232	1.123 - 1.1260
PCB-174		42:12	42:05	-7		1.1294	1.1295	1.129 - 1.1313
PCB-177		42:38	42:31	-7		1.1410	1.1410	1.140 - 1.1430
PCB-181		43:02	42:55	-7		1.1515	1.1516	1.151 - 1.1535
PCB-171/173		43:15	43:08	-7		1.1574	1.1575	1.156 - 1.1602
PCB-172		44:54	44:46	-7		0.8997	0.8996	0.899 - 0.9008
PCB-192		45:10	45:03	-7		0.9052	0.9053	0.904 - 0.9060
PCB-180/193		45:30	45:23	-7		0.9117	0.9119	0.911 - 0.9130
PCB-191		45:54	45:46	-7		0.9198	0.9198	0.919 - 0.9209
PCB-170		46:48	46:41	-7		0.9379	0.9379	0.937 - 0.9392
PCB-190		47:20	47:12	-7		0.9484	0.9484	0.948 - 0.9496
PCB-189	T/L	49:55	49:47	-7		1.0003	1.0005	0.999 - 1.0013
PCB-202L		42:45	42:37	-7	15	0.8215	0.8214	0.819 - 0.8249
PCB-194L		52:02	51:53	-8		1.0000	1.0000	0.996 - 1.0040
PCB-205L		52:29	52:22	-7	15	1.0088	1.0091	1.004 - 1.0138
PCB-202	L	42:46	42:39	-7		1.0006	1.0006	0.999 - 1.0027
PCB-201		43:42	43:35	-7		1.0223	1.0224	1.020 - 1.0237
PCB-204		44:23	44:15	-7		1.0382	1.0383	1.036 - 1.0388
PCB-197		44:36	44:29	-7		1.0434	1.0436	1.042 - 1.0445
PCB-200		44:42	44:35	-7		1.0459	1.0460	1.045 - 1.0473
PCB-198/199		47:30	47:21	-8		1.1113	1.1110	1.109 - 1.1132
PCB-196		48:11	48:03	-7		0.9179	0.9176	0.917 - 0.9189
PCB-203		48:22	48:15	-7		0.9217	0.9214	0.921 - 0.9226
PCB-195		49:41	49:34	-7		0.9467	0.9465	0.946 - 0.9481
PCB-194		52:02	51:55	-7		0.9915	0.9915	0.991 - 0.9926
PCB-205	L	52:31	52:23	-7		1.0005	1.0005	0.999 - 1.0013
PCB-208L		49:26	49:18	-7	15	0.9501	0.9502	0.947 - 0.9534
PCB-206L		54:15	54:07	-8	15	1.0428	1.0429	1.038 - 1.0472
PCB-208	L	49:28	49:20	-7		1.0005	1.0005	0.999 - 1.0013
PCB-207		50:24	50:16	-7		1.0196	1.0196	1.019 - 1.0205
PCB-206	L	54:17	54:08	-8		1.0005	1.0005	1.000 - 1.0015
PCB-209L		55:54	55:45	-9	15	1.0746	1.0745	1.069 - 1.0784
DCB Decachlorobiphenyl	L	55:56	55:48	-8		1.0005	1.0007	0.999 - 1.0012

Eurofins TestAmerica, Knoxville

Data File:	\\chromna\Knoxville\ChromData\D3D\20190903-12939.b\d4190903s2.d		
Injection Date:	03-Sep-2019 22:14:00	Injection Vol:	1.0 ul
Instrument ID:	D3D	Operator ID:	Xcalibur_System
Method:	PCBs_D3D	Limit Group:	HR - 1668A - ICAL
Client ID:			
Worklist#:	33231	Sample Line#:	1
Column Type:	SPB-Octyl	Column Dia:	0.25 mm

MoPCB F1

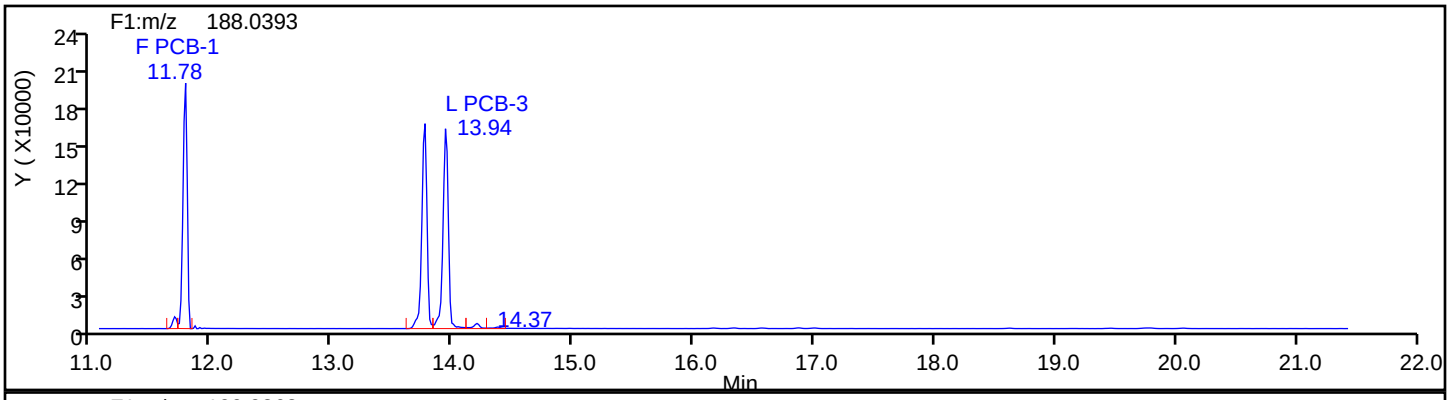

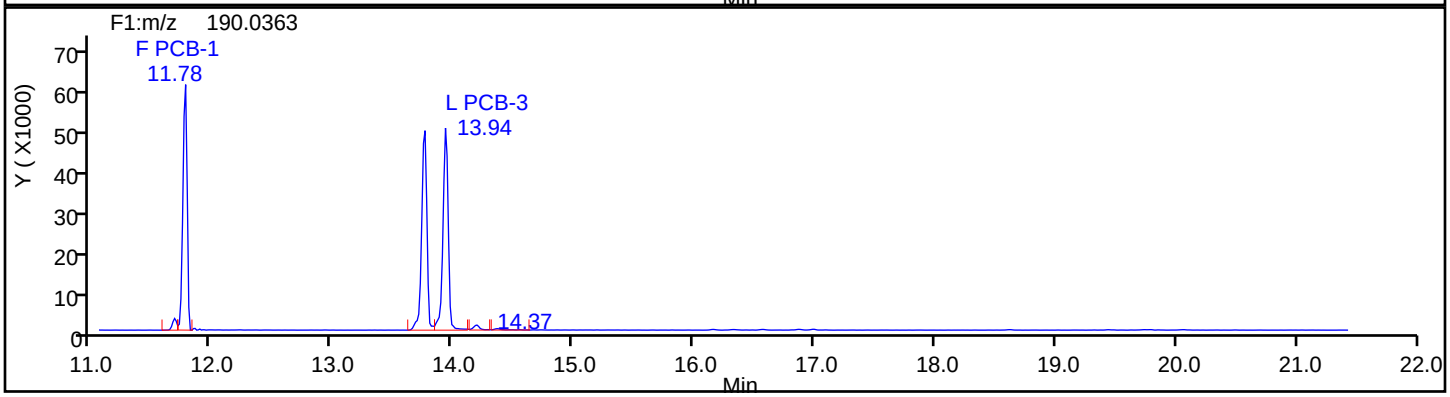

MoPCB F1 Standards

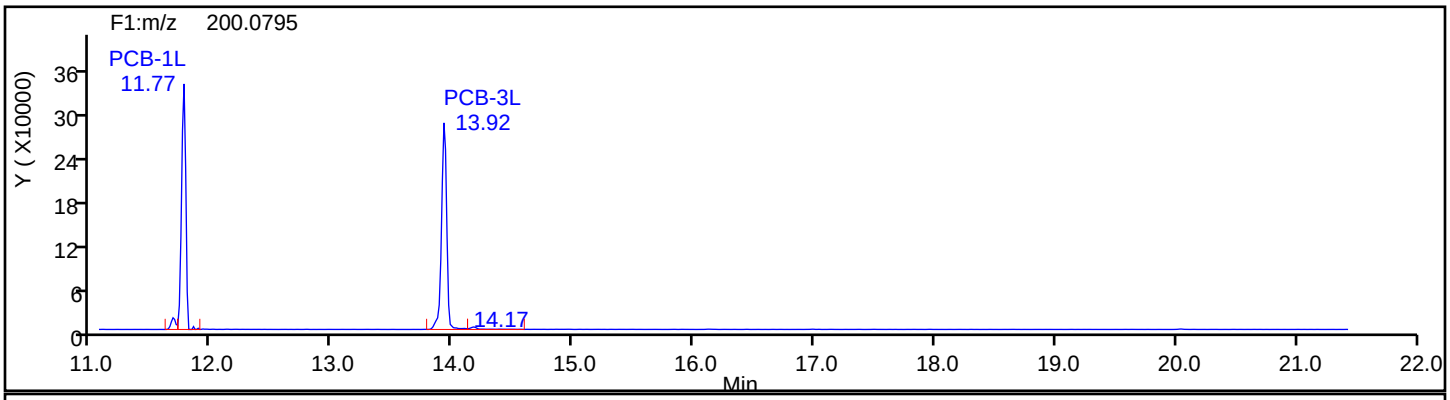

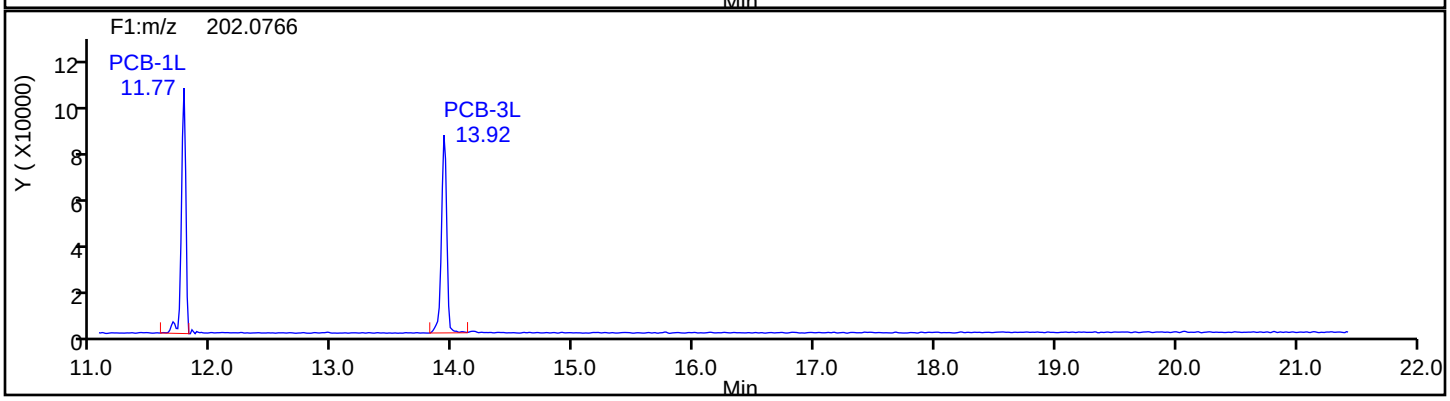

Eurofins TestAmerica, Knoxville

Data File:	\\chromna\Knoxville\ChromData\D3D\20190903-12939.b\d4190903s2.d		
Injection Date:	03-Sep-2019 22:14:00	Injection Vol:	1.0 ul
Instrument ID:	D3D	Operator ID:	Xcalibur_System
Method:	PCBs_D3D	Limit Group:	HR - 1668A - ICAL
Client ID:			
Worklist#:	33231	Sample Line#:	1
Column Type:	SPB-Octyl	Column Dia:	0.25 mm

MoPCB F1

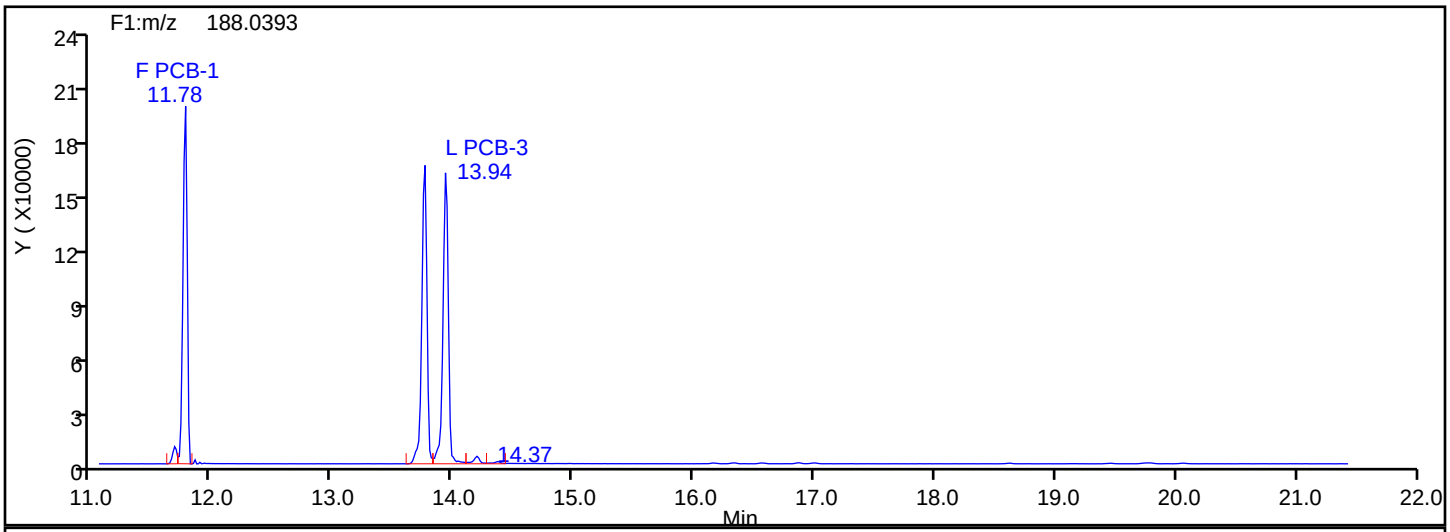

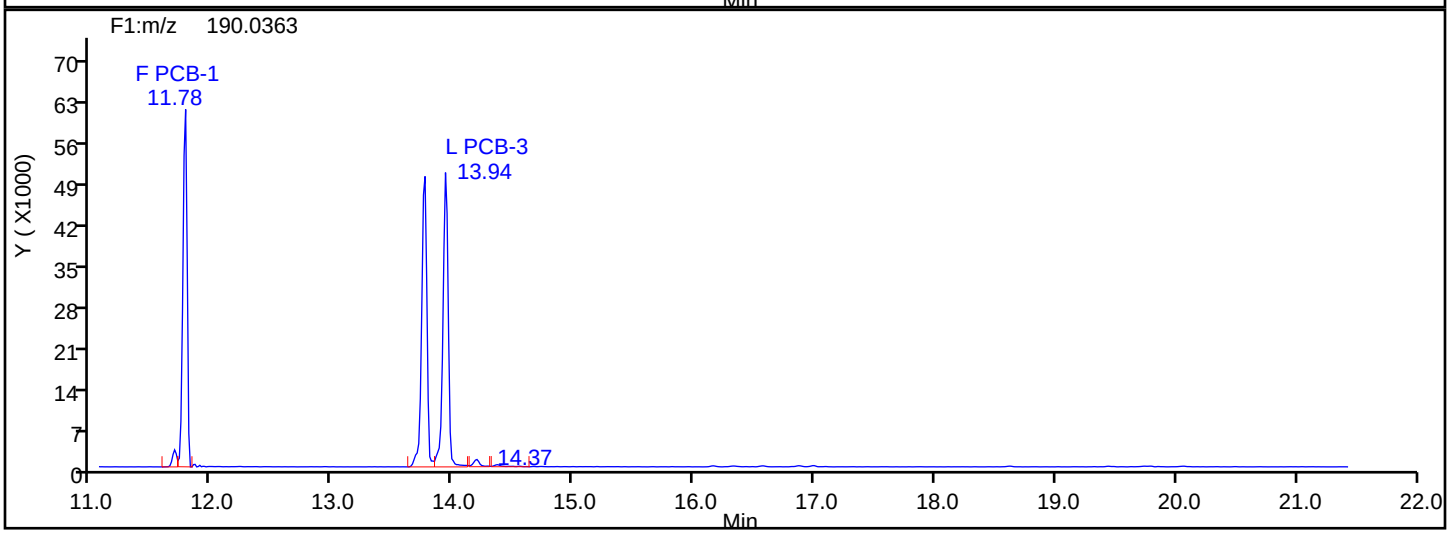

MoPCB F1 Lock Mass

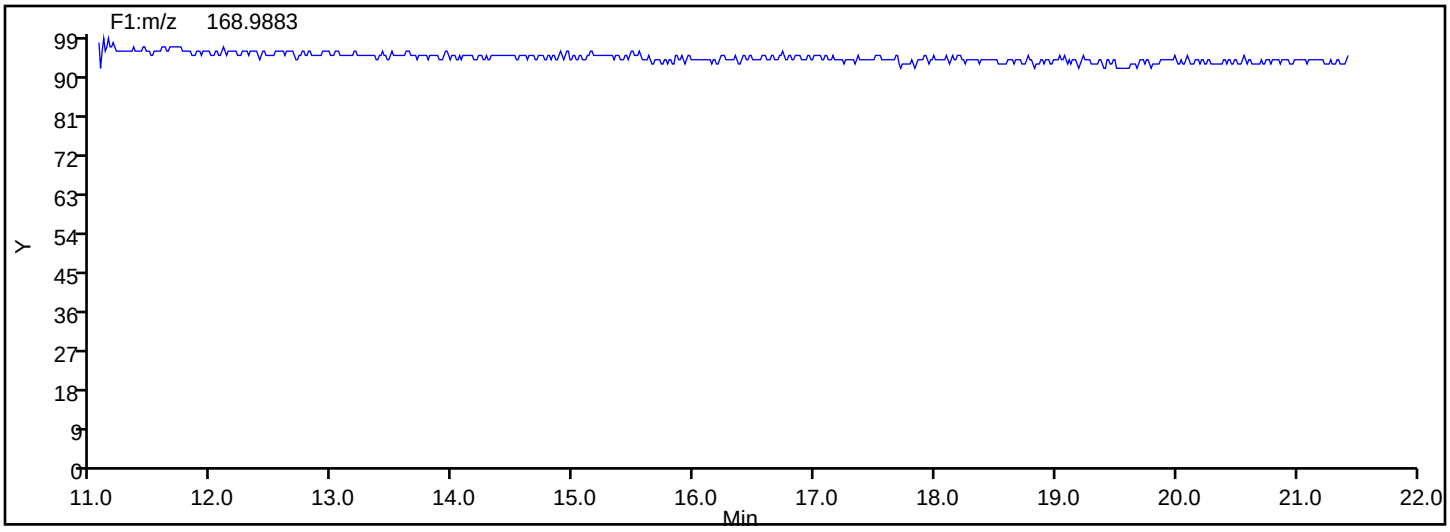

Eurofins TestAmerica, Knoxville

Data File:	\\chromna\Knoxville\ChromData\D3D\20190903-12939.b\d4190903s2.d		
Injection Date:	03-Sep-2019 22:14:00	Injection Vol:	1.0 ul
Instrument ID:	D3D	Operator ID:	Xcalibur_System
Method:	PCBs_D3D	Limit Group:	HR - 1668A - ICAL
Client ID:			
Worklist#:	33231	Sample Line#:	1
Column Type:	SPB-Octyl	Column Dia:	0.25 mm

DiPCB F1

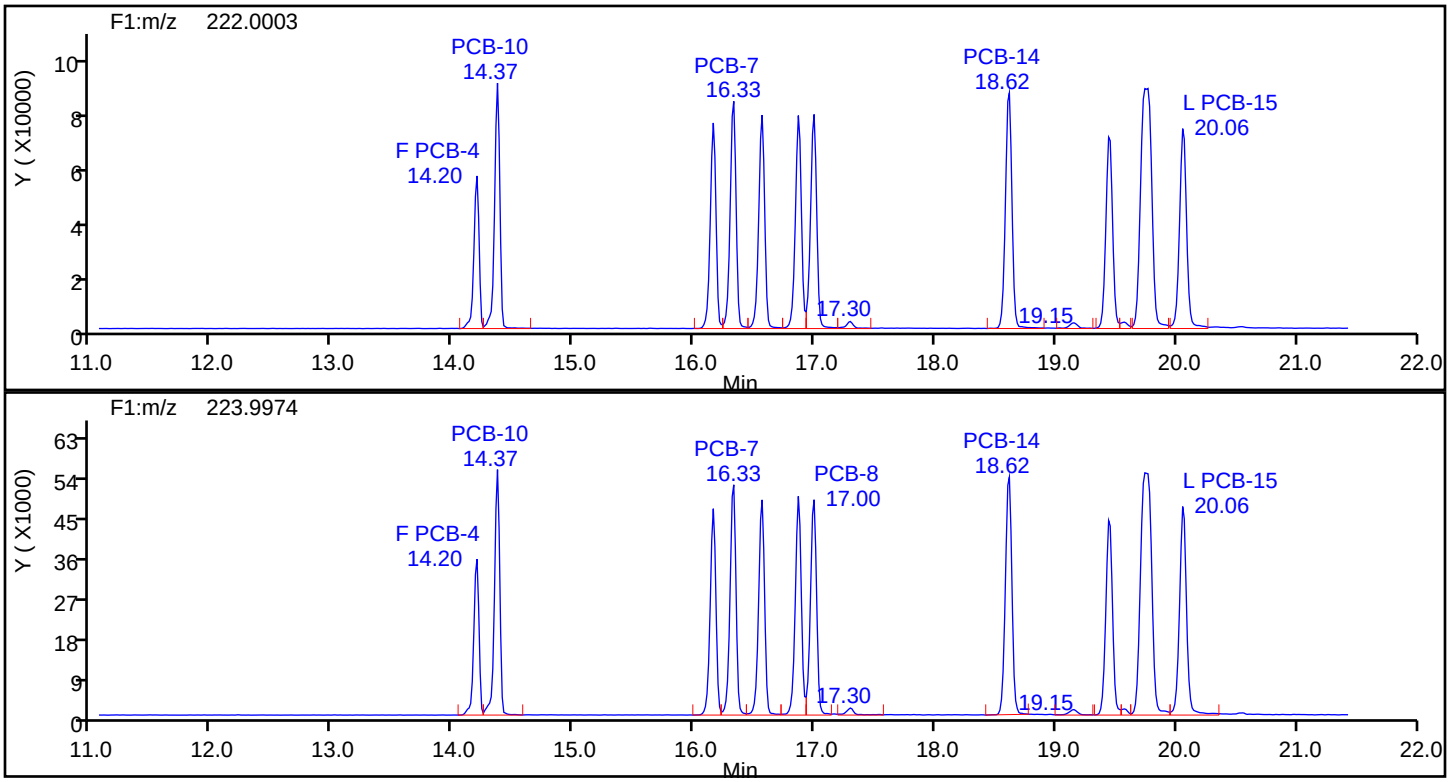

DiPCB F1 Standards

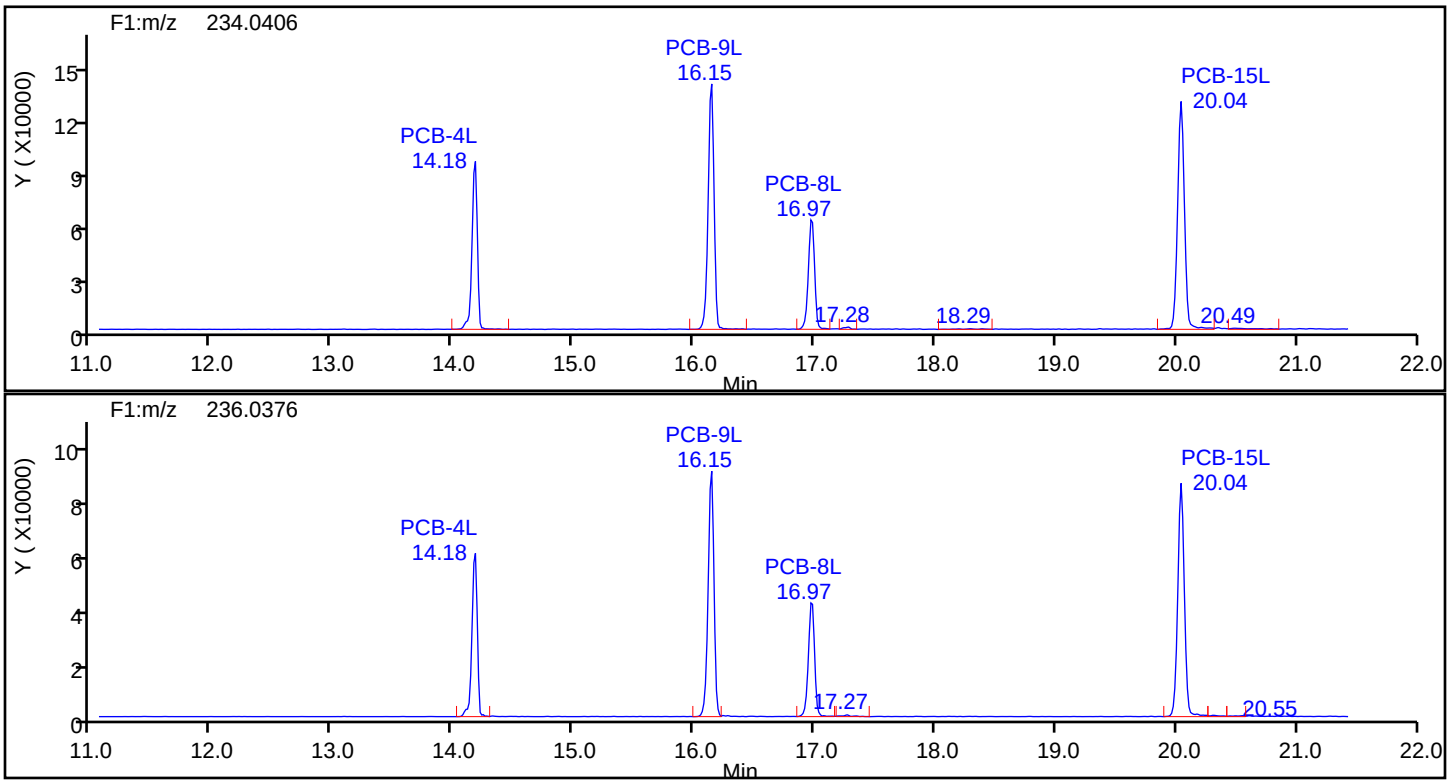

Eurofins TestAmerica, Knoxville

Data File:	\\chromna\Knoxville\ChromData\D3D\20190903-12939.b\d4190903s2.d		
Injection Date:	03-Sep-2019 22:14:00	Injection Vol:	1.0 ul
Instrument ID:	D3D	Operator ID:	Xcalibur_System
Method:	PCBs_D3D	Limit Group:	HR - 1668A - ICAL
Client ID:			
Worklist#:	33231	Sample Line#:	1
Column Type:	SPB-Octyl	Column Dia:	0.25 mm

DiPCB F1

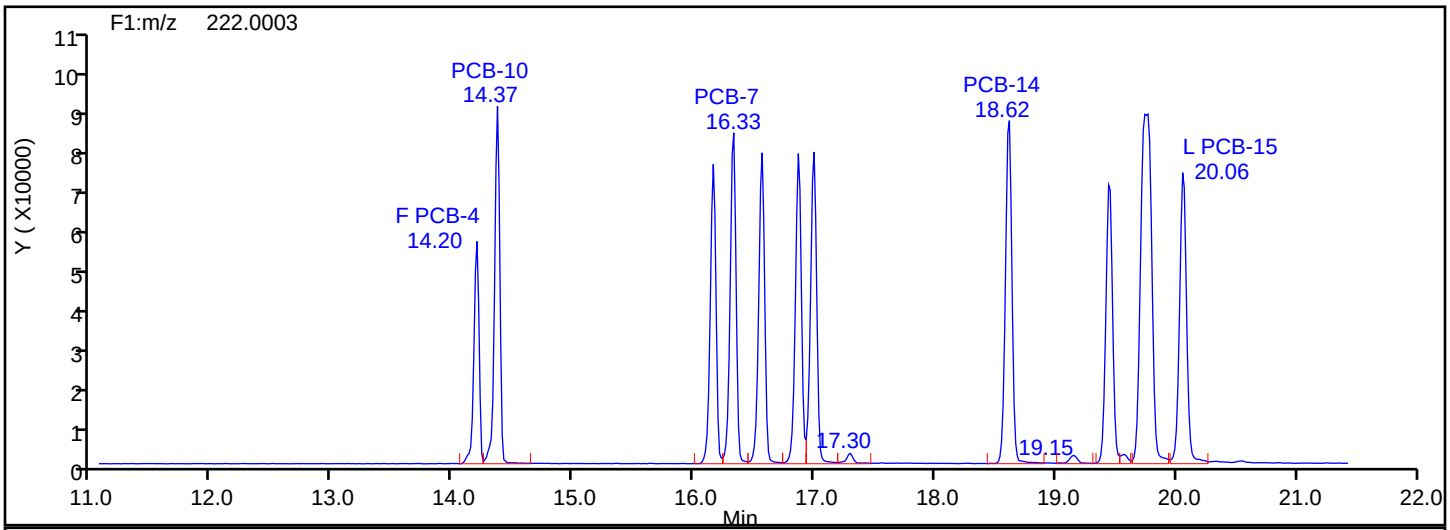

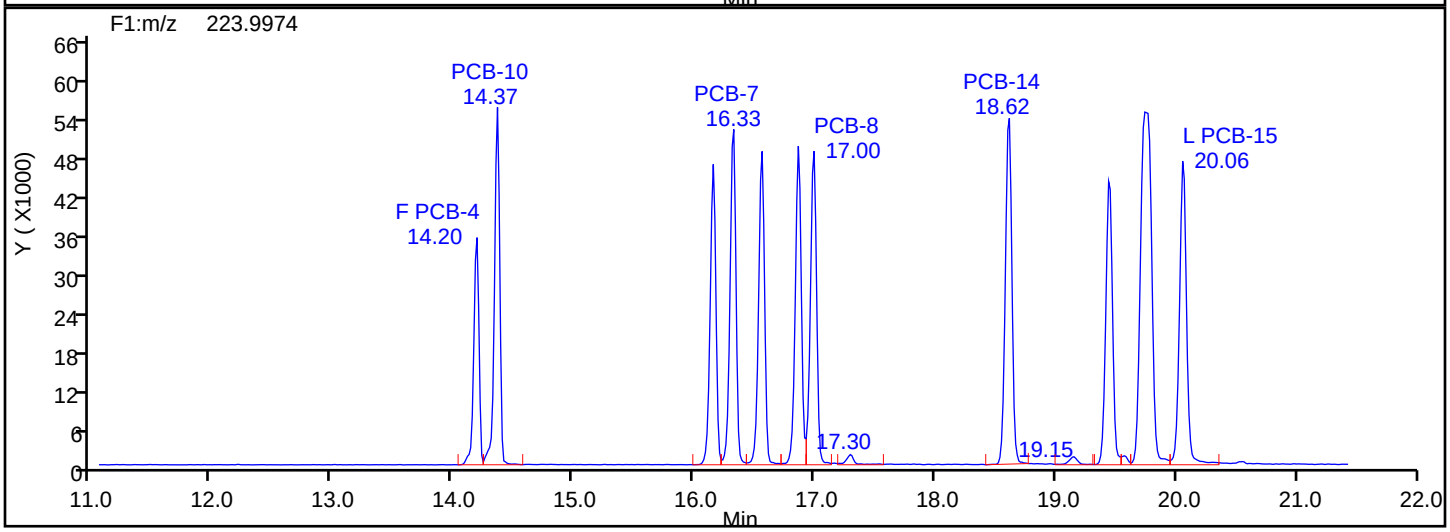

DiPCB F1 Lock Mass

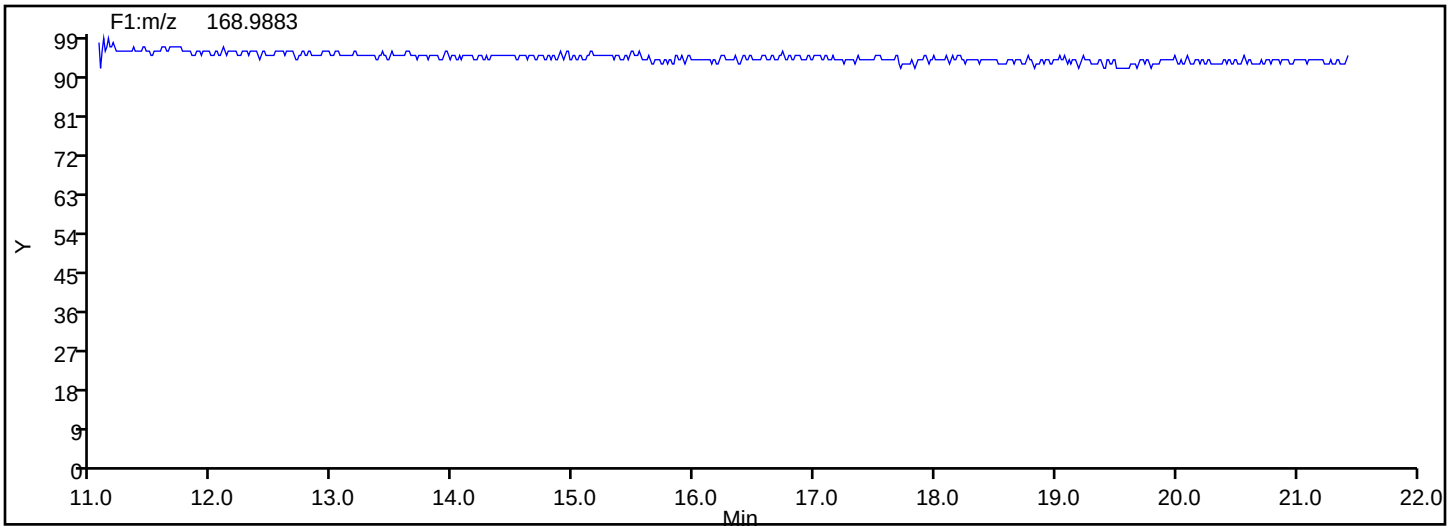

Eurofins TestAmerica, Knoxville

Data File:	\\chromna\Knoxville\ChromData\D3D\20190903-12939.b\d4190903s2.d		
Injection Date:	03-Sep-2019 22:14:00	Injection Vol:	1.0 ul
Instrument ID:	D3D	Operator ID:	Xcalibur_System
Method:	PCBs_D3D	Limit Group:	HR - 1668A - ICAL
Client ID:			
Worklist#:	33231	Sample Line#:	1
Column Type:	SPB-Octyl	Column Dia:	0.25 mm

TriPCB F1

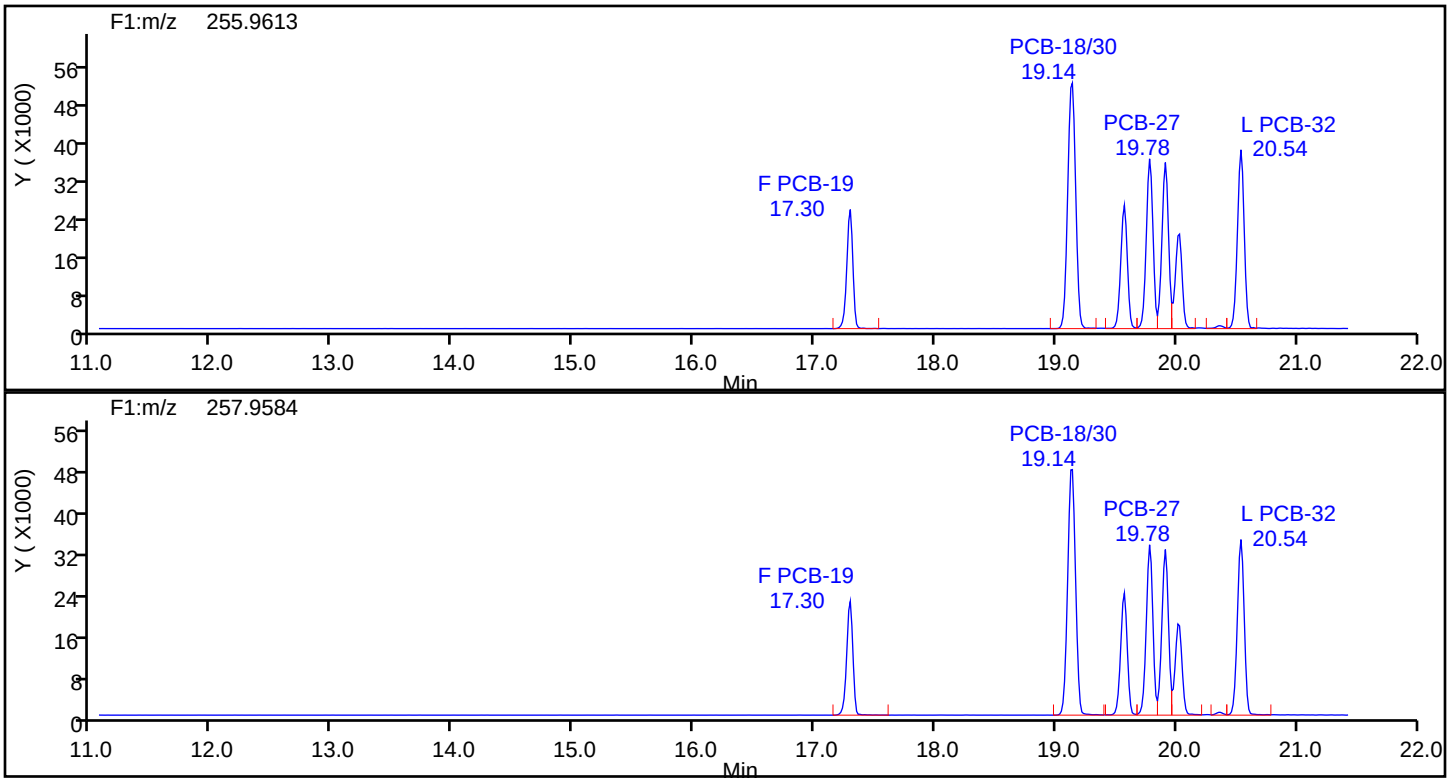

TriPCB F1 Standards

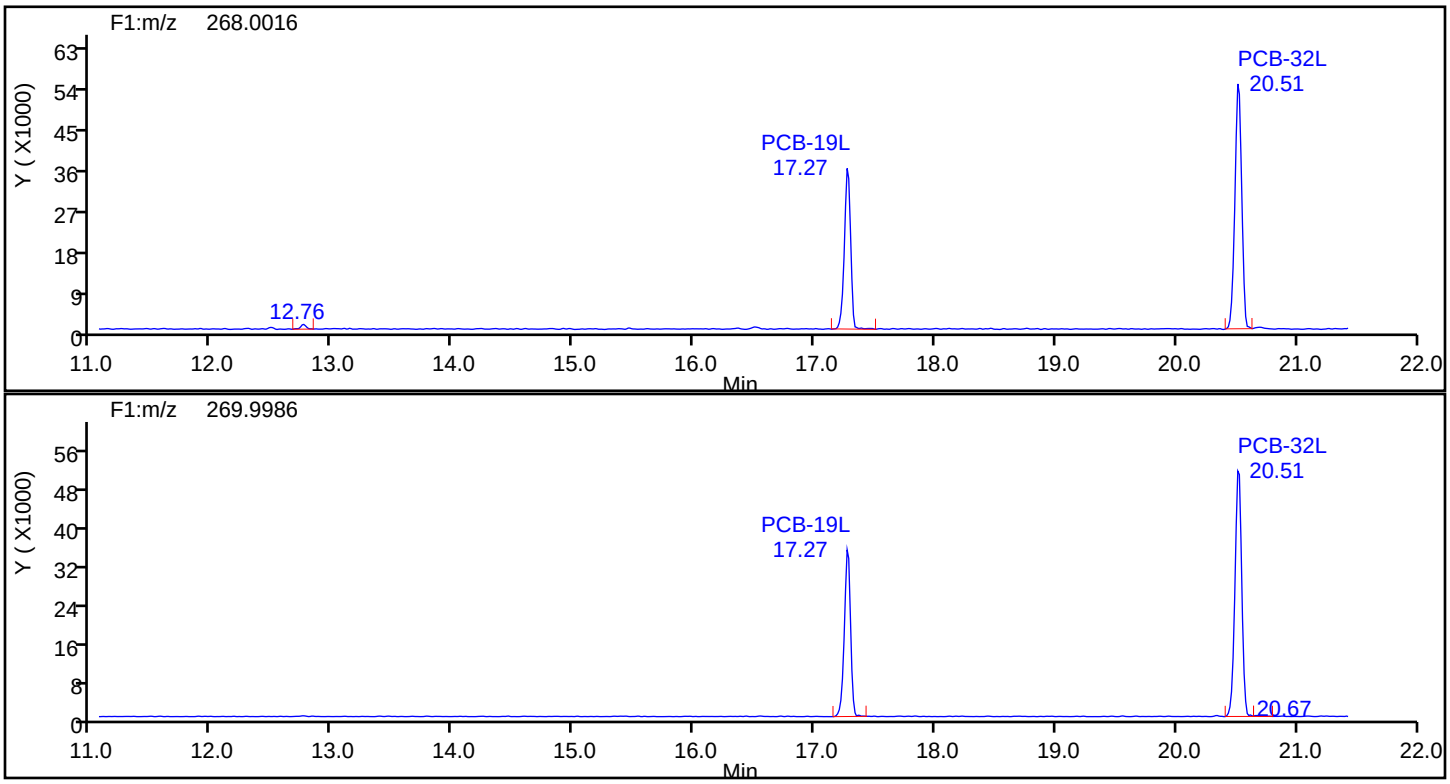

Eurofins TestAmerica, Knoxville

Data File:	\\chromna\Knoxville\ChromData\D3D\20190903-12939.b\d4190903s2.d		
Injection Date:	03-Sep-2019 22:14:00	Injection Vol:	1.0 ul
Instrument ID:	D3D	Operator ID:	Xcalibur_System
Method:	PCBs_D3D	Limit Group:	HR - 1668A - ICAL
Client ID:			
Worklist#:	33231	Sample Line#:	1
Column Type:	SPB-Octyl	Column Dia:	0.25 mm

TriPCB F1

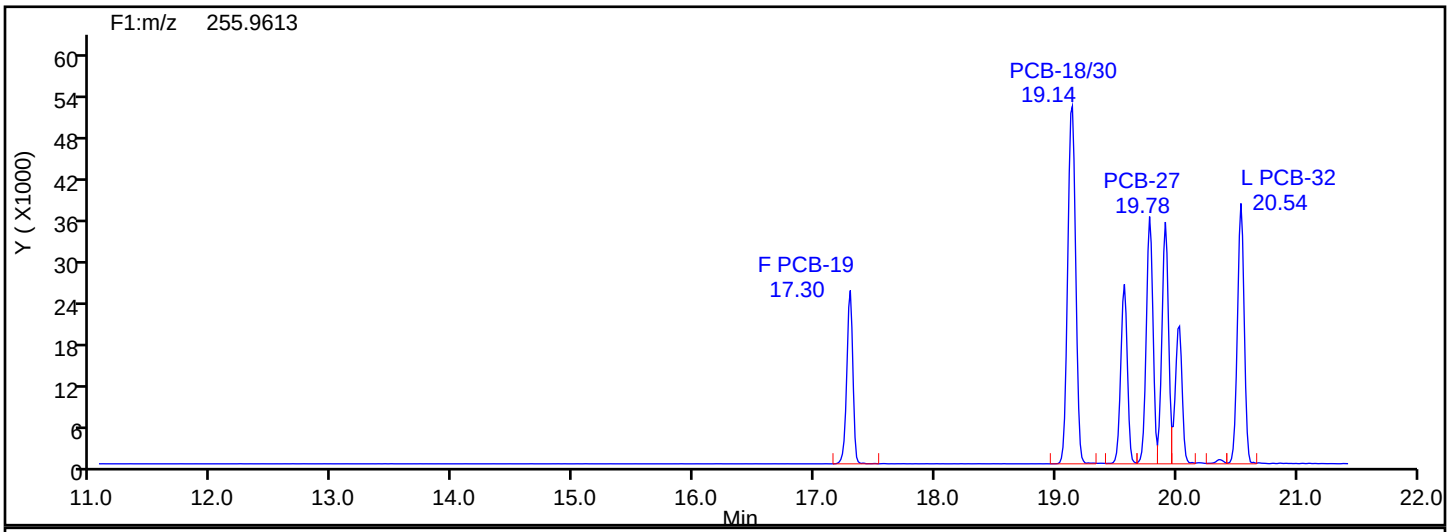

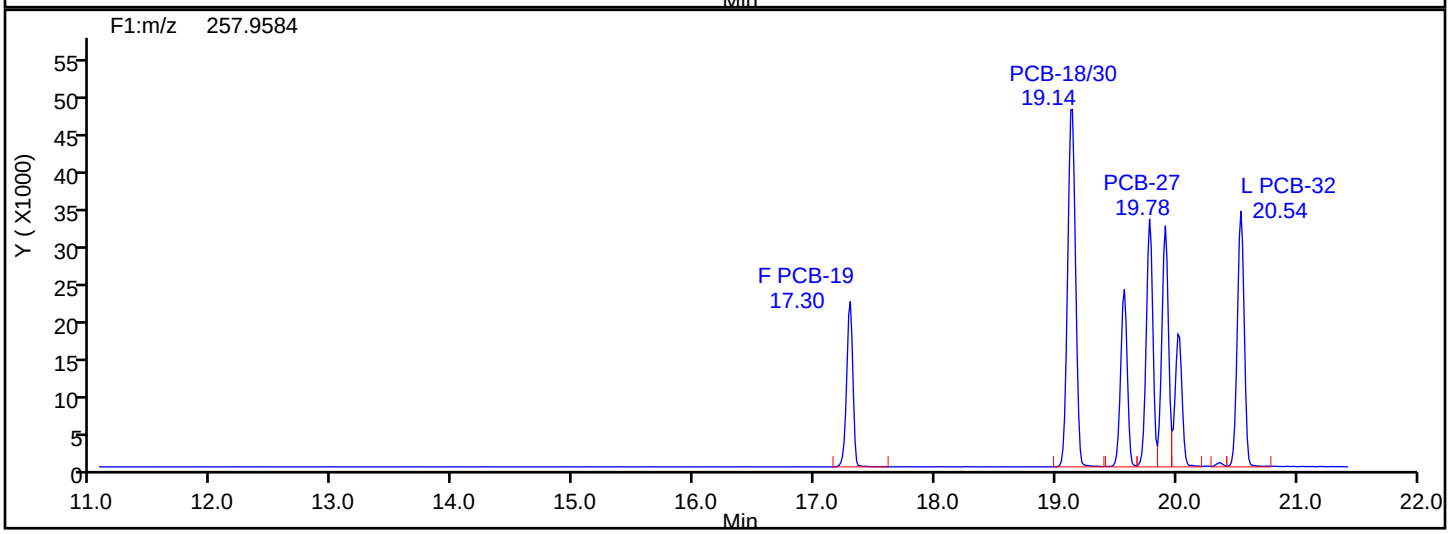

TriPCB F1 Lock Mass

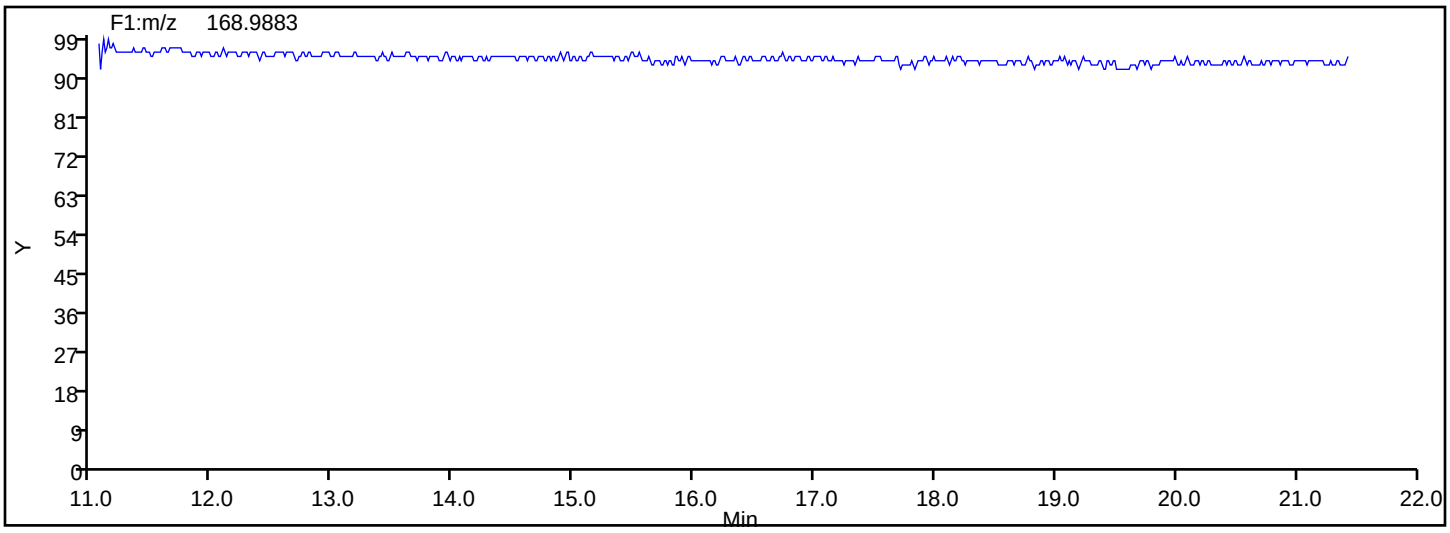

Eurofins TestAmerica, Knoxville

Data File:	\\chromna\Knoxville\ChromData\D3D\20190903-12939.b\d4190903s2.d		
Injection Date:	03-Sep-2019 22:14:00	Injection Vol:	1.0 ul
Instrument ID:	D3D	Operator ID:	Xcalibur_System
Method:	PCBs_D3D	Limit Group:	HR - 1668A - ICAL
Client ID:			
Worklist#:	33231	Sample Line#:	1
Column Type:	SPB-Octyl	Column Dia:	0.25 mm

TriPCB F2

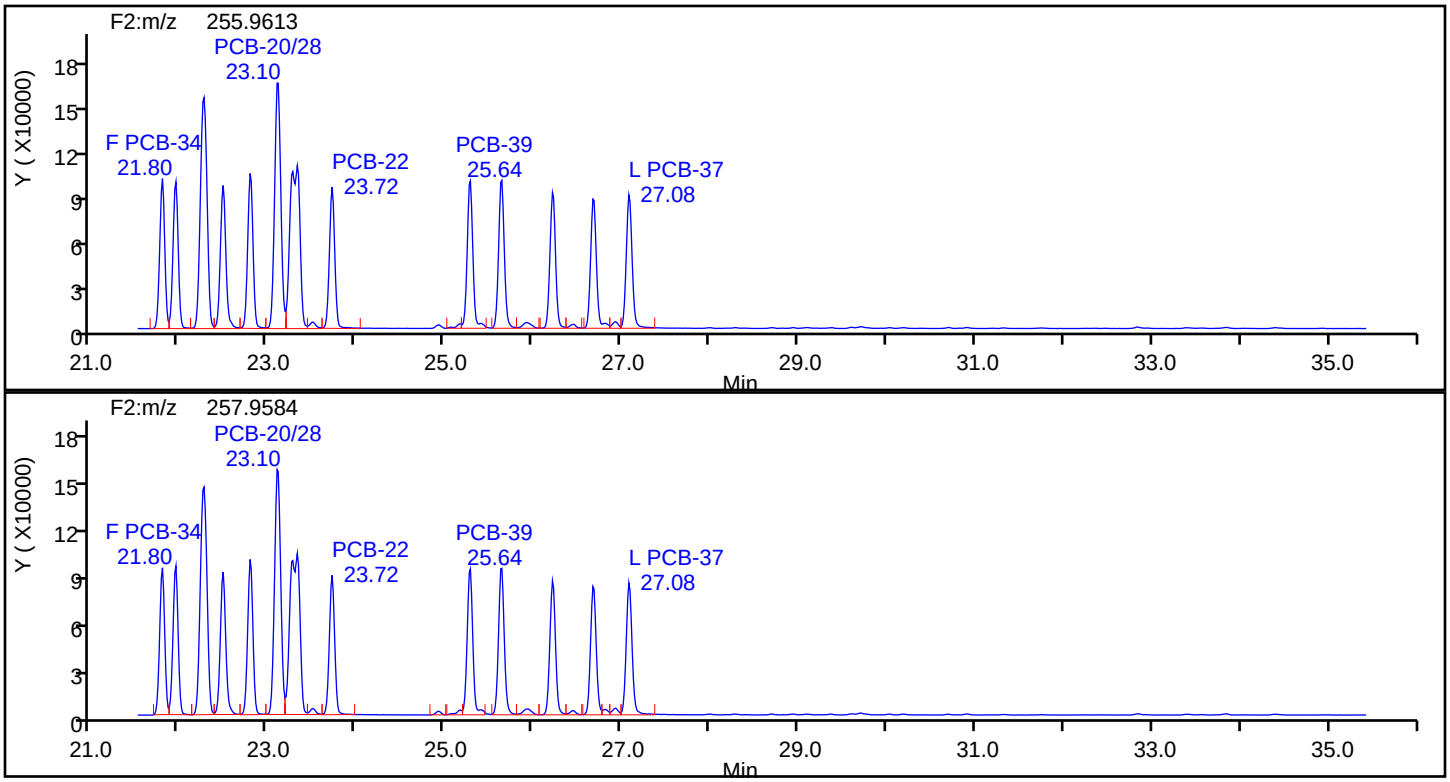

TriPCB F2 Standards

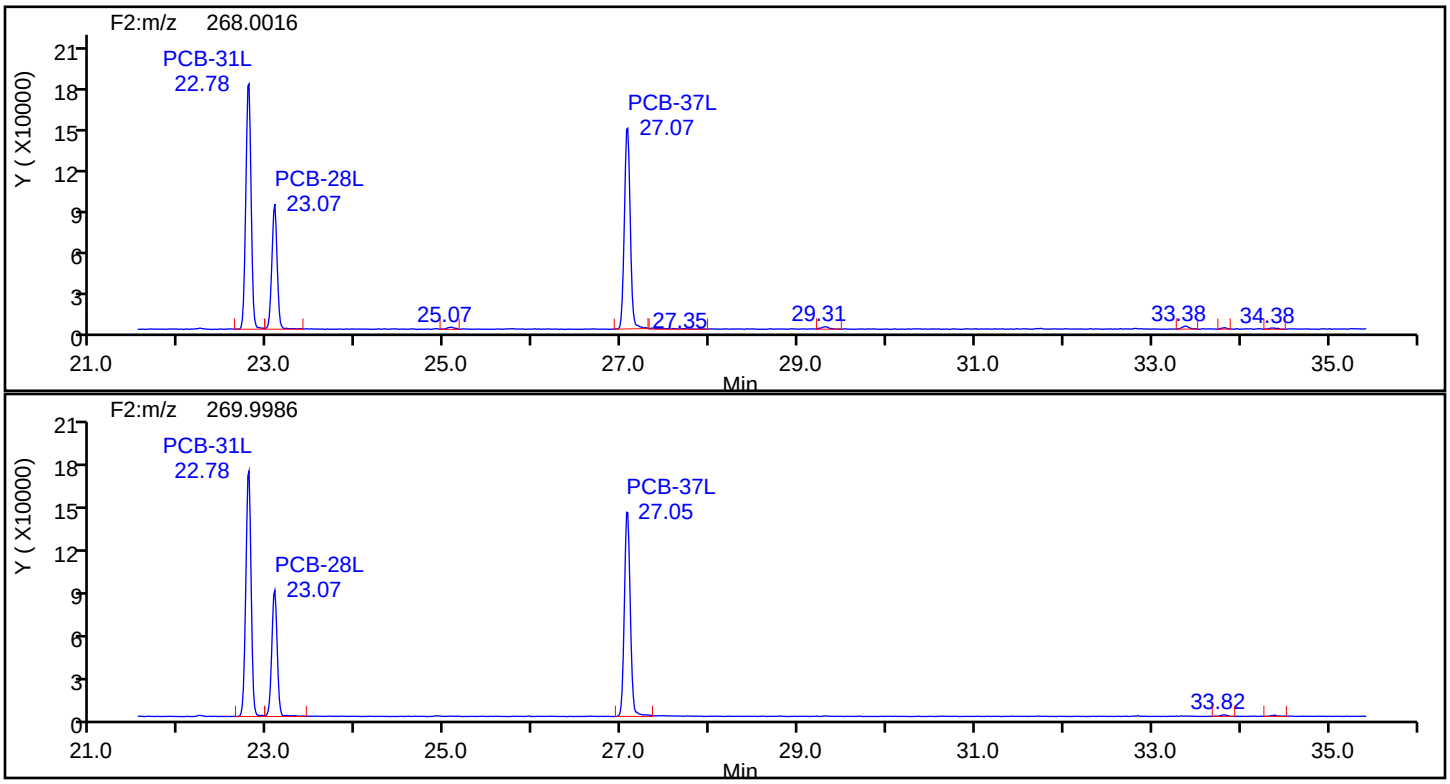

Eurofins TestAmerica, Knoxville

Data File:	\\chromna\Knoxville\ChromData\D3D\20190903-12939.b\d4190903s2.d		
Injection Date:	03-Sep-2019 22:14:00	Injection Vol:	1.0 ul
Instrument ID:	D3D	Operator ID:	Xcalibur_System
Method:	PCBs_D3D	Limit Group:	HR - 1668A - ICAL
Client ID:			
Worklist#:	33231	Sample Line#:	1
Column Type:	SPB-Octyl	Column Dia:	0.25 mm

TriPCB F2

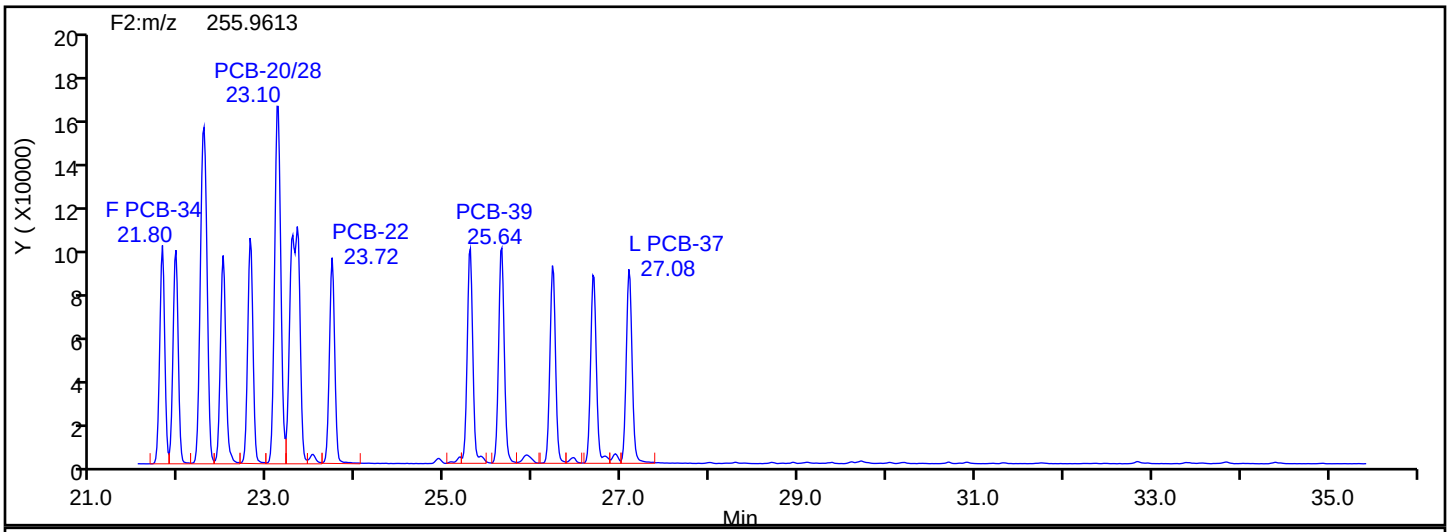

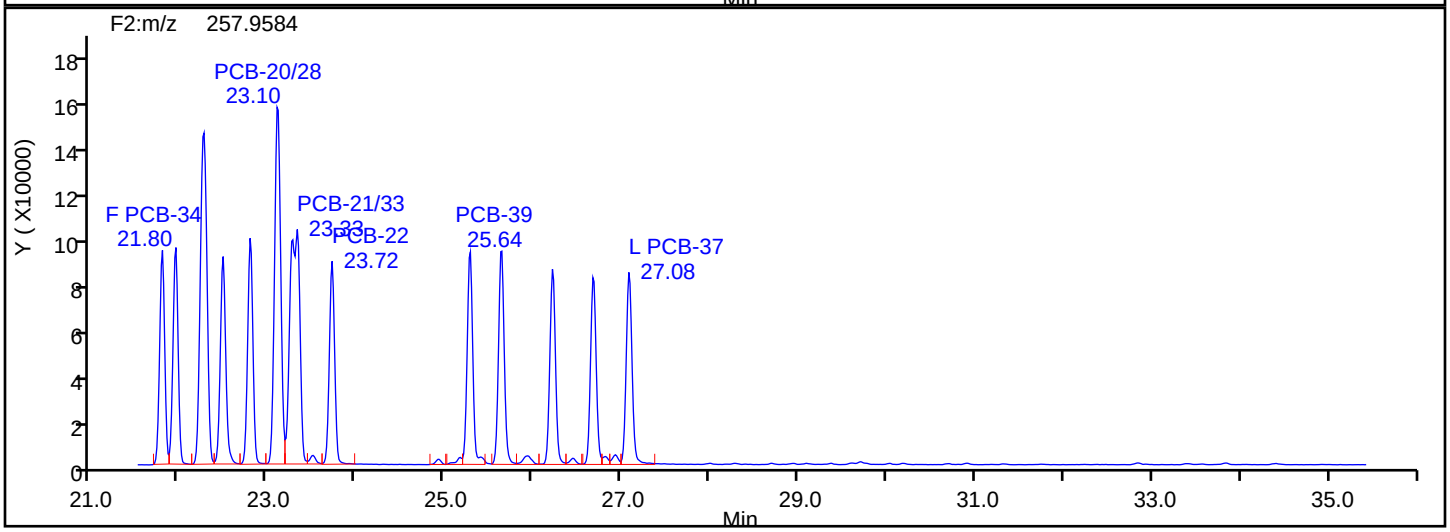

TriPCB F2 Lock Mass

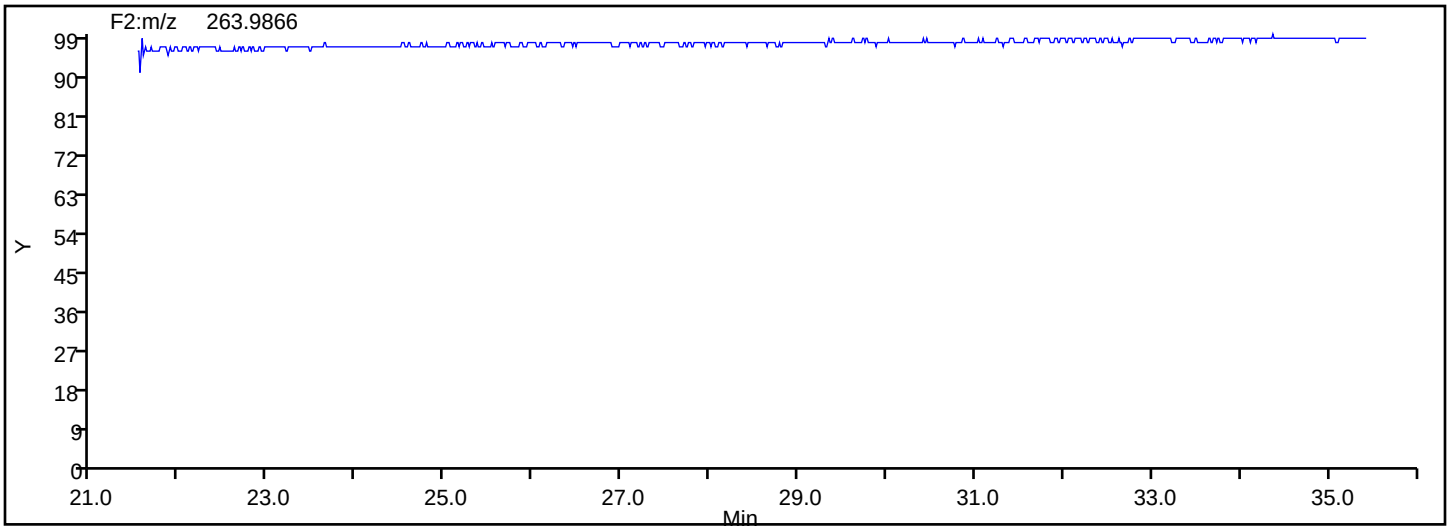

Eurofins TestAmerica, Knoxville

Data File:	\\chromna\Knoxville\ChromData\D3D\20190903-12939.b\d4190903s2.d		
Injection Date:	03-Sep-2019 22:14:00	Injection Vol:	1.0 ul
Instrument ID:	D3D	Operator ID:	Xcalibur_System
Method:	PCBs_D3D	Limit Group:	HR - 1668A - ICAL
Client ID:			
Worklist#:	33231	Sample Line#:	1
Column Type:	SPB-Octyl	Column Dia:	0.25 mm

TePCB F1

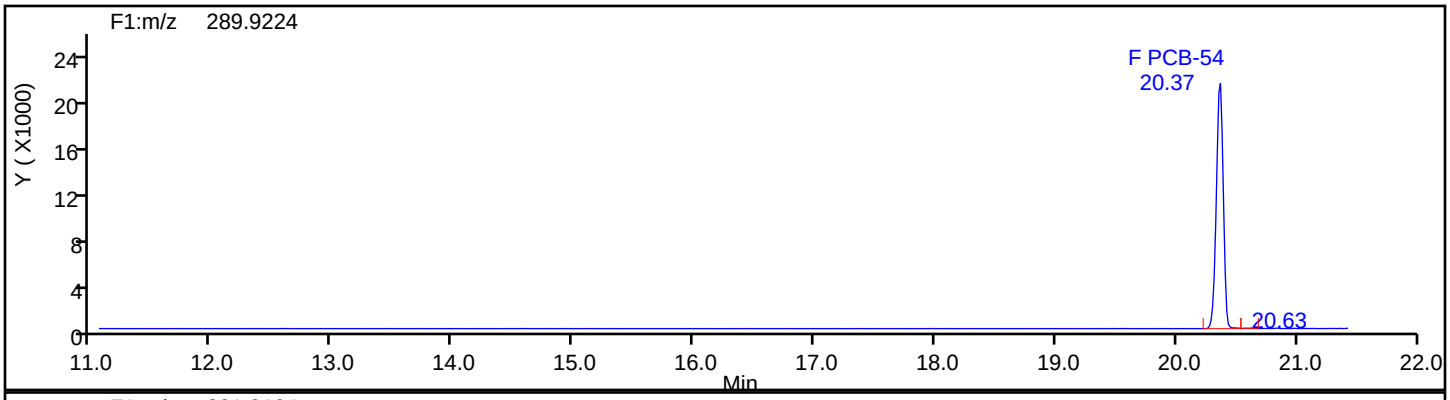

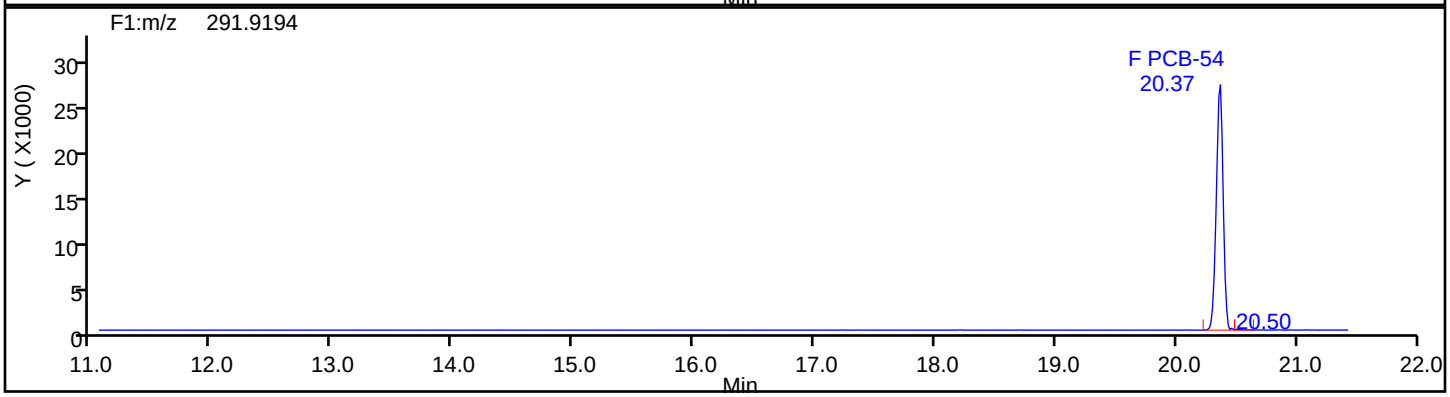

TePCB F1 Standards

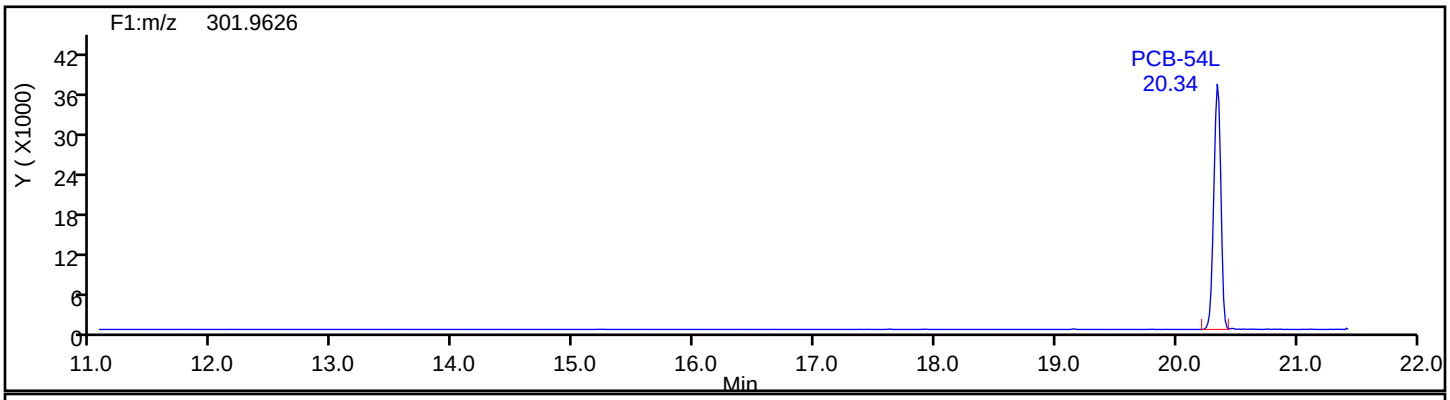

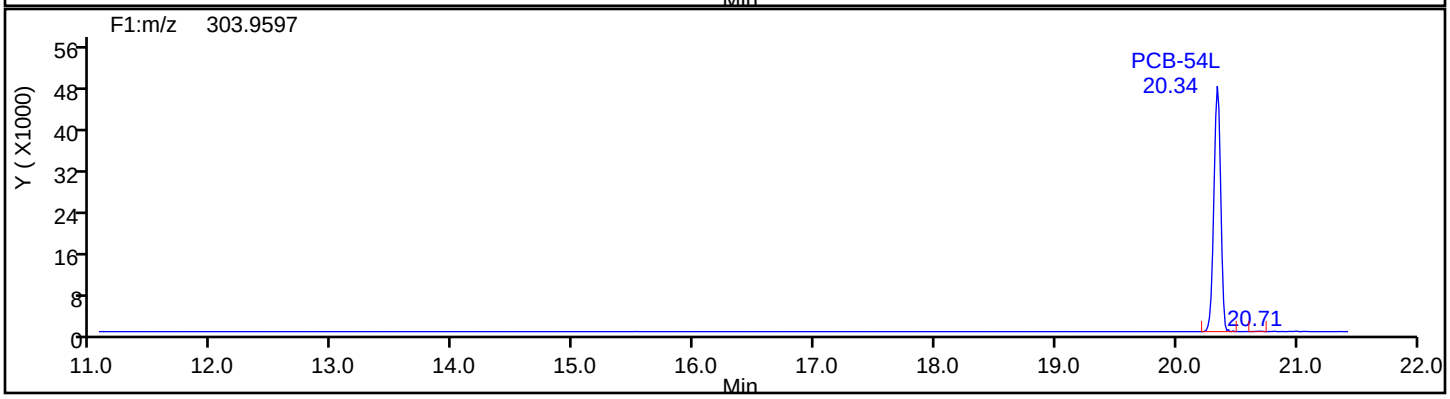

Eurofins TestAmerica, Knoxville

Data File:	\\chromna\Knoxville\ChromData\D3D\20190903-12939.b\d4190903s2.d		
Injection Date:	03-Sep-2019 22:14:00	Injection Vol:	1.0 ul
Instrument ID:	D3D	Operator ID:	Xcalibur_System
Method:	PCBs_D3D	Limit Group:	HR - 1668A - ICAL
Client ID:			
Worklist#:	33231	Sample Line#:	1
Column Type:	SPB-Octyl	Column Dia:	0.25 mm

TePCB F1

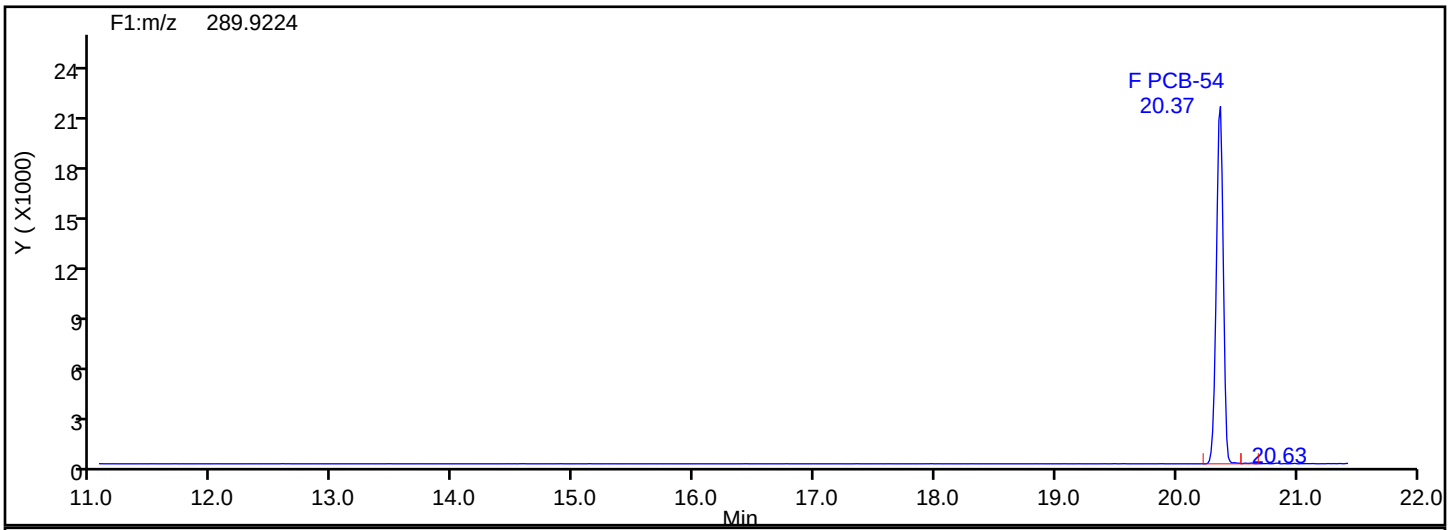

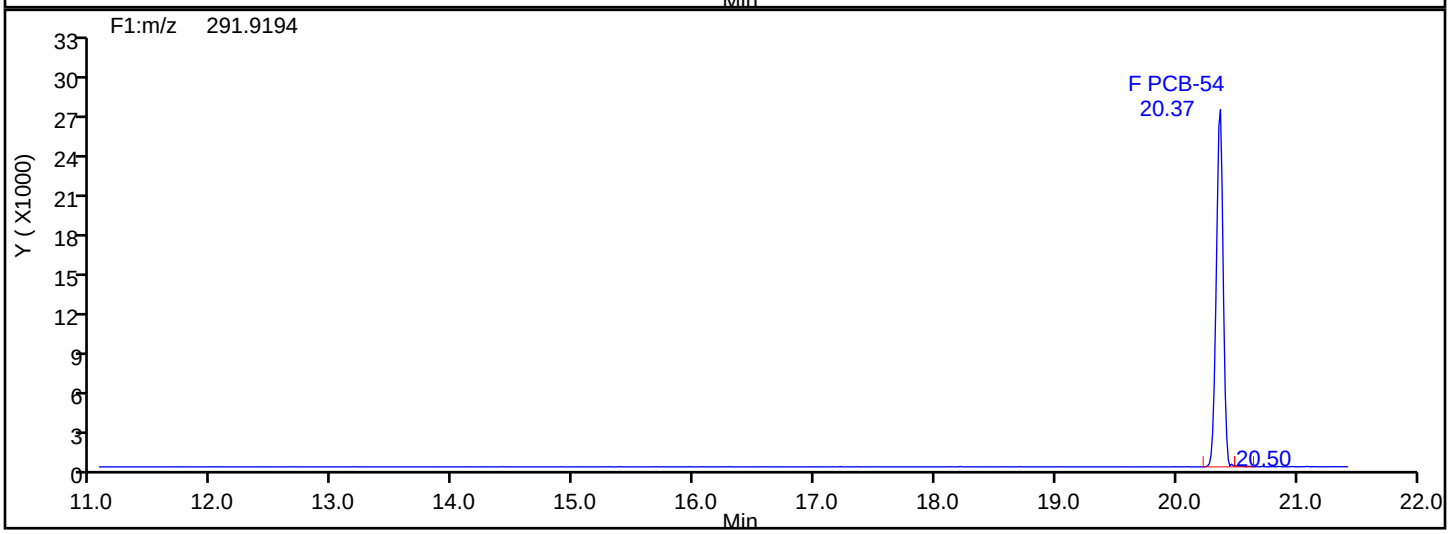

TePCB F1 Lock Mass

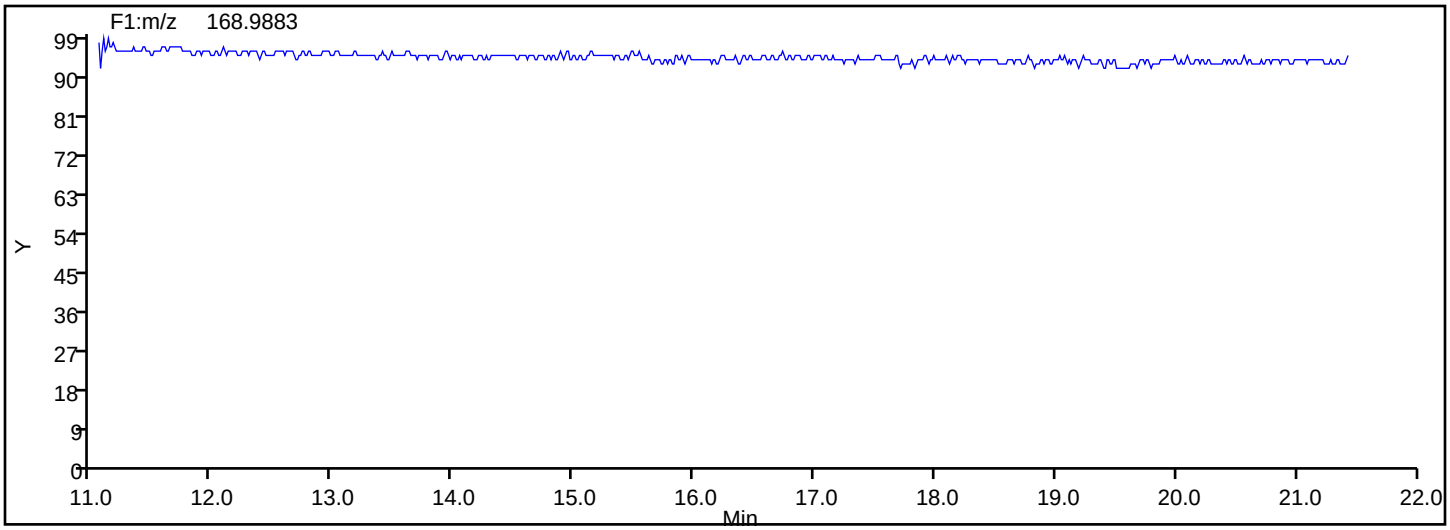

Eurofins TestAmerica, Knoxville

Data File:	\\chromna\Knoxville\ChromData\D3D\20190903-12939.b\d4190903s2.d		
Injection Date:	03-Sep-2019 22:14:00	Injection Vol:	1.0 ul
Instrument ID:	D3D	Operator ID:	Xcalibur_System
Method:	PCBs_D3D	Limit Group:	HR - 1668A - ICAL
Client ID:			
Worklist#:	33231	Sample Line#:	1
Column Type:	SPB-Octyl	Column Dia:	0.25 mm

TePCB F2

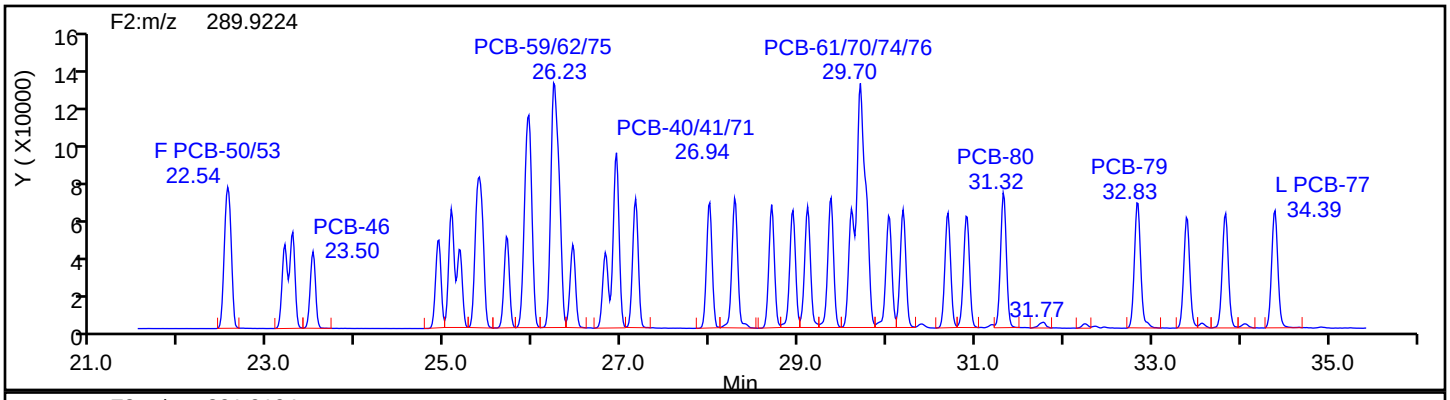

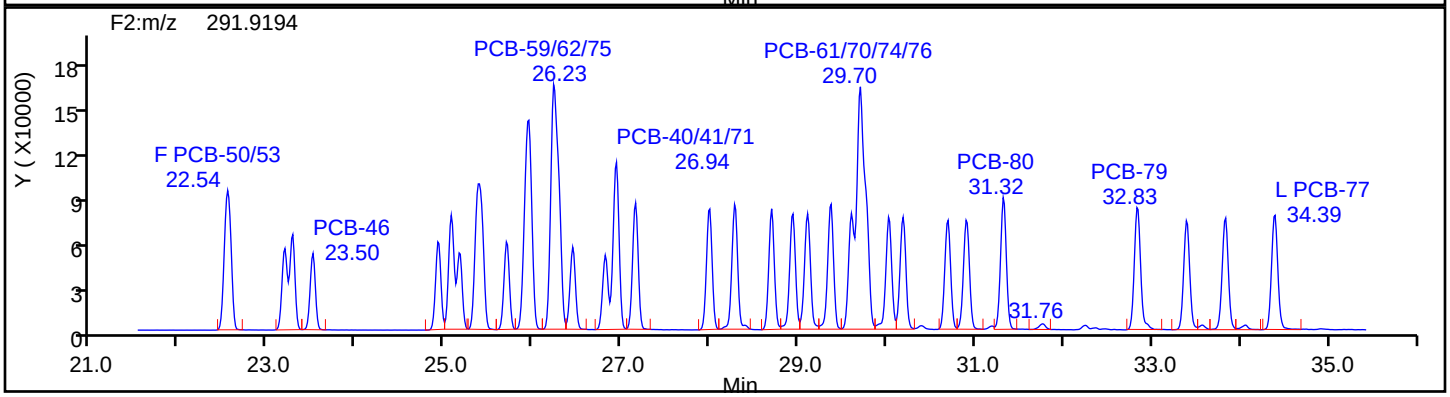

TePCB F2 Standards

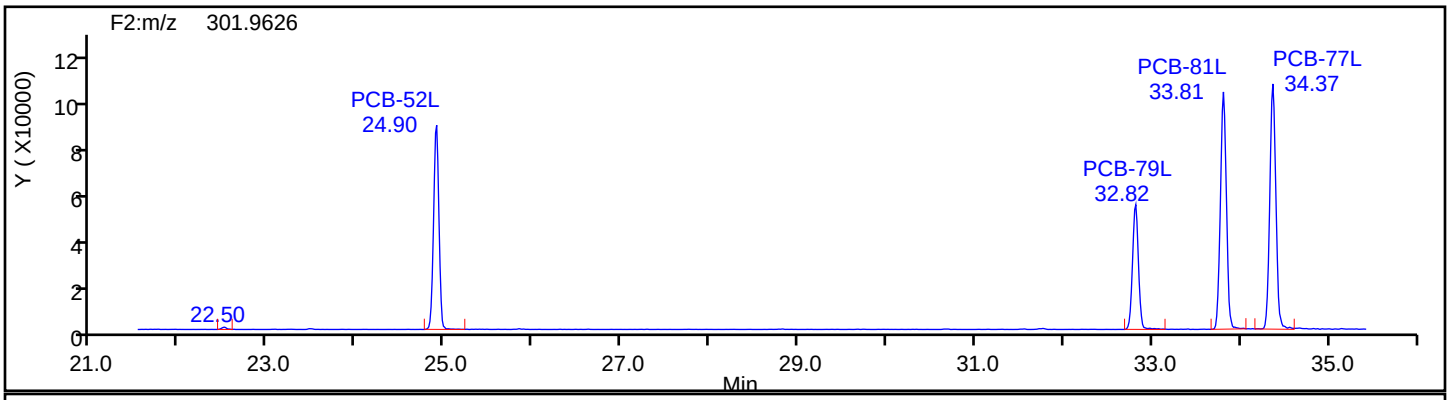

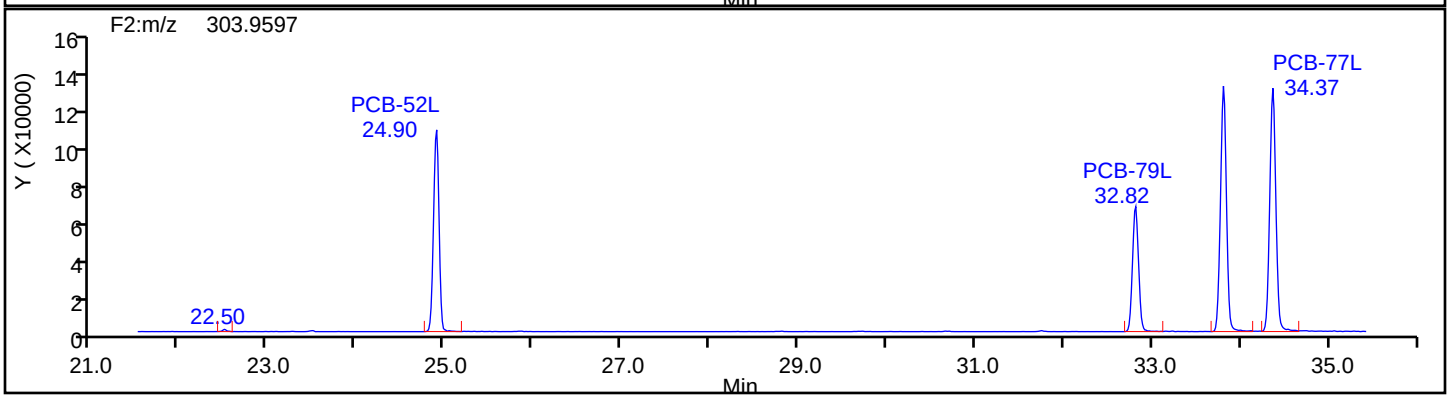

Eurofins TestAmerica, Knoxville

Data File:	\\chromna\Knoxville\ChromData\D3D\20190903-12939.b\d4190903s2.d		
Injection Date:	03-Sep-2019 22:14:00	Injection Vol:	1.0 ul
Instrument ID:	D3D	Operator ID:	Xcalibur_System
Method:	PCBs_D3D	Limit Group:	HR - 1668A - ICAL
Client ID:			
Worklist#:	33231	Sample Line#:	1
Column Type:	SPB-Octyl	Column Dia:	0.25 mm

TePCB F2

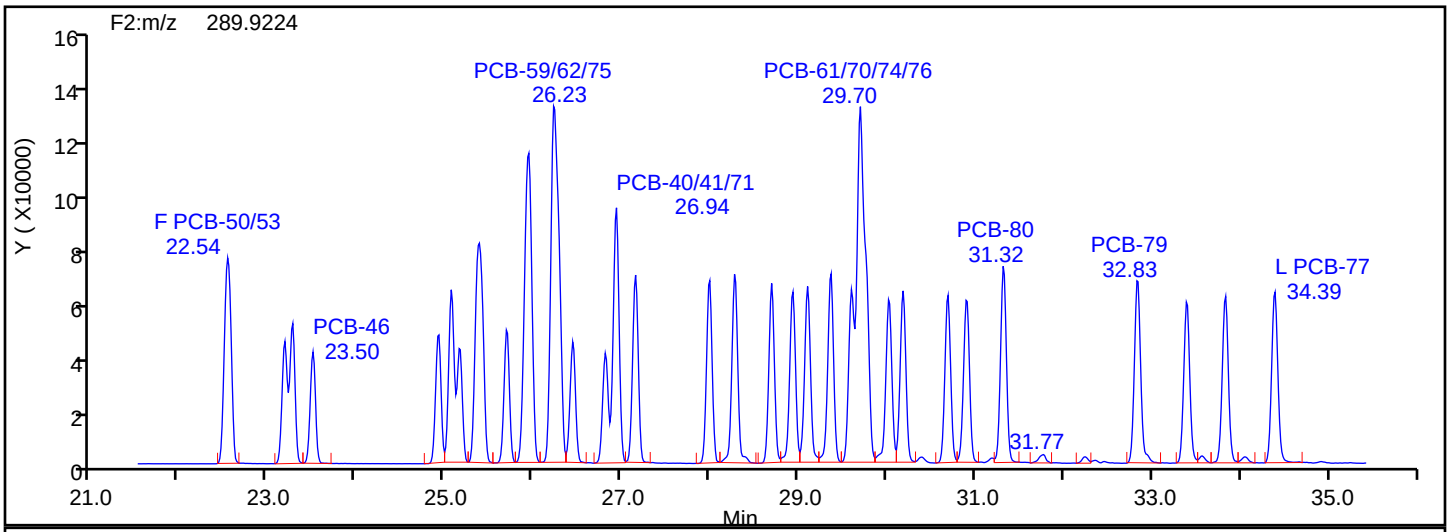

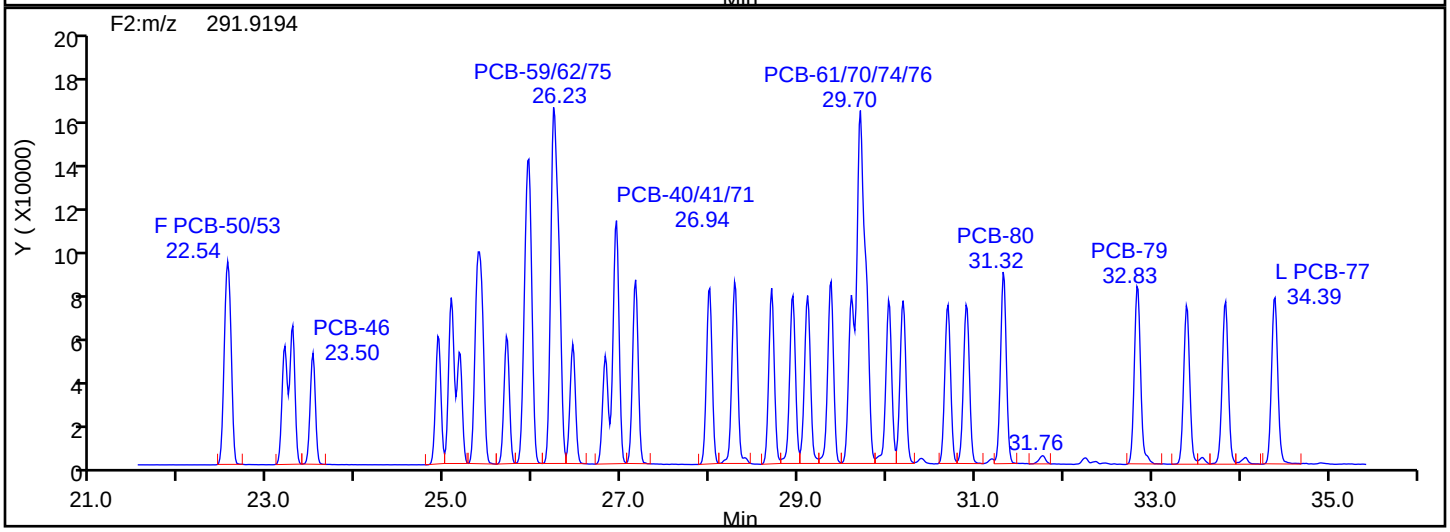

TePCB F2 Lock Mass

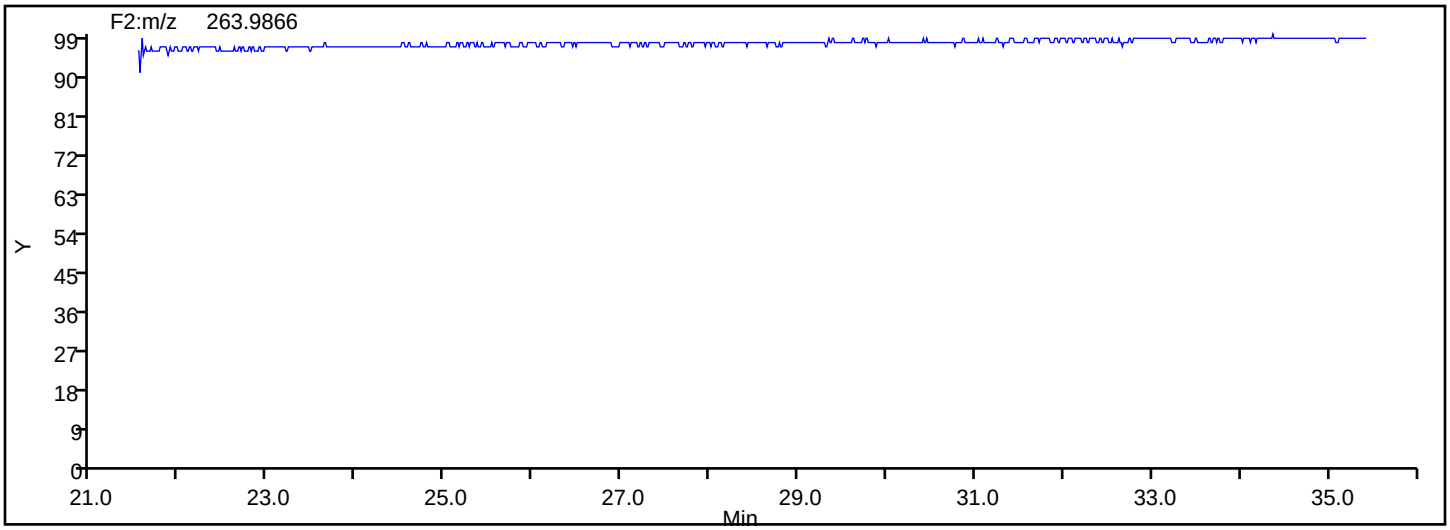

Manual Integration/User Assign Peak Report

Eurofins TestAmerica, Knoxville

Data File:	\\chromna\Knoxville\ChromData\D3D\20190903-12939.b\d4190903s2.d				
Injection Date:	03-Sep-2019 22:14:00	Instrument ID:	D3D		
Lims ID:	WDMCCV				
Client ID:					
Operator ID:	Xcalibur_System	ALS Bottle#:	0	Worklist Smp#:	1
Injection Vol:	1.0 ul	Dil. Factor:	1.0000		
Method:	PCBs_D3D	Limit Group:	HR - 1668A - ICAL		
Column:	SPB-Octyl (0.25 mm)	Detector	F2(21.81 :35.54)		

PCB-45/51, CAS: STL01804

Signal: 2

Processing Integration Results

RT: 23.27
Area: 259893
Amount: 48.655263
Amount Units: pg/ul

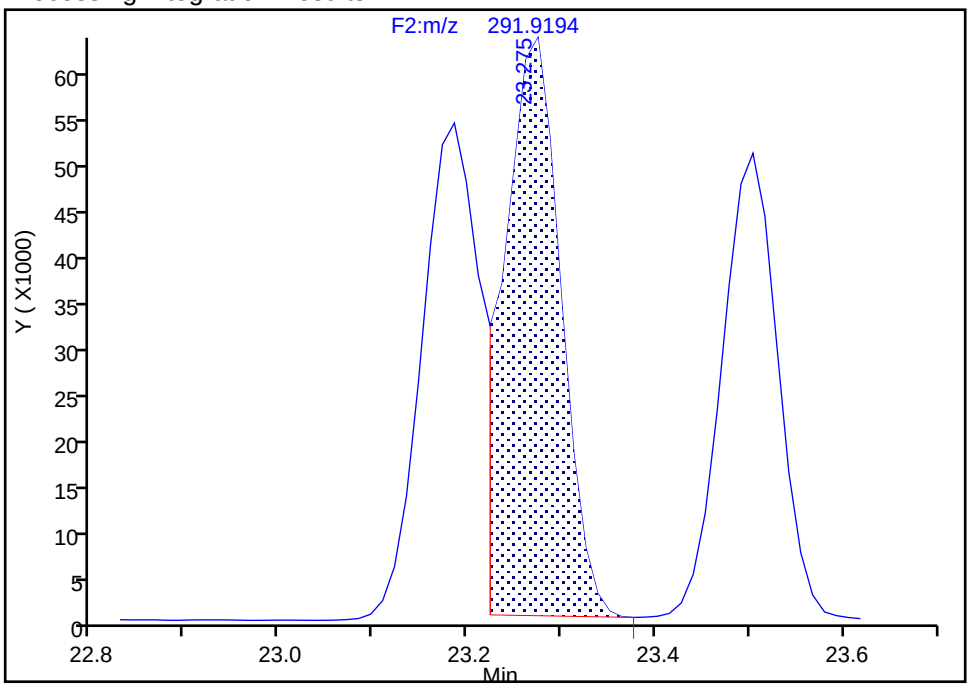

Manual Integration Results

RT: 23.27
Area: 488435
Amount: 91.536033
Amount Units: pg/ul

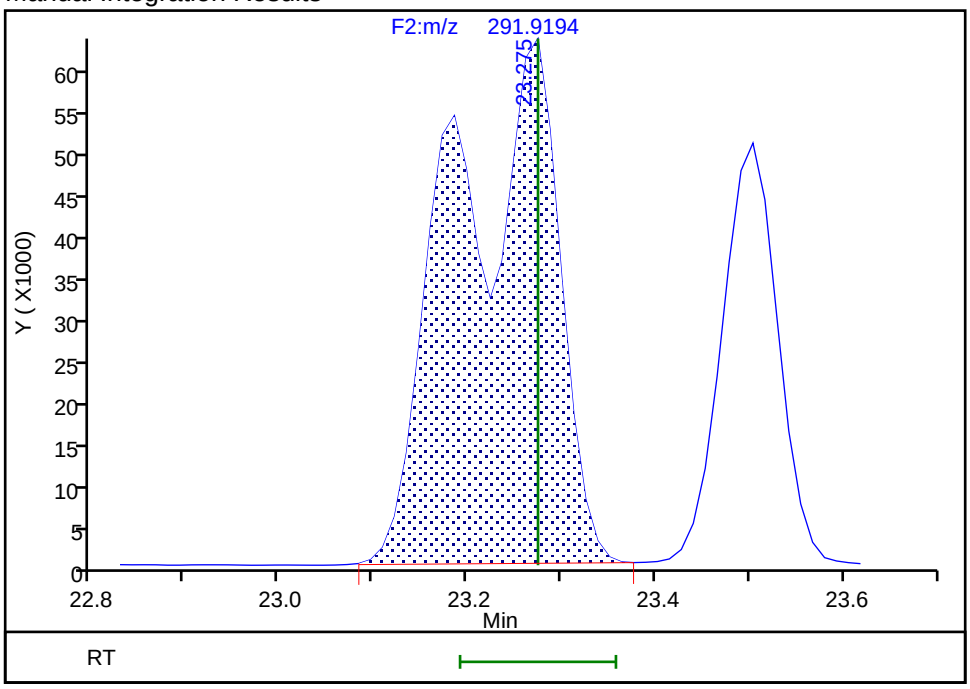

Reviewer: mcwhirterl, 03-Sep-2019 23:50:15

Audit Action: Marked Compound Undetected Audit Reason: Invalid Compound ID

Manual Integration/User Assign Peak Report

Eurofins TestAmerica, Knoxville

Data File: \\chromna\Knoxville\ChromData\D3D\20190903-12939.b\d4190903s2.d
Injection Date: 03-Sep-2019 22:14:00 Instrument ID: D3D
Lims ID: WDMCCV
Client ID:
Operator ID: Xcalibur_System ALS Bottle#: 0 Worklist Smp#: 1
Injection Vol: 1.0 ul Dil. Factor: 1.0000
Method: PCBs_D3D Limit Group: HR - 1668A - ICAL
Column: SPB-Octyl (0.25 mm) Detector F2(21.81 :35.54)

PCB-45/51, CAS: STL01804

Signal: 3

Processing Integration Results

RT: 23.27
Area: 464292
Amount: 48.655263
Amount Units: pg/ul

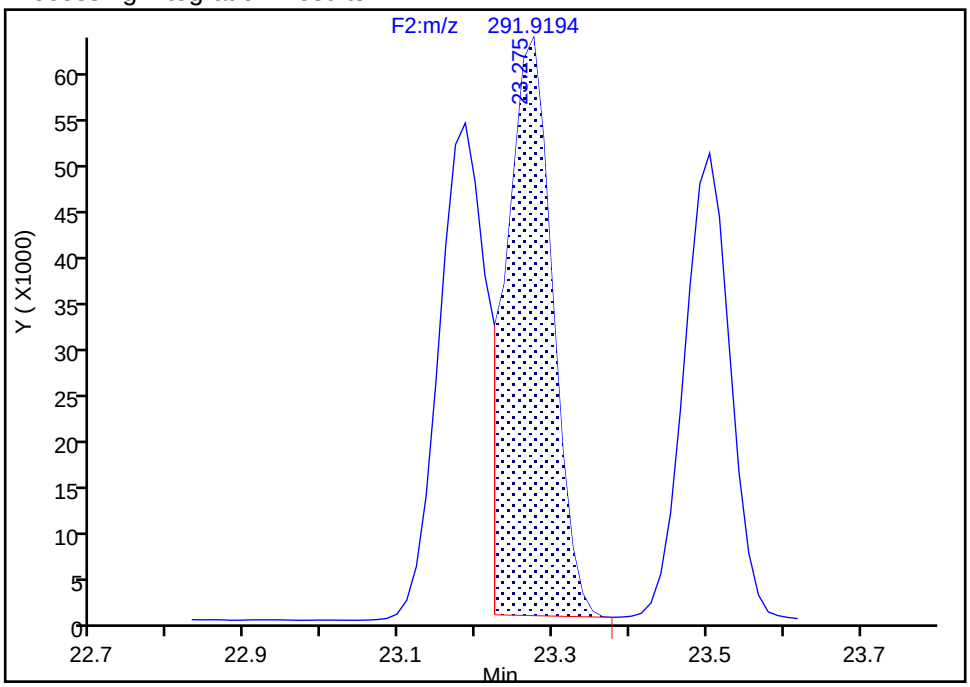

Manual Integration Results

RT: 23.27
Area: 873481
Amount: 91.536033
Amount Units: pg/ul
Reviewer: mcwhirterl, 03-Sep-2019 23:50:15
Audit Action: Marked Compound Undetected Audit Reason: Invalid Compound ID

Manual Integration/User Assign Peak Report

Eurofins TestAmerica, Knoxville

Data File:	\\chromna\Knoxville\ChromData\D3D\20190903-12939.b\d4190903s2.d				
Injection Date:	03-Sep-2019 22:14:00	Instrument ID:	D3D		
Lims ID:	WDMCCV				
Client ID:					
Operator ID:	Xcalibur_System	ALS Bottle#:	0	Worklist Smp#:	1
Injection Vol:	1.0 ul	Dil. Factor:	1.0000		
Method:	PCBs_D3D	Limit Group:	HR - 1668A - ICAL		
Column:	SPB-Octyl (0.25 mm)	Detector	F2(21.81 :35.54)		

PCB-45/51, CAS: STL01804

Signal: 1

Processing Integration Results

RT: 23.27
Area: 204399
Amount: 48.655263
Amount Units: pg/ul

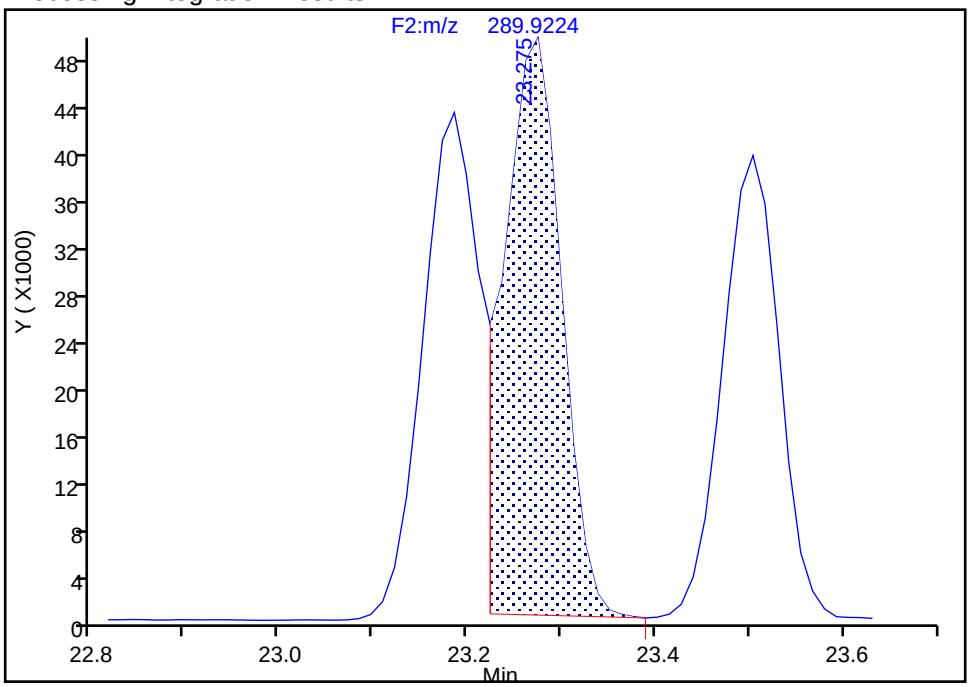

Manual Integration Results

RT: 23.27
Area: 385046
Amount: 91.536033
Amount Units: pg/ul

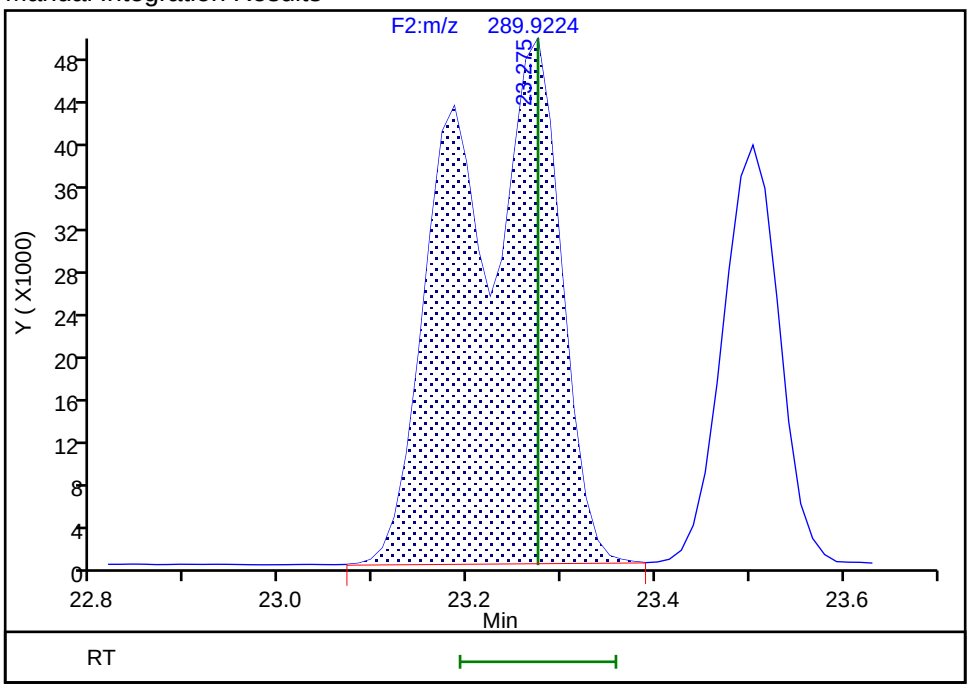

Reviewer: mcwhirterl, 03-Sep-2019 23:50:17

Audit Action: Manually Integrated/Assigned Compound ID Audit Reason: Incomplete Integration

Manual Integration/User Assign Peak Report

Eurofins TestAmerica, Knoxville

Data File: \\chromna\Knoxville\ChromData\D3D\20190903-12939.b\d4190903s2.d
Injection Date: 03-Sep-2019 22:14:00 Instrument ID: D3D
Lims ID: WDMCCV
Client ID:
Operator ID: Xcalibur_System ALS Bottle#: 0 Worklist Smp#: 1
Injection Vol: 1.0 ul Dil. Factor: 1.0000
Method: PCBs_D3D Limit Group: HR - 1668A - ICAL
Column: SPB-Octyl (0.25 mm) Detector F2(21.81 :35.54)

PCB-43/73, CAS: STL02293

Signal: 2

Processing Integration Results

RT: 25.07
Area: 329709
Amount: 54.792401
Amount Units: pg/ul

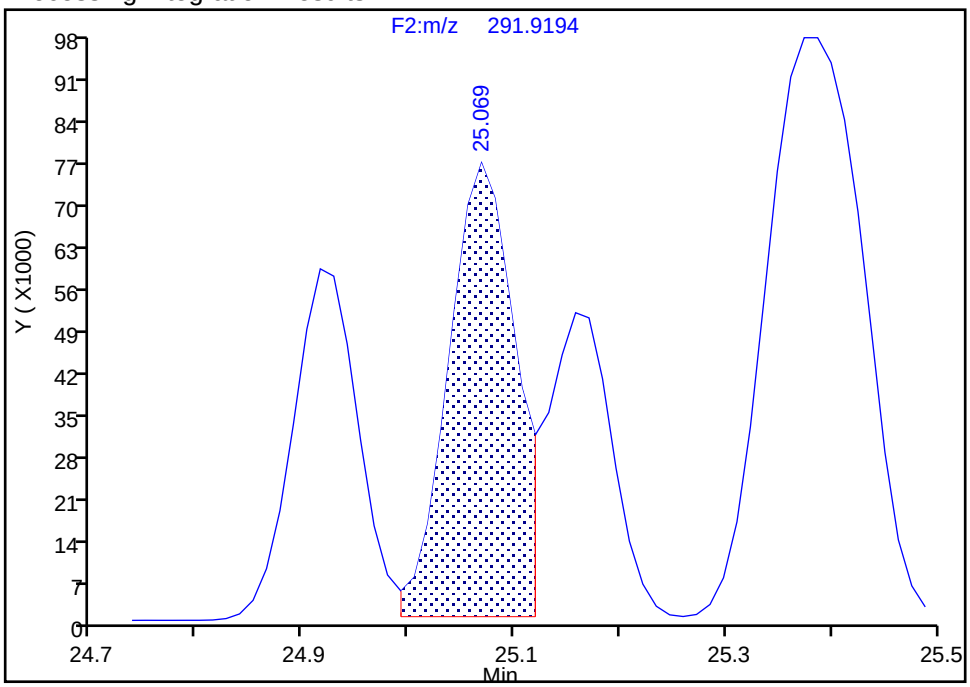

Manual Integration Results

RT: 25.07
Area: 543425
Amount: 90.437178
Amount Units: pg/ul

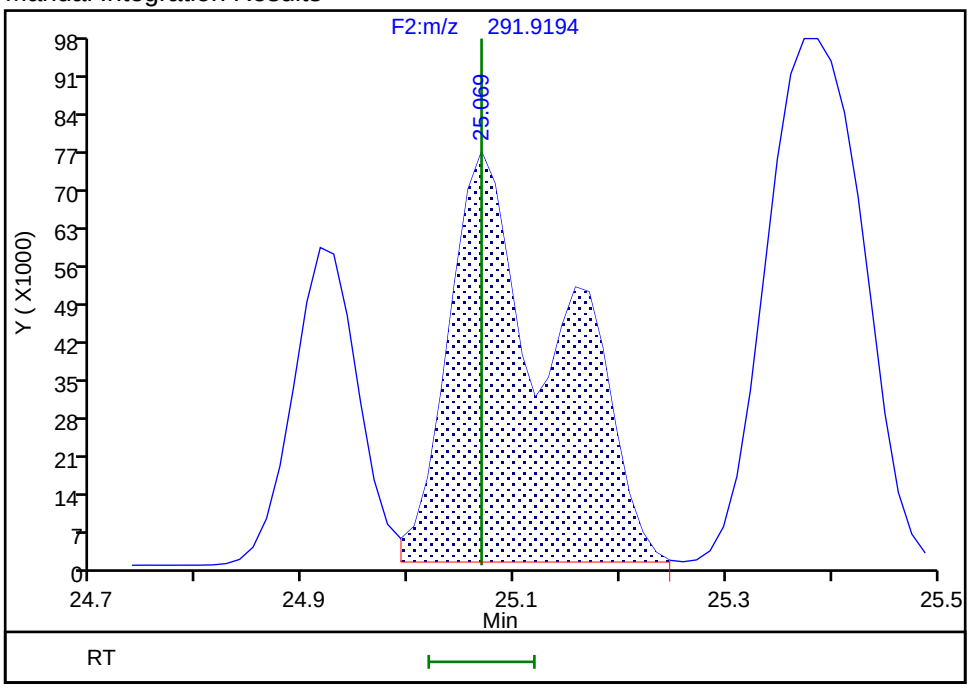

Reviewer: mcwhirterl, 04-Sep-2019 00:01:20
Audit Action: Marked Compound Undetected Audit Reason: Invalid Compound ID

Manual Integration/User Assign Peak Report

Eurofins TestAmerica, Knoxville

Data File: \\chromna\Knoxville\ChromData\D3D\20190903-12939.b\d4190903s2.d
Injection Date: 03-Sep-2019 22:14:00 Instrument ID: D3D
Lims ID: WDMCCV
Client ID:
Operator ID: Xcalibur_System ALS Bottle#: 0 Worklist Smp#: 1
Injection Vol: 1.0 ul Dil. Factor: 1.0000
Method: PCBs_D3D Limit Group: HR - 1668A - ICAL
Column: SPB-Octyl (0.25 mm) Detector F2(21.81 :35.54)

PCB-43/73, CAS: STL02293

Signal: 3

Processing Integration Results

RT: 25.07
Area: 590392
Amount: 54.792401
Amount Units: pg/ul

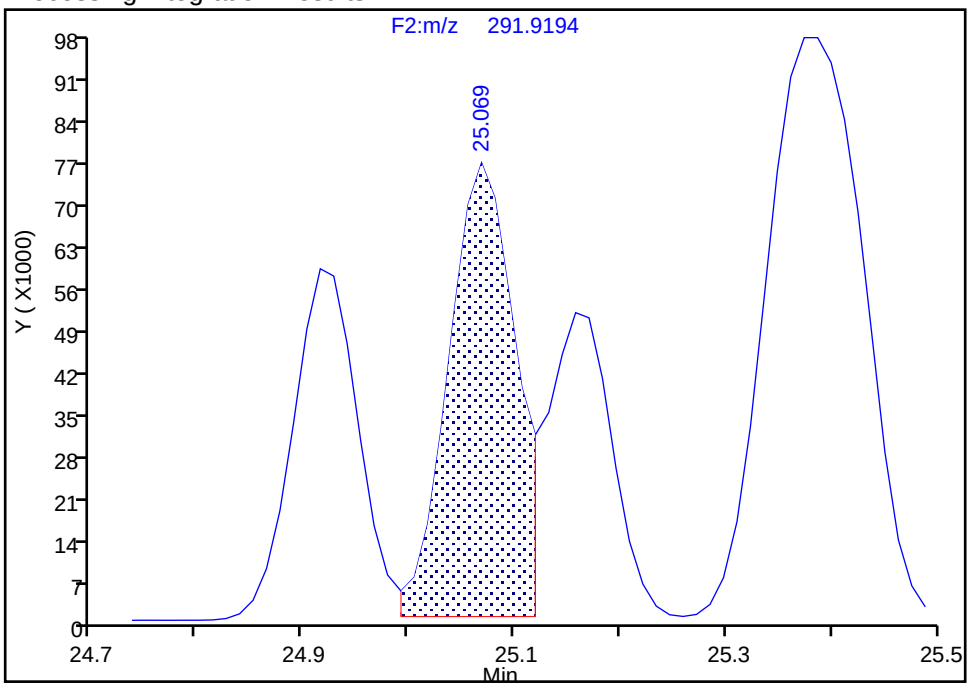

Manual Integration Results

RT: 25.07
Area: 974467
Amount: 90.437178
Amount Units: pg/ul
Reviewer: mcwhirterl, 04-Sep-2019 00:01:20
Audit Action: Marked Compound Undetected Audit Reason: Invalid Compound ID

Manual Integration/User Assign Peak Report

Eurofins TestAmerica, Knoxville

Data File: \\chromna\Knoxville\ChromData\D3D\20190903-12939.b\d4190903s2.d
Injection Date: 03-Sep-2019 22:14:00 Instrument ID: D3D
Lims ID: WDMCCV
Client ID:
Operator ID: Xcalibur_System ALS Bottle#: 0 Worklist Smp#: 1
Injection Vol: 1.0 ul Dil. Factor: 1.0000
Method: PCBs_D3D Limit Group: HR - 1668A - ICAL
Column: SPB-Octyl (0.25 mm) Detector F2(21.81 :35.54)

PCB-43/73, CAS: STL02293

Signal: 1

Processing Integration Results

RT: 25.07
Area: 260683
Amount: 54.792401
Amount Units: pg/ul

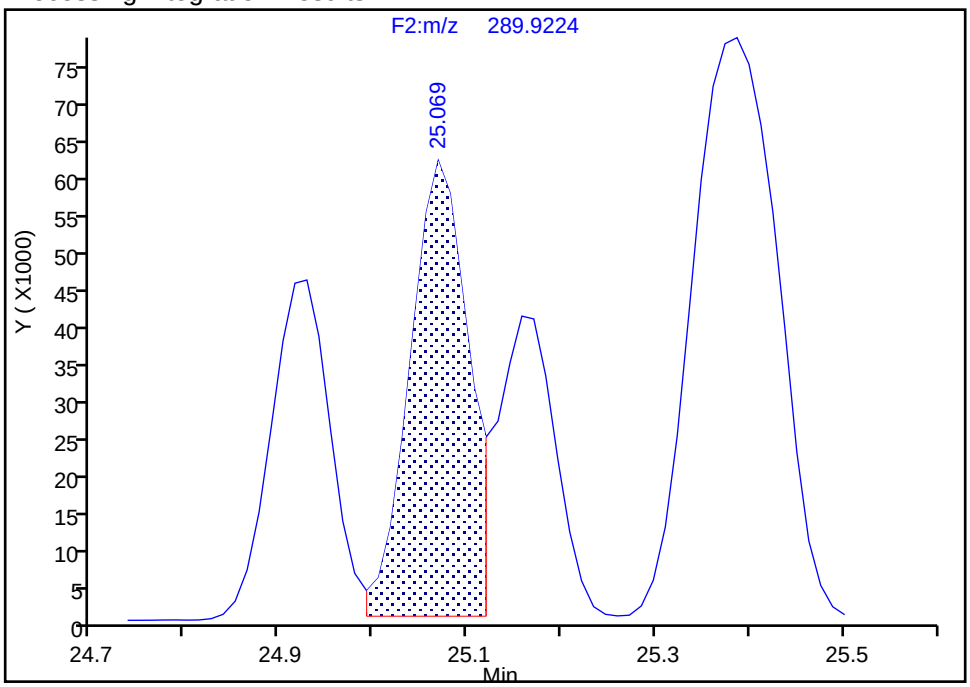

Manual Integration Results

RT: 25.07
Area: 431042
Amount: 90.437178
Amount Units: pg/ul

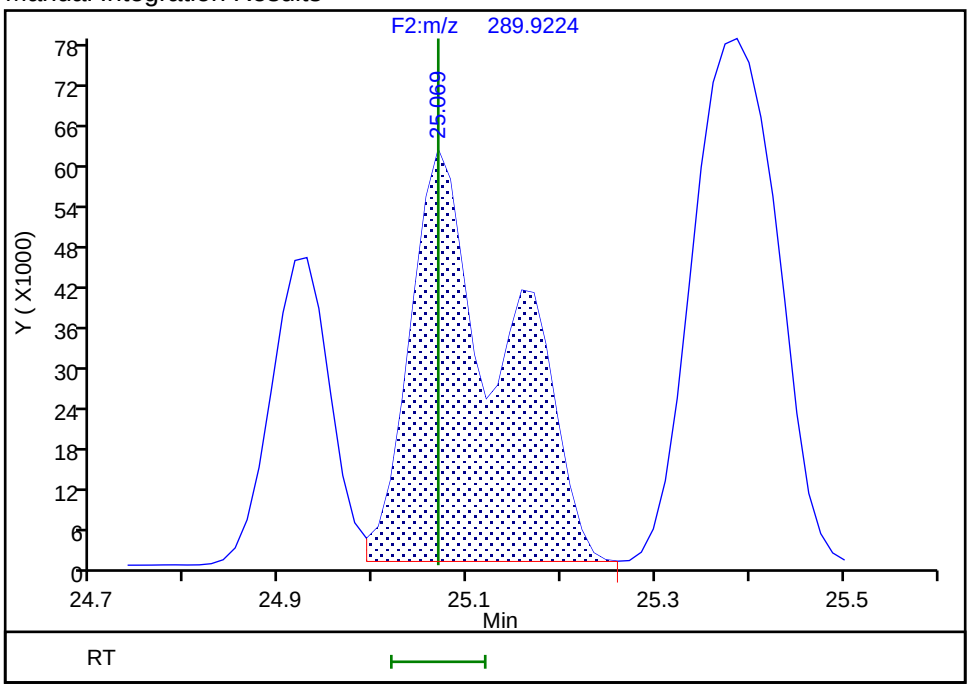

Reviewer: mcwhirterl, 04-Sep-2019 00:01:22
Audit Action: Manually Integrated/Assigned Compound ID Audit Reason: Incomplete Integration

Manual Integration/User Assign Peak Report

Eurofins TestAmerica, Knoxville

Data File: \\chromna\Knoxville\ChromData\D3D\20190903-12939.b\d4190903s2.d
Injection Date: 03-Sep-2019 22:14:00 Instrument ID: D3D
Lims ID: WDMCCV
Client ID:
Operator ID: Xcalibur_System ALS Bottle#: 0 Worklist Smp#: 1
Injection Vol: 1.0 ul Dil. Factor: 1.0000
Method: PCBs_D3D Limit Group: HR - 1668A - ICAL
Column: SPB-Octyl (0.25 mm) Detector F2(21.81 :35.54)

PCB-40/41/71, CAS: STL02292

Signal: 2

Processing Integration Results

RT: 26.94
Area: 523169
Amount: 94.959326
Amount Units: pg/ul

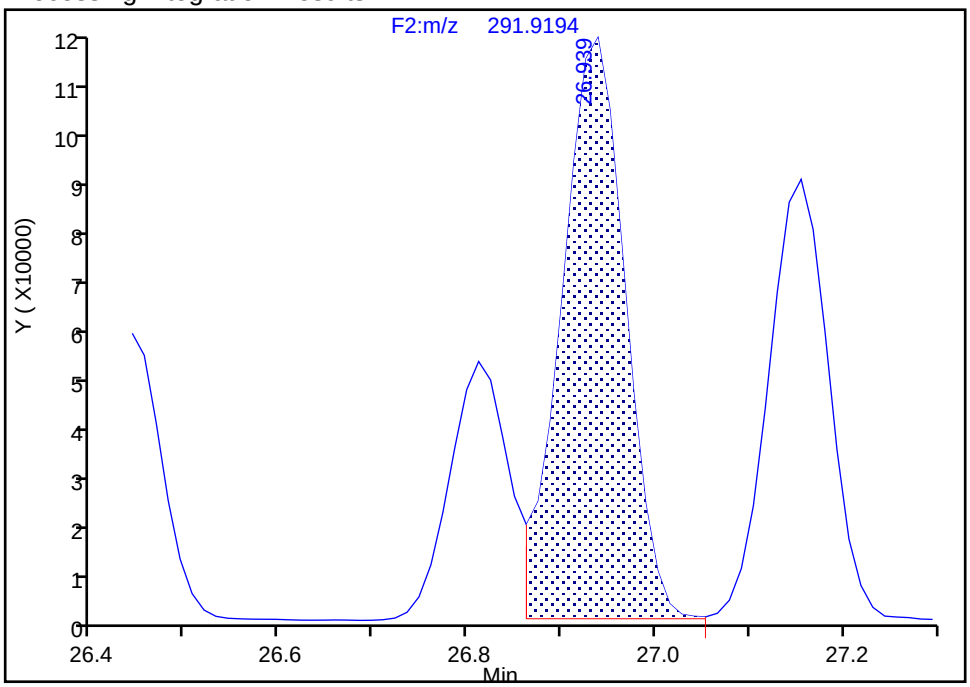

Manual Integration Results

RT: 26.94
Area: 736850
Amount: 133.8227
Amount Units: pg/ul

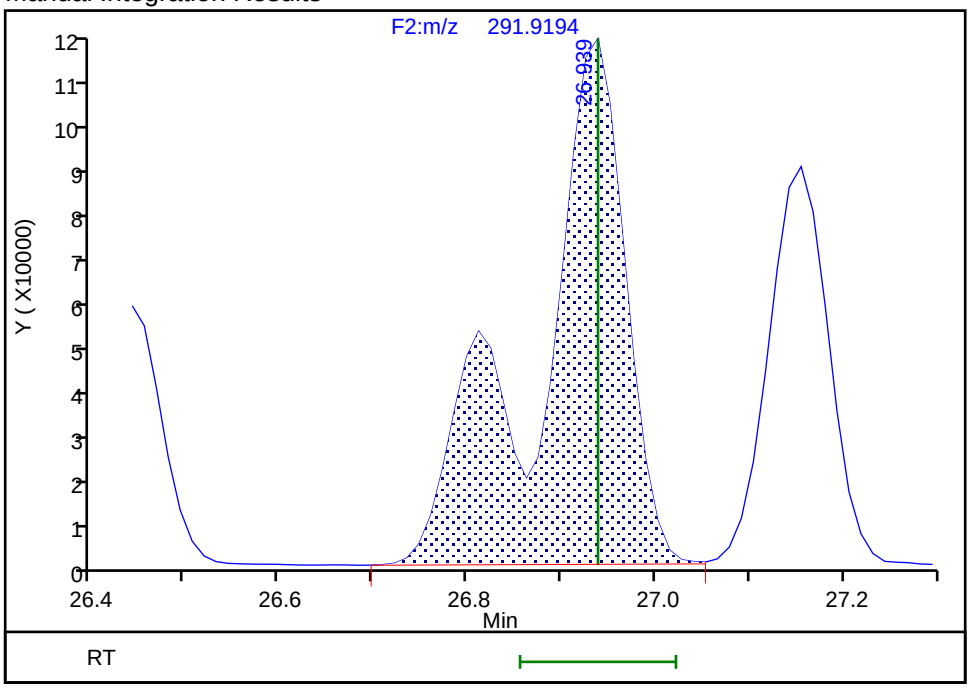

Reviewer: mcwhirterl, 04-Sep-2019 00:01:48
Audit Action: Marked Compound Undetected Audit Reason: Invalid Compound ID

Manual Integration/User Assign Peak Report

Eurofins TestAmerica, Knoxville

Data File: \\chromna\Knoxville\ChromData\D3D\20190903-12939.b\d4190903s2.d
Injection Date: 03-Sep-2019 22:14:00 Instrument ID: D3D
Lims ID: WDMCCV
Client ID:
Operator ID: Xcalibur_System ALS Bottle#: 0 Worklist Smp#: 1
Injection Vol: 1.0 ul Dil. Factor: 1.0000
Method: PCBs_D3D Limit Group: HR - 1668A - ICAL
Column: SPB-Octyl (0.25 mm) Detector F2(21.81 :35.54)

PCB-40/41/71, CAS: STL02292

Signal: 3

Processing Integration Results

RT: 26.94
Area: 939802
Amount: 94.959326
Amount Units: pg/ul

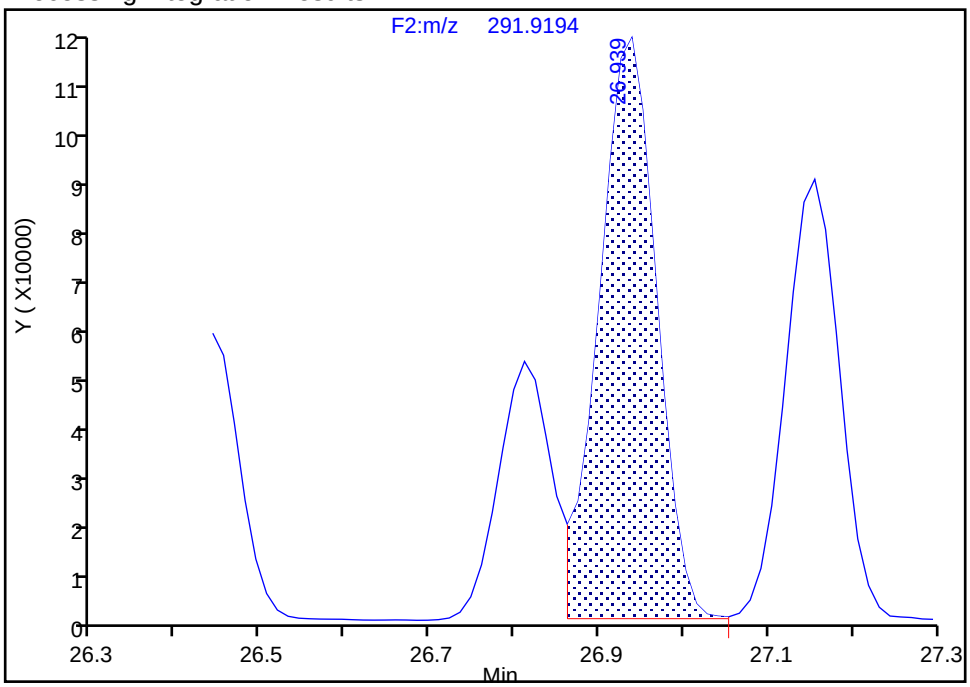

Manual Integration Results

RT: 26.94
Area: 1324429
Amount: 133.8227
Amount Units: pg/ul
Reviewer: mcwhirterl, 04-Sep-2019 00:01:48
Audit Action: Marked Compound Undetected Audit Reason: Invalid Compound ID

Manual Integration/User Assign Peak Report

Eurofins TestAmerica, Knoxville

Data File:	\\chromna\Knoxville\ChromData\D3D\20190903-12939.b\d4190903s2.d				
Injection Date:	03-Sep-2019 22:14:00	Instrument ID:	D3D		
Lims ID:	WDMCCV				
Client ID:					
Operator ID:	Xcalibur_System	ALS Bottle#:	0	Worklist Smp#:	1
Injection Vol:	1.0 ul	Dil. Factor:	1.0000		
Method:	PCBs_D3D	Limit Group:	HR - 1668A - ICAL		
Column:	SPB-Octyl (0.25 mm)	Detector	F2(21.81 :35.54)		

PCB-40/41/71, CAS: STL02292

Signal: 1

Processing Integration Results

RT: 26.94
Area: 416633
Amount: 94.959326
Amount Units: pg/ul

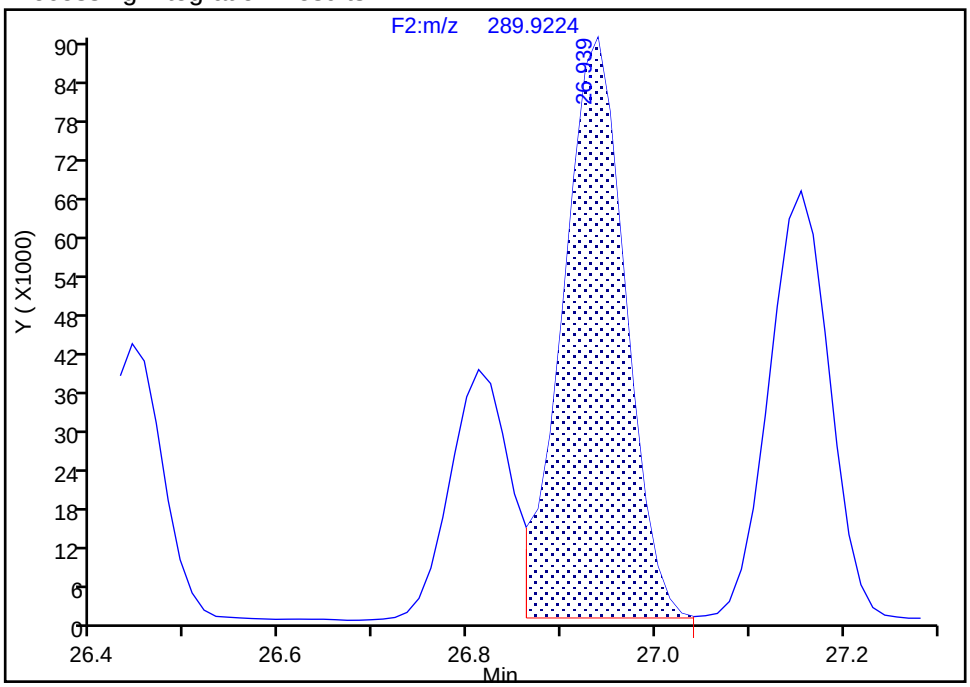

Manual Integration Results

RT: 26.94
Area: 587579
Amount: 133.8227
Amount Units: pg/ul

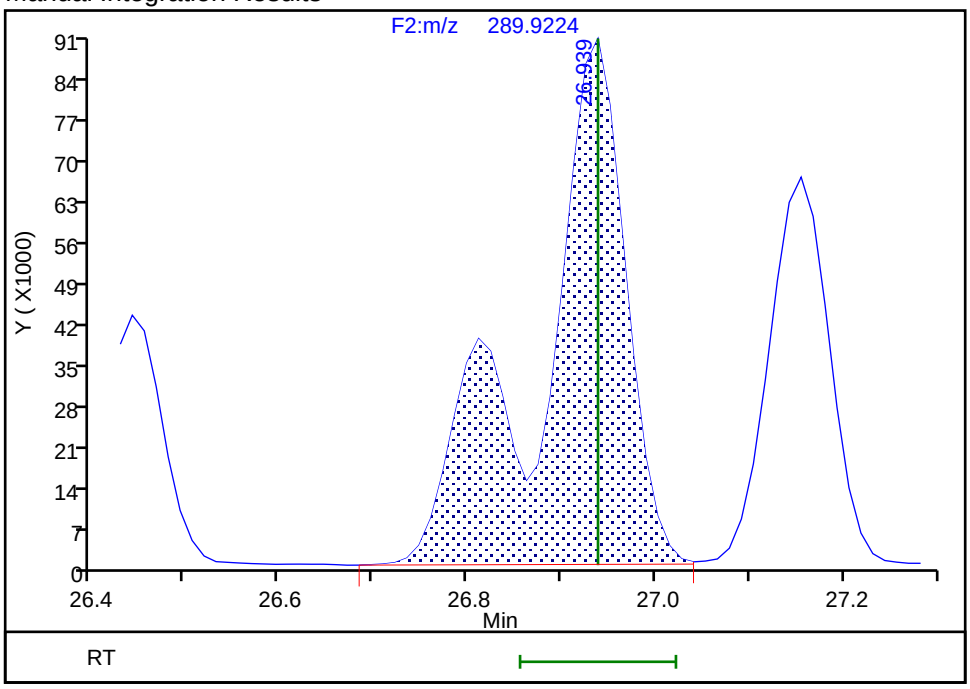

Reviewer: mcwhirterl, 04-Sep-2019 00:01:50

Audit Action: Manually Integrated/Assigned Compound ID Audit Reason: Incomplete Integration

Eurofins TestAmerica, Knoxville

Data File:	\\chromna\Knoxville\ChromData\D3D\20190903-12939.b\d4190903s2.d		
Injection Date:	03-Sep-2019 22:14:00	Injection Vol:	1.0 ul
Instrument ID:	D3D	Operator ID:	Xcalibur_System
Method:	PCBs_D3D	Limit Group:	HR - 1668A - ICAL
Client ID:			
Worklist#:	33231	Sample Line#:	1
Column Type:	SPB-Octyl	Column Dia:	0.25 mm

PePCB F2

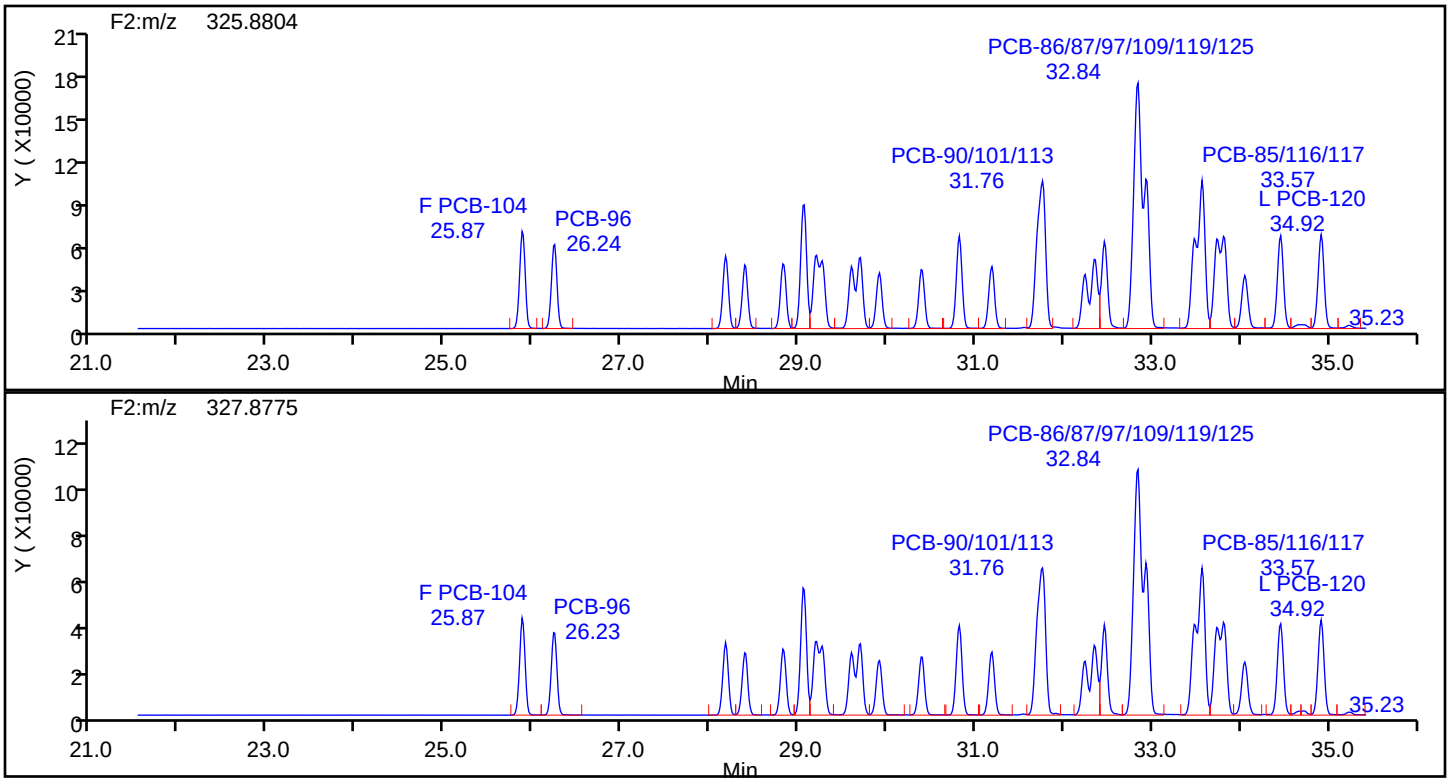

PePCB F2 Standards

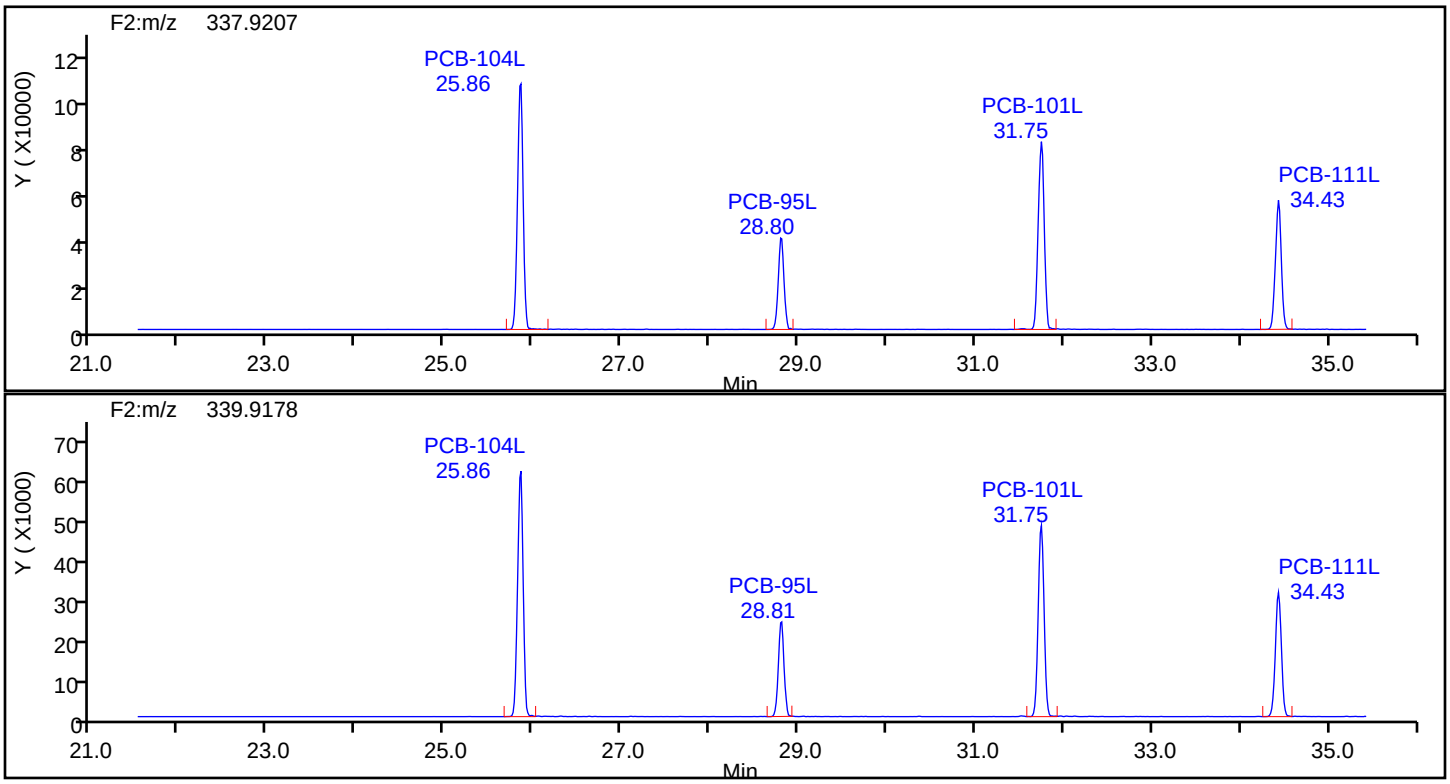

Eurofins TestAmerica, Knoxville

Data File:	\\chromna\Knoxville\ChromData\D3D\20190903-12939.b\d4190903s2.d		
Injection Date:	03-Sep-2019 22:14:00	Injection Vol:	1.0 ul
Instrument ID:	D3D	Operator ID:	Xcalibur_System
Method:	PCBs_D3D	Limit Group:	HR - 1668A - ICAL
Client ID:			
Worklist#:	33231	Sample Line#:	1
Column Type:	SPB-Octyl	Column Dia:	0.25 mm

PePCB F2

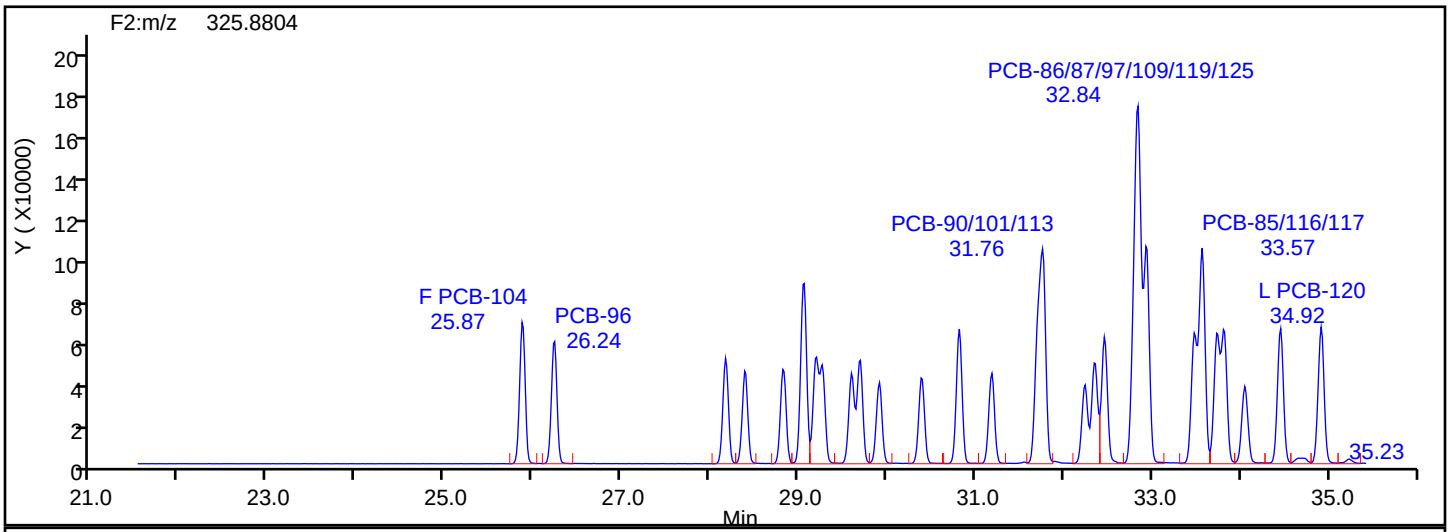

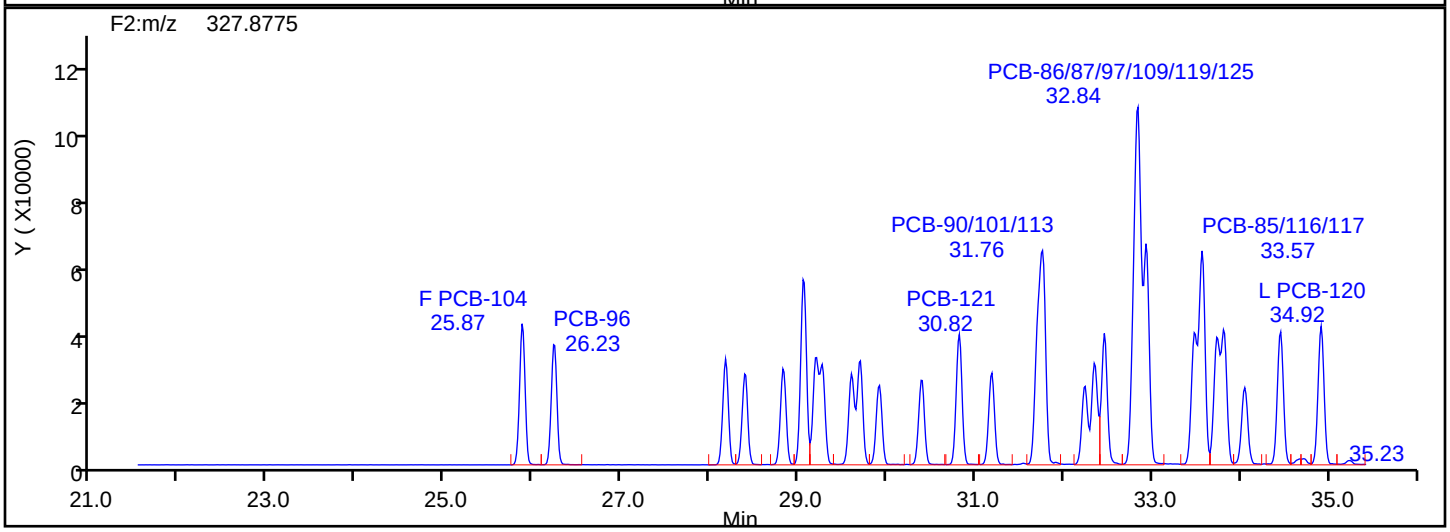

PePCB F2 Lock Mass

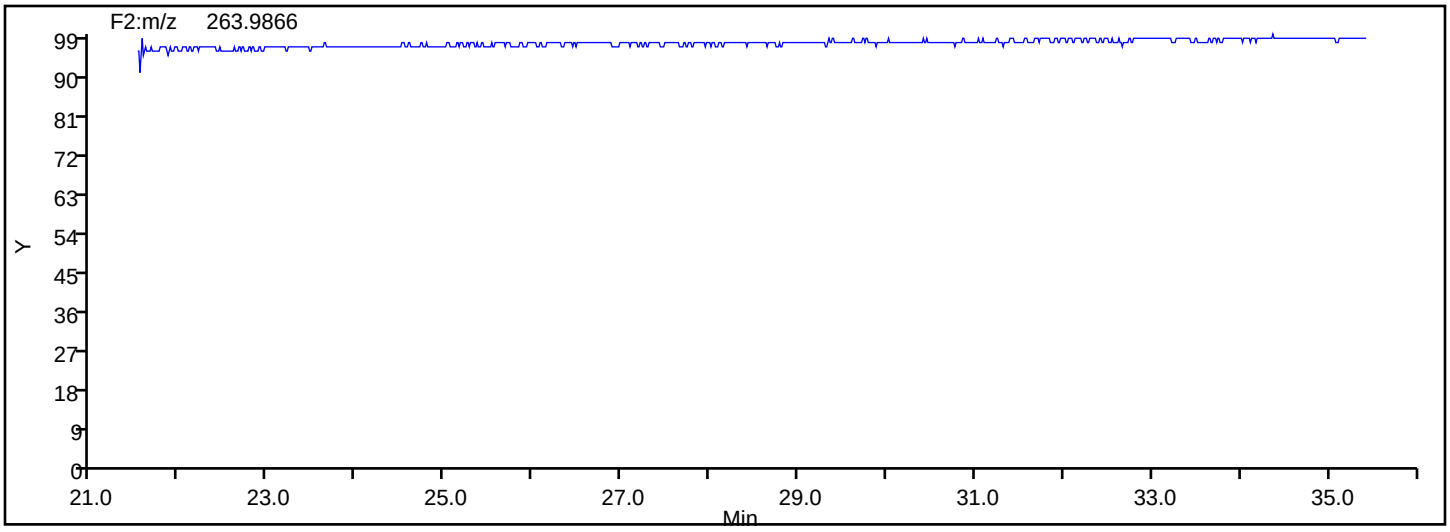

Manual Integration/User Assign Peak Report

Eurofins TestAmerica, Knoxville

Data File: \\chromna\Knoxville\ChromData\D3D\20190903-12939.b\d4190903s2.d
Injection Date: 03-Sep-2019 22:14:00 Instrument ID: D3D
Lims ID: WDMCCV
Client ID:
Operator ID: Xcalibur_System ALS Bottle#: 0 Worklist Smp#: 1
Injection Vol: 1.0 ul Dil. Factor: 1.0000
Method: PCBs_D3D Limit Group: HR - 1668A - ICAL
Column: SPB-Octyl (0.25 mm) Detector F2(21.81 :35.54)

PCB-98/102, CAS: STL01843

Signal: 2

Processing Integration Results

RT: 29.20
Area: 133945
Amount: 53.319425
Amount Units: pg/ul

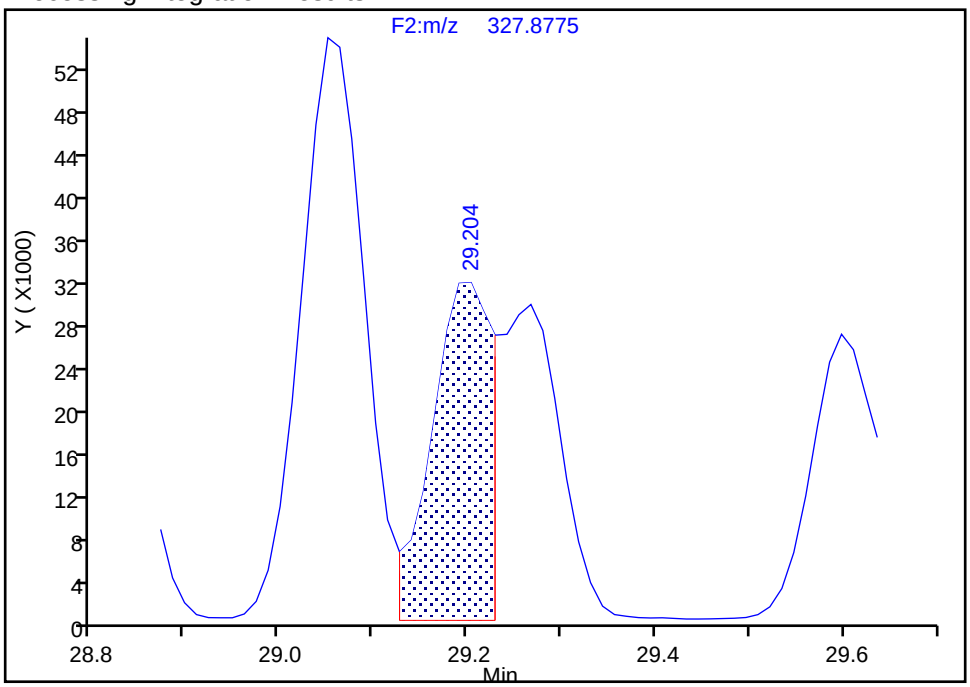

Manual Integration Results

RT: 29.20
Area: 265971
Amount: 97.261283
Amount Units: pg/ul

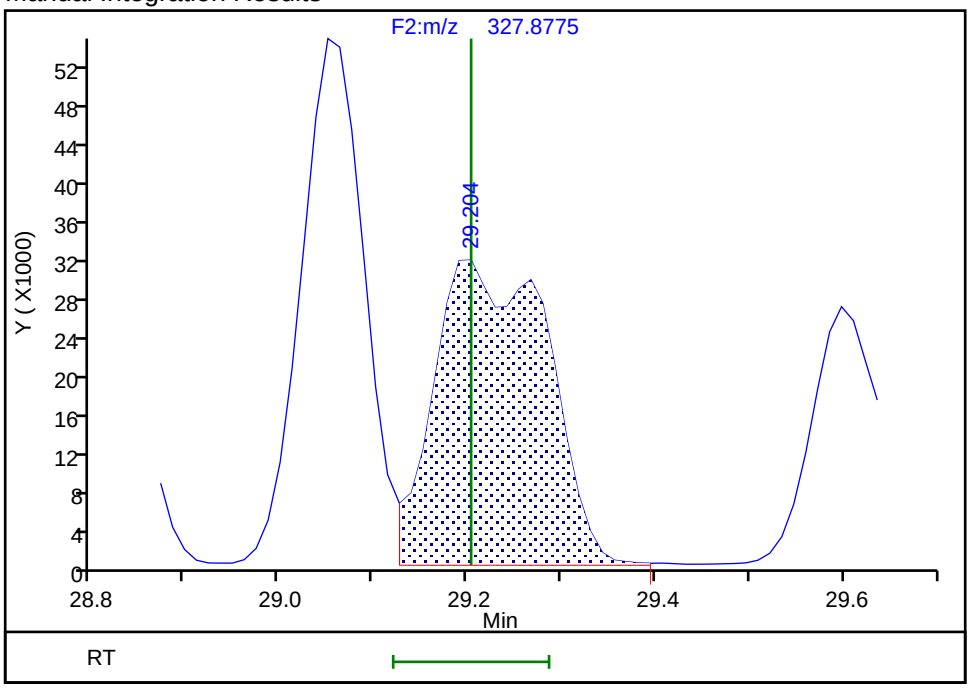

Reviewer: mcwhirterl, 04-Sep-2019 00:02:40
Audit Action: Marked Compound Undetected Audit Reason: Invalid Compound ID

Manual Integration/User Assign Peak Report

Eurofins TestAmerica, Knoxville

Data File: \\chromna\Knoxville\ChromData\D3D\20190903-12939.b\d4190903s2.d
Injection Date: 03-Sep-2019 22:14:00 Instrument ID: D3D
Lims ID: WDMCCV
Client ID:
Operator ID: Xcalibur_System ALS Bottle#: 0 Worklist Smp#: 1
Injection Vol: 1.0 ul Dil. Factor: 1.0000
Method: PCBs_D3D Limit Group: HR - 1668A - ICAL
Column: SPB-Octyl (0.25 mm) Detector F2(21.81 :35.54)

PCB-98/102, CAS: STL01843

Signal: 3

Processing Integration Results

RT: 29.20
Area: 377330
Amount: 53.319425
Amount Units: pg/ul

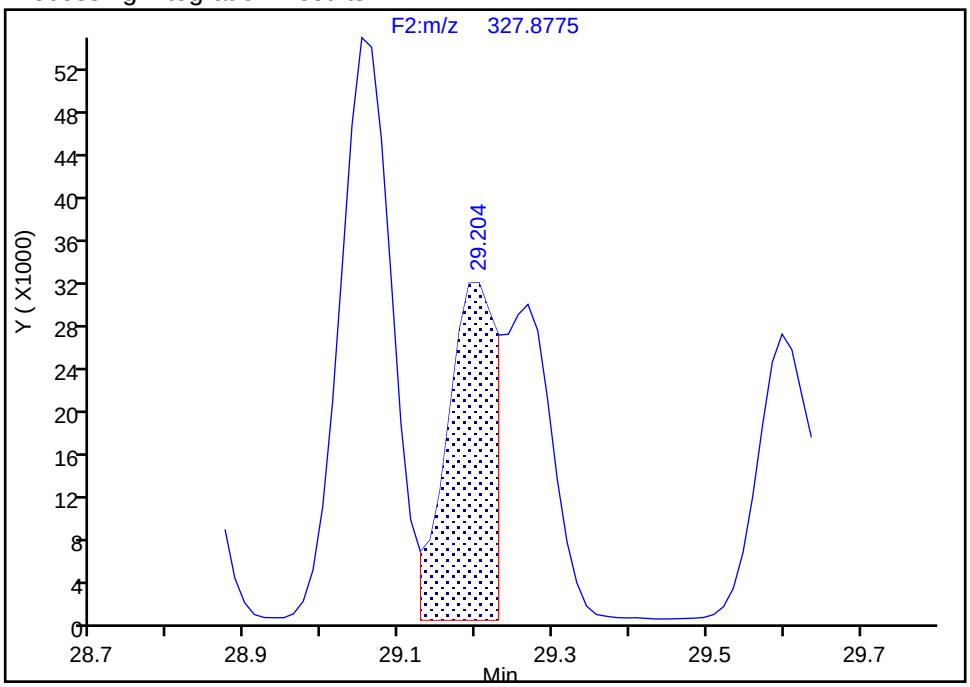

Manual Integration Results

RT: 29.20
Area: 688297
Amount: 97.261283
Amount Units: pg/ul
Reviewer: mcwhirterl, 04-Sep-2019 00:02:40
Audit Action: Marked Compound Undetected Audit Reason: Invalid Compound ID

Manual Integration/User Assign Peak Report

Eurofins TestAmerica, Knoxville

Data File:	\\chromna\Knoxville\ChromData\D3D\20190903-12939.b\d4190903s2.d				
Injection Date:	03-Sep-2019 22:14:00	Instrument ID:	D3D		
Lims ID:	WDMCCV				
Client ID:					
Operator ID:	Xcalibur_System	ALS Bottle#:	0	Worklist Smp#:	1
Injection Vol:	1.0 ul	Dil. Factor:	1.0000		
Method:	PCBs_D3D	Limit Group:	HR - 1668A - ICAL		
Column:	SPB-Octyl (0.25 mm)	Detector	F2(21.81 :35.54)		

PCB-98/102, CAS: STL01843

Signal: 1

Processing Integration Results

RT: 29.20
Area: 243385
Amount: 53.319425
Amount Units: pg/ul

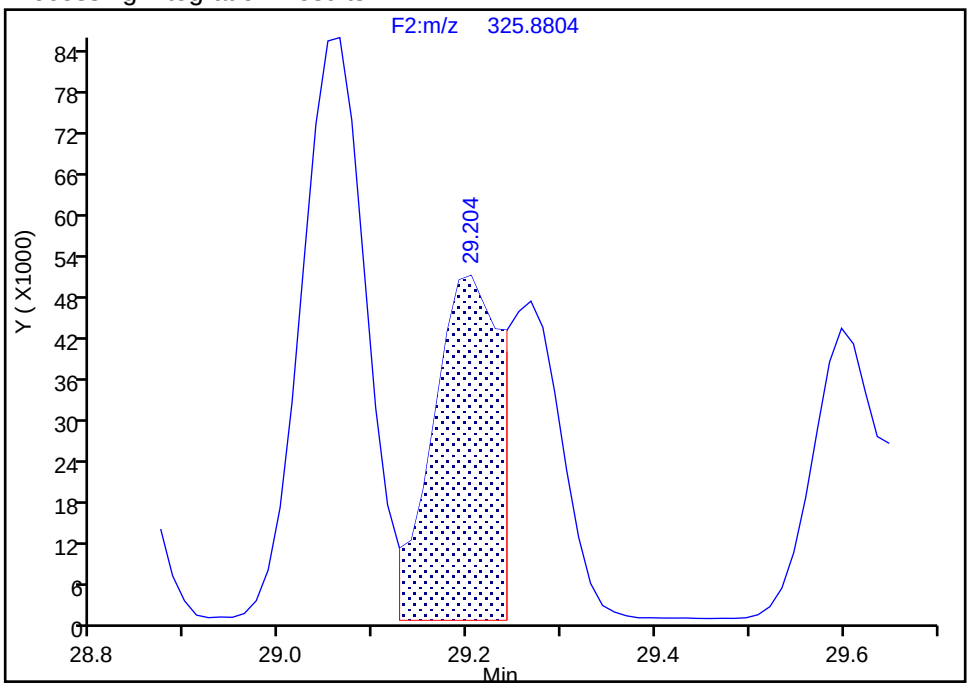

Manual Integration Results

RT: 29.20
Area: 422326
Amount: 97.261283
Amount Units: pg/ul

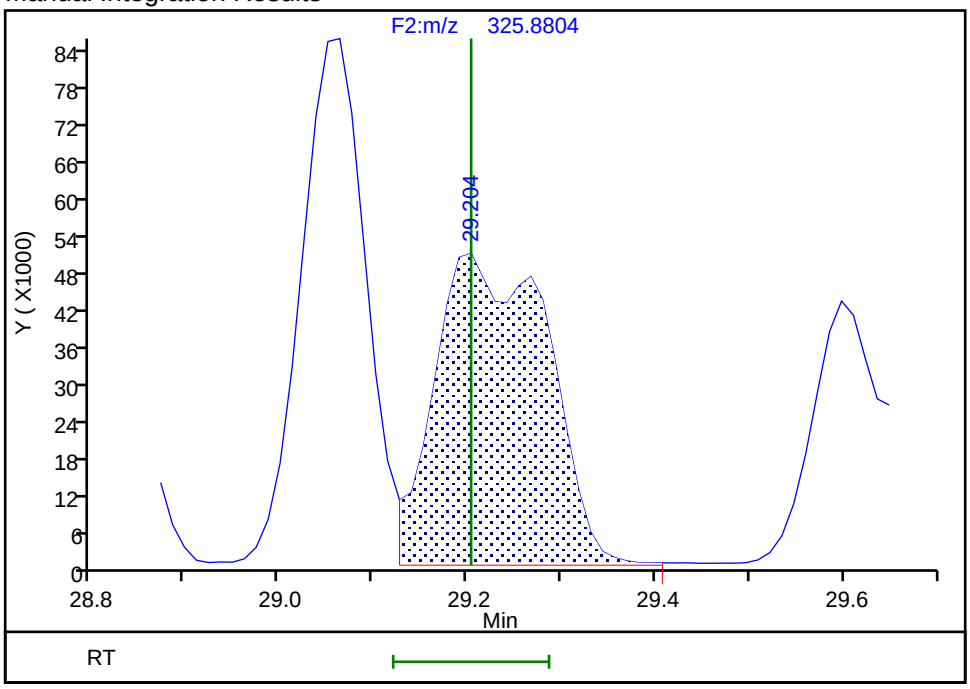

Reviewer: mcwhirterl, 04-Sep-2019 00:02:41

Audit Action: Manually Integrated/Assigned Compound ID Audit Reason: Incomplete Integration

Manual Integration/User Assign Peak Report

Eurofins TestAmerica, Knoxville

Data File:	\\chromna\Knoxville\ChromData\D3D\20190903-12939.b\d4190903s2.d				
Injection Date:	03-Sep-2019 22:14:00	Instrument ID:	D3D		
Lims ID:	WDMCCV				
Client ID:					
Operator ID:	Xcalibur_System	ALS Bottle#:	0	Worklist Smp#:	1
Injection Vol:	1.0 ul	Dil. Factor:	1.0000		
Method:	PCBs_D3D	Limit Group:	HR - 1668A - ICAL		
Column:	SPB-Octyl (0.25 mm)	Detector	F2(21.81 :35.54)		

PCB-88/91, CAS: STL01812

Signal: 1

Processing Integration Results

RT: 29.70
Area: 594558
Amount: 137.6375
Amount Units: pg/ul

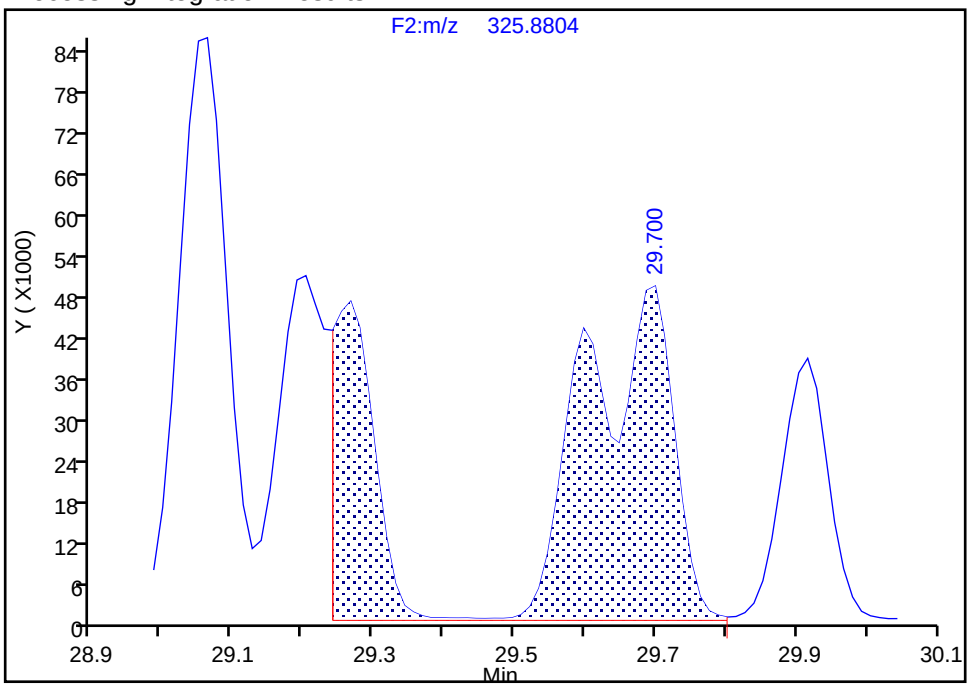

Manual Integration Results

RT: 29.70
Area: 416848
Amount: 94.502011
Amount Units: pg/ul

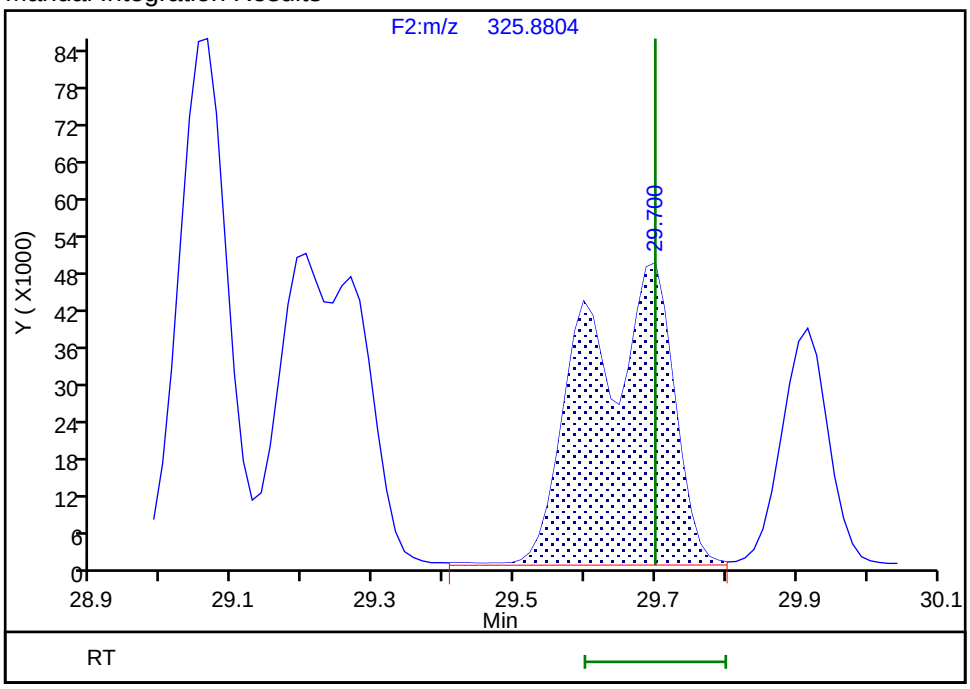

Reviewer: mcwhirterl, 04-Sep-2019 00:02:30

Audit Action: Manually Integrated Audit Reason: Incomplete Integration

Manual Integration/User Assign Peak Report

Eurofins TestAmerica, Knoxville

Data File:	\\chromna\Knoxville\ChromData\D3D\20190903-12939.b\d4190903s2.d				
Injection Date:	03-Sep-2019 22:14:00	Instrument ID:	D3D		
Lims ID:	WDMCCV				
Client ID:					
Operator ID:	Xcalibur_System	ALS Bottle#:	0	Worklist Smp#:	1
Injection Vol:	1.0 ul	Dil. Factor:	1.0000		
Method:	PCBs_D3D	Limit Group:	HR - 1668A - ICAL		
Column:	SPB-Octyl (0.25 mm)	Detector	F2(21.81 :35.54)		

PCB-88/91, CAS: STL01812

Signal: 2

Processing Integration Results

RT: 29.70
Area: 395645
Amount: 137.6375
Amount Units: pg/ul

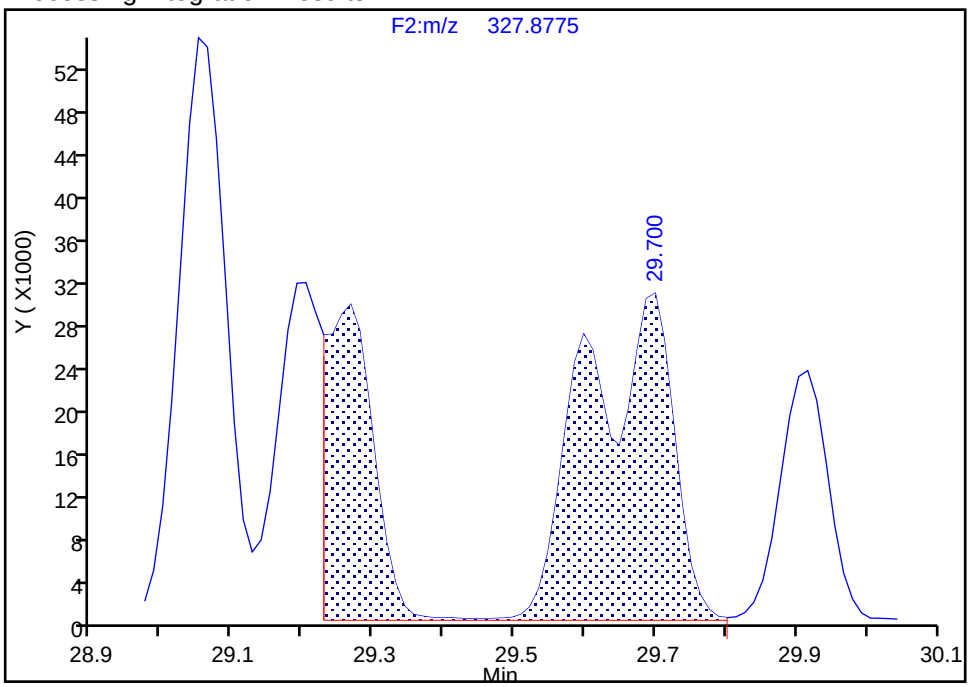

Manual Integration Results

RT: 29.70
Area: 263026
Amount: 94.502011
Amount Units: pg/ul

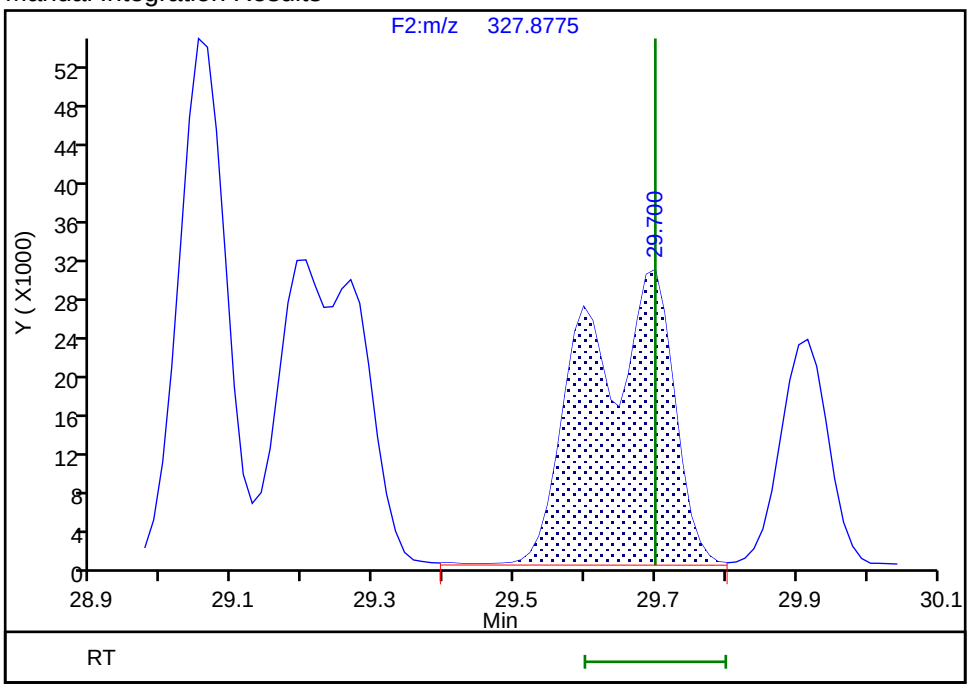

Reviewer: mcwhirterl, 04-Sep-2019 00:02:38
Audit Action: Manually Integrated Audit Reason: Incomplete Integration

Manual Integration/User Assign Peak Report

Eurofins TestAmerica, Knoxville

Data File:	\\chromna\Knoxville\ChromData\D3D\20190903-12939.b\d4190903s2.d				
Injection Date:	03-Sep-2019 22:14:00	Instrument ID:	D3D		
Lims ID:	WDMCCV				
Client ID:					
Operator ID:	Xcalibur_System	ALS Bottle#:	0	Worklist Smp#:	1
Injection Vol:	1.0 ul	Dil. Factor:	1.0000		
Method:	PCBs_D3D	Limit Group:	HR - 1668A - ICAL		
Column:	SPB-Octyl (0.25 mm)	Detector	F2(21.81 :35.54)		

PCB-86/87/97/109/119/125, CAS: STL02295

Signal: 2

Processing Integration Results

RT: 32.84
Area: 614268
Amount: 185.3832
Amount Units: pg/ul

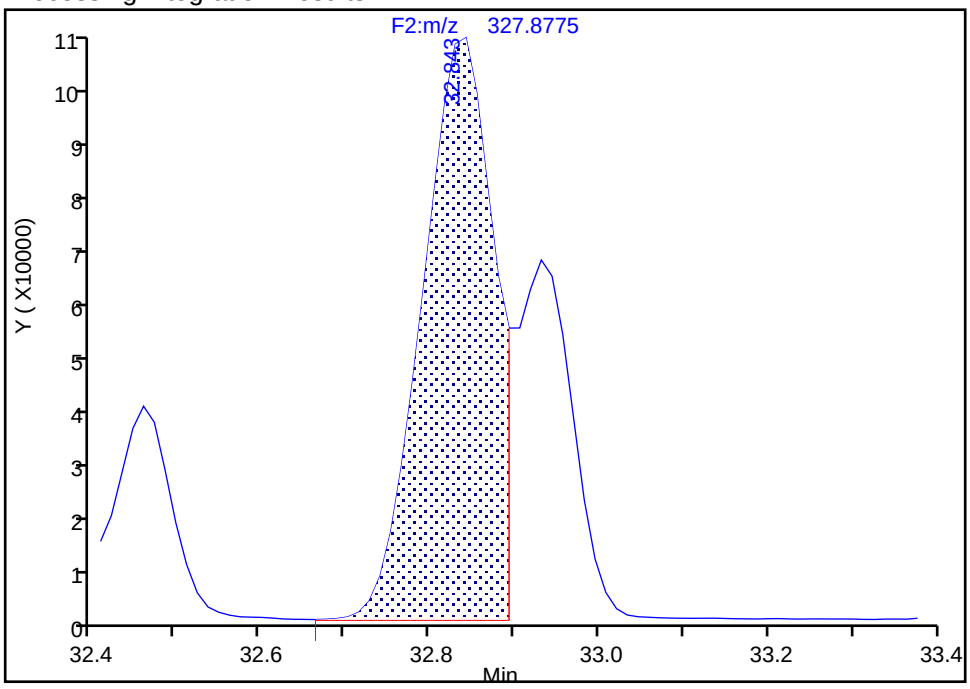

Manual Integration Results

RT: 32.84
Area: 919590
Amount: 278.1417
Amount Units: pg/ul

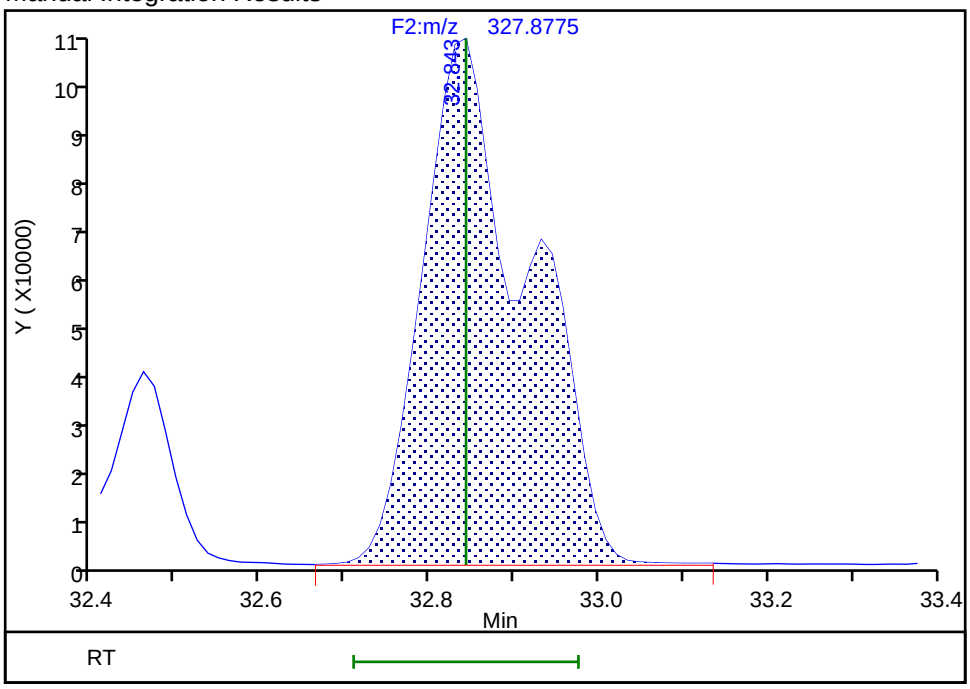

Reviewer: mcwhirterl, 04-Sep-2019 00:03:12
Audit Action: Marked Compound Undetected Audit Reason: Invalid Compound ID

Manual Integration/User Assign Peak Report

Eurofins TestAmerica, Knoxville

Data File: \\chromna\Knoxville\ChromData\D3D\20190903-12939.b\d4190903s2.d
Injection Date: 03-Sep-2019 22:14:00 Instrument ID: D3D
Lims ID: WDMCCV
Client ID:
Operator ID: Xcalibur_System ALS Bottle#: 0 Worklist Smp#: 1
Injection Vol: 1.0 ul Dil. Factor: 1.0000
Method: PCBs_D3D Limit Group: HR - 1668A - ICAL
Column: SPB-Octyl (0.25 mm) Detector F2(21.81 :35.54)

PCB-86/87/97/109/119/125, CAS: STL02295

Signal: 3

Processing Integration Results

RT: 32.84
Area: 1586508
Amount: 185.3832
Amount Units: pg/ul

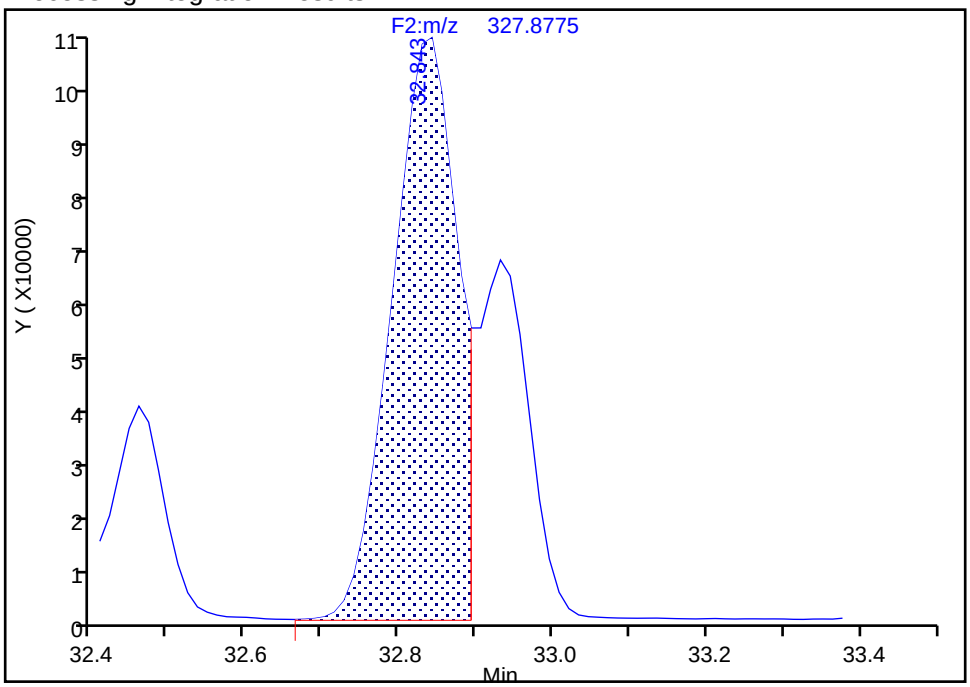

Manual Integration Results

RT: 32.84
Area: 2380334
Amount: 278.1417
Amount Units: pg/ul
Reviewer: mcwhirterl, 04-Sep-2019 00:03:12
Audit Action: Marked Compound Undetected Audit Reason: Invalid Compound ID

Manual Integration/User Assign Peak Report

Eurofins TestAmerica, Knoxville

Data File:	\\chromna\Knoxville\ChromData\D3D\20190903-12939.b\d4190903s2.d				
Injection Date:	03-Sep-2019 22:14:00	Instrument ID:	D3D		
Lims ID:	WDMCCV				
Client ID:					
Operator ID:	Xcalibur_System	ALS Bottle#:	0	Worklist Smp#:	1
Injection Vol:	1.0 ul	Dil. Factor:	1.0000		
Method:	PCBs_D3D	Limit Group:	HR - 1668A - ICAL		
Column:	SPB-Octyl (0.25 mm)	Detector	F2(21.81 :35.54)		

PCB-86/87/97/109/119/125, CAS: STL02295

Signal: 1

Processing Integration Results

RT: 32.84
Area: 972240
Amount: 185.3832
Amount Units: pg/ul

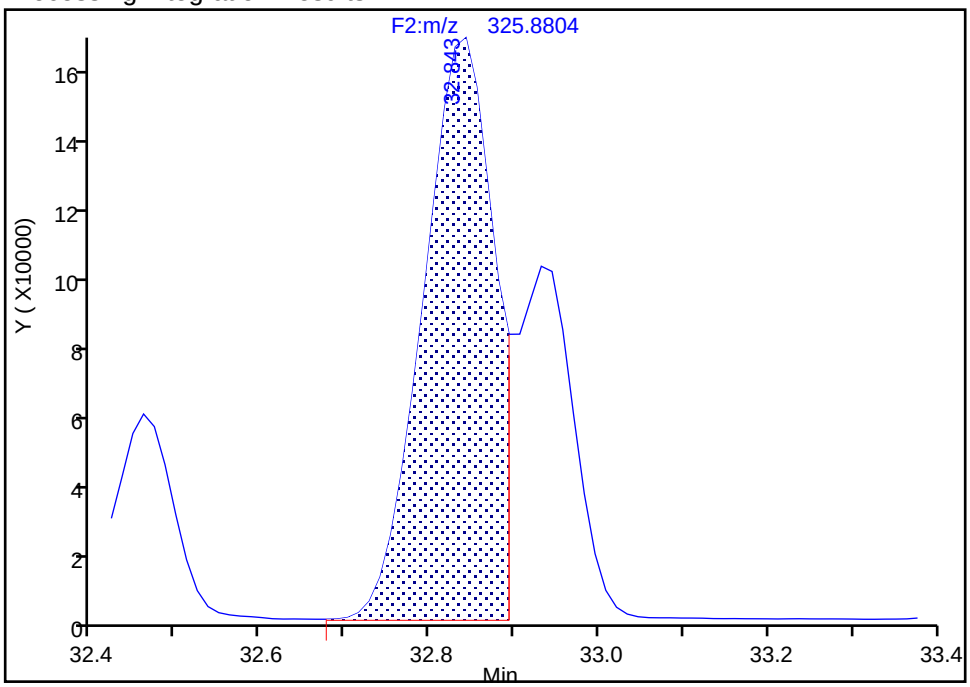

Manual Integration Results

RT: 32.84
Area: 1460744
Amount: 278.1417
Amount Units: pg/ul

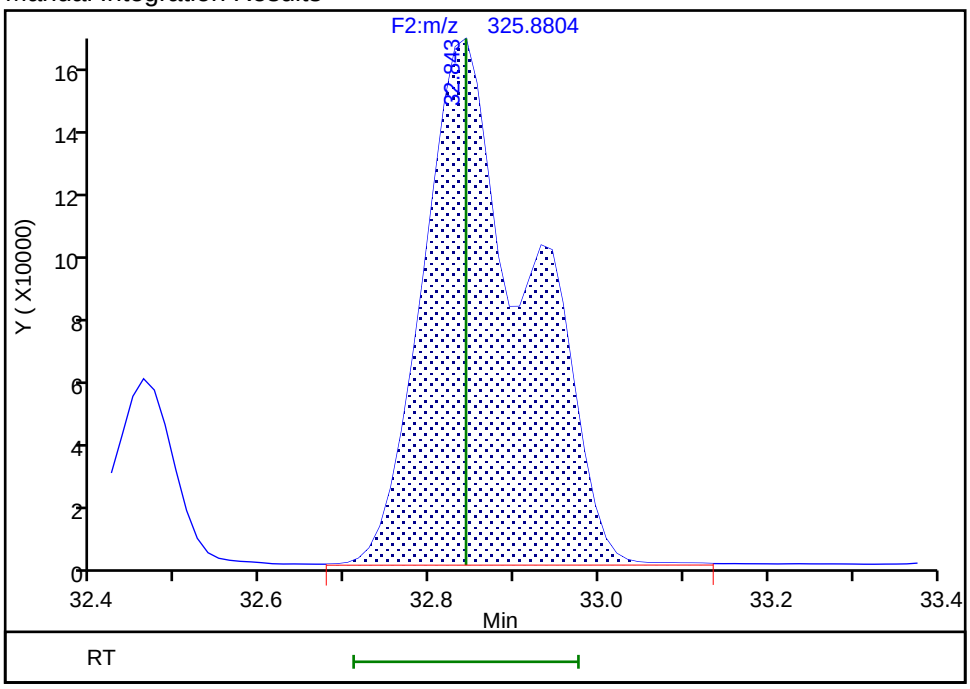

Reviewer: mcwhirterl, 04-Sep-2019 00:03:14
Audit Action: Manually Integrated/Assigned Compound ID Audit Reason: Incomplete Integration

Eurofins TestAmerica, Knoxville

Data File:	\\chromna\Knoxville\ChromData\D3D\20190903-12939.b\d4190903s2.d		
Injection Date:	03-Sep-2019 22:14:00	Injection Vol:	1.0 ul
Instrument ID:	D3D	Operator ID:	Xcalibur_System
Method:	PCBs_D3D	Limit Group:	HR - 1668A - ICAL
Client ID:			
Worklist#:	33231	Sample Line#:	1
Column Type:	SPB-Octyl	Column Dia:	0.25 mm

PePCB F3

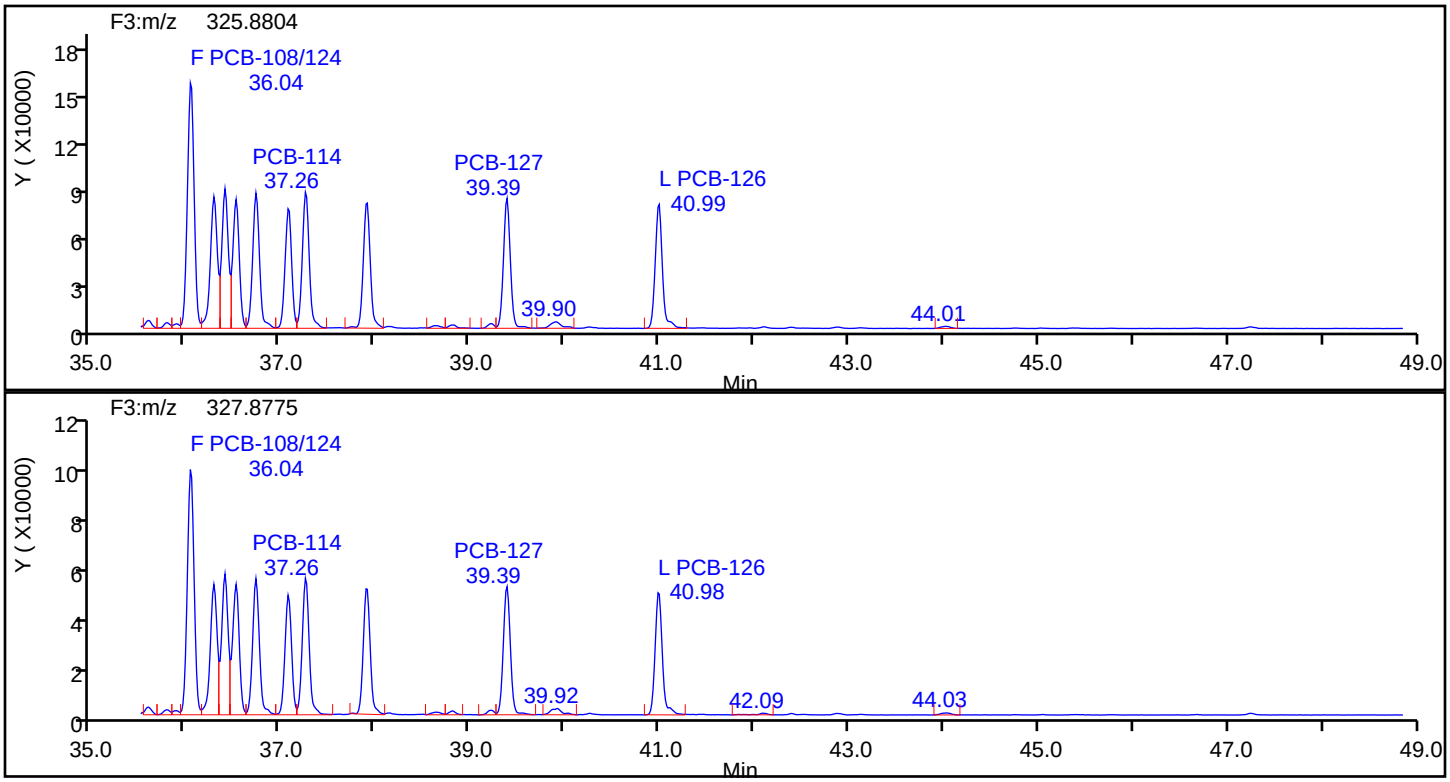

PePCB F3 Standards

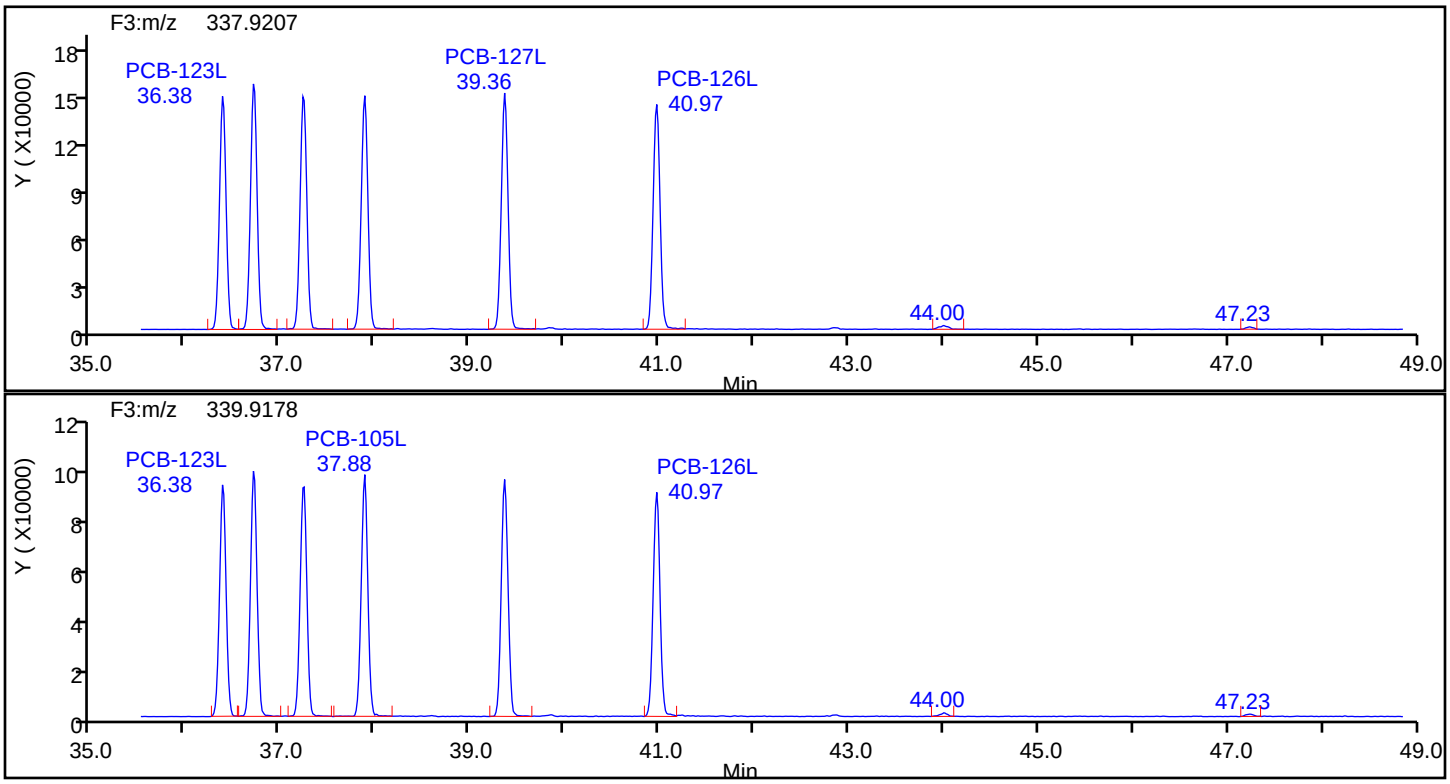

Eurofins TestAmerica, Knoxville

Data File:	\\chromna\Knoxville\ChromData\D3D\20190903-12939.b\d4190903s2.d		
Injection Date:	03-Sep-2019 22:14:00	Injection Vol:	1.0 ul
Instrument ID:	D3D	Operator ID:	Xcalibur_System
Method:	PCBs_D3D	Limit Group:	HR - 1668A - ICAL
Client ID:			
Worklist#:	33231	Sample Line#:	1
Column Type:	SPB-Octyl	Column Dia:	0.25 mm

PePCB F3

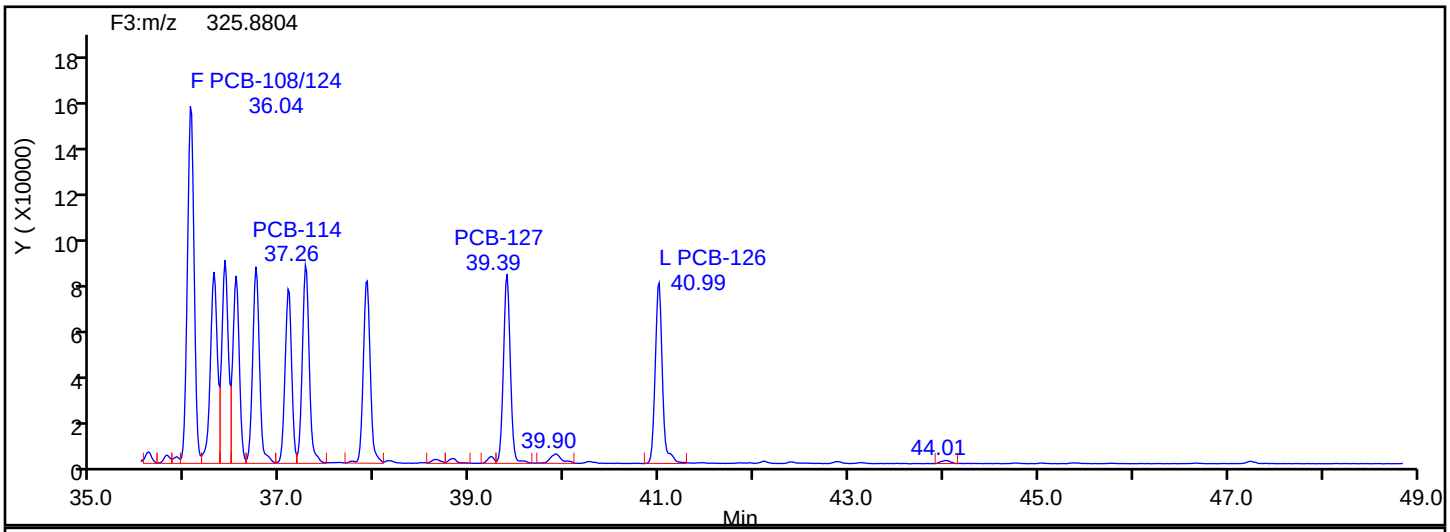

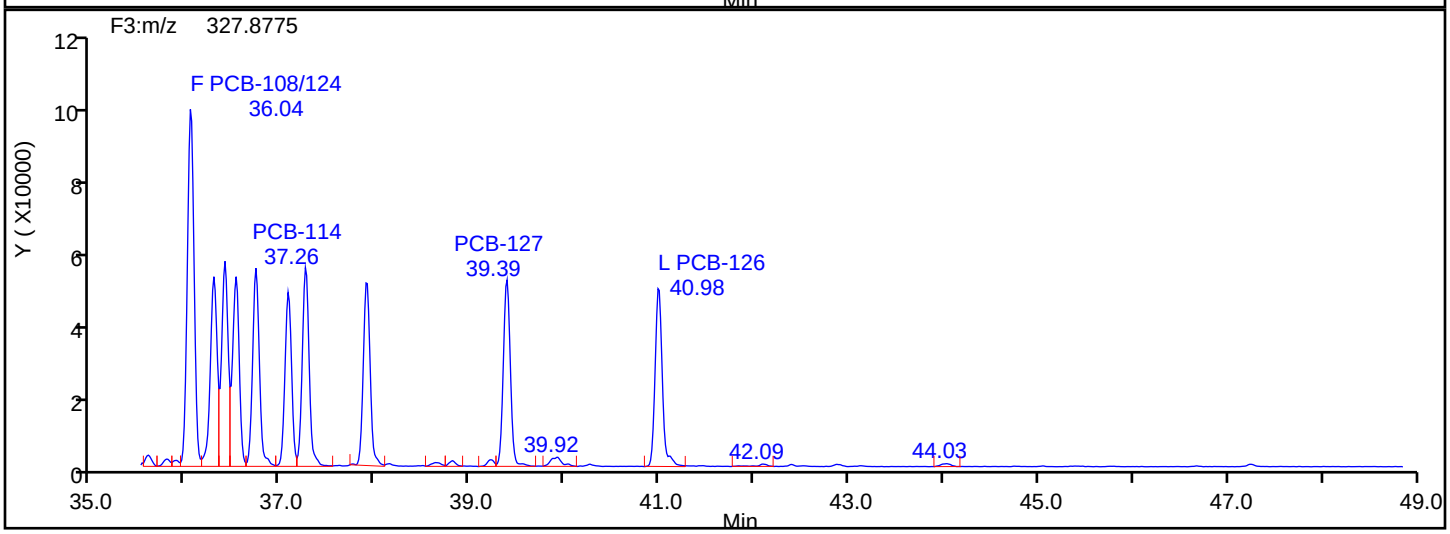

PePCB F3 Lock Mass

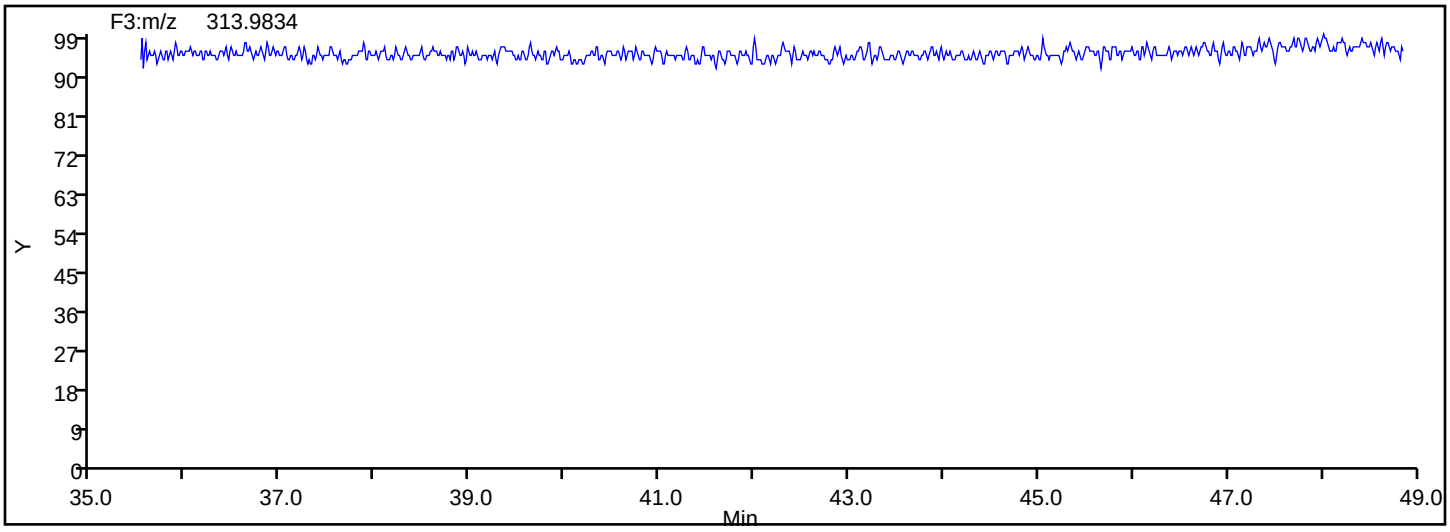

Eurofins TestAmerica, Knoxville

Data File:	\\chromna\Knoxville\ChromData\D3D\20190903-12939.b\d4190903s2.d		
Injection Date:	03-Sep-2019 22:14:00	Injection Vol:	1.0 ul
Instrument ID:	D3D	Operator ID:	Xcalibur_System
Method:	PCBs_D3D	Limit Group:	HR - 1668A - ICAL
Client ID:			
Worklist#:	33231	Sample Line#:	1
Column Type:	SPB-Octyl	Column Dia:	0.25 mm

HxPCB F2

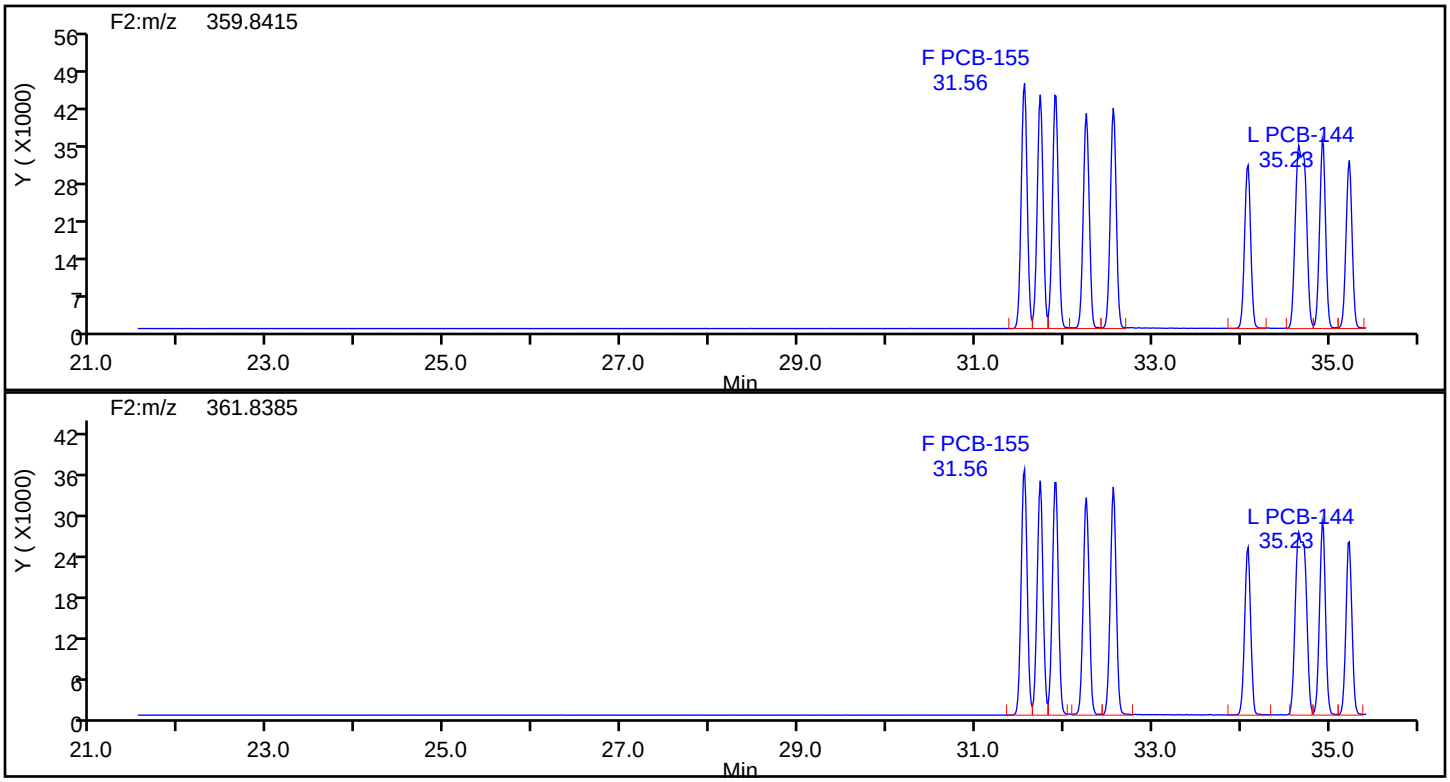

HxPCB F2 Standards

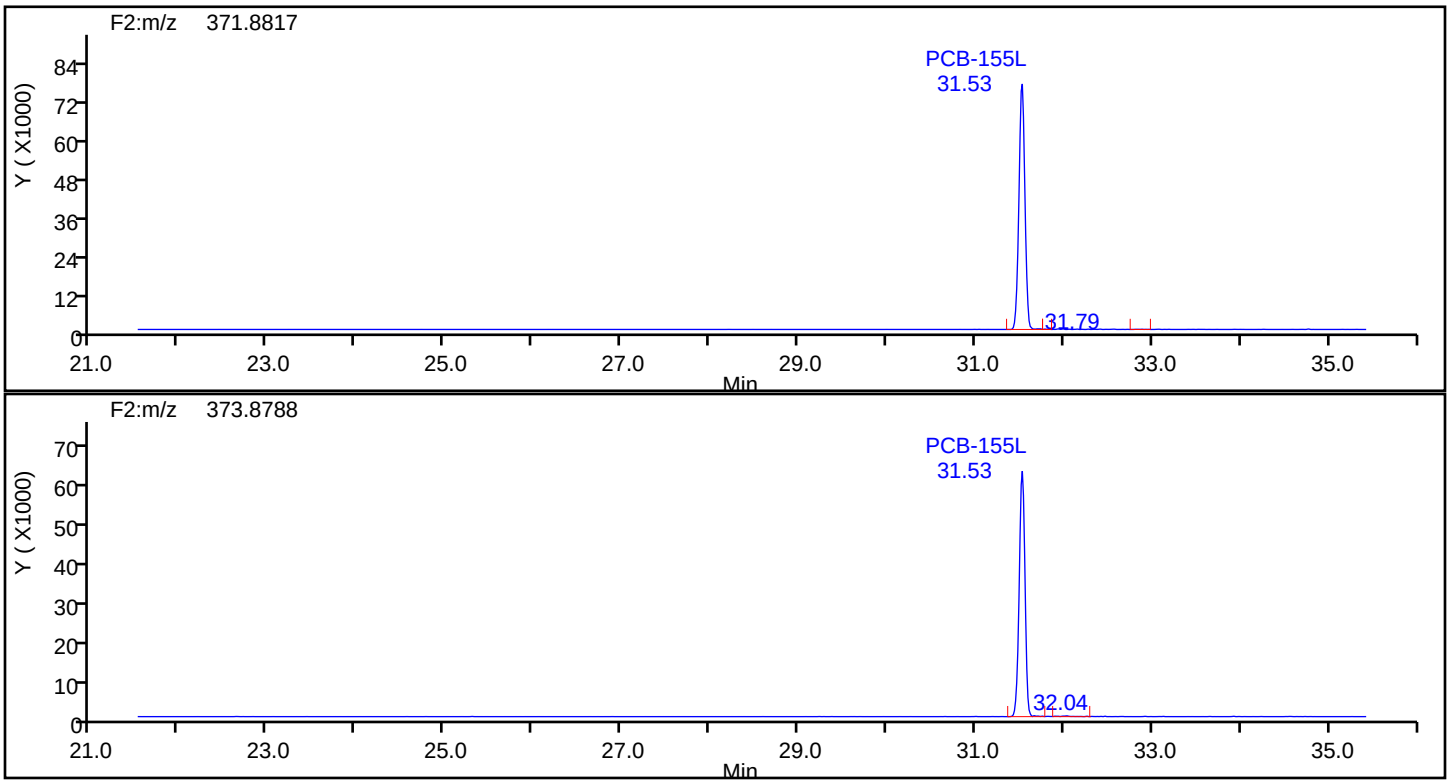

Eurofins TestAmerica, Knoxville

Data File:	\\chromna\Knoxville\ChromData\D3D\20190903-12939.b\d4190903s2.d		
Injection Date:	03-Sep-2019 22:14:00	Injection Vol:	1.0 ul
Instrument ID:	D3D	Operator ID:	Xcalibur_System
Method:	PCBs_D3D	Limit Group:	HR - 1668A - ICAL
Client ID:			
Worklist#:	33231	Sample Line#:	1
Column Type:	SPB-Octyl	Column Dia:	0.25 mm

HxPCB F2

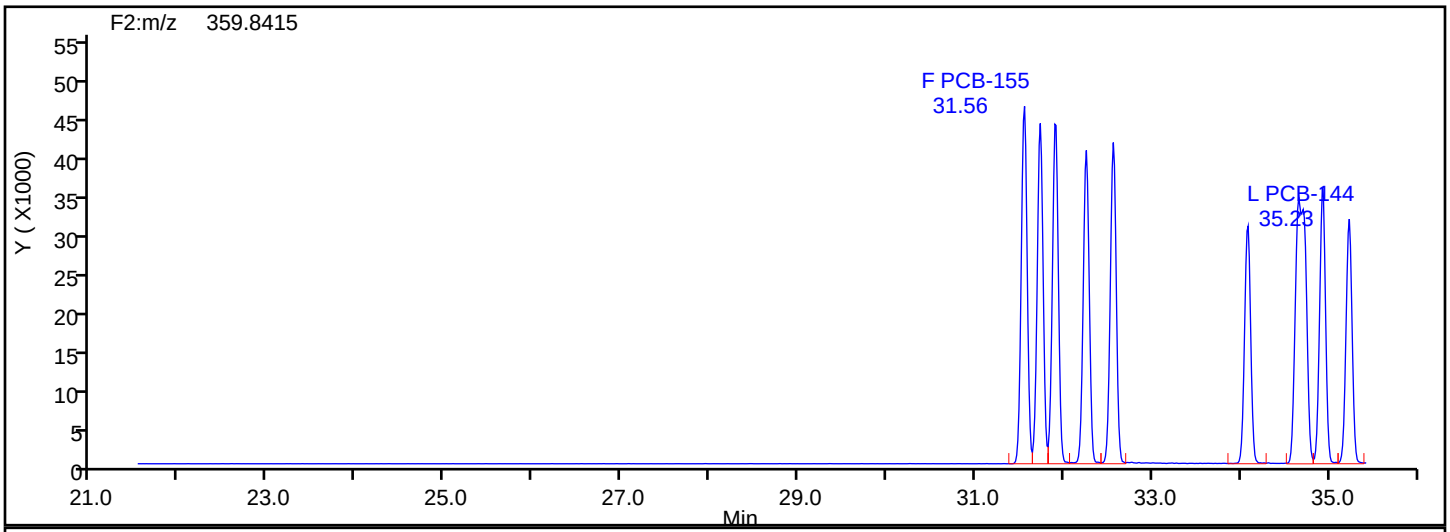

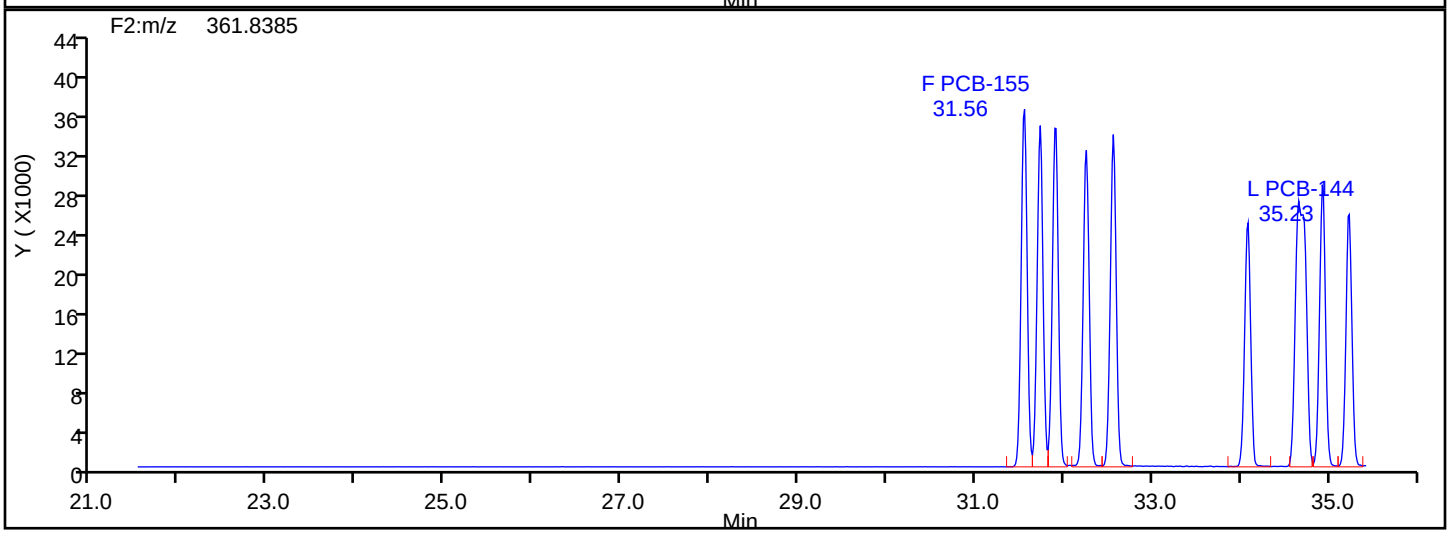

HxPCB F2 Lock Mass

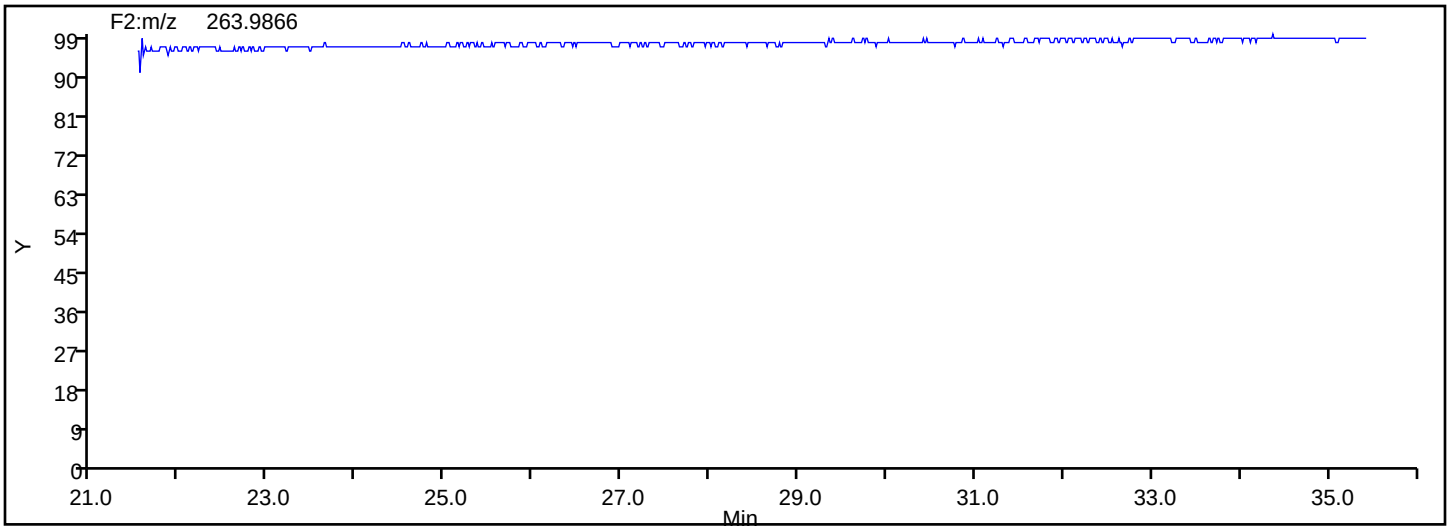

Manual Integration/User Assign Peak Report

Eurofins TestAmerica, Knoxville

Data File: \\chromna\Knoxville\ChromData\D3D\20190903-12939.b\d4190903s2.d
Injection Date: 03-Sep-2019 22:14:00 Instrument ID: D3D
Lims ID: WDMCCV
Client ID:
Operator ID: Xcalibur_System ALS Bottle#: 0 Worklist Smp#: 1
Injection Vol: 1.0 ul Dil. Factor: 1.0000
Method: PCBs_D3D Limit Group: HR - 1668A - ICAL
Column: SPB-Octyl (0.25 mm) Detector F2(21.81 :35.54)

PCB-135/151, CAS: STL01819

Signal: 2

Processing Integration Results

RT: 34.66
Area: 228002
Amount: 66.464602
Amount Units: pg/ul

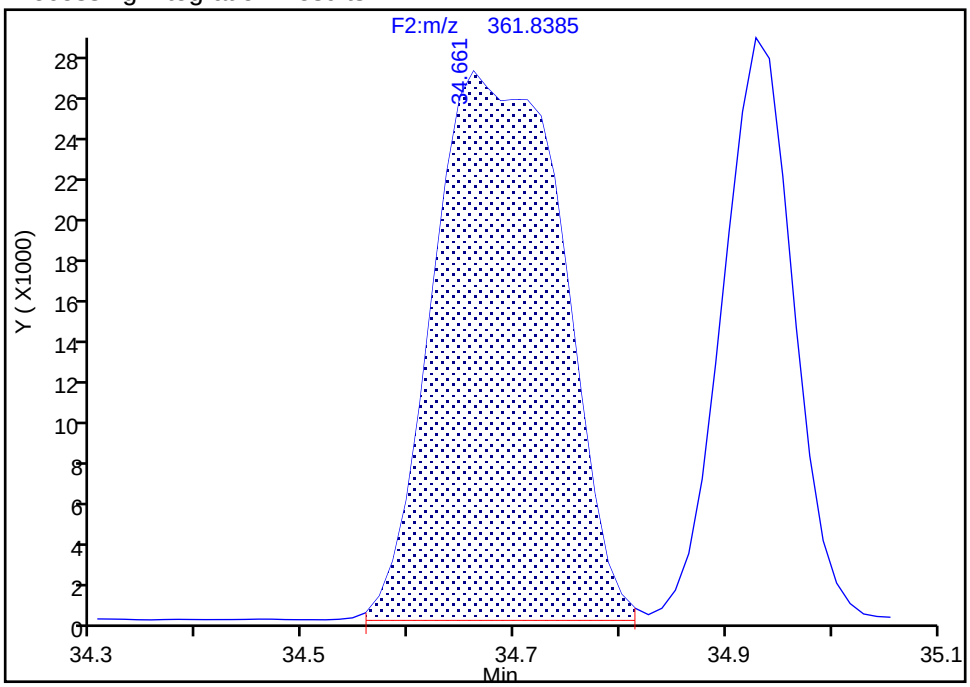

Manual Integration Results

RT: 34.66
Area: 228002
Amount: 92.335681
Amount Units: pg/ul

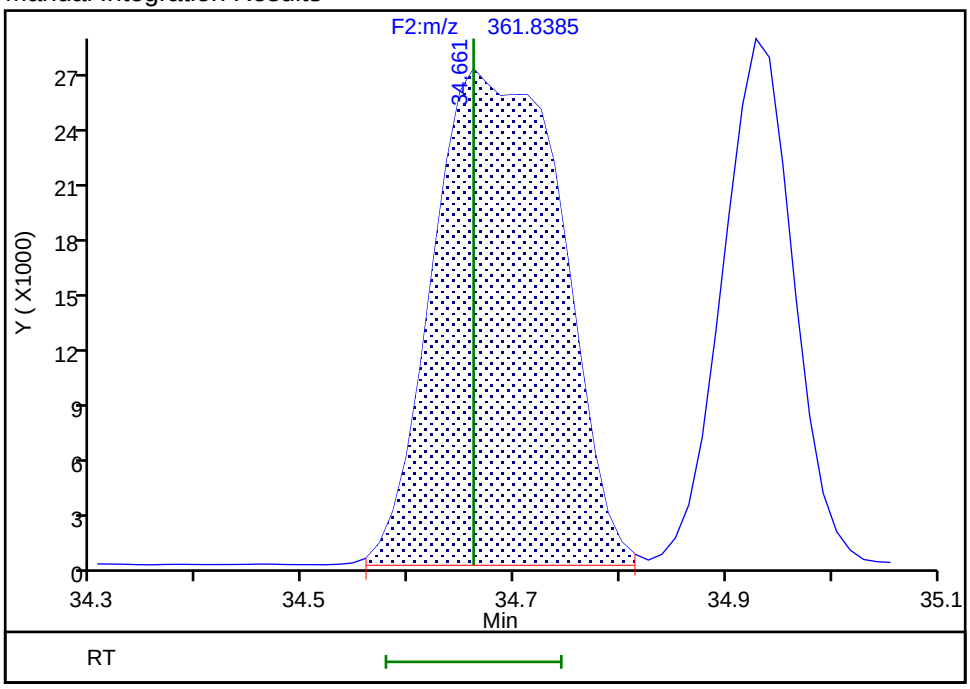

Reviewer: mcwhirterl, 04-Sep-2019 00:03:44
Audit Action: Marked Compound Undetected Audit Reason: Invalid Compound ID

Manual Integration/User Assign Peak Report

Eurofins TestAmerica, Knoxville

Data File: \\chromna\Knoxville\ChromData\D3D\20190903-12939.b\d4190903s2.d
Injection Date: 03-Sep-2019 22:14:00 Instrument ID: D3D
Lims ID: WDMCCV
Client ID:
Operator ID: Xcalibur_System ALS Bottle#: 0 Worklist Smp#: 1
Injection Vol: 1.0 ul Dil. Factor: 1.0000
Method: PCBs_D3D Limit Group: HR - 1668A - ICAL
Column: SPB-Octyl (0.25 mm) Detector F2(21.81 :35.54)

PCB-135/151, CAS: STL01819

Signal: 3

Processing Integration Results

RT: 34.66
Area: 375246
Amount: 66.464602
Amount Units: pg/ul

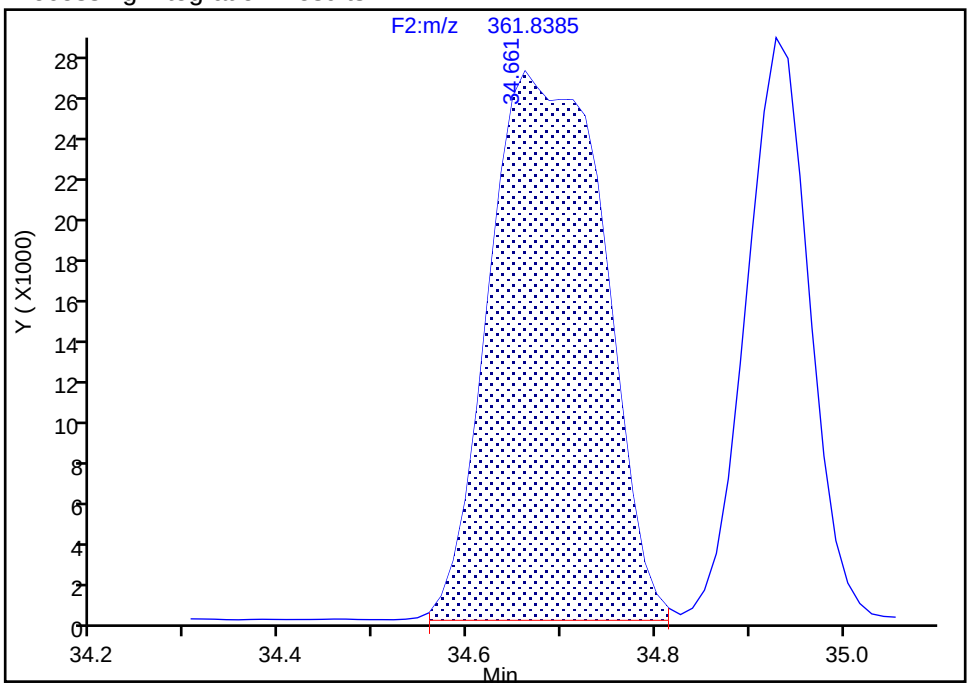

Manual Integration Results

RT: 34.66
Area: 521309
Amount: 92.335681
Amount Units: pg/ul
Reviewer: mcwhirterl, 04-Sep-2019 00:03:44
Audit Action: Marked Compound Undetected Audit Reason: Invalid Compound ID

Manual Integration/User Assign Peak Report

Eurofins TestAmerica, Knoxville

Data File:	\\chromna\Knoxville\ChromData\D3D\20190903-12939.b\d4190903s2.d				
Injection Date:	03-Sep-2019 22:14:00	Instrument ID:	D3D		
Lims ID:	WDMCCV				
Client ID:					
Operator ID:	Xcalibur_System	ALS Bottle#:	0	Worklist Smp#:	1
Injection Vol:	1.0 ul	Dil. Factor:	1.0000		
Method:	PCBs_D3D	Limit Group:	HR - 1668A - ICAL		
Column:	SPB-Octyl (0.25 mm)	Detector	F2(21.81 :35.54)		

PCB-135/151, CAS: STL01819

Signal: 1

Processing Integration Results

RT: 34.66
Area: 147244
Amount: 66.464602
Amount Units: pg/ul

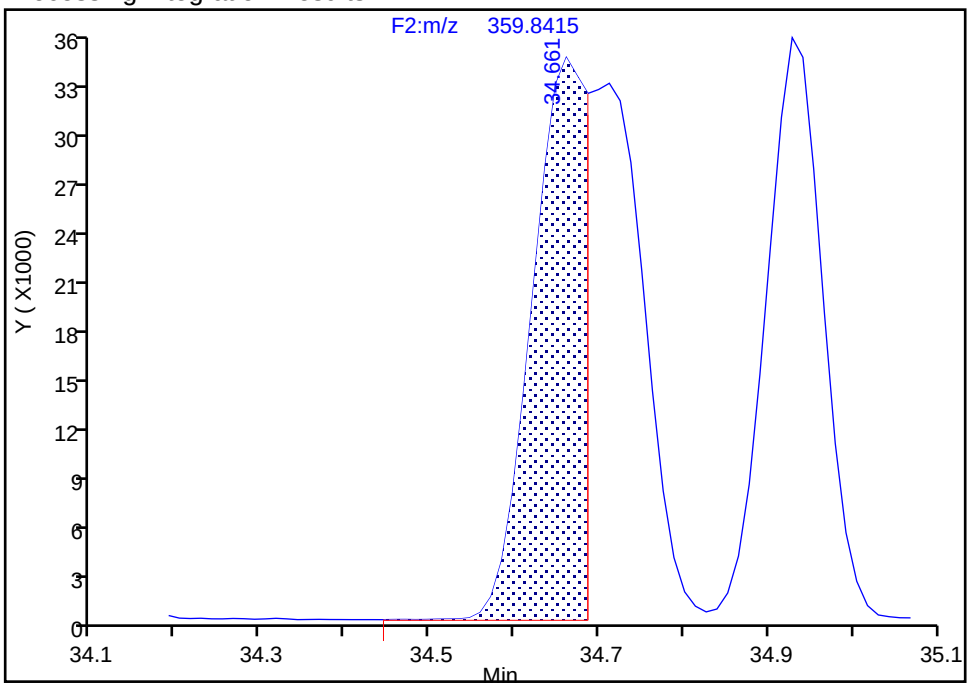

Manual Integration Results

RT: 34.66
Area: 293307
Amount: 92.335681
Amount Units: pg/ul

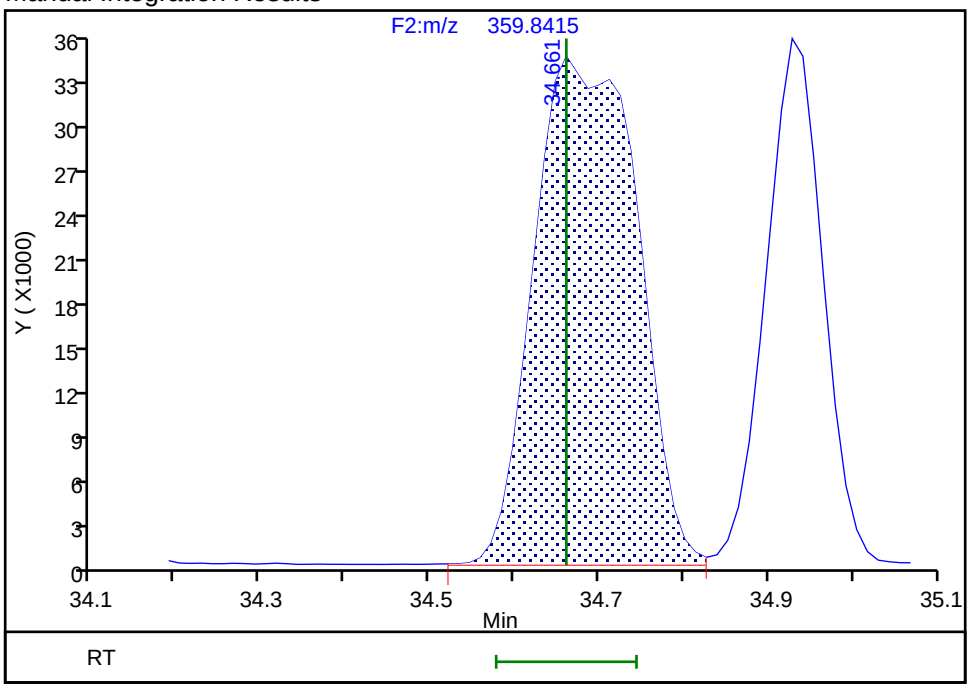

Reviewer: mcwhirterl, 04-Sep-2019 00:03:45

Audit Action: Manually Integrated/Assigned Compound ID Audit Reason: Incomplete Integration

Report Date: 04-Sep-2019 00:31:58 Chrom Revision: 2.3 22-Aug-2019 12:55:36

Eurofins TestAmerica, Knoxville

Data File:	\\chromna\Knoxville\ChromData\D3D\20190903-12939.b\d4190903s2.d		
Injection Date:	03-Sep-2019 22:14:00	Injection Vol:	1.0 ul
Instrument ID:	D3D	Operator ID:	Xcalibur_System
Method:	PCBs_D3D	Limit Group:	HR - 1668A - ICAL
Client ID:			
Worklist#:	33231	Sample Line#:	1
Column Type:	SPB-Octyl	Column Dia:	0.25 mm

HxPCB F3

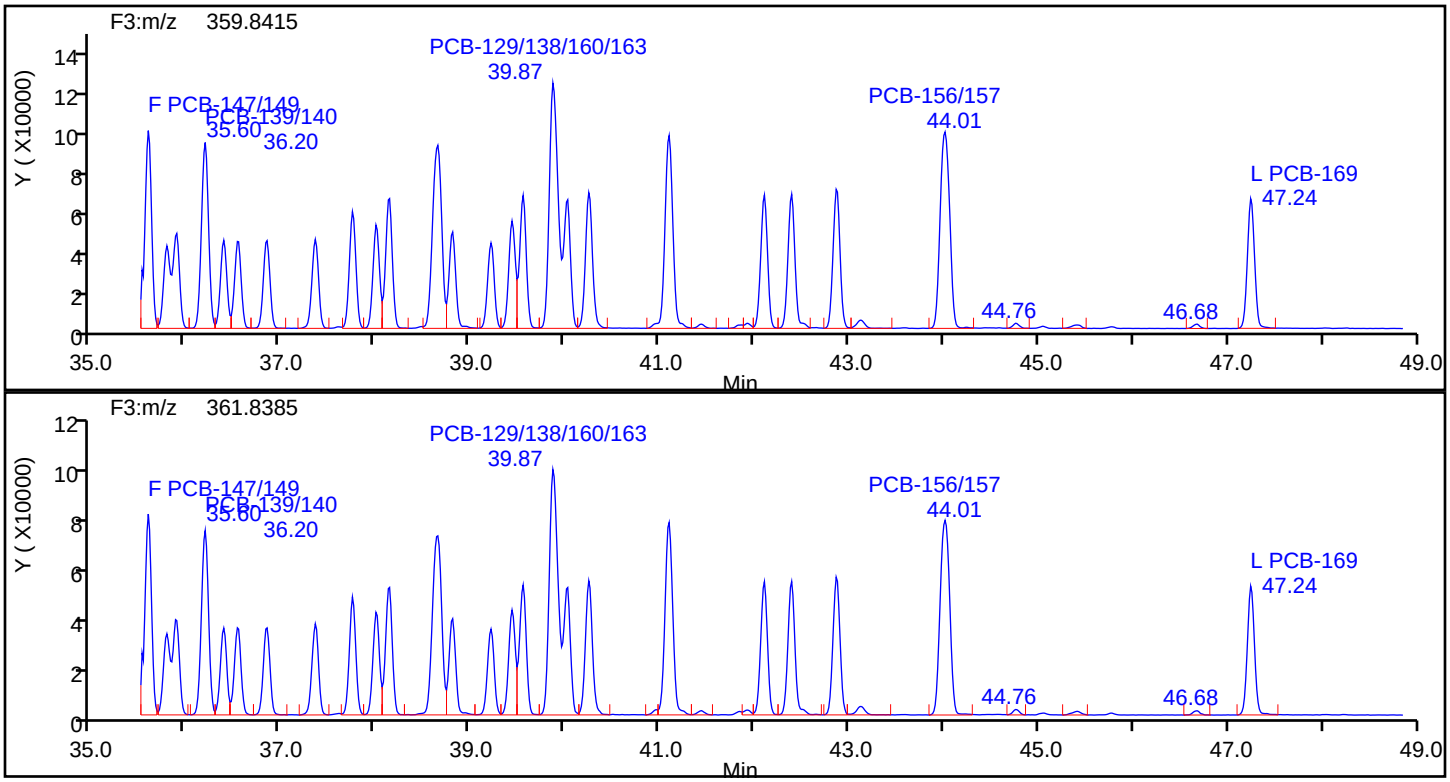

HxPCB F3 Standards

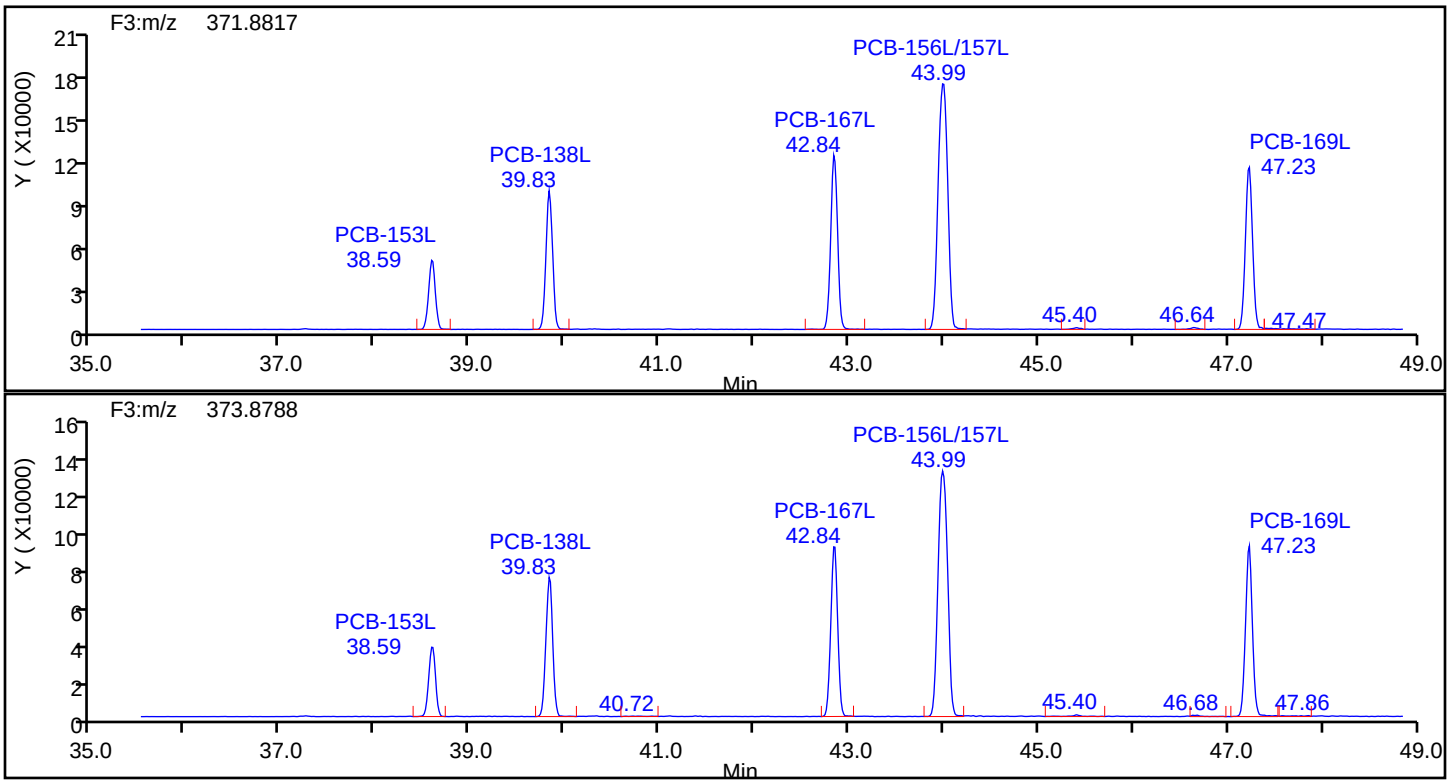

Eurofins TestAmerica, Knoxville

Data File:	\\chromna\Knoxville\ChromData\D3D\20190903-12939.b\d4190903s2.d		
Injection Date:	03-Sep-2019 22:14:00	Injection Vol:	1.0 ul
Instrument ID:	D3D	Operator ID:	Xcalibur_System
Method:	PCBs_D3D	Limit Group:	HR - 1668A - ICAL
Client ID:			
Worklist#:	33231	Sample Line#:	1
Column Type:	SPB-Octyl	Column Dia:	0.25 mm

HxPCB F3

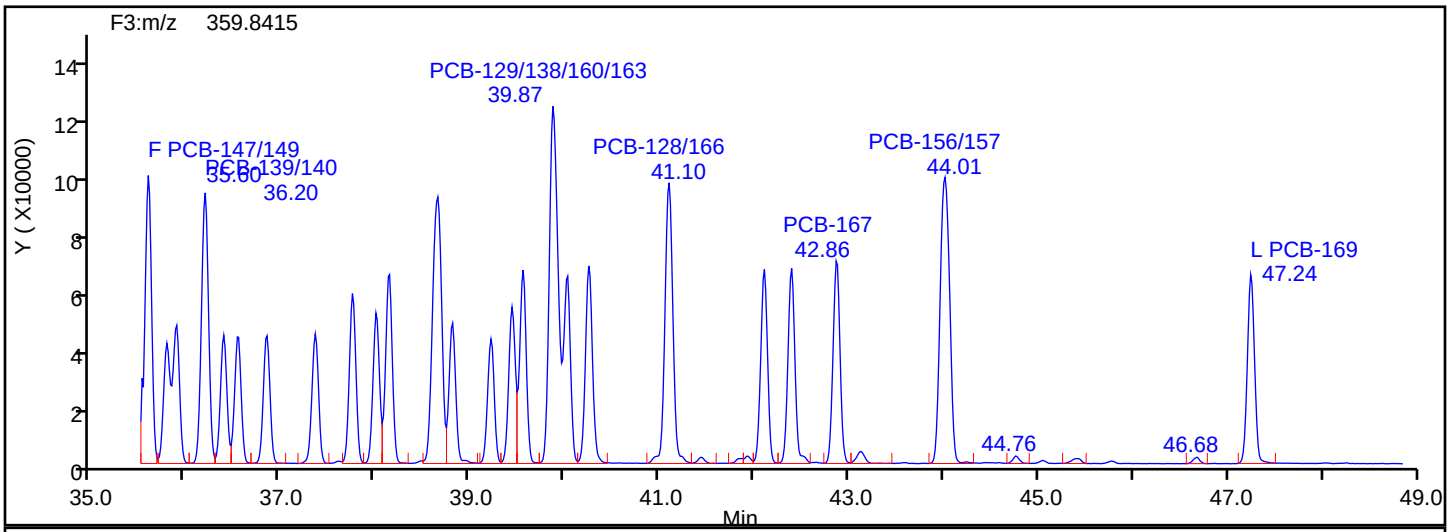

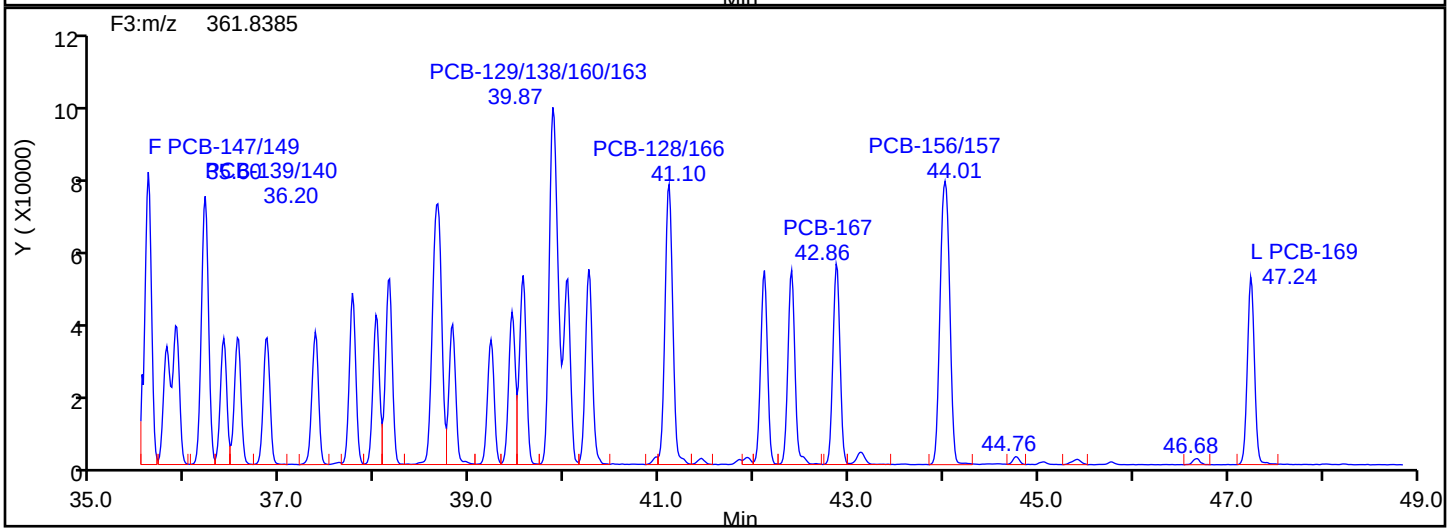

HxPCB F3 Lock Mass

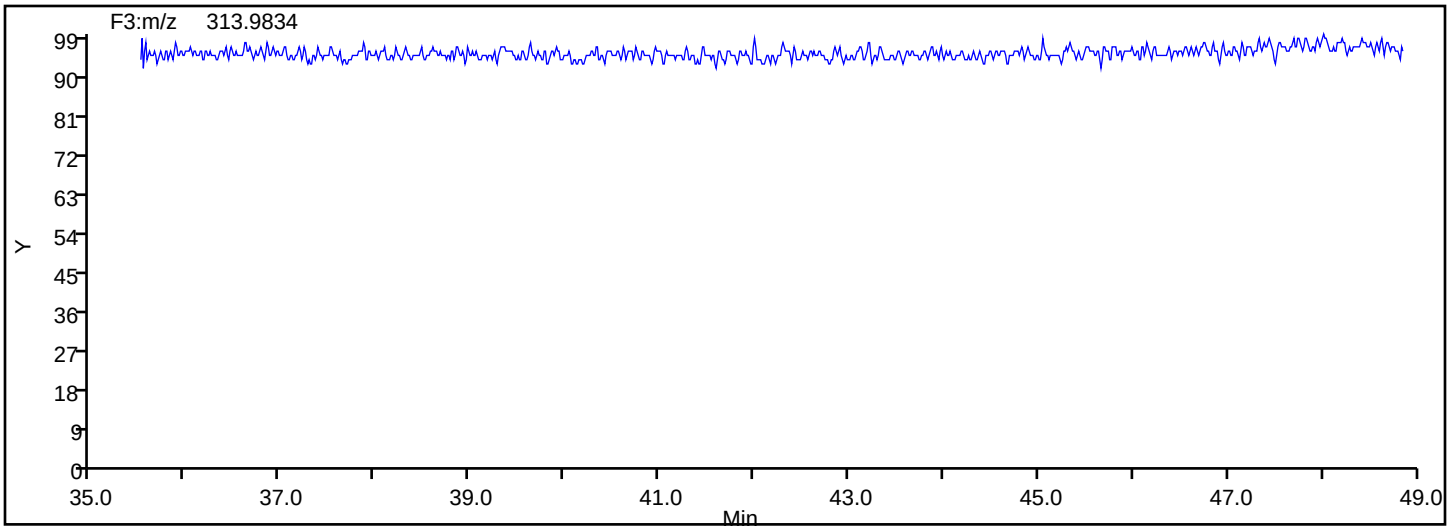

Manual Integration/User Assign Peak Report

Eurofins TestAmerica, Knoxville

Data File:	\\chromna\Knoxville\ChromData\D3D\20190903-12939.b\d4190903s2.d				
Injection Date:	03-Sep-2019 22:14:00	Instrument ID:	D3D		
Lims ID:	WDMCCV				
Client ID:					
Operator ID:	Xcalibur_System	ALS Bottle#:	0	Worklist Smp#:	1
Injection Vol:	1.0 ul	Dil. Factor:	1.0000		
Method:	PCBs_D3D	Limit Group:	HR - 1668A - ICAL		
Column:	SPB-Octyl (0.25 mm)	Detector	F3(35.64 :49.10)		

PCB-129/138/160/163, CAS: STL02296

Signal: 2

Processing Integration Results

RT: 39.87
Area: 622913
Amount: 121.3362
Amount Units: pg/ul

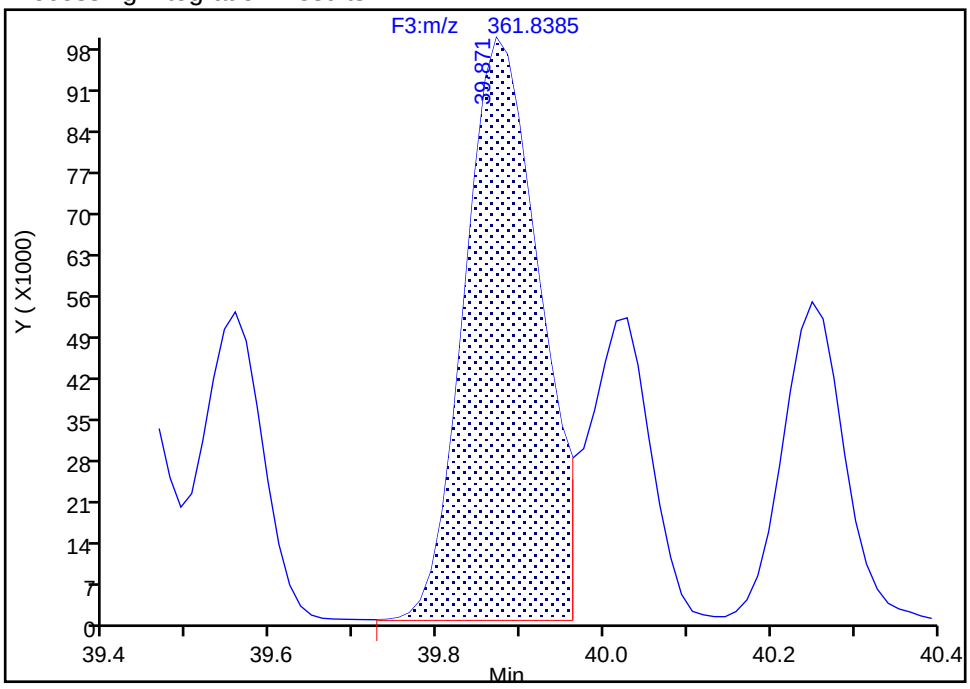

Manual Integration Results

RT: 39.87
Area: 889666
Amount: 173.5495
Amount Units: pg/ul

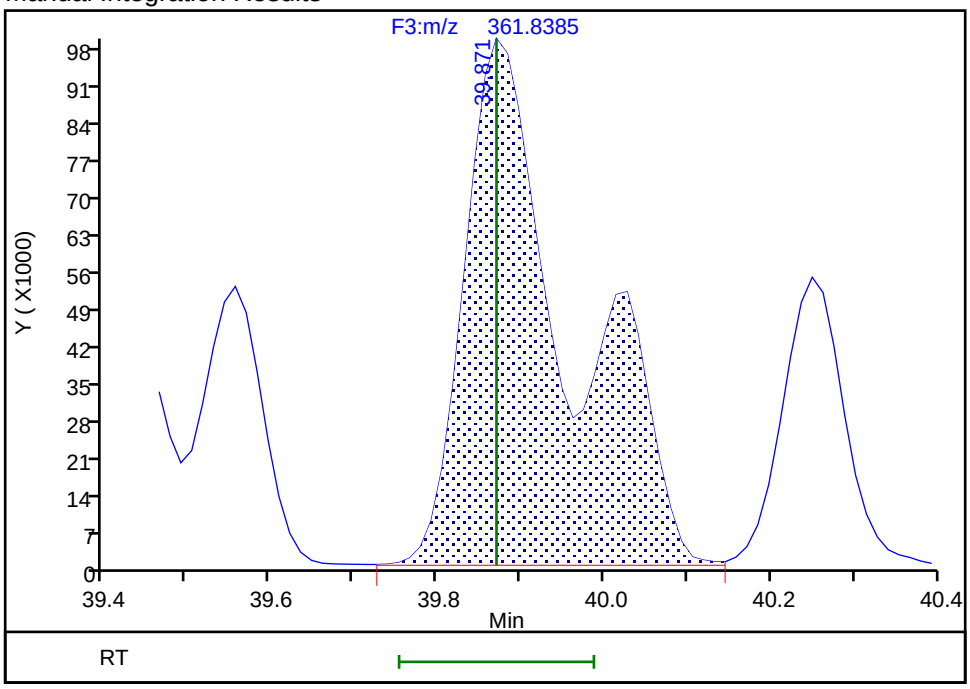

Reviewer: mcwhirterl, 04-Sep-2019 00:04:12
Audit Action: Marked Compound Undetected Audit Reason: Invalid Compound ID

Manual Integration/User Assign Peak Report

Eurofins TestAmerica, Knoxville

Data File: \\chromna\Knoxville\ChromData\D3D\20190903-12939.b\d4190903s2.d
Injection Date: 03-Sep-2019 22:14:00 Instrument ID: D3D
Lims ID: WDMCCV
Client ID:
Operator ID: Xcalibur_System ALS Bottle#: 0 Worklist Smp#: 1
Injection Vol: 1.0 ul Dil. Factor: 1.0000
Method: PCBs_D3D Limit Group: HR - 1668A - ICAL
Column: SPB-Octyl (0.25 mm) Detector F3(35.64 :49.10)

PCB-129/138/160/163, CAS: STL02296

Signal: 3

Processing Integration Results

RT: 39.87
Area: 1397500
Amount: 121.3362
Amount Units: pg/ul

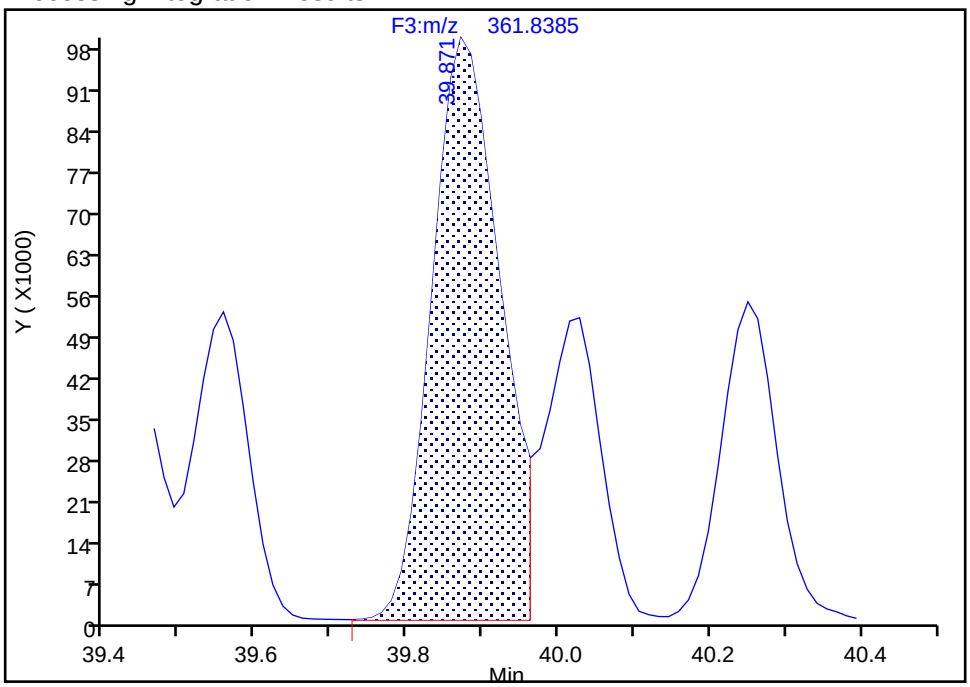

Manual Integration Results

RT: 39.87
Area: 1998872
Amount: 173.5495
Amount Units: pg/ul
Reviewer: mcwhirterl, 04-Sep-2019 00:04:12
Audit Action: Marked Compound Undetected Audit Reason: Invalid Compound ID

Manual Integration/User Assign Peak Report

Eurofins TestAmerica, Knoxville

Data File:	\\chromna\Knoxville\ChromData\D3D\20190903-12939.b\d4190903s2.d				
Injection Date:	03-Sep-2019 22:14:00	Instrument ID:	D3D		
Lims ID:	WDMCCV				
Client ID:					
Operator ID:	Xcalibur_System	ALS Bottle#:	0	Worklist Smp#:	1
Injection Vol:	1.0 ul	Dil. Factor:	1.0000		
Method:	PCBs_D3D	Limit Group:	HR - 1668A - ICAL		
Column:	SPB-Octyl (0.25 mm)	Detector	F3(35.64 :49.10)		

PCB-129/138/160/163, CAS: STL02296

Signal: 1

Processing Integration Results

RT: 39.87
Area: 774587
Amount: 121.3362
Amount Units: pg/ul

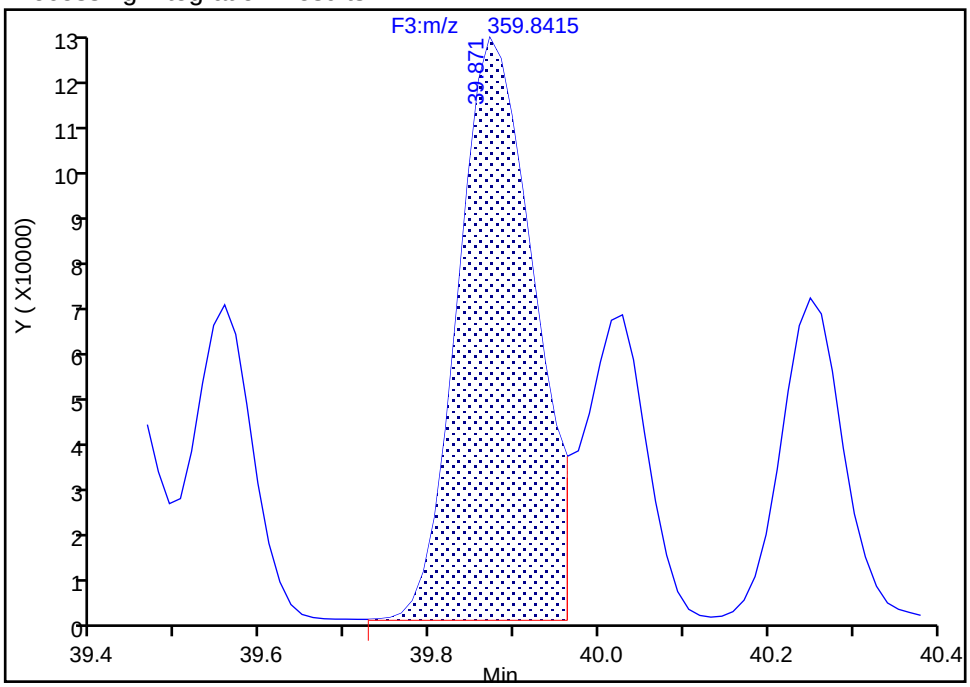

Manual Integration Results

RT: 39.87
Area: 1109206
Amount: 173.5495
Amount Units: pg/ul

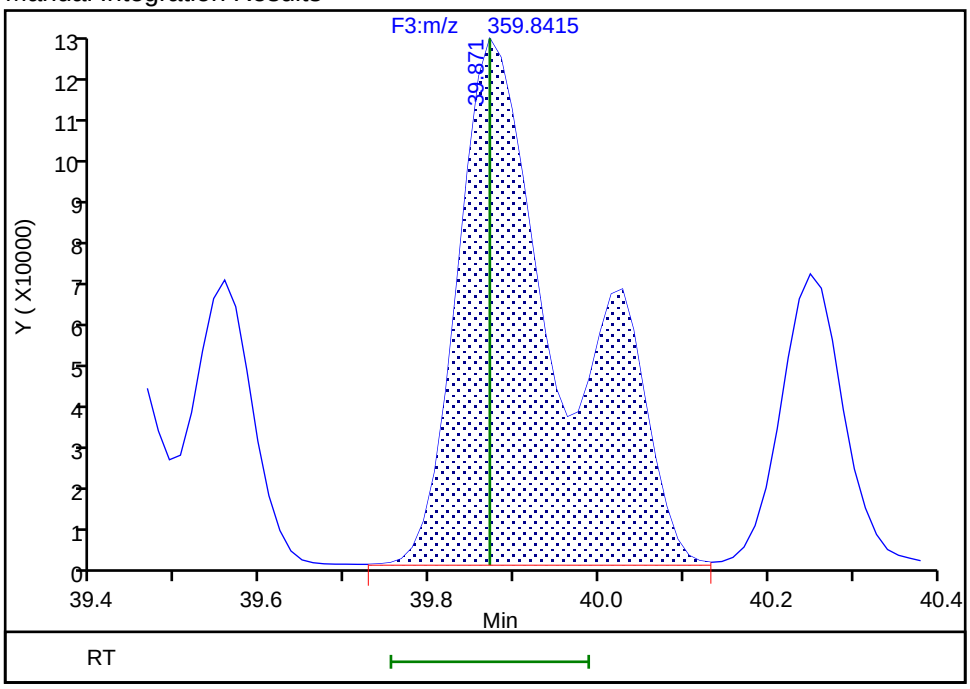

Reviewer: mcwhirterl, 04-Sep-2019 00:04:13

Audit Action: Manually Integrated/Assigned Compound ID Audit Reason: Incomplete Integration

Eurofins TestAmerica, Knoxville

Data File:	\\chromna\Knoxville\ChromData\D3D\20190903-12939.b\d4190903s2.d		
Injection Date:	03-Sep-2019 22:14:00	Injection Vol:	1.0 ul
Instrument ID:	D3D	Operator ID:	Xcalibur_System
Method:	PCBs_D3D	Limit Group:	HR - 1668A - ICAL
Client ID:			
Worklist#:	33231	Sample Line#:	1
Column Type:	SPB-Octyl	Column Dia:	0.25 mm

HpPCB F3

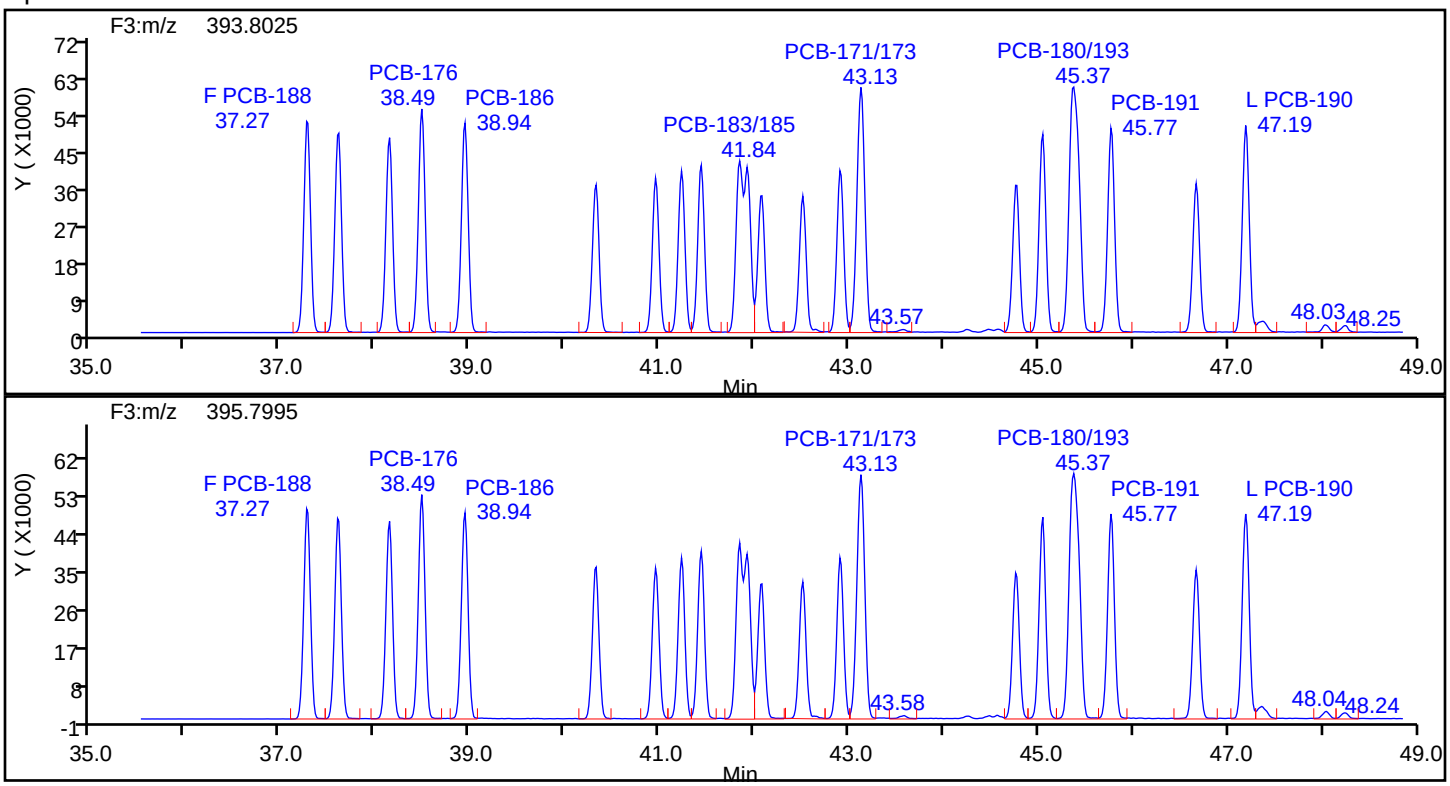

HpPCB F3 Standards

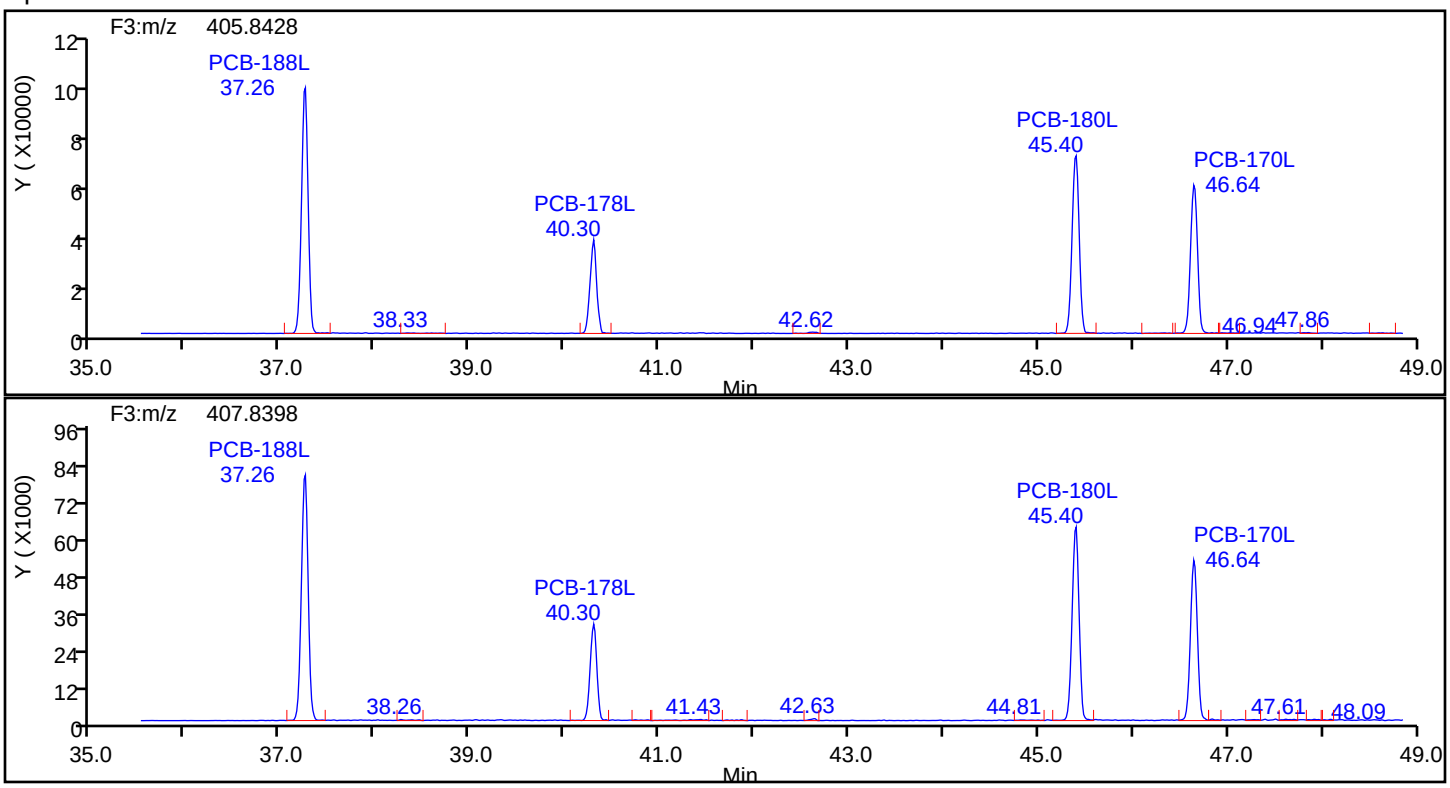

Eurofins TestAmerica, Knoxville

Data File:	\\chromna\Knoxville\ChromData\D3D\20190903-12939.b\d4190903s2.d		
Injection Date:	03-Sep-2019 22:14:00	Injection Vol:	1.0 ul
Instrument ID:	D3D	Operator ID:	Xcalibur_System
Method:	PCBs_D3D	Limit Group:	HR - 1668A - ICAL
Client ID:			
Worklist#:	33231	Sample Line#:	1
Column Type:	SPB-Octyl	Column Dia:	0.25 mm

HpPCB F3

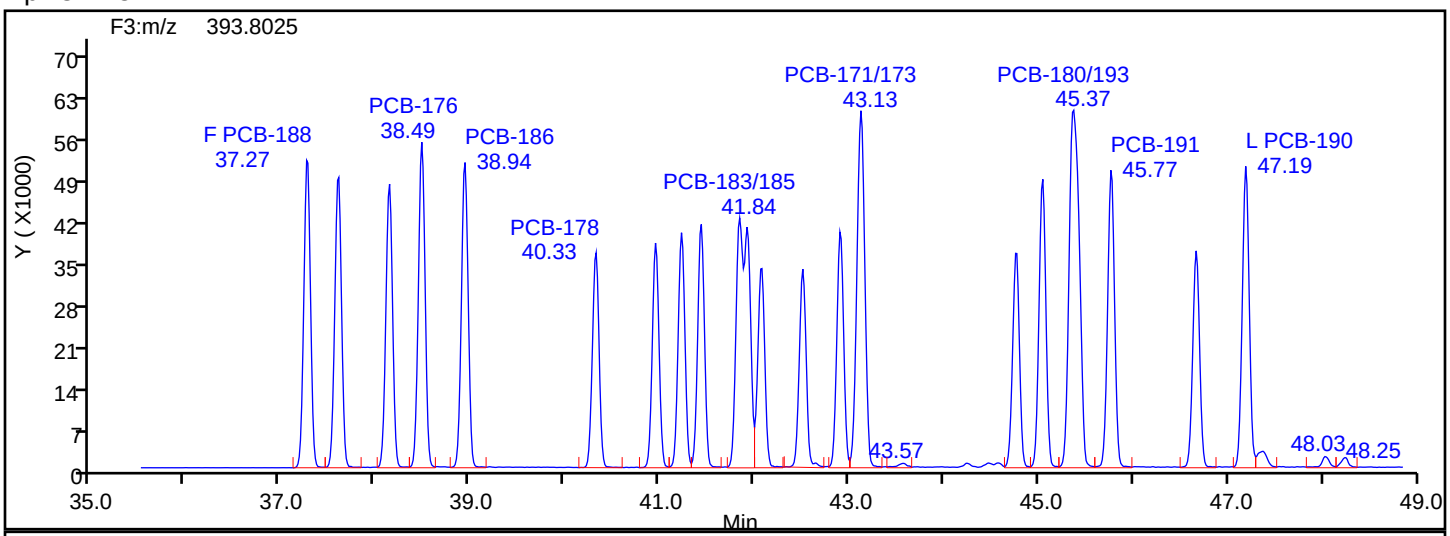

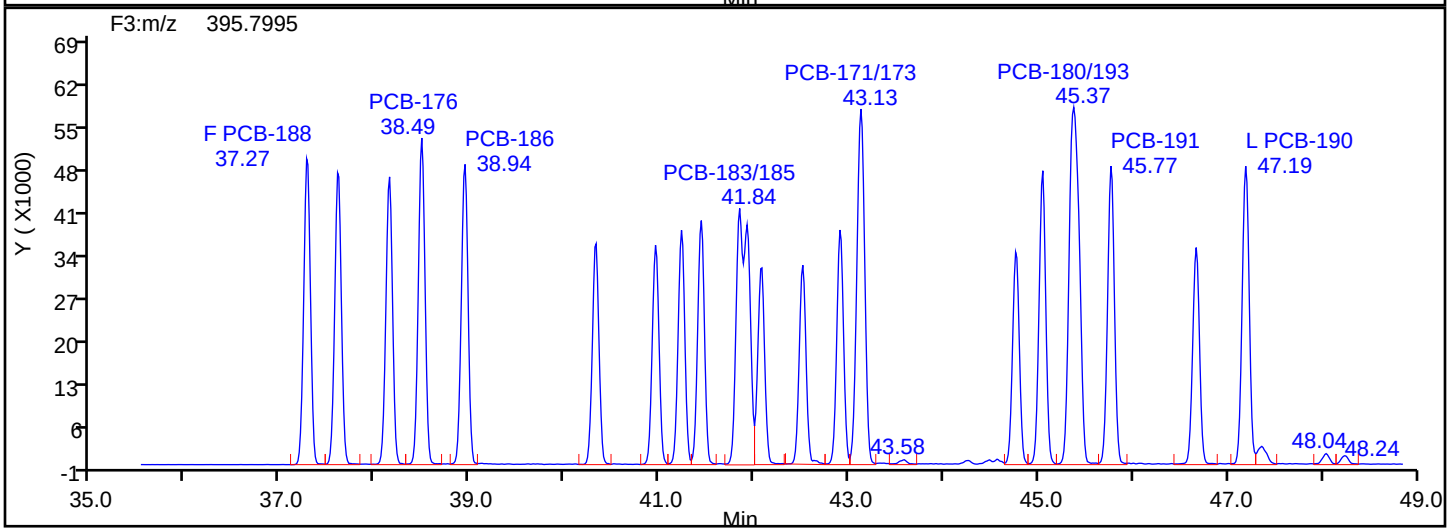

HpPCB F3 Lock Mass

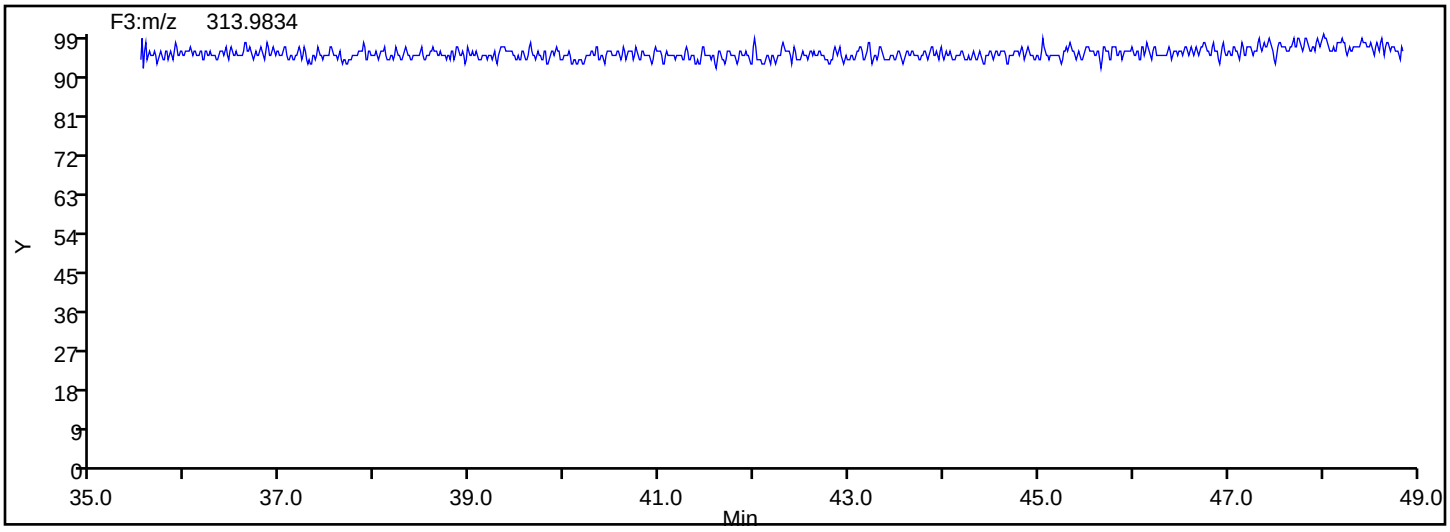

Manual Integration/User Assign Peak Report

Eurofins TestAmerica, Knoxville

Data File: \\chromna\Knoxville\ChromData\D3D\20190903-12939.b\d4190903s2.d
Injection Date: 03-Sep-2019 22:14:00 Instrument ID: D3D
Lims ID: WDMCCV
Client ID:
Operator ID: Xcalibur_System ALS Bottle#: 0 Worklist Smp#: 1
Injection Vol: 1.0 ul Dil. Factor: 1.0000
Method: PCBs_D3D Limit Group: HR - 1668A - ICAL
Column: SPB-Octyl (0.25 mm) Detector F3(35.64 :49.10)

PCB-183/185, CAS: STL02297

Signal: 2

Processing Integration Results

RT: 41.84
Area: 197860
Amount: 50.522078
Amount Units: pg/ul

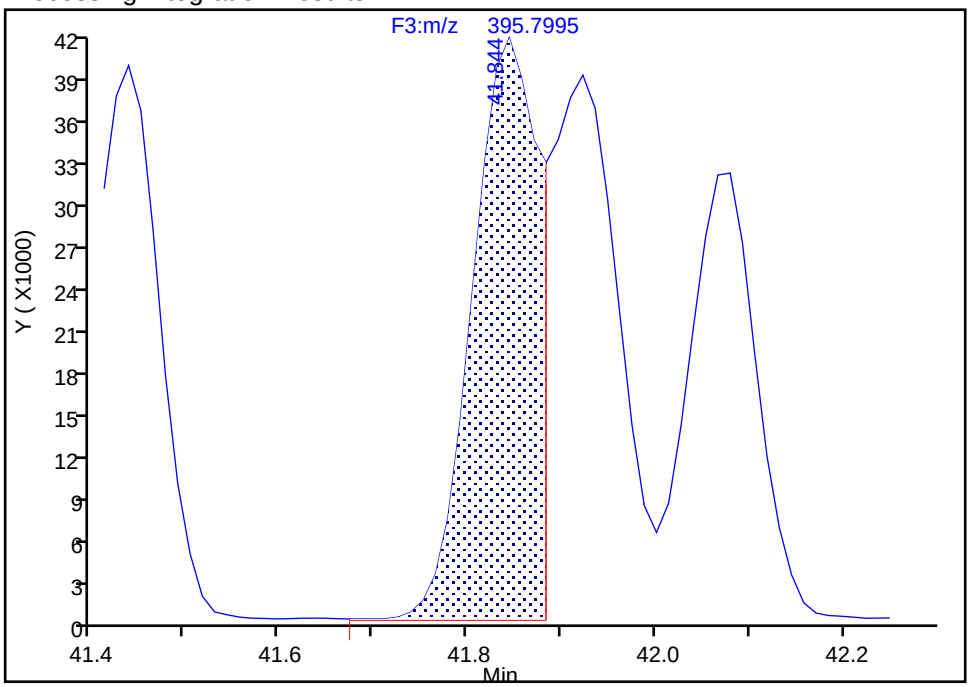

Manual Integration Results

RT: 41.84
Area: 386105
Amount: 98.888305
Amount Units: pg/ul

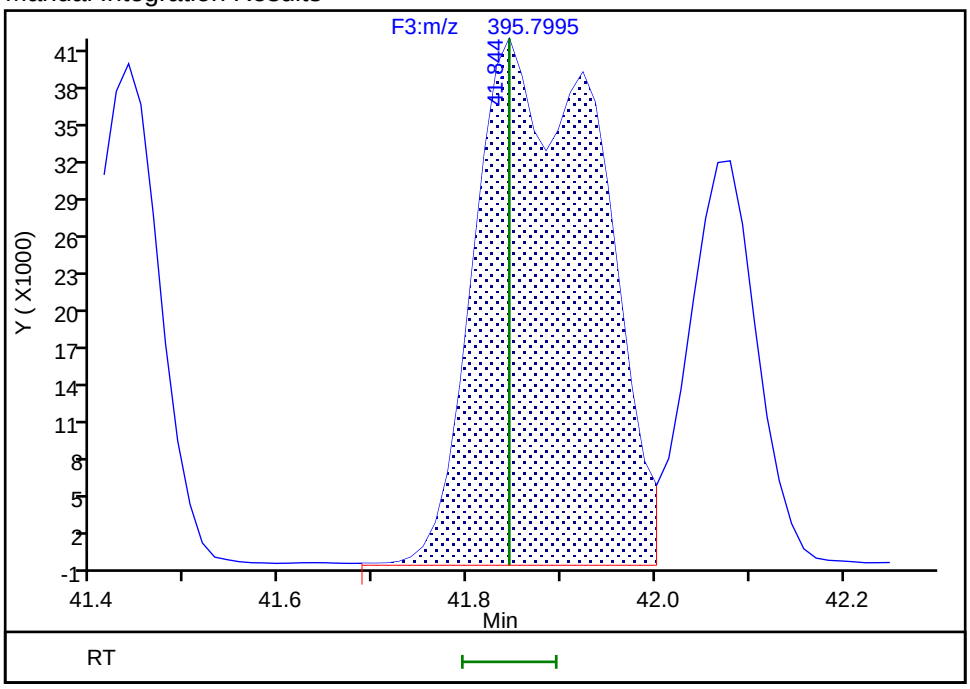

Reviewer: mcwhirterl, 04-Sep-2019 00:04:51
Audit Action: Marked Compound Undetected Audit Reason: Invalid Compound ID

Manual Integration/User Assign Peak Report

Eurofins TestAmerica, Knoxville

Data File: \\chromna\Knoxville\ChromData\D3D\20190903-12939.b\d4190903s2.d
Injection Date: 03-Sep-2019 22:14:00 Instrument ID: D3D
Lims ID: WDMCCV
Client ID:
Operator ID: Xcalibur_System ALS Bottle#: 0 Worklist Smp#: 1
Injection Vol: 1.0 ul Dil. Factor: 1.0000
Method: PCBs_D3D Limit Group: HR - 1668A - ICAL
Column: SPB-Octyl (0.25 mm) Detector F3(35.64 :49.10)

PCB-183/185, CAS: STL02297

Signal: 3

Processing Integration Results

RT: 41.84
Area: 404931
Amount: 50.522078
Amount Units: pg/ul

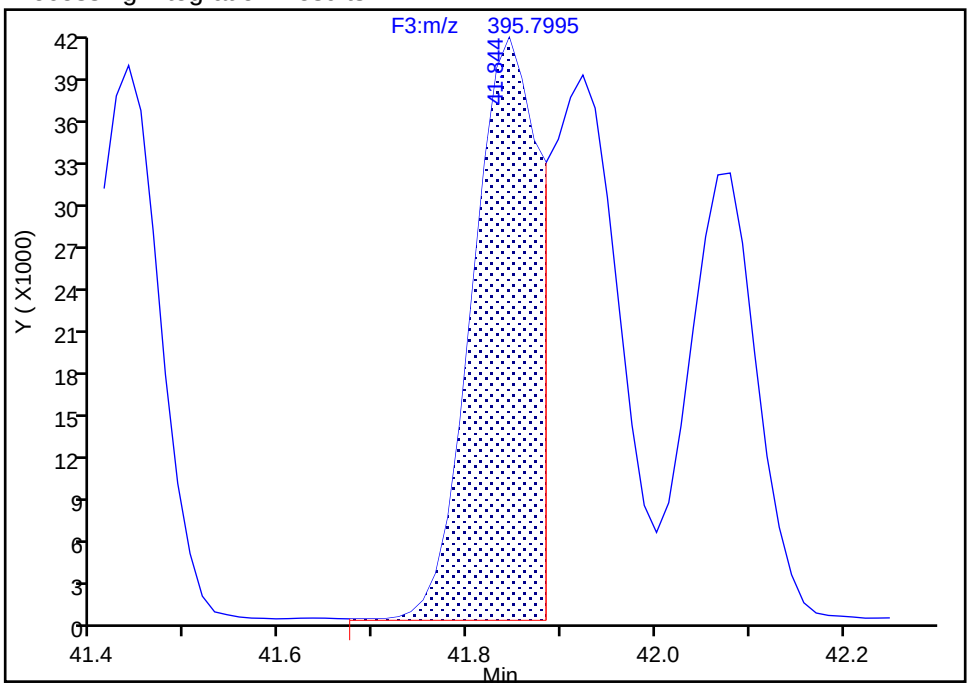

Manual Integration Results

RT: 41.84
Area: 792583
Amount: 98.888305
Amount Units: pg/ul
Reviewer: mcwhirterl, 04-Sep-2019 00:04:51
Audit Action: Marked Compound Undetected Audit Reason: Invalid Compound ID

Manual Integration/User Assign Peak Report

Eurofins TestAmerica, Knoxville

Data File:	\\chromna\Knoxville\ChromData\D3D\20190903-12939.b\d4190903s2.d				
Injection Date:	03-Sep-2019 22:14:00	Instrument ID:	D3D		
Lims ID:	WDMCCV				
Client ID:					
Operator ID:	Xcalibur_System	ALS Bottle#:	0	Worklist Smp#:	1
Injection Vol:	1.0 ul	Dil. Factor:	1.0000		
Method:	PCBs_D3D	Limit Group:	HR - 1668A - ICAL		
Column:	SPB-Octyl (0.25 mm)	Detector	F3(35.64 :49.10)		

PCB-183/185, CAS: STL02297

Signal: 1

Processing Integration Results

RT: 41.84
Area: 207071
Amount: 50.522078
Amount Units: pg/ul

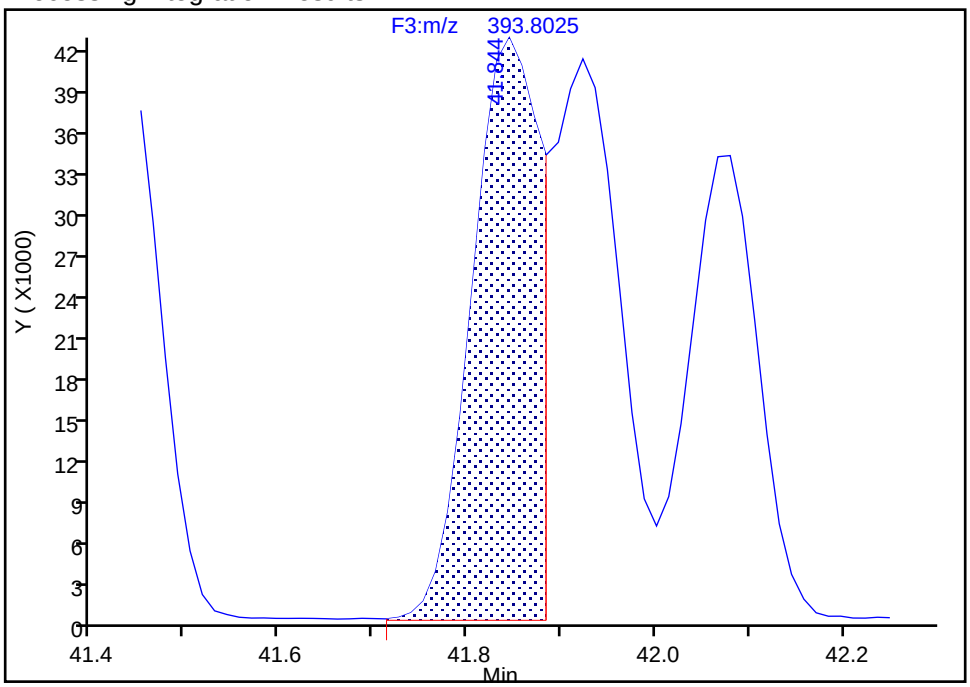

Manual Integration Results

RT: 41.84
Area: 406478
Amount: 98.888305
Amount Units: pg/ul

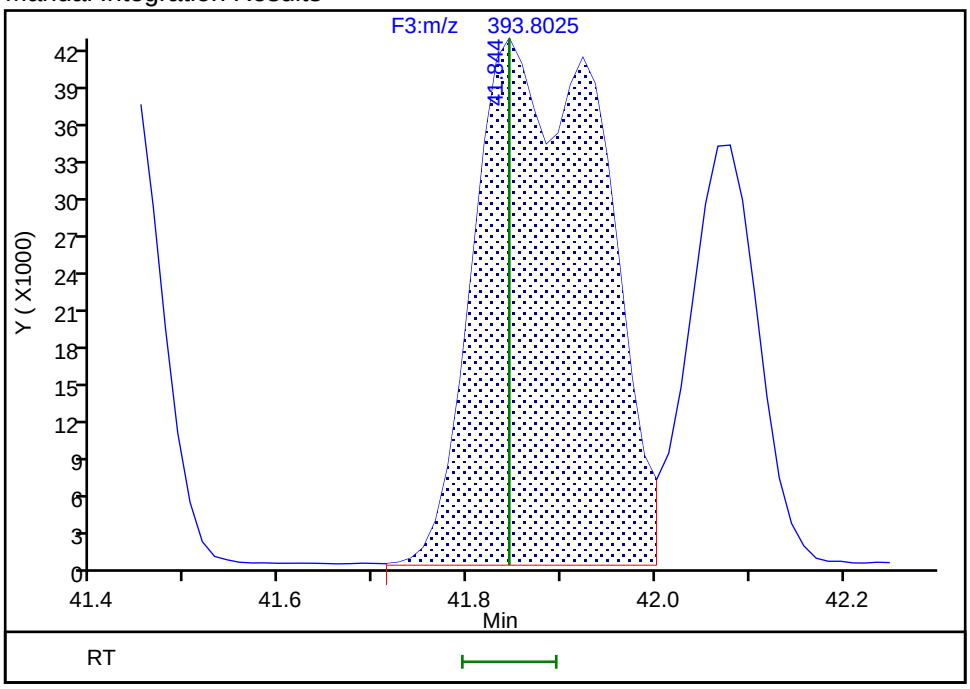

Reviewer: mcwhirterl, 04-Sep-2019 00:04:53
Audit Action: Manually Integrated/Assigned Compound ID Audit Reason: Incomplete Integration

Eurofins TestAmerica, Knoxville

Data File:	\\chromna\Knoxville\ChromData\D3D\20190903-12939.b\d4190903s2.d		
Injection Date:	03-Sep-2019 22:14:00	Injection Vol:	1.0 ul
Instrument ID:	D3D	Operator ID:	Xcalibur_System
Method:	PCBs_D3D	Limit Group:	HR - 1668A - ICAL
Client ID:			
Worklist#:	33231	Sample Line#:	1
Column Type:	SPB-Octyl	Column Dia:	0.25 mm

HpPCB F4

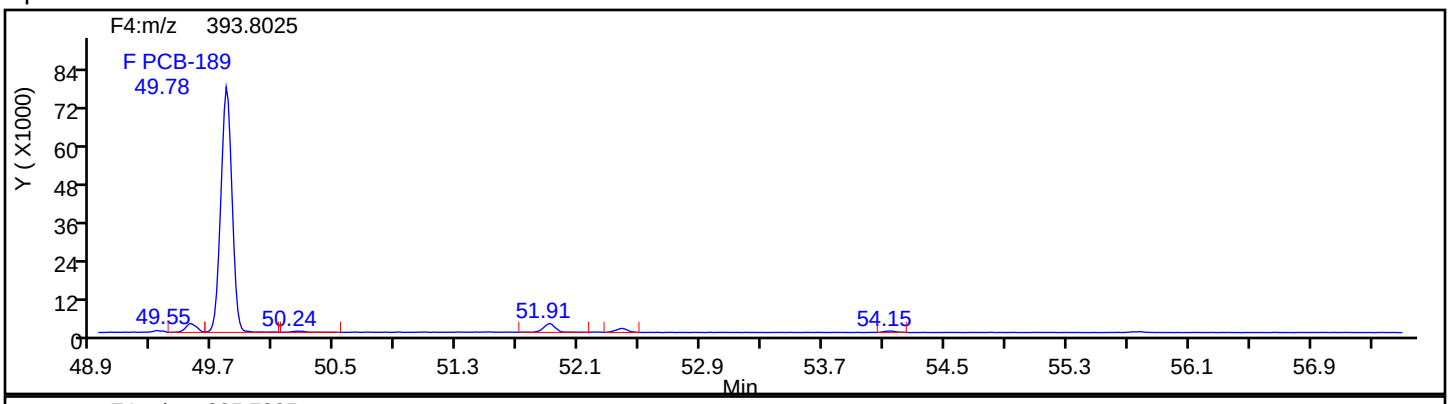

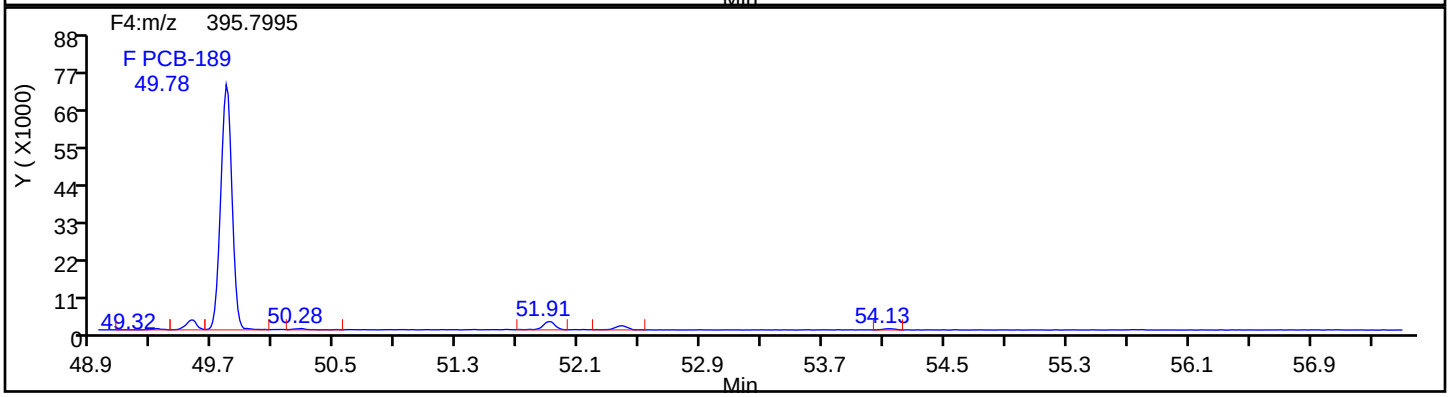

HpPCB F4 Standards

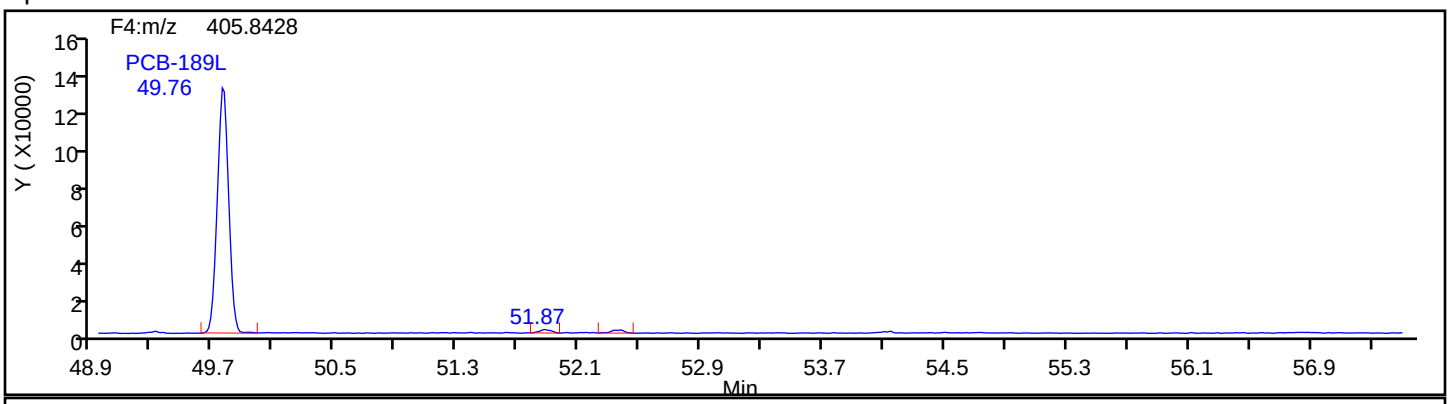

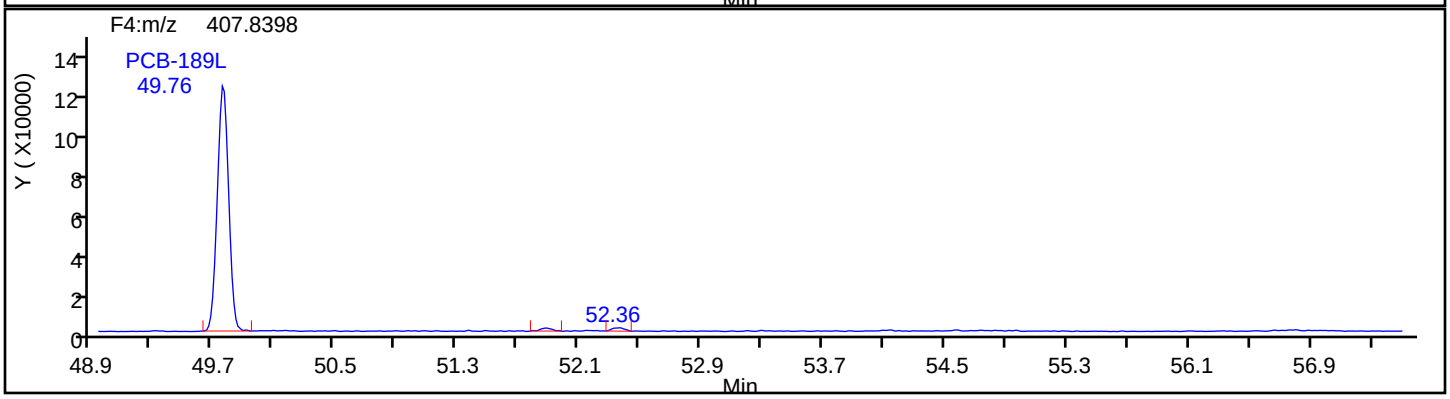

Eurofins TestAmerica, Knoxville

Data File:	\\chromna\Knoxville\ChromData\D3D\20190903-12939.b\d4190903s2.d		
Injection Date:	03-Sep-2019 22:14:00	Injection Vol:	1.0 ul
Instrument ID:	D3D	Operator ID:	Xcalibur_System
Method:	PCBs_D3D	Limit Group:	HR - 1668A - ICAL
Client ID:			
Worklist#:	33231	Sample Line#:	1
Column Type:	SPB-Octyl	Column Dia:	0.25 mm

HpPCB F4

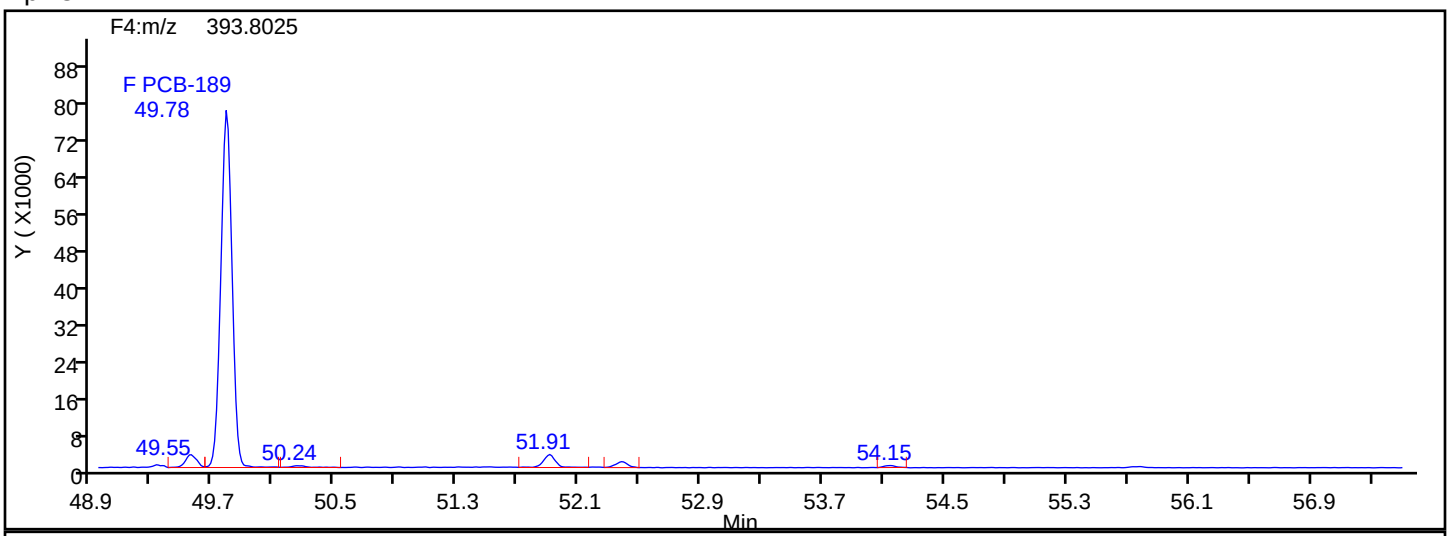

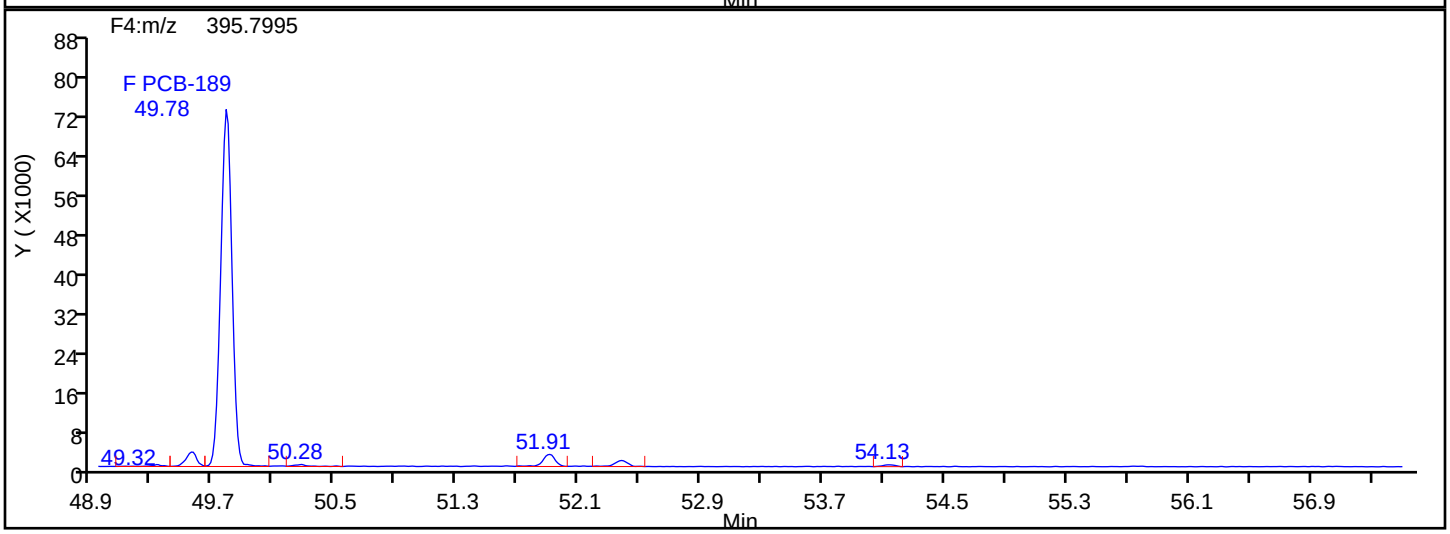

HpPCB F4 Lock Mass

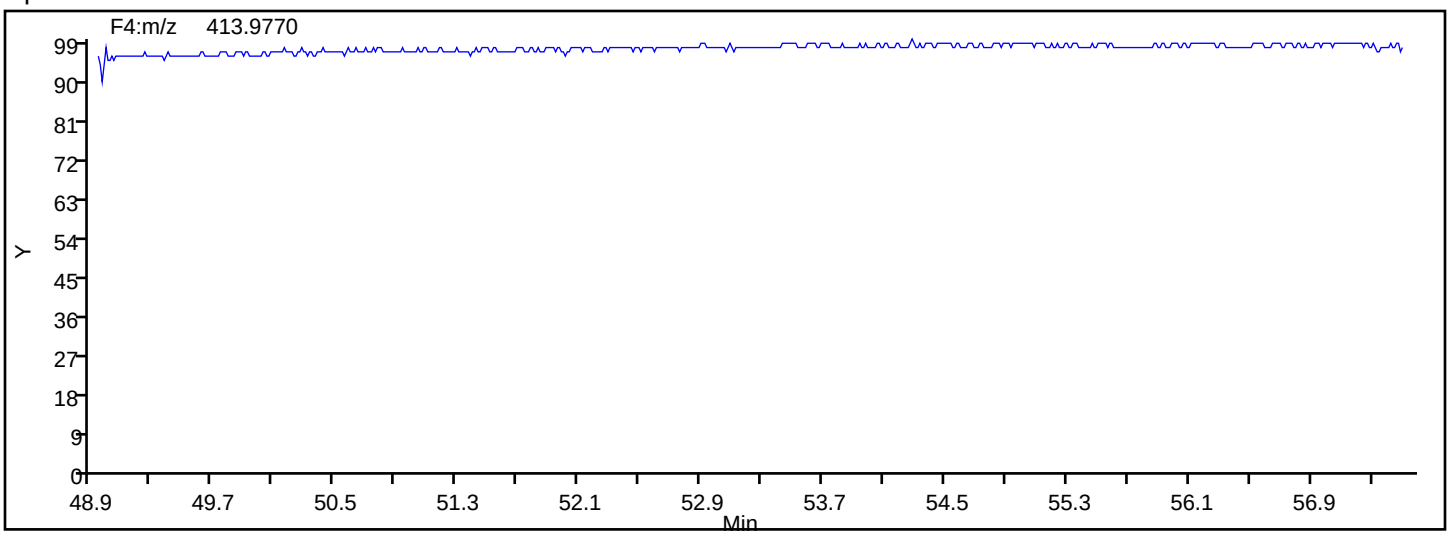

Eurofins TestAmerica, Knoxville

Data File:	\\chromna\Knoxville\ChromData\D3D\20190903-12939.b\d4190903s2.d		
Injection Date:	03-Sep-2019 22:14:00	Injection Vol:	1.0 ul
Instrument ID:	D3D	Operator ID:	Xcalibur_System
Method:	PCBs_D3D	Limit Group:	HR - 1668A - ICAL
Client ID:			
Worklist#:	33231	Sample Line#:	1
Column Type:	SPB-Octyl	Column Dia:	0.25 mm

OcPCB F3

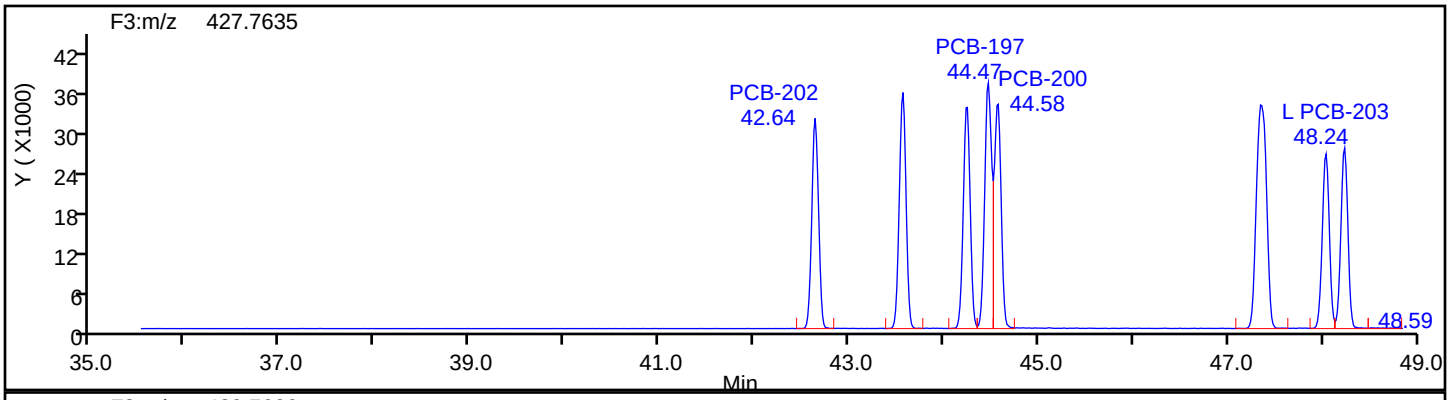

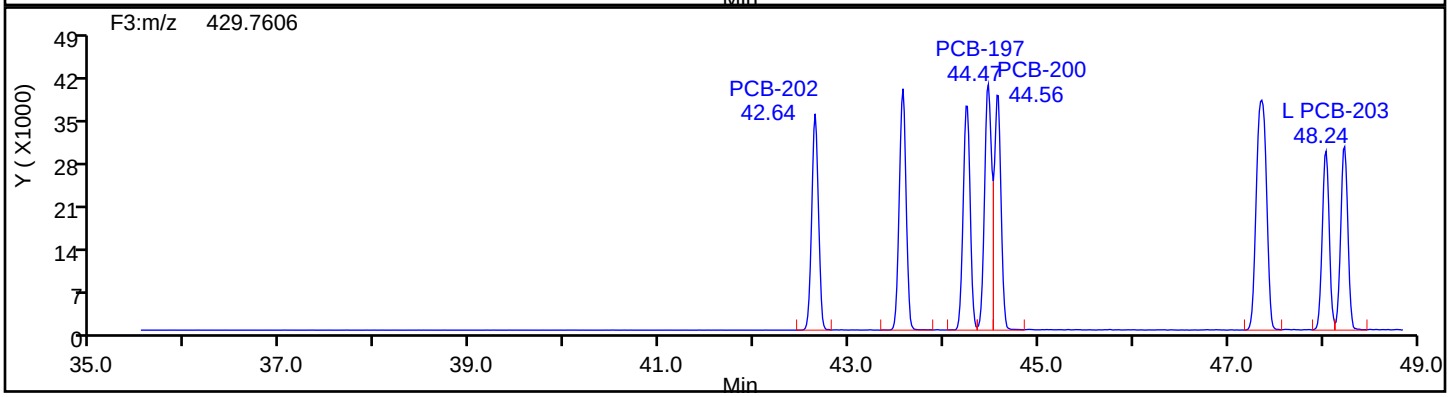

OcPCB F3 Standards

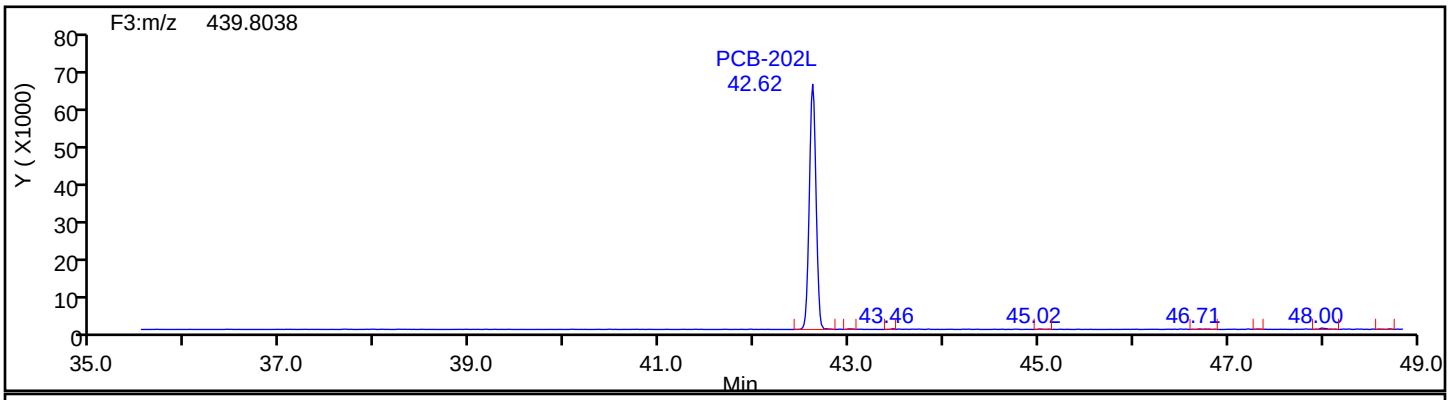

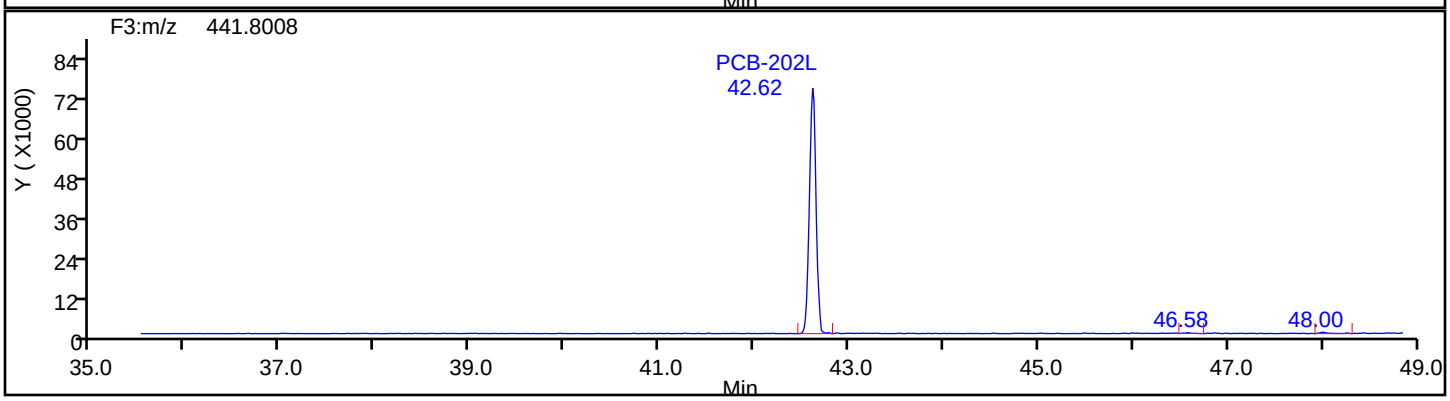

Eurofins TestAmerica, Knoxville

Data File:	\\chromna\Knoxville\ChromData\D3D\20190903-12939.b\d4190903s2.d		
Injection Date:	03-Sep-2019 22:14:00	Injection Vol:	1.0 ul
Instrument ID:	D3D	Operator ID:	Xcalibur_System
Method:	PCBs_D3D	Limit Group:	HR - 1668A - ICAL
Client ID:			
Worklist#:	33231	Sample Line#:	1
Column Type:	SPB-Octyl	Column Dia:	0.25 mm

OcPCB F3

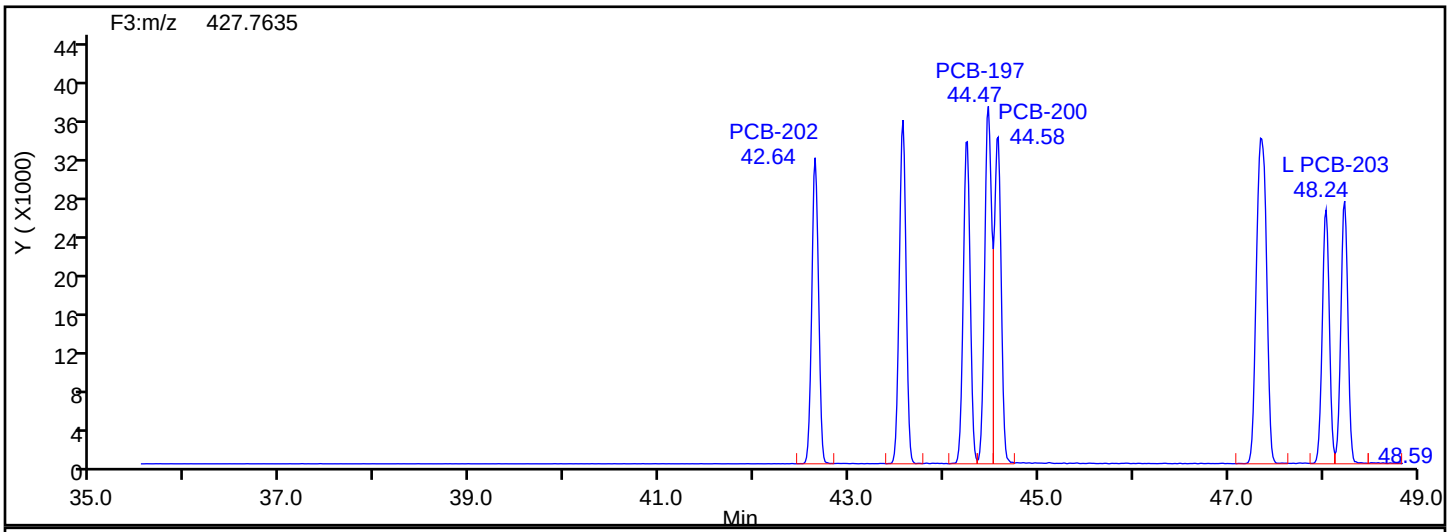

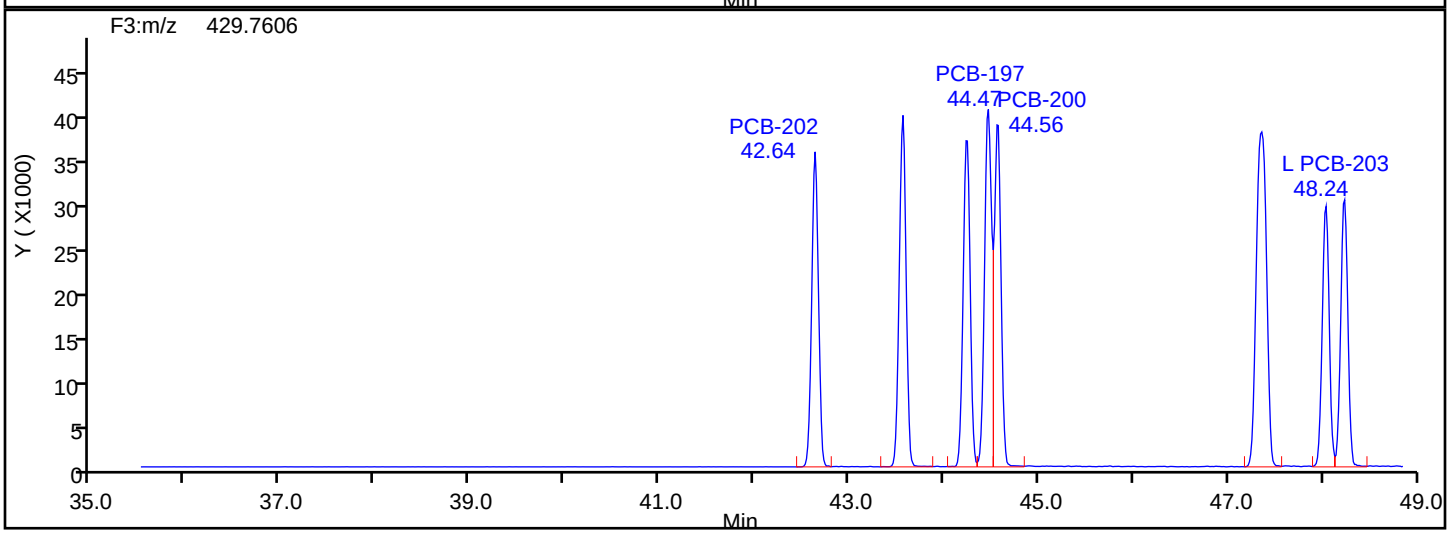

OcPCB F3 Lock Mass

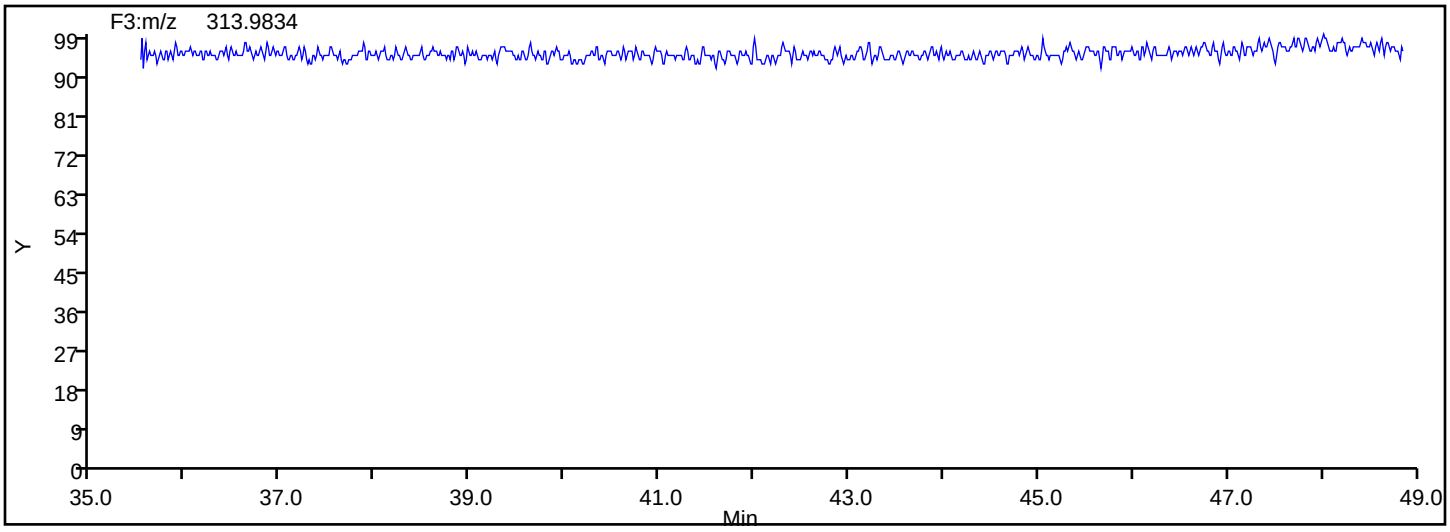

Eurofins TestAmerica, Knoxville

Data File:	\\chromna\Knoxville\ChromData\D3D\20190903-12939.b\d4190903s2.d		
Injection Date:	03-Sep-2019 22:14:00	Injection Vol:	1.0 ul
Instrument ID:	D3D	Operator ID:	Xcalibur_System
Method:	PCBs_D3D	Limit Group:	HR - 1668A - ICAL
Client ID:			
Worklist#:	33231	Sample Line#:	1
Column Type:	SPB-Octyl	Column Dia:	0.25 mm

OcPCB F4

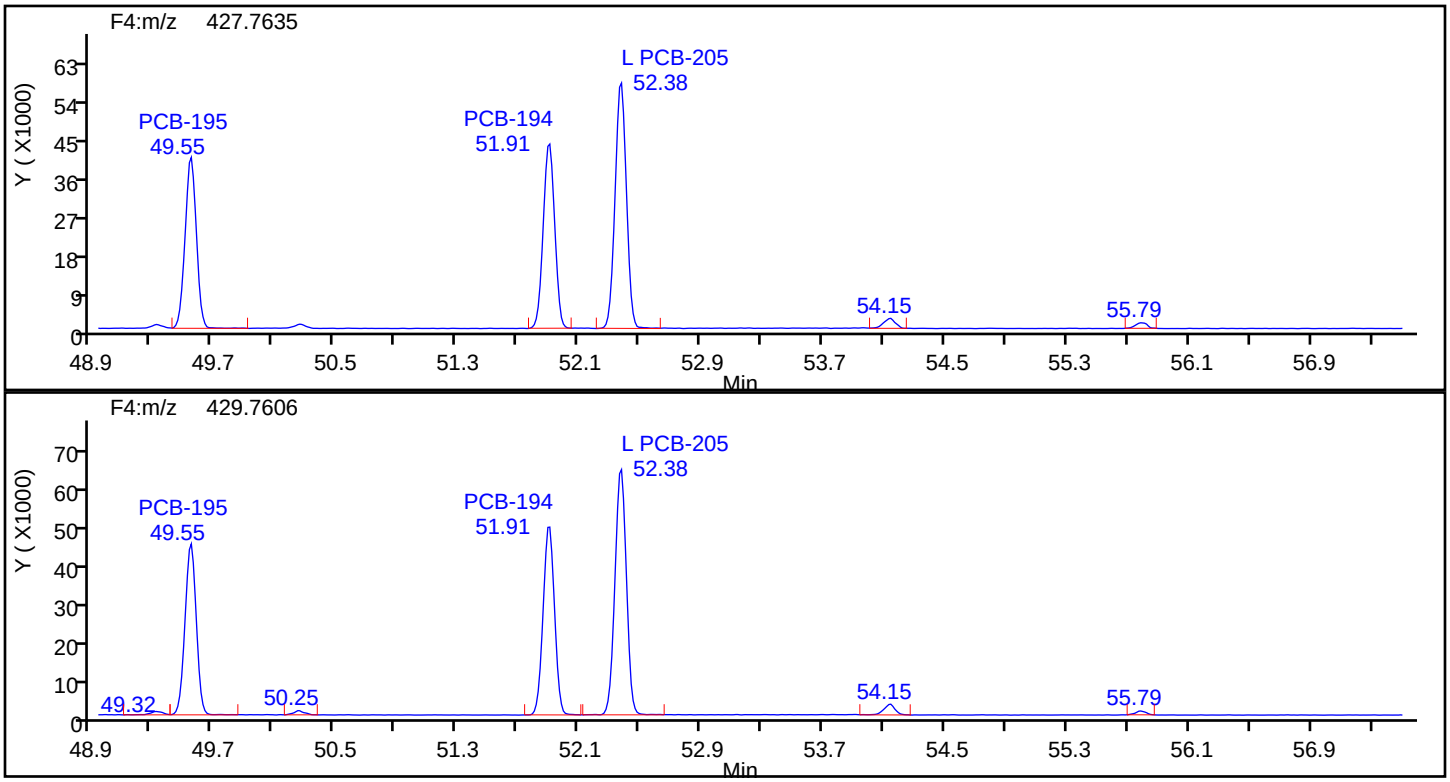

OcPCB F4 Standards

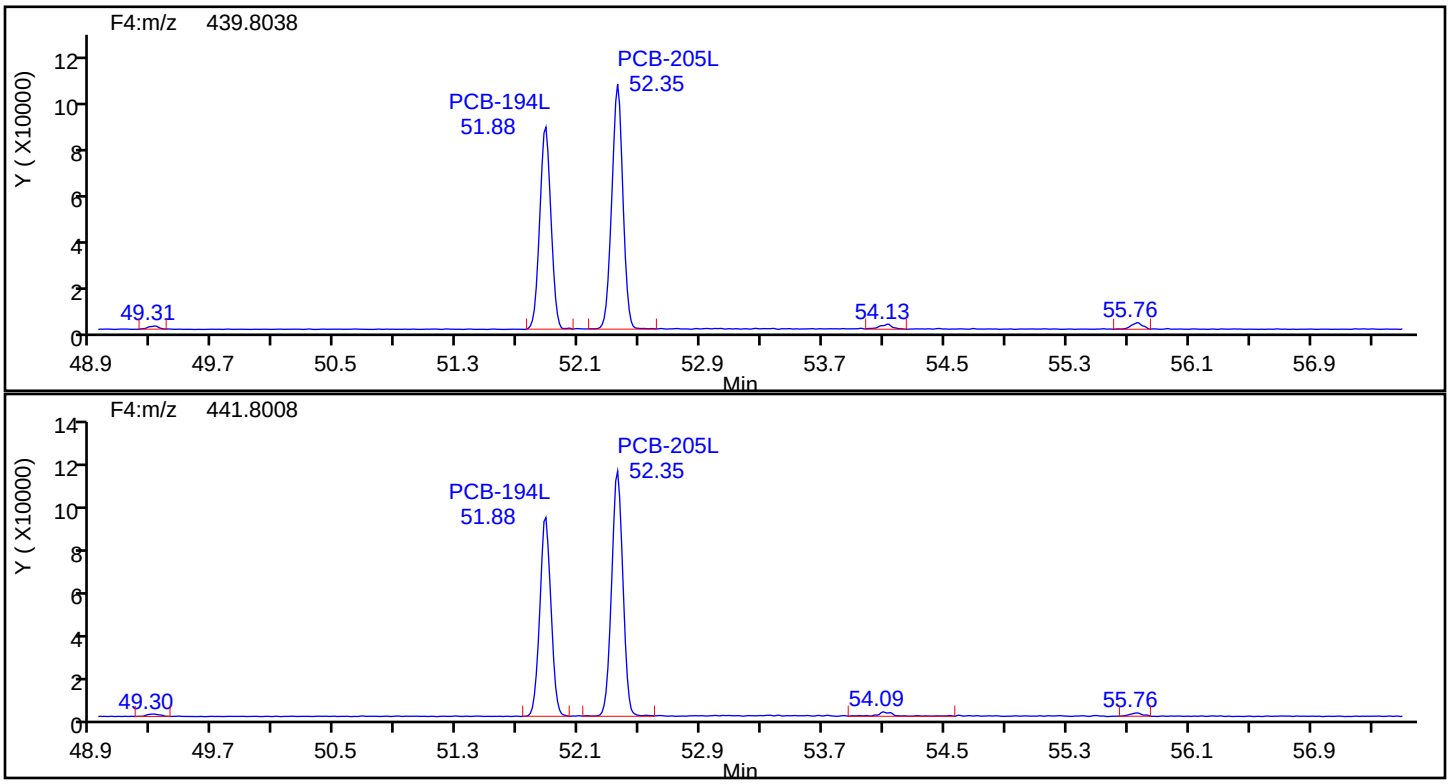

Eurofins TestAmerica, Knoxville

Data File:	\\chromna\Knoxville\ChromData\D3D\20190903-12939.b\d4190903s2.d		
Injection Date:	03-Sep-2019 22:14:00	Injection Vol:	1.0 ul
Instrument ID:	D3D	Operator ID:	Xcalibur_System
Method:	PCBs_D3D	Limit Group:	HR - 1668A - ICAL
Client ID:			
Worklist#:	33231	Sample Line#:	1
Column Type:	SPB-Octyl	Column Dia:	0.25 mm

OcPCB F4

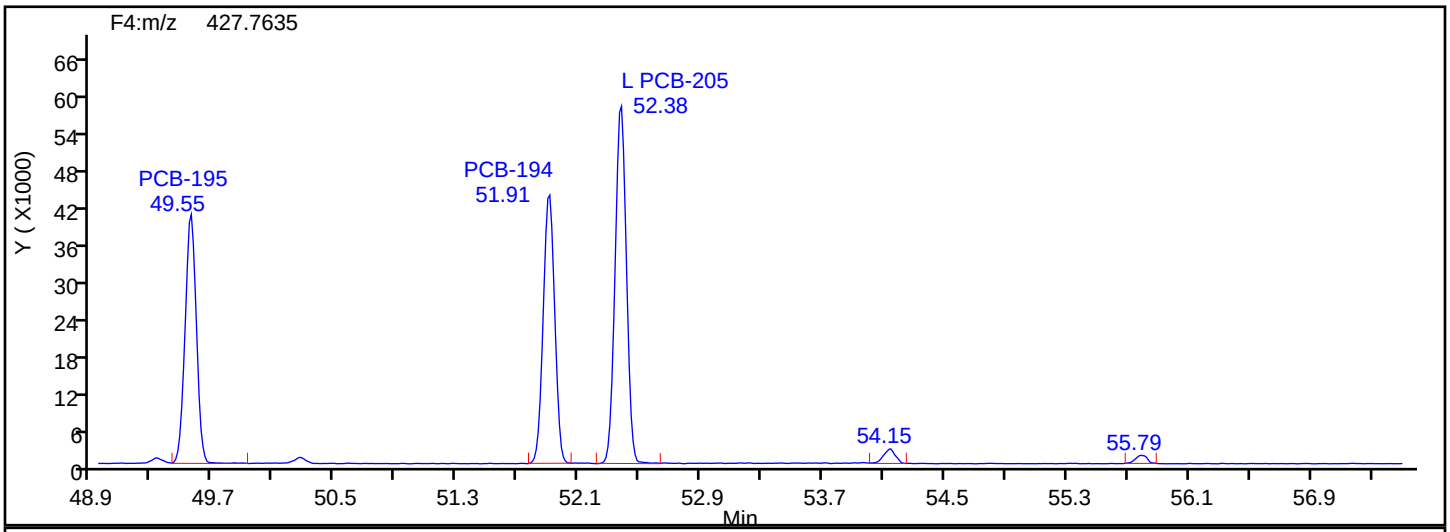

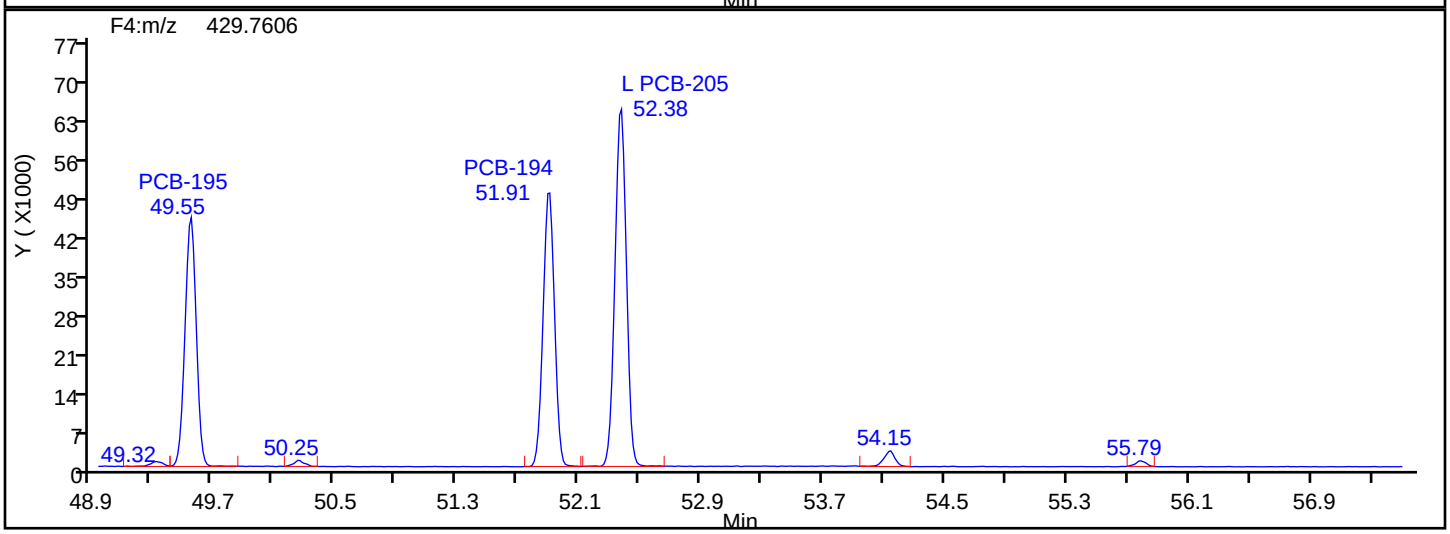

OcPCB F4 Lock Mass

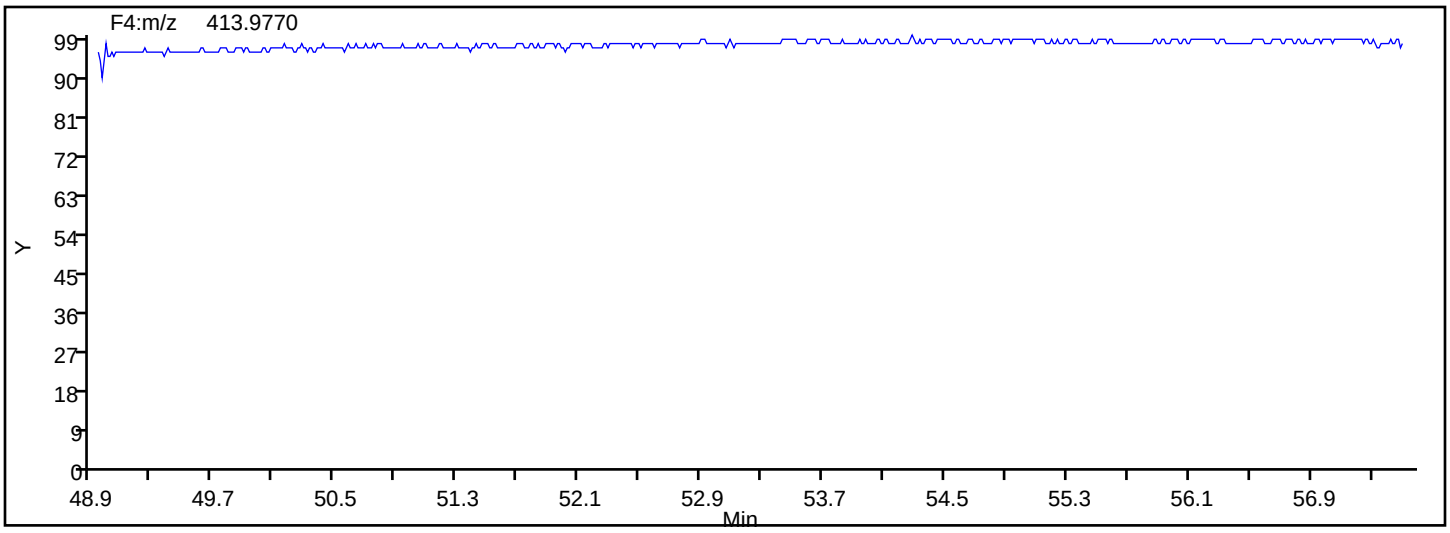

Eurofins TestAmerica, Knoxville

Data File:	\\chromna\Knoxville\ChromData\D3D\20190903-12939.b\d4190903s2.d		
Injection Date:	03-Sep-2019 22:14:00	Injection Vol:	1.0 ul
Instrument ID:	D3D	Operator ID:	Xcalibur_System
Method:	PCBs_D3D	Limit Group:	HR - 1668A - ICAL
Client ID:			
Worklist#:	33231	Sample Line#:	1
Column Type:	SPB-Octyl	Column Dia:	0.25 mm

NoPCB F4

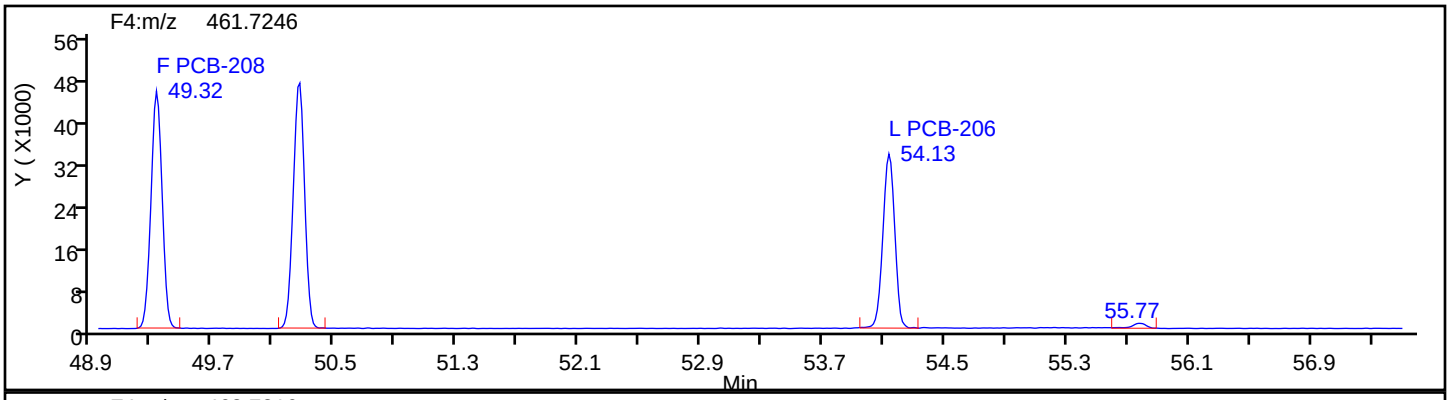

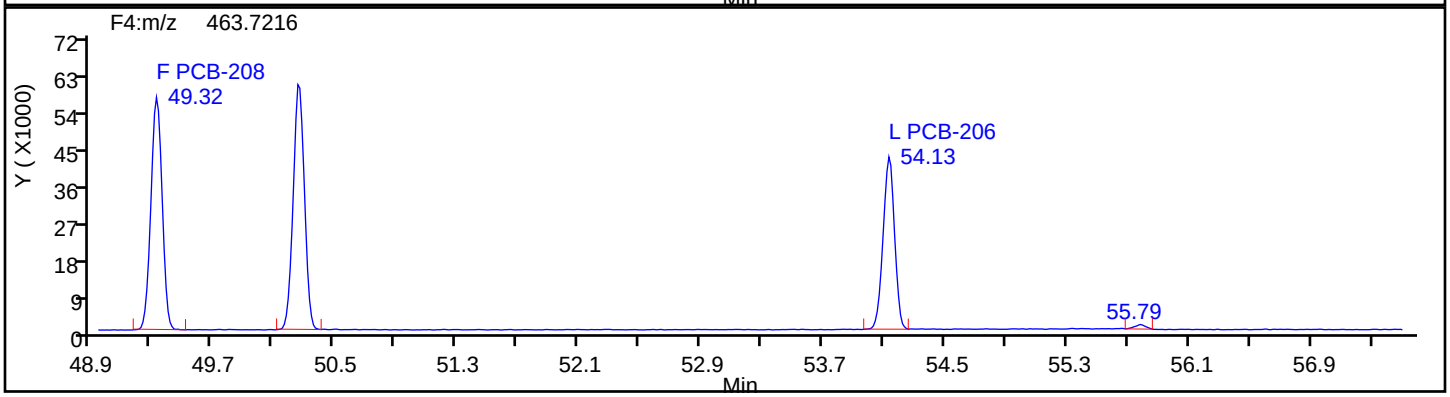

NoPCB F4 Standards

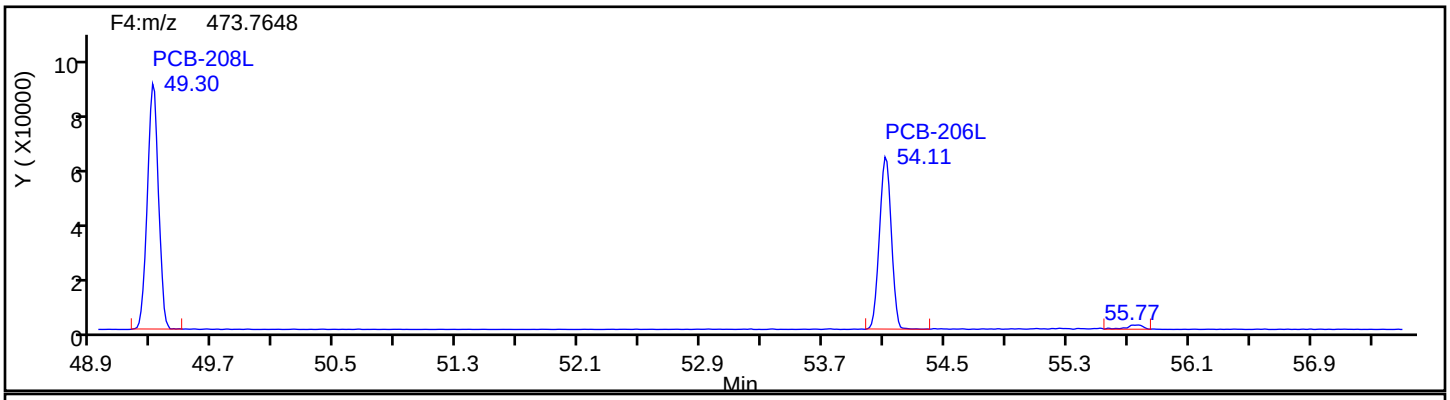

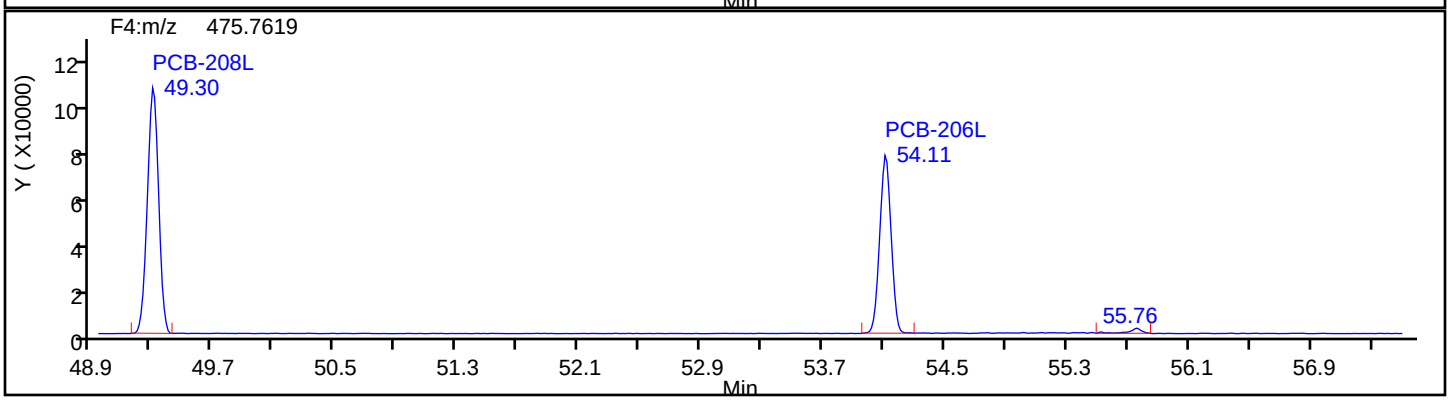

Eurofins TestAmerica, Knoxville

Data File:	\\chromna\Knoxville\ChromData\D3D\20190903-12939.b\d4190903s2.d		
Injection Date:	03-Sep-2019 22:14:00	Injection Vol:	1.0 ul
Instrument ID:	D3D	Operator ID:	Xcalibur_System
Method:	PCBs_D3D	Limit Group:	HR - 1668A - ICAL
Client ID:			
Worklist#:	33231	Sample Line#:	1
Column Type:	SPB-Octyl	Column Dia:	0.25 mm

NoPCB F4

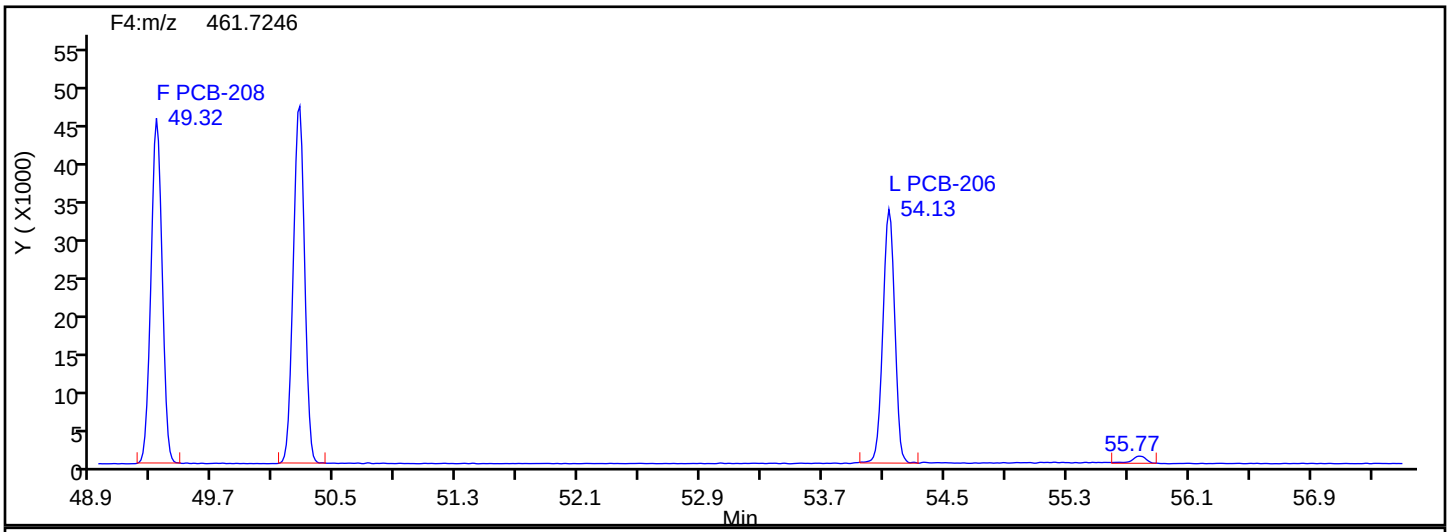

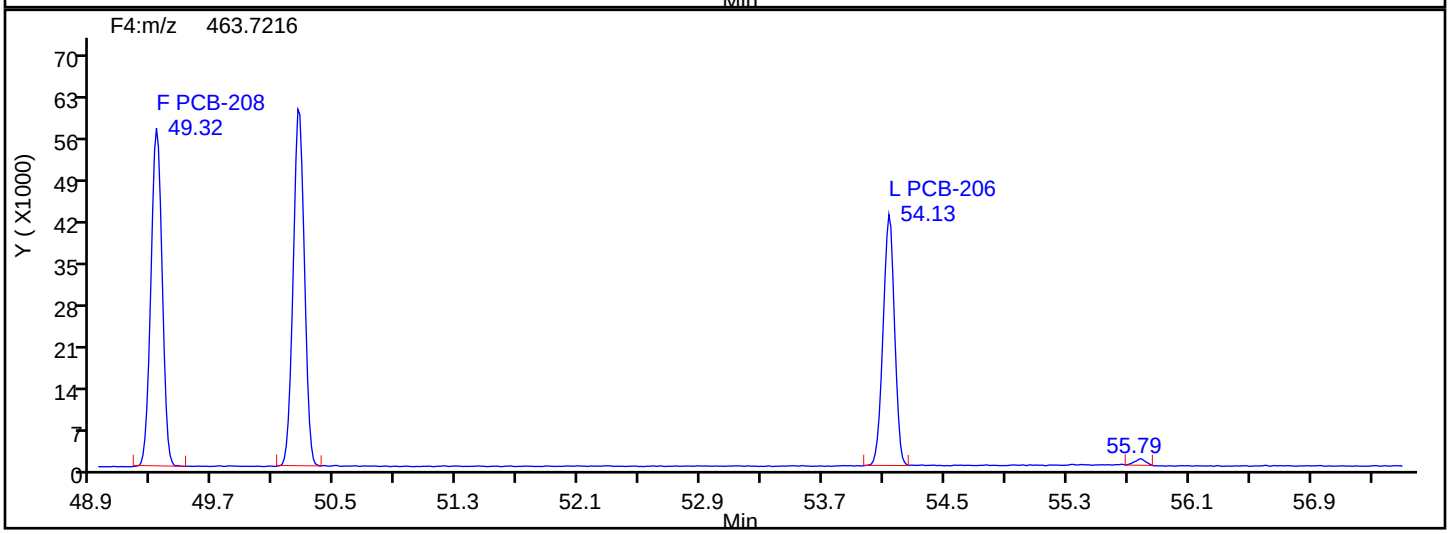

NoPCB F4 Lock Mass

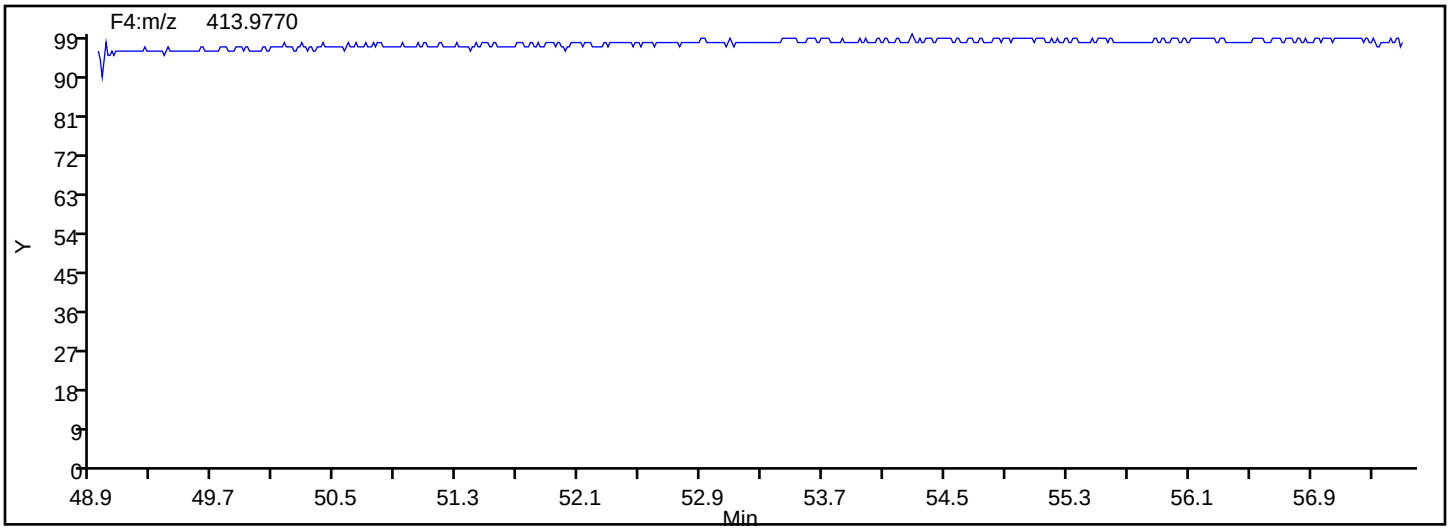

Eurofins TestAmerica, Knoxville

Data File:	\\chromna\Knoxville\ChromData\D3D\20190903-12939.b\d4190903s2.d		
Injection Date:	03-Sep-2019 22:14:00	Injection Vol:	1.0 ul
Instrument ID:	D3D	Operator ID:	Xcalibur_System
Method:	PCBs_D3D	Limit Group:	HR - 1668A - ICAL
Client ID:			
Worklist#:	33231	Sample Line#:	1
Column Type:	SPB-Octyl	Column Dia:	0.25 mm

DePCB F4

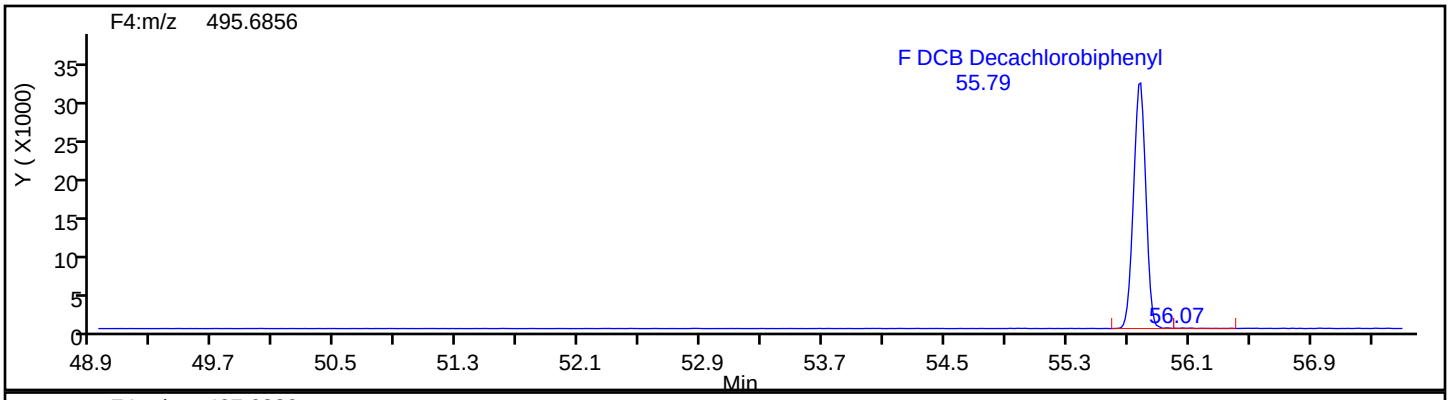

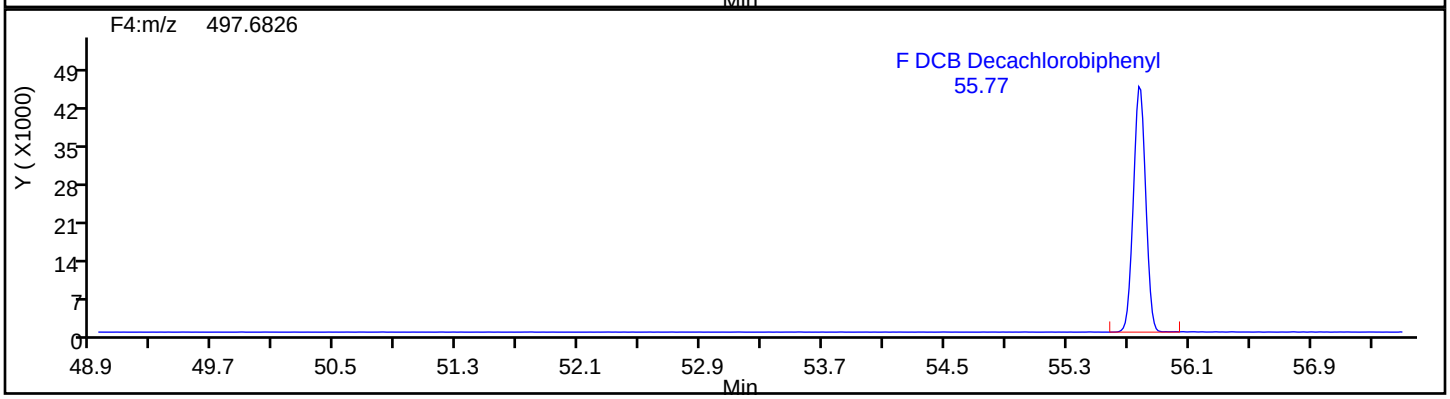

DePCB F4 Standards

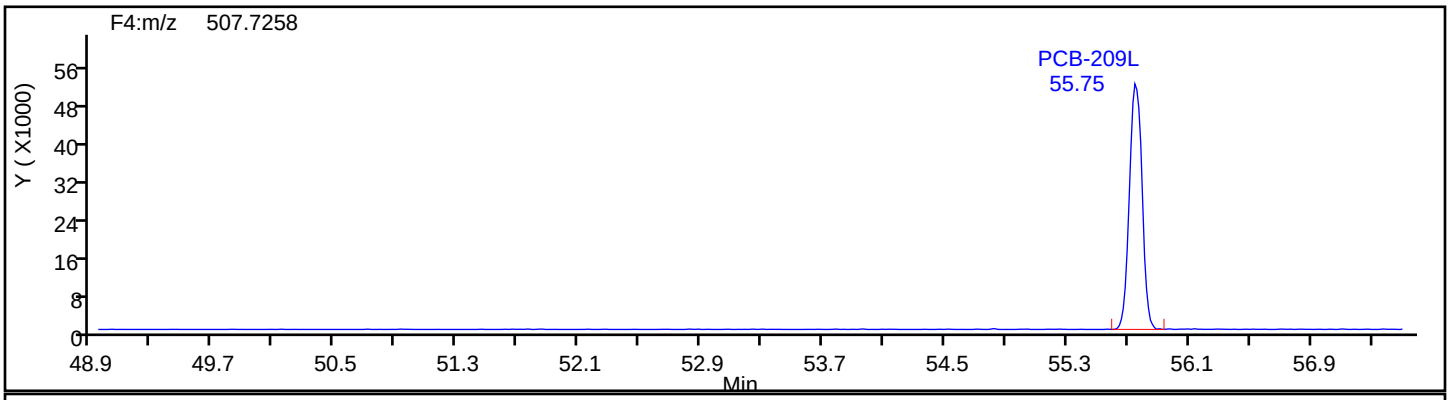

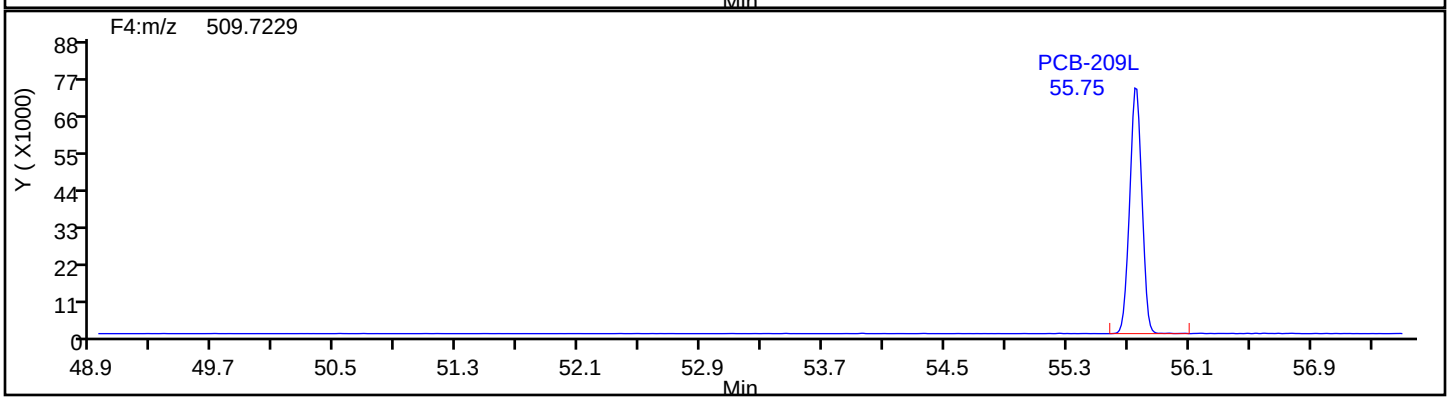

Eurofins TestAmerica, Knoxville

Data File:	\\chromna\Knoxville\ChromData\D3D\20190903-12939.b\d4190903s2.d		
Injection Date:	03-Sep-2019 22:14:00	Injection Vol:	1.0 ul
Instrument ID:	D3D	Operator ID:	Xcalibur_System
Method:	PCBs_D3D	Limit Group:	HR - 1668A - ICAL
Client ID:			
Worklist#:	33231	Sample Line#:	1
Column Type:	SPB-Octyl	Column Dia:	0.25 mm

DePCB F4

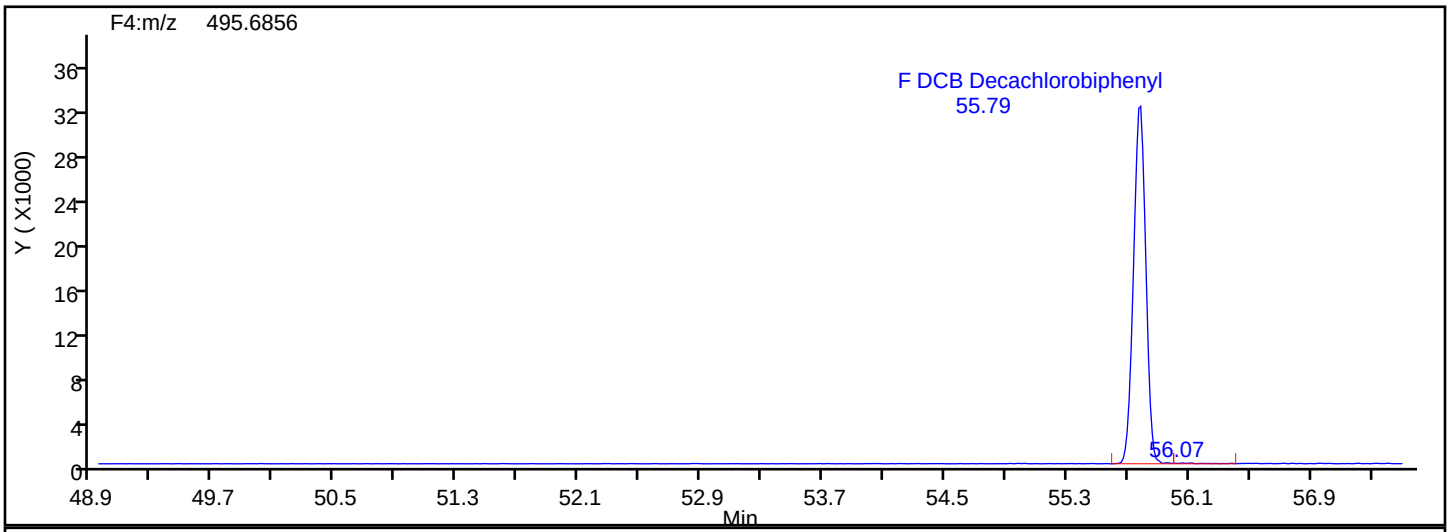

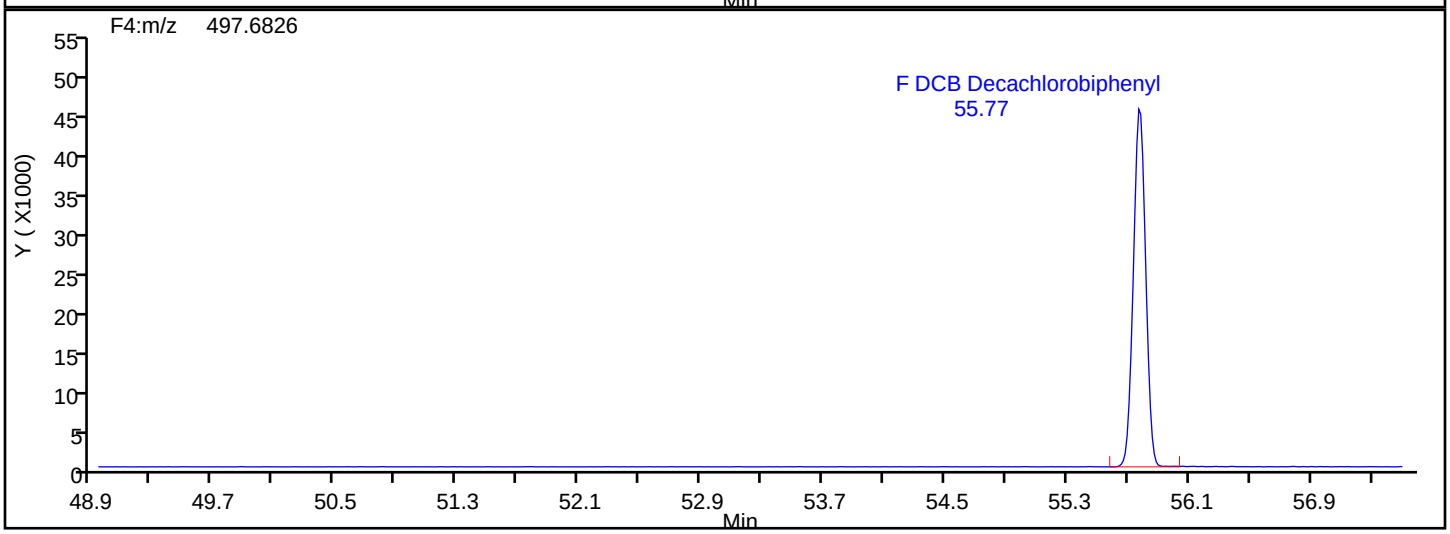

DePCB F4 Lock Mass

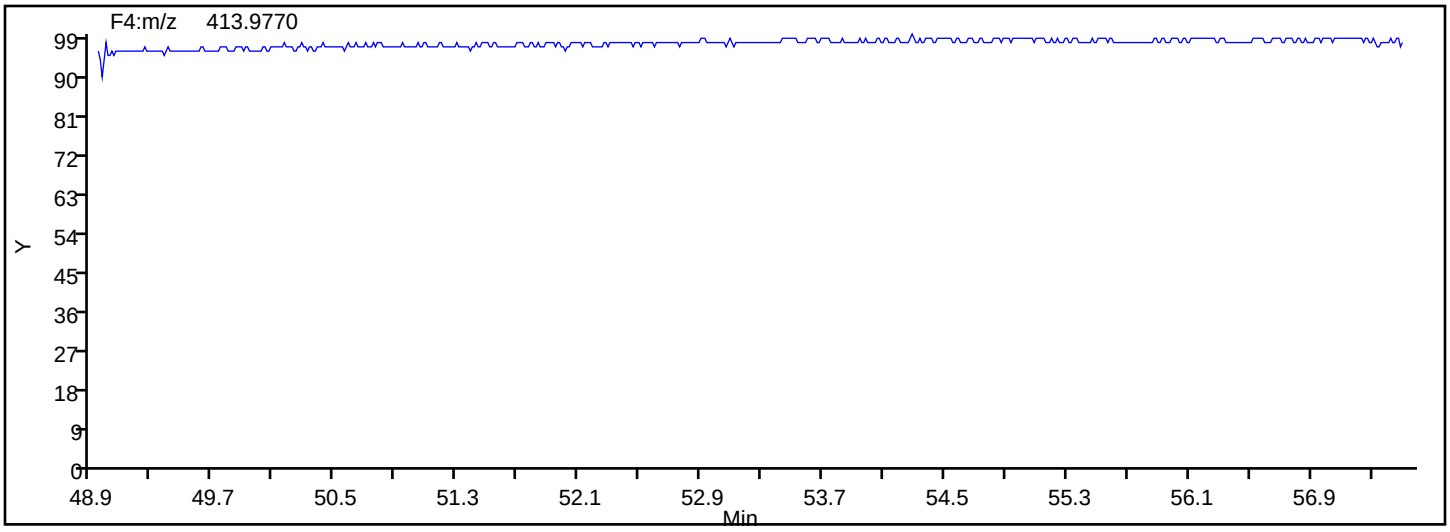

FORM VII
HI-RES PCBS CONTINUING CALIBRATION DATA

Lab Name: Eurofins TestAmerica, Knoxville Job No.: 580-88125-2

SDG No.:

Lab Sample ID: WDMCCV 140-33248/1 Calibration Date: 09/04/2019 10:04

Instrument ID: D3D Calib Start Date: 08/21/2019 13:37

GC Column: SPB-Octyl ID: 0.25(mm) Calib End Date: 08/21/2019 19:05

Lab File ID: d4190904s1.d Conc. Units: pg/uL

ANALYTE	CURVE TYPE	AVE RRF	RRF	MIN RRF	CALC AMOUNT	SPIKE AMOUNT	%REC	%REC LIMITS
PCB-1	AveID	1.188	1.166		49.1	50.0	98	70-130
PCB-2	AveID	1.191	1.154		48.5	50.0	97	70-130
PCB-3	AveID	1.213	1.133		46.7	50.0	93	70-130
PCB-4	AveID	1.253	1.160		46.3	50.0	93	70-130
PCB-10	AveID	1.483	1.416		47.7	50.0	95	70-130
PCB-9	AveID	1.420	1.323		46.6	50.0	93	70-130
PCB-7	AveID	1.624	1.513		46.6	50.0	93	70-130
PCB-6	AveID	1.554	1.394		44.8	50.0	90	70-130
PCB-5	AveID	1.561	1.389		44.5	50.0	89	70-130
PCB-8	AveID	1.588	1.451		45.7	50.0	91	70-130
PCB-19	AveID	1.305	1.312		50.3	50.0	101	70-130
PCB-14	AveID	1.874	1.676		44.7	50.0	89	70-130
PCB-18	AveID	1.819	1.793		98.6	100	99	70-130
PCB-18/30	AveID	1.819	1.793		98.6	100	99	70-130
PCB-30	AveID	1.819	1.793		98.6	100	99	70-130
PCB-11	AveID	1.635	1.441		44.1	50.0	88	70-130
PCB-17	AveID	1.564	1.521		48.6	50.0	97	70-130
PCB-12	AveID	1.641	1.442		87.9	100	88	70-130
PCB-12/13	AveID	1.641	1.442		87.9	100	88	70-130
PCB-13	AveID	1.641	1.442		87.9	100	88	70-130
PCB-27	AveID	2.168	2.036		47.0	50.0	94	70-130
PCB-24	AveID	2.102	2.013		47.9	50.0	96	70-130
PCB-16	AveID	1.226	1.173		47.8	50.0	96	70-130
PCB-15	AveID	1.402	1.231		43.9	50.0	88	70-130
PCB-54	AveID	1.256	1.111		44.2	50.0	88	70-130
PCB-32	AveID	2.342	2.264		48.4	50.0	97	70-130
PCB-34	AveID	1.215	1.118		46.0	50.0	92	70-130
PCB-23	AveID	1.268	1.152		45.4	50.0	91	70-130
PCB-26	AveID	1.319	1.164		88.3	100	88	70-130
PCB-26/29	AveID	1.319	1.164		88.3	100	88	70-130
PCB-29	AveID	1.319	1.164		88.3	100	88	70-130
PCB-25	AveID	1.352	1.202		44.4	50.0	89	70-130
PCB-50	AveID	0.9362	0.8073		86.2	100	86	70-130
PCB-50/53	AveID	0.9362	0.8073		86.2	100	86	70-130
PCB-53	AveID	0.9362	0.8073		86.2	100	86	70-130
PCB-31	AveID	1.381	1.233		44.7	50.0	89	70-130
PCB-20	AveID	1.306	1.148		87.9	100	88	70-130
PCB-20/28	AveID	1.306	1.148		87.9	100	88	70-130
PCB-28	AveID	1.306	1.148		87.9	100	88	70-130
PCB-45	AveID	0.8850	0.7671		86.7	100	87	70-130
PCB-45/51	AveID	0.8850	0.7671		86.7	100	87	70-130

FORM VII
HI-RES PCBS CONTINUING CALIBRATION DATA

Lab Name: Eurofins TestAmerica, Knoxville Job No.: 580-88125-2

SDG No.:

Lab Sample ID: WDMCCV 140-33248/1 Calibration Date: 09/04/2019 10:04

Instrument ID: D3D Calib Start Date: 08/21/2019 13:37

GC Column: SPB-Octyl ID: 0.25(mm) Calib End Date: 08/21/2019 19:05

Lab File ID: d4190904s1.d Conc. Units: pg/uL

ANALYTE	CURVE TYPE	AVE RRF	RRF	MIN RRF	CALC AMOUNT	SPIKE AMOUNT	%REC	%REC LIMITS
PCB-51	AveID	0.8850	0.7671		86.7	100	87	70-130
PCB-21	AveID	1.378	1.209		87.7	100	88	70-130
PCB-21/33	AveID	1.378	1.209		87.7	100	88	70-130
PCB-33	AveID	1.378	1.209		87.7	100	88	70-130
PCB-46	AveID	0.7591	0.6669		43.9	50.0	88	70-130
PCB-22	AveID	1.243	1.134		45.6	50.0	91	70-130
PCB-52	AveID	0.8992	0.7777		43.2	50.0	86	70-130
PCB-43	AveID	0.999	0.8602		86.1	100	86	70-130
PCB-43/73	AveID	0.999	0.8602		86.1	100	86	70-130
PCB-73	AveID	0.999	0.8602		86.1	100	86	70-130
PCB-36	AveID	1.347	1.241		46.1	50.0	92	70-130
PCB-49	AveID	1.137	0.9616		84.6	100	85	70-130
PCB-49/69	AveID	1.137	0.9616		84.6	100	85	70-130
PCB-69	AveID	1.137	0.9616		84.6	100	85	70-130
PCB-39	AveID	1.397	1.273		45.6	50.0	91	70-130
PCB-48	AveID	0.9454	0.8036		42.5	50.0	85	70-130
PCB-104	AveID	1.393	1.332		47.8	50.0	96	70-130
PCB-44	AveID	1.032	0.8608		125	150	83	70-130
PCB-44/47/65	AveID	1.032	0.8608		125	150	83	70-130
PCB-47	AveID	1.032	0.8608		125	150	83	70-130
PCB-65	AveID	1.032	0.8608		125	150	83	70-130
PCB-38	AveID	1.318	1.150		43.6	50.0	87	70-130
PCB-59	AveID	1.361	1.121		124	150	82	70-130
PCB-59/62/75	AveID	1.361	1.121		124	150	82	70-130
PCB-62	AveID	1.361	1.121		124	150	82	70-130
PCB-75	AveID	1.361	1.121		124	150	82	70-130
PCB-96	AveID	1.227	1.156		47.1	50.0	94	70-130
PCB-42	AveID	0.8670	0.7621		44.0	50.0	88	70-130
PCB-35	AveID	1.217	1.131		46.5	50.0	93	70-130
PCB-40	AveID	0.9179	0.7794		127	150	85	70-130
PCB-40/41/71	AveID	0.9179	0.7794		127	150	85	70-130
PCB-41	AveID	0.9179	0.7794		127	150	85	70-130
PCB-71	AveID	0.9179	0.7794		127	150	85	70-130
PCB-37	AveID	1.288	1.197		46.5	50.0	93	70-130
PCB-64	AveID	1.416	1.211		42.7	50.0	85	70-130
PCB-72	AveID	1.316	1.159		44.0	50.0	88	70-130
PCB-103	AveID	1.033	1.020		49.4	50.0	99	70-130
PCB-68	AveID	1.478	1.277		43.2	50.0	86	70-130
PCB-94	AveID	0.9036	0.8889		49.2	50.0	98	70-130
PCB-57	AveID	1.282	1.121		43.7	50.0	87	70-130
PCB-95	AveID	0.9620	0.9466		49.2	50.0	98	70-130

FORM VII
HI-RES PCBS CONTINUING CALIBRATION DATA

Lab Name: Eurofins TestAmerica, Knoxville Job No.: 580-88125-2

SDG No.:

Lab Sample ID: WDMCCV 140-33248/1 Calibration Date: 09/04/2019 10:04

Instrument ID: D3D Calib Start Date: 08/21/2019 13:37

GC Column: SPB-Octyl ID: 0.25(mm) Calib End Date: 08/21/2019 19:05

Lab File ID: d4190904s1.d Conc. Units: pg/uL

ANALYTE	CURVE TYPE	AVE RRF	RRF	MIN RRF	CALC AMOUNT	SPIKE AMOUNT	%REC	%REC LIMITS
PCB-58	AveID	1.321	1.152		43.6	50.0	87	70-130
PCB-100	AveID	0.9806	0.9617		98.1	100	98	70-130
PCB-93	AveID	0.9806	0.9617		98.1	100	98	70-130
PCB-93/100	AveID	0.9806	0.9617		98.1	100	98	70-130
PCB-67	AveID	1.394	1.204		43.2	50.0	86	70-130
PCB-102	AveID	0.9888	0.9631		97.4	100	97	70-130
PCB-98	AveID	0.9888	0.9631		97.4	100	97	70-130
PCB-98/102	AveID	0.9888	0.9631		97.4	100	97	70-130
PCB-63	AveID	1.468	1.273		43.3	50.0	87	70-130
PCB-88	AveID	1.005	0.9680		96.3	100	96	70-130
PCB-88/91	AveID	1.005	0.9680		96.3	100	96	70-130
PCB-91	AveID	1.005	0.9680		96.3	100	96	70-130
PCB-61	AveID	1.357	1.162		171	200	86	70-130
PCB-61/70/74/76	AveID	1.357	1.162		171	200	86	70-130
PCB-70	AveID	1.357	1.162		171	200	86	70-130
PCB-74	AveID	1.357	1.162		171	200	86	70-130
PCB-76	AveID	1.357	1.162		171	200	86	70-130
PCB-84	AveID	0.8601	0.8421		49.0	50.0	98	70-130
PCB-66	AveID	1.280	1.136		44.4	50.0	89	70-130
PCB-55	AveID	1.295	1.151		44.5	50.0	89	70-130
PCB-89	AveID	0.8936	0.8990		50.3	50.0	101	70-130
PCB-56	AveID	1.267	1.113		43.9	50.0	88	70-130
PCB-121	AveID	1.397	1.382		49.4	50.0	99	70-130
PCB-60	AveID	1.329	1.169		44.0	50.0	88	70-130
PCB-92	AveID	0.9532	0.9579		50.2	50.0	100	70-130
PCB-80	AveID	1.469	1.338		45.5	50.0	91	70-130
PCB-155	AveID	1.303	1.160		44.5	50.0	89	70-130
PCB-152	AveID	1.256	1.070		42.6	50.0	85	70-130
PCB-101	AveID	1.137	1.127		149	150	99	70-130
PCB-113	AveID	1.137	1.127		149	150	99	70-130
PCB-90	AveID	1.137	1.127		149	150	99	70-130
PCB-90/101/113	AveID	1.137	1.127		149	150	99	70-130
PCB-150	AveID	1.237	1.103		44.6	50.0	89	70-130
PCB-136	AveID	1.156	1.032		44.6	50.0	89	70-130
PCB-83	AveID	0.9393	0.9797		104	100	104	70-130
PCB-83/99	AveID	0.9393	0.9797		104	100	104	70-130
PCB-99	AveID	0.9393	0.9797		104	100	104	70-130
PCB-112	AveID	1.367	1.368		50.0	50.0	100	70-130
PCB-145	AveID	1.191	1.070		44.9	50.0	90	70-130
PCB-109	AveID	1.196	1.164		292	300	97	70-130
PCB-119	AveID	1.196	1.164		292	300	97	70-130

FORM VII
HI-RES PCBS CONTINUING CALIBRATION DATA

Lab Name: Eurofins TestAmerica, Knoxville Job No.: 580-88125-2

SDG No.:

Lab Sample ID: WDMCCV 140-33248/1 Calibration Date: 09/04/2019 10:04

Instrument ID: D3D Calib Start Date: 08/21/2019 13:37

GC Column: SPB-Octyl ID: 0.25(mm) Calib End Date: 08/21/2019 19:05

Lab File ID: d4190904s1.d Conc. Units: pg/uL

ANALYTE	CURVE TYPE	AVE RRF	RRF	MIN RRF	CALC AMOUNT	SPIKE AMOUNT	%REC	%REC LIMITS
PCB-125	AveID	1.196	1.164		292	300	97	70-130
PCB-79	AveID	1.542	1.352		43.8	50.0	88	70-130
PCB-86	AveID	1.196	1.164		292	300	97	70-130
PCB-86/87/97/109/119/125	AveID	1.196	1.164		292	300	97	70-130
PCB-87	AveID	1.196	1.164		292	300	97	70-130
PCB-97	AveID	1.196	1.164		292	300	97	70-130
PCB-78	AveID	1.315	1.181		44.9	50.0	90	70-130
PCB-116	AveID	1.213	1.243		154	150	103	70-130
PCB-117	AveID	1.213	1.243		154	150	103	70-130
PCB-85	AveID	1.213	1.243		154	150	103	70-130
PCB-85/116/117	AveID	1.213	1.243		154	150	103	70-130
PCB-110	AveID	1.351	1.368		101	100	101	70-130
PCB-110/115	AveID	1.351	1.368		101	100	101	70-130
PCB-115	AveID	1.351	1.368		101	100	101	70-130
PCB-81	AveID	1.321	1.224		46.3	50.0	93	70-130
PCB-82	AveID	0.8675	0.8843		51.0	50.0	102	70-130
PCB-148	AveID	0.8982	0.8160		45.4	50.0	91	70-130
PCB-77	AveID	1.331	1.252		47.0	50.0	94	70-130
PCB-111	AveID	1.426	1.468		51.5	50.0	103	70-130
PCB-135	AveID	0.8691	0.7764		89.3	100	89	70-130
PCB-135/151	AveID	0.8691	0.7764		89.3	100	89	70-130
PCB-151	AveID	0.8691	0.7764		89.3	100	89	70-130
PCB-120	AveID	1.491	1.507		50.5	50.0	101	70-130
PCB-154	AveID	1.018	0.9053		44.5	50.0	89	70-130
PCB-144	AveID	0.9185	0.8397		45.7	50.0	91	70-130
PCB-147	AveID	0.9747	0.8424		86.4	100	86	70-130
PCB-147/149	AveID	0.9747	0.8424		86.4	100	86	70-130
PCB-149	AveID	0.9747	0.8424		86.4	100	86	70-130
PCB-134	AveID	0.8518	0.7437		87.3	100	87	70-130
PCB-134/143	AveID	0.8518	0.7437		87.3	100	87	70-130
PCB-143	AveID	0.8518	0.7437		87.3	100	87	70-130
PCB-108	AveID	1.255	1.070		85.3	100	85	70-130
PCB-108/124	AveID	1.255	1.070		85.3	100	85	70-130
PCB-124	AveID	1.255	1.070		85.3	100	85	70-130
PCB-139	AveID	1.000	0.8576		85.8	100	86	70-130
PCB-139/140	AveID	1.000	0.8576		85.8	100	86	70-130
PCB-140	AveID	1.000	0.8576		85.8	100	86	70-130
PCB-107	AveID	1.358	1.209		44.5	50.0	89	70-130
PCB-131	AveID	0.8584	0.7604		44.3	50.0	89	70-130
PCB-123	AveID	1.341	1.221		45.5	50.0	91	70-130
PCB-106	AveID	1.275	1.105		43.3	50.0	87	70-130

FORM VII
HI-RES PCBS CONTINUING CALIBRATION DATA

Lab Name: Eurofins TestAmerica, Knoxville Job No.: 580-88125-2

SDG No.:

Lab Sample ID: WDMCCV 140-33248/1 Calibration Date: 09/04/2019 10:04

Instrument ID: D3D Calib Start Date: 08/21/2019 13:37

GC Column: SPB-Octyl ID: 0.25(mm) Calib End Date: 08/21/2019 19:05

Lab File ID: d4190904s1.d Conc. Units: pg/uL

ANALYTE	CURVE TYPE	AVE RRF	RRF	MIN RRF	CALC AMOUNT	SPIKE AMOUNT	%REC	%REC LIMITS
PCB-142	AveID	0.8597	0.7855		45.7	50.0	91	70-130
PCB-118	AveID	1.289	1.201		46.6	50.0	93	70-130
PCB-132	AveID	0.8801	0.8041		45.7	50.0	91	70-130
PCB-122	AveID	1.161	1.092		47.0	50.0	94	70-130
PCB-114	AveID	1.405	1.265		45.0	50.0	90	70-130
PCB-188	AveID	1.250	1.214		48.6	50.0	97	70-130
PCB-133	AveID	0.9064	0.8157		45.0	50.0	90	70-130
PCB-179	AveID	1.415	1.440		50.9	50.0	102	70-130
PCB-165	AveID	1.121	1.031		46.0	50.0	92	70-130
PCB-105	AveID	1.289	1.171		45.4	50.0	91	70-130
PCB-146	AveID	1.008	0.9046		44.9	50.0	90	70-130
PCB-161	AveID	1.337	1.142		42.7	50.0	85	70-130
PCB-184	AveID	1.419	1.363		48.0	50.0	96	70-130
PCB-176	AveID	1.521	1.539		50.6	50.0	101	70-130
PCB-153	AveID	1.221	1.089		89.2	100	89	70-130
PCB-153/168	AveID	1.221	1.089		89.2	100	89	70-130
PCB-168	AveID	1.221	1.089		89.2	100	89	70-130
PCB-141	AveID	0.9608	0.8537		44.4	50.0	89	70-130
PCB-186	AveID	1.435	1.457		50.8	50.0	102	70-130
PCB-130	AveID	0.8274	0.7434		44.9	50.0	90	70-130
PCB-127	AveID	1.284	1.141		44.4	50.0	89	70-130
PCB-137	AveID	1.058	0.9471		44.7	50.0	89	70-130
PCB-164	AveID	1.253	1.093		43.6	50.0	87	70-130
PCB-129	AveID	1.084	0.9534		176	200	88	70-130
PCB-129/138/160/163	AveID	1.084	0.9534		176	200	88	70-130
PCB-138	AveID	1.084	0.9534		176	200	88	70-130
PCB-160	AveID	1.084	0.9534		176	200	88	70-130
PCB-163	AveID	1.084	0.9534		176	200	88	70-130
PCB-158	AveID	1.386	1.222		44.1	50.0	88	70-130
PCB-178	AveID	1.023	1.026		50.2	50.0	100	70-130
PCB-175	AveID	1.069	1.065		49.8	50.0	100	70-130
PCB-126	AveID	1.342	1.174		43.7	50.0	87	70-130
PCB-128	AveID	1.116	0.9884		88.5	100	89	70-130
PCB-128/166	AveID	1.116	0.9884		88.5	100	89	70-130
PCB-166	AveID	1.116	0.9884		88.5	100	89	70-130
PCB-187	AveID	1.111	1.104		49.7	50.0	99	70-130
PCB-182	AveID	1.148	1.149		50.0	50.0	100	70-130
PCB-183	AveID	1.137	1.125		98.9	100	99	70-130
PCB-183/185	AveID	1.137	1.125		98.9	100	99	70-130
PCB-185	AveID	1.137	1.125		98.9	100	99	70-130
PCB-174	AveID	0.9547	0.9498		49.7	50.0	99	70-130

FORM VII
HI-RES PCBS CONTINUING CALIBRATION DATA

Lab Name: Eurofins TestAmerica, Knoxville Job No.: 580-88125-2

SDG No.:

Lab Sample ID: WDMCCV 140-33248/1 Calibration Date: 09/04/2019 10:04

Instrument ID: D3D Calib Start Date: 08/21/2019 13:37

GC Column: SPB-Octyl ID: 0.25(mm) Calib End Date: 08/21/2019 19:05

Lab File ID: d4190904s1.d Conc. Units: pg/uL

ANALYTE	CURVE TYPE	AVE RRF	RRF	MIN RRF	CALC AMOUNT	SPIKE AMOUNT	%REC	%REC LIMITS
PCB-159	AveID	1.318	1.179		44.8	50.0	90	70-130
PCB-162	AveID	1.362	1.232		45.2	50.0	90	70-130
PCB-177	AveID	0.9426	0.9641		51.1	50.0	102	70-130
PCB-202	AveID	1.053	0.9712		46.1	50.0	92	70-130
PCB-167	AveID	1.336	1.245		46.6	50.0	93	70-130
PCB-181	AveID	1.107	1.104		49.9	50.0	100	70-130
PCB-171	AveID	0.9603	0.9742		101	100	101	70-130
PCB-171/173	AveID	0.9603	0.9742		101	100	101	70-130
PCB-173	AveID	0.9603	0.9742		101	100	101	70-130
PCB-201	AveID	1.186	1.080		45.5	50.0	91	70-130
PCB-156	AveID	1.276	1.200		94.0	100	94	70-130
PCB-156/157	AveID	1.276	1.200		94.0	100	94	70-130
PCB-157	AveID	1.276	1.200		94.0	100	94	70-130
PCB-204	AveID	1.101	1.039		47.2	50.0	94	70-130
PCB-197	AveID	1.205	1.115		46.3	50.0	93	70-130
PCB-200	AveID	1.126	1.040		46.2	50.0	92	70-130
PCB-172	AveID	0.9918	1.011		51.0	50.0	102	70-130
PCB-192	AveID	1.290	1.377		53.4	50.0	107	70-130
PCB-180	AveID	1.229	1.263		103	100	103	70-130
PCB-180/193	AveID	1.229	1.263		103	100	103	70-130
PCB-193	AveID	1.229	1.263		103	100	103	70-130
PCB-191	AveID	1.385	1.434		51.8	50.0	104	70-130
PCB-170	AveID	1.270	1.362		53.6	50.0	107	70-130
PCB-190	AveID	1.377	1.435		52.1	50.0	104	70-130
PCB-169	AveID	1.283	1.188		46.3	50.0	93	70-130
PCB-198	AveID	0.8183	0.7754		94.8	100	95	70-130
PCB-198/199	AveID	0.8183	0.7754		94.8	100	95	70-130
PCB-199	AveID	0.8183	0.7754		94.8	100	95	70-130
PCB-196	AveID	0.8748	0.8045		46.0	50.0	92	70-130
PCB-203	AveID	0.9219	0.8620		46.8	50.0	94	70-130
PCB-208	AveID	1.157	1.089		47.1	50.0	94	70-130
PCB-195	AveID	0.7839	0.8117		51.8	50.0	104	70-130
PCB-189	AveID	1.280	1.188		46.4	50.0	93	70-130
PCB-207	AveID	1.396	1.317		47.2	50.0	94	70-130
PCB-194	AveID	0.9282	0.8808		47.4	50.0	95	70-130
PCB-205	AveID	1.234	1.167		47.3	50.0	95	70-130
PCB-206	AveID	1.193	1.104		46.3	50.0	93	70-130
PCB-209	AveID	1.246	1.212		48.7	50.0	97	70-130
PCB-1L	Ave	1.314	1.407		107	100	107	50-150
PCB-3L	Ave	1.362	1.504		110	100	110	50-150
PCB-4L	Ave	0.5996	0.6165		103	100	103	50-150

FORM VII
HI-RES PCBS CONTINUING CALIBRATION DATA

Lab Name: Eurofins TestAmerica, Knoxville Job No.: 580-88125-2

SDG No.:

Lab Sample ID: WDMCCV 140-33248/1 Calibration Date: 09/04/2019 10:04

Instrument ID: D3D Calib Start Date: 08/21/2019 13:37

GC Column: SPB-Octyl ID: 0.25(mm) Calib End Date: 08/21/2019 19:05

Lab File ID: d4190904s1.d Conc. Units: pg/uL

ANALYTE	CURVE TYPE	AVE RRF	RRF	MIN RRF	CALC AMOUNT	SPIKE AMOUNT	%REC	%REC LIMITS
PCB-19L	Ave	0.6095	0.6093		100	100	100	50-150
PCB-15L	Ave	1.028	1.018		99.1	100	99	50-150
PCB-54L	Ave	0.6515	0.8665		133	100	133	50-150
PCB-104L	Ave	1.116	1.169		105	100	105	50-150
PCB-37L	Ave	0.9024	0.9419		104	100	104	50-150
PCB-155L	Ave	0.9499	1.160		122	100	122	50-150
PCB-81L	Ave	1.233	1.408		114	100	114	50-150
PCB-77L	Ave	1.252	1.454		116	100	116	50-150
PCB-123L	Ave	0.9909	0.9915		100	100	100	50-150
PCB-118L	Ave	1.026	1.069		104	100	104	50-150
PCB-114L	Ave	1.003	1.050		105	100	105	50-150
PCB-188L	Ave	1.316	1.324		101	100	101	50-150
PCB-105L	Ave	1.001	1.030		103	100	103	50-150
PCB-126L	Ave	0.9020	0.999		111	100	111	50-150
PCB-202L	Ave	1.006	1.032		103	100	103	50-150
PCB-167L	Ave	1.254	1.245		99.3	100	99	50-150
PCB-156L	Ave	1.229	1.217		198	200	99	50-150
PCB-156L/157L	Ave	1.229	1.217		198	200	99	50-150
PCB-157L	Ave	1.229	1.217		198	200	99	50-150
PCB-170L	Ave	0.8357	0.8043		96.2	100	96	50-150
PCB-169L	Ave	1.088	1.230		113	100	113	50-150
PCB-208L	Ave	1.138	1.081		95.0	100	95	50-150
PCB-189L	Ave	1.467	1.559		106	100	106	50-150
PCB-205L	Ave	1.287	1.237		96.2	100	96	50-150
PCB-206L	Ave	0.8938	0.7774		87.0	100	87	50-150
PCB-209L	Ave	0.9809	0.7557		77.0	100	77	50-150
PCB-8L	AveID	1.309	1.142		43.6	50.0	87	50-150
PCB-28L	Ave	1.098	1.045		47.6	50.0	95	60-130
PCB-95L	AveID	0.7770	0.7638		49.2	50.0	98	50-150
PCB-79L	AveID	1.124	1.011		45.0	50.0	90	50-150
PCB-111L	Ave	1.218	1.320		54.2	50.0	108	60-130
PCB-153L	AveID	0.9597	0.8180		42.6	50.0	85	50-150
PCB-178L	Ave	0.9222	0.9838		53.3	50.0	107	60-130

Resolution Check Report (DFS SN: 343)

eurofins | Environment Testing TestAmerica

Date:	04 Sep 2019 09:34
MID Experiment:	ResCheck_pcb
Target Resolution:	10000
Resolution Warning :	9500
Resolution Error :	9000
Reference:	FC43KnxPCB.lua
Status:	RESOLUTION PASSED

Segment 1

Lock mass 168.9883 [m/z] Resolution: 12517 [5%height]

Cali. mass 263.9866 [m/z] Resolution: 10845 [5%height]

Ref. mass 213.9897 [m/z] Resolution: 11289 [5%height]

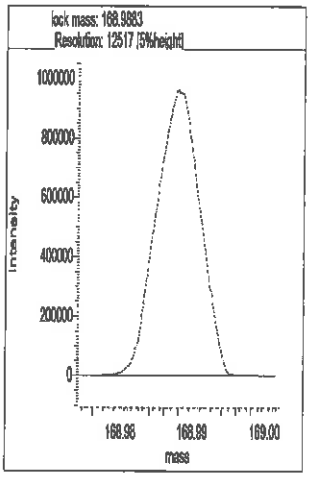

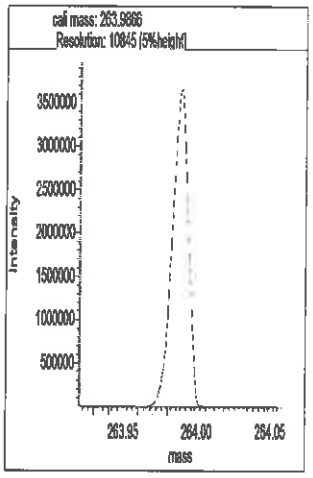

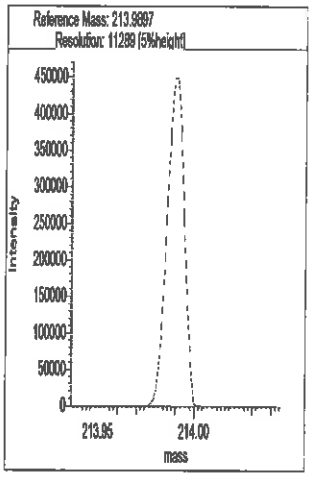

Segment 2

Lock mass 263.9866 [m/z] Resolution: 12099 [5%height]

Cali. mass 375.9802 [m/z] Resolution: 10920 [5%height]

Ref. mass 313.9834 [m/z] Resolution: 11004 [5%height]

Ref. mass 313.9834 [m/z] Resolution: 11263 [5%height]

_190904s1b

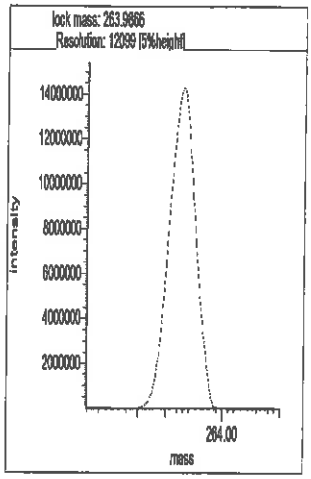

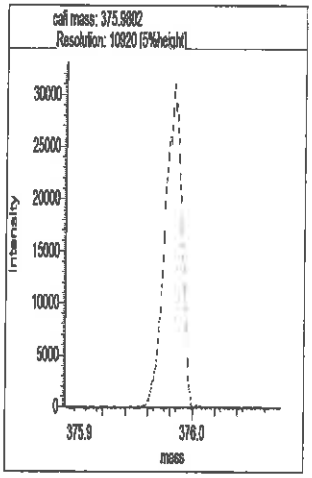

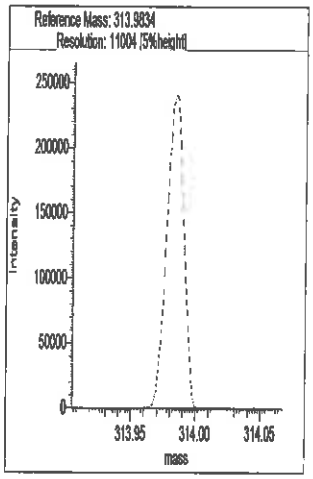

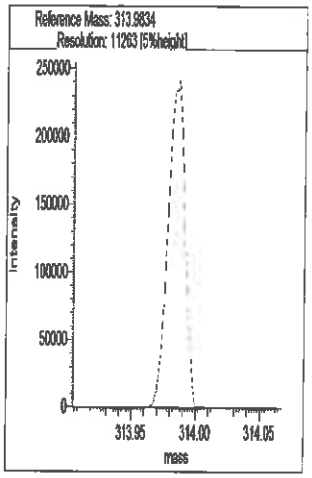

Segment 3

Lock mass 313.9834 [m/z] Resolution: 12140 [5%height]

Cali. mass 413.9770 [m/z] Resolution: 10684 [5%height]

Ref. mass 375.9802 [m/z] Resolution: 10875 [5%height]

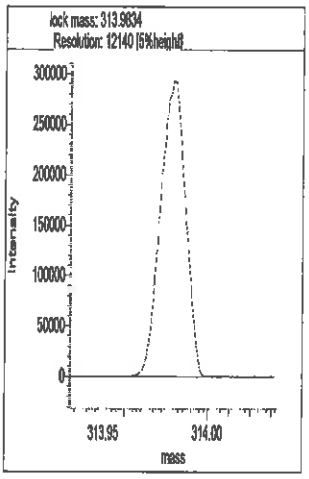

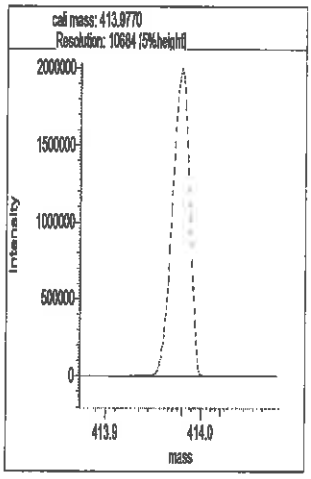

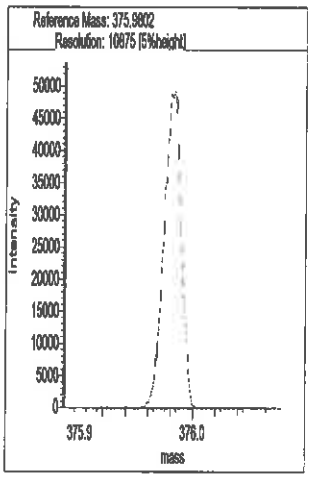

Segment 4

Lock mass 413.9775 [m/z] Resolution: 12237 [5%height]

Cali. mass 501.9706 [m/z] Resolution: 11155 [5%height]

Ref. mass 463.9738 [m/z] Resolution: 11555 [5%height]

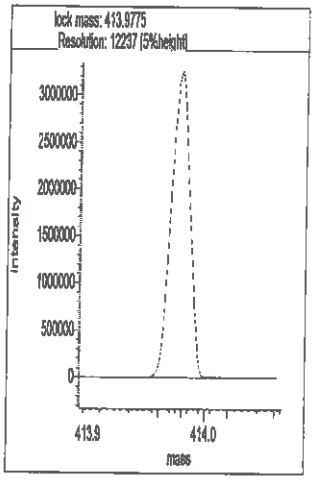
lock mass: 413.9775
Resolution: 12237 [5%height]
Intensity
3000000
2500000
2000000
1500000
1000000
500000
0
413.9
414.0
mass

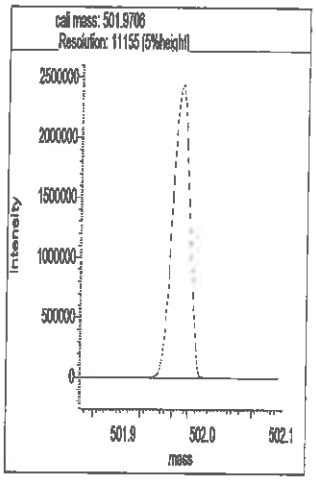
cal mass: 501.9706
Resolution: 11155 [5%height]
Intensity
2500000
2000000
1500000
1000000
500000
0
501.9
502.0
502.1
mass

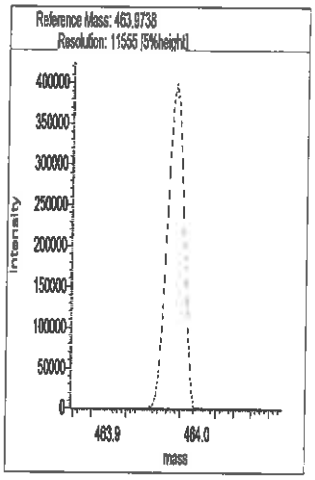
Reference Mass: 463.9738
Resolution: 11555 [5%height]
Intensity
400000
350000
300000
250000
200000
150000
100000
50000
0
463.9
464.0
mass

```
Reports
09:43:35:  Peak matching procedure started
09:43:35:
09:43:36:  Reference mass: 168.98827
09:43:36:  Sample mass: 214.0
09:43:37:
09:43:37:  Finding reference mass
09:43:39:  Finding sample mass
09:43:39:
09:43:45:  [1]    213.9891 amu, mean: 213.9891
09:43:48:  [2]    213.9890 amu, mean: 213.9891     SD: 0.07 mmu or: 0.32 ppm
09:43:51:  [3]    213.9890 amu, mean: 213.9891     SD: 0.06 mmu or: 0.28 ppm
09:43:54:  [4]    213.9889 amu, mean: 213.9890     SD: 0.08 mmu or: 0.37 ppm
09:43:54:
09:43:54:  Stop requested. Please wait for procedure to finish.
09:43:54:
09:43:57:
09:43:58:  Peakmatching stopped
```

Signature VM 9-4-19

```
Reports
09:44:19:  Peak matching procedure started
09:44:20:
09:44:20:  Reference mass: 213.98975
09:44:21:  Sample mass: 264.0
09:44:21:
09:44:22:  Finding reference mass
09:44:23:  Finding sample mass
09:44:23:
09:44:29:  [1]    263.9856 amu, mean: 263.9856
09:44:32:  [2]    263.9860 amu, mean: 263.9858     SD: 0.30 mmu or: 1.13 ppm
09:44:35:  [3]    263.9860 amu, mean: 263.9859     SD: 0.23 mmu or: 0.87 ppm
09:44:39:  [4]    263.9860 amu, mean: 263.9859     SD: 0.20 mmu or: 0.75 ppm
09:44:40:
09:44:40:  Stop requested. Please wait for procedure to finish.
09:44:40:
09:44:42:  [5]    263.9860 amu, mean: 263.9859     SD: 0.17 mmu or: 0.65 ppm
09:44:43:
09:44:44:  Peakmatching stopped
```

Signature KM 9-4-19

Reports

```
09:45:05:  Peak matching procedure started
09:45:05:
09:45:06:  Reference mass: 263.98656
09:45:07:  Sample mass: 314.0
09:45:07:
09:45:08:  Finding reference mass
09:45:08:  Finding sample mass
09:45:09:
09:45:14:  [1]    313.9825 amu, mean: 313.9825
09:45:17:  [2]    313.9825 amu, mean: 313.9825     SD: 0.03 mmu or: 0.10 ppm
09:45:21:  [3]    313.9822 amu, mean: 313.9824     SD: 0.18 mmu or: 0.57 ppm
09:45:24:  [4]    313.9821 amu, mean: 313.9823     SD: 0.19 mmu or: 0.61 ppm
09:45:26:
09:45:26:  Stop requested. Please wait for procedure to finish.
09:45:26:
09:45:27:  [5]    313.9821 amu, mean: 313.9823     SD: 0.19 mmu or: 0.61 ppm
09:45:29:
09:45:29:  Peakmatching stopped
```

Signature KM 9-4-19

```
Reports
09:45:49:  Peak matching procedure started
09:45:50:
09:45:50:  Reference mass: 313.98336
09:45:51:  Sample mass: 376.0
09:45:51:
09:45:52:  Finding reference mass
09:45:53:  Finding sample mass
09:45:53:
09:45:58:  [1]    375.9784 amu, mean: 375.9784
09:46:02:  [2]    375.9789 amu, mean: 375.9786      SD: 0.33 mmu or: 0.87 ppm
09:46:05:  [3]    375.9784 amu, mean: 375.9786      SD: 0.26 mmu or: 0.70 ppm
09:46:08:  [4]    375.9787 amu, mean: 375.9786      SD: 0.23 mmu or: 0.62 ppm
09:46:09:
09:46:09:  Stop requested. Please wait for procedure to finish.
09:46:09:
09:46:11:
09:46:12:  Peakmatching stopped
```

Signature KM 9-4-19

Reports

```
09:45:49:  Peak matching procedure started
09:45:50:
09:45:50:  Reference mass: 313.98336
09:45:51:  Sample mass: 376.0
09:45:51:
09:45:52:  Finding reference mass
09:45:53:  Finding sample mass
09:45:53:
09:45:58:  [1]    375.9784 amu, mean: 375.9784
09:46:02:  [2]    375.9789 amu, mean: 375.9786     SD: 0.33 mmu or: 0.87 ppm
09:46:05:  [3]    375.9784 amu, mean: 375.9786     SD: 0.26 mmu or: 0.70 ppm
09:46:08:  [4]    375.9787 amu, mean: 375.9786     SD: 0.23 mmu or: 0.62 ppm
09:46:09:
09:46:09:  Stop requested. Please wait for procedure to finish.
09:46:09:
09:46:11:
09:46:12:  Peakmatching stopped
```

Signature KM 9-4-19

```
Reports
09:46:33:  Peak matching procedure started
09:46:34:
09:46:34:  Reference mass: 375.98017
09:46:35:  Sample mass: 414.0
09:46:35:
09:46:36:  Finding reference mass
09:46:37:  Finding sample mass
09:46:37:
09:46:43:  [1]    413.9761 amu, mean: 413.9761
09:46:46:  [2]    413.9763 amu, mean: 413.9762      SD: 0.14 mmu or: 0.34 ppm
09:46:49:  [3]    413.9758 amu, mean: 413.9761      SD: 0.23 mmu or: 0.56 ppm
09:46:52:  [4]    413.9756 amu, mean: 413.9759      SD: 0.31 mmu or: 0.76 ppm
09:46:53:
09:46:53:  Stop requested. Please wait for procedure to finish.
09:46:53:
09:46:56:
09:46:56:  Peakmatching stopped
```

Signature KM 9-4-19

Reports

```
09:47:17:  Peak matching procedure started
09:47:17:
09:47:18:  Reference mass: 413.97698
09:47:18:  Sample mass: 464.0
09:47:19:
09:47:19:  Finding reference mass
09:47:20:  Finding sample mass
09:47:21:
09:47:26:  [1]    463.9720 amu, mean: 463.9720
09:47:29:  [2]    463.9720 amu, mean: 463.9720      SD: 0.01 mmu or: 0.02 ppm
09:47:32:  [3]    463.9721 amu, mean: 463.9720      SD: 0.05 mmu or: 0.11 ppm
09:47:36:  [4]    463.9720 amu, mean: 463.9720      SD: 0.05 mmu or: 0.10 ppm
09:47:36:
09:47:36:  Stop requested. Please wait for procedure to finish.
09:47:36:
09:47:39:
09:47:40:  Peakmatching stopped
```

Signature KM 9-4-19

Reports

```
09:47:59:  Peak matching procedure started
09:48:00:
09:48:00:  Reference mass: 463.97378
09:48:01:  Sample mass: 502.0
09:48:01:
09:48:02:  Finding reference mass
09:48:03:  Finding sample mass
09:48:03:
09:48:09:  [1]    501.9693 amu, mean: 501.9693
09:48:12:  [2]    501.9695 amu, mean: 501.9694      SD: 0.10 mmu or: 0.19 ppm
09:48:15:  [3]    501.9697 amu, mean: 501.9695      SD: 0.16 mmu or: 0.32 ppm
09:48:18:  [4]    501.9696 amu, mean: 501.9695      SD: 0.13 mmu or: 0.27 ppm
09:48:19:
09:48:19:  Stop requested. Please wait for procedure to finish.
09:48:19:
09:48:22:
09:48:22:  Peakmatching stopped
```

Signature KRM 9-4-19

Resolution Check Report (DFS SN: 343)

eurofins Environment Testing TestAmerica

Date:	04 Sep 2019 16:30
MID Experiment:	ResCheck_pcb
Target Resolution:	10000
Resolution Warning :	9500
Resolution Error :	9000
Reference:	FC43KnxPCB.lua
Status:	RESOLUTION PASSED

Segment 1

_190904s1d

Lock mass 168.9883 [m/z] Resolution: 11404 [5%height]

Cali. mass 263.9866 [m/z] Resolution: 10611 [5%height]

Ref. mass 213.9897 [m/z] Resolution: 11131 [5%height]

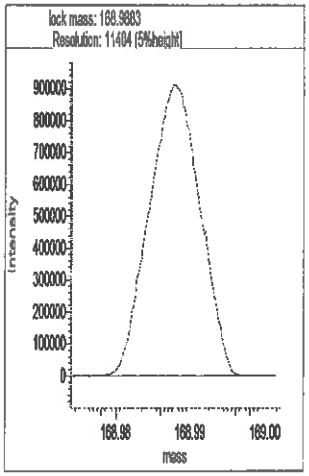

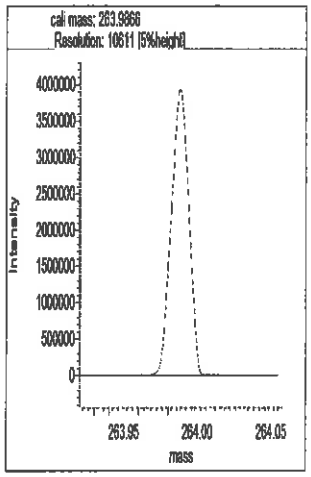

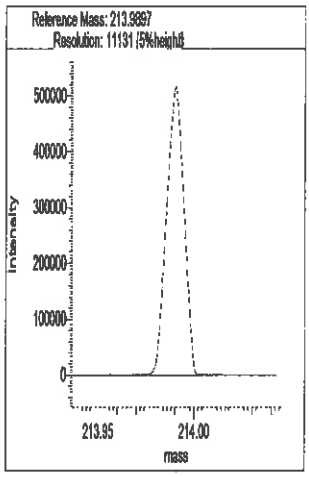

Segment 2

Lock mass 263.9866 [m/z] Resolution: 11319 [5%height]

Cali. mass 375.9802 [m/z] Resolution: 11086 [5%height]

Ref. mass 313.9834 [m/z] Resolution: 11248 [5%height]

Ref. mass 313.9834 [m/z] Resolution: 11248 [5%height]

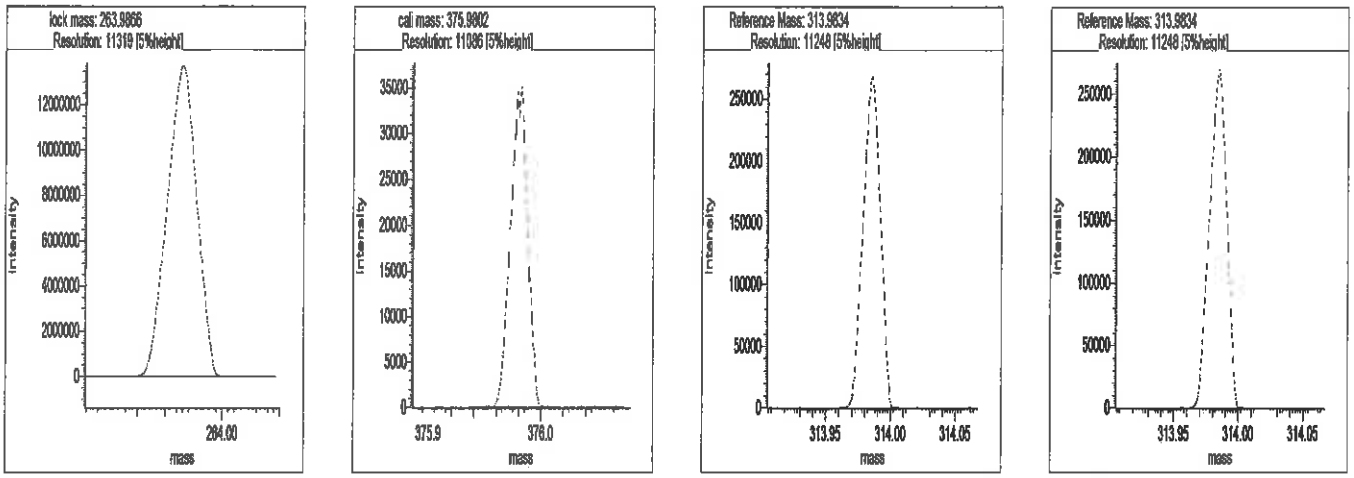

Segment 3

Lock mass 313.9834 [m/z] Resolution: 11438 [5%height]

Cali. mass 413.9770 [m/z] Resolution: 11054 [5%height]

Ref. mass 375.9802 [m/z] Resolution: 11321 [5%height]

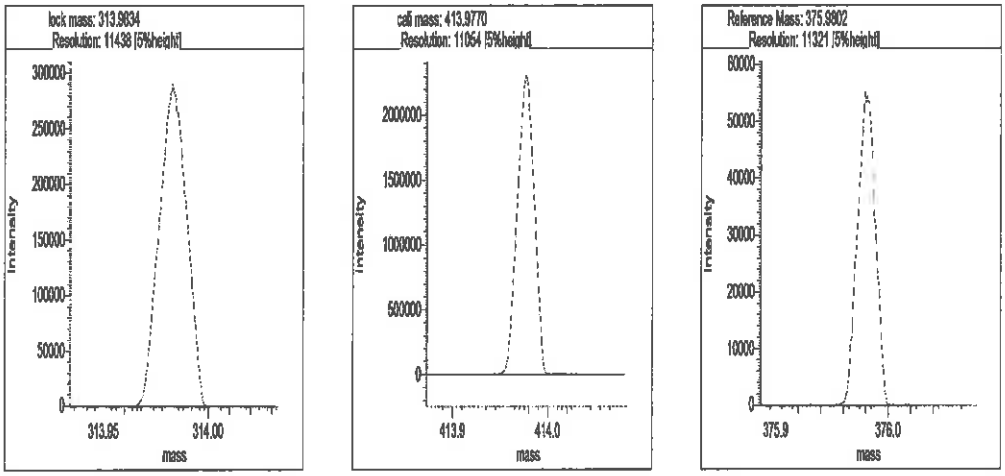

Segment 4

Lock mass 413.9775 [m/z] Resolution: 11294 [5%height]

Cali. mass 501.9706 [m/z] Resolution: 11123 [5%height]

Ref. mass 463.9738 [m/z] Resolution: 11204 [5%height]

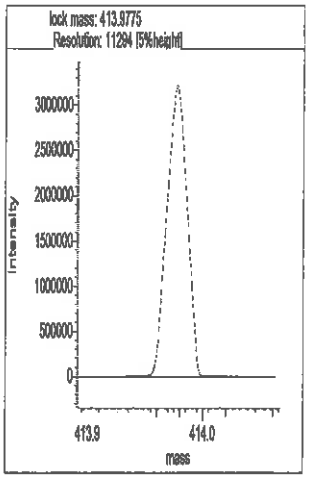
lock mass: 413.9775
Resolution: 11284 [5%height]
Intensity
3000000
2500000
2000000
1500000
1000000
500000
0
413.9
414.0
mass

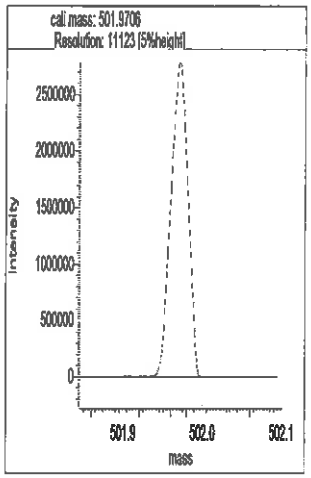
cal: mass: 501.9706
Resolution: 11123 [5%height]
Intensity
2500000
2000000
1500000
1000000
500000
0
501.9
502.0
502.1
mass

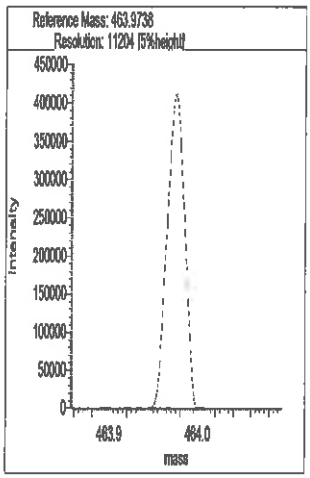
Reference Mass: 463.9738
Resolution: 11204 [5%height]
Intensity
450000
400000
350000
300000
250000
200000
150000
100000
50000
0
463.9
464.0
mass

Reports

```
16:39:31:  Peak matching procedure started
16:39:31:
16:39:32:  Reference mass: 168.98827
16:39:32:  Sample mass: 214.0
16:39:33:
16:39:33:  Finding reference mass
16:39:34:  Finding sample mass
16:39:35:
16:39:40:  [1]   213.9892 amu, mean: 213.9892
16:39:43:  [2]   213.9894 amu, mean: 213.9893     SD: 0.15 mmu or: 0.69 ppm
16:39:46:  [3]   213.9893 amu, mean: 213.9893     SD: 0.11 mmu or: 0.53 ppm
16:39:50:  [4]   213.9895 amu, mean: 213.9893     SD: 0.14 mmu or: 0.65 ppm
16:39:50:
16:39:50:  Stop requested. Please wait for procedure to finish.
16:39:50:
```

Signature MM/ID 9/4/19

```
Reports
16:40:19:  Peak matching procedure started
16:40:19:
16:40:20:  Reference mass: 213.98975
16:40:20:  Sample mass: 264.0
16:40:21:
16:40:21:  Finding reference mass
16:40:22:  Finding sample mass
16:40:23:
16:40:29:  [1]   263.9864 amu, mean: 263.9864
16:40:32:  [2]   263.9868 amu, mean: 263.9866     SD: 0.32 mmu or: 1.21 ppm
16:40:35:  [3]   263.9867 amu, mean: 263.9866     SD: 0.24 mmu or: 0.93 ppm
16:40:38:  [4]   263.9864 amu, mean: 263.9866     SD: 0.23 mmu or: 0.86 ppm
16:40:39:
16:40:39:  Stop requested. Please wait for procedure to finish.
16:40:39:
```

Signature 

```
Reports
16:41:09:  Peak matching procedure started
16:41:10:
16:41:10:  Reference mass: 263.98656
16:41:11:  Sample mass: 314.0
16:41:11:
16:41:12:  Finding reference mass
16:41:13:  Finding sample mass
16:41:13:
16:41:19:  [1]    313.9833 amu, mean: 313.9833
16:41:22:  [2]    313.9830 amu, mean: 313.9831     SD: 0.24 mmu or: 0.77 ppm
16:41:25:  [3]    313.9830 amu, mean: 313.9831     SD: 0.20 mmu or: 0.63 ppm
16:41:28:  [4]    313.9830 amu, mean: 313.9831     SD: 0.16 mmu or: 0.52 ppm
16:41:29:
16:41:29:  Stop requested. Please wait for procedure to finish.
16:41:29:
```

Signature MM/ID 9/4/19

```
Reports
16:41:56:  Peak matching procedure started
16:41:56:
16:41:56:  Reference mass: 313.98336
16:41:57:  Sample mass: 376.0
16:41:58:
16:41:58:  Finding reference mass
16:41:59:  Finding sample mass
16:42:00:
16:42:05:  [1]    375.9802 amu, mean: 375.9802
16:42:08:  [2]    375.9802 amu, mean: 375.9802     SD: 0.01 mmu or: 0.02 ppm
16:42:11:  [3]    375.9798 amu, mean: 375.9800     SD: 0.24 mmu or: 0.64 ppm
16:42:14:  [4]    375.9801 amu, mean: 375.9801     SD: 0.20 mmu or: 0.53 ppm
16:42:15:
16:42:15:  Stop requested. Please wait for procedure to finish.
16:42:15:
```

Signature MM/ID 9/4/19

Xcalibur rev. 2.1, DC rev. 2.2 9/4/2019 4:42:20 PM

```
Reports
16:41:56:  Peak matching procedure started
16:41:56:
16:41:56:  Reference mass: 313.98336
16:41:57:  Sample mass: 376.0
16:41:58:
16:41:58:  Finding reference mass
16:41:59:  Finding sample mass
16:42:00:
16:42:05:  [1]    375.9802 amu, mean: 375.9802
16:42:08:  [2]    375.9802 amu, mean: 375.9802     SD: 0.01 mmu or: 0.02 ppm
16:42:11:  [3]    375.9798 amu, mean: 375.9800     SD: 0.24 mmu or: 0.64 ppm
16:42:14:  [4]    375.9801 amu, mean: 375.9801     SD: 0.20 mmu or: 0.53 ppm
16:42:15:
16:42:15:  Stop requested. Please wait for procedure to finish.
16:42:15:
```

Signature MD 9/4/19

Xcalibur rev. 2.1, DC rev. 2.2 9/4/2019 4:42:20 PM

Reports

```
16:42:48:  Peak matching procedure started
16:42:49:
16:42:49:  Reference mass: 375.98017
16:42:50:  Sample mass: 414.0
16:42:50:
16:42:51:  Finding reference mass
16:42:52:  Finding sample mass
16:42:52:
16:42:58:  [1]    413.9768 amu, mean: 413.9768
16:43:01:  [2]    413.9772 amu, mean: 413.9770      SD: 0.23 mmu or: 0.56 ppm
16:43:04:  [3]    413.9772 amu, mean: 413.9771      SD: 0.18 mmu or: 0.44 ppm
16:43:07:  [4]    413.9769 amu, mean: 413.9770      SD: 0.16 mmu or: 0.39 ppm
16:43:08:
16:43:08:  Stop requested. Please wait for procedure to finish.
16:43:08:
```

Signature MM/ID 9/4/19

Reports

```
16:43:40:  Peak matching procedure started
16:43:40:
16:43:41:  Reference mass: 413.97698
16:43:41:  Sample mass: 464.0
16:43:42:
16:43:42:  Finding reference mass
16:43:43:  Finding sample mass
16:43:44:
16:43:50:  [1]    463.9742 amu, mean: 463.9742
16:43:53:  [2]    463.9748 amu, mean: 463.9745      SD: 0.38 mmu or: 0.83 ppm
16:43:56:  [3]    463.9747 amu, mean: 463.9746      SD: 0.28 mmu or: 0.61 ppm
16:43:59:  [4]    463.9744 amu, mean: 463.9745      SD: 0.24 mmu or: 0.52 ppm
16:43:59:
16:43:59:  Stop requested. Please wait for procedure to finish.
16:43:59:
```

Signature MM/ID 9/4/19

```
Reports
16:44:27:  Peak matching procedure started
16:44:28:
16:44:28:  Reference mass: 463.97378
16:44:29:  Sample mass: 502.0
16:44:29:
16:44:30:  Finding reference mass
16:44:31:  Finding sample mass
16:44:31:
16:44:37:  [1]    501.9710 amu, mean: 501.9710
16:44:40:  [2]    501.9711 amu, mean: 501.9711     SD: 0.02 mmu or: 0.04 ppm
16:44:43:  [3]    501.9714 amu, mean: 501.9712     SD: 0.18 mmu or: 0.36 ppm
16:44:46:  [4]    501.9712 amu, mean: 501.9712     SD: 0.15 mmu or: 0.30 ppm
16:44:47:
16:44:47:  Stop requested. Please wait for procedure to finish.
16:44:47:
```

Signature MM/10 9/4/19

Eurofins TestAmerica, Knoxville
Target Compound Quantitation Report

Data File: \\chromna\Knoxville\ChromData\D3D\20190904-12947.b\d4190904s1.d
Lims ID: WDMCCV
Client ID:
Sample Type: WDMCCV
Inject. Date: 04-Sep-2019 10:04:00 ALS Bottle#: 0 Worklist Smp#: 1
Injection Vol: 1.0 ul Dil. Factor: 1.0000
Sample Info:
Operator ID: Xcalibur_System Instrument ID: D3D
Sublist: chrom-PCBs_D3D*sub1

Method: \\chromna\Knoxville\ChromData\D3D\20190904-12947.b\PCBs_D3D.m
Limit Group: HR - 1668A - ICAL
Last Update: 04-Sep-2019 13:01:08 Calib Date: 21-Aug-2019 19:05:00
Integrator: Picker
Quant Method: Isotopic Dilution Quant By: Initial Calibration
Last ICal File: \\chromna\Knoxville\ChromData\D3D\20190813-12717.b\d4190821i6.d

Column 1 : SPB-Octyl (0.25 mm) Det: F1(11.07 :21.70)
Process Host: CTX0333

First Level Reviewer: layk Date: 04-Sep-2019 11:25:34

Compound	RT (min.)	Area	Ratio	Ical RRF	Amount pg/ul	EMPC pg/ul	Noise EDL	Final EDL	%Rec	Flags
S Total Monochlorobipheny					144.2	144.2	0.0968	0.0968		
D PCB-1L	11:46	969546	3.19	1.3140	107.1	107.1	0.5603	0.5603	107	
D PCB-3L	13:57	1036492	3.10	1.3615	110.5	110.5	0.5408	0.5408	110	
PCB-1	11:47	565402	3.19	1.1883	49.1	49.1	0.0898	0.0898	98.15	
PCB-2	13:46	578967	3.15	1.1911	48.5	48.5	0.0969	0.0969	96.92	
PCB-3	13:57	587059	3.18	1.2130	46.7	46.7	0.1037	0.1037	93.39	
S Total Dichlorobiphenyls					542.7	542.7	0.0369	0.0369		
D PCB-4L	14:11	424730	1.55	0.5996	102.8	102.8	0.1957	0.1957	103	
* PCB-9L	16:09	688953	1.61	4E+04	100.0	100.0			100	
$ PCB-8L	16:59	321416	1.56	1.3085	43.6	43.6	0.1173	0.1173	87.23	
D PCB-15L	20:04	701567	1.67	1.0280	99.1	99.1	0.1142	0.1142	99.05	
PCB-4	14:12	246398	1.62	1.2533	46.3	46.3	0.0497	0.0497	92.58	
PCB-10	14:22	398630	1.58	1.4828	47.7	47.7	0.0380	0.0380	95.48	
PCB-9	16:11	372386	1.61	1.4200	46.6	46.6	0.0397	0.0397	93.14	
PCB-7	16:20	425989	1.61	1.6244	46.6	46.6	0.0347	0.0347	93.14	
PCB-6	16:35	392448	1.62	1.5539	44.8	44.8	0.0363	0.0363	89.70	
PCB-5	16:53	391123	1.59	1.5606	44.5	44.5	0.0361	0.0361	89.01	
PCB-8	17:00	408476	1.60	1.5884	45.7	45.7	0.0355	0.0355	91.33	
PCB-14	18:38	471779	1.61	1.8738	44.7	44.7	0.0301	0.0301	89.42	
PCB-11	19:28	405742	1.55	1.6347	44.1	44.1	0.0345	0.0345	88.15	
PCB-12	19:47	811880	1.61	1.6410	87.9	87.9	0.0344	0.0344	87.85	
PCB-13 (C12)	19:47	811880	1.61	1.6410	87.9	87.9	0.0344	0.0344	87.85	
PCB-15	20:05	431761	1.59	1.4024	43.9	43.9	0.0367	0.0367	87.77	
S Total Trichlorobiphenyl					1106.8	1106.8	0.1110	0.1110		
D PCB-19L	17:17	223373	1.03	0.6095	100.0	100.0	0.9314	0.9314	99.98	
* PCB-32L	20:33	366584	1.02	2.2E+04	100.0	100.0			100	
* PCB-31L	22:49	1274811	1.05	6.8E+04	100.0	100.0			100	
$ PCB-28L	23:06	666314	1.06	1.0975	47.6	47.6	0.1660	0.1660	95.25	
D PCB-37L	27:07	1200705	1.07	0.9024	104.4	104.4	0.2019	0.2019	104	
PCB-19	17:19	146578	1.09	1.3047	50.3	50.3	0.0298	0.0298	101	

Compound	RT (min.)	Area	Ratio	Ical RRF	Amount pg/ul	EMPC pg/ul	Noise EDL	Final EDL	%Rec	Flags
PCB-18	19:10	400462	1.11	1.8188	98.6	98.6	0.0214	0.0214	98.57	
PCB-30 (C18)	19:10	400462	1.11	1.8188	98.6	98.6	0.0214	0.0214	98.57	
PCB-17	19:35	169897	1.13	1.5641	48.6	48.6	0.0249	0.0249	97.25	
PCB-27	19:49	227398	1.09	2.1680	47.0	47.0	0.0180	0.0180	93.91	
PCB-24	19:57	224783	1.09	2.1018	47.9	47.9	0.0185	0.0185	95.76	
PCB-16	20:03	131027	1.11	1.2260	47.8	47.8	0.0318	0.0318	95.69	
PCB-32	20:34	252900	1.08	2.3416	48.4	48.4	0.0166	0.0166	96.70	
PCB-34	21:50	671361	1.08	1.2154	46.0	46.0	0.1703	0.1703	92.01	
PCB-23	21:59	691437	1.06	1.2675	45.4	45.4	0.1633	0.1633	90.86	
PCB-26	22:18	1397991	1.07	1.3193	88.3	88.3	0.1569	0.1569	88.25	
PCB-29 (C26)	22:18	1397991	1.07	1.3193	88.3	88.3	0.1569	0.1569	88.25	
PCB-25	22:31	721530	1.08	1.3523	44.4	44.4	0.1531	0.1531	88.87	
PCB-31	22:50	740350	1.07	1.3809	44.7	44.7	0.1499	0.1499	89.30	
PCB-20	23:08	1377837	1.06	1.3057	87.9	87.9	0.1586	0.1586	87.88	
PCB-28 (C20)	23:08	1377837	1.06	1.3057	87.9	87.9	0.1586	0.1586	87.88	
PCB-21	23:22	1451172	1.07	1.3777	87.7	87.7	0.1503	0.1503	87.73	
PCB-33 (C21)	23:22	1451172	1.07	1.3777	87.7	87.7	0.1503	0.1503	87.73	
PCB-22	23:45	680917	1.07	1.2430	45.6	45.6	0.1666	0.1666	91.25	
PCB-36	25:19	744975	1.06	1.3468	46.1	46.1	0.1537	0.1537	92.13	
PCB-39	25:40	764538	1.06	1.3970	45.6	45.6	0.1482	0.1482	91.16	
PCB-38	26:15	690489	1.08	1.3177	43.6	43.6	0.1571	0.1571	87.29	
PCB-35	26:43	678810	1.07	1.2166	46.5	46.5	0.1702	0.1702	92.93	
PCB-37	27:07	718871	1.06	1.2879	46.5	46.5	0.1607	0.1607	92.97	
S Total Tetrachlorobiphen					1816.9	1816.9	0.1344	0.1344		
D PCB-54L	20:23	317639	0.81	0.6515	133.0	133.0	0.0855	0.0855	133	
* PCB-52L	24:56	661438	0.77	3.9E+04	100.0	100.0			100	
$ PCB-79L	32:52	478517	0.77	1.1239	45.0	45.0	0.2617	0.2617	89.95	
D PCB-81L	33:52	931457	0.81	1.2328	114.2	114.2	0.3031	0.3031	114	
D PCB-77L	34:25	961823	0.80	1.2523	116.1	116.1	0.2984	0.2984	116	
PCB-54	20:23	176372	0.78	1.2558	44.2	44.2	0.0264	0.0264	88.43	
PCB-50	22:34	764250	0.78	0.9362	86.2	86.2	0.1721	0.1721	86.24	
PCB-53 (C50)	22:34	764250	0.78	0.9362	86.2	86.2	0.1721	0.1721	86.24	
PCB-45	23:18	726183	0.79	0.8850	86.7	86.7	0.1820	0.1820	86.68	M
PCB-51 (C45)	23:18	726183	0.79	0.8850	86.7	86.7	0.1820	0.1820	86.68	M
PCB-46	23:32	315651	0.78	0.7591	43.9	43.9	0.2122	0.2122	87.85	
PCB-52	24:58	368113	0.81	0.8992	43.2	43.2	0.1792	0.1792	86.49	
PCB-43	25:07	814262	0.79	0.9993	86.1	86.1	0.1612	0.1612	86.07	M
PCB-73 (C43)	25:07	814262	0.79	0.9993	86.1	86.1	0.1612	0.1612	86.07	M
PCB-49	25:25	910306	0.79	1.1366	84.6	84.6	0.1418	0.1418	84.61	M
PCB-69 (C49)	25:25	910306	0.79	1.1366	84.6	84.6	0.1418	0.1418	84.61	M
PCB-48	25:44	380356	0.80	0.9454	42.5	42.5	0.1704	0.1704	85.00	
PCB-44	25:59	1222315	0.80	1.0323	125.1	125.1	0.1561	0.1561	83.39	
PCB-47 (C44)	25:59	1222315	0.80	1.0323	125.1	125.1	0.1561	0.1561	83.39	
PCB-65 (C44)	25:59	1222315	0.80	1.0323	125.1	125.1	0.1561	0.1561	83.39	
PCB-59	26:16	1592011	0.79	1.3609	123.6	123.6	0.1184	0.1184	82.38	
PCB-62 (C59)	26:16	1592011	0.79	1.3609	123.6	123.6	0.1184	0.1184	82.38	
PCB-75 (C59)	26:16	1592011	0.79	1.3609	123.6	123.6	0.1184	0.1184	82.38	
PCB-42	26:29	360736	0.80	0.8670	44.0	44.0	0.1858	0.1858	87.90	
PCB-40	26:59	1106643	0.79	0.9179	127.4	127.4	0.1755	0.1755	84.91	M
PCB-41 (C40)	26:59	1106643	0.79	0.9179	127.4	127.4	0.1755	0.1755	84.91	M
PCB-71 (C40)	26:59	1106643	0.79	0.9179	127.4	127.4	0.1755	0.1755	84.91	M
PCB-64	27:12	573156	0.80	1.4164	42.7	42.7	0.1138	0.1138	85.49	
PCB-72	28:02	548541	0.80	1.3157	44.0	44.0	0.1225	0.1225	88.08	
PCB-68	28:20	604624	0.80	1.4782	43.2	43.2	0.1090	0.1090	86.41	

Compound	RT (min.)	Area	Ratio	Ical RRF	Amount pg/ul	EMPC pg/ul	Noise EDL	Final EDL	%Rec	Flags
PCB-57	28:44	530762	0.80	1.2817	43.7	43.7	0.1257	0.1257	87.49	
PCB-58	28:59	545445	0.81	1.3214	43.6	43.6	0.1219	0.1219	87.21	
PCB-67	29:09	570037	0.80	1.3944	43.2	43.2	0.1155	0.1155	86.37	
PCB-63	29:25	602506	0.80	1.4685	43.3	43.3	0.1097	0.1097	86.69	
PCB-61	29:45	2199187	0.80	1.3565	171.3	171.3	0.1188	0.1188	85.63	
PCB-70 (C61)	29:45	2199187	0.80	1.3565	171.3	171.3	0.1188	0.1188	85.63	
PCB-74 (C61)	29:45	2199187	0.80	1.3565	171.3	171.3	0.1188	0.1188	85.63	
PCB-76 (C61)	29:45	2199187	0.80	1.3565	171.3	171.3	0.1188	0.1188	85.63	
PCB-66	30:04	537542	0.78	1.2800	44.4	44.4	0.1259	0.1259	88.73	
PCB-55	30:14	544991	0.79	1.2951	44.5	44.5	0.1244	0.1244	88.90	
PCB-56	30:44	526857	0.80	1.2671	43.9	43.9	0.1272	0.1272	87.85	
PCB-60	30:57	553352	0.80	1.3288	44.0	44.0	0.1212	0.1212	87.98	
PCB-80	31:22	633298	0.80	1.4694	45.5	45.5	0.1096	0.1096	91.06	
PCB-79	32:54	639867	0.79	1.5421	43.8	43.8	0.1045	0.1045	87.67	
PCB-78	33:27	558878	0.79	1.3150	44.9	44.9	0.1225	0.1225	89.79	
PCB-81	33:53	570088	0.78	1.3214	46.3	46.3	0.1231	0.1231	92.63	
PCB-77	34:27	602113	0.77	1.3308	47.0	47.0	0.1199	0.1199	94.08	
S Total Pentachlorobiphen					2227.2	2227.2	0.1167	0.1167		
D PCB-104L	25:53	576779	1.58	1.1164	104.7	104.7	0.0581	0.0581	105	
$ PCB-95L	28:51	220279	1.59	0.7770	49.2	49.2	0.0644	0.0644	98.31	
* PCB-101L	31:48	493292	1.62	3.4E+04	100.0	100.0			100	
$ PCB-111L	34:29	325668	1.57	1.2177	54.2	54.2	0.0532	0.0532	108	
D PCB-123L	36:27	1038805	1.58	0.9909	100.1	100.1	0.4964	0.4964	100	
D PCB-118L	36:47	1120272	1.61	1.0256	104.3	104.3	0.4796	0.4796	104	
D PCB-114L	37:18	1100385	1.59	1.0030	104.7	104.7	0.4904	0.4904	105	
D PCB-105L	37:57	1079330	1.61	1.0013	102.9	102.9	0.4912	0.4912	103	
* PCB-127L	39:25	1047734	1.62	4.9E+04	100.0	100.0			100	
D PCB-126L	41:02	1046697	1.58	0.9020	110.8	110.8	0.5453	0.5453	111	
PCB-104	25:55	384098	1.62	1.3926	47.8	47.8	0.0306	0.0306	95.64	
PCB-96	26:16	333271	1.62	1.2268	47.1	47.1	0.0347	0.0347	94.20	
PCB-103	28:13	294080	1.58	1.0331	49.4	49.4	0.0412	0.0412	98.71	
PCB-94	28:27	256353	1.61	0.9036	49.2	49.2	0.0471	0.0471	98.37	
PCB-95	28:53	272974	1.64	0.9620	49.2	49.2	0.0442	0.0442	98.39	
PCB-93	29:06	554685	1.60	0.9806	98.1	98.1	0.0434	0.0434	98.07	
PCB-100 (C93)	29:06	554685	1.60	0.9806	98.1	98.1	0.0434	0.0434	98.07	
PCB-98	29:15	555502	1.64	0.9888	97.4	97.4	0.0430	0.0430	97.40	M
PCB-102 (C98)	29:15	555502	1.64	0.9888	97.4	97.4	0.0430	0.0430	97.40	M
PCB-88	29:45	558316	1.65	1.0052	96.3	96.3	0.0423	0.0423	96.29	Ma
PCB-91 (C88)	29:45	558316	1.65	1.0052	96.3	96.3	0.0423	0.0423	96.29	Ma
PCB-84	29:58	242844	1.56	0.8601	49.0	49.0	0.0495	0.0495	97.90	
PCB-89	30:27	259273	1.59	0.8936	50.3	50.3	0.0476	0.0476	101	
PCB-121	30:53	398423	1.59	1.3971	49.4	49.4	0.0305	0.0305	98.89	
PCB-92	31:15	276240	1.60	0.9532	50.2	50.2	0.0446	0.0446	100	
PCB-90	31:49	975088	1.60	1.1367	148.7	148.7	0.0374	0.0374	99.15	
PCB-101 (C90)	31:49	975088	1.60	1.1367	148.7	148.7	0.0374	0.0374	99.15	
PCB-113 (C90)	31:49	975088	1.60	1.1367	148.7	148.7	0.0374	0.0374	99.15	
PCB-83	32:24	565051	1.58	0.9393	104.3	104.3	0.0453	0.0453	104	
PCB-99 (C83)	32:24	565051	1.58	0.9393	104.3	104.3	0.0453	0.0453	104	
PCB-112	32:31	394513	1.59	1.3672	50.0	50.0	0.0311	0.0311	100	
PCB-86	32:54	2013816	1.60	1.1958	292.0	292.0	0.0356	0.0356	97.33	M
PCB-87 (C86)	32:54	2013816	1.60	1.1958	292.0	292.0	0.0356	0.0356	97.33	M
PCB-97 (C86)	32:54	2013816	1.60	1.1958	292.0	292.0	0.0356	0.0356	97.33	M
PCB-109 (C86)	32:54	2013816	1.60	1.1958	292.0	292.0	0.0356	0.0356	97.33	M
PCB-119 (C86)	32:54	2013816	1.60	1.1958	292.0	292.0	0.0356	0.0356	97.33	M
PCB-125 (C86)	32:54	2013816	1.60	1.1958	292.0	292.0	0.0356	0.0356	97.33	M

Compound	RT (min.)	Area	Ratio	Ical RRF	Amount pg/ul	EMPC pg/ul	Noise EDL	Final EDL	%Rec	Flags
PCB-85	33:37	1075386	1.59	1.2126	153.8	153.8	0.0351	0.0351	103	
PCB-116 (C85)	33:37	1075386	1.59	1.2126	153.8	153.8	0.0351	0.0351	103	
PCB-117 (C85)	33:37	1075386	1.59	1.2126	153.8	153.8	0.0351	0.0351	103	
PCB-110	33:52	789088	1.62	1.3511	101.3	101.3	0.0315	0.0315	101	Ma
PCB-115 (C110)	33:52	789088	1.62	1.3511	101.3	101.3	0.0315	0.0315	101	Ma
PCB-82	34:06	255035	1.60	0.8675	51.0	51.0	0.0490	0.0490	102	
PCB-111	34:31	423252	1.61	1.4262	51.5	51.5	0.0298	0.0298	103	
PCB-120	34:58	434502	1.59	1.4907	50.5	50.5	0.0285	0.0285	101	
PCB-108	36:07	1152589	1.56	1.2547	85.3	85.3	0.2886	0.2886	85.29	
PCB-124 (C108)	36:07	1152589	1.56	1.2547	85.3	85.3	0.2886	0.2886	85.29	
PCB-107	36:21	650903	1.55	1.3580	44.5	44.5	0.2666	0.2666	89.00	
PCB-123	36:28	634092	1.58	1.3407	45.5	45.5	0.2789	0.2789	91.06	
PCB-106	36:35	595224	1.58	1.2749	43.3	43.3	0.2840	0.2840	86.69	
PCB-118	36:48	672615	1.56	1.2892	46.6	46.6	0.2687	0.2687	93.15	
PCB-122	37:09	587973	1.57	1.1614	47.0	47.0	0.3118	0.3118	94.01	
PCB-114	37:20	696258	1.59	1.4051	45.0	45.0	0.2504	0.2504	90.07	
PCB-105	37:58	631876	1.55	1.2887	45.4	45.4	0.2782	0.2782	90.85	
PCB-127	39:27	614227	1.57	1.2841	44.4	44.4	0.2820	0.2820	88.82	
PCB-126	41:03	614237	1.56	1.3416	43.7	43.7	0.2849	0.2849	87.48	
S Total Hexachlorobipheny					1872.3	1872.3	0.0877	0.0877		
D PCB-155L	31:35	572261	1.26	0.9499	122.1	122.1	0.1273	0.1273	122	
$ PCB-153L	38:40	367280	1.28	0.9597	42.6	42.6	0.2330	0.2330	85.23	
* PCB-138L	39:54	731620	1.30	3.6E+04	100.0	100.0			100	
D PCB-167L	42:55	911142	1.28	1.2544	99.3	99.3	0.1853	0.1853	99.28	
D PCB-156L	44:04	1781254	1.26	1.2289	198.1	198.1	0.1892	0.1892	99.06	
D PCB-157L (C156L)	44:04	1781254	1.26	1.2289	198.1	198.1	0.1892	0.1892	99.06	
D PCB-169L	47:18	899650	1.28	1.0883	113.0	113.0	0.2136	0.2136	113	
PCB-155	31:37	331904	1.27	1.3028	44.5	44.5	0.0188	0.0188	89.04	
PCB-152	31:48	306129	1.26	1.2556	42.6	42.6	0.0195	0.0195	85.21	
PCB-150	31:57	315703	1.25	1.2368	44.6	44.6	0.0198	0.0198	89.21	
PCB-136	32:19	295247	1.28	1.1563	44.6	44.6	0.0212	0.0212	89.24	
PCB-145	32:37	306127	1.28	1.1910	44.9	44.9	0.0206	0.0206	89.83	
PCB-148	34:09	233475	1.27	0.8982	45.4	45.4	0.0273	0.0273	90.85	
PCB-135	34:43	444287	1.26	0.8691	89.3	89.3	0.0282	0.0282	89.33	M
PCB-151 (C135)	34:43	444287	1.26	0.8691	89.3	89.3	0.0282	0.0282	89.33	M
PCB-154	35:00	259037	1.26	1.0180	44.5	44.5	0.0241	0.0241	88.93	
PCB-144	35:17	240270	1.29	0.9185	45.7	45.7	0.0267	0.0267	91.42	
PCB-147	35:39	756468	1.25	0.9747	86.4	86.4	0.1241	0.1241	86.43	
PCB-149 (C147)	35:39	756468	1.25	0.9747	86.4	86.4	0.1241	0.1241	86.43	
PCB-134	35:57	667868	1.25	0.8518	87.3	87.3	0.1420	0.1420	87.31	
PCB-143 (C134)	35:57	667868	1.25	0.8518	87.3	87.3	0.1420	0.1420	87.31	
PCB-139	36:15	770132	1.25	0.9995	85.8	85.8	0.1210	0.1210	85.80	
PCB-140 (C139)	36:15	770132	1.25	0.9995	85.8	85.8	0.1210	0.1210	85.80	
PCB-131	36:27	341416	1.24	0.8584	44.3	44.3	0.1409	0.1409	88.58	
PCB-142	36:37	352708	1.26	0.8597	45.7	45.7	0.1407	0.1407	91.37	
PCB-132	36:55	361050	1.25	0.8801	45.7	45.7	0.1375	0.1375	91.37	
PCB-133	37:25	366263	1.26	0.9064	45.0	45.0	0.1335	0.1335	90.00	
PCB-165	37:50	462701	1.25	1.1210	46.0	46.0	0.1079	0.1079	91.93	
PCB-146	38:04	406173	1.25	1.0084	44.9	44.9	0.1200	0.1200	89.71	
PCB-161	38:12	512569	1.26	1.3370	42.7	42.7	0.0905	0.0905	85.38	
PCB-153	38:43	978066	1.25	1.2207	89.2	89.2	0.0991	0.0991	89.23	
PCB-168 (C153)	38:43	978066	1.25	1.2207	89.2	89.2	0.0991	0.0991	89.23	
PCB-141	38:52	383301	1.27	0.9608	44.4	44.4	0.1259	0.1259	88.85	
PCB-130	39:17	333778	1.25	0.8274	44.9	44.9	0.1462	0.1462	89.84	

Compound	RT (min.)	Area	Ratio	Ical RRF	Amount pg/ul	EMPC pg/ul	Noise EDL	Final EDL	%Rec	Flags
PCB-137	39:30	425250	1.26	1.0582	44.7	44.7	0.1143	0.1143	89.50	
PCB-164	39:37	490609	1.26	1.2527	43.6	43.6	0.0966	0.0966	87.23	
PCB-129	39:57	1712331	1.25	1.0840	175.9	175.9	0.1116	0.1116	87.96	M
PCB-138 (C129)	39:57	1712331	1.25	1.0840	175.9	175.9	0.1116	0.1116	87.96	M
PCB-160 (C129)	39:57	1712331	1.25	1.0840	175.9	175.9	0.1116	0.1116	87.96	M
PCB-163 (C129)	39:57	1712331	1.25	1.0840	175.9	175.9	0.1116	0.1116	87.96	M
PCB-158	40:19	548789	1.24	1.3862	44.1	44.1	0.0873	0.0873	88.17	
PCB-128	41:10	887549	1.27	1.1165	88.5	88.5	0.1084	0.1084	88.52	
PCB-166 (C128)	41:10	887549	1.27	1.1165	88.5	88.5	0.1084	0.1084	88.52	
PCB-159	42:10	529589	1.26	1.3178	44.8	44.8	0.0918	0.0918	89.50	
PCB-162	42:27	553084	1.25	1.3623	45.2	45.2	0.0888	0.0888	90.42	
PCB-167	42:56	567352	1.25	1.3357	46.6	46.6	0.0765	0.0765	93.24	
PCB-156	44:05	1068441	1.26	1.2759	94.0	94.0	0.1138	0.1138	94.02	
PCB-157 (C156)	44:05	1068441	1.26	1.2759	94.0	94.0	0.1138	0.1138	94.02	
PCB-169	47:19	534343	1.25	1.2825	46.3	46.3	0.0821	0.0821	92.62	
S Total Heptachlorobiphen					1210.8	1210.8	0.0399	0.0399		
D PCB-188L	37:19	727830	1.07	1.3162	100.6	100.6	0.1297	0.1297	101	
$ PCB-178L	40:22	270339	1.06	0.9222	53.3	53.3	0.1851	0.1851	107	
* PCB-180L	45:28	549577	1.09	3.2E+04	100.0	100.0			100	
D PCB-170L	46:43	442018	1.05	0.8357	96.2	96.2	0.2043	0.2043	96.24	
D PCB-189L	49:50	1170361	1.03	1.4666	106.3	106.3	0.5157	0.5157	106	
PCB-188	37:21	441909	1.06	1.2502	48.6	48.6	0.0274	0.0274	97.13	
PCB-179	37:40	421128	1.07	1.4149	50.9	50.9	0.0302	0.0302	102	
PCB-184	38:12	398738	1.07	1.4191	48.0	48.0	0.0302	0.0302	96.08	
PCB-176	38:33	450019	1.07	1.5212	50.6	50.6	0.0281	0.0281	101	
PCB-186	39:00	426159	1.07	1.4350	50.8	50.8	0.0298	0.0298	102	
PCB-178	40:23	300184	1.05	1.0228	50.2	50.2	0.0418	0.0418	100	
PCB-175	41:02	311459	1.06	1.0690	49.8	49.8	0.0400	0.0400	99.62	
PCB-187	41:18	322964	1.08	1.1106	49.7	49.7	0.0385	0.0385	99.43	
PCB-182	41:30	336068	1.06	1.1484	50.0	50.0	0.0373	0.0373	100	
PCB-183	41:54	657915	1.08	1.1368	98.9	98.9	0.0376	0.0376	98.94	M
PCB-185 (C183)	41:54	657915	1.08	1.1368	98.9	98.9	0.0376	0.0376	98.94	M
PCB-174	42:08	277790	1.06	0.9547	49.7	49.7	0.0448	0.0448	99.49	
PCB-177	42:35	281963	1.05	0.9426	51.1	51.1	0.0454	0.0454	102	
PCB-181	42:59	322995	1.09	1.1075	49.9	49.9	0.0386	0.0386	99.72	M
PCB-171	43:12	569855	1.07	0.9603	101.4	101.4	0.0446	0.0446	101	
PCB-173 (C171)	43:12	569855	1.07	0.9603	101.4	101.4	0.0446	0.0446	101	
PCB-172	44:50	295744	1.06	0.9918	51.0	51.0	0.0432	0.0432	102	
PCB-192	45:07	402858	1.06	1.2904	53.4	53.4	0.0332	0.0332	107	
PCB-180	45:26	738896	1.05	1.2286	102.8	102.8	0.0348	0.0348	103	
PCB-193 (C180)	45:26	738896	1.05	1.2286	102.8	102.8	0.0348	0.0348	103	
PCB-191	45:51	419453	1.06	1.3848	51.8	51.8	0.0309	0.0309	104	
PCB-170	46:45	301014	1.05	1.2700	53.6	53.6	0.0448	0.0448	107	
PCB-190	47:16	419803	1.06	1.3774	52.1	52.1	0.0311	0.0311	104	
PCB-189	49:51	695322	1.06	1.2799	46.4	46.4	0.1044	0.1044	92.84	
S Total Octachlorobipheny					565.2	565.2	0.1075	0.1075		
D PCB-202L	42:41	567218	0.90	1.0055	102.6	102.6	0.1326	0.1326	103	
* PCB-194L	51:57	750760	0.90	3.5E+04	100.0	100.0			100	
D PCB-205L	52:26	928926	0.91	1.2867	96.2	96.2	0.6536	0.6536	96.16	
PCB-202	42:43	275441	0.91	1.0531	46.1	46.1	0.0441	0.0441	92.23	
PCB-201	43:38	306213	0.91	1.1860	45.5	45.5	0.0391	0.0391	91.03	
PCB-204	44:19	294569	0.89	1.1009	47.2	47.2	0.0422	0.0422	94.35	
PCB-197	44:33	316246	1.00	1.2053	46.3	46.3	0.0385	0.0385	92.52	

Compound	RT (min.)	Area	Ratio	Ical RRF	Amount pg/ul	EMPC pg/ul	Noise EDL	Final EDL	%Rec	Flags
PCB-200	44:38	294896	0.82	1.1260	46.2	46.2	0.0412	0.0412	92.34	
PCB-198	47:25	439817	0.90	0.8183	94.8	94.8	0.0567	0.0567	94.76	
PCB-199 (C198)	47:25	439817	0.90	0.8183	94.8	94.8	0.0567	0.0567	94.76	
PCB-196	48:07	228168	0.88	0.8748	46.0	46.0	0.0530	0.0530	91.97	
PCB-203	48:19	244472	0.90	0.9219	46.8	46.8	0.0503	0.0503	93.50	
PCB-195	49:37	377000	0.89	0.7839	51.8	51.8	0.3294	0.3294	104	
PCB-194	51:59	409104	0.90	0.9282	47.4	47.4	0.2782	0.2782	94.90	
PCB-205	52:27	541824	0.92	1.2342	47.3	47.3	0.2092	0.2092	94.52	
S Total Nonachlorobipheny					140.5	140.5	0.3130	0.3130		
D PCB-208L	49:22	811936	0.80	1.1383	95.0	95.0	0.6521	0.6521	95.01	
D PCB-206L	54:11	583673	0.80	0.8938	87.0	87.0	0.8304	0.8304	86.98	
PCB-208	49:24	442177	0.77	1.1567	47.1	47.1	0.2883	0.2883	94.16	
PCB-207	50:20	459675	0.79	1.3964	47.2	47.2	0.2741	0.2741	94.35	
PCB-206	54:13	322207	0.79	1.1927	46.3	46.3	0.3765	0.3765	92.57	
D PCB-209L	55:50	567367	0.72	0.9809	77.0	77.0	0.0755	0.0755	77.05	
DCB Decachlorobiphenyl	55:51	343946	0.73	1.2455	48.7	48.7	0.0362	0.0362	97.34	
S Polychlorinated bipheny					9531.1	9531.1	0.1092	0.1092		

QC Flag Legend

Review Flags
M - Manually Integrated
a - User Assigned ID

Reagents:

61CV1668CS3_00006 Amount Added: 20.00 Units: uL

Eurofins TestAmerica, Knoxville
Target Compound Quantitation Worksheet Report

Data File: \\chromna\Knoxville\ChromData\D3D\20190904-12947.b\d4190904s1.d
Lims ID: WDMCCV
Client ID:
Sample Type: WDMCCV
Inject. Date: 04-Sep-2019 10:04:00 ALS Bottle#: 0 Worklist Smp#: 1
Injection Vol: 1.0 ul Dil. Factor: 1.0000
Sample Info:
Operator ID: Xcalibur_System Instrument ID: D3D
Sublist: chrom-PCBs_D3D*sub1

Method: \\chromna\Knoxville\ChromData\D3D\20190904-12947.b\PCBs_D3D.m
Limit Group: HR - 1668A - ICAL
Last Update: 04-Sep-2019 13:01:08 Calib Date: 21-Aug-2019 19:05:00
Integrator: Picker
Quant Method: Isotopic Dilution Quant By: Initial Calibration
Last ICal File: \\chromna\Knoxville\ChromData\D3D\20190813-12717.b\d4190821i6.d

Column 1 : SPB-Octyl (0.25 mm) Det: F1(11.07 :21.70)
Process Host: CTX0333

First Level Reviewer: layk Date: 04-Sep-2019 11:25:34

Signal	RT (min.)	Adj RT (min.)	Δ Sec.	REL RT	Area	Height	Avg Noise	EDL Height	S/N	Ratio(Limits)	Flags
PCB-1L											
200.0795	11:46	11:46	0	0.729	738050	300795	118	295	2549		
202.0766	11:46	11:46	0	0.729	231496	94579	497	1242	190	3.19(2.66-3.60)	
PCB-3L											
200.0795	13:57	13:57	0	0.863	783866	256249	118	295	2172		
202.0766	13:56	13:57	-1	0.862	252626	79353	497	1242	160	3.10(2.66-3.60)	
PCB-1											
188.0393	11:47	11:47	0	1.001	430467	177192	110	275	1611		
190.0363	11:47	11:47	0	1.001	134935	55504	59	147	941	3.19(2.66-3.60)	
PCB-2											
188.0393	13:46	13:46	0	0.988	439460	154154	110	275	1401		
190.0363	13:46	13:46	0	0.988	139507	48508	59	147	822	3.15(2.66-3.60)	
PCB-3											
188.0393	13:57	13:57	0	1.001	446644	142066	110	275	1292		
190.0363	13:57	13:57	-1	1.000	140415	45186	59	147	766	3.18(2.66-3.60)	
PCB-4L											
234.0406	14:11	14:11	0	0.879	257938	87983	76	190	1158		
236.0376	14:11	14:11	0	0.879	166792	56411	22	55	2564	1.55(1.33-1.79)	
PCB-9L											
234.0406	16:09	16:09	0		424924	128620	76	190	1692		
236.0376	16:09	16:09	0		264029	80136	22	55	3643	1.61(1.33-1.79)	
PCB-8L											
234.0406	16:59	16:59	0	1.197	195667	56484	76	190	743		
236.0376	16:59	16:59	0	1.197	125749	36881	22	55	1676	1.56(1.33-1.79)	

Signal	RT (min.)	Adj RT (min.)	Sec.	REL RT	Area	Height	Avg Noise	EDL Height	S/N	Ratio(Limits)	Flags
PCB-15L											
234.0406	20:04	20:04	0	1.243	439211	108796	76	190	1432		
236.0376	20:04	20:04	-1	1.242	262356	65977	22	55	2999	1.67(1.33-1.79)	
PCB-4											
222.0003	14:12	14:12	0	1.001	152316	52093	20	50	2605		
223.9974	14:12	14:12	0	1.001	94082	32255	16	40	2016	1.62(1.33-1.79)	
PCB-10											
222.0003	14:22	14:22	0	1.013	243992	81802	20	50	4090		
223.9974	14:22	14:22	0	1.013	154638	51449	16	40	3216	1.58(1.33-1.79)	
PCB-9											
222.0003	16:11	16:11	0	1.140	229603	67177	20	50	3359		
223.9974	16:10	16:11	-1	1.139	142783	42454	16	40	2653	1.61(1.33-1.79)	
PCB-7											
222.0003	16:20	16:20	0	1.151	262675	78506	20	50	3925		
223.9974	16:20	16:20	0	1.151	163314	49306	16	40	3082	1.61(1.33-1.79)	
PCB-6											
222.0003	16:35	16:35	0	1.169	242373	70088	20	50	3504		
223.9974	16:34	16:35	-1	1.168	150075	43094	16	40	2693	1.62(1.33-1.79)	
PCB-5											
222.0003	16:53	16:53	0	1.190	240150	71265	20	50	3563		
223.9974	16:53	16:53	0	1.190	150973	44071	16	40	2754	1.59(1.33-1.79)	
PCB-8											
222.0003	17:00	17:00	0	1.198	251663	69901	20	50	3495		
223.9974	17:00	17:00	0	1.198	156813	43870	16	40	2742	1.60(1.33-1.79)	
PCB-14											
222.0003	18:38	18:38	0	0.928	290923	78344	20	50	3917		
223.9974	18:38	18:38	0	0.928	180856	49157	16	40	3072	1.61(1.33-1.79)	
PCB-11											
222.0003	19:28	19:28	0	0.970	246560	64755	20	50	3238		
223.9974	19:28	19:28	0	0.970	159182	40562	16	40	2535	1.55(1.33-1.79)	
PCB-12											
222.0003	19:47	19:47	0	0.986	500227	78071	20	50	3904		
223.9974	19:47	19:47	0	0.986	311653	48476	16	40	3030	1.61(1.33-1.79)	
PCB-13 (C12)											
222.0003	19:47	19:47	0	0.986	500227	78071	20	50	3904		
223.9974	19:47	19:47	0	0.986	311653	48476	16	40	3030	1.61(1.33-1.79)	
PCB-15											
222.0003	20:05	20:05	0	1.001	265152	65387	20	50	3269		
223.9974	20:05	20:05	0	1.001	166609	40713	16	40	2545	1.59(1.33-1.79)	
PCB-19L											
268.0016	17:17	17:17	0	0.842	113134	32496	172	430	189		
269.9986	17:17	17:17	0	0.842	110239	31723	40	100	793	1.03(0.88-1.20)	
PCB-32L											
268.0016	20:33	20:33	0		184921	47587	172	430	277		
269.9986	20:33	20:33	0		181663	45780	40	100	1145	1.02(0.88-1.20)	

Signal	RT (min.)	Adj RT (min.)	Sec.	REL RT	Area	Height	Avg Noise	EDL Height	S/N	Ratio(Limits)	Flags
PCB-31L											
268.0016	22:49	22:49	0		652500	160128	133	332	1204		
269.9986	22:49	22:49	0		622311	152644	95	237	1607	1.05(0.88-1.20)	
PCB-28L											
268.0016	23:06	23:06	0	1.013	342671	80611	133	332	606		
269.9986	23:06	23:06	0	1.013	323643	76826	95	237	809	1.06(0.88-1.20)	
PCB-37L											
268.0016	27:07	27:07	0	1.189	619336	135119	133	332	1016		
269.9986	27:07	27:07	0	1.189	581369	126682	95	237	1333	1.07(0.88-1.20)	
PCB-19											
255.9613	17:19	17:19	0	1.002	76409	21964	4	10	5491		
257.9584	17:19	17:19	0	1.002	70169	19860	6	15	3310	1.09(0.88-1.20)	
PCB-18											
255.9613	19:10	19:10	0	1.108	210278	47741	4	10	11935		
257.9584	19:10	19:10	0	1.108	190184	42239	6	15	7040	1.11(0.88-1.20)	
PCB-30 (C18)											
255.9613	19:10	19:10	0	1.108	210278	47741	4	10	11935		
257.9584	19:10	19:10	0	1.108	190184	42239	6	15	7040	1.11(0.88-1.20)	
PCB-17											
255.9613	19:35	19:35	0	1.133	90196	23899	4	10	5975		
257.9584	19:35	19:35	0	1.133	79701	21129	6	15	3522	1.13(0.88-1.20)	
PCB-27											
255.9613	19:49	19:49	0	1.146	118772	30793	4	10	7698		
257.9584	19:49	19:49	0	1.146	108626	28291	6	15	4715	1.09(0.88-1.20)	
PCB-24											
255.9613	19:57	19:57	0	1.154	117146	29874	4	10	7469		
257.9584	19:56	19:57	-1	1.153	107637	27537	6	15	4590	1.09(0.88-1.20)	
PCB-16											
255.9613	20:03	20:03	0	1.160	68866	18050	4	10	4513		
257.9584	20:03	20:03	0	1.160	62161	16141	6	15	2690	1.11(0.88-1.20)	
PCB-32											
255.9613	20:34	20:34	0	1.190	131452	33324	4	10	8331		
257.9584	20:34	20:34	0	1.190	121448	31322	6	15	5220	1.08(0.88-1.20)	
PCB-34											
255.9613	21:50	21:50	0	1.263	348233	88217	117	292	754		
257.9584	21:50	21:50	0	1.263	323128	81415	100	250	814	1.08(0.88-1.20)	
PCB-23											
255.9613	21:59	21:59	0	1.272	355201	88932	117	292	760		
257.9584	21:59	21:59	0	1.272	336236	84537	100	250	845	1.06(0.88-1.20)	
PCB-26											
255.9613	22:18	22:18	0	1.290	721227	136042	117	292	1163		
257.9584	22:18	22:18	0	1.290	676764	126944	100	250	1269	1.07(0.88-1.20)	
PCB-29 (C26)											
255.9613	22:18	22:18	0	1.290	721227	136042	117	292	1163		
257.9584	22:18	22:18	0	1.290	676764	126944	100	250	1269	1.07(0.88-1.20)	

Signal	RT (min.)	Adj RT (min.)	Sec.	REL RT	Area	Height	Avg Noise	EDL Height	S/N	Ratio(Limits)	Flags
PCB-25											
255.9613	22:31	22:31	0	0.831	373810	86819	117	292	742		
257.9584	22:31	22:31	0	0.831	347720	80637	100	250	806	1.08(0.88-1.20)	
PCB-31											
255.9613	22:50	22:50	0	0.842	382585	91356	117	292	781		
257.9584	22:50	22:50	0	0.842	357765	84299	100	250	843	1.07(0.88-1.20)	
PCB-20											
255.9613	23:08	23:08	0	0.854	710070	147207	117	292	1258		
257.9584	23:08	23:08	0	0.854	667767	138682	100	250	1387	1.06(0.88-1.20)	
PCB-28 (C20)											
255.9613	23:08	23:08	0	0.854	710070	147207	117	292	1258		
257.9584	23:08	23:08	0	0.854	667767	138682	100	250	1387	1.06(0.88-1.20)	
PCB-21											
255.9613	23:22	23:22	0	0.862	748778	95547	117	292	817		
257.9584	23:21	23:22	-1	0.862	702394	90281	100	250	903	1.07(0.88-1.20)	
PCB-33 (C21)											
255.9613	23:22	23:22	0	0.862	748778	95547	117	292	817		
257.9584	23:21	23:22	-1	0.862	702394	90281	100	250	903	1.07(0.88-1.20)	
PCB-22											
255.9613	23:45	23:45	0	0.876	351316	81271	117	292	695		
257.9584	23:45	23:45	0	0.876	329601	76967	100	250	770	1.07(0.88-1.20)	
PCB-36											
255.9613	25:19	25:19	0	0.934	382502	84524	117	292	722		
257.9584	25:19	25:19	0	0.934	362473	80232	100	250	802	1.06(0.88-1.20)	
PCB-39											
255.9613	25:40	25:40	0	0.947	394142	87467	117	292	748		
257.9584	25:40	25:40	0	0.947	370396	82518	100	250	825	1.06(0.88-1.20)	
PCB-38											
255.9613	26:15	26:15	0	0.969	357995	81420	117	292	696		
257.9584	26:15	26:15	0	0.969	332494	75991	100	250	760	1.08(0.88-1.20)	
PCB-35											
255.9613	26:43	26:43	0	0.985	351342	77934	117	292	666		
257.9584	26:43	26:43	0	0.985	327468	72842	100	250	728	1.07(0.88-1.20)	
PCB-37											
255.9613	27:07	27:07	0	1.000	369823	79584	117	292	680		
257.9584	27:07	27:07	0	1.000	349048	74984	100	250	750	1.06(0.88-1.20)	
PCB-54L											
301.9626	20:23	20:23	0	0.817	142190	36379	17	42	2140		
303.9597	20:23	20:23	0	0.817	175449	45142	4	10	11286	0.81(0.65-0.89)	
PCB-52L											
301.9626	24:56	24:56	0		287108	66242	123	307	539		
303.9597	24:56	24:56	0		374330	87659	107	267	819	0.77(0.65-0.89)	
PCB-79L											
301.9626	32:52	32:52	0	0.971	208869	45351	123	307	369		
303.9597	32:52	32:52	0	0.971	269648	57258	107	267	535	0.77(0.65-0.89)	

Signal	RT (min.)	Adj RT (min.)	Sec.	REL RT	Area	Height	Avg Noise	EDL Height	S/N	Ratio(Limits)	Flags
PCB-81L											
301.9626	33:52	33:52	0	1.358	417842	87970	123	307	715		
303.9597	33:52	33:52	0	1.358	513615	105711	107	267	988	0.81(0.65-0.89)	
PCB-77L											
301.9626	34:25	34:25	0	1.381	427334	88872	123	307	723		
303.9597	34:25	34:25	0	1.381	534489	108467	107	267	1014	0.80(0.65-0.89)	
PCB-54											
289.9224	20:23	20:23	0	1.000	77257	20004	4	10	5001		
291.9194	20:23	20:23	0	1.000	99115	25595	7	17	3656	0.78(0.65-0.89)	
PCB-50											
289.9224	22:34	22:34	0	1.108	335532	61080	61	152	1001		
291.9194	22:35	22:34	1	1.108	428718	77441	65	162	1191	0.78(0.65-0.89)	
PCB-53 (C50)											
289.9224	22:34	22:34	0	1.108	335532	61080	61	152	1001		
291.9194	22:35	22:34	1	1.108	428718	77441	65	162	1191	0.78(0.65-0.89)	
PCB-45											M
289.9224	23:18	23:18	0	1.144	320485	42461	61	152	696		M
291.9194	23:18	23:18	0	1.144	405698	52264	65	162	804	0.79(0.65-0.89)	M
PCB-51 (C45)											M
289.9224	23:18	23:18	0	1.144	320485	42461	61	152	696		M
291.9194	23:18	23:18	0	1.144	405698	52264	65	162	804	0.79(0.65-0.89)	M
PCB-46											
289.9224	23:32	23:32	0	1.155	138513	33241	61	152	545		
291.9194	23:32	23:32	0	1.155	177138	42313	65	162	651	0.78(0.65-0.89)	
PCB-52											
289.9224	24:58	24:58	0	1.225	164569	39050	61	152	640		
291.9194	24:58	24:58	0	1.225	203544	47976	65	162	738	0.81(0.65-0.89)	
PCB-43											M
289.9224	25:07	25:07	0	1.233	359603	50972	61	152	836		M
291.9194	25:07	25:07	0	1.233	454659	64968	65	162	1000	0.79(0.65-0.89)	M
PCB-73 (C43)											M
289.9224	25:07	25:07	0	1.233	359603	50972	61	152	836		M
291.9194	25:07	25:07	0	1.233	454659	64968	65	162	1000	0.79(0.65-0.89)	M
PCB-49											M
289.9224	25:25	25:25	0	1.248	403127	64856	61	152	1063		
291.9194	25:25	25:25	0	1.248	507179	80410	65	162	1237	0.79(0.65-0.89)	M
PCB-69 (C49)											M
289.9224	25:25	25:25	0	1.248	403127	64856	61	152	1063		
291.9194	25:25	25:25	0	1.248	507179	80410	65	162	1237	0.79(0.65-0.89)	M
PCB-48											
289.9224	25:44	25:44	0	1.263	168493	39614	61	152	649		
291.9194	25:44	25:44	0	1.263	211863	49948	65	162	768	0.80(0.65-0.89)	
PCB-44											
289.9224	25:59	25:59	0	1.275	543739	92651	61	152	1519		
291.9194	25:59	25:59	0	1.275	678576	116683	65	162	1795	0.80(0.65-0.89)	

Signal	RT (min.)	Adj RT (min.)	Sec.	REL RT	Area	Height	Avg Noise	EDL Height	S/N	Ratio(Limits)	Flags
PCB-47 (C44)											
289.9224	25:59	25:59	0	1.275	543739	92651	61	152	1519		
291.9194	25:59	25:59	0	1.275	678576	116683	65	162	1795	0.80(0.65-0.89)	
PCB-65 (C44)											
289.9224	25:59	25:59	0	1.275	543739	92651	61	152	1519		
291.9194	25:59	25:59	0	1.275	678576	116683	65	162	1795	0.80(0.65-0.89)	
PCB-59											
289.9224	26:16	26:16	0	1.289	703732	107150	61	152	1757		
291.9194	26:16	26:16	0	1.289	888279	134662	65	162	2072	0.79(0.65-0.89)	
PCB-62 (C59)											
289.9224	26:16	26:16	0	1.289	703732	107150	61	152	1757		
291.9194	26:16	26:16	0	1.289	888279	134662	65	162	2072	0.79(0.65-0.89)	
PCB-75 (C59)											
289.9224	26:16	26:16	0	1.289	703732	107150	61	152	1757		
291.9194	26:16	26:16	0	1.289	888279	134662	65	162	2072	0.79(0.65-0.89)	
PCB-42											
289.9224	26:29	26:29	0	1.300	159851	36648	61	152	601		
291.9194	26:29	26:29	0	1.300	200885	45240	65	162	696	0.80(0.65-0.89)	
PCB-40											M
289.9224	26:59	26:59	0	1.324	488456	74640	61	152	1224		M
291.9194	26:59	26:59	0	1.324	618187	94240	65	162	1450	0.79(0.65-0.89)	M
PCB-41 (C40)											M
289.9224	26:59	26:59	0	1.324	488456	74640	61	152	1224		M
291.9194	26:59	26:59	0	1.324	618187	94240	65	162	1450	0.79(0.65-0.89)	M
PCB-71 (C40)											M
289.9224	26:59	26:59	0	1.324	488456	74640	61	152	1224		M
291.9194	26:59	26:59	0	1.324	618187	94240	65	162	1450	0.79(0.65-0.89)	M
PCB-64											
289.9224	27:12	27:12	0	1.335	254053	57469	61	152	942		
291.9194	27:12	27:12	0	1.335	319103	72299	65	162	1112	0.80(0.65-0.89)	
PCB-72											
289.9224	28:02	28:02	0	0.828	243007	54497	61	152	893		
291.9194	28:02	28:02	0	0.828	305534	69113	65	162	1063	0.80(0.65-0.89)	
PCB-68											
289.9224	28:20	28:20	0	0.837	268996	55857	61	152	916		
291.9194	28:20	28:20	0	0.837	335628	70537	65	162	1085	0.80(0.65-0.89)	
PCB-57											
289.9224	28:44	28:44	0	0.849	235155	51633	61	152	846		
291.9194	28:44	28:44	0	0.849	295607	64261	65	162	989	0.80(0.65-0.89)	
PCB-58											
289.9224	28:59	28:59	0	0.856	243321	52034	61	152	853		
291.9194	28:59	28:59	0	0.856	302124	66966	65	162	1030	0.81(0.65-0.89)	
PCB-67											
289.9224	29:09	29:09	0	0.861	253682	51527	61	152	845		
291.9194	29:09	29:09	0	0.861	316355	66173	65	162	1018	0.80(0.65-0.89)	

Signal	RT (min.)	Adj RT (min.)	Sec.	REL RT	Area	Height	Avg Noise	EDL Height	S/N	Ratio(Limits)	Flags
PCB-63											
289.9224	29:25	29:25	0	0.869	267437	56813	61	152	931		
291.9194	29:25	29:25	0	0.869	335069	72236	65	162	1111	0.80(0.65-0.89)	
PCB-61											
289.9224	29:45	29:45	0	0.879	974027	104625	61	152	1715		
291.9194	29:45	29:45	-1	0.878	1225160	134286	65	162	2066	0.80(0.65-0.89)	
PCB-70 (C61)											
289.9224	29:45	29:45	0	0.879	974027	104625	61	152	1715		
291.9194	29:45	29:45	-1	0.878	1225160	134286	65	162	2066	0.80(0.65-0.89)	
PCB-74 (C61)											
289.9224	29:45	29:45	0	0.879	974027	104625	61	152	1715		
291.9194	29:45	29:45	-1	0.878	1225160	134286	65	162	2066	0.80(0.65-0.89)	
PCB-76 (C61)											
289.9224	29:45	29:45	0	0.879	974027	104625	61	152	1715		
291.9194	29:45	29:45	-1	0.878	1225160	134286	65	162	2066	0.80(0.65-0.89)	
PCB-66											
289.9224	30:04	30:04	0	0.888	234807	50859	61	152	834		
291.9194	30:04	30:04	0	0.888	302735	63273	65	162	973	0.78(0.65-0.89)	
PCB-55											
289.9224	30:14	30:14	0	0.893	241106	51490	61	152	844		
291.9194	30:14	30:14	0	0.893	303885	64480	65	162	992	0.79(0.65-0.89)	
PCB-56											
289.9224	30:44	30:44	0	0.908	234885	50817	61	152	833		
291.9194	30:45	30:44	1	0.908	291972	62780	65	162	966	0.80(0.65-0.89)	
PCB-60											
289.9224	30:57	30:57	0	0.914	245683	52209	61	152	856		
291.9194	30:57	30:57	0	0.914	307669	66194	65	162	1018	0.80(0.65-0.89)	
PCB-80											
289.9224	31:22	31:22	0	0.926	281265	59797	61	152	980		
291.9194	31:22	31:22	0	0.926	352033	75592	65	162	1163	0.80(0.65-0.89)	
PCB-79											
289.9224	32:54	32:54	0	0.971	281630	57161	61	152	937		
291.9194	32:53	32:54	-1	0.971	358237	71731	65	162	1104	0.79(0.65-0.89)	
PCB-78											
289.9224	33:27	33:27	0	0.988	246169	51190	61	152	839		
291.9194	33:27	33:27	-1	0.988	312709	64121	65	162	986	0.79(0.65-0.89)	
PCB-81											
289.9224	33:53	33:53	0	1.001	249067	52125	61	152	855		
291.9194	33:53	33:53	0	1.001	321021	66450	65	162	1022	0.78(0.65-0.89)	
PCB-77											
289.9224	34:27	34:27	0	1.001	261159	53415	61	152	876		
291.9194	34:27	34:27	0	1.001	340954	67843	65	162	1044	0.77(0.65-0.89)	
PCB-104L											
337.9207	25:53	25:53	0	0.814	353408	81061	11	27	7369		
339.9178	25:53	25:53	0	0.814	223371	52903	16	40	3306	1.58(1.32-1.78)	

Signal	RT (min.)	Adj RT (min.)	Sec.	REL RT	Area	Height	Avg Noise	EDL Height	S/N	Ratio(Limits)	Flags
PCB-95L											
337.9207	28:51	28:51	0	1.115	135198	30747	11	27	2795		
339.9178	28:51	28:51	0	1.115	85081	18720	16	40	1170	1.59(1.32-1.78)	
PCB-101L											
337.9207	31:48	31:48	0		304686	63672	11	27	5788		
339.9178	31:48	31:48	0		188606	39700	16	40	2481	1.62(1.32-1.78)	
PCB-111L											
337.9207	34:29	34:29	0	1.084	198867	41194	11	27	3745		
339.9178	34:29	34:29	0	1.084	126801	26487	16	40	1655	1.57(1.32-1.78)	
PCB-123L											
337.9207	36:27	36:27	0	1.146	636940	130498	233	582	560		
339.9178	36:27	36:27	0	1.146	401865	80807	176	440	459	1.58(1.32-1.78)	
PCB-118L											
337.9207	36:47	36:47	0	1.156	690738	139500	233	582	599		
339.9178	36:47	36:47	0	1.156	429534	88558	176	440	503	1.61(1.32-1.78)	
PCB-114L											
337.9207	37:18	37:18	0	1.173	675154	137235	233	582	589		
339.9178	37:18	37:18	0	1.173	425231	87281	176	440	496	1.59(1.32-1.78)	
PCB-105L											
337.9207	37:57	37:57	0	1.193	666314	135519	233	582	582		
339.9178	37:57	37:57	0	1.193	413016	84826	176	440	482	1.61(1.32-1.78)	
PCB-127L											
337.9207	39:25	39:25	0		648009	128066	233	582	550		
339.9178	39:26	39:25	1		399725	79714	176	440	453	1.62(1.32-1.78)	
PCB-126L											
337.9207	41:02	41:02	0	1.290	641261	125615	233	582	539		
339.9178	41:02	41:02	0	1.290	405436	81043	176	440	460	1.58(1.32-1.78)	
PCB-104											
325.8804	25:55	25:55	0	1.001	237290	54580	13	32	4198		
327.8775	25:55	25:55	0	1.001	146808	33305	10	25	3331	1.62(1.32-1.78)	
PCB-96											
325.8804	26:16	26:16	0	1.015	206096	45362	13	32	3489		
327.8775	26:16	26:16	0	1.015	127175	28579	10	25	2858	1.62(1.32-1.78)	
PCB-103											
325.8804	28:13	28:13	0	1.090	179944	39775	13	32	3060		
327.8775	28:13	28:13	0	1.090	114136	25617	10	25	2562	1.58(1.32-1.78)	
PCB-94											
325.8804	28:27	28:27	0	1.099	158121	35015	13	32	2693		
327.8775	28:27	28:27	0	1.099	98232	21111	10	25	2111	1.61(1.32-1.78)	
PCB-95											
325.8804	28:53	28:53	0	1.116	169450	37106	13	32	2854		
327.8775	28:53	28:53	0	1.116	103524	22701	10	25	2270	1.64(1.32-1.78)	
PCB-93											
325.8804	29:06	29:06	0	1.124	340952	72963	13	32	5613		
327.8775	29:06	29:06	0	1.124	213733	45085	10	25	4509	1.60(1.32-1.78)	

Signal	RT (min.)	Adj RT (min.)	Sec.	REL RT	Area	Height	Avg Noise	EDL Height	S/N	Ratio(Limits)	Flags
PCB-100 (C93)											
325.8804	29:06	29:06	0	1.124	340952	72963	13	32	5613		
327.8775	29:06	29:06	0	1.124	213733	45085	10	25	4509	1.60(1.32-1.78)	
PCB-98											M
325.8804	29:15	29:15	0	1.130	345151	41564	13	32	3197		M
327.8775	29:15	29:15	0	1.130	210351	25857	10	25	2586	1.64(1.32-1.78)	M
PCB-102 (C98)											M
325.8804	29:15	29:15	0	1.130	345151	41564	13	32	3197		M
327.8775	29:15	29:15	0	1.130	210351	25857	10	25	2586	1.64(1.32-1.78)	M
PCB-88											Ma
325.8804	29:45	29:45	0	1.149	347498	39553	13	32	3043		M
327.8775	29:45	29:45	0	1.149	210818	25008	10	25	2501	1.65(1.32-1.78)	
PCB-91 (C88)											Ma
325.8804	29:45	29:45	0	1.149	347498	39553	13	32	3043		M
327.8775	29:45	29:45	0	1.149	210818	25008	10	25	2501	1.65(1.32-1.78)	
PCB-84											
325.8804	29:58	29:58	0	1.157	148024	30850	13	32	2373		
327.8775	29:58	29:58	0	1.157	94820	20399	10	25	2040	1.56(1.32-1.78)	
PCB-89											
325.8804	30:27	30:27	0	1.176	159021	34444	13	32	2650		
327.8775	30:27	30:27	0	1.176	100252	21705	10	25	2171	1.59(1.32-1.78)	
PCB-121											
325.8804	30:53	30:53	0	1.193	244444	52470	13	32	4036		
327.8775	30:53	30:53	0	1.193	153979	32606	10	25	3261	1.59(1.32-1.78)	
PCB-92											
325.8804	31:15	31:15	0	0.857	169928	35741	13	32	2749		
327.8775	31:15	31:15	0	0.857	106312	21860	10	25	2186	1.60(1.32-1.78)	
PCB-90											
325.8804	31:49	31:49	0	1.229	599562	85489	13	32	6576		
327.8775	31:49	31:49	0	1.229	375526	53929	10	25	5393	1.60(1.32-1.78)	
PCB-101 (C90)											
325.8804	31:49	31:49	0	1.229	599562	85489	13	32	6576		
327.8775	31:49	31:49	0	1.229	375526	53929	10	25	5393	1.60(1.32-1.78)	
PCB-113 (C90)											
325.8804	31:49	31:49	0	1.229	599562	85489	13	32	6576		
327.8775	31:49	31:49	0	1.229	375526	53929	10	25	5393	1.60(1.32-1.78)	
PCB-83											
325.8804	32:24	32:24	0	1.252	345647	41338	13	32	3180		
327.8775	32:25	32:24	1	1.252	219404	25507	10	25	2551	1.58(1.32-1.78)	
PCB-99 (C83)											
325.8804	32:24	32:24	0	1.252	345647	41338	13	32	3180		
327.8775	32:25	32:24	1	1.252	219404	25507	10	25	2551	1.58(1.32-1.78)	
PCB-112											
325.8804	32:31	32:31	0	1.256	242276	51453	13	32	3958		
327.8775	32:31	32:31	0	1.256	152237	32775	10	25	3278	1.59(1.32-1.78)	

Signal	RT (min.)	Adj RT (min.)	Sec.	REL RT	Area	Height	Avg Noise	EDL Height	S/N	Ratio(Limits)	Flags
PCB-86											M
325.8804	32:54	32:54	0	1.271	1237953	144817	13	32	11140		M
327.8775	32:54	32:54	0	1.271	775863	90764	10	25	9076	1.60(1.32-1.78)	M
PCB-87 (C86)											M
325.8804	32:54	32:54	0	1.271	1237953	144817	13	32	11140		M
327.8775	32:54	32:54	0	1.271	775863	90764	10	25	9076	1.60(1.32-1.78)	M
PCB-97 (C86)											M
325.8804	32:54	32:54	0	1.271	1237953	144817	13	32	11140		M
327.8775	32:54	32:54	0	1.271	775863	90764	10	25	9076	1.60(1.32-1.78)	M
PCB-109 (C86)											M
325.8804	32:54	32:54	0	1.271	1237953	144817	13	32	11140		M
327.8775	32:54	32:54	0	1.271	775863	90764	10	25	9076	1.60(1.32-1.78)	M
PCB-119 (C86)											M
325.8804	32:54	32:54	0	1.271	1237953	144817	13	32	11140		M
327.8775	32:54	32:54	0	1.271	775863	90764	10	25	9076	1.60(1.32-1.78)	M
PCB-125 (C86)											M
325.8804	32:54	32:54	0	1.271	1237953	144817	13	32	11140		M
327.8775	32:54	32:54	0	1.271	775863	90764	10	25	9076	1.60(1.32-1.78)	M
PCB-85											
325.8804	33:37	33:37	0	1.299	659945	86310	13	32	6639		
327.8775	33:37	33:37	0	1.299	415441	55057	10	25	5506	1.59(1.32-1.78)	
PCB-116 (C85)											
325.8804	33:37	33:37	0	1.299	659945	86310	13	32	6639		
327.8775	33:37	33:37	0	1.299	415441	55057	10	25	5506	1.59(1.32-1.78)	
PCB-117 (C85)											
325.8804	33:37	33:37	0	1.299	659945	86310	13	32	6639		
327.8775	33:37	33:37	0	1.299	415441	55057	10	25	5506	1.59(1.32-1.78)	
PCB-110											Ma
325.8804	33:52	33:52	0	1.308	487768	53536	13	32	4118		M
327.8775	33:48	33:52	-4	1.306	301320	32783	10	25	3278	1.62(1.32-1.78)	
PCB-115 (C110)											Ma
325.8804	33:52	33:52	0	1.308	487768	53536	13	32	4118		M
327.8775	33:48	33:52	-4	1.306	301320	32783	10	25	3278	1.62(1.32-1.78)	
PCB-82											
325.8804	34:06	34:06	0	1.318	157085	31053	13	32	2389		
327.8775	34:06	34:06	0	1.318	97950	19785	10	25	1979	1.60(1.32-1.78)	
PCB-111											
325.8804	34:31	34:31	0	1.333	260852	55066	13	32	4236		
327.8775	34:31	34:31	0	1.333	162400	33875	10	25	3388	1.61(1.32-1.78)	
PCB-120											
325.8804	34:58	34:58	0	1.351	266801	54556	13	32	4197		
327.8775	34:58	34:58	0	1.351	167701	34108	10	25	3411	1.59(1.32-1.78)	
PCB-108											
325.8804	36:07	36:07	0	1.395	702770	139864	190	475	736		
327.8775	36:06	36:07	-1	1.395	449819	88935	126	315	706	1.56(1.32-1.78)	

Signal	RT (min.)	Adj RT (min.)	Sec.	REL RT	Area	Height	Avg Noise	EDL Height	S/N	Ratio(Limits)	Flags
PCB-124 (C108)											
325.8804	36:07	36:07	0	1.395	702770	139864	190	475	736		
327.8775	36:06	36:07	-1	1.395	449819	88935	126	315	706	1.56(1.32-1.78)	
PCB-107											
325.8804	36:21	36:21	0	1.404	395693	76006	190	475	400		
327.8775	36:21	36:21	0	1.404	255210	48672	126	315	386	1.55(1.32-1.78)	
PCB-123											
325.8804	36:28	36:28	0	1.000	388056	79698	190	475	419		
327.8775	36:28	36:28	0	1.000	246036	50664	126	315	402	1.58(1.32-1.78)	
PCB-106											
325.8804	36:35	36:35	0	1.004	364178	75355	190	475	397		
327.8775	36:35	36:35	0	1.004	231046	48258	126	315	383	1.58(1.32-1.78)	
PCB-118											
325.8804	36:48	36:48	0	1.000	409702	79362	190	475	418		
327.8775	36:48	36:48	0	1.000	262913	51279	126	315	407	1.56(1.32-1.78)	
PCB-122											
325.8804	37:09	37:09	0	1.010	358843	73237	190	475	385		
327.8775	37:09	37:09	0	1.010	229130	45875	126	315	364	1.57(1.32-1.78)	
PCB-114											
325.8804	37:20	37:20	0	1.001	427341	80938	190	475	426		
327.8775	37:19	37:20	-1	1.000	268917	51833	126	315	411	1.59(1.32-1.78)	
PCB-105											
325.8804	37:58	37:58	0	1.001	383983	74295	190	475	391		
327.8775	37:58	37:58	0	1.001	247893	48044	126	315	381	1.55(1.32-1.78)	
PCB-127											
325.8804	39:27	39:27	0	1.040	375581	73312	190	475	386		
327.8775	39:27	39:27	0	1.040	238646	46653	126	315	370	1.57(1.32-1.78)	
PCB-126											
325.8804	41:03	41:03	0	1.001	373847	70475	190	475	371		
327.8775	41:03	41:03	0	1.001	240390	45665	126	315	362	1.56(1.32-1.78)	
PCB-155L											
371.8817	31:35	31:35	0	0.792	319322	67480	28	70	2410		
373.8788	31:35	31:35	0	0.792	252939	54906	22	55	2496	1.26(1.05-1.43)	
PCB-153L											
371.8817	38:40	38:40	0	0.901	206457	42651	64	160	666		
373.8788	38:40	38:40	0	0.901	160823	32919	73	182	451	1.28(1.05-1.43)	
PCB-138L											
371.8817	39:54	39:54	0		413776	82030	64	160	1282		
373.8788	39:54	39:54	0		317844	65077	73	182	891	1.30(1.05-1.43)	
PCB-167L											
371.8817	42:55	42:55	0	1.075	510938	99846	64	160	1560		
373.8788	42:55	42:55	0	1.075	400204	81177	73	182	1112	1.28(1.05-1.43)	
PCB-156L											
371.8817	44:04	44:04	0	1.104	993139	144023	64	160	2250		
373.8788	44:04	44:04	0	1.104	788115	110794	73	182	1518	1.26(1.05-1.43)	

Signal	RT (min.)	Adj RT (min.)	Sec.	REL RT	Area	Height	Avg Noise	EDL Height	S/N	Ratio(Limits)	Flags
PCB-157L (C156L)											
371.8817	44:04	44:04	0	1.104	993139	144023	64	160	2250		
373.8788	44:04	44:04	0	1.104	788115	110794	73	182	1518	1.26(1.05-1.43)	
PCB-169L											
371.8817	47:18	47:18	0	1.185	504523	99279	64	160	1551		
373.8788	47:18	47:18	0	1.185	395127	76508	73	182	1048	1.28(1.05-1.43)	
PCB-155											
359.8415	31:37	31:37	0	1.001	185910	40051	7	17	5722		
361.8385	31:37	31:37	0	1.001	145994	31092	5	12	6218	1.27(1.05-1.43)	
PCB-152											
359.8415	31:48	31:48	0	1.006	170920	36574	7	17	5225		
361.8385	31:48	31:48	0	1.006	135209	28603	5	12	5721	1.26(1.05-1.43)	
PCB-150											
359.8415	31:57	31:57	0	1.012	175624	36683	7	17	5240		
361.8385	31:57	31:57	0	1.012	140079	29095	5	12	5819	1.25(1.05-1.43)	
PCB-136											
359.8415	32:19	32:19	0	1.023	165793	34835	7	17	4976		
361.8385	32:19	32:19	0	1.023	129454	26818	5	12	5364	1.28(1.05-1.43)	
PCB-145											
359.8415	32:37	32:37	0	1.033	171591	35710	7	17	5101		
361.8385	32:37	32:37	0	1.033	134536	28028	5	12	5606	1.28(1.05-1.43)	
PCB-148											
359.8415	34:09	34:09	0	1.081	130614	27261	7	17	3894		
361.8385	34:09	34:09	0	1.081	102861	21844	5	12	4369	1.27(1.05-1.43)	
PCB-135											M
359.8415	34:43	34:43	0	1.099	248128	29011	7	17	4144		
361.8385	34:47	34:43	4	1.101	196159	22990	5	12	4598	1.26(1.05-1.43)	M
PCB-151 (C135)											M
359.8415	34:43	34:43	0	1.099	248128	29011	7	17	4144		
361.8385	34:47	34:43	4	1.101	196159	22990	5	12	4598	1.26(1.05-1.43)	M
PCB-154											
359.8415	35:00	35:00	0	1.108	144449	29800	7	17	4257		
361.8385	34:59	35:00	-1	1.108	114588	24037	5	12	4807	1.26(1.05-1.43)	
PCB-144											
359.8415	35:17	35:17	0	1.117	135361	27675	7	17	3954		
361.8385	35:17	35:17	0	1.117	104909	21584	5	12	4317	1.29(1.05-1.43)	
PCB-147											
359.8415	35:39	35:39	0	1.129	420141	87529	38	95	2303		
361.8385	35:39	35:39	0	1.129	336327	69245	36	90	1923	1.25(1.05-1.43)	
PCB-149 (C147)											
359.8415	35:39	35:39	0	1.129	420141	87529	38	95	2303		
361.8385	35:39	35:39	0	1.129	336327	69245	36	90	1923	1.25(1.05-1.43)	
PCB-134											
359.8415	35:57	35:57	0	1.138	371245	41523	38	95	1093		
361.8385	35:57	35:57	0	1.138	296623	33574	36	90	933	1.25(1.05-1.43)	

Signal	RT (min.)	Adj RT (min.)	Sec.	REL RT	Area	Height	Avg Noise	EDL Height	S/N	Ratio(Limits)	Flags
PCB-143 (C134)											
359.8415	35:57	35:57	0	1.138	371245	41523	38	95	1093		
361.8385	35:57	35:57	0	1.138	296623	33574	36	90	933	1.25(1.05-1.43)	
PCB-139											
359.8415	36:15	36:15	0	1.148	427336	80623	38	95	2122		
361.8385	36:15	36:15	0	1.148	342796	64612	36	90	1795	1.25(1.05-1.43)	
PCB-140 (C139)											
359.8415	36:15	36:15	0	1.148	427336	80623	38	95	2122		
361.8385	36:15	36:15	0	1.148	342796	64612	36	90	1795	1.25(1.05-1.43)	
PCB-131											
359.8415	36:27	36:27	0	1.154	189173	39024	38	95	1027		
361.8385	36:27	36:27	0	1.154	152243	30720	36	90	853	1.24(1.05-1.43)	
PCB-142											
359.8415	36:37	36:37	0	1.159	196607	40234	38	95	1059		
361.8385	36:37	36:37	0	1.159	156101	32188	36	90	894	1.26(1.05-1.43)	
PCB-132											
359.8415	36:55	36:55	0	1.169	200640	41170	38	95	1083		
361.8385	36:55	36:55	0	1.169	160410	32259	36	90	896	1.25(1.05-1.43)	
PCB-133											
359.8415	37:25	37:25	0	1.185	203921	41541	38	95	1093		
361.8385	37:25	37:25	0	1.185	162342	32845	36	90	912	1.26(1.05-1.43)	
PCB-165											
359.8415	37:50	37:50	0	0.881	256897	52131	38	95	1372		
361.8385	37:49	37:50	-1	0.881	205804	41441	36	90	1151	1.25(1.05-1.43)	
PCB-146											
359.8415	38:04	38:04	0	0.887	225979	45199	38	95	1189		
361.8385	38:04	38:04	0	0.887	180194	35517	36	90	987	1.25(1.05-1.43)	
PCB-161											
359.8415	38:12	38:12	0	0.890	286130	60441	38	95	1591		
361.8385	38:12	38:12	0	0.890	226439	47349	36	90	1315	1.26(1.05-1.43)	
PCB-153											
359.8415	38:43	38:43	0	0.902	544019	82272	38	95	2165		
361.8385	38:43	38:43	0	0.902	434047	65251	36	90	1813	1.25(1.05-1.43)	
PCB-168 (C153)											
359.8415	38:43	38:43	0	0.902	544019	82272	38	95	2165		
361.8385	38:43	38:43	0	0.902	434047	65251	36	90	1813	1.25(1.05-1.43)	
PCB-141											
359.8415	38:52	38:52	0	0.906	214595	41570	38	95	1094		
361.8385	38:52	38:52	0	0.906	168706	33624	36	90	934	1.27(1.05-1.43)	
PCB-130											
359.8415	39:17	39:17	0	0.915	185566	37013	38	95	974		
361.8385	39:17	39:17	0	0.915	148212	30206	36	90	839	1.25(1.05-1.43)	
PCB-137											
359.8415	39:30	39:30	0	0.920	237161	46520	38	95	1224		
361.8385	39:30	39:30	0	0.920	188089	36853	36	90	1024	1.26(1.05-1.43)	

Signal	RT (min.)	Adj RT (min.)	Sec.	REL RT	Area	Height	Avg Noise	EDL Height	S/N	Ratio(Limits)	Flags
PCB-164											
359.8415	39:37	39:37	0	0.923	273817	56664	38	95	1491		
361.8385	39:37	39:37	0	0.923	216792	45088	36	90	1252	1.26(1.05-1.43)	
PCB-129											M
359.8415	39:57	39:57	0	0.931	951262	106795	38	95	2810		M
361.8385	39:57	39:57	0	0.931	761069	86225	36	90	2395	1.25(1.05-1.43)	M
PCB-138 (C129)											M
359.8415	39:57	39:57	0	0.931	951262	106795	38	95	2810		M
361.8385	39:57	39:57	0	0.931	761069	86225	36	90	2395	1.25(1.05-1.43)	M
PCB-160 (C129)											M
359.8415	39:57	39:57	0	0.931	951262	106795	38	95	2810		M
361.8385	39:57	39:57	0	0.931	761069	86225	36	90	2395	1.25(1.05-1.43)	M
PCB-163 (C129)											M
359.8415	39:57	39:57	0	0.931	951262	106795	38	95	2810		M
361.8385	39:57	39:57	0	0.931	761069	86225	36	90	2395	1.25(1.05-1.43)	M
PCB-158											
359.8415	40:19	40:19	0	0.939	304250	57502	38	95	1513		
361.8385	40:19	40:19	0	0.939	244539	45445	36	90	1262	1.24(1.05-1.43)	
PCB-128											
359.8415	41:10	41:10	0	0.959	496553	86109	38	95	2266		
361.8385	41:10	41:10	0	0.959	390996	69485	36	90	1930	1.27(1.05-1.43)	
PCB-166 (C128)											
359.8415	41:10	41:10	0	0.959	496553	86109	38	95	2266		
361.8385	41:10	41:10	0	0.959	390996	69485	36	90	1930	1.27(1.05-1.43)	
PCB-159											
359.8415	42:10	42:10	0	0.983	295607	58048	38	95	1528		
361.8385	42:10	42:10	0	0.983	233982	45827	36	90	1273	1.26(1.05-1.43)	
PCB-162											
359.8415	42:27	42:27	0	0.989	307497	58539	38	95	1541		
361.8385	42:27	42:27	0	0.989	245587	47024	36	90	1306	1.25(1.05-1.43)	
PCB-167											
359.8415	42:56	42:56	0	1.001	315213	62162	38	95	1636		
361.8385	42:56	42:56	0	1.001	252139	50093	36	90	1391	1.25(1.05-1.43)	
PCB-156											
359.8415	44:05	44:05	0	1.000	595564	83500	38	95	2197		
361.8385	44:05	44:05	0	1.000	472877	66738	36	90	1854	1.26(1.05-1.43)	
PCB-157 (C156)											
359.8415	44:05	44:05	0	1.000	595564	83500	38	95	2197		
361.8385	44:05	44:05	0	1.000	472877	66738	36	90	1854	1.26(1.05-1.43)	
PCB-169											
359.8415	47:19	47:19	0	1.001	297281	57540	38	95	1514		
361.8385	47:19	47:19	0	1.001	237062	45252	36	90	1257	1.25(1.05-1.43)	
PCB-188L											
405.8428	37:19	37:19	0	0.821	377036	76047	33	82	2304		
407.8398	37:19	37:19	0	0.821	350794	69651	44	110	1583	1.07(0.89-1.21)	

Signal	RT (min.)	Adj RT (min.)	Sec.	REL RT	Area	Height	Avg Noise	EDL Height	S/N	Ratio(Limits)	Flags
PCB-178L											
405.8428	40:22	40:22	0	0.888	139238	27701	33	82	839		
407.8398	40:22	40:22	0	0.888	131101	26504	44	110	602	1.06(0.89-1.21)	
PCB-180L											
405.8428	45:28	45:28	0		286722	58963	33	82	1787		
407.8398	45:28	45:28	0		262855	53508	44	110	1216	1.09(0.89-1.21)	
PCB-170L											
405.8428	46:43	46:43	0	1.028	226493	45850	33	82	1389		
407.8398	46:43	46:43	0	1.028	215525	42102	44	110	957	1.05(0.89-1.21)	
PCB-189L											
405.8428	49:50	49:50	0	1.096	595073	114443	235	587	487		
407.8398	49:50	49:50	0	1.096	575288	109982	194	485	567	1.03(0.89-1.21)	
PCB-188											
393.8025	37:21	37:21	0	1.001	226923	45977	13	32	3537		
395.7995	37:21	37:21	0	1.001	214986	42770	7	17	6110	1.06(0.89-1.21)	
PCB-179											
393.8025	37:40	37:40	0	1.009	218002	44029	13	32	3387		
395.7995	37:40	37:40	0	1.009	203126	40721	7	17	5817	1.07(0.89-1.21)	
PCB-184											
393.8025	38:12	38:12	0	1.024	205937	41835	13	32	3218		
395.7995	38:12	38:12	0	1.024	192801	39430	7	17	5633	1.07(0.89-1.21)	
PCB-176											
393.8025	38:33	38:33	0	1.033	232126	45916	13	32	3532		
395.7995	38:33	38:33	0	1.033	217893	43074	7	17	6153	1.07(0.89-1.21)	
PCB-186											
393.8025	39:00	39:00	0	1.045	220119	44645	13	32	3434		
395.7995	39:00	39:00	0	1.045	206040	41711	7	17	5959	1.07(0.89-1.21)	
PCB-178											
393.8025	40:23	40:23	0	1.082	153640	30297	13	32	2331		
395.7995	40:23	40:23	0	1.082	146544	29363	7	17	4195	1.05(0.89-1.21)	
PCB-175											
393.8025	41:02	41:02	0	1.100	160122	32039	13	32	2465		
395.7995	41:02	41:02	0	1.100	151337	30229	7	17	4318	1.06(0.89-1.21)	
PCB-187											
393.8025	41:18	41:18	0	1.107	167372	33664	13	32	2590		
395.7995	41:18	41:18	0	1.107	155592	30965	7	17	4424	1.08(0.89-1.21)	
PCB-182											
393.8025	41:30	41:30	0	1.112	172844	33881	13	32	2606		
395.7995	41:30	41:30	0	1.112	163224	32505	7	17	4644	1.06(0.89-1.21)	
PCB-183											M
393.8025	41:54	41:54	0	1.123	341201	35445	13	32	2727		M
395.7995	41:54	41:54	0	1.123	316714	33392	7	17	4770	1.08(0.89-1.21)	M
PCB-185 (C183)											M
393.8025	41:54	41:54	0	1.123	341201	35445	13	32	2727		M
395.7995	41:54	41:54	0	1.123	316714	33392	7	17	4770	1.08(0.89-1.21)	M

Signal	RT (min.)	Adj RT (min.)	Sec.	REL RT	Area	Height	Avg Noise	EDL Height	S/N	Ratio(Limits)	Flags
PCB-174											
393.8025	42:08	42:08	0	1.129	142836	28821	13	32	2217		
395.7995	42:08	42:08	0	1.129	134954	27206	7	17	3887	1.06(0.89-1.21)	
PCB-177											
393.8025	42:35	42:35	0	1.141	144491	28203	13	32	2169		
395.7995	42:34	42:35	-1	1.141	137472	25852	7	17	3693	1.05(0.89-1.21)	
PCB-181											M
393.8025	42:59	42:59	0	1.152	168446	32757	13	32	2520		
395.7995	42:59	42:59	0	1.152	154549	30436	7	17	4348	1.09(0.89-1.21)	M
PCB-171											
393.8025	43:12	43:12	0	1.158	294082	50175	13	32	3860		
395.7995	43:12	43:12	0	1.158	275773	46579	7	17	6654	1.07(0.89-1.21)	
PCB-173 (C171)											
393.8025	43:12	43:12	0	1.158	294082	50175	13	32	3860		
395.7995	43:12	43:12	0	1.158	275773	46579	7	17	6654	1.07(0.89-1.21)	
PCB-172											
393.8025	44:50	44:50	0	0.900	152336	30505	13	32	2347		
395.7995	44:50	44:50	0	0.900	143408	28662	7	17	4095	1.06(0.89-1.21)	
PCB-192											
393.8025	45:07	45:07	0	0.905	207103	39756	13	32	3058		
395.7995	45:07	45:07	0	0.905	195755	38162	7	17	5452	1.06(0.89-1.21)	
PCB-180											
393.8025	45:26	45:26	0	0.912	378568	50745	13	32	3903		
395.7995	45:26	45:26	0	0.912	360328	48650	7	17	6950	1.05(0.89-1.21)	
PCB-193 (C180)											
393.8025	45:26	45:26	0	0.912	378568	50745	13	32	3903		
395.7995	45:26	45:26	0	0.912	360328	48650	7	17	6950	1.05(0.89-1.21)	
PCB-191											
393.8025	45:51	45:51	0	0.920	215755	42183	13	32	3245		
395.7995	45:51	45:51	0	0.920	203698	39550	7	17	5650	1.06(0.89-1.21)	
PCB-170											
393.8025	46:45	46:45	0	0.938	154260	30102	13	32	2316		
395.7995	46:45	46:45	0	0.938	146754	28293	7	17	4042	1.05(0.89-1.21)	
PCB-190											
393.8025	47:16	47:16	0	0.949	215708	41503	13	32	3193		
395.7995	47:16	47:16	0	0.949	204095	39657	7	17	5665	1.06(0.89-1.21)	
PCB-189											
393.8025	49:51	49:51	0	1.001	356998	69261	57	142	1215		
395.7995	49:51	49:51	0	1.001	338324	65247	63	157	1036	1.06(0.89-1.21)	
PCB-202L											
439.8038	42:41	42:41	0	0.822	268121	52893	28	70	1889		
441.8008	42:41	42:41	0	0.822	299097	59156	32	80	1849	0.90(0.76-1.02)	
PCB-194L											
439.8038	51:57	51:57	0		355953	66748	195	487	342		
441.8008	51:57	51:57	0		394807	74987	282	705	266	0.90(0.76-1.02)	

Signal	RT (min.)	Adj RT (min.)	Sec.	REL RT	Area	Height	Avg Noise	EDL Height	S/N	Ratio(Limits)	Flags
PCB-205L											
439.8038	52:26	52:26	0	1.009	443100	84939	195	487	436		
441.8008	52:26	52:26	0	1.009	485826	92027	282	705	326	0.91(0.76-1.02)	
PCB-202											
427.7635	42:43	42:43	0	1.001	130903	25760	12	30	2147		
429.7606	42:43	42:43	0	1.001	144538	28624	9	22	3180	0.91(0.76-1.02)	
PCB-201											
427.7635	43:38	43:38	0	1.022	145802	28124	12	30	2344		
429.7606	43:38	43:38	0	1.022	160411	32105	9	22	3567	0.91(0.76-1.02)	
PCB-204											
427.7635	44:19	44:19	0	1.038	138945	27896	12	30	2325		
429.7606	44:19	44:19	0	1.038	155624	30962	9	22	3440	0.89(0.76-1.02)	
PCB-197											
427.7635	44:33	44:33	0	1.043	157755	29257	12	30	2438		
429.7606	44:33	44:33	0	1.043	158491	32028	9	22	3559	1.00(0.76-1.02)	
PCB-200											
427.7635	44:38	44:38	0	1.046	133115	28436	12	30	2370		
429.7606	44:38	44:38	0	1.046	161781	30967	9	22	3441	0.82(0.76-1.02)	
PCB-198											
427.7635	47:25	47:25	0	1.111	208593	27881	12	30	2323		
429.7606	47:26	47:25	1	1.111	231224	30721	9	22	3413	0.90(0.76-1.02)	
PCB-199 (C198)											
427.7635	47:25	47:25	0	1.111	208593	27881	12	30	2323		
429.7606	47:26	47:25	1	1.111	231224	30721	9	22	3413	0.90(0.76-1.02)	
PCB-196											
427.7635	48:07	48:07	0	0.918	107073	20708	12	30	1726		
429.7606	48:07	48:07	0	0.918	121095	23452	9	22	2606	0.88(0.76-1.02)	
PCB-203											
427.7635	48:19	48:19	0	0.921	115844	22554	12	30	1880		
429.7606	48:18	48:19	-1	0.921	128628	24992	9	22	2777	0.90(0.76-1.02)	
PCB-195											
427.7635	49:37	49:37	0	0.946	177935	34284	110	275	312		
429.7606	49:37	49:37	0	0.946	199065	37877	73	182	519	0.89(0.76-1.02)	
PCB-194											
427.7635	51:59	51:59	0	0.992	193928	36061	110	275	328		
429.7606	51:58	51:59	-1	0.991	215176	40612	73	182	556	0.90(0.76-1.02)	
PCB-205											
427.7635	52:27	52:27	0	1.000	259002	48547	110	275	441		
429.7606	52:27	52:27	0	1.000	282822	53147	73	182	728	0.92(0.76-1.02)	
PCB-208L											
473.7648	49:22	49:22	0	0.950	359976	67021	184	460	364		
475.7619	49:22	49:22	0	0.950	451960	84384	237	592	356	0.80(0.65-0.89)	
PCB-206L											
473.7648	54:11	54:11	0	1.043	260255	49426	184	460	269		
475.7619	54:11	54:11	0	1.043	323418	63045	237	592	266	0.80(0.65-0.89)	

Signal	RT (min.)	Adj RT (min.)	Δ Sec.	REL RT	Area	Height	Avg Noise	EDL Height	S/N	Ratio(Limits)	Flags
PCB-208											
461.7246	49:24	49:24	0	1.001	192912	37493	99	247	379		
463.7216	49:24	49:24	0	1.001	249265	49082	103	257	477	0.77(0.65-0.89)	
PCB-207											
461.7246	50:20	50:20	0	1.019	202857	38878	99	247	393		
463.7216	50:20	50:20	0	1.019	256818	49770	103	257	483	0.79(0.65-0.89)	
PCB-206											
461.7246	54:13	54:13	0	1.000	141742	27321	99	247	276		
463.7216	54:13	54:13	0	1.000	180465	34030	103	257	330	0.79(0.65-0.89)	
PCB-209L											
507.7258	55:50	55:50	0	1.075	237886	42206	23	57	1835		
509.7229	55:50	55:50	-1	1.074	329481	57673	19	47	3035	0.72(0.59-0.79)	
DCB Decachlorobiphenyl											
495.6856	55:51	55:51	0	1.000	145091	25163	9	22	2796		
497.6826	55:52	55:51	1	1.000	198855	34476	9	22	3831	0.73(0.59-0.79)	

QC Flag Legend

Review Flags

M - Manually Integrated

a - User Assigned ID

Reagents:

61CV1668CS3_00006 Amount Added: 20.00 Units: uL

Eurofins TestAmerica, Knoxville
CCV Relative RT Report

Data File: \\chromna\Knoxville\ChromData\D3D\20190904-12947.b\d4190904s1.d
Lims ID: WDMCCV
Client ID:
Sample Type: WDMCCV
Inject. Date: 04-Sep-2019 10:04:00 ALS Bottle#: 0 Worklist Smp#: 1
Injection Vol: 1.0 ul Dil. Factor: 1.0000
Sample Info:
Operator ID: Xcalibur_System Instrument ID: D3D
Sublist: chrom-PCBs_D3D*sub1

Method: \\chromna\Knoxville\ChromData\D3D\20190904-12947.b\PCBs_D3D.m
Limit Group: HR - 1668A - ICAL
Last Update: 04-Sep-2019 13:01:08 Calib Date: 21-Aug-2019 19:05:00
Integrator: Picker
Quant Method: Isotopic Dilution Quant By: Initial Calibration
Last ICal File: \\chromna\Knoxville\ChromData\D3D\20190813-12717.b\d4190821i6.d

Column 1 : SPB-Octyl (0.25 mm) Det: F1(11.07 :21.70)
Process Host: CTX0333

First Level Reviewer: layk Date: 04-Sep-2019 11:25:34

Start Cal Date: 21-Aug-2019 13:37:00
End Cal Date: 21-Aug-2019 19:05:00

Compound	T/L	ICAL RT	CCV RT	RT (secs)	RT Lmt	ICAL RRT	CCV RRT	RRT Limits
PCB-1L		11:46	11:46	1	15	0.7275	0.7286	0.717 - 0.7472
PCB-3L		13:57	13:57	0	15	0.8625	0.8631	0.849 - 0.8798
PCB-1	L	11:47	11:47	1		1.0011	1.0011	0.995 - 1.0085
PCB-2		13:47	13:46	0		0.9878	0.9878	0.985 - 0.9925
PCB-3	L	13:58	13:57	0		1.0009	1.0009	0.998 - 1.0048
PCB-4L		14:12	14:11	0	15	0.8779	0.8785	0.865 - 0.8956
PCB-9L		16:11	16:09	-1		1.0000	1.0000	0.987 - 1.0128
PCB-8L		17:00	16:59	-1		1.1969	1.1973	1.192 - 1.1989
PCB-15L		20:06	20:04	-1	15	1.2426	1.2429	1.233 - 1.2530
PCB-4	L	14:13	14:12	0		1.0009	1.0009	0.994 - 1.0058
PCB-10		14:23	14:22	0		1.0129	1.0129	1.010 - 1.0168
PCB-9		16:11	16:11	0		1.1400	1.1401	1.135 - 1.1415
PCB-7		16:22	16:20	-1		1.1520	1.1512	1.147 - 1.1538
PCB-6		16:36	16:35	0		1.1686	1.1687	1.164 - 1.1706
PCB-5		16:55	16:53	-1		1.1907	1.1899	1.186 - 1.1926
PCB-8		17:02	17:00	-1		1.1990	1.1982	1.194 - 1.2008
PCB-14		18:40	18:38	-1		0.9284	0.9283	0.926 - 0.9305
PCB-11		19:30	19:28	-1		0.9700	0.9700	0.968 - 0.9725
PCB-12/13		19:50	19:47	-2		0.9863	0.9857	0.983 - 0.9875
PCB-15	L	20:07	20:05	-1		1.0007	1.0007	0.997 - 1.0050
PCB-19L		17:19	17:17	-1	15	0.8416	0.8415	0.831 - 0.8547
PCB-32L		20:34	20:33	-1		1.0000	1.0000	0.998 - 1.0024
PCB-31L		22:50	22:49	-1		1.0000	1.0000	0.998 - 1.0022
PCB-28L		23:08	23:06	-2		1.0134	1.0128	1.006 - 1.0201
PCB-37L		27:09	27:07	-2	15	1.1889	1.1886	1.178 - 1.1995

Compound	T/L	ICAL RT	CCV RT	Δ RT (secs)	RT Lmt	ICAL RRT	CCV RRT	RRT Limits
PCB-19	L	17:20	17:19	0		1.0008	1.0015	0.996 - 1.0058
PCB-18/30		19:11	19:10	-1		1.1081	1.1082	1.104 - 1.1093
PCB-17		19:37	19:35	-1		1.1330	1.1331	1.129 - 1.1352
PCB-27		19:50	19:49	-1		1.1458	1.1460	1.141 - 1.1471
PCB-24		19:58	19:57	-1		1.1534	1.1535	1.148 - 1.1542
PCB-16		20:04	20:03	-1		1.1594	1.1596	1.156 - 1.1621
PCB-32		20:36	20:34	-1		1.1897	1.1899	1.185 - 1.1908
PCB-34		21:52	21:50	-1		1.2627	*1.2627	1.257 - 1.2623
PCB-23		22:01	21:59	-1		1.2715	*1.2716	1.266 - 1.2715
PCB-26/29		22:20	22:18	-1		1.2899	1.2899	1.282 - 1.2915
PCB-25		22:34	22:31	-2		0.8308	0.8305	0.829 - 0.8325
PCB-31		22:52	22:50	-1		0.8421	0.8423	0.840 - 0.8438
PCB-20/28		23:11	23:08	-2		0.8538	0.8535	0.851 - 0.8568
PCB-21/33		23:24	23:22	-1		0.8617	0.8620	0.858 - 0.8637
PCB-22		23:48	23:45	-2		0.8763	0.8761	0.875 - 0.8786
PCB-36		25:22	25:19	-2		0.9339	0.9338	0.932 - 0.9352
PCB-39		25:43	25:40	-2		0.9470	0.9470	0.945 - 0.9483
PCB-38		26:18	26:15	-2		0.9686	0.9685	0.966 - 0.9695
PCB-35		26:46	26:43	-2		0.9855	0.9854	0.984 - 0.9875
PCB-37	L	27:10	27:07	-2		1.0005	1.0005	0.999 - 1.0024
PCB-54L		20:24	20:23	-1	15	0.8167	0.8171	0.811 - 0.8247
PCB-52L		24:59	24:56	-2		1.0000	1.0000	0.992 - 1.0083
PCB-79L		32:54	32:52	-1		0.9704	0.9707	0.969 - 0.9718
PCB-81L		33:55	33:52	-3	15	1.3581	1.3583	1.351 - 1.3641
PCB-77L		34:29	34:25	-3	15	1.3806	1.3807	1.373 - 1.3867
PCB-54	L	20:26	20:23	-2		1.0000	1.0000	0.996 - 1.0041
PCB-50/53		22:37	22:34	-2		1.1084	1.1077	1.102 - 1.1106
PCB-45/51		23:20	23:18	-1		1.1440	1.1439	1.137 - 1.1453
PCB-46		23:34	23:32	-1		1.1552	1.1551	1.153 - 1.1576
PCB-52		25:00	24:58	-2		1.2257	1.2251	1.222 - 1.2263
PCB-43/73		25:09	25:07	-1		1.2326	1.2326	1.230 - 1.2346
PCB-49/69		25:28	25:25	-2		1.2482	1.2476	1.242 - 1.2499
PCB-48		25:47	25:44	-2		1.2638	1.2632	1.259 - 1.2636
PCB-44/47/65		26:01	25:59	-2		1.2756	1.2751	1.269 - 1.2770
PCB-59/62/75		26:19	26:16	-2		1.2900	1.2894	1.284 - 1.2919
PCB-42		26:32	26:29	-2		1.3006	1.3001	1.296 - 1.3007
PCB-40/41/71		27:02	26:59	-2		1.3249	1.3244	1.317 - 1.3250
PCB-64		27:15	27:12	-2		1.3355	1.3350	1.331 - 1.3355
PCB-72		28:05	28:02	-2		0.8278	0.8279	0.826 - 0.8291
PCB-68		28:22	28:20	-2		0.8365	0.8366	0.835 - 0.8375
PCB-57		28:48	28:44	-3		0.8488	0.8486	0.847 - 0.8500
PCB-58		29:01	28:59	-2		0.8556	0.8557	0.854 - 0.8574
PCB-67		29:12	29:09	-3		0.8609	0.8606	0.859 - 0.8620
PCB-63		29:28	29:25	-3		0.8687	0.8685	0.866 - 0.8694
PCB-61/70/74/76		29:48	29:45	-2		0.8785	0.8787	0.875 - 0.8810
PCB-66		30:07	30:04	-2		0.8879	0.8881	0.886 - 0.8894

Compound	T/L	ICAL RT	CCV RT	Δ RT (secs)	RT Lmt	ICAL RRT	CCV RRT	RRT Limits
PCB-55		30:17	30:14	-2		0.8927	0.8929	0.891 - 0.8943
PCB-56		30:47	30:44	-3		0.9077	0.9076	0.907 - 0.9098
PCB-60		31:00	30:57	-3		0.9141	0.9140	0.913 - 0.9158
PCB-80		31:26	31:22	-3		0.9265	0.9264	0.924 - 0.9268
PCB-79		32:57	32:54	-3		0.9715	0.9714	0.970 - 0.9726
PCB-78		33:30	33:27	-2		0.9876	0.9880	0.986 - 0.9890
PCB-81	T	33:57	33:53	-3		1.0007	1.0008	0.999 - 1.0020
PCB-77	T/L	34:30	34:27	-3		1.0007	1.0007	0.999 - 1.0019
PCB-104L		25:56	25:53	-2	15	0.8139	0.8139	0.810 - 0.8199
PCB-95L		28:53	28:51	-1		1.1143	1.1145	1.112 - 1.1179
PCB-101L		31:52	31:48	-3		1.0000	1.0000	0.994 - 1.0065
PCB-111L		34:32	34:29	-2		1.0847	1.0844	1.079 - 1.0891
PCB-123L		36:30	36:27	-3	15	1.1459	1.1462	1.141 - 1.1511
PCB-118L		36:50	36:47	-3	15	1.1562	1.1565	1.151 - 1.1614
PCB-114L		37:21	37:18	-3	15	1.1726	1.1729	1.168 - 1.1780
PCB-105L		38:00	37:57	-3	15	1.1927	1.1931	1.188 - 1.1989
PCB-127L		39:29	39:25	-3		1.0000	1.0000	0.995 - 1.0053
PCB-126L		41:06	41:02	-3	15	1.2900	1.2902	1.285 - 1.2956
PCB-104	L	25:57	25:55	-2		1.0010	1.0010	0.998 - 1.0039
PCB-96		26:19	26:16	-2		1.0147	1.0147	1.013 - 1.0195
PCB-103		28:16	28:13	-3		1.0903	1.0900	1.087 - 1.0912
PCB-94		28:29	28:27	-2		1.0986	1.0988	1.097 - 1.1003
PCB-95		28:55	28:53	-2		1.1153	1.1155	1.113 - 1.1193
PCB-93/100		29:09	29:06	-2		1.1242	1.1244	1.120 - 1.1267
PCB-98/102		29:18	29:15	-3		1.1300	1.1298	1.127 - 1.1336
PCB-88/91		29:48	29:45	-3		1.1492	1.1490	1.143 - 1.1505
PCB-84		30:00	29:58	-2		1.1570	1.1573	1.157 - 1.1603
PCB-89		30:29	30:27	-2		1.1757	1.1760	1.175 - 1.1786
PCB-121		30:55	30:53	-2		1.1924	*1.1927	1.188 - 1.1922
PCB-92		31:17	31:15	-2		0.8570	0.8571	0.856 - 0.8589
PCB-90/101/113		31:52	31:49	-3		1.2292	1.2291	1.224 - 1.2307
PCB-83/99		32:27	32:24	-3		1.2517	1.2517	1.245 - 1.2525
PCB-112		32:34	32:31	-3		1.2561	1.2561	1.254 - 1.2574
PCB-86/87/97/109/119/125		32:57	32:54	-3		1.2709	1.2708	1.265 - 1.2756
PCB-85/116/117		33:41	33:37	-3		1.2988	1.2989	1.293 - 1.3007
PCB-110/115		33:56	33:52	-4		1.3086	1.3082	1.303 - 1.3092
PCB-82		34:10	34:06	-3		1.3175	1.3175	1.316 - 1.3194
PCB-111		34:34	34:31	-3		1.3332	*1.3333	1.329 - 1.3330
PCB-120		35:02	34:58	-3		1.3508	1.3510	1.348 - 1.3514
PCB-108/124		36:10	36:07	-3		1.3948	1.3951	1.390 - 1.3967
PCB-107		36:25	36:21	-4		1.4044	1.4041	1.401 - 1.4049
PCB-123	T	36:32	36:28	-4		1.0007	1.0004	1.000 - 1.0023
PCB-106		36:38	36:35	-3		1.0036	1.0036	1.003 - 1.0057
PCB-118	T	36:51	36:48	-3		1.0004	1.0004	0.999 - 1.0019
PCB-122		37:12	37:09	-3		1.0099	1.0100	1.009 - 1.0117
PCB-114	T	37:23	37:20	-3		1.0007	1.0007	0.999 - 1.0018

Compound	T/L	ICAL RT	CCV RT	Δ RT (secs)	RT Lmt	ICAL RRT	CCV RRT	RRT Limits
PCB-105	T	38:01	37:58	-3		1.0007	1.0007	0.999 - 1.0018
PCB-127		39:31	39:27	-3		1.0399	1.0397	1.037 - 1.0399
PCB-126	T/L	41:07	41:03	-3		1.0003	1.0006	1.000 - 1.0016
PCB-155L		31:39	31:35	-3	15	0.7919	0.7915	0.787 - 0.7951
PCB-153L		38:42	38:40	-2		0.9008	0.9009	0.899 - 0.9028
PCB-138L		39:58	39:54	-3		1.0000	1.0000	0.979 - 1.0208
PCB-167L		42:59	42:55	-3	15	1.0756	1.0754	1.071 - 1.0792
PCB-156L/157L		44:08	44:04	-3	15	1.1043	1.1042	1.100 - 1.1084
PCB-169L		47:21	47:18	-3	15	1.1851	1.1852	1.184 - 1.1864
PCB-155	L	31:39	31:37	-2		1.0004	1.0008	0.998 - 1.0031
PCB-152		31:51	31:48	-3		1.0064	1.0064	1.006 - 1.0096
PCB-150		32:01	31:57	-3		1.0117	1.0117	1.011 - 1.0144
PCB-136		32:22	32:19	-3		1.0229	*1.0230	1.024 - 1.0268
PCB-145		32:40	32:37	-3		1.0326	1.0326	1.033 - 1.0358
PCB-148		34:12	34:09	-3		1.0808	1.0810	1.080 - 1.0830
PCB-135/151		34:46	34:43	-3		1.0989	1.0991	1.099 - 1.1038
PCB-154		35:03	35:00	-3		1.1078	1.1080	1.106 - 1.1107
PCB-144		35:21	35:17	-3		1.1170	1.1172	1.117 - 1.1199
PCB-147/149		35:43	35:39	-3		1.1286	1.1288	1.127 - 1.1326
PCB-134/143		36:01	35:57	-3		1.1381	1.1383	1.136 - 1.1409
PCB-139/140		36:19	36:15	-3		1.1476	1.1478	1.146 - 1.1515
PCB-131		36:30	36:27	-3		1.1538	1.1540	1.154 - 1.1571
PCB-142		36:40	36:37	-3		1.1587	1.1590	1.159 - 1.1621
PCB-132		36:58	36:55	-3		1.1682	1.1685	1.168 - 1.1728
PCB-133		37:29	37:25	-3		1.1843	1.1847	1.184 - 1.1872
PCB-165		37:53	37:50	-3		0.8814	0.8814	0.880 - 0.8825
PCB-146		38:08	38:04	-3		0.8872	0.8872	0.886 - 0.8882
PCB-161		38:16	38:12	-3		0.8902	0.8903	0.889 - 0.8914
PCB-153/168		38:47	38:43	-4		0.9024	0.9022	0.900 - 0.9040
PCB-141		38:56	38:52	-4		0.9060	0.9058	0.905 - 0.9075
PCB-130		39:21	39:17	-3		0.9154	0.9153	0.915 - 0.9172
PCB-137		39:34	39:30	-3		0.9206	0.9205	0.920 - 0.9224
PCB-164		39:41	39:37	-3		0.9233	0.9232	0.923 - 0.9252
PCB-129/138/160/163		40:00	39:57	-3		0.9307	0.9308	0.930 - 0.9349
PCB-158		40:23	40:19	-3		0.9395	0.9394	0.939 - 0.9409
PCB-128/166		41:14	41:10	-3		0.9592	0.9592	0.958 - 0.9617
PCB-159		42:14	42:10	-3		0.9827	0.9826	0.982 - 0.9839
PCB-162		42:31	42:27	-3		0.9894	0.9893	0.988 - 0.9907
PCB-167	T	43:00	42:56	-3		1.0006	1.0006	0.999 - 1.0016
PCB-156/157	T	44:08	44:05	-3		1.0003	1.0003	0.999 - 1.0025
PCB-169	T/L	47:23	47:19	-3		1.0006	1.0006	0.999 - 1.0015
PCB-188L		37:22	37:19	-3	15	0.8208	0.8208	0.817 - 0.8243
PCB-178L		40:24	40:22	-2		0.8877	0.8878	0.884 - 0.8916
PCB-180L		45:32	45:28	-3		1.0000	1.0000	0.996 - 1.0037
PCB-170L		46:47	46:43	-3	15	1.0276	1.0276	1.024 - 1.0317
PCB-189L		49:54	49:50	-4	15	1.0962	1.0961	1.093 - 1.1000

Compound	T/L	ICAL RT	CCV RT	Δ RT (secs)	RT Lmt	ICAL RRT	CCV RRT	RRT Limits
PCB-188	L	37:24	37:21	-3		1.0007	1.0007	1.000 - 1.0022
PCB-179		37:43	37:40	-3		1.0094	1.0095	1.009 - 1.0115
PCB-184		38:16	38:12	-3		1.0238	1.0238	1.023 - 1.0254
PCB-176		38:37	38:33	-4		1.0332	1.0330	1.033 - 1.0351
PCB-186		39:04	39:00	-4		1.0455	1.0452	1.045 - 1.0476
PCB-178		40:27	40:23	-3		1.0822	1.0824	1.081 - 1.0837
PCB-175		41:05	41:02	-3		1.0994	1.0996	1.098 - 1.1008
PCB-187		41:21	41:18	-3		1.1067	1.1066	1.106 - 1.1082
PCB-182		41:34	41:30	-3		1.1123	1.1122	1.111 - 1.1137
PCB-183/185		41:58	41:54	-3		1.1231	*1.1230	1.123 - 1.1260
PCB-174		42:12	42:08	-3		1.1294	1.1293	1.129 - 1.1313
PCB-177		42:38	42:35	-3		1.1410	1.1413	1.140 - 1.1430
PCB-181		43:02	42:59	-3		1.1515	1.1518	1.151 - 1.1535
PCB-171/173		43:15	43:12	-3		1.1574	1.1577	1.156 - 1.1602
PCB-172		44:54	44:50	-3		0.8997	0.8997	0.899 - 0.9008
PCB-192		45:10	45:07	-3		0.9052	0.9052	0.904 - 0.9060
PCB-180/193		45:30	45:26	-3		0.9117	0.9118	0.911 - 0.9130
PCB-191		45:54	45:51	-3		0.9198	0.9199	0.919 - 0.9209
PCB-170		46:48	46:45	-3		0.9379	0.9380	0.937 - 0.9392
PCB-190		47:20	47:16	-3		0.9484	0.9485	0.948 - 0.9496
PCB-189	T/L	49:55	49:51	-3		1.0003	1.0005	0.999 - 1.0013
PCB-202L		42:45	42:41	-3	15	0.8215	0.8216	0.819 - 0.8249
PCB-194L		52:02	51:57	-4		1.0000	1.0000	0.996 - 1.0040
PCB-205L		52:29	52:26	-3	15	1.0088	1.0091	1.004 - 1.0138
PCB-202	L	42:46	42:43	-3		1.0006	1.0006	0.999 - 1.0027
PCB-201		43:42	43:38	-3		1.0223	1.0221	1.020 - 1.0237
PCB-204		44:23	44:19	-3		1.0382	1.0380	1.036 - 1.0388
PCB-197		44:36	44:33	-3		1.0434	1.0435	1.042 - 1.0445
PCB-200		44:42	44:38	-3		1.0459	1.0456	1.045 - 1.0473
PCB-198/199		47:30	47:25	-4		1.1113	1.1109	1.109 - 1.1132
PCB-196		48:11	48:07	-3		0.9179	0.9177	0.917 - 0.9189
PCB-203		48:22	48:19	-3		0.9217	0.9215	0.921 - 0.9226
PCB-195		49:41	49:37	-4		0.9467	0.9463	0.946 - 0.9481
PCB-194		52:02	51:59	-3		0.9915	0.9915	0.991 - 0.9926
PCB-205	L	52:31	52:27	-3		1.0005	1.0005	0.999 - 1.0013
PCB-208L		49:26	49:22	-3	15	0.9501	0.9503	0.947 - 0.9534
PCB-206L		54:15	54:11	-4	15	1.0428	1.0429	1.038 - 1.0472
PCB-208	L	49:28	49:24	-3		1.0005	1.0005	0.999 - 1.0013
PCB-207		50:24	50:20	-4		1.0196	1.0193	1.019 - 1.0205
PCB-206	L	54:17	54:13	-4		1.0005	1.0005	1.000 - 1.0015
PCB-209L		55:54	55:50	-4	15	1.0746	1.0747	1.069 - 1.0784
DCB Decachlorobiphenyl	L	55:56	55:51	-4		1.0005	1.0002	0.999 - 1.0012

Eurofins TestAmerica, Knoxville

Data File:	\\chromna\Knoxville\ChromData\D3D\20190904-12947.b\d4190904s1.d		
Injection Date:	04-Sep-2019 10:04:00	Injection Vol:	1.0 ul
Instrument ID:	D3D	Operator ID:	Xcalibur_System
Method:	PCBs_D3D	Limit Group:	HR - 1668A - ICAL
Client ID:			
Worklist#:	33248	Sample Line#:	1
Column Type:	SPB-Octyl	Column Dia:	0.25 mm

MoPCB F1

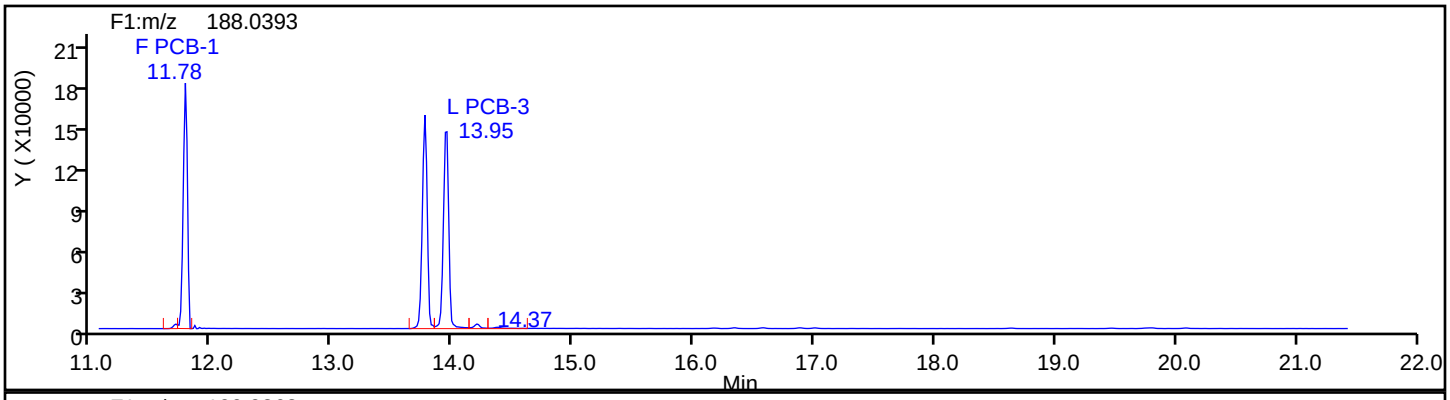

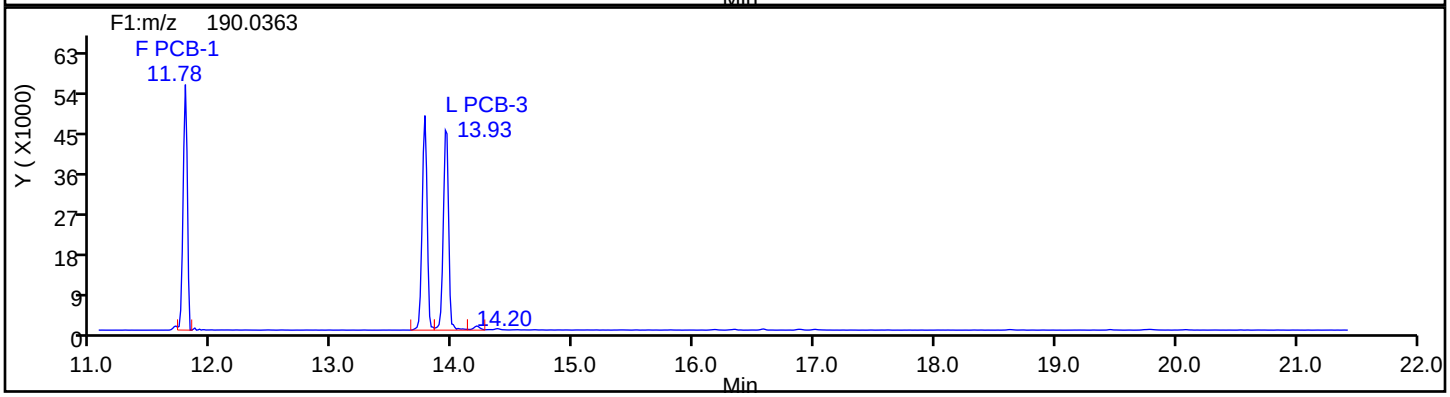

MoPCB F1 Standards

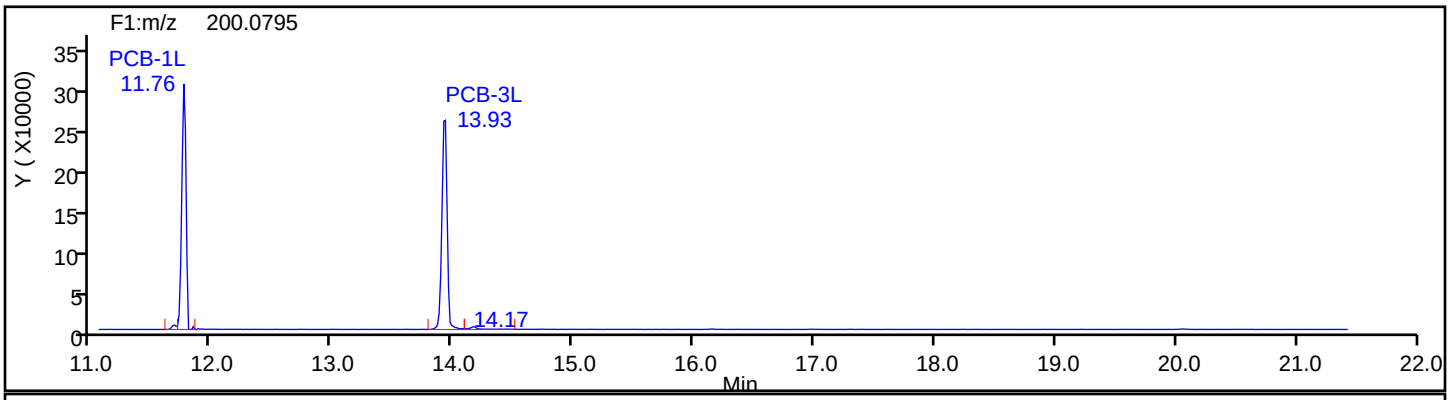

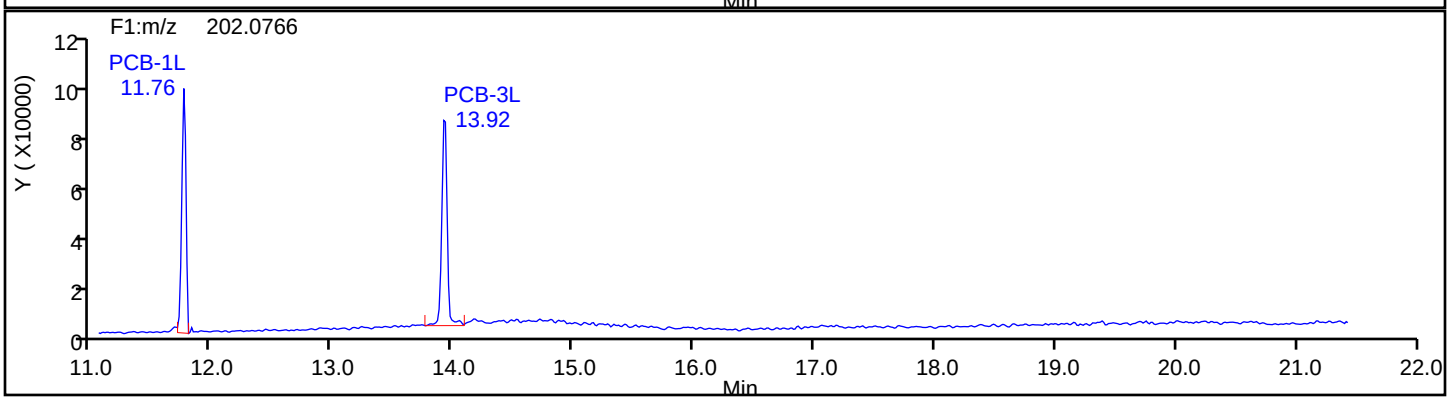

Eurofins TestAmerica, Knoxville

Data File:	\\chromna\Knoxville\ChromData\D3D\20190904-12947.b\d4190904s1.d		
Injection Date:	04-Sep-2019 10:04:00	Injection Vol:	1.0 ul
Instrument ID:	D3D	Operator ID:	Xcalibur_System
Method:	PCBs_D3D	Limit Group:	HR - 1668A - ICAL
Client ID:			
Worklist#:	33248	Sample Line#:	1
Column Type:	SPB-Octyl	Column Dia:	0.25 mm

MoPCB F1

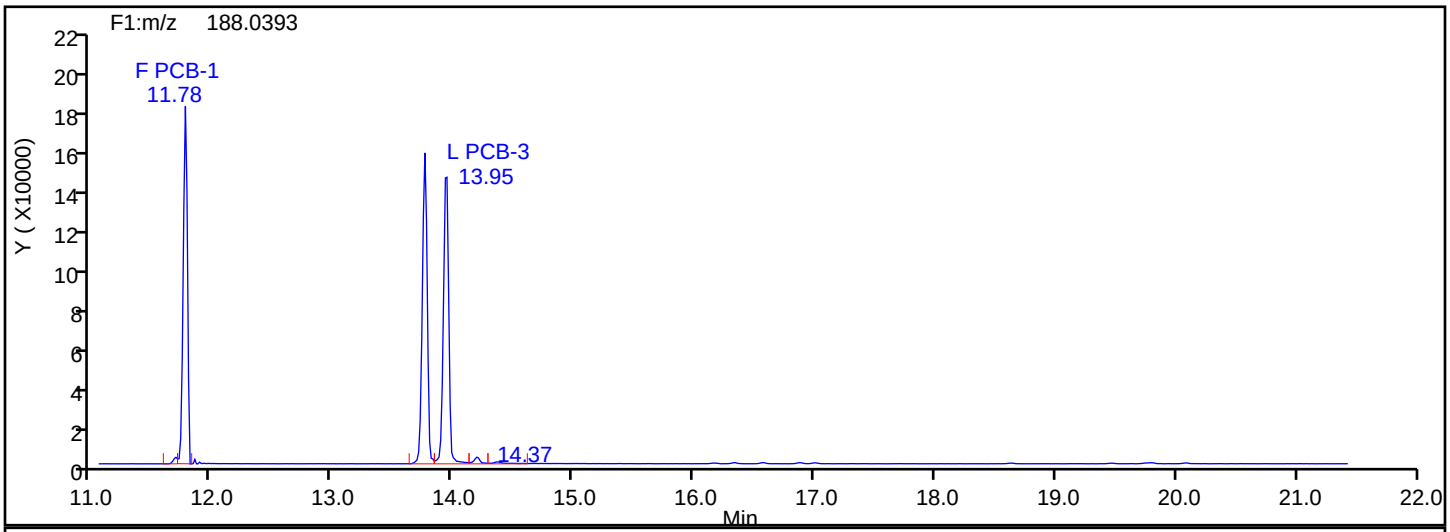

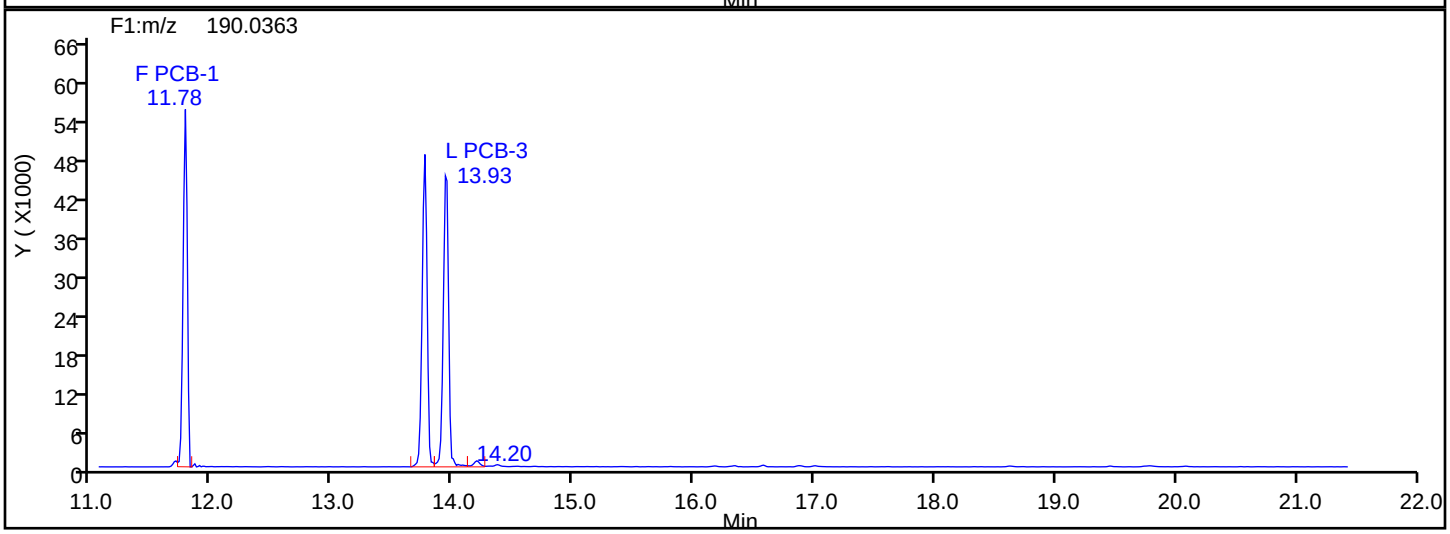

MoPCB F1 Lock Mass

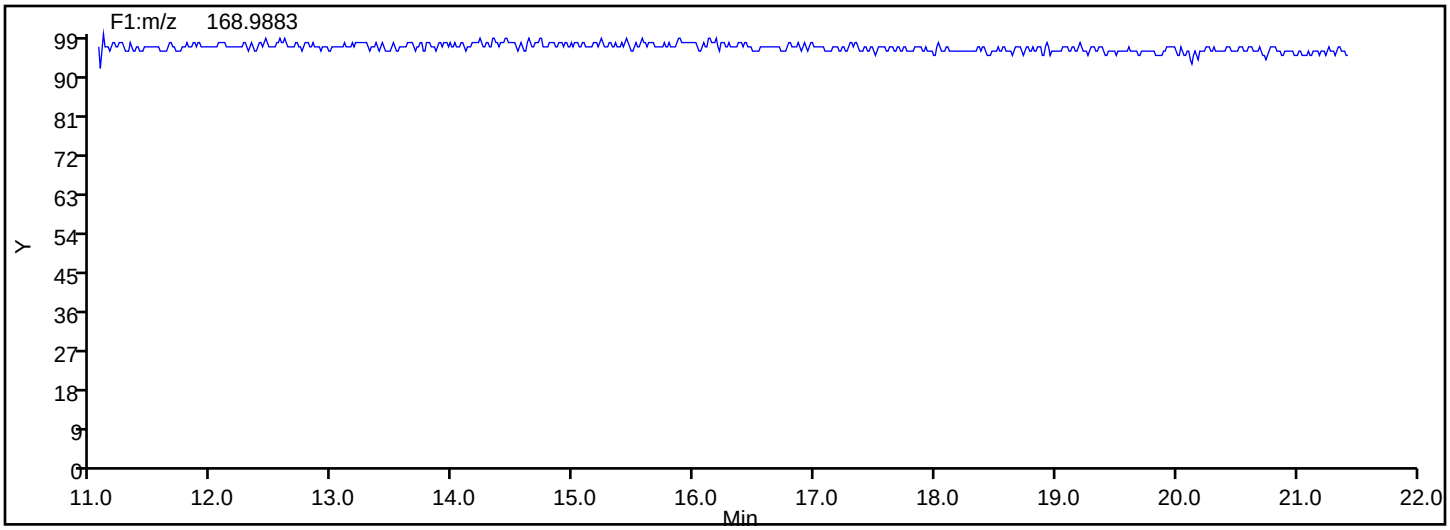

Eurofins TestAmerica, Knoxville

Data File:	\\chromna\Knoxville\ChromData\D3D\20190904-12947.b\d4190904s1.d		
Injection Date:	04-Sep-2019 10:04:00	Injection Vol:	1.0 ul
Instrument ID:	D3D	Operator ID:	Xcalibur_System
Method:	PCBs_D3D	Limit Group:	HR - 1668A - ICAL
Client ID:			
Worklist#:	33248	Sample Line#:	1
Column Type:	SPB-Octyl	Column Dia:	0.25 mm

DiPCB F1

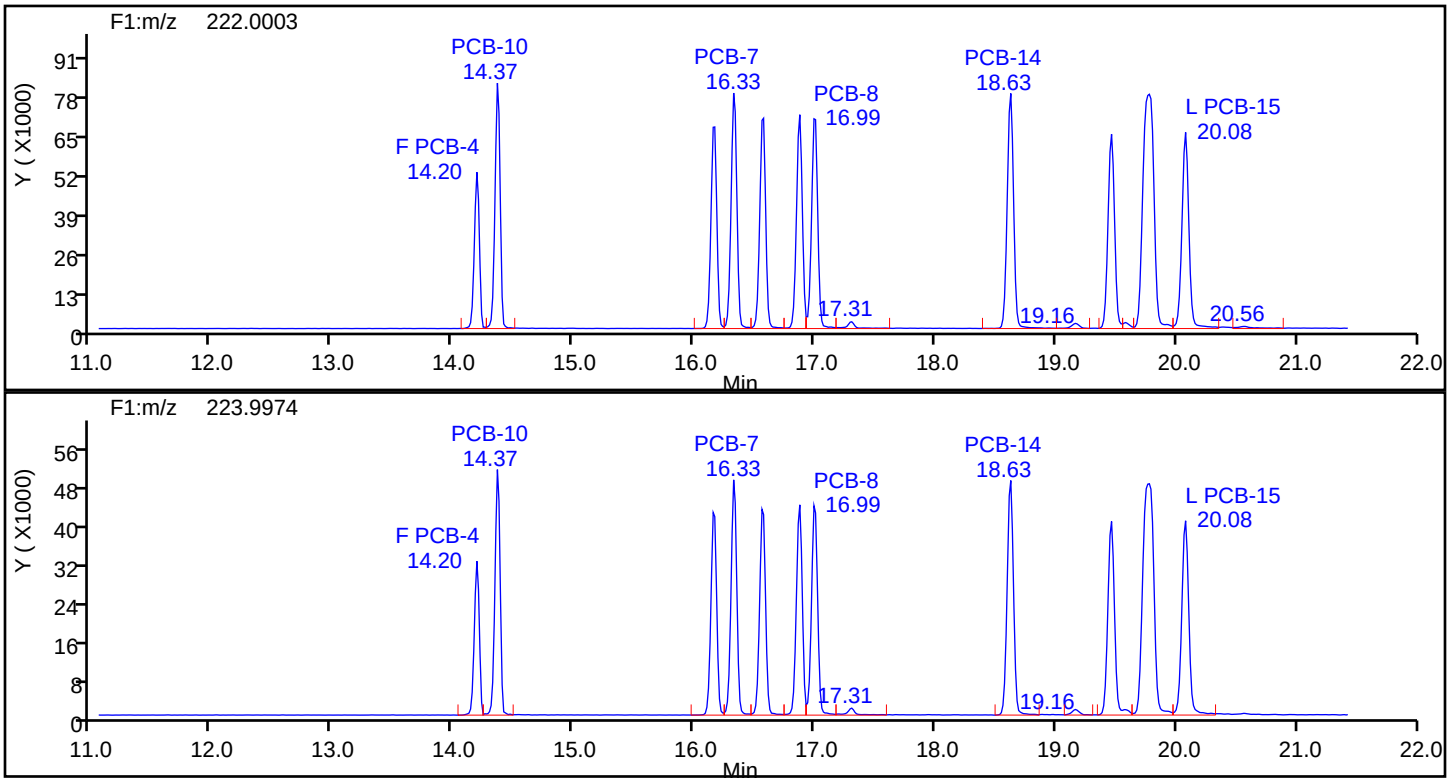

DiPCB F1 Standards

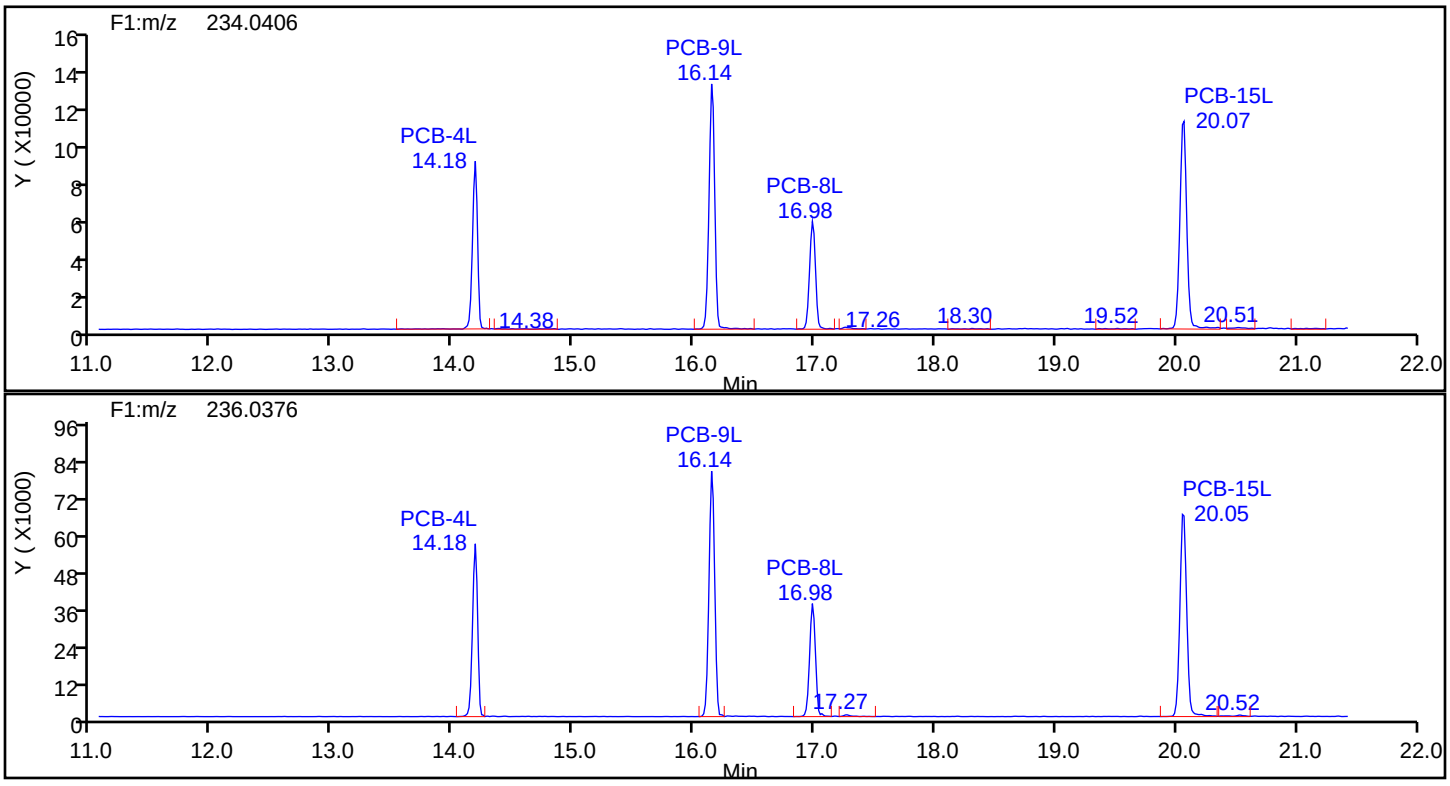

Eurofins TestAmerica, Knoxville

Data File:	\\chromna\Knoxville\ChromData\D3D\20190904-12947.b\d4190904s1.d		
Injection Date:	04-Sep-2019 10:04:00	Injection Vol:	1.0 ul
Instrument ID:	D3D	Operator ID:	Xcalibur_System
Method:	PCBs_D3D	Limit Group:	HR - 1668A - ICAL
Client ID:			
Worklist#:	33248	Sample Line#:	1
Column Type:	SPB-Octyl	Column Dia:	0.25 mm

DiPCB F1

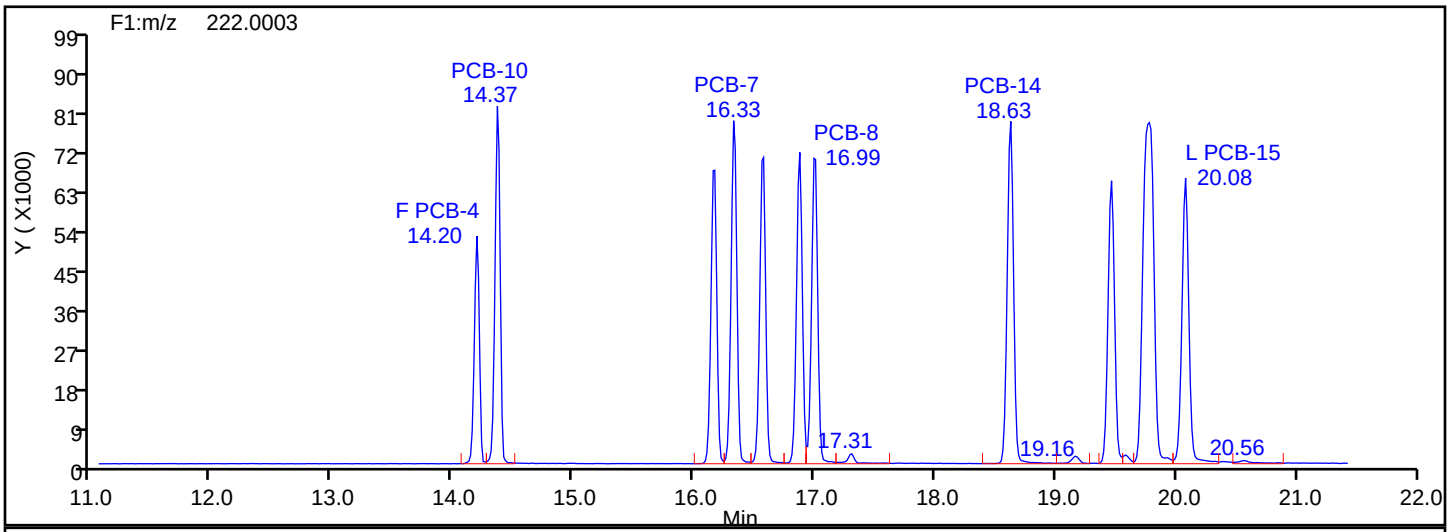

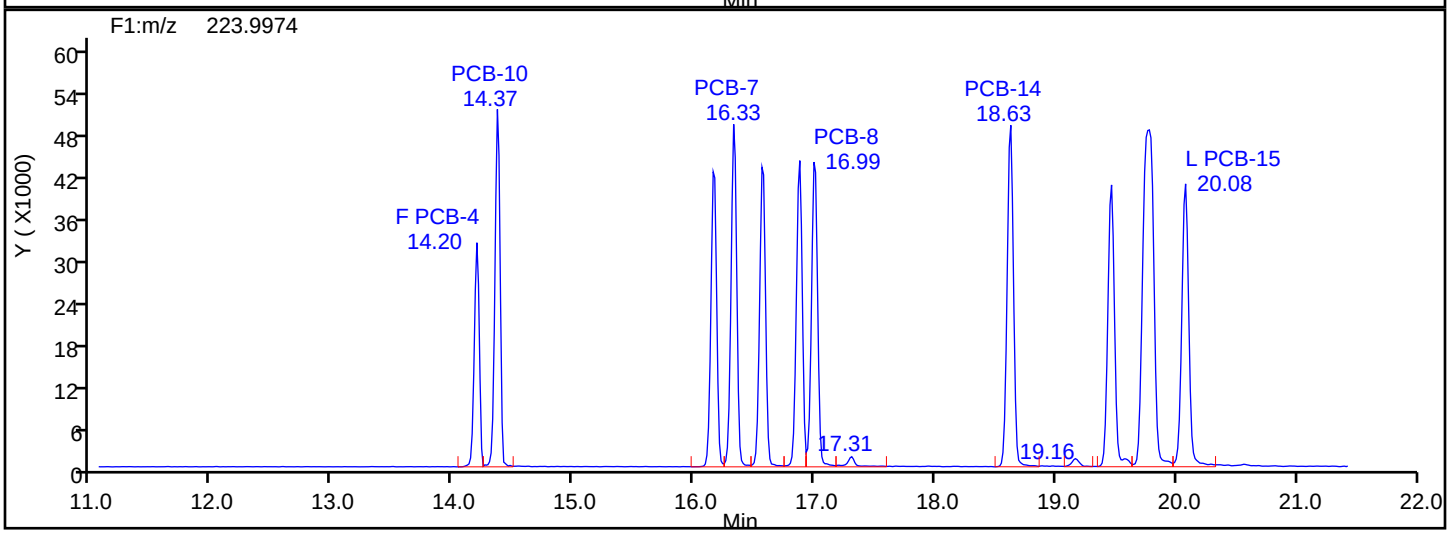

DiPCB F1 Lock Mass

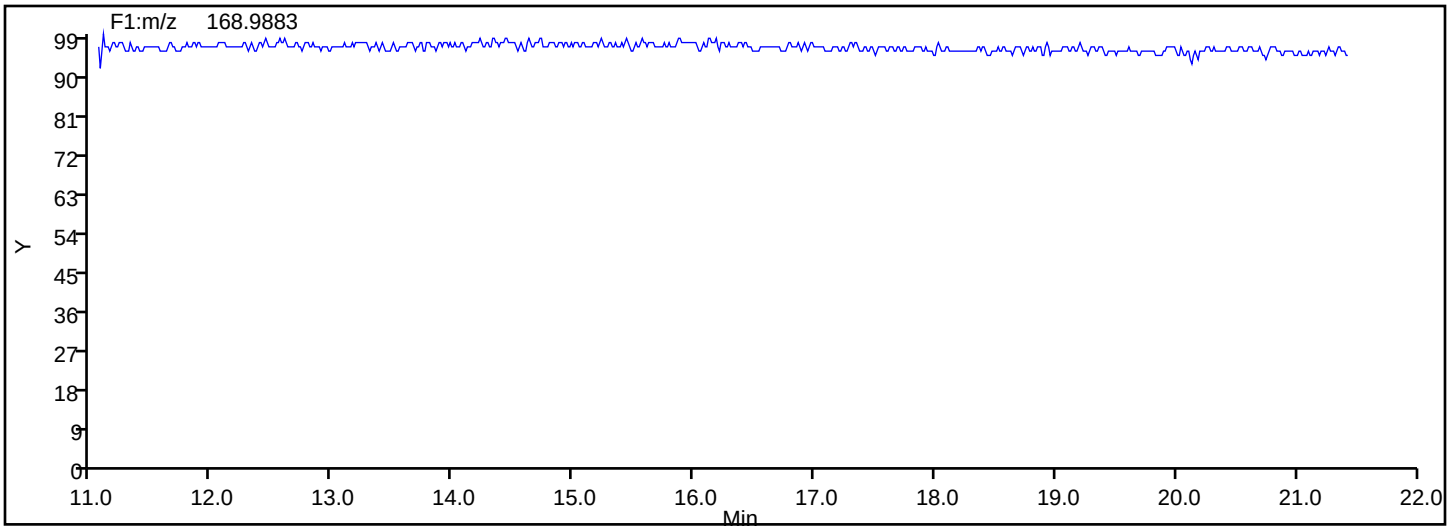

Eurofins TestAmerica, Knoxville

Data File:	\\chromna\Knoxville\ChromData\D3D\20190904-12947.b\d4190904s1.d		
Injection Date:	04-Sep-2019 10:04:00	Injection Vol:	1.0 ul
Instrument ID:	D3D	Operator ID:	Xcalibur_System
Method:	PCBs_D3D	Limit Group:	HR - 1668A - ICAL
Client ID:			
Worklist#:	33248	Sample Line#:	1
Column Type:	SPB-Octyl	Column Dia:	0.25 mm

TriPCB F1

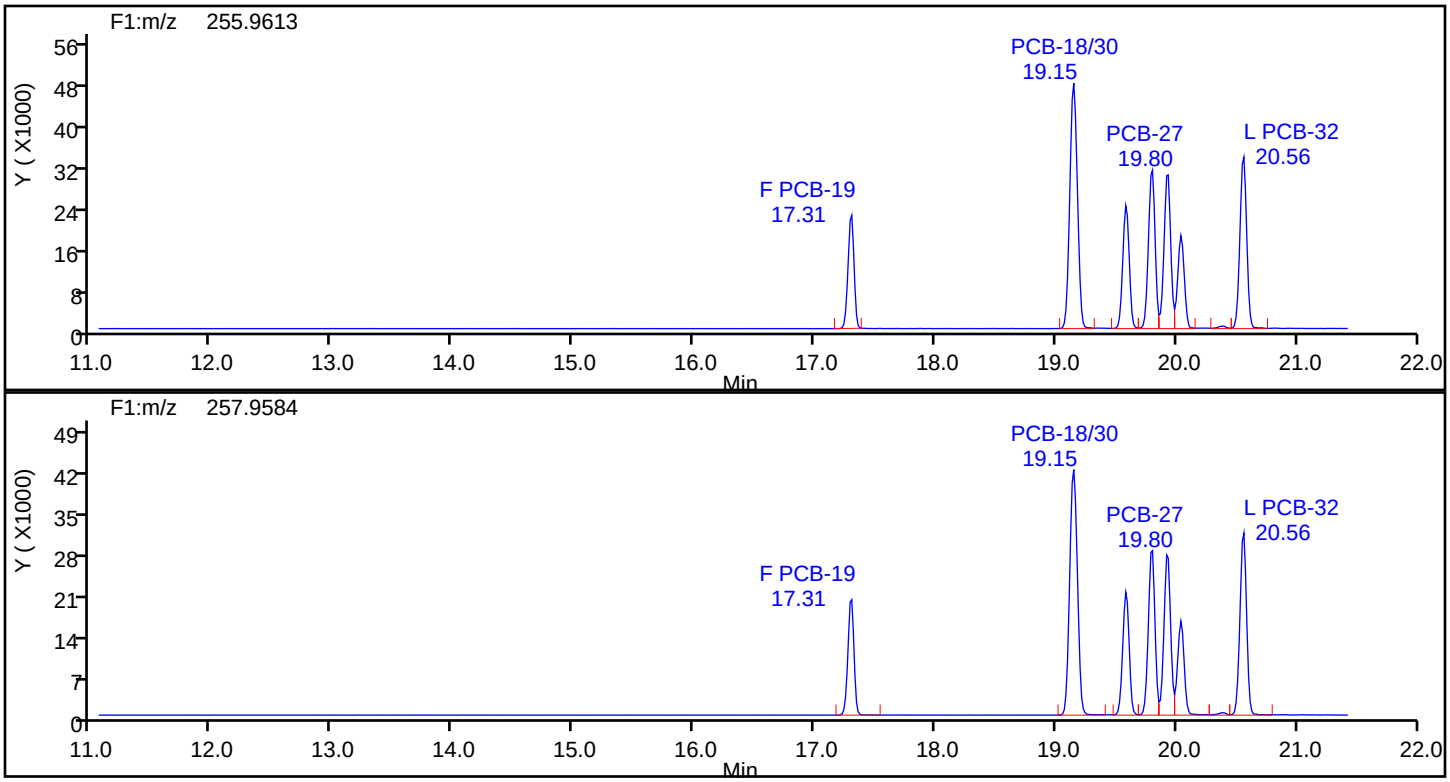

TriPCB F1 Standards

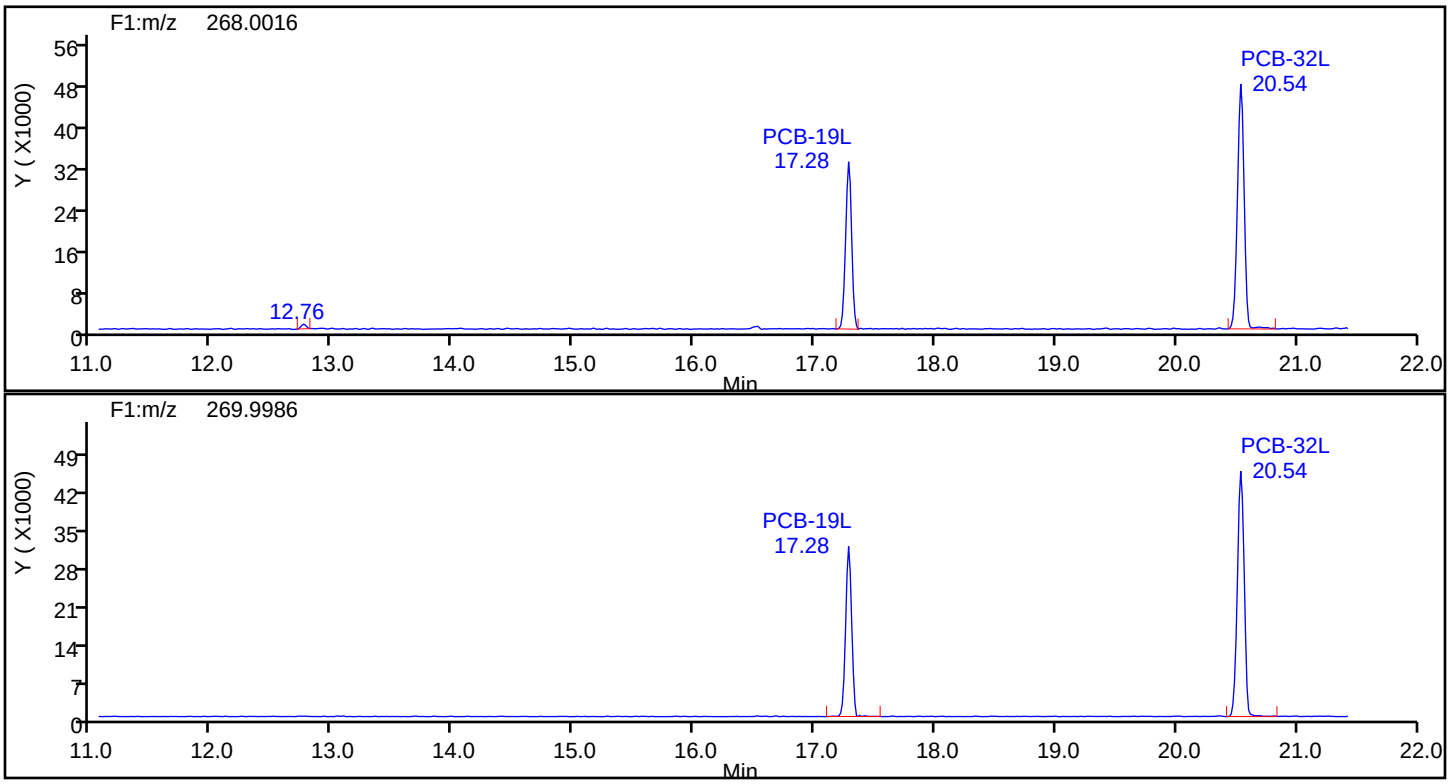

Eurofins TestAmerica, Knoxville

Data File:	\\chromna\Knoxville\ChromData\D3D\20190904-12947.b\d4190904s1.d		
Injection Date:	04-Sep-2019 10:04:00	Injection Vol:	1.0 ul
Instrument ID:	D3D	Operator ID:	Xcalibur_System
Method:	PCBs_D3D	Limit Group:	HR - 1668A - ICAL
Client ID:			
Worklist#:	33248	Sample Line#:	1
Column Type:	SPB-Octyl	Column Dia:	0.25 mm

TriPCB F1

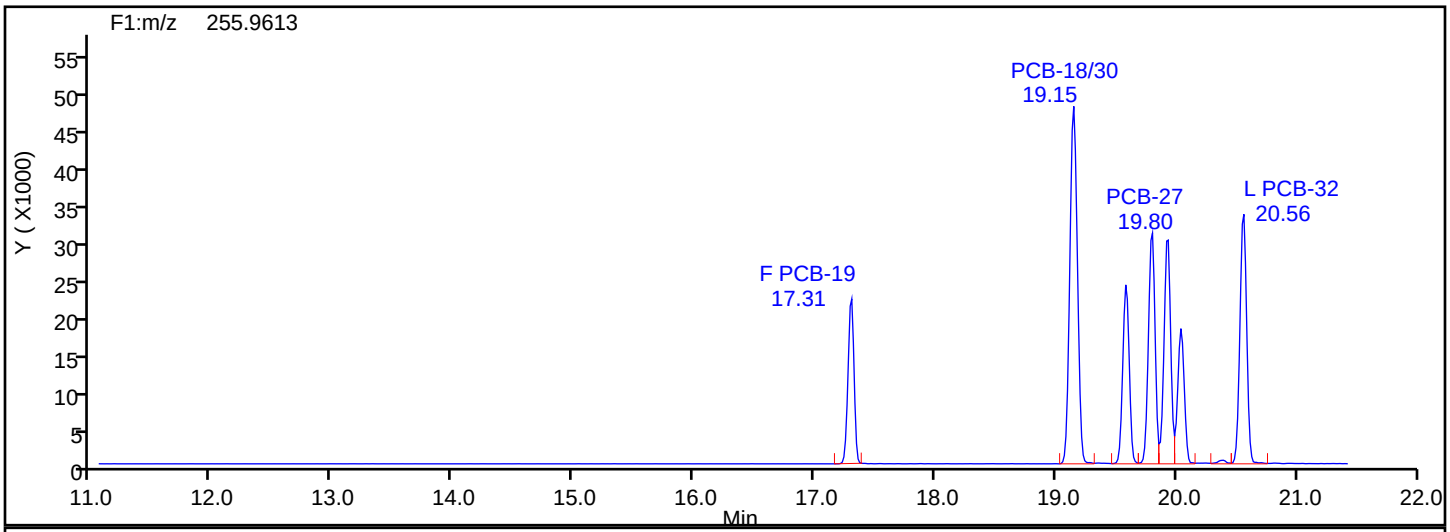

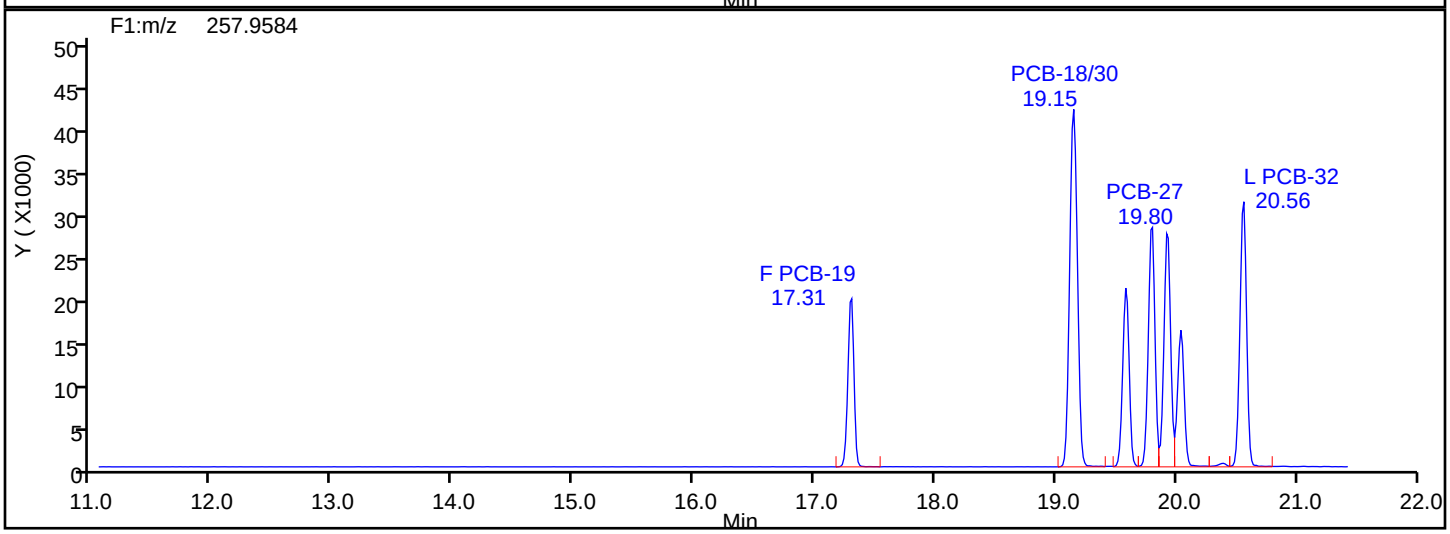

TriPCB F1 Lock Mass

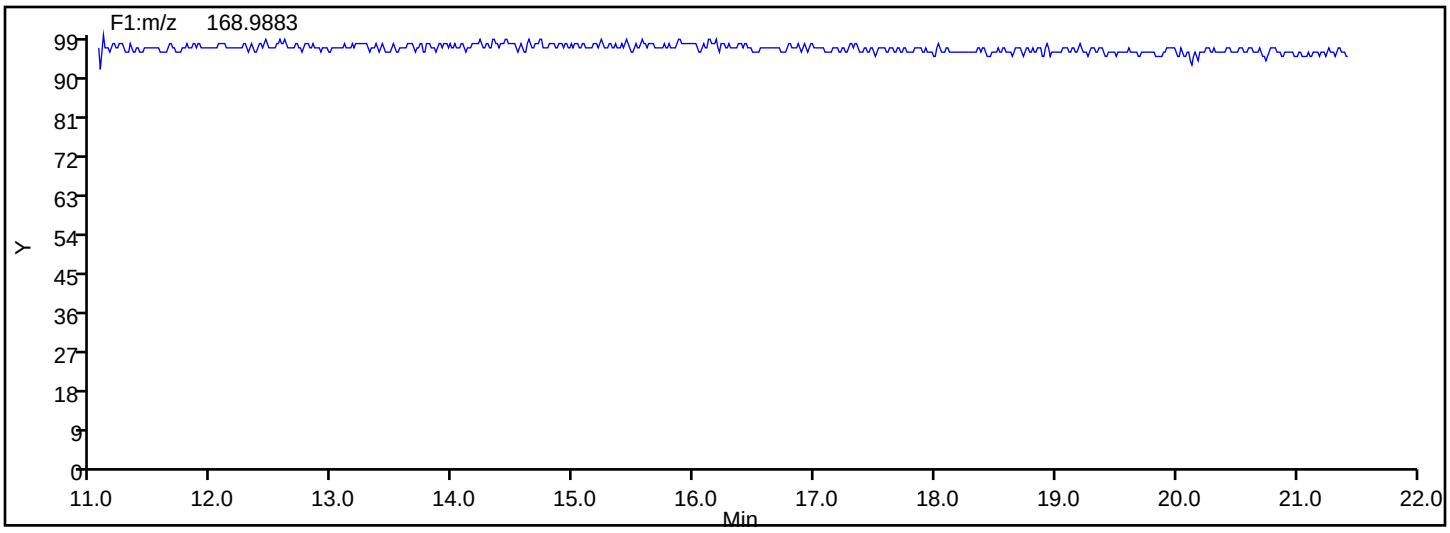

Eurofins TestAmerica, Knoxville

Data File:	\\chromna\Knoxville\ChromData\D3D\20190904-12947.b\d4190904s1.d		
Injection Date:	04-Sep-2019 10:04:00	Injection Vol:	1.0 ul
Instrument ID:	D3D	Operator ID:	Xcalibur_System
Method:	PCBs_D3D	Limit Group:	HR - 1668A - ICAL
Client ID:			
Worklist#:	33248	Sample Line#:	1
Column Type:	SPB-Octyl	Column Dia:	0.25 mm

TriPCB F2

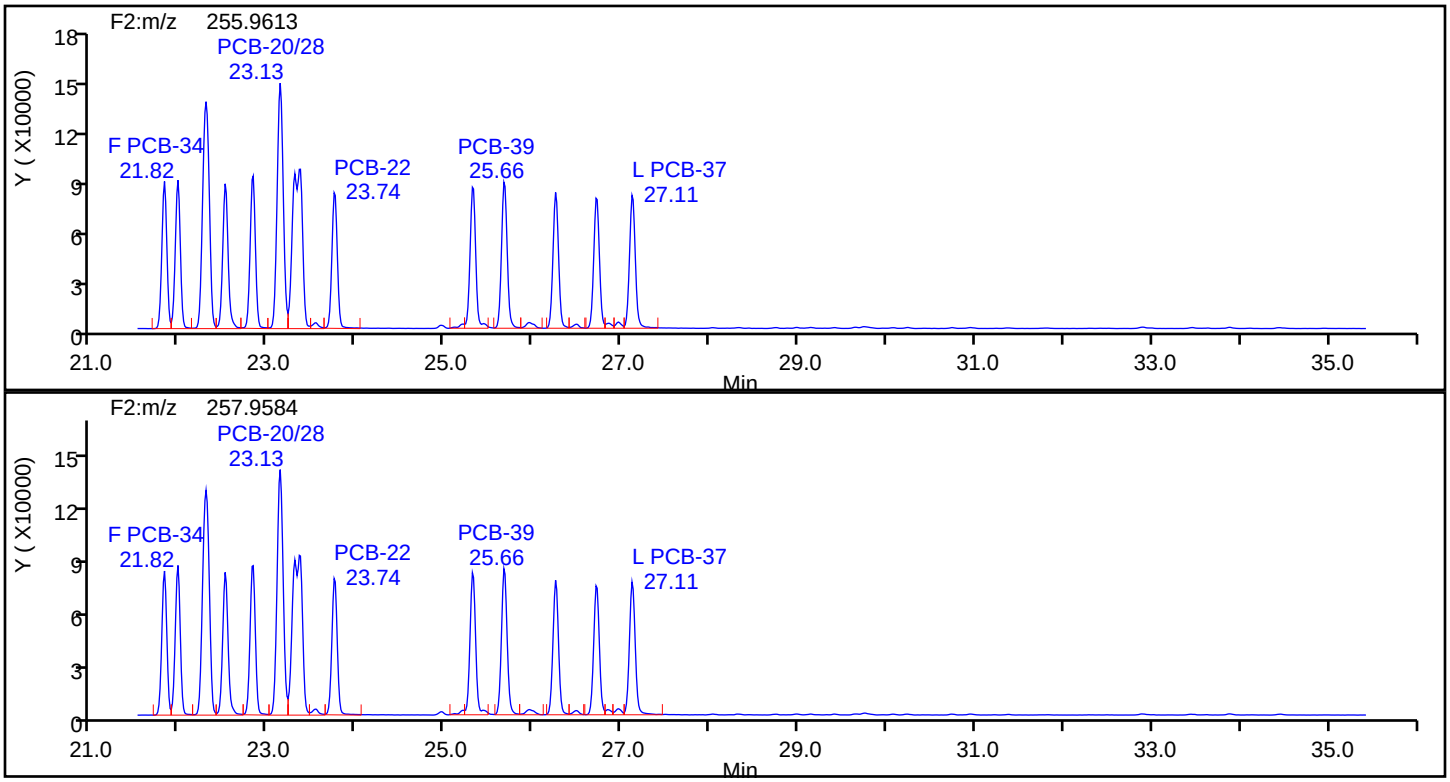

TriPCB F2 Standards

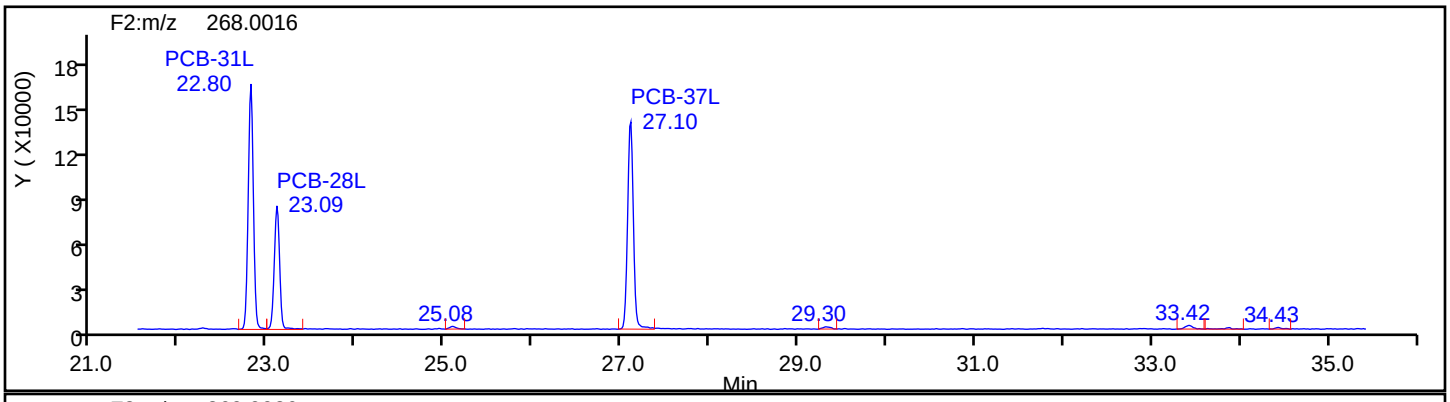

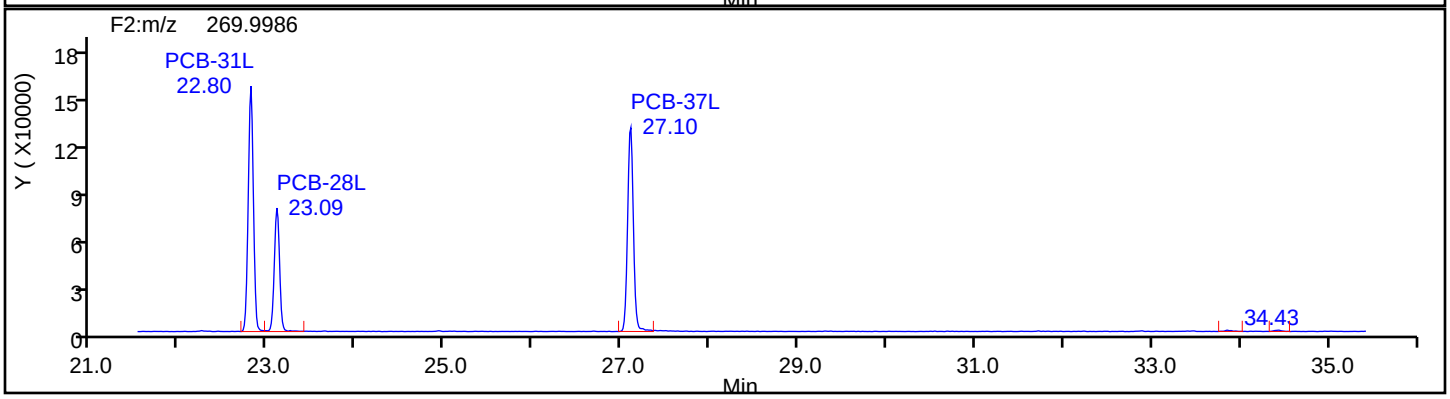

Eurofins TestAmerica, Knoxville

Data File:	\\chromna\Knoxville\ChromData\D3D\20190904-12947.b\d4190904s1.d		
Injection Date:	04-Sep-2019 10:04:00	Injection Vol:	1.0 ul
Instrument ID:	D3D	Operator ID:	Xcalibur_System
Method:	PCBs_D3D	Limit Group:	HR - 1668A - ICAL
Client ID:			
Worklist#:	33248	Sample Line#:	1
Column Type:	SPB-Octyl	Column Dia:	0.25 mm

TriPCB F2

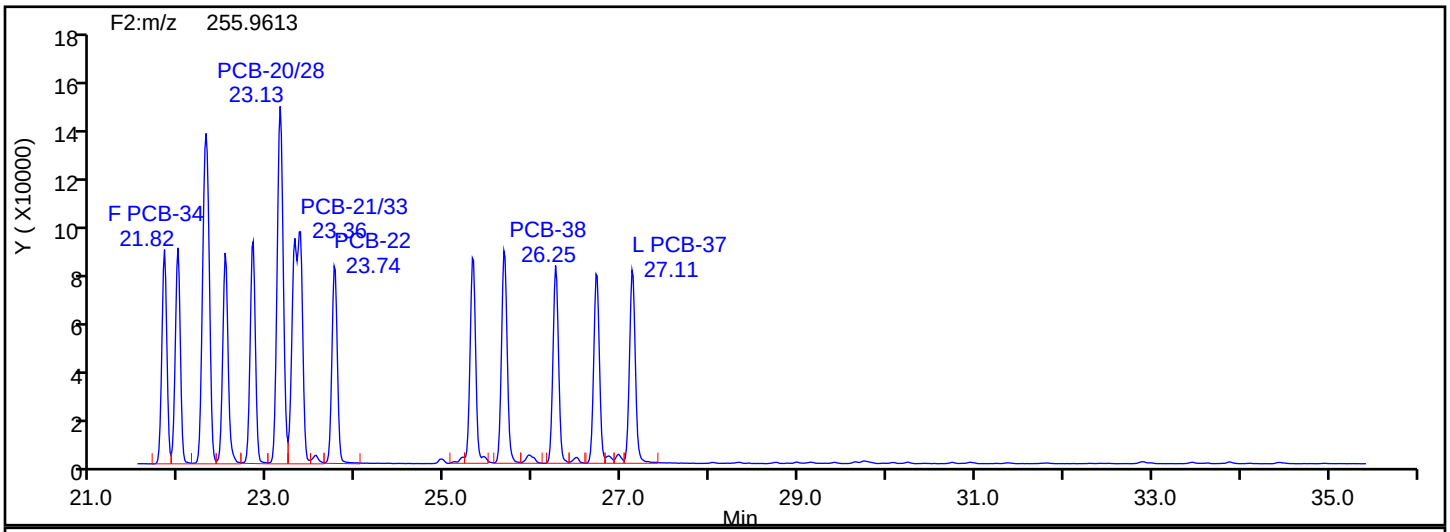

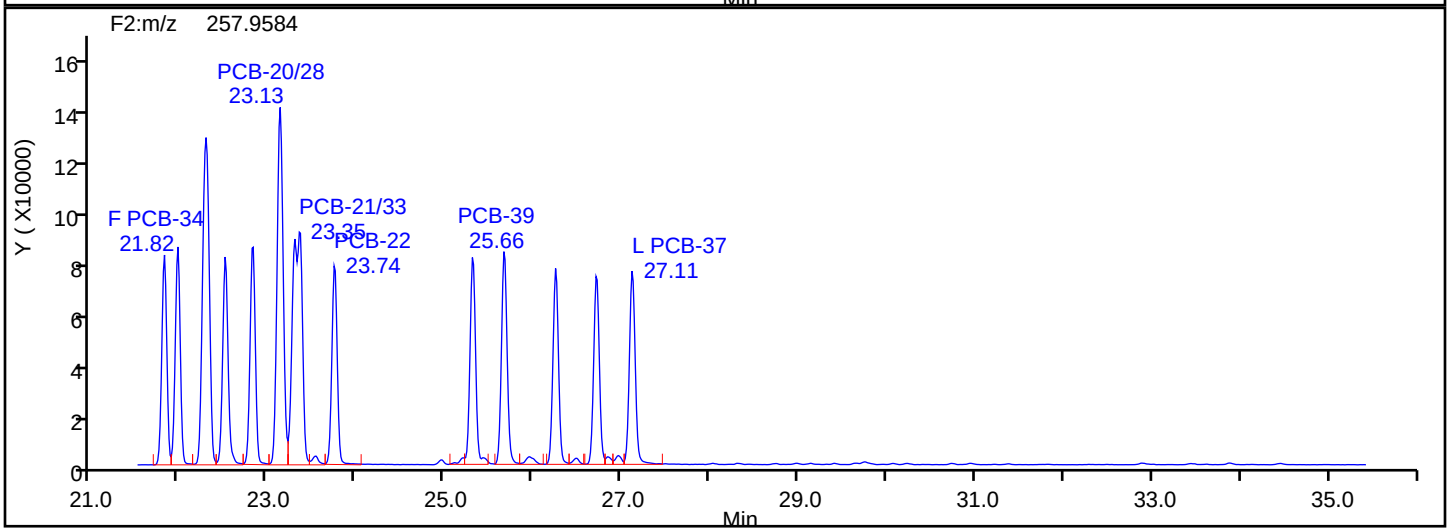

TriPCB F2 Lock Mass

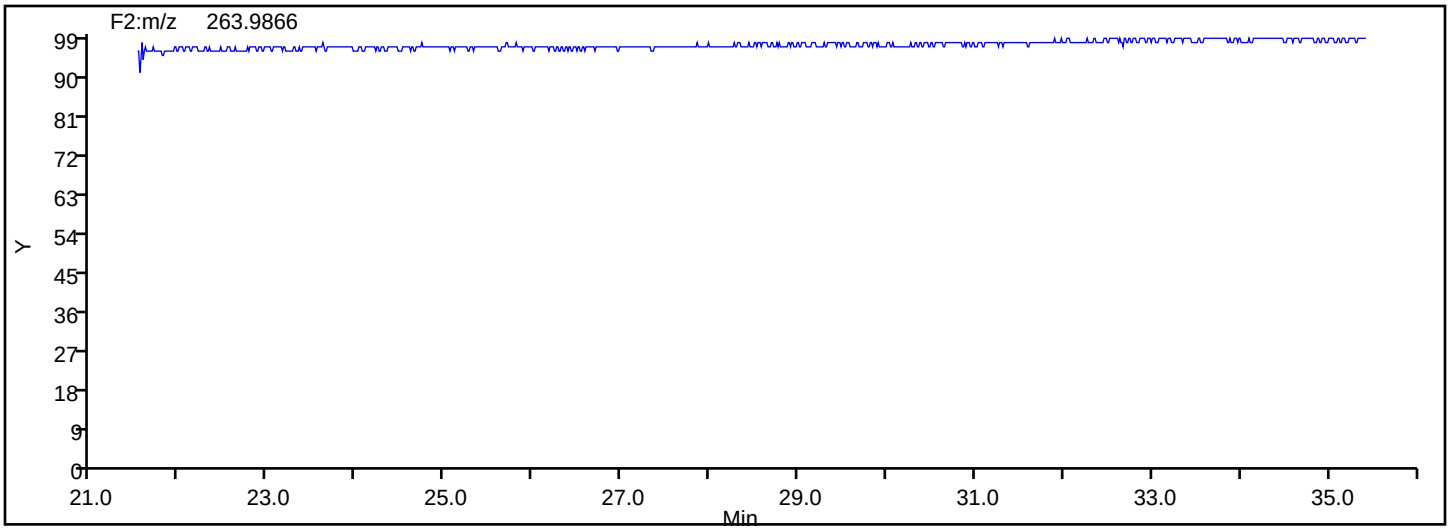

Eurofins TestAmerica, Knoxville

Data File:	\\chromna\Knoxville\ChromData\D3D\20190904-12947.b\d4190904s1.d		
Injection Date:	04-Sep-2019 10:04:00	Injection Vol:	1.0 ul
Instrument ID:	D3D	Operator ID:	Xcalibur_System
Method:	PCBs_D3D	Limit Group:	HR - 1668A - ICAL
Client ID:			
Worklist#:	33248	Sample Line#:	1
Column Type:	SPB-Octyl	Column Dia:	0.25 mm

TePCB F1

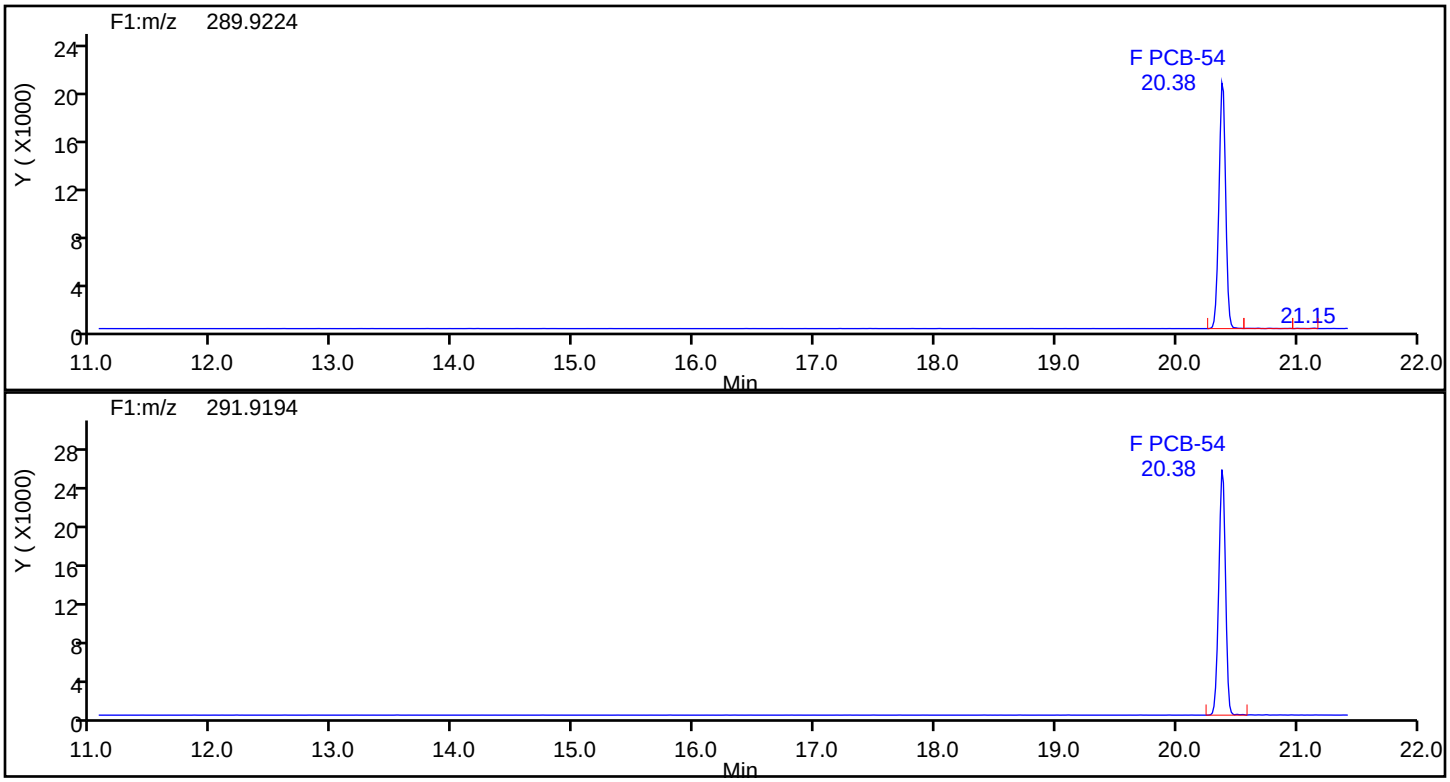

TePCB F1 Standards

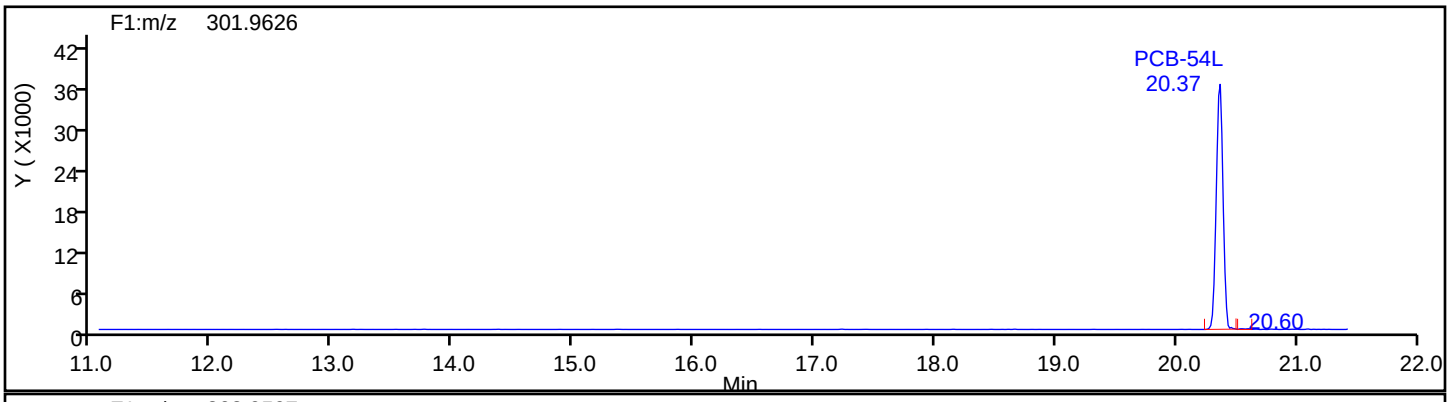

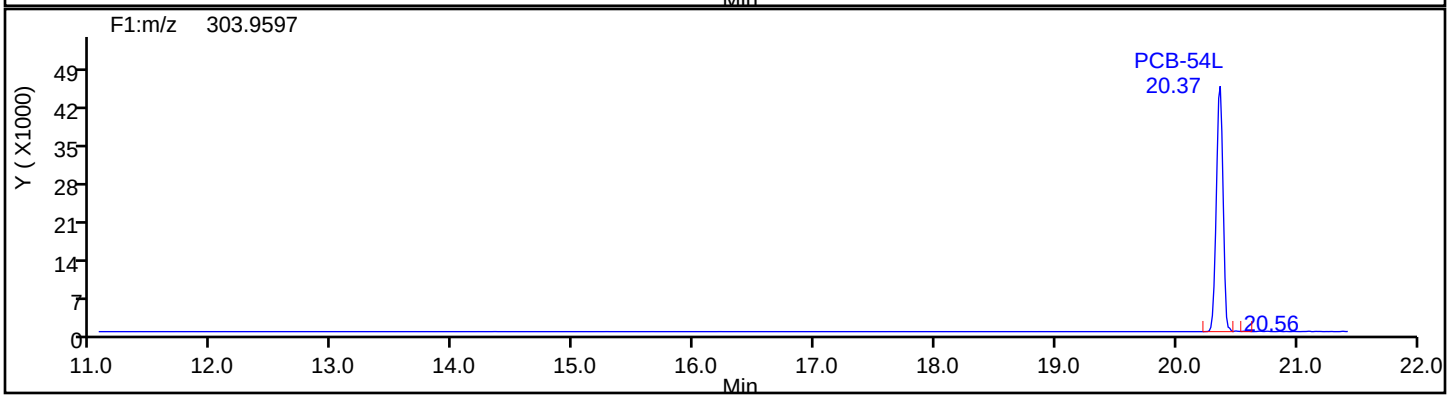

Eurofins TestAmerica, Knoxville

Data File:	\\chromna\Knoxville\ChromData\D3D\20190904-12947.b\d4190904s1.d		
Injection Date:	04-Sep-2019 10:04:00	Injection Vol:	1.0 ul
Instrument ID:	D3D	Operator ID:	Xcalibur_System
Method:	PCBs_D3D	Limit Group:	HR - 1668A - ICAL
Client ID:			
Worklist#:	33248	Sample Line#:	1
Column Type:	SPB-Octyl	Column Dia:	0.25 mm

TePCB F1

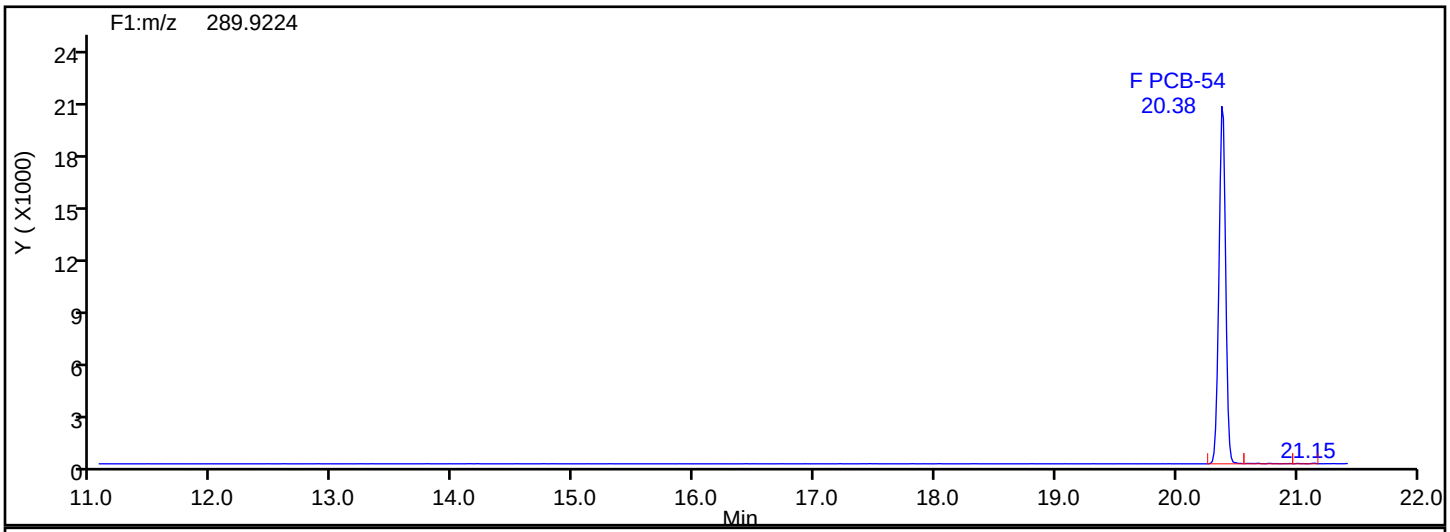

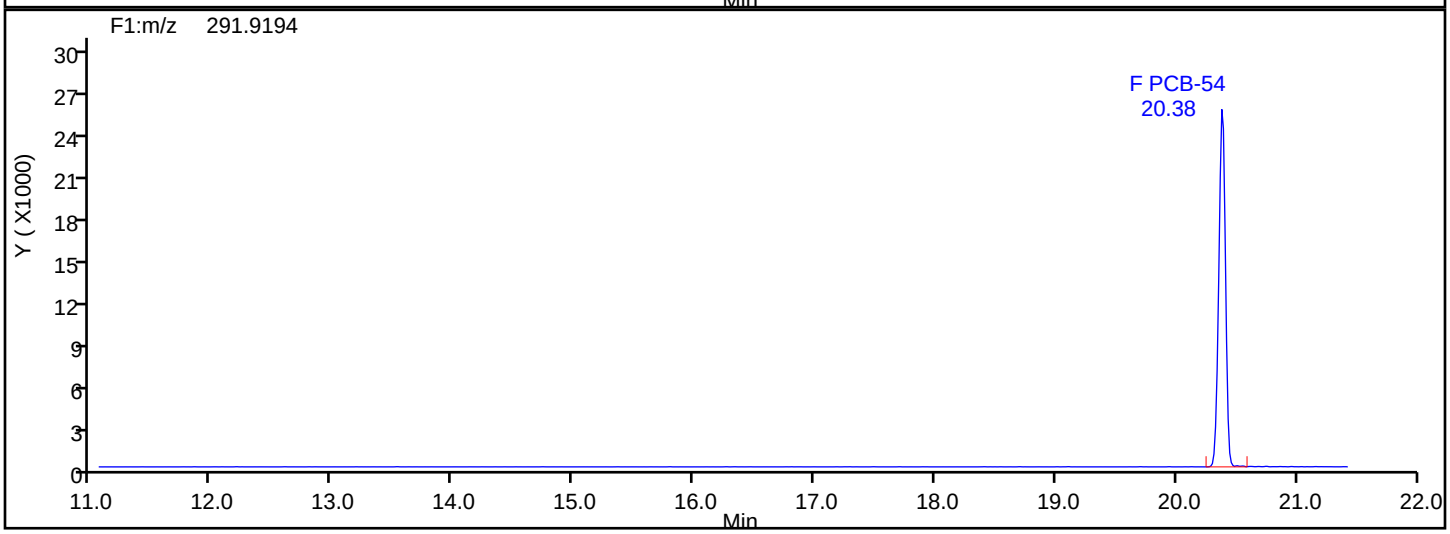

TePCB F1 Lock Mass

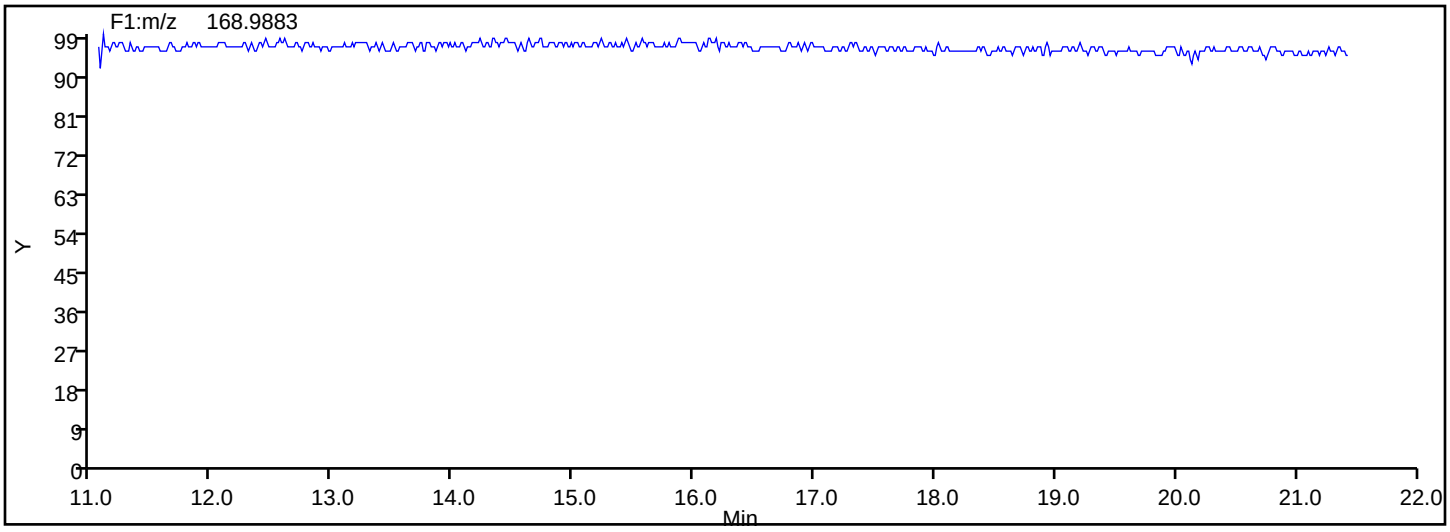

Report Date: 04-Sep-2019 13:01:14 Chrom Revision: 2.3 22-Aug-2019 12:55:36

Eurofins TestAmerica, Knoxville

Data File:	\\chromna\Knoxville\ChromData\D3D\20190904-12947.b\d4190904s1.d		
Injection Date:	04-Sep-2019 10:04:00	Injection Vol:	1.0 ul
Instrument ID:	D3D	Operator ID:	Xcalibur_System
Method:	PCBs_D3D	Limit Group:	HR - 1668A - ICAL
Client ID:			
Worklist#:	33248	Sample Line#:	1
Column Type:	SPB-Octyl	Column Dia:	0.25 mm

TePCB F2

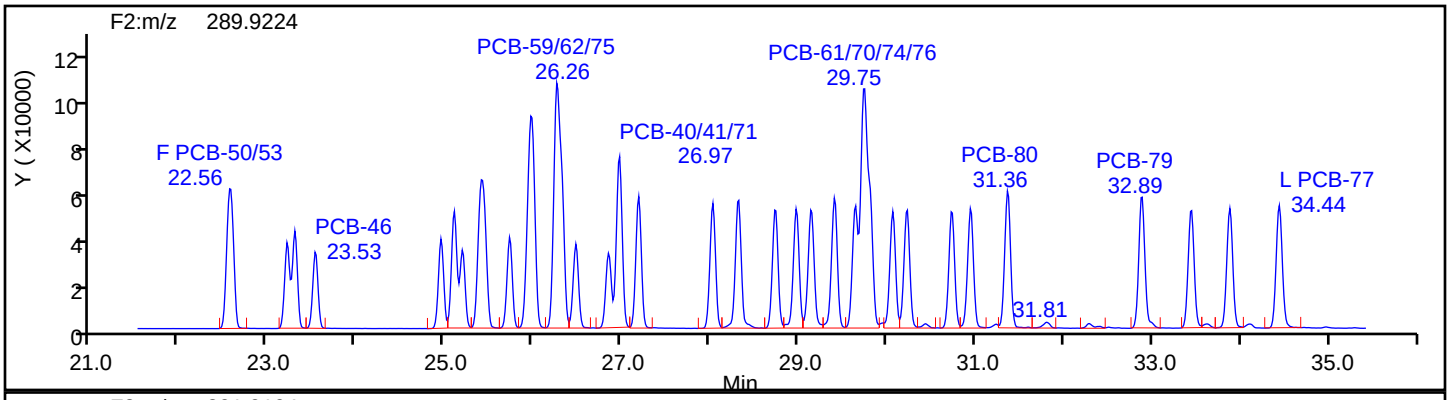

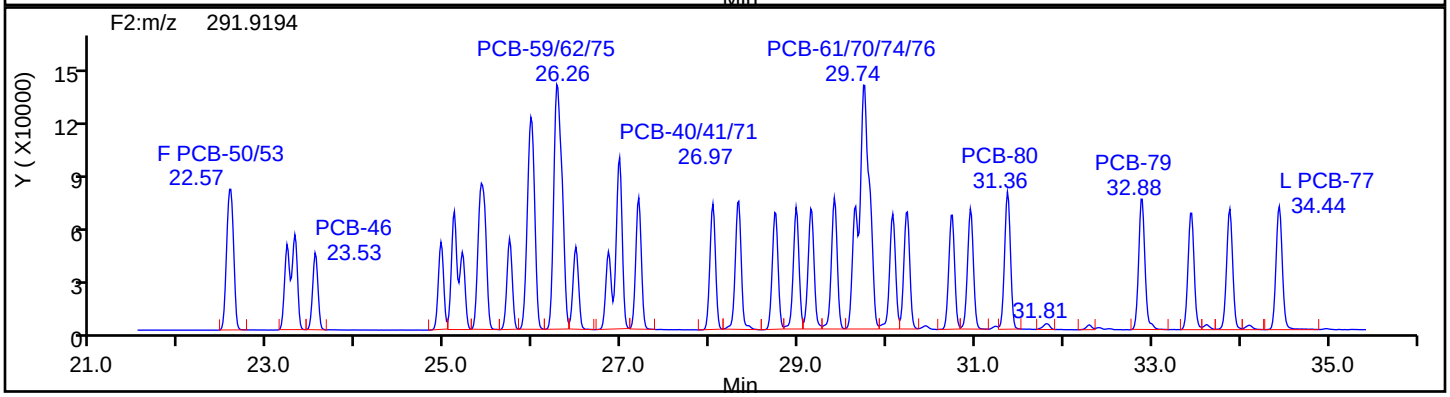

TePCB F2 Standards

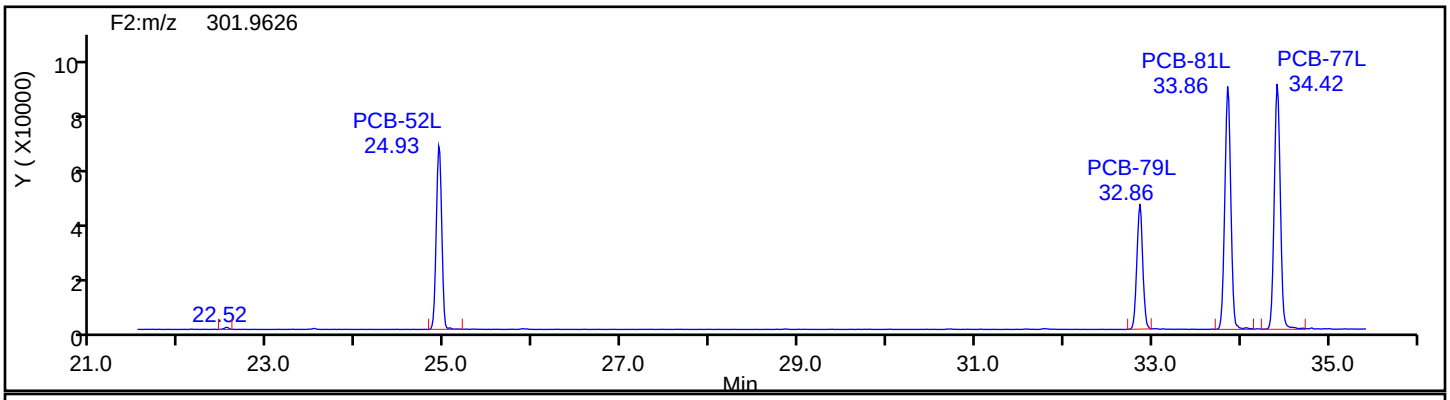

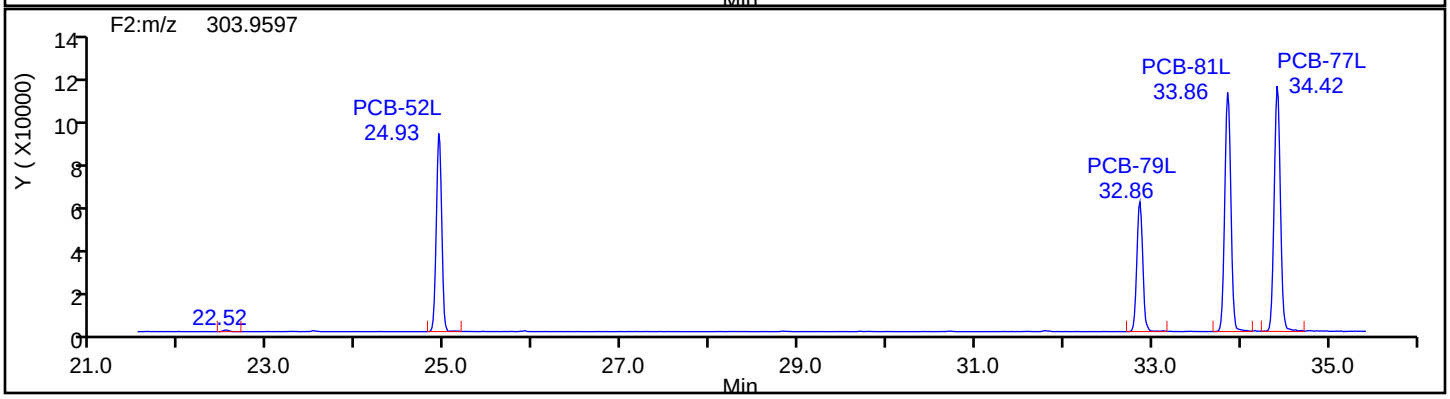

Eurofins TestAmerica, Knoxville

Data File:	\\chromna\Knoxville\ChromData\D3D\20190904-12947.b\d4190904s1.d		
Injection Date:	04-Sep-2019 10:04:00	Injection Vol:	1.0 ul
Instrument ID:	D3D	Operator ID:	Xcalibur_System
Method:	PCBs_D3D	Limit Group:	HR - 1668A - ICAL
Client ID:			
Worklist#:	33248	Sample Line#:	1
Column Type:	SPB-Octyl	Column Dia:	0.25 mm

TePCB F2

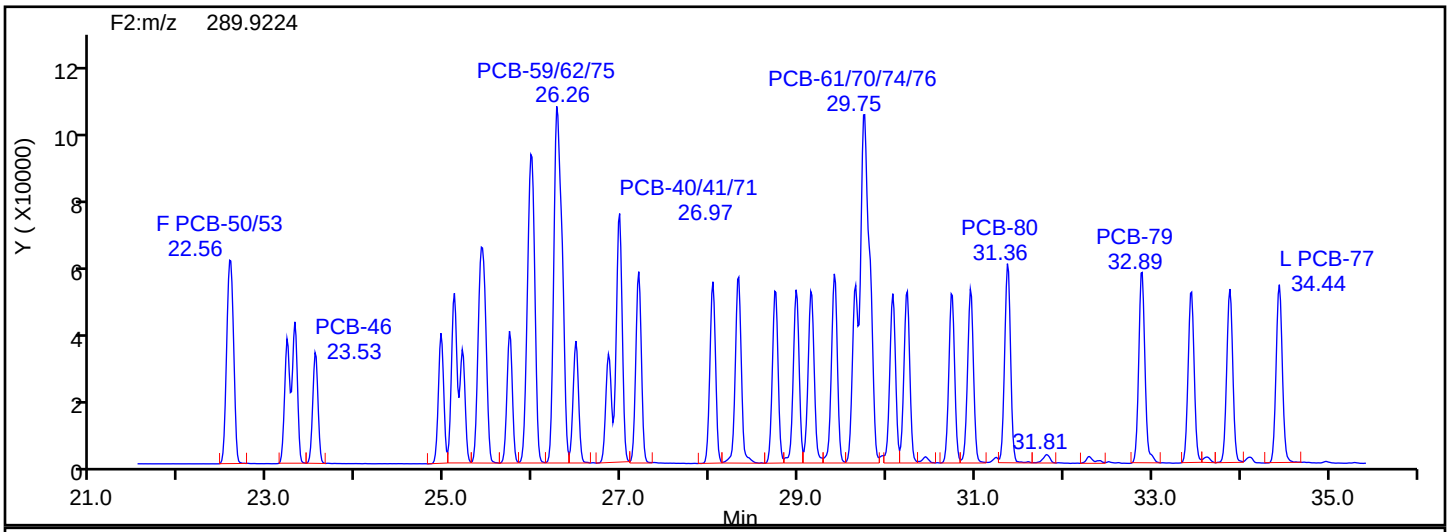

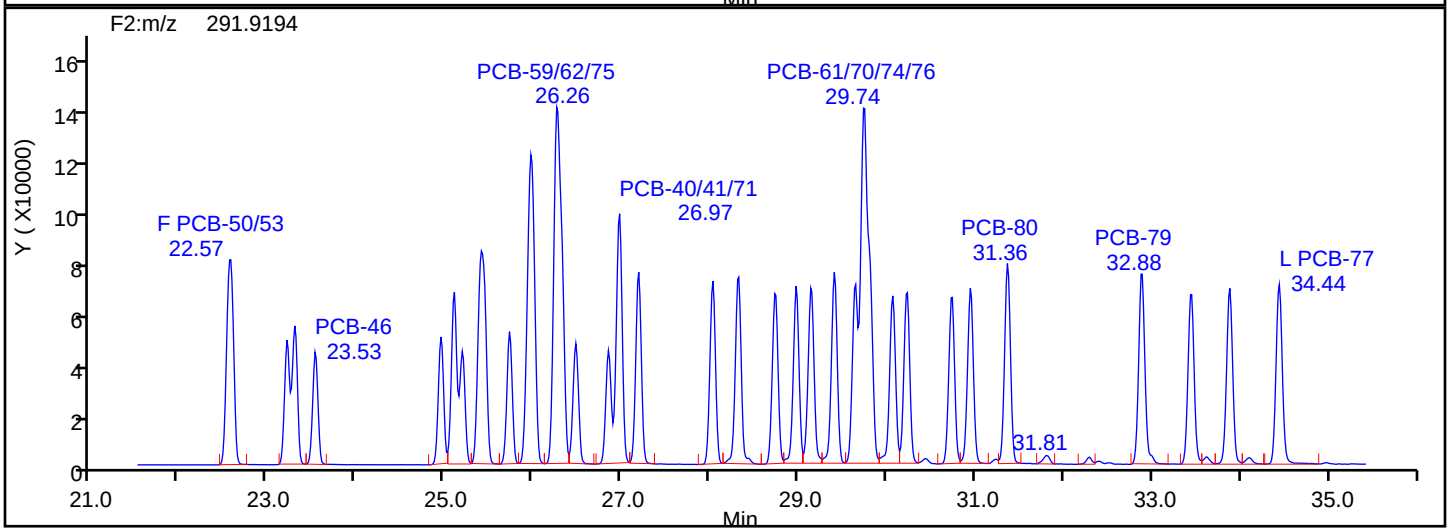

TePCB F2 Lock Mass

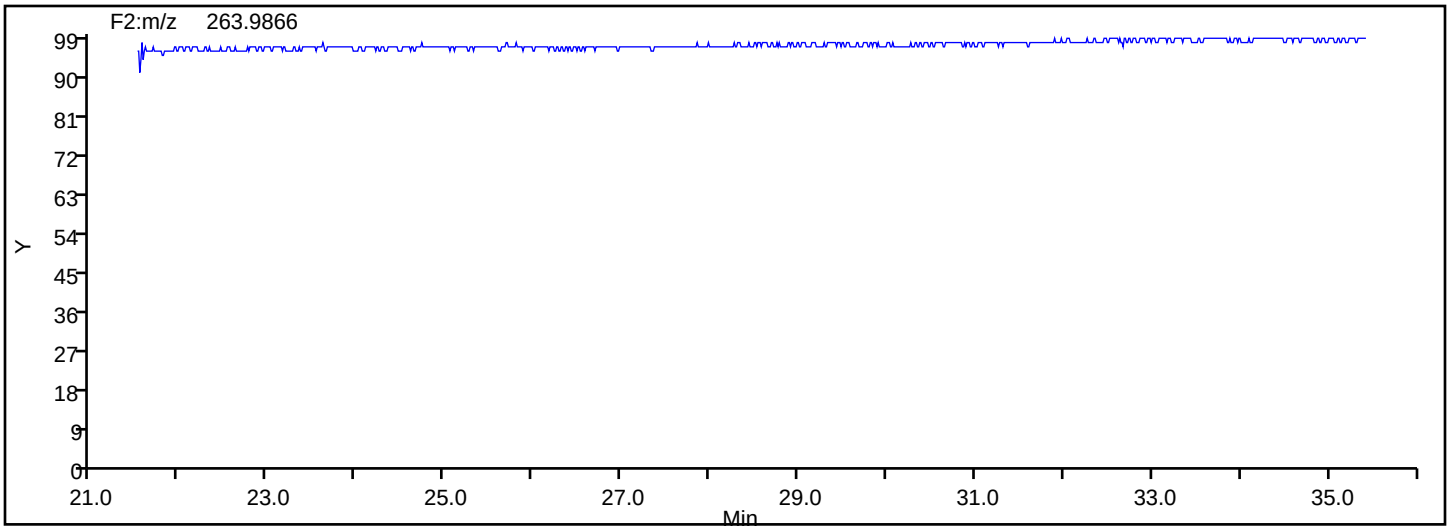

Manual Integration/User Assign Peak Report

Eurofins TestAmerica, Knoxville

Data File: \\chromna\Knoxville\ChromData\D3D\20190904-12947.b\d4190904s1.d
Injection Date: 04-Sep-2019 10:04:00 Instrument ID: D3D
Lims ID: WDMCCV
Client ID:
Operator ID: Xcalibur_System ALS Bottle#: 0 Worklist Smp#: 1
Injection Vol: 1.0 ul Dil. Factor: 1.0000
Method: PCBs_D3D Limit Group: HR - 1668A - ICAL
Column: SPB-Octyl (0.25 mm) Detector F2(21.81 :35.54)

PCB-45/51, CAS: STL01804

Signal: 1

Processing Integration Results

RT: 23.30
Area: 178761
Amount: 48.172659
Amount Units: pg/ul

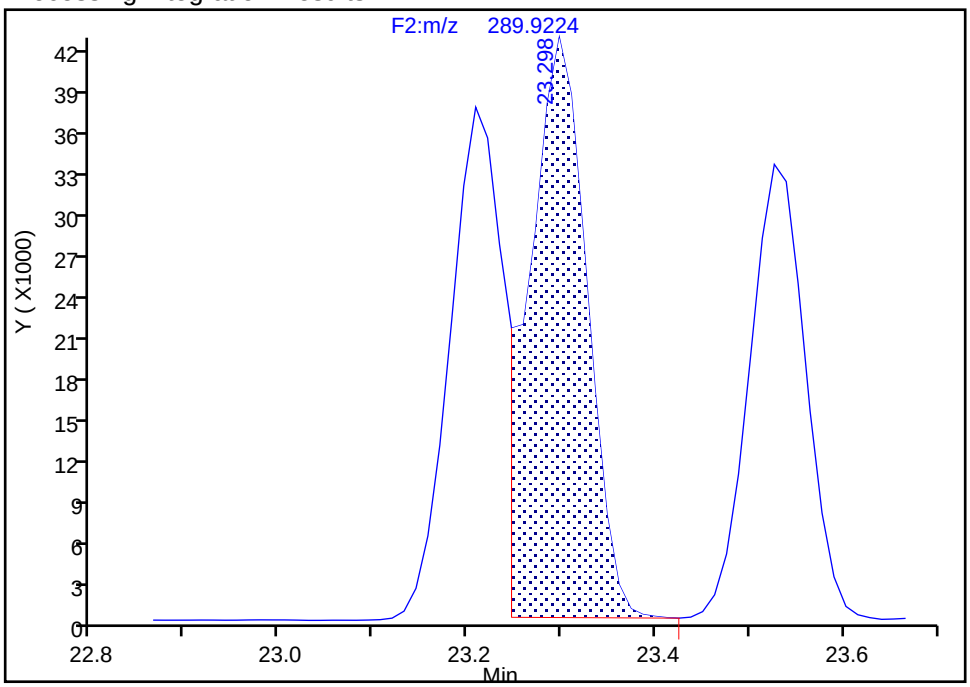

Manual Integration Results

RT: 23.30
Area: 320485
Amount: 86.677270
Amount Units: pg/ul

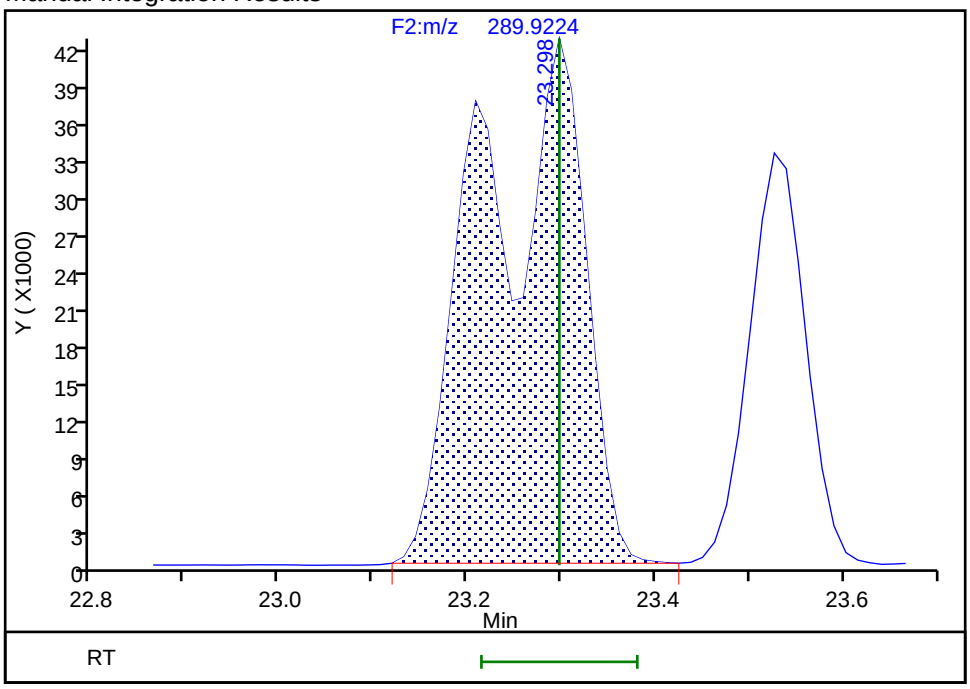

Reviewer: layk, 04-Sep-2019 11:14:56
Audit Action: Manually Integrated Audit Reason: Baseline

Manual Integration/User Assign Peak Report

Eurofins TestAmerica, Knoxville

Data File: \\chromna\Knoxville\ChromData\D3D\20190904-12947.b\d4190904s1.d
Injection Date: 04-Sep-2019 10:04:00 Instrument ID: D3D
Lims ID: WDMCCV
Client ID:
Operator ID: Xcalibur_System ALS Bottle#: 0 Worklist Smp#: 1
Injection Vol: 1.0 ul Dil. Factor: 1.0000
Method: PCBs_D3D Limit Group: HR - 1668A - ICAL
Column: SPB-Octyl (0.25 mm) Detector F2(21.81 :35.54)

PCB-45/51, CAS: STL01804

Signal: 2

Processing Integration Results

RT: 23.30
Area: 224830
Amount: 48.172659
Amount Units: pg/ul

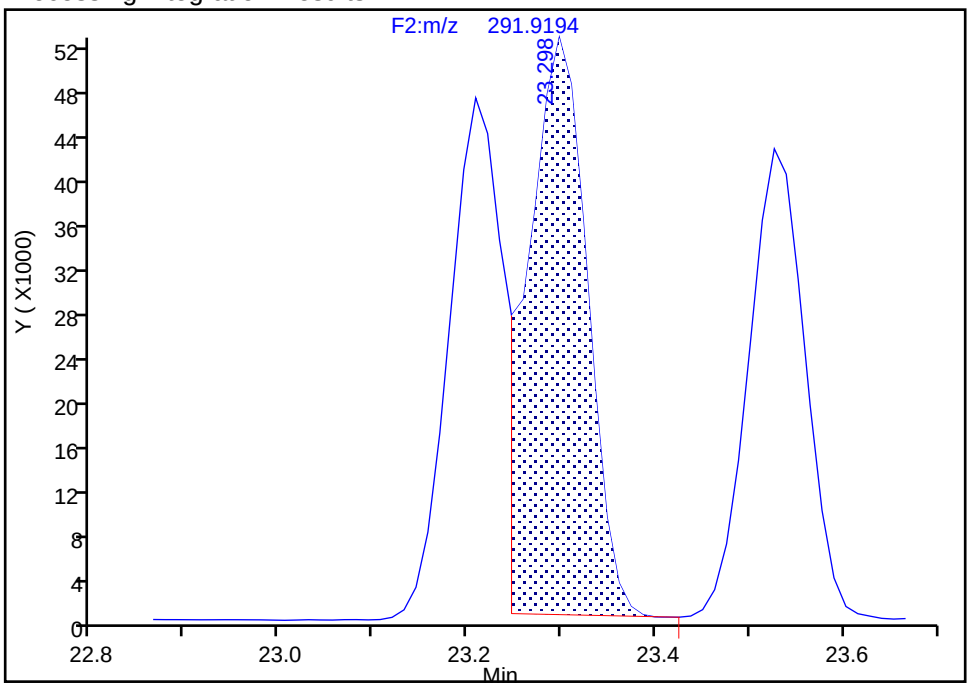

Manual Integration Results

RT: 23.30
Area: 405698
Amount: 86.677270
Amount Units: pg/ul

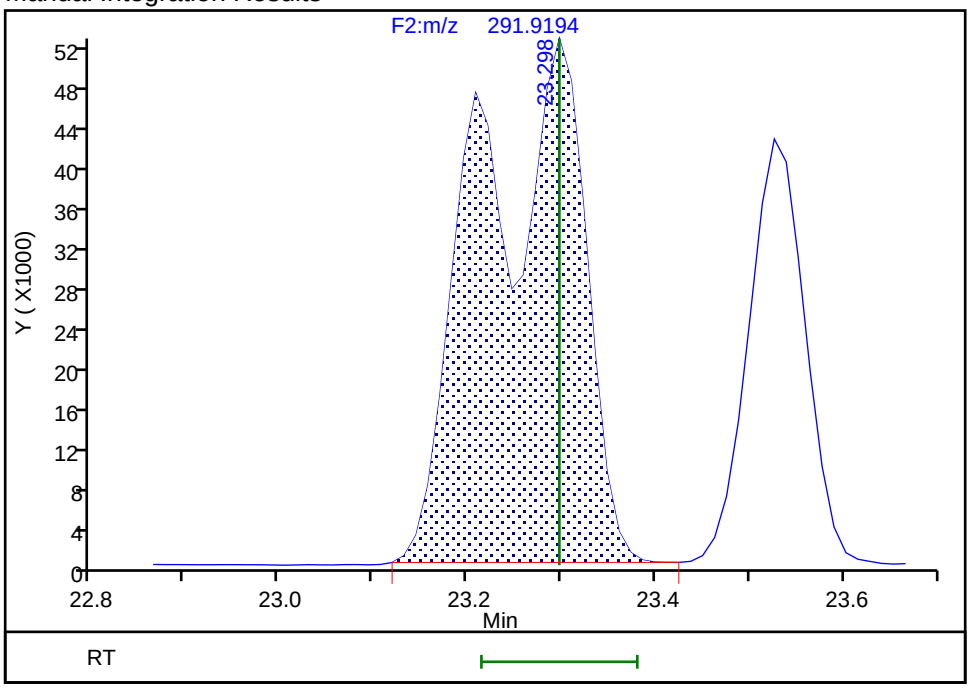

Reviewer: layk, 04-Sep-2019 11:15:03
Audit Action: Manually Integrated Audit Reason: Baseline

Manual Integration/User Assign Peak Report

Eurofins TestAmerica, Knoxville

Data File:	\\chromna\Knoxville\ChromData\D3D\20190904-12947.b\d4190904s1.d				
Injection Date:	04-Sep-2019 10:04:00	Instrument ID:	D3D		
Lims ID:	WDMCCV				
Client ID:					
Operator ID:	Xcalibur_System	ALS Bottle#:	0	Worklist Smp#:	1
Injection Vol:	1.0 ul	Dil. Factor:	1.0000		
Method:	PCBs_D3D	Limit Group:	HR - 1668A - ICAL		
Column:	SPB-Octyl (0.25 mm)	Detector	F2(21.81 :35.54)		

PCB-43/73, CAS: STL02293

Signal: 1

Processing Integration Results

RT: 25.10
Area: 221885
Amount: 52.897699
Amount Units: pg/ul

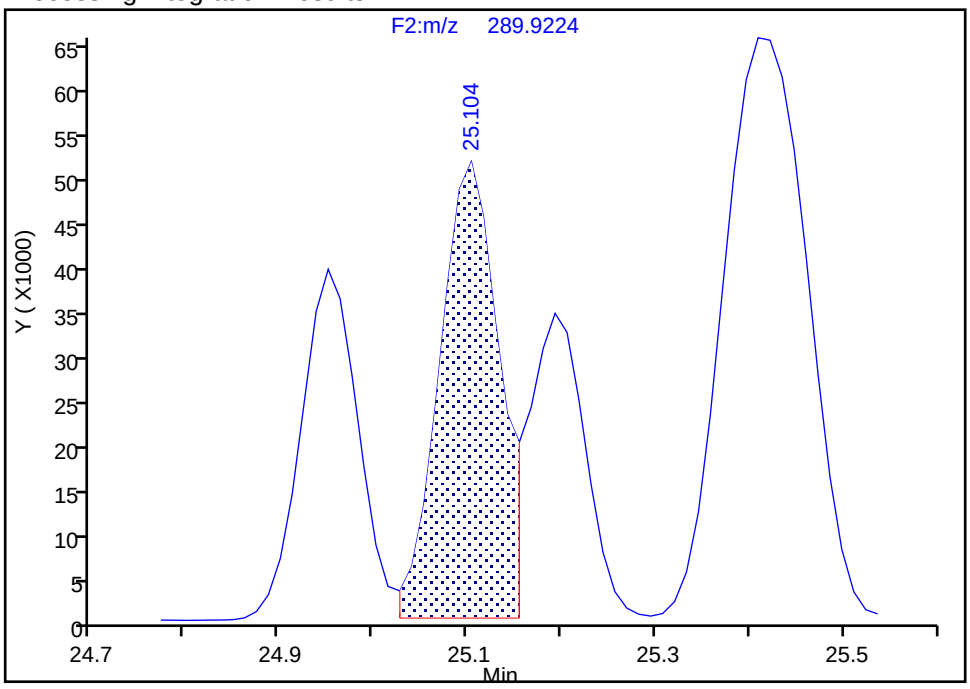

Manual Integration Results

RT: 25.10
Area: 359603
Amount: 86.072527
Amount Units: pg/ul

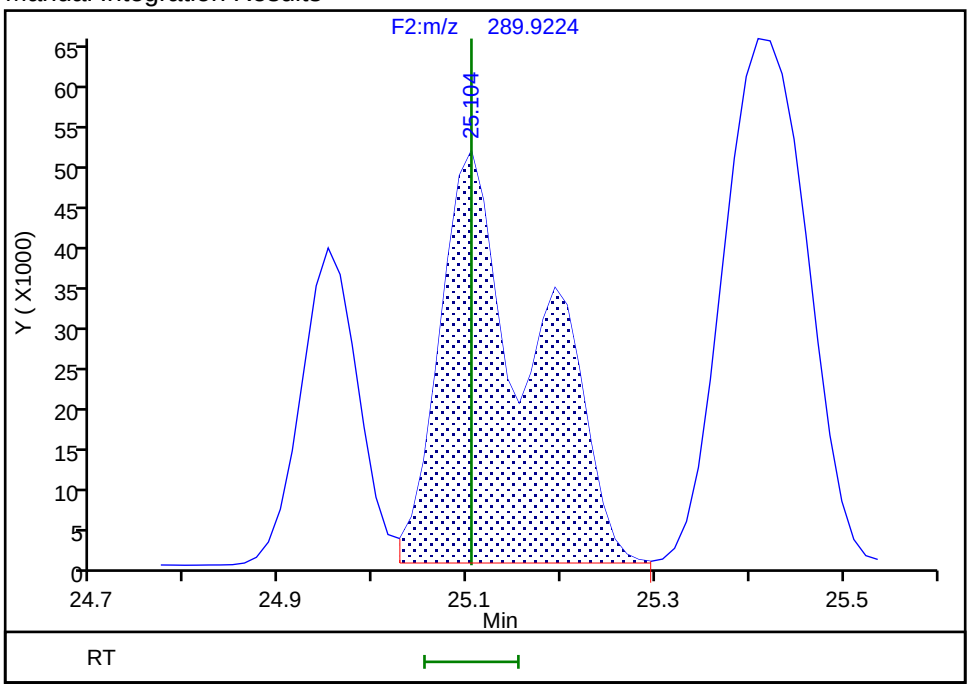

Reviewer: layk, 04-Sep-2019 11:16:00

Audit Action: Manually Integrated Audit Reason: Incomplete Integration

Manual Integration/User Assign Peak Report

Eurofins TestAmerica, Knoxville

Data File: \\chromna\Knoxville\ChromData\D3D\20190904-12947.b\d4190904s1.d
Injection Date: 04-Sep-2019 10:04:00 Instrument ID: D3D
Lims ID: WDMCCV
Client ID:
Operator ID: Xcalibur_System ALS Bottle#: 0 Worklist Smp#: 1
Injection Vol: 1.0 ul Dil. Factor: 1.0000
Method: PCBs_D3D Limit Group: HR - 1668A - ICAL
Column: SPB-Octyl (0.25 mm) Detector F2(21.81 :35.54)

PCB-43/73, CAS: STL02293

Signal: 2

Processing Integration Results

RT: 25.10
Area: 278537
Amount: 52.897699
Amount Units: pg/ul

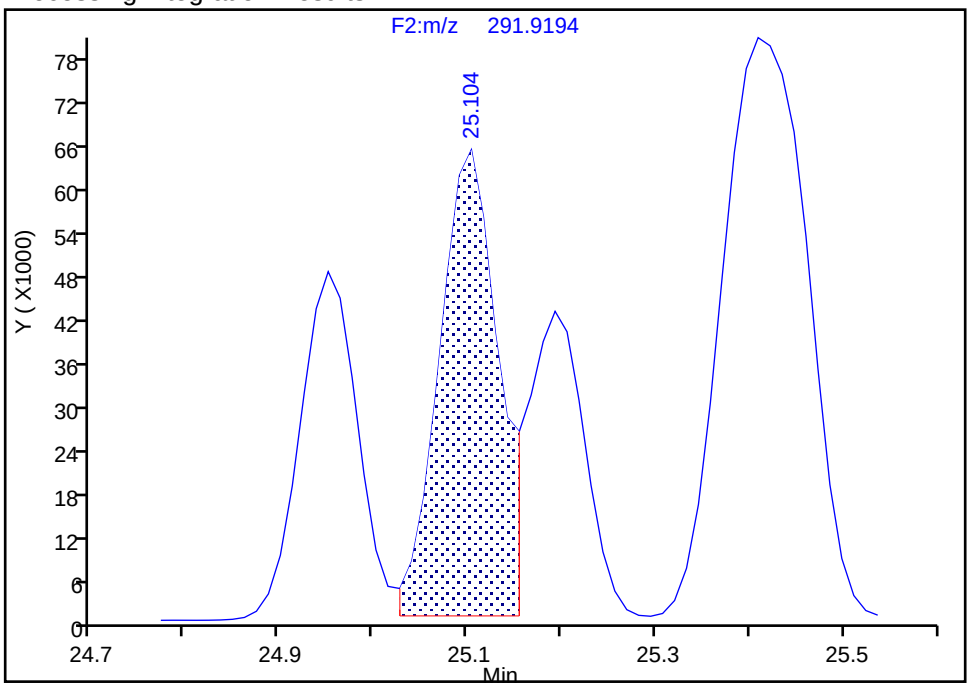

Manual Integration Results

RT: 25.10
Area: 454659
Amount: 86.072527
Amount Units: pg/ul

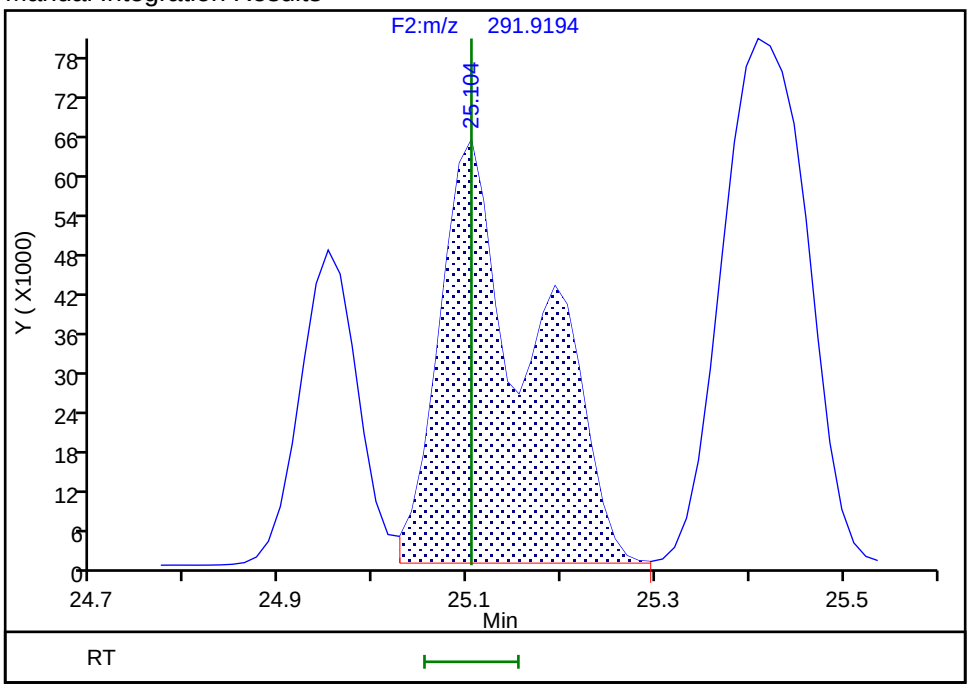

Reviewer: layk, 04-Sep-2019 11:16:15
Audit Action: Manually Integrated Audit Reason: Incomplete Integration

Manual Integration/User Assign Peak Report

Eurofins TestAmerica, Knoxville

Data File:	\\chromna\Knoxville\ChromData\D3D\20190904-12947.b\d4190904s1.d				
Injection Date:	04-Sep-2019 10:04:00	Instrument ID:	D3D		
Lims ID:	WDMCCV				
Client ID:					
Operator ID:	Xcalibur_System	ALS Bottle#:	0	Worklist Smp#:	1
Injection Vol:	1.0 ul	Dil. Factor:	1.0000		
Method:	PCBs_D3D	Limit Group:	HR - 1668A - ICAL		
Column:	SPB-Octyl (0.25 mm)	Detector	F2(21.81 :35.54)		

PCB-49/69, CAS: STL01805

Signal: 2

Processing Integration Results

RT: 25.41
Area: 679046
Amount: 100.5798
Amount Units: pg/ul

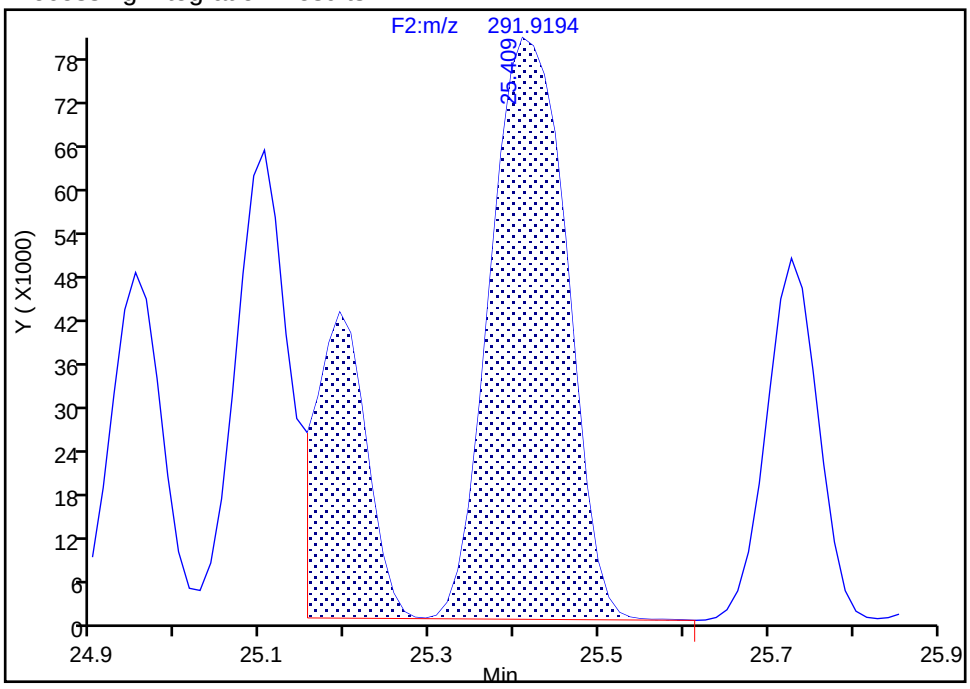

Manual Integration Results

RT: 25.41
Area: 507179
Amount: 84.606044
Amount Units: pg/ul

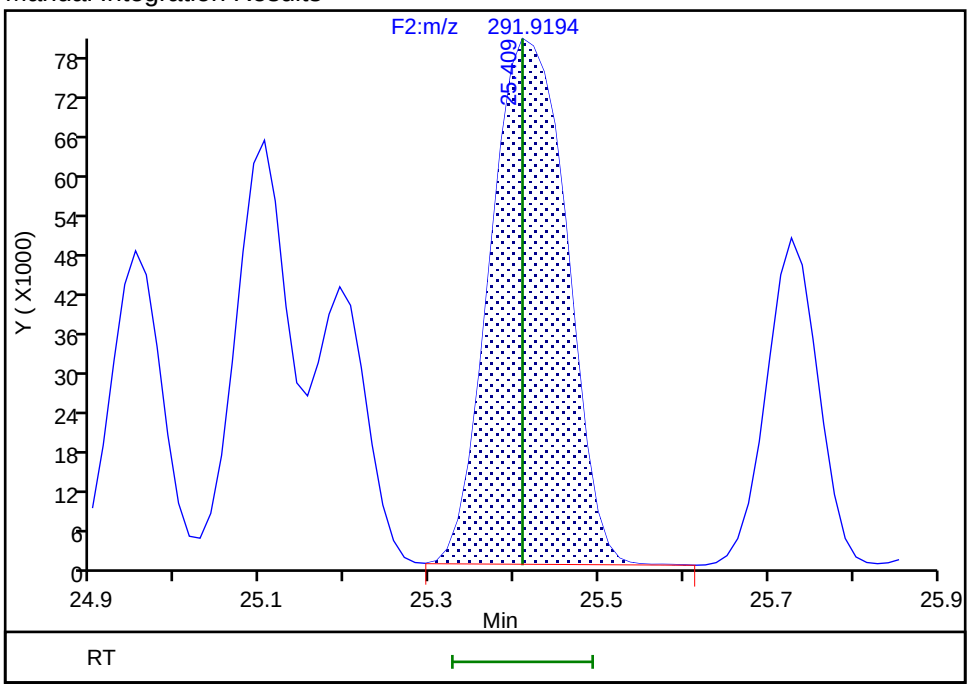

Reviewer: layk, 04-Sep-2019 11:15:28
Audit Action: Split an Integrated Peak Audit Reason: Split Peak

Manual Integration/User Assign Peak Report

Eurofins TestAmerica, Knoxville

Data File:	\\chromna\Knoxville\ChromData\D3D\20190904-12947.b\d4190904s1.d				
Injection Date:	04-Sep-2019 10:04:00	Instrument ID:	D3D		
Lims ID:	WDMCCV				
Client ID:					
Operator ID:	Xcalibur_System	ALS Bottle#:	0	Worklist Smp#:	1
Injection Vol:	1.0 ul	Dil. Factor:	1.0000		
Method:	PCBs_D3D	Limit Group:	HR - 1668A - ICAL		
Column:	SPB-Octyl (0.25 mm)	Detector	F2(21.81 :35.54)		

PCB-40/41/71, CAS: STL02292

Signal: 1

Processing Integration Results

RT: 26.97
Area: 350334
Amount: 90.841142
Amount Units: pg/ul

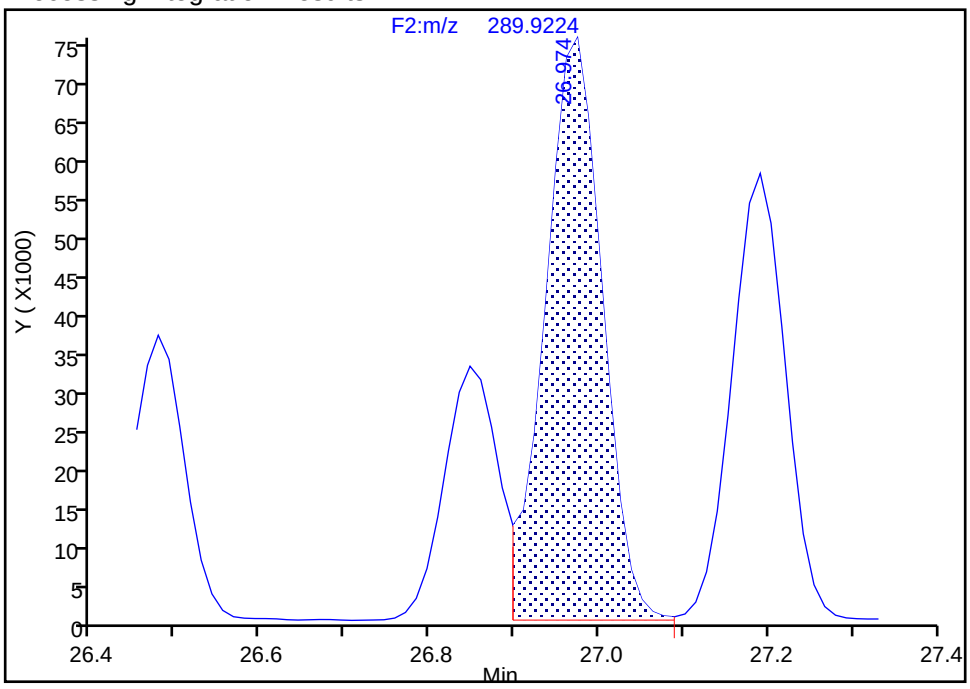

Manual Integration Results

RT: 26.97
Area: 488456
Amount: 127.3589
Amount Units: pg/ul

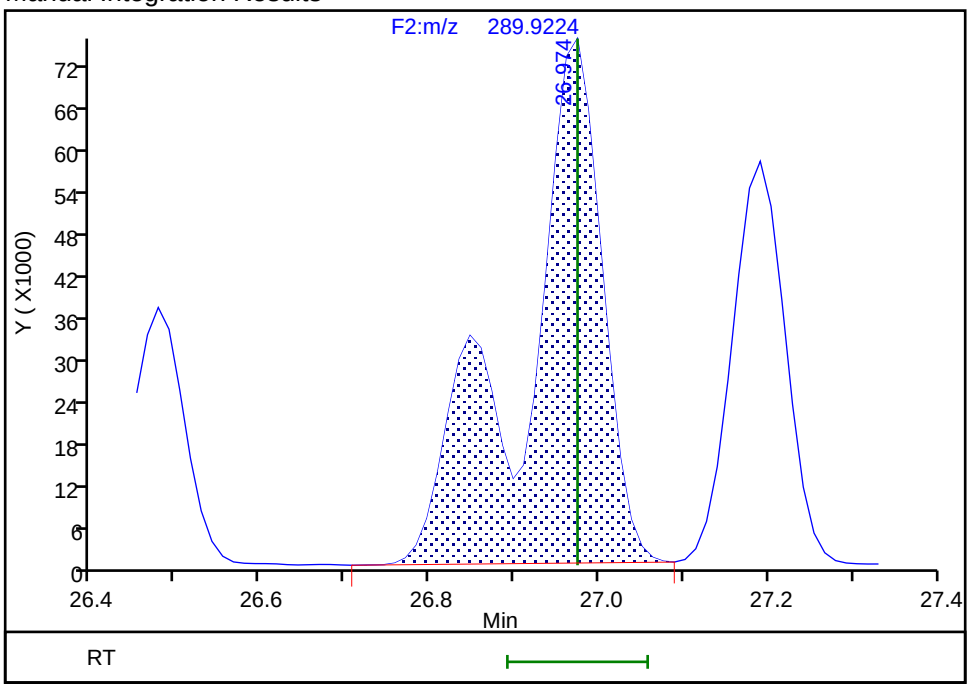

Reviewer: layk, 04-Sep-2019 11:16:50
Audit Action: Manually Integrated Audit Reason: Incomplete Integration

Manual Integration/User Assign Peak Report

Eurofins TestAmerica, Knoxville

Data File:	\\chromna\Knoxville\ChromData\D3D\20190904-12947.b\d4190904s1.d				
Injection Date:	04-Sep-2019 10:04:00	Instrument ID:	D3D		
Lims ID:	WDMCCV				
Client ID:					
Operator ID:	Xcalibur_System	ALS Bottle#:	0	Worklist Smp#:	1
Injection Vol:	1.0 ul	Dil. Factor:	1.0000		
Method:	PCBs_D3D	Limit Group:	HR - 1668A - ICAL		
Column:	SPB-Octyl (0.25 mm)	Detector	F2(21.81 :35.54)		

PCB-40/41/71, CAS: STL02292

Signal: 2

Processing Integration Results

RT: 26.97
Area: 439000
Amount: 90.841142
Amount Units: pg/ul

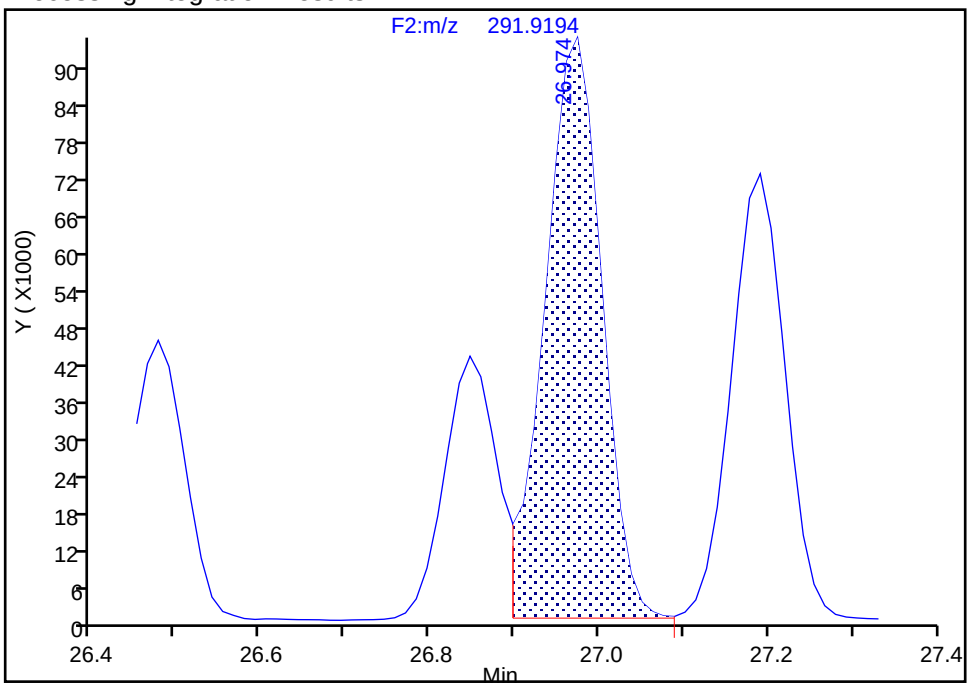

Manual Integration Results

RT: 26.97
Area: 618187
Amount: 127.3589
Amount Units: pg/ul

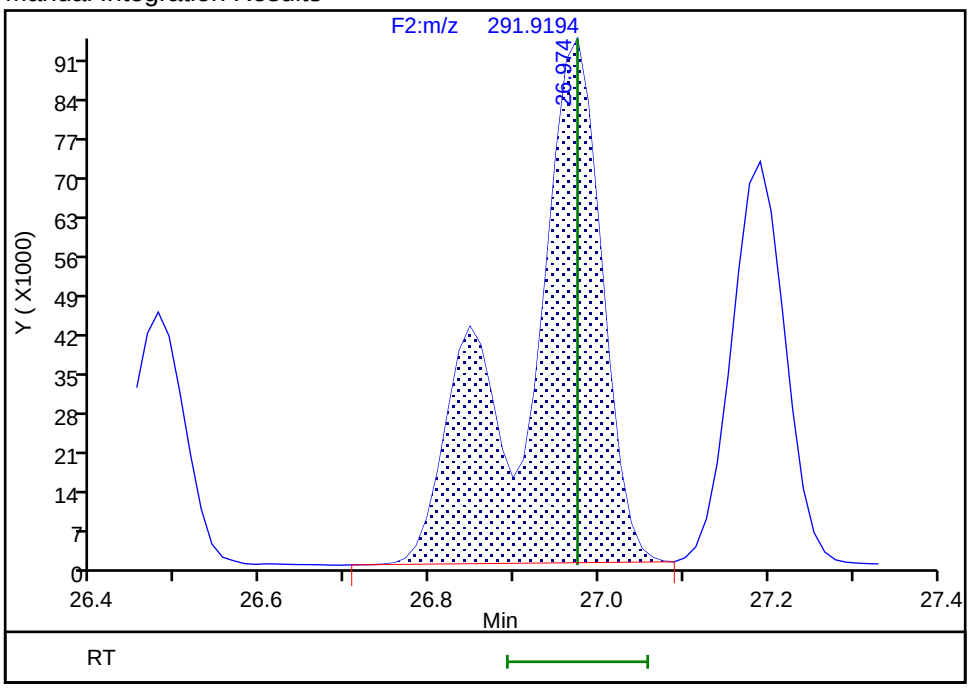

Reviewer: layk, 04-Sep-2019 11:16:55
Audit Action: Manually Integrated Audit Reason: Incomplete Integration

Eurofins TestAmerica, Knoxville

Data File:	\\chromna\Knoxville\ChromData\D3D\20190904-12947.b\d4190904s1.d		
Injection Date:	04-Sep-2019 10:04:00	Injection Vol:	1.0 ul
Instrument ID:	D3D	Operator ID:	Xcalibur_System
Method:	PCBs_D3D	Limit Group:	HR - 1668A - ICAL
Client ID:			
Worklist#:	33248	Sample Line#:	1
Column Type:	SPB-Octyl	Column Dia:	0.25 mm

PePCB F2

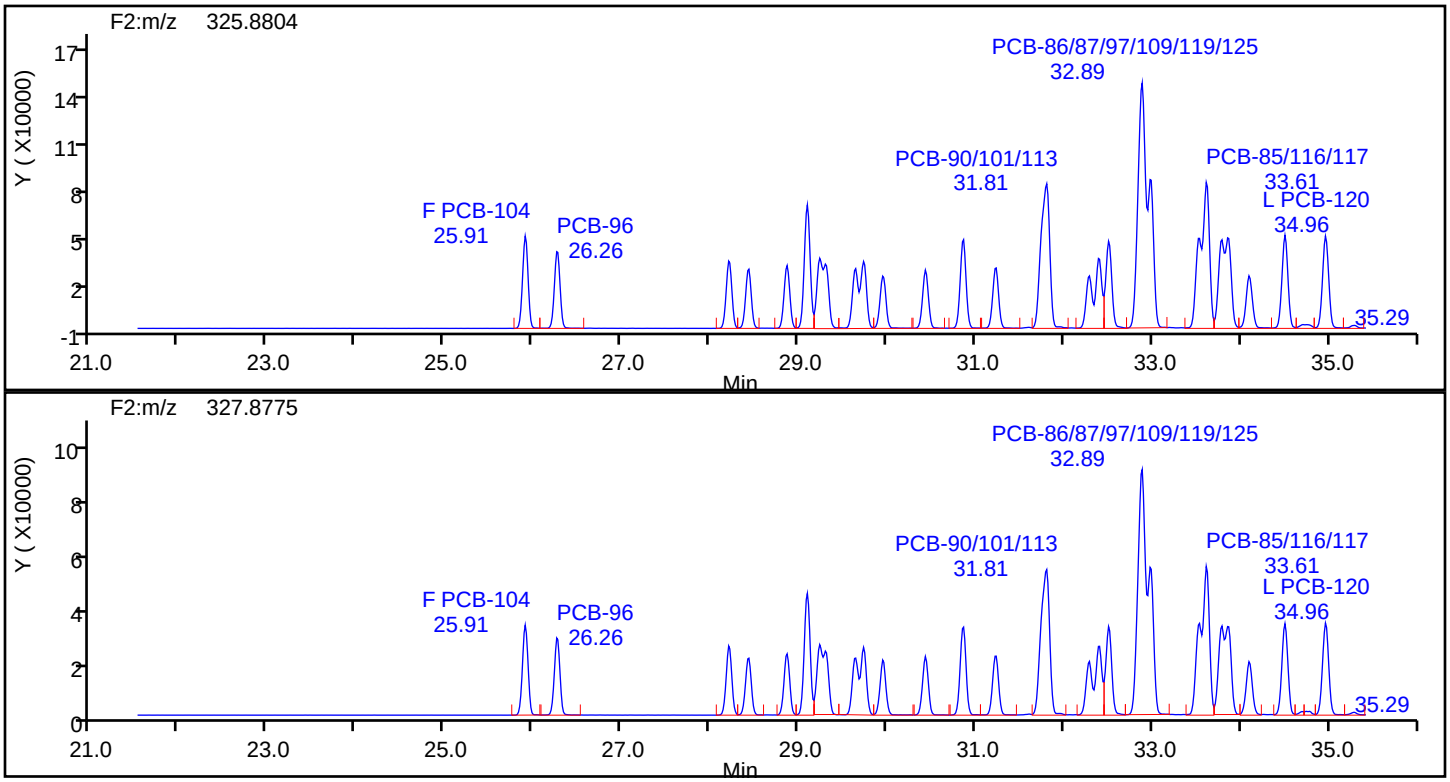

PePCB F2 Standards

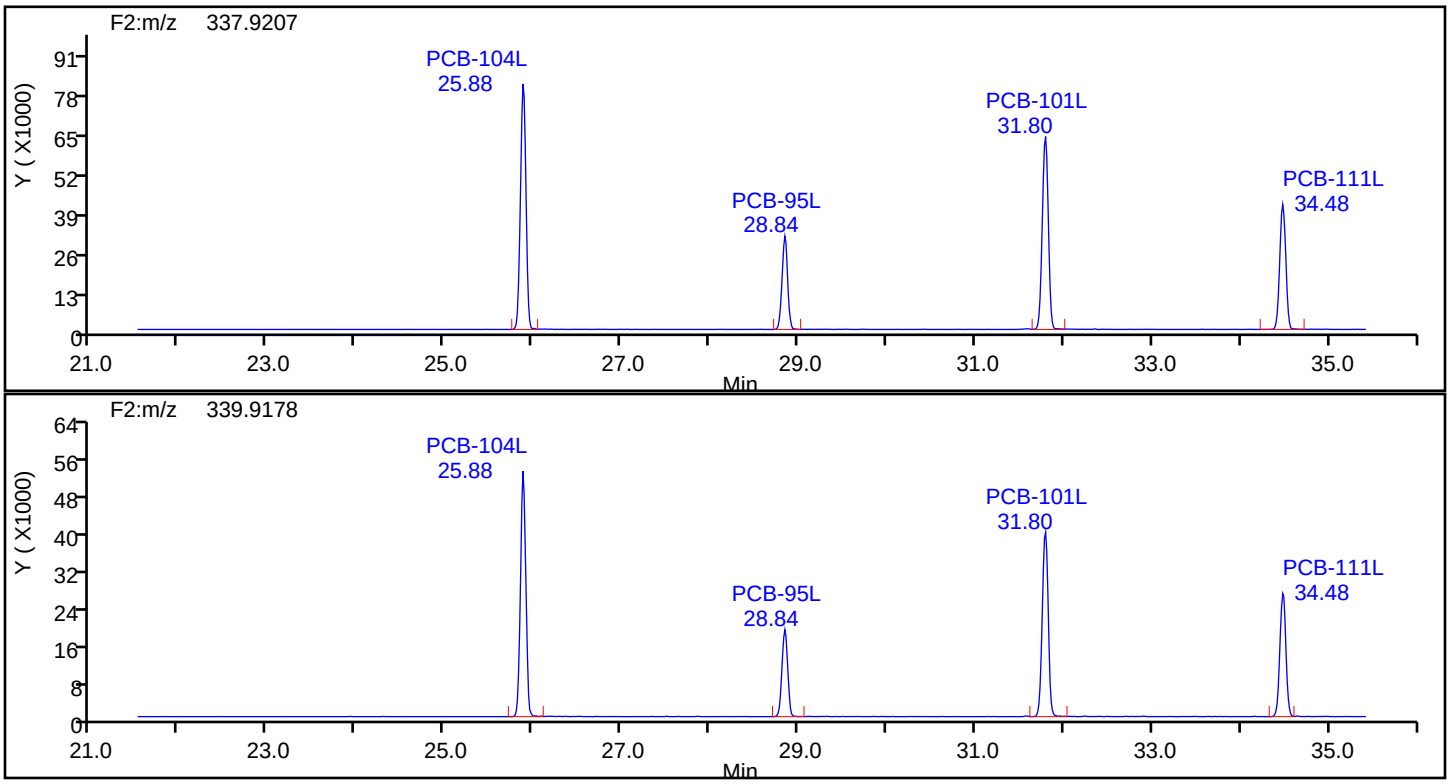

Eurofins TestAmerica, Knoxville

Data File:	\\chromna\Knoxville\ChromData\D3D\20190904-12947.b\d4190904s1.d		
Injection Date:	04-Sep-2019 10:04:00	Injection Vol:	1.0 ul
Instrument ID:	D3D	Operator ID:	Xcalibur_System
Method:	PCBs_D3D	Limit Group:	HR - 1668A - ICAL
Client ID:			
Worklist#:	33248	Sample Line#:	1
Column Type:	SPB-Octyl	Column Dia:	0.25 mm

PePCB F2

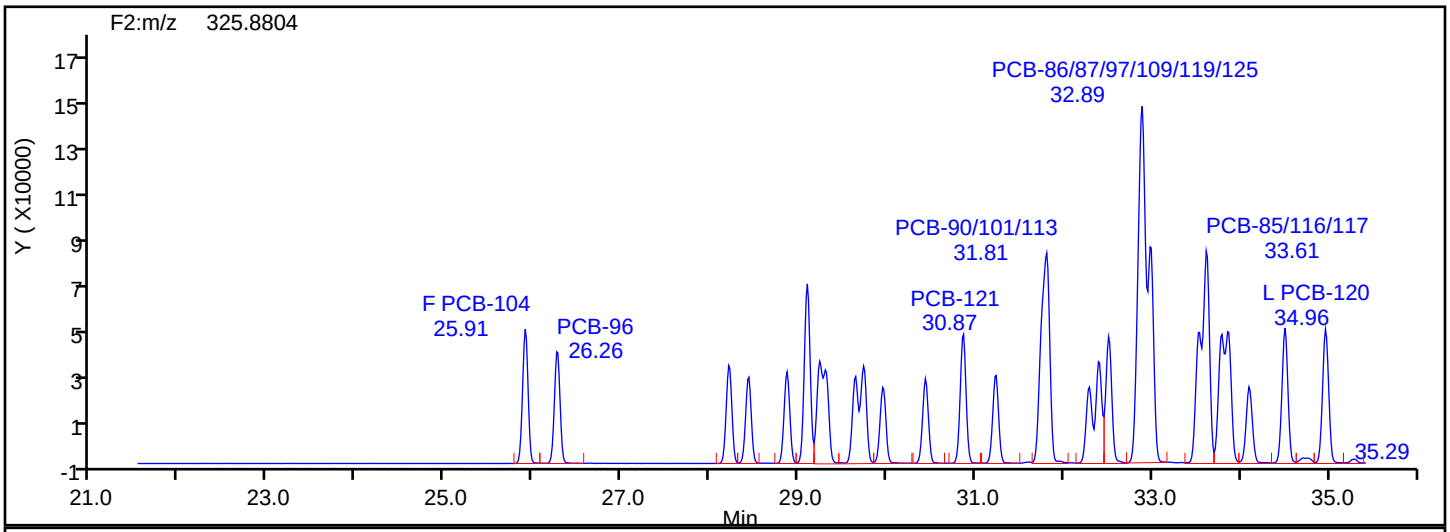

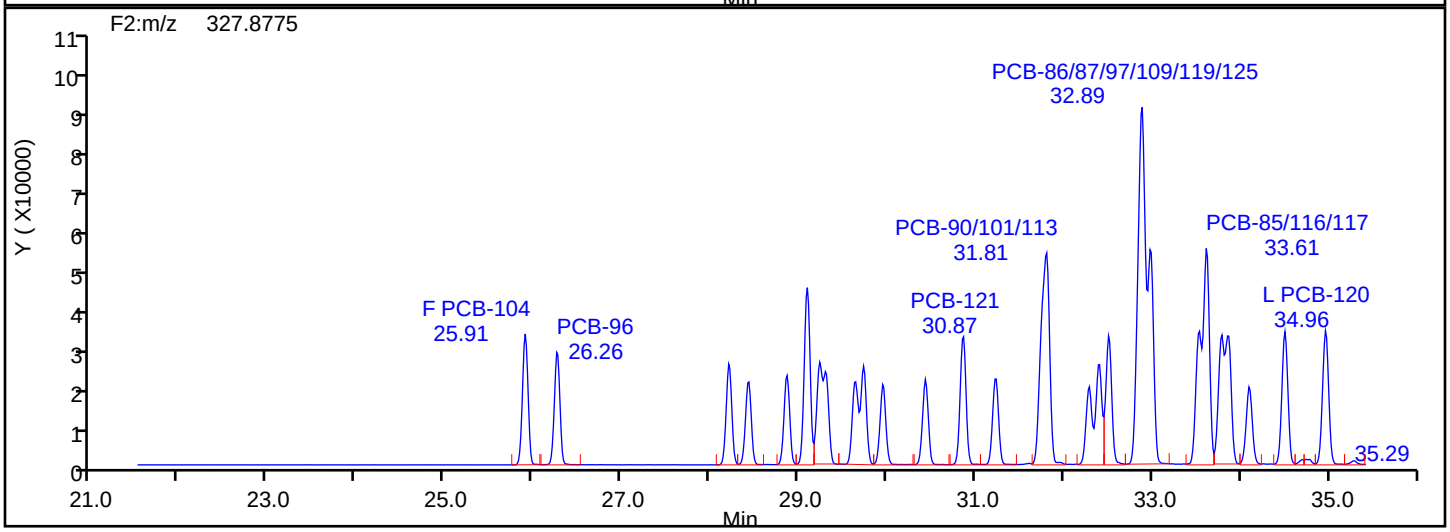

PePCB F2 Lock Mass

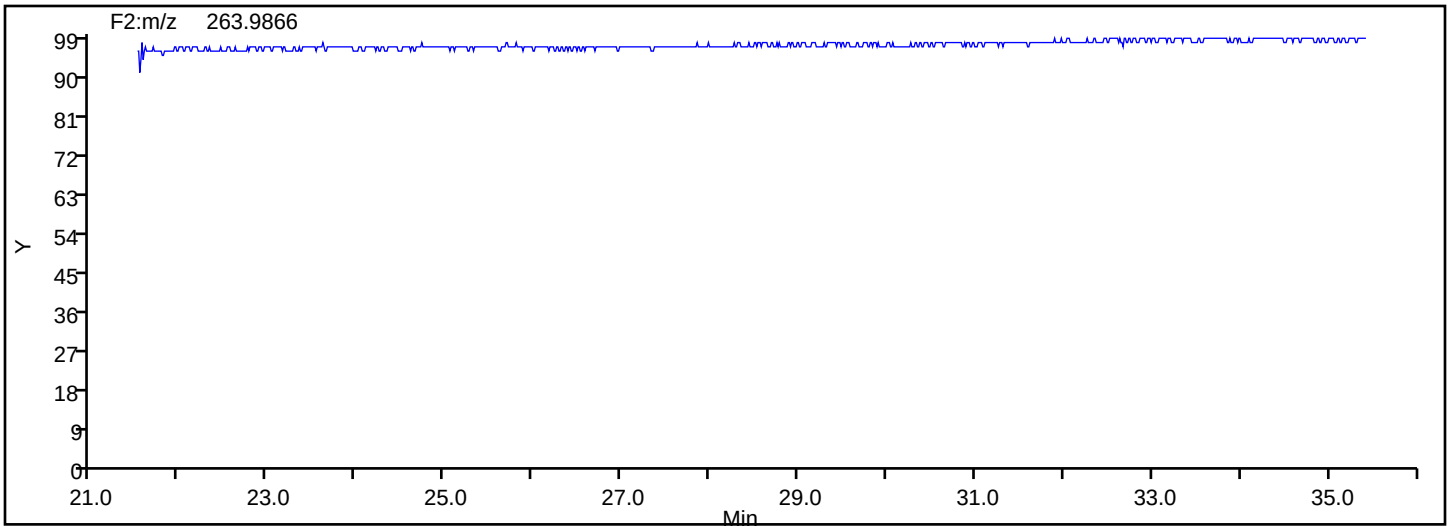

Manual Integration/User Assign Peak Report

Eurofins TestAmerica, Knoxville

Data File:	\\chromna\Knoxville\ChromData\D3D\20190904-12947.b\d4190904s1.d				
Injection Date:	04-Sep-2019 10:04:00	Instrument ID:	D3D		
Lims ID:	WDMCCV				
Client ID:					
Operator ID:	Xcalibur_System	ALS Bottle#:	0	Worklist Smp#:	1
Injection Vol:	1.0 ul	Dil. Factor:	1.0000		
Method:	PCBs_D3D	Limit Group:	HR - 1668A - ICAL		
Column:	SPB-Octyl (0.25 mm)	Detector	F2(21.81 :35.54)		

PCB-98/102, CAS: STL01843

Signal: 1

Processing Integration Results

RT: 29.24
Area: 183055
Amount: 52.359280
Amount Units: pg/ul

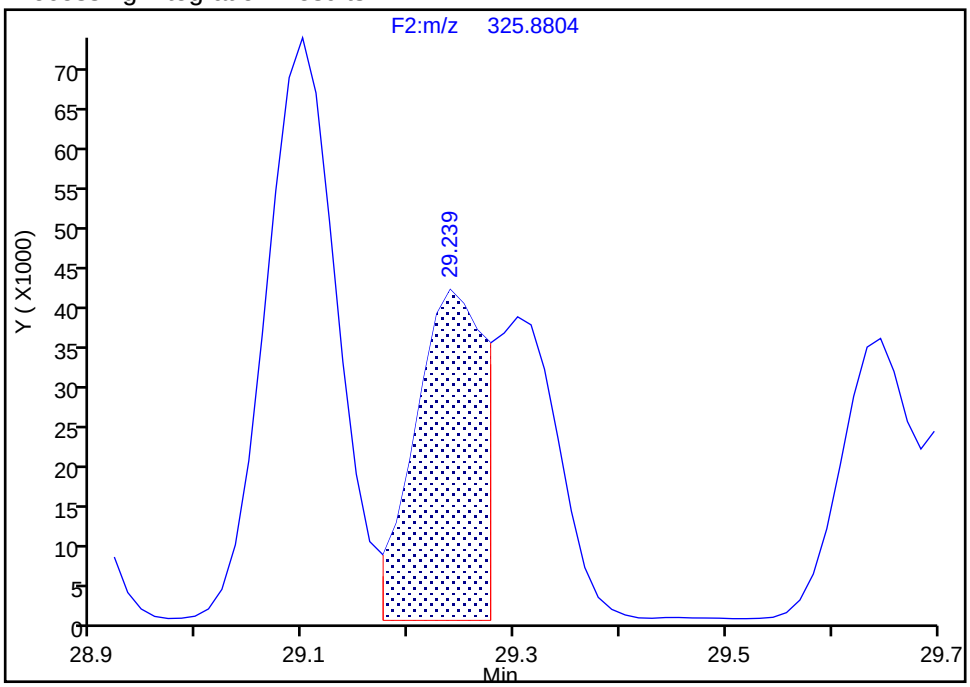

Manual Integration Results

RT: 29.24
Area: 345151
Amount: 97.400324
Amount Units: pg/ul

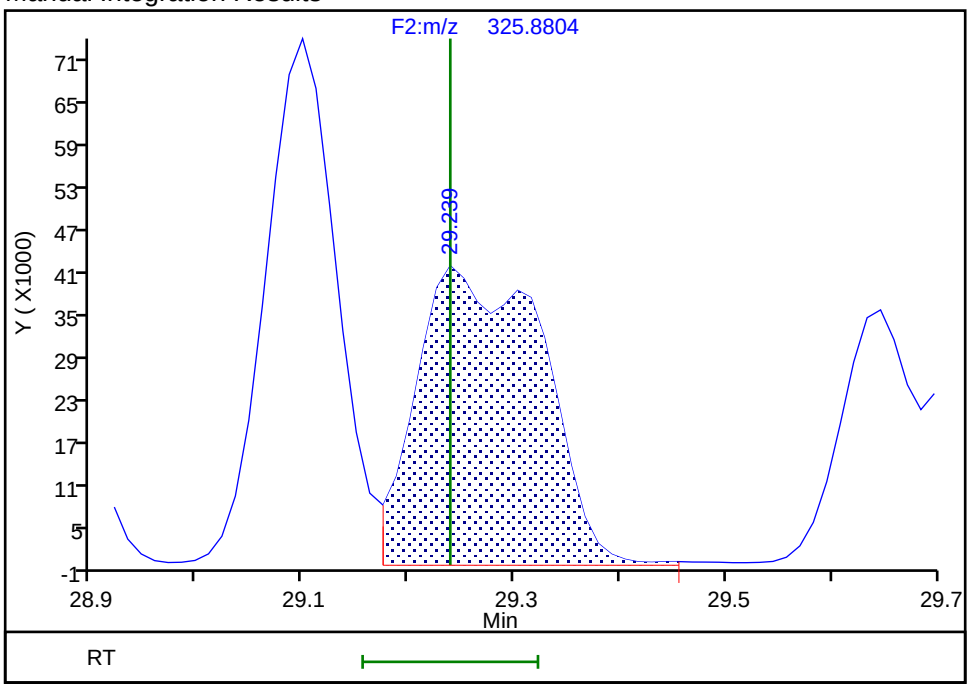

Reviewer: layk, 04-Sep-2019 11:17:40

Audit Action: Manually Integrated Audit Reason: Incomplete Integration

Manual Integration/User Assign Peak Report

Eurofins TestAmerica, Knoxville

Data File: \\chromna\Knoxville\ChromData\D3D\20190904-12947.b\d4190904s1.d
Injection Date: 04-Sep-2019 10:04:00 Instrument ID: D3D
Lims ID: WDMCCV
Client ID:
Operator ID: Xcalibur_System ALS Bottle#: 0 Worklist Smp#: 1
Injection Vol: 1.0 ul Dil. Factor: 1.0000
Method: PCBs_D3D Limit Group: HR - 1668A - ICAL
Column: SPB-Octyl (0.25 mm) Detector F2(21.81 :35.54)

PCB-98/102, CAS: STL01843

Signal: 2

Processing Integration Results

RT: 29.24
Area: 115565
Amount: 52.359280
Amount Units: pg/ul

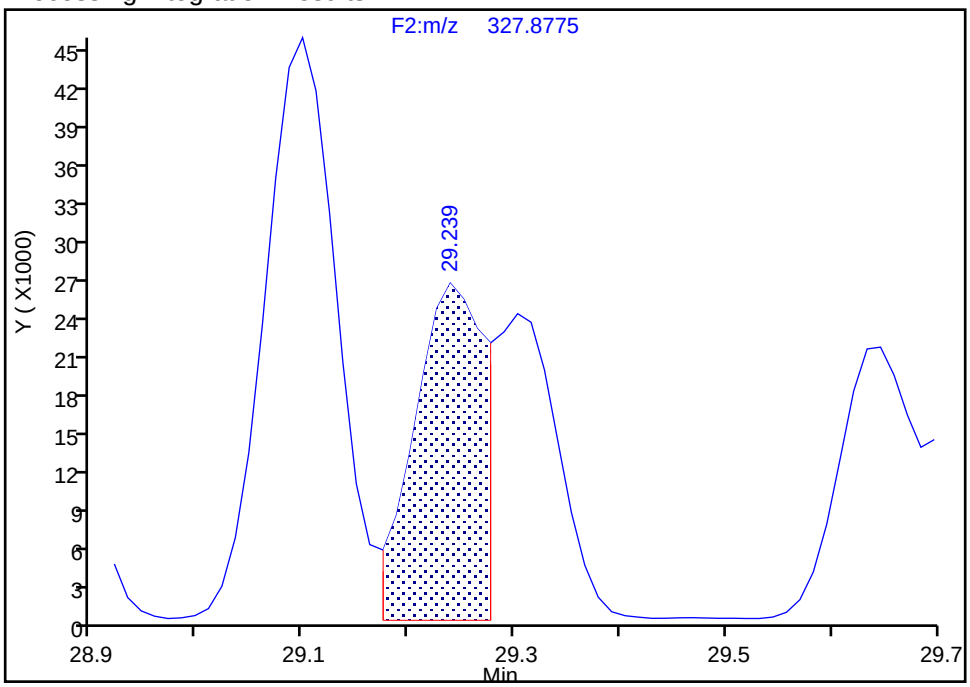

Manual Integration Results

RT: 29.24
Area: 210351
Amount: 97.400324
Amount Units: pg/ul

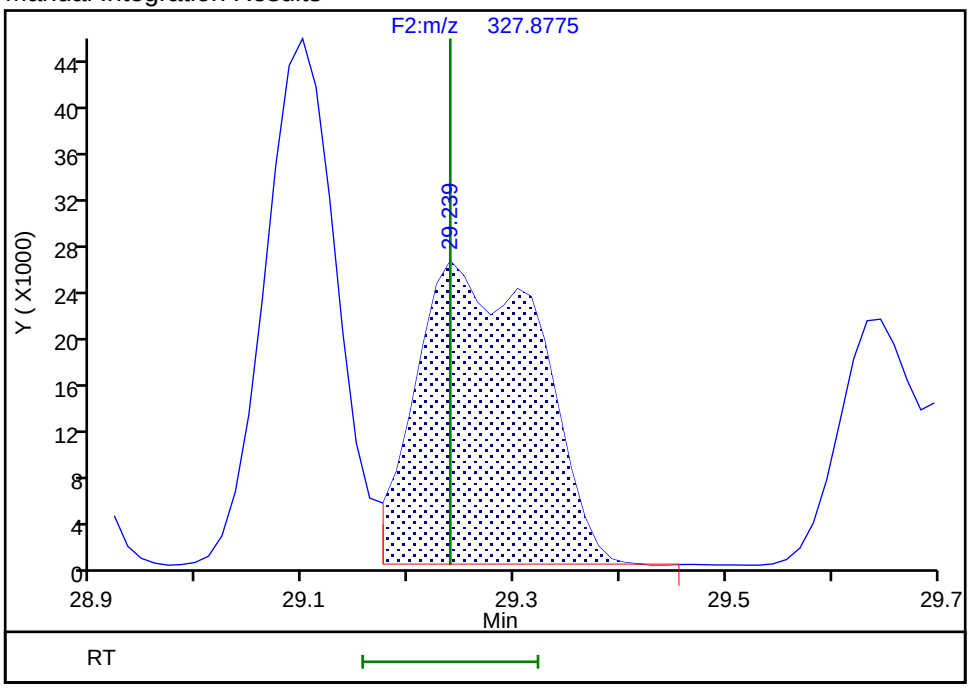

Reviewer: layk, 04-Sep-2019 11:17:54
Audit Action: Manually Integrated Audit Reason: Incomplete Integration

Manual Integration/User Assign Peak Report

Eurofins TestAmerica, Knoxville

Data File:	\\chromna\Knoxville\ChromData\D3D\20190904-12947.b\d4190904s1.d				
Injection Date:	04-Sep-2019 10:04:00	Instrument ID:	D3D		
Lims ID:	WDMCCV				
Client ID:					
Operator ID:	Xcalibur_System	ALS Bottle#:	0	Worklist Smp#:	1
Injection Vol:	1.0 ul	Dil. Factor:	1.0000		
Method:	PCBs_D3D	Limit Group:	HR - 1668A - ICAL		
Column:	SPB-Octyl (0.25 mm)	Detector	F2(21.81 :35.54)		

PCB-88/91, CAS: STL01812

Signal: 2

Processing Integration Results

RT: 29.74
Area: 312189
Amount: 141.0300
Amount Units: pg/ul

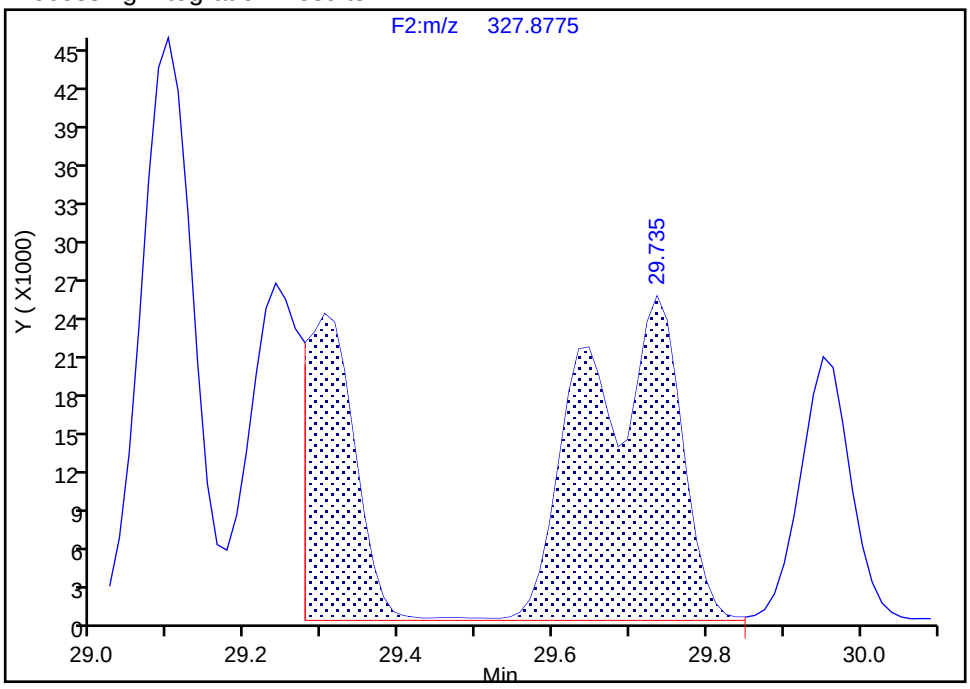

Manual Integration Results

RT: 29.74
Area: 210818
Amount: 96.294913
Amount Units: pg/ul

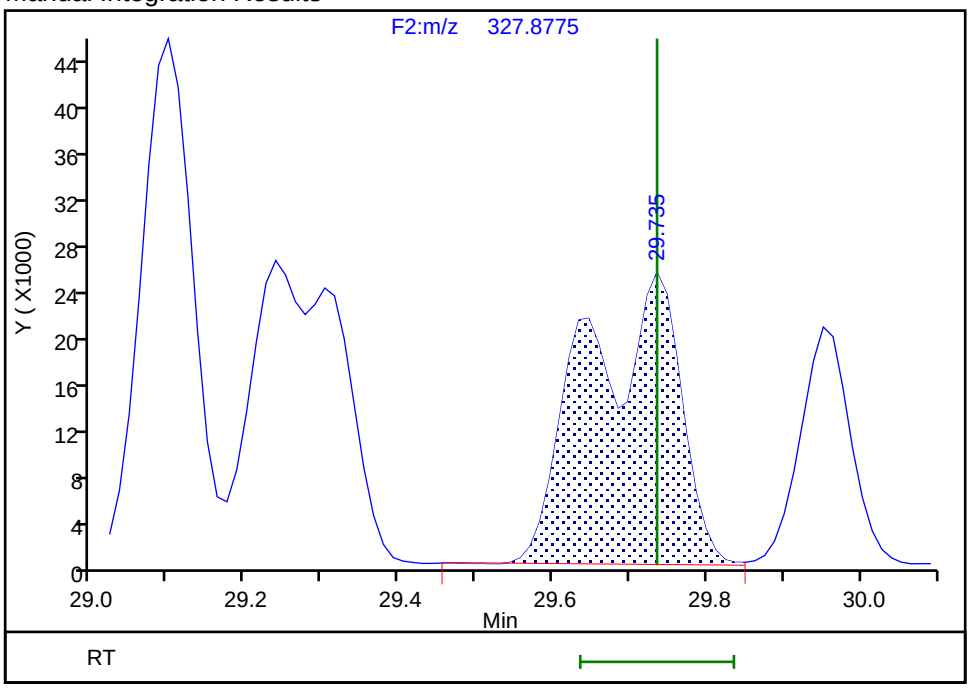

Reviewer: layk, 04-Sep-2019 11:25:10
Audit Action: Marked Compound Undetected Audit Reason: Invalid Compound ID

Manual Integration/User Assign Peak Report

Eurofins TestAmerica, Knoxville

Data File: \\chromna\Knoxville\ChromData\D3D\20190904-12947.b\d4190904s1.d
Injection Date: 04-Sep-2019 10:04:00 Instrument ID: D3D
Lims ID: WDMCCV
Client ID:
Operator ID: Xcalibur_System ALS Bottle#: 0 Worklist Smp#: 1
Injection Vol: 1.0 ul Dil. Factor: 1.0000
Method: PCBs_D3D Limit Group: HR - 1668A - ICAL
Column: SPB-Octyl (0.25 mm) Detector F2(21.81 :35.54)

PCB-88/91, CAS: STL01812

Signal: 3

Processing Integration Results

RT: 29.74
Area: 817689
Amount: 141.0300
Amount Units: pg/ul

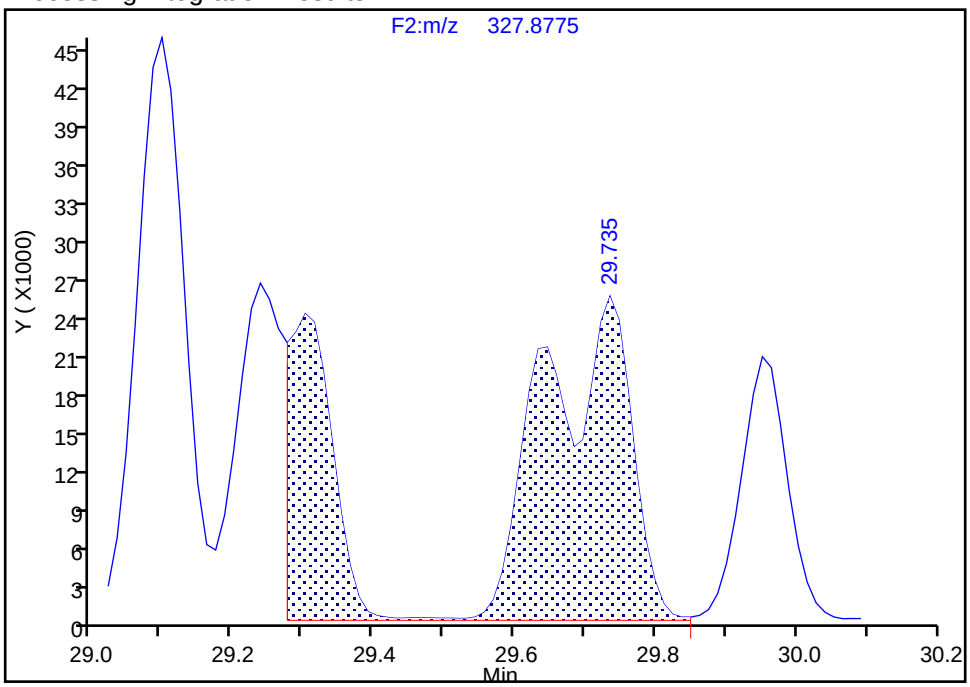

Manual Integration Results

RT: 29.74
Area: 558316
Amount: 96.294913
Amount Units: pg/ul
Reviewer: layk, 04-Sep-2019 11:25:10
Audit Action: Marked Compound Undetected Audit Reason: Invalid Compound ID

Manual Integration/User Assign Peak Report

Eurofins TestAmerica, Knoxville

Data File:	\\chromna\Knoxville\ChromData\D3D\20190904-12947.b\d4190904s1.d				
Injection Date:	04-Sep-2019 10:04:00	Instrument ID:	D3D		
Lims ID:	WDMCCV				
Client ID:					
Operator ID:	Xcalibur_System	ALS Bottle#:	0	Worklist Smp#:	1
Injection Vol:	1.0 ul	Dil. Factor:	1.0000		
Method:	PCBs_D3D	Limit Group:	HR - 1668A - ICAL		
Column:	SPB-Octyl (0.25 mm)	Detector	F2(21.81 :35.54)		

PCB-88/91, CAS: STL01812

Signal: 1

Processing Integration Results

RT: 29.74
Area: 505500
Amount: 141.0300
Amount Units: pg/ul

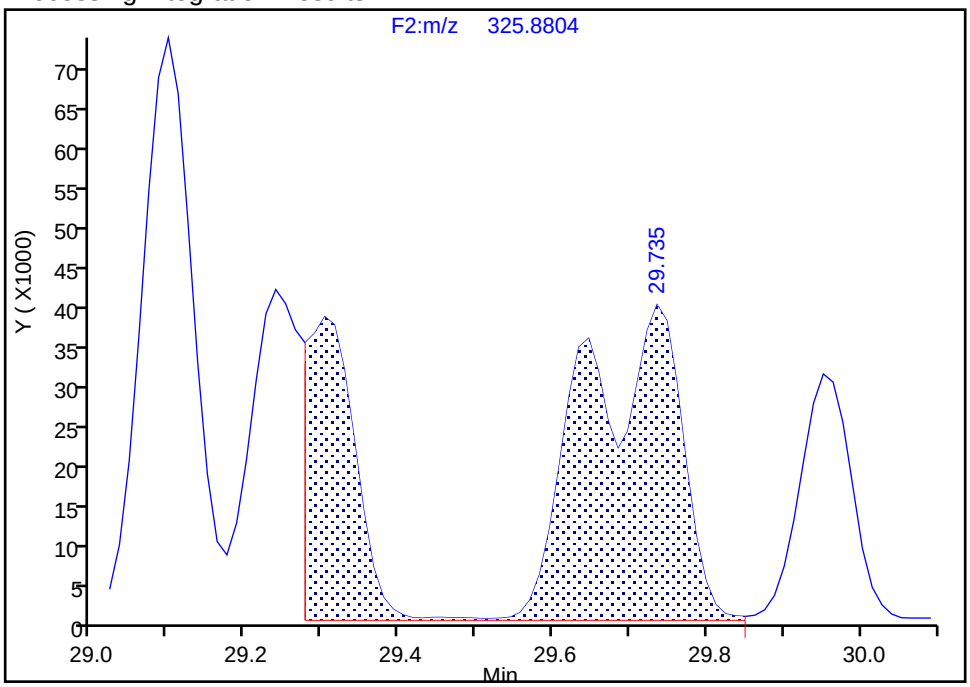

Manual Integration Results

RT: 29.74
Area: 347498
Amount: 96.294913
Amount Units: pg/ul

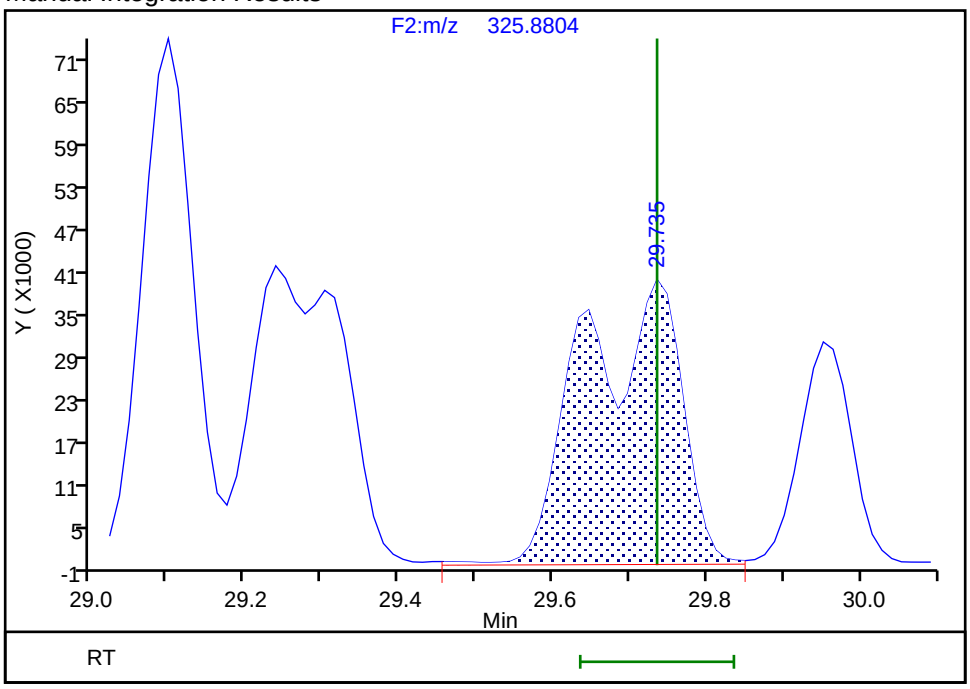

Reviewer: layk, 04-Sep-2019 11:25:13

Audit Action: Manually Integrated/Assigned Compound ID Audit Reason: Incomplete Integration

Manual Integration/User Assign Peak Report

Eurofins TestAmerica, Knoxville

Data File:	\\chromna\Knoxville\ChromData\D3D\20190904-12947.b\d4190904s1.d				
Injection Date:	04-Sep-2019 10:04:00	Instrument ID:	D3D		
Lims ID:	WDMCCV				
Client ID:					
Operator ID:	Xcalibur_System	ALS Bottle#:	0	Worklist Smp#:	1
Injection Vol:	1.0 ul	Dil. Factor:	1.0000		
Method:	PCBs_D3D	Limit Group:	HR - 1668A - ICAL		
Column:	SPB-Octyl (0.25 mm)	Detector	F2(21.81 :35.54)		

PCB-86/87/97/109/119/125, CAS: STL02295

Signal: 1

Processing Integration Results

RT: 32.89
Area: 874547
Amount: 206.6988
Amount Units: pg/ul

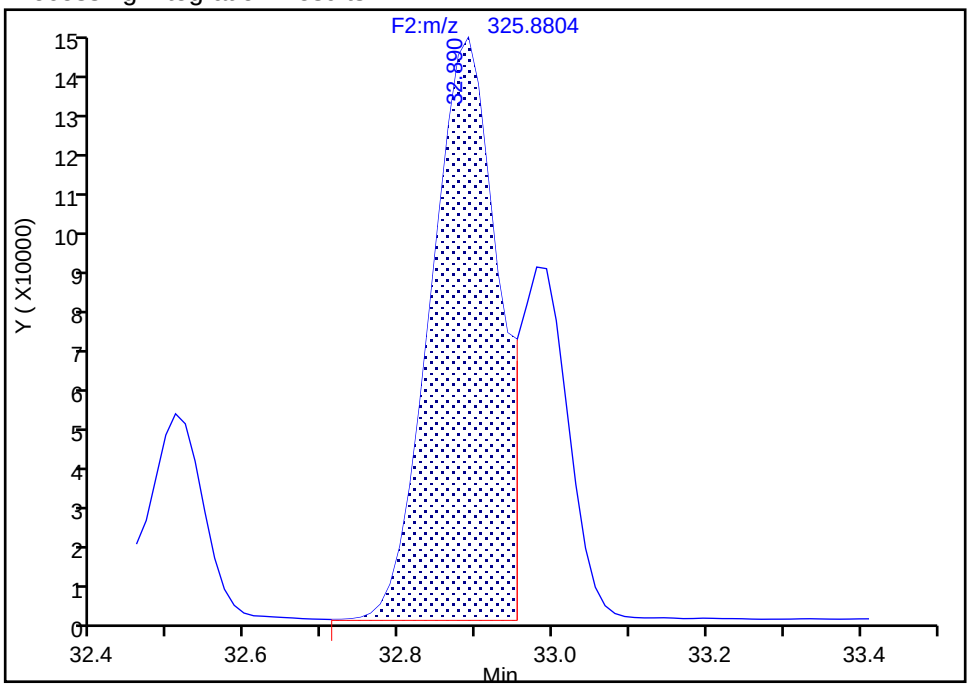

Manual Integration Results

RT: 32.89
Area: 1237953
Amount: 291.9837
Amount Units: pg/ul

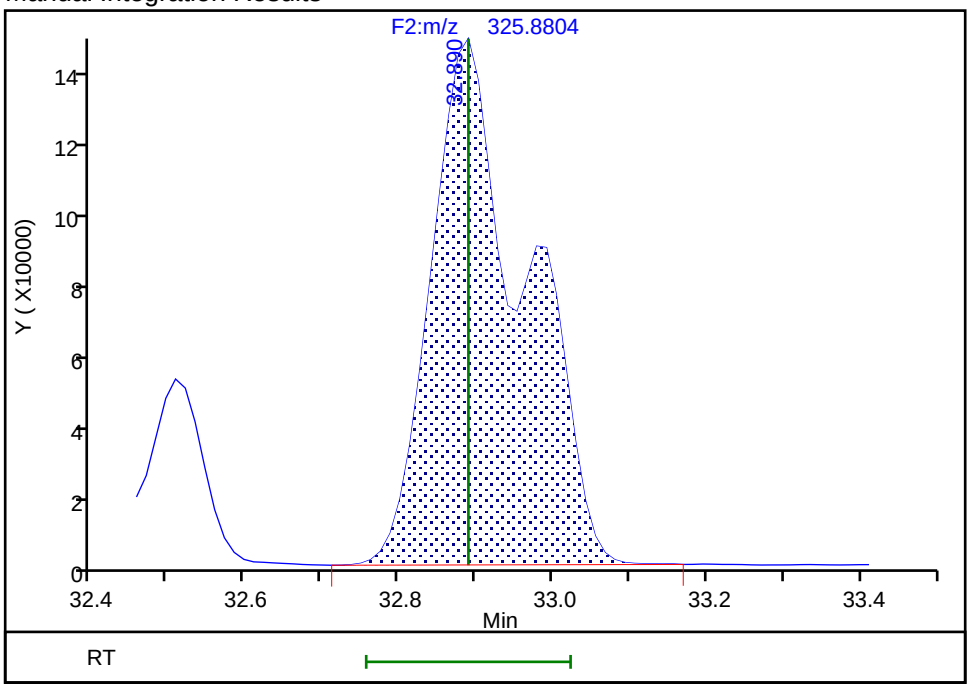

Reviewer: layk, 04-Sep-2019 11:18:15
Audit Action: Manually Integrated Audit Reason: Incomplete Integration

Manual Integration/User Assign Peak Report

Eurofins TestAmerica, Knoxville

Data File:	\\chromna\Knoxville\ChromData\D3D\20190904-12947.b\d4190904s1.d				
Injection Date:	04-Sep-2019 10:04:00	Instrument ID:	D3D		
Lims ID:	WDMCCV				
Client ID:					
Operator ID:	Xcalibur_System	ALS Bottle#:	0	Worklist Smp#:	1
Injection Vol:	1.0 ul	Dil. Factor:	1.0000		
Method:	PCBs_D3D	Limit Group:	HR - 1668A - ICAL		
Column:	SPB-Octyl (0.25 mm)	Detector	F2(21.81 :35.54)		

PCB-86/87/97/109/119/125, CAS: STL02295

Signal: 2

Processing Integration Results

RT: 32.89
Area: 551058
Amount: 206.6988
Amount Units: pg/ul

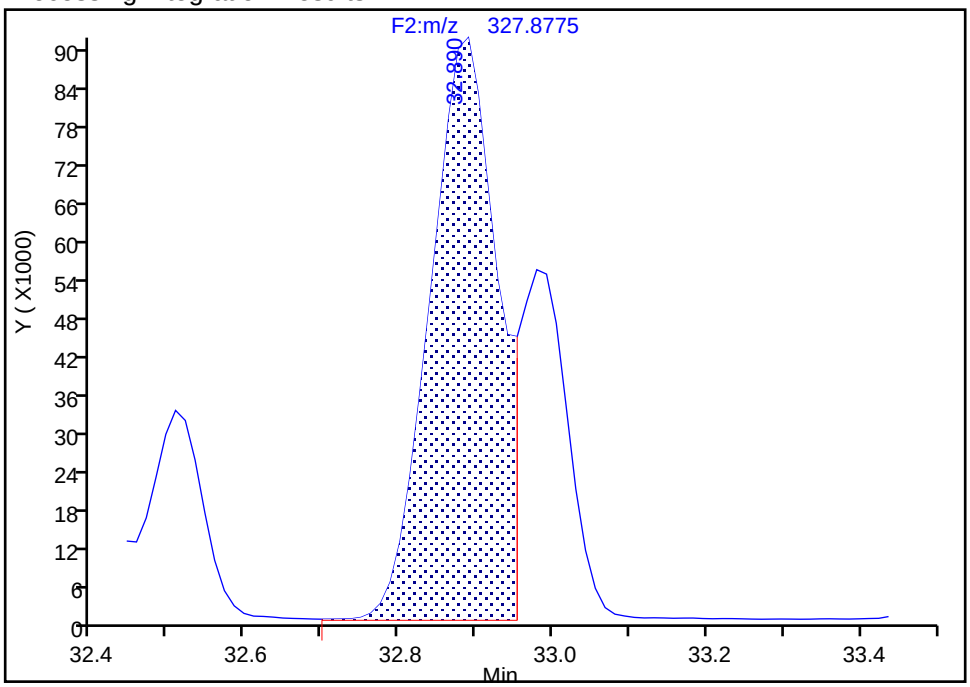

Manual Integration Results

RT: 32.89
Area: 775863
Amount: 291.9837
Amount Units: pg/ul

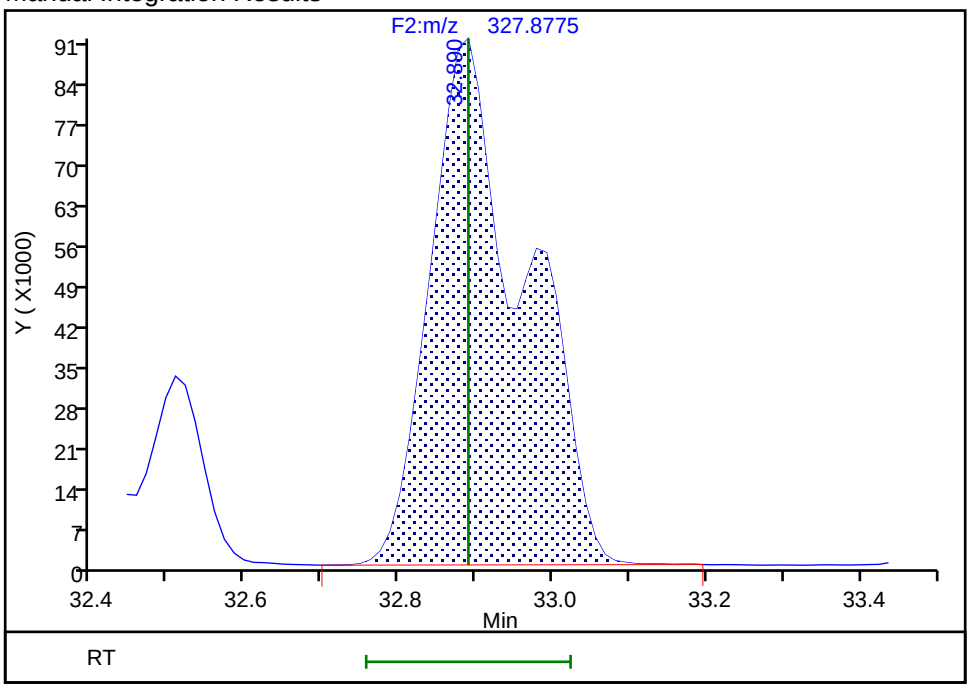

Reviewer: layk, 04-Sep-2019 11:18:20
Audit Action: Manually Integrated Audit Reason: Incomplete Integration

Manual Integration/User Assign Peak Report

Eurofins TestAmerica, Knoxville

Data File:	\\chromna\Knoxville\ChromData\D3D\20190904-12947.b\d4190904s1.d				
Injection Date:	04-Sep-2019 10:04:00	Instrument ID:	D3D		
Lims ID:	WDMCCV				
Client ID:					
Operator ID:	Xcalibur_System	ALS Bottle#:	0	Worklist Smp#:	1
Injection Vol:	1.0 ul	Dil. Factor:	1.0000		
Method:	PCBs_D3D	Limit Group:	HR - 1668A - ICAL		
Column:	SPB-Octyl (0.25 mm)	Detector	F2(21.81 :35.54)		

PCB-110/115, CAS: STL01826

Signal: 2

Processing Integration Results

RT: 33.86
Area: 164953
Amount: 83.759197
Amount Units: pg/ul

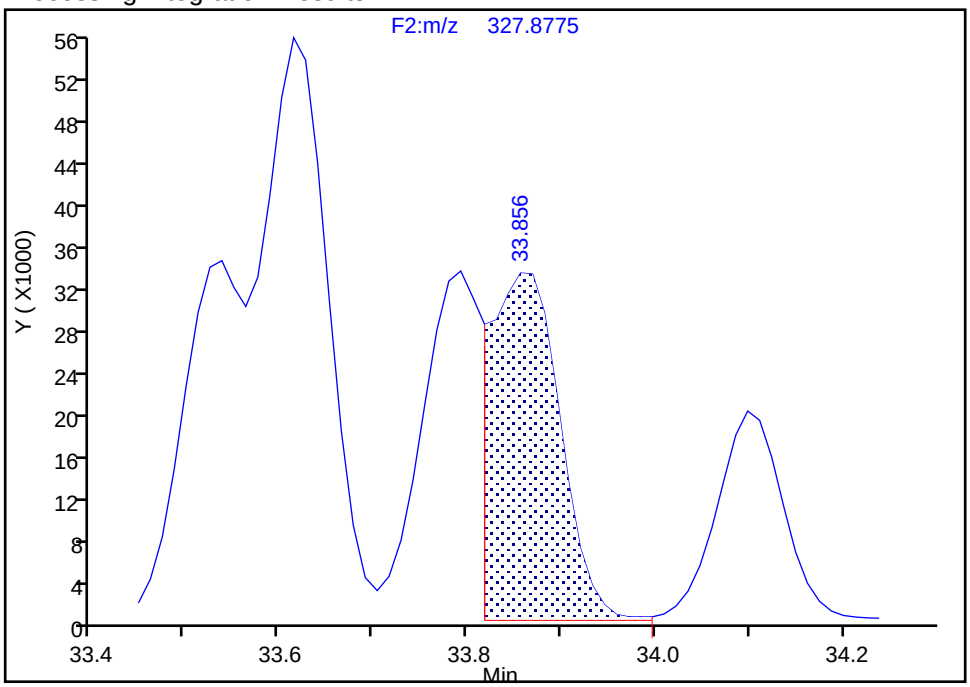

Manual Integration Results

RT: 33.79
Area: 301320
Amount: 101.2582
Amount Units: pg/ul

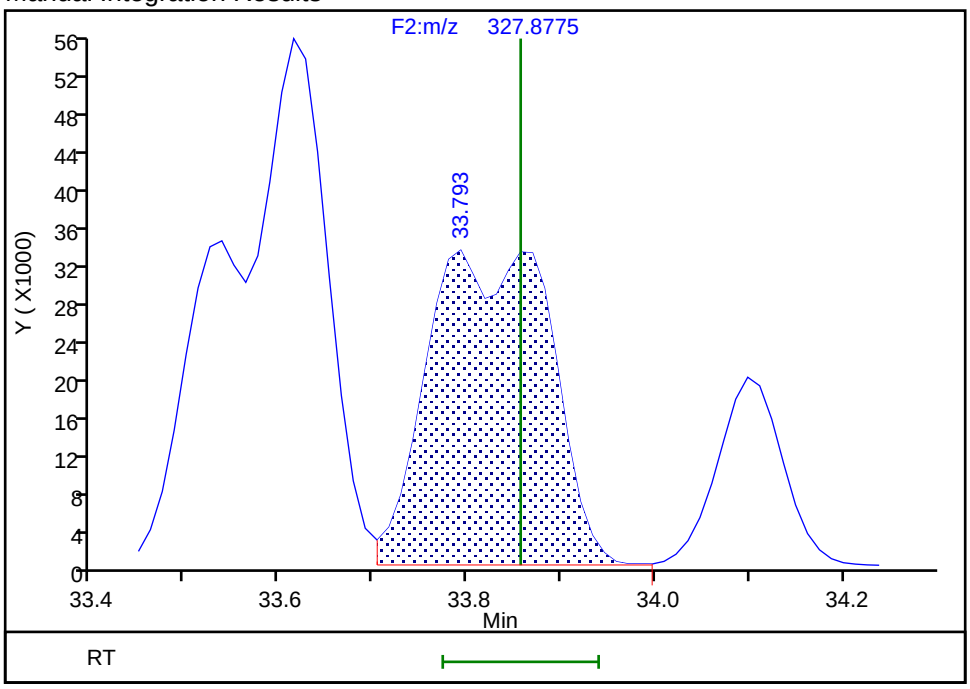

Reviewer: layk, 04-Sep-2019 11:25:26
Audit Action: Marked Compound Undetected Audit Reason: Invalid Compound ID

Manual Integration/User Assign Peak Report

Eurofins TestAmerica, Knoxville

Data File: \\chromna\Knoxville\ChromData\D3D\20190904-12947.b\d4190904s1.d
Injection Date: 04-Sep-2019 10:04:00 Instrument ID: D3D
Lims ID: WDMCCV
Client ID:
Operator ID: Xcalibur_System ALS Bottle#: 0 Worklist Smp#: 1
Injection Vol: 1.0 ul Dil. Factor: 1.0000
Method: PCBs_D3D Limit Group: HR - 1668A - ICAL
Column: SPB-Octyl (0.25 mm) Detector F2(21.81 :35.54)

PCB-110/115, CAS: STL01826

Signal: 3

Processing Integration Results

RT: 33.86
Area: 652721
Amount: 83.759197
Amount Units: pg/ul

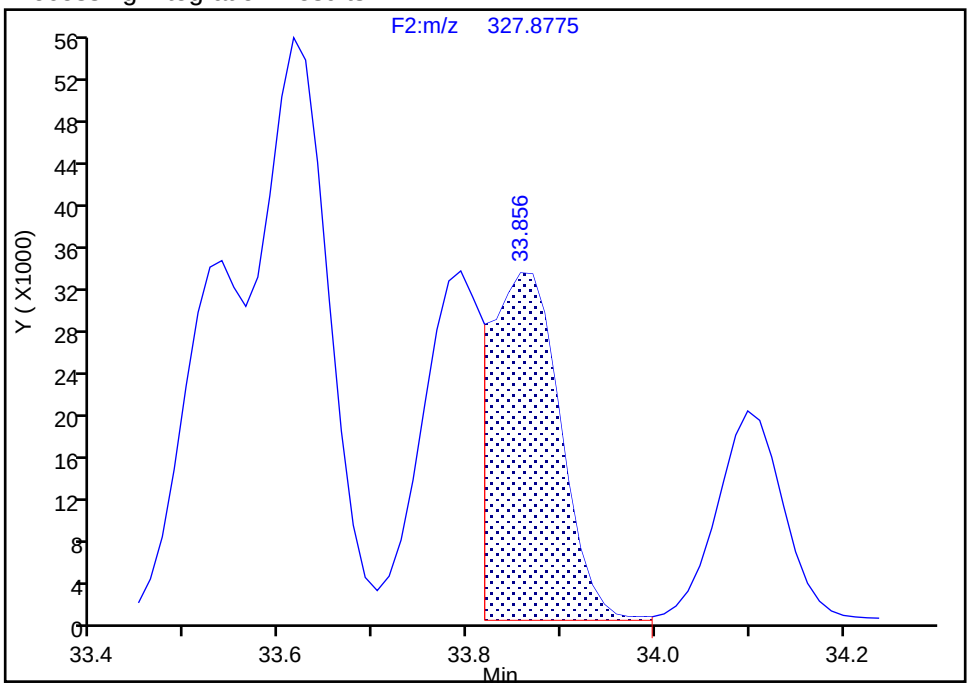

Manual Integration Results

RT: 33.86
Area: 789088
Amount: 101.2582
Amount Units: pg/ul
Reviewer: layk, 04-Sep-2019 11:25:26
Audit Action: Marked Compound Undetected Audit Reason: Invalid Compound ID

Manual Integration/User Assign Peak Report

Eurofins TestAmerica, Knoxville

Data File:	\\chromna\Knoxville\ChromData\D3D\20190904-12947.b\d4190904s1.d				
Injection Date:	04-Sep-2019 10:04:00	Instrument ID:	D3D		
Lims ID:	WDMCCV				
Client ID:					
Operator ID:	Xcalibur_System	ALS Bottle#:	0	Worklist Smp#:	1
Injection Vol:	1.0 ul	Dil. Factor:	1.0000		
Method:	PCBs_D3D	Limit Group:	HR - 1668A - ICAL		
Column:	SPB-Octyl (0.25 mm)	Detector	F2(21.81 :35.54)		

PCB-110/115, CAS: STL01826

Signal: 1

Processing Integration Results

RT: 33.86
Area: 487768
Amount: 83.759197
Amount Units: pg/ul

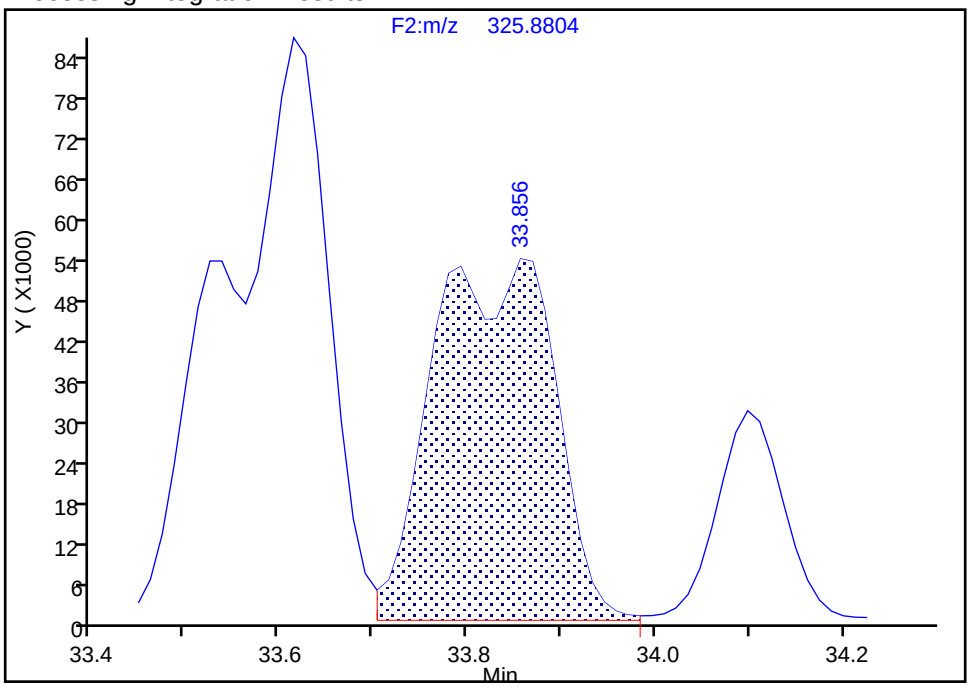

Manual Integration Results

RT: 33.86
Area: 487768
Amount: 101.2582
Amount Units: pg/ul

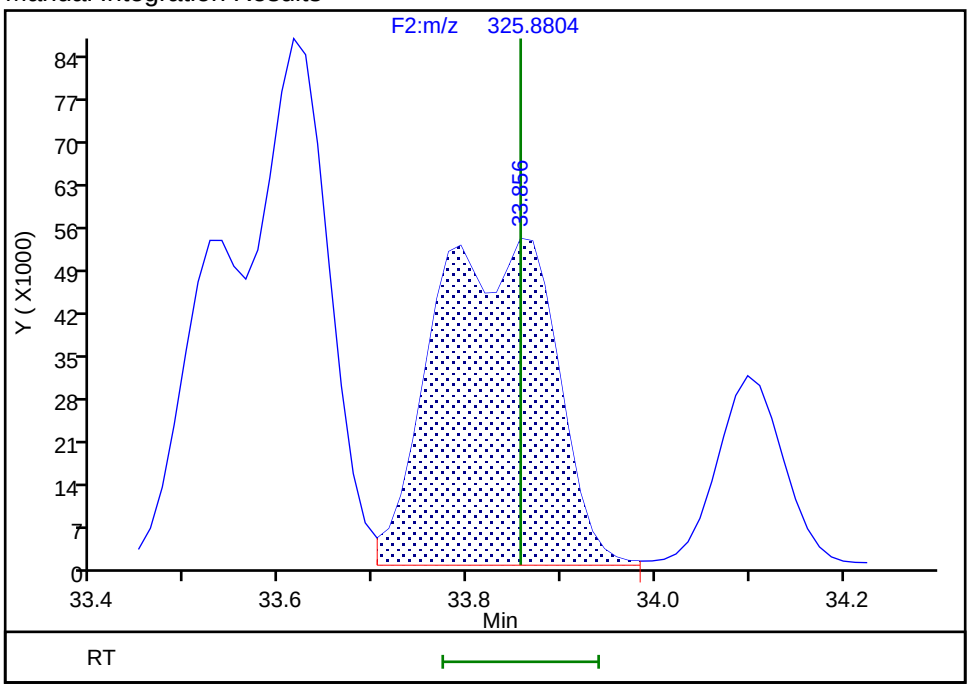

Reviewer: layk, 04-Sep-2019 11:25:30

Audit Action: Manually Integrated/Assigned Compound ID Audit Reason: Incomplete Integration

Eurofins TestAmerica, Knoxville

Data File:	\\chromna\Knoxville\ChromData\D3D\20190904-12947.b\d4190904s1.d		
Injection Date:	04-Sep-2019 10:04:00	Injection Vol:	1.0 ul
Instrument ID:	D3D	Operator ID:	Xcalibur_System
Method:	PCBs_D3D	Limit Group:	HR - 1668A - ICAL
Client ID:			
Worklist#:	33248	Sample Line#:	1
Column Type:	SPB-Octyl	Column Dia:	0.25 mm

PePCB F3

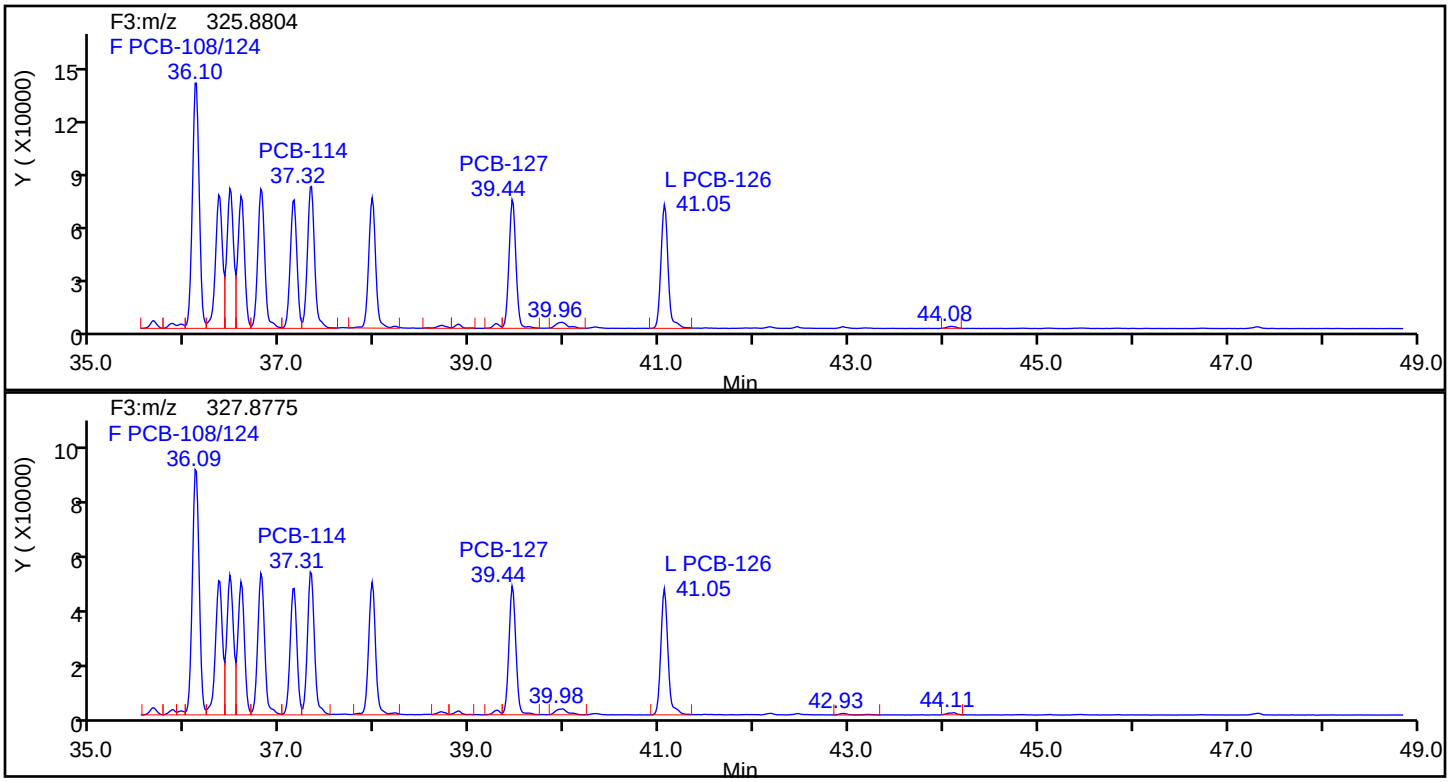

PePCB F3 Standards

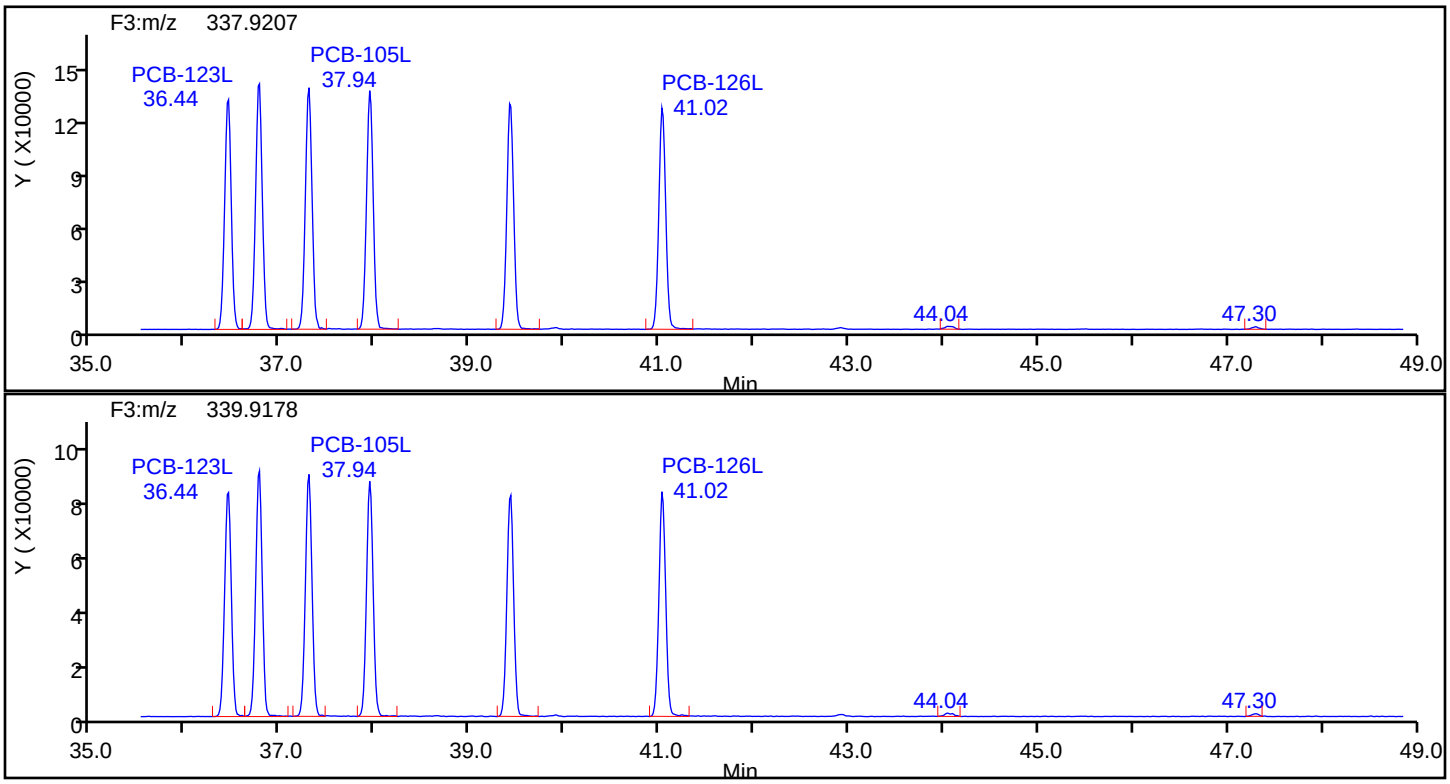

Eurofins TestAmerica, Knoxville

Data File:	\\chromna\Knoxville\ChromData\D3D\20190904-12947.b\d4190904s1.d		
Injection Date:	04-Sep-2019 10:04:00	Injection Vol:	1.0 ul
Instrument ID:	D3D	Operator ID:	Xcalibur_System
Method:	PCBs_D3D	Limit Group:	HR - 1668A - ICAL
Client ID:			
Worklist#:	33248	Sample Line#:	1
Column Type:	SPB-Octyl	Column Dia:	0.25 mm

PePCB F3

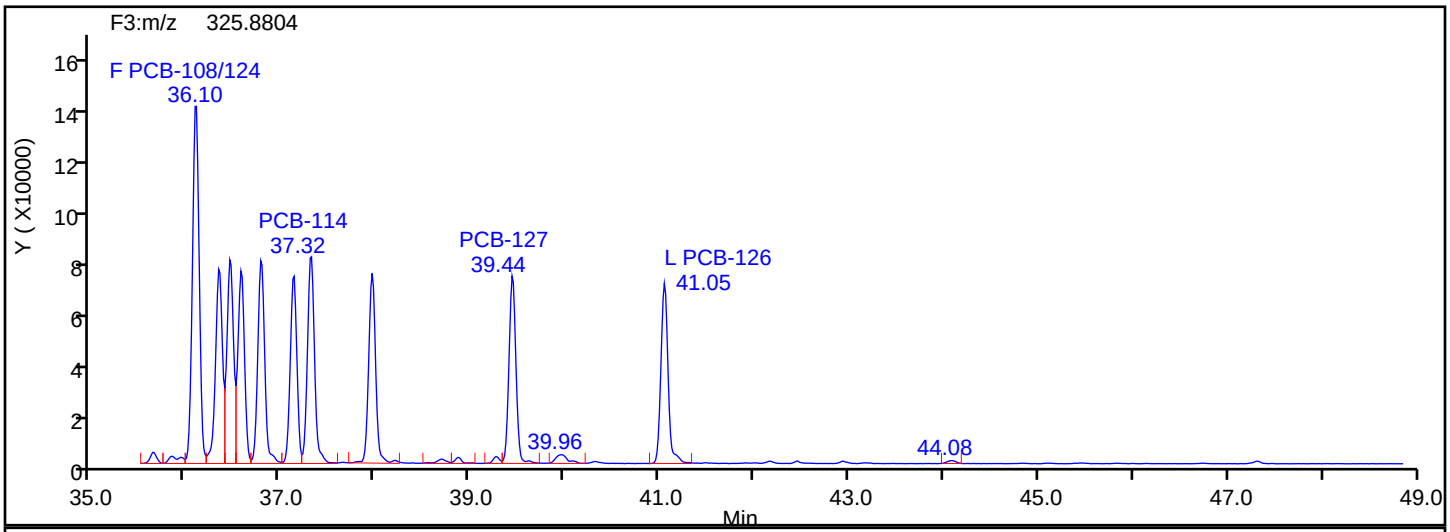

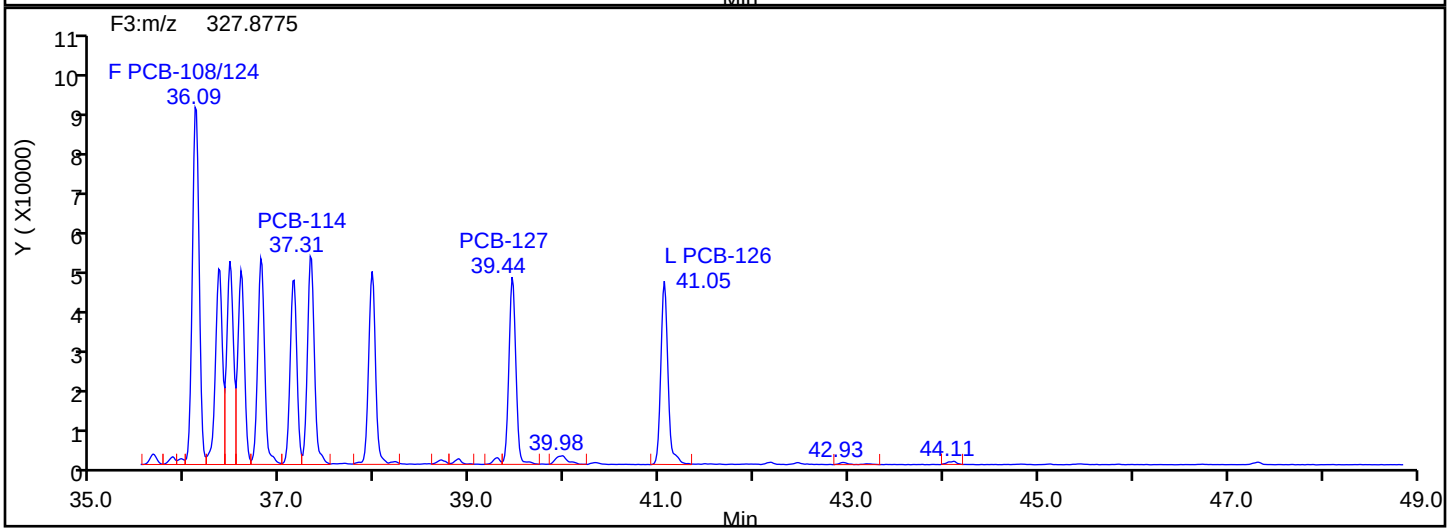

PePCB F3 Lock Mass

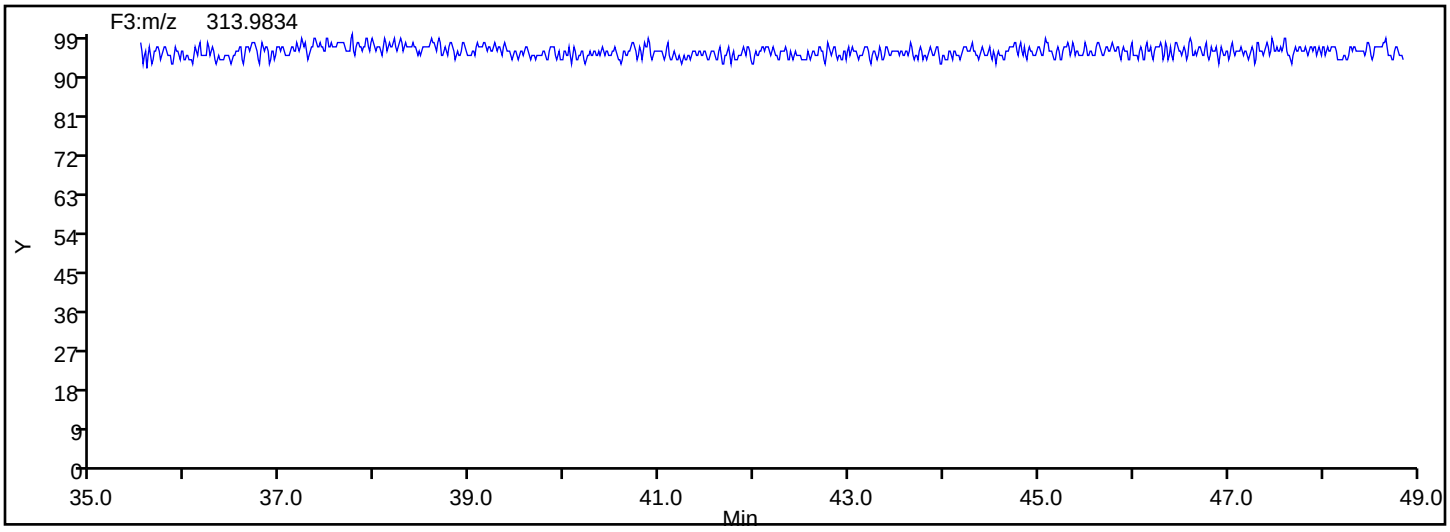

Eurofins TestAmerica, Knoxville

Data File:	\\chromna\Knoxville\ChromData\D3D\20190904-12947.b\d4190904s1.d		
Injection Date:	04-Sep-2019 10:04:00	Injection Vol:	1.0 ul
Instrument ID:	D3D	Operator ID:	Xcalibur_System
Method:	PCBs_D3D	Limit Group:	HR - 1668A - ICAL
Client ID:			
Worklist#:	33248	Sample Line#:	1
Column Type:	SPB-Octyl	Column Dia:	0.25 mm

HxPCB F2

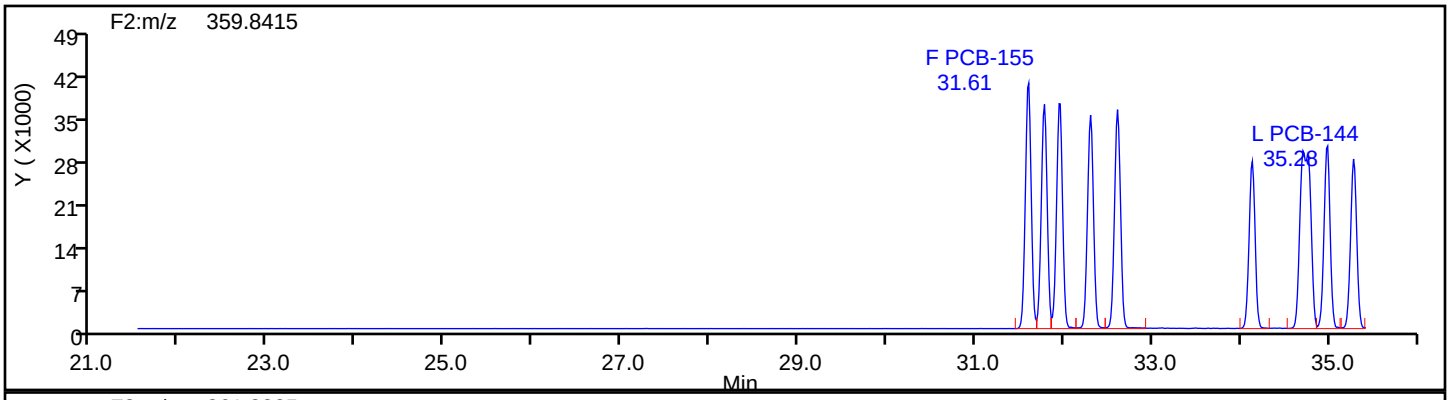

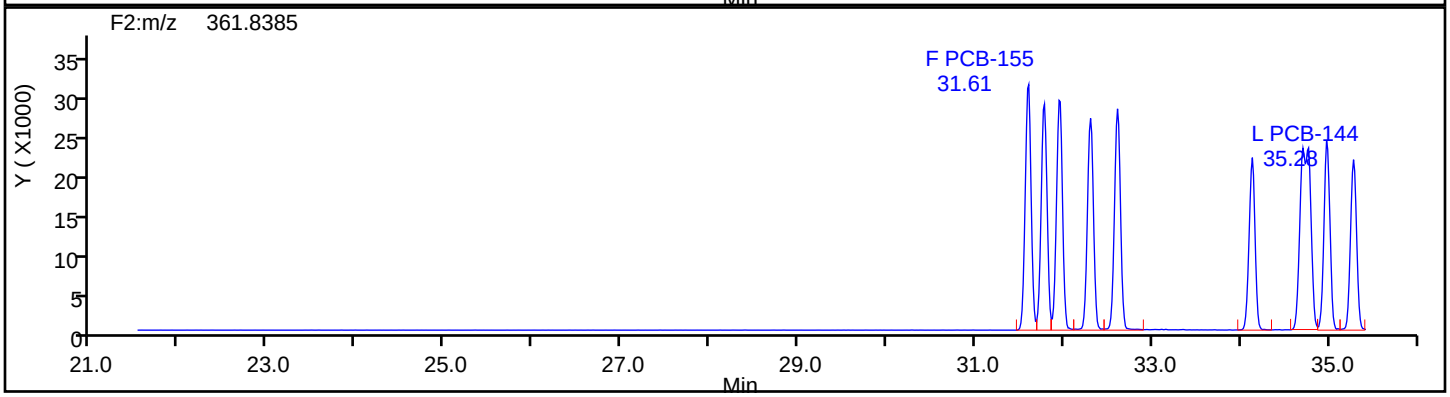

HxPCB F2 Standards

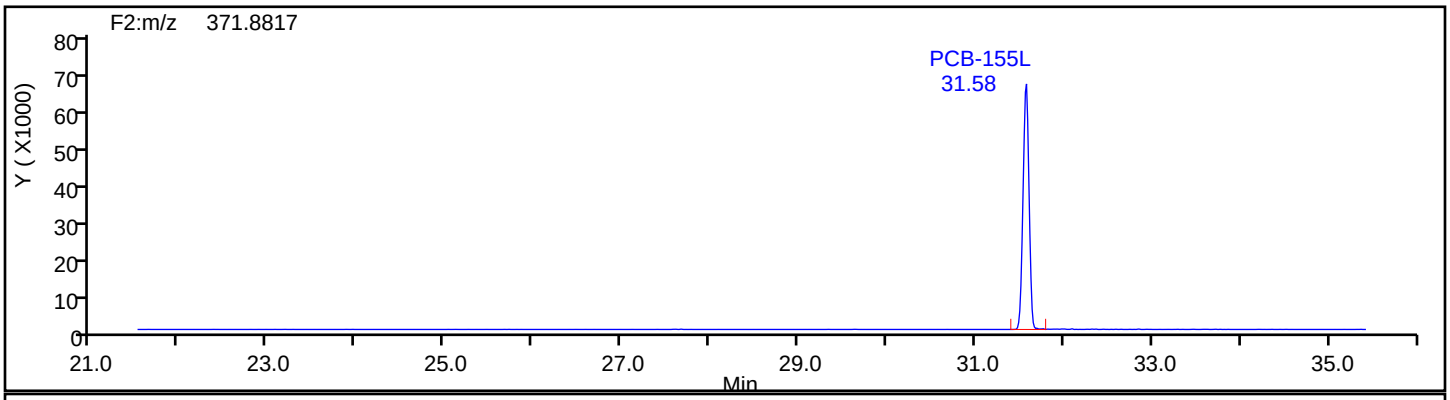

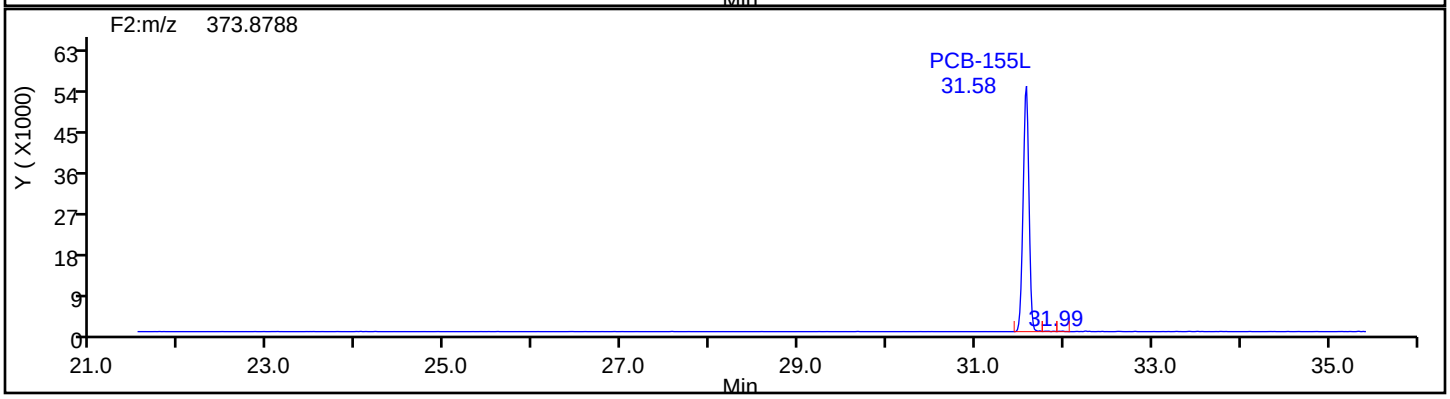

Eurofins TestAmerica, Knoxville

Data File:	\\chromna\Knoxville\ChromData\D3D\20190904-12947.b\d4190904s1.d		
Injection Date:	04-Sep-2019 10:04:00	Injection Vol:	1.0 ul
Instrument ID:	D3D	Operator ID:	Xcalibur_System
Method:	PCBs_D3D	Limit Group:	HR - 1668A - ICAL
Client ID:			
Worklist#:	33248	Sample Line#:	1
Column Type:	SPB-Octyl	Column Dia:	0.25 mm

HxPCB F2

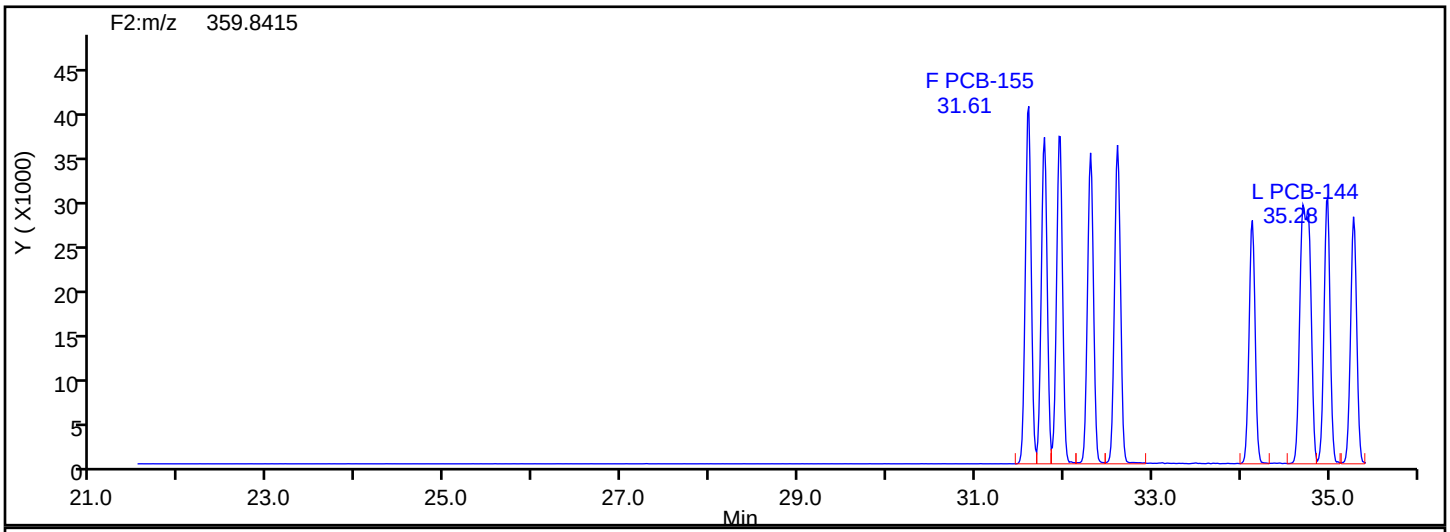

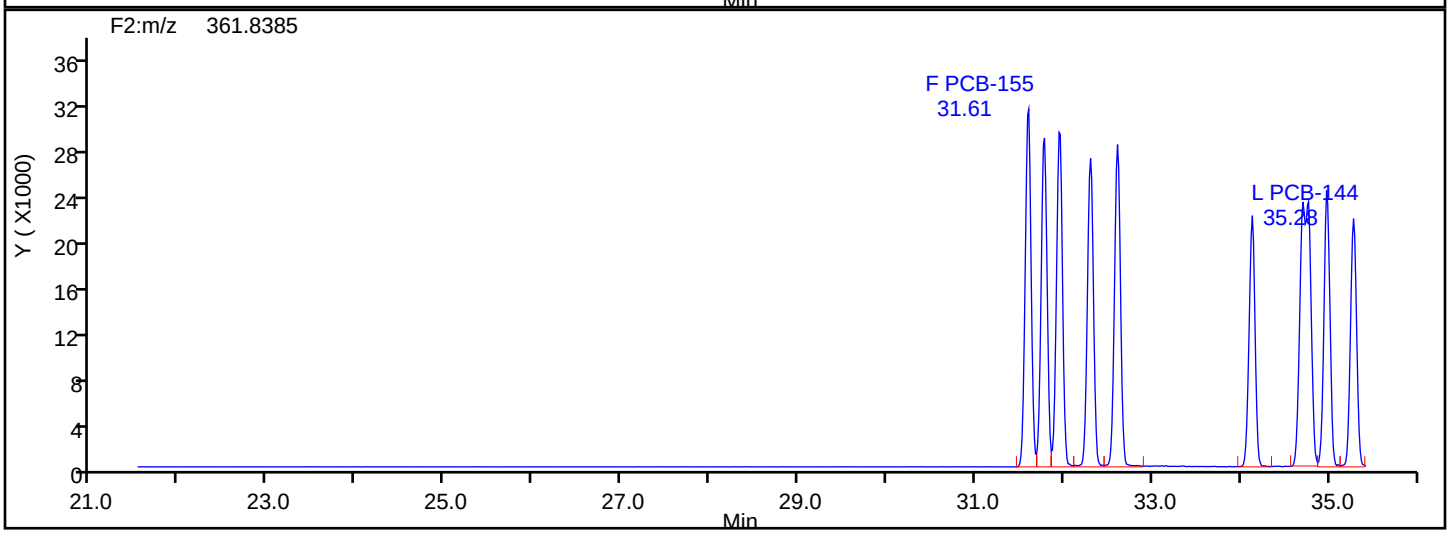

HxPCB F2 Lock Mass

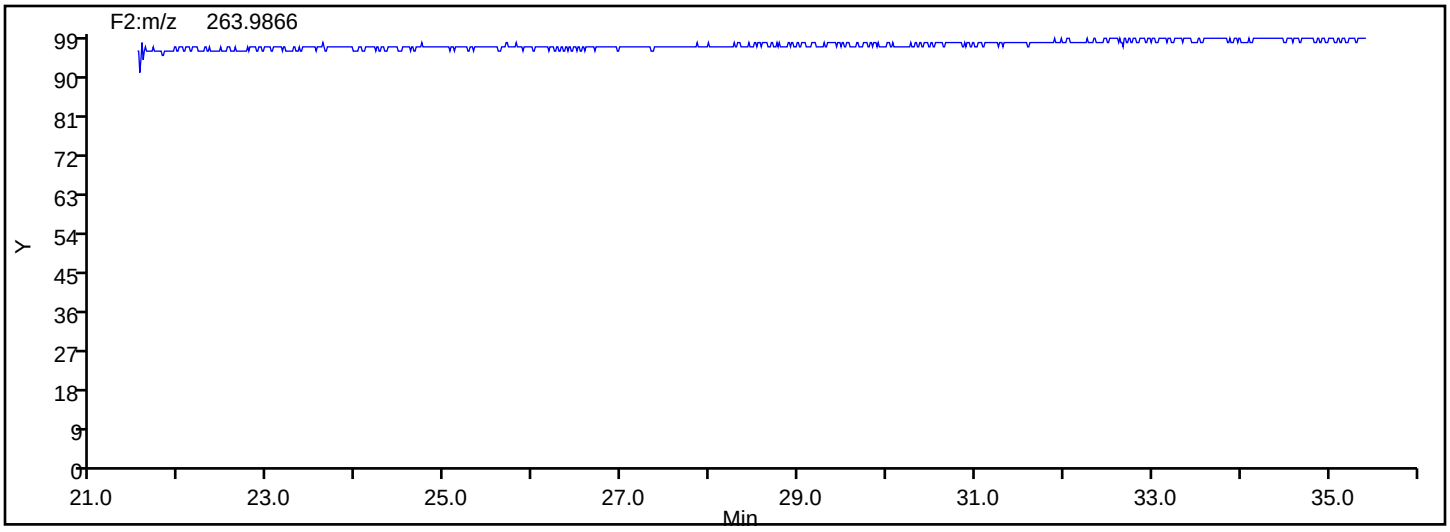

Manual Integration/User Assign Peak Report

Eurofins TestAmerica, Knoxville

Data File:	\\chromna\Knoxville\ChromData\D3D\20190904-12947.b\d4190904s1.d				
Injection Date:	04-Sep-2019 10:04:00	Instrument ID:	D3D		
Lims ID:	WDMCCV				
Client ID:					
Operator ID:	Xcalibur_System	ALS Bottle#:	0	Worklist Smp#:	1
Injection Vol:	1.0 ul	Dil. Factor:	1.0000		
Method:	PCBs_D3D	Limit Group:	HR - 1668A - ICAL		
Column:	SPB-Octyl (0.25 mm)	Detector	F2(21.81 :35.54)		

PCB-135/151, CAS: STL01819

Signal: 2

Processing Integration Results

RT: 34.71
Area: 94673
Amount: 68.923016
Amount Units: pg/ul

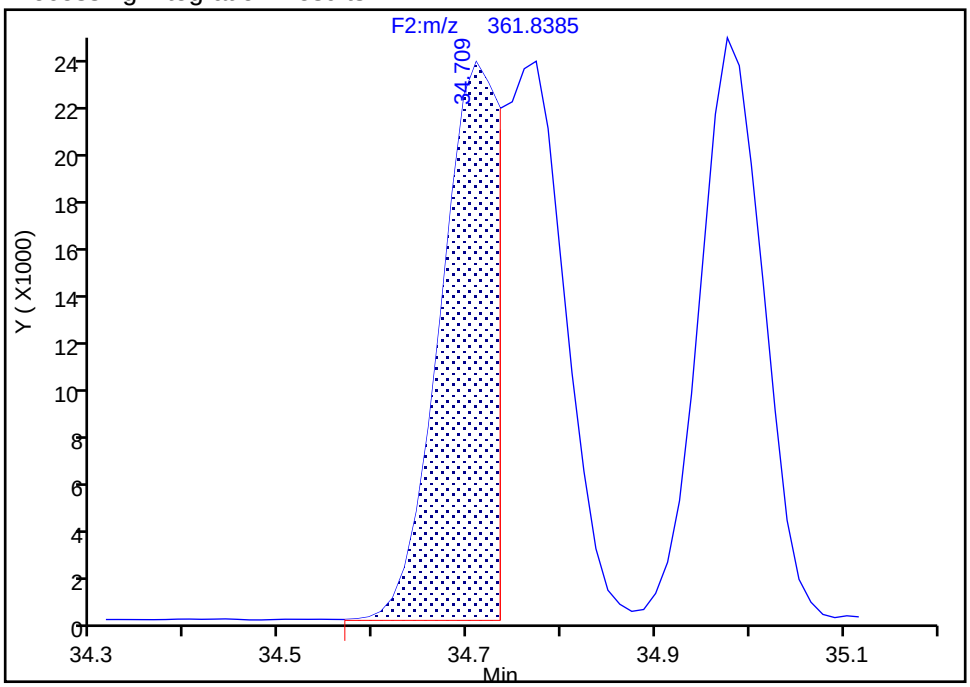

Manual Integration Results

RT: 34.77
Area: 196159
Amount: 89.327627
Amount Units: pg/ul

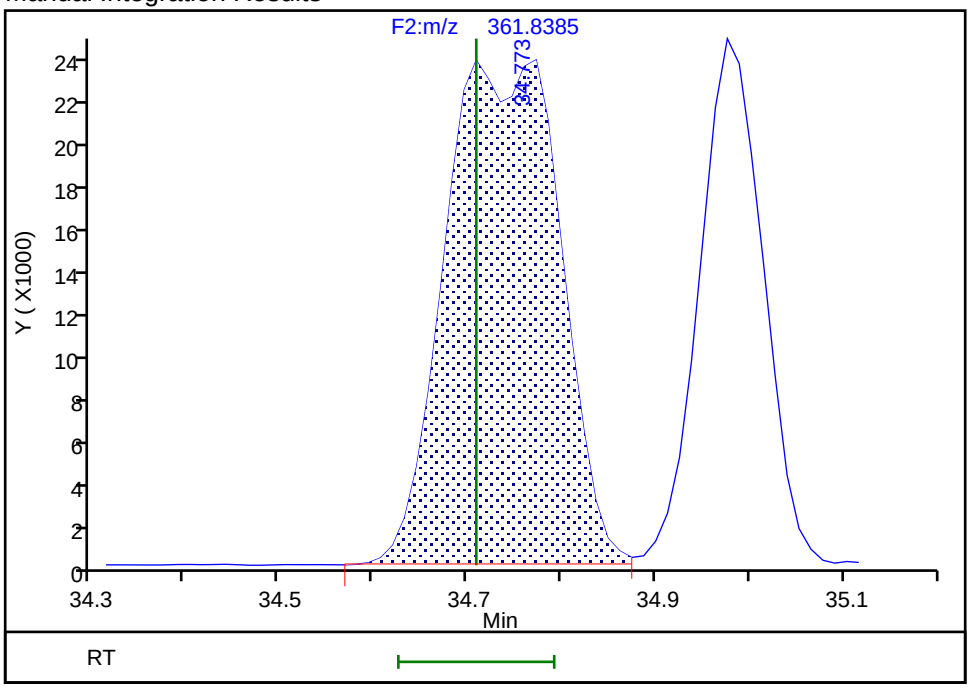

Reviewer: layk, 04-Sep-2019 11:19:42

Audit Action: Manually Integrated Audit Reason: Incomplete Integration

Report Date: 04-Sep-2019 13:01:15 Chrom Revision: 2.3 22-Aug-2019 12:55:36

Eurofins TestAmerica, Knoxville

Data File:	\\chromna\Knoxville\ChromData\D3D\20190904-12947.b\d4190904s1.d		
Injection Date:	04-Sep-2019 10:04:00	Injection Vol:	1.0 ul
Instrument ID:	D3D	Operator ID:	Xcalibur_System
Method:	PCBs_D3D	Limit Group:	HR - 1668A - ICAL
Client ID:			
Worklist#:	33248	Sample Line#:	1
Column Type:	SPB-Octyl	Column Dia:	0.25 mm

HxPCB F3

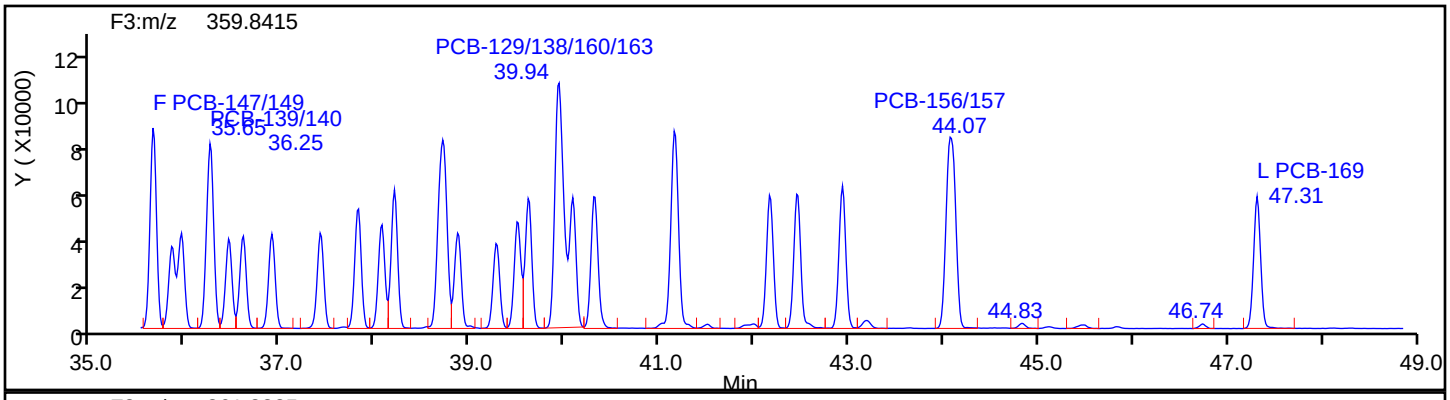

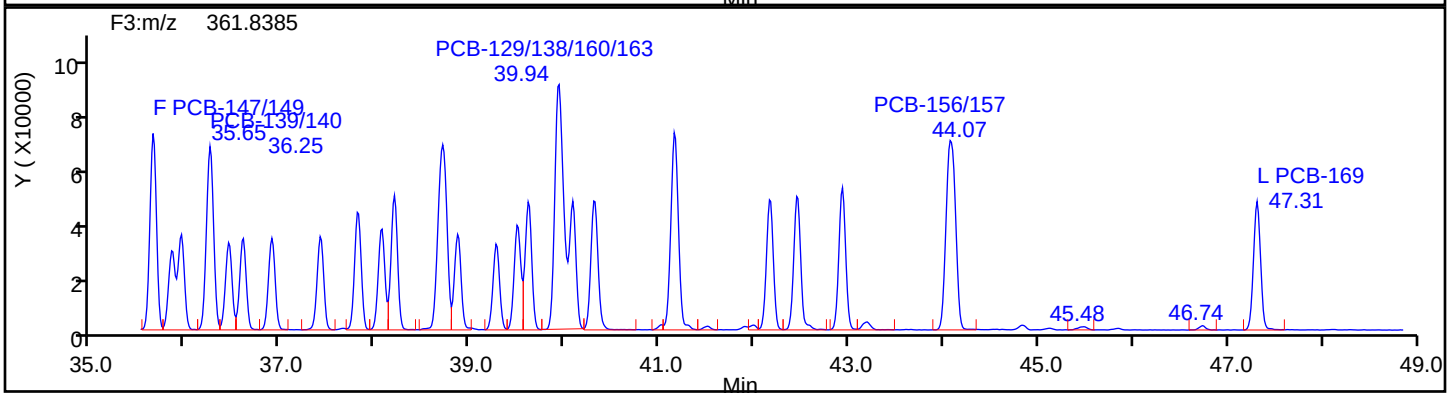

HxPCB F3 Standards

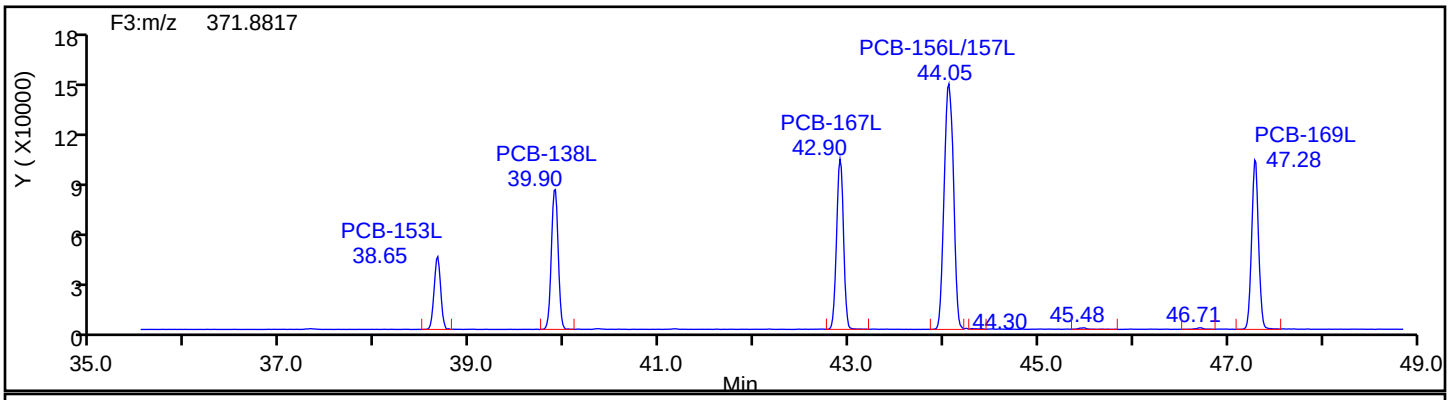

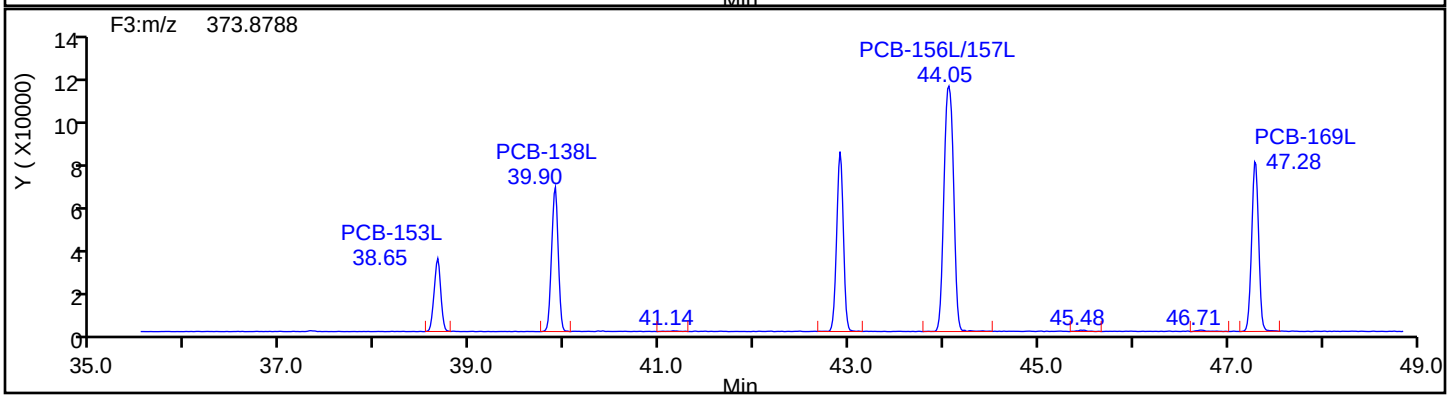

Eurofins TestAmerica, Knoxville

Data File:	\\chromna\Knoxville\ChromData\D3D\20190904-12947.b\d4190904s1.d		
Injection Date:	04-Sep-2019 10:04:00	Injection Vol:	1.0 ul
Instrument ID:	D3D	Operator ID:	Xcalibur_System
Method:	PCBs_D3D	Limit Group:	HR - 1668A - ICAL
Client ID:			
Worklist#:	33248	Sample Line#:	1
Column Type:	SPB-Octyl	Column Dia:	0.25 mm

HxPCB F3

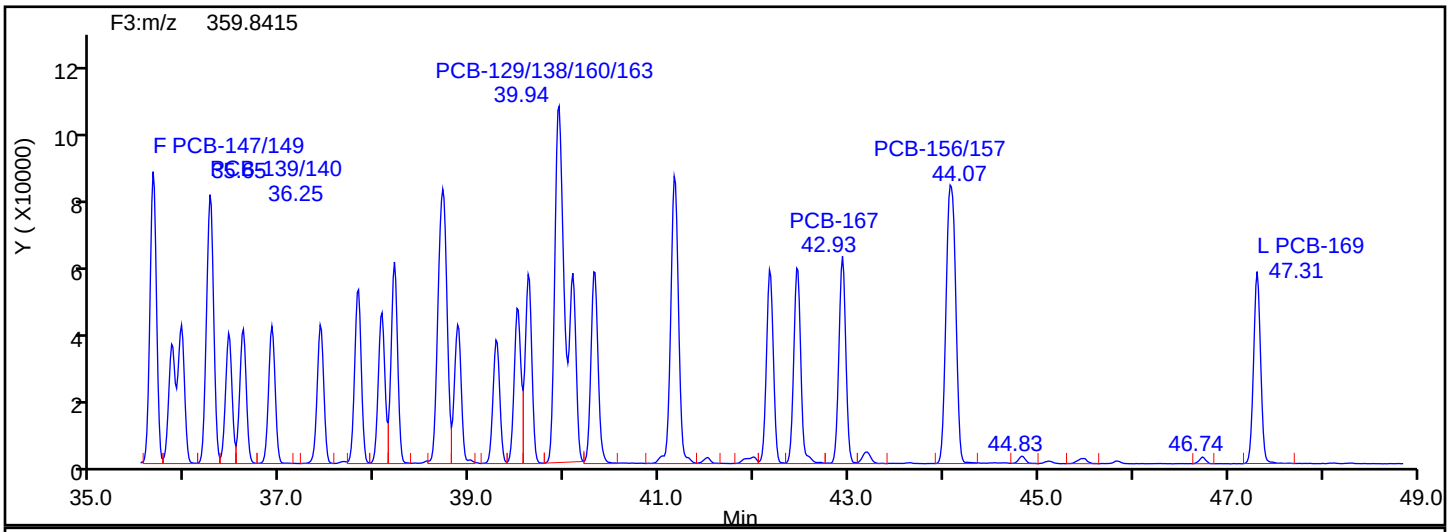

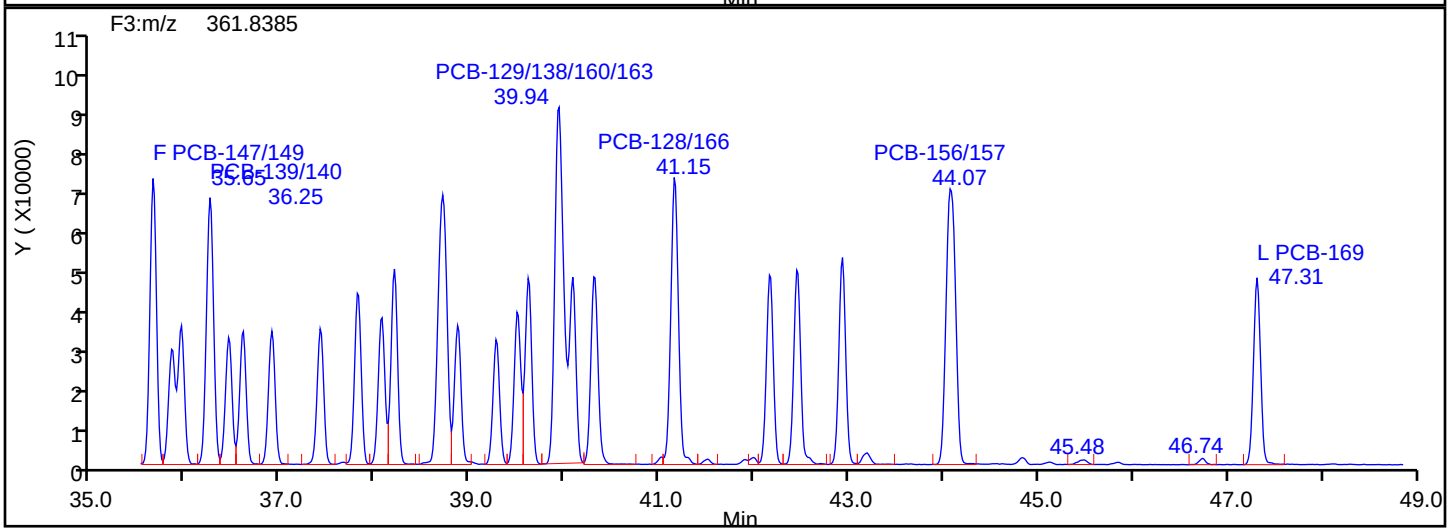

HxPCB F3 Lock Mass

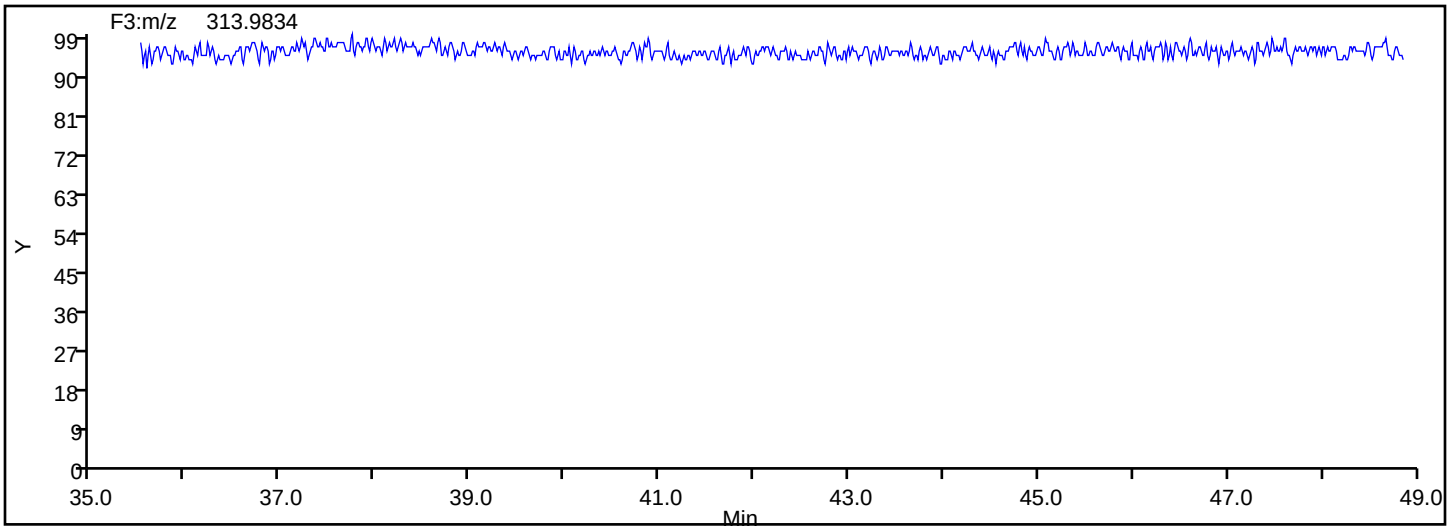

Manual Integration/User Assign Peak Report

Eurofins TestAmerica, Knoxville

Data File:	\\chromna\Knoxville\ChromData\D3D\20190904-12947.b\d4190904s1.d				
Injection Date:	04-Sep-2019 10:04:00	Instrument ID:	D3D		
Lims ID:	WDMCCV				
Client ID:					
Operator ID:	Xcalibur_System	ALS Bottle#:	0	Worklist Smp#:	1
Injection Vol:	1.0 ul	Dil. Factor:	1.0000		
Method:	PCBs_D3D	Limit Group:	HR - 1668A - ICAL		
Column:	SPB-Octyl (0.25 mm)	Detector	F3(35.64 :49.10)		

PCB-129/138/160/163, CAS: STL02296

Signal: 1

Processing Integration Results

RT: 39.94
Area: 682228
Amount: 126.5832
Amount Units: pg/ul

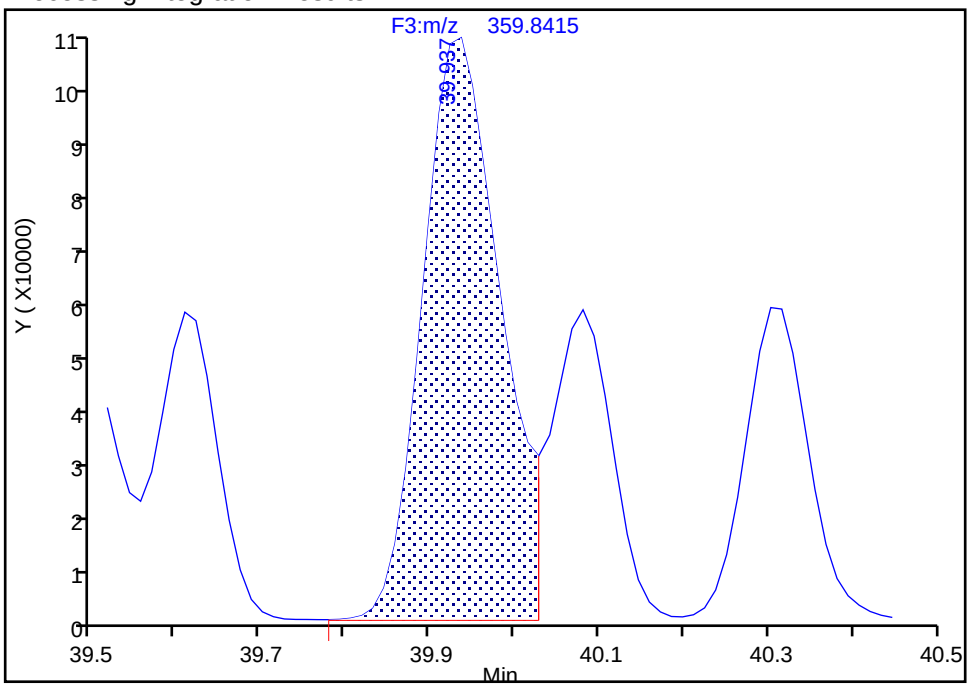

Manual Integration Results

RT: 39.94
Area: 951262
Amount: 175.9101
Amount Units: pg/ul

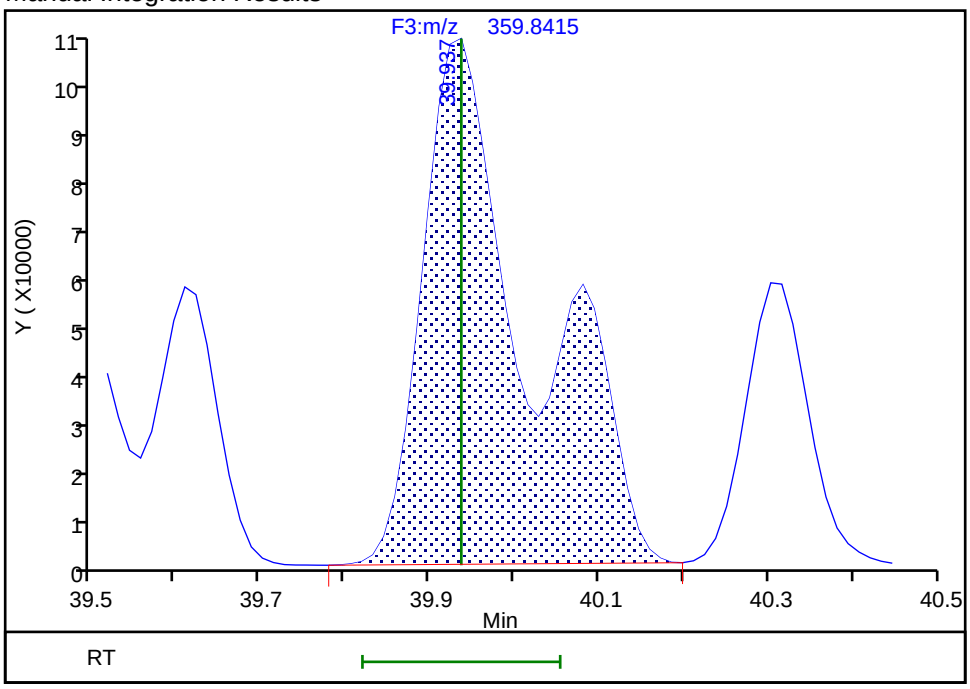

Reviewer: layk, 04-Sep-2019 11:20:10
Audit Action: Manually Integrated Audit Reason: Incomplete Integration

Manual Integration/User Assign Peak Report

Eurofins TestAmerica, Knoxville

Data File: \\chromna\Knoxville\ChromData\D3D\20190904-12947.b\d4190904s1.d
Injection Date: 04-Sep-2019 10:04:00 Instrument ID: D3D
Lims ID: WDMCCV
Client ID:
Operator ID: Xcalibur_System ALS Bottle#: 0 Worklist Smp#: 1
Injection Vol: 1.0 ul Dil. Factor: 1.0000
Method: PCBs_D3D Limit Group: HR - 1668A - ICAL
Column: SPB-Octyl (0.25 mm) Detector F3(35.64 :49.10)

PCB-129/138/160/163, CAS: STL02296

Signal: 2

Processing Integration Results

RT: 39.94
Area: 549949
Amount: 126.5832
Amount Units: pg/ul

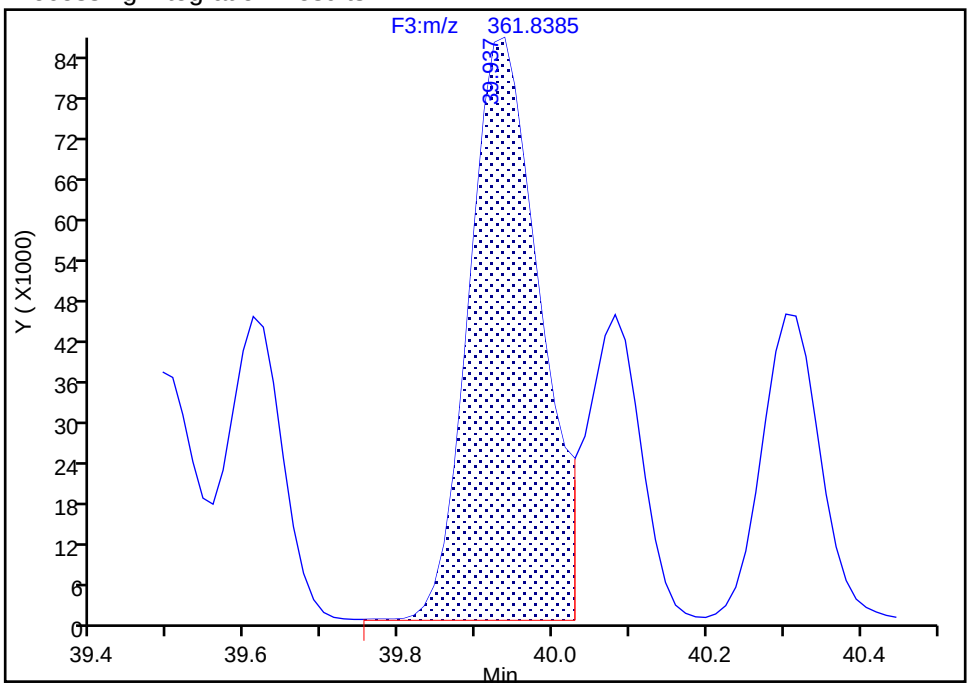

Manual Integration Results

RT: 39.94
Area: 761069
Amount: 175.9101
Amount Units: pg/ul

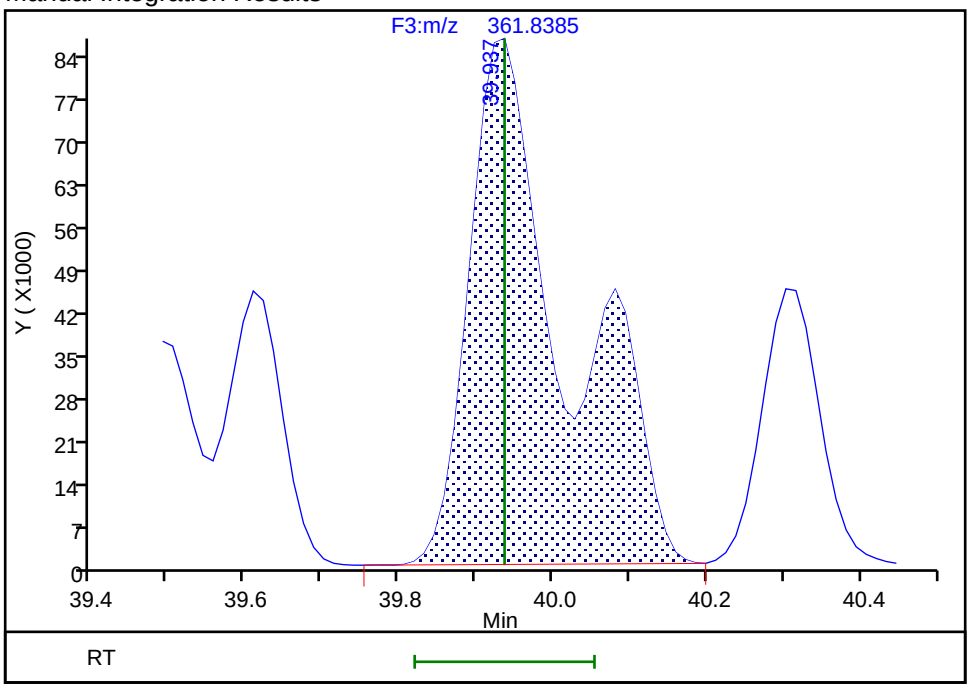

Reviewer: layk, 04-Sep-2019 11:20:15
Audit Action: Manually Integrated Audit Reason: Incomplete Integration

Eurofins TestAmerica, Knoxville

Data File:	\\chromna\Knoxville\ChromData\D3D\20190904-12947.b\d4190904s1.d		
Injection Date:	04-Sep-2019 10:04:00	Injection Vol:	1.0 ul
Instrument ID:	D3D	Operator ID:	Xcalibur_System
Method:	PCBs_D3D	Limit Group:	HR - 1668A - ICAL
Client ID:			
Worklist#:	33248	Sample Line#:	1
Column Type:	SPB-Octyl	Column Dia:	0.25 mm

HpPCB F3

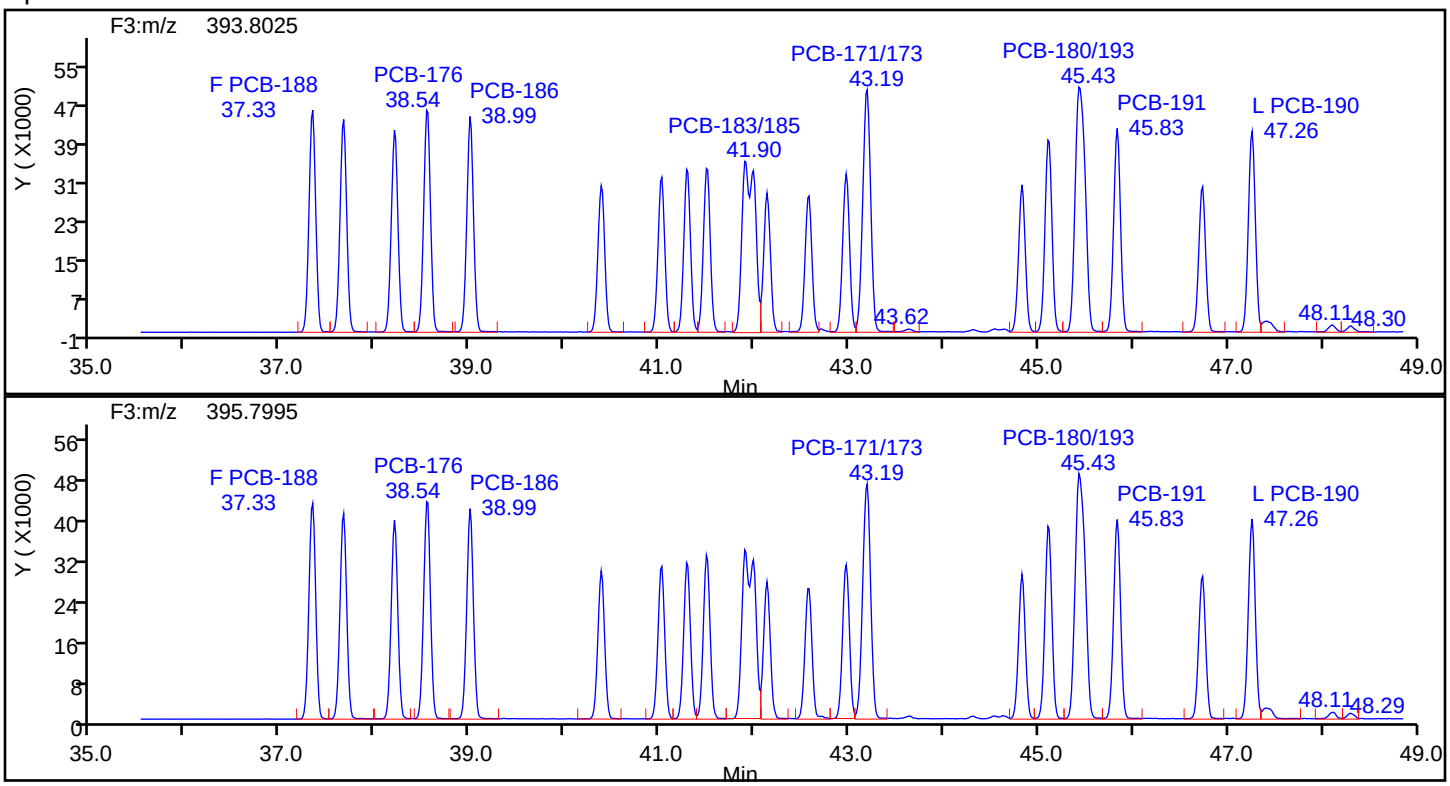

HpPCB F3 Standards

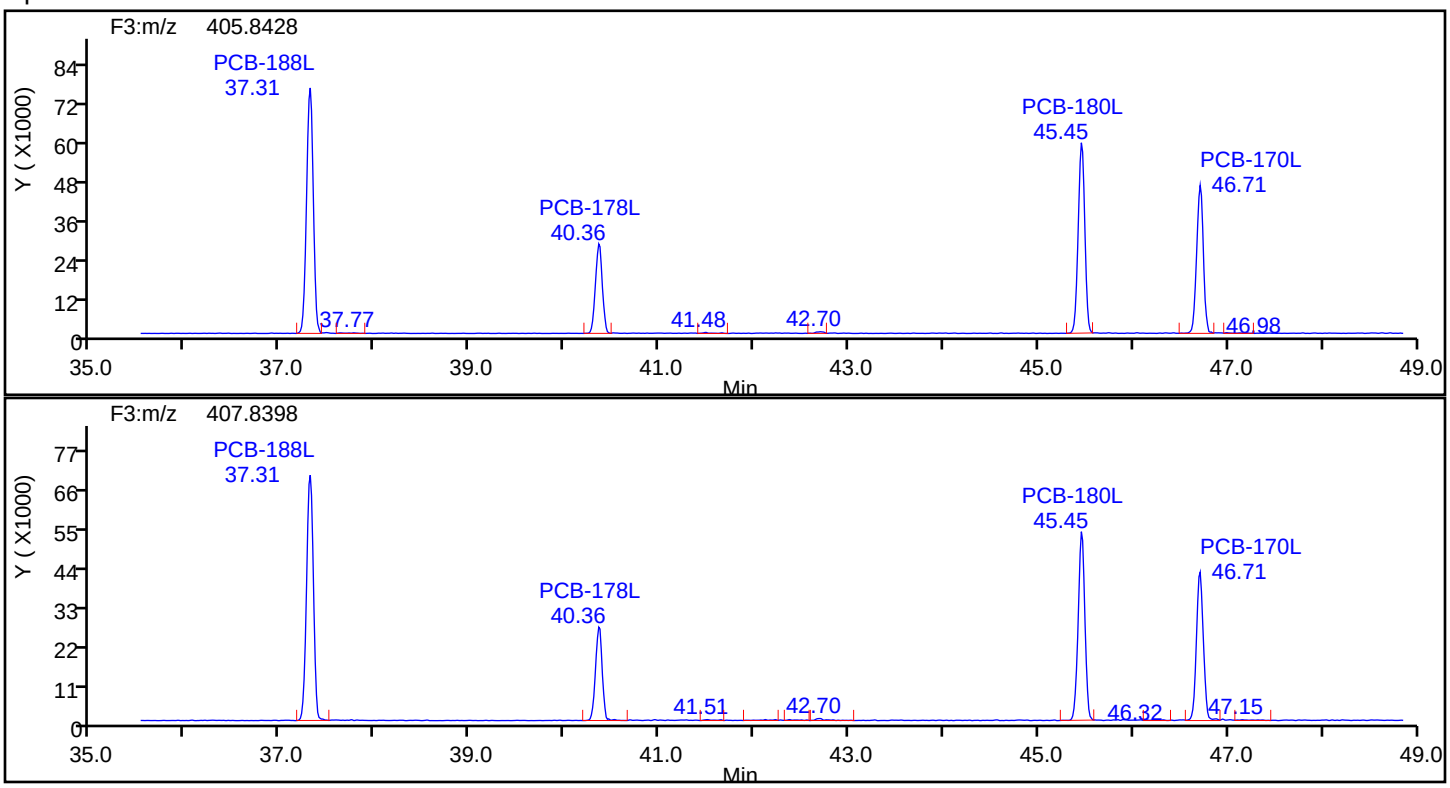

Eurofins TestAmerica, Knoxville

Data File:	\\chromna\Knoxville\ChromData\D3D\20190904-12947.b\d4190904s1.d		
Injection Date:	04-Sep-2019 10:04:00	Injection Vol:	1.0 ul
Instrument ID:	D3D	Operator ID:	Xcalibur_System
Method:	PCBs_D3D	Limit Group:	HR - 1668A - ICAL
Client ID:			
Worklist#:	33248	Sample Line#:	1
Column Type:	SPB-Octyl	Column Dia:	0.25 mm

HpPCB F3

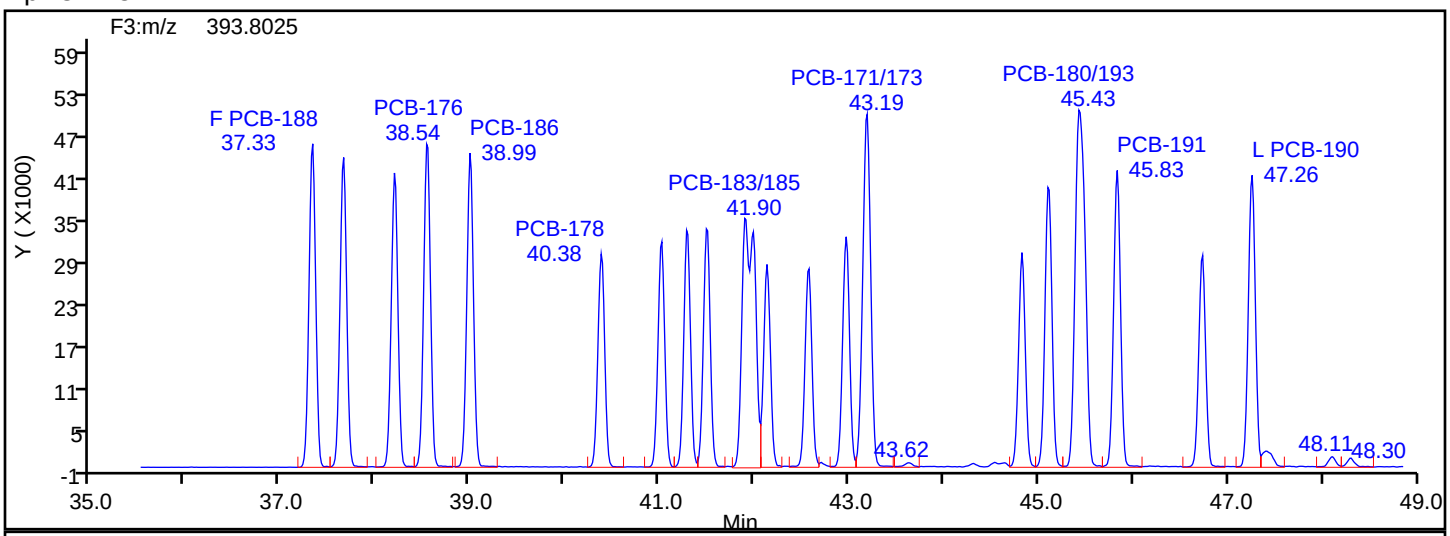

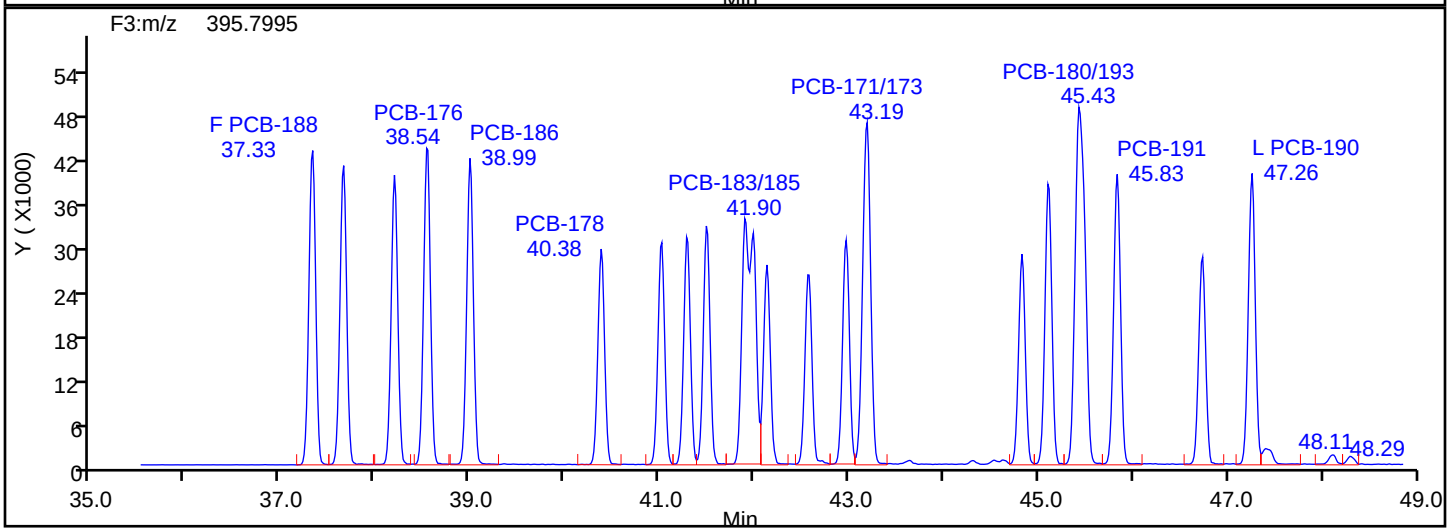

HpPCB F3 Lock Mass

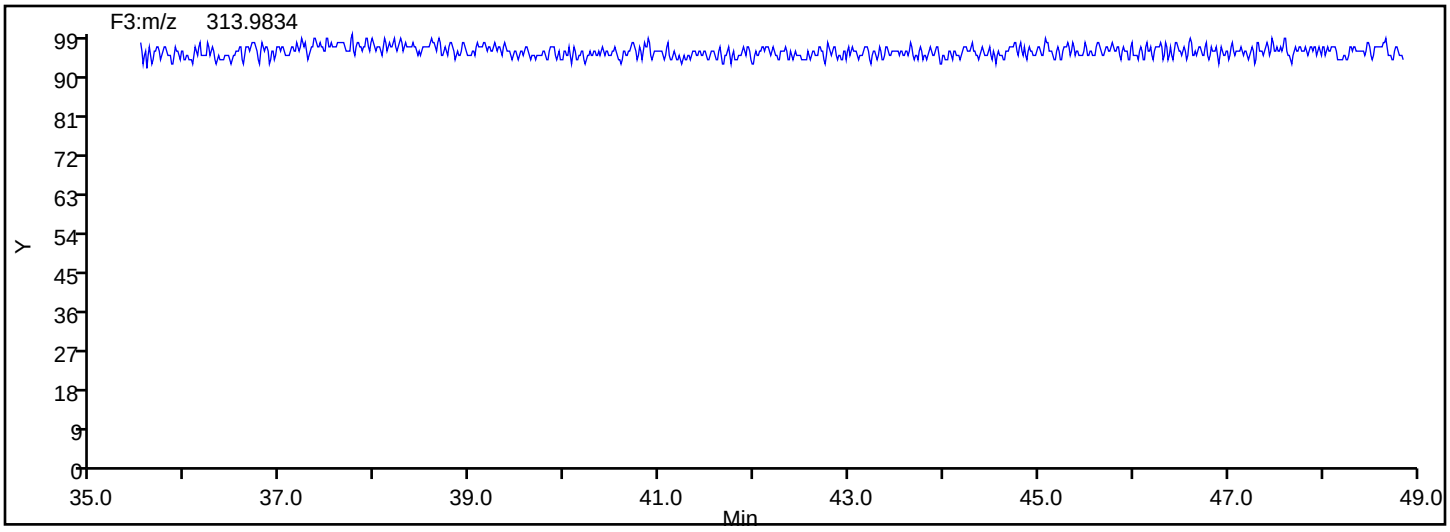

Manual Integration/User Assign Peak Report

Eurofins TestAmerica, Knoxville

Data File:	\\chromna\Knoxville\ChromData\D3D\20190904-12947.b\d4190904s1.d				
Injection Date:	04-Sep-2019 10:04:00	Instrument ID:	D3D		
Lims ID:	WDMCCV				
Client ID:					
Operator ID:	Xcalibur_System	ALS Bottle#:	0	Worklist Smp#:	1
Injection Vol:	1.0 ul	Dil. Factor:	1.0000		
Method:	PCBs_D3D	Limit Group:	HR - 1668A - ICAL		
Column:	SPB-Octyl (0.25 mm)	Detector	F3(35.64 :49.10)		

PCB-183/185, CAS: STL02297

Signal: 1

Processing Integration Results

RT: 41.90
Area: 182452
Amount: 53.347209
Amount Units: pg/ul

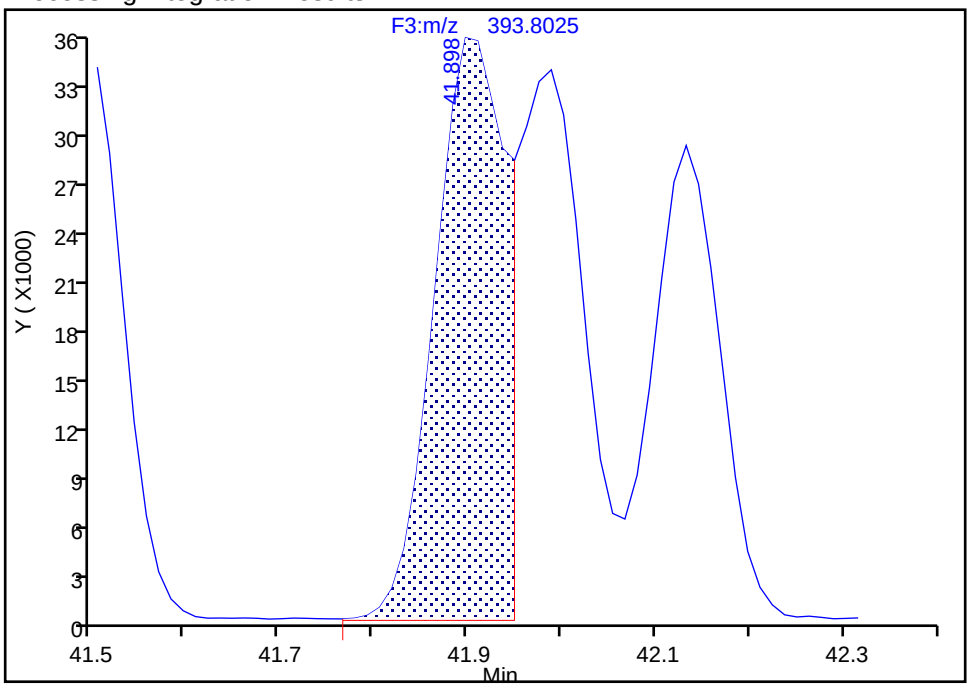

Manual Integration Results

RT: 41.90
Area: 341201
Amount: 98.939311
Amount Units: pg/ul

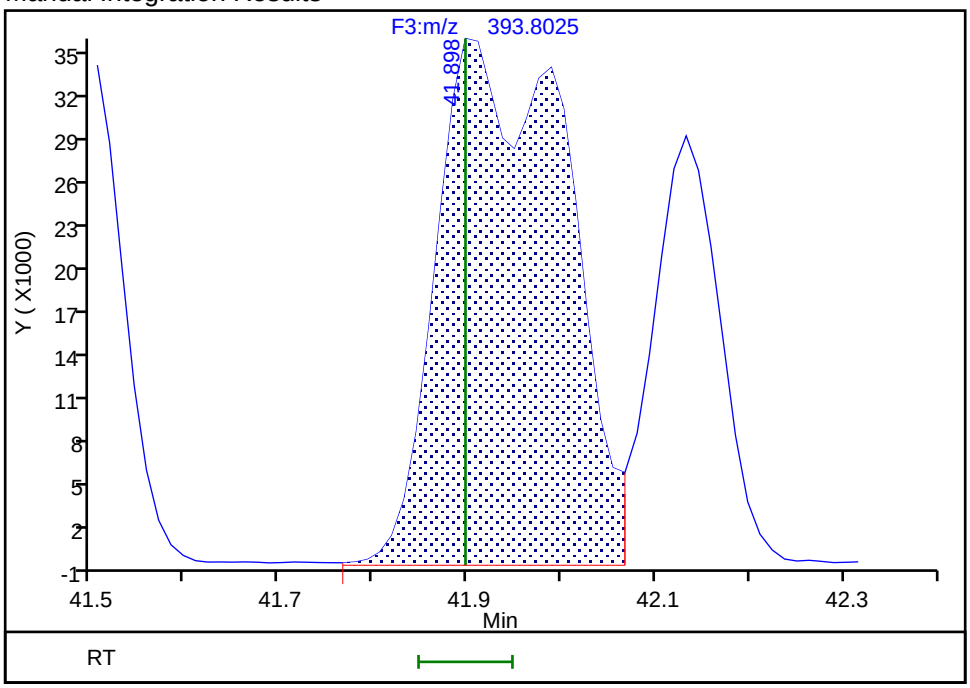

Reviewer: layk, 04-Sep-2019 11:21:04
Audit Action: Manually Integrated Audit Reason: Incomplete Integration

Manual Integration/User Assign Peak Report

Eurofins TestAmerica, Knoxville

Data File:	\\chromna\Knoxville\ChromData\D3D\20190904-12947.b\d4190904s1.d				
Injection Date:	04-Sep-2019 10:04:00	Instrument ID:	D3D		
Lims ID:	WDMCCV				
Client ID:					
Operator ID:	Xcalibur_System	ALS Bottle#:	0	Worklist Smp#:	1
Injection Vol:	1.0 ul	Dil. Factor:	1.0000		
Method:	PCBs_D3D	Limit Group:	HR - 1668A - ICAL		
Column:	SPB-Octyl (0.25 mm)	Detector	F3(35.64 :49.10)		

PCB-183/185, CAS: STL02297

Signal: 2

Processing Integration Results

RT: 41.90
Area: 172290
Amount: 53.347209
Amount Units: pg/ul

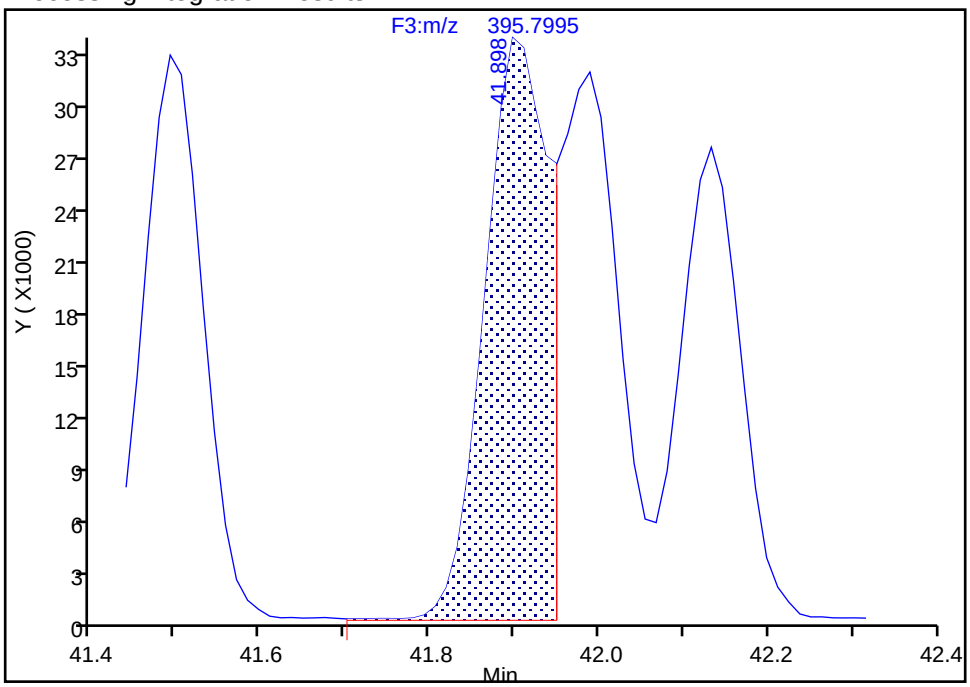

Manual Integration Results

RT: 41.90
Area: 316714
Amount: 98.939311
Amount Units: pg/ul

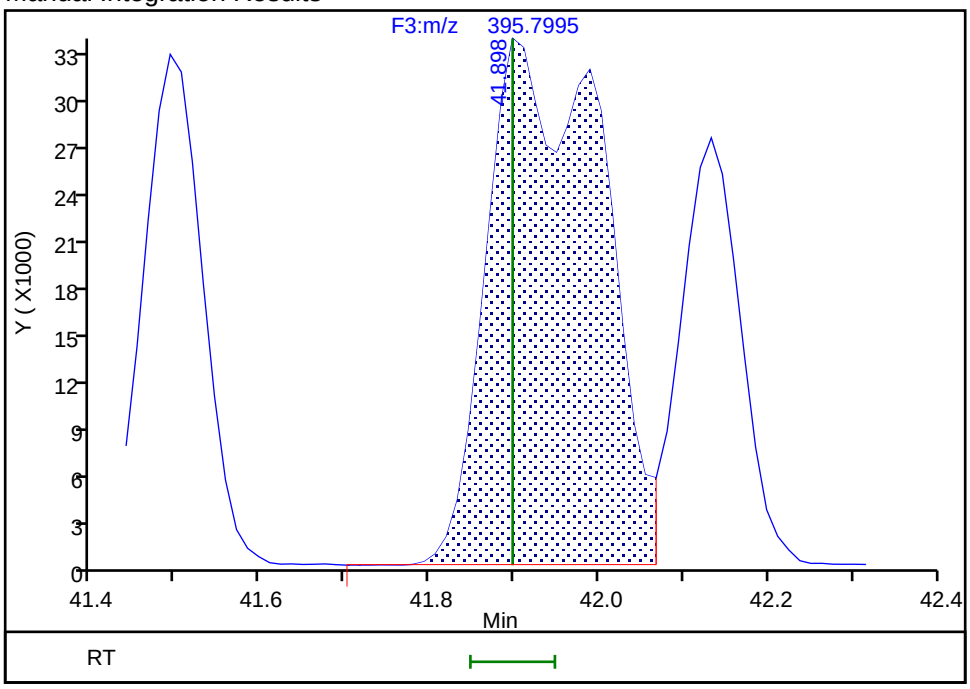

Reviewer: layk, 04-Sep-2019 11:21:18
Audit Action: Manually Integrated Audit Reason: Incomplete Integration

Manual Integration/User Assign Peak Report

Eurofins TestAmerica, Knoxville

Data File:	\\chromna\Knoxville\ChromData\D3D\20190904-12947.b\d4190904s1.d				
Injection Date:	04-Sep-2019 10:04:00	Instrument ID:	D3D		
Lims ID:	WDMCCV				
Client ID:					
Operator ID:	Xcalibur_System	ALS Bottle#:	0	Worklist Smp#:	1
Injection Vol:	1.0 ul	Dil. Factor:	1.0000		
Method:	PCBs_D3D	Limit Group:	HR - 1668A - ICAL		
Column:	SPB-Octyl (0.25 mm)	Detector	F3(35.64 :49.10)		

PCB-181, CAS: 74472-47-2

Signal: 2

Processing Integration Results

RT: 42.96
Area: 82148
Amount: 38.684378
Amount Units: pg/ul

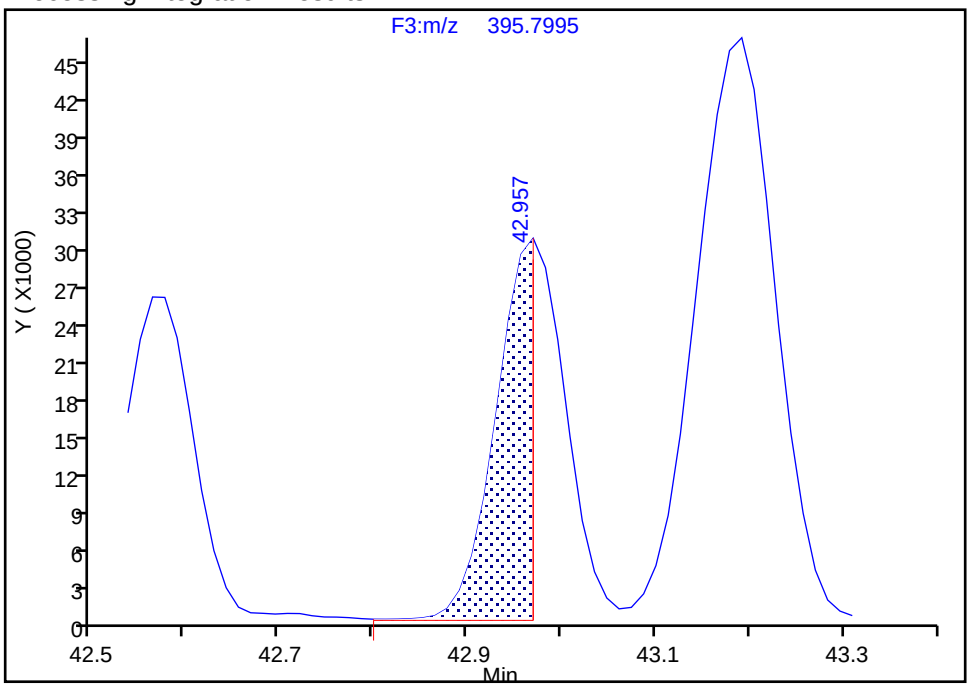

Manual Integration Results

RT: 42.97
Area: 154549
Amount: 49.860973
Amount Units: pg/ul

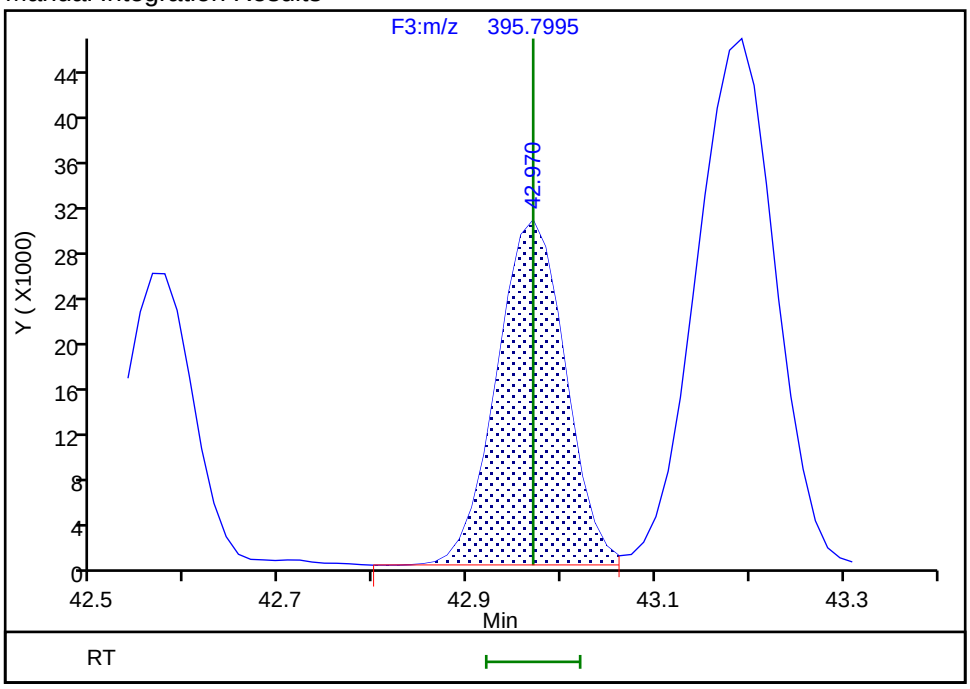

Reviewer: layk, 04-Sep-2019 11:21:42

Audit Action: Manually Integrated Audit Reason: Incomplete Integration

Eurofins TestAmerica, Knoxville

Data File:	\\chromna\Knoxville\ChromData\D3D\20190904-12947.b\d4190904s1.d		
Injection Date:	04-Sep-2019 10:04:00	Injection Vol:	1.0 ul
Instrument ID:	D3D	Operator ID:	Xcalibur_System
Method:	PCBs_D3D	Limit Group:	HR - 1668A - ICAL
Client ID:			
Worklist#:	33248	Sample Line#:	1
Column Type:	SPB-Octyl	Column Dia:	0.25 mm

HpPCB F4

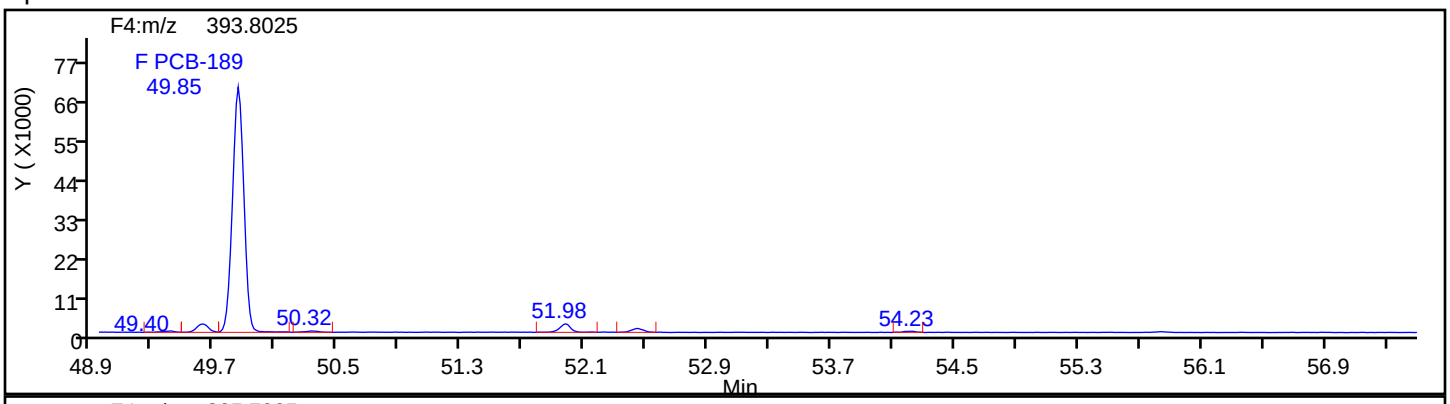

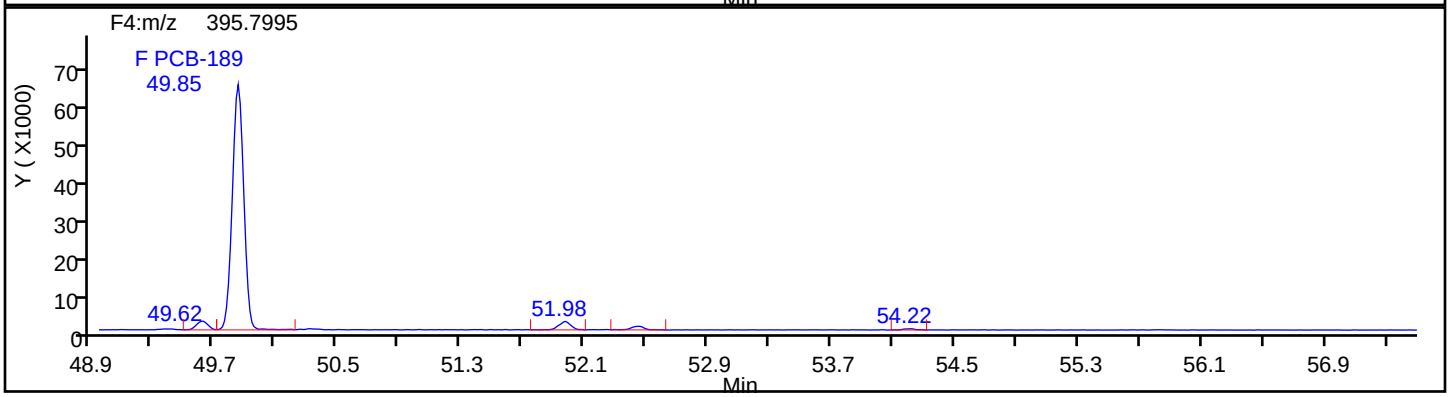

HpPCB F4 Standards

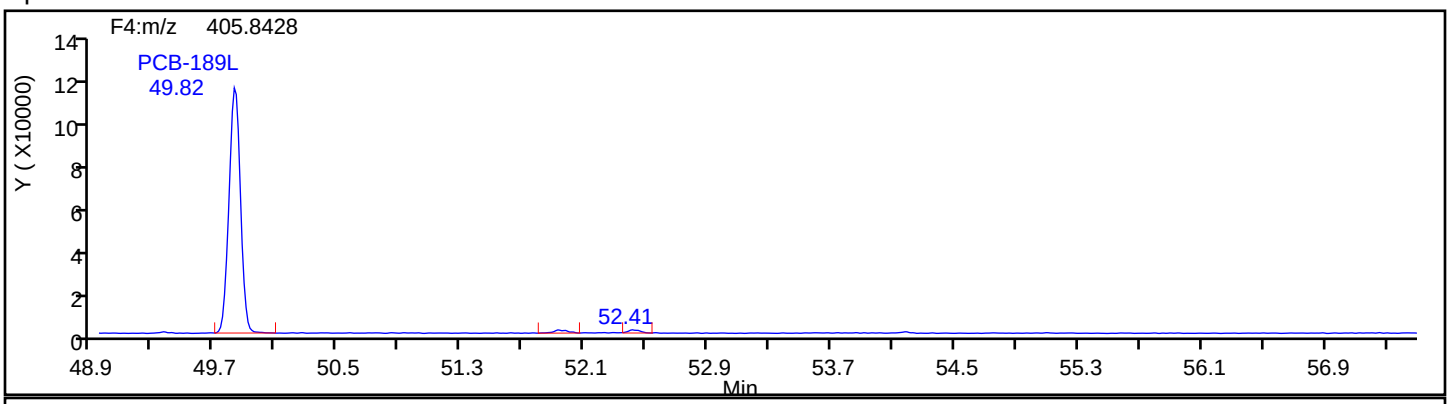

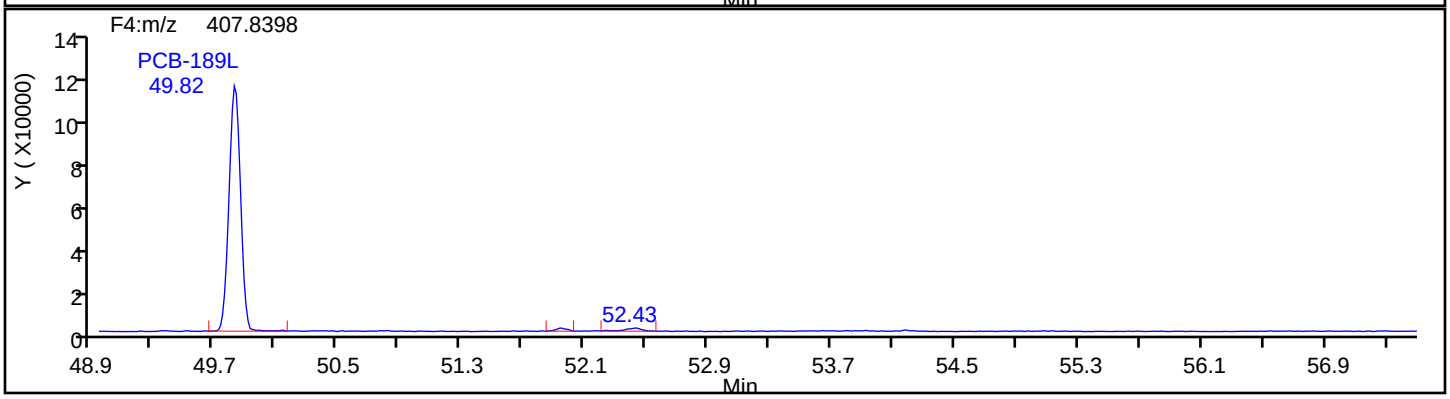

Eurofins TestAmerica, Knoxville

Data File:	\\chromna\Knoxville\ChromData\D3D\20190904-12947.b\d4190904s1.d		
Injection Date:	04-Sep-2019 10:04:00	Injection Vol:	1.0 ul
Instrument ID:	D3D	Operator ID:	Xcalibur_System
Method:	PCBs_D3D	Limit Group:	HR - 1668A - ICAL
Client ID:			
Worklist#:	33248	Sample Line#:	1
Column Type:	SPB-Octyl	Column Dia:	0.25 mm

HpPCB F4

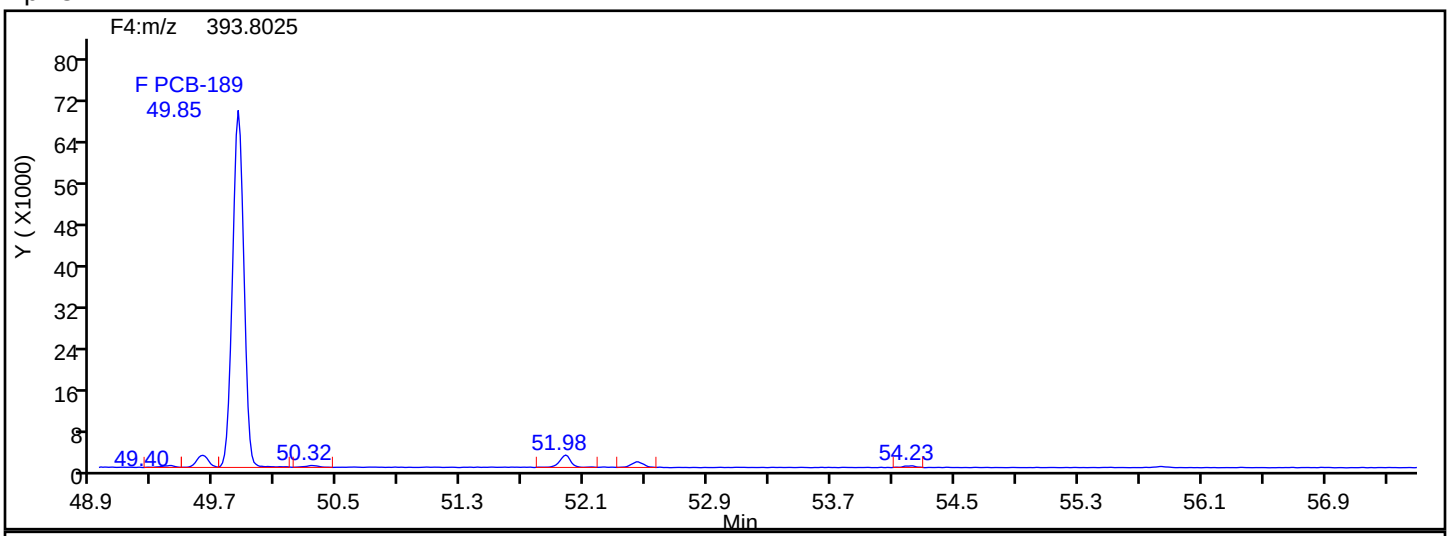

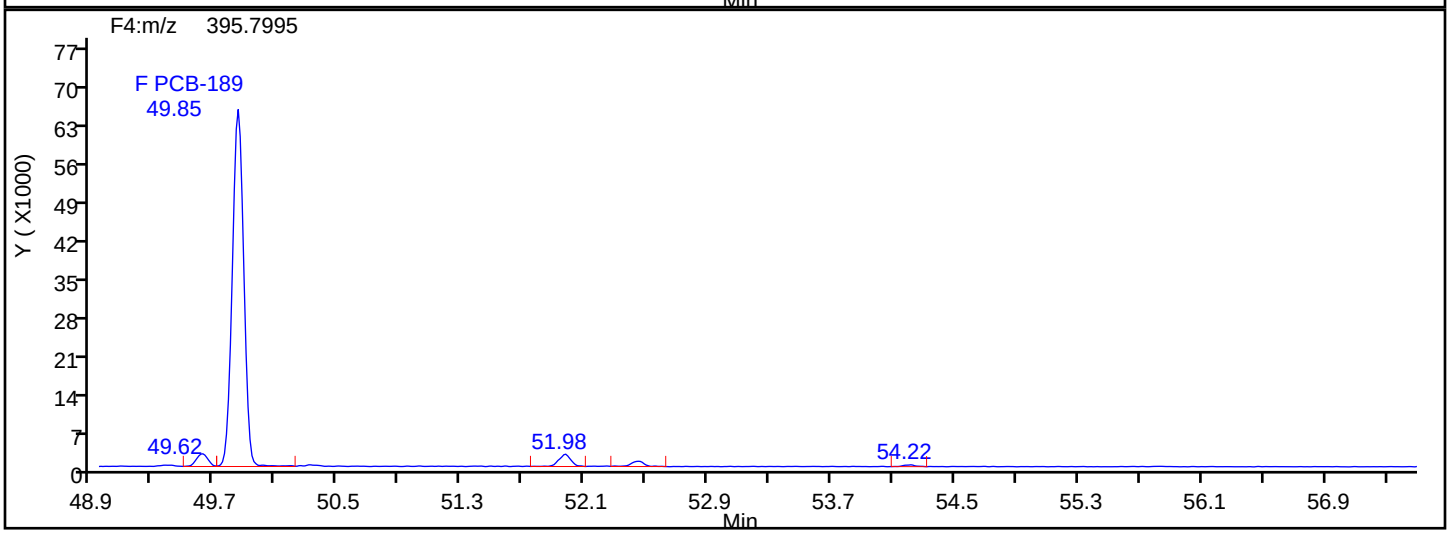

HpPCB F4 Lock Mass

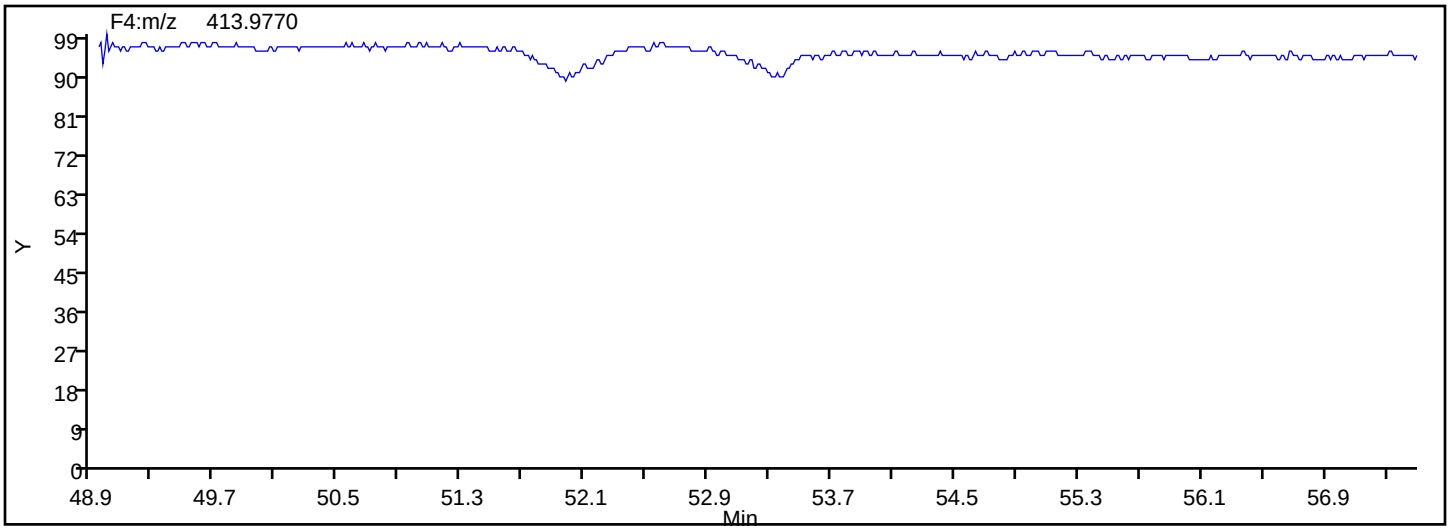

Eurofins TestAmerica, Knoxville

Data File:	\\chromna\Knoxville\ChromData\D3D\20190904-12947.b\d4190904s1.d		
Injection Date:	04-Sep-2019 10:04:00	Injection Vol:	1.0 ul
Instrument ID:	D3D	Operator ID:	Xcalibur_System
Method:	PCBs_D3D	Limit Group:	HR - 1668A - ICAL
Client ID:			
Worklist#:	33248	Sample Line#:	1
Column Type:	SPB-Octyl	Column Dia:	0.25 mm

OcPCB F3

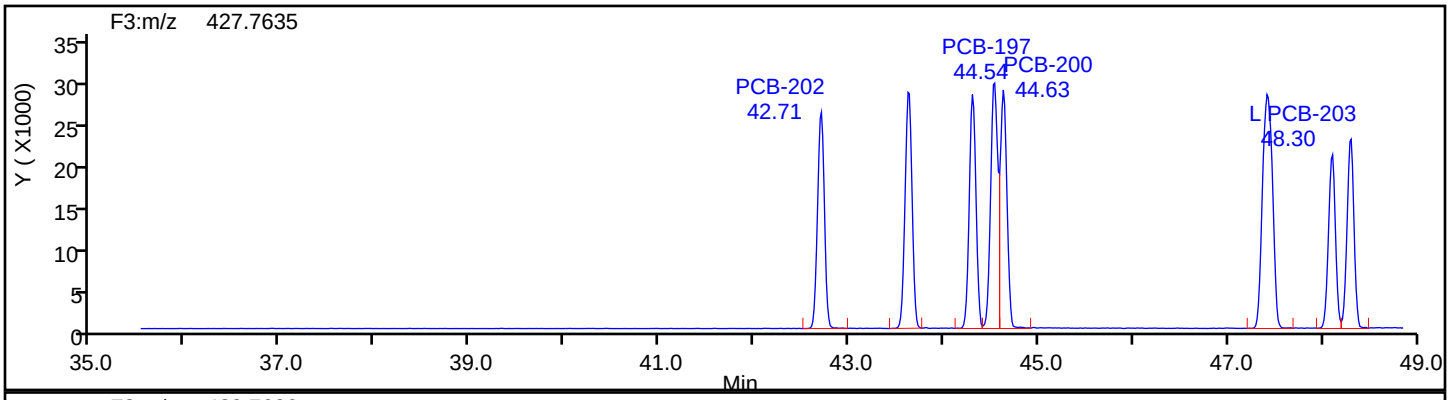

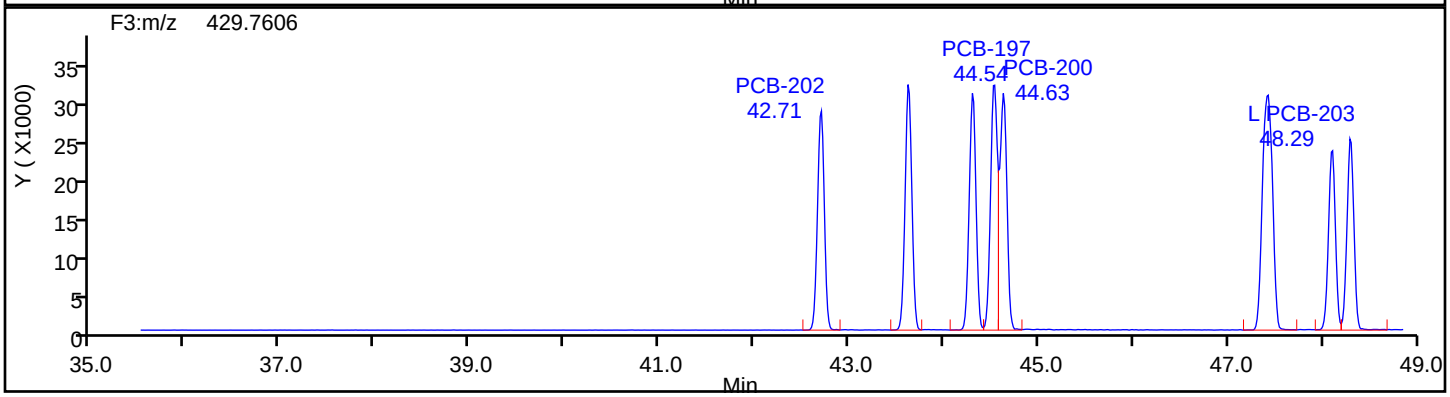

OcPCB F3 Standards

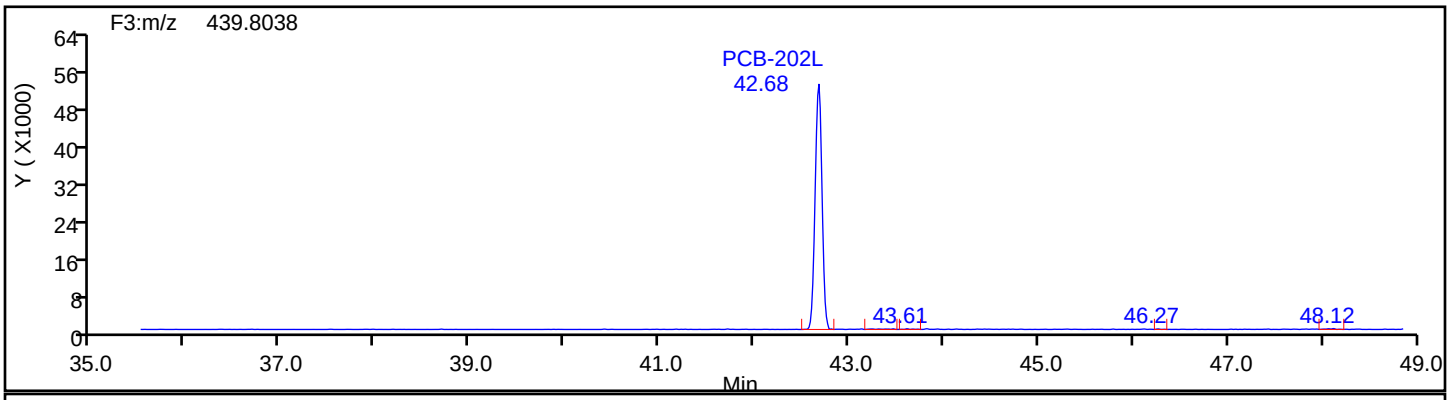

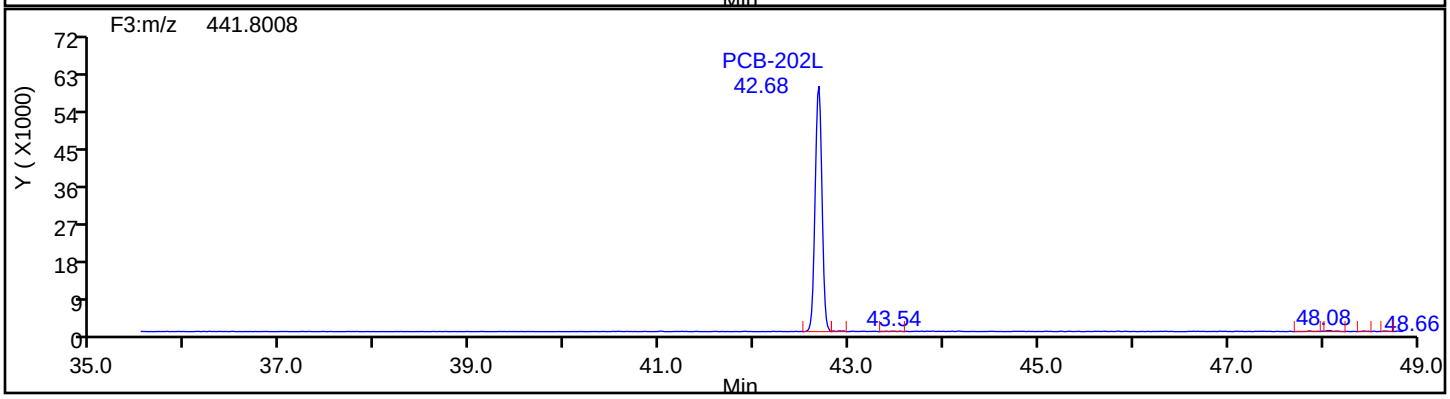

Eurofins TestAmerica, Knoxville

Data File:	\\chromna\Knoxville\ChromData\D3D\20190904-12947.b\d4190904s1.d		
Injection Date:	04-Sep-2019 10:04:00	Injection Vol:	1.0 ul
Instrument ID:	D3D	Operator ID:	Xcalibur_System
Method:	PCBs_D3D	Limit Group:	HR - 1668A - ICAL
Client ID:			
Worklist#:	33248	Sample Line#:	1
Column Type:	SPB-Octyl	Column Dia:	0.25 mm

OcPCB F3

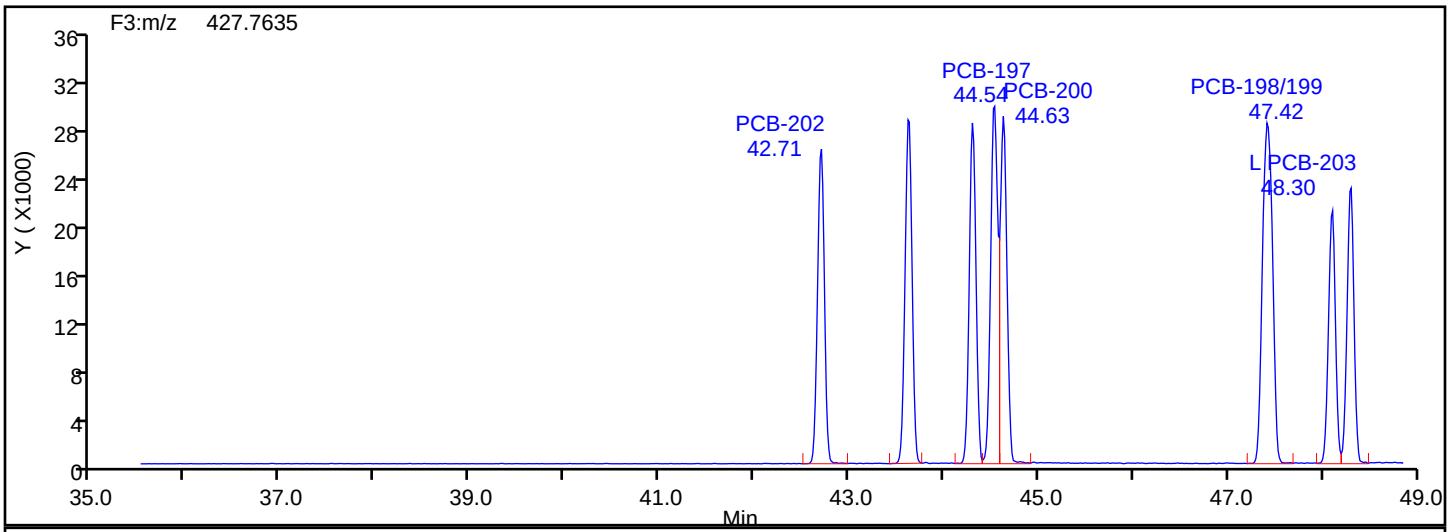

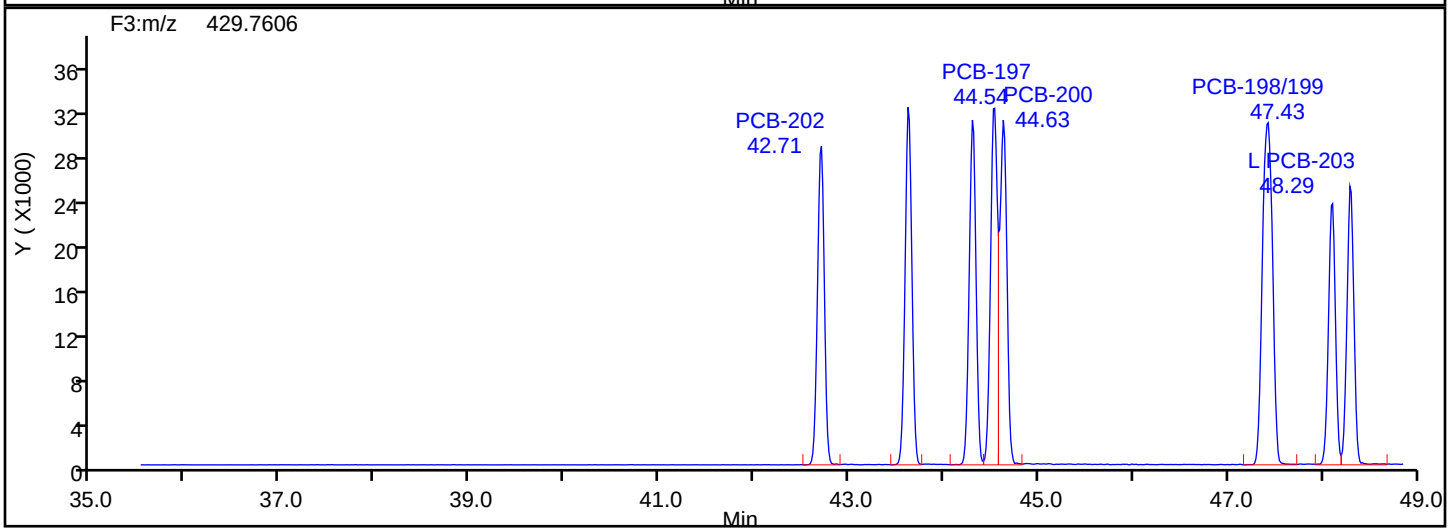

OcPCB F3 Lock Mass

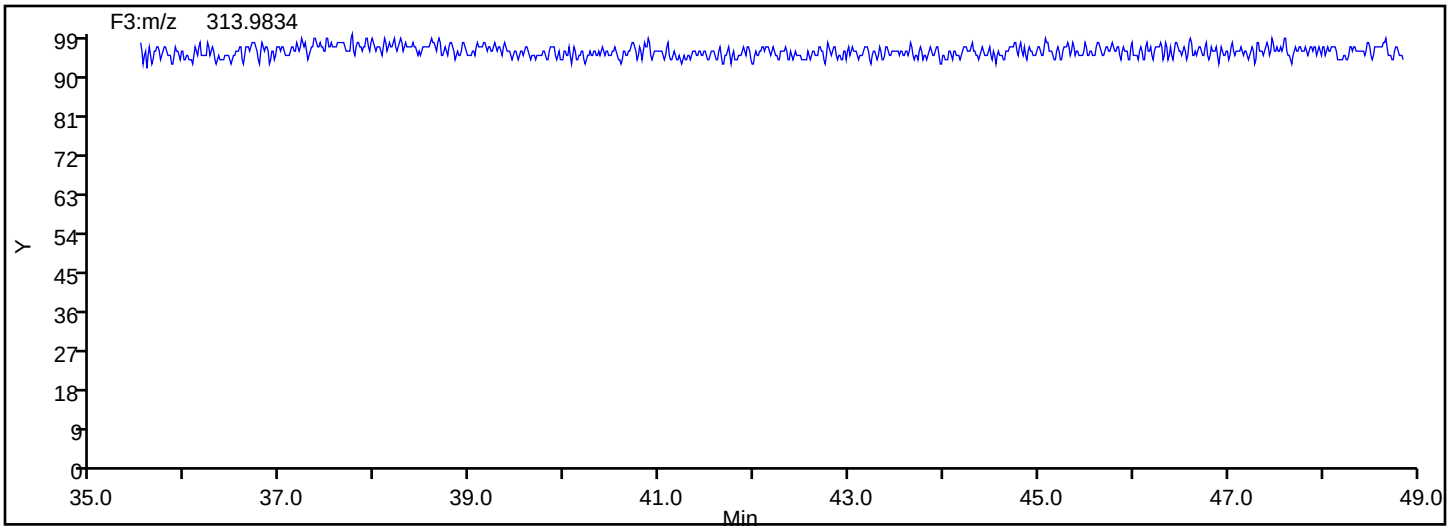

Eurofins TestAmerica, Knoxville

Data File:	\\chromna\Knoxville\ChromData\D3D\20190904-12947.b\d4190904s1.d		
Injection Date:	04-Sep-2019 10:04:00	Injection Vol:	1.0 ul
Instrument ID:	D3D	Operator ID:	Xcalibur_System
Method:	PCBs_D3D	Limit Group:	HR - 1668A - ICAL
Client ID:			
Worklist#:	33248	Sample Line#:	1
Column Type:	SPB-Octyl	Column Dia:	0.25 mm

OcPCB F4

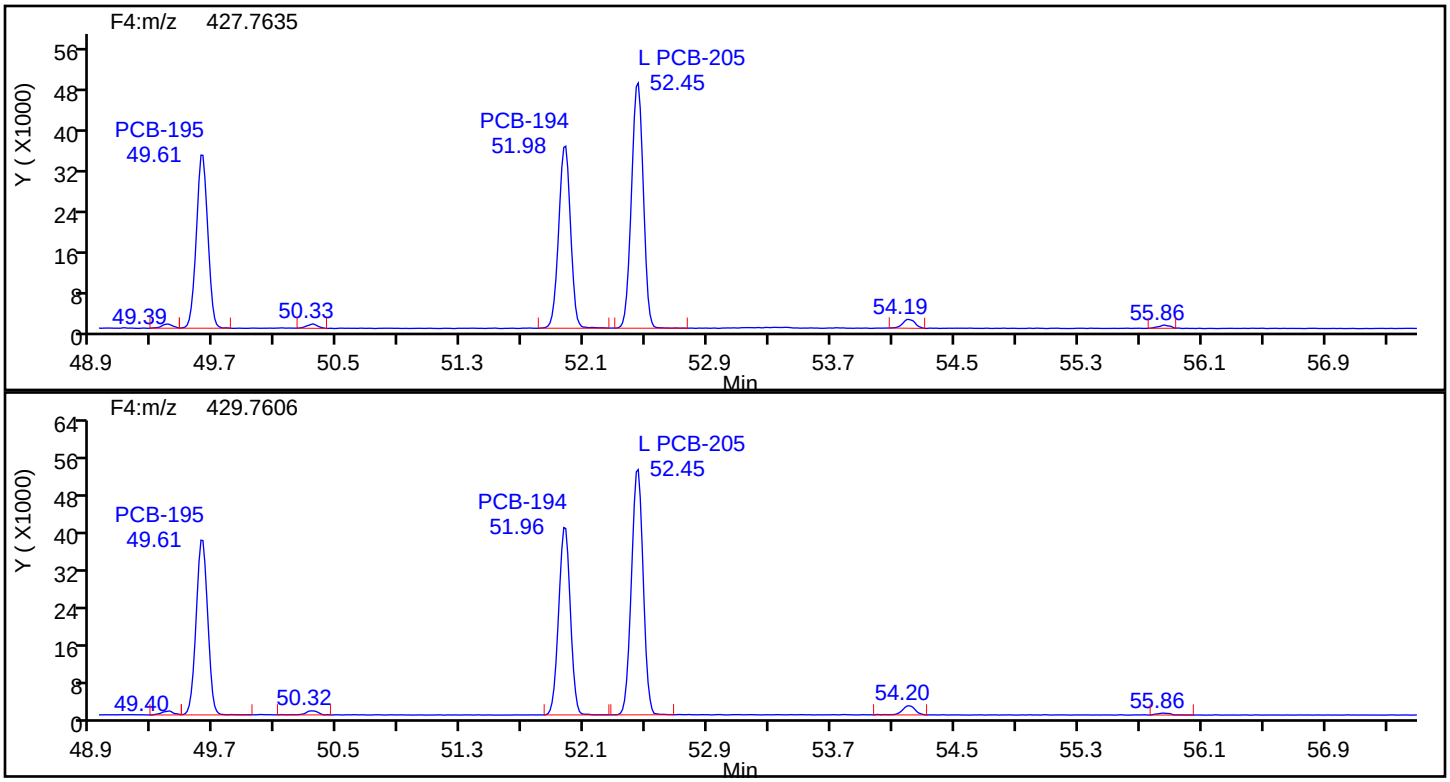

OcPCB F4 Standards

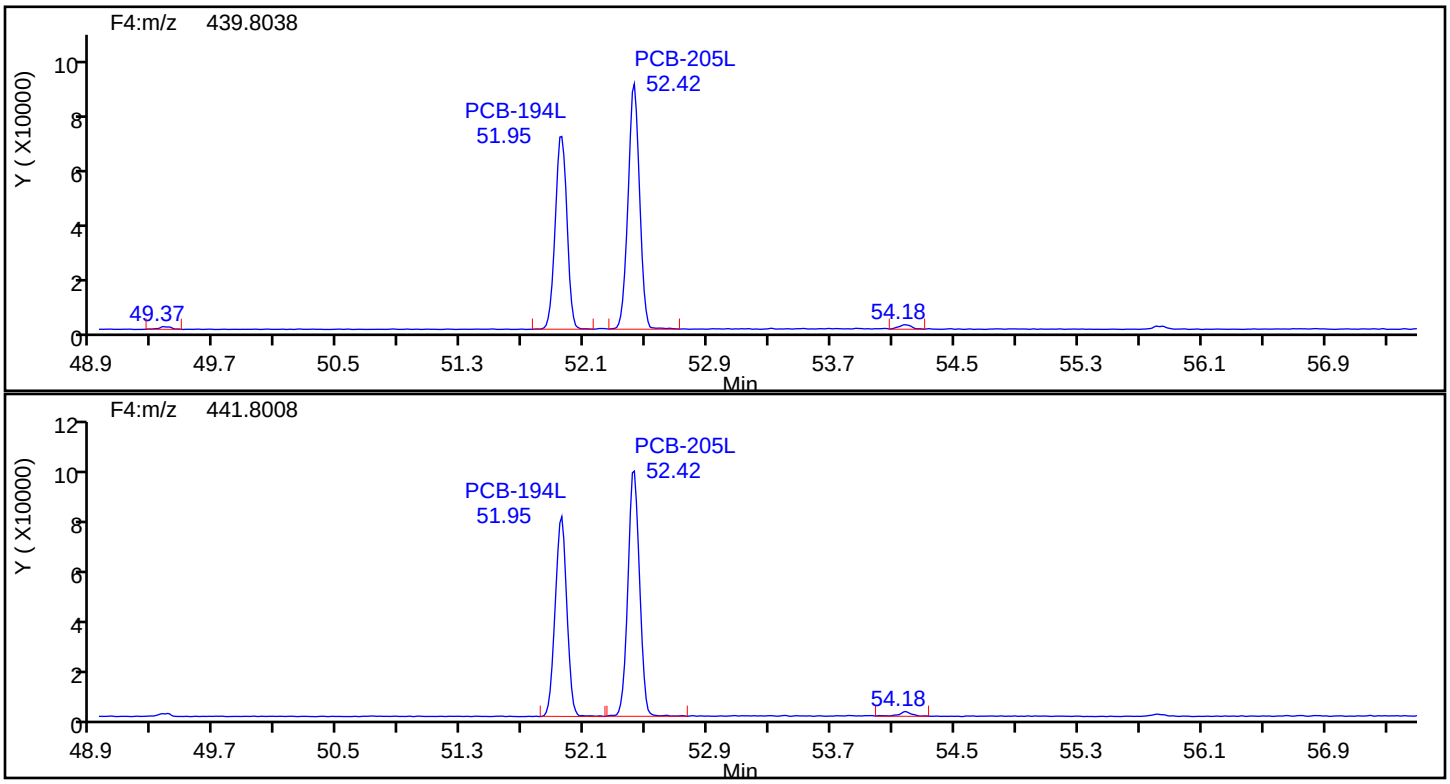

Eurofins TestAmerica, Knoxville

Data File:	\\chromna\Knoxville\ChromData\D3D\20190904-12947.b\d4190904s1.d		
Injection Date:	04-Sep-2019 10:04:00	Injection Vol:	1.0 ul
Instrument ID:	D3D	Operator ID:	Xcalibur_System
Method:	PCBs_D3D	Limit Group:	HR - 1668A - ICAL
Client ID:			
Worklist#:	33248	Sample Line#:	1
Column Type:	SPB-Octyl	Column Dia:	0.25 mm

OcPCB F4

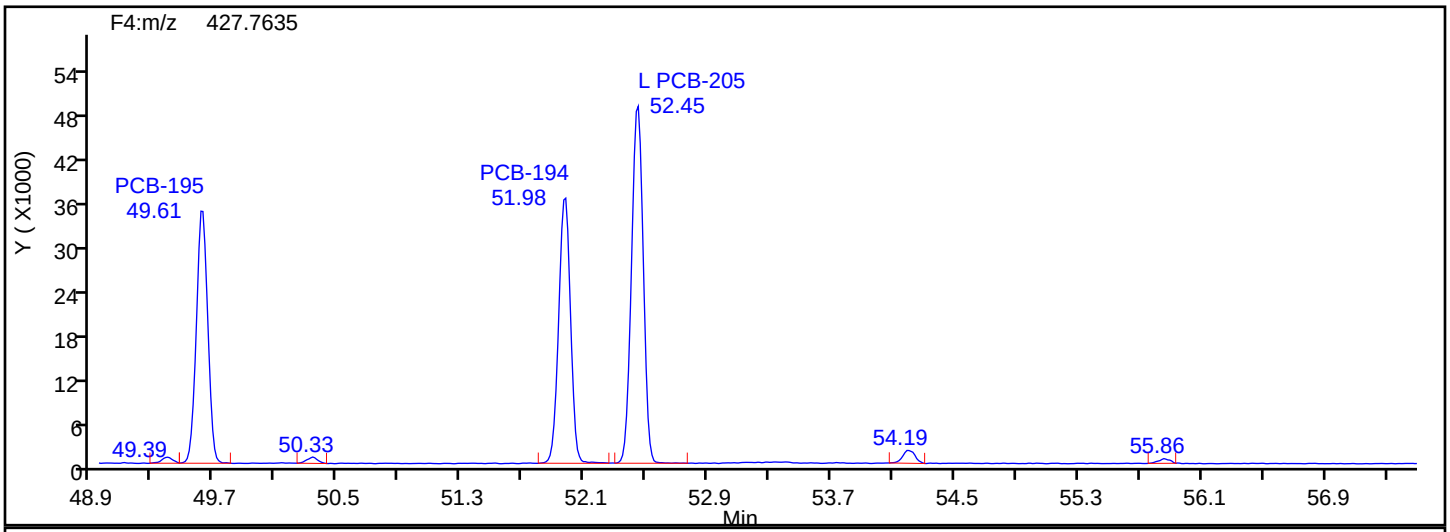

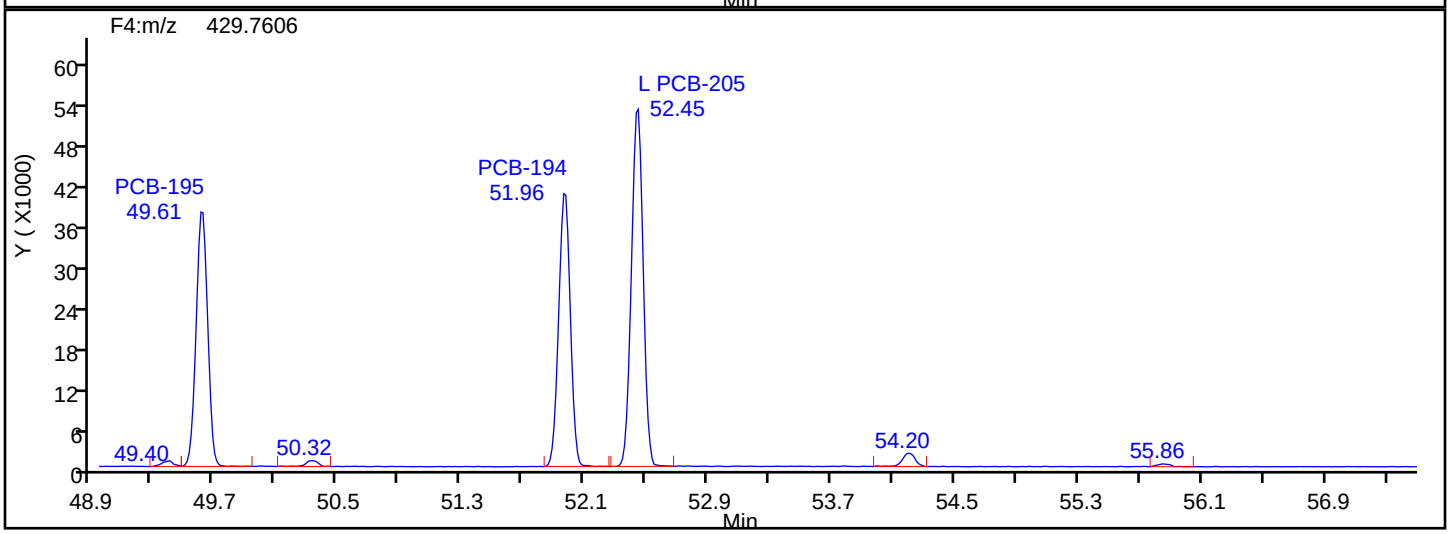

OcPCB F4 Lock Mass

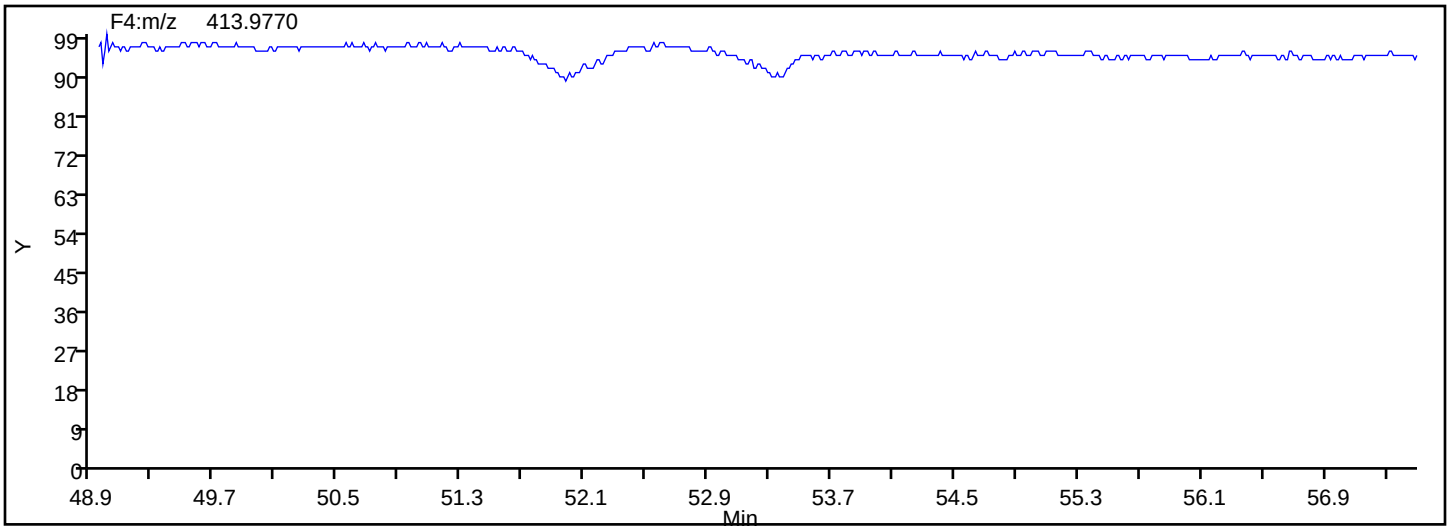

Eurofins TestAmerica, Knoxville

Data File:	\\chromna\Knoxville\ChromData\D3D\20190904-12947.b\d4190904s1.d		
Injection Date:	04-Sep-2019 10:04:00	Injection Vol:	1.0 ul
Instrument ID:	D3D	Operator ID:	Xcalibur_System
Method:	PCBs_D3D	Limit Group:	HR - 1668A - ICAL
Client ID:			
Worklist#:	33248	Sample Line#:	1
Column Type:	SPB-Octyl	Column Dia:	0.25 mm

NoPCB F4

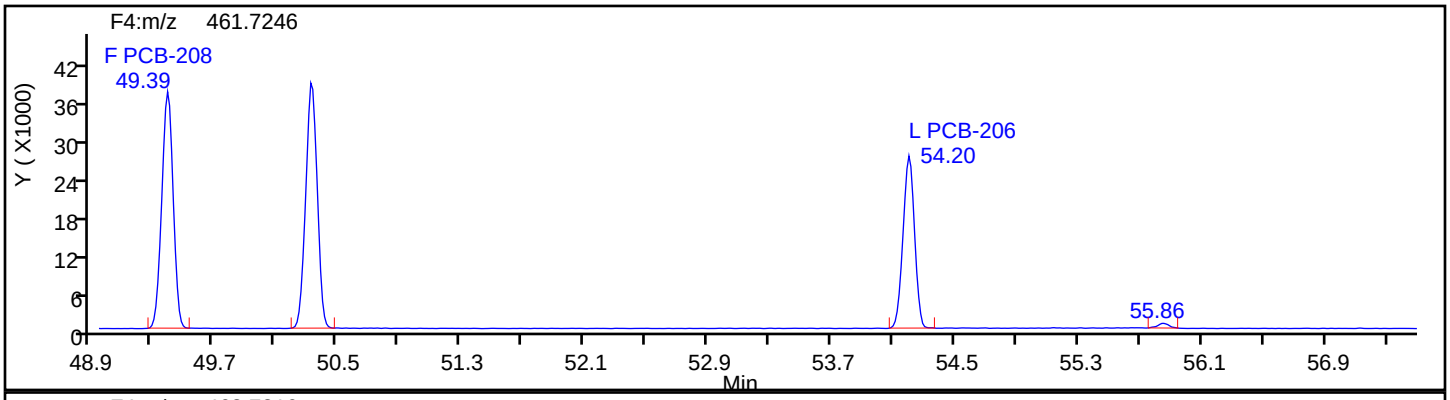

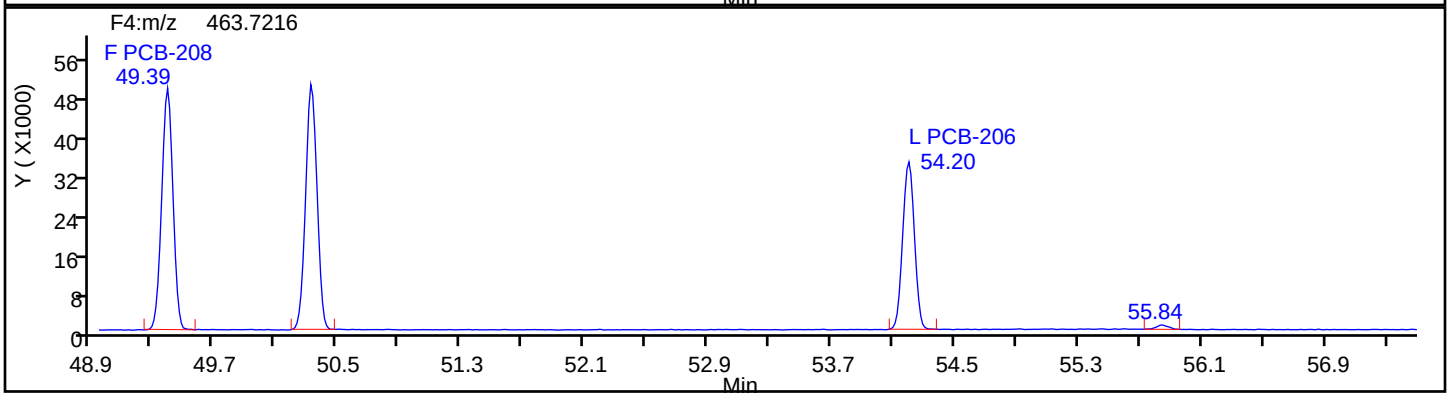

NoPCB F4 Standards

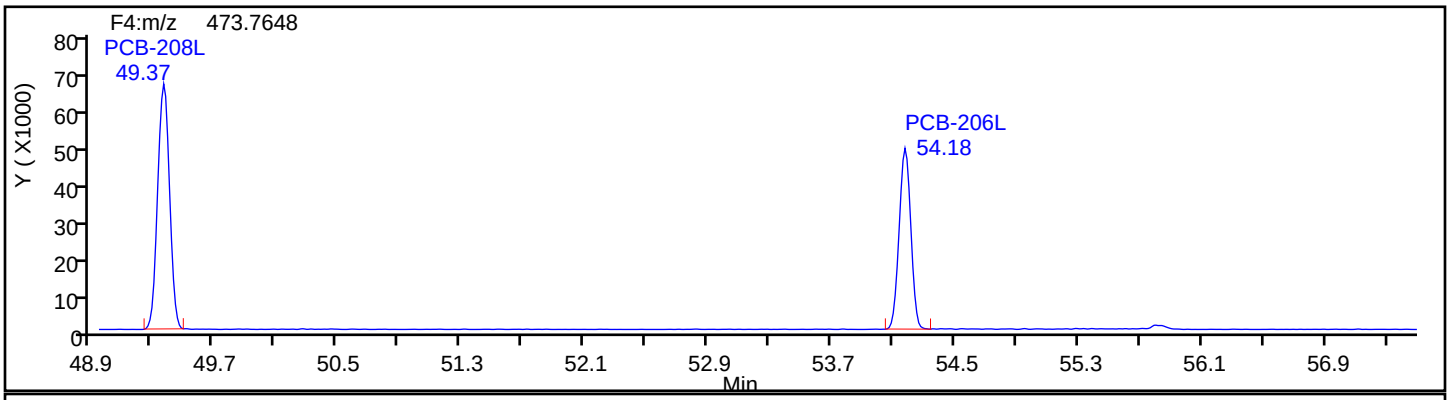

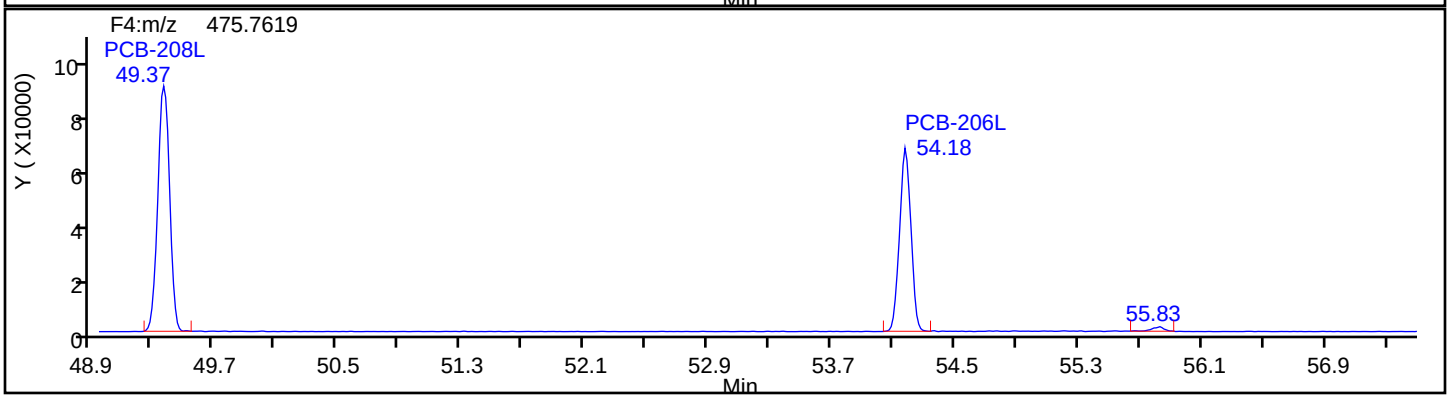

Eurofins TestAmerica, Knoxville

Data File:	\\chromna\Knoxville\ChromData\D3D\20190904-12947.b\d4190904s1.d		
Injection Date:	04-Sep-2019 10:04:00	Injection Vol:	1.0 ul
Instrument ID:	D3D	Operator ID:	Xcalibur_System
Method:	PCBs_D3D	Limit Group:	HR - 1668A - ICAL
Client ID:			
Worklist#:	33248	Sample Line#:	1
Column Type:	SPB-Octyl	Column Dia:	0.25 mm

NoPCB F4

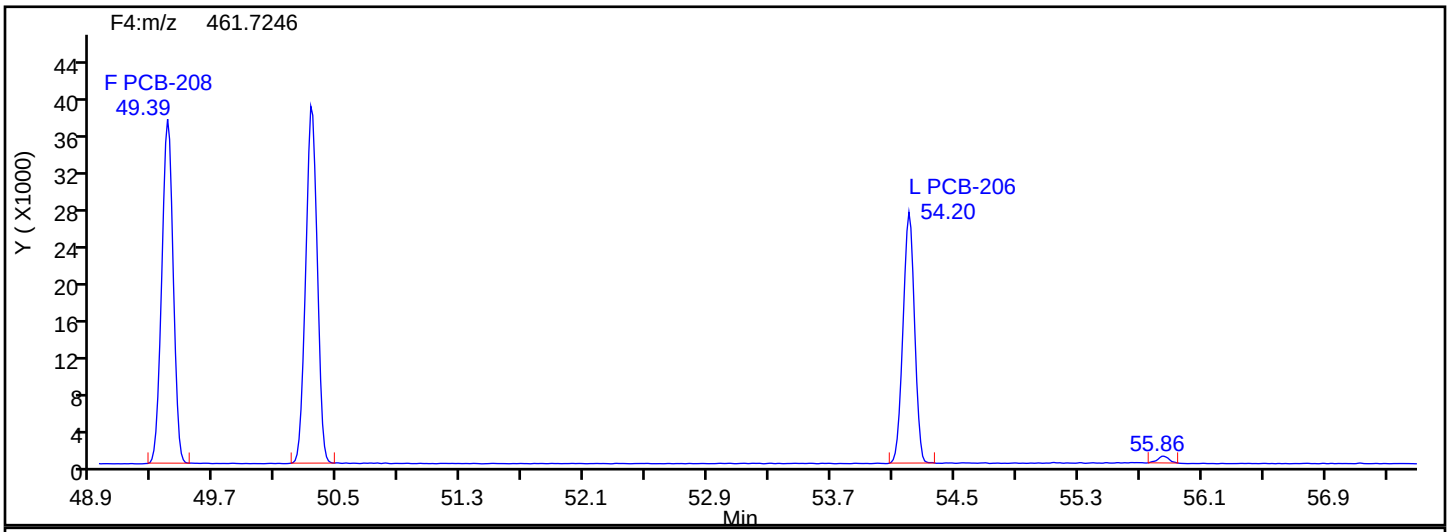

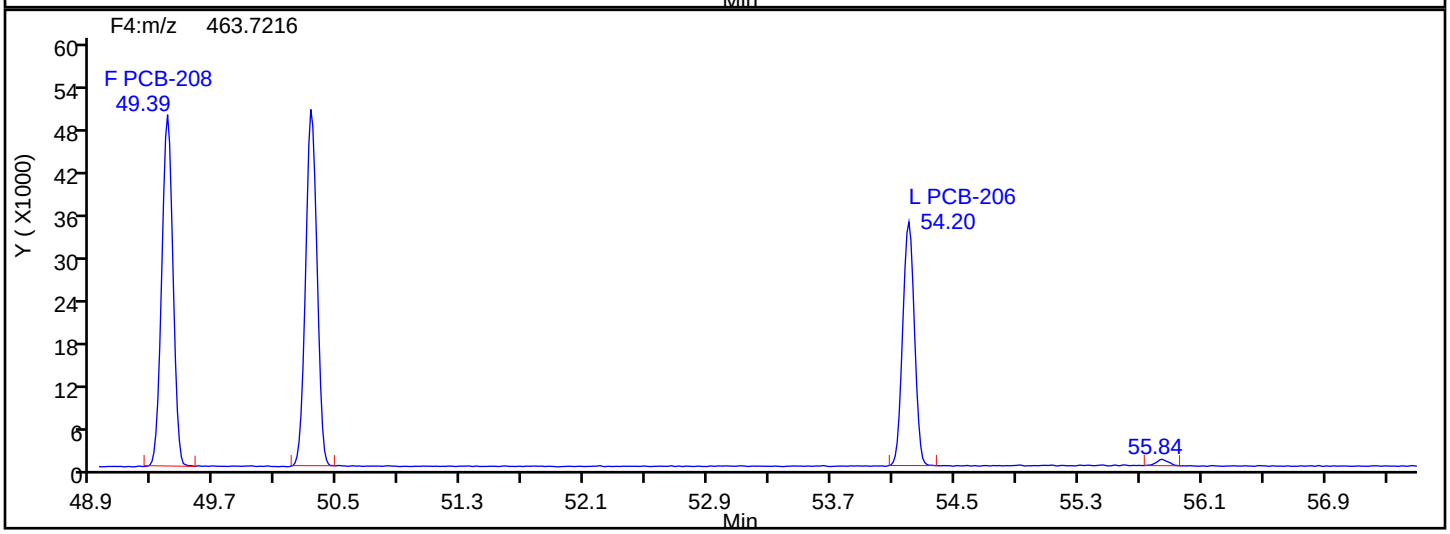

NoPCB F4 Lock Mass

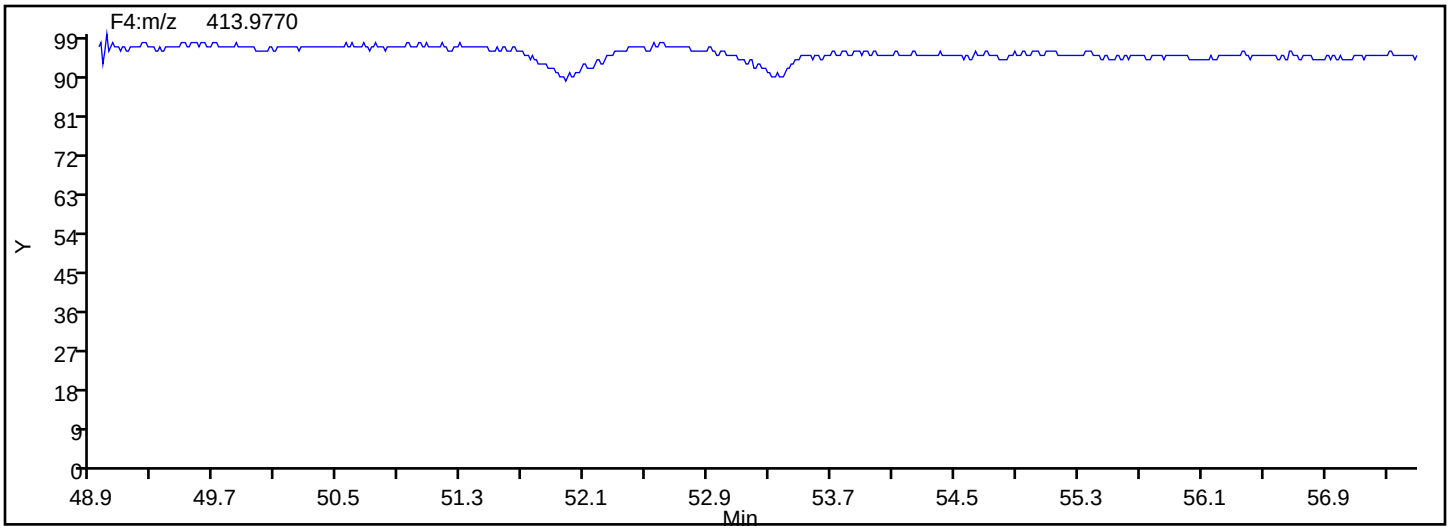

Eurofins TestAmerica, Knoxville

Data File:	\\chromna\Knoxville\ChromData\D3D\20190904-12947.b\d4190904s1.d		
Injection Date:	04-Sep-2019 10:04:00	Injection Vol:	1.0 ul
Instrument ID:	D3D	Operator ID:	Xcalibur_System
Method:	PCBs_D3D	Limit Group:	HR - 1668A - ICAL
Client ID:			
Worklist#:	33248	Sample Line#:	1
Column Type:	SPB-Octyl	Column Dia:	0.25 mm

DePCB F4

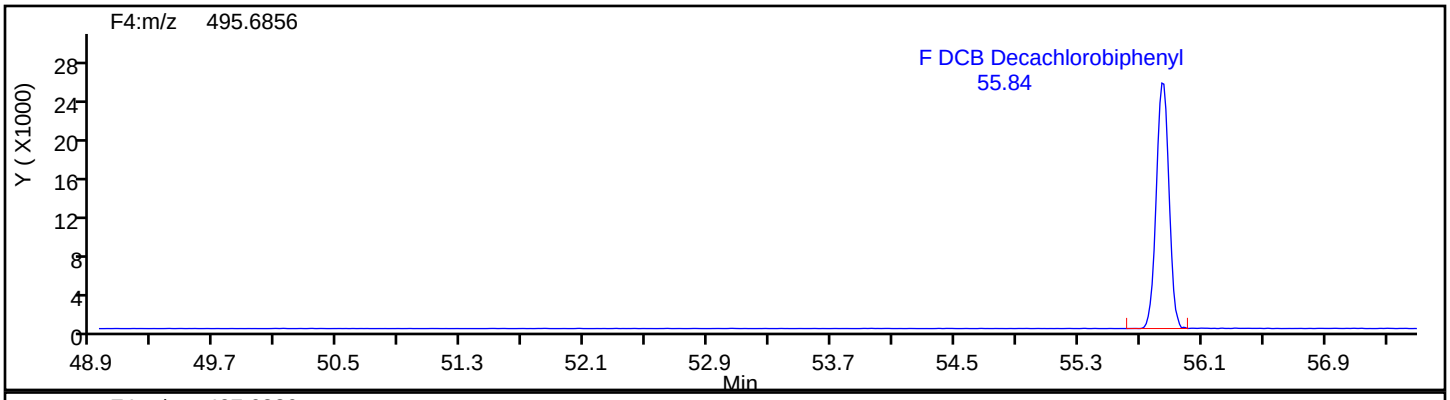

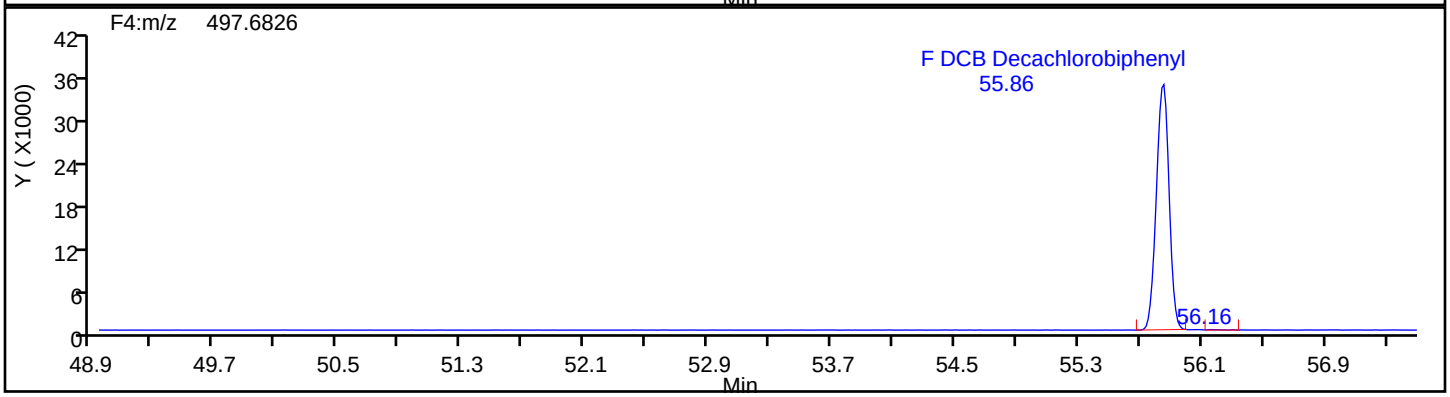

DePCB F4 Standards

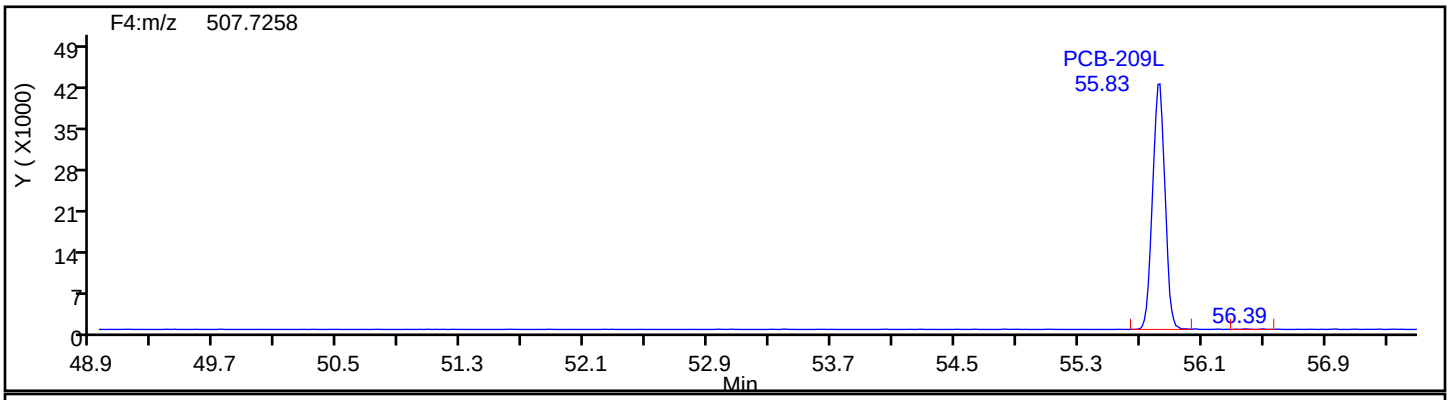

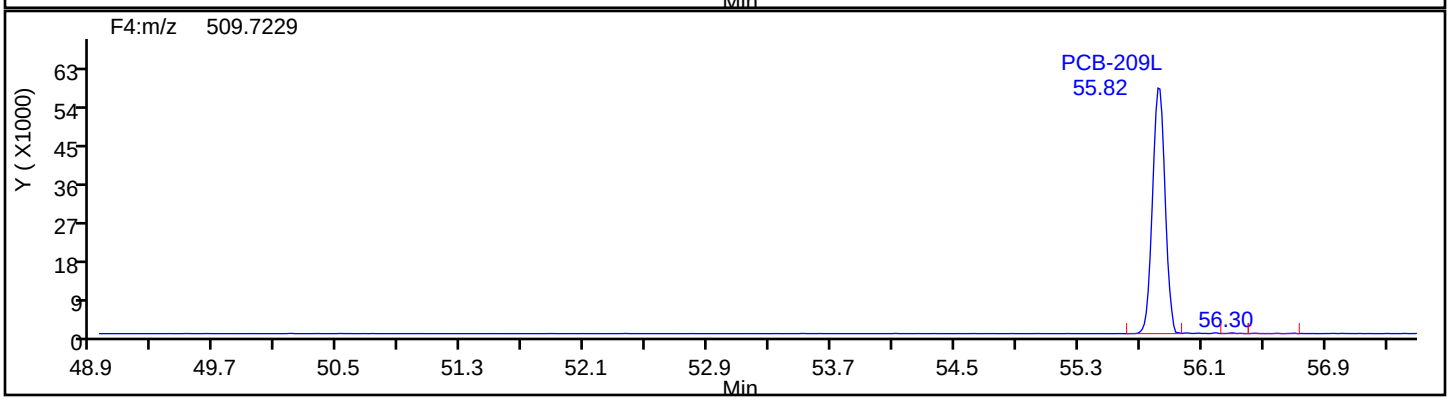

Eurofins TestAmerica, Knoxville

Data File:	\\chromna\Knoxville\ChromData\D3D\20190904-12947.b\d4190904s1.d		
Injection Date:	04-Sep-2019 10:04:00	Injection Vol:	1.0 ul
Instrument ID:	D3D	Operator ID:	Xcalibur_System
Method:	PCBs_D3D	Limit Group:	HR - 1668A - ICAL
Client ID:			
Worklist#:	33248	Sample Line#:	1
Column Type:	SPB-Octyl	Column Dia:	0.25 mm

DePCB F4

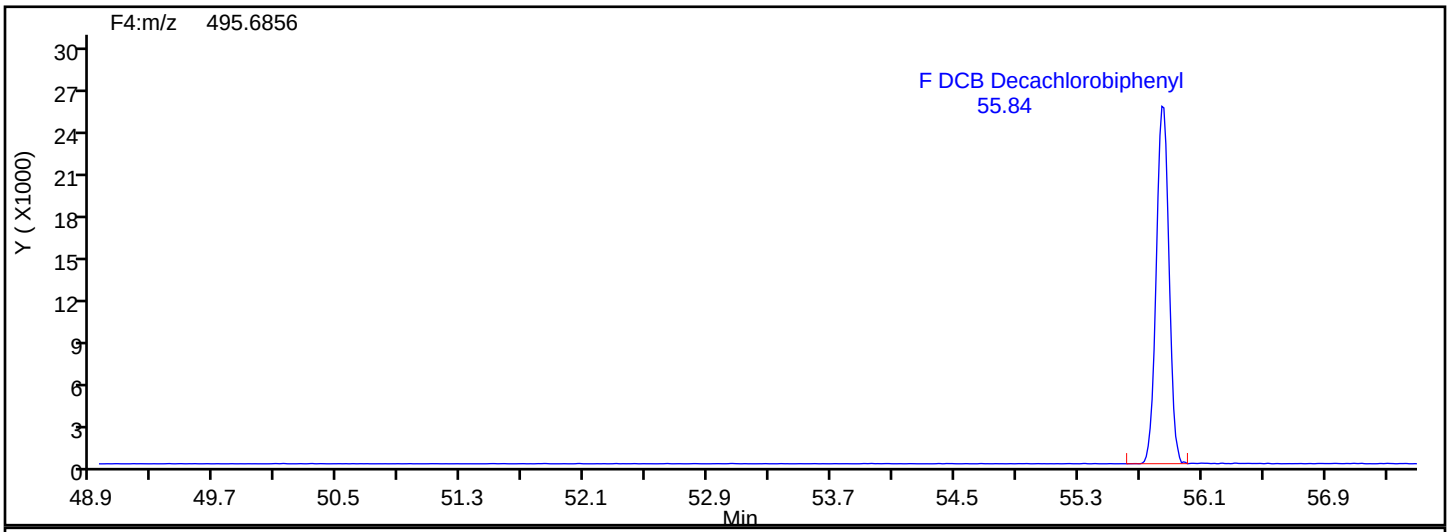

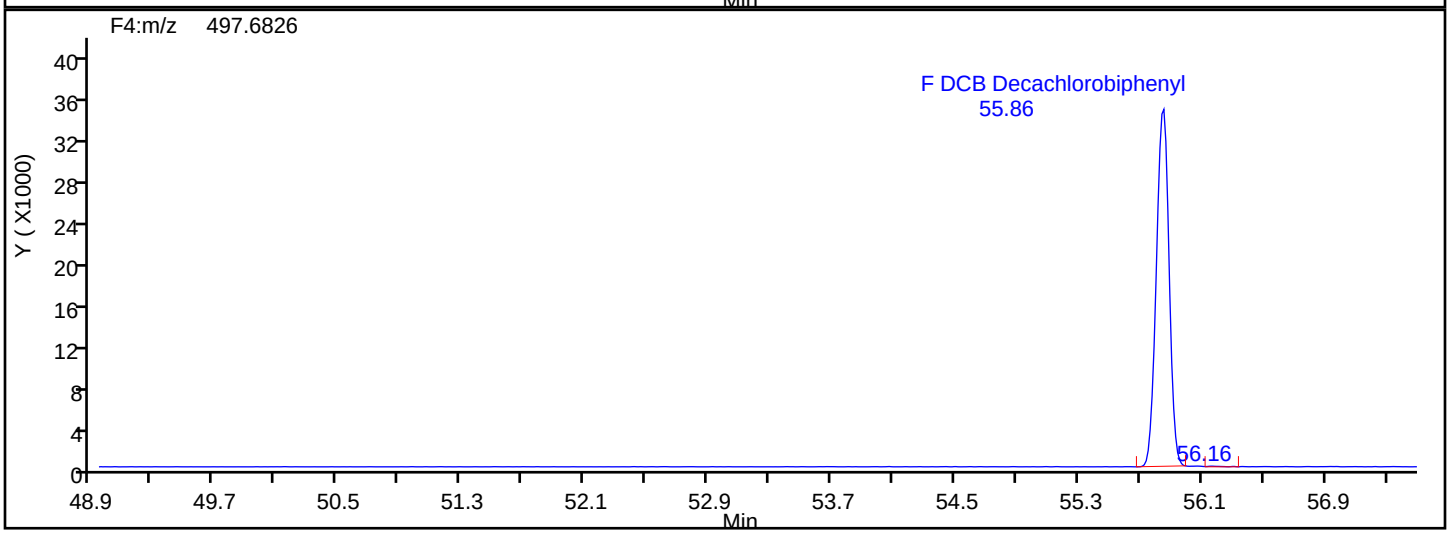

DePCB F4 Lock Mass

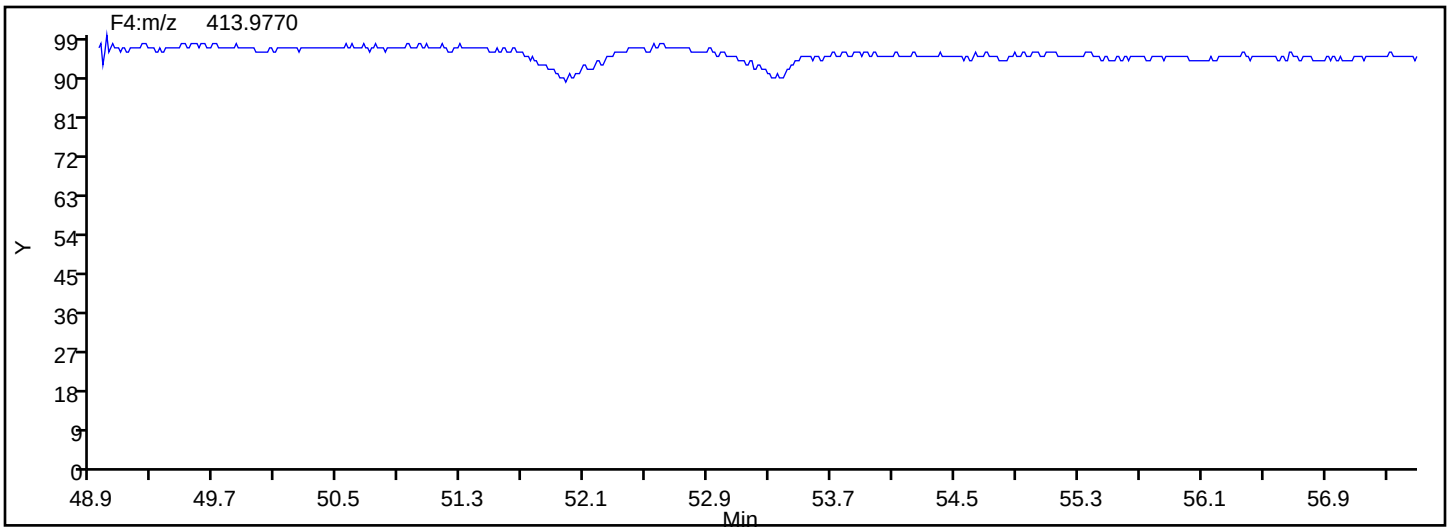

FORM I
HI-RES PCBS ORGANICS ANALYSIS DATA SHEET

Lab Name: Eurofins TestAmerica, Knoxville Job No.: 580-88125-2

SDG No.:

Client Sample ID: Lab Sample ID: MB 140-32775/15-B

Matrix: Solid Lab File ID: mb140-3277515-b.d

Analysis Method: 1668A Date Collected:

Extract. Method: HRMS-Sox Date Extracted: 08/19/2019 08:06

Sample wt/vol: 10(g) Date Analyzed: 08/27/2019 18:11

Con. Extract Vol.: 20(mL) Dilution Factor: 1

Injection Volume: 1(uL) Level: (low/med) Low

% Moisture: GPC Cleanup:(Y/N) N

Analysis Batch No.: 33063 Units: ng/g

CAS NO.	COMPOUND NAME	RESULT	Q	RL	EDL
2051-60-7	PCB-1	0.000300	J q	0.010	0.000088
2051-61-8	PCB-2	0.000581	J	0.010	0.000094
2051-62-9	PCB-3	0.000417	J q	0.010	0.00010
13029-08-8	PCB-4	ND		0.020	0.00034
16605-91-7	PCB-5	ND		0.010	0.00023
25569-80-6	PCB-6	ND		0.010	0.00023
33284-50-3	PCB-7	ND		0.010	0.00022
34883-43-7	PCB-8	0.000754	J	0.020	0.00022
34883-39-1	PCB-9	ND		0.010	0.00025
33146-45-1	PCB-10	ND		0.010	0.00024
2050-67-1	PCB-11	0.00453	J	0.020	0.00022
2974-92-7	PCB-12	ND	C	0.020	0.00022
2974-90-5	PCB-13	ND	C12	0.020	0.00022
34883-41-5	PCB-14	ND		0.010	0.00019
2050-68-2	PCB-15	0.000424	J q	0.010	0.00022
38444-78-9	PCB-16	ND		0.010	0.00017
37680-66-3	PCB-17	0.000673	J	0.010	0.00013
37680-65-2	PCB-18	0.000696	J q C	0.020	0.00011
38444-73-4	PCB-19	ND		0.010	0.00016
38444-84-7	PCB-20	0.00117	J C	0.020	0.00011
55702-46-0	PCB-21	0.000613	J C	0.020	0.00010
38444-85-8	PCB-22	0.000312	J q	0.010	0.00011
55720-44-0	PCB-23	ND		0.010	0.00011
55702-45-9	PCB-24	ND		0.010	0.000096
55712-37-3	PCB-25	ND		0.010	0.00010
38444-81-4	PCB-26	0.000240	J q C	0.020	0.00011
38444-76-7	PCB-27	ND		0.010	0.000093
7012-37-5	PCB-28	0.00117	J C20	0.020	0.00011
15862-07-4	PCB-29	0.000240	J q C26	0.020	0.00011
35693-92-6	PCB-30	0.000696	J q C18	0.020	0.00011
16606-02-3	PCB-31	0.000828	J q	0.020	0.00010
38444-77-8	PCB-32	0.000488	J q	0.010	0.000087
38444-86-9	PCB-33	0.000613	J C21	0.020	0.00010

FORM I
HI-RES PCBS ORGANICS ANALYSIS DATA SHEET

Lab Name: Eurofins TestAmerica, Knoxville Job No.: 580-88125-2

SDG No.:

Client Sample ID: Lab Sample ID: MB 140-32775/15-B

Matrix: Solid Lab File ID: mb140-3277515-b.d

Analysis Method: 1668A Date Collected:

Extract. Method: HRMS-Sox Date Extracted: 08/19/2019 08:06

Sample wt/vol: 10(g) Date Analyzed: 08/27/2019 18:11

Con. Extract Vol.: 20(mL) Dilution Factor: 1

Injection Volume: 1(uL) Level: (low/med) Low

% Moisture: GPC Cleanup:(Y/N) N

Analysis Batch No.: 33063 Units: ng/g

CAS NO.	COMPOUND NAME	RESULT	Q	RL	EDL
37680-68-5	PCB-34	ND		0.010	0.00012
37680-69-6	PCB-35	0.000325	J	0.010	0.00012
38444-87-0	PCB-36	ND		0.010	0.00010
38444-90-5	PCB-37	0.000536	J	0.010	0.00011
53555-66-1	PCB-38	ND		0.010	0.00011
38444-88-1	PCB-39	ND		0.010	0.00010
38444-93-8	PCB-40	ND	C	0.030	0.00030
52663-59-9	PCB-41	ND	C40	0.030	0.00030
36559-22-5	PCB-42	ND		0.010	0.00032
70362-46-8	PCB-43	ND	C	0.020	0.00027
41464-39-5	PCB-44	0.00386	J C	0.030	0.00027
70362-45-7	PCB-45	ND	C	0.020	0.00031
41464-47-5	PCB-46	ND		0.010	0.00036
2437-79-8	PCB-47	0.00386	J C44	0.030	0.00027
70362-47-9	PCB-48	ND		0.010	0.00029
41464-40-8	PCB-49	ND	C	0.020	0.00024
62796-65-0	PCB-50	ND	C	0.020	0.00029
68194-04-7	PCB-51	ND	C45	0.020	0.00031
35693-99-3	PCB-52	0.00127	J	0.010	0.00031
41464-41-9	PCB-53	ND	C50	0.020	0.00029
15968-05-5	PCB-54	ND		0.010	0.00014
74338-24-2	PCB-55	ND		0.010	0.00021
41464-43-1	PCB-56	ND		0.010	0.00022
70424-67-8	PCB-57	ND		0.010	0.00021
41464-49-7	PCB-58	ND		0.010	0.00021
74472-33-6	PCB-59	ND	C	0.030	0.00020
33025-41-1	PCB-60	ND		0.010	0.00021
33284-53-6	PCB-61	0.00127	J C	0.040	0.00020
54230-22-7	PCB-62	ND	C59	0.030	0.00020
74472-34-7	PCB-63	ND		0.010	0.00019
52663-58-8	PCB-64	ND		0.010	0.00019
33284-54-7	PCB-65	0.00386	J C44	0.030	0.00027
32598-10-0	PCB-66	ND		0.010	0.00021
73575-53-8	PCB-67	ND		0.010	0.00020

FORM I
HI-RES PCBS ORGANICS ANALYSIS DATA SHEET

Lab Name: Eurofins TestAmerica, Knoxville Job No.: 580-88125-2

SDG No.:

Client Sample ID: Lab Sample ID: MB 140-32775/15-B

Matrix: Solid Lab File ID: mb140-3277515-b.d

Analysis Method: 1668A Date Collected:

Extract. Method: HRMS-Sox Date Extracted: 08/19/2019 08:06

Sample wt/vol: 10(g) Date Analyzed: 08/27/2019 18:11

Con. Extract Vol.: 20(mL) Dilution Factor: 1

Injection Volume: 1(uL) Level: (low/med) Low

% Moisture: GPC Cleanup:(Y/N) N

Analysis Batch No.: 33063 Units: ng/g

CAS NO.	COMPOUND NAME	RESULT	Q	RL	EDL
73575-52-7	PCB-68	ND		0.010	0.00019
60233-24-1	PCB-69	ND	C49	0.020	0.00024
32598-11-1	PCB-70	0.00127	J C61	0.040	0.00020
41464-46-4	PCB-71	ND	C40	0.030	0.00030
41464-42-0	PCB-72	ND		0.010	0.00021
74338-23-1	PCB-73	ND	C43	0.020	0.00027
32690-93-0	PCB-74	0.00127	J C61	0.040	0.00020
32598-12-2	PCB-75	ND	C59	0.030	0.00020
70362-48-0	PCB-76	0.00127	J C61	0.040	0.00020
32598-13-3	PCB-77	ND		0.010	0.00020
70362-49-1	PCB-78	ND		0.010	0.00021
41464-48-6	PCB-79	ND		0.010	0.00018
33284-52-5	PCB-80	ND		0.010	0.00019
70362-50-4	PCB-81	ND		0.010	0.00021
52663-62-4	PCB-82	ND		0.010	0.00035
60145-20-2	PCB-83	0.00147	J C	0.020	0.00033
52663-60-2	PCB-84	ND		0.010	0.00036
65510-45-4	PCB-85	ND	C	0.030	0.00025
55312-69-1	PCB-86	0.00121	J q C	0.060	0.00026
38380-02-8	PCB-87	0.00121	J q C86	0.060	0.00026
55215-17-3	PCB-88	ND	C	0.020	0.00030
73575-57-2	PCB-89	ND		0.010	0.00034
68194-07-0	PCB-90	0.00212	J C	0.030	0.00027
68194-05-8	PCB-91	ND	C88	0.020	0.00030
52663-61-3	PCB-92	ND		0.010	0.00032
73575-56-1	PCB-93	ND	C	0.020	0.00031
73575-55-0	PCB-94	ND		0.010	0.00034
38379-99-6	PCB-95	0.00170	J	0.010	0.00032
73575-54-9	PCB-96	ND		0.010	0.00025
41464-51-1	PCB-97	0.00121	J q C86	0.060	0.00026
60233-25-2	PCB-98	ND	C	0.020	0.00031
38380-01-7	PCB-99	0.00147	J C83	0.020	0.00033
39485-83-1	PCB-100	ND	C93	0.020	0.00031

FORM I
HI-RES PCBS ORGANICS ANALYSIS DATA SHEET

Lab Name: Eurofins TestAmerica, Knoxville Job No.: 580-88125-2

SDG No.:

Client Sample ID: Lab Sample ID: MB 140-32775/15-B

Matrix: Solid Lab File ID: mb140-3277515-b.d

Analysis Method: 1668A Date Collected:

Extract. Method: HRMS-Sox Date Extracted: 08/19/2019 08:06

Sample wt/vol: 10(g) Date Analyzed: 08/27/2019 18:11

Con. Extract Vol.: 20(mL) Dilution Factor: 1

Injection Volume: 1(uL) Level: (low/med) Low

% Moisture: GPC Cleanup:(Y/N) N

Analysis Batch No.: 33063 Units: ng/g

CAS NO.	COMPOUND NAME	RESULT	Q	RL	EDL
37680-73-2	PCB-101	0.00212	J C90	0.030	0.00027
68194-06-9	PCB-102	ND	C98	0.020	0.00031
60145-21-3	PCB-103	ND		0.010	0.00030
56558-16-8	PCB-104	ND		0.010	0.00022
32598-14-4	PCB-105	0.000748	J	0.010	0.00019
70424-69-0	PCB-106	ND		0.010	0.00019
70424-68-9	PCB-107	ND		0.010	0.00018
70362-41-3	PCB-108	ND	C	0.020	0.00020
74472-35-8	PCB-109	0.00121	J q C86	0.060	0.00026
38380-03-9	PCB-110	0.00165	J q C	0.020	0.00023
39635-32-0	PCB-111	ND		0.010	0.00021
74472-36-9	PCB-112	ND		0.010	0.00022
68194-10-5	PCB-113	0.00212	J C90	0.030	0.00027
74472-37-0	PCB-114	0.000293	J q	0.010	0.00017
74472-38-1	PCB-115	0.00165	J q C110	0.020	0.00023
18259-05-7	PCB-116	ND	C85	0.030	0.00025
68194-11-6	PCB-117	ND	C85	0.030	0.00025
31508-00-6	PCB-118	0.00133	J	0.010	0.00018
56558-17-9	PCB-119	0.00121	J q C86	0.060	0.00026
68194-12-7	PCB-120	ND		0.010	0.00021
56558-18-0	PCB-121	ND		0.010	0.00022
76842-07-4	PCB-122	ND		0.010	0.00021
65510-44-3	PCB-123	ND		0.010	0.00019
70424-70-3	PCB-124	ND	C108	0.020	0.00020
74472-39-2	PCB-125	0.00121	J q C86	0.060	0.00026
57465-28-8	PCB-126	0.000344	J	0.010	0.00020
39635-33-1	PCB-127	ND		0.010	0.00019
38380-07-3	PCB-128	ND	C	0.020	0.00018
55215-18-4	PCB-129	0.00243	J C	0.040	0.00018
52663-66-8	PCB-130	ND		0.010	0.00024
61798-70-7	PCB-131	ND		0.010	0.00023
38380-05-1	PCB-132	0.000799	J	0.010	0.00023

FORM I
HI-RES PCBS ORGANICS ANALYSIS DATA SHEET

Lab Name: Eurofins TestAmerica, Knoxville Job No.: 580-88125-2

SDG No.:

Client Sample ID: Lab Sample ID: MB 140-32775/15-B

Matrix: Solid Lab File ID: mb140-3277515-b.d

Analysis Method: 1668A Date Collected:

Extract. Method: HRMS-Sox Date Extracted: 08/19/2019 08:06

Sample wt/vol: 10(g) Date Analyzed: 08/27/2019 18:11

Con. Extract Vol.: 20(mL) Dilution Factor: 1

Injection Volume: 1(uL) Level: (low/med) Low

% Moisture: GPC Cleanup:(Y/N) N

Analysis Batch No.: 33063 Units: ng/g

CAS NO.	COMPOUND NAME	RESULT	Q	RL	EDL
35694-04-3	PCB-133	ND		0.010	0.00022
52704-70-8	PCB-134	ND	C	0.020	0.00023
52744-13-5	PCB-135	0.00111	J C	0.020	0.00021
38411-22-2	PCB-136	0.000210	J q	0.010	0.00016
35694-06-5	PCB-137	ND		0.010	0.00019
35065-28-2	PCB-138	0.00243	J C129	0.040	0.00018
56030-56-9	PCB-139	ND	C	0.020	0.00020
59291-64-4	PCB-140	ND	C139	0.020	0.00020
52712-04-6	PCB-141	ND		0.010	0.00021
41411-61-4	PCB-142	ND		0.010	0.00023
68194-15-0	PCB-143	ND	C134	0.020	0.00023
68194-14-9	PCB-144	ND		0.010	0.00020
74472-40-5	PCB-145	ND		0.010	0.00015
51908-16-8	PCB-146	0.000702	J	0.010	0.00020
68194-13-8	PCB-147	0.00194	J C	0.020	0.00020
74472-41-6	PCB-148	ND		0.010	0.00020
38380-04-0	PCB-149	0.00194	J C147	0.020	0.00020
68194-08-1	PCB-150	ND		0.010	0.00015
52663-63-5	PCB-151	0.00111	J C135	0.020	0.00021
68194-09-2	PCB-152	ND		0.010	0.00014
35065-27-1	PCB-153	0.00198	J C	0.020	0.00016
60145-22-4	PCB-154	0.000216	J q	0.010	0.00018
33979-03-2	PCB-155	ND		0.010	0.00014
38380-08-4	PCB-156	0.000314	J q C	0.020	0.00018
69782-90-7	PCB-157	0.000314	J q C156	0.020	0.00018
74472-42-7	PCB-158	0.000284	J q	0.010	0.00014
39635-35-3	PCB-159	ND		0.010	0.00015
41411-62-5	PCB-160	0.00243	J C129	0.040	0.00018
74472-43-8	PCB-161	ND		0.010	0.00015
39635-34-2	PCB-162	ND		0.010	0.00015
74472-44-9	PCB-163	0.00243	J C129	0.040	0.00018

FORM I
HI-RES PCBS ORGANICS ANALYSIS DATA SHEET

Lab Name: Eurofins TestAmerica, Knoxville Job No.: 580-88125-2

SDG No.:

Client Sample ID: Lab Sample ID: MB 140-32775/15-B

Matrix: Solid Lab File ID: mb140-3277515-b.d

Analysis Method: 1668A Date Collected:

Extract. Method: HRMS-Sox Date Extracted: 08/19/2019 08:06

Sample wt/vol: 10(g) Date Analyzed: 08/27/2019 18:11

Con. Extract Vol.: 20(mL) Dilution Factor: 1

Injection Volume: 1(uL) Level: (low/med) Low

% Moisture: GPC Cleanup:(Y/N) N

Analysis Batch No.: 33063 Units: ng/g

CAS NO.	COMPOUND NAME	RESULT	Q	RL	EDL
74472-45-0	PCB-164	ND		0.010	0.00016
74472-46-1	PCB-165	ND		0.010	0.00018
41411-63-6	PCB-166	ND	C128	0.020	0.00018
52663-72-6	PCB-167	ND		0.010	0.00012
59291-65-5	PCB-168	0.00198	J C153	0.020	0.00016
32774-16-6	PCB-169	ND		0.010	0.00014
35065-30-6	PCB-170	0.000874	J	0.010	0.00015
52663-71-5	PCB-171	ND	C	0.020	0.00015
52663-74-8	PCB-172	0.000190	J q	0.010	0.00015
68194-16-1	PCB-173	ND	C171	0.020	0.00015
38411-25-5	PCB-174	0.000725	J	0.010	0.00015
40186-70-7	PCB-175	ND		0.010	0.00014
52663-65-7	PCB-176	0.000157	J q	0.010	0.000095
52663-70-4	PCB-177	0.000557	J q	0.010	0.00015
52663-67-9	PCB-178	ND		0.010	0.00014
52663-64-6	PCB-179	0.000282	J q	0.010	0.00010
35065-29-3	PCB-180	0.00151	J C	0.020	0.00012
74472-47-2	PCB-181	ND		0.010	0.00013
60145-23-5	PCB-182	ND		0.010	0.00013
52663-69-1	PCB-183	0.00115	J C	0.020	0.00013
74472-48-3	PCB-184	ND		0.010	0.00010
52712-05-7	PCB-185	0.00115	J C183	0.020	0.00013
74472-49-4	PCB-186	0.000146	J	0.010	0.00010
52663-68-0	PCB-187	ND		0.010	0.00013
74487-85-7	PCB-188	ND		0.010	0.000093
39635-31-9	PCB-189	0.000292	J	0.010	0.00011
41411-64-7	PCB-190	ND		0.010	0.00011
74472-50-7	PCB-191	ND		0.010	0.00010
74472-51-8	PCB-192	0.000293	J q	0.010	0.00011
69782-91-8	PCB-193	0.00151	J C180	0.020	0.00012
35694-08-7	PCB-194	0.000548	J q	0.010	0.00014
52663-78-2	PCB-195	ND		0.010	0.00016

FORM I
HI-RES PCBS ORGANICS ANALYSIS DATA SHEET

Lab Name: Eurofins TestAmerica, Knoxville Job No.: 580-88125-2

SDG No.:

Client Sample ID: Lab Sample ID: MB 140-32775/15-B

Matrix: Solid Lab File ID: mb140-3277515-b.d

Analysis Method: 1668A Date Collected:

Extract. Method: HRMS-Sox Date Extracted: 08/19/2019 08:06

Sample wt/vol: 10(g) Date Analyzed: 08/27/2019 18:11

Con. Extract Vol.: 20(mL) Dilution Factor: 1

Injection Volume: 1(uL) Level: (low/med) Low

% Moisture: GPC Cleanup:(Y/N) N

Analysis Batch No.: 33063 Units: ng/g

CAS NO.	COMPOUND NAME	RESULT	Q	RL	EDL
42740-50-1	PCB-196	0.000331	J	0.010	0.00015
33091-17-7	PCB-197	ND		0.010	0.00011
68194-17-2	PCB-198	0.000742	J C	0.020	0.00016
52663-75-9	PCB-199	0.000742	J C198	0.020	0.00016
52663-73-7	PCB-200	ND		0.010	0.00012
40186-71-8	PCB-201	ND		0.010	0.00011
2136-99-4	PCB-202	ND		0.010	0.00013
52663-76-0	PCB-203	ND		0.010	0.00014
74472-52-9	PCB-204	ND		0.010	0.00012
74472-53-0	PCB-205	ND		0.010	0.00010
40186-72-9	PCB-206	ND		0.010	0.0010
52663-79-3	PCB-207	ND		0.010	0.00070
52663-77-1	PCB-208	ND		0.010	0.00072
2051-24-3	PCB-209	0.000412	J	0.010	0.00013
27323-18-8	Total Monochlorobiphenyls	0.00130	J q	0.010	0.000094
25512-42-9	Total Dichlorobiphenyls	0.00571	J q	0.020	0.00023
25323-68-6	Total Trichlorobiphenyls	0.00588	J q	0.020	0.00011
26914-33-0	Total Tetrachlorobiphenyls	0.00640	J	0.040	0.00023
25429-29-2	Total Pentachlorobiphenyls	0.0109	J q	0.060	0.00025
26601-64-9	Total Hexachlorobiphenyls	0.00999	J q	0.040	0.00018
28655-71-2	Total Heptachlorobiphenyls	0.00618	J q	0.020	0.00012
55722-26-4	Total Octachlorobiphenyls	0.00162	J q	0.020	0.00013
53742-07-7	Total Nonachlorobiphenyls	ND		0.010	0.0010
1336-36-3	Polychlorinated biphenyls, Total	0.0483	J q	0.060	0.00027

FORM I
HI-RES PCBS ORGANICS ANALYSIS DATA SHEET

Lab Name: Eurofins TestAmerica, Knoxville Job No.: 580-88125-2

SDG No.:

Client Sample ID: Lab Sample ID: MB 140-32775/15-B

Matrix: Solid Lab File ID: mb140-3277515-b.d

Analysis Method: 1668A Date Collected:

Extract. Method: HRMS-Sox Date Extracted: 08/19/2019 08:06

Sample wt/vol: 10(g) Date Analyzed: 08/27/2019 18:11

Con. Extract Vol.: 20(mL) Dilution Factor: 1

Injection Volume: 1(uL) Level: (low/med) Low

% Moisture: GPC Cleanup:(Y/N) N

Analysis Batch No.: 33063 Units: ng/g

CAS NO.	ISOTOPE DILUTION	%REC	Q	LIMITS
234432-85-0	PCB-1L	76		30-140
208263-77-8	PCB-3L	76		30-140
234432-86-1	PCB-4L	70		30-140
208263-67-6	PCB-15L	76		30-140
234432-87-2	PCB-19L	68		30-140
208263-79-0	PCB-37L	74		30-140
234432-88-3	PCB-54L	74		30-140
105600-23-5	PCB-77L	80		30-140
208461-24-9	PCB-81L	77		30-140
234432-89-4	PCB-104L	84		30-140
208263-62-1	PCB-105L	81		30-140
208263-63-2	PCB-114L	80		30-140
104130-40-7	PCB-118L	82		30-140
208263-64-3	PCB-123L	79		30-140
208263-65-4	PCB-126L	85		30-140
234432-90-7	PCB-155L	83		30-140
208263-68-7	PCB-156L	80	C	30-140
235416-30-5	PCB-157L	80	C156	30-140
208263-69-8	PCB-167L	79		30-140
208263-70-1	PCB-169L	85		30-140
160901-80-4	PCB-170L	79		30-140
234432-91-8	PCB-188L	80		30-140
208263-73-4	PCB-189L	81		30-140
105600-26-8	PCB-202L	83		30-140
234446-64-1	PCB-205L	76		30-140
208263-75-6	PCB-206L	74		30-140
234432-92-9	PCB-208L	78		30-140
105600-27-9	PCB-209L	70		30-140

CAS NO.	SURROGATE	%REC	Q	LIMITS
208263-76-7	PCB-28L	72		40-125
235416-29-2	PCB-111L	89		40-125
232919-67-4	PCB-178L	91		40-125

Eurofins TestAmerica, Knoxville
Target Compound Quantitation Report

Data File: \\chromna\Knoxville\ChromData\D3D\20190827-12879.b\mb140-3277515-b.d
Lims ID: MB 140-32775/15-B
Client ID:
Sample Type: MB
Inject. Date: 27-Aug-2019 18:11:00 ALS Bottle#: 0 Worklist Smp#: 7
Injection Vol: 1.0 ul Dil. Factor: 1.0000
Sample Info:
Misc. Info.: 140-0012879-007
Operator ID: Xcalibur_System Instrument ID: D3D

Method: \\chromna\Knoxville\ChromData\D3D\20190827-12879.b\PCBs_D3D.m
Limit Group: HR - 1668A - ICAL
Last Update: 27-Aug-2019 19:48:51 Calib Date: 21-Aug-2019 19:05:00
Integrator: Picker
Quant Method: Isotopic Dilution Quant By: Initial Calibration
Last ICal File: \\chromna\Knoxville\ChromData\D3D\20190813-12717.b\d4190821i6.d

Column 1 : SPB-Octyl (0.25 mm) Det: F1(11.07 :21.70)
Process Host: CTX0328

First Level Reviewer: mcwhirterl Date: 27-Aug-2019 19:48:51

Compound	RT (min.)	Area	Ratio	Ical RRF	Amount pg/ul	EMPC pg/ul	Noise EDL	Final EDL	%Rec	Flags
S Total Monochlorobipheny					0.1398	0.1298	0.009383	0.009383		RQ
D PCB-1L	11:46	2613134	3.02	1.3140	76.3	76.3	0.2772	0.2772	76.31	
D PCB-3L	13:56	2692834	3.15	1.3615	75.9	75.9	0.2675	0.2675	75.90	
PCB-1	11:47	931	3.13	1.1883	0.0353	0.0300	0.008790	0.008790		RQ
PCB-2	13:46	1837	3.00	1.1911	0.0581	0.0581	0.009404	0.009404		
PCB-3	13:57	1361	3.13	1.2130	0.0464	0.0417	0.0100	0.0100		RQ
S Total Dichlorobiphenyls					0.5755	0.5705	0.0233	0.0233		RQ
D PCB-4L	14:11	1095787	1.58	0.5996	70.1	70.1	0.2795	0.2795	70.13	
* PCB-9L	16:09	2605954	1.63	4E+04	100.0	100.0				
$ PCB-8L	17:00						0.2332	0.2332		
D PCB-15L	20:04	2040462	1.67	1.0280	76.2	76.2	0.1630	0.1630	76.16	
PCB-4	14:13						0.0338	0.0338		
PCB-10	14:23						0.0239	0.0239		
PCB-9	16:11						0.0250	0.0250		
PCB-7	16:21						0.0218	0.0218		
PCB-6	16:35						0.0228	0.0228		
PCB-5	16:53						0.0227	0.0227		
PCB-8	17:00	1879	1.69	1.5884	0.0754	0.0754	0.0223	0.0223		
PCB-14	18:38						0.0189	0.0189		
PCB-11	19:29	11604	1.49	1.6347	0.4527	0.4527	0.0217	0.0217		Ma
PCB-12	19:48						0.0216	0.0216		
PCB-13 (C12)	19:48						0.0216	0.0216		
PCB-15	20:02	1213	1.56	1.4024	0.0474	0.0424	0.0217	0.0217		RQ
S Total Trichlorobiphenyl					0.6482	0.5885	0.0112	0.0112		RQ
D PCB-19L	17:18	624046	1.10	0.6095	68.2	68.2	0.4574	0.4574	68.20	
* PCB-32L	20:32	1501437	1.08	2.2E+04	100.0	100.0				
* PCB-31L	22:48	5565149	1.05	6.8E+04	100.0	100.0				
$ PCB-28L	23:06	4394896	1.05	1.0975	72.0	72.0	0.1903	0.1903	71.95	
D PCB-37L	27:07	3734783	1.08	0.9024	74.4	74.4	0.2314	0.2314	74.37	
PCB-19	17:16						0.0155	0.0155		U

Compound	RT (min.)	Area	Ratio	Ical RRF	Amount pg/ul	EMPC pg/ul	Noise EDL	Final EDL	%Rec	Flags
PCB-18	19:11	790	1.04	1.8188	0.0791	0.0696	0.0111	0.0111		RQa
PCB-30 (C18)	19:11	790	1.04	1.8188	0.0791	0.0696	0.0111	0.0111		RQa
PCB-17	19:34	657	0.90	1.5641	0.0673	0.0673	0.0130	0.0130		
PCB-27	19:49						0.009344	0.009344		
PCB-24	19:57						0.009639	0.009639		
PCB-16	20:03						0.0165	0.0165		
PCB-32	20:33	713	1.04	2.3416	0.0557	0.0488	0.008652	0.008652		RQ
PCB-34	21:50						0.0116	0.0116		
PCB-23	21:59						0.0112	0.0112		
PCB-26	22:17	1184	1.04	1.3193	0.0376	0.0240	0.0107	0.0107		RQ
PCB-29 (C26)	22:17	1184	1.04	1.3193	0.0376	0.0240	0.0107	0.0107		RQ
PCB-25	22:32						0.0105	0.0105		
PCB-31	22:51	4268	1.04	1.3809	0.1009	0.0828	0.0102	0.0102		RQ
PCB-20	23:08	5720	1.12	1.3057	0.1173	0.1173	0.0108	0.0108		
PCB-28 (C20)	23:08	5720	1.12	1.3057	0.1173	0.1173	0.0108	0.0108		
PCB-21	23:23	3156	1.14	1.3777	0.0613	0.0613	0.0103	0.0103		
PCB-33 (C21)	23:23	3156	1.14	1.3777	0.0613	0.0613	0.0103	0.0103		
PCB-22	23:45	1450	1.04	1.2430	0.0428	0.0312	0.0114	0.0114		RQMa
PCB-36	25:20						0.0105	0.0105		
PCB-39	25:42						0.0101	0.0101		
PCB-38	26:16						0.0107	0.0107		
PCB-35	26:41	1479	1.11	1.2166	0.0325	0.0325	0.0116	0.0116		
PCB-37	27:07	2578	0.88	1.2879	0.0536	0.0536	0.0110	0.0110		Ma
S Total Tetrachlorobiphen					0.6394	0.6394	0.0232	0.0232		
D PCB-54L	20:22	724502	0.80	0.6515	74.1	74.1	0.0682	0.0682	74.07	
* PCB-52L	24:56	2831295	0.81	3.9E+04	100.0	100.0				
$ PCB-79L	32:53						0.1522	0.1522		
D PCB-81L	33:52	2675362	0.80	1.2328	76.6	76.6	0.1176	0.1176	76.65	
D PCB-77L	34:26	2840725	0.81	1.2523	80.1	80.1	0.1158	0.1158	80.12	
PCB-54	20:24						0.0138	0.0138		
PCB-50	22:35						0.0293	0.0293		
PCB-53 (C50)	22:35						0.0293	0.0293		
PCB-45	23:19						0.0310	0.0310		
PCB-51 (C45)	23:19						0.0310	0.0310		
PCB-46	23:33						0.0362	0.0362		
PCB-52	24:58	3149	0.88	0.8992	0.1270	0.1270	0.0305	0.0305		
PCB-43	25:07						0.0275	0.0275		
PCB-73 (C43)	25:07						0.0275	0.0275		
PCB-49	25:26						0.0242	0.0242		
PCB-69 (C49)	25:26						0.0242	0.0242		
PCB-48	25:45						0.0290	0.0290		
PCB-44	26:00	10982	0.85	1.0323	0.3857	0.3857	0.0266	0.0266		Ma
PCB-47 (C44)	26:00	10982	0.85	1.0323	0.3857	0.3857	0.0266	0.0266		Ma
PCB-65 (C44)	26:00	10982	0.85	1.0323	0.3857	0.3857	0.0266	0.0266		Ma
PCB-59	26:18						0.0202	0.0202		
PCB-62 (C59)	26:18						0.0202	0.0202		
PCB-75 (C59)	26:18						0.0202	0.0202		
PCB-42	26:30						0.0317	0.0317		
PCB-40	27:00						0.0299	0.0299		
PCB-41 (C40)	27:00						0.0299	0.0299		
PCB-71 (C40)	27:00						0.0299	0.0299		
PCB-64	27:13						0.0194	0.0194		
PCB-72	28:03						0.0209	0.0209		
PCB-68	28:21						0.0186	0.0186		

Compound	RT (min.)	Area	Ratio	Ical RRF	Amount pg/ul	EMPC pg/ul	Noise EDL	Final EDL	%Rec	Flags
PCB-57	28:46						0.0214	0.0214		
PCB-58	29:00						0.0208	0.0208		
PCB-67	29:10						0.0197	0.0197		
PCB-63	29:26						0.0187	0.0187		
PCB-61	29:44	4741	0.74	1.3565	0.1267	0.1267	0.0202	0.0202		
PCB-70 (C61)	29:44	4741	0.74	1.3565	0.1267	0.1267	0.0202	0.0202		
PCB-74 (C61)	29:44	4741	0.74	1.3565	0.1267	0.1267	0.0202	0.0202		
PCB-76 (C61)	29:44	4741	0.74	1.3565	0.1267	0.1267	0.0202	0.0202		
PCB-66	30:05						0.0215	0.0215		
PCB-55	30:15						0.0212	0.0212		
PCB-56	30:46						0.0217	0.0217		
PCB-60	30:58						0.0207	0.0207		
PCB-80	31:23						0.0187	0.0187		
PCB-79	32:55						0.0178	0.0178		
PCB-78	33:28						0.0209	0.0209		
PCB-81	33:54						0.0210	0.0210		
PCB-77	34:28						0.0205	0.0205		
S Total Pentachlorobiphen					1.125	1.087	0.0252	0.0252		RQ
D PCB-104L	25:53	1894986	1.61	1.1164	83.6	83.6	0.0676	0.0676	83.61	
$ PCB-95L	28:52						0.0956	0.0956		
* PCB-101L	31:49	2030234	1.63	3.4E+04	100.0	100.0				
$ PCB-111L	34:30	2207328	1.59	1.2177	89.3	89.3	0.0620	0.0620	89.29	
D PCB-123L	36:28	2777880	1.60	0.9909	79.3	79.3	0.5504	0.5504	79.29	
D PCB-118L	36:47	2972082	1.62	1.0256	82.0	82.0	0.5319	0.5319	81.97	
D PCB-114L	37:19	2823905	1.61	1.0030	79.6	79.6	0.5438	0.5438	79.64	
D PCB-105L	37:57	2874030	1.66	1.0013	81.2	81.2	0.5448	0.5448	81.19	
* PCB-127L	39:26	3535298	1.58	4.9E+04	100.0	100.0				
D PCB-126L	41:02	2699713	1.61	0.9020	84.7	84.7	0.6047	0.6047	84.66	
PCB-104	25:55						0.0220	0.0220		
PCB-96	26:18						0.0250	0.0250		
PCB-103	28:14						0.0297	0.0297		
PCB-94	28:27						0.0339	0.0339		
PCB-95	28:53	3108	1.77	0.9620	0.1705	0.1705	0.0318	0.0318		
PCB-93	29:07						0.0312	0.0312		
PCB-100 (C93)	29:07						0.0312	0.0312		
PCB-98	29:16						0.0310	0.0310		
PCB-102 (C98)	29:16						0.0310	0.0310		
PCB-88	29:45						0.0305	0.0305		
PCB-91 (C88)	29:45						0.0305	0.0305		
PCB-84	29:58						0.0356	0.0356		
PCB-89	30:27						0.0343	0.0343		
PCB-121	30:53						0.0219	0.0219		
PCB-92	31:16						0.0321	0.0321		
PCB-90	31:49	4561	1.35	1.1367	0.2117	0.2117	0.0269	0.0269		Ma
PCB-101 (C90)	31:49	4561	1.35	1.1367	0.2117	0.2117	0.0269	0.0269		Ma
PCB-113 (C90)	31:49	4561	1.35	1.1367	0.2117	0.2117	0.0269	0.0269		Ma
PCB-83	32:24	2621	1.62	0.9393	0.1472	0.1472	0.0326	0.0326		Ma
PCB-99 (C83)	32:24	2621	1.62	0.9393	0.1472	0.1472	0.0326	0.0326		Ma
PCB-112	32:32						0.0224	0.0224		
PCB-86	32:56	2737	1.55	1.1958	0.1337	0.1208	0.0256	0.0256		RQMa
PCB-87 (C86)	32:56	2737	1.55	1.1958	0.1337	0.1208	0.0256	0.0256		RQMa
PCB-97 (C86)	32:56	2737	1.55	1.1958	0.1337	0.1208	0.0256	0.0256		RQMa
PCB-109 (C86)	32:56	2737	1.55	1.1958	0.1337	0.1208	0.0256	0.0256		RQMa
PCB-119 (C86)	32:56	2737	1.55	1.1958	0.1337	0.1208	0.0256	0.0256		RQMa
PCB-125 (C86)	32:56	2737	1.55	1.1958	0.1337	0.1208	0.0256	0.0256		RQMa

Compound	RT (min.)	Area	Ratio	Ical RRF	Amount pg/ul	EMPC pg/ul	Noise EDL	Final EDL	%Rec	Flags
PCB-85	33:38						0.0253	0.0253		
PCB-116 (C85)	33:38						0.0253	0.0253		
PCB-117 (C85)	33:38						0.0253	0.0253		
PCB-110	33:48	4233	1.55	1.3511	0.1815	0.1653	0.0227	0.0227		RQMa
PCB-115 (C110)	33:48	4233	1.55	1.3511	0.1815	0.1653	0.0227	0.0227		RQMa
PCB-82	34:07						0.0353	0.0353		
PCB-111	34:32						0.0215	0.0215		
PCB-120	34:59						0.0205	0.0205		
PCB-108	36:08						0.0197	0.0197		
PCB-124 (C108)	36:08						0.0197	0.0197		
PCB-107	36:22						0.0182	0.0182		
PCB-123	36:29						0.0185	0.0185		
PCB-106	36:36						0.0194	0.0194		
PCB-118	36:48	5095	1.41	1.2892	0.1330	0.1330	0.0180	0.0180		
PCB-122	37:09						0.0213	0.0213		
PCB-114	37:22	1162	1.55	1.4051	0.0378	0.0293	0.0173	0.0173		RQa
PCB-105	38:00	2770	1.61	1.2887	0.0748	0.0748	0.0191	0.0191		Ma
PCB-127	39:28						0.0193	0.0193		
PCB-126	41:04	1245	1.51	1.3416	0.0344	0.0344	0.0200	0.0200		
S Total Hexachlorobipheny					1.029	0.999	0.0181	0.0181		RQ
D PCB-155L	31:36	1593374	1.29	0.9499	82.6	82.6	0.0112	0.0112	82.62	
$ PCB-153L	38:41	30600	1.15	0.9597	1.302	1.302	0.5241	0.5241		
* PCB-138L	39:55	2524010	1.30	3.6E+04	100.0	100.0				
D PCB-167L	42:55	2504906	1.25	1.2544	79.1	79.1	0.3262	0.3262	79.11	
D PCB-156L	44:04	4951178	1.28	1.2289	159.6	159.6	0.3330	0.3330	79.81	
D PCB-157L (C156L)	44:04	4951178	1.28	1.2289	159.6	159.6	0.3330	0.3330	79.81	
D PCB-169L	47:18	2335904	1.28	1.0883	85.0	85.0	0.3760	0.3760	85.04	a
PCB-155	31:38						0.0138	0.0138		
PCB-152	31:48						0.0143	0.0143		
PCB-150	31:59						0.0145	0.0145		
PCB-136	32:21	387	1.24	1.1563	0.0265	0.0210	0.0155	0.0155		RQa
PCB-145	32:38						0.0151	0.0151		
PCB-148	34:10						0.0200	0.0200		
PCB-135	34:44	1540	1.24	0.8691	0.1112	0.1112	0.0207	0.0207		Ma
PCB-151 (C135)	34:44	1540	1.24	0.8691	0.1112	0.1112	0.0207	0.0207		Ma
PCB-154	35:00	351	1.24	1.0180	0.0254	0.0216	0.0176	0.0176		RQMa
PCB-144	35:18						0.0195	0.0195		
PCB-147	35:40	4634	1.33	0.9747	0.1942	0.1942	0.0205	0.0205		
PCB-149 (C147)	35:40	4634	1.33	0.9747	0.1942	0.1942	0.0205	0.0205		
PCB-134	35:58						0.0234	0.0234		
PCB-143 (C134)	35:58						0.0234	0.0234		
PCB-139	36:16						0.0200	0.0200		
PCB-140 (C139)	36:16						0.0200	0.0200		
PCB-131	36:28						0.0232	0.0232		
PCB-142	36:38						0.0232	0.0232		
PCB-132	36:56	1721	1.34	0.8801	0.0799	0.0799	0.0227	0.0227		
PCB-133	37:26						0.0220	0.0220		
PCB-165	37:50						0.0178	0.0178		
PCB-146	38:05	1734	1.11	1.0084	0.0702	0.0702	0.0198	0.0198		Ma
PCB-161	38:13						0.0149	0.0149		
PCB-153	38:42	5922	1.05	1.2207	0.1982	0.1982	0.0163	0.0163		Ma
PCB-168 (C153)	38:42	5922	1.05	1.2207	0.1982	0.1982	0.0163	0.0163		Ma
PCB-141	38:53						0.0208	0.0208		
PCB-130	39:18						0.0241	0.0241		

Compound	RT (min.)	Area	Ratio	Ical RRF	Amount pg/ul	EMPC pg/ul	Noise EDL	Final EDL	%Rec	Flags
PCB-137	39:31						0.0189	0.0189		
PCB-164	39:38						0.0159	0.0159		
PCB-129	39:56	6444	1.15	1.0840	0.2428	0.2428	0.0184	0.0184		
PCB-138 (C129)	39:56	6444	1.15	1.0840	0.2428	0.2428	0.0184	0.0184		
PCB-160 (C129)	39:56	6444	1.15	1.0840	0.2428	0.2428	0.0184	0.0184		
PCB-163 (C129)	39:56	6444	1.15	1.0840	0.2428	0.2428	0.0184	0.0184		
PCB-158	40:21	964	1.24	1.3862	0.0316	0.0284	0.0144	0.0144		RQ
PCB-128	41:11						0.0179	0.0179		
PCB-166 (C128)	41:11						0.0179	0.0179		
PCB-159	42:11						0.0151	0.0151		
PCB-162	42:29						0.0146	0.0146		
PCB-167	42:58						0.0123	0.0123		
PCB-156	44:05	991	1.24	1.2759	0.0487	0.0314	0.0183	0.0183		RQ
PCB-157 (C156)	44:05	991	1.24	1.2759	0.0487	0.0314	0.0183	0.0183		RQ
PCB-169	47:21						0.0144	0.0144		
S Total Heptachlorobiphen					0.6735	0.6177	0.0124	0.0124		RQ
D PCB-188L	37:19	2146528	1.07	1.3162	80.1	80.1	0.0260	0.0260	80.06	
$ PCB-178L	40:23	1700176	1.07	0.9222	90.5	90.5	0.0372	0.0372	90.50	
* PCB-180L	45:29	2036981	1.08	3.2E+04	100.0	100.0				
D PCB-170L	46:44	1341699	1.07	0.8357	78.8	78.8	0.0410	0.0410	78.81	
D PCB-189L	49:51	3107843	1.05	1.4666	81.4	81.4	0.3954	0.3954	81.38	
PCB-188	37:22						0.009294	0.009294		
PCB-179	37:40	697	1.05	1.4149	0.0475	0.0282	0.0103	0.0103		RQ
PCB-184	38:13						0.0102	0.0102		
PCB-176	38:31	416	1.05	1.5212	0.0219	0.0157	0.009547	0.009547		RQ
PCB-186	38:57	365	1.07	1.4350	0.0146	0.0146	0.0101	0.0101		
PCB-178	40:25						0.0142	0.0142		
PCB-175	41:03						0.0136	0.0136		
PCB-187	41:19						0.0131	0.0131		
PCB-182	41:31						0.0126	0.0126		
PCB-183	41:56	2290	0.99	1.1368	0.1155	0.1155	0.0128	0.0128		a
PCB-185 (C183)	41:56	2290	0.99	1.1368	0.1155	0.1155	0.0128	0.0128		a
PCB-174	42:09	1207	1.14	0.9547	0.0725	0.0725	0.0152	0.0152		a
PCB-177	42:34	916	1.05	0.9426	0.0636	0.0557	0.0154	0.0154		RQ
PCB-181	43:00						0.0131	0.0131		
PCB-171	43:13						0.0151	0.0151		
PCB-173 (C171)	43:13						0.0151	0.0151		
PCB-172	44:52	328	1.05	0.9918	0.0373	0.0190	0.0146	0.0146		RQa
PCB-192	45:11	660	1.05	1.2904	0.0334	0.0293	0.0113	0.0113		RQa
PCB-180	45:28	3227	0.99	1.2286	0.1506	0.1506	0.0118	0.0118		a
PCB-193 (C180)	45:28	3227	0.99	1.2286	0.1506	0.1506	0.0118	0.0118		a
PCB-191	45:51						0.0105	0.0105		
PCB-170	46:45	1489	1.13	1.2700	0.0874	0.0874	0.0152	0.0152		
PCB-190	47:17						0.0105	0.0105		
PCB-189	49:52	1162	0.99	1.2799	0.0292	0.0292	0.0112	0.0112		
S Total Octachlorobipheny					0.1704	0.1621	0.0131	0.0131		RQ
D PCB-202L	42:42	1707447	0.92	1.0055	83.4	83.4	0.006311	0.006311	83.36	
* PCB-194L	51:58	2604085	0.92	3.5E+04	100.0	100.0				
D PCB-205L	52:27	2555491	0.90	1.2867	76.3	76.3	0.3774	0.3774	76.27	
PCB-202	42:43						0.0126	0.0126		
PCB-201	43:39						0.0112	0.0112		
PCB-204	44:20						0.0121	0.0121		
PCB-197	44:33						0.0110	0.0110		

Compound	RT (min.)	Area	Ratio	Ical RRF	Amount pg/ul	EMPC pg/ul	Noise EDL	Final EDL	%Rec	Flags
PCB-200	44:40						0.0118	0.0118		
PCB-198	47:29	1037	0.88	0.8183	0.0742	0.0742	0.0162	0.0162		Ma
PCB-199 (C198)	47:29	1037	0.88	0.8183	0.0742	0.0742	0.0162	0.0162		Ma
PCB-196	48:08	494	0.91	0.8748	0.0331	0.0331	0.0152	0.0152		a
PCB-203	48:19						0.0144	0.0144		
PCB-195	49:38						0.0161	0.0161		
PCB-194	52:01	1299	0.89	0.9282	0.0631	0.0548	0.0136	0.0136		RQa
PCB-205	52:28						0.0102	0.0102		
S Total Nonachlorobipheny							0.0996	0.0996		
D PCB-208L	49:23	2320436	0.78	1.1383	78.3	78.3	0.1867	0.1867	78.28	
D PCB-206L	54:12	1712528	0.80	0.8938	73.6	73.6	0.2377	0.2377	73.57	
PCB-208	49:25						0.0722	0.0722		
PCB-207	50:21						0.0702	0.0702		
PCB-206	54:13						0.0996	0.0996		
D PCB-209L	55:51	1781874	0.70	0.9809	69.8	69.8	0.0348	0.0348	69.76	
DCB Decachlorobiphenyl	55:52	915	0.72	1.2455	0.0412	0.0412	0.0129	0.0129		
S Polychlorinated bipheny					4.901	0.0412	0.0266	0.0266		RQ
PCB-8L (PRC)	0.0						0.0	0.0		
PCB-47L (PRC)	0.0						0.0	0.0		
PCB-28L (PRC)	0.0						0.0	0.0		

QC Flag Legend

Processing Flags
- R - Failed Signal Ratio Test
- Q - EMPC-Estimated Max. Possible Conc.

Review Flags
- M - Manually Integrated
- U - Marked Undetected
- a - User Assigned ID

Eurofins TestAmerica, Knoxville
Target Compound Quantitation Worksheet Report

Data File: \\chromna\Knoxville\ChromData\D3D\20190827-12879.b\mb140-3277515-b.d
Lims ID: MB 140-32775/15-B
Client ID:
Sample Type: MB
Inject. Date: 27-Aug-2019 18:11:00 ALS Bottle#: 0 Worklist Smp#: 7
Injection Vol: 1.0 ul Dil. Factor: 1.0000
Sample Info:
Misc. Info.: 140-0012879-007
Operator ID: Xcalibur_System Instrument ID: D3D

Method: \\chromna\Knoxville\ChromData\D3D\20190827-12879.b\PCBs_D3D.m
Limit Group: HR - 1668A - ICAL
Last Update: 27-Aug-2019 19:48:51 Calib Date: 21-Aug-2019 19:05:00
Integrator: Picker
Quant Method: Isotopic Dilution Quant By: Initial Calibration
Last ICal File: \\chromna\Knoxville\ChromData\D3D\20190813-12717.b\d4190821i6.d

Column 1 : SPB-Octyl (0.25 mm) Det: F1(11.07 :21.70)
Process Host: CTX0328

First Level Reviewer: mcwhirterl Date: 27-Aug-2019 19:48:51

Signal	RT (min.)	Adj RT (min.)	Sec.	REL RT	Area	Height	Avg Noise	EDL Height	S/N	Ratio(Limits)	Flags
PCB-1L											
200.0795	11:46	11:47	-2	0.729	1963560	795134	462	1155	1721		
202.0766	11:46	11:47	-2	0.729	649574	257969	699	1747	369	3.02(2.66-3.60)	
PCB-3L											
200.0795	13:56	13:57	-2	0.862	2044642	692030	462	1155	1498		
202.0766	13:56	13:57	-2	0.862	648192	218907	699	1747	313	3.15(2.66-3.60)	
PCB-1											RQ
188.0393	11:47	11:46	-1	1.001	706	246	29	72	8		
190.0363	11:47	11:46	-1	1.001	390	165	15	37	11	1.81(2.66-3.60)	
	Empc Correction				225	78	15	37	5		
PCB-2											
188.0393	13:46	13:44	0	0.989	1378	419	29	72	14		
190.0363	13:46	13:44	0	0.989	459	133	15	37	9	3.00(2.66-3.60)	
PCB-3											RQ
188.0393	13:57	13:55	-1	1.001	1032	302	29	72	10		
190.0363	13:56	13:55	-2	1.000	483	112	15	37	7	2.14(2.66-3.60)	
	Empc Correction				329	96	15	37	6		
PCB-4L											
234.0406	14:11	14:13	-2	0.878	671645	223025	447	1117	499		
236.0376	14:11	14:13	-2	0.878	424142	143367	87	217	1648	1.58(1.33-1.79)	
PCB-9L											
234.0406	16:09	16:10	-1		1613295	493986	447	1117	1105		
236.0376	16:09	16:10	-1		992659	302669	87	217	3479	1.63(1.33-1.79)	
PCB-8L											
234.0406	16:58						447	1117			
236.0376	16:58						87	217			

Signal	RT (min.)	Adj RT (min.)	Sec.	REL RT	Area	Height	Avg Noise	EDL Height	S/N	Ratio(Limits)	Flags
PCB-15L											
234.0406	20:04	20:05	-2	1.242	1274977	314703	447	1117	704		
236.0376	20:04	20:05	-2	1.242	765485	193842	87	217	2228	1.67(1.33-1.79)	
PCB-4											
222.0003	14:11						32	80			
223.9974	14:11						30	75			
PCB-10											
222.0003	14:21						32	80			
223.9974	14:21						30	75			
PCB-9											
222.0003	16:08						32	80			
223.9974	16:08						30	75			
PCB-7											
222.0003	16:19						32	80			
223.9974	16:19						30	75			
PCB-6											
222.0003	16:33						32	80			
223.9974	16:33						30	75			
PCB-5											
222.0003	16:51						32	80			
223.9974	16:51						30	75			
PCB-8											
222.0003	17:00	16:58	-1	1.198	1181	366	32	80	11		
223.9974	17:00	16:58	-1	1.198	698	188	30	75	6	1.69(1.33-1.79)	
PCB-14											
222.0003	18:36						32	80			
223.9974	18:36						30	75			
PCB-11											Ma
222.0003	19:29	19:29	0	0.971	6952	1739	32	80	54		M
223.9974	19:28	19:29	-1	0.970	4652	1162	30	75	39	1.49(1.33-1.79)	
PCB-12											
222.0003	19:46						32	80			
223.9974	19:46						30	75			
PCB-13 (C12)											
222.0003	19:46						32	80			
223.9974	19:46						30	75			
PCB-15											RQ
222.0003	20:02	20:03	-3	0.999	881	143	32	80	4		
	Empc Correction				739	232	32	80	7		
223.9974	20:06	20:03	0	1.001	474	149	30	75	5	1.86(1.33-1.79)	
PCB-19L											
268.0016	17:18	17:18	-2	0.842	326871	89553	256	640	350		
269.9986	17:17	17:18	-3	0.841	297175	83214	176	440	473	1.10(0.88-1.20)	
PCB-32L											
268.0016	20:32	20:34	-2		779507	198885	256	640	777		
269.9986	20:32	20:34	-2		721930	188506	176	440	1071	1.08(0.88-1.20)	

Signal	RT (min.)	Adj RT (min.)	Sec.	REL RT	Area	Height	Avg Noise	EDL Height	S/N	Ratio(Limits)	Flags
PCB-31L											
268.0016	22:48	22:49	-1		2855329	692264	749	1872	924		
269.9986	22:48	22:49	-1		2709820	655769	377	942	1739	1.05(0.88-1.20)	
PCB-28L											
268.0016	23:06	23:06	-1	1.013	2254499	543899	749	1872	726		
269.9986	23:06	23:06	-1	1.013	2140397	511873	377	942	1358	1.05(0.88-1.20)	
PCB-37L											
268.0016	27:07	27:09	-3	1.189	1937718	408716	749	1872	546		
269.9986	27:07	27:09	-3	1.189	1797065	383679	377	942	1018	1.08(0.88-1.20)	
PCB-19											U
255.9613	17:17						11	27			
257.9584	17:17						3	7			
PCB-18											RQa
255.9613	19:11	19:11	2	1.110	403	149	11	27	14		a
257.9584	19:09	19:11	-1	1.108	495	108	3	7	36	0.81(0.88-1.20)	
	Empc Correction				387	143	3	7	48		
PCB-30 (C18)											RQa
255.9613	19:11	19:11	2	1.110	403	149	11	27	14		a
257.9584	19:09	19:11	-1	1.108	495	108	3	7	36	0.81(0.88-1.20)	
	Empc Correction				387	143	3	7	48		
PCB-17											
255.9613	19:34	19:34	-2	1.132	312	76	11	27	7		
257.9584	19:35	19:34	-2	1.133	345	99	3	7	33	0.90(0.88-1.20)	
PCB-27											
255.9613	19:47						11	27			
257.9584	19:47						3	7			
PCB-24											
255.9613	19:55						11	27			
257.9584	19:55						3	7			
PCB-16											
255.9613	20:01						11	27			
257.9584	20:01						3	7			
PCB-32											RQ
255.9613	20:33	20:32	-2	1.189	464	106	11	27	10		
	Empc Correction				363	88	11	27	8		
257.9584	20:35	20:32	0	1.190	350	85	3	7	28	1.33(0.88-1.20)	
PCB-34											
255.9613	21:48						18	45			
257.9584	21:48						27	67			
PCB-23											
255.9613	21:57						18	45			
257.9584	21:57						27	67			
PCB-26											RQ
255.9613	22:17	22:16	-1	1.289	604	152	18	45	8		
257.9584	22:17	22:16	-1	1.289	1248	189	27	67	7	0.48(0.88-1.20)	
	Empc Correction				580	146	27	67	5		

Signal	RT (min.)	Adj RT (min.)	Sec.	REL RT	Area	Height	Avg Noise	EDL Height	S/N	Ratio(Limits)	Flags
PCB-29 (C26)											RQ
255.9613	22:17	22:16	-1	1.289	604	152	18	45	8		
257.9584	22:17	22:16	-1	1.289	1248	189	27	67	7	0.48(0.88-1.20)	
	Empc Correction				580	146	27	67	5		
PCB-25											
255.9613	22:30						18	45			
257.9584	22:30						27	67			
PCB-31											RQ
255.9613	22:51	22:48	0	0.843	2176	489	18	45	27		
257.9584	22:49	22:48	-1	0.842	3027	620	27	67	23	0.72(0.88-1.20)	
	Empc Correction				2092	470	27	67	17		
PCB-20											
255.9613	23:08	23:07	-1	0.853	3023	532	18	45	30		
257.9584	23:08	23:07	-1	0.853	2697	580	27	67	21	1.12(0.88-1.20)	
PCB-28 (C20)											
255.9613	23:08	23:07	-1	0.853	3023	532	18	45	30		
257.9584	23:08	23:07	-1	0.853	2697	580	27	67	21	1.12(0.88-1.20)	
PCB-21											
255.9613	23:23	23:20	0	0.862	1680	327	18	45	18		
257.9584	23:23	23:20	0	0.862	1476	278	27	67	10	1.14(0.88-1.20)	
PCB-33 (C21)											
255.9613	23:23	23:20	0	0.862	1680	327	18	45	18		
257.9584	23:23	23:20	0	0.862	1476	278	27	67	10	1.14(0.88-1.20)	
PCB-22											RQMa
255.9613	23:45	23:45	-1	0.876	1275	224	18	45	12		M
	Empc Correction				739	238	18	45	13		
257.9584	23:46	23:45	-1	0.876	711	229	27	67	8	1.79(0.88-1.20)	
PCB-36											
255.9613	25:18						18	45			
257.9584	25:18						27	67			
PCB-39											
255.9613	25:39						18	45			
257.9584	25:39						27	67			
PCB-38											
255.9613	26:13						18	45			
257.9584	26:13						27	67			
PCB-35											
255.9613	26:41	26:42	-3	0.985	779	99	18	45	6		
257.9584	26:44	26:42	-1	0.986	700	175	27	67	6	1.11(0.88-1.20)	
PCB-37											Ma
255.9613	27:07	27:07	-1	1.000	1210	232	18	45	13		M
257.9584	27:09	27:07	1	1.001	1368	310	27	67	11	0.88(0.88-1.20)	
PCB-54L											
301.9626	20:22	20:23	-2	0.817	321509	82466	60	150	1374		
303.9597	20:22	20:23	-2	0.817	402993	102401	9	22	11378	0.80(0.65-0.89)	

Signal	RT (min.)	Adj RT (min.)	Δ Sec.	REL RT	Area	Height	Avg Noise	EDL Height	S/N	Ratio(Limits)	Flags
PCB-52L											
301.9626	24:56	24:57	-1		1263252	289811	131	327	2212		
303.9597	24:56	24:57	-1		1568043	363163	248	620	1464	0.81(0.65-0.89)	
PCB-79L											
301.9626	32:50						131	327			
303.9597	32:50						248	620			
PCB-81L											
301.9626	33:52	33:54	-4	1.359	1188147	244889	131	327	1869		
303.9597	33:52	33:54	-4	1.359	1487215	303924	248	620	1226	0.80(0.65-0.89)	
PCB-77L											
301.9626	34:26	34:28	-3	1.381	1267690	247815	131	327	1892		
303.9597	34:26	34:28	-3	1.381	1573035	310380	248	620	1252	0.81(0.65-0.89)	
PCB-54											
289.9224	20:24						5	12			
291.9194	20:24						8	20			
PCB-50											
289.9224	22:33						6	15			
291.9194	22:33						55	137			
PCB-53 (C50)											
289.9224	22:33						6	15			
291.9194	22:33						55	137			
PCB-45											
289.9224	23:16						6	15			
291.9194	23:16						55	137			
PCB-51 (C45)											
289.9224	23:16						6	15			
291.9194	23:16						55	137			
PCB-46											
289.9224	23:30						6	15			
291.9194	23:30						55	137			
PCB-52											
289.9224	24:58	24:55	-1	1.225	1474	370	6	15	62		
291.9194	24:58	24:55	-1	1.225	1675	493	55	137	9	0.88(0.65-0.89)	
PCB-43											
289.9224	25:04						6	15			
291.9194	25:04						55	137			
PCB-73 (C43)											
289.9224	25:04						6	15			
291.9194	25:04						55	137			
PCB-49											
289.9224	25:23						6	15			
291.9194	25:23						55	137			
PCB-69 (C49)											
289.9224	25:23						6	15			
291.9194	25:23						55	137			

Signal	RT (min.)	Adj RT (min.)	Sec.	REL RT	Area	Height	Avg Noise	EDL Height	S/N	Ratio(Limits)	Flags
PCB-48											
289.9224	25:42						6	15			
291.9194	25:42						55	137			
PCB-44											Ma
289.9224	26:00	26:00	0	1.277	5041	851	6	15	142		M
291.9194	26:00	26:00	0	1.277	5941	1172	55	137	21	0.85(0.65-0.89)	
PCB-47 (C44)											Ma
289.9224	26:00	26:00	0	1.277	5041	851	6	15	142		M
291.9194	26:00	26:00	0	1.277	5941	1172	55	137	21	0.85(0.65-0.89)	
PCB-65 (C44)											Ma
289.9224	26:00	26:00	0	1.277	5041	851	6	15	142		M
291.9194	26:00	26:00	0	1.277	5941	1172	55	137	21	0.85(0.65-0.89)	
PCB-59											
289.9224	26:14						6	15			
291.9194	26:14						55	137			
PCB-62 (C59)											
289.9224	26:14						6	15			
291.9194	26:14						55	137			
PCB-75 (C59)											
289.9224	26:14						6	15			
291.9194	26:14						55	137			
PCB-42											
289.9224	26:27						6	15			
291.9194	26:27						55	137			
PCB-40											
289.9224	26:56						6	15			
291.9194	26:56						55	137			
PCB-41 (C40)											
289.9224	26:56						6	15			
291.9194	26:56						55	137			
PCB-71 (C40)											
289.9224	26:56						6	15			
291.9194	26:56						55	137			
PCB-64											
289.9224	27:09						6	15			
291.9194	27:09						55	137			
PCB-72											
289.9224	28:00						6	15			
291.9194	28:00						55	137			
PCB-68											
289.9224	28:18						6	15			
291.9194	28:18						55	137			
PCB-57											
289.9224	28:43						6	15			
291.9194	28:43						55	137			

Signal	RT (min.)	Adj RT (min.)	Sec.	REL RT	Area	Height	Avg Noise	EDL Height	S/N	Ratio(Limits)	Flags
PCB-58											
289.9224	28:57						6	15			
291.9194	28:57						55	137			
PCB-67											
289.9224	29:07						6	15			
291.9194	29:07						55	137			
PCB-63											
289.9224	29:22						6	15			
291.9194	29:22						55	137			
PCB-61											
289.9224	29:44	29:43	-2	0.878	2009	370	6	15	62		
291.9194	29:45	29:43	-1	0.878	2732	509	55	137	9	0.74(0.65-0.89)	
PCB-70 (C61)											
289.9224	29:44	29:43	-2	0.878	2009	370	6	15	62		
291.9194	29:45	29:43	-1	0.878	2732	509	55	137	9	0.74(0.65-0.89)	
PCB-74 (C61)											
289.9224	29:44	29:43	-2	0.878	2009	370	6	15	62		
291.9194	29:45	29:43	-1	0.878	2732	509	55	137	9	0.74(0.65-0.89)	
PCB-76 (C61)											
289.9224	29:44	29:43	-2	0.878	2009	370	6	15	62		
291.9194	29:45	29:43	-1	0.878	2732	509	55	137	9	0.74(0.65-0.89)	
PCB-66											
289.9224	30:02						6	15			
291.9194	30:02						55	137			
PCB-55											
289.9224	30:12						6	15			
291.9194	30:12						55	137			
PCB-56											
289.9224	30:43						6	15			
291.9194	30:43						55	137			
PCB-60											
289.9224	30:55						6	15			
291.9194	30:55						55	137			
PCB-80											
289.9224	31:20						6	15			
291.9194	31:20						55	137			
PCB-79											
289.9224	32:51						6	15			
291.9194	32:51						55	137			
PCB-78											
289.9224	33:24						6	15			
291.9194	33:24						55	137			
PCB-81											
289.9224	33:51						6	15			
291.9194	33:51						55	137			

Signal	RT (min.)	Adj RT (min.)	Δ Sec.	REL RT	Area	Height	Avg Noise	EDL Height	S/N	Ratio(Limits)	Flags
PCB-77											
289.9224	34:25						6	15			
291.9194	34:25						55	137			
PCB-104L											
337.9207	25:53	25:56	-3	0.814	1168626	265719	44	110	6039		
339.9178	25:53	25:56	-3	0.814	726360	165186	84	210	1967	1.61(1.32-1.78)	
PCB-95L											
337.9207	28:48						44	110			
339.9178	28:48						84	210			
PCB-101L											
337.9207	31:49	31:49	-1		1257539	263615	44	110	5991		
339.9178	31:49	31:49	-1		772695	160266	84	210	1908	1.63(1.32-1.78)	
PCB-111L											
337.9207	34:30	34:30	-1	1.084	1355561	281326	44	110	6394		
339.9178	34:30	34:30	-1	1.084	851767	180115	84	210	2144	1.59(1.32-1.78)	
PCB-123L											
337.9207	36:28	36:30	-3	1.146	1710238	350702	1039	2597	338		
339.9178	36:27	36:30	-4	1.146	1067642	212598	521	1302	408	1.60(1.32-1.78)	
PCB-118L											
337.9207	36:47	36:49	-3	1.156	1839146	365049	1039	2597	351		
339.9178	36:47	36:49	-3	1.156	1132936	236727	521	1302	454	1.62(1.32-1.78)	
PCB-114L											
337.9207	37:19	37:21	-3	1.173	1743401	352115	1039	2597	339		
339.9178	37:19	37:21	-3	1.173	1080504	223209	521	1302	428	1.61(1.32-1.78)	
PCB-105L											
337.9207	37:57	38:00	-3	1.193	1792221	356118	1039	2597	343		
339.9178	37:57	38:00	-3	1.193	1081809	213666	521	1302	410	1.66(1.32-1.78)	
PCB-127L											
337.9207	39:26	39:26	0		2164444	437988	1039	2597	422		
339.9178	39:26	39:26	0		1370854	277013	521	1302	532	1.58(1.32-1.78)	
PCB-126L											
337.9207	41:02	41:05	-3	1.290	1664717	322461	1039	2597	310		
339.9178	41:03	41:05	-2	1.291	1034996	198945	521	1302	382	1.61(1.32-1.78)	
PCB-104											
325.8804	25:52						44	110			
327.8775	25:52						9	22			
PCB-96											
325.8804	26:14						44	110			
327.8775	26:14						9	22			
PCB-103											
325.8804	28:11						44	110			
327.8775	28:11						9	22			
PCB-94											
325.8804	28:24						44	110			
327.8775	28:24						9	22			

Signal	RT (min.)	Adj RT (min.)	Sec.	REL RT	Area	Height	Avg Noise	EDL Height	S/N	Ratio(Limits)	Flags
PCB-95											
325.8804	28:53	28:50	-1	1.116	1986	384	44	110	9		
327.8775	28:51	28:50	-2	1.115	1122	245	9	22	27	1.77(1.32-1.78)	
PCB-93											
325.8804	29:03						44	110			
327.8775	29:03						9	22			
PCB-100 (C93)											
325.8804	29:03						44	110			
327.8775	29:03						9	22			
PCB-98											
325.8804	29:12						44	110			
327.8775	29:12						9	22			
PCB-102 (C98)											
325.8804	29:12						44	110			
327.8775	29:12						9	22			
PCB-88											
325.8804	29:41						44	110			
327.8775	29:41						9	22			
PCB-91 (C88)											
325.8804	29:41						44	110			
327.8775	29:41						9	22			
PCB-84											
325.8804	29:54						44	110			
327.8775	29:54						9	22			
PCB-89											
325.8804	30:23						44	110			
327.8775	30:23						9	22			
PCB-121											
325.8804	30:49						44	110			
327.8775	30:49						9	22			
PCB-92											
325.8804	31:13						44	110			
327.8775	31:13						9	22			
PCB-90											Ma
325.8804	31:49	31:49	-1	1.229	2619	465	44	110	11		M
327.8775	31:49	31:49	-1	1.229	1942	295	9	22	33	1.35(1.32-1.78)	
PCB-101 (C90)											Ma
325.8804	31:49	31:49	-1	1.229	2619	465	44	110	11		M
327.8775	31:49	31:49	-1	1.229	1942	295	9	22	33	1.35(1.32-1.78)	
PCB-113 (C90)											Ma
325.8804	31:49	31:49	-1	1.229	2619	465	44	110	11		M
327.8775	31:49	31:49	-1	1.229	1942	295	9	22	33	1.35(1.32-1.78)	
PCB-83											Ma
325.8804	32:24	32:24	-2	1.251	1621	284	44	110	6		M
327.8775	32:24	32:24	-1	1.252	1000	241	9	22	27	1.62(1.32-1.78)	

Signal	RT (min.)	Adj RT (min.)	Sec.	REL RT	Area	Height	Avg Noise	EDL Height	S/N	Ratio(Limits)	Flags
PCB-99 (C83)											Ma
325.8804	32:24	32:24	-2	1.251	1621	284	44	110	6		M
327.8775	32:24	32:24	-1	1.252	1000	241	9	22	27	1.62(1.32-1.78)	
PCB-112											
325.8804	32:28						44	110			
327.8775	32:28						9	22			
PCB-86											RQMa
325.8804	32:56	32:56	1	1.272	1664	226	44	110	5		M
327.8775	32:54	32:56	-1	1.271	1366	173	9	22	19	1.22(1.32-1.78)	
	Empc Correction				1073	145	9	22	16		
PCB-87 (C86)											RQMa
325.8804	32:56	32:56	1	1.272	1664	226	44	110	5		M
327.8775	32:54	32:56	-1	1.271	1366	173	9	22	19	1.22(1.32-1.78)	
	Empc Correction				1073	145	9	22	16		
PCB-97 (C86)											RQMa
325.8804	32:56	32:56	1	1.272	1664	226	44	110	5		M
327.8775	32:54	32:56	-1	1.271	1366	173	9	22	19	1.22(1.32-1.78)	
	Empc Correction				1073	145	9	22	16		
PCB-109 (C86)											RQMa
325.8804	32:56	32:56	1	1.272	1664	226	44	110	5		M
327.8775	32:54	32:56	-1	1.271	1366	173	9	22	19	1.22(1.32-1.78)	
	Empc Correction				1073	145	9	22	16		
PCB-119 (C86)											RQMa
325.8804	32:56	32:56	1	1.272	1664	226	44	110	5		M
327.8775	32:54	32:56	-1	1.271	1366	173	9	22	19	1.22(1.32-1.78)	
	Empc Correction				1073	145	9	22	16		
PCB-125 (C86)											RQMa
325.8804	32:56	32:56	1	1.272	1664	226	44	110	5		M
327.8775	32:54	32:56	-1	1.271	1366	173	9	22	19	1.22(1.32-1.78)	
	Empc Correction				1073	145	9	22	16		
PCB-85											
325.8804	33:34						44	110			
327.8775	33:34						9	22			
PCB-116 (C85)											
325.8804	33:34						44	110			
327.8775	33:34						9	22			
PCB-117 (C85)											
325.8804	33:34						44	110			
327.8775	33:34						9	22			
PCB-110											RQMa
325.8804	33:48	33:48	-5	1.306	2573	541	44	110	12		M
327.8775	33:47	33:48	-6	1.305	2073	349	9	22	39	1.24(1.32-1.78)	
	Empc Correction				1660	349	9	22	39		
PCB-115 (C110)											RQMa
325.8804	33:48	33:48	-5	1.306	2573	541	44	110	12		M
327.8775	33:47	33:48	-6	1.305	2073	349	9	22	39	1.24(1.32-1.78)	
	Empc Correction				1660	349	9	22	39		

Signal	RT (min.)	Adj RT (min.)	Sec.	REL RT	Area	Height	Avg Noise	EDL Height	S/N	Ratio(Limits)	Flags
PCB-82											
325.8804	34:03						44	110			
327.8775	34:03						9	22			
PCB-111											
325.8804	34:27						44	110			
327.8775	34:27						9	22			
PCB-120											
325.8804	34:55						44	110			
327.8775	34:55						9	22			
PCB-108											
325.8804	36:03						31	77			
327.8775	36:03						25	62			
PCB-124 (C108)											
325.8804	36:03						31	77			
327.8775	36:03						25	62			
PCB-107											
325.8804	36:17						31	77			
327.8775	36:17						25	62			
PCB-123											
325.8804	36:26						31	77			
327.8775	36:26						25	62			
PCB-106											
325.8804	36:33						31	77			
327.8775	36:33						25	62			
PCB-118											
325.8804	36:48	36:46	-1	1.000	2979	541	31	77	17		
327.8775	36:49	36:46	0	1.001	2116	454	25	62	18	1.41(1.32-1.78)	
PCB-122											
325.8804	37:06						31	77			
327.8775	37:06						25	62			
PCB-114											RQa
325.8804	37:22	37:22	1	1.001	1043	198	31	77	6		a
	Empc Correction				706	151	31	77	5		
327.8775	37:19	37:22	-2	1.000	456	98	25	62	4	2.29(1.32-1.78)	
PCB-105											Ma
325.8804	38:00	38:00	1	1.001	1709	315	31	77	10		M
327.8775	38:00	38:00	1	1.001	1061	158	25	62	6	1.61(1.32-1.78)	
PCB-127											
325.8804	39:24						31	77			
327.8775	39:24						25	62			
PCB-126											
325.8804	41:04	41:01	-1	1.001	748	121	31	77	4		
327.8775	41:01	41:01	-3	1.000	497	106	25	62	4	1.51(1.32-1.78)	
PCB-155L											
371.8817	31:36	31:39	-3	0.792	897824	189569	11	27	17234		
373.8788	31:35	31:39	-4	0.791	695550	144615	7	17	20659	1.29(1.05-1.43)	

Signal	RT (min.)	Adj RT (min.)	Sec.	REL RT	Area	Height	Avg Noise	EDL Height	S/N	Ratio(Limits)	Flags
PCB-153L											
371.8817	38:41	38:38	0	0.901	16384	3671	419	1047	9		
373.8788	38:40	38:38	-1	0.901	14216	3090	408	1020	8	1.15(1.05-1.43)	
PCB-138L											
371.8817	39:55	39:55	0		1425818	285425	419	1047	681		
373.8788	39:55	39:55	0		1098192	219731	408	1020	539	1.30(1.05-1.43)	
PCB-167L											
371.8817	42:55	42:58	-3	1.075	1389904	277911	419	1047	663		
373.8788	42:55	42:58	-3	1.075	1115002	219299	408	1020	537	1.25(1.05-1.43)	
PCB-156L											
371.8817	44:04	44:07	-3	1.104	2774984	392645	419	1047	937		
373.8788	44:04	44:07	-3	1.104	2176194	311245	408	1020	763	1.28(1.05-1.43)	
PCB-157L (C156L)											
371.8817	44:04	44:07	-3	1.104	2774984	392645	419	1047	937		
373.8788	44:04	44:07	-3	1.104	2176194	311245	408	1020	763	1.28(1.05-1.43)	
PCB-169L											a
371.8817	47:18	47:18	-3	1.185	1310208	245183	419	1047	585		a
373.8788	47:19	47:18	-3	1.186	1025696	197319	408	1020	484	1.28(1.05-1.43)	
PCB-155											
359.8415	31:35						13	32			
361.8385	31:35						11	27			
PCB-152											
359.8415	31:45						13	32			
361.8385	31:45						11	27			
PCB-150											
359.8415	31:56						13	32			
361.8385	31:56						11	27			
PCB-136											RQa
359.8415	32:21	32:21	1	1.024	315	54	13	32	4		a
	Empc Correction				214	86	13	32	7		
361.8385	32:18	32:21	-2	1.022	173	70	11	27	6	1.82(1.05-1.43)	
PCB-145											
359.8415	32:35						13	32			
361.8385	32:35						11	27			
PCB-148											
359.8415	34:07						13	32			
361.8385	34:07						11	27			
PCB-135											Ma
359.8415	34:44	34:44	-1	1.099	853	127	13	32	10		M
361.8385	34:45	34:44	1	1.100	687	103	11	27	9	1.24(1.05-1.43)	
PCB-151 (C135)											Ma
359.8415	34:44	34:44	-1	1.099	853	127	13	32	10		M
361.8385	34:45	34:44	1	1.100	687	103	11	27	9	1.24(1.05-1.43)	
PCB-154											RQMa
359.8415	35:00	35:00	-1	1.108	255	64	13	32	5		M
	Empc Correction				194	69	13	32	5		
361.8385	35:00	35:00	-1	1.108	157	56	11	27	5	1.62(1.05-1.43)	

Signal	RT (min.)	Adj RT (min.)	Sec.	REL RT	Area	Height	Avg Noise	EDL Height	S/N	Ratio(Limits)	Flags
PCB-144											
359.8415	35:15						13	32			
361.8385	35:15						11	27			
PCB-147											
359.8415	35:40	35:37	0	1.129	2646	671	18	45	37		
361.8385	35:40	35:37	-1	1.129	1988	404	15	37	27	1.33(1.05-1.43)	
PCB-149 (C147)											
359.8415	35:40	35:37	0	1.129	2646	671	18	45	37		
361.8385	35:40	35:37	-1	1.129	1988	404	15	37	27	1.33(1.05-1.43)	
PCB-134											
359.8415	35:55						18	45			
361.8385	35:55						15	37			
PCB-143 (C134)											
359.8415	35:55						18	45			
361.8385	35:55						15	37			
PCB-139											
359.8415	36:13						18	45			
361.8385	36:13						15	37			
PCB-140 (C139)											
359.8415	36:13						18	45			
361.8385	36:13						15	37			
PCB-131											
359.8415	36:25						18	45			
361.8385	36:25						15	37			
PCB-142											
359.8415	36:34						18	45			
361.8385	36:34						15	37			
PCB-132											
359.8415	36:56	36:52	0	1.169	984	258	18	45	14		
361.8385	36:56	36:52	0	1.169	737	132	15	37	9	1.34(1.05-1.43)	
PCB-133											
359.8415	37:23						18	45			
361.8385	37:23						15	37			
PCB-165											
359.8415	37:47						18	45			
361.8385	37:47						15	37			
PCB-146											Ma
359.8415	38:05	38:05	-1	0.887	912	230	18	45	13		M
361.8385	38:05	38:05	-1	0.887	822	149	15	37	10	1.11(1.05-1.43)	
PCB-161											
359.8415	38:11						18	45			
361.8385	38:11						15	37			
PCB-153											Ma
359.8415	38:42	38:42	-2	0.902	3027	629	18	45	35		M
361.8385	38:42	38:42	-2	0.902	2895	590	15	37	39	1.05(1.05-1.43)	

Signal	RT (min.)	Adj RT (min.)	Sec.	REL RT	Area	Height	Avg Noise	EDL Height	S/N	Ratio(Limits)	Flags
PCB-168 (C153)											Ma
359.8415	38:42	38:42	-2	0.902	3027	629	18	45	35		M
361.8385	38:42	38:42	-2	0.902	2895	590	15	37	39	1.05(1.05-1.43)	
PCB-141											
359.8415	38:51						18	45			
361.8385	38:51						15	37			
PCB-130											
359.8415	39:15						18	45			
361.8385	39:15						15	37			
PCB-137											
359.8415	39:28						18	45			
361.8385	39:28						15	37			
PCB-164											
359.8415	39:35						18	45			
361.8385	39:35						15	37			
PCB-129											
359.8415	39:56	39:55	-2	0.930	3448	492	18	45	27		
361.8385	39:56	39:55	-2	0.930	2996	627	15	37	42	1.15(1.05-1.43)	
PCB-138 (C129)											
359.8415	39:56	39:55	-2	0.930	3448	492	18	45	27		
361.8385	39:56	39:55	-2	0.930	2996	627	15	37	42	1.15(1.05-1.43)	
PCB-160 (C129)											
359.8415	39:56	39:55	-2	0.930	3448	492	18	45	27		
361.8385	39:56	39:55	-2	0.930	2996	627	15	37	42	1.15(1.05-1.43)	
PCB-163 (C129)											
359.8415	39:56	39:55	-2	0.930	3448	492	18	45	27		
361.8385	39:56	39:55	-2	0.930	2996	627	15	37	42	1.15(1.05-1.43)	
PCB-158											RQ
359.8415	40:21	40:18	0	0.940	534	83	18	45	5		
361.8385	40:19	40:18	-1	0.939	538	113	15	37	8	0.99(1.05-1.43)	
	Empc Correction				430	66	15	37	4		
PCB-128											
359.8415	41:08						18	45			
361.8385	41:08						15	37			
PCB-166 (C128)											
359.8415	41:08						18	45			
361.8385	41:08						15	37			
PCB-159											
359.8415	42:08						18	45			
361.8385	42:08						15	37			
PCB-162											
359.8415	42:26						18	45			
361.8385	42:26						15	37			
PCB-167											
359.8415	42:55						18	45			
361.8385	42:55						15	37			

Signal	RT (min.)	Adj RT (min.)	Sec.	REL RT	Area	Height	Avg Noise	EDL Height	S/N	Ratio(Limits)	Flags
PCB-156											RQ
359.8415	44:05	44:03	-1	1.000	549	122	18	45	7		
361.8385	44:08	44:03	2	1.001	988	126	15	37	8	0.56(1.05-1.43)	
	Empc Correction				442	98	15	37	7		
PCB-157 (C156)											RQ
359.8415	44:05	44:03	-1	1.000	549	122	18	45	7		
361.8385	44:08	44:03	2	1.001	988	126	15	37	8	0.56(1.05-1.43)	
	Empc Correction				442	98	15	37	7		
PCB-169											
359.8415	47:17						18	45			
361.8385	47:17						15	37			
PCB-188L											
405.8428	37:19	37:23	-3	0.820	1110482	222113	50	125	4442		
407.8398	37:19	37:23	-3	0.820	1036046	208214	4	10	52054	1.07(0.89-1.21)	
PCB-178L											
405.8428	40:23	40:23	0	0.888	877470	171675	50	125	3434		
407.8398	40:23	40:23	0	0.888	822706	160622	4	10	40156	1.07(0.89-1.21)	
PCB-180L											
405.8428	45:29	45:29	0		1059270	205500	50	125	4110		
407.8398	45:29	45:29	0		977711	188441	4	10	47110	1.08(0.89-1.21)	
PCB-170L											
405.8428	46:44	46:47	-3	1.027	693440	136081	50	125	2722		
407.8398	46:44	46:47	-3	1.027	648259	122156	4	10	30539	1.07(0.89-1.21)	
PCB-189L											
405.8428	49:51	49:54	-3	1.096	1589582	302396	308	770	982		
407.8398	49:51	49:54	-3	1.096	1518261	288359	860	2150	335	1.05(0.89-1.21)	
PCB-188											
393.8025	37:18						9	22			
395.7995	37:18						11	27			
PCB-179											RQ
393.8025	37:40	37:38	-1	1.009	357	83	9	22	9		
395.7995	37:41	37:38	0	1.010	815	169	11	27	15	0.44(0.89-1.21)	
	Empc Correction				340	79	11	27	7		
PCB-184											
393.8025	38:10						9	22			
395.7995	38:10						11	27			
PCB-176											RQ
393.8025	38:31	38:30	-2	1.032	379	85	9	22	9		
	Empc Correction				213	37	9	22	4		
395.7995	38:35	38:30	1	1.034	203	36	11	27	3	1.87(0.89-1.21)	
PCB-186											
393.8025	38:57	38:58	-5	1.043	189	48	9	22	5		
395.7995	38:59	38:58	-2	1.045	176	51	11	27	5	1.07(0.89-1.21)	
PCB-178											
393.8025	40:21						9	22			
395.7995	40:21						11	27			

Signal	RT (min.)	Adj RT (min.)	Sec.	REL RT	Area	Height	Avg Noise	EDL Height	S/N	Ratio(Limits)	Flags
PCB-175											
393.8025	40:59						9	22			
395.7995	40:59						11	27			
PCB-187											
393.8025	41:15						9	22			
395.7995	41:15						11	27			
PCB-182											
393.8025	41:27						9	22			
395.7995	41:27						11	27			
PCB-183											a
393.8025	41:56	41:56	0	1.123	1137	193	9	22	21		a
395.7995	41:55	41:56	-1	1.123	1153	160	11	27	15	0.99(0.89-1.21)	
PCB-185 (C183)											a
393.8025	41:56	41:56	0	1.123	1137	193	9	22	21		a
395.7995	41:55	41:56	-1	1.123	1153	160	11	27	15	0.99(0.89-1.21)	
PCB-174											a
393.8025	42:09	42:09	-1	1.129	642	136	9	22	15		a
395.7995	42:10	42:09	0	1.130	565	87	11	27	8	1.14(0.89-1.21)	
PCB-177											RQ
393.8025	42:34	42:32	-2	1.141	599	102	9	22	11		
	Empc Correction				469	88	9	22	10		
395.7995	42:37	42:32	2	1.142	447	84	11	27	8	1.34(0.89-1.21)	
PCB-181											
393.8025	42:56						9	22			
395.7995	42:56						11	27			
PCB-171											
393.8025	43:09						9	22			
395.7995	43:09						11	27			
PCB-173 (C171)											
393.8025	43:09						9	22			
395.7995	43:09						11	27			
PCB-172											RQa
393.8025	44:52	44:52	1	0.900	168	45	9	22	5		a
395.7995	44:51	44:52	0	0.900	477	75	11	27	7	0.35(0.89-1.21)	
	Empc Correction				160	42	11	27	4		
PCB-192											RQa
393.8025	45:11	45:11	3	0.906	430	62	9	22	7		a
	Empc Correction				338	52	9	22	6		
395.7995	45:06	45:11	-2	0.904	322	50	11	27	5	1.34(0.89-1.21)	
PCB-180											a
393.8025	45:28	45:28	1	0.912	1607	298	9	22	33		a
395.7995	45:31	45:28	3	0.913	1620	262	11	27	24	0.99(0.89-1.21)	
PCB-193 (C180)											a
393.8025	45:28	45:28	1	0.912	1607	298	9	22	33		a
395.7995	45:31	45:28	3	0.913	1620	262	11	27	24	0.99(0.89-1.21)	

Signal	RT (min.)	Adj RT (min.)	Sec.	REL RT	Area	Height	Avg Noise	EDL Height	S/N	Ratio(Limits)	Flags
PCB-191											
393.8025	45:49						9	22			
395.7995	45:49						11	27			
PCB-170											
393.8025	46:45	46:43	-1	0.937	789	102	9	22	11		
395.7995	46:45	46:43	-1	0.937	700	159	11	27	14	1.13(0.89-1.21)	
PCB-190											
393.8025	47:14						9	22			
395.7995	47:14						11	27			
PCB-189											
393.8025	49:52	49:50	-1	1.000	577	130	16	40	8		
395.7995	49:54	49:50	1	1.001	585	79	18	45	4	0.99(0.89-1.21)	
PCB-202L											
439.8038	42:42	42:45	-3	0.822	818963	165006	8	20	20626		
441.8008	42:42	42:45	-3	0.822	888484	173564	2	5	86782	0.92(0.76-1.02)	
PCB-194L											
439.8038	51:58	51:58	0		1250520	244995	864	2160	284		
441.8008	51:58	51:58	0		1353565	258520	114	285	2268	0.92(0.76-1.02)	
PCB-205L											
439.8038	52:27	52:30	-3	1.009	1208044	234113	864	2160	271		
441.8008	52:27	52:30	-3	1.009	1347447	257537	114	285	2259	0.90(0.76-1.02)	
PCB-202											
427.7635	42:40						9	22			
429.7606	42:40						9	22			
PCB-201											
427.7635	43:36						9	22			
429.7606	43:36						9	22			
PCB-204											
427.7635	44:17						9	22			
429.7606	44:17						9	22			
PCB-197											
427.7635	44:30						9	22			
429.7606	44:30						9	22			
PCB-200											
427.7635	44:36						9	22			
429.7606	44:36						9	22			
PCB-198											Ma
427.7635	47:29	47:29	2	1.112	484	129	9	22	14		a
429.7606	47:29	47:29	2	1.112	553	104	9	22	12	0.88(0.76-1.02)	
PCB-199 (C198)											Ma
427.7635	47:29	47:29	2	1.112	484	129	9	22	14		a
429.7606	47:29	47:29	2	1.112	553	104	9	22	12	0.88(0.76-1.02)	
PCB-196											a
427.7635	48:08	48:08	0	0.918	235	74	9	22	8		a
429.7606	48:06	48:08	-1	0.917	259	49	9	22	5	0.91(0.76-1.02)	

Signal	RT (min.)	Adj RT (min.)	Sec.	REL RT	Area	Height	Avg Noise	EDL Height	S/N	Ratio(Limits)	Flags
PCB-203											
427.7635	48:16						9	22			
429.7606	48:16						9	22			
PCB-195											
427.7635	49:35						8	20			
429.7606	49:35						17	42			
PCB-194											RQa
427.7635	52:01	52:01	1	0.992	612	91	8	20	11		a
429.7606	52:00	52:01	0	0.992	885	184	17	42	11	0.69(0.76-1.02)	
	Empc Correction				687	102	17	42	6		
PCB-205											
427.7635	52:25						8	20			
429.7606	52:25						17	42			
PCB-208L											
473.7648	49:23	49:27	-3	0.950	1016344	198930	234	585	850		
475.7619	49:23	49:27	-3	0.950	1304092	250323	194	485	1290	0.78(0.65-0.89)	
PCB-206L											
473.7648	54:12	54:15	-3	1.043	761171	141410	234	585	604		
475.7619	54:12	54:15	-3	1.043	951357	174227	194	485	898	0.80(0.65-0.89)	
PCB-208											
461.7246	49:22						14	35			
463.7216	49:22						136	340			
PCB-207											
461.7246	50:18						14	35			
463.7216	50:18						136	340			
PCB-206											
461.7246	54:10						14	35			
463.7216	54:10						136	340			
PCB-209L											
507.7258	55:51	55:55	-3	1.075	733784	128228	40	100	3206		
509.7229	55:51	55:55	-3	1.075	1048090	183935	29	72	6343	0.70(0.59-0.79)	
DCB Decachlorobiphenyl											
495.6856	55:52	55:49	-1	1.000	382	85	9	22	9		
497.6826	55:52	55:49	-1	1.000	533	131	11	27	12	0.72(0.59-0.79)	
PCB-8L (PRC)											
	0.0										
PCB-47L (PRC)											
	0.0										
PCB-28L (PRC)											
	0.0										

QC Flag Legend

Processing Flags

R - Failed Signal Ratio Test

Q - EMPC-Estimated Max. Possible Conc.

Review Flags
M - Manually Integrated
U - Marked Undetected
a - User Assigned ID

Eurofins TestAmerica, Knoxville

Data File:	\\chromna\Knoxville\ChromData\D3D\20190827-12879.b\mb140-3277515-b.d		
Injection Date:	27-Aug-2019 18:11:00	Injection Vol:	1.0 ul
Instrument ID:	D3D	Operator ID:	Xcalibur_System
Method:	PCBs_D3D	Limit Group:	HR - 1668A - ICAL
Client ID:			
Worklist#:	33063	Sample Line#:	7
Column Type:	SPB-Octyl	Column Dia:	0.25 mm

MoPCB F1

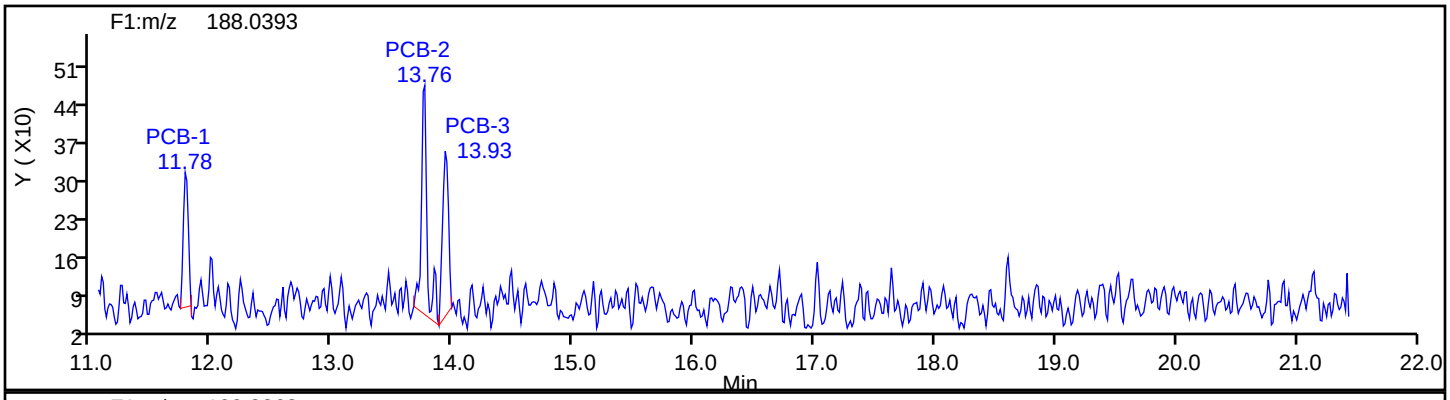

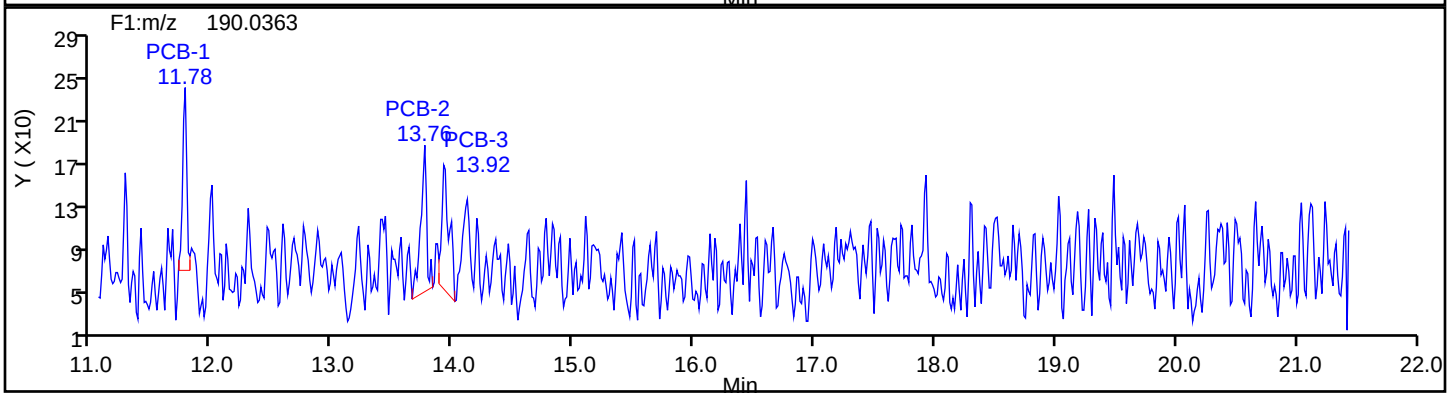

MoPCB F1 Standards

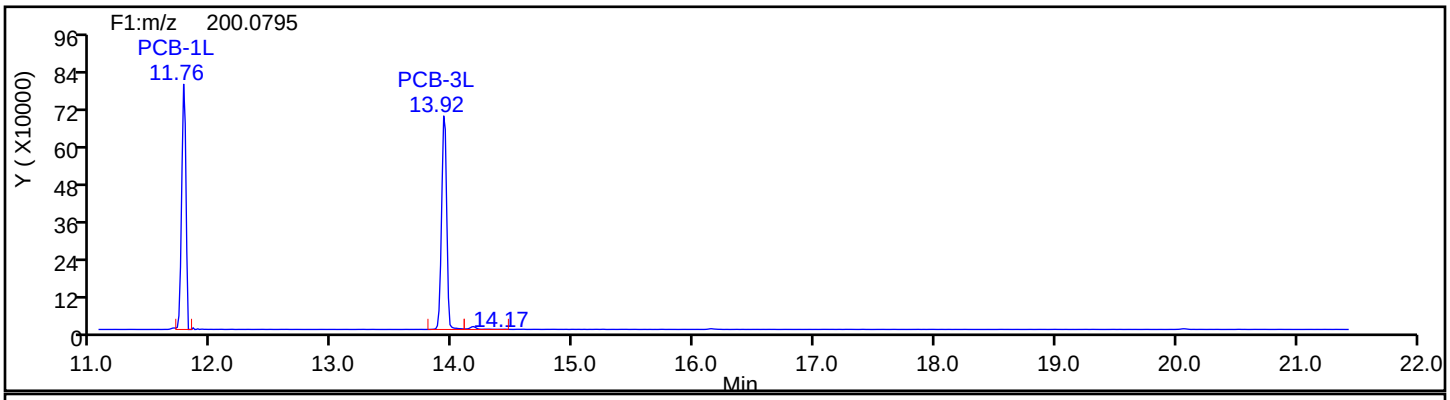

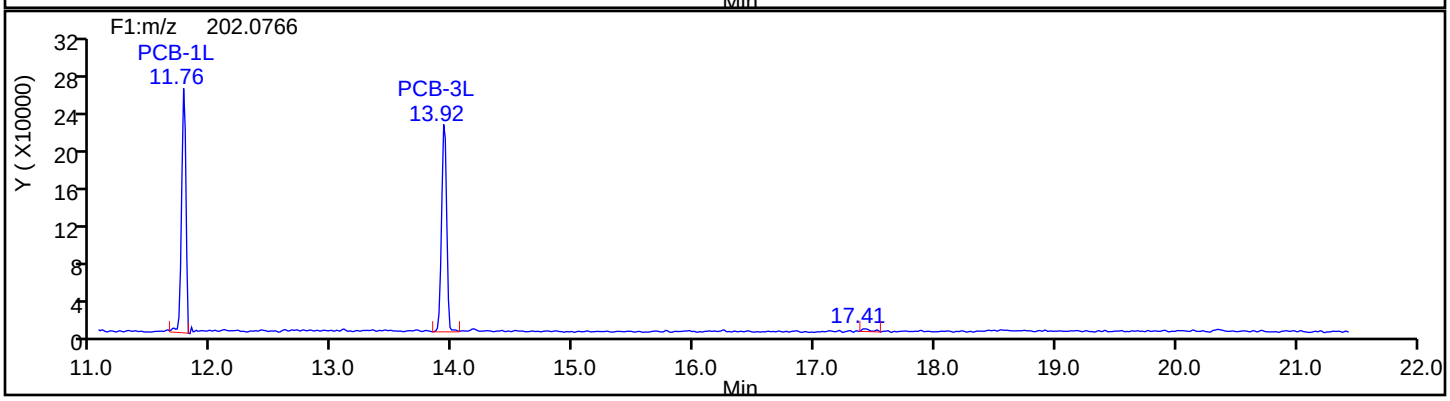

Eurofins TestAmerica, Knoxville

Data File:	\\chromna\Knoxville\ChromData\D3D\20190827-12879.b\mb140-3277515-b.d		
Injection Date:	27-Aug-2019 18:11:00	Injection Vol:	1.0 ul
Instrument ID:	D3D	Operator ID:	Xcalibur_System
Method:	PCBs_D3D	Limit Group:	HR - 1668A - ICAL
Client ID:			
Worklist#:	33063	Sample Line#:	7
Column Type:	SPB-Octyl	Column Dia:	0.25 mm

MoPCB F1

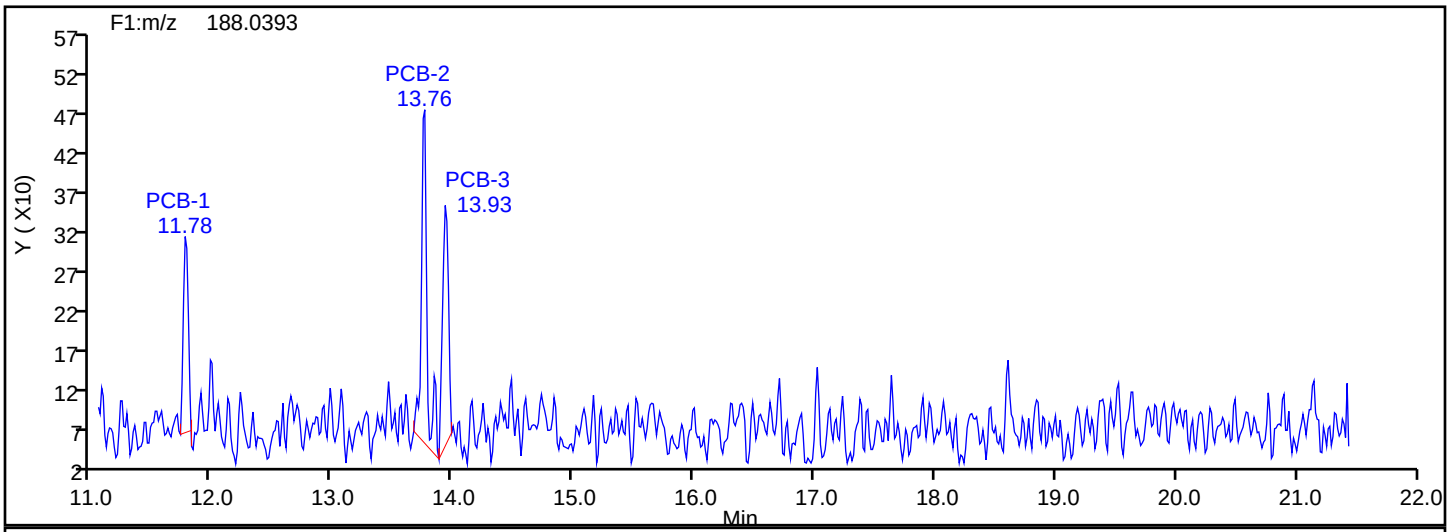

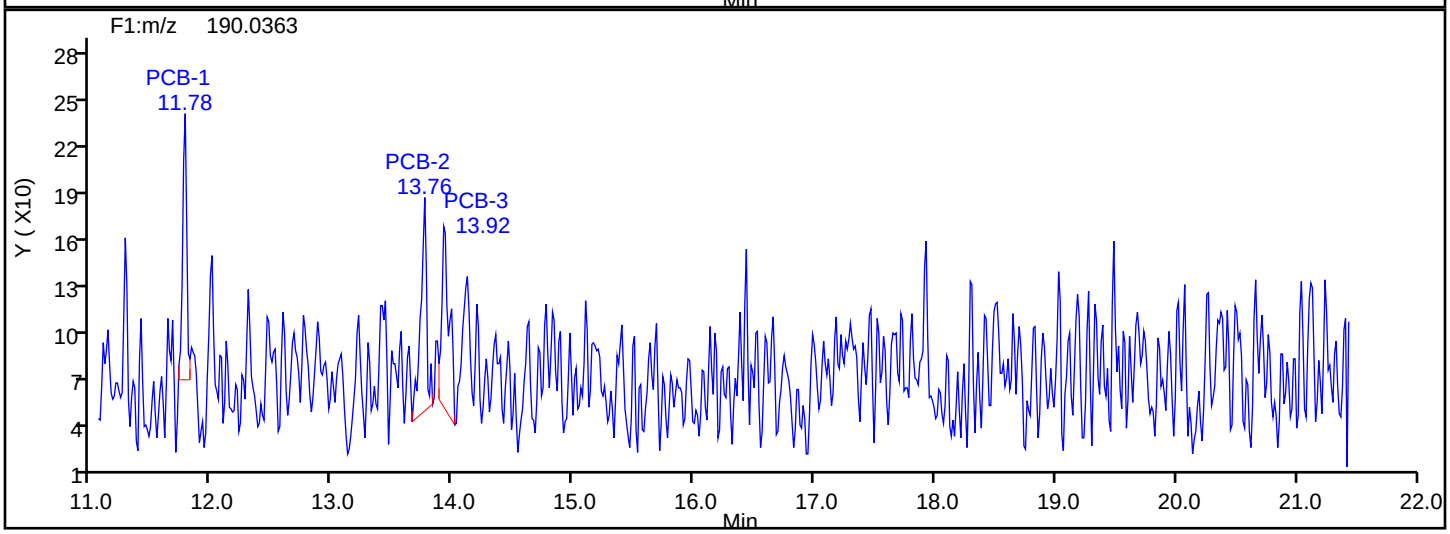

MoPCB F1 Lock Mass

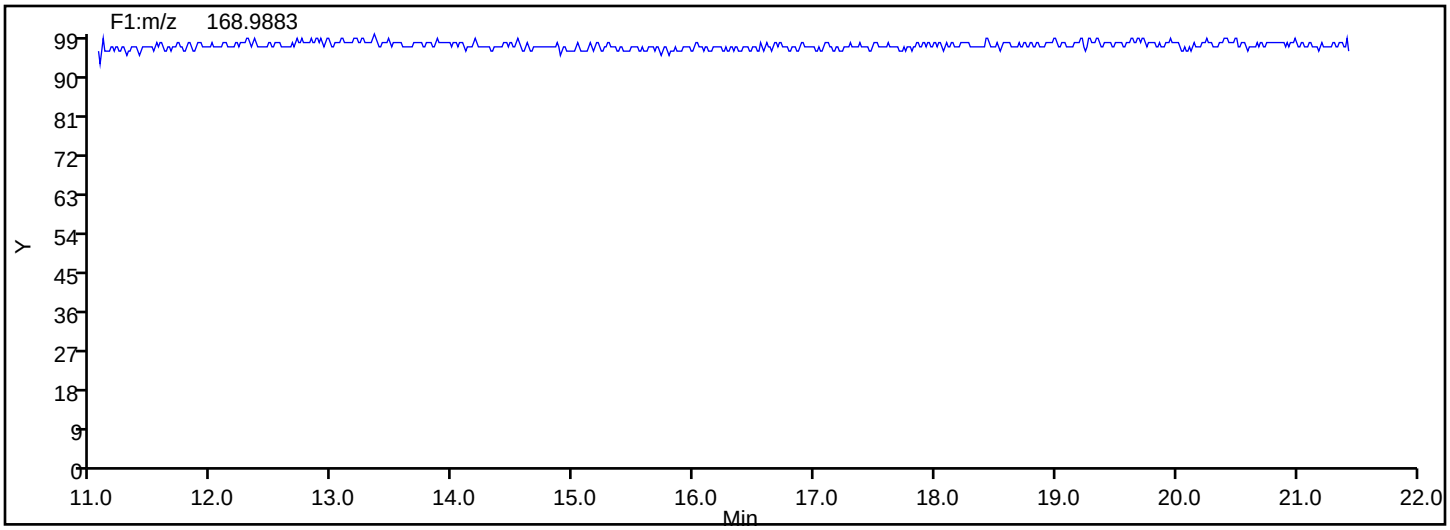

Eurofins TestAmerica, Knoxville

Data File:	\\chromna\Knoxville\ChromData\D3D\20190827-12879.b\mb140-3277515-b.d		
Injection Date:	27-Aug-2019 18:11:00	Injection Vol:	1.0 ul
Instrument ID:	D3D	Operator ID:	Xcalibur_System
Method:	PCBs_D3D	Limit Group:	HR - 1668A - ICAL
Client ID:			
Worklist#:	33063	Sample Line#:	7
Column Type:	SPB-Octyl	Column Dia:	0.25 mm

DiPCB F1

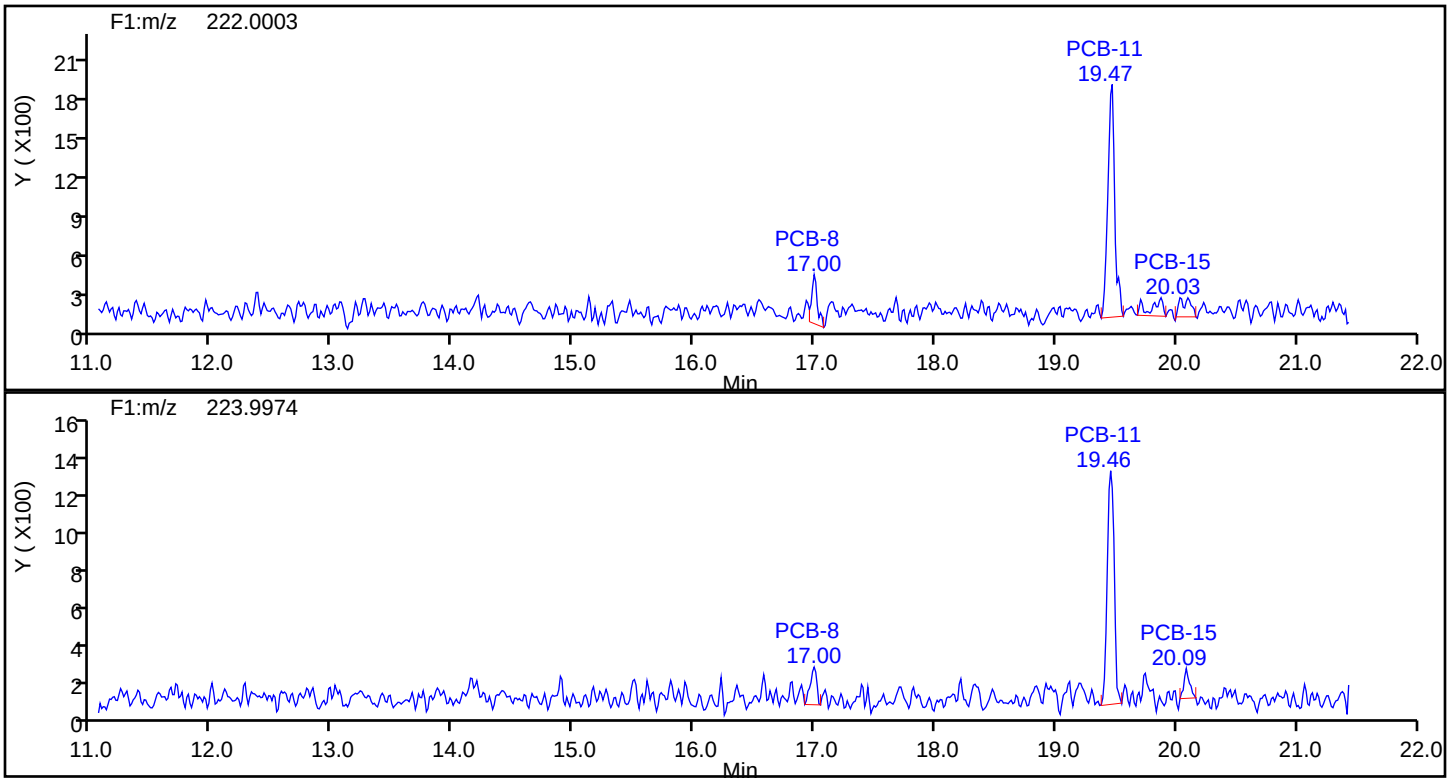

DiPCB F1 Standards

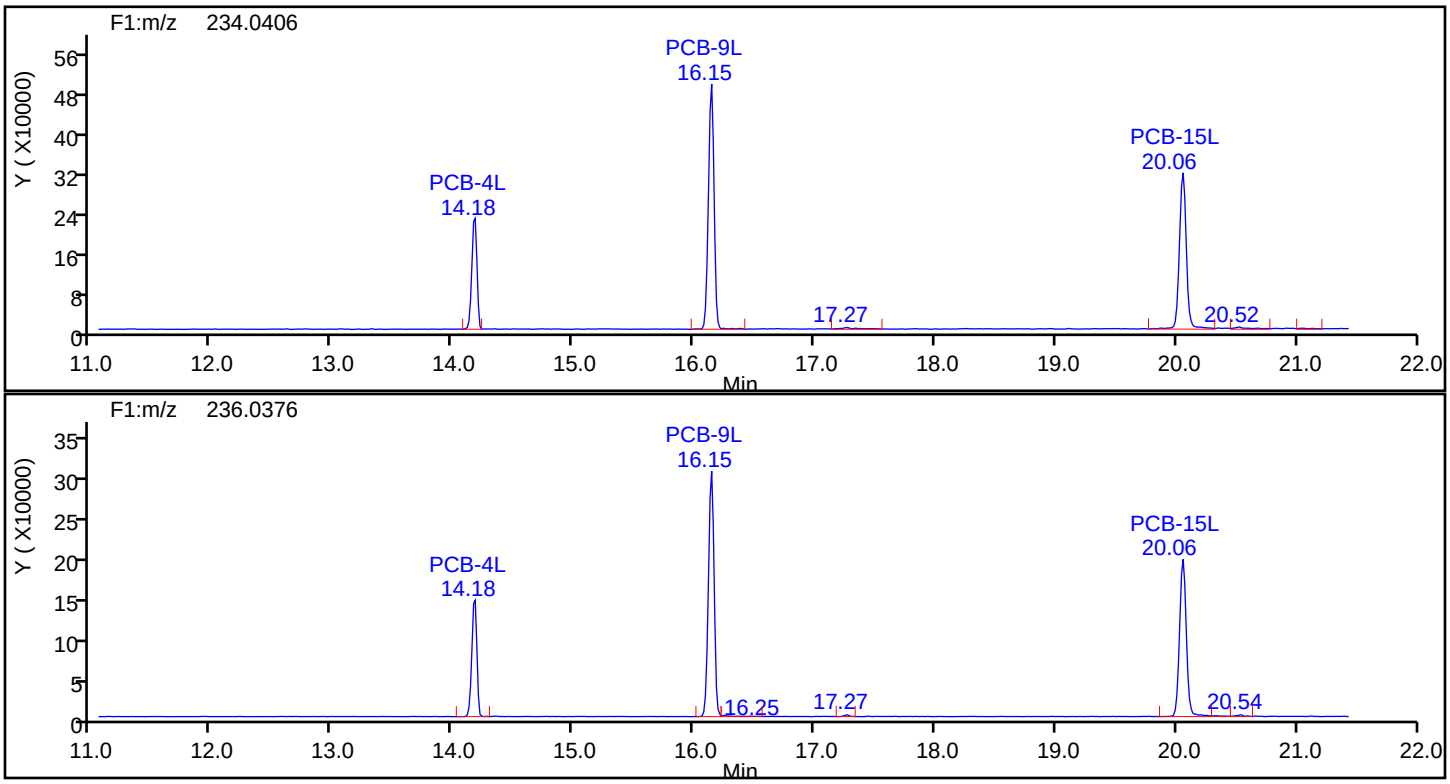

Eurofins TestAmerica, Knoxville

Data File:	\\chromna\Knoxville\ChromData\D3D\20190827-12879.b\mb140-3277515-b.d		
Injection Date:	27-Aug-2019 18:11:00	Injection Vol:	1.0 ul
Instrument ID:	D3D	Operator ID:	Xcalibur_System
Method:	PCBs_D3D	Limit Group:	HR - 1668A - ICAL
Client ID:			
Worklist#:	33063	Sample Line#:	7
Column Type:	SPB-Octyl	Column Dia:	0.25 mm

DiPCB F1

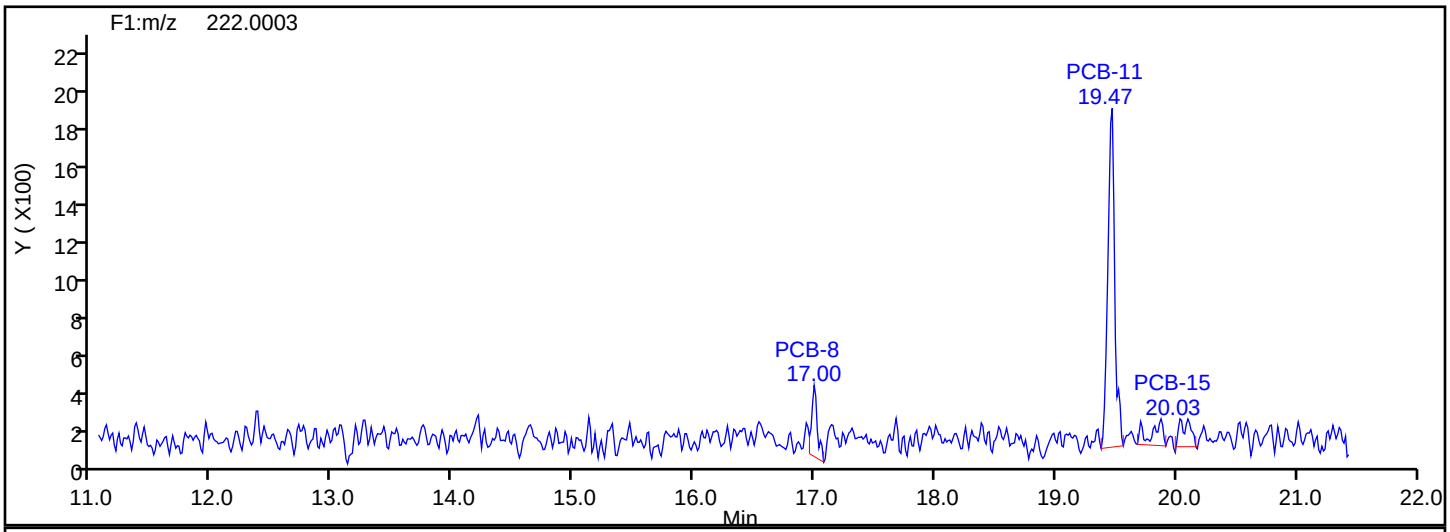

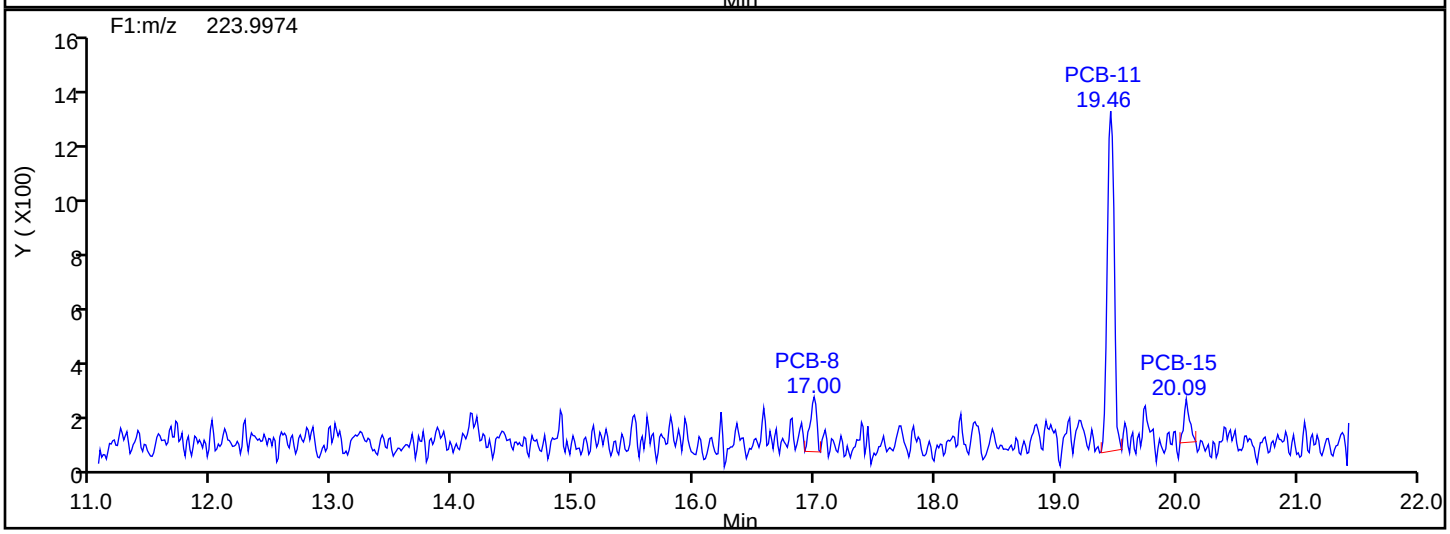

DiPCB F1 Lock Mass

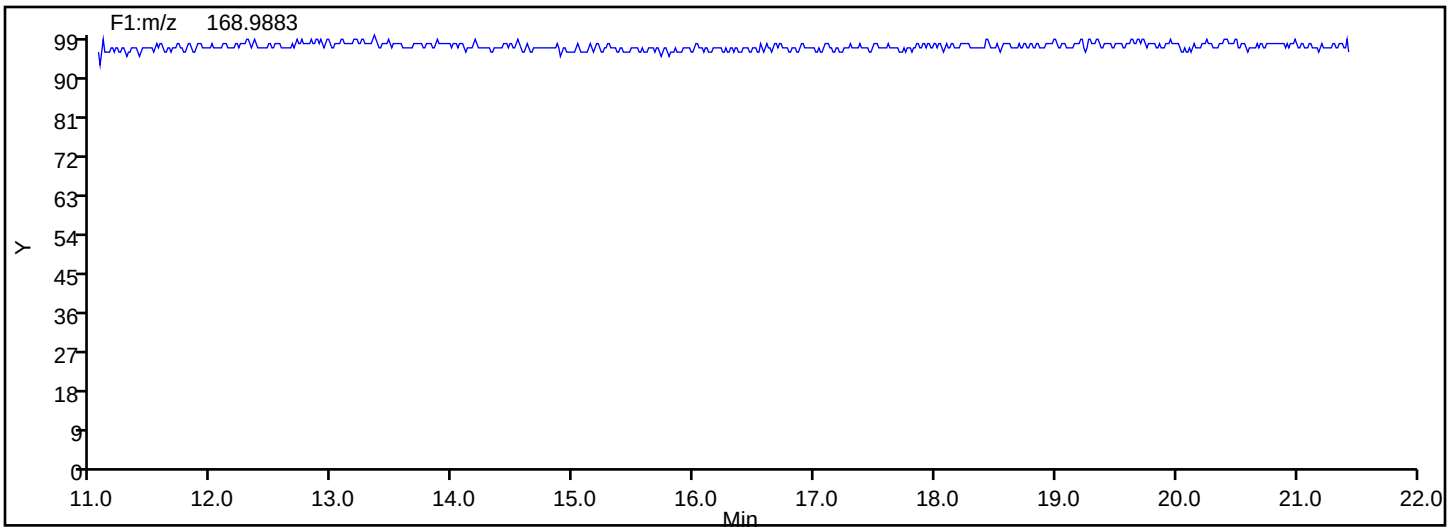

Manual Integration/User Assign Peak Report

Eurofins TestAmerica, Knoxville

Data File:	\\chromna\Knoxville\ChromData\D3D\20190827-12879.b\mb140-3277515-b.d				
Injection Date:	27-Aug-2019 18:11:00	Instrument ID:	D3D		
Lims ID:	MB 140-32775/15-B				
Client ID:					
Operator ID:	Xcalibur_System	ALS Bottle#:	0	Worklist Smp#:	7
Injection Vol:	1.0 ul	Dil. Factor:	1.0000		
Method:	PCBs_D3D	Limit Group:	HR - 1668A - ICAL		
Column:	SPB-Octyl (0.25 mm)	Detector	F1(11.07 :21.70)		

PCB-11, CAS: 2050-67-1

Signal: 2

Processing Integration Results

RT: 19.46
Area: 4699
Amount: 0.454522
Amount Units: pg/ul

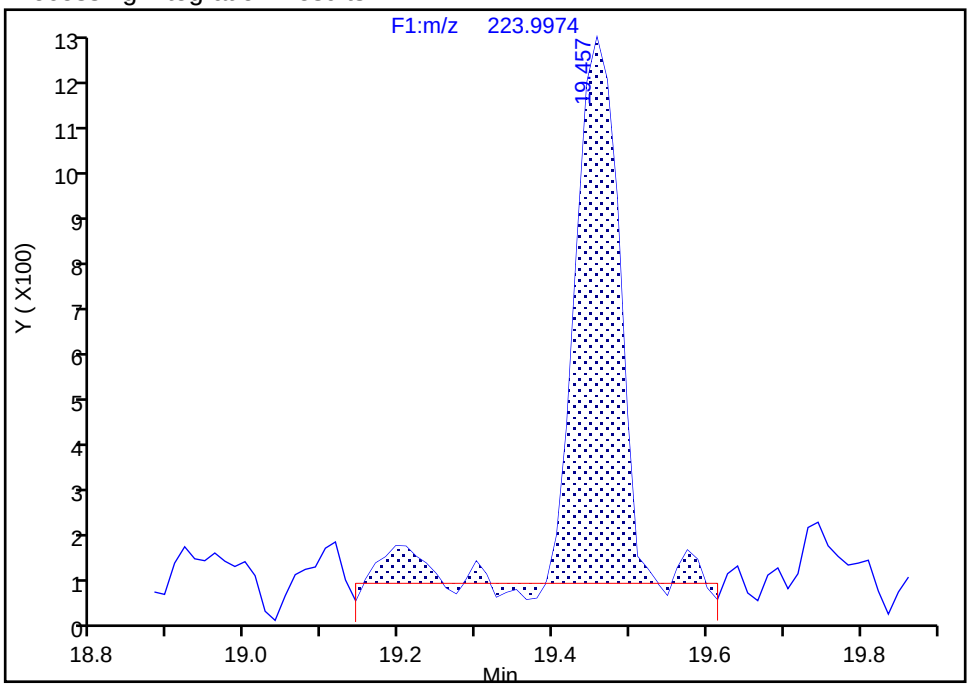

Manual Integration Results

RT: 19.46
Area: 4652
Amount: 0.452689
Amount Units: pg/ul

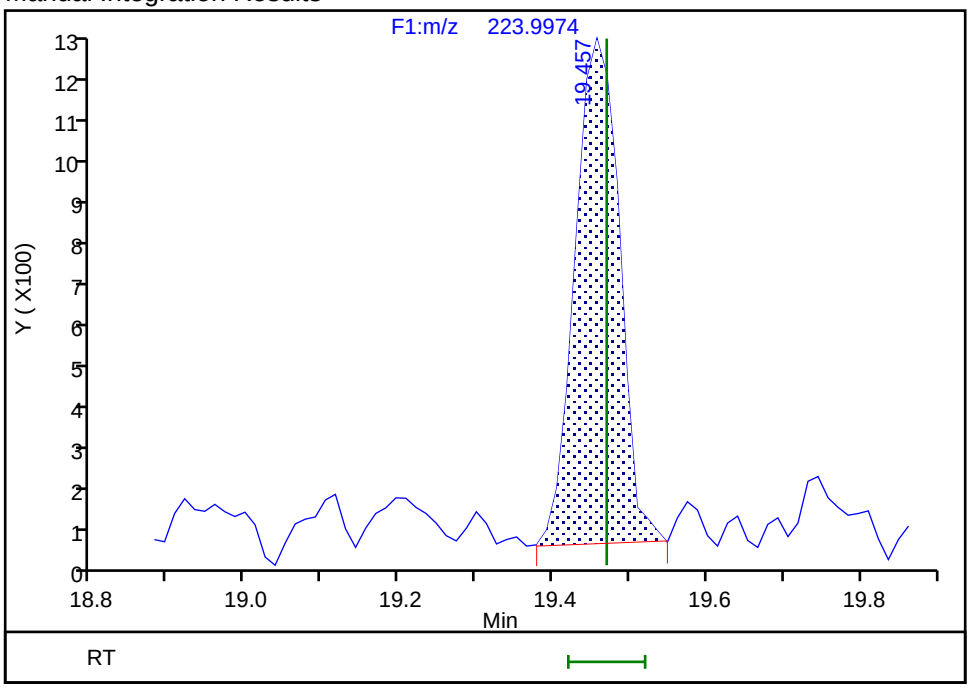

Reviewer: mcwhirterl, 27-Aug-2019 19:42:04
Audit Action: Marked Compound Undetected Audit Reason: Invalid Compound ID

Manual Integration/User Assign Peak Report

Eurofins TestAmerica, Knoxville

Data File: \\chromna\Knoxville\ChromData\D3D\20190827-12879.b\mb140-3277515-b.d
Injection Date: 27-Aug-2019 18:11:00 Instrument ID: D3D
Lims ID: MB 140-32775/15-B
Client ID:
Operator ID: Xcalibur_System ALS Bottle#: 0 Worklist Smp#: 7
Injection Vol: 1.0 ul Dil. Factor: 1.0000
Method: PCBs_D3D Limit Group: HR - 1668A - ICAL
Column: SPB-Octyl (0.25 mm) Detector F1(11.07 :21.70)

PCB-11, CAS: 2050-67-1

Signal: 3

Processing Integration Results

RT: 19.47
Area: 11651
Amount: 0.454522
Amount Units: pg/ul

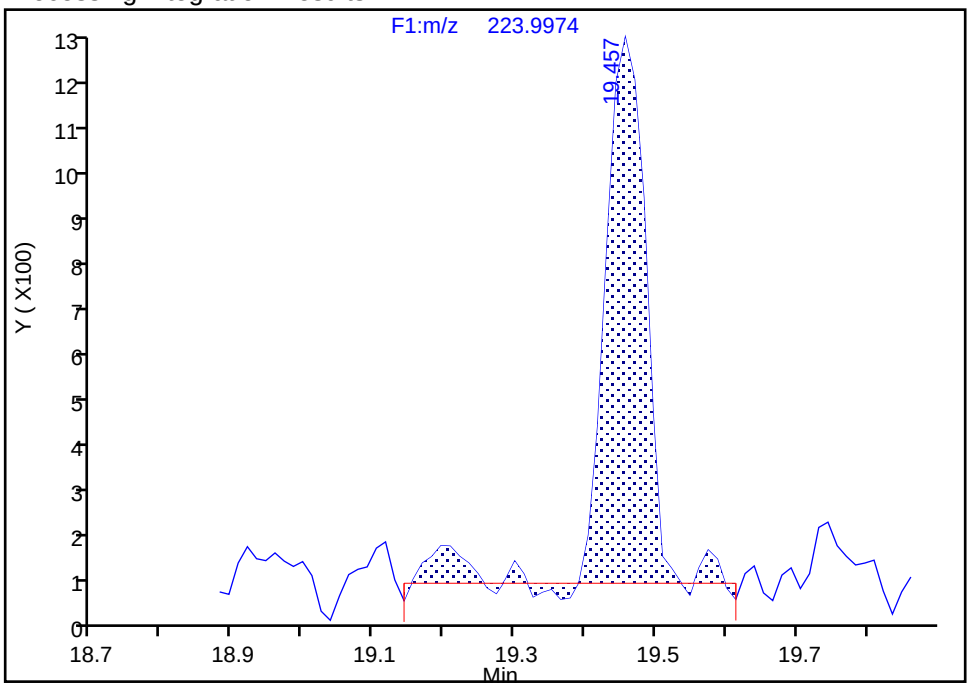

Manual Integration Results

RT: 19.47
Area: 11604
Amount: 0.452689
Amount Units: pg/ul
Reviewer: mcwhirterl, 27-Aug-2019 19:42:04
Audit Action: Marked Compound Undetected Audit Reason: Invalid Compound ID

Manual Integration/User Assign Peak Report

Eurofins TestAmerica, Knoxville

Data File: \\chromna\Knoxville\ChromData\D3D\20190827-12879.b\mb140-3277515-b.d
Injection Date: 27-Aug-2019 18:11:00 Instrument ID: D3D
Lims ID: MB 140-32775/15-B
Client ID:
Operator ID: Xcalibur_System ALS Bottle#: 0 Worklist Smp#: 7
Injection Vol: 1.0 ul Dil. Factor: 1.0000
Method: PCBs_D3D Limit Group: HR - 1668A - ICAL
Column: SPB-Octyl (0.25 mm) Detector F1(11.07 :21.70)

PCB-11, CAS: 2050-67-1

Signal: 1

Processing Integration Results

RT: 19.47
Area: 6952
Amount: 0.454522
Amount Units: pg/ul

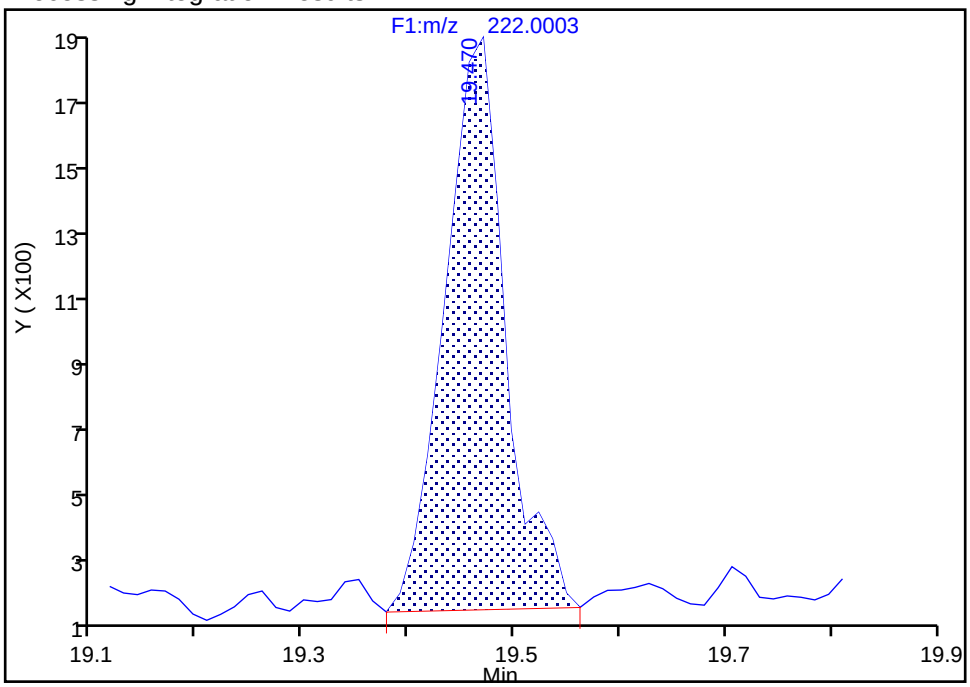

Manual Integration Results

RT: 19.47
Area: 6952
Amount: 0.452689
Amount Units: pg/ul

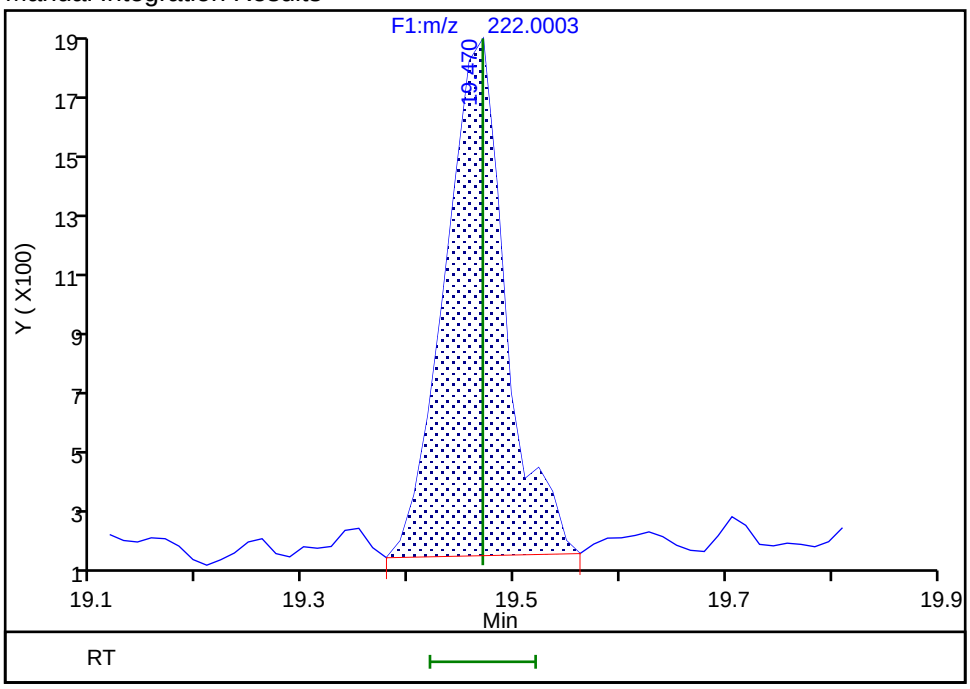

Reviewer: mcwhirterl, 27-Aug-2019 19:42:06
Audit Action: Manually Integrated/Assigned Compound ID Audit Reason: Baseline

Eurofins TestAmerica, Knoxville

Data File:	\\chromna\Knoxville\ChromData\D3D\20190827-12879.b\mb140-3277515-b.d		
Injection Date:	27-Aug-2019 18:11:00	Injection Vol:	1.0 ul
Instrument ID:	D3D	Operator ID:	Xcalibur_System
Method:	PCBs_D3D	Limit Group:	HR - 1668A - ICAL
Client ID:			
Worklist#:	33063	Sample Line#:	7
Column Type:	SPB-Octyl	Column Dia:	0.25 mm

TriPCB F1

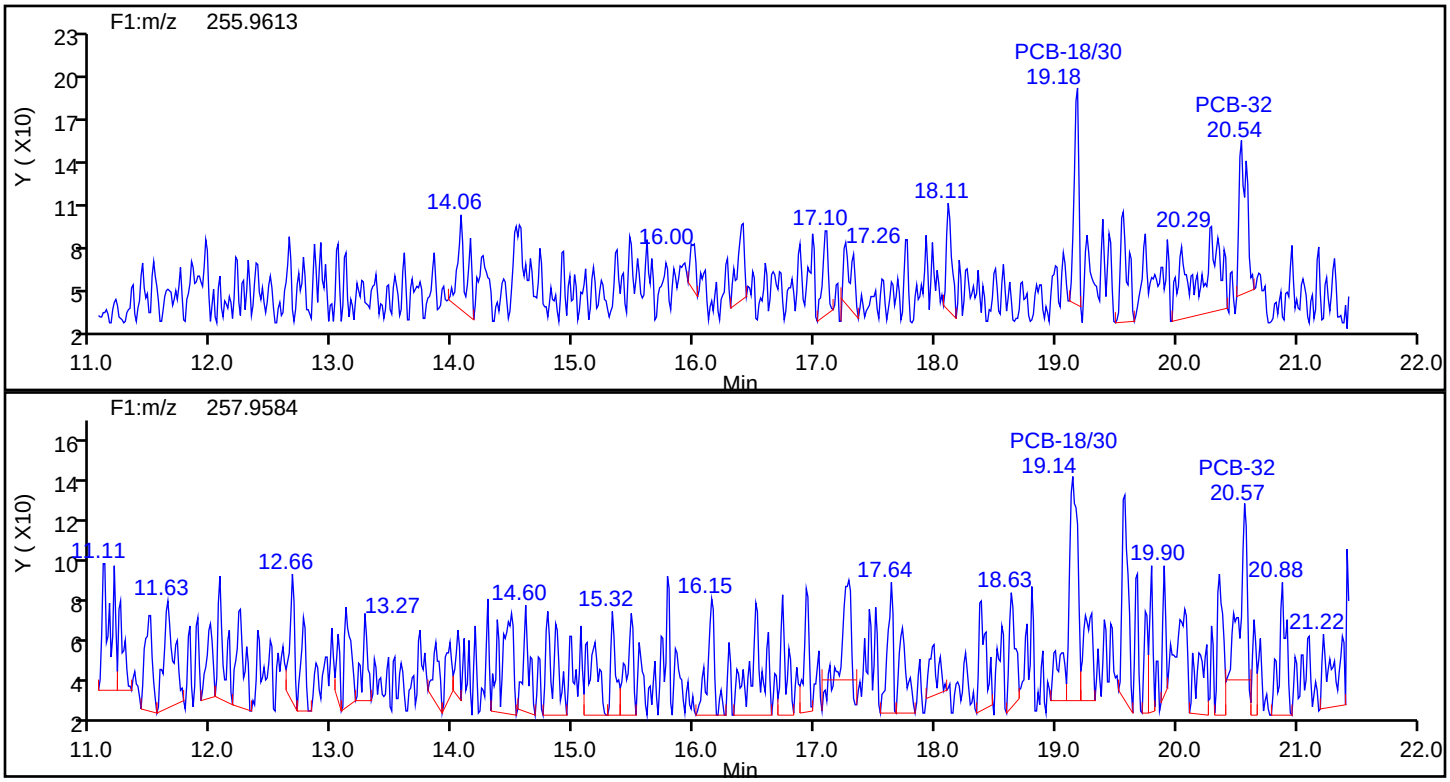

TriPCB F1 Standards

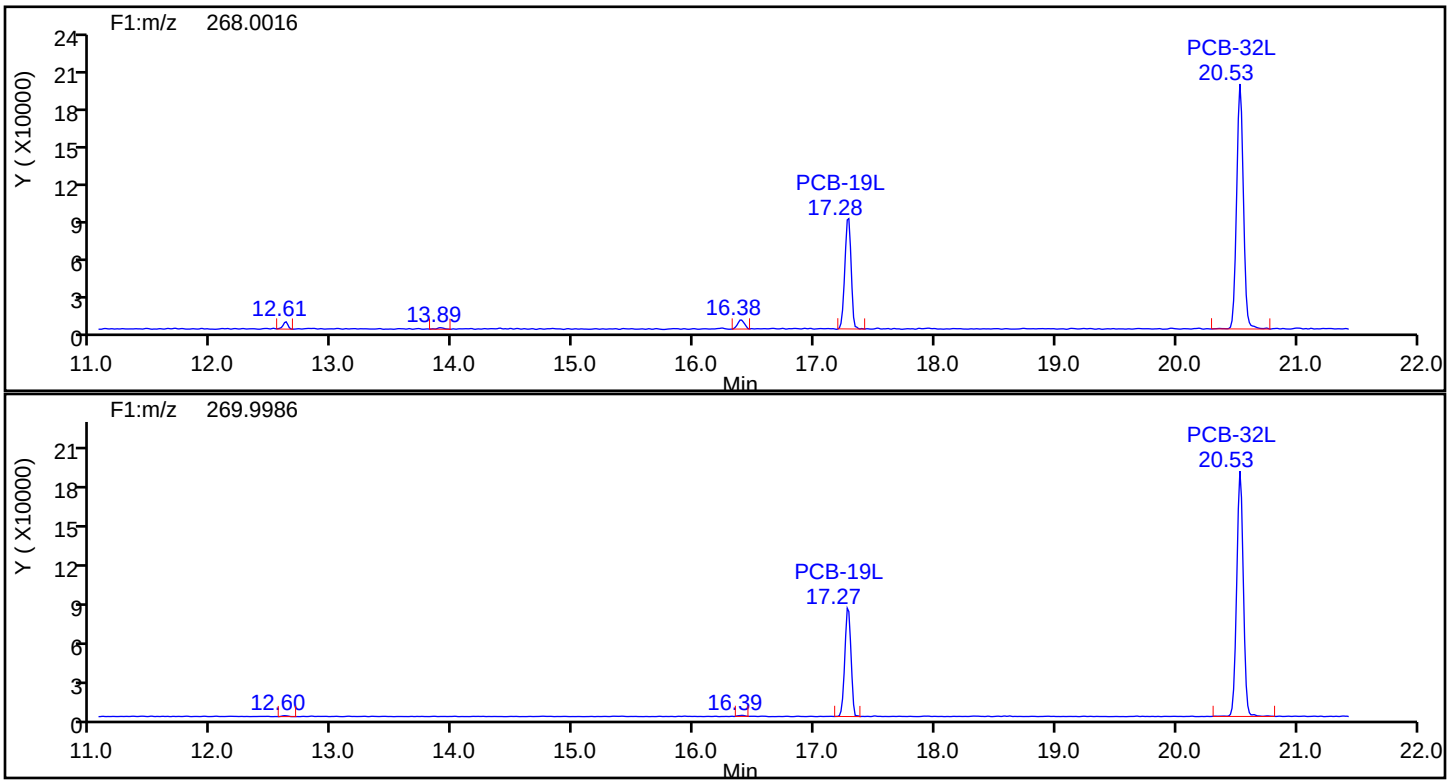

Eurofins TestAmerica, Knoxville

Data File:	\\chromna\Knoxville\ChromData\D3D\20190827-12879.b\mb140-3277515-b.d		
Injection Date:	27-Aug-2019 18:11:00	Injection Vol:	1.0 ul
Instrument ID:	D3D	Operator ID:	Xcalibur_System
Method:	PCBs_D3D	Limit Group:	HR - 1668A - ICAL
Client ID:			
Worklist#:	33063	Sample Line#:	7
Column Type:	SPB-Octyl	Column Dia:	0.25 mm

TriPCB F1

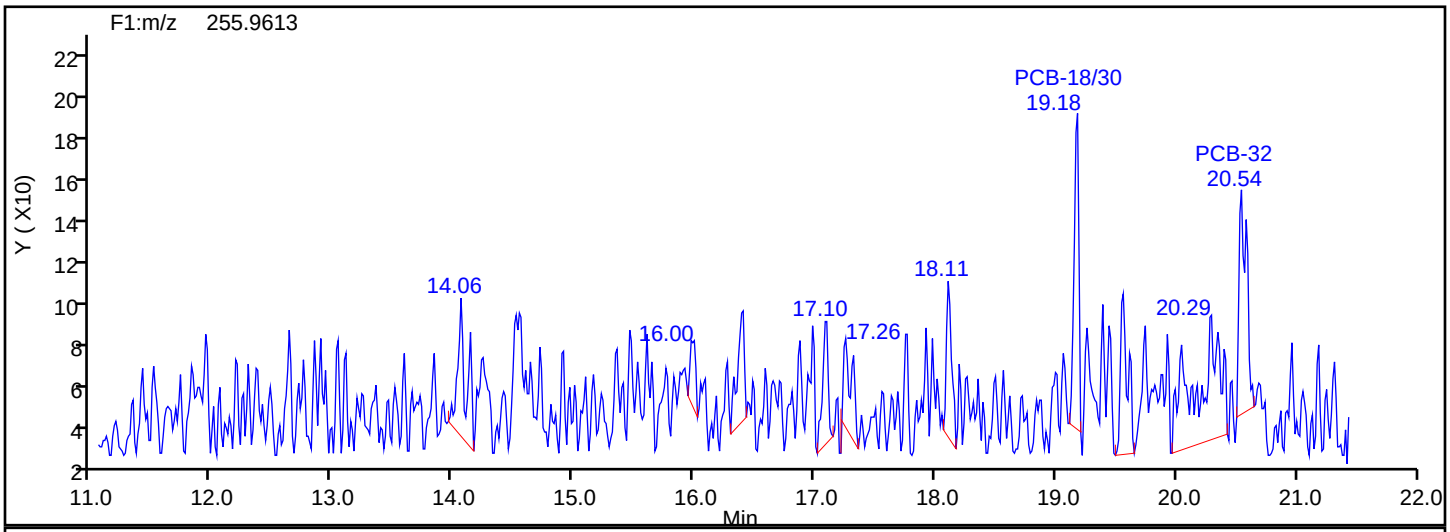

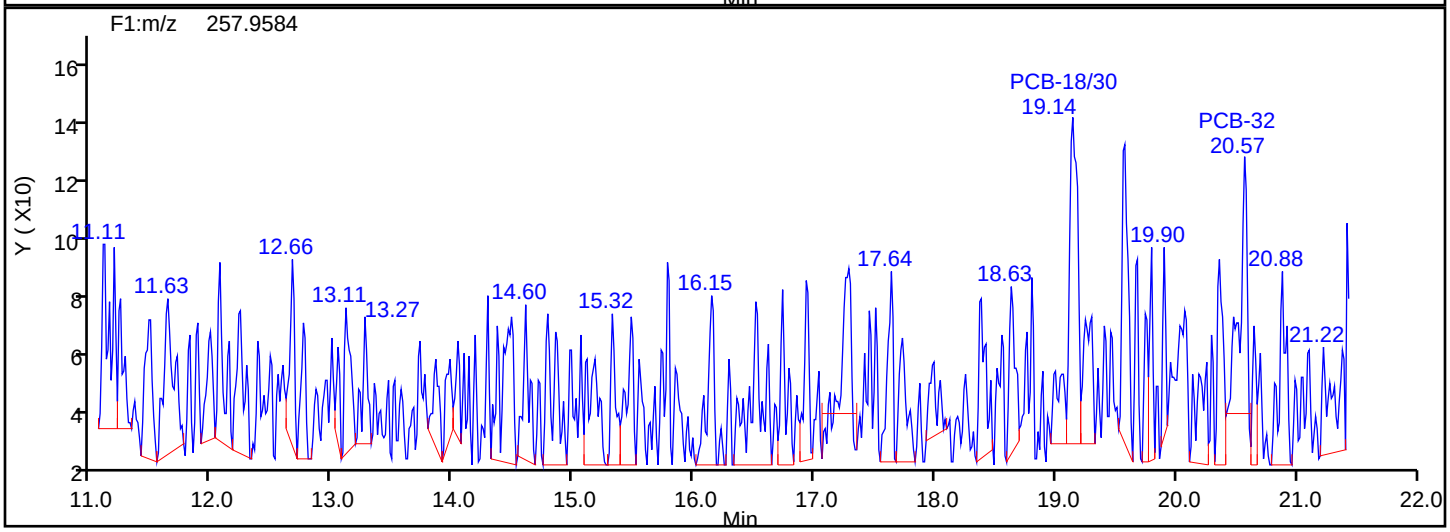

TriPCB F1 Lock Mass

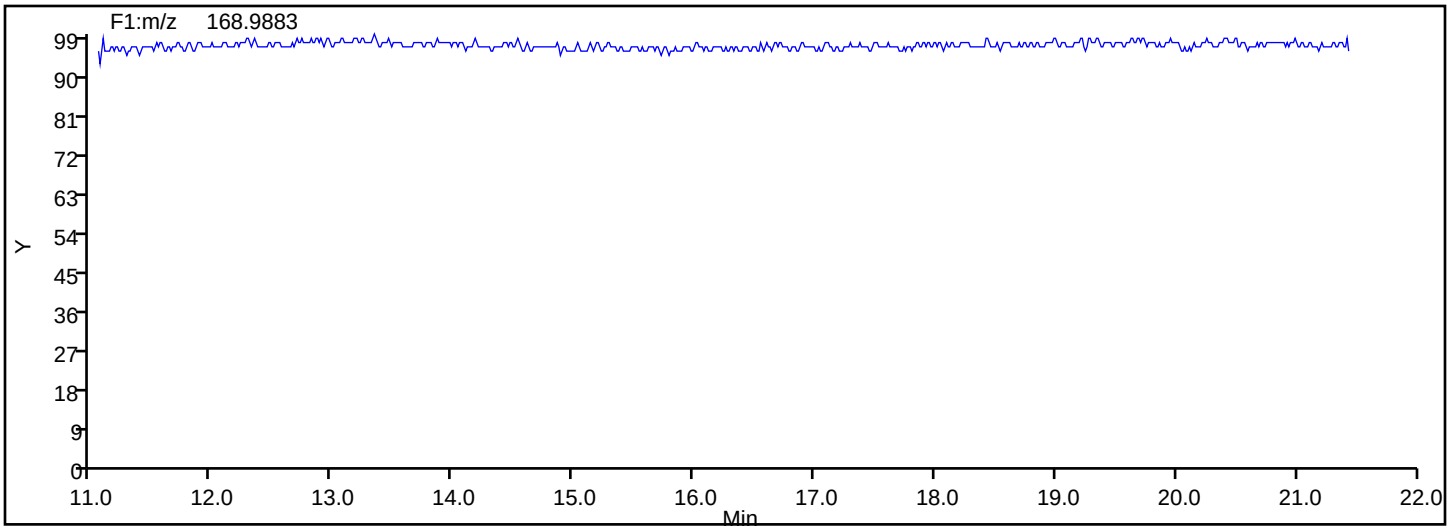

Manual Integration/User Assign Peak Report

Eurofins TestAmerica, Knoxville

Data File:	\\chromna\Knoxville\ChromData\D3D\20190827-12879.b\mb140-3277515-b.d				
Injection Date:	27-Aug-2019 18:11:00	Instrument ID:	D3D		
Lims ID:	MB 140-32775/15-B				
Client ID:					
Operator ID:	Xcalibur_System	ALS Bottle#:	0	Worklist Smp#:	7
Injection Vol:	1.0 ul	Dil. Factor:	1.0000		
Method:	PCBs_D3D	Limit Group:	HR - 1668A - ICAL		
Column:	SPB-Octyl (0.25 mm)	Detector	F1(11.07 :21.70)		

PCB-18/30, CAS: STL01798

Signal: 1

Not Detected
Expected RT: 19.16

Processing Integration Results

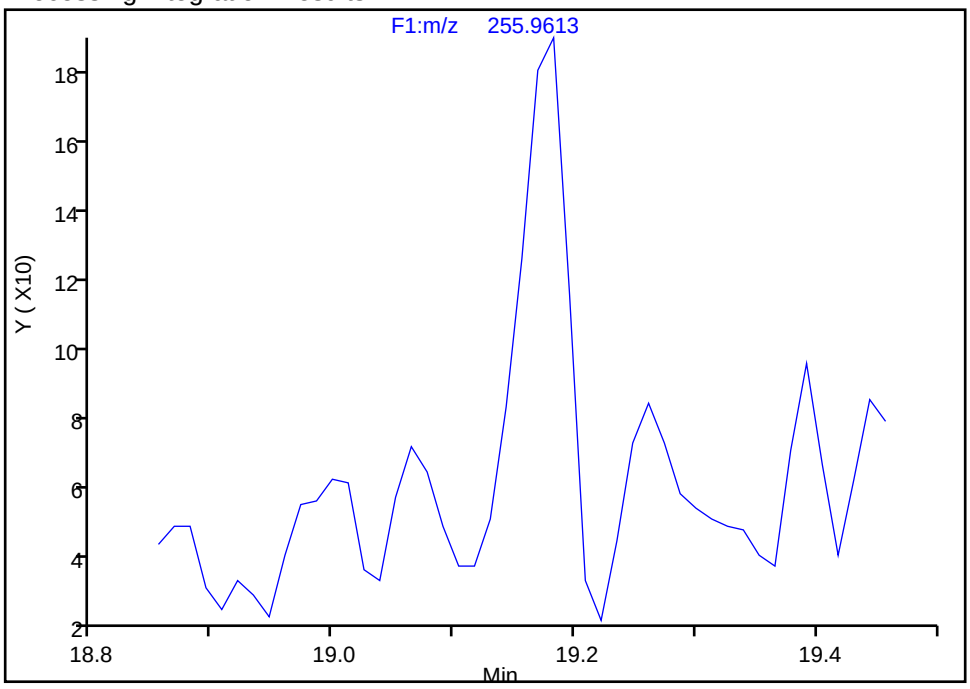

Manual Integration Results

RT: 19.18
Area: 403
Amount: 0.079119
Amount Units: pg/ul

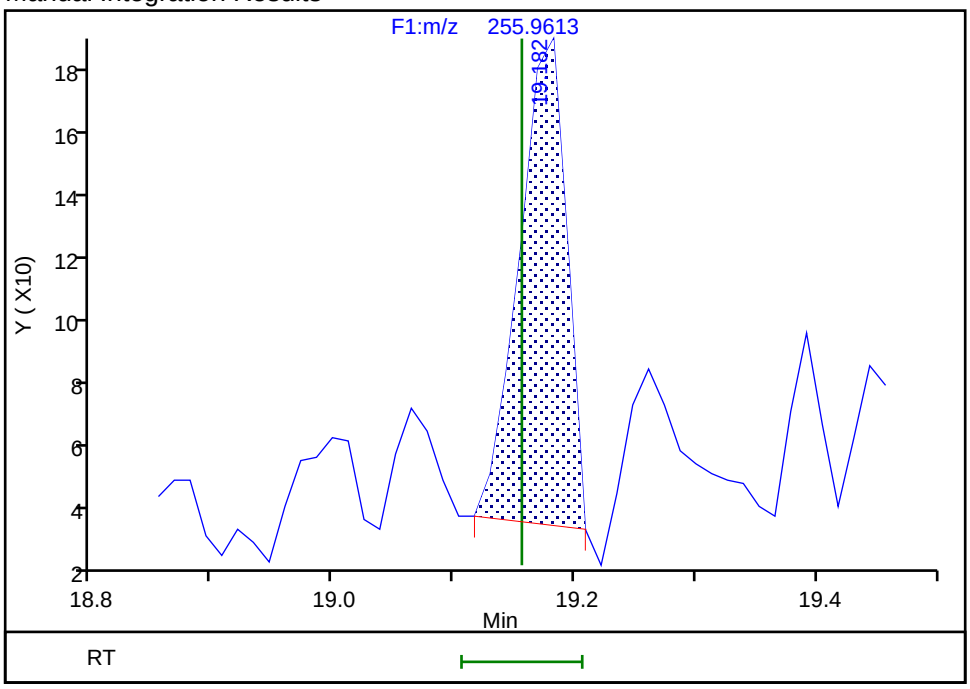

Reviewer: mcwhirterl, 27-Aug-2019 19:42:29
Audit Action: Assigned Compound ID Audit Reason: Baseline

Eurofins TestAmerica, Knoxville

Data File:	\\chromna\Knoxville\ChromData\D3D\20190827-12879.b\mb140-3277515-b.d		
Injection Date:	27-Aug-2019 18:11:00	Injection Vol:	1.0 ul
Instrument ID:	D3D	Operator ID:	Xcalibur_System
Method:	PCBs_D3D	Limit Group:	HR - 1668A - ICAL
Client ID:			
Worklist#:	33063	Sample Line#:	7
Column Type:	SPB-Octyl	Column Dia:	0.25 mm

TriPCB F2

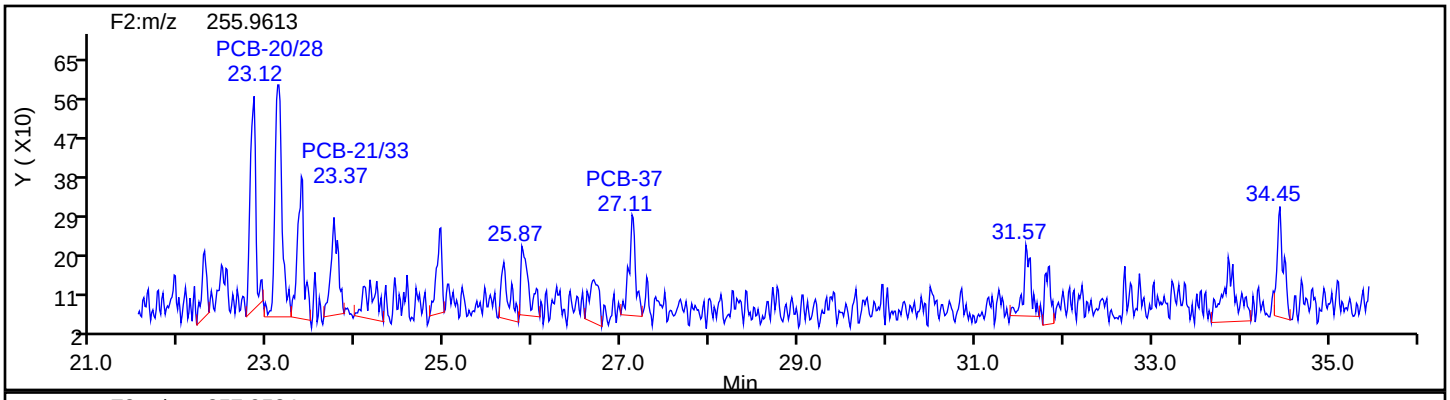

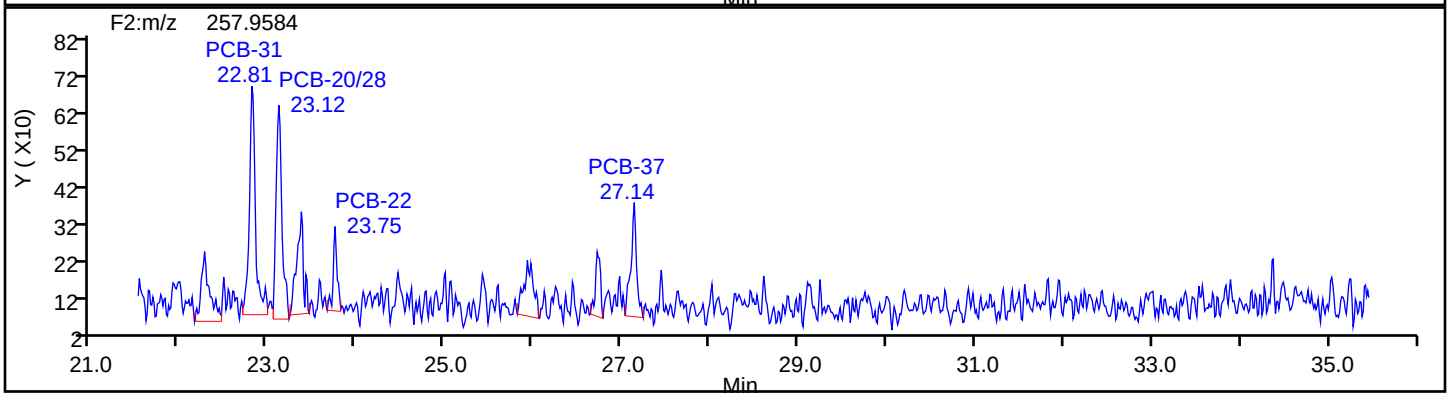

TriPCB F2 Standards

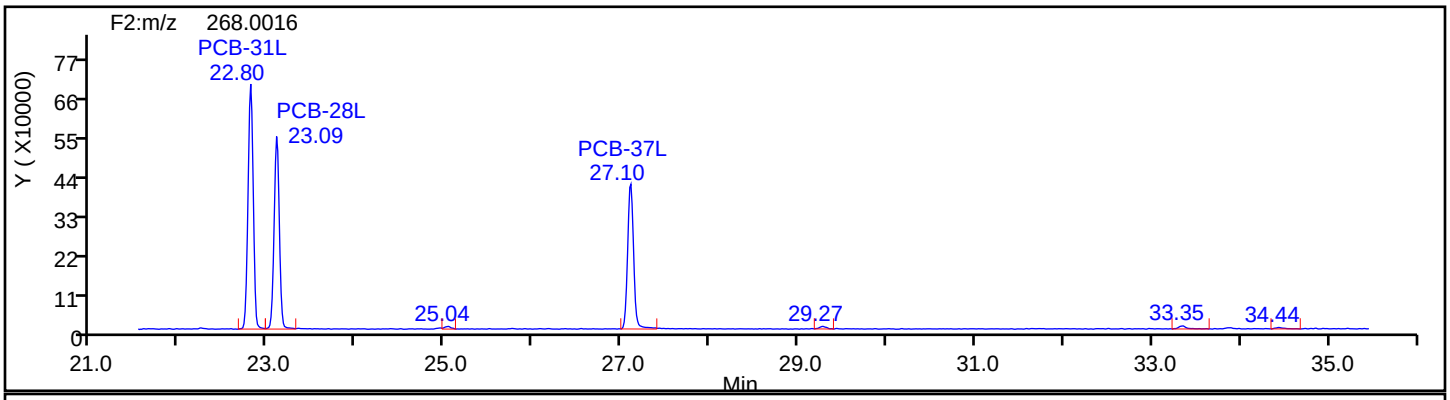

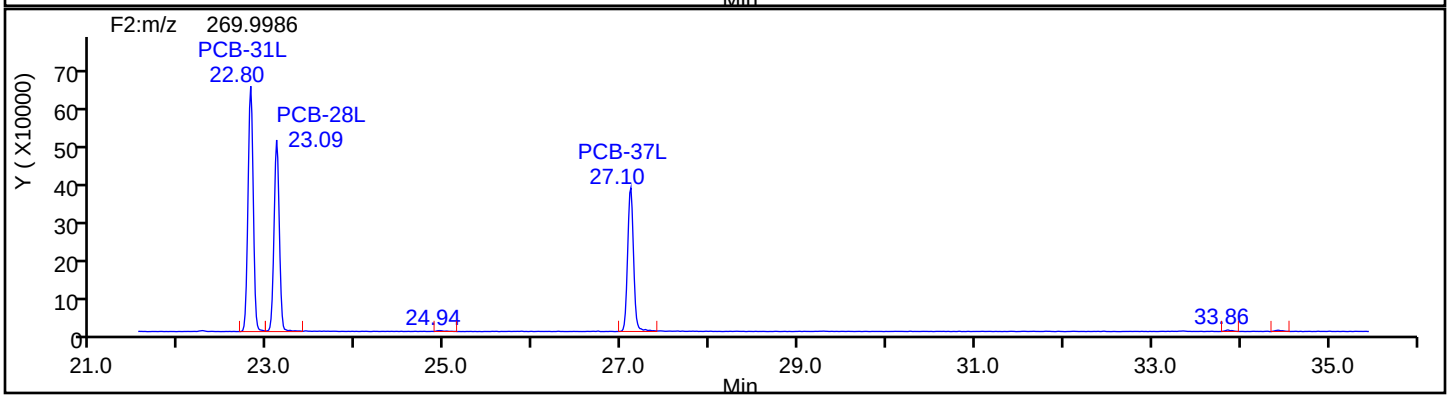

Eurofins TestAmerica, Knoxville

Data File:	\\chromna\Knoxville\ChromData\D3D\20190827-12879.b\mb140-3277515-b.d		
Injection Date:	27-Aug-2019 18:11:00	Injection Vol:	1.0 ul
Instrument ID:	D3D	Operator ID:	Xcalibur_System
Method:	PCBs_D3D	Limit Group:	HR - 1668A - ICAL
Client ID:			
Worklist#:	33063	Sample Line#:	7
Column Type:	SPB-Octyl	Column Dia:	0.25 mm

TriPCB F2

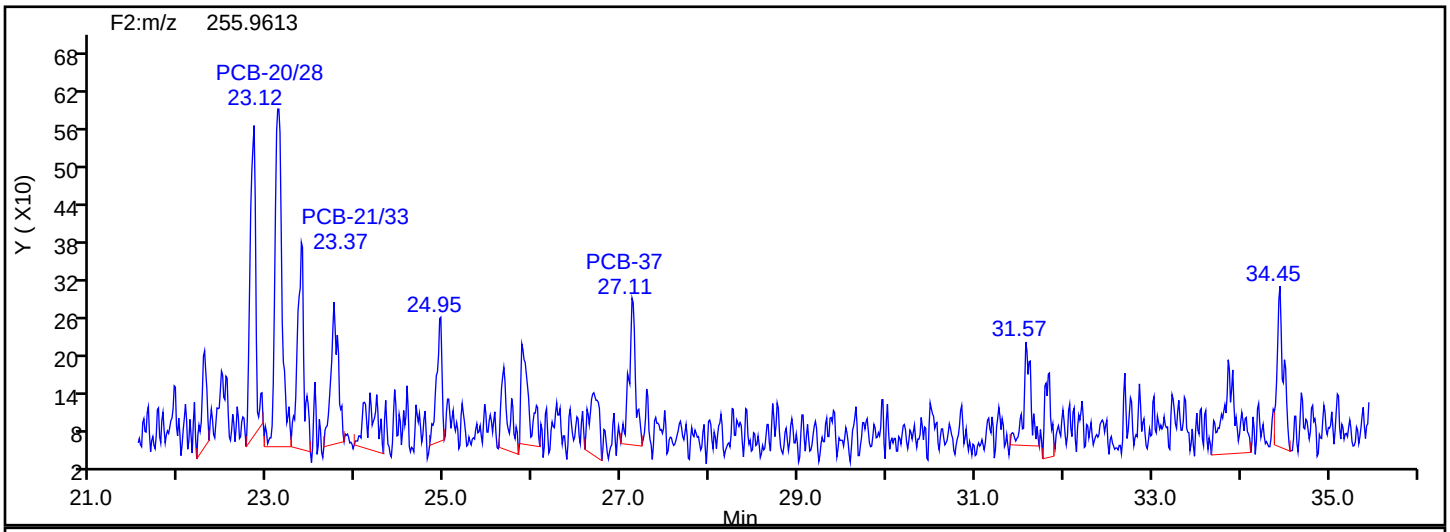

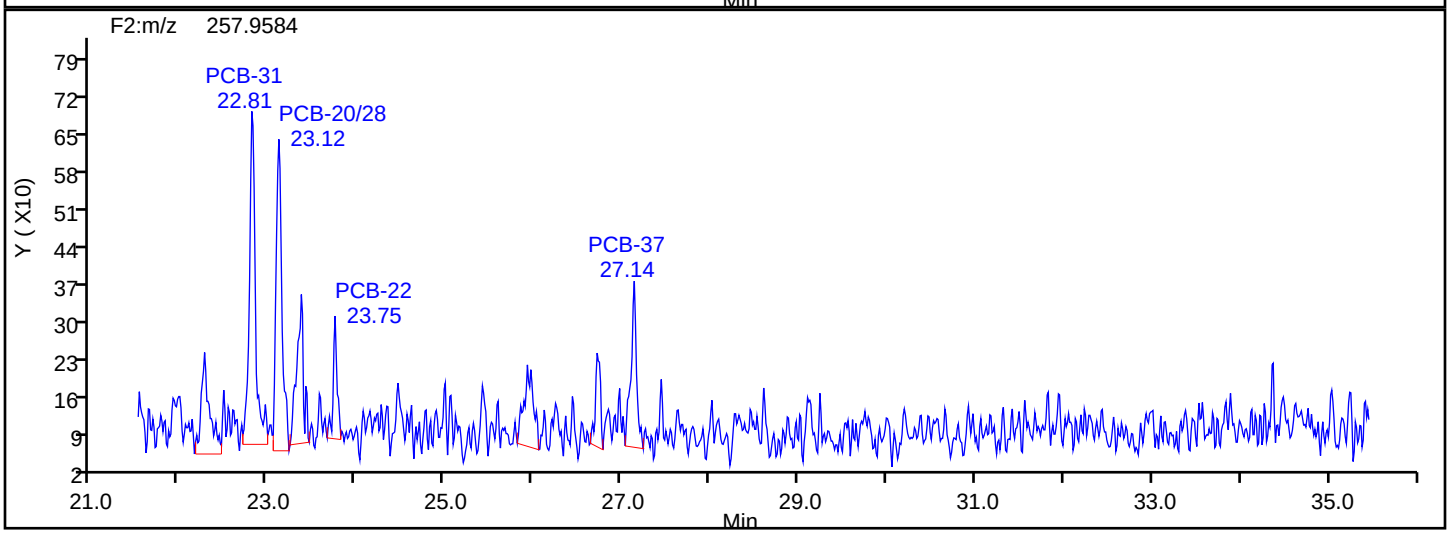

TriPCB F2 Lock Mass

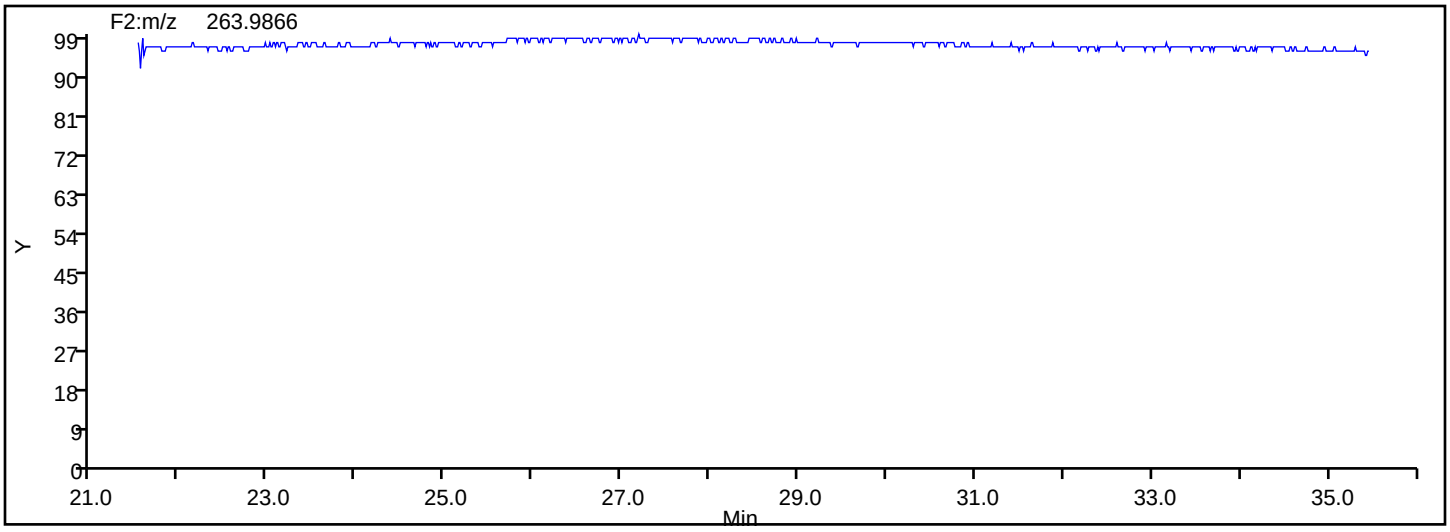

Manual Integration/User Assign Peak Report

Eurofins TestAmerica, Knoxville

Data File:	\\chromna\Knoxville\ChromData\D3D\20190827-12879.b\mb140-3277515-b.d				
Injection Date:	27-Aug-2019 18:11:00	Instrument ID:	D3D		
Lims ID:	MB 140-32775/15-B				
Client ID:					
Operator ID:	Xcalibur_System	ALS Bottle#:	0	Worklist Smp#:	7
Injection Vol:	1.0 ul	Dil. Factor:	1.0000		
Method:	PCBs_D3D	Limit Group:	HR - 1668A - ICAL		
Column:	SPB-Octyl (0.25 mm)	Detector	F2(21.81 :35.54)		

PCB-22, CAS: 38444-85-8

Signal: 2

Processing Integration Results

RT: 23.75
Area: 1356
Amount: 0.056675
Amount Units: pg/ul

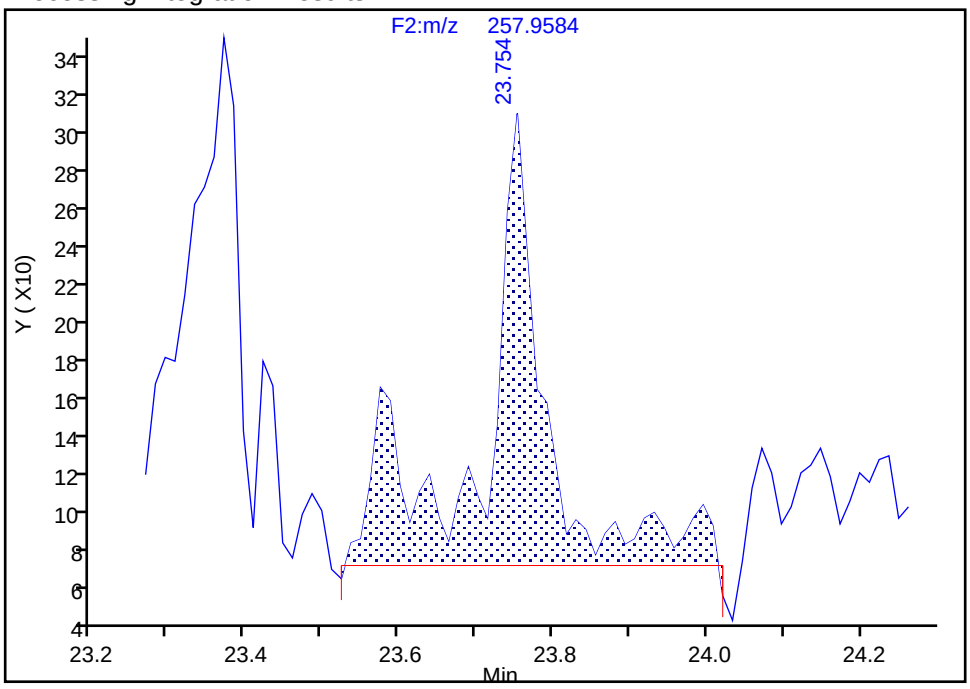

Manual Integration Results

RT: 23.75
Area: 711
Amount: 0.042781
Amount Units: pg/ul

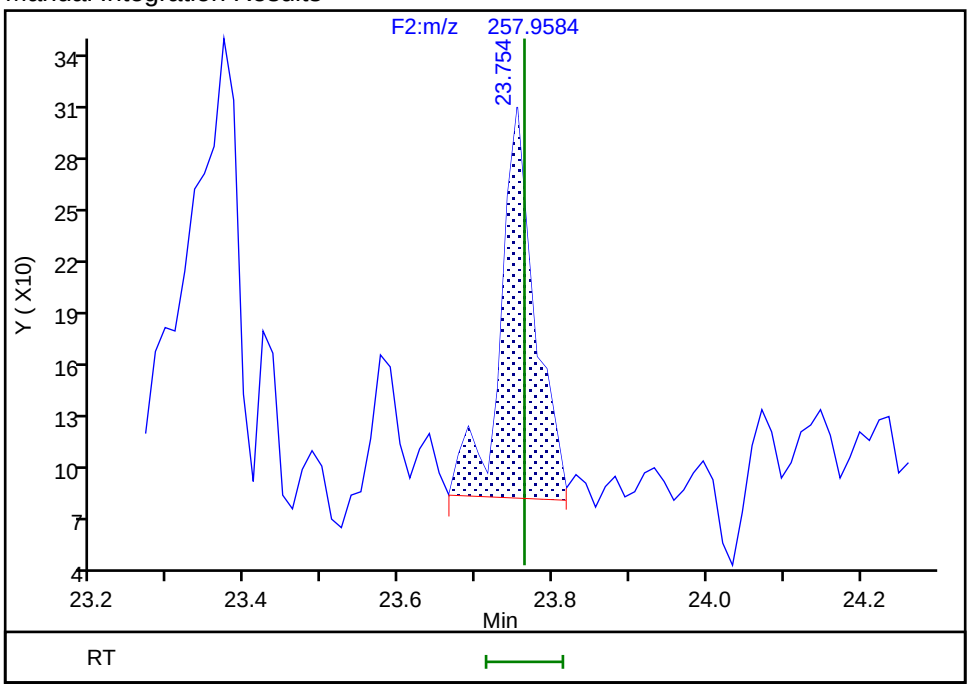

Reviewer: mcwhirterl, 27-Aug-2019 19:42:52
Audit Action: Marked Compound Undetected Audit Reason: Invalid Compound ID

Manual Integration/User Assign Peak Report

Eurofins TestAmerica, Knoxville

Data File: \\chromna\Knoxville\ChromData\D3D\20190827-12879.b\mb140-3277515-b.d
Injection Date: 27-Aug-2019 18:11:00 Instrument ID: D3D
Lims ID: MB 140-32775/15-B
Client ID:
Operator ID: Xcalibur_System ALS Bottle#: 0 Worklist Smp#: 7
Injection Vol: 1.0 ul Dil. Factor: 1.0000
Method: PCBs_D3D Limit Group: HR - 1668A - ICAL
Column: SPB-Octyl (0.25 mm) Detector F2(21.81 :35.54)

PCB-22, CAS: 38444-85-8

Signal: 3

Processing Integration Results

RT: 23.74
Area: 2631
Amount: 0.056675
Amount Units: pg/ul

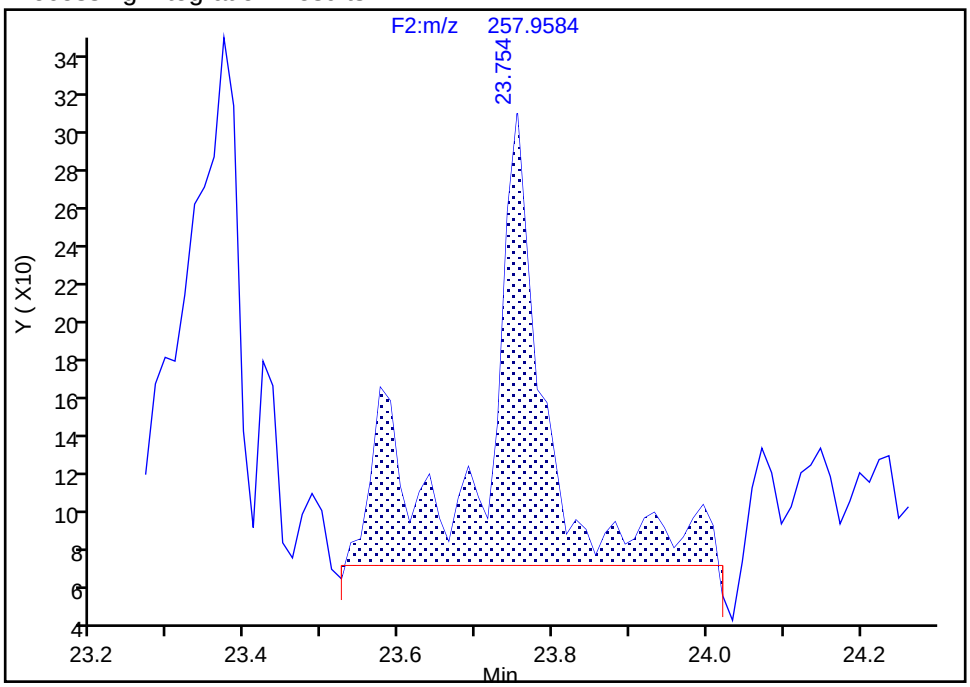

Manual Integration Results

RT: 23.74
Area: 1986
Amount: 0.042781
Amount Units: pg/ul
Reviewer: mcwhirterl, 27-Aug-2019 19:42:52
Audit Action: Marked Compound Undetected Audit Reason: Invalid Compound ID

Manual Integration/User Assign Peak Report

Eurofins TestAmerica, Knoxville

Data File: \\chromna\Knoxville\ChromData\D3D\20190827-12879.b\mb140-3277515-b.d
Injection Date: 27-Aug-2019 18:11:00 Instrument ID: D3D
Lims ID: MB 140-32775/15-B
Client ID:
Operator ID: Xcalibur_System ALS Bottle#: 0 Worklist Smp#: 7
Injection Vol: 1.0 ul Dil. Factor: 1.0000
Method: PCBs_D3D Limit Group: HR - 1668A - ICAL
Column: SPB-Octyl (0.25 mm) Detector F2(21.81 :35.54)

PCB-22, CAS: 38444-85-8

Signal: 1

Processing Integration Results

RT: 23.74
Area: 1275
Amount: 0.056675
Amount Units: pg/ul

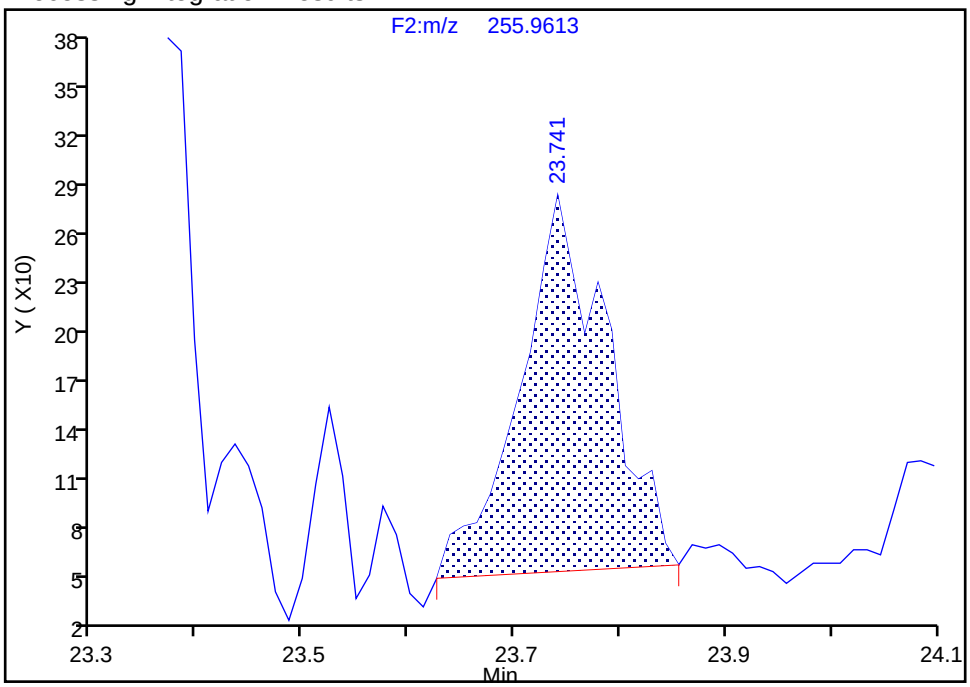

Manual Integration Results

RT: 23.74
Area: 1275
Amount: 0.042781
Amount Units: pg/ul

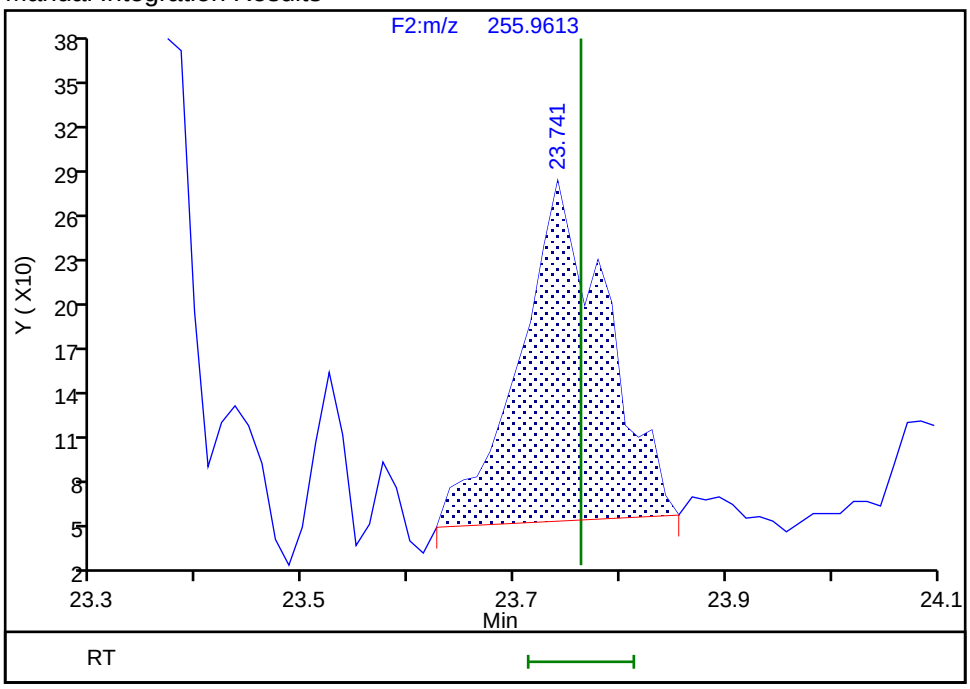

Reviewer: mcwhirterl, 27-Aug-2019 19:42:54
Audit Action: Manually Integrated/Assigned Compound ID Audit Reason: Baseline

Manual Integration/User Assign Peak Report

Eurofins TestAmerica, Knoxville

Data File:	\\chromna\Knoxville\ChromData\D3D\20190827-12879.b\mb140-3277515-b.d				
Injection Date:	27-Aug-2019 18:11:00	Instrument ID:	D3D		
Lims ID:	MB 140-32775/15-B				
Client ID:					
Operator ID:	Xcalibur_System	ALS Bottle#:	0	Worklist Smp#:	7
Injection Vol:	1.0 ul	Dil. Factor:	1.0000		
Method:	PCBs_D3D	Limit Group:	HR - 1668A - ICAL		
Column:	SPB-Octyl (0.25 mm)	Detector	F2(21.81 :35.54)		

PCB-37, CAS: 38444-90-5

Signal: 2

Processing Integration Results

RT: 27.14
Area: 1368
Amount: 0.048793
Amount Units: pg/ul

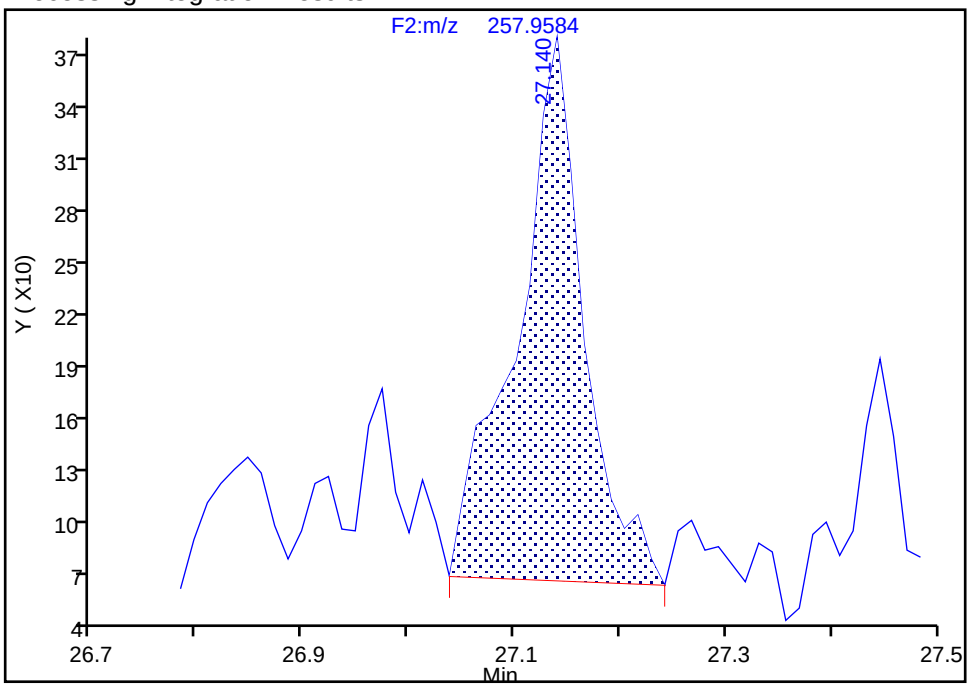

Manual Integration Results

RT: 27.14
Area: 1368
Amount: 0.053595
Amount Units: pg/ul

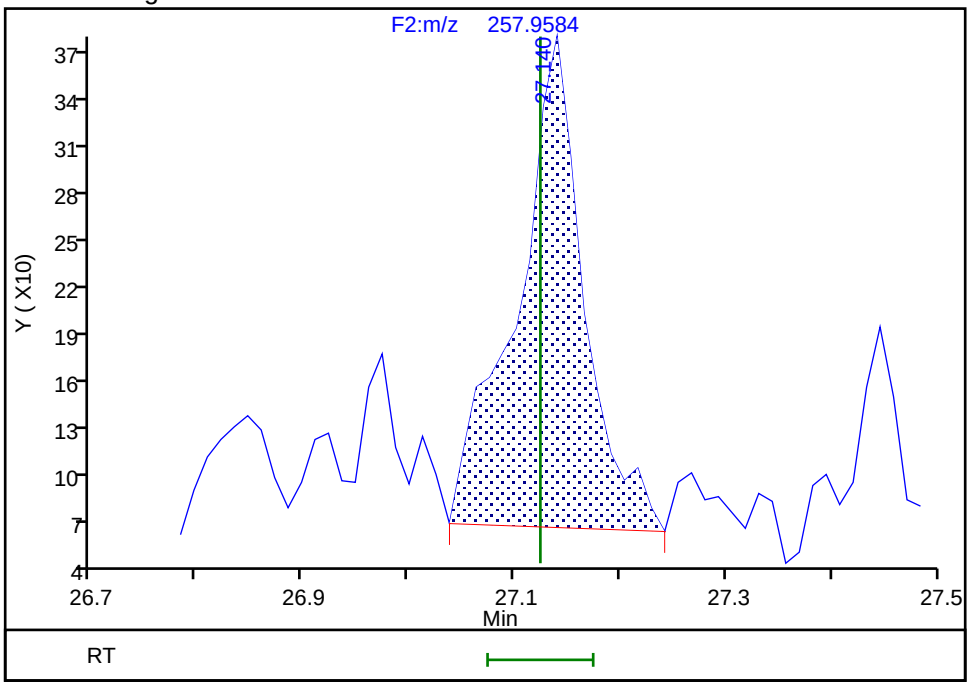

Reviewer: mcwhirterl, 27-Aug-2019 19:43:09

Audit Action: Marked Compound Undetected Audit Reason: Invalid Compound ID

Manual Integration/User Assign Peak Report

Eurofins TestAmerica, Knoxville

Data File: \\chromna\Knoxville\ChromData\D3D\20190827-12879.b\mb140-3277515-b.d
Injection Date: 27-Aug-2019 18:11:00 Instrument ID: D3D
Lims ID: MB 140-32775/15-B
Client ID:
Operator ID: Xcalibur_System ALS Bottle#: 0 Worklist Smp#: 7
Injection Vol: 1.0 ul Dil. Factor: 1.0000
Method: PCBs_D3D Limit Group: HR - 1668A - ICAL
Column: SPB-Octyl (0.25 mm) Detector F2(21.81 :35.54)

PCB-37, CAS: 38444-90-5

Signal: 3

Processing Integration Results

RT: 27.11
Area: 2347
Amount: 0.048793
Amount Units: pg/ul

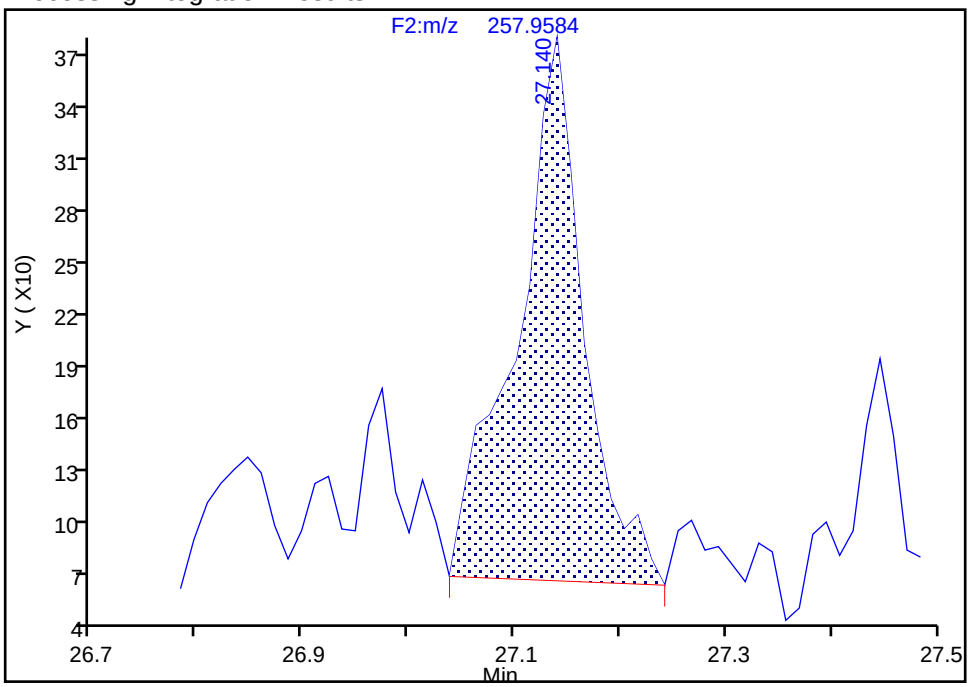

Manual Integration Results

RT: 27.11
Area: 2578
Amount: 0.053595
Amount Units: pg/ul
Reviewer: mcwhirterl, 27-Aug-2019 19:43:09
Audit Action: Marked Compound Undetected Audit Reason: Invalid Compound ID

Manual Integration/User Assign Peak Report

Eurofins TestAmerica, Knoxville

Data File: \\chromna\Knoxville\ChromData\D3D\20190827-12879.b\mb140-3277515-b.d
Injection Date: 27-Aug-2019 18:11:00 Instrument ID: D3D
Lims ID: MB 140-32775/15-B
Client ID:
Operator ID: Xcalibur_System ALS Bottle#: 0 Worklist Smp#: 7
Injection Vol: 1.0 ul Dil. Factor: 1.0000
Method: PCBs_D3D Limit Group: HR - 1668A - ICAL
Column: SPB-Octyl (0.25 mm) Detector F2(21.81 :35.54)

PCB-37, CAS: 38444-90-5

Signal: 1

Processing Integration Results

RT: 27.11
Area: 979
Amount: 0.048793
Amount Units: pg/ul

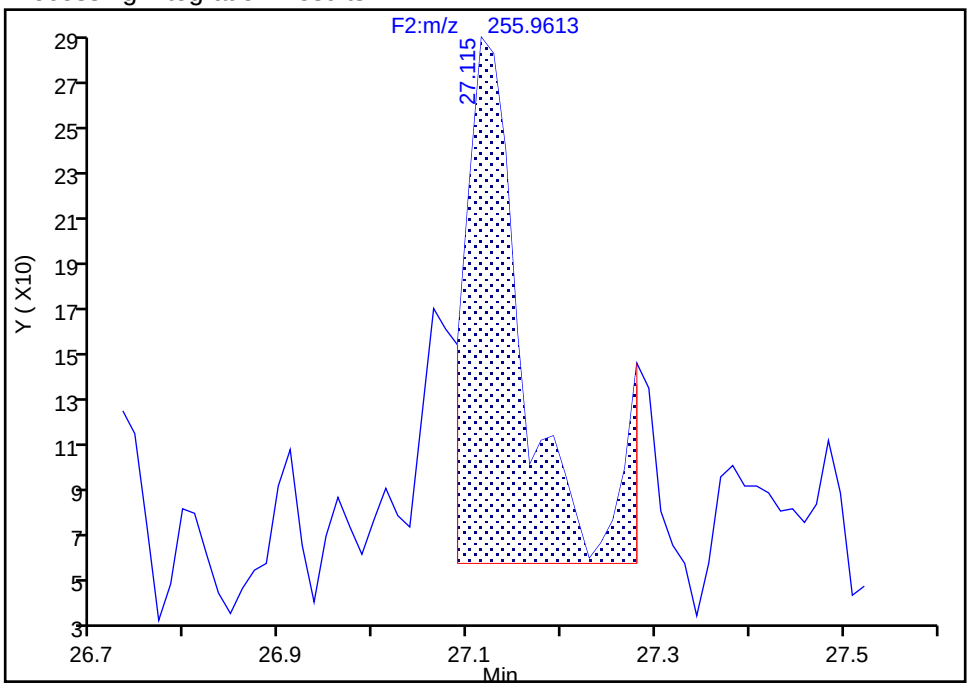

Manual Integration Results

RT: 27.11
Area: 1210
Amount: 0.053595
Amount Units: pg/ul

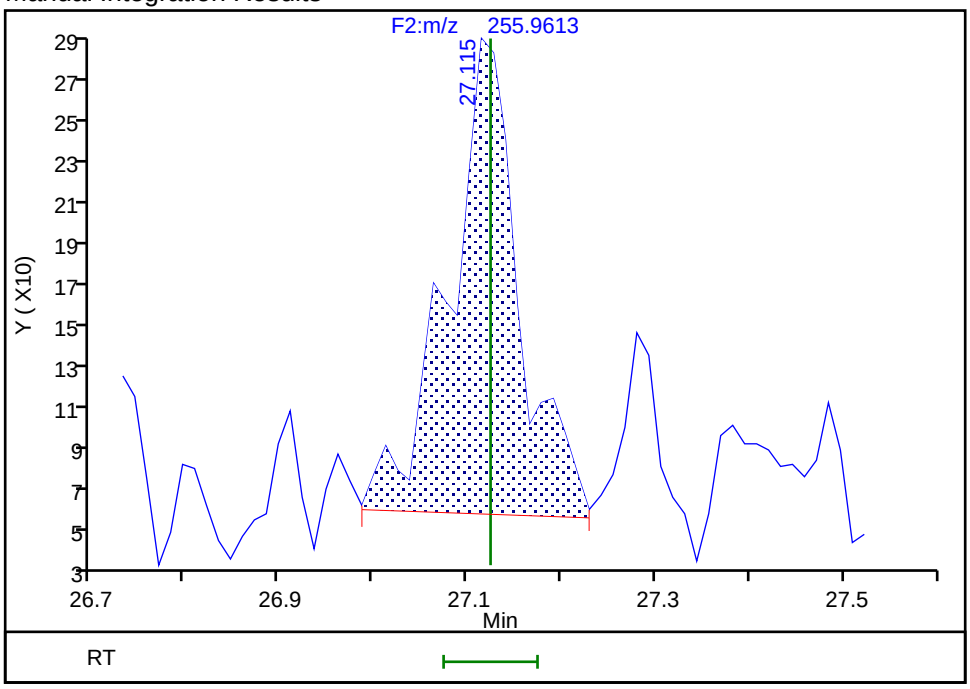

Reviewer: mcwhirterl, 27-Aug-2019 19:43:10
Audit Action: Manually Integrated/Assigned Compound ID Audit Reason: Baseline

Eurofins TestAmerica, Knoxville

Data File:	\\chromna\Knoxville\ChromData\D3D\20190827-12879.b\mb140-3277515-b.d		
Injection Date:	27-Aug-2019 18:11:00	Injection Vol:	1.0 ul
Instrument ID:	D3D	Operator ID:	Xcalibur_System
Method:	PCBs_D3D	Limit Group:	HR - 1668A - ICAL
Client ID:			
Worklist#:	33063	Sample Line#:	7
Column Type:	SPB-Octyl	Column Dia:	0.25 mm

TePCB F1

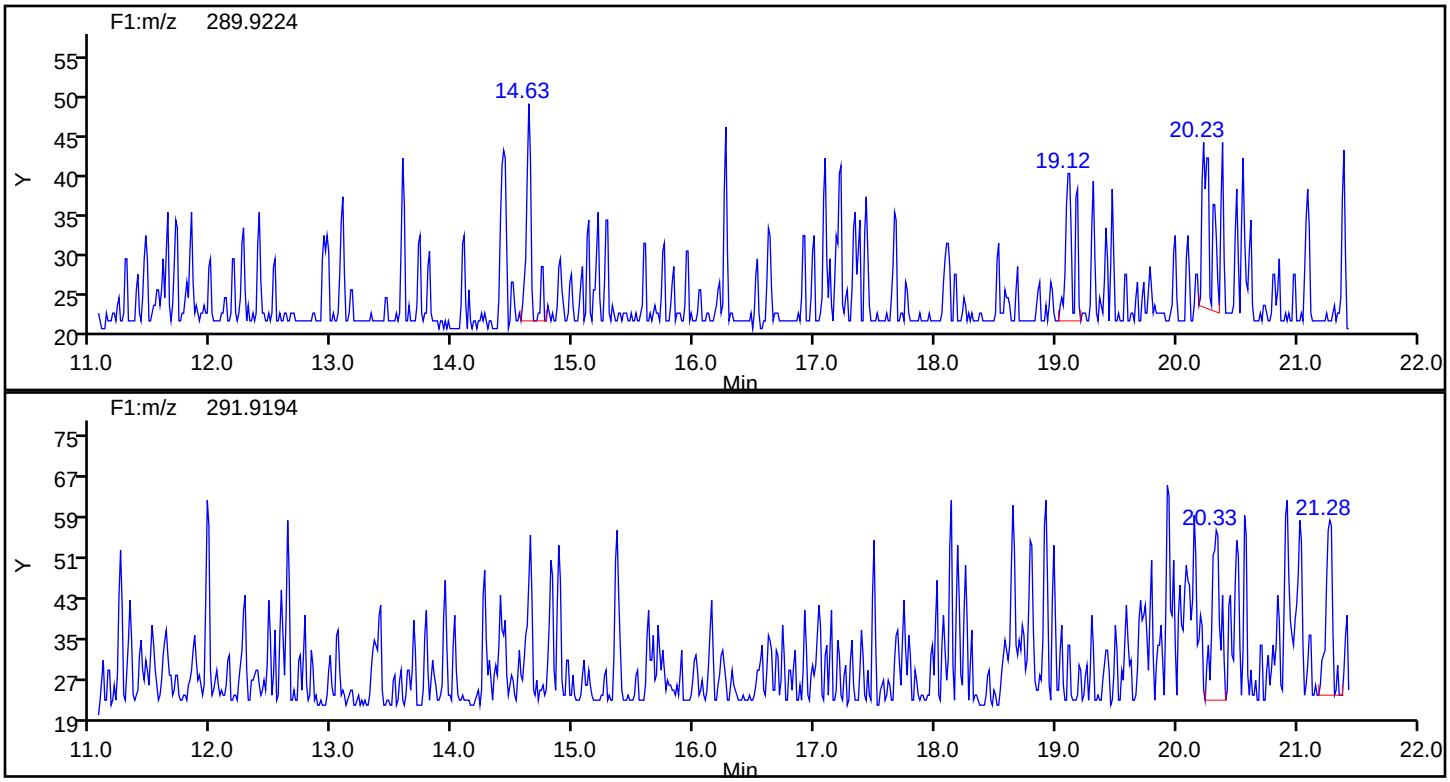

TePCB F1 Standards

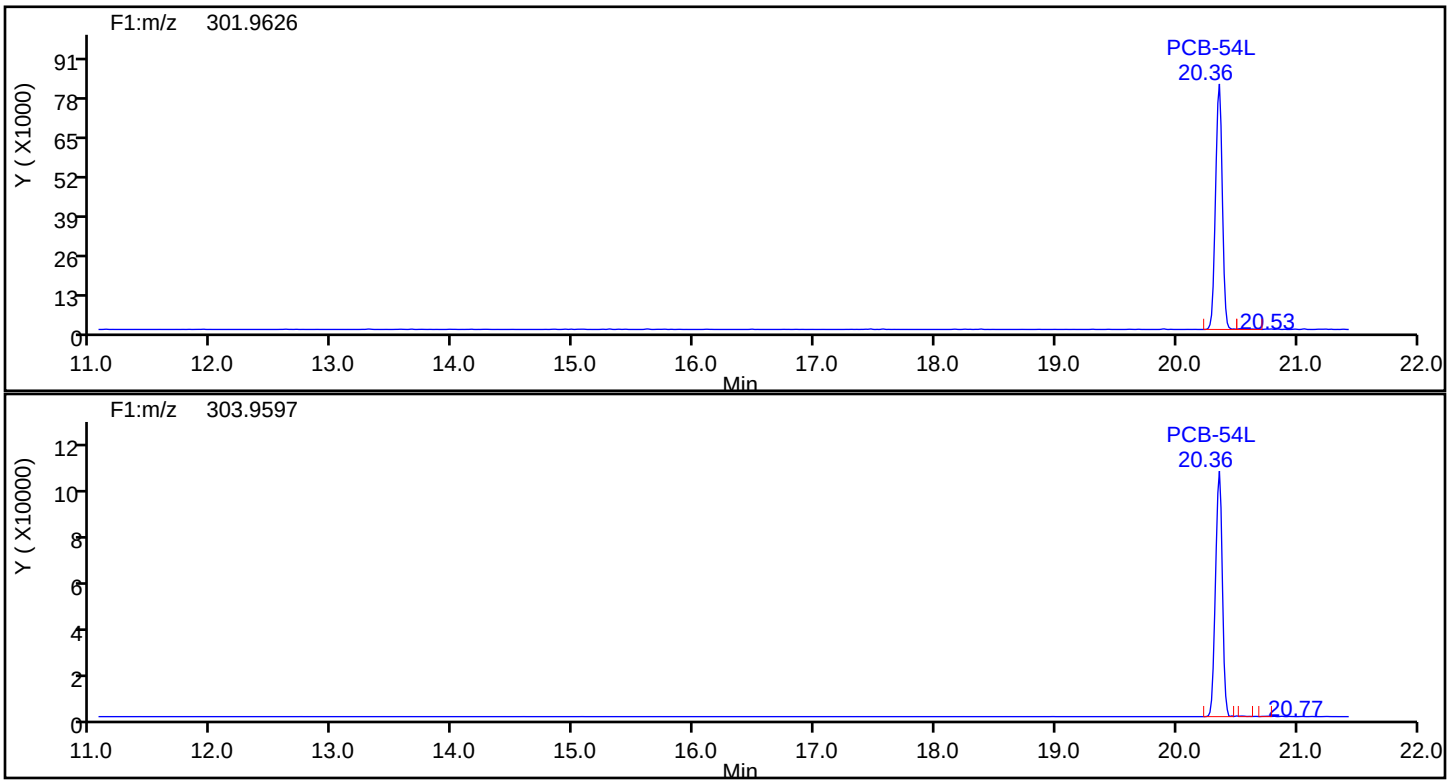

Eurofins TestAmerica, Knoxville

Data File:	\\chromna\Knoxville\ChromData\D3D\20190827-12879.b\mb140-3277515-b.d		
Injection Date:	27-Aug-2019 18:11:00	Injection Vol:	1.0 ul
Instrument ID:	D3D	Operator ID:	Xcalibur_System
Method:	PCBs_D3D	Limit Group:	HR - 1668A - ICAL
Client ID:			
Worklist#:	33063	Sample Line#:	7
Column Type:	SPB-Octyl	Column Dia:	0.25 mm

TePCB F1

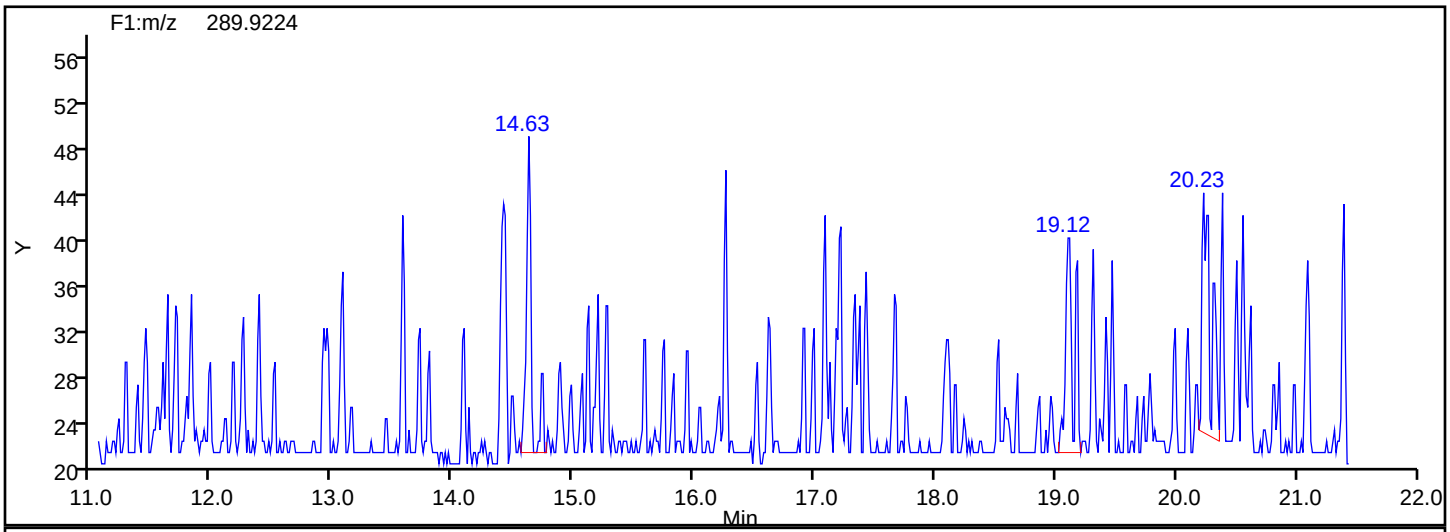

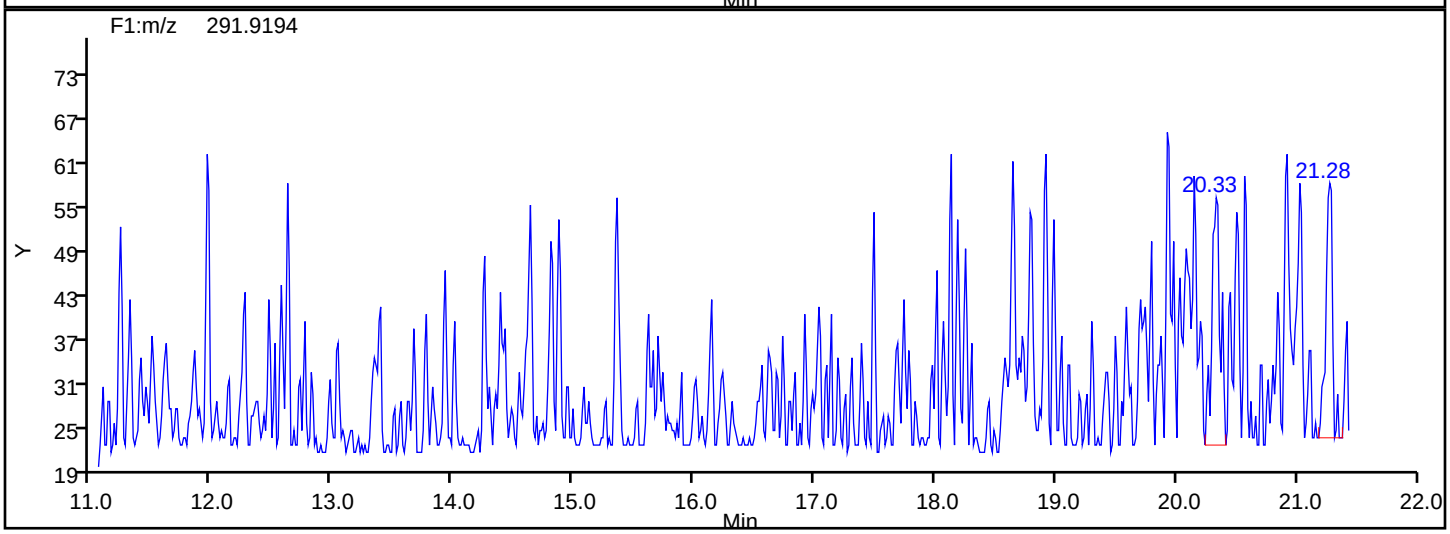

TePCB F1 Lock Mass

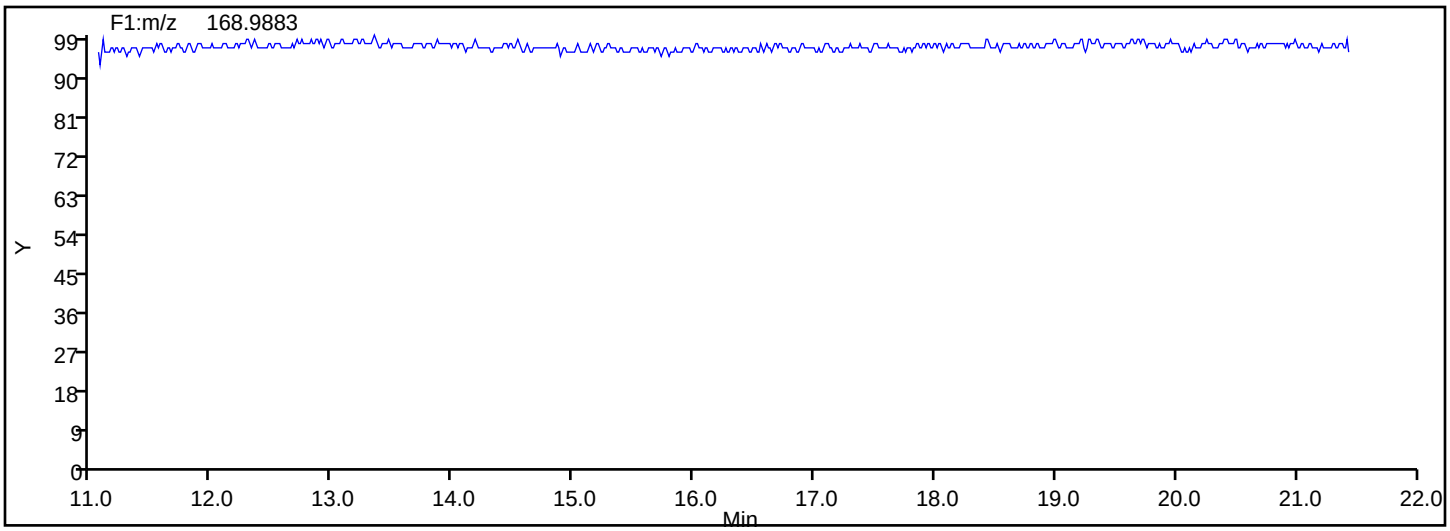

Eurofins TestAmerica, Knoxville

Data File:	\\chromna\Knoxville\ChromData\D3D\20190827-12879.b\mb140-3277515-b.d		
Injection Date:	27-Aug-2019 18:11:00	Injection Vol:	1.0 ul
Instrument ID:	D3D	Operator ID:	Xcalibur_System
Method:	PCBs_D3D	Limit Group:	HR - 1668A - ICAL
Client ID:			
Worklist#:	33063	Sample Line#:	7
Column Type:	SPB-Octyl	Column Dia:	0.25 mm

TePCB F2

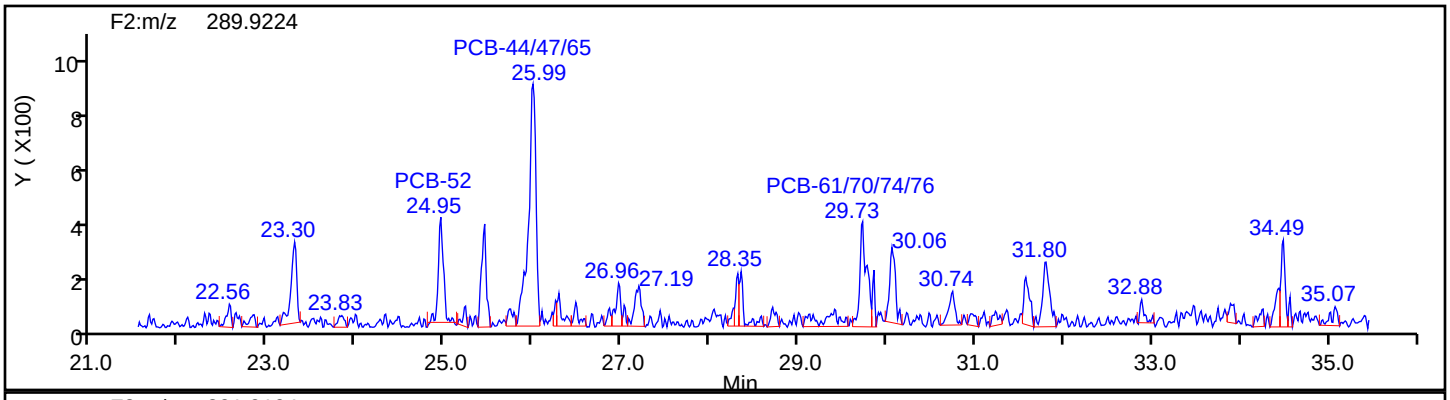

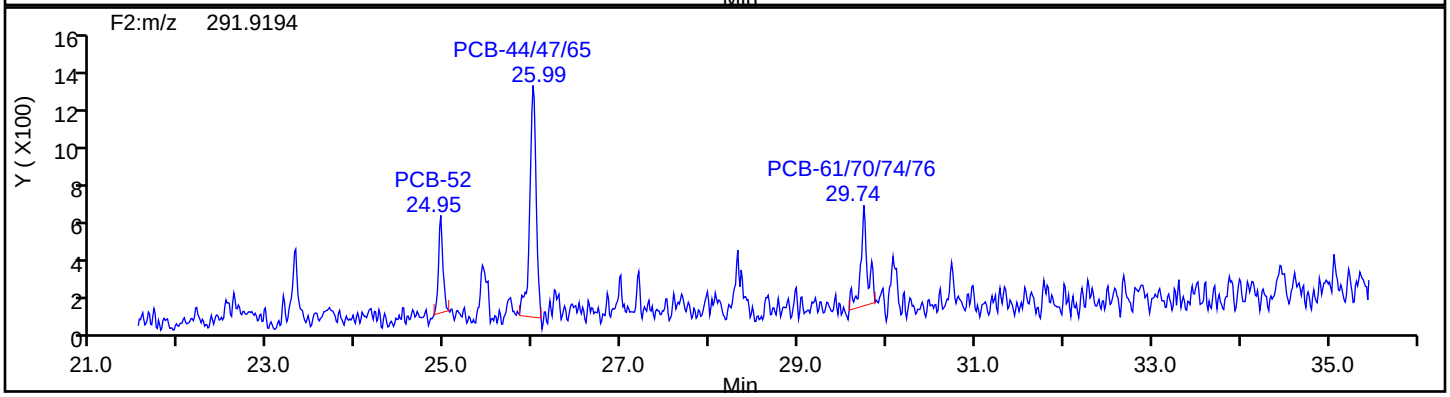

TePCB F2 Standards

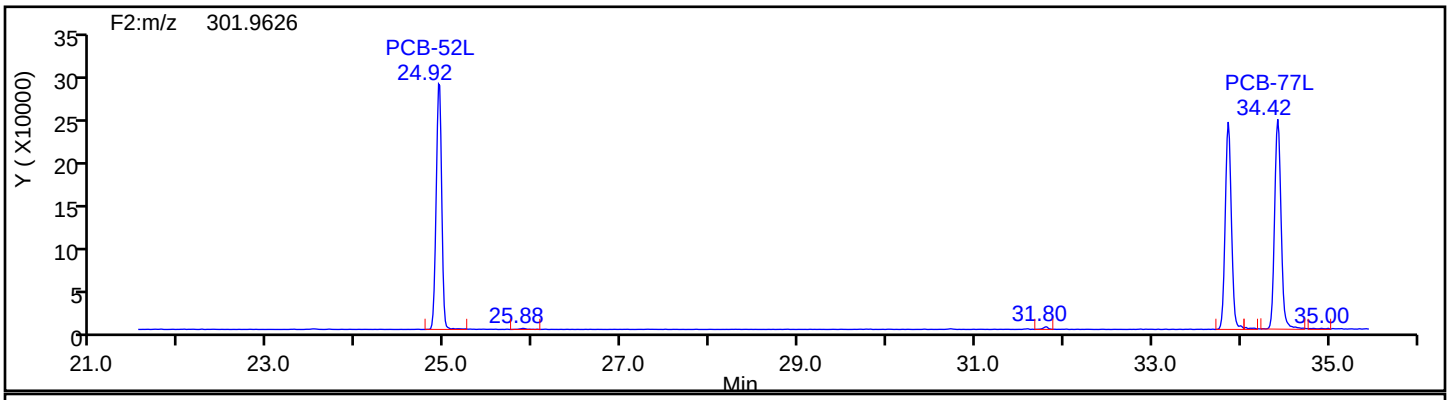

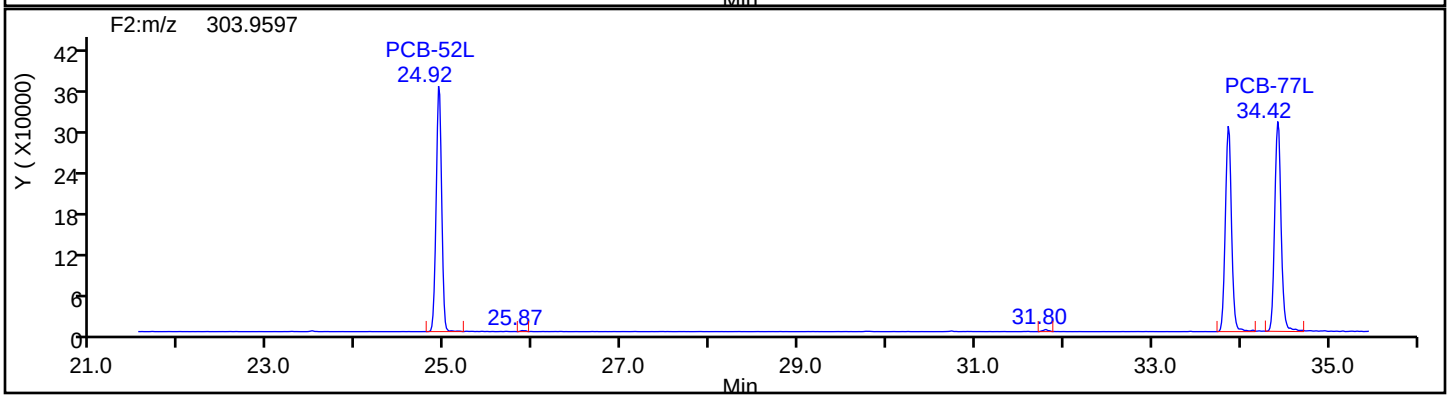

Eurofins TestAmerica, Knoxville

Data File:	\\chromna\Knoxville\ChromData\D3D\20190827-12879.b\mb140-3277515-b.d		
Injection Date:	27-Aug-2019 18:11:00	Injection Vol:	1.0 ul
Instrument ID:	D3D	Operator ID:	Xcalibur_System
Method:	PCBs_D3D	Limit Group:	HR - 1668A - ICAL
Client ID:			
Worklist#:	33063	Sample Line#:	7
Column Type:	SPB-Octyl	Column Dia:	0.25 mm

TePCB F2

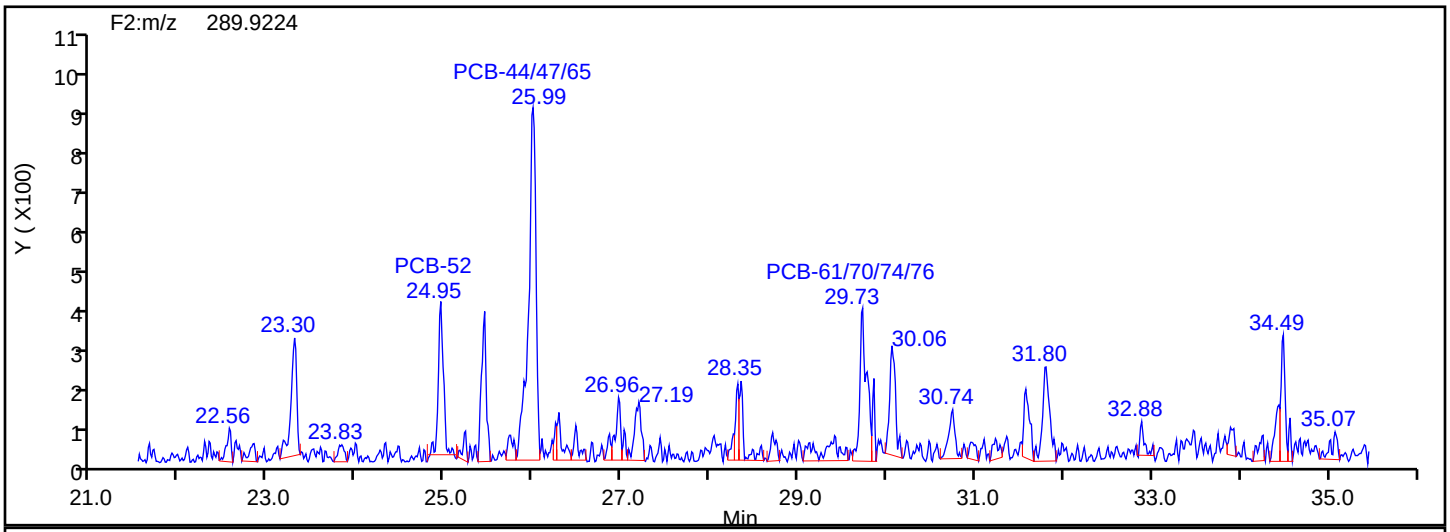

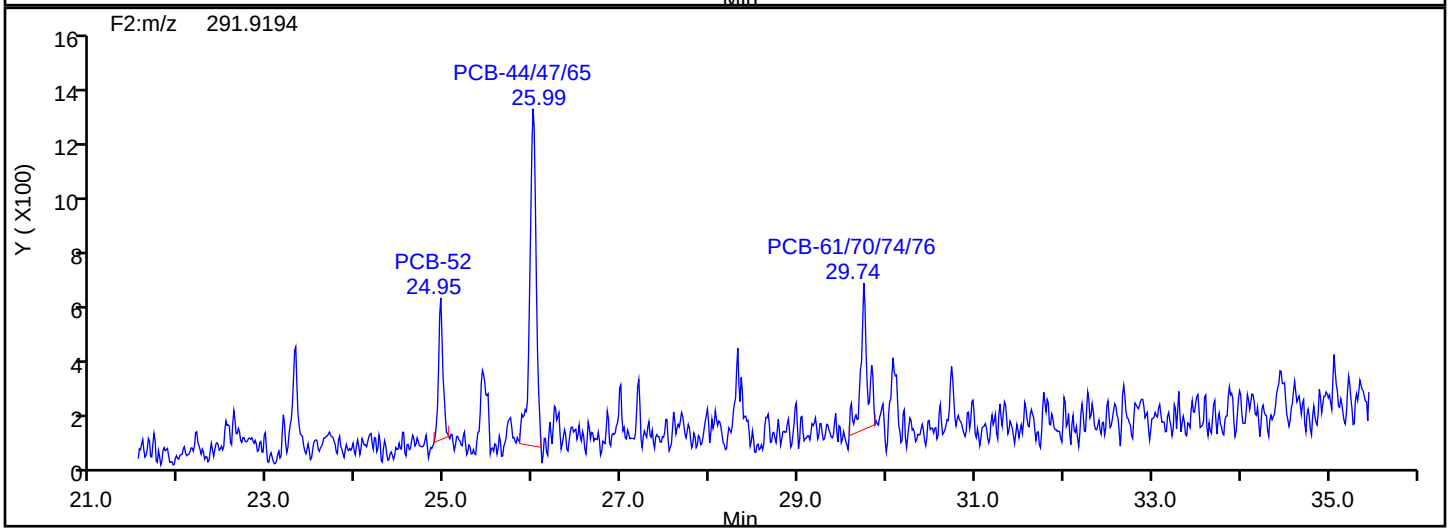

TePCB F2 Lock Mass

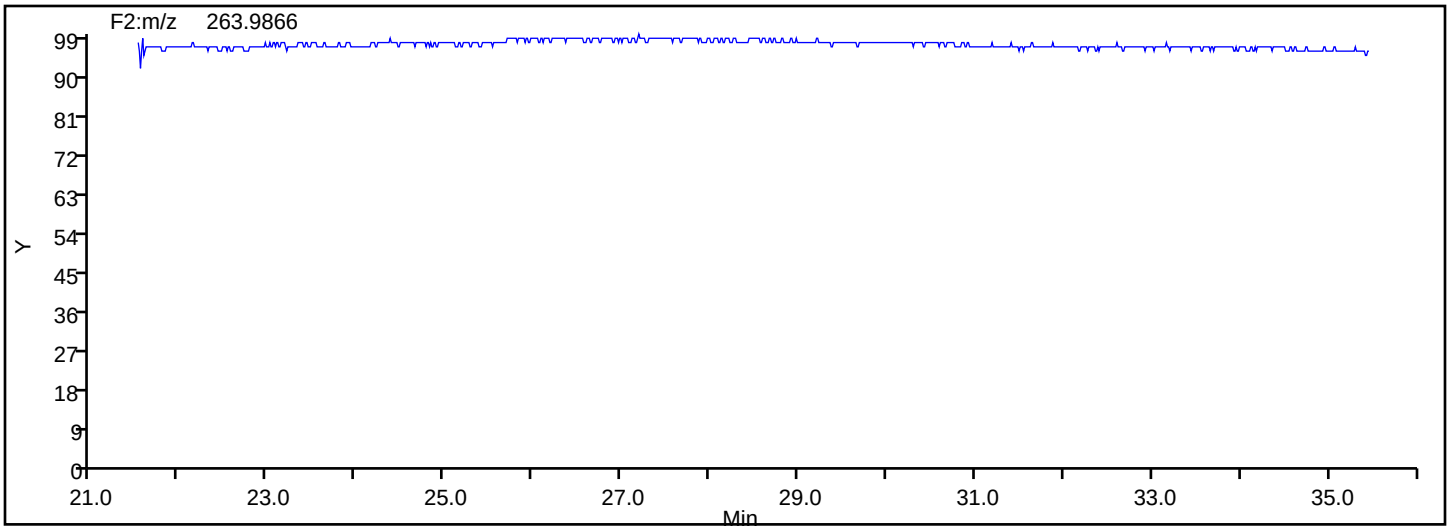

Manual Integration/User Assign Peak Report

Eurofins TestAmerica, Knoxville

Data File:	\\chromna\Knoxville\ChromData\D3D\20190827-12879.b\mb140-3277515-b.d				
Injection Date:	27-Aug-2019 18:11:00	Instrument ID:	D3D		
Lims ID:	MB 140-32775/15-B				
Client ID:					
Operator ID:	Xcalibur_System	ALS Bottle#:	0	Worklist Smp#:	7
Injection Vol:	1.0 ul	Dil. Factor:	1.0000		
Method:	PCBs_D3D	Limit Group:	HR - 1668A - ICAL		
Column:	SPB-Octyl (0.25 mm)	Detector	F2(21.81 :35.54)		

PCB-44/47/65, CAS: STL01803

Signal: 2

Processing Integration Results

RT: 25.99
Area: 4606
Amount: 0.338833
Amount Units: pg/ul

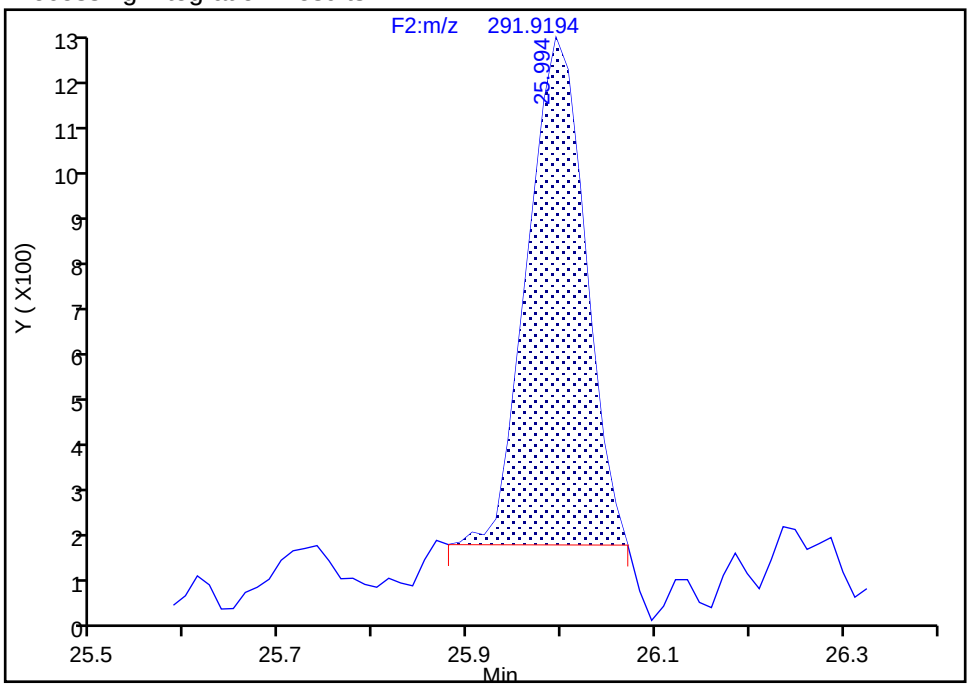

Manual Integration Results

RT: 25.99
Area: 5941
Amount: 0.385722
Amount Units: pg/ul

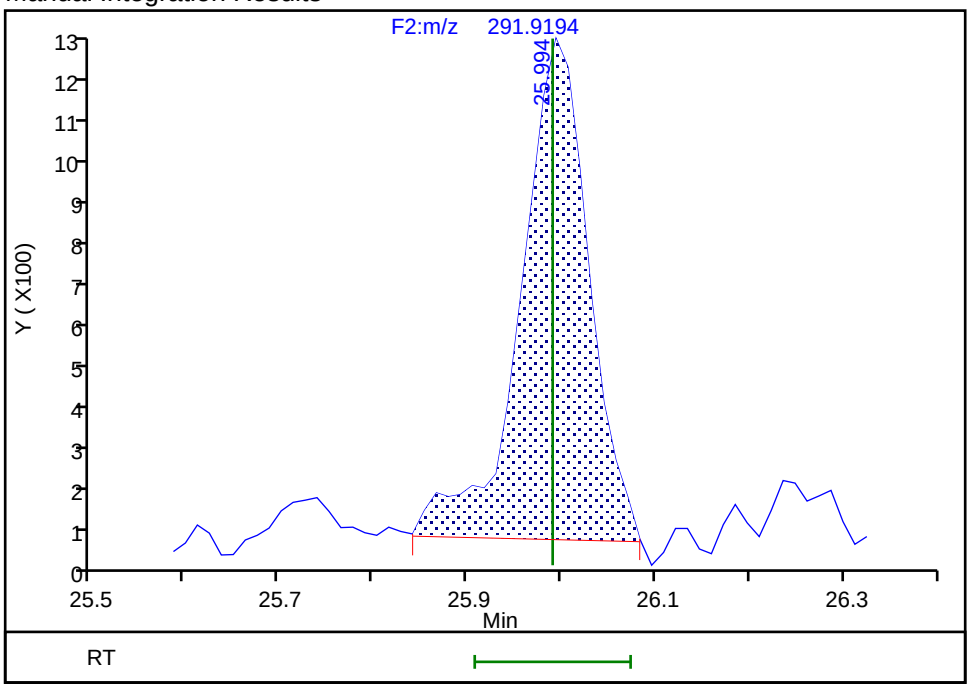

Reviewer: mcwhirterl, 27-Aug-2019 19:43:45

Audit Action: Marked Compound Undetected Audit Reason: Invalid Compound ID

Manual Integration/User Assign Peak Report

Eurofins TestAmerica, Knoxville

Data File: \\chromna\Knoxville\ChromData\D3D\20190827-12879.b\mb140-3277515-b.d
Injection Date: 27-Aug-2019 18:11:00 Instrument ID: D3D
Lims ID: MB 140-32775/15-B
Client ID:
Operator ID: Xcalibur_System ALS Bottle#: 0 Worklist Smp#: 7
Injection Vol: 1.0 ul Dil. Factor: 1.0000
Method: PCBs_D3D Limit Group: HR - 1668A - ICAL
Column: SPB-Octyl (0.25 mm) Detector F2(21.81 :35.54)

PCB-44/47/65, CAS: STL01803

Signal: 3

Processing Integration Results

RT: 25.99
Area: 9647
Amount: 0.338833
Amount Units: pg/ul

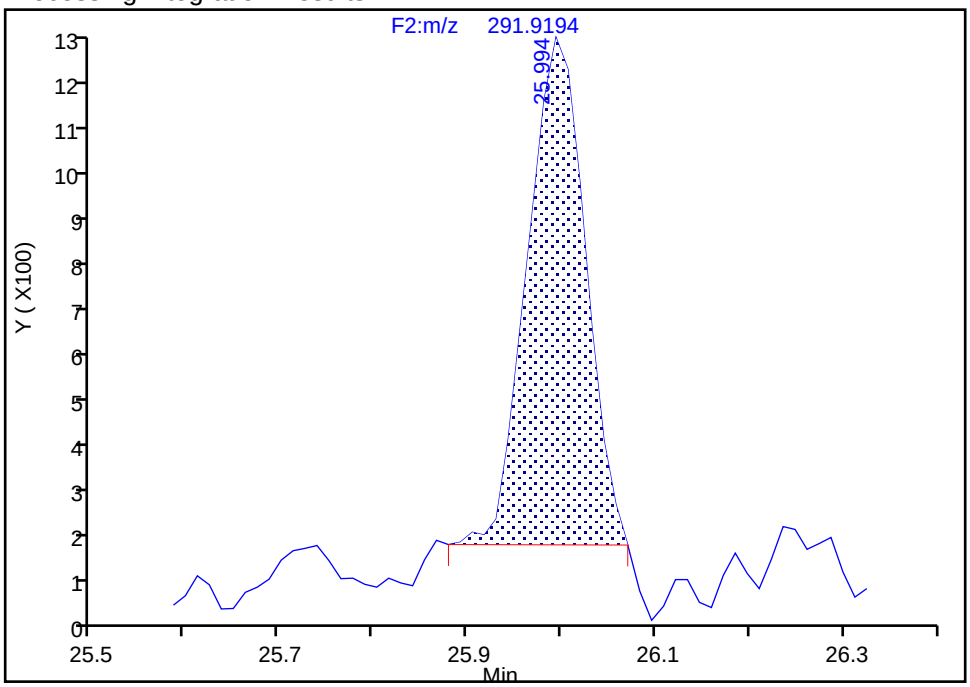

Manual Integration Results

RT: 25.99
Area: 10982
Amount: 0.385722
Amount Units: pg/ul
Reviewer: mcwhirterl, 27-Aug-2019 19:43:45
Audit Action: Marked Compound Undetected Audit Reason: Invalid Compound ID

Manual Integration/User Assign Peak Report

Eurofins TestAmerica, Knoxville

Data File: \\chromna\Knoxville\ChromData\D3D\20190827-12879.b\mb140-3277515-b.d
Injection Date: 27-Aug-2019 18:11:00 Instrument ID: D3D
Lims ID: MB 140-32775/15-B
Client ID:
Operator ID: Xcalibur_System ALS Bottle#: 0 Worklist Smp#: 7
Injection Vol: 1.0 ul Dil. Factor: 1.0000
Method: PCBs_D3D Limit Group: HR - 1668A - ICAL
Column: SPB-Octyl (0.25 mm) Detector F2(21.81 :35.54)

PCB-44/47/65, CAS: STL01803

Signal: 1

Processing Integration Results

RT: 25.99
Area: 5041
Amount: 0.338833
Amount Units: pg/ul

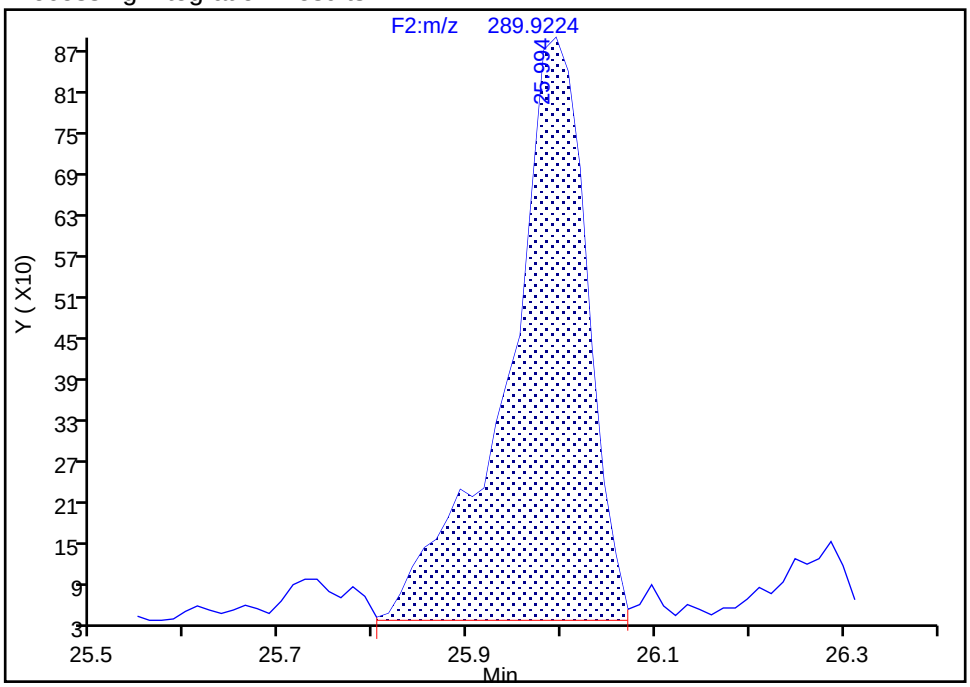

Manual Integration Results

RT: 25.99
Area: 5041
Amount: 0.385722
Amount Units: pg/ul

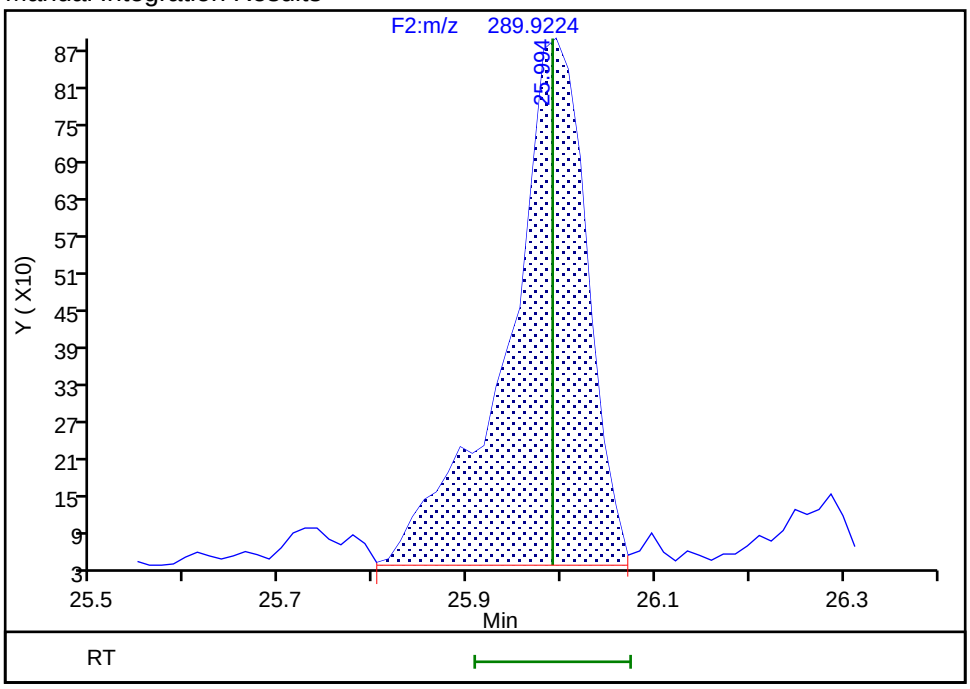

Reviewer: mcwhirterl, 27-Aug-2019 19:43:46
Audit Action: Manually Integrated/Assigned Compound ID Audit Reason: Baseline

Eurofins TestAmerica, Knoxville

Data File:	\\chromna\Knoxville\ChromData\D3D\20190827-12879.b\mb140-3277515-b.d		
Injection Date:	27-Aug-2019 18:11:00	Injection Vol:	1.0 ul
Instrument ID:	D3D	Operator ID:	Xcalibur_System
Method:	PCBs_D3D	Limit Group:	HR - 1668A - ICAL
Client ID:			
Worklist#:	33063	Sample Line#:	7
Column Type:	SPB-Octyl	Column Dia:	0.25 mm

PePCB F2

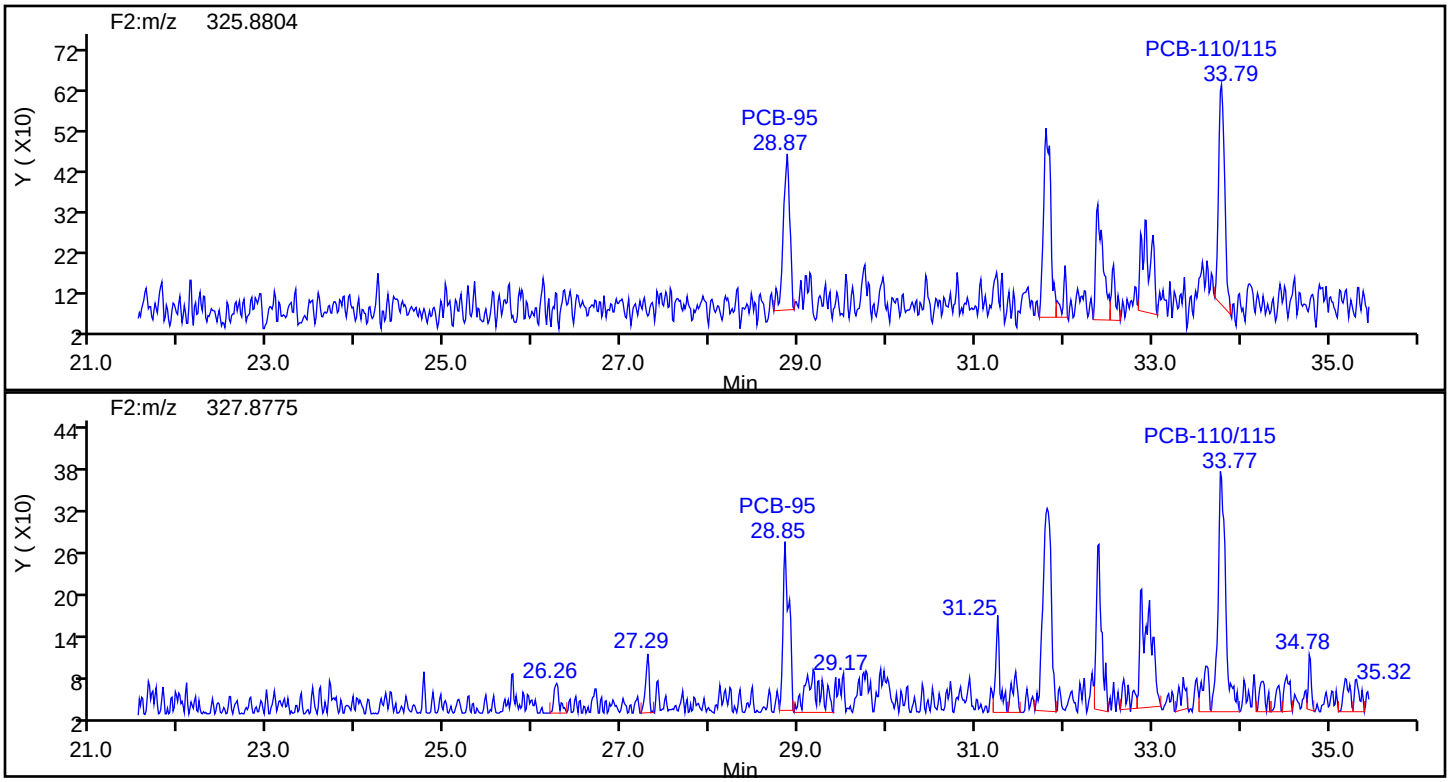

PePCB F2 Standards

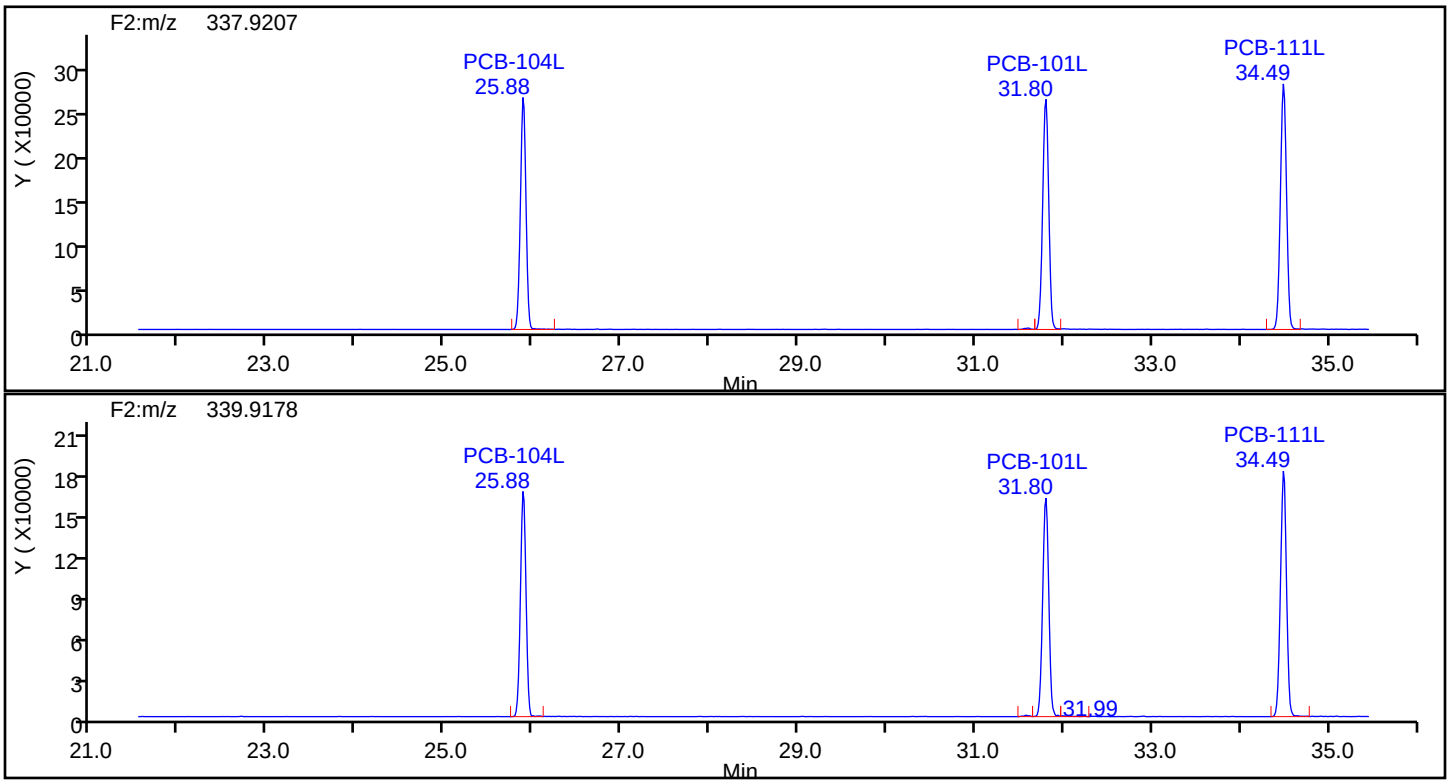

Eurofins TestAmerica, Knoxville

Data File:	\\chromna\Knoxville\ChromData\D3D\20190827-12879.b\mb140-3277515-b.d		
Injection Date:	27-Aug-2019 18:11:00	Injection Vol:	1.0 ul
Instrument ID:	D3D	Operator ID:	Xcalibur_System
Method:	PCBs_D3D	Limit Group:	HR - 1668A - ICAL
Client ID:			
Worklist#:	33063	Sample Line#:	7
Column Type:	SPB-Octyl	Column Dia:	0.25 mm

PePCB F2

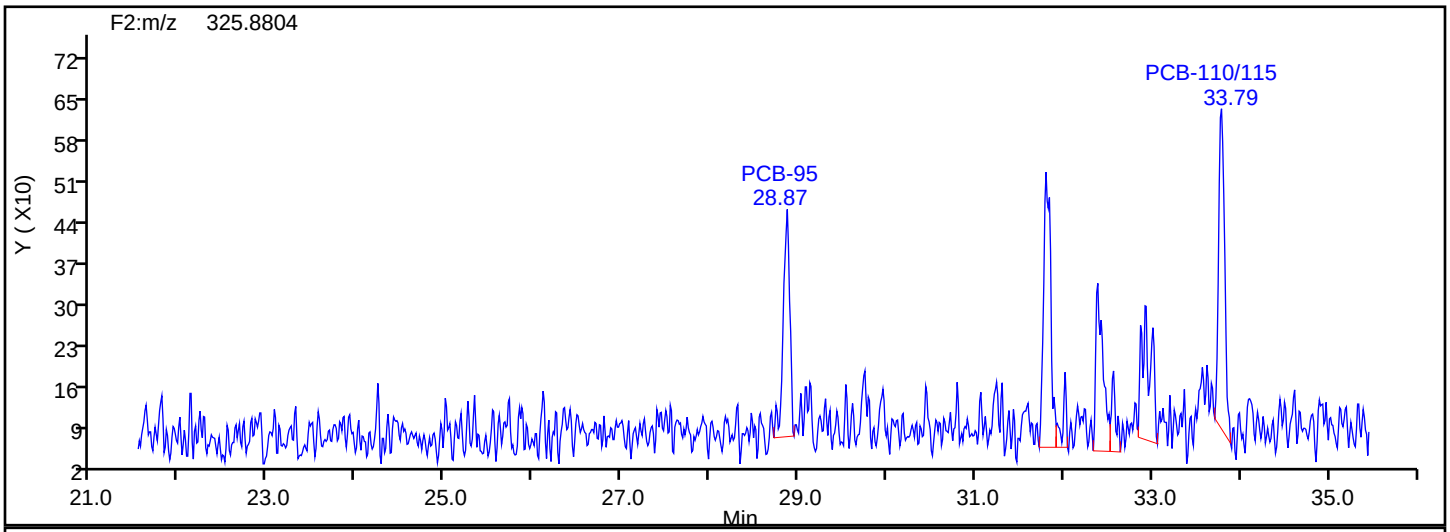

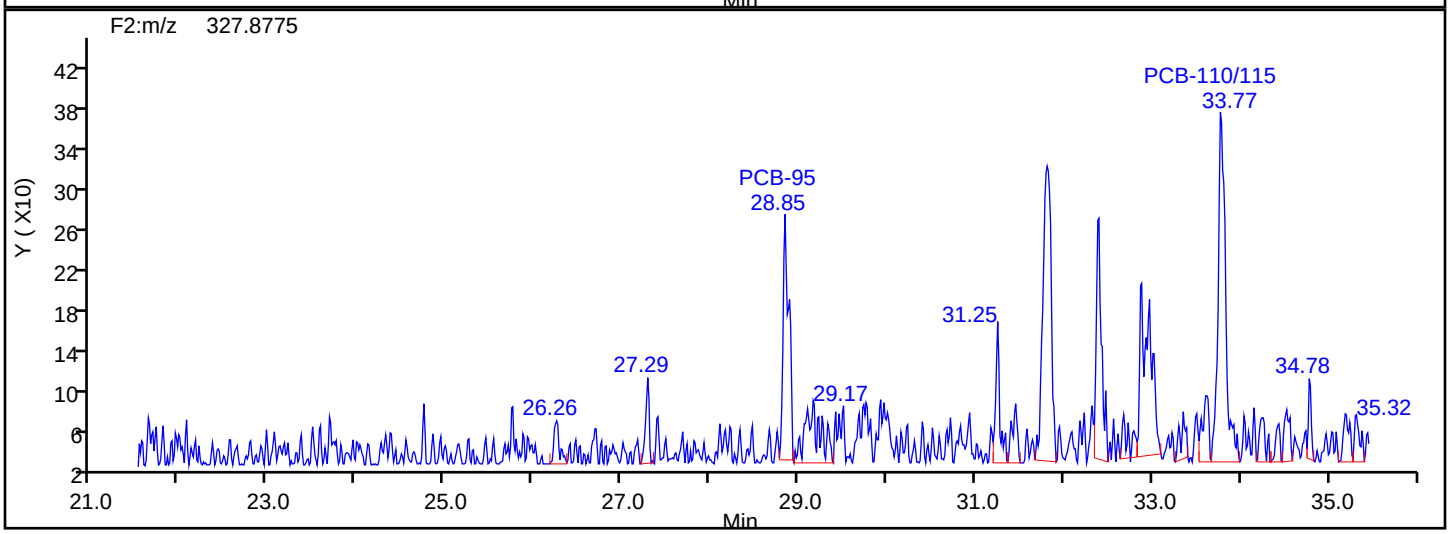

PePCB F2 Lock Mass

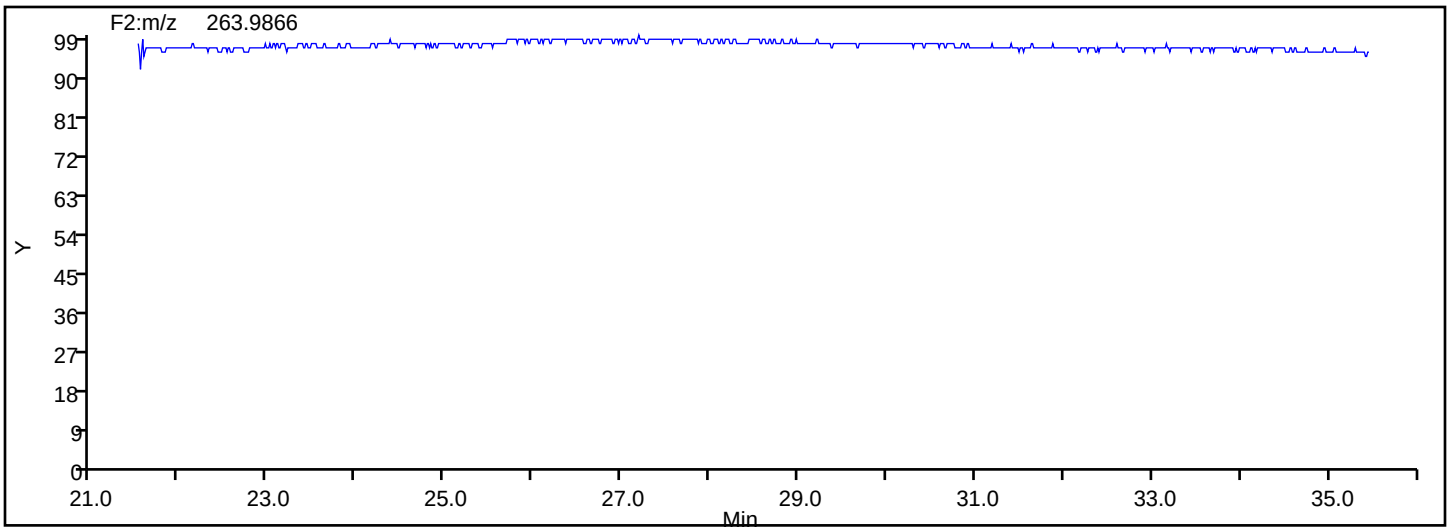

Manual Integration/User Assign Peak Report

Eurofins TestAmerica, Knoxville

Data File:	\\chromna\Knoxville\ChromData\D3D\20190827-12879.b\mb140-3277515-b.d				
Injection Date:	27-Aug-2019 18:11:00	Instrument ID:	D3D		
Lims ID:	MB 140-32775/15-B				
Client ID:					
Operator ID:	Xcalibur_System	ALS Bottle#:	0	Worklist Smp#:	7
Injection Vol:	1.0 ul	Dil. Factor:	1.0000		
Method:	PCBs_D3D	Limit Group:	HR - 1668A - ICAL		
Column:	SPB-Octyl (0.25 mm)	Detector	F2(21.81 :35.54)		

PCB-90/101/113, CAS: STL01813

Signal: 2

Processing Integration Results

RT: 31.81
Area: 1942
Amount: 0.228319
Amount Units: pg/ul

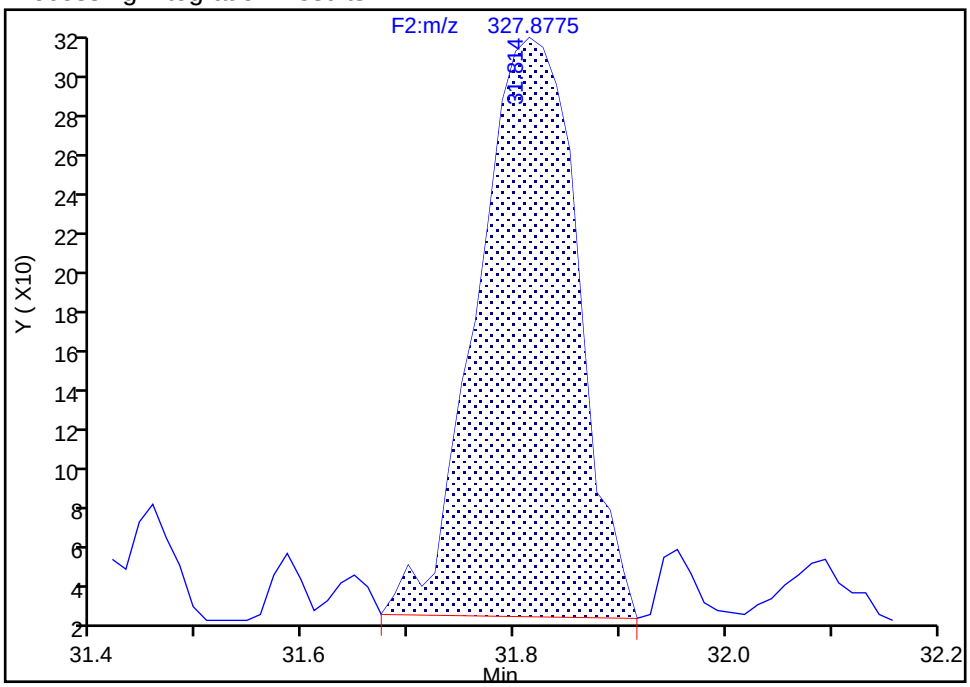

Manual Integration Results

RT: 31.81
Area: 1942
Amount: 0.211745
Amount Units: pg/ul

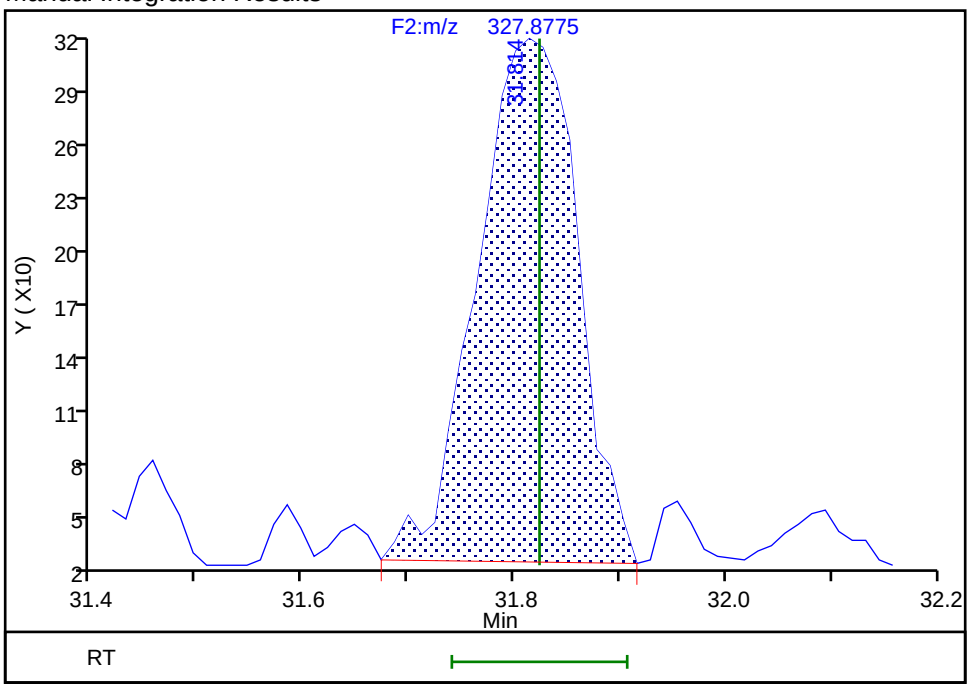

Reviewer: mcwhirterl, 27-Aug-2019 19:44:24
Audit Action: Marked Compound Undetected Audit Reason: Invalid Compound ID

Manual Integration/User Assign Peak Report

Eurofins TestAmerica, Knoxville

Data File: \\chromna\Knoxville\ChromData\D3D\20190827-12879.b\mb140-3277515-b.d
Injection Date: 27-Aug-2019 18:11:00 Instrument ID: D3D
Lims ID: MB 140-32775/15-B
Client ID:
Operator ID: Xcalibur_System ALS Bottle#: 0 Worklist Smp#: 7
Injection Vol: 1.0 ul Dil. Factor: 1.0000
Method: PCBs_D3D Limit Group: HR - 1668A - ICAL
Column: SPB-Octyl (0.25 mm) Detector F2(21.81 :35.54)

PCB-90/101/113, CAS: STL01813

Signal: 3

Processing Integration Results

RT: 31.80
Area: 4918
Amount: 0.228319
Amount Units: pg/ul

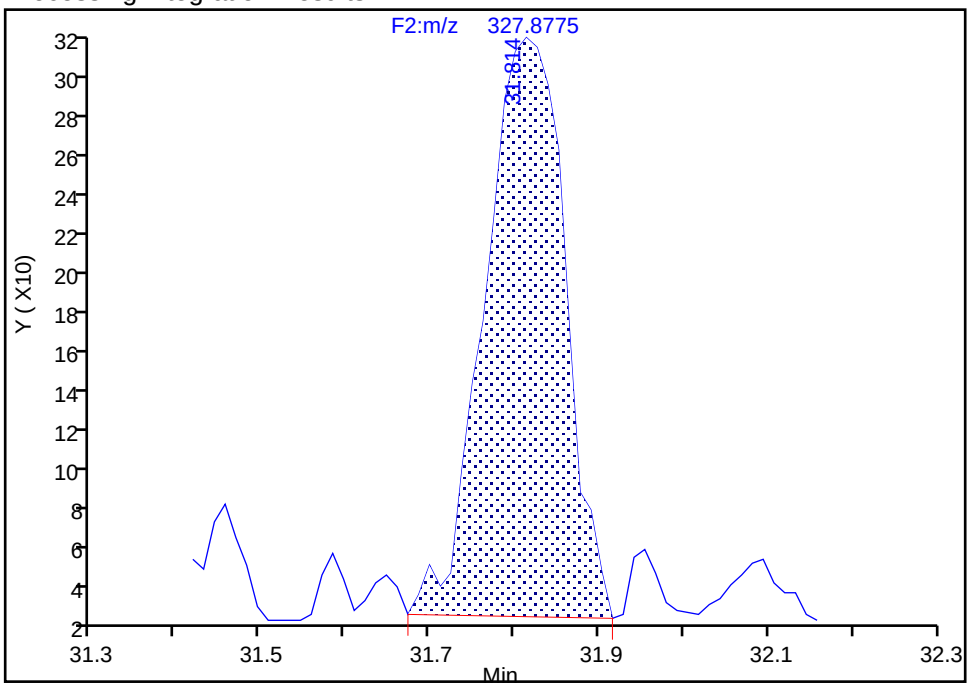

Manual Integration Results

RT: 31.80
Area: 4561
Amount: 0.211745
Amount Units: pg/ul
Reviewer: mcwhirterl, 27-Aug-2019 19:44:24
Audit Action: Marked Compound Undetected Audit Reason: Invalid Compound ID

Manual Integration/User Assign Peak Report

Eurofins TestAmerica, Knoxville

Data File:	\\chromna\Knoxville\ChromData\D3D\20190827-12879.b\mb140-3277515-b.d				
Injection Date:	27-Aug-2019 18:11:00	Instrument ID:	D3D		
Lims ID:	MB 140-32775/15-B				
Client ID:					
Operator ID:	Xcalibur_System	ALS Bottle#:	0	Worklist Smp#:	7
Injection Vol:	1.0 ul	Dil. Factor:	1.0000		
Method:	PCBs_D3D	Limit Group:	HR - 1668A - ICAL		
Column:	SPB-Octyl (0.25 mm)	Detector	F2(21.81 :35.54)		

PCB-90/101/113, CAS: STL01813

Signal: 1

Processing Integration Results

RT: 31.80
Area: 2976
Amount: 0.228319
Amount Units: pg/ul

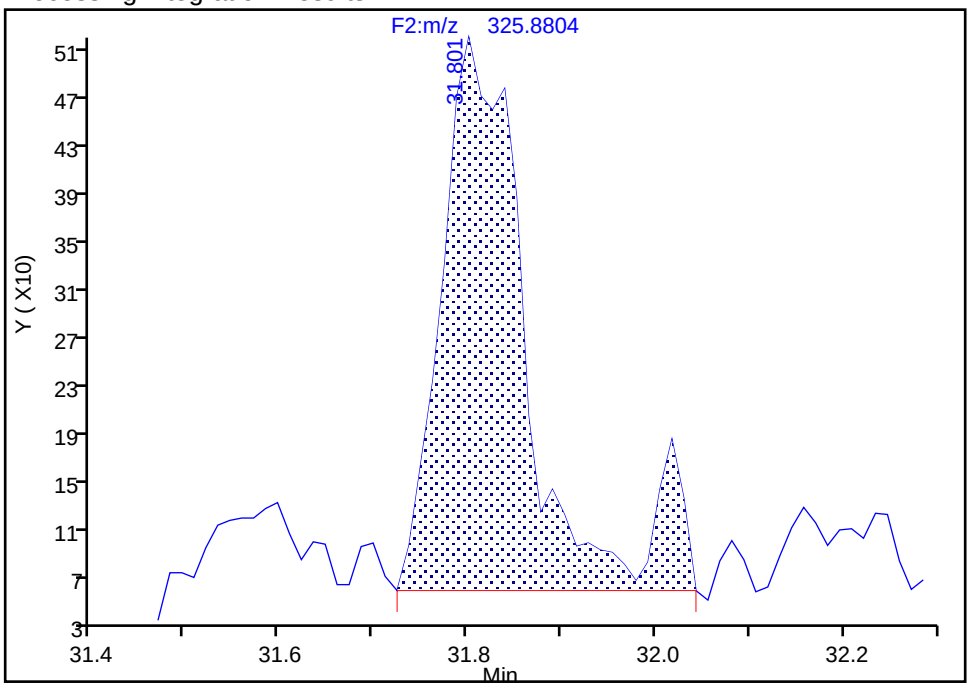

Manual Integration Results

RT: 31.80
Area: 2619
Amount: 0.211745
Amount Units: pg/ul

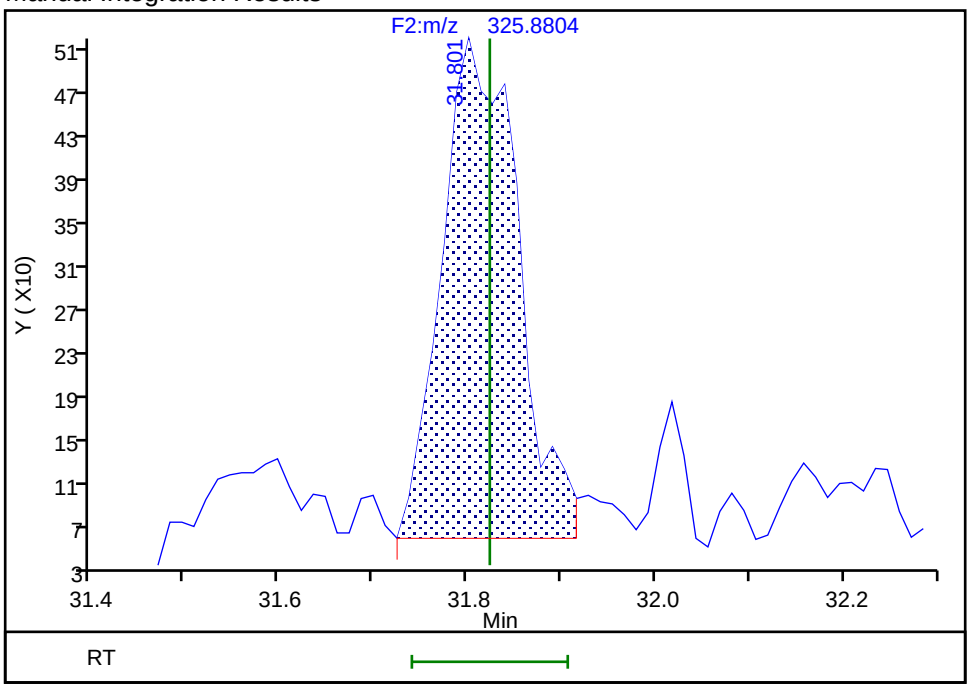

Reviewer: mcwhirterl, 27-Aug-2019 19:44:25

Audit Action: Manually Integrated/Assigned Compound ID Audit Reason: Split Peak

Manual Integration/User Assign Peak Report

Eurofins TestAmerica, Knoxville

Data File:	\\chromna\Knoxville\ChromData\D3D\20190827-12879.b\mb140-3277515-b.d				
Injection Date:	27-Aug-2019 18:11:00	Instrument ID:	D3D		
Lims ID:	MB 140-32775/15-B				
Client ID:					
Operator ID:	Xcalibur_System	ALS Bottle#:	0	Worklist Smp#:	7
Injection Vol:	1.0 ul	Dil. Factor:	1.0000		
Method:	PCBs_D3D	Limit Group:	HR - 1668A - ICAL		
Column:	SPB-Octyl (0.25 mm)	Detector	F2(21.81 :35.54)		

PCB-83/99, CAS: STL01809

Signal: 2

Processing Integration Results

RT: 32.40
Area: 1000
Amount: 0.173314
Amount Units: pg/ul

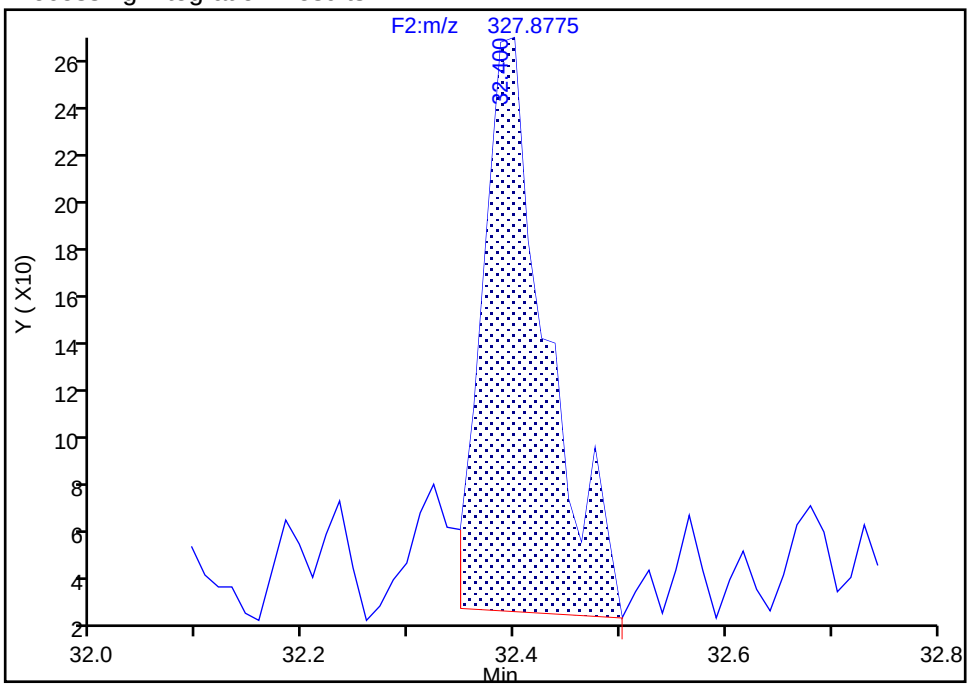

Manual Integration Results

RT: 32.40
Area: 1000
Amount: 0.147247
Amount Units: pg/ul

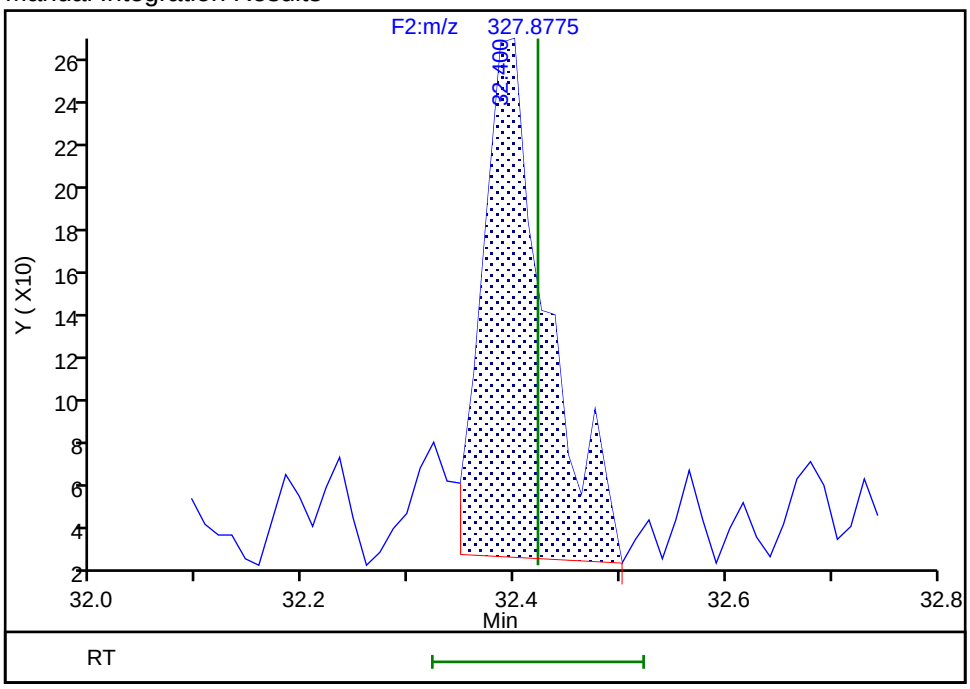

Reviewer: mcwhirterl, 27-Aug-2019 19:44:33
Audit Action: Marked Compound Undetected Audit Reason: Invalid Compound ID

Manual Integration/User Assign Peak Report

Eurofins TestAmerica, Knoxville

Data File: \\chromna\Knoxville\ChromData\D3D\20190827-12879.b\mb140-3277515-b.d
Injection Date: 27-Aug-2019 18:11:00 Instrument ID: D3D
Lims ID: MB 140-32775/15-B
Client ID:
Operator ID: Xcalibur_System ALS Bottle#: 0 Worklist Smp#: 7
Injection Vol: 1.0 ul Dil. Factor: 1.0000
Method: PCBs_D3D Limit Group: HR - 1668A - ICAL
Column: SPB-Octyl (0.25 mm) Detector F2(21.81 :35.54)

PCB-83/99, CAS: STL01809

Signal: 3

Processing Integration Results

RT: 32.39
Area: 3085
Amount: 0.173314
Amount Units: pg/ul

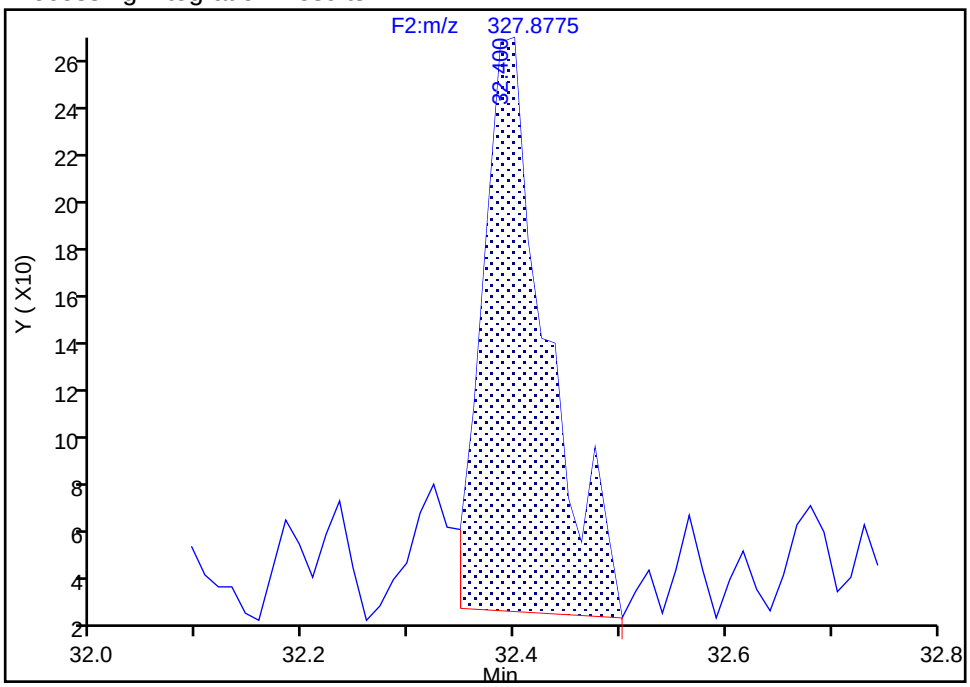

Manual Integration Results

RT: 32.39
Area: 2621
Amount: 0.147247
Amount Units: pg/ul
Reviewer: mcwhirterl, 27-Aug-2019 19:44:33
Audit Action: Marked Compound Undetected Audit Reason: Invalid Compound ID

Manual Integration/User Assign Peak Report

Eurofins TestAmerica, Knoxville

Data File:	\\chromna\Knoxville\ChromData\D3D\20190827-12879.b\mb140-3277515-b.d				
Injection Date:	27-Aug-2019 18:11:00	Instrument ID:	D3D		
Lims ID:	MB 140-32775/15-B				
Client ID:					
Operator ID:	Xcalibur_System	ALS Bottle#:	0	Worklist Smp#:	7
Injection Vol:	1.0 ul	Dil. Factor:	1.0000		
Method:	PCBs_D3D	Limit Group:	HR - 1668A - ICAL		
Column:	SPB-Octyl (0.25 mm)	Detector	F2(21.81 :35.54)		

PCB-83/99, CAS: STL01809

Signal: 1

Processing Integration Results

RT: 32.39
Area: 2085
Amount: 0.173314
Amount Units: pg/ul

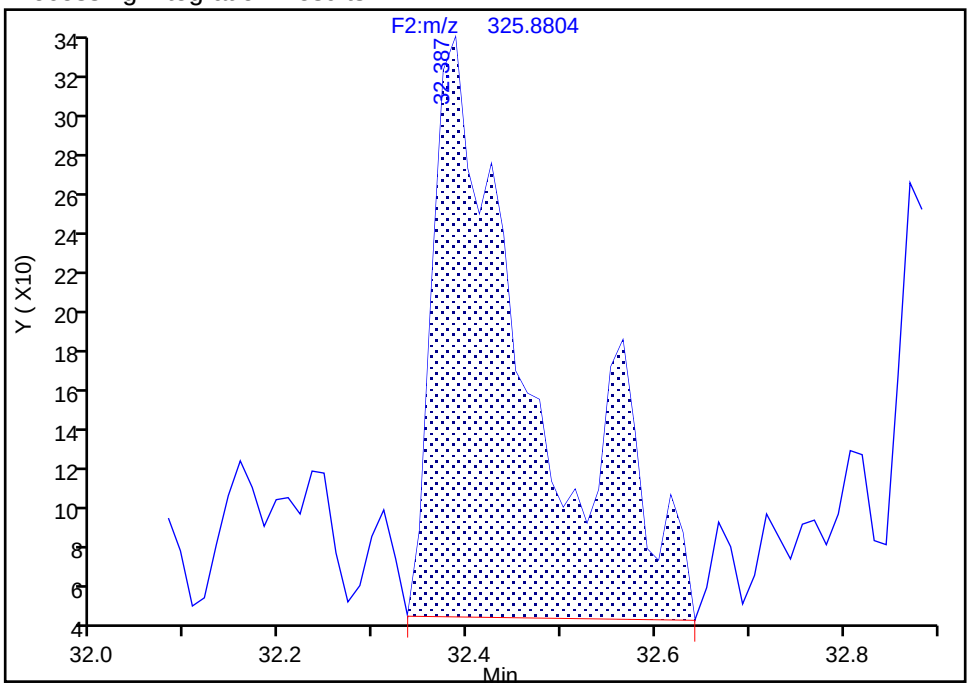

Manual Integration Results

RT: 32.39
Area: 1621
Amount: 0.147247
Amount Units: pg/ul

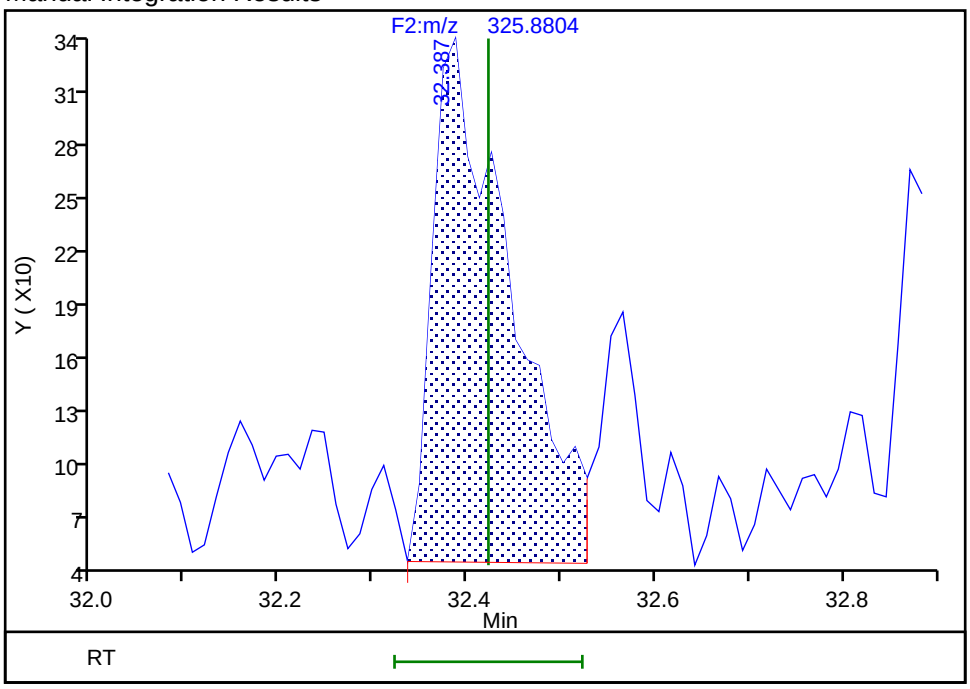

Reviewer: mcwhirterl, 27-Aug-2019 19:44:35

Audit Action: Manually Integrated/Assigned Compound ID Audit Reason: Split Peak

Manual Integration/User Assign Peak Report

Eurofins TestAmerica, Knoxville

Data File: \\chromna\Knoxville\ChromData\D3D\20190827-12879.b\mb140-3277515-b.d
Injection Date: 27-Aug-2019 18:11:00 Instrument ID: D3D
Lims ID: MB 140-32775/15-B
Client ID:
Operator ID: Xcalibur_System ALS Bottle#: 0 Worklist Smp#: 7
Injection Vol: 1.0 ul Dil. Factor: 1.0000
Method: PCBs_D3D Limit Group: HR - 1668A - ICAL
Column: SPB-Octyl (0.25 mm) Detector F2(21.81 :35.54)

PCB-86/87/97/109/119/125, CAS: STL02295

Signal: 2

Processing Integration Results

RT: 32.88
Area: 1597
Amount: 0.143911
Amount Units: pg/ul

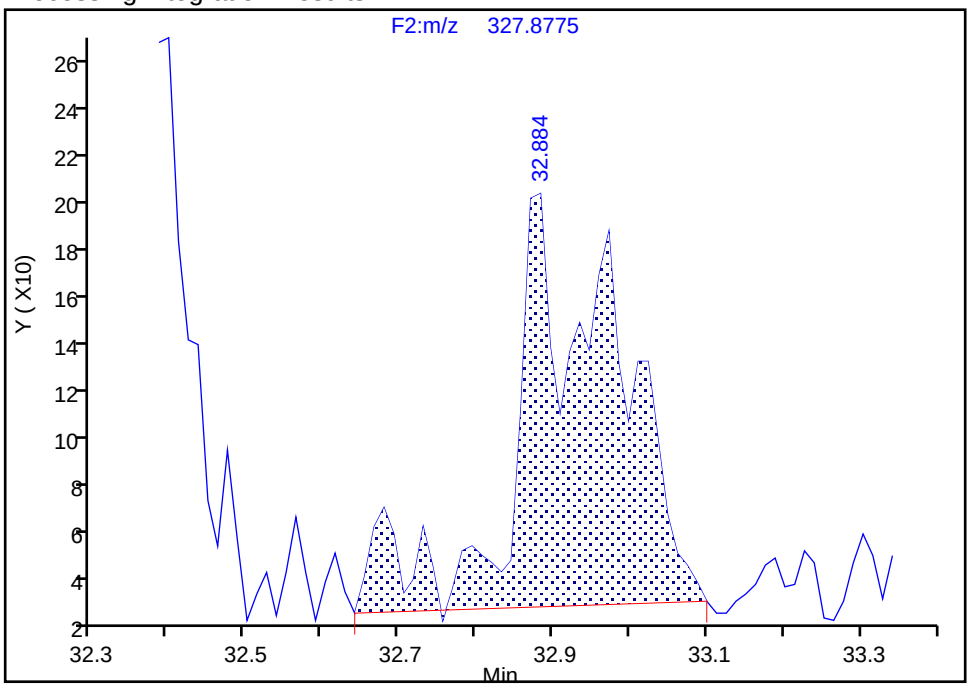

Manual Integration Results

RT: 32.88
Area: 1366
Amount: 0.133716
Amount Units: pg/ul

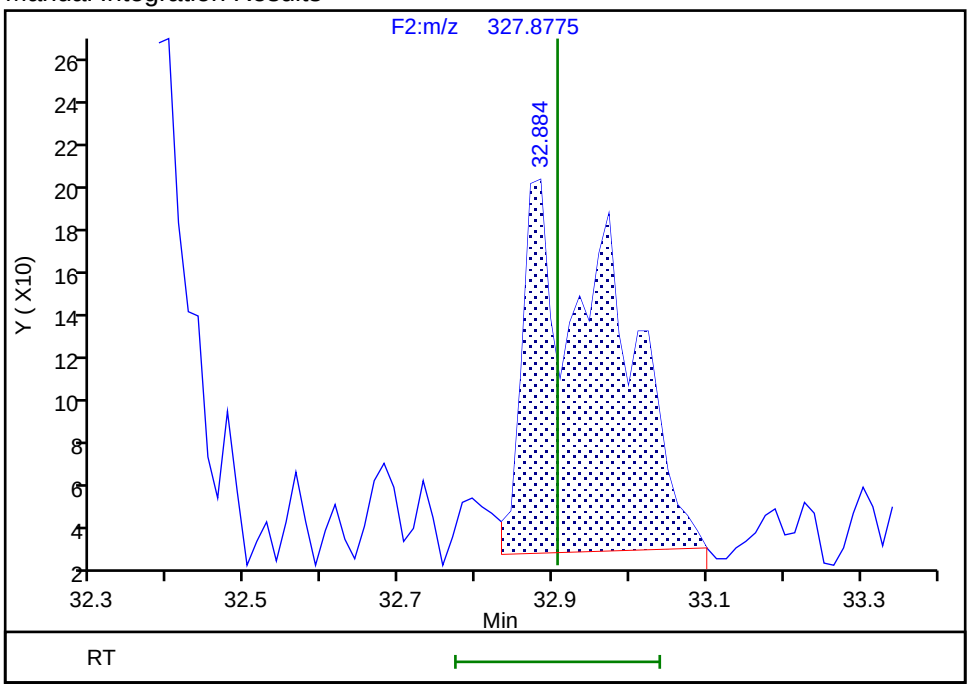

Reviewer: mcwhirterl, 27-Aug-2019 19:44:42
Audit Action: Marked Compound Undetected Audit Reason: Invalid Compound ID

Manual Integration/User Assign Peak Report

Eurofins TestAmerica, Knoxville

Data File: \\chromna\Knoxville\ChromData\D3D\20190827-12879.b\mb140-3277515-b.d
Injection Date: 27-Aug-2019 18:11:00 Instrument ID: D3D
Lims ID: MB 140-32775/15-B
Client ID:
Operator ID: Xcalibur_System ALS Bottle#: 0 Worklist Smp#: 7
Injection Vol: 1.0 ul Dil. Factor: 1.0000
Method: PCBs_D3D Limit Group: HR - 1668A - ICAL
Column: SPB-Octyl (0.25 mm) Detector F2(21.81 :35.54)

PCB-86/87/97/109/119/125, CAS: STL02295

Signal: 3

Processing Integration Results

RT: 32.92
Area: 3261
Amount: 0.143911
Amount Units: pg/ul

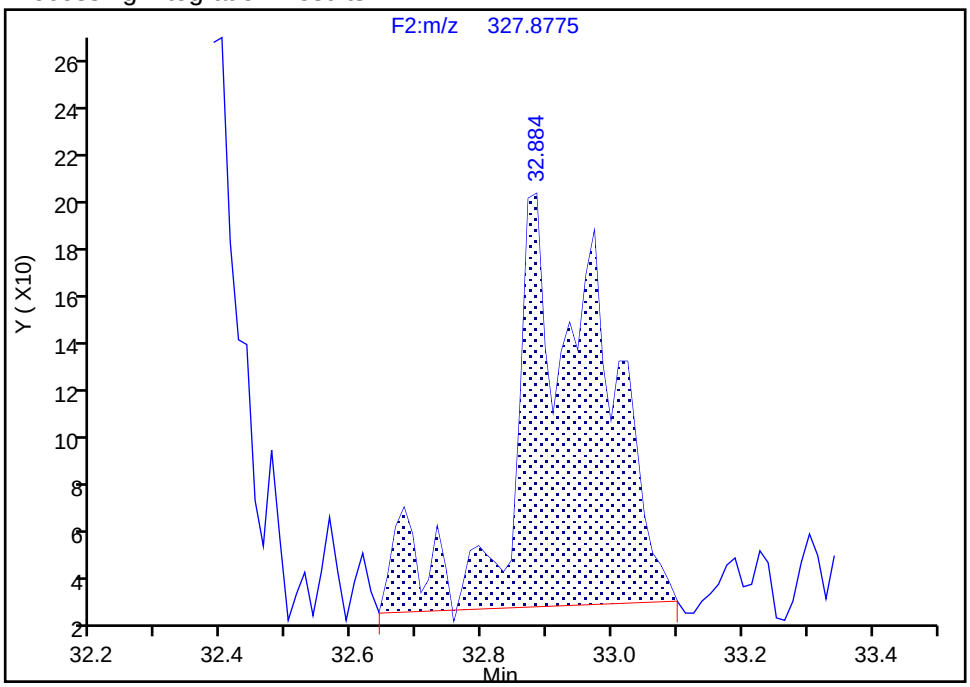

Manual Integration Results

RT: 32.92
Area: 3030
Amount: 0.133716
Amount Units: pg/ul
Reviewer: mcwhirterl, 27-Aug-2019 19:44:42
Audit Action: Marked Compound Undetected Audit Reason: Invalid Compound ID

Manual Integration/User Assign Peak Report

Eurofins TestAmerica, Knoxville

Data File:	\\chromna\Knoxville\ChromData\D3D\20190827-12879.b\mb140-3277515-b.d				
Injection Date:	27-Aug-2019 18:11:00	Instrument ID:	D3D		
Lims ID:	MB 140-32775/15-B				
Client ID:					
Operator ID:	Xcalibur_System	ALS Bottle#:	0	Worklist Smp#:	7
Injection Vol:	1.0 ul	Dil. Factor:	1.0000		
Method:	PCBs_D3D	Limit Group:	HR - 1668A - ICAL		
Column:	SPB-Octyl (0.25 mm)	Detector	F2(21.81 :35.54)		

PCB-86/87/97/109/119/125, CAS: STL02295

Signal: 1

Processing Integration Results

RT: 32.92
Area: 1664
Amount: 0.143911
Amount Units: pg/ul

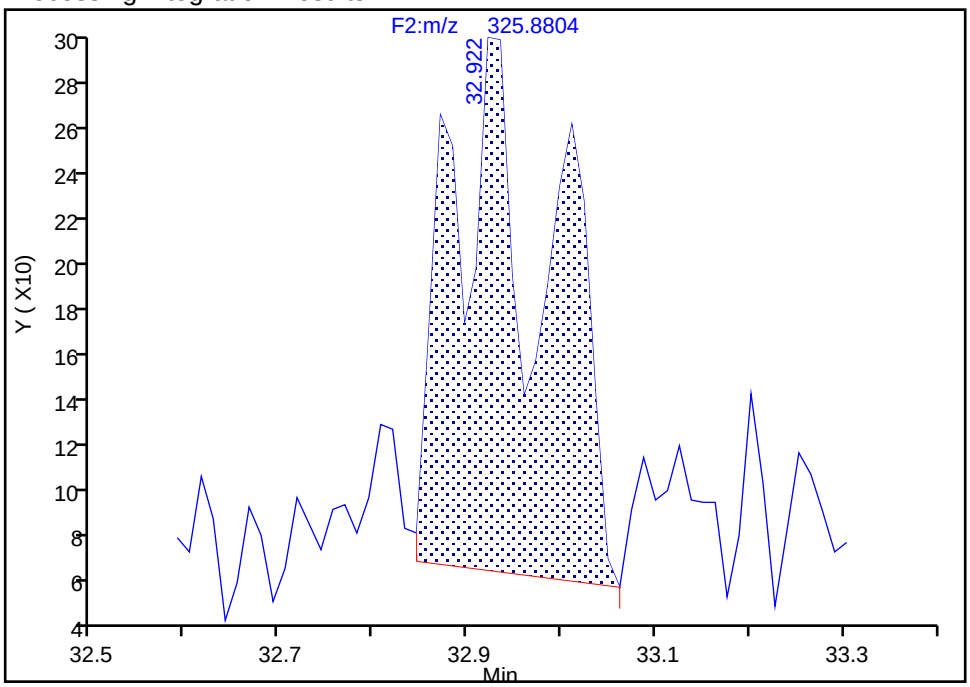

Manual Integration Results

RT: 32.92
Area: 1664
Amount: 0.133716
Amount Units: pg/ul

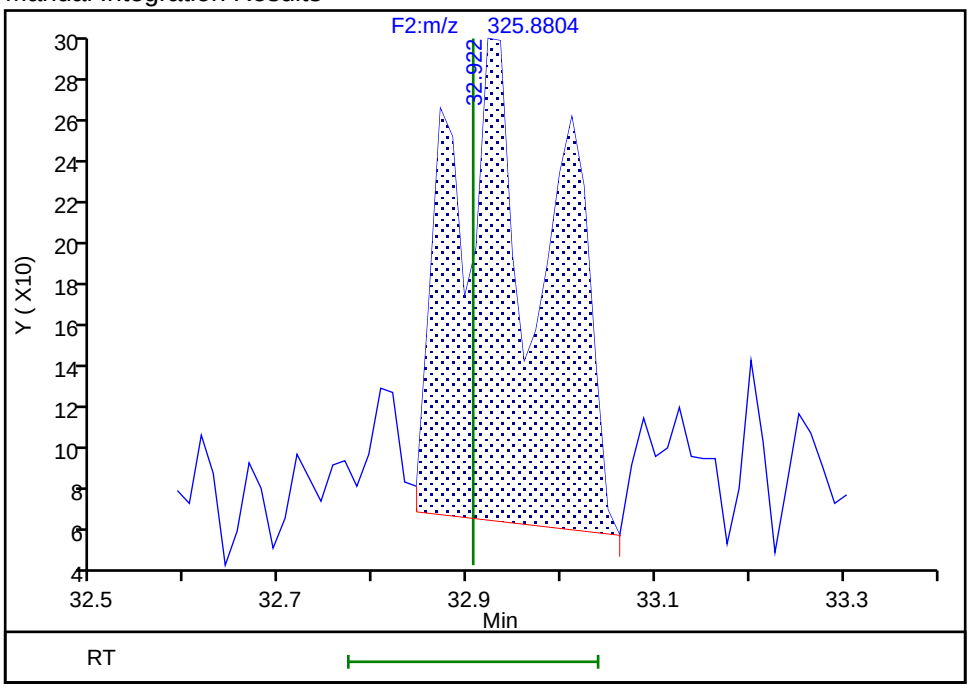

Reviewer: mcwhirterl, 27-Aug-2019 19:44:44

Audit Action: Manually Integrated/Assigned Compound ID Audit Reason: Split Peak

Manual Integration/User Assign Peak Report

Eurofins TestAmerica, Knoxville

Data File: \\chromna\Knoxville\ChromData\D3D\20190827-12879.b\mb140-3277515-b.d
Injection Date: 27-Aug-2019 18:11:00 Instrument ID: D3D
Lims ID: MB 140-32775/15-B
Client ID:
Operator ID: Xcalibur_System ALS Bottle#: 0 Worklist Smp#: 7
Injection Vol: 1.0 ul Dil. Factor: 1.0000
Method: PCBs_D3D Limit Group: HR - 1668A - ICAL
Column: SPB-Octyl (0.25 mm) Detector F2(21.81 :35.54)

PCB-110/115, CAS: STL01826

Signal: 2

Processing Integration Results

RT: 33.77
Area: 2409
Amount: 0.194586
Amount Units: pg/ul

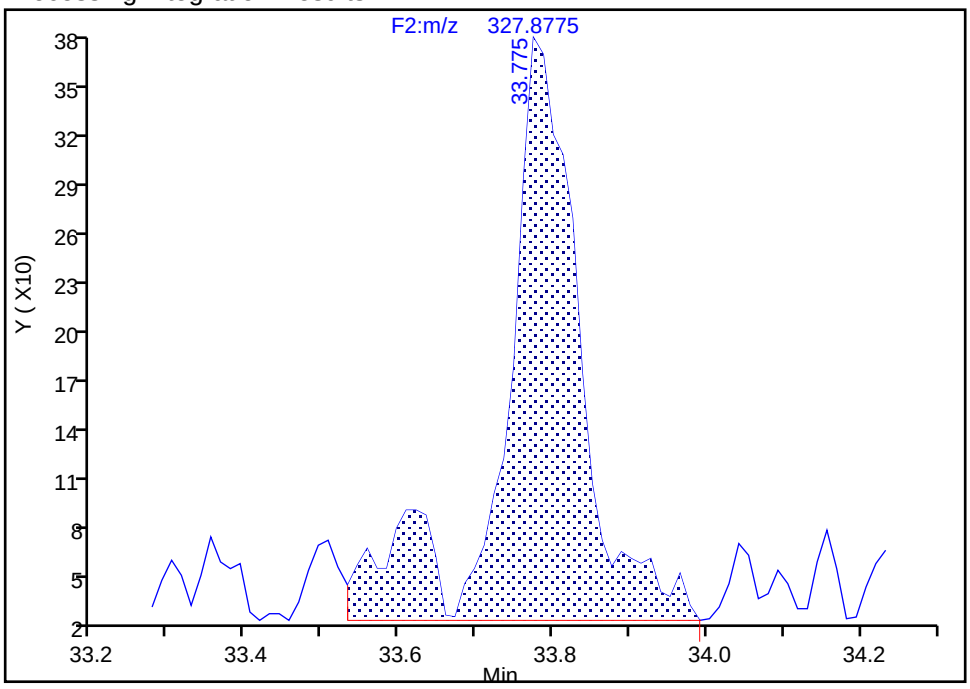

Manual Integration Results

RT: 33.77
Area: 2073
Amount: 0.181463
Amount Units: pg/ul

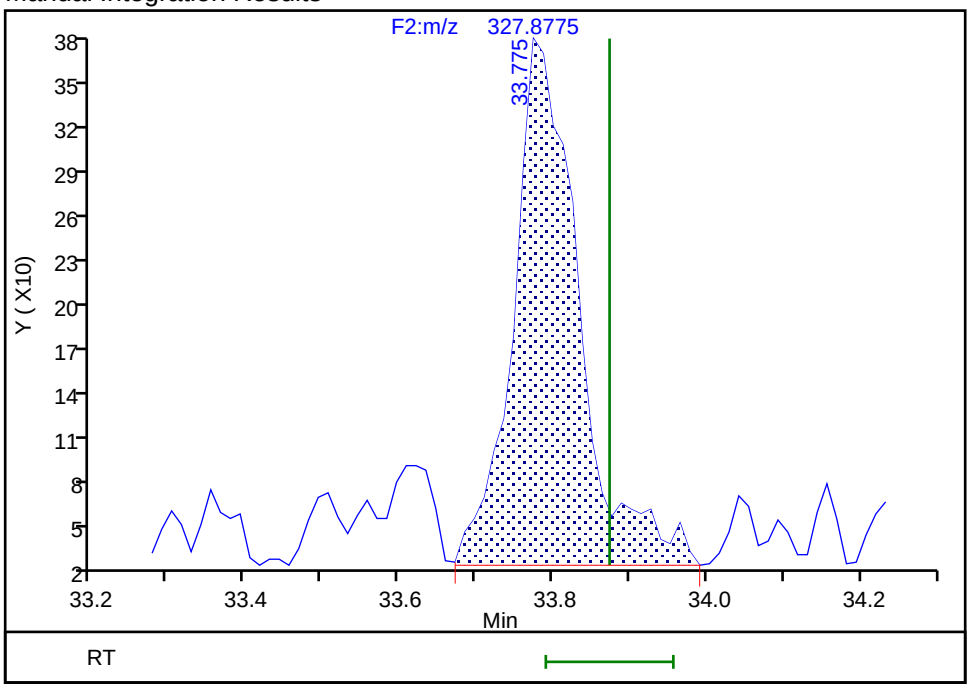

Reviewer: mcwhirterl, 27-Aug-2019 19:44:51
Audit Action: Marked Compound Undetected Audit Reason: Invalid Compound ID

Manual Integration/User Assign Peak Report

Eurofins TestAmerica, Knoxville

Data File: \\chromna\Knoxville\ChromData\D3D\20190827-12879.b\mb140-3277515-b.d
Injection Date: 27-Aug-2019 18:11:00 Instrument ID: D3D
Lims ID: MB 140-32775/15-B
Client ID:
Operator ID: Xcalibur_System ALS Bottle#: 0 Worklist Smp#: 7
Injection Vol: 1.0 ul Dil. Factor: 1.0000
Method: PCBs_D3D Limit Group: HR - 1668A - ICAL
Column: SPB-Octyl (0.25 mm) Detector F2(21.81 :35.54)

PCB-110/115, CAS: STL01826

Signal: 3

Processing Integration Results

RT: 33.79
Area: 4982
Amount: 0.194586
Amount Units: pg/ul

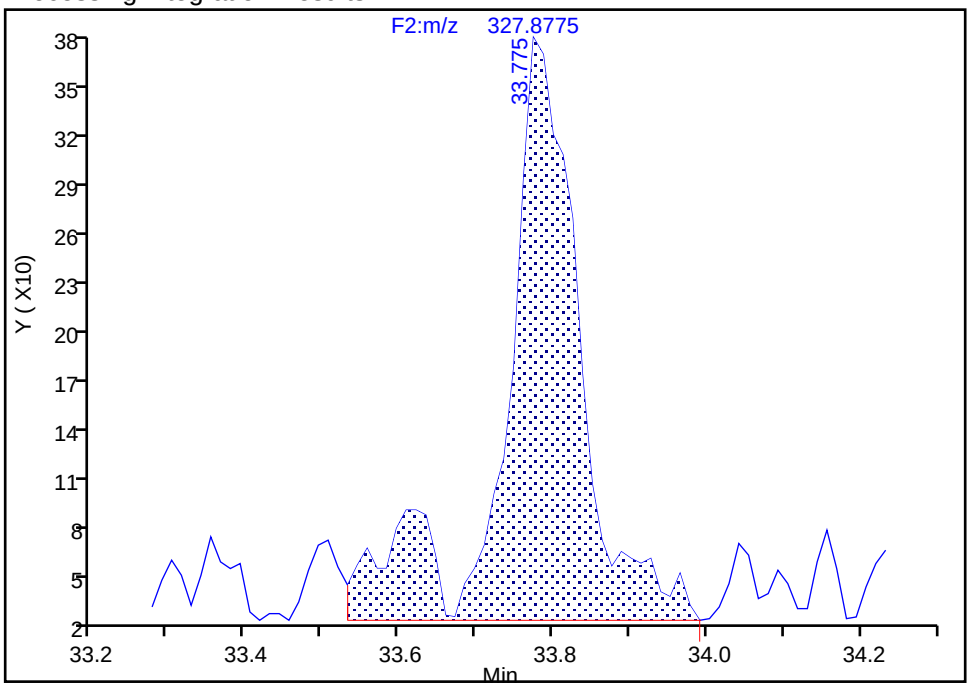

Manual Integration Results

RT: 33.79
Area: 4646
Amount: 0.181463
Amount Units: pg/ul
Reviewer: mcwhirterl, 27-Aug-2019 19:44:51
Audit Action: Marked Compound Undetected Audit Reason: Invalid Compound ID

Manual Integration/User Assign Peak Report

Eurofins TestAmerica, Knoxville

Data File:	\\chromna\Knoxville\ChromData\D3D\20190827-12879.b\mb140-3277515-b.d				
Injection Date:	27-Aug-2019 18:11:00	Instrument ID:	D3D		
Lims ID:	MB 140-32775/15-B				
Client ID:					
Operator ID:	Xcalibur_System	ALS Bottle#:	0	Worklist Smp#:	7
Injection Vol:	1.0 ul	Dil. Factor:	1.0000		
Method:	PCBs_D3D	Limit Group:	HR - 1668A - ICAL		
Column:	SPB-Octyl (0.25 mm)	Detector	F2(21.81 :35.54)		

PCB-110/115, CAS: STL01826

Signal: 1

Processing Integration Results

RT: 33.79
Area: 2573
Amount: 0.194586
Amount Units: pg/ul

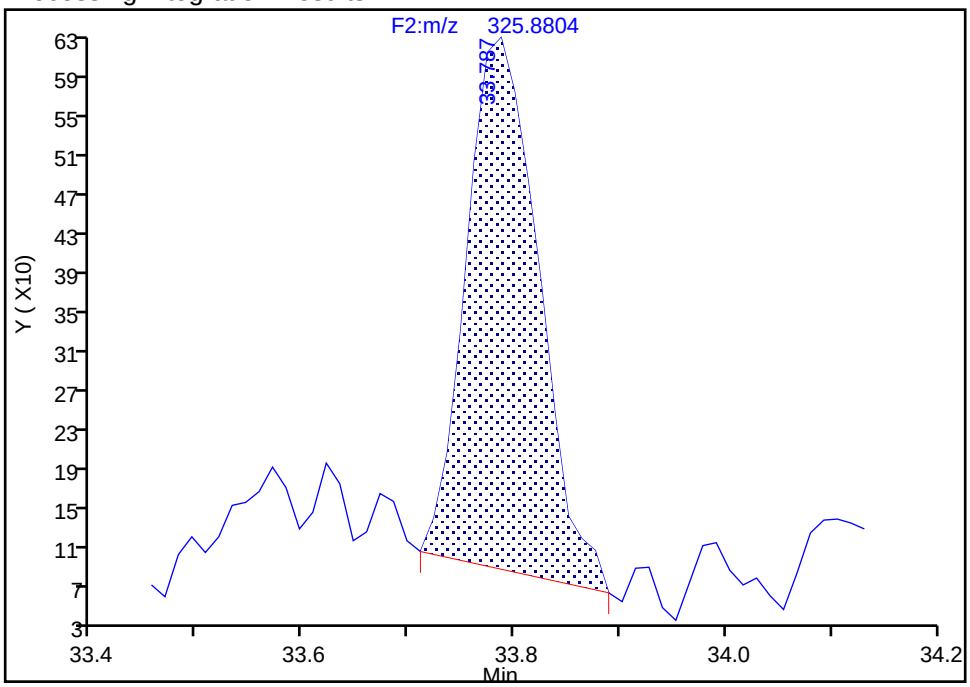

Manual Integration Results

RT: 33.79
Area: 2573
Amount: 0.181463
Amount Units: pg/ul

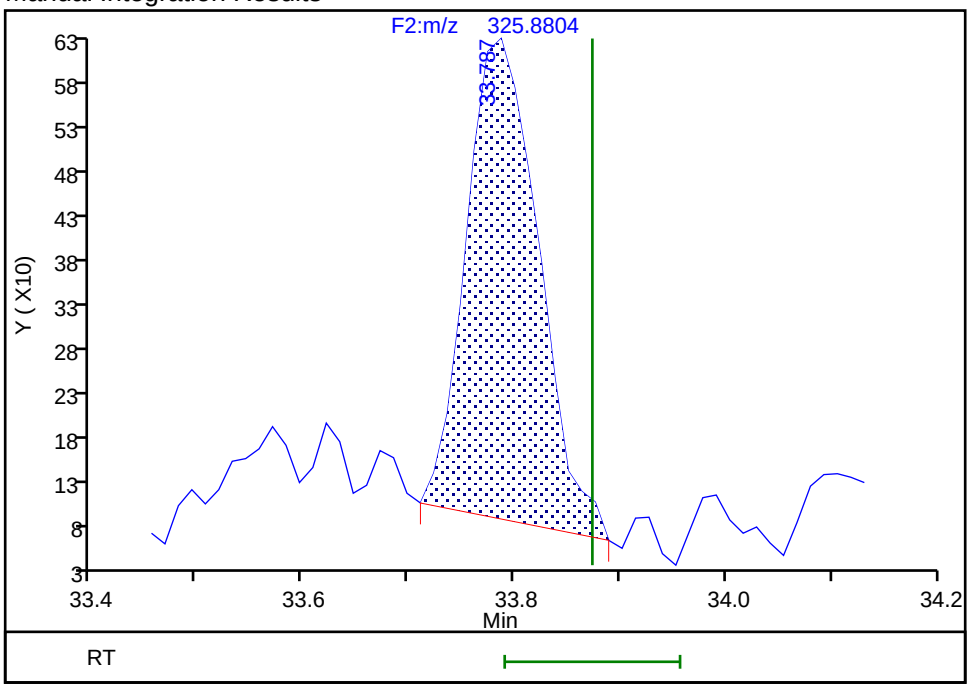

Reviewer: mcwhirterl, 27-Aug-2019 19:44:52

Audit Action: Manually Integrated/Assigned Compound ID Audit Reason: Split Peak

Eurofins TestAmerica, Knoxville

Data File:	\\chromna\Knoxville\ChromData\D3D\20190827-12879.b\mb140-3277515-b.d		
Injection Date:	27-Aug-2019 18:11:00	Injection Vol:	1.0 ul
Instrument ID:	D3D	Operator ID:	Xcalibur_System
Method:	PCBs_D3D	Limit Group:	HR - 1668A - ICAL
Client ID:			
Worklist#:	33063	Sample Line#:	7
Column Type:	SPB-Octyl	Column Dia:	0.25 mm

PePCB F3

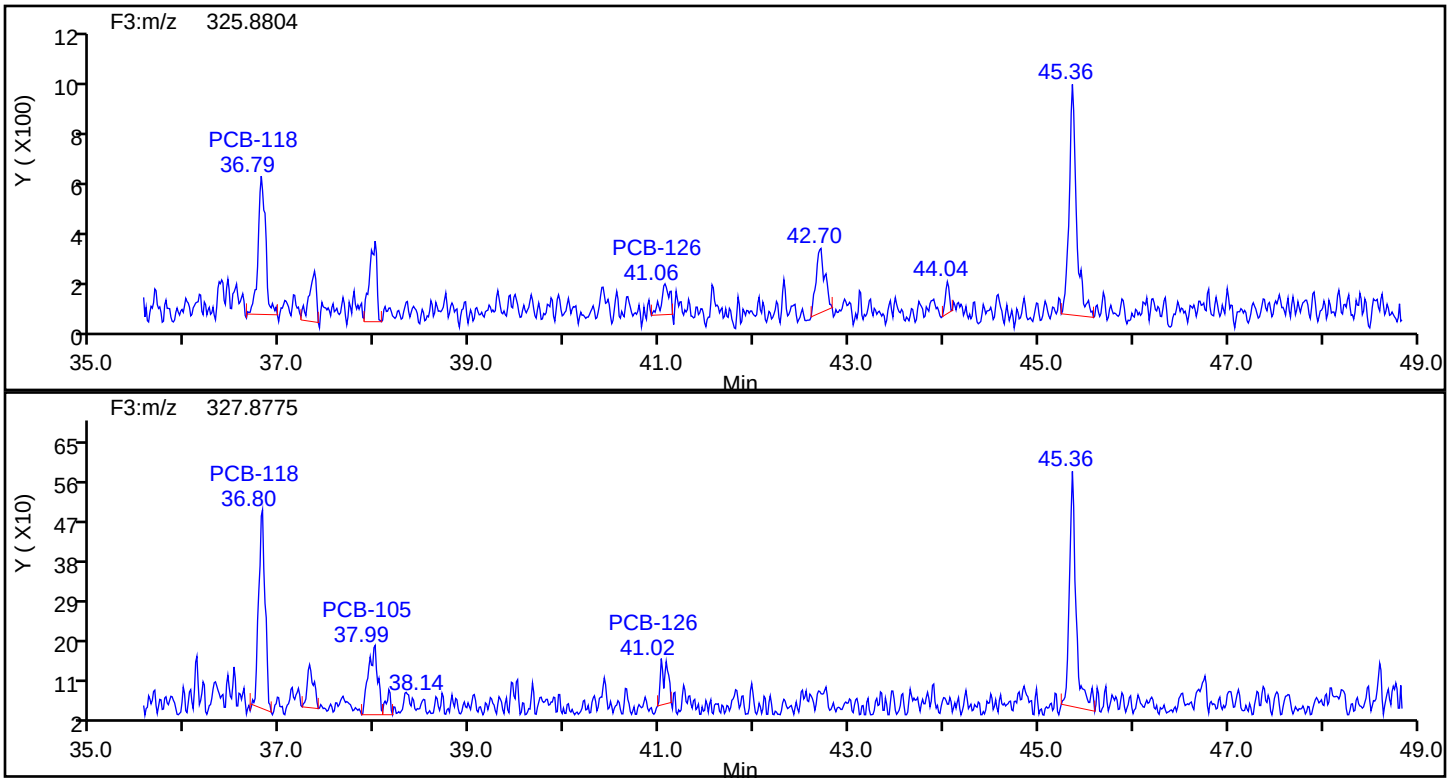

PePCB F3 Standards

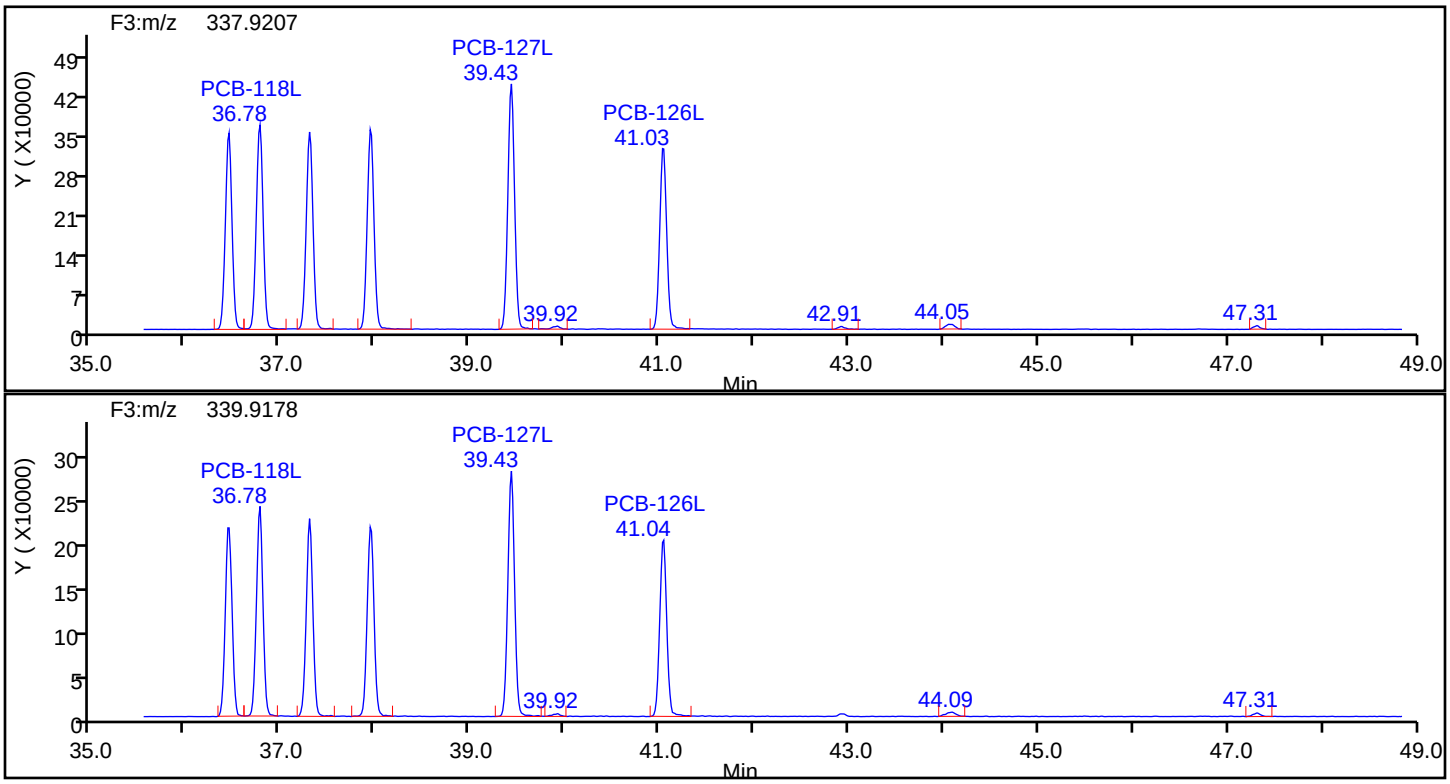

Eurofins TestAmerica, Knoxville

Data File:	\\chromna\Knoxville\ChromData\D3D\20190827-12879.b\mb140-3277515-b.d		
Injection Date:	27-Aug-2019 18:11:00	Injection Vol:	1.0 ul
Instrument ID:	D3D	Operator ID:	Xcalibur_System
Method:	PCBs_D3D	Limit Group:	HR - 1668A - ICAL
Client ID:			
Worklist#:	33063	Sample Line#:	7
Column Type:	SPB-Octyl	Column Dia:	0.25 mm

PePCB F3

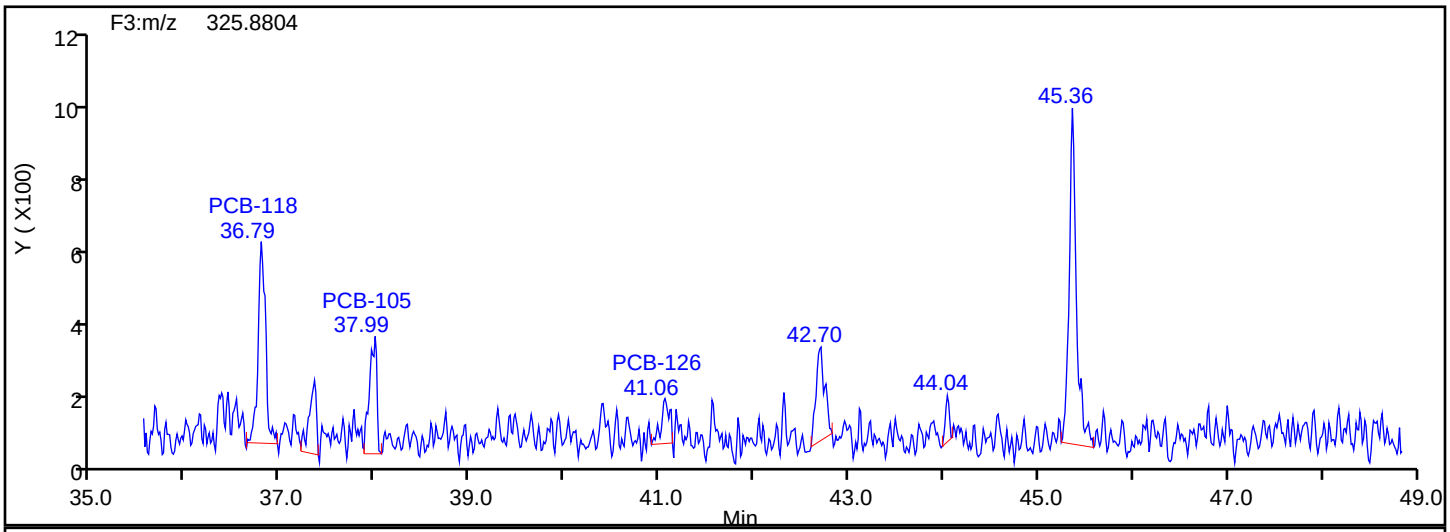

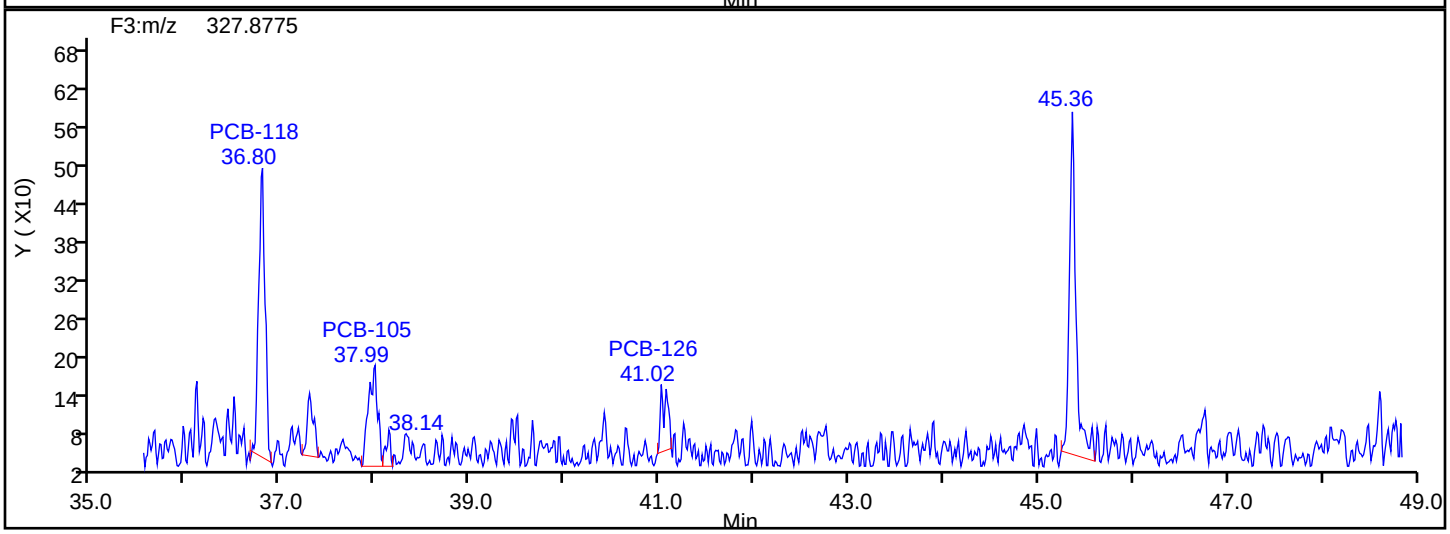

PePCB F3 Lock Mass

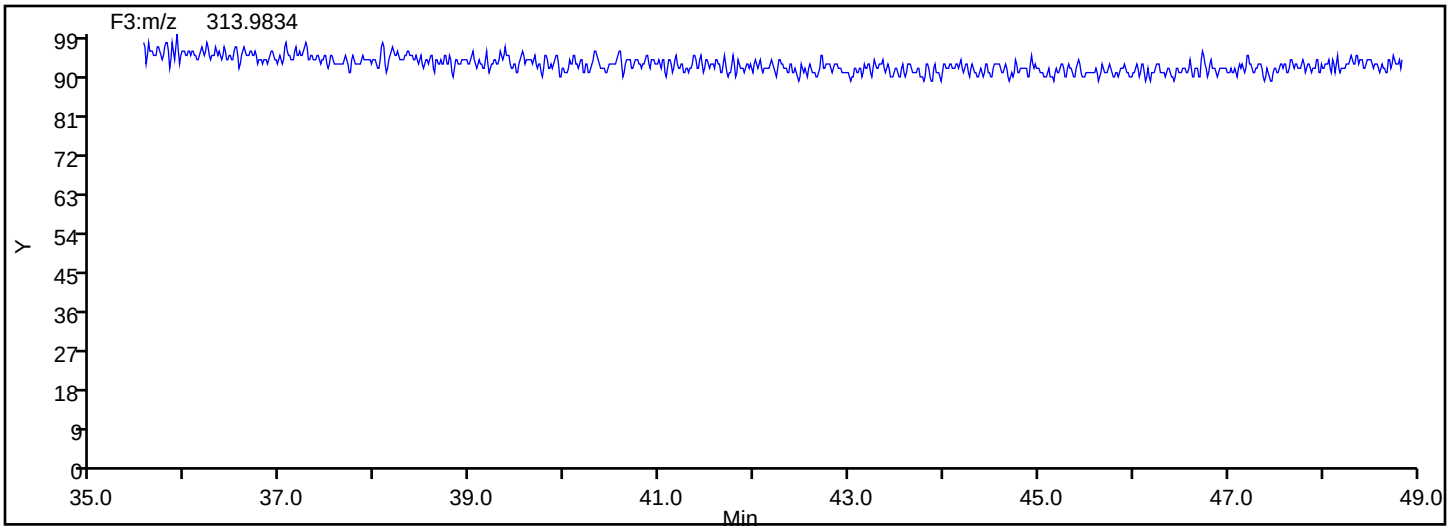

Manual Integration/User Assign Peak Report

Eurofins TestAmerica, Knoxville

Data File:	\\chromna\Knoxville\ChromData\D3D\20190827-12879.b\mb140-3277515-b.d				
Injection Date:	27-Aug-2019 18:11:00	Instrument ID:	D3D		
Lims ID:	MB 140-32775/15-B				
Client ID:					
Operator ID:	Xcalibur_System	ALS Bottle#:	0	Worklist Smp#:	7
Injection Vol:	1.0 ul	Dil. Factor:	1.0000		
Method:	PCBs_D3D	Limit Group:	HR - 1668A - ICAL		
Column:	SPB-Octyl (0.25 mm)	Detector	F3(35.64 :49.10)		

PCB-114, CAS: 74472-37-0

Signal: 1

Not Detected
Expected RT: 37.34

Processing Integration Results

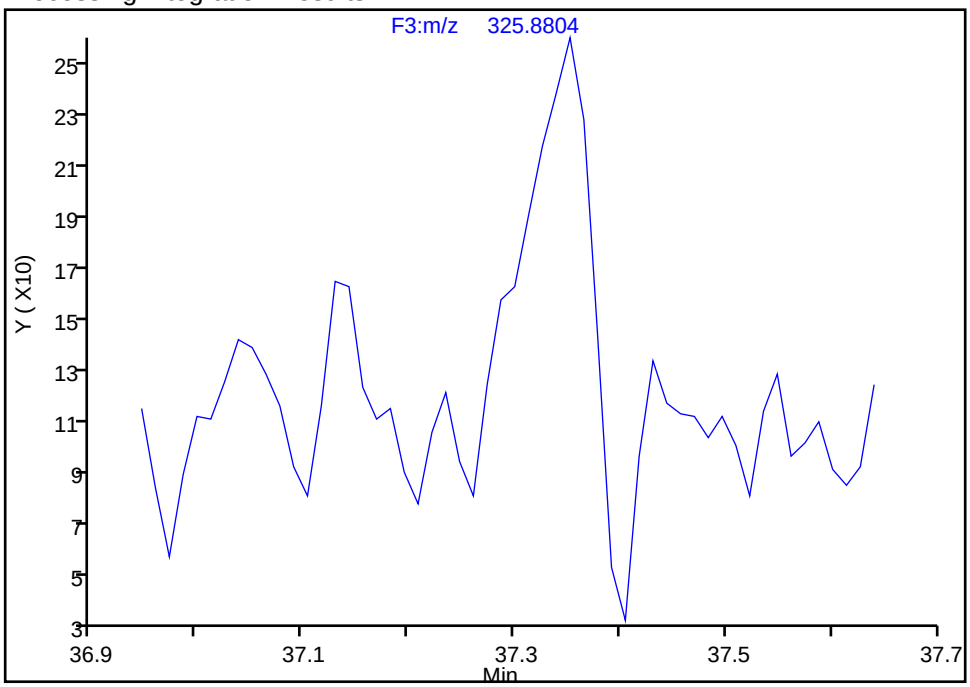

Manual Integration Results

RT: 37.35
Area: 1043
Amount: 0.037779
Amount Units: pg/ul

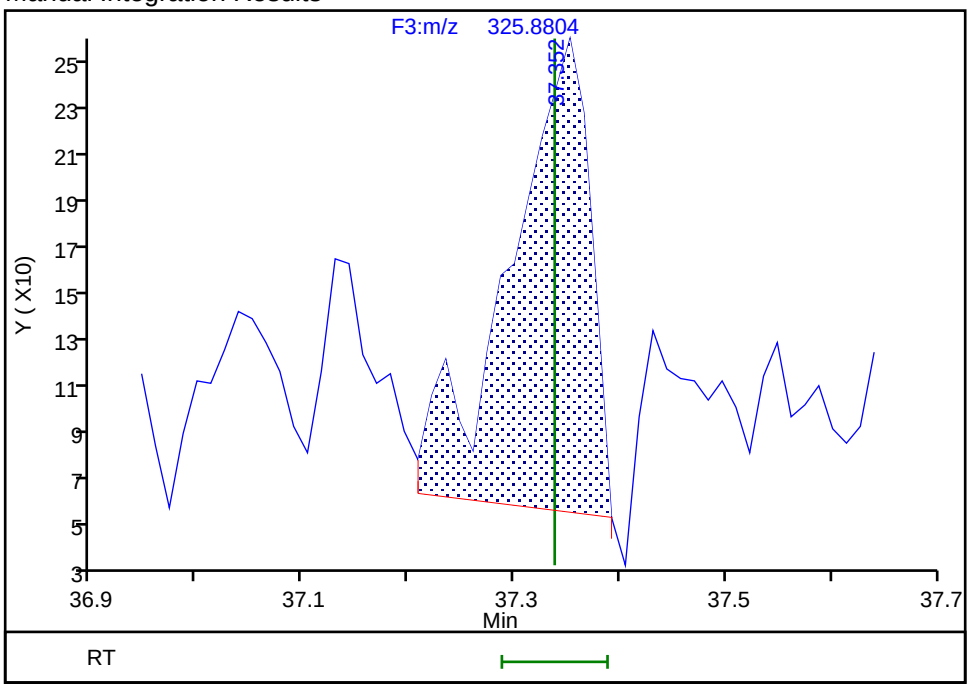

Reviewer: mcwhirterl, 27-Aug-2019 19:45:03
Audit Action: Assigned Compound ID Audit Reason: Split Peak

Manual Integration/User Assign Peak Report

Eurofins TestAmerica, Knoxville

Data File:	\\chromna\Knoxville\ChromData\D3D\20190827-12879.b\mb140-3277515-b.d				
Injection Date:	27-Aug-2019 18:11:00	Instrument ID:	D3D		
Lims ID:	MB 140-32775/15-B				
Client ID:					
Operator ID:	Xcalibur_System	ALS Bottle#:	0	Worklist Smp#:	7
Injection Vol:	1.0 ul	Dil. Factor:	1.0000		
Method:	PCBs_D3D	Limit Group:	HR - 1668A - ICAL		
Column:	SPB-Octyl (0.25 mm)	Detector	F3(35.64 :49.10)		

PCB-105, CAS: 32598-14-4

Signal: 2

Not Detected
Expected RT: 37.98

Processing Integration Results

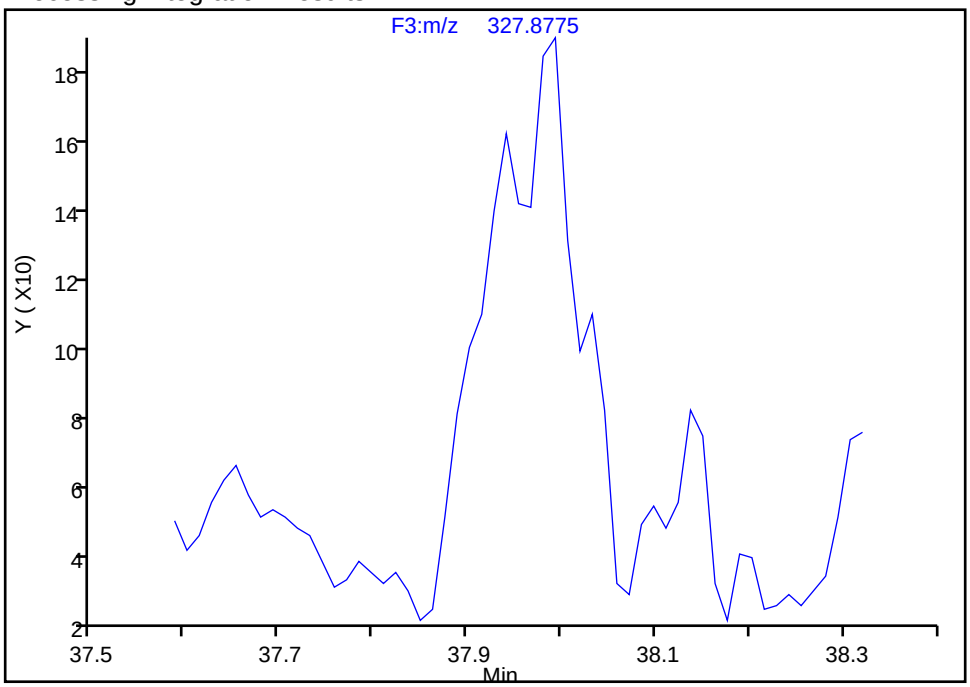

Manual Integration Results

RT: 37.99
Area: 1061
Amount: 0.074787
Amount Units: pg/ul

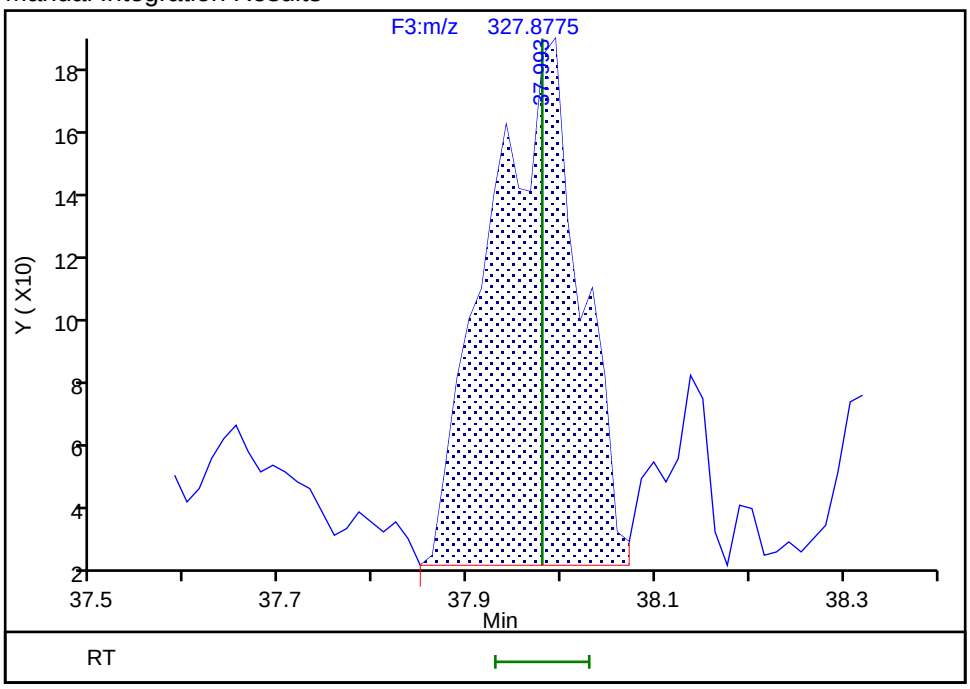

Reviewer: mcwhirterl, 27-Aug-2019 19:45:14
Audit Action: Split an Integrated Peak Audit Reason: Split Peak

Manual Integration/User Assign Peak Report

Eurofins TestAmerica, Knoxville

Data File: \\chromna\Knoxville\ChromData\D3D\20190827-12879.b\mb140-3277515-b.d
Injection Date: 27-Aug-2019 18:11:00 Instrument ID: D3D
Lims ID: MB 140-32775/15-B
Client ID:
Operator ID: Xcalibur_System ALS Bottle#: 0 Worklist Smp#: 7
Injection Vol: 1.0 ul Dil. Factor: 1.0000
Method: PCBs_D3D Limit Group: HR - 1668A - ICAL
Column: SPB-Octyl (0.25 mm) Detector F3(35.64 :49.10)

PCB-105, CAS: 32598-14-4

Signal: 1

Not Detected
Expected RT: 37.98

Processing Integration Results

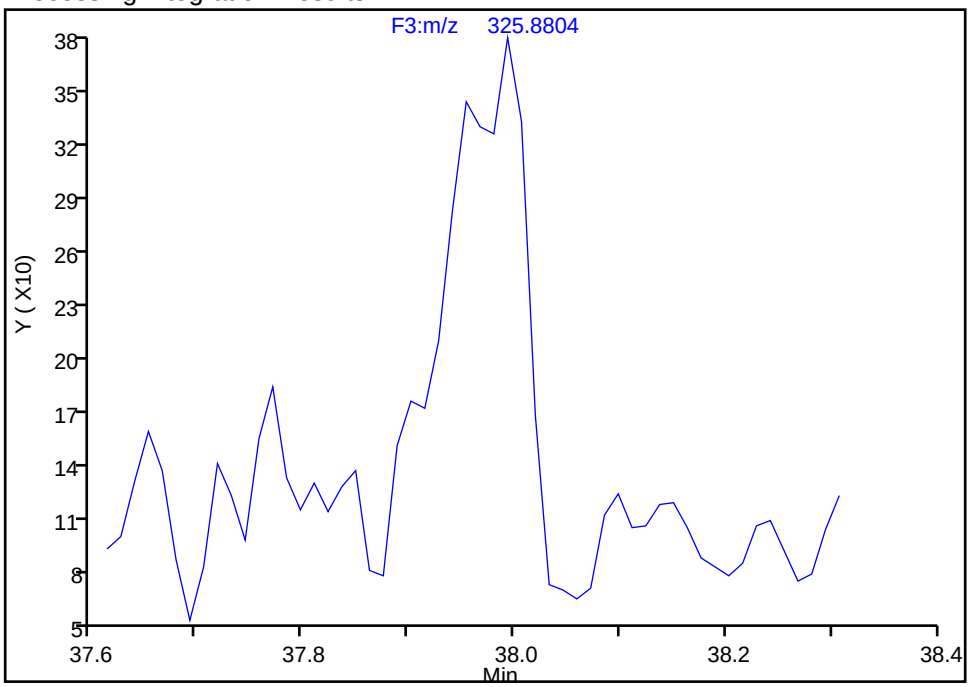

Manual Integration Results

RT: 37.99
Area: 1709
Amount: 0.074787
Amount Units: pg/ul

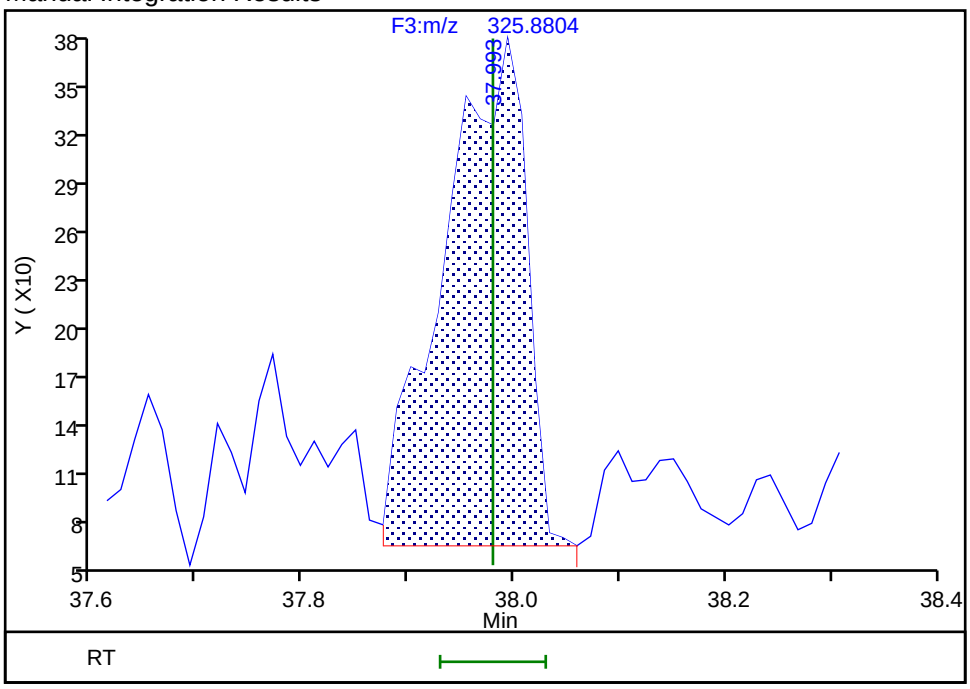

Reviewer: mcwhirterl, 27-Aug-2019 19:45:18
Audit Action: Manually Integrated/Assigned Compound ID Audit Reason: Split Peak

Eurofins TestAmerica, Knoxville

Data File:	\\chromna\Knoxville\ChromData\D3D\20190827-12879.b\mb140-3277515-b.d		
Injection Date:	27-Aug-2019 18:11:00	Injection Vol:	1.0 ul
Instrument ID:	D3D	Operator ID:	Xcalibur_System
Method:	PCBs_D3D	Limit Group:	HR - 1668A - ICAL
Client ID:			
Worklist#:	33063	Sample Line#:	7
Column Type:	SPB-Octyl	Column Dia:	0.25 mm

HxPCB F2

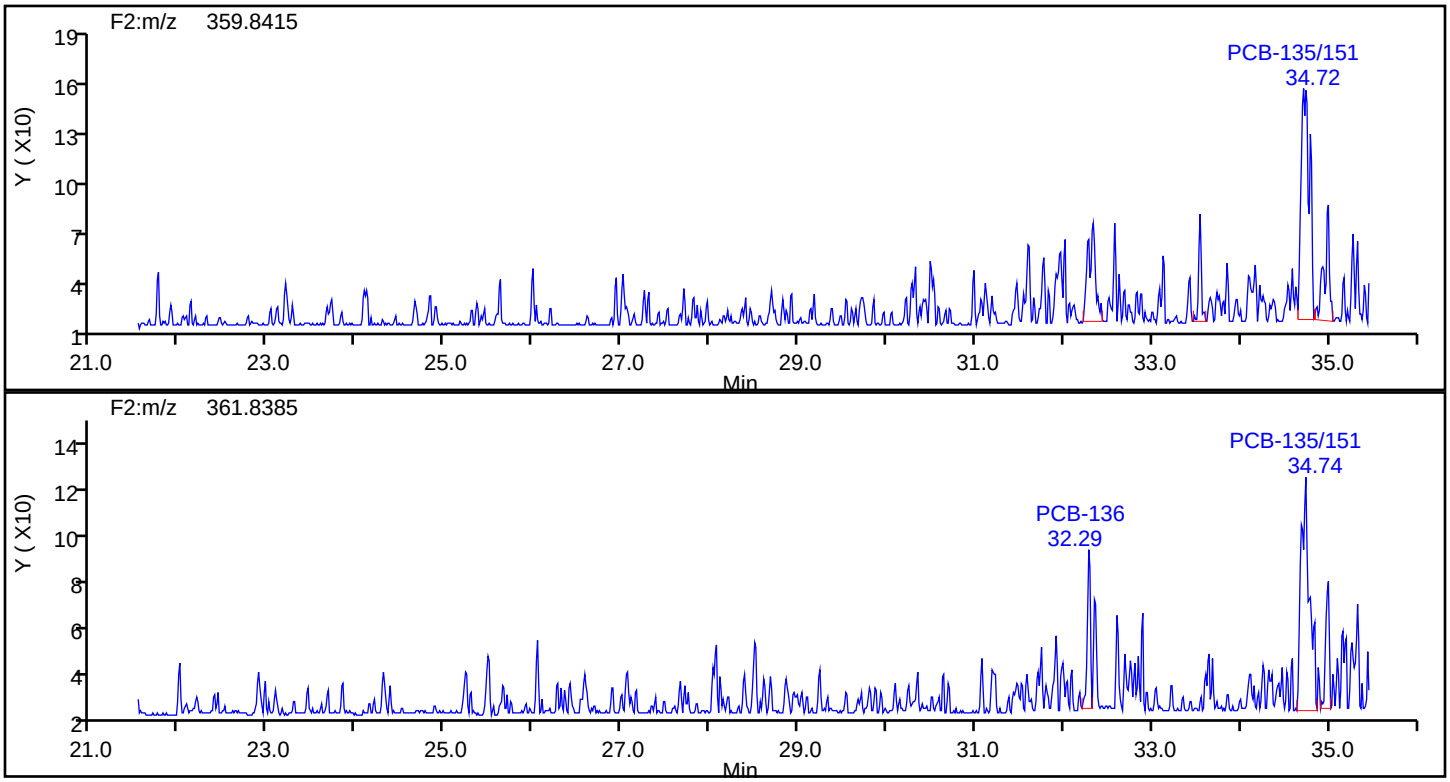

HxPCB F2 Standards

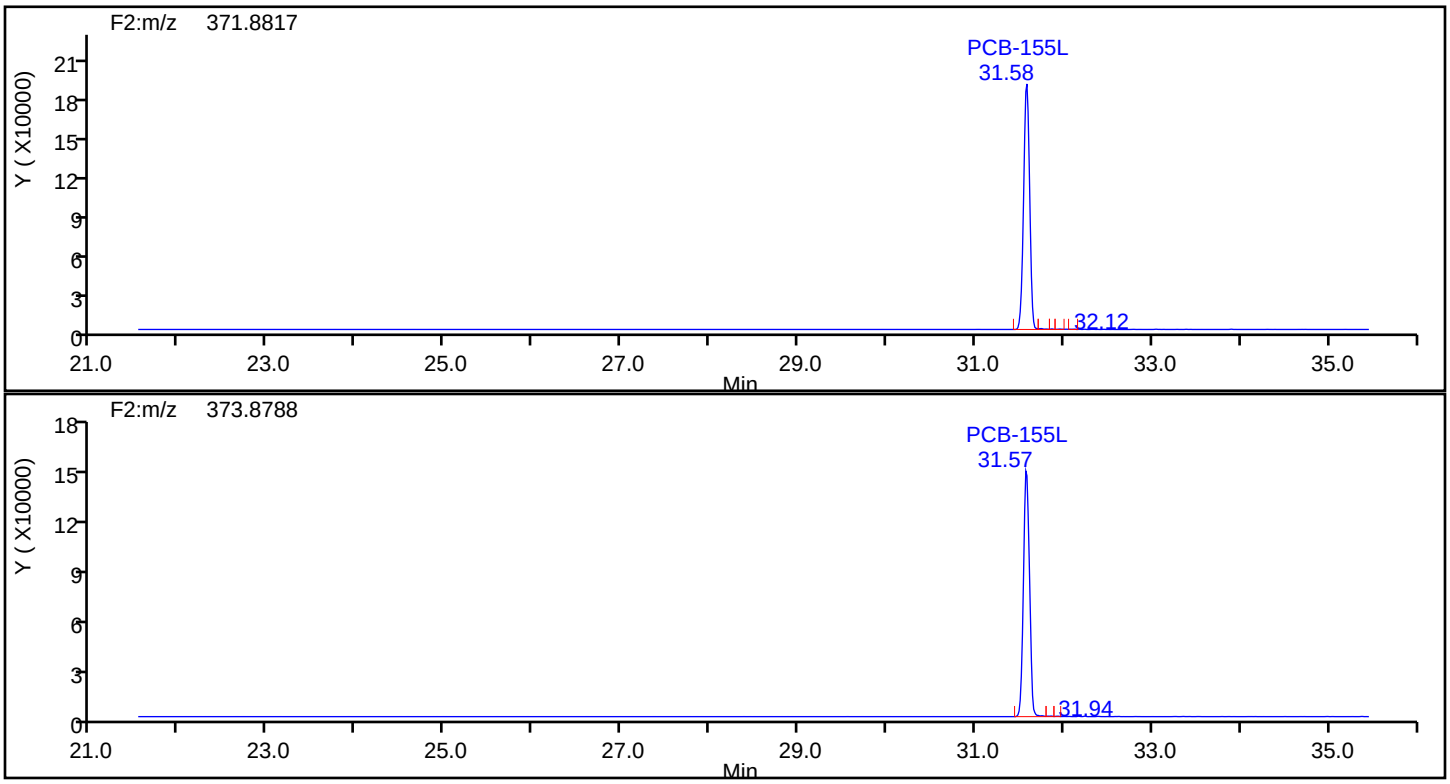

Eurofins TestAmerica, Knoxville

Data File:	\\chromna\Knoxville\ChromData\D3D\20190827-12879.b\mb140-3277515-b.d		
Injection Date:	27-Aug-2019 18:11:00	Injection Vol:	1.0 ul
Instrument ID:	D3D	Operator ID:	Xcalibur_System
Method:	PCBs_D3D	Limit Group:	HR - 1668A - ICAL
Client ID:			
Worklist#:	33063	Sample Line#:	7
Column Type:	SPB-Octyl	Column Dia:	0.25 mm

HxPCB F2

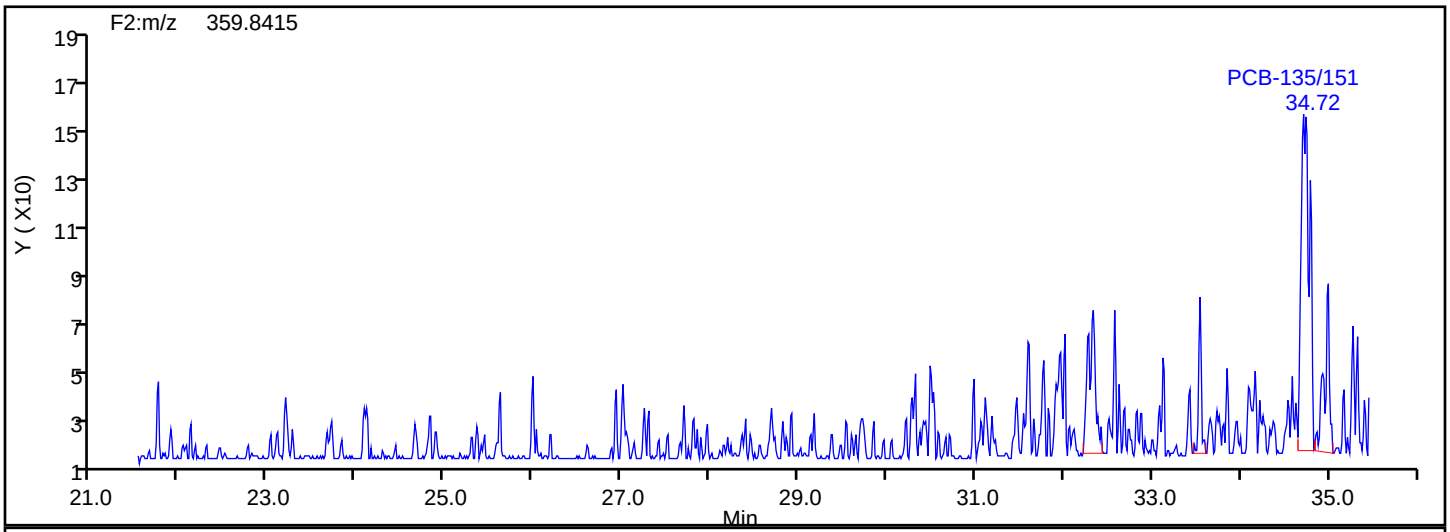

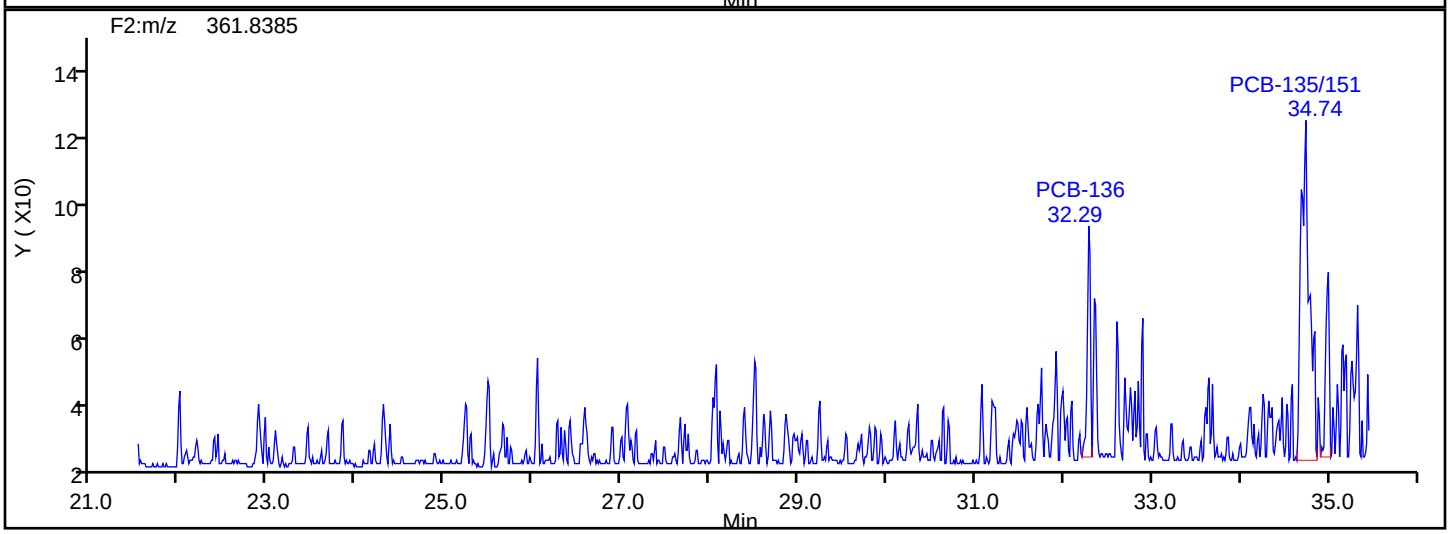

HxPCB F2 Lock Mass

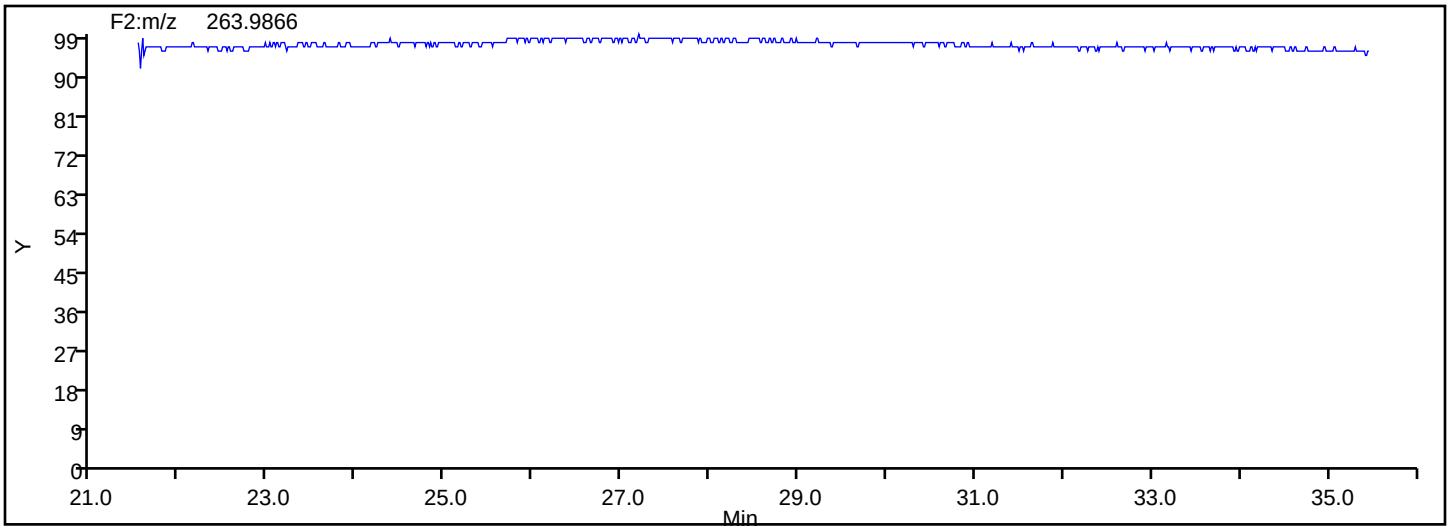

Manual Integration/User Assign Peak Report

Eurofins TestAmerica, Knoxville

Data File:	\\chromna\Knoxville\ChromData\D3D\20190827-12879.b\mb140-3277515-b.d				
Injection Date:	27-Aug-2019 18:11:00	Instrument ID:	D3D		
Lims ID:	MB 140-32775/15-B				
Client ID:					
Operator ID:	Xcalibur_System	ALS Bottle#:	0	Worklist Smp#:	7
Injection Vol:	1.0 ul	Dil. Factor:	1.0000		
Method:	PCBs_D3D	Limit Group:	HR - 1668A - ICAL		
Column:	SPB-Octyl (0.25 mm)	Detector	F2(21.81 :35.54)		

PCB-136, CAS: 38411-22-2

Signal: 1

Not Detected
Expected RT: 32.32

Processing Integration Results

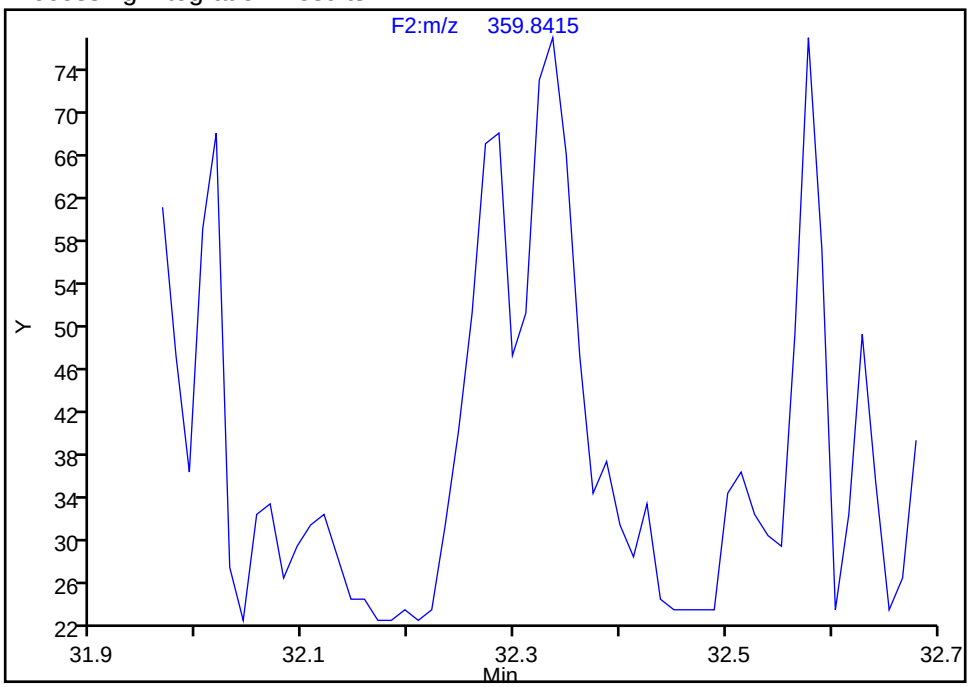

Manual Integration Results

RT: 32.34
Area: 315
Amount: 0.026487
Amount Units: pg/ul

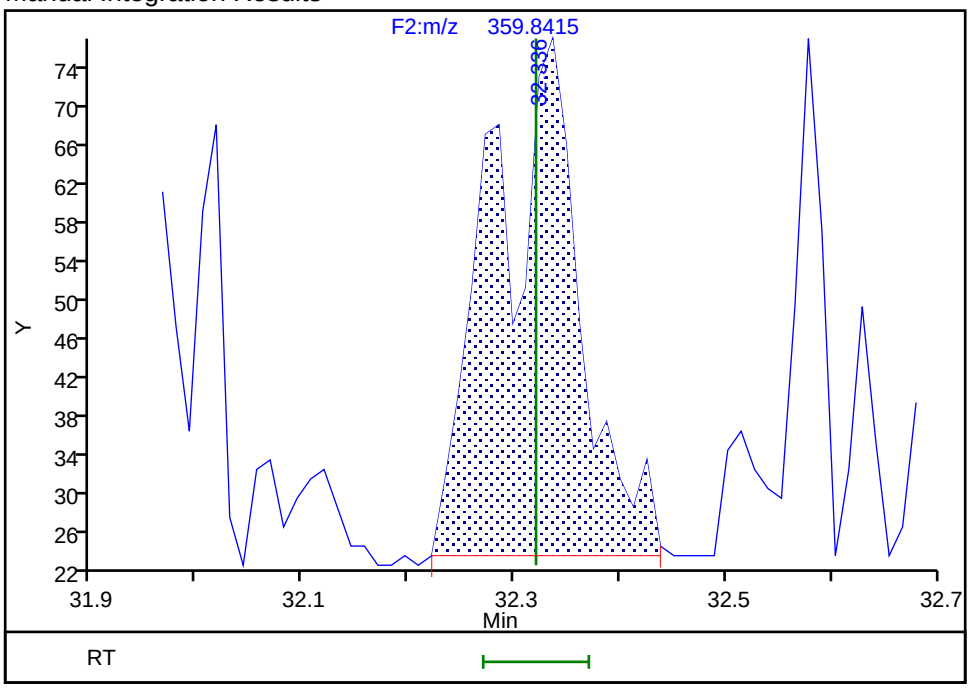

Reviewer: mcwhirterl, 27-Aug-2019 19:45:55
Audit Action: Assigned Compound ID Audit Reason: Split Peak

Manual Integration/User Assign Peak Report

Eurofins TestAmerica, Knoxville

Data File:	\\chromna\Knoxville\ChromData\D3D\20190827-12879.b\mb140-3277515-b.d				
Injection Date:	27-Aug-2019 18:11:00	Instrument ID:	D3D		
Lims ID:	MB 140-32775/15-B				
Client ID:					
Operator ID:	Xcalibur_System	ALS Bottle#:	0	Worklist Smp#:	7
Injection Vol:	1.0 ul	Dil. Factor:	1.0000		
Method:	PCBs_D3D	Limit Group:	HR - 1668A - ICAL		
Column:	SPB-Octyl (0.25 mm)	Detector	F2(21.81 :35.54)		

PCB-135/151, CAS: STL01819

Signal: 2

Processing Integration Results

RT: 34.74
Area: 687
Amount: 0.130051
Amount Units: pg/ul

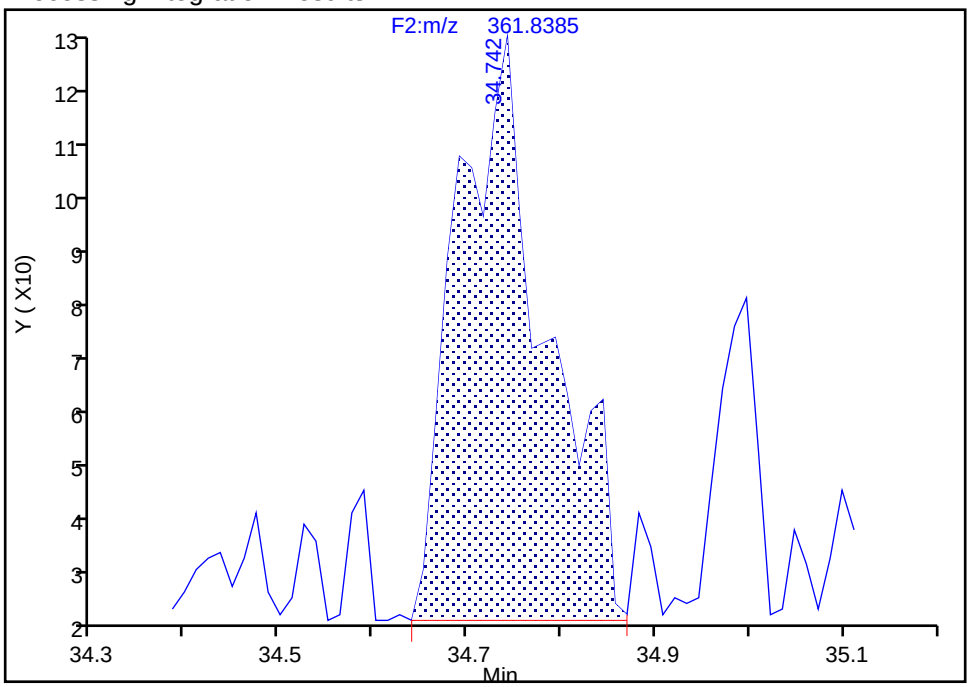

Manual Integration Results

RT: 34.74
Area: 687
Amount: 0.111204
Amount Units: pg/ul

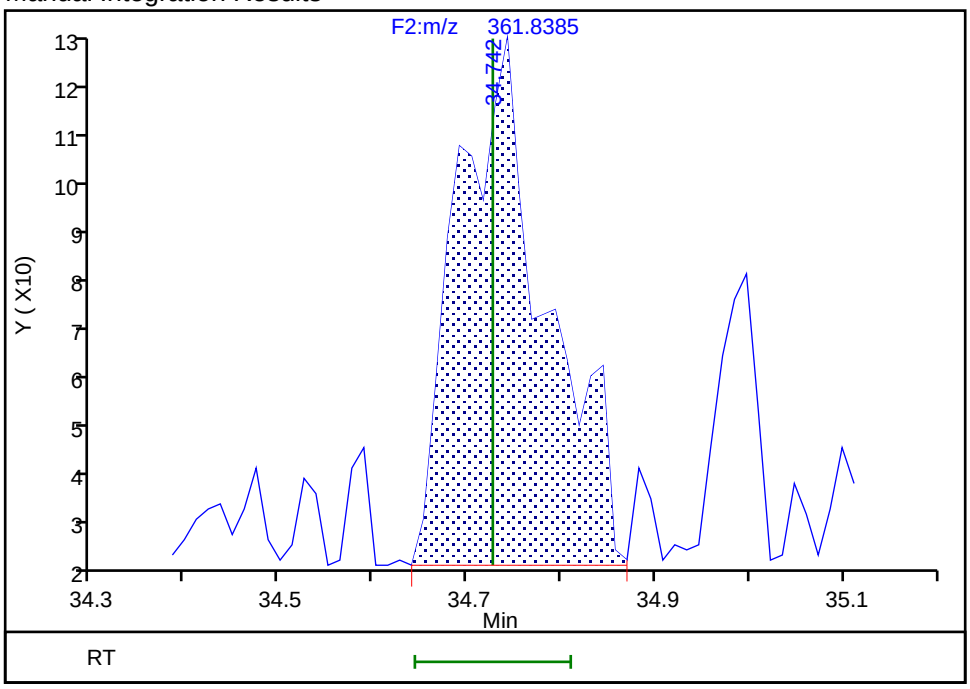

Reviewer: mcwhirterl, 27-Aug-2019 19:46:03
Audit Action: Marked Compound Undetected Audit Reason: Invalid Compound ID

Manual Integration/User Assign Peak Report

Eurofins TestAmerica, Knoxville

Data File: \\chromna\Knoxville\ChromData\D3D\20190827-12879.b\mb140-3277515-b.d
Injection Date: 27-Aug-2019 18:11:00 Instrument ID: D3D
Lims ID: MB 140-32775/15-B
Client ID:
Operator ID: Xcalibur_System ALS Bottle#: 0 Worklist Smp#: 7
Injection Vol: 1.0 ul Dil. Factor: 1.0000
Method: PCBs_D3D Limit Group: HR - 1668A - ICAL
Column: SPB-Octyl (0.25 mm) Detector F2(21.81 :35.54)

PCB-135/151, CAS: STL01819

Signal: 3

Processing Integration Results

RT: 34.72
Area: 1801
Amount: 0.130051
Amount Units: pg/ul

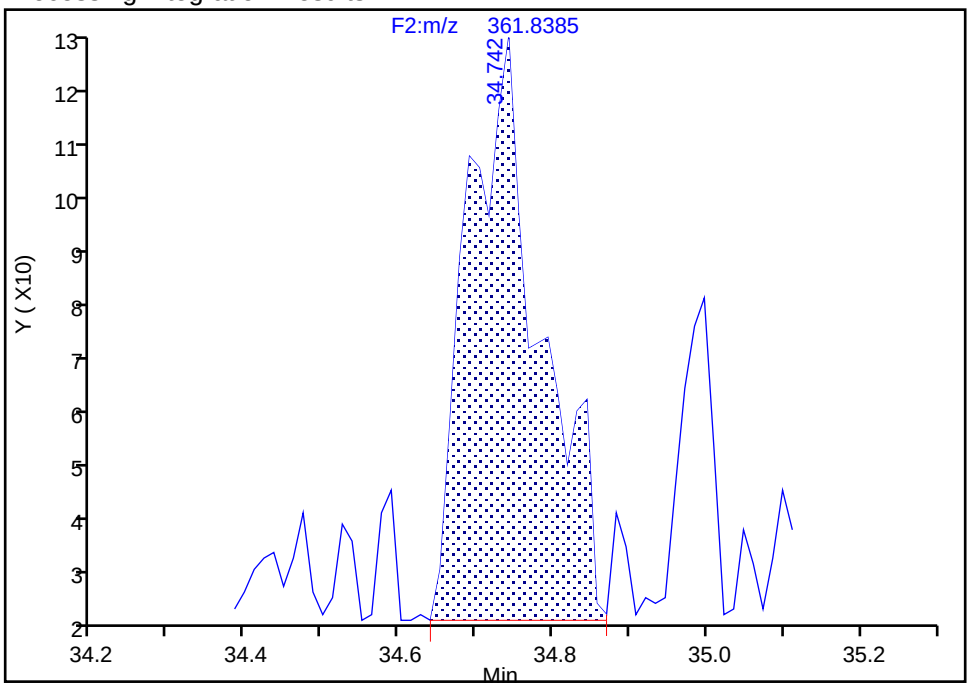

Manual Integration Results

RT: 34.72
Area: 1540
Amount: 0.111204
Amount Units: pg/ul
Reviewer: mcwhirterl, 27-Aug-2019 19:46:03
Audit Action: Marked Compound Undetected Audit Reason: Invalid Compound ID

Manual Integration/User Assign Peak Report

Eurofins TestAmerica, Knoxville

Data File:	\\chromna\Knoxville\ChromData\D3D\20190827-12879.b\mb140-3277515-b.d				
Injection Date:	27-Aug-2019 18:11:00	Instrument ID:	D3D		
Lims ID:	MB 140-32775/15-B				
Client ID:					
Operator ID:	Xcalibur_System	ALS Bottle#:	0	Worklist Smp#:	7
Injection Vol:	1.0 ul	Dil. Factor:	1.0000		
Method:	PCBs_D3D	Limit Group:	HR - 1668A - ICAL		
Column:	SPB-Octyl (0.25 mm)	Detector	F2(21.81 :35.54)		

PCB-135/151, CAS: STL01819

Signal: 1

Processing Integration Results

RT: 34.72
Area: 1114
Amount: 0.130051
Amount Units: pg/ul

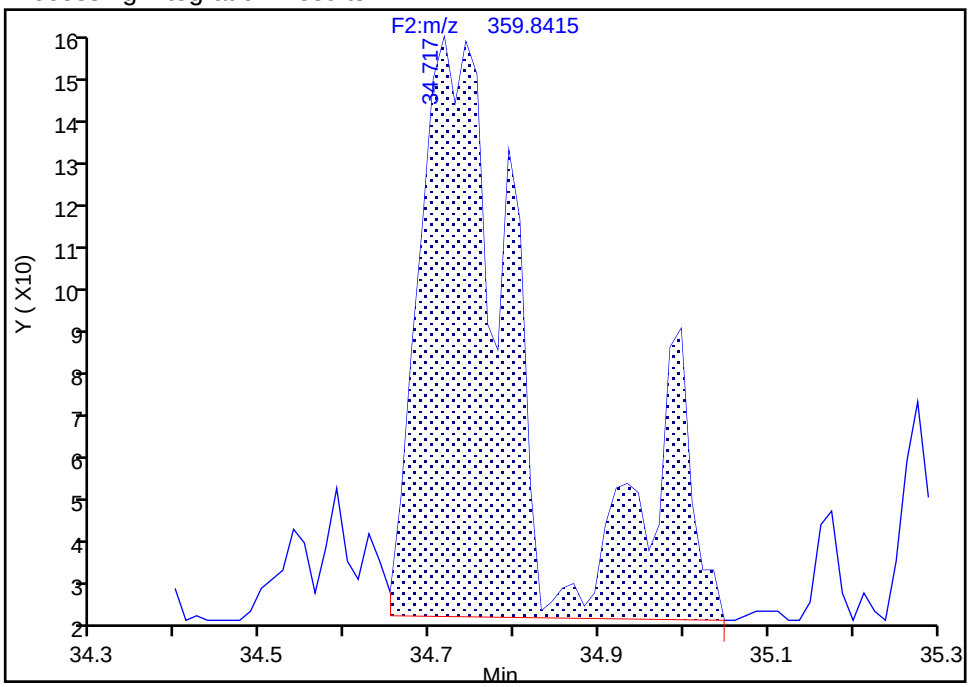

Manual Integration Results

RT: 34.72
Area: 853
Amount: 0.111204
Amount Units: pg/ul

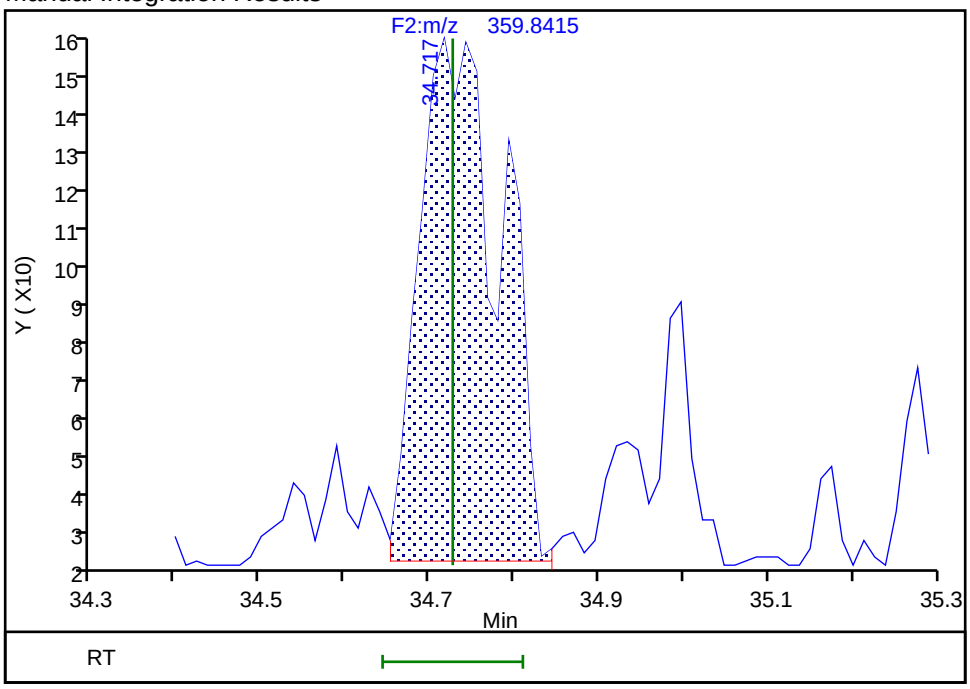

Reviewer: mcwhirterl, 27-Aug-2019 19:46:04

Audit Action: Manually Integrated/Assigned Compound ID Audit Reason: Split Peak

Manual Integration/User Assign Peak Report

Eurofins TestAmerica, Knoxville

Data File: \\chromna\Knoxville\ChromData\D3D\20190827-12879.b\mb140-3277515-b.d
Injection Date: 27-Aug-2019 18:11:00 Instrument ID: D3D
Lims ID: MB 140-32775/15-B
Client ID:
Operator ID: Xcalibur_System ALS Bottle#: 0 Worklist Smp#: 7
Injection Vol: 1.0 ul Dil. Factor: 1.0000
Method: PCBs_D3D Limit Group: HR - 1668A - ICAL
Column: SPB-Octyl (0.25 mm) Detector F2(21.81 :35.54)

PCB-154, CAS: 60145-22-4

Signal: 1

Not Detected
Expected RT: 35.01

Processing Integration Results

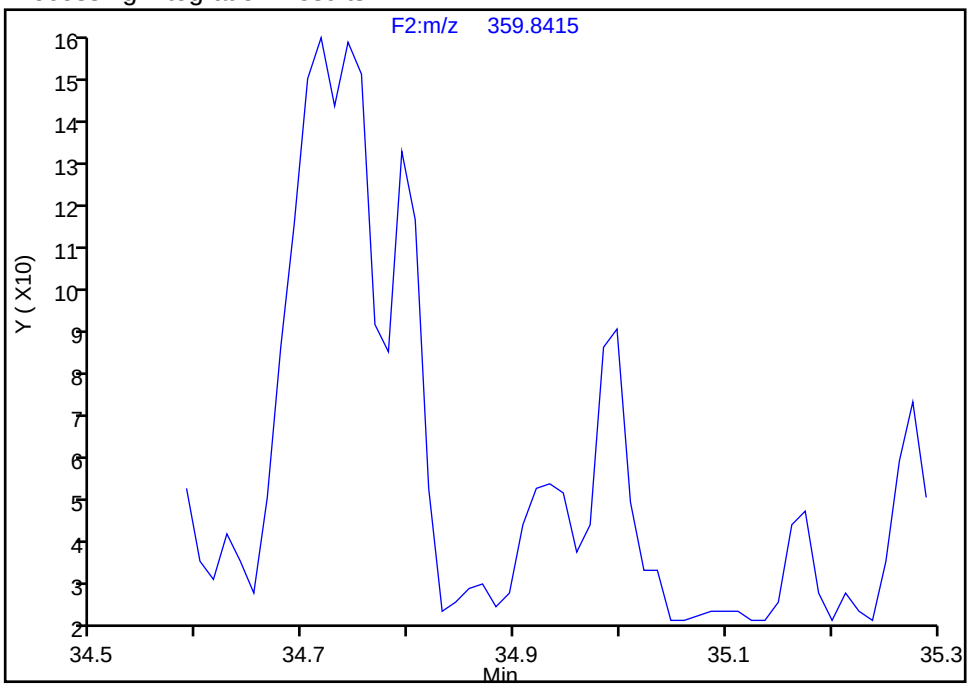

Manual Integration Results

RT: 35.00
Area: 255
Amount: 0.025400
Amount Units: pg/ul

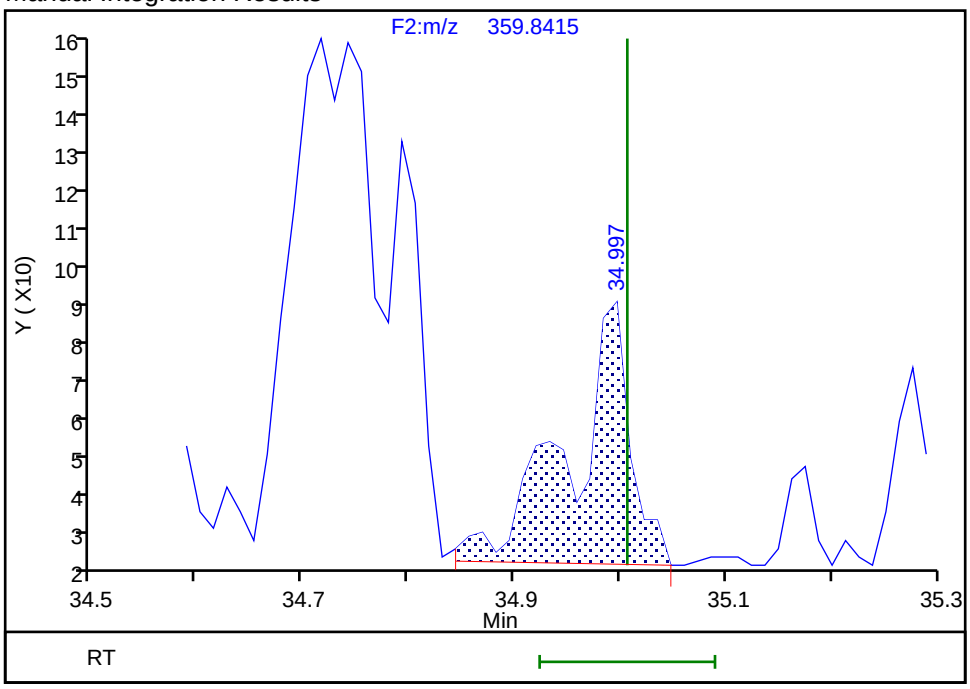

Reviewer: mcwhirterl, 27-Aug-2019 19:46:08
Audit Action: Manually Integrated/Assigned Compound ID Audit Reason: Split Peak

Report Date: 27-Aug-2019 19:48:59 Chrom Revision: 2.3 22-Aug-2019 12:55:36

Eurofins TestAmerica, Knoxville

Data File:	\\chromna\Knoxville\ChromData\D3D\20190827-12879.b\mb140-3277515-b.d		
Injection Date:	27-Aug-2019 18:11:00	Injection Vol:	1.0 ul
Instrument ID:	D3D	Operator ID:	Xcalibur_System
Method:	PCBs_D3D	Limit Group:	HR - 1668A - ICAL
Client ID:			
Worklist#:	33063	Sample Line#:	7
Column Type:	SPB-Octyl	Column Dia:	0.25 mm

HxPCB F3

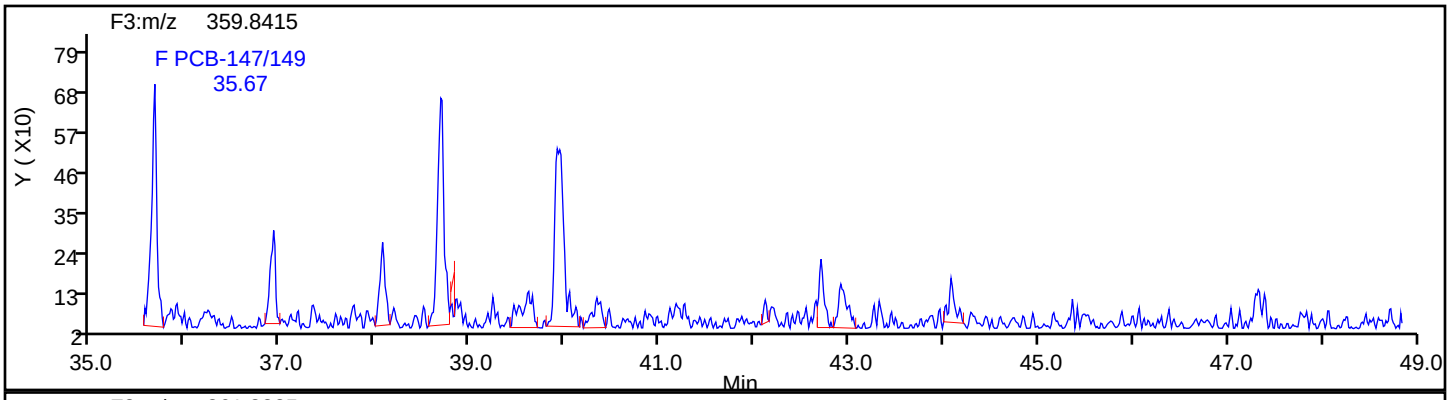

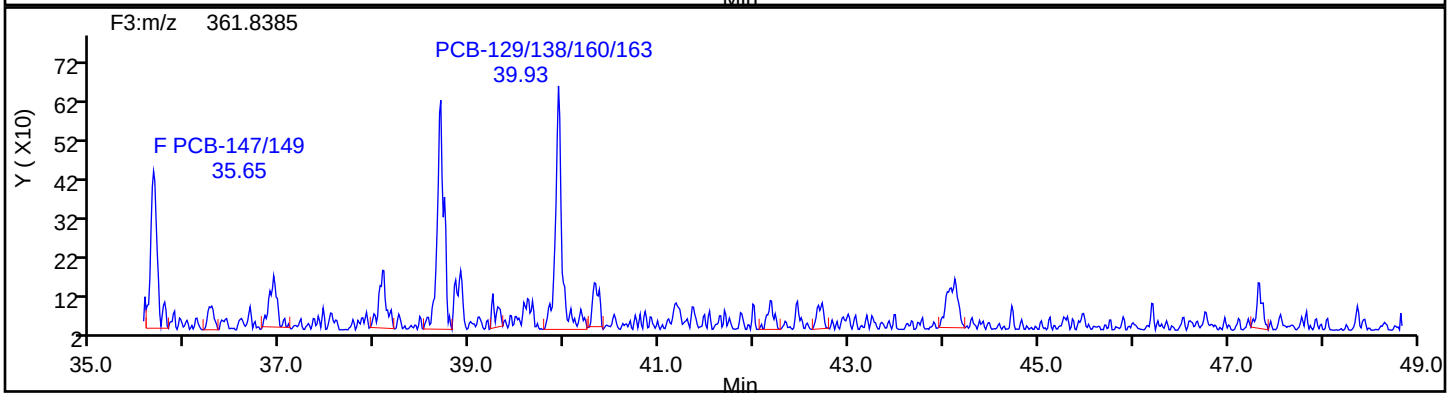

HxPCB F3 Standards

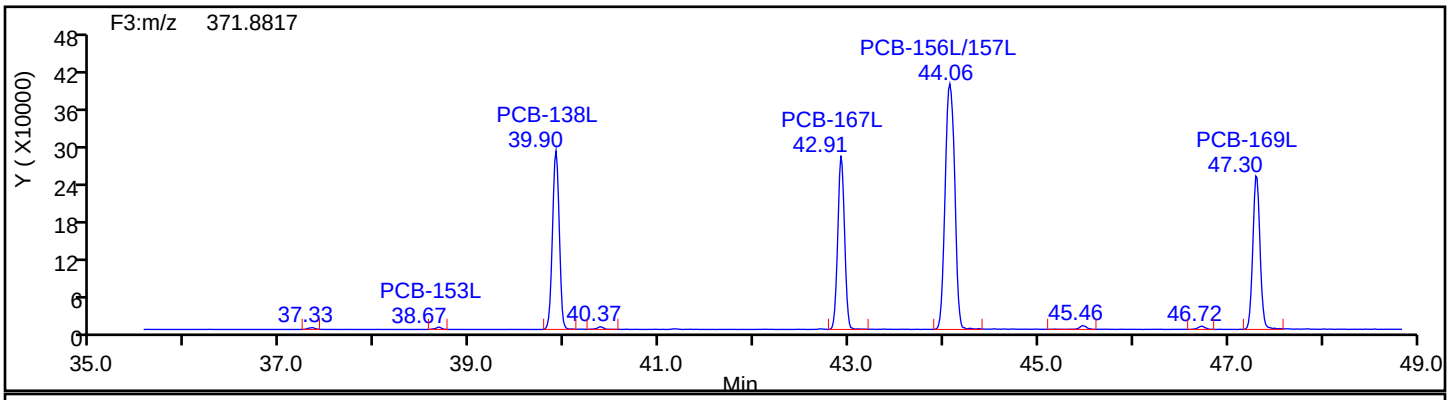

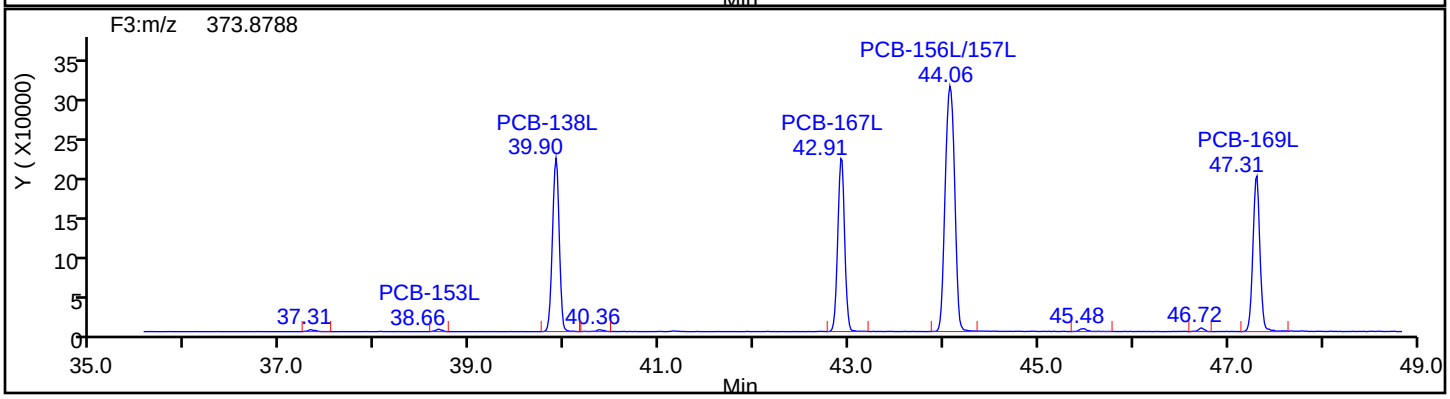

Eurofins TestAmerica, Knoxville

Data File:	\\chromna\Knoxville\ChromData\D3D\20190827-12879.b\mb140-3277515-b.d		
Injection Date:	27-Aug-2019 18:11:00	Injection Vol:	1.0 ul
Instrument ID:	D3D	Operator ID:	Xcalibur_System
Method:	PCBs_D3D	Limit Group:	HR - 1668A - ICAL
Client ID:			
Worklist#:	33063	Sample Line#:	7
Column Type:	SPB-Octyl	Column Dia:	0.25 mm

HxPCB F3

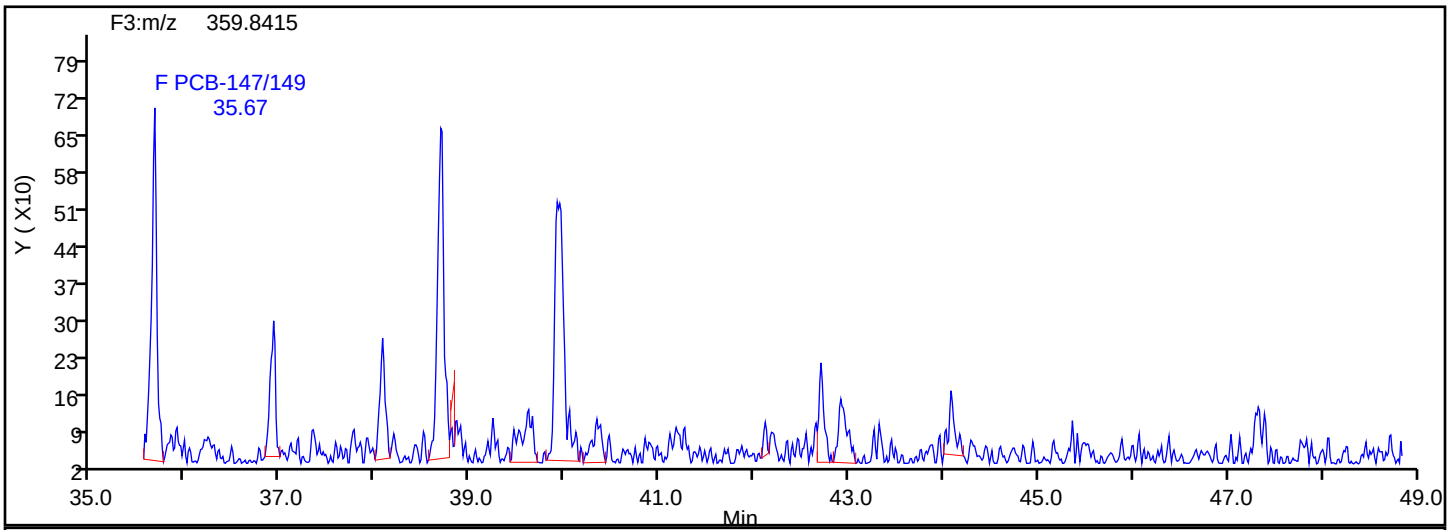

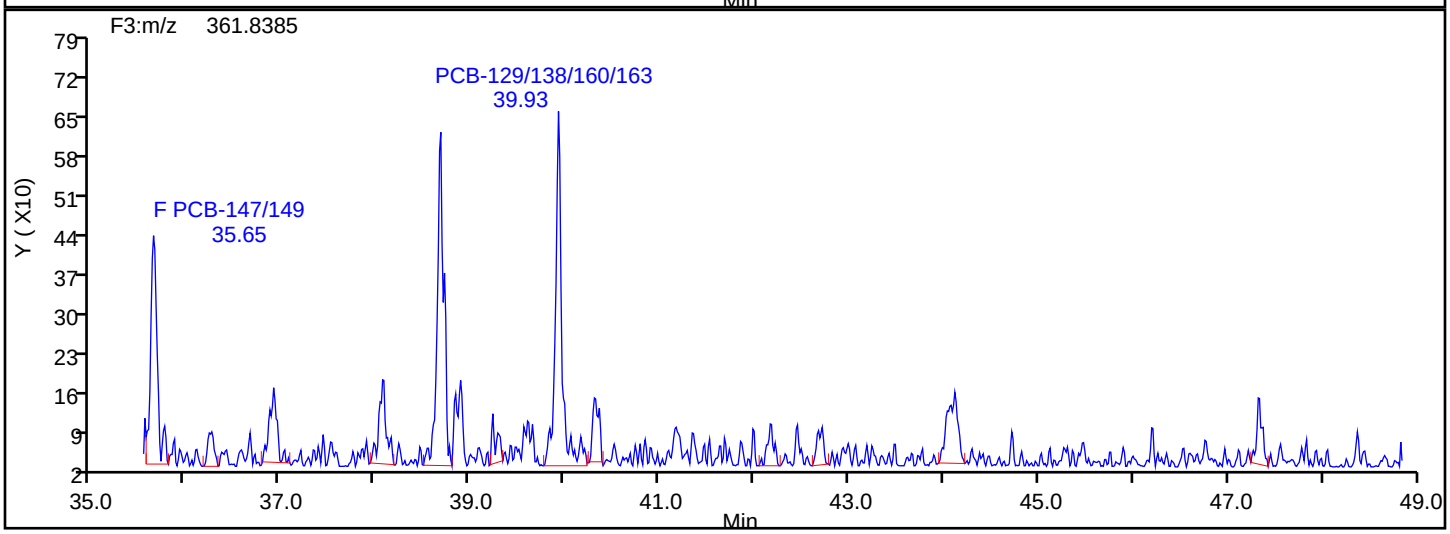

HxPCB F3 Lock Mass

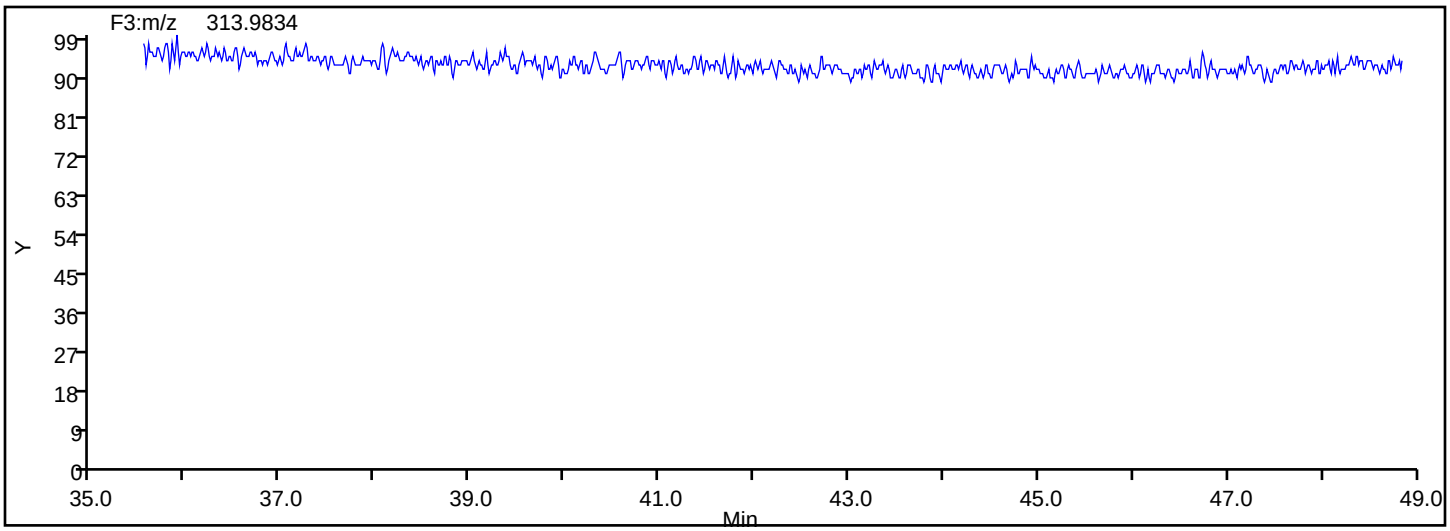

Manual Integration/User Assign Peak Report

Eurofins TestAmerica, Knoxville

Data File:	\\chromna\Knoxville\ChromData\D3D\20190827-12879.b\mb140-3277515-b.d				
Injection Date:	27-Aug-2019 18:11:00	Instrument ID:	D3D		
Lims ID:	MB 140-32775/15-B				
Client ID:					
Operator ID:	Xcalibur_System	ALS Bottle#:	0	Worklist Smp#:	7
Injection Vol:	1.0 ul	Dil. Factor:	1.0000		
Method:	PCBs_D3D	Limit Group:	HR - 1668A - ICAL		
Column:	SPB-Octyl (0.25 mm)	Detector	F3(35.64 :49.10)		

PCB-146, CAS: 51908-16-8

Signal: 2

Processing Integration Results

RT: 38.07
Area: 822
Amount: 0.073771
Amount Units: pg/ul

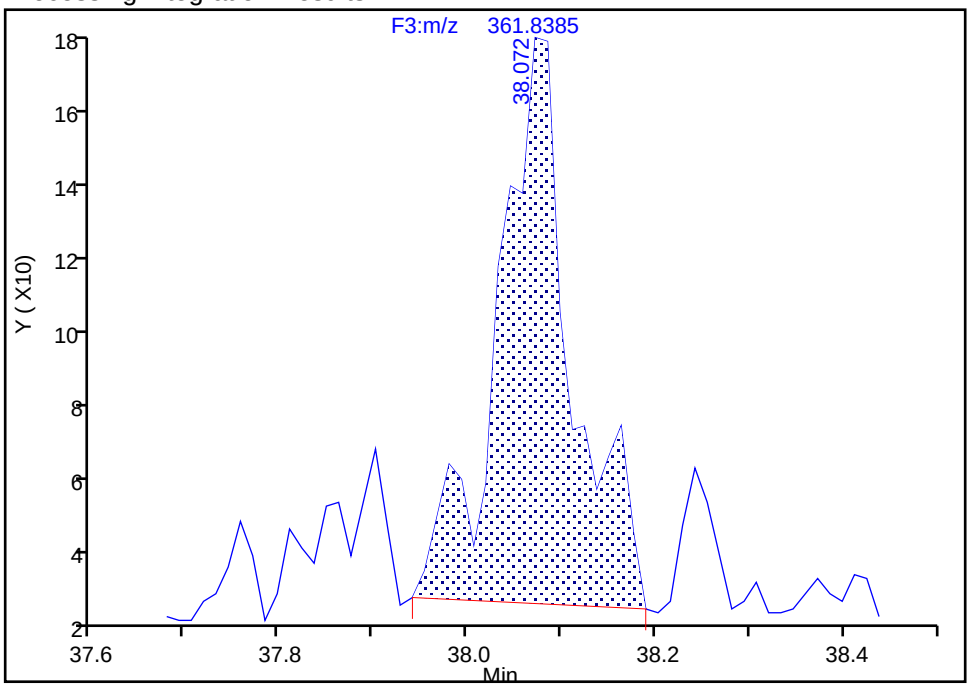

Manual Integration Results

RT: 38.07
Area: 822
Amount: 0.070247
Amount Units: pg/ul

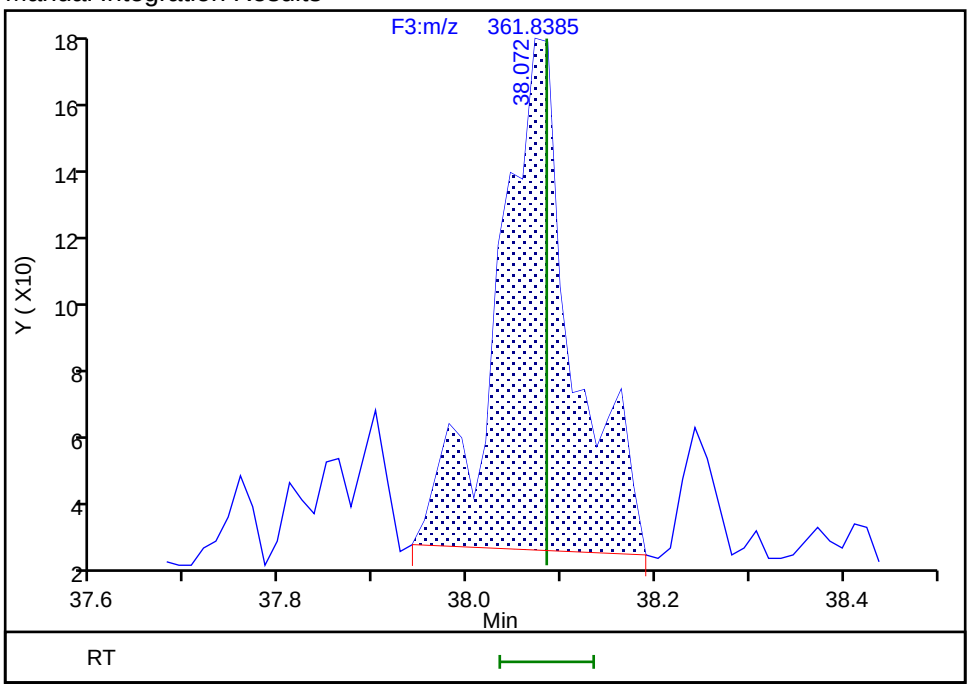

Reviewer: mcwhirterl, 27-Aug-2019 19:46:31

Audit Action: Marked Compound Undetected Audit Reason: Invalid Compound ID

Manual Integration/User Assign Peak Report

Eurofins TestAmerica, Knoxville

Data File: \\chromna\Knoxville\ChromData\D3D\20190827-12879.b\mb140-3277515-b.d
Injection Date: 27-Aug-2019 18:11:00 Instrument ID: D3D
Lims ID: MB 140-32775/15-B
Client ID:
Operator ID: Xcalibur_System ALS Bottle#: 0 Worklist Smp#: 7
Injection Vol: 1.0 ul Dil. Factor: 1.0000
Method: PCBs_D3D Limit Group: HR - 1668A - ICAL
Column: SPB-Octyl (0.25 mm) Detector F3(35.64 :49.10)

PCB-146, CAS: 51908-16-8

Signal: 3

Processing Integration Results

RT: 38.07
Area: 1821
Amount: 0.073771
Amount Units: pg/ul

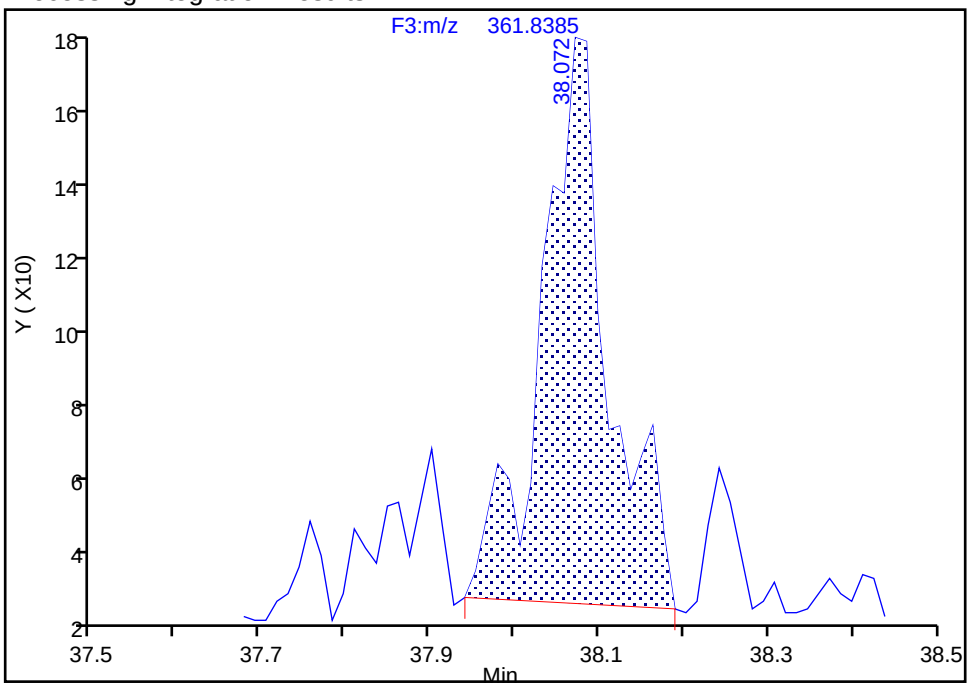

Manual Integration Results

RT: 38.07
Area: 1734
Amount: 0.070247
Amount Units: pg/ul
Reviewer: mcwhirterl, 27-Aug-2019 19:46:31
Audit Action: Marked Compound Undetected Audit Reason: Invalid Compound ID

Manual Integration/User Assign Peak Report

Eurofins TestAmerica, Knoxville

Data File:	\\chromna\Knoxville\ChromData\D3D\20190827-12879.b\mb140-3277515-b.d				
Injection Date:	27-Aug-2019 18:11:00	Instrument ID:	D3D		
Lims ID:	MB 140-32775/15-B				
Client ID:					
Operator ID:	Xcalibur_System	ALS Bottle#:	0	Worklist Smp#:	7
Injection Vol:	1.0 ul	Dil. Factor:	1.0000		
Method:	PCBs_D3D	Limit Group:	HR - 1668A - ICAL		
Column:	SPB-Octyl (0.25 mm)	Detector	F3(35.64 :49.10)		

PCB-146, CAS: 51908-16-8

Signal: 1

Processing Integration Results

RT: 38.07
Area: 999
Amount: 0.073771
Amount Units: pg/ul

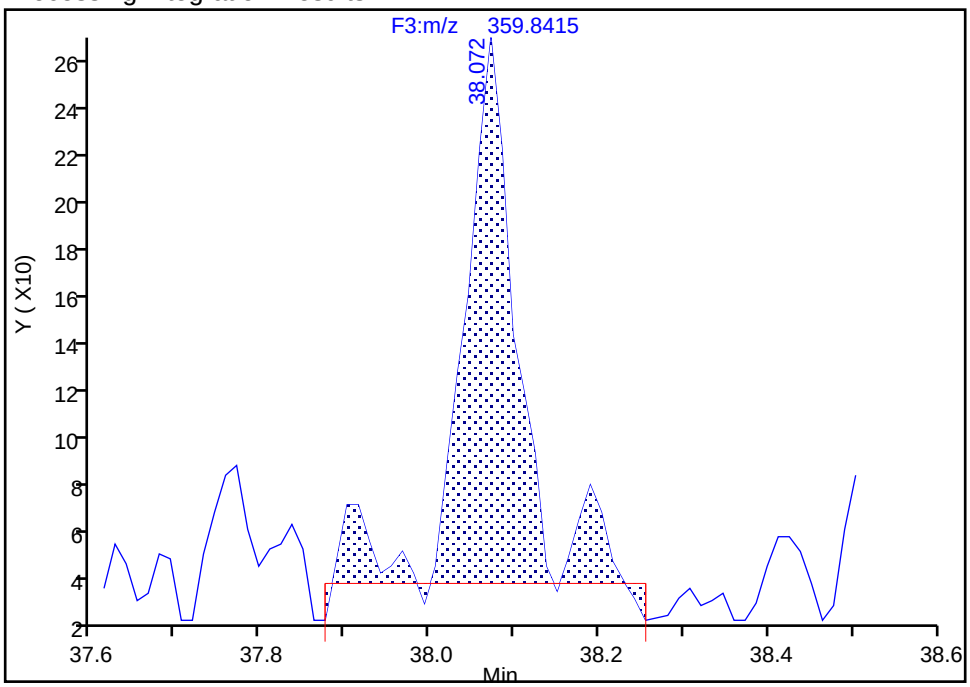

Manual Integration Results

RT: 38.07
Area: 912
Amount: 0.070247
Amount Units: pg/ul

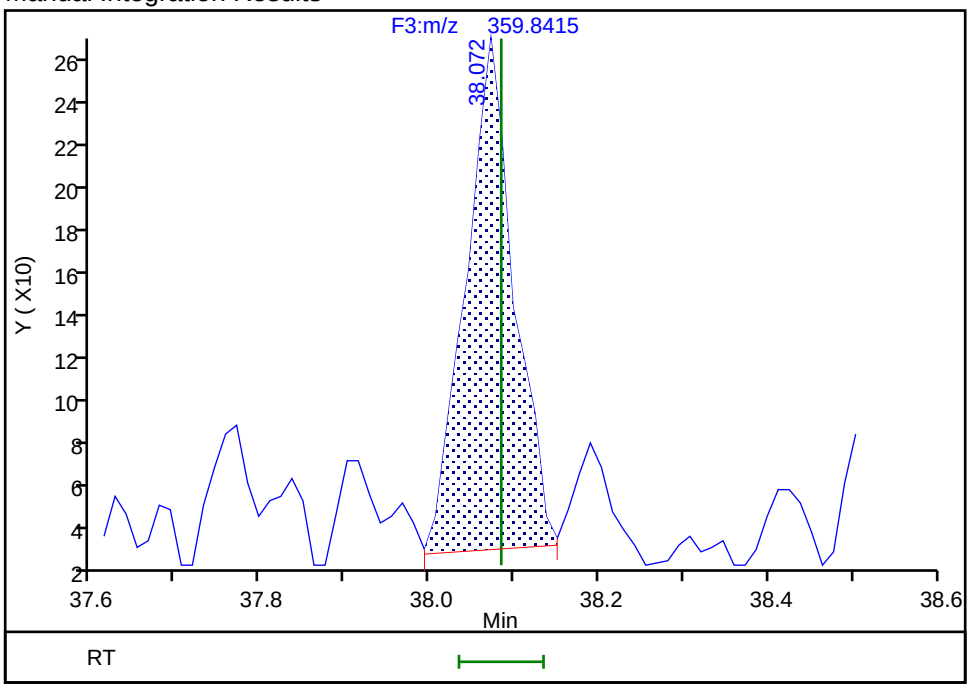

Reviewer: mcwhirterl, 27-Aug-2019 19:46:32

Audit Action: Manually Integrated/Assigned Compound ID Audit Reason: Baseline

Manual Integration/User Assign Peak Report

Eurofins TestAmerica, Knoxville

Data File:	\\chromna\Knoxville\ChromData\D3D\20190827-12879.b\mb140-3277515-b.d				
Injection Date:	27-Aug-2019 18:11:00	Instrument ID:	D3D		
Lims ID:	MB 140-32775/15-B				
Client ID:					
Operator ID:	Xcalibur_System	ALS Bottle#:	0	Worklist Smp#:	7
Injection Vol:	1.0 ul	Dil. Factor:	1.0000		
Method:	PCBs_D3D	Limit Group:	HR - 1668A - ICAL		
Column:	SPB-Octyl (0.25 mm)	Detector	F3(35.64 :49.10)		

PCB-153/168, CAS: STL01822

Signal: 2

Processing Integration Results

RT: 38.69
Area: 2895
Amount: 0.216722
Amount Units: pg/ul

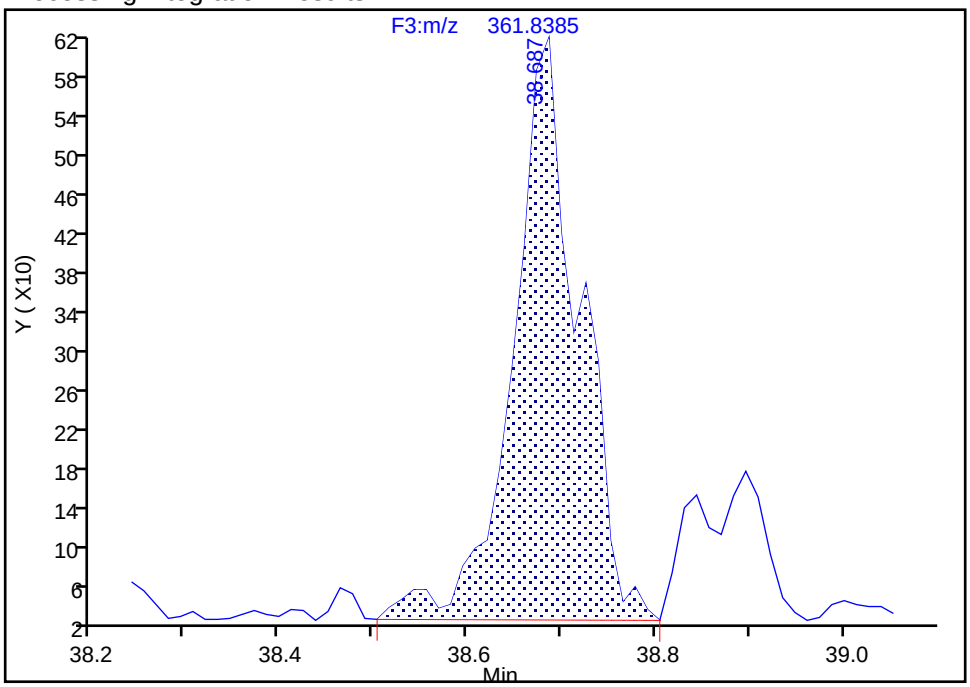

Manual Integration Results

RT: 38.69
Area: 2895
Amount: 0.198182
Amount Units: pg/ul

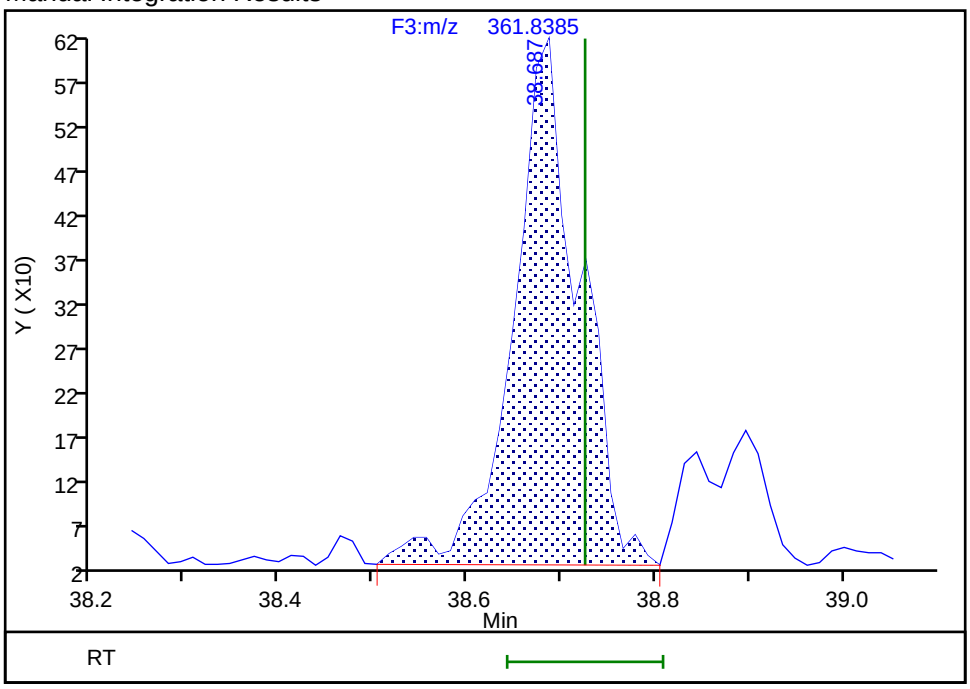

Reviewer: mcwhirterl, 27-Aug-2019 19:46:54

Audit Action: Marked Compound Undetected Audit Reason: Invalid Compound ID

Manual Integration/User Assign Peak Report

Eurofins TestAmerica, Knoxville

Data File: \\chromna\Knoxville\ChromData\D3D\20190827-12879.b\mb140-3277515-b.d
Injection Date: 27-Aug-2019 18:11:00 Instrument ID: D3D
Lims ID: MB 140-32775/15-B
Client ID:
Operator ID: Xcalibur_System ALS Bottle#: 0 Worklist Smp#: 7
Injection Vol: 1.0 ul Dil. Factor: 1.0000
Method: PCBs_D3D Limit Group: HR - 1668A - ICAL
Column: SPB-Octyl (0.25 mm) Detector F3(35.64 :49.10)

PCB-153/168, CAS: STL01822

Signal: 3

Processing Integration Results

RT: 38.69
Area: 6476
Amount: 0.216722
Amount Units: pg/ul

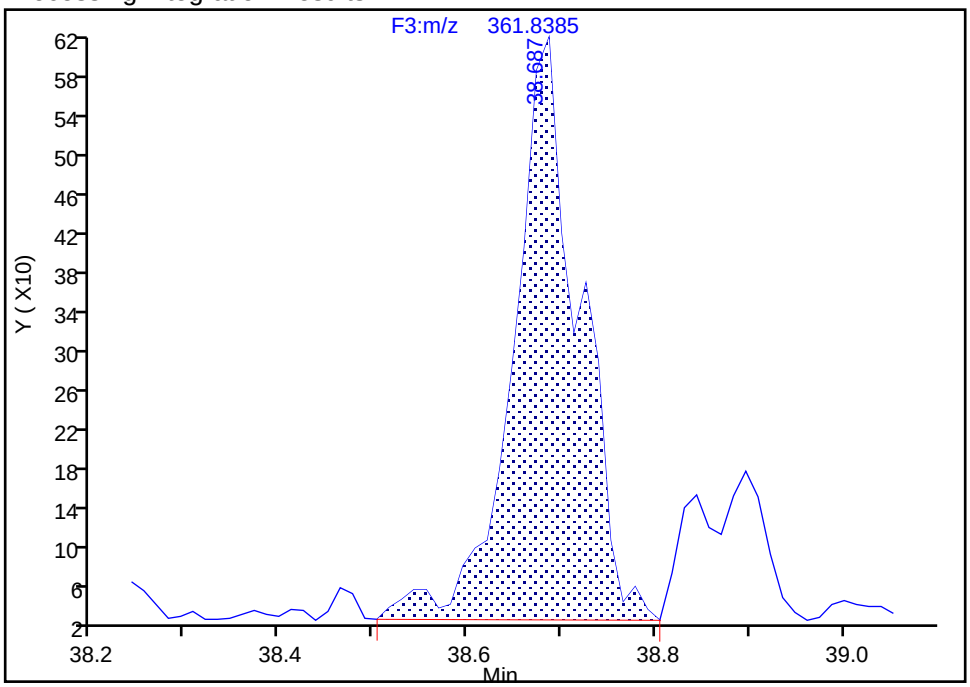

Manual Integration Results

RT: 38.69
Area: 5922
Amount: 0.198182
Amount Units: pg/ul
Reviewer: mcwhirterl, 27-Aug-2019 19:46:54
Audit Action: Marked Compound Undetected Audit Reason: Invalid Compound ID

Manual Integration/User Assign Peak Report

Eurofins TestAmerica, Knoxville

Data File: \\chromna\Knoxville\ChromData\D3D\20190827-12879.b\mb140-3277515-b.d

Injection Date:	27-Aug-2019 18:11:00	Instrument ID:	D3D		
Lims ID:	MB 140-32775/15-B				
Client ID:					
Operator ID:	Xcalibur_System	ALS Bottle#:	0	Worklist Smp#:	7
Injection Vol:	1.0 ul	Dil. Factor:	1.0000		
Method:	PCBs_D3D	Limit Group:	HR - 1668A - ICAL		
Column:	SPB-Octyl (0.25 mm)	Detector	F3(35.64 :49.10)		

PCB-153/168, CAS: STL01822

Signal: 1

Processing Integration Results

RT: 38.69
Area: 3581
Amount: 0.216722
Amount Units: pg/ul

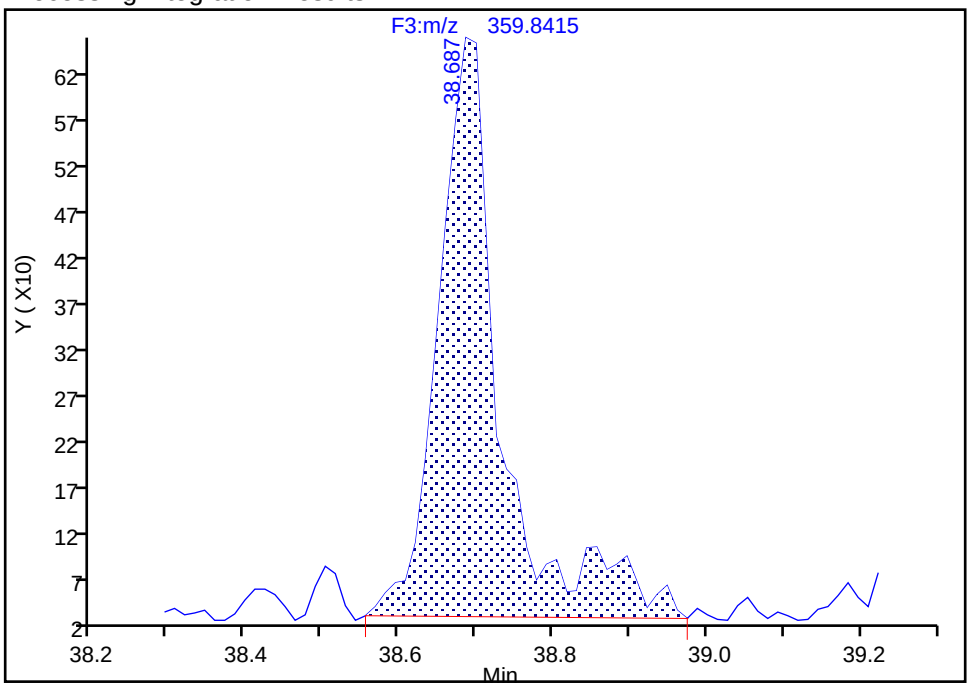

Manual Integration Results

RT: 38.69
Area: 3027
Amount: 0.198182
Amount Units: pg/ul

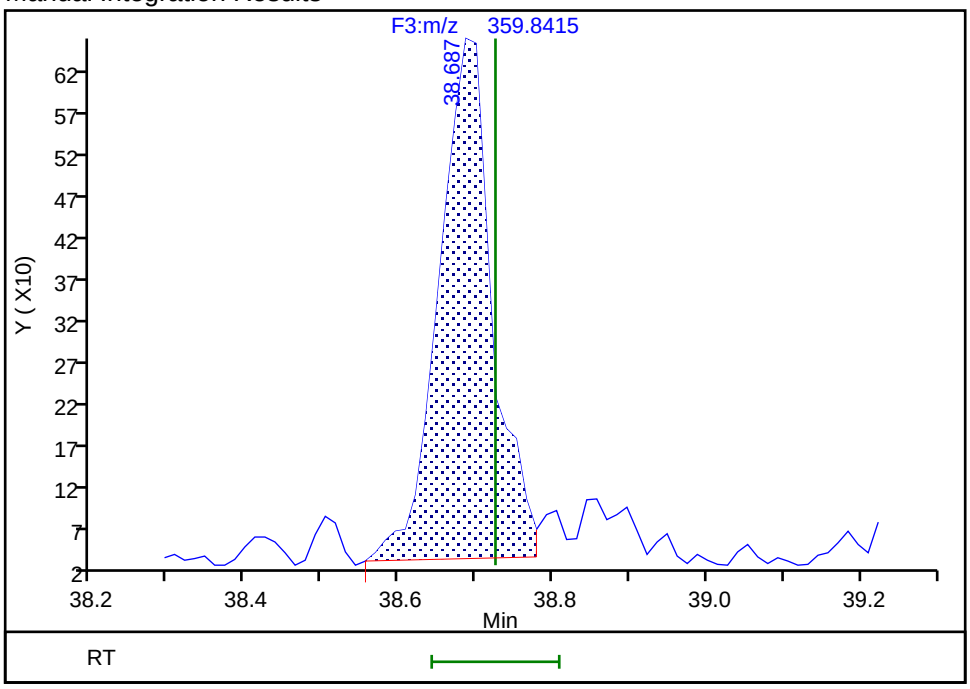

Reviewer: mcwhirterl, 27-Aug-2019 19:46:56

Audit Action: Manually Integrated/Assigned Compound ID Audit Reason: Baseline

Manual Integration/User Assign Peak Report

Eurofins TestAmerica, Knoxville

Data File: \\chromna\Knoxville\ChromData\D3D\20190827-12879.b\mb140-3277515-b.d
Injection Date: 27-Aug-2019 18:11:00 Instrument ID: D3D
Lims ID: MB 140-32775/15-B
Client ID:
Operator ID: Xcalibur_System ALS Bottle#: 0 Worklist Smp#: 7
Injection Vol: 1.0 ul Dil. Factor: 1.0000
Method: PCBs_D3D Limit Group: HR - 1668A - ICAL
Column: SPB-Octyl (0.25 mm) Detector F3(35.64 :49.10)

PCB-169L, CAS: 208263-70-1

Signal: 1

Not Detected
Expected RT: 47.35

Processing Integration Results

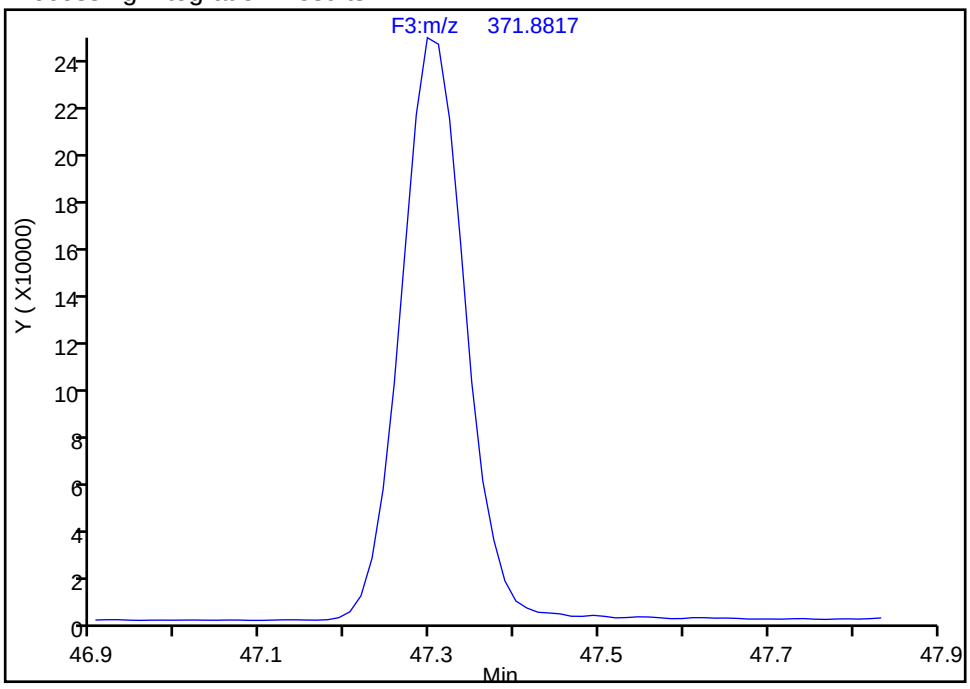

Manual Integration Results

RT: 47.30
Area: 1310208
Amount: 85.035091
Amount Units: pg/ul

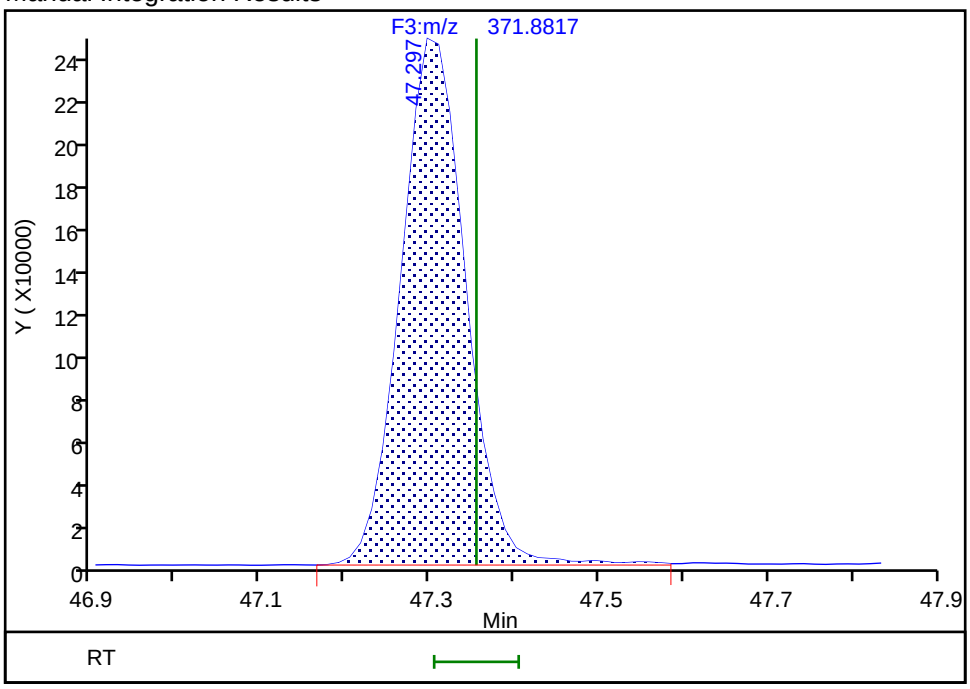

Reviewer: mcwhirterl, 27-Aug-2019 19:45:30
Audit Action: Assigned Compound ID Audit Reason: Split Peak

Eurofins TestAmerica, Knoxville

Data File:	\\chromna\Knoxville\ChromData\D3D\20190827-12879.b\mb140-3277515-b.d		
Injection Date:	27-Aug-2019 18:11:00	Injection Vol:	1.0 ul
Instrument ID:	D3D	Operator ID:	Xcalibur_System
Method:	PCBs_D3D	Limit Group:	HR - 1668A - ICAL
Client ID:			
Worklist#:	33063	Sample Line#:	7
Column Type:	SPB-Octyl	Column Dia:	0.25 mm

HpPCB F3

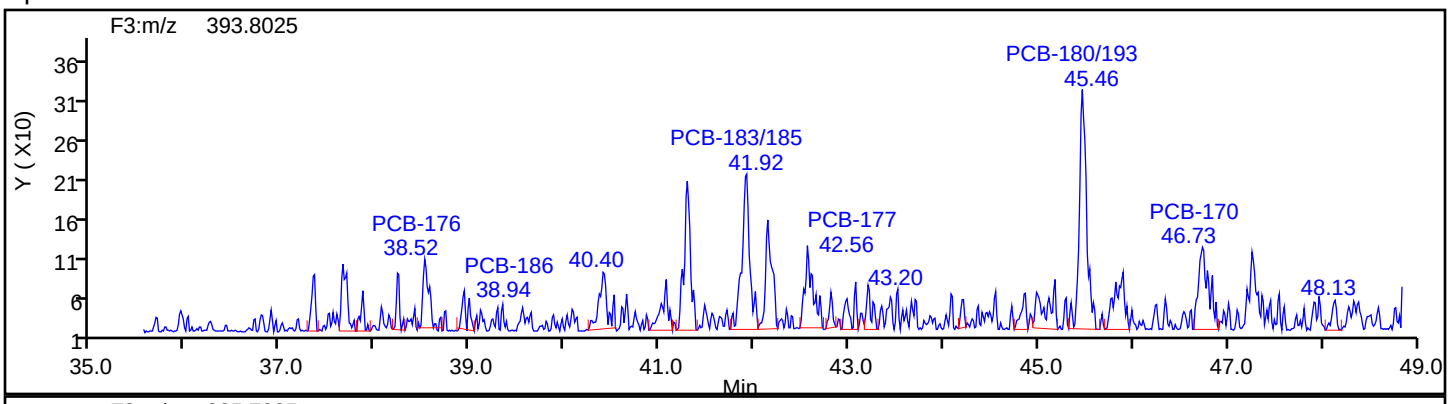

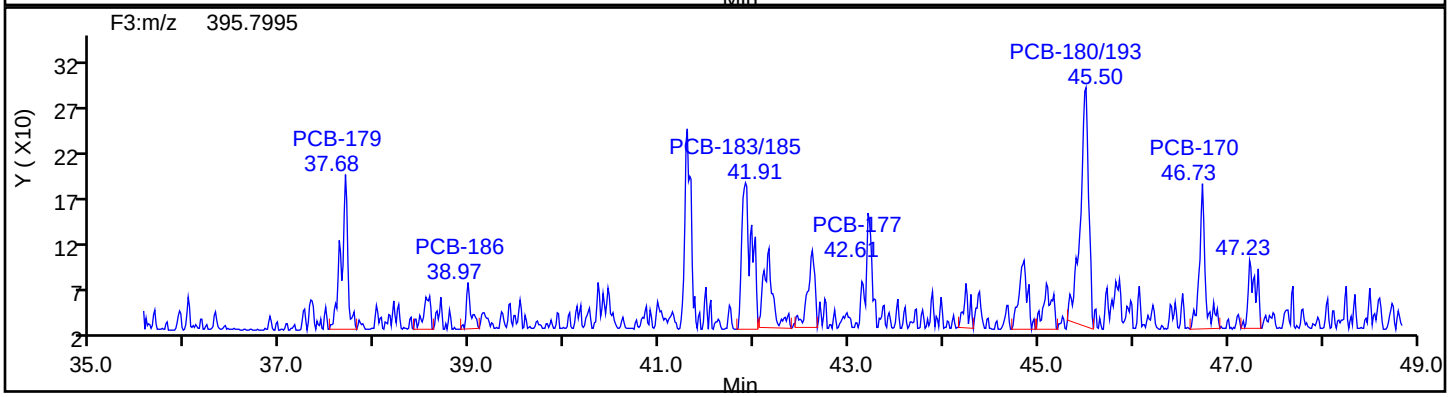

HpPCB F3 Standards

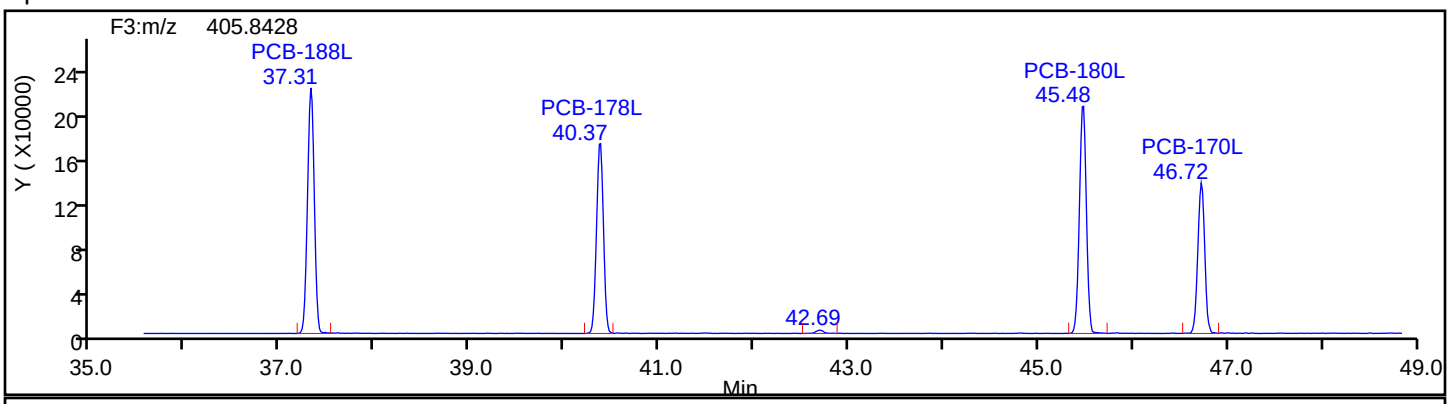

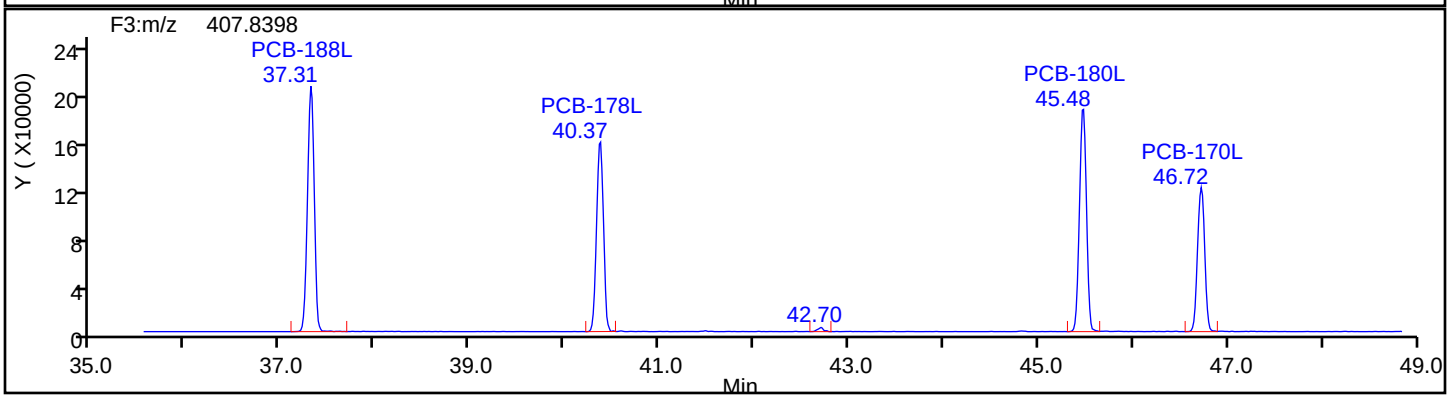

Eurofins TestAmerica, Knoxville

Data File:	\\chromna\Knoxville\ChromData\D3D\20190827-12879.b\mb140-3277515-b.d		
Injection Date:	27-Aug-2019 18:11:00	Injection Vol:	1.0 ul
Instrument ID:	D3D	Operator ID:	Xcalibur_System
Method:	PCBs_D3D	Limit Group:	HR - 1668A - ICAL
Client ID:			
Worklist#:	33063	Sample Line#:	7
Column Type:	SPB-Octyl	Column Dia:	0.25 mm

HpPCB F3

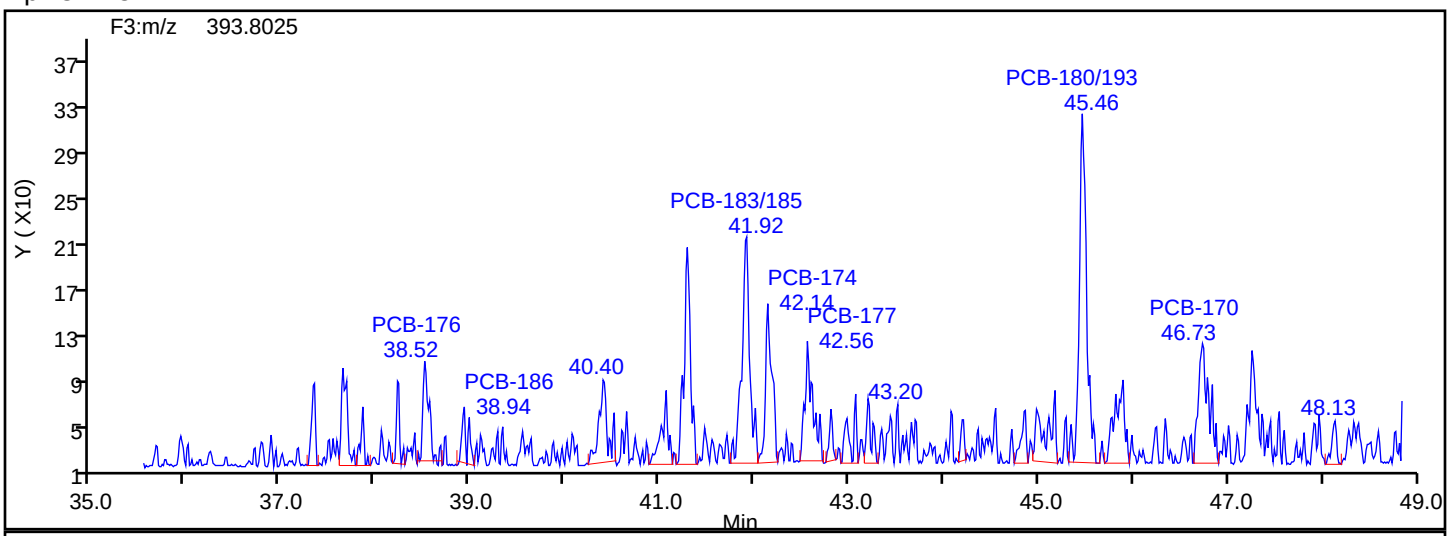

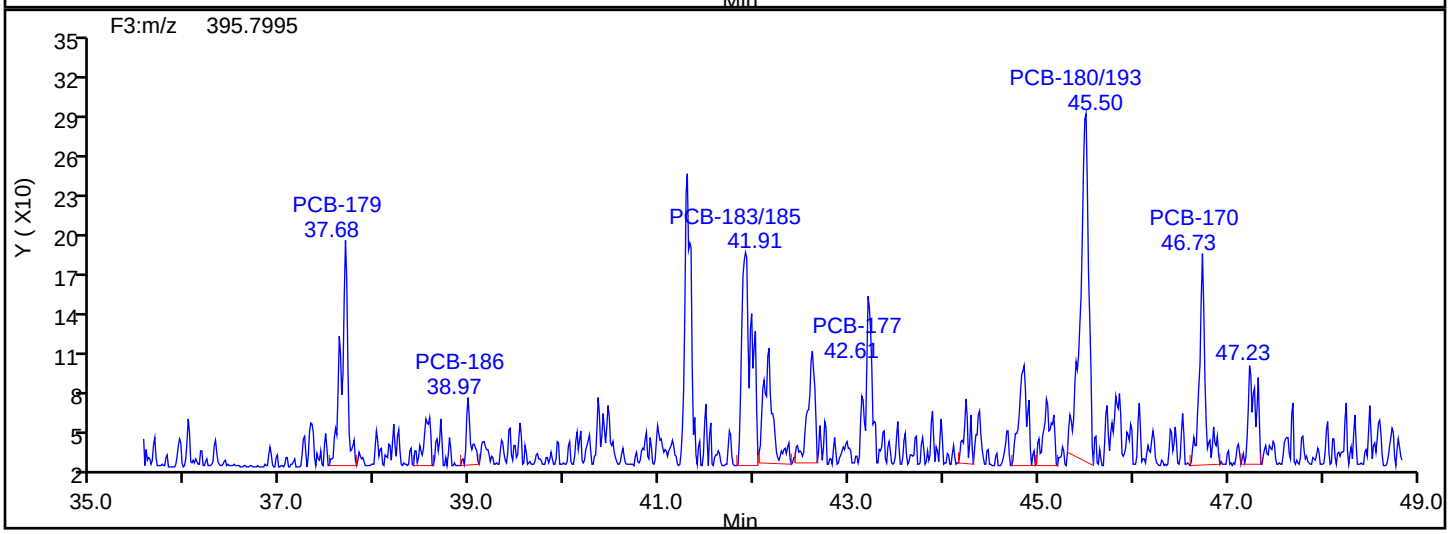

HpPCB F3 Lock Mass

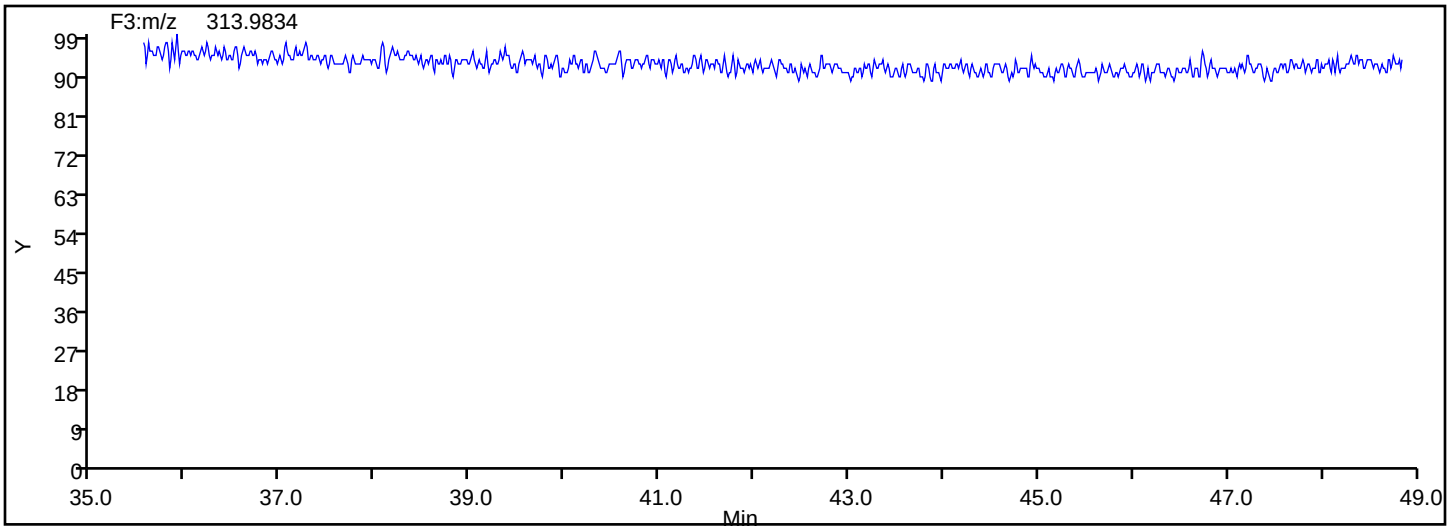

Manual Integration/User Assign Peak Report

Eurofins TestAmerica, Knoxville

Data File: \\chromna\Knoxville\ChromData\D3D\20190827-12879.b\mb140-3277515-b.d
Injection Date: 27-Aug-2019 18:11:00 Instrument ID: D3D
Lims ID: MB 140-32775/15-B
Client ID:
Operator ID: Xcalibur_System ALS Bottle#: 0 Worklist Smp#: 7
Injection Vol: 1.0 ul Dil. Factor: 1.0000
Method: PCBs_D3D Limit Group: HR - 1668A - ICAL
Column: SPB-Octyl (0.25 mm) Detector F3(35.64 :49.10)

PCB-183/185, CAS: STL02297

Signal: 1

Not Detected
Expected RT: 41.92

Processing Integration Results

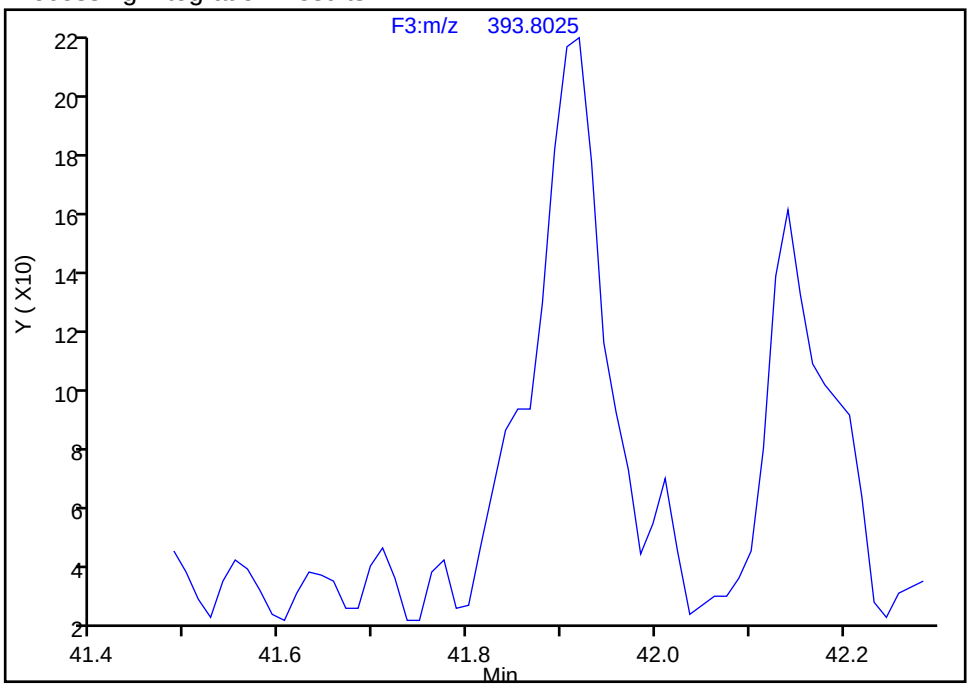

Manual Integration Results

RT: 41.92
Area: 1137
Amount: 0.115494
Amount Units: pg/ul

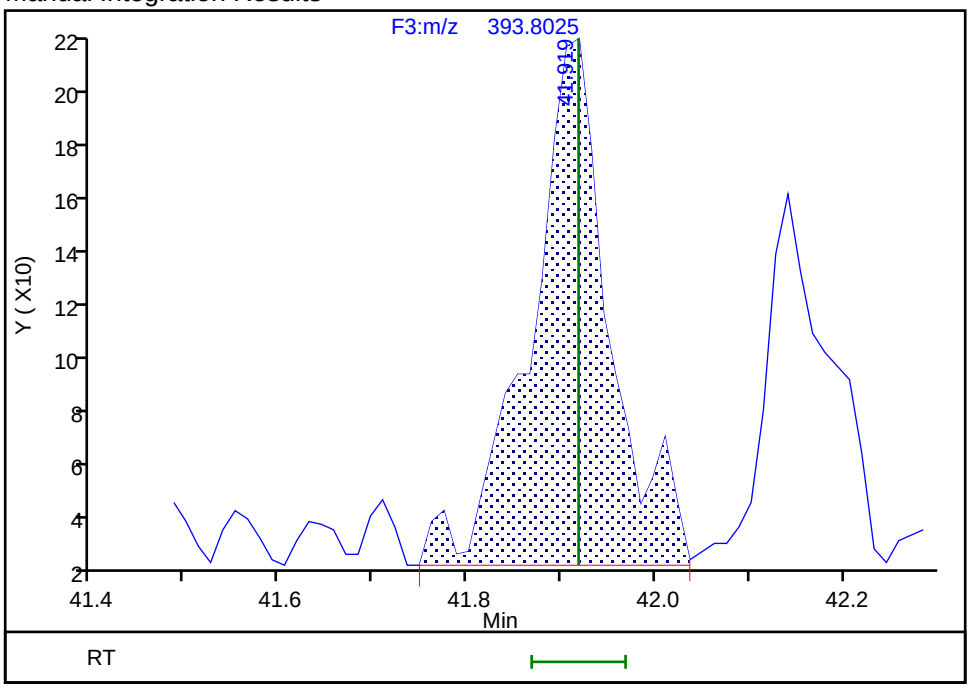

Reviewer: mcwhirterl, 27-Aug-2019 19:47:30
Audit Action: Assigned Compound ID Audit Reason: Baseline

Manual Integration/User Assign Peak Report

Eurofins TestAmerica, Knoxville

Data File: \\chromna\Knoxville\ChromData\D3D\20190827-12879.b\mb140-3277515-b.d
Injection Date: 27-Aug-2019 18:11:00 Instrument ID: D3D
Lims ID: MB 140-32775/15-B
Client ID:
Operator ID: Xcalibur_System ALS Bottle#: 0 Worklist Smp#: 7
Injection Vol: 1.0 ul Dil. Factor: 1.0000
Method: PCBs_D3D Limit Group: HR - 1668A - ICAL
Column: SPB-Octyl (0.25 mm) Detector F3(35.64 :49.10)

PCB-174, CAS: 38411-25-5

Signal: 1

Not Detected
Expected RT: 42.15

Processing Integration Results

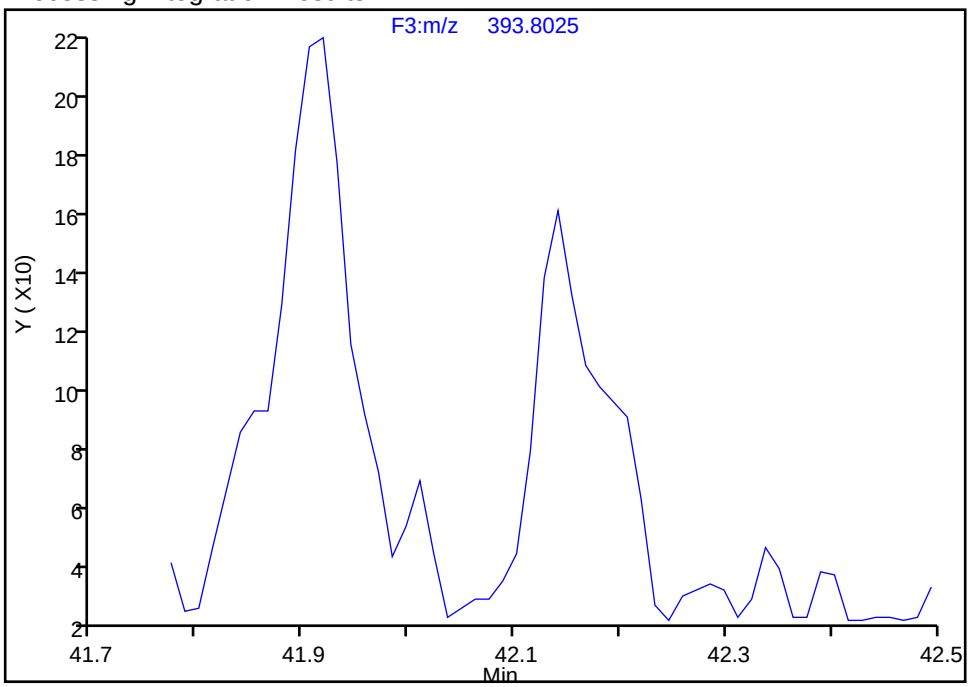

Manual Integration Results

RT: 42.14
Area: 642
Amount: 0.072488
Amount Units: pg/ul

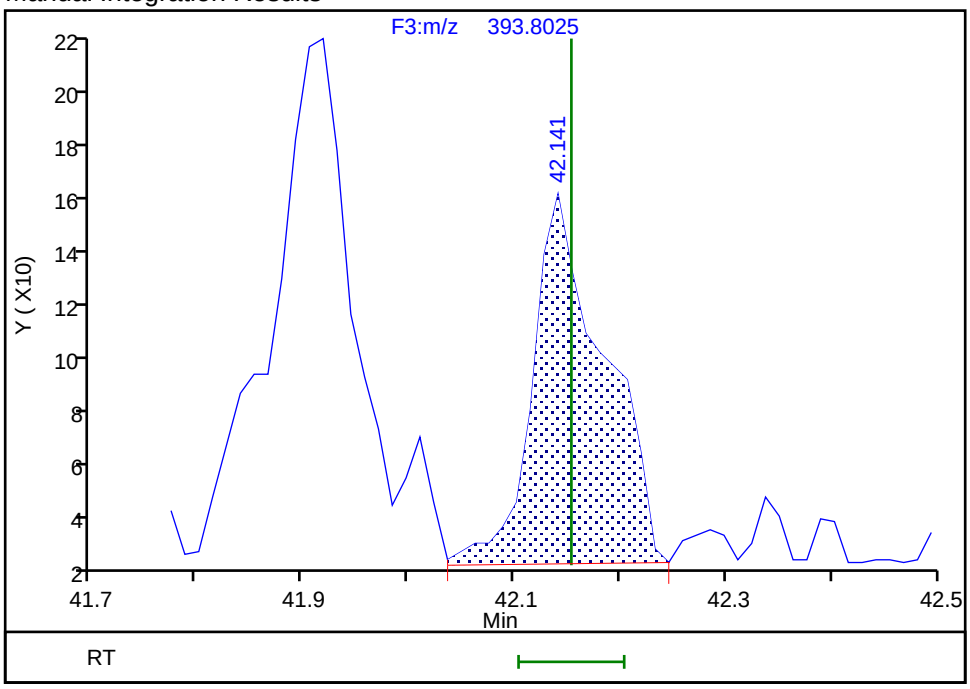

Reviewer: mcwhirterl, 27-Aug-2019 19:47:34
Audit Action: Assigned Compound ID Audit Reason: Baseline

Manual Integration/User Assign Peak Report

Eurofins TestAmerica, Knoxville

Data File:	\\chromna\Knoxville\ChromData\D3D\20190827-12879.b\mb140-3277515-b.d				
Injection Date:	27-Aug-2019 18:11:00	Instrument ID:	D3D		
Lims ID:	MB 140-32775/15-B				
Client ID:					
Operator ID:	Xcalibur_System	ALS Bottle#:	0	Worklist Smp#:	7
Injection Vol:	1.0 ul	Dil. Factor:	1.0000		
Method:	PCBs_D3D	Limit Group:	HR - 1668A - ICAL		
Column:	SPB-Octyl (0.25 mm)	Detector	F3(35.64 :49.10)		

PCB-172, CAS: 52663-74-8

Signal: 1

Not Detected
Expected RT: 44.85

Processing Integration Results

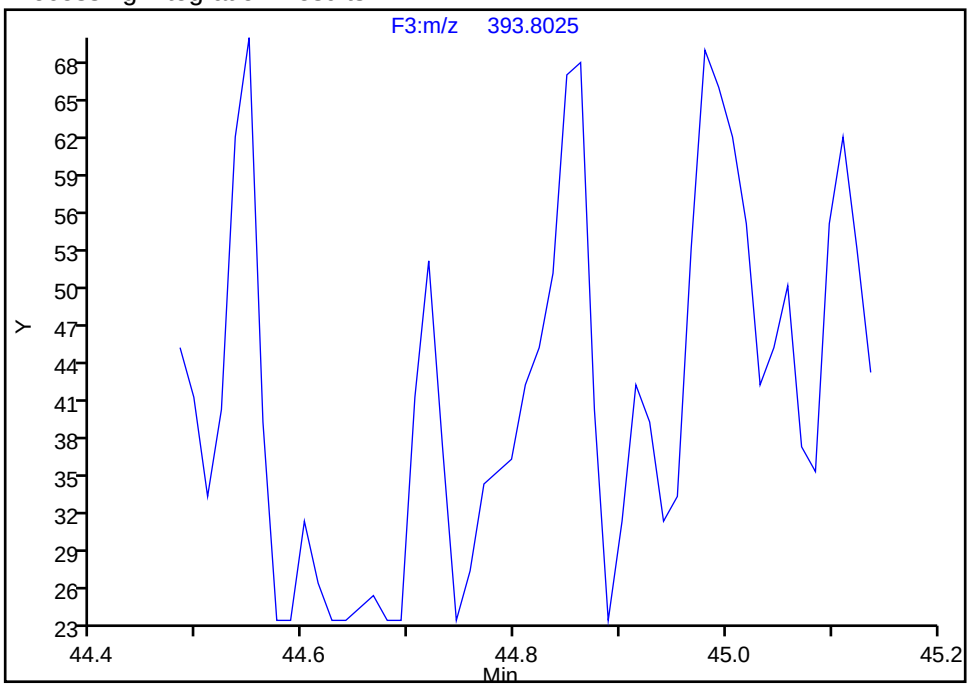

Manual Integration Results

RT: 44.86
Area: 168
Amount: 0.037287
Amount Units: pg/ul

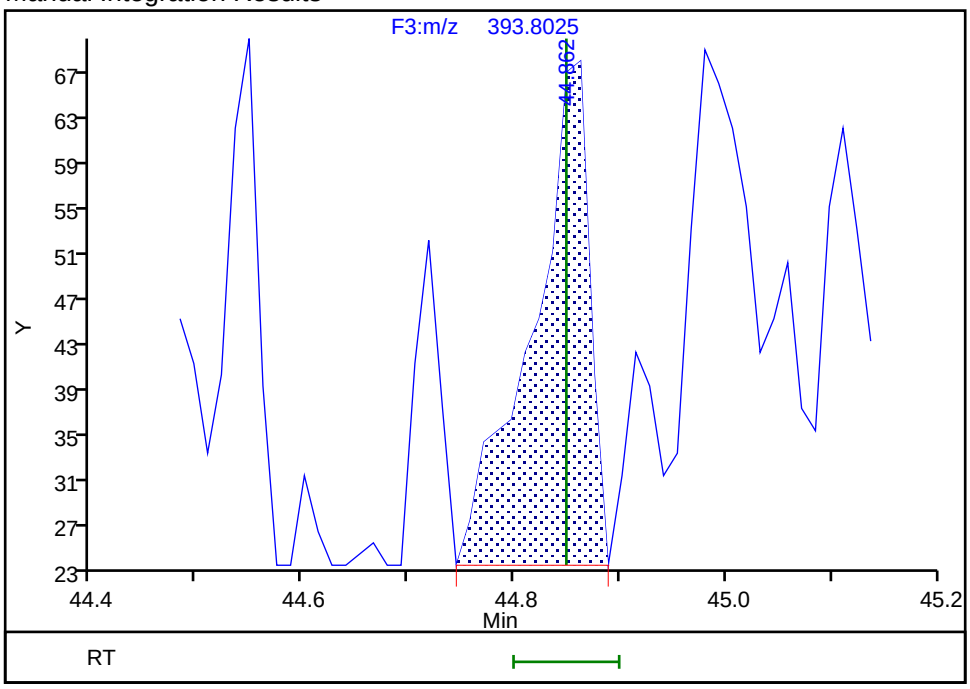

Reviewer: mcwhirterl, 27-Aug-2019 19:47:51
Audit Action: Assigned Compound ID Audit Reason: Baseline

Manual Integration/User Assign Peak Report

Eurofins TestAmerica, Knoxville

Data File:	\\chromna\Knoxville\ChromData\D3D\20190827-12879.b\mb140-3277515-b.d				
Injection Date:	27-Aug-2019 18:11:00	Instrument ID:	D3D		
Lims ID:	MB 140-32775/15-B				
Client ID:					
Operator ID:	Xcalibur_System	ALS Bottle#:	0	Worklist Smp#:	7
Injection Vol:	1.0 ul	Dil. Factor:	1.0000		
Method:	PCBs_D3D	Limit Group:	HR - 1668A - ICAL		
Column:	SPB-Octyl (0.25 mm)	Detector	F3(35.64 :49.10)		

PCB-192, CAS: 74472-51-8

Signal: 1

Not Detected
Expected RT: 45.12

Processing Integration Results

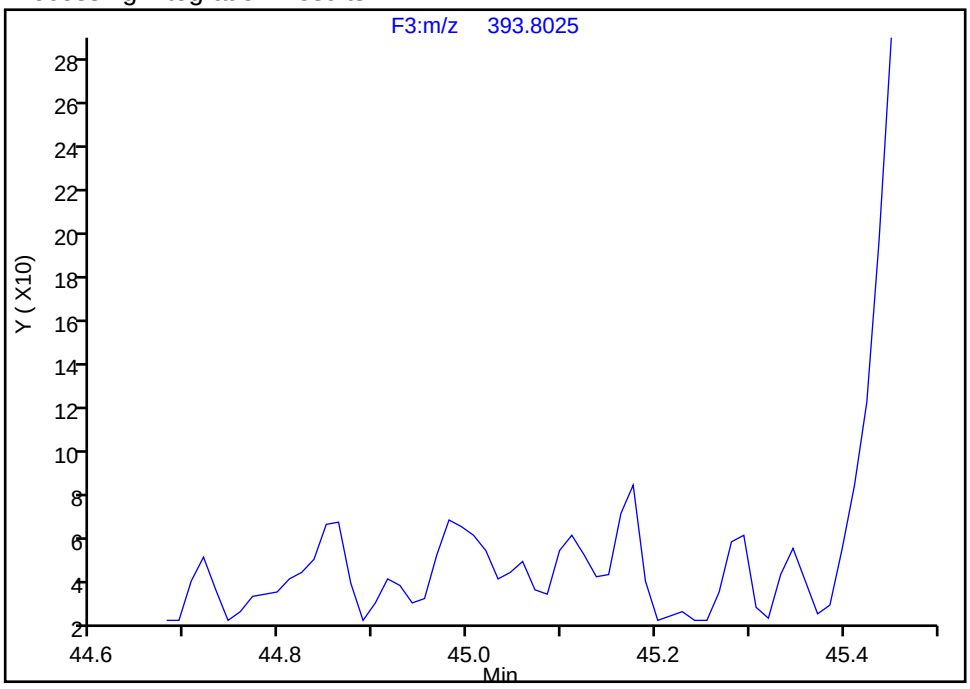

Manual Integration Results

RT: 45.18
Area: 430
Amount: 0.033414
Amount Units: pg/ul

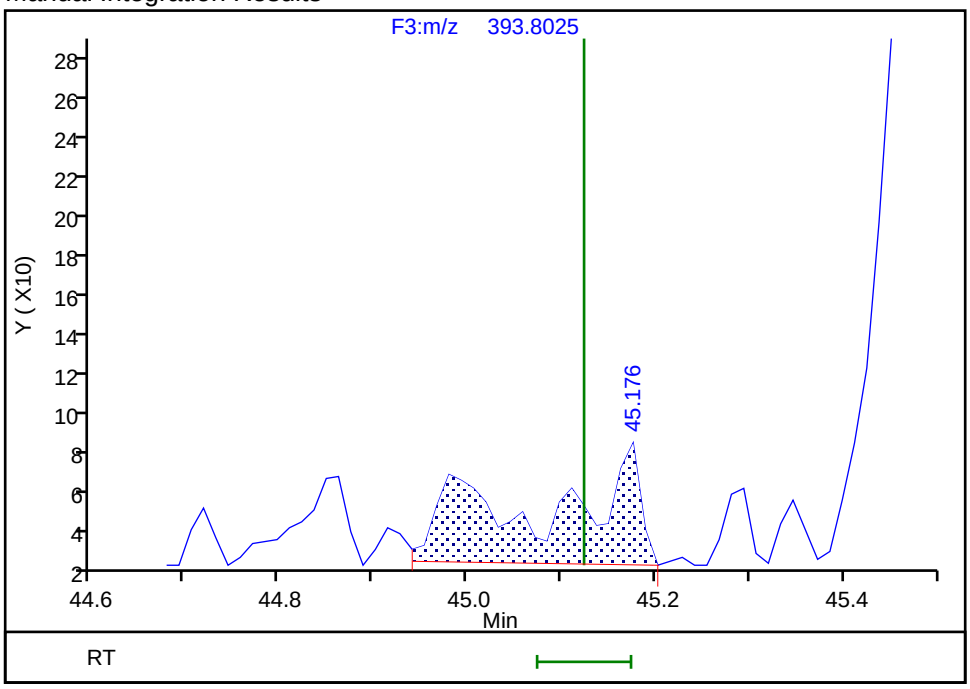

Reviewer: mcwhirterl, 27-Aug-2019 19:47:47
Audit Action: Assigned Compound ID Audit Reason: Baseline

Manual Integration/User Assign Peak Report

Eurofins TestAmerica, Knoxville

Data File: \\chromna\Knoxville\ChromData\D3D\20190827-12879.b\mb140-3277515-b.d
Injection Date: 27-Aug-2019 18:11:00 Instrument ID: D3D
Lims ID: MB 140-32775/15-B
Client ID:
Operator ID: Xcalibur_System ALS Bottle#: 0 Worklist Smp#: 7
Injection Vol: 1.0 ul Dil. Factor: 1.0000
Method: PCBs_D3D Limit Group: HR - 1668A - ICAL
Column: SPB-Octyl (0.25 mm) Detector F3(35.64 :49.10)

PCB-180/193, CAS: STL01824

Signal: 1

Not Detected
Expected RT: 45.45

Processing Integration Results

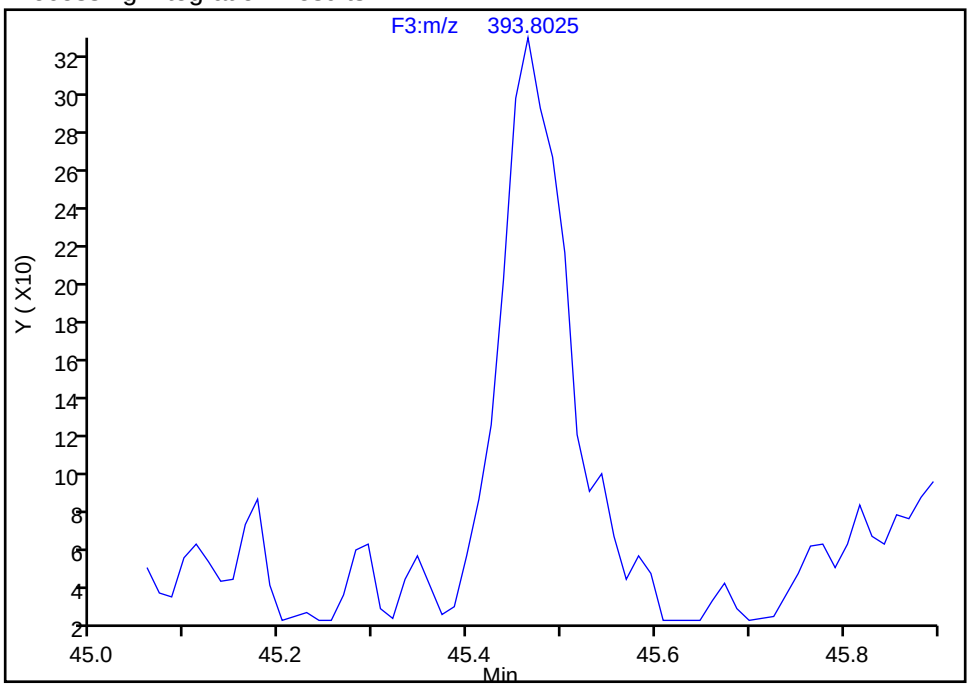

Manual Integration Results

RT: 45.46
Area: 1607
Amount: 0.150596
Amount Units: pg/ul

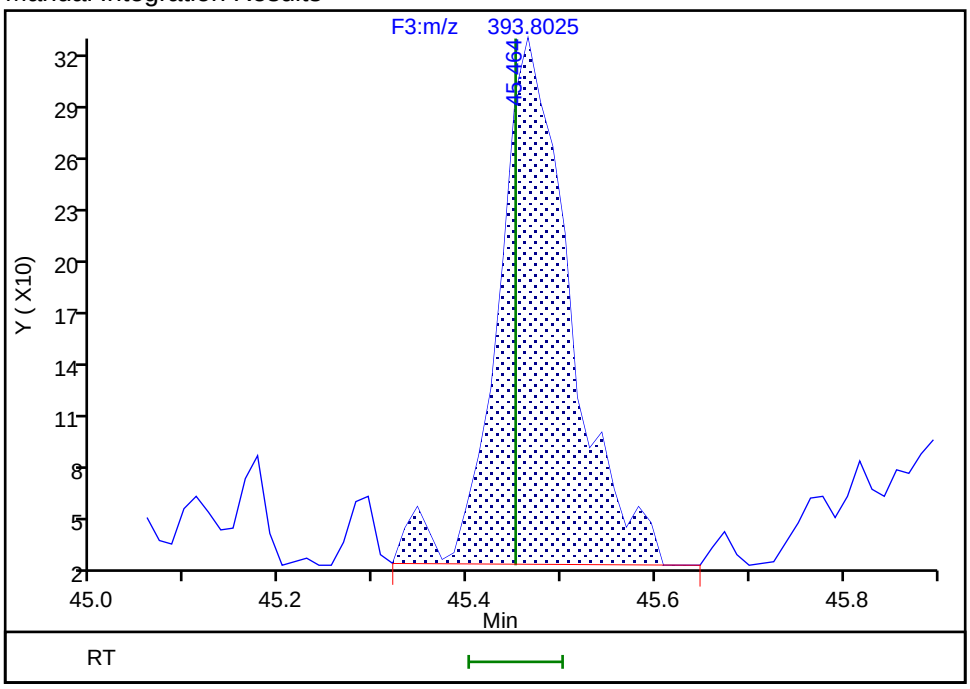

Reviewer: mcwhirterl, 27-Aug-2019 19:47:56
Audit Action: Assigned Compound ID Audit Reason: Baseline

Report Date: 27-Aug-2019 19:48:59 Chrom Revision: 2.3 22-Aug-2019 12:55:36

Eurofins TestAmerica, Knoxville

Data File:	\\chromna\Knoxville\ChromData\D3D\20190827-12879.b\mb140-3277515-b.d		
Injection Date:	27-Aug-2019 18:11:00	Injection Vol:	1.0 ul
Instrument ID:	D3D	Operator ID:	Xcalibur_System
Method:	PCBs_D3D	Limit Group:	HR - 1668A - ICAL
Client ID:			
Worklist#:	33063	Sample Line#:	7
Column Type:	SPB-Octyl	Column Dia:	0.25 mm

HpPCB F4

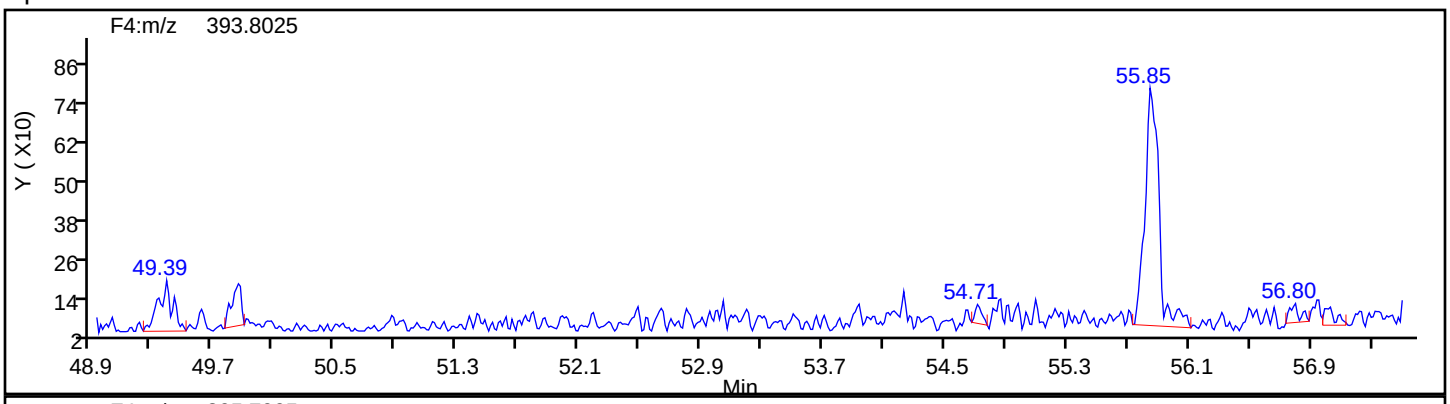

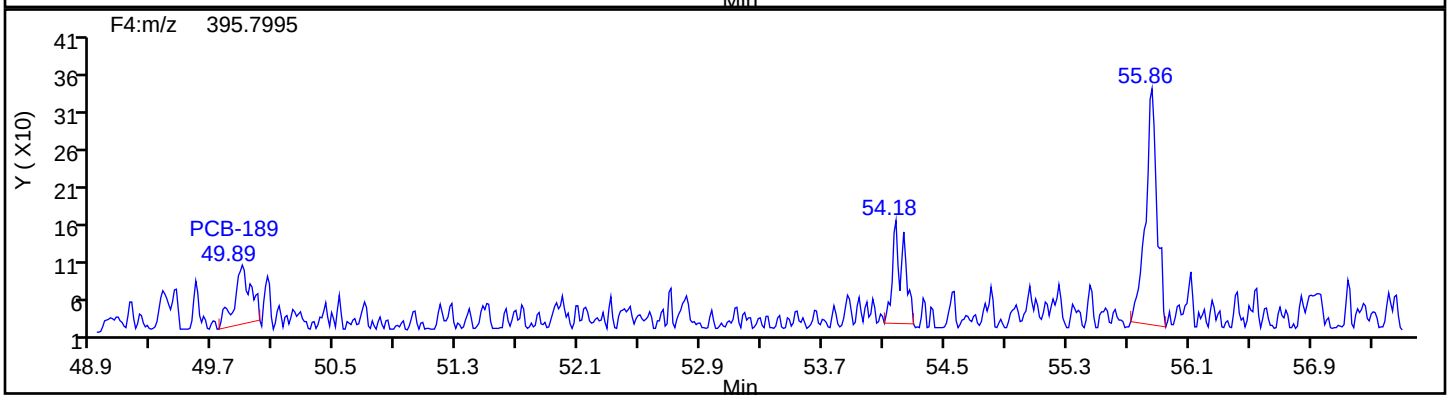

HpPCB F4 Standards

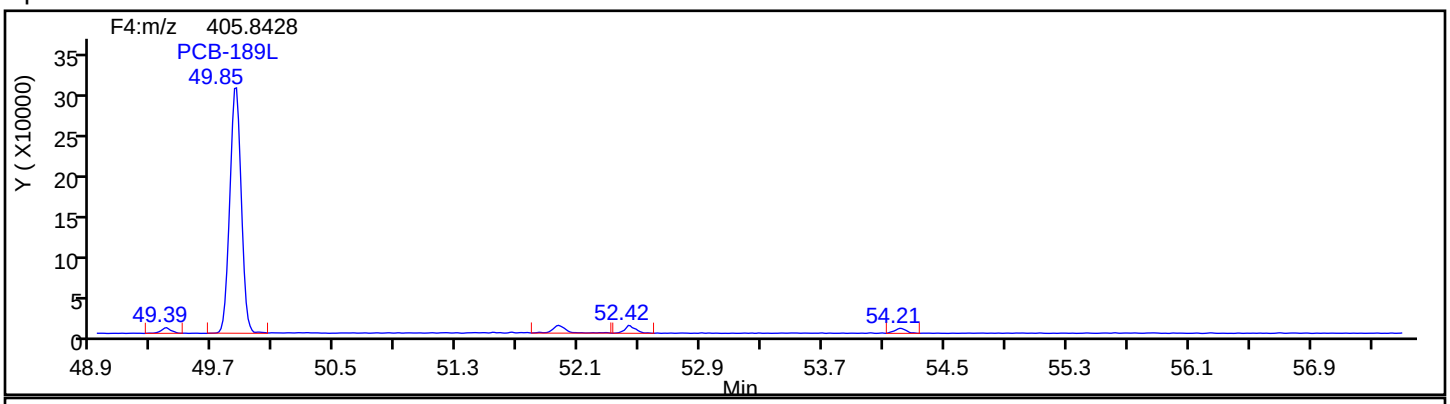

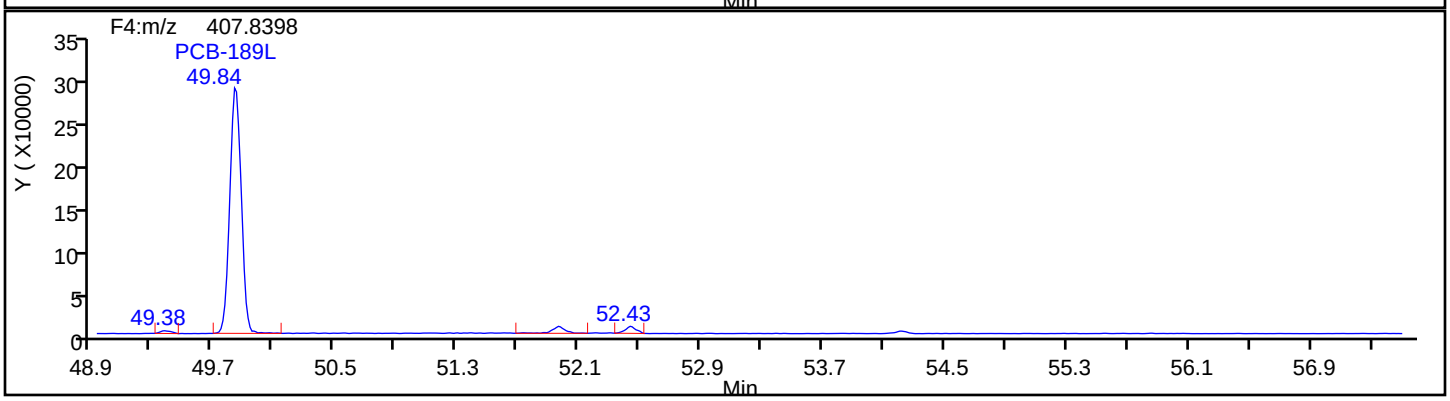

Eurofins TestAmerica, Knoxville

Data File:	\\chromna\Knoxville\ChromData\D3D\20190827-12879.b\mb140-3277515-b.d		
Injection Date:	27-Aug-2019 18:11:00	Injection Vol:	1.0 ul
Instrument ID:	D3D	Operator ID:	Xcalibur_System
Method:	PCBs_D3D	Limit Group:	HR - 1668A - ICAL
Client ID:			
Worklist#:	33063	Sample Line#:	7
Column Type:	SPB-Octyl	Column Dia:	0.25 mm

HpPCB F4

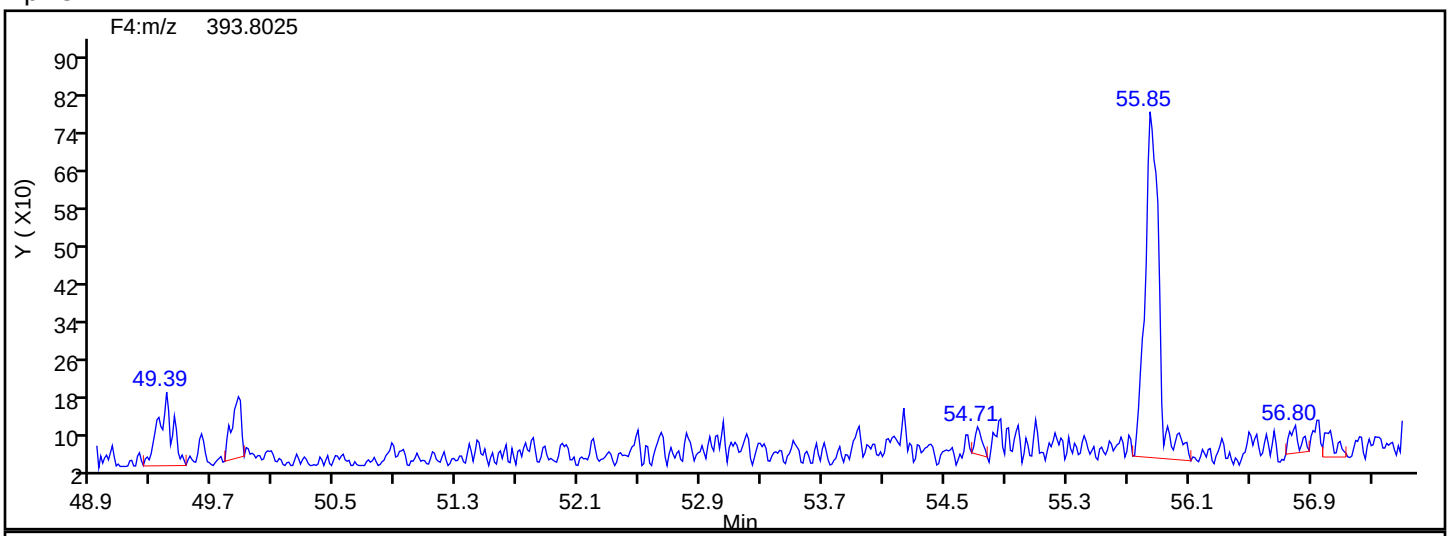

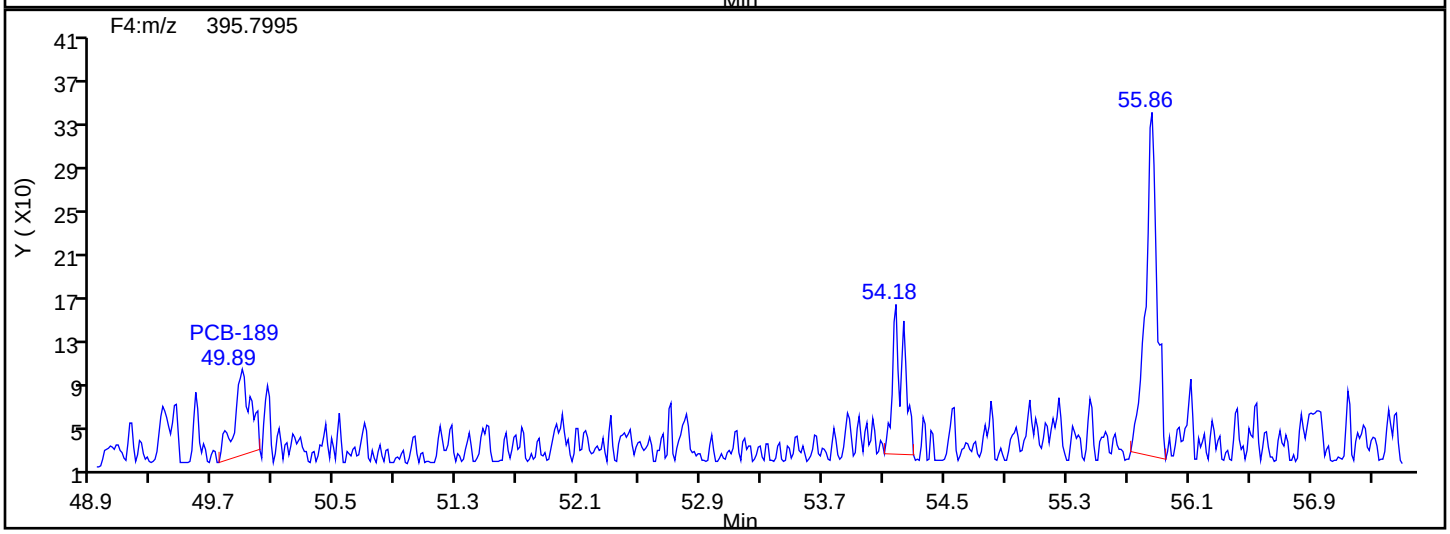

HpPCB F4 Lock Mass

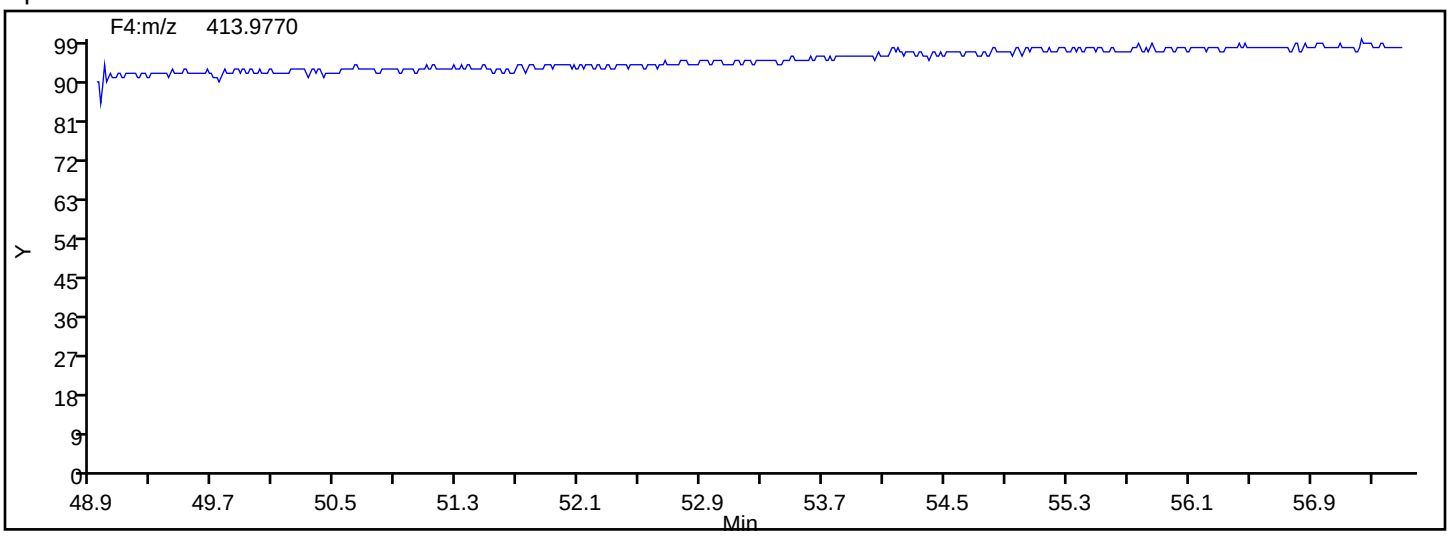

Report Date: 27-Aug-2019 19:49:00 Chrom Revision: 2.3 22-Aug-2019 12:55:36

Eurofins TestAmerica, Knoxville

Data File:	\\chromna\Knoxville\ChromData\D3D\20190827-12879.b\mb140-3277515-b.d		
Injection Date:	27-Aug-2019 18:11:00	Injection Vol:	1.0 ul
Instrument ID:	D3D	Operator ID:	Xcalibur_System
Method:	PCBs_D3D	Limit Group:	HR - 1668A - ICAL
Client ID:			
Worklist#:	33063	Sample Line#:	7
Column Type:	SPB-Octyl	Column Dia:	0.25 mm

OcPCB F3

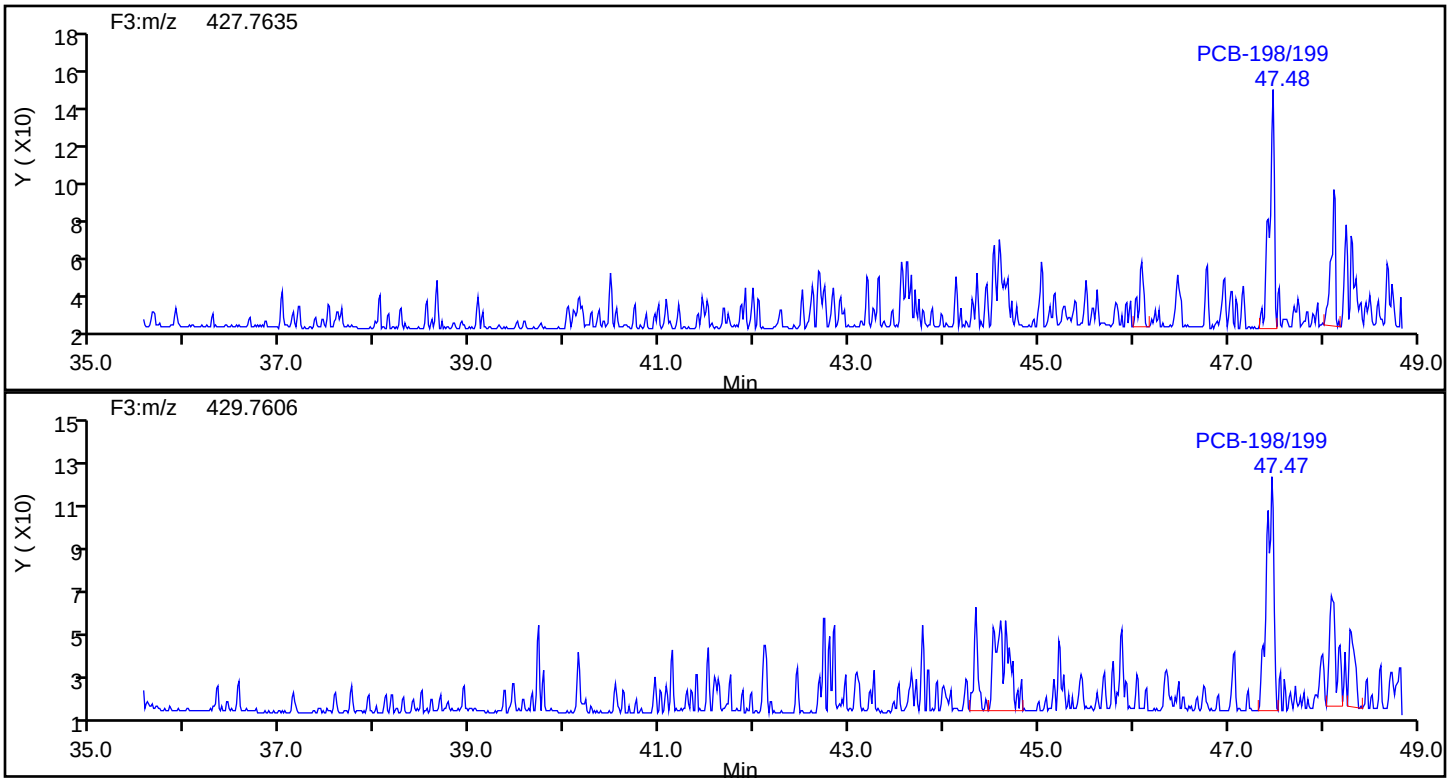

OcPCB F3 Standards

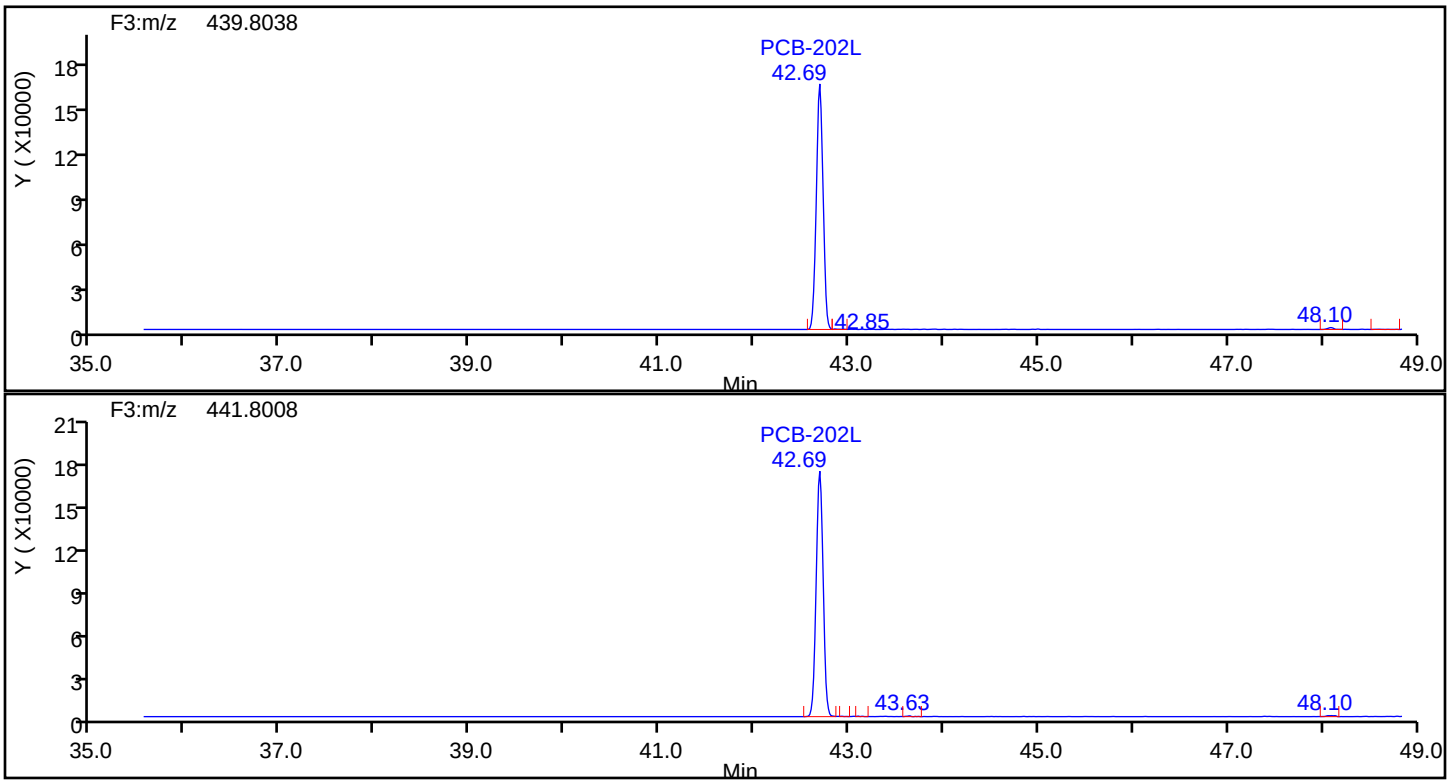

Eurofins TestAmerica, Knoxville

Data File:	\\chromna\Knoxville\ChromData\D3D\20190827-12879.b\mb140-3277515-b.d		
Injection Date:	27-Aug-2019 18:11:00	Injection Vol:	1.0 ul
Instrument ID:	D3D	Operator ID:	Xcalibur_System
Method:	PCBs_D3D	Limit Group:	HR - 1668A - ICAL
Client ID:			
Worklist#:	33063	Sample Line#:	7
Column Type:	SPB-Octyl	Column Dia:	0.25 mm

OcPCB F3

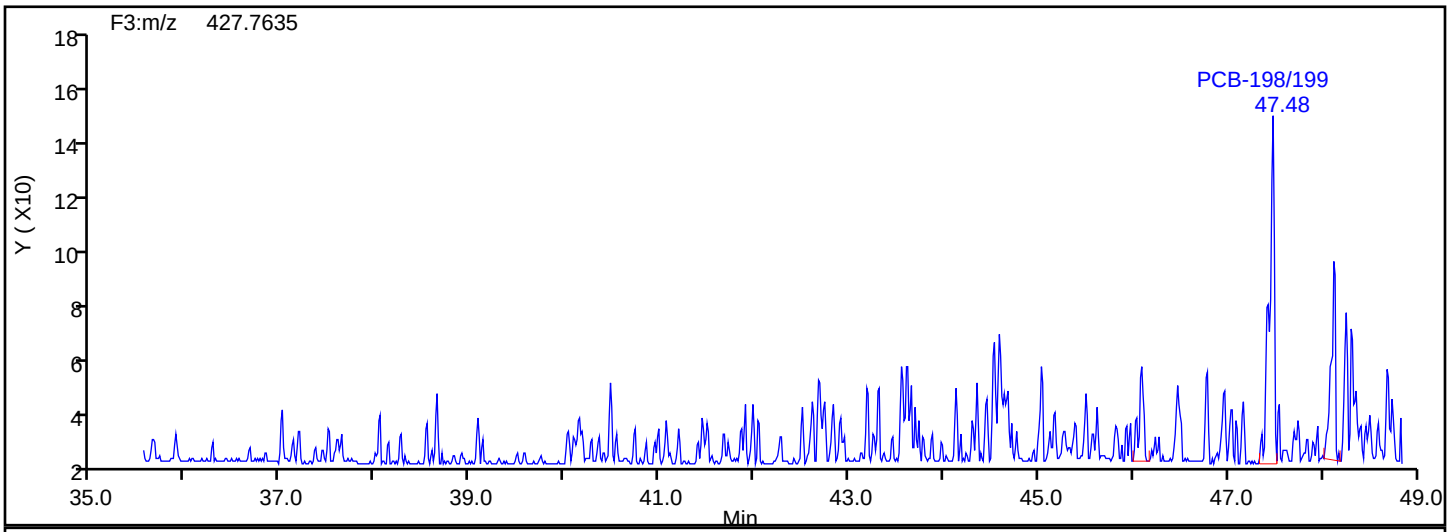

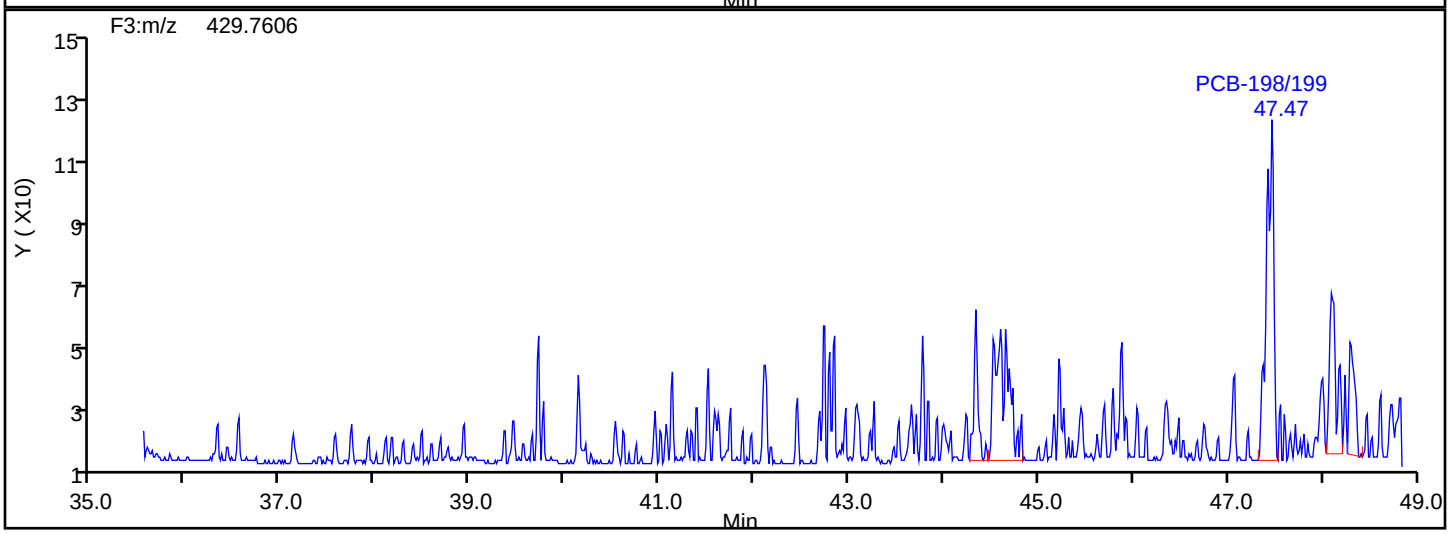

OcPCB F3 Lock Mass

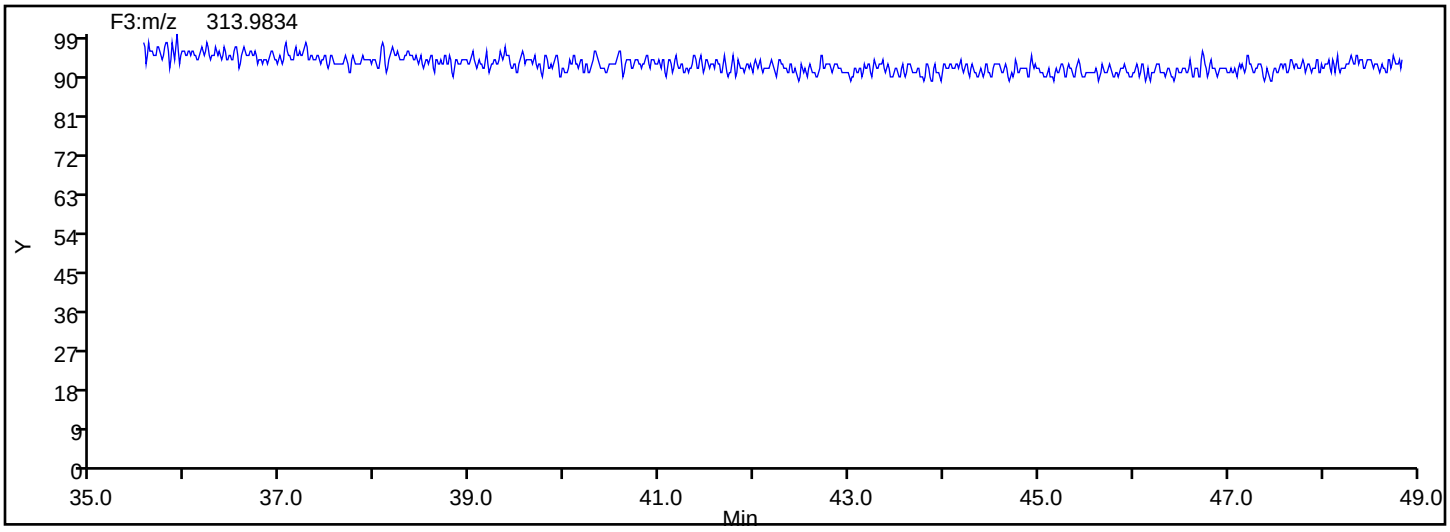

Manual Integration/User Assign Peak Report

Eurofins TestAmerica, Knoxville

Data File:	\\chromna\Knoxville\ChromData\D3D\20190827-12879.b\mb140-3277515-b.d				
Injection Date:	27-Aug-2019 18:11:00	Instrument ID:	D3D		
Lims ID:	MB 140-32775/15-B				
Client ID:					
Operator ID:	Xcalibur_System	ALS Bottle#:	0	Worklist Smp#:	7
Injection Vol:	1.0 ul	Dil. Factor:	1.0000		
Method:	PCBs_D3D	Limit Group:	HR - 1668A - ICAL		
Column:	SPB-Octyl (0.25 mm)	Detector	F3(35.64 :49.10)		

PCB-198/199, CAS: STL01825

Signal: 1

Not Detected
Expected RT: 47.44

Processing Integration Results

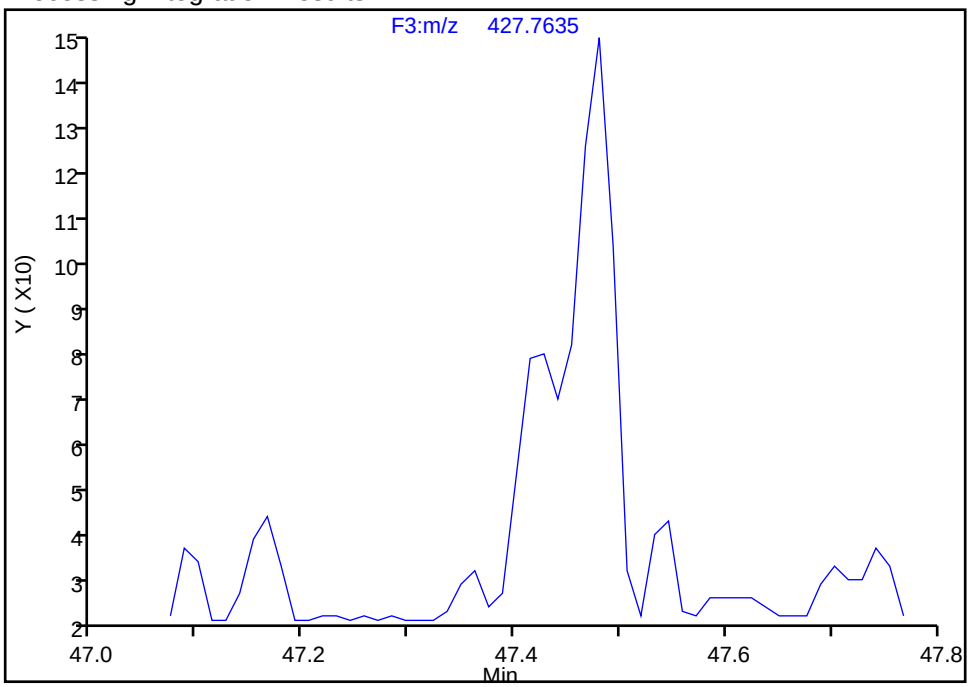

Manual Integration Results

RT: 47.48
Area: 484
Amount: 0.074223
Amount Units: pg/ul

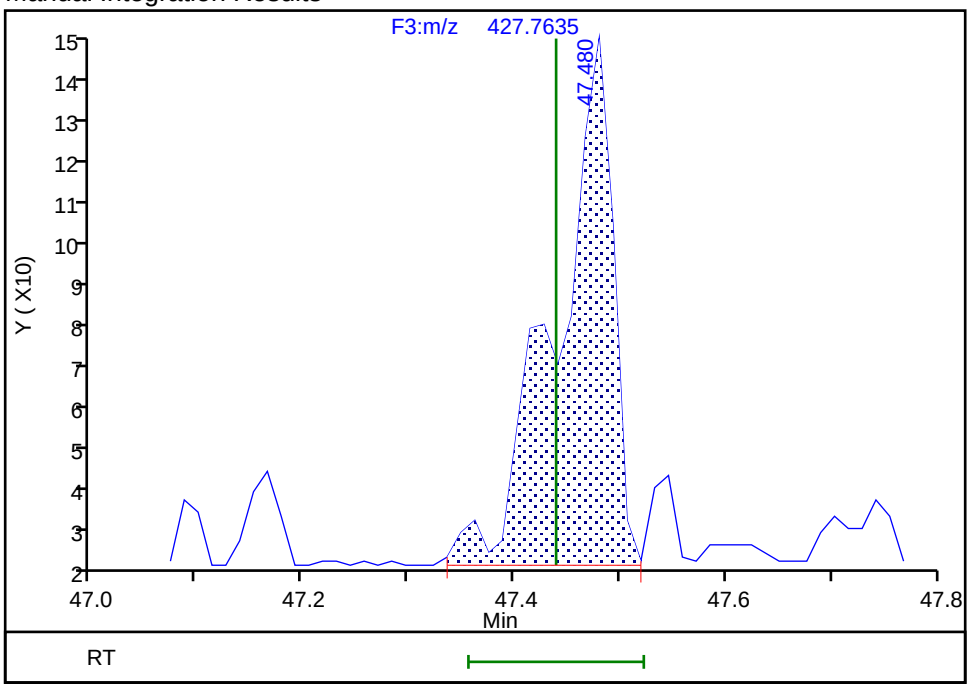

Reviewer: mcwhirterl, 27-Aug-2019 19:48:22
Audit Action: Assigned Compound ID Audit Reason: Incomplete Integration

Manual Integration/User Assign Peak Report

Eurofins TestAmerica, Knoxville

Data File:	\\chromna\Knoxville\ChromData\D3D\20190827-12879.b\mb140-3277515-b.d				
Injection Date:	27-Aug-2019 18:11:00	Instrument ID:	D3D		
Lims ID:	MB 140-32775/15-B				
Client ID:					
Operator ID:	Xcalibur_System	ALS Bottle#:	0	Worklist Smp#:	7
Injection Vol:	1.0 ul	Dil. Factor:	1.0000		
Method:	PCBs_D3D	Limit Group:	HR - 1668A - ICAL		
Column:	SPB-Octyl (0.25 mm)	Detector	F3(35.64 :49.10)		

PCB-196, CAS: 42740-50-1

Signal: 1

Not Detected
Expected RT: 48.12

Processing Integration Results

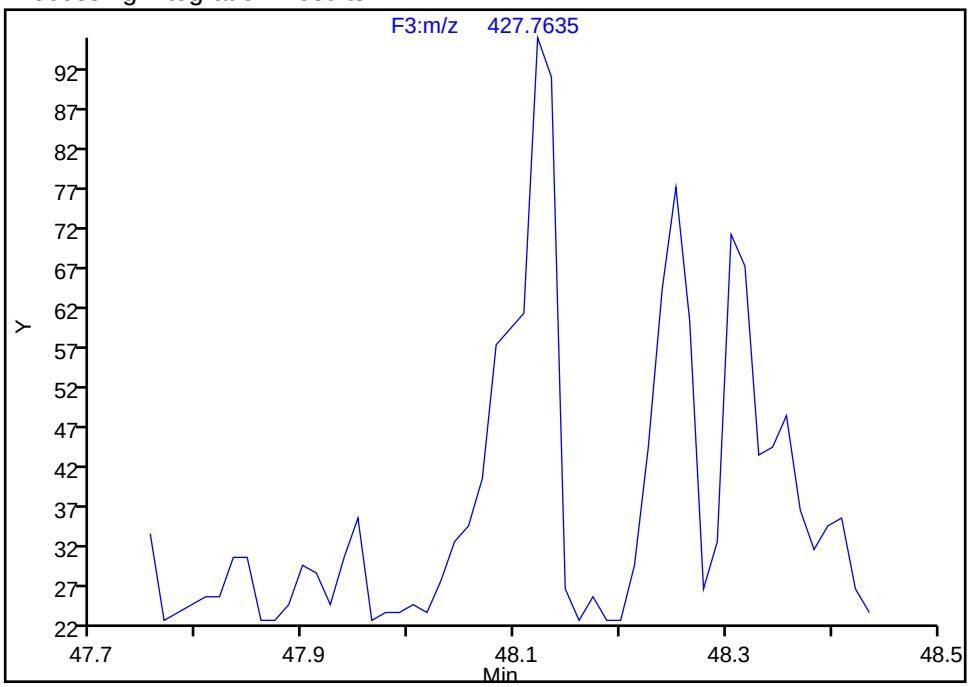

Manual Integration Results

RT: 48.12
Area: 235
Amount: 0.033073
Amount Units: pg/ul

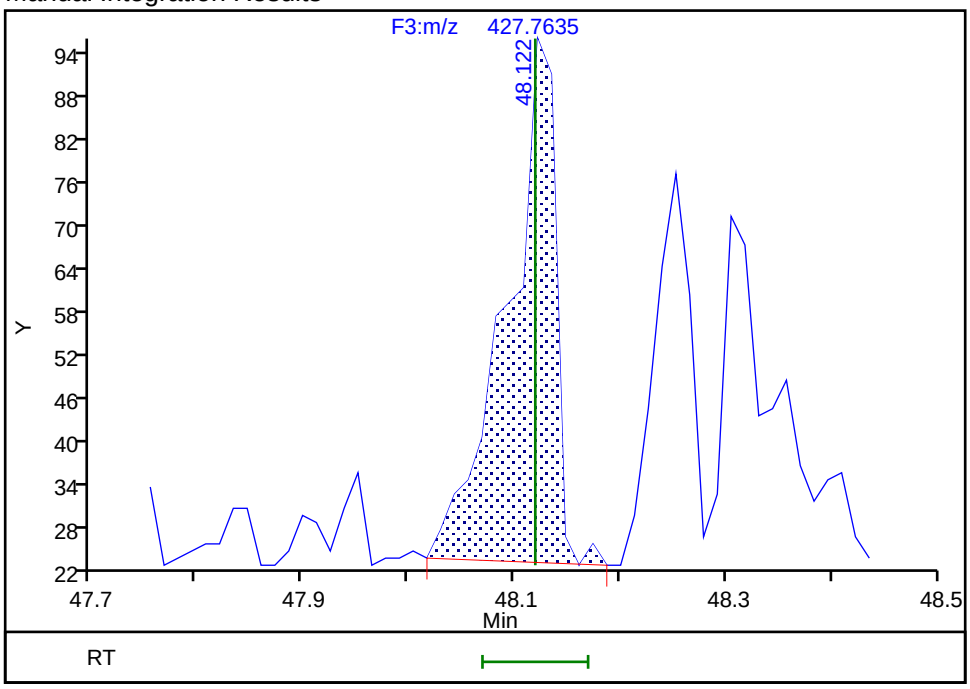

Reviewer: mcwhirterl, 27-Aug-2019 19:48:27
Audit Action: Assigned Compound ID Audit Reason: Incomplete Integration

Eurofins TestAmerica, Knoxville

Data File:	\\chromna\Knoxville\ChromData\D3D\20190827-12879.b\mb140-3277515-b.d		
Injection Date:	27-Aug-2019 18:11:00	Injection Vol:	1.0 ul
Instrument ID:	D3D	Operator ID:	Xcalibur_System
Method:	PCBs_D3D	Limit Group:	HR - 1668A - ICAL
Client ID:			
Worklist#:	33063	Sample Line#:	7
Column Type:	SPB-Octyl	Column Dia:	0.25 mm

OcPCB F4

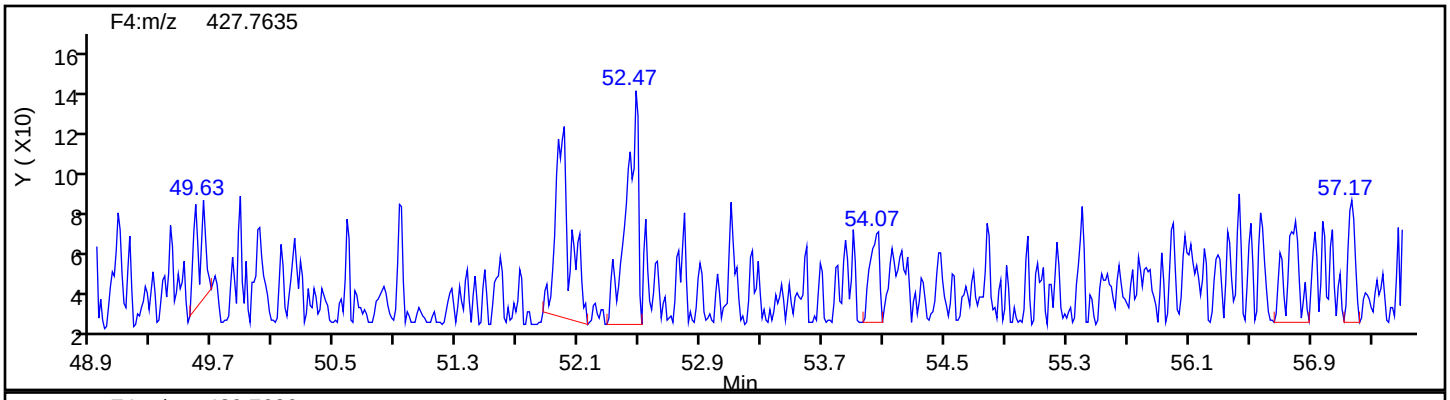

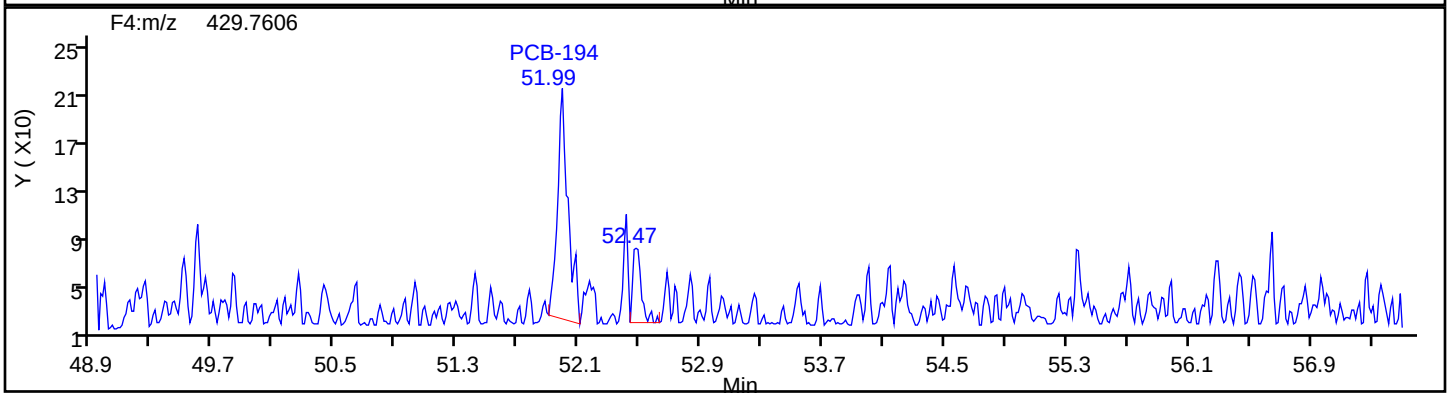

OcPCB F4 Standards

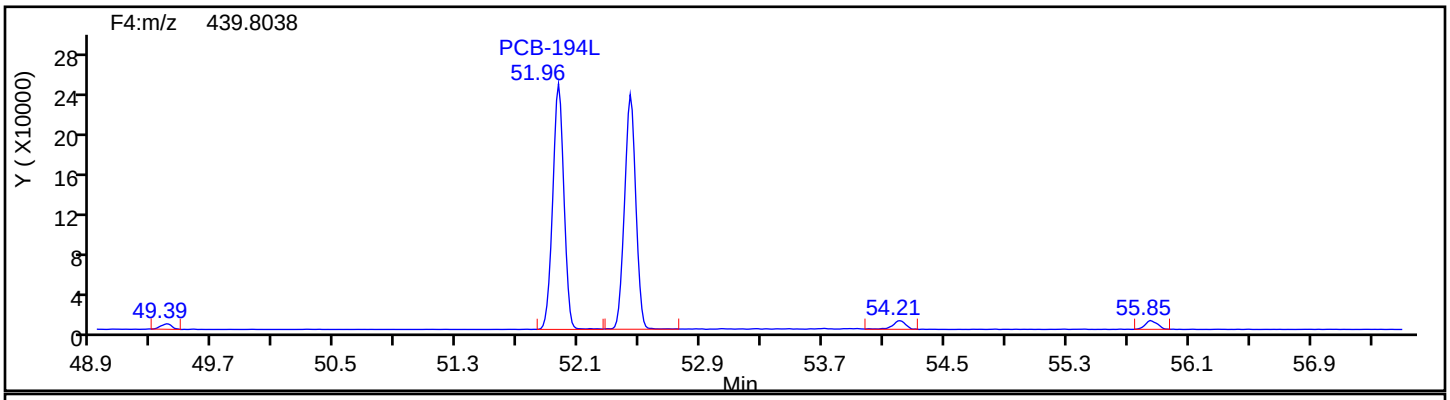

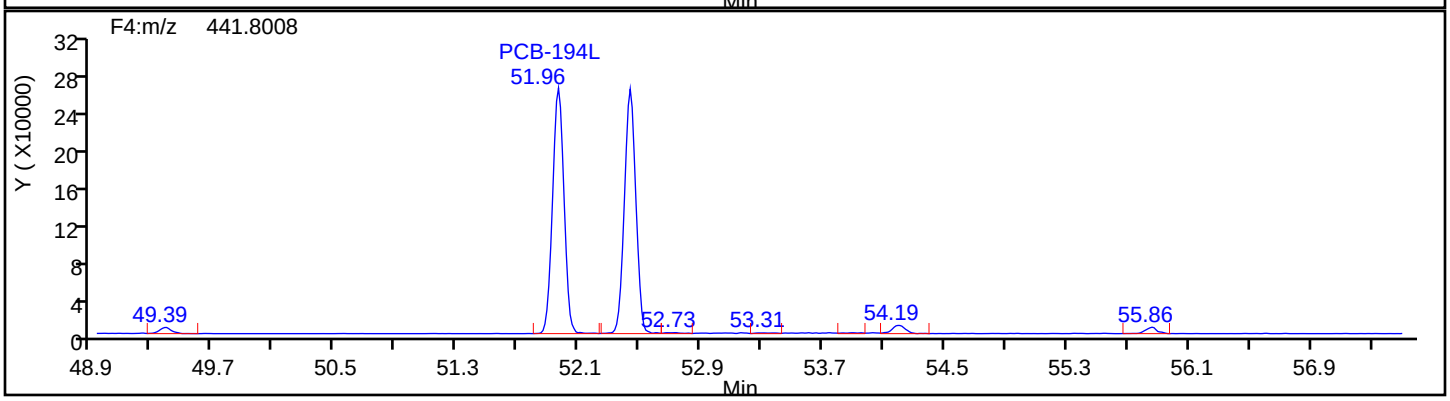

Eurofins TestAmerica, Knoxville

Data File:	\\chromna\Knoxville\ChromData\D3D\20190827-12879.b\mb140-3277515-b.d		
Injection Date:	27-Aug-2019 18:11:00	Injection Vol:	1.0 ul
Instrument ID:	D3D	Operator ID:	Xcalibur_System
Method:	PCBs_D3D	Limit Group:	HR - 1668A - ICAL
Client ID:			
Worklist#:	33063	Sample Line#:	7
Column Type:	SPB-Octyl	Column Dia:	0.25 mm

OcPCB F4

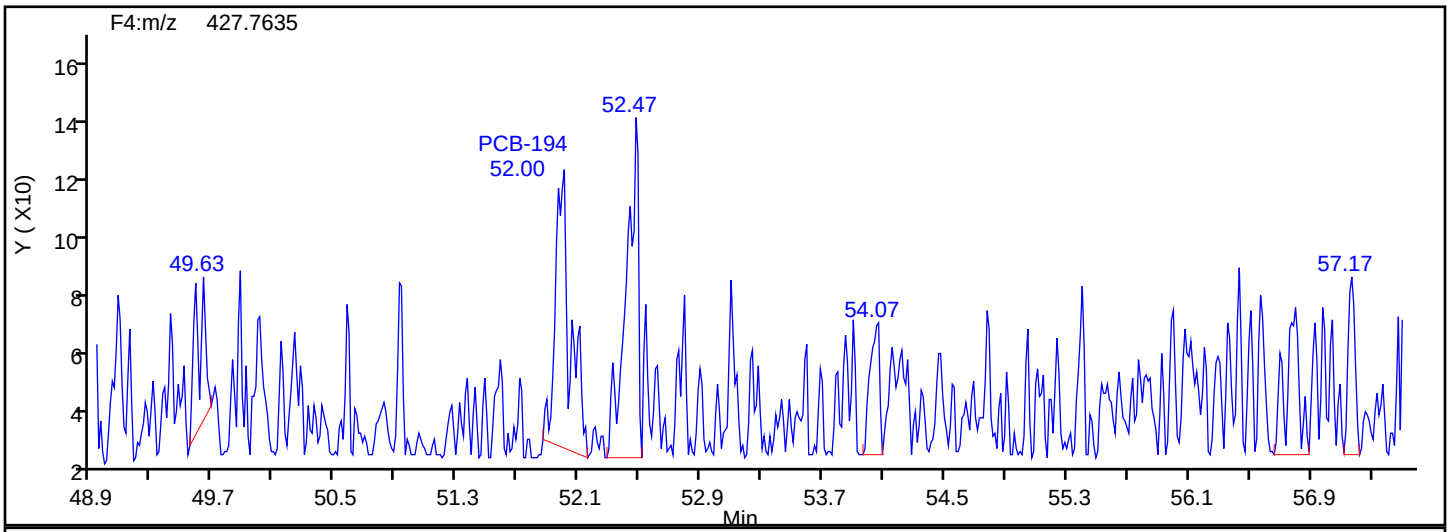

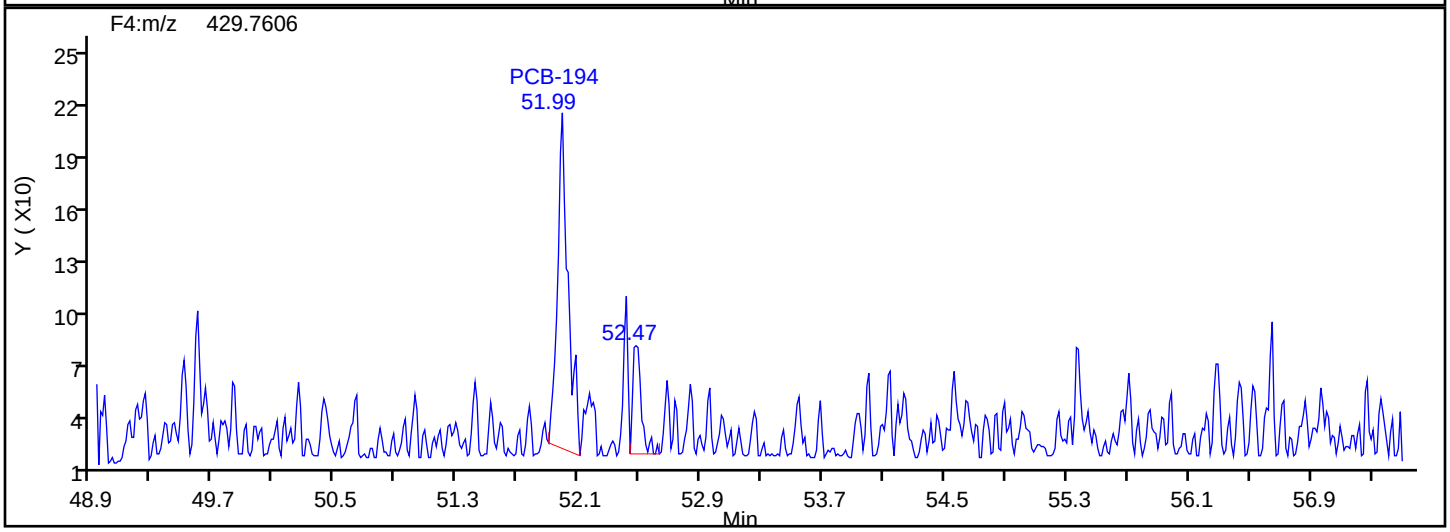

OcPCB F4 Lock Mass

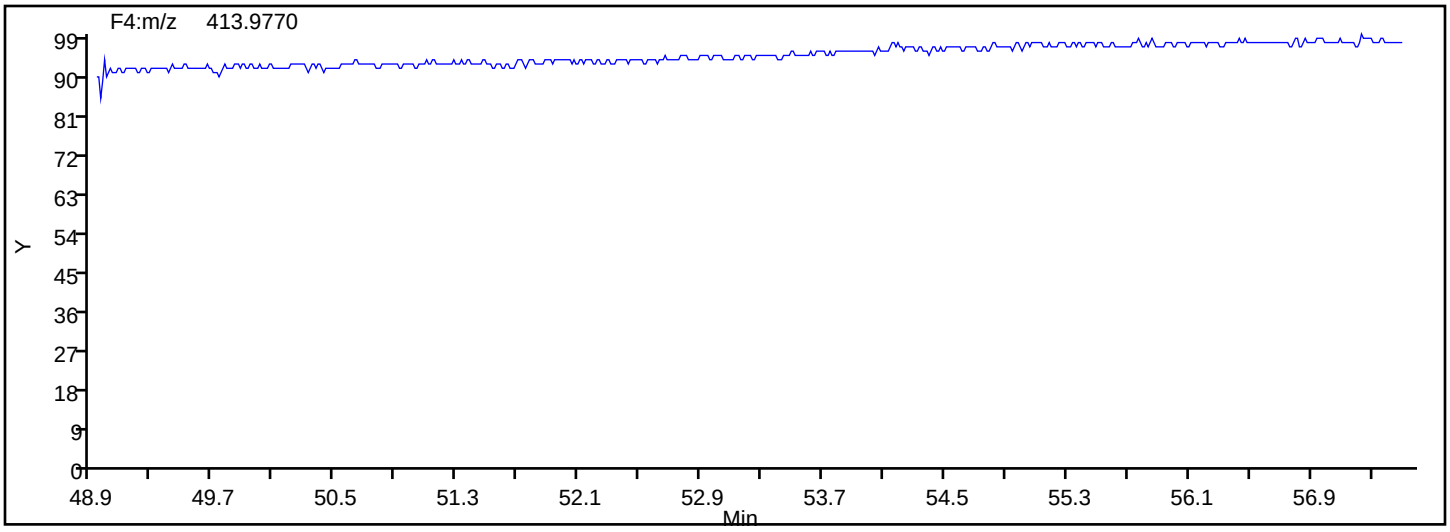

Manual Integration/User Assign Peak Report

Eurofins TestAmerica, Knoxville

Data File:	\\chromna\Knoxville\ChromData\D3D\20190827-12879.b\mb140-3277515-b.d				
Injection Date:	27-Aug-2019 18:11:00	Instrument ID:	D3D		
Lims ID:	MB 140-32775/15-B				
Client ID:					
Operator ID:	Xcalibur_System	ALS Bottle#:	0	Worklist Smp#:	7
Injection Vol:	1.0 ul	Dil. Factor:	1.0000		
Method:	PCBs_D3D	Limit Group:	HR - 1668A - ICAL		
Column:	SPB-Octyl (0.25 mm)	Detector	F4(49.20 :57.50)		

PCB-194, CAS: 35694-08-7

Signal: 1

Not Detected
Expected RT: 51.99

Processing Integration Results

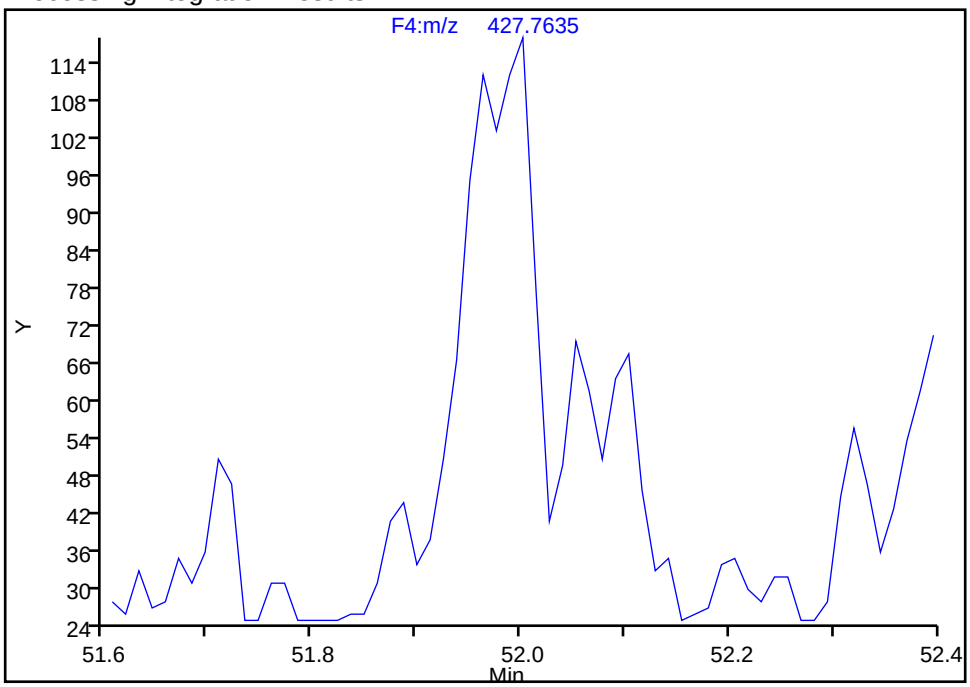

Manual Integration Results

RT: 52.00
Area: 612
Amount: 0.063114
Amount Units: pg/ul

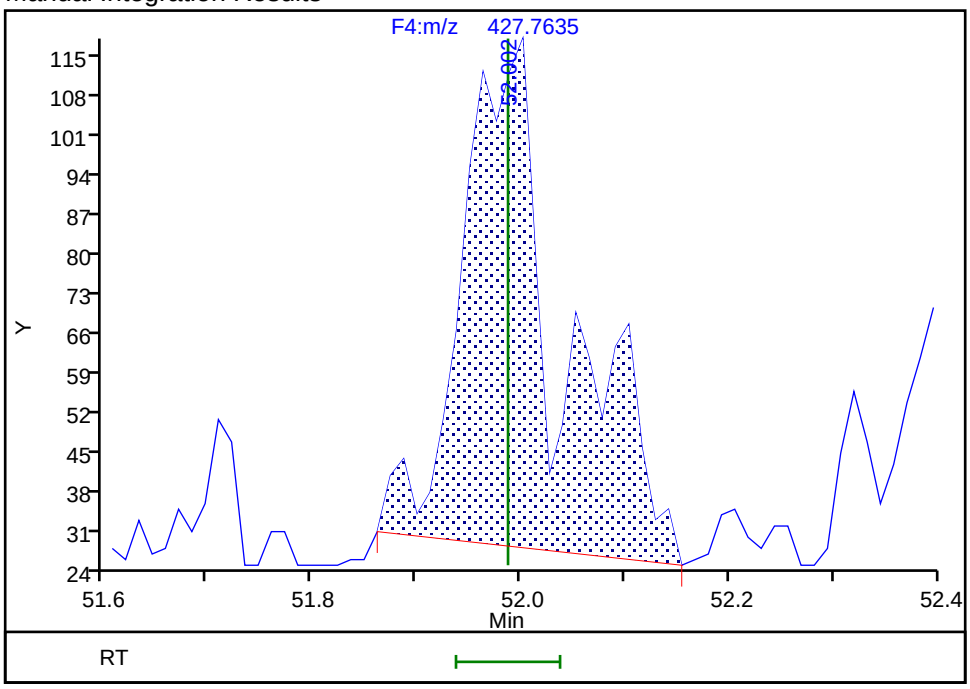

Reviewer: mcwhirterl, 27-Aug-2019 19:48:37
Audit Action: Assigned Compound ID Audit Reason: Incomplete Integration

Eurofins TestAmerica, Knoxville

Data File:	\\chromna\Knoxville\ChromData\D3D\20190827-12879.b\mb140-3277515-b.d		
Injection Date:	27-Aug-2019 18:11:00	Injection Vol:	1.0 ul
Instrument ID:	D3D	Operator ID:	Xcalibur_System
Method:	PCBs_D3D	Limit Group:	HR - 1668A - ICAL
Client ID:			
Worklist#:	33063	Sample Line#:	7
Column Type:	SPB-Octyl	Column Dia:	0.25 mm

NoPCB F4

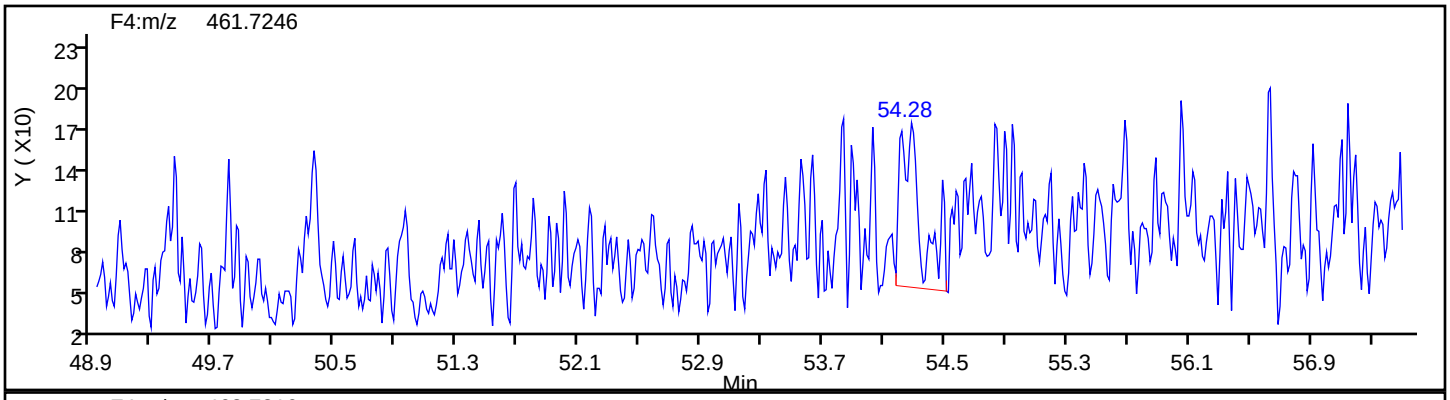

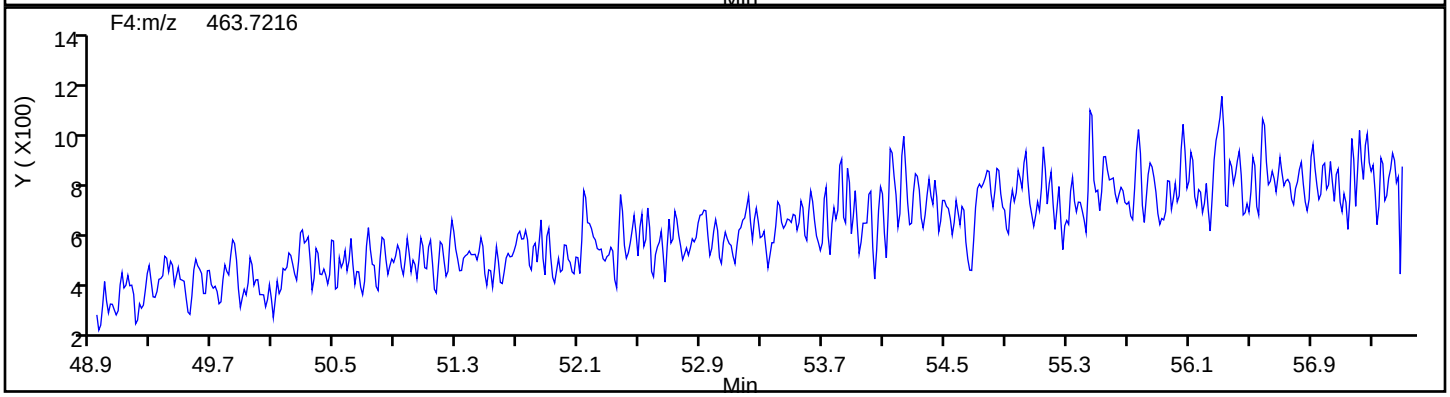

NoPCB F4 Standards

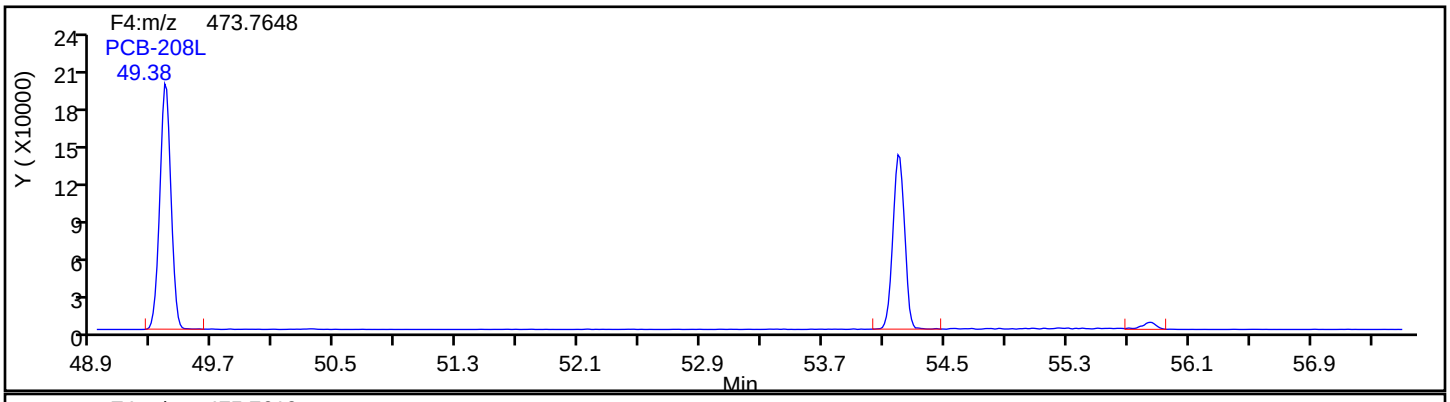

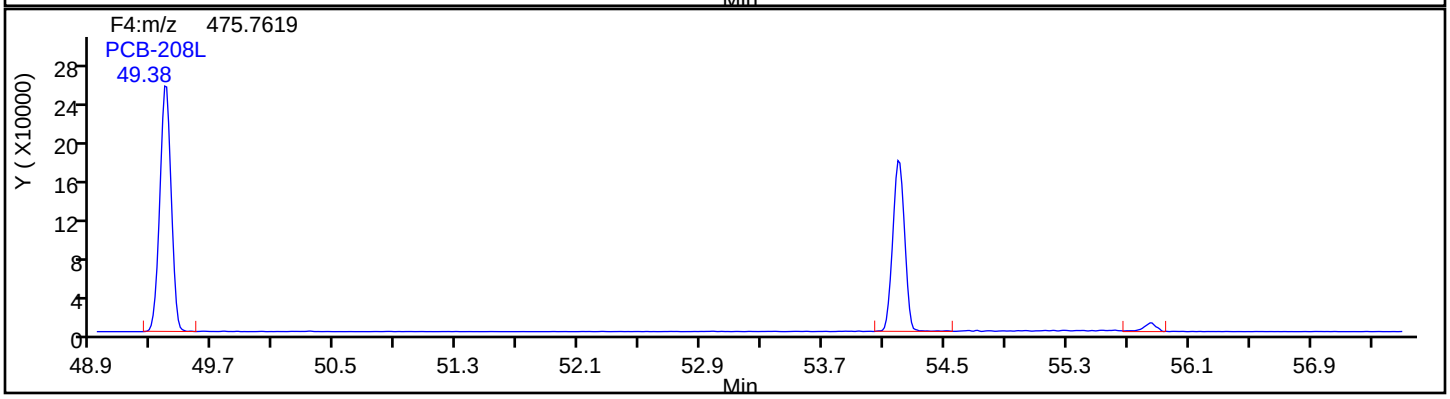

Eurofins TestAmerica, Knoxville

Data File:	\\chromna\Knoxville\ChromData\D3D\20190827-12879.b\mb140-3277515-b.d		
Injection Date:	27-Aug-2019 18:11:00	Injection Vol:	1.0 ul
Instrument ID:	D3D	Operator ID:	Xcalibur_System
Method:	PCBs_D3D	Limit Group:	HR - 1668A - ICAL
Client ID:			
Worklist#:	33063	Sample Line#:	7
Column Type:	SPB-Octyl	Column Dia:	0.25 mm

NoPCB F4

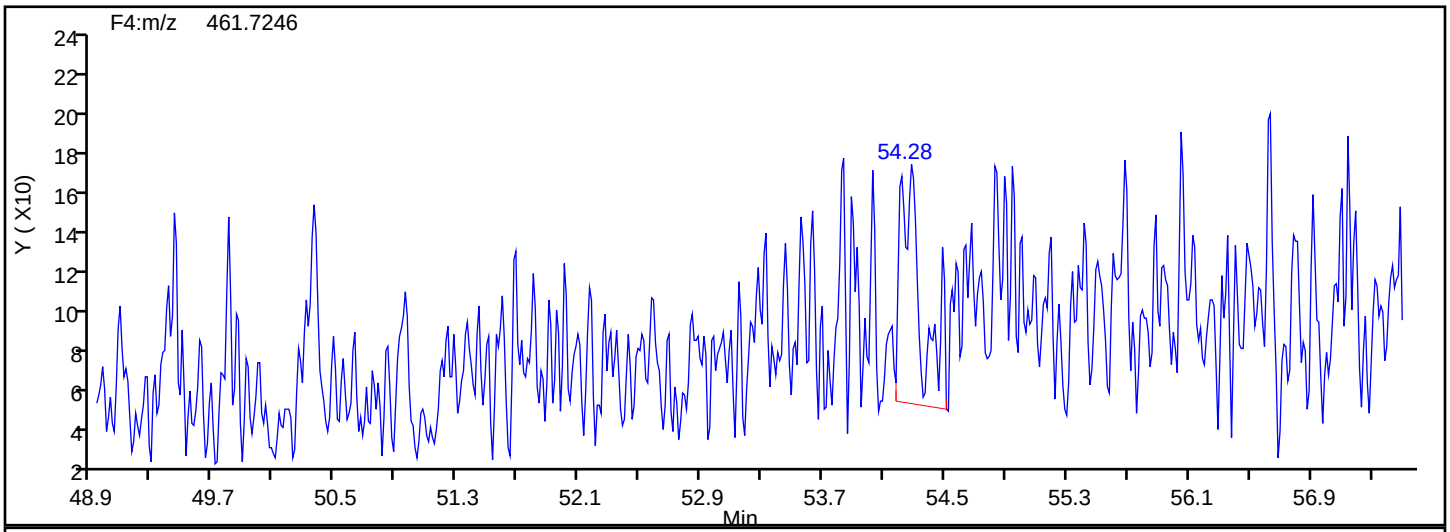

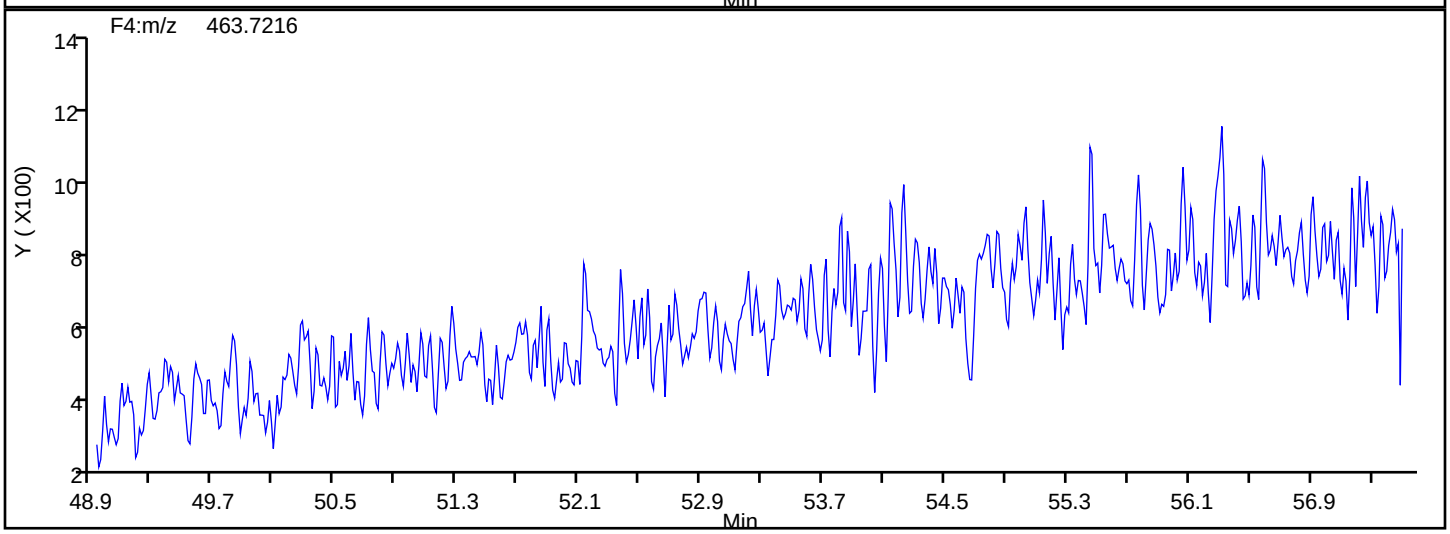

NoPCB F4 Lock Mass

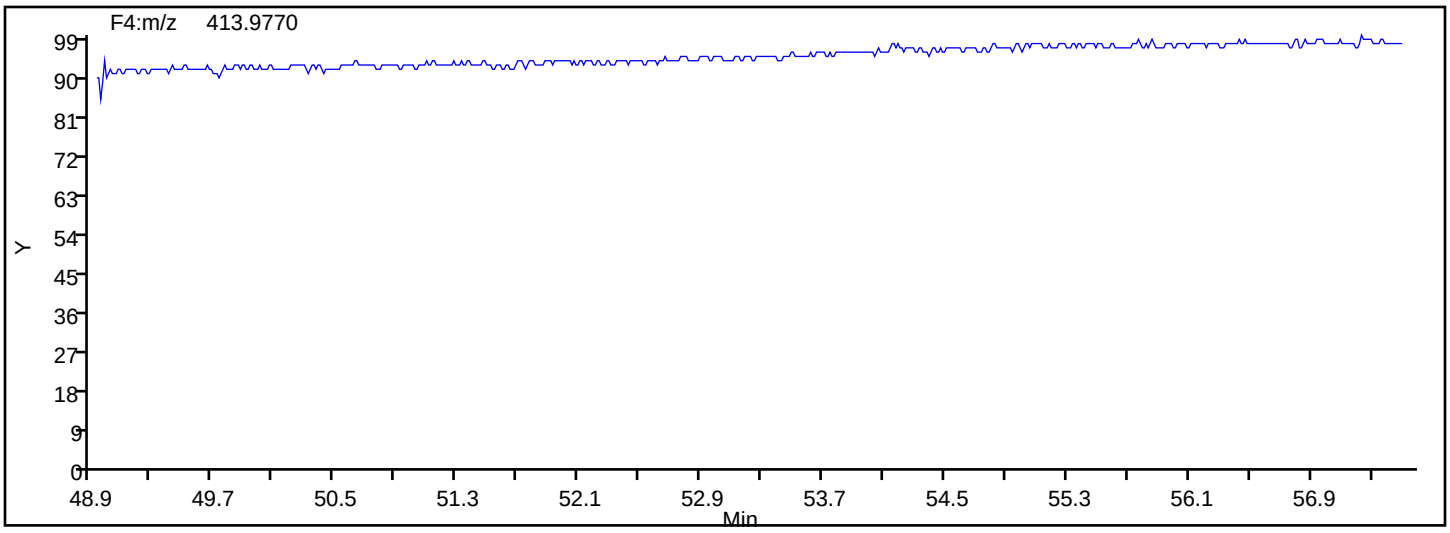

Report Date: 27-Aug-2019 19:49:00 Chrom Revision: 2.3 22-Aug-2019 12:55:36

Eurofins TestAmerica, Knoxville

Data File: \\chromna\Knoxville\ChromData\D3D\20190827-12879.b\mb140-3277515-b.d

Injection Date:	27-Aug-2019 18:11:00	Injection Vol:	1.0 ul
Instrument ID:	D3D	Operator ID:	Xcalibur_System
Method:	PCBs_D3D	Limit Group:	HR - 1668A - ICAL
Client ID:			
Worklist#:	33063	Sample Line#:	7
Column Type:	SPB-Octyl	Column Dia:	0.25 mm

DePCB F4

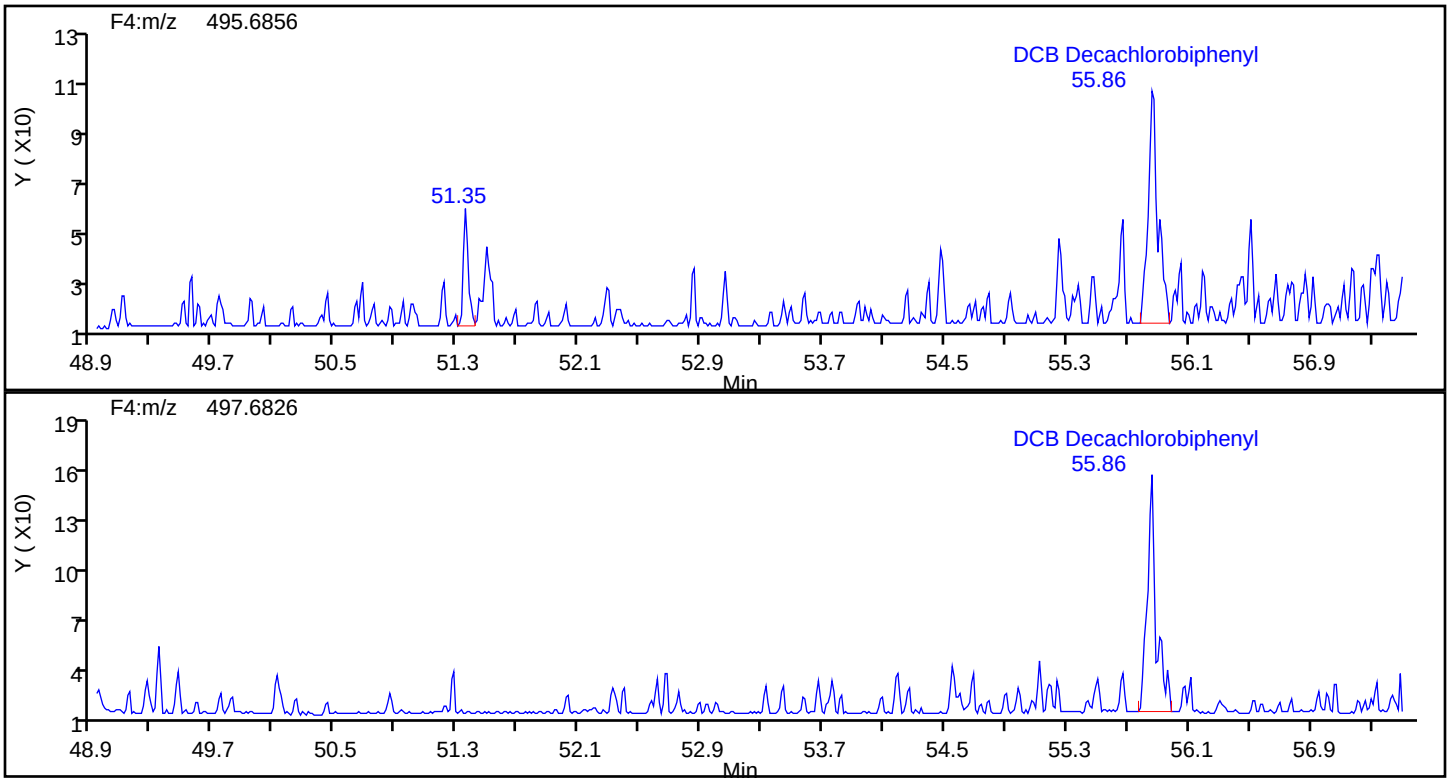

DePCB F4 Standards

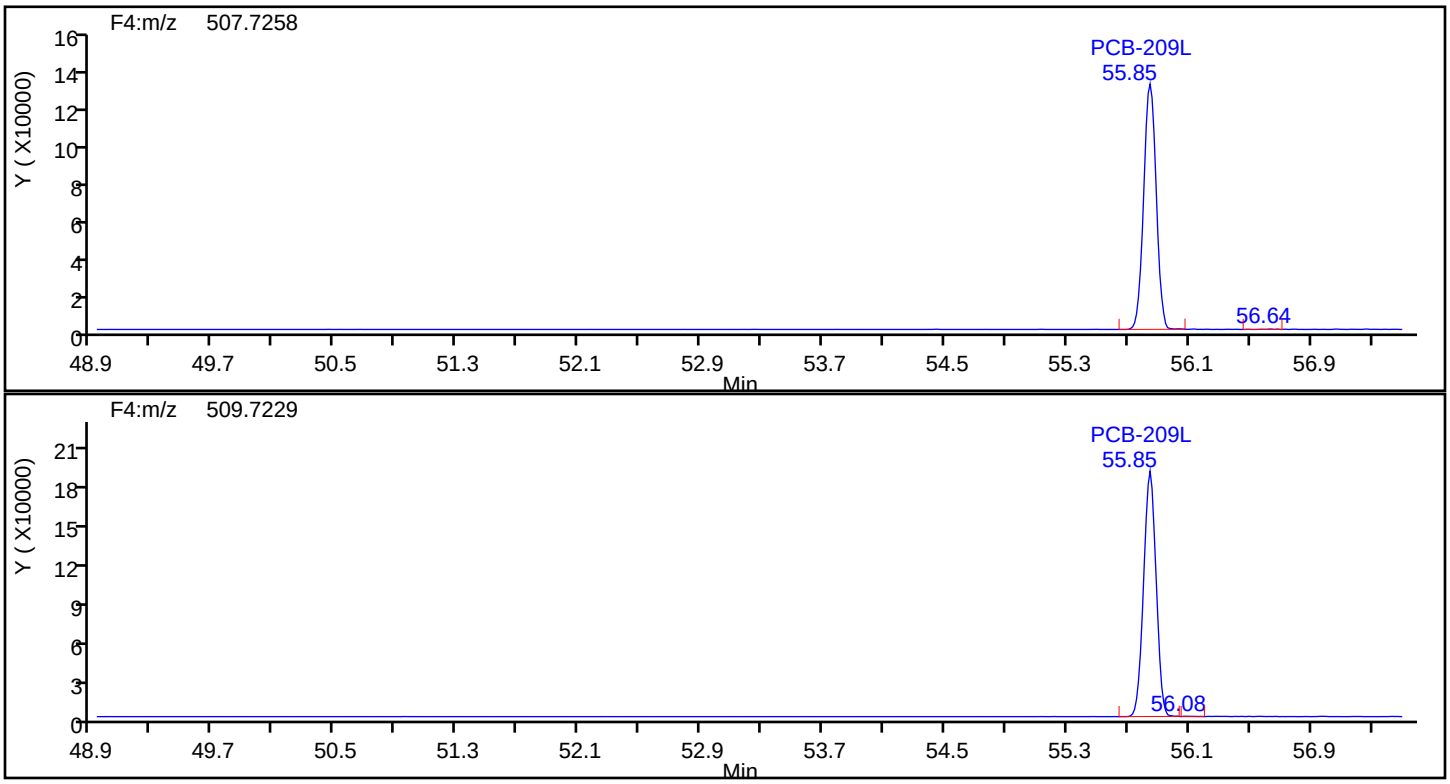

Eurofins TestAmerica, Knoxville

Data File:	\\chromna\Knoxville\ChromData\D3D\20190827-12879.b\mb140-3277515-b.d		
Injection Date:	27-Aug-2019 18:11:00	Injection Vol:	1.0 ul
Instrument ID:	D3D	Operator ID:	Xcalibur_System
Method:	PCBs_D3D	Limit Group:	HR - 1668A - ICAL
Client ID:			
Worklist#:	33063	Sample Line#:	7
Column Type:	SPB-Octyl	Column Dia:	0.25 mm

DePCB F4

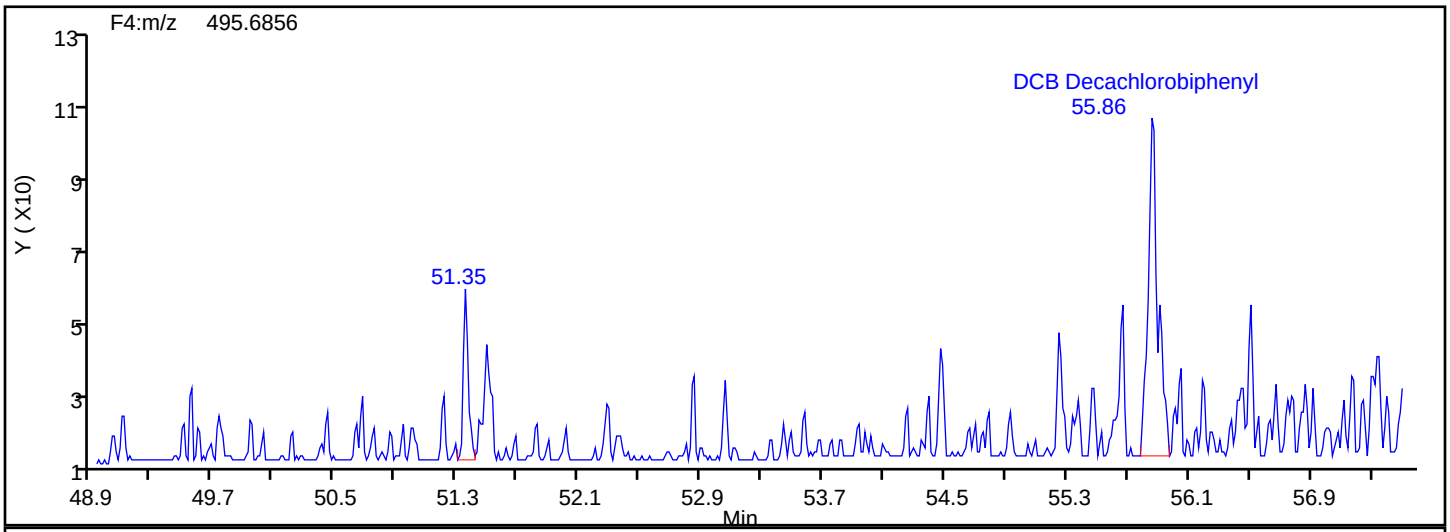

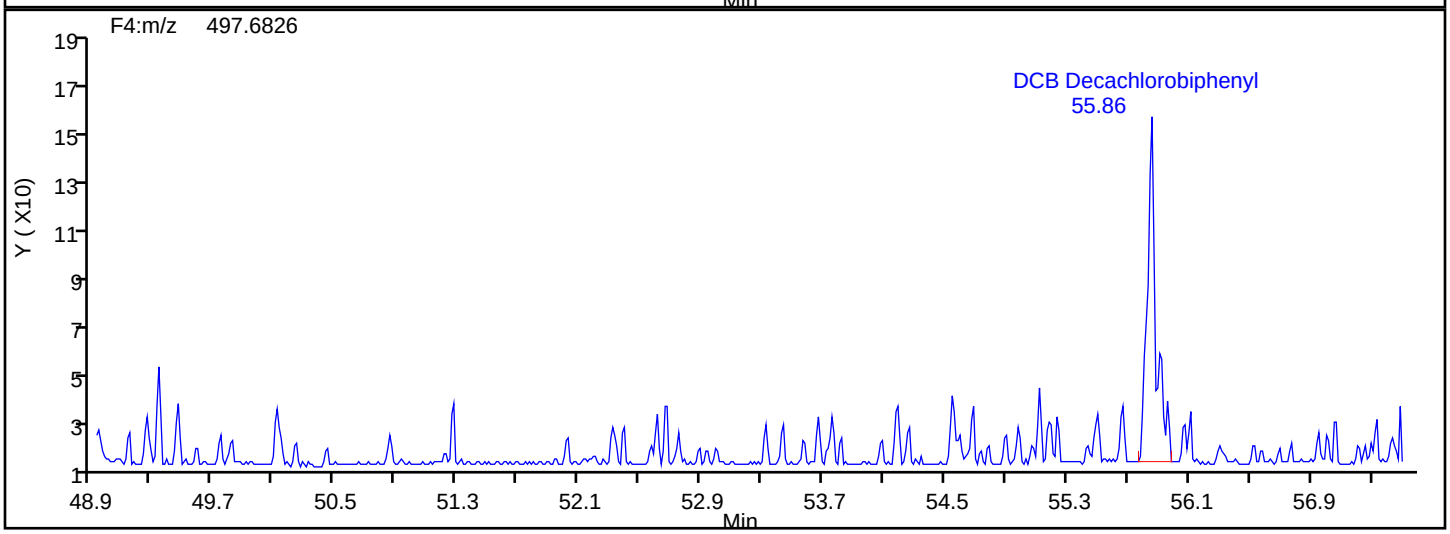

DePCB F4 Lock Mass

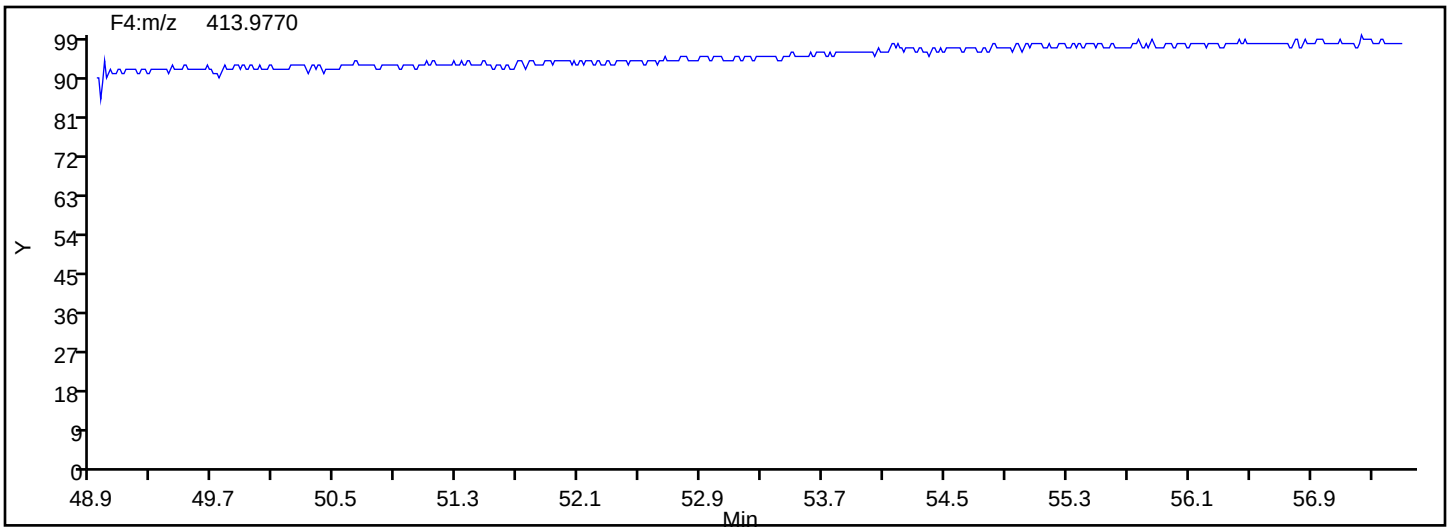

FORM I
HI-RES PCBS ORGANICS ANALYSIS DATA SHEET

Lab Name: Eurofins TestAmerica, Knoxville Job No.: 580-88125-2

SDG No.:

Client Sample ID: Lab Sample ID: MB 140-32817/16-B

Matrix: Solid Lab File ID: mb140-3281716-b.d

Analysis Method: 1668A Date Collected:

Extract. Method: HRMS-Sox Date Extracted: 08/20/2019 08:01

Sample wt/vol: 10(g) Date Analyzed: 08/29/2019 01:33

Con. Extract Vol.: 20(mL) Dilution Factor: 1

Injection Volume: 1(uL) Level: (low/med) Low

% Moisture: GPC Cleanup:(Y/N) N

Analysis Batch No.: 33110 Units: ng/g

CAS NO.	COMPOUND NAME	RESULT	Q	RL	EDL
2051-60-7	PCB-1	0.000817	J q	0.010	0.00015
2051-61-8	PCB-2	0.00111	J q	0.010	0.00016
2051-62-9	PCB-3	0.00120	J	0.010	0.00017
13029-08-8	PCB-4	ND		0.020	0.00035
16605-91-7	PCB-5	ND		0.010	0.00023
25569-80-6	PCB-6	ND		0.010	0.00023
33284-50-3	PCB-7	0.000516	J q	0.010	0.00022
34883-43-7	PCB-8	0.00148	J q	0.020	0.00023
34883-39-1	PCB-9	ND		0.010	0.00025
33146-45-1	PCB-10	ND		0.010	0.00024
2050-67-1	PCB-11	0.00374	J q	0.020	0.00022
2974-92-7	PCB-12	0.00103	J C	0.020	0.00022
2974-90-5	PCB-13	0.00103	J C12	0.020	0.00022
34883-41-5	PCB-14	ND		0.010	0.00019
2050-68-2	PCB-15	0.000987	J q	0.010	0.00022
38444-78-9	PCB-16	ND		0.010	0.00027
37680-66-3	PCB-17	0.00105	J	0.010	0.00021
37680-65-2	PCB-18	0.00172	J C	0.020	0.00018
38444-73-4	PCB-19	0.000606	J q	0.010	0.00026
38444-84-7	PCB-20	0.00338	J C	0.020	0.00022
55702-46-0	PCB-21	0.000882	J q C	0.020	0.00021
38444-85-8	PCB-22	0.000597	J	0.010	0.00024
55720-44-0	PCB-23	ND		0.010	0.00023
55702-45-9	PCB-24	0.000485	J q	0.010	0.00016
55712-37-3	PCB-25	0.000311	J q	0.010	0.00022
38444-81-4	PCB-26	0.000676	J q C	0.020	0.00022
38444-76-7	PCB-27	0.000484	J	0.010	0.00015
7012-37-5	PCB-28	0.00338	J C20	0.020	0.00022
15862-07-4	PCB-29	0.000676	J q C26	0.020	0.00022
35693-92-6	PCB-30	0.00172	J C18	0.020	0.00018
16606-02-3	PCB-31	0.000913	J q	0.020	0.00021
38444-77-8	PCB-32	0.000907	J q	0.010	0.00014
38444-86-9	PCB-33	0.000882	J q C21	0.020	0.00021

FORM I
HI-RES PCBS ORGANICS ANALYSIS DATA SHEET

Lab Name: Eurofins TestAmerica, Knoxville Job No.: 580-88125-2

SDG No.:

Client Sample ID: Lab Sample ID: MB 140-32817/16-B

Matrix: Solid Lab File ID: mb140-3281716-b.d

Analysis Method: 1668A Date Collected:

Extract. Method: HRMS-Sox Date Extracted: 08/20/2019 08:01

Sample wt/vol: 10(g) Date Analyzed: 08/29/2019 01:33

Con. Extract Vol.: 20(mL) Dilution Factor: 1

Injection Volume: 1(uL) Level: (low/med) Low

% Moisture: GPC Cleanup:(Y/N) N

Analysis Batch No.: 33110 Units: ng/g

CAS NO.	COMPOUND NAME	RESULT	Q	RL	EDL
37680-68-5	PCB-34	ND		0.010	0.00024
37680-69-6	PCB-35	ND		0.010	0.00024
38444-87-0	PCB-36	ND		0.010	0.00022
38444-90-5	PCB-37	0.000487	J q	0.010	0.00023
53555-66-1	PCB-38	ND		0.010	0.00022
38444-88-1	PCB-39	ND		0.010	0.00021
38444-93-8	PCB-40	ND	C	0.030	0.00041
52663-59-9	PCB-41	ND	C40	0.030	0.00041
36559-22-5	PCB-42	ND		0.010	0.00044
70362-46-8	PCB-43	ND	C	0.020	0.00038
41464-39-5	PCB-44	0.00321	J C	0.030	0.00037
70362-45-7	PCB-45	0.00117	J q C	0.020	0.00043
41464-47-5	PCB-46	ND		0.010	0.00050
2437-79-8	PCB-47	0.00321	J C44	0.030	0.00037
70362-47-9	PCB-48	ND		0.010	0.00040
41464-40-8	PCB-49	0.000840	J q C	0.020	0.00033
62796-65-0	PCB-50	0.000774	J q C	0.020	0.00040
68194-04-7	PCB-51	0.00117	J q C45	0.020	0.00043
35693-99-3	PCB-52	0.00627	J q	0.010	0.00042
41464-41-9	PCB-53	0.000774	J q C50	0.020	0.00040
15968-05-5	PCB-54	ND		0.010	0.00023
74338-24-2	PCB-55	ND		0.010	0.00029
41464-43-1	PCB-56	ND		0.010	0.00030
70424-67-8	PCB-57	ND		0.010	0.00029
41464-49-7	PCB-58	ND		0.010	0.00029
74472-33-6	PCB-59	ND	C	0.030	0.00028
33025-41-1	PCB-60	ND		0.010	0.00028
33284-53-6	PCB-61	0.00139	J C	0.040	0.00028
54230-22-7	PCB-62	ND	C59	0.030	0.00028
74472-34-7	PCB-63	ND		0.010	0.00026
52663-58-8	PCB-64	ND		0.010	0.00027
33284-54-7	PCB-65	0.00321	J C44	0.030	0.00037
32598-10-0	PCB-66	ND		0.010	0.00030

FORM I
HI-RES PCBS ORGANICS ANALYSIS DATA SHEET

Lab Name: Eurofins TestAmerica, Knoxville Job No.: 580-88125-2

SDG No.:

Client Sample ID: Lab Sample ID: MB 140-32817/16-B

Matrix: Solid Lab File ID: mb140-3281716-b.d

Analysis Method: 1668A Date Collected:

Extract. Method: HRMS-Sox Date Extracted: 08/20/2019 08:01

Sample wt/vol: 10(g) Date Analyzed: 08/29/2019 01:33

Con. Extract Vol.: 20(mL) Dilution Factor: 1

Injection Volume: 1(uL) Level: (low/med) Low

% Moisture: GPC Cleanup:(Y/N) N

Analysis Batch No.: 33110 Units: ng/g

CAS NO.	COMPOUND NAME	RESULT	Q	RL	EDL
73575-53-8	PCB-67	ND		0.010	0.00027
73575-52-7	PCB-68	0.000621	J	0.010	0.00026
60233-24-1	PCB-69	0.000840	J q C49	0.020	0.00033
32598-11-1	PCB-70	0.00139	J C61	0.040	0.00028
41464-46-4	PCB-71	ND	C40	0.030	0.00041
41464-42-0	PCB-72	ND		0.010	0.00029
74338-23-1	PCB-73	ND	C43	0.020	0.00038
32690-93-0	PCB-74	0.00139	J C61	0.040	0.00028
32598-12-2	PCB-75	ND	C59	0.030	0.00028
70362-48-0	PCB-76	0.00139	J C61	0.040	0.00028
32598-13-3	PCB-77	0.00587	J	0.010	0.00028
70362-49-1	PCB-78	ND		0.010	0.00029
41464-48-6	PCB-79	ND		0.010	0.00025
33284-52-5	PCB-80	ND		0.010	0.00026
70362-50-4	PCB-81	0.00210	J q	0.010	0.00029
52663-62-4	PCB-82	ND		0.010	0.00040
60145-20-2	PCB-83	ND	C	0.020	0.00037
52663-60-2	PCB-84	ND		0.010	0.00041
65510-45-4	PCB-85	ND	C	0.030	0.00029
55312-69-1	PCB-86	0.00272	J C	0.060	0.00029
38380-02-8	PCB-87	0.00272	J C86	0.060	0.00029
55215-17-3	PCB-88	ND	C	0.020	0.00035
73575-57-2	PCB-89	ND		0.010	0.00039
68194-07-0	PCB-90	0.00305	J q C	0.030	0.00031
68194-05-8	PCB-91	ND	C88	0.020	0.00035
52663-61-3	PCB-92	ND		0.010	0.00037
73575-56-1	PCB-93	ND	C	0.020	0.00036
73575-55-0	PCB-94	ND		0.010	0.00039
38379-99-6	PCB-95	0.000746	J	0.010	0.00036
73575-54-9	PCB-96	ND		0.010	0.00028
41464-51-1	PCB-97	0.00272	J C86	0.060	0.00029
60233-25-2	PCB-98	ND	C	0.020	0.00035
38380-01-7	PCB-99	ND	C83	0.020	0.00037
39485-83-1	PCB-100	ND	C93	0.020	0.00036

FORM I
HI-RES PCBS ORGANICS ANALYSIS DATA SHEET

Lab Name: Eurofins TestAmerica, Knoxville Job No.: 580-88125-2

SDG No.:

Client Sample ID: Lab Sample ID: MB 140-32817/16-B

Matrix: Solid Lab File ID: mb140-3281716-b.d

Analysis Method: 1668A Date Collected:

Extract. Method: HRMS-Sox Date Extracted: 08/20/2019 08:01

Sample wt/vol: 10(g) Date Analyzed: 08/29/2019 01:33

Con. Extract Vol.: 20(mL) Dilution Factor: 1

Injection Volume: 1(uL) Level: (low/med) Low

% Moisture: GPC Cleanup:(Y/N) N

Analysis Batch No.: 33110 Units: ng/g

CAS NO.	COMPOUND NAME	RESULT	Q	RL	EDL
37680-73-2	PCB-101	0.00305	J q C90	0.030	0.00031
68194-06-9	PCB-102	ND	C98	0.020	0.00035
60145-21-3	PCB-103	0.000681	J q	0.010	0.00034
56558-16-8	PCB-104	ND		0.010	0.00025
32598-14-4	PCB-105	0.00133	J	0.010	0.00033
70424-69-0	PCB-106	ND		0.010	0.00033
70424-68-9	PCB-107	ND		0.010	0.00031
70362-41-3	PCB-108	ND	C	0.020	0.00034
74472-35-8	PCB-109	0.00272	J C86	0.060	0.00029
38380-03-9	PCB-110	ND	C	0.020	0.00026
39635-32-0	PCB-111	ND		0.010	0.00024
74472-36-9	PCB-112	ND		0.010	0.00026
68194-10-5	PCB-113	0.00305	J q C90	0.030	0.00031
74472-37-0	PCB-114	0.00256	J	0.010	0.00030
74472-38-1	PCB-115	ND	C110	0.020	0.00026
18259-05-7	PCB-116	ND	C85	0.030	0.00029
68194-11-6	PCB-117	ND	C85	0.030	0.00029
31508-00-6	PCB-118	0.00229	J	0.010	0.00032
56558-17-9	PCB-119	0.00272	J C86	0.060	0.00029
68194-12-7	PCB-120	ND		0.010	0.00023
56558-18-0	PCB-121	ND		0.010	0.00025
76842-07-4	PCB-122	ND		0.010	0.00036
65510-44-3	PCB-123	0.00253	J	0.010	0.00031
70424-70-3	PCB-124	ND	C108	0.020	0.00034
74472-39-2	PCB-125	0.00272	J C86	0.060	0.00029
57465-28-8	PCB-126	0.00372	J	0.010	0.00033
39635-33-1	PCB-127	ND		0.010	0.00033
38380-07-3	PCB-128	0.000438	J q C	0.020	0.00026
55215-18-4	PCB-129	0.00212	J q C	0.040	0.00027
52663-66-8	PCB-130	ND		0.010	0.00035
61798-70-7	PCB-131	ND		0.010	0.00034
38380-05-1	PCB-132	ND		0.010	0.00033
35694-04-3	PCB-133	ND		0.010	0.00032

FORM I
HI-RES PCBS ORGANICS ANALYSIS DATA SHEET

Lab Name: Eurofins TestAmerica, Knoxville Job No.: 580-88125-2

SDG No.:

Client Sample ID: Lab Sample ID: MB 140-32817/16-B

Matrix: Solid Lab File ID: mb140-3281716-b.d

Analysis Method: 1668A Date Collected:

Extract. Method: HRMS-Sox Date Extracted: 08/20/2019 08:01

Sample wt/vol: 10(g) Date Analyzed: 08/29/2019 01:33

Con. Extract Vol.: 20(mL) Dilution Factor: 1

Injection Volume: 1(uL) Level: (low/med) Low

% Moisture: GPC Cleanup:(Y/N) N

Analysis Batch No.: 33110 Units: ng/g

CAS NO.	COMPOUND NAME	RESULT	Q	RL	EDL
52704-70-8	PCB-134	ND	C	0.020	0.00034
52744-13-5	PCB-135	0.000521	J q C	0.020	0.00028
38411-22-2	PCB-136	0.000616	J	0.010	0.00021
35694-06-5	PCB-137	ND		0.010	0.00027
35065-28-2	PCB-138	0.00212	J q C129	0.040	0.00027
56030-56-9	PCB-139	0.000574	J C	0.020	0.00029
59291-64-4	PCB-140	0.000574	J C139	0.020	0.00029
52712-04-6	PCB-141	ND		0.010	0.00030
41411-61-4	PCB-142	ND		0.010	0.00034
68194-15-0	PCB-143	ND	C134	0.020	0.00034
68194-14-9	PCB-144	ND		0.010	0.00027
74472-40-5	PCB-145	ND		0.010	0.00021
51908-16-8	PCB-146	0.000322	J q	0.010	0.00029
68194-13-8	PCB-147	0.000988	J q C	0.020	0.00030
74472-41-6	PCB-148	ND		0.010	0.00027
38380-04-0	PCB-149	0.000988	J q C147	0.020	0.00030
68194-08-1	PCB-150	ND		0.010	0.00020
52663-63-5	PCB-151	0.000521	J q C135	0.020	0.00028
68194-09-2	PCB-152	ND		0.010	0.00019
35065-27-1	PCB-153	0.00521	J C	0.020	0.00024
60145-22-4	PCB-154	ND		0.010	0.00024
33979-03-2	PCB-155	0.000427	J q	0.010	0.00019
38380-08-4	PCB-156	0.00996	J C	0.020	0.00027
69782-90-7	PCB-157	0.00996	J C156	0.020	0.00027
74472-42-7	PCB-158	ND		0.010	0.00021
39635-35-3	PCB-159	ND		0.010	0.00022
41411-62-5	PCB-160	0.00212	J q C129	0.040	0.00027
74472-43-8	PCB-161	ND		0.010	0.00022
39635-34-2	PCB-162	ND		0.010	0.00021
74472-44-9	PCB-163	0.00212	J q C129	0.040	0.00027

FORM I
HI-RES PCBS ORGANICS ANALYSIS DATA SHEET

Lab Name: Eurofins TestAmerica, Knoxville Job No.: 580-88125-2

SDG No.:

Client Sample ID: Lab Sample ID: MB 140-32817/16-B

Matrix: Solid Lab File ID: mb140-3281716-b.d

Analysis Method: 1668A Date Collected:

Extract. Method: HRMS-Sox Date Extracted: 08/20/2019 08:01

Sample wt/vol: 10(g) Date Analyzed: 08/29/2019 01:33

Con. Extract Vol.: 20(mL) Dilution Factor: 1

Injection Volume: 1(uL) Level: (low/med) Low

% Moisture: GPC Cleanup:(Y/N) N

Analysis Batch No.: 33110 Units: ng/g

CAS NO.	COMPOUND NAME	RESULT	Q	RL	EDL
74472-45-0	PCB-164	ND		0.010	0.00023
74472-46-1	PCB-165	ND		0.010	0.00026
41411-63-6	PCB-166	0.000438	J q C128	0.020	0.00026
52663-72-6	PCB-167	0.00702	J	0.010	0.00018
59291-65-5	PCB-168	0.00521	J C153	0.020	0.00024
32774-16-6	PCB-169	0.00446	J	0.010	0.00020
35065-30-6	PCB-170	0.000404	J	0.010	0.00022
52663-71-5	PCB-171	0.000776	J C	0.020	0.00022
52663-74-8	PCB-172	ND		0.010	0.00022
68194-16-1	PCB-173	0.000776	J C171	0.020	0.00022
38411-25-5	PCB-174	0.000460	J q	0.010	0.00023
40186-70-7	PCB-175	0.000505	J	0.010	0.00020
52663-65-7	PCB-176	0.000270	J q	0.010	0.00014
52663-70-4	PCB-177	0.000647	J	0.010	0.00023
52663-67-9	PCB-178	ND		0.010	0.00021
52663-64-6	PCB-179	0.000377	J	0.010	0.00015
35065-29-3	PCB-180	0.00245	J C	0.020	0.00018
74472-47-2	PCB-181	ND		0.010	0.00019
60145-23-5	PCB-182	ND		0.010	0.00019
52663-69-1	PCB-183	0.00127	J C	0.020	0.00019
74472-48-3	PCB-184	0.000414	J q	0.010	0.00015
52712-05-7	PCB-185	0.00127	J C183	0.020	0.00019
74472-49-4	PCB-186	0.000321	J	0.010	0.00015
52663-68-0	PCB-187	0.000619	J q	0.010	0.00019
74487-85-7	PCB-188	0.000407	J	0.010	0.00014
39635-31-9	PCB-189	0.00349	J	0.010	0.00018
41411-64-7	PCB-190	0.000238	J q	0.010	0.00016
74472-50-7	PCB-191	ND		0.010	0.00016
74472-51-8	PCB-192	0.000316	J	0.010	0.00017
69782-91-8	PCB-193	0.00245	J C180	0.020	0.00018
35694-08-7	PCB-194	0.000517	J q	0.010	0.00025

FORM I
HI-RES PCBS ORGANICS ANALYSIS DATA SHEET

Lab Name: Eurofins TestAmerica, Knoxville Job No.: 580-88125-2

SDG No.:

Client Sample ID: Lab Sample ID: MB 140-32817/16-B

Matrix: Solid Lab File ID: mb140-3281716-b.d

Analysis Method: 1668A Date Collected:

Extract. Method: HRMS-Sox Date Extracted: 08/20/2019 08:01

Sample wt/vol: 10(g) Date Analyzed: 08/29/2019 01:33

Con. Extract Vol.: 20(mL) Dilution Factor: 1

Injection Volume: 1(uL) Level: (low/med) Low

% Moisture: GPC Cleanup:(Y/N) N

Analysis Batch No.: 33110 Units: ng/g

CAS NO.	COMPOUND NAME	RESULT	Q	RL	EDL
52663-78-2	PCB-195	ND		0.010	0.00030
42740-50-1	PCB-196	0.000335	J q	0.010	0.00016
33091-17-7	PCB-197	0.000335	J q	0.010	0.00011
68194-17-2	PCB-198	0.00114	J q C	0.020	0.00017
52663-75-9	PCB-199	0.00114	J q C198	0.020	0.00017
52663-73-7	PCB-200	ND		0.010	0.00012
40186-71-8	PCB-201	0.000326	J q	0.010	0.00011
2136-99-4	PCB-202	0.000338	J	0.010	0.00013
52663-76-0	PCB-203	0.000411	J q	0.010	0.00015
74472-52-9	PCB-204	0.000207	J q	0.010	0.00012
74472-53-0	PCB-205	0.000254	J	0.010	0.00019
40186-72-9	PCB-206	0.00148	J q	0.010	0.00070
52663-79-3	PCB-207	ND		0.010	0.00051
52663-77-1	PCB-208	ND		0.010	0.00054
2051-24-3	PCB-209	0.00151	J q	0.010	0.00023
27323-18-8	Total Monochlorobiphenyls	0.00313	J q	0.010	0.00016
25512-42-9	Total Dichlorobiphenyls	0.00775	J q	0.020	0.00024
25323-68-6	Total Trichlorobiphenyls	0.0125	J q	0.020	0.00022
26914-33-0	Total Tetrachlorobiphenyls	0.0222	J q	0.040	0.00032
25429-29-2	Total Pentachlorobiphenyls	0.0196	J q	0.060	0.00032
26601-64-9	Total Hexachlorobiphenyls	0.0327	J q	0.040	0.00026
28655-71-2	Total Heptachlorobiphenyls	0.0130	J q	0.020	0.00018
55722-26-4	Total Octachlorobiphenyls	0.00386	J q	0.020	0.00016
53742-07-7	Total Nonachlorobiphenyls	0.00148	J q	0.010	0.00058
1336-36-3	Polychlorinated biphenyls, Total	0.118	q	0.060	0.00028

FORM I
HI-RES PCBS ORGANICS ANALYSIS DATA SHEET

Lab Name: Eurofins TestAmerica, Knoxville Job No.: 580-88125-2

SDG No.:

Client Sample ID: Lab Sample ID: MB 140-32817/16-B

Matrix: Solid Lab File ID: mb140-3281716-b.d

Analysis Method: 1668A Date Collected:

Extract. Method: HRMS-Sox Date Extracted: 08/20/2019 08:01

Sample wt/vol: 10(g) Date Analyzed: 08/29/2019 01:33

Con. Extract Vol.: 20(mL) Dilution Factor: 1

Injection Volume: 1(uL) Level: (low/med) Low

% Moisture: GPC Cleanup:(Y/N) N

Analysis Batch No.: 33110 Units: ng/g

CAS NO.	ISOTOPE DILUTION	%REC	Q	LIMITS
234432-85-0	PCB-1L	65		30-140
208263-77-8	PCB-3L	70		30-140
234432-86-1	PCB-4L	67		30-140
208263-67-6	PCB-15L	72		30-140
234432-87-2	PCB-19L	65		30-140
208263-79-0	PCB-37L	77		30-140
234432-88-3	PCB-54L	74		30-140
105600-23-5	PCB-77L	80		30-140
208461-24-9	PCB-81L	78		30-140
234432-89-4	PCB-104L	84		30-140
208263-62-1	PCB-105L	80		30-140
208263-63-2	PCB-114L	78		30-140
104130-40-7	PCB-118L	80		30-140
208263-64-3	PCB-123L	80		30-140
208263-65-4	PCB-126L	86		30-140
234432-90-7	PCB-155L	89		30-140
208263-68-7	PCB-156L	83	C	30-140
235416-30-5	PCB-157L	83	C156	30-140
208263-69-8	PCB-167L	84		30-140
208263-70-1	PCB-169L	93		30-140
160901-80-4	PCB-170L	81		30-140
234432-91-8	PCB-188L	79		30-140
208263-73-4	PCB-189L	84		30-140
105600-26-8	PCB-202L	87		30-140
234446-64-1	PCB-205L	79		30-140
208263-75-6	PCB-206L	77		30-140
234432-92-9	PCB-208L	80		30-140
105600-27-9	PCB-209L	73		30-140

CAS NO.	SURROGATE	%REC	Q	LIMITS
208263-76-7	PCB-28L	76		40-125
235416-29-2	PCB-111L	94		40-125
232919-67-4	PCB-178L	91		40-125

Eurofins TestAmerica, Knoxville
Target Compound Quantitation Report

Data File: \\chromna\Knoxville\ChromData\D3D\20190828-12892.b\mb140-3281716-b.d
Lims ID: MB 140-32817/16-B
Client ID:
Sample Type: MB
Inject. Date: 29-Aug-2019 01:33:00 ALS Bottle#: 0 Worklist Smp#: 7
Injection Vol: 1.0 ul Dil. Factor: 1.0000
Sample Info:
Misc. Info.: 140-0012892-007
Operator ID: Xcalibur_System Instrument ID: D3D

Method: \\chromna\Knoxville\ChromData\D3D\20190828-12892.b\PCBs_D3D.m
Limit Group: HR - 1668A - ICAL
Last Update: 29-Aug-2019 09:42:41 Calib Date: 21-Aug-2019 19:05:00
Integrator: Picker
Quant Method: Isotopic Dilution Quant By: Initial Calibration
Last ICal File: \\chromna\Knoxville\ChromData\D3D\20190813-12717.b\d4190821i6.d

Column 1 : SPB-Octyl (0.25 mm) Det: F1(11.07 :21.70)
Process Host: CTX1023

First Level Reviewer: davidsonm Date: 29-Aug-2019 09:43:08

Compound	RT (min.)	Area	Ratio	Ical RRF	Amount pg/ul	EMPC pg/ul	Noise EDL	Final EDL	%Rec	Flags
S Total Monochlorobipheny					0.3342	0.3124	0.0161	0.0161		RQ
D PCB-1L	11:43	1114079	3.13	1.3140	65.2	65.2	0.3794	0.3794	65.20	
D PCB-3L	13:53	1245060	3.06	1.3615	70.3	70.3	0.3661	0.3661	70.33	
PCB-1	11:44	1081	3.13	1.1883	0.0909	0.0817	0.0154	0.0154		RQ
PCB-2	13:43	1554	3.13	1.1911	0.1231	0.1106	0.0161	0.0161		RQ
PCB-3	13:53	1814	2.85	1.2130	0.1201	0.1201	0.0166	0.0166		
S Total Dichlorobiphenyls					0.8506	0.7744	0.0237	0.0237		RQ
D PCB-4L	14:08	523702	1.64	0.5996	67.2	67.2	0.1980	0.1980	67.18	
* PCB-9L	16:06	1300279	1.56	4E+04	100.0	100.0				
$ PCB-8L	16:56						0.1759	0.1759		
D PCB-15L	20:01	957664	1.69	1.0280	71.6	71.6	0.1155	0.1155	71.64	
PCB-4	14:10						0.0347	0.0347		
PCB-10	14:20						0.0243	0.0243		
PCB-9	16:07						0.0254	0.0254		
PCB-7	16:18	621	1.56	1.6244	0.0613	0.0516	0.0222	0.0222		RQa
PCB-6	16:32						0.0232	0.0232		
PCB-5	16:50						0.0231	0.0231		
PCB-8	16:57	1736	1.56	1.5884	0.1592	0.1476	0.0227	0.0227		RQ
PCB-14	18:35						0.0192	0.0192		RQU
PCB-11	19:25	4528	1.56	1.6347	0.4168	0.3740	0.0220	0.0220		RQM
PCB-12	19:43	1246	1.56	1.6410	0.1025	0.1025	0.0219	0.0219		Ma
PCB-13 (C12)	19:43	1246	1.56	1.6410	0.1025	0.1025	0.0219	0.0219		Ma
PCB-15	20:01	1326	1.56	1.4024	0.1108	0.0987	0.0219	0.0219		RQM
S Total Trichlorobiphenyl					1.329	1.250	0.0215	0.0215		RQ
D PCB-19L	17:14	297429	1.04	0.6095	64.8	64.8	0.9669	0.9669	64.81	
* PCB-32L	20:29	753017	1.11	2.2E+04	100.0	100.0				
* PCB-31L	22:45	2402454	1.06	6.8E+04	100.0	100.0				
$ PCB-28L	23:03	2013765	1.06	1.0975	76.4	76.4	0.3094	0.3094	76.37	
D PCB-37L	27:02	1675341	1.09	0.9024	77.3	77.3	0.3763	0.3763	77.27	
PCB-19	17:15	235	1.04	1.3047	0.0688	0.0606	0.0257	0.0257		RQM

Compound	RT (min.)	Area	Ratio	Ical RRF	Amount pg/ul	EMPC pg/ul	Noise EDL	Final EDL	%Rec	Flags
PCB-18	19:07	932	1.20	1.8188	0.1723	0.1723	0.0184	0.0184		a
PCB-30 (C18)	19:07	932	1.20	1.8188	0.1723	0.1723	0.0184	0.0184		a
PCB-17	19:32	488	1.16	1.5641	0.1049	0.1049	0.0214	0.0214		a
PCB-27	19:44	312	0.95	2.1680	0.0484	0.0484	0.0154	0.0154		a
PCB-24	19:55	303	1.04	2.1018	0.0541	0.0485	0.0159	0.0159		RQMa
PCB-16	20:00						0.0273	0.0273		
PCB-32	20:31	632	1.04	2.3416	0.1055	0.0907	0.0143	0.0143		RQMa
PCB-34	21:46						0.0241	0.0241		
PCB-23	21:55						0.0231	0.0231		
PCB-26	22:14	1495	1.04	1.3193	0.0764	0.0676	0.0222	0.0222		RQ
PCB-29 (C26)	22:14	1495	1.04	1.3193	0.0764	0.0676	0.0222	0.0222		RQ
PCB-25	22:30	705	1.04	1.3523	0.0430	0.0311	0.0217	0.0217		RQa
PCB-31	22:46	2112	1.04	1.3809	0.1027	0.0913	0.0212	0.0212		RQ
PCB-20	23:03	7392	1.06	1.3057	0.3379	0.3379	0.0225	0.0225		
PCB-28 (C20)	23:03	7392	1.06	1.3057	0.3379	0.3379	0.0225	0.0225		
PCB-21	23:18	2035	1.04	1.3777	0.1015	0.0882	0.0213	0.0213		RQ
PCB-33 (C21)	23:18	2035	1.04	1.3777	0.1015	0.0882	0.0213	0.0213		RQ
PCB-22	23:43	1244	1.00	1.2430	0.0597	0.0597	0.0236	0.0236		Ma
PCB-36	25:16						0.0218	0.0218		
PCB-39	25:37						0.0210	0.0210		
PCB-38	26:12						0.0223	0.0223		
PCB-35	26:40						0.0241	0.0241		
PCB-37	27:05	1050	1.04	1.2879	0.0534	0.0487	0.0228	0.0228		RQa
S Total Tetrachlorobiphen					2.351	2.225	0.0321	0.0321		RQ
D PCB-54L	20:19	363430	0.78	0.6515	74.1	74.1	0.1146	0.1146	74.08	
* PCB-52L	24:53	1284936	0.82	3.9E+04	100.0	100.0				
$ PCB-79L	32:48						0.2149	0.2149		
D PCB-81L	33:48	1229521	0.79	1.2328	77.6	77.6	0.1604	0.1604	77.62	
D PCB-77L	34:22	1294579	0.82	1.2523	80.5	80.5	0.1579	0.1579	80.45	
PCB-54	20:20						0.0233	0.0233		
PCB-50	22:30	914	0.77	0.9362	0.0956	0.0774	0.0404	0.0404		RQ
PCB-53 (C50)	22:30	914	0.77	0.9362	0.0956	0.0774	0.0404	0.0404		RQ
PCB-45	23:16	1307	0.77	0.8850	0.1403	0.1170	0.0427	0.0427		RQM
PCB-51 (C45)	23:16	1307	0.77	0.8850	0.1403	0.1170	0.0427	0.0427		RQM
PCB-46	23:29						0.0498	0.0498		
PCB-52	24:54	7117	0.77	0.8992	0.6741	0.6271	0.0420	0.0420		RQa
PCB-43	25:03						0.0378	0.0378		
PCB-73 (C43)	25:03						0.0378	0.0378		
PCB-49	25:22	1205	0.77	1.1366	0.0969	0.0840	0.0333	0.0333		RQ
PCB-69 (C49)	25:22	1205	0.77	1.1366	0.0969	0.0840	0.0333	0.0333		RQ
PCB-48	25:41						0.0400	0.0400		
PCB-44	25:56	4183	0.85	1.0323	0.3211	0.3211	0.0366	0.0366		
PCB-47 (C44)	25:56	4183	0.85	1.0323	0.3211	0.3211	0.0366	0.0366		
PCB-65 (C44)	25:56	4183	0.85	1.0323	0.3211	0.3211	0.0366	0.0366		
PCB-59	26:13						0.0278	0.0278		
PCB-62 (C59)	26:13						0.0278	0.0278		
PCB-75 (C59)	26:13						0.0278	0.0278		
PCB-42	26:26						0.0436	0.0436		
PCB-40	26:55						0.0412	0.0412		
PCB-41 (C40)	26:55						0.0412	0.0412		
PCB-71 (C40)	26:55						0.0412	0.0412		
PCB-64	27:08						0.0267	0.0267		
PCB-72	27:58						0.0287	0.0287		
PCB-68	28:17	1159	0.67	1.4782	0.0621	0.0621	0.0256	0.0256		a

Compound	RT (min.)	Area	Ratio	Ical RRF	Amount pg/ul	EMPC pg/ul	Noise EDL	Final EDL	%Rec	Flags
PCB-57	28:41						0.0295	0.0295		
PCB-58	28:56						0.0286	0.0286		
PCB-67	29:05						0.0271	0.0271		
PCB-63	29:21						0.0257	0.0257		
PCB-61	29:42	2386	0.69	1.3565	0.1394	0.1394	0.0279	0.0279		
PCB-70 (C61)	29:42	2386	0.69	1.3565	0.1394	0.1394	0.0279	0.0279		
PCB-74 (C61)	29:42	2386	0.69	1.3565	0.1394	0.1394	0.0279	0.0279		
PCB-76 (C61)	29:42	2386	0.69	1.3565	0.1394	0.1394	0.0279	0.0279		
PCB-66	30:01						0.0295	0.0295		
PCB-55	30:10						0.0292	0.0292		
PCB-56	30:41						0.0298	0.0298		
PCB-60	30:54						0.0284	0.0284		
PCB-80	31:19						0.0257	0.0257		
PCB-79	32:50						0.0245	0.0245		
PCB-78	33:24						0.0287	0.0287		
PCB-81	33:49	3409	0.77	1.3214	0.2339	0.2098	0.0286	0.0286		RQa
PCB-77	34:24	10121	0.80	1.3308	0.5875	0.5875	0.0284	0.0284		a
S Total Pentachlorobiphen					2.048	1.962	0.0323	0.0323		RQ
D PCB-104L	25:50	851260	1.64	1.1164	83.8	83.8	0.0308	0.0308	83.85	
$ PCB-95L	28:48						0.0449	0.0449		
* PCB-101L	31:44	909415	1.59	3.4E+04	100.0	100.0				
$ PCB-111L	34:25	1036894	1.60	1.2177	93.6	93.6	0.0282	0.0282	93.63	
D PCB-123L	36:23	1285738	1.55	0.9909	79.6	79.6	0.8183	0.8183	79.60	
D PCB-118L	36:43	1342455	1.59	1.0256	80.3	80.3	0.7907	0.7907	80.31	
D PCB-114L	37:14	1271380	1.61	1.0030	77.8	77.8	0.8085	0.8085	77.77	
D PCB-105L	37:53	1301070	1.63	1.0013	79.7	79.7	0.8099	0.8099	79.72	
* PCB-127L	39:22	1629967	1.58	4.9E+04	100.0	100.0				
D PCB-126L	40:59	1261302	1.59	0.9020	85.8	85.8	0.8990	0.8990	85.79	
PCB-104	25:51						0.0251	0.0251		
PCB-96	26:13						0.0285	0.0285		
PCB-103	28:11	599	1.55	1.0331	0.1250	0.0681	0.0338	0.0338		RQa
PCB-94	28:23						0.0386	0.0386		
PCB-95	28:50	611	1.38	0.9620	0.0746	0.0746	0.0363	0.0363		
PCB-93	29:03						0.0356	0.0356		
PCB-100 (C93)	29:03						0.0356	0.0356		
PCB-98	29:10						0.0353	0.0353		RQU
PCB-102 (C98)	29:10						0.0353	0.0353		RQU
PCB-88	29:41						0.0347	0.0347		
PCB-91 (C88)	29:41						0.0347	0.0347		
PCB-84	29:54						0.0406	0.0406		
PCB-89	30:23						0.0391	0.0391		
PCB-121	30:49						0.0250	0.0250		
PCB-92	31:11						0.0366	0.0366		
PCB-90	31:46	2952	1.55	1.1367	0.3344	0.3051	0.0307	0.0307		RQ
PCB-101 (C90)	31:46	2952	1.55	1.1367	0.3344	0.3051	0.0307	0.0307		RQ
PCB-113 (C90)	31:46	2952	1.55	1.1367	0.3344	0.3051	0.0307	0.0307		RQ
PCB-83	32:21						0.0372	0.0372		
PCB-99 (C83)	32:21						0.0372	0.0372		
PCB-112	32:28						0.0255	0.0255		
PCB-86	32:49	2766	1.63	1.1958	0.2717	0.2717	0.0292	0.0292		
PCB-87 (C86)	32:49	2766	1.63	1.1958	0.2717	0.2717	0.0292	0.0292		
PCB-97 (C86)	32:49	2766	1.63	1.1958	0.2717	0.2717	0.0292	0.0292		
PCB-109 (C86)	32:49	2766	1.63	1.1958	0.2717	0.2717	0.0292	0.0292		
PCB-119 (C86)	32:49	2766	1.63	1.1958	0.2717	0.2717	0.0292	0.0292		
PCB-125 (C86)	32:49	2766	1.63	1.1958	0.2717	0.2717	0.0292	0.0292		

Compound	RT (min.)	Area	Ratio	Ical RRF	Amount pg/ul	EMPC pg/ul	Noise EDL	Final EDL	%Rec	Flags
PCB-85	33:34						0.0288	0.0288		
PCB-116 (C85)	33:34						0.0288	0.0288		
PCB-117 (C85)	33:34						0.0288	0.0288		
PCB-110	33:49						0.0258	0.0258		
PCB-115 (C110)	33:49						0.0258	0.0258		
PCB-82	34:03						0.0403	0.0403		
PCB-111	34:27						0.0245	0.0245		
PCB-120	34:55						0.0234	0.0234		
PCB-108	36:03						0.0337	0.0337		
PCB-124 (C108)	36:03						0.0337	0.0337		
PCB-107	36:18						0.0312	0.0312		
PCB-123	36:25	4353	1.50	1.3407	0.2525	0.2525	0.0313	0.0313		M
PCB-106	36:32						0.0332	0.0332		
PCB-118	36:44	3964	1.56	1.2892	0.2290	0.2290	0.0317	0.0317		M
PCB-122	37:05						0.0365	0.0365		
PCB-114	37:16	4572	1.52	1.4051	0.2559	0.2559	0.0304	0.0304		Ma
PCB-105	37:55	2227	1.59	1.2887	0.1328	0.1328	0.0328	0.0328		Ma
PCB-127	39:24						0.0330	0.0330		
PCB-126	40:59	6302	1.51	1.3416	0.3724	0.3724	0.0327	0.0327		
S Total Hexachlorobipheny					3.385	3.266	0.0258	0.0258		RQ
D PCB-155L	31:31	766178	1.27	0.9499	88.7	88.7	0.0227	0.0227	88.69	
$ PCB-153L	38:37	16284	1.35	0.9597	1.445	1.445	0.5369	0.5369		
* PCB-138L	39:50	1143118	1.28	3.6E+04	100.0	100.0				
D PCB-167L	42:52	1203099	1.26	1.2544	83.9	83.9	0.3517	0.3517	83.90	
D PCB-156L	44:01	2340936	1.27	1.2289	166.6	166.6	0.3590	0.3590	83.32	
D PCB-157L (C156L)	44:01	2340936	1.27	1.2289	166.6	166.6	0.3590	0.3590	83.32	
D PCB-169L	47:14	1152387	1.26	1.0883	92.6	92.6	0.4054	0.4054	92.63	
PCB-155	31:33	426	1.24	1.3028	0.0478	0.0427	0.0187	0.0187		RQ
PCB-152	31:44						0.0195	0.0195		
PCB-150	31:54						0.0197	0.0197		
PCB-136	32:15	546	1.12	1.1563	0.0616	0.0616	0.0211	0.0211		
PCB-145	32:34						0.0205	0.0205		
PCB-148	34:05						0.0272	0.0272		
PCB-135	34:39	347	1.24	0.8691	0.0871	0.0521	0.0281	0.0281		RQ
PCB-151 (C135)	34:39	347	1.24	0.8691	0.0871	0.0521	0.0281	0.0281		RQ
PCB-154	34:56						0.0240	0.0240		
PCB-144	35:14						0.0266	0.0266		
PCB-147	35:35	1131	1.24	0.9747	0.1162	0.0988	0.0296	0.0296		RQ
PCB-149 (C147)	35:35	1131	1.24	0.9747	0.1162	0.0988	0.0296	0.0296		RQ
PCB-134	35:53						0.0339	0.0339		
PCB-143 (C134)	35:53						0.0339	0.0339		
PCB-139	36:13	674	1.06	0.9995	0.0574	0.0574	0.0289	0.0289		a
PCB-140 (C139)	36:13	674	1.06	0.9995	0.0574	0.0574	0.0289	0.0289		a
PCB-131	36:24						0.0336	0.0336		
PCB-142	36:33						0.0336	0.0336		
PCB-132	36:51						0.0328	0.0328		
PCB-133	37:22						0.0319	0.0319		
PCB-165	37:46						0.0258	0.0258		
PCB-146	38:00	381	1.24	1.0084	0.0496	0.0322	0.0286	0.0286		RQM
PCB-161	38:08						0.0216	0.0216		
PCB-153	38:37	7468	1.13	1.2207	0.5211	0.5211	0.0237	0.0237		
PCB-168 (C153)	38:37	7468	1.13	1.2207	0.5211	0.5211	0.0237	0.0237		
PCB-141	38:49						0.0301	0.0301		
PCB-130	39:13						0.0349	0.0349		

Compound	RT (min.)	Area	Ratio	Ical RRF	Amount pg/ul	EMPC pg/ul	Noise EDL	Final EDL	%Rec	Flags
PCB-137	39:27						0.0273	0.0273		
PCB-164	39:34						0.0231	0.0231		
PCB-129	39:52	2703	1.24	1.0840	0.2436	0.2124	0.0266	0.0266		RQM
PCB-138 (C129)	39:52	2703	1.24	1.0840	0.2436	0.2124	0.0266	0.0266		RQM
PCB-160 (C129)	39:52	2703	1.24	1.0840	0.2436	0.2124	0.0266	0.0266		RQM
PCB-163 (C129)	39:52	2703	1.24	1.0840	0.2436	0.2124	0.0266	0.0266		RQM
PCB-158	40:16						0.0208	0.0208		
PCB-128	41:06	574	1.24	1.1165	0.0571	0.0438	0.0259	0.0259		RQ
PCB-166 (C128)	41:06	574	1.24	1.1165	0.0571	0.0438	0.0259	0.0259		RQ
PCB-159	42:07						0.0219	0.0219		
PCB-162	42:24						0.0212	0.0212		
PCB-167	42:53	11279	1.34	1.3357	0.7019	0.7019	0.0181	0.0181		a
PCB-156	44:01	14873	1.26	1.2759	0.996	0.996	0.0271	0.0271		M
PCB-157 (C156)	44:01	14873	1.26	1.2759	0.996	0.996	0.0271	0.0271		M
PCB-169	47:16	6588	1.30	1.2825	0.4458	0.4458	0.0198	0.0198		Ma
S Total Heptachlorobiphen					1.349	1.296	0.0184	0.0184		RQ
D PCB-188L	37:15	981269	1.06	1.3162	78.8	78.8	0.0210	0.0210	78.75	
$ PCB-178L	40:19	792953	1.08	0.9222	90.8	90.8	0.0299	0.0299	90.82	
* PCB-180L	45:25	946711	1.06	3.2E+04	100.0	100.0				
D PCB-170L	46:40	644456	1.06	0.8357	81.5	81.5	0.0330	0.0330	81.45	
D PCB-189L	49:47	1441711	1.06	1.4666	83.9	83.9	0.9856	0.9856	83.93	
PCB-188	37:16	499	1.02	1.2502	0.0407	0.0407	0.0141	0.0141		
PCB-179	37:37	434	1.01	1.4149	0.0377	0.0377	0.0153	0.0153		a
PCB-184	38:08	477	1.05	1.4191	0.0458	0.0414	0.0152	0.0152		RQ
PCB-176	38:29	334	1.05	1.5212	0.0383	0.0270	0.0142	0.0142		RQM
PCB-186	38:57	374	1.03	1.4350	0.0321	0.0321	0.0150	0.0150		Ma
PCB-178	40:20						0.0211	0.0211		
PCB-175	40:58	439	1.08	1.0690	0.0505	0.0505	0.0202	0.0202		a
PCB-187	41:15	559	1.05	1.1106	0.0747	0.0619	0.0194	0.0194		RQa
PCB-182	41:27						0.0188	0.0188		
PCB-183	41:57	1175	0.93	1.1368	0.1272	0.1272	0.0190	0.0190		Ma
PCB-185 (C183)	41:57	1175	0.93	1.1368	0.1272	0.1272	0.0190	0.0190		Ma
PCB-174	42:04	357	1.05	0.9547	0.0666	0.0460	0.0226	0.0226		RQa
PCB-177	42:34	496	1.07	0.9426	0.0647	0.0647	0.0229	0.0229		a
PCB-181	42:55						0.0195	0.0195		
PCB-171	43:10	606	0.92	0.9603	0.0776	0.0776	0.0225	0.0225		a
PCB-173 (C171)	43:10	606	0.92	0.9603	0.0776	0.0776	0.0225	0.0225		a
PCB-172	44:47						0.0218	0.0218		
PCB-192	45:03	331	1.18	1.2904	0.0316	0.0316	0.0167	0.0167		
PCB-180	45:26	2444	1.15	1.2286	0.2447	0.2447	0.0176	0.0176		a
PCB-193 (C180)	45:26	2444	1.15	1.2286	0.2447	0.2447	0.0176	0.0176		a
PCB-191	45:47						0.0156	0.0156		
PCB-170	46:38	331	0.90	1.2700	0.0404	0.0404	0.0219	0.0219		
PCB-190	47:13	266	1.05	1.3774	0.0280	0.0238	0.0157	0.0157		RQMa
PCB-189	49:48	6433	0.93	1.2799	0.3486	0.3486	0.0180	0.0180		
S Total Octachlorobipheny					0.4352	0.3864	0.0165	0.0165		RQ
D PCB-202L	42:37	831842	0.94	1.0055	87.4	87.4	0.0116	0.0116	87.38	
* PCB-194L	51:54	1171281	0.89	3.5E+04	100.0	100.0				
D PCB-205L	52:23	1185717	0.94	1.2867	78.7	78.7	0.6840	0.6840	78.67	
PCB-202	42:38	296	0.91	1.0531	0.0338	0.0338	0.0129	0.0129		
PCB-201	43:35	322	0.89	1.1860	0.0363	0.0326	0.0115	0.0115		RQ
PCB-204	44:15	190	0.89	1.1009	0.0233	0.0207	0.0124	0.0124		RQ
PCB-197	44:30	336	0.89	1.2053	0.0363	0.0335	0.0113	0.0113		RQMa

Compound	RT (min.)	Area	Ratio	Ical RRF	Amount pg/ul	EMPC pg/ul	Noise EDL	Final EDL	%Rec	Flags
PCB-200	44:30						0.0121	0.0121		RQMU
PCB-198	47:23	776	0.89	0.8183	0.1272	0.1140	0.0166	0.0166		RQ
PCB-199 (C198)	47:23	776	0.89	0.8183	0.1272	0.1140	0.0166	0.0166		RQ
PCB-196	48:05	244	0.89	0.8748	0.0378	0.0335	0.0156	0.0156		RQa
PCB-203	48:16	315	0.89	0.9219	0.0552	0.0411	0.0148	0.0148		RQa
PCB-195	49:34						0.0299	0.0299		
PCB-194	51:57	569	0.89	0.9282	0.0601	0.0517	0.0253	0.0253		RQMa
PCB-205	52:23	371	0.79	1.2342	0.0254	0.0254	0.0190	0.0190		M
S Total Nonachlorobipheny					0.2248	0.1479	0.0584	0.0584		RQ
D PCB-208L	49:19	1069885	0.79	1.1383	80.2	80.2	0.7782	0.7782	80.25	
D PCB-206L	54:08	806094	0.80	0.8938	77.0	77.0	0.991	0.991	76.99	
PCB-208	49:21						0.0543	0.0543		
PCB-207	50:17						0.0512	0.0512		
PCB-206	54:09	1422	0.77	1.1927	0.2248	0.1479	0.0697	0.0697		RQM
D PCB-209L	55:46	833715	0.73	0.9809	72.6	72.6	0.0640	0.0640	72.57	
DCB Decachlorobiphenyl	55:49	1564	0.69	1.2455	0.1640	0.1506	0.0230	0.0230		RQa
S Polychlorinated bipheny					12.1	0.1506	0.0280	0.0280		RQ
PCB-8L (PRC)	0.0						0.0	0.0		
PCB-47L (PRC)	0.0						0.0	0.0		
PCB-28L (PRC)	0.0						0.0	0.0		

QC Flag Legend

Processing Flags
- R - Failed Signal Ratio Test
- Q - EMPC-Estimated Max. Possible Conc.

Review Flags
- M - Manually Integrated
- U - Marked Undetected
- a - User Assigned ID

Eurofins TestAmerica, Knoxville
Target Compound Quantitation Worksheet Report

Data File: \\chromna\Knoxville\ChromData\D3D\20190828-12892.b\mb140-3281716-b.d
Lims ID: MB 140-32817/16-B
Client ID:
Sample Type: MB
Inject. Date: 29-Aug-2019 01:33:00 ALS Bottle#: 0 Worklist Smp#: 7
Injection Vol: 1.0 ul Dil. Factor: 1.0000
Sample Info:
Misc. Info.: 140-0012892-007
Operator ID: Xcalibur_System Instrument ID: D3D

Method: \\chromna\Knoxville\ChromData\D3D\20190828-12892.b\PCBs_D3D.m
Limit Group: HR - 1668A - ICAL
Last Update: 29-Aug-2019 09:42:41 Calib Date: 21-Aug-2019 19:05:00
Integrator: Picker
Quant Method: Isotopic Dilution Quant By: Initial Calibration
Last ICal File: \\chromna\Knoxville\ChromData\D3D\20190813-12717.b\d4190821i6.d

Column 1 : SPB-Octyl (0.25 mm) Det: F1(11.07 :21.70)
Process Host: CTX1023

First Level Reviewer: davidsonm Date: 29-Aug-2019 09:43:08

Signal	RT (min.)	Adj RT (min.)	Sec.	REL RT	Area	Height	Avg Noise	EDL Height	S/N	Ratio(Limits)	Flags
PCB-1L											
200.0795	11:43	11:45	-3	0.728	844213	339480	222	555	1529		
202.0766	11:43	11:45	-3	0.728	269866	107429	551	1377	195	3.13(2.66-3.60)	
PCB-3L											
200.0795	13:53	13:54	-3	0.862	938172	308914	222	555	1392		
202.0766	13:53	13:54	-3	0.862	306888	98089	551	1377	178	3.06(2.66-3.60)	
PCB-1											RQ
188.0393	11:44	11:40	-1	1.001	820	321	22	55	15		
190.0363	11:44	11:40	-1	1.001	384	125	11	27	11	2.14(2.66-3.60)	
	Empc Correction				261	102	11	27	9		
PCB-2											RQ
188.0393	13:43	13:39	0	0.989	1178	326	22	55	15		
190.0363	13:43	13:39	0	0.989	552	116	11	27	11	2.13(2.66-3.60)	
	Empc Correction				376	104	11	27	9		
PCB-3											
188.0393	13:53	13:50	-1	1.001	1343	382	22	55	17		
190.0363	13:54	13:50	0	1.002	471	152	11	27	14	2.85(2.66-3.60)	
PCB-4L											
234.0406	14:08	14:10	-3	0.878	325103	103053	134	335	769		
236.0376	14:08	14:10	-3	0.877	198599	62695	50	125	1254	1.64(1.33-1.79)	
PCB-9L											
234.0406	16:06	16:06	0		793097	236246	134	335	1763		
236.0376	16:06	16:06	0		507182	151315	50	125	3026	1.56(1.33-1.79)	
PCB-8L											
234.0406	16:53						134	335			
236.0376	16:53						50	125			

Signal	RT (min.)	Adj RT (min.)	Sec.	REL RT	Area	Height	Avg Noise	EDL Height	S/N	Ratio(Limits)	Flags
PCB-15L											
234.0406	20:01	20:02	-3	1.243	601507	145229	134	335	1084		
236.0376	20:01	20:02	-3	1.243	356157	88837	50	125	1777	1.69(1.33-1.79)	
PCB-4											
222.0003	14:05						11	27			
223.9974	14:05						18	45			
PCB-10											
222.0003	14:15						11	27			
223.9974	14:15						18	45			
PCB-9											
222.0003	16:02						11	27			
223.9974	16:02						18	45			
PCB-7											RQa
222.0003	16:18	16:18	1	1.153	379	95	11	27	9		a
223.9974	16:17	16:18	0	1.152	358	135	18	45	8	1.06(1.33-1.79)	
	Empc Correction				242	60	18	45	3		
PCB-6											
222.0003	16:26						11	27			
223.9974	16:26						18	45			
PCB-5											
222.0003	16:47						11	27			
223.9974	16:47						18	45			
PCB-8											RQ
222.0003	16:57	16:52	-1	1.199	1058	303	11	27	28		
223.9974	16:57	16:52	-1	1.199	815	175	18	45	10	1.30(1.33-1.79)	
	Empc Correction				678	194	18	45	11		
PCB-14											RQU
222.0003	18:31						11	27			
223.9974	18:31						18	45			
PCB-11											RQM
222.0003	19:25	19:25	-1	0.970	3278	698	11	27	63		
	Empc Correction				2759	789	11	27	72		
223.9974	19:25	19:25	-1	0.970	1769	506	18	45	28	1.85(1.33-1.79)	M
PCB-12											Ma
222.0003	19:43	19:42	-1	0.985	760	148	11	27	13		M
223.9974	19:42	19:42	-2	0.984	486	88	18	45	5	1.56(1.33-1.79)	M
PCB-13 (C12)											Ma
222.0003	19:43	19:42	-1	0.985	760	148	11	27	13		M
223.9974	19:42	19:42	-2	0.984	486	88	18	45	5	1.56(1.33-1.79)	M
PCB-15											RQM
222.0003	20:01	19:58	-1	1.001	970	207	11	27	19		M
	Empc Correction				808	157	11	27	14		
223.9974	20:02	19:58	0	1.001	518	101	18	45	6	1.87(1.33-1.79)	M
PCB-19L											
268.0016	17:14	17:16	-3	0.841	151571	41681	195	487	214		
269.9986	17:14	17:16	-3	0.841	145858	38967	247	617	158	1.04(0.88-1.20)	

Signal	RT (min.)	Adj RT (min.)	Sec.	REL RT	Area	Height	Avg Noise	EDL Height	S/N	Ratio(Limits)	Flags
PCB-32L											
268.0016	20:29	20:29	-1		395373	94859	195	487	486		
269.9986	20:29	20:29	-1		357644	92654	247	617	375	1.11(0.88-1.20)	
PCB-31L											
268.0016	22:45	22:45	0		1236307	302047	631	1577	479		
269.9986	22:45	22:45	0		1166147	278602	158	395	1763	1.06(0.88-1.20)	
PCB-28L											
268.0016	23:03	23:01	0	1.013	1038263	249732	631	1577	396		
269.9986	23:03	23:01	0	1.013	975502	234011	158	395	1481	1.06(0.88-1.20)	
PCB-37L											
268.0016	27:02	27:04	-3	1.189	874772	188278	631	1577	298		
269.9986	27:02	27:04	-3	1.189	800569	169819	158	395	1075	1.09(0.88-1.20)	
PCB-19											RQM
255.9613	17:15	17:11	-1	1.002	120	47	5	12	9		M
257.9584	17:14	17:11	-1	1.001	147	49	6	15	8	0.82(0.88-1.20)	M
	Empc Correction				115	45	6	15	8		
PCB-18											a
255.9613	19:07	19:07	0	1.109	508	110	5	12	22		a
257.9584	19:07	19:07	0	1.109	424	110	6	15	18	1.20(0.88-1.20)	
PCB-30 (C18)											a
255.9613	19:07	19:07	0	1.109	508	110	5	12	22		a
257.9584	19:07	19:07	0	1.109	424	110	6	15	18	1.20(0.88-1.20)	
PCB-17											a
255.9613	19:32	19:32	0	1.134	262	80	5	12	16		a
257.9584	19:34	19:32	2	1.136	226	62	6	15	10	1.16(0.88-1.20)	
PCB-27											a
255.9613	19:44	19:44	-1	1.146	152	34	5	12	7		a
257.9584	19:44	19:44	-1	1.146	160	44	6	15	7	0.95(0.88-1.20)	
PCB-24											RQMa
255.9613	19:55	19:52	3	1.156	189	79	5	12	16		a
	Empc Correction				154	50	5	12	10		
257.9584	19:52	19:52	-1	1.153	149	49	6	15	8	1.27(0.88-1.20)	M
PCB-16											
255.9613	19:54						5	12			
257.9584	19:54						6	15			
PCB-32											RQMa
255.9613	20:31	20:31	0	1.191	425	91	5	12	18		M
	Empc Correction				322	79	5	12	16		
257.9584	20:29	20:31	-1	1.189	310	76	6	15	13	1.37(0.88-1.20)	M
PCB-34											
255.9613	21:42						19	47			
257.9584	21:42						23	57			
PCB-23											
255.9613	21:51						19	47			
257.9584	21:51						23	57			

Signal	RT (min.)	Adj RT (min.)	Sec.	REL RT	Area	Height	Avg Noise	EDL Height	S/N	Ratio(Limits)	Flags
PCB-26											RQ
255.9613	22:14	22:08	-1	1.291	956	188	19	47	10		
	Empc Correction				762	141	19	47	7		
257.9584	22:15	22:08	1	1.292	733	136	23	57	6	1.30(0.88-1.20)	
PCB-29 (C26)											RQ
255.9613	22:14	22:08	-1	1.291	956	188	19	47	10		
	Empc Correction				762	141	19	47	7		
257.9584	22:15	22:08	1	1.292	733	136	23	57	6	1.30(0.88-1.20)	
PCB-25											RQa
255.9613	22:30	22:30	2	0.832	629	116	19	47	6		a
	Empc Correction				359	96	19	47	5		
257.9584	22:28	22:30	0	0.830	346	93	23	57	4	1.82(0.88-1.20)	
PCB-31											RQ
255.9613	22:46	22:43	-1	0.842	1077	260	19	47	14		
257.9584	22:45	22:43	-1	0.841	1299	223	23	57	10	0.83(0.88-1.20)	
	Empc Correction				1035	250	23	57	11		
PCB-20											
255.9613	23:03	23:02	-2	0.853	3808	794	19	47	42		
257.9584	23:03	23:02	-2	0.853	3584	839	23	57	36	1.06(0.88-1.20)	
PCB-28 (C20)											
255.9613	23:03	23:02	-2	0.853	3808	794	19	47	42		
257.9584	23:03	23:02	-2	0.853	3584	839	23	57	36	1.06(0.88-1.20)	
PCB-21											RQ
255.9613	23:18	23:15	0	0.862	1344	223	19	47	12		
	Empc Correction				1037	219	19	47	12		
257.9584	23:18	23:15	0	0.862	998	211	23	57	9	1.35(0.88-1.20)	
PCB-33 (C21)											RQ
255.9613	23:18	23:15	0	0.862	1344	223	19	47	12		
	Empc Correction				1037	219	19	47	12		
257.9584	23:18	23:15	0	0.862	998	211	23	57	9	1.35(0.88-1.20)	
PCB-22											Ma
255.9613	23:43	23:42	2	0.877	621	120	19	47	6		M
257.9584	23:42	23:42	0	0.876	623	174	23	57	8	1.00(0.88-1.20)	M
PCB-36											
255.9613	25:12						19	47			
257.9584	25:12						23	57			
PCB-39											
255.9613	25:34						19	47			
257.9584	25:34						23	57			
PCB-38											
255.9613	26:08						19	47			
257.9584	26:08						23	57			
PCB-35											
255.9613	26:37						19	47			
257.9584	26:37						23	57			
PCB-37											RQa
255.9613	27:05	27:05	1	1.002	637	164	19	47	9		a
	Empc Correction				535	112	19	47	6		
257.9584	27:05	27:05	1	1.002	515	108	23	57	5	1.24(0.88-1.20)	

Signal	RT (min.)	Adj RT (min.)	Sec.	REL RT	Area	Height	Avg Noise	EDL Height	S/N	Ratio(Limits)	Flags
PCB-54L											
301.9626	20:19	20:20	-3	0.816	159173	41043	47	117	873		
303.9597	20:19	20:20	-3	0.816	204257	51171	9	22	5686	0.78(0.65-0.89)	
PCB-52L											
301.9626	24:53	24:53	0		577009	136649	91	227	1502		
303.9597	24:53	24:53	0		707927	170239	152	380	1120	0.82(0.65-0.89)	
PCB-79L											
301.9626	32:45						91	227			
303.9597	32:45						152	380			
PCB-81L											
301.9626	33:48	33:49	-3	1.359	543806	109300	91	227	1201		
303.9597	33:49	33:49	-2	1.359	685715	142236	152	380	936	0.79(0.65-0.89)	
PCB-77L											
301.9626	34:22	34:23	-3	1.381	584913	113193	91	227	1244		
303.9597	34:22	34:23	-3	1.381	709666	138002	152	380	908	0.82(0.65-0.89)	
PCB-54											
289.9224	20:20						4	10			
291.9194	20:20						7	17			
PCB-50											RQ
289.9224	22:30	22:27	-1	1.108	398	98	15	37	7		
291.9194	22:31	22:27	-1	1.108	732	122	23	57	5	0.54(0.65-0.89)	
	Empc Correction				516	127	23	57	6		
PCB-53 (C50)											RQ
289.9224	22:30	22:27	-1	1.108	398	98	15	37	7		
291.9194	22:31	22:27	-1	1.108	732	122	23	57	5	0.54(0.65-0.89)	
	Empc Correction				516	127	23	57	6		
PCB-45											RQM
289.9224	23:16	23:10	1	1.145	569	74	15	37	5		
291.9194	23:15	23:10	0	1.145	998	159	23	57	7	0.57(0.65-0.89)	M
	Empc Correction				738	96	23	57	4		
PCB-51 (C45)											RQM
289.9224	23:16	23:10	1	1.145	569	74	15	37	5		
291.9194	23:15	23:10	0	1.145	998	159	23	57	7	0.57(0.65-0.89)	M
	Empc Correction				738	96	23	57	4		
PCB-46											
289.9224	23:26						15	37			
291.9194	23:26						23	57			
PCB-52											RQa
289.9224	24:54	24:54	0	1.226	3629	904	15	37	60		a
	Empc Correction				3096	715	15	37	48		
291.9194	24:54	24:54	0	1.226	4021	929	23	57	40	0.90(0.65-0.89)	
PCB-43											
289.9224	25:00						15	37			
291.9194	25:00						23	57			
PCB-73 (C43)											
289.9224	25:00						15	37			
291.9194	25:00						23	57			

Signal	RT (min.)	Adj RT (min.)	Sec.	REL RT	Area	Height	Avg Noise	EDL Height	S/N	Ratio(Limits)	Flags
PCB-49											RQ
289.9224	25:22	25:17	1	1.249	709	114	15	37	8		
	Empc Correction				524	106	15	37	7		
291.9194	25:24	25:17	2	1.250	681	138	23	57	6	1.04(0.65-0.89)	
PCB-69 (C49)											RQ
289.9224	25:22	25:17	1	1.249	709	114	15	37	8		
	Empc Correction				524	106	15	37	7		
291.9194	25:24	25:17	2	1.250	681	138	23	57	6	1.04(0.65-0.89)	
PCB-48											
289.9224	25:38						15	37			
291.9194	25:38						23	57			
PCB-44											
289.9224	25:56	25:50	1	1.277	1920	267	15	37	18		
291.9194	25:58	25:50	2	1.278	2263	407	23	57	18	0.85(0.65-0.89)	
PCB-47 (C44)											
289.9224	25:56	25:50	1	1.277	1920	267	15	37	18		
291.9194	25:58	25:50	2	1.278	2263	407	23	57	18	0.85(0.65-0.89)	
PCB-65 (C44)											
289.9224	25:56	25:50	1	1.277	1920	267	15	37	18		
291.9194	25:58	25:50	2	1.278	2263	407	23	57	18	0.85(0.65-0.89)	
PCB-59											
289.9224	26:10						15	37			
291.9194	26:10						23	57			
PCB-62 (C59)											
289.9224	26:10						15	37			
291.9194	26:10						23	57			
PCB-75 (C59)											
289.9224	26:10						15	37			
291.9194	26:10						23	57			
PCB-42											
289.9224	26:22						15	37			
291.9194	26:22						23	57			
PCB-40											
289.9224	26:49						15	37			
291.9194	26:49						23	57			
PCB-41 (C40)											
289.9224	26:49						15	37			
291.9194	26:49						23	57			
PCB-71 (C40)											
289.9224	26:49						15	37			
291.9194	26:49						23	57			
PCB-64											
289.9224	27:04						15	37			
291.9194	27:04						23	57			
PCB-72											
289.9224	27:56						15	37			
291.9194	27:56						23	57			

Signal	RT (min.)	Adj RT (min.)	Sec.	REL RT	Area	Height	Avg Noise	EDL Height	S/N	Ratio(Limits)	Flags
PCB-68											a
289.9224	28:17	28:17	1	0.837	463	104	15	37	7		a
291.9194	28:17	28:17	1	0.837	696	122	23	57	5	0.67(0.65-0.89)	
PCB-57											
289.9224	28:38						15	37			
291.9194	28:38						23	57			
PCB-58											
289.9224	28:53						15	37			
291.9194	28:53						23	57			
PCB-67											
289.9224	29:03						15	37			
291.9194	29:03						23	57			
PCB-63											
289.9224	29:19						15	37			
291.9194	29:19						23	57			
PCB-61											
289.9224	29:42	29:38	1	0.879	975	128	15	37	9		
291.9194	29:41	29:38	0	0.878	1411	227	23	57	10	0.69(0.65-0.89)	
PCB-70 (C61)											
289.9224	29:42	29:38	1	0.879	975	128	15	37	9		
291.9194	29:41	29:38	0	0.878	1411	227	23	57	10	0.69(0.65-0.89)	
PCB-74 (C61)											
289.9224	29:42	29:38	1	0.879	975	128	15	37	9		
291.9194	29:41	29:38	0	0.878	1411	227	23	57	10	0.69(0.65-0.89)	
PCB-76 (C61)											
289.9224	29:42	29:38	1	0.879	975	128	15	37	9		
291.9194	29:41	29:38	0	0.878	1411	227	23	57	10	0.69(0.65-0.89)	
PCB-66											
289.9224	29:58						15	37			
291.9194	29:58						23	57			
PCB-55											
289.9224	30:07						15	37			
291.9194	30:07						23	57			
PCB-56											
289.9224	30:38						15	37			
291.9194	30:38						23	57			
PCB-60											
289.9224	30:51						15	37			
291.9194	30:51						23	57			
PCB-80											
289.9224	31:16						15	37			
291.9194	31:16						23	57			
PCB-79											
289.9224	32:47						15	37			
291.9194	32:47						23	57			

Signal	RT (min.)	Adj RT (min.)	Sec.	REL RT	Area	Height	Avg Noise	EDL Height	S/N	Ratio(Limits)	Flags
PCB-78											
289.9224	33:20						15	37			
291.9194	33:20						23	57			
PCB-81											RQa
289.9224	33:49	33:49	0	1.001	1874	388	15	37	26		a
	Empc Correction				1483	286	15	37	19		
291.9194	33:50	33:49	1	1.001	1926	372	23	57	16	0.97(0.65-0.89)	
PCB-77											a
289.9224	34:24	34:24	1	1.001	4507	883	15	37	59		a
291.9194	34:23	34:24	0	1.001	5614	1083	23	57	47	0.80(0.65-0.89)	
PCB-104L											
337.9207	25:50	25:52	-3	0.814	528432	119100	12	30	9925		
339.9178	25:50	25:52	-3	0.814	322828	72759	15	37	4851	1.64(1.32-1.78)	
PCB-95L											
337.9207	28:44						12	30			
339.9178	28:44						15	37			
PCB-101L											
337.9207	31:44	31:44	0		558431	118455	12	30	9871		
339.9178	31:44	31:44	0		350984	76622	15	37	5108	1.59(1.32-1.78)	
PCB-111L											
337.9207	34:25	34:25	-1	1.085	637535	129987	12	30	10832		
339.9178	34:26	34:25	0	1.085	399359	82765	15	37	5518	1.60(1.32-1.78)	
PCB-123L											
337.9207	36:23	36:25	-2	1.147	782265	158734	615	1537	258		
339.9178	36:23	36:25	-2	1.147	503473	103114	442	1105	233	1.55(1.32-1.78)	
PCB-118L											
337.9207	36:43	36:45	-3	1.157	823643	164121	615	1537	267		
339.9178	36:43	36:45	-3	1.157	518812	105229	442	1105	238	1.59(1.32-1.78)	
PCB-114L											
337.9207	37:14	37:16	-3	1.173	783719	159042	615	1537	259		
339.9178	37:14	37:16	-3	1.173	487661	98223	442	1105	222	1.61(1.32-1.78)	
PCB-105L											
337.9207	37:53	37:55	-2	1.194	806093	161889	615	1537	263		
339.9178	37:53	37:55	-2	1.194	494977	98052	442	1105	222	1.63(1.32-1.78)	
PCB-127L											
337.9207	39:22	39:22	0		998235	198163	615	1537	322		
339.9178	39:22	39:22	0		631732	127639	442	1105	289	1.58(1.32-1.78)	
PCB-126L											
337.9207	40:59	41:00	-3	1.291	775045	154745	615	1537	252		
339.9178	40:59	41:00	-3	1.291	486257	95994	442	1105	217	1.59(1.32-1.78)	
PCB-104											
325.8804	25:48						19	47			
327.8775	25:48						8	20			

Signal	RT (min.)	Adj RT (min.)	Δ Sec.	REL RT	Area	Height	Avg Noise	EDL Height	S/N	Ratio(Limits)	Flags
PCB-96											
325.8804	26:10						19	47			
327.8775	26:10						8	20			
PCB-103											RQa
325.8804	28:11	28:11	1	1.091	864	153	19	47	8		a
	Empc Correction				364	69	19	47	4		
327.8775	28:09	28:11	-1	1.090	235	45	8	20	6	3.68(1.32-1.78)	
PCB-94											
325.8804	28:19						19	47			
327.8775	28:19						8	20			
PCB-95											
325.8804	28:50	28:44	1	1.116	354	100	19	47	5		
327.8775	28:50	28:44	1	1.116	257	65	8	20	8	1.38(1.32-1.78)	
PCB-93											
325.8804	29:00						19	47			
327.8775	29:00						8	20			
PCB-100 (C93)											
325.8804	29:00						19	47			
327.8775	29:00						8	20			
PCB-98											RQU
325.8804	29:06						19	47			
327.8775	29:06						8	20			
PCB-102 (C98)											RQU
325.8804	29:06						19	47			
327.8775	29:06						8	20			
PCB-88											
325.8804	29:36						19	47			
327.8775	29:36						8	20			
PCB-91 (C88)											
325.8804	29:36						19	47			
327.8775	29:36						8	20			
PCB-84											
325.8804	29:51						19	47			
327.8775	29:51						8	20			
PCB-89											
325.8804	30:20						19	47			
327.8775	30:20						8	20			
PCB-121											
325.8804	30:45						19	47			
327.8775	30:45						8	20			
PCB-92											
325.8804	31:09						19	47			
327.8775	31:09						8	20			
PCB-90											RQ
325.8804	31:46	31:39	1	1.230	2078	388	19	47	20		
	Empc Correction				1794	330	19	47	17		
327.8775	31:45	31:39	0	1.229	1158	213	8	20	27	1.79(1.32-1.78)	

Signal	RT (min.)	Adj RT (min.)	Sec.	REL RT	Area	Height	Avg Noise	EDL Height	S/N	Ratio(Limits)	Flags
PCB-101 (C90)											RQ
325.8804	31:46	31:39	1	1.230	2078	388	19	47	20		
	Empc Correction				1794	330	19	47	17		
327.8775	31:45	31:39	0	1.229	1158	213	8	20	27	1.79(1.32-1.78)	
PCB-113 (C90)											RQ
325.8804	31:46	31:39	1	1.230	2078	388	19	47	20		
	Empc Correction				1794	330	19	47	17		
327.8775	31:45	31:39	0	1.229	1158	213	8	20	27	1.79(1.32-1.78)	
PCB-83											
325.8804	32:17						19	47			
327.8775	32:17						8	20			
PCB-99 (C83)											
325.8804	32:17						19	47			
327.8775	32:17						8	20			
PCB-112											
325.8804	32:24						19	47			
327.8775	32:24						8	20			
PCB-86											
325.8804	32:49	32:44	-1	1.271	1714	199	19	47	10		
327.8775	32:50	32:44	0	1.271	1052	128	8	20	16	1.63(1.32-1.78)	
PCB-87 (C86)											
325.8804	32:49	32:44	-1	1.271	1714	199	19	47	10		
327.8775	32:50	32:44	0	1.271	1052	128	8	20	16	1.63(1.32-1.78)	
PCB-97 (C86)											
325.8804	32:49	32:44	-1	1.271	1714	199	19	47	10		
327.8775	32:50	32:44	0	1.271	1052	128	8	20	16	1.63(1.32-1.78)	
PCB-109 (C86)											
325.8804	32:49	32:44	-1	1.271	1714	199	19	47	10		
327.8775	32:50	32:44	0	1.271	1052	128	8	20	16	1.63(1.32-1.78)	
PCB-119 (C86)											
325.8804	32:49	32:44	-1	1.271	1714	199	19	47	10		
327.8775	32:50	32:44	0	1.271	1052	128	8	20	16	1.63(1.32-1.78)	
PCB-125 (C86)											
325.8804	32:49	32:44	-1	1.271	1714	199	19	47	10		
327.8775	32:50	32:44	0	1.271	1052	128	8	20	16	1.63(1.32-1.78)	
PCB-85											
325.8804	33:30						19	47			
327.8775	33:30						8	20			
PCB-116 (C85)											
325.8804	33:30						19	47			
327.8775	33:30						8	20			
PCB-117 (C85)											
325.8804	33:30						19	47			
327.8775	33:30						8	20			
PCB-110											
325.8804	33:45						19	47			
327.8775	33:45						8	20			

Signal	RT (min.)	Adj RT (min.)	Sec.	REL RT	Area	Height	Avg Noise	EDL Height	S/N	Ratio(Limits)	Flags
PCB-115 (C110)											
325.8804	33:45						19	47			
327.8775	33:45						8	20			
PCB-82											
325.8804	33:59						19	47			
327.8775	33:59						8	20			
PCB-111											
325.8804	34:23						19	47			
327.8775	34:23						8	20			
PCB-120											
325.8804	34:51						19	47			
327.8775	34:51						8	20			
PCB-108											
325.8804	35:56						23	57			
327.8775	35:56						21	52			
PCB-124 (C108)											
325.8804	35:56						23	57			
327.8775	35:56						21	52			
PCB-107											
325.8804	36:13						23	57			
327.8775	36:13						21	52			
PCB-123											M
325.8804	36:25	36:26	0	1.001	2612	481	23	57	21		M
327.8775	36:26	36:26	1	1.001	1741	347	21	52	17	1.50(1.32-1.78)	M
PCB-106											
325.8804	36:29						23	57			
327.8775	36:29						21	52			
PCB-118											M
325.8804	36:44	36:44	-1	1.000	2414	499	23	57	22		M
327.8775	36:44	36:44	-1	1.000	1550	262	21	52	12	1.56(1.32-1.78)	M
PCB-122											
325.8804	37:02						23	57			
327.8775	37:02						21	52			
PCB-114											Ma
325.8804	37:16	37:15	0	1.001	2756	536	23	57	23		a
327.8775	37:15	37:15	-1	1.000	1816	319	21	52	15	1.52(1.32-1.78)	M
PCB-105											Ma
325.8804	37:55	37:55	1	1.001	1367	299	23	57	13		M
327.8775	37:56	37:55	2	1.001	860	144	21	52	7	1.59(1.32-1.78)	
PCB-127											
325.8804	39:21						23	57			
327.8775	39:21						21	52			
PCB-126											
325.8804	40:59	40:55	0	1.000	3795	737	23	57	32		
327.8775	40:59	40:55	0	1.000	2507	524	21	52	25	1.51(1.32-1.78)	

Signal	RT (min.)	Adj RT (min.)	Sec.	REL RT	Area	Height	Avg Noise	EDL Height	S/N	Ratio(Limits)	Flags
PCB-155L											
371.8817	31:31	31:34	-3	0.791	428920	92736	10	25	9274		
373.8788	31:31	31:34	-3	0.791	337258	71033	7	17	10148	1.27(1.05-1.43)	
PCB-153L											
371.8817	38:37	38:36	1	0.901	9367	2259	271	677	8		
373.8788	38:36	38:36	0	0.901	6917	1439	136	340	11	1.35(1.05-1.43)	
PCB-138L											
371.8817	39:50	39:50	0		640800	128767	271	677	475		
373.8788	39:50	39:50	0		502318	101734	136	340	748	1.28(1.05-1.43)	
PCB-167L											
371.8817	42:52	42:53	-3	1.076	670994	129263	271	677	477		
373.8788	42:52	42:53	-3	1.076	532105	106471	136	340	783	1.26(1.05-1.43)	
PCB-156L											
371.8817	44:01	44:02	-3	1.105	1309313	185369	271	677	684		
373.8788	44:01	44:02	-3	1.105	1031623	144485	136	340	1062	1.27(1.05-1.43)	
PCB-157L (C156L)											
371.8817	44:01	44:02	-3	1.105	1309313	185369	271	677	684		
373.8788	44:01	44:02	-3	1.105	1031623	144485	136	340	1062	1.27(1.05-1.43)	
PCB-169L											
371.8817	47:14	47:16	-3	1.186	643114	125117	271	677	462		
373.8788	47:14	47:16	-3	1.186	509273	98792	136	340	726	1.26(1.05-1.43)	
PCB-155											RQ
359.8415	31:33	31:29	0	1.001	236	82	10	25	8		
361.8385	31:34	31:29	1	1.001	241	70	6	15	12	0.98(1.05-1.43)	
	Empc Correction				190	66	6	15	11		
PCB-152											
359.8415	31:40						10	25			
361.8385	31:40						6	15			
PCB-150											
359.8415	31:51						10	25			
361.8385	31:51						6	15			
PCB-136											
359.8415	32:15	32:12	-1	1.023	289	68	10	25	7		
361.8385	32:14	32:12	-2	1.023	257	63	6	15	11	1.12(1.05-1.43)	
PCB-145											
359.8415	32:31						10	25			
361.8385	32:31						6	15			
PCB-148											
359.8415	34:01						10	25			
361.8385	34:01						6	15			
PCB-135											RQ
359.8415	34:39	34:36	-1	1.099	425	72	10	25	7		
	Empc Correction				192	38	10	25	4		
361.8385	34:39	34:36	-1	1.099	155	31	6	15	5	2.74(1.05-1.43)	

Signal	RT (min.)	Adj RT (min.)	Sec.	REL RT	Area	Height	Avg Noise	EDL Height	S/N	Ratio(Limits)	Flags
PCB-151 (C135)											RQ
359.8415	34:39	34:36	-1	1.099	425	72	10	25	7		
	Empc Correction				192	38	10	25	4		
361.8385	34:39	34:36	-1	1.099	155	31	6	15	5	2.74(1.05-1.43)	
PCB-154											
359.8415	34:52						10	25			
361.8385	34:52						6	15			
PCB-144											
359.8415	35:10						10	25			
361.8385	35:10						6	15			
PCB-147											RQ
359.8415	35:35	35:32	-1	1.129	825	173	7	17	25		
	Empc Correction				626	128	7	17	18		
361.8385	35:37	35:32	1	1.130	505	104	16	40	7	1.63(1.05-1.43)	
PCB-149 (C147)											RQ
359.8415	35:35	35:32	-1	1.129	825	173	7	17	25		
	Empc Correction				626	128	7	17	18		
361.8385	35:37	35:32	1	1.130	505	104	16	40	7	1.63(1.05-1.43)	
PCB-134											
359.8415	35:49						7	17			
361.8385	35:49						16	40			
PCB-143 (C134)											
359.8415	35:49						7	17			
361.8385	35:49						16	40			
PCB-139											a
359.8415	36:13	36:13	2	1.149	347	74	7	17	11		a
361.8385	36:11	36:13	0	1.148	327	87	16	40	5	1.06(1.05-1.43)	
PCB-140 (C139)											a
359.8415	36:13	36:13	2	1.149	347	74	7	17	11		a
361.8385	36:11	36:13	0	1.148	327	87	16	40	5	1.06(1.05-1.43)	
PCB-131											
359.8415	36:19						7	17			
361.8385	36:19						16	40			
PCB-142											
359.8415	36:29						7	17			
361.8385	36:29						16	40			
PCB-132											
359.8415	36:46						7	17			
361.8385	36:46						16	40			
PCB-133											
359.8415	37:18						7	17			
361.8385	37:18						16	40			
PCB-165											
359.8415	37:42						7	17			
361.8385	37:42						16	40			

Signal	RT (min.)	Adj RT (min.)	Sec.	REL RT	Area	Height	Avg Noise	EDL Height	S/N	Ratio(Limits)	Flags
PCB-146											RQM
359.8415	38:00	38:02	0	0.887	211	54	7	17	8		
361.8385	38:02	38:02	2	0.887	376	74	16	40	5	0.56(1.05-1.43)	M
	Empc Correction				170	43	16	40	3		
PCB-161											
359.8415	38:05						7	17			
361.8385	38:05						16	40			
PCB-153											
359.8415	38:37	38:36	-2	0.901	3954	862	7	17	123		
361.8385	38:37	38:36	-2	0.901	3514	679	16	40	42	1.13(1.05-1.43)	
PCB-168 (C153)											
359.8415	38:37	38:36	-2	0.901	3954	862	7	17	123		
361.8385	38:37	38:36	-2	0.901	3514	679	16	40	42	1.13(1.05-1.43)	
PCB-141											
359.8415	38:47						7	17			
361.8385	38:47						16	40			
PCB-130											
359.8415	39:10						7	17			
361.8385	39:10						16	40			
PCB-137											
359.8415	39:23						7	17			
361.8385	39:23						16	40			
PCB-164											
359.8415	39:31						7	17			
361.8385	39:31						16	40			
PCB-129											RQM
359.8415	39:52	39:51	-1	0.930	1893	323	7	17	46		
	Empc Correction				1496	290	7	17	41		
361.8385	39:51	39:51	-2	0.930	1207	234	16	40	15	1.57(1.05-1.43)	M
PCB-138 (C129)											RQM
359.8415	39:52	39:51	-1	0.930	1893	323	7	17	46		
	Empc Correction				1496	290	7	17	41		
361.8385	39:51	39:51	-2	0.930	1207	234	16	40	15	1.57(1.05-1.43)	M
PCB-160 (C129)											RQM
359.8415	39:52	39:51	-1	0.930	1893	323	7	17	46		
	Empc Correction				1496	290	7	17	41		
361.8385	39:51	39:51	-2	0.930	1207	234	16	40	15	1.57(1.05-1.43)	M
PCB-163 (C129)											RQM
359.8415	39:52	39:51	-1	0.930	1893	323	7	17	46		
	Empc Correction				1496	290	7	17	41		
361.8385	39:51	39:51	-2	0.930	1207	234	16	40	15	1.57(1.05-1.43)	M
PCB-158											
359.8415	40:12						7	17			
361.8385	40:12						16	40			
PCB-128											RQ
359.8415	41:06	41:02	0	0.959	318	59	7	17	8		
361.8385	41:06	41:02	0	0.959	430	67	16	40	4	0.74(1.05-1.43)	
	Empc Correction				256	47	16	40	3		

Signal	RT (min.)	Adj RT (min.)	Sec.	REL RT	Area	Height	Avg Noise	EDL Height	S/N	Ratio(Limits)	Flags
PCB-166 (C128)											RQ
359.8415	41:06	41:02	0	0.959	318	59	7	17	8		
361.8385	41:06	41:02	0	0.959	430	67	16	40	4	0.74(1.05-1.43)	
	Empc Correction				256	47	16	40	3		
PCB-159											
359.8415	42:03						7	17			
361.8385	42:03						16	40			
PCB-162											
359.8415	42:22						7	17			
361.8385	42:22						16	40			
PCB-167											a
359.8415	42:53	42:53	1	1.001	6449	1185	7	17	169		a
361.8385	42:53	42:53	1	1.001	4830	1004	16	40	63	1.34(1.05-1.43)	
PCB-156											M
359.8415	44:01	44:01	-1	1.000	8292	1121	7	17	160		M
361.8385	44:02	44:01	1	1.001	6581	921	16	40	58	1.26(1.05-1.43)	
PCB-157 (C156)											M
359.8415	44:01	44:01	-1	1.000	8292	1121	7	17	160		M
361.8385	44:02	44:01	1	1.001	6581	921	16	40	58	1.26(1.05-1.43)	
PCB-169											Ma
359.8415	47:16	47:16	1	1.001	3718	672	7	17	96		a
361.8385	47:16	47:16	1	1.001	2870	436	16	40	27	1.30(1.05-1.43)	M
PCB-188L											
405.8428	37:15	37:17	-3	0.820	504941	101801	20	50	5090		
407.8398	37:15	37:17	-3	0.820	476328	96758	1	2	96758	1.06(0.89-1.21)	
PCB-178L											
405.8428	40:19	40:17	0	0.888	411146	81870	20	50	4094		
407.8398	40:19	40:17	0	0.888	381807	77407	1	2	77407	1.08(0.89-1.21)	
PCB-180L											
405.8428	45:25	45:25	0		486549	96075	20	50	4804		
407.8398	45:25	45:25	0		460162	92494	1	2	92494	1.06(0.89-1.21)	
PCB-170L											
405.8428	46:40	46:40	-2	1.028	332092	63086	20	50	3154		
407.8398	46:39	46:40	-3	1.027	312364	62500	1	2	62500	1.06(0.89-1.21)	
PCB-189L											
405.8428	49:47	49:48	-3	1.096	741164	144518	706	1765	205		
407.8398	49:47	49:48	-3	1.096	700547	136956	603	1507	227	1.06(0.89-1.21)	
PCB-188											
393.8025	37:16	37:13	-1	1.000	252	39	7	17	6		
395.7995	37:17	37:13	1	1.001	247	71	7	17	10	1.02(0.89-1.21)	
PCB-179											a
393.8025	37:37	37:37	1	1.010	218	46	7	17	7		a
395.7995	37:36	37:37	0	1.009	216	62	7	17	9	1.01(0.89-1.21)	
PCB-184											RQ
393.8025	38:08	38:05	-1	1.024	295	61	7	17	9		
	Empc Correction				244	45	7	17	6		
395.7995	38:09	38:05	0	1.024	233	43	7	17	6	1.27(0.89-1.21)	

Signal	RT (min.)	Adj RT (min.)	Sec.	REL RT	Area	Height	Avg Noise	EDL Height	S/N	Ratio(Limits)	Flags
PCB-176											RQM
393.8025	38:29	38:29	-1	1.033	311	63	7	17	9		M
	Empc Correction				171	49	7	17	7		
395.7995	38:29	38:29	-1	1.033	163	47	7	17	7	1.91(0.89-1.21)	
PCB-186											Ma
393.8025	38:57	38:57	0	1.046	190	58	7	17	8		M
395.7995	38:58	38:57	1	1.046	184	68	7	17	10	1.03(0.89-1.21)	M
PCB-178											
393.8025	40:17						7	17			
395.7995	40:17						7	17			
PCB-175											a
393.8025	40:58	40:58	0	1.100	228	69	7	17	10		a
395.7995	41:00	40:58	2	1.101	211	41	7	17	6	1.08(0.89-1.21)	
PCB-187											RQa
393.8025	41:15	41:15	1	1.107	401	89	7	17	13		a
	Empc Correction				286	82	7	17	12		
395.7995	41:14	41:15	0	1.107	273	79	7	17	11	1.47(0.89-1.21)	
PCB-182											
393.8025	41:22						7	17			
395.7995	41:22						7	17			
PCB-183											Ma
393.8025	41:57	41:48	6	1.126	565	92	7	17	13		M
395.7995	41:51	41:48	0	1.124	610	108	7	17	15	0.93(0.89-1.21)	M
PCB-185 (C183)											Ma
393.8025	41:57	41:48	6	1.126	565	92	7	17	13		M
395.7995	41:51	41:48	0	1.124	610	108	7	17	15	0.93(0.89-1.21)	M
PCB-174											RQa
393.8025	42:04	42:04	0	1.130	183	55	7	17	8		a
395.7995	42:06	42:04	1	1.130	334	63	7	17	9	0.55(0.89-1.21)	
	Empc Correction				174	52	7	17	7		
PCB-177											a
393.8025	42:34	42:34	2	1.143	256	43	7	17	6		a
395.7995	42:30	42:34	-1	1.141	240	64	7	17	9	1.07(0.89-1.21)	
PCB-181											
393.8025	42:51						7	17			
395.7995	42:51						7	17			
PCB-171											a
393.8025	43:10	43:10	1	1.159	291	52	7	17	7		a
395.7995	43:08	43:10	0	1.158	315	68	7	17	10	0.92(0.89-1.21)	
PCB-173 (C171)											a
393.8025	43:10	43:10	1	1.159	291	52	7	17	7		a
395.7995	43:08	43:10	0	1.158	315	68	7	17	10	0.92(0.89-1.21)	
PCB-172											
393.8025	44:44						7	17			
395.7995	44:44						7	17			

Signal	RT (min.)	Adj RT (min.)	Sec.	REL RT	Area	Height	Avg Noise	EDL Height	S/N	Ratio(Limits)	Flags
PCB-192											
393.8025	45:03	45:00	0	0.905	179	51	7	17	7		
395.7995	45:05	45:00	2	0.906	152	38	7	17	5	1.18(0.89-1.21)	
PCB-180											a
393.8025	45:26	45:26	3	0.913	1309	198	7	17	28		a
395.7995	45:25	45:26	2	0.912	1135	213	7	17	30	1.15(0.89-1.21)	
PCB-193 (C180)											a
393.8025	45:26	45:26	3	0.913	1309	198	7	17	28		a
395.7995	45:25	45:26	2	0.912	1135	213	7	17	30	1.15(0.89-1.21)	
PCB-191											
393.8025	45:44						7	17			
395.7995	45:44						7	17			
PCB-170											
393.8025	46:38	46:37	-2	0.937	157	37	7	17	5		
395.7995	46:41	46:37	0	0.938	174	62	7	17	9	0.90(0.89-1.21)	
PCB-190											RQMa
393.8025	47:13	47:13	1	0.948	183	65	7	17	9		M
	Empc Correction				136	35	7	17	5		
395.7995	47:10	47:13	-2	0.948	130	34	7	17	5	1.41(0.89-1.21)	M
PCB-189											
393.8025	49:48	49:44	0	1.001	3105	625	14	35	45		
395.7995	49:48	49:44	-1	1.000	3328	688	12	30	57	0.93(0.89-1.21)	
PCB-202L											
439.8038	42:37	42:39	-3	0.821	402287	76925	5	12	15385		
441.8008	42:37	42:39	-3	0.821	429555	84555	4	10	21139	0.94(0.76-1.02)	
PCB-194L											
439.8038	51:54	51:54	-1		552535	107240	476	1190	225		
441.8008	51:54	51:54	-1		618746	119109	321	802	371	0.89(0.76-1.02)	
PCB-205L											
439.8038	52:23	52:23	-2	1.009	574172	106089	476	1190	223		
441.8008	52:22	52:23	-3	1.009	611545	115464	321	802	360	0.94(0.76-1.02)	
PCB-202											
427.7635	42:38	42:36	-1	1.000	141	30	4	10	8		
429.7606	42:40	42:36	1	1.001	155	43	5	12	9	0.91(0.76-1.02)	
PCB-201											RQ
427.7635	43:35	43:32	0	1.022	152	53	4	10	13		
429.7606	43:32	43:32	-2	1.021	206	64	5	12	13	0.74(0.76-1.02)	
	Empc Correction				170	59	5	12	12		
PCB-204											RQ
427.7635	44:15	44:13	-1	1.038	112	30	4	10	8		
	Empc Correction				89	27	4	10	7		
429.7606	44:16	44:13	0	1.038	101	31	5	12	6	1.11(0.76-1.02)	
PCB-197											RQMa
427.7635	44:30	44:30	1	1.044	186	43	4	10	11		M
	Empc Correction				158	42	4	10	11		
429.7606	44:30	44:30	1	1.044	178	48	5	12	10	1.04(0.76-1.02)	M

Signal	RT (min.)	Adj RT (min.)	Sec.	REL RT	Area	Height	Avg Noise	EDL Height	S/N	Ratio(Limits)	Flags
PCB-200											RQMU
427.7635	44:30						4	10			
429.7606	44:30						5	12			
PCB-198											RQ
427.7635	47:23	47:19	1	1.112	455	59	4	10	15		
	Empc Correction				365	72	4	10	18		
429.7606	47:23	47:19	1	1.112	411	81	5	12	16	1.11(0.76-1.02)	
PCB-199 (C198)											RQ
427.7635	47:23	47:19	1	1.112	455	59	4	10	15		
	Empc Correction				365	72	4	10	18		
429.7606	47:23	47:19	1	1.112	411	81	5	12	16	1.11(0.76-1.02)	
PCB-196											RQa
427.7635	48:05	48:05	2	0.918	115	41	4	10	10		a
429.7606	48:06	48:05	3	0.918	160	29	5	12	6	0.72(0.76-1.02)	
	Empc Correction				129	46	5	12	9		
PCB-203											RQa
427.7635	48:16	48:16	1	0.922	256	43	4	10	11		a
	Empc Correction				148	23	4	10	6		
429.7606	48:14	48:16	-1	0.921	167	26	5	12	5	1.53(0.76-1.02)	
PCB-195											
427.7635	49:30						10	25			
429.7606	49:30						11	27			
PCB-194											RQMa
427.7635	51:57	51:57	2	0.992	268	86	10	25	9		M
429.7606	51:58	51:57	3	0.992	393	58	11	27	5	0.68(0.76-1.02)	
	Empc Correction				301	96	11	27	9		
PCB-205											M
427.7635	52:23	52:23	0	1.000	164	62	10	25	6		M
429.7606	52:23	52:23	-1	1.000	207	68	11	27	6	0.79(0.76-1.02)	M
PCB-208L											
473.7648	49:19	49:21	-3	0.950	470574	89074	344	860	259		
475.7619	49:19	49:21	-3	0.950	599311	113235	458	1145	247	0.79(0.65-0.89)	
PCB-206L											
473.7648	54:08	54:09	-3	1.043	357514	68220	344	860	198		
475.7619	54:08	54:09	-3	1.043	448580	84631	458	1145	185	0.80(0.65-0.89)	
PCB-208											
461.7246	49:18						16	40			
463.7216	49:18						35	87			
PCB-207											
461.7246	50:14						16	40			
463.7216	50:14						35	87			
PCB-206											RQM
461.7246	54:09	54:05	-1	1.000	619	147	16	40	9		M
463.7216	54:10	54:05	0	1.000	1542	315	35	87	9	0.40(0.65-0.89)	M
	Empc Correction				803	190	35	87	5		
PCB-209L											
507.7258	55:46	55:48	-3	1.075	352821	61567	6	15	10261		
509.7229	55:46	55:48	-3	1.075	480894	85218	51	127	1671	0.73(0.59-0.79)	

Signal	RT (min.)	Adj RT (min.)	Sec.	REL RT	Area	Height	Avg Noise	EDL Height	S/N	Ratio(Limits)	Flags
DCB Decachlorobiphenyl											RQa
495.6856	55:49	55:49	1	1.001	777	139	10	25	14		a
	Empc Correction				638	124	10	25	12		
497.6826	55:48	55:49	0	1.000	926	180	7	17	26	0.84(0.59-0.79)	
PCB-8L (PRC)											
0.0											
PCB-47L (PRC)											
0.0											
PCB-28L (PRC)											
0.0											

QC Flag Legend

Processing Flags
- R - Failed Signal Ratio Test
- Q - EMPC-Estimated Max. Possible Conc.

Review Flags
- M - Manually Integrated
- U - Marked Undetected
- a - User Assigned ID

Eurofins TestAmerica, Knoxville

Data File:	\\chromna\Knoxville\ChromData\D3D\20190828-12892.b\mb140-3281716-b.d		
Injection Date:	29-Aug-2019 01:33:00	Injection Vol:	1.0 ul
Instrument ID:	D3D	Operator ID:	Xcalibur_System
Method:	PCBs_D3D	Limit Group:	HR - 1668A - ICAL
Client ID:			
Worklist#:	33110	Sample Line#:	7
Column Type:	SPB-Octyl	Column Dia:	0.25 mm

MoPCB F1

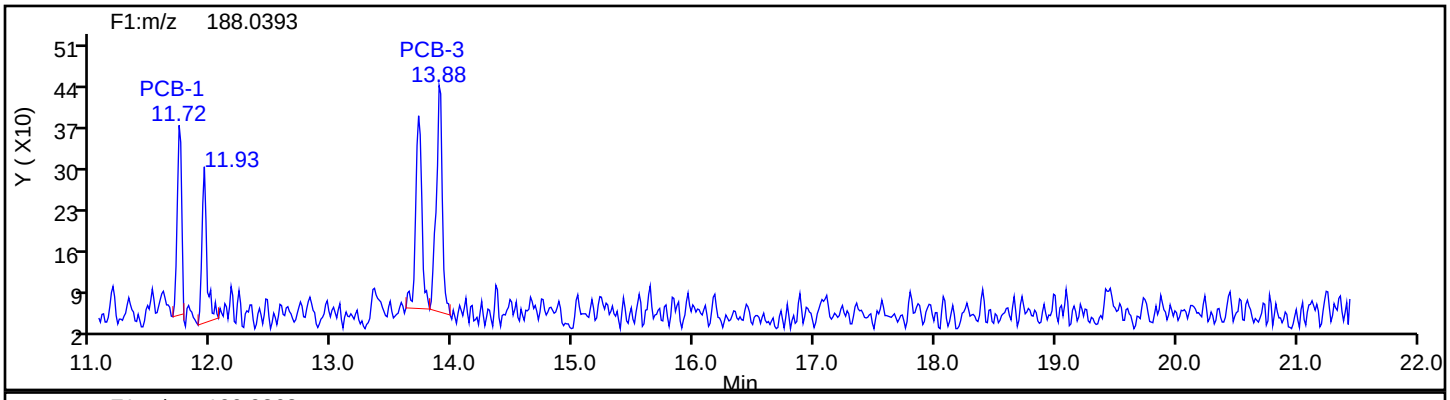

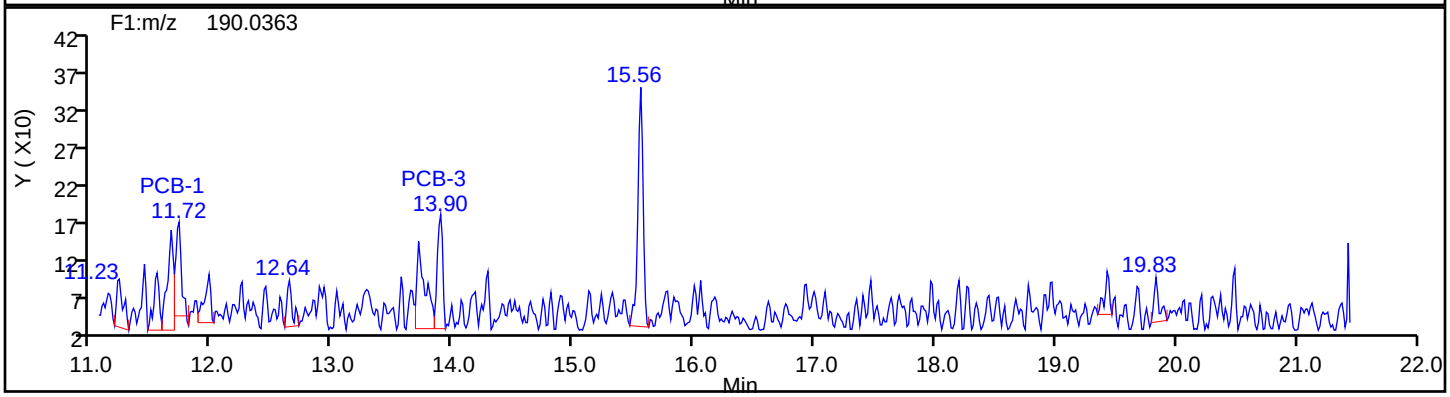

MoPCB F1 Standards

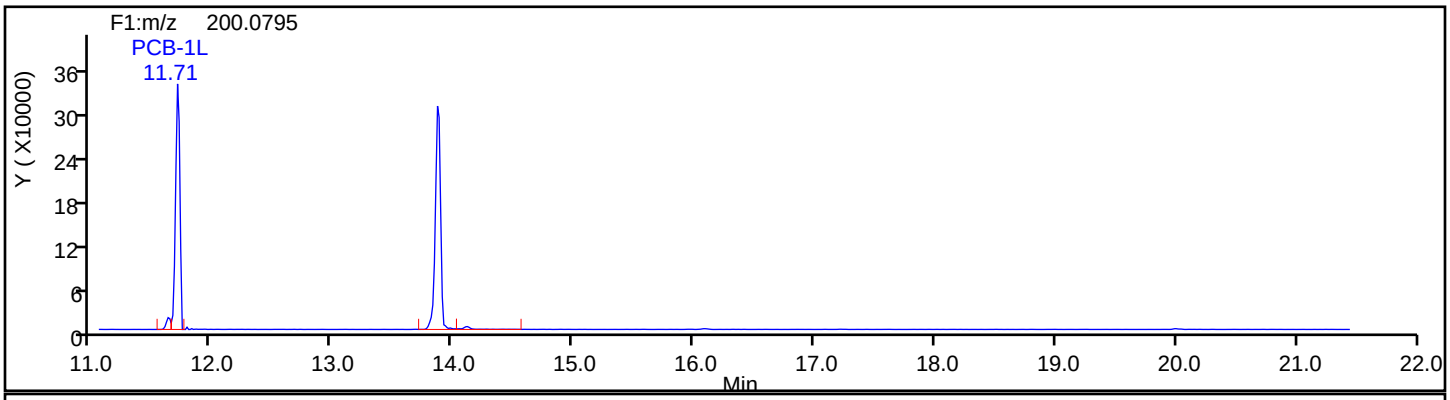

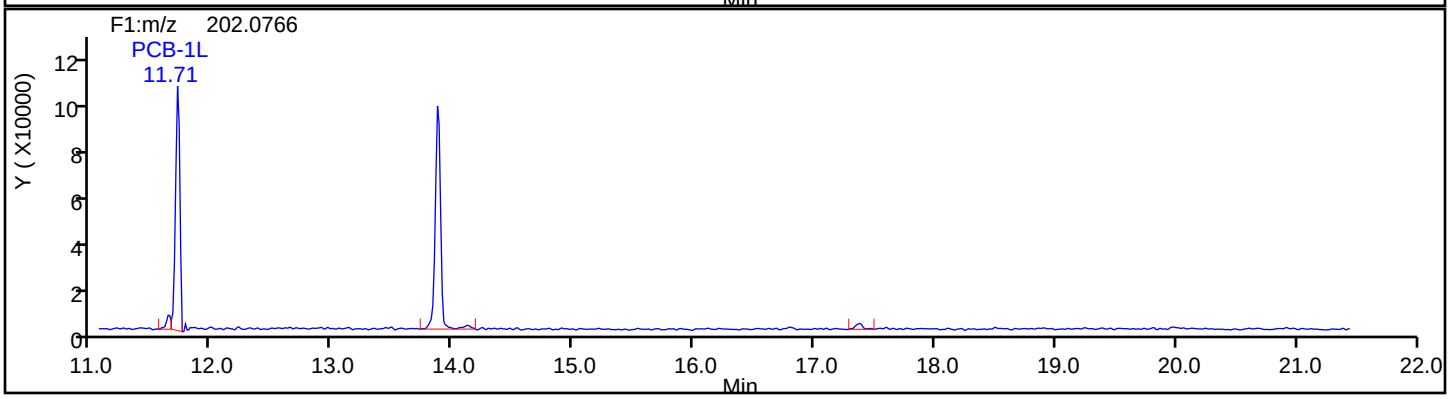

Eurofins TestAmerica, Knoxville

Data File:	\\chromna\Knoxville\ChromData\D3D\20190828-12892.b\mb140-3281716-b.d		
Injection Date:	29-Aug-2019 01:33:00	Injection Vol:	1.0 ul
Instrument ID:	D3D	Operator ID:	Xcalibur_System
Method:	PCBs_D3D	Limit Group:	HR - 1668A - ICAL
Client ID:			
Worklist#:	33110	Sample Line#:	7
Column Type:	SPB-Octyl	Column Dia:	0.25 mm

MoPCB F1

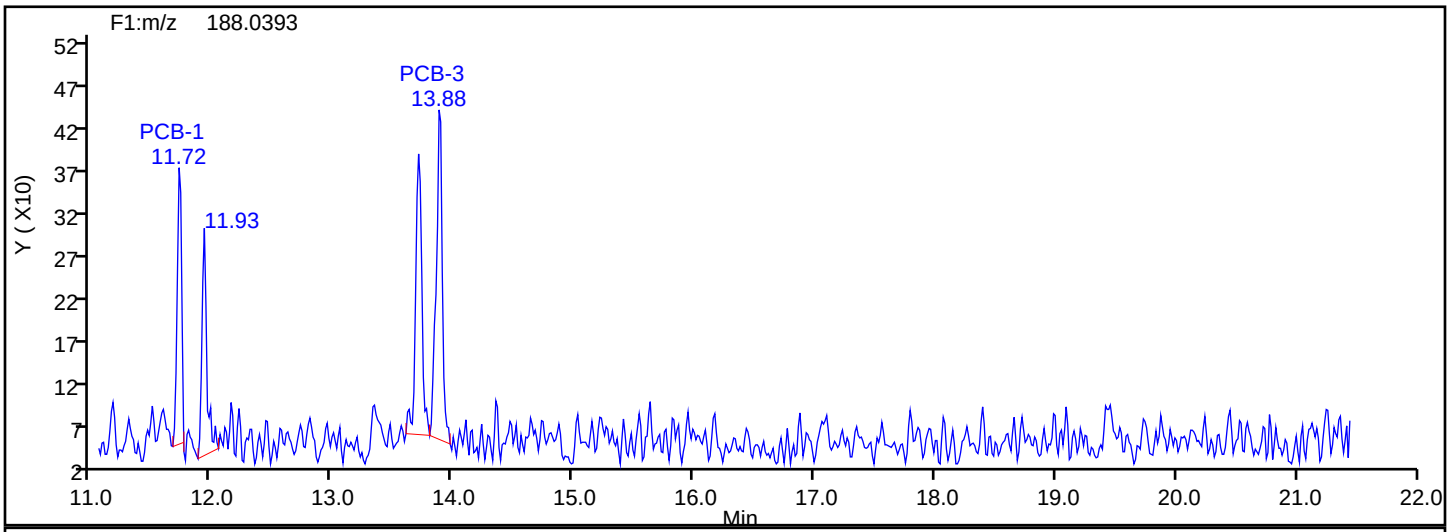

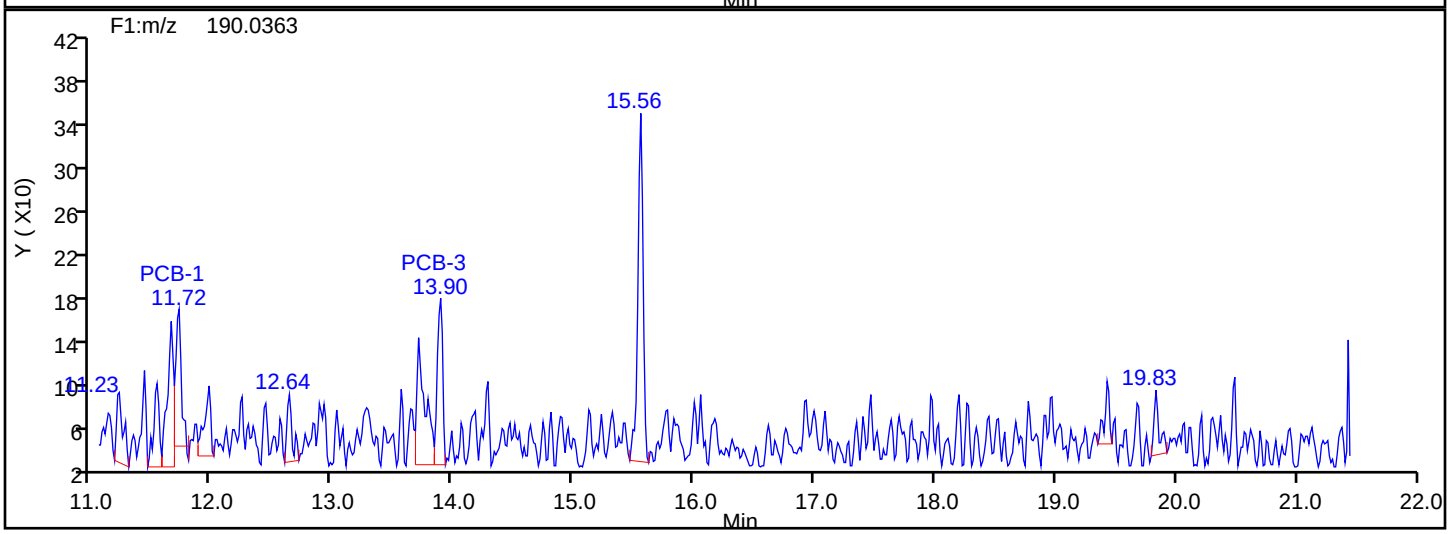

MoPCB F1 Lock Mass

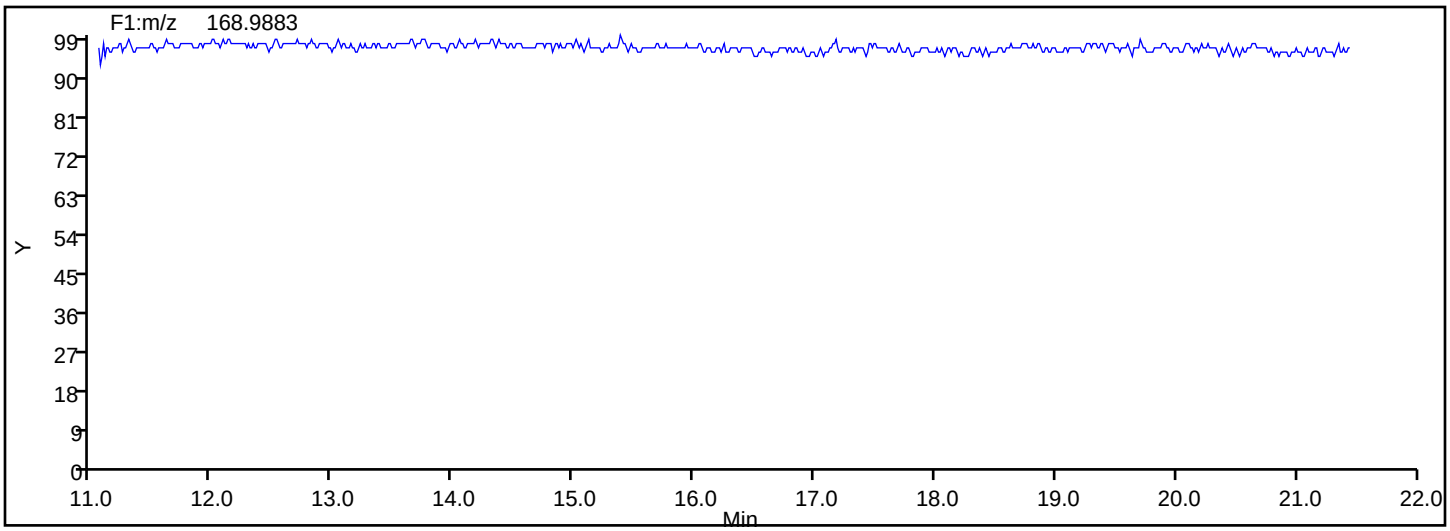

Eurofins TestAmerica, Knoxville

Data File:	\\chromna\Knoxville\ChromData\D3D\20190828-12892.b\mb140-3281716-b.d		
Injection Date:	29-Aug-2019 01:33:00	Injection Vol:	1.0 ul
Instrument ID:	D3D	Operator ID:	Xcalibur_System
Method:	PCBs_D3D	Limit Group:	HR - 1668A - ICAL
Client ID:			
Worklist#:	33110	Sample Line#:	7
Column Type:	SPB-Octyl	Column Dia:	0.25 mm

DiPCB F1

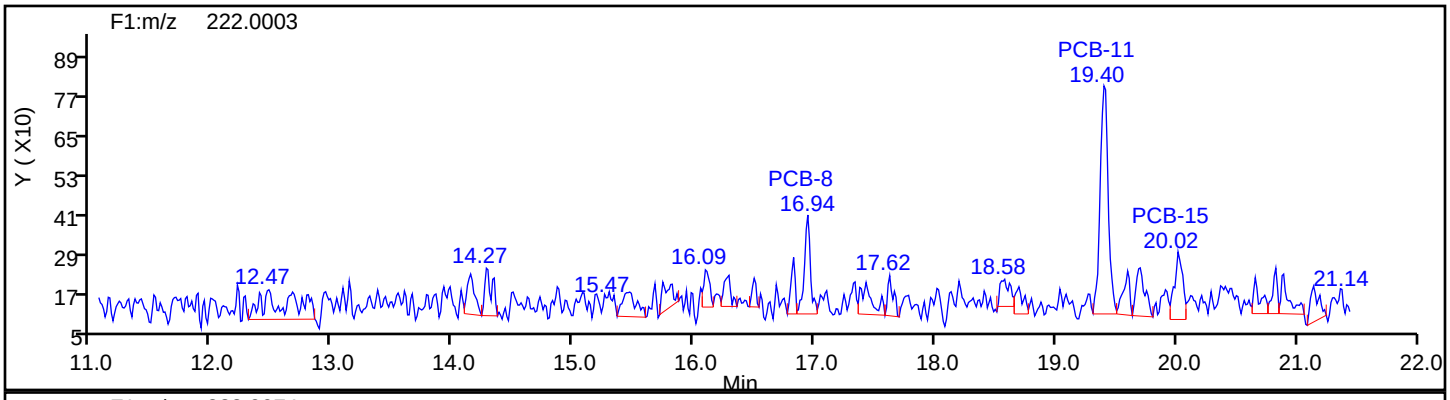

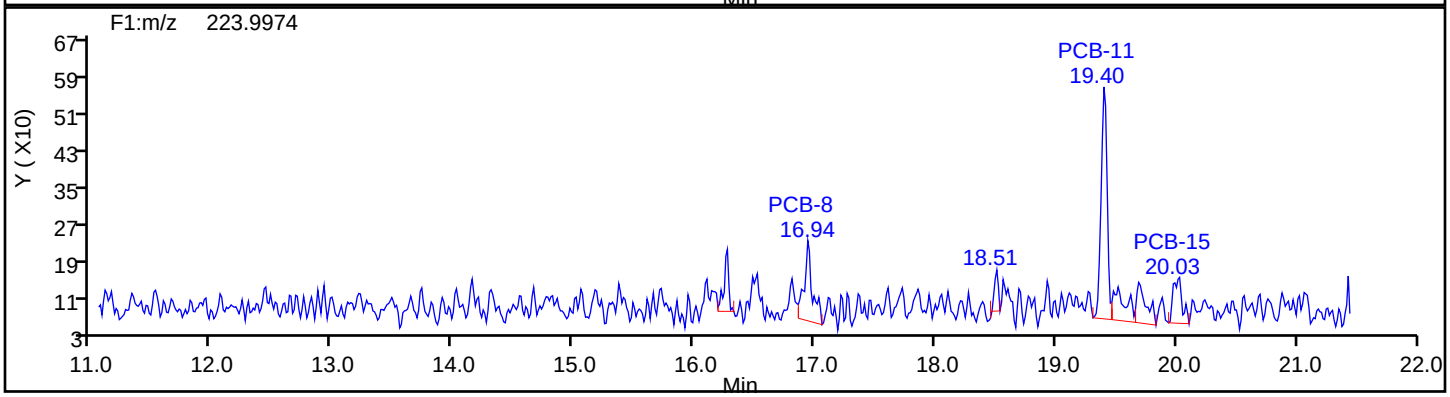

DiPCB F1 Standards

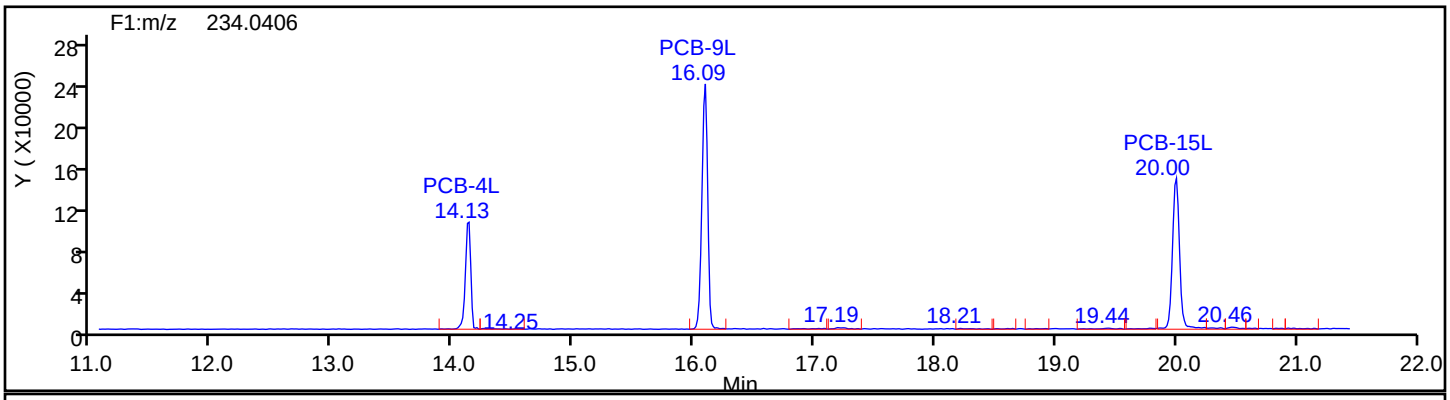

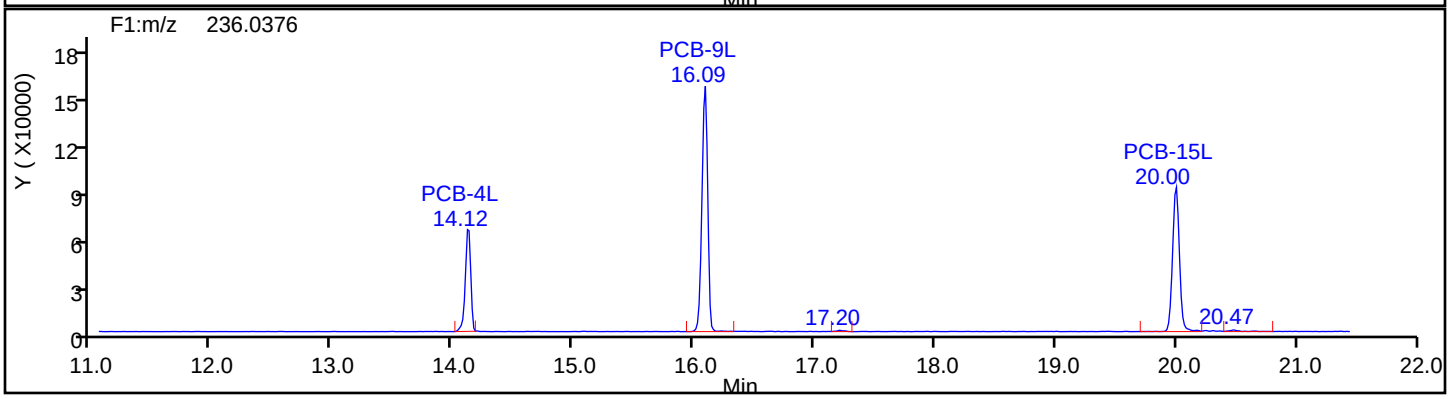

Eurofins TestAmerica, Knoxville

Data File:	\\chromna\Knoxville\ChromData\D3D\20190828-12892.b\mb140-3281716-b.d		
Injection Date:	29-Aug-2019 01:33:00	Injection Vol:	1.0 ul
Instrument ID:	D3D	Operator ID:	Xcalibur_System
Method:	PCBs_D3D	Limit Group:	HR - 1668A - ICAL
Client ID:			
Worklist#:	33110	Sample Line#:	7
Column Type:	SPB-Octyl	Column Dia:	0.25 mm

DiPCB F1

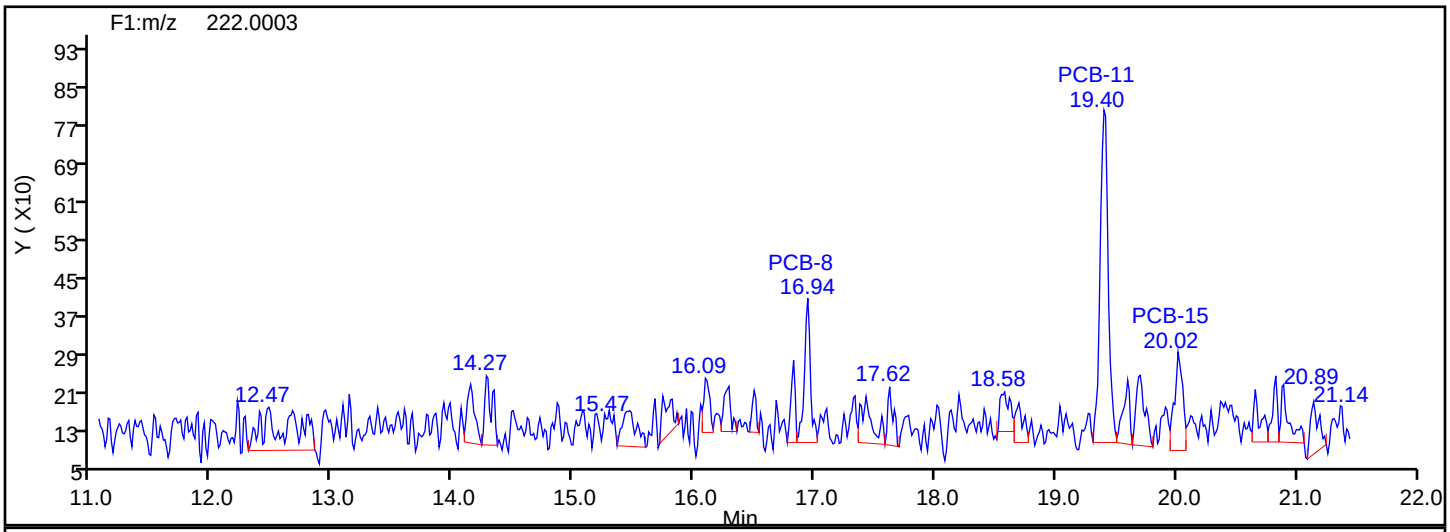

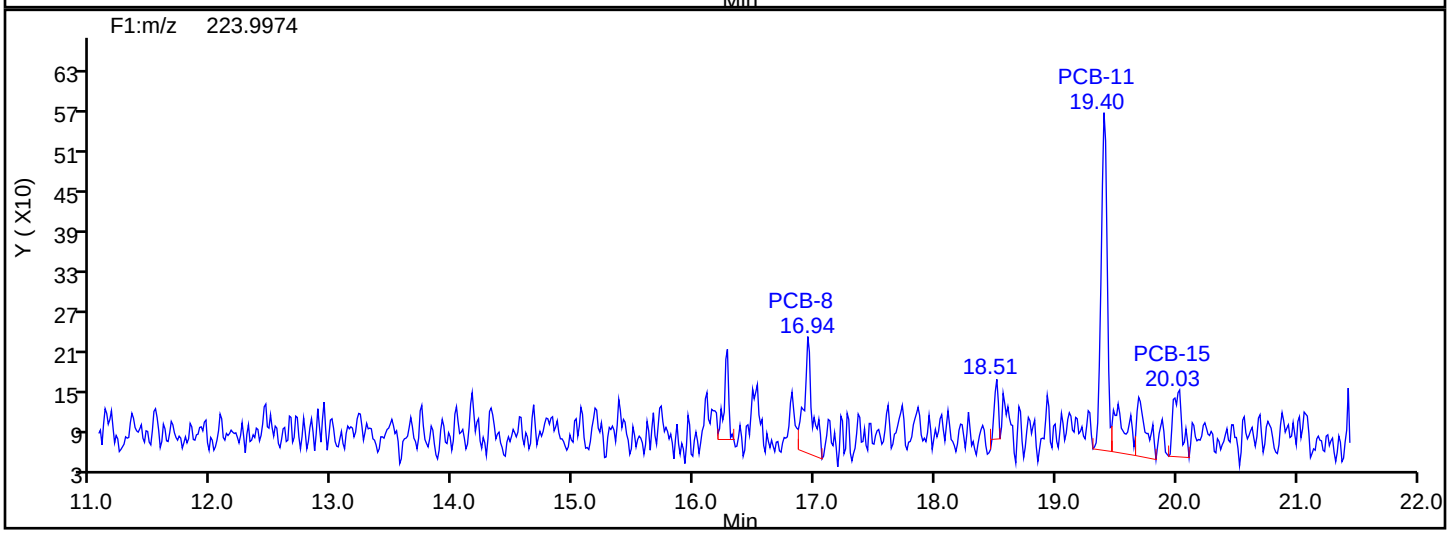

DiPCB F1 Lock Mass

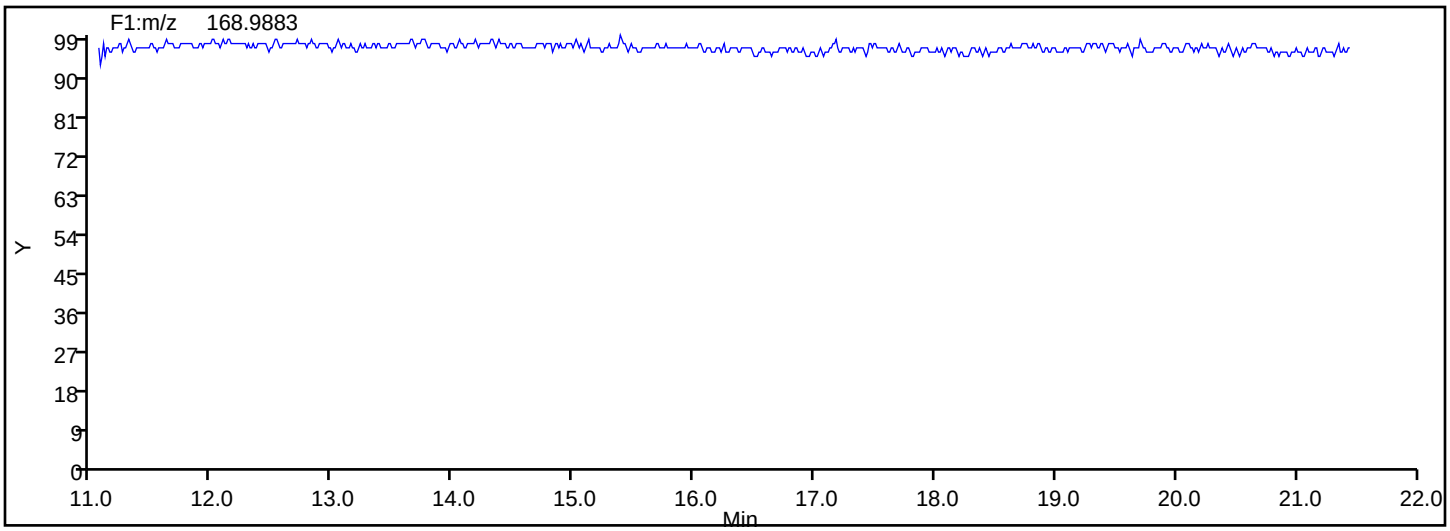

Manual Integration/User Assign Peak Report

Eurofins TestAmerica, Knoxville

Data File:	\\chromna\Knoxville\ChromData\D3D\20190828-12892.b\mb140-3281716-b.d				
Injection Date:	29-Aug-2019 01:33:00	Instrument ID:	D3D		
Lims ID:	MB 140-32817/16-B				
Client ID:					
Operator ID:	Xcalibur_System	ALS Bottle#:	0	Worklist Smp#:	7
Injection Vol:	1.0 ul	Dil. Factor:	1.0000		
Method:	PCBs_D3D	Limit Group:	HR - 1668A - ICAL		
Column:	SPB-Octyl (0.25 mm)	Detector	F1(11.07 :21.70)		

PCB-7, CAS: 33284-50-3

Signal: 1

Not Detected
Expected RT: 16.27

Processing Integration Results

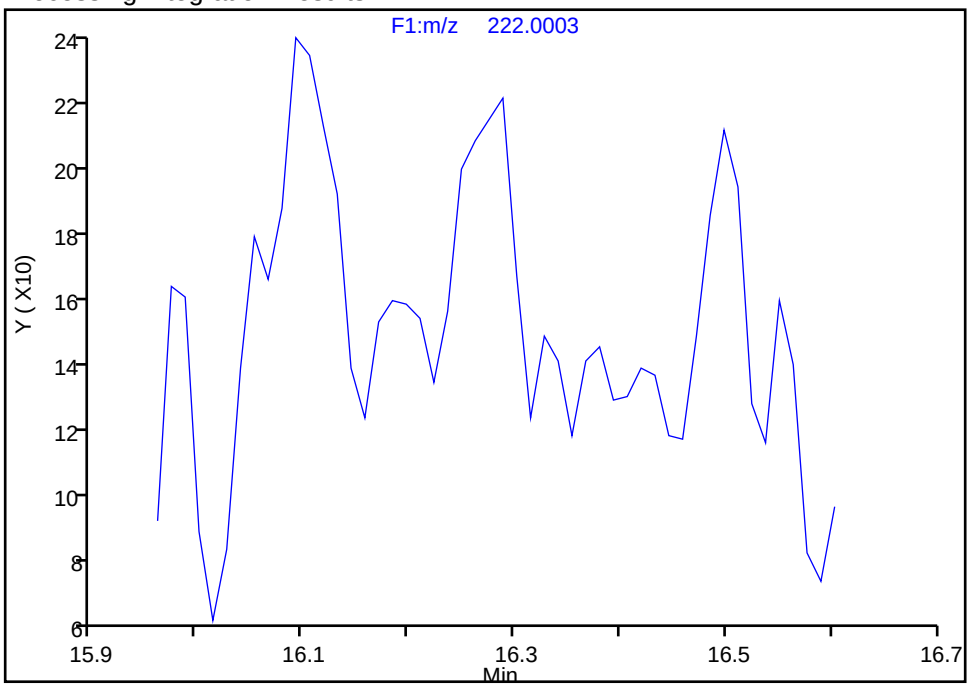

Manual Integration Results

RT: 16.29
Area: 379
Amount: 0.061256
Amount Units: pg/ul

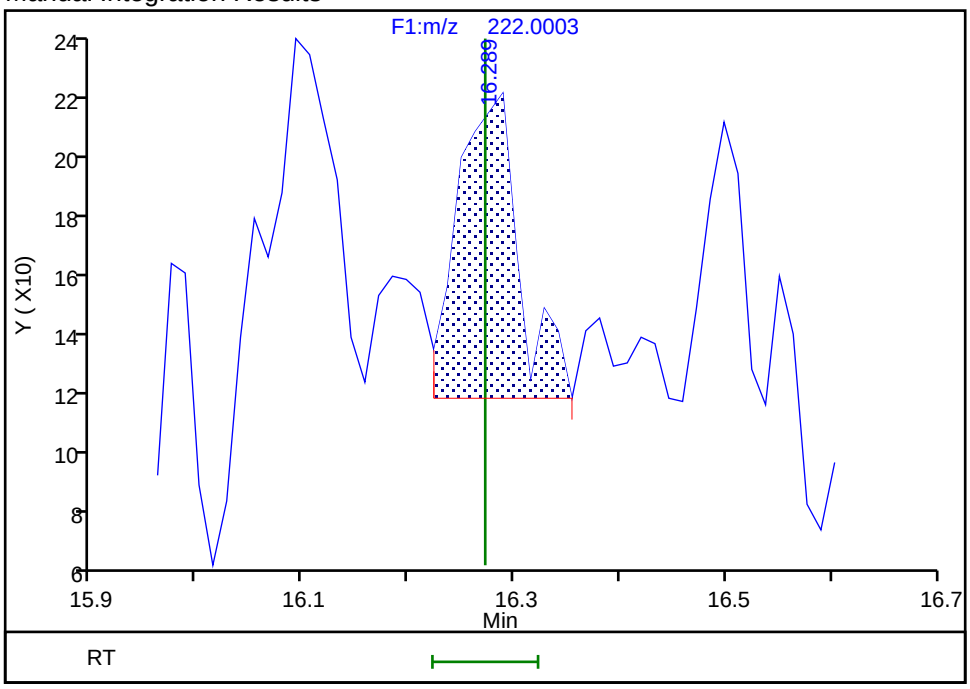

Reviewer: davidsonm, 29-Aug-2019 08:48:08
Audit Action: Assigned Compound ID Audit Reason: Peak assignment corrected

Manual Integration/User Assign Peak Report

Eurofins TestAmerica, Knoxville

Data File: \\chromna\Knoxville\ChromData\D3D\20190828-12892.b\mb140-3281716-b.d
Injection Date: 29-Aug-2019 01:33:00 Instrument ID: D3D
Lims ID: MB 140-32817/16-B
Client ID:
Operator ID: Xcalibur_System ALS Bottle#: 0 Worklist Smp#: 7
Injection Vol: 1.0 ul Dil. Factor: 1.0000
Method: PCBs_D3D Limit Group: HR - 1668A - ICAL
Column: SPB-Octyl (0.25 mm) Detector F1(11.07 :21.70)

PCB-11, CAS: 2050-67-1

Signal: 2

Processing Integration Results

RT: 19.40
Area: 2789
Amount: 0.501088
Amount Units: pg/ul

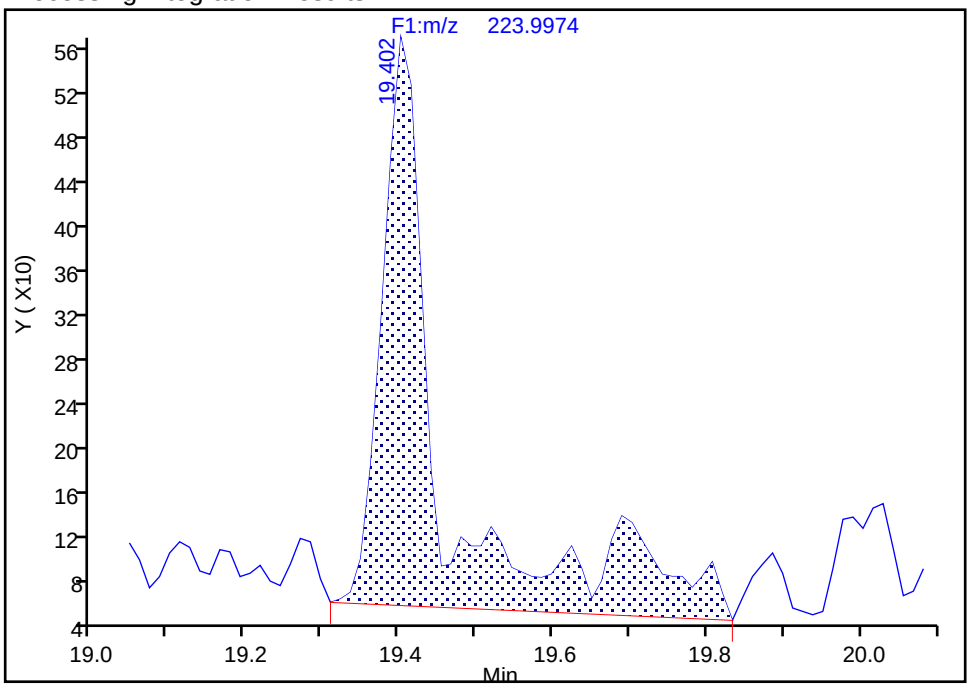

Manual Integration Results

RT: 19.40
Area: 1769
Amount: 0.416844
Amount Units: pg/ul

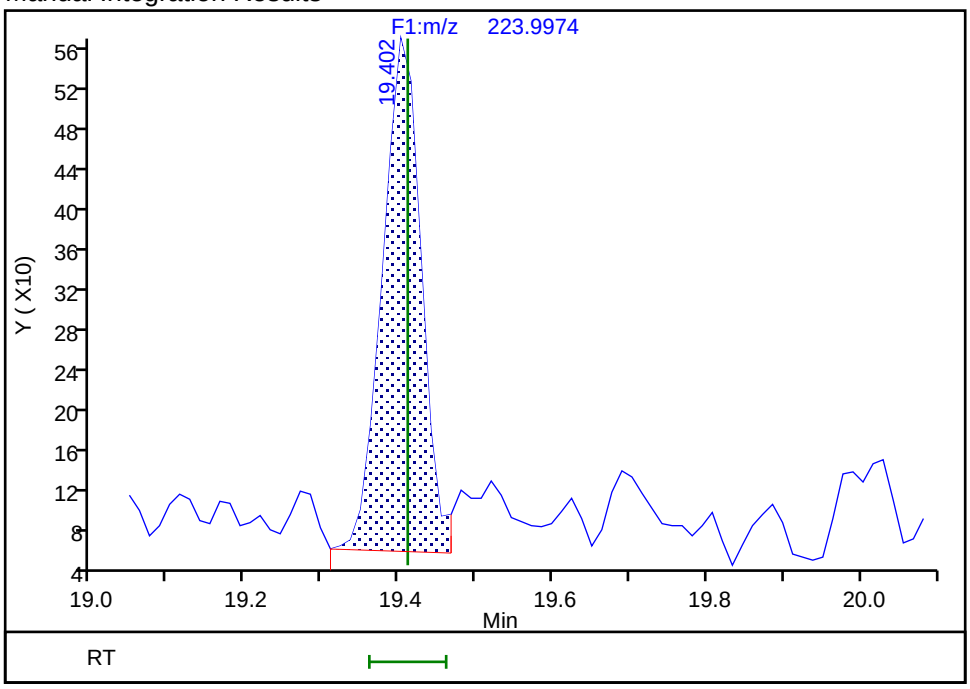

Reviewer: davidsonm, 29-Aug-2019 08:48:27
Audit Action: Split an Integrated Peak Audit Reason: Split Peak

Manual Integration/User Assign Peak Report

Eurofins TestAmerica, Knoxville

Data File:	\\chromna\Knoxville\ChromData\D3D\20190828-12892.b\mb140-3281716-b.d				
Injection Date:	29-Aug-2019 01:33:00	Instrument ID:	D3D		
Lims ID:	MB 140-32817/16-B				
Client ID:					
Operator ID:	Xcalibur_System	ALS Bottle#:	0	Worklist Smp#:	7
Injection Vol:	1.0 ul	Dil. Factor:	1.0000		
Method:	PCBs_D3D	Limit Group:	HR - 1668A - ICAL		
Column:	SPB-Octyl (0.25 mm)	Detector	F1(11.07 :21.70)		

PCB-12/13, CAS: STL01797

Signal: 1

Not Detected
Expected RT: 19.72

Processing Integration Results

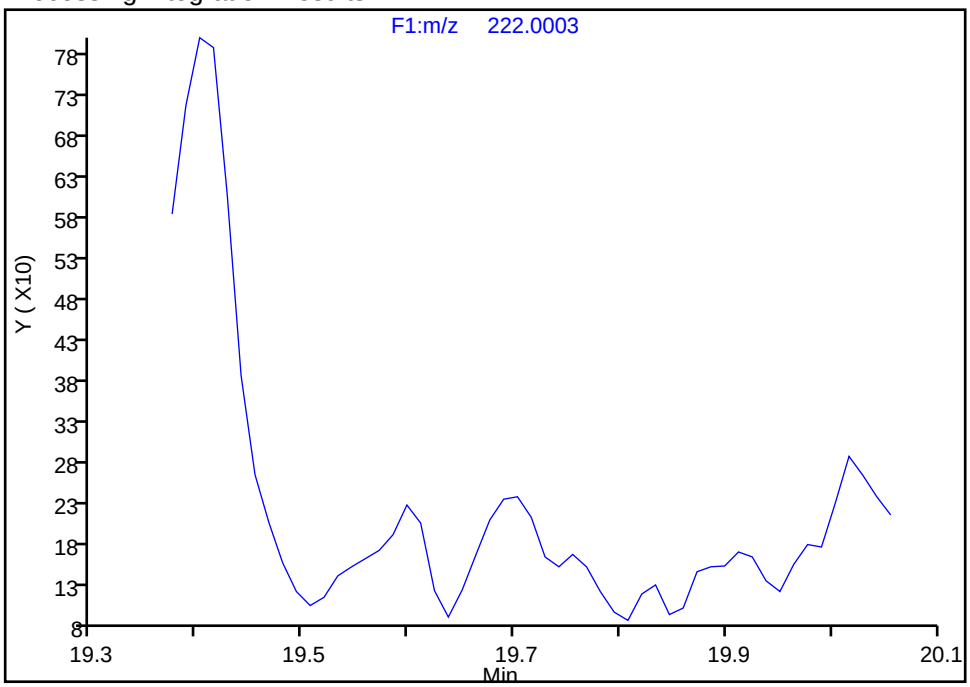

Manual Integration Results

RT: 19.70
Area: 760
Amount: 0.102510
Amount Units: pg/ul

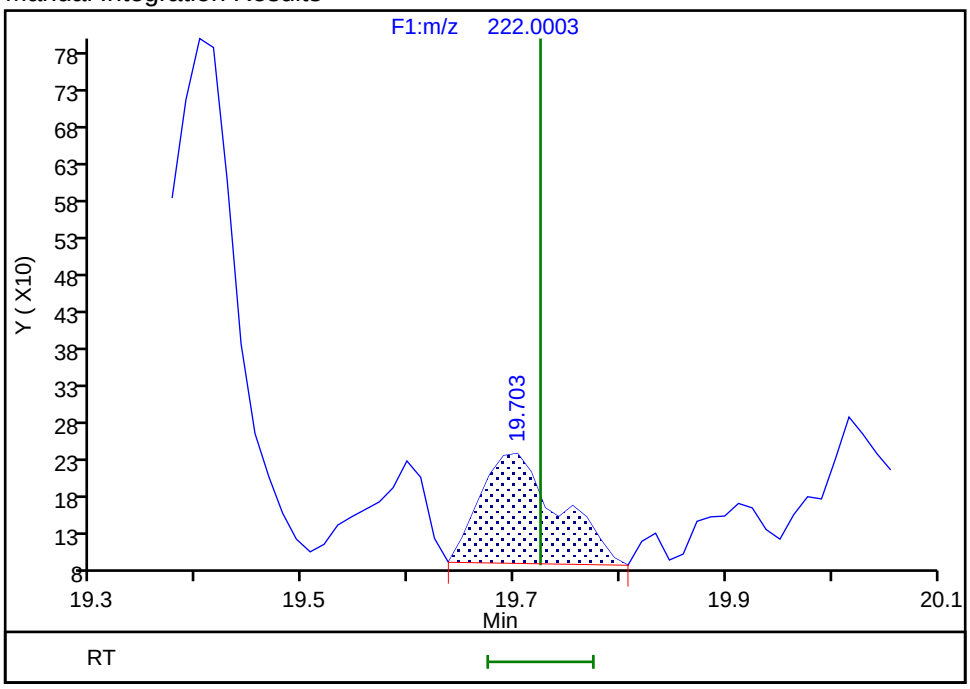

Reviewer: davidsonm, 29-Aug-2019 08:48:36
Audit Action: Manually Integrated/Assigned Compound ID Audit Reason: Split Peak

Manual Integration/User Assign Peak Report

Eurofins TestAmerica, Knoxville

Data File:	\\chromna\Knoxville\ChromData\D3D\20190828-12892.b\mb140-3281716-b.d				
Injection Date:	29-Aug-2019 01:33:00	Instrument ID:	D3D		
Lims ID:	MB 140-32817/16-B				
Client ID:					
Operator ID:	Xcalibur_System	ALS Bottle#:	0	Worklist Smp#:	7
Injection Vol:	1.0 ul	Dil. Factor:	1.0000		
Method:	PCBs_D3D	Limit Group:	HR - 1668A - ICAL		
Column:	SPB-Octyl (0.25 mm)	Detector	F1(11.07 :21.70)		

PCB-12/13, CAS: STL01797

Signal: 2

Not Detected
Expected RT: 19.72

Processing Integration Results

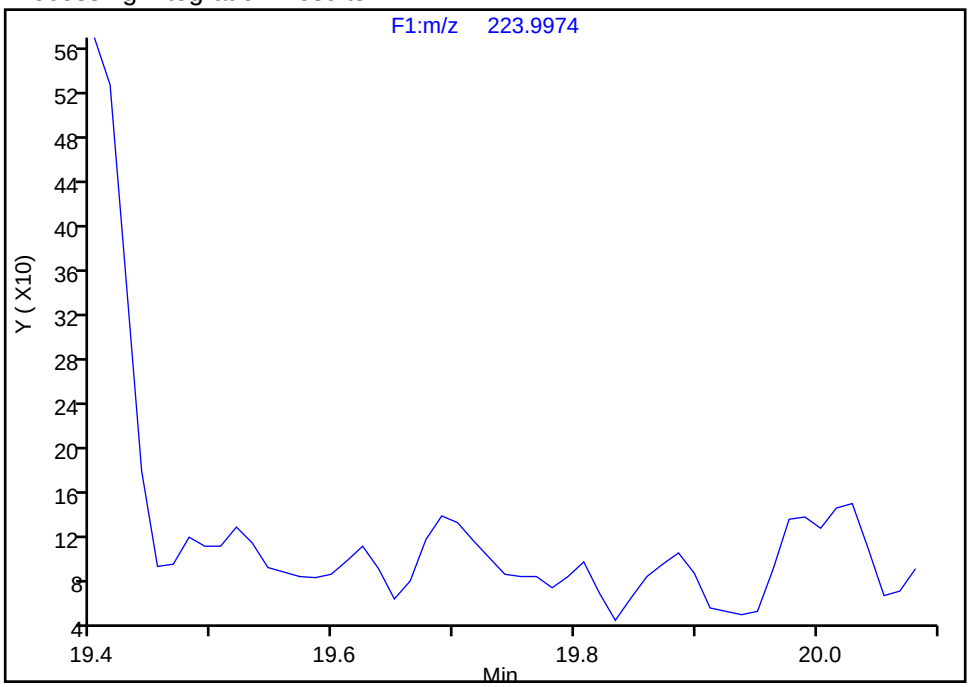

Manual Integration Results

RT: 19.69
Area: 486
Amount: 0.102510
Amount Units: pg/ul

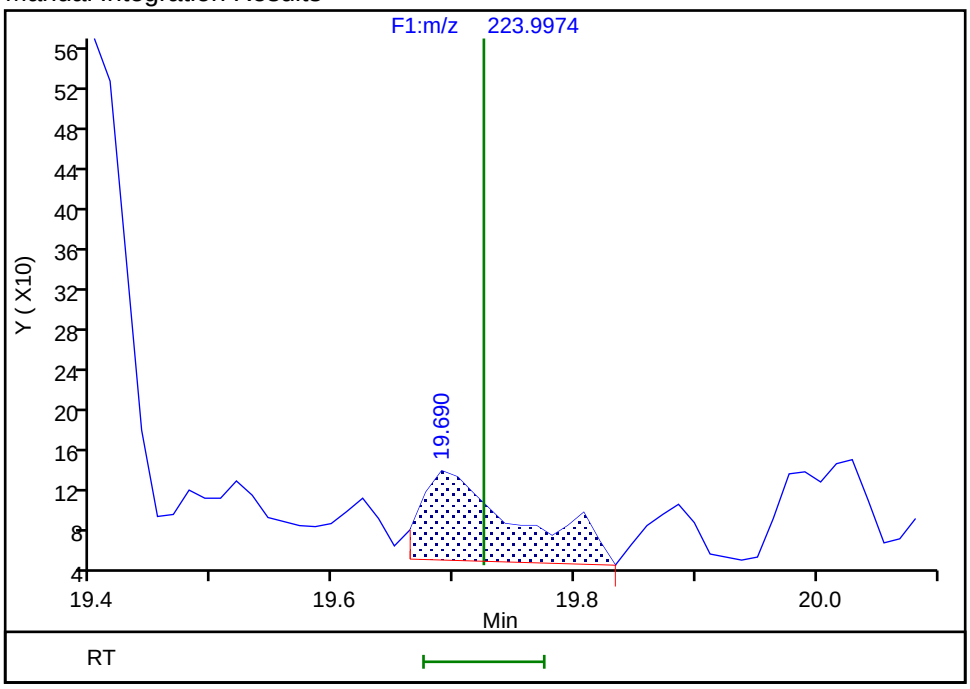

Reviewer: davidsonm, 29-Aug-2019 08:48:40
Audit Action: Split an Integrated Peak Audit Reason: Split Peak

Manual Integration/User Assign Peak Report

Eurofins TestAmerica, Knoxville

Data File:	\\chromna\Knoxville\ChromData\D3D\20190828-12892.b\mb140-3281716-b.d				
Injection Date:	29-Aug-2019 01:33:00	Instrument ID:	D3D		
Lims ID:	MB 140-32817/16-B				
Client ID:					
Operator ID:	Xcalibur_System	ALS Bottle#:	0	Worklist Smp#:	7
Injection Vol:	1.0 ul	Dil. Factor:	1.0000		
Method:	PCBs_D3D	Limit Group:	HR - 1668A - ICAL		
Column:	SPB-Octyl (0.25 mm)	Detector	F1(11.07 :21.70)		

PCB-15, CAS: 2050-68-2

Signal: 1

Processing Integration Results

RT: 20.02
Area: 663
Amount: 0.068203
Amount Units: pg/ul

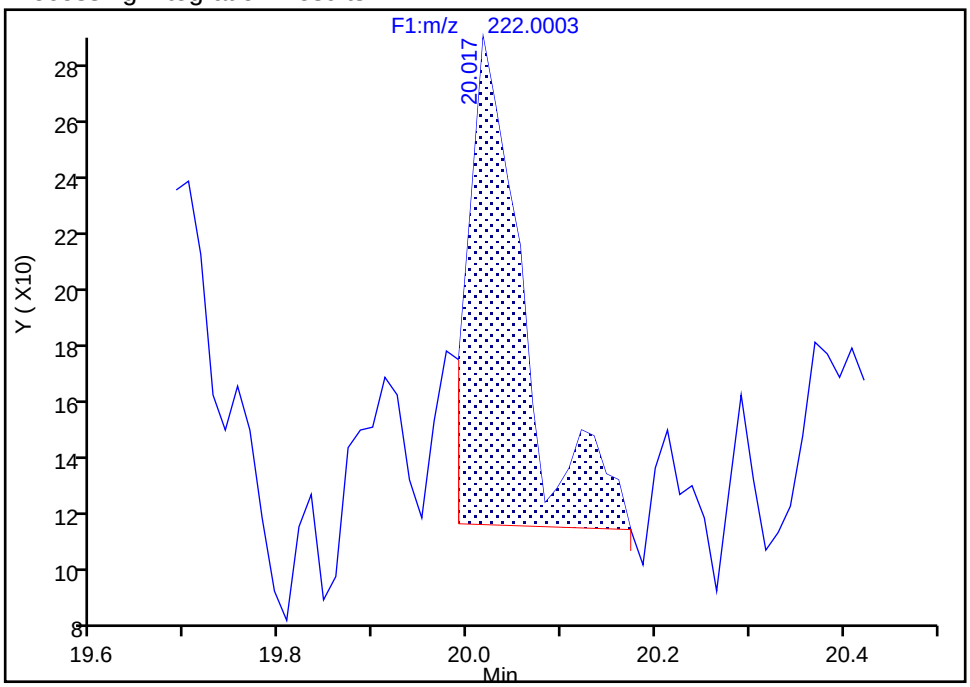

Manual Integration Results

RT: 20.02
Area: 970
Amount: 0.110793
Amount Units: pg/ul

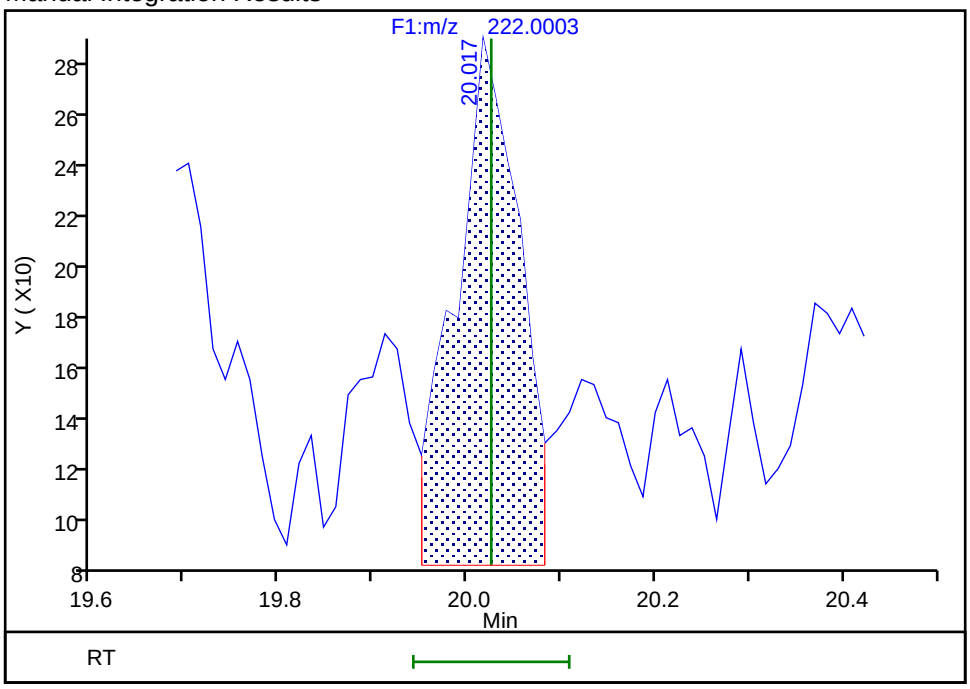

Reviewer: davidsonm, 29-Aug-2019 08:48:58

Audit Action: Manually Integrated Audit Reason: Baseline

Manual Integration/User Assign Peak Report

Eurofins TestAmerica, Knoxville

Data File: \\chromna\Knoxville\ChromData\D3D\20190828-12892.b\mb140-3281716-b.d
Injection Date: 29-Aug-2019 01:33:00 Instrument ID: D3D
Lims ID: MB 140-32817/16-B
Client ID:
Operator ID: Xcalibur_System ALS Bottle#: 0 Worklist Smp#: 7
Injection Vol: 1.0 ul Dil. Factor: 1.0000
Method: PCBs_D3D Limit Group: HR - 1668A - ICAL
Column: SPB-Octyl (0.25 mm) Detector F1(11.07 :21.70)

PCB-15, CAS: 2050-68-2

Signal: 2

Processing Integration Results

RT: 20.03
Area: 253
Amount: 0.068203
Amount Units: pg/ul

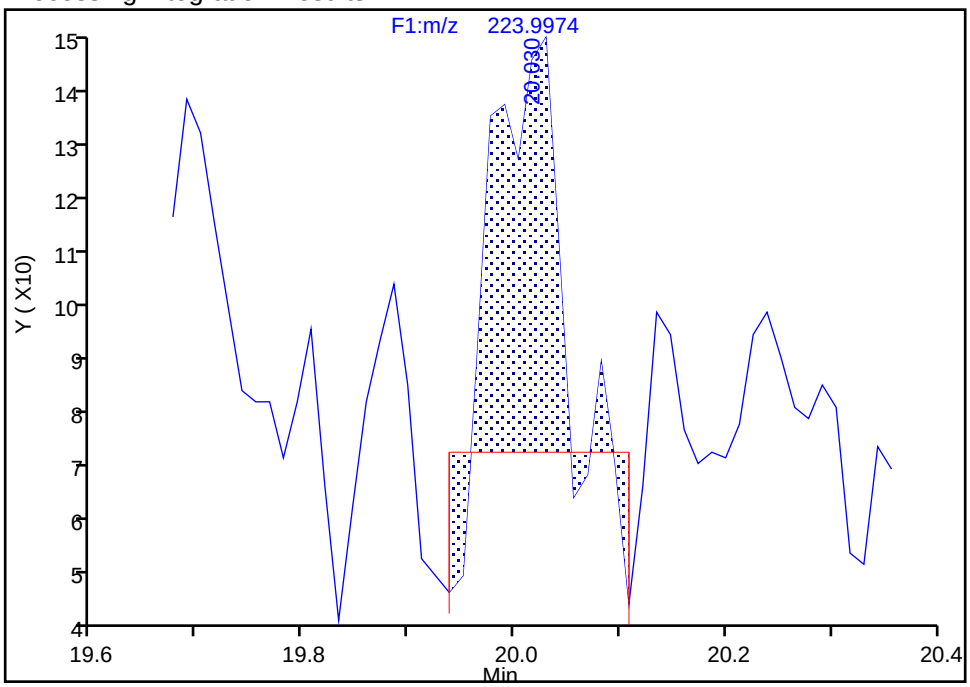

Manual Integration Results

RT: 20.03
Area: 518
Amount: 0.110793
Amount Units: pg/ul

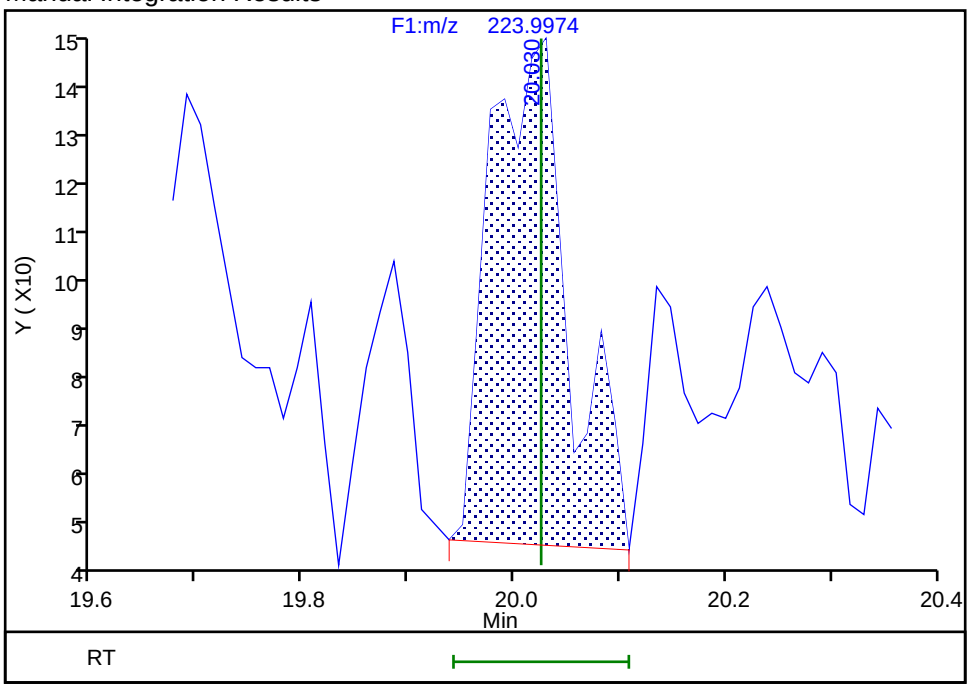

Reviewer: davidsonm, 29-Aug-2019 08:49:07
Audit Action: Manually Integrated Audit Reason: Baseline

Report Date: 29-Aug-2019 09:43:09 Chrom Revision: 2.3 22-Aug-2019 12:55:36

Eurofins TestAmerica, Knoxville

Data File:	\\chromna\Knoxville\ChromData\D3D\20190828-12892.b\mb140-3281716-b.d		
Injection Date:	29-Aug-2019 01:33:00	Injection Vol:	1.0 ul
Instrument ID:	D3D	Operator ID:	Xcalibur_System
Method:	PCBs_D3D	Limit Group:	HR - 1668A - ICAL
Client ID:			
Worklist#:	33110	Sample Line#:	7
Column Type:	SPB-Octyl	Column Dia:	0.25 mm

TriPCB F1

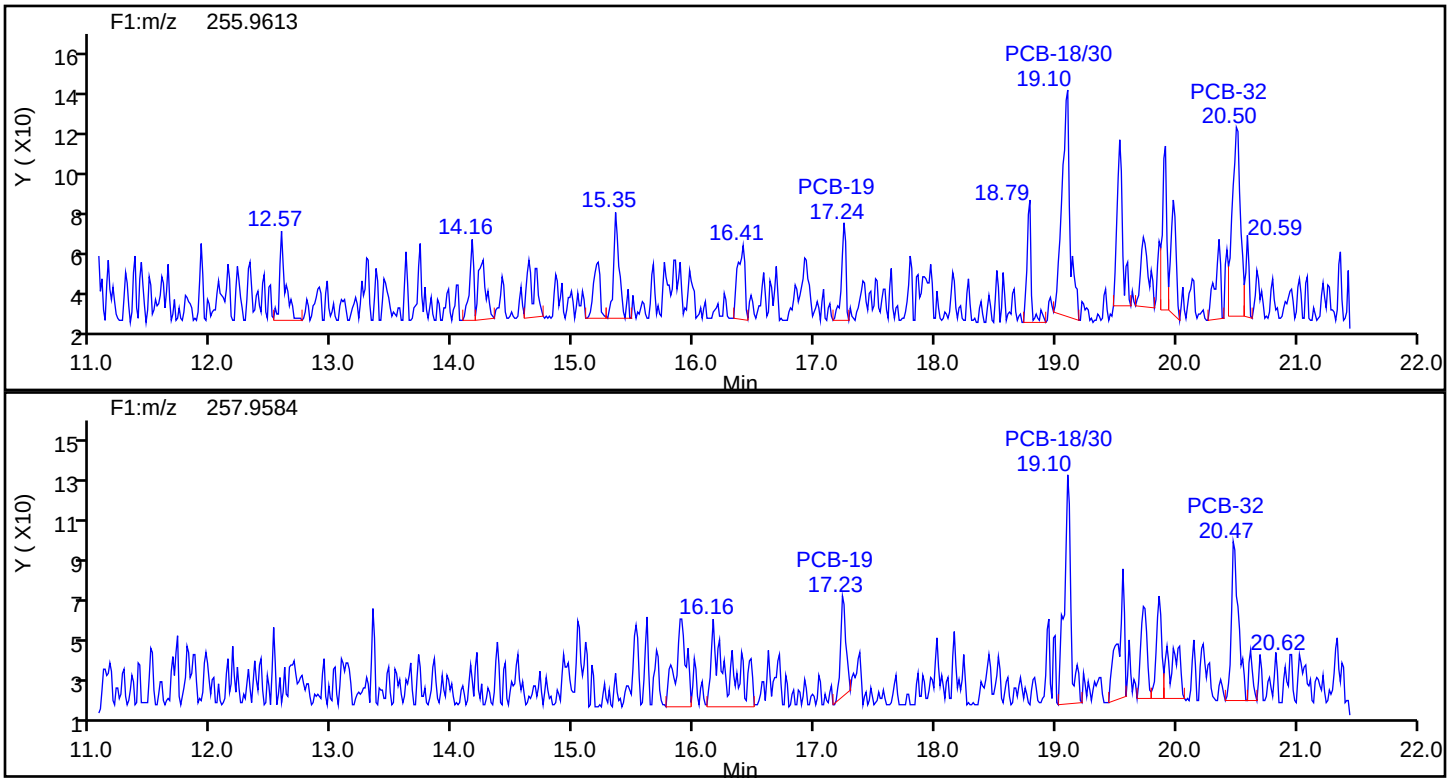

TriPCB F1 Standards

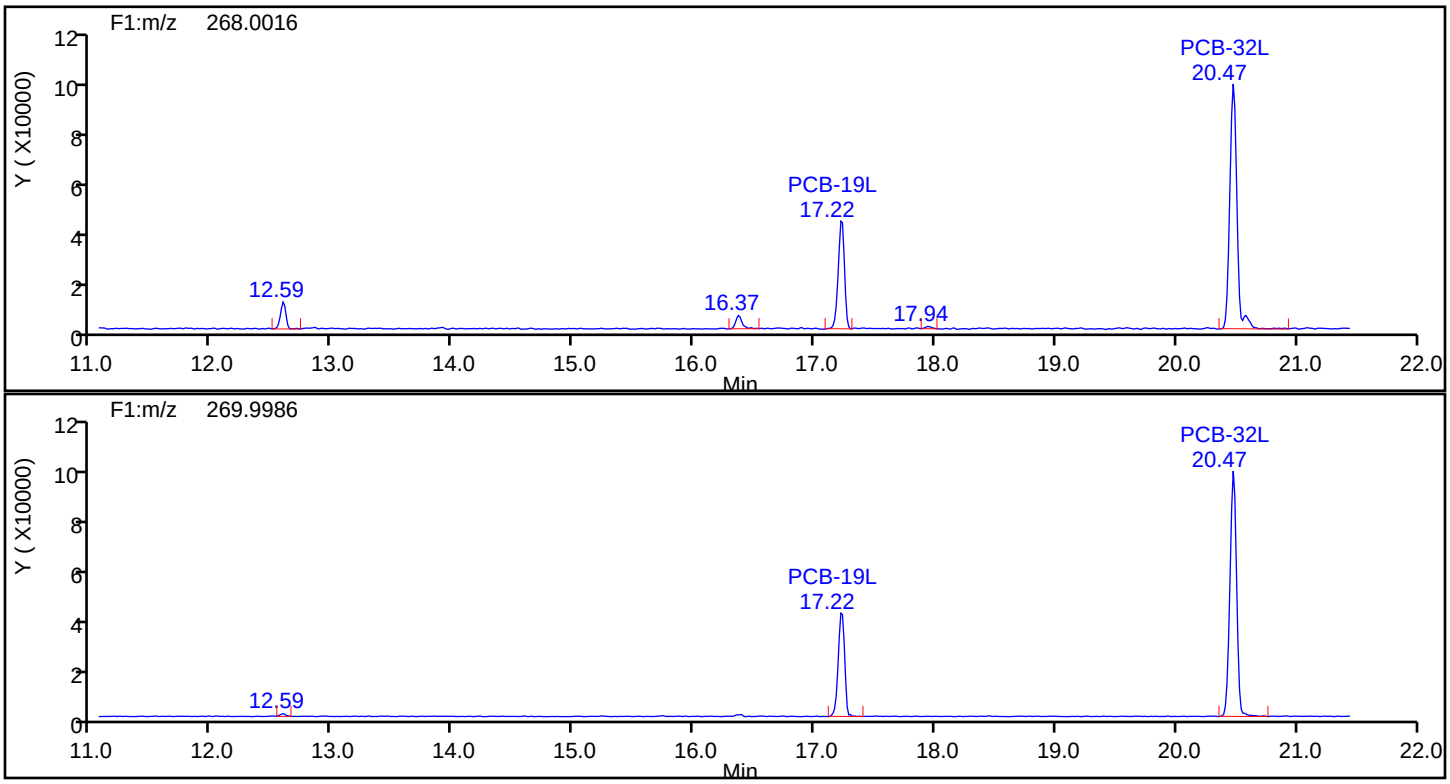

Eurofins TestAmerica, Knoxville

Data File:	\\chromna\Knoxville\ChromData\D3D\20190828-12892.b\mb140-3281716-b.d		
Injection Date:	29-Aug-2019 01:33:00	Injection Vol:	1.0 ul
Instrument ID:	D3D	Operator ID:	Xcalibur_System
Method:	PCBs_D3D	Limit Group:	HR - 1668A - ICAL
Client ID:			
Worklist#:	33110	Sample Line#:	7
Column Type:	SPB-Octyl	Column Dia:	0.25 mm

TriPCB F1

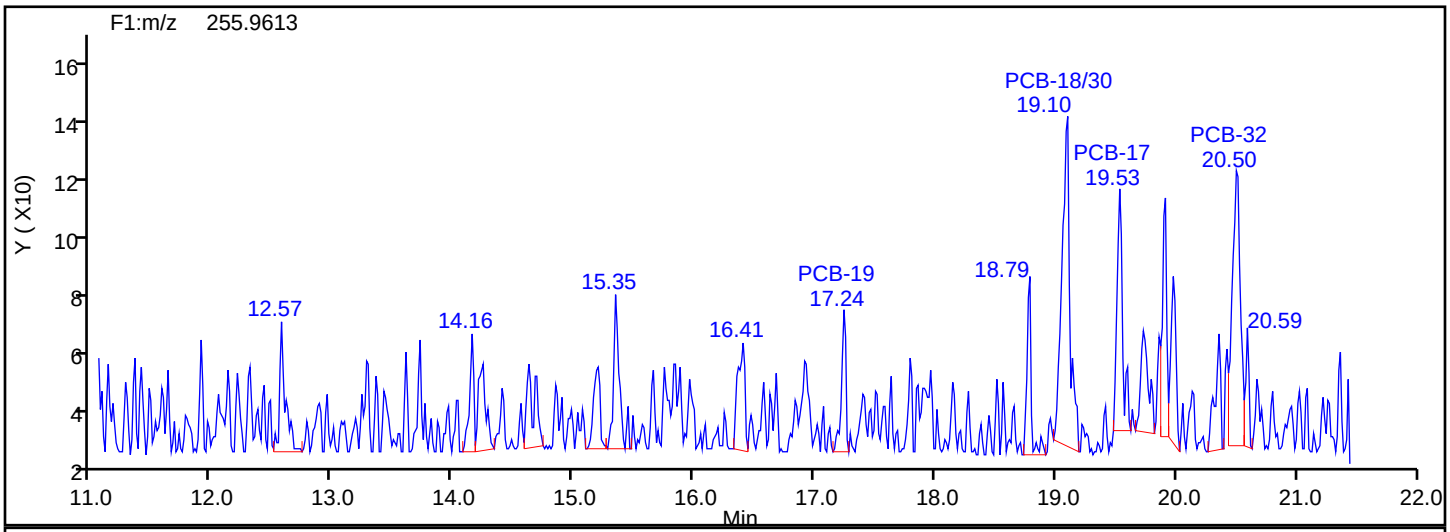

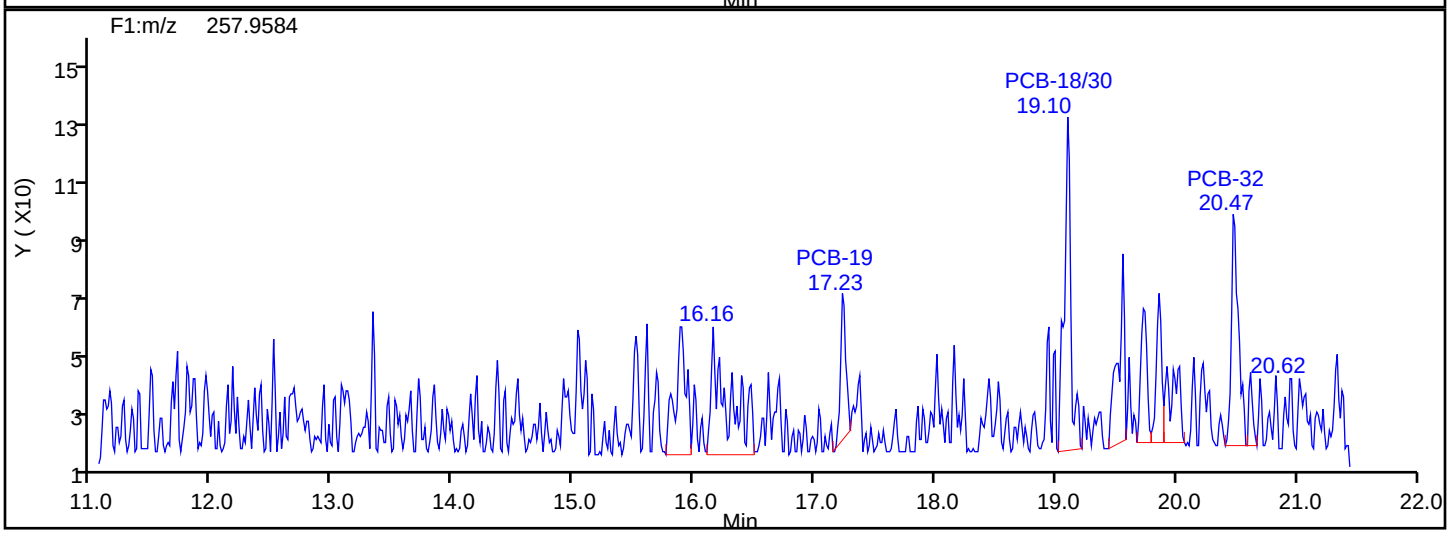

TriPCB F1 Lock Mass

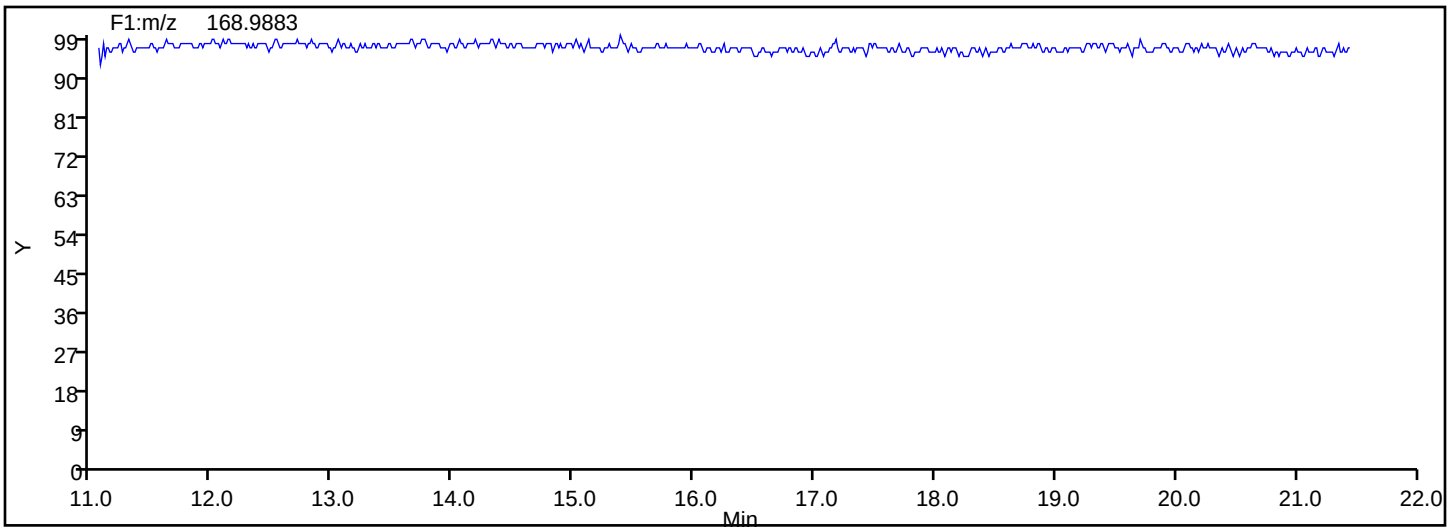

Manual Integration/User Assign Peak Report

Eurofins TestAmerica, Knoxville

Data File:	\\chromna\Knoxville\ChromData\D3D\20190828-12892.b\mb140-3281716-b.d				
Injection Date:	29-Aug-2019 01:33:00	Instrument ID:	D3D		
Lims ID:	MB 140-32817/16-B				
Client ID:					
Operator ID:	Xcalibur_System	ALS Bottle#:	0	Worklist Smp#:	7
Injection Vol:	1.0 ul	Dil. Factor:	1.0000		
Method:	PCBs_D3D	Limit Group:	HR - 1668A - ICAL		
Column:	SPB-Octyl (0.25 mm)	Detector	F1(11.07 :21.70)		

PCB-19, CAS: 38444-73-4

Signal: 1

Processing Integration Results

RT: 17.24
Area: 78
Amount: 0.054630
Amount Units: pg/ul

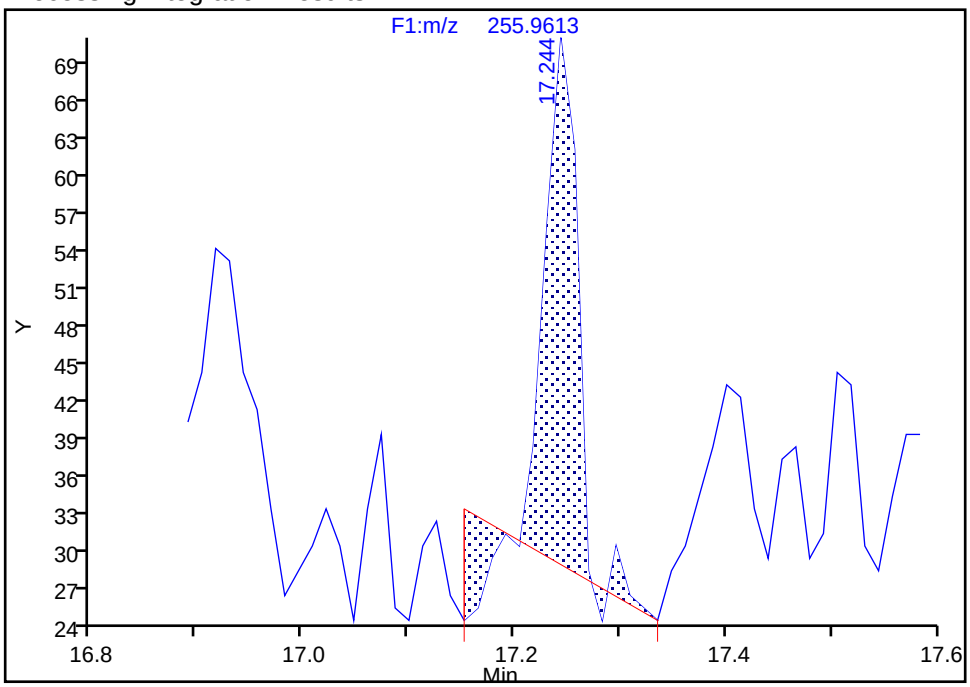

Manual Integration Results

RT: 17.24
Area: 120
Amount: 0.068803
Amount Units: pg/ul

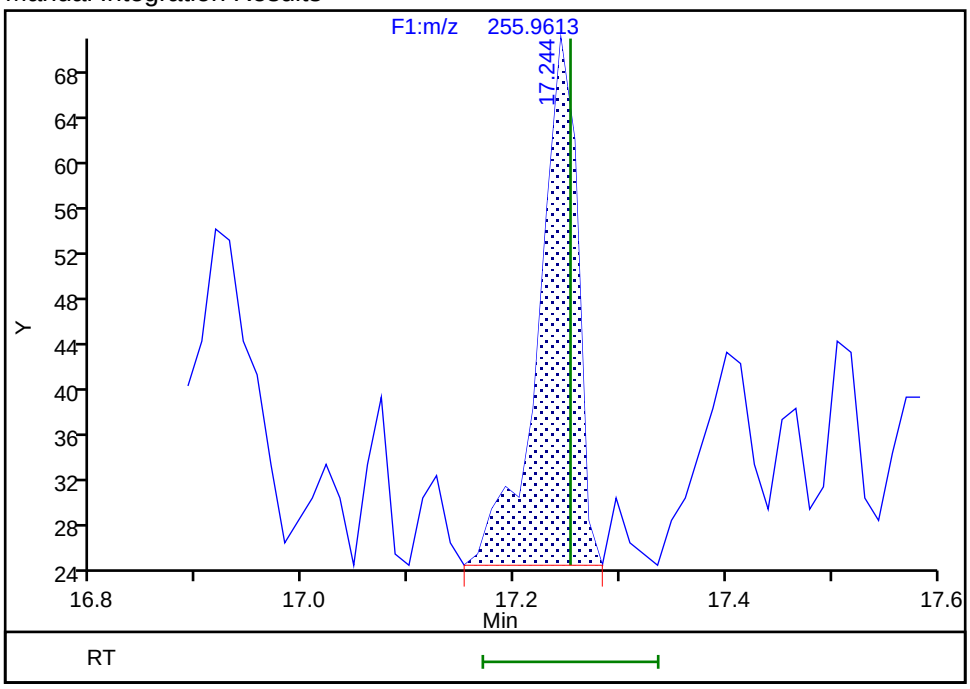

Reviewer: davidsonm, 29-Aug-2019 08:49:23

Audit Action: Manually Integrated Audit Reason: Baseline

Manual Integration/User Assign Peak Report

Eurofins TestAmerica, Knoxville

Data File:	\\chromna\Knoxville\ChromData\D3D\20190828-12892.b\mb140-3281716-b.d				
Injection Date:	29-Aug-2019 01:33:00	Instrument ID:	D3D		
Lims ID:	MB 140-32817/16-B				
Client ID:					
Operator ID:	Xcalibur_System	ALS Bottle#:	0	Worklist Smp#:	7
Injection Vol:	1.0 ul	Dil. Factor:	1.0000		
Method:	PCBs_D3D	Limit Group:	HR - 1668A - ICAL		
Column:	SPB-Octyl (0.25 mm)	Detector	F1(11.07 :21.70)		

PCB-19, CAS: 38444-73-4

Signal: 2

Processing Integration Results

RT: 17.23
Area: 134
Amount: 0.054630
Amount Units: pg/ul

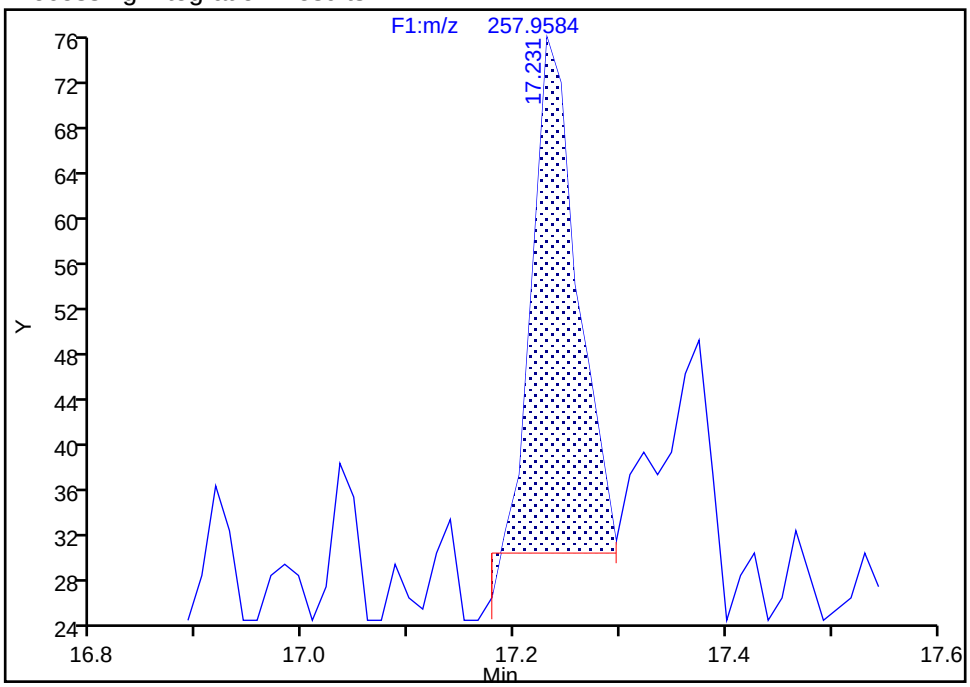

Manual Integration Results

RT: 17.23
Area: 147
Amount: 0.068803
Amount Units: pg/ul

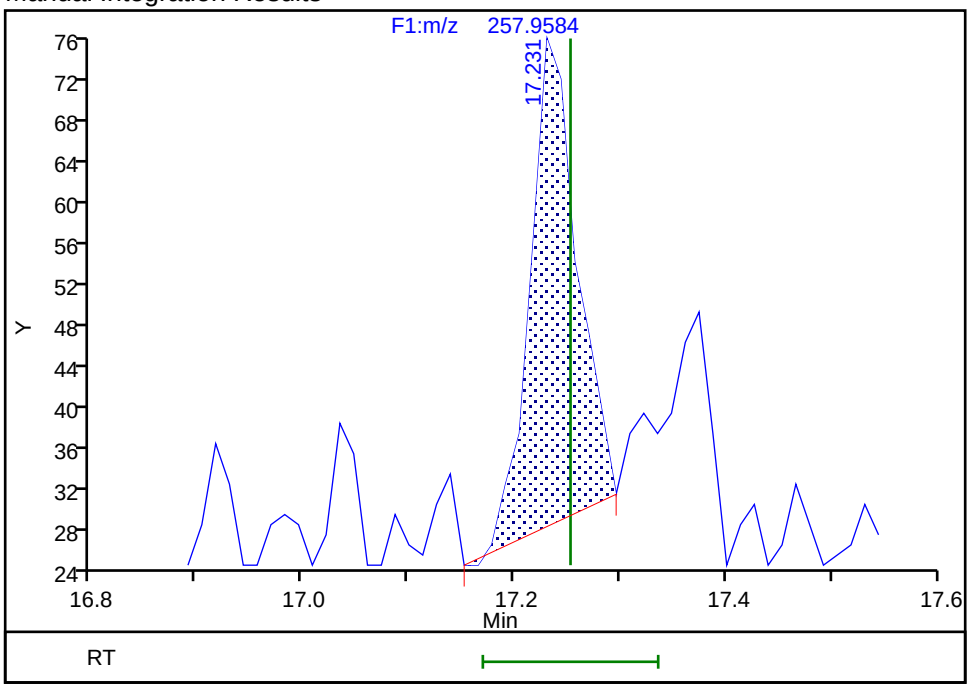

Reviewer: davidsonm, 29-Aug-2019 08:49:28

Audit Action: Manually Integrated Audit Reason: Baseline

Manual Integration/User Assign Peak Report

Eurofins TestAmerica, Knoxville

Data File: \\chromna\Knoxville\ChromData\D3D\20190828-12892.b\mb140-3281716-b.d
Injection Date: 29-Aug-2019 01:33:00 Instrument ID: D3D
Lims ID: MB 140-32817/16-B
Client ID:
Operator ID: Xcalibur_System ALS Bottle#: 0 Worklist Smp#: 7
Injection Vol: 1.0 ul Dil. Factor: 1.0000
Method: PCBs_D3D Limit Group: HR - 1668A - ICAL
Column: SPB-Octyl (0.25 mm) Detector F1(11.07 :21.70)

PCB-18/30, CAS: STL01798

Signal: 1

Not Detected
Expected RT: 19.10

Processing Integration Results

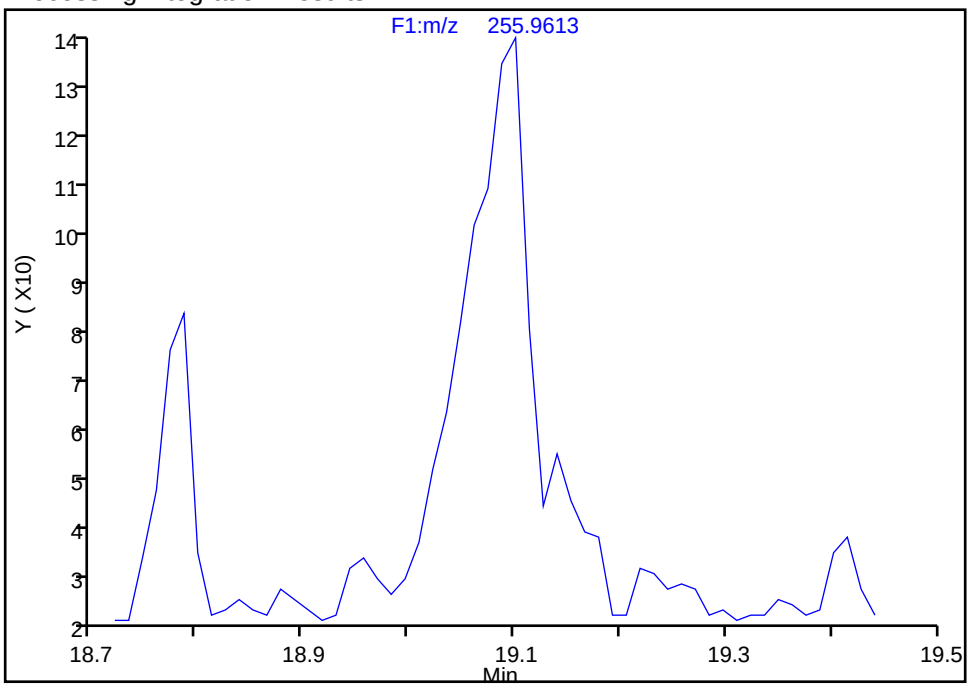

Manual Integration Results

RT: 19.10
Area: 508
Amount: 0.172288
Amount Units: pg/ul

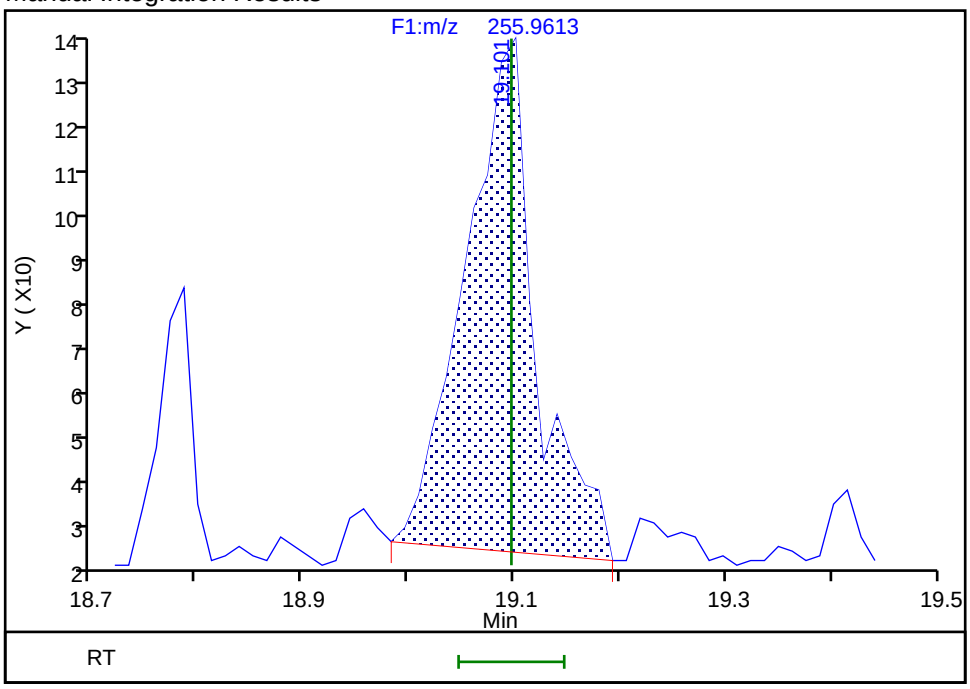

Reviewer: davidsonm, 29-Aug-2019 08:49:51
Audit Action: Assigned Compound ID Audit Reason: Baseline

Manual Integration/User Assign Peak Report

Eurofins TestAmerica, Knoxville

Data File:	\\chromna\Knoxville\ChromData\D3D\20190828-12892.b\mb140-3281716-b.d				
Injection Date:	29-Aug-2019 01:33:00	Instrument ID:	D3D		
Lims ID:	MB 140-32817/16-B				
Client ID:					
Operator ID:	Xcalibur_System	ALS Bottle#:	0	Worklist Smp#:	7
Injection Vol:	1.0 ul	Dil. Factor:	1.0000		
Method:	PCBs_D3D	Limit Group:	HR - 1668A - ICAL		
Column:	SPB-Octyl (0.25 mm)	Detector	F1(11.07 :21.70)		

PCB-17, CAS: 37680-66-3

Signal: 1

Not Detected
Expected RT: 19.53

Processing Integration Results

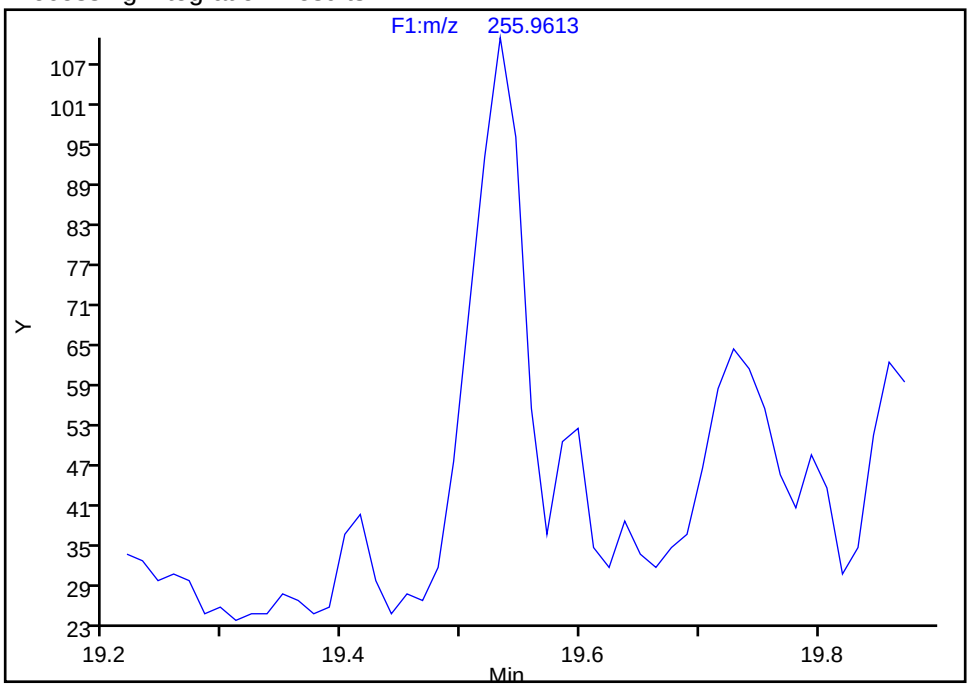

Manual Integration Results

RT: 19.53
Area: 262
Amount: 0.104896
Amount Units: pg/ul

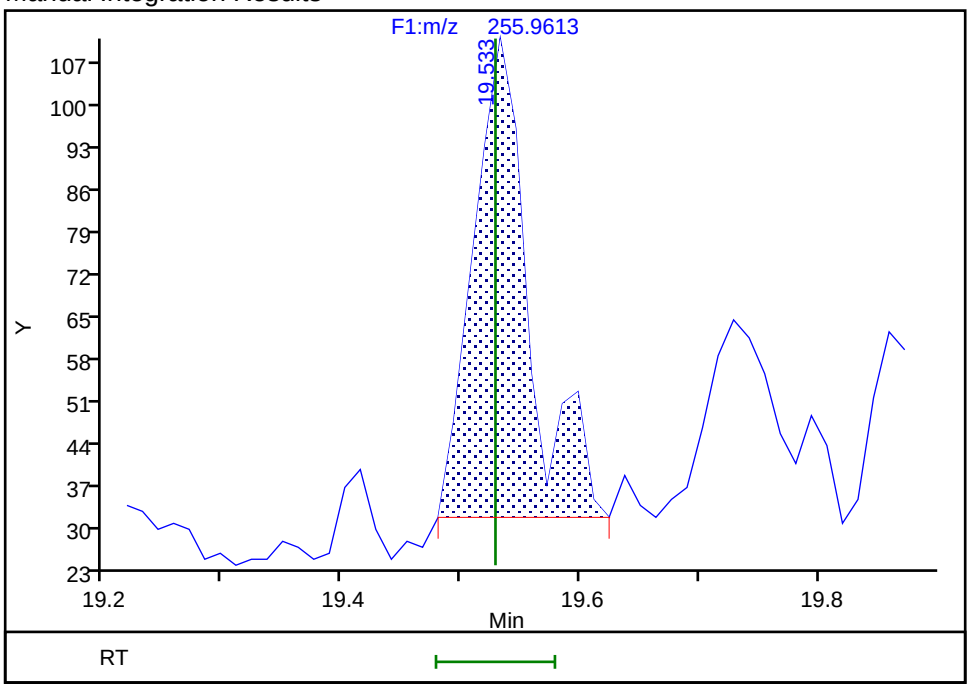

Reviewer: davidsonm, 29-Aug-2019 08:49:43
Audit Action: Assigned Compound ID Audit Reason: Baseline

Manual Integration/User Assign Peak Report

Eurofins TestAmerica, Knoxville

Data File:	\\chromna\Knoxville\ChromData\D3D\20190828-12892.b\mb140-3281716-b.d				
Injection Date:	29-Aug-2019 01:33:00	Instrument ID:	D3D		
Lims ID:	MB 140-32817/16-B				
Client ID:					
Operator ID:	Xcalibur_System	ALS Bottle#:	0	Worklist Smp#:	7
Injection Vol:	1.0 ul	Dil. Factor:	1.0000		
Method:	PCBs_D3D	Limit Group:	HR - 1668A - ICAL		
Column:	SPB-Octyl (0.25 mm)	Detector	F1(11.07 :21.70)		

PCB-27, CAS: 38444-76-7

Signal: 1

Not Detected
Expected RT: 19.74

Processing Integration Results

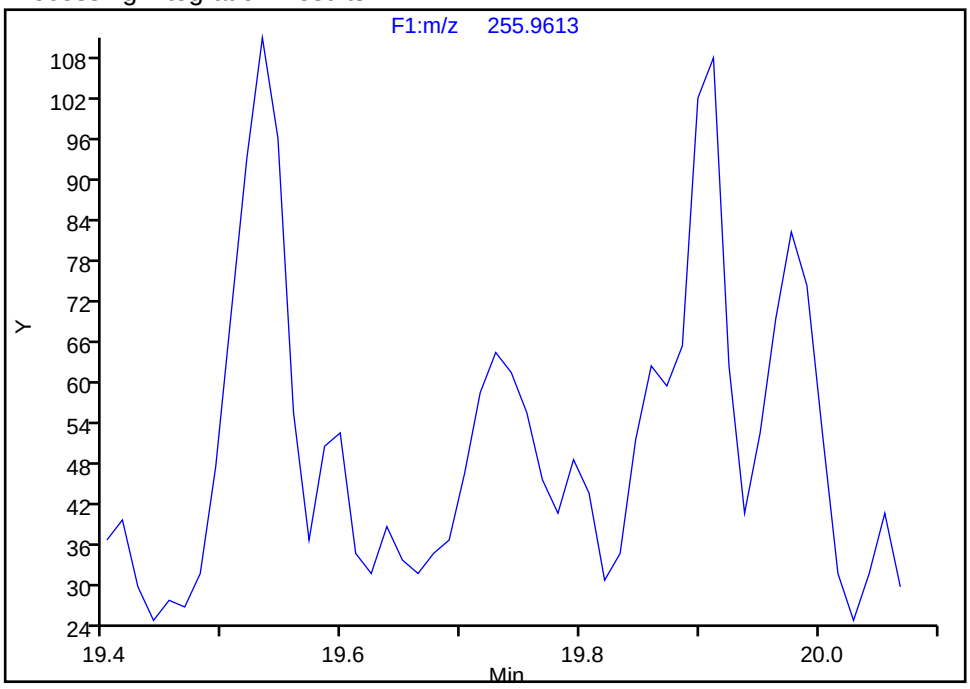

Manual Integration Results

RT: 19.73
Area: 152
Amount: 0.048384
Amount Units: pg/ul

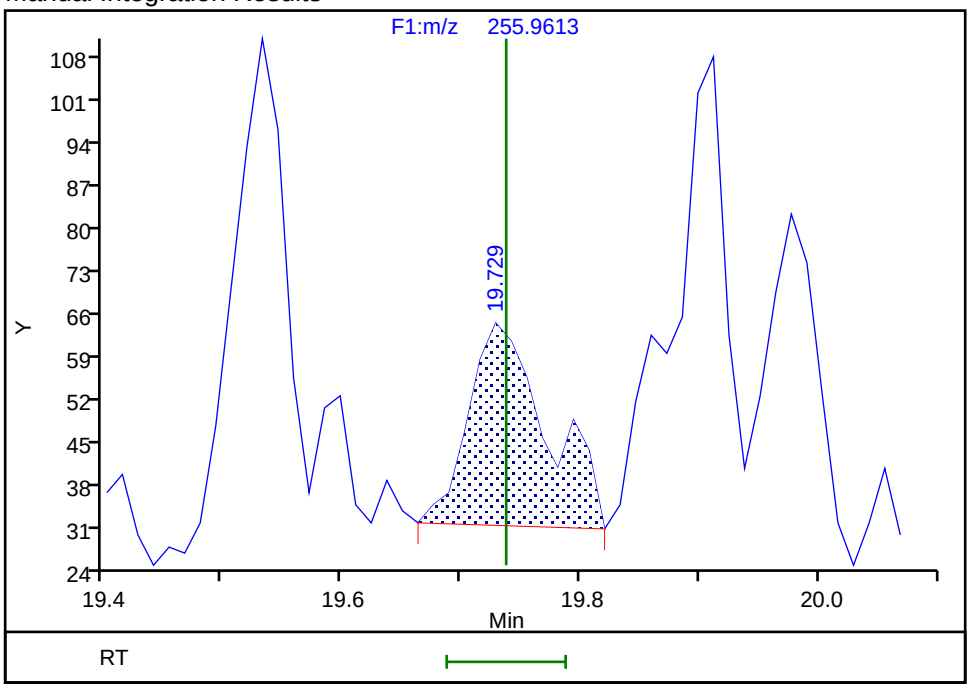

Reviewer: davidsonm, 29-Aug-2019 08:50:17
Audit Action: Assigned Compound ID Audit Reason: Baseline

Manual Integration/User Assign Peak Report

Eurofins TestAmerica, Knoxville

Data File:	\\chromna\Knoxville\ChromData\D3D\20190828-12892.b\mb140-3281716-b.d				
Injection Date:	29-Aug-2019 01:33:00	Instrument ID:	D3D		
Lims ID:	MB 140-32817/16-B				
Client ID:					
Operator ID:	Xcalibur_System	ALS Bottle#:	0	Worklist Smp#:	7
Injection Vol:	1.0 ul	Dil. Factor:	1.0000		
Method:	PCBs_D3D	Limit Group:	HR - 1668A - ICAL		
Column:	SPB-Octyl (0.25 mm)	Detector	F1(11.07 :21.70)		

PCB-24, CAS: 55702-45-9

Signal: 1

Not Detected
Expected RT: 19.87

Processing Integration Results

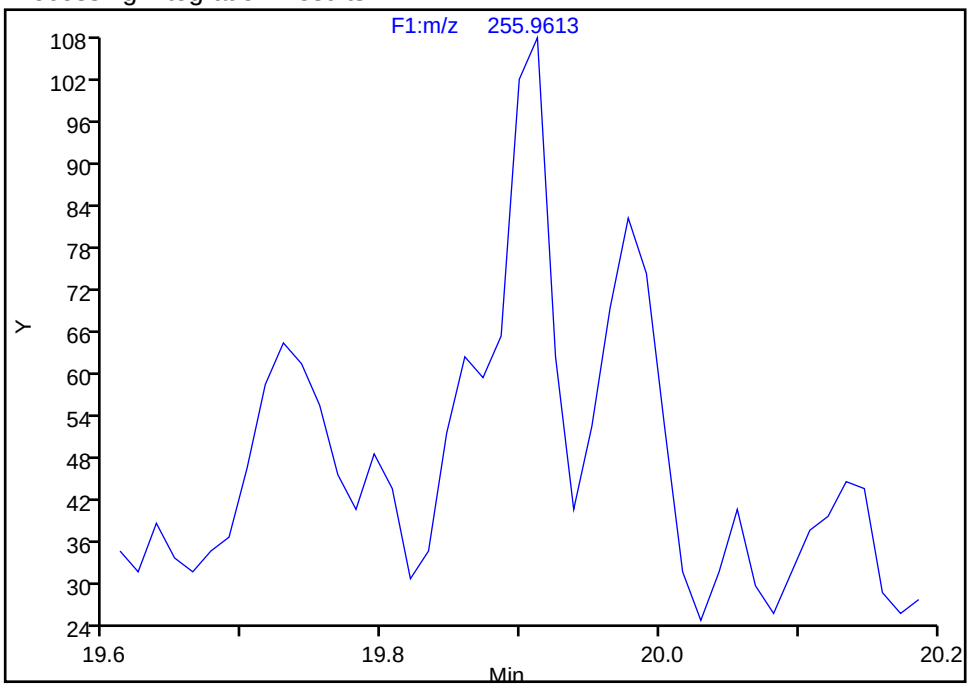

Manual Integration Results

RT: 19.91
Area: 189
Amount: 0.054068
Amount Units: pg/ul

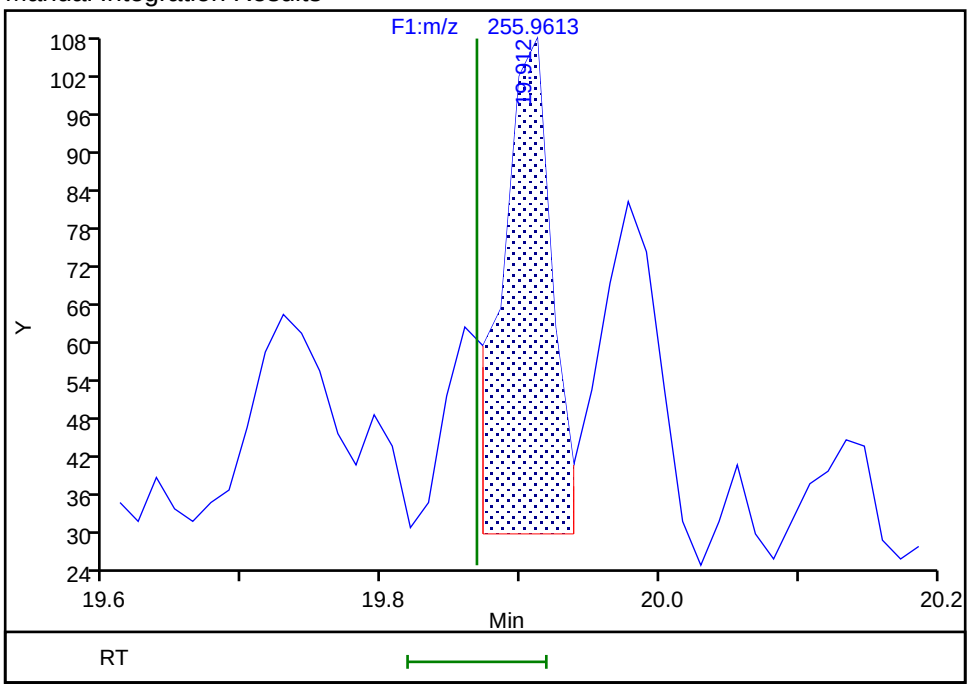

Reviewer: davidsonm, 29-Aug-2019 08:50:06
Audit Action: Assigned Compound ID Audit Reason: Baseline

Manual Integration/User Assign Peak Report

Eurofins TestAmerica, Knoxville

Data File: \\chromna\Knoxville\ChromData\D3D\20190828-12892.b\mb140-3281716-b.d
Injection Date: 29-Aug-2019 01:33:00 Instrument ID: D3D
Lims ID: MB 140-32817/16-B
Client ID:
Operator ID: Xcalibur_System ALS Bottle#: 0 Worklist Smp#: 7
Injection Vol: 1.0 ul Dil. Factor: 1.0000
Method: PCBs_D3D Limit Group: HR - 1668A - ICAL
Column: SPB-Octyl (0.25 mm) Detector F1(11.07 :21.70)

PCB-24, CAS: 55702-45-9

Signal: 2

Not Detected
Expected RT: 19.87

Processing Integration Results

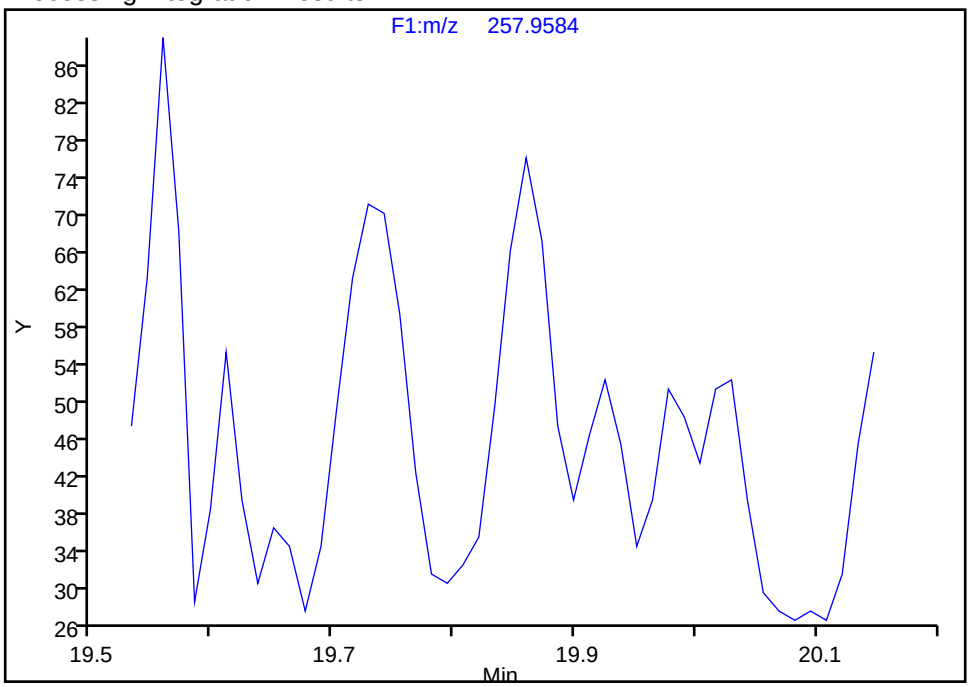

Manual Integration Results

RT: 19.86
Area: 149
Amount: 0.054068
Amount Units: pg/ul

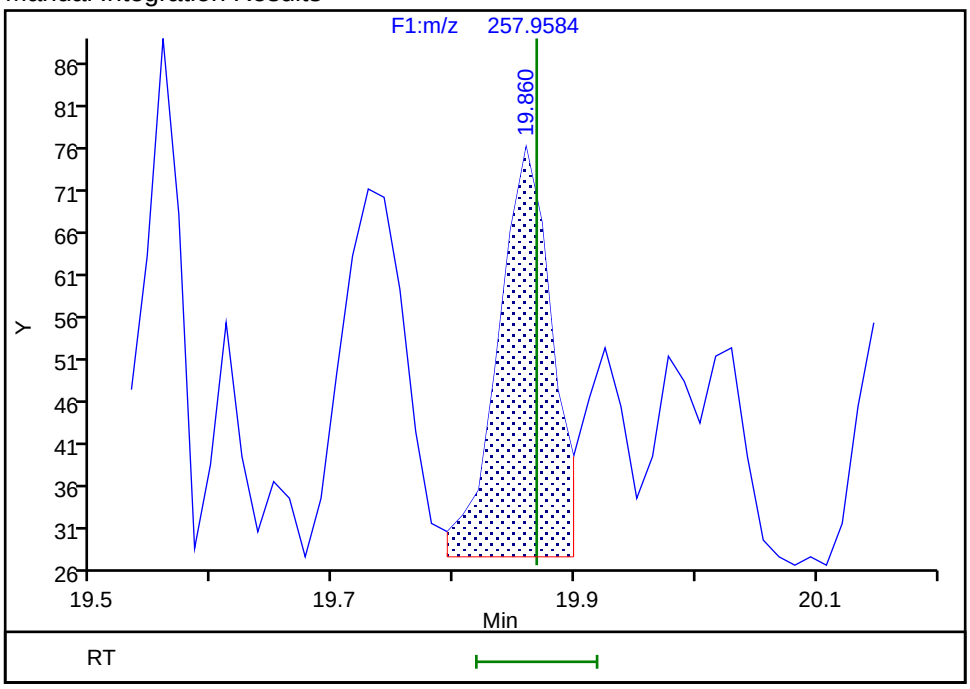

Reviewer: davidsonm, 29-Aug-2019 08:50:28
Audit Action: Split an Integrated Peak Audit Reason: Split Peak

Manual Integration/User Assign Peak Report

Eurofins TestAmerica, Knoxville

Data File: \\chromna\Knoxville\ChromData\D3D\20190828-12892.b\mb140-3281716-b.d
Injection Date: 29-Aug-2019 01:33:00 Instrument ID: D3D
Lims ID: MB 140-32817/16-B
Client ID:
Operator ID: Xcalibur_System ALS Bottle#: 0 Worklist Smp#: 7
Injection Vol: 1.0 ul Dil. Factor: 1.0000
Method: PCBs_D3D Limit Group: HR - 1668A - ICAL
Column: SPB-Octyl (0.25 mm) Detector F1(11.07 :21.70)

PCB-32, CAS: 38444-77-8

Signal: 2

Not Detected
Expected RT: 20.50

Processing Integration Results

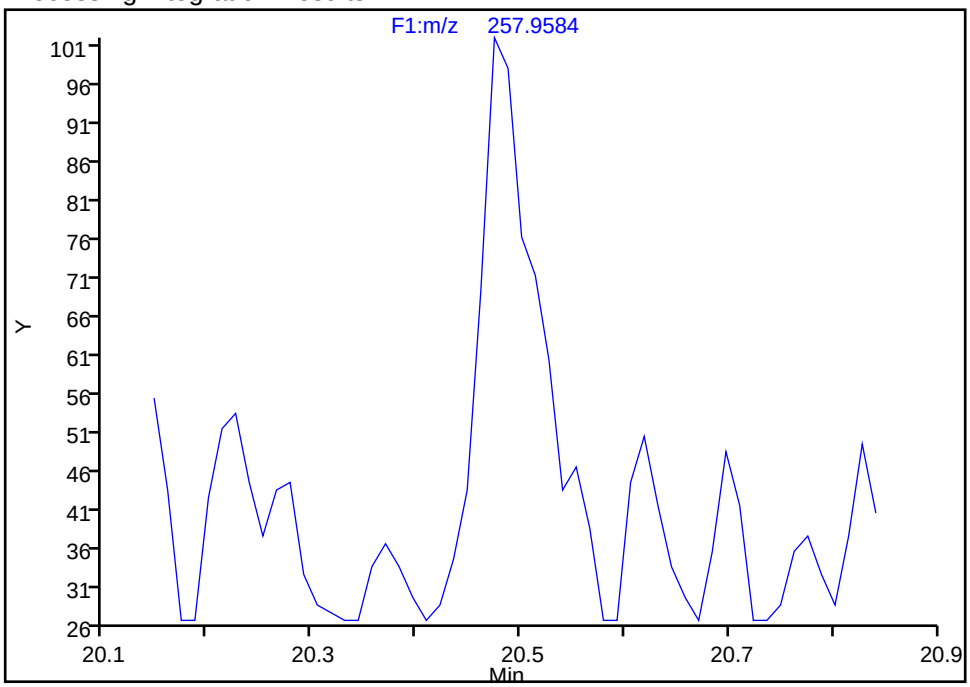

Manual Integration Results

RT: 20.47
Area: 310
Amount: 0.105535
Amount Units: pg/ul

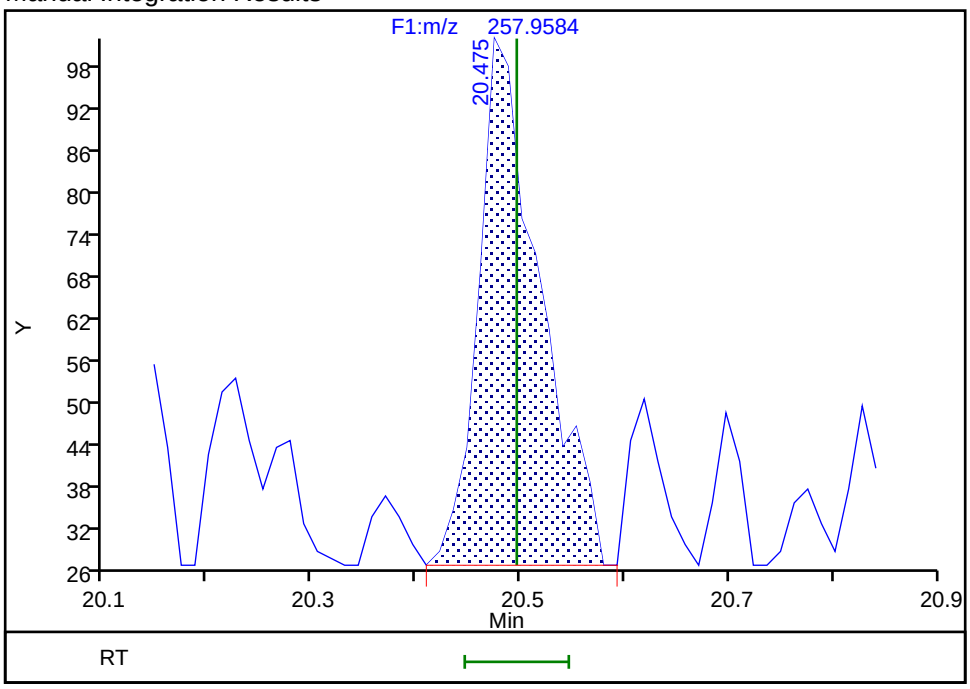

Reviewer: davidsonm, 29-Aug-2019 08:50:37
Audit Action: Split an Integrated Peak Audit Reason: Split Peak

Manual Integration/User Assign Peak Report

Eurofins TestAmerica, Knoxville

Data File: \\chromna\Knoxville\ChromData\D3D\20190828-12892.b\mb140-3281716-b.d
Injection Date: 29-Aug-2019 01:33:00 Instrument ID: D3D
Lims ID: MB 140-32817/16-B
Client ID:
Operator ID: Xcalibur_System ALS Bottle#: 0 Worklist Smp#: 7
Injection Vol: 1.0 ul Dil. Factor: 1.0000
Method: PCBs_D3D Limit Group: HR - 1668A - ICAL
Column: SPB-Octyl (0.25 mm) Detector F1(11.07 :21.70)

PCB-32, CAS: 38444-77-8

Signal: 1

Not Detected
Expected RT: 20.50

Processing Integration Results

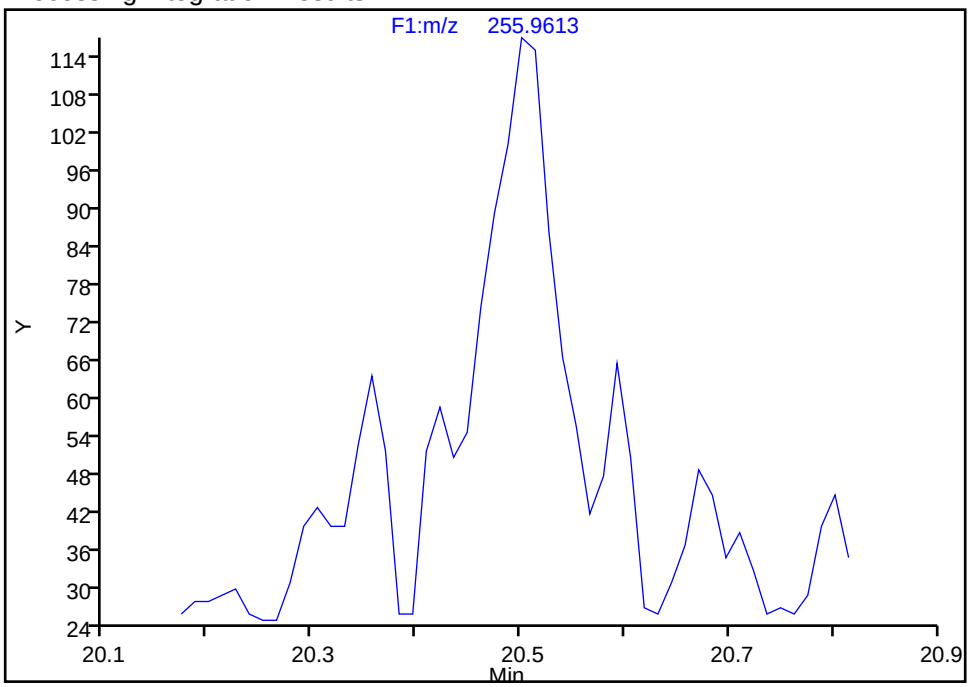

Manual Integration Results

RT: 20.50
Area: 425
Amount: 0.105535
Amount Units: pg/ul

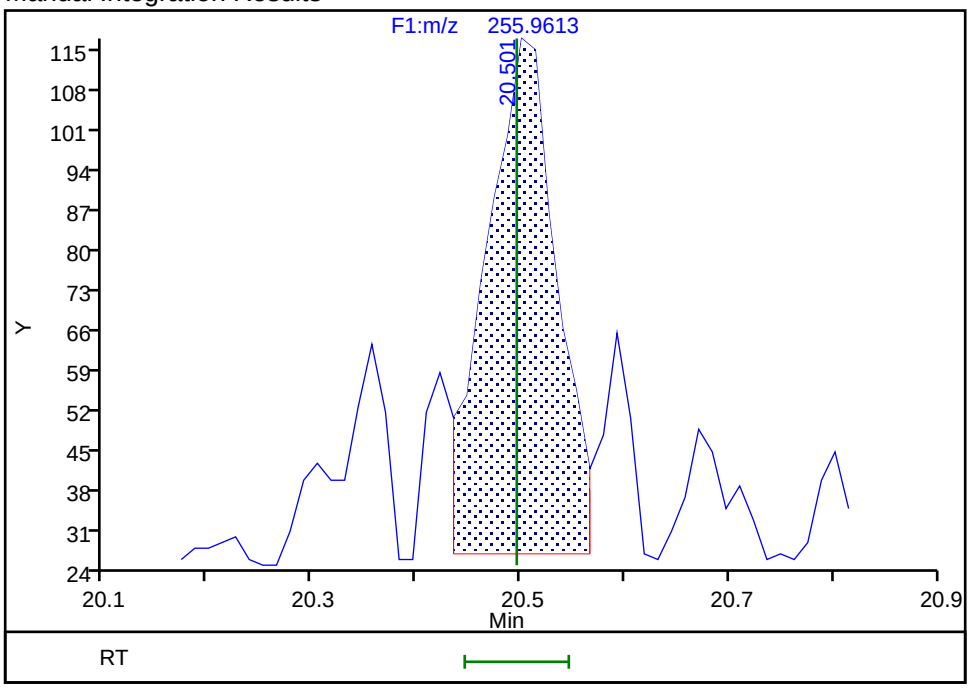

Reviewer: davidsonm, 29-Aug-2019 08:50:40
Audit Action: Split an Integrated Peak Audit Reason: Split Peak

Eurofins TestAmerica, Knoxville

Data File:	\\chromna\Knoxville\ChromData\D3D\20190828-12892.b\mb140-3281716-b.d		
Injection Date:	29-Aug-2019 01:33:00	Injection Vol:	1.0 ul
Instrument ID:	D3D	Operator ID:	Xcalibur_System
Method:	PCBs_D3D	Limit Group:	HR - 1668A - ICAL
Client ID:			
Worklist#:	33110	Sample Line#:	7
Column Type:	SPB-Octyl	Column Dia:	0.25 mm

TriPCB F2

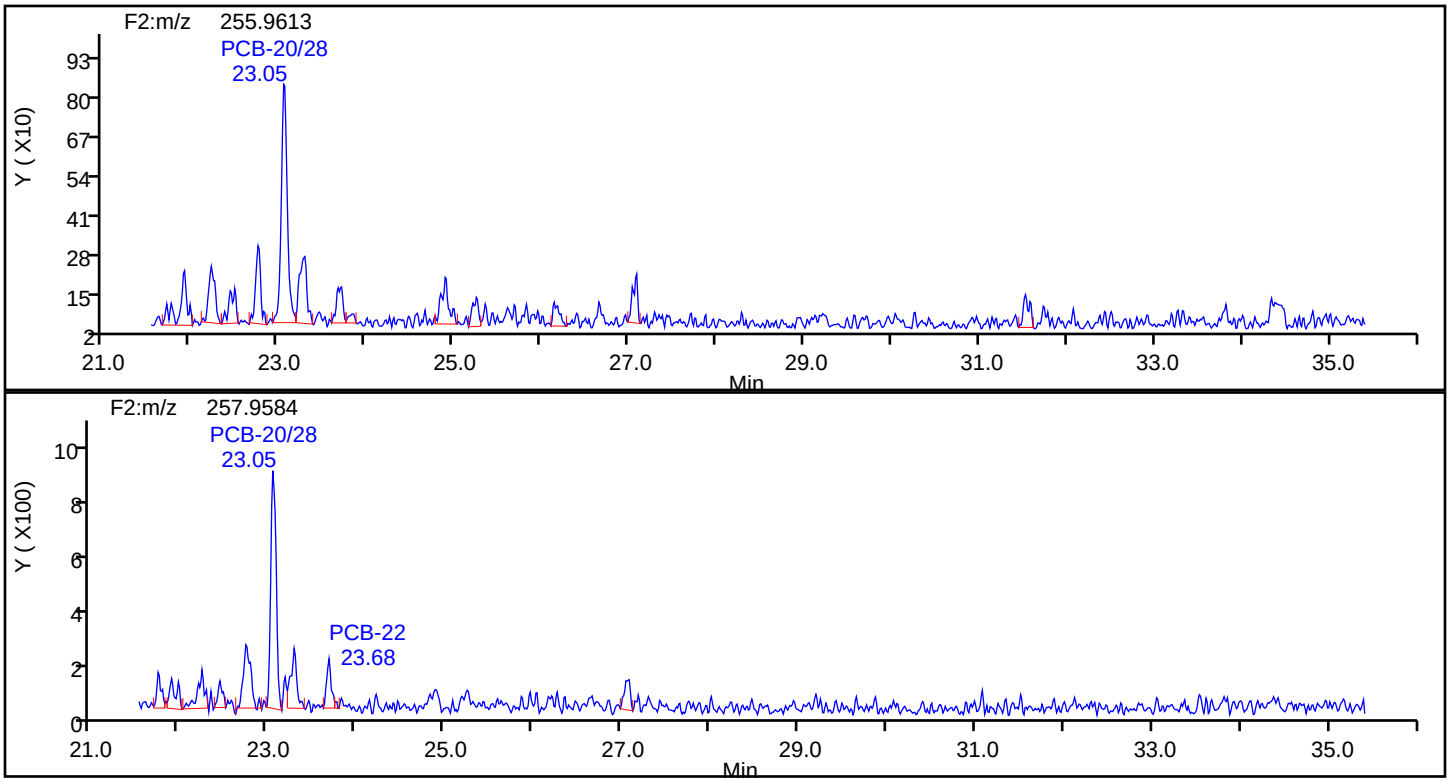

TriPCB F2 Standards

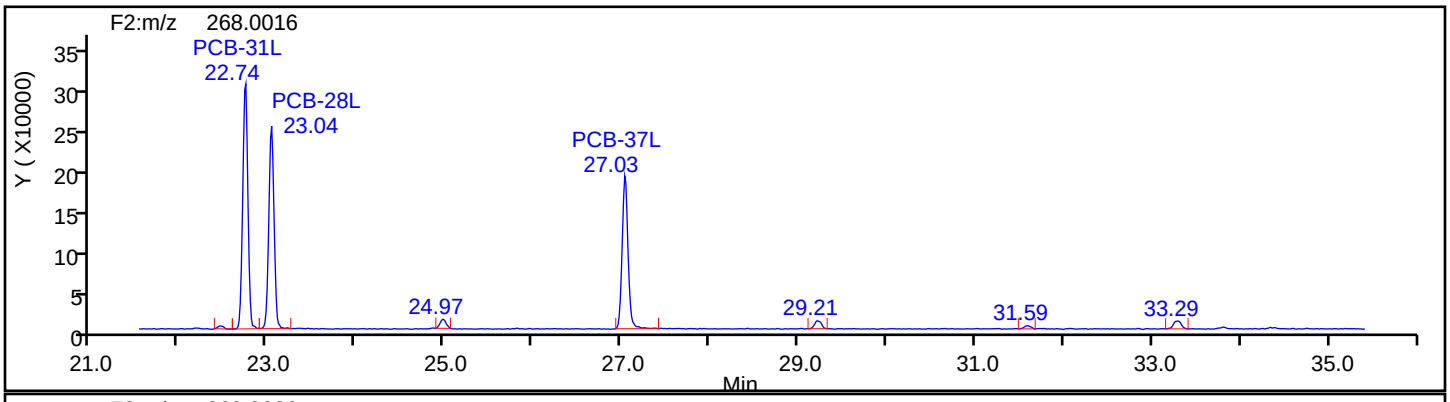

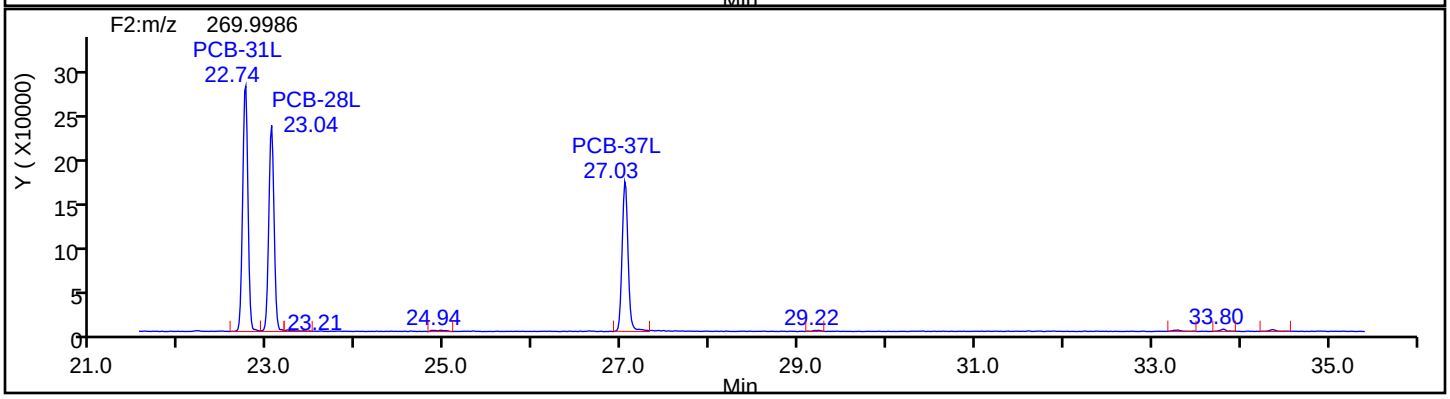

Eurofins TestAmerica, Knoxville

Data File:	\\chromna\Knoxville\ChromData\D3D\20190828-12892.b\mb140-3281716-b.d		
Injection Date:	29-Aug-2019 01:33:00	Injection Vol:	1.0 ul
Instrument ID:	D3D	Operator ID:	Xcalibur_System
Method:	PCBs_D3D	Limit Group:	HR - 1668A - ICAL
Client ID:			
Worklist#:	33110	Sample Line#:	7
Column Type:	SPB-Octyl	Column Dia:	0.25 mm

TriPCB F2

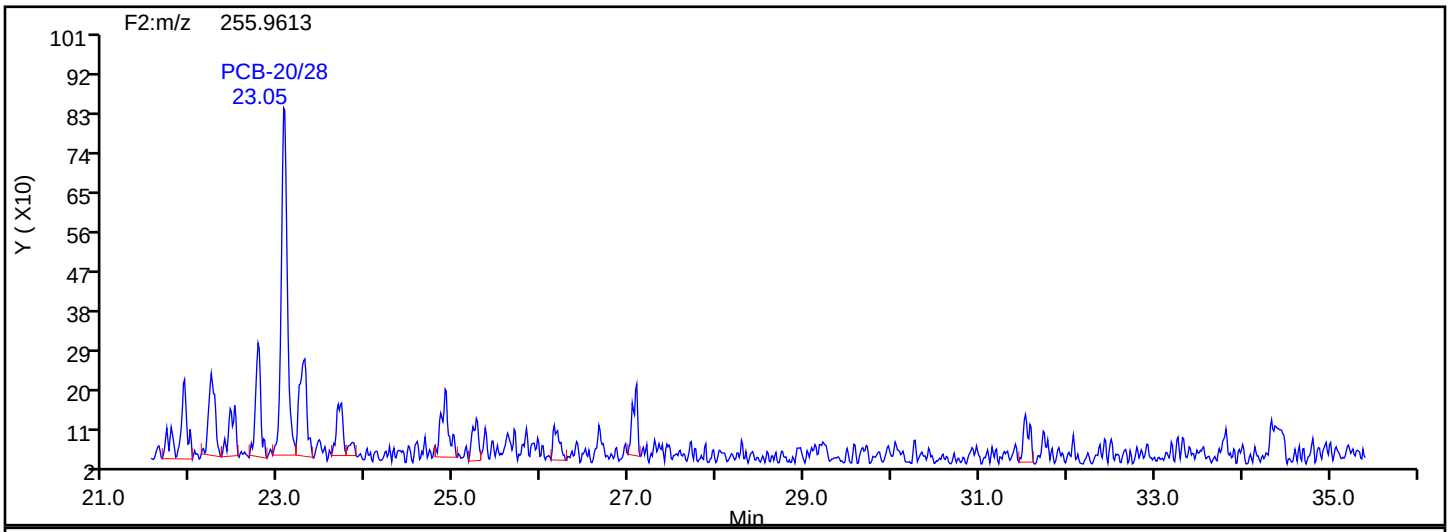

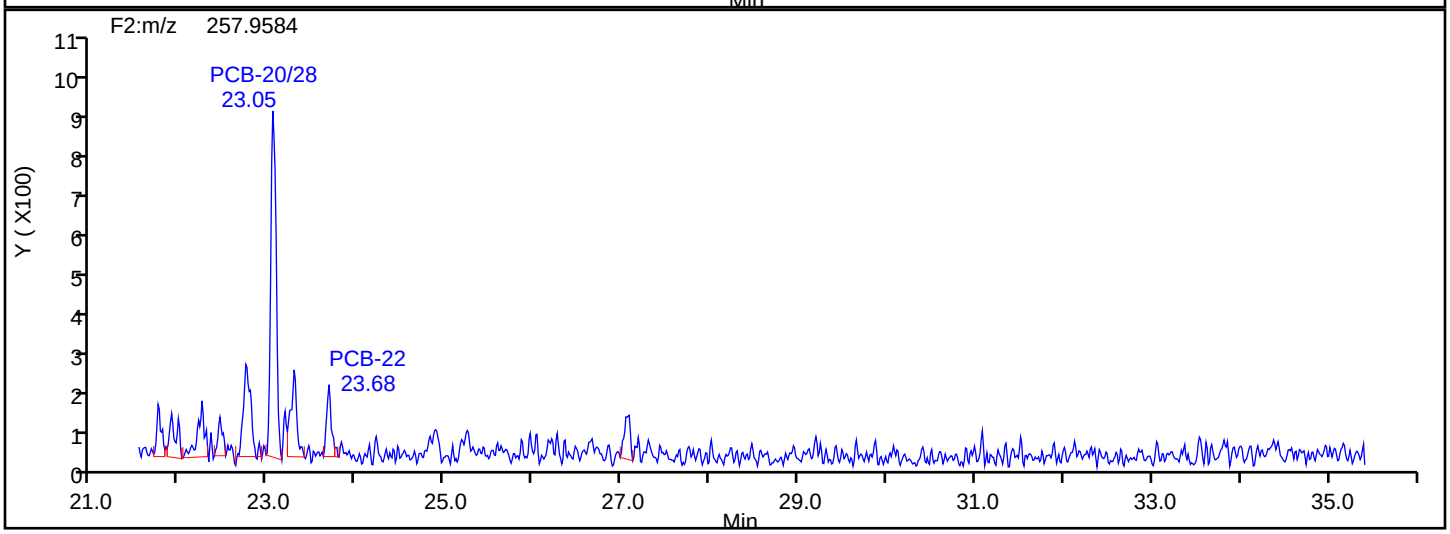

TriPCB F2 Lock Mass

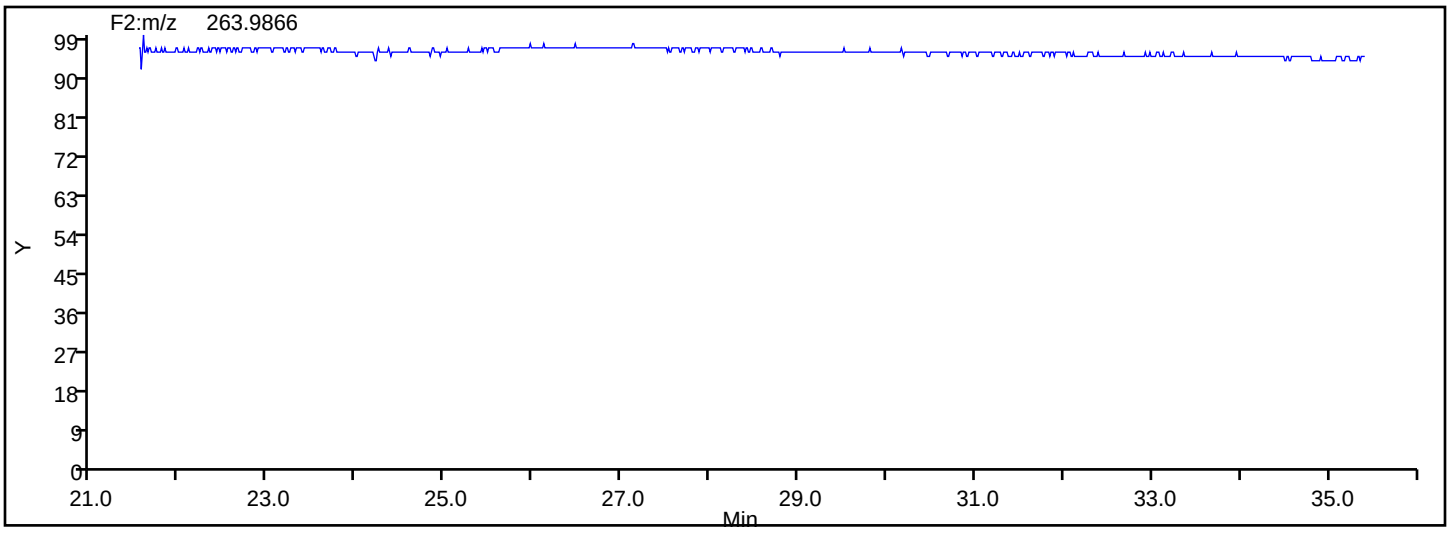

Manual Integration/User Assign Peak Report

Eurofins TestAmerica, Knoxville

Data File:	\\chromna\Knoxville\ChromData\D3D\20190828-12892.b\mb140-3281716-b.d				
Injection Date:	29-Aug-2019 01:33:00	Instrument ID:	D3D		
Lims ID:	MB 140-32817/16-B				
Client ID:					
Operator ID:	Xcalibur_System	ALS Bottle#:	0	Worklist Smp#:	7
Injection Vol:	1.0 ul	Dil. Factor:	1.0000		
Method:	PCBs_D3D	Limit Group:	HR - 1668A - ICAL		
Column:	SPB-Octyl (0.25 mm)	Detector	F2(21.81 :35.54)		

PCB-25, CAS: 55712-37-3

Signal: 1

Not Detected
Expected RT: 22.45

Processing Integration Results

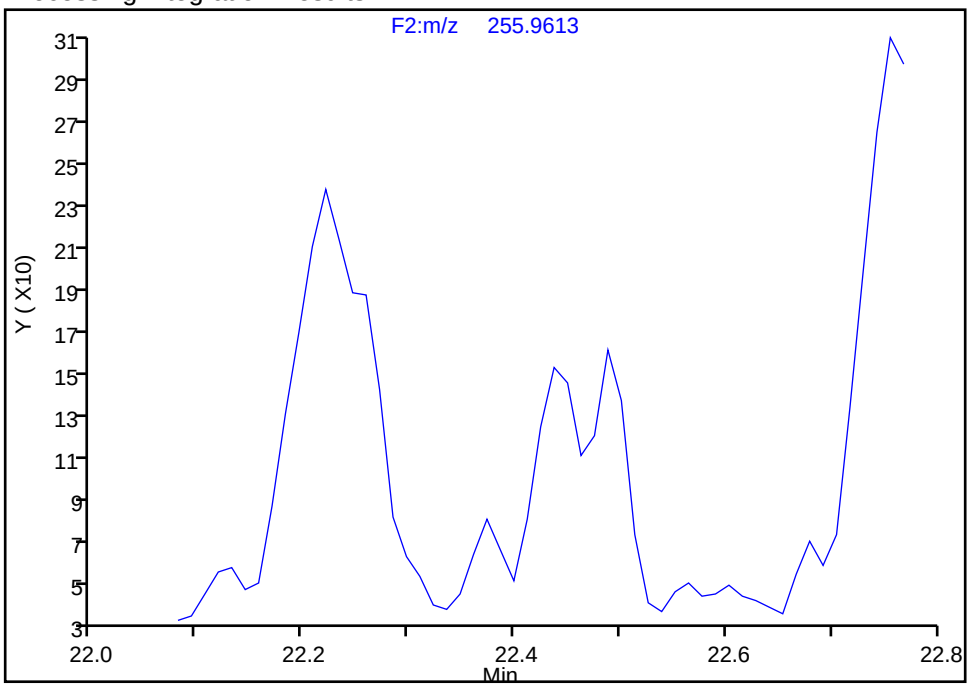

Manual Integration Results

RT: 22.49
Area: 629
Amount: 0.043036
Amount Units: pg/ul

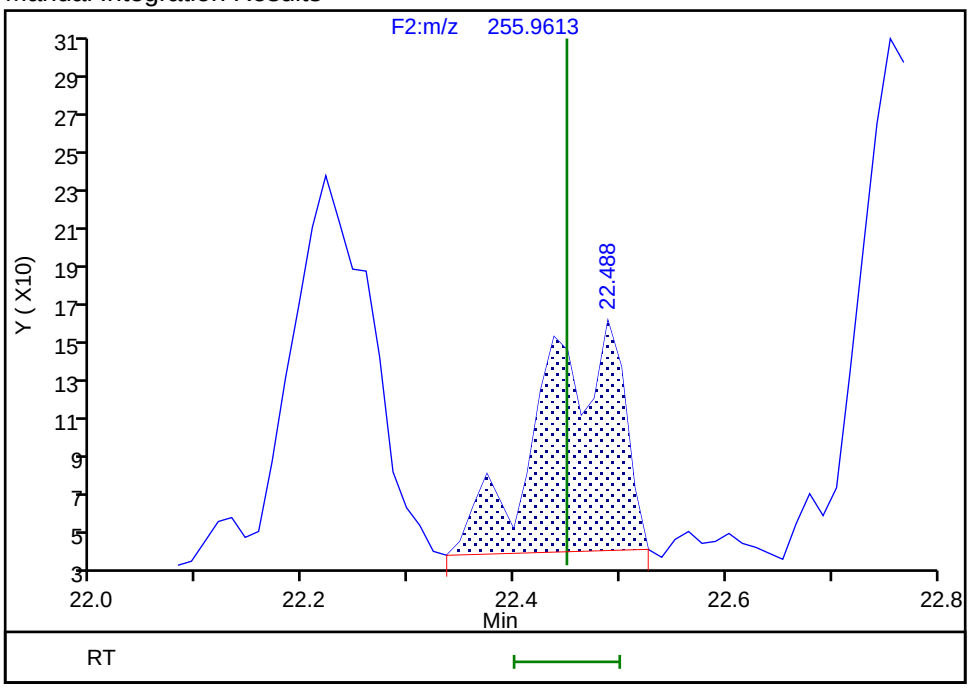

Reviewer: davidsonm, 29-Aug-2019 08:50:49
Audit Action: Assigned Compound ID Audit Reason: Split Peak

Manual Integration/User Assign Peak Report

Eurofins TestAmerica, Knoxville

Data File:	\\chromna\Knoxville\ChromData\D3D\20190828-12892.b\mb140-3281716-b.d				
Injection Date:	29-Aug-2019 01:33:00	Instrument ID:	D3D		
Lims ID:	MB 140-32817/16-B				
Client ID:					
Operator ID:	Xcalibur_System	ALS Bottle#:	0	Worklist Smp#:	7
Injection Vol:	1.0 ul	Dil. Factor:	1.0000		
Method:	PCBs_D3D	Limit Group:	HR - 1668A - ICAL		
Column:	SPB-Octyl (0.25 mm)	Detector	F2(21.81 :35.54)		

PCB-22, CAS: 38444-85-8

Signal: 1

Not Detected
Expected RT: 23.68

Processing Integration Results

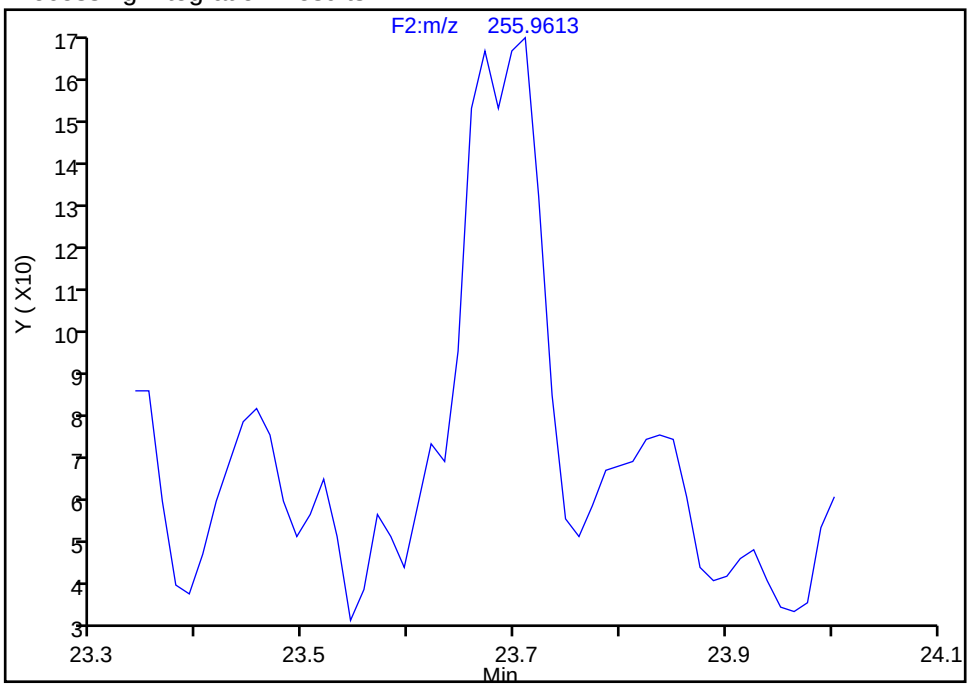

Manual Integration Results

RT: 23.71
Area: 621
Amount: 0.059738
Amount Units: pg/ul

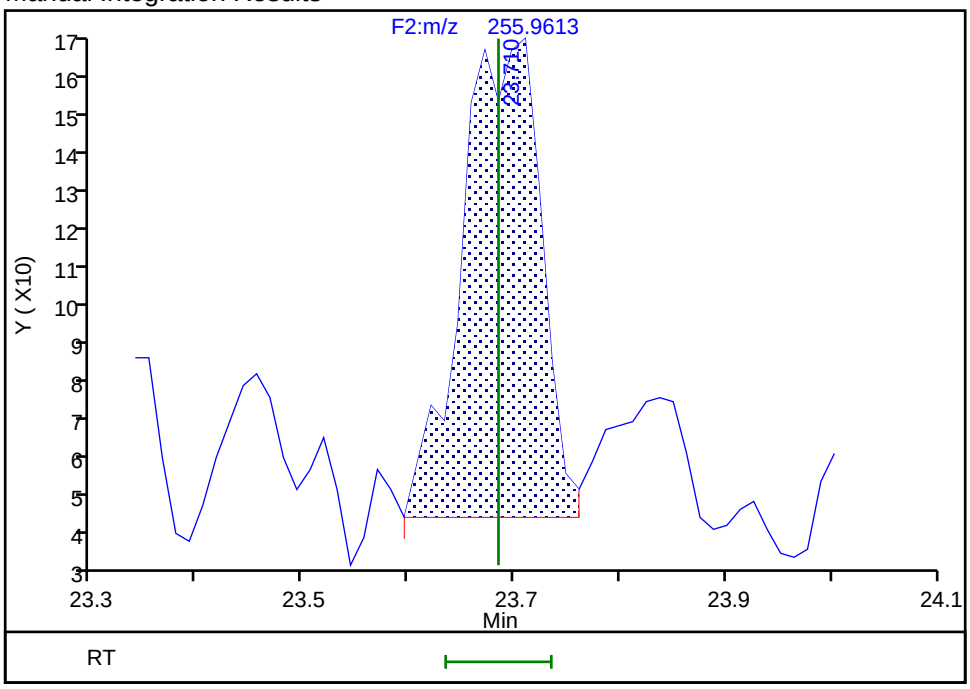

Reviewer: davidsonm, 29-Aug-2019 08:51:02
Audit Action: Split an Integrated Peak Audit Reason: Split Peak

Manual Integration/User Assign Peak Report

Eurofins TestAmerica, Knoxville

Data File: \\chromna\Knoxville\ChromData\D3D\20190828-12892.b\mb140-3281716-b.d
Injection Date: 29-Aug-2019 01:33:00 Instrument ID: D3D
Lims ID: MB 140-32817/16-B
Client ID:
Operator ID: Xcalibur_System ALS Bottle#: 0 Worklist Smp#: 7
Injection Vol: 1.0 ul Dil. Factor: 1.0000
Method: PCBs_D3D Limit Group: HR - 1668A - ICAL
Column: SPB-Octyl (0.25 mm) Detector F2(21.81 :35.54)

PCB-22, CAS: 38444-85-8

Signal: 2

Not Detected
Expected RT: 23.68

Processing Integration Results

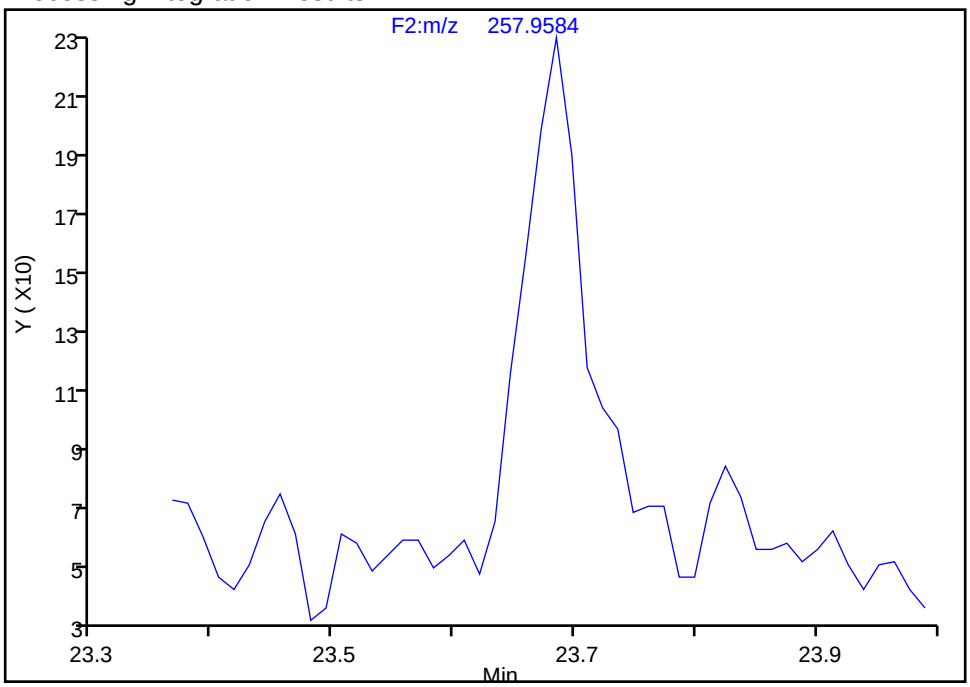

Manual Integration Results

RT: 23.68
Area: 623
Amount: 0.059738
Amount Units: pg/ul

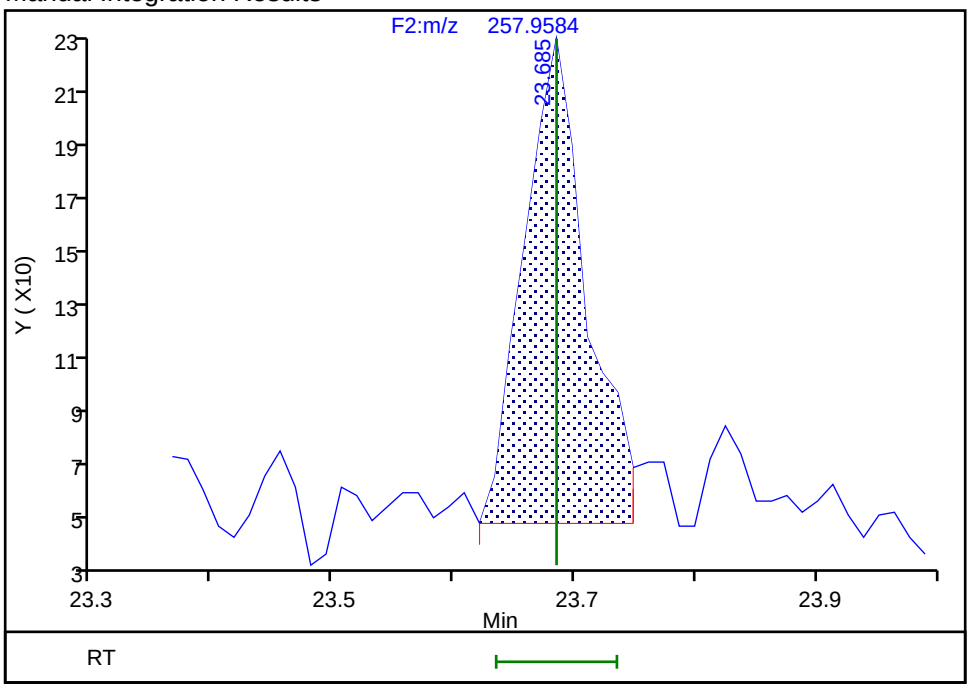

Reviewer: davidsonm, 29-Aug-2019 08:51:04
Audit Action: Split an Integrated Peak Audit Reason: Split Peak

Manual Integration/User Assign Peak Report

Eurofins TestAmerica, Knoxville

Data File: \\chromna\Knoxville\ChromData\D3D\20190828-12892.b\mb140-3281716-b.d
Injection Date: 29-Aug-2019 01:33:00 Instrument ID: D3D
Lims ID: MB 140-32817/16-B
Client ID:
Operator ID: Xcalibur_System ALS Bottle#: 0 Worklist Smp#: 7
Injection Vol: 1.0 ul Dil. Factor: 1.0000
Method: PCBs_D3D Limit Group: HR - 1668A - ICAL
Column: SPB-Octyl (0.25 mm) Detector F2(21.81 :35.54)

PCB-37, CAS: 38444-90-5

Signal: 1

Not Detected
Expected RT: 27.06

Processing Integration Results

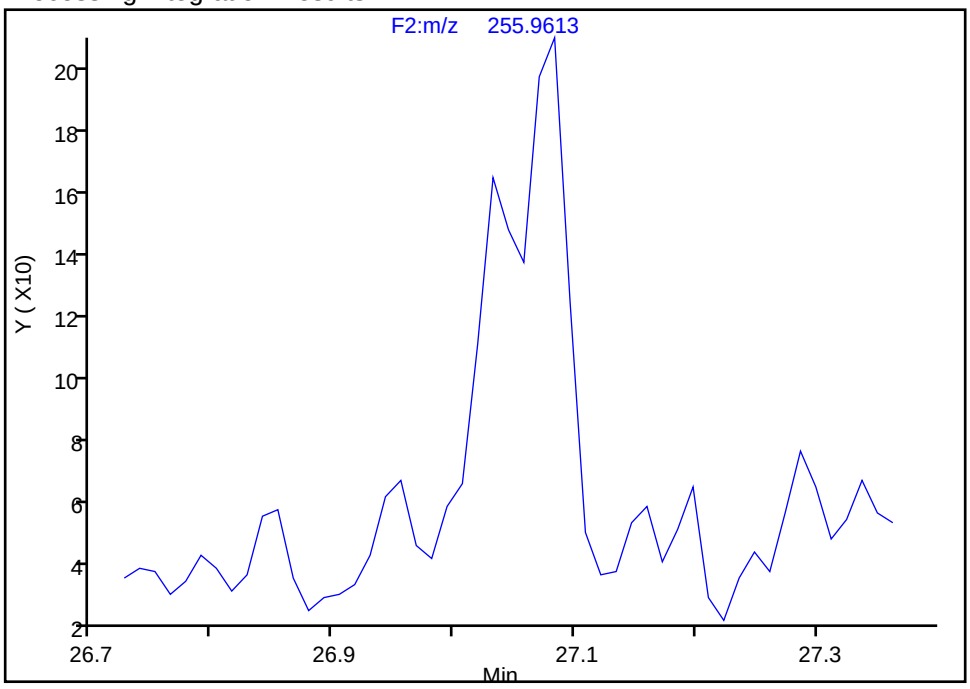

Manual Integration Results

RT: 27.08
Area: 637
Amount: 0.053389
Amount Units: pg/ul

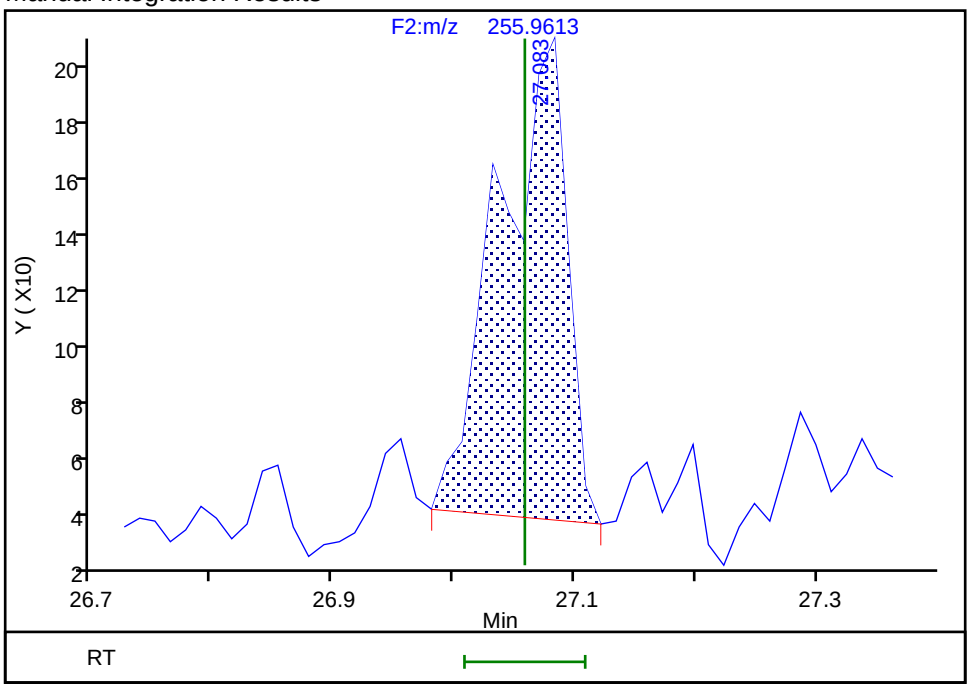

Reviewer: davidsonm, 29-Aug-2019 08:51:13
Audit Action: Assigned Compound ID Audit Reason: Split Peak

Report Date: 29-Aug-2019 09:43:10 Chrom Revision: 2.3 22-Aug-2019 12:55:36

Eurofins TestAmerica, Knoxville

Data File:	\\chromna\Knoxville\ChromData\D3D\20190828-12892.b\mb140-3281716-b.d		
Injection Date:	29-Aug-2019 01:33:00	Injection Vol:	1.0 ul
Instrument ID:	D3D	Operator ID:	Xcalibur_System
Method:	PCBs_D3D	Limit Group:	HR - 1668A - ICAL
Client ID:			
Worklist#:	33110	Sample Line#:	7
Column Type:	SPB-Octyl	Column Dia:	0.25 mm

TePCB F1

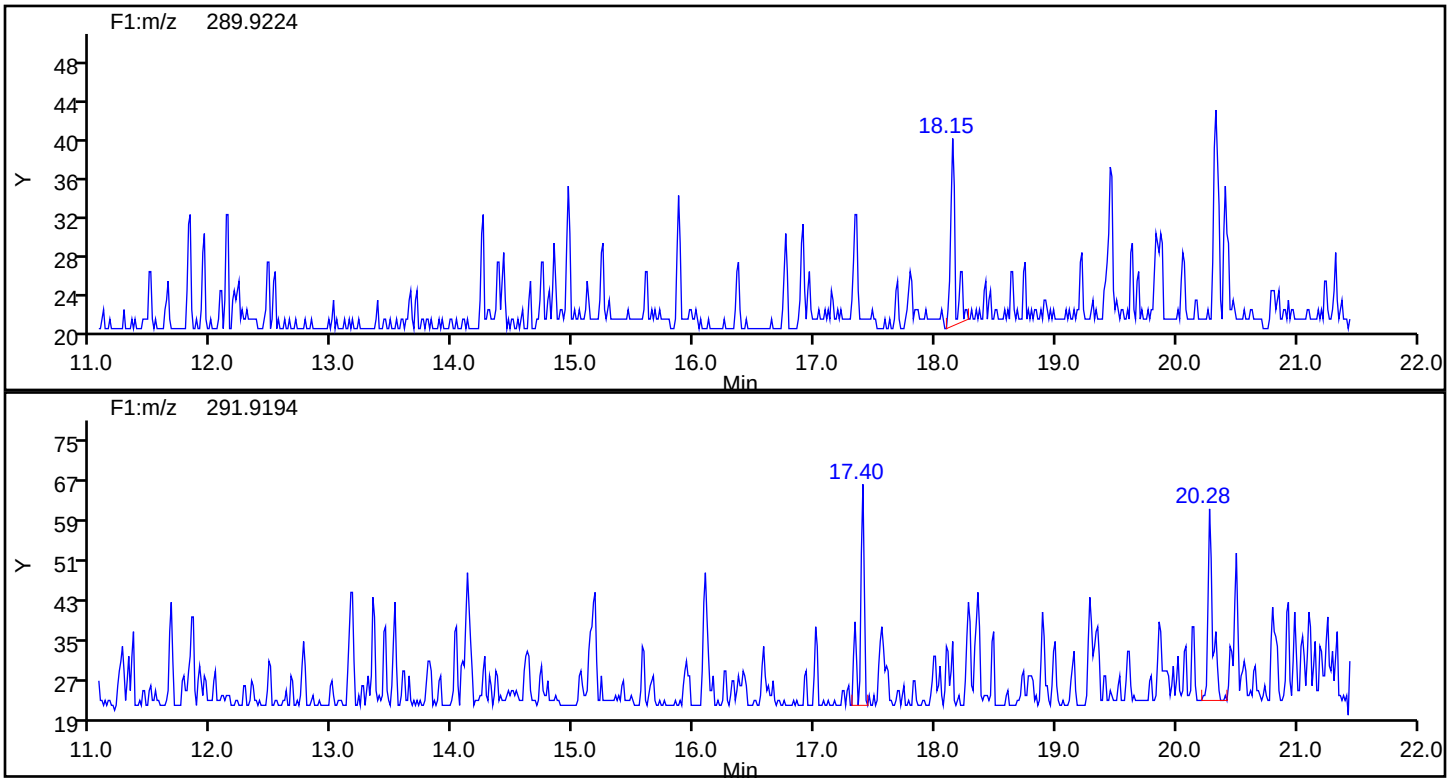

TePCB F1 Standards

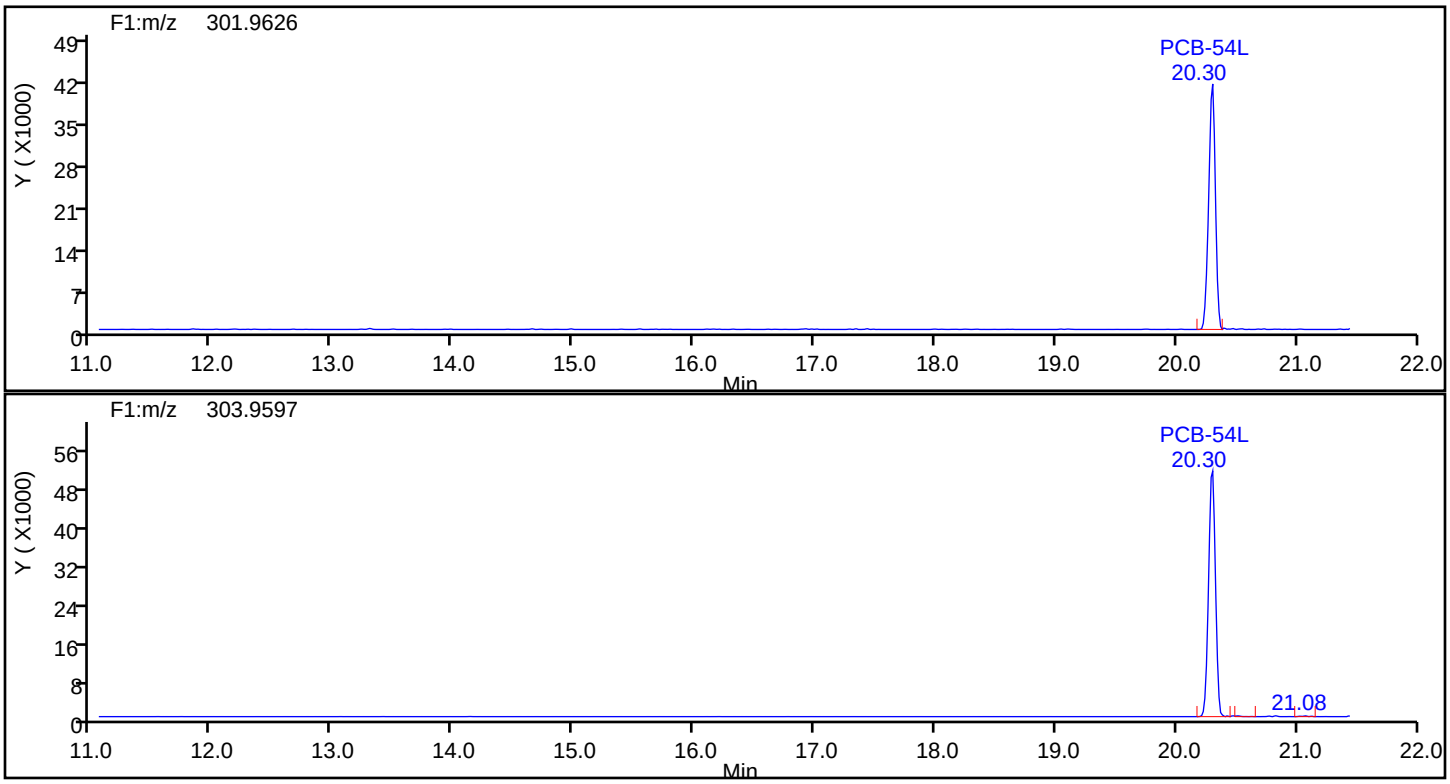

Eurofins TestAmerica, Knoxville

Data File:	\\chromna\Knoxville\ChromData\D3D\20190828-12892.b\mb140-3281716-b.d		
Injection Date:	29-Aug-2019 01:33:00	Injection Vol:	1.0 ul
Instrument ID:	D3D	Operator ID:	Xcalibur_System
Method:	PCBs_D3D	Limit Group:	HR - 1668A - ICAL
Client ID:			
Worklist#:	33110	Sample Line#:	7
Column Type:	SPB-Octyl	Column Dia:	0.25 mm

TePCB F1

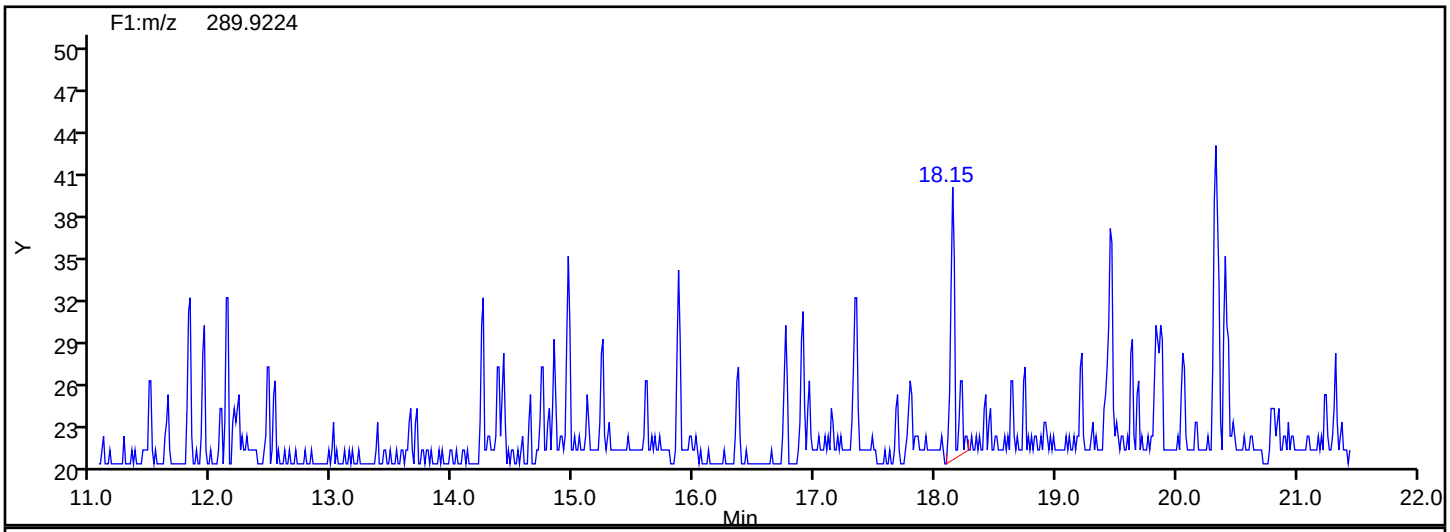

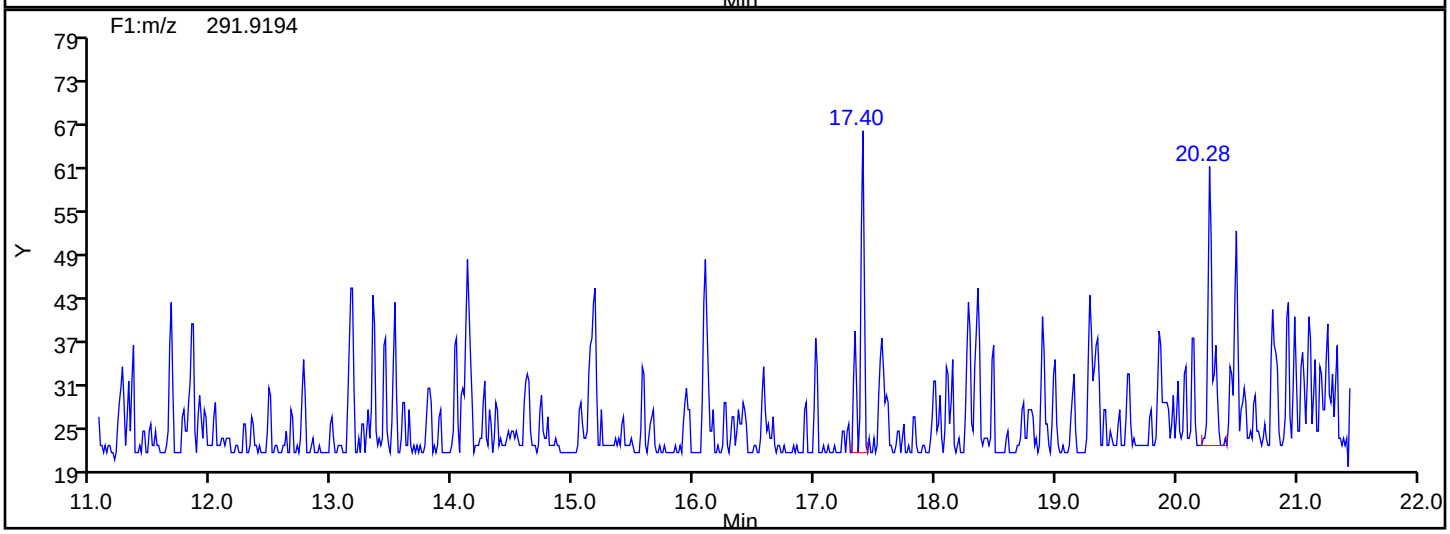

TePCB F1 Lock Mass

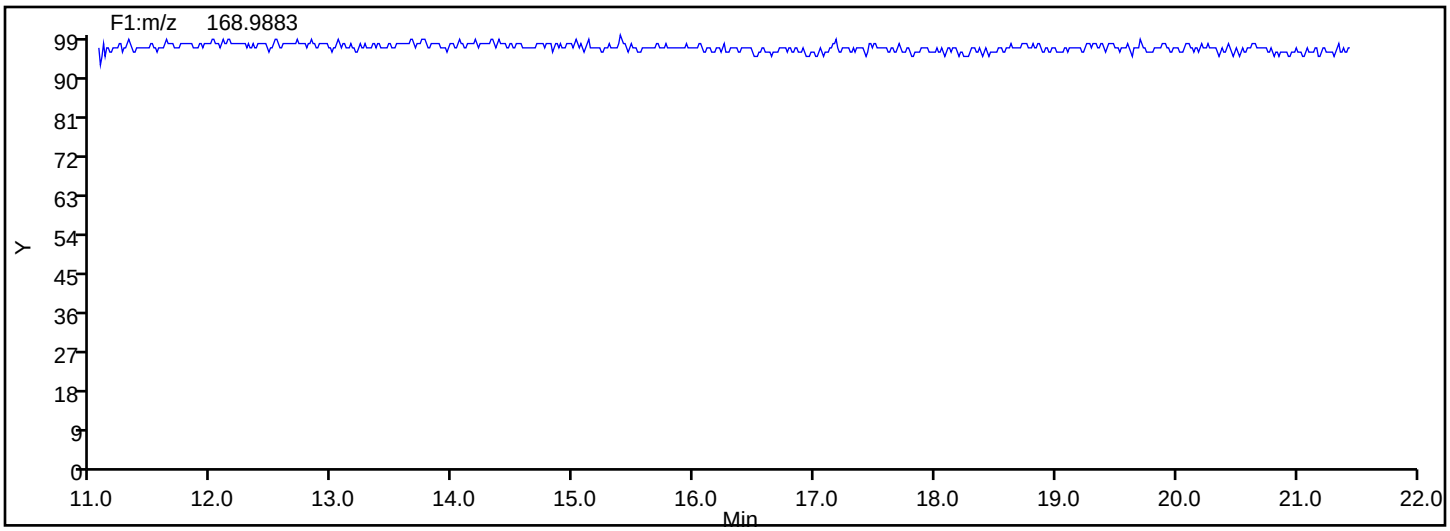

Eurofins TestAmerica, Knoxville

Data File:	\\chromna\Knoxville\ChromData\D3D\20190828-12892.b\mb140-3281716-b.d		
Injection Date:	29-Aug-2019 01:33:00	Injection Vol:	1.0 ul
Instrument ID:	D3D	Operator ID:	Xcalibur_System
Method:	PCBs_D3D	Limit Group:	HR - 1668A - ICAL
Client ID:			
Worklist#:	33110	Sample Line#:	7
Column Type:	SPB-Octyl	Column Dia:	0.25 mm

TePCB F2

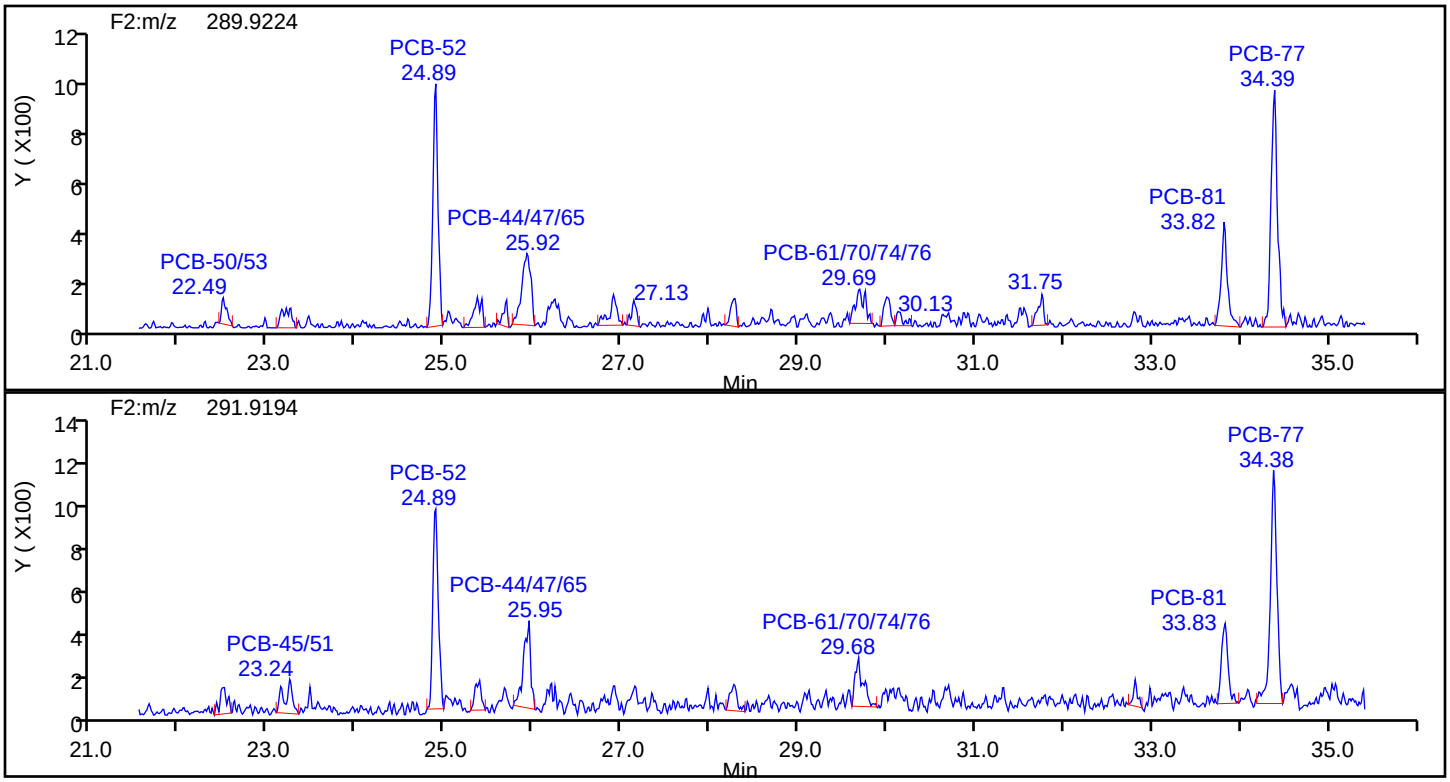

TePCB F2 Standards

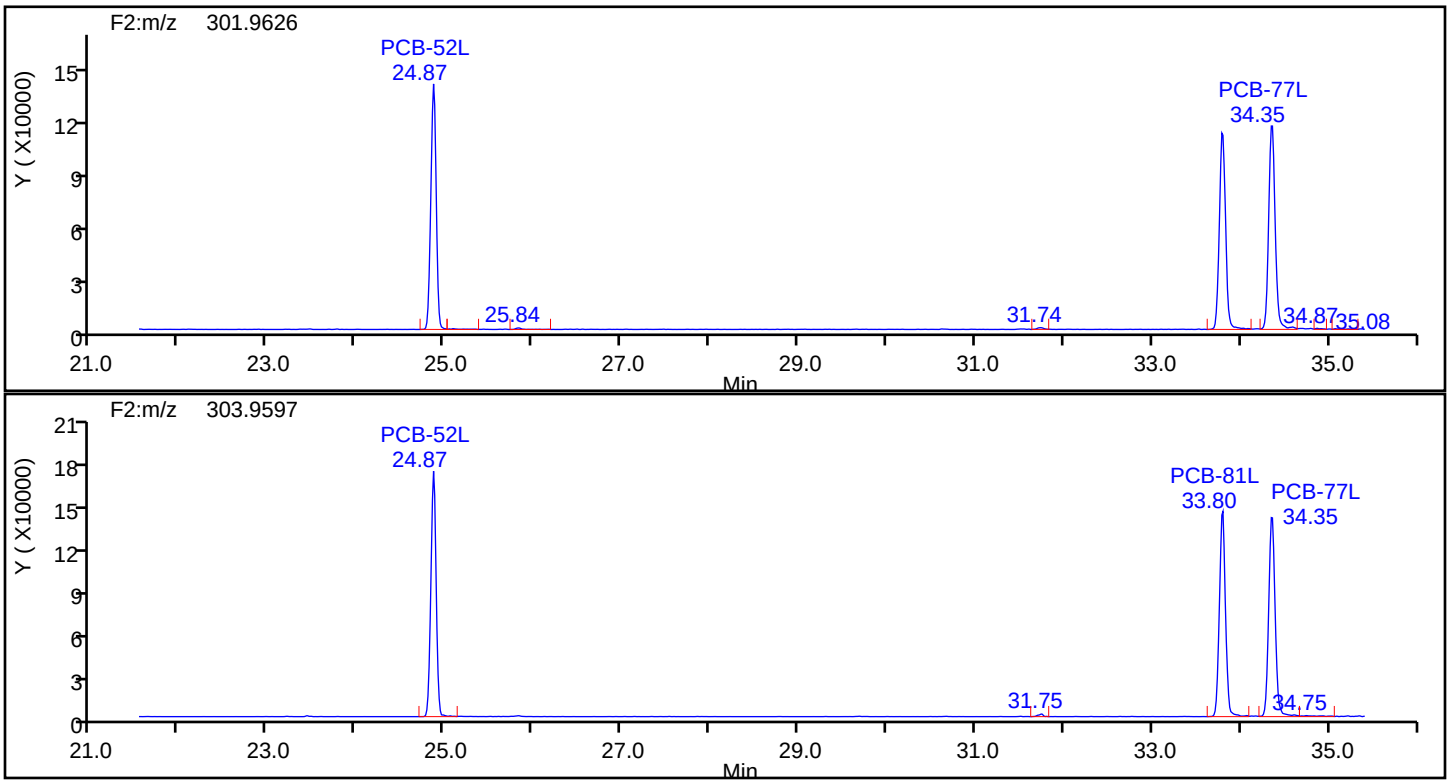

Eurofins TestAmerica, Knoxville

Data File:	\\chromna\Knoxville\ChromData\D3D\20190828-12892.b\mb140-3281716-b.d		
Injection Date:	29-Aug-2019 01:33:00	Injection Vol:	1.0 ul
Instrument ID:	D3D	Operator ID:	Xcalibur_System
Method:	PCBs_D3D	Limit Group:	HR - 1668A - ICAL
Client ID:			
Worklist#:	33110	Sample Line#:	7
Column Type:	SPB-Octyl	Column Dia:	0.25 mm

TePCB F2

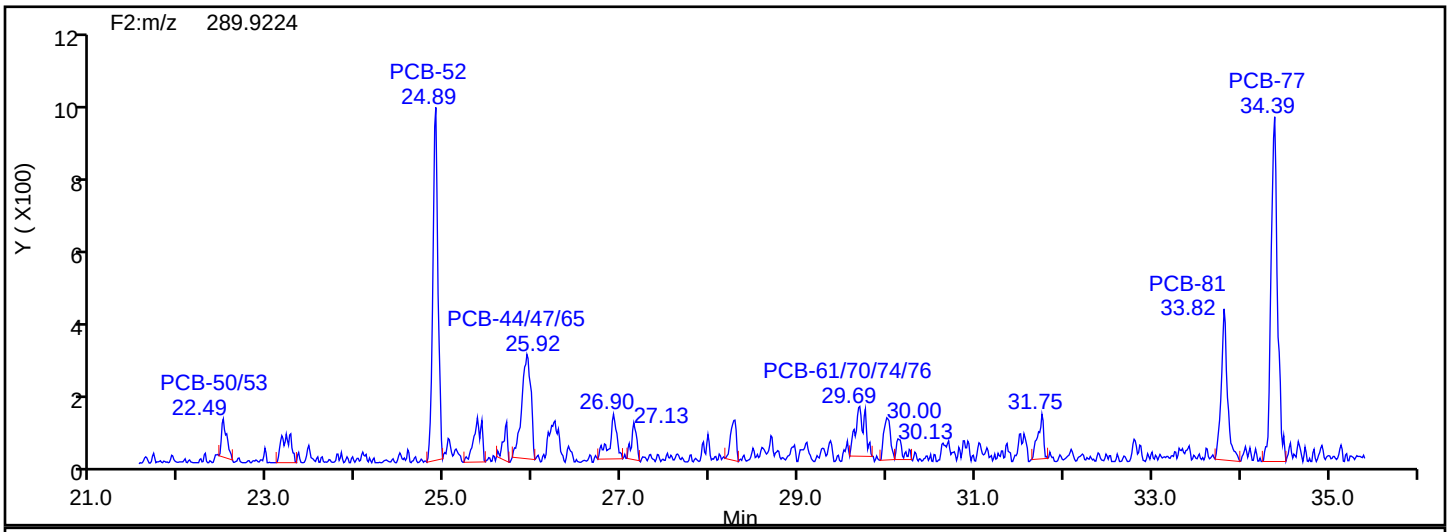

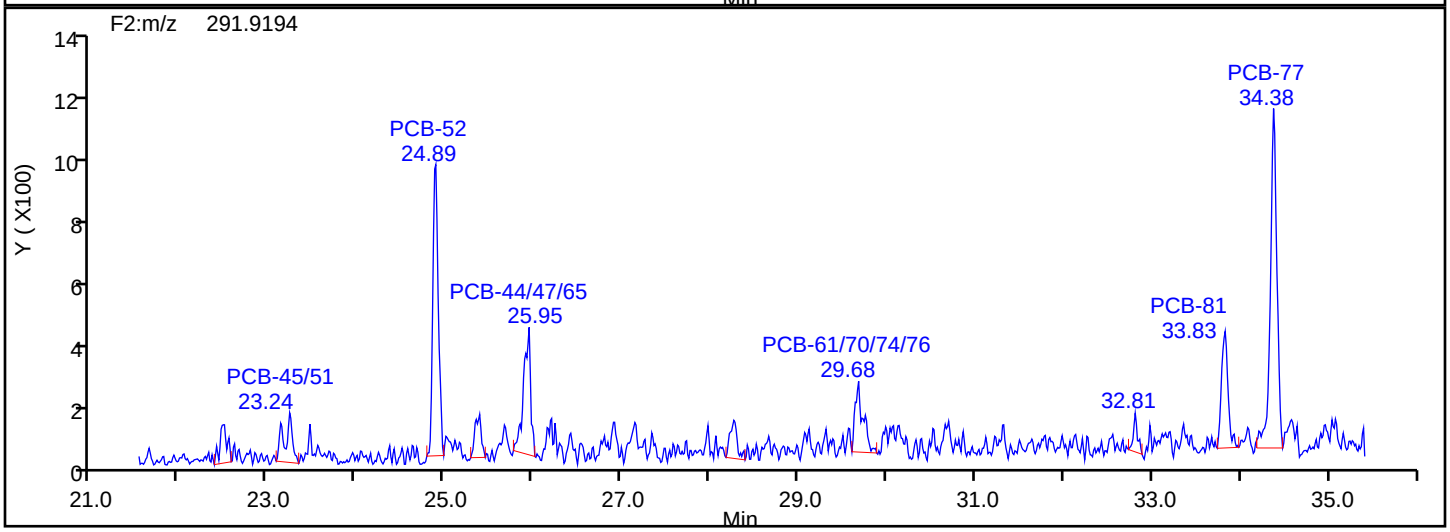

TePCB F2 Lock Mass

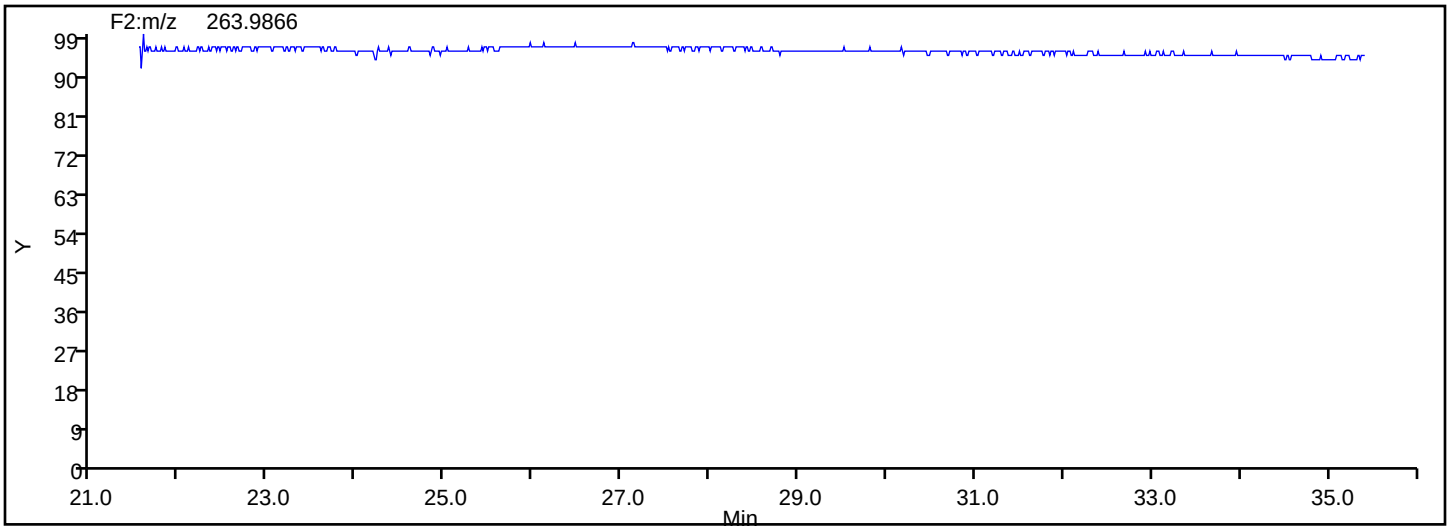

Manual Integration/User Assign Peak Report

Eurofins TestAmerica, Knoxville

Data File:	\\chromna\Knoxville\ChromData\D3D\20190828-12892.b\mb140-3281716-b.d				
Injection Date:	29-Aug-2019 01:33:00	Instrument ID:	D3D		
Lims ID:	MB 140-32817/16-B				
Client ID:					
Operator ID:	Xcalibur_System	ALS Bottle#:	0	Worklist Smp#:	7
Injection Vol:	1.0 ul	Dil. Factor:	1.0000		
Method:	PCBs_D3D	Limit Group:	HR - 1668A - ICAL		
Column:	SPB-Octyl (0.25 mm)	Detector	F2(21.81 :35.54)		

PCB-45/51, CAS: STL01804

Signal: 2

Processing Integration Results

RT: 23.24
Area: 578
Amount: 0.102691
Amount Units: pg/ul

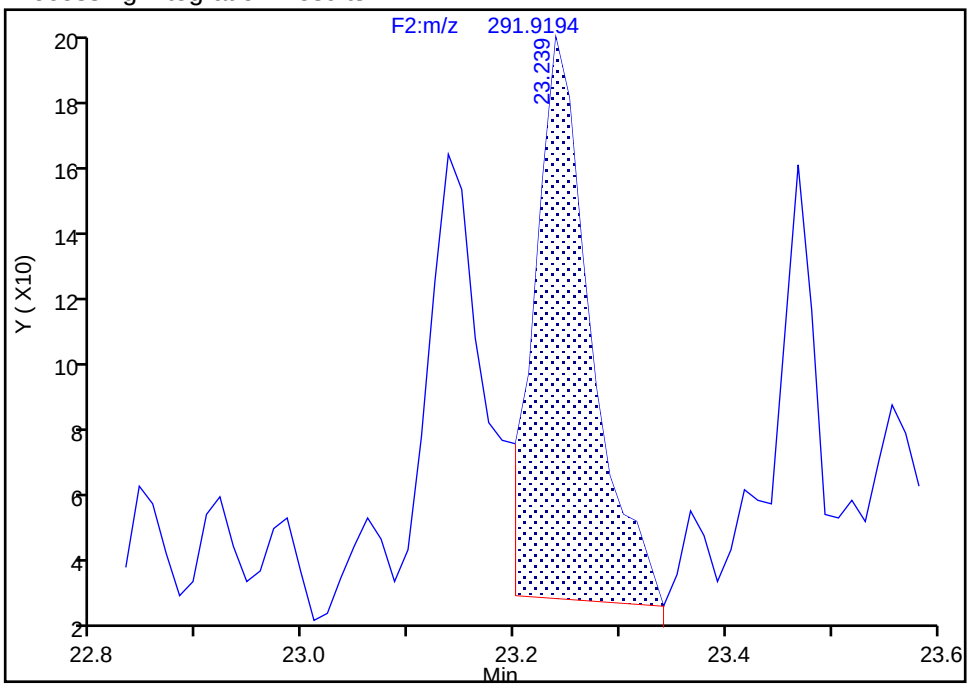

Manual Integration Results

RT: 23.24
Area: 998
Amount: 0.140293
Amount Units: pg/ul

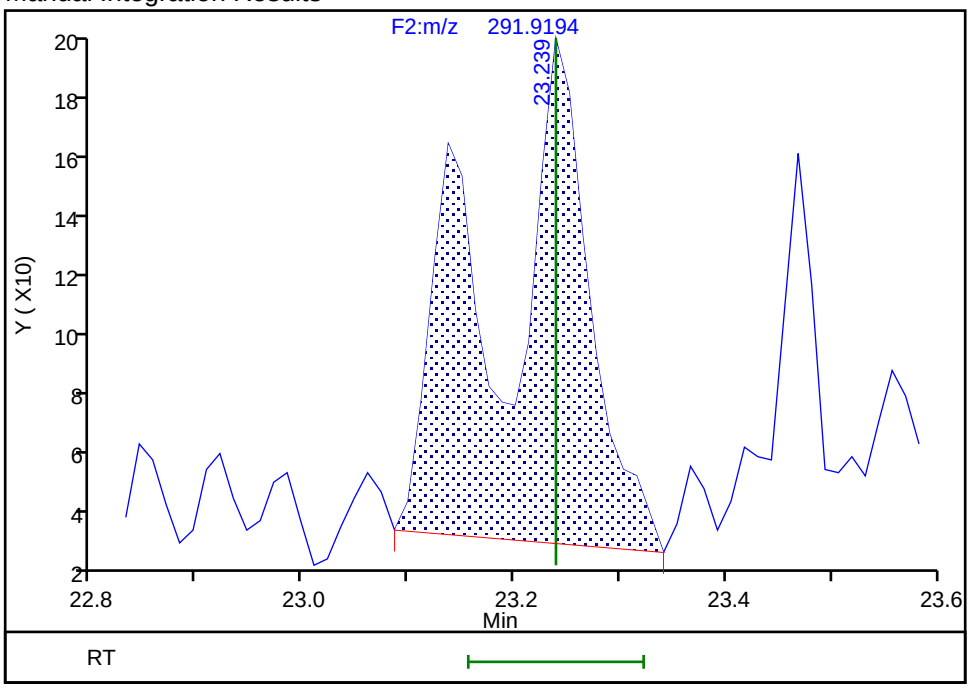

Reviewer: davidsonm, 29-Aug-2019 08:51:35

Audit Action: Manually Integrated Audit Reason: Incomplete Integration

Manual Integration/User Assign Peak Report

Eurofins TestAmerica, Knoxville

Data File:	\\chromna\Knoxville\ChromData\D3D\20190828-12892.b\mb140-3281716-b.d				
Injection Date:	29-Aug-2019 01:33:00	Instrument ID:	D3D		
Lims ID:	MB 140-32817/16-B				
Client ID:					
Operator ID:	Xcalibur_System	ALS Bottle#:	0	Worklist Smp#:	7
Injection Vol:	1.0 ul	Dil. Factor:	1.0000		
Method:	PCBs_D3D	Limit Group:	HR - 1668A - ICAL		
Column:	SPB-Octyl (0.25 mm)	Detector	F2(21.81 :35.54)		

PCB-52, CAS: 35693-99-3

Signal: 1

Not Detected
Expected RT: 24.89

Processing Integration Results

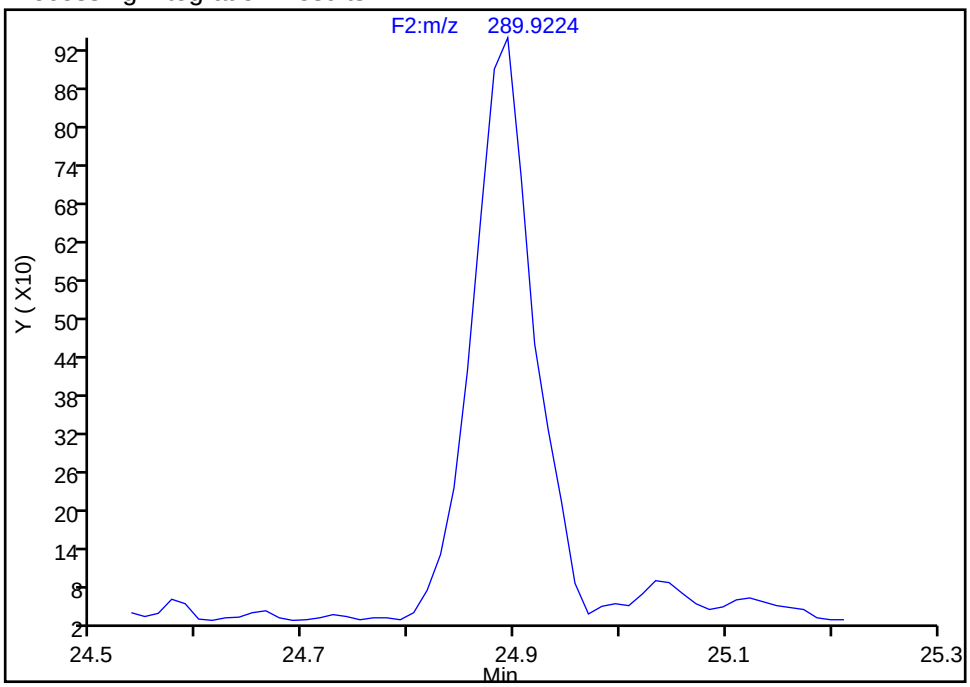

Manual Integration Results

RT: 24.89
Area: 3629
Amount: 0.674075
Amount Units: pg/ul

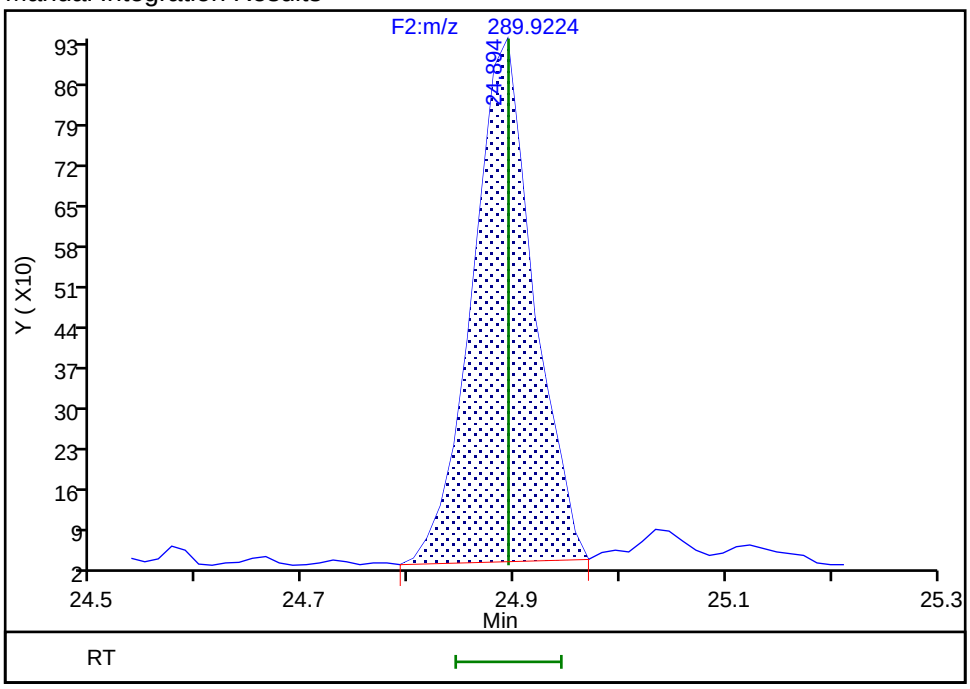

Reviewer: davidsonm, 29-Aug-2019 08:51:42
Audit Action: Assigned Compound ID Audit Reason: Incomplete Integration

Manual Integration/User Assign Peak Report

Eurofins TestAmerica, Knoxville

Data File: \\chromna\Knoxville\ChromData\D3D\20190828-12892.b\mb140-3281716-b.d
Injection Date: 29-Aug-2019 01:33:00 Instrument ID: D3D
Lims ID: MB 140-32817/16-B
Client ID:
Operator ID: Xcalibur_System ALS Bottle#: 0 Worklist Smp#: 7
Injection Vol: 1.0 ul Dil. Factor: 1.0000
Method: PCBs_D3D Limit Group: HR - 1668A - ICAL
Column: SPB-Octyl (0.25 mm) Detector F2(21.81 :35.54)

PCB-68, CAS: 73575-52-7

Signal: 1

Not Detected
Expected RT: 28.25

Processing Integration Results

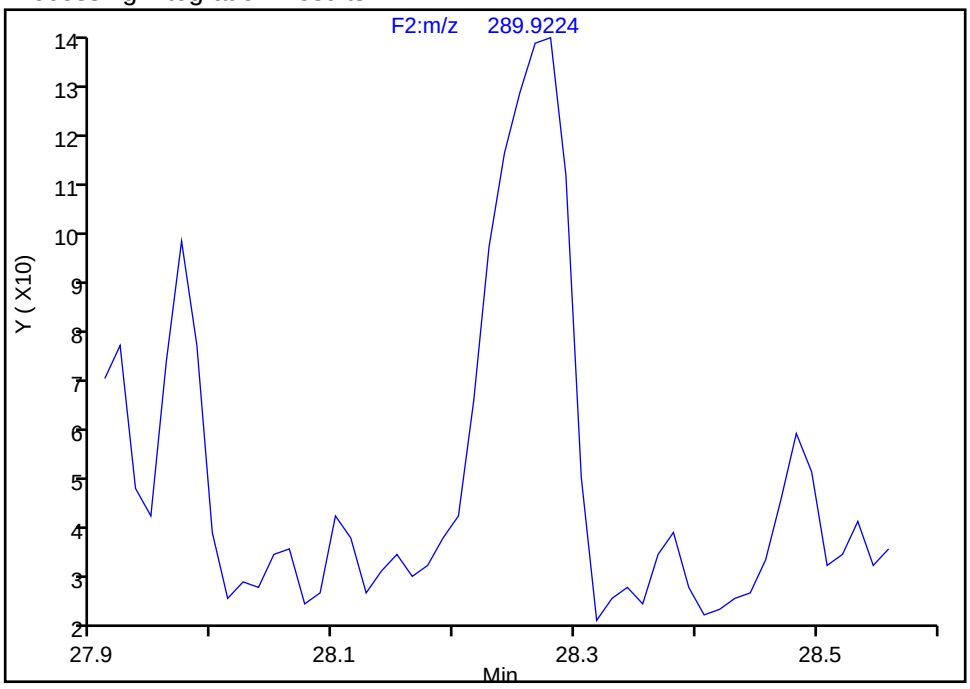

Manual Integration Results

RT: 28.28
Area: 463
Amount: 0.062125
Amount Units: pg/ul

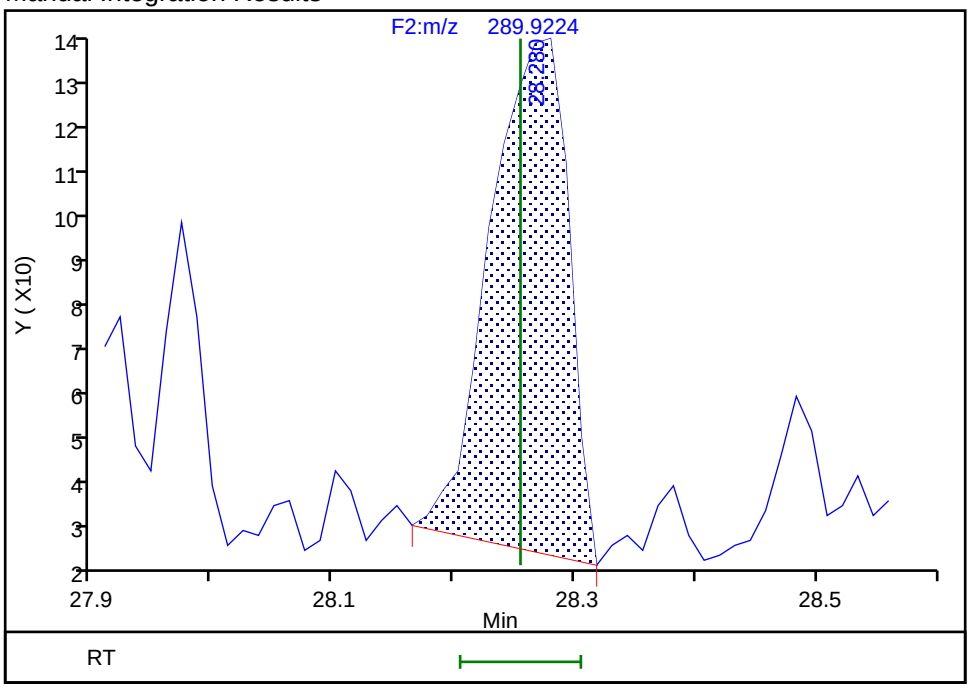

Reviewer: davidsonm, 29-Aug-2019 08:51:58
Audit Action: Assigned Compound ID Audit Reason: Incomplete Integration

Manual Integration/User Assign Peak Report

Eurofins TestAmerica, Knoxville

Data File:	\\chromna\Knoxville\ChromData\D3D\20190828-12892.b\mb140-3281716-b.d				
Injection Date:	29-Aug-2019 01:33:00	Instrument ID:	D3D		
Lims ID:	MB 140-32817/16-B				
Client ID:					
Operator ID:	Xcalibur_System	ALS Bottle#:	0	Worklist Smp#:	7
Injection Vol:	1.0 ul	Dil. Factor:	1.0000		
Method:	PCBs_D3D	Limit Group:	HR - 1668A - ICAL		
Column:	SPB-Octyl (0.25 mm)	Detector	F2(21.81 :35.54)		

PCB-81, CAS: 70362-50-4

Signal: 1

Not Detected
Expected RT: 33.82

Processing Integration Results

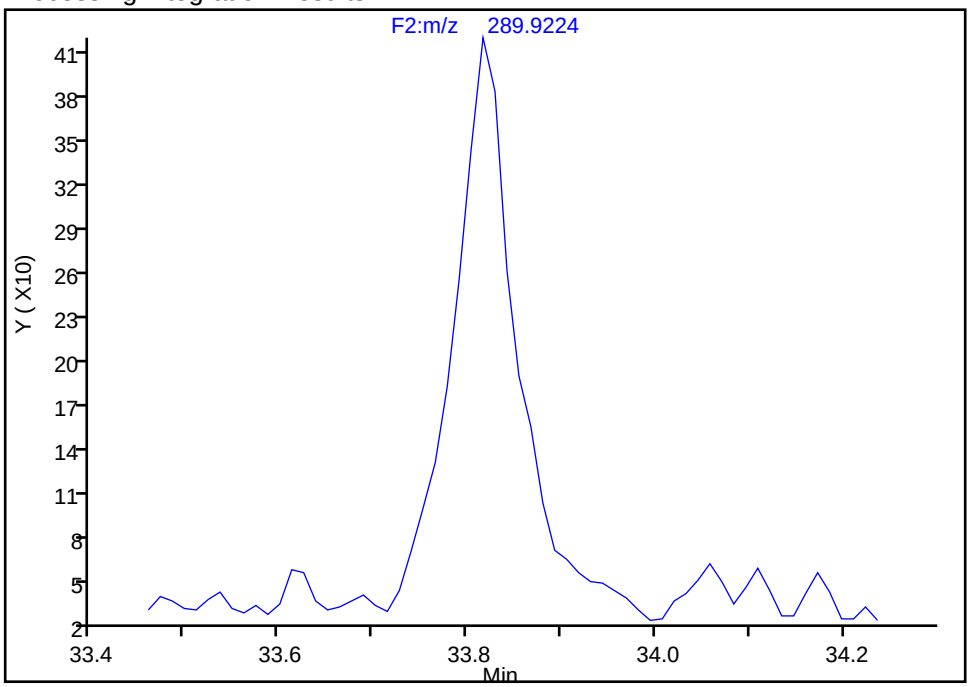

Manual Integration Results

RT: 33.82
Area: 1874
Amount: 0.233888
Amount Units: pg/ul

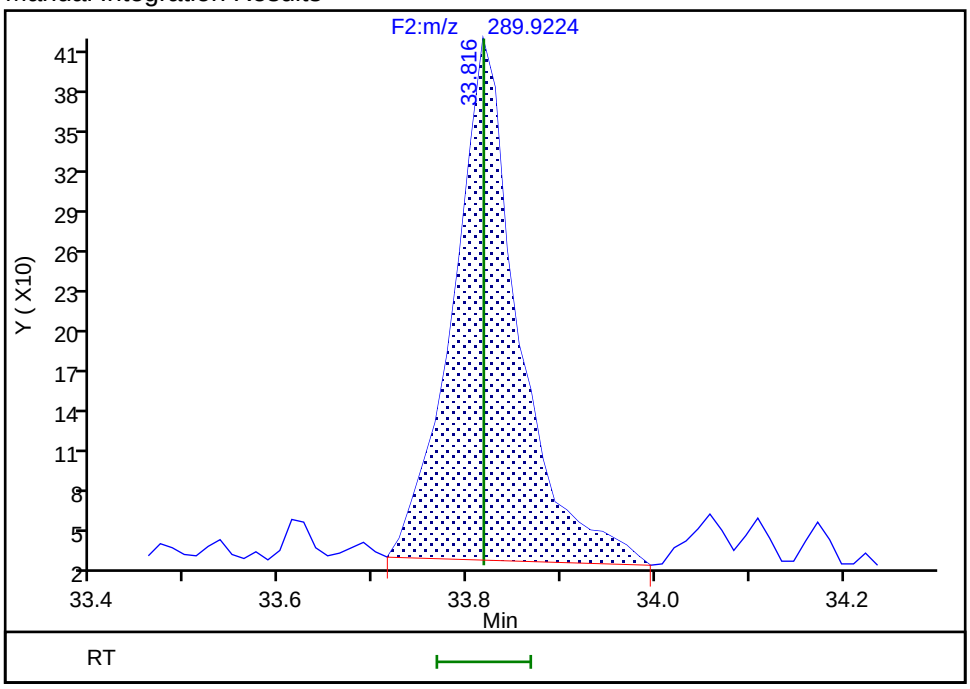

Reviewer: davidsonm, 29-Aug-2019 08:52:16
Audit Action: Assigned Compound ID Audit Reason: Incomplete Integration

Manual Integration/User Assign Peak Report

Eurofins TestAmerica, Knoxville

Data File:	\\chromna\Knoxville\ChromData\D3D\20190828-12892.b\mb140-3281716-b.d				
Injection Date:	29-Aug-2019 01:33:00	Instrument ID:	D3D		
Lims ID:	MB 140-32817/16-B				
Client ID:					
Operator ID:	Xcalibur_System	ALS Bottle#:	0	Worklist Smp#:	7
Injection Vol:	1.0 ul	Dil. Factor:	1.0000		
Method:	PCBs_D3D	Limit Group:	HR - 1668A - ICAL		
Column:	SPB-Octyl (0.25 mm)	Detector	F2(21.81 :35.54)		

PCB-77, CAS: 32598-13-3

Signal: 1

Not Detected
Expected RT: 34.38

Processing Integration Results

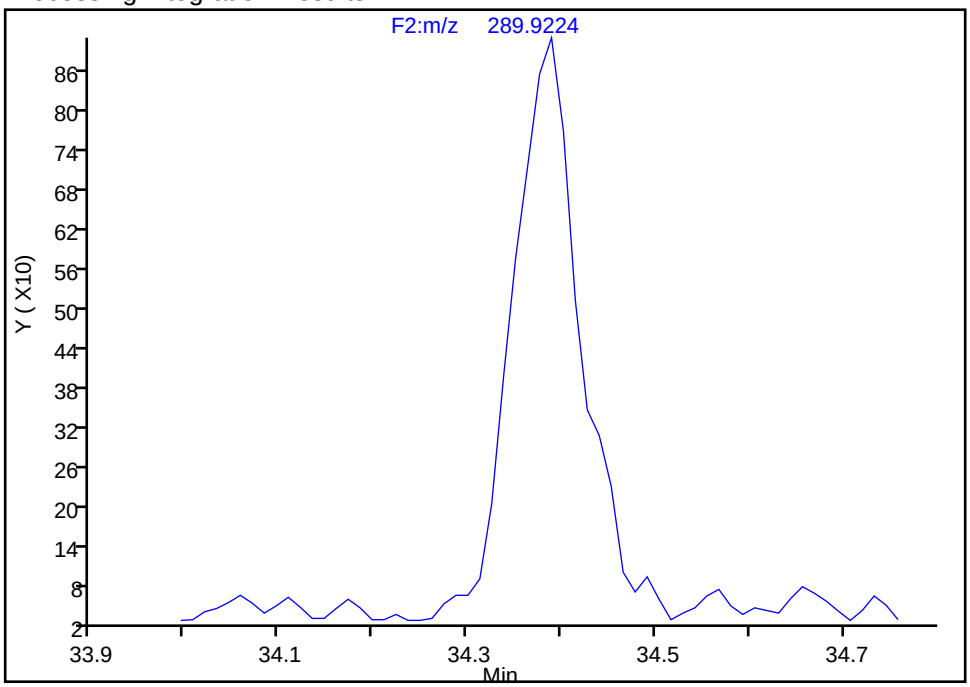

Manual Integration Results

RT: 34.39
Area: 4507
Amount: 0.587462
Amount Units: pg/ul

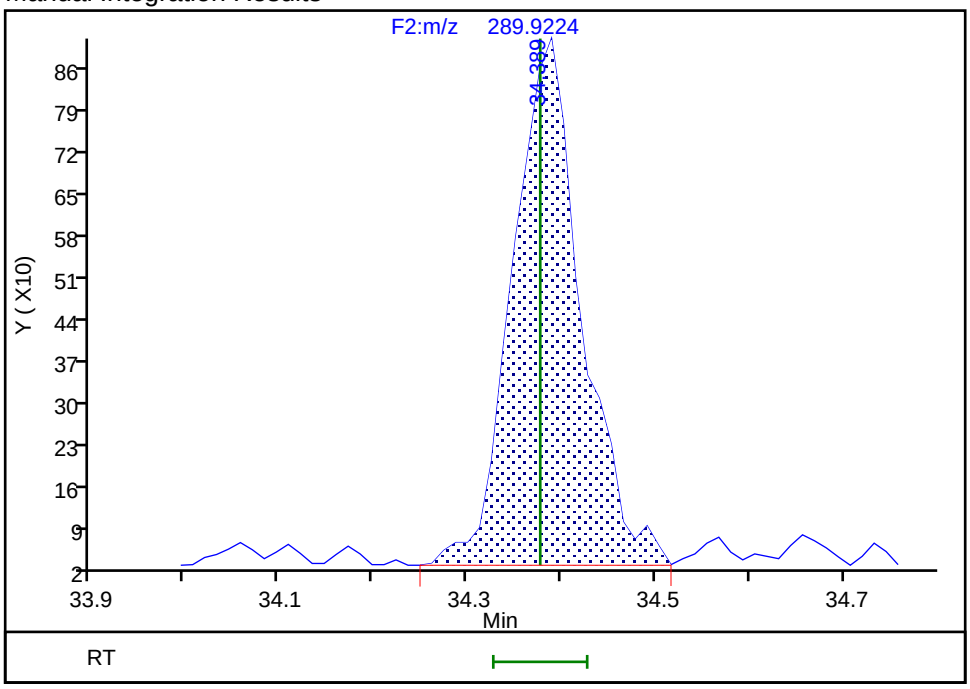

Reviewer: davidsonm, 29-Aug-2019 08:52:20
Audit Action: Assigned Compound ID Audit Reason: Incomplete Integration

Eurofins TestAmerica, Knoxville

Data File:	\\chromna\Knoxville\ChromData\D3D\20190828-12892.b\mb140-3281716-b.d		
Injection Date:	29-Aug-2019 01:33:00	Injection Vol:	1.0 ul
Instrument ID:	D3D	Operator ID:	Xcalibur_System
Method:	PCBs_D3D	Limit Group:	HR - 1668A - ICAL
Client ID:			
Worklist#:	33110	Sample Line#:	7
Column Type:	SPB-Octyl	Column Dia:	0.25 mm

PePCB F2

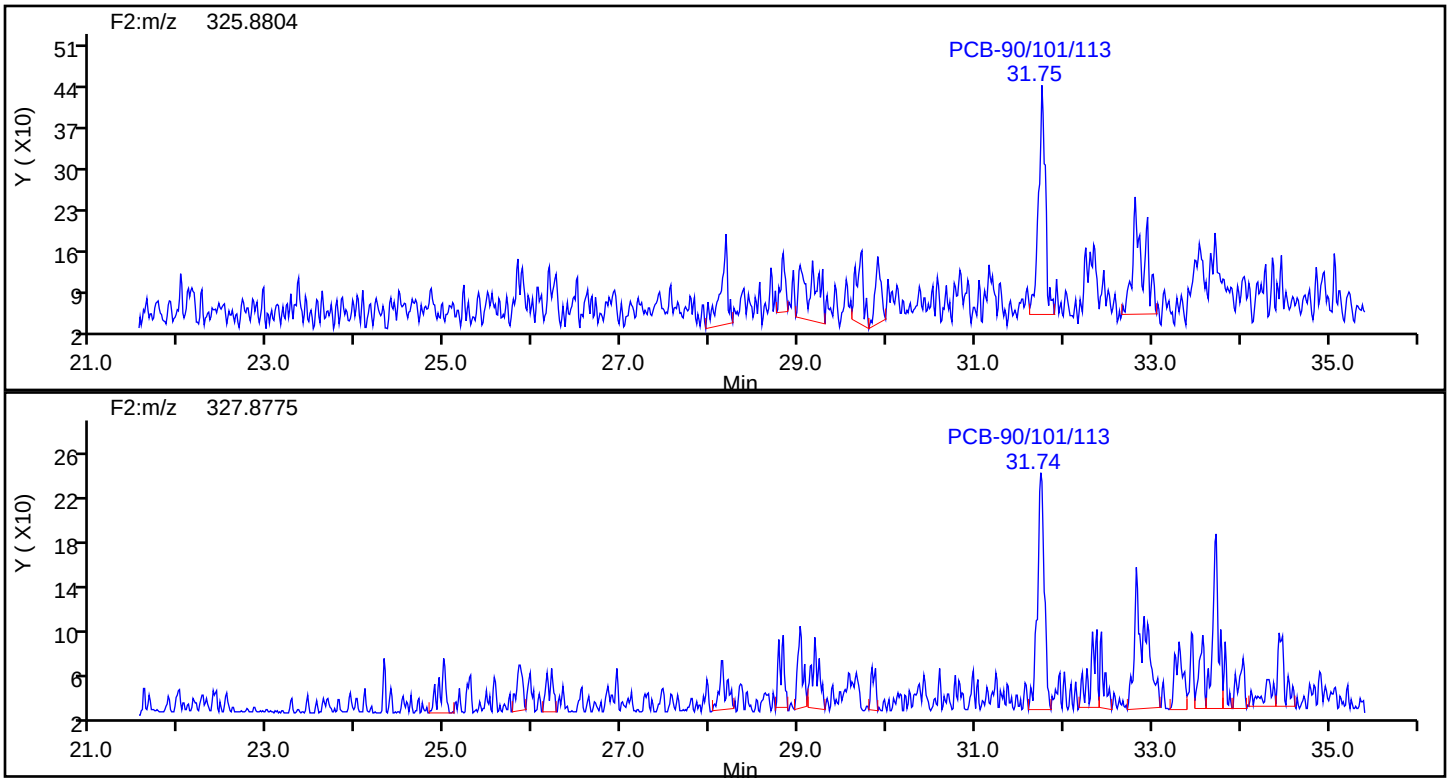

PePCB F2 Standards

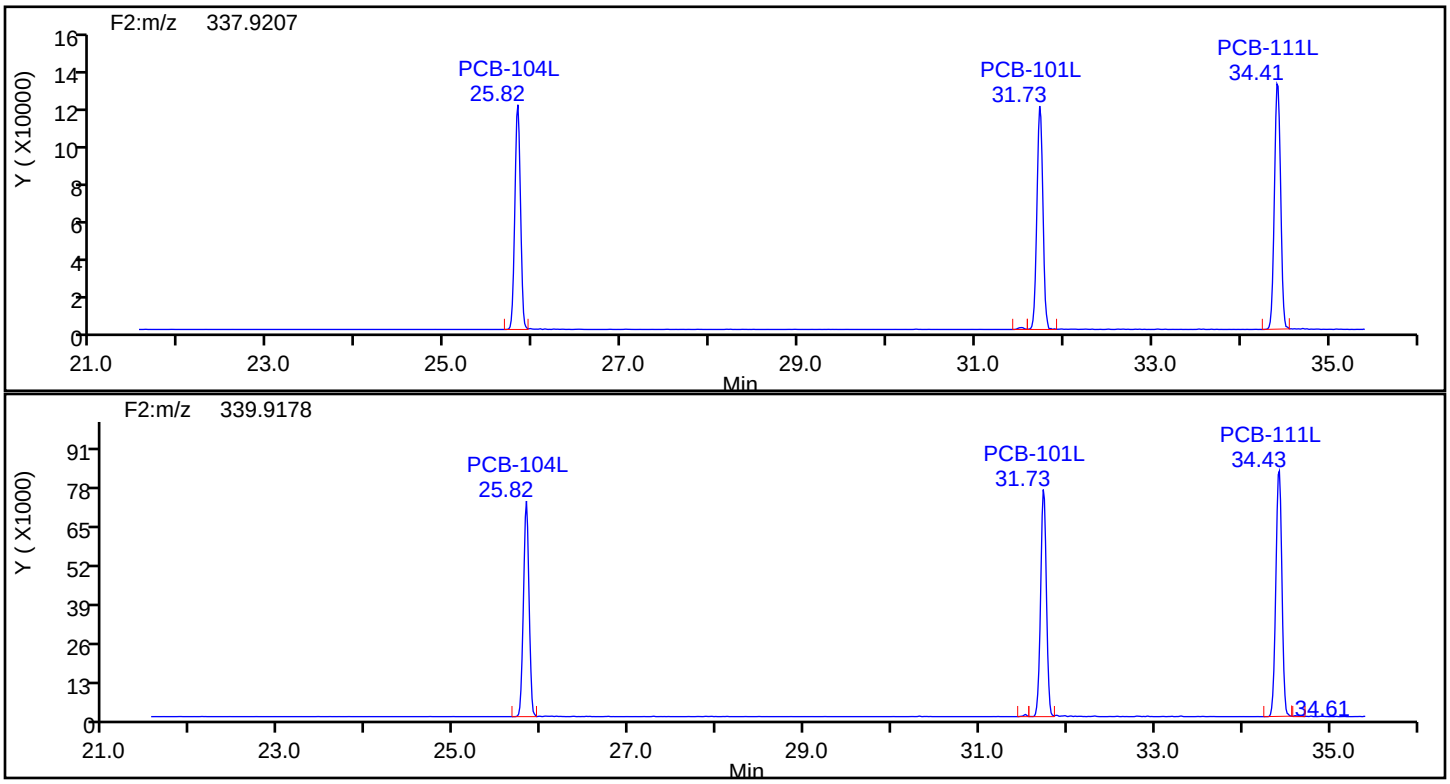

Report Date: 29-Aug-2019 09:43:10 Chrom Revision: 2.3 22-Aug-2019 12:55:36

Eurofins TestAmerica, Knoxville

Data File: \\chromna\Knoxville\ChromData\D3D\20190828-12892.b\mb140-3281716-b.d

Injection Date:	29-Aug-2019 01:33:00	Injection Vol:	1.0 ul
Instrument ID:	D3D	Operator ID:	Xcalibur_System
Method:	PCBs_D3D	Limit Group:	HR - 1668A - ICAL
Client ID:			
Worklist#:	33110	Sample Line#:	7
Column Type:	SPB-Octyl	Column Dia:	0.25 mm

PePCB F2

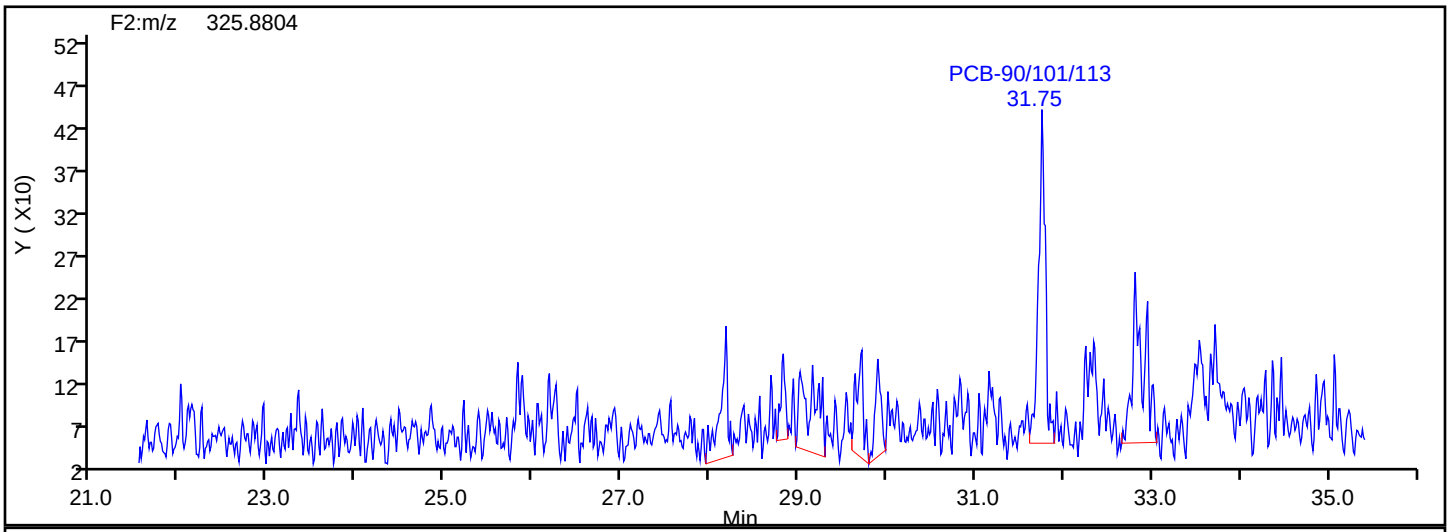

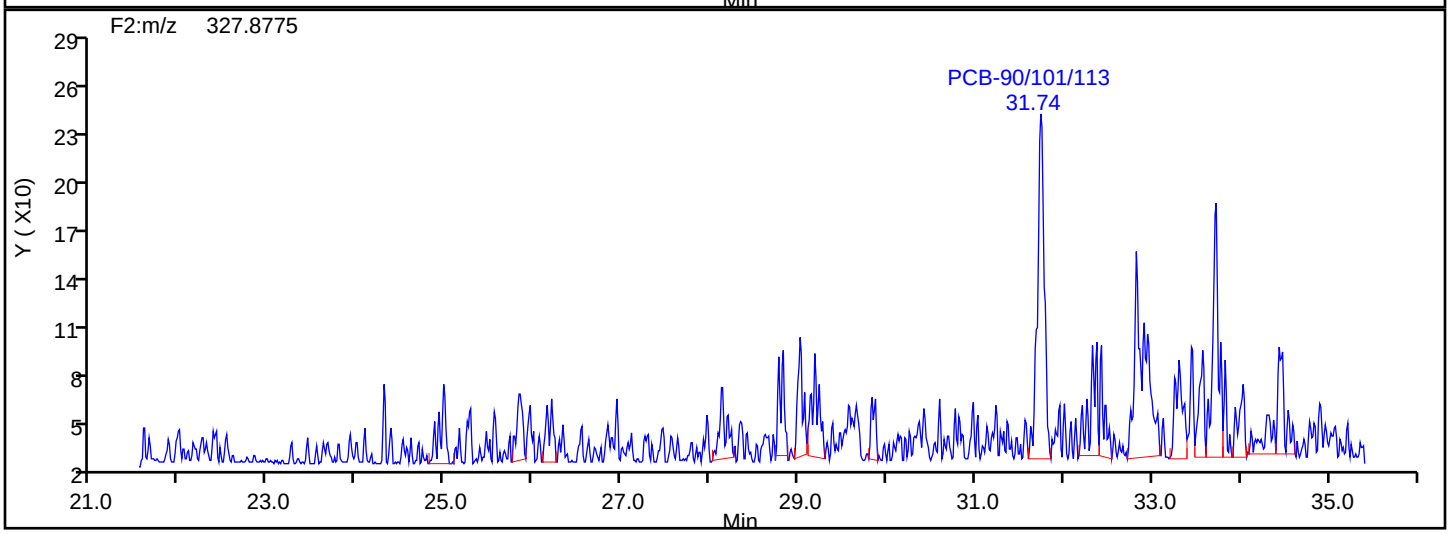

PePCB F2 Lock Mass

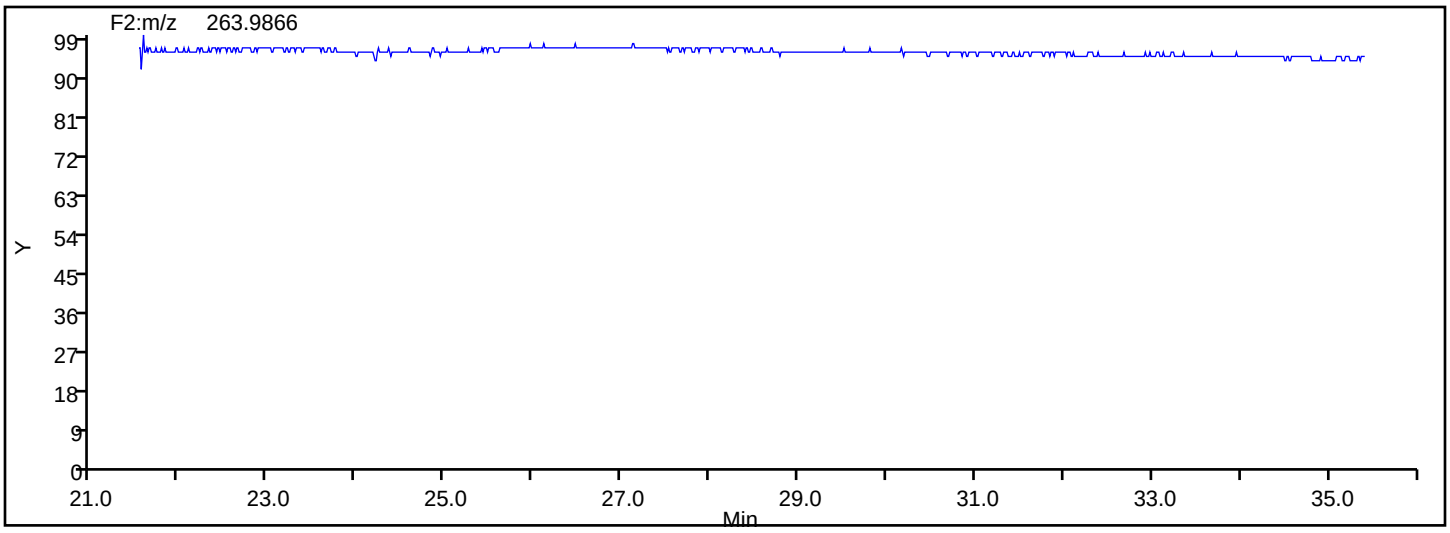

Manual Integration/User Assign Peak Report

Eurofins TestAmerica, Knoxville

Data File:	\\chromna\Knoxville\ChromData\D3D\20190828-12892.b\mb140-3281716-b.d				
Injection Date:	29-Aug-2019 01:33:00	Instrument ID:	D3D		
Lims ID:	MB 140-32817/16-B				
Client ID:					
Operator ID:	Xcalibur_System	ALS Bottle#:	0	Worklist Smp#:	7
Injection Vol:	1.0 ul	Dil. Factor:	1.0000		
Method:	PCBs_D3D	Limit Group:	HR - 1668A - ICAL		
Column:	SPB-Octyl (0.25 mm)	Detector	F2(21.81 :35.54)		

PCB-103, CAS: 60145-21-3

Signal: 1

Not Detected
Expected RT: 28.15

Processing Integration Results

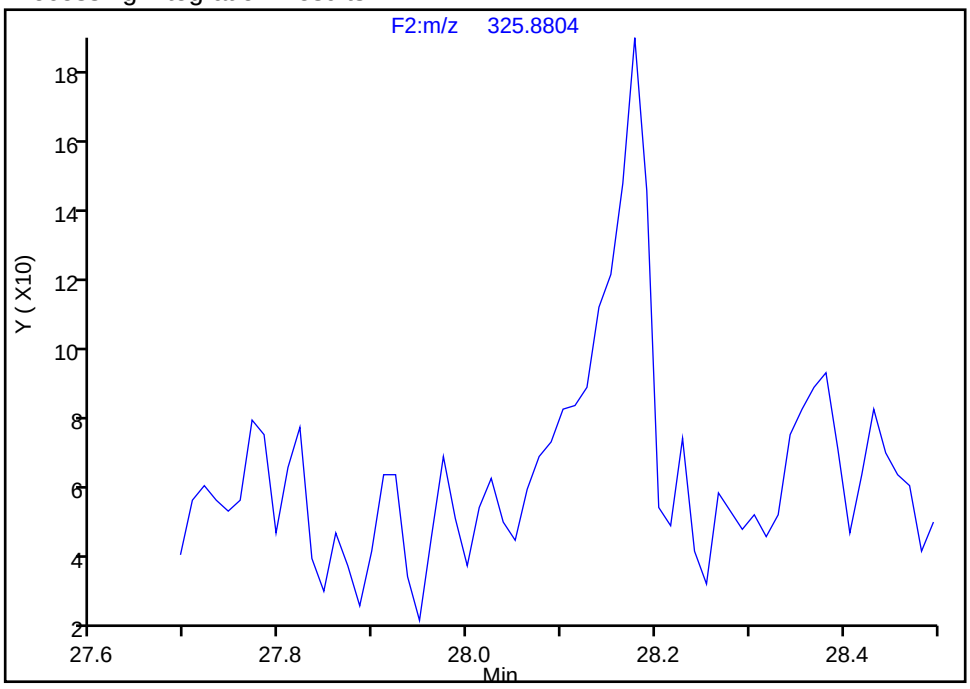

Manual Integration Results

RT: 28.18
Area: 864
Amount: 0.124969
Amount Units: pg/ul

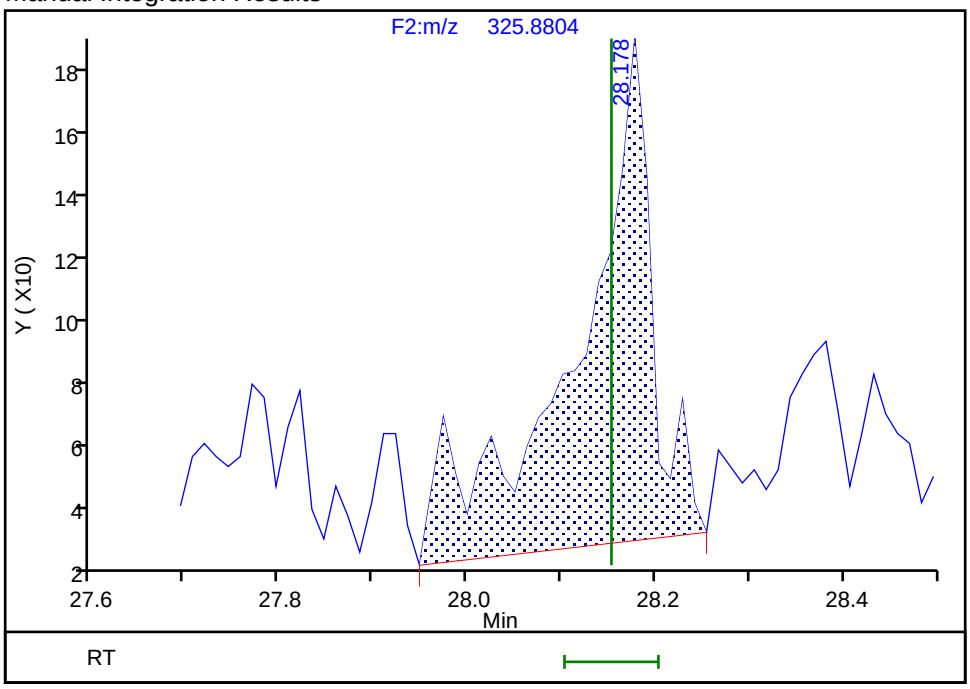

Reviewer: davidsonm, 29-Aug-2019 09:25:46
Audit Action: Assigned Compound ID Audit Reason: Incomplete Integration

Report Date: 29-Aug-2019 09:43:10 Chrom Revision: 2.3 22-Aug-2019 12:55:36

Eurofins TestAmerica, Knoxville

Data File: \\chromna\Knoxville\ChromData\D3D\20190828-12892.b\mb140-3281716-b.d

Injection Date:	29-Aug-2019 01:33:00	Injection Vol:	1.0 ul
Instrument ID:	D3D	Operator ID:	Xcalibur_System
Method:	PCBs_D3D	Limit Group:	HR - 1668A - ICAL
Client ID:			
Worklist#:	33110	Sample Line#:	7
Column Type:	SPB-Octyl	Column Dia:	0.25 mm

PePCB F3

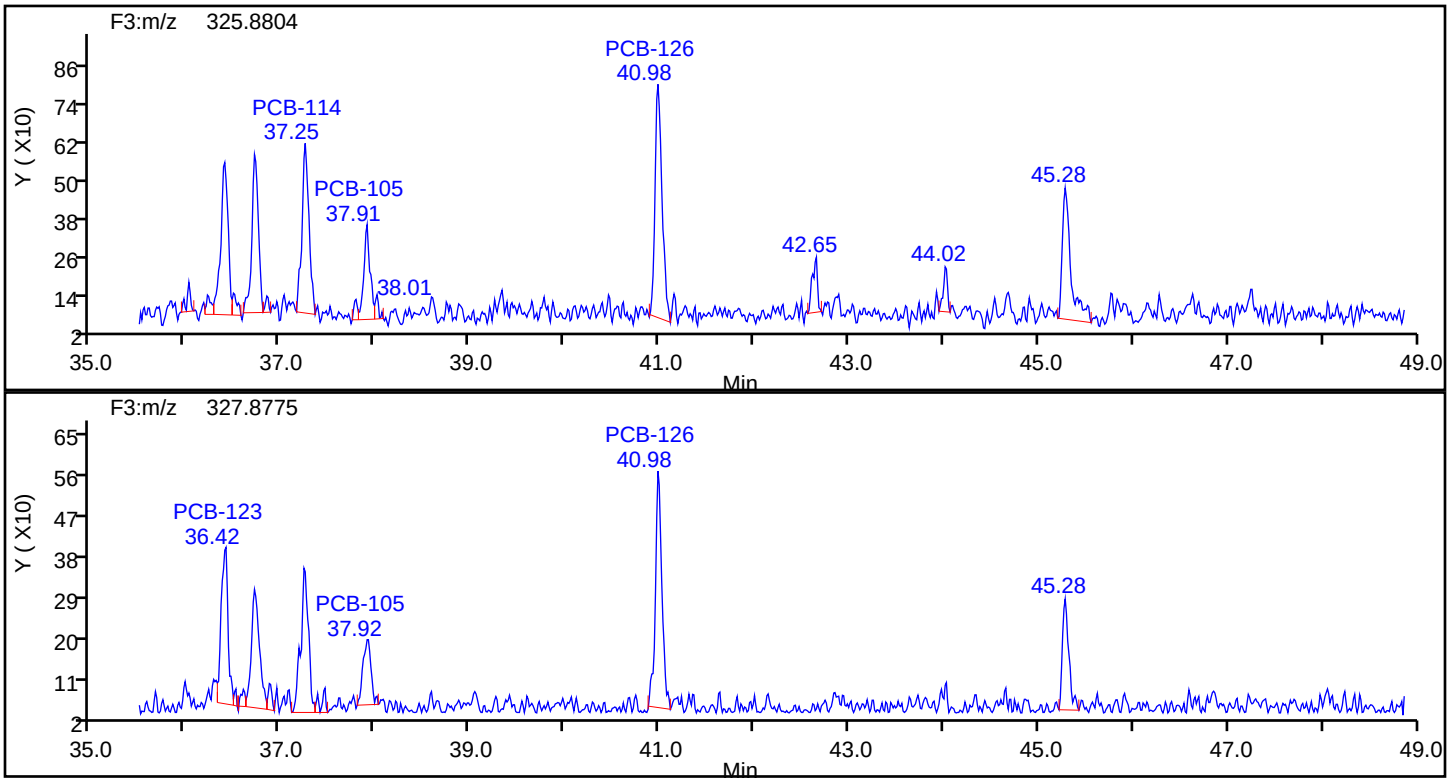

PePCB F3 Standards

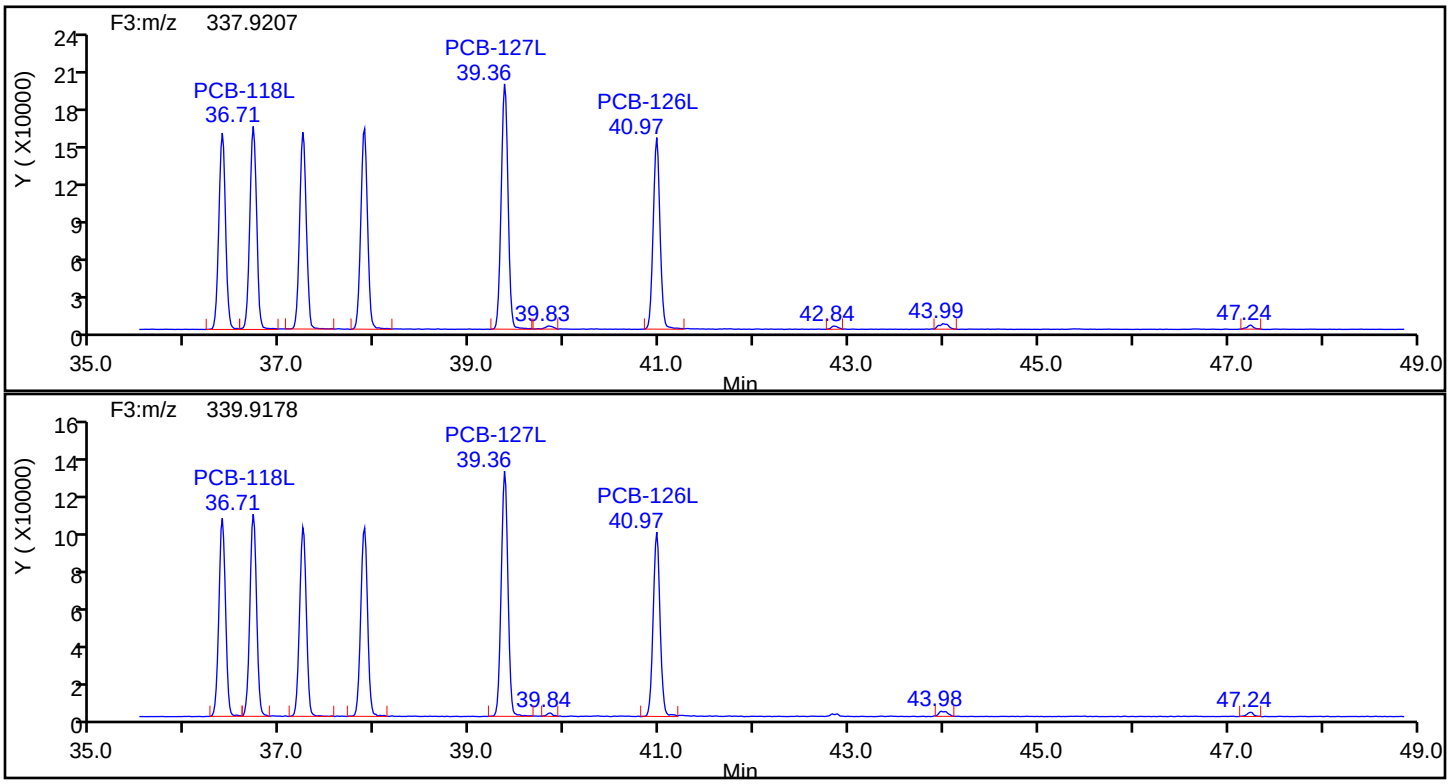

Eurofins TestAmerica, Knoxville

Data File:	\\chromna\Knoxville\ChromData\D3D\20190828-12892.b\mb140-3281716-b.d		
Injection Date:	29-Aug-2019 01:33:00	Injection Vol:	1.0 ul
Instrument ID:	D3D	Operator ID:	Xcalibur_System
Method:	PCBs_D3D	Limit Group:	HR - 1668A - ICAL
Client ID:			
Worklist#:	33110	Sample Line#:	7
Column Type:	SPB-Octyl	Column Dia:	0.25 mm

PePCB F3

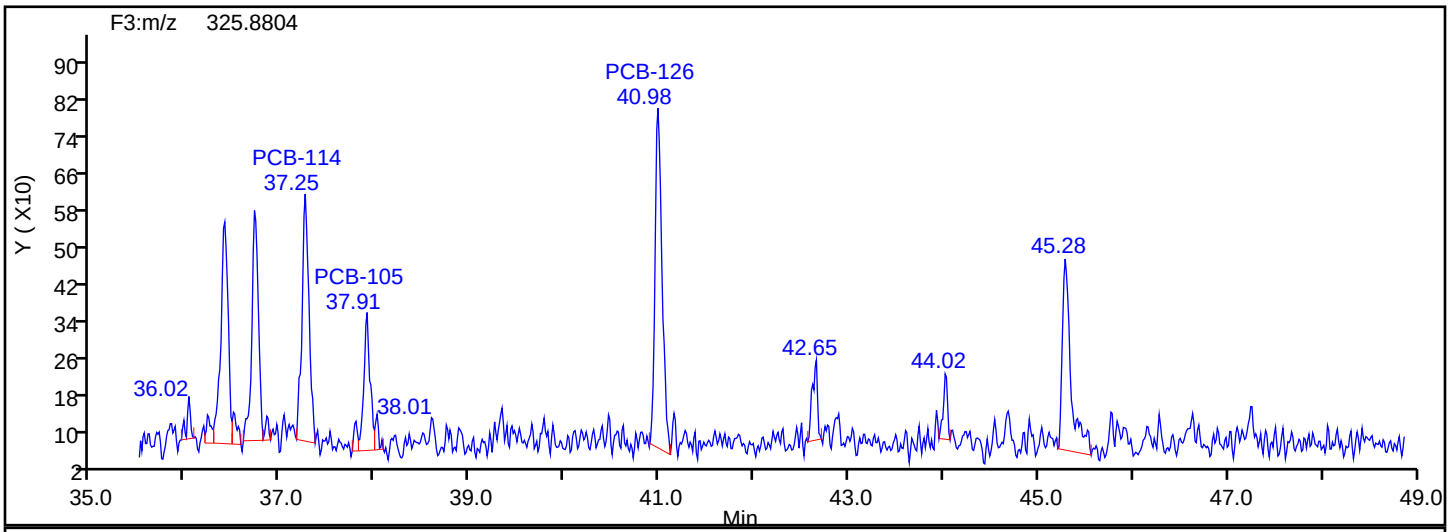

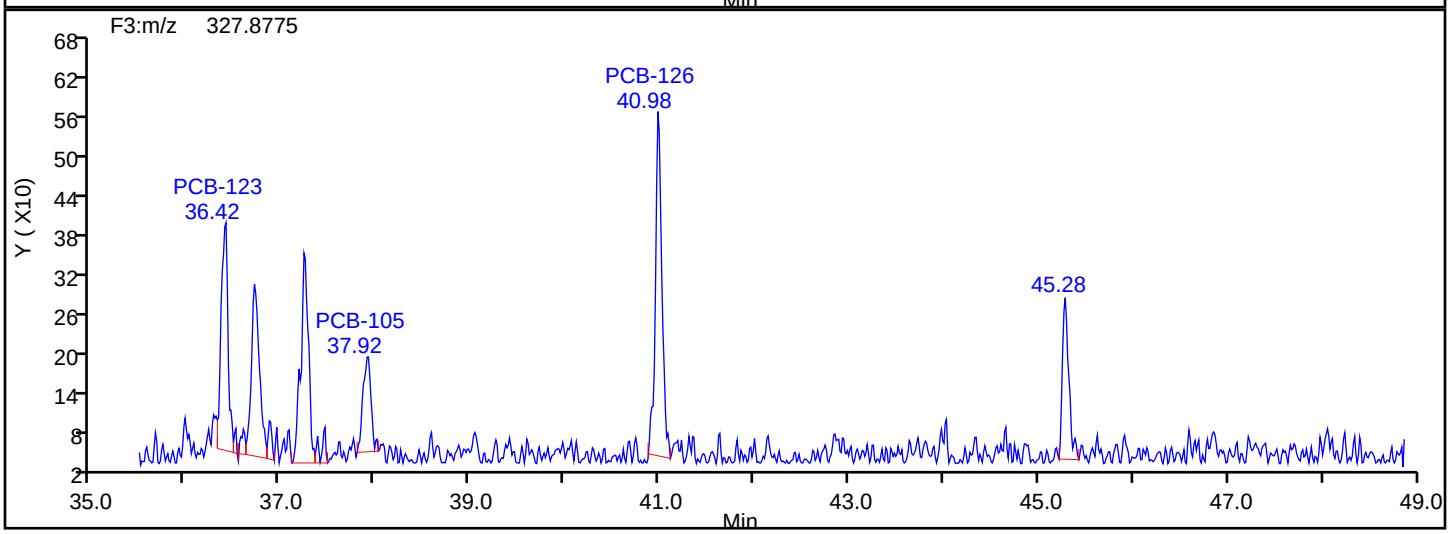

PePCB F3 Lock Mass

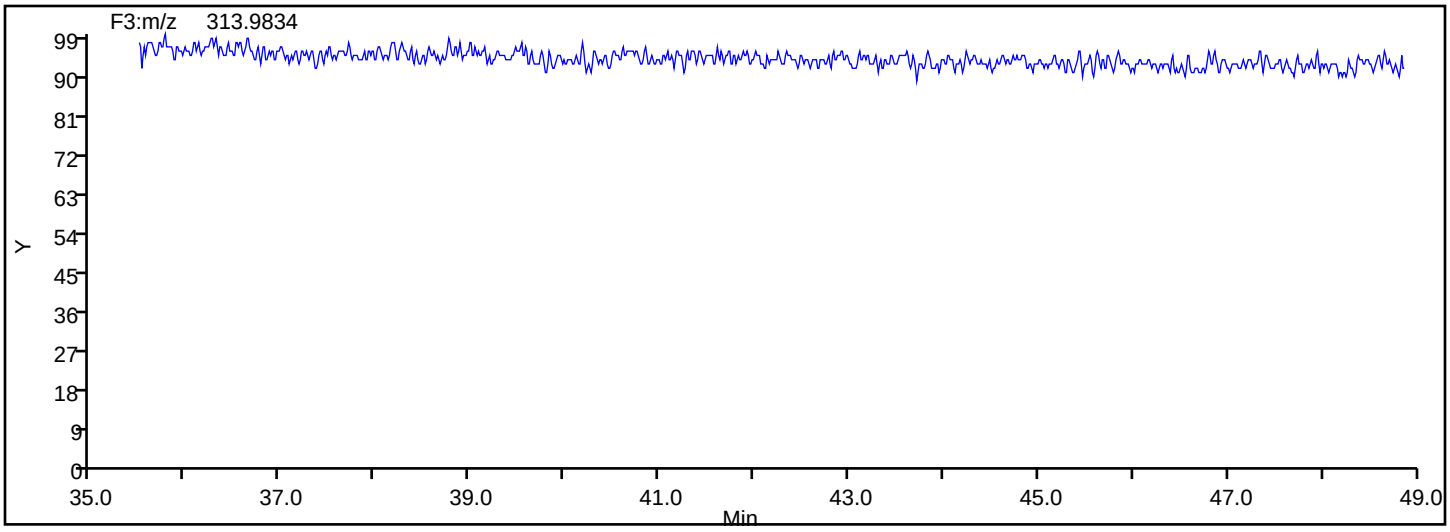

Manual Integration/User Assign Peak Report

Eurofins TestAmerica, Knoxville

Data File:	\\chromna\Knoxville\ChromData\D3D\20190828-12892.b\mb140-3281716-b.d				
Injection Date:	29-Aug-2019 01:33:00	Instrument ID:	D3D		
Lims ID:	MB 140-32817/16-B				
Client ID:					
Operator ID:	Xcalibur_System	ALS Bottle#:	0	Worklist Smp#:	7
Injection Vol:	1.0 ul	Dil. Factor:	1.0000		
Method:	PCBs_D3D	Limit Group:	HR - 1668A - ICAL		
Column:	SPB-Octyl (0.25 mm)	Detector	F3(35.64 :49.10)		

PCB-123, CAS: 65510-44-3

Signal: 1

Processing Integration Results

RT: 36.40
Area: 3070
Amount: 0.282702
Amount Units: pg/ul

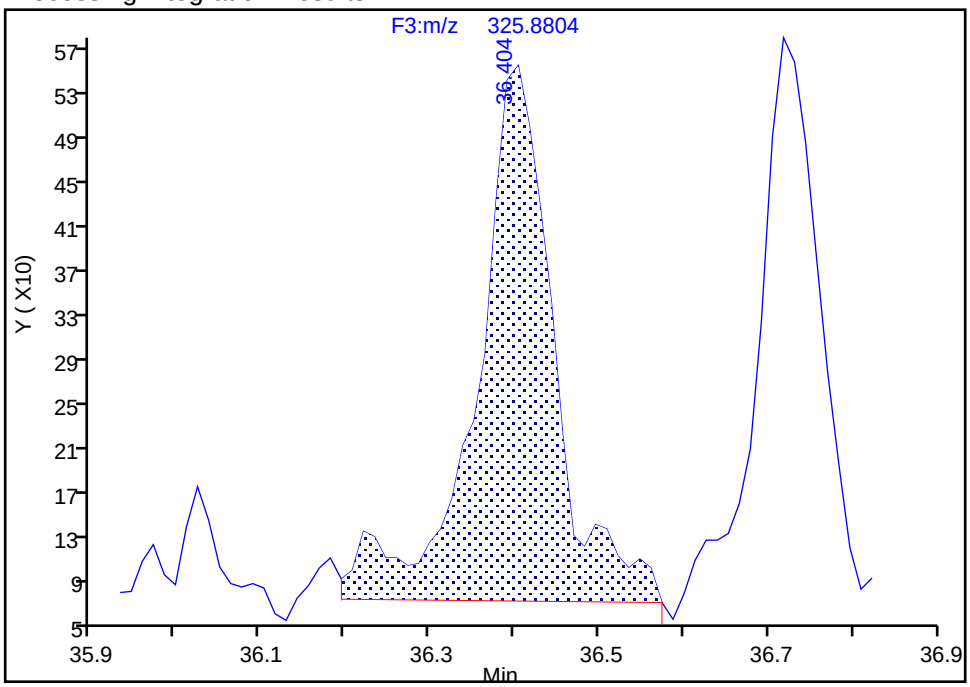

Manual Integration Results

RT: 36.40
Area: 2612
Amount: 0.252534
Amount Units: pg/ul

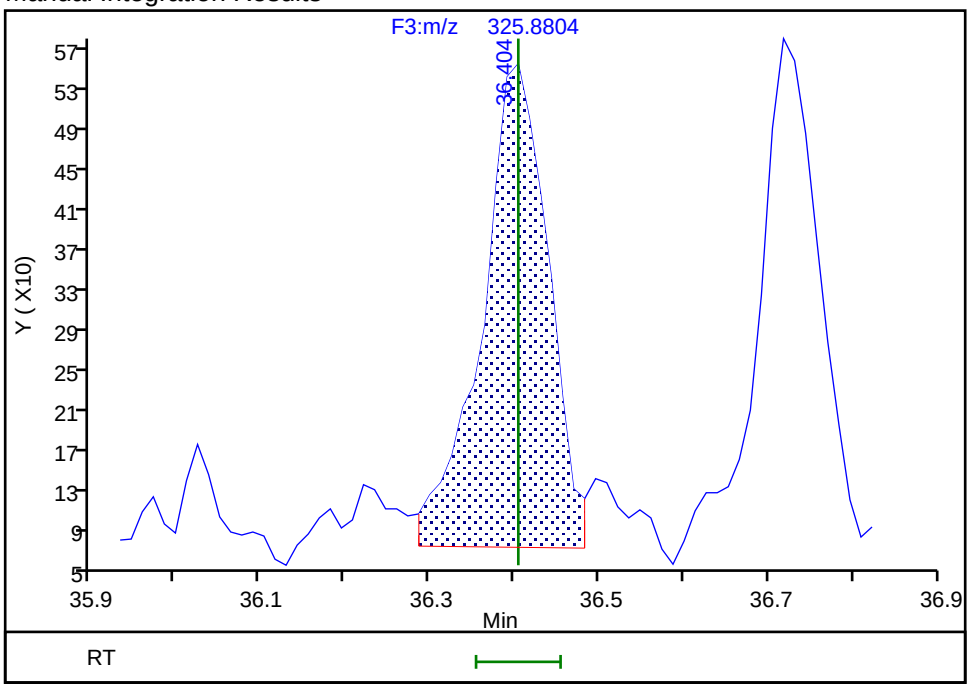

Reviewer: davidsonm, 29-Aug-2019 09:26:32

Audit Action: Split an Integrated Peak Audit Reason: Split Peak

Manual Integration/User Assign Peak Report

Eurofins TestAmerica, Knoxville

Data File: \\chromna\Knoxville\ChromData\D3D\20190828-12892.b\mb140-3281716-b.d
Injection Date: 29-Aug-2019 01:33:00 Instrument ID: D3D
Lims ID: MB 140-32817/16-B
Client ID:
Operator ID: Xcalibur_System ALS Bottle#: 0 Worklist Smp#: 7
Injection Vol: 1.0 ul Dil. Factor: 1.0000
Method: PCBs_D3D Limit Group: HR - 1668A - ICAL
Column: SPB-Octyl (0.25 mm) Detector F3(35.64 :49.10)

PCB-123, CAS: 65510-44-3

Signal: 2

Processing Integration Results

RT: 36.42
Area: 1803
Amount: 0.282702
Amount Units: pg/ul

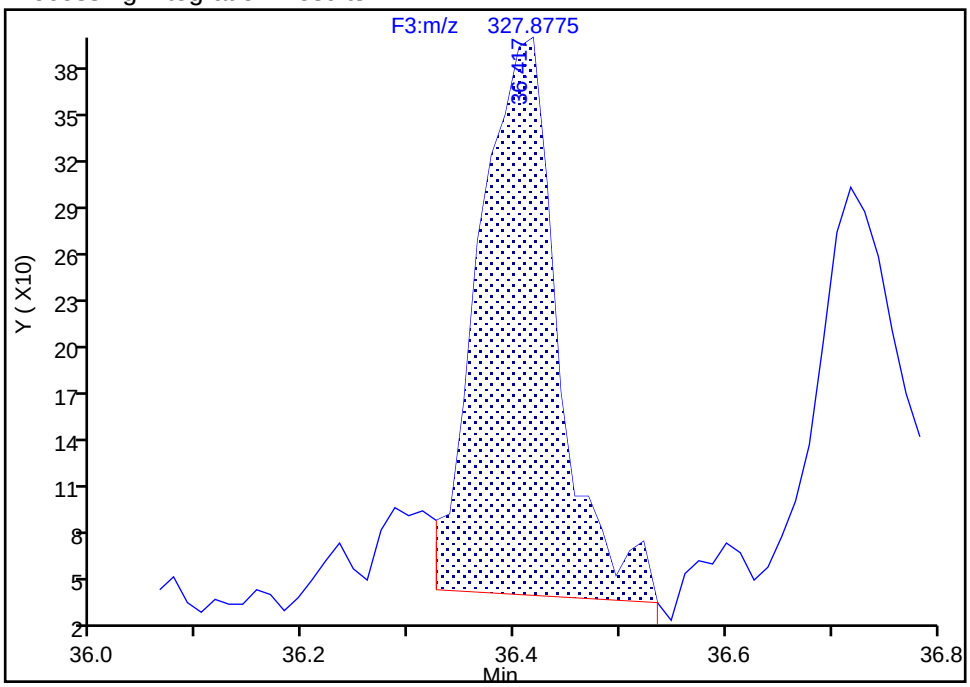

Manual Integration Results

RT: 36.42
Area: 1741
Amount: 0.252534
Amount Units: pg/ul

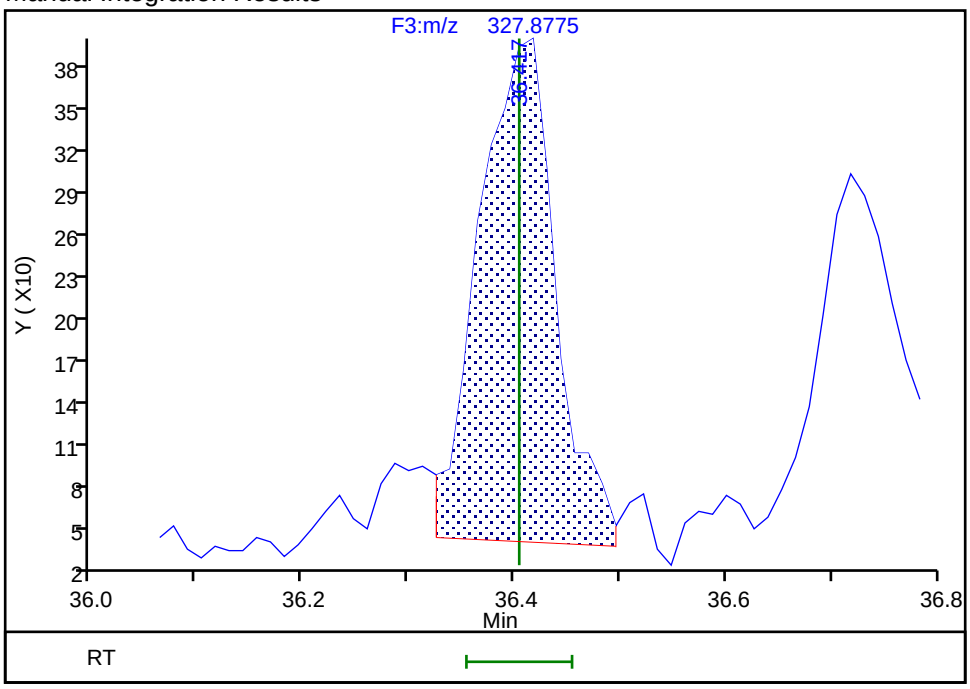

Reviewer: davidsonm, 29-Aug-2019 09:26:34
Audit Action: Split an Integrated Peak Audit Reason: Split Peak

Manual Integration/User Assign Peak Report

Eurofins TestAmerica, Knoxville

Data File: \\chromna\Knoxville\ChromData\D3D\20190828-12892.b\mb140-3281716-b.d
Injection Date: 29-Aug-2019 01:33:00 Instrument ID: D3D
Lims ID: MB 140-32817/16-B
Client ID:
Operator ID: Xcalibur_System ALS Bottle#: 0 Worklist Smp#: 7
Injection Vol: 1.0 ul Dil. Factor: 1.0000
Method: PCBs_D3D Limit Group: HR - 1668A - ICAL
Column: SPB-Octyl (0.25 mm) Detector F3(35.64 :49.10)

PCB-118, CAS: 31508-00-6

Signal: 1

Processing Integration Results

RT: 36.72
Area: 2533
Amount: 0.252621
Amount Units: pg/ul

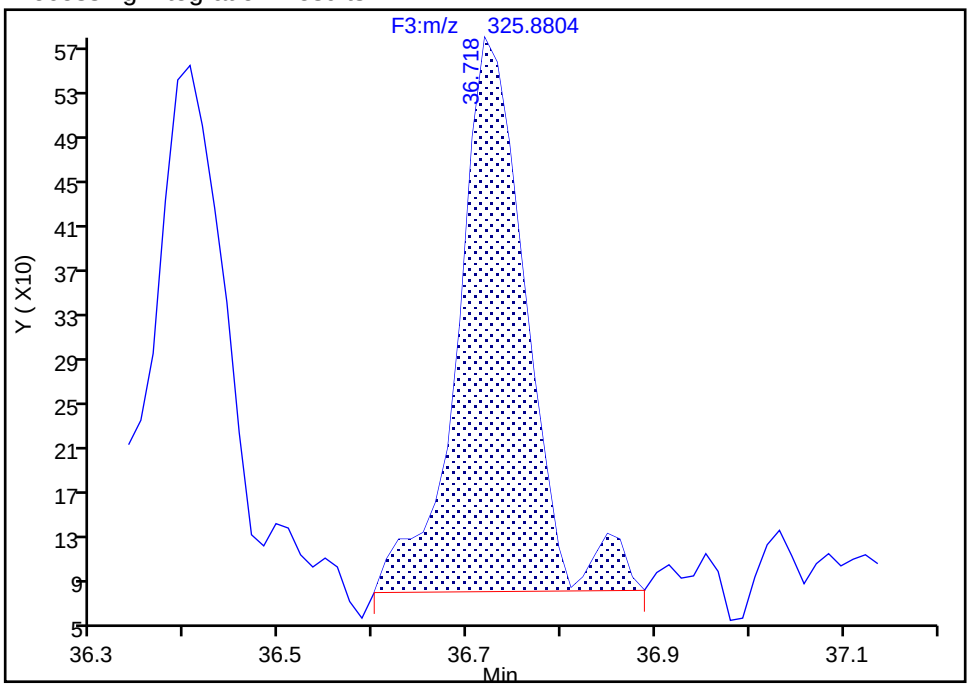

Manual Integration Results

RT: 36.72
Area: 2414
Amount: 0.229046
Amount Units: pg/ul

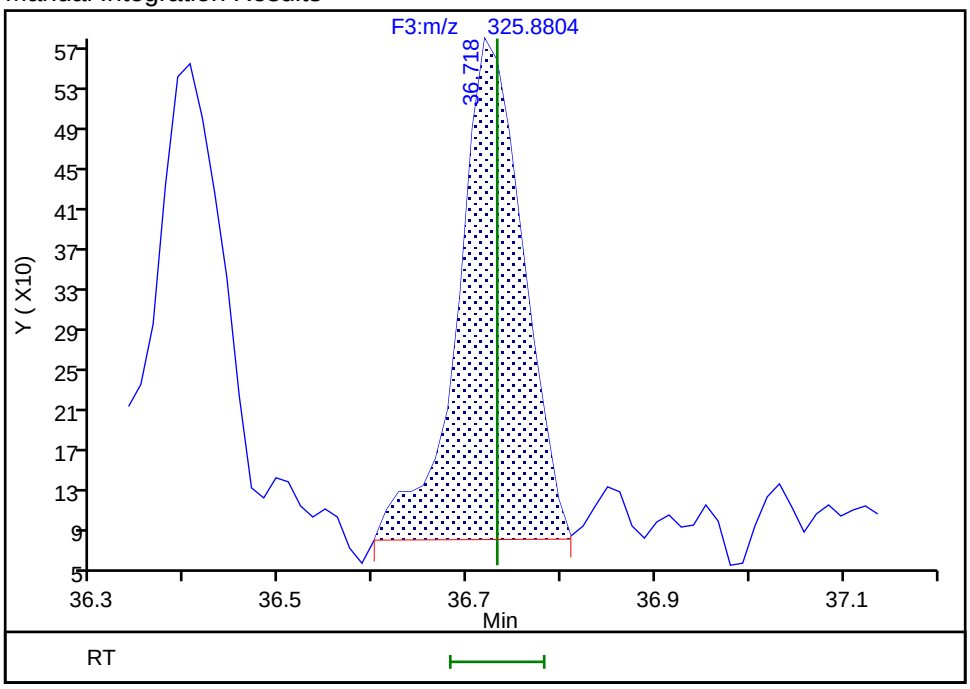

Reviewer: davidsonm, 29-Aug-2019 09:26:41
Audit Action: Split an Integrated Peak Audit Reason: Split Peak

Manual Integration/User Assign Peak Report

Eurofins TestAmerica, Knoxville

Data File: \\chromna\Knoxville\ChromData\D3D\20190828-12892.b\mb140-3281716-b.d
Injection Date: 29-Aug-2019 01:33:00 Instrument ID: D3D
Lims ID: MB 140-32817/16-B
Client ID:
Operator ID: Xcalibur_System ALS Bottle#: 0 Worklist Smp#: 7
Injection Vol: 1.0 ul Dil. Factor: 1.0000
Method: PCBs_D3D Limit Group: HR - 1668A - ICAL
Column: SPB-Octyl (0.25 mm) Detector F3(35.64 :49.10)

PCB-118, CAS: 31508-00-6

Signal: 2

Processing Integration Results

RT: 36.72
Area: 1839
Amount: 0.252621
Amount Units: pg/ul

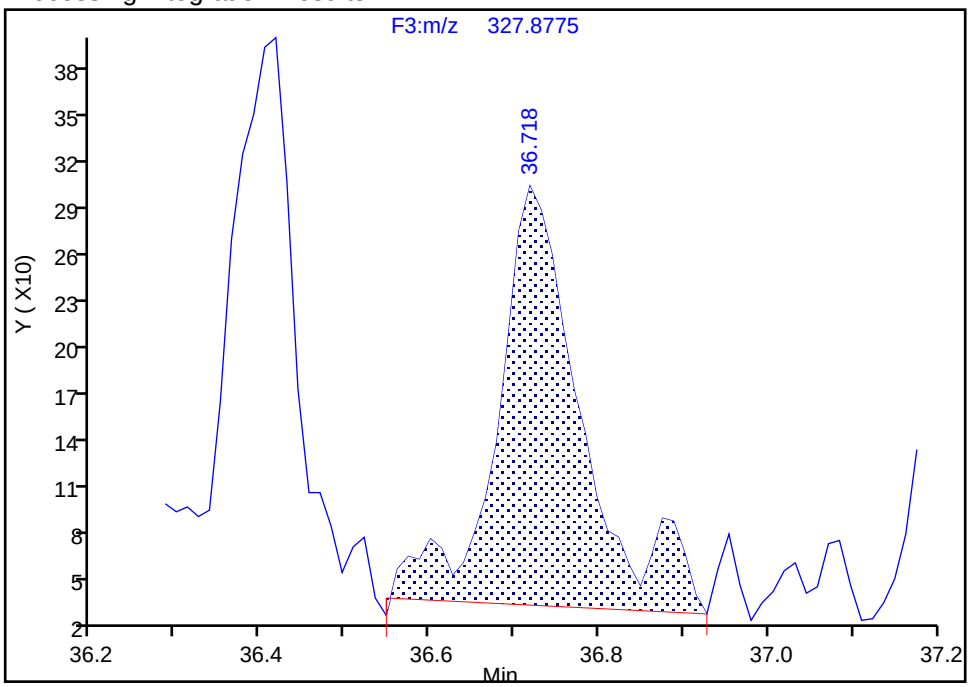

Manual Integration Results

RT: 36.72
Area: 1550
Amount: 0.229046
Amount Units: pg/ul

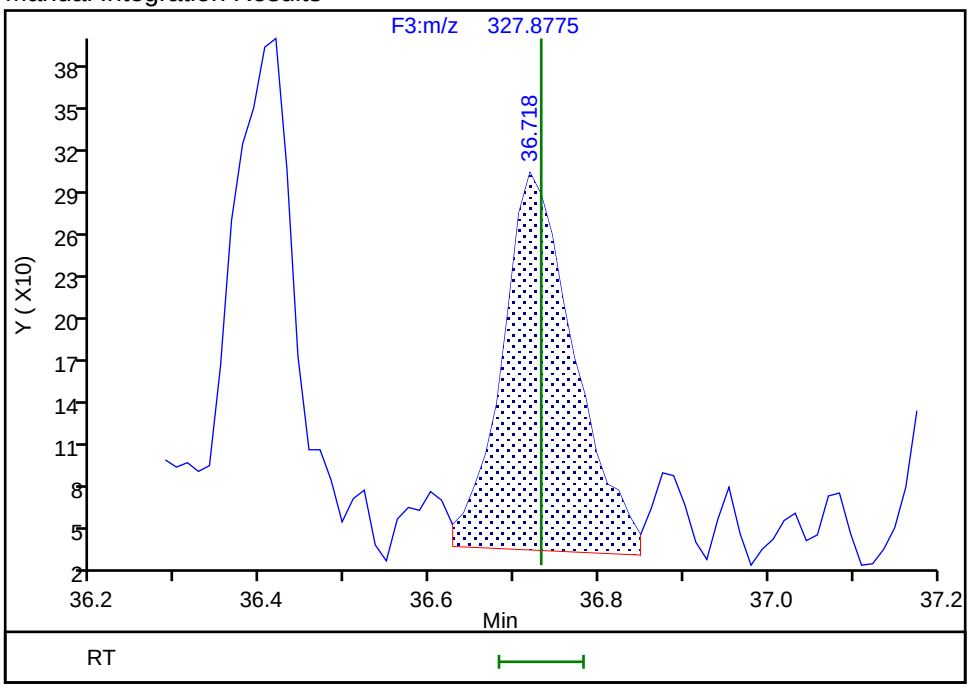

Reviewer: davidsonm, 29-Aug-2019 09:26:45
Audit Action: Split an Integrated Peak Audit Reason: Split Peak

Manual Integration/User Assign Peak Report

Eurofins TestAmerica, Knoxville

Data File: \\chromna\Knoxville\ChromData\D3D\20190828-12892.b\mb140-3281716-b.d
Injection Date: 29-Aug-2019 01:33:00 Instrument ID: D3D
Lims ID: MB 140-32817/16-B
Client ID:
Operator ID: Xcalibur_System ALS Bottle#: 0 Worklist Smp#: 7
Injection Vol: 1.0 ul Dil. Factor: 1.0000
Method: PCBs_D3D Limit Group: HR - 1668A - ICAL
Column: SPB-Octyl (0.25 mm) Detector F3(35.64 :49.10)

PCB-114, CAS: 74472-37-0

Signal: 1

Not Detected
Expected RT: 37.25

Processing Integration Results

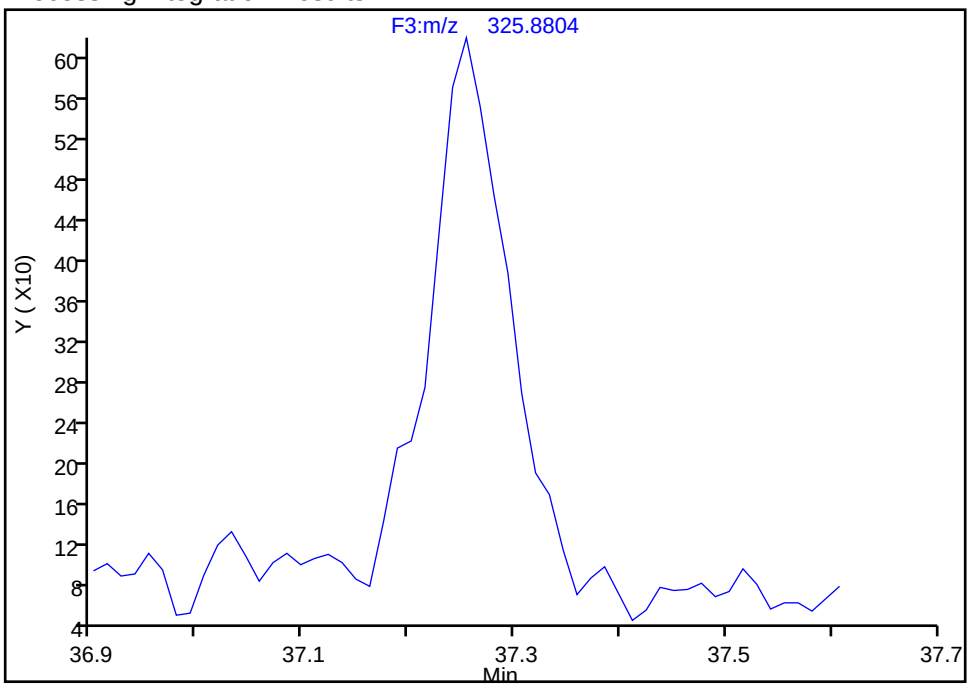

Manual Integration Results

RT: 37.25
Area: 2756
Amount: 0.255936
Amount Units: pg/ul

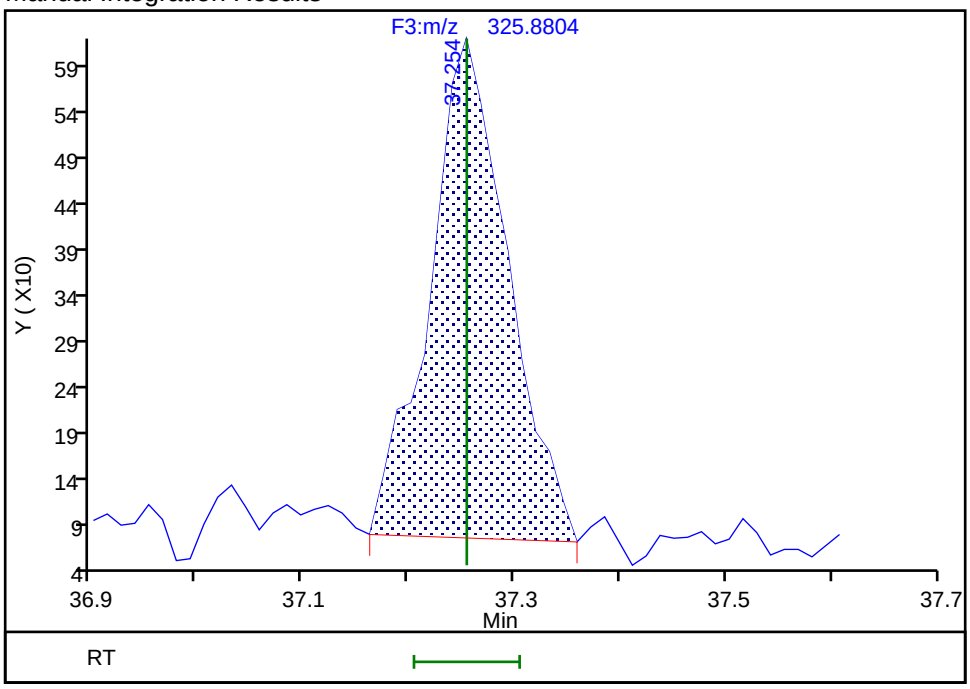

Reviewer: davidsonm, 29-Aug-2019 09:26:51
Audit Action: Assigned Compound ID Audit Reason: Split Peak

Manual Integration/User Assign Peak Report

Eurofins TestAmerica, Knoxville

Data File:	\\chromna\Knoxville\ChromData\D3D\20190828-12892.b\mb140-3281716-b.d				
Injection Date:	29-Aug-2019 01:33:00	Instrument ID:	D3D		
Lims ID:	MB 140-32817/16-B				
Client ID:					
Operator ID:	Xcalibur_System	ALS Bottle#:	0	Worklist Smp#:	7
Injection Vol:	1.0 ul	Dil. Factor:	1.0000		
Method:	PCBs_D3D	Limit Group:	HR - 1668A - ICAL		
Column:	SPB-Octyl (0.25 mm)	Detector	F3(35.64 :49.10)		

PCB-114, CAS: 74472-37-0

Signal: 2

Not Detected
Expected RT: 37.25

Processing Integration Results

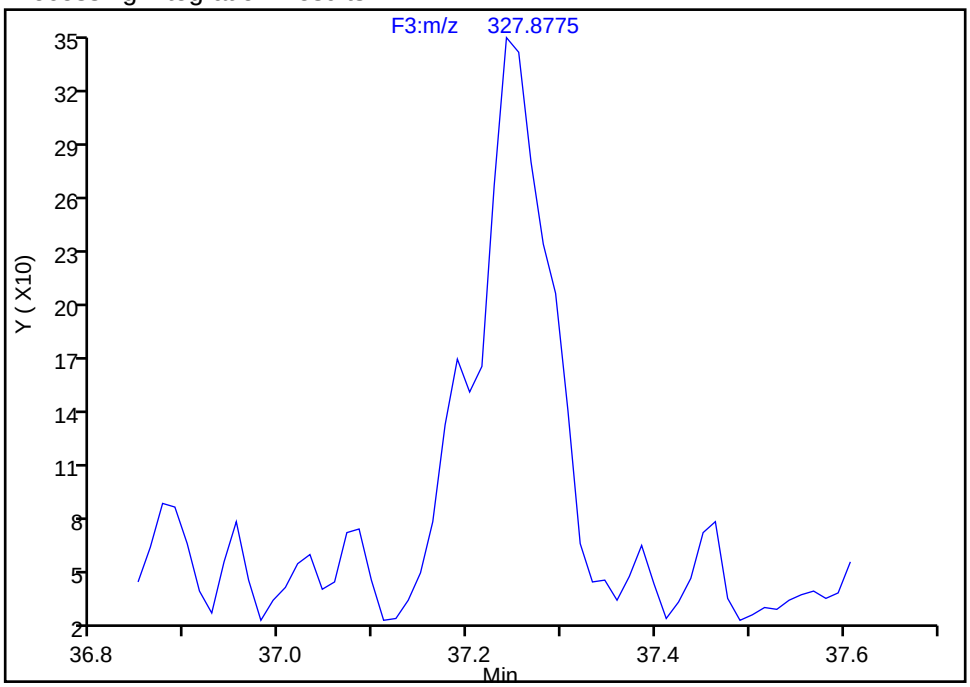

Manual Integration Results

RT: 37.24
Area: 1816
Amount: 0.255936
Amount Units: pg/ul

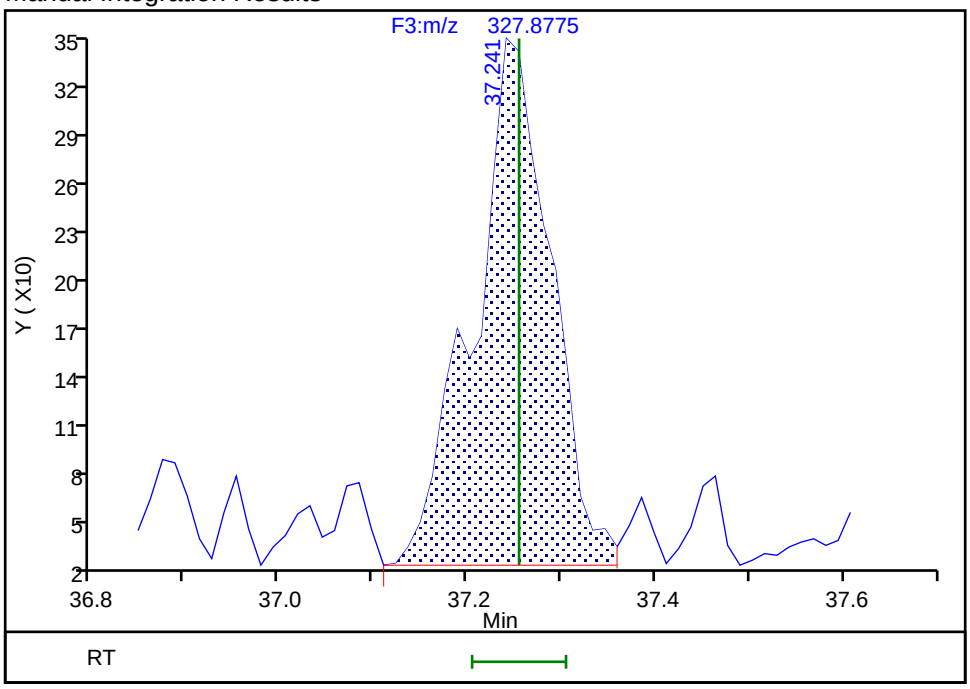

Reviewer: davidsonm, 29-Aug-2019 09:26:54
Audit Action: Split an Integrated Peak Audit Reason: Split Peak

Manual Integration/User Assign Peak Report

Eurofins TestAmerica, Knoxville

Data File:	\\chromna\Knoxville\ChromData\D3D\20190828-12892.b\mb140-3281716-b.d				
Injection Date:	29-Aug-2019 01:33:00	Instrument ID:	D3D		
Lims ID:	MB 140-32817/16-B				
Client ID:					
Operator ID:	Xcalibur_System	ALS Bottle#:	0	Worklist Smp#:	7
Injection Vol:	1.0 ul	Dil. Factor:	1.0000		
Method:	PCBs_D3D	Limit Group:	HR - 1668A - ICAL		
Column:	SPB-Octyl (0.25 mm)	Detector	F3(35.64 :49.10)		

PCB-105, CAS: 32598-14-4

Signal: 1

Not Detected
Expected RT: 37.90

Processing Integration Results

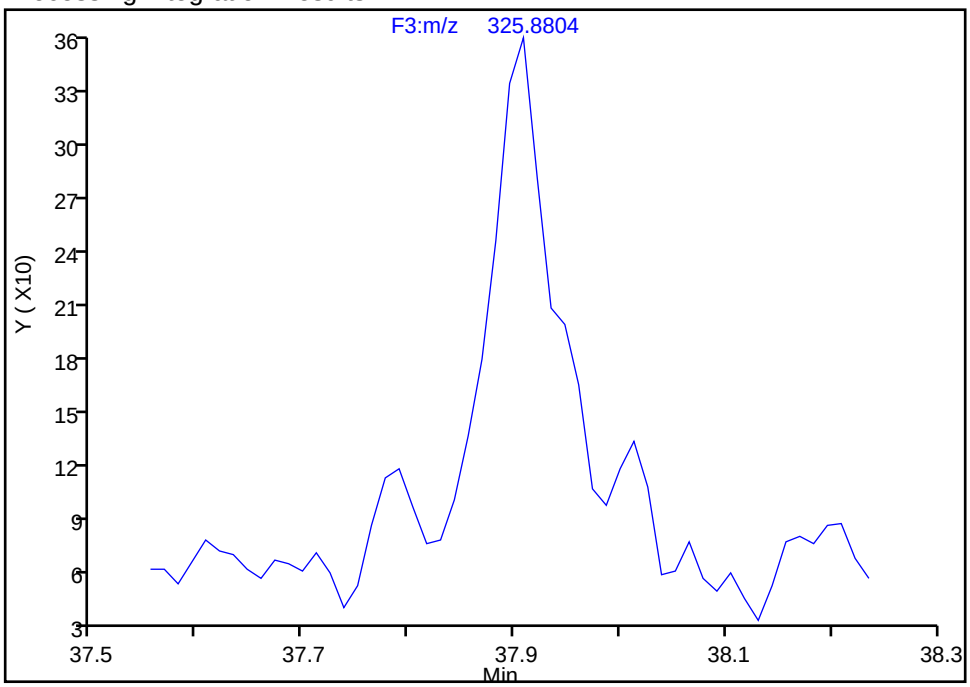

Manual Integration Results

RT: 37.91
Area: 1367
Amount: 0.132818
Amount Units: pg/ul

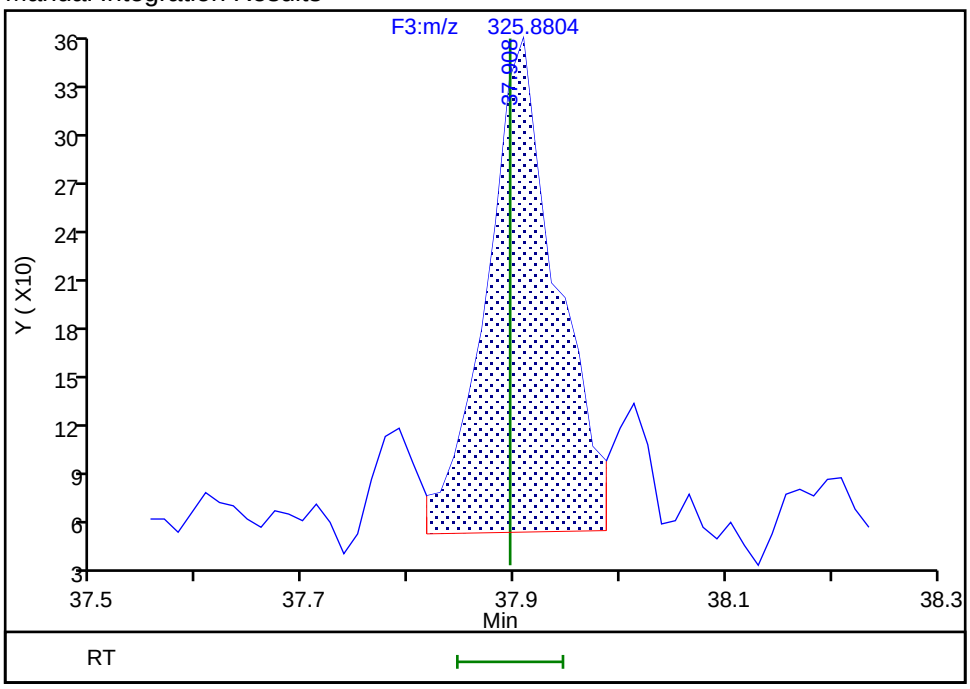

Reviewer: davidsonm, 29-Aug-2019 09:27:08
Audit Action: Split an Integrated Peak Audit Reason: Split Peak

Eurofins TestAmerica, Knoxville

Data File:	\\chromna\Knoxville\ChromData\D3D\20190828-12892.b\mb140-3281716-b.d		
Injection Date:	29-Aug-2019 01:33:00	Injection Vol:	1.0 ul
Instrument ID:	D3D	Operator ID:	Xcalibur_System
Method:	PCBs_D3D	Limit Group:	HR - 1668A - ICAL
Client ID:			
Worklist#:	33110	Sample Line#:	7
Column Type:	SPB-Octyl	Column Dia:	0.25 mm

HxPCB F2

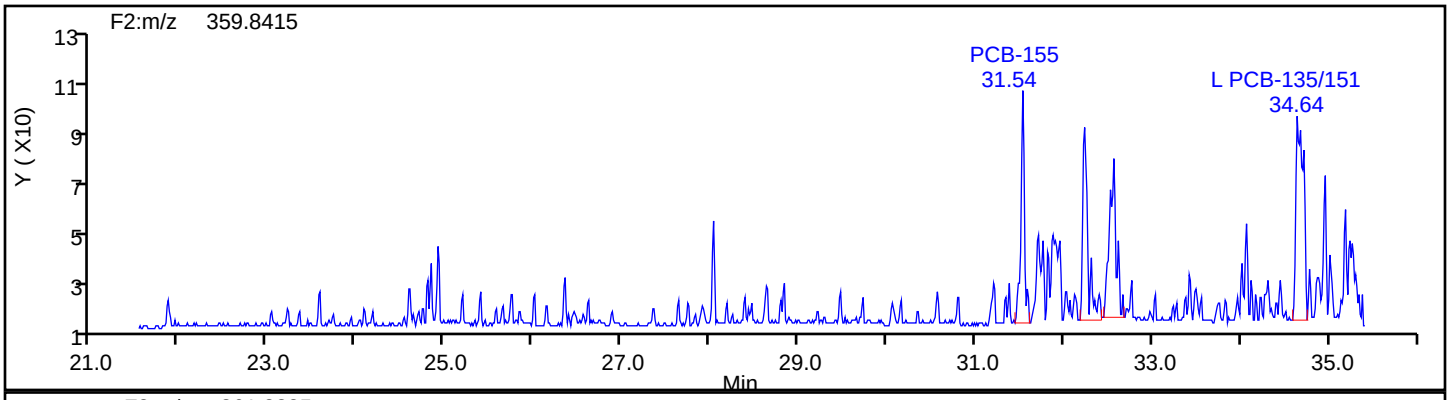

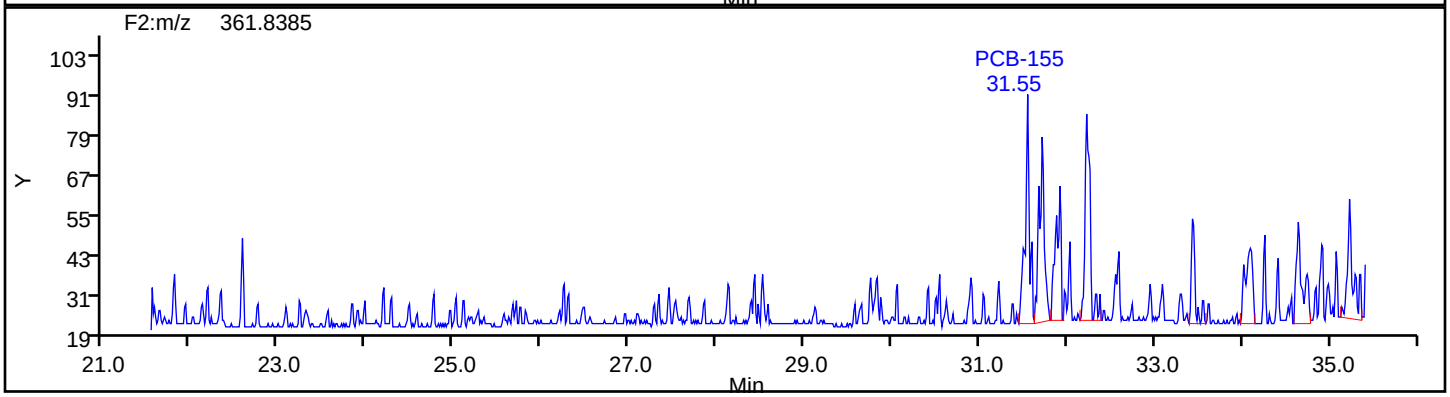

HxPCB F2 Standards

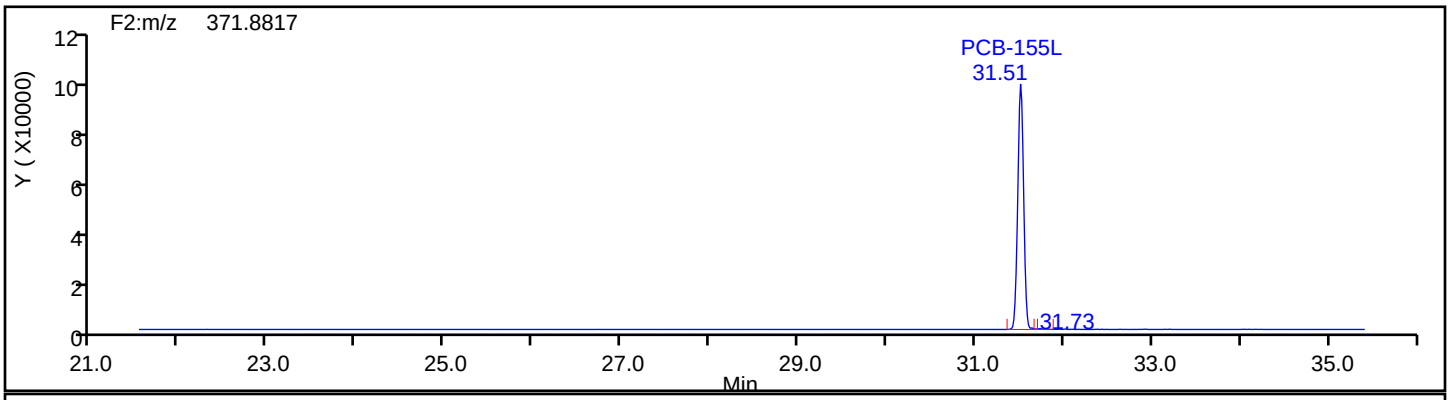

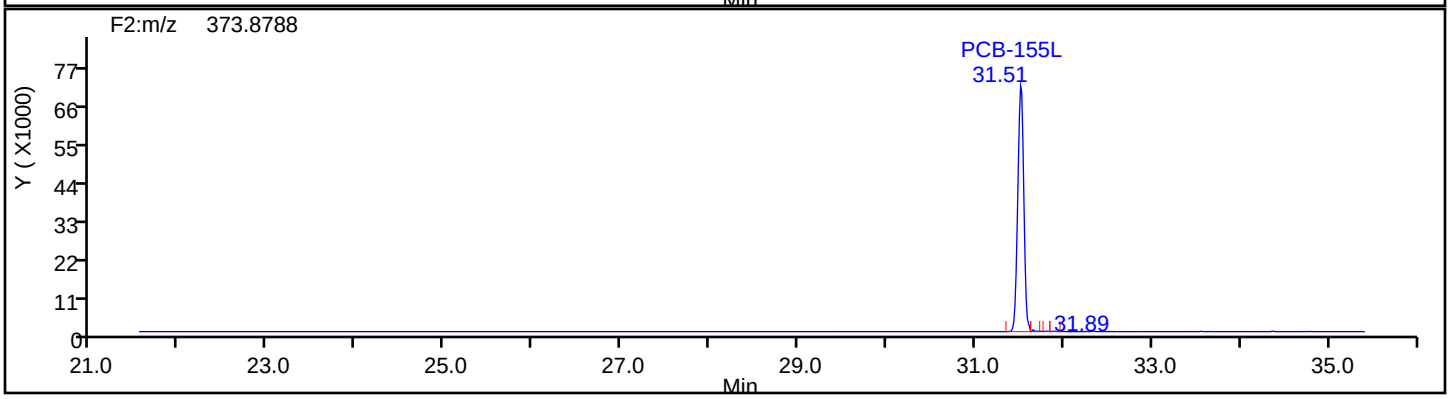

Eurofins TestAmerica, Knoxville

Data File:	\\chromna\Knoxville\ChromData\D3D\20190828-12892.b\mb140-3281716-b.d		
Injection Date:	29-Aug-2019 01:33:00	Injection Vol:	1.0 ul
Instrument ID:	D3D	Operator ID:	Xcalibur_System
Method:	PCBs_D3D	Limit Group:	HR - 1668A - ICAL
Client ID:			
Worklist#:	33110	Sample Line#:	7
Column Type:	SPB-Octyl	Column Dia:	0.25 mm

HxPCB F2

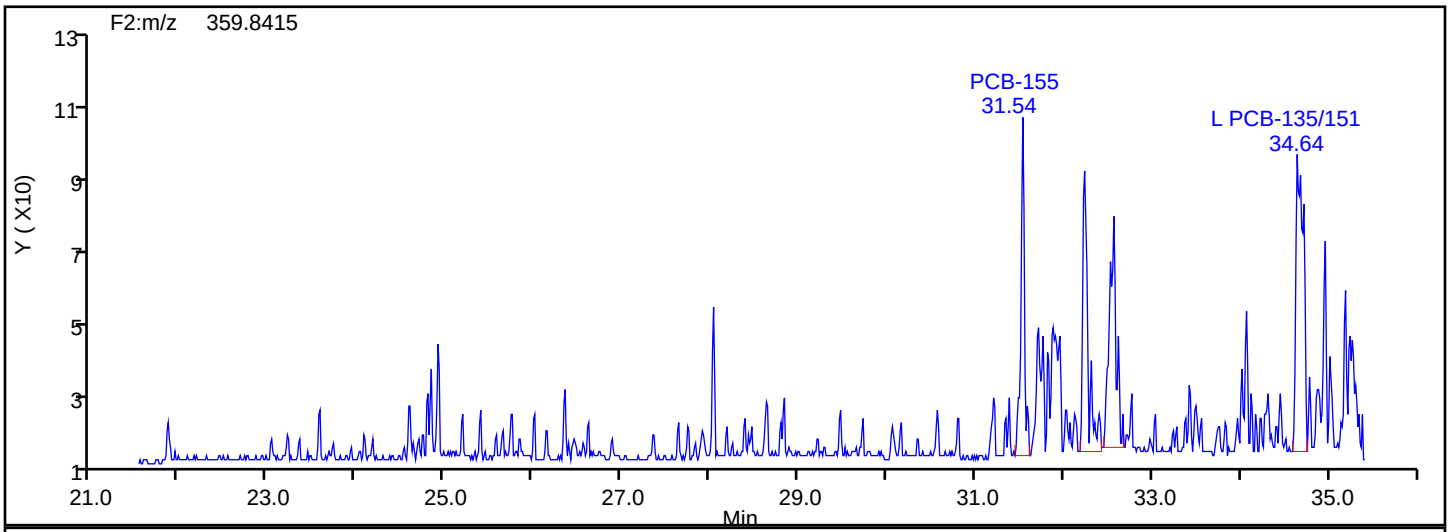

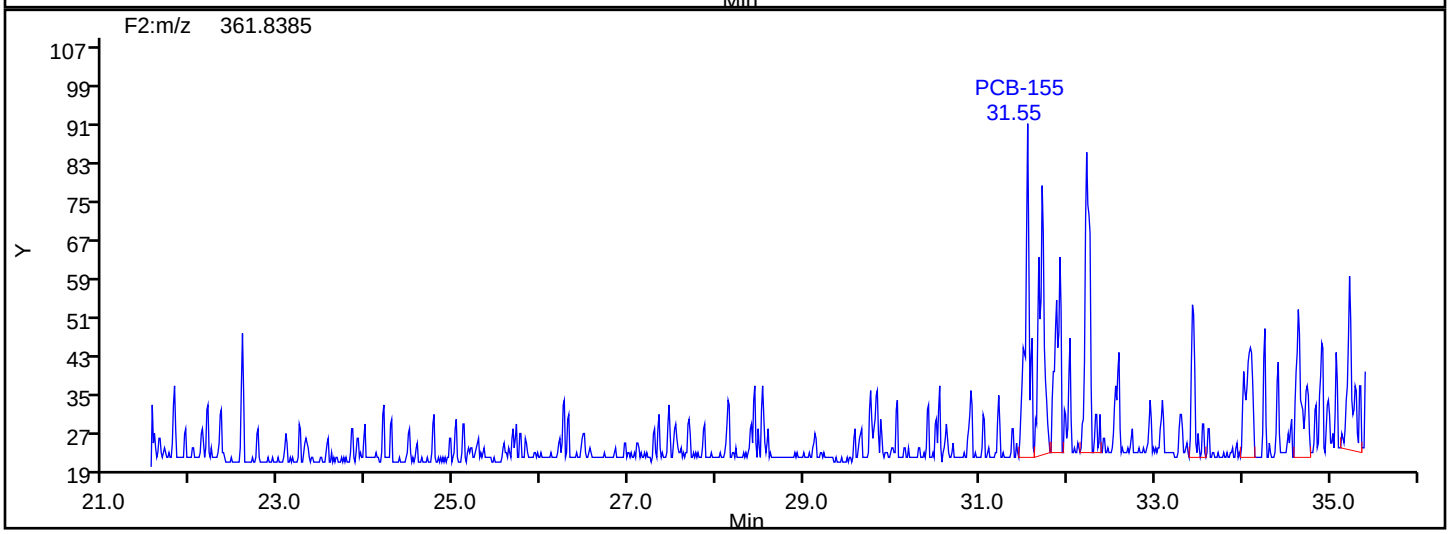

HxPCB F2 Lock Mass

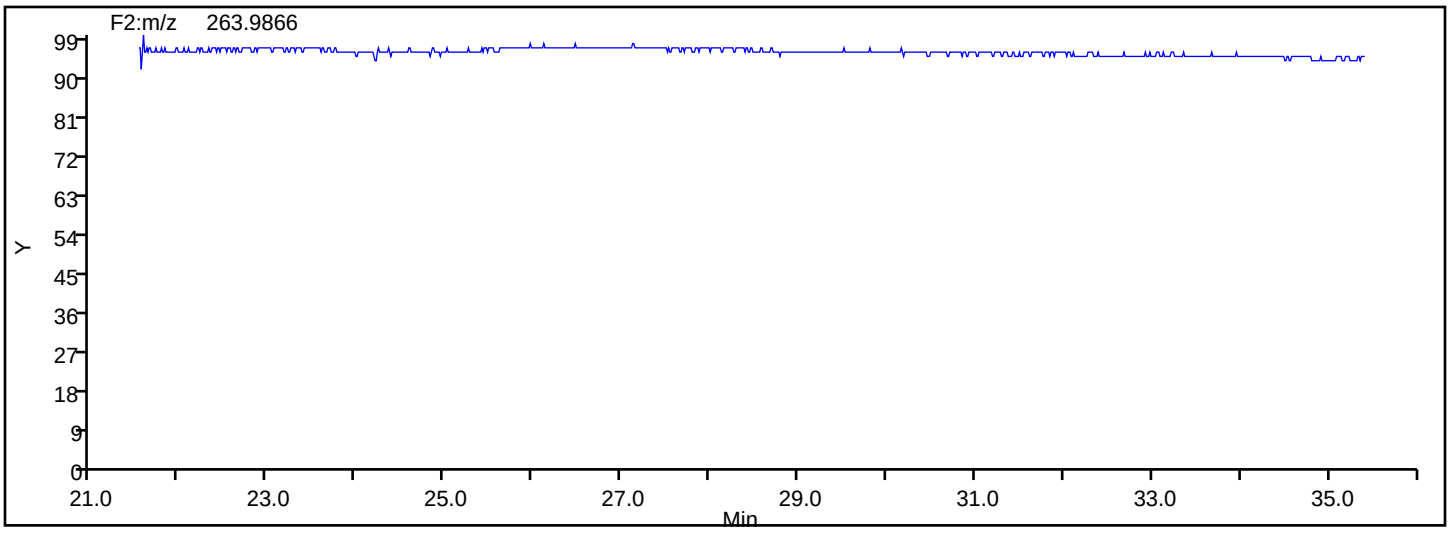

Report Date: 29-Aug-2019 09:43:11 Chrom Revision: 2.3 22-Aug-2019 12:55:36

Eurofins TestAmerica, Knoxville

Data File:	\\chromna\Knoxville\ChromData\D3D\20190828-12892.b\mb140-3281716-b.d		
Injection Date:	29-Aug-2019 01:33:00	Injection Vol:	1.0 ul
Instrument ID:	D3D	Operator ID:	Xcalibur_System
Method:	PCBs_D3D	Limit Group:	HR - 1668A - ICAL
Client ID:			
Worklist#:	33110	Sample Line#:	7
Column Type:	SPB-Octyl	Column Dia:	0.25 mm

HxPCB F3

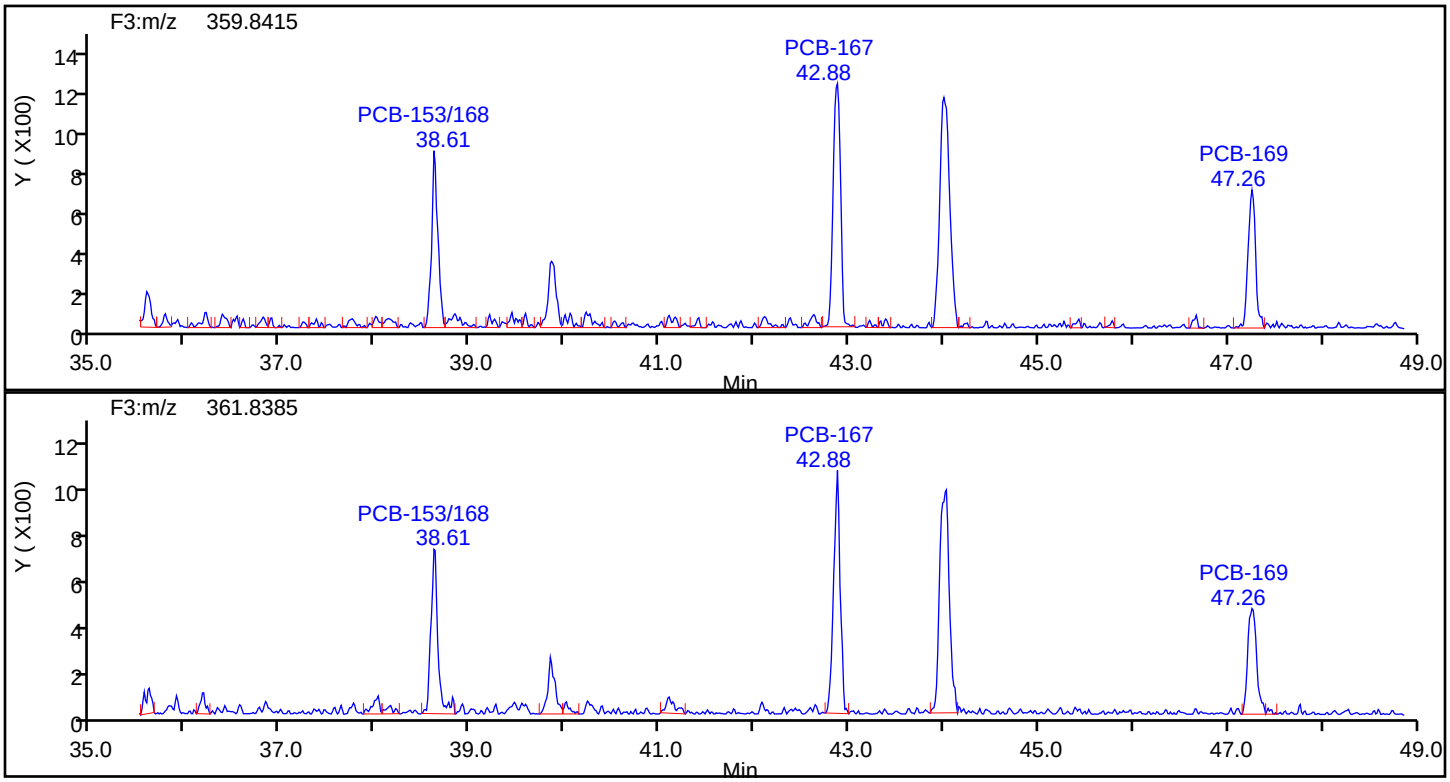

HxPCB F3 Standards

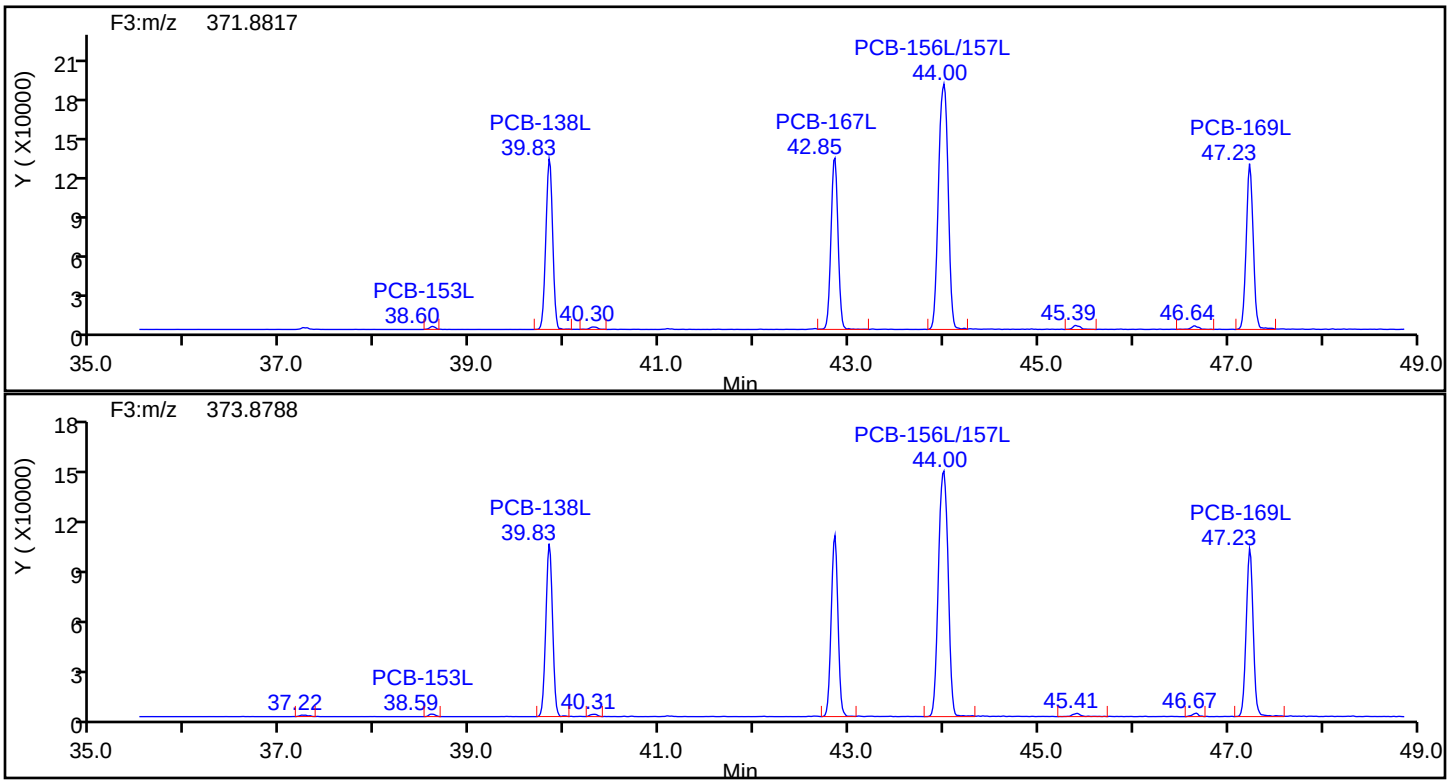

Eurofins TestAmerica, Knoxville

Data File:	\\chromna\Knoxville\ChromData\D3D\20190828-12892.b\mb140-3281716-b.d		
Injection Date:	29-Aug-2019 01:33:00	Injection Vol:	1.0 ul
Instrument ID:	D3D	Operator ID:	Xcalibur_System
Method:	PCBs_D3D	Limit Group:	HR - 1668A - ICAL
Client ID:			
Worklist#:	33110	Sample Line#:	7
Column Type:	SPB-Octyl	Column Dia:	0.25 mm

HxPCB F3

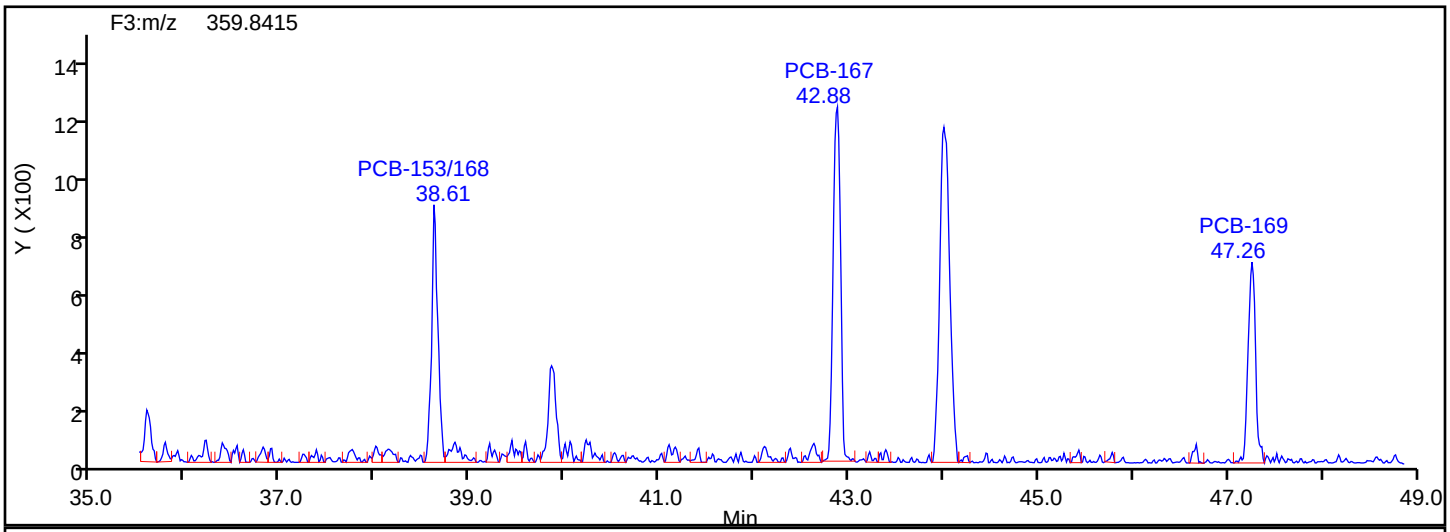

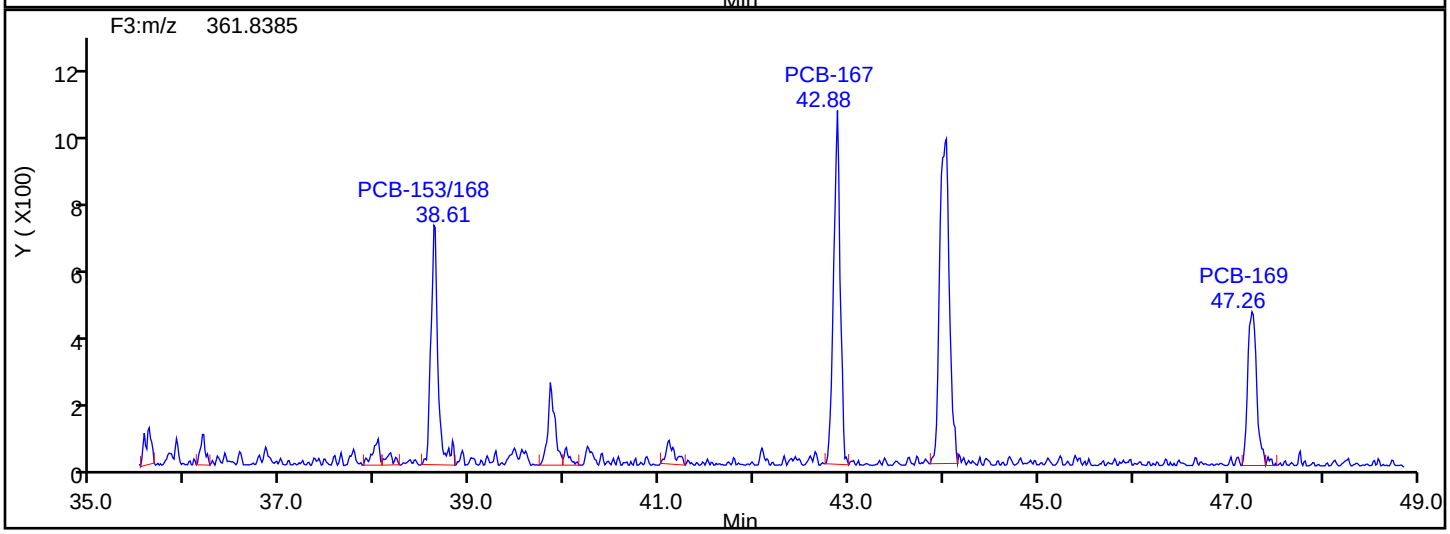

HxPCB F3 Lock Mass

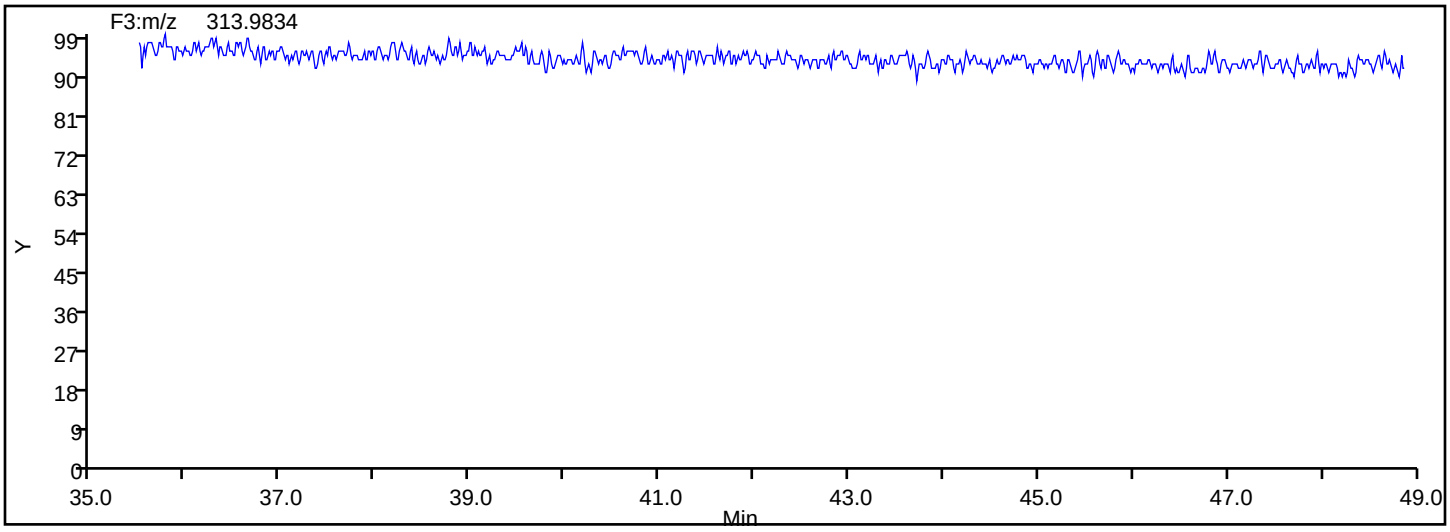

Manual Integration/User Assign Peak Report

Eurofins TestAmerica, Knoxville

Data File: \\chromna\Knoxville\ChromData\D3D\20190828-12892.b\mb140-3281716-b.d
Injection Date: 29-Aug-2019 01:33:00 Instrument ID: D3D
Lims ID: MB 140-32817/16-B
Client ID:
Operator ID: Xcalibur_System ALS Bottle#: 0 Worklist Smp#: 7
Injection Vol: 1.0 ul Dil. Factor: 1.0000
Method: PCBs_D3D Limit Group: HR - 1668A - ICAL
Column: SPB-Octyl (0.25 mm) Detector F3(35.64 :49.10)

PCB-139/140, CAS: STL01820

Signal: 1

Not Detected
Expected RT: 36.18

Processing Integration Results

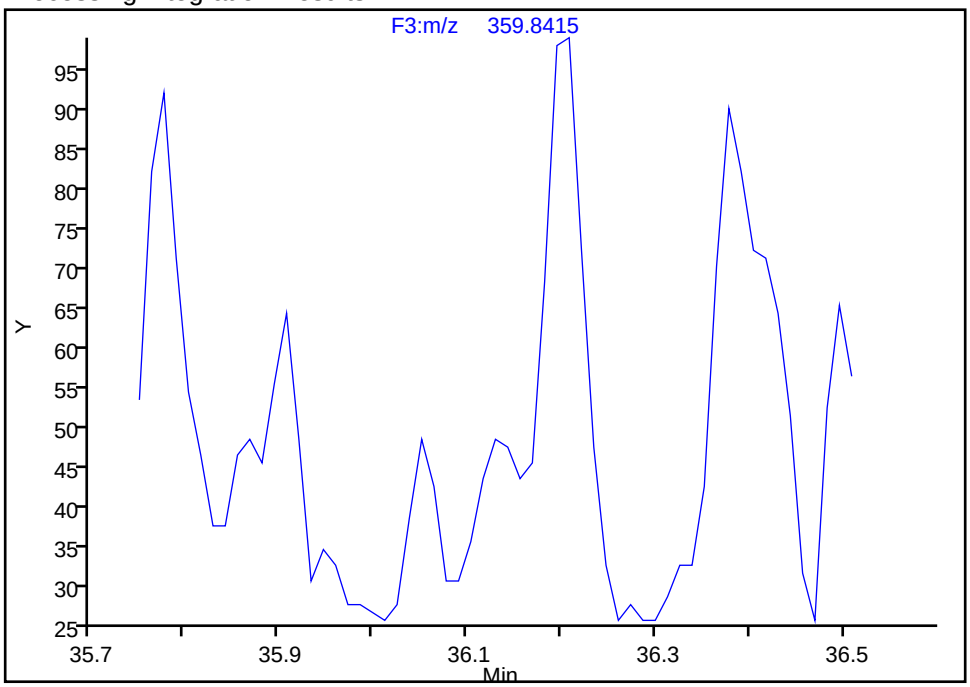

Manual Integration Results

RT: 36.21
Area: 347
Amount: 0.057433
Amount Units: pg/ul

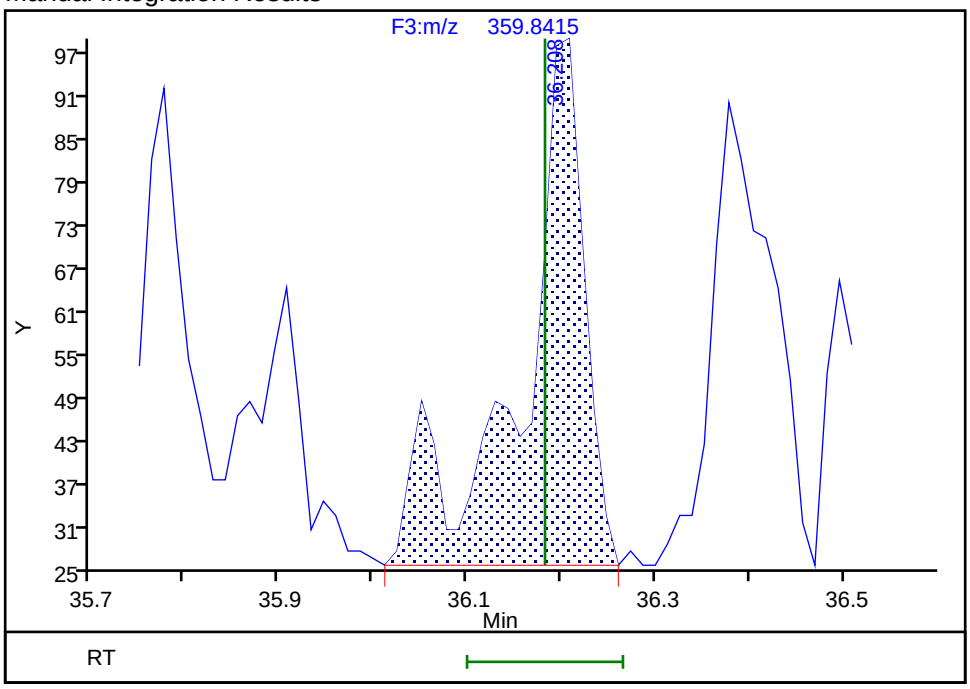

Reviewer: davidsonm, 29-Aug-2019 09:27:34
Audit Action: Assigned Compound ID Audit Reason: Split Peak

Manual Integration/User Assign Peak Report

Eurofins TestAmerica, Knoxville

Data File:	\\chromna\Knoxville\ChromData\D3D\20190828-12892.b\mb140-3281716-b.d				
Injection Date:	29-Aug-2019 01:33:00	Instrument ID:	D3D		
Lims ID:	MB 140-32817/16-B				
Client ID:					
Operator ID:	Xcalibur_System	ALS Bottle#:	0	Worklist Smp#:	7
Injection Vol:	1.0 ul	Dil. Factor:	1.0000		
Method:	PCBs_D3D	Limit Group:	HR - 1668A - ICAL		
Column:	SPB-Octyl (0.25 mm)	Detector	F3(35.64 :49.10)		

PCB-146, CAS: 51908-16-8

Signal: 2

Processing Integration Results

RT: 38.03
Area: 568
Amount: 0.065799
Amount Units: pg/ul

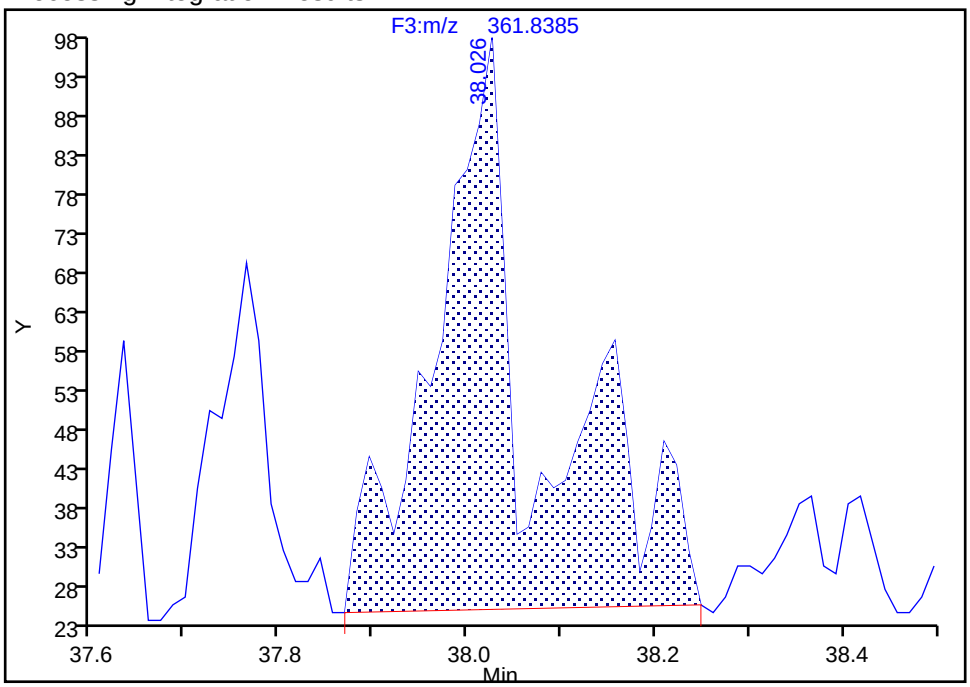

Manual Integration Results

RT: 38.03
Area: 376
Amount: 0.049581
Amount Units: pg/ul

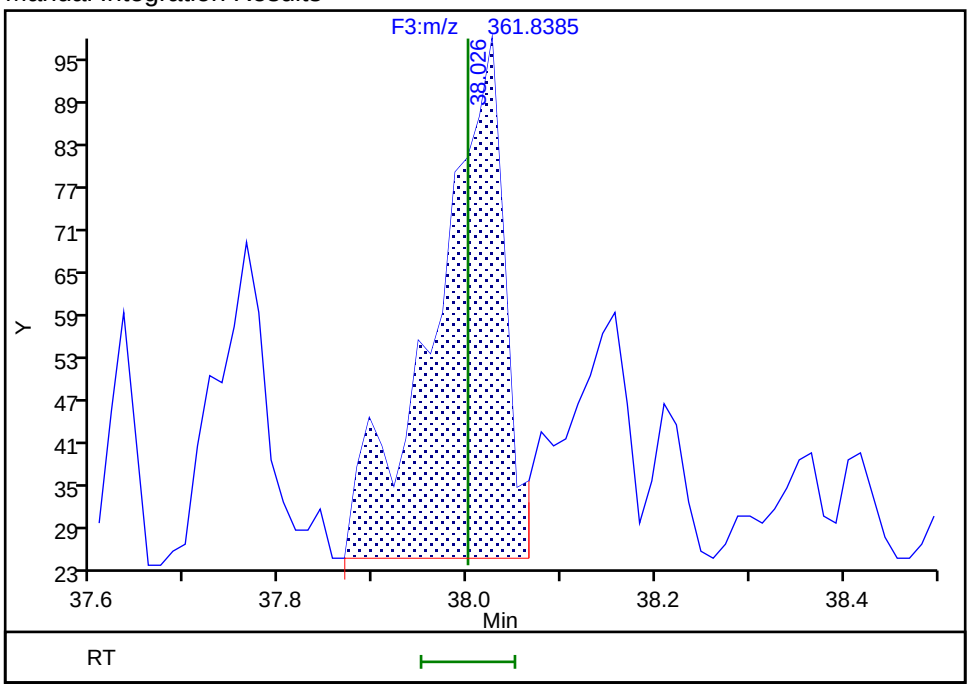

Reviewer: davidsonm, 29-Aug-2019 09:27:44

Audit Action: Split an Integrated Peak Audit Reason: Split Peak

Manual Integration/User Assign Peak Report

Eurofins TestAmerica, Knoxville

Data File:	\\chromna\Knoxville\ChromData\D3D\20190828-12892.b\mb140-3281716-b.d				
Injection Date:	29-Aug-2019 01:33:00	Instrument ID:	D3D		
Lims ID:	MB 140-32817/16-B				
Client ID:					
Operator ID:	Xcalibur_System	ALS Bottle#:	0	Worklist Smp#:	7
Injection Vol:	1.0 ul	Dil. Factor:	1.0000		
Method:	PCBs_D3D	Limit Group:	HR - 1668A - ICAL		
Column:	SPB-Octyl (0.25 mm)	Detector	F3(35.64 :49.10)		

PCB-129/138/160/163, CAS: STL02296

Signal: 2

Processing Integration Results

RT: 39.84
Area: 1406
Amount: 0.259215
Amount Units: pg/ul

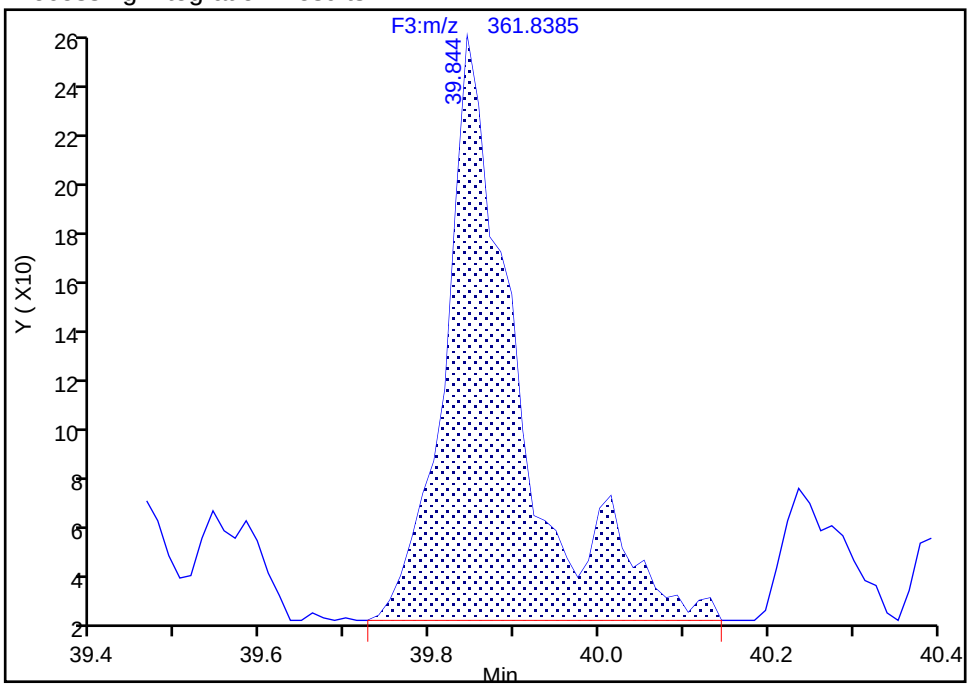

Manual Integration Results

RT: 39.84
Area: 1207
Amount: 0.243579
Amount Units: pg/ul

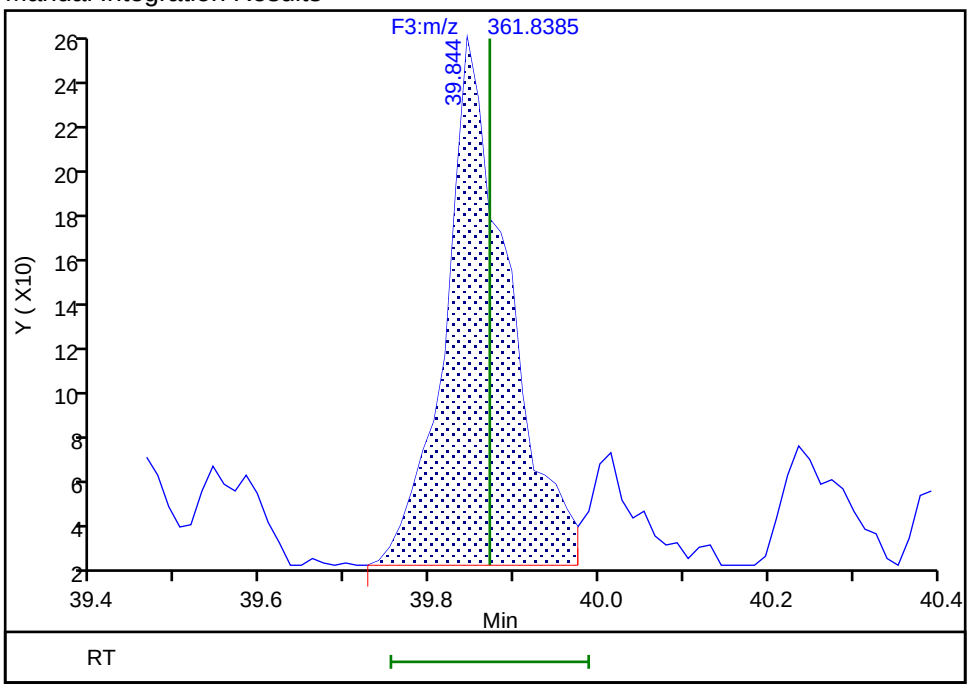

Reviewer: davidsonm, 29-Aug-2019 09:27:56

Audit Action: Split an Integrated Peak Audit Reason: Split Peak

Manual Integration/User Assign Peak Report

Eurofins TestAmerica, Knoxville

Data File: \\chromna\Knoxville\ChromData\D3D\20190828-12892.b\mb140-3281716-b.d
Injection Date: 29-Aug-2019 01:33:00 Instrument ID: D3D
Lims ID: MB 140-32817/16-B
Client ID:
Operator ID: Xcalibur_System ALS Bottle#: 0 Worklist Smp#: 7
Injection Vol: 1.0 ul Dil. Factor: 1.0000
Method: PCBs_D3D Limit Group: HR - 1668A - ICAL
Column: SPB-Octyl (0.25 mm) Detector F3(35.64 :49.10)

PCB-167, CAS: 52663-72-6

Signal: 1

Not Detected
Expected RT: 42.87

Processing Integration Results

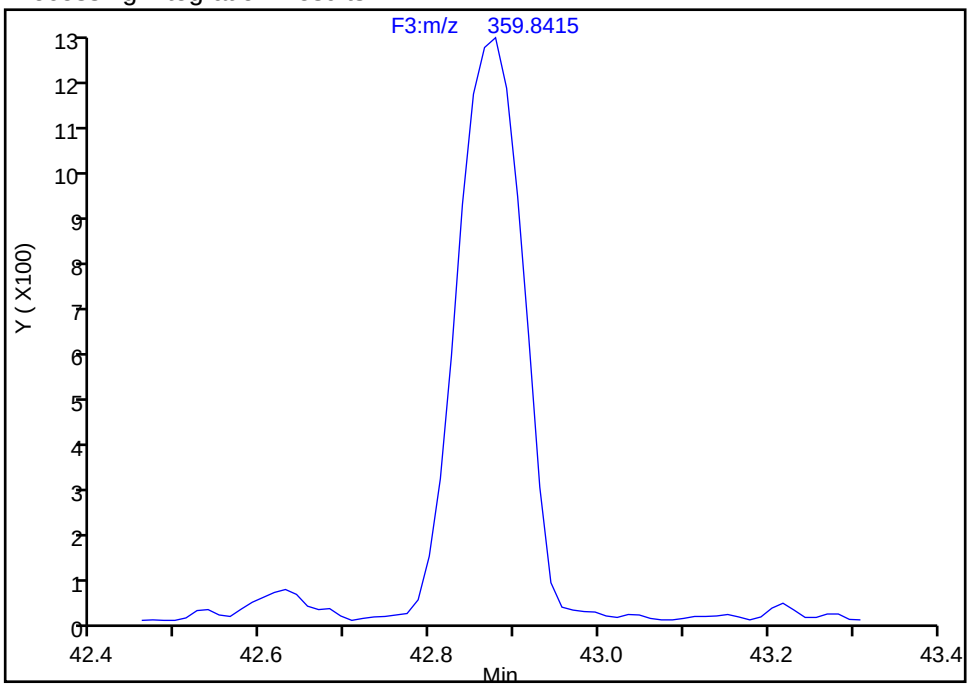

Manual Integration Results

RT: 42.88
Area: 6449
Amount: 0.701898
Amount Units: pg/ul

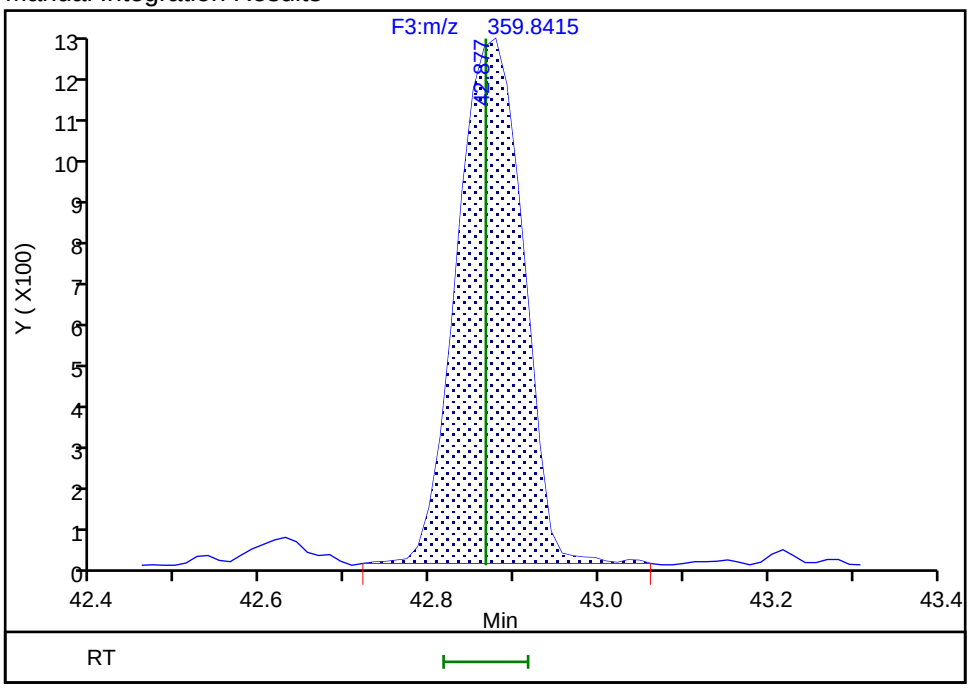

Reviewer: davidsonm, 29-Aug-2019 09:28:06
Audit Action: Assigned Compound ID Audit Reason: Split Peak

Manual Integration/User Assign Peak Report

Eurofins TestAmerica, Knoxville

Data File: \\chromna\Knoxville\ChromData\D3D\20190828-12892.b\mb140-3281716-b.d
Injection Date: 29-Aug-2019 01:33:00 Instrument ID: D3D
Lims ID: MB 140-32817/16-B
Client ID:
Operator ID: Xcalibur_System ALS Bottle#: 0 Worklist Smp#: 7
Injection Vol: 1.0 ul Dil. Factor: 1.0000
Method: PCBs_D3D Limit Group: HR - 1668A - ICAL
Column: SPB-Octyl (0.25 mm) Detector F3(35.64 :49.10)

PCB-156/157, CAS: STL01792

Signal: 1

Processing Integration Results

RT: 44.00
Area: 8380
Amount: 1.001806
Amount Units: pg/ul

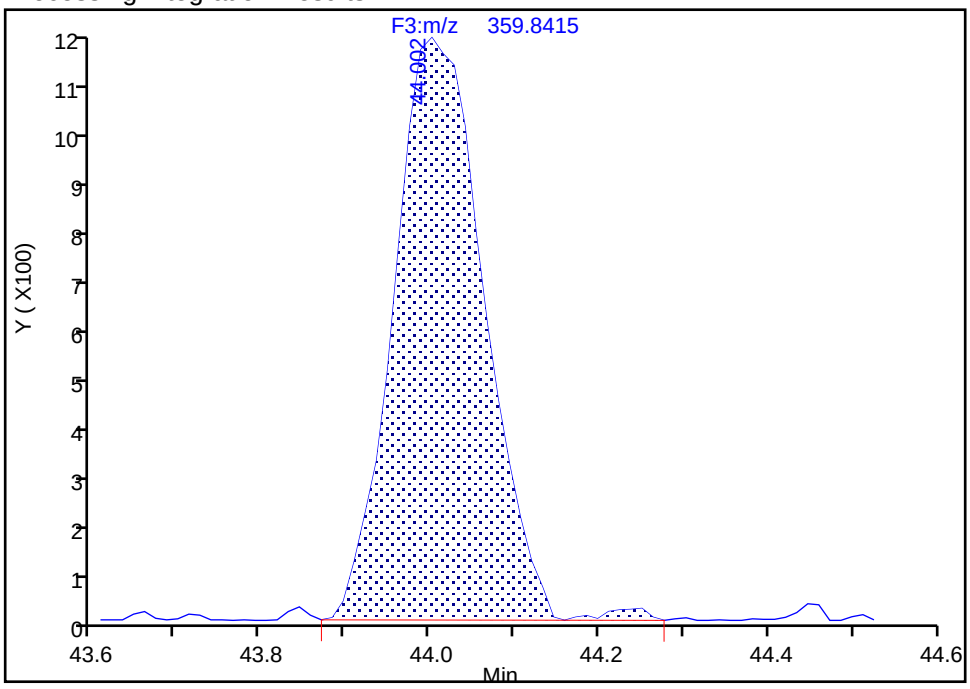

Manual Integration Results

RT: 44.00
Area: 8292
Amount: 0.995913
Amount Units: pg/ul

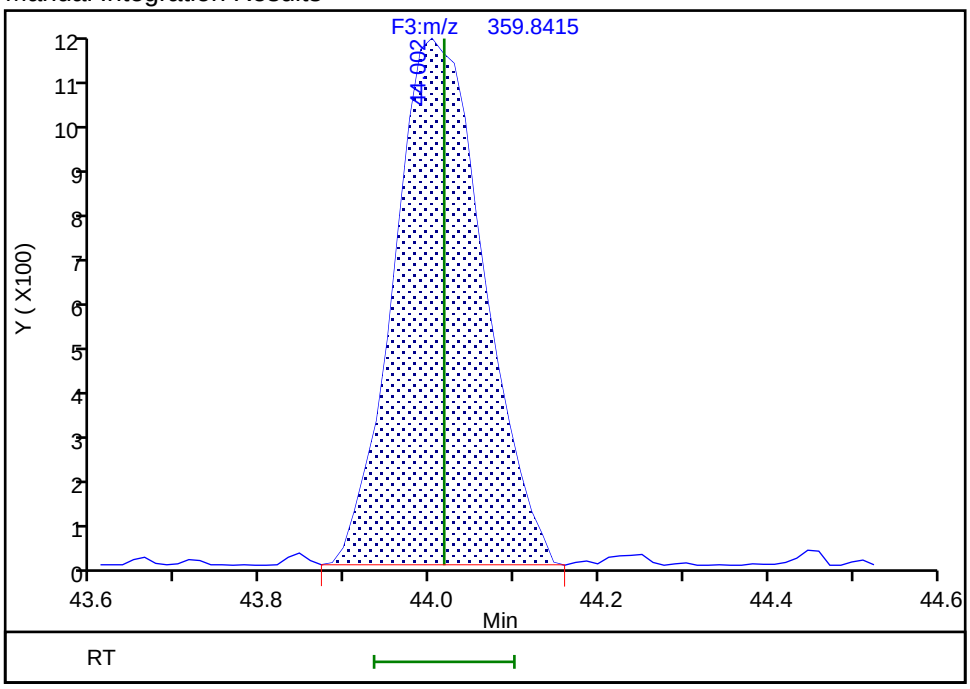

Reviewer: davidsonm, 29-Aug-2019 09:28:12
Audit Action: Split an Integrated Peak Audit Reason: Split Peak

Manual Integration/User Assign Peak Report

Eurofins TestAmerica, Knoxville

Data File:	\\chromna\Knoxville\ChromData\D3D\20190828-12892.b\mb140-3281716-b.d				
Injection Date:	29-Aug-2019 01:33:00	Instrument ID:	D3D		
Lims ID:	MB 140-32817/16-B				
Client ID:					
Operator ID:	Xcalibur_System	ALS Bottle#:	0	Worklist Smp#:	7
Injection Vol:	1.0 ul	Dil. Factor:	1.0000		
Method:	PCBs_D3D	Limit Group:	HR - 1668A - ICAL		
Column:	SPB-Octyl (0.25 mm)	Detector	F3(35.64 :49.10)		

PCB-169, CAS: 32774-16-6

Signal: 1

Not Detected
Expected RT: 47.25

Processing Integration Results

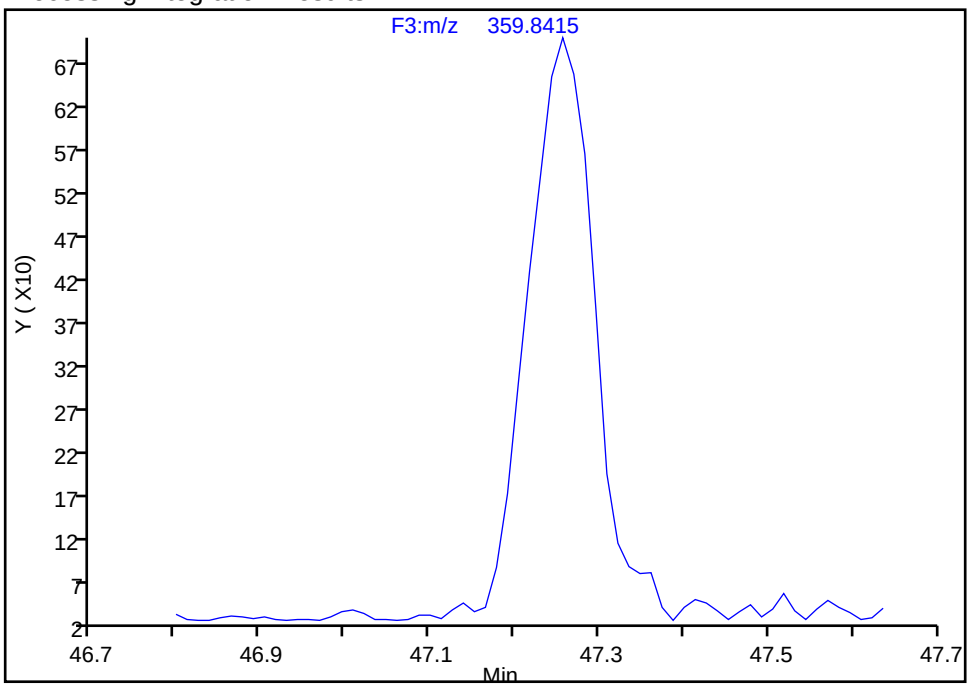

Manual Integration Results

RT: 47.26
Area: 3718
Amount: 0.445752
Amount Units: pg/ul

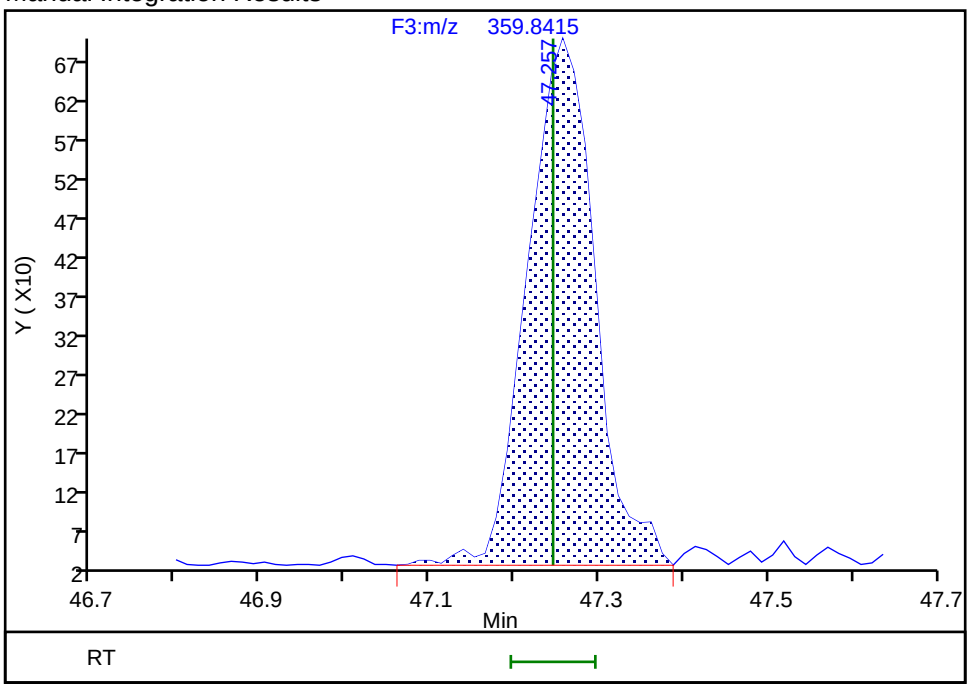

Reviewer: davidsonm, 29-Aug-2019 09:28:17
Audit Action: Assigned Compound ID Audit Reason: Split Peak

Manual Integration/User Assign Peak Report

Eurofins TestAmerica, Knoxville

Data File: \\chromna\Knoxville\ChromData\D3D\20190828-12892.b\mb140-3281716-b.d
Injection Date: 29-Aug-2019 01:33:00 Instrument ID: D3D
Lims ID: MB 140-32817/16-B
Client ID:
Operator ID: Xcalibur_System ALS Bottle#: 0 Worklist Smp#: 7
Injection Vol: 1.0 ul Dil. Factor: 1.0000
Method: PCBs_D3D Limit Group: HR - 1668A - ICAL
Column: SPB-Octyl (0.25 mm) Detector F3(35.64 :49.10)

PCB-169, CAS: 32774-16-6

Signal: 2

Not Detected
Expected RT: 47.25

Processing Integration Results

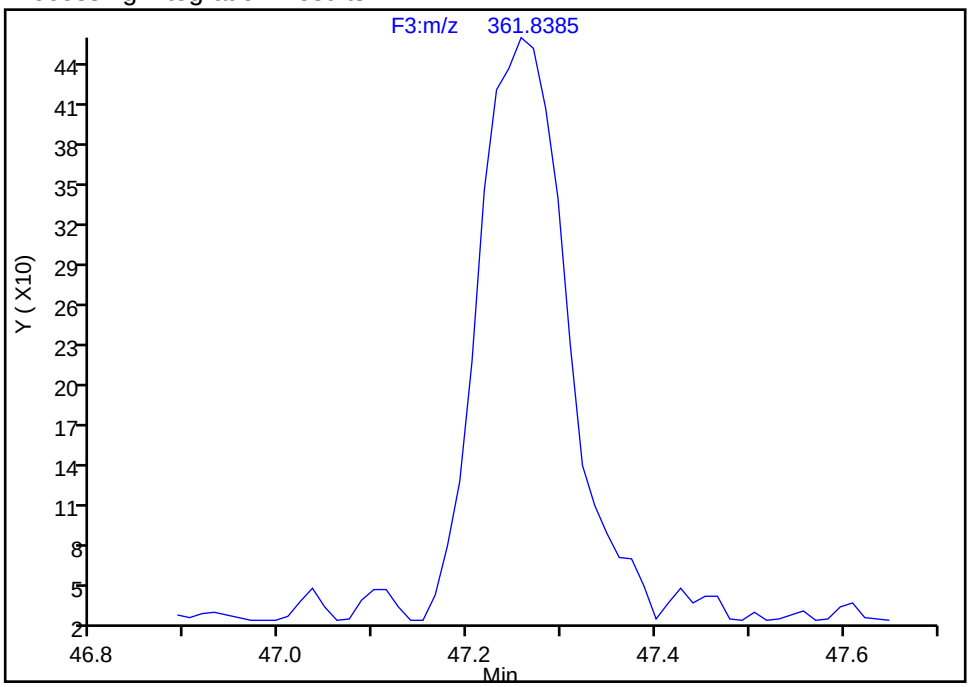

Manual Integration Results

RT: 47.26
Area: 2870
Amount: 0.445752
Amount Units: pg/ul

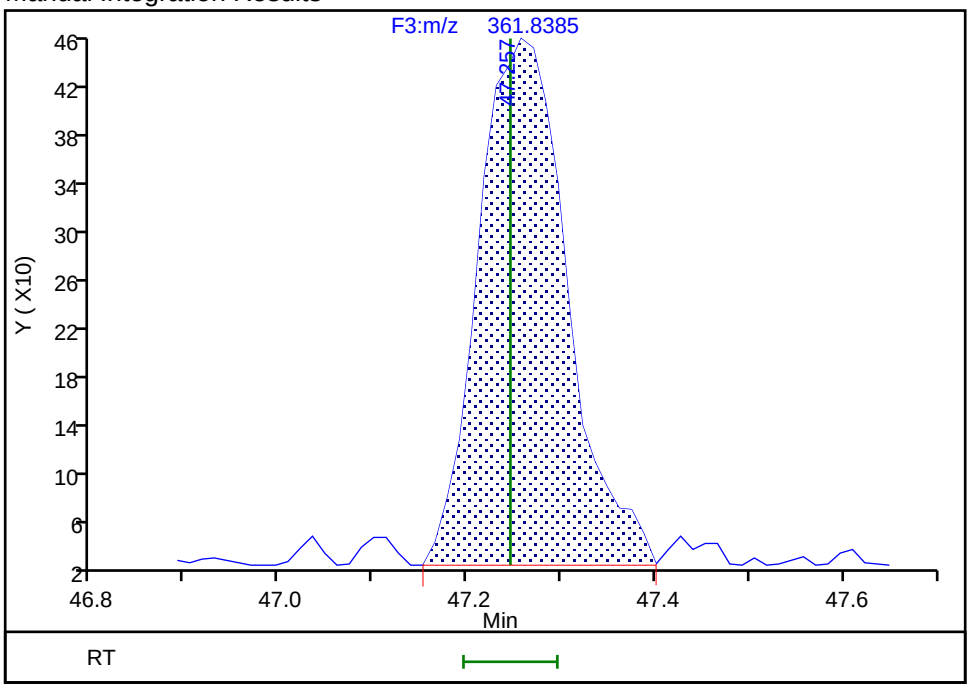

Reviewer: davidsonm, 29-Aug-2019 09:28:19
Audit Action: Split an Integrated Peak Audit Reason: Split Peak

Eurofins TestAmerica, Knoxville

Data File:	\\chromna\Knoxville\ChromData\D3D\20190828-12892.b\mb140-3281716-b.d		
Injection Date:	29-Aug-2019 01:33:00	Injection Vol:	1.0 ul
Instrument ID:	D3D	Operator ID:	Xcalibur_System
Method:	PCBs_D3D	Limit Group:	HR - 1668A - ICAL
Client ID:			
Worklist#:	33110	Sample Line#:	7
Column Type:	SPB-Octyl	Column Dia:	0.25 mm

HpPCB F3

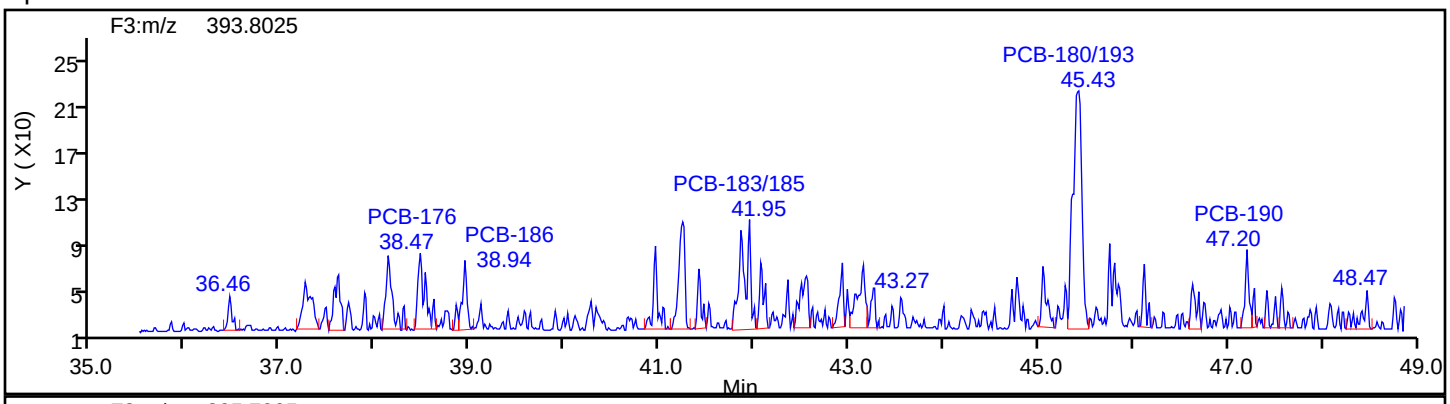

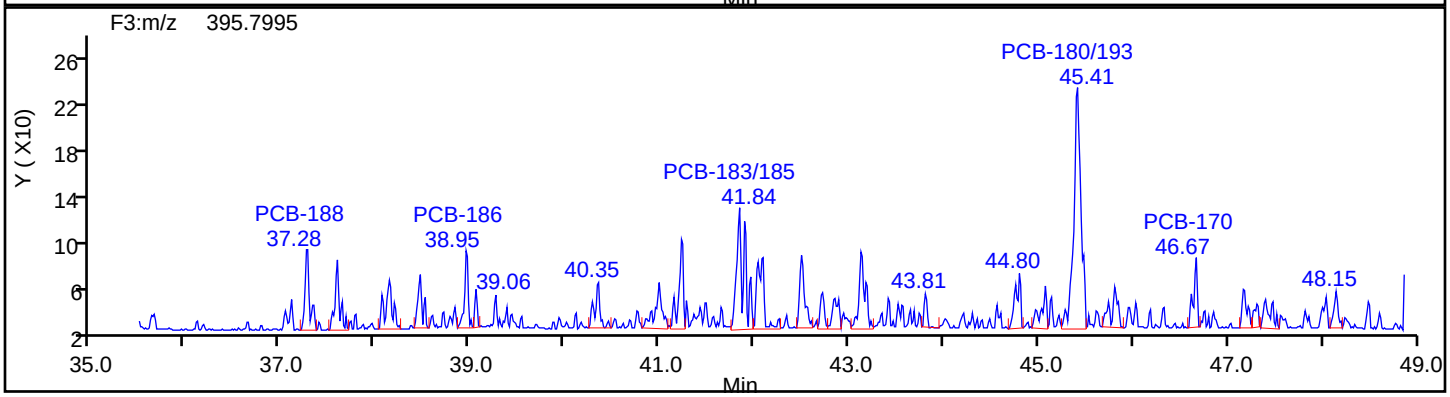

HpPCB F3 Standards

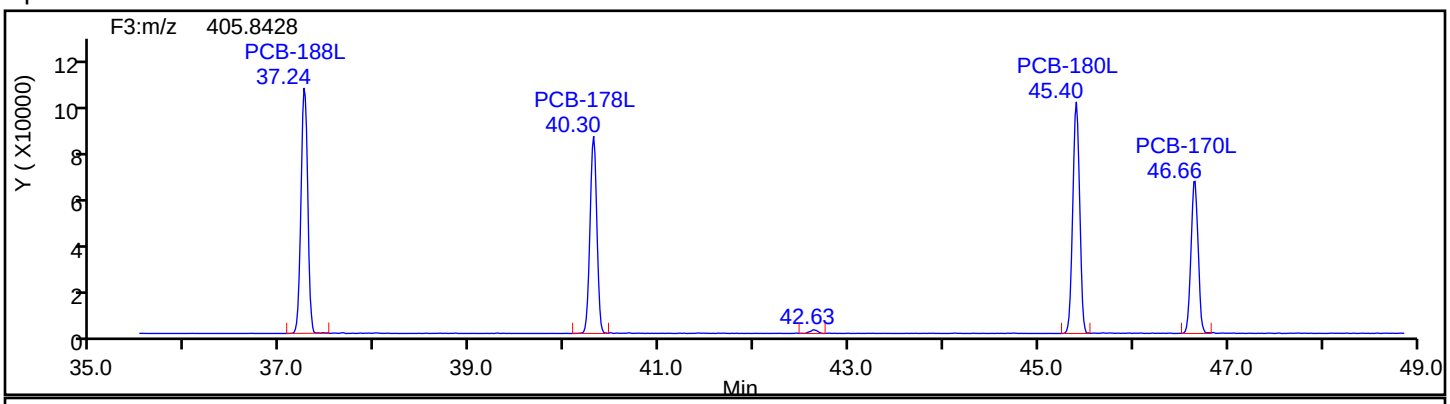

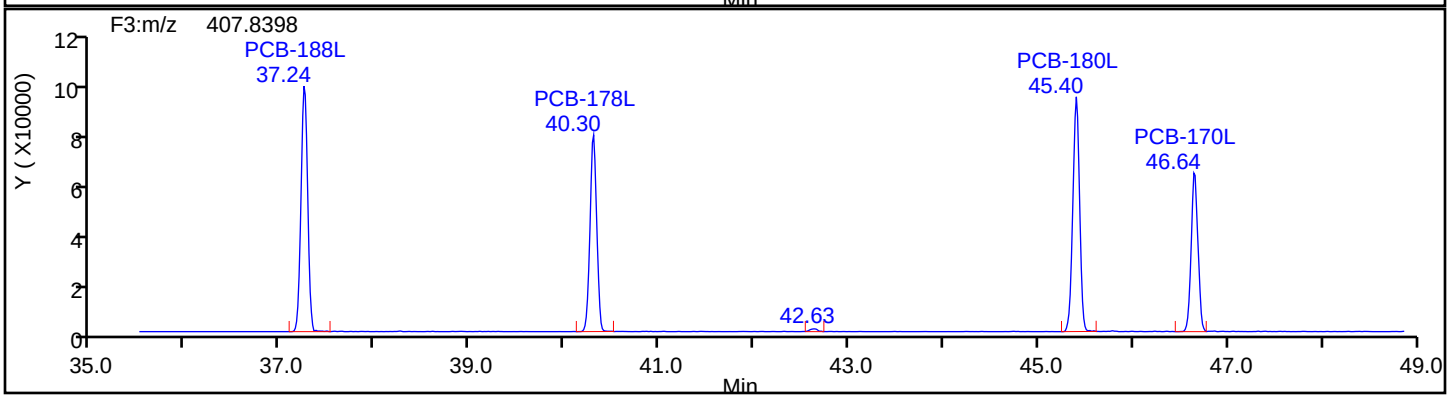

Eurofins TestAmerica, Knoxville

Data File:	\\chromna\Knoxville\ChromData\D3D\20190828-12892.b\mb140-3281716-b.d		
Injection Date:	29-Aug-2019 01:33:00	Injection Vol:	1.0 ul
Instrument ID:	D3D	Operator ID:	Xcalibur_System
Method:	PCBs_D3D	Limit Group:	HR - 1668A - ICAL
Client ID:			
Worklist#:	33110	Sample Line#:	7
Column Type:	SPB-Octyl	Column Dia:	0.25 mm

HpPCB F3

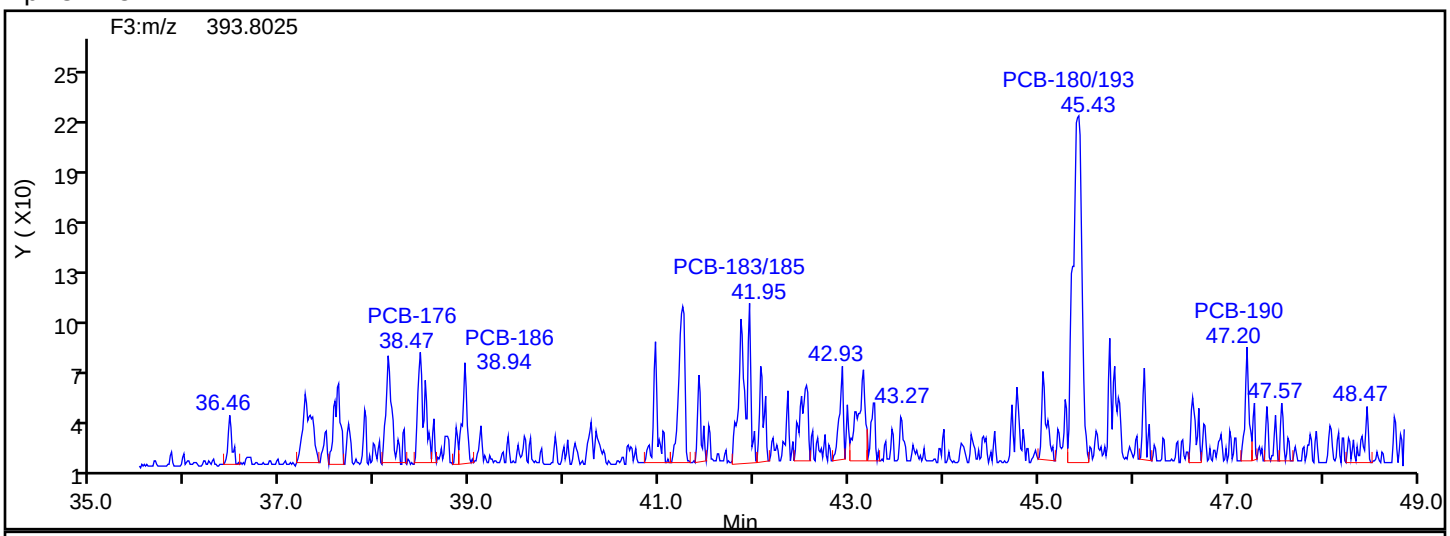

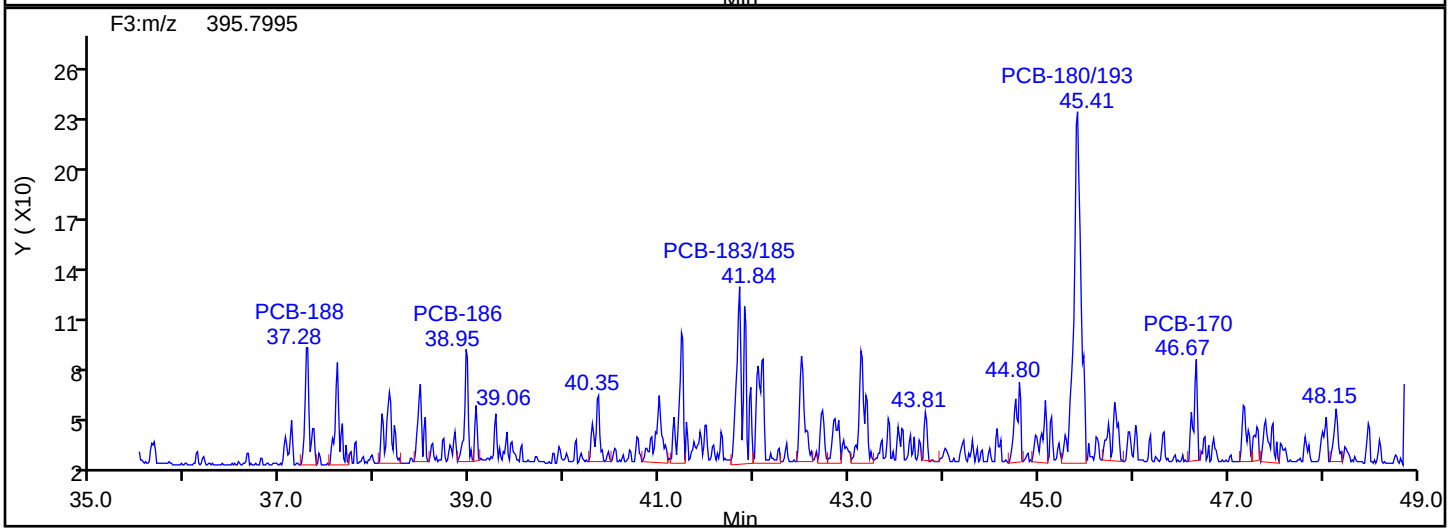

HpPCB F3 Lock Mass

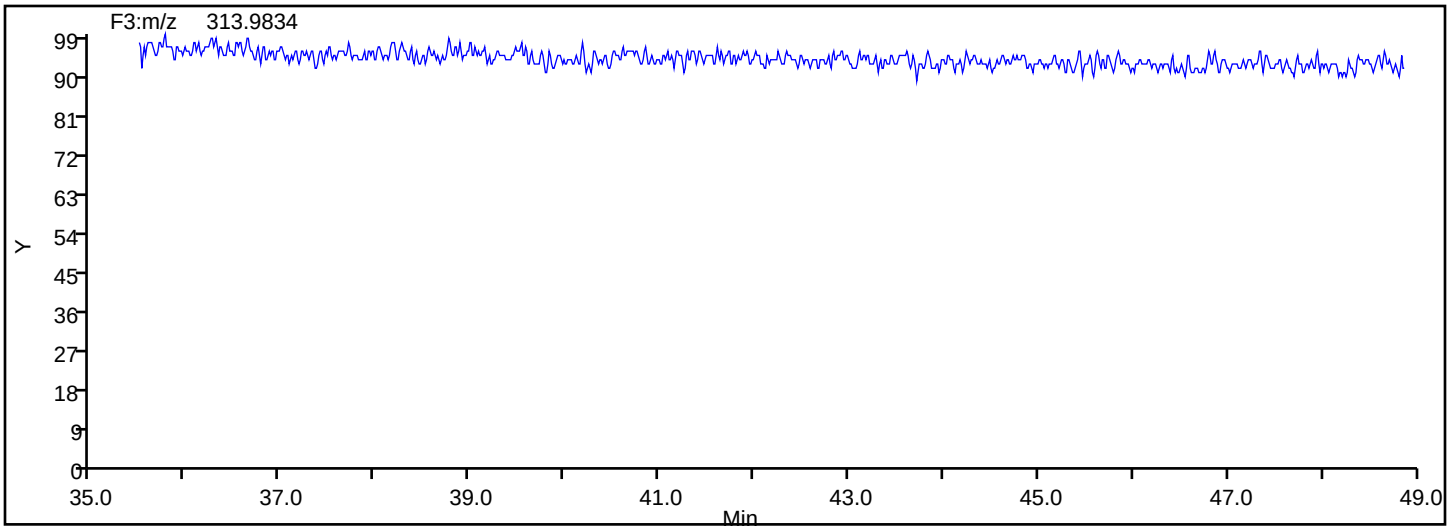

Manual Integration/User Assign Peak Report

Eurofins TestAmerica, Knoxville

Data File:	\\chromna\Knoxville\ChromData\D3D\20190828-12892.b\mb140-3281716-b.d				
Injection Date:	29-Aug-2019 01:33:00	Instrument ID:	D3D		
Lims ID:	MB 140-32817/16-B				
Client ID:					
Operator ID:	Xcalibur_System	ALS Bottle#:	0	Worklist Smp#:	7
Injection Vol:	1.0 ul	Dil. Factor:	1.0000		
Method:	PCBs_D3D	Limit Group:	HR - 1668A - ICAL		
Column:	SPB-Octyl (0.25 mm)	Detector	F3(35.64 :49.10)		

PCB-179, CAS: 52663-64-6

Signal: 1

Not Detected
Expected RT: 37.59

Processing Integration Results

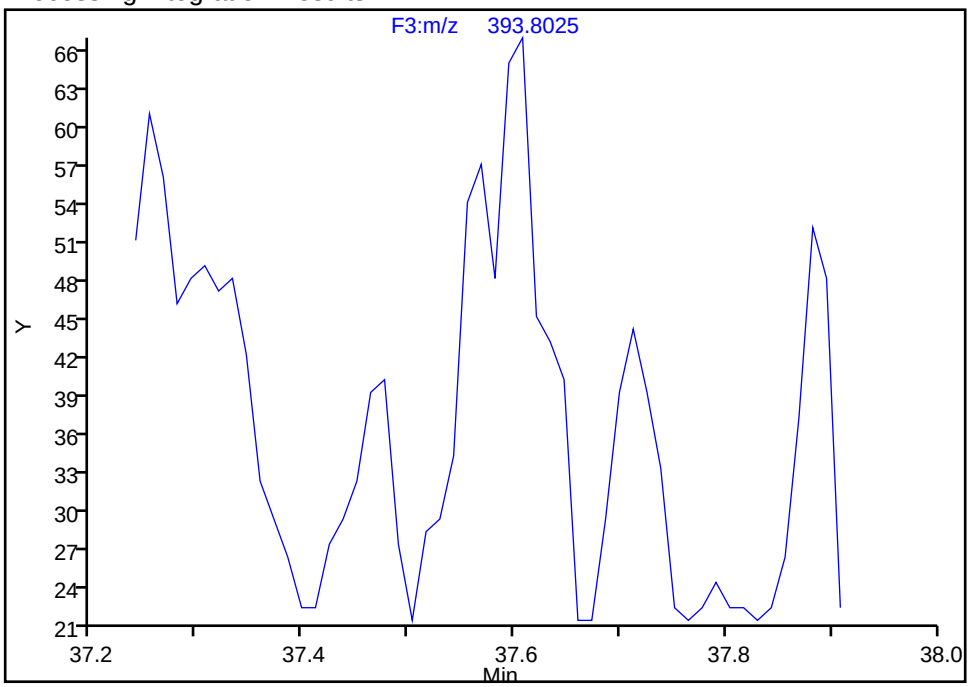

Manual Integration Results

RT: 37.61
Area: 218
Amount: 0.037736
Amount Units: pg/ul

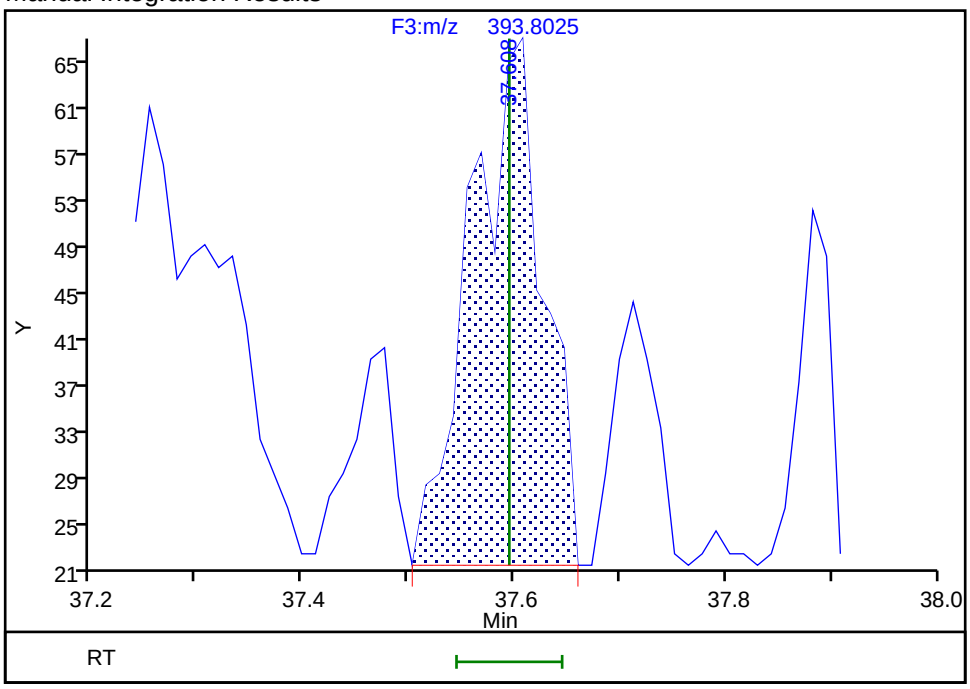

Reviewer: davidsonm, 29-Aug-2019 09:28:34
Audit Action: Assigned Compound ID Audit Reason: Split Peak

Manual Integration/User Assign Peak Report

Eurofins TestAmerica, Knoxville

Data File:	\\chromna\Knoxville\ChromData\D3D\20190828-12892.b\mb140-3281716-b.d				
Injection Date:	29-Aug-2019 01:33:00	Instrument ID:	D3D		
Lims ID:	MB 140-32817/16-B				
Client ID:					
Operator ID:	Xcalibur_System	ALS Bottle#:	0	Worklist Smp#:	7
Injection Vol:	1.0 ul	Dil. Factor:	1.0000		
Method:	PCBs_D3D	Limit Group:	HR - 1668A - ICAL		
Column:	SPB-Octyl (0.25 mm)	Detector	F3(35.64 :49.10)		

PCB-176, CAS: 52663-65-7

Signal: 1

Processing Integration Results

RT: 38.47
Area: 350
Amount: 0.041488
Amount Units: pg/ul

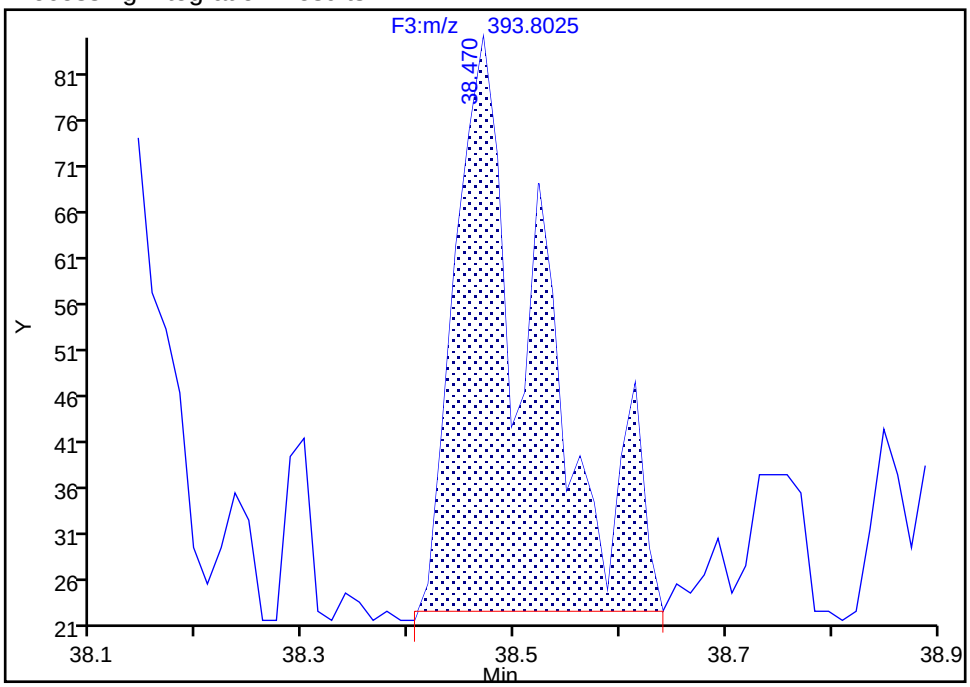

Manual Integration Results

RT: 38.47
Area: 311
Amount: 0.038334
Amount Units: pg/ul

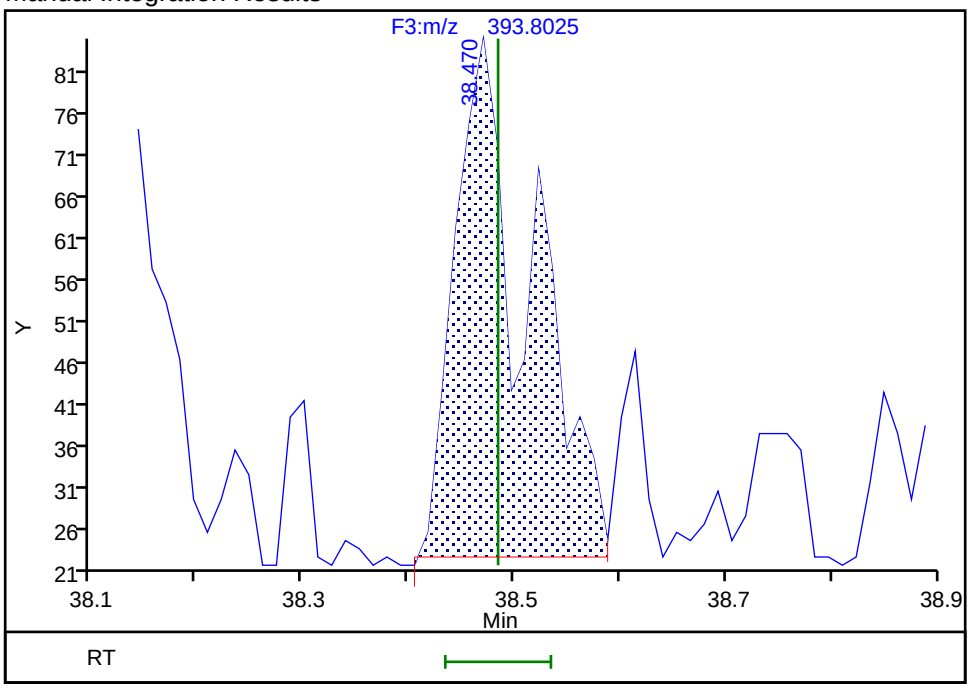

Reviewer: davidsonm, 29-Aug-2019 09:28:45

Audit Action: Split an Integrated Peak Audit Reason: Split Peak

Manual Integration/User Assign Peak Report

Eurofins TestAmerica, Knoxville

Data File: \\chromna\Knoxville\ChromData\D3D\20190828-12892.b\mb140-3281716-b.d
Injection Date: 29-Aug-2019 01:33:00 Instrument ID: D3D
Lims ID: MB 140-32817/16-B
Client ID:
Operator ID: Xcalibur_System ALS Bottle#: 0 Worklist Smp#: 7
Injection Vol: 1.0 ul Dil. Factor: 1.0000
Method: PCBs_D3D Limit Group: HR - 1668A - ICAL
Column: SPB-Octyl (0.25 mm) Detector F3(35.64 :49.10)

PCB-186, CAS: 74472-49-4

Signal: 2

Not Detected
Expected RT: 38.94

Processing Integration Results

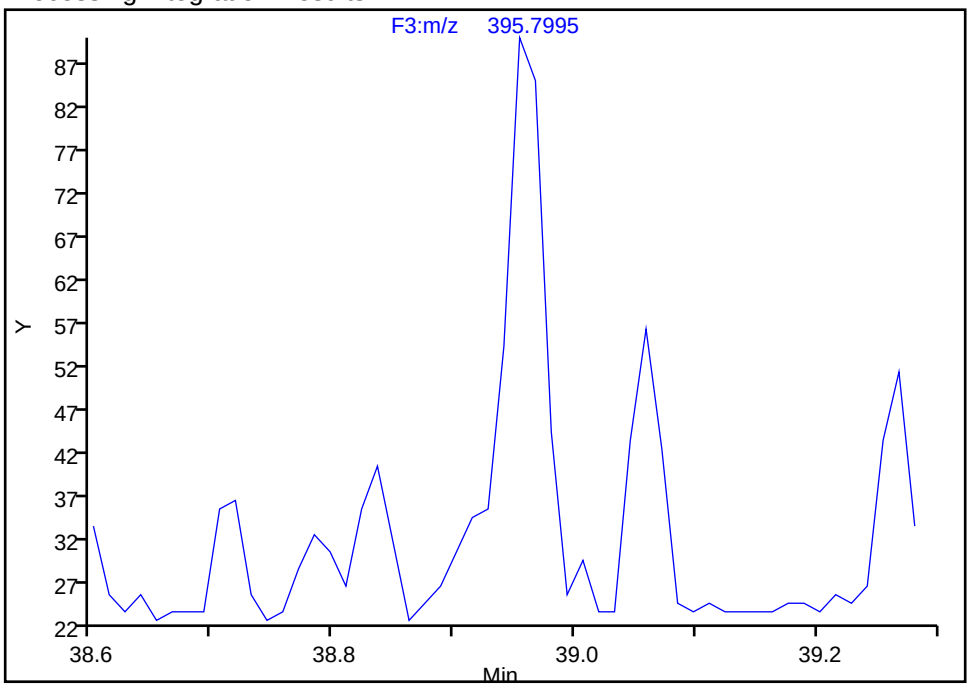

Manual Integration Results

RT: 38.95
Area: 184
Amount: 0.032063
Amount Units: pg/ul

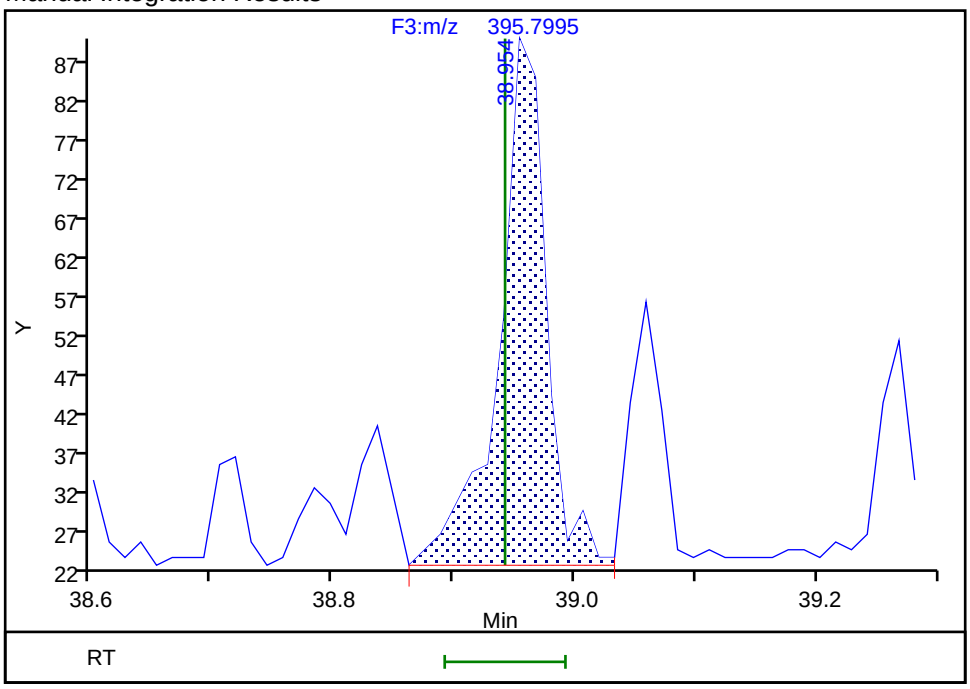

Reviewer: davidsonm, 29-Aug-2019 09:28:52
Audit Action: Split an Integrated Peak Audit Reason: Split Peak

Manual Integration/User Assign Peak Report

Eurofins TestAmerica, Knoxville

Data File: \\chromna\Knoxville\ChromData\D3D\20190828-12892.b\mb140-3281716-b.d
Injection Date: 29-Aug-2019 01:33:00 Instrument ID: D3D
Lims ID: MB 140-32817/16-B
Client ID:
Operator ID: Xcalibur_System ALS Bottle#: 0 Worklist Smp#: 7
Injection Vol: 1.0 ul Dil. Factor: 1.0000
Method: PCBs_D3D Limit Group: HR - 1668A - ICAL
Column: SPB-Octyl (0.25 mm) Detector F3(35.64 :49.10)

PCB-186, CAS: 74472-49-4

Signal: 1

Not Detected
Expected RT: 38.94

Processing Integration Results

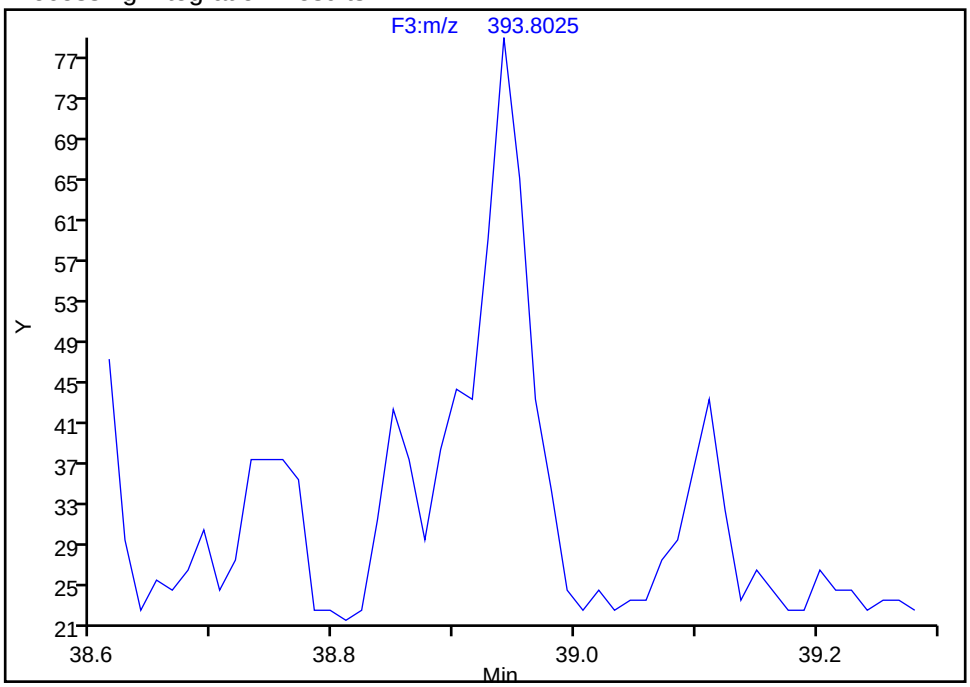

Manual Integration Results

RT: 38.94
Area: 190
Amount: 0.032063
Amount Units: pg/ul

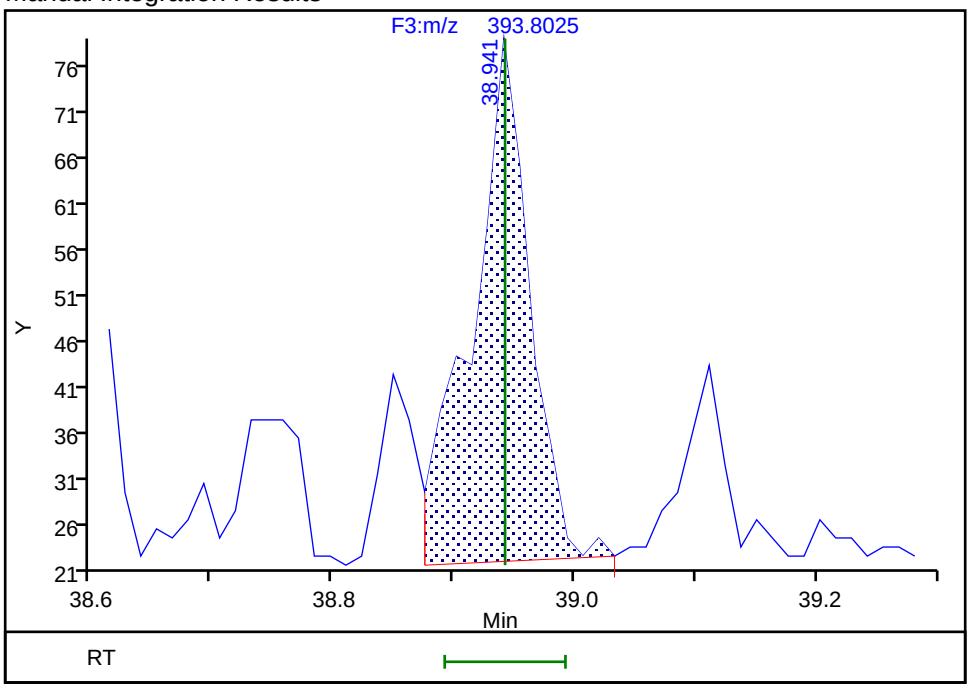

Reviewer: davidsonm, 29-Aug-2019 09:28:55
Audit Action: Split an Integrated Peak Audit Reason: Split Peak

Manual Integration/User Assign Peak Report

Eurofins TestAmerica, Knoxville

Data File:	\\chromna\Knoxville\ChromData\D3D\20190828-12892.b\mb140-3281716-b.d				
Injection Date:	29-Aug-2019 01:33:00	Instrument ID:	D3D		
Lims ID:	MB 140-32817/16-B				
Client ID:					
Operator ID:	Xcalibur_System	ALS Bottle#:	0	Worklist Smp#:	7
Injection Vol:	1.0 ul	Dil. Factor:	1.0000		
Method:	PCBs_D3D	Limit Group:	HR - 1668A - ICAL		
Column:	SPB-Octyl (0.25 mm)	Detector	F3(35.64 :49.10)		

PCB-175, CAS: 40186-70-7

Signal: 1

Not Detected
Expected RT: 40.96

Processing Integration Results

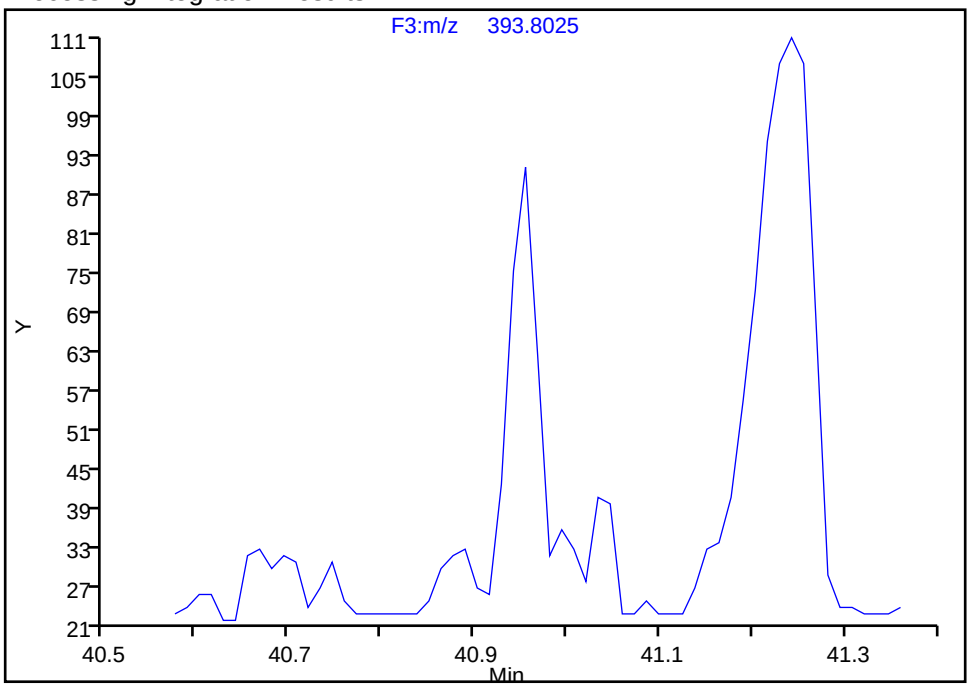

Manual Integration Results

RT: 40.96
Area: 228
Amount: 0.050522
Amount Units: pg/ul

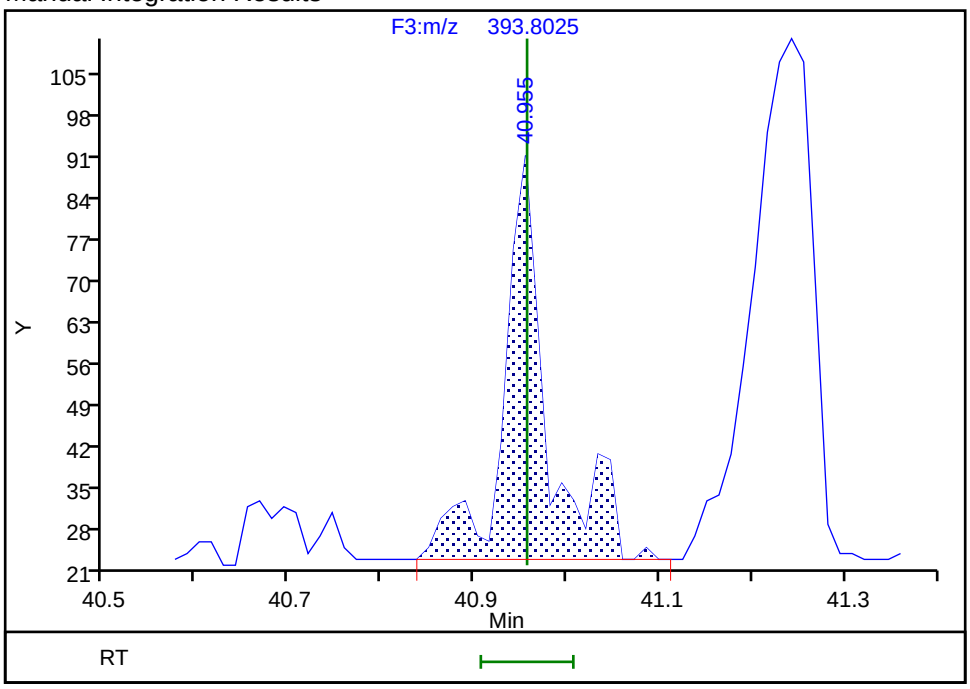

Reviewer: davidsonm, 29-Aug-2019 09:29:03
Audit Action: Assigned Compound ID Audit Reason: Split Peak

Manual Integration/User Assign Peak Report

Eurofins TestAmerica, Knoxville

Data File:	\\chromna\Knoxville\ChromData\D3D\20190828-12892.b\mb140-3281716-b.d				
Injection Date:	29-Aug-2019 01:33:00	Instrument ID:	D3D		
Lims ID:	MB 140-32817/16-B				
Client ID:					
Operator ID:	Xcalibur_System	ALS Bottle#:	0	Worklist Smp#:	7
Injection Vol:	1.0 ul	Dil. Factor:	1.0000		
Method:	PCBs_D3D	Limit Group:	HR - 1668A - ICAL		
Column:	SPB-Octyl (0.25 mm)	Detector	F3(35.64 :49.10)		

PCB-187, CAS: 52663-68-0

Signal: 1

Not Detected
Expected RT: 41.23

Processing Integration Results

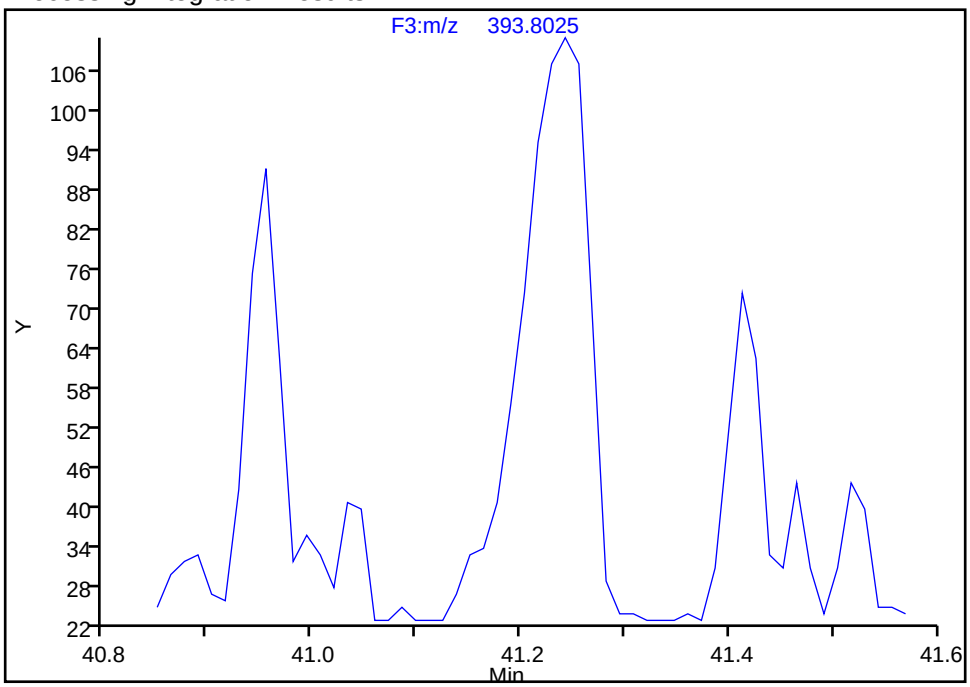

Manual Integration Results

RT: 41.24
Area: 401
Amount: 0.074661
Amount Units: pg/ul

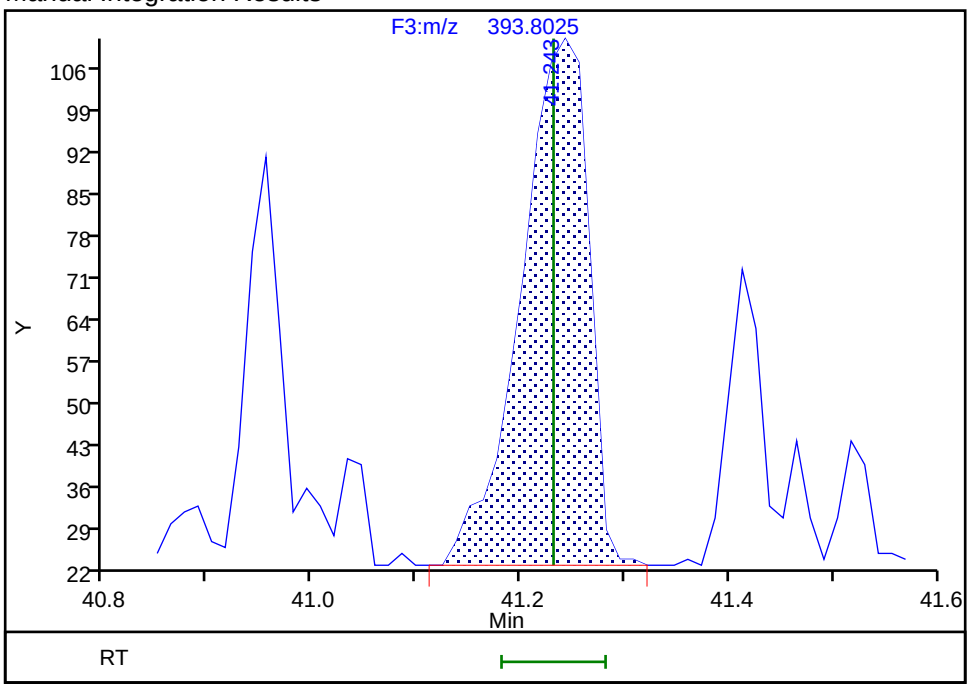

Reviewer: davidsonm, 29-Aug-2019 09:29:09
Audit Action: Assigned Compound ID Audit Reason: Split Peak

Manual Integration/User Assign Peak Report

Eurofins TestAmerica, Knoxville

Data File:	\\chromna\Knoxville\ChromData\D3D\20190828-12892.b\mb140-3281716-b.d				
Injection Date:	29-Aug-2019 01:33:00	Instrument ID:	D3D		
Lims ID:	MB 140-32817/16-B				
Client ID:					
Operator ID:	Xcalibur_System	ALS Bottle#:	0	Worklist Smp#:	7
Injection Vol:	1.0 ul	Dil. Factor:	1.0000		
Method:	PCBs_D3D	Limit Group:	HR - 1668A - ICAL		
Column:	SPB-Octyl (0.25 mm)	Detector	F3(35.64 :49.10)		

PCB-183/185, CAS: STL02297

Signal: 2

Not Detected
Expected RT: 41.85

Processing Integration Results

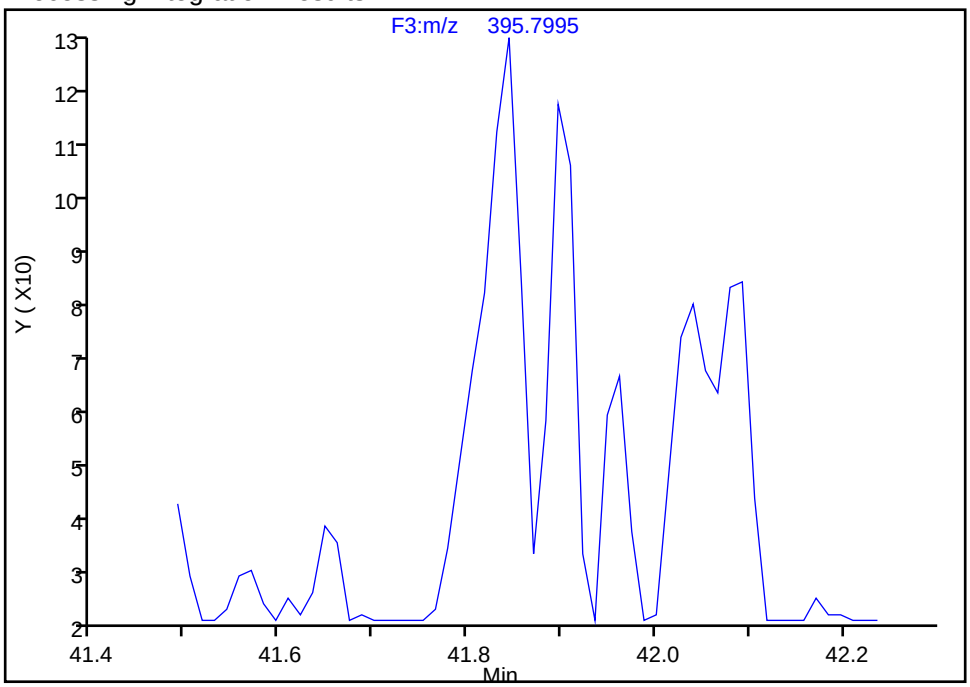

Manual Integration Results

RT: 41.84
Area: 610
Amount: 0.127151
Amount Units: pg/ul

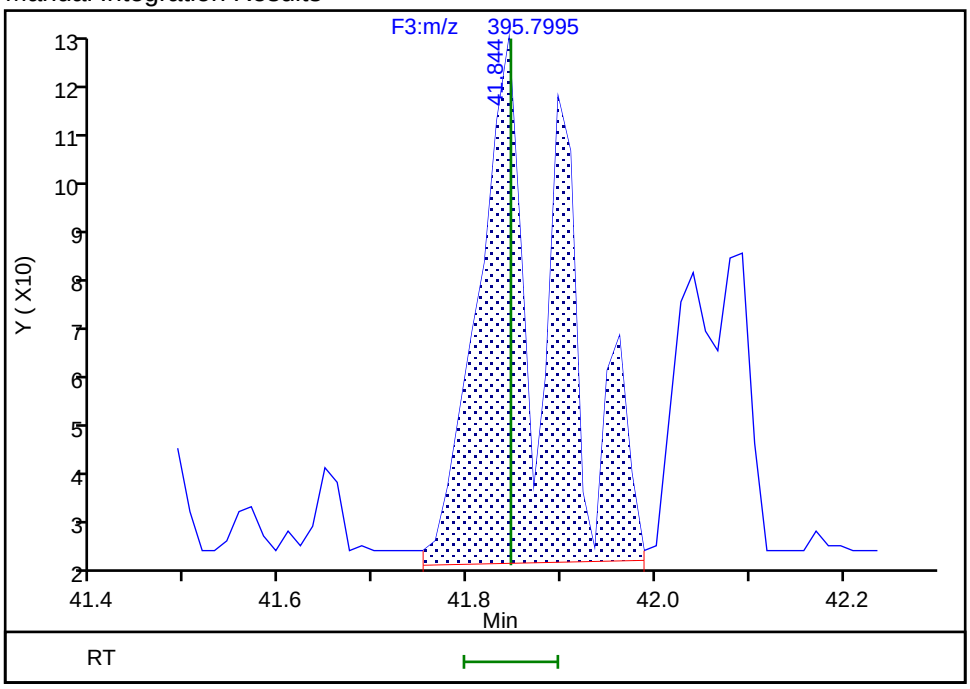

Reviewer: davidsonm, 29-Aug-2019 09:29:50
Audit Action: Manually Integrated Audit Reason: Incomplete Integration

Manual Integration/User Assign Peak Report

Eurofins TestAmerica, Knoxville

Data File: \\chromna\Knoxville\ChromData\D3D\20190828-12892.b\mb140-3281716-b.d
Injection Date: 29-Aug-2019 01:33:00 Instrument ID: D3D
Lims ID: MB 140-32817/16-B
Client ID:
Operator ID: Xcalibur_System ALS Bottle#: 0 Worklist Smp#: 7
Injection Vol: 1.0 ul Dil. Factor: 1.0000
Method: PCBs_D3D Limit Group: HR - 1668A - ICAL
Column: SPB-Octyl (0.25 mm) Detector F3(35.64 :49.10)

PCB-183/185, CAS: STL02297

Signal: 1

Not Detected
Expected RT: 41.85

Processing Integration Results

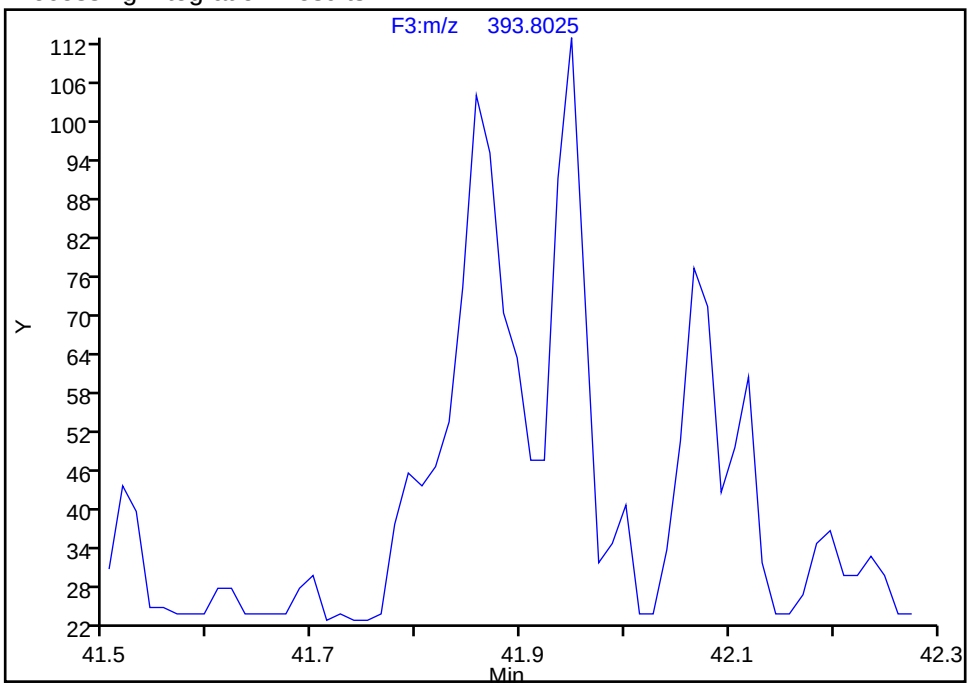

Manual Integration Results

RT: 41.95
Area: 565
Amount: 0.127151
Amount Units: pg/ul

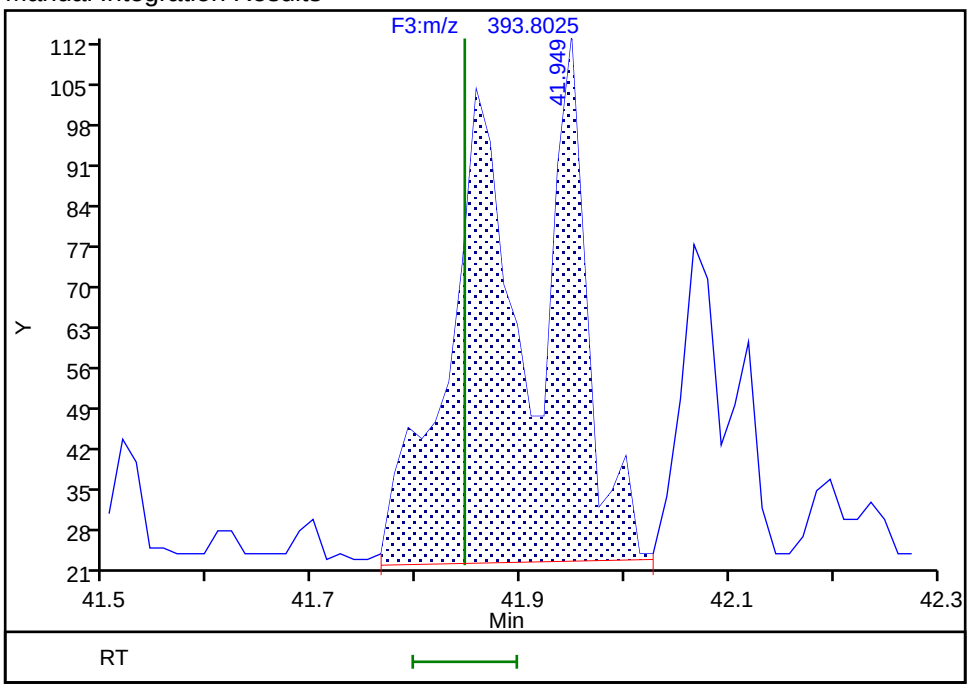

Reviewer: davidsonm, 29-Aug-2019 09:29:50
Audit Action: Manually Integrated Audit Reason: Incomplete Integration

Manual Integration/User Assign Peak Report

Eurofins TestAmerica, Knoxville

Data File: \\chromna\Knoxville\ChromData\D3D\20190828-12892.b\mb140-3281716-b.d
Injection Date: 29-Aug-2019 01:33:00 Instrument ID: D3D
Lims ID: MB 140-32817/16-B
Client ID:
Operator ID: Xcalibur_System ALS Bottle#: 0 Worklist Smp#: 7
Injection Vol: 1.0 ul Dil. Factor: 1.0000
Method: PCBs_D3D Limit Group: HR - 1668A - ICAL
Column: SPB-Octyl (0.25 mm) Detector F3(35.64 :49.10)

PCB-174, CAS: 38411-25-5

Signal: 1

Not Detected
Expected RT: 42.07

Processing Integration Results

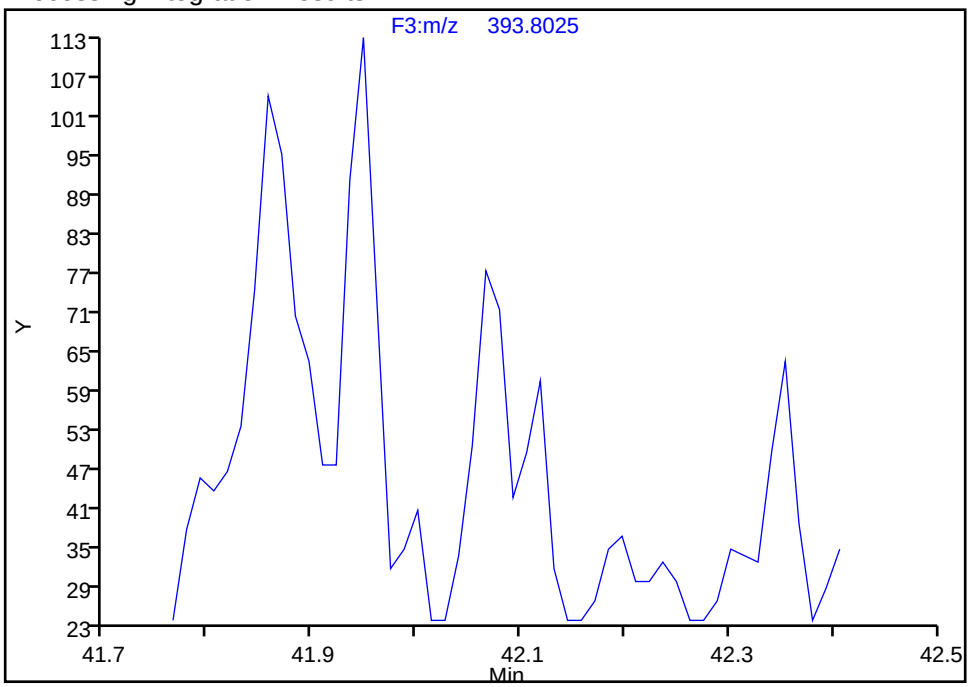

Manual Integration Results

RT: 42.07
Area: 183
Amount: 0.066621
Amount Units: pg/ul

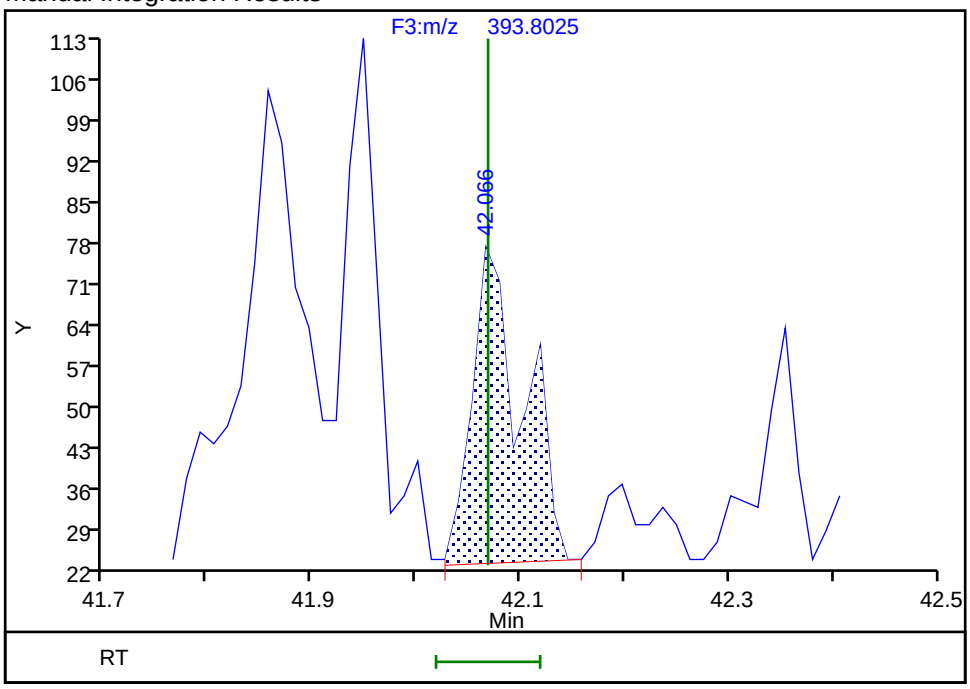

Reviewer: davidsonm, 29-Aug-2019 09:29:27
Audit Action: Assigned Compound ID Audit Reason: Split Peak

Manual Integration/User Assign Peak Report

Eurofins TestAmerica, Knoxville

Data File:	\\chromna\Knoxville\ChromData\D3D\20190828-12892.b\mb140-3281716-b.d				
Injection Date:	29-Aug-2019 01:33:00	Instrument ID:	D3D		
Lims ID:	MB 140-32817/16-B				
Client ID:					
Operator ID:	Xcalibur_System	ALS Bottle#:	0	Worklist Smp#:	7
Injection Vol:	1.0 ul	Dil. Factor:	1.0000		
Method:	PCBs_D3D	Limit Group:	HR - 1668A - ICAL		
Column:	SPB-Octyl (0.25 mm)	Detector	F3(35.64 :49.10)		

PCB-177, CAS: 52663-70-4

Signal: 1

Not Detected
Expected RT: 42.51

Processing Integration Results

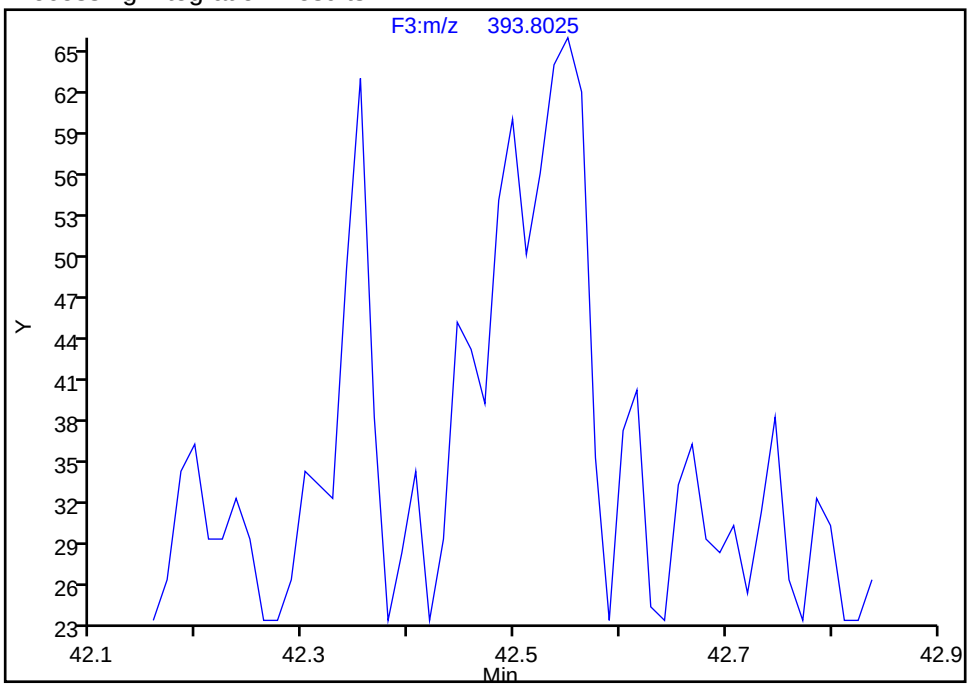

Manual Integration Results

RT: 42.55
Area: 256
Amount: 0.064738
Amount Units: pg/ul

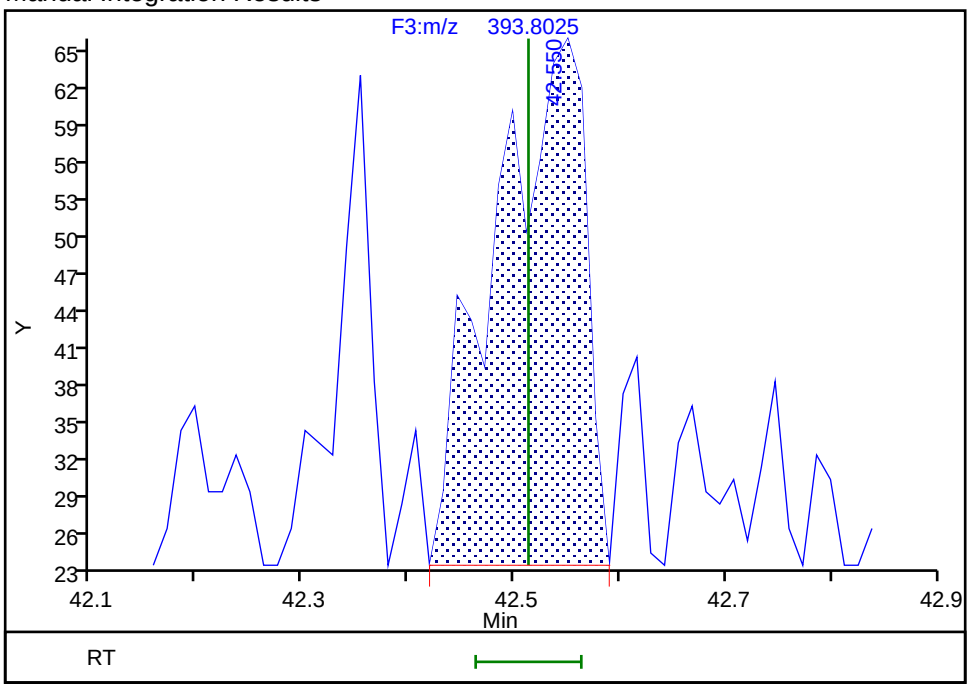

Reviewer: davidsonm, 29-Aug-2019 09:29:57
Audit Action: Assigned Compound ID Audit Reason: Incomplete Integration

Manual Integration/User Assign Peak Report

Eurofins TestAmerica, Knoxville

Data File:	\\chromna\Knoxville\ChromData\D3D\20190828-12892.b\mb140-3281716-b.d				
Injection Date:	29-Aug-2019 01:33:00	Instrument ID:	D3D		
Lims ID:	MB 140-32817/16-B				
Client ID:					
Operator ID:	Xcalibur_System	ALS Bottle#:	0	Worklist Smp#:	7
Injection Vol:	1.0 ul	Dil. Factor:	1.0000		
Method:	PCBs_D3D	Limit Group:	HR - 1668A - ICAL		
Column:	SPB-Octyl (0.25 mm)	Detector	F3(35.64 :49.10)		

PCB-171/173, CAS: STL01823

Signal: 1

Not Detected
Expected RT: 43.13

Processing Integration Results

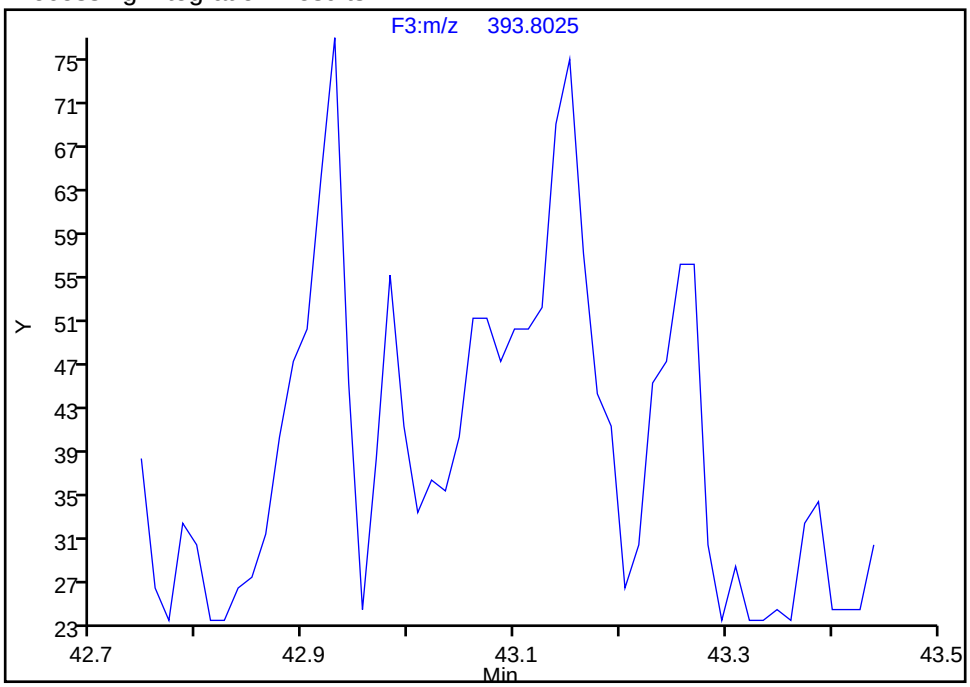

Manual Integration Results

RT: 43.15
Area: 291
Amount: 0.077630
Amount Units: pg/ul

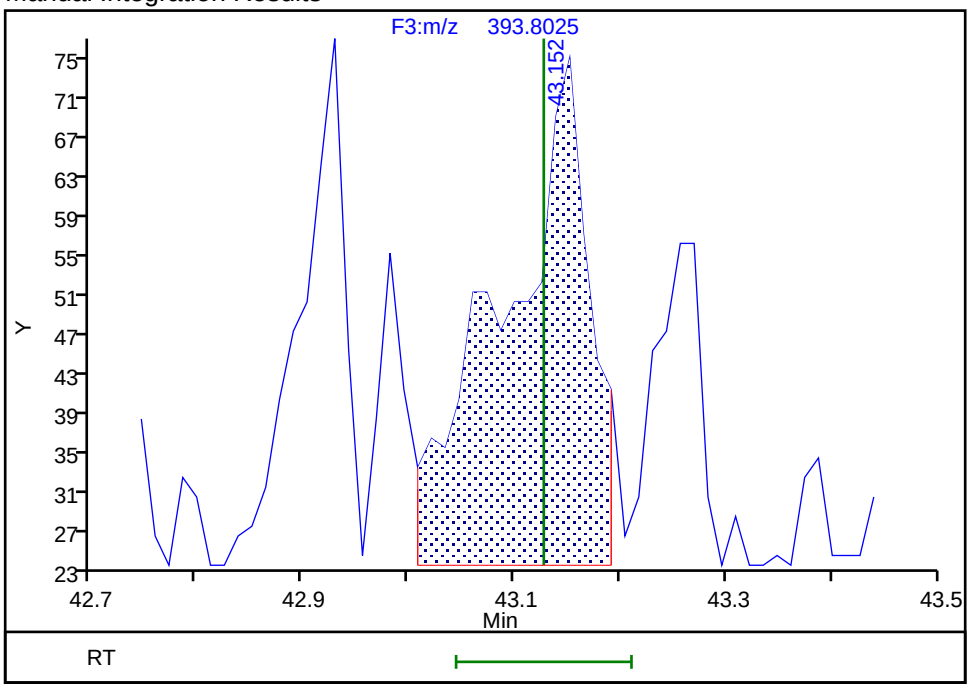

Reviewer: davidsonm, 29-Aug-2019 09:30:05
Audit Action: Assigned Compound ID Audit Reason: Incomplete Integration

Manual Integration/User Assign Peak Report

Eurofins TestAmerica, Knoxville

Data File:	\\chromna\Knoxville\ChromData\D3D\20190828-12892.b\mb140-3281716-b.d				
Injection Date:	29-Aug-2019 01:33:00	Instrument ID:	D3D		
Lims ID:	MB 140-32817/16-B				
Client ID:					
Operator ID:	Xcalibur_System	ALS Bottle#:	0	Worklist Smp#:	7
Injection Vol:	1.0 ul	Dil. Factor:	1.0000		
Method:	PCBs_D3D	Limit Group:	HR - 1668A - ICAL		
Column:	SPB-Octyl (0.25 mm)	Detector	F3(35.64 :49.10)		

PCB-180/193, CAS: STL01824

Signal: 1

Not Detected
Expected RT: 45.38

Processing Integration Results

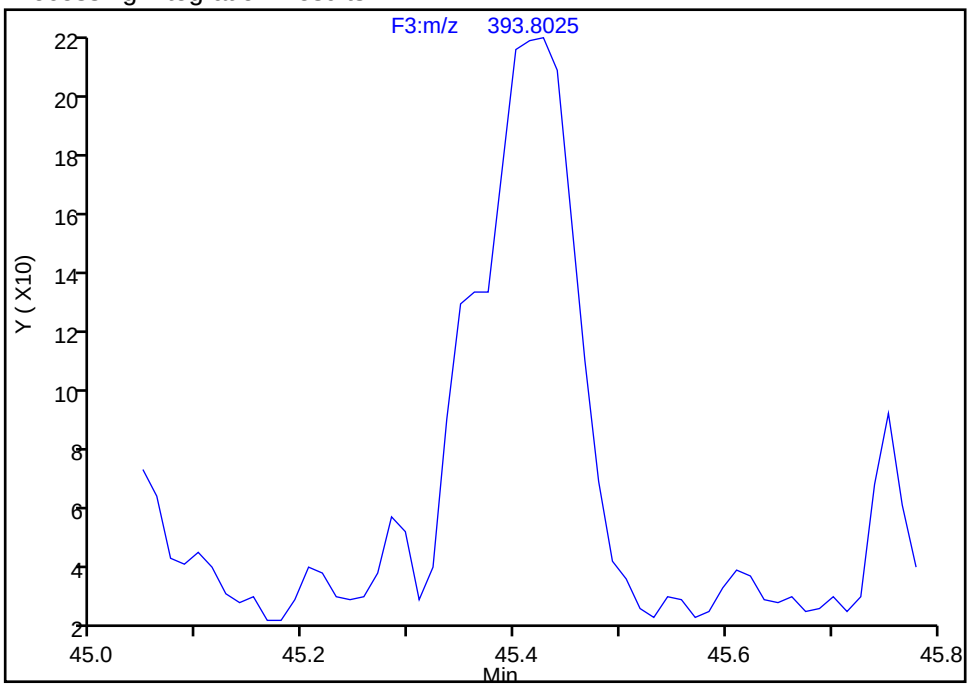

Manual Integration Results

RT: 45.43
Area: 1309
Amount: 0.244722
Amount Units: pg/ul

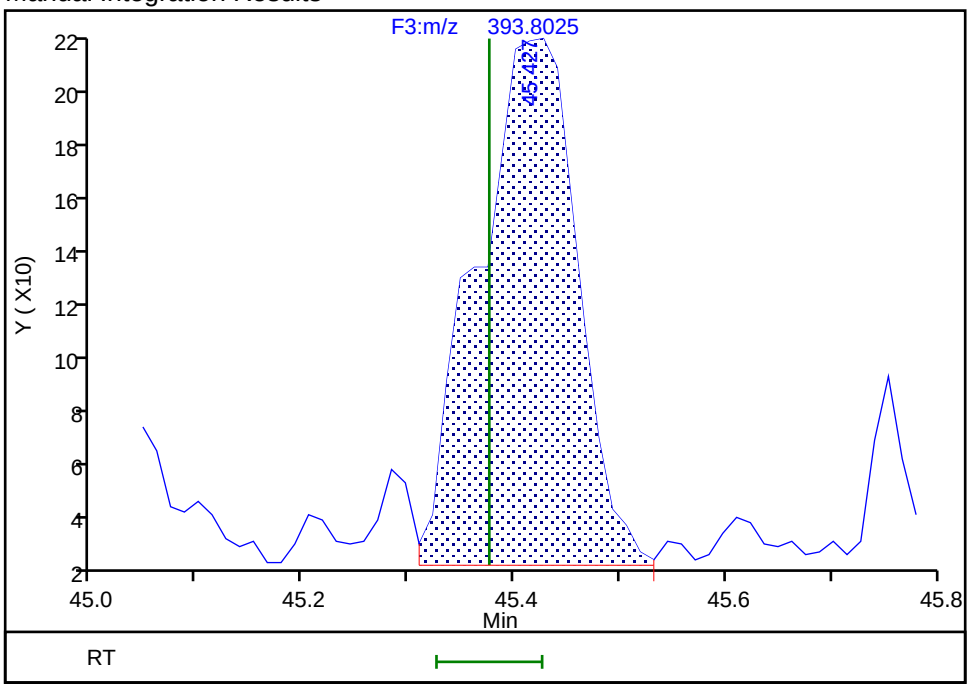

Reviewer: davidsonm, 29-Aug-2019 09:30:13
Audit Action: Assigned Compound ID Audit Reason: Incomplete Integration

Manual Integration/User Assign Peak Report

Eurofins TestAmerica, Knoxville

Data File:	\\chromna\Knoxville\ChromData\D3D\20190828-12892.b\mb140-3281716-b.d				
Injection Date:	29-Aug-2019 01:33:00	Instrument ID:	D3D		
Lims ID:	MB 140-32817/16-B				
Client ID:					
Operator ID:	Xcalibur_System	ALS Bottle#:	0	Worklist Smp#:	7
Injection Vol:	1.0 ul	Dil. Factor:	1.0000		
Method:	PCBs_D3D	Limit Group:	HR - 1668A - ICAL		
Column:	SPB-Octyl (0.25 mm)	Detector	F3(35.64 :49.10)		

PCB-190, CAS: 41411-64-7

Signal: 2

Not Detected
Expected RT: 47.19

Processing Integration Results

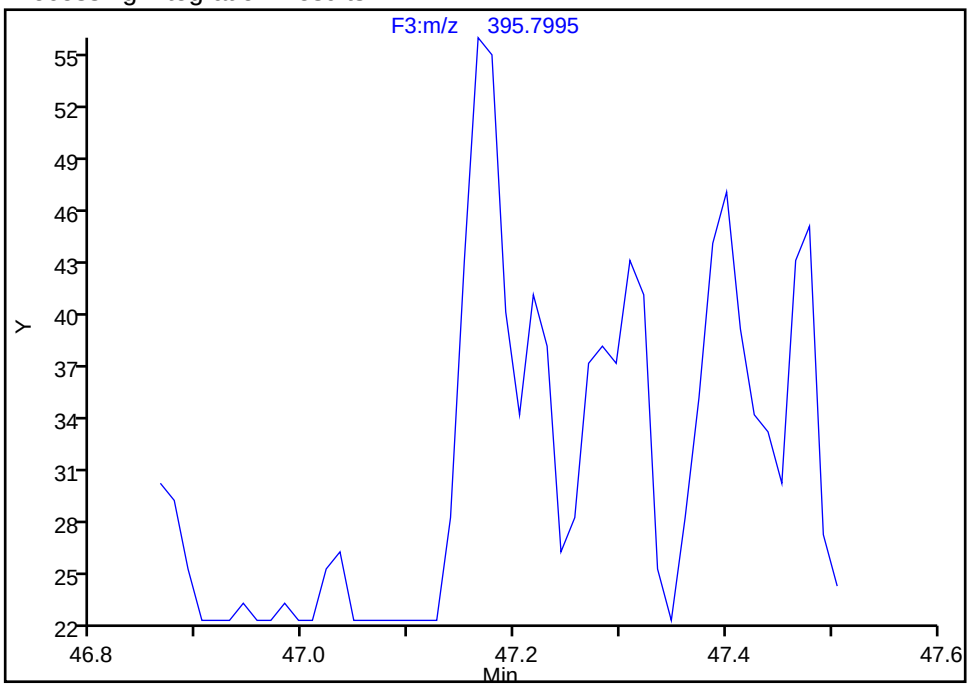

Manual Integration Results

RT: 47.17
Area: 130
Amount: 0.027956
Amount Units: pg/ul

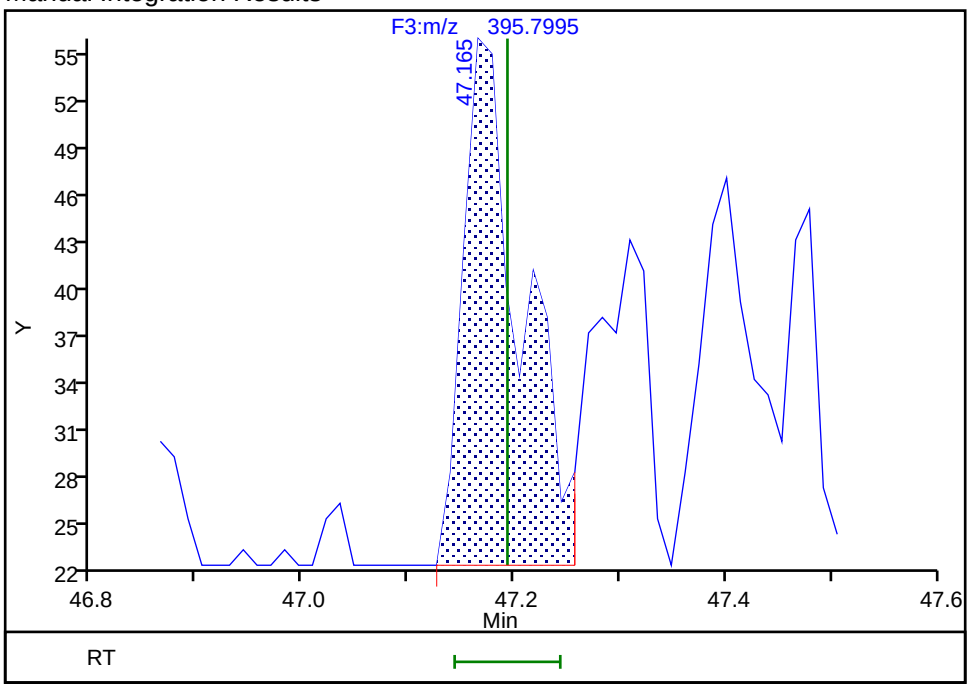

Reviewer: davidsonm, 29-Aug-2019 09:30:35
Audit Action: Split an Integrated Peak Audit Reason: Split Peak

Manual Integration/User Assign Peak Report

Eurofins TestAmerica, Knoxville

Data File: \\chromna\Knoxville\ChromData\D3D\20190828-12892.b\mb140-3281716-b.d
Injection Date: 29-Aug-2019 01:33:00 Instrument ID: D3D
Lims ID: MB 140-32817/16-B
Client ID:
Operator ID: Xcalibur_System ALS Bottle#: 0 Worklist Smp#: 7
Injection Vol: 1.0 ul Dil. Factor: 1.0000
Method: PCBs_D3D Limit Group: HR - 1668A - ICAL
Column: SPB-Octyl (0.25 mm) Detector F3(35.64 :49.10)

PCB-190, CAS: 41411-64-7

Signal: 1

Not Detected
Expected RT: 47.19

Processing Integration Results

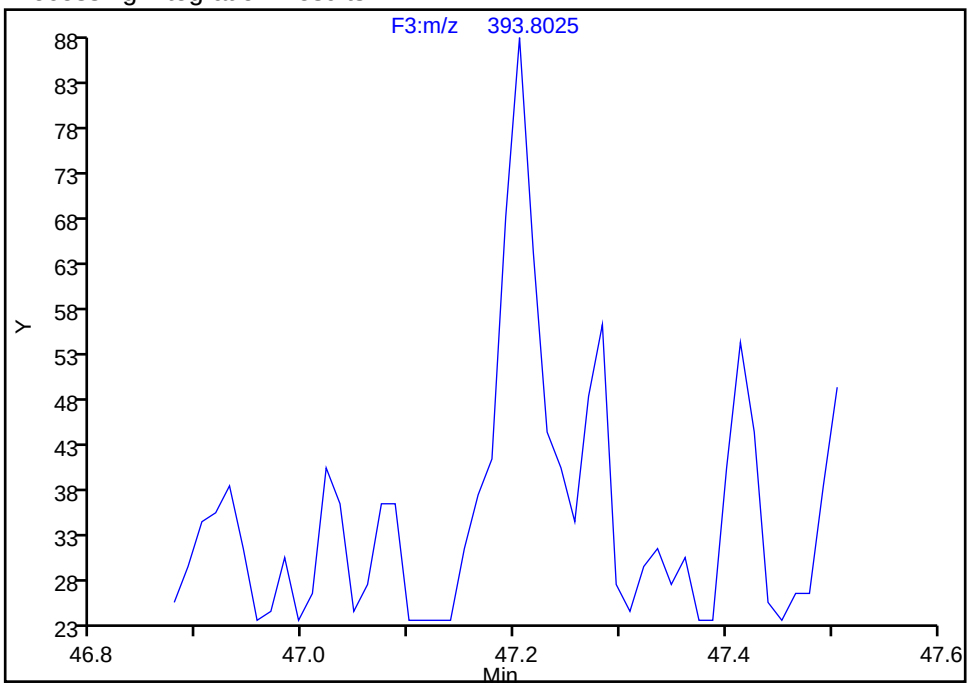

Manual Integration Results

RT: 47.20
Area: 183
Amount: 0.027956
Amount Units: pg/ul

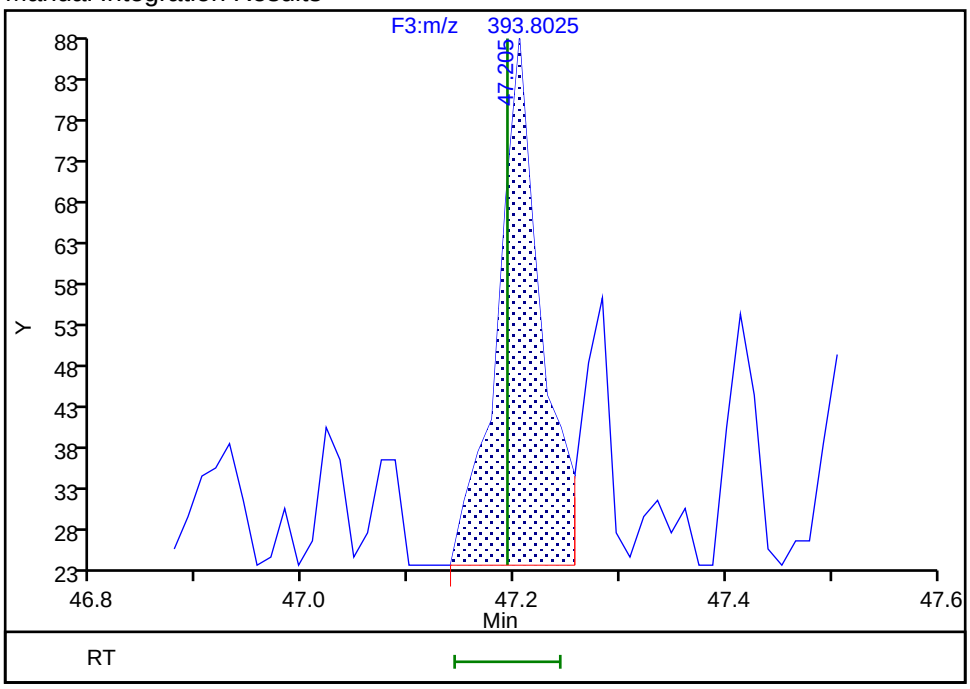

Reviewer: davidsonm, 29-Aug-2019 09:30:38
Audit Action: Split an Integrated Peak Audit Reason: Split Peak

Report Date: 29-Aug-2019 09:43:12 Chrom Revision: 2.3 22-Aug-2019 12:55:36

Eurofins TestAmerica, Knoxville

Data File: \\chromna\Knoxville\ChromData\D3D\20190828-12892.b\mb140-3281716-b.d

Injection Date:	29-Aug-2019 01:33:00	Injection Vol:	1.0 ul
Instrument ID:	D3D	Operator ID:	Xcalibur_System
Method:	PCBs_D3D	Limit Group:	HR - 1668A - ICAL
Client ID:			
Worklist#:	33110	Sample Line#:	7
Column Type:	SPB-Octyl	Column Dia:	0.25 mm

HpPCB F4

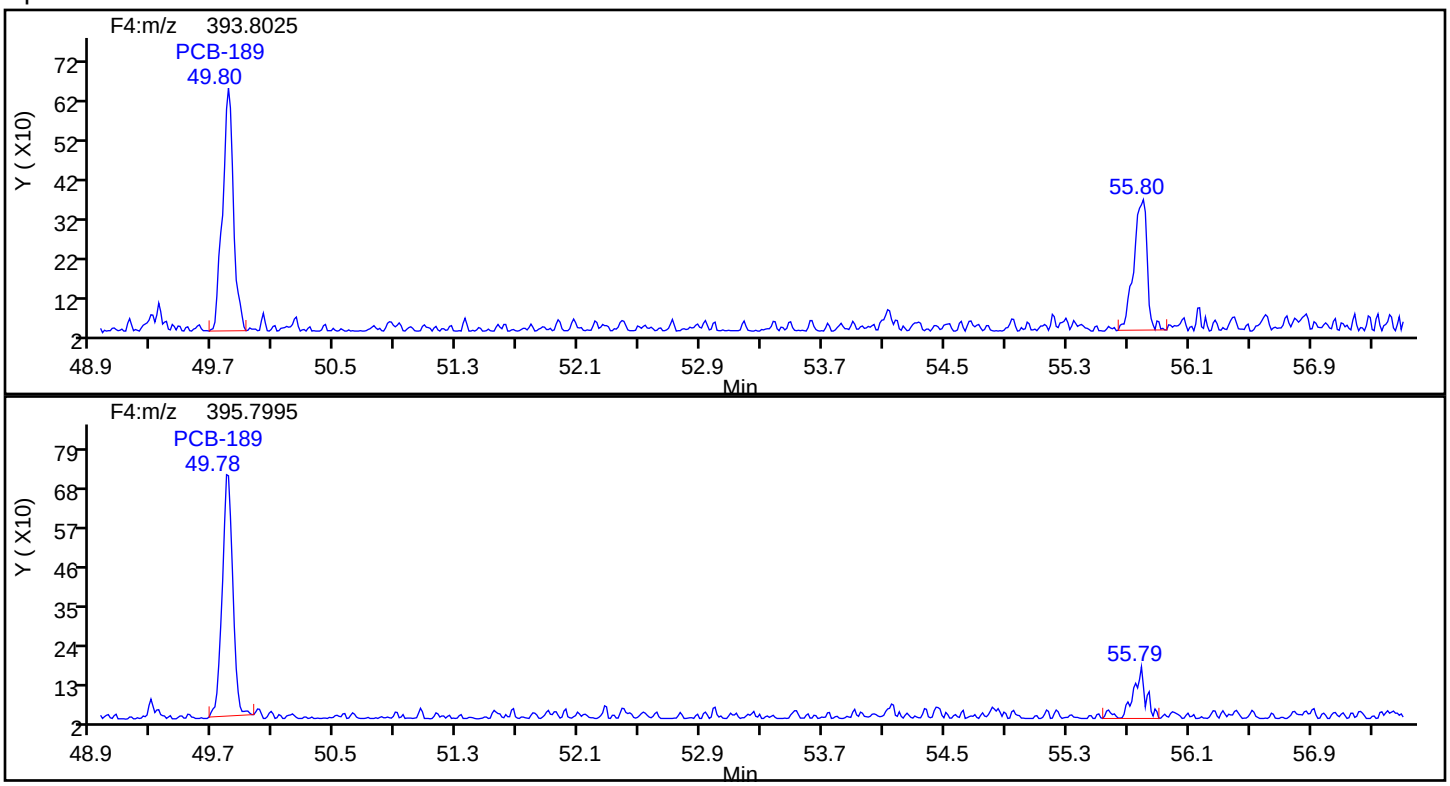

HpPCB F4 Standards

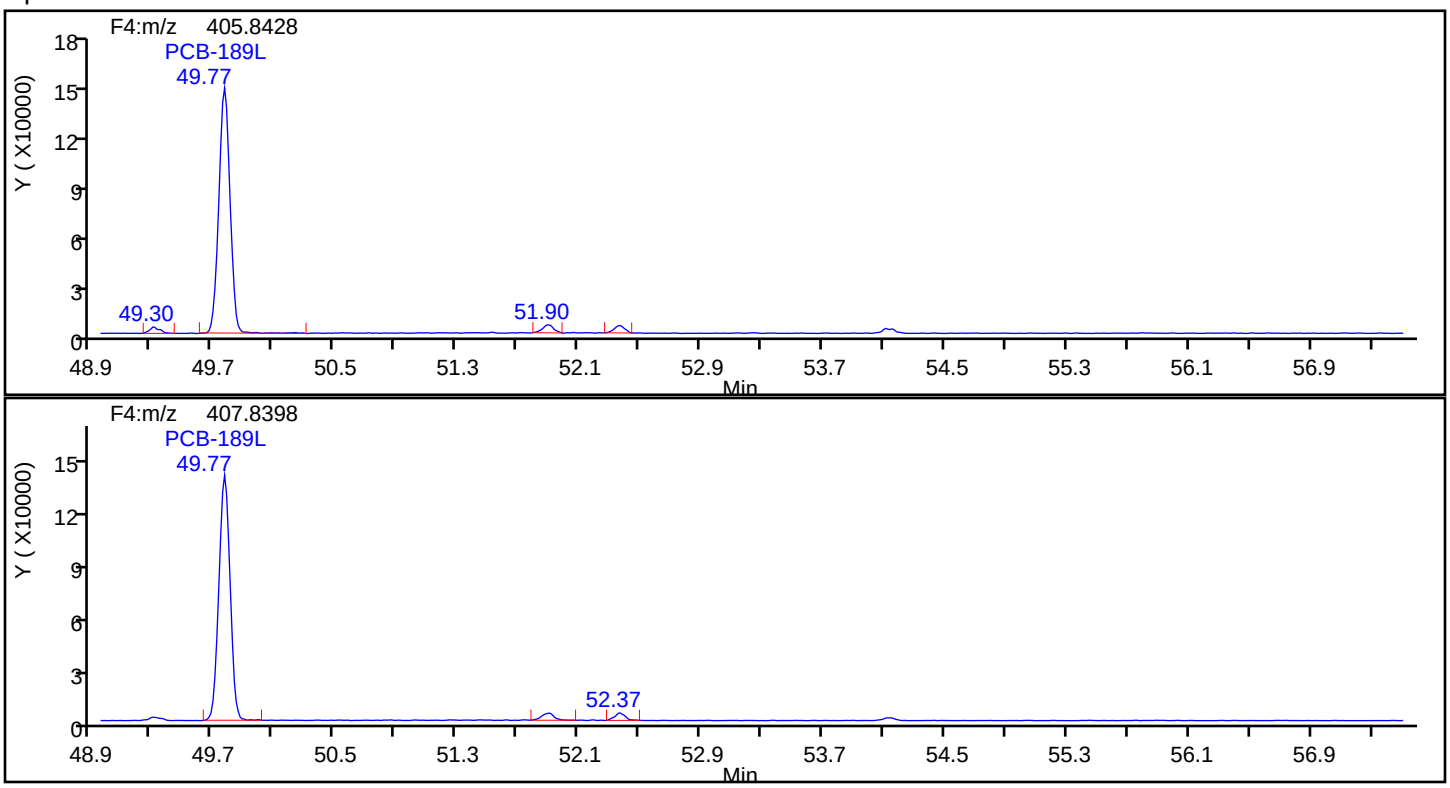

Eurofins TestAmerica, Knoxville

Data File:	\\chromna\Knoxville\ChromData\D3D\20190828-12892.b\mb140-3281716-b.d		
Injection Date:	29-Aug-2019 01:33:00	Injection Vol:	1.0 ul
Instrument ID:	D3D	Operator ID:	Xcalibur_System
Method:	PCBs_D3D	Limit Group:	HR - 1668A - ICAL
Client ID:			
Worklist#:	33110	Sample Line#:	7
Column Type:	SPB-Octyl	Column Dia:	0.25 mm

HpPCB F4

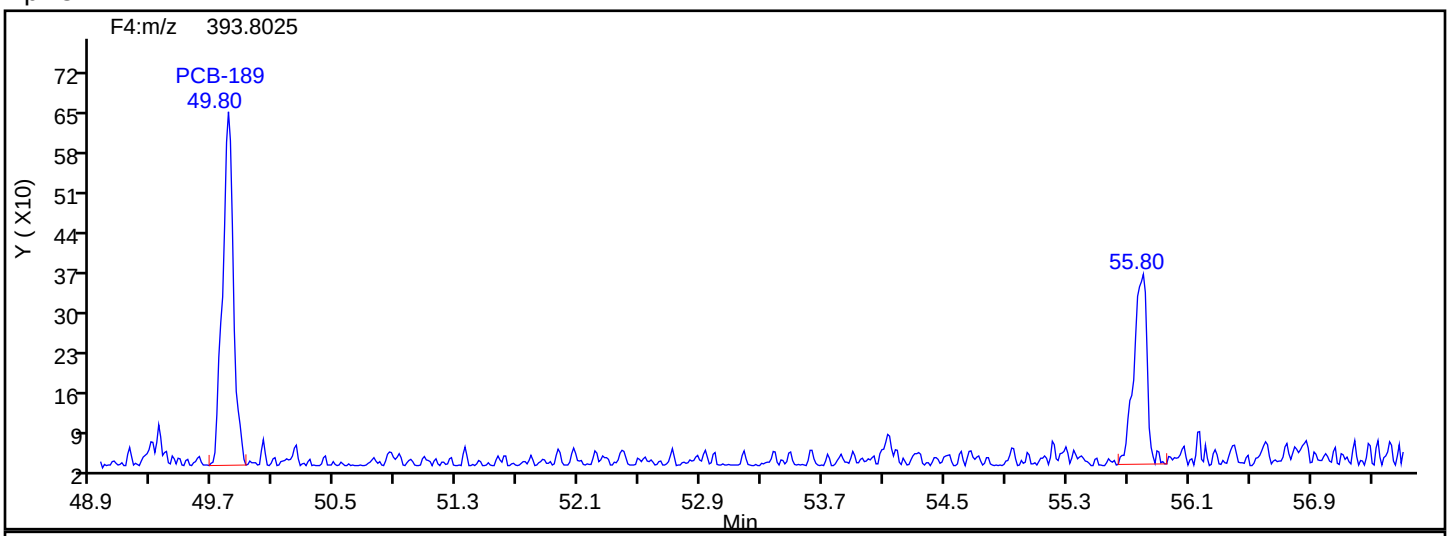

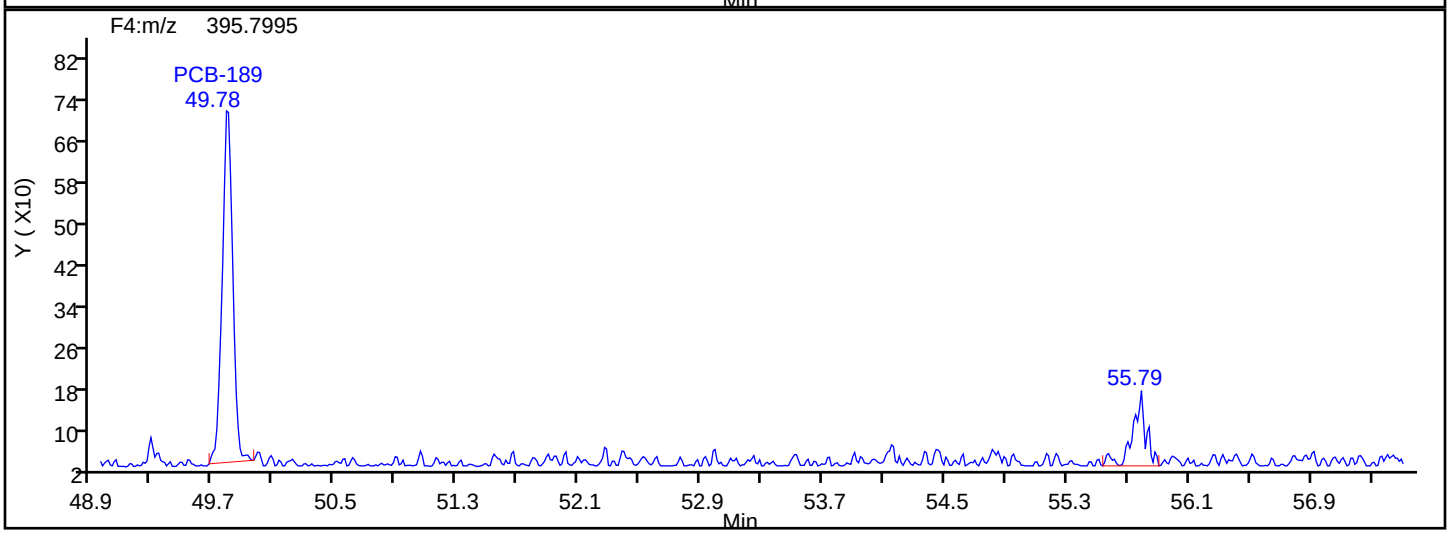

HpPCB F4 Lock Mass

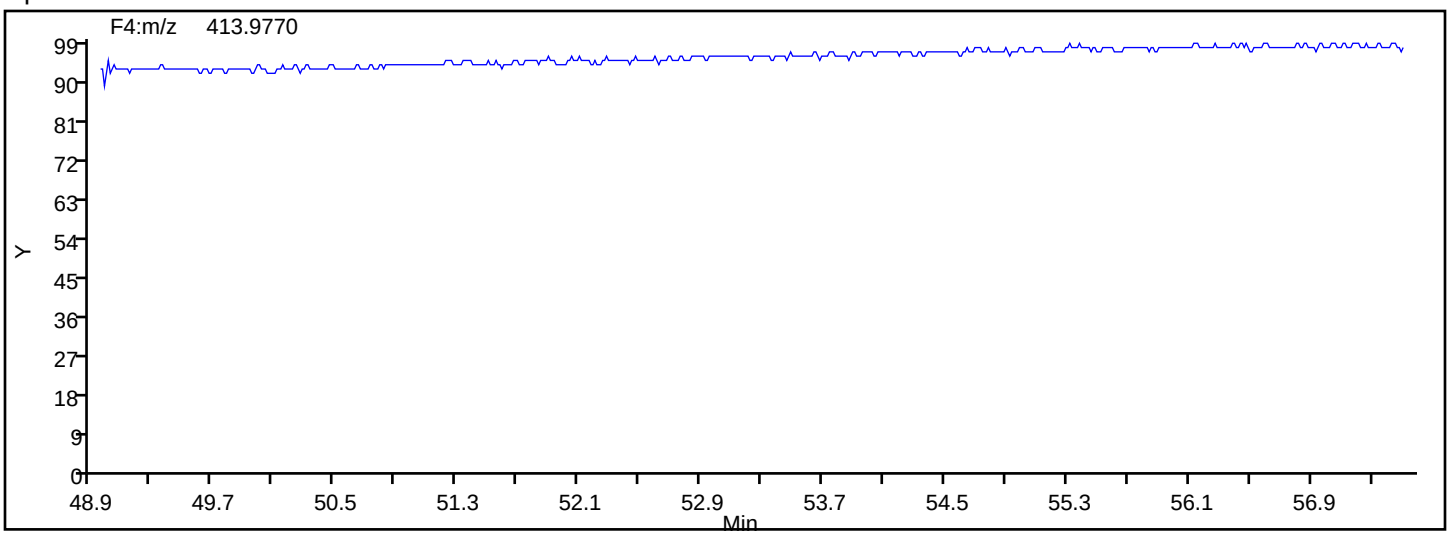

Eurofins TestAmerica, Knoxville

Data File:	\\chromna\Knoxville\ChromData\D3D\20190828-12892.b\mb140-3281716-b.d		
Injection Date:	29-Aug-2019 01:33:00	Injection Vol:	1.0 ul
Instrument ID:	D3D	Operator ID:	Xcalibur_System
Method:	PCBs_D3D	Limit Group:	HR - 1668A - ICAL
Client ID:			
Worklist#:	33110	Sample Line#:	7
Column Type:	SPB-Octyl	Column Dia:	0.25 mm

OcPCB F3

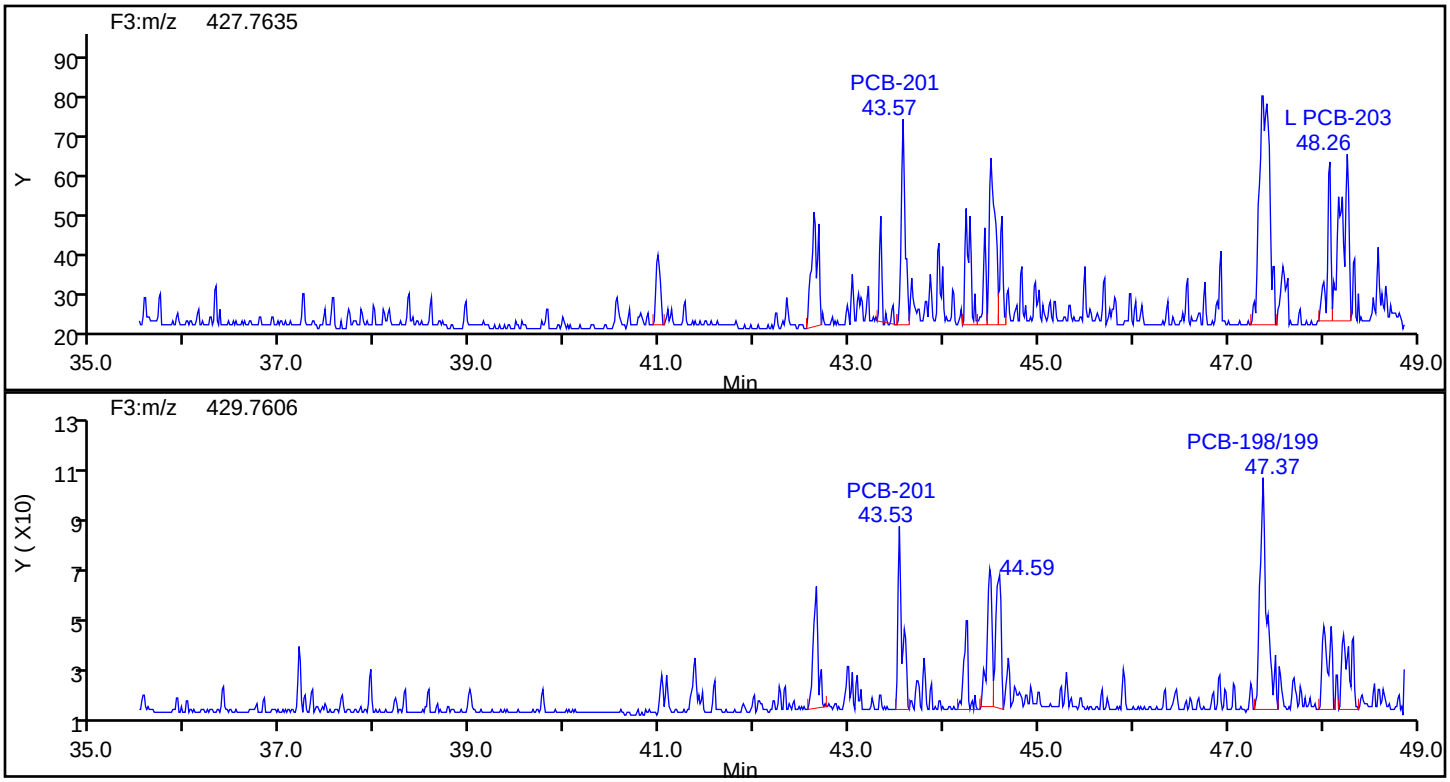

OcPCB F3 Standards

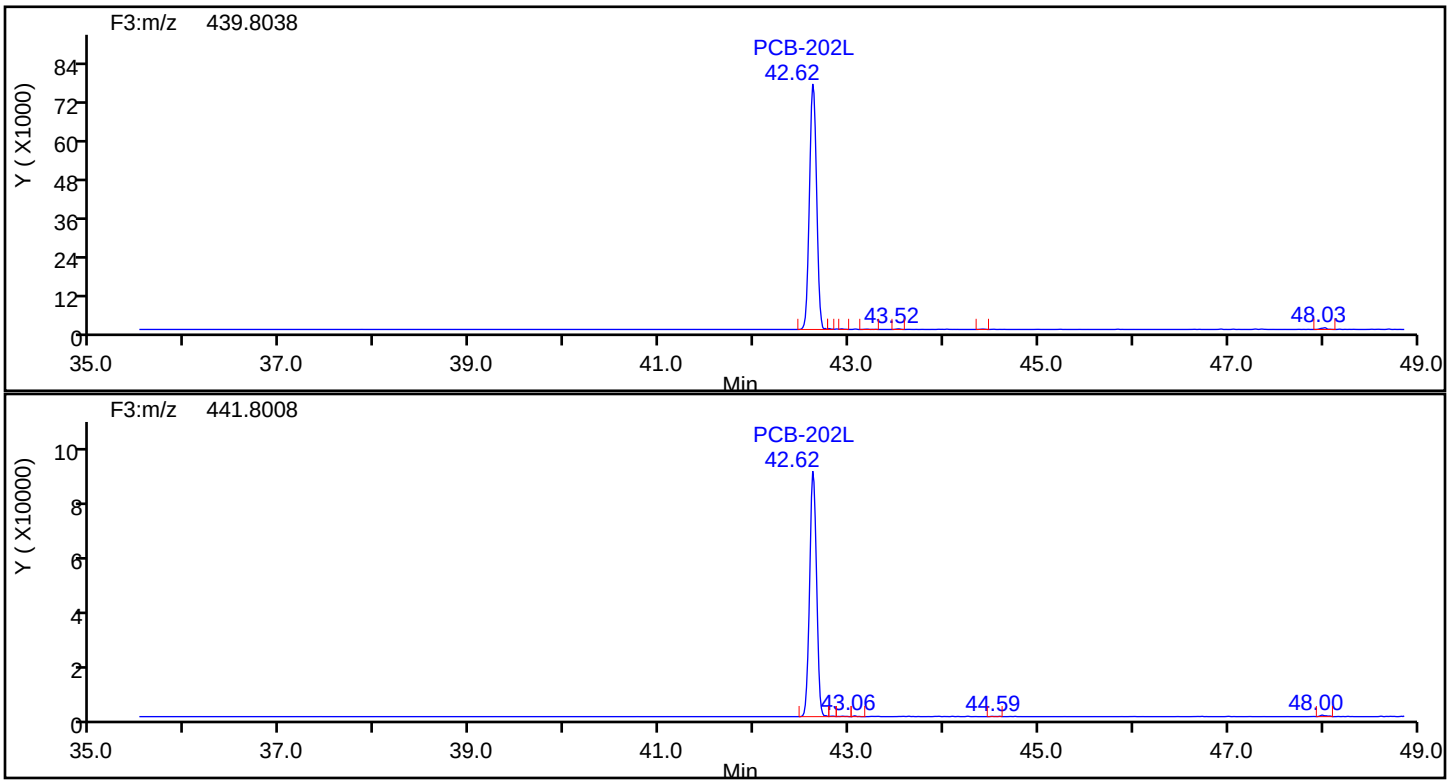

Eurofins TestAmerica, Knoxville

Data File:	\\chromna\Knoxville\ChromData\D3D\20190828-12892.b\mb140-3281716-b.d		
Injection Date:	29-Aug-2019 01:33:00	Injection Vol:	1.0 ul
Instrument ID:	D3D	Operator ID:	Xcalibur_System
Method:	PCBs_D3D	Limit Group:	HR - 1668A - ICAL
Client ID:			
Worklist#:	33110	Sample Line#:	7
Column Type:	SPB-Octyl	Column Dia:	0.25 mm

OcPCB F3

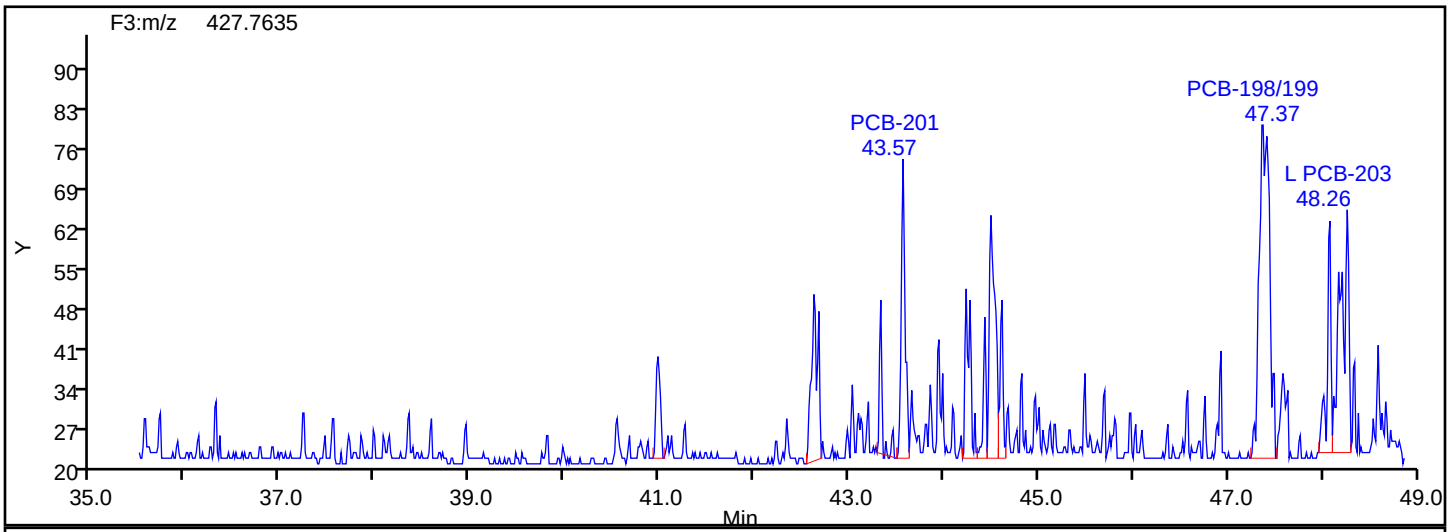

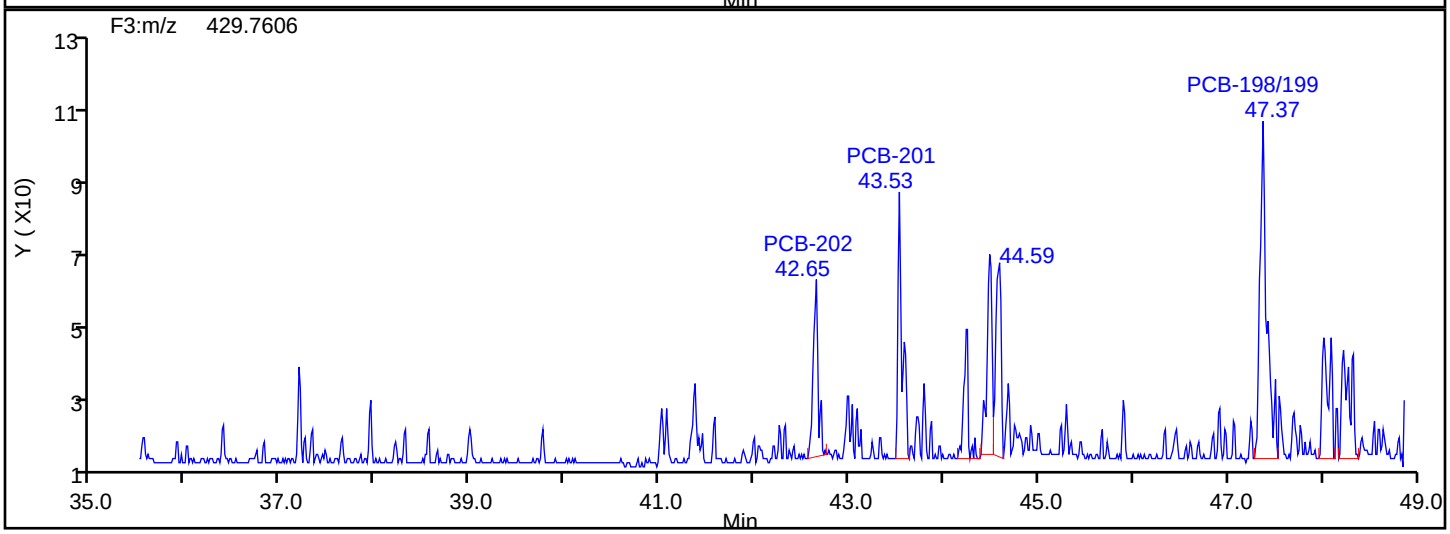

OcPCB F3 Lock Mass

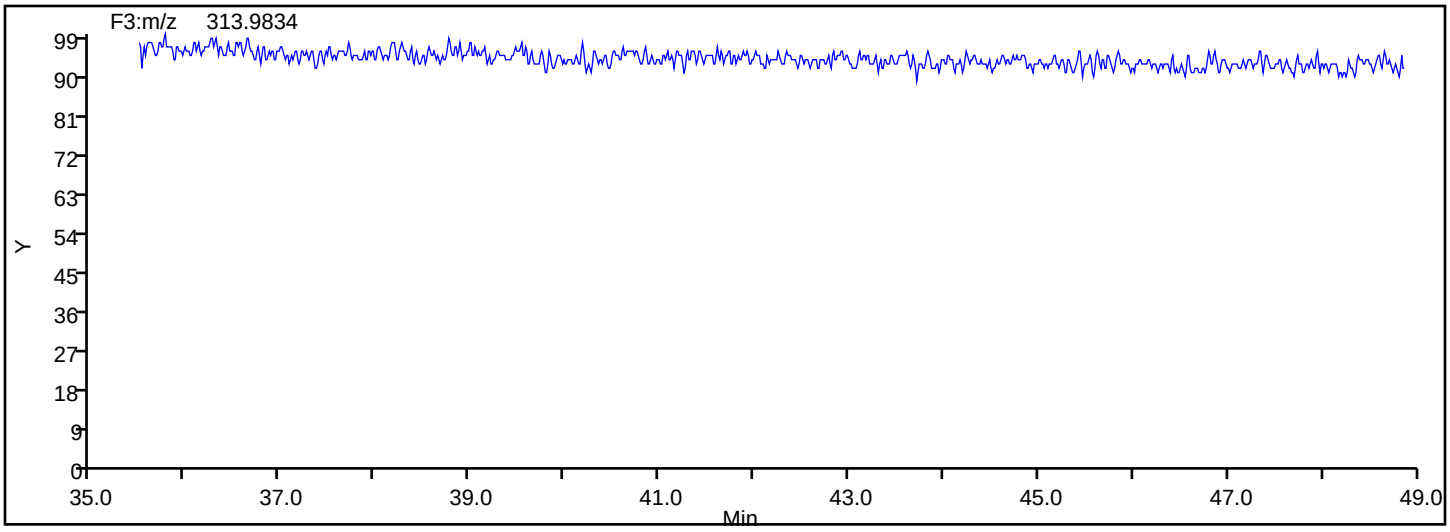

Manual Integration/User Assign Peak Report

Eurofins TestAmerica, Knoxville

Data File:	\\chromna\Knoxville\ChromData\D3D\20190828-12892.b\mb140-3281716-b.d				
Injection Date:	29-Aug-2019 01:33:00	Instrument ID:	D3D		
Lims ID:	MB 140-32817/16-B				
Client ID:					
Operator ID:	Xcalibur_System	ALS Bottle#:	0	Worklist Smp#:	7
Injection Vol:	1.0 ul	Dil. Factor:	1.0000		
Method:	PCBs_D3D	Limit Group:	HR - 1668A - ICAL		
Column:	SPB-Octyl (0.25 mm)	Detector	F3(35.64 :49.10)		

PCB-197, CAS: 33091-17-7

Signal: 1

Not Detected
Expected RT: 44.47

Processing Integration Results

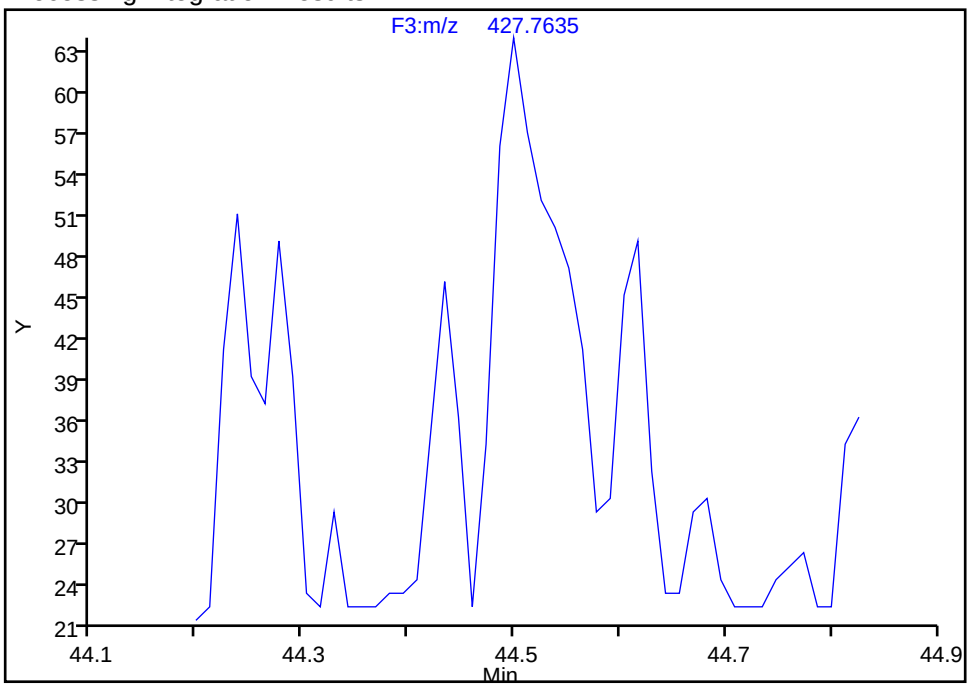

Manual Integration Results

RT: 44.50
Area: 186
Amount: 0.036306
Amount Units: pg/ul

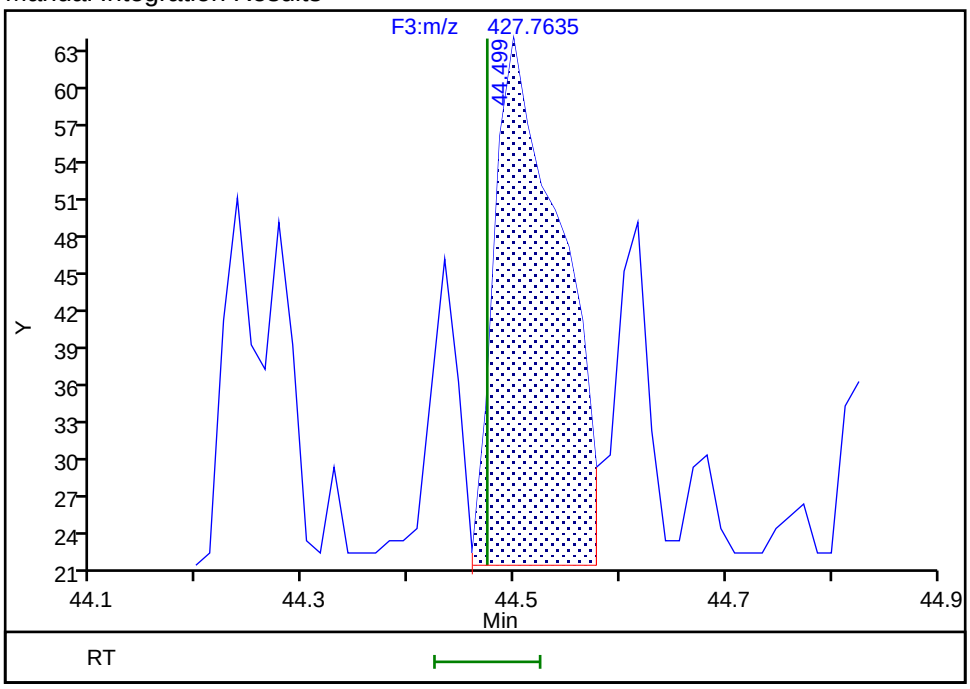

Reviewer: davidsonm, 29-Aug-2019 09:40:24
Audit Action: Split an Integrated Peak Audit Reason: Split Peak

Manual Integration/User Assign Peak Report

Eurofins TestAmerica, Knoxville

Data File: \\chromna\Knoxville\ChromData\D3D\20190828-12892.b\mb140-3281716-b.d
Injection Date: 29-Aug-2019 01:33:00 Instrument ID: D3D
Lims ID: MB 140-32817/16-B
Client ID:
Operator ID: Xcalibur_System ALS Bottle#: 0 Worklist Smp#: 7
Injection Vol: 1.0 ul Dil. Factor: 1.0000
Method: PCBs_D3D Limit Group: HR - 1668A - ICAL
Column: SPB-Octyl (0.25 mm) Detector F3(35.64 :49.10)

PCB-197, CAS: 33091-17-7

Signal: 2

Not Detected
Expected RT: 44.47

Processing Integration Results

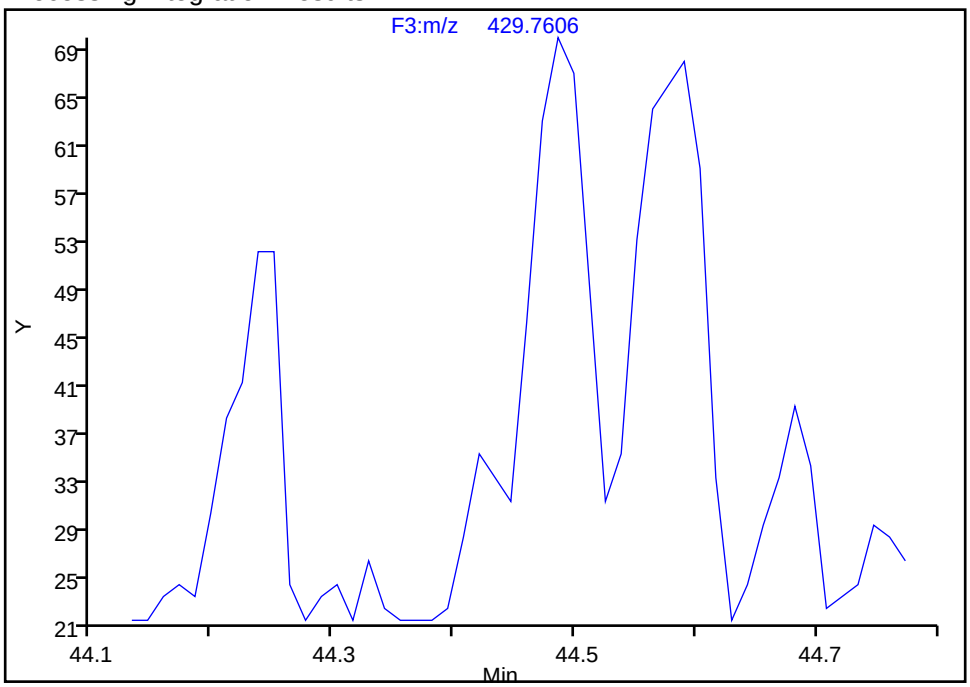

Manual Integration Results

RT: 44.49
Area: 178
Amount: 0.036306
Amount Units: pg/ul

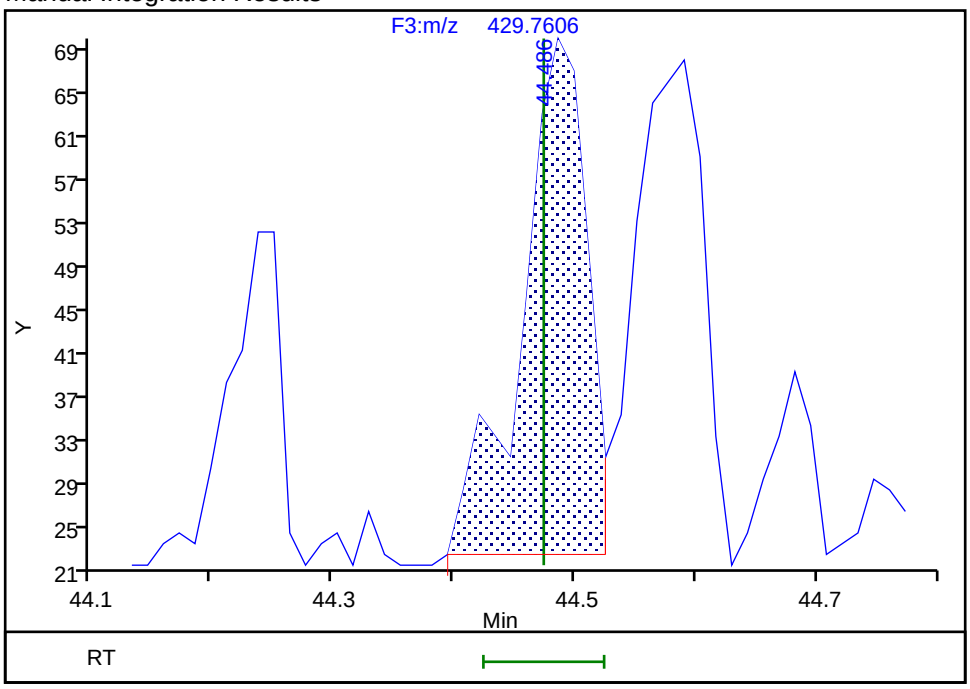

Reviewer: davidsonm, 29-Aug-2019 09:40:27
Audit Action: Split an Integrated Peak Audit Reason: Split Peak

Manual Integration/User Assign Peak Report

Eurofins TestAmerica, Knoxville

Data File:	\\chromna\Knoxville\ChromData\D3D\20190828-12892.b\mb140-3281716-b.d				
Injection Date:	29-Aug-2019 01:33:00	Instrument ID:	D3D		
Lims ID:	MB 140-32817/16-B				
Client ID:					
Operator ID:	Xcalibur_System	ALS Bottle#:	0	Worklist Smp#:	7
Injection Vol:	1.0 ul	Dil. Factor:	1.0000		
Method:	PCBs_D3D	Limit Group:	HR - 1668A - ICAL		
Column:	SPB-Octyl (0.25 mm)	Detector	F3(35.64 :49.10)		

PCB-196, CAS: 42740-50-1

Signal: 1

Not Detected
Expected RT: 48.04

Processing Integration Results

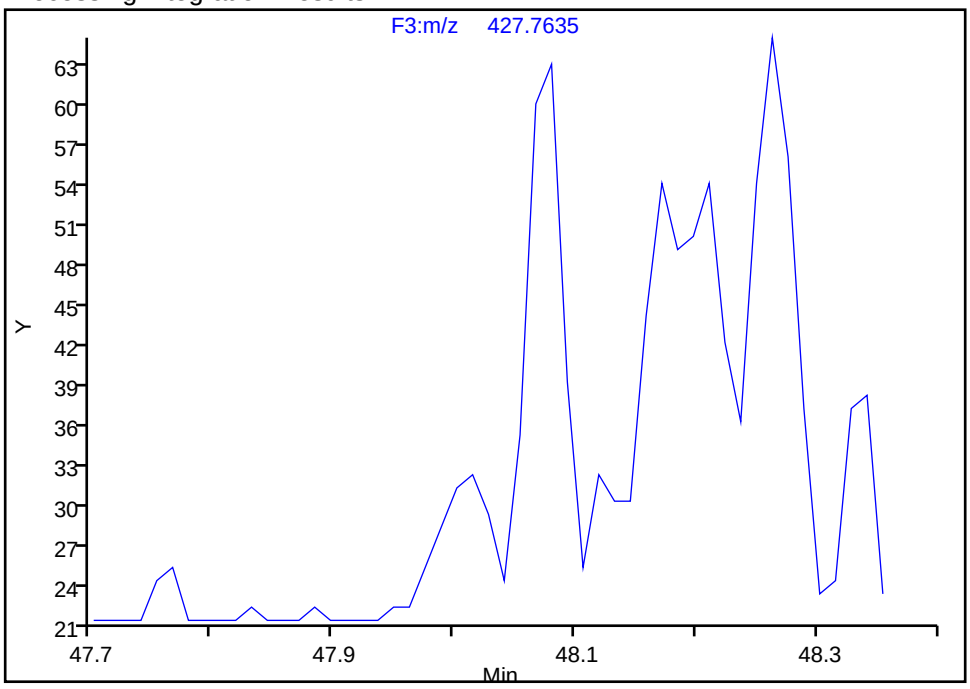

Manual Integration Results

RT: 48.08
Area: 115
Amount: 0.037790
Amount Units: pg/ul

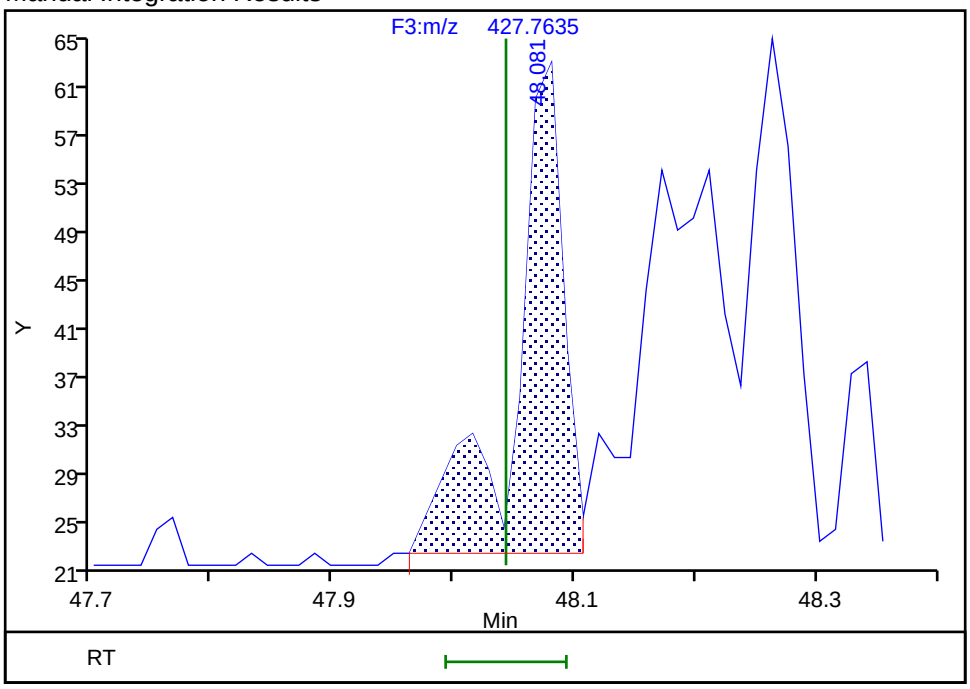

Reviewer: davidsonm, 29-Aug-2019 09:40:51
Audit Action: Assigned Compound ID Audit Reason: Split Peak

Manual Integration/User Assign Peak Report

Eurofins TestAmerica, Knoxville

Data File: \\chromna\Knoxville\ChromData\D3D\20190828-12892.b\mb140-3281716-b.d
Injection Date: 29-Aug-2019 01:33:00 Instrument ID: D3D
Lims ID: MB 140-32817/16-B
Client ID:
Operator ID: Xcalibur_System ALS Bottle#: 0 Worklist Smp#: 7
Injection Vol: 1.0 ul Dil. Factor: 1.0000
Method: PCBs_D3D Limit Group: HR - 1668A - ICAL
Column: SPB-Octyl (0.25 mm) Detector F3(35.64 :49.10)

PCB-203, CAS: 52663-76-0

Signal: 1

Not Detected
Expected RT: 48.24

Processing Integration Results

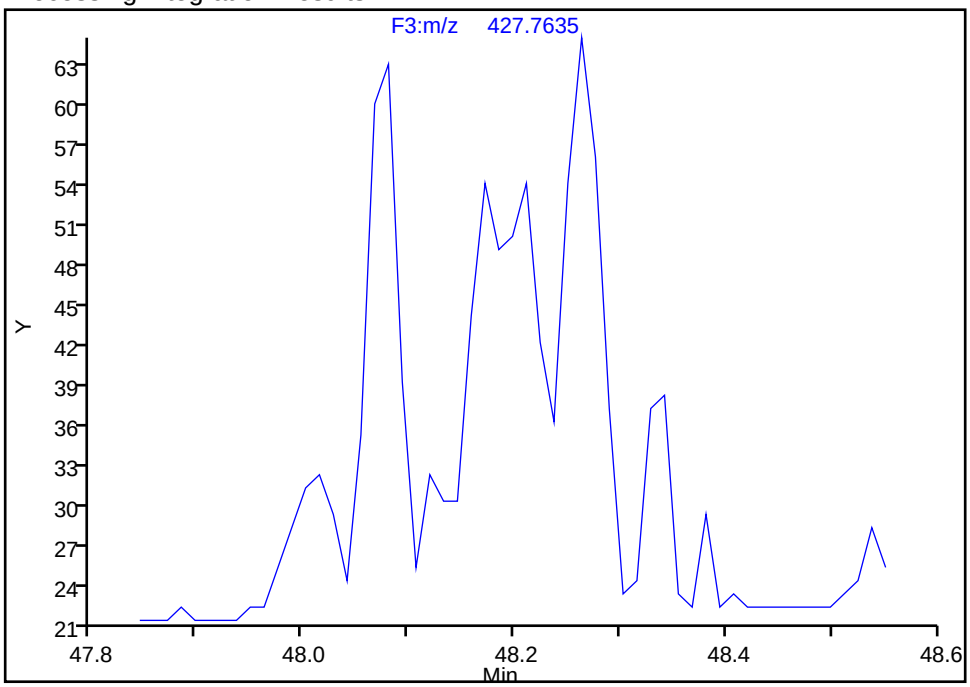

Manual Integration Results

RT: 48.26
Area: 256
Amount: 0.055159
Amount Units: pg/ul

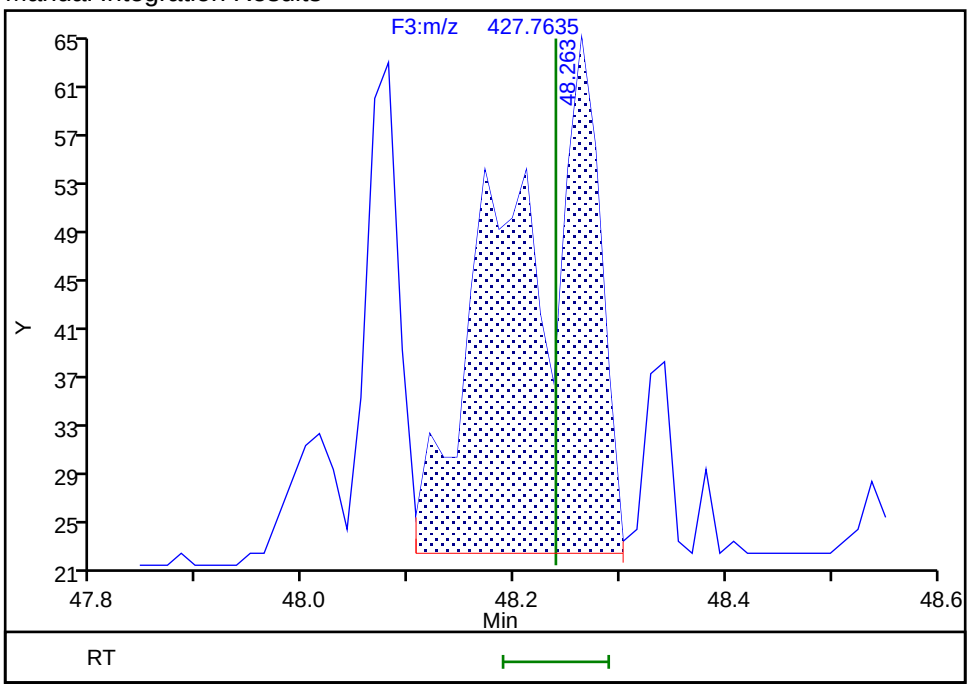

Reviewer: davidsonm, 29-Aug-2019 09:40:55
Audit Action: Assigned Compound ID Audit Reason: Split Peak

Eurofins TestAmerica, Knoxville

Data File:	\\chromna\Knoxville\ChromData\D3D\20190828-12892.b\mb140-3281716-b.d		
Injection Date:	29-Aug-2019 01:33:00	Injection Vol:	1.0 ul
Instrument ID:	D3D	Operator ID:	Xcalibur_System
Method:	PCBs_D3D	Limit Group:	HR - 1668A - ICAL
Client ID:			
Worklist#:	33110	Sample Line#:	7
Column Type:	SPB-Octyl	Column Dia:	0.25 mm

OcPCB F4

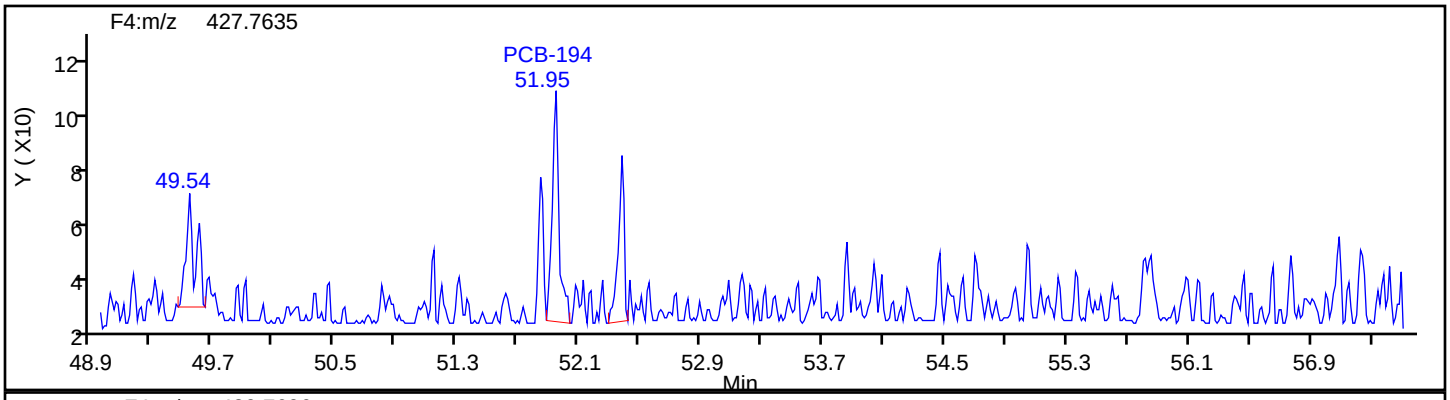

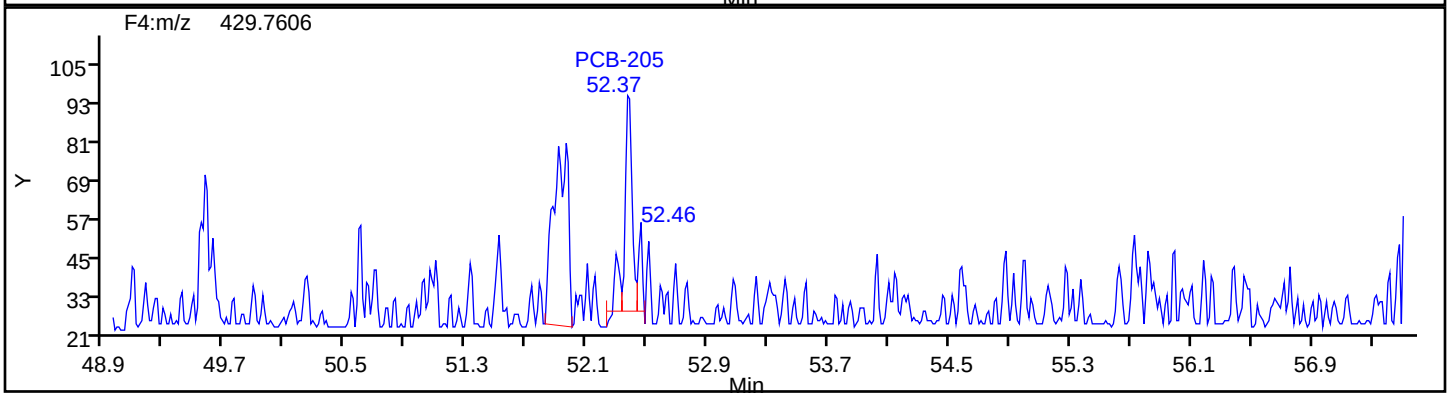

OcPCB F4 Standards

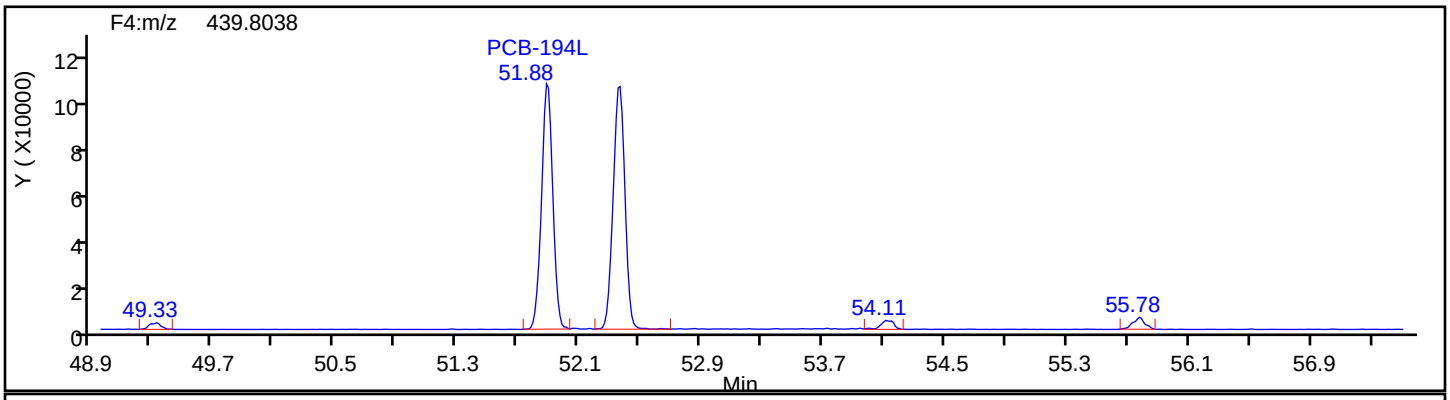

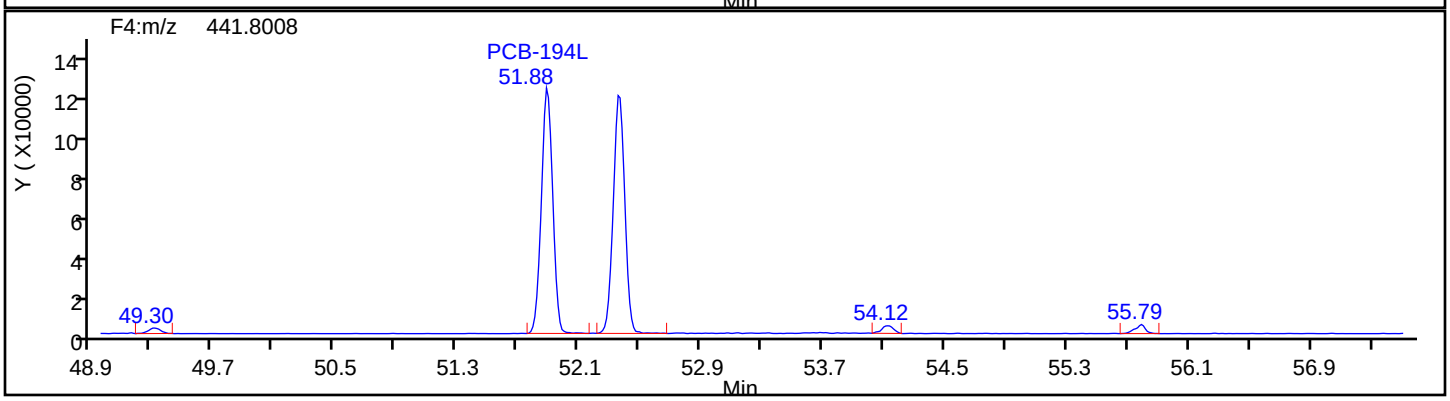

Eurofins TestAmerica, Knoxville

Data File:	\\chromna\Knoxville\ChromData\D3D\20190828-12892.b\mb140-3281716-b.d		
Injection Date:	29-Aug-2019 01:33:00	Injection Vol:	1.0 ul
Instrument ID:	D3D	Operator ID:	Xcalibur_System
Method:	PCBs_D3D	Limit Group:	HR - 1668A - ICAL
Client ID:			
Worklist#:	33110	Sample Line#:	7
Column Type:	SPB-Octyl	Column Dia:	0.25 mm

OcPCB F4

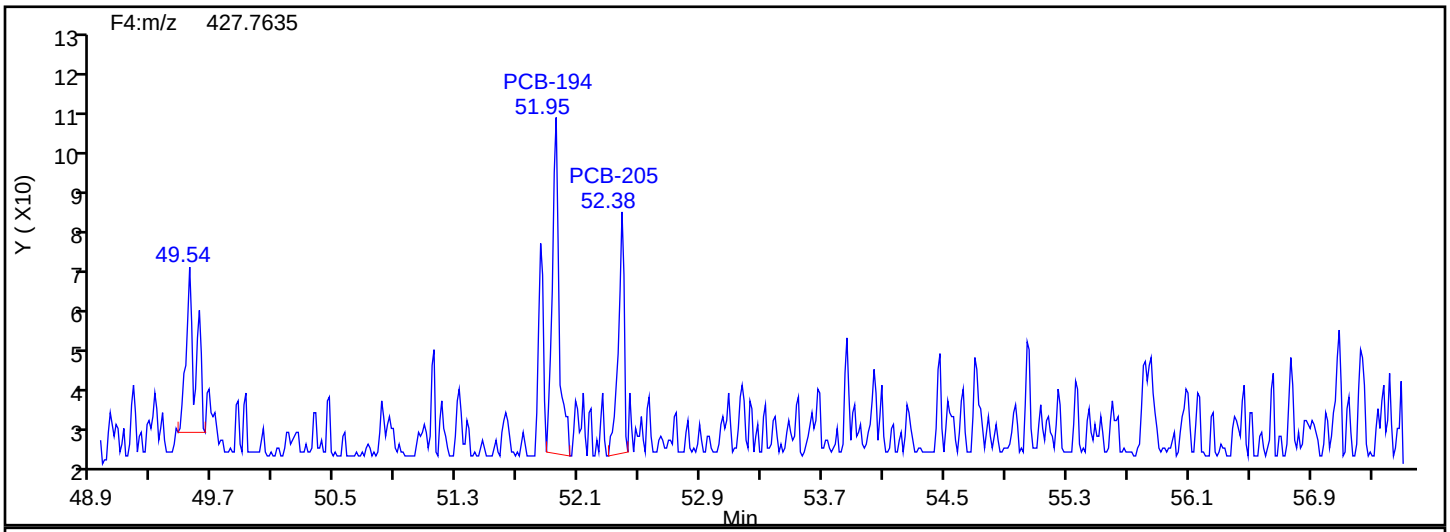

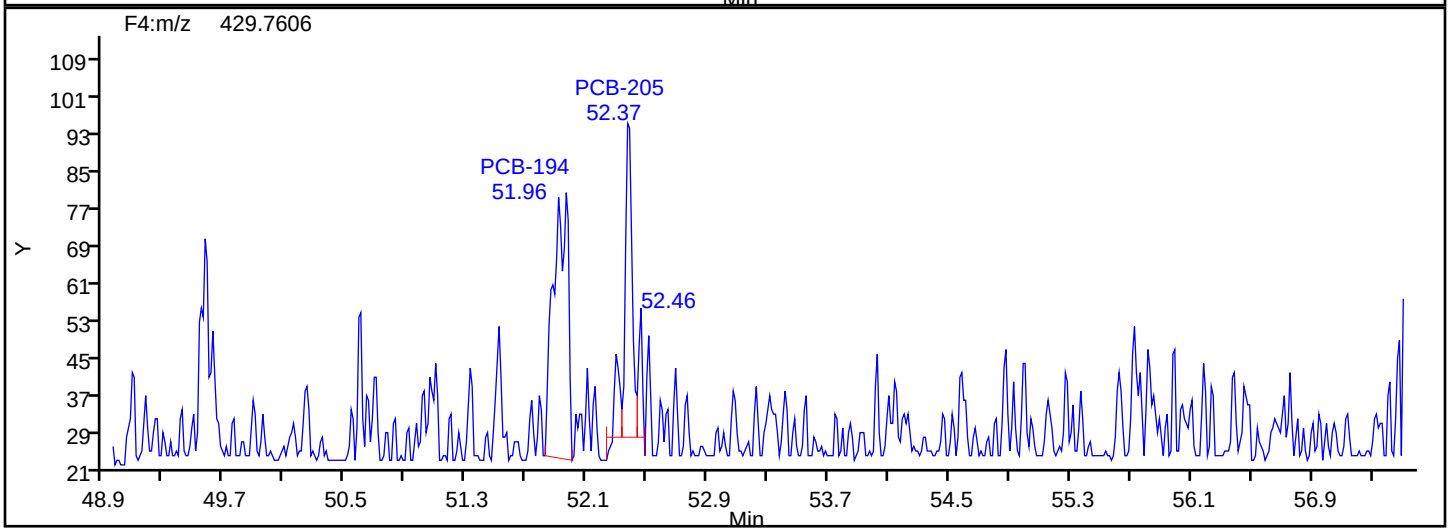

OcPCB F4 Lock Mass

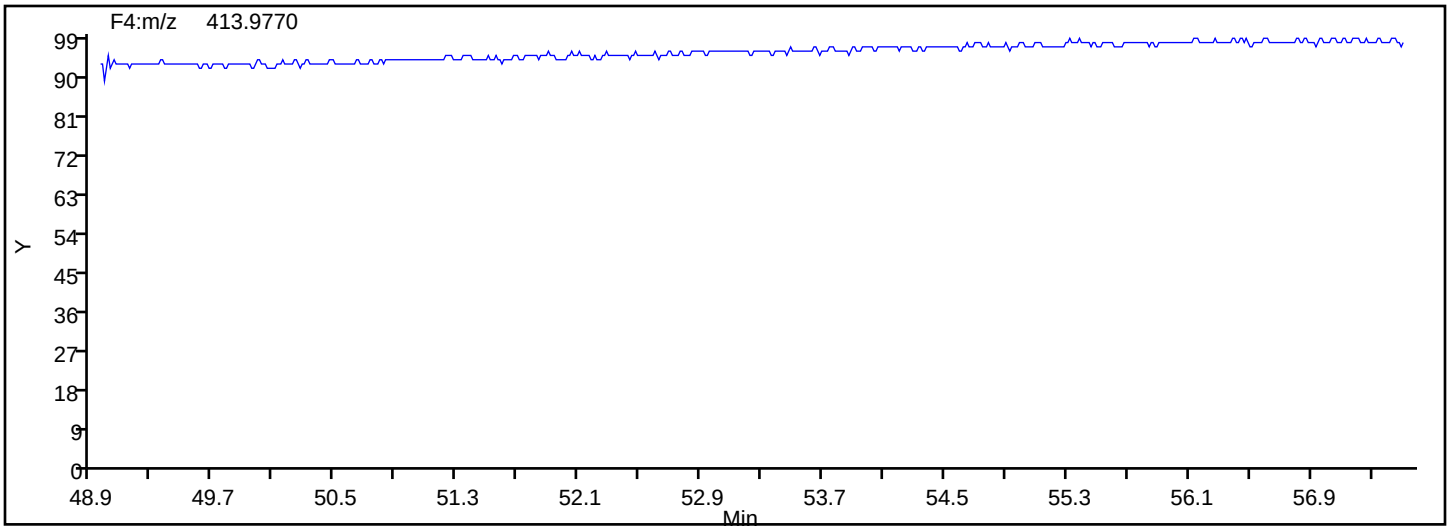

Manual Integration/User Assign Peak Report

Eurofins TestAmerica, Knoxville

Data File:	\\chromna\Knoxville\ChromData\D3D\20190828-12892.b\mb140-3281716-b.d				
Injection Date:	29-Aug-2019 01:33:00	Instrument ID:	D3D		
Lims ID:	MB 140-32817/16-B				
Client ID:					
Operator ID:	Xcalibur_System	ALS Bottle#:	0	Worklist Smp#:	7
Injection Vol:	1.0 ul	Dil. Factor:	1.0000		
Method:	PCBs_D3D	Limit Group:	HR - 1668A - ICAL		
Column:	SPB-Octyl (0.25 mm)	Detector	F4(49.20 :57.50)		

PCB-194, CAS: 35694-08-7

Signal: 2

Not Detected
Expected RT: 51.91

Processing Integration Results

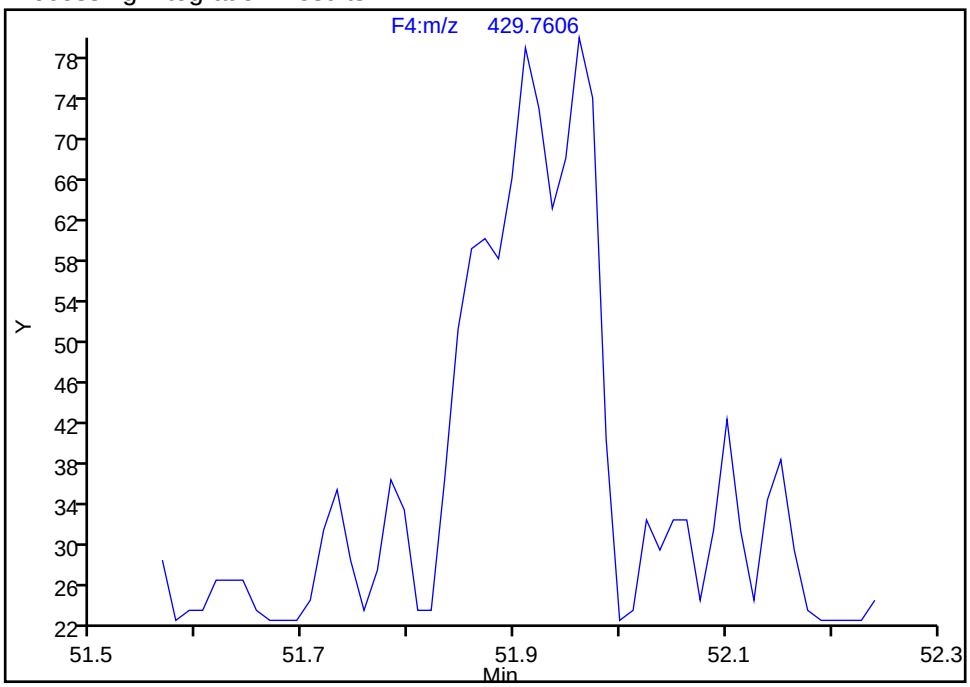

Manual Integration Results

RT: 51.96
Area: 393
Amount: 0.060062
Amount Units: pg/ul

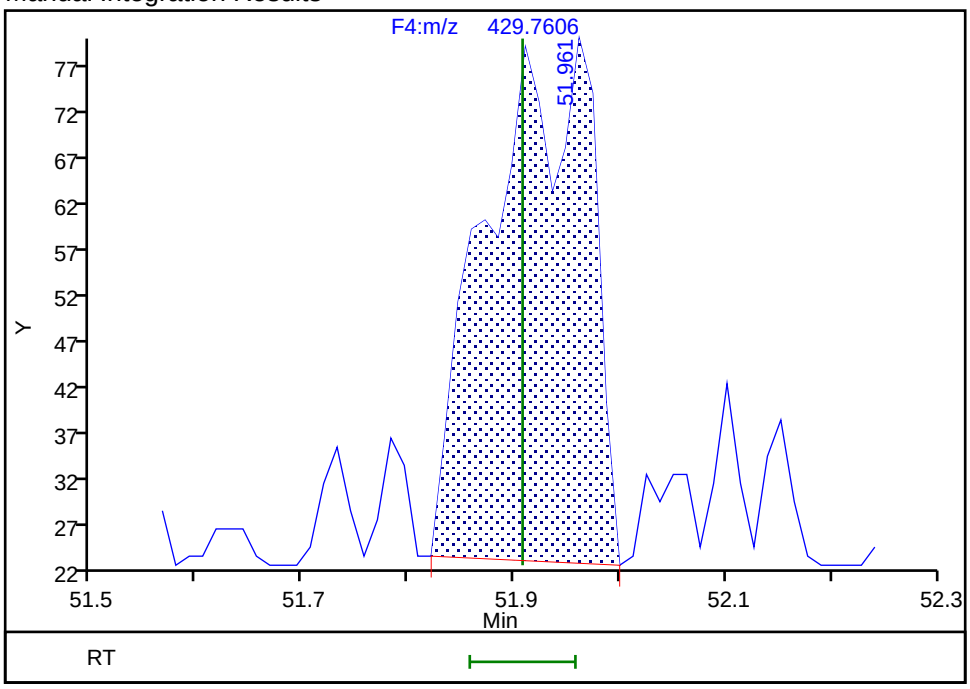

Reviewer: davidsonm, 29-Aug-2019 09:41:50
Audit Action: Manually Integrated Audit Reason: Baseline

Manual Integration/User Assign Peak Report

Eurofins TestAmerica, Knoxville

Data File:	\\chromna\Knoxville\ChromData\D3D\20190828-12892.b\mb140-3281716-b.d				
Injection Date:	29-Aug-2019 01:33:00	Instrument ID:	D3D		
Lims ID:	MB 140-32817/16-B				
Client ID:					
Operator ID:	Xcalibur_System	ALS Bottle#:	0	Worklist Smp#:	7
Injection Vol:	1.0 ul	Dil. Factor:	1.0000		
Method:	PCBs_D3D	Limit Group:	HR - 1668A - ICAL		
Column:	SPB-Octyl (0.25 mm)	Detector	F4(49.20 :57.50)		

PCB-194, CAS: 35694-08-7

Signal: 1

Processing Integration Results

Not Detected
Expected RT: 51.91

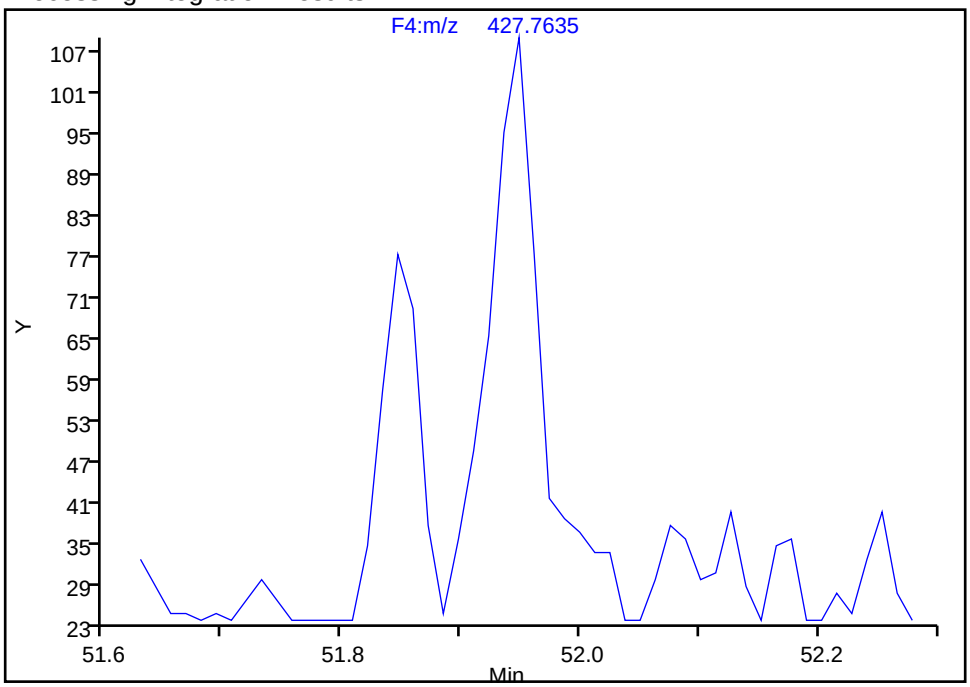

Manual Integration Results

RT: 51.95
Area: 268
Amount: 0.060062
Amount Units: pg/ul

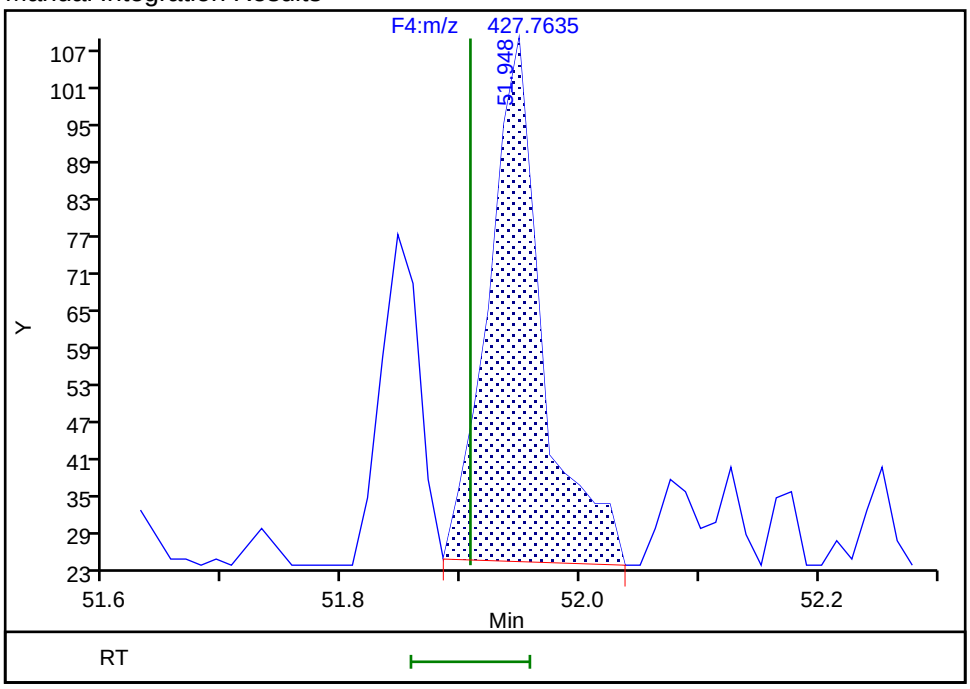

Reviewer: davidsonm, 29-Aug-2019 09:41:57
Audit Action: Manually Integrated/Assigned Compound ID Audit Reason: Baseline

Manual Integration/User Assign Peak Report

Eurofins TestAmerica, Knoxville

Data File:	\\chromna\Knoxville\ChromData\D3D\20190828-12892.b\mb140-3281716-b.d				
Injection Date:	29-Aug-2019 01:33:00	Instrument ID:	D3D		
Lims ID:	MB 140-32817/16-B				
Client ID:					
Operator ID:	Xcalibur_System	ALS Bottle#:	0	Worklist Smp#:	7
Injection Vol:	1.0 ul	Dil. Factor:	1.0000		
Method:	PCBs_D3D	Limit Group:	HR - 1668A - ICAL		
Column:	SPB-Octyl (0.25 mm)	Detector	F4(49.20 :57.50)		

PCB-205, CAS: 74472-53-0

Signal: 1

Processing Integration Results

RT: 52.38
Area: 133
Amount: 0.028836
Amount Units: pg/ul

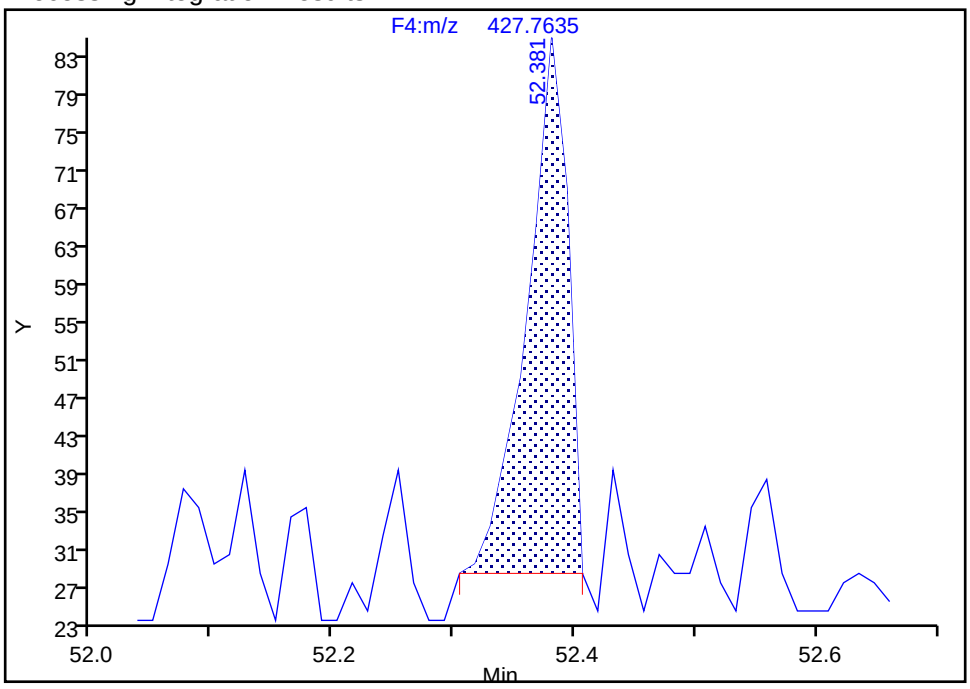

Manual Integration Results

RT: 52.38
Area: 164
Amount: 0.025351
Amount Units: pg/ul

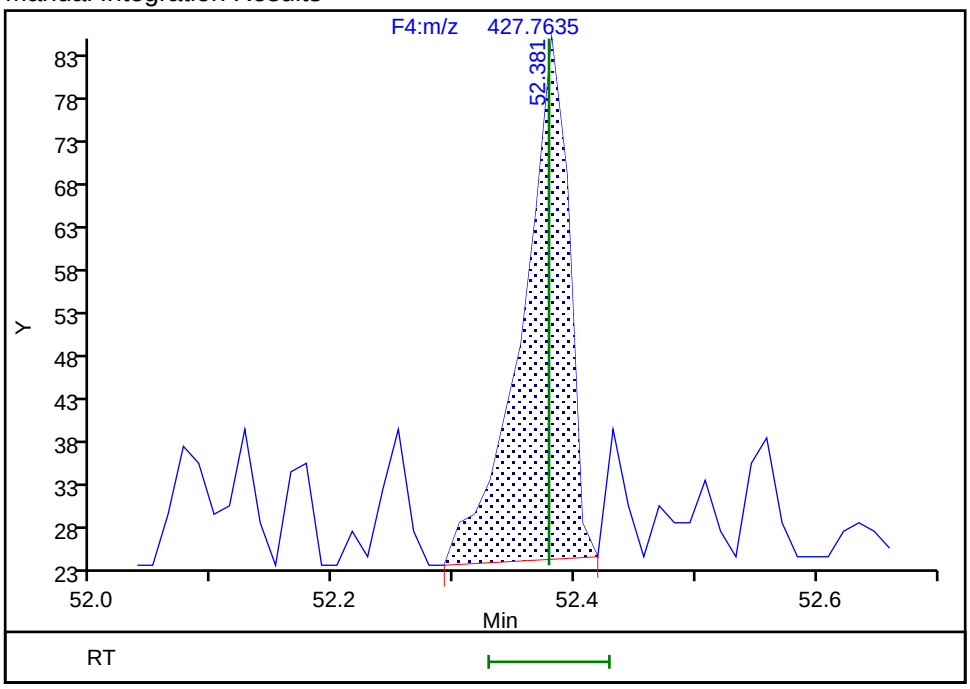

Reviewer: davidsonm, 29-Aug-2019 09:41:18

Audit Action: Manually Integrated Audit Reason: Split Peak

Manual Integration/User Assign Peak Report

Eurofins TestAmerica, Knoxville

Data File: \\chromna\Knoxville\ChromData\D3D\20190828-12892.b\mb140-3281716-b.d
Injection Date: 29-Aug-2019 01:33:00 Instrument ID: D3D
Lims ID: MB 140-32817/16-B
Client ID:
Operator ID: Xcalibur_System ALS Bottle#: 0 Worklist Smp#: 7
Injection Vol: 1.0 ul Dil. Factor: 1.0000
Method: PCBs_D3D Limit Group: HR - 1668A - ICAL
Column: SPB-Octyl (0.25 mm) Detector F4(49.20 :57.50)

PCB-205, CAS: 74472-53-0

Signal: 2

Processing Integration Results

RT: 52.37
Area: 289
Amount: 0.028836
Amount Units: pg/ul

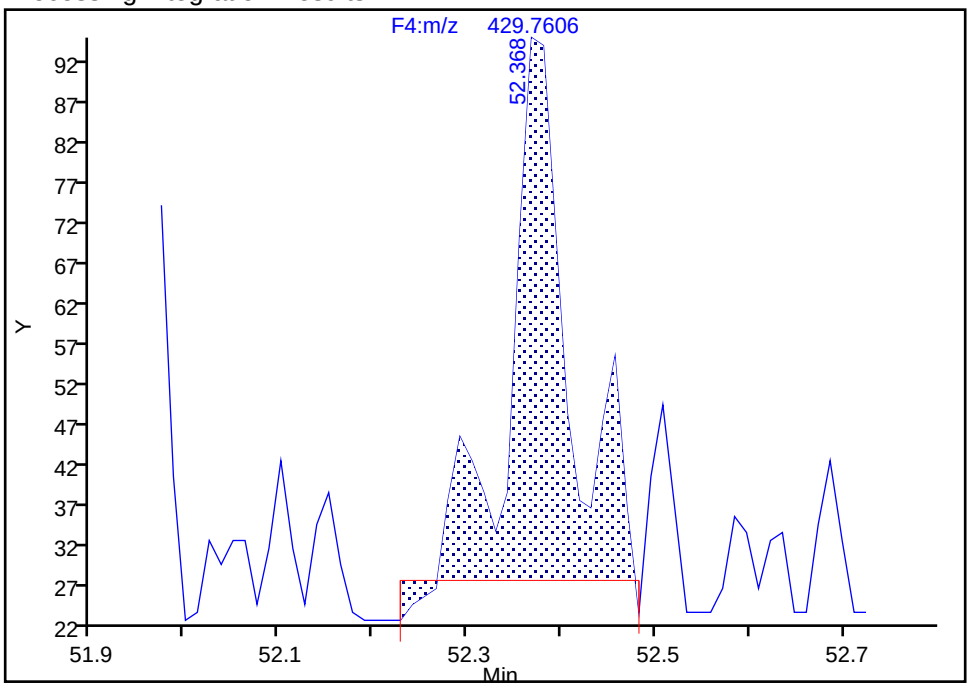

Manual Integration Results

RT: 52.37
Area: 207
Amount: 0.025351
Amount Units: pg/ul

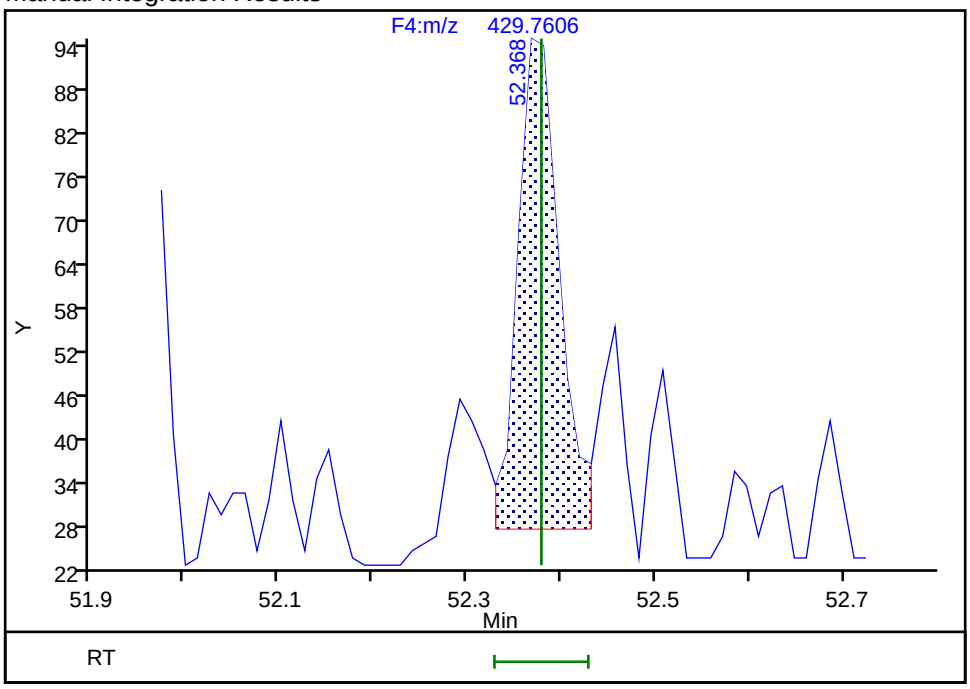

Reviewer: davidsonm, 29-Aug-2019 09:41:30
Audit Action: Split an Integrated Peak Audit Reason: Split Peak

Report Date: 29-Aug-2019 09:43:12 Chrom Revision: 2.3 22-Aug-2019 12:55:36

Eurofins TestAmerica, Knoxville

Data File: \\chromna\Knoxville\ChromData\D3D\20190828-12892.b\mb140-3281716-b.d

Injection Date:	29-Aug-2019 01:33:00	Injection Vol:	1.0 ul
Instrument ID:	D3D	Operator ID:	Xcalibur_System
Method:	PCBs_D3D	Limit Group:	HR - 1668A - ICAL
Client ID:			
Worklist#:	33110	Sample Line#:	7
Column Type:	SPB-Octyl	Column Dia:	0.25 mm

NoPCB F4

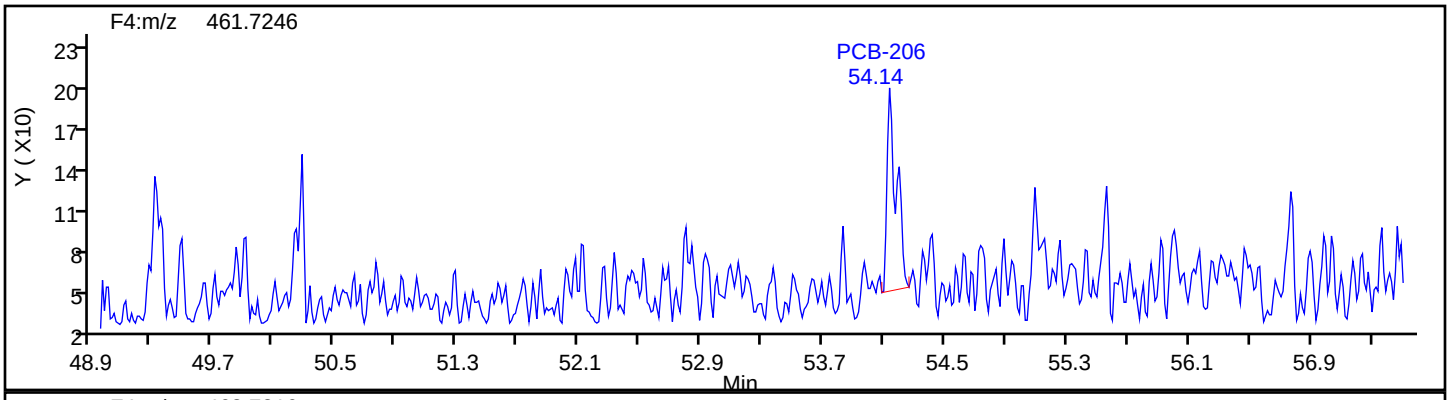

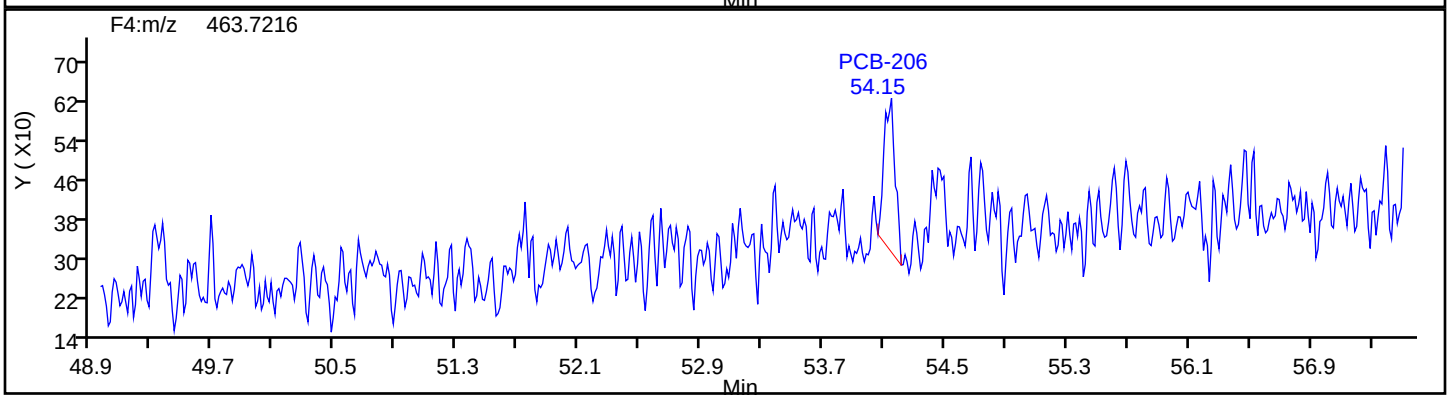

NoPCB F4 Standards

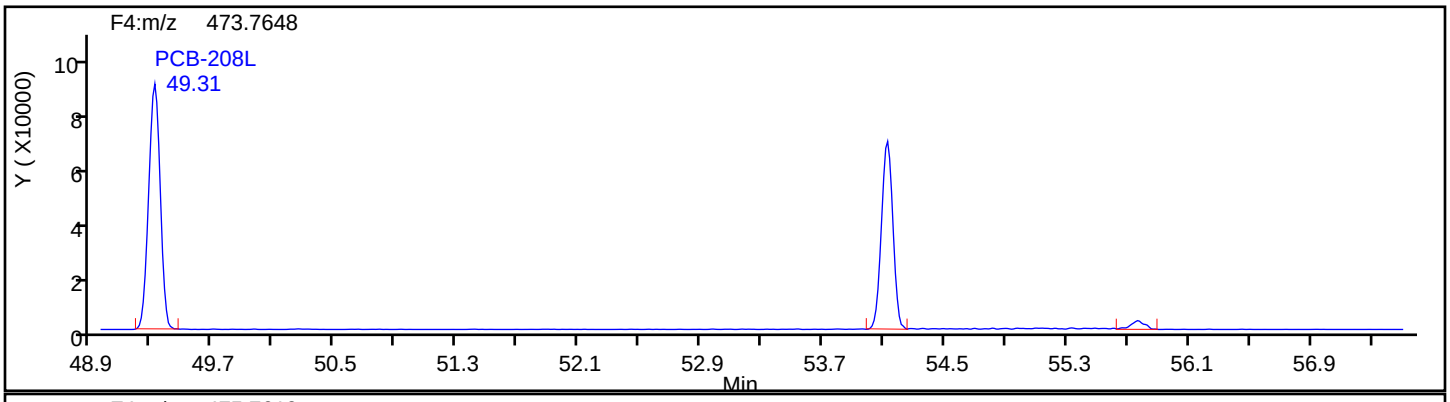

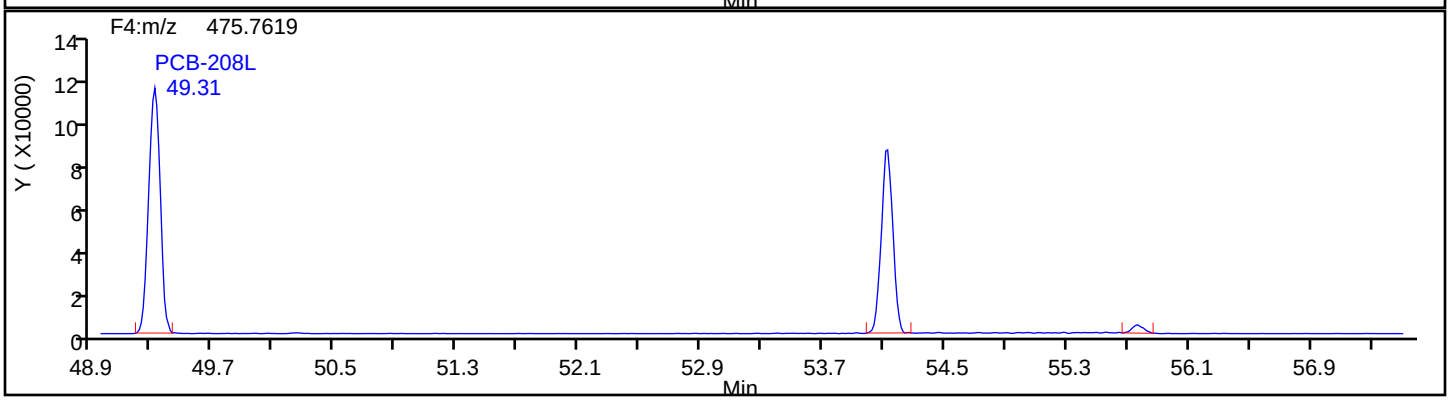

Eurofins TestAmerica, Knoxville

Data File:	\\chromna\Knoxville\ChromData\D3D\20190828-12892.b\mb140-3281716-b.d		
Injection Date:	29-Aug-2019 01:33:00	Injection Vol:	1.0 ul
Instrument ID:	D3D	Operator ID:	Xcalibur_System
Method:	PCBs_D3D	Limit Group:	HR - 1668A - ICAL
Client ID:			
Worklist#:	33110	Sample Line#:	7
Column Type:	SPB-Octyl	Column Dia:	0.25 mm

NoPCB F4

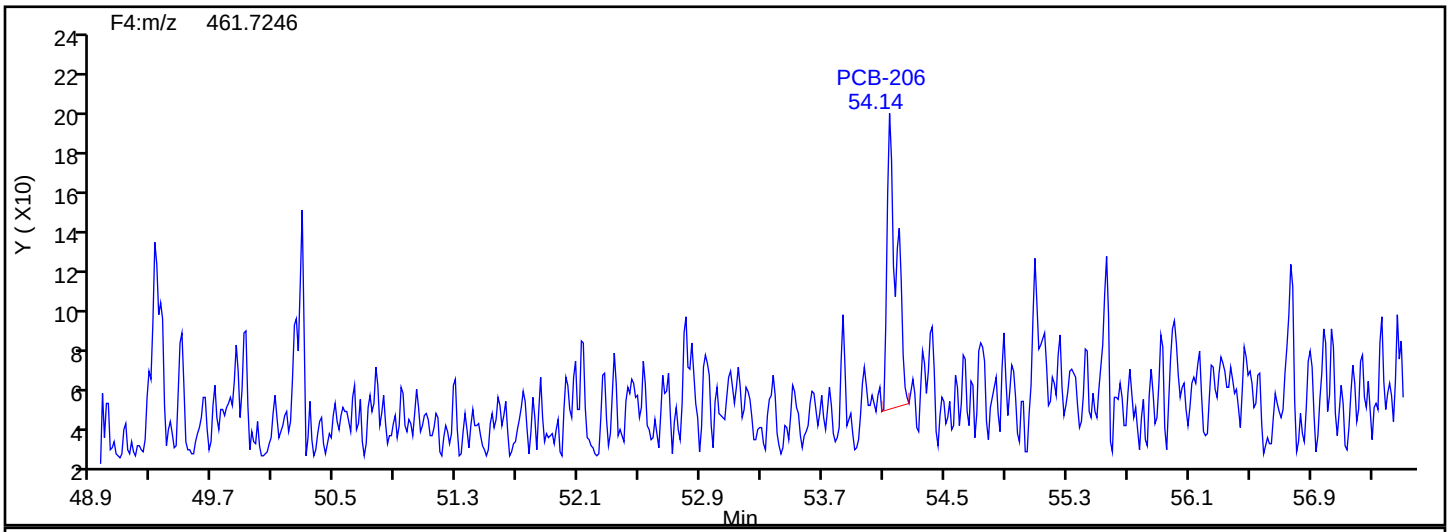

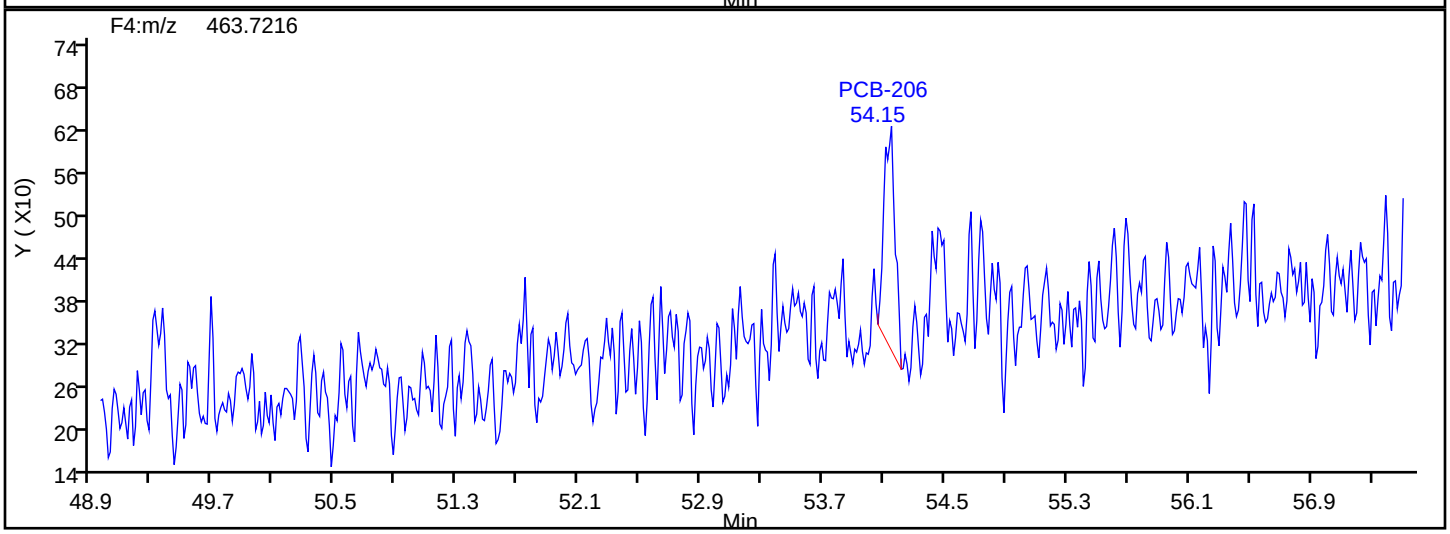

NoPCB F4 Lock Mass

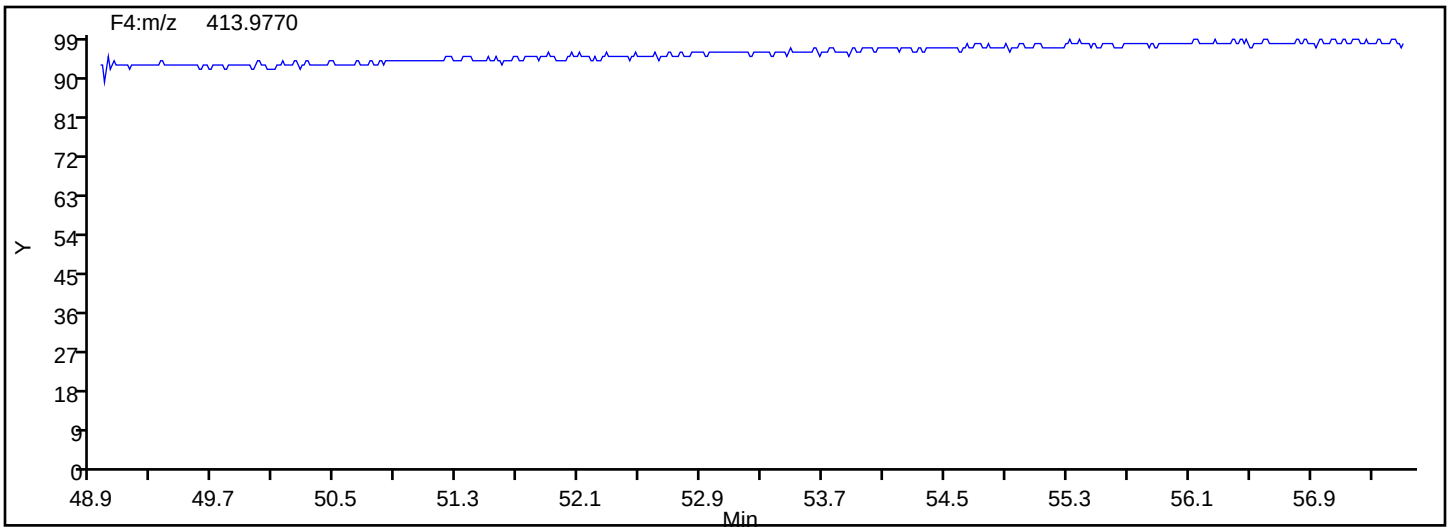

Manual Integration/User Assign Peak Report

Eurofins TestAmerica, Knoxville

Data File:	\\chromna\Knoxville\ChromData\D3D\20190828-12892.b\mb140-3281716-b.d				
Injection Date:	29-Aug-2019 01:33:00	Instrument ID:	D3D		
Lims ID:	MB 140-32817/16-B				
Client ID:					
Operator ID:	Xcalibur_System	ALS Bottle#:	0	Worklist Smp#:	7
Injection Vol:	1.0 ul	Dil. Factor:	1.0000		
Method:	PCBs_D3D	Limit Group:	HR - 1668A - ICAL		
Column:	SPB-Octyl (0.25 mm)	Detector	F4(49.20 :57.50)		

PCB-206, CAS: 40186-72-9

Signal: 1

Processing Integration Results

RT: 54.14
Area: 567
Amount: 0.124815
Amount Units: pg/ul

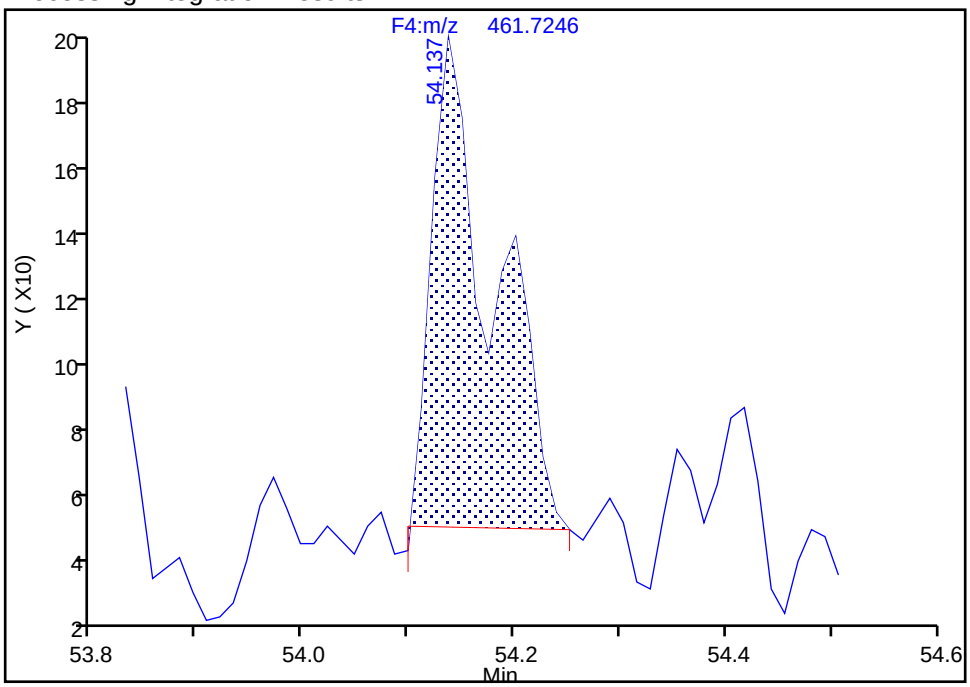

Manual Integration Results

RT: 54.14
Area: 619
Amount: 0.224770
Amount Units: pg/ul

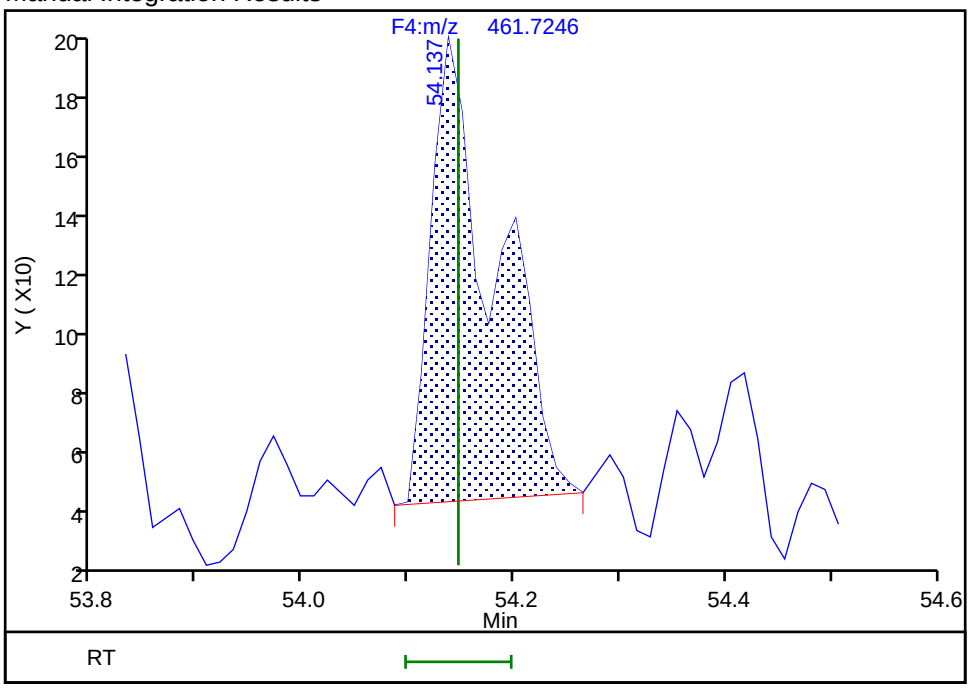

Reviewer: davidsonm, 29-Aug-2019 09:42:12

Audit Action: Manually Integrated Audit Reason: Baseline

Manual Integration/User Assign Peak Report

Eurofins TestAmerica, Knoxville

Data File: \\chromna\Knoxville\ChromData\D3D\20190828-12892.b\mb140-3281716-b.d
Injection Date: 29-Aug-2019 01:33:00 Instrument ID: D3D
Lims ID: MB 140-32817/16-B
Client ID:
Operator ID: Xcalibur_System ALS Bottle#: 0 Worklist Smp#: 7
Injection Vol: 1.0 ul Dil. Factor: 1.0000
Method: PCBs_D3D Limit Group: HR - 1668A - ICAL
Column: SPB-Octyl (0.25 mm) Detector F4(49.20 :57.50)

PCB-206, CAS: 40186-72-9

Signal: 2

Processing Integration Results

RT: 54.15
Area: 633
Amount: 0.124815
Amount Units: pg/ul

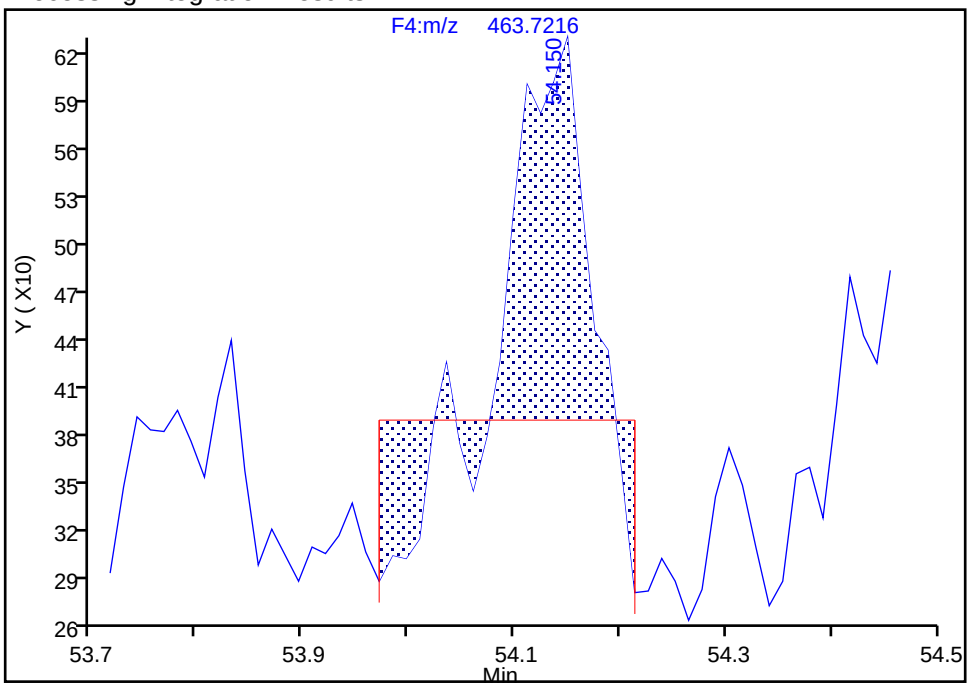

Manual Integration Results

RT: 54.15
Area: 1542
Amount: 0.224770
Amount Units: pg/ul

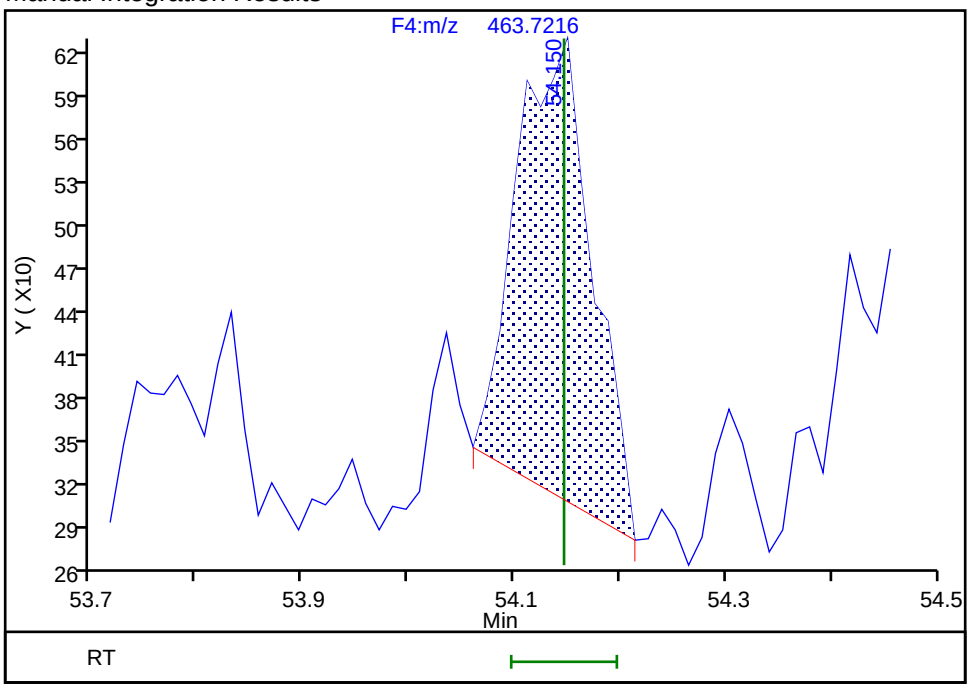

Reviewer: davidsonm, 29-Aug-2019 09:42:16
Audit Action: Manually Integrated Audit Reason: Baseline

Report Date: 29-Aug-2019 09:43:12 Chrom Revision: 2.3 22-Aug-2019 12:55:36

Eurofins TestAmerica, Knoxville

Data File:	\\chromna\Knoxville\ChromData\D3D\20190828-12892.b\mb140-3281716-b.d		
Injection Date:	29-Aug-2019 01:33:00	Injection Vol:	1.0 ul
Instrument ID:	D3D	Operator ID:	Xcalibur_System
Method:	PCBs_D3D	Limit Group:	HR - 1668A - ICAL
Client ID:			
Worklist#:	33110	Sample Line#:	7
Column Type:	SPB-Octyl	Column Dia:	0.25 mm

DePCB F4

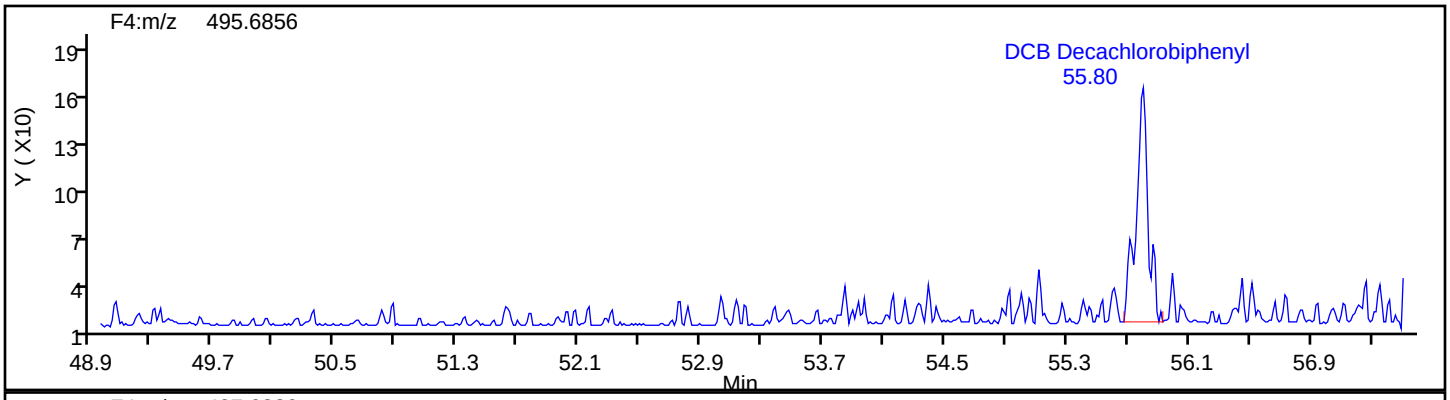

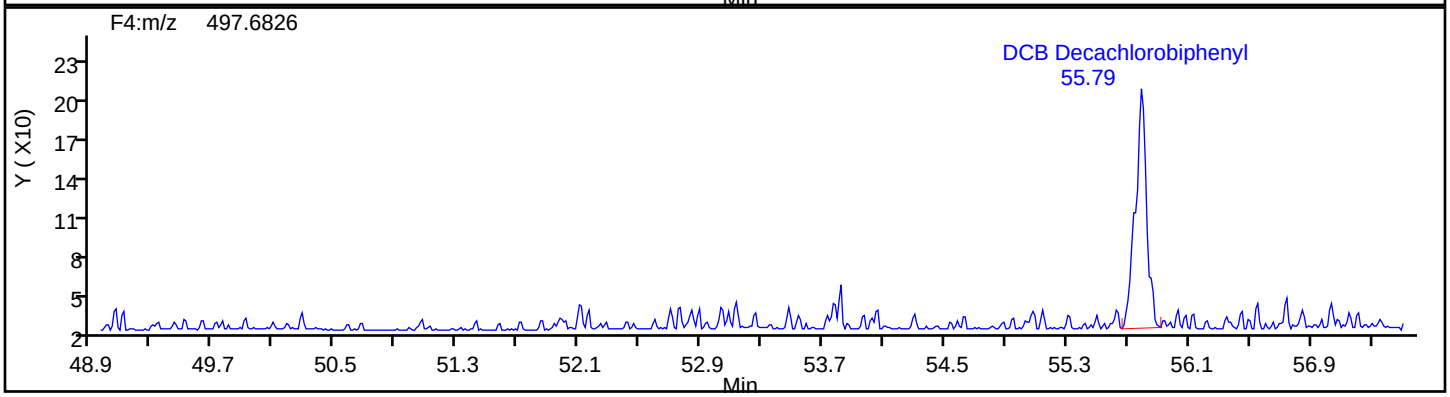

DePCB F4 Standards

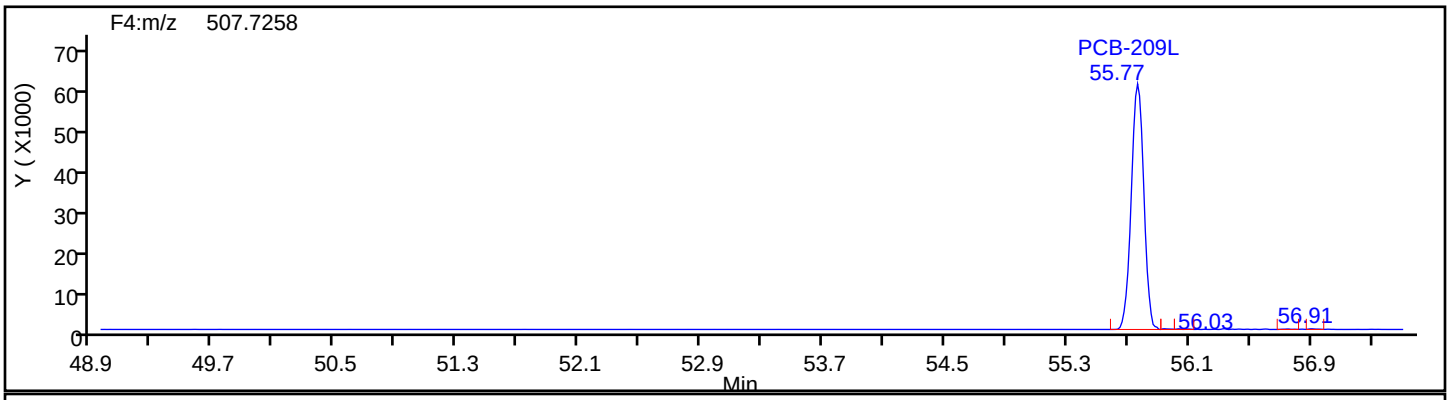

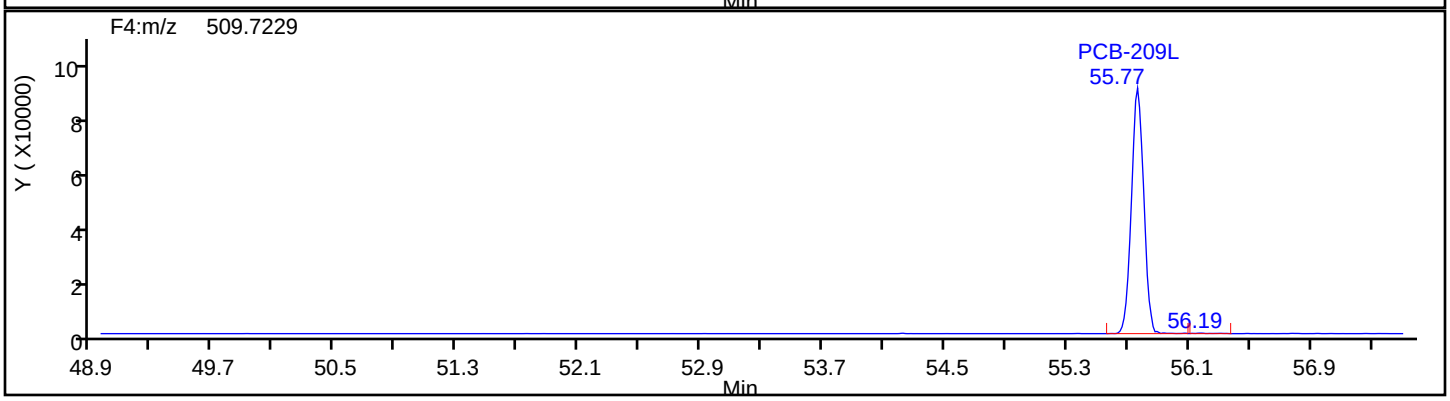

Eurofins TestAmerica, Knoxville

Data File:	\\chromna\Knoxville\ChromData\D3D\20190828-12892.b\mb140-3281716-b.d		
Injection Date:	29-Aug-2019 01:33:00	Injection Vol:	1.0 ul
Instrument ID:	D3D	Operator ID:	Xcalibur_System
Method:	PCBs_D3D	Limit Group:	HR - 1668A - ICAL
Client ID:			
Worklist#:	33110	Sample Line#:	7
Column Type:	SPB-Octyl	Column Dia:	0.25 mm

DePCB F4

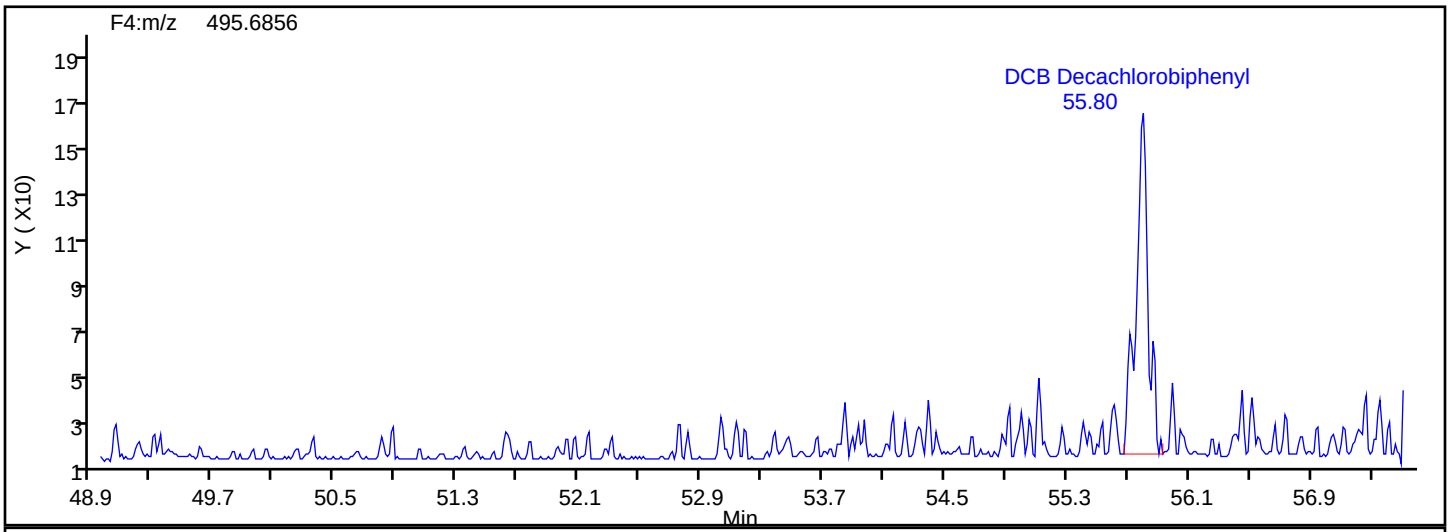

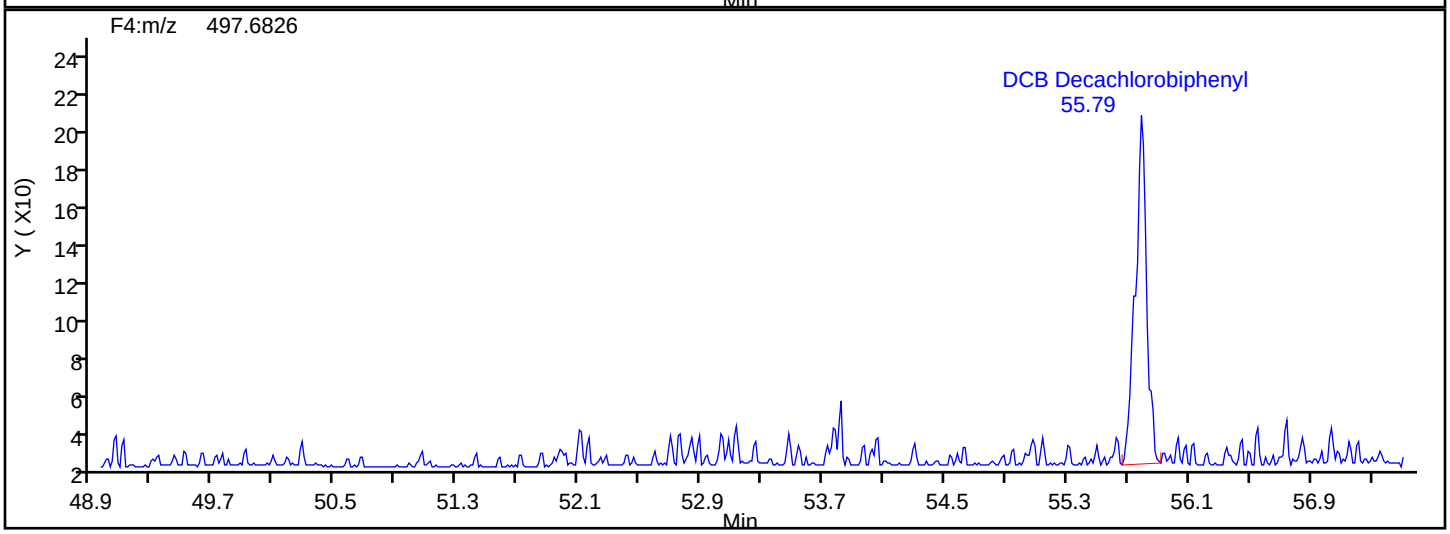

DePCB F4 Lock Mass

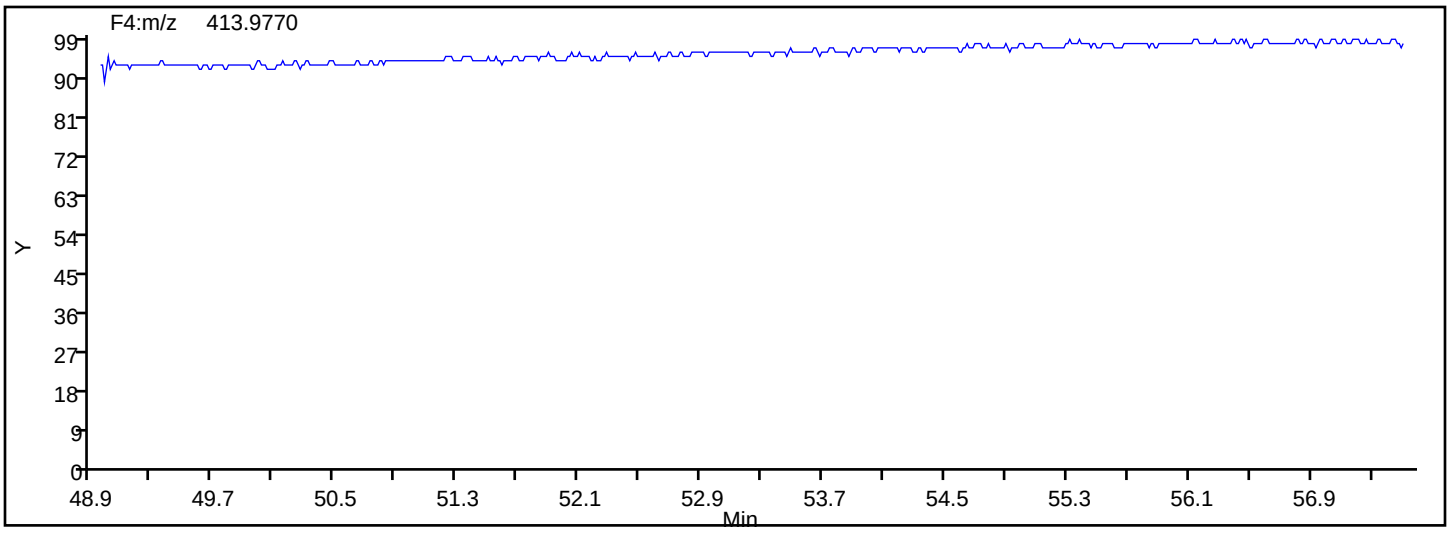

Eurofins TestAmerica, Knoxville

Data File:	\\chromna\Knoxville\ChromData\D3D\20190828-12892.b\mb140-3281716-b.d				
Injection Date:	29-Aug-2019 01:33:00	Instrument ID:	D3D		
Lims ID:	MB 140-32817/16-B				
Client ID:					
Operator ID:	Xcalibur_System	ALS Bottle#:	0	Worklist Smp#:	7
Injection Vol:	1.0 ul	Dil. Factor:	1.0000		
Method:	PCBs_D3D	Limit Group:	HR - 1668A - ICAL		
Column:	SPB-Octyl (0.25 mm)	Detector	F4(49.20 :57.50)		

DCB Decachlorobiphenyl, CAS: 2051-24-3

Signal: 1

Not Detected
Expected RT: 55.79

Processing Integration Results

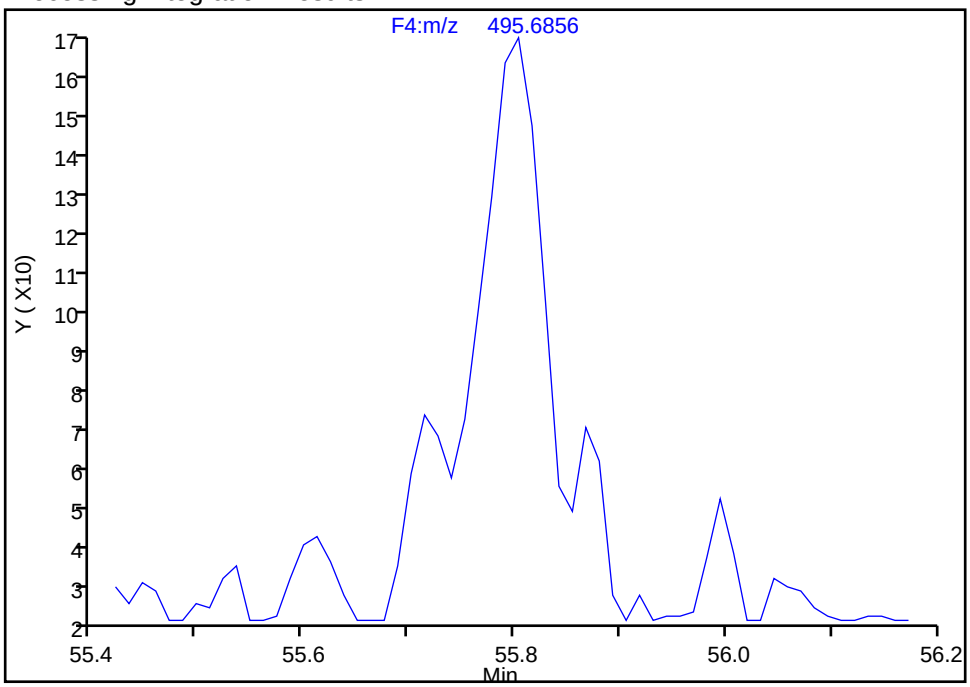

Manual Integration Results

RT: 55.80
Area: 777
Amount: 0.164000
Amount Units: pg/ul

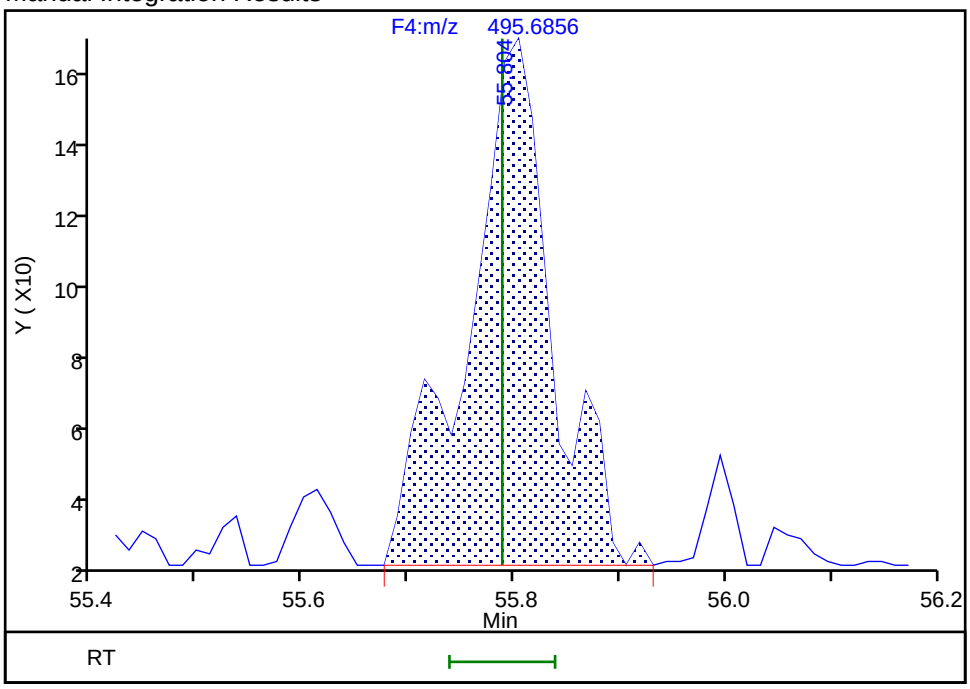

Reviewer: davidsonm, 29-Aug-2019 09:42:26
Audit Action: Assigned Compound ID Audit Reason: Baseline

FORM I
HI-RES PCBS ORGANICS ANALYSIS DATA SHEET

Lab Name: Eurofins TestAmerica, Knoxville Job No.: 580-88125-2

SDG No.:

Client Sample ID: Lab Sample ID: LCS 140-32775/16-B

Matrix: Solid Lab File ID: lcs140-3277516-b.d

Analysis Method: 1668A Date Collected:

Extract. Method: HRMS-Sox Date Extracted: 08/19/2019 08:06

Sample wt/vol: 10(g) Date Analyzed: 08/27/2019 15:30

Con. Extract Vol.: 20(mL) Dilution Factor: 1

Injection Volume: 1(uL) Level: (low/med) Low

% Moisture: GPC Cleanup:(Y/N) N

Analysis Batch No.: 33063 Units: ng/g

CAS NO.	COMPOUND NAME	RESULT	Q	RL	EDL
2051-60-7	PCB-1	0.526		0.010	0.0016
2051-61-8	PCB-2	0.534		0.010	0.0017
2051-62-9	PCB-3	0.497		0.010	0.0017
13029-08-8	PCB-4	0.539		0.020	0.00074
16605-91-7	PCB-5	0.493		0.010	0.00049
25569-80-6	PCB-6	0.490		0.010	0.00049
33284-50-3	PCB-7	0.500		0.010	0.00047
34883-43-7	PCB-8	0.500		0.020	0.00048
34883-39-1	PCB-9	0.498		0.010	0.00053
33146-45-1	PCB-10	0.505		0.010	0.00051
2050-67-1	PCB-11	0.522		0.020	0.00046
2974-92-7	PCB-12	1.05	C	0.020	0.00046
2974-90-5	PCB-13	1.05	C12	0.020	0.00046
34883-41-5	PCB-14	0.529		0.010	0.00040
2050-68-2	PCB-15	0.489		0.010	0.00046
38444-78-9	PCB-16	0.531		0.010	0.00064
37680-66-3	PCB-17	0.542		0.010	0.00050
37680-65-2	PCB-18	1.10	C	0.020	0.00043
38444-73-4	PCB-19	0.530		0.010	0.00060
38444-84-7	PCB-20	0.874	C	0.020	0.0022
55702-46-0	PCB-21	0.881	C	0.020	0.0021
38444-85-8	PCB-22	0.447		0.010	0.0023
55720-44-0	PCB-23	0.453		0.010	0.0023
55702-45-9	PCB-24	0.537		0.010	0.00037
55712-37-3	PCB-25	0.437		0.010	0.0021
38444-81-4	PCB-26	0.880	C	0.020	0.0022
38444-76-7	PCB-27	0.533		0.010	0.00036
7012-37-5	PCB-28	0.874	C20	0.020	0.0022
15862-07-4	PCB-29	0.880	C26	0.020	0.0022
35693-92-6	PCB-30	1.10	C18	0.020	0.00043
16606-02-3	PCB-31	0.440		0.020	0.0021
38444-77-8	PCB-32	0.535		0.010	0.00033
38444-86-9	PCB-33	0.881	C21	0.020	0.0021
37680-68-5	PCB-34	0.467		0.010	0.0024

FORM I
HI-RES PCBS ORGANICS ANALYSIS DATA SHEET

Lab Name: Eurofins TestAmerica, Knoxville Job No.: 580-88125-2

SDG No.:

Client Sample ID: Lab Sample ID: LCS 140-32775/16-B

Matrix: Solid Lab File ID: lcs140-3277516-b.d

Analysis Method: 1668A Date Collected:

Extract. Method: HRMS-Sox Date Extracted: 08/19/2019 08:06

Sample wt/vol: 10(g) Date Analyzed: 08/27/2019 15:30

Con. Extract Vol.: 20(mL) Dilution Factor: 1

Injection Volume: 1(uL) Level: (low/med) Low

% Moisture: GPC Cleanup:(Y/N) N

Analysis Batch No.: 33063 Units: ng/g

CAS NO.	COMPOUND NAME	RESULT	Q	RL	EDL
37680-69-6	PCB-35	0.488		0.010	0.0024
38444-87-0	PCB-36	0.470		0.010	0.0021
38444-90-5	PCB-37	0.491		0.010	0.0022
53555-66-1	PCB-38	0.459		0.010	0.0022
38444-88-1	PCB-39	0.509		0.010	0.0021
38444-93-8	PCB-40	1.56	C	0.030	0.0023
52663-59-9	PCB-41	1.56	C40	0.030	0.0023
36559-22-5	PCB-42	0.520		0.010	0.0025
70362-46-8	PCB-43	1.00	C	0.020	0.0021
41464-39-5	PCB-44	1.52	C	0.030	0.0021
70362-45-7	PCB-45	0.982	C	0.020	0.0024
41464-47-5	PCB-46	0.494		0.010	0.0028
2437-79-8	PCB-47	1.52	C44	0.030	0.0021
70362-47-9	PCB-48	0.536		0.010	0.0022
41464-40-8	PCB-49	0.998	C	0.020	0.0019
62796-65-0	PCB-50	0.974	C	0.020	0.0023
68194-04-7	PCB-51	0.982	C45	0.020	0.0024
35693-99-3	PCB-52	0.507		0.010	0.0024
41464-41-9	PCB-53	0.974	C50	0.020	0.0023
15968-05-5	PCB-54	0.507		0.010	0.00044
74338-24-2	PCB-55	0.499		0.010	0.0016
41464-43-1	PCB-56	0.493		0.010	0.0017
70424-67-8	PCB-57	0.510		0.010	0.0017
41464-49-7	PCB-58	0.510		0.010	0.0016
74472-33-6	PCB-59	1.50	C	0.030	0.0016
33025-41-1	PCB-60	0.483		0.010	0.0016
33284-53-6	PCB-61	1.93	C	0.040	0.0016
54230-22-7	PCB-62	1.50	C59	0.030	0.0016
74472-34-7	PCB-63	0.491		0.010	0.0014
52663-58-8	PCB-64	0.519		0.010	0.0015
33284-54-7	PCB-65	1.52	C44	0.030	0.0021
32598-10-0	PCB-66	0.507		0.010	0.0017
73575-53-8	PCB-67	0.499		0.010	0.0015
73575-52-7	PCB-68	0.502		0.010	0.0014

FORM I
HI-RES PCBS ORGANICS ANALYSIS DATA SHEET

Lab Name: Eurofins TestAmerica, Knoxville Job No.: 580-88125-2

SDG No.:

Client Sample ID: Lab Sample ID: LCS 140-32775/16-B

Matrix: Solid Lab File ID: lcs140-3277516-b.d

Analysis Method: 1668A Date Collected:

Extract. Method: HRMS-Sox Date Extracted: 08/19/2019 08:06

Sample wt/vol: 10(g) Date Analyzed: 08/27/2019 15:30

Con. Extract Vol.: 20(mL) Dilution Factor: 1

Injection Volume: 1(uL) Level: (low/med) Low

% Moisture: GPC Cleanup:(Y/N) N

Analysis Batch No.: 33063 Units: ng/g

CAS NO.	COMPOUND NAME	RESULT	Q	RL	EDL
60233-24-1	PCB-69	0.998	C49	0.020	0.0019
32598-11-1	PCB-70	1.93	C61	0.040	0.0016
41464-46-4	PCB-71	1.56	C40	0.030	0.0023
41464-42-0	PCB-72	0.515		0.010	0.0016
74338-23-1	PCB-73	1.00	C43	0.020	0.0021
32690-93-0	PCB-74	1.93	C61	0.040	0.0016
32598-12-2	PCB-75	1.50	C59	0.030	0.0016
70362-48-0	PCB-76	1.93	C61	0.040	0.0016
32598-13-3	PCB-77	0.501		0.010	0.0016
70362-49-1	PCB-78	0.486		0.010	0.0016
41464-48-6	PCB-79	0.486		0.010	0.0014
33284-52-5	PCB-80	0.485		0.010	0.0014
70362-50-4	PCB-81	0.505		0.010	0.0016
52663-62-4	PCB-82	0.520		0.010	0.00046
60145-20-2	PCB-83	1.05	C	0.020	0.00043
52663-60-2	PCB-84	0.494		0.010	0.00047
65510-45-4	PCB-85	1.52	C	0.030	0.00033
55312-69-1	PCB-86	2.94	C	0.060	0.00034
38380-02-8	PCB-87	2.94	C86	0.060	0.00034
55215-17-3	PCB-88	0.998	C	0.020	0.00040
73575-57-2	PCB-89	0.515		0.010	0.00045
68194-07-0	PCB-90	1.49	C	0.030	0.00035
68194-05-8	PCB-91	0.998	C88	0.020	0.00040
52663-61-3	PCB-92	0.511		0.010	0.00042
73575-56-1	PCB-93	0.995	C	0.020	0.00041
73575-55-0	PCB-94	0.526		0.010	0.00044
38379-99-6	PCB-95	0.524		0.010	0.00042
73575-54-9	PCB-96	0.509		0.010	0.00033
41464-51-1	PCB-97	2.94	C86	0.060	0.00034
60233-25-2	PCB-98	1.03	C	0.020	0.00041
38380-01-7	PCB-99	1.05	C83	0.020	0.00043
39485-83-1	PCB-100	0.995	C93	0.020	0.00041
37680-73-2	PCB-101	1.49	C90	0.030	0.00035
68194-06-9	PCB-102	1.03	C98	0.020	0.00041

FORM I
HI-RES PCBS ORGANICS ANALYSIS DATA SHEET

Lab Name: Eurofins TestAmerica, Knoxville Job No.: 580-88125-2

SDG No.:

Client Sample ID: Lab Sample ID: LCS 140-32775/16-B

Matrix: Solid Lab File ID: lcs140-3277516-b.d

Analysis Method: 1668A Date Collected:

Extract. Method: HRMS-Sox Date Extracted: 08/19/2019 08:06

Sample wt/vol: 10(g) Date Analyzed: 08/27/2019 15:30

Con. Extract Vol.: 20(mL) Dilution Factor: 1

Injection Volume: 1(uL) Level: (low/med) Low

% Moisture: GPC Cleanup:(Y/N) N

Analysis Batch No.: 33063 Units: ng/g

CAS NO.	COMPOUND NAME	RESULT	Q	RL	EDL
60145-21-3	PCB-103	0.515		0.010	0.00039
56558-16-8	PCB-104	0.506		0.010	0.00029
32598-14-4	PCB-105	0.496		0.010	0.0028
70424-69-0	PCB-106	0.491		0.010	0.0029
70424-68-9	PCB-107	0.509		0.010	0.0027
70362-41-3	PCB-108	0.993	C	0.020	0.0029
74472-35-8	PCB-109	2.94	C86	0.060	0.00034
38380-03-9	PCB-110	1.03	C	0.020	0.00030
39635-32-0	PCB-111	0.510		0.010	0.00028
74472-36-9	PCB-112	0.498		0.010	0.00029
68194-10-5	PCB-113	1.49	C90	0.030	0.00035
74472-37-0	PCB-114	0.490		0.010	0.0025
74472-38-1	PCB-115	1.03	C110	0.020	0.00030
18259-05-7	PCB-116	1.52	C85	0.030	0.00033
68194-11-6	PCB-117	1.52	C85	0.030	0.00033
31508-00-6	PCB-118	0.513		0.010	0.0027
56558-17-9	PCB-119	2.94	C86	0.060	0.00034
68194-12-7	PCB-120	0.504		0.010	0.00027
56558-18-0	PCB-121	0.484		0.010	0.00029
76842-07-4	PCB-122	0.507		0.010	0.0032
65510-44-3	PCB-123	0.508		0.010	0.0027
70424-70-3	PCB-124	0.993	C108	0.020	0.0029
74472-39-2	PCB-125	2.94	C86	0.060	0.00034
57465-28-8	PCB-126	0.496		0.010	0.0030
39635-33-1	PCB-127	0.505		0.010	0.0028
38380-07-3	PCB-128	0.989	C	0.020	0.0014
55215-18-4	PCB-129	1.98	C	0.040	0.0014
52663-66-8	PCB-130	0.499		0.010	0.0019
61798-70-7	PCB-131	0.511		0.010	0.0018
38380-05-1	PCB-132	0.506		0.010	0.0018
35694-04-3	PCB-133	0.496		0.010	0.0017
52704-70-8	PCB-134	1.01	C	0.020	0.0018
52744-13-5	PCB-135	1.02	C	0.020	0.00039
38411-22-2	PCB-136	0.505		0.010	0.00030

FORM I
HI-RES PCBS ORGANICS ANALYSIS DATA SHEET

Lab Name: Eurofins TestAmerica, Knoxville Job No.: 580-88125-2

SDG No.:

Client Sample ID: Lab Sample ID: LCS 140-32775/16-B

Matrix: Solid Lab File ID: lcs140-3277516-b.d

Analysis Method: 1668A Date Collected:

Extract. Method: HRMS-Sox Date Extracted: 08/19/2019 08:06

Sample wt/vol: 10(g) Date Analyzed: 08/27/2019 15:30

Con. Extract Vol.: 20(mL) Dilution Factor: 1

Injection Volume: 1(uL) Level: (low/med) Low

% Moisture: GPC Cleanup:(Y/N) N

Analysis Batch No.: 33063 Units: ng/g

CAS NO.	COMPOUND NAME	RESULT	Q	RL	EDL
35694-06-5	PCB-137	0.504		0.010	0.0015
35065-28-2	PCB-138	1.98	C129	0.040	0.0014
56030-56-9	PCB-139	0.994	C	0.020	0.0015
59291-64-4	PCB-140	0.994	C139	0.020	0.0015
52712-04-6	PCB-141	0.502		0.010	0.0016
41411-61-4	PCB-142	0.505		0.010	0.0018
68194-15-0	PCB-143	1.01	C134	0.020	0.0018
68194-14-9	PCB-144	0.501		0.010	0.00037
74472-40-5	PCB-145	0.503		0.010	0.00029
51908-16-8	PCB-146	0.512		0.010	0.0015
68194-13-8	PCB-147	1.01	C	0.020	0.0016
74472-41-6	PCB-148	0.499		0.010	0.00038
38380-04-0	PCB-149	1.01	C147	0.020	0.0016
68194-08-1	PCB-150	0.504		0.010	0.00028
52663-63-5	PCB-151	1.02	C135	0.020	0.00039
68194-09-2	PCB-152	0.499		0.010	0.00027
35065-27-1	PCB-153	0.981	C	0.020	0.0013
60145-22-4	PCB-154	0.504		0.010	0.00034
33979-03-2	PCB-155	0.500		0.010	0.00026
38380-08-4	PCB-156	1.02	C	0.020	0.0014
69782-90-7	PCB-157	1.02	C156	0.020	0.0014
74472-42-7	PCB-158	0.506		0.010	0.0011
39635-35-3	PCB-159	0.496		0.010	0.0012
41411-62-5	PCB-160	1.98	C129	0.040	0.0014
74472-43-8	PCB-161	0.483		0.010	0.0012
39635-34-2	PCB-162	0.504		0.010	0.0011
74472-44-9	PCB-163	1.98	C129	0.040	0.0014
74472-45-0	PCB-164	0.490		0.010	0.0012
74472-46-1	PCB-165	0.504		0.010	0.0014
41411-63-6	PCB-166	0.989	C128	0.020	0.0014
52663-72-6	PCB-167	0.501		0.010	0.00094
59291-65-5	PCB-168	0.981	C153	0.020	0.0013
32774-16-6	PCB-169	0.502		0.010	0.0012
35065-30-6	PCB-170	0.559		0.010	0.00028

FORM I
HI-RES PCBS ORGANICS ANALYSIS DATA SHEET

Lab Name: Eurofins TestAmerica, Knoxville Job No.: 580-88125-2

SDG No.:

Client Sample ID: Lab Sample ID: LCS 140-32775/16-B

Matrix: Solid Lab File ID: lcs140-3277516-b.d

Analysis Method: 1668A Date Collected:

Extract. Method: HRMS-Sox Date Extracted: 08/19/2019 08:06

Sample wt/vol: 10(g) Date Analyzed: 08/27/2019 15:30

Con. Extract Vol.: 20(mL) Dilution Factor: 1

Injection Volume: 1(uL) Level: (low/med) Low

% Moisture: GPC Cleanup:(Y/N) N

Analysis Batch No.: 33063 Units: ng/g

CAS NO.	COMPOUND NAME	RESULT	Q	RL	EDL
52663-71-5	PCB-171	1.05	C	0.020	0.00026
52663-74-8	PCB-172	0.521		0.010	0.00026
68194-16-1	PCB-173	1.05	C171	0.020	0.00026
38411-25-5	PCB-174	0.540		0.010	0.00026
40186-70-7	PCB-175	0.520		0.010	0.00024
52663-65-7	PCB-176	0.525		0.010	0.00017
52663-70-4	PCB-177	0.539		0.010	0.00027
52663-67-9	PCB-178	0.528		0.010	0.00025
52663-64-6	PCB-179	0.517		0.010	0.00018
35065-29-3	PCB-180	1.07	C	0.020	0.00021
74472-47-2	PCB-181	0.295	q	0.010	0.00023
60145-23-5	PCB-182	0.528		0.010	0.00022
52663-69-1	PCB-183	1.04	C	0.020	0.00022
74472-48-3	PCB-184	0.504		0.010	0.00018
52712-05-7	PCB-185	1.04	C183	0.020	0.00022
74472-49-4	PCB-186	0.524		0.010	0.00018
52663-68-0	PCB-187	0.532		0.010	0.00023
74487-85-7	PCB-188	0.501		0.010	0.00016
39635-31-9	PCB-189	0.502		0.010	0.0011
41411-64-7	PCB-190	0.524		0.010	0.00018
74472-50-7	PCB-191	0.536		0.010	0.00018
74472-51-8	PCB-192	0.537		0.010	0.00020
69782-91-8	PCB-193	1.07	C180	0.020	0.00021
35694-08-7	PCB-194	0.517		0.010	0.0020
52663-78-2	PCB-195	0.551		0.010	0.0023
42740-50-1	PCB-196	0.499		0.010	0.00039
33091-17-7	PCB-197	0.496		0.010	0.00028
68194-17-2	PCB-198	1.02	C	0.020	0.00042
52663-75-9	PCB-199	1.02	C198	0.020	0.00042
52663-73-7	PCB-200	0.511		0.010	0.00030
40186-71-8	PCB-201	0.495		0.010	0.00029
2136-99-4	PCB-202	0.501		0.010	0.00033
52663-76-0	PCB-203	0.499		0.010	0.00037
74472-52-9	PCB-204	0.504		0.010	0.00031

FORM I
HI-RES PCBS ORGANICS ANALYSIS DATA SHEET

Lab Name: Eurofins TestAmerica, Knoxville Job No.: 580-88125-2

SDG No.:

Client Sample ID: Lab Sample ID: LCS 140-32775/16-B

Matrix: Solid Lab File ID: lcs140-3277516-b.d

Analysis Method: 1668A Date Collected:

Extract. Method: HRMS-Sox Date Extracted: 08/19/2019 08:06

Sample wt/vol: 10(g) Date Analyzed: 08/27/2019 15:30

Con. Extract Vol.: 20(mL) Dilution Factor: 1

Injection Volume: 1(uL) Level: (low/med) Low

% Moisture: GPC Cleanup:(Y/N) N

Analysis Batch No.: 33063 Units: ng/g

CAS NO.	COMPOUND NAME	RESULT	Q	RL	EDL
74472-53-0	PCB-205	0.515		0.010	0.0015
40186-72-9	PCB-206	0.508		0.010	0.0019
52663-79-3	PCB-207	0.498		0.010	0.0013
52663-77-1	PCB-208	0.504		0.010	0.0014
2051-24-3	PCB-209	0.504		0.010	0.00023
27323-18-8	Total Monochlorobiphenyls	1.56		0.010	0.0016
25512-42-9	Total Dichlorobiphenyls	6.12		0.020	0.00050
25323-68-6	Total Trichlorobiphenyls	11.6		0.020	0.0016
26914-33-0	Total Tetrachlorobiphenyls	21.0		0.040	0.0018
25429-29-2	Total Pentachlorobiphenyls	23.2		0.060	0.0012
26601-64-9	Total Hexachlorobiphenyls	21.0		0.040	0.0011
28655-71-2	Total Heptachlorobiphenyls	12.4	q	0.020	0.00026
55722-26-4	Total Octachlorobiphenyls	6.11		0.020	0.00078
53742-07-7	Total Nonachlorobiphenyls	1.51		0.010	0.0015
1336-36-3	Polychlorinated biphenyls, Total	105	q	0.060	0.0010

FORM I
HI-RES PCBS ORGANICS ANALYSIS DATA SHEET

Lab Name: Eurofins TestAmerica, Knoxville Job No.: 580-88125-2

SDG No.:

Client Sample ID: Lab Sample ID: LCS 140-32775/16-B

Matrix: Solid Lab File ID: lcs140-3277516-b.d

Analysis Method: 1668A Date Collected:

Extract. Method: HRMS-Sox Date Extracted: 08/19/2019 08:06

Sample wt/vol: 10(g) Date Analyzed: 08/27/2019 15:30

Con. Extract Vol.: 20(mL) Dilution Factor: 1

Injection Volume: 1(uL) Level: (low/med) Low

% Moisture: GPC Cleanup:(Y/N) N

Analysis Batch No.: 33063 Units: ng/g

CAS NO.	ISOTOPE DILUTION	%REC	Q	LIMITS
234432-85-0	PCB-1L	60		30-140
208263-77-8	PCB-3L	63		30-140
234432-86-1	PCB-4L	57		30-140
208263-67-6	PCB-15L	63		30-140
234432-87-2	PCB-19L	58		30-140
208263-79-0	PCB-37L	67		30-140
234432-88-3	PCB-54L	62		30-140
105600-23-5	PCB-77L	64		30-140
208461-24-9	PCB-81L	63		30-140
234432-89-4	PCB-104L	69		30-140
208263-62-1	PCB-105L	67		30-140
208263-63-2	PCB-114L	67		30-140
104130-40-7	PCB-118L	67		30-140
208263-64-3	PCB-123L	66		30-140
208263-65-4	PCB-126L	67		30-140
234432-90-7	PCB-155L	70		30-140
208263-68-7	PCB-156L	66	C	30-140
235416-30-5	PCB-157L	66	C156	30-140
208263-69-8	PCB-167L	67		30-140
208263-70-1	PCB-169L	69		30-140
160901-80-4	PCB-170L	64		30-140
234432-91-8	PCB-188L	68		30-140
208263-73-4	PCB-189L	66		30-140
105600-26-8	PCB-202L	70		30-140
234446-64-1	PCB-205L	63		30-140
208263-75-6	PCB-206L	62		30-140
234432-92-9	PCB-208L	64		30-140
105600-27-9	PCB-209L	61		30-140

CAS NO.	SURROGATE	%REC	Q	LIMITS
208263-76-7	PCB-28L	61		40-125
235416-29-2	PCB-111L	73		40-125
232919-67-4	PCB-178L	76		40-125

Eurofins TestAmerica, Knoxville
Target Compound Quantitation Report

Data File: \\chromna\Knoxville\ChromData\D3D\20190827-12879.b\lcs140-3277516-b.d
Lims ID: LCS 140-32775/16-B
Client ID:
Sample Type: LCS
Inject. Date: 27-Aug-2019 15:30:00 ALS Bottle#: 0 Worklist Smp#: 2
Injection Vol: 1.0 ul Dil. Factor: 1.0000
Sample Info:
Misc. Info.: 140-0012879-002
Operator ID: Xcalibur_System Instrument ID: D3D

Method: \\chromna\Knoxville\ChromData\D3D\20190827-12879.b\PCBs_D3D.m
Limit Group: HR - 1668A - ICAL
Last Update: 27-Aug-2019 16:48:11 Calib Date: 21-Aug-2019 19:05:00
Integrator: Picker
Quant Method: Isotopic Dilution Quant By: Initial Calibration
Last ICal File: \\chromna\Knoxville\ChromData\D3D\20190813-12717.b\d4190821i6.d

Column 1 : SPB-Octyl (0.25 mm) Det: F1(11.07 :21.70)
Process Host: CTX1017

First Level Reviewer: davidsonm Date: 27-Aug-2019 16:48:11

Compound	RT (min.)	Area	Ratio	Ical RRF	Amount pg/ul	EMPC pg/ul	Noise EDL	Final EDL	%Rec	Flags
S Total Monochlorobipheny					155.8	155.8	0.1645	0.1645		
D PCB-1L	11:48	1795086	3.21	1.3140	59.6	59.6	0.1827	0.1827	59.57	
D PCB-3L	13:58	1979889	3.25	1.3615	63.4	63.4	0.1763	0.1763	63.41	
PCB-1	11:49	1123017	3.20	1.1883	52.6	52.6	0.1623	0.1623	105	
PCB-2	13:48	1200072	3.16	1.1911	53.4	53.4	0.1654	0.1654	107	
PCB-3	13:58	1194400	3.14	1.2130	49.7	49.7	0.1659	0.1659	99.47	
S Total Dichlorobiphenyls					611.2	611.2	0.0499	0.0499		
D PCB-4L	14:12	786478	1.53	0.5996	57.2	57.2	0.1547	0.1547	57.20	
* PCB-9L	16:11	2293263	1.61	4E+04	100.0	100.0			100	
D PCB-15L	20:06	1494612	1.67	1.0280	63.4	63.4	0.0902	0.0902	63.40	
PCB-4	14:14	530864	1.57	1.2533	53.9	53.9	0.0735	0.0735	108	
PCB-10	14:24	854333	1.60	1.4828	50.5	50.5	0.0512	0.0512	101	
PCB-9	16:12	806663	1.59	1.4200	49.8	49.8	0.0534	0.0534	99.62	
PCB-7	16:22	927129	1.59	1.6244	50.0	50.0	0.0467	0.0467	100	
PCB-6	16:36	867887	1.59	1.5539	49.0	49.0	0.0488	0.0488	97.94	
PCB-5	16:54	876899	1.60	1.5606	49.3	49.3	0.0486	0.0486	98.53	
PCB-8	17:02	906602	1.59	1.5884	50.0	50.0	0.0478	0.0478	100	
PCB-14	18:39	1131157	1.60	1.8738	52.9	52.9	0.0405	0.0405	106	
PCB-11	19:30	973267	1.58	1.6347	52.2	52.2	0.0464	0.0464	104	
PCB-12	19:49	1959073	1.59	1.6410	104.7	104.7	0.0462	0.0462	105	
PCB-13 (C12)	19:49	1959073	1.59	1.6410	104.7	104.7	0.0462	0.0462	105	
PCB-15	20:07	1024378	1.59	1.4024	48.9	48.9	0.0460	0.0460	97.74	
S Total Trichlorobiphenyl					1160.1	1160.1	0.1592	0.1592		
D PCB-19L	17:19	472552	1.05	0.6095	57.9	57.9	0.5200	0.5200	57.89	
* PCB-32L	20:34	1339422	1.08	2.2E+04	100.0	100.0			100	
* PCB-31L	22:49	4308784	1.06	6.8E+04	100.0	100.0			100	
$ PCB-28L	23:08	2864337	1.08	1.0975	60.6	60.6	0.1999	0.1999	60.57	
D PCB-37L	27:07	2600979	1.07	0.9024	66.9	66.9	0.2431	0.2431	66.89	
PCB-19	17:20	326757	1.12	1.3047	53.0	53.0	0.0599	0.0599	106	
PCB-18	19:11	943105	1.08	1.8188	109.7	109.7	0.0430	0.0430	110	
PCB-30 (C18)	19:11	943105	1.08	1.8188	109.7	109.7	0.0430	0.0430	110	

Compound	RT (min.)	Area	Ratio	Ical RRF	Amount pg/ul	EMPC pg/ul	Noise EDL	Final EDL	%Rec	Flags
PCB-17	19:37	400798	1.10	1.5641	54.2	54.2	0.0499	0.0499	108	
PCB-27	19:50	545594	1.12	2.1680	53.3	53.3	0.0360	0.0360	107	
PCB-24	19:58	533101	1.07	2.1018	53.7	53.7	0.0372	0.0372	107	
PCB-16	20:04	307754	1.09	1.2260	53.1	53.1	0.0637	0.0637	106	
PCB-32	20:36	591746	1.08	2.3416	53.5	53.5	0.0334	0.0334	107	
PCB-34	21:51	1477671	1.07	1.2154	46.7	46.7	0.2366	0.2366	93.49	
PCB-23	22:00	1494613	1.04	1.2675	45.3	45.3	0.2269	0.2269	90.67	
PCB-26	22:20	3020846	1.05	1.3193	88.0	88.0	0.2180	0.2180	88.03	
PCB-29 (C26)	22:20	3020846	1.05	1.3193	88.0	88.0	0.2180	0.2180	88.03	
PCB-25	22:33	1535800	1.04	1.3523	43.7	43.7	0.2127	0.2127	87.33	
PCB-31	22:51	1579257	1.06	1.3809	44.0	44.0	0.2083	0.2083	87.94	
PCB-20	23:09	2968428	1.06	1.3057	87.4	87.4	0.2203	0.2203	87.41	
PCB-28 (C20)	23:09	2968428	1.06	1.3057	87.4	87.4	0.2203	0.2203	87.41	
PCB-21	23:23	3157909	1.05	1.3777	88.1	88.1	0.2088	0.2088	88.13	M
PCB-33 (C21)	23:23	3157909	1.05	1.3777	88.1	88.1	0.2088	0.2088	88.13	M
PCB-22	23:47	1445183	1.06	1.2430	44.7	44.7	0.2314	0.2314	89.40	
PCB-36	25:21	1646631	1.05	1.3468	47.0	47.0	0.2136	0.2136	94.01	
PCB-39	25:42	1848829	1.05	1.3970	50.9	50.9	0.2059	0.2059	102	
PCB-38	26:16	1572216	1.04	1.3177	45.9	45.9	0.2183	0.2183	91.75	
PCB-35	26:44	1543487	1.05	1.2166	48.8	48.8	0.2364	0.2364	97.55	
PCB-37	27:08	1644845	1.04	1.2879	49.1	49.1	0.2233	0.2233	98.20	
S Total Tetrachlorobiphen					2102.1	2102.1	0.1776	0.1776		
D PCB-54L	20:24	540433	0.82	0.6515	61.9	61.9	0.0574	0.0574	61.93	
* PCB-52L	24:57	2362637	0.79	3.9E+04	100.0	100.0			100	
D PCB-81L	33:53	1834411	0.82	1.2328	63.0	63.0	0.1306	0.1306	62.98	
D PCB-77L	34:26	1904875	0.79	1.2523	64.4	64.4	0.1286	0.1286	64.38	
PCB-54	20:25	343960	0.80	1.2558	50.7	50.7	0.0440	0.0440	101	
PCB-50	22:36	1704059	0.79	0.9362	97.4	97.4	0.2271	0.2271	97.36	
PCB-53 (C50)	22:36	1704059	0.79	0.9362	97.4	97.4	0.2271	0.2271	97.36	
PCB-45	23:19	1624449	0.80	0.8850	98.2	98.2	0.2403	0.2403	98.17	Ma
PCB-51 (C45)	23:19	1624449	0.80	0.8850	98.2	98.2	0.2403	0.2403	98.17	Ma
PCB-46	23:34	700588	0.79	0.7591	49.4	49.4	0.2801	0.2801	98.73	
PCB-52	24:58	852985	0.78	0.8992	50.7	50.7	0.2365	0.2365	101	
PCB-43	25:08	1870866	0.79	0.9993	100.1	100.1	0.2128	0.2128	100	M
PCB-73 (C43)	25:08	1870866	0.79	0.9993	100.1	100.1	0.2128	0.2128	100	M
PCB-49	25:26	2121723	0.79	1.1366	99.8	99.8	0.1871	0.1871	99.85	M
PCB-69 (C49)	25:26	2121723	0.79	1.1366	99.8	99.8	0.1871	0.1871	99.85	M
PCB-48	25:45	947783	0.78	0.9454	53.6	53.6	0.2249	0.2249	107	
PCB-44	26:00	2929303	0.78	1.0323	151.8	151.8	0.2060	0.2060	101	
PCB-47 (C44)	26:00	2929303	0.78	1.0323	151.8	151.8	0.2060	0.2060	101	
PCB-65 (C44)	26:00	2929303	0.78	1.0323	151.8	151.8	0.2060	0.2060	101	
PCB-59	26:17	3815943	0.79	1.3609	150.0	150.0	0.1562	0.1562	99.98	
PCB-62 (C59)	26:17	3815943	0.79	1.3609	150.0	150.0	0.1562	0.1562	99.98	
PCB-75 (C59)	26:17	3815943	0.79	1.3609	150.0	150.0	0.1562	0.1562	99.98	
PCB-42	26:30	843477	0.81	0.8670	52.0	52.0	0.2453	0.2453	104	
PCB-40	27:00	2676699	0.79	0.9179	156.0	156.0	0.2317	0.2317	104	M
PCB-41 (C40)	27:00	2676699	0.79	0.9179	156.0	156.0	0.2317	0.2317	104	M
PCB-71 (C40)	27:00	2676699	0.79	0.9179	156.0	156.0	0.2317	0.2317	104	M
PCB-64	27:13	1374382	0.79	1.4164	51.9	51.9	0.1501	0.1501	104	
PCB-72	28:03	1267669	0.80	1.3157	51.5	51.5	0.1616	0.1616	103	a
PCB-68	28:20	1388653	0.81	1.4782	50.2	50.2	0.1438	0.1438	100	
PCB-57	28:45	1221226	0.78	1.2817	51.0	51.0	0.1659	0.1659	102	
PCB-58	29:00	1259748	0.81	1.3214	51.0	51.0	0.1609	0.1609	102	a
PCB-67	29:10	1300260	0.80	1.3944	49.9	49.9	0.1525	0.1525	99.75	

Compound	RT (min.)	Area	Ratio	Ical RRF	Amount pg/ul	EMPC pg/ul	Noise EDL	Final EDL	%Rec	Flags
PCB-63	29:26	1346928	0.79	1.4685	49.1	49.1	0.1448	0.1448	98.12	Ma
PCB-61	29:46	4903946	0.79	1.3565	193.4	193.4	0.1568	0.1568	96.68	Ma
PCB-70 (C61)	29:46	4903946	0.79	1.3565	193.4	193.4	0.1568	0.1568	96.68	Ma
PCB-74 (C61)	29:46	4903946	0.79	1.3565	193.4	193.4	0.1568	0.1568	96.68	Ma
PCB-76 (C61)	29:46	4903946	0.79	1.3565	193.4	193.4	0.1568	0.1568	96.68	Ma
PCB-66	30:05	1213609	0.81	1.2800	50.7	50.7	0.1661	0.1661	101	
PCB-55	30:15	1207982	0.79	1.2951	49.9	49.9	0.1642	0.1642	99.77	
PCB-56	30:45	1168623	0.80	1.2671	49.3	49.3	0.1678	0.1678	98.66	
PCB-60	30:58	1199436	0.79	1.3288	48.3	48.3	0.1600	0.1600	96.56	
PCB-80	31:23	1333460	0.78	1.4694	48.5	48.5	0.1447	0.1447	97.08	
PCB-79	32:54	1400062	0.79	1.5421	48.6	48.6	0.1379	0.1379	97.12	
PCB-78	33:27	1195426	0.79	1.3150	48.6	48.6	0.1617	0.1617	97.25	
PCB-81	33:54	1224913	0.77	1.3214	50.5	50.5	0.1640	0.1640	101	
PCB-77	34:28	1269021	0.78	1.3308	50.1	50.1	0.1568	0.1568	100	
S Total Pentachlorobiphen					2317.9	2317.9	0.1161	0.1161		
D PCB-104L	25:54	1370234	1.62	1.1164	69.1	69.1	0.0186	0.0186	69.07	
* PCB-101L	31:49	1777135	1.63	3.4E+04	100.0	100.0			100	
$ PCB-111L	34:30	1576616	1.57	1.2177	72.9	72.9	0.0171	0.0171	72.86	
D PCB-123L	36:27	1909262	1.58	0.9909	66.4	66.4	0.4520	0.4520	66.39	
D PCB-118L	36:47	1981235	1.58	1.0256	66.6	66.6	0.4368	0.4368	66.57	
D PCB-114L	37:19	1937374	1.64	1.0030	66.6	66.6	0.4466	0.4466	66.56	
D PCB-105L	37:57	1933632	1.57	1.0013	66.5	66.5	0.4474	0.4474	66.54	
* PCB-127L	39:26	2902106	1.60	4.9E+04	100.0	100.0			100	
D PCB-126L	41:02	1756050	1.58	0.9020	67.1	67.1	0.4966	0.4966	67.08	
PCB-104	25:56	965990	1.59	1.3926	50.6	50.6	0.0288	0.0288	101	
PCB-96	26:18	855206	1.60	1.2268	50.9	50.9	0.0327	0.0327	102	
PCB-103	28:14	728342	1.57	1.0331	51.5	51.5	0.0388	0.0388	103	
PCB-94	28:27	651354	1.61	0.9036	52.6	52.6	0.0444	0.0444	105	
PCB-95	28:54	691329	1.57	0.9620	52.4	52.4	0.0417	0.0417	105	
PCB-93	29:08	1337253	1.58	0.9806	99.5	99.5	0.0409	0.0409	99.52	
PCB-100 (C93)	29:08	1337253	1.58	0.9806	99.5	99.5	0.0409	0.0409	99.52	
PCB-98	29:16	1395013	1.60	0.9888	103.0	103.0	0.0405	0.0405	103	M
PCB-102 (C98)	29:16	1395013	1.60	0.9888	103.0	103.0	0.0405	0.0405	103	M
PCB-88	29:45	1374114	1.59	1.0052	99.8	99.8	0.0399	0.0399	99.76	Ma
PCB-91 (C88)	29:45	1374114	1.59	1.0052	99.8	99.8	0.0399	0.0399	99.76	Ma
PCB-84	29:59	582592	1.57	0.8601	49.4	49.4	0.0466	0.0466	98.86	a
PCB-89	30:27	630123	1.60	0.8936	51.5	51.5	0.0449	0.0449	103	
PCB-121	30:53	926552	1.60	1.3971	48.4	48.4	0.0287	0.0287	96.80	
PCB-92	31:15	667692	1.57	0.9532	51.1	51.1	0.0421	0.0421	102	
PCB-90	31:50	2323058	1.59	1.1367	149.2	149.2	0.0353	0.0353	99.43	
PCB-101 (C90)	31:50	2323058	1.59	1.1367	149.2	149.2	0.0353	0.0353	99.43	
PCB-113 (C90)	31:50	2323058	1.59	1.1367	149.2	149.2	0.0353	0.0353	99.43	
PCB-83	32:25	1348990	1.62	0.9393	104.8	104.8	0.0427	0.0427	105	
PCB-99 (C83)	32:25	1348990	1.62	0.9393	104.8	104.8	0.0427	0.0427	105	
PCB-112	32:32	932299	1.63	1.3672	49.8	49.8	0.0293	0.0293	99.53	
PCB-86	32:54	4822788	1.59	1.1958	294.3	294.3	0.0335	0.0335	98.11	M
PCB-87 (C86)	32:54	4822788	1.59	1.1958	294.3	294.3	0.0335	0.0335	98.11	M
PCB-97 (C86)	32:54	4822788	1.59	1.1958	294.3	294.3	0.0335	0.0335	98.11	M
PCB-109 (C86)	32:54	4822788	1.59	1.1958	294.3	294.3	0.0335	0.0335	98.11	M
PCB-119 (C86)	32:54	4822788	1.59	1.1958	294.3	294.3	0.0335	0.0335	98.11	M
PCB-125 (C86)	32:54	4822788	1.59	1.1958	294.3	294.3	0.0335	0.0335	98.11	M
PCB-85	33:38	2526213	1.58	1.2126	152.0	152.0	0.0331	0.0331	101	M
PCB-116 (C85)	33:38	2526213	1.58	1.2126	152.0	152.0	0.0331	0.0331	101	M
PCB-117 (C85)	33:38	2526213	1.58	1.2126	152.0	152.0	0.0331	0.0331	101	M

Compound	RT (min.)	Area	Ratio	Ical RRF	Amount pg/ul	EMPC pg/ul	Noise EDL	Final EDL	%Rec	Flags
PCB-110	33:53	1904795	1.61	1.3511	102.9	102.9	0.0297	0.0297	103	M
PCB-115 (C110)	33:53	1904795	1.61	1.3511	102.9	102.9	0.0297	0.0297	103	M
PCB-82	34:07	617920	1.59	0.8675	52.0	52.0	0.0462	0.0462	104	
PCB-111	34:31	996600	1.59	1.4262	51.0	51.0	0.0281	0.0281	102	
PCB-120	34:59	1028696	1.60	1.4907	50.4	50.4	0.0269	0.0269	101	a
PCB-108	36:07	2371096	1.59	1.2547	99.3	99.3	0.2916	0.2916	99.28	
PCB-124 (C108)	36:07	2371096	1.59	1.2547	99.3	99.3	0.2916	0.2916	99.28	
PCB-107	36:21	1316709	1.56	1.3580	50.9	50.9	0.2694	0.2694	102	a
PCB-123	36:28	1301584	1.59	1.3407	50.8	50.8	0.2711	0.2711	102	
PCB-106	36:36	1192498	1.59	1.2749	49.1	49.1	0.2870	0.2870	98.28	
PCB-118	36:48	1309368	1.55	1.2892	51.3	51.3	0.2722	0.2722	103	
PCB-122	37:09	1121172	1.56	1.1614	50.7	50.7	0.3150	0.3150	101	a
PCB-114	37:19	1334590	1.59	1.4051	49.0	49.0	0.2528	0.2528	98.05	
PCB-105	37:59	1236859	1.65	1.2887	49.6	49.6	0.2800	0.2800	99.27	
PCB-127	39:27	1233359	1.57	1.2841	50.5	50.5	0.2849	0.2849	101	
PCB-126	41:04	1169042	1.56	1.3416	49.6	49.6	0.3009	0.3009	99.24	
S Total Hexachlorobipheny					2104.6	2104.6	0.1128	0.1128		
D PCB-155L	31:36	1176273	1.30	0.9499	69.7	69.7	0.0314	0.0314	69.68	
* PCB-138L	39:55	2081565	1.25	3.6E+04	100.0	100.0			100	
D PCB-167L	42:55	1748023	1.24	1.2544	66.9	66.9	0.2211	0.2211	66.94	
D PCB-156L	44:04	3399067	1.30	1.2289	132.9	132.9	0.2257	0.2257	66.44	
D PCB-157L (C156L)	44:04	3399067	1.30	1.2289	132.9	132.9	0.2257	0.2257	66.44	
D PCB-169L	47:18	1562151	1.29	1.0883	69.0	69.0	0.2548	0.2548	68.96	a
PCB-155	31:37	765699	1.27	1.3028	50.0	50.0	0.0262	0.0262	99.93	
PCB-152	31:48	737247	1.28	1.2556	49.9	49.9	0.0272	0.0272	99.83	
PCB-150	31:59	732774	1.29	1.2368	50.4	50.4	0.0276	0.0276	101	
PCB-136	32:19	686367	1.26	1.1563	50.5	50.5	0.0296	0.0296	101	
PCB-145	32:38	704315	1.27	1.1910	50.3	50.3	0.0287	0.0287	101	
PCB-148	34:09	527432	1.27	0.8982	49.9	49.9	0.0380	0.0380	99.84	
PCB-135	34:44	1041433	1.27	0.8691	101.9	101.9	0.0393	0.0393	102	
PCB-151 (C135)	34:44	1041433	1.27	0.8691	101.9	101.9	0.0393	0.0393	102	
PCB-154	35:01	603930	1.26	1.0180	50.4	50.4	0.0336	0.0336	101	
PCB-144	35:18	541638	1.28	0.9185	50.1	50.1	0.0372	0.0372	100	
PCB-147	35:40	1659181	1.26	0.9747	101.5	101.5	0.1584	0.1584	101	
PCB-149 (C147)	35:40	1659181	1.26	0.9747	101.5	101.5	0.1584	0.1584	101	
PCB-134	35:58	1447745	1.26	0.8518	101.3	101.3	0.1813	0.1813	101	
PCB-143 (C134)	35:58	1447745	1.26	0.8518	101.3	101.3	0.1813	0.1813	101	
PCB-139	36:16	1666069	1.26	0.9995	99.4	99.4	0.1545	0.1545	99.38	
PCB-140 (C139)	36:16	1666069	1.26	0.9995	99.4	99.4	0.1545	0.1545	99.38	
PCB-131	36:28	735186	1.27	0.8584	51.1	51.1	0.1799	0.1799	102	
PCB-142	36:37	728758	1.27	0.8597	50.5	50.5	0.1796	0.1796	101	
PCB-132	36:55	747516	1.25	0.8801	50.6	50.6	0.1755	0.1755	101	
PCB-133	37:26	754173	1.26	0.9064	49.6	49.6	0.1704	0.1704	99.21	
PCB-165	37:50	947893	1.25	1.1210	50.4	50.4	0.1378	0.1378	101	
PCB-146	38:05	865246	1.31	1.0084	51.2	51.2	0.1531	0.1531	102	
PCB-161	38:13	1084240	1.23	1.3370	48.3	48.3	0.1155	0.1155	96.70	
PCB-153	38:44	2008436	1.26	1.2207	98.1	98.1	0.1265	0.1265	98.10	
PCB-168 (C153)	38:44	2008436	1.26	1.2207	98.1	98.1	0.1265	0.1265	98.10	
PCB-141	38:53	808625	1.26	0.9608	50.2	50.2	0.1607	0.1607	100	
PCB-130	39:17	692679	1.26	0.8274	49.9	49.9	0.1866	0.1866	99.82	
PCB-137	39:31	893806	1.26	1.0582	50.4	50.4	0.1459	0.1459	101	
PCB-164	39:38	1030243	1.26	1.2527	49.0	49.0	0.1233	0.1233	98.07	
PCB-129	39:57	3606372	1.26	1.0840	198.4	198.4	0.1425	0.1425	99.18	M
PCB-138 (C129)	39:57	3606372	1.26	1.0840	198.4	198.4	0.1425	0.1425	99.18	M
PCB-160 (C129)	39:57	3606372	1.26	1.0840	198.4	198.4	0.1425	0.1425	99.18	M
PCB-163 (C129)	39:57	3606372	1.26	1.0840	198.4	198.4	0.1425	0.1425	99.18	M

Compound	RT (min.)	Area	Ratio	Ical RRF	Amount pg/ul	EMPC pg/ul	Noise EDL	Final EDL	%Rec	Flags
PCB-158	40:20	1177085	1.27	1.3862	50.6	50.6	0.1114	0.1114	101	
PCB-128	41:10	1852482	1.27	1.1165	98.9	98.9	0.1383	0.1383	98.92	
PCB-166 (C128)	41:10	1852482	1.27	1.1165	98.9	98.9	0.1383	0.1383	98.92	
PCB-159	42:11	1095667	1.25	1.3178	49.6	49.6	0.1172	0.1172	99.14	
PCB-162	42:28	1152254	1.25	1.3623	50.4	50.4	0.1134	0.1134	101	
PCB-167	42:57	1168803	1.25	1.3357	50.1	50.1	0.0936	0.0936	100	
PCB-156	44:05	2201564	1.26	1.2759	101.5	101.5	0.1408	0.1408	102	
PCB-157 (C156)	44:05	2201564	1.26	1.2759	101.5	101.5	0.1408	0.1408	102	
PCB-169	47:20	1005736	1.27	1.2825	50.2	50.2	0.1152	0.1152	100	
S Total Heptachlorobiphen					1249.7	1238.4	0.0257	0.0257		RQ
D PCB-188L	37:19	1540079	1.05	1.3162	67.9	67.9	0.0128	0.0128	67.90	
$ PCB-178L	40:22	1208535	1.08	0.9222	76.0	76.0	0.0182	0.0182	76.04	
* PCB-180L	45:29	1723408	1.08	3.2E+04	100.0	100.0			100	
D PCB-170L	46:43	922403	1.04	0.8357	64.0	64.0	0.0201	0.0201	64.04	
D PCB-189L	49:51	2090286	1.06	1.4666	65.9	65.9	0.5796	0.5796	65.91	
PCB-188	37:21	965089	1.06	1.2502	50.1	50.1	0.0156	0.0156	100	
PCB-179	37:41	900003	1.07	1.4149	51.7	51.7	0.0179	0.0179	103	
PCB-184	38:13	880070	1.06	1.4191	50.4	50.4	0.0178	0.0178	101	
PCB-176	38:33	983133	1.05	1.5212	52.5	52.5	0.0166	0.0166	105	
PCB-186	39:01	926359	1.06	1.4350	52.4	52.4	0.0176	0.0176	105	
PCB-178	40:24	665065	1.05	1.0228	52.8	52.8	0.0247	0.0247	106	a
PCB-175	41:02	684701	1.06	1.0690	52.0	52.0	0.0237	0.0237	104	a
PCB-187	41:18	727506	1.05	1.1106	53.2	53.2	0.0228	0.0228	106	a
PCB-182	41:31	746427	1.08	1.1484	52.8	52.8	0.0220	0.0220	106	a
PCB-183	41:55	1455347	1.03	1.1368	104.0	104.0	0.0223	0.0223	104	Ma
PCB-185 (C183)	41:55	1455347	1.03	1.1368	104.0	104.0	0.0223	0.0223	104	Ma
PCB-174	42:09	634437	1.06	0.9547	54.0	54.0	0.0265	0.0265	108	a
PCB-177	42:35	625884	1.04	0.9426	53.9	53.9	0.0268	0.0268	108	a
PCB-181	42:59	401623	1.05	1.1075	40.8	29.5	0.0228	0.0228	81.52	RQa
PCB-171	43:12	1236212	1.04	0.9603	104.5	104.5	0.0263	0.0263	105	
PCB-173 (C171)	43:12	1236212	1.04	0.9603	104.5	104.5	0.0263	0.0263	105	
PCB-172	44:51	636288	1.05	0.9918	52.1	52.1	0.0255	0.0255	104	
PCB-192	45:07	853757	1.05	1.2904	53.7	53.7	0.0196	0.0196	107	
PCB-180	45:27	1612594	1.06	1.2286	106.6	106.6	0.0206	0.0206	107	
PCB-193 (C180)	45:27	1612594	1.06	1.2286	106.6	106.6	0.0206	0.0206	107	
PCB-191	45:51	914325	1.05	1.3848	53.6	53.6	0.0183	0.0183	107	a
PCB-170	46:45	655274	1.04	1.2700	55.9	55.9	0.0282	0.0282	112	
PCB-190	47:16	889069	1.04	1.3774	52.4	52.4	0.0184	0.0184	105	
PCB-189	49:52	1342788	1.05	1.2799	50.2	50.2	0.1060	0.1060	100	
S Total Octachlorobipheny					610.4	610.4	0.0775	0.0775		
D PCB-202L	42:42	1214958	0.93	1.0055	70.1	70.1	0.0161	0.0161	70.11	
* PCB-194L	51:58	2162475	0.92	3.5E+04	100.0	100.0			100	
D PCB-205L	52:26	1753566	0.91	1.2867	63.0	63.0	0.5722	0.5722	63.02	
PCB-202	42:43	640782	0.90	1.0531	50.1	50.1	0.0326	0.0326	100	
PCB-201	43:39	713251	0.90	1.1860	49.5	49.5	0.0289	0.0289	99.00	
PCB-204	44:19	674717	0.91	1.1009	50.4	50.4	0.0312	0.0312	101	
PCB-197	44:33	726773	0.90	1.2053	49.6	49.6	0.0285	0.0285	99.26	
PCB-200	44:39	698916	0.92	1.1260	51.1	51.1	0.0305	0.0305	102	
PCB-198	47:26	1009733	0.91	0.8183	101.6	101.6	0.0419	0.0419	102	
PCB-199 (C198)	47:26	1009733	0.91	0.8183	101.6	101.6	0.0419	0.0419	102	
PCB-196	48:07	530140	0.92	0.8748	49.9	49.9	0.0392	0.0392	99.76	
PCB-203	48:19	558840	0.90	0.9219	49.9	49.9	0.0372	0.0372	99.79	
PCB-195	49:38	756885	0.90	0.7839	55.1	55.1	0.2349	0.2349	110	a

Compound	RT (min.)	Area	Ratio	Ical RRF	Amount pg/ul	EMPC pg/ul	Noise EDL	Final EDL	%Rec	Flags
PCB-194	51:59	841574	0.90	0.9282	51.7	51.7	0.1984	0.1984	103	a
PCB-205	52:27	1115502	0.90	1.2342	51.5	51.5	0.1492	0.1492	103	a
S Total Nonachlorobipheny					151.0	151.0	0.1536	0.1536		
D PCB-208L	49:23	1586682	0.78	1.1383	64.5	64.5	0.5198	0.5198	64.46	
D PCB-206L	54:12	1199228	0.81	0.8938	62.0	62.0	0.6620	0.6620	62.04	
PCB-208	49:25	924274	0.80	1.1567	50.4	50.4	0.1404	0.1404	101	
PCB-207	50:21	969284	0.79	1.3964	49.8	49.8	0.1343	0.1343	99.66	
PCB-206	54:14	726246	0.80	1.1927	50.8	50.8	0.1861	0.1861	102	a
D PCB-209L	55:51	1288391	0.72	0.9809	60.7	60.7	0.0261	0.0261	60.74	
DCB Decachlorobiphenyl	55:52	809509	0.71	1.2455	50.4	50.4	0.0233	0.0233	101	
S Polychlorinated bipheny					10357	50.4	0.0995	0.0995		RQ

QC Flag Legend

Processing Flags
- R - Failed Signal Ratio Test
- Q - EMPC-Estimated Max. Possible Conc.

Review Flags
- M - Manually Integrated
- a - User Assigned ID

Eurofins TestAmerica, Knoxville
Target Compound Quantitation Worksheet Report

Data File: \\chromna\Knoxville\ChromData\D3D\20190827-12879.b\lcs140-3277516-b.d
Lims ID: LCS 140-32775/16-B
Client ID:
Sample Type: LCS
Inject. Date: 27-Aug-2019 15:30:00 ALS Bottle#: 0 Worklist Smp#: 2
Injection Vol: 1.0 ul Dil. Factor: 1.0000
Sample Info:
Misc. Info.: 140-0012879-002
Operator ID: Xcalibur_System Instrument ID: D3D

Method: \\chromna\Knoxville\ChromData\D3D\20190827-12879.b\PCBs_D3D.m
Limit Group: HR - 1668A - ICAL
Last Update: 27-Aug-2019 16:48:11 Calib Date: 21-Aug-2019 19:05:00
Integrator: Picker
Quant Method: Isotopic Dilution Quant By: Initial Calibration
Last ICal File: \\chromna\Knoxville\ChromData\D3D\20190813-12717.b\d4190821i6.d

Column 1 : SPB-Octyl (0.25 mm) Det: F1(11.07 :21.70)
Process Host: CTX1017

First Level Reviewer: davidsonm Date: 27-Aug-2019 16:48:11

Signal	RT (min.)	Adj RT (min.)	Sec.	REL RT	Area	Height	Avg Noise	EDL Height	S/N	Ratio(Limits)	Flags
PCB-1L											
200.0795	11:48	11:49	0	0.729	1369140	548810	302	755	1817		
202.0766	11:48	11:49	0	0.729	425946	171792	371	927	463	3.21(2.66-3.60)	
PCB-3L											
200.0795	13:58	13:59	0	0.863	1513515	527942	302	755	1748		
202.0766	13:58	13:59	0	0.863	466374	162975	371	927	439	3.25(2.66-3.60)	
PCB-1											
188.0393	11:49	11:48	1	1.001	855408	338838	332	830	1021		
190.0363	11:49	11:48	1	1.001	267609	104523	224	560	467	3.20(2.66-3.60)	
PCB-2											
188.0393	13:48	13:46	2	0.989	911371	314177	332	830	946		
190.0363	13:48	13:46	2	0.989	288701	98629	224	560	440	3.16(2.66-3.60)	
PCB-3											
188.0393	13:58	13:57	1	1.001	906139	309333	332	830	932		
190.0363	13:58	13:57	1	1.001	288261	98582	224	560	440	3.14(2.66-3.60)	
PCB-4L											
234.0406	14:12	14:14	-1	0.878	476209	156951	199	497	789		
236.0376	14:12	14:14	-1	0.878	310269	103530	61	152	1697	1.53(1.33-1.79)	
PCB-9L											
234.0406	16:11	16:10	1		1414621	432433	199	497	2173		
236.0376	16:11	16:10	1		878642	268371	61	152	4400	1.61(1.33-1.79)	
PCB-15L											
234.0406	20:06	20:08	-1	1.242	934484	231393	199	497	1163		
236.0376	20:06	20:08	-1	1.242	560128	140989	61	152	2311	1.67(1.33-1.79)	
PCB-4											
222.0003	14:14	14:12	1	1.002	324332	108369	55	137	1970		
223.9974	14:14	14:12	1	1.002	206532	68331	41	102	1667	1.57(1.33-1.79)	

Signal	RT (min.)	Adj RT (min.)	Sec.	REL RT	Area	Height	Avg Noise	EDL Height	S/N	Ratio(Limits)	Flags
PCB-10											
222.0003	14:24	14:22	1	1.014	525209	175830	55	137	3197		
223.9974	14:24	14:22	1	1.014	329124	110405	41	102	2693	1.60(1.33-1.79)	
PCB-9											
222.0003	16:12	16:10	1	1.140	495335	152121	55	137	2766		
223.9974	16:12	16:10	1	1.140	311328	96597	41	102	2356	1.59(1.33-1.79)	
PCB-7											
222.0003	16:22	16:20	1	1.152	569241	173634	55	137	3157		
223.9974	16:22	16:20	1	1.152	357888	108341	41	102	2642	1.59(1.33-1.79)	
PCB-6											
222.0003	16:36	16:34	1	1.169	532559	160154	55	137	2912		
223.9974	16:36	16:34	1	1.169	335328	100013	41	102	2439	1.59(1.33-1.79)	
PCB-5											
222.0003	16:54	16:52	1	1.190	539677	154719	55	137	2813		
223.9974	16:54	16:52	1	1.190	337222	97744	41	102	2384	1.60(1.33-1.79)	
PCB-8											
222.0003	17:02	17:00	1	1.199	556253	162340	55	137	2952		
223.9974	17:02	17:00	1	1.199	350349	101982	41	102	2487	1.59(1.33-1.79)	
PCB-14											
222.0003	18:39	18:38	1	0.928	696470	187588	55	137	3411		
223.9974	18:39	18:38	1	0.928	434687	117299	41	102	2861	1.60(1.33-1.79)	
PCB-11											
222.0003	19:30	19:28	1	0.970	596705	161491	55	137	2936		
223.9974	19:30	19:28	1	0.970	376562	99697	41	102	2432	1.58(1.33-1.79)	
PCB-12											
222.0003	19:49	19:48	1	0.986	1202632	185131	55	137	3366		
223.9974	19:49	19:48	1	0.986	756441	116466	41	102	2841	1.59(1.33-1.79)	
PCB-13 (C12)											
222.0003	19:49	19:48	1	0.986	1202632	185131	55	137	3366		
223.9974	19:49	19:48	1	0.986	756441	116466	41	102	2841	1.59(1.33-1.79)	
PCB-15											
222.0003	20:07	20:05	1	1.001	629314	152219	55	137	2768		
223.9974	20:07	20:05	1	1.001	395064	95908	41	102	2339	1.59(1.33-1.79)	
PCB-19L											
268.0016	17:19	17:20	0	0.842	242593	69297	223	557	311		
269.9986	17:19	17:20	0	0.842	229959	67657	218	545	310	1.05(0.88-1.20)	
PCB-32L											
268.0016	20:34	20:34	0		696935	181226	223	557	813		
269.9986	20:34	20:34	0		642487	166501	218	545	764	1.08(0.88-1.20)	
PCB-31L											
268.0016	22:49	22:49	0		2215533	533121	501	1252	1064		
269.9986	22:49	22:49	0		2093251	499470	405	1012	1233	1.06(0.88-1.20)	
PCB-28L											
268.0016	23:08	23:07	1	1.013	1485973	339278	501	1252	677		
269.9986	23:08	23:07	1	1.013	1378364	322971	405	1012	797	1.08(0.88-1.20)	

Signal	RT (min.)	Adj RT (min.)	Δ Sec.	REL RT	Area	Height	Avg Noise	EDL Height	S/N	Ratio(Limits)	Flags
PCB-37L											
268.0016	27:07	27:10	-2	1.188	1342042	287033	501	1252	573		
269.9986	27:08	27:10	-2	1.189	1258937	267513	405	1012	661	1.07(0.88-1.20)	
PCB-19											
255.9613	17:20	17:19	1	1.001	172751	49752	27	67	1843		
257.9584	17:20	17:19	1	1.001	154006	44962	16	40	2810	1.12(0.88-1.20)	
PCB-18											
255.9613	19:11	19:10	1	1.107	490143	112169	27	67	4154		
257.9584	19:11	19:10	1	1.107	452962	104840	16	40	6553	1.08(0.88-1.20)	
PCB-30 (C18)											
255.9613	19:11	19:10	1	1.107	490143	112169	27	67	4154		
257.9584	19:11	19:10	1	1.107	452962	104840	16	40	6553	1.08(0.88-1.20)	
PCB-17											
255.9613	19:37	19:36	0	1.132	210061	55347	27	67	2050		
257.9584	19:37	19:36	0	1.132	190737	51065	16	40	3192	1.10(0.88-1.20)	
PCB-27											
255.9613	19:50	19:49	1	1.145	288210	75377	27	67	2792		
257.9584	19:50	19:49	1	1.145	257384	66728	16	40	4171	1.12(0.88-1.20)	
PCB-24											
255.9613	19:58	19:57	1	1.153	276140	73053	27	67	2706		
257.9584	19:58	19:57	1	1.153	256961	66651	16	40	4166	1.07(0.88-1.20)	
PCB-16											
255.9613	20:04	20:03	1	1.159	160575	41279	27	67	1529		
257.9584	20:04	20:03	1	1.159	147179	39271	16	40	2454	1.09(0.88-1.20)	
PCB-32											
255.9613	20:36	20:34	1	1.189	307609	77565	27	67	2873		
257.9584	20:36	20:34	1	1.189	284137	72782	16	40	4549	1.08(0.88-1.20)	
PCB-34											
255.9613	21:51	21:50	1	1.262	762399	189111	342	855	553		
257.9584	21:51	21:50	1	1.262	715272	175743	296	740	594	1.07(0.88-1.20)	
PCB-23											
255.9613	22:00	21:59	1	1.271	761168	190799	342	855	558		
257.9584	22:00	21:59	1	1.271	733445	181742	296	740	614	1.04(0.88-1.20)	
PCB-26											
255.9613	22:20	22:18	1	1.289	1548121	288806	342	855	844		
257.9584	22:20	22:18	1	1.289	1472725	270881	296	740	915	1.05(0.88-1.20)	
PCB-29 (C26)											
255.9613	22:20	22:18	1	1.289	1548121	288806	342	855	844		
257.9584	22:20	22:18	1	1.289	1472725	270881	296	740	915	1.05(0.88-1.20)	
PCB-25											
255.9613	22:33	22:30	0	0.831	783595	183154	342	855	536		
257.9584	22:33	22:30	0	0.831	752205	172934	296	740	584	1.04(0.88-1.20)	
PCB-31											
255.9613	22:51	22:49	0	0.843	810886	196683	342	855	575		
257.9584	22:51	22:49	0	0.843	768371	183918	296	740	621	1.06(0.88-1.20)	

Signal	RT (min.)	Adj RT (min.)	Sec.	REL RT	Area	Height	Avg Noise	EDL Height	S/N	Ratio(Limits)	Flags
PCB-20											
255.9613	23:09	23:07	0	0.854	1525682	314248	342	855	919		
257.9584	23:09	23:07	0	0.854	1442746	300321	296	740	1015	1.06(0.88-1.20)	
PCB-28 (C20)											
255.9613	23:09	23:07	0	0.854	1525682	314248	342	855	919		
257.9584	23:09	23:07	0	0.854	1442746	300321	296	740	1015	1.06(0.88-1.20)	
PCB-21											M
255.9613	23:23	23:21	0	0.862	1616435	207487	342	855	607		M
257.9584	23:23	23:21	0	0.862	1541474	198620	296	740	671	1.05(0.88-1.20)	M
PCB-33 (C21)											M
255.9613	23:23	23:21	0	0.862	1616435	207487	342	855	607		M
257.9584	23:23	23:21	0	0.862	1541474	198620	296	740	671	1.05(0.88-1.20)	M
PCB-22											
255.9613	23:47	23:44	0	0.877	745139	179596	342	855	525		
257.9584	23:47	23:44	0	0.877	700044	164387	296	740	555	1.06(0.88-1.20)	
PCB-36											
255.9613	25:21	25:18	0	0.935	844596	183701	342	855	537		
257.9584	25:20	25:18	0	0.934	802035	173894	296	740	587	1.05(0.88-1.20)	
PCB-39											
255.9613	25:42	25:39	0	0.948	946921	211099	342	855	617		
257.9584	25:41	25:39	0	0.947	901908	201956	296	740	682	1.05(0.88-1.20)	
PCB-38											
255.9613	26:16	26:14	0	0.969	803060	178913	342	855	523		
257.9584	26:16	26:14	0	0.969	769156	172943	296	740	584	1.04(0.88-1.20)	
PCB-35											
255.9613	26:44	26:42	0	0.986	790535	174311	342	855	510		
257.9584	26:44	26:42	0	0.986	752952	160833	296	740	543	1.05(0.88-1.20)	
PCB-37											
255.9613	27:08	27:06	0	1.001	838581	180517	342	855	528		
257.9584	27:08	27:06	0	1.001	806264	171775	296	740	580	1.04(0.88-1.20)	
PCB-54L											
301.9626	20:24	20:24	-1	0.817	244062	62356	41	102	1521		
303.9597	20:24	20:24	-1	0.817	296371	77008	11	27	7001	0.82(0.65-0.89)	
PCB-52L											
301.9626	24:57	24:57	0		1039155	239488	117	292	2047		
303.9597	24:58	24:57	0		1323482	303916	233	582	1304	0.79(0.65-0.89)	
PCB-81L											
301.9626	33:53	33:55	-3	1.358	824473	170839	117	292	1460		
303.9597	33:53	33:55	-3	1.358	1009938	206064	233	582	884	0.82(0.65-0.89)	
PCB-77L											
301.9626	34:26	34:29	-3	1.380	841374	173751	117	292	1485		
303.9597	34:26	34:29	-3	1.380	1063501	217771	233	582	935	0.79(0.65-0.89)	
PCB-54											
289.9224	20:25	20:24	0	1.000	152395	39826	11	27	3621		
291.9194	20:25	20:24	0	1.000	191565	49428	20	50	2471	0.80(0.65-0.89)	

Signal	RT (min.)	Adj RT (min.)	Sec.	REL RT	Area	Height	Avg Noise	EDL Height	S/N	Ratio(Limits)	Flags
PCB-50											
289.9224	22:36	22:34	0	1.108	753463	139082	144	360	966		
291.9194	22:36	22:34	0	1.108	950596	177461	183	457	970	0.79(0.65-0.89)	
PCB-53 (C50)											
289.9224	22:36	22:34	0	1.108	753463	139082	144	360	966		
291.9194	22:36	22:34	0	1.108	950596	177461	183	457	970	0.79(0.65-0.89)	
PCB-45											Ma
289.9224	23:19	23:19	0	1.143	721449	92161	144	360	640		M
291.9194	23:19	23:19	0	1.143	903000	116995	183	457	639	0.80(0.65-0.89)	
PCB-51 (C45)											Ma
289.9224	23:19	23:19	0	1.143	721449	92161	144	360	640		M
291.9194	23:19	23:19	0	1.143	903000	116995	183	457	639	0.80(0.65-0.89)	
PCB-46											
289.9224	23:34	23:32	0	1.155	309057	72594	144	360	504		
291.9194	23:34	23:32	0	1.155	391531	92054	183	457	503	0.79(0.65-0.89)	
PCB-52											
289.9224	24:58	24:57	0	1.224	374055	87483	144	360	608		
291.9194	24:58	24:57	0	1.224	478930	112803	183	457	616	0.78(0.65-0.89)	
PCB-43											M
289.9224	25:08	25:06	0	1.232	826598	118527	144	360	823		M
291.9194	25:08	25:06	0	1.232	1044268	149937	183	457	819	0.79(0.65-0.89)	M
PCB-73 (C43)											M
289.9224	25:08	25:06	0	1.232	826598	118527	144	360	823		M
291.9194	25:08	25:06	0	1.232	1044268	149937	183	457	819	0.79(0.65-0.89)	M
PCB-49											M
289.9224	25:26	25:25	0	1.247	933641	146747	144	360	1019		
291.9194	25:26	25:25	0	1.247	1188082	189813	183	457	1037	0.79(0.65-0.89)	M
PCB-69 (C49)											M
289.9224	25:26	25:25	0	1.247	933641	146747	144	360	1019		
291.9194	25:26	25:25	0	1.247	1188082	189813	183	457	1037	0.79(0.65-0.89)	M
PCB-48											
289.9224	25:45	25:44	0	1.263	416480	96785	144	360	672		
291.9194	25:45	25:44	0	1.263	531303	121687	183	457	665	0.78(0.65-0.89)	
PCB-44											
289.9224	26:00	25:59	0	1.275	1284666	218555	144	360	1518		
291.9194	26:00	25:59	0	1.275	1644637	282015	183	457	1541	0.78(0.65-0.89)	
PCB-47 (C44)											
289.9224	26:00	25:59	0	1.275	1284666	218555	144	360	1518		
291.9194	26:00	25:59	0	1.275	1644637	282015	183	457	1541	0.78(0.65-0.89)	
PCB-65 (C44)											
289.9224	26:00	25:59	0	1.275	1284666	218555	144	360	1518		
291.9194	26:00	25:59	0	1.275	1644637	282015	183	457	1541	0.78(0.65-0.89)	
PCB-59											
289.9224	26:17	26:17	0	1.289	1678912	252133	144	360	1751		
291.9194	26:17	26:17	0	1.289	2137031	325372	183	457	1778	0.79(0.65-0.89)	

Signal	RT (min.)	Adj RT (min.)	Sec.	REL RT	Area	Height	Avg Noise	EDL Height	S/N	Ratio(Limits)	Flags
PCB-62 (C59)											
289.9224	26:17	26:17	0	1.289	1678912	252133	144	360	1751		
291.9194	26:17	26:17	0	1.289	2137031	325372	183	457	1778	0.79(0.65-0.89)	
PCB-75 (C59)											
289.9224	26:17	26:17	0	1.289	1678912	252133	144	360	1751		
291.9194	26:17	26:17	0	1.289	2137031	325372	183	457	1778	0.79(0.65-0.89)	
PCB-42											
289.9224	26:30	26:29	0	1.299	377245	84305	144	360	585		
291.9194	26:30	26:29	0	1.299	466232	104614	183	457	572	0.81(0.65-0.89)	
PCB-40											M
289.9224	27:00	26:59	0	1.324	1183873	175029	144	360	1215		M
291.9194	27:00	26:59	0	1.324	1492826	218567	183	457	1194	0.79(0.65-0.89)	M
PCB-41 (C40)											M
289.9224	27:00	26:59	0	1.324	1183873	175029	144	360	1215		M
291.9194	27:00	26:59	0	1.324	1492826	218567	183	457	1194	0.79(0.65-0.89)	M
PCB-71 (C40)											M
289.9224	27:00	26:59	0	1.324	1183873	175029	144	360	1215		M
291.9194	27:00	26:59	0	1.324	1492826	218567	183	457	1194	0.79(0.65-0.89)	M
PCB-64											
289.9224	27:13	27:12	0	1.334	606119	135848	144	360	943		
291.9194	27:13	27:12	0	1.334	768263	172058	183	457	940	0.79(0.65-0.89)	
PCB-72											a
289.9224	28:03	28:03	0	0.828	562070	124824	144	360	867		a
291.9194	28:03	28:03	0	0.828	705599	158456	183	457	866	0.80(0.65-0.89)	
PCB-68											
289.9224	28:20	28:18	0	0.836	620808	129814	144	360	901		
291.9194	28:20	28:18	0	0.836	767845	162012	183	457	885	0.81(0.65-0.89)	
PCB-57											
289.9224	28:45	28:43	0	0.849	536314	119790	144	360	832		
291.9194	28:45	28:43	0	0.849	684912	152331	183	457	832	0.78(0.65-0.89)	
PCB-58											a
289.9224	29:00	29:00	0	0.856	562805	121591	144	360	844		a
291.9194	29:00	29:00	0	0.856	696943	149611	183	457	818	0.81(0.65-0.89)	
PCB-67											
289.9224	29:10	29:07	0	0.861	578858	121862	144	360	846		
291.9194	29:10	29:07	0	0.861	721402	151532	183	457	828	0.80(0.65-0.89)	
PCB-63											Ma
289.9224	29:26	29:26	0	0.869	594594	127816	144	360	888		M
291.9194	29:26	29:26	0	0.869	752334	156517	183	457	855	0.79(0.65-0.89)	M
PCB-61											Ma
289.9224	29:46	29:46	0	0.879	2163064	236996	144	360	1646		M
291.9194	29:46	29:46	0	0.879	2740882	302429	183	457	1653	0.79(0.65-0.89)	
PCB-70 (C61)											Ma
289.9224	29:46	29:46	0	0.879	2163064	236996	144	360	1646		M
291.9194	29:46	29:46	0	0.879	2740882	302429	183	457	1653	0.79(0.65-0.89)	

Signal	RT (min.)	Adj RT (min.)	Sec.	REL RT	Area	Height	Avg Noise	EDL Height	S/N	Ratio(Limits)	Flags
PCB-74 (C61)											Ma
289.9224	29:46	29:46	0	0.879	2163064	236996	144	360	1646		M
291.9194	29:46	29:46	0	0.879	2740882	302429	183	457	1653	0.79(0.65-0.89)	
PCB-76 (C61)											Ma
289.9224	29:46	29:46	0	0.879	2163064	236996	144	360	1646		M
291.9194	29:46	29:46	0	0.879	2740882	302429	183	457	1653	0.79(0.65-0.89)	
PCB-66											
289.9224	30:05	30:02	0	0.888	541470	112270	144	360	780		
291.9194	30:05	30:02	0	0.888	672139	145384	183	457	794	0.81(0.65-0.89)	
PCB-55											
289.9224	30:15	30:12	0	0.893	531598	114064	144	360	792		
291.9194	30:15	30:12	0	0.893	676384	147448	183	457	806	0.79(0.65-0.89)	
PCB-56											
289.9224	30:45	30:43	0	0.908	519325	112129	144	360	779		
291.9194	30:45	30:43	0	0.908	649298	139668	183	457	763	0.80(0.65-0.89)	
PCB-60											
289.9224	30:58	30:55	0	0.914	530308	112167	144	360	779		
291.9194	30:58	30:55	0	0.914	669128	142349	183	457	778	0.79(0.65-0.89)	
PCB-80											
289.9224	31:23	31:20	0	0.926	583072	124591	144	360	865		
291.9194	31:23	31:20	0	0.926	750388	159875	183	457	874	0.78(0.65-0.89)	
PCB-79											
289.9224	32:54	32:52	0	0.971	619155	122976	144	360	854		
291.9194	32:54	32:52	0	0.971	780907	155443	183	457	849	0.79(0.65-0.89)	
PCB-78											
289.9224	33:27	33:24	0	0.988	526748	108890	144	360	756		
291.9194	33:28	33:24	0	0.988	668678	134750	183	457	736	0.79(0.65-0.89)	
PCB-81											
289.9224	33:54	33:51	0	1.001	534186	108713	144	360	755		
291.9194	33:54	33:51	0	1.001	690727	137727	183	457	753	0.77(0.65-0.89)	
PCB-77											
289.9224	34:28	34:25	0	1.001	556201	114967	144	360	798		
291.9194	34:28	34:25	0	1.001	712820	143314	183	457	783	0.78(0.65-0.89)	
PCB-104L											
337.9207	25:54	25:56	-3	0.814	848004	188893	21	52	8995		
339.9178	25:54	25:56	-3	0.814	522230	115466	11	27	10497	1.62(1.32-1.78)	
PCB-101L											
337.9207	31:49	31:49	0		1101099	238696	21	52	11366		
339.9178	31:49	31:49	0		676036	146419	11	27	13311	1.63(1.32-1.78)	
PCB-111L											
337.9207	34:30	34:30	0	1.084	963966	201985	21	52	9618		
339.9178	34:30	34:30	0	1.084	612650	128395	11	27	11672	1.57(1.32-1.78)	
PCB-123L											
337.9207	36:27	36:30	-3	1.146	1167884	237708	557	1392	427		
339.9178	36:27	36:30	-3	1.146	741378	148847	475	1187	313	1.58(1.32-1.78)	

Signal	RT (min.)	Adj RT (min.)	Sec.	REL RT	Area	Height	Avg Noise	EDL Height	S/N	Ratio(Limits)	Flags
PCB-118L											
337.9207	36:47	36:49	-3	1.156	1213295	243776	557	1392	438		
339.9178	36:47	36:49	-3	1.156	767940	156584	475	1187	330	1.58(1.32-1.78)	
PCB-114L											
337.9207	37:19	37:22	-3	1.173	1203813	243572	557	1392	437		
339.9178	37:19	37:22	-3	1.173	733561	152035	475	1187	320	1.64(1.32-1.78)	
PCB-105L											
337.9207	37:57	38:00	-3	1.193	1181419	238889	557	1392	429		
339.9178	37:57	38:00	-3	1.193	752213	150508	475	1187	317	1.57(1.32-1.78)	
PCB-127L											
337.9207	39:26	39:26	-1		1787323	355360	557	1392	638		
339.9178	39:26	39:26	-1		1114783	220635	475	1187	464	1.60(1.32-1.78)	
PCB-126L											
337.9207	41:02	41:05	-3	1.290	1074866	215161	557	1392	386		
339.9178	41:02	41:05	-3	1.290	681184	132924	475	1187	280	1.58(1.32-1.78)	
PCB-104											
325.8804	25:56	25:53	0	1.001	592342	133194	32	80	4162		
327.8775	25:56	25:53	0	1.001	373648	84511	17	42	4971	1.59(1.32-1.78)	
PCB-96											
325.8804	26:18	26:15	0	1.015	526011	116370	32	80	3637		
327.8775	26:17	26:15	0	1.015	329195	72976	17	42	4293	1.60(1.32-1.78)	
PCB-103											
325.8804	28:14	28:12	0	1.090	444903	99187	32	80	3100		
327.8775	28:14	28:12	0	1.090	283439	62465	17	42	3674	1.57(1.32-1.78)	
PCB-94											
325.8804	28:27	28:25	0	1.098	402058	88294	32	80	2759		
327.8775	28:27	28:25	0	1.098	249296	54842	17	42	3226	1.61(1.32-1.78)	
PCB-95											
325.8804	28:54	28:51	0	1.116	422600	91332	32	80	2854		
327.8775	28:53	28:51	0	1.115	268729	56596	17	42	3329	1.57(1.32-1.78)	
PCB-93											
325.8804	29:08	29:04	0	1.124	819560	173527	32	80	5423		
327.8775	29:07	29:04	0	1.124	517693	108991	17	42	6411	1.58(1.32-1.78)	
PCB-100 (C93)											
325.8804	29:08	29:04	0	1.124	819560	173527	32	80	5423		
327.8775	29:07	29:04	0	1.124	517693	108991	17	42	6411	1.58(1.32-1.78)	
PCB-98											M
325.8804	29:16	29:13	0	1.130	857873	102879	32	80	3215		M
327.8775	29:16	29:13	0	1.130	537140	66188	17	42	3893	1.60(1.32-1.78)	M
PCB-102 (C98)											M
325.8804	29:16	29:13	0	1.130	857873	102879	32	80	3215		M
327.8775	29:16	29:13	0	1.130	537140	66188	17	42	3893	1.60(1.32-1.78)	M
PCB-88											Ma
325.8804	29:45	29:45	0	1.148	843645	99849	32	80	3120		M
327.8775	29:45	29:45	0	1.148	530469	63211	17	42	3718	1.59(1.32-1.78)	

Signal	RT (min.)	Adj RT (min.)	Sec.	REL RT	Area	Height	Avg Noise	EDL Height	S/N	Ratio(Limits)	Flags
PCB-91 (C88)											Ma
325.8804	29:45	29:45	0	1.148	843645	99849	32	80	3120		M
327.8775	29:45	29:45	0	1.148	530469	63211	17	42	3718	1.59(1.32-1.78)	
PCB-84											a
325.8804	29:59	29:59	0	1.157	355756	74543	32	80	2329		a
327.8775	29:59	29:59	0	1.157	226836	47086	17	42	2770	1.57(1.32-1.78)	
PCB-89											
325.8804	30:27	30:24	0	1.176	387912	81414	32	80	2544		
327.8775	30:27	30:24	0	1.176	242211	51994	17	42	3058	1.60(1.32-1.78)	
PCB-121											
325.8804	30:53	30:50	0	1.192	569752	123527	32	80	3860		
327.8775	30:53	30:50	0	1.192	356800	77614	17	42	4566	1.60(1.32-1.78)	
PCB-92											
325.8804	31:15	31:13	0	0.857	407637	86994	32	80	2719		
327.8775	31:15	31:13	0	0.857	260055	54730	17	42	3219	1.57(1.32-1.78)	
PCB-90											
325.8804	31:50	31:47	0	1.229	1425199	207477	32	80	6484		
327.8775	31:50	31:47	0	1.229	897859	130491	17	42	7676	1.59(1.32-1.78)	
PCB-101 (C90)											
325.8804	31:50	31:47	0	1.229	1425199	207477	32	80	6484		
327.8775	31:50	31:47	0	1.229	897859	130491	17	42	7676	1.59(1.32-1.78)	
PCB-113 (C90)											
325.8804	31:50	31:47	0	1.229	1425199	207477	32	80	6484		
327.8775	31:50	31:47	0	1.229	897859	130491	17	42	7676	1.59(1.32-1.78)	
PCB-83											
325.8804	32:25	32:23	0	1.252	834900	97277	32	80	3040		
327.8775	32:25	32:23	0	1.252	514090	60696	17	42	3570	1.62(1.32-1.78)	
PCB-99 (C83)											
325.8804	32:25	32:23	0	1.252	834900	97277	32	80	3040		
327.8775	32:25	32:23	0	1.252	514090	60696	17	42	3570	1.62(1.32-1.78)	
PCB-112											
325.8804	32:32	32:29	0	1.256	577812	120519	32	80	3766		
327.8775	32:32	32:29	0	1.256	354487	74148	17	42	4362	1.63(1.32-1.78)	
PCB-86											M
325.8804	32:54	32:52	0	1.270	2960687	337290	32	80	10540		M
327.8775	32:54	32:52	0	1.270	1862101	213648	17	42	12568	1.59(1.32-1.78)	M
PCB-87 (C86)											M
325.8804	32:54	32:52	0	1.270	2960687	337290	32	80	10540		M
327.8775	32:54	32:52	0	1.270	1862101	213648	17	42	12568	1.59(1.32-1.78)	M
PCB-97 (C86)											M
325.8804	32:54	32:52	0	1.270	2960687	337290	32	80	10540		M
327.8775	32:54	32:52	0	1.270	1862101	213648	17	42	12568	1.59(1.32-1.78)	M
PCB-109 (C86)											M
325.8804	32:54	32:52	0	1.270	2960687	337290	32	80	10540		M
327.8775	32:54	32:52	0	1.270	1862101	213648	17	42	12568	1.59(1.32-1.78)	M

Signal	RT (min.)	Adj RT (min.)	Sec.	REL RT	Area	Height	Avg Noise	EDL Height	S/N	Ratio(Limits)	Flags
PCB-119 (C86)											M
325.8804	32:54	32:52	0	1.270	2960687	337290	32	80	10540		M
327.8775	32:54	32:52	0	1.270	1862101	213648	17	42	12568	1.59(1.32-1.78)	M
PCB-125 (C86)											M
325.8804	32:54	32:52	0	1.270	2960687	337290	32	80	10540		M
327.8775	32:54	32:52	0	1.270	1862101	213648	17	42	12568	1.59(1.32-1.78)	M
PCB-85											M
325.8804	33:38	33:35	0	1.298	1548424	204952	32	80	6405		M
327.8775	33:38	33:35	0	1.298	977789	128397	17	42	7553	1.58(1.32-1.78)	M
PCB-116 (C85)											M
325.8804	33:38	33:35	0	1.298	1548424	204952	32	80	6405		M
327.8775	33:38	33:35	0	1.298	977789	128397	17	42	7553	1.58(1.32-1.78)	M
PCB-117 (C85)											M
325.8804	33:38	33:35	0	1.298	1548424	204952	32	80	6405		M
327.8775	33:38	33:35	0	1.298	977789	128397	17	42	7553	1.58(1.32-1.78)	M
PCB-110											M
325.8804	33:53	33:50	0	1.308	1174766	129131	32	80	4035		M
327.8775	33:53	33:50	0	1.308	730029	79390	17	42	4670	1.61(1.32-1.78)	M
PCB-115 (C110)											M
325.8804	33:53	33:50	0	1.308	1174766	129131	32	80	4035		M
327.8775	33:53	33:50	0	1.308	730029	79390	17	42	4670	1.61(1.32-1.78)	M
PCB-82											
325.8804	34:07	34:04	0	1.317	379243	75045	32	80	2345		
327.8775	34:07	34:04	0	1.317	238677	46373	17	42	2728	1.59(1.32-1.78)	
PCB-111											
325.8804	34:31	34:29	0	1.333	611460	124744	32	80	3898		
327.8775	34:31	34:29	0	1.333	385140	79841	17	42	4697	1.59(1.32-1.78)	
PCB-120											a
325.8804	34:59	34:59	0	1.351	632333	130769	32	80	4087		a
327.8775	34:59	34:59	0	1.351	396363	80651	17	42	4744	1.60(1.32-1.78)	
PCB-108											
325.8804	36:07	36:04	0	1.395	1453962	289969	331	827	876		
327.8775	36:07	36:04	0	1.395	917134	182891	231	577	792	1.59(1.32-1.78)	
PCB-124 (C108)											
325.8804	36:07	36:04	0	1.395	1453962	289969	331	827	876		
327.8775	36:07	36:04	0	1.395	917134	182891	231	577	792	1.59(1.32-1.78)	
PCB-107											a
325.8804	36:21	36:21	0	1.404	803195	150683	331	827	455		a
327.8775	36:21	36:21	0	1.404	513514	98282	231	577	425	1.56(1.32-1.78)	
PCB-123											
325.8804	36:28	36:26	0	1.001	799803	162360	331	827	491		
327.8775	36:28	36:26	0	1.001	501781	102817	231	577	445	1.59(1.32-1.78)	
PCB-106											
325.8804	36:36	36:33	0	1.004	732929	151989	331	827	459		
327.8775	36:36	36:33	0	1.004	459569	95258	231	577	412	1.59(1.32-1.78)	

Signal	RT (min.)	Adj RT (min.)	Sec.	REL RT	Area	Height	Avg Noise	EDL Height	S/N	Ratio(Limits)	Flags
PCB-118											
325.8804	36:48	36:45	0	1.001	796105	152499	331	827	461		
327.8775	36:48	36:45	0	1.001	513263	99489	231	577	431	1.55(1.32-1.78)	
PCB-122											a
325.8804	37:09	37:09	0	1.010	683900	138124	331	827	417		a
327.8775	37:09	37:09	0	1.010	437272	88780	231	577	384	1.56(1.32-1.78)	
PCB-114											
325.8804	37:19	37:18	-1	1.000	819829	154321	331	827	466		
327.8775	37:19	37:18	-1	1.000	514761	98569	231	577	427	1.59(1.32-1.78)	
PCB-105											
325.8804	37:59	37:56	-1	1.001	770193	146560	331	827	443		
327.8775	37:59	37:56	-1	1.001	466666	88818	231	577	384	1.65(1.32-1.78)	
PCB-127											
325.8804	39:27	39:25	-1	1.040	753384	144641	331	827	437		
327.8775	39:27	39:25	-1	1.040	479975	92757	231	577	402	1.57(1.32-1.78)	
PCB-126											
325.8804	41:04	41:02	-1	1.001	712345	129330	331	827	391		
327.8775	41:04	41:02	-1	1.001	456697	83830	231	577	363	1.56(1.32-1.78)	
PCB-155L											
371.8817	31:36	31:39	-3	0.792	664552	145028	12	30	12086		
373.8788	31:36	31:39	-3	0.792	511721	109558	34	85	3222	1.30(1.05-1.43)	
PCB-138L											
371.8817	39:55	39:55	0		1158149	226479	233	582	972		
373.8788	39:54	39:55	-1		923416	184541	223	557	828	1.25(1.05-1.43)	
PCB-167L											
371.8817	42:55	42:59	-3	1.075	966950	191871	233	582	823		
373.8788	42:55	42:59	-3	1.075	781073	153863	223	557	690	1.24(1.05-1.43)	
PCB-156L											
371.8817	44:04	44:08	-4	1.104	1921524	270202	233	582	1160		
373.8788	44:05	44:08	-3	1.104	1477543	210777	223	557	945	1.30(1.05-1.43)	
PCB-157L (C156L)											
371.8817	44:04	44:08	-4	1.104	1921524	270202	233	582	1160		
373.8788	44:05	44:08	-3	1.104	1477543	210777	223	557	945	1.30(1.05-1.43)	
PCB-169L											a
371.8817	47:18	47:18	-3	1.185	881232	165856	233	582	712		a
373.8788	47:18	47:18	-3	1.185	680919	126442	223	557	567	1.29(1.05-1.43)	
PCB-155											
359.8415	31:37	31:35	0	1.001	429025	91394	19	47	4810		
361.8385	31:37	31:35	0	1.001	336674	72881	16	40	4555	1.27(1.05-1.43)	
PCB-152											
359.8415	31:48	31:46	0	1.006	413287	88314	19	47	4648		
361.8385	31:48	31:46	0	1.006	323960	69382	16	40	4336	1.28(1.05-1.43)	
PCB-150											
359.8415	31:59	31:56	0	1.012	413119	86656	19	47	4561		
361.8385	31:59	31:56	0	1.012	319655	66557	16	40	4160	1.29(1.05-1.43)	

Signal	RT (min.)	Adj RT (min.)	Sec.	REL RT	Area	Height	Avg Noise	EDL Height	S/N	Ratio(Limits)	Flags
PCB-136											
359.8415	32:19	32:17	0	1.023	383251	80800	19	47	4253		
361.8385	32:19	32:17	0	1.023	303116	62578	16	40	3911	1.26(1.05-1.43)	
PCB-145											
359.8415	32:38	32:35	0	1.033	394273	83535	19	47	4397		
361.8385	32:38	32:35	0	1.033	310042	65784	16	40	4112	1.27(1.05-1.43)	
PCB-148											
359.8415	34:09	34:07	0	1.081	295440	61254	19	47	3224		
361.8385	34:09	34:07	0	1.081	231992	48222	16	40	3014	1.27(1.05-1.43)	
PCB-135											
359.8415	34:44	34:41	0	1.099	582968	69728	19	47	3670		
361.8385	34:44	34:41	0	1.100	458465	53365	16	40	3335	1.27(1.05-1.43)	
PCB-151 (C135)											
359.8415	34:44	34:41	0	1.099	582968	69728	19	47	3670		
361.8385	34:44	34:41	0	1.100	458465	53365	16	40	3335	1.27(1.05-1.43)	
PCB-154											
359.8415	35:01	34:58	0	1.108	336832	67762	19	47	3566		
361.8385	35:00	34:58	-1	1.108	267098	54378	16	40	3399	1.26(1.05-1.43)	
PCB-144											
359.8415	35:18	35:15	0	1.117	304585	63537	19	47	3344		
361.8385	35:18	35:15	0	1.117	237053	49267	16	40	3079	1.28(1.05-1.43)	
PCB-147											
359.8415	35:40	35:37	0	1.129	924400	189615	104	260	1823		
361.8385	35:40	35:37	0	1.129	734781	150050	69	172	2175	1.26(1.05-1.43)	
PCB-149 (C147)											
359.8415	35:40	35:37	0	1.129	924400	189615	104	260	1823		
361.8385	35:40	35:37	0	1.129	734781	150050	69	172	2175	1.26(1.05-1.43)	
PCB-134											
359.8415	35:58	35:55	0	1.138	808283	90081	104	260	866		
361.8385	35:58	35:55	0	1.138	639462	70899	69	172	1028	1.26(1.05-1.43)	
PCB-143 (C134)											
359.8415	35:58	35:55	0	1.138	808283	90081	104	260	866		
361.8385	35:58	35:55	0	1.138	639462	70899	69	172	1028	1.26(1.05-1.43)	
PCB-139											
359.8415	36:16	36:13	0	1.148	928204	175749	104	260	1690		
361.8385	36:16	36:13	0	1.148	737865	140064	69	172	2030	1.26(1.05-1.43)	
PCB-140 (C139)											
359.8415	36:16	36:13	0	1.148	928204	175749	104	260	1690		
361.8385	36:16	36:13	0	1.148	737865	140064	69	172	2030	1.26(1.05-1.43)	
PCB-131											
359.8415	36:28	36:25	0	1.154	410735	82346	104	260	792		
361.8385	36:28	36:25	0	1.154	324451	66034	69	172	957	1.27(1.05-1.43)	
PCB-142											
359.8415	36:37	36:34	0	1.159	407552	83964	104	260	807		
361.8385	36:37	36:34	0	1.159	321206	64929	69	172	941	1.27(1.05-1.43)	

Signal	RT (min.)	Adj RT (min.)	Sec.	REL RT	Area	Height	Avg Noise	EDL Height	S/N	Ratio(Limits)	Flags
PCB-132											
359.8415	36:55	36:52	0	1.169	415538	85611	104	260	823		
361.8385	36:55	36:52	0	1.169	331978	68259	69	172	989	1.25(1.05-1.43)	
PCB-133											
359.8415	37:26	37:23	0	1.185	419962	83933	104	260	807		
361.8385	37:26	37:23	0	1.185	334211	66161	69	172	959	1.26(1.05-1.43)	
PCB-165											
359.8415	37:50	37:47	0	0.881	526374	107054	104	260	1029		
361.8385	37:50	37:47	0	0.881	421519	85266	69	172	1236	1.25(1.05-1.43)	
PCB-146											
359.8415	38:05	38:03	-1	0.887	491345	99468	104	260	956		
361.8385	38:05	38:03	-1	0.887	373901	78280	69	172	1134	1.31(1.05-1.43)	
PCB-161											
359.8415	38:13	38:11	-1	0.890	596984	123742	104	260	1190		
361.8385	38:13	38:11	-1	0.890	487256	96900	69	172	1404	1.23(1.05-1.43)	
PCB-153											
359.8415	38:44	38:41	0	0.902	1117868	166361	104	260	1600		
361.8385	38:44	38:41	0	0.902	890568	131998	69	172	1913	1.26(1.05-1.43)	
PCB-168 (C153)											
359.8415	38:44	38:41	0	0.902	1117868	166361	104	260	1600		
361.8385	38:44	38:41	0	0.902	890568	131998	69	172	1913	1.26(1.05-1.43)	
PCB-141											
359.8415	38:53	38:51	-1	0.906	451306	89616	104	260	862		
361.8385	38:53	38:51	-1	0.906	357319	71249	69	172	1033	1.26(1.05-1.43)	
PCB-130											
359.8415	39:17	39:15	-1	0.915	385782	77535	104	260	746		
361.8385	39:17	39:15	-1	0.915	306897	62813	69	172	910	1.26(1.05-1.43)	
PCB-137											
359.8415	39:31	39:28	-1	0.920	498292	97652	104	260	939		
361.8385	39:31	39:28	-1	0.920	395514	76467	69	172	1108	1.26(1.05-1.43)	
PCB-164											
359.8415	39:38	39:36	-1	0.923	574753	116686	104	260	1122		
361.8385	39:38	39:36	-1	0.923	455490	92366	69	172	1339	1.26(1.05-1.43)	
PCB-129											M
359.8415	39:57	39:55	-1	0.931	2007123	221814	104	260	2133		M
361.8385	39:57	39:55	-1	0.930	1599249	177479	69	172	2572	1.26(1.05-1.43)	M
PCB-138 (C129)											M
359.8415	39:57	39:55	-1	0.931	2007123	221814	104	260	2133		M
361.8385	39:57	39:55	-1	0.930	1599249	177479	69	172	2572	1.26(1.05-1.43)	M
PCB-160 (C129)											M
359.8415	39:57	39:55	-1	0.931	2007123	221814	104	260	2133		M
361.8385	39:57	39:55	-1	0.930	1599249	177479	69	172	2572	1.26(1.05-1.43)	M
PCB-163 (C129)											M
359.8415	39:57	39:55	-1	0.931	2007123	221814	104	260	2133		M
361.8385	39:57	39:55	-1	0.930	1599249	177479	69	172	2572	1.26(1.05-1.43)	M

Signal	RT (min.)	Adj RT (min.)	Sec.	REL RT	Area	Height	Avg Noise	EDL Height	S/N	Ratio(Limits)	Flags
PCB-158											
359.8415	40:20	40:18	-1	0.940	658336	124284	104	260	1195		
361.8385	40:19	40:18	-1	0.939	518749	98027	69	172	1421	1.27(1.05-1.43)	
PCB-128											
359.8415	41:10	41:08	-1	0.959	1035559	180452	104	260	1735		
361.8385	41:10	41:08	-1	0.959	816923	143836	69	172	2085	1.27(1.05-1.43)	
PCB-166 (C128)											
359.8415	41:10	41:08	-1	0.959	1035559	180452	104	260	1735		
361.8385	41:10	41:08	-1	0.959	816923	143836	69	172	2085	1.27(1.05-1.43)	
PCB-159											
359.8415	42:11	42:08	-1	0.983	608049	118751	104	260	1142		
361.8385	42:11	42:08	-1	0.983	487618	96664	69	172	1401	1.25(1.05-1.43)	
PCB-162											
359.8415	42:28	42:26	-1	0.989	640011	123017	104	260	1183		
361.8385	42:28	42:26	-1	0.989	512243	96513	69	172	1399	1.25(1.05-1.43)	
PCB-167											
359.8415	42:57	42:55	-1	1.001	648383	124804	104	260	1200		
361.8385	42:57	42:55	-1	1.001	520420	100870	69	172	1462	1.25(1.05-1.43)	
PCB-156											
359.8415	44:05	44:02	-1	1.001	1229246	174164	104	260	1675		
361.8385	44:05	44:02	-1	1.001	972318	137486	69	172	1993	1.26(1.05-1.43)	
PCB-157 (C156)											
359.8415	44:05	44:02	-1	1.001	1229246	174164	104	260	1675		
361.8385	44:05	44:02	-1	1.001	972318	137486	69	172	1993	1.26(1.05-1.43)	
PCB-169											
359.8415	47:20	47:21	-1	1.001	562431	102351	104	260	984		
361.8385	47:20	47:21	-1	1.001	443305	80530	69	172	1167	1.27(1.05-1.43)	
PCB-188L											
405.8428	37:19	37:22	-3	0.821	787644	161903	21	52	7710		
407.8398	37:19	37:22	-3	0.821	752435	155336	2	5	77668	1.05(0.89-1.21)	
PCB-178L											
405.8428	40:22	40:22	-1	0.888	627536	126695	21	52	6033		
407.8398	40:22	40:22	-1	0.888	580999	113697	2	5	56849	1.08(0.89-1.21)	
PCB-180L											
405.8428	45:29	45:29	-1		894943	175447	21	52	8355		
407.8398	45:29	45:29	-1		828465	163580	2	5	81790	1.08(0.89-1.21)	
PCB-170L											
405.8428	46:43	46:46	-3	1.027	470800	89375	21	52	4256		
407.8398	46:43	46:46	-3	1.027	451603	83518	2	5	41759	1.04(0.89-1.21)	
PCB-189L											
405.8428	49:51	49:53	-3	1.096	1075946	207649	701	1752	296		
407.8398	49:51	49:53	-3	1.096	1014340	202779	694	1735	292	1.06(0.89-1.21)	
PCB-188											
393.8025	37:21	37:18	0	1.001	495939	100205	12	30	8350		
395.7995	37:21	37:18	0	1.001	469150	94430	13	32	7264	1.06(0.89-1.21)	

Signal	RT (min.)	Adj RT (min.)	Sec.	REL RT	Area	Height	Avg Noise	EDL Height	S/N	Ratio(Limits)	Flags
PCB-179											
393.8025	37:41	37:38	0	1.009	465531	92258	12	30	7688		
395.7995	37:41	37:38	0	1.009	434472	88017	13	32	6771	1.07(0.89-1.21)	
PCB-184											
393.8025	38:13	38:10	-1	1.024	453648	93126	12	30	7761		
395.7995	38:13	38:10	-1	1.024	426422	86112	13	32	6624	1.06(0.89-1.21)	
PCB-176											
393.8025	38:33	38:30	-1	1.033	504400	100035	12	30	8336		
395.7995	38:33	38:30	-1	1.033	478733	95566	13	32	7351	1.05(0.89-1.21)	
PCB-186											
393.8025	39:01	38:58	0	1.045	477164	96137	12	30	8011		
395.7995	39:01	38:58	0	1.045	449195	89357	13	32	6874	1.06(0.89-1.21)	
PCB-178											a
393.8025	40:24	40:24	-1	1.082	340258	69188	12	30	5766		a
395.7995	40:24	40:24	-1	1.082	324807	64815	13	32	4986	1.05(0.89-1.21)	
PCB-175											a
393.8025	41:02	41:02	-1	1.100	352804	68891	12	30	5741		a
395.7995	41:02	41:02	-1	1.100	331897	65779	13	32	5060	1.06(0.89-1.21)	
PCB-187											a
393.8025	41:18	41:18	-1	1.107	373388	72637	12	30	6053		a
395.7995	41:18	41:18	-1	1.107	354118	70660	13	32	5435	1.05(0.89-1.21)	
PCB-182											a
393.8025	41:31	41:31	-1	1.112	387058	75807	12	30	6317		a
395.7995	41:31	41:31	-1	1.112	359369	72164	13	32	5551	1.08(0.89-1.21)	
PCB-183											Ma
393.8025	41:55	41:55	-1	1.123	739873	80038	12	30	6670		M
395.7995	41:55	41:55	-1	1.123	715474	78075	13	32	6006	1.03(0.89-1.21)	M
PCB-185 (C183)											Ma
393.8025	41:55	41:55	-1	1.123	739873	80038	12	30	6670		M
395.7995	41:55	41:55	-1	1.123	715474	78075	13	32	6006	1.03(0.89-1.21)	M
PCB-174											a
393.8025	42:09	42:09	-1	1.129	326947	64496	12	30	5375		a
395.7995	42:09	42:09	-1	1.129	307490	60144	13	32	4626	1.06(0.89-1.21)	
PCB-177											a
393.8025	42:35	42:35	-1	1.141	318767	62189	12	30	5182		a
395.7995	42:35	42:35	-1	1.141	307117	58937	13	32	4534	1.04(0.89-1.21)	
PCB-181											RQa
393.8025	42:59	42:59	-1	1.152	359853	71783	12	30	5982		a
	Empc Correction				205709	69248	12	30	5771		
395.7995	42:59	42:59	-1	1.151	195914	65951	13	32	5073	1.84(0.89-1.21)	
PCB-171											
393.8025	43:12	43:09	-1	1.157	630047	105434	12	30	8786		
395.7995	43:12	43:09	-1	1.157	606165	102188	13	32	7861	1.04(0.89-1.21)	
PCB-173 (C171)											
393.8025	43:12	43:09	-1	1.157	630047	105434	12	30	8786		
395.7995	43:12	43:09	-1	1.157	606165	102188	13	32	7861	1.04(0.89-1.21)	

Signal	RT (min.)	Adj RT (min.)	Sec.	REL RT	Area	Height	Avg Noise	EDL Height	S/N	Ratio(Limits)	Flags
PCB-172											
393.8025	44:51	44:49	-1	0.900	325966	63627	12	30	5302		
395.7995	44:51	44:49	-1	0.900	310322	58915	13	32	4532	1.05(0.89-1.21)	
PCB-192											
393.8025	45:07	45:05	-1	0.905	436281	84737	12	30	7061		
395.7995	45:07	45:05	-1	0.905	417476	80356	13	32	6181	1.05(0.89-1.21)	
PCB-180											
393.8025	45:27	45:25	-1	0.912	830012	108113	12	30	9009		
395.7995	45:27	45:25	-1	0.912	782582	102079	13	32	7852	1.06(0.89-1.21)	
PCB-193 (C180)											
393.8025	45:27	45:25	-1	0.912	830012	108113	12	30	9009		
395.7995	45:27	45:25	-1	0.912	782582	102079	13	32	7852	1.06(0.89-1.21)	
PCB-191											a
393.8025	45:51	45:51	0	0.920	468655	90499	12	30	7542		a
395.7995	45:51	45:51	0	0.920	445670	87037	13	32	6695	1.05(0.89-1.21)	
PCB-170											
393.8025	46:45	46:42	-1	0.938	333392	62929	12	30	5244		
395.7995	46:45	46:42	-1	0.938	321882	60089	13	32	4622	1.04(0.89-1.21)	
PCB-190											
393.8025	47:16	47:14	-1	0.948	452824	86999	12	30	7250		
395.7995	47:16	47:14	-1	0.948	436245	84512	13	32	6501	1.04(0.89-1.21)	
PCB-189											
393.8025	49:52	49:50	-1	1.001	687913	130280	127	317	1026		
395.7995	49:52	49:50	-1	1.001	654875	124050	96	240	1292	1.05(0.89-1.21)	
PCB-202L											
439.8038	42:42	42:45	-3	0.822	585593	116931	15	37	7795		
441.8008	42:42	42:45	-3	0.822	629365	122054	7	17	17436	0.93(0.76-1.02)	
PCB-194L											
439.8038	51:58	51:58	-1		1033423	194800	523	1307	372		
441.8008	51:58	51:58	-1		1129052	215381	685	1712	314	0.92(0.76-1.02)	
PCB-205L											
439.8038	52:26	52:29	-4	1.009	833059	155974	523	1307	298		
441.8008	52:26	52:29	-4	1.009	920507	170920	685	1712	250	0.91(0.76-1.02)	
PCB-202											
427.7635	42:43	42:41	-1	1.000	303837	60605	12	30	5050		
429.7606	42:43	42:41	-1	1.000	336945	66667	21	52	3175	0.90(0.76-1.02)	
PCB-201											
427.7635	43:39	43:36	-1	1.022	338179	65450	12	30	5454		
429.7606	43:39	43:36	-1	1.022	375072	74903	21	52	3567	0.90(0.76-1.02)	
PCB-204											
427.7635	44:19	44:17	-1	1.038	321337	63531	12	30	5294		
429.7606	44:19	44:17	-1	1.038	353380	70728	21	52	3368	0.91(0.76-1.02)	
PCB-197											
427.7635	44:33	44:30	-1	1.043	344228	69020	12	30	5752		
429.7606	44:33	44:30	-1	1.043	382545	76842	21	52	3659	0.90(0.76-1.02)	

Signal	RT (min.)	Adj RT (min.)	Sec.	REL RT	Area	Height	Avg Noise	EDL Height	S/N	Ratio(Limits)	Flags
PCB-200											
427.7635	44:39	44:37	-1	1.046	334604	64284	12	30	5357		
429.7606	44:39	44:37	-1	1.046	364312	71190	21	52	3390	0.92(0.76-1.02)	
PCB-198											
427.7635	47:26	47:24	-1	1.111	481411	64205	12	30	5350		
429.7606	47:26	47:24	-1	1.111	528322	69489	21	52	3309	0.91(0.76-1.02)	
PCB-199 (C198)											
427.7635	47:26	47:24	-1	1.111	481411	64205	12	30	5350		
429.7606	47:26	47:24	-1	1.111	528322	69489	21	52	3309	0.91(0.76-1.02)	
PCB-196											
427.7635	48:07	48:04	-1	0.918	254157	49574	12	30	4131		
429.7606	48:07	48:04	-1	0.918	275983	53500	21	52	2548	0.92(0.76-1.02)	
PCB-203											
427.7635	48:19	48:16	-1	0.921	265305	50190	12	30	4183		
429.7606	48:19	48:16	-1	0.921	293535	55273	21	52	2632	0.90(0.76-1.02)	
PCB-195											a
427.7635	49:38	49:38	-1	0.947	359195	67561	130	325	520		a
429.7606	49:38	49:38	-1	0.947	397690	78908	111	277	711	0.90(0.76-1.02)	
PCB-194											a
427.7635	51:59	51:59	-1	0.991	398828	76731	130	325	590		a
429.7606	51:59	51:59	-1	0.991	442746	84431	111	277	761	0.90(0.76-1.02)	
PCB-205											a
427.7635	52:27	52:27	-1	1.000	527315	99505	130	325	765		a
429.7606	52:27	52:27	-1	1.000	588187	110132	111	277	992	0.90(0.76-1.02)	
PCB-208L											
473.7648	49:23	49:26	-3	0.950	697338	136295	259	647	526		
475.7619	49:23	49:26	-3	0.950	889344	174615	712	1780	245	0.78(0.65-0.89)	
PCB-206L											
473.7648	54:12	54:15	-3	1.043	536639	101874	259	647	393		
475.7619	54:12	54:15	-3	1.043	662589	125602	712	1780	176	0.81(0.65-0.89)	
PCB-208											
461.7246	49:25	49:22	-1	1.001	409856	78864	88	220	896		
463.7216	49:25	49:22	-1	1.001	514418	97994	114	285	860	0.80(0.65-0.89)	
PCB-207											
461.7246	50:21	50:18	-1	1.019	428443	81594	88	220	927		
463.7216	50:21	50:18	-1	1.019	540841	103740	114	285	910	0.79(0.65-0.89)	
PCB-206											a
461.7246	54:14	54:14	0	1.000	322863	61084	88	220	694		a
463.7216	54:14	54:14	0	1.000	403383	76098	114	285	668	0.80(0.65-0.89)	
PCB-209L											
507.7258	55:51	55:54	-3	1.075	538120	91983	15	37	6132		
509.7229	55:51	55:54	-4	1.075	750271	132157	27	67	4895	0.72(0.59-0.79)	
DCB Decachlorobiphenyl											
495.6856	55:52	55:50	-1	1.000	337029	58415	13	32	4493		
497.6826	55:52	55:50	-1	1.000	472480	83903	13	32	6454	0.71(0.59-0.79)	

QC Flag Legend

Processing Flags

R - Failed Signal Ratio Test

Q - EMPC-Estimated Max. Possible Conc.

Review Flags

M - Manually Integrated

a - User Assigned ID

Eurofins TestAmerica, Knoxville

Data File:	\\chromna\Knoxville\ChromData\D3D\20190827-12879.b\lcs140-3277516-b.d		
Injection Date:	27-Aug-2019 15:30:00	Injection Vol:	1.0 ul
Instrument ID:	D3D	Operator ID:	Xcalibur_System
Method:	PCBs_D3D	Limit Group:	HR - 1668A - ICAL
Client ID:			
Worklist#:	33063	Sample Line#:	2
Column Type:	SPB-Octyl	Column Dia:	0.25 mm

MoPCB F1

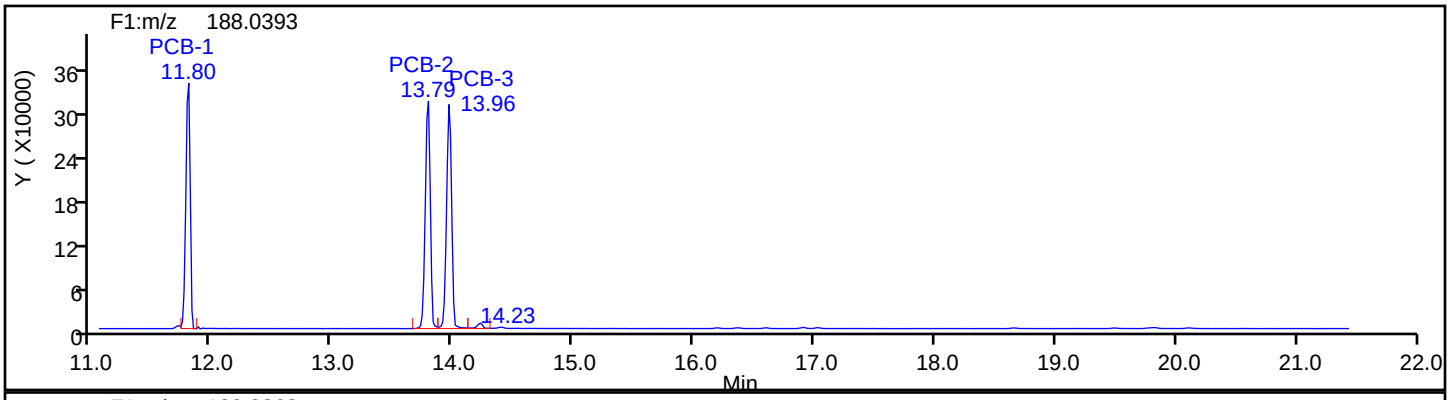

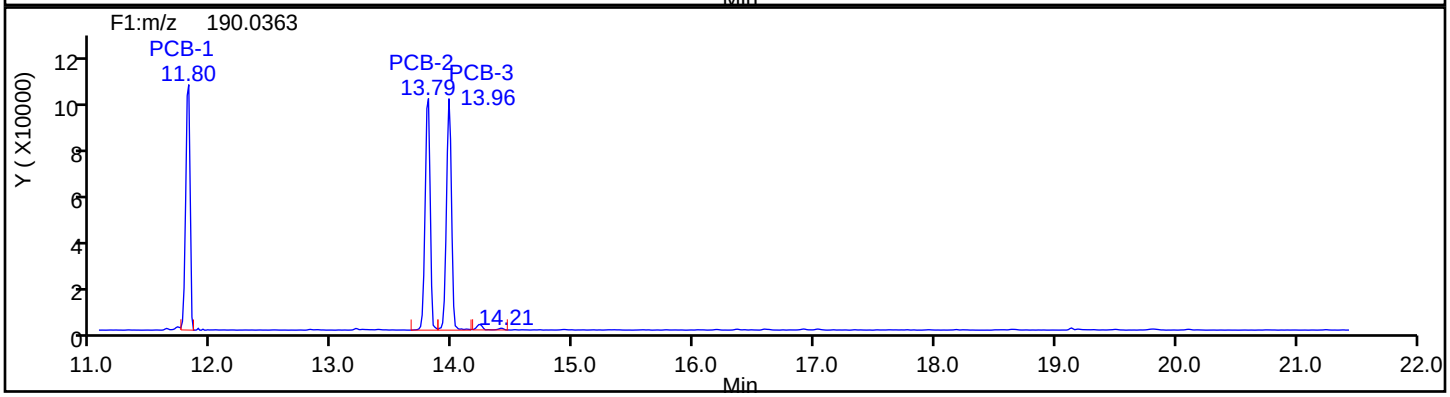

MoPCB F1 Standards

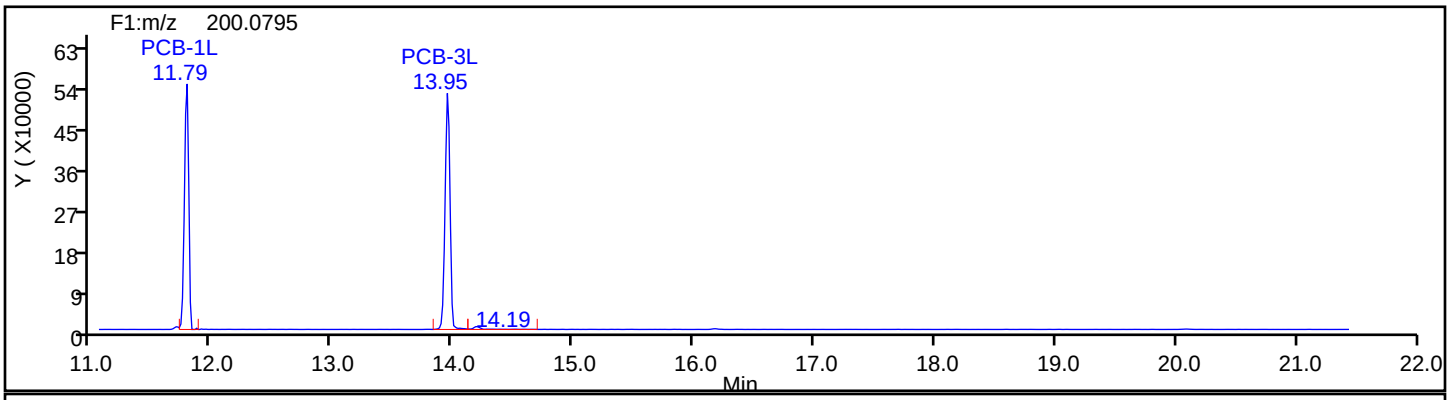

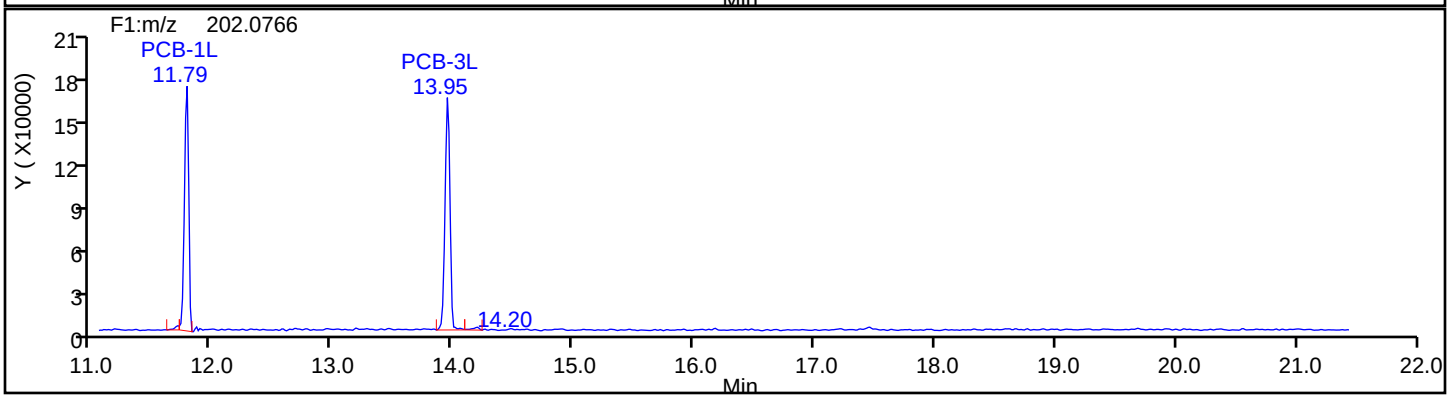

Eurofins TestAmerica, Knoxville

Data File:	\\chromna\Knoxville\ChromData\D3D\20190827-12879.b\lcs140-3277516-b.d		
Injection Date:	27-Aug-2019 15:30:00	Injection Vol:	1.0 ul
Instrument ID:	D3D	Operator ID:	Xcalibur_System
Method:	PCBs_D3D	Limit Group:	HR - 1668A - ICAL
Client ID:			
Worklist#:	33063	Sample Line#:	2
Column Type:	SPB-Octyl	Column Dia:	0.25 mm

MoPCB F1

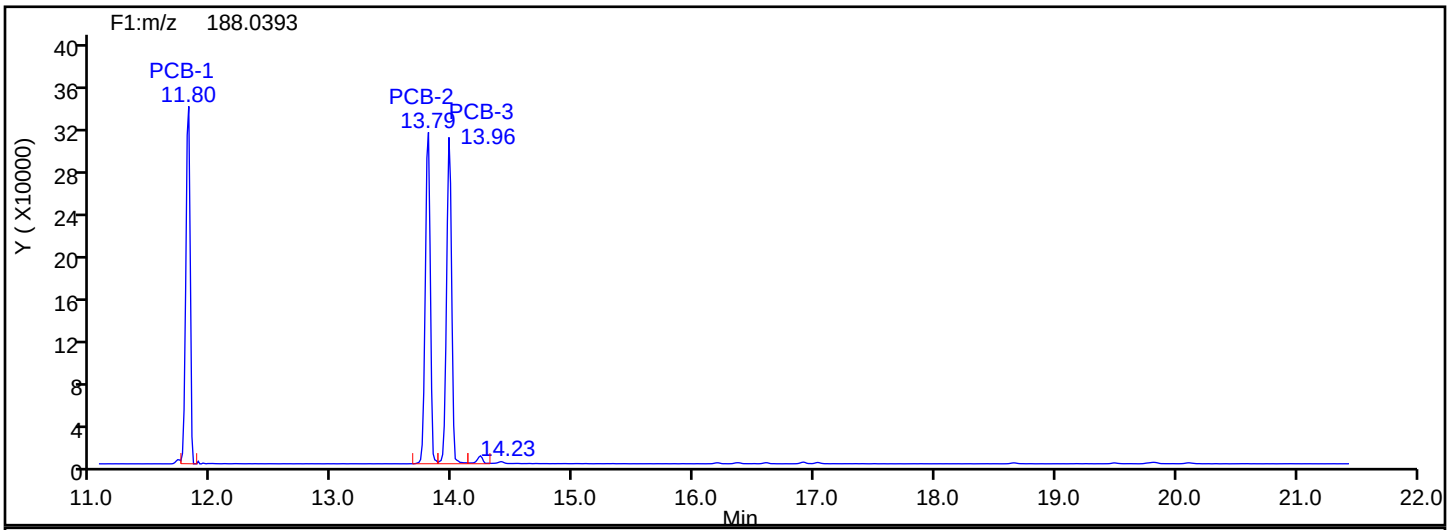

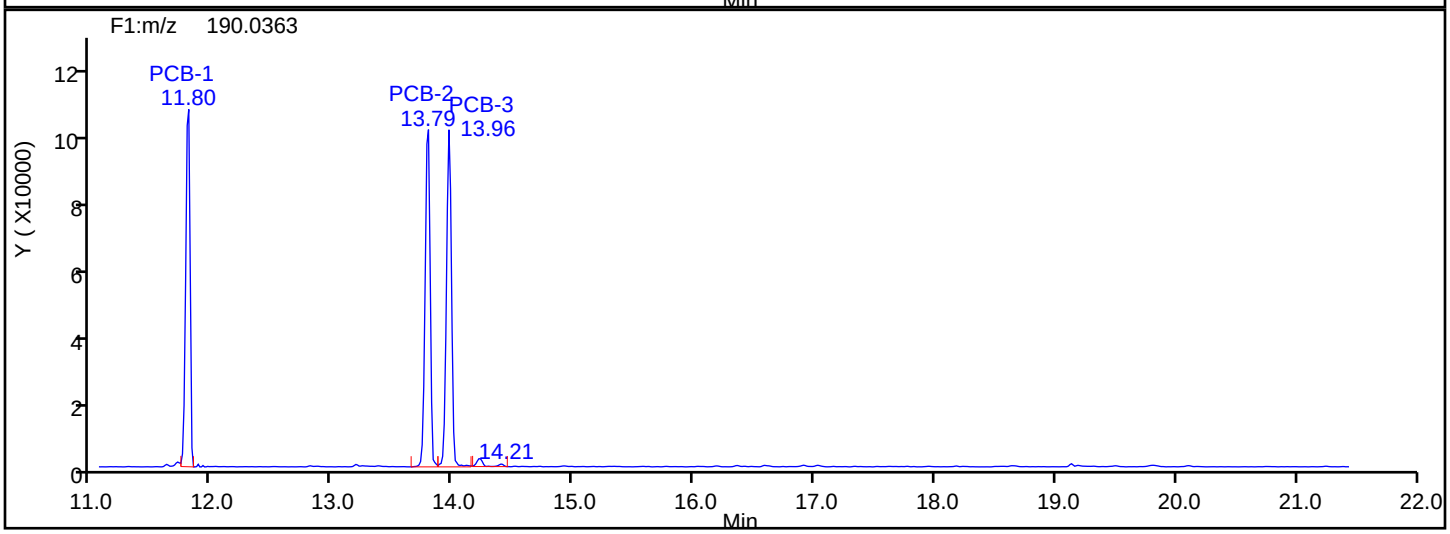

MoPCB F1 Lock Mass

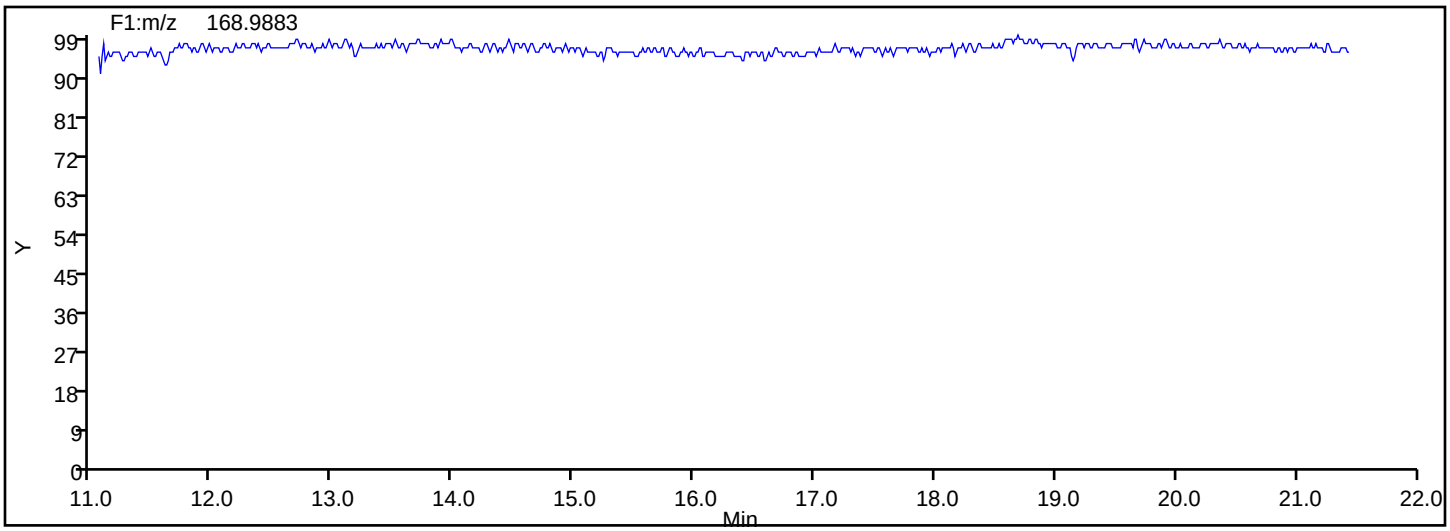

Eurofins TestAmerica, Knoxville

Data File: \\chromna\Knoxville\ChromData\D3D\20190827-12879.b\lcs140-3277516-b.d

Injection Date: 27-Aug-2019 15:30:00 Injection Vol: 1.0 ul

Instrument ID: D3D Operator ID: Xcalibur_System

Method: PCBs_D3D Limit Group: HR - 1668A - ICAL

Client ID:

Worklist#: 33063 Sample Line#: 2

Column Type: SPB-Octyl Column Dia: 0.25 mm

DiPCB F1

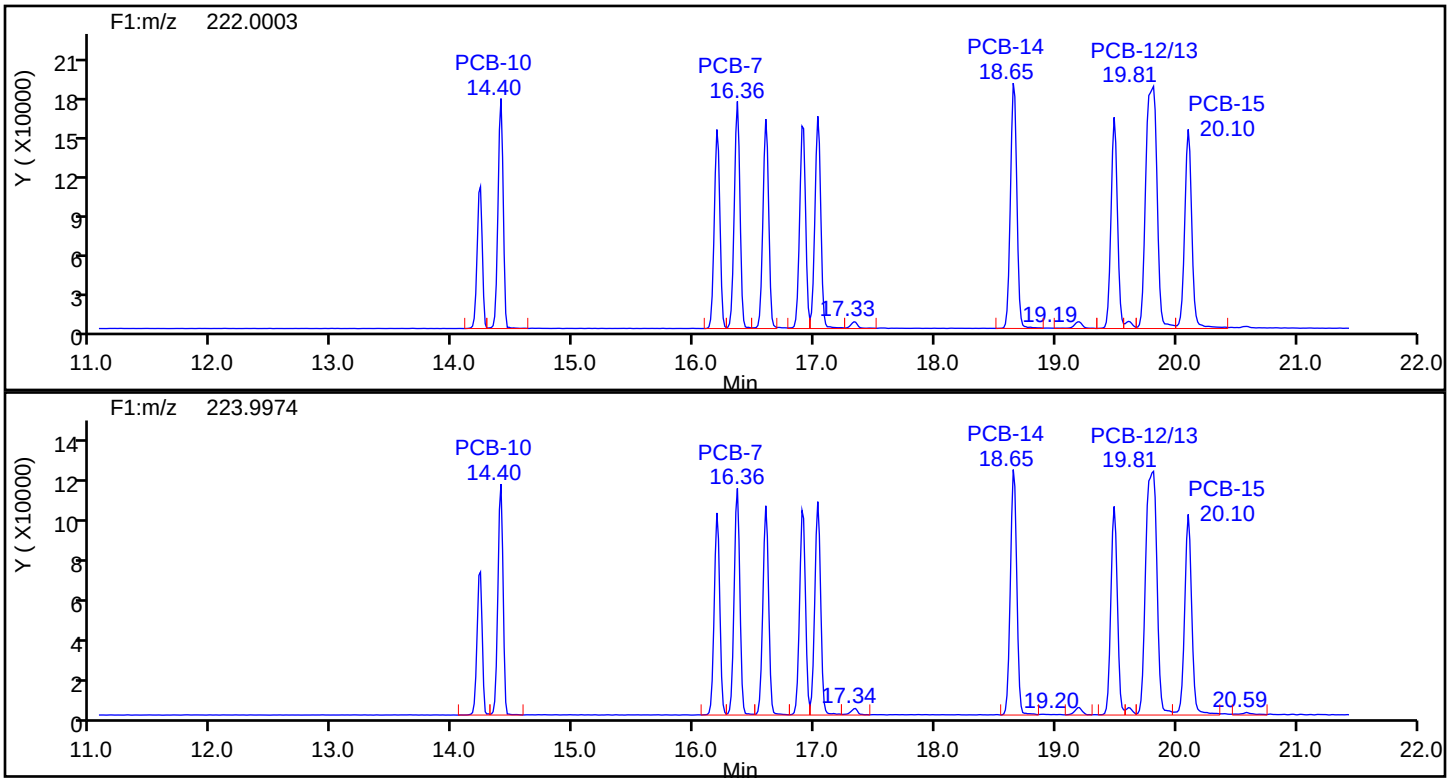

DiPCB F1 Standards

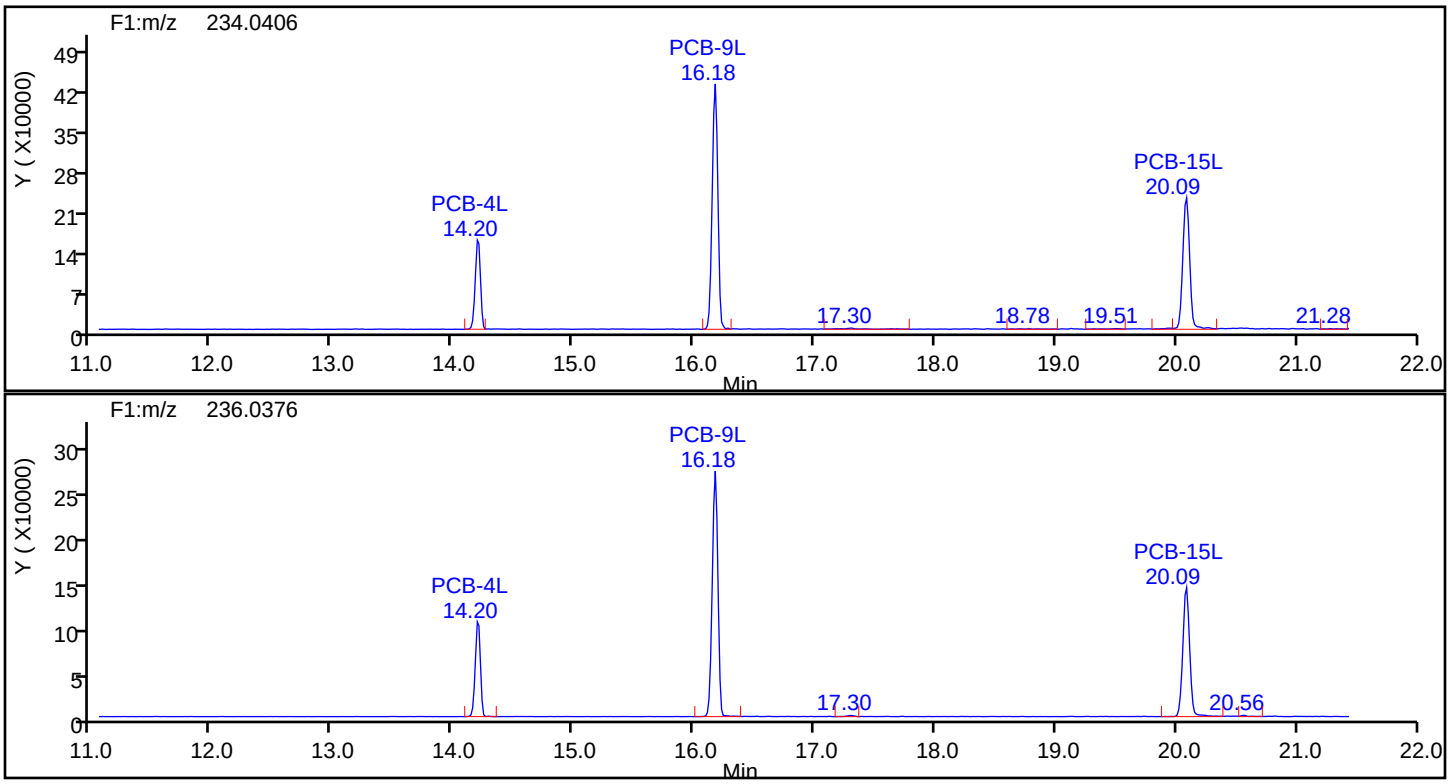

Eurofins TestAmerica, Knoxville

Data File:	\\chromna\Knoxville\ChromData\D3D\20190827-12879.b\lcs140-3277516-b.d		
Injection Date:	27-Aug-2019 15:30:00	Injection Vol:	1.0 ul
Instrument ID:	D3D	Operator ID:	Xcalibur_System
Method:	PCBs_D3D	Limit Group:	HR - 1668A - ICAL
Client ID:			
Worklist#:	33063	Sample Line#:	2
Column Type:	SPB-Octyl	Column Dia:	0.25 mm

DiPCB F1

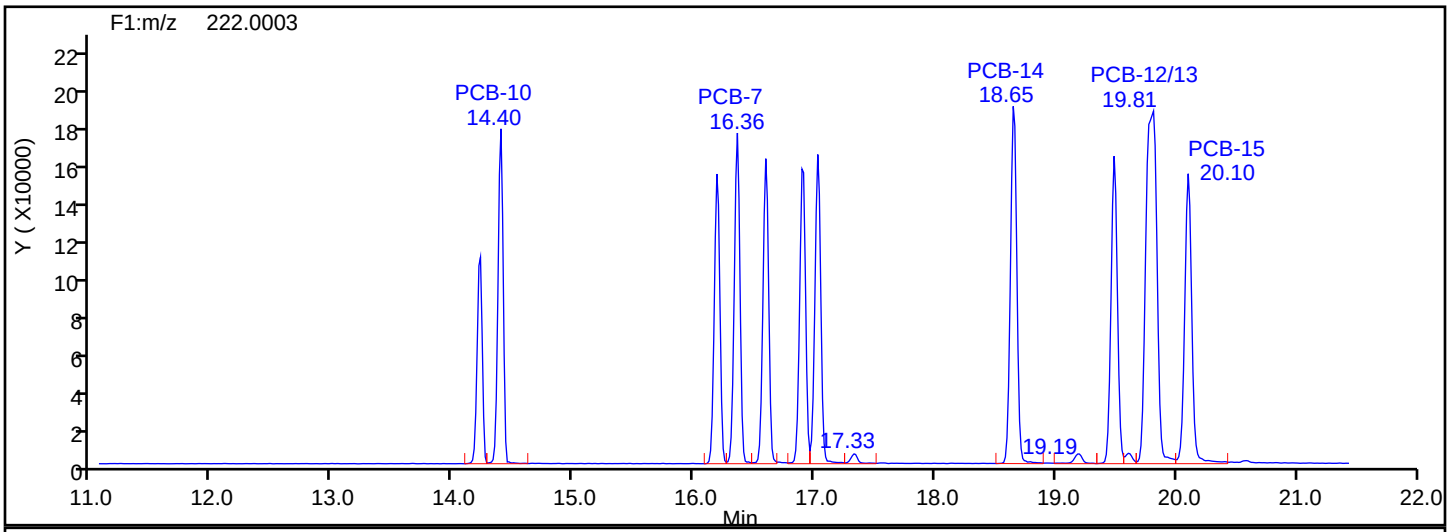

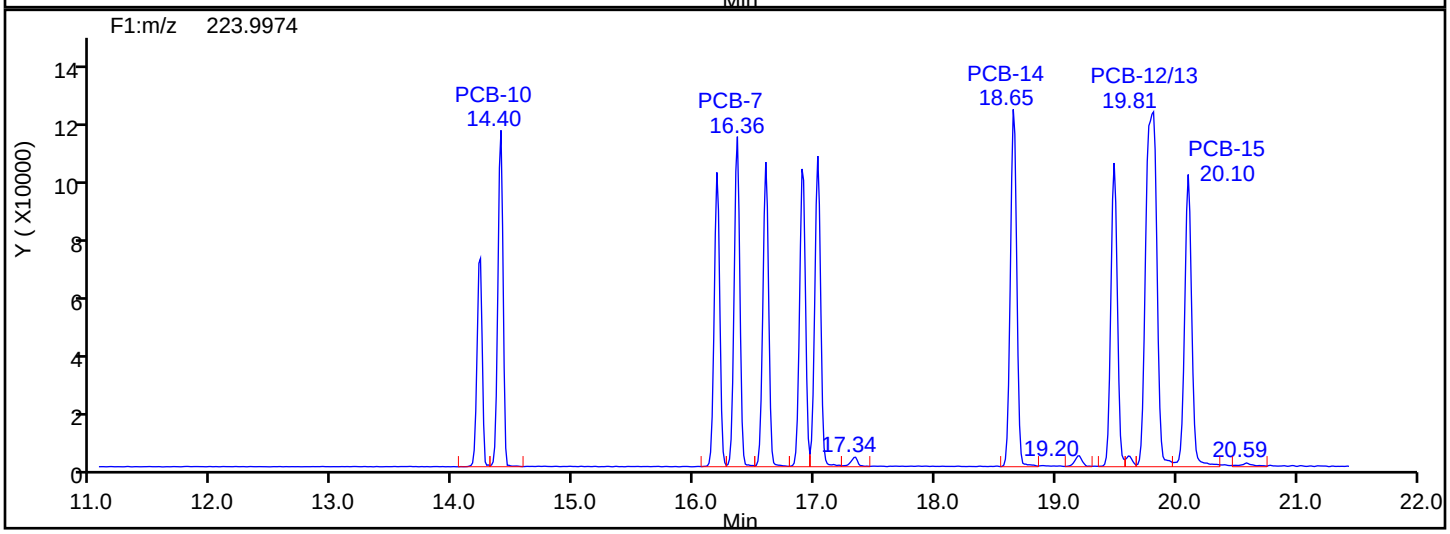

DiPCB F1 Lock Mass

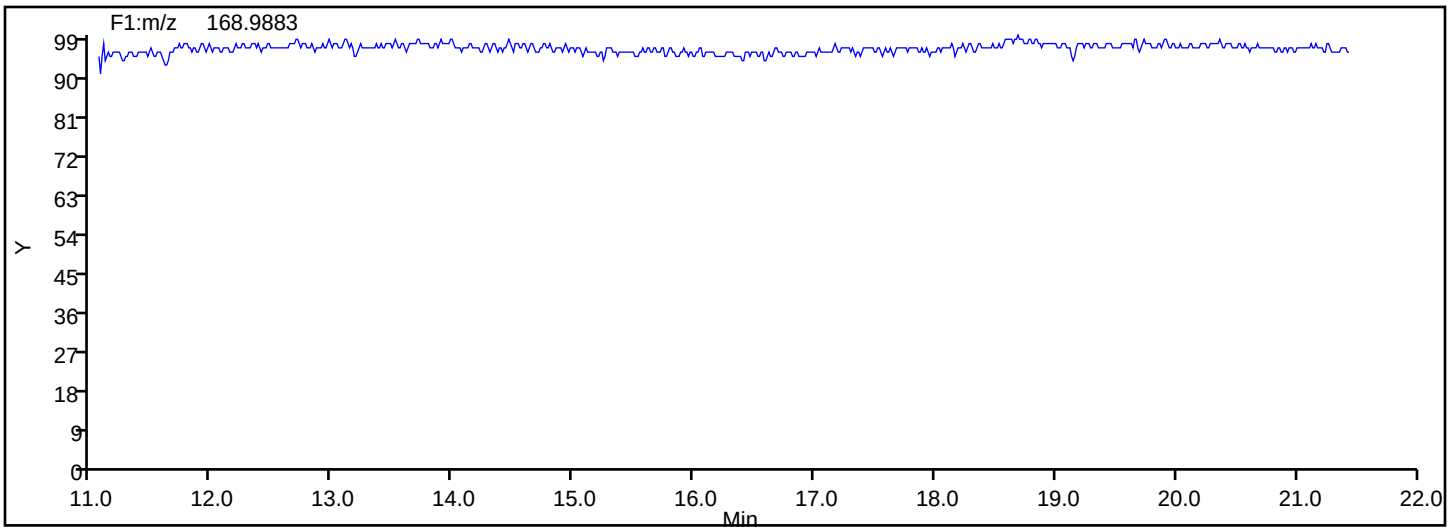

Eurofins TestAmerica, Knoxville

Data File:	\\chromna\Knoxville\ChromData\D3D\20190827-12879.b\lcs140-3277516-b.d		
Injection Date:	27-Aug-2019 15:30:00	Injection Vol:	1.0 ul
Instrument ID:	D3D	Operator ID:	Xcalibur_System
Method:	PCBs_D3D	Limit Group:	HR - 1668A - ICAL
Client ID:			
Worklist#:	33063	Sample Line#:	2
Column Type:	SPB-Octyl	Column Dia:	0.25 mm

TriPCB F1

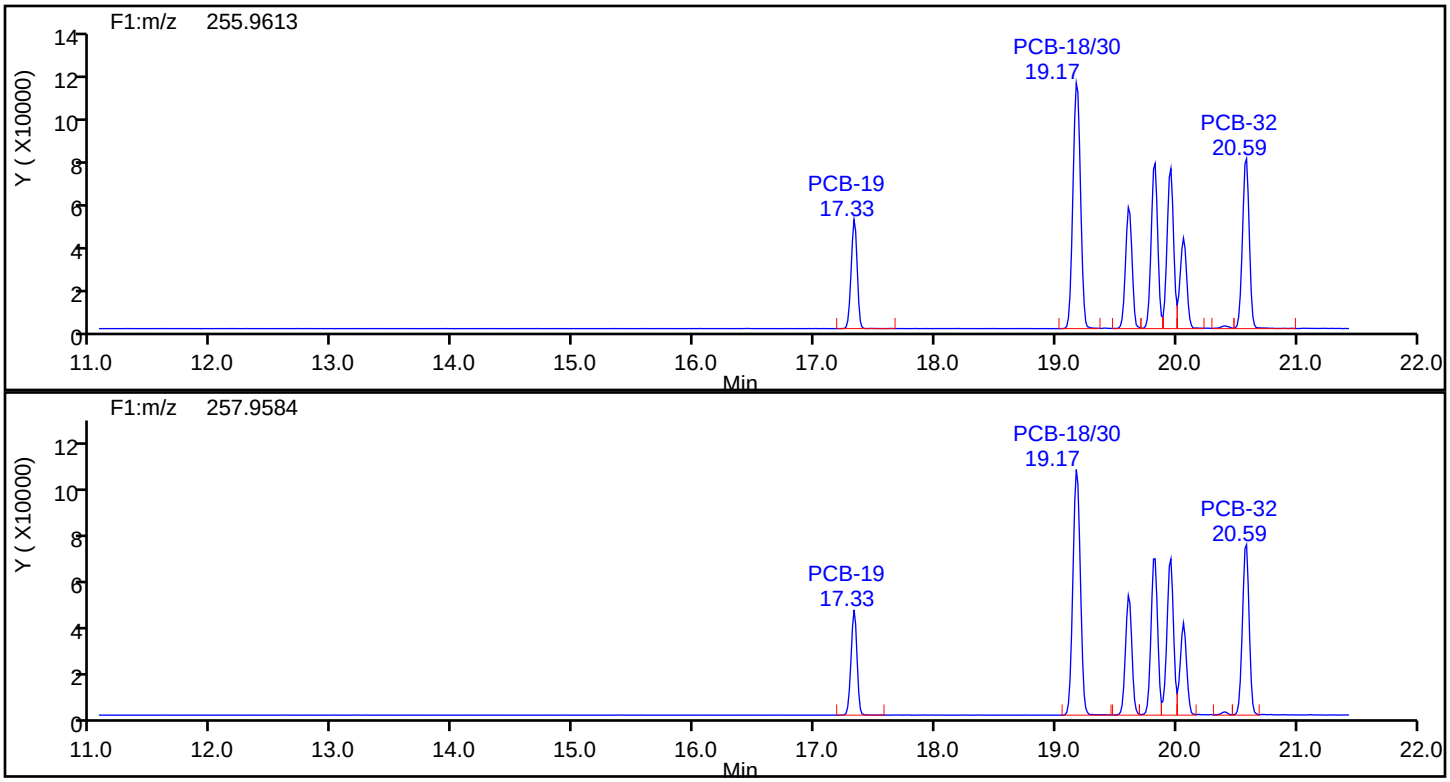

TriPCB F1 Standards

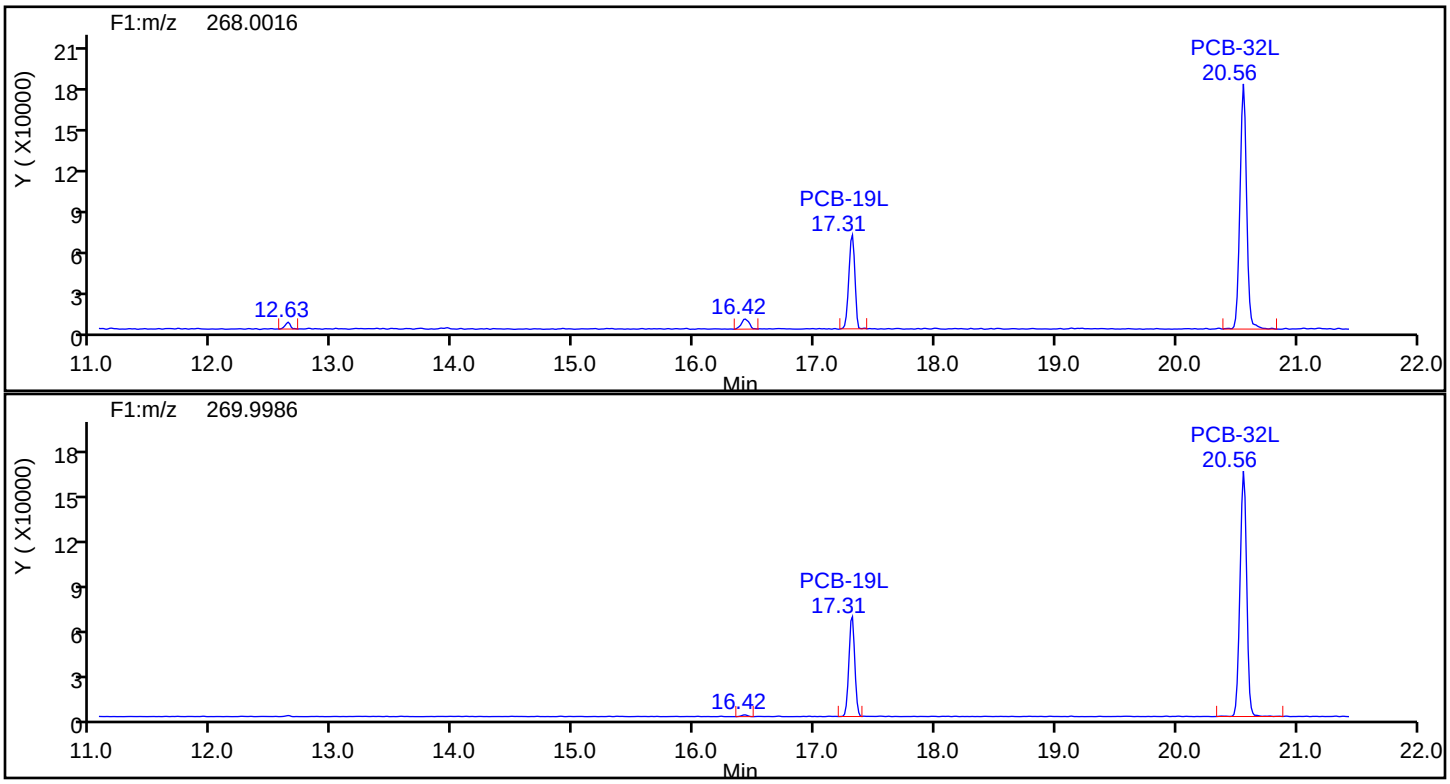

Report Date: 27-Aug-2019 16:48:12 Chrom Revision: 2.3 22-Aug-2019 12:55:36

Eurofins TestAmerica, Knoxville

Data File:	\\chromna\Knoxville\ChromData\D3D\20190827-12879.b\lcs140-3277516-b.d		
Injection Date:	27-Aug-2019 15:30:00	Injection Vol:	1.0 ul
Instrument ID:	D3D	Operator ID:	Xcalibur_System
Method:	PCBs_D3D	Limit Group:	HR - 1668A - ICAL
Client ID:			
Worklist#:	33063	Sample Line#:	2
Column Type:	SPB-Octyl	Column Dia:	0.25 mm

TriPCB F1

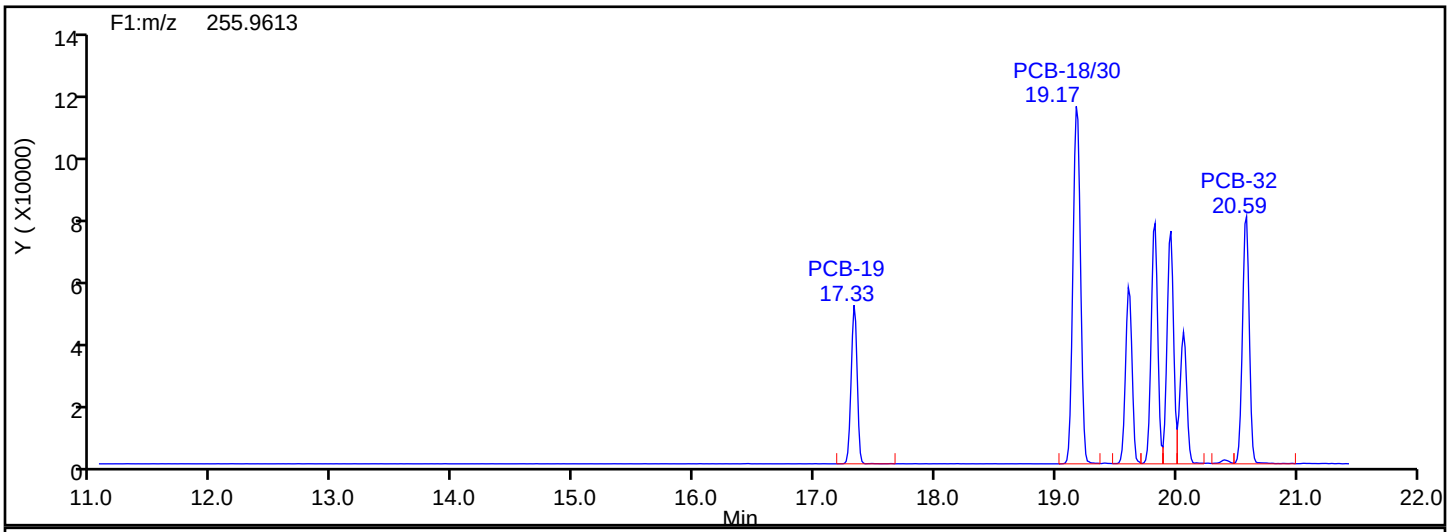

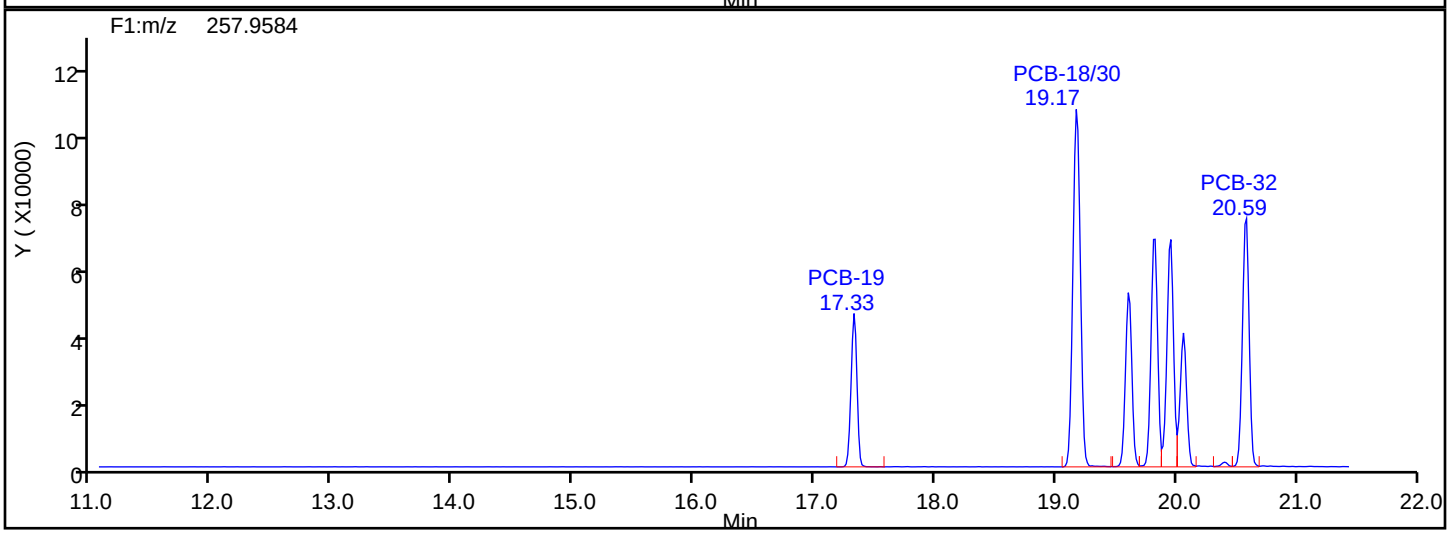

TriPCB F1 Lock Mass

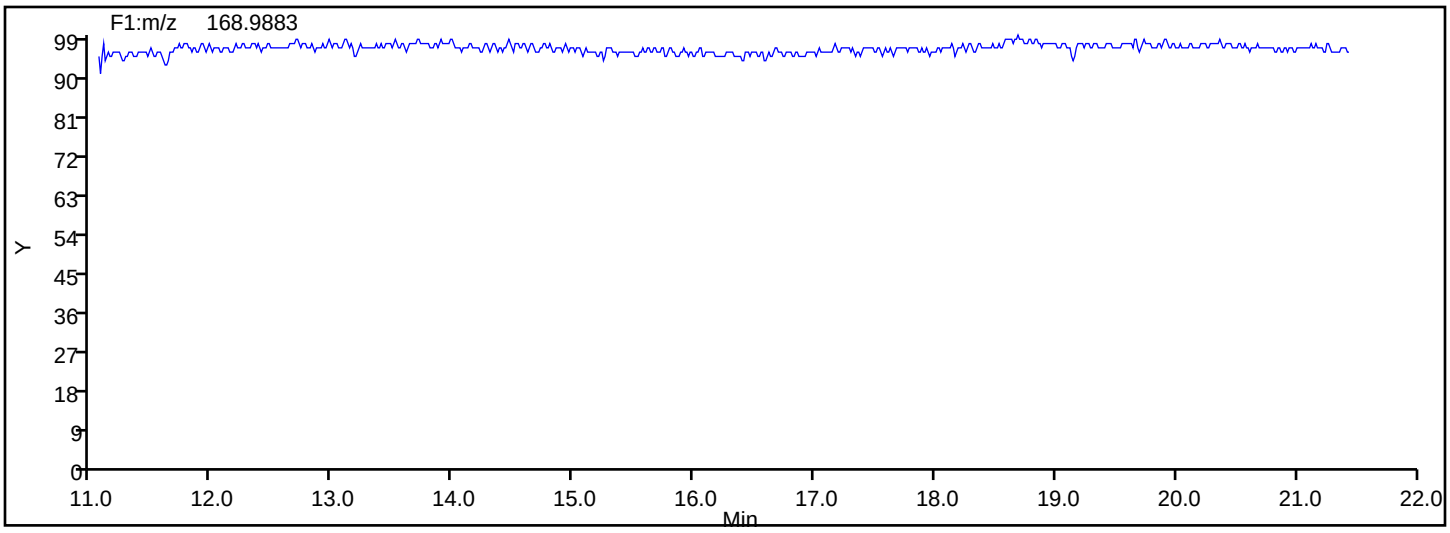

Eurofins TestAmerica, Knoxville

Data File:	\\chromna\Knoxville\ChromData\D3D\20190827-12879.b\lcs140-3277516-b.d		
Injection Date:	27-Aug-2019 15:30:00	Injection Vol:	1.0 ul
Instrument ID:	D3D	Operator ID:	Xcalibur_System
Method:	PCBs_D3D	Limit Group:	HR - 1668A - ICAL
Client ID:			
Worklist#:	33063	Sample Line#:	2
Column Type:	SPB-Octyl	Column Dia:	0.25 mm

TriPCB F2

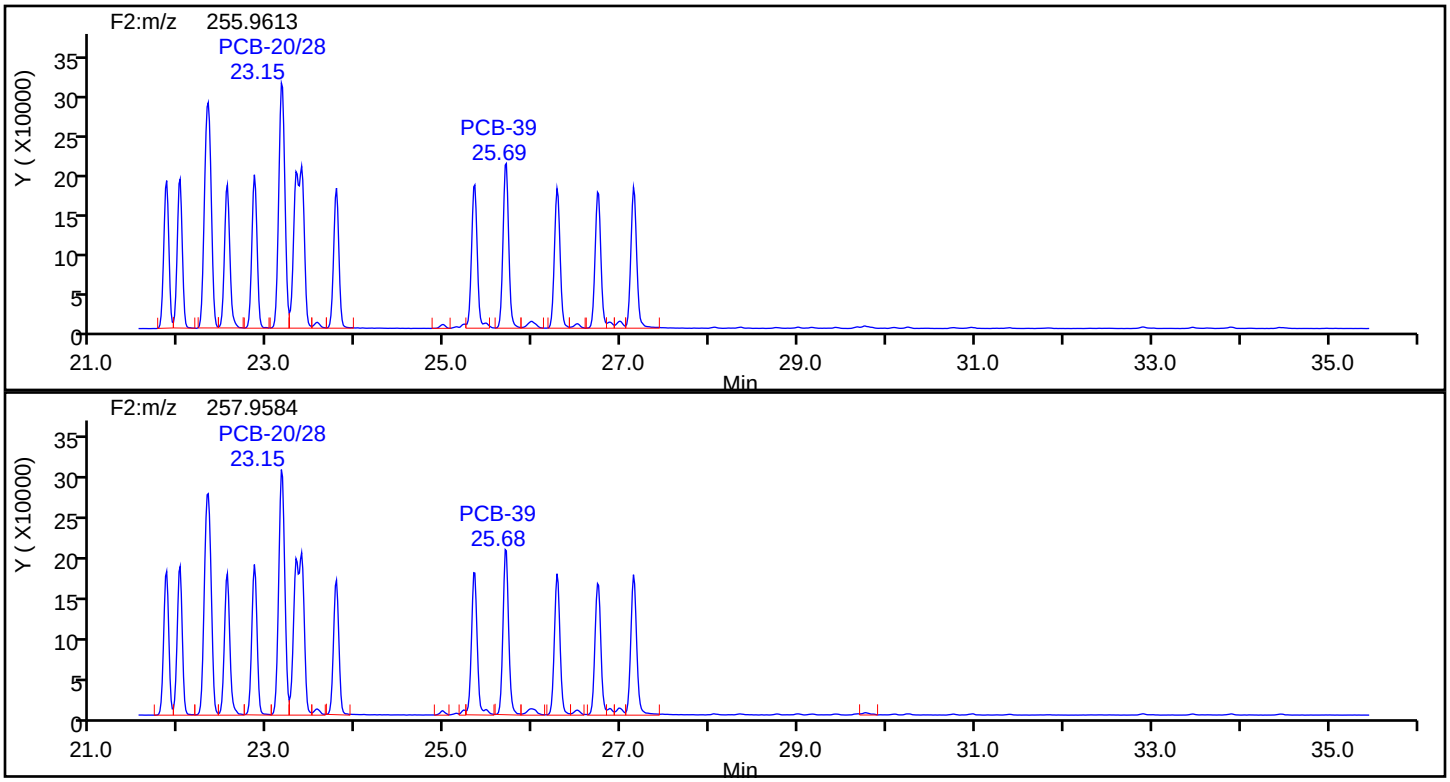

TriPCB F2 Standards

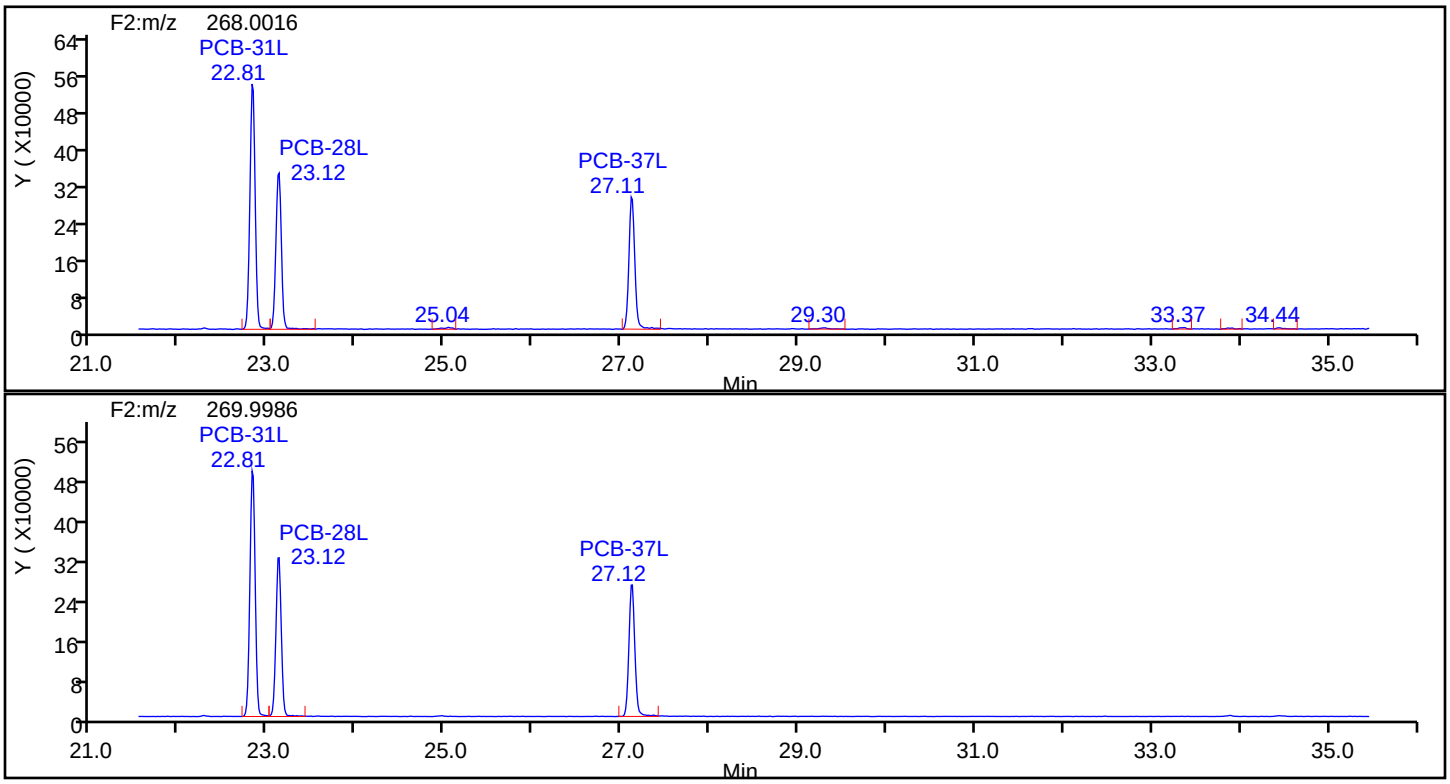

Eurofins TestAmerica, Knoxville

Data File:	\\chromna\Knoxville\ChromData\D3D\20190827-12879.b\lcs140-3277516-b.d		
Injection Date:	27-Aug-2019 15:30:00	Injection Vol:	1.0 ul
Instrument ID:	D3D	Operator ID:	Xcalibur_System
Method:	PCBs_D3D	Limit Group:	HR - 1668A - ICAL
Client ID:			
Worklist#:	33063	Sample Line#:	2
Column Type:	SPB-Octyl	Column Dia:	0.25 mm

TriPCB F2

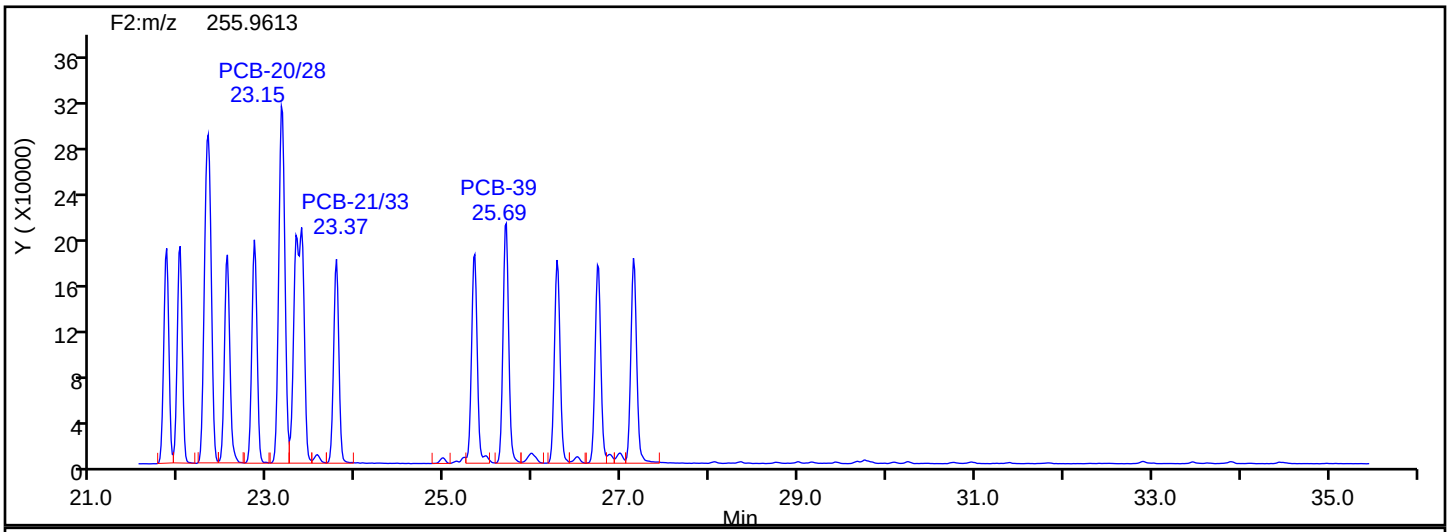

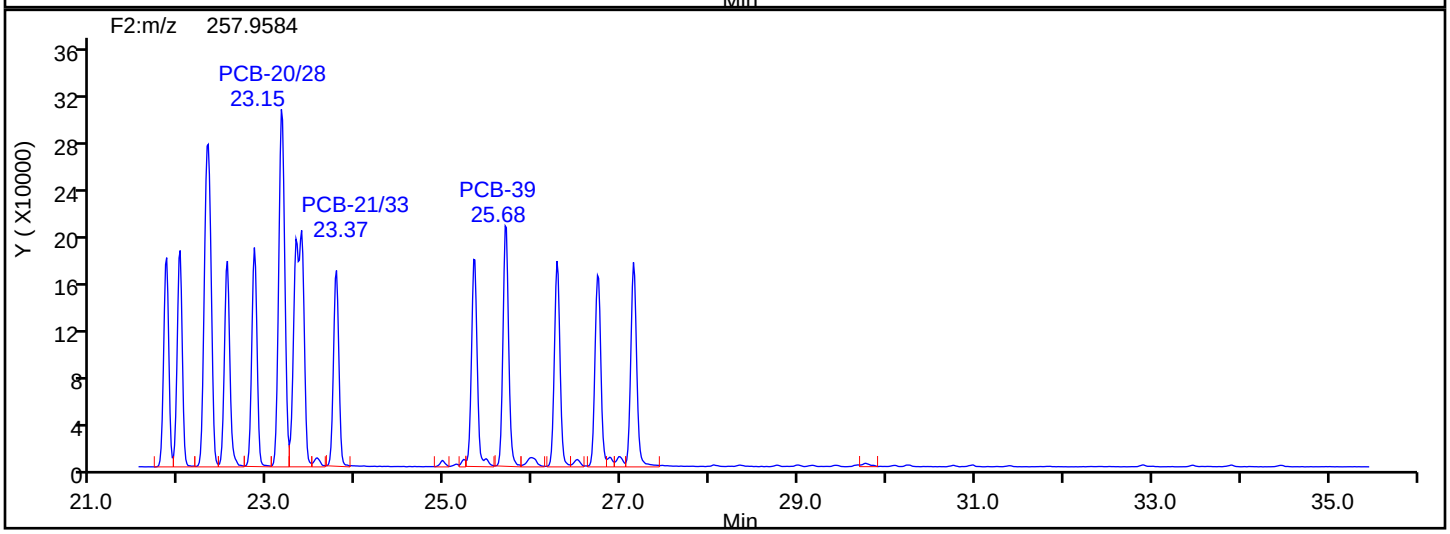

TriPCB F2 Lock Mass

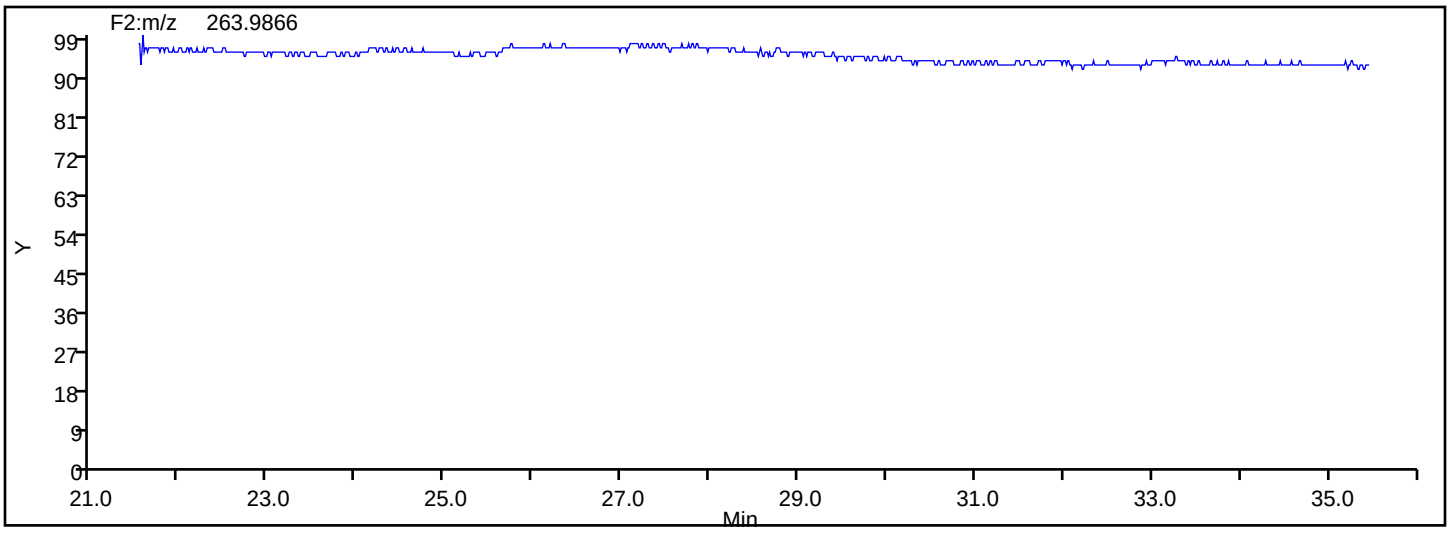

Manual Integration/User Assign Peak Report

Eurofins TestAmerica, Knoxville

Data File:	\\chromna\Knoxville\ChromData\D3D\20190827-12879.b\lcs140-3277516-b.d				
Injection Date:	27-Aug-2019 15:30:00	Instrument ID:	D3D		
Lims ID:	LCS 140-32775/16-B				
Client ID:					
Operator ID:	Xcalibur_System	ALS Bottle#:	0	Worklist Smp#:	2
Injection Vol:	1.0 ul	Dil. Factor:	1.0000		
Method:	PCBs_D3D	Limit Group:	HR - 1668A - ICAL		
Column:	SPB-Octyl (0.25 mm)	Detector	F2(21.81 :35.54)		

PCB-21/33, CAS: STL01800

Signal: 1

Processing Integration Results

RT: 23.31
Area: 856183
Amount: 43.139753
Amount Units: pg/ul

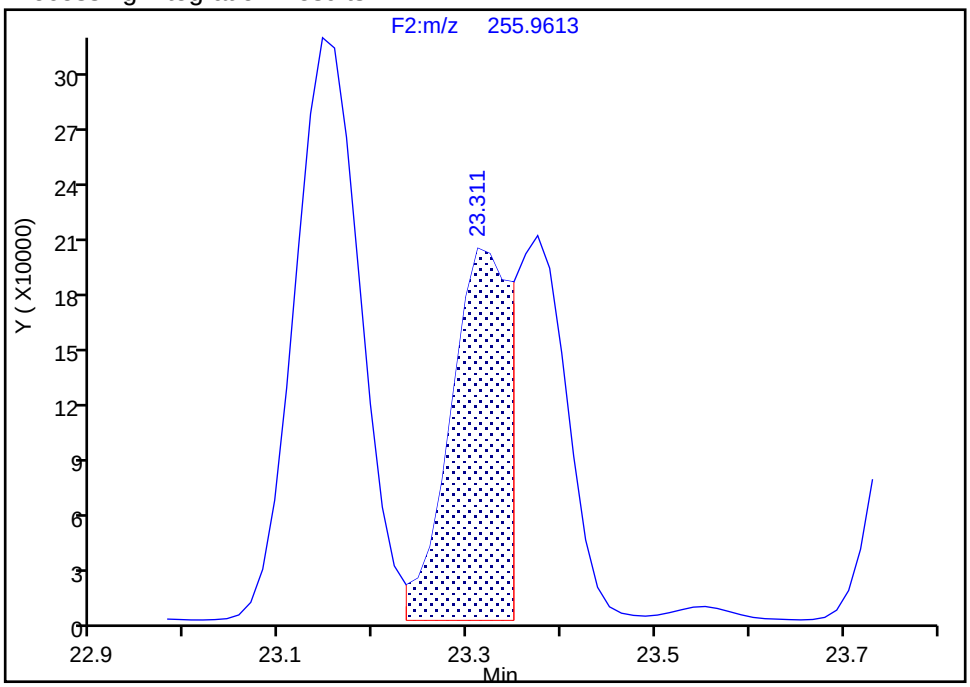

Manual Integration Results

RT: 23.37
Area: 1616435
Amount: 88.129925
Amount Units: pg/ul

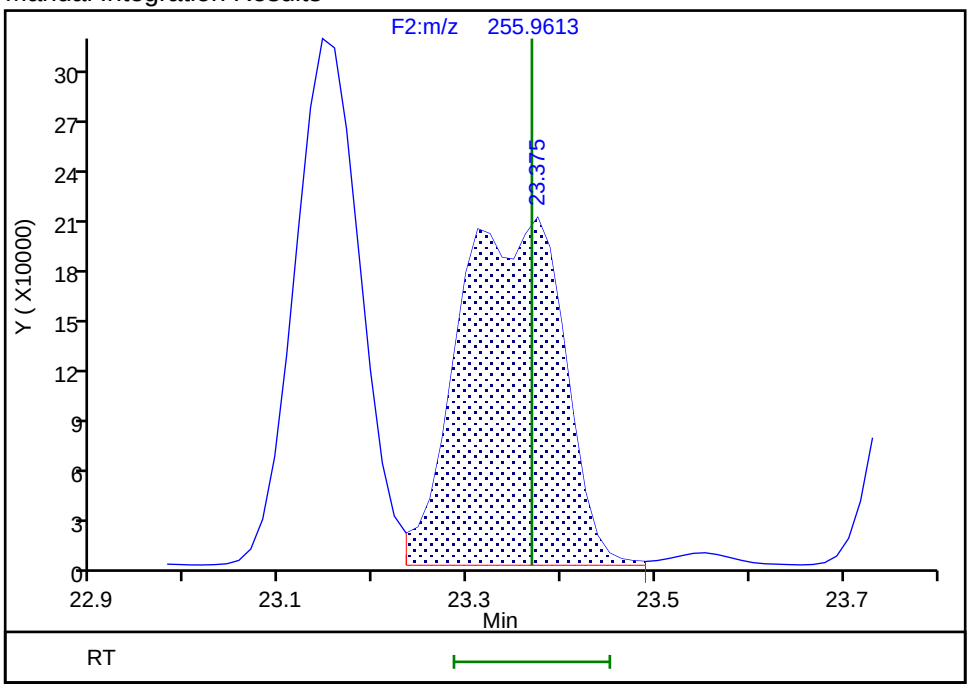

Reviewer: davidsonm, 27-Aug-2019 16:38:52

Audit Action: Manually Integrated Audit Reason: Incomplete Integration

Manual Integration/User Assign Peak Report

Eurofins TestAmerica, Knoxville

Data File: \\chromna\Knoxville\ChromData\D3D\20190827-12879.b\lcs140-3277516-b.d
Injection Date: 27-Aug-2019 15:30:00 Instrument ID: D3D
Lims ID: LCS 140-32775/16-B
Client ID:
Operator ID: Xcalibur_System ALS Bottle#: 0 Worklist Smp#: 2
Injection Vol: 1.0 ul Dil. Factor: 1.0000
Method: PCBs_D3D Limit Group: HR - 1668A - ICAL
Column: SPB-Octyl (0.25 mm) Detector F2(21.81 :35.54)

PCB-21/33, CAS: STL01800

Signal: 2

Processing Integration Results

RT: 23.31
Area: 689619
Amount: 43.139753
Amount Units: pg/ul

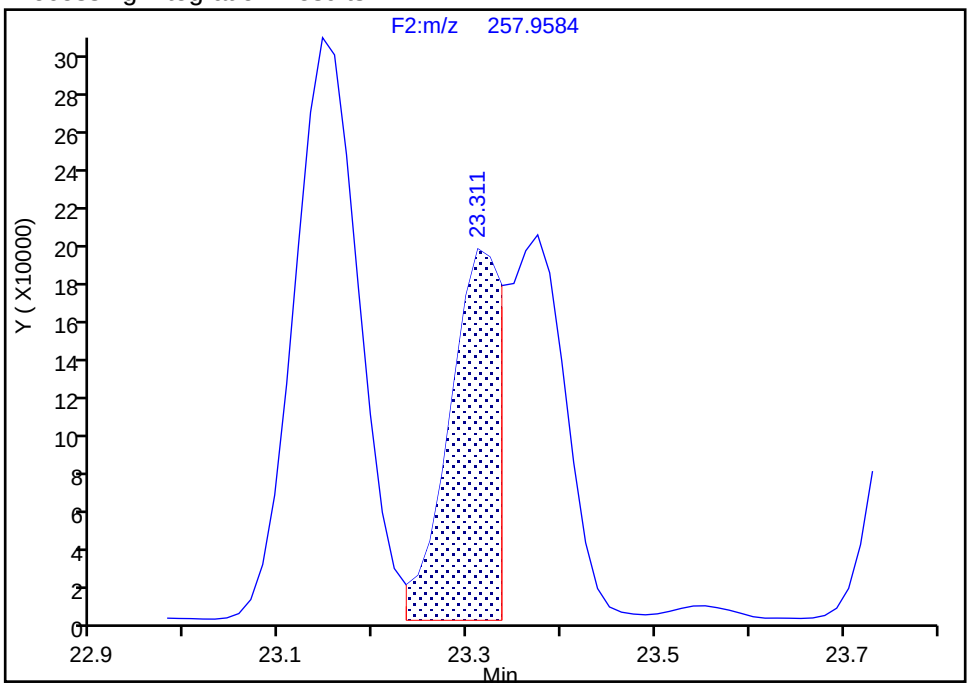

Manual Integration Results

RT: 23.37
Area: 1541474
Amount: 88.129925
Amount Units: pg/ul

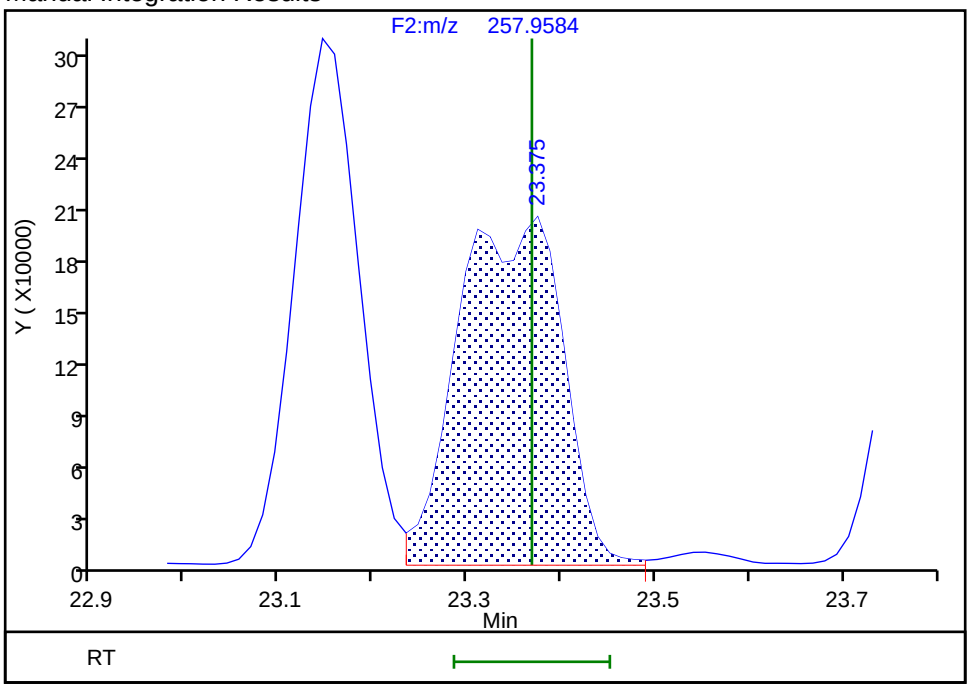

Reviewer: davidsonm, 27-Aug-2019 16:39:00
Audit Action: Manually Integrated Audit Reason: Incomplete Integration

Eurofins TestAmerica, Knoxville

Data File:	\\chromna\Knoxville\ChromData\D3D\20190827-12879.b\lcs140-3277516-b.d		
Injection Date:	27-Aug-2019 15:30:00	Injection Vol:	1.0 ul
Instrument ID:	D3D	Operator ID:	Xcalibur_System
Method:	PCBs_D3D	Limit Group:	HR - 1668A - ICAL
Client ID:			
Worklist#:	33063	Sample Line#:	2
Column Type:	SPB-Octyl	Column Dia:	0.25 mm

TePCB F1

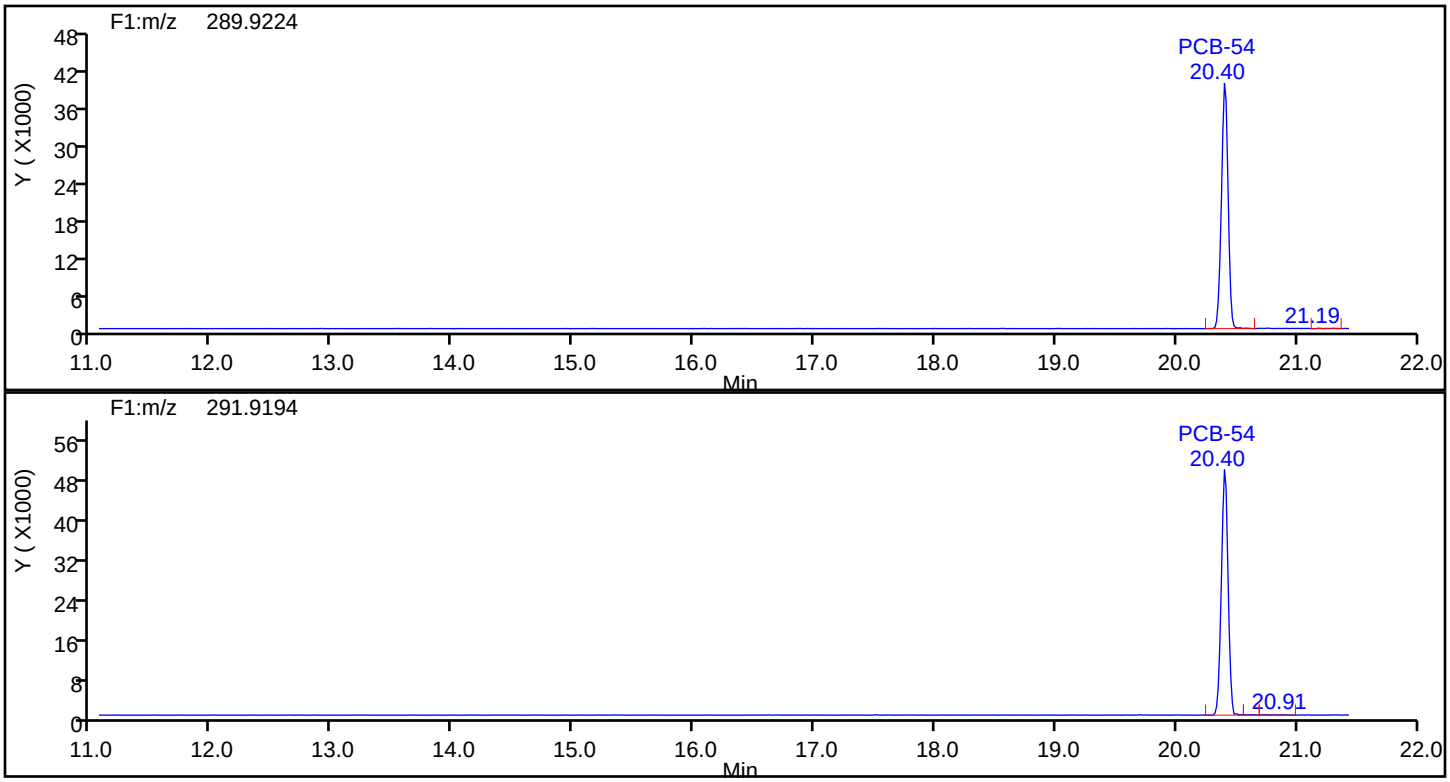

TePCB F1 Standards

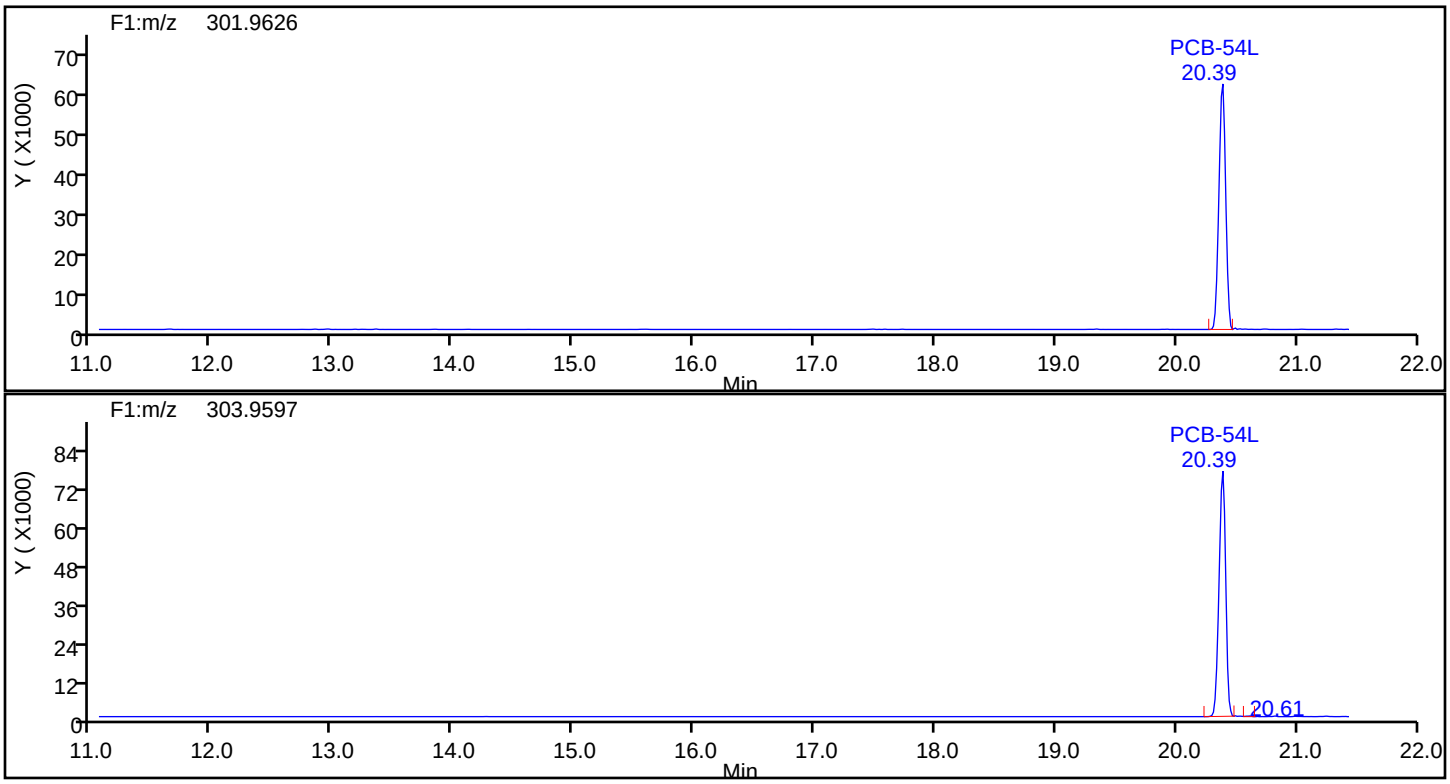

Eurofins TestAmerica, Knoxville

Data File:	\\chromna\Knoxville\ChromData\D3D\20190827-12879.b\lcs140-3277516-b.d		
Injection Date:	27-Aug-2019 15:30:00	Injection Vol:	1.0 ul
Instrument ID:	D3D	Operator ID:	Xcalibur_System
Method:	PCBs_D3D	Limit Group:	HR - 1668A - ICAL
Client ID:			
Worklist#:	33063	Sample Line#:	2
Column Type:	SPB-Octyl	Column Dia:	0.25 mm

TePCB F1

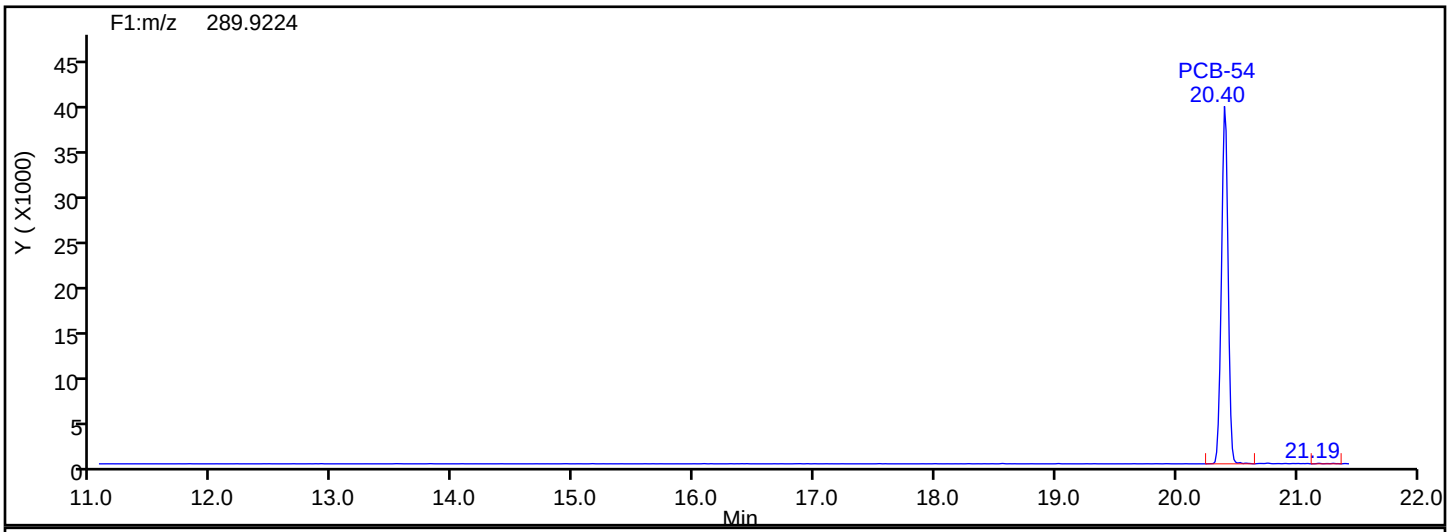

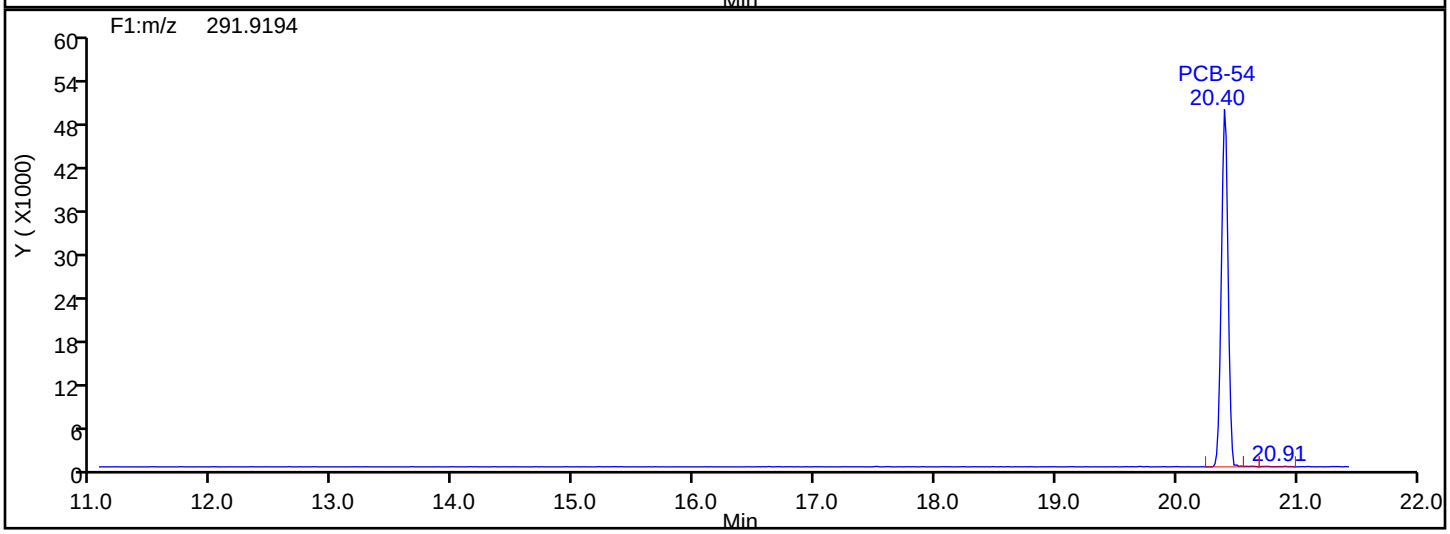

TePCB F1 Lock Mass

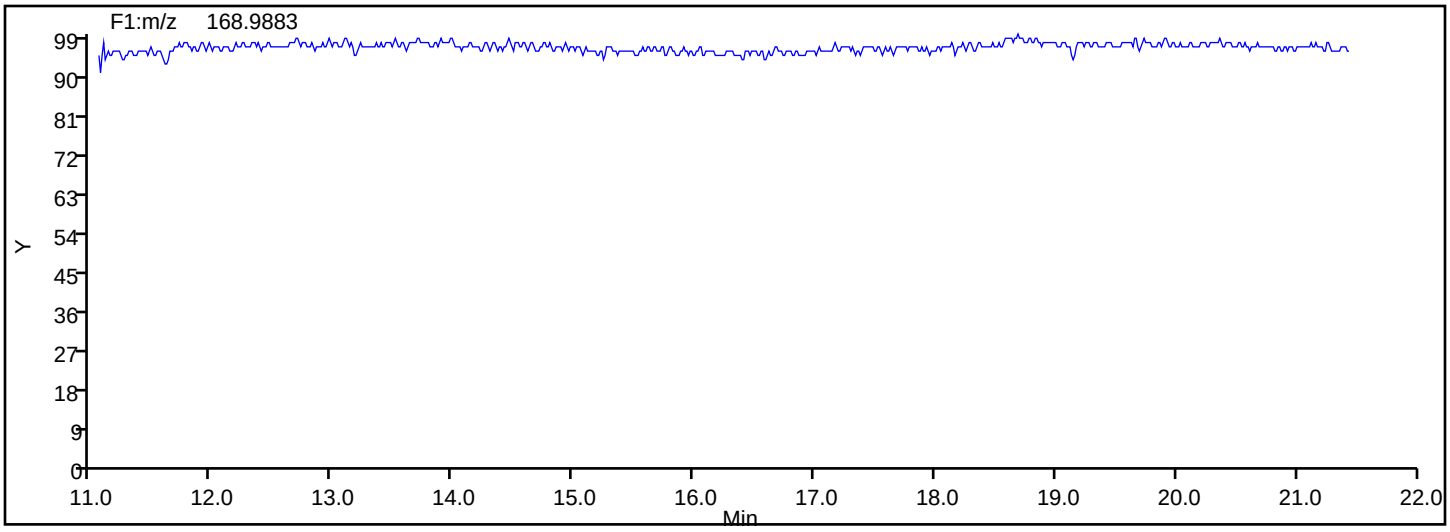

Eurofins TestAmerica, Knoxville

Data File:	\\chromna\Knoxville\ChromData\D3D\20190827-12879.b\lcs140-3277516-b.d		
Injection Date:	27-Aug-2019 15:30:00	Injection Vol:	1.0 ul
Instrument ID:	D3D	Operator ID:	Xcalibur_System
Method:	PCBs_D3D	Limit Group:	HR - 1668A - ICAL
Client ID:			
Worklist#:	33063	Sample Line#:	2
Column Type:	SPB-Octyl	Column Dia:	0.25 mm

TePCB F2

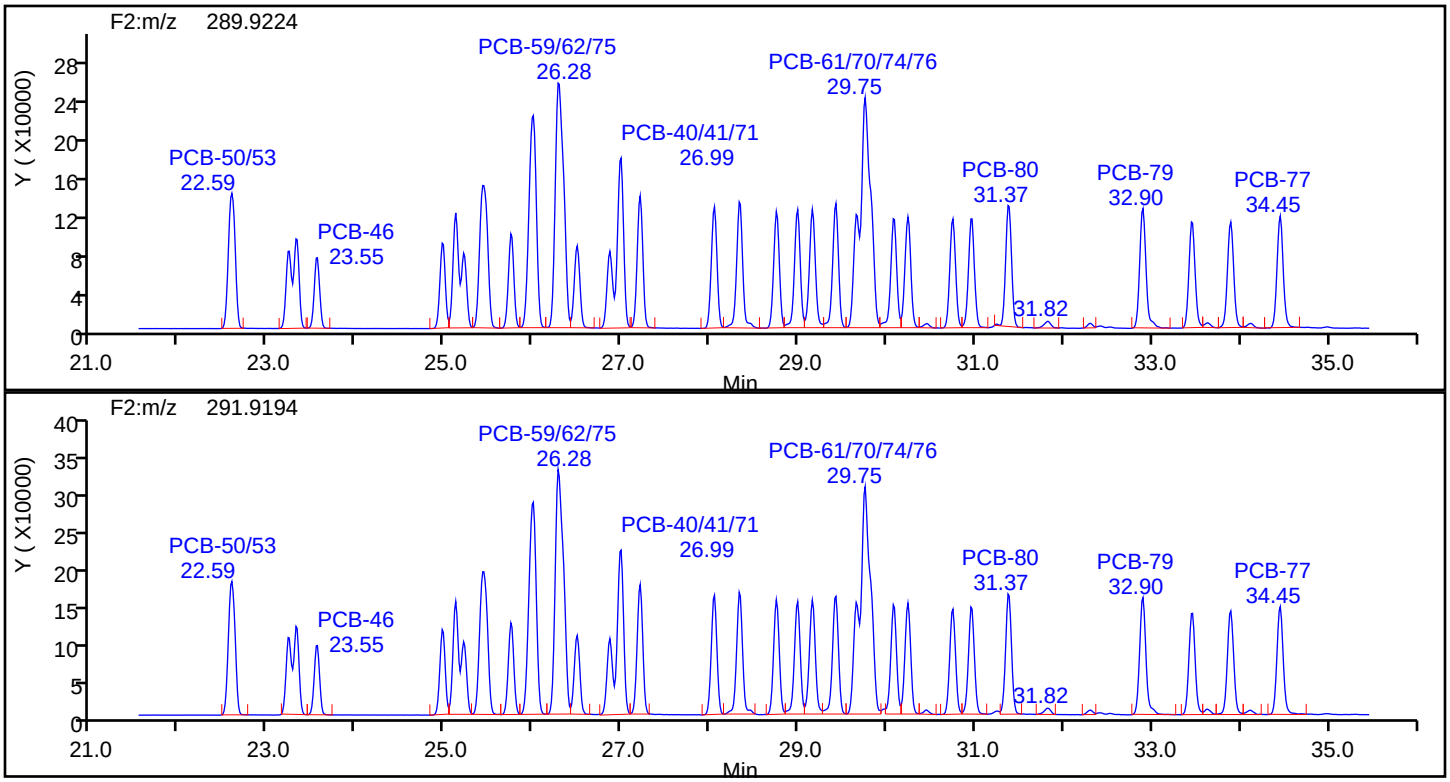

TePCB F2 Standards

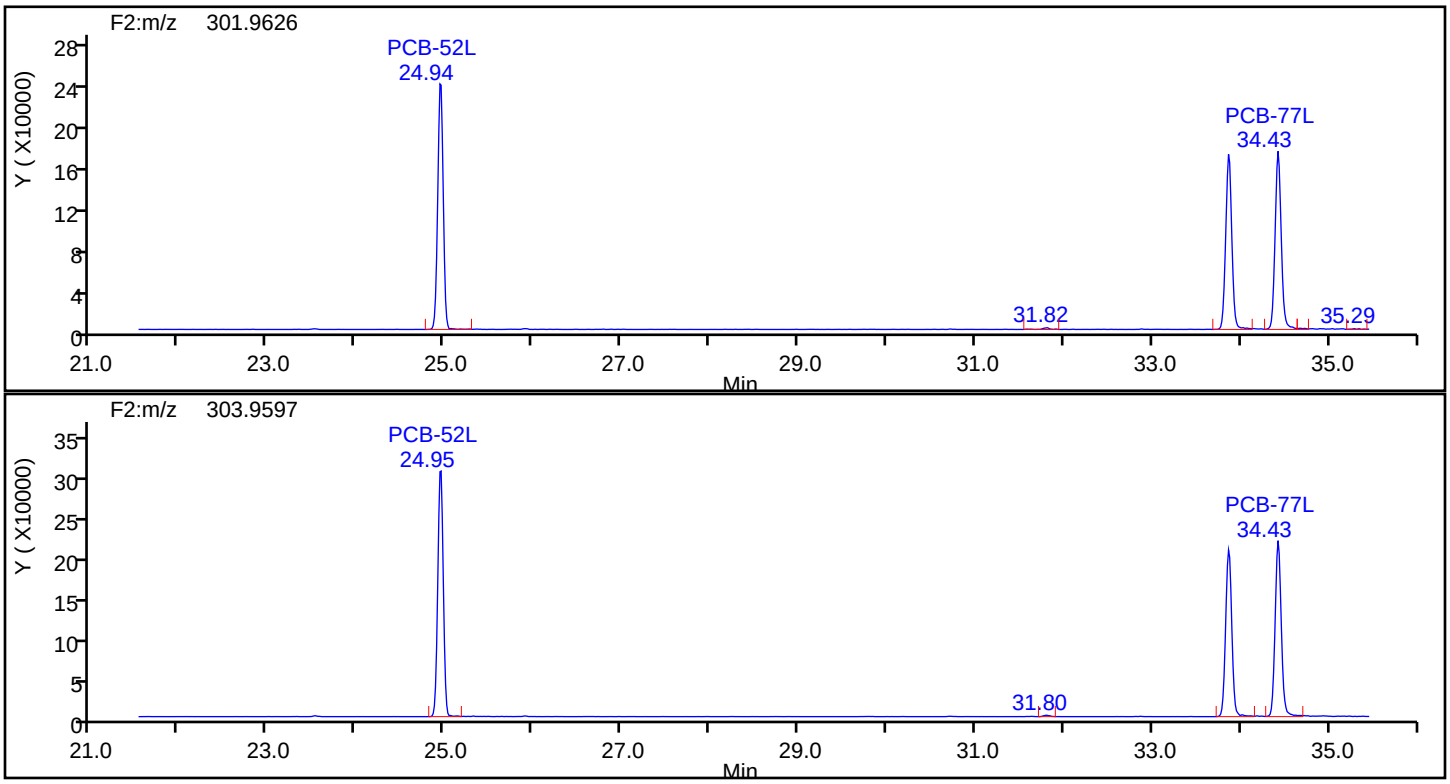

Eurofins TestAmerica, Knoxville

Data File:	\\chromna\Knoxville\ChromData\D3D\20190827-12879.b\lcs140-3277516-b.d		
Injection Date:	27-Aug-2019 15:30:00	Injection Vol:	1.0 ul
Instrument ID:	D3D	Operator ID:	Xcalibur_System
Method:	PCBs_D3D	Limit Group:	HR - 1668A - ICAL
Client ID:			
Worklist#:	33063	Sample Line#:	2
Column Type:	SPB-Octyl	Column Dia:	0.25 mm

TePCB F2

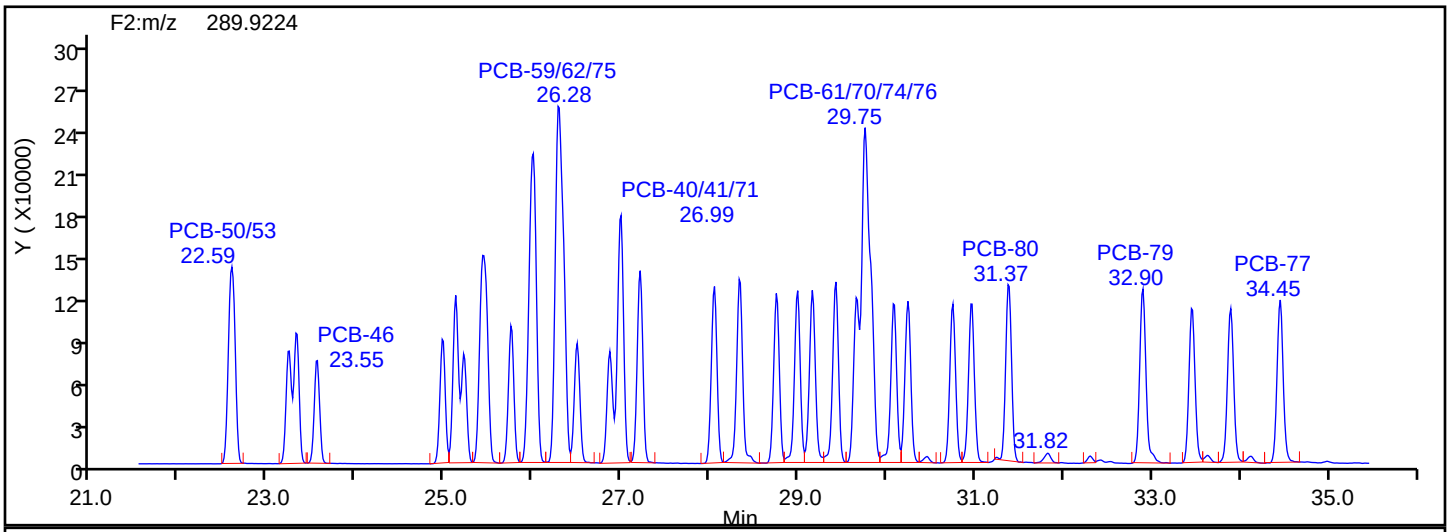

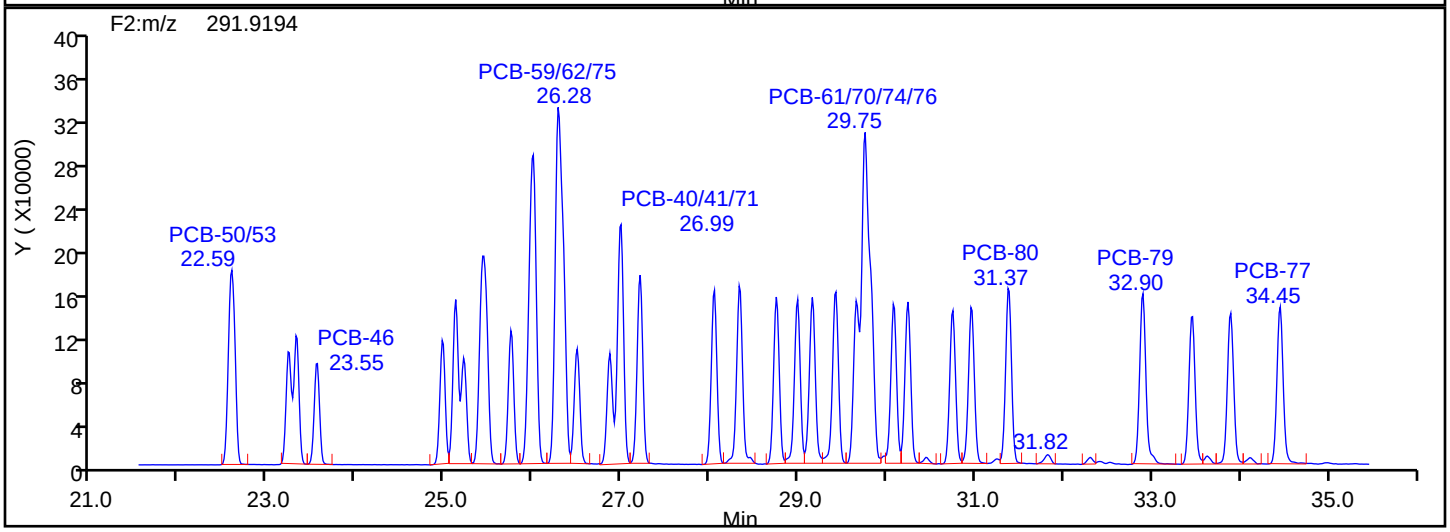

TePCB F2 Lock Mass

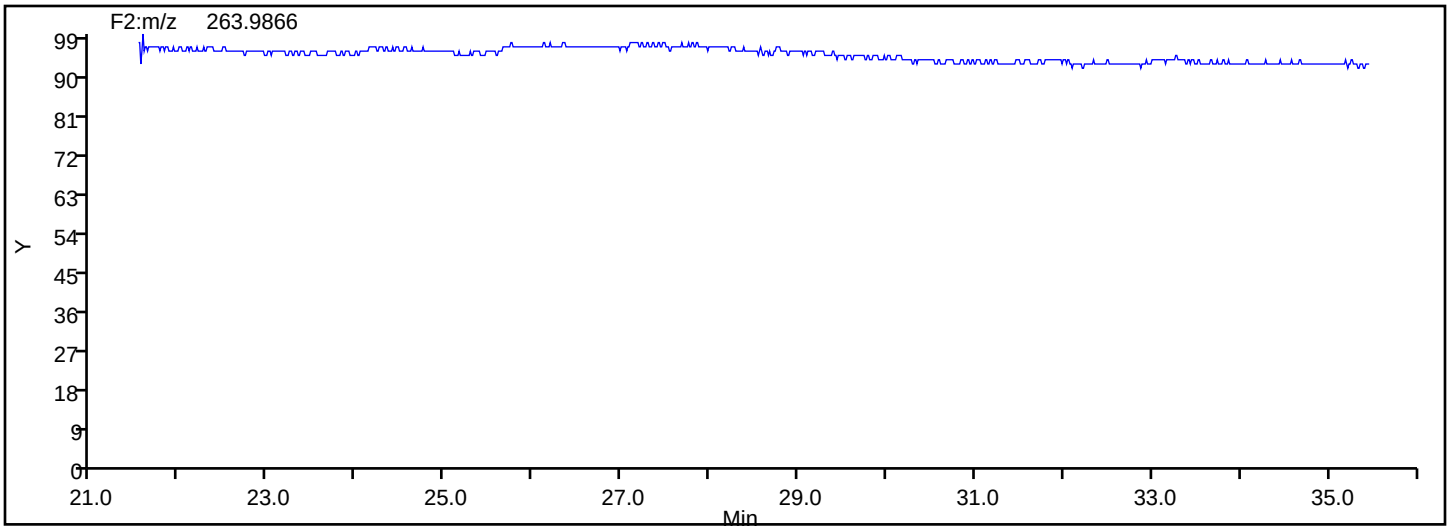

Manual Integration/User Assign Peak Report

Eurofins TestAmerica, Knoxville

Data File:	\\chromna\Knoxville\ChromData\D3D\20190827-12879.b\lcs140-3277516-b.d				
Injection Date:	27-Aug-2019 15:30:00	Instrument ID:	D3D		
Lims ID:	LCS 140-32775/16-B				
Client ID:					
Operator ID:	Xcalibur_System	ALS Bottle#:	0	Worklist Smp#:	2
Injection Vol:	1.0 ul	Dil. Factor:	1.0000		
Method:	PCBs_D3D	Limit Group:	HR - 1668A - ICAL		
Column:	SPB-Octyl (0.25 mm)	Detector	F2(21.81 :35.54)		

PCB-45/51, CAS: STL01804

Signal: 2

Processing Integration Results

RT: 23.31
Area: 903000
Amount: 77.370610
Amount Units: pg/ul

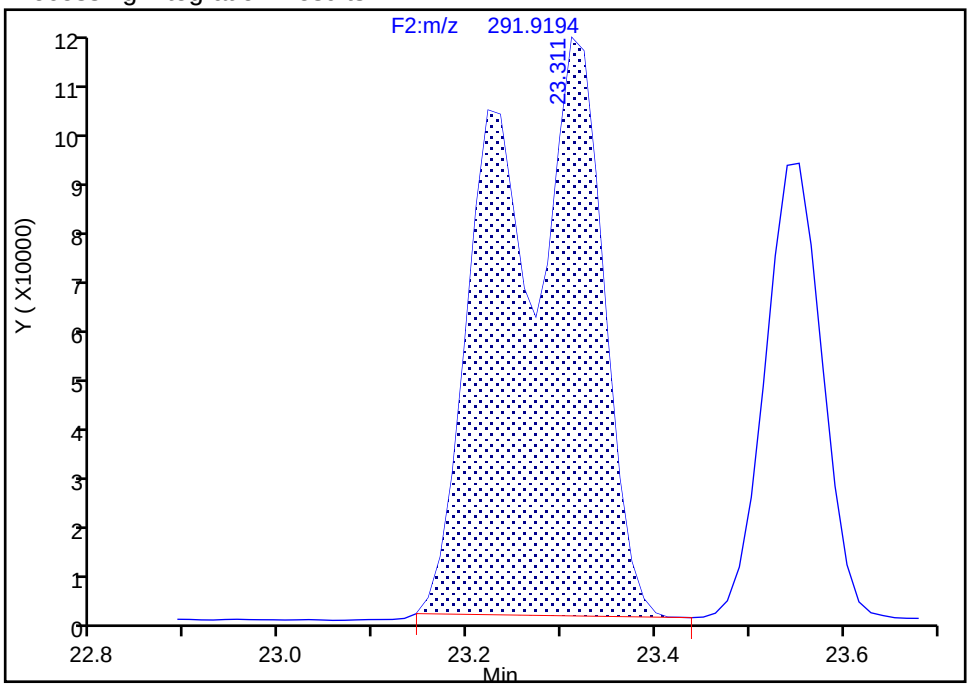

Manual Integration Results

RT: 23.31
Area: 903000
Amount: 98.172848
Amount Units: pg/ul

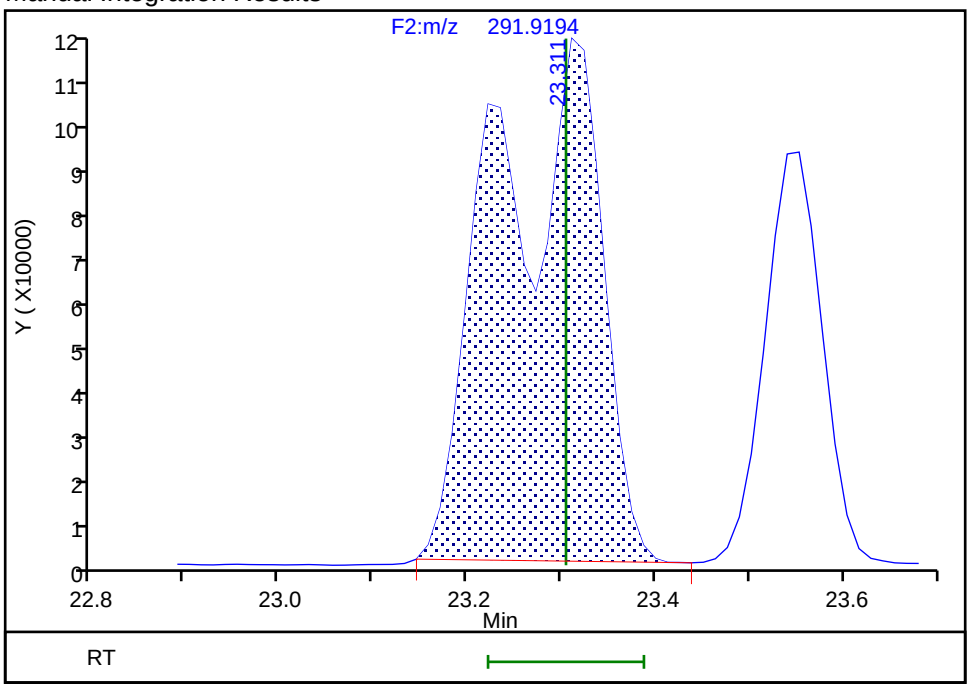

Reviewer: davidsonm, 27-Aug-2019 16:39:26

Audit Action: Marked Compound Undetected Audit Reason: Invalid Compound ID

Manual Integration/User Assign Peak Report

Eurofins TestAmerica, Knoxville

Data File: \\chromna\Knoxville\ChromData\D3D\20190827-12879.b\lcs140-3277516-b.d
Injection Date: 27-Aug-2019 15:30:00 Instrument ID: D3D
Lims ID: LCS 140-32775/16-B
Client ID:
Operator ID: Xcalibur_System ALS Bottle#: 0 Worklist Smp#: 2
Injection Vol: 1.0 ul Dil. Factor: 1.0000
Method: PCBs_D3D Limit Group: HR - 1668A - ICAL
Column: SPB-Octyl (0.25 mm) Detector F2(21.81 :35.54)

PCB-45/51, CAS: STL01804

Signal: 3

Processing Integration Results

RT: 23.31
Area: 1280238
Amount: 77.370610
Amount Units: pg/ul

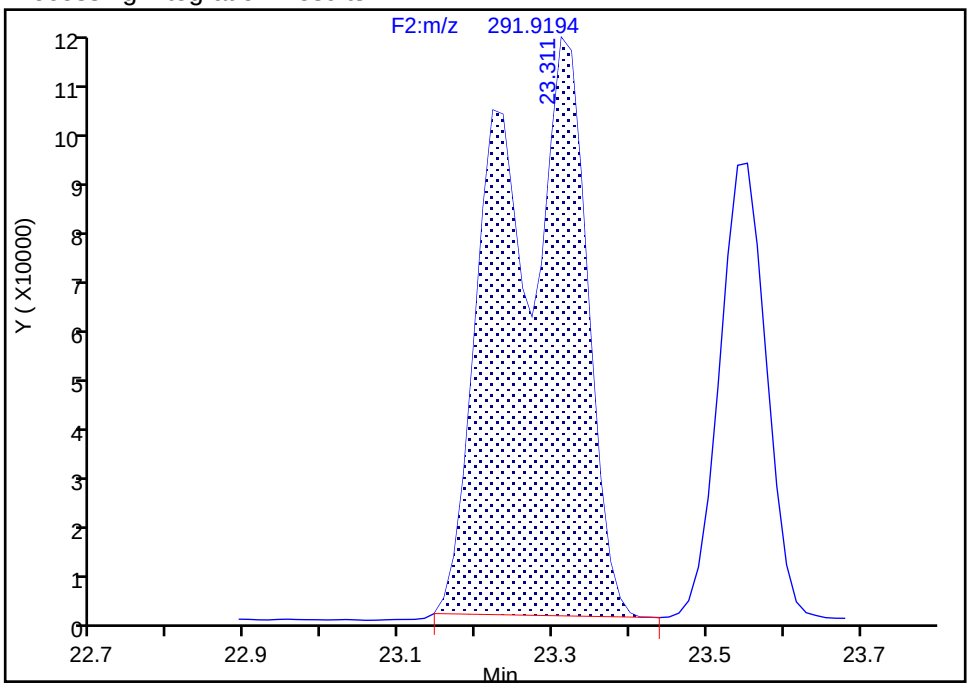

Manual Integration Results

RT: 23.31
Area: 1624449
Amount: 98.172848
Amount Units: pg/ul
Reviewer: davidsonm, 27-Aug-2019 16:39:26
Audit Action: Marked Compound Undetected Audit Reason: Invalid Compound ID

Manual Integration/User Assign Peak Report

Eurofins TestAmerica, Knoxville

Data File: \\chromna\Knoxville\ChromData\D3D\20190827-12879.b\lcs140-3277516-b.d
Injection Date: 27-Aug-2019 15:30:00 Instrument ID: D3D
Lims ID: LCS 140-32775/16-B
Client ID:
Operator ID: Xcalibur_System ALS Bottle#: 0 Worklist Smp#: 2
Injection Vol: 1.0 ul Dil. Factor: 1.0000
Method: PCBs_D3D Limit Group: HR - 1668A - ICAL
Column: SPB-Octyl (0.25 mm) Detector F2(21.81 :35.54)

PCB-45/51, CAS: STL01804

Signal: 1

Processing Integration Results

RT: 23.31
Area: 377238
Amount: 77.370610
Amount Units: pg/ul

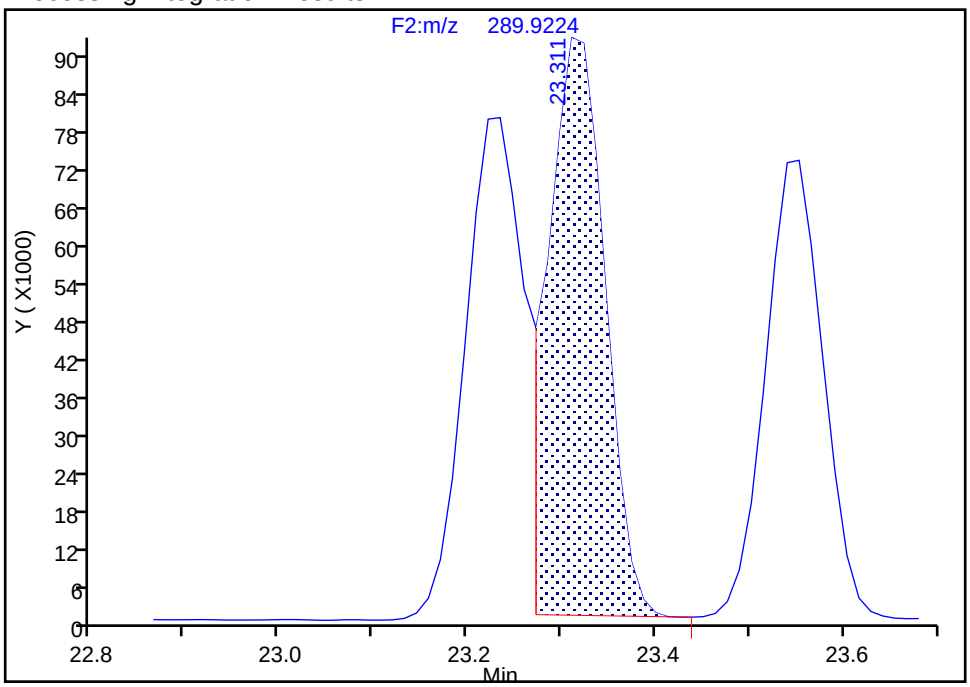

Manual Integration Results

RT: 23.31
Area: 721449
Amount: 98.172848
Amount Units: pg/ul

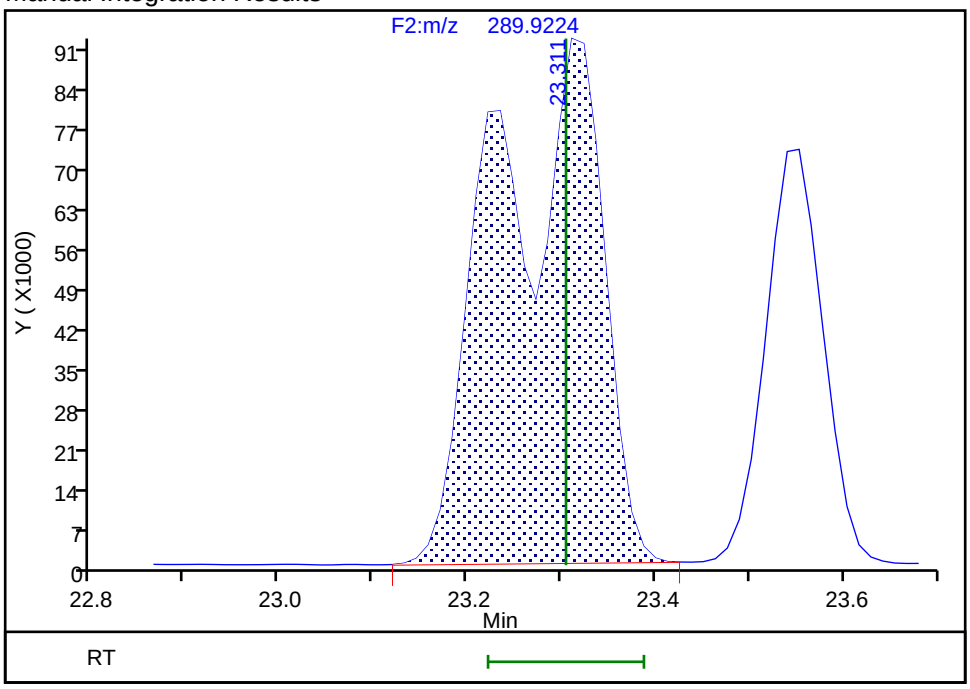

Reviewer: davidsonm, 27-Aug-2019 16:39:29
Audit Action: Manually Integrated/Assigned Compound ID Audit Reason: Incomplete Integration

Manual Integration/User Assign Peak Report

Eurofins TestAmerica, Knoxville

Data File: \\chromna\Knoxville\ChromData\D3D\20190827-12879.b\lcs140-3277516-b.d
Injection Date: 27-Aug-2019 15:30:00 Instrument ID: D3D
Lims ID: LCS 140-32775/16-B
Client ID:
Operator ID: Xcalibur_System ALS Bottle#: 0 Worklist Smp#: 2
Injection Vol: 1.0 ul Dil. Factor: 1.0000
Method: PCBs_D3D Limit Group: HR - 1668A - ICAL
Column: SPB-Octyl (0.25 mm) Detector F2(21.81 :35.54)

PCB-43/73, CAS: STL02293

Signal: 2

Processing Integration Results

RT: 25.12
Area: 637434
Amount: 61.035783
Amount Units: pg/ul

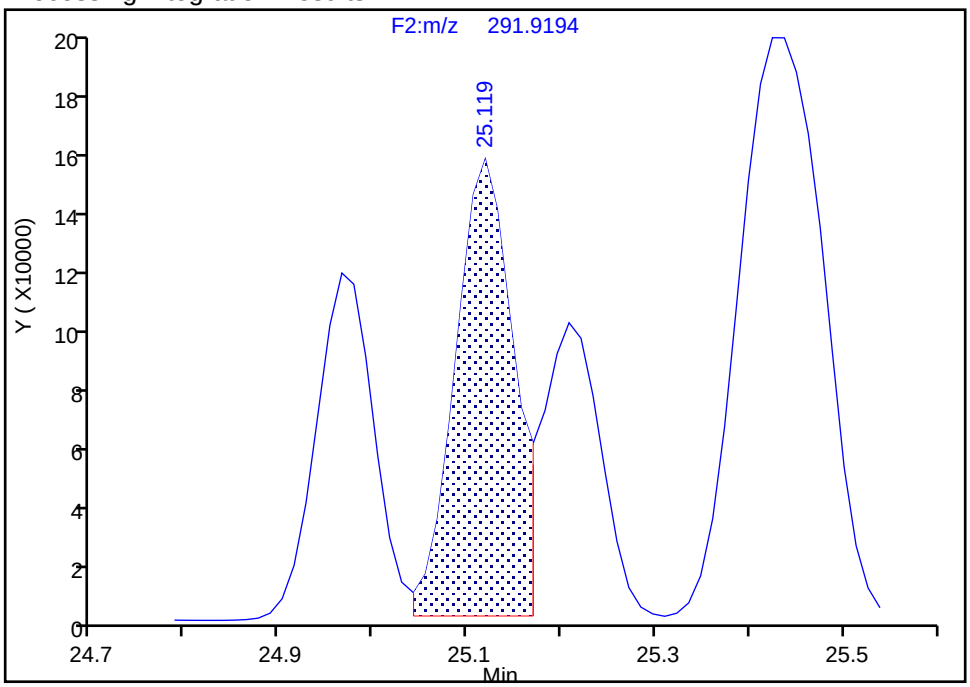

Manual Integration Results

RT: 25.12
Area: 1044268
Amount: 100.1312
Amount Units: pg/ul

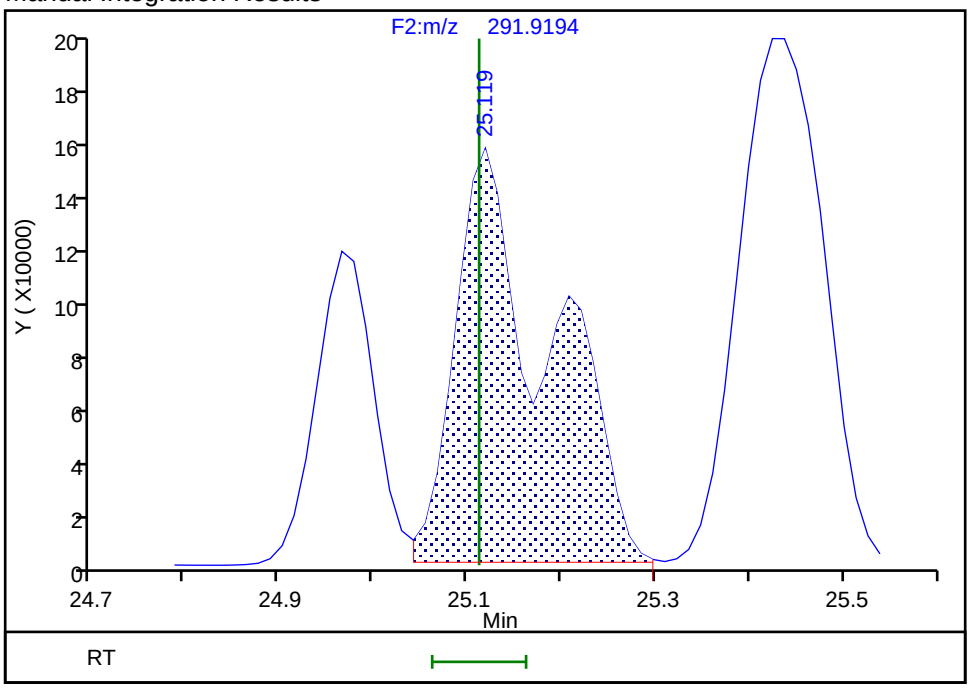

Reviewer: davidsonm, 27-Aug-2019 16:39:45
Audit Action: Manually Integrated Audit Reason: Incomplete Integration

Manual Integration/User Assign Peak Report

Eurofins TestAmerica, Knoxville

Data File:	\\chromna\Knoxville\ChromData\D3D\20190827-12879.b\lcs140-3277516-b.d				
Injection Date:	27-Aug-2019 15:30:00	Instrument ID:	D3D		
Lims ID:	LCS 140-32775/16-B				
Client ID:					
Operator ID:	Xcalibur_System	ALS Bottle#:	0	Worklist Smp#:	2
Injection Vol:	1.0 ul	Dil. Factor:	1.0000		
Method:	PCBs_D3D	Limit Group:	HR - 1668A - ICAL		
Column:	SPB-Octyl (0.25 mm)	Detector	F2(21.81 :35.54)		

PCB-43/73, CAS: STL02293

Signal: 1

Processing Integration Results

RT: 25.12
Area: 502968
Amount: 61.035783
Amount Units: pg/ul

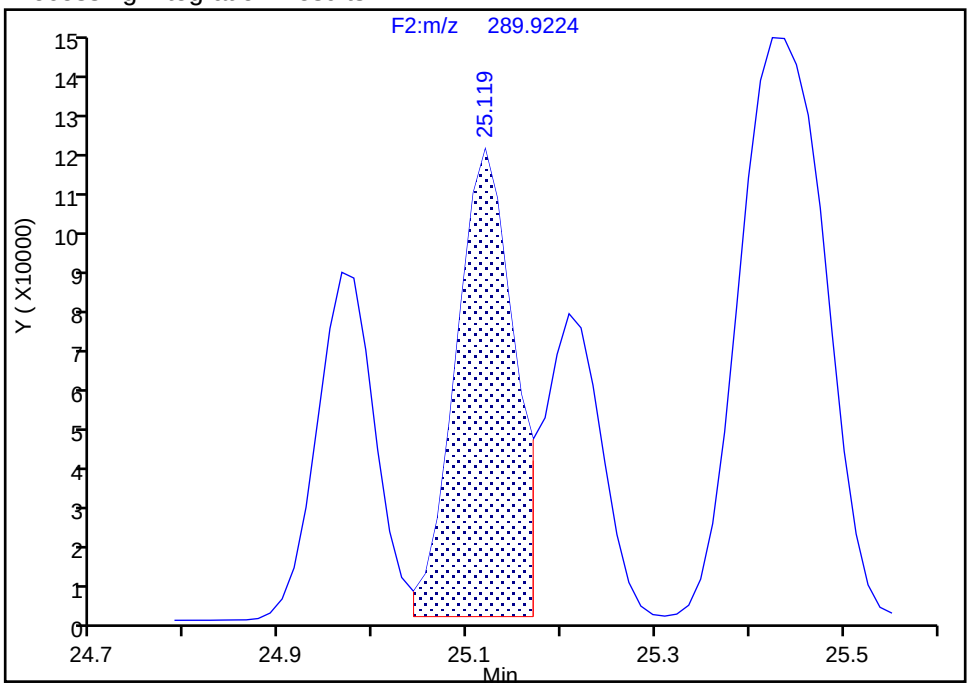

Manual Integration Results

RT: 25.12
Area: 826598
Amount: 100.1312
Amount Units: pg/ul

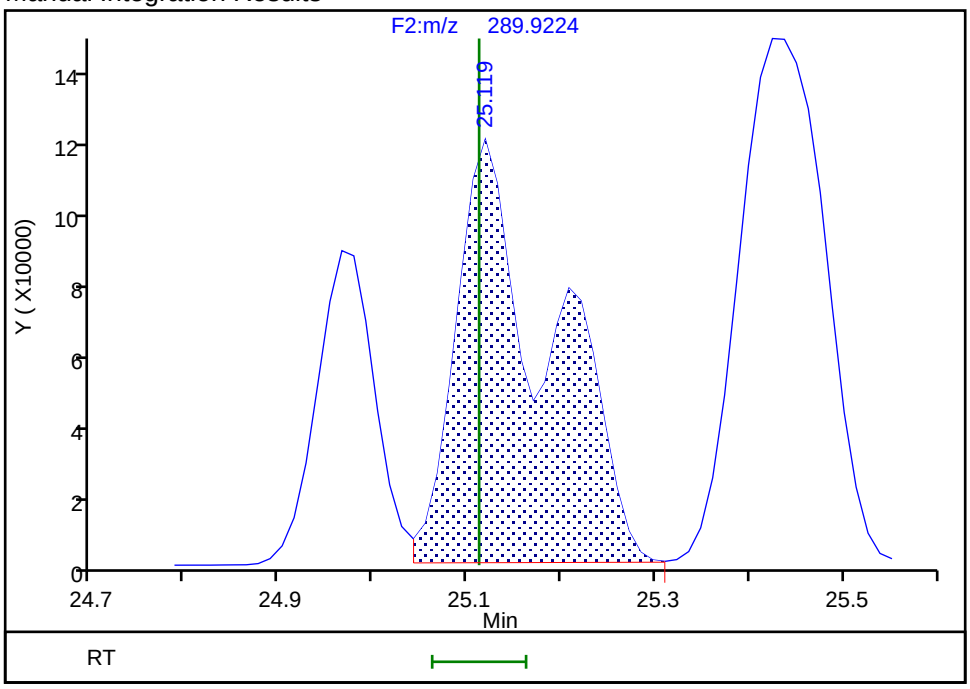

Reviewer: davidsonm, 27-Aug-2019 16:39:53

Audit Action: Manually Integrated Audit Reason: Incomplete Integration

Manual Integration/User Assign Peak Report

Eurofins TestAmerica, Knoxville

Data File:	\\chromna\Knoxville\ChromData\D3D\20190827-12879.b\lcs140-3277516-b.d				
Injection Date:	27-Aug-2019 15:30:00	Instrument ID:	D3D		
Lims ID:	LCS 140-32775/16-B				
Client ID:					
Operator ID:	Xcalibur_System	ALS Bottle#:	0	Worklist Smp#:	2
Injection Vol:	1.0 ul	Dil. Factor:	1.0000		
Method:	PCBs_D3D	Limit Group:	HR - 1668A - ICAL		
Column:	SPB-Octyl (0.25 mm)	Detector	F2(21.81 :35.54)		

PCB-49/69, CAS: STL01805

Signal: 2

Processing Integration Results

RT: 25.42
Area: 1588712
Amount: 118.6987
Amount Units: pg/ul

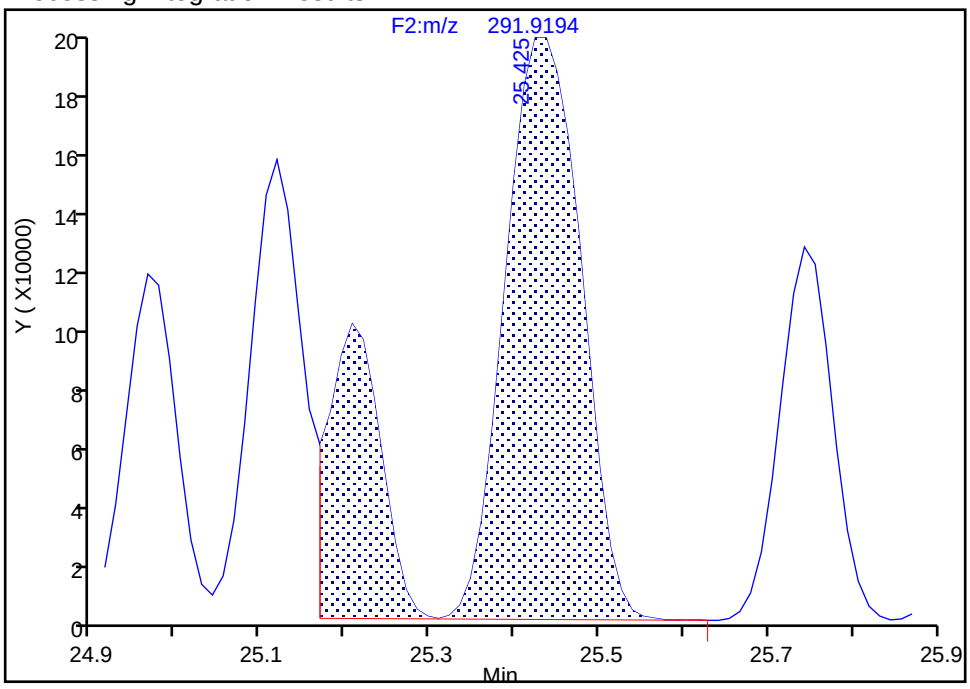

Manual Integration Results

RT: 25.42
Area: 1188082
Amount: 99.845578
Amount Units: pg/ul

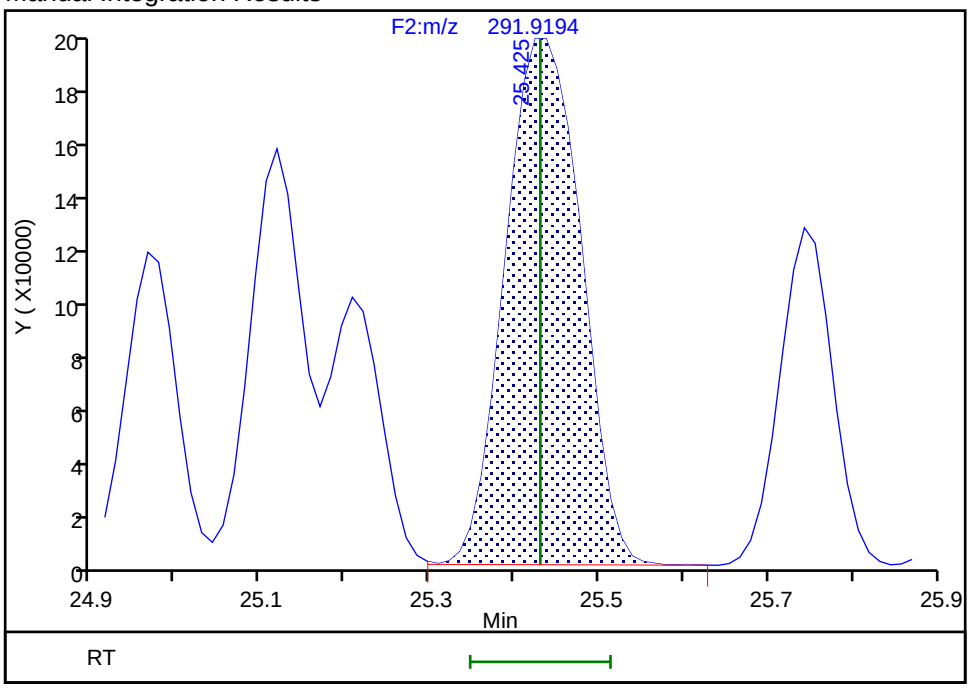

Reviewer: davidsonm, 27-Aug-2019 16:39:45

Audit Action: Manually Integrated Audit Reason: Incomplete Integration

Manual Integration/User Assign Peak Report

Eurofins TestAmerica, Knoxville

Data File:	\\chromna\Knoxville\ChromData\D3D\20190827-12879.b\lcs140-3277516-b.d				
Injection Date:	27-Aug-2019 15:30:00	Instrument ID:	D3D		
Lims ID:	LCS 140-32775/16-B				
Client ID:					
Operator ID:	Xcalibur_System	ALS Bottle#:	0	Worklist Smp#:	2
Injection Vol:	1.0 ul	Dil. Factor:	1.0000		
Method:	PCBs_D3D	Limit Group:	HR - 1668A - ICAL		
Column:	SPB-Octyl (0.25 mm)	Detector	F2(21.81 :35.54)		

PCB-40/41/71, CAS: STL02292

Signal: 2

Processing Integration Results

RT: 26.99
Area: 1044168
Amount: 109.4190
Amount Units: pg/ul

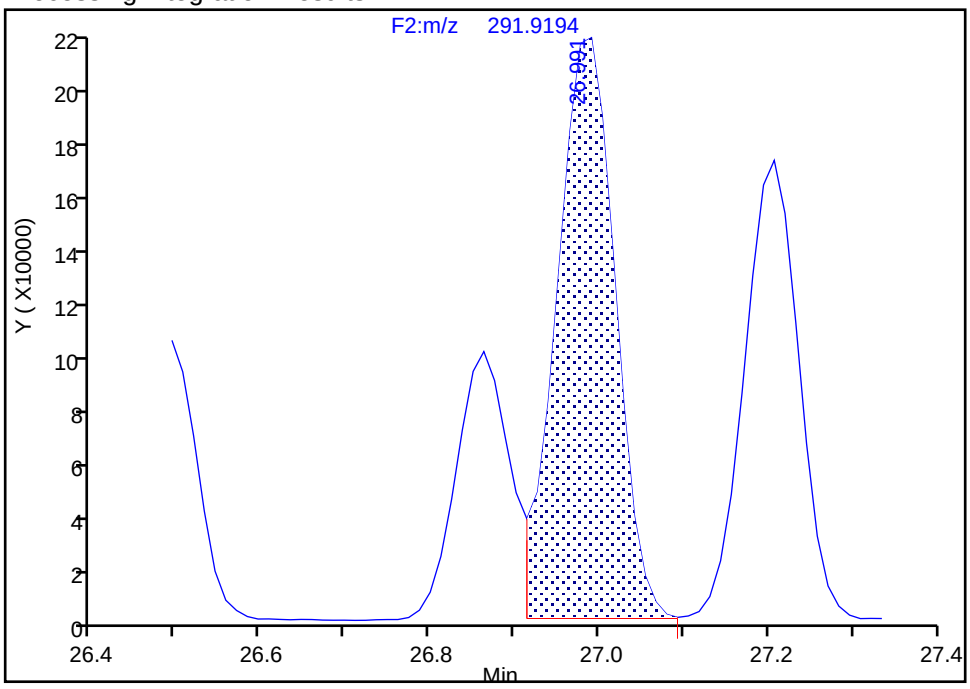

Manual Integration Results

RT: 26.99
Area: 1492826
Amount: 155.9723
Amount Units: pg/ul

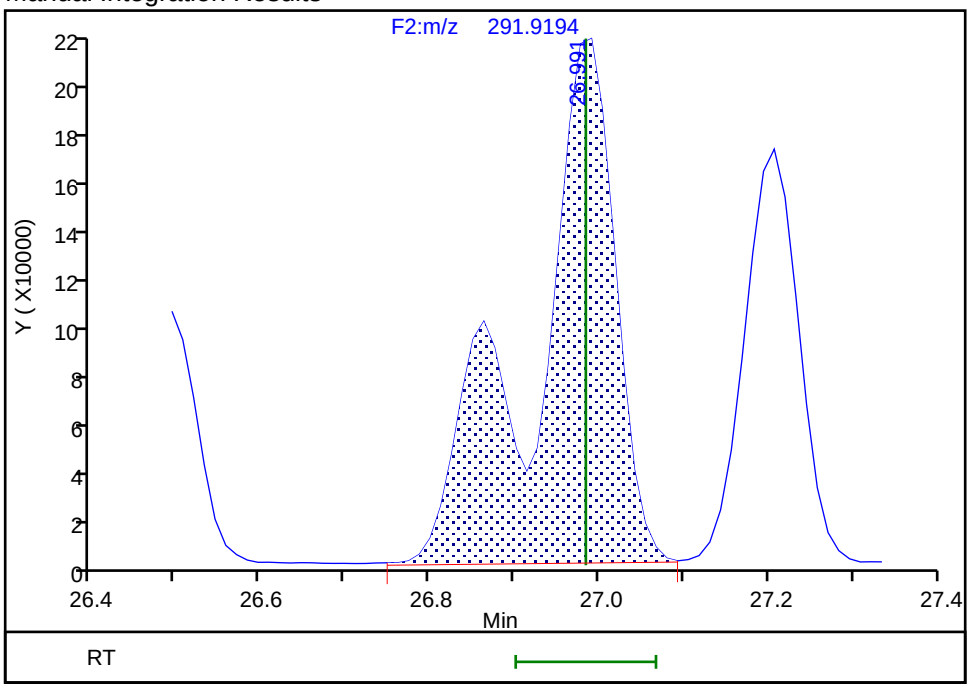

Reviewer: davidsonm, 27-Aug-2019 16:40:12

Audit Action: Manually Integrated Audit Reason: Incomplete Integration

Manual Integration/User Assign Peak Report

Eurofins TestAmerica, Knoxville

Data File:	\\chromna\Knoxville\ChromData\D3D\20190827-12879.b\lcs140-3277516-b.d				
Injection Date:	27-Aug-2019 15:30:00	Instrument ID:	D3D		
Lims ID:	LCS 140-32775/16-B				
Client ID:					
Operator ID:	Xcalibur_System	ALS Bottle#:	0	Worklist Smp#:	2
Injection Vol:	1.0 ul	Dil. Factor:	1.0000		
Method:	PCBs_D3D	Limit Group:	HR - 1668A - ICAL		
Column:	SPB-Octyl (0.25 mm)	Detector	F2(21.81 :35.54)		

PCB-40/41/71, CAS: STL02292

Signal: 1

Processing Integration Results

RT: 26.99
Area: 833613
Amount: 109.4190
Amount Units: pg/ul

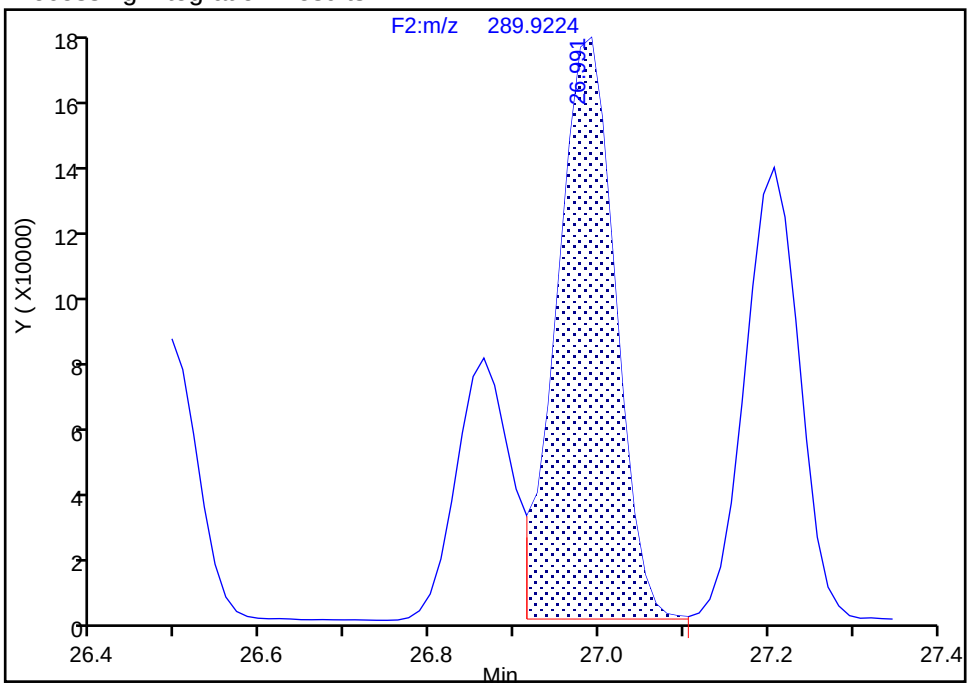

Manual Integration Results

RT: 26.99
Area: 1183873
Amount: 155.9723
Amount Units: pg/ul

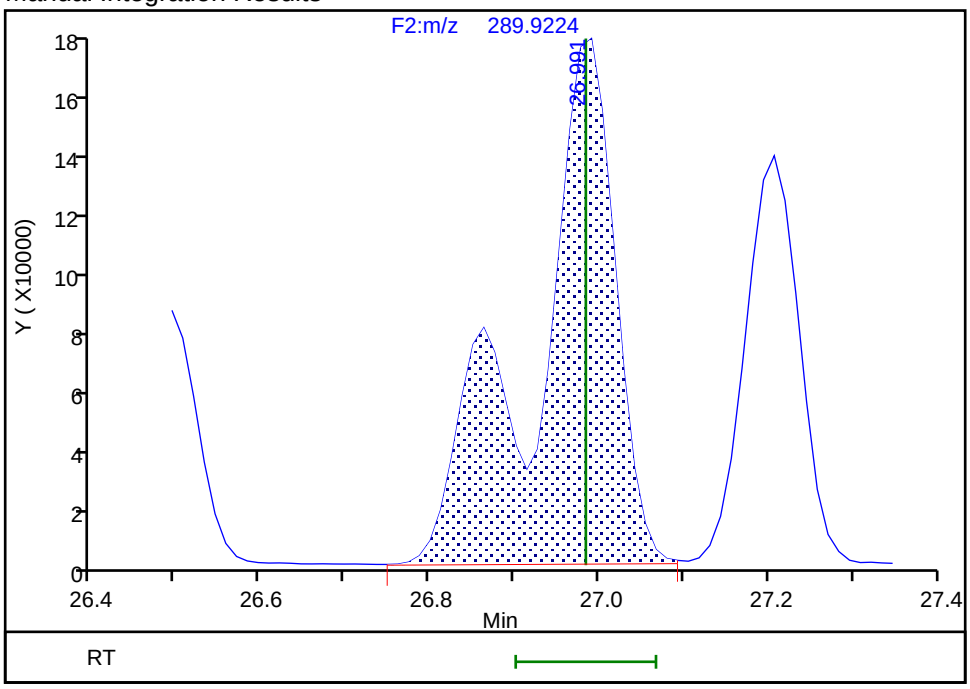

Reviewer: davidsonm, 27-Aug-2019 16:40:19

Audit Action: Manually Integrated Audit Reason: Incomplete Integration

Manual Integration/User Assign Peak Report

Eurofins TestAmerica, Knoxville

Data File:	\\chromna\Knoxville\ChromData\D3D\20190827-12879.b\lcs140-3277516-b.d				
Injection Date:	27-Aug-2019 15:30:00	Instrument ID:	D3D		
Lims ID:	LCS 140-32775/16-B				
Client ID:					
Operator ID:	Xcalibur_System	ALS Bottle#:	0	Worklist Smp#:	2
Injection Vol:	1.0 ul	Dil. Factor:	1.0000		
Method:	PCBs_D3D	Limit Group:	HR - 1668A - ICAL		
Column:	SPB-Octyl (0.25 mm)	Detector	F2(21.81 :35.54)		

PCB-72, CAS: 41464-42-0

Signal: 1

Not Detected
Expected RT: 28.04

Processing Integration Results

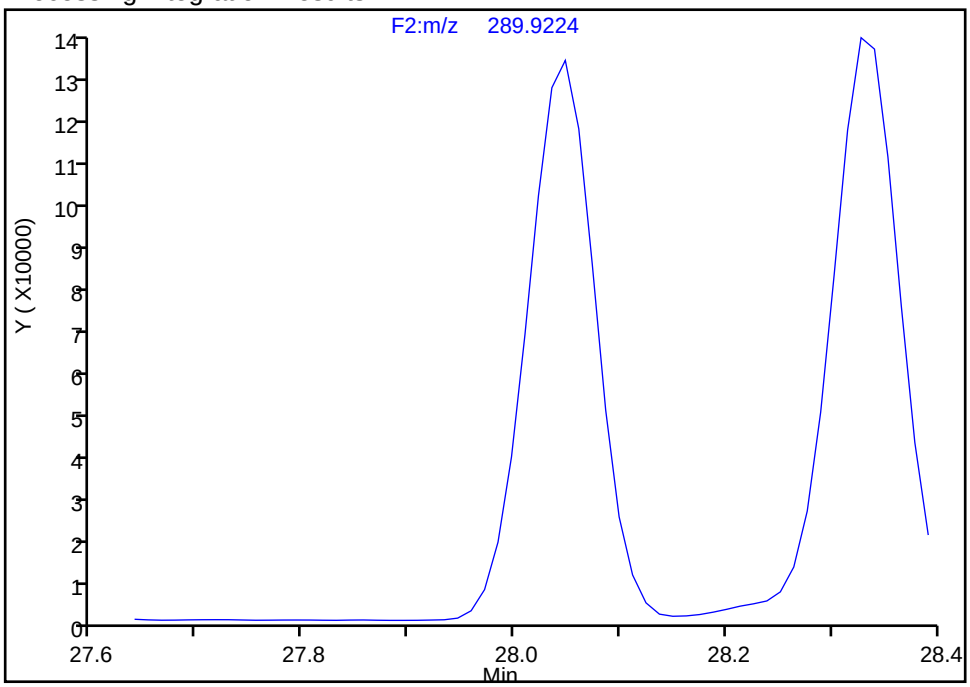

Manual Integration Results

RT: 28.05
Area: 562070
Amount: 51.531717
Amount Units: pg/ul

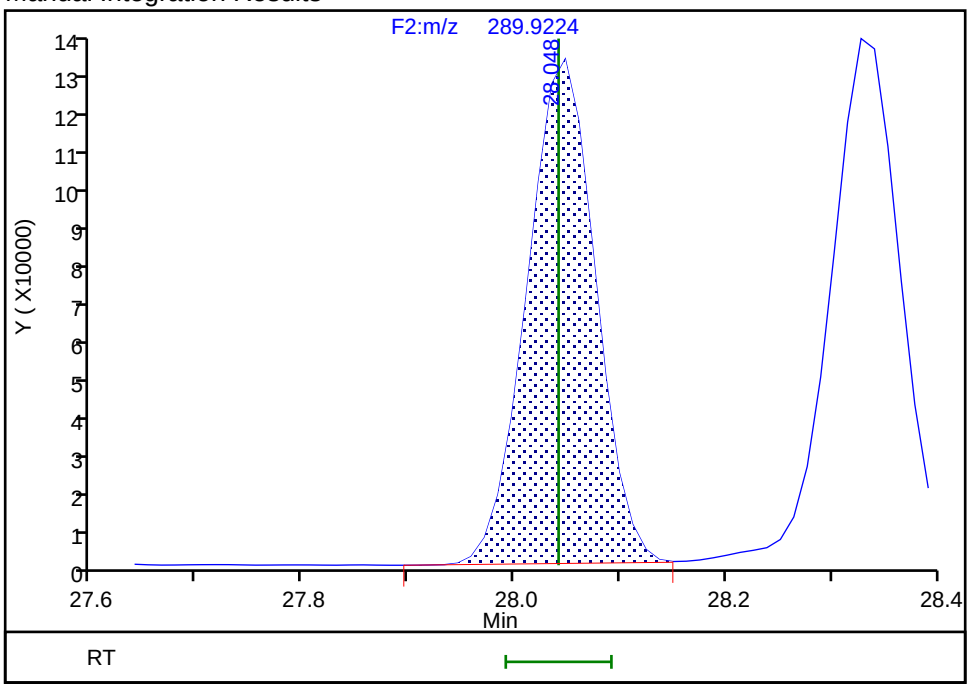

Reviewer: davidsonm, 27-Aug-2019 16:40:27
Audit Action: Assigned Compound ID Audit Reason: Incomplete Integration

Manual Integration/User Assign Peak Report

Eurofins TestAmerica, Knoxville

Data File:	\\chromna\Knoxville\ChromData\D3D\20190827-12879.b\lcs140-3277516-b.d				
Injection Date:	27-Aug-2019 15:30:00	Instrument ID:	D3D		
Lims ID:	LCS 140-32775/16-B				
Client ID:					
Operator ID:	Xcalibur_System	ALS Bottle#:	0	Worklist Smp#:	2
Injection Vol:	1.0 ul	Dil. Factor:	1.0000		
Method:	PCBs_D3D	Limit Group:	HR - 1668A - ICAL		
Column:	SPB-Octyl (0.25 mm)	Detector	F2(21.81 :35.54)		

PCB-58, CAS: 41464-49-7

Signal: 1

Not Detected
Expected RT: 28.98

Processing Integration Results

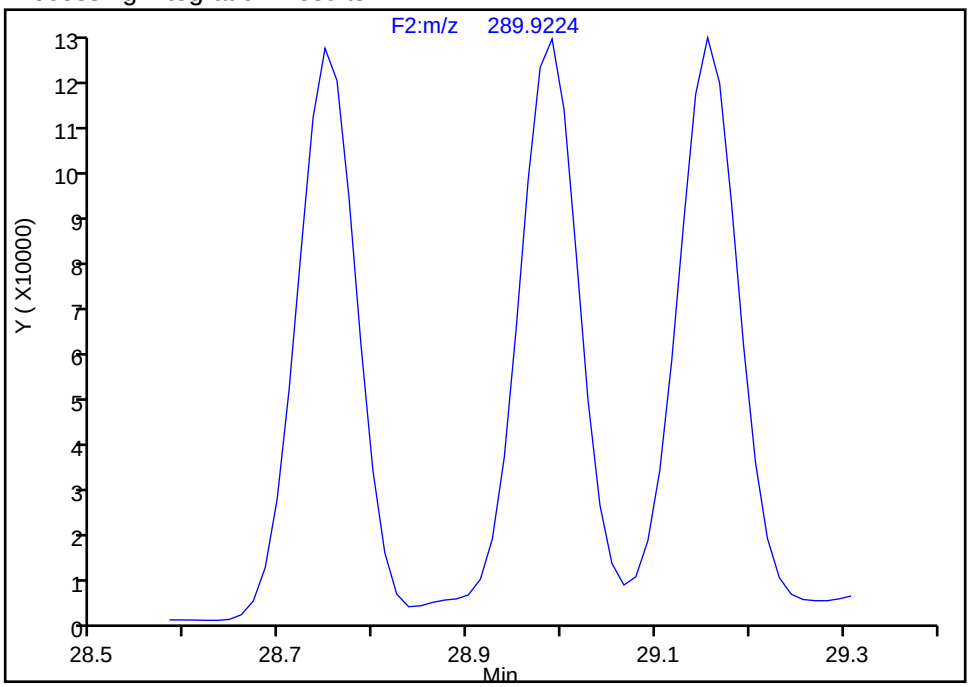

Manual Integration Results

RT: 28.99
Area: 562805
Amount: 50.992179
Amount Units: pg/ul

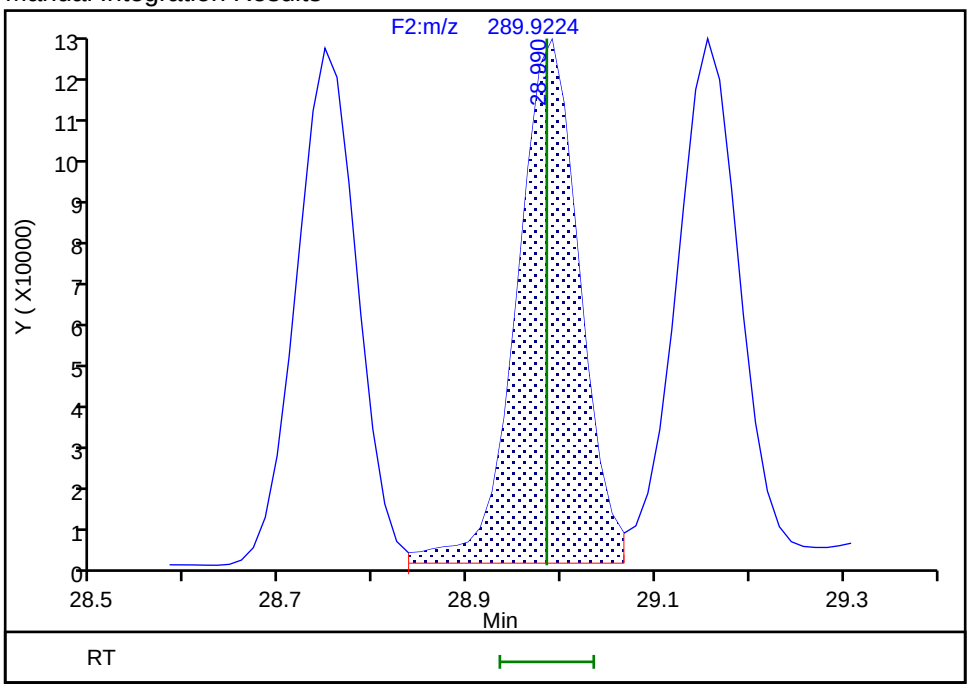

Reviewer: davidsonm, 27-Aug-2019 16:40:35
Audit Action: Assigned Compound ID Audit Reason: Incomplete Integration

Manual Integration/User Assign Peak Report

Eurofins TestAmerica, Knoxville

Data File:	\\chromna\Knoxville\ChromData\D3D\20190827-12879.b\lcs140-3277516-b.d				
Injection Date:	27-Aug-2019 15:30:00	Instrument ID:	D3D		
Lims ID:	LCS 140-32775/16-B				
Client ID:					
Operator ID:	Xcalibur_System	ALS Bottle#:	0	Worklist Smp#:	2
Injection Vol:	1.0 ul	Dil. Factor:	1.0000		
Method:	PCBs_D3D	Limit Group:	HR - 1668A - ICAL		
Column:	SPB-Octyl (0.25 mm)	Detector	F2(21.81 :35.54)		

PCB-63, CAS: 74472-34-7

Signal: 1

Not Detected
Expected RT: 29.42

Processing Integration Results

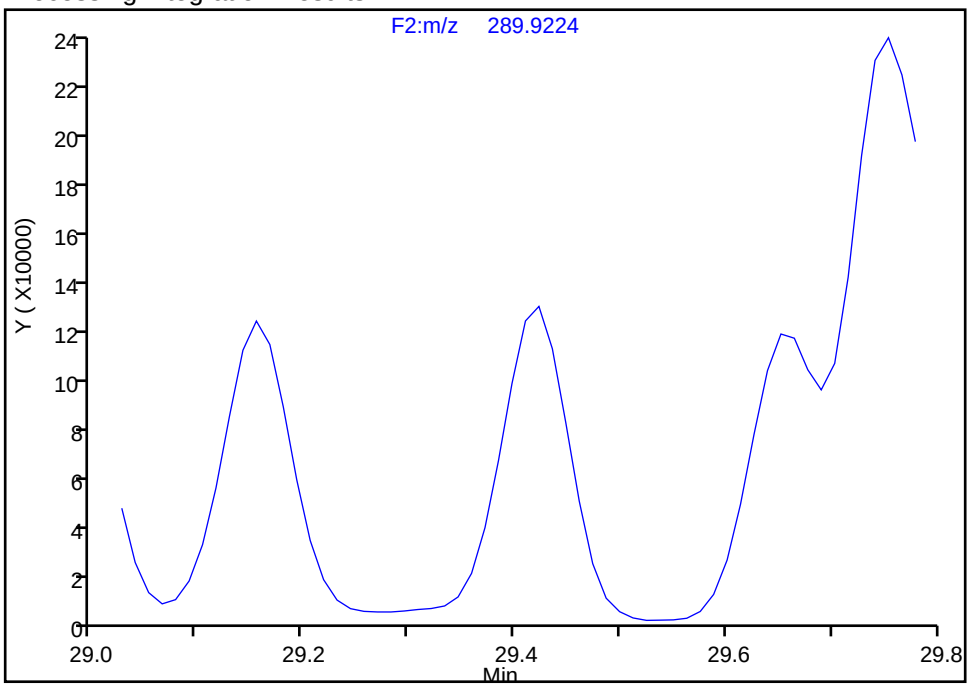

Manual Integration Results

RT: 29.42
Area: 594594
Amount: 49.059715
Amount Units: pg/ul

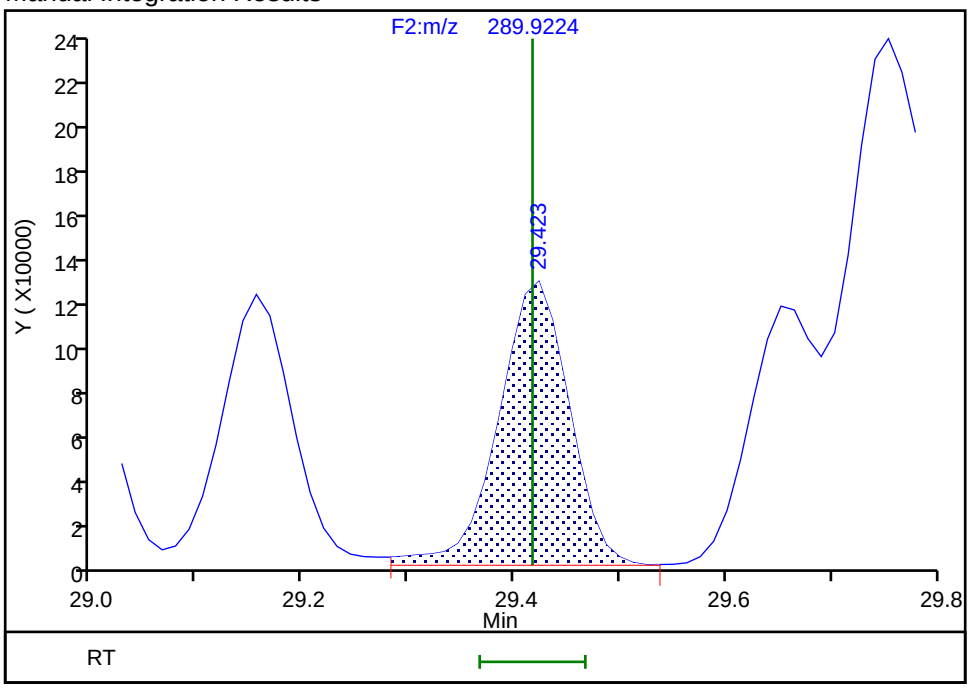

Reviewer: davidsonm, 27-Aug-2019 16:41:01
Audit Action: Split an Integrated Peak Audit Reason: Split Peak

Manual Integration/User Assign Peak Report

Eurofins TestAmerica, Knoxville

Data File:	\\chromna\Knoxville\ChromData\D3D\20190827-12879.b\lcs140-3277516-b.d				
Injection Date:	27-Aug-2019 15:30:00	Instrument ID:	D3D		
Lims ID:	LCS 140-32775/16-B				
Client ID:					
Operator ID:	Xcalibur_System	ALS Bottle#:	0	Worklist Smp#:	2
Injection Vol:	1.0 ul	Dil. Factor:	1.0000		
Method:	PCBs_D3D	Limit Group:	HR - 1668A - ICAL		
Column:	SPB-Octyl (0.25 mm)	Detector	F2(21.81 :35.54)		

PCB-63, CAS: 74472-34-7

Signal: 2

Not Detected
Expected RT: 29.42

Processing Integration Results

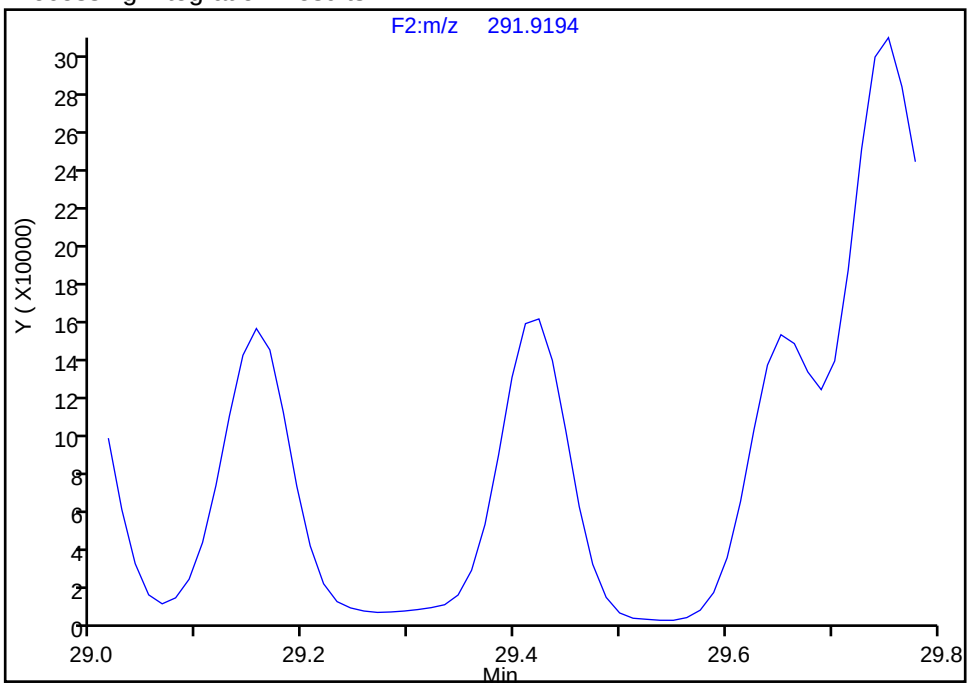

Manual Integration Results

RT: 29.42
Area: 752334
Amount: 49.059715
Amount Units: pg/ul

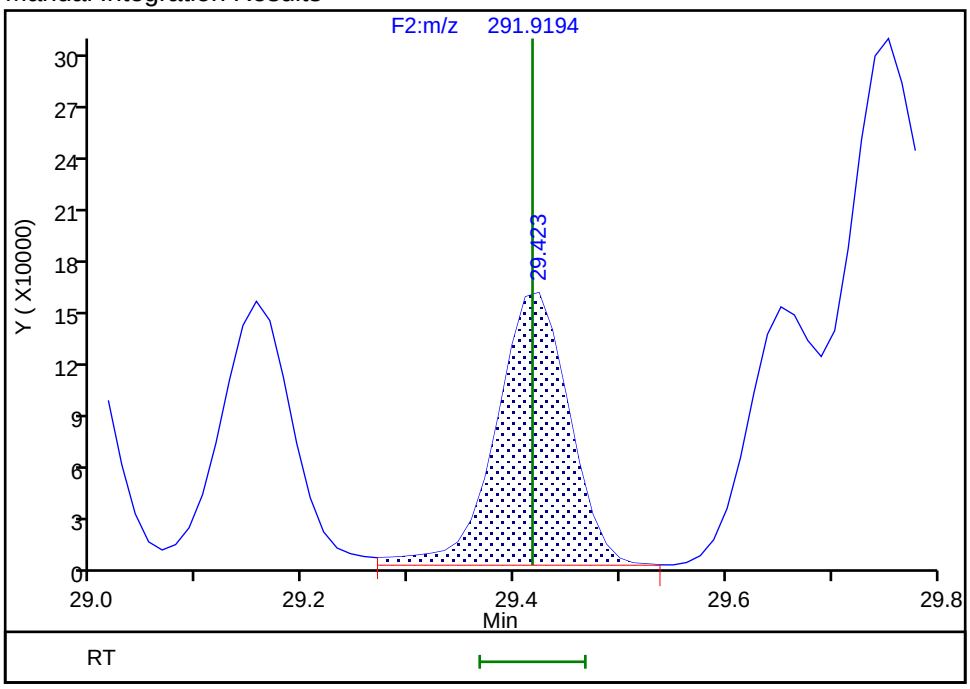

Reviewer: davidsonm, 27-Aug-2019 16:41:04
Audit Action: Split an Integrated Peak Audit Reason: Split Peak

Manual Integration/User Assign Peak Report

Eurofins TestAmerica, Knoxville

Data File: \\chromna\Knoxville\ChromData\D3D\20190827-12879.b\lcs140-3277516-b.d
Injection Date: 27-Aug-2019 15:30:00 Instrument ID: D3D
Lims ID: LCS 140-32775/16-B
Client ID:
Operator ID: Xcalibur_System ALS Bottle#: 0 Worklist Smp#: 2
Injection Vol: 1.0 ul Dil. Factor: 1.0000
Method: PCBs_D3D Limit Group: HR - 1668A - ICAL
Column: SPB-Octyl (0.25 mm) Detector F2(21.81 :35.54)

PCB-61/70/74/76, CAS: STL01808

Signal: 2

Processing Integration Results

RT: 29.75
Area: 3493204
Amount: 246.4638
Amount Units: pg/ul

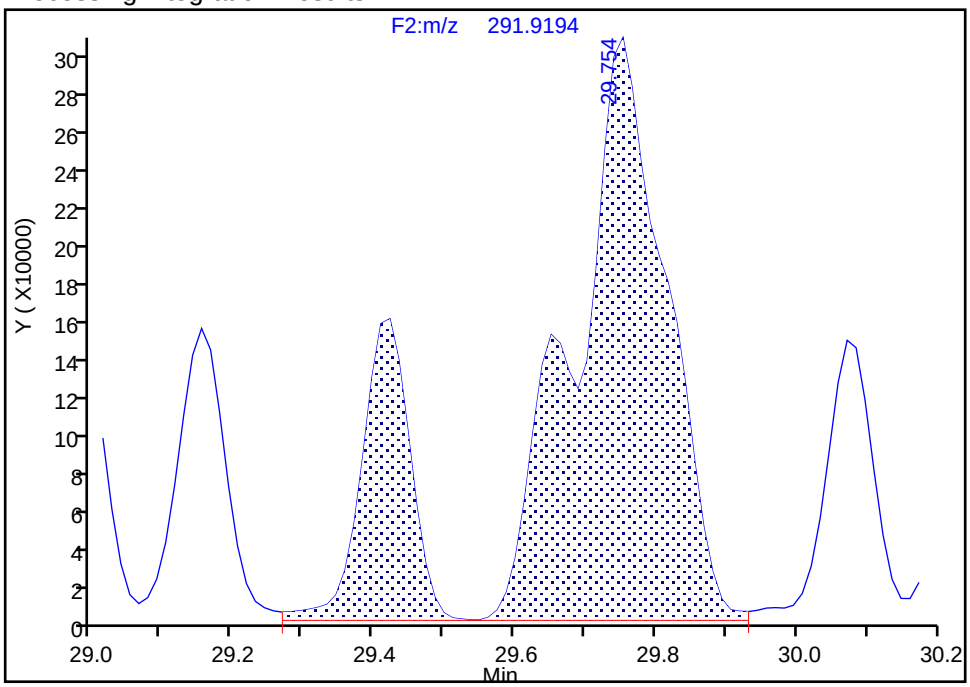

Manual Integration Results

RT: 29.75
Area: 2740882
Amount: 193.3565
Amount Units: pg/ul

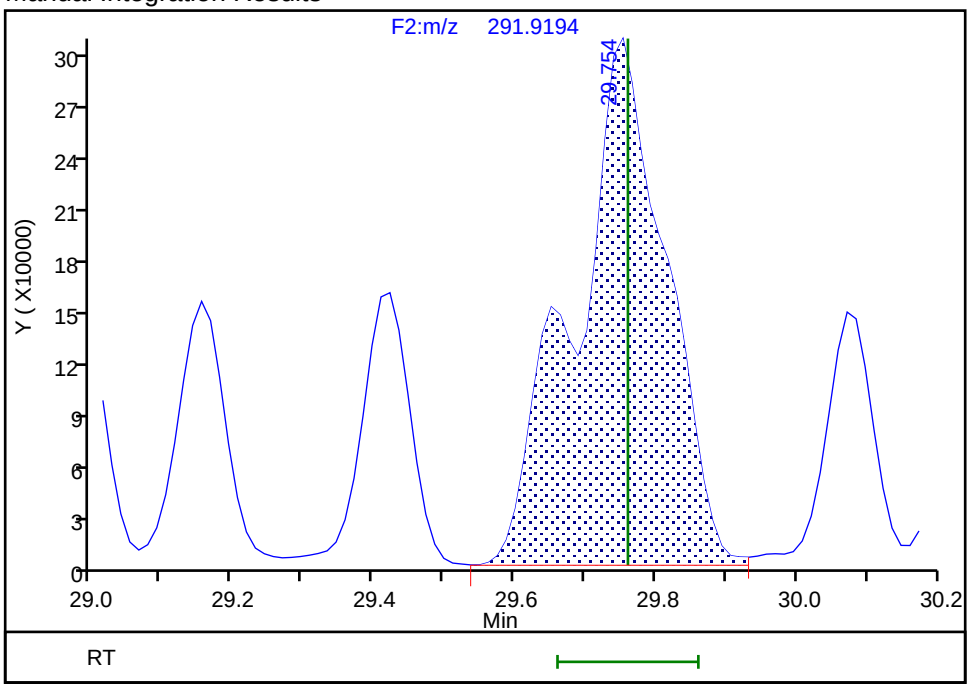

Reviewer: davidsonm, 27-Aug-2019 16:41:08
Audit Action: Marked Compound Undetected Audit Reason: Invalid Compound ID

Manual Integration/User Assign Peak Report

Eurofins TestAmerica, Knoxville

Data File: \\chromna\Knoxville\ChromData\D3D\20190827-12879.b\lcs140-3277516-b.d
Injection Date: 27-Aug-2019 15:30:00 Instrument ID: D3D
Lims ID: LCS 140-32775/16-B
Client ID:
Operator ID: Xcalibur_System ALS Bottle#: 0 Worklist Smp#: 2
Injection Vol: 1.0 ul Dil. Factor: 1.0000
Method: PCBs_D3D Limit Group: HR - 1668A - ICAL
Column: SPB-Octyl (0.25 mm) Detector F2(21.81 :35.54)

PCB-61/70/74/76, CAS: STL01808

Signal: 3

Processing Integration Results

RT: 29.75
Area: 6250863
Amount: 246.4638
Amount Units: pg/ul

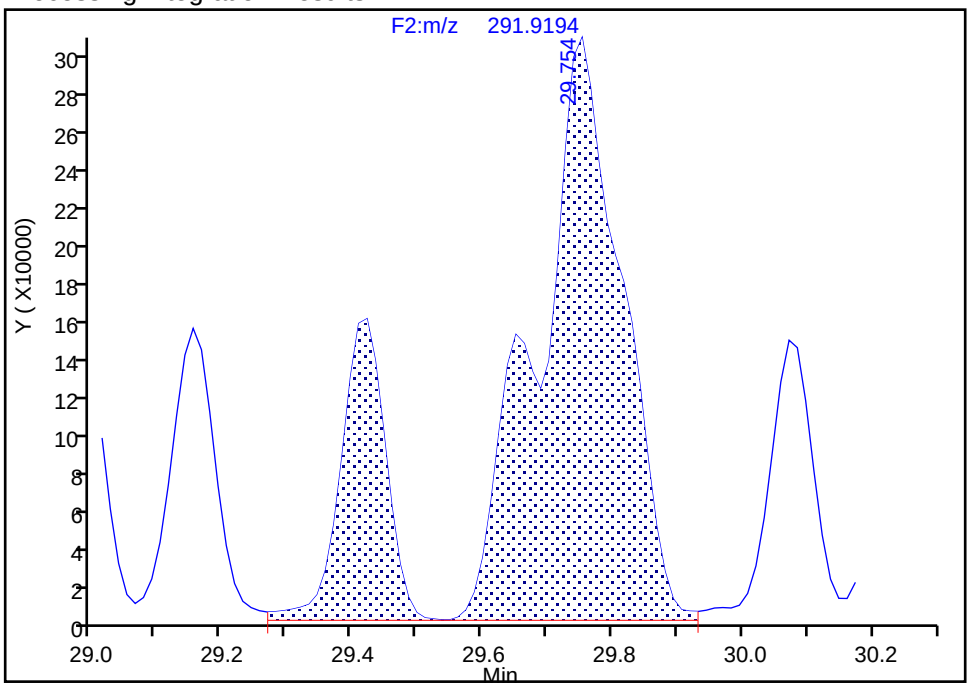

Manual Integration Results

RT: 29.75
Area: 4903946
Amount: 193.3565
Amount Units: pg/ul
Reviewer: davidsonm, 27-Aug-2019 16:41:08
Audit Action: Marked Compound Undetected Audit Reason: Invalid Compound ID

Manual Integration/User Assign Peak Report

Eurofins TestAmerica, Knoxville

Data File:	\\chromna\Knoxville\ChromData\D3D\20190827-12879.b\lcs140-3277516-b.d				
Injection Date:	27-Aug-2019 15:30:00	Instrument ID:	D3D		
Lims ID:	LCS 140-32775/16-B				
Client ID:					
Operator ID:	Xcalibur_System	ALS Bottle#:	0	Worklist Smp#:	2
Injection Vol:	1.0 ul	Dil. Factor:	1.0000		
Method:	PCBs_D3D	Limit Group:	HR - 1668A - ICAL		
Column:	SPB-Octyl (0.25 mm)	Detector	F2(21.81 :35.54)		

PCB-61/70/74/76, CAS: STL01808

Signal: 1

Processing Integration Results

RT: 29.75
Area: 2757659
Amount: 246.4638
Amount Units: pg/ul

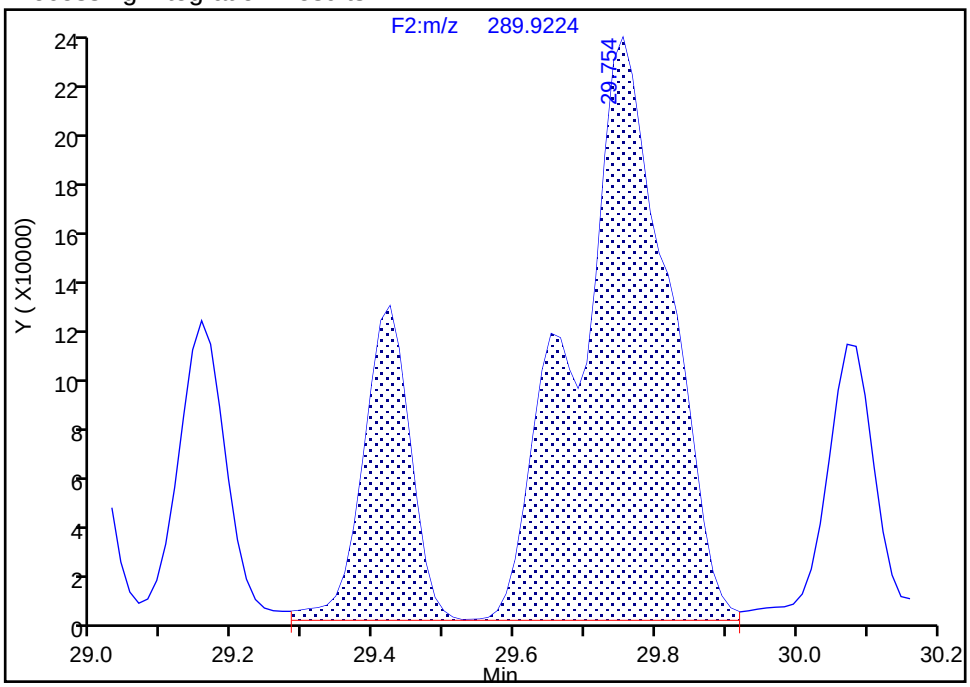

Manual Integration Results

RT: 29.75
Area: 2163064
Amount: 193.3565
Amount Units: pg/ul

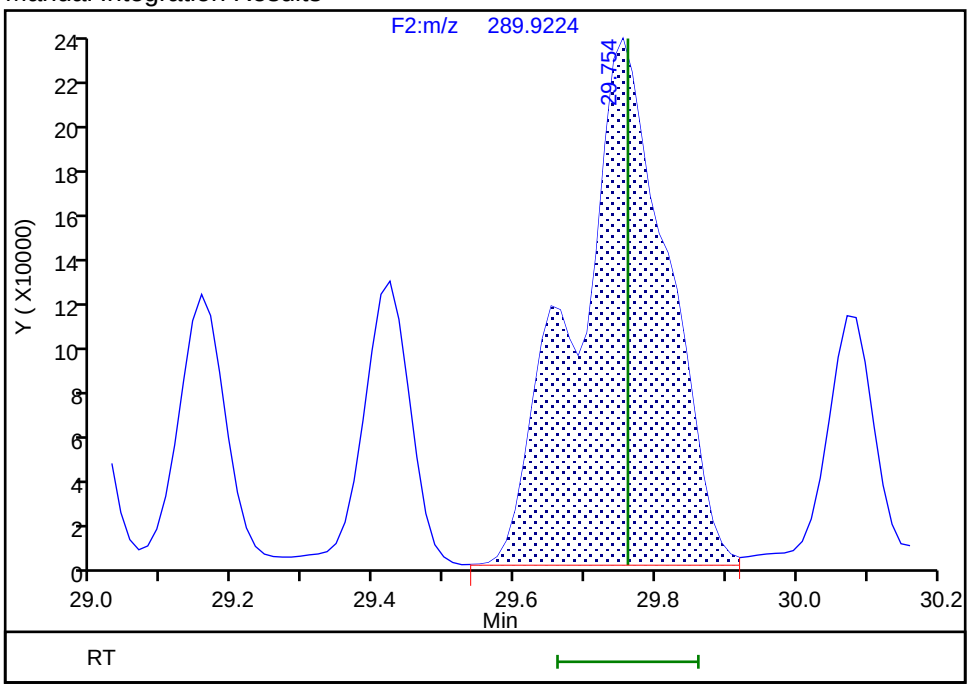

Reviewer: davidsonm, 27-Aug-2019 16:41:10

Audit Action: Manually Integrated/Assigned Compound ID Audit Reason: Split Peak

Eurofins TestAmerica, Knoxville

Data File:	\\chromna\Knoxville\ChromData\D3D\20190827-12879.b\lcs140-3277516-b.d		
Injection Date:	27-Aug-2019 15:30:00	Injection Vol:	1.0 ul
Instrument ID:	D3D	Operator ID:	Xcalibur_System
Method:	PCBs_D3D	Limit Group:	HR - 1668A - ICAL
Client ID:			
Worklist#:	33063	Sample Line#:	2
Column Type:	SPB-Octyl	Column Dia:	0.25 mm

PePCB F2

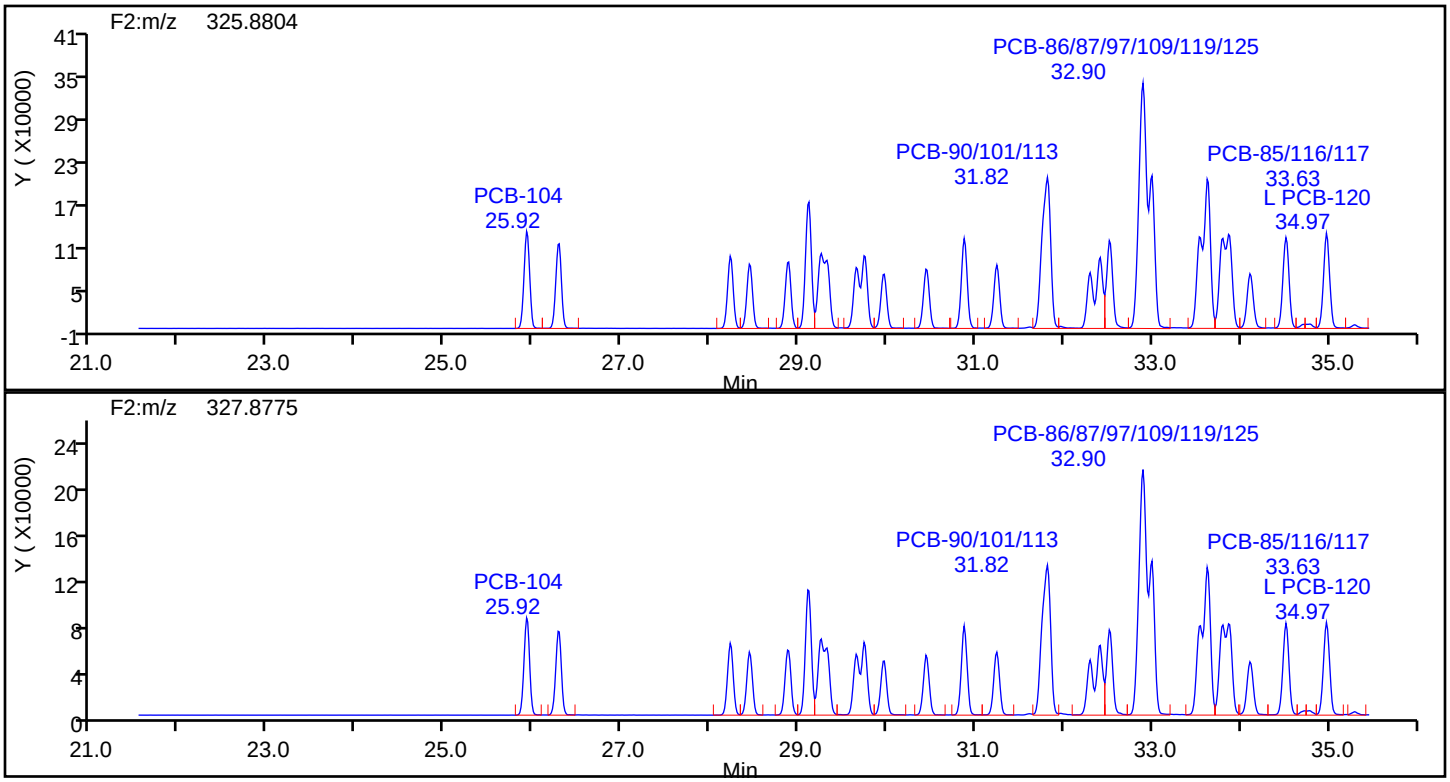

PePCB F2 Standards

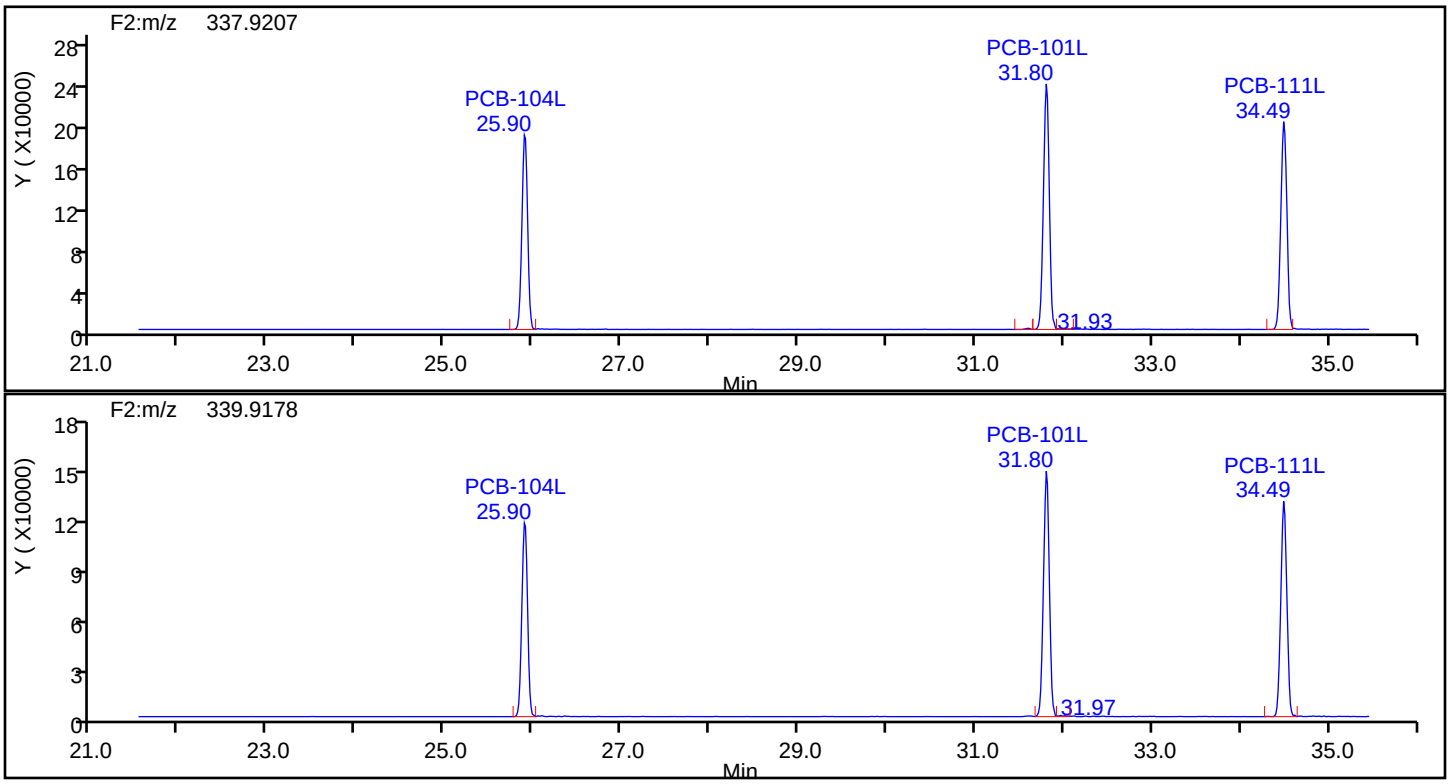

Eurofins TestAmerica, Knoxville

Data File:	\\chromna\Knoxville\ChromData\D3D\20190827-12879.b\lcs140-3277516-b.d		
Injection Date:	27-Aug-2019 15:30:00	Injection Vol:	1.0 ul
Instrument ID:	D3D	Operator ID:	Xcalibur_System
Method:	PCBs_D3D	Limit Group:	HR - 1668A - ICAL
Client ID:			
Worklist#:	33063	Sample Line#:	2
Column Type:	SPB-Octyl	Column Dia:	0.25 mm

PePCB F2

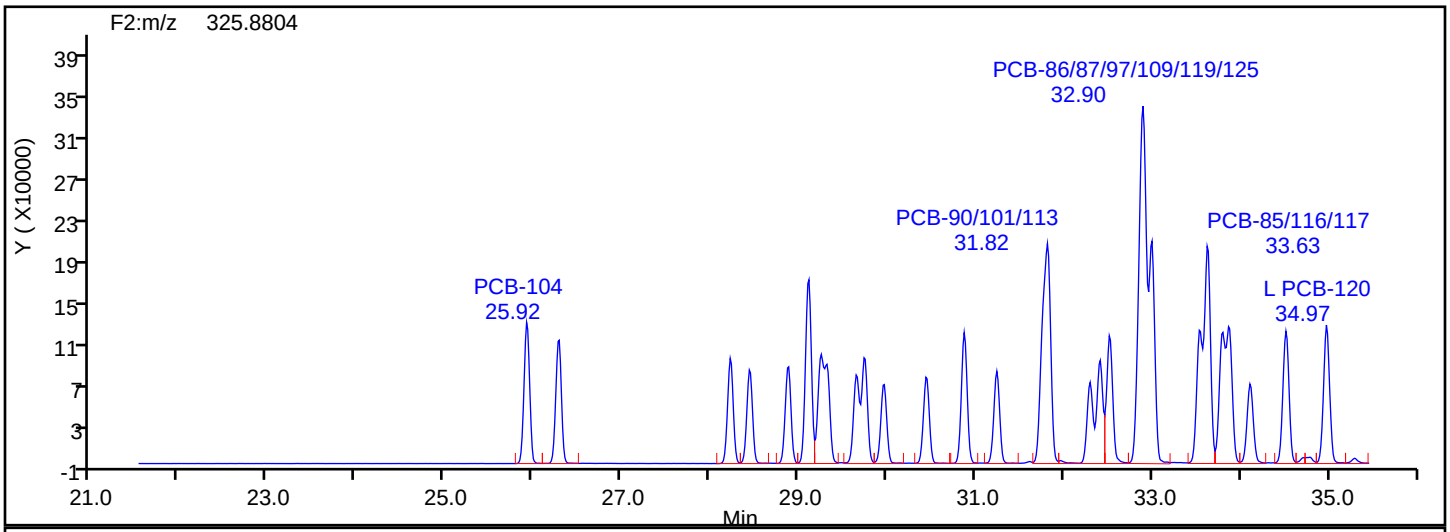

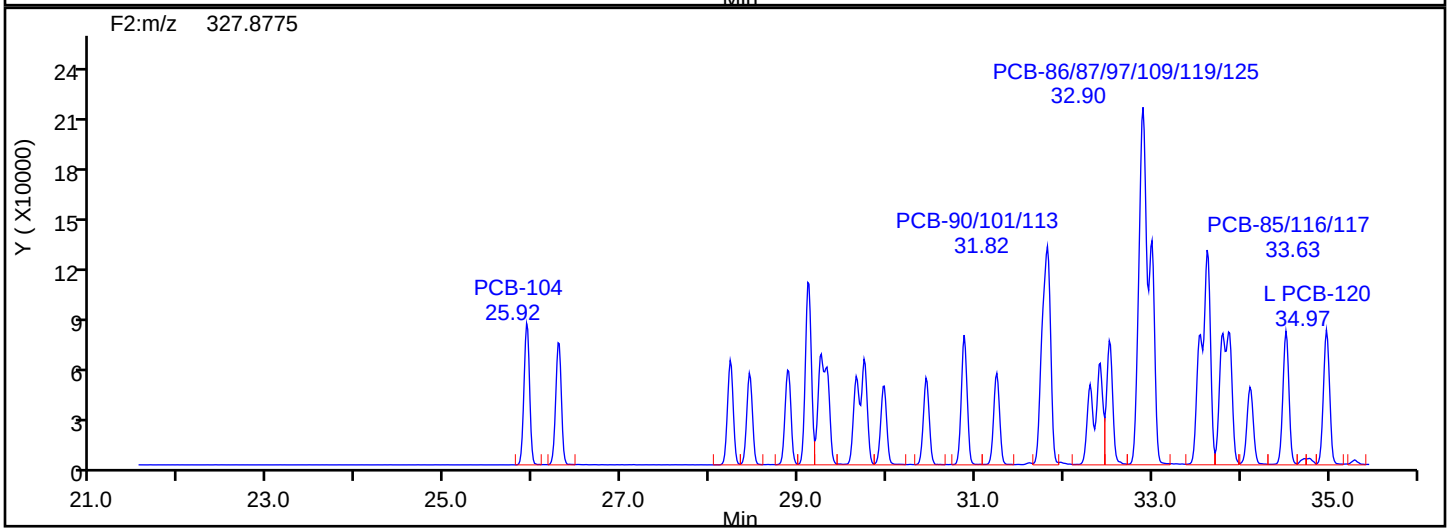

PePCB F2 Lock Mass

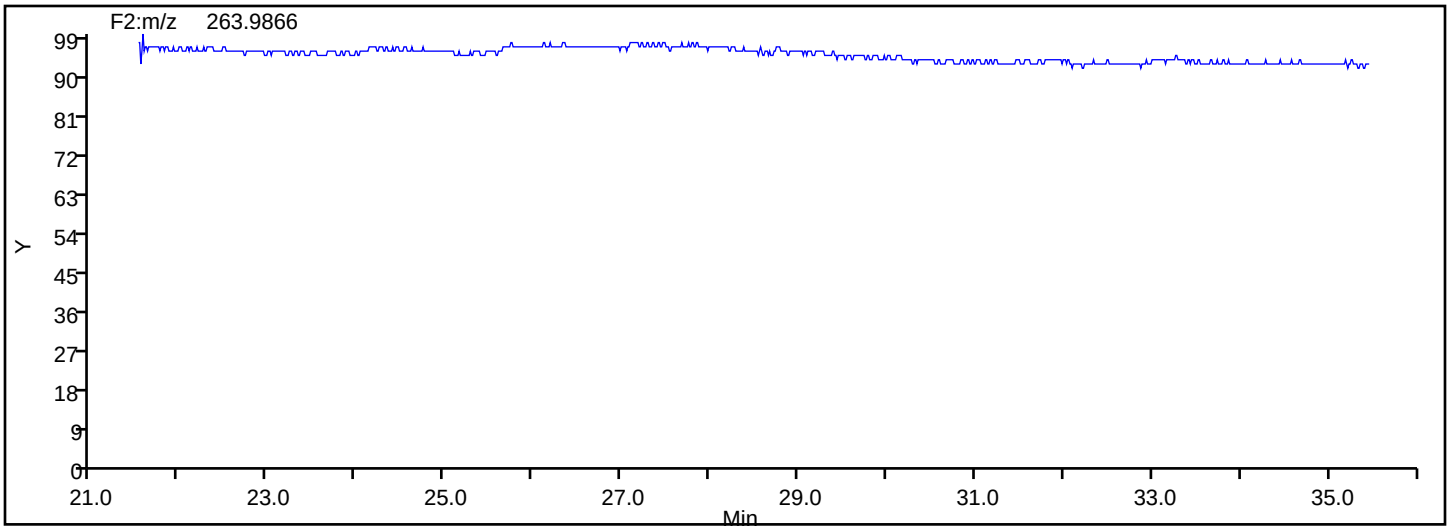

Manual Integration/User Assign Peak Report

Eurofins TestAmerica, Knoxville

Data File: \\chromna\Knoxville\ChromData\D3D\20190827-12879.b\lcs140-3277516-b.d
Injection Date: 27-Aug-2019 15:30:00 Instrument ID: D3D
Lims ID: LCS 140-32775/16-B
Client ID:
Operator ID: Xcalibur_System ALS Bottle#: 0 Worklist Smp#: 2
Injection Vol: 1.0 ul Dil. Factor: 1.0000
Method: PCBs_D3D Limit Group: HR - 1668A - ICAL
Column: SPB-Octyl (0.25 mm) Detector F2(21.81 :35.54)

PCB-98/102, CAS: STL01843

Signal: 1

Processing Integration Results

RT: 29.26
Area: 497616
Amount: 60.059698
Amount Units: pg/ul

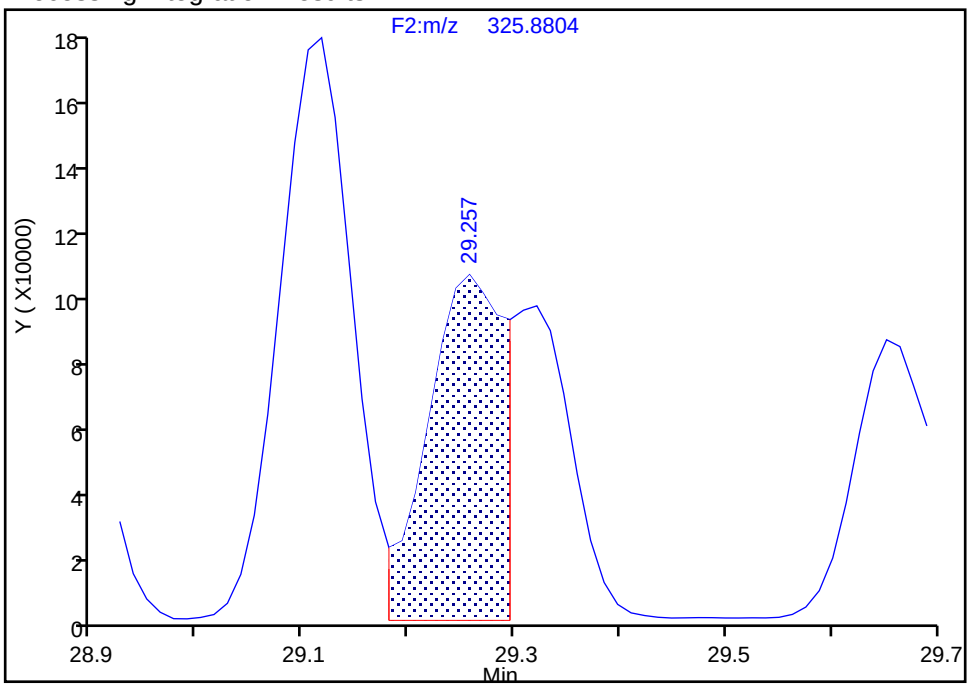

Manual Integration Results

RT: 29.26
Area: 857873
Amount: 102.9598
Amount Units: pg/ul

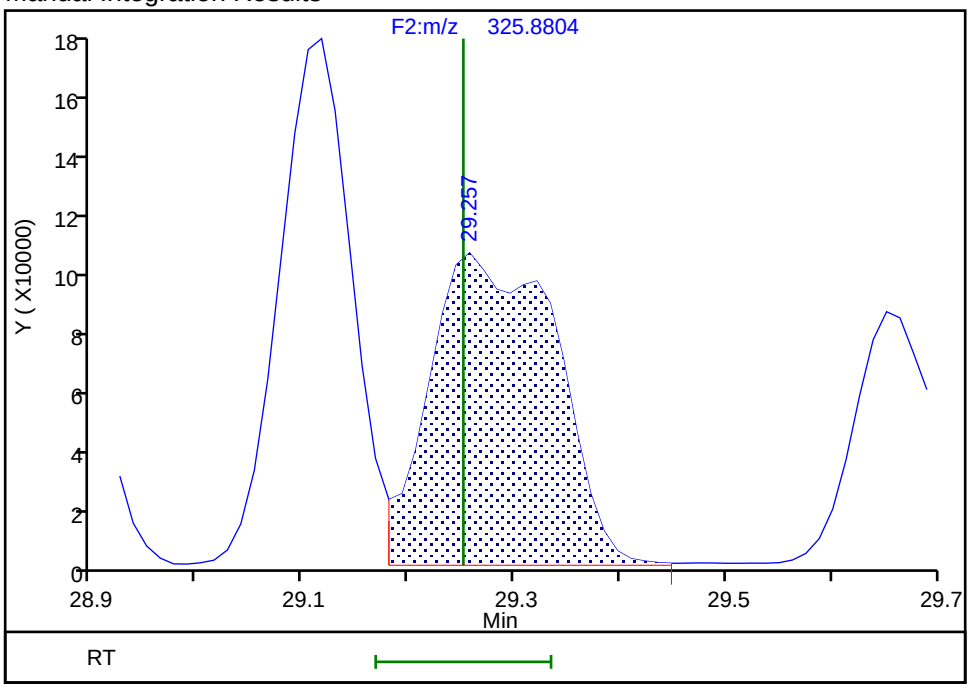

Reviewer: davidsonm, 27-Aug-2019 16:41:49
Audit Action: Manually Integrated Audit Reason: Incomplete Integration

Manual Integration/User Assign Peak Report

Eurofins TestAmerica, Knoxville

Data File: \\chromna\Knoxville\ChromData\D3D\20190827-12879.b\lcs140-3277516-b.d
Injection Date: 27-Aug-2019 15:30:00 Instrument ID: D3D
Lims ID: LCS 140-32775/16-B
Client ID:
Operator ID: Xcalibur_System ALS Bottle#: 0 Worklist Smp#: 2
Injection Vol: 1.0 ul Dil. Factor: 1.0000
Method: PCBs_D3D Limit Group: HR - 1668A - ICAL
Column: SPB-Octyl (0.25 mm) Detector F2(21.81 :35.54)

PCB-98/102, CAS: STL01843

Signal: 2

Processing Integration Results

RT: 29.26
Area: 316139
Amount: 60.059698
Amount Units: pg/ul

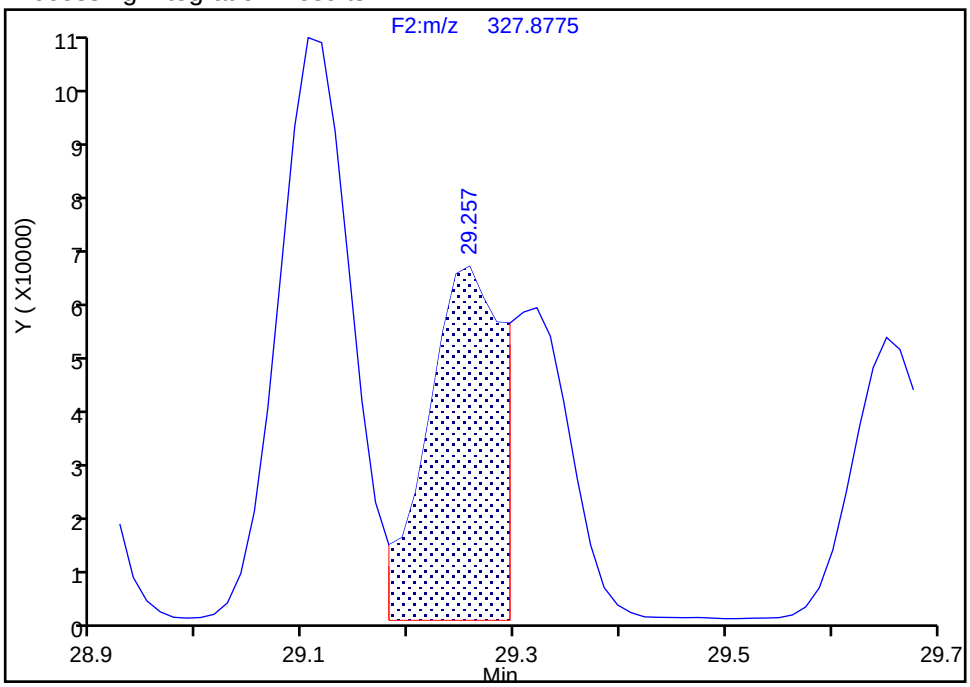

Manual Integration Results

RT: 29.26
Area: 537140
Amount: 102.9598
Amount Units: pg/ul

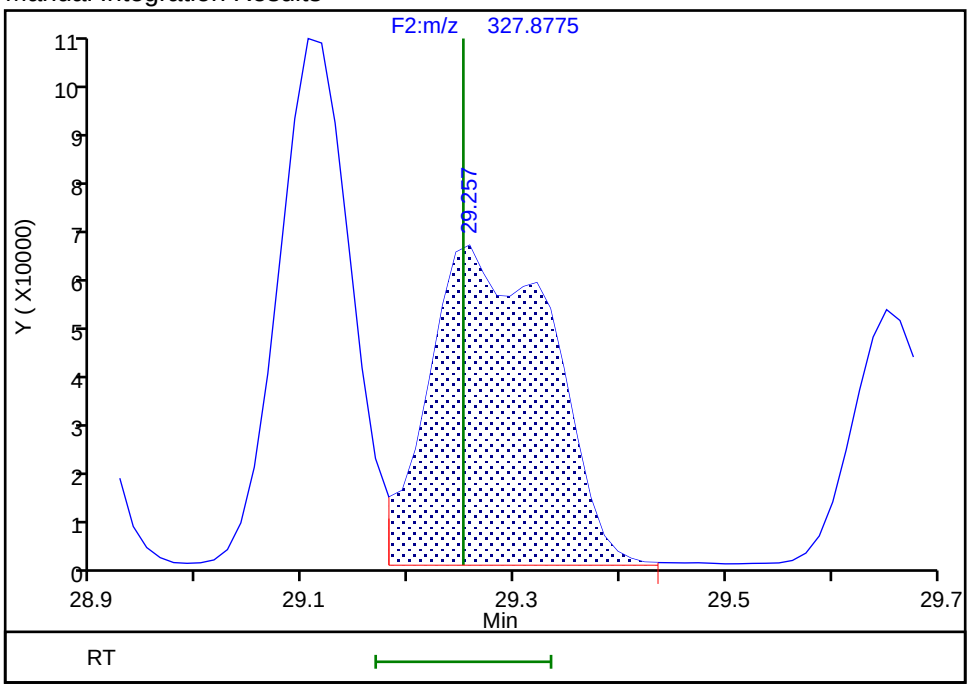

Reviewer: davidsonm, 27-Aug-2019 16:41:57
Audit Action: Manually Integrated Audit Reason: Incomplete Integration

Manual Integration/User Assign Peak Report

Eurofins TestAmerica, Knoxville

Data File:	\\chromna\Knoxville\ChromData\D3D\20190827-12879.b\lcs140-3277516-b.d				
Injection Date:	27-Aug-2019 15:30:00	Instrument ID:	D3D		
Lims ID:	LCS 140-32775/16-B				
Client ID:					
Operator ID:	Xcalibur_System	ALS Bottle#:	0	Worklist Smp#:	2
Injection Vol:	1.0 ul	Dil. Factor:	1.0000		
Method:	PCBs_D3D	Limit Group:	HR - 1668A - ICAL		
Column:	SPB-Octyl (0.25 mm)	Detector	F2(21.81 :35.54)		

PCB-88/91, CAS: STL01812

Signal: 2

Processing Integration Results

RT: 29.74
Area: 752139
Amount: 115.8543
Amount Units: pg/ul

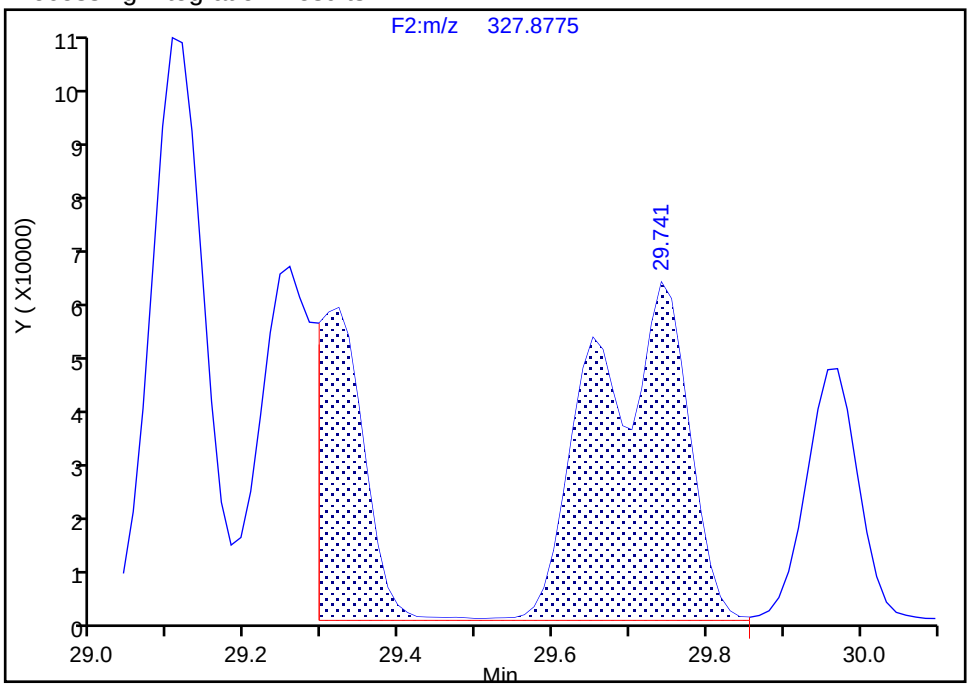

Manual Integration Results

RT: 29.74
Area: 530469
Amount: 99.760986
Amount Units: pg/ul

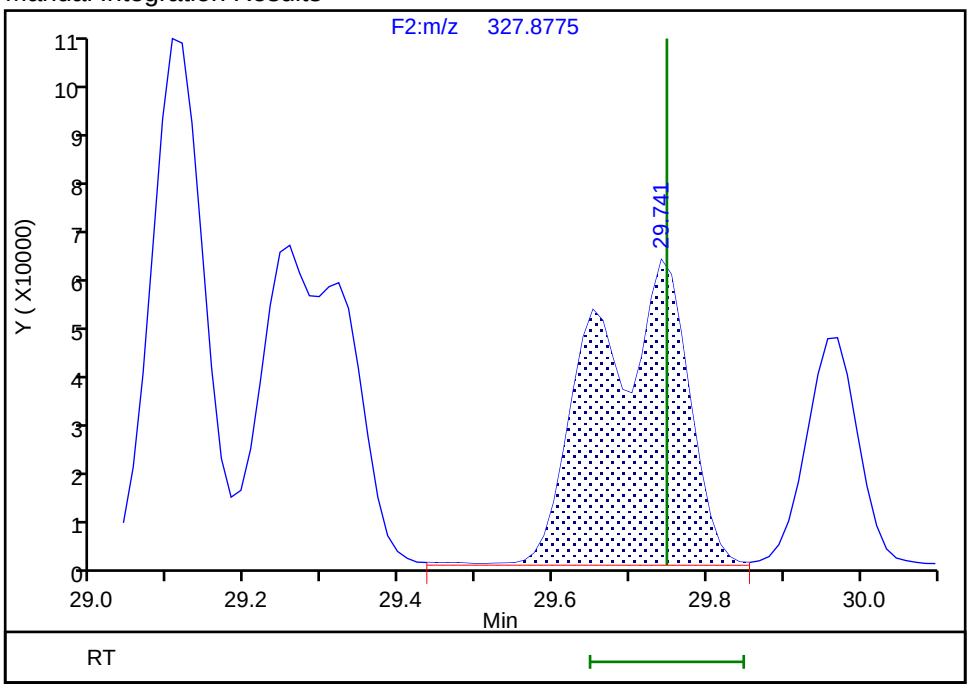

Reviewer: davidsonm, 27-Aug-2019 16:42:03
Audit Action: Marked Compound Undetected Audit Reason: Invalid Compound ID

Manual Integration/User Assign Peak Report

Eurofins TestAmerica, Knoxville

Data File: \\chromna\Knoxville\ChromData\D3D\20190827-12879.b\lcs140-3277516-b.d
Injection Date: 27-Aug-2019 15:30:00 Instrument ID: D3D
Lims ID: LCS 140-32775/16-B
Client ID:
Operator ID: Xcalibur_System ALS Bottle#: 0 Worklist Smp#: 2
Injection Vol: 1.0 ul Dil. Factor: 1.0000
Method: PCBs_D3D Limit Group: HR - 1668A - ICAL
Column: SPB-Octyl (0.25 mm) Detector F2(21.81 :35.54)

PCB-88/91, CAS: STL01812

Signal: 3

Processing Integration Results

RT: 29.74
Area: 1595784
Amount: 115.8543
Amount Units: pg/ul

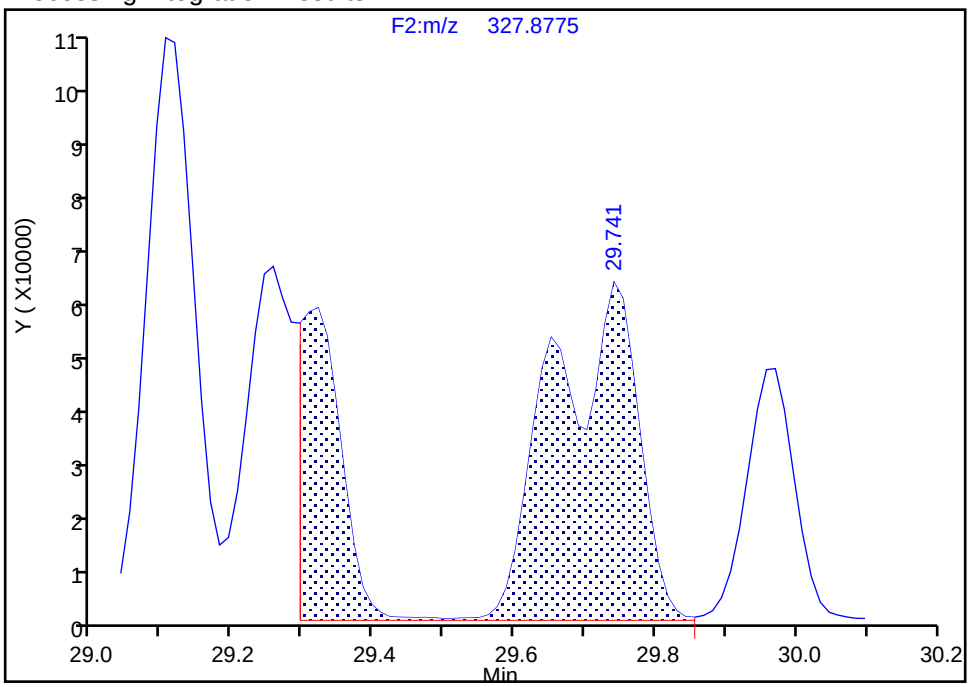

Manual Integration Results

RT: 29.74
Area: 1374114
Amount: 99.760986
Amount Units: pg/ul
Reviewer: davidsonm, 27-Aug-2019 16:42:03
Audit Action: Marked Compound Undetected Audit Reason: Invalid Compound ID

Manual Integration/User Assign Peak Report

Eurofins TestAmerica, Knoxville

Data File:	\\chromna\Knoxville\ChromData\D3D\20190827-12879.b\lcs140-3277516-b.d				
Injection Date:	27-Aug-2019 15:30:00	Instrument ID:	D3D		
Lims ID:	LCS 140-32775/16-B				
Client ID:					
Operator ID:	Xcalibur_System	ALS Bottle#:	0	Worklist Smp#:	2
Injection Vol:	1.0 ul	Dil. Factor:	1.0000		
Method:	PCBs_D3D	Limit Group:	HR - 1668A - ICAL		
Column:	SPB-Octyl (0.25 mm)	Detector	F2(21.81 :35.54)		

PCB-88/91, CAS: STL01812

Signal: 1

Processing Integration Results

RT: 29.74
Area: 843645
Amount: 115.8543
Amount Units: pg/ul

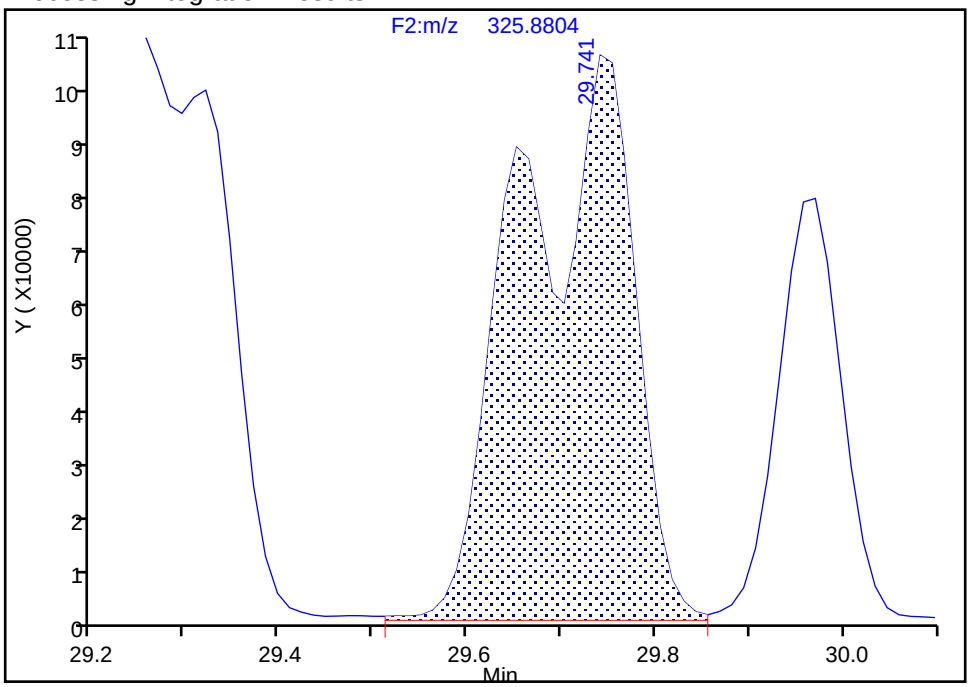

Manual Integration Results

RT: 29.74
Area: 843645
Amount: 99.760986
Amount Units: pg/ul

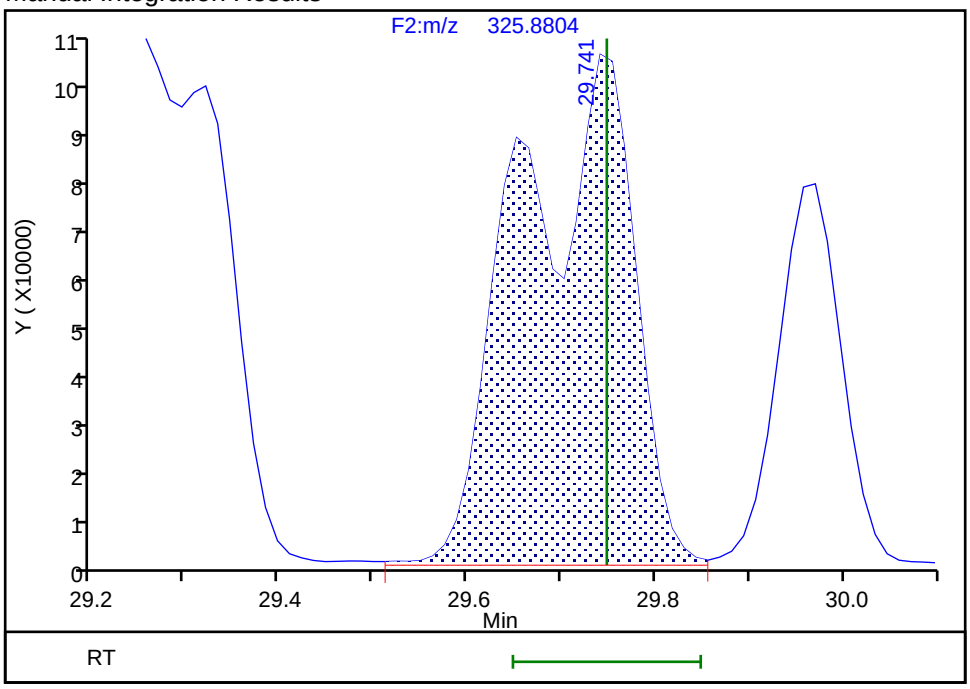

Reviewer: davidsonm, 27-Aug-2019 16:42:05

Audit Action: Manually Integrated/Assigned Compound ID Audit Reason: Incomplete Integration

Manual Integration/User Assign Peak Report

Eurofins TestAmerica, Knoxville

Data File:	\\chromna\Knoxville\ChromData\D3D\20190827-12879.b\lcs140-3277516-b.d				
Injection Date:	27-Aug-2019 15:30:00	Instrument ID:	D3D		
Lims ID:	LCS 140-32775/16-B				
Client ID:					
Operator ID:	Xcalibur_System	ALS Bottle#:	0	Worklist Smp#:	2
Injection Vol:	1.0 ul	Dil. Factor:	1.0000		
Method:	PCBs_D3D	Limit Group:	HR - 1668A - ICAL		
Column:	SPB-Octyl (0.25 mm)	Detector	F2(21.81 :35.54)		

PCB-84, CAS: 52663-60-2

Signal: 1

Not Detected
Expected RT: 29.96

Processing Integration Results

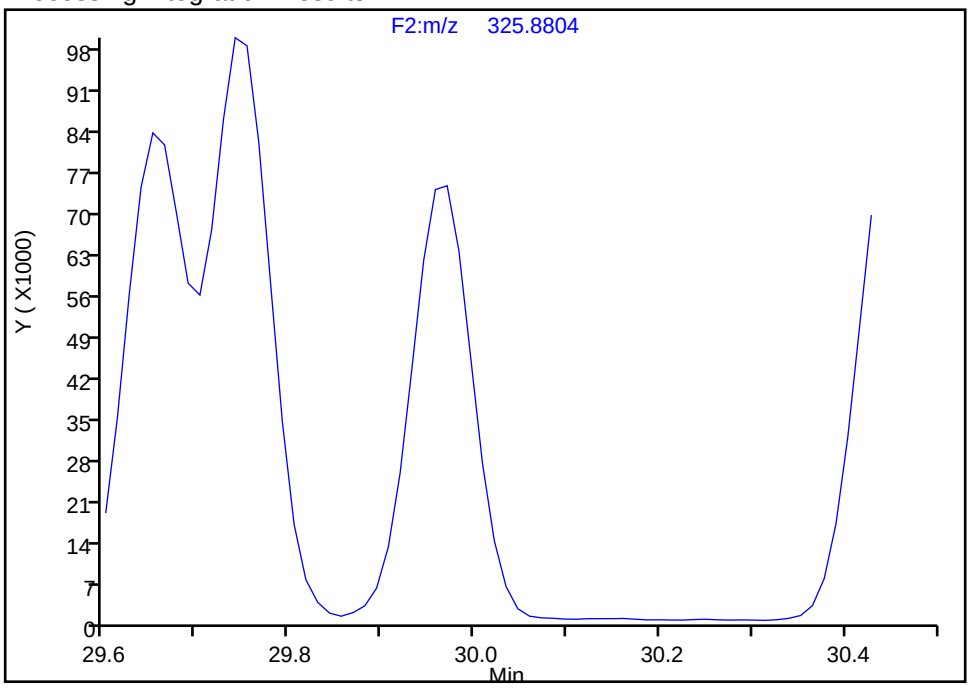

Manual Integration Results

RT: 29.97
Area: 355756
Amount: 49.431811
Amount Units: pg/ul

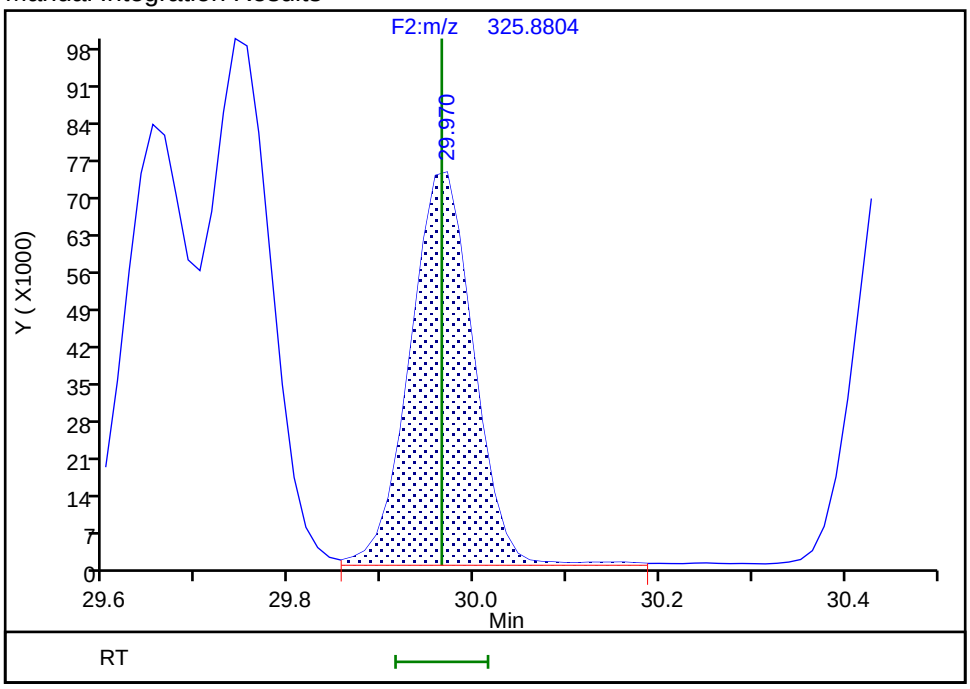

Reviewer: davidsonm, 27-Aug-2019 16:42:11
Audit Action: Assigned Compound ID Audit Reason: Incomplete Integration

Manual Integration/User Assign Peak Report

Eurofins TestAmerica, Knoxville

Data File: \\chromna\Knoxville\ChromData\D3D\20190827-12879.b\lcs140-3277516-b.d
Injection Date: 27-Aug-2019 15:30:00 Instrument ID: D3D
Lims ID: LCS 140-32775/16-B
Client ID:
Operator ID: Xcalibur_System ALS Bottle#: 0 Worklist Smp#: 2
Injection Vol: 1.0 ul Dil. Factor: 1.0000
Method: PCBs_D3D Limit Group: HR - 1668A - ICAL
Column: SPB-Octyl (0.25 mm) Detector F2(21.81 :35.54)

PCB-86/87/97/109/119/125, CAS: STL02295

Signal: 1

Processing Integration Results

RT: 32.90
Area: 2042204
Amount: 203.1924
Amount Units: pg/ul

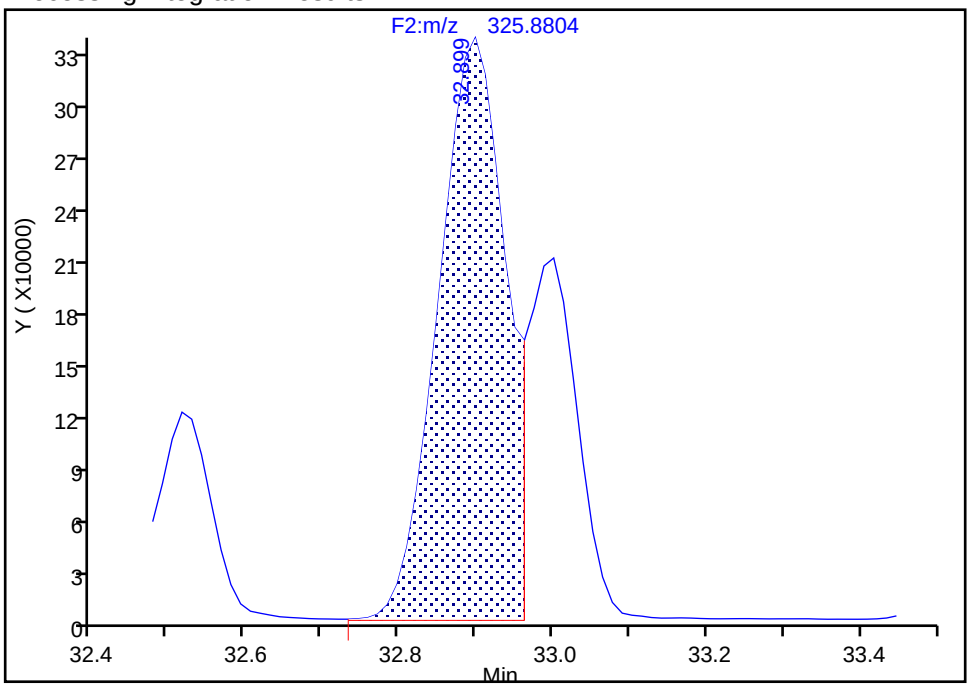

Manual Integration Results

RT: 32.90
Area: 2960687
Amount: 294.3416
Amount Units: pg/ul

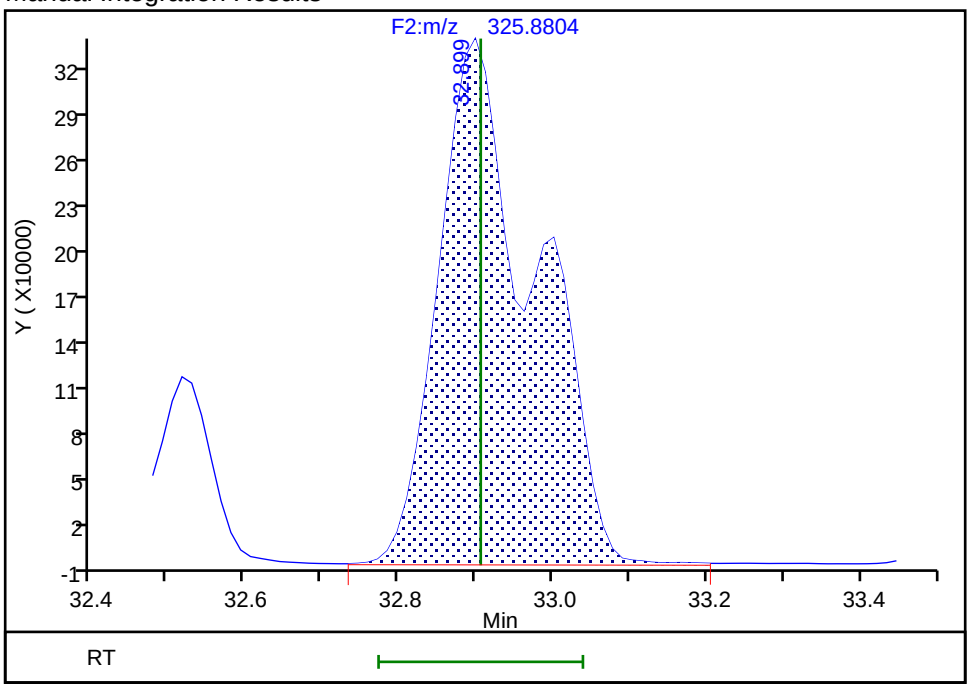

Reviewer: davidsonm, 27-Aug-2019 16:42:32
Audit Action: Manually Integrated Audit Reason: Incomplete Integration

Manual Integration/User Assign Peak Report

Eurofins TestAmerica, Knoxville

Data File: \\chromna\Knoxville\ChromData\D3D\20190827-12879.b\lcs140-3277516-b.d
Injection Date: 27-Aug-2019 15:30:00 Instrument ID: D3D
Lims ID: LCS 140-32775/16-B
Client ID:
Operator ID: Xcalibur_System ALS Bottle#: 0 Worklist Smp#: 2
Injection Vol: 1.0 ul Dil. Factor: 1.0000
Method: PCBs_D3D Limit Group: HR - 1668A - ICAL
Column: SPB-Octyl (0.25 mm) Detector F2(21.81 :35.54)

PCB-86/87/97/109/119/125, CAS: STL02295

Signal: 2

Processing Integration Results

RT: 32.90
Area: 1287104
Amount: 203.1924
Amount Units: pg/ul

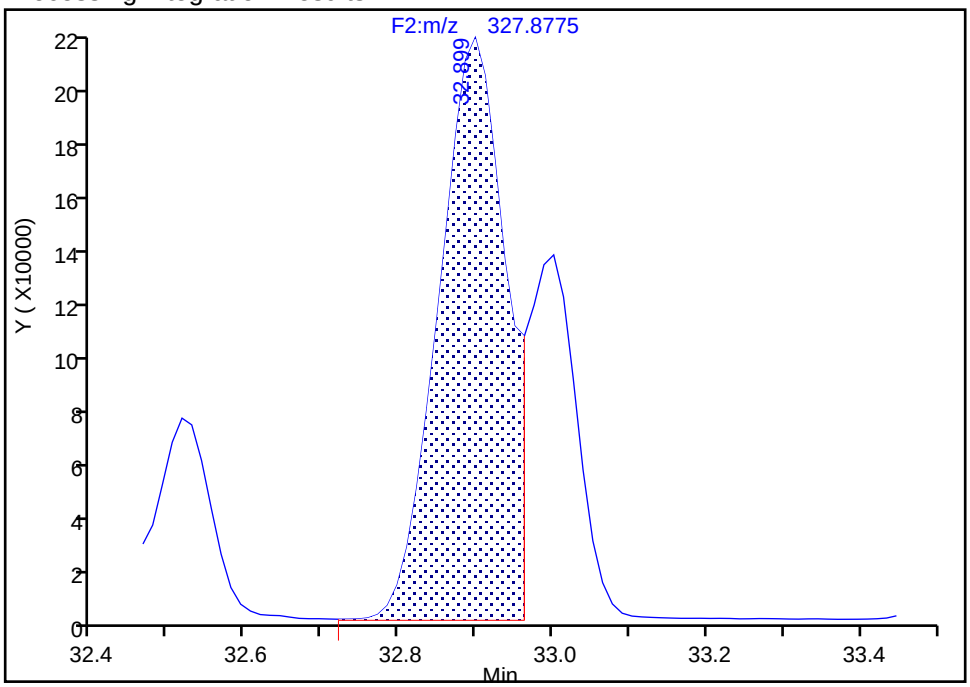

Manual Integration Results

RT: 32.90
Area: 1862101
Amount: 294.3416
Amount Units: pg/ul

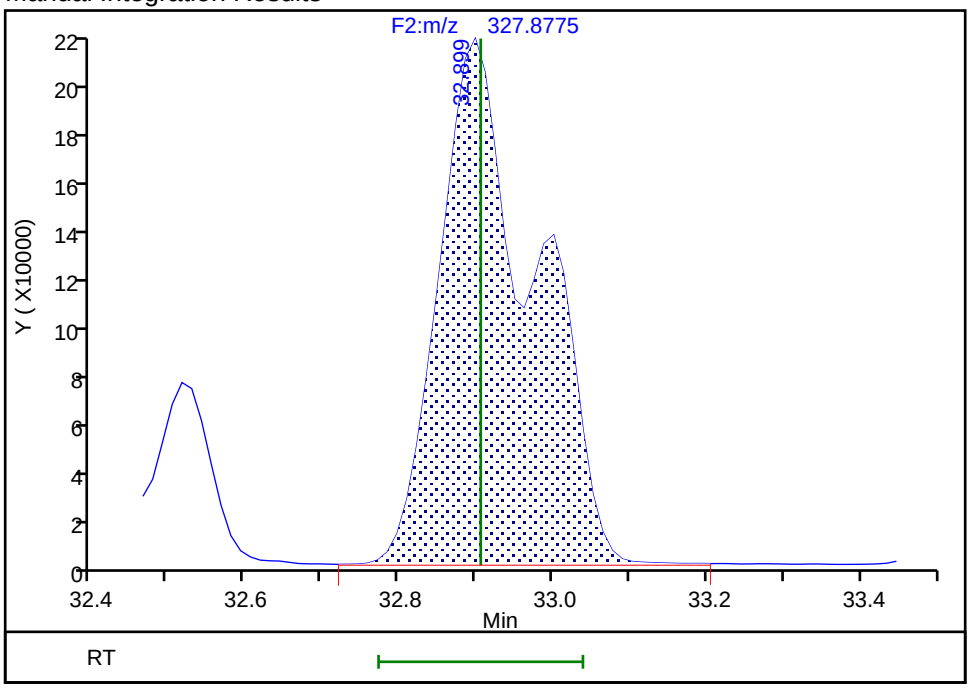

Reviewer: davidsonm, 27-Aug-2019 16:42:40
Audit Action: Manually Integrated Audit Reason: Incomplete Integration

Manual Integration/User Assign Peak Report

Eurofins TestAmerica, Knoxville

Data File: \\chromna\Knoxville\ChromData\D3D\20190827-12879.b\lcs140-3277516-b.d
Injection Date: 27-Aug-2019 15:30:00 Instrument ID: D3D
Lims ID: LCS 140-32775/16-B
Client ID:
Operator ID: Xcalibur_System ALS Bottle#: 0 Worklist Smp#: 2
Injection Vol: 1.0 ul Dil. Factor: 1.0000
Method: PCBs_D3D Limit Group: HR - 1668A - ICAL
Column: SPB-Octyl (0.25 mm) Detector F2(21.81 :35.54)

PCB-85/116/117, CAS: STL01810

Signal: 1

Processing Integration Results

RT: 33.54
Area: 547379
Amount: 53.686031
Amount Units: pg/ul

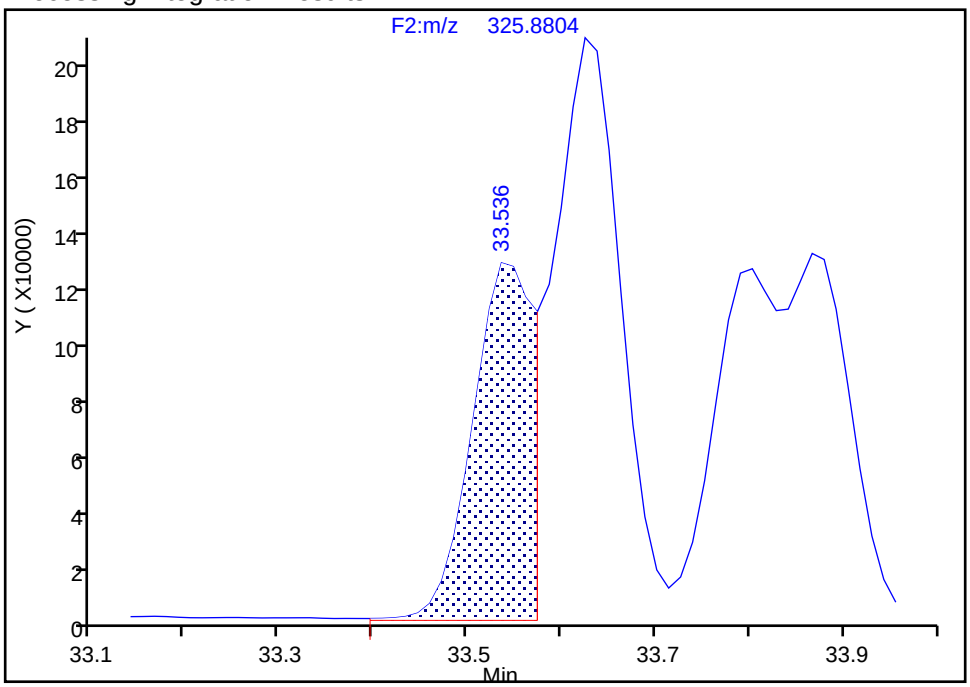

Manual Integration Results

RT: 33.63
Area: 1548424
Amount: 152.0375
Amount Units: pg/ul

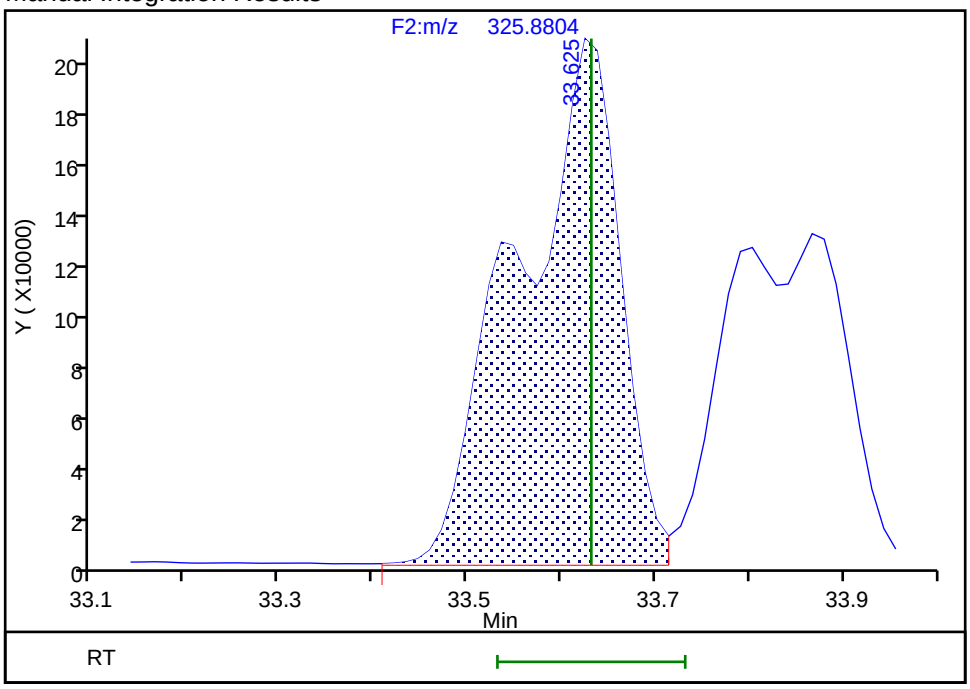

Reviewer: davidsonm, 27-Aug-2019 16:42:56
Audit Action: Manually Integrated Audit Reason: Incomplete Integration

Manual Integration/User Assign Peak Report

Eurofins TestAmerica, Knoxville

Data File: \\chromna\Knoxville\ChromData\D3D\20190827-12879.b\lcs140-3277516-b.d
Injection Date: 27-Aug-2019 15:30:00 Instrument ID: D3D
Lims ID: LCS 140-32775/16-B
Client ID:
Operator ID: Xcalibur_System ALS Bottle#: 0 Worklist Smp#: 2
Injection Vol: 1.0 ul Dil. Factor: 1.0000
Method: PCBs_D3D Limit Group: HR - 1668A - ICAL
Column: SPB-Octyl (0.25 mm) Detector F2(21.81 :35.54)

PCB-85/116/117, CAS: STL01810

Signal: 2

Processing Integration Results

RT: 33.55
Area: 344653
Amount: 53.686031
Amount Units: pg/ul

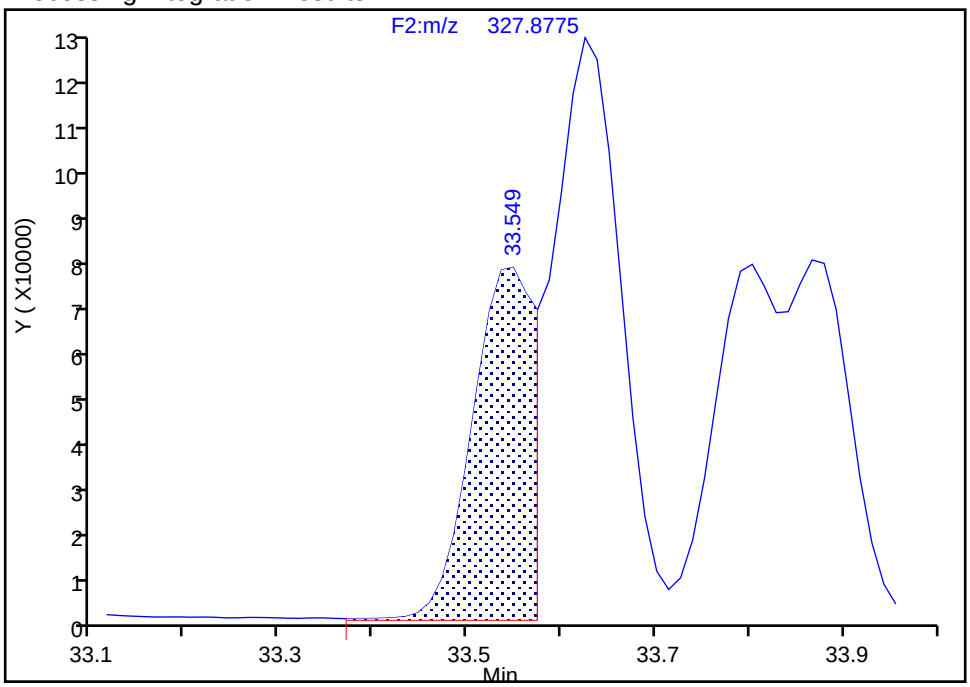

Manual Integration Results

RT: 33.63
Area: 977789
Amount: 152.0375
Amount Units: pg/ul

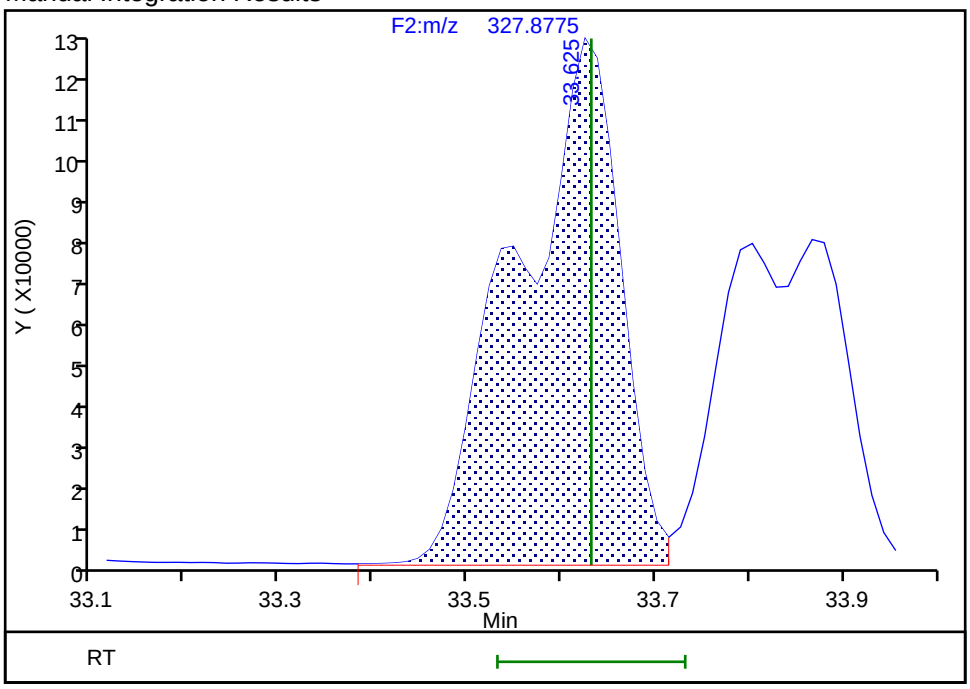

Reviewer: davidsonm, 27-Aug-2019 16:43:02
Audit Action: Manually Integrated Audit Reason: Incomplete Integration

Manual Integration/User Assign Peak Report

Eurofins TestAmerica, Knoxville

Data File: \\chromna\Knoxville\ChromData\D3D\20190827-12879.b\lcs140-3277516-b.d
Injection Date: 27-Aug-2019 15:30:00 Instrument ID: D3D
Lims ID: LCS 140-32775/16-B
Client ID:
Operator ID: Xcalibur_System ALS Bottle#: 0 Worklist Smp#: 2
Injection Vol: 1.0 ul Dil. Factor: 1.0000
Method: PCBs_D3D Limit Group: HR - 1668A - ICAL
Column: SPB-Octyl (0.25 mm) Detector F2(21.81 :35.54)

PCB-110/115, CAS: STL01826

Signal: 1

Processing Integration Results

RT: 33.80
Area: 532706
Amount: 46.945219
Amount Units: pg/ul

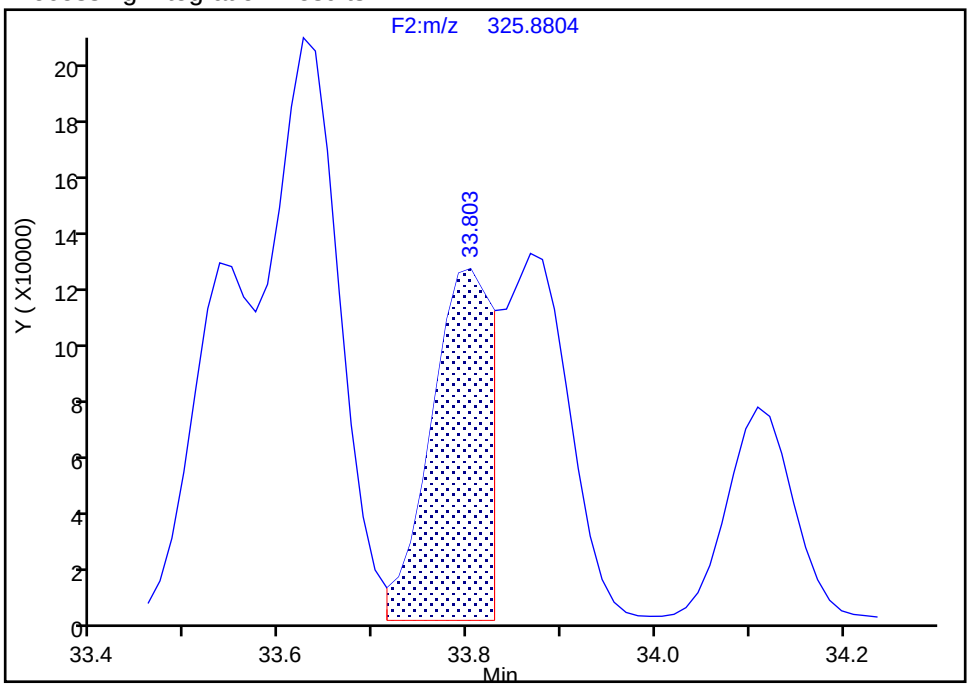

Manual Integration Results

RT: 33.87
Area: 1174766
Amount: 102.8887
Amount Units: pg/ul

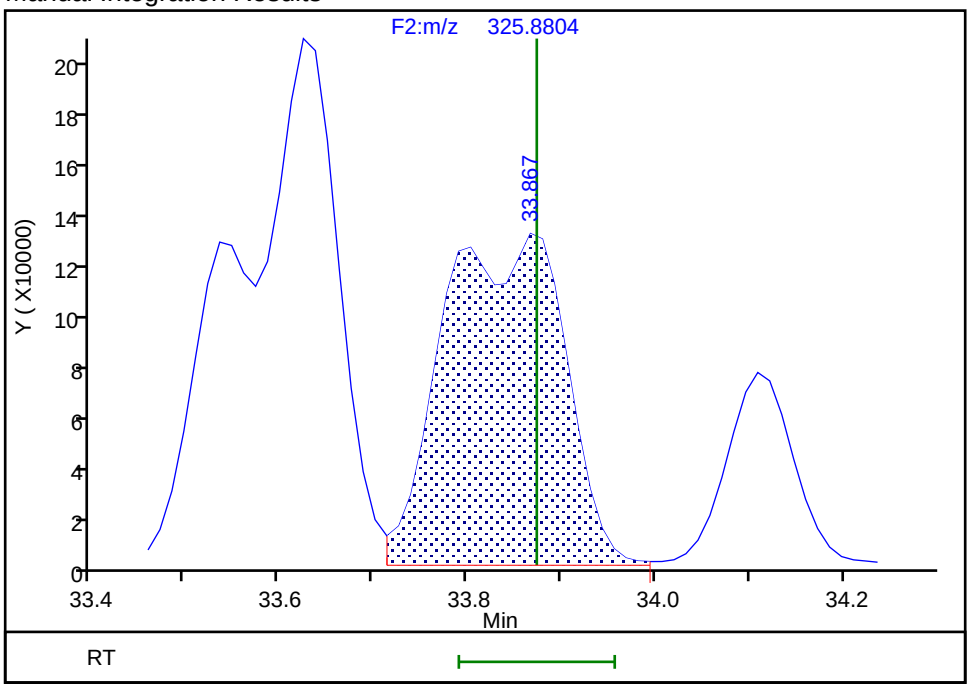

Reviewer: davidsonm, 27-Aug-2019 16:43:25
Audit Action: Manually Integrated Audit Reason: Incomplete Integration

Manual Integration/User Assign Peak Report

Eurofins TestAmerica, Knoxville

Data File: \\chromna\Knoxville\ChromData\D3D\20190827-12879.b\lcs140-3277516-b.d
Injection Date: 27-Aug-2019 15:30:00 Instrument ID: D3D
Lims ID: LCS 140-32775/16-B
Client ID:
Operator ID: Xcalibur_System ALS Bottle#: 0 Worklist Smp#: 2
Injection Vol: 1.0 ul Dil. Factor: 1.0000
Method: PCBs_D3D Limit Group: HR - 1668A - ICAL
Column: SPB-Octyl (0.25 mm) Detector F2(21.81 :35.54)

PCB-110/115, CAS: STL01826

Signal: 2

Processing Integration Results

RT: 33.80
Area: 336398
Amount: 46.945219
Amount Units: pg/ul

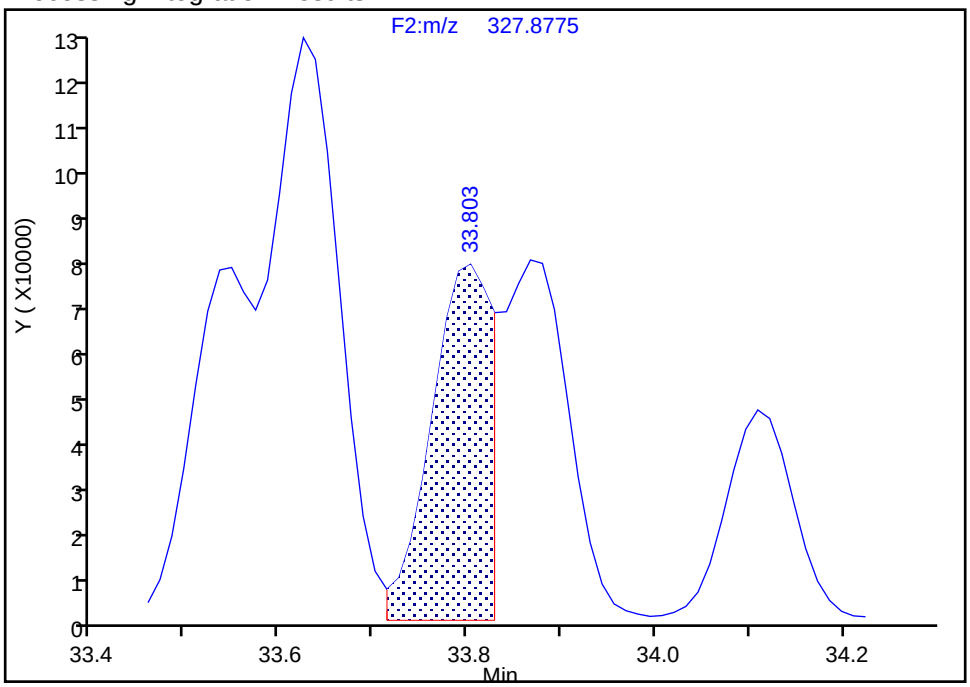

Manual Integration Results

RT: 33.87
Area: 730029
Amount: 102.8887
Amount Units: pg/ul

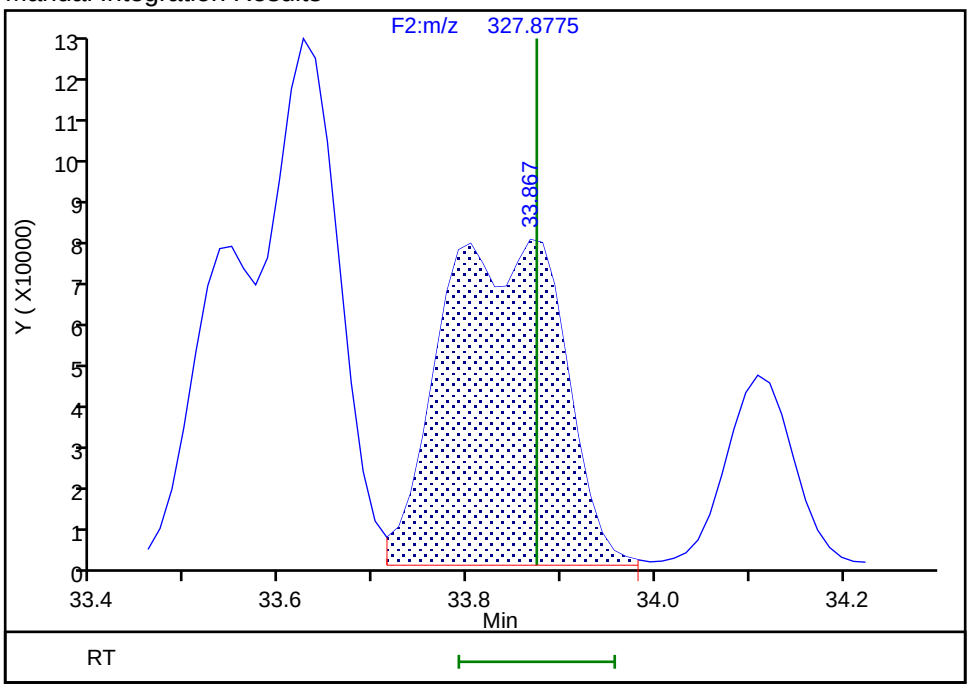

Reviewer: davidsonm, 27-Aug-2019 16:43:37
Audit Action: Manually Integrated Audit Reason: Incomplete Integration

Manual Integration/User Assign Peak Report

Eurofins TestAmerica, Knoxville

Data File: \\chromna\Knoxville\ChromData\D3D\20190827-12879.b\lcs140-3277516-b.d
Injection Date: 27-Aug-2019 15:30:00 Instrument ID: D3D
Lims ID: LCS 140-32775/16-B
Client ID:
Operator ID: Xcalibur_System ALS Bottle#: 0 Worklist Smp#: 2
Injection Vol: 1.0 ul Dil. Factor: 1.0000
Method: PCBs_D3D Limit Group: HR - 1668A - ICAL
Column: SPB-Octyl (0.25 mm) Detector F2(21.81 :35.54)

PCB-120, CAS: 68194-12-7

Signal: 1

Not Detected
Expected RT: 34.98

Processing Integration Results

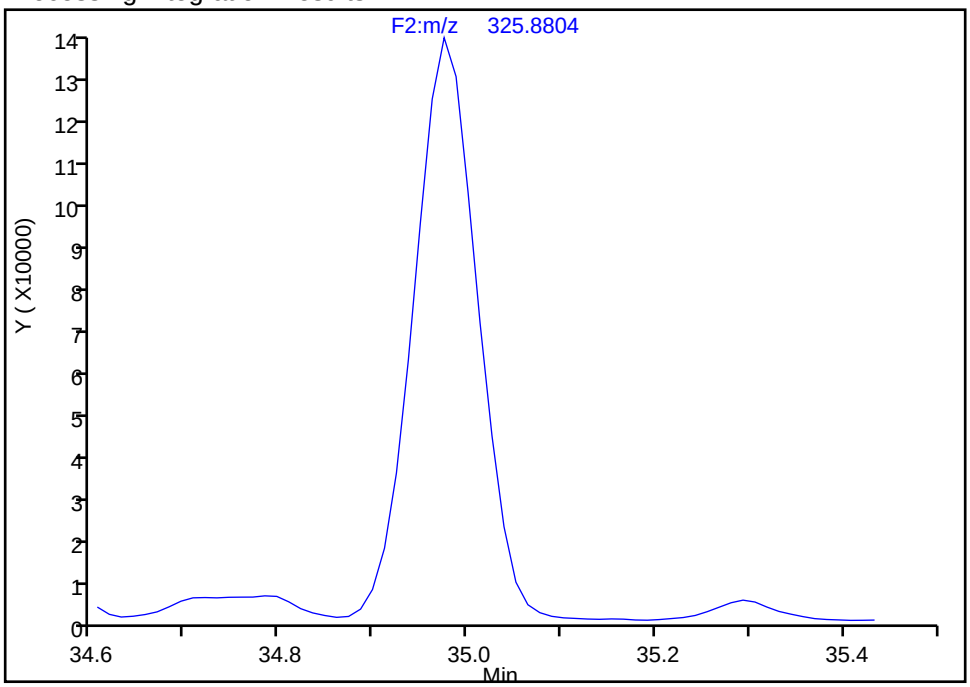

Manual Integration Results

RT: 34.97
Area: 632333
Amount: 50.360233
Amount Units: pg/ul

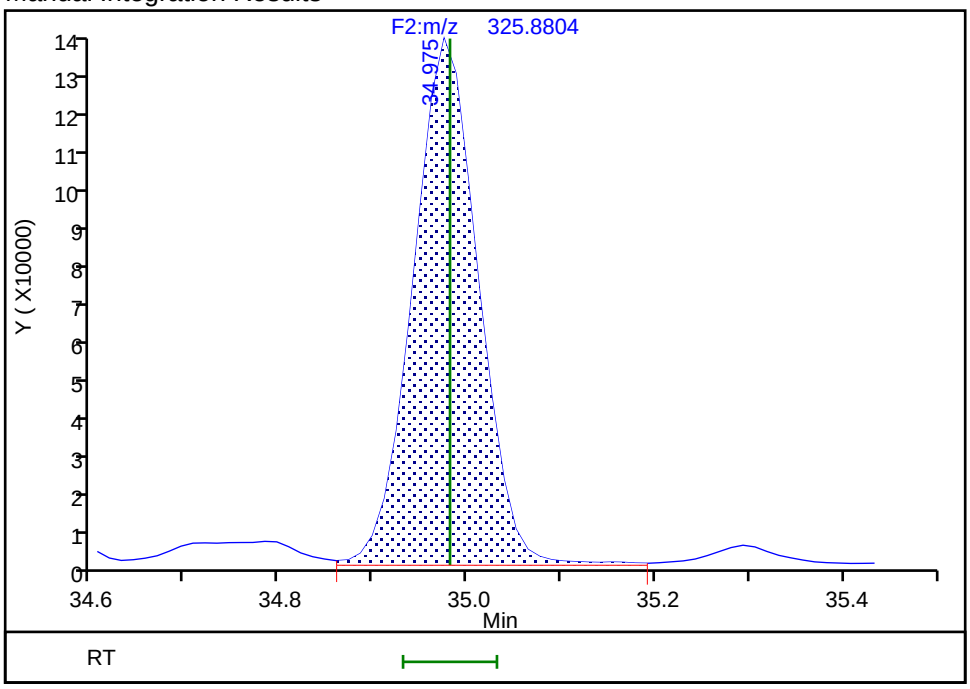

Reviewer: davidsonm, 27-Aug-2019 16:43:46
Audit Action: Assigned Compound ID Audit Reason: Incomplete Integration

Eurofins TestAmerica, Knoxville

Data File:	\\chromna\Knoxville\ChromData\D3D\20190827-12879.b\lcs140-3277516-b.d		
Injection Date:	27-Aug-2019 15:30:00	Injection Vol:	1.0 ul
Instrument ID:	D3D	Operator ID:	Xcalibur_System
Method:	PCBs_D3D	Limit Group:	HR - 1668A - ICAL
Client ID:			
Worklist#:	33063	Sample Line#:	2
Column Type:	SPB-Octyl	Column Dia:	0.25 mm

PePCB F3

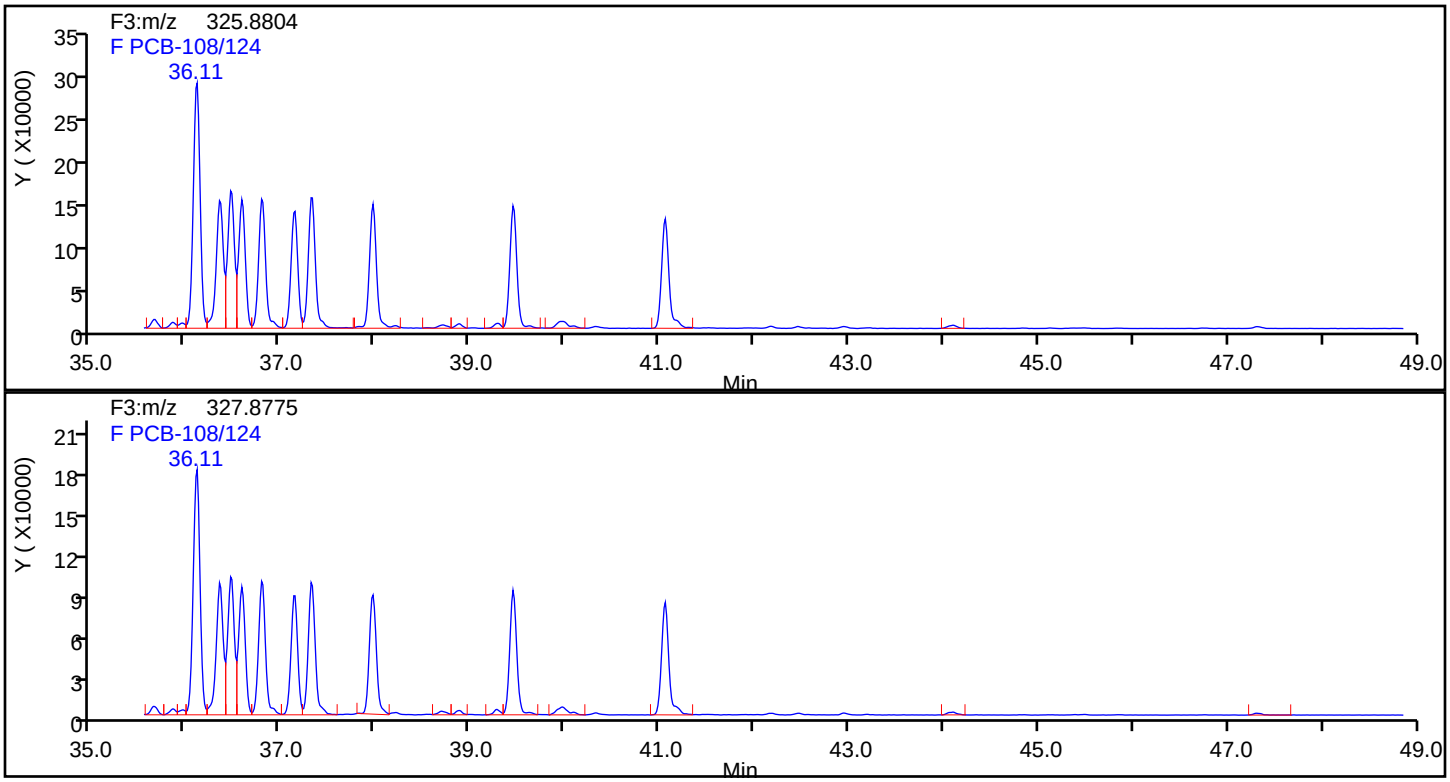

PePCB F3 Standards

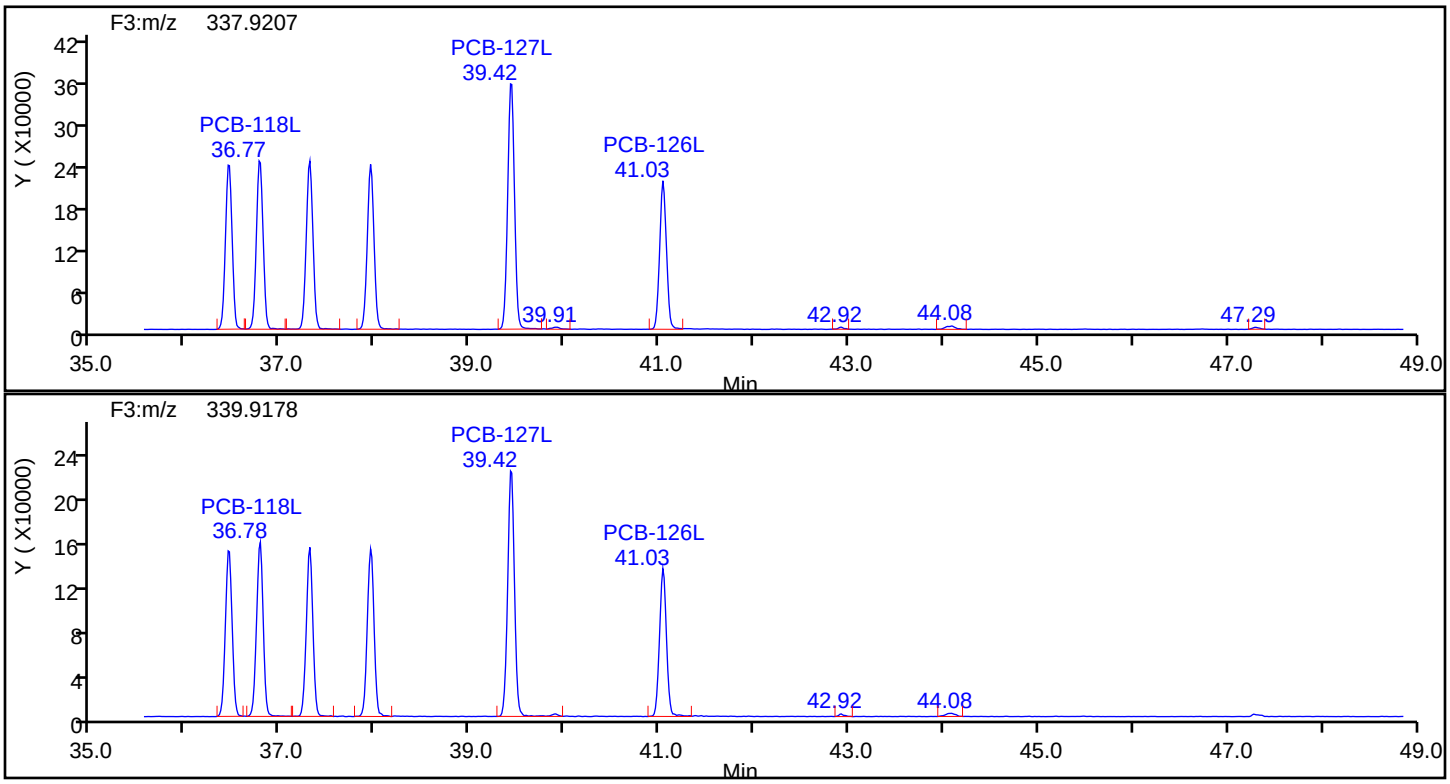

Eurofins TestAmerica, Knoxville

Data File:	\\chromna\Knoxville\ChromData\D3D\20190827-12879.b\lcs140-3277516-b.d		
Injection Date:	27-Aug-2019 15:30:00	Injection Vol:	1.0 ul
Instrument ID:	D3D	Operator ID:	Xcalibur_System
Method:	PCBs_D3D	Limit Group:	HR - 1668A - ICAL
Client ID:			
Worklist#:	33063	Sample Line#:	2
Column Type:	SPB-Octyl	Column Dia:	0.25 mm

PePCB F3

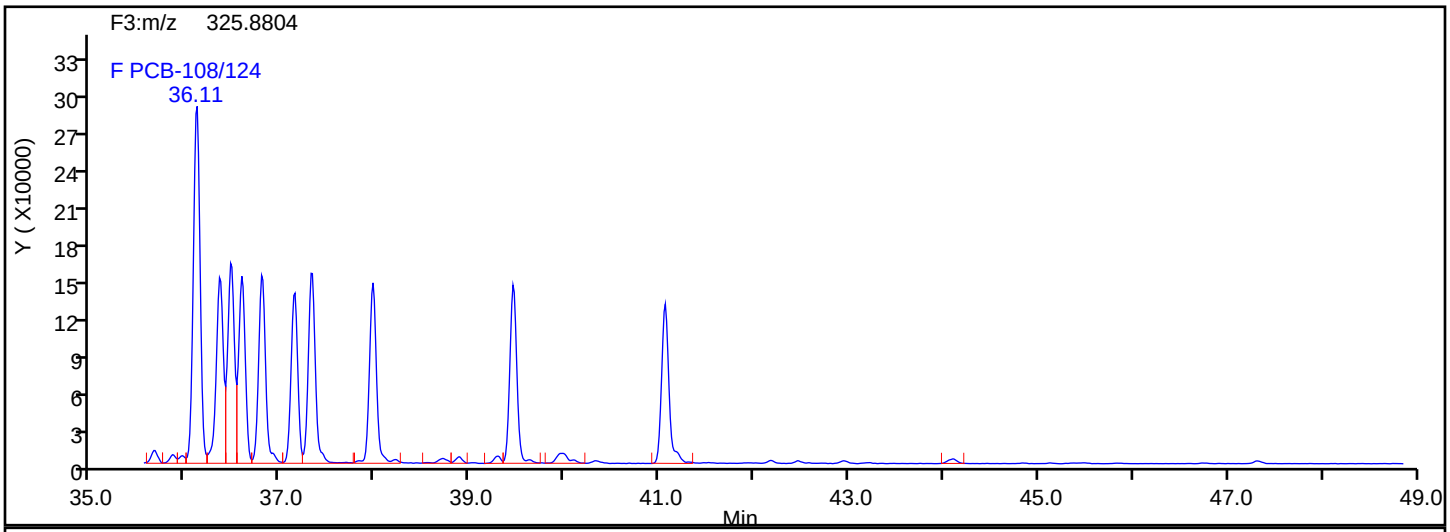

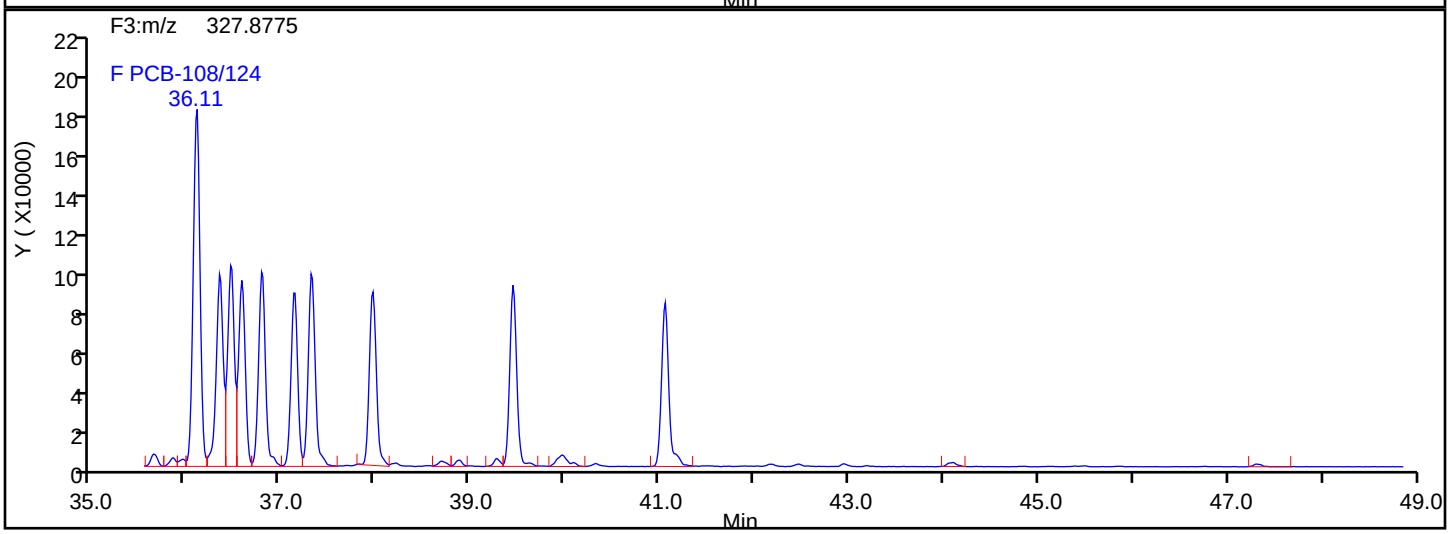

PePCB F3 Lock Mass

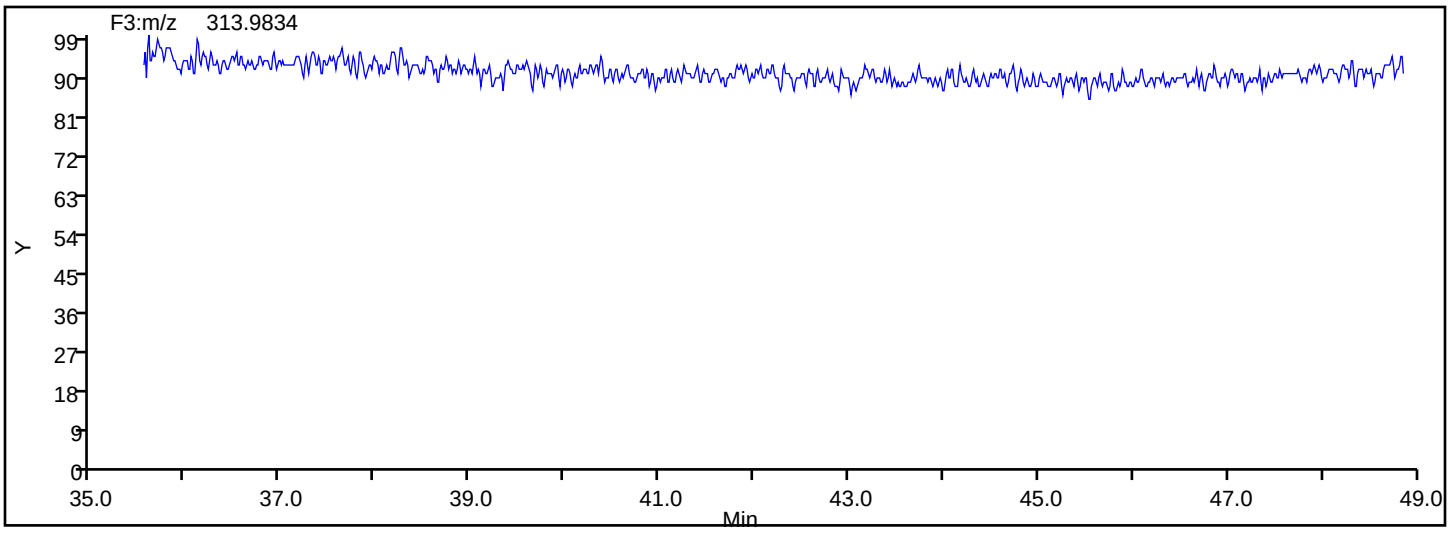

Manual Integration/User Assign Peak Report

Eurofins TestAmerica, Knoxville

Data File: \\chromna\Knoxville\ChromData\D3D\20190827-12879.b\lcs140-3277516-b.d
Injection Date: 27-Aug-2019 15:30:00 Instrument ID: D3D
Lims ID: LCS 140-32775/16-B
Client ID:
Operator ID: Xcalibur_System ALS Bottle#: 0 Worklist Smp#: 2
Injection Vol: 1.0 ul Dil. Factor: 1.0000
Method: PCBs_D3D Limit Group: HR - 1668A - ICAL
Column: SPB-Octyl (0.25 mm) Detector F3(35.64 :49.10)

PCB-107, CAS: 70424-68-9

Signal: 1

Not Detected
Expected RT: 36.36

Processing Integration Results

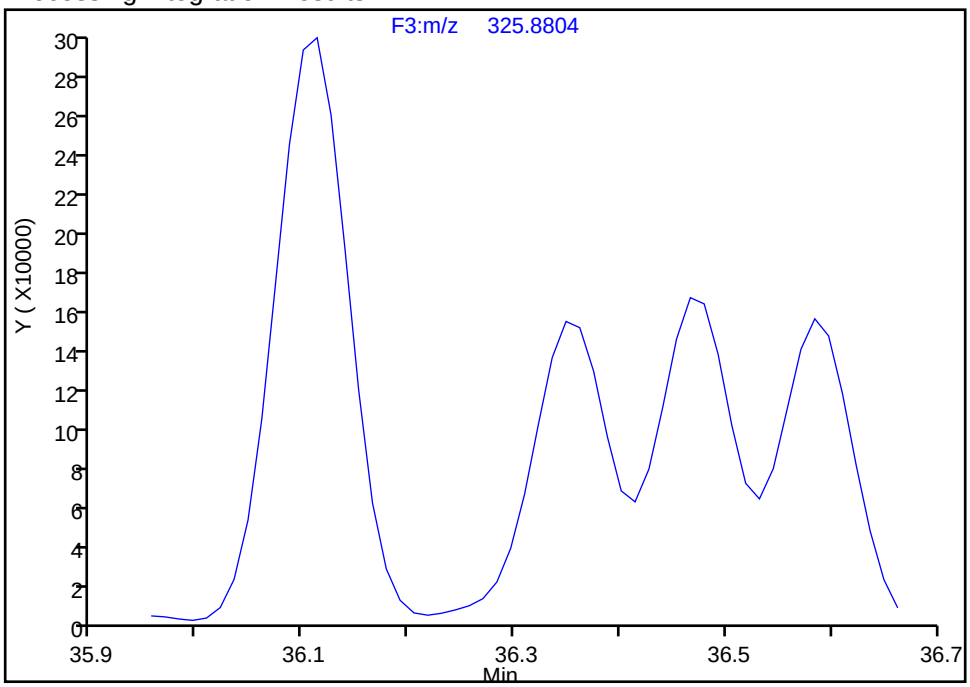

Manual Integration Results

RT: 36.35
Area: 803195
Amount: 50.938319
Amount Units: pg/ul

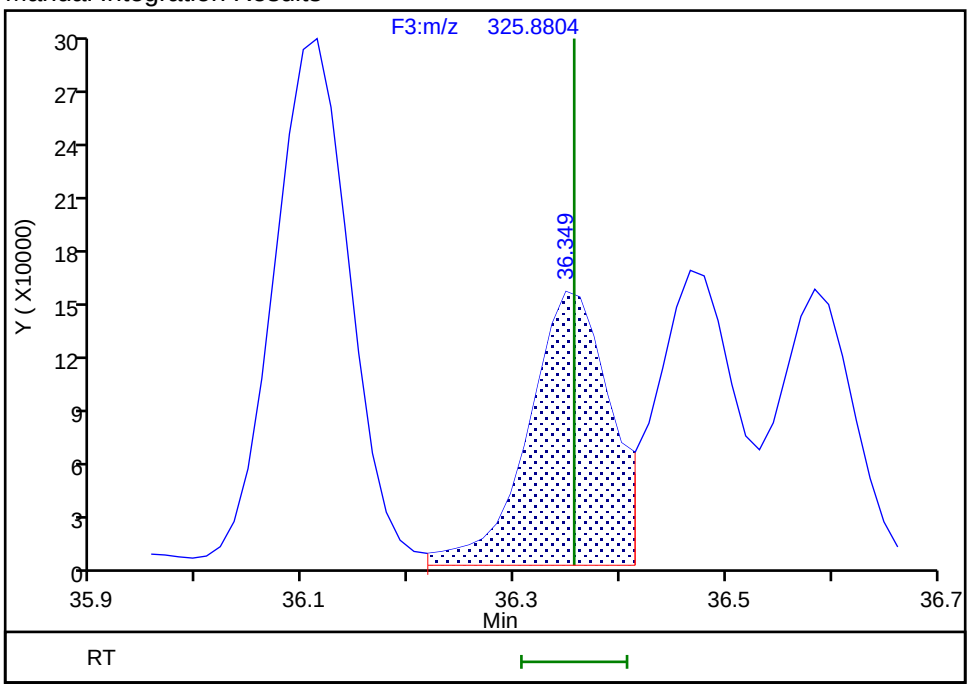

Reviewer: davidsonm, 27-Aug-2019 16:43:54
Audit Action: Assigned Compound ID Audit Reason: Incomplete Integration

Manual Integration/User Assign Peak Report

Eurofins TestAmerica, Knoxville

Data File: \\chromna\Knoxville\ChromData\D3D\20190827-12879.b\lcs140-3277516-b.d
Injection Date: 27-Aug-2019 15:30:00 Instrument ID: D3D
Lims ID: LCS 140-32775/16-B
Client ID:
Operator ID: Xcalibur_System ALS Bottle#: 0 Worklist Smp#: 2
Injection Vol: 1.0 ul Dil. Factor: 1.0000
Method: PCBs_D3D Limit Group: HR - 1668A - ICAL
Column: SPB-Octyl (0.25 mm) Detector F3(35.64 :49.10)

PCB-122, CAS: 76842-07-4

Signal: 1

Not Detected
Expected RT: 37.14

Processing Integration Results

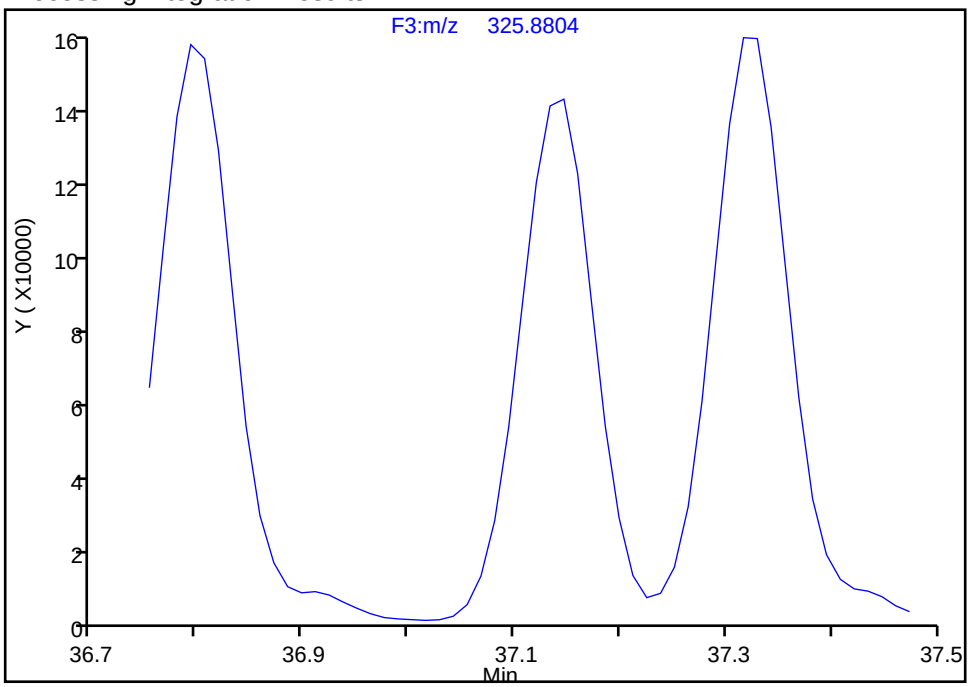

Manual Integration Results

RT: 37.15
Area: 683900
Amount: 50.715851
Amount Units: pg/ul

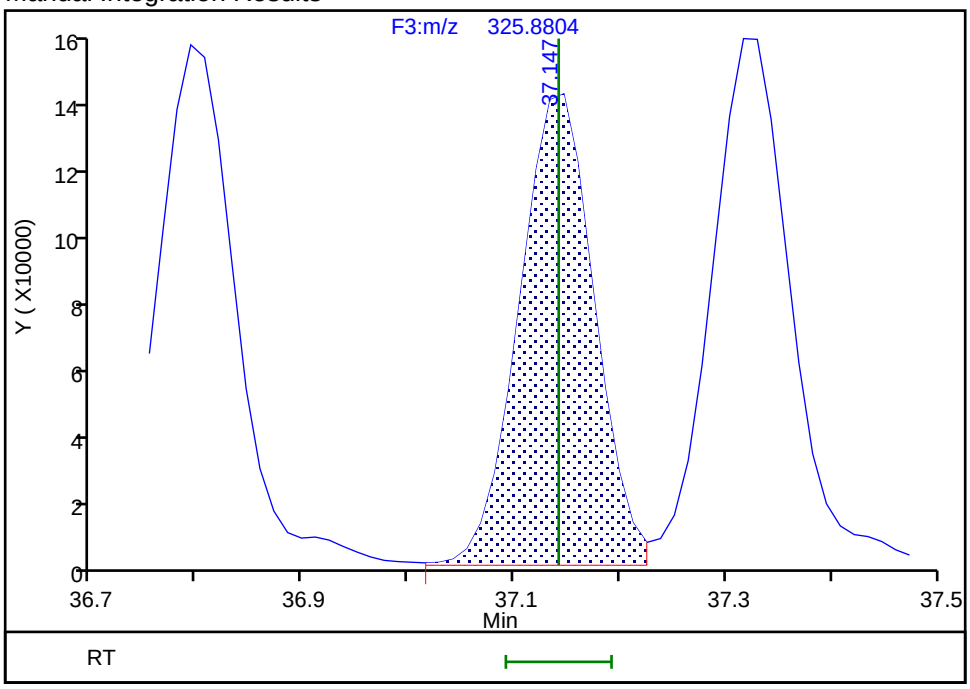

Reviewer: davidsonm, 27-Aug-2019 16:44:04
Audit Action: Assigned Compound ID Audit Reason: Incomplete Integration

Eurofins TestAmerica, Knoxville

Data File:	\\chromna\Knoxville\ChromData\D3D\20190827-12879.b\lcs140-3277516-b.d		
Injection Date:	27-Aug-2019 15:30:00	Injection Vol:	1.0 ul
Instrument ID:	D3D	Operator ID:	Xcalibur_System
Method:	PCBs_D3D	Limit Group:	HR - 1668A - ICAL
Client ID:			
Worklist#:	33063	Sample Line#:	2
Column Type:	SPB-Octyl	Column Dia:	0.25 mm

HxPCB F2

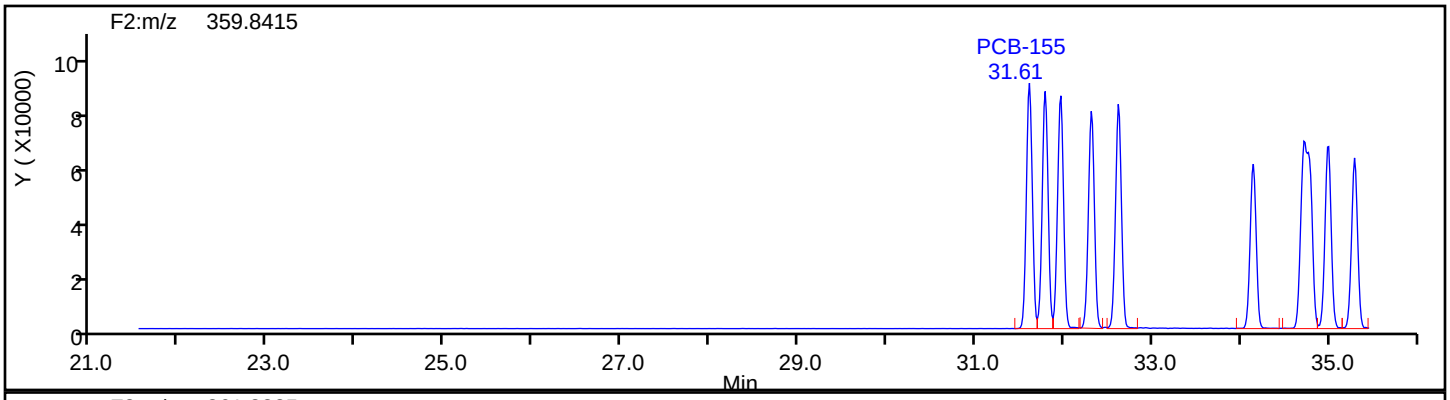

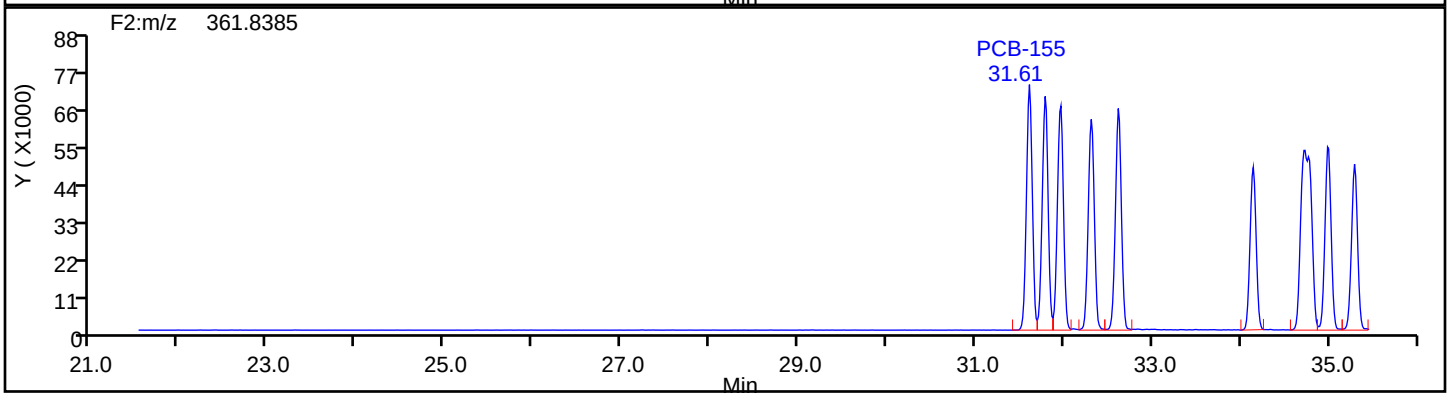

HxPCB F2 Standards

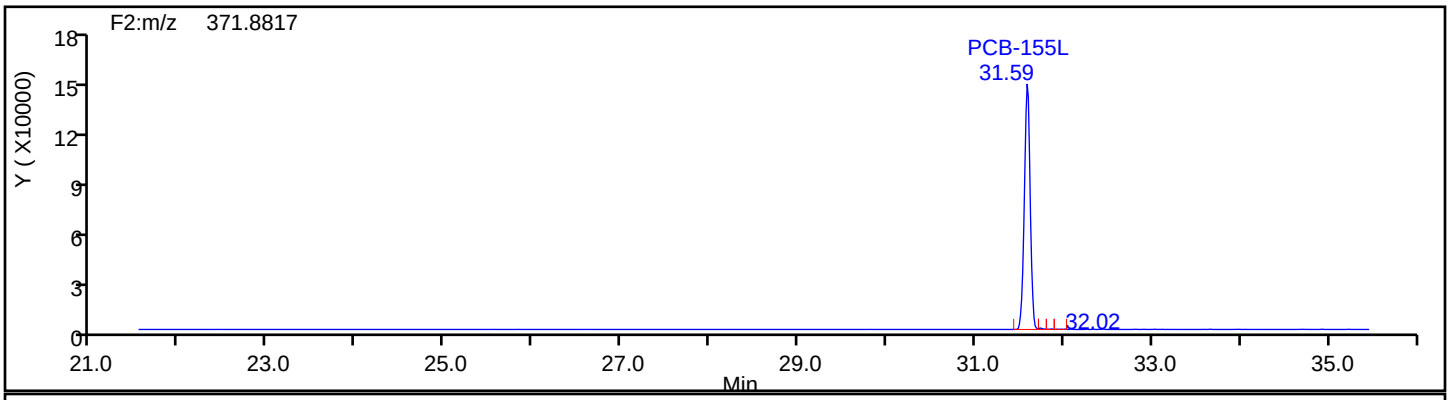

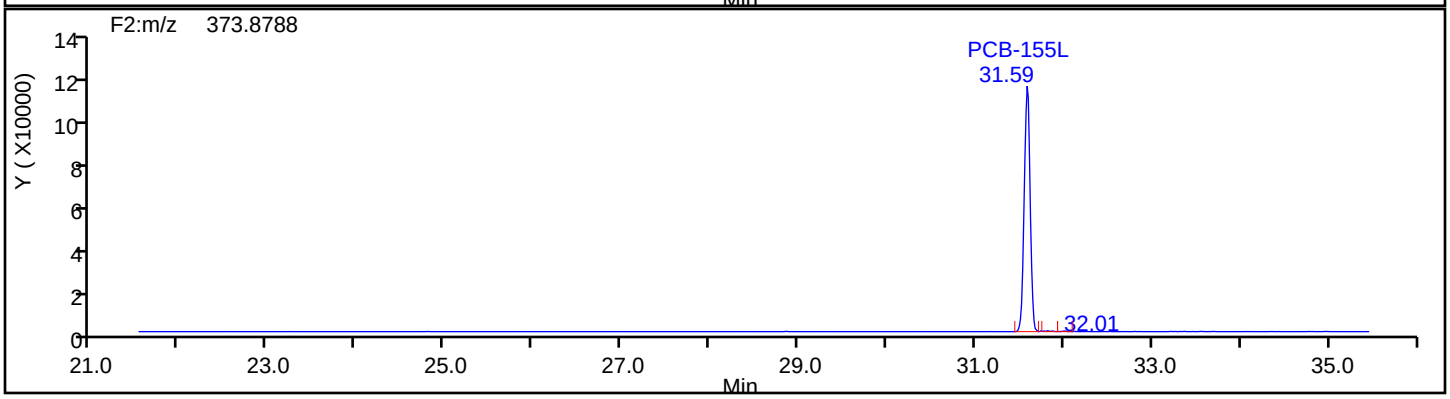

Eurofins TestAmerica, Knoxville

Data File:	\\chromna\Knoxville\ChromData\D3D\20190827-12879.b\lcs140-3277516-b.d		
Injection Date:	27-Aug-2019 15:30:00	Injection Vol:	1.0 ul
Instrument ID:	D3D	Operator ID:	Xcalibur_System
Method:	PCBs_D3D	Limit Group:	HR - 1668A - ICAL
Client ID:			
Worklist#:	33063	Sample Line#:	2
Column Type:	SPB-Octyl	Column Dia:	0.25 mm

HxPCB F2

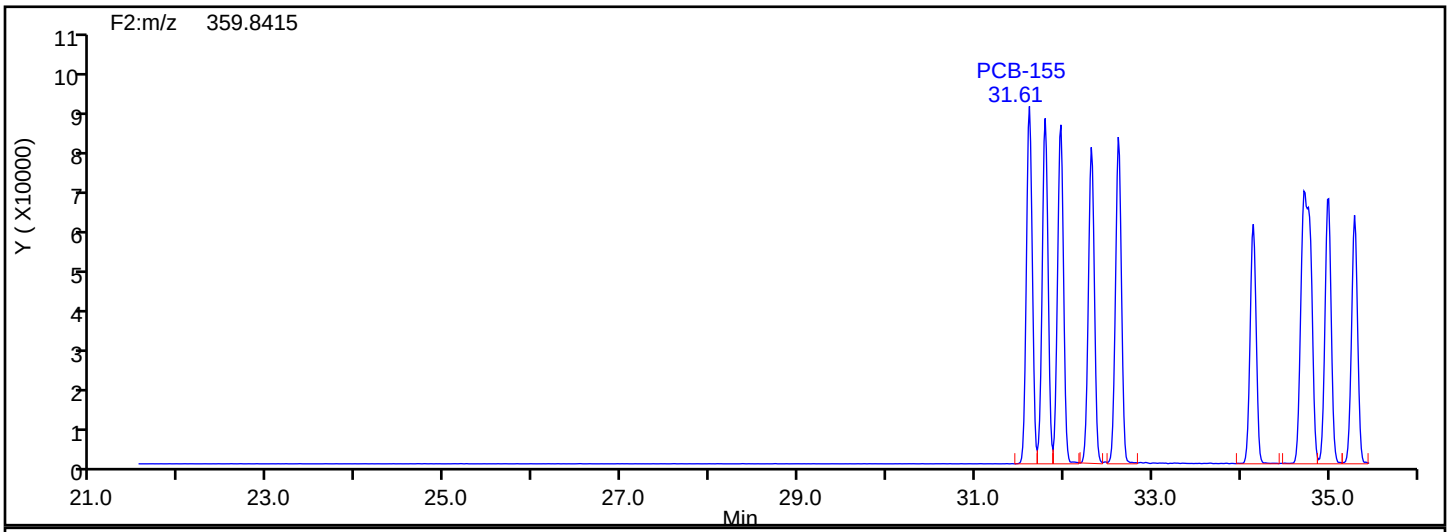

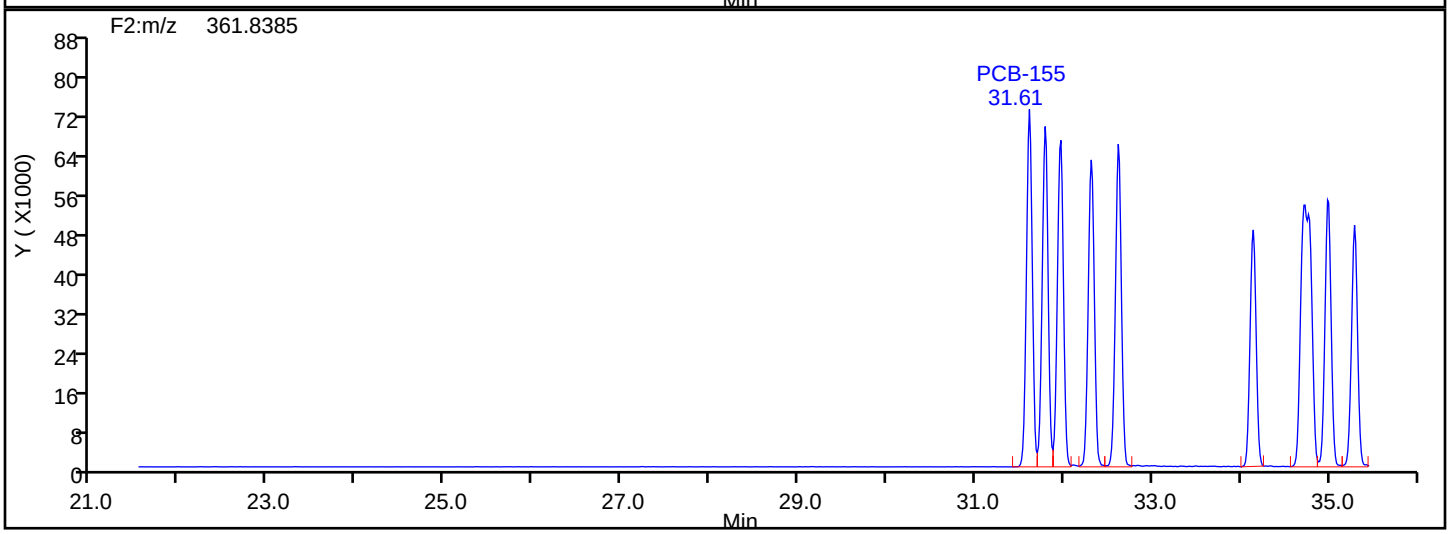

HxPCB F2 Lock Mass

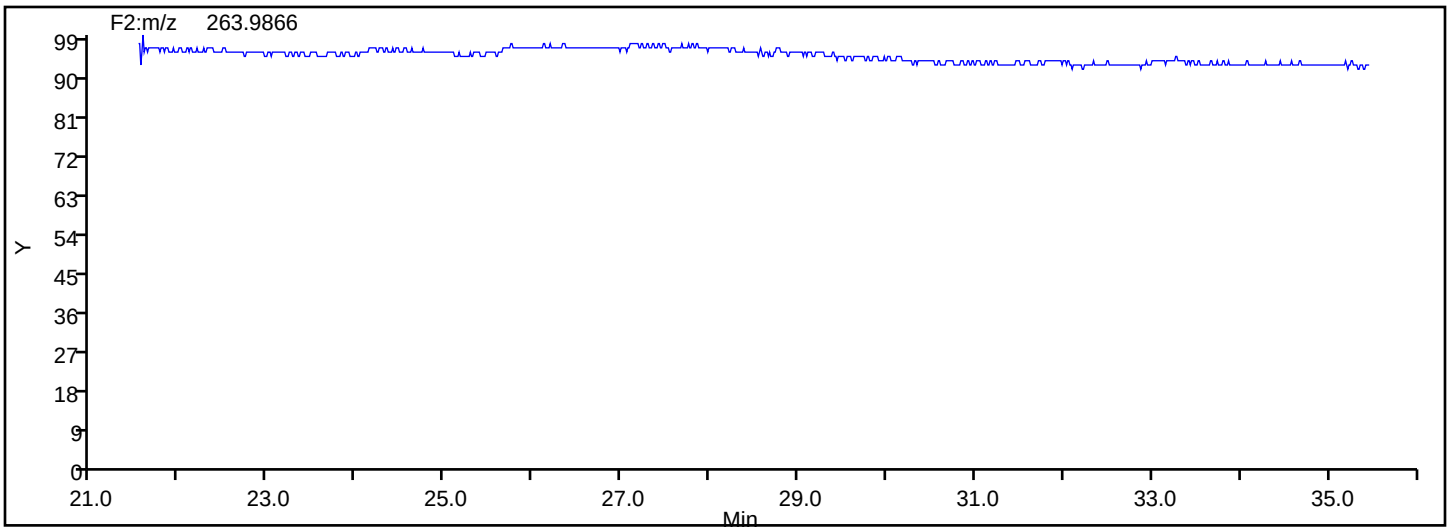

Eurofins TestAmerica, Knoxville

Data File:	\\chromna\Knoxville\ChromData\D3D\20190827-12879.b\lcs140-3277516-b.d		
Injection Date:	27-Aug-2019 15:30:00	Injection Vol:	1.0 ul
Instrument ID:	D3D	Operator ID:	Xcalibur_System
Method:	PCBs_D3D	Limit Group:	HR - 1668A - ICAL
Client ID:			
Worklist#:	33063	Sample Line#:	2
Column Type:	SPB-Octyl	Column Dia:	0.25 mm

HxPCB F3

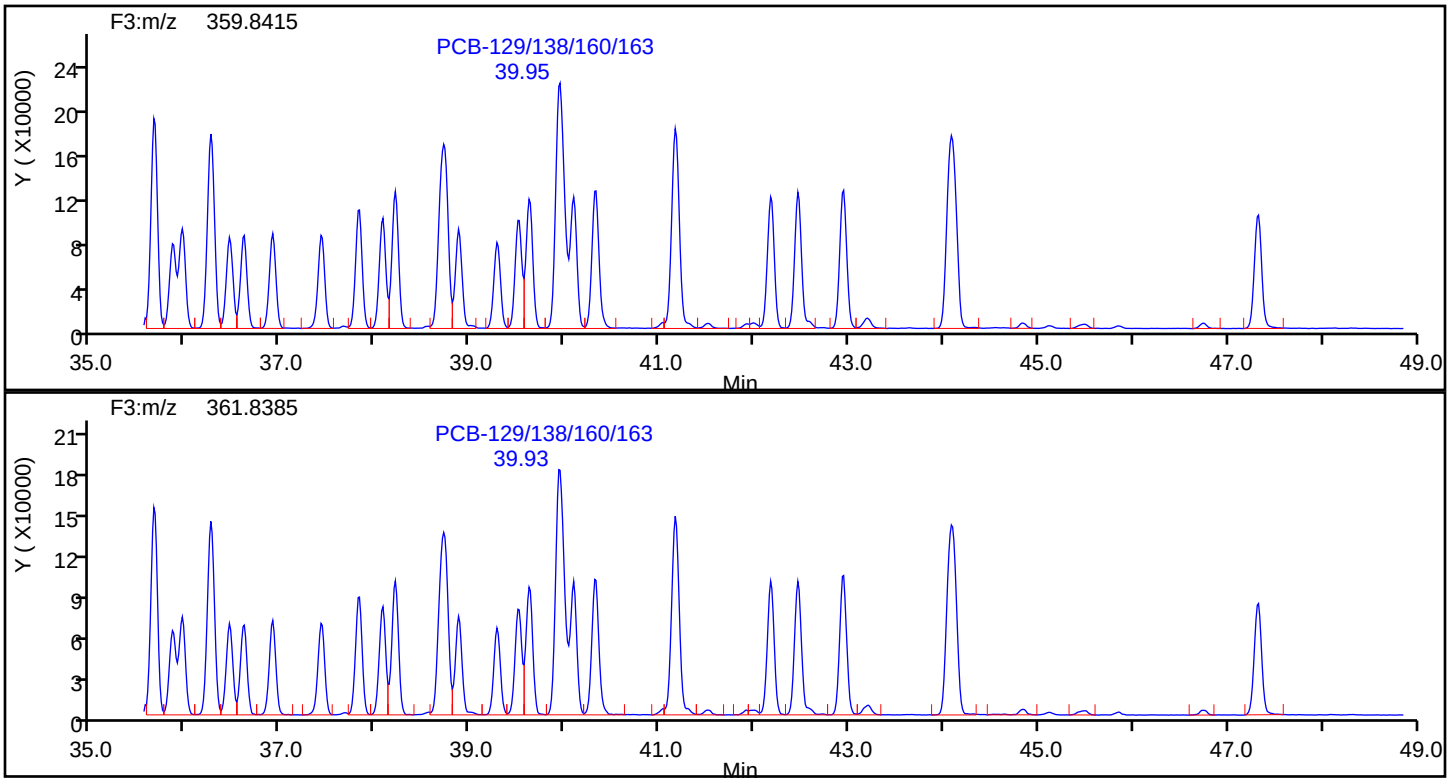

HxPCB F3 Standards

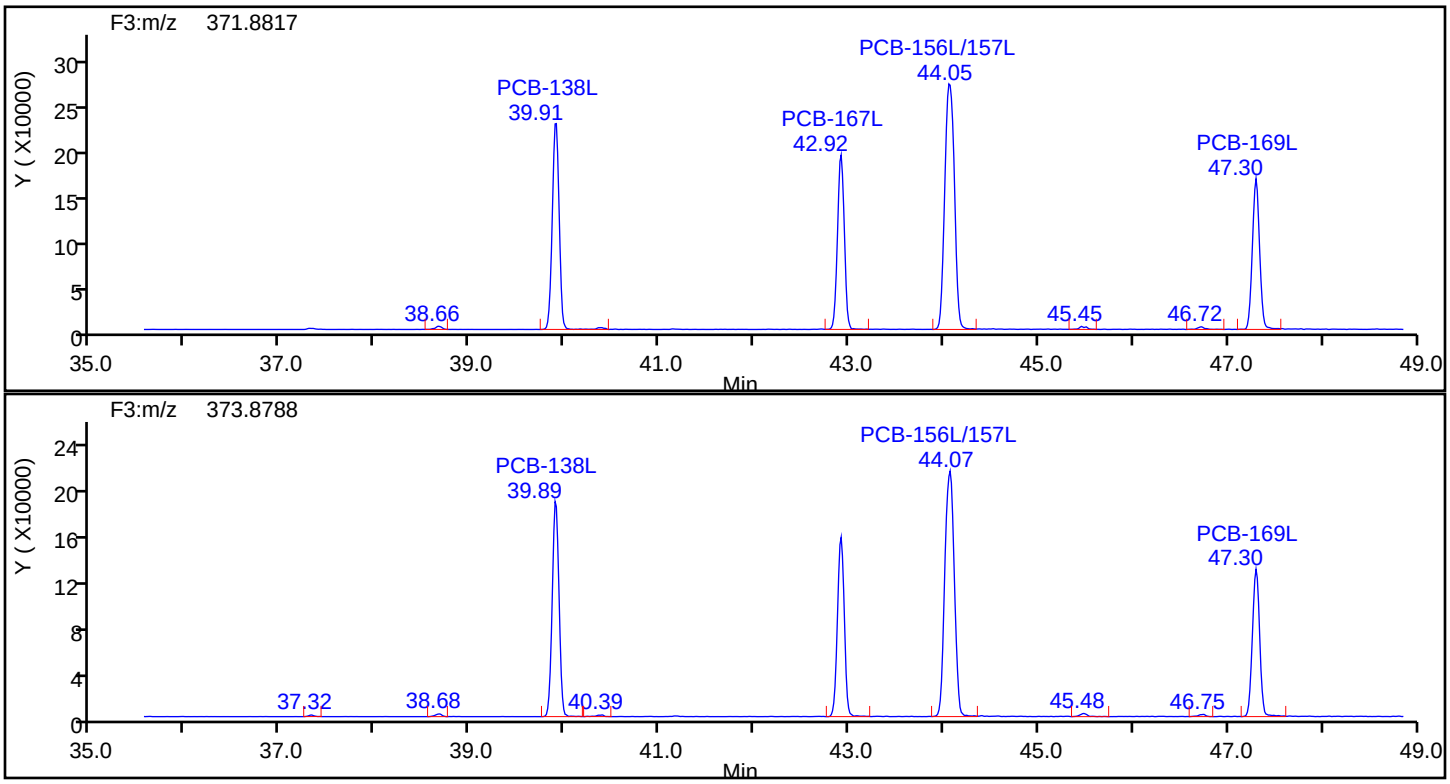

Eurofins TestAmerica, Knoxville

Data File:	\\chromna\Knoxville\ChromData\D3D\20190827-12879.b\lcs140-3277516-b.d		
Injection Date:	27-Aug-2019 15:30:00	Injection Vol:	1.0 ul
Instrument ID:	D3D	Operator ID:	Xcalibur_System
Method:	PCBs_D3D	Limit Group:	HR - 1668A - ICAL
Client ID:			
Worklist#:	33063	Sample Line#:	2
Column Type:	SPB-Octyl	Column Dia:	0.25 mm

HxPCB F3

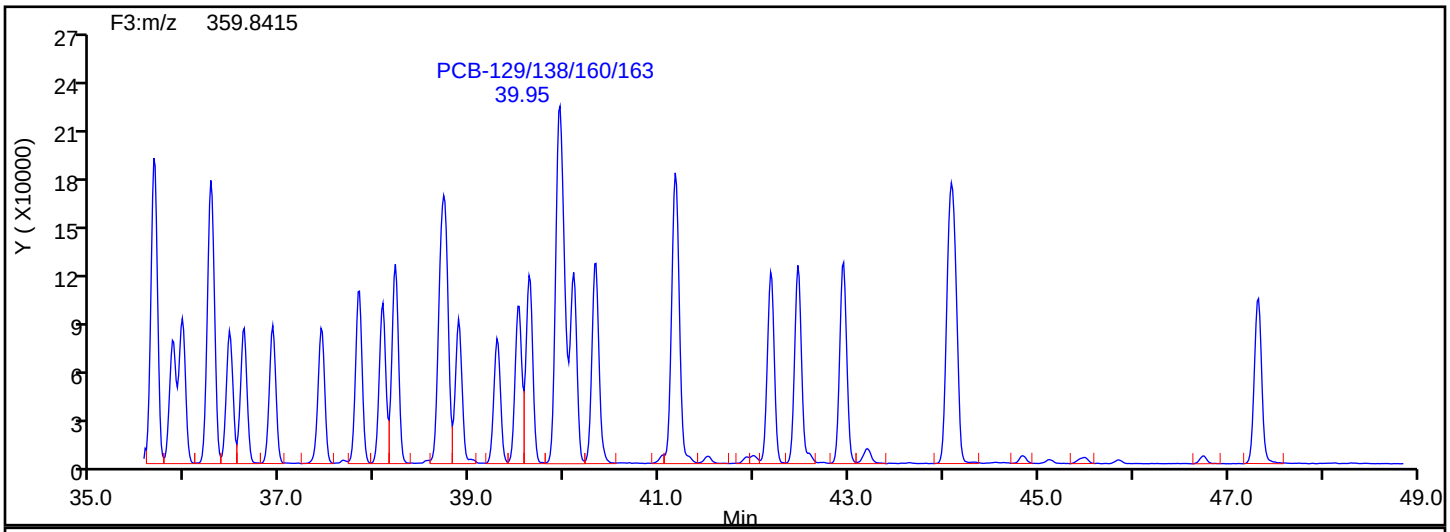

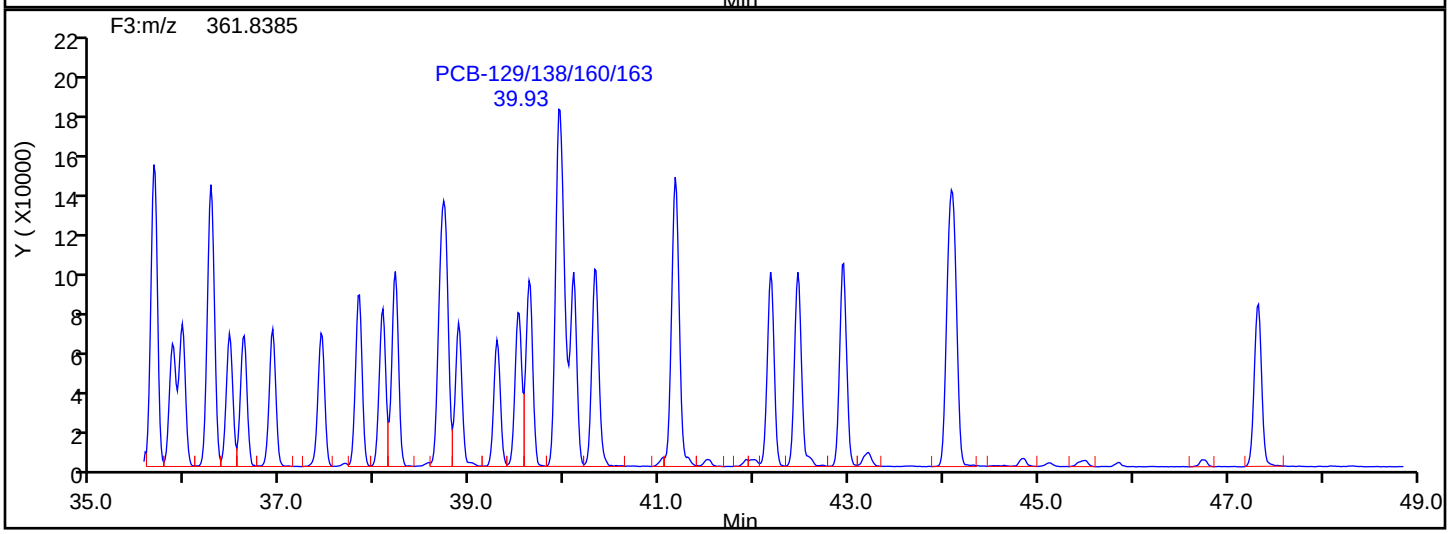

HxPCB F3 Lock Mass

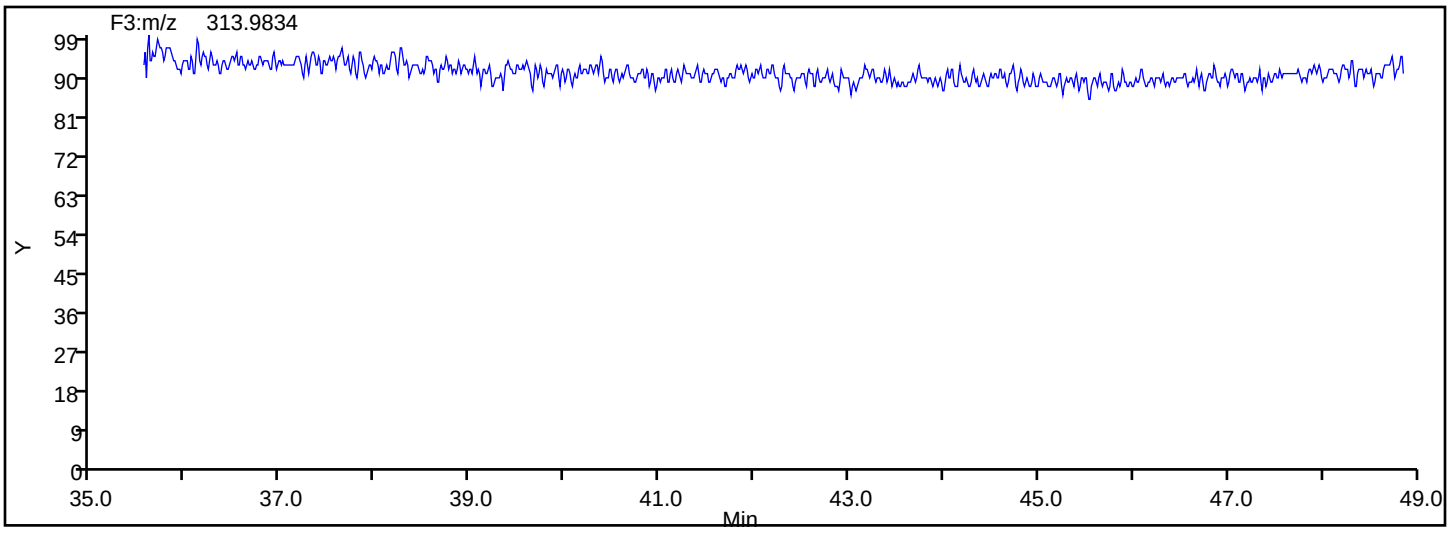

Manual Integration/User Assign Peak Report

Eurofins TestAmerica, Knoxville

Data File:	\\chromna\Knoxville\ChromData\D3D\20190827-12879.b\lcs140-3277516-b.d				
Injection Date:	27-Aug-2019 15:30:00	Instrument ID:	D3D		
Lims ID:	LCS 140-32775/16-B				
Client ID:					
Operator ID:	Xcalibur_System	ALS Bottle#:	0	Worklist Smp#:	2
Injection Vol:	1.0 ul	Dil. Factor:	1.0000		
Method:	PCBs_D3D	Limit Group:	HR - 1668A - ICAL		
Column:	SPB-Octyl (0.25 mm)	Detector	F3(35.64 :49.10)		

PCB-129/138/160/163, CAS: STL02296

Signal: 2

Processing Integration Results

RT: 39.93
Area: 1144396
Amount: 141.4260
Amount Units: pg/ul

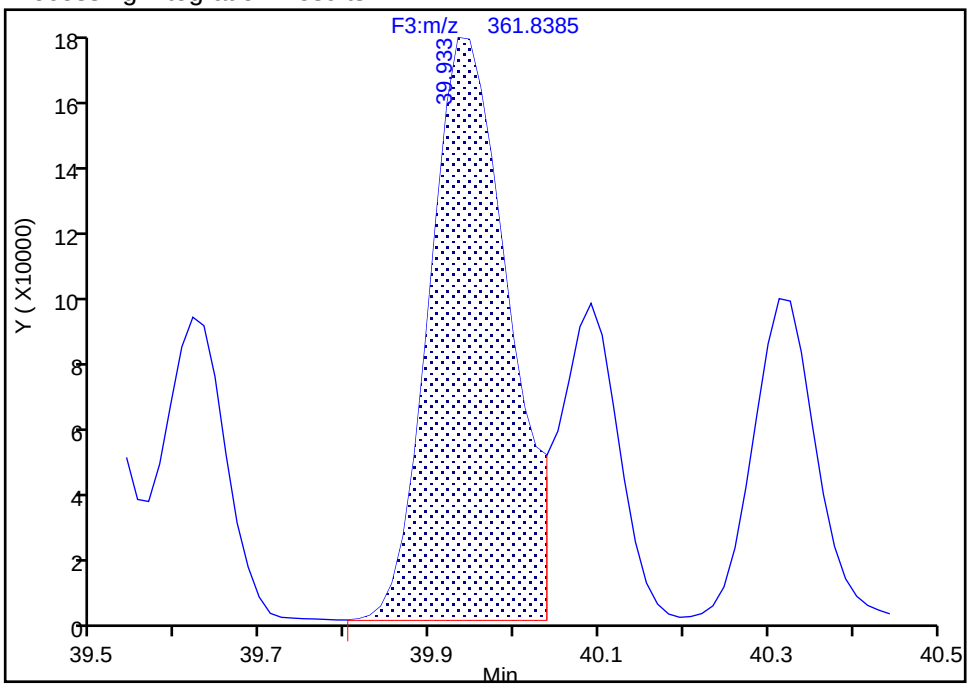

Manual Integration Results

RT: 39.93
Area: 1599249
Amount: 198.3544
Amount Units: pg/ul

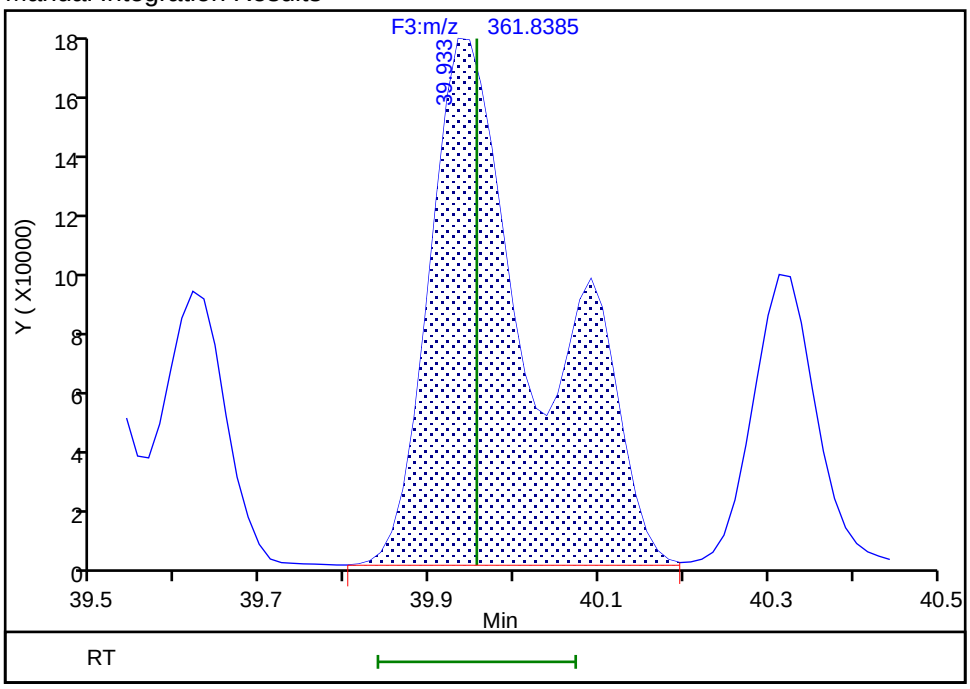

Reviewer: davidsonm, 27-Aug-2019 16:44:56

Audit Action: Manually Integrated Audit Reason: Incomplete Integration

Manual Integration/User Assign Peak Report

Eurofins TestAmerica, Knoxville

Data File: \\chromna\Knoxville\ChromData\D3D\20190827-12879.b\lcs140-3277516-b.d
Injection Date: 27-Aug-2019 15:30:00 Instrument ID: D3D
Lims ID: LCS 140-32775/16-B
Client ID:
Operator ID: Xcalibur_System ALS Bottle#: 0 Worklist Smp#: 2
Injection Vol: 1.0 ul Dil. Factor: 1.0000
Method: PCBs_D3D Limit Group: HR - 1668A - ICAL
Column: SPB-Octyl (0.25 mm) Detector F3(35.64 :49.10)

PCB-129/138/160/163, CAS: STL02296

Signal: 1

Processing Integration Results

RT: 39.95
Area: 1426935
Amount: 141.4260
Amount Units: pg/ul

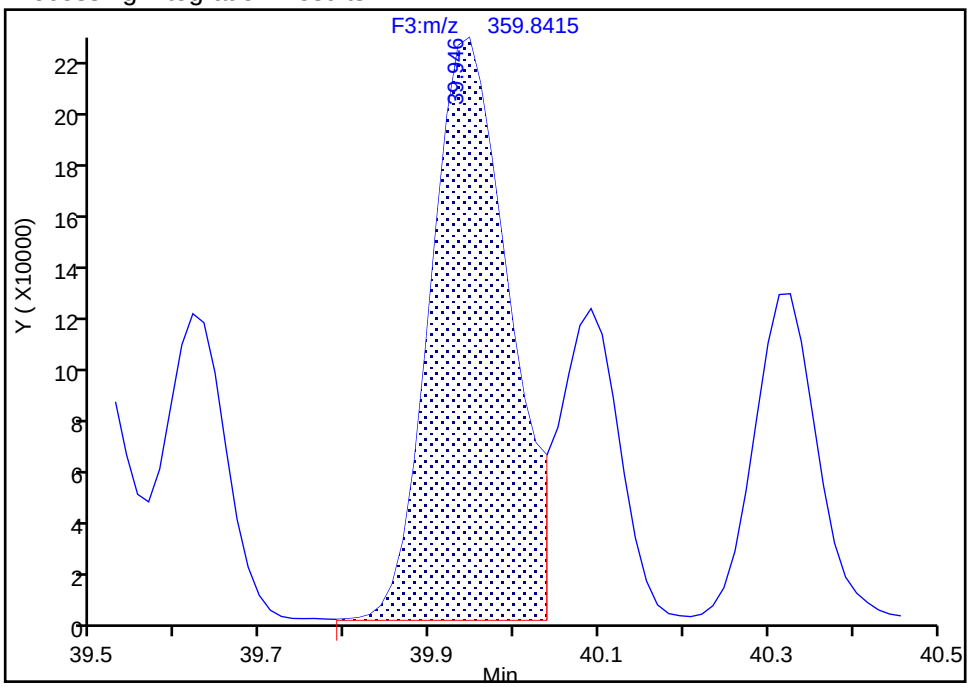

Manual Integration Results

RT: 39.95
Area: 2007123
Amount: 198.3544
Amount Units: pg/ul

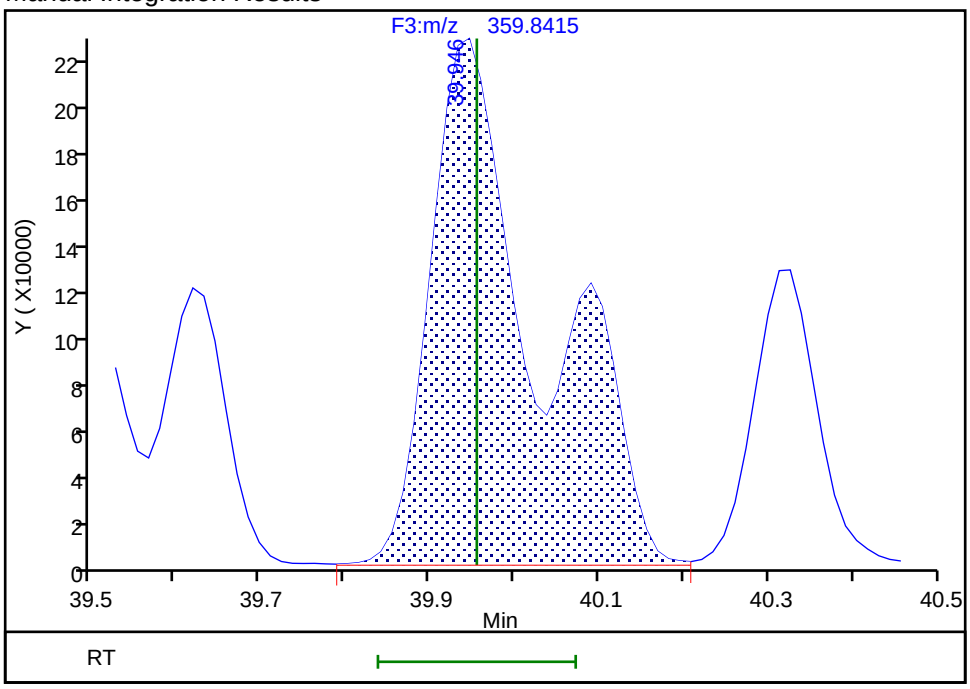

Reviewer: davidsonm, 27-Aug-2019 16:45:13
Audit Action: Manually Integrated Audit Reason: Incomplete Integration

Manual Integration/User Assign Peak Report

Eurofins TestAmerica, Knoxville

Data File:	\\chromna\Knoxville\ChromData\D3D\20190827-12879.b\lcs140-3277516-b.d				
Injection Date:	27-Aug-2019 15:30:00	Instrument ID:	D3D		
Lims ID:	LCS 140-32775/16-B				
Client ID:					
Operator ID:	Xcalibur_System	ALS Bottle#:	0	Worklist Smp#:	2
Injection Vol:	1.0 ul	Dil. Factor:	1.0000		
Method:	PCBs_D3D	Limit Group:	HR - 1668A - ICAL		
Column:	SPB-Octyl (0.25 mm)	Detector	F3(35.64 :49.10)		

PCB-169L, CAS: 208263-70-1

Signal: 1

Not Detected
Expected RT: 47.35

Processing Integration Results

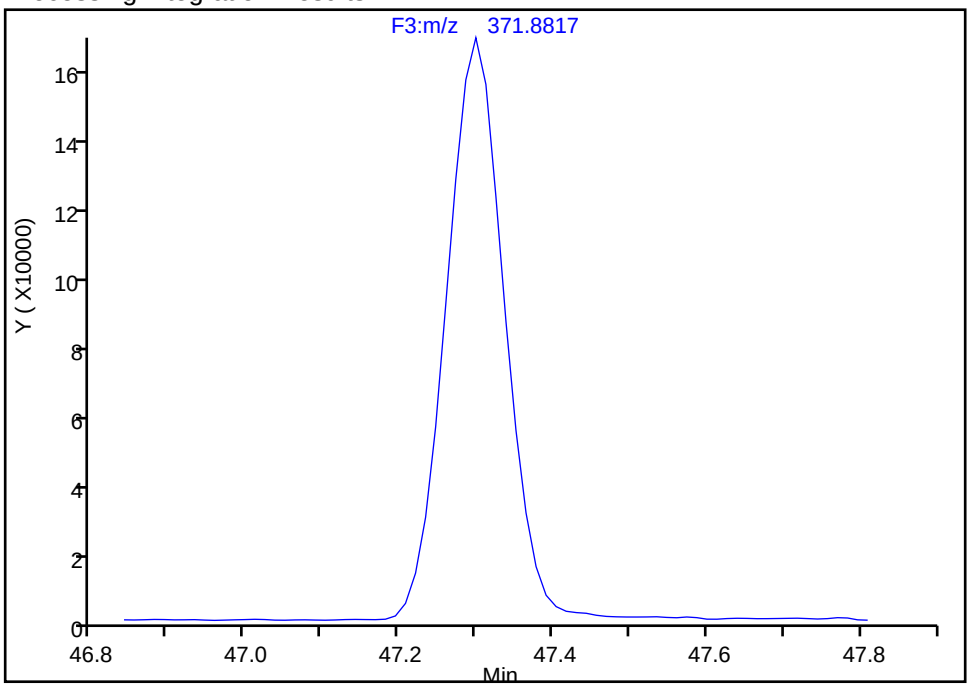

Manual Integration Results

RT: 47.30
Area: 881232
Amount: 68.955243
Amount Units: pg/ul

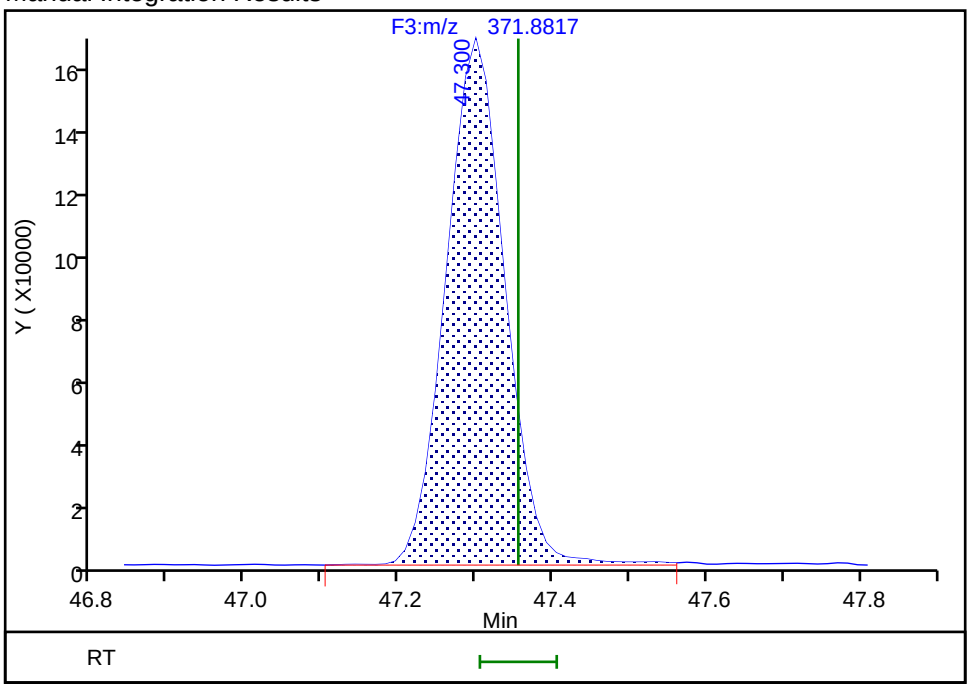

Reviewer: davidsonm, 27-Aug-2019 16:44:19
Audit Action: Assigned Compound ID Audit Reason: Incomplete Integration

Eurofins TestAmerica, Knoxville

Data File:	\\chromna\Knoxville\ChromData\D3D\20190827-12879.b\lcs140-3277516-b.d		
Injection Date:	27-Aug-2019 15:30:00	Injection Vol:	1.0 ul
Instrument ID:	D3D	Operator ID:	Xcalibur_System
Method:	PCBs_D3D	Limit Group:	HR - 1668A - ICAL
Client ID:			
Worklist#:	33063	Sample Line#:	2
Column Type:	SPB-Octyl	Column Dia:	0.25 mm

HpPCB F3

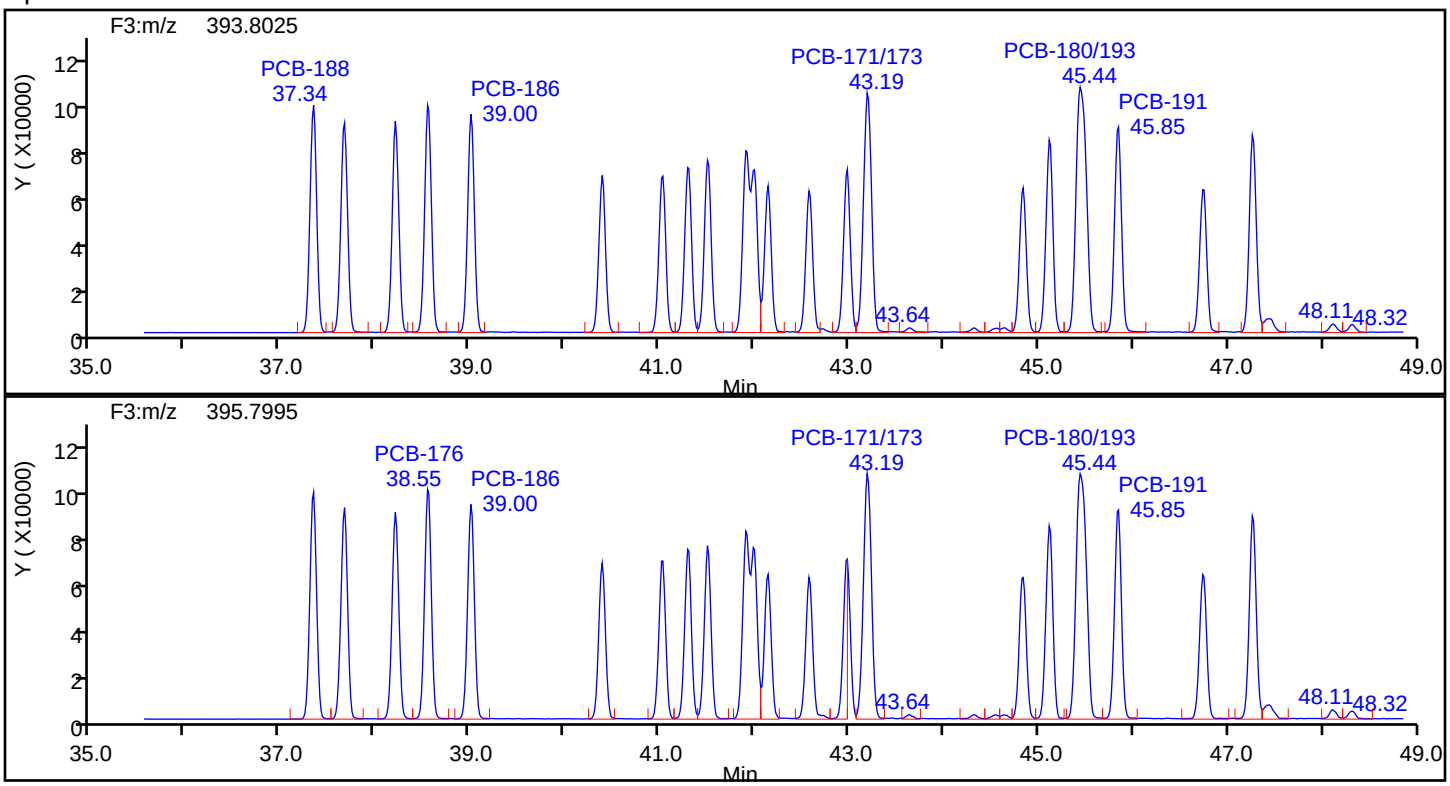

HpPCB F3 Standards

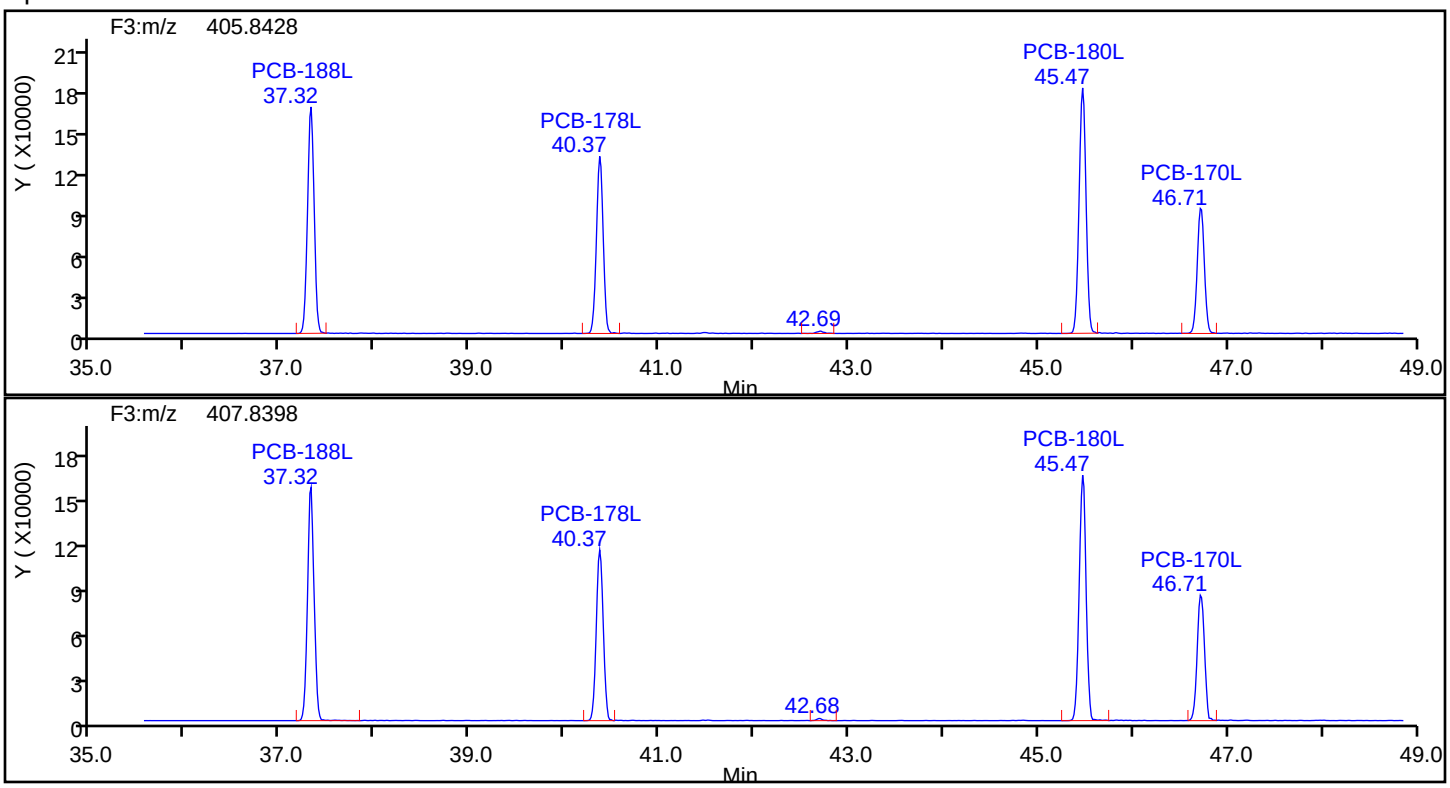

Eurofins TestAmerica, Knoxville

Data File:	\\chromna\Knoxville\ChromData\D3D\20190827-12879.b\lcs140-3277516-b.d		
Injection Date:	27-Aug-2019 15:30:00	Injection Vol:	1.0 ul
Instrument ID:	D3D	Operator ID:	Xcalibur_System
Method:	PCBs_D3D	Limit Group:	HR - 1668A - ICAL
Client ID:			
Worklist#:	33063	Sample Line#:	2
Column Type:	SPB-Octyl	Column Dia:	0.25 mm

HpPCB F3

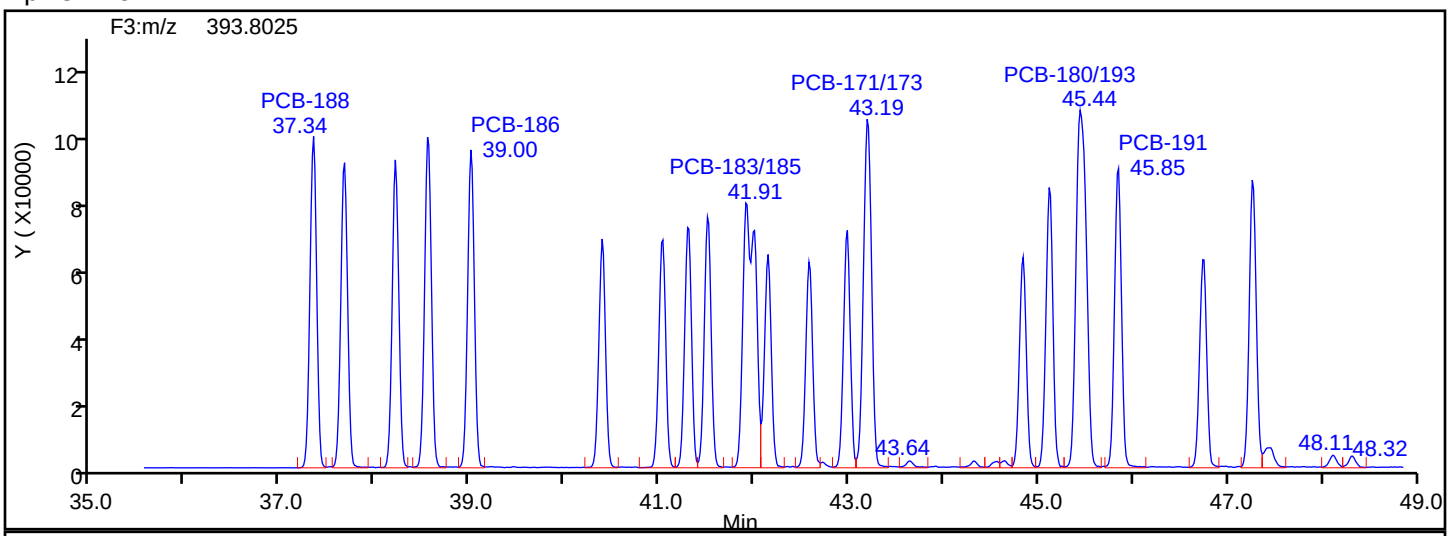

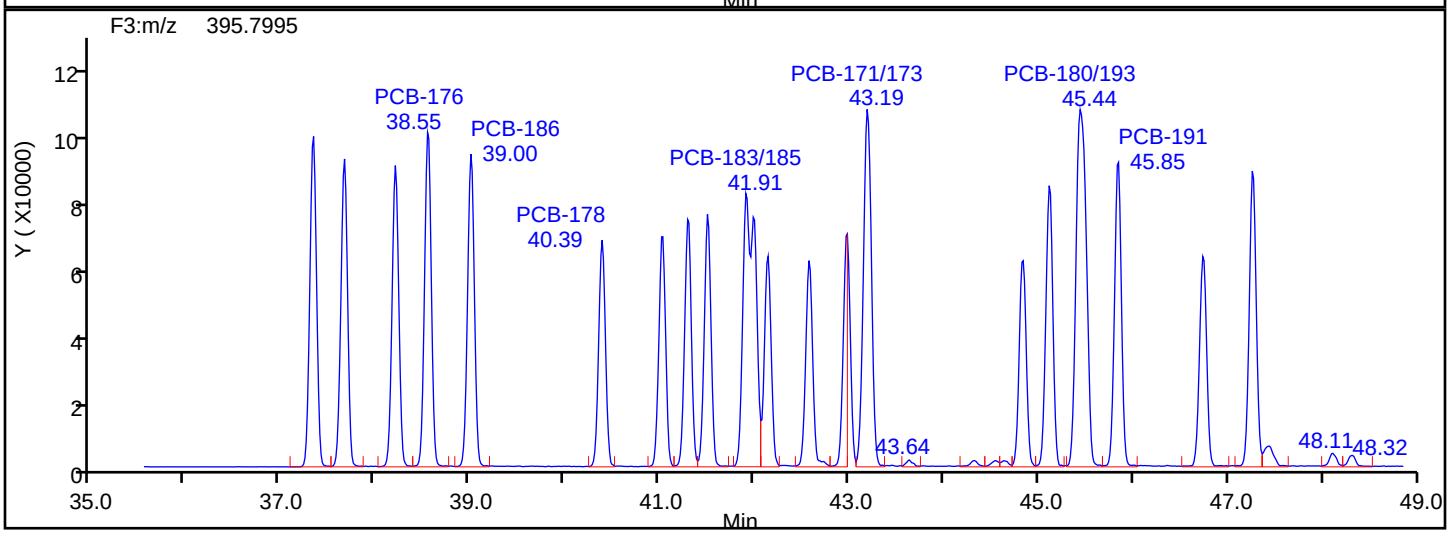

HpPCB F3 Lock Mass

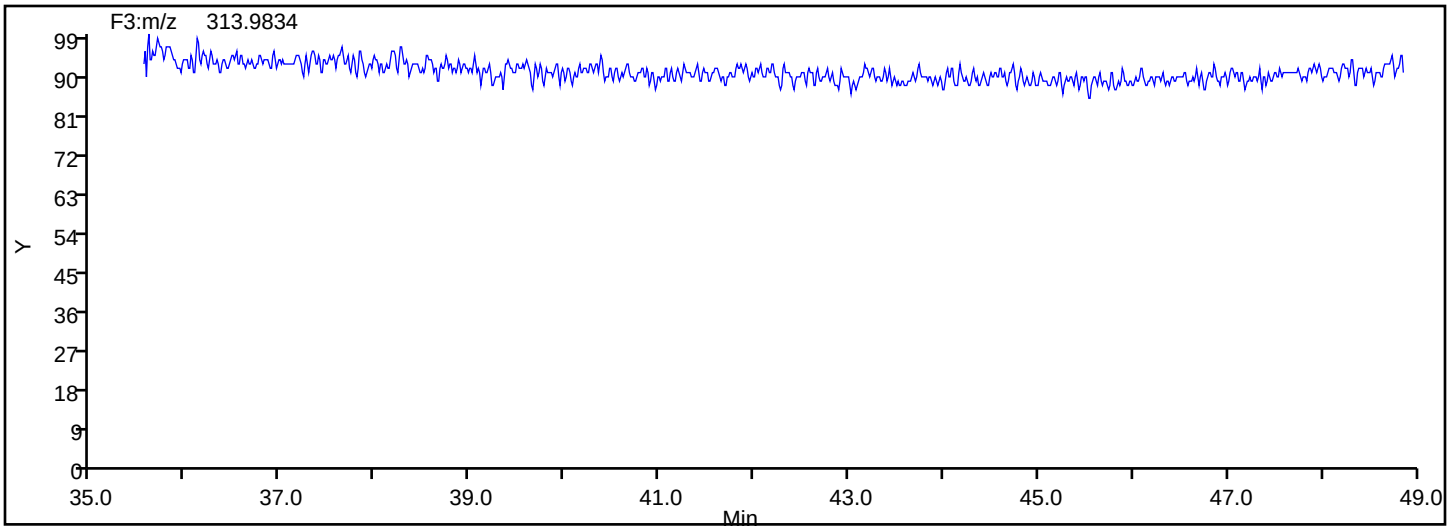

Manual Integration/User Assign Peak Report

Eurofins TestAmerica, Knoxville

Data File: \\chromna\Knoxville\ChromData\D3D\20190827-12879.b\lcs140-3277516-b.d
Injection Date: 27-Aug-2019 15:30:00 Instrument ID: D3D
Lims ID: LCS 140-32775/16-B
Client ID:
Operator ID: Xcalibur_System ALS Bottle#: 0 Worklist Smp#: 2
Injection Vol: 1.0 ul Dil. Factor: 1.0000
Method: PCBs_D3D Limit Group: HR - 1668A - ICAL
Column: SPB-Octyl (0.25 mm) Detector F3(35.64 :49.10)

PCB-178, CAS: 52663-67-9

Signal: 1

Not Detected
Expected RT: 40.40

Processing Integration Results

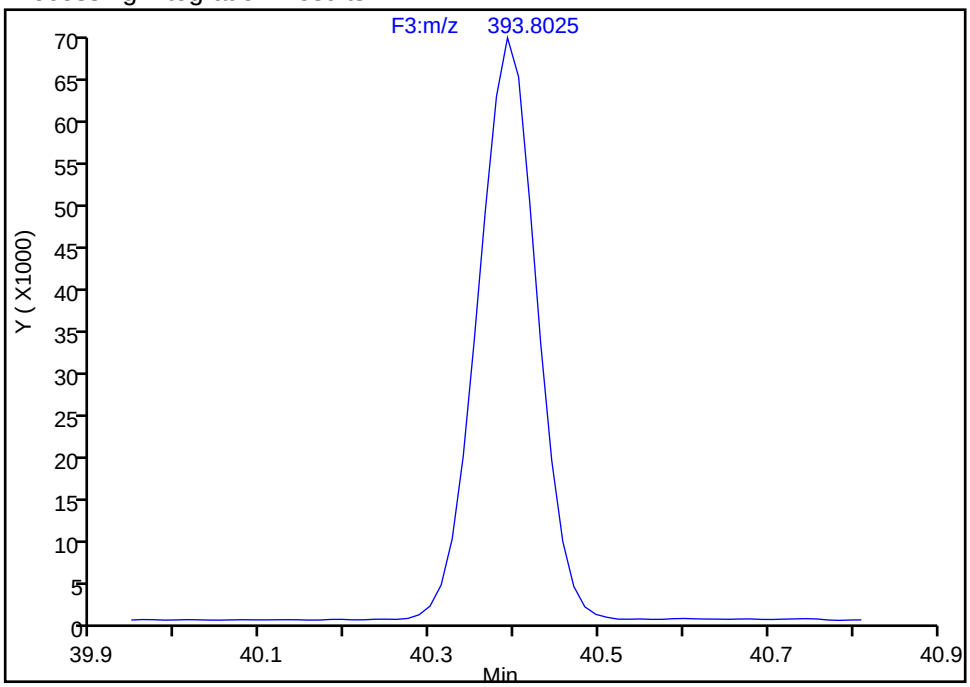

Manual Integration Results

RT: 40.39
Area: 340258
Amount: 52.812527
Amount Units: pg/ul

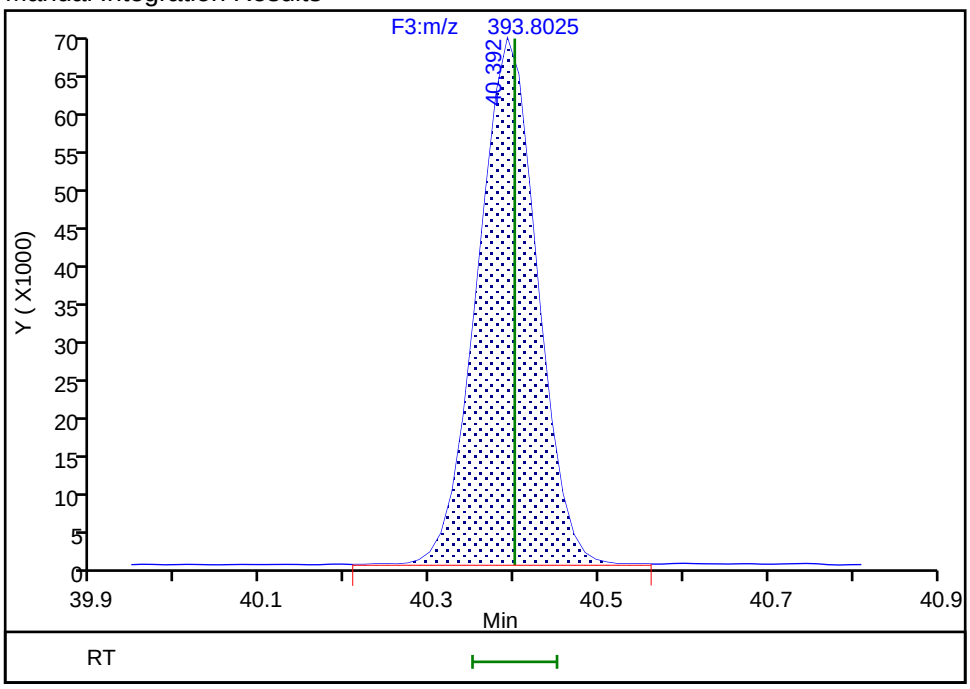

Reviewer: davidsonm, 27-Aug-2019 16:45:31
Audit Action: Assigned Compound ID Audit Reason: Incomplete Integration

Manual Integration/User Assign Peak Report

Eurofins TestAmerica, Knoxville

Data File:	\\chromna\Knoxville\ChromData\D3D\20190827-12879.b\lcs140-3277516-b.d				
Injection Date:	27-Aug-2019 15:30:00	Instrument ID:	D3D		
Lims ID:	LCS 140-32775/16-B				
Client ID:					
Operator ID:	Xcalibur_System	ALS Bottle#:	0	Worklist Smp#:	2
Injection Vol:	1.0 ul	Dil. Factor:	1.0000		
Method:	PCBs_D3D	Limit Group:	HR - 1668A - ICAL		
Column:	SPB-Octyl (0.25 mm)	Detector	F3(35.64 :49.10)		

PCB-175, CAS: 40186-70-7

Signal: 1

Not Detected
Expected RT: 41.04

Processing Integration Results

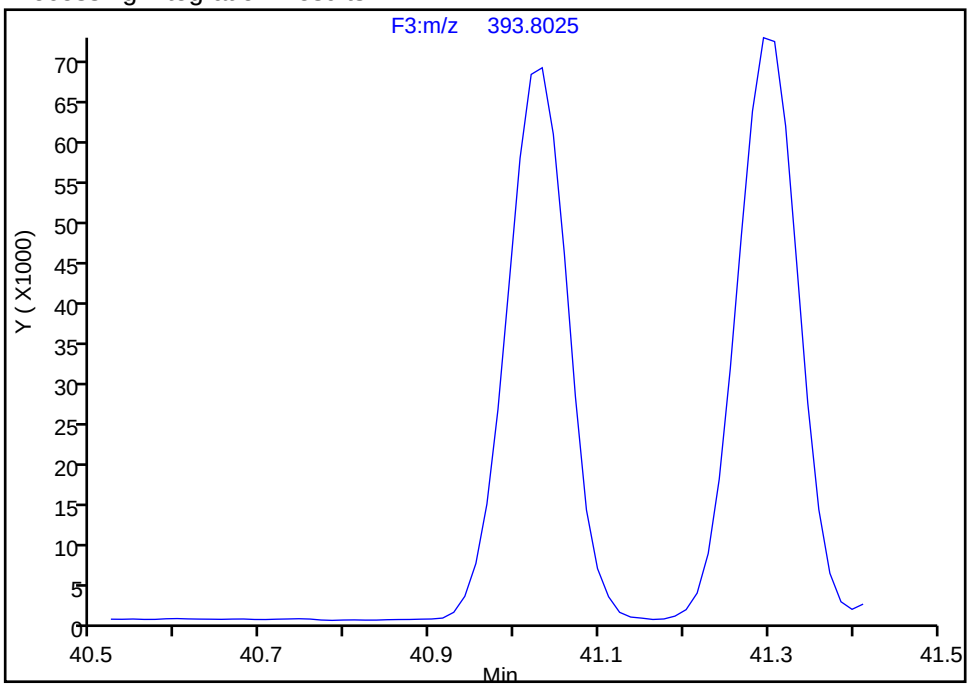

Manual Integration Results

RT: 41.03
Area: 352804
Amount: 52.022154
Amount Units: pg/ul

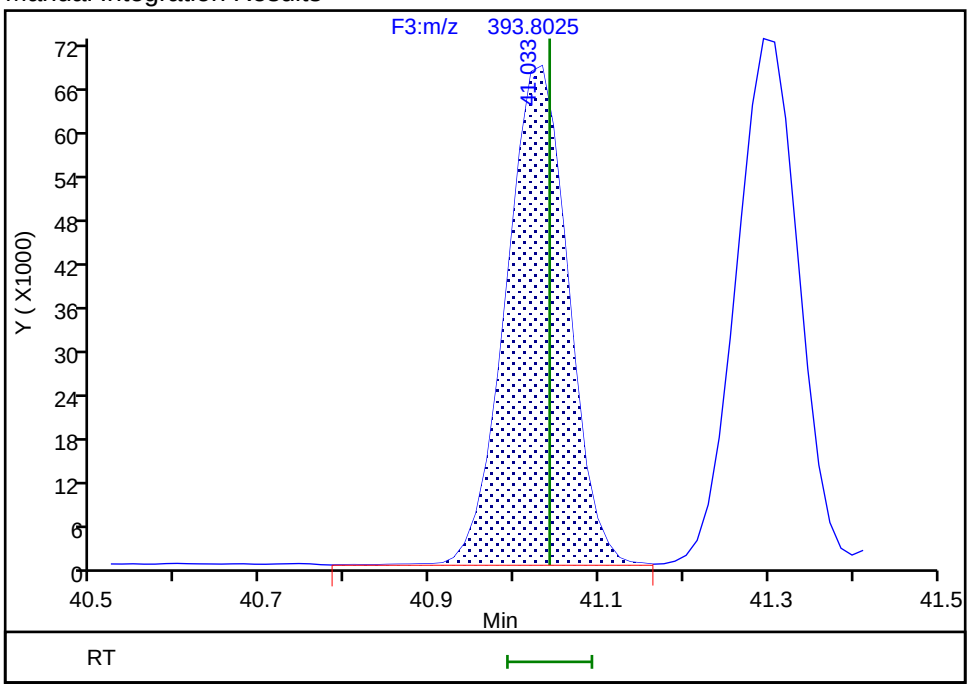

Reviewer: davidsonm, 27-Aug-2019 16:45:37
Audit Action: Assigned Compound ID Audit Reason: Incomplete Integration

Manual Integration/User Assign Peak Report

Eurofins TestAmerica, Knoxville

Data File: \\chromna\Knoxville\ChromData\D3D\20190827-12879.b\lcs140-3277516-b.d
Injection Date: 27-Aug-2019 15:30:00 Instrument ID: D3D
Lims ID: LCS 140-32775/16-B
Client ID:
Operator ID: Xcalibur_System ALS Bottle#: 0 Worklist Smp#: 2
Injection Vol: 1.0 ul Dil. Factor: 1.0000
Method: PCBs_D3D Limit Group: HR - 1668A - ICAL
Column: SPB-Octyl (0.25 mm) Detector F3(35.64 :49.10)

PCB-187, CAS: 52663-68-0

Signal: 1

Not Detected
Expected RT: 41.30

Processing Integration Results

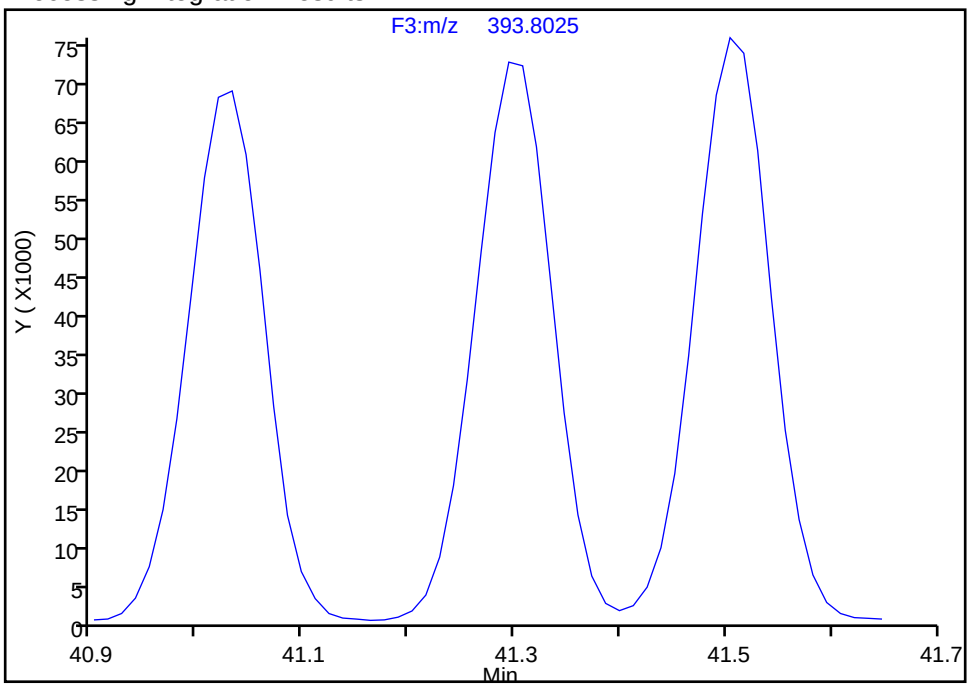

Manual Integration Results

RT: 41.29
Area: 373388
Amount: 53.203734
Amount Units: pg/ul

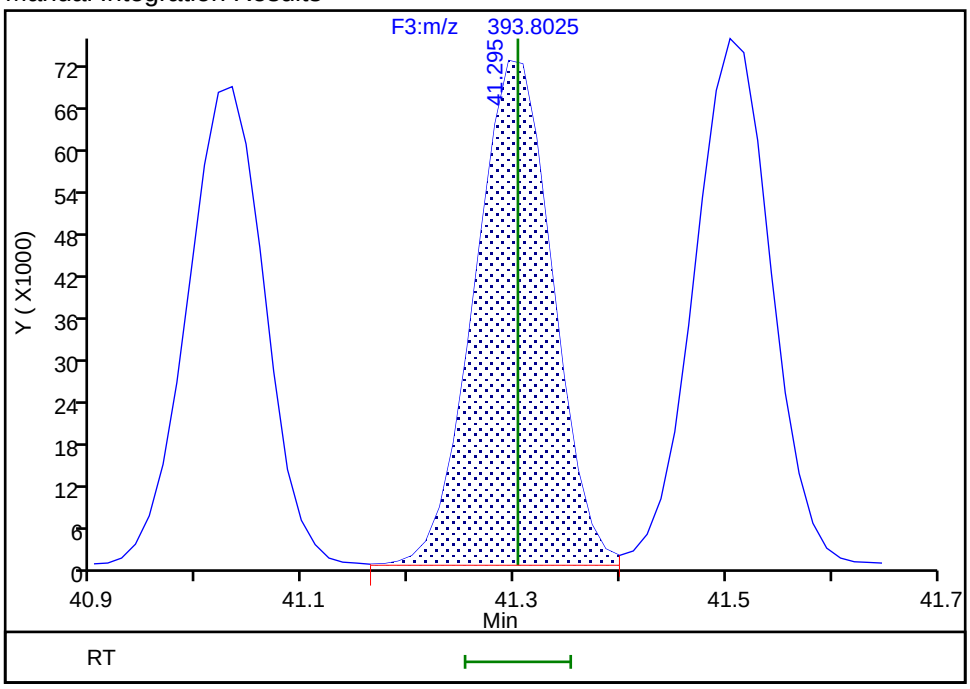

Reviewer: davidsonm, 27-Aug-2019 16:45:39
Audit Action: Assigned Compound ID Audit Reason: Incomplete Integration

Manual Integration/User Assign Peak Report

Eurofins TestAmerica, Knoxville

Data File:	\\chromna\Knoxville\ChromData\D3D\20190827-12879.b\lcs140-3277516-b.d				
Injection Date:	27-Aug-2019 15:30:00	Instrument ID:	D3D		
Lims ID:	LCS 140-32775/16-B				
Client ID:					
Operator ID:	Xcalibur_System	ALS Bottle#:	0	Worklist Smp#:	2
Injection Vol:	1.0 ul	Dil. Factor:	1.0000		
Method:	PCBs_D3D	Limit Group:	HR - 1668A - ICAL		
Column:	SPB-Octyl (0.25 mm)	Detector	F3(35.64 :49.10)		

PCB-182, CAS: 60145-23-5

Signal: 1

Not Detected
Expected RT: 41.51

Processing Integration Results

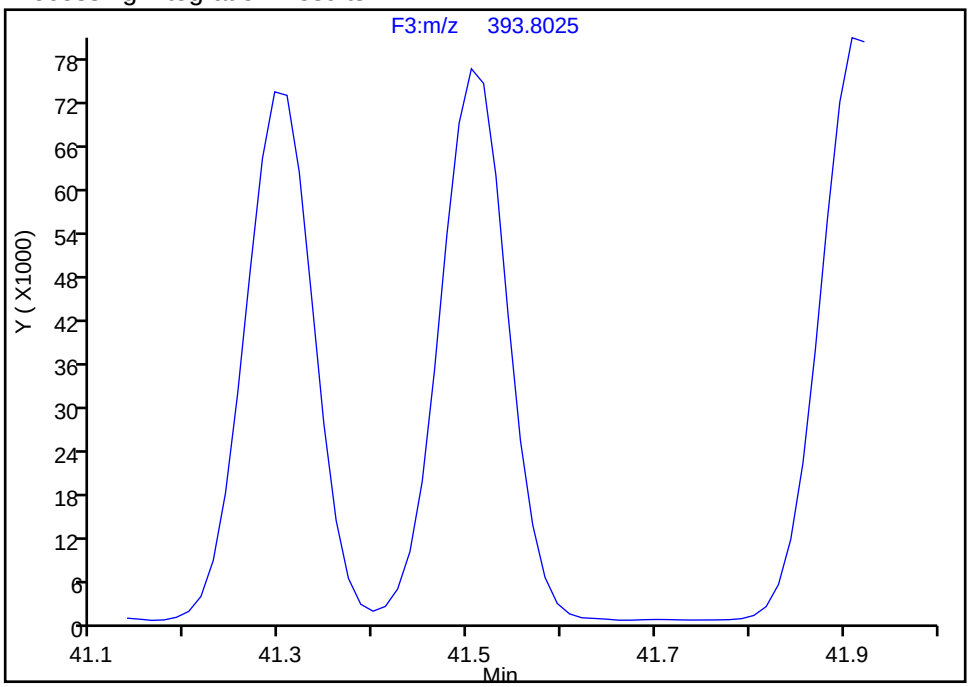

Manual Integration Results

RT: 41.50
Area: 387058
Amount: 52.791900
Amount Units: pg/ul

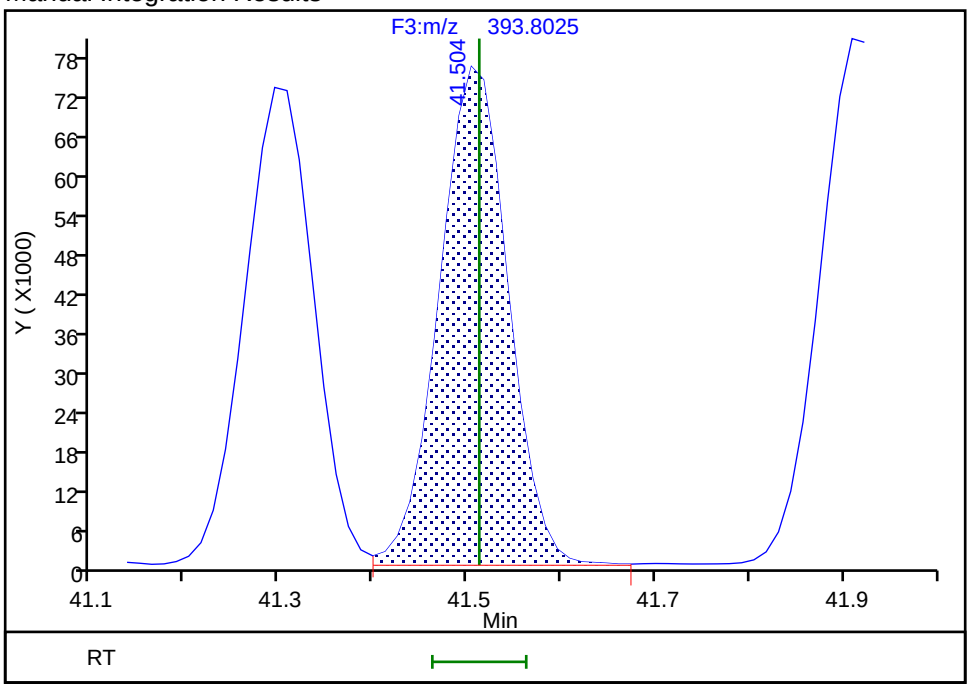

Reviewer: davidsonm, 27-Aug-2019 16:45:42
Audit Action: Assigned Compound ID Audit Reason: Incomplete Integration

Manual Integration/User Assign Peak Report

Eurofins TestAmerica, Knoxville

Data File:	\\chromna\Knoxville\ChromData\D3D\20190827-12879.b\lcs140-3277516-b.d				
Injection Date:	27-Aug-2019 15:30:00	Instrument ID:	D3D		
Lims ID:	LCS 140-32775/16-B				
Client ID:					
Operator ID:	Xcalibur_System	ALS Bottle#:	0	Worklist Smp#:	2
Injection Vol:	1.0 ul	Dil. Factor:	1.0000		
Method:	PCBs_D3D	Limit Group:	HR - 1668A - ICAL		
Column:	SPB-Octyl (0.25 mm)	Detector	F3(35.64 :49.10)		

PCB-183/185, CAS: STL02297

Signal: 2

Not Detected
Expected RT: 41.92

Processing Integration Results

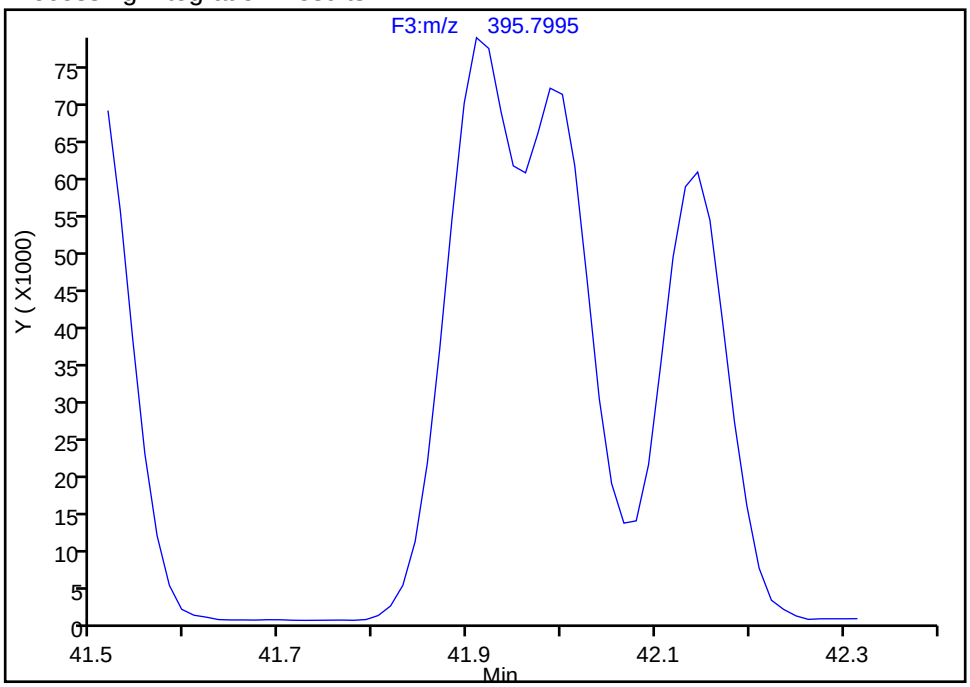

Manual Integration Results

RT: 41.91
Area: 715474
Amount: 103.9733
Amount Units: pg/ul

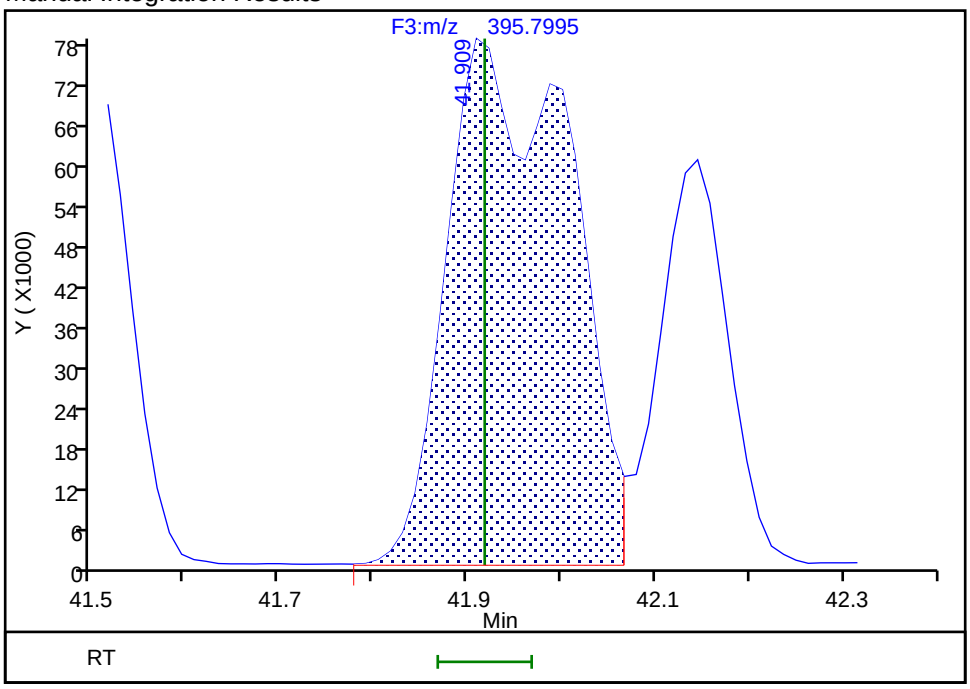

Reviewer: davidsonm, 27-Aug-2019 16:46:10
Audit Action: Manually Integrated Audit Reason: Incomplete Integration

Manual Integration/User Assign Peak Report

Eurofins TestAmerica, Knoxville

Data File: \\chromna\Knoxville\ChromData\D3D\20190827-12879.b\lcs140-3277516-b.d
Injection Date: 27-Aug-2019 15:30:00 Instrument ID: D3D
Lims ID: LCS 140-32775/16-B
Client ID:
Operator ID: Xcalibur_System ALS Bottle#: 0 Worklist Smp#: 2
Injection Vol: 1.0 ul Dil. Factor: 1.0000
Method: PCBs_D3D Limit Group: HR - 1668A - ICAL
Column: SPB-Octyl (0.25 mm) Detector F3(35.64 :49.10)

PCB-183/185, CAS: STL02297

Signal: 1

Not Detected
Expected RT: 41.92

Processing Integration Results

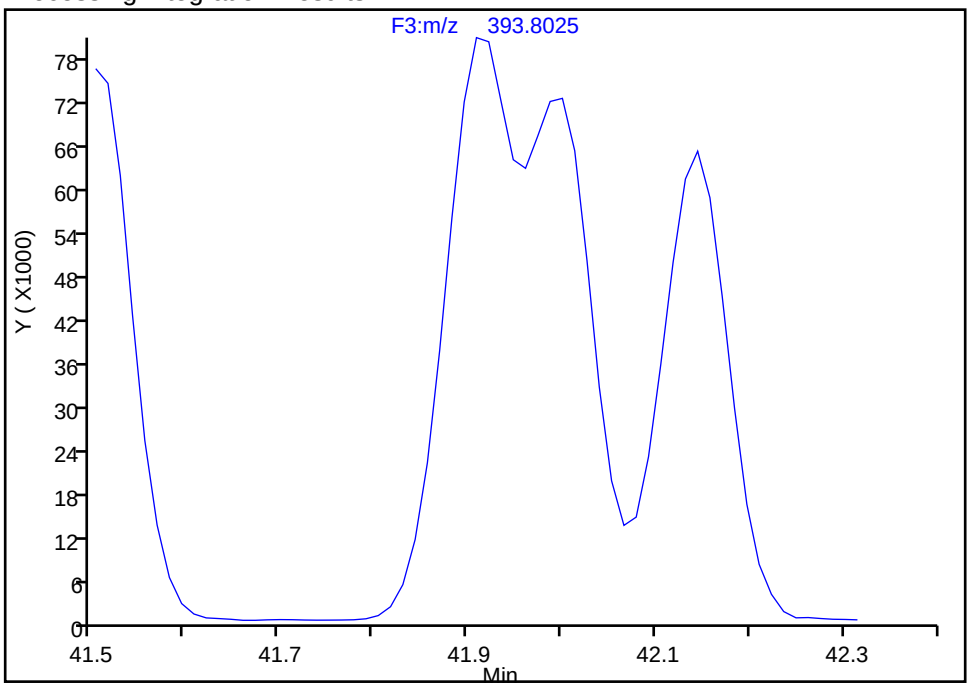

Manual Integration Results

RT: 41.91
Area: 739873
Amount: 103.9733
Amount Units: pg/ul

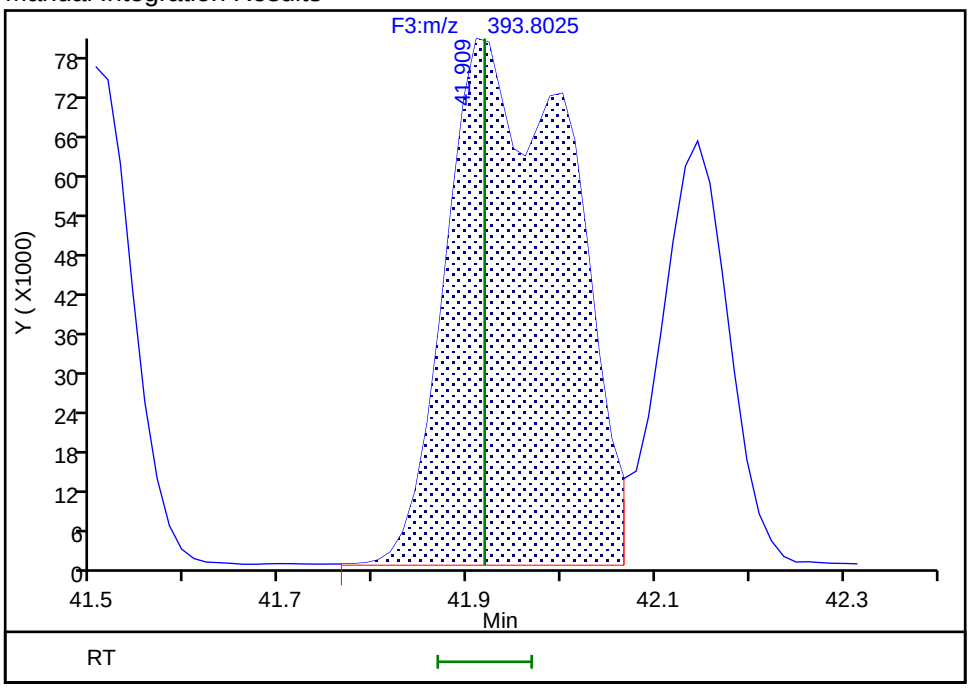

Reviewer: davidsonm, 27-Aug-2019 16:46:10
Audit Action: Manually Integrated Audit Reason: Incomplete Integration

Manual Integration/User Assign Peak Report

Eurofins TestAmerica, Knoxville

Data File: \\chromna\Knoxville\ChromData\D3D\20190827-12879.b\lcs140-3277516-b.d
Injection Date: 27-Aug-2019 15:30:00 Instrument ID: D3D
Lims ID: LCS 140-32775/16-B
Client ID:
Operator ID: Xcalibur_System ALS Bottle#: 0 Worklist Smp#: 2
Injection Vol: 1.0 ul Dil. Factor: 1.0000
Method: PCBs_D3D Limit Group: HR - 1668A - ICAL
Column: SPB-Octyl (0.25 mm) Detector F3(35.64 :49.10)

PCB-174, CAS: 38411-25-5

Signal: 1

Not Detected
Expected RT: 42.15

Processing Integration Results

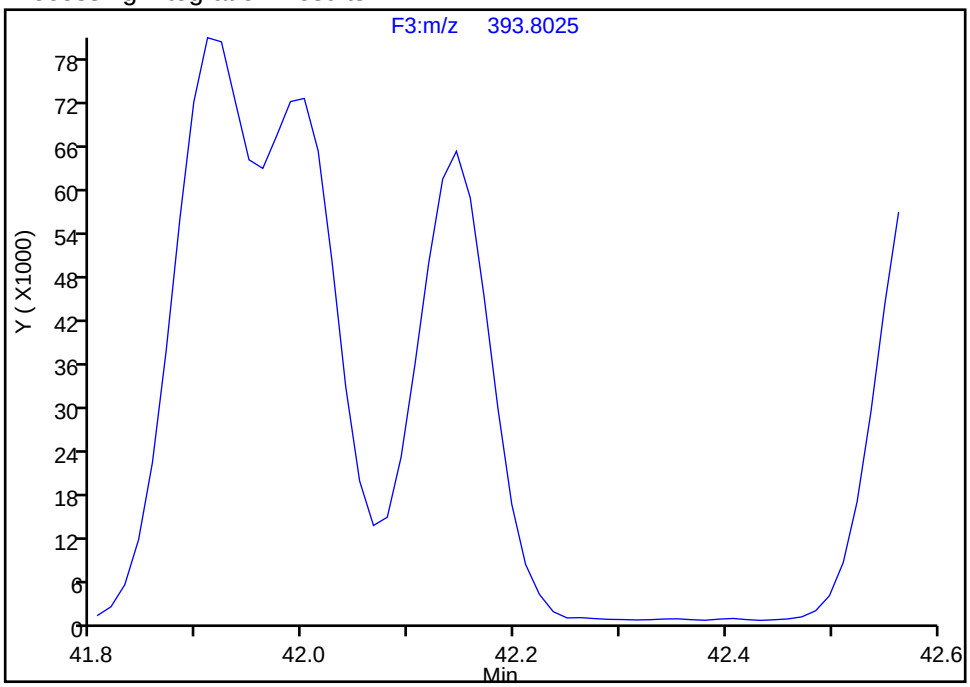

Manual Integration Results

RT: 42.14
Area: 326947
Amount: 53.973517
Amount Units: pg/ul

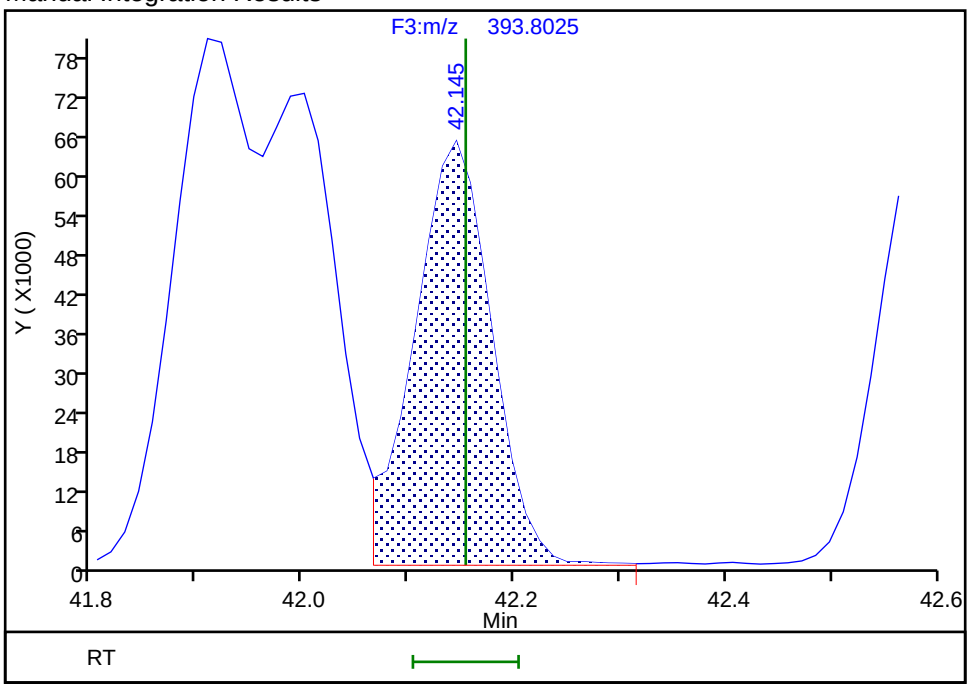

Reviewer: davidsonm, 27-Aug-2019 16:46:16
Audit Action: Assigned Compound ID Audit Reason: Incomplete Integration

Manual Integration/User Assign Peak Report

Eurofins TestAmerica, Knoxville

Data File: \\chromna\Knoxville\ChromData\D3D\20190827-12879.b\lcs140-3277516-b.d
Injection Date: 27-Aug-2019 15:30:00 Instrument ID: D3D
Lims ID: LCS 140-32775/16-B
Client ID:
Operator ID: Xcalibur_System ALS Bottle#: 0 Worklist Smp#: 2
Injection Vol: 1.0 ul Dil. Factor: 1.0000
Method: PCBs_D3D Limit Group: HR - 1668A - ICAL
Column: SPB-Octyl (0.25 mm) Detector F3(35.64 :49.10)

PCB-177, CAS: 52663-70-4

Signal: 1

Not Detected
Expected RT: 42.59

Processing Integration Results

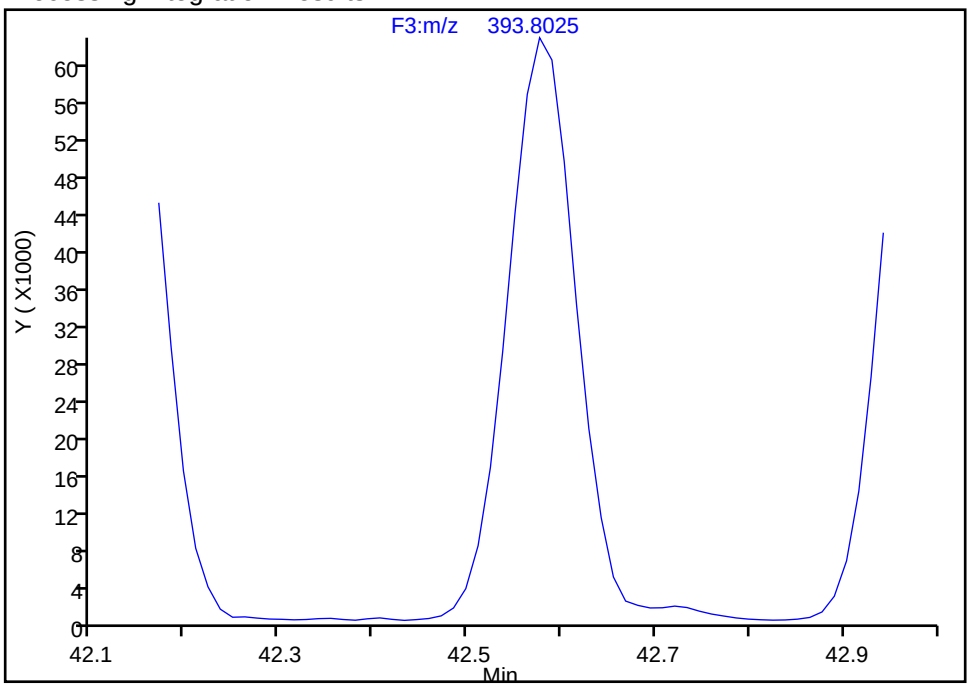

Manual Integration Results

RT: 42.58
Area: 318767
Amount: 53.931495
Amount Units: pg/ul

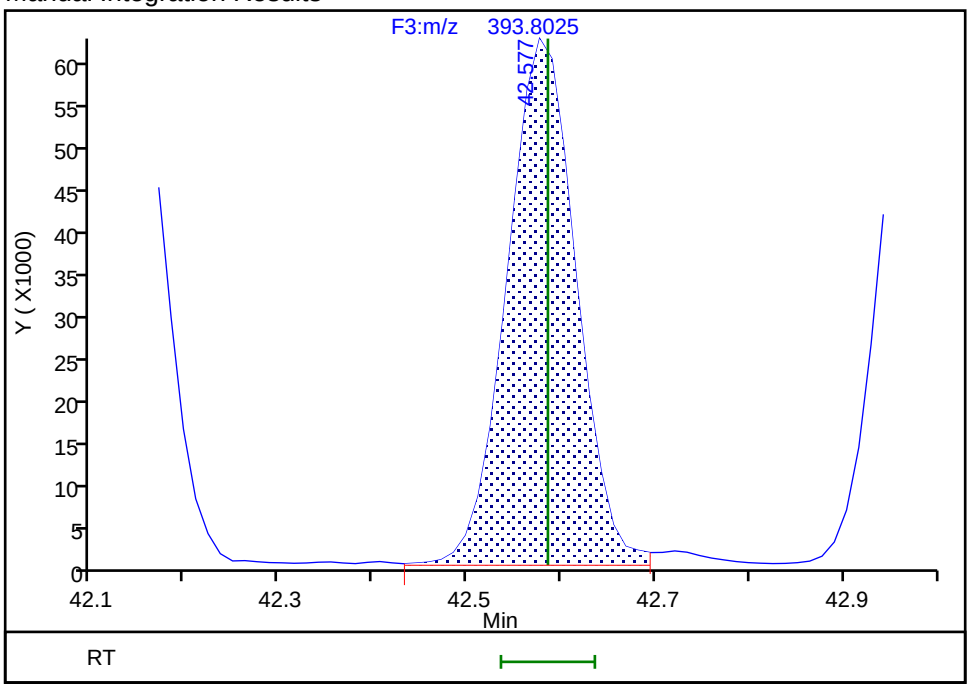

Reviewer: davidsonm, 27-Aug-2019 16:46:20
Audit Action: Assigned Compound ID Audit Reason: Incomplete Integration

Manual Integration/User Assign Peak Report

Eurofins TestAmerica, Knoxville

Data File:	\\chromna\Knoxville\ChromData\D3D\20190827-12879.b\lcs140-3277516-b.d				
Injection Date:	27-Aug-2019 15:30:00	Instrument ID:	D3D		
Lims ID:	LCS 140-32775/16-B				
Client ID:					
Operator ID:	Xcalibur_System	ALS Bottle#:	0	Worklist Smp#:	2
Injection Vol:	1.0 ul	Dil. Factor:	1.0000		
Method:	PCBs_D3D	Limit Group:	HR - 1668A - ICAL		
Column:	SPB-Octyl (0.25 mm)	Detector	F3(35.64 :49.10)		

PCB-181, CAS: 74472-47-2

Signal: 1

Not Detected
Expected RT: 42.99

Processing Integration Results

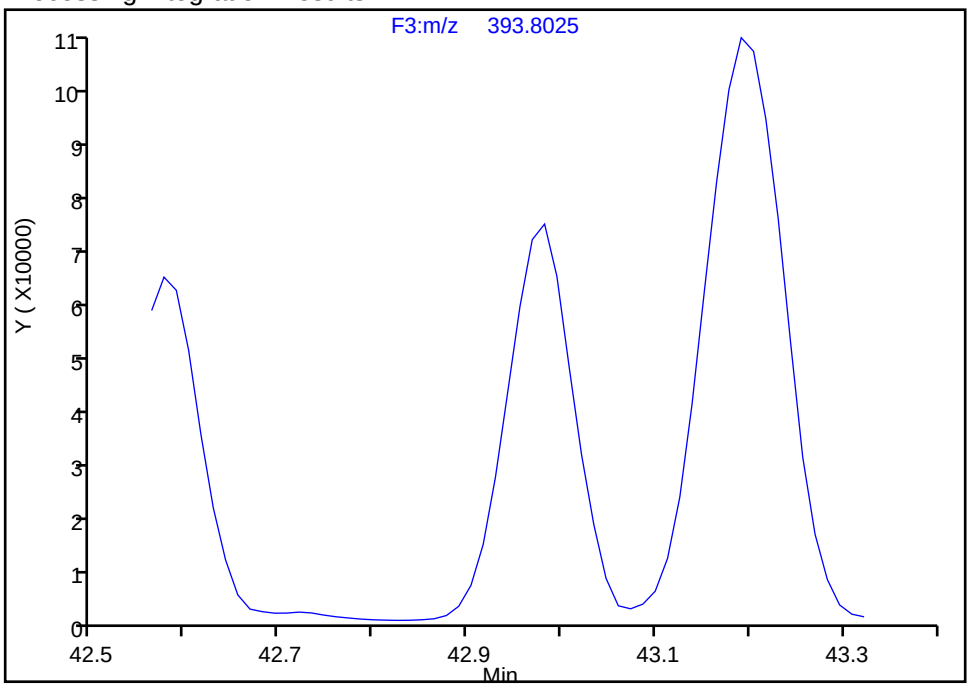

Manual Integration Results

RT: 42.98
Area: 359853
Amount: 40.758114
Amount Units: pg/ul

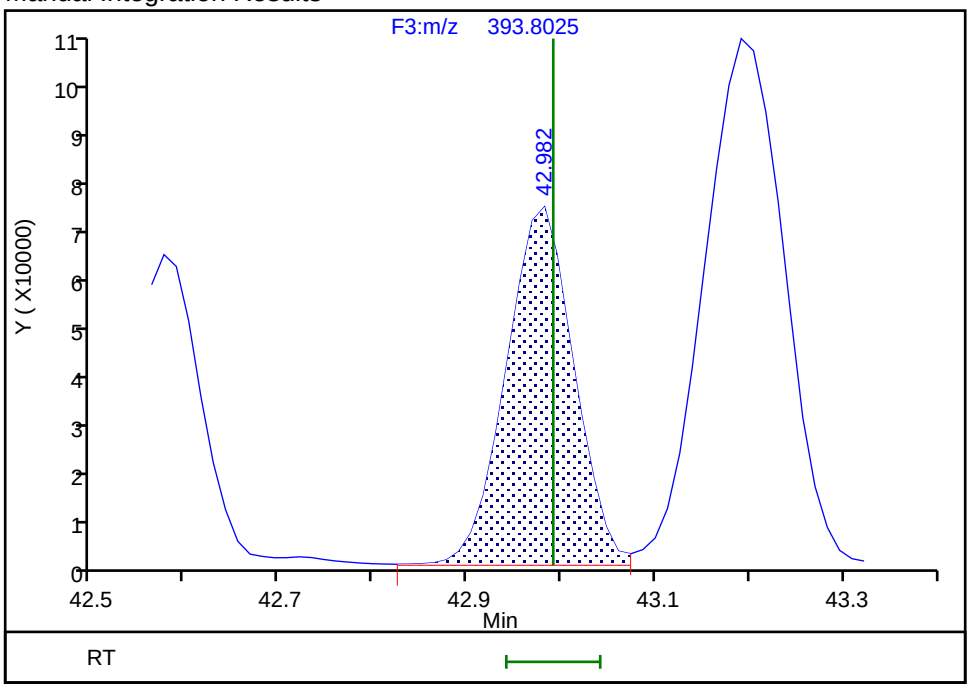

Reviewer: davidsonm, 27-Aug-2019 16:46:24
Audit Action: Assigned Compound ID Audit Reason: Incomplete Integration

Manual Integration/User Assign Peak Report

Eurofins TestAmerica, Knoxville

Data File:	\\chromna\Knoxville\ChromData\D3D\20190827-12879.b\lcs140-3277516-b.d				
Injection Date:	27-Aug-2019 15:30:00	Instrument ID:	D3D		
Lims ID:	LCS 140-32775/16-B				
Client ID:					
Operator ID:	Xcalibur_System	ALS Bottle#:	0	Worklist Smp#:	2
Injection Vol:	1.0 ul	Dil. Factor:	1.0000		
Method:	PCBs_D3D	Limit Group:	HR - 1668A - ICAL		
Column:	SPB-Octyl (0.25 mm)	Detector	F3(35.64 :49.10)		

PCB-191, CAS: 74472-50-7

Signal: 1

Not Detected
Expected RT: 45.84

Processing Integration Results

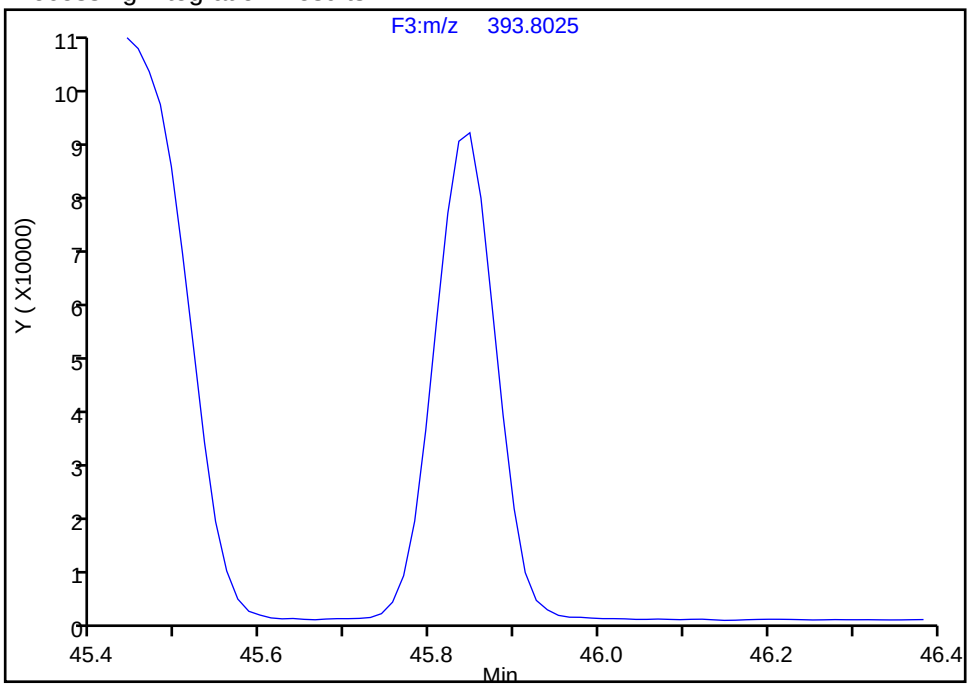

Manual Integration Results

RT: 45.85
Area: 468655
Amount: 53.623625
Amount Units: pg/ul

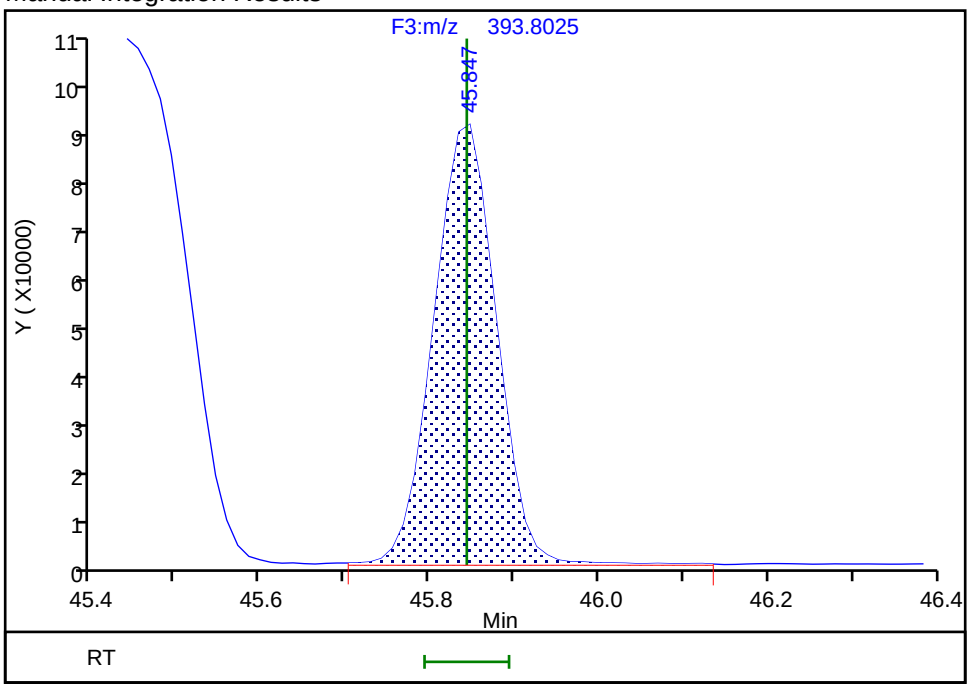

Reviewer: davidsonm, 27-Aug-2019 16:46:33
Audit Action: Assigned Compound ID Audit Reason: Incomplete Integration

Eurofins TestAmerica, Knoxville

Data File:	\\chromna\Knoxville\ChromData\D3D\20190827-12879.b\lcs140-3277516-b.d		
Injection Date:	27-Aug-2019 15:30:00	Injection Vol:	1.0 ul
Instrument ID:	D3D	Operator ID:	Xcalibur_System
Method:	PCBs_D3D	Limit Group:	HR - 1668A - ICAL
Client ID:			
Worklist#:	33063	Sample Line#:	2
Column Type:	SPB-Octyl	Column Dia:	0.25 mm

HpPCB F4

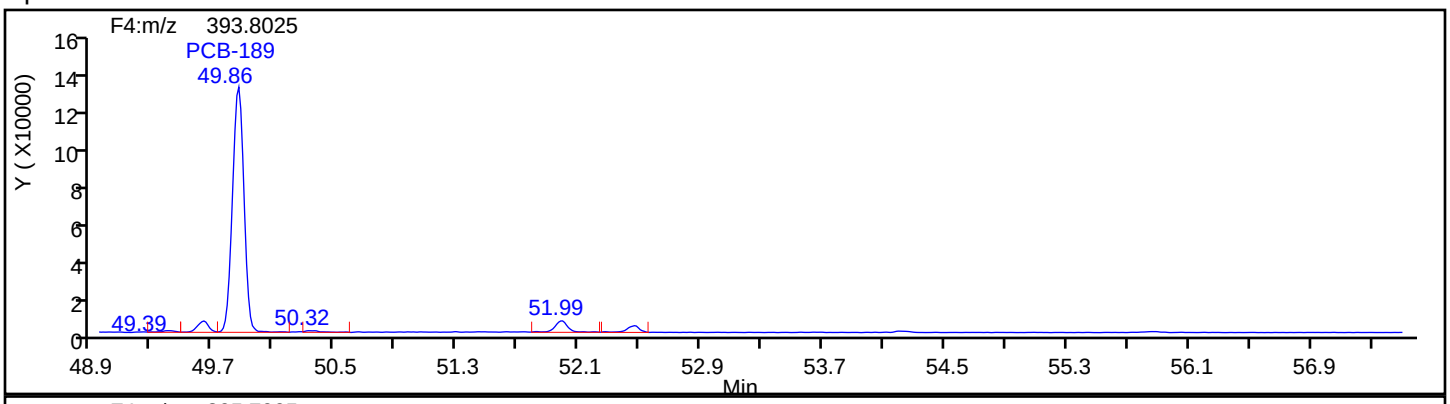

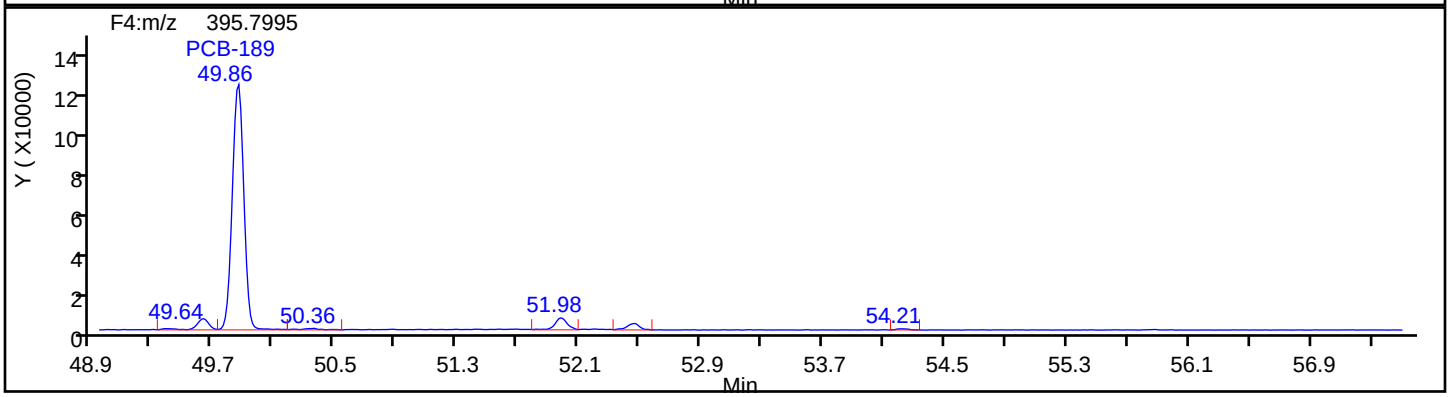

HpPCB F4 Standards

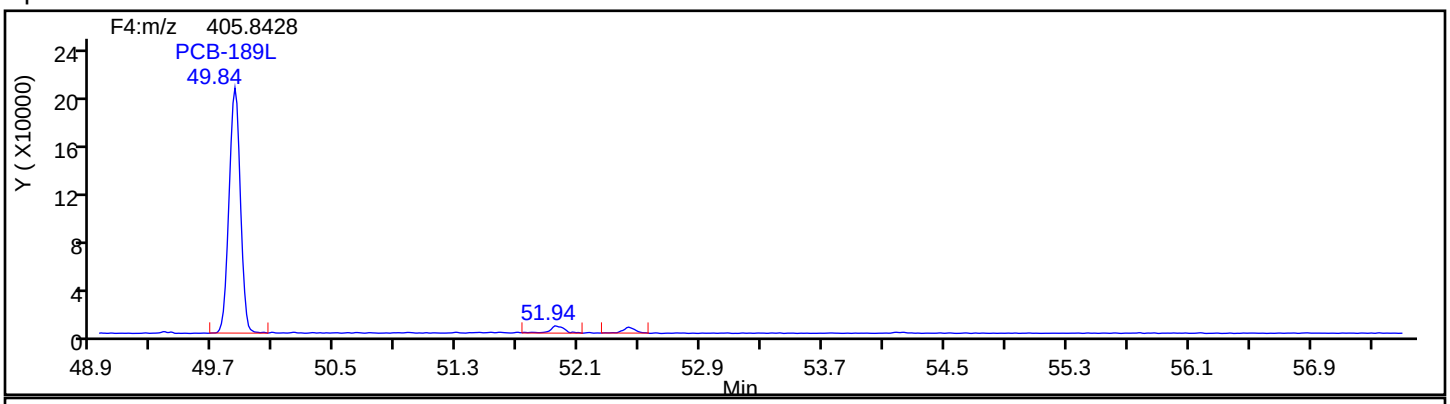

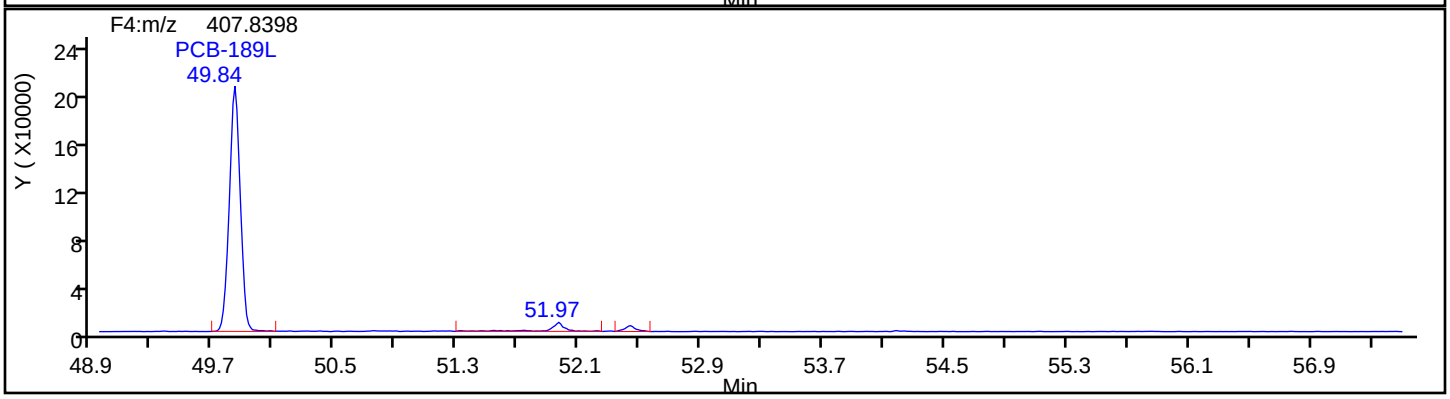

Eurofins TestAmerica, Knoxville

Data File:	\\chromna\Knoxville\ChromData\D3D\20190827-12879.b\lcs140-3277516-b.d		
Injection Date:	27-Aug-2019 15:30:00	Injection Vol:	1.0 ul
Instrument ID:	D3D	Operator ID:	Xcalibur_System
Method:	PCBs_D3D	Limit Group:	HR - 1668A - ICAL
Client ID:			
Worklist#:	33063	Sample Line#:	2
Column Type:	SPB-Octyl	Column Dia:	0.25 mm

HpPCB F4

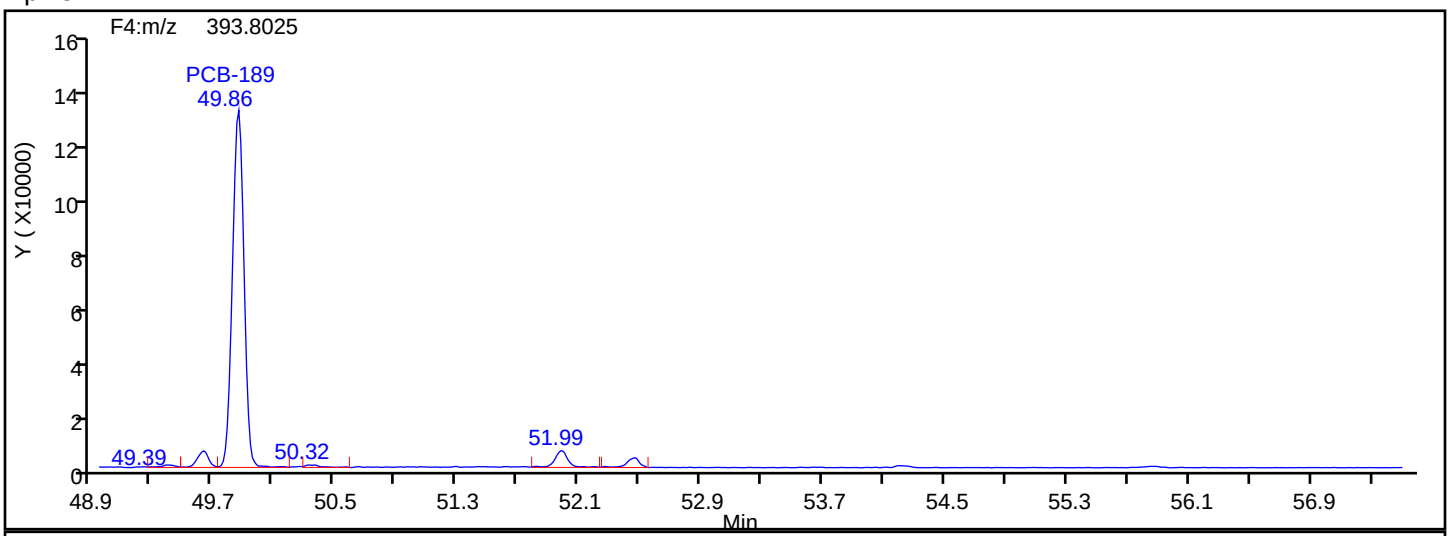

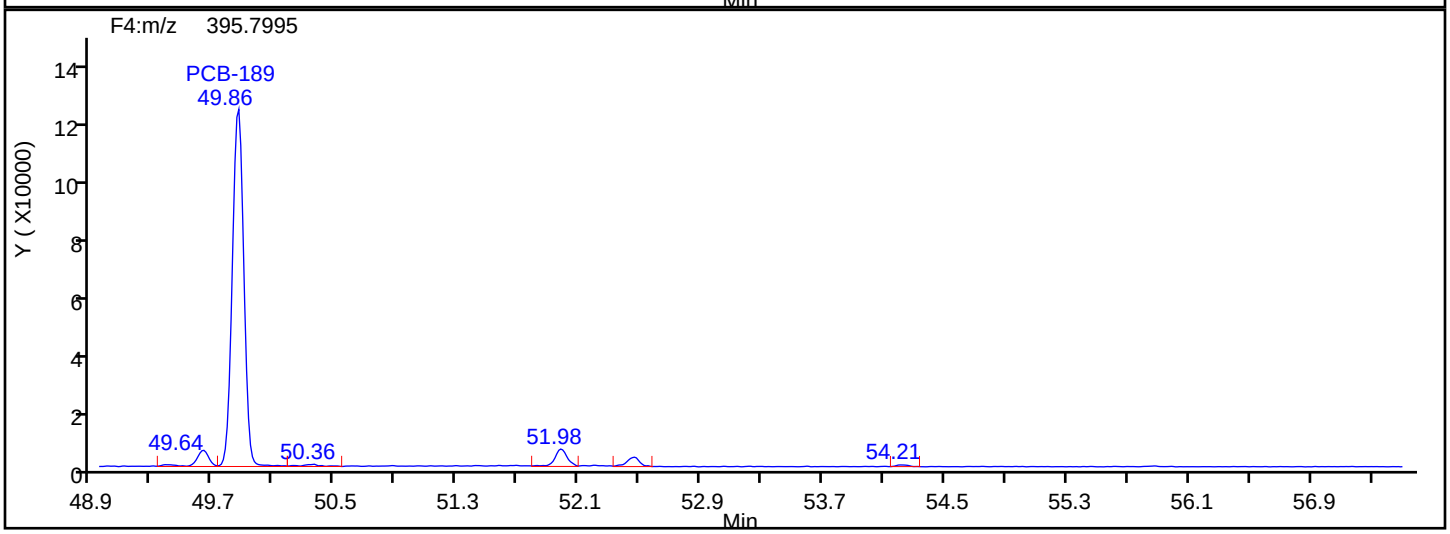

HpPCB F4 Lock Mass

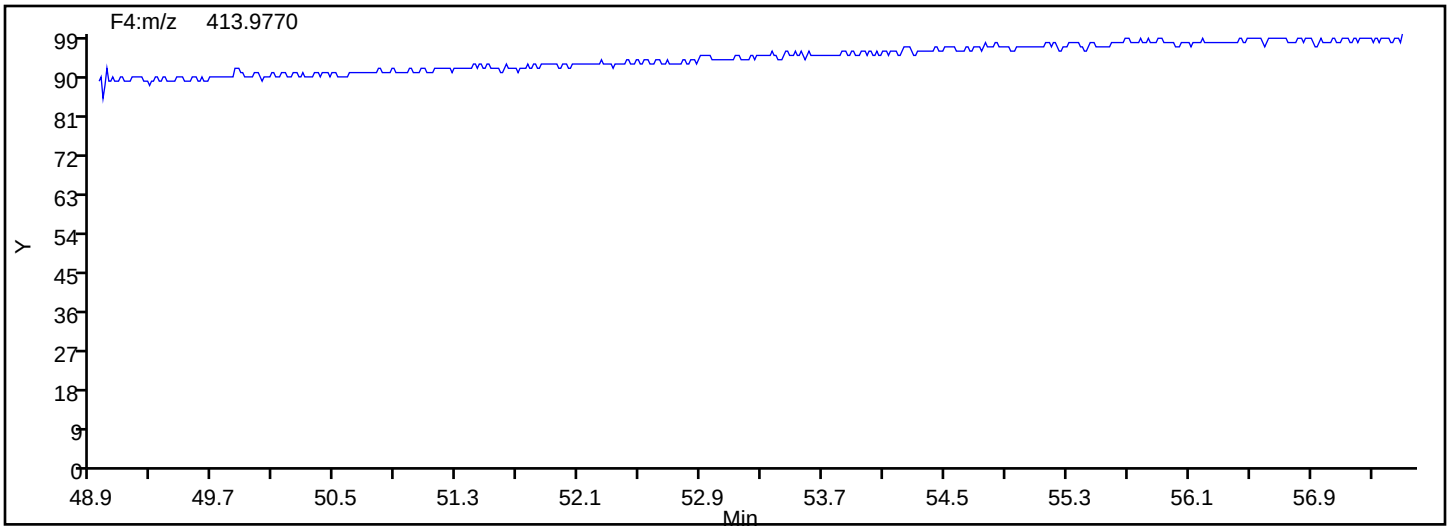

Eurofins TestAmerica, Knoxville

Data File:	\\chromna\Knoxville\ChromData\D3D\20190827-12879.b\lcs140-3277516-b.d		
Injection Date:	27-Aug-2019 15:30:00	Injection Vol:	1.0 ul
Instrument ID:	D3D	Operator ID:	Xcalibur_System
Method:	PCBs_D3D	Limit Group:	HR - 1668A - ICAL
Client ID:			
Worklist#:	33063	Sample Line#:	2
Column Type:	SPB-Octyl	Column Dia:	0.25 mm

OcPCB F3

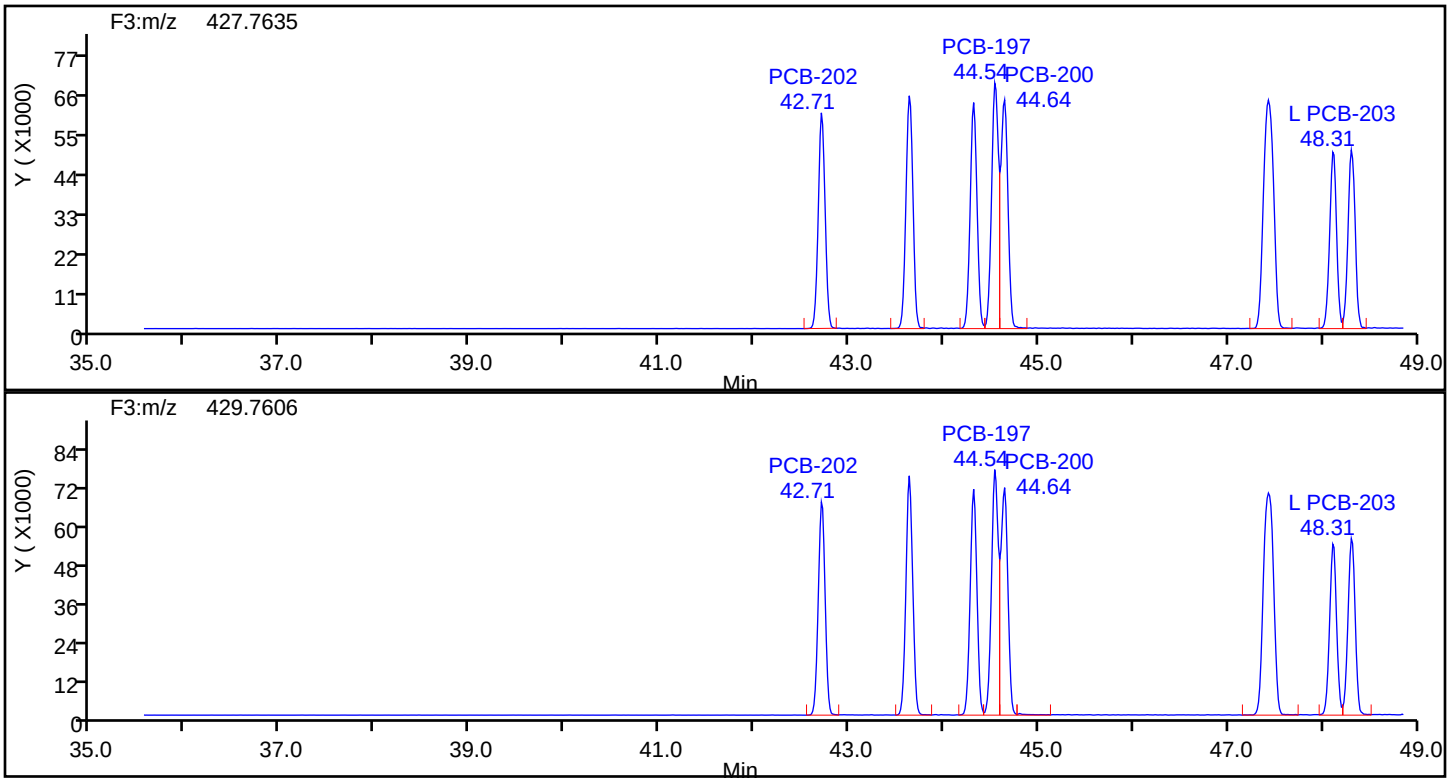

OcPCB F3 Standards

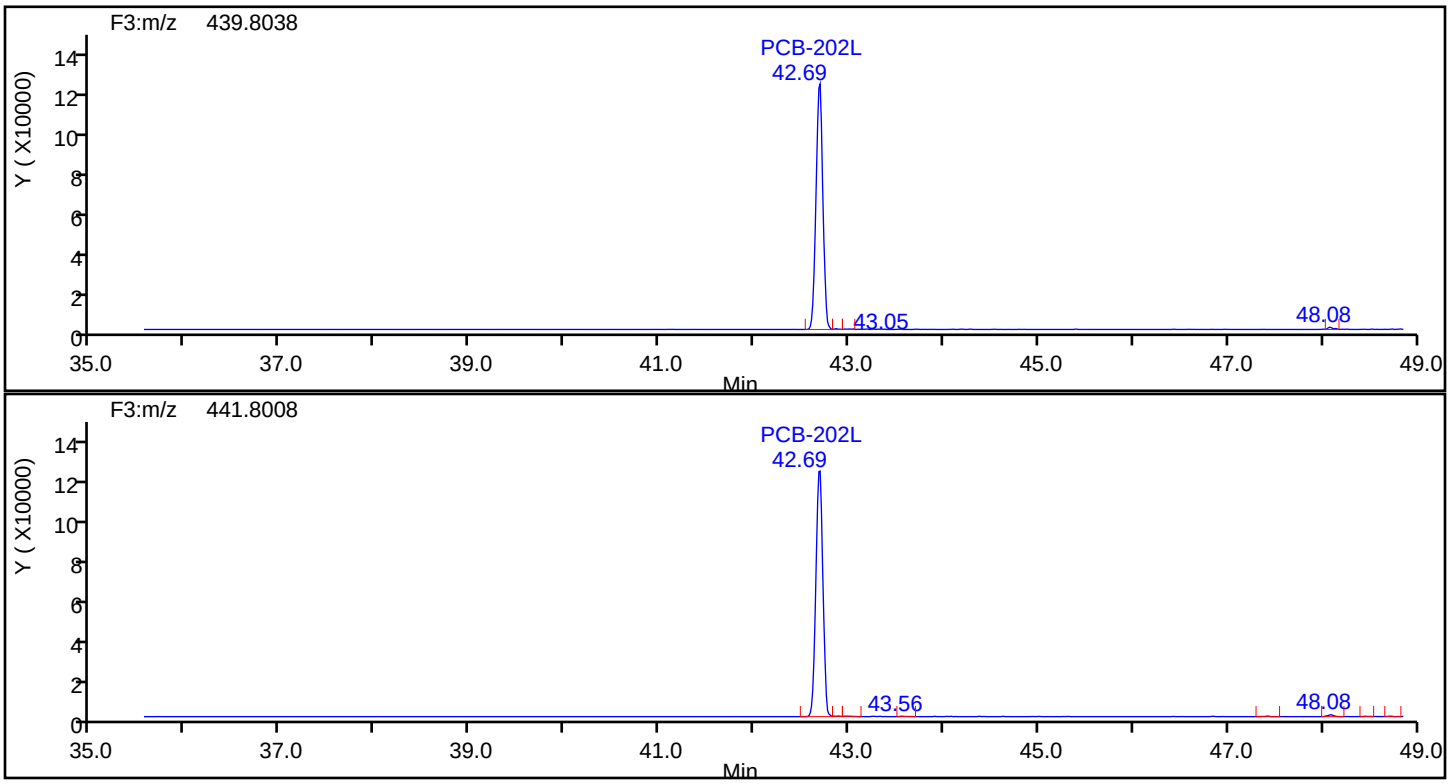

Eurofins TestAmerica, Knoxville

Data File:	\\chromna\Knoxville\ChromData\D3D\20190827-12879.b\lcs140-3277516-b.d		
Injection Date:	27-Aug-2019 15:30:00	Injection Vol:	1.0 ul
Instrument ID:	D3D	Operator ID:	Xcalibur_System
Method:	PCBs_D3D	Limit Group:	HR - 1668A - ICAL
Client ID:			
Worklist#:	33063	Sample Line#:	2
Column Type:	SPB-Octyl	Column Dia:	0.25 mm

OcPCB F3

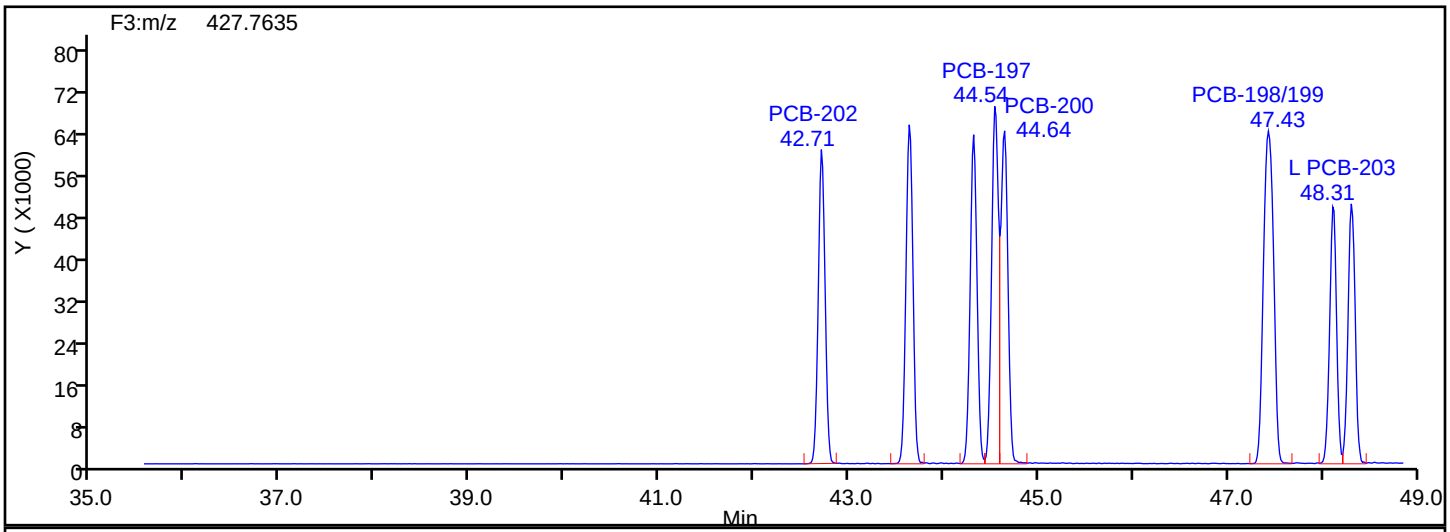

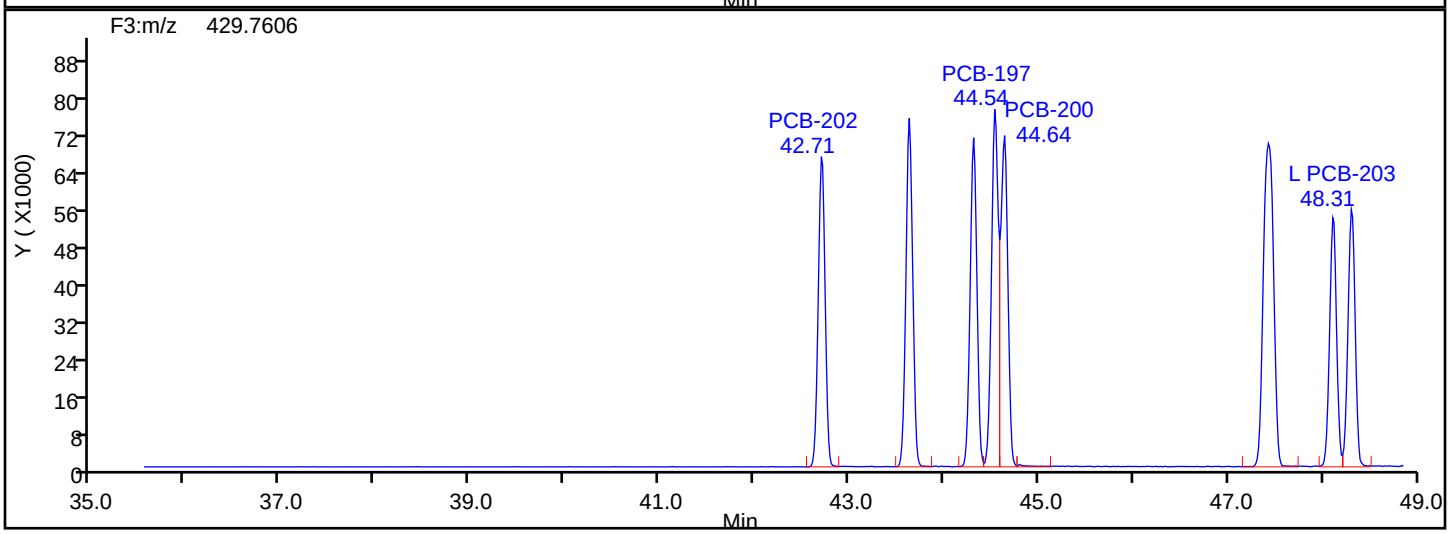

OcPCB F3 Lock Mass

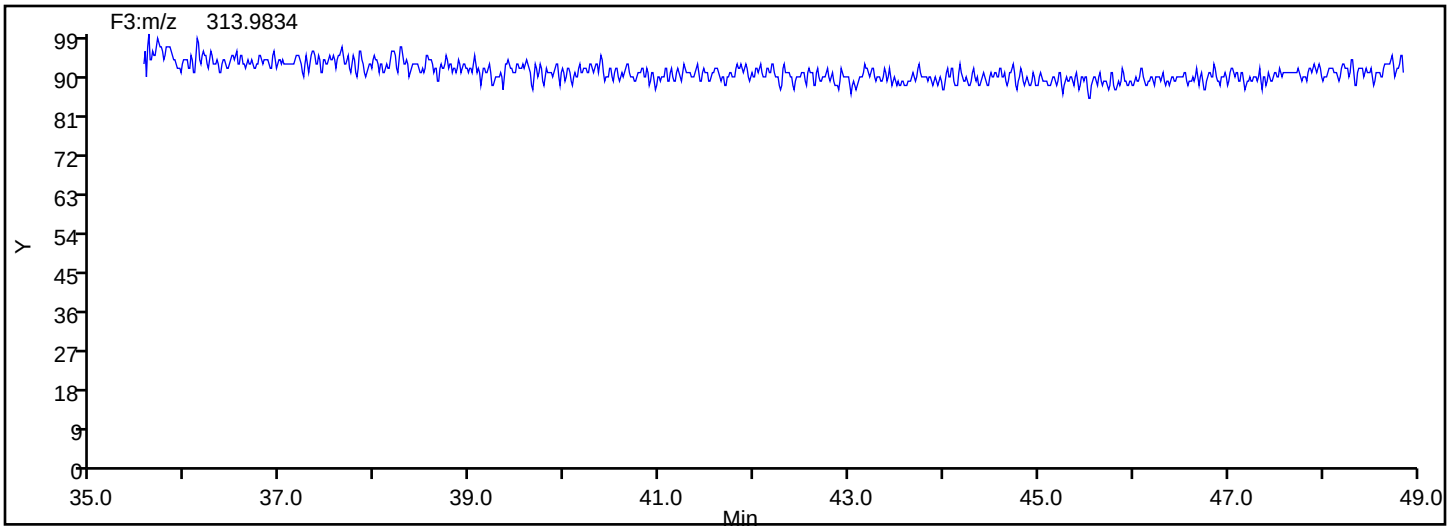

Eurofins TestAmerica, Knoxville

Data File:	\\chromna\Knoxville\ChromData\D3D\20190827-12879.b\lcs140-3277516-b.d		
Injection Date:	27-Aug-2019 15:30:00	Injection Vol:	1.0 ul
Instrument ID:	D3D	Operator ID:	Xcalibur_System
Method:	PCBs_D3D	Limit Group:	HR - 1668A - ICAL
Client ID:			
Worklist#:	33063	Sample Line#:	2
Column Type:	SPB-Octyl	Column Dia:	0.25 mm

OcPCB F4

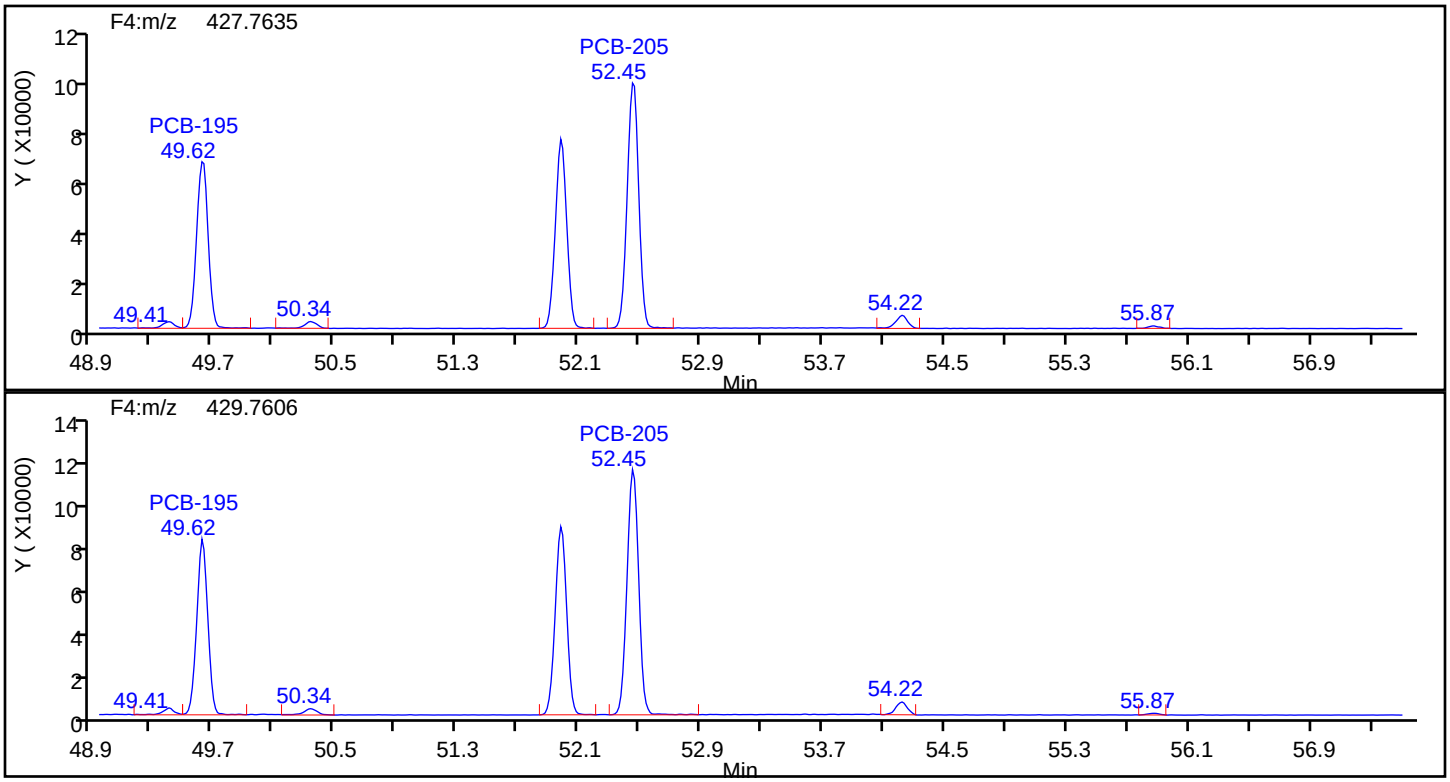

OcPCB F4 Standards

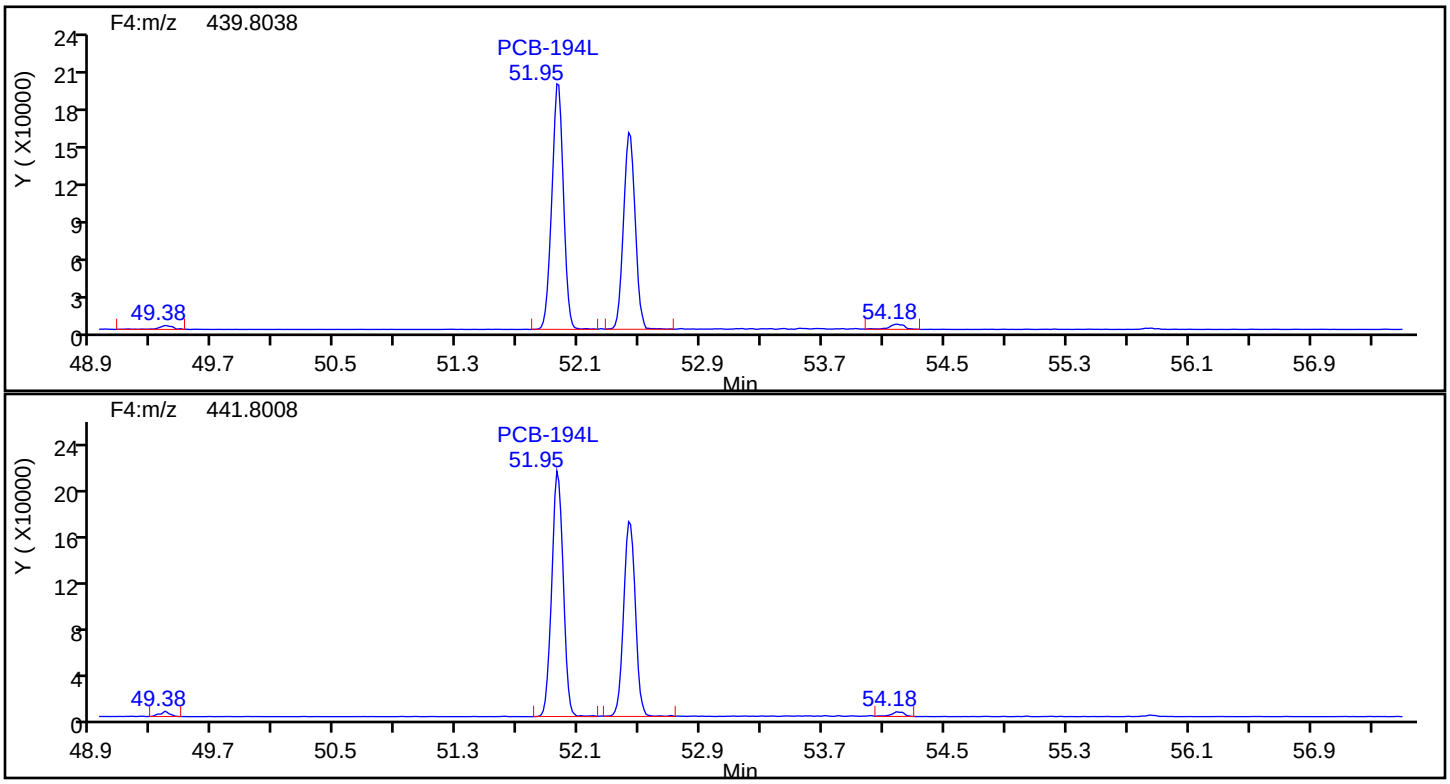

Eurofins TestAmerica, Knoxville

Data File:	\\chromna\Knoxville\ChromData\D3D\20190827-12879.b\lcs140-3277516-b.d		
Injection Date:	27-Aug-2019 15:30:00	Injection Vol:	1.0 ul
Instrument ID:	D3D	Operator ID:	Xcalibur_System
Method:	PCBs_D3D	Limit Group:	HR - 1668A - ICAL
Client ID:			
Worklist#:	33063	Sample Line#:	2
Column Type:	SPB-Octyl	Column Dia:	0.25 mm

OcPCB F4

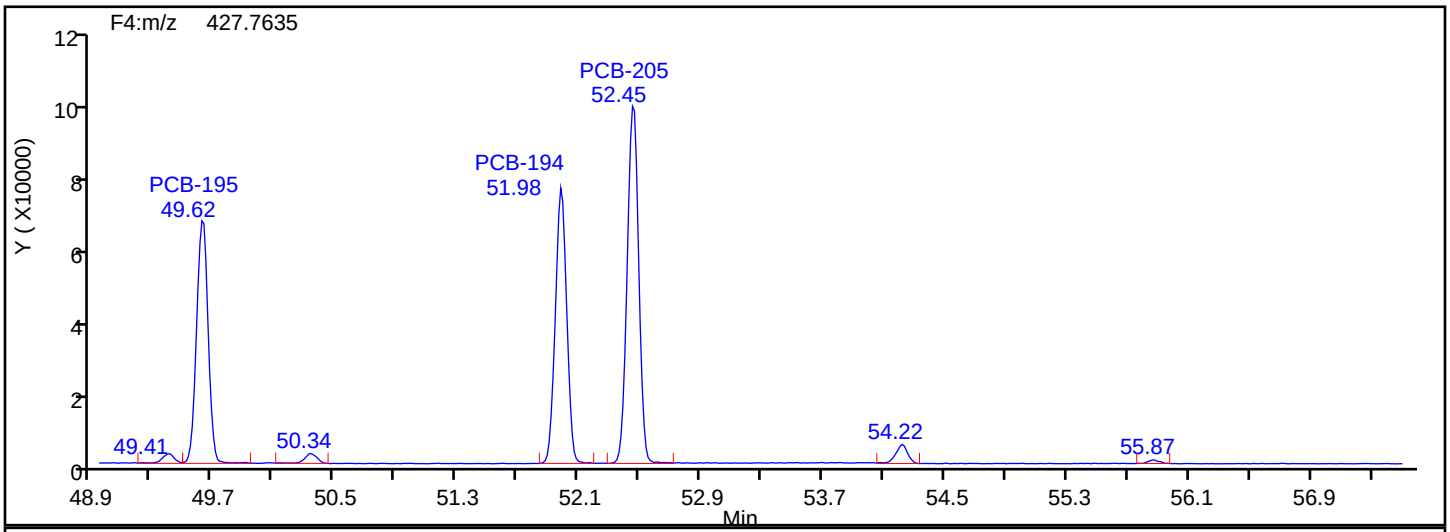

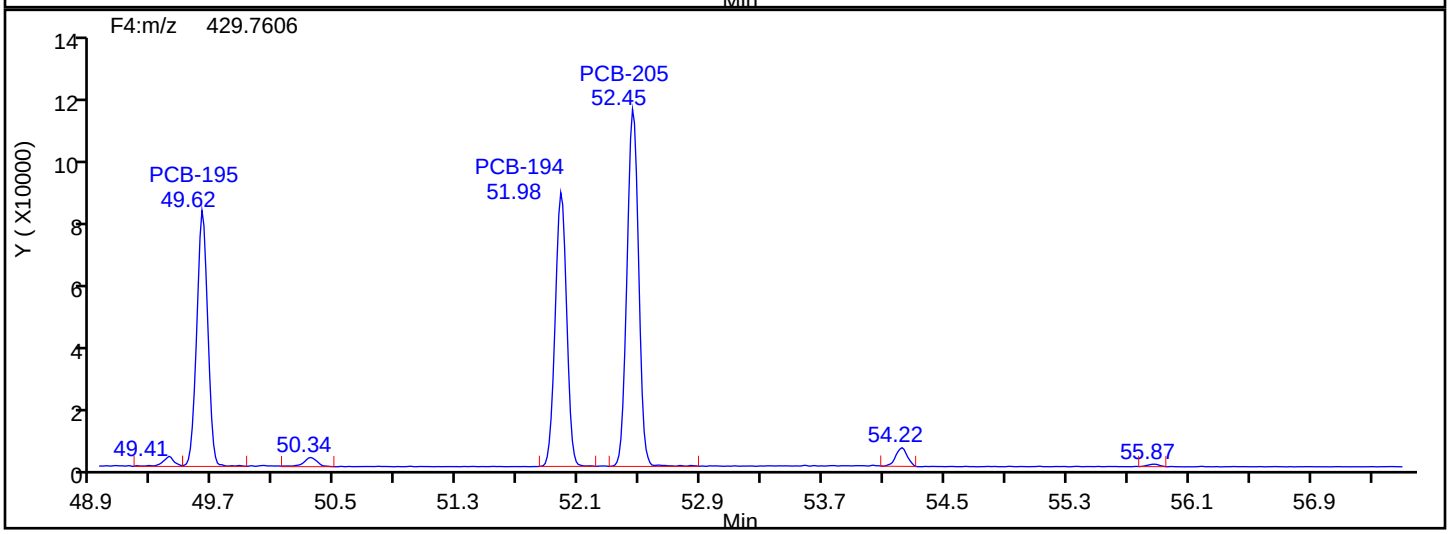

OcPCB F4 Lock Mass

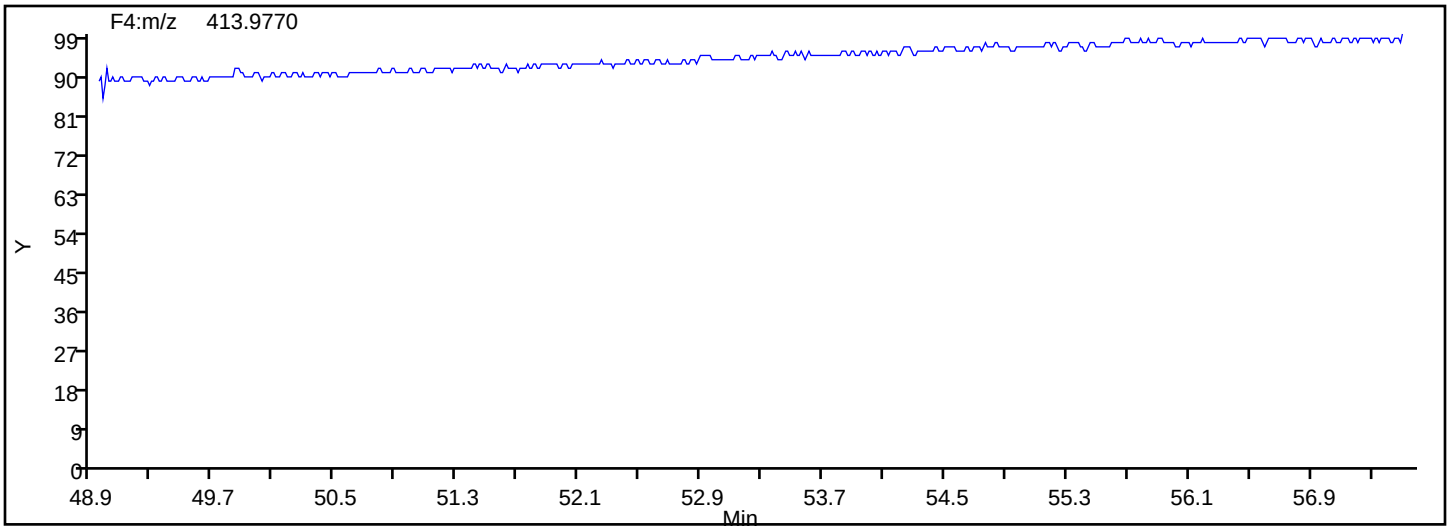

Manual Integration/User Assign Peak Report

Eurofins TestAmerica, Knoxville

Data File: \\chromna\Knoxville\ChromData\D3D\20190827-12879.b\lcs140-3277516-b.d
Injection Date: 27-Aug-2019 15:30:00 Instrument ID: D3D
Lims ID: LCS 140-32775/16-B
Client ID:
Operator ID: Xcalibur_System ALS Bottle#: 0 Worklist Smp#: 2
Injection Vol: 1.0 ul Dil. Factor: 1.0000
Method: PCBs_D3D Limit Group: HR - 1668A - ICAL
Column: SPB-Octyl (0.25 mm) Detector F4(49.20 :57.50)

PCB-195, CAS: 52663-78-2

Signal: 1

Not Detected
Expected RT: 49.63

Processing Integration Results

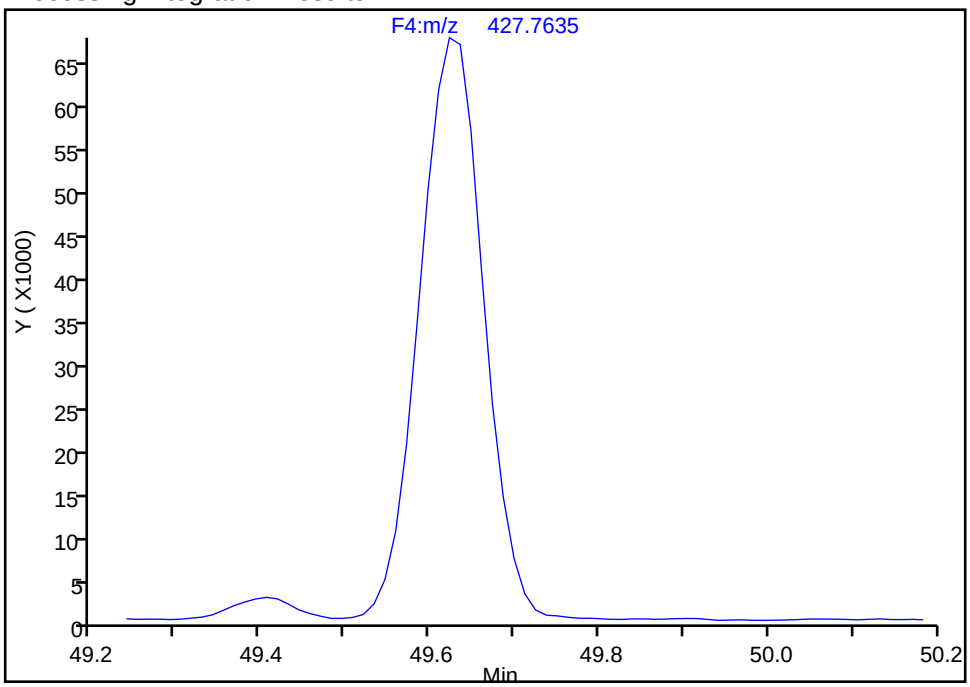

Manual Integration Results

RT: 49.62
Area: 359195
Amount: 55.062789
Amount Units: pg/ul

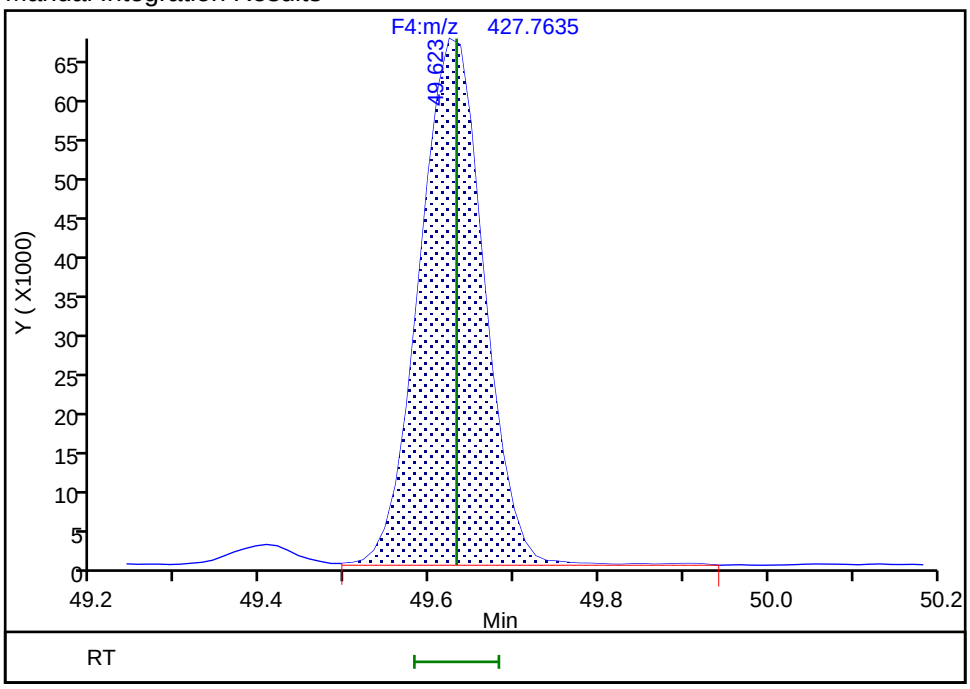

Reviewer: davidsonm, 27-Aug-2019 16:46:49
Audit Action: Assigned Compound ID Audit Reason: Incomplete Integration

Manual Integration/User Assign Peak Report

Eurofins TestAmerica, Knoxville

Data File:	\\chromna\Knoxville\ChromData\D3D\20190827-12879.b\lcs140-3277516-b.d				
Injection Date:	27-Aug-2019 15:30:00	Instrument ID:	D3D		
Lims ID:	LCS 140-32775/16-B				
Client ID:					
Operator ID:	Xcalibur_System	ALS Bottle#:	0	Worklist Smp#:	2
Injection Vol:	1.0 ul	Dil. Factor:	1.0000		
Method:	PCBs_D3D	Limit Group:	HR - 1668A - ICAL		
Column:	SPB-Octyl (0.25 mm)	Detector	F4(49.20 :57.50)		

PCB-194, CAS: 35694-08-7

Signal: 1

Not Detected
Expected RT: 51.99

Processing Integration Results

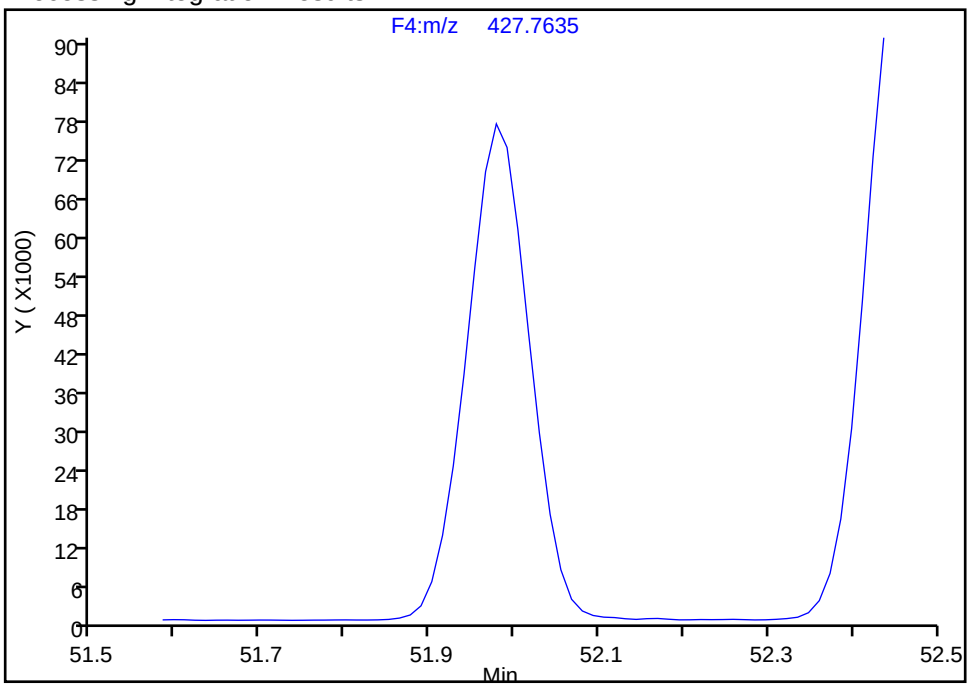

Manual Integration Results

RT: 51.98
Area: 398828
Amount: 51.706741
Amount Units: pg/ul

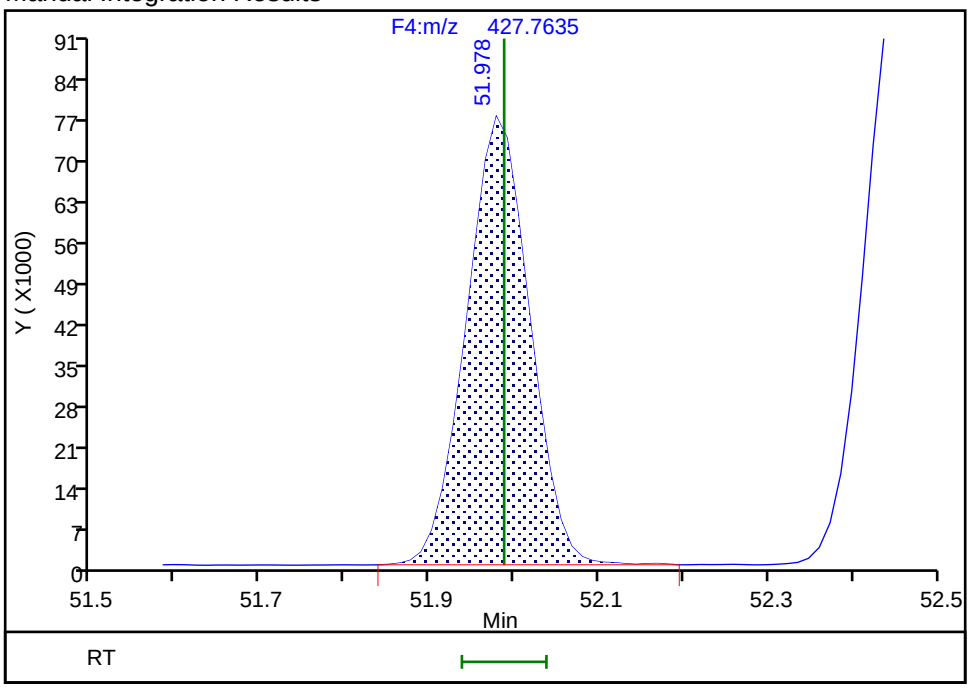

Reviewer: davidsonm, 27-Aug-2019 16:46:53
Audit Action: Assigned Compound ID Audit Reason: Incomplete Integration

Manual Integration/User Assign Peak Report

Eurofins TestAmerica, Knoxville

Data File:	\\chromna\Knoxville\ChromData\D3D\20190827-12879.b\lcs140-3277516-b.d				
Injection Date:	27-Aug-2019 15:30:00	Instrument ID:	D3D		
Lims ID:	LCS 140-32775/16-B				
Client ID:					
Operator ID:	Xcalibur_System	ALS Bottle#:	0	Worklist Smp#:	2
Injection Vol:	1.0 ul	Dil. Factor:	1.0000		
Method:	PCBs_D3D	Limit Group:	HR - 1668A - ICAL		
Column:	SPB-Octyl (0.25 mm)	Detector	F4(49.20 :57.50)		

PCB-205, CAS: 74472-53-0

Signal: 1

Not Detected
Expected RT: 52.46

Processing Integration Results

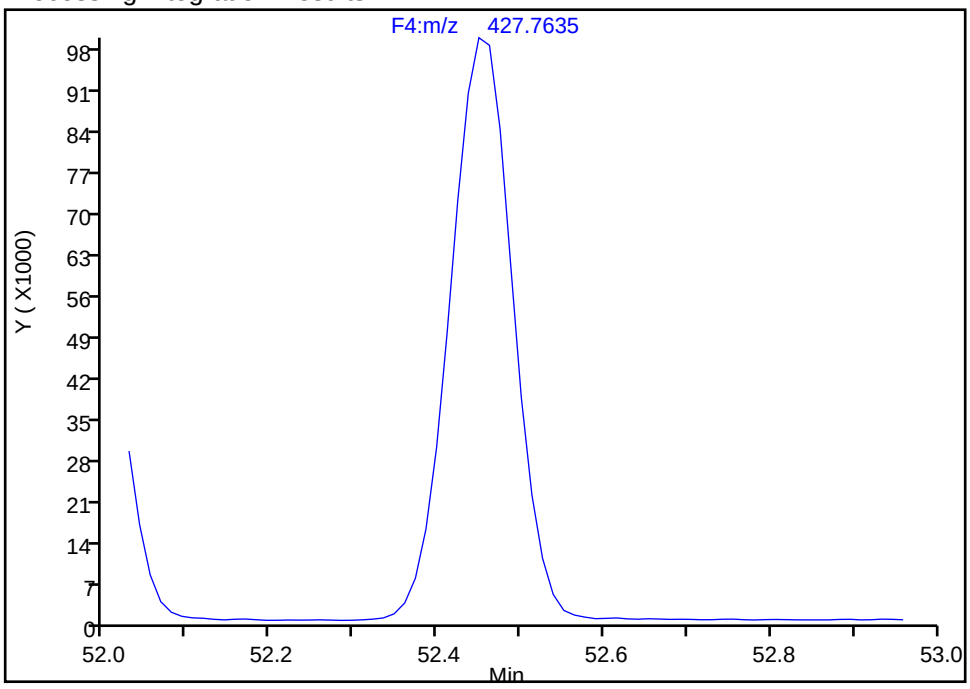

Manual Integration Results

RT: 52.45
Area: 527315
Amount: 51.541491
Amount Units: pg/ul

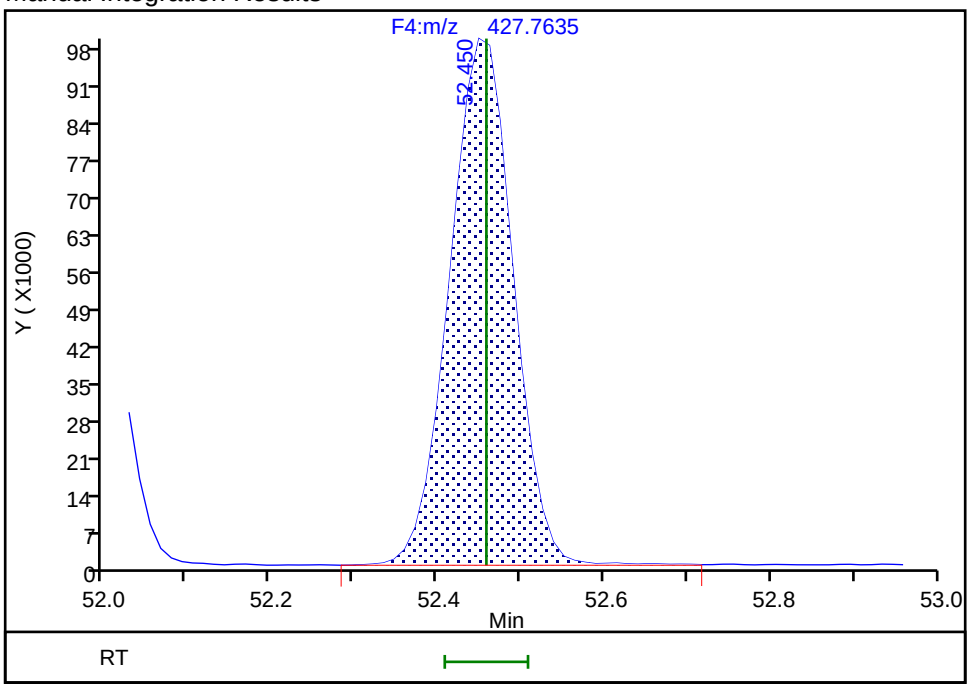

Reviewer: davidsonm, 27-Aug-2019 16:46:58
Audit Action: Assigned Compound ID Audit Reason: Incomplete Integration

Report Date: 27-Aug-2019 16:48:15 Chrom Revision: 2.3 22-Aug-2019 12:55:36

Eurofins TestAmerica, Knoxville

Data File: \\chromna\Knoxville\ChromData\D3D\20190827-12879.b\lcs140-3277516-b.d

Injection Date: 27-Aug-2019 15:30:00 Injection Vol: 1.0 ul

Instrument ID: D3D Operator ID: Xcalibur_System

Method: PCBs_D3D Limit Group: HR - 1668A - ICAL

Client ID:

Worklist#: 33063 Sample Line#: 2

Column Type: SPB-Octyl Column Dia: 0.25 mm

NoPCB F4

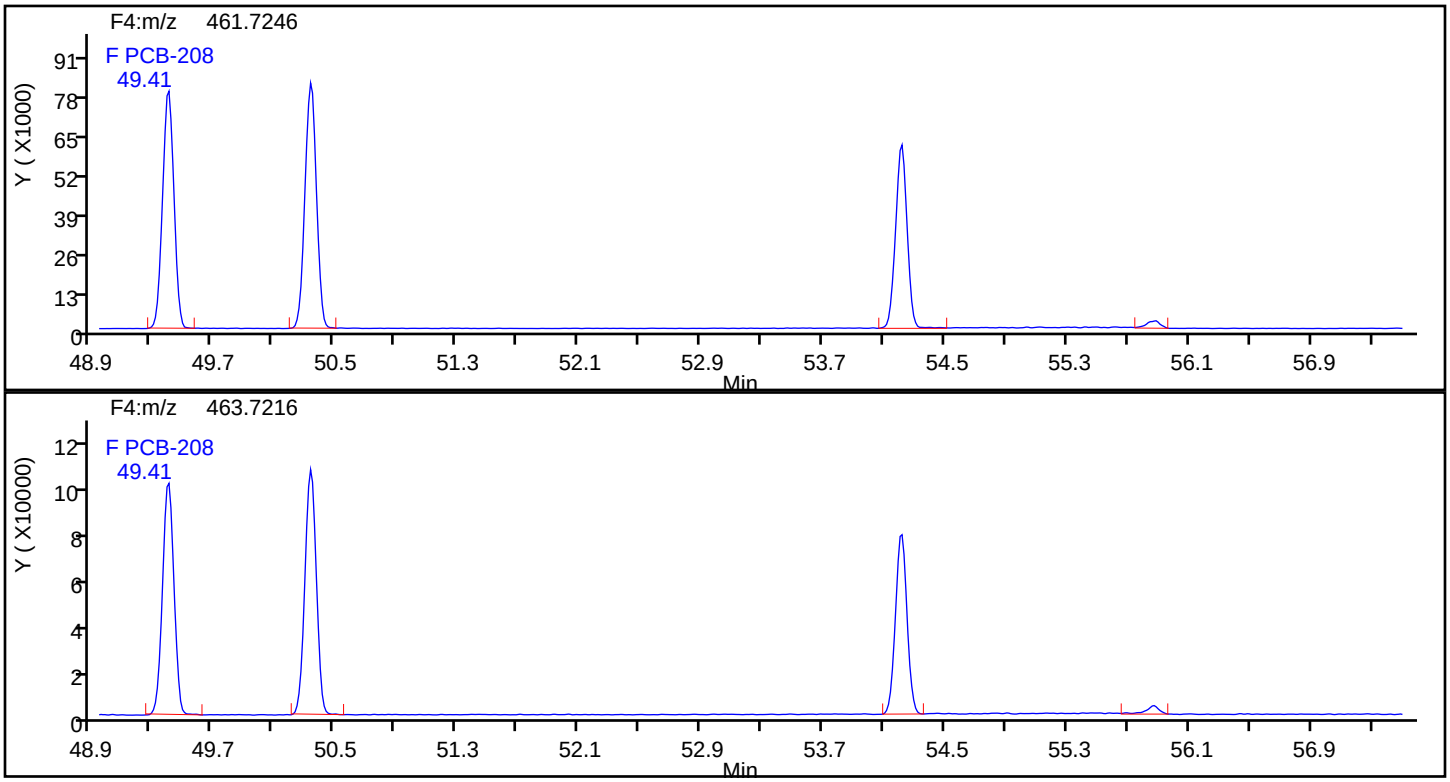

NoPCB F4 Standards

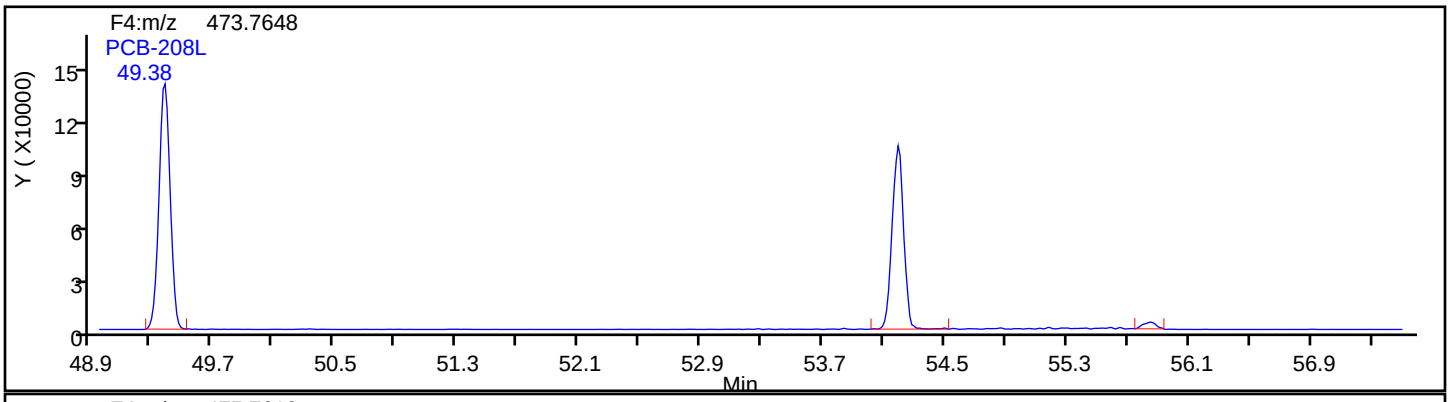

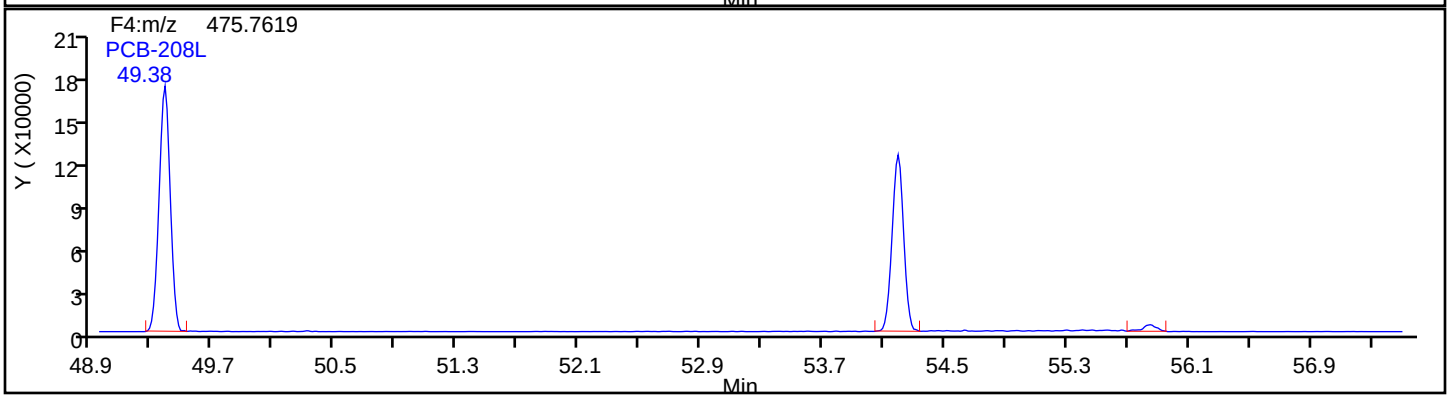

Eurofins TestAmerica, Knoxville

Data File:	\\chromna\Knoxville\ChromData\D3D\20190827-12879.b\lcs140-3277516-b.d		
Injection Date:	27-Aug-2019 15:30:00	Injection Vol:	1.0 ul
Instrument ID:	D3D	Operator ID:	Xcalibur_System
Method:	PCBs_D3D	Limit Group:	HR - 1668A - ICAL
Client ID:			
Worklist#:	33063	Sample Line#:	2
Column Type:	SPB-Octyl	Column Dia:	0.25 mm

NoPCB F4

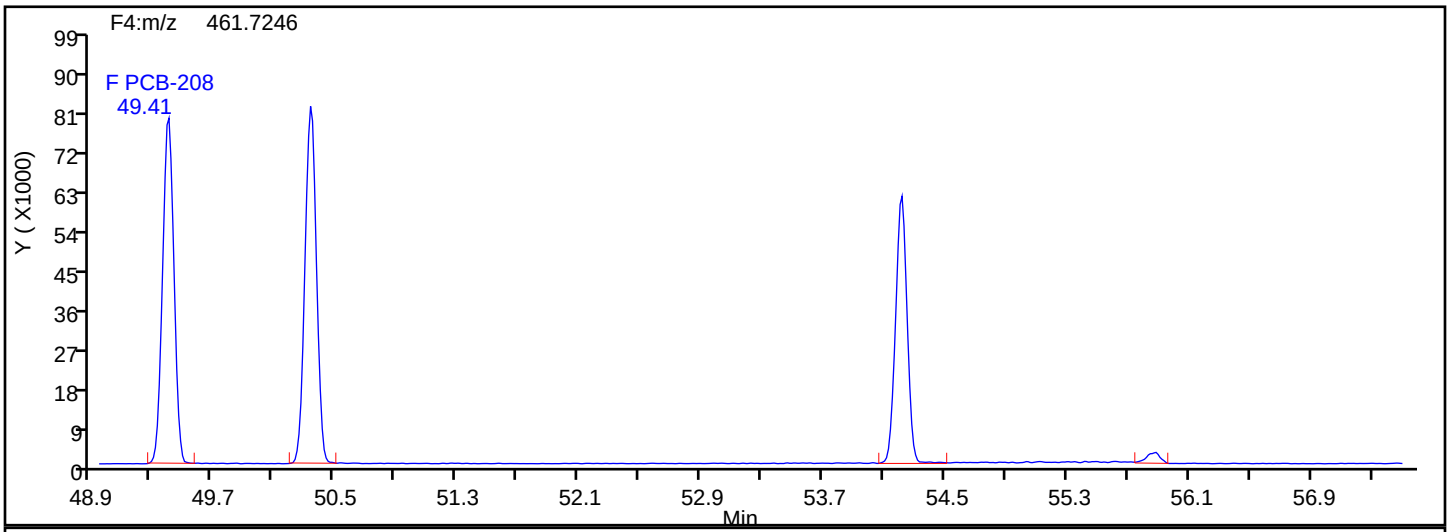

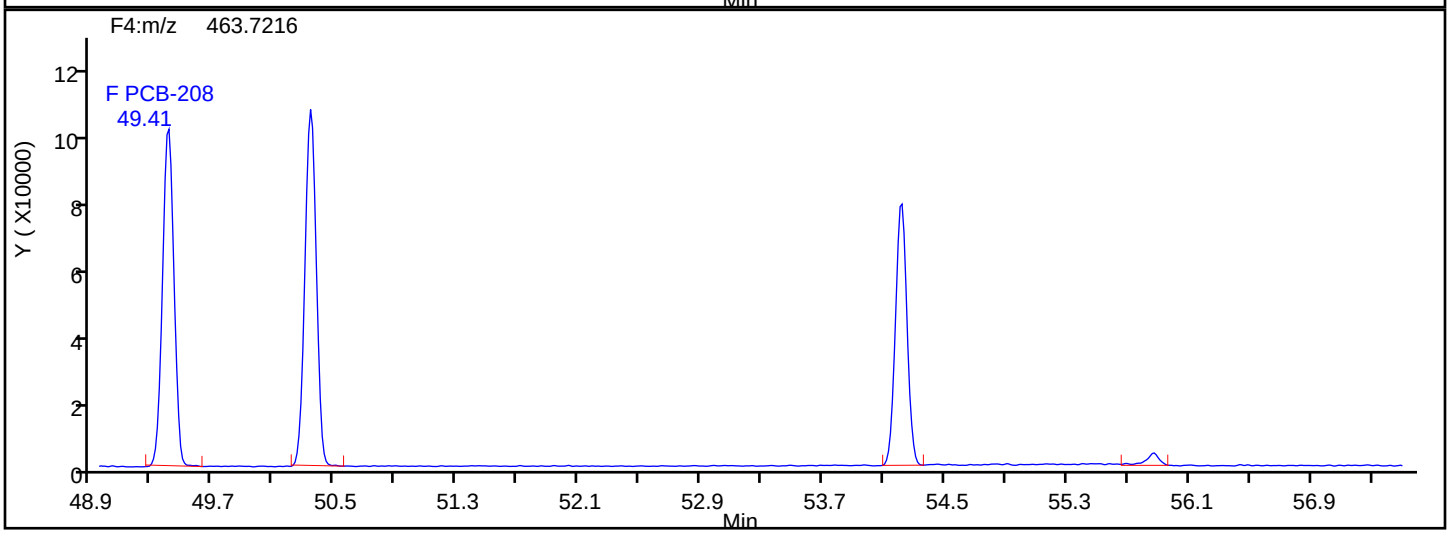

NoPCB F4 Lock Mass

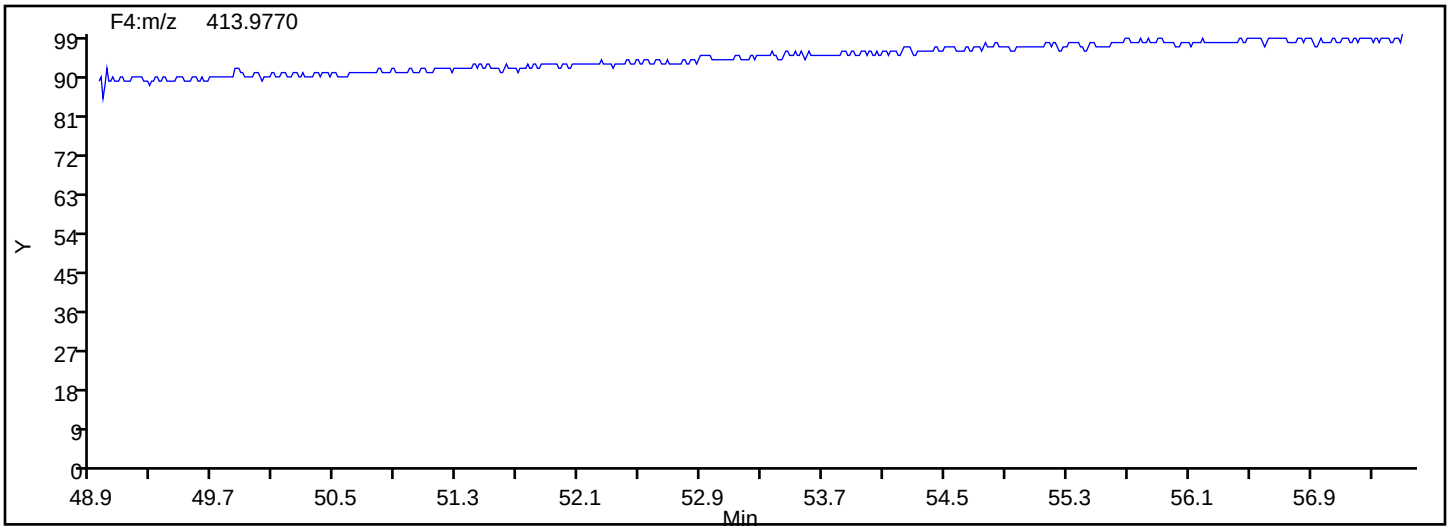

Manual Integration/User Assign Peak Report

Eurofins TestAmerica, Knoxville

Data File: \\chromna\Knoxville\ChromData\D3D\20190827-12879.b\lcs140-3277516-b.d
Injection Date: 27-Aug-2019 15:30:00 Instrument ID: D3D
Lims ID: LCS 140-32775/16-B
Client ID:
Operator ID: Xcalibur_System ALS Bottle#: 0 Worklist Smp#: 2
Injection Vol: 1.0 ul Dil. Factor: 1.0000
Method: PCBs_D3D Limit Group: HR - 1668A - ICAL
Column: SPB-Octyl (0.25 mm) Detector F4(49.20 :57.50)

PCB-206, CAS: 40186-72-9

Signal: 1

Not Detected
Expected RT: 54.22

Processing Integration Results

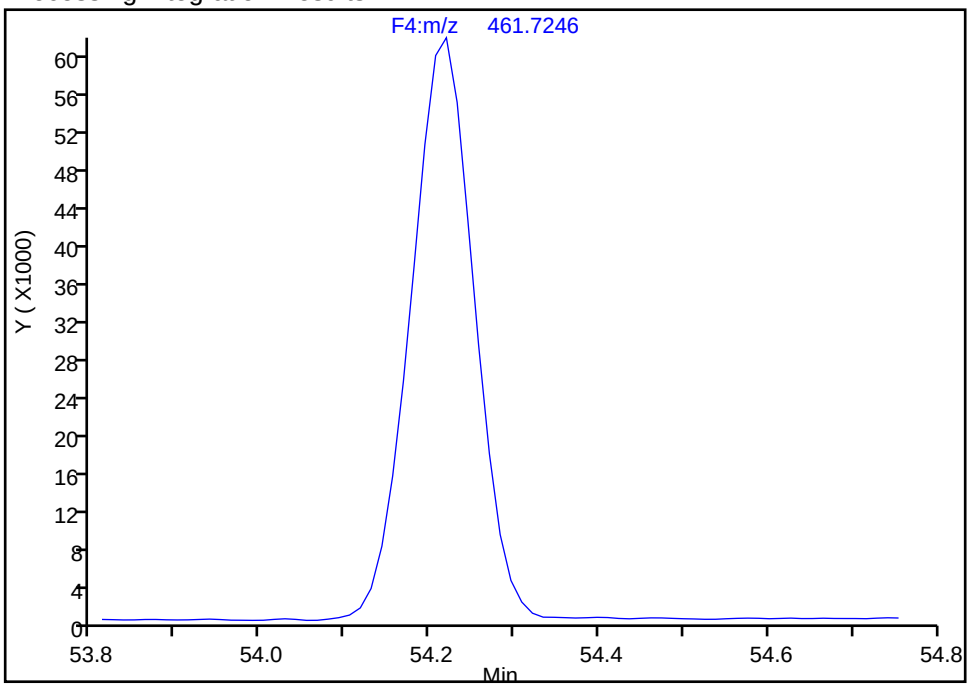

Manual Integration Results

RT: 54.22
Area: 322863
Amount: 50.775264
Amount Units: pg/ul

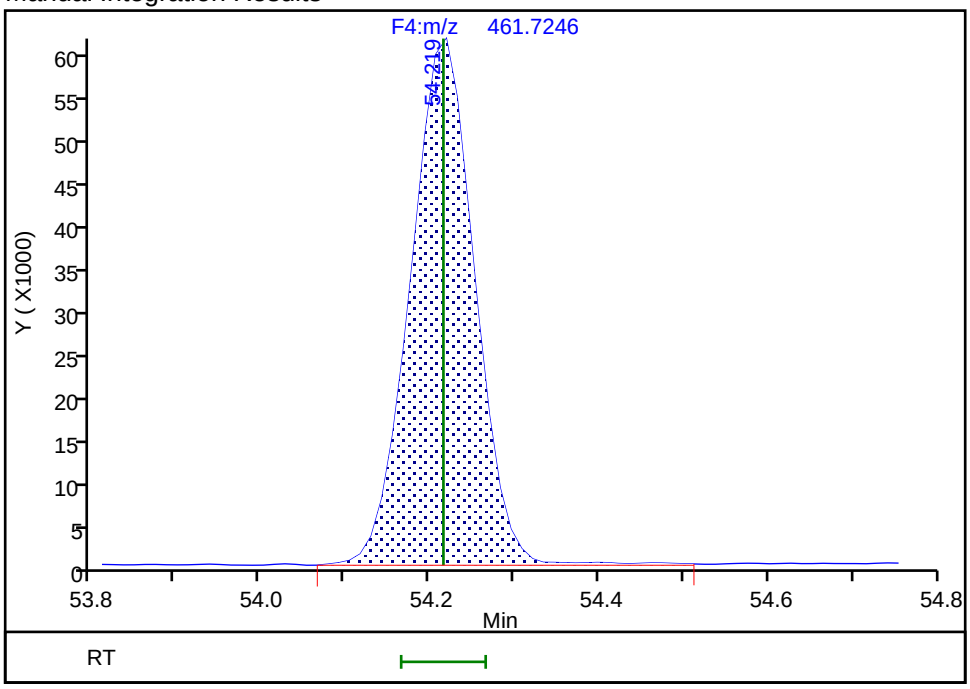

Reviewer: davidsonm, 27-Aug-2019 16:47:05
Audit Action: Assigned Compound ID Audit Reason: Incomplete Integration

Eurofins TestAmerica, Knoxville

Data File:	\\chromna\Knoxville\ChromData\D3D\20190827-12879.b\lcs140-3277516-b.d		
Injection Date:	27-Aug-2019 15:30:00	Injection Vol:	1.0 ul
Instrument ID:	D3D	Operator ID:	Xcalibur_System
Method:	PCBs_D3D	Limit Group:	HR - 1668A - ICAL
Client ID:			
Worklist#:	33063	Sample Line#:	2
Column Type:	SPB-Octyl	Column Dia:	0.25 mm

DePCB F4

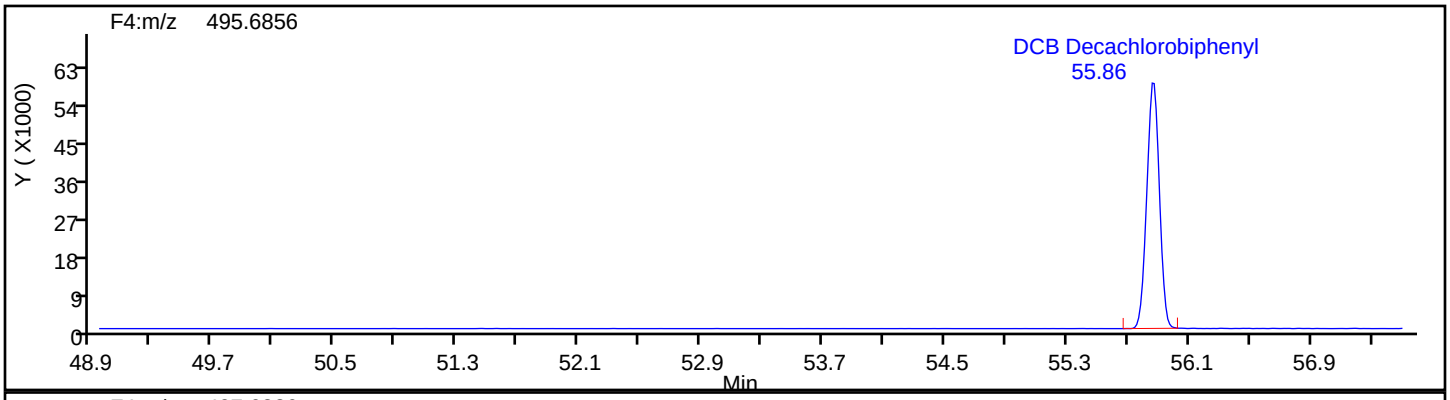

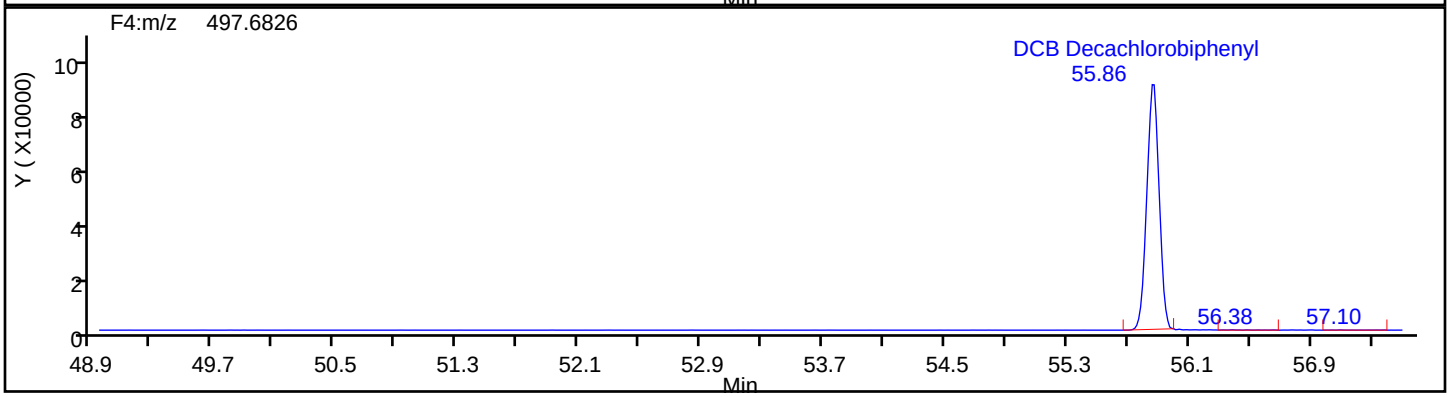

DePCB F4 Standards

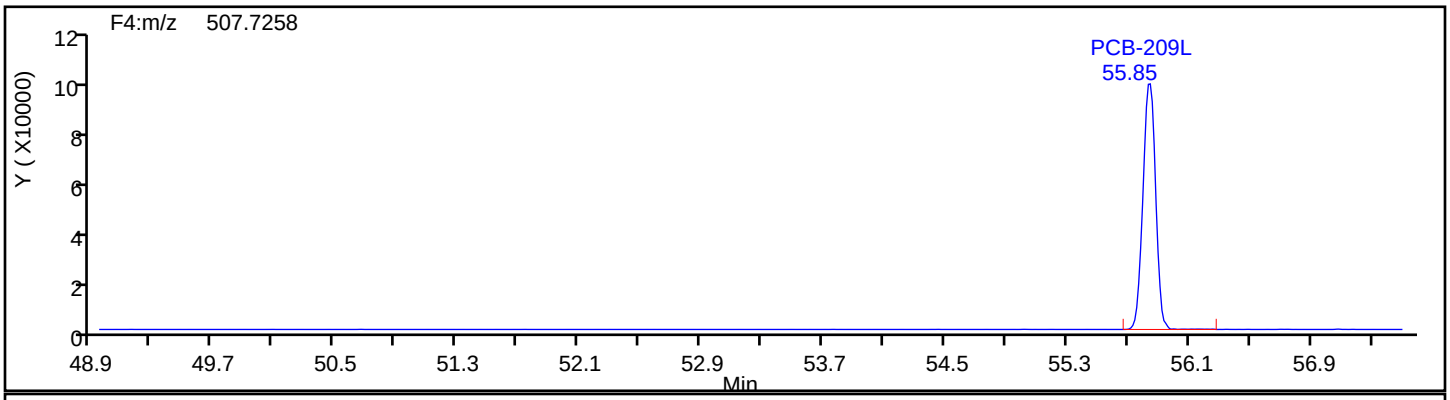

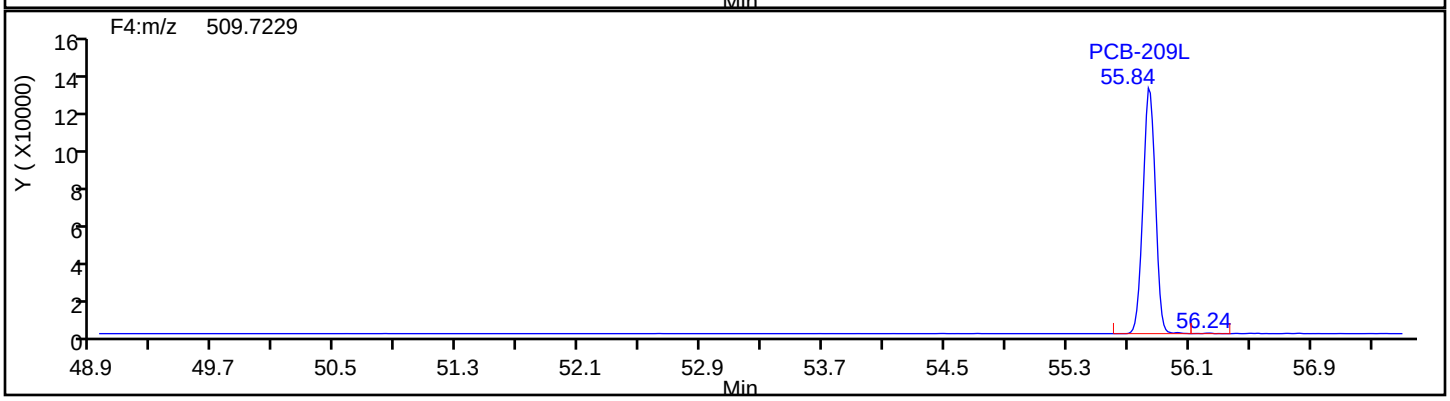

Eurofins TestAmerica, Knoxville

Data File:	\\chromna\Knoxville\ChromData\D3D\20190827-12879.b\lcs140-3277516-b.d		
Injection Date:	27-Aug-2019 15:30:00	Injection Vol:	1.0 ul
Instrument ID:	D3D	Operator ID:	Xcalibur_System
Method:	PCBs_D3D	Limit Group:	HR - 1668A - ICAL
Client ID:			
Worklist#:	33063	Sample Line#:	2
Column Type:	SPB-Octyl	Column Dia:	0.25 mm

DePCB F4

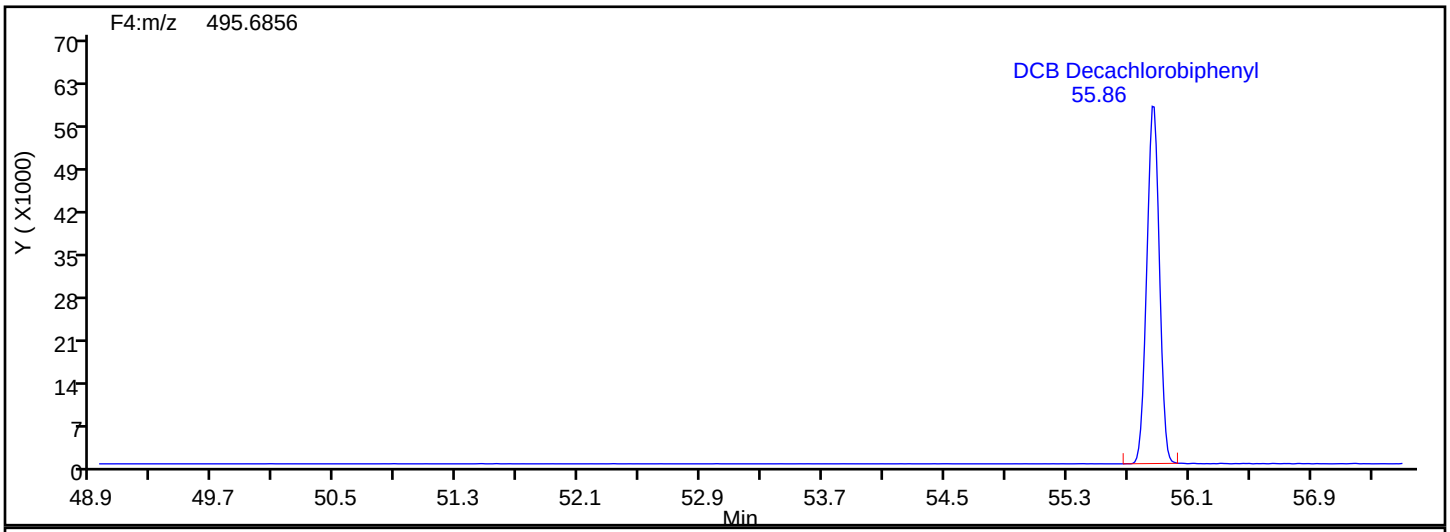

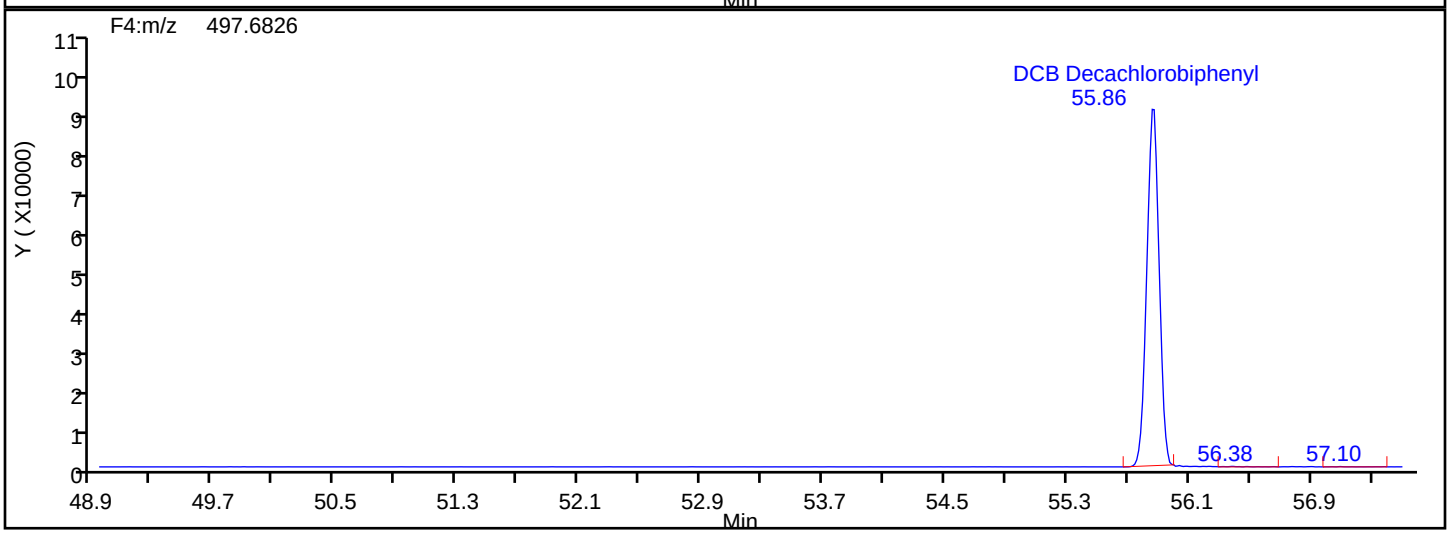

DePCB F4 Lock Mass

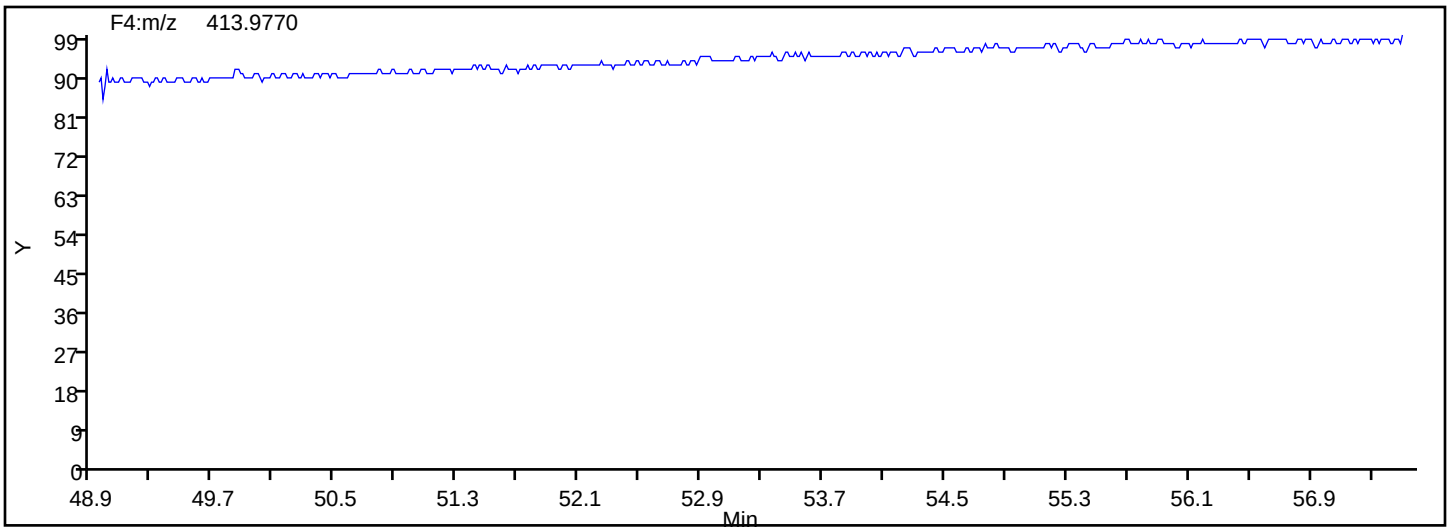

FORM I
HI-RES PCBS ORGANICS ANALYSIS DATA SHEET

Lab Name: Eurofins TestAmerica, Knoxville Job No.: 580-88125-2

SDG No.:

Client Sample ID: Lab Sample ID: LCS 140-32817/17-B

Matrix: Solid Lab File ID: lcs140-3281717-b.d

Analysis Method: 1668A Date Collected:

Extract. Method: HRMS-Sox Date Extracted: 08/20/2019 08:01

Sample wt/vol: 10(g) Date Analyzed: 08/28/2019 23:31

Con. Extract Vol.: 20(mL) Dilution Factor: 1

Injection Volume: 1(uL) Level: (low/med) Low

% Moisture: GPC Cleanup:(Y/N) N

Analysis Batch No.: 33110 Units: ng/g

CAS NO.	COMPOUND NAME	RESULT	Q	RL	EDL
2051-60-7	PCB-1	0.506		0.010	0.0012
2051-61-8	PCB-2	0.506		0.010	0.0013
2051-62-9	PCB-3	0.498		0.010	0.0013
13029-08-8	PCB-4	0.512		0.020	0.0011
16605-91-7	PCB-5	0.476		0.010	0.00069
25569-80-6	PCB-6	0.471		0.010	0.00069
33284-50-3	PCB-7	0.474		0.010	0.00066
34883-43-7	PCB-8	0.474		0.020	0.00067
34883-39-1	PCB-9	0.476		0.010	0.00075
33146-45-1	PCB-10	0.469		0.010	0.00072
2050-67-1	PCB-11	0.507		0.020	0.00065
2974-92-7	PCB-12	1.02	C	0.020	0.00065
2974-90-5	PCB-13	1.02	C12	0.020	0.00065
34883-41-5	PCB-14	0.522		0.010	0.00057
2050-68-2	PCB-15	0.475		0.010	0.00064
38444-78-9	PCB-16	0.548		0.010	0.00073
37680-66-3	PCB-17	0.559		0.010	0.00057
37680-65-2	PCB-18	1.10	C	0.020	0.00049
38444-73-4	PCB-19	0.537		0.010	0.00069
38444-84-7	PCB-20	0.822	C	0.020	0.0069
55702-46-0	PCB-21	0.827	C	0.020	0.0066
38444-85-8	PCB-22	0.425		0.010	0.0073
55720-44-0	PCB-23	0.416		0.010	0.0072
55702-45-9	PCB-24	0.571		0.010	0.00043
55712-37-3	PCB-25	0.408		0.010	0.0067
38444-81-4	PCB-26	0.816	C	0.020	0.0069
38444-76-7	PCB-27	0.555		0.010	0.00041
7012-37-5	PCB-28	0.822	C20	0.020	0.0069
15862-07-4	PCB-29	0.816	C26	0.020	0.0069
35693-92-6	PCB-30	1.10	C18	0.020	0.00049
16606-02-3	PCB-31	0.422		0.020	0.0066
38444-77-8	PCB-32	0.551		0.010	0.00038
38444-86-9	PCB-33	0.827	C21	0.020	0.0066
37680-68-5	PCB-34	0.428		0.010	0.0075

FORM I
HI-RES PCBS ORGANICS ANALYSIS DATA SHEET

Lab Name: Eurofins TestAmerica, Knoxville Job No.: 580-88125-2

SDG No.:

Client Sample ID: Lab Sample ID: LCS 140-32817/17-B

Matrix: Solid Lab File ID: lcs140-3281717-b.d

Analysis Method: 1668A Date Collected:

Extract. Method: HRMS-Sox Date Extracted: 08/20/2019 08:01

Sample wt/vol: 10(g) Date Analyzed: 08/28/2019 23:31

Con. Extract Vol.: 20(mL) Dilution Factor: 1

Injection Volume: 1(uL) Level: (low/med) Low

% Moisture: GPC Cleanup:(Y/N) N

Analysis Batch No.: 33110 Units: ng/g

CAS NO.	COMPOUND NAME	RESULT	Q	RL	EDL
37680-69-6	PCB-35	0.475		0.010	0.0074
38444-87-0	PCB-36	0.474		0.010	0.0067
38444-90-5	PCB-37	0.484		0.010	0.0070
53555-66-1	PCB-38	0.440		0.010	0.0069
38444-88-1	PCB-39	0.479		0.010	0.0065
38444-93-8	PCB-40	1.36	C	0.030	0.0033
52663-59-9	PCB-41	1.36	C40	0.030	0.0033
36559-22-5	PCB-42	0.452		0.010	0.0035
70362-46-8	PCB-43	0.860	C	0.020	0.0030
41464-39-5	PCB-44	1.29	C	0.030	0.0029
70362-45-7	PCB-45	0.827	C	0.020	0.0034
41464-47-5	PCB-46	0.427		0.010	0.0040
2437-79-8	PCB-47	1.29	C44	0.030	0.0029
70362-47-9	PCB-48	0.449		0.010	0.0032
41464-40-8	PCB-49	0.849	C	0.020	0.0027
62796-65-0	PCB-50	0.814	C	0.020	0.0032
68194-04-7	PCB-51	0.827	C45	0.020	0.0034
35693-99-3	PCB-52	0.437		0.010	0.0034
41464-41-9	PCB-53	0.814	C50	0.020	0.0032
15968-05-5	PCB-54	0.503		0.010	0.00059
74338-24-2	PCB-55	0.461		0.010	0.0023
41464-43-1	PCB-56	0.455		0.010	0.0024
70424-67-8	PCB-57	0.451		0.010	0.0024
41464-49-7	PCB-58	0.460		0.010	0.0023
74472-33-6	PCB-59	1.26	C	0.030	0.0022
33025-41-1	PCB-60	0.452		0.010	0.0023
33284-53-6	PCB-61	1.76	C	0.040	0.0022
54230-22-7	PCB-62	1.26	C59	0.030	0.0022
74472-34-7	PCB-63	0.443		0.010	0.0021
52663-58-8	PCB-64	0.447		0.010	0.0021
33284-54-7	PCB-65	1.29	C44	0.030	0.0029
32598-10-0	PCB-66	0.455		0.010	0.0024
73575-53-8	PCB-67	0.448		0.010	0.0022
73575-52-7	PCB-68	0.443		0.010	0.0021

FORM I
HI-RES PCBS ORGANICS ANALYSIS DATA SHEET

Lab Name: Eurofins TestAmerica, Knoxville Job No.: 580-88125-2

SDG No.:

Client Sample ID: Lab Sample ID: LCS 140-32817/17-B

Matrix: Solid Lab File ID: lcs140-3281717-b.d

Analysis Method: 1668A Date Collected:

Extract. Method: HRMS-Sox Date Extracted: 08/20/2019 08:01

Sample wt/vol: 10(g) Date Analyzed: 08/28/2019 23:31

Con. Extract Vol.: 20(mL) Dilution Factor: 1

Injection Volume: 1(uL) Level: (low/med) Low

% Moisture: GPC Cleanup:(Y/N) N

Analysis Batch No.: 33110 Units: ng/g

CAS NO.	COMPOUND NAME	RESULT	Q	RL	EDL
60233-24-1	PCB-69	0.849	C49	0.020	0.0027
32598-11-1	PCB-70	1.76	C61	0.040	0.0022
41464-46-4	PCB-71	1.36	C40	0.030	0.0033
41464-42-0	PCB-72	0.456		0.010	0.0023
74338-23-1	PCB-73	0.860	C43	0.020	0.0030
32690-93-0	PCB-74	1.76	C61	0.040	0.0022
32598-12-2	PCB-75	1.26	C59	0.030	0.0022
70362-48-0	PCB-76	1.76	C61	0.040	0.0022
32598-13-3	PCB-77	0.486		0.010	0.0022
70362-49-1	PCB-78	0.475		0.010	0.0023
41464-48-6	PCB-79	0.477		0.010	0.0020
33284-52-5	PCB-80	0.459		0.010	0.0021
70362-50-4	PCB-81	0.509		0.010	0.0023
52663-62-4	PCB-82	0.582		0.010	0.00068
60145-20-2	PCB-83	1.11	C	0.020	0.00063
52663-60-2	PCB-84	0.536		0.010	0.00068
65510-45-4	PCB-85	1.68	C	0.030	0.00049
55312-69-1	PCB-86	3.25	C	0.060	0.00049
38380-02-8	PCB-87	3.25	C86	0.060	0.00049
55215-17-3	PCB-88	1.04	C	0.020	0.00059
73575-57-2	PCB-89	0.548		0.010	0.00066
68194-07-0	PCB-90	1.63	C	0.030	0.00052
68194-05-8	PCB-91	1.04	C88	0.020	0.00059
52663-61-3	PCB-92	0.549		0.010	0.00062
73575-56-1	PCB-93	1.04	C	0.020	0.00060
73575-55-0	PCB-94	0.535		0.010	0.00065
38379-99-6	PCB-95	0.545		0.010	0.00061
73575-54-9	PCB-96	0.524		0.010	0.00048
41464-51-1	PCB-97	3.25	C86	0.060	0.00049
60233-25-2	PCB-98	1.06	C	0.020	0.00060
38380-01-7	PCB-99	1.11	C83	0.020	0.00063
39485-83-1	PCB-100	1.04	C93	0.020	0.00060
37680-73-2	PCB-101	1.63	C90	0.030	0.00052
68194-06-9	PCB-102	1.06	C98	0.020	0.00060

FORM I
HI-RES PCBS ORGANICS ANALYSIS DATA SHEET

Lab Name: Eurofins TestAmerica, Knoxville Job No.: 580-88125-2

SDG No.:

Client Sample ID: Lab Sample ID: LCS 140-32817/17-B

Matrix: Solid Lab File ID: lcs140-3281717-b.d

Analysis Method: 1668A Date Collected:

Extract. Method: HRMS-Sox Date Extracted: 08/20/2019 08:01

Sample wt/vol: 10(g) Date Analyzed: 08/28/2019 23:31

Con. Extract Vol.: 20(mL) Dilution Factor: 1

Injection Volume: 1(uL) Level: (low/med) Low

% Moisture: GPC Cleanup:(Y/N) N

Analysis Batch No.: 33110 Units: ng/g

CAS NO.	COMPOUND NAME	RESULT	Q	RL	EDL
60145-21-3	PCB-103	0.533		0.010	0.00057
56558-16-8	PCB-104	0.509		0.010	0.00042
32598-14-4	PCB-105	0.508		0.010	0.0050
70424-69-0	PCB-106	0.502		0.010	0.0050
70424-68-9	PCB-107	0.487		0.010	0.0047
70362-41-3	PCB-108	0.977	C	0.020	0.0050
74472-35-8	PCB-109	3.25	C86	0.060	0.00049
38380-03-9	PCB-110	1.14	C	0.020	0.00044
39635-32-0	PCB-111	0.576		0.010	0.00041
74472-36-9	PCB-112	0.571		0.010	0.00043
68194-10-5	PCB-113	1.63	C90	0.030	0.00052
74472-37-0	PCB-114	0.489		0.010	0.0045
74472-38-1	PCB-115	1.14	C110	0.020	0.00044
18259-05-7	PCB-116	1.68	C85	0.030	0.00049
68194-11-6	PCB-117	1.68	C85	0.030	0.00049
31508-00-6	PCB-118	0.511		0.010	0.0047
56558-17-9	PCB-119	3.25	C86	0.060	0.00049
68194-12-7	PCB-120	0.569		0.010	0.00039
56558-18-0	PCB-121	0.523		0.010	0.00042
76842-07-4	PCB-122	0.505		0.010	0.0055
65510-44-3	PCB-123	0.507		0.010	0.0047
70424-70-3	PCB-124	0.977	C108	0.020	0.0050
74472-39-2	PCB-125	3.25	C86	0.060	0.00049
57465-28-8	PCB-126	0.492		0.010	0.0049
39635-33-1	PCB-127	0.515		0.010	0.0049
38380-07-3	PCB-128	0.959	C	0.020	0.0020
55215-18-4	PCB-129	1.89	C	0.040	0.0020
52663-66-8	PCB-130	0.472		0.010	0.0027
61798-70-7	PCB-131	0.457		0.010	0.0026
38380-05-1	PCB-132	0.468		0.010	0.0025
35694-04-3	PCB-133	0.459		0.010	0.0024
52704-70-8	PCB-134	0.945	C	0.020	0.0026
52744-13-5	PCB-135	1.07	C	0.020	0.00054
38411-22-2	PCB-136	0.527		0.010	0.00041

FORM I
HI-RES PCBS ORGANICS ANALYSIS DATA SHEET

Lab Name: Eurofins TestAmerica, Knoxville Job No.: 580-88125-2

SDG No.:

Client Sample ID: Lab Sample ID: LCS 140-32817/17-B

Matrix: Solid Lab File ID: lcs140-3281717-b.d

Analysis Method: 1668A Date Collected:

Extract. Method: HRMS-Sox Date Extracted: 08/20/2019 08:01

Sample wt/vol: 10(g) Date Analyzed: 08/28/2019 23:31

Con. Extract Vol.: 20(mL) Dilution Factor: 1

Injection Volume: 1(uL) Level: (low/med) Low

% Moisture: GPC Cleanup:(Y/N) N

Analysis Batch No.: 33110 Units: ng/g

CAS NO.	COMPOUND NAME	RESULT	Q	RL	EDL
35694-06-5	PCB-137	0.451		0.010	0.0021
35065-28-2	PCB-138	1.89	C129	0.040	0.0020
56030-56-9	PCB-139	0.918	C	0.020	0.0022
59291-64-4	PCB-140	0.918	C139	0.020	0.0022
52712-04-6	PCB-141	0.459		0.010	0.0023
41411-61-4	PCB-142	0.465		0.010	0.0026
68194-15-0	PCB-143	0.945	C134	0.020	0.0026
68194-14-9	PCB-144	0.534		0.010	0.00051
74472-40-5	PCB-145	0.520		0.010	0.00039
51908-16-8	PCB-146	0.479		0.010	0.0022
68194-13-8	PCB-147	0.982	C	0.020	0.0023
74472-41-6	PCB-148	0.525		0.010	0.00052
38380-04-0	PCB-149	0.982	C147	0.020	0.0023
68194-08-1	PCB-150	0.520		0.010	0.00038
52663-63-5	PCB-151	1.07	C135	0.020	0.00054
68194-09-2	PCB-152	0.500		0.010	0.00037
35065-27-1	PCB-153	0.937	C	0.020	0.0018
60145-22-4	PCB-154	0.521		0.010	0.00046
33979-03-2	PCB-155	0.505		0.010	0.00036
38380-08-4	PCB-156	1.02	C	0.020	0.0021
69782-90-7	PCB-157	1.02	C156	0.020	0.0021
74472-42-7	PCB-158	0.477		0.010	0.0016
39635-35-3	PCB-159	0.485		0.010	0.0017
41411-62-5	PCB-160	1.89	C129	0.040	0.0020
74472-43-8	PCB-161	0.456		0.010	0.0017
39635-34-2	PCB-162	0.492		0.010	0.0016
74472-44-9	PCB-163	1.89	C129	0.040	0.0020
74472-45-0	PCB-164	0.487		0.010	0.0018
74472-46-1	PCB-165	0.472		0.010	0.0020
41411-63-6	PCB-166	0.959	C128	0.020	0.0020
52663-72-6	PCB-167	0.503		0.010	0.0014
59291-65-5	PCB-168	0.937	C153	0.020	0.0018
32774-16-6	PCB-169	0.498		0.010	0.0015
35065-30-6	PCB-170	0.577		0.010	0.00026

FORM I
HI-RES PCBS ORGANICS ANALYSIS DATA SHEET

Lab Name: Eurofins TestAmerica, Knoxville Job No.: 580-88125-2

SDG No.:

Client Sample ID: Lab Sample ID: LCS 140-32817/17-B

Matrix: Solid Lab File ID: lcs140-3281717-b.d

Analysis Method: 1668A Date Collected:

Extract. Method: HRMS-Sox Date Extracted: 08/20/2019 08:01

Sample wt/vol: 10(g) Date Analyzed: 08/28/2019 23:31

Con. Extract Vol.: 20(mL) Dilution Factor: 1

Injection Volume: 1(uL) Level: (low/med) Low

% Moisture: GPC Cleanup:(Y/N) N

Analysis Batch No.: 33110 Units: ng/g

CAS NO.	COMPOUND NAME	RESULT	Q	RL	EDL
52663-71-5	PCB-171	1.14	C	0.020	0.00025
52663-74-8	PCB-172	0.561		0.010	0.00025
68194-16-1	PCB-173	1.14	C171	0.020	0.00025
38411-25-5	PCB-174	0.558		0.010	0.00026
40186-70-7	PCB-175	0.551		0.010	0.00023
52663-65-7	PCB-176	0.537		0.010	0.00016
52663-70-4	PCB-177	0.560		0.010	0.00026
52663-67-9	PCB-178	0.544		0.010	0.00024
52663-64-6	PCB-179	0.527		0.010	0.00017
35065-29-3	PCB-180	1.14	C	0.020	0.00020
74472-47-2	PCB-181	0.554		0.010	0.00022
60145-23-5	PCB-182	0.557		0.010	0.00021
52663-69-1	PCB-183	1.09	C	0.020	0.00022
74472-48-3	PCB-184	0.514		0.010	0.00017
52712-05-7	PCB-185	1.09	C183	0.020	0.00022
74472-49-4	PCB-186	0.535		0.010	0.00017
52663-68-0	PCB-187	0.552		0.010	0.00022
74487-85-7	PCB-188	0.510		0.010	0.00016
39635-31-9	PCB-189	0.513		0.010	0.0013
41411-64-7	PCB-190	0.574		0.010	0.00018
74472-50-7	PCB-191	0.573		0.010	0.00018
74472-51-8	PCB-192	0.571		0.010	0.00019
69782-91-8	PCB-193	1.14	C180	0.020	0.00020
35694-08-7	PCB-194	0.520		0.010	0.00092
52663-78-2	PCB-195	0.556		0.010	0.0011
42740-50-1	PCB-196	0.508		0.010	0.00038
33091-17-7	PCB-197	0.525		0.010	0.00028
68194-17-2	PCB-198	1.04	C	0.020	0.00041
52663-75-9	PCB-199	1.04	C198	0.020	0.00041
52663-73-7	PCB-200	0.504		0.010	0.00030
40186-71-8	PCB-201	0.509		0.010	0.00028
2136-99-4	PCB-202	0.505		0.010	0.00032
52663-76-0	PCB-203	0.512		0.010	0.00036
74472-52-9	PCB-204	0.512		0.010	0.00030

FORM I
HI-RES PCBS ORGANICS ANALYSIS DATA SHEET

Lab Name: Eurofins TestAmerica, Knoxville Job No.: 580-88125-2

SDG No.:

Client Sample ID: Lab Sample ID: LCS 140-32817/17-B

Matrix: Solid Lab File ID: lcs140-3281717-b.d

Analysis Method: 1668A Date Collected:

Extract. Method: HRMS-Sox Date Extracted: 08/20/2019 08:01

Sample wt/vol: 10(g) Date Analyzed: 08/28/2019 23:31

Con. Extract Vol.: 20(mL) Dilution Factor: 1

Injection Volume: 1(uL) Level: (low/med) Low

% Moisture: GPC Cleanup:(Y/N) N

Analysis Batch No.: 33110 Units: ng/g

CAS NO.	COMPOUND NAME	RESULT	Q	RL	EDL
74472-53-0	PCB-205	0.508		0.010	0.00069
40186-72-9	PCB-206	0.507		0.010	0.0067
52663-79-3	PCB-207	0.509		0.010	0.0048
52663-77-1	PCB-208	0.496		0.010	0.0050
2051-24-3	PCB-209	0.518		0.010	0.00033
27323-18-8	Total Monochlorobiphenyls	1.51		0.010	0.0013
25512-42-9	Total Dichlorobiphenyls	5.88		0.020	0.00071
25323-68-6	Total Trichlorobiphenyls	11.3		0.020	0.0047
26914-33-0	Total Tetrachlorobiphenyls	18.7		0.040	0.0025
25429-29-2	Total Pentachlorobiphenyls	24.5		0.060	0.0019
26601-64-9	Total Hexachlorobiphenyls	20.5		0.040	0.0016
28655-71-2	Total Heptachlorobiphenyls	13.2		0.020	0.00026
55722-26-4	Total Octachlorobiphenyls	6.20		0.020	0.00049
53742-07-7	Total Nonachlorobiphenyls	1.51		0.010	0.0055
1336-36-3	Polychlorinated biphenyls, Total	104		0.060	0.0020

FORM I
HI-RES PCBS ORGANICS ANALYSIS DATA SHEET

Lab Name: Eurofins TestAmerica, Knoxville Job No.: 580-88125-2

SDG No.:

Client Sample ID: Lab Sample ID: LCS 140-32817/17-B

Matrix: Solid Lab File ID: lcs140-3281717-b.d

Analysis Method: 1668A Date Collected:

Extract. Method: HRMS-Sox Date Extracted: 08/20/2019 08:01

Sample wt/vol: 10(g) Date Analyzed: 08/28/2019 23:31

Con. Extract Vol.: 20(mL) Dilution Factor: 1

Injection Volume: 1(uL) Level: (low/med) Low

% Moisture: GPC Cleanup:(Y/N) N

Analysis Batch No.: 33110 Units: ng/g

CAS NO.	ISOTOPE DILUTION	%REC	Q	LIMITS
234432-85-0	PCB-1L	66		30-140
208263-77-8	PCB-3L	64		30-140
234432-86-1	PCB-4L	61		30-140
208263-67-6	PCB-15L	70		30-140
234432-87-2	PCB-19L	60		30-140
208263-79-0	PCB-37L	81		30-140
234432-88-3	PCB-54L	73		30-140
105600-23-5	PCB-77L	87		30-140
208461-24-9	PCB-81L	82		30-140
234432-89-4	PCB-104L	78		30-140
208263-62-1	PCB-105L	81		30-140
208263-63-2	PCB-114L	81		30-140
104130-40-7	PCB-118L	81		30-140
208263-64-3	PCB-123L	80		30-140
208263-65-4	PCB-126L	89		30-140
234432-90-7	PCB-155L	87		30-140
208263-68-7	PCB-156L	85	C	30-140
235416-30-5	PCB-157L	85	C156	30-140
208263-69-8	PCB-167L	86		30-140
208263-70-1	PCB-169L	96		30-140
160901-80-4	PCB-170L	79		30-140
234432-91-8	PCB-188L	79		30-140
208263-73-4	PCB-189L	85		30-140
105600-26-8	PCB-202L	86		30-140
234446-64-1	PCB-205L	80		30-140
208263-75-6	PCB-206L	77		30-140
234432-92-9	PCB-208L	84		30-140
105600-27-9	PCB-209L	76		30-140

CAS NO.	SURROGATE	%REC	Q	LIMITS
208263-76-7	PCB-28L	76		40-125
235416-29-2	PCB-111L	92		40-125
232919-67-4	PCB-178L	93		40-125

Eurofins TestAmerica, Knoxville
Target Compound Quantitation Report

Data File: \\chromna\Knoxville\ChromData\D3D\20190828-12892.b\lcs140-3281717-b.d
Lims ID: LCS 140-32817/17-B
Client ID:
Sample Type: LCS
Inject. Date: 28-Aug-2019 23:31:00 ALS Bottle#: 0 Worklist Smp#: 2
Injection Vol: 1.0 ul Dil. Factor: 1.0000
Sample Info:
Misc. Info.: 140-0012892-002
Operator ID: Xcalibur_System Instrument ID: D3D

Method: \\chromna\Knoxville\ChromData\D3D\20190828-12892.b\PCBs_D3D.m
Limit Group: HR - 1668A - ICAL
Last Update: 29-Aug-2019 01:24:14 Calib Date: 21-Aug-2019 19:05:00
Integrator: Picker
Quant Method: Isotopic Dilution Quant By: Initial Calibration
Last ICal File: \\chromna\Knoxville\ChromData\D3D\20190813-12717.b\d4190821i6.d

Column 1 : SPB-Octyl (0.25 mm) Det: F1(11.07 :21.70)
Process Host: CTX0326

First Level Reviewer: mcwhirterl Date: 29-Aug-2019 01:24:14

Compound	RT (min.)	Area	Ratio	Ical RRF	Amount pg/ul	EMPC pg/ul	Noise EDL	Final EDL	%Rec	Flags
S Total Monochlorobipheny					151.0	151.0	0.1273	0.1273		
D PCB-1L	11:44	890647	3.15	1.3140	65.7	65.7	0.4833	0.4833	65.72	
D PCB-3L	13:55	900353	3.01	1.3615	64.1	64.1	0.4665	0.4665	64.12	
PCB-1	11:45	535442	3.19	1.1883	50.6	50.6	0.1194	0.1194	101	
PCB-2	13:44	539466	3.21	1.1911	50.6	50.6	0.1276	0.1276	101	
PCB-3	13:55	544132	3.19	1.2130	49.8	49.8	0.1349	0.1349	99.65	
S Total Dichlorobiphenyls					587.3	587.3	0.0706	0.0706		
D PCB-4L	14:10	374143	1.60	0.5996	60.5	60.5	0.2457	0.2457	60.51	
* PCB-9L	16:08	1031270	1.62	4E+04	100.0	100.0			100	
D PCB-15L	20:03	742991	1.63	1.0280	70.1	70.1	0.1433	0.1433	70.08	
PCB-4	14:10	240105	1.55	1.2533	51.2	51.2	0.1063	0.1063	102	
PCB-10	14:21	388619	1.61	1.4828	46.9	46.9	0.0722	0.0722	93.84	
PCB-9	16:09	377364	1.61	1.4200	47.6	47.6	0.0754	0.0754	95.16	a
PCB-7	16:19	430173	1.58	1.6244	47.4	47.4	0.0659	0.0659	94.82	a
PCB-6	16:33	409137	1.64	1.5539	47.1	47.1	0.0689	0.0689	94.28	a
PCB-5	16:51	414532	1.61	1.5606	47.6	47.6	0.0686	0.0686	95.11	a
PCB-8	16:59	420841	1.61	1.5884	47.4	47.4	0.0674	0.0674	94.87	a
PCB-14	18:36	546421	1.60	1.8738	52.2	52.2	0.0571	0.0571	104	
PCB-11	19:27	462692	1.63	1.6347	50.7	50.7	0.0655	0.0655	101	
PCB-12	19:45	931775	1.59	1.6410	101.7	101.7	0.0652	0.0652	102	
PCB-13 (C12)	19:45	931775	1.59	1.6410	101.7	101.7	0.0652	0.0652	102	
PCB-15	20:04	495134	1.60	1.4024	47.5	47.5	0.0638	0.0638	95.04	
S Total Trichlorobiphenyl					1133.8	1133.8	0.4692	0.4692		
D PCB-19L	17:16	224607	1.03	0.6095	60.0	60.0	0.7830	0.7830	59.97	
* PCB-32L	20:31	614568	1.08	2.2E+04	100.0	100.0			100	
* PCB-31L	22:46	2010900	1.07	6.8E+04	100.0	100.0			100	
$ PCB-28L	23:04	1677703	1.05	1.0975	76.0	76.0	0.2544	0.2544	76.02	
D PCB-37L	27:04	1467543	1.15	0.9024	80.9	80.9	0.3094	0.3094	80.87	
PCB-19	17:17	157306	1.08	1.3047	53.7	53.7	0.0687	0.0687	107	
PCB-18	19:08	450062	1.08	1.8188	110.2	110.2	0.0493	0.0493	110	
PCB-30 (C18)	19:08	450062	1.08	1.8188	110.2	110.2	0.0493	0.0493	110	

Compound	RT (min.)	Area	Ratio	Ical RRF	Amount pg/ul	EMPC pg/ul	Noise EDL	Final EDL	%Rec	Flags
PCB-17	19:34	196279	1.09	1.5641	55.9	55.9	0.0573	0.0573	112	
PCB-27	19:47	270060	1.10	2.1680	55.5	55.5	0.0413	0.0413	111	a
PCB-24	19:55	269383	1.07	2.1018	57.1	57.1	0.0426	0.0426	114	a
PCB-16	20:01	150998	1.08	1.2260	54.8	54.8	0.0731	0.0731	110	
PCB-32	20:33	289661	1.08	2.3416	55.1	55.1	0.0383	0.0383	110	a
PCB-34	21:48	764199	1.07	1.2154	42.8	42.8	0.7457	0.7457	85.69	
PCB-23	21:57	773301	1.07	1.2675	41.6	41.6	0.7151	0.7151	83.15	
PCB-26	22:16	1579593	1.07	1.3193	81.6	81.6	0.6870	0.6870	81.59	
PCB-29 (C26)	22:16	1579593	1.07	1.3193	81.6	81.6	0.6870	0.6870	81.59	
PCB-25	22:30	810651	1.06	1.3523	40.8	40.8	0.6702	0.6702	81.70	a
PCB-31	22:48	854220	1.06	1.3809	42.2	42.2	0.6563	0.6563	84.30	
PCB-20	23:06	1575506	1.07	1.3057	82.2	82.2	0.6941	0.6941	82.22	
PCB-28 (C20)	23:06	1575506	1.07	1.3057	82.2	82.2	0.6941	0.6941	82.22	
PCB-21	23:20	1671459	1.06	1.3777	82.7	82.7	0.6579	0.6579	82.67	Ma
PCB-33 (C21)	23:20	1671459	1.06	1.3777	82.7	82.7	0.6579	0.6579	82.67	Ma
PCB-22	23:44	775503	1.06	1.2430	42.5	42.5	0.7292	0.7292	85.03	a
PCB-36	25:17	937817	1.07	1.3468	47.4	47.4	0.6729	0.6729	94.89	
PCB-39	25:38	981114	1.06	1.3970	47.9	47.9	0.6488	0.6488	95.71	
PCB-38	26:13	851642	1.06	1.3177	44.0	44.0	0.6878	0.6878	88.08	Ma
PCB-35	26:41	847440	1.09	1.2166	47.5	47.5	0.7449	0.7449	94.93	Ma
PCB-37	27:05	914974	1.06	1.2879	48.4	48.4	0.7037	0.7037	96.82	a
S Total Tetrachlorobiphen					1866.5	1866.5	0.2537	0.2537		
D PCB-54L	20:21	292249	0.82	0.6515	73.0	73.0	0.0944	0.0944	72.99	Ma
* PCB-52L	24:54	1105730	0.78	3.9E+04	100.0	100.0			100	
D PCB-81L	33:49	1122794	0.81	1.2328	82.4	82.4	0.1844	0.1844	82.37	
D PCB-77L	34:23	1203368	0.79	1.2523	86.9	86.9	0.1816	0.1816	86.91	
PCB-54	20:22	184738	0.79	1.2558	50.3	50.3	0.0589	0.0589	101	
PCB-50	22:33	886015	0.79	0.9362	81.4	81.4	0.3245	0.3245	81.37	
PCB-53 (C50)	22:33	886015	0.79	0.9362	81.4	81.4	0.3245	0.3245	81.37	
PCB-45	23:16	851253	0.80	0.8850	82.7	82.7	0.3433	0.3433	82.70	Ma
PCB-51 (C45)	23:16	851253	0.80	0.8850	82.7	82.7	0.3433	0.3433	82.70	Ma
PCB-46	23:31	376869	0.80	0.7591	42.7	42.7	0.4002	0.4002	85.37	
PCB-52	24:55	456749	0.79	0.8992	43.7	43.7	0.3378	0.3378	87.34	
PCB-43	25:05	999014	0.80	0.9993	86.0	86.0	0.3040	0.3040	85.95	Ma
PCB-73 (C43)	25:05	999014	0.80	0.9993	86.0	86.0	0.3040	0.3040	85.95	Ma
PCB-49	25:24	1121782	0.79	1.1366	84.9	84.9	0.2673	0.2673	84.86	M
PCB-69 (C49)	25:24	1121782	0.79	1.1366	84.9	84.9	0.2673	0.2673	84.86	M
PCB-48	25:42	493729	0.79	0.9454	44.9	44.9	0.3213	0.3213	89.81	
PCB-44	25:57	1554608	0.80	1.0323	129.5	129.5	0.2943	0.2943	86.32	
PCB-47 (C44)	25:57	1554608	0.80	1.0323	129.5	129.5	0.2943	0.2943	86.32	
PCB-65 (C44)	25:57	1554608	0.80	1.0323	129.5	129.5	0.2943	0.2943	86.32	
PCB-59	26:14	1989701	0.79	1.3609	125.7	125.7	0.2232	0.2232	83.80	
PCB-62 (C59)	26:14	1989701	0.79	1.3609	125.7	125.7	0.2232	0.2232	83.80	
PCB-75 (C59)	26:14	1989701	0.79	1.3609	125.7	125.7	0.2232	0.2232	83.80	
PCB-42	26:27	455657	0.79	0.8670	45.2	45.2	0.3504	0.3504	90.37	
PCB-40	26:56	1447715	0.79	0.9179	135.6	135.6	0.3310	0.3310	90.40	Ma
PCB-41 (C40)	26:56	1447715	0.79	0.9179	135.6	135.6	0.3310	0.3310	90.40	Ma
PCB-71 (C40)	26:56	1447715	0.79	0.9179	135.6	135.6	0.3310	0.3310	90.40	Ma
PCB-64	27:09	735914	0.78	1.4164	44.7	44.7	0.2145	0.2145	89.34	
PCB-72	28:00	697731	0.79	1.3157	45.6	45.6	0.2309	0.2309	91.19	
PCB-68	28:17	761370	0.80	1.4782	44.3	44.3	0.2055	0.2055	88.57	
PCB-57	28:42	672271	0.80	1.2817	45.1	45.1	0.2370	0.2370	90.19	
PCB-58	28:57	706433	0.79	1.3214	46.0	46.0	0.2299	0.2299	91.93	
PCB-67	29:07	726403	0.79	1.3944	44.8	44.8	0.2179	0.2179	89.58	

Compound	RT (min.)	Area	Ratio	Ical RRF	Amount pg/ul	EMPC pg/ul	Noise EDL	Final EDL	%Rec	Flags
PCB-63	29:22	756084	0.79	1.4685	44.3	44.3	0.2069	0.2069	88.54	
PCB-61	29:43	2783737	0.79	1.3565	176.4	176.4	0.2240	0.2240	88.22	
PCB-70 (C61)	29:43	2783737	0.79	1.3565	176.4	176.4	0.2240	0.2240	88.22	
PCB-74 (C61)	29:43	2783737	0.79	1.3565	176.4	176.4	0.2240	0.2240	88.22	
PCB-76 (C61)	29:43	2783737	0.79	1.3565	176.4	176.4	0.2240	0.2240	88.22	
PCB-66	30:02	677194	0.76	1.2800	45.5	45.5	0.2373	0.2373	90.98	
PCB-55	30:12	694958	0.78	1.2951	46.1	46.1	0.2346	0.2346	92.27	
PCB-56	30:42	670324	0.80	1.2671	45.5	45.5	0.2398	0.2398	90.97	
PCB-60	30:54	698850	0.79	1.3288	45.2	45.2	0.2286	0.2286	90.44	
PCB-80	31:20	784419	0.82	1.4694	45.9	45.9	0.2068	0.2068	91.80	
PCB-79	32:51	855500	0.80	1.5421	47.7	47.7	0.1970	0.1970	95.40	
PCB-78	33:24	726030	0.78	1.3150	47.5	47.5	0.2310	0.2310	94.94	
PCB-81	33:50	755653	0.78	1.3214	50.9	50.9	0.2345	0.2345	102	
PCB-77	34:24	778085	0.78	1.3308	48.6	48.6	0.2239	0.2239	97.17	
S Total Pentachlorobiphen					2453.7	2453.7	0.1943	0.1943		
D PCB-104L	25:51	726902	1.61	1.1164	77.7	77.7	0.0580	0.0580	77.66	
* PCB-101L	31:46	838449	1.63	3.4E+04	100.0	100.0			100	
$ PCB-111L	34:27	941099	1.65	1.2177	92.2	92.2	0.0532	0.0532	92.18	
D PCB-123L	36:24	1177734	1.58	0.9909	80.4	80.4	0.6239	0.6239	80.36	
D PCB-118L	36:43	1232305	1.63	1.0256	81.2	81.2	0.6029	0.6029	81.25	
D PCB-114L	37:15	1197975	1.59	1.0030	80.8	80.8	0.6164	0.6164	80.76	
D PCB-105L	37:54	1197482	1.60	1.0013	80.9	80.9	0.6175	0.6175	80.87	
* PCB-127L	39:23	1478905	1.62	4.9E+04	100.0	100.0			100	
D PCB-126L	40:59	1188250	1.59	0.9020	89.1	89.1	0.6854	0.6854	89.07	
PCB-104	25:53	515396	1.57	1.3926	50.9	50.9	0.0423	0.0423	102	
PCB-96	26:14	467313	1.60	1.2268	52.4	52.4	0.0480	0.0480	105	
PCB-103	28:11	400243	1.60	1.0331	53.3	53.3	0.0570	0.0570	107	a
PCB-94	28:24	351696	1.59	0.9036	53.5	53.5	0.0651	0.0651	107	a
PCB-95	28:50	381318	1.55	0.9620	54.5	54.5	0.0612	0.0612	109	
PCB-93	29:04	738780	1.61	0.9806	103.6	103.6	0.0600	0.0600	104	
PCB-100 (C93)	29:04	738780	1.61	0.9806	103.6	103.6	0.0600	0.0600	104	
PCB-98	29:13	764424	1.59	0.9888	106.4	106.4	0.0595	0.0595	106	Ma
PCB-102 (C98)	29:13	764424	1.59	0.9888	106.4	106.4	0.0595	0.0595	106	Ma
PCB-88	29:42	759550	1.60	1.0052	103.9	103.9	0.0585	0.0585	104	Ma
PCB-91 (C88)	29:42	759550	1.60	1.0052	103.9	103.9	0.0585	0.0585	104	Ma
PCB-84	29:55	334855	1.61	0.8601	53.6	53.6	0.0684	0.0684	107	
PCB-89	30:24	355727	1.58	0.8936	54.8	54.8	0.0659	0.0659	110	
PCB-121	30:50	530920	1.59	1.3971	52.3	52.3	0.0421	0.0421	105	a
PCB-92	31:12	380497	1.60	0.9532	54.9	54.9	0.0617	0.0617	110	
PCB-90	31:46	1348181	1.58	1.1367	163.2	163.2	0.0518	0.0518	109	
PCB-101 (C90)	31:46	1348181	1.58	1.1367	163.2	163.2	0.0518	0.0518	109	
PCB-113 (C90)	31:46	1348181	1.58	1.1367	163.2	163.2	0.0518	0.0518	109	
PCB-83	32:22	756361	1.58	0.9393	110.8	110.8	0.0627	0.0627	111	
PCB-99 (C83)	32:22	756361	1.58	0.9393	110.8	110.8	0.0627	0.0627	111	
PCB-112	32:28	566984	1.62	1.3672	57.1	57.1	0.0430	0.0430	114	
PCB-86	32:51	2823707	1.58	1.1958	324.9	324.9	0.0492	0.0492	108	Ma
PCB-87 (C86)	32:51	2823707	1.58	1.1958	324.9	324.9	0.0492	0.0492	108	Ma
PCB-97 (C86)	32:51	2823707	1.58	1.1958	324.9	324.9	0.0492	0.0492	108	Ma
PCB-109 (C86)	32:51	2823707	1.58	1.1958	324.9	324.9	0.0492	0.0492	108	Ma
PCB-119 (C86)	32:51	2823707	1.58	1.1958	324.9	324.9	0.0492	0.0492	108	Ma
PCB-125 (C86)	32:51	2823707	1.58	1.1958	324.9	324.9	0.0492	0.0492	108	Ma
PCB-85	33:35	1478763	1.60	1.2126	167.8	167.8	0.0485	0.0485	112	Ma
PCB-116 (C85)	33:35	1478763	1.60	1.2126	167.8	167.8	0.0485	0.0485	112	Ma
PCB-117 (C85)	33:35	1478763	1.60	1.2126	167.8	167.8	0.0485	0.0485	112	Ma

Compound	RT (min.)	Area	Ratio	Ical RRF	Amount pg/ul	EMPC pg/ul	Noise EDL	Final EDL	%Rec	Flags
PCB-110	33:49	1120135	1.60	1.3511	114.1	114.1	0.0436	0.0436	114	Ma
PCB-115 (C110)	33:49	1120135	1.60	1.3511	114.1	114.1	0.0436	0.0436	114	Ma
PCB-82	34:04	367173	1.55	0.8675	58.2	58.2	0.0678	0.0678	116	
PCB-111	34:28	596933	1.60	1.4262	57.6	57.6	0.0413	0.0413	115	a
PCB-120	34:56	616760	1.59	1.4907	56.9	56.9	0.0395	0.0395	114	
PCB-108	36:03	1468857	1.58	1.2547	97.7	97.7	0.5047	0.5047	97.66	
PCB-124 (C108)	36:03	1468857	1.58	1.2547	97.7	97.7	0.5047	0.5047	97.66	
PCB-107	36:18	792658	1.58	1.3580	48.7	48.7	0.4663	0.4663	97.39	
PCB-123	36:25	800804	1.56	1.3407	50.7	50.7	0.4671	0.4671	101	
PCB-106	36:32	766991	1.58	1.2749	50.2	50.2	0.4967	0.4967	100	
PCB-118	36:45	811771	1.59	1.2892	51.1	51.1	0.4663	0.4663	102	a
PCB-122	37:05	702540	1.58	1.1614	50.5	50.5	0.5452	0.5452	101	a
PCB-114	37:16	823427	1.58	1.4051	48.9	48.9	0.4535	0.4535	97.84	a
PCB-105	37:55	783944	1.55	1.2887	50.8	50.8	0.5011	0.5011	102	
PCB-127	39:24	792150	1.59	1.2841	51.5	51.5	0.4931	0.4931	103	
PCB-126	41:00	783966	1.60	1.3416	49.2	49.2	0.4909	0.4909	98.36	
S Total Hexachlorobipheny					2045.1	2045.1	0.1609	0.1609		
D PCB-155L	31:33	690491	1.28	0.9499	86.7	86.7	0.0596	0.0596	86.70	
* PCB-138L	39:51	1056989	1.25	3.6E+04	100.0	100.0			100	
D PCB-167L	42:51	1136698	1.24	1.2544	85.7	85.7	0.4419	0.4419	85.73	
D PCB-156L	44:00	2207829	1.29	1.2289	170.0	170.0	0.4510	0.4510	84.98	
D PCB-157L (C156L)	44:00	2207829	1.29	1.2289	170.0	170.0	0.4510	0.4510	84.98	
D PCB-169L	47:15	1100349	1.25	1.0883	95.7	95.7	0.5093	0.5093	95.65	
PCB-155	31:34	454690	1.30	1.3028	50.5	50.5	0.0361	0.0361	101	
PCB-152	31:45	433903	1.26	1.2556	50.0	50.0	0.0374	0.0374	100	a
PCB-150	31:55	443758	1.28	1.2368	52.0	52.0	0.0380	0.0380	104	
PCB-136	32:16	420469	1.29	1.1563	52.7	52.7	0.0406	0.0406	105	
PCB-145	32:34	427597	1.26	1.1910	52.0	52.0	0.0394	0.0394	104	
PCB-148	34:05	325621	1.28	0.8982	52.5	52.5	0.0523	0.0523	105	
PCB-135	34:41	643799	1.28	0.8691	107.3	107.3	0.0541	0.0541	107	Ma
PCB-151 (C135)	34:41	643799	1.28	0.8691	107.3	107.3	0.0541	0.0541	107	Ma
PCB-154	34:57	365921	1.31	1.0180	52.1	52.1	0.0461	0.0461	104	
PCB-144	35:15	338402	1.27	0.9185	53.4	53.4	0.0511	0.0511	107	a
PCB-147	35:37	1063801	1.25	0.9747	98.2	98.2	0.2268	0.2268	98.22	Ma
PCB-149 (C147)	35:37	1063801	1.25	0.9747	98.2	98.2	0.2268	0.2268	98.22	Ma
PCB-134	35:54	894220	1.25	0.8518	94.5	94.5	0.2596	0.2596	94.47	
PCB-143 (C134)	35:54	894220	1.25	0.8518	94.5	94.5	0.2596	0.2596	94.47	
PCB-139	36:13	1019294	1.26	0.9995	91.8	91.8	0.2212	0.2212	91.77	
PCB-140 (C139)	36:13	1019294	1.26	0.9995	91.8	91.8	0.2212	0.2212	91.77	
PCB-131	36:24	436382	1.25	0.8584	45.7	45.7	0.2576	0.2576	91.50	
PCB-142	36:33	444229	1.26	0.8597	46.5	46.5	0.2572	0.2572	93.00	
PCB-132	36:51	457240	1.25	0.8801	46.8	46.8	0.2512	0.2512	93.51	
PCB-133	37:23	461974	1.27	0.9064	45.9	45.9	0.2439	0.2439	91.73	
PCB-165	37:46	588092	1.29	1.1210	47.2	47.2	0.1972	0.1972	94.42	a
PCB-146	38:01	536178	1.25	1.0084	47.9	47.9	0.2193	0.2193	95.70	a
PCB-161	38:10	677202	1.24	1.3370	45.6	45.6	0.1654	0.1654	91.16	a
PCB-153	38:40	1270997	1.26	1.2207	93.7	93.7	0.1811	0.1811	93.70	
PCB-168 (C153)	38:40	1270997	1.26	1.2207	93.7	93.7	0.1811	0.1811	93.70	
PCB-141	38:50	489723	1.30	0.9608	45.9	45.9	0.2301	0.2301	91.74	a
PCB-130	39:14	434158	1.28	0.8274	47.2	47.2	0.2672	0.2672	94.44	a
PCB-137	39:27	530351	1.25	1.0582	45.1	45.1	0.2089	0.2089	90.20	a
PCB-164	39:34	677217	1.27	1.2527	48.7	48.7	0.1765	0.1765	97.30	a
PCB-129	39:53	2272970	1.26	1.0840	188.7	188.7	0.2040	0.2040	94.35	Ma
PCB-138 (C129)	39:53	2272970	1.26	1.0840	188.7	188.7	0.2040	0.2040	94.35	Ma
PCB-160 (C129)	39:53	2272970	1.26	1.0840	188.7	188.7	0.2040	0.2040	94.35	Ma
PCB-163 (C129)	39:53	2272970	1.26	1.0840	188.7	188.7	0.2040	0.2040	94.35	Ma

Compound	RT (min.)	Area	Ratio	Ical RRF	Amount pg/ul	EMPC pg/ul	Noise EDL	Final EDL	%Rec	Flags
PCB-158	40:16	735187	1.25	1.3862	47.7	47.7	0.1595	0.1595	95.46	a
PCB-128	41:07	1190198	1.23	1.1165	95.9	95.9	0.1980	0.1980	95.93	
PCB-166 (C128)	41:07	1190198	1.23	1.1165	95.9	95.9	0.1980	0.1980	95.93	
PCB-159	42:07	710093	1.25	1.3178	48.5	48.5	0.1678	0.1678	96.98	a
PCB-162	42:25	745003	1.28	1.3623	49.2	49.2	0.1623	0.1623	98.43	a
PCB-167	42:53	763320	1.25	1.3357	50.3	50.3	0.1351	0.1351	101	a
PCB-156	44:02	1437170	1.25	1.2759	102.0	102.0	0.2111	0.2111	102	
PCB-157 (C156)	44:02	1437170	1.25	1.2759	102.0	102.0	0.2111	0.2111	102	
PCB-169	47:16	702979	1.26	1.2825	49.8	49.8	0.1522	0.1522	99.63	
S Total Heptachlorobiphen					1324.4	1324.4	0.0263	0.0263		
D PCB-188L	37:15	928449	1.07	1.3162	79.5	79.5	0.0536	0.0536	79.46	
$ PCB-178L	40:19	763053	1.10	0.9222	93.2	93.2	0.0765	0.0765	93.20	
* PCB-180L	45:25	887774	1.09	3.2E+04	100.0	100.0			100	
D PCB-170L	46:40	589161	1.10	0.8357	79.4	79.4	0.0844	0.0844	79.41	
D PCB-189L	49:47	1377074	1.06	1.4666	84.8	84.8	1.163	1.163	84.81	
PCB-188	37:17	591874	1.06	1.2502	51.0	51.0	0.0157	0.0157	102	a
PCB-179	37:37	565308	1.08	1.4149	52.7	52.7	0.0173	0.0173	105	a
PCB-184	38:10	553000	1.06	1.4191	51.4	51.4	0.0172	0.0172	103	a
PCB-176	38:30	619945	1.06	1.5212	53.7	53.7	0.0161	0.0161	107	a
PCB-186	38:57	582249	1.06	1.4350	53.5	53.5	0.0170	0.0170	107	a
PCB-178	40:21	421968	1.05	1.0228	54.4	54.4	0.0239	0.0239	109	a
PCB-175	40:58	447159	1.07	1.0690	55.1	55.1	0.0229	0.0229	110	a
PCB-187	41:15	465219	1.05	1.1106	55.2	55.2	0.0220	0.0220	110	a
PCB-182	41:27	485374	1.04	1.1484	55.7	55.7	0.0213	0.0213	111	a
PCB-183	41:52	944147	1.06	1.1368	109.4	109.4	0.0215	0.0215	109	Ma
PCB-185 (C183)	41:52	944147	1.06	1.1368	109.4	109.4	0.0215	0.0215	109	Ma
PCB-174	42:05	404449	1.08	0.9547	55.8	55.8	0.0256	0.0256	112	a
PCB-177	42:32	400707	1.02	0.9426	56.0	56.0	0.0259	0.0259	112	a
PCB-181	42:55	465580	1.07	1.1075	55.4	55.4	0.0221	0.0221	111	a
PCB-171	43:09	831149	1.06	0.9603	114.1	114.1	0.0255	0.0255	114	
PCB-173 (C171)	43:09	831149	1.06	0.9603	114.1	114.1	0.0255	0.0255	114	
PCB-172	44:47	422558	1.05	0.9918	56.1	56.1	0.0246	0.0246	112	a
PCB-192	45:04	558751	1.07	1.2904	57.1	57.1	0.0189	0.0189	114	a
PCB-180	45:23	1063632	1.06	1.2286	114.1	114.1	0.0199	0.0199	114	a
PCB-193 (C180)	45:23	1063632	1.06	1.2286	114.1	114.1	0.0199	0.0199	114	a
PCB-191	45:47	601863	1.06	1.3848	57.3	57.3	0.0177	0.0177	115	a
PCB-170	46:41	432055	1.05	1.2700	57.7	57.7	0.0256	0.0256	115	a
PCB-190	47:13	599640	1.06	1.3774	57.4	57.4	0.0177	0.0177	115	a
PCB-189	49:48	904721	1.06	1.2799	51.3	51.3	0.1332	0.1332	103	
S Total Octachlorobipheny					620.0	620.0	0.0485	0.0485		
D PCB-202L	42:38	770875	0.93	1.0055	86.4	86.4	0.0567	0.0567	86.35	
* PCB-194L	51:54	1107136	0.92	3.5E+04	100.0	100.0			100	
D PCB-205L	52:22	1145936	0.91	1.2867	80.4	80.4	0.6152	0.6152	80.44	
PCB-202	42:40	409690	0.91	1.0531	50.5	50.5	0.0317	0.0317	101	
PCB-201	43:35	465066	0.89	1.1860	50.9	50.9	0.0282	0.0282	102	
PCB-204	44:16	434806	0.90	1.1009	51.2	51.2	0.0303	0.0303	102	
PCB-197	44:29	487601	0.88	1.2053	52.5	52.5	0.0277	0.0277	105	
PCB-200	44:36	437462	0.91	1.1260	50.4	50.4	0.0297	0.0297	101	
PCB-198	47:23	657088	0.91	0.8183	104.2	104.2	0.0408	0.0408	104	
PCB-199 (C198)	47:23	657088	0.91	0.8183	104.2	104.2	0.0408	0.0408	104	
PCB-196	48:04	342526	0.91	0.8748	50.8	50.8	0.0382	0.0382	102	
PCB-203	48:15	363778	0.90	0.9219	51.2	51.2	0.0362	0.0362	102	
PCB-195	49:34	499379	0.91	0.7839	55.6	55.6	0.1093	0.1093	111	

Compound	RT (min.)	Area	Ratio	Ical RRF	Amount pg/ul	EMPC pg/ul	Noise EDL	Final EDL	%Rec	Flags
PCB-194	51:56	553285	0.90	0.9282	52.0	52.0	0.0923	0.0923	104	a
PCB-205	52:24	718391	0.91	1.2342	50.8	50.8	0.0694	0.0694	102	a
S Total Nonachlorobipheny					151.1	151.1	0.5482	0.5482		
D PCB-208L	49:19	1053560	0.80	1.1383	83.6	83.6	0.8307	0.8307	83.60	
D PCB-206L	54:08	762483	0.80	0.8938	77.0	77.0	1.058	1.058	77.05	
PCB-208	49:21	604398	0.79	1.1567	49.6	49.6	0.4963	0.4963	99.19	
PCB-207	50:17	645130	0.79	1.3964	50.9	50.9	0.4784	0.4784	102	a
PCB-206	54:09	460825	0.78	1.1927	50.7	50.7	0.6698	0.6698	101	a
D PCB-209L	55:46	822642	0.73	0.9809	75.8	75.8	0.0599	0.0599	75.75	
DCB Decachlorobiphenyl	55:48	530836	0.70	1.2455	51.8	51.8	0.0333	0.0333	104	a
S Polychlorinated bipheny					10234	10234	0.2005	0.2005		

QC Flag Legend

Review Flags

M - Manually Integrated

a - User Assigned ID

Eurofins TestAmerica, Knoxville
Target Compound Quantitation Worksheet Report

Data File: \\chromna\Knoxville\ChromData\D3D\20190828-12892.b\lcs140-3281717-b.d
Lims ID: LCS 140-32817/17-B
Client ID:
Sample Type: LCS
Inject. Date: 28-Aug-2019 23:31:00 ALS Bottle#: 0 Worklist Smp#: 2
Injection Vol: 1.0 ul Dil. Factor: 1.0000
Sample Info:
Misc. Info.: 140-0012892-002
Operator ID: Xcalibur_System Instrument ID: D3D

Method: \\chromna\Knoxville\ChromData\D3D\20190828-12892.b\PCBs_D3D.m
Limit Group: HR - 1668A - ICAL
Last Update: 29-Aug-2019 01:24:14 Calib Date: 21-Aug-2019 19:05:00
Integrator: Picker
Quant Method: Isotopic Dilution Quant By: Initial Calibration
Last ICal File: \\chromna\Knoxville\ChromData\D3D\20190813-12717.b\d4190821i6.d

Column 1 : SPB-Octyl (0.25 mm) Det: F1(11.07 :21.70)
Process Host: CTX0326

First Level Reviewer: mcwhirterl Date: 29-Aug-2019 01:24:14

Signal	RT (min.)	Adj RT (min.)	Sec.	REL RT	Area	Height	Avg Noise	EDL Height	S/N	Ratio(Limits)	Flags
PCB-1L											
200.0795	11:44	11:47	-1	0.727	675925	255690	311	777	822		
202.0766	11:44	11:47	-1	0.727	214722	79225	465	1162	170	3.15(2.66-3.60)	
PCB-3L											
200.0795	13:55	13:57	-1	0.862	675583	217717	311	777	700		
202.0766	13:55	13:57	-1	0.862	224770	72563	465	1162	156	3.01(2.66-3.60)	
PCB-1											
188.0393	11:45	11:43	1	1.001	407565	152654	125	312	1221		
190.0363	11:45	11:43	1	1.001	127877	47318	65	162	728	3.19(2.66-3.60)	
PCB-2											
188.0393	13:44	13:42	1	0.988	411356	131704	125	312	1054		
190.0363	13:44	13:42	1	0.988	128110	41364	65	162	636	3.21(2.66-3.60)	
PCB-3											
188.0393	13:55	13:53	1	1.001	414120	132482	125	312	1060		
190.0363	13:55	13:53	1	1.001	130012	41298	65	162	635	3.19(2.66-3.60)	
PCB-4L											
234.0406	14:10	14:13	-1	0.878	229983	72678	132	330	551		
236.0376	14:10	14:13	-1	0.878	144160	47445	48	120	988	1.60(1.33-1.79)	
PCB-9L											
234.0406	16:08	16:06	2		637001	190001	132	330	1439		
236.0376	16:08	16:06	2		394269	115458	48	120	2405	1.62(1.33-1.79)	
PCB-15L											
234.0406	20:03	20:06	-1	1.243	460787	110127	132	330	834		
236.0376	20:03	20:06	-1	1.243	282204	68762	48	120	1433	1.63(1.33-1.79)	
PCB-4											
222.0003	14:10	14:08	1	1.001	146090	46286	34	85	1361		
223.9974	14:10	14:08	1	1.001	94015	29804	30	75	993	1.55(1.33-1.79)	

Signal	RT (min.)	Adj RT (min.)	Sec.	REL RT	Area	Height	Avg Noise	EDL Height	S/N	Ratio(Limits)	Flags
PCB-10											
222.0003	14:21	14:18	1	1.014	239633	72251	34	85	2125		
223.9974	14:21	14:18	1	1.014	148986	45655	30	75	1522	1.61(1.33-1.79)	
PCB-9											a
222.0003	16:09	16:09	1	1.140	232635	68834	34	85	2025		a
223.9974	16:09	16:09	1	1.140	144729	42100	30	75	1403	1.61(1.33-1.79)	
PCB-7											a
222.0003	16:19	16:19	2	1.152	263215	76568	34	85	2252		a
223.9974	16:19	16:19	2	1.152	166958	47427	30	75	1581	1.58(1.33-1.79)	
PCB-6											a
222.0003	16:33	16:33	1	1.169	254223	73133	34	85	2151		a
223.9974	16:33	16:33	1	1.169	154914	44587	30	75	1486	1.64(1.33-1.79)	
PCB-5											a
222.0003	16:51	16:51	1	1.190	255487	71820	34	85	2112		a
223.9974	16:51	16:51	1	1.190	159045	44922	30	75	1497	1.61(1.33-1.79)	
PCB-8											a
222.0003	16:59	16:59	1	1.200	259641	72106	34	85	2121		a
223.9974	16:59	16:59	1	1.200	161200	45137	30	75	1505	1.61(1.33-1.79)	
PCB-14											
222.0003	18:36	18:34	1	0.928	336027	89470	34	85	2631		
223.9974	18:36	18:34	1	0.928	210394	55609	30	75	1854	1.60(1.33-1.79)	
PCB-11											
222.0003	19:27	19:25	1	0.970	286597	73912	34	85	2174		
223.9974	19:27	19:25	1	0.970	176095	45343	30	75	1511	1.63(1.33-1.79)	
PCB-12											
222.0003	19:45	19:43	1	0.986	571930	87564	34	85	2575		
223.9974	19:46	19:43	2	0.986	359845	55365	30	75	1846	1.59(1.33-1.79)	
PCB-13 (C12)											
222.0003	19:45	19:43	1	0.986	571930	87564	34	85	2575		
223.9974	19:46	19:43	2	0.986	359845	55365	30	75	1846	1.59(1.33-1.79)	
PCB-15											
222.0003	20:04	20:01	1	1.001	304492	71913	34	85	2115		
223.9974	20:04	20:01	1	1.001	190642	45494	30	75	1516	1.60(1.33-1.79)	
PCB-19L											
268.0016	17:16	17:18	-1	0.842	113923	31400	168	420	187		
269.9986	17:16	17:18	-1	0.841	110684	29990	127	317	236	1.03(0.88-1.20)	
PCB-32L											
268.0016	20:31	20:29	1		318933	78786	168	420	469		
269.9986	20:31	20:29	1		295635	75652	127	317	596	1.08(0.88-1.20)	
PCB-31L											
268.0016	22:46	22:45	1		1037639	253614	289	722	878		
269.9986	22:46	22:45	1		973261	239596	262	655	914	1.07(0.88-1.20)	
PCB-28L											
268.0016	23:04	23:04	1	1.013	858404	203698	289	722	705		
269.9986	23:04	23:04	1	1.013	819299	191516	262	655	731	1.05(0.88-1.20)	

Signal	RT (min.)	Adj RT (min.)	Sec.	REL RT	Area	Height	Avg Noise	EDL Height	S/N	Ratio(Limits)	Flags
PCB-37L											
268.0016	27:04	27:07	-2	1.188	786512	160406	289	722	555		
269.9986	27:04	27:07	-2	1.188	681031	149853	262	655	572	1.15(0.88-1.20)	
PCB-19											
255.9613	17:17	17:15	1	1.001	81854	22683	9	22	2520		
257.9584	17:17	17:15	1	1.001	75452	21241	13	32	1634	1.08(0.88-1.20)	
PCB-18											
255.9613	19:08	19:06	1	1.108	233446	53045	9	22	5894		
257.9584	19:08	19:06	1	1.108	216616	49619	13	32	3817	1.08(0.88-1.20)	
PCB-30 (C18)											
255.9613	19:08	19:06	1	1.108	233446	53045	9	22	5894		
257.9584	19:08	19:06	1	1.108	216616	49619	13	32	3817	1.08(0.88-1.20)	
PCB-17											
255.9613	19:34	19:31	1	1.133	102265	26150	9	22	2906		
257.9584	19:34	19:31	1	1.133	94014	24026	13	32	1848	1.09(0.88-1.20)	
PCB-27											a
255.9613	19:47	19:47	2	1.145	141503	36559	9	22	4062		a
257.9584	19:47	19:47	2	1.145	128557	33137	13	32	2549	1.10(0.88-1.20)	
PCB-24											a
255.9613	19:55	19:55	2	1.153	139338	34726	9	22	3858		a
257.9584	19:55	19:55	2	1.153	130045	32522	13	32	2502	1.07(0.88-1.20)	
PCB-16											
255.9613	20:01	19:59	1	1.159	78504	20076	9	22	2231		
257.9584	20:01	19:59	1	1.159	72494	18586	13	32	1430	1.08(0.88-1.20)	
PCB-32											a
255.9613	20:33	20:33	2	1.189	150194	37426	9	22	4158		a
257.9584	20:33	20:33	2	1.189	139467	35481	13	32	2729	1.08(0.88-1.20)	
PCB-34											
255.9613	21:48	21:45	2	1.263	395516	98056	236	590	415		
257.9584	21:48	21:45	2	1.263	368683	90241	889	2222	102	1.07(0.88-1.20)	
PCB-23											
255.9613	21:57	21:55	2	1.271	399479	97948	236	590	415		
257.9584	21:57	21:55	1	1.271	373822	90666	889	2222	102	1.07(0.88-1.20)	
PCB-26											
255.9613	22:16	22:14	1	1.289	816757	153722	236	590	651		
257.9584	22:16	22:14	1	1.289	762836	144448	889	2222	162	1.07(0.88-1.20)	
PCB-29 (C26)											
255.9613	22:16	22:14	1	1.289	816757	153722	236	590	651		
257.9584	22:16	22:14	1	1.289	762836	144448	889	2222	162	1.07(0.88-1.20)	
PCB-25											a
255.9613	22:30	22:30	2	0.831	416465	95162	236	590	403		a
257.9584	22:30	22:30	2	0.831	394186	89213	889	2222	100	1.06(0.88-1.20)	
PCB-31											
255.9613	22:48	22:45	1	0.842	438590	108086	236	590	458		
257.9584	22:48	22:45	1	0.842	415630	101105	889	2222	114	1.06(0.88-1.20)	

Signal	RT (min.)	Adj RT (min.)	Sec.	REL RT	Area	Height	Avg Noise	EDL Height	S/N	Ratio(Limits)	Flags
PCB-20											
255.9613	23:06	23:03	1	0.854	812922	168718	236	590	715		
257.9584	23:06	23:03	1	0.854	762584	157961	889	2222	178	1.07(0.88-1.20)	
PCB-28 (C20)											
255.9613	23:06	23:03	1	0.854	812922	168718	236	590	715		
257.9584	23:06	23:03	1	0.854	762584	157961	889	2222	178	1.07(0.88-1.20)	
PCB-21											Ma
255.9613	23:20	23:20	2	0.862	860075	111647	236	590	473		M
257.9584	23:20	23:20	2	0.862	811384	104453	889	2222	117	1.06(0.88-1.20)	
PCB-33 (C21)											Ma
255.9613	23:20	23:20	2	0.862	860075	111647	236	590	473		M
257.9584	23:20	23:20	2	0.862	811384	104453	889	2222	117	1.06(0.88-1.20)	
PCB-22											a
255.9613	23:44	23:44	2	0.877	399709	92702	236	590	393		a
257.9584	23:44	23:44	2	0.877	375794	86605	889	2222	97	1.06(0.88-1.20)	
PCB-36											
255.9613	25:17	25:14	1	0.934	484290	103906	236	590	440		
257.9584	25:17	25:14	1	0.934	453527	96565	889	2222	109	1.07(0.88-1.20)	
PCB-39											
255.9613	25:38	25:35	1	0.947	505978	114210	236	590	484		
257.9584	25:38	25:35	1	0.947	475136	107709	889	2222	121	1.06(0.88-1.20)	
PCB-38											Ma
255.9613	26:13	26:13	1	0.969	439112	98824	236	590	419		M
257.9584	26:13	26:13	1	0.969	412530	93529	889	2222	105	1.06(0.88-1.20)	
PCB-35											Ma
255.9613	26:41	26:41	1	0.986	441479	98635	236	590	418		M
257.9584	26:41	26:41	1	0.986	405961	90580	889	2222	102	1.09(0.88-1.20)	
PCB-37											a
255.9613	27:05	27:05	1	1.001	471714	100712	236	590	427		a
257.9584	27:05	27:05	1	1.001	443260	94736	889	2222	107	1.06(0.88-1.20)	
PCB-54L											Ma
301.9626	20:21	20:21	-1	0.817	131406	33139	19	47	1744		M
303.9597	20:21	20:21	-1	0.817	160843	41214	19	47	2169	0.82(0.65-0.89)	
PCB-52L											
301.9626	24:54	24:53	1		483657	114220	130	325	879		
303.9597	24:54	24:53	1		622073	143066	104	260	1376	0.78(0.65-0.89)	
PCB-81L											
301.9626	33:49	33:53	-2	1.359	502386	102216	130	325	786		
303.9597	33:49	33:53	-2	1.359	620408	127522	104	260	1226	0.81(0.65-0.89)	
PCB-77L											
301.9626	34:23	34:27	-2	1.381	530952	106218	130	325	817		
303.9597	34:23	34:27	-2	1.381	672416	132779	104	260	1277	0.79(0.65-0.89)	
PCB-54											
289.9224	20:22	20:20	1	1.000	81307	20416	10	25	2042		
291.9194	20:22	20:20	1	1.000	103431	26755	12	30	2230	0.79(0.65-0.89)	

Signal	RT (min.)	Adj RT (min.)	Sec.	REL RT	Area	Height	Avg Noise	EDL Height	S/N	Ratio(Limits)	Flags
PCB-50											
289.9224	22:33	22:31	1	1.108	391518	72319	155	387	467		
291.9194	22:33	22:31	1	1.108	494497	90957	130	325	700	0.79(0.65-0.89)	
PCB-53 (C50)											
289.9224	22:33	22:31	1	1.108	391518	72319	155	387	467		
291.9194	22:33	22:31	1	1.108	494497	90957	130	325	700	0.79(0.65-0.89)	
PCB-45											Ma
289.9224	23:16	23:16	1	1.144	378346	48498	155	387	313		M
291.9194	23:16	23:16	1	1.144	472907	60511	130	325	465	0.80(0.65-0.89)	
PCB-51 (C45)											Ma
289.9224	23:16	23:16	1	1.144	378346	48498	155	387	313		M
291.9194	23:16	23:16	1	1.144	472907	60511	130	325	465	0.80(0.65-0.89)	
PCB-46											
289.9224	23:31	23:28	2	1.156	167001	38745	155	387	250		
291.9194	23:30	23:28	1	1.155	209868	49141	130	325	378	0.80(0.65-0.89)	
PCB-52											
289.9224	24:55	24:53	1	1.225	201879	48074	155	387	310		
291.9194	24:55	24:53	1	1.225	254870	59721	130	325	459	0.79(0.65-0.89)	
PCB-43											Ma
289.9224	25:05	25:05	1	1.233	443195	62901	155	387	406		M
291.9194	25:05	25:05	1	1.233	555819	78201	130	325	602	0.80(0.65-0.89)	
PCB-73 (C43)											Ma
289.9224	25:05	25:05	1	1.233	443195	62901	155	387	406		M
291.9194	25:05	25:05	1	1.233	555819	78201	130	325	602	0.80(0.65-0.89)	
PCB-49											M
289.9224	25:24	25:24	2	1.248	495268	78777	155	387	508		M
291.9194	25:23	25:24	1	1.248	626514	98632	130	325	759	0.79(0.65-0.89)	M
PCB-69 (C49)											M
289.9224	25:24	25:24	2	1.248	495268	78777	155	387	508		M
291.9194	25:23	25:24	1	1.248	626514	98632	130	325	759	0.79(0.65-0.89)	M
PCB-48											
289.9224	25:42	25:40	1	1.263	217670	51462	155	387	332		
291.9194	25:42	25:40	1	1.263	276059	64392	130	325	495	0.79(0.65-0.89)	
PCB-44											
289.9224	25:57	25:55	1	1.275	688645	118779	155	387	766		
291.9194	25:57	25:55	1	1.275	865963	149929	130	325	1153	0.80(0.65-0.89)	
PCB-47 (C44)											
289.9224	25:57	25:55	1	1.275	688645	118779	155	387	766		
291.9194	25:57	25:55	1	1.275	865963	149929	130	325	1153	0.80(0.65-0.89)	
PCB-65 (C44)											
289.9224	25:57	25:55	1	1.275	688645	118779	155	387	766		
291.9194	25:57	25:55	1	1.275	865963	149929	130	325	1153	0.80(0.65-0.89)	
PCB-59											
289.9224	26:14	26:12	1	1.290	876879	133385	155	387	861		
291.9194	26:14	26:12	1	1.290	1112822	166769	130	325	1283	0.79(0.65-0.89)	

Signal	RT (min.)	Adj RT (min.)	Sec.	REL RT	Area	Height	Avg Noise	EDL Height	S/N	Ratio(Limits)	Flags
PCB-62 (C59)											
289.9224	26:14	26:12	1	1.290	876879	133385	155	387	861		
291.9194	26:14	26:12	1	1.290	1112822	166769	130	325	1283	0.79(0.65-0.89)	
PCB-75 (C59)											
289.9224	26:14	26:12	1	1.290	876879	133385	155	387	861		
291.9194	26:14	26:12	1	1.290	1112822	166769	130	325	1283	0.79(0.65-0.89)	
PCB-42											
289.9224	26:27	26:25	1	1.300	200728	45596	155	387	294		
291.9194	26:27	26:25	1	1.300	254929	57984	130	325	446	0.79(0.65-0.89)	
PCB-40											Ma
289.9224	26:56	26:56	1	1.324	640997	96779	155	387	624		M
291.9194	26:56	26:56	1	1.324	806718	121722	130	325	936	0.79(0.65-0.89)	
PCB-41 (C40)											Ma
289.9224	26:56	26:56	1	1.324	640997	96779	155	387	624		M
291.9194	26:56	26:56	1	1.324	806718	121722	130	325	936	0.79(0.65-0.89)	
PCB-71 (C40)											Ma
289.9224	26:56	26:56	1	1.324	640997	96779	155	387	624		M
291.9194	26:56	26:56	1	1.324	806718	121722	130	325	936	0.79(0.65-0.89)	
PCB-64											
289.9224	27:09	27:07	1	1.335	322867	72433	155	387	467		
291.9194	27:09	27:07	1	1.335	413047	91871	130	325	707	0.78(0.65-0.89)	
PCB-72											
289.9224	28:00	27:57	1	0.828	307232	67892	155	387	438		
291.9194	28:00	27:57	1	0.828	390499	86574	130	325	666	0.79(0.65-0.89)	
PCB-68											
289.9224	28:17	28:14	1	0.836	337655	71492	155	387	461		
291.9194	28:17	28:14	1	0.836	423715	90216	130	325	694	0.80(0.65-0.89)	
PCB-57											
289.9224	28:42	28:39	1	0.849	297998	66739	155	387	431		
291.9194	28:42	28:39	1	0.849	374273	82508	130	325	635	0.80(0.65-0.89)	
PCB-58											
289.9224	28:57	28:54	1	0.856	310913	65532	155	387	423		
291.9194	28:56	28:54	1	0.855	395520	82588	130	325	635	0.79(0.65-0.89)	
PCB-67											
289.9224	29:07	29:04	1	0.861	320361	66824	155	387	431		
291.9194	29:07	29:04	1	0.861	406042	85435	130	325	657	0.79(0.65-0.89)	
PCB-63											
289.9224	29:22	29:20	1	0.868	334118	71858	155	387	464		
291.9194	29:22	29:20	1	0.868	421966	88890	130	325	684	0.79(0.65-0.89)	
PCB-61											
289.9224	29:43	29:40	1	0.878	1231654	134821	155	387	870		
291.9194	29:43	29:40	1	0.878	1552083	170751	130	325	1313	0.79(0.65-0.89)	
PCB-70 (C61)											
289.9224	29:43	29:40	1	0.878	1231654	134821	155	387	870		
291.9194	29:43	29:40	1	0.878	1552083	170751	130	325	1313	0.79(0.65-0.89)	

Signal	RT (min.)	Adj RT (min.)	Sec.	REL RT	Area	Height	Avg Noise	EDL Height	S/N	Ratio(Limits)	Flags
PCB-74 (C61)											
289.9224	29:43	29:40	1	0.878	1231654	134821	155	387	870		
291.9194	29:43	29:40	1	0.878	1552083	170751	130	325	1313	0.79(0.65-0.89)	
PCB-76 (C61)											
289.9224	29:43	29:40	1	0.878	1231654	134821	155	387	870		
291.9194	29:43	29:40	1	0.878	1552083	170751	130	325	1313	0.79(0.65-0.89)	
PCB-66											
289.9224	30:02	30:00	1	0.888	293156	63559	155	387	410		
291.9194	30:02	30:00	1	0.888	384038	78956	130	325	607	0.76(0.65-0.89)	
PCB-55											
289.9224	30:12	30:09	1	0.893	305361	65821	155	387	425		
291.9194	30:12	30:09	1	0.893	389597	85441	130	325	657	0.78(0.65-0.89)	
PCB-56											
289.9224	30:42	30:39	1	0.908	297048	63673	155	387	411		
291.9194	30:42	30:39	1	0.908	373276	79863	130	325	614	0.80(0.65-0.89)	
PCB-60											
289.9224	30:54	30:52	1	0.914	308146	65288	155	387	421		
291.9194	30:54	30:52	1	0.914	390704	83556	130	325	643	0.79(0.65-0.89)	
PCB-80											
289.9224	31:20	31:17	1	0.926	352477	75047	155	387	484		
291.9194	31:20	31:17	1	0.926	431942	95210	130	325	732	0.82(0.65-0.89)	
PCB-79											
289.9224	32:51	32:48	1	0.971	381147	74444	155	387	480		
291.9194	32:51	32:48	1	0.971	474353	94160	130	325	724	0.80(0.65-0.89)	
PCB-78											
289.9224	33:24	33:22	1	0.988	317549	67087	155	387	433		
291.9194	33:24	33:22	1	0.988	408481	84806	130	325	652	0.78(0.65-0.89)	
PCB-81											
289.9224	33:50	33:48	1	1.000	331353	67508	155	387	436		
291.9194	33:50	33:48	1	1.000	424300	87100	130	325	670	0.78(0.65-0.89)	
PCB-77											
289.9224	34:24	34:21	1	1.000	342007	68860	155	387	444		
291.9194	34:24	34:21	1	1.000	436078	88421	130	325	680	0.78(0.65-0.89)	
PCB-104L											
337.9207	25:51	25:54	-2	0.814	448472	101936	26	65	3921		
339.9178	25:51	25:54	-2	0.814	278430	62872	22	55	2858	1.61(1.32-1.78)	
PCB-101L											
337.9207	31:46	31:44	1		519058	113736	26	65	4374		
339.9178	31:46	31:44	1		319391	71587	22	55	3254	1.63(1.32-1.78)	
PCB-111L											
337.9207	34:27	34:28	1	1.085	586380	122069	26	65	4695		
339.9178	34:27	34:28	1	1.085	354719	74880	22	55	3404	1.65(1.32-1.78)	
PCB-123L											
337.9207	36:24	36:27	-2	1.146	721817	149413	443	1107	337		
339.9178	36:24	36:27	-2	1.146	455917	96812	288	720	336	1.58(1.32-1.78)	

Signal	RT (min.)	Adj RT (min.)	Sec.	REL RT	Area	Height	Avg Noise	EDL Height	S/N	Ratio(Limits)	Flags
PCB-118L											
337.9207	36:43	36:48	-3	1.156	763261	158903	443	1107	359		
339.9178	36:43	36:48	-3	1.156	469044	97602	288	720	339	1.63(1.32-1.78)	
PCB-114L											
337.9207	37:15	37:19	-3	1.173	735450	147467	443	1107	333		
339.9178	37:15	37:19	-3	1.173	462525	94552	288	720	328	1.59(1.32-1.78)	
PCB-105L											
337.9207	37:54	37:57	-2	1.193	736669	147334	443	1107	333		
339.9178	37:54	37:57	-2	1.193	460813	91447	288	720	318	1.60(1.32-1.78)	
PCB-127L											
337.9207	39:23	39:22	0		914778	181404	443	1107	409		
339.9178	39:23	39:22	0		564127	114091	288	720	396	1.62(1.32-1.78)	
PCB-126L											
337.9207	40:59	41:03	-2	1.291	729960	144390	443	1107	326		
339.9178	40:59	41:03	-2	1.291	458290	89752	288	720	312	1.59(1.32-1.78)	
PCB-104											
325.8804	25:53	25:50	1	1.001	314978	71595	27	67	2652		
327.8775	25:53	25:50	1	1.001	200418	45985	12	30	3832	1.57(1.32-1.78)	
PCB-96											
325.8804	26:14	26:11	1	1.015	287565	64414	27	67	2386		
327.8775	26:14	26:11	1	1.015	179748	41493	12	30	3458	1.60(1.32-1.78)	
PCB-103											a
325.8804	28:11	28:11	1	1.090	246494	54577	27	67	2021		a
327.8775	28:11	28:11	1	1.090	153749	33966	12	30	2831	1.60(1.32-1.78)	
PCB-94											a
325.8804	28:24	28:24	1	1.099	215798	47482	27	67	1759		a
327.8775	28:24	28:24	1	1.099	135898	29745	12	30	2479	1.59(1.32-1.78)	
PCB-95											
325.8804	28:50	28:47	1	1.115	231897	50836	27	67	1883		
327.8775	28:50	28:47	1	1.115	149421	32335	12	30	2695	1.55(1.32-1.78)	
PCB-93											
325.8804	29:04	29:01	1	1.124	455626	98358	27	67	3643		
327.8775	29:04	29:01	1	1.124	283154	61209	12	30	5101	1.61(1.32-1.78)	
PCB-100 (C93)											
325.8804	29:04	29:01	1	1.124	455626	98358	27	67	3643		
327.8775	29:04	29:01	1	1.124	283154	61209	12	30	5101	1.61(1.32-1.78)	
PCB-98											Ma
325.8804	29:13	29:13	1	1.130	469700	58015	27	67	2149		M
327.8775	29:13	29:13	1	1.130	294724	35441	12	30	2953	1.59(1.32-1.78)	
PCB-102 (C98)											Ma
325.8804	29:13	29:13	1	1.130	469700	58015	27	67	2149		M
327.8775	29:13	29:13	1	1.130	294724	35441	12	30	2953	1.59(1.32-1.78)	
PCB-88											Ma
325.8804	29:42	29:42	1	1.149	466899	55292	27	67	2048		M
327.8775	29:42	29:42	1	1.149	292651	34815	12	30	2901	1.60(1.32-1.78)	

Signal	RT (min.)	Adj RT (min.)	Sec.	REL RT	Area	Height	Avg Noise	EDL Height	S/N	Ratio(Limits)	Flags
PCB-91 (C88)											Ma
325.8804	29:42	29:42	1	1.149	466899	55292	27	67	2048		M
327.8775	29:42	29:42	1	1.149	292651	34815	12	30	2901	1.60(1.32-1.78)	
PCB-84											
325.8804	29:55	29:52	1	1.157	206401	42935	27	67	1590		
327.8775	29:55	29:52	1	1.157	128454	26882	12	30	2240	1.61(1.32-1.78)	
PCB-89											
325.8804	30:24	30:21	1	1.176	217685	47289	27	67	1751		
327.8775	30:24	30:21	1	1.176	138042	29655	12	30	2471	1.58(1.32-1.78)	
PCB-121											a
325.8804	30:50	30:50	1	1.193	325613	70956	27	67	2628		a
327.8775	30:50	30:50	1	1.193	205307	44738	12	30	3728	1.59(1.32-1.78)	
PCB-92											
325.8804	31:12	31:09	1	0.857	234347	50196	27	67	1859		
327.8775	31:12	31:09	1	0.857	146150	31279	12	30	2607	1.60(1.32-1.78)	
PCB-90											
325.8804	31:46	31:43	1	1.229	826512	119080	27	67	4410		
327.8775	31:46	31:43	1	1.229	521669	75507	12	30	6292	1.58(1.32-1.78)	
PCB-101 (C90)											
325.8804	31:46	31:43	1	1.229	826512	119080	27	67	4410		
327.8775	31:46	31:43	1	1.229	521669	75507	12	30	6292	1.58(1.32-1.78)	
PCB-113 (C90)											
325.8804	31:46	31:43	1	1.229	826512	119080	27	67	4410		
327.8775	31:46	31:43	1	1.229	521669	75507	12	30	6292	1.58(1.32-1.78)	
PCB-83											
325.8804	32:22	32:19	1	1.252	463605	56958	27	67	2110		
327.8775	32:22	32:19	1	1.252	292756	35632	12	30	2969	1.58(1.32-1.78)	
PCB-99 (C83)											
325.8804	32:22	32:19	1	1.252	463605	56958	27	67	2110		
327.8775	32:22	32:19	1	1.252	292756	35632	12	30	2969	1.58(1.32-1.78)	
PCB-112											
325.8804	32:28	32:26	1	1.256	350687	70182	27	67	2599		
327.8775	32:28	32:26	1	1.256	216297	43102	12	30	3592	1.62(1.32-1.78)	
PCB-86											Ma
325.8804	32:51	32:51	1	1.271	1731104	195897	27	67	7255		M
327.8775	32:51	32:51	1	1.270	1092603	123117	12	30	10260	1.58(1.32-1.78)	
PCB-87 (C86)											Ma
325.8804	32:51	32:51	1	1.271	1731104	195897	27	67	7255		M
327.8775	32:51	32:51	1	1.270	1092603	123117	12	30	10260	1.58(1.32-1.78)	
PCB-97 (C86)											Ma
325.8804	32:51	32:51	1	1.271	1731104	195897	27	67	7255		M
327.8775	32:51	32:51	1	1.270	1092603	123117	12	30	10260	1.58(1.32-1.78)	
PCB-109 (C86)											Ma
325.8804	32:51	32:51	1	1.271	1731104	195897	27	67	7255		M
327.8775	32:51	32:51	1	1.270	1092603	123117	12	30	10260	1.58(1.32-1.78)	

Signal	RT (min.)	Adj RT (min.)	Sec.	REL RT	Area	Height	Avg Noise	EDL Height	S/N	Ratio(Limits)	Flags
PCB-119 (C86)											Ma
325.8804	32:51	32:51	1	1.271	1731104	195897	27	67	7255		M
327.8775	32:51	32:51	1	1.270	1092603	123117	12	30	10260	1.58(1.32-1.78)	
PCB-125 (C86)											Ma
325.8804	32:51	32:51	1	1.271	1731104	195897	27	67	7255		M
327.8775	32:51	32:51	1	1.270	1092603	123117	12	30	10260	1.58(1.32-1.78)	
PCB-85											Ma
325.8804	33:35	33:35	1	1.299	910072	119327	27	67	4420		M
327.8775	33:35	33:35	1	1.299	568691	74990	12	30	6249	1.60(1.32-1.78)	
PCB-116 (C85)											Ma
325.8804	33:35	33:35	1	1.299	910072	119327	27	67	4420		M
327.8775	33:35	33:35	1	1.299	568691	74990	12	30	6249	1.60(1.32-1.78)	
PCB-117 (C85)											Ma
325.8804	33:35	33:35	1	1.299	910072	119327	27	67	4420		M
327.8775	33:35	33:35	1	1.299	568691	74990	12	30	6249	1.60(1.32-1.78)	
PCB-110											Ma
325.8804	33:49	33:49	1	1.308	689769	76316	27	67	2827		M
327.8775	33:49	33:49	1	1.308	430366	47548	12	30	3962	1.60(1.32-1.78)	
PCB-115 (C110)											Ma
325.8804	33:49	33:49	1	1.308	689769	76316	27	67	2827		M
327.8775	33:49	33:49	1	1.308	430366	47548	12	30	3962	1.60(1.32-1.78)	
PCB-82											
325.8804	34:04	34:01	1	1.318	223158	44447	27	67	1646		
327.8775	34:04	34:01	1	1.318	144015	27963	12	30	2330	1.55(1.32-1.78)	
PCB-111											a
325.8804	34:28	34:28	1	1.333	367357	75458	27	67	2795		a
327.8775	34:28	34:28	1	1.333	229576	46869	12	30	3906	1.60(1.32-1.78)	
PCB-120											
325.8804	34:56	34:53	1	1.351	379067	76882	27	67	2847		
327.8775	34:56	34:53	1	1.351	237693	49253	12	30	4104	1.59(1.32-1.78)	
PCB-108											
325.8804	36:03	36:00	1	1.395	900232	179963	349	872	516		
327.8775	36:03	36:00	1	1.395	568625	113098	268	670	422	1.58(1.32-1.78)	
PCB-124 (C108)											
325.8804	36:03	36:00	1	1.395	900232	179963	349	872	516		
327.8775	36:03	36:00	1	1.395	568625	113098	268	670	422	1.58(1.32-1.78)	
PCB-107											
325.8804	36:18	36:15	0	1.404	485309	98354	349	872	282		
327.8775	36:18	36:15	0	1.404	307349	61625	268	670	230	1.58(1.32-1.78)	
PCB-123											
325.8804	36:25	36:23	0	1.001	488100	100087	349	872	287		
327.8775	36:25	36:23	0	1.001	312704	65444	268	670	244	1.56(1.32-1.78)	
PCB-106											
325.8804	36:32	36:30	1	1.004	469741	92875	349	872	266		
327.8775	36:32	36:30	1	1.004	297250	59784	268	670	223	1.58(1.32-1.78)	

Signal	RT (min.)	Adj RT (min.)	Sec.	REL RT	Area	Height	Avg Noise	EDL Height	S/N	Ratio(Limits)	Flags
PCB-118											a
325.8804	36:45	36:45	1	1.001	497974	98449	349	872	282		a
327.8775	36:45	36:45	1	1.001	313797	61517	268	670	230	1.59(1.32-1.78)	
PCB-122											a
325.8804	37:05	37:05	1	1.010	430755	87804	349	872	252		a
327.8775	37:05	37:05	1	1.010	271785	56269	268	670	210	1.58(1.32-1.78)	
PCB-114											a
325.8804	37:16	37:16	0	1.001	504816	97509	349	872	279		a
327.8775	37:16	37:16	0	1.001	318611	61807	268	670	231	1.58(1.32-1.78)	
PCB-105											
325.8804	37:55	37:52	0	1.000	475968	91074	349	872	261		
327.8775	37:55	37:52	0	1.000	307976	57894	268	670	216	1.55(1.32-1.78)	
PCB-127											
325.8804	39:24	39:22	0	1.040	486086	95322	349	872	273		
327.8775	39:24	39:22	0	1.040	306064	59290	268	670	221	1.59(1.32-1.78)	
PCB-126											
325.8804	41:00	40:57	0	1.000	482433	87992	349	872	252		
327.8775	41:00	40:57	0	1.000	301533	55487	268	670	207	1.60(1.32-1.78)	
PCB-155L											
371.8817	31:33	31:35	-2	0.792	387844	84735	19	47	4460		
373.8788	31:33	31:35	-2	0.792	302647	64266	23	57	2794	1.28(1.05-1.43)	
PCB-138L											
371.8817	39:51	39:50	0		588212	121440	272	680	446		
373.8788	39:51	39:50	0		468777	92705	203	507	457	1.25(1.05-1.43)	
PCB-167L											
371.8817	42:51	42:55	-3	1.075	629112	127481	272	680	469		
373.8788	42:51	42:55	-3	1.075	507586	100863	203	507	497	1.24(1.05-1.43)	
PCB-156L											
371.8817	44:00	44:04	-3	1.104	1244513	173240	272	680	637		
373.8788	44:01	44:04	-2	1.105	963316	132685	203	507	654	1.29(1.05-1.43)	
PCB-157L (C156L)											
371.8817	44:00	44:04	-3	1.104	1244513	173240	272	680	637		
373.8788	44:01	44:04	-2	1.105	963316	132685	203	507	654	1.29(1.05-1.43)	
PCB-169L											
371.8817	47:15	47:18	-2	1.186	612382	119007	272	680	438		
373.8788	47:15	47:18	-2	1.186	487967	92090	203	507	454	1.25(1.05-1.43)	
PCB-155											
359.8415	31:34	31:31	1	1.001	257294	54652	13	32	4204		
361.8385	31:34	31:31	1	1.001	197396	42216	15	37	2814	1.30(1.05-1.43)	
PCB-152											a
359.8415	31:45	31:45	1	1.006	241809	50432	13	32	3879		a
361.8385	31:45	31:45	1	1.006	192094	40657	15	37	2710	1.26(1.05-1.43)	
PCB-150											
359.8415	31:55	31:52	1	1.012	248841	52798	13	32	4061		
361.8385	31:55	31:52	1	1.012	194917	40887	15	37	2726	1.28(1.05-1.43)	

Signal	RT (min.)	Adj RT (min.)	Sec.	REL RT	Area	Height	Avg Noise	EDL Height	S/N	Ratio(Limits)	Flags
PCB-136											
359.8415	32:16	32:14	1	1.023	236890	48356	13	32	3720		
361.8385	32:16	32:14	1	1.023	183579	37663	15	37	2511	1.29(1.05-1.43)	
PCB-145											
359.8415	32:34	32:32	1	1.033	238456	50222	13	32	3863		
361.8385	32:34	32:32	1	1.033	189141	40692	15	37	2713	1.26(1.05-1.43)	
PCB-148											
359.8415	34:05	34:03	1	1.081	182675	37338	13	32	2872		
361.8385	34:05	34:03	1	1.081	142946	29074	15	37	1938	1.28(1.05-1.43)	
PCB-135											Ma
359.8415	34:41	34:41	1	1.099	360930	41613	13	32	3201		M
361.8385	34:41	34:41	1	1.099	282869	32827	15	37	2188	1.28(1.05-1.43)	
PCB-151 (C135)											Ma
359.8415	34:41	34:41	1	1.099	360930	41613	13	32	3201		M
361.8385	34:41	34:41	1	1.099	282869	32827	15	37	2188	1.28(1.05-1.43)	
PCB-154											
359.8415	34:57	34:54	1	1.108	207724	42886	13	32	3299		
361.8385	34:57	34:54	1	1.108	158197	32525	15	37	2168	1.31(1.05-1.43)	
PCB-144											a
359.8415	35:15	35:15	1	1.117	189601	39162	13	32	3012		a
361.8385	35:15	35:15	1	1.117	148801	29912	15	37	1994	1.27(1.05-1.43)	
PCB-147											Ma
359.8415	35:37	35:37	1	1.129	591142	118667	104	260	1141		M
361.8385	35:37	35:37	1	1.129	472659	93536	61	152	1533	1.25(1.05-1.43)	
PCB-149 (C147)											Ma
359.8415	35:37	35:37	1	1.129	591142	118667	104	260	1141		M
361.8385	35:37	35:37	1	1.129	472659	93536	61	152	1533	1.25(1.05-1.43)	
PCB-134											
359.8415	35:54	35:51	1	1.138	497442	56367	104	260	542		
361.8385	35:54	35:51	1	1.138	396778	44549	61	152	730	1.25(1.05-1.43)	
PCB-143 (C134)											
359.8415	35:54	35:51	1	1.138	497442	56367	104	260	542		
361.8385	35:54	35:51	1	1.138	396778	44549	61	152	730	1.25(1.05-1.43)	
PCB-139											
359.8415	36:13	36:09	1	1.148	567628	106475	104	260	1024		
361.8385	36:13	36:09	1	1.148	451666	84546	61	152	1386	1.26(1.05-1.43)	
PCB-140 (C139)											
359.8415	36:13	36:09	1	1.148	567628	106475	104	260	1024		
361.8385	36:13	36:09	1	1.148	451666	84546	61	152	1386	1.26(1.05-1.43)	
PCB-131											
359.8415	36:24	36:22	0	1.154	242127	50416	104	260	485		
361.8385	36:24	36:22	0	1.154	194255	40415	61	152	663	1.25(1.05-1.43)	
PCB-142											
359.8415	36:33	36:31	1	1.159	247459	49861	104	260	479		
361.8385	36:33	36:31	1	1.159	196770	39844	61	152	653	1.26(1.05-1.43)	

Signal	RT (min.)	Adj RT (min.)	Sec.	REL RT	Area	Height	Avg Noise	EDL Height	S/N	Ratio(Limits)	Flags
PCB-132											
359.8415	36:51	36:49	0	1.168	254251	51068	104	260	491		
361.8385	36:51	36:49	0	1.168	202989	40793	61	152	669	1.25(1.05-1.43)	
PCB-133											
359.8415	37:23	37:20	0	1.185	258617	51694	104	260	497		
361.8385	37:23	37:20	0	1.185	203357	42098	61	152	690	1.27(1.05-1.43)	
PCB-165											a
359.8415	37:46	37:46	0	0.881	330761	67797	104	260	652		a
361.8385	37:46	37:46	0	0.881	257331	52474	61	152	860	1.29(1.05-1.43)	
PCB-146											a
359.8415	38:01	38:01	0	0.887	297965	61542	104	260	592		a
361.8385	38:01	38:01	0	0.887	238213	49504	61	152	812	1.25(1.05-1.43)	
PCB-161											a
359.8415	38:10	38:10	1	0.890	374633	74648	104	260	718		a
361.8385	38:10	38:10	1	0.890	302569	60415	61	152	990	1.24(1.05-1.43)	
PCB-153											
359.8415	38:40	38:37	0	0.902	709102	104566	104	260	1005		
361.8385	38:40	38:37	0	0.902	561895	81585	61	152	1337	1.26(1.05-1.43)	
PCB-168 (C153)											
359.8415	38:40	38:37	0	0.902	709102	104566	104	260	1005		
361.8385	38:40	38:37	0	0.902	561895	81585	61	152	1337	1.26(1.05-1.43)	
PCB-141											a
359.8415	38:50	38:50	0	0.906	277003	55209	104	260	531		a
361.8385	38:50	38:50	0	0.906	212720	42526	61	152	697	1.30(1.05-1.43)	
PCB-130											a
359.8415	39:14	39:14	0	0.915	243522	48976	104	260	471		a
361.8385	39:14	39:14	0	0.915	190636	38736	61	152	635	1.28(1.05-1.43)	
PCB-137											a
359.8415	39:27	39:27	0	0.921	295047	60420	104	260	581		a
361.8385	39:27	39:27	0	0.921	235304	48906	61	152	802	1.25(1.05-1.43)	
PCB-164											a
359.8415	39:34	39:34	0	0.923	378947	76805	104	260	739		a
361.8385	39:34	39:34	0	0.923	298270	60874	61	152	998	1.27(1.05-1.43)	
PCB-129											Ma
359.8415	39:53	39:53	0	0.931	1266828	141909	104	260	1365		M
361.8385	39:53	39:53	0	0.931	1006142	113875	61	152	1867	1.26(1.05-1.43)	
PCB-138 (C129)											Ma
359.8415	39:53	39:53	0	0.931	1266828	141909	104	260	1365		M
361.8385	39:53	39:53	0	0.931	1006142	113875	61	152	1867	1.26(1.05-1.43)	
PCB-160 (C129)											Ma
359.8415	39:53	39:53	0	0.931	1266828	141909	104	260	1365		M
361.8385	39:53	39:53	0	0.931	1006142	113875	61	152	1867	1.26(1.05-1.43)	
PCB-163 (C129)											Ma
359.8415	39:53	39:53	0	0.931	1266828	141909	104	260	1365		M
361.8385	39:53	39:53	0	0.931	1006142	113875	61	152	1867	1.26(1.05-1.43)	

Signal	RT (min.)	Adj RT (min.)	Sec.	REL RT	Area	Height	Avg Noise	EDL Height	S/N	Ratio(Limits)	Flags
PCB-158											a
359.8415	40:16	40:16	0	0.940	408576	78528	104	260	755		a
361.8385	40:16	40:16	0	0.940	326611	62821	61	152	1030	1.25(1.05-1.43)	
PCB-128											
359.8415	41:07	41:04	0	0.959	657202	114394	104	260	1100		
361.8385	41:07	41:04	0	0.959	532996	90039	61	152	1476	1.23(1.05-1.43)	
PCB-166 (C128)											
359.8415	41:07	41:04	0	0.959	657202	114394	104	260	1100		
361.8385	41:07	41:04	0	0.959	532996	90039	61	152	1476	1.23(1.05-1.43)	
PCB-159											a
359.8415	42:07	42:07	0	0.983	395174	78415	104	260	754		a
361.8385	42:07	42:07	0	0.983	314919	62728	61	152	1028	1.25(1.05-1.43)	
PCB-162											a
359.8415	42:25	42:25	0	0.990	417765	79812	104	260	767		a
361.8385	42:25	42:25	0	0.990	327238	63135	61	152	1035	1.28(1.05-1.43)	
PCB-167											a
359.8415	42:53	42:53	0	1.001	423615	83099	104	260	799		a
361.8385	42:53	42:53	0	1.001	339705	67038	61	152	1099	1.25(1.05-1.43)	
PCB-156											
359.8415	44:02	43:59	0	1.001	798785	111690	104	260	1074		
361.8385	44:02	43:59	0	1.001	638385	89906	61	152	1474	1.25(1.05-1.43)	
PCB-157 (C156)											
359.8415	44:02	43:59	0	1.001	798785	111690	104	260	1074		
361.8385	44:02	43:59	0	1.001	638385	89906	61	152	1474	1.25(1.05-1.43)	
PCB-169											
359.8415	47:16	47:13	0	1.000	392195	73851	104	260	710		
361.8385	47:16	47:13	0	1.000	310784	58892	61	152	965	1.26(1.05-1.43)	
PCB-188L											
405.8428	37:15	37:19	-3	0.820	480807	97687	18	45	5427		
407.8398	37:16	37:19	-2	0.821	447642	91275	30	75	3043	1.07(0.89-1.21)	
PCB-178L											
405.8428	40:19	40:19	0	0.888	399554	79729	18	45	4429		
407.8398	40:19	40:19	0	0.888	363499	73326	30	75	2444	1.10(0.89-1.21)	
PCB-180L											
405.8428	45:25	45:25	0		463120	89451	18	45	4970		
407.8398	45:25	45:25	0		424654	80740	30	75	2691	1.09(0.89-1.21)	
PCB-170L											
405.8428	46:40	46:42	-2	1.027	308142	59086	18	45	3283		
407.8398	46:40	46:42	-2	1.027	281019	54681	30	75	1823	1.10(0.89-1.21)	
PCB-189L											
405.8428	49:47	49:50	-3	1.096	707057	136876	841	2102	163		
407.8398	49:47	49:50	-2	1.096	670017	125239	577	1442	217	1.06(0.89-1.21)	
PCB-188											a
393.8025	37:17	37:17	0	1.001	304378	60455	9	22	6717		a
395.7995	37:17	37:17	0	1.001	287496	57484	6	15	9581	1.06(0.89-1.21)	

Signal	RT (min.)	Adj RT (min.)	Sec.	REL RT	Area	Height	Avg Noise	EDL Height	S/N	Ratio(Limits)	Flags
PCB-179											a
393.8025	37:37	37:37	0	1.009	293248	59001	9	22	6556		a
395.7995	37:37	37:37	0	1.009	272060	54188	6	15	9031	1.08(0.89-1.21)	
PCB-184											a
393.8025	38:10	38:10	0	1.024	284525	57285	9	22	6365		a
395.7995	38:10	38:10	0	1.024	268475	54039	6	15	9007	1.06(0.89-1.21)	
PCB-176											a
393.8025	38:30	38:30	0	1.033	318694	64974	9	22	7219		a
395.7995	38:30	38:30	0	1.033	301251	61443	6	15	10241	1.06(0.89-1.21)	
PCB-186											a
393.8025	38:57	38:57	0	1.046	299600	60633	9	22	6737		a
395.7995	38:57	38:57	0	1.046	282649	56448	6	15	9408	1.06(0.89-1.21)	
PCB-178											a
393.8025	40:21	40:21	0	1.083	215649	42531	9	22	4726		a
395.7995	40:21	40:21	0	1.083	206319	40414	6	15	6736	1.05(0.89-1.21)	
PCB-175											a
393.8025	40:58	40:58	0	1.100	230755	46732	9	22	5192		a
395.7995	40:58	40:58	0	1.100	216404	43306	6	15	7218	1.07(0.89-1.21)	
PCB-187											a
393.8025	41:15	41:15	0	1.107	237808	47134	9	22	5237		a
395.7995	41:15	41:15	0	1.107	227411	45219	6	15	7537	1.05(0.89-1.21)	
PCB-182											a
393.8025	41:27	41:27	0	1.113	246960	49961	9	22	5551		a
395.7995	41:27	41:27	0	1.113	238414	47088	6	15	7848	1.04(0.89-1.21)	
PCB-183											Ma
393.8025	41:52	41:52	0	1.124	486585	52861	9	22	5873		a
395.7995	41:52	41:52	0	1.124	457562	48370	6	15	8062	1.06(0.89-1.21)	
PCB-185 (C183)											Ma
393.8025	41:52	41:52	0	1.124	486585	52861	9	22	5873		a
395.7995	41:52	41:52	0	1.124	457562	48370	6	15	8062	1.06(0.89-1.21)	
PCB-174											a
393.8025	42:05	42:05	0	1.130	209826	41056	9	22	4562		a
395.7995	42:05	42:05	0	1.130	194623	38428	6	15	6405	1.08(0.89-1.21)	
PCB-177											a
393.8025	42:32	42:32	0	1.141	202452	40148	9	22	4461		a
395.7995	42:32	42:32	0	1.141	198255	37883	6	15	6314	1.02(0.89-1.21)	
PCB-181											a
393.8025	42:55	42:55	0	1.152	240148	48154	9	22	5350		a
395.7995	42:55	42:55	0	1.152	225432	44294	6	15	7382	1.07(0.89-1.21)	
PCB-171											
393.8025	43:09	43:05	0	1.158	427004	72089	9	22	8010		
395.7995	43:09	43:05	0	1.158	404145	68924	6	15	11487	1.06(0.89-1.21)	
PCB-173 (C171)											
393.8025	43:09	43:05	0	1.158	427004	72089	9	22	8010		
395.7995	43:09	43:05	0	1.158	404145	68924	6	15	11487	1.06(0.89-1.21)	

Signal	RT (min.)	Adj RT (min.)	Sec.	REL RT	Area	Height	Avg Noise	EDL Height	S/N	Ratio(Limits)	Flags
PCB-172											a
393.8025	44:47	44:47	0	0.900	216694	41312	9	22	4590		a
395.7995	44:47	44:47	0	0.900	205864	39671	6	15	6612	1.05(0.89-1.21)	
PCB-192											a
393.8025	45:04	45:04	0	0.905	288317	57095	9	22	6344		a
395.7995	45:04	45:04	0	0.905	270434	51496	6	15	8583	1.07(0.89-1.21)	
PCB-180											a
393.8025	45:23	45:23	0	0.912	547853	71283	9	22	7920		a
395.7995	45:23	45:23	0	0.912	515779	68402	6	15	11400	1.06(0.89-1.21)	
PCB-193 (C180)											a
393.8025	45:23	45:23	0	0.912	547853	71283	9	22	7920		a
395.7995	45:23	45:23	0	0.912	515779	68402	6	15	11400	1.06(0.89-1.21)	
PCB-191											a
393.8025	45:47	45:47	0	0.920	309128	60586	9	22	6732		a
395.7995	45:47	45:47	0	0.920	292735	56454	6	15	9409	1.06(0.89-1.21)	
PCB-170											a
393.8025	46:41	46:41	0	0.938	221756	42991	9	22	4777		a
395.7995	46:41	46:41	0	0.938	210299	40520	6	15	6753	1.05(0.89-1.21)	
PCB-190											a
393.8025	47:13	47:13	0	0.948	308691	59720	9	22	6636		a
395.7995	47:13	47:13	0	0.948	290949	56776	6	15	9463	1.06(0.89-1.21)	
PCB-189											
393.8025	49:48	49:45	0	1.001	466052	89223	88	220	1014		
395.7995	49:48	49:45	0	1.001	438669	84504	91	227	929	1.06(0.89-1.21)	
PCB-202L											
439.8038	42:38	42:40	-2	0.821	370474	75623	27	67	2801		
441.8008	42:38	42:40	-2	0.821	400401	80016	12	30	6668	0.93(0.76-1.02)	
PCB-194L											
439.8038	51:54	51:54	0		530023	99583	323	807	308		
441.8008	51:54	51:54	0		577113	108226	335	837	323	0.92(0.76-1.02)	
PCB-205L											
439.8038	52:22	52:25	-3	1.009	545885	104760	323	807	324		
441.8008	52:22	52:25	-3	1.009	600051	113434	335	837	339	0.91(0.76-1.02)	
PCB-202											
427.7635	42:40	42:37	0	1.001	194672	38644	8	20	4831		
429.7606	42:40	42:37	0	1.001	215018	42143	13	32	3242	0.91(0.76-1.02)	
PCB-201											
427.7635	43:35	43:33	0	1.022	219439	44233	8	20	5529		
429.7606	43:35	43:33	0	1.022	245627	48164	13	32	3705	0.89(0.76-1.02)	
PCB-204											
427.7635	44:16	44:13	0	1.038	206303	40454	8	20	5057		
429.7606	44:15	44:13	0	1.038	228503	44543	13	32	3426	0.90(0.76-1.02)	
PCB-197											
427.7635	44:29	44:27	0	1.044	228485	44005	8	20	5501		
429.7606	44:29	44:27	0	1.044	259116	50087	13	32	3853	0.88(0.76-1.02)	

Signal	RT (min.)	Adj RT (min.)	Sec.	REL RT	Area	Height	Avg Noise	EDL Height	S/N	Ratio(Limits)	Flags
PCB-200											
427.7635	44:36	44:33	0	1.046	207979	42152	8	20	5269		
429.7606	44:35	44:33	0	1.046	229483	46770	13	32	3598	0.91(0.76-1.02)	
PCB-198											
427.7635	47:23	47:19	1	1.111	313012	42595	8	20	5324		
429.7606	47:23	47:19	1	1.111	344076	46016	13	32	3540	0.91(0.76-1.02)	
PCB-199 (C198)											
427.7635	47:23	47:19	1	1.111	313012	42595	8	20	5324		
429.7606	47:23	47:19	1	1.111	344076	46016	13	32	3540	0.91(0.76-1.02)	
PCB-196											
427.7635	48:04	48:01	0	0.918	162728	31562	8	20	3945		
429.7606	48:04	48:01	0	0.918	179798	35183	13	32	2706	0.91(0.76-1.02)	
PCB-203											
427.7635	48:15	48:13	0	0.921	172119	33293	8	20	4162		
429.7606	48:15	48:13	0	0.921	191659	37014	13	32	2847	0.90(0.76-1.02)	
PCB-195											
427.7635	49:34	49:31	1	0.947	238077	45701	45	112	1016		
429.7606	49:34	49:31	1	0.947	261302	50422	30	75	1681	0.91(0.76-1.02)	
PCB-194											a
427.7635	51:56	51:56	1	0.991	262177	49664	45	112	1104		a
429.7606	51:55	51:56	0	0.991	291108	55793	30	75	1860	0.90(0.76-1.02)	
PCB-205											a
427.7635	52:24	52:24	1	1.000	342514	64728	45	112	1438		a
429.7606	52:24	52:24	1	1.000	375877	70792	30	75	2360	0.91(0.76-1.02)	
PCB-208L											
473.7648	49:19	49:22	-3	0.950	467051	88749	347	867	256		
475.7619	49:19	49:22	-3	0.950	586509	111928	439	1097	255	0.80(0.65-0.89)	
PCB-206L											
473.7648	54:08	54:11	-3	1.043	339093	61722	347	867	178		
475.7619	54:08	54:11	-3	1.043	423390	82472	439	1097	188	0.80(0.65-0.89)	
PCB-208											
461.7246	49:21	49:18	0	1.001	266787	52178	204	510	256		
463.7216	49:21	49:18	0	1.001	337611	66287	257	642	258	0.79(0.65-0.89)	
PCB-207											a
461.7246	50:17	50:17	1	1.020	284053	53901	204	510	264		a
463.7216	50:17	50:17	1	1.020	361077	68692	257	642	267	0.79(0.65-0.89)	
PCB-206											a
461.7246	54:09	54:09	0	1.000	202348	38244	204	510	187		a
463.7216	54:09	54:09	0	1.000	258477	49686	257	642	193	0.78(0.65-0.89)	
PCB-209L											
507.7258	55:46	55:50	-3	1.075	345813	61265	18	45	3404		
509.7229	55:46	55:50	-3	1.075	476829	83512	31	77	2694	0.73(0.59-0.79)	
DCB Decachlorobiphenyl											a
495.6856	55:48	55:48	0	1.000	218220	38178	12	30	3182		a
497.6826	55:48	55:48	0	1.000	312616	54937	12	30	4578	0.70(0.59-0.79)	

QC Flag Legend

Review Flags

M - Manually Integrated

a - User Assigned ID

Eurofins TestAmerica, Knoxville

Data File:	\\chromna\Knoxville\ChromData\D3D\20190828-12892.b\lcs140-3281717-b.d		
Injection Date:	28-Aug-2019 23:31:00	Injection Vol:	1.0 ul
Instrument ID:	D3D	Operator ID:	Xcalibur_System
Method:	PCBs_D3D	Limit Group:	HR - 1668A - ICAL
Client ID:			
Worklist#:	33110	Sample Line#:	2
Column Type:	SPB-Octyl	Column Dia:	0.25 mm

MoPCB F1

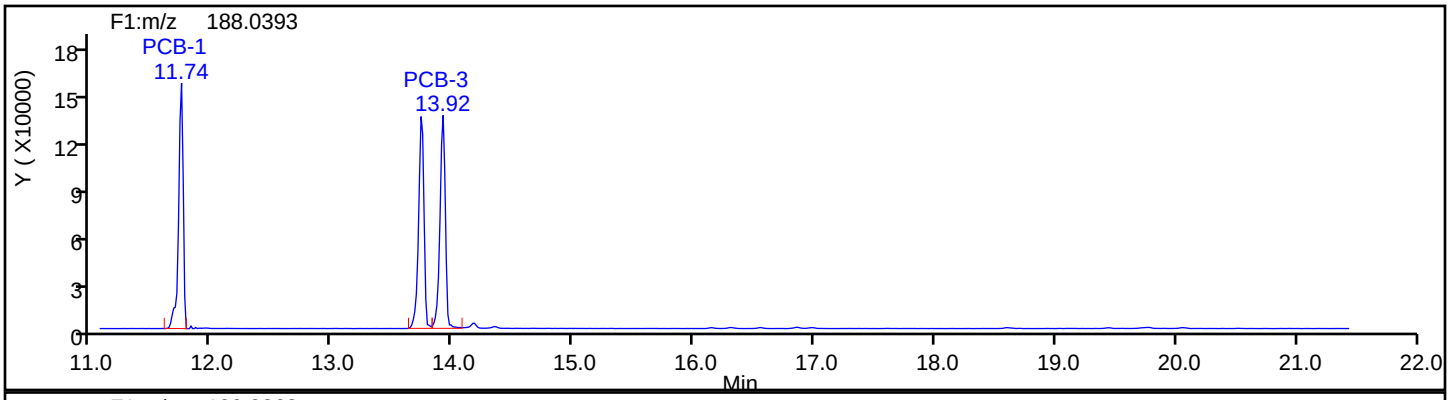

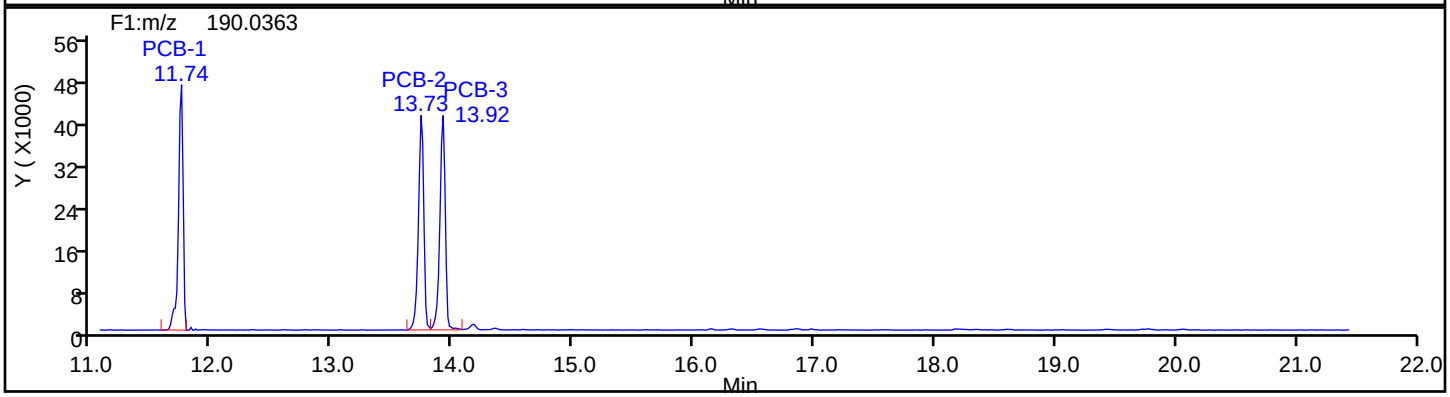

MoPCB F1 Standards

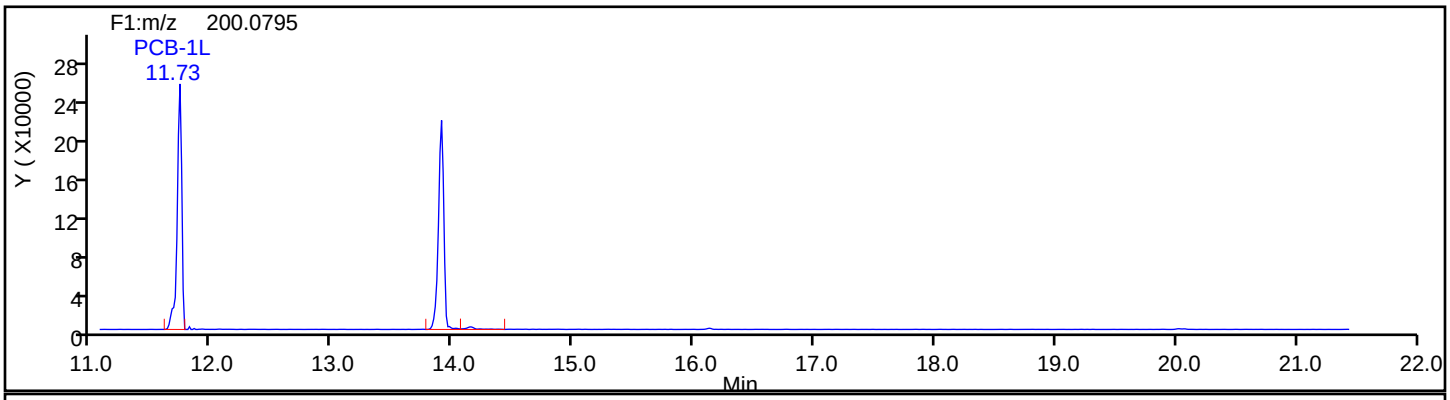

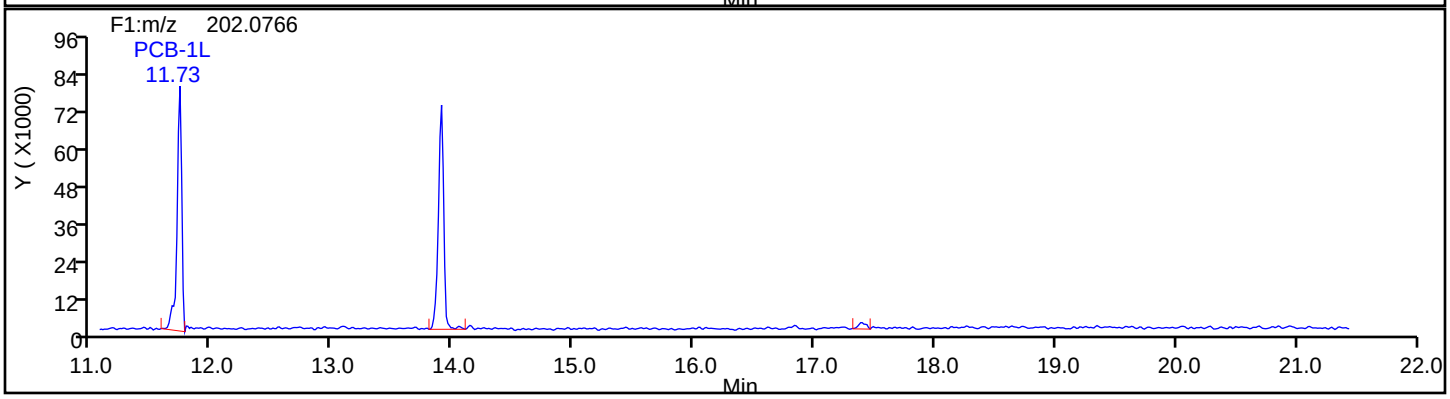

Eurofins TestAmerica, Knoxville

Data File:	\\chromna\Knoxville\ChromData\D3D\20190828-12892.b\lcs140-3281717-b.d		
Injection Date:	28-Aug-2019 23:31:00	Injection Vol:	1.0 ul
Instrument ID:	D3D	Operator ID:	Xcalibur_System
Method:	PCBs_D3D	Limit Group:	HR - 1668A - ICAL
Client ID:			
Worklist#:	33110	Sample Line#:	2
Column Type:	SPB-Octyl	Column Dia:	0.25 mm

MoPCB F1

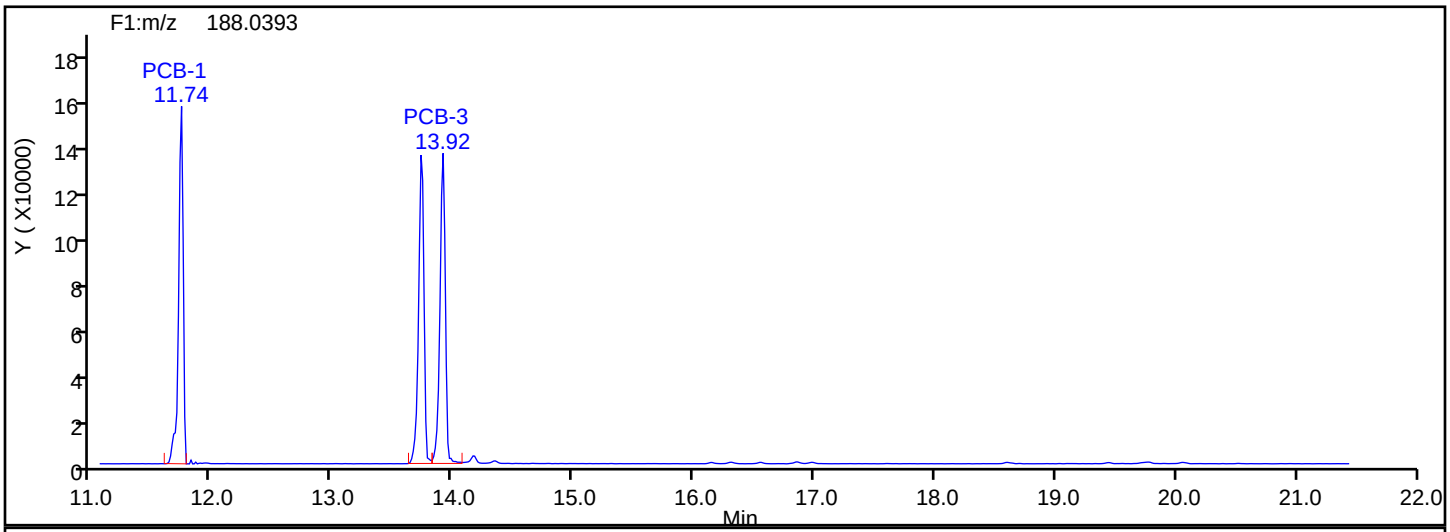

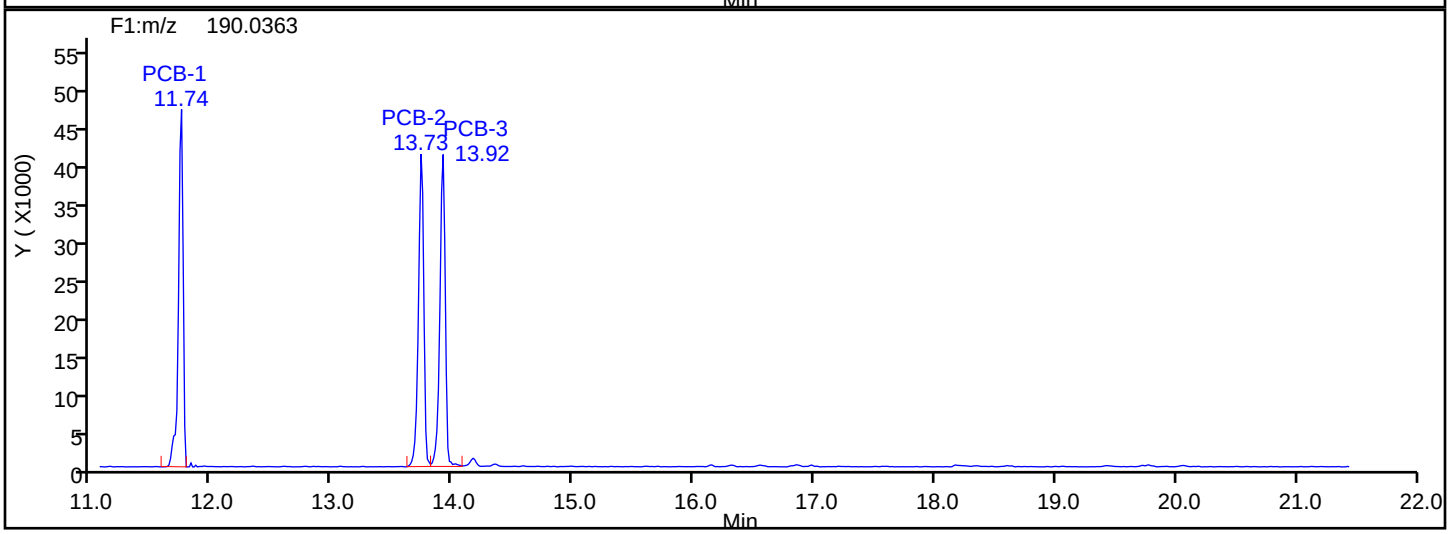

MoPCB F1 Lock Mass

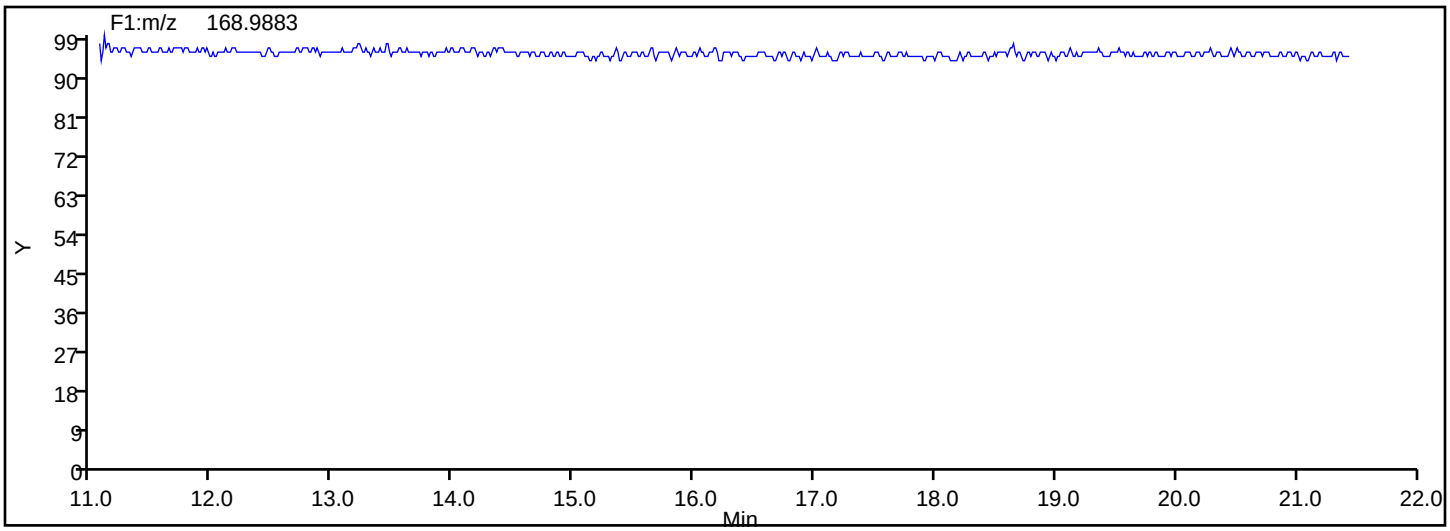

Eurofins TestAmerica, Knoxville

Data File:	\\chromna\Knoxville\ChromData\D3D\20190828-12892.b\lcs140-3281717-b.d		
Injection Date:	28-Aug-2019 23:31:00	Injection Vol:	1.0 ul
Instrument ID:	D3D	Operator ID:	Xcalibur_System
Method:	PCBs_D3D	Limit Group:	HR - 1668A - ICAL
Client ID:			
Worklist#:	33110	Sample Line#:	2
Column Type:	SPB-Octyl	Column Dia:	0.25 mm

DiPCB F1

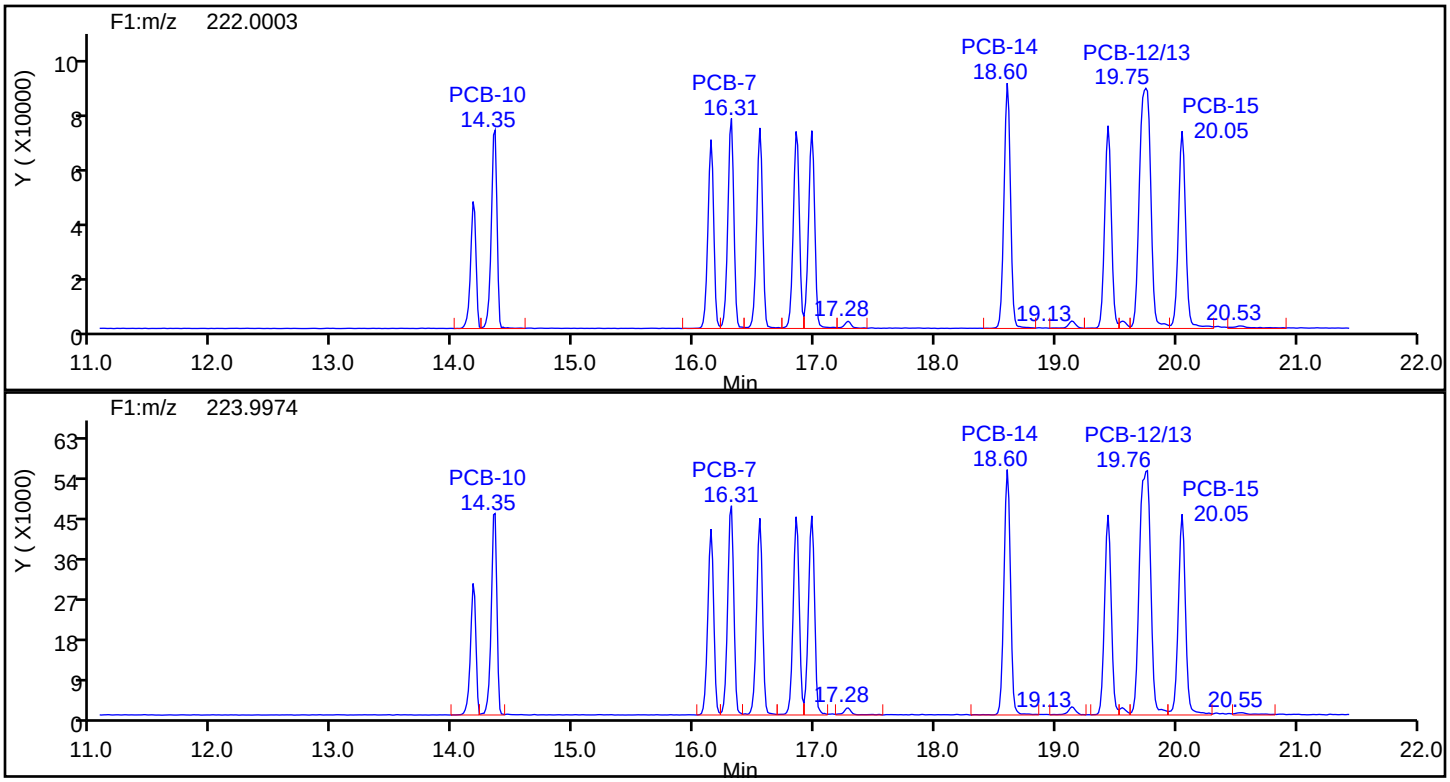

DiPCB F1 Standards

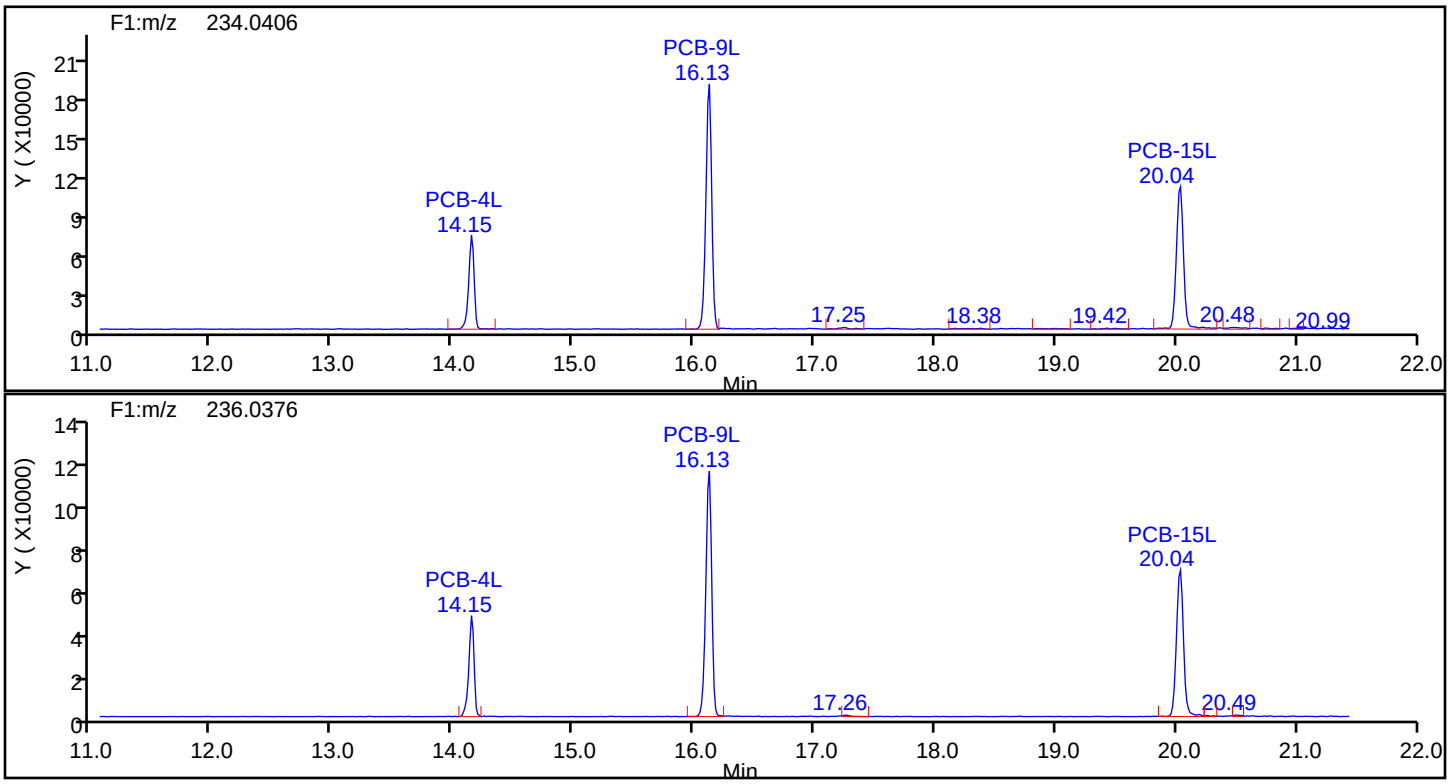

Eurofins TestAmerica, Knoxville

Data File:	\\chromna\Knoxville\ChromData\D3D\20190828-12892.b\lcs140-3281717-b.d		
Injection Date:	28-Aug-2019 23:31:00	Injection Vol:	1.0 ul
Instrument ID:	D3D	Operator ID:	Xcalibur_System
Method:	PCBs_D3D	Limit Group:	HR - 1668A - ICAL
Client ID:			
Worklist#:	33110	Sample Line#:	2
Column Type:	SPB-Octyl	Column Dia:	0.25 mm

DiPCB F1

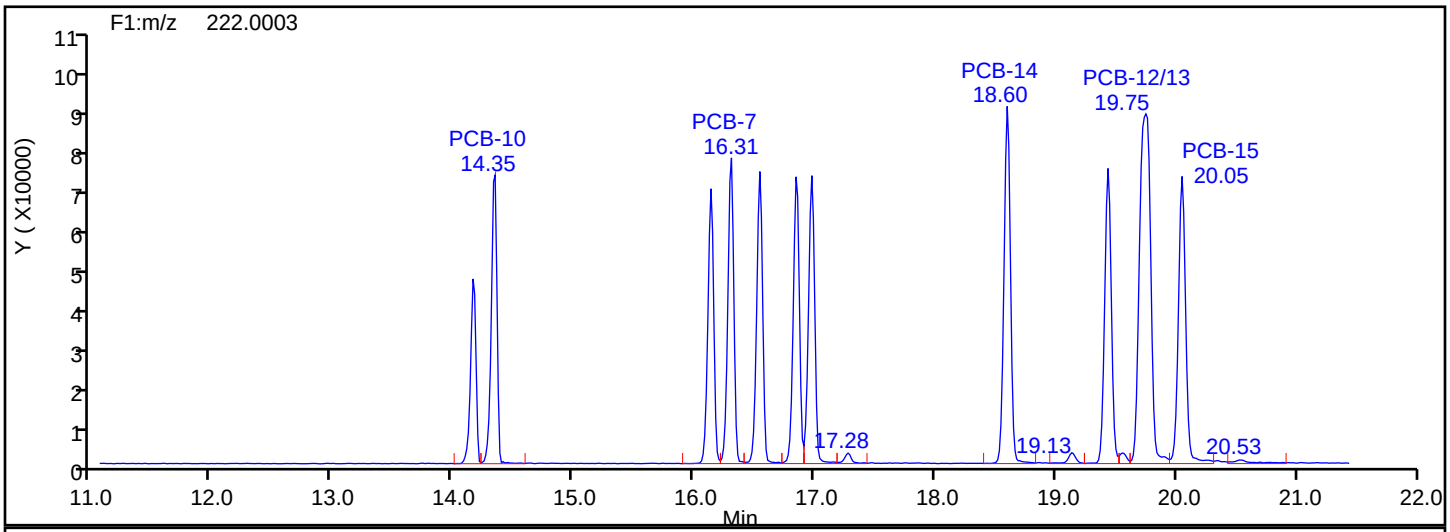

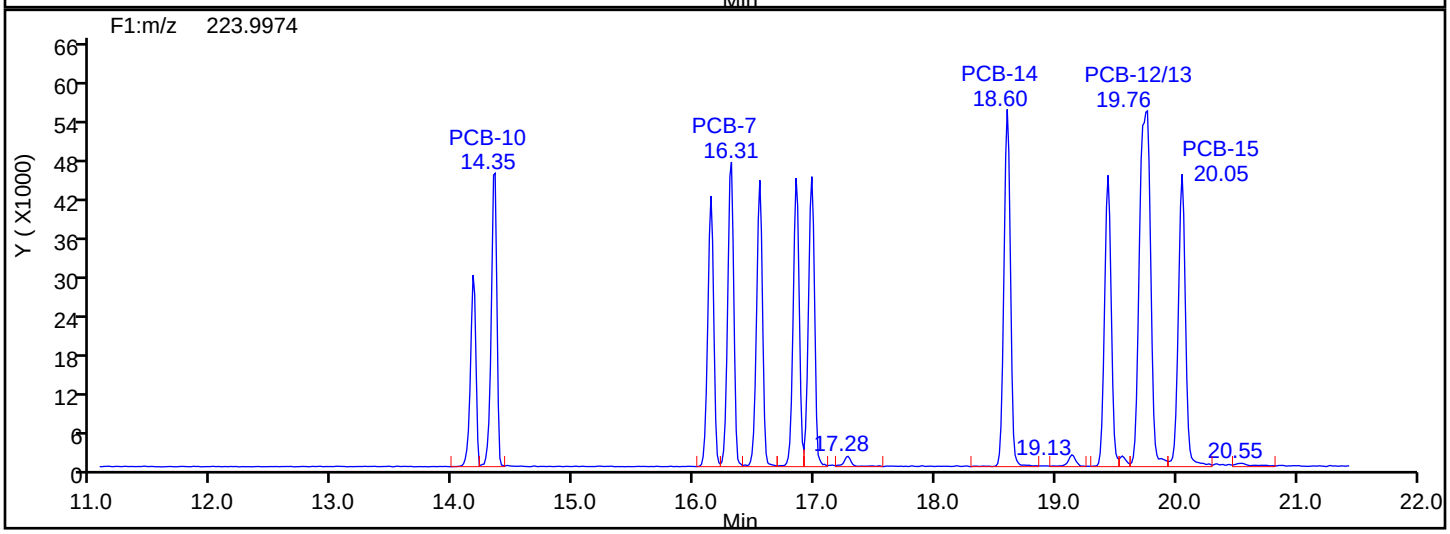

DiPCB F1 Lock Mass

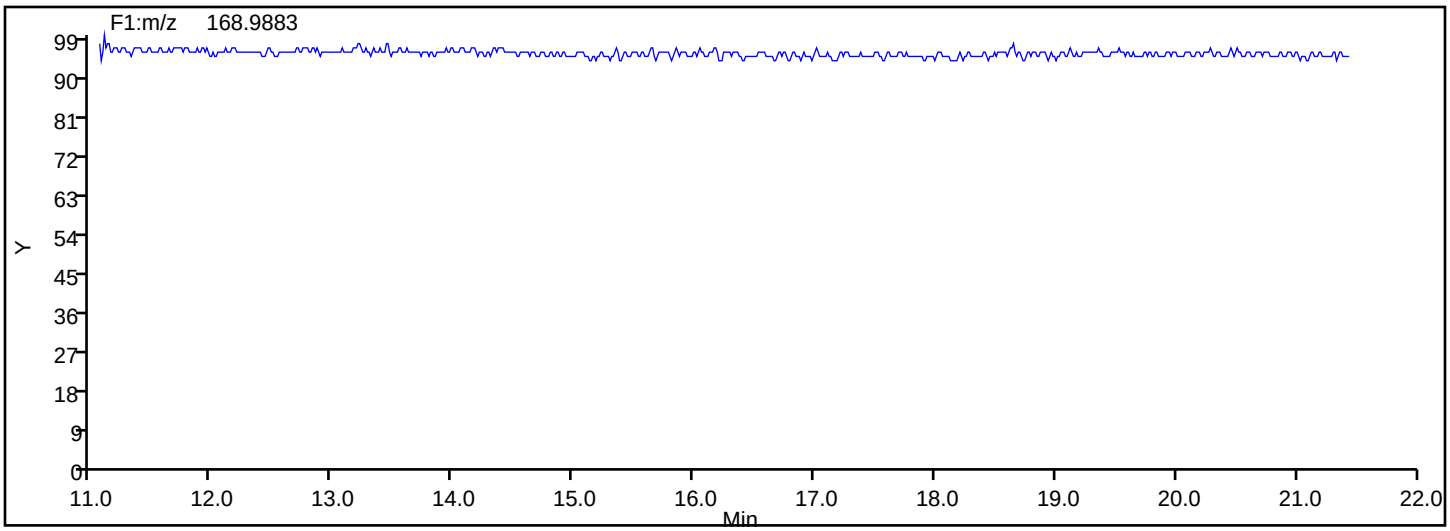

Manual Integration/User Assign Peak Report

Eurofins TestAmerica, Knoxville

Data File:	\\chromna\Knoxville\ChromData\D3D\20190828-12892.b\lcs140-3281717-b.d				
Injection Date:	28-Aug-2019 23:31:00	Instrument ID:	D3D		
Lims ID:	LCS 140-32817/17-B				
Client ID:					
Operator ID:	Xcalibur_System	ALS Bottle#:	0	Worklist Smp#:	2
Injection Vol:	1.0 ul	Dil. Factor:	1.0000		
Method:	PCBs_D3D	Limit Group:	HR - 1668A - ICAL		
Column:	SPB-Octyl (0.25 mm)	Detector	F1(11.07 :21.70)		

PCB-9, CAS: 34883-39-1

Signal: 1

Processing Integration Results

Not Detected
Expected RT: 16.12

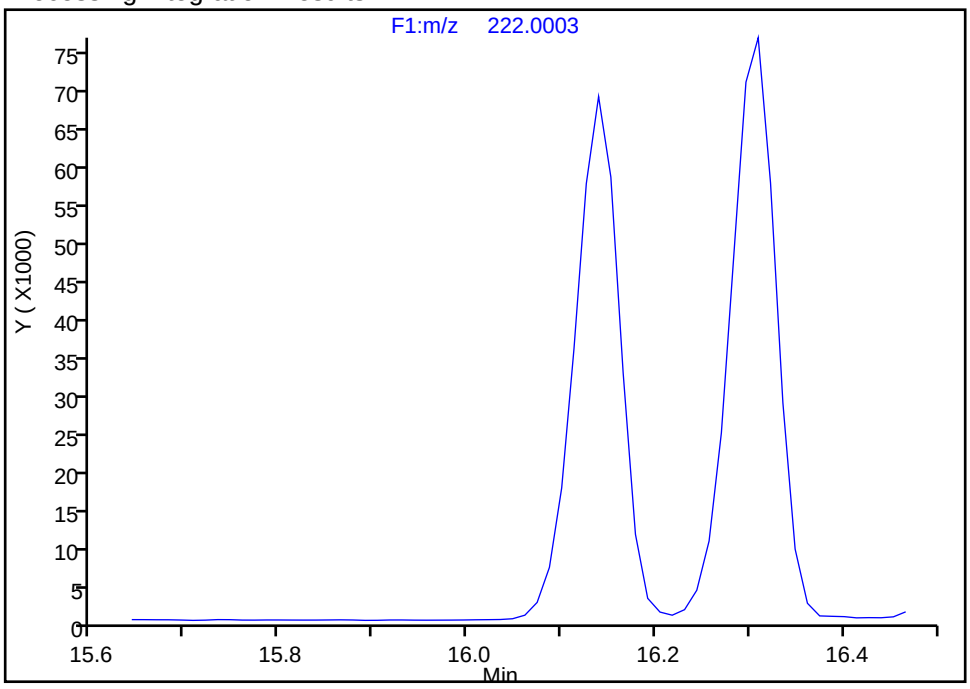

Manual Integration Results

RT: 16.14
Area: 232635
Amount: 47.577971
Amount Units: pg/ul

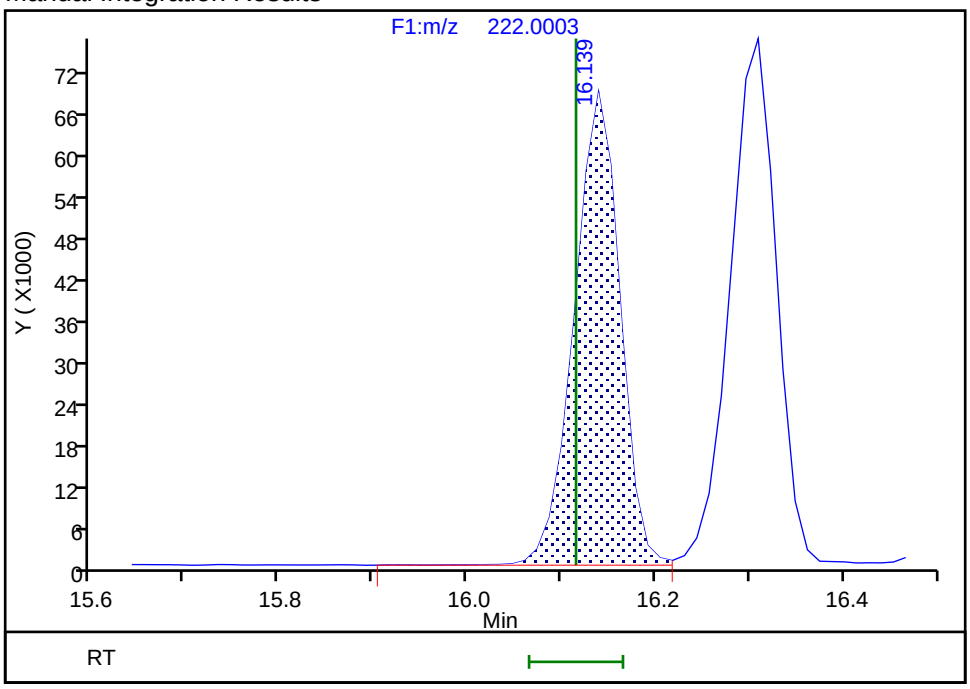

Reviewer: mcwhirterl, 29-Aug-2019 01:05:08
Audit Action: Assigned Compound ID Audit Reason: Peak assignment corrected

Manual Integration/User Assign Peak Report

Eurofins TestAmerica, Knoxville

Data File:	\\chromna\Knoxville\ChromData\D3D\20190828-12892.b\lcs140-3281717-b.d				
Injection Date:	28-Aug-2019 23:31:00	Instrument ID:	D3D		
Lims ID:	LCS 140-32817/17-B				
Client ID:					
Operator ID:	Xcalibur_System	ALS Bottle#:	0	Worklist Smp#:	2
Injection Vol:	1.0 ul	Dil. Factor:	1.0000		
Method:	PCBs_D3D	Limit Group:	HR - 1668A - ICAL		
Column:	SPB-Octyl (0.25 mm)	Detector	F1(11.07 :21.70)		

PCB-7, CAS: 33284-50-3

Signal: 1

Not Detected
Expected RT: 16.27

Processing Integration Results

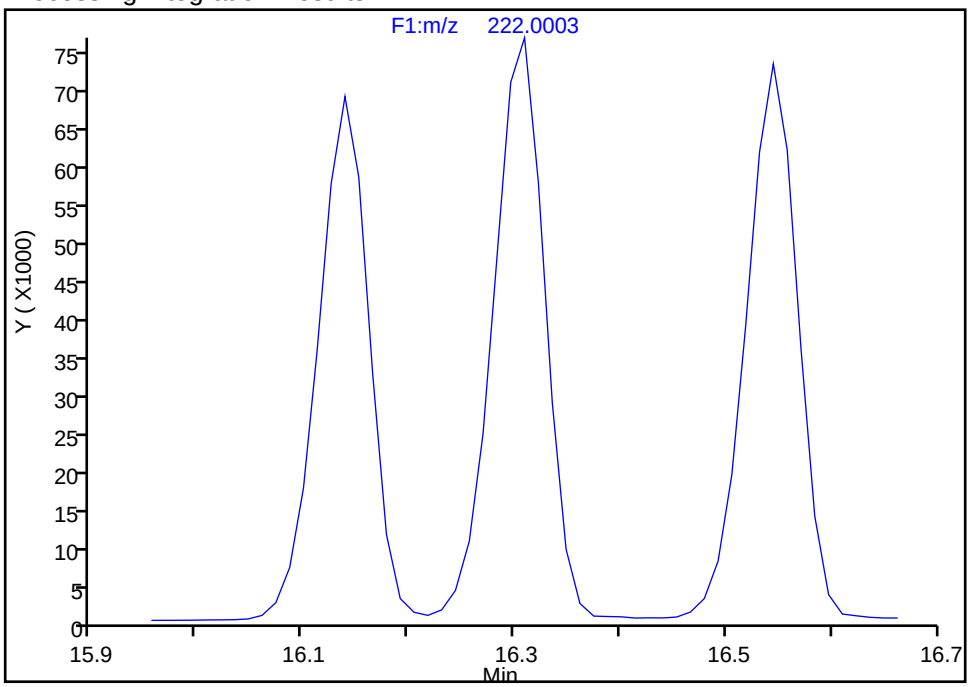

Manual Integration Results

RT: 16.31
Area: 263215
Amount: 47.411203
Amount Units: pg/ul

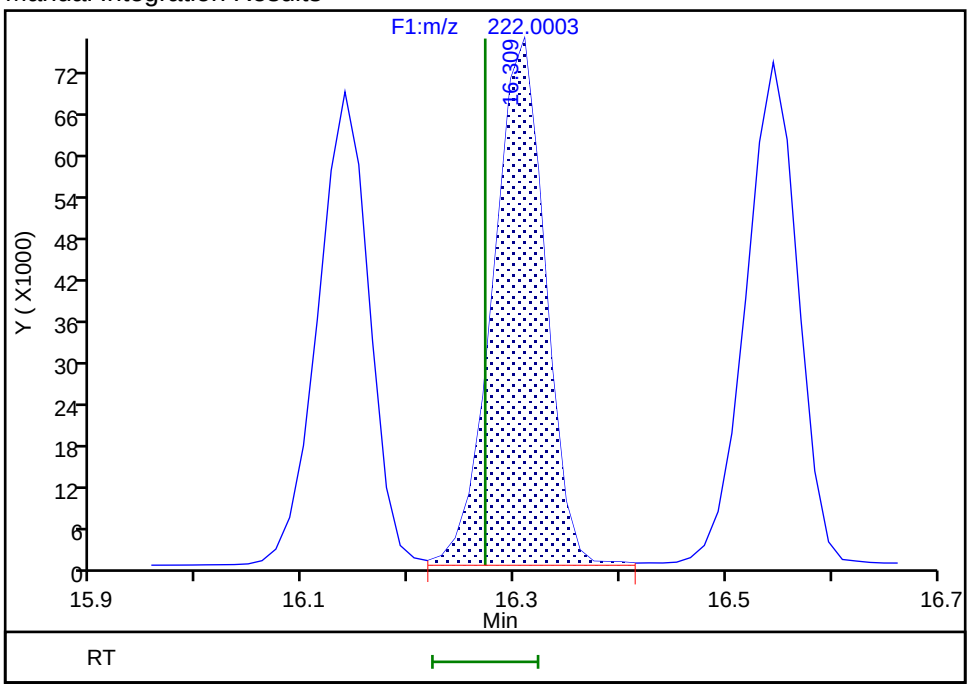

Reviewer: mcwhirterl, 29-Aug-2019 01:05:11
Audit Action: Assigned Compound ID Audit Reason: Peak assignment corrected

Manual Integration/User Assign Peak Report

Eurofins TestAmerica, Knoxville

Data File:	\\chromna\Knoxville\ChromData\D3D\20190828-12892.b\lcs140-3281717-b.d				
Injection Date:	28-Aug-2019 23:31:00	Instrument ID:	D3D		
Lims ID:	LCS 140-32817/17-B				
Client ID:					
Operator ID:	Xcalibur_System	ALS Bottle#:	0	Worklist Smp#:	2
Injection Vol:	1.0 ul	Dil. Factor:	1.0000		
Method:	PCBs_D3D	Limit Group:	HR - 1668A - ICAL		
Column:	SPB-Octyl (0.25 mm)	Detector	F1(11.07 :21.70)		

PCB-6, CAS: 25569-80-6

Signal: 1

Not Detected
Expected RT: 16.52

Processing Integration Results

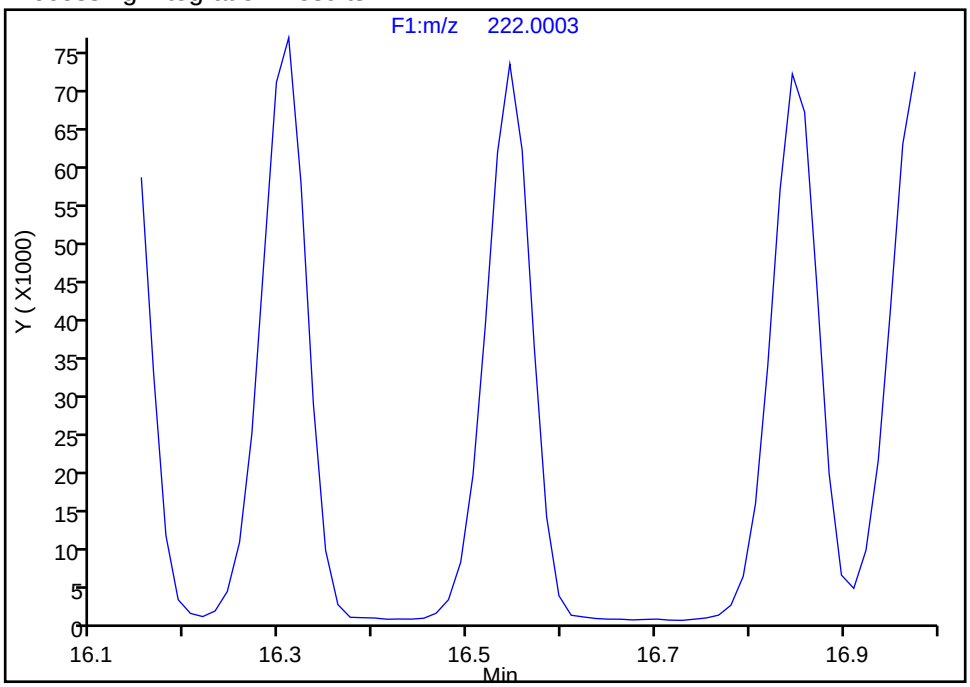

Manual Integration Results

RT: 16.54
Area: 254223
Amount: 47.138484
Amount Units: pg/ul

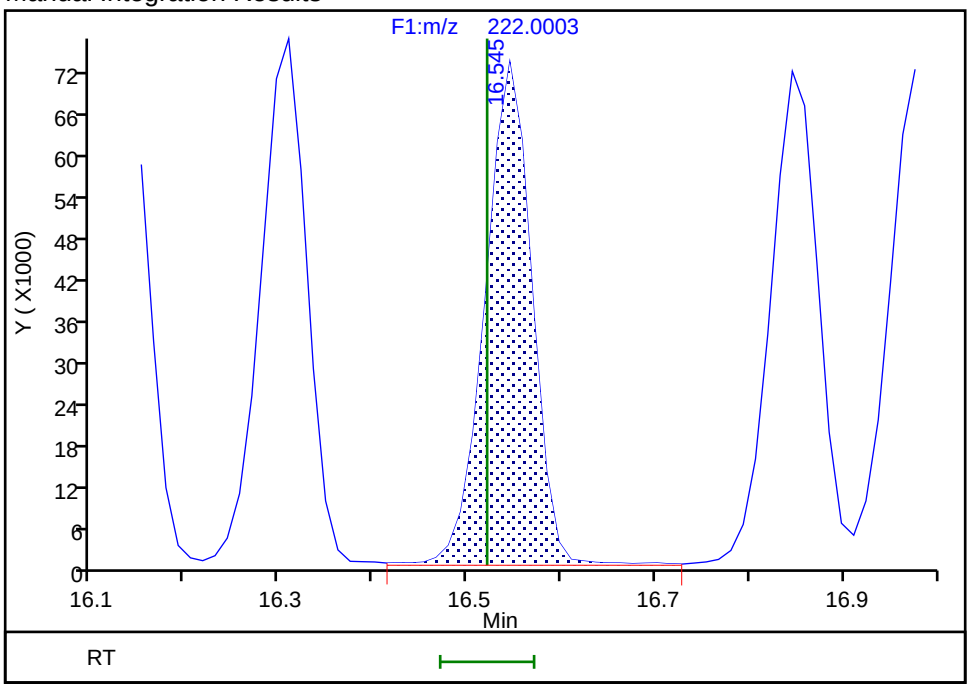

Reviewer: mcwhirterl, 29-Aug-2019 01:05:13
Audit Action: Assigned Compound ID Audit Reason: Peak assignment corrected

Manual Integration/User Assign Peak Report

Eurofins TestAmerica, Knoxville

Data File:	\\chromna\Knoxville\ChromData\D3D\20190828-12892.b\lcs140-3281717-b.d				
Injection Date:	28-Aug-2019 23:31:00	Instrument ID:	D3D		
Lims ID:	LCS 140-32817/17-B				
Client ID:					
Operator ID:	Xcalibur_System	ALS Bottle#:	0	Worklist Smp#:	2
Injection Vol:	1.0 ul	Dil. Factor:	1.0000		
Method:	PCBs_D3D	Limit Group:	HR - 1668A - ICAL		
Column:	SPB-Octyl (0.25 mm)	Detector	F1(11.07 :21.70)		

PCB-5, CAS: 16605-91-7

Signal: 1

Not Detected
Expected RT: 16.82

Processing Integration Results

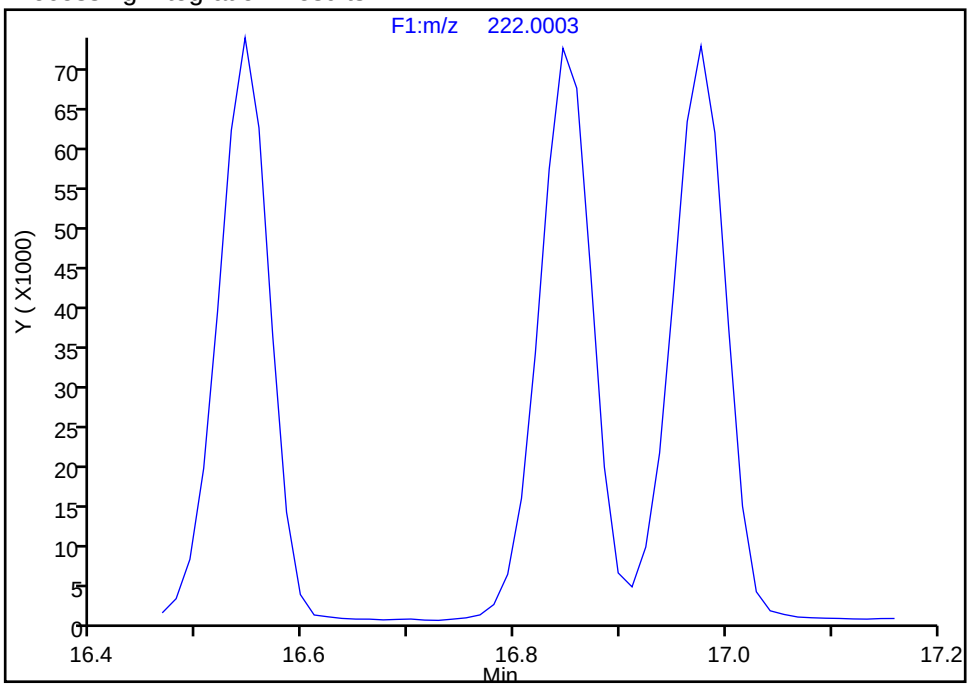

Manual Integration Results

RT: 16.85
Area: 255487
Amount: 47.553069
Amount Units: pg/ul

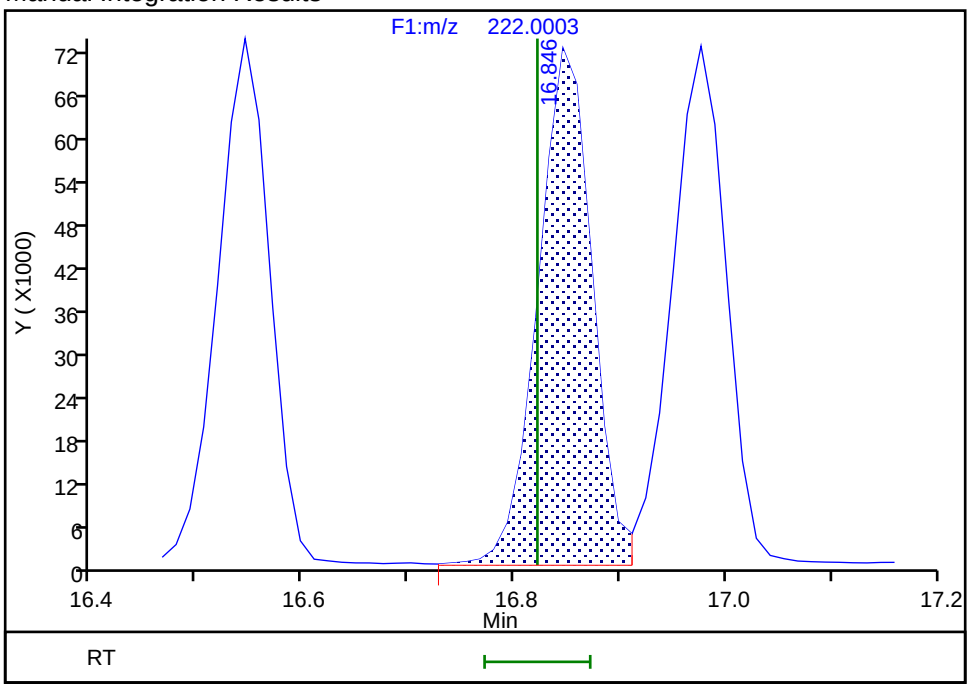

Reviewer: mcwhirterl, 29-Aug-2019 01:05:15
Audit Action: Assigned Compound ID Audit Reason: Peak assignment corrected

Manual Integration/User Assign Peak Report

Eurofins TestAmerica, Knoxville

Data File:	\\chromna\Knoxville\ChromData\D3D\20190828-12892.b\lcs140-3281717-b.d				
Injection Date:	28-Aug-2019 23:31:00	Instrument ID:	D3D		
Lims ID:	LCS 140-32817/17-B				
Client ID:					
Operator ID:	Xcalibur_System	ALS Bottle#:	0	Worklist Smp#:	2
Injection Vol:	1.0 ul	Dil. Factor:	1.0000		
Method:	PCBs_D3D	Limit Group:	HR - 1668A - ICAL		
Column:	SPB-Octyl (0.25 mm)	Detector	F1(11.07 :21.70)		

PCB-8, CAS: 34883-43-7

Signal: 1

Not Detected
Expected RT: 16.95

Processing Integration Results

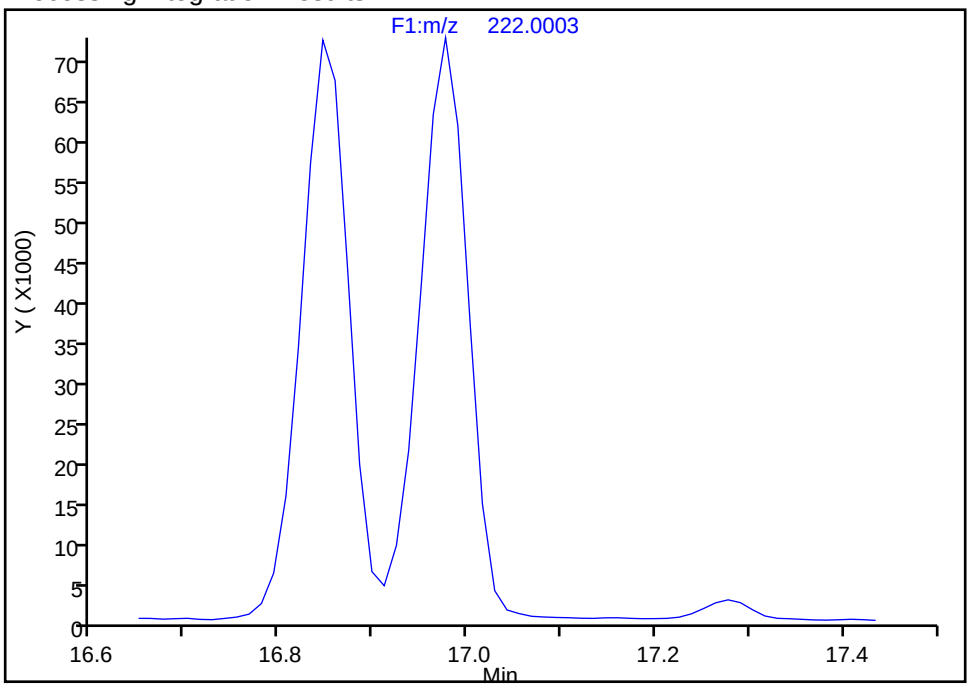

Manual Integration Results

RT: 16.98
Area: 259641
Amount: 47.434605
Amount Units: pg/ul

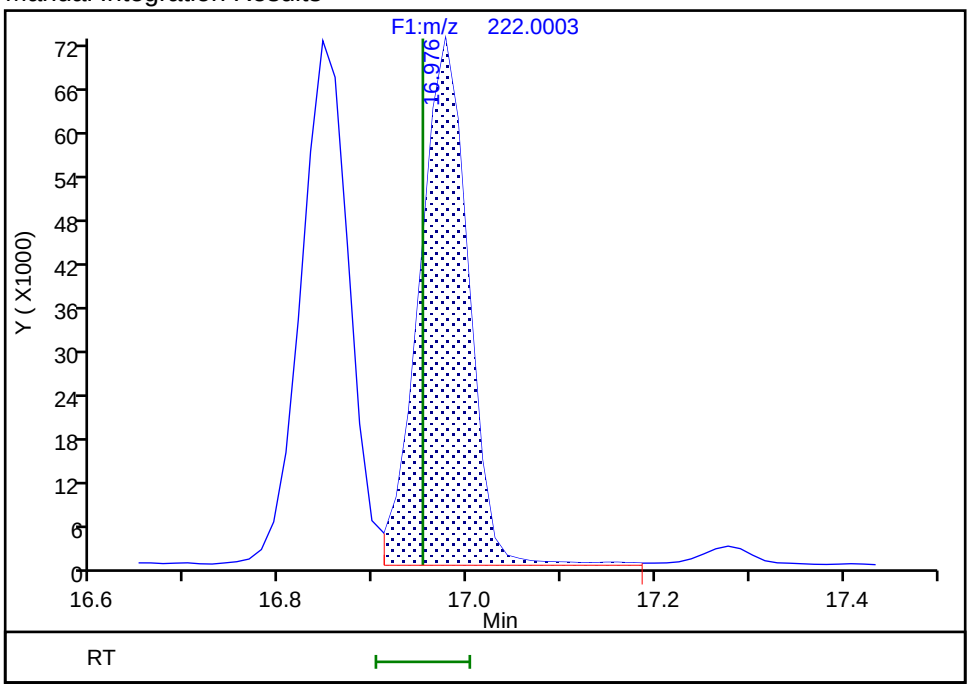

Reviewer: mcwhirterl, 29-Aug-2019 01:05:18
Audit Action: Assigned Compound ID Audit Reason: Peak assignment corrected

Eurofins TestAmerica, Knoxville

Data File:	\\chromna\Knoxville\ChromData\D3D\20190828-12892.b\lcs140-3281717-b.d		
Injection Date:	28-Aug-2019 23:31:00	Injection Vol:	1.0 ul
Instrument ID:	D3D	Operator ID:	Xcalibur_System
Method:	PCBs_D3D	Limit Group:	HR - 1668A - ICAL
Client ID:			
Worklist#:	33110	Sample Line#:	2
Column Type:	SPB-Octyl	Column Dia:	0.25 mm

TriPCB F1

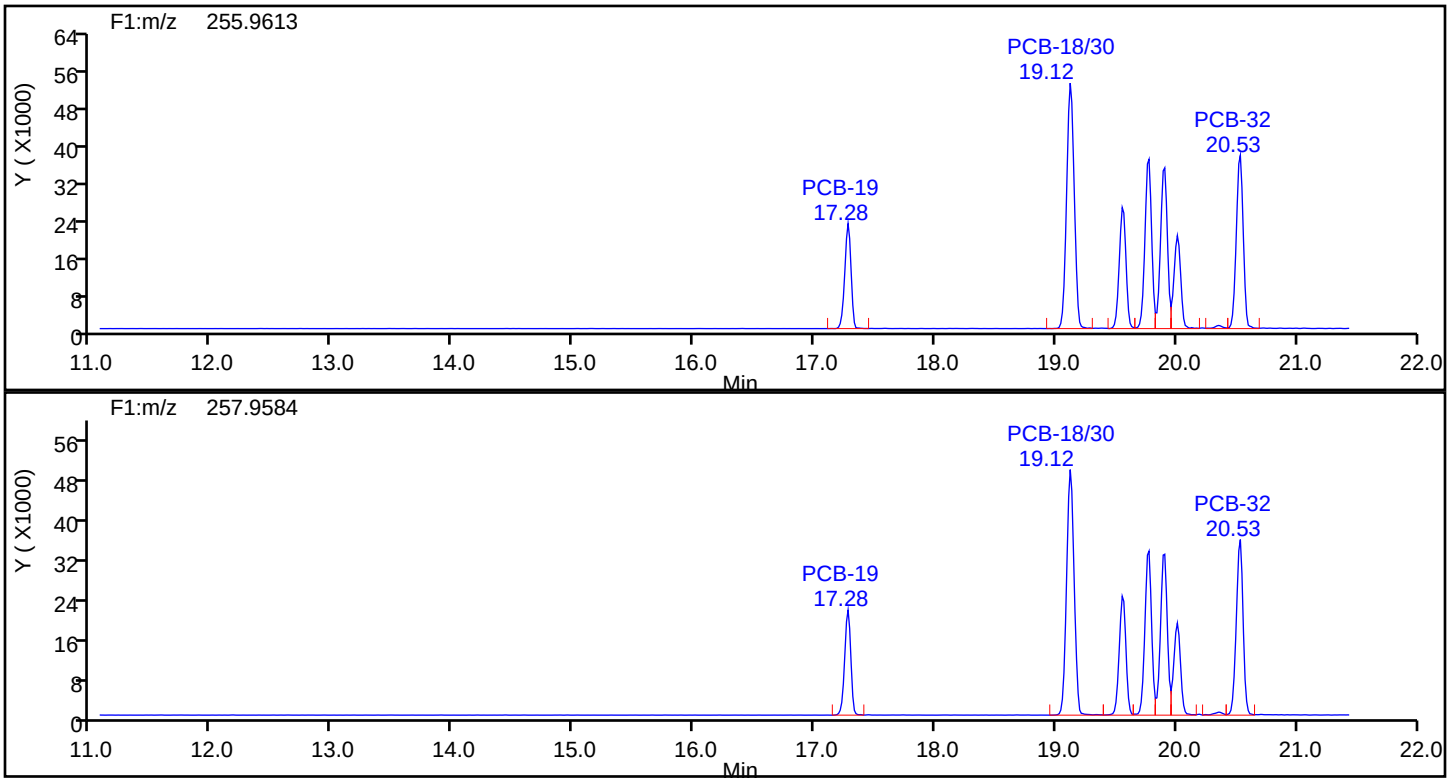

TriPCB F1 Standards

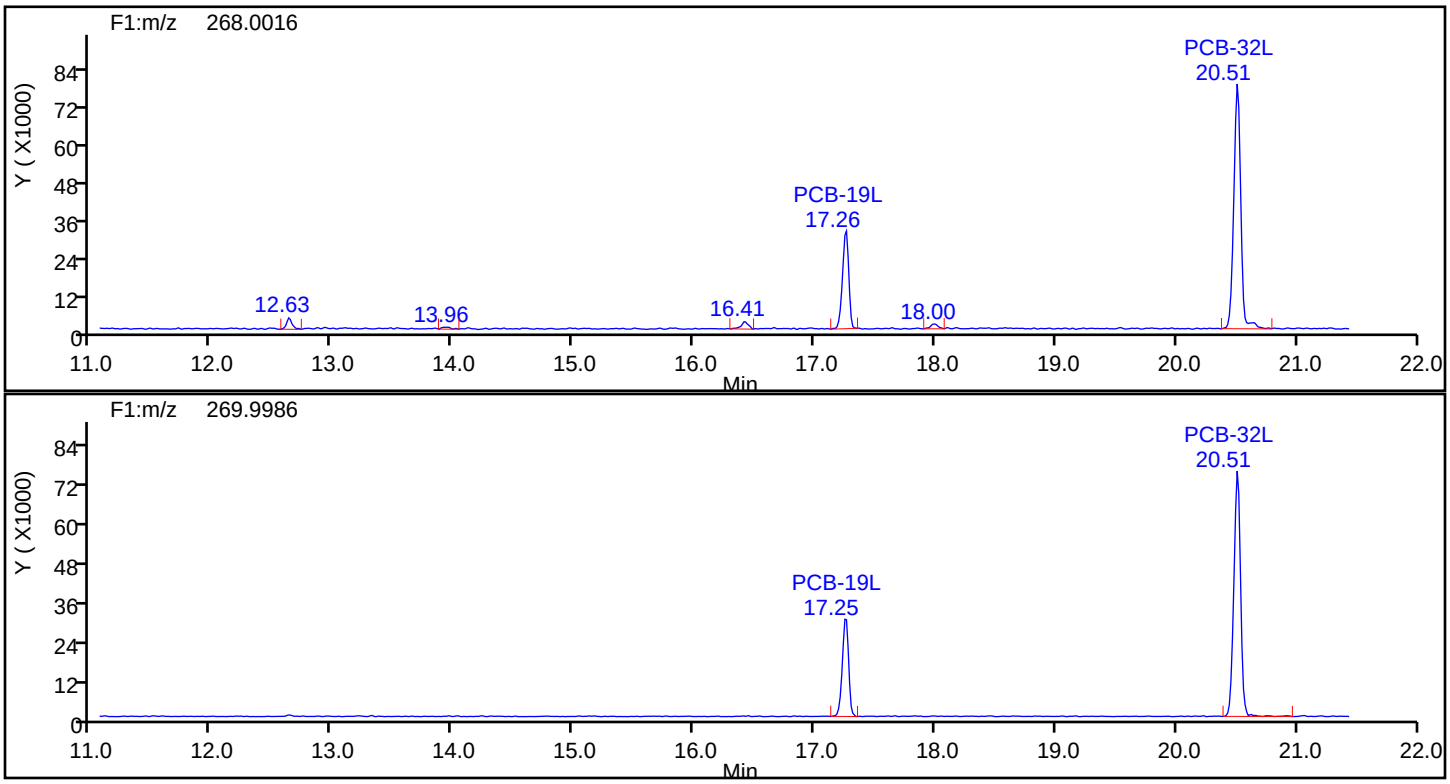

Eurofins TestAmerica, Knoxville

Data File:	\\chromna\Knoxville\ChromData\D3D\20190828-12892.b\lcs140-3281717-b.d		
Injection Date:	28-Aug-2019 23:31:00	Injection Vol:	1.0 ul
Instrument ID:	D3D	Operator ID:	Xcalibur_System
Method:	PCBs_D3D	Limit Group:	HR - 1668A - ICAL
Client ID:			
Worklist#:	33110	Sample Line#:	2
Column Type:	SPB-Octyl	Column Dia:	0.25 mm

TriPCB F1

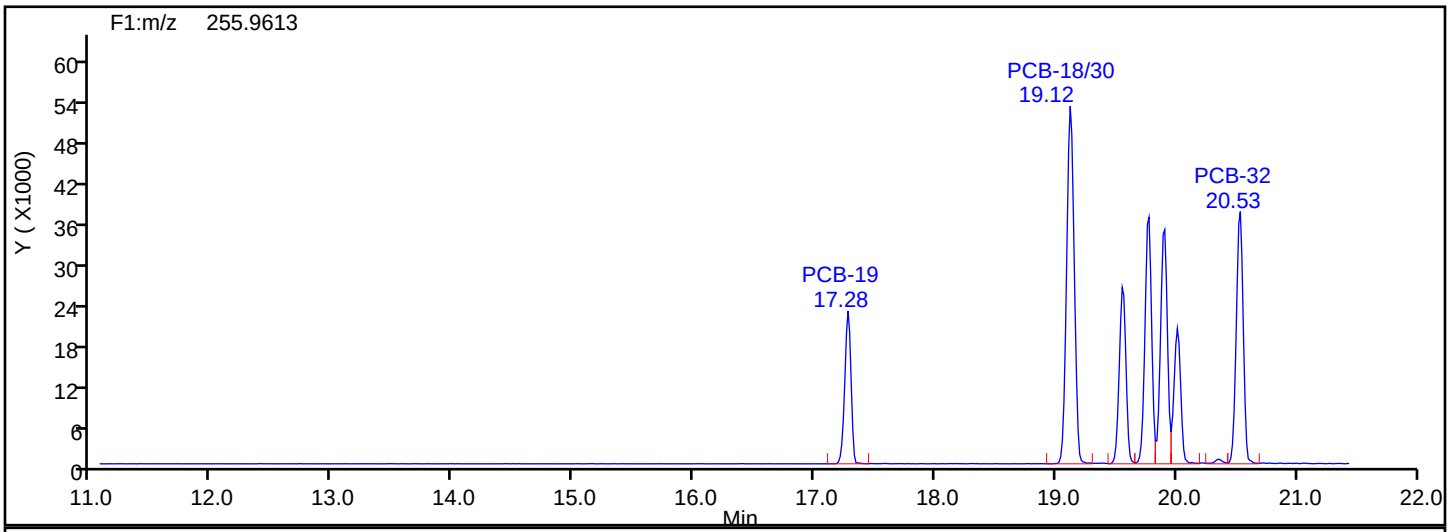

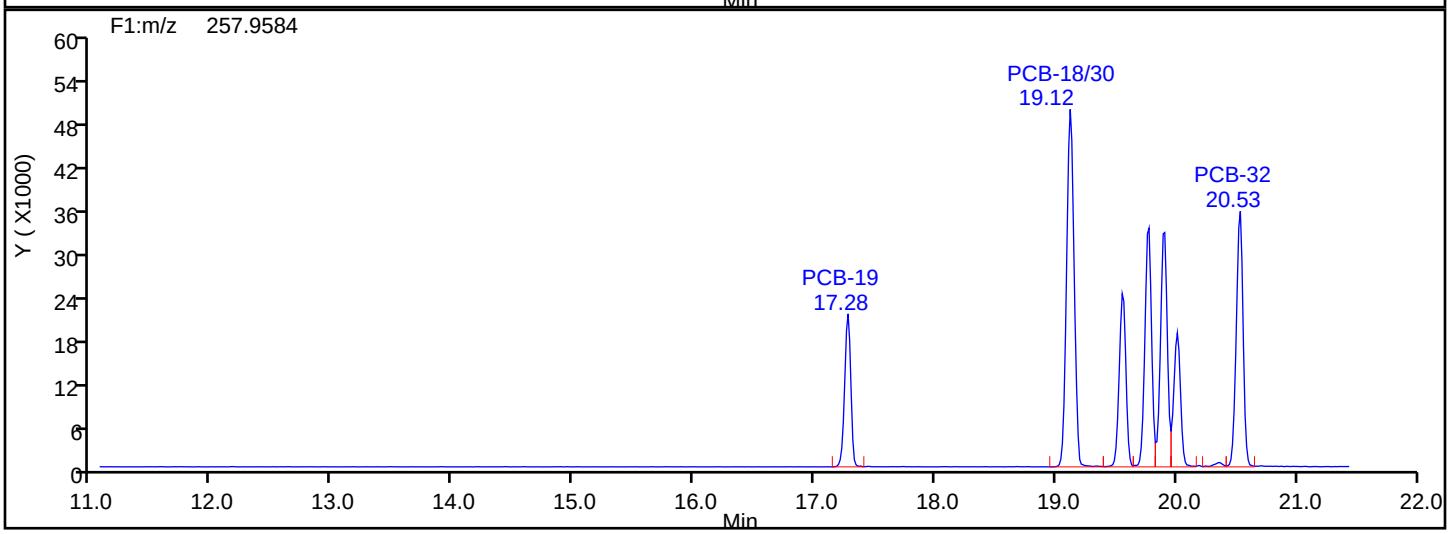

TriPCB F1 Lock Mass

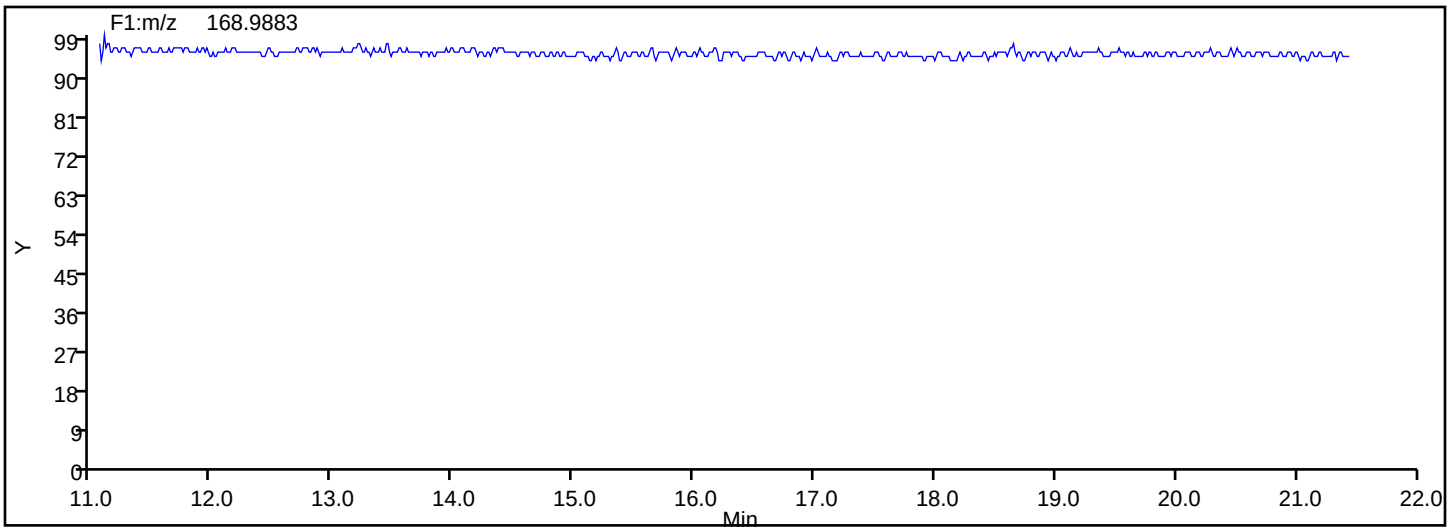

Manual Integration/User Assign Peak Report

Eurofins TestAmerica, Knoxville

Data File:	\\chromna\Knoxville\ChromData\D3D\20190828-12892.b\lcs140-3281717-b.d				
Injection Date:	28-Aug-2019 23:31:00	Instrument ID:	D3D		
Lims ID:	LCS 140-32817/17-B				
Client ID:					
Operator ID:	Xcalibur_System	ALS Bottle#:	0	Worklist Smp#:	2
Injection Vol:	1.0 ul	Dil. Factor:	1.0000		
Method:	PCBs_D3D	Limit Group:	HR - 1668A - ICAL		
Column:	SPB-Octyl (0.25 mm)	Detector	F1(11.07 :21.70)		

PCB-27, CAS: 38444-76-7

Signal: 1

Not Detected
Expected RT: 19.74

Processing Integration Results

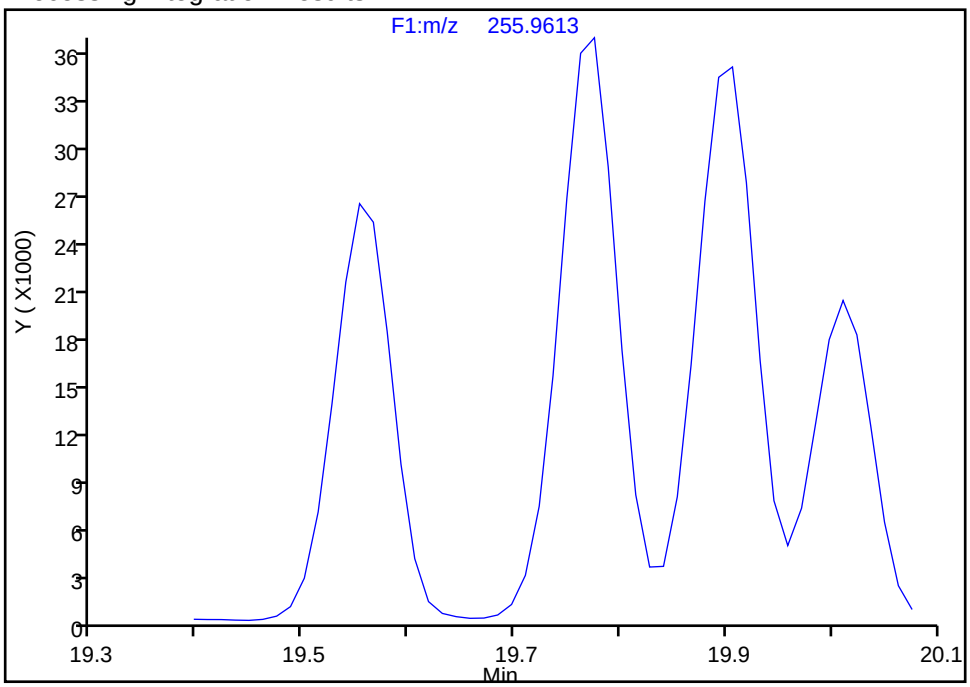

Manual Integration Results

RT: 19.78
Area: 141503
Amount: 55.458497
Amount Units: pg/ul

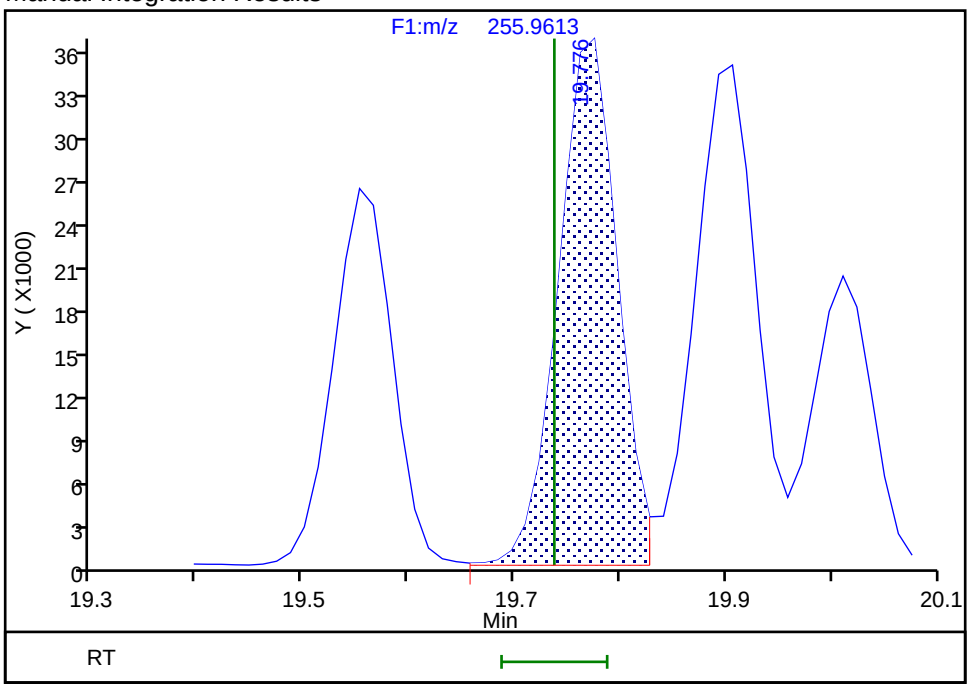

Reviewer: mcwhirterl, 29-Aug-2019 01:05:30
Audit Action: Assigned Compound ID Audit Reason: Peak assignment corrected

Manual Integration/User Assign Peak Report

Eurofins TestAmerica, Knoxville

Data File:	\\chromna\Knoxville\ChromData\D3D\20190828-12892.b\lcs140-3281717-b.d				
Injection Date:	28-Aug-2019 23:31:00	Instrument ID:	D3D		
Lims ID:	LCS 140-32817/17-B				
Client ID:					
Operator ID:	Xcalibur_System	ALS Bottle#:	0	Worklist Smp#:	2
Injection Vol:	1.0 ul	Dil. Factor:	1.0000		
Method:	PCBs_D3D	Limit Group:	HR - 1668A - ICAL		
Column:	SPB-Octyl (0.25 mm)	Detector	F1(11.07 :21.70)		

PCB-24, CAS: 55702-45-9

Signal: 1

Not Detected
Expected RT: 19.87

Processing Integration Results

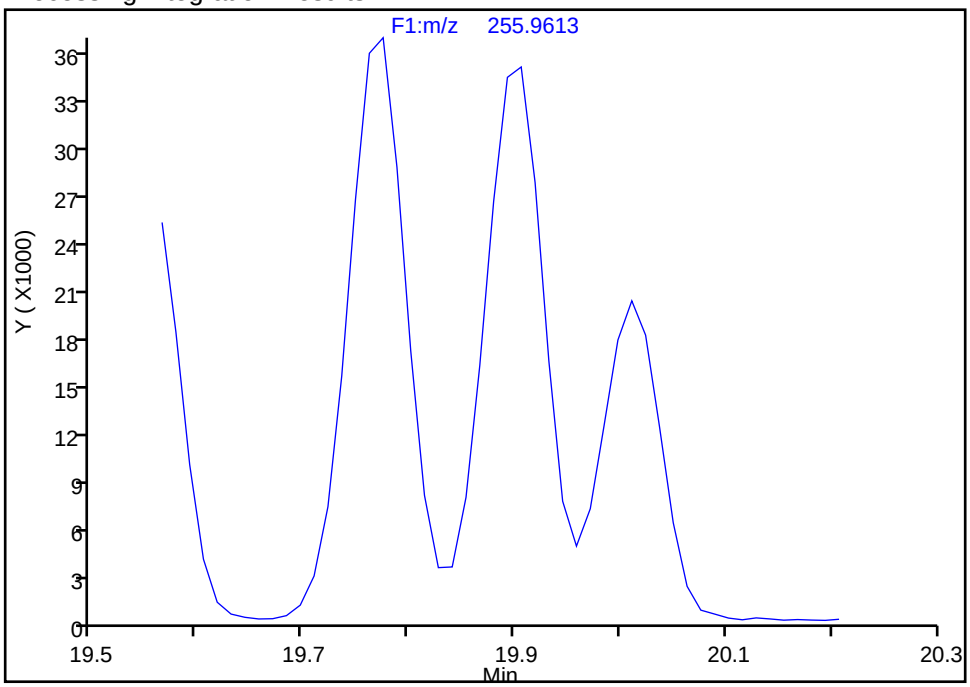

Manual Integration Results

RT: 19.91
Area: 139338
Amount: 57.063202
Amount Units: pg/ul

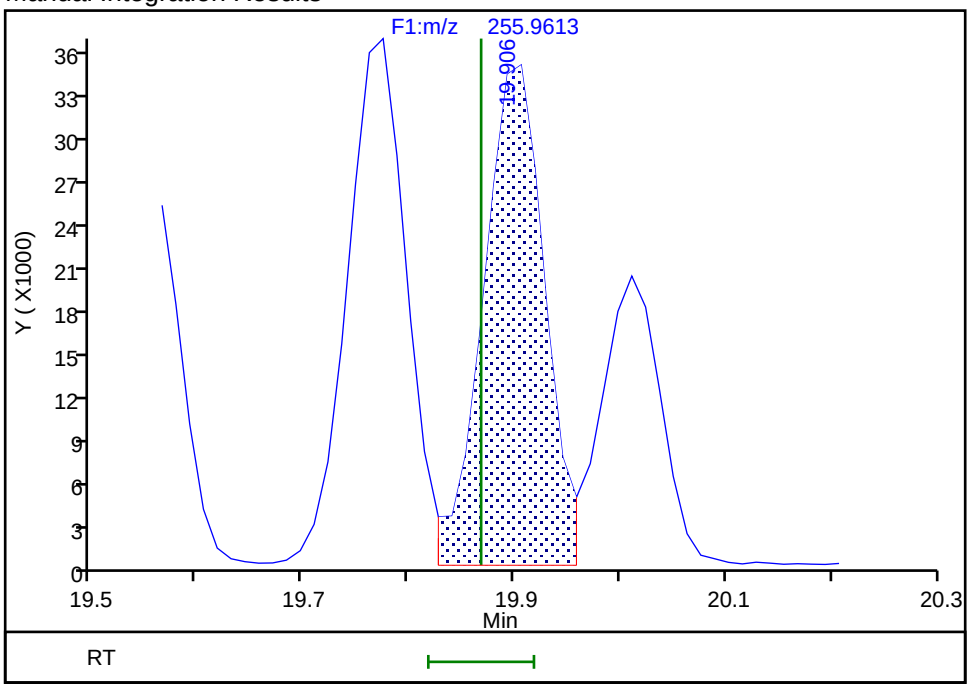

Reviewer: mcwhirterl, 29-Aug-2019 01:05:32
Audit Action: Assigned Compound ID Audit Reason: Peak assignment corrected

Manual Integration/User Assign Peak Report

Eurofins TestAmerica, Knoxville

Data File:	\\chromna\Knoxville\ChromData\D3D\20190828-12892.b\lcs140-3281717-b.d				
Injection Date:	28-Aug-2019 23:31:00	Instrument ID:	D3D		
Lims ID:	LCS 140-32817/17-B				
Client ID:					
Operator ID:	Xcalibur_System	ALS Bottle#:	0	Worklist Smp#:	2
Injection Vol:	1.0 ul	Dil. Factor:	1.0000		
Method:	PCBs_D3D	Limit Group:	HR - 1668A - ICAL		
Column:	SPB-Octyl (0.25 mm)	Detector	F1(11.07 :21.70)		

PCB-32, CAS: 38444-77-8

Signal: 1

Not Detected
Expected RT: 20.50

Processing Integration Results

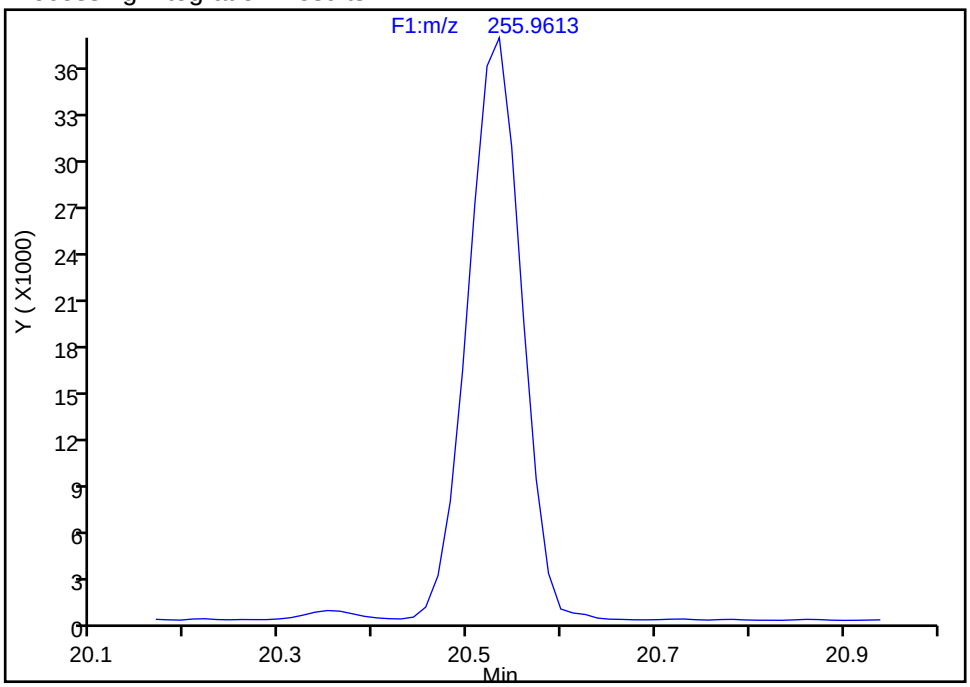

Manual Integration Results

RT: 20.53
Area: 150194
Amount: 55.075549
Amount Units: pg/ul

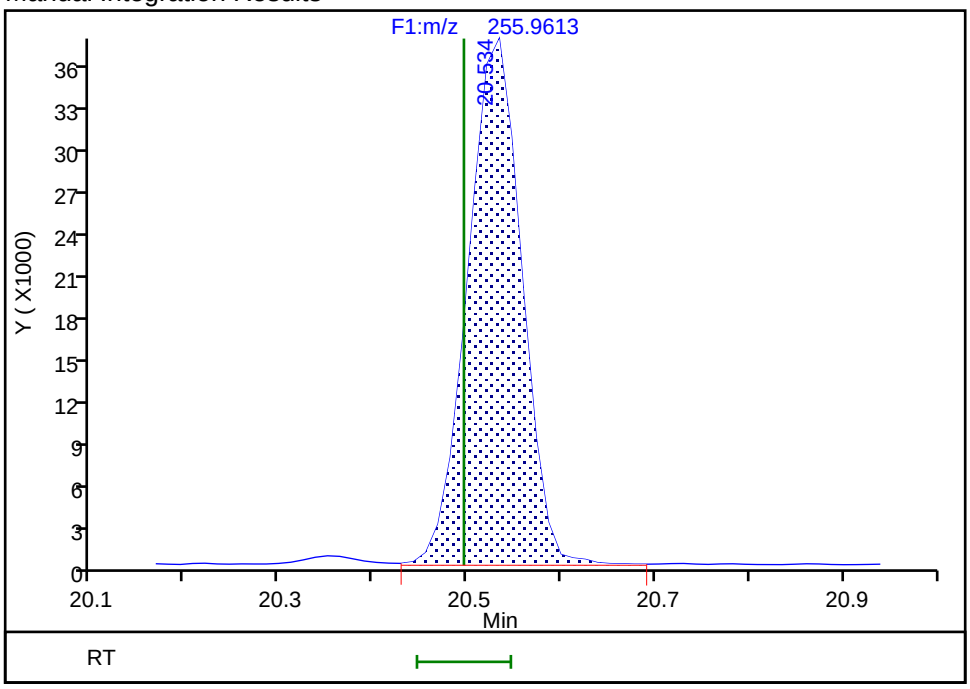

Reviewer: mcwhirterl, 29-Aug-2019 01:05:37
Audit Action: Assigned Compound ID Audit Reason: Peak assignment corrected

Eurofins TestAmerica, Knoxville

Data File:	\\chromna\Knoxville\ChromData\D3D\20190828-12892.b\lcs140-3281717-b.d		
Injection Date:	28-Aug-2019 23:31:00	Injection Vol:	1.0 ul
Instrument ID:	D3D	Operator ID:	Xcalibur_System
Method:	PCBs_D3D	Limit Group:	HR - 1668A - ICAL
Client ID:			
Worklist#:	33110	Sample Line#:	2
Column Type:	SPB-Octyl	Column Dia:	0.25 mm

TriPCB F2

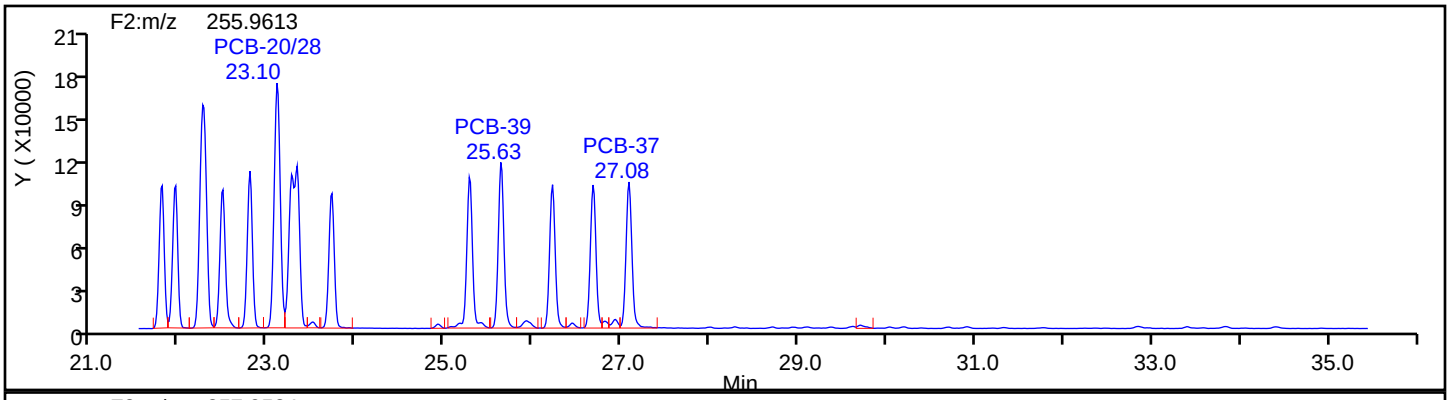

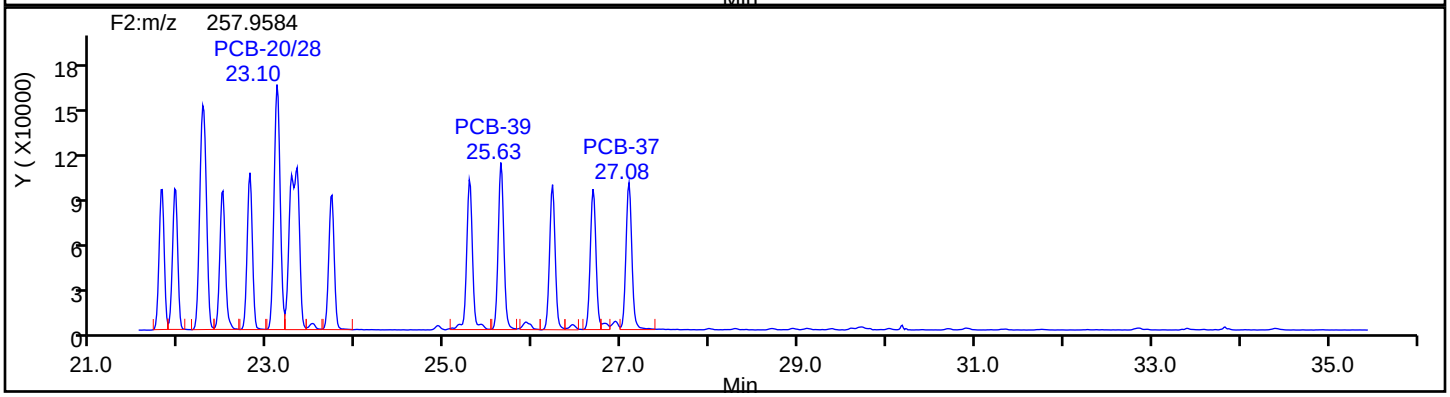

TriPCB F2 Standards

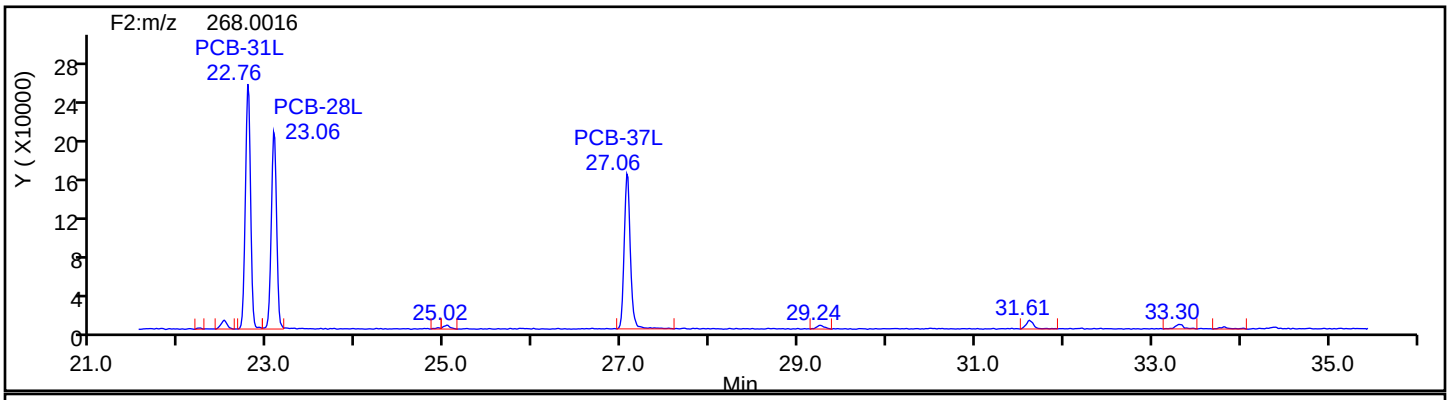

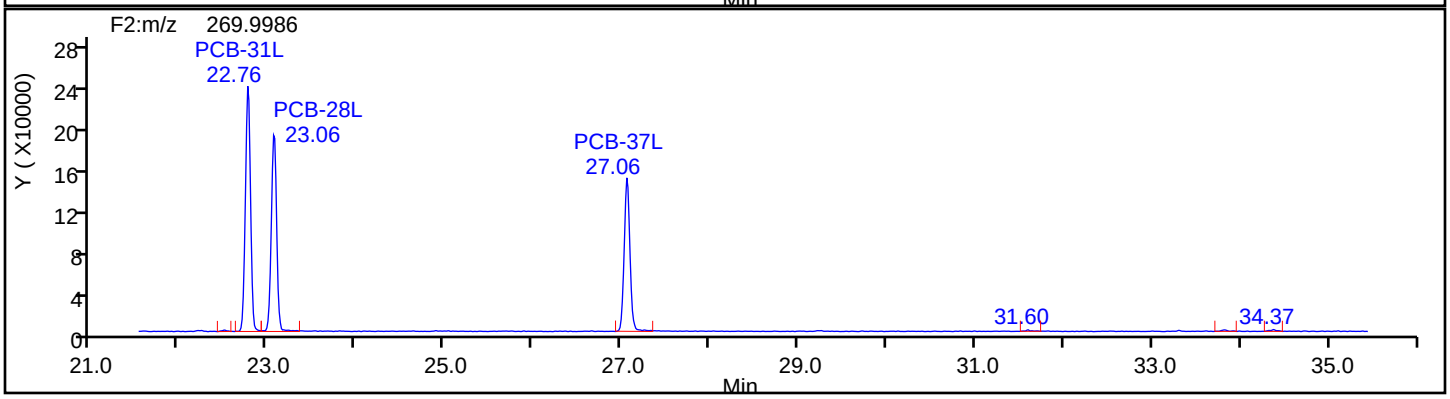

Eurofins TestAmerica, Knoxville

Data File:	\\chromna\Knoxville\ChromData\D3D\20190828-12892.b\lcs140-3281717-b.d		
Injection Date:	28-Aug-2019 23:31:00	Injection Vol:	1.0 ul
Instrument ID:	D3D	Operator ID:	Xcalibur_System
Method:	PCBs_D3D	Limit Group:	HR - 1668A - ICAL
Client ID:			
Worklist#:	33110	Sample Line#:	2
Column Type:	SPB-Octyl	Column Dia:	0.25 mm

TriPCB F2

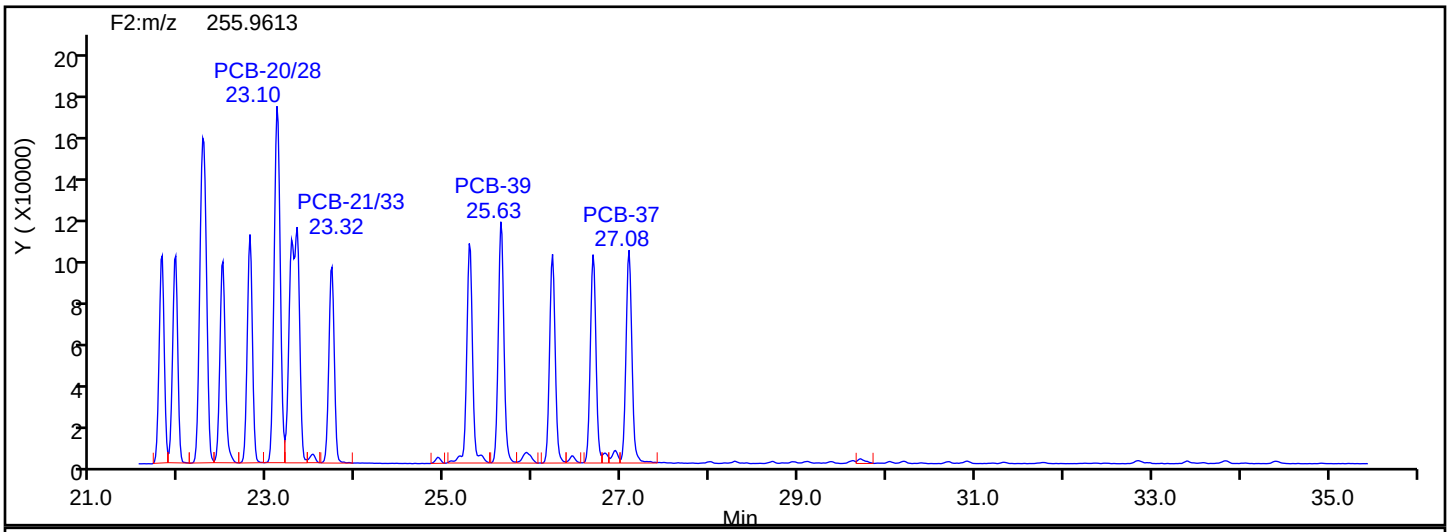

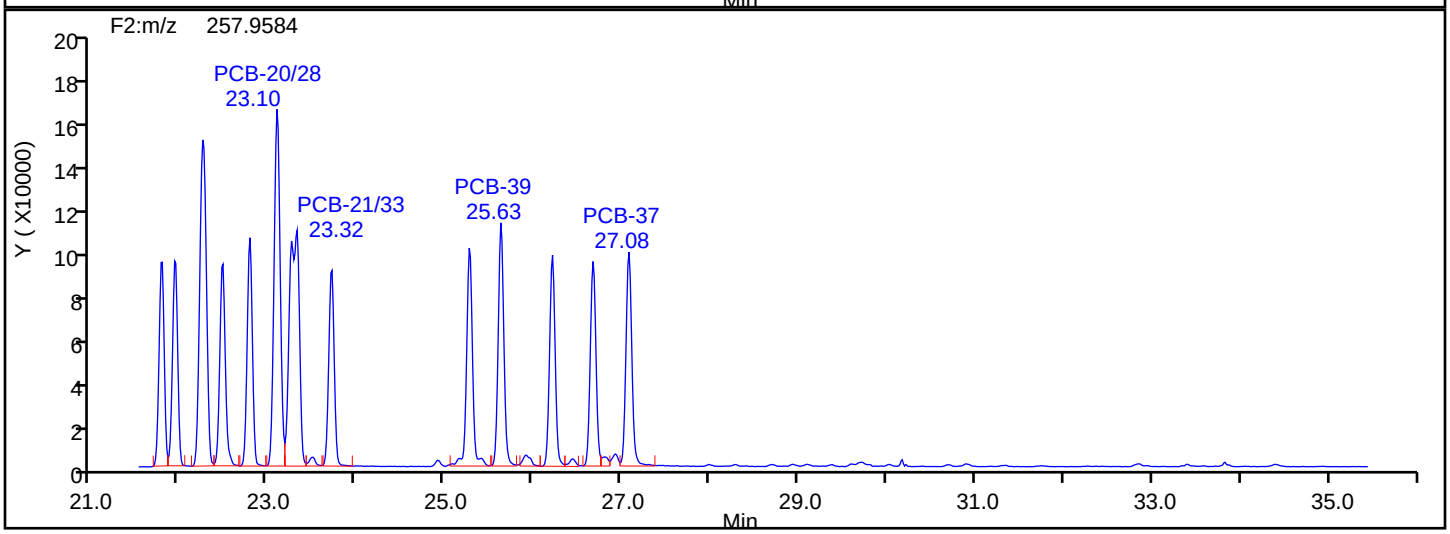

TriPCB F2 Lock Mass

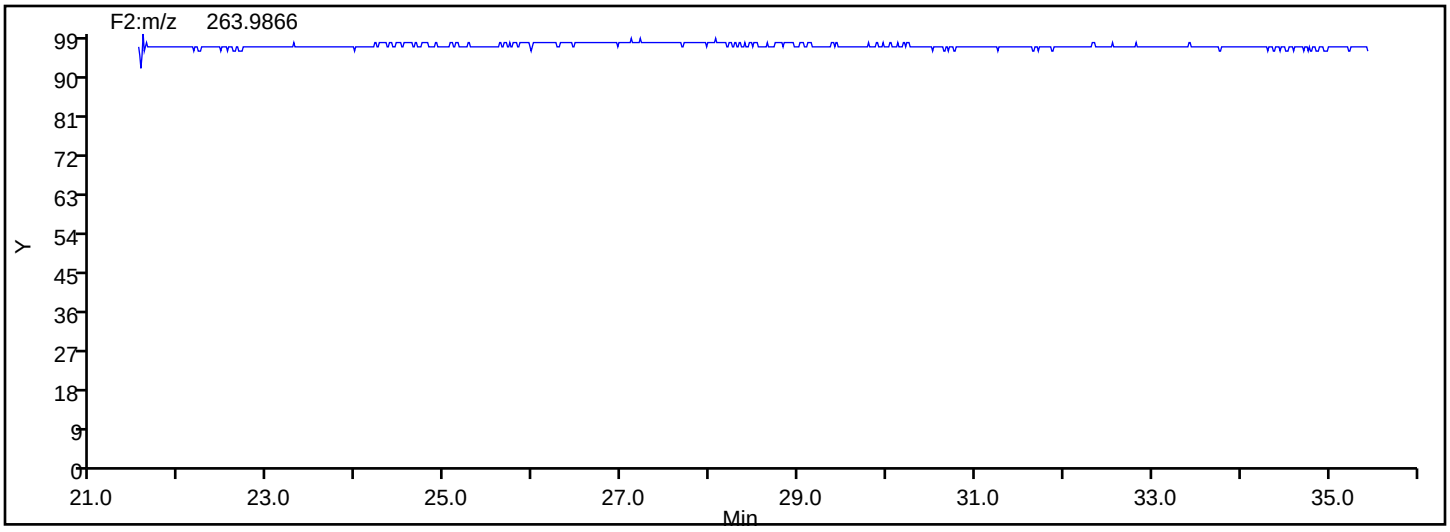

Manual Integration/User Assign Peak Report

Eurofins TestAmerica, Knoxville

Data File:	\\chromna\Knoxville\ChromData\D3D\20190828-12892.b\lcs140-3281717-b.d				
Injection Date:	28-Aug-2019 23:31:00	Instrument ID:	D3D		
Lims ID:	LCS 140-32817/17-B				
Client ID:					
Operator ID:	Xcalibur_System	ALS Bottle#:	0	Worklist Smp#:	2
Injection Vol:	1.0 ul	Dil. Factor:	1.0000		
Method:	PCBs_D3D	Limit Group:	HR - 1668A - ICAL		
Column:	SPB-Octyl (0.25 mm)	Detector	F2(21.81 :35.54)		

PCB-25, CAS: 55712-37-3

Signal: 1

Not Detected
Expected RT: 22.45

Processing Integration Results

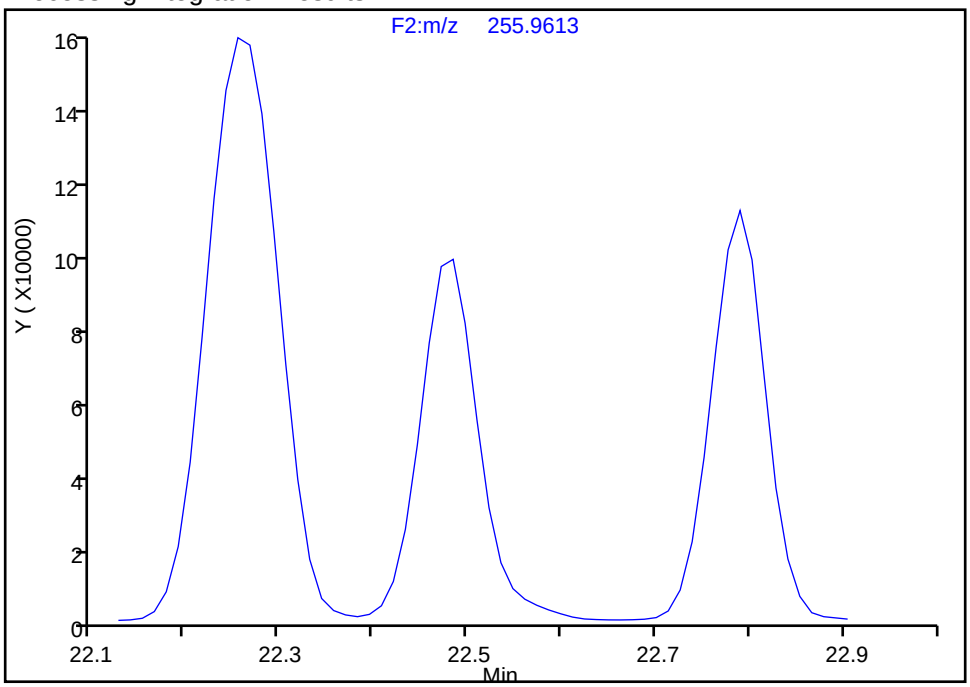

Manual Integration Results

RT: 22.48
Area: 416465
Amount: 40.848190
Amount Units: pg/ul

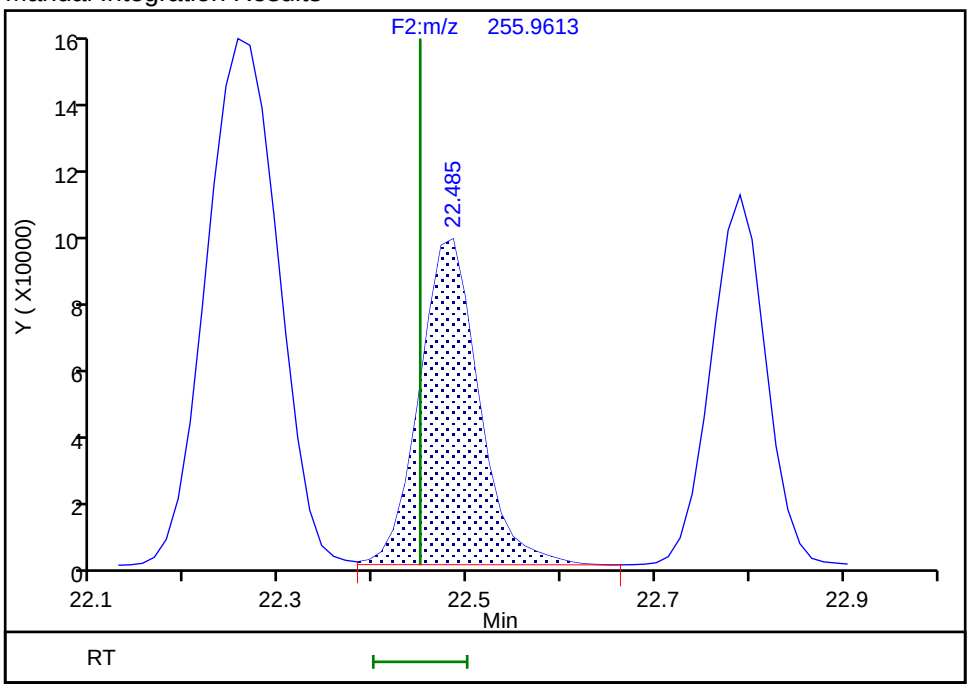

Reviewer: mcwhirterl, 29-Aug-2019 01:05:44
Audit Action: Assigned Compound ID Audit Reason: Peak assignment corrected

Manual Integration/User Assign Peak Report

Eurofins TestAmerica, Knoxville

Data File:	\\chromna\Knoxville\ChromData\D3D\20190828-12892.b\lcs140-3281717-b.d				
Injection Date:	28-Aug-2019 23:31:00	Instrument ID:	D3D		
Lims ID:	LCS 140-32817/17-B				
Client ID:					
Operator ID:	Xcalibur_System	ALS Bottle#:	0	Worklist Smp#:	2
Injection Vol:	1.0 ul	Dil. Factor:	1.0000		
Method:	PCBs_D3D	Limit Group:	HR - 1668A - ICAL		
Column:	SPB-Octyl (0.25 mm)	Detector	F2(21.81 :35.54)		

PCB-21/33, CAS: STL01800

Signal: 2

Processing Integration Results

RT: 23.26
Area: 375985
Amount: 38.017863
Amount Units: pg/ul

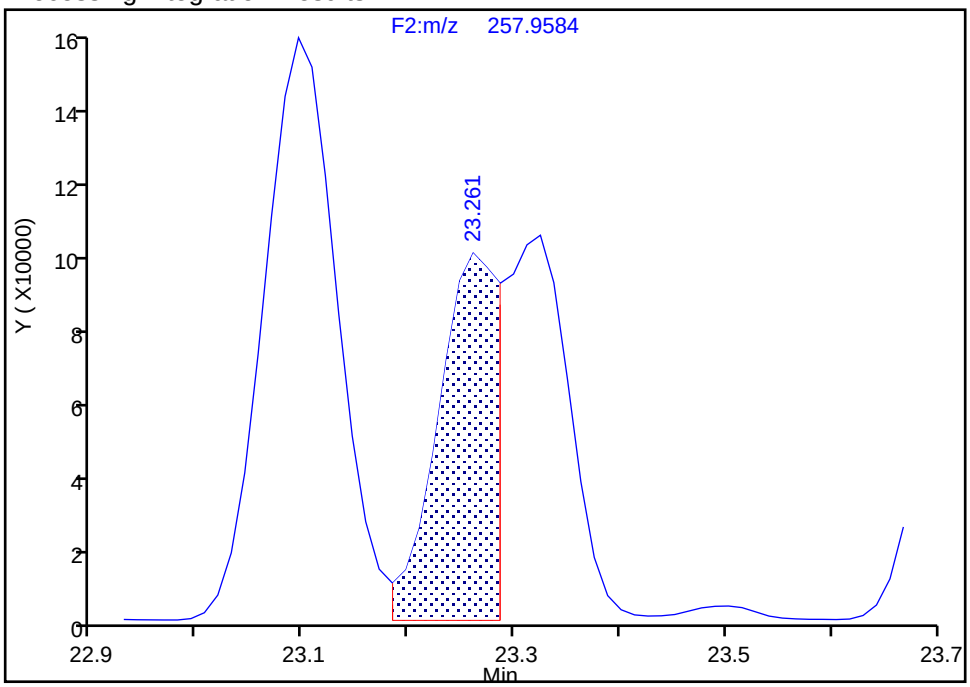

Manual Integration Results

RT: 23.32
Area: 811384
Amount: 82.673349
Amount Units: pg/ul

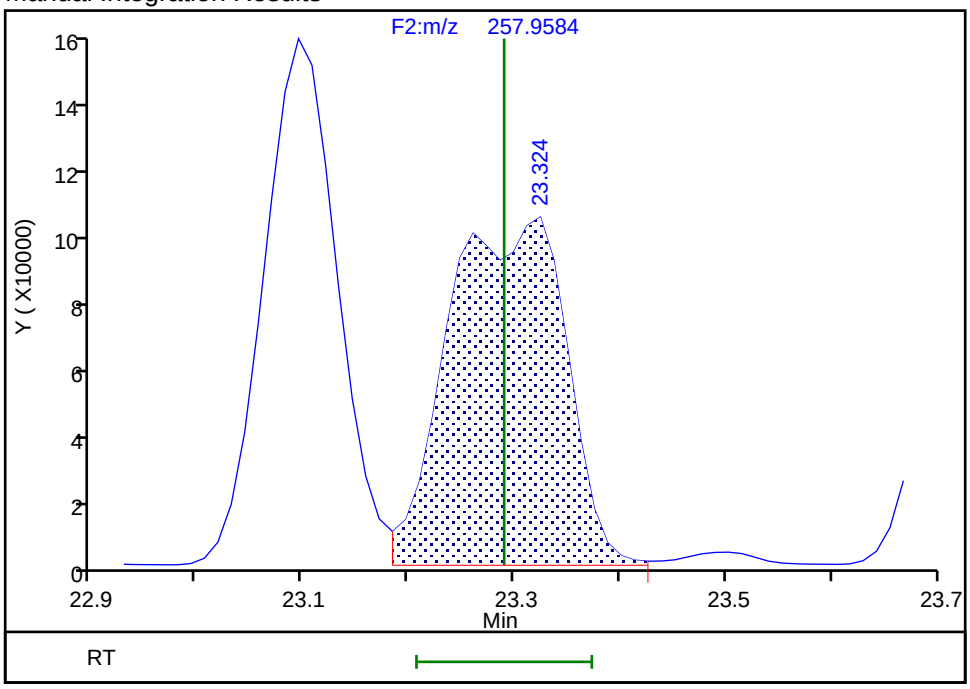

Reviewer: mcwhirterl, 29-Aug-2019 01:06:10

Audit Action: Marked Compound Undetected Audit Reason: Invalid Compound ID

Manual Integration/User Assign Peak Report

Eurofins TestAmerica, Knoxville

Data File: \\chromna\Knoxville\ChromData\D3D\20190828-12892.b\lcs140-3281717-b.d
Injection Date: 28-Aug-2019 23:31:00 Instrument ID: D3D
Lims ID: LCS 140-32817/17-B
Client ID:
Operator ID: Xcalibur_System ALS Bottle#: 0 Worklist Smp#: 2
Injection Vol: 1.0 ul Dil. Factor: 1.0000
Method: PCBs_D3D Limit Group: HR - 1668A - ICAL
Column: SPB-Octyl (0.25 mm) Detector F2(21.81 :35.54)

PCB-21/33, CAS: STL01800

Signal: 3

Processing Integration Results

RT: 23.26
Area: 768631
Amount: 38.017863
Amount Units: pg/ul

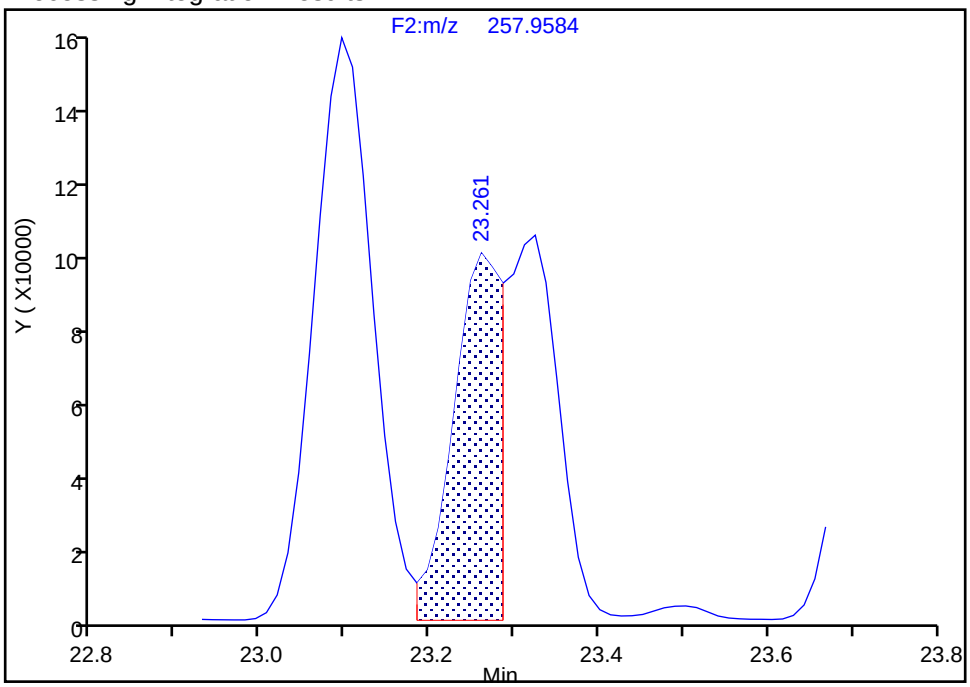

Manual Integration Results

RT: 23.32
Area: 1671459
Amount: 82.673349
Amount Units: pg/ul
Reviewer: mcwhirterl, 29-Aug-2019 01:06:10
Audit Action: Marked Compound Undetected Audit Reason: Invalid Compound ID

Manual Integration/User Assign Peak Report

Eurofins TestAmerica, Knoxville

Data File: \\chromna\Knoxville\ChromData\D3D\20190828-12892.b\lcs140-3281717-b.d
Injection Date: 28-Aug-2019 23:31:00 Instrument ID: D3D
Lims ID: LCS 140-32817/17-B
Client ID:
Operator ID: Xcalibur_System ALS Bottle#: 0 Worklist Smp#: 2
Injection Vol: 1.0 ul Dil. Factor: 1.0000
Method: PCBs_D3D Limit Group: HR - 1668A - ICAL
Column: SPB-Octyl (0.25 mm) Detector F2(21.81 :35.54)

PCB-21/33, CAS: STL01800

Signal: 1

Processing Integration Results

RT: 23.26
Area: 392646
Amount: 38.017863
Amount Units: pg/ul

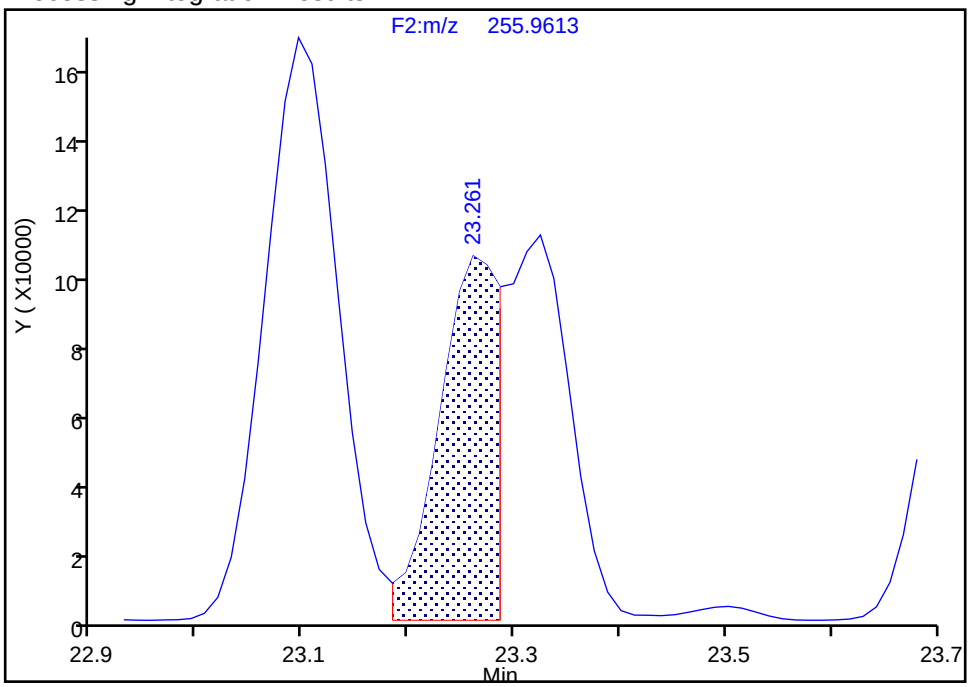

Manual Integration Results

RT: 23.32
Area: 860075
Amount: 82.673349
Amount Units: pg/ul

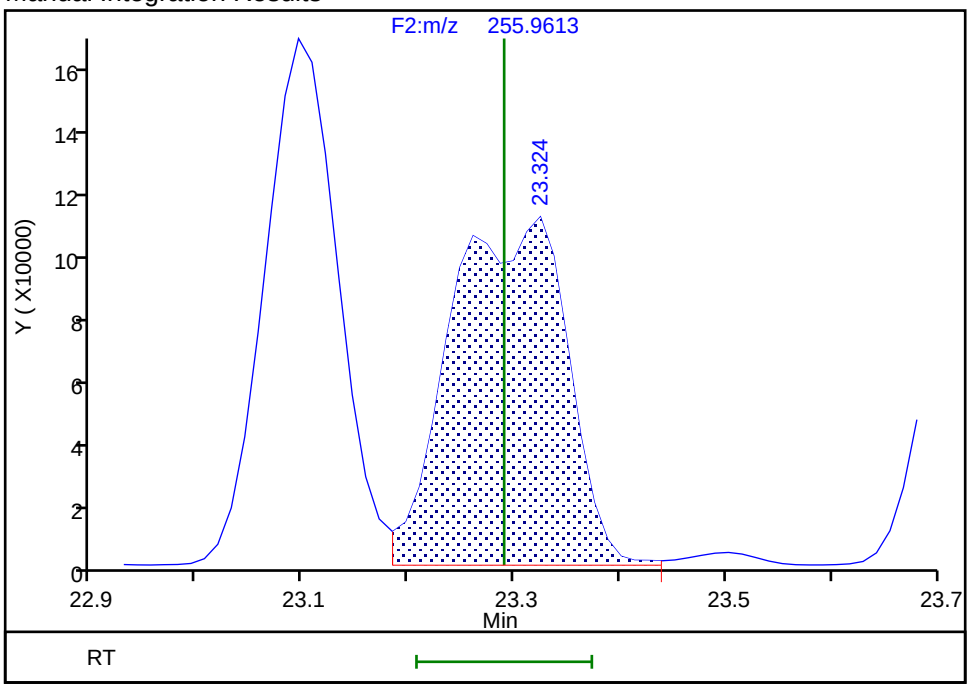

Reviewer: mcwhirterl, 29-Aug-2019 01:06:11
Audit Action: Manually Integrated/Assigned Compound ID Audit Reason: Incomplete Integration

Manual Integration/User Assign Peak Report

Eurofins TestAmerica, Knoxville

Data File:	\\chromna\Knoxville\ChromData\D3D\20190828-12892.b\lcs140-3281717-b.d				
Injection Date:	28-Aug-2019 23:31:00	Instrument ID:	D3D		
Lims ID:	LCS 140-32817/17-B				
Client ID:					
Operator ID:	Xcalibur_System	ALS Bottle#:	0	Worklist Smp#:	2
Injection Vol:	1.0 ul	Dil. Factor:	1.0000		
Method:	PCBs_D3D	Limit Group:	HR - 1668A - ICAL		
Column:	SPB-Octyl (0.25 mm)	Detector	F2(21.81 :35.54)		

PCB-22, CAS: 38444-85-8

Signal: 1

Not Detected
Expected RT: 23.68

Processing Integration Results

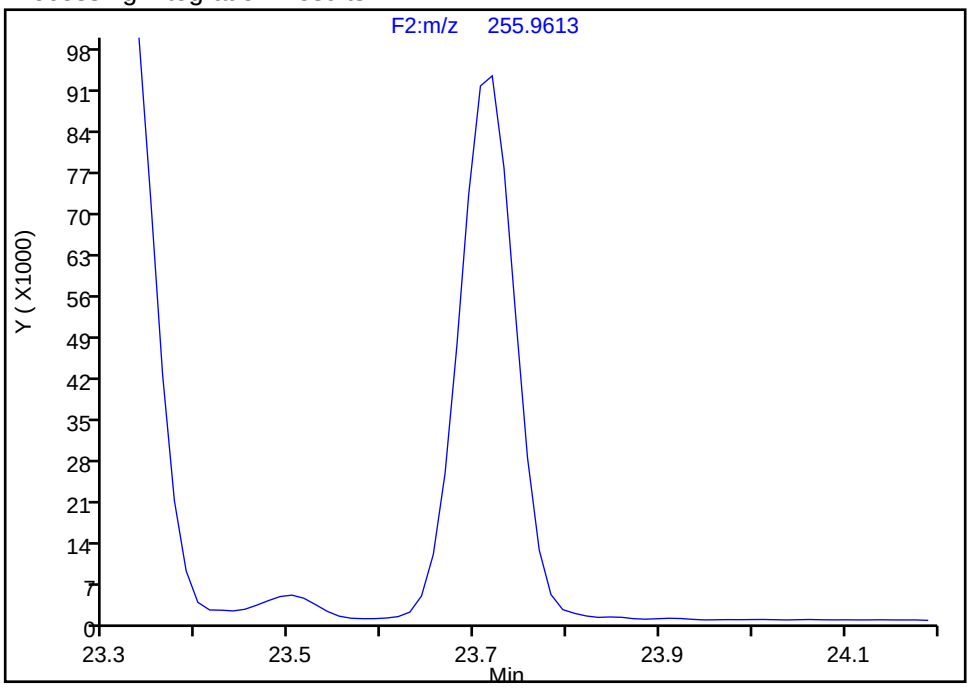

Manual Integration Results

RT: 23.72
Area: 399709
Amount: 42.513591
Amount Units: pg/ul

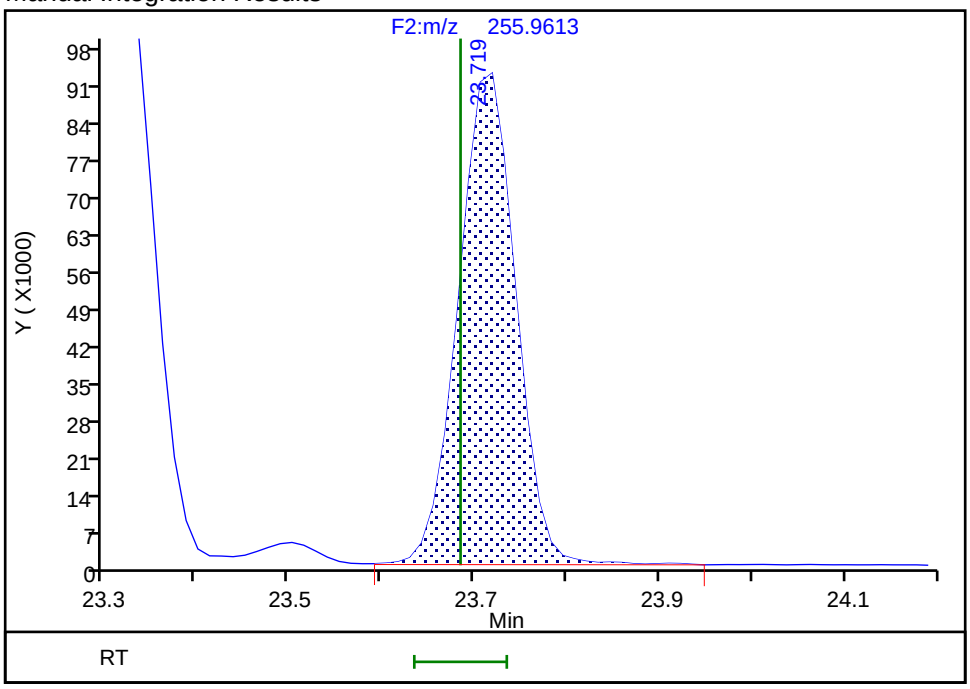

Reviewer: mcwhirterl, 29-Aug-2019 01:06:18
Audit Action: Assigned Compound ID Audit Reason: Incomplete Integration

Manual Integration/User Assign Peak Report

Eurofins TestAmerica, Knoxville

Data File:	\\chromna\Knoxville\ChromData\D3D\20190828-12892.b\lcs140-3281717-b.d				
Injection Date:	28-Aug-2019 23:31:00	Instrument ID:	D3D		
Lims ID:	LCS 140-32817/17-B				
Client ID:					
Operator ID:	Xcalibur_System	ALS Bottle#:	0	Worklist Smp#:	2
Injection Vol:	1.0 ul	Dil. Factor:	1.0000		
Method:	PCBs_D3D	Limit Group:	HR - 1668A - ICAL		
Column:	SPB-Octyl (0.25 mm)	Detector	F2(21.81 :35.54)		

PCB-38, CAS: 53555-66-1

Signal: 2

Processing Integration Results

RT: 26.21
Area: 459435
Amount: 46.466898
Amount Units: pg/ul

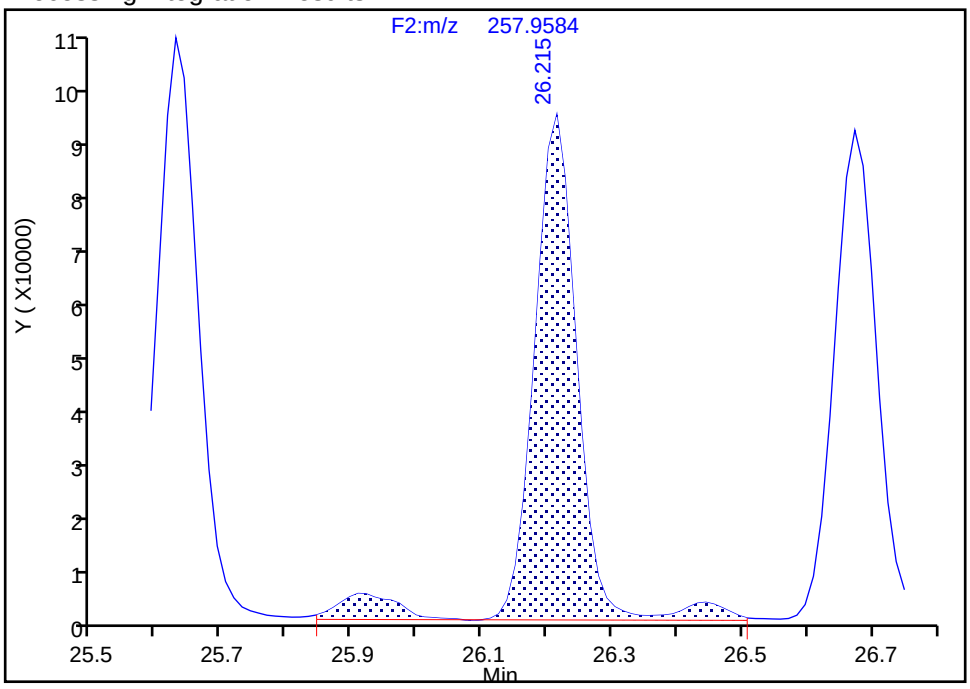

Manual Integration Results

RT: 26.21
Area: 412530
Amount: 44.041282
Amount Units: pg/ul

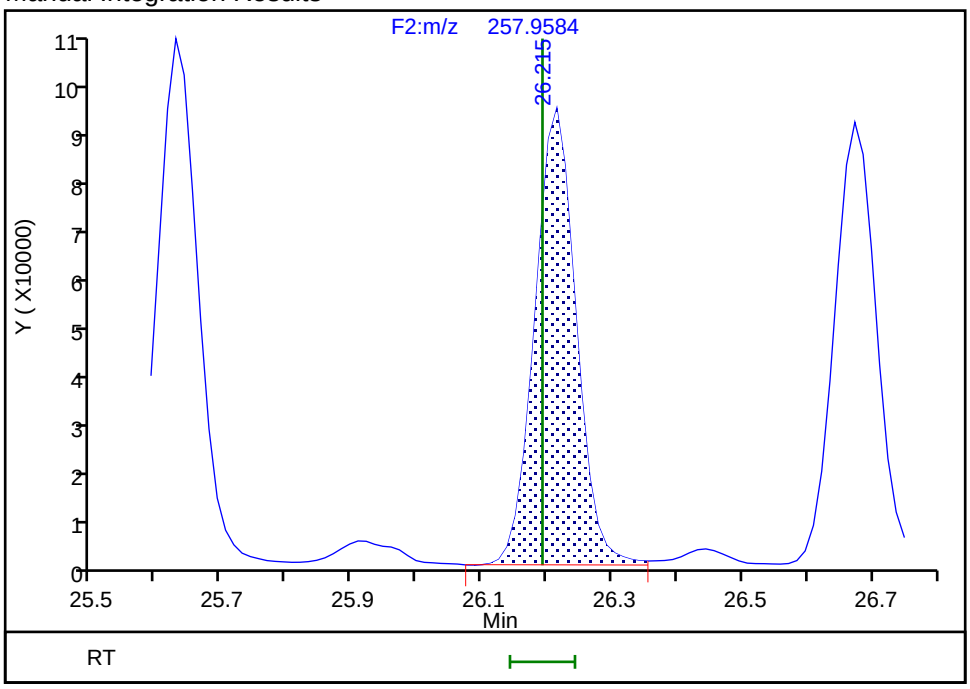

Reviewer: mcwhirterl, 29-Aug-2019 01:06:35

Audit Action: Marked Compound Undetected Audit Reason: Invalid Compound ID

Manual Integration/User Assign Peak Report

Eurofins TestAmerica, Knoxville

Data File: \\chromna\Knoxville\ChromData\D3D\20190828-12892.b\lcs140-3281717-b.d
Injection Date: 28-Aug-2019 23:31:00 Instrument ID: D3D
Lims ID: LCS 140-32817/17-B
Client ID:
Operator ID: Xcalibur_System ALS Bottle#: 0 Worklist Smp#: 2
Injection Vol: 1.0 ul Dil. Factor: 1.0000
Method: PCBs_D3D Limit Group: HR - 1668A - ICAL
Column: SPB-Octyl (0.25 mm) Detector F2(21.81 :35.54)

PCB-38, CAS: 53555-66-1

Signal: 3

Processing Integration Results

RT: 26.21
Area: 898547
Amount: 46.466898
Amount Units: pg/ul

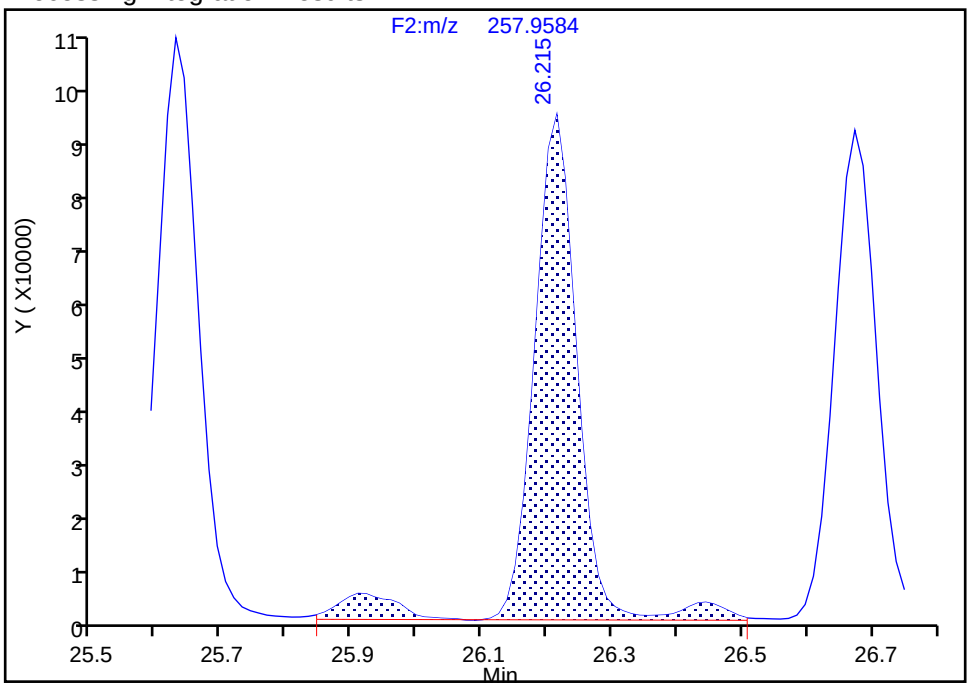

Manual Integration Results

RT: 26.21
Area: 851642
Amount: 44.041282
Amount Units: pg/ul
Reviewer: mcwhirterl, 29-Aug-2019 01:06:35
Audit Action: Marked Compound Undetected Audit Reason: Invalid Compound ID

Manual Integration/User Assign Peak Report

Eurofins TestAmerica, Knoxville

Data File:	\\chromna\Knoxville\ChromData\D3D\20190828-12892.b\lcs140-3281717-b.d				
Injection Date:	28-Aug-2019 23:31:00	Instrument ID:	D3D		
Lims ID:	LCS 140-32817/17-B				
Client ID:					
Operator ID:	Xcalibur_System	ALS Bottle#:	0	Worklist Smp#:	2
Injection Vol:	1.0 ul	Dil. Factor:	1.0000		
Method:	PCBs_D3D	Limit Group:	HR - 1668A - ICAL		
Column:	SPB-Octyl (0.25 mm)	Detector	F2(21.81 :35.54)		

PCB-38, CAS: 53555-66-1

Signal: 1

Processing Integration Results

RT: 26.21
Area: 439112
Amount: 46.466898
Amount Units: pg/ul

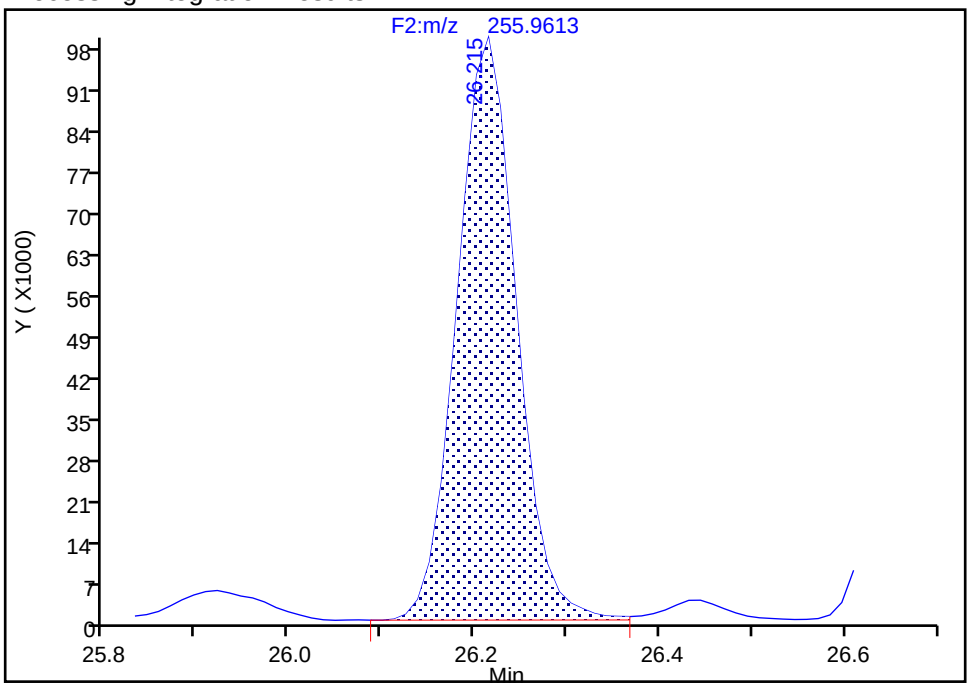

Manual Integration Results

RT: 26.21
Area: 439112
Amount: 44.041282
Amount Units: pg/ul

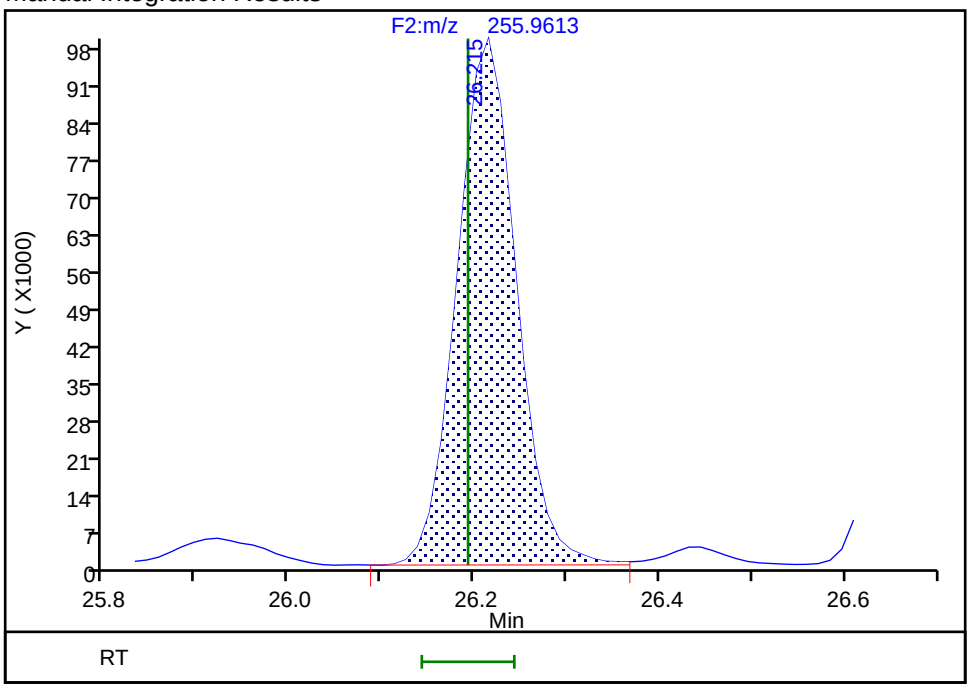

Reviewer: mcwhirterl, 29-Aug-2019 01:06:39

Audit Action: Manually Integrated/Assigned Compound ID Audit Reason: Split Peak

Manual Integration/User Assign Peak Report

Eurofins TestAmerica, Knoxville

Data File:	\\chromna\Knoxville\ChromData\D3D\20190828-12892.b\lcs140-3281717-b.d				
Injection Date:	28-Aug-2019 23:31:00	Instrument ID:	D3D		
Lims ID:	LCS 140-32817/17-B				
Client ID:					
Operator ID:	Xcalibur_System	ALS Bottle#:	0	Worklist Smp#:	2
Injection Vol:	1.0 ul	Dil. Factor:	1.0000		
Method:	PCBs_D3D	Limit Group:	HR - 1668A - ICAL		
Column:	SPB-Octyl (0.25 mm)	Detector	F2(21.81 :35.54)		

PCB-35, CAS: 37680-69-6

Signal: 2

Processing Integration Results

RT: 26.67
Area: 427105
Amount: 49.679132
Amount Units: pg/ul

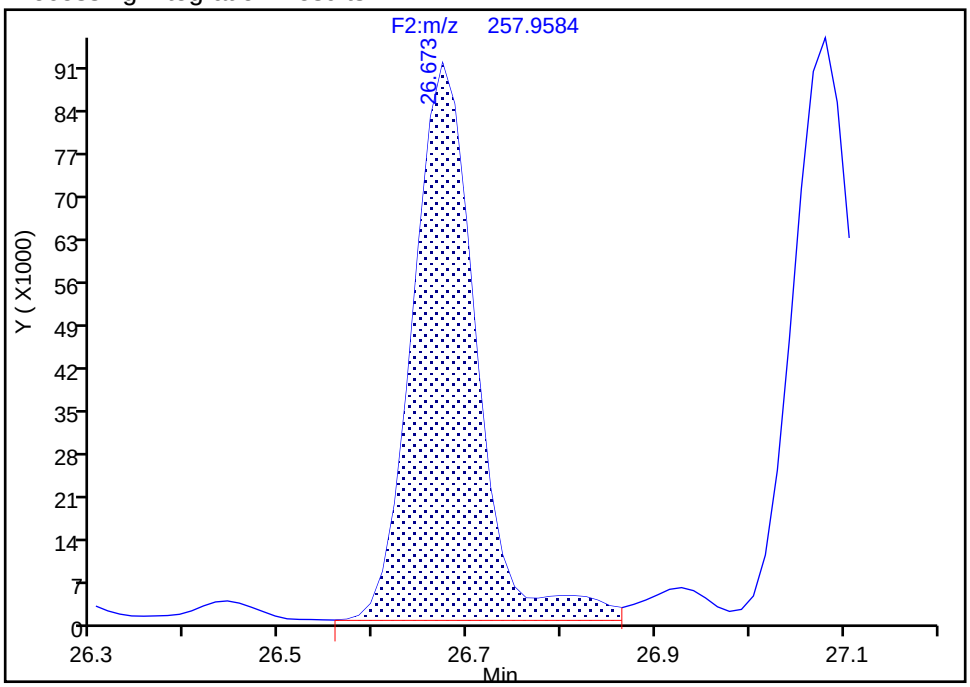

Manual Integration Results

RT: 26.67
Area: 405961
Amount: 47.462759
Amount Units: pg/ul

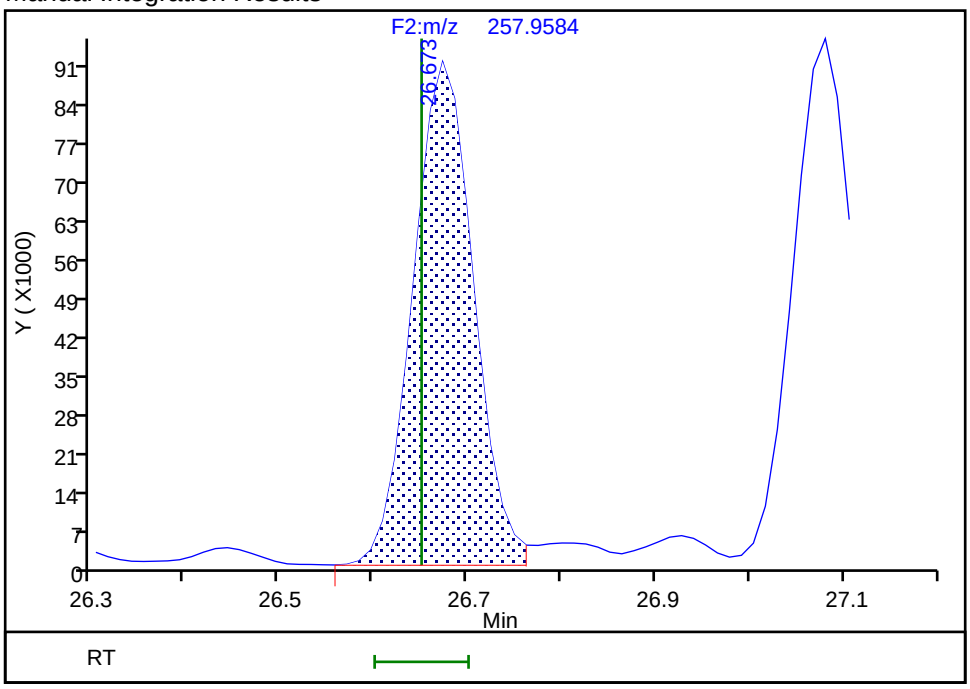

Reviewer: mcwhirterl, 29-Aug-2019 01:06:46

Audit Action: Marked Compound Undetected Audit Reason: Invalid Compound ID

Manual Integration/User Assign Peak Report

Eurofins TestAmerica, Knoxville

Data File: \\chromna\Knoxville\ChromData\D3D\20190828-12892.b\lcs140-3281717-b.d
Injection Date: 28-Aug-2019 23:31:00 Instrument ID: D3D
Lims ID: LCS 140-32817/17-B
Client ID:
Operator ID: Xcalibur_System ALS Bottle#: 0 Worklist Smp#: 2
Injection Vol: 1.0 ul Dil. Factor: 1.0000
Method: PCBs_D3D Limit Group: HR - 1668A - ICAL
Column: SPB-Octyl (0.25 mm) Detector F2(21.81 :35.54)

PCB-35, CAS: 37680-69-6

Signal: 3

Processing Integration Results

RT: 26.67
Area: 887013
Amount: 49.679132
Amount Units: pg/ul

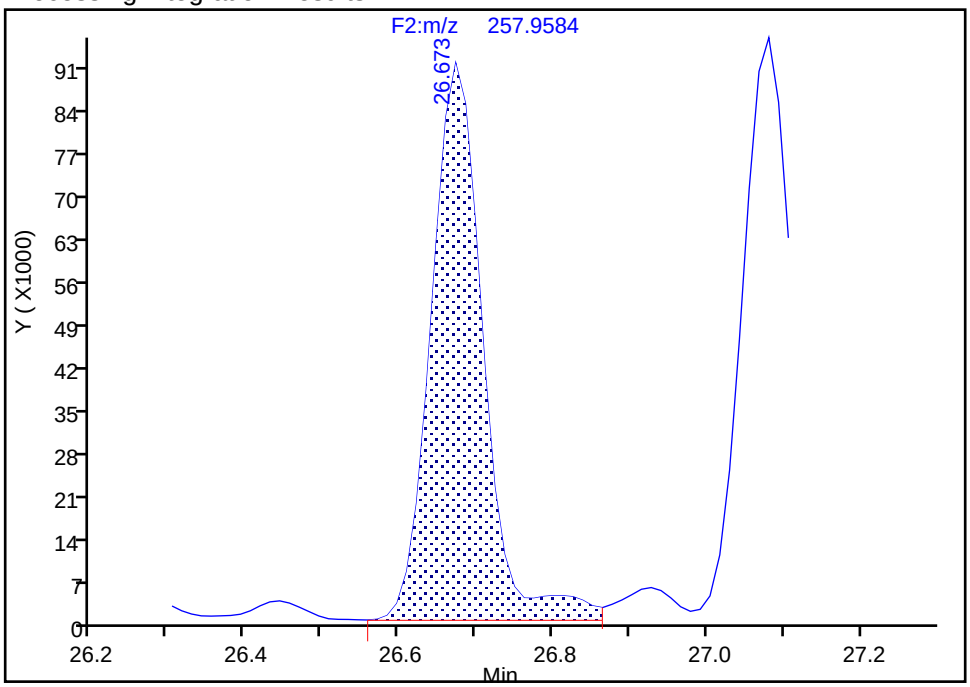

Manual Integration Results

RT: 26.67
Area: 847440
Amount: 47.462759
Amount Units: pg/ul
Reviewer: mcwhirterl, 29-Aug-2019 01:06:46
Audit Action: Marked Compound Undetected Audit Reason: Invalid Compound ID

Manual Integration/User Assign Peak Report

Eurofins TestAmerica, Knoxville

Data File:	\\chromna\Knoxville\ChromData\D3D\20190828-12892.b\lcs140-3281717-b.d				
Injection Date:	28-Aug-2019 23:31:00	Instrument ID:	D3D		
Lims ID:	LCS 140-32817/17-B				
Client ID:					
Operator ID:	Xcalibur_System	ALS Bottle#:	0	Worklist Smp#:	2
Injection Vol:	1.0 ul	Dil. Factor:	1.0000		
Method:	PCBs_D3D	Limit Group:	HR - 1668A - ICAL		
Column:	SPB-Octyl (0.25 mm)	Detector	F2(21.81 :35.54)		

PCB-35, CAS: 37680-69-6

Signal: 1

Processing Integration Results

RT: 26.67
Area: 459908
Amount: 49.679132
Amount Units: pg/ul

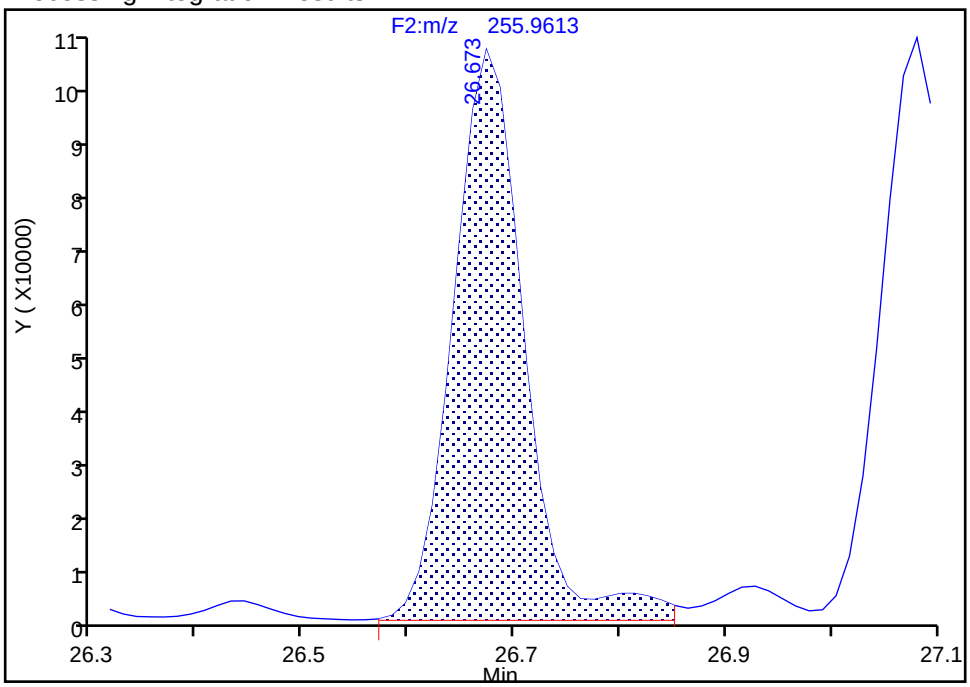

Manual Integration Results

RT: 26.67
Area: 441479
Amount: 47.462759
Amount Units: pg/ul

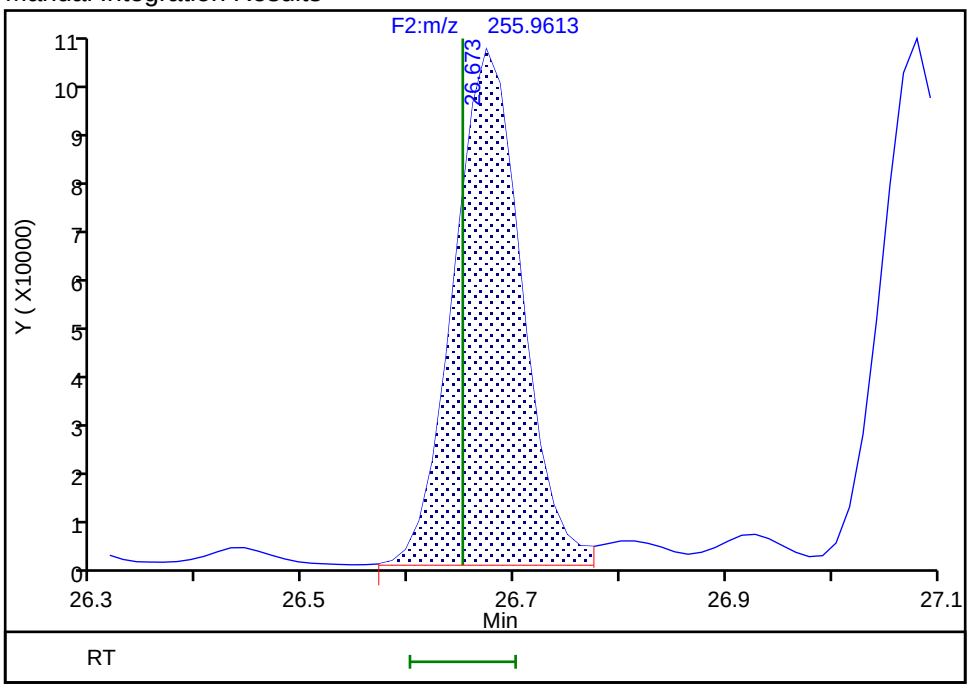

Reviewer: mcwhirterl, 29-Aug-2019 01:06:48

Audit Action: Manually Integrated/Assigned Compound ID Audit Reason: Split Peak

Manual Integration/User Assign Peak Report

Eurofins TestAmerica, Knoxville

Data File:	\\chromna\Knoxville\ChromData\D3D\20190828-12892.b\lcs140-3281717-b.d				
Injection Date:	28-Aug-2019 23:31:00	Instrument ID:	D3D		
Lims ID:	LCS 140-32817/17-B				
Client ID:					
Operator ID:	Xcalibur_System	ALS Bottle#:	0	Worklist Smp#:	2
Injection Vol:	1.0 ul	Dil. Factor:	1.0000		
Method:	PCBs_D3D	Limit Group:	HR - 1668A - ICAL		
Column:	SPB-Octyl (0.25 mm)	Detector	F2(21.81 :35.54)		

PCB-37, CAS: 38444-90-5

Signal: 1

Not Detected
Expected RT: 27.06

Processing Integration Results

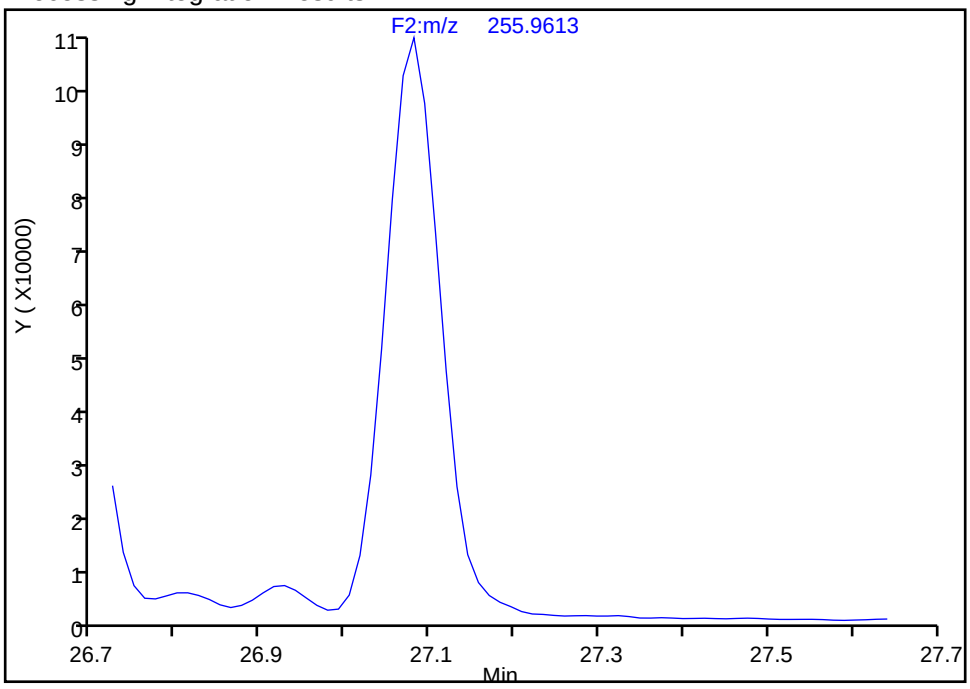

Manual Integration Results

RT: 27.08
Area: 471714
Amount: 48.408684
Amount Units: pg/ul

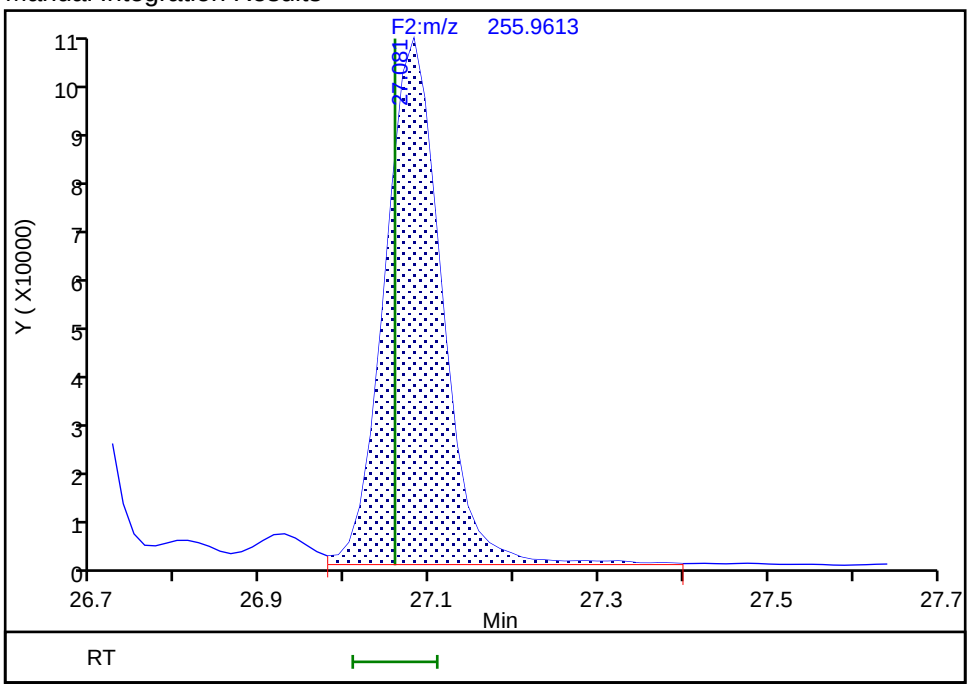

Reviewer: mcwhirterl, 29-Aug-2019 01:06:52
Audit Action: Assigned Compound ID Audit Reason: Split Peak

Eurofins TestAmerica, Knoxville

Data File:	\\chromna\Knoxville\ChromData\D3D\20190828-12892.b\lcs140-3281717-b.d		
Injection Date:	28-Aug-2019 23:31:00	Injection Vol:	1.0 ul
Instrument ID:	D3D	Operator ID:	Xcalibur_System
Method:	PCBs_D3D	Limit Group:	HR - 1668A - ICAL
Client ID:			
Worklist#:	33110	Sample Line#:	2
Column Type:	SPB-Octyl	Column Dia:	0.25 mm

TePCB F1

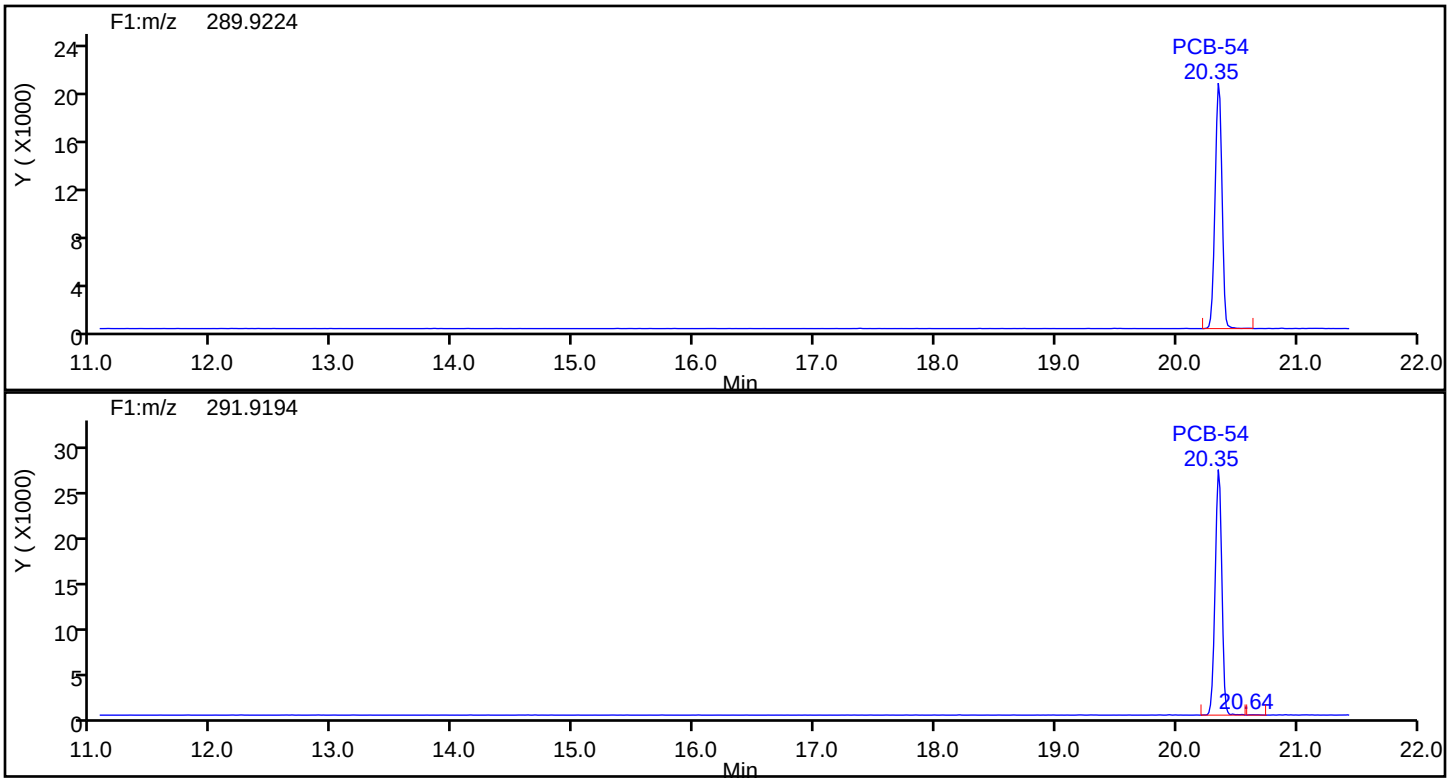

TePCB F1 Standards

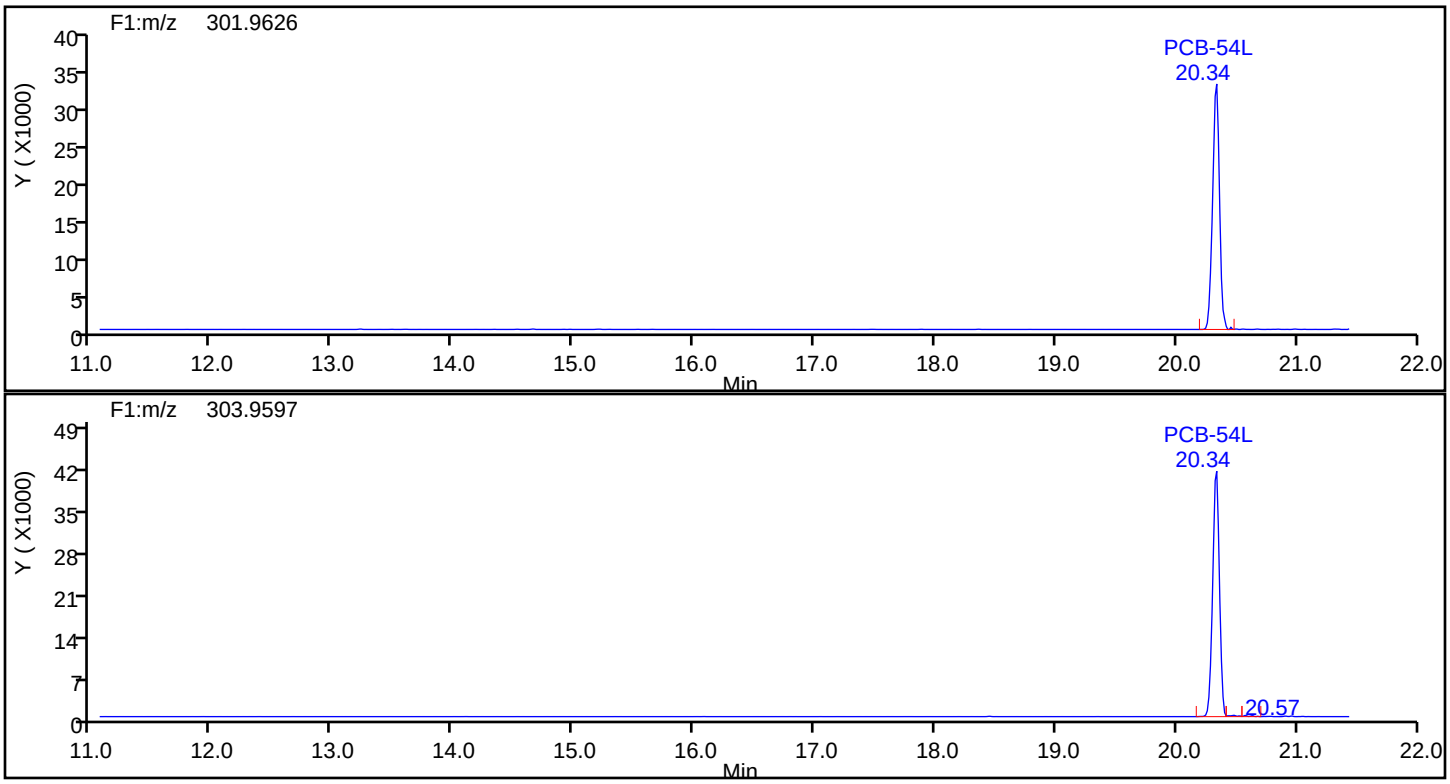

Eurofins TestAmerica, Knoxville

Data File:	\\chromna\Knoxville\ChromData\D3D\20190828-12892.b\lcs140-3281717-b.d		
Injection Date:	28-Aug-2019 23:31:00	Injection Vol:	1.0 ul
Instrument ID:	D3D	Operator ID:	Xcalibur_System
Method:	PCBs_D3D	Limit Group:	HR - 1668A - ICAL
Client ID:			
Worklist#:	33110	Sample Line#:	2
Column Type:	SPB-Octyl	Column Dia:	0.25 mm

TePCB F1

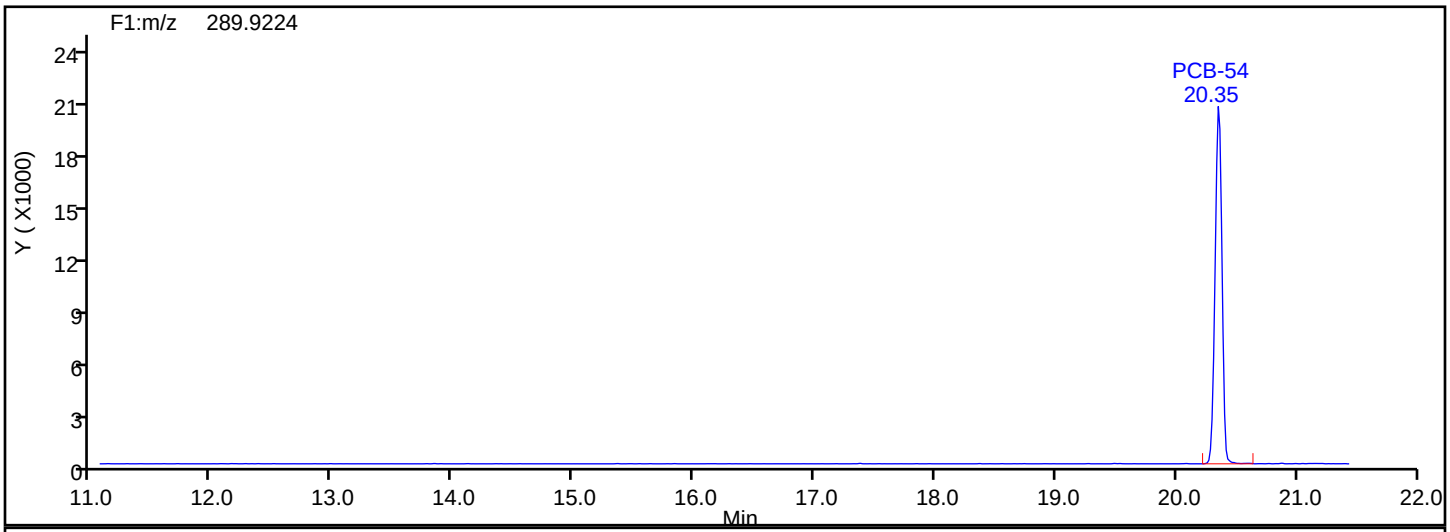

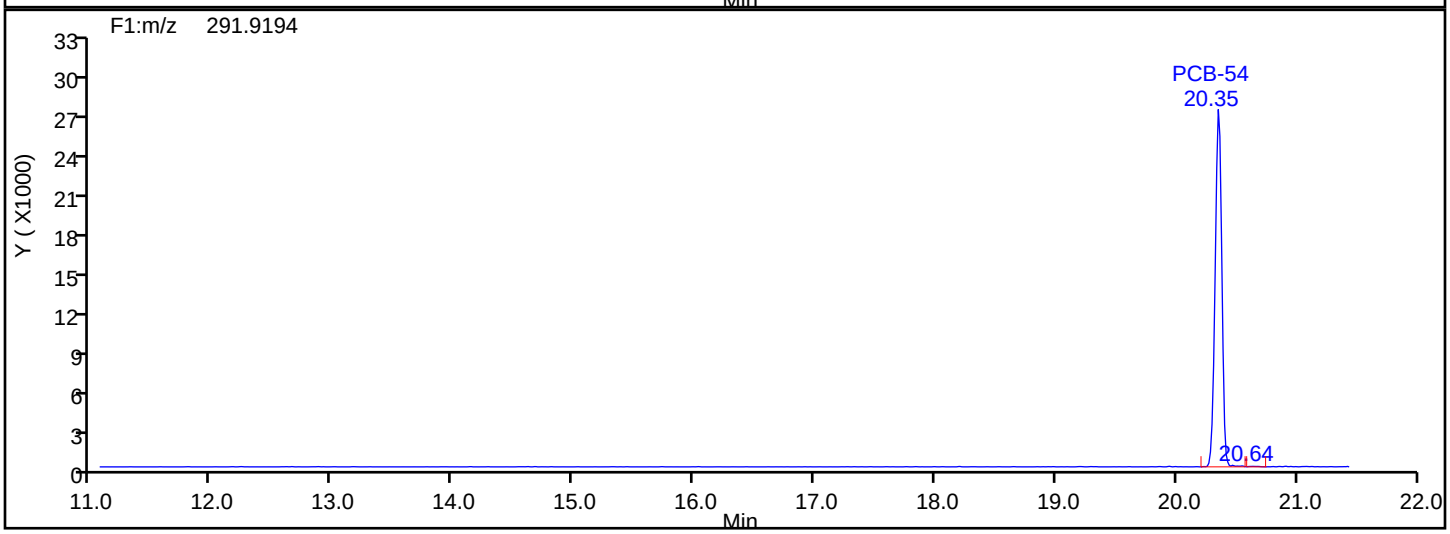

TePCB F1 Lock Mass

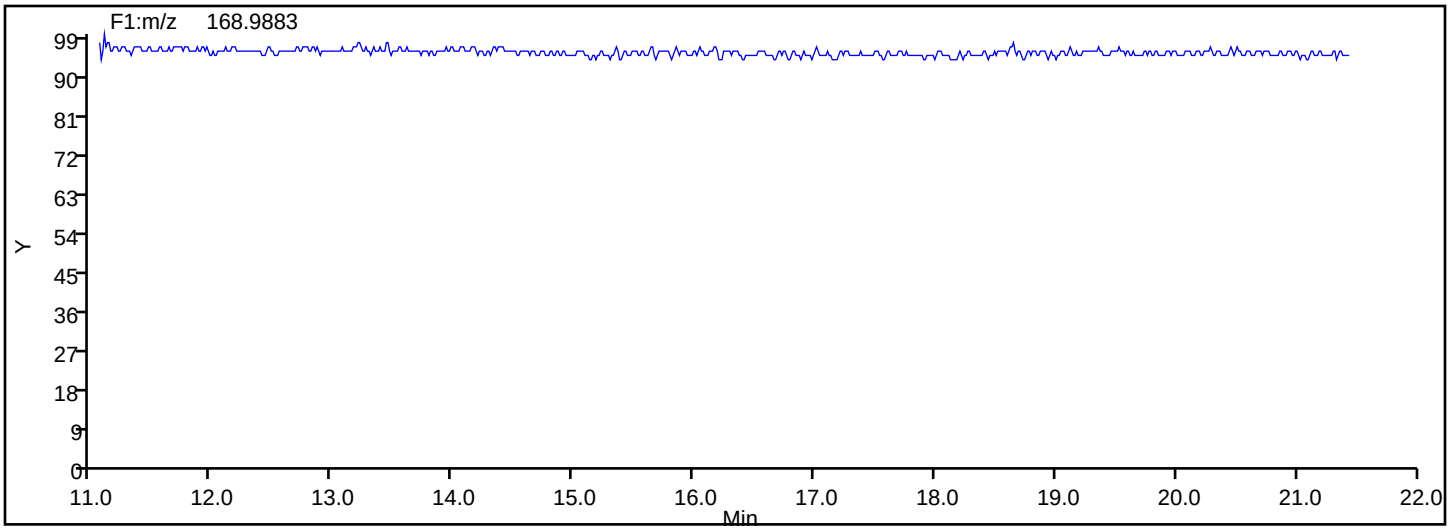

Manual Integration/User Assign Peak Report

Eurofins TestAmerica, Knoxville

Data File:	\\chromna\Knoxville\ChromData\D3D\20190828-12892.b\lcs140-3281717-b.d				
Injection Date:	28-Aug-2019 23:31:00	Instrument ID:	D3D		
Lims ID:	LCS 140-32817/17-B				
Client ID:					
Operator ID:	Xcalibur_System	ALS Bottle#:	0	Worklist Smp#:	2
Injection Vol:	1.0 ul	Dil. Factor:	1.0000		
Method:	PCBs_D3D	Limit Group:	HR - 1668A - ICAL		
Column:	SPB-Octyl (0.25 mm)	Detector	F1(11.07 :21.70)		

PCB-54L, CAS: 234432-88-3

Signal: 2

Processing Integration Results

RT: 20.34
Area: 155742
Amount: 71.719744
Amount Units: pg/ul

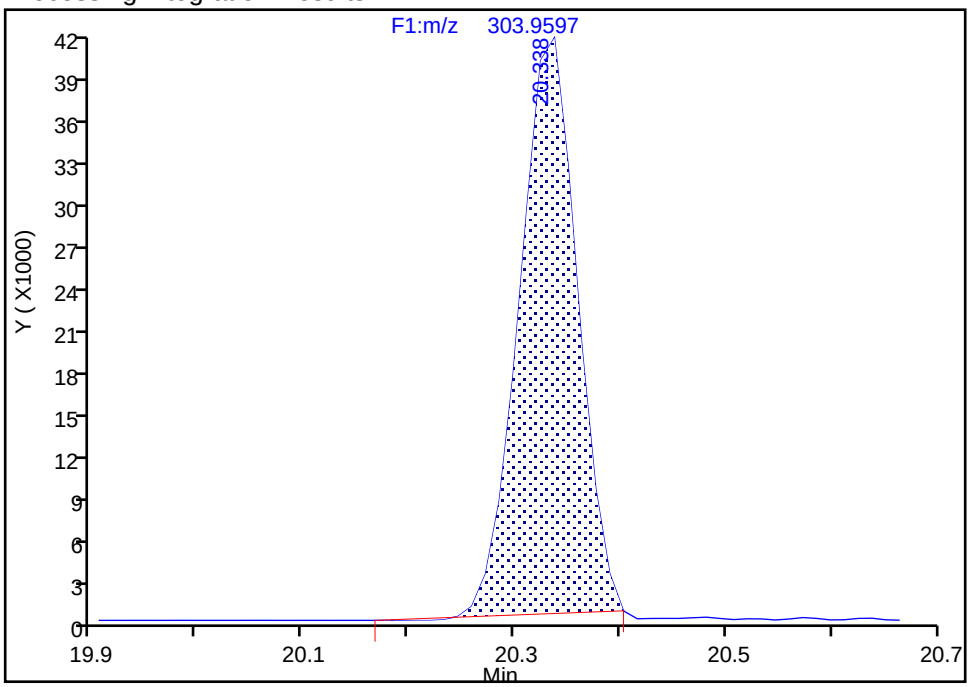

Manual Integration Results

RT: 20.34
Area: 160843
Amount: 72.993800
Amount Units: pg/ul

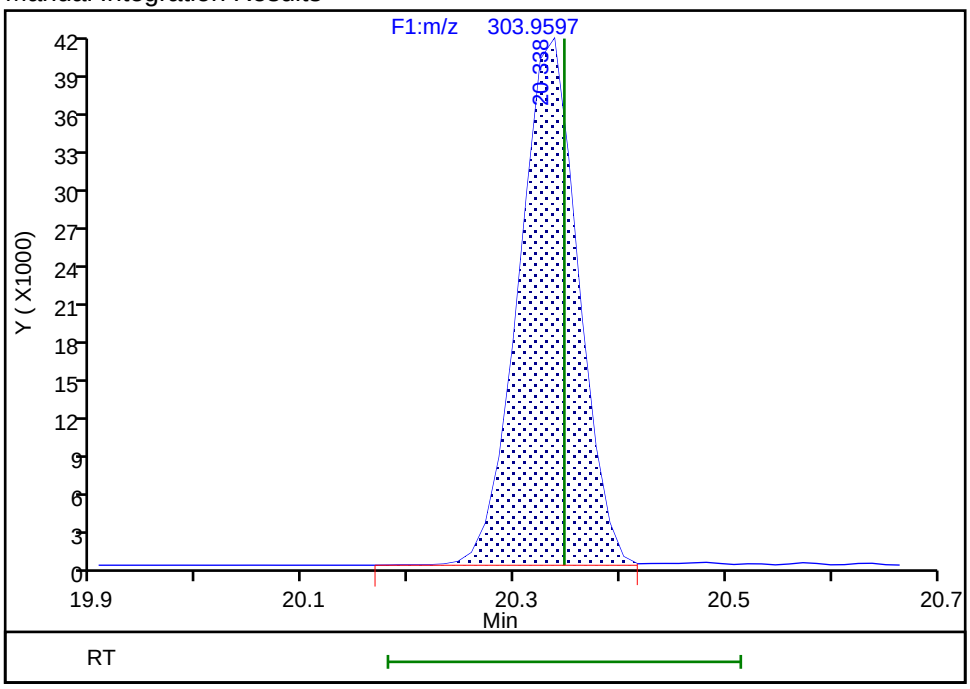

Reviewer: mcwhirterl, 29-Aug-2019 01:07:22

Audit Action: Marked Compound Undetected Audit Reason: Invalid Compound ID

Manual Integration/User Assign Peak Report

Eurofins TestAmerica, Knoxville

Data File: \\chromna\Knoxville\ChromData\D3D\20190828-12892.b\lcs140-3281717-b.d
Injection Date: 28-Aug-2019 23:31:00 Instrument ID: D3D
Lims ID: LCS 140-32817/17-B
Client ID:
Operator ID: Xcalibur_System ALS Bottle#: 0 Worklist Smp#: 2
Injection Vol: 1.0 ul Dil. Factor: 1.0000
Method: PCBs_D3D Limit Group: HR - 1668A - ICAL
Column: SPB-Octyl (0.25 mm) Detector F1(11.07 :21.70)

PCB-54L, CAS: 234432-88-3

Signal: 3

Processing Integration Results

RT: 20.34
Area: 287148
Amount: 71.719744
Amount Units: pg/ul

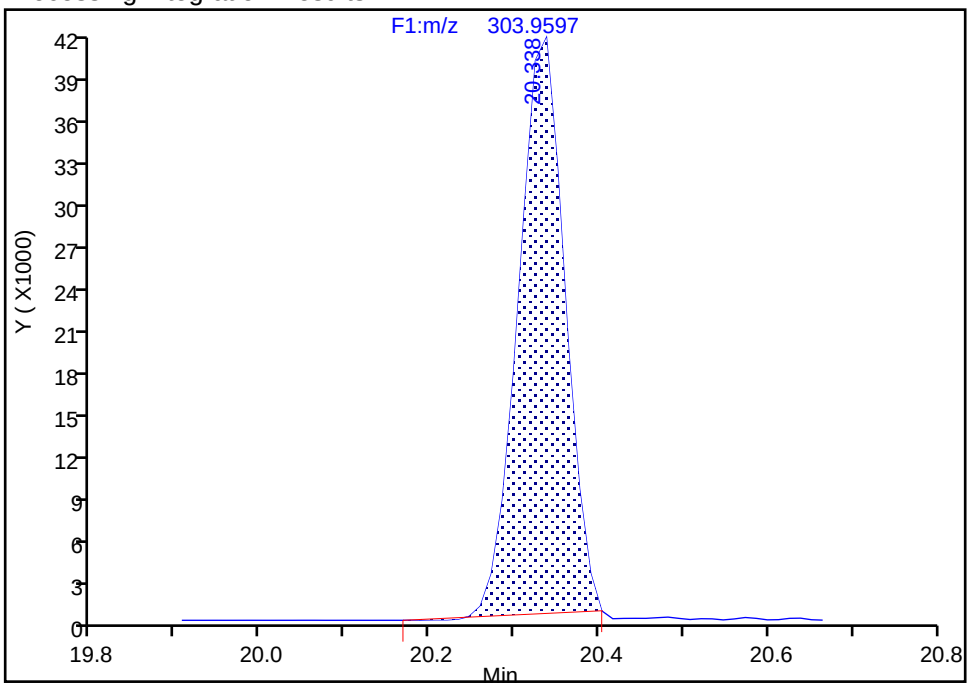

Manual Integration Results

RT: 20.34
Area: 292249
Amount: 72.993800
Amount Units: pg/ul
Reviewer: mcwhirterl, 29-Aug-2019 01:07:22
Audit Action: Marked Compound Undetected Audit Reason: Invalid Compound ID

Manual Integration/User Assign Peak Report

Eurofins TestAmerica, Knoxville

Data File:	\\chromna\Knoxville\ChromData\D3D\20190828-12892.b\lcs140-3281717-b.d				
Injection Date:	28-Aug-2019 23:31:00	Instrument ID:	D3D		
Lims ID:	LCS 140-32817/17-B				
Client ID:					
Operator ID:	Xcalibur_System	ALS Bottle#:	0	Worklist Smp#:	2
Injection Vol:	1.0 ul	Dil. Factor:	1.0000		
Method:	PCBs_D3D	Limit Group:	HR - 1668A - ICAL		
Column:	SPB-Octyl (0.25 mm)	Detector	F1(11.07 :21.70)		

PCB-54L, CAS: 234432-88-3

Signal: 1

Processing Integration Results

RT: 20.34
Area: 131406
Amount: 71.719744
Amount Units: pg/ul

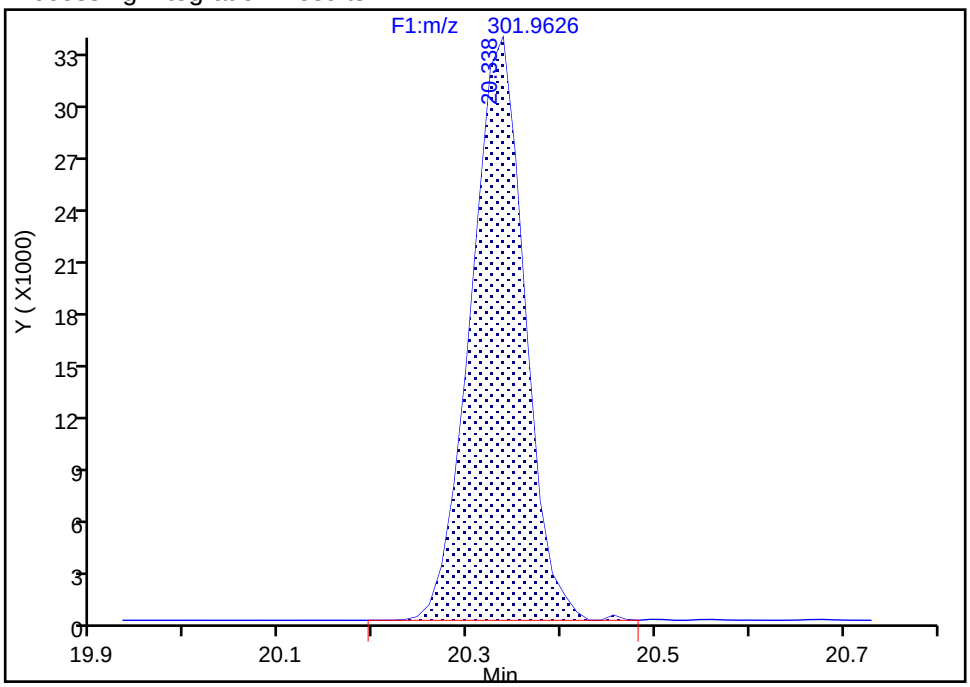

Manual Integration Results

RT: 20.34
Area: 131406
Amount: 72.993800
Amount Units: pg/ul

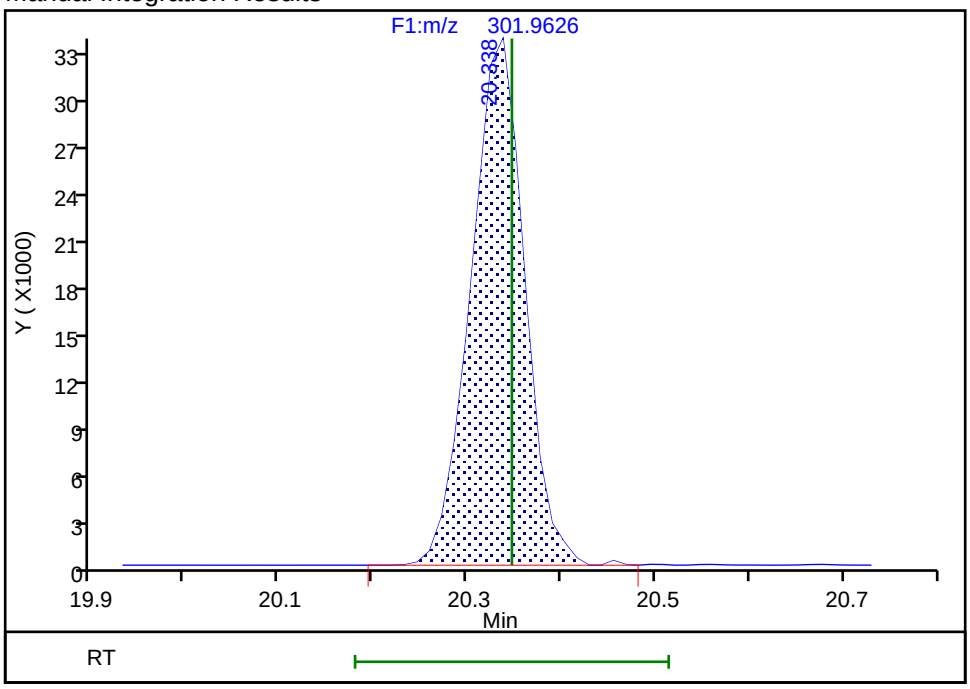

Reviewer: mcwhirterl, 29-Aug-2019 01:07:24

Audit Action: Manually Integrated/Assigned Compound ID Audit Reason: Baseline

Eurofins TestAmerica, Knoxville

Data File:	\\chromna\Knoxville\ChromData\D3D\20190828-12892.b\lcs140-3281717-b.d		
Injection Date:	28-Aug-2019 23:31:00	Injection Vol:	1.0 ul
Instrument ID:	D3D	Operator ID:	Xcalibur_System
Method:	PCBs_D3D	Limit Group:	HR - 1668A - ICAL
Client ID:			
Worklist#:	33110	Sample Line#:	2
Column Type:	SPB-Octyl	Column Dia:	0.25 mm

TePCB F2

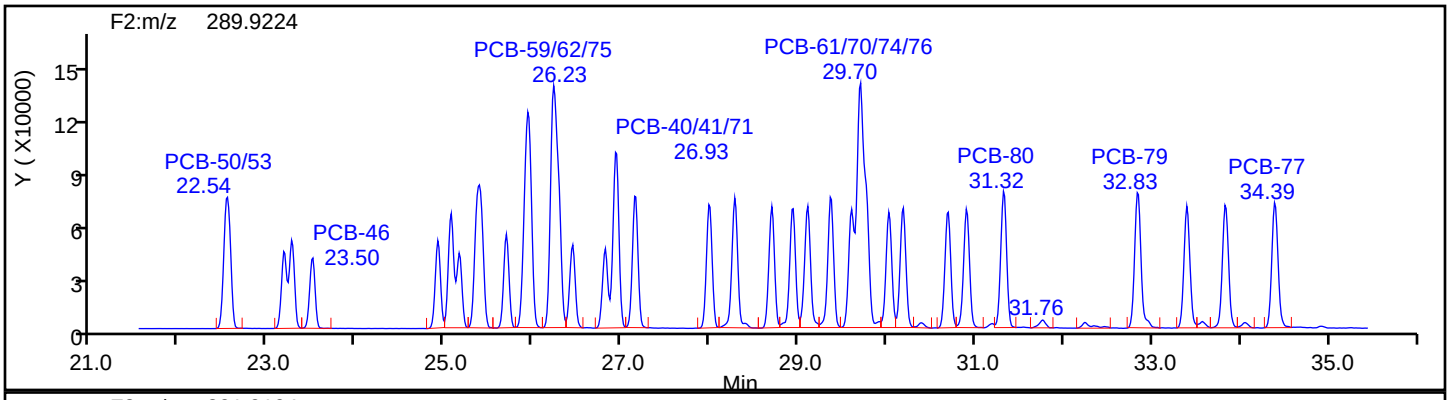

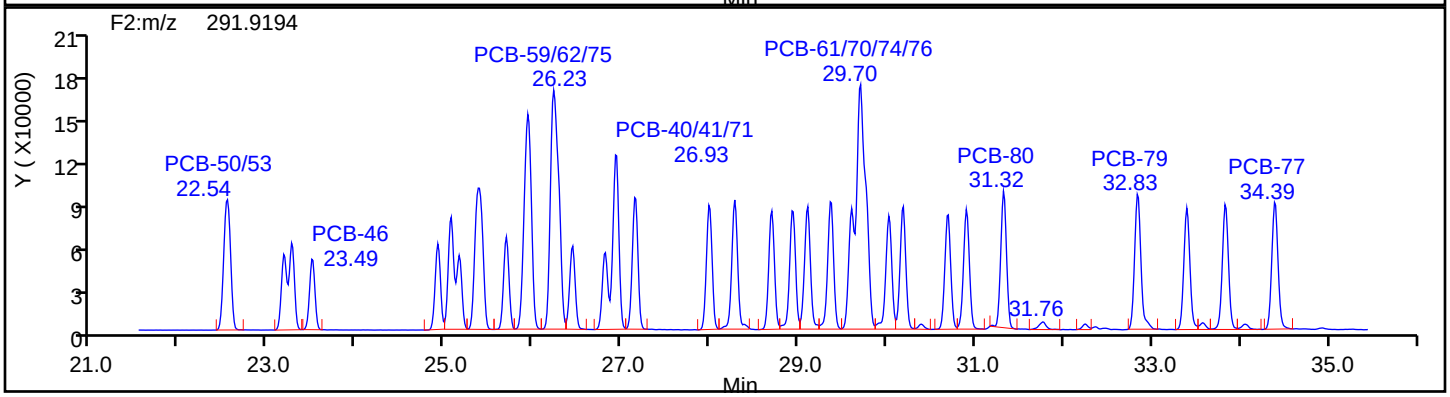

TePCB F2 Standards

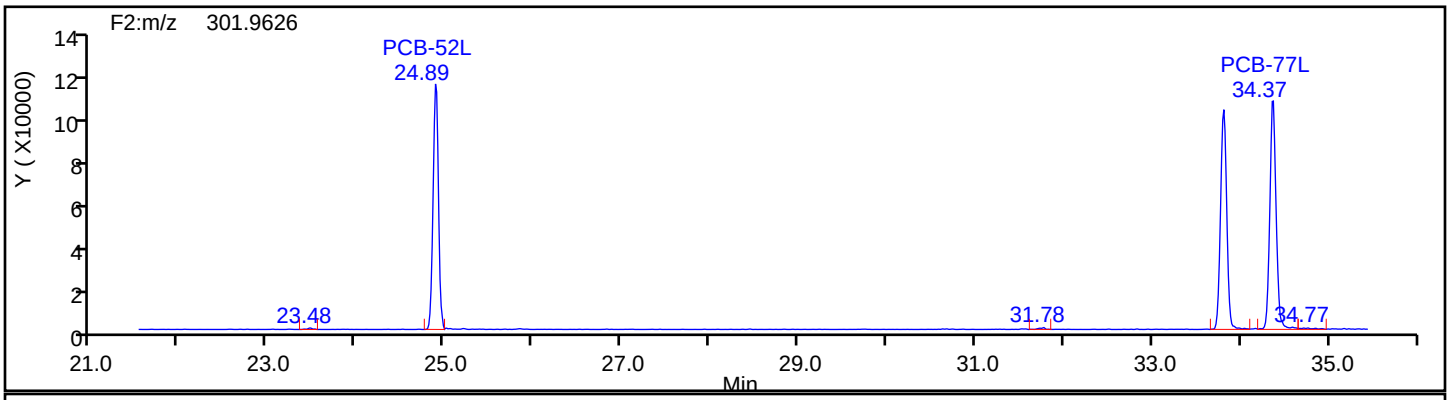

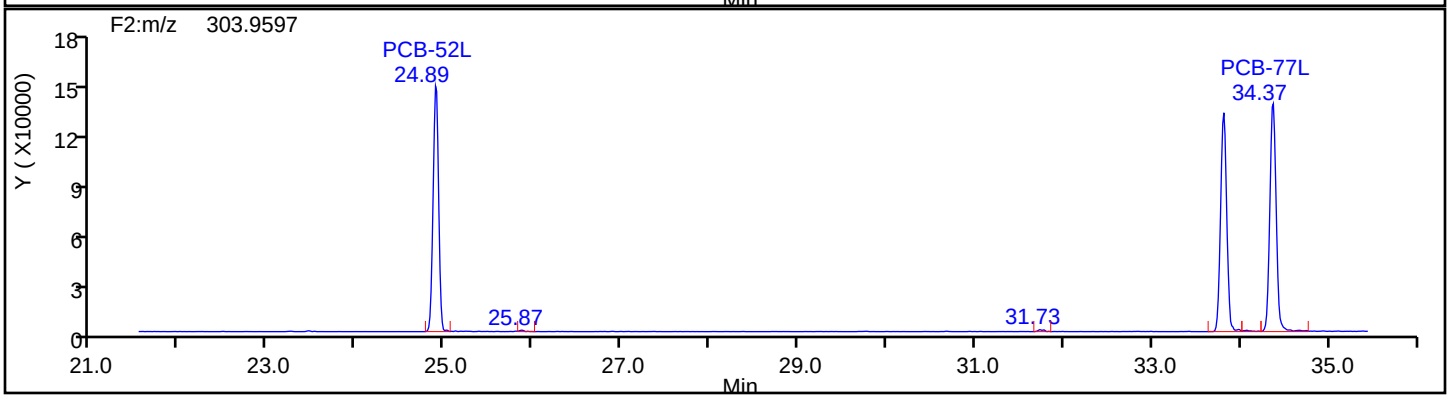

Eurofins TestAmerica, Knoxville

Data File:	\\chromna\Knoxville\ChromData\D3D\20190828-12892.b\lcs140-3281717-b.d		
Injection Date:	28-Aug-2019 23:31:00	Injection Vol:	1.0 ul
Instrument ID:	D3D	Operator ID:	Xcalibur_System
Method:	PCBs_D3D	Limit Group:	HR - 1668A - ICAL
Client ID:			
Worklist#:	33110	Sample Line#:	2
Column Type:	SPB-Octyl	Column Dia:	0.25 mm

TePCB F2

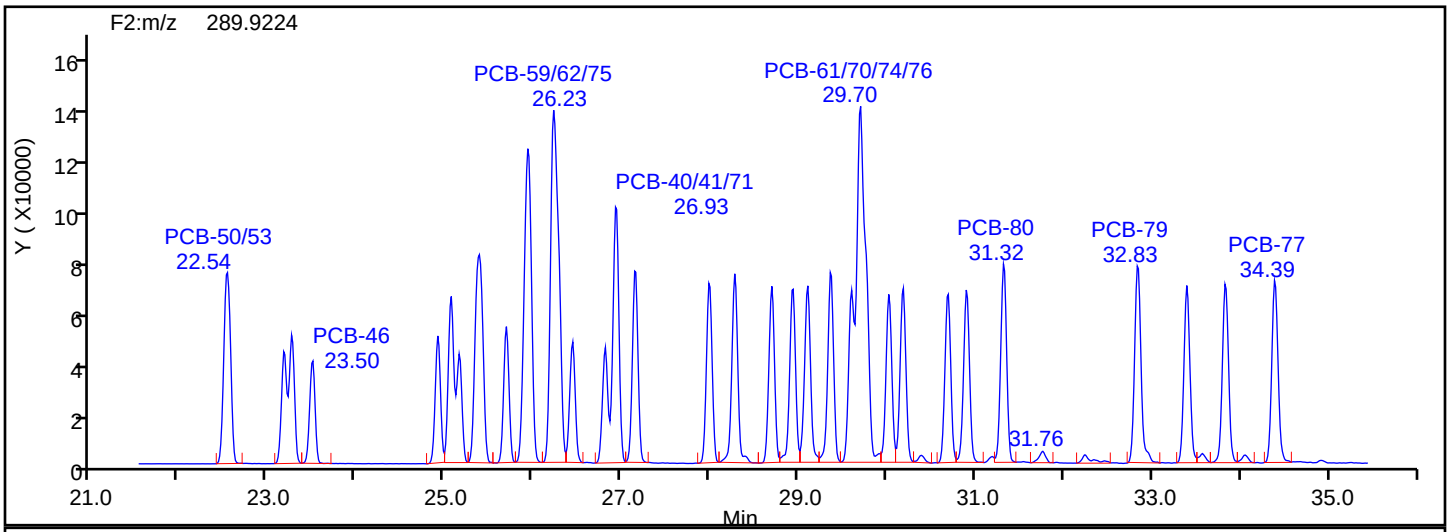

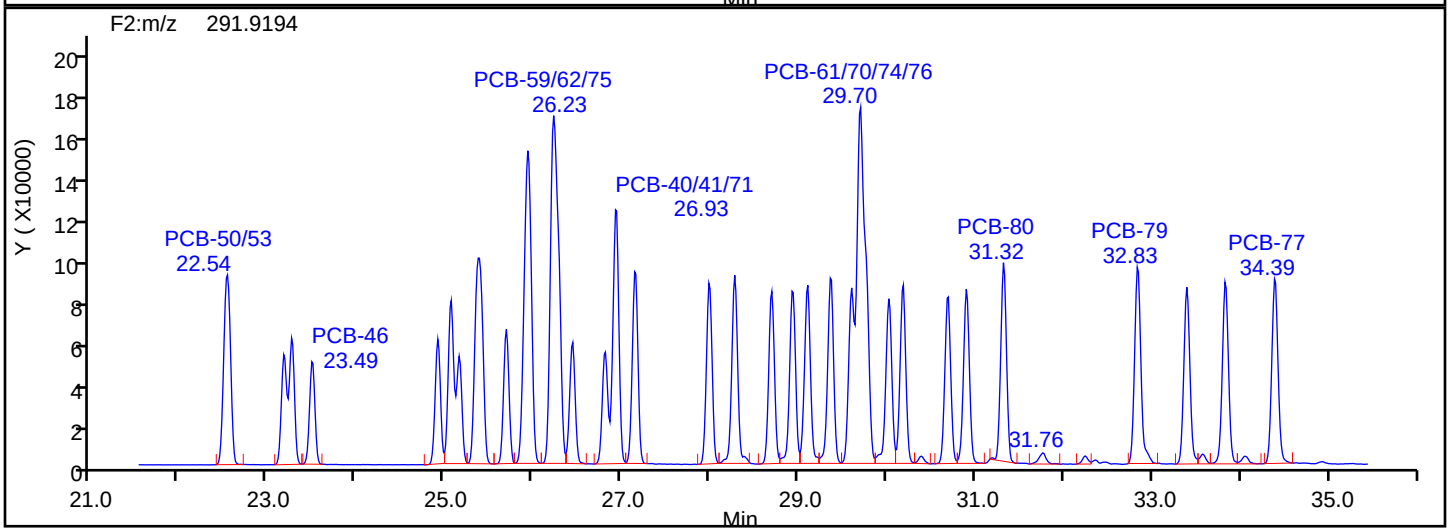

TePCB F2 Lock Mass

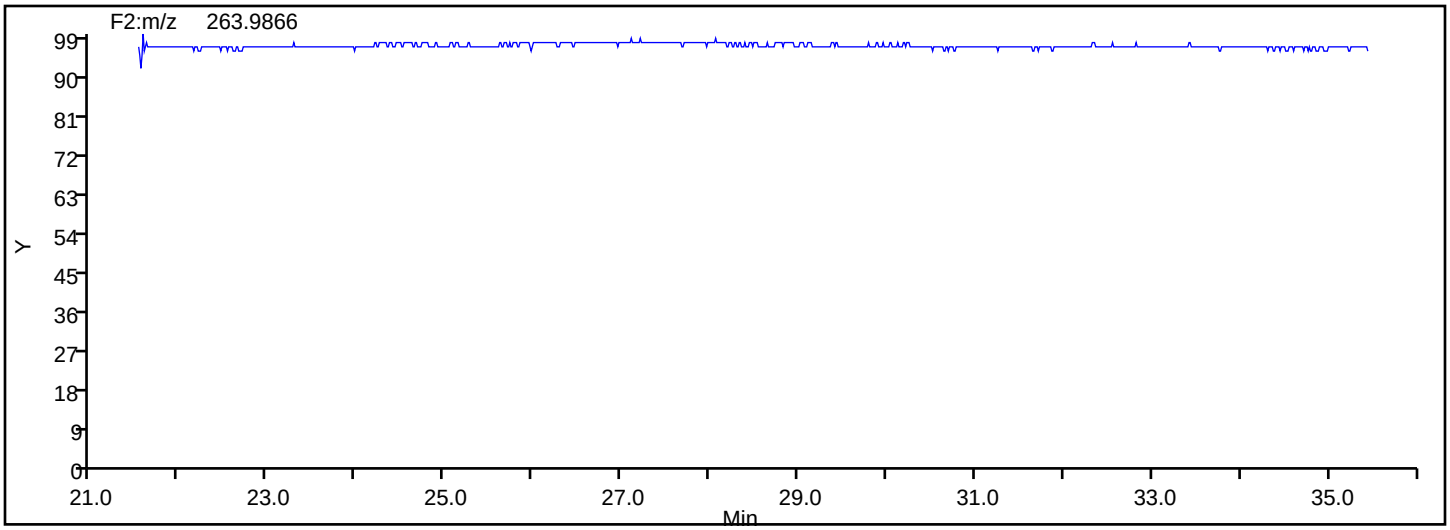

Manual Integration/User Assign Peak Report

Eurofins TestAmerica, Knoxville

Data File:	\\chromna\Knoxville\ChromData\D3D\20190828-12892.b\lcs140-3281717-b.d				
Injection Date:	28-Aug-2019 23:31:00	Instrument ID:	D3D		
Lims ID:	LCS 140-32817/17-B				
Client ID:					
Operator ID:	Xcalibur_System	ALS Bottle#:	0	Worklist Smp#:	2
Injection Vol:	1.0 ul	Dil. Factor:	1.0000		
Method:	PCBs_D3D	Limit Group:	HR - 1668A - ICAL		
Column:	SPB-Octyl (0.25 mm)	Detector	F2(21.81 :35.54)		

PCB-45/51, CAS: STL01804

Signal: 2

Processing Integration Results

RT: 23.26
Area: 240608
Amount: 42.259688
Amount Units: pg/ul

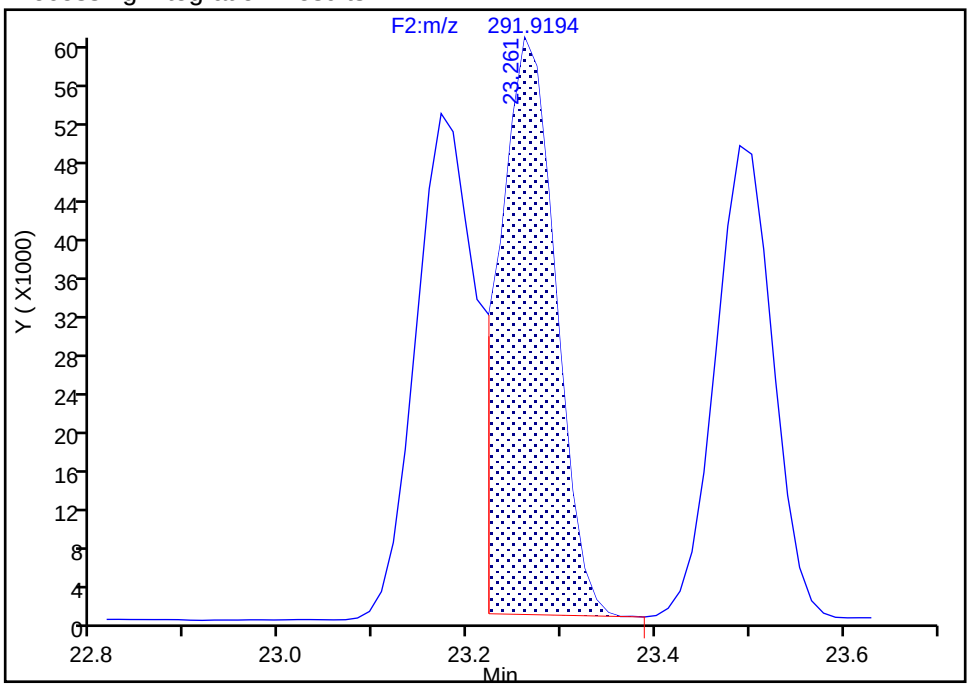

Manual Integration Results

RT: 23.26
Area: 472907
Amount: 82.697559
Amount Units: pg/ul

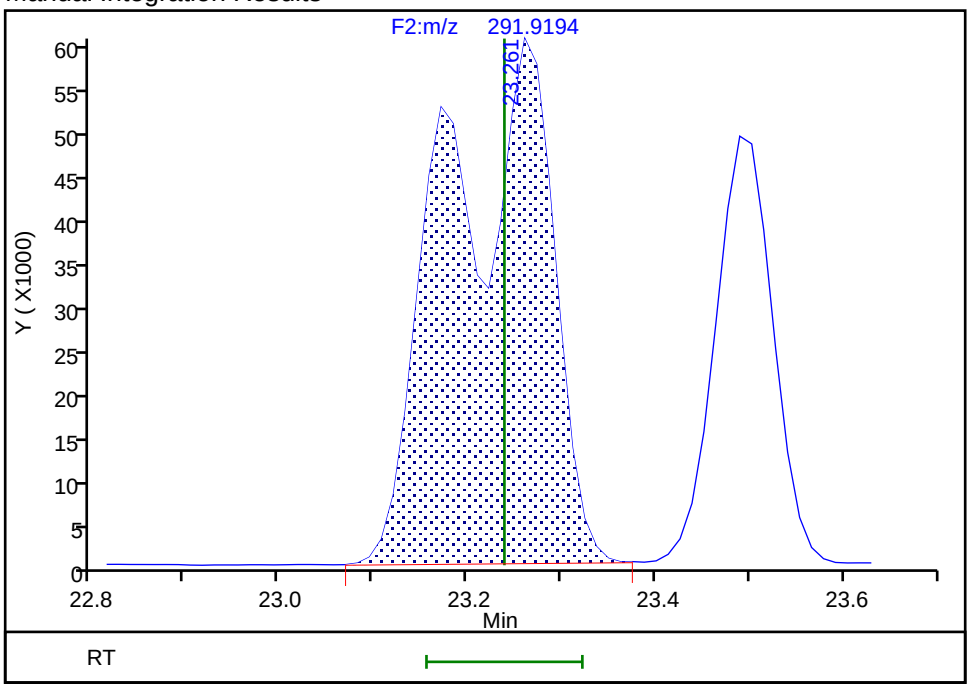

Reviewer: mcwhirterl, 29-Aug-2019 01:07:51
Audit Action: Marked Compound Undetected Audit Reason: Invalid Compound ID

Manual Integration/User Assign Peak Report

Eurofins TestAmerica, Knoxville

Data File: \\chromna\Knoxville\ChromData\D3D\20190828-12892.b\lcs140-3281717-b.d
Injection Date: 28-Aug-2019 23:31:00 Instrument ID: D3D
Lims ID: LCS 140-32817/17-B
Client ID:
Operator ID: Xcalibur_System ALS Bottle#: 0 Worklist Smp#: 2
Injection Vol: 1.0 ul Dil. Factor: 1.0000
Method: PCBs_D3D Limit Group: HR - 1668A - ICAL
Column: SPB-Octyl (0.25 mm) Detector F2(21.81 :35.54)

PCB-45/51, CAS: STL01804

Signal: 3

Processing Integration Results

RT: 23.26
Area: 435003
Amount: 42.259688
Amount Units: pg/ul

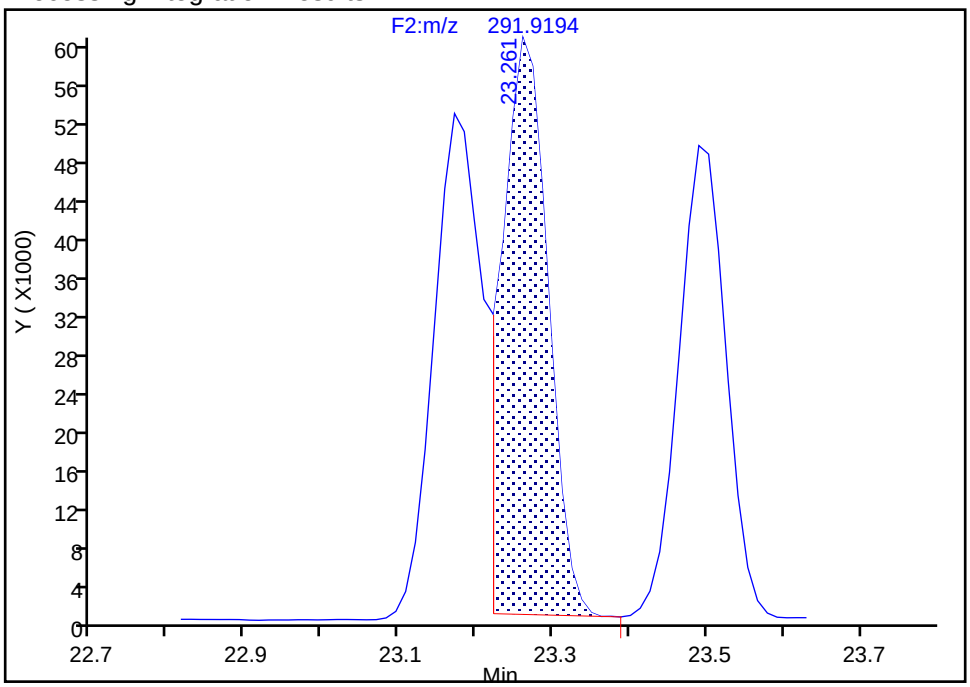

Manual Integration Results

RT: 23.26
Area: 851253
Amount: 82.697559
Amount Units: pg/ul
Reviewer: mcwhirterl, 29-Aug-2019 01:07:51
Audit Action: Marked Compound Undetected Audit Reason: Invalid Compound ID

Manual Integration/User Assign Peak Report

Eurofins TestAmerica, Knoxville

Data File:	\\chromna\Knoxville\ChromData\D3D\20190828-12892.b\lcs140-3281717-b.d				
Injection Date:	28-Aug-2019 23:31:00	Instrument ID:	D3D		
Lims ID:	LCS 140-32817/17-B				
Client ID:					
Operator ID:	Xcalibur_System	ALS Bottle#:	0	Worklist Smp#:	2
Injection Vol:	1.0 ul	Dil. Factor:	1.0000		
Method:	PCBs_D3D	Limit Group:	HR - 1668A - ICAL		
Column:	SPB-Octyl (0.25 mm)	Detector	F2(21.81 :35.54)		

PCB-45/51, CAS: STL01804

Signal: 1

Processing Integration Results

RT: 23.26
Area: 194395
Amount: 42.259688
Amount Units: pg/ul

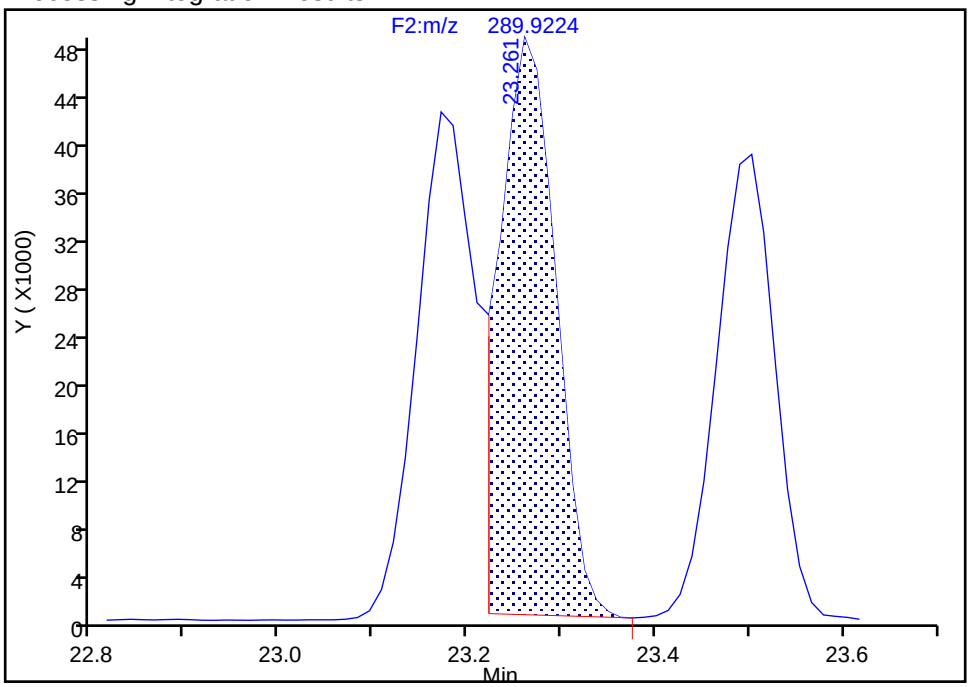

Manual Integration Results

RT: 23.26
Area: 378346
Amount: 82.697559
Amount Units: pg/ul

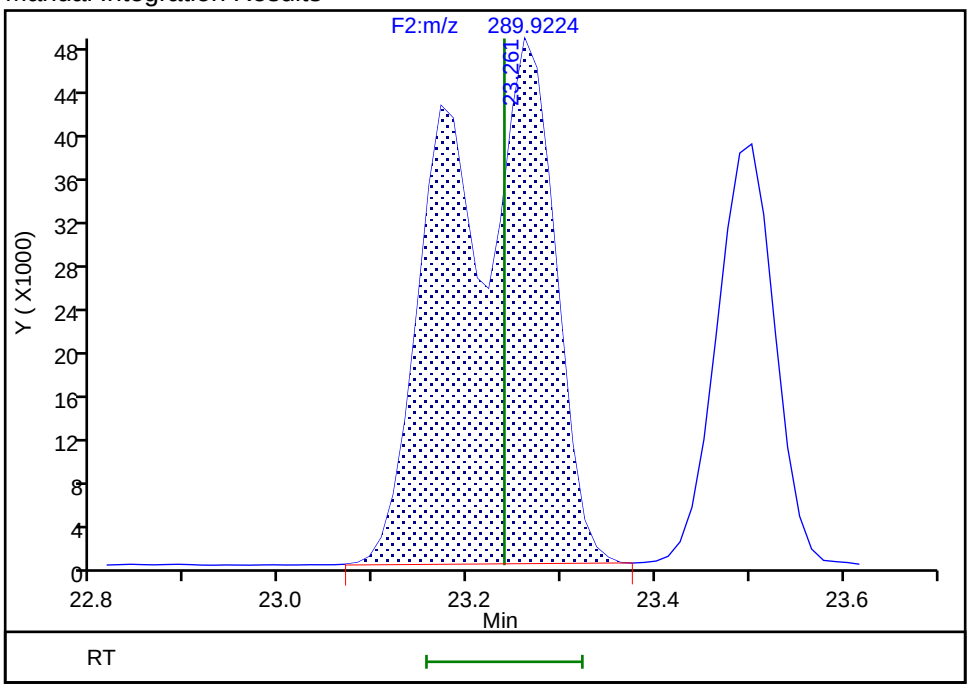

Reviewer: mcwhirterl, 29-Aug-2019 01:07:52

Audit Action: Manually Integrated/Assigned Compound ID Audit Reason: Incomplete Integration

Manual Integration/User Assign Peak Report

Eurofins TestAmerica, Knoxville

Data File:	\\chromna\Knoxville\ChromData\D3D\20190828-12892.b\lcs140-3281717-b.d				
Injection Date:	28-Aug-2019 23:31:00	Instrument ID:	D3D		
Lims ID:	LCS 140-32817/17-B				
Client ID:					
Operator ID:	Xcalibur_System	ALS Bottle#:	0	Worklist Smp#:	2
Injection Vol:	1.0 ul	Dil. Factor:	1.0000		
Method:	PCBs_D3D	Limit Group:	HR - 1668A - ICAL		
Column:	SPB-Octyl (0.25 mm)	Detector	F2(21.81 :35.54)		

PCB-43/73, CAS: STL02293

Signal: 2

Processing Integration Results

RT: 25.07
Area: 345914
Amount: 53.438675
Amount Units: pg/ul

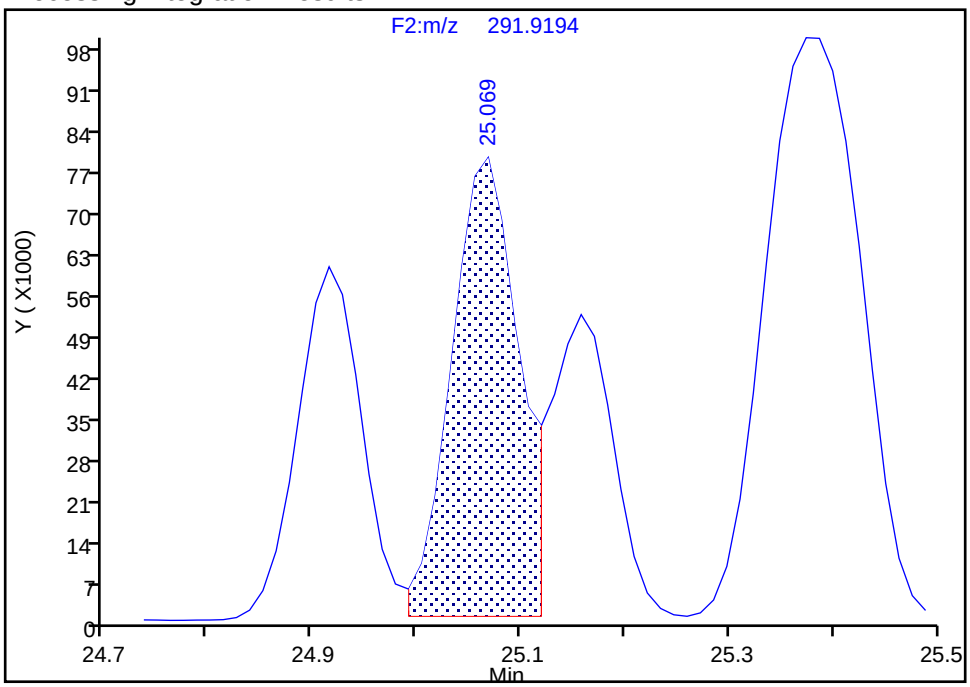

Manual Integration Results

RT: 25.07
Area: 555819
Amount: 85.950192
Amount Units: pg/ul

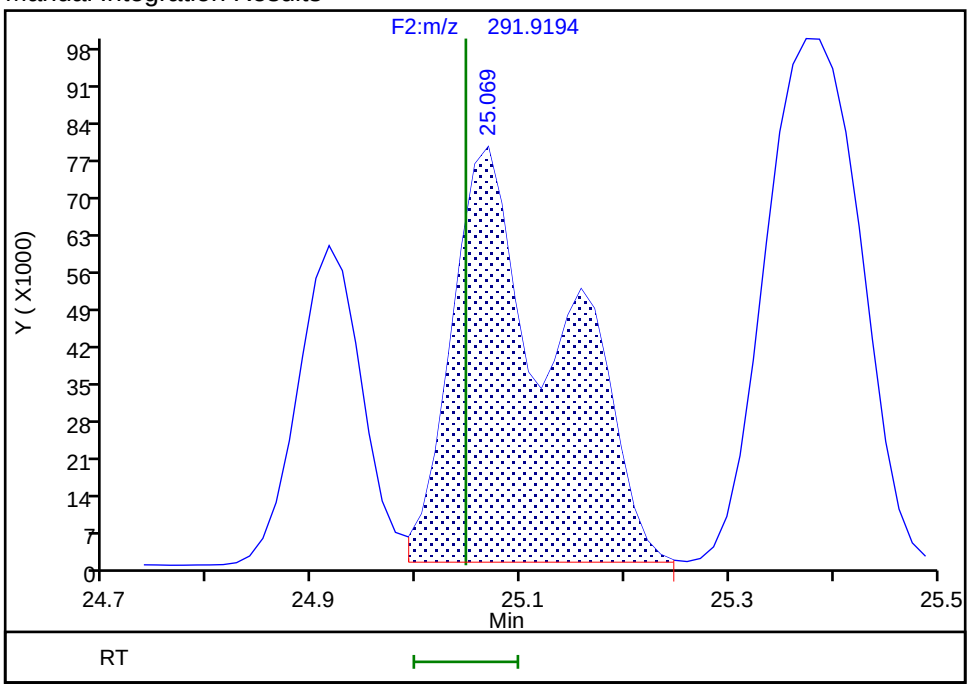

Reviewer: mcwhirterl, 29-Aug-2019 01:08:33

Audit Action: Marked Compound Undetected Audit Reason: Invalid Compound ID

Manual Integration/User Assign Peak Report

Eurofins TestAmerica, Knoxville

Data File: \\chromna\Knoxville\ChromData\D3D\20190828-12892.b\lcs140-3281717-b.d
Injection Date: 28-Aug-2019 23:31:00 Instrument ID: D3D
Lims ID: LCS 140-32817/17-B
Client ID:
Operator ID: Xcalibur_System ALS Bottle#: 0 Worklist Smp#: 2
Injection Vol: 1.0 ul Dil. Factor: 1.0000
Method: PCBs_D3D Limit Group: HR - 1668A - ICAL
Column: SPB-Octyl (0.25 mm) Detector F2(21.81 :35.54)

PCB-43/73, CAS: STL02293

Signal: 3

Processing Integration Results

RT: 25.07
Area: 621127
Amount: 53.438675
Amount Units: pg/ul

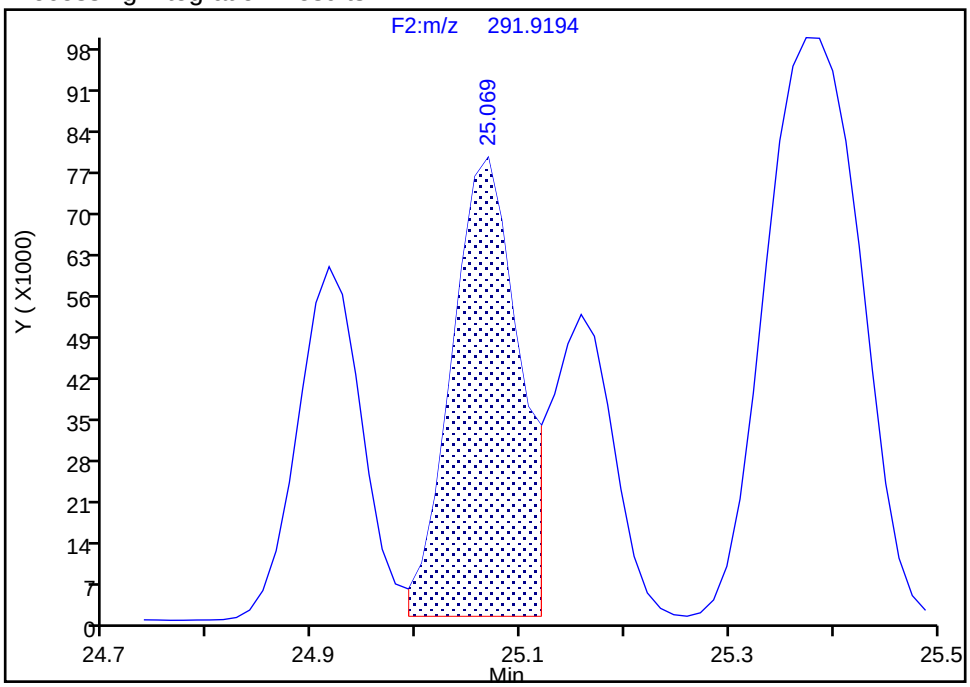

Manual Integration Results

RT: 25.07
Area: 999014
Amount: 85.950192
Amount Units: pg/ul
Reviewer: mcwhirterl, 29-Aug-2019 01:08:33
Audit Action: Marked Compound Undetected Audit Reason: Invalid Compound ID

Manual Integration/User Assign Peak Report

Eurofins TestAmerica, Knoxville

Data File:	\\chromna\Knoxville\ChromData\D3D\20190828-12892.b\lcs140-3281717-b.d				
Injection Date:	28-Aug-2019 23:31:00	Instrument ID:	D3D		
Lims ID:	LCS 140-32817/17-B				
Client ID:					
Operator ID:	Xcalibur_System	ALS Bottle#:	0	Worklist Smp#:	2
Injection Vol:	1.0 ul	Dil. Factor:	1.0000		
Method:	PCBs_D3D	Limit Group:	HR - 1668A - ICAL		
Column:	SPB-Octyl (0.25 mm)	Detector	F2(21.81 :35.54)		

PCB-43/73, CAS: STL02293

Signal: 1

Processing Integration Results

RT: 25.07
Area: 275213
Amount: 53.438675
Amount Units: pg/ul

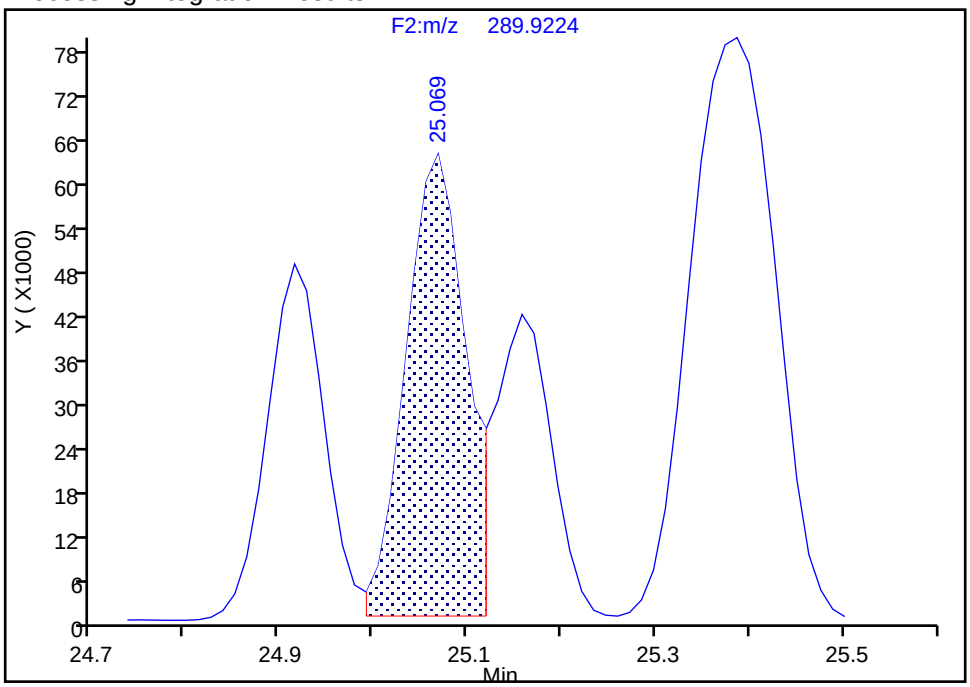

Manual Integration Results

RT: 25.07
Area: 443195
Amount: 85.950192
Amount Units: pg/ul

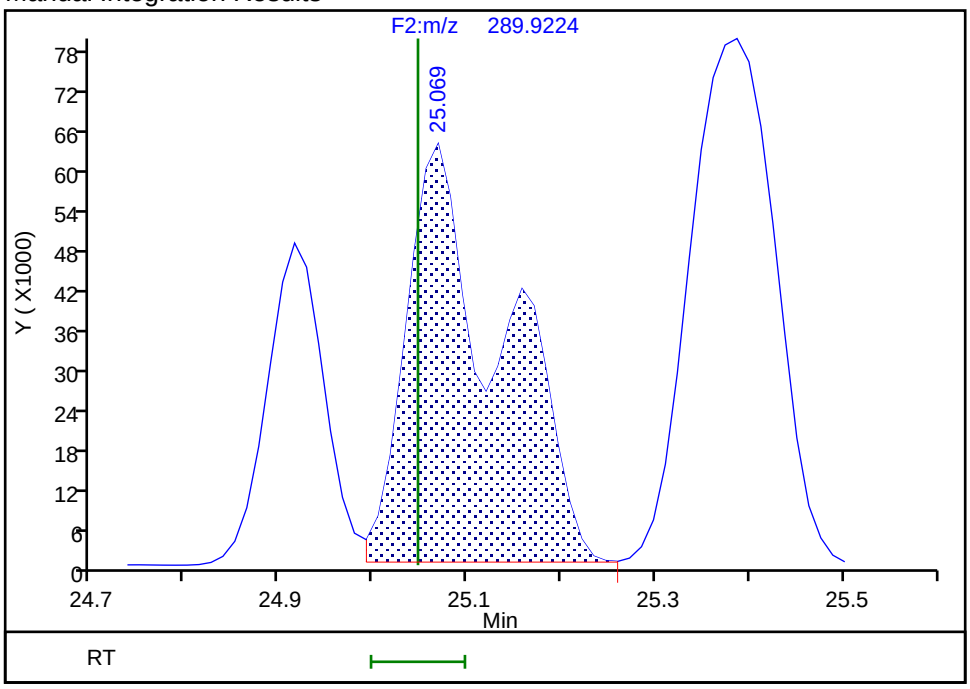

Reviewer: mcwhirterl, 29-Aug-2019 01:08:34

Audit Action: Manually Integrated/Assigned Compound ID Audit Reason: Incomplete Integration

Manual Integration/User Assign Peak Report

Eurofins TestAmerica, Knoxville

Data File:	\\chromna\Knoxville\ChromData\D3D\20190828-12892.b\lcs140-3281717-b.d				
Injection Date:	28-Aug-2019 23:31:00	Instrument ID:	D3D		
Lims ID:	LCS 140-32817/17-B				
Client ID:					
Operator ID:	Xcalibur_System	ALS Bottle#:	0	Worklist Smp#:	2
Injection Vol:	1.0 ul	Dil. Factor:	1.0000		
Method:	PCBs_D3D	Limit Group:	HR - 1668A - ICAL		
Column:	SPB-Octyl (0.25 mm)	Detector	F2(21.81 :35.54)		

PCB-49/69, CAS: STL01805

Signal: 1

Processing Integration Results

RT: 25.39
Area: 661787
Amount: 113.2129
Amount Units: pg/ul

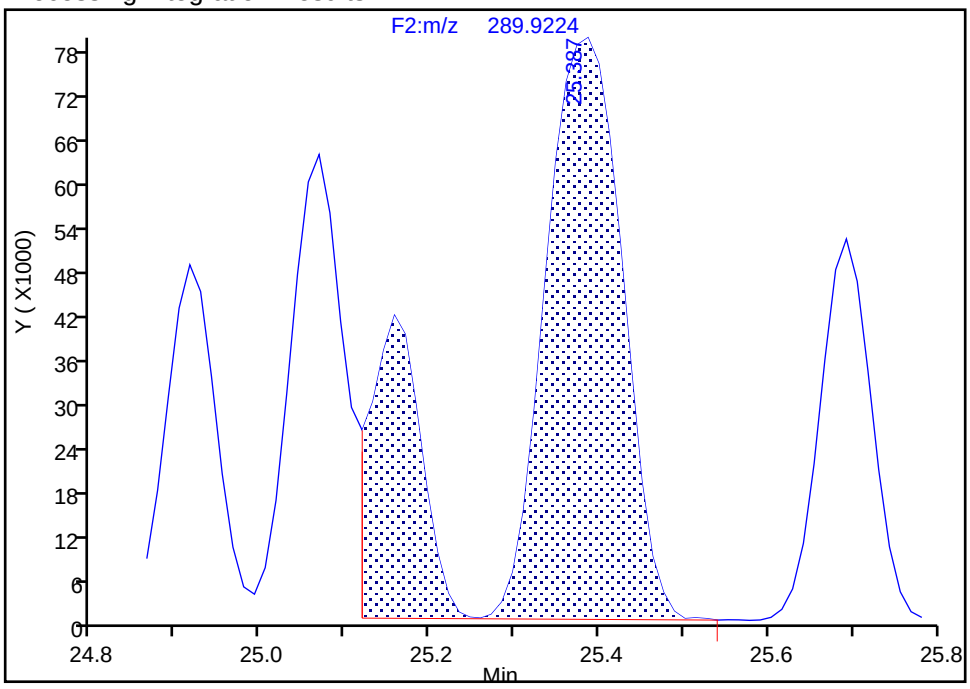

Manual Integration Results

RT: 25.39
Area: 495268
Amount: 84.858889
Amount Units: pg/ul

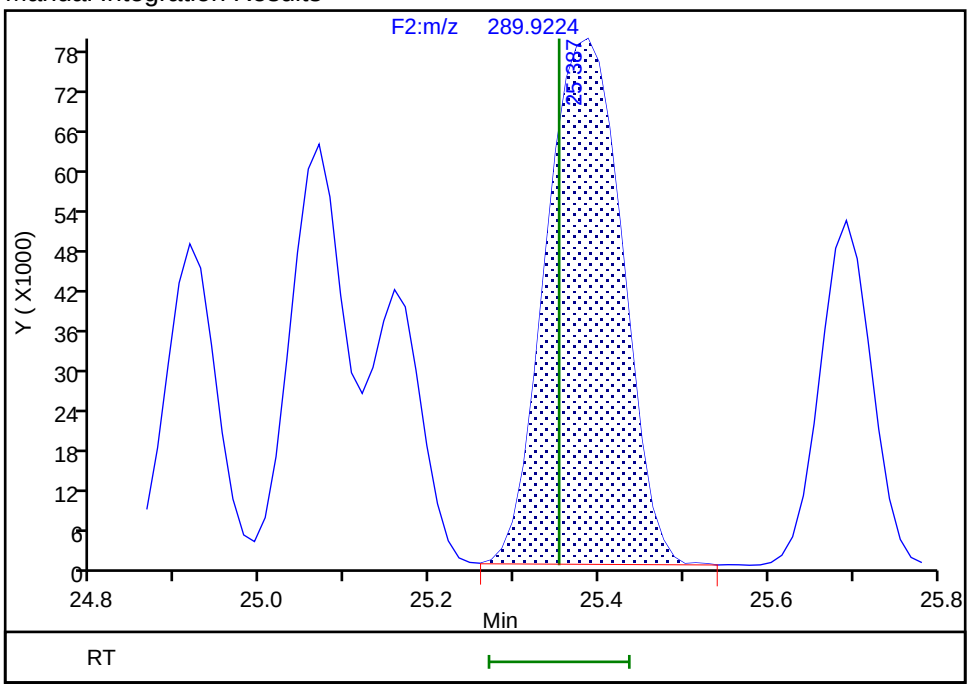

Reviewer: mcwhirterl, 29-Aug-2019 01:08:11

Audit Action: Split an Integrated Peak Audit Reason: Split Peak

Manual Integration/User Assign Peak Report

Eurofins TestAmerica, Knoxville

Data File:	\\chromna\Knoxville\ChromData\D3D\20190828-12892.b\lcs140-3281717-b.d				
Injection Date:	28-Aug-2019 23:31:00	Instrument ID:	D3D		
Lims ID:	LCS 140-32817/17-B				
Client ID:					
Operator ID:	Xcalibur_System	ALS Bottle#:	0	Worklist Smp#:	2
Injection Vol:	1.0 ul	Dil. Factor:	1.0000		
Method:	PCBs_D3D	Limit Group:	HR - 1668A - ICAL		
Column:	SPB-Octyl (0.25 mm)	Detector	F2(21.81 :35.54)		

PCB-49/69, CAS: STL01805

Signal: 2

Processing Integration Results

RT: 25.37
Area: 834817
Amount: 113.2129
Amount Units: pg/ul

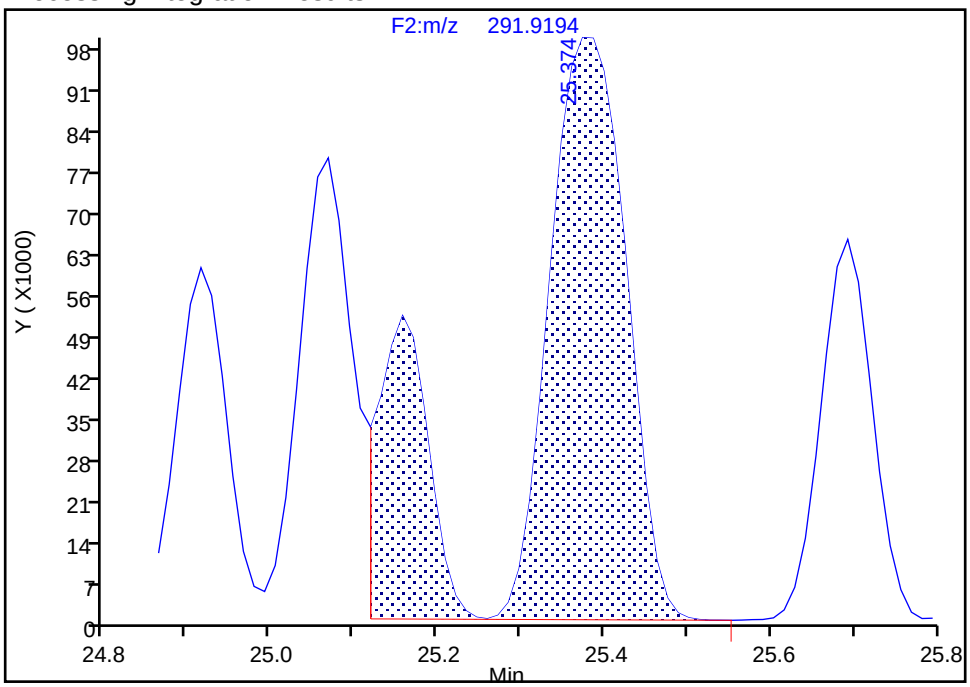

Manual Integration Results

RT: 25.37
Area: 626514
Amount: 84.858889
Amount Units: pg/ul

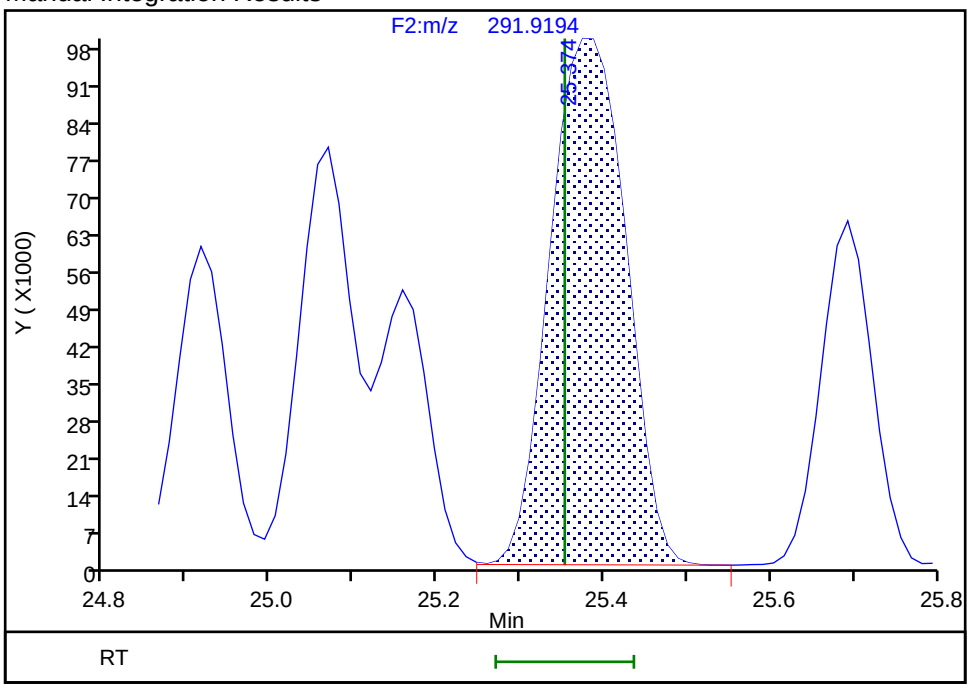

Reviewer: mcwhirterl, 29-Aug-2019 01:08:31
Audit Action: Manually Integrated Audit Reason: Incomplete Integration

Manual Integration/User Assign Peak Report

Eurofins TestAmerica, Knoxville

Data File:	\\chromna\Knoxville\ChromData\D3D\20190828-12892.b\lcs140-3281717-b.d				
Injection Date:	28-Aug-2019 23:31:00	Instrument ID:	D3D		
Lims ID:	LCS 140-32817/17-B				
Client ID:					
Operator ID:	Xcalibur_System	ALS Bottle#:	0	Worklist Smp#:	2
Injection Vol:	1.0 ul	Dil. Factor:	1.0000		
Method:	PCBs_D3D	Limit Group:	HR - 1668A - ICAL		
Column:	SPB-Octyl (0.25 mm)	Detector	F2(21.81 :35.54)		

PCB-40/41/71, CAS: STL02292

Signal: 2

Processing Integration Results

RT: 26.93
Area: 566656
Amount: 95.385563
Amount Units: pg/ul

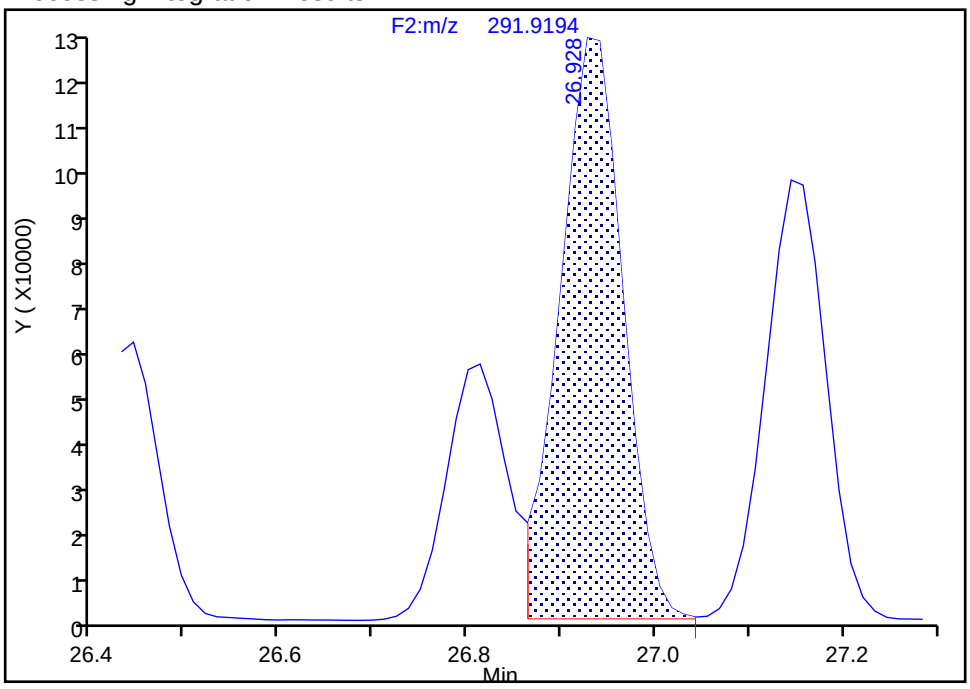

Manual Integration Results

RT: 26.93
Area: 806718
Amount: 135.6063
Amount Units: pg/ul

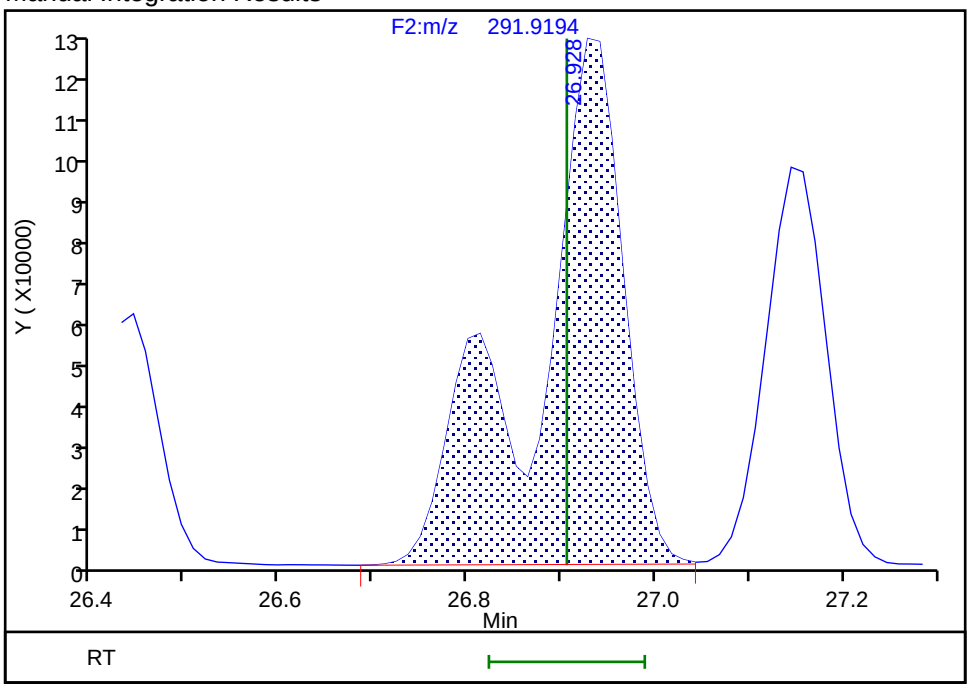

Reviewer: mcwhirterl, 29-Aug-2019 01:08:58

Audit Action: Marked Compound Undetected Audit Reason: Invalid Compound ID

Manual Integration/User Assign Peak Report

Eurofins TestAmerica, Knoxville

Data File: \\chromna\Knoxville\ChromData\D3D\20190828-12892.b\lcs140-3281717-b.d
Injection Date: 28-Aug-2019 23:31:00 Instrument ID: D3D
Lims ID: LCS 140-32817/17-B
Client ID:
Operator ID: Xcalibur_System ALS Bottle#: 0 Worklist Smp#: 2
Injection Vol: 1.0 ul Dil. Factor: 1.0000
Method: PCBs_D3D Limit Group: HR - 1668A - ICAL
Column: SPB-Octyl (0.25 mm) Detector F2(21.81 :35.54)

PCB-40/41/71, CAS: STL02292

Signal: 3

Processing Integration Results

RT: 26.93
Area: 1018324
Amount: 95.385563
Amount Units: pg/ul

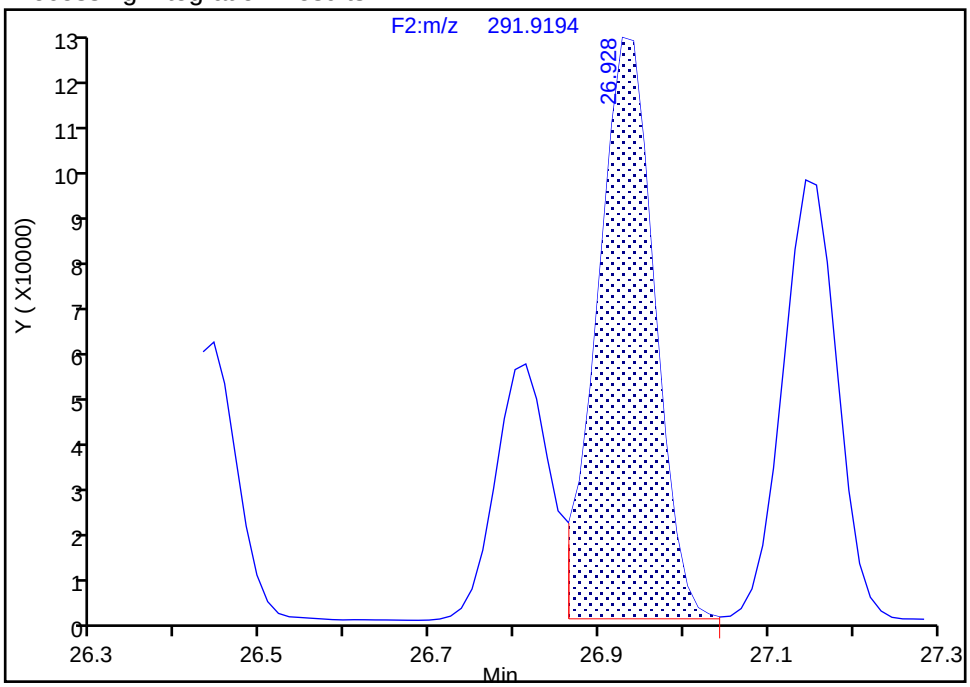

Manual Integration Results

RT: 26.93
Area: 1447715
Amount: 135.6063
Amount Units: pg/ul
Reviewer: mcwhirterl, 29-Aug-2019 01:08:58
Audit Action: Marked Compound Undetected Audit Reason: Invalid Compound ID

Manual Integration/User Assign Peak Report

Eurofins TestAmerica, Knoxville

Data File:	\\chromna\Knoxville\ChromData\D3D\20190828-12892.b\lcs140-3281717-b.d				
Injection Date:	28-Aug-2019 23:31:00	Instrument ID:	D3D		
Lims ID:	LCS 140-32817/17-B				
Client ID:					
Operator ID:	Xcalibur_System	ALS Bottle#:	0	Worklist Smp#:	2
Injection Vol:	1.0 ul	Dil. Factor:	1.0000		
Method:	PCBs_D3D	Limit Group:	HR - 1668A - ICAL		
Column:	SPB-Octyl (0.25 mm)	Detector	F2(21.81 :35.54)		

PCB-40/41/71, CAS: STL02292

Signal: 1

Processing Integration Results

RT: 26.93
Area: 451668
Amount: 95.385563
Amount Units: pg/ul

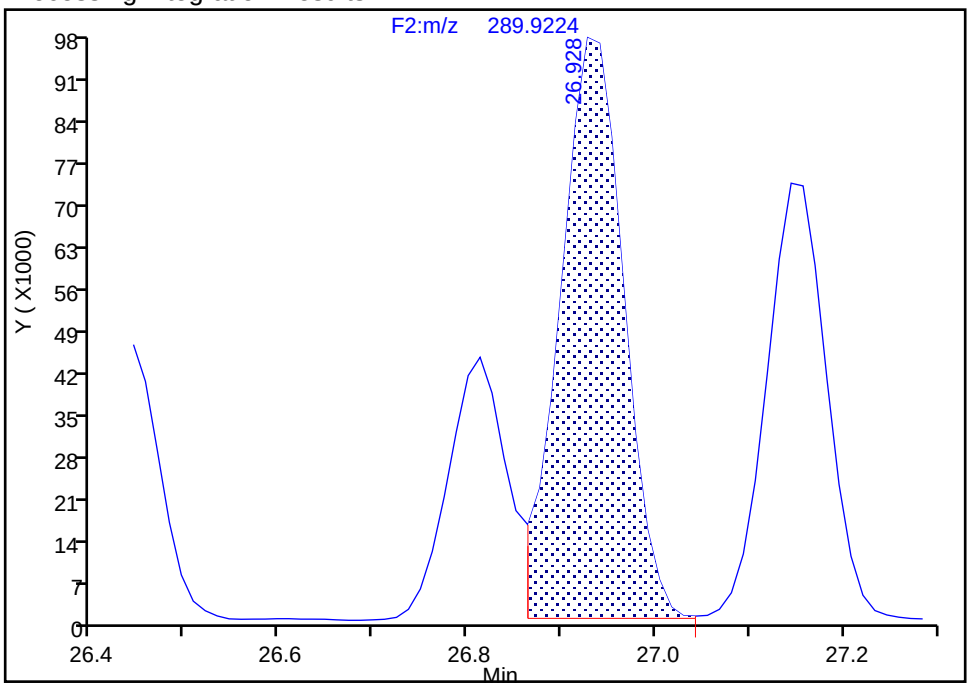

Manual Integration Results

RT: 26.93
Area: 640997
Amount: 135.6063
Amount Units: pg/ul

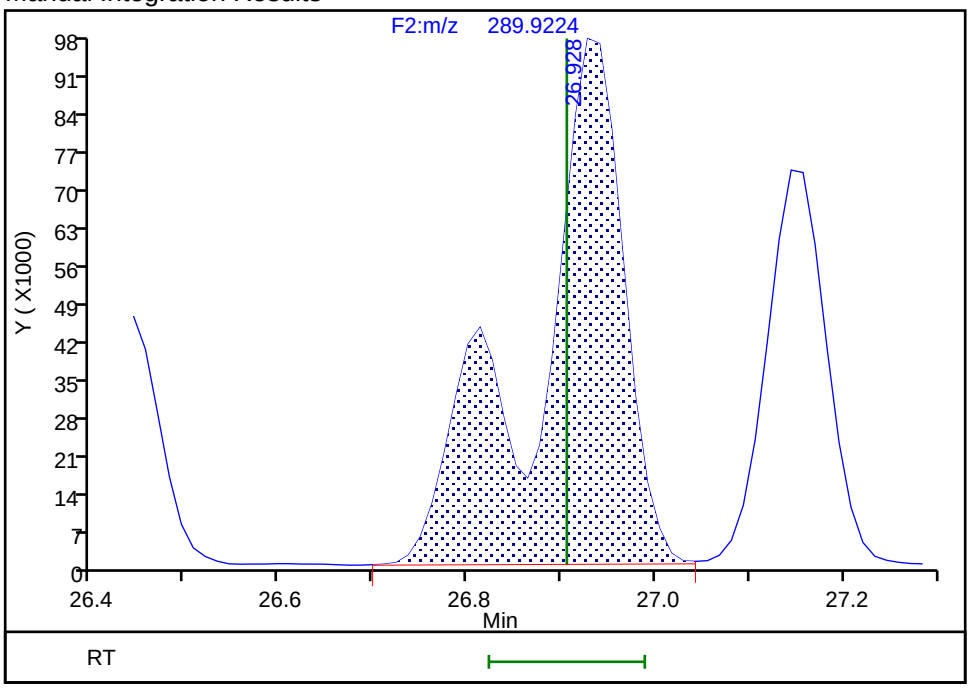

Reviewer: mcwhirterl, 29-Aug-2019 01:08:59

Audit Action: Manually Integrated/Assigned Compound ID Audit Reason: Incomplete Integration

Report Date: 29-Aug-2019 01:24:17 Chrom Revision: 2.3 22-Aug-2019 12:55:36

Eurofins TestAmerica, Knoxville

Data File:	\\chromna\Knoxville\ChromData\D3D\20190828-12892.b\lcs140-3281717-b.d		
Injection Date:	28-Aug-2019 23:31:00	Injection Vol:	1.0 ul
Instrument ID:	D3D	Operator ID:	Xcalibur_System
Method:	PCBs_D3D	Limit Group:	HR - 1668A - ICAL
Client ID:			
Worklist#:	33110	Sample Line#:	2
Column Type:	SPB-Octyl	Column Dia:	0.25 mm

PePCB F2

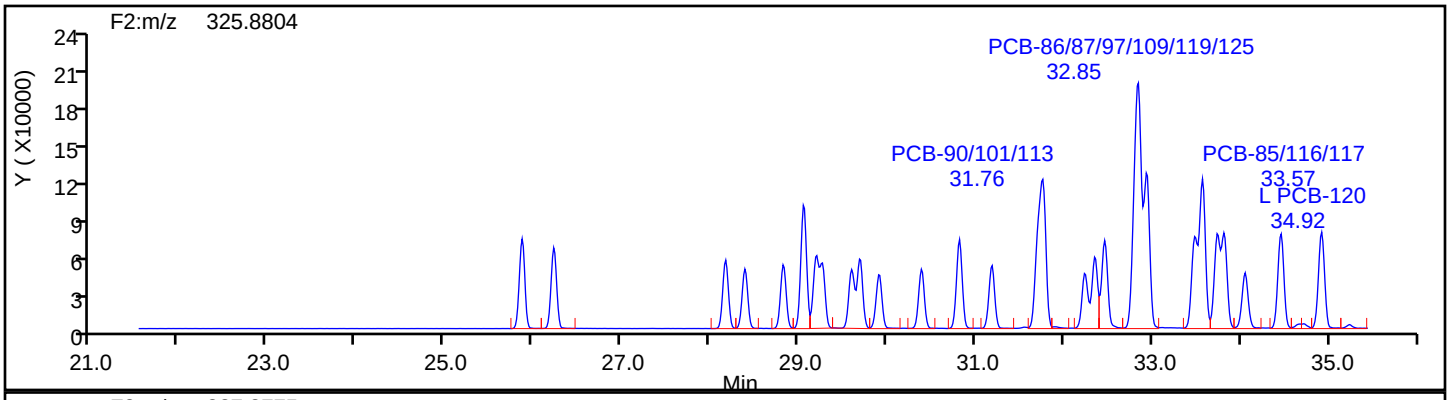

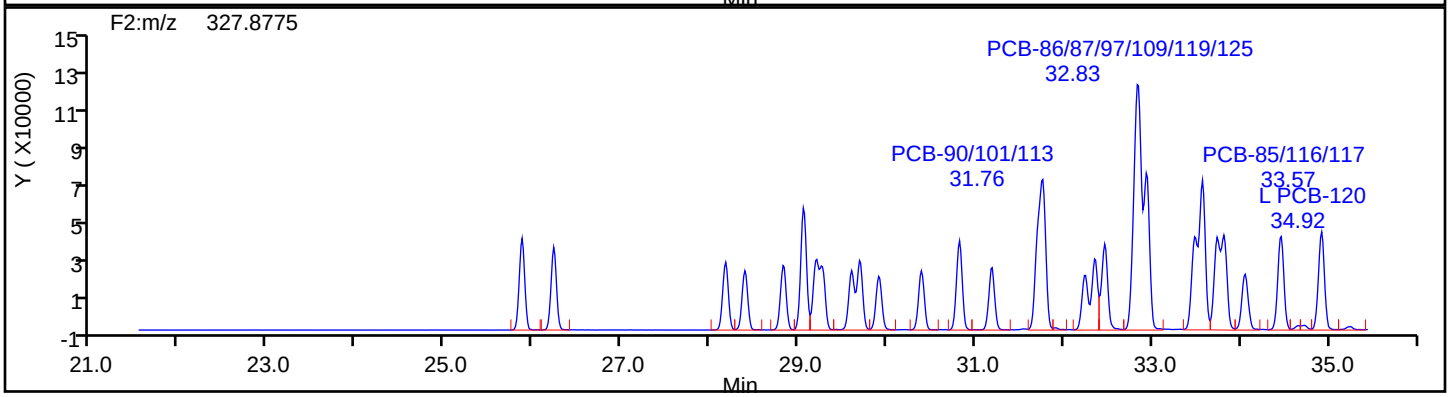

PePCB F2 Standards

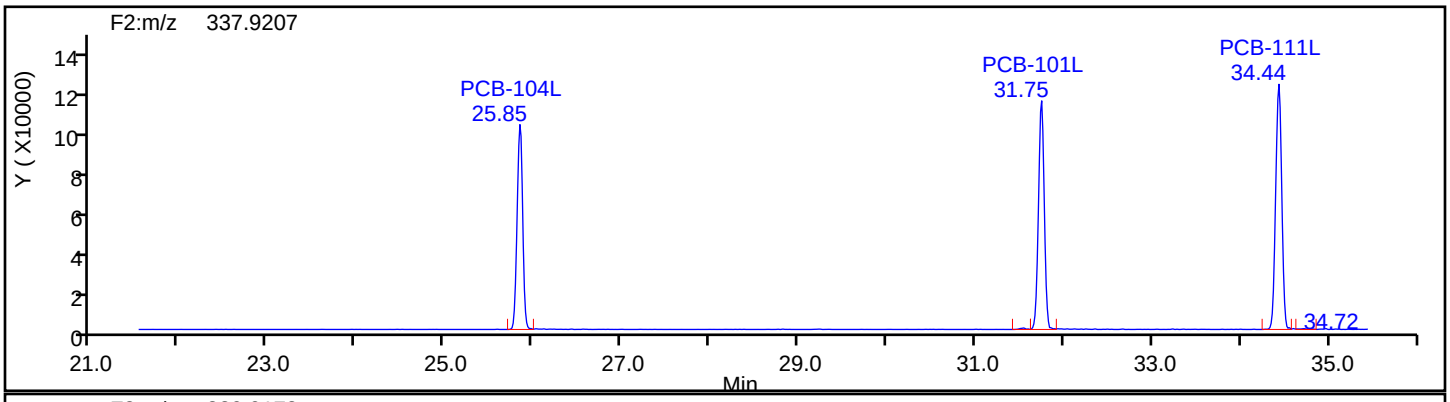

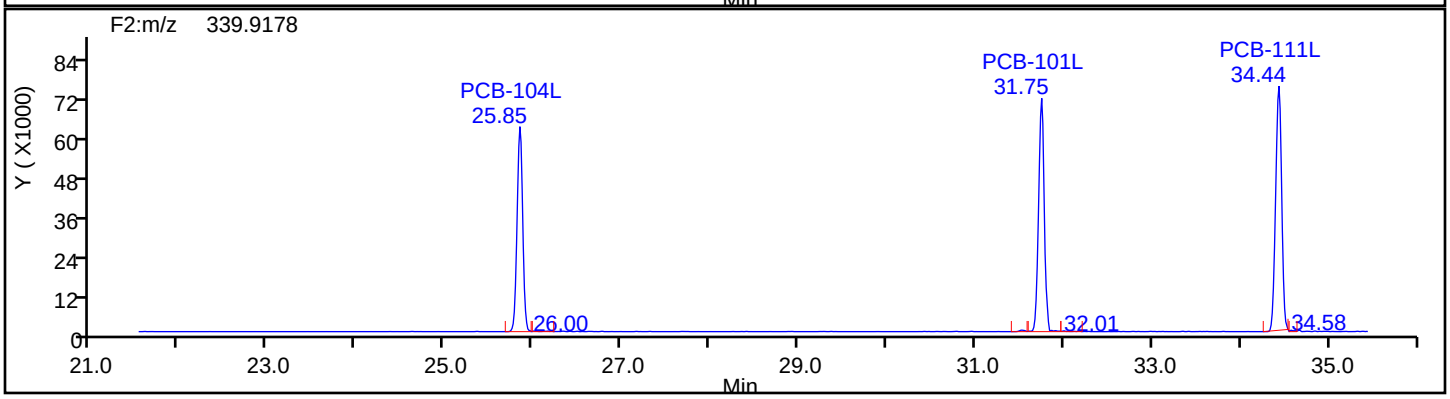

Eurofins TestAmerica, Knoxville

Data File:	\\chromna\Knoxville\ChromData\D3D\20190828-12892.b\lcs140-3281717-b.d		
Injection Date:	28-Aug-2019 23:31:00	Injection Vol:	1.0 ul
Instrument ID:	D3D	Operator ID:	Xcalibur_System
Method:	PCBs_D3D	Limit Group:	HR - 1668A - ICAL
Client ID:			
Worklist#:	33110	Sample Line#:	2
Column Type:	SPB-Octyl	Column Dia:	0.25 mm

PePCB F2

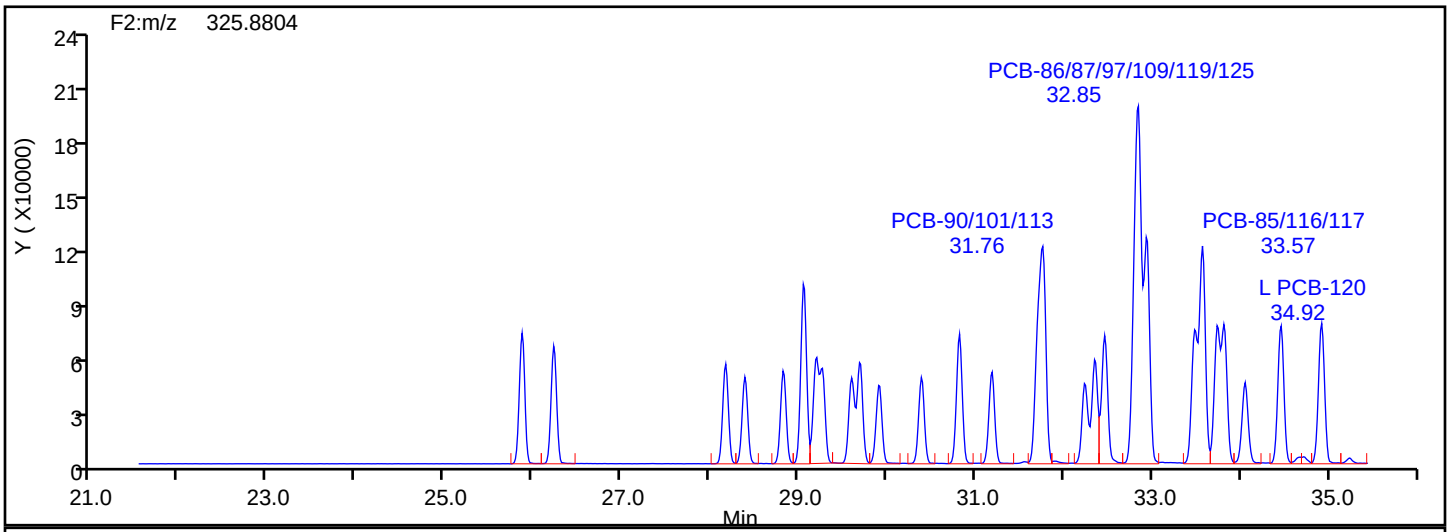

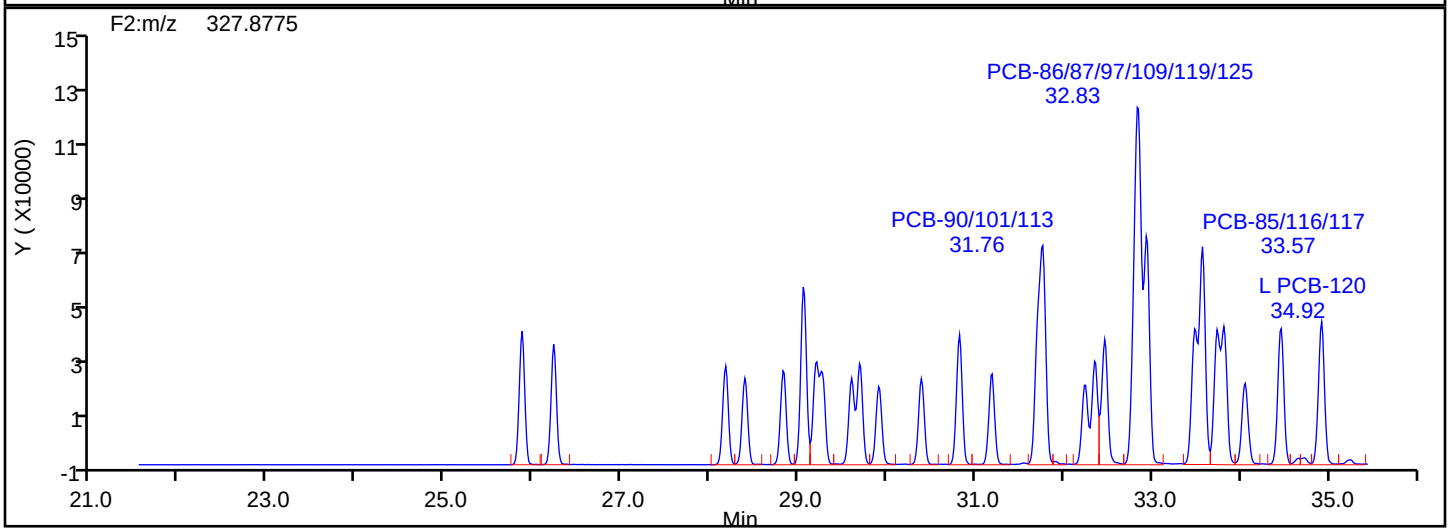

PePCB F2 Lock Mass

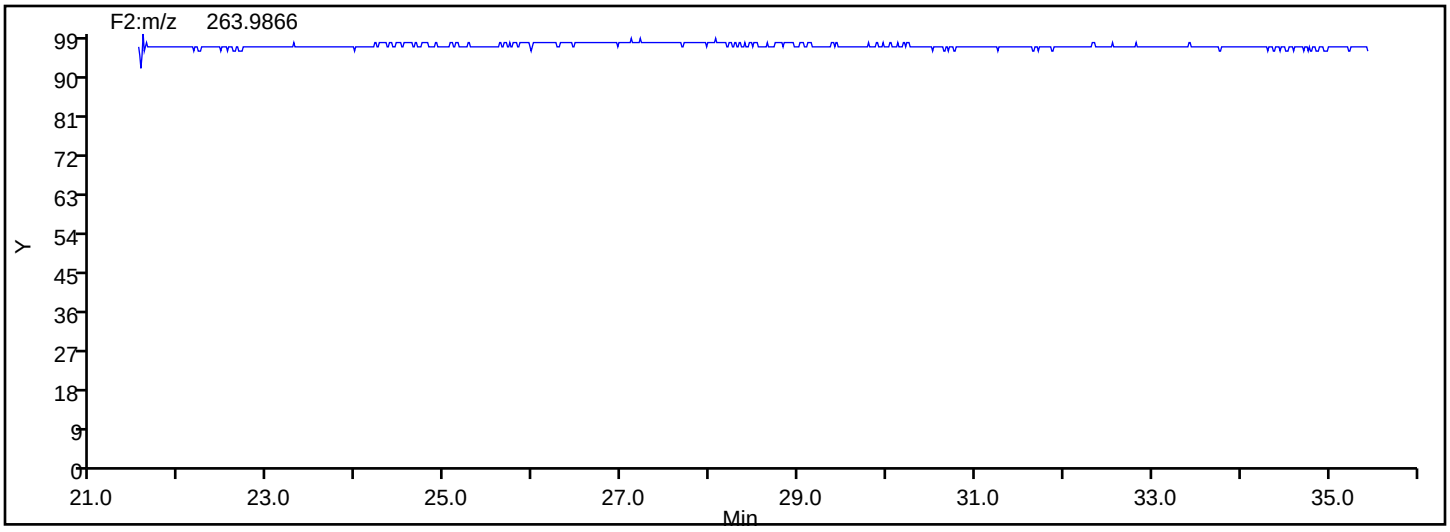

Manual Integration/User Assign Peak Report

Eurofins TestAmerica, Knoxville

Data File: \\chromna\Knoxville\ChromData\D3D\20190828-12892.b\lcs140-3281717-b.d
Injection Date: 28-Aug-2019 23:31:00 Instrument ID: D3D
Lims ID: LCS 140-32817/17-B
Client ID:
Operator ID: Xcalibur_System ALS Bottle#: 0 Worklist Smp#: 2
Injection Vol: 1.0 ul Dil. Factor: 1.0000
Method: PCBs_D3D Limit Group: HR - 1668A - ICAL
Column: SPB-Octyl (0.25 mm) Detector F2(21.81 :35.54)

PCB-103, CAS: 60145-21-3

Signal: 1

Not Detected
Expected RT: 28.15

Processing Integration Results

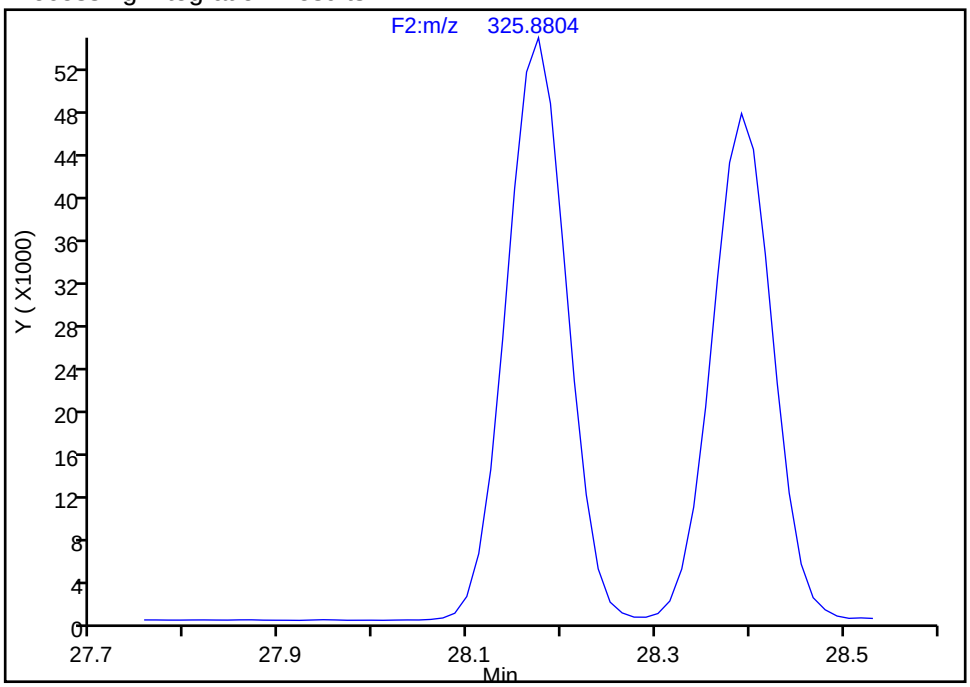

Manual Integration Results

RT: 28.18
Area: 246494
Amount: 53.298515
Amount Units: pg/ul

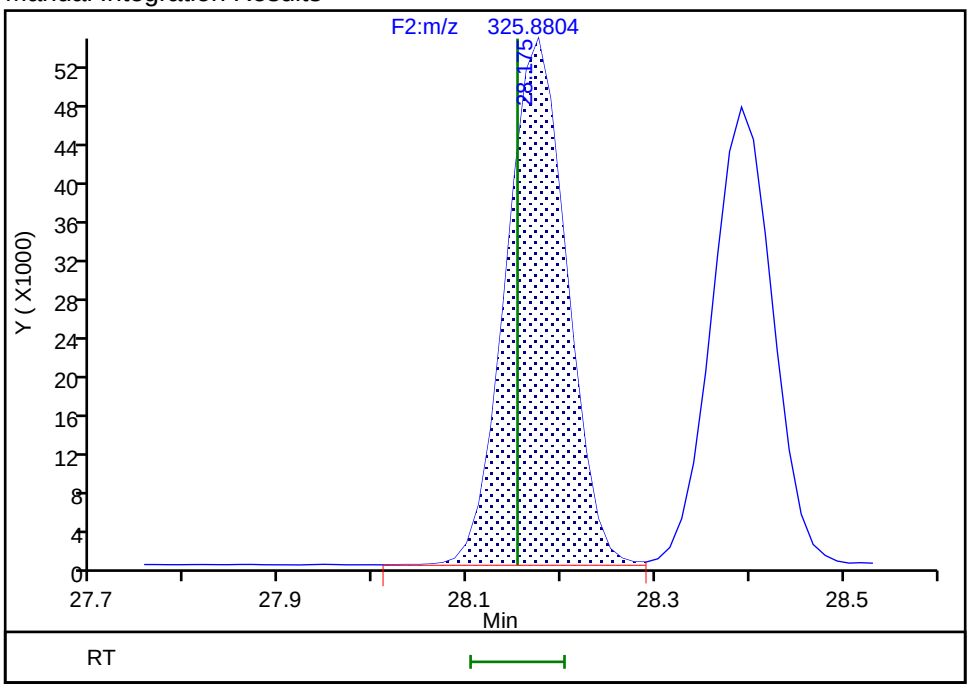

Reviewer: mcwhirterl, 29-Aug-2019 01:09:23
Audit Action: Assigned Compound ID Audit Reason: Incomplete Integration

Manual Integration/User Assign Peak Report

Eurofins TestAmerica, Knoxville

Data File: \\chromna\Knoxville\ChromData\D3D\20190828-12892.b\lcs140-3281717-b.d
Injection Date: 28-Aug-2019 23:31:00 Instrument ID: D3D
Lims ID: LCS 140-32817/17-B
Client ID:
Operator ID: Xcalibur_System ALS Bottle#: 0 Worklist Smp#: 2
Injection Vol: 1.0 ul Dil. Factor: 1.0000
Method: PCBs_D3D Limit Group: HR - 1668A - ICAL
Column: SPB-Octyl (0.25 mm) Detector F2(21.81 :35.54)

PCB-94, CAS: 73575-55-0

Signal: 1

Not Detected
Expected RT: 28.37

Processing Integration Results

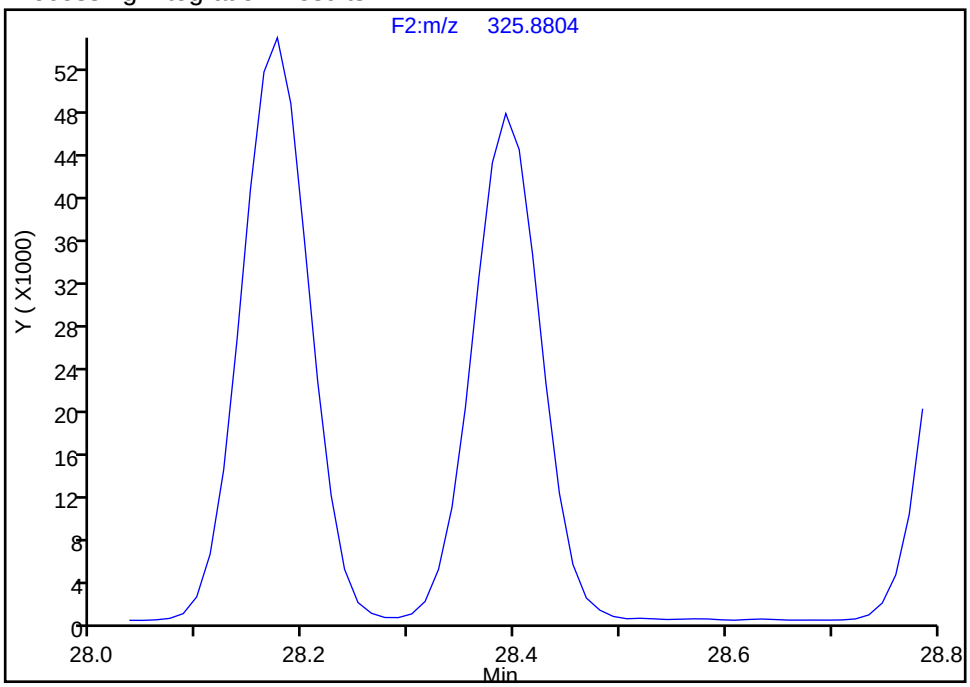

Manual Integration Results

RT: 28.39
Area: 215798
Amount: 53.543323
Amount Units: pg/ul

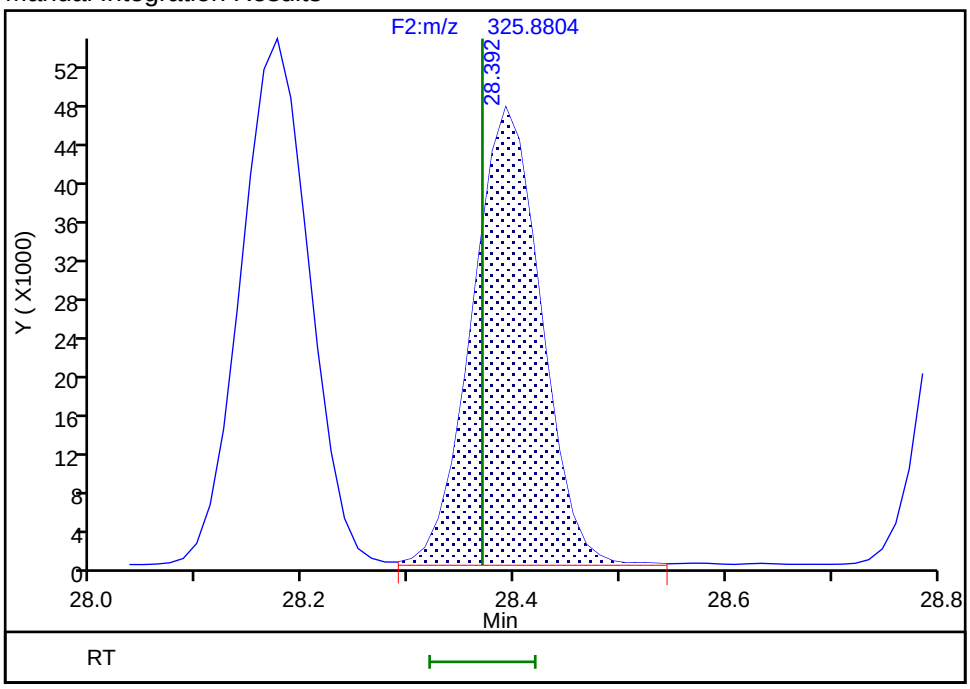

Reviewer: mcwhirterl, 29-Aug-2019 01:09:27
Audit Action: Assigned Compound ID Audit Reason: Incomplete Integration

Manual Integration/User Assign Peak Report

Eurofins TestAmerica, Knoxville

Data File: \\chromna\Knoxville\ChromData\D3D\20190828-12892.b\lcs140-3281717-b.d
Injection Date: 28-Aug-2019 23:31:00 Instrument ID: D3D
Lims ID: LCS 140-32817/17-B
Client ID:
Operator ID: Xcalibur_System ALS Bottle#: 0 Worklist Smp#: 2
Injection Vol: 1.0 ul Dil. Factor: 1.0000
Method: PCBs_D3D Limit Group: HR - 1668A - ICAL
Column: SPB-Octyl (0.25 mm) Detector F2(21.81 :35.54)

PCB-98/102, CAS: STL01843

Signal: 2

Processing Integration Results

RT: 29.21
Area: 150968
Amount: 54.901908
Amount Units: pg/ul

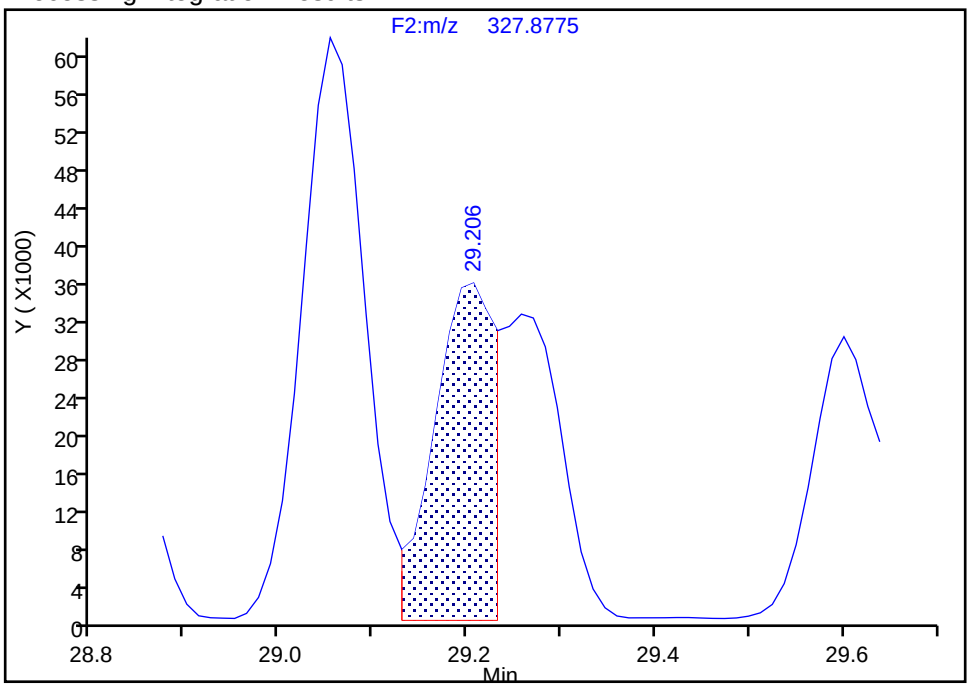

Manual Integration Results

RT: 29.21
Area: 294724
Amount: 106.3513
Amount Units: pg/ul

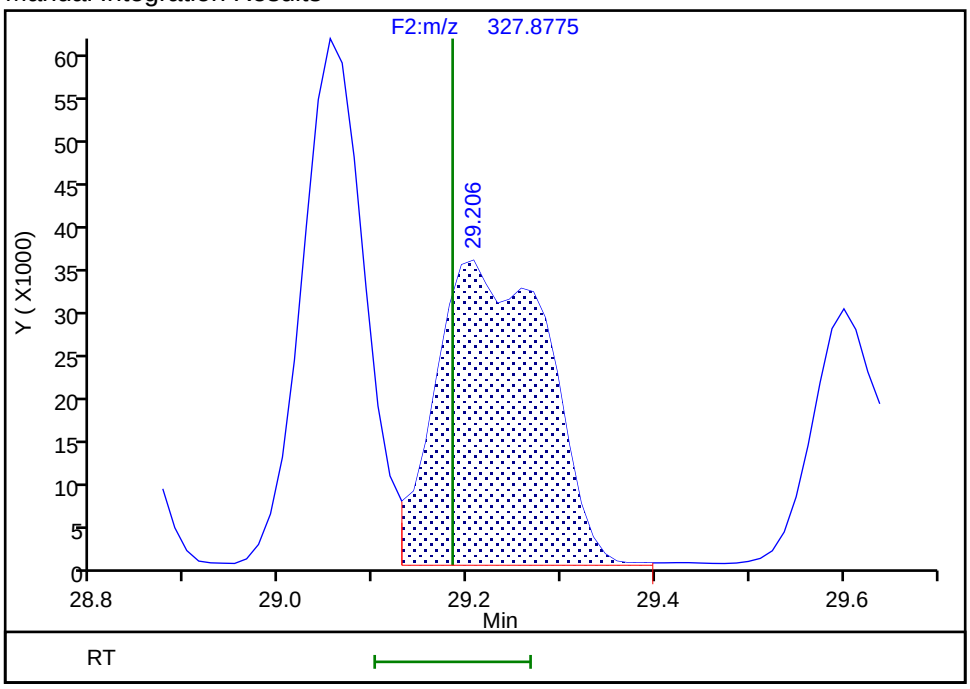

Reviewer: mcwhirterl, 29-Aug-2019 01:09:53
Audit Action: Marked Compound Undetected Audit Reason: Invalid Compound ID

Manual Integration/User Assign Peak Report

Eurofins TestAmerica, Knoxville

Data File: \\chromna\Knoxville\ChromData\D3D\20190828-12892.b\lcs140-3281717-b.d
Injection Date: 28-Aug-2019 23:31:00 Instrument ID: D3D
Lims ID: LCS 140-32817/17-B
Client ID:
Operator ID: Xcalibur_System ALS Bottle#: 0 Worklist Smp#: 2
Injection Vol: 1.0 ul Dil. Factor: 1.0000
Method: PCBs_D3D Limit Group: HR - 1668A - ICAL
Column: SPB-Octyl (0.25 mm) Detector F2(21.81 :35.54)

PCB-98/102, CAS: STL01843

Signal: 3

Processing Integration Results

RT: 29.21
Area: 394620
Amount: 54.901908
Amount Units: pg/ul

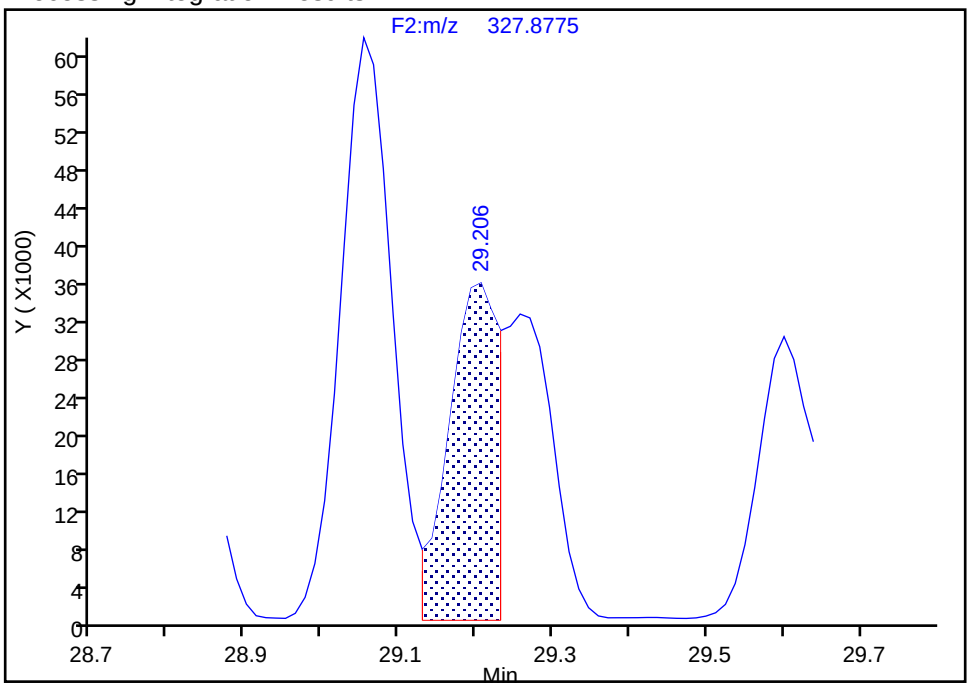

Manual Integration Results

RT: 29.21
Area: 764424
Amount: 106.3513
Amount Units: pg/ul
Reviewer: mcwhirterl, 29-Aug-2019 01:09:53
Audit Action: Marked Compound Undetected Audit Reason: Invalid Compound ID

Manual Integration/User Assign Peak Report

Eurofins TestAmerica, Knoxville

Data File:	\\chromna\Knoxville\ChromData\D3D\20190828-12892.b\lcs140-3281717-b.d				
Injection Date:	28-Aug-2019 23:31:00	Instrument ID:	D3D		
Lims ID:	LCS 140-32817/17-B				
Client ID:					
Operator ID:	Xcalibur_System	ALS Bottle#:	0	Worklist Smp#:	2
Injection Vol:	1.0 ul	Dil. Factor:	1.0000		
Method:	PCBs_D3D	Limit Group:	HR - 1668A - ICAL		
Column:	SPB-Octyl (0.25 mm)	Detector	F2(21.81 :35.54)		

PCB-98/102, CAS: STL01843

Signal: 1

Processing Integration Results

RT: 29.21
Area: 243652
Amount: 54.901908
Amount Units: pg/ul

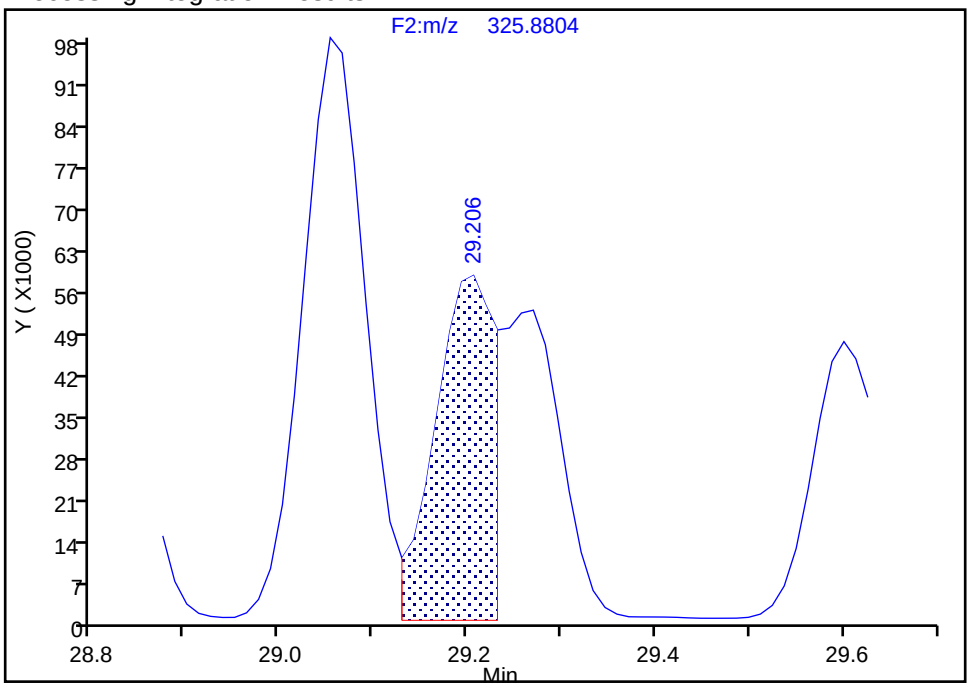

Manual Integration Results

RT: 29.21
Area: 469700
Amount: 106.3513
Amount Units: pg/ul

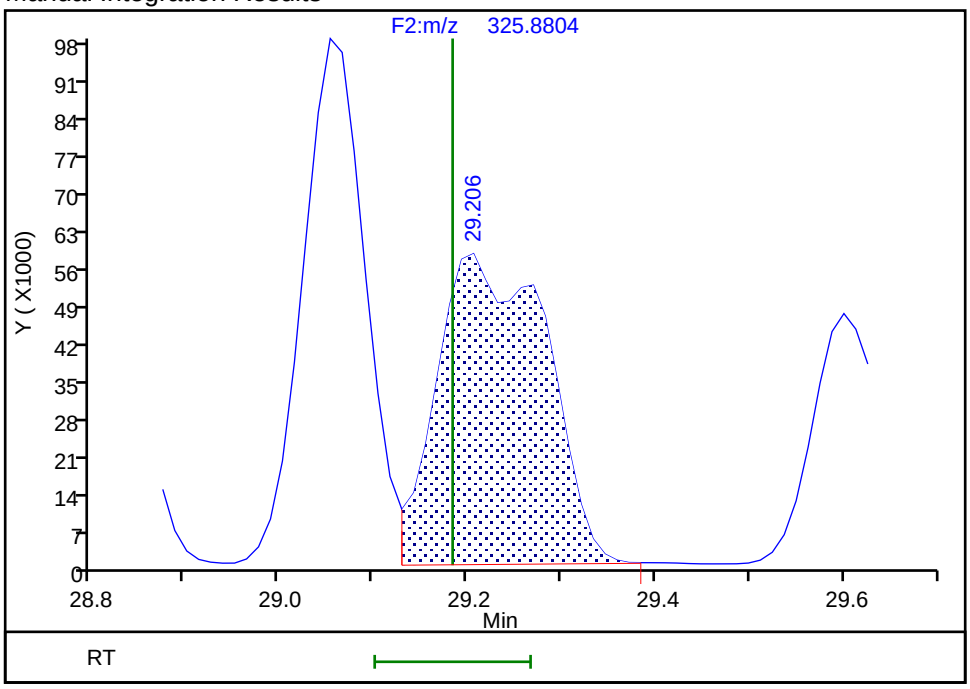

Reviewer: mcwhirterl, 29-Aug-2019 01:09:54

Audit Action: Manually Integrated/Assigned Compound ID Audit Reason: Incomplete Integration

Manual Integration/User Assign Peak Report

Eurofins TestAmerica, Knoxville

Data File:	\\chromna\Knoxville\ChromData\D3D\20190828-12892.b\lcs140-3281717-b.d				
Injection Date:	28-Aug-2019 23:31:00	Instrument ID:	D3D		
Lims ID:	LCS 140-32817/17-B				
Client ID:					
Operator ID:	Xcalibur_System	ALS Bottle#:	0	Worklist Smp#:	2
Injection Vol:	1.0 ul	Dil. Factor:	1.0000		
Method:	PCBs_D3D	Limit Group:	HR - 1668A - ICAL		
Column:	SPB-Octyl (0.25 mm)	Detector	F2(21.81 :35.54)		

PCB-88/91, CAS: STL01812

Signal: 2

Processing Integration Results

RT: 29.69
Area: 436294
Amount: 155.9129
Amount Units: pg/ul

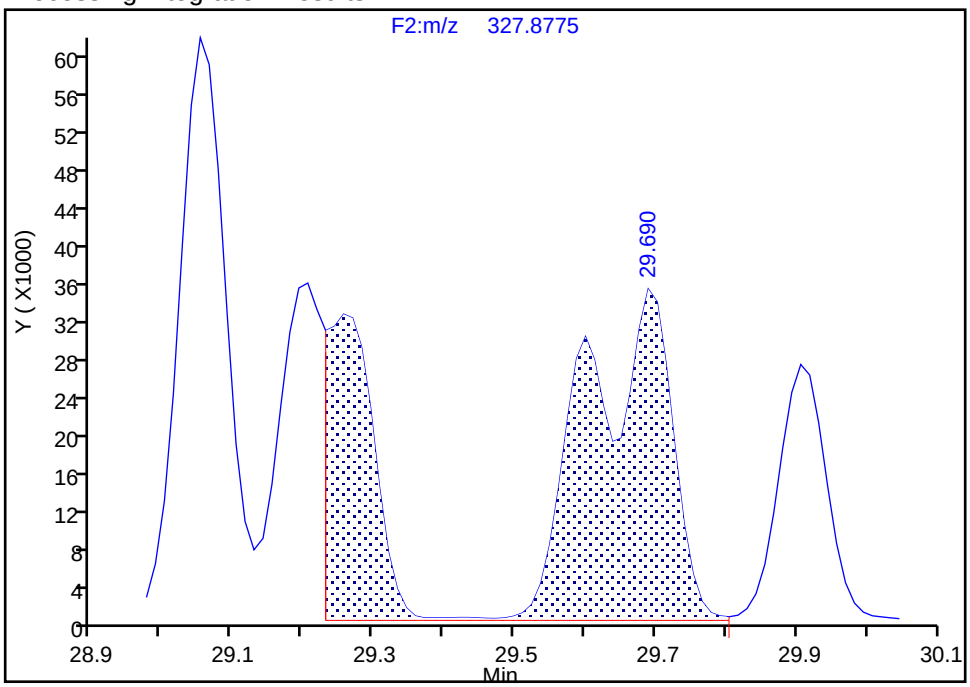

Manual Integration Results

RT: 29.69
Area: 292651
Amount: 103.9473
Amount Units: pg/ul

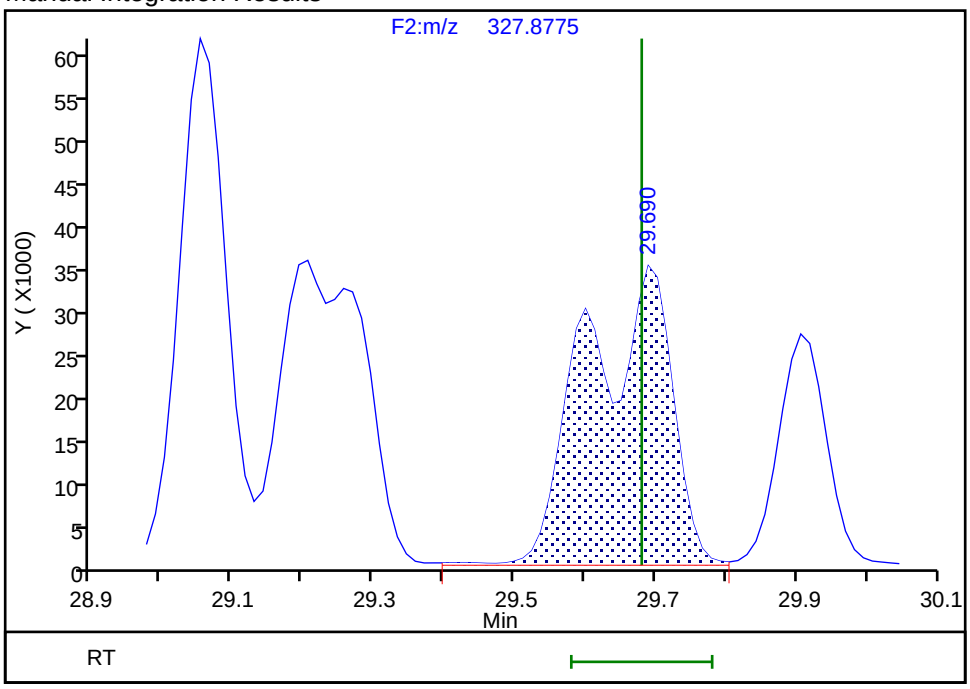

Reviewer: mcwhirterl, 29-Aug-2019 01:24:09
Audit Action: Marked Compound Undetected Audit Reason: Invalid Compound ID

Manual Integration/User Assign Peak Report

Eurofins TestAmerica, Knoxville

Data File: \\chromna\Knoxville\ChromData\D3D\20190828-12892.b\lcs140-3281717-b.d
Injection Date: 28-Aug-2019 23:31:00 Instrument ID: D3D
Lims ID: LCS 140-32817/17-B
Client ID:
Operator ID: Xcalibur_System ALS Bottle#: 0 Worklist Smp#: 2
Injection Vol: 1.0 ul Dil. Factor: 1.0000
Method: PCBs_D3D Limit Group: HR - 1668A - ICAL
Column: SPB-Octyl (0.25 mm) Detector F2(21.81 :35.54)

PCB-88/91, CAS: STL01812

Signal: 3

Processing Integration Results

RT: 29.69
Area: 1139266
Amount: 155.9129
Amount Units: pg/ul

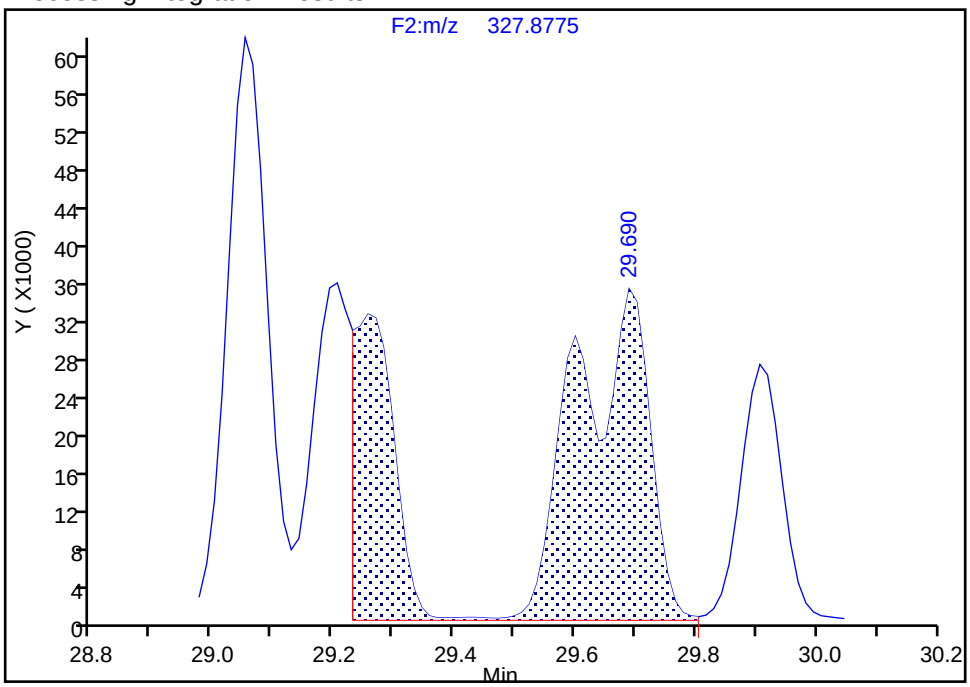

Manual Integration Results

RT: 29.69
Area: 759550
Amount: 103.9473
Amount Units: pg/ul
Reviewer: mcwhirterl, 29-Aug-2019 01:24:09
Audit Action: Marked Compound Undetected Audit Reason: Invalid Compound ID

Manual Integration/User Assign Peak Report

Eurofins TestAmerica, Knoxville

Data File:	\\chromna\Knoxville\ChromData\D3D\20190828-12892.b\lcs140-3281717-b.d				
Injection Date:	28-Aug-2019 23:31:00	Instrument ID:	D3D		
Lims ID:	LCS 140-32817/17-B				
Client ID:					
Operator ID:	Xcalibur_System	ALS Bottle#:	0	Worklist Smp#:	2
Injection Vol:	1.0 ul	Dil. Factor:	1.0000		
Method:	PCBs_D3D	Limit Group:	HR - 1668A - ICAL		
Column:	SPB-Octyl (0.25 mm)	Detector	F2(21.81 :35.54)		

PCB-88/91, CAS: STL01812

Signal: 1

Processing Integration Results

RT: 29.69
Area: 702972
Amount: 155.9129
Amount Units: pg/ul

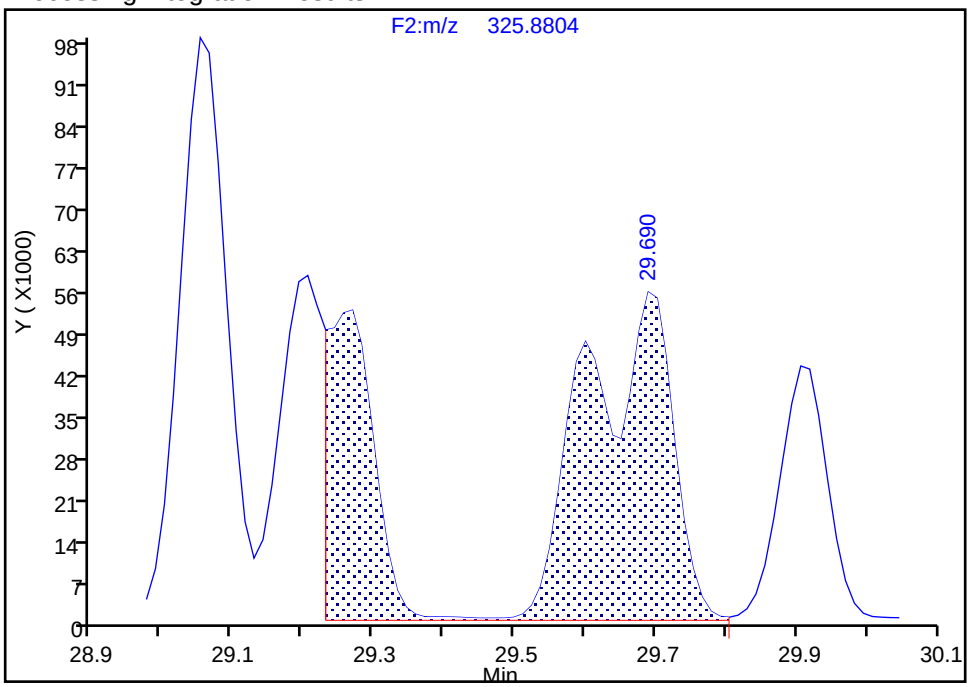

Manual Integration Results

RT: 29.69
Area: 466899
Amount: 103.9473
Amount Units: pg/ul

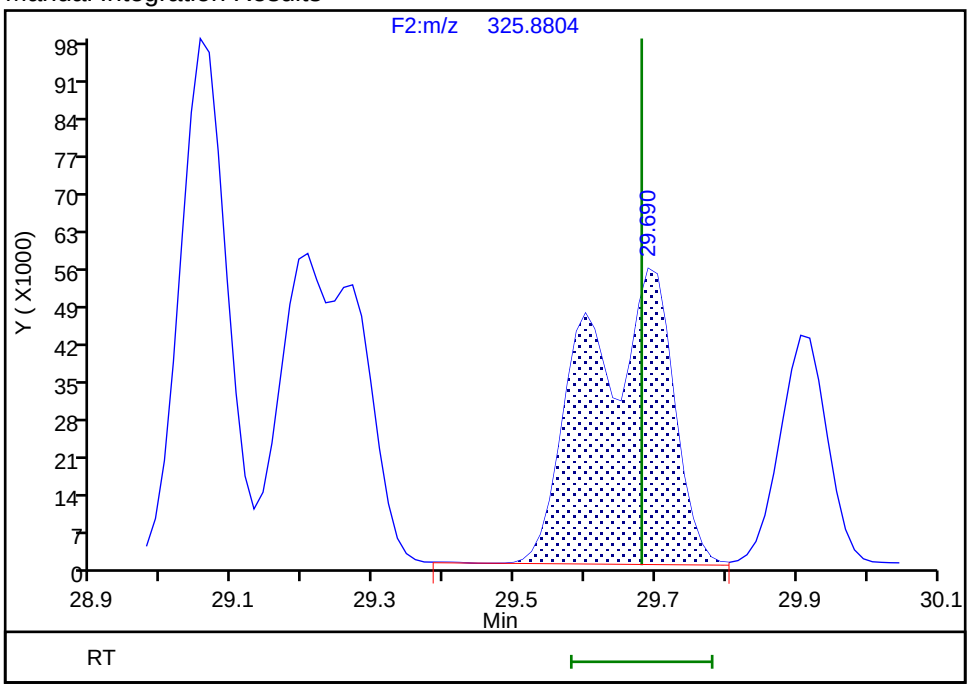

Reviewer: mcwhirterl, 29-Aug-2019 01:24:11

Audit Action: Manually Integrated/Assigned Compound ID Audit Reason: Incomplete Integration

Manual Integration/User Assign Peak Report

Eurofins TestAmerica, Knoxville

Data File:	\\chromna\Knoxville\ChromData\D3D\20190828-12892.b\lcs140-3281717-b.d				
Injection Date:	28-Aug-2019 23:31:00	Instrument ID:	D3D		
Lims ID:	LCS 140-32817/17-B				
Client ID:					
Operator ID:	Xcalibur_System	ALS Bottle#:	0	Worklist Smp#:	2
Injection Vol:	1.0 ul	Dil. Factor:	1.0000		
Method:	PCBs_D3D	Limit Group:	HR - 1668A - ICAL		
Column:	SPB-Octyl (0.25 mm)	Detector	F2(21.81 :35.54)		

PCB-121, CAS: 56558-18-0

Signal: 1

Not Detected
Expected RT: 30.80

Processing Integration Results

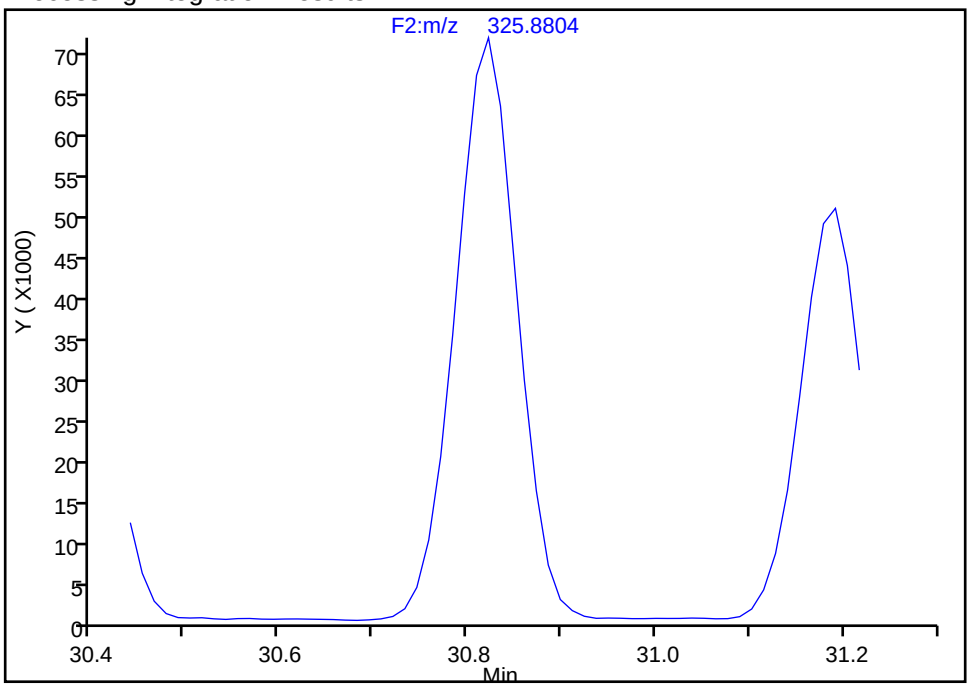

Manual Integration Results

RT: 30.82
Area: 325613
Amount: 52.278079
Amount Units: pg/ul

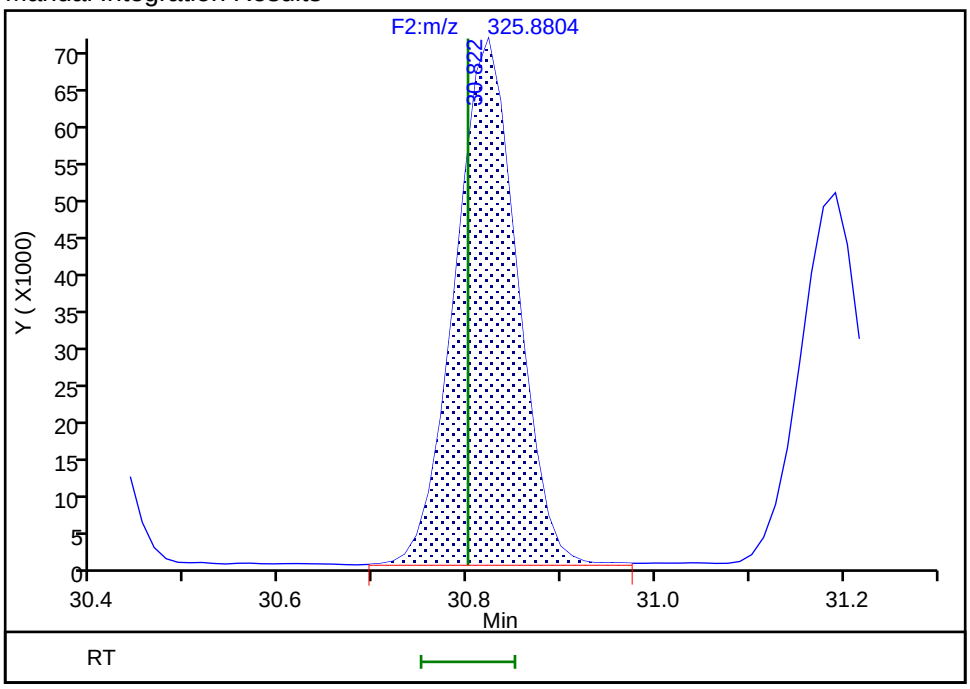

Reviewer: mcwhirterl, 29-Aug-2019 01:10:02
Audit Action: Assigned Compound ID Audit Reason: Incomplete Integration

Manual Integration/User Assign Peak Report

Eurofins TestAmerica, Knoxville

Data File:	\\chromna\Knoxville\ChromData\D3D\20190828-12892.b\lcs140-3281717-b.d				
Injection Date:	28-Aug-2019 23:31:00	Instrument ID:	D3D		
Lims ID:	LCS 140-32817/17-B				
Client ID:					
Operator ID:	Xcalibur_System	ALS Bottle#:	0	Worklist Smp#:	2
Injection Vol:	1.0 ul	Dil. Factor:	1.0000		
Method:	PCBs_D3D	Limit Group:	HR - 1668A - ICAL		
Column:	SPB-Octyl (0.25 mm)	Detector	F2(21.81 :35.54)		

PCB-86/87/97/109/119/125, CAS: STL02295

Signal: 2

Processing Integration Results

RT: 32.83
Area: 725426
Amount: 215.1070
Amount Units: pg/ul

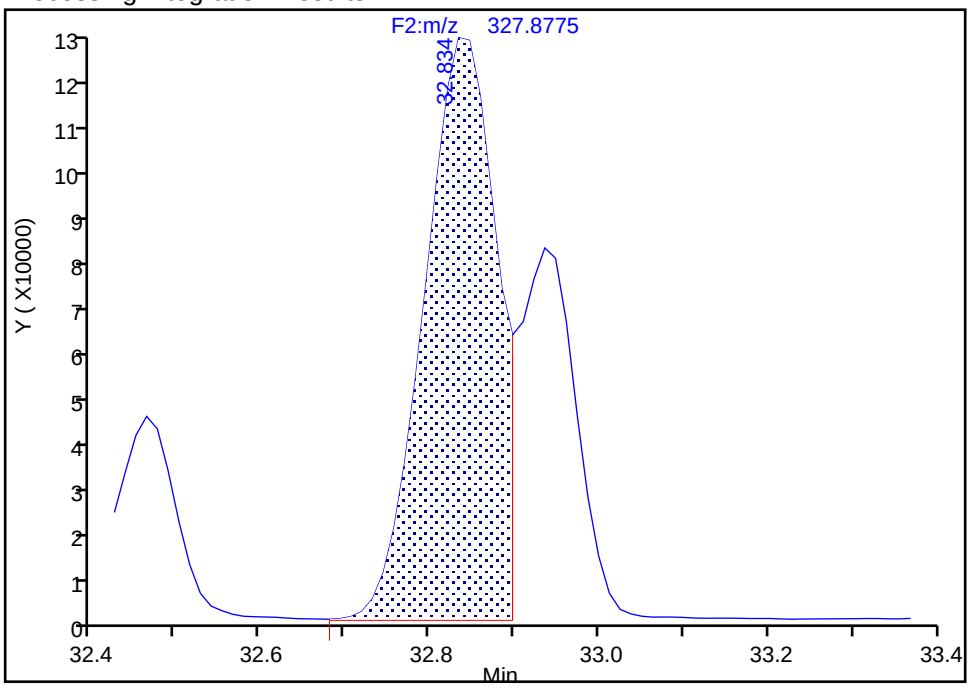

Manual Integration Results

RT: 32.83
Area: 1092603
Amount: 324.8568
Amount Units: pg/ul

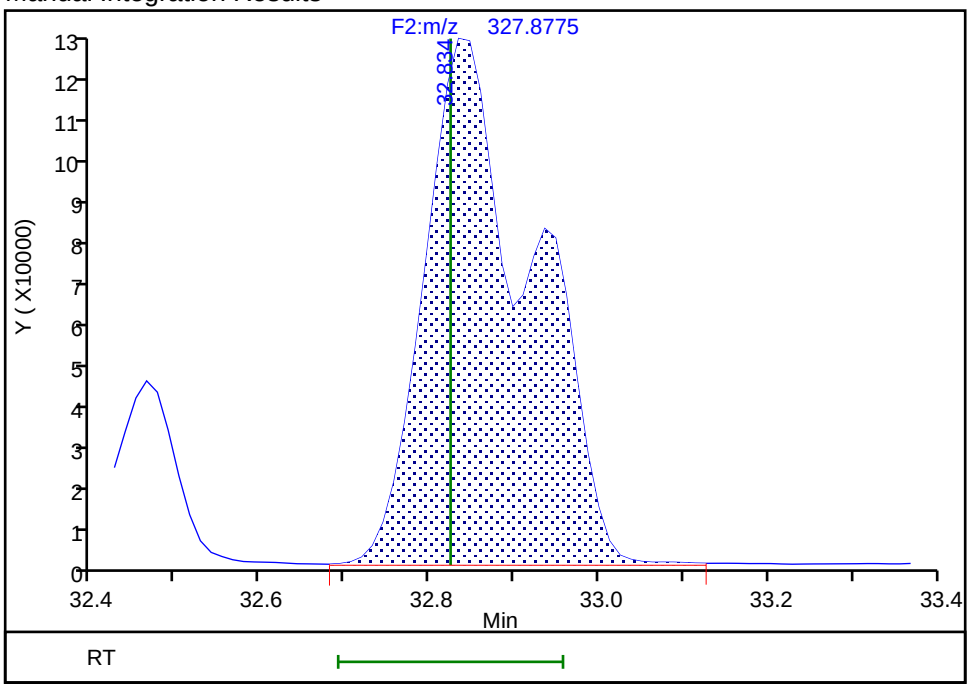

Reviewer: mcwhirterl, 29-Aug-2019 01:10:25
Audit Action: Marked Compound Undetected Audit Reason: Invalid Compound ID

Manual Integration/User Assign Peak Report

Eurofins TestAmerica, Knoxville

Data File: \\chromna\Knoxville\ChromData\D3D\20190828-12892.b\lcs140-3281717-b.d
Injection Date: 28-Aug-2019 23:31:00 Instrument ID: D3D
Lims ID: LCS 140-32817/17-B
Client ID:
Operator ID: Xcalibur_System ALS Bottle#: 0 Worklist Smp#: 2
Injection Vol: 1.0 ul Dil. Factor: 1.0000
Method: PCBs_D3D Limit Group: HR - 1668A - ICAL
Column: SPB-Octyl (0.25 mm) Detector F2(21.81 :35.54)

PCB-86/87/97/109/119/125, CAS: STL02295

Signal: 3

Processing Integration Results

RT: 32.85
Area: 1869744
Amount: 215.1070
Amount Units: pg/ul

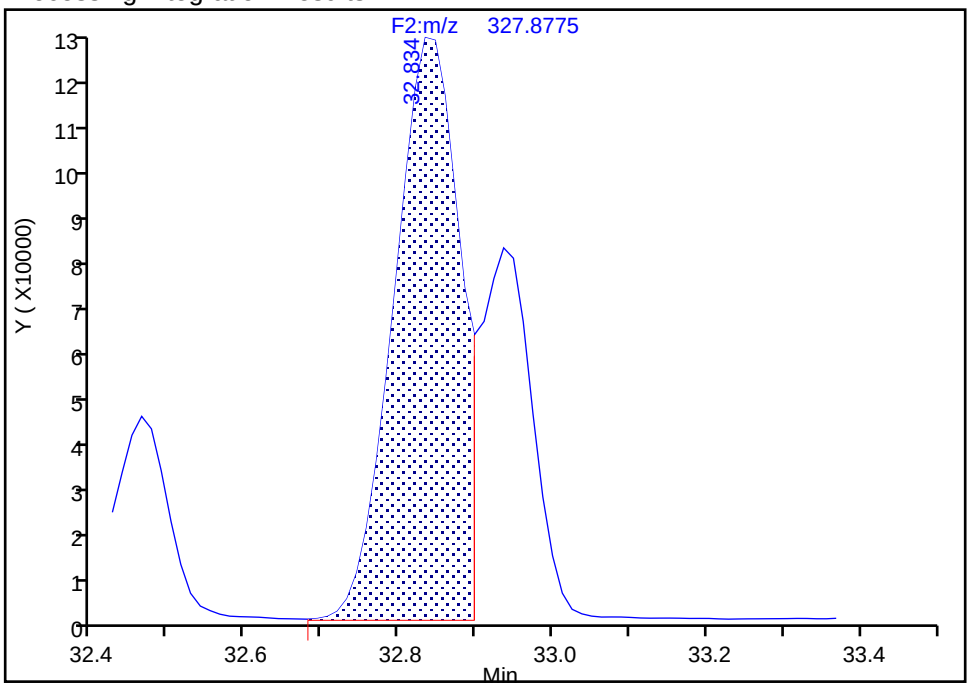

Manual Integration Results

RT: 32.85
Area: 2823707
Amount: 324.8568
Amount Units: pg/ul
Reviewer: mcwhirterl, 29-Aug-2019 01:10:25
Audit Action: Marked Compound Undetected Audit Reason: Invalid Compound ID

Manual Integration/User Assign Peak Report

Eurofins TestAmerica, Knoxville

Data File:	\\chromna\Knoxville\ChromData\D3D\20190828-12892.b\lcs140-3281717-b.d				
Injection Date:	28-Aug-2019 23:31:00	Instrument ID:	D3D		
Lims ID:	LCS 140-32817/17-B				
Client ID:					
Operator ID:	Xcalibur_System	ALS Bottle#:	0	Worklist Smp#:	2
Injection Vol:	1.0 ul	Dil. Factor:	1.0000		
Method:	PCBs_D3D	Limit Group:	HR - 1668A - ICAL		
Column:	SPB-Octyl (0.25 mm)	Detector	F2(21.81 :35.54)		

PCB-86/87/97/109/119/125, CAS: STL02295

Signal: 1

Processing Integration Results

RT: 32.85
Area: 1144318
Amount: 215.1070
Amount Units: pg/ul

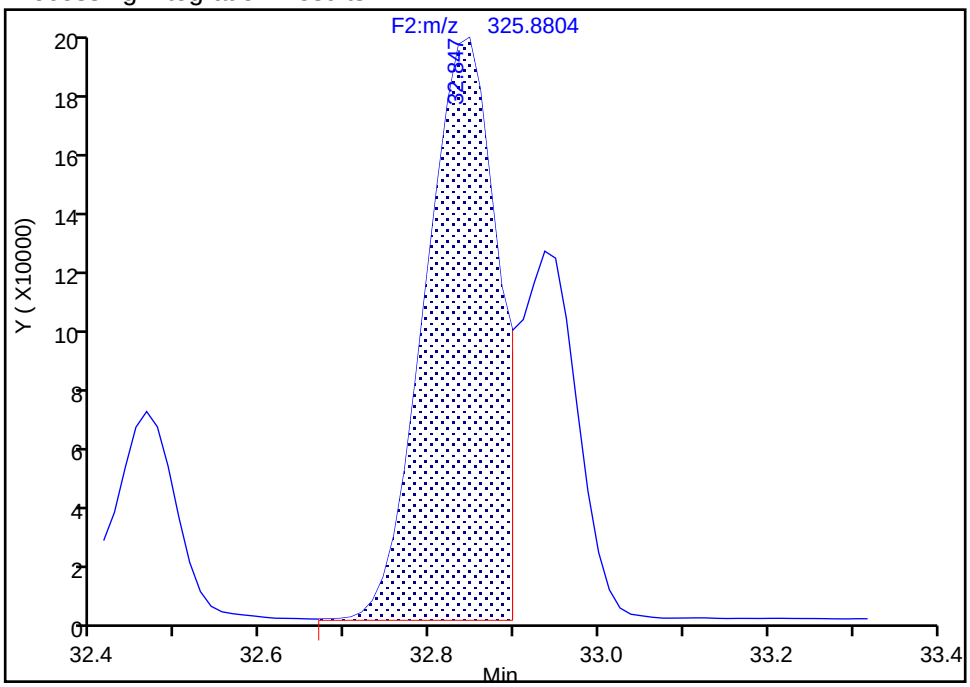

Manual Integration Results

RT: 32.85
Area: 1731104
Amount: 324.8568
Amount Units: pg/ul

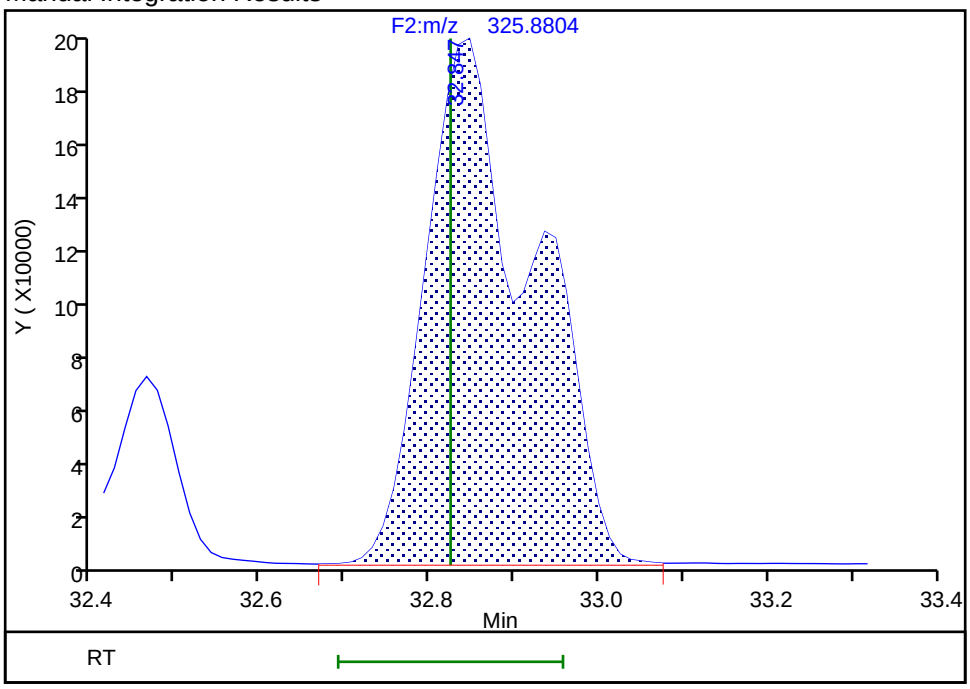

Reviewer: mcwhirterl, 29-Aug-2019 01:10:27

Audit Action: Manually Integrated/Assigned Compound ID Audit Reason: Incomplete Integration

Manual Integration/User Assign Peak Report

Eurofins TestAmerica, Knoxville

Data File:	\\chromna\Knoxville\ChromData\D3D\20190828-12892.b\lcs140-3281717-b.d				
Injection Date:	28-Aug-2019 23:31:00	Instrument ID:	D3D		
Lims ID:	LCS 140-32817/17-B				
Client ID:					
Operator ID:	Xcalibur_System	ALS Bottle#:	0	Worklist Smp#:	2
Injection Vol:	1.0 ul	Dil. Factor:	1.0000		
Method:	PCBs_D3D	Limit Group:	HR - 1668A - ICAL		
Column:	SPB-Octyl (0.25 mm)	Detector	F2(21.81 :35.54)		

PCB-85/116/117, CAS: STL01810

Signal: 2

Processing Integration Results

RT: 33.48
Area: 215663
Amount: 62.867515
Amount Units: pg/ul

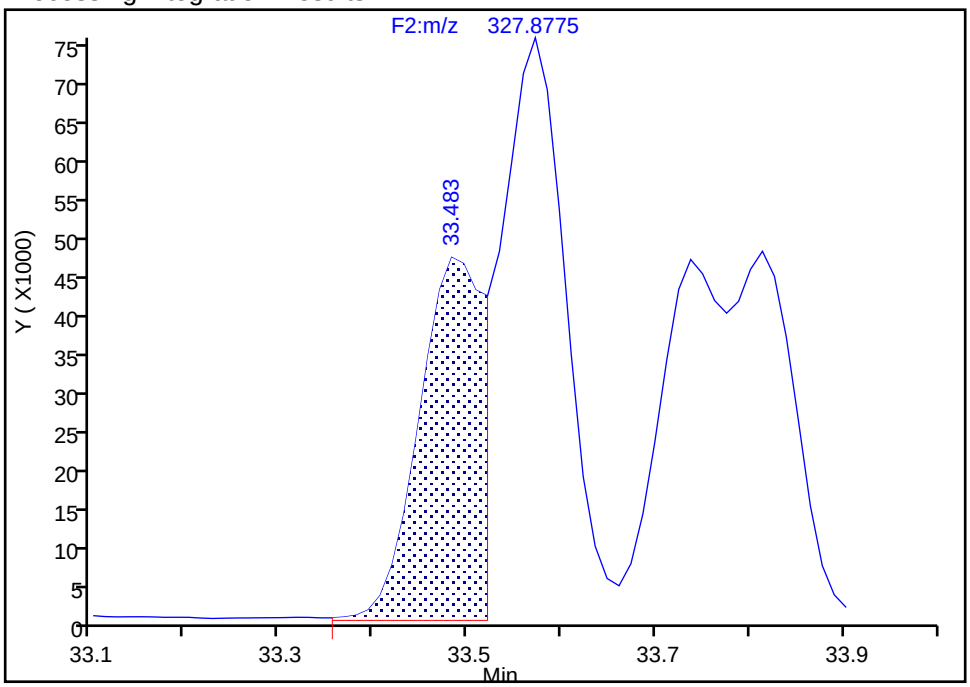

Manual Integration Results

RT: 33.57
Area: 568691
Amount: 167.7638
Amount Units: pg/ul

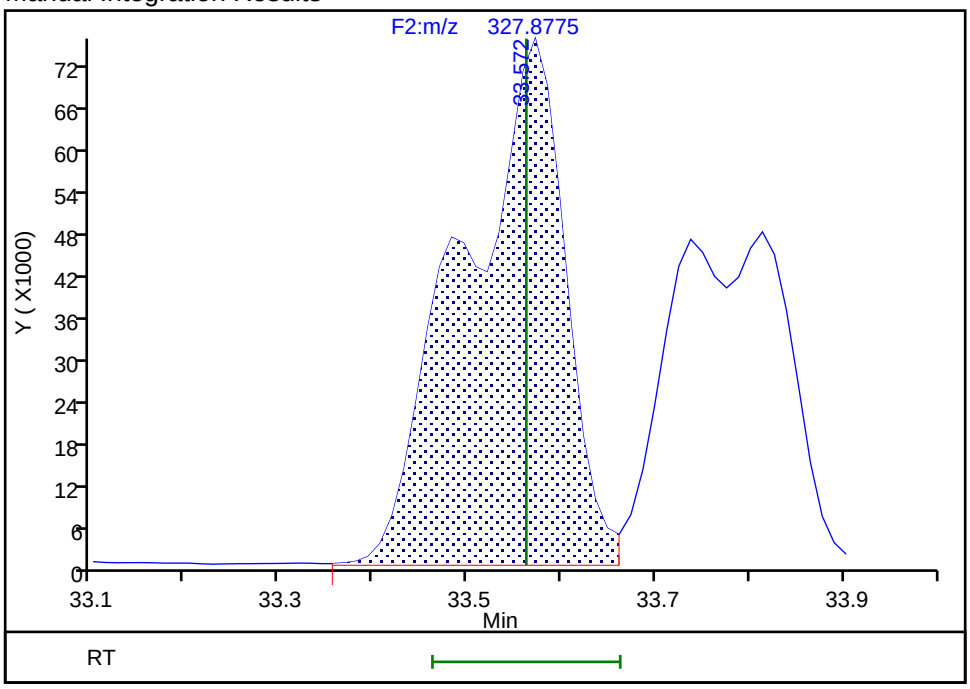

Reviewer: mcwhirterl, 29-Aug-2019 01:10:52

Audit Action: Marked Compound Undetected Audit Reason: Invalid Compound ID

Manual Integration/User Assign Peak Report

Eurofins TestAmerica, Knoxville

Data File: \\chromna\Knoxville\ChromData\D3D\20190828-12892.b\lcs140-3281717-b.d
Injection Date: 28-Aug-2019 23:31:00 Instrument ID: D3D
Lims ID: LCS 140-32817/17-B
Client ID:
Operator ID: Xcalibur_System ALS Bottle#: 0 Worklist Smp#: 2
Injection Vol: 1.0 ul Dil. Factor: 1.0000
Method: PCBs_D3D Limit Group: HR - 1668A - ICAL
Column: SPB-Octyl (0.25 mm) Detector F2(21.81 :35.54)

PCB-85/116/117, CAS: STL01810

Signal: 3

Processing Integration Results

RT: 33.48
Area: 554149
Amount: 62.867515
Amount Units: pg/ul

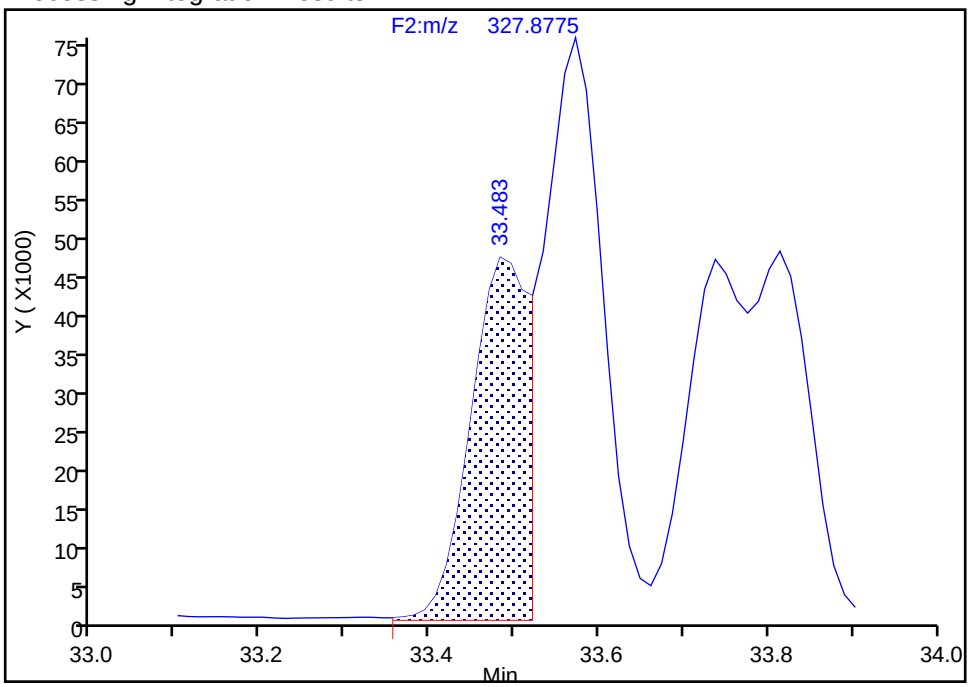

Manual Integration Results

RT: 33.57
Area: 1478763
Amount: 167.7638
Amount Units: pg/ul
Reviewer: mcwhirterl, 29-Aug-2019 01:10:52
Audit Action: Marked Compound Undetected Audit Reason: Invalid Compound ID

Manual Integration/User Assign Peak Report

Eurofins TestAmerica, Knoxville

Data File: \\chromna\Knoxville\ChromData\D3D\20190828-12892.b\lcs140-3281717-b.d
Injection Date: 28-Aug-2019 23:31:00 Instrument ID: D3D
Lims ID: LCS 140-32817/17-B
Client ID:
Operator ID: Xcalibur_System ALS Bottle#: 0 Worklist Smp#: 2
Injection Vol: 1.0 ul Dil. Factor: 1.0000
Method: PCBs_D3D Limit Group: HR - 1668A - ICAL
Column: SPB-Octyl (0.25 mm) Detector F2(21.81 :35.54)

PCB-85/116/117, CAS: STL01810

Signal: 1

Processing Integration Results

RT: 33.48
Area: 338486
Amount: 62.867515
Amount Units: pg/ul

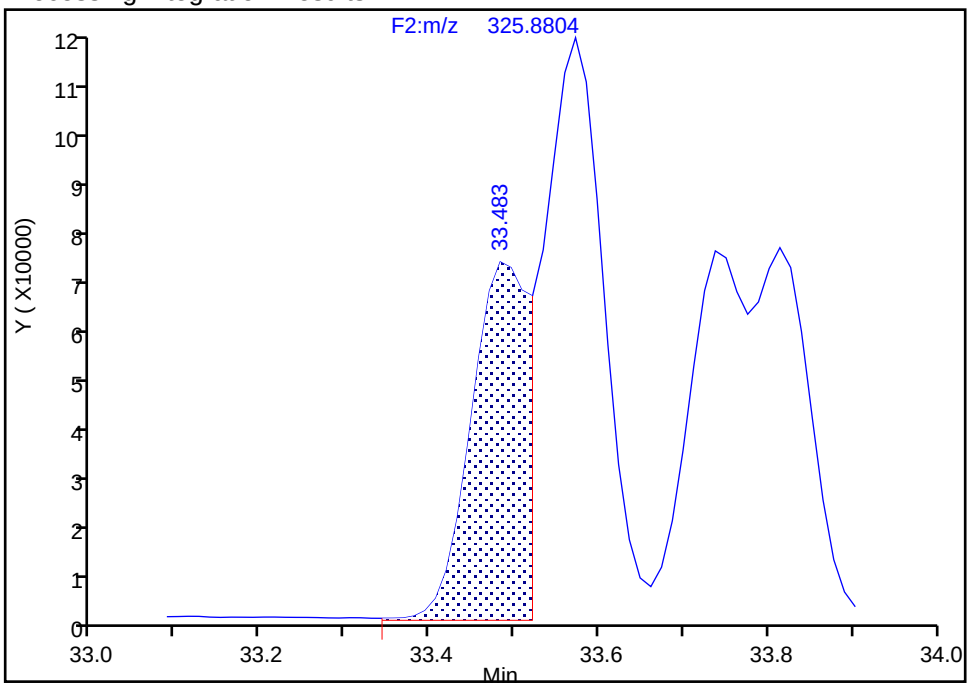

Manual Integration Results

RT: 33.57
Area: 910072
Amount: 167.7638
Amount Units: pg/ul

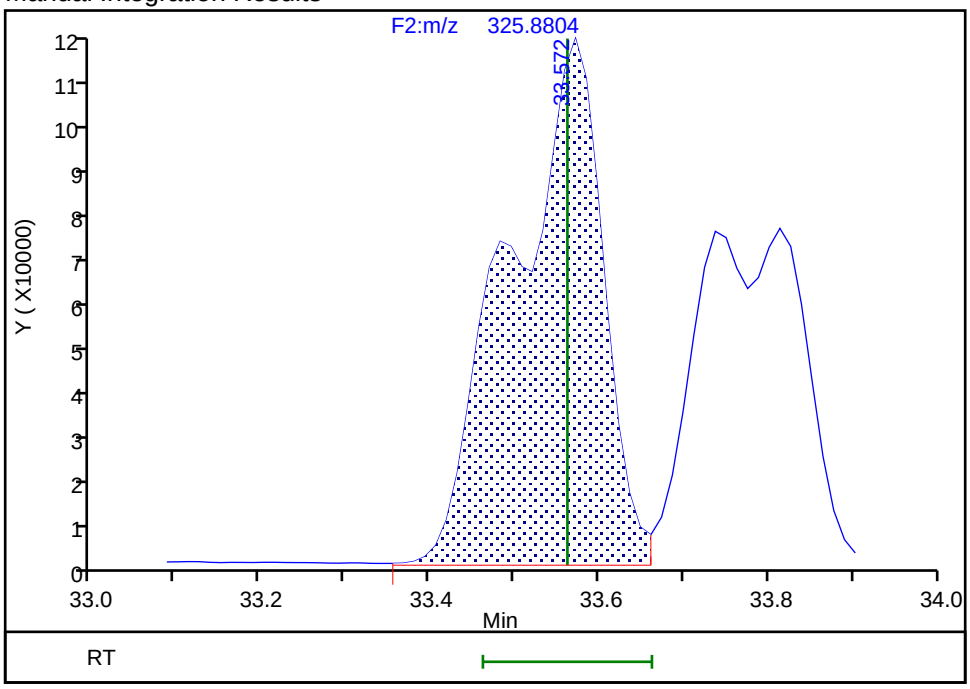

Reviewer: mcwhirterl, 29-Aug-2019 01:10:54
Audit Action: Manually Integrated/Assigned Compound ID Audit Reason: Incomplete Integration

Manual Integration/User Assign Peak Report

Eurofins TestAmerica, Knoxville

Data File:	\\chromna\Knoxville\ChromData\D3D\20190828-12892.b\lcs140-3281717-b.d				
Injection Date:	28-Aug-2019 23:31:00	Instrument ID:	D3D		
Lims ID:	LCS 140-32817/17-B				
Client ID:					
Operator ID:	Xcalibur_System	ALS Bottle#:	0	Worklist Smp#:	2
Injection Vol:	1.0 ul	Dil. Factor:	1.0000		
Method:	PCBs_D3D	Limit Group:	HR - 1668A - ICAL		
Column:	SPB-Octyl (0.25 mm)	Detector	F2(21.81 :35.54)		

PCB-110/115, CAS: STL01826

Signal: 2

Processing Integration Results

RT: 33.74
Area: 209863
Amount: 55.425184
Amount Units: pg/ul

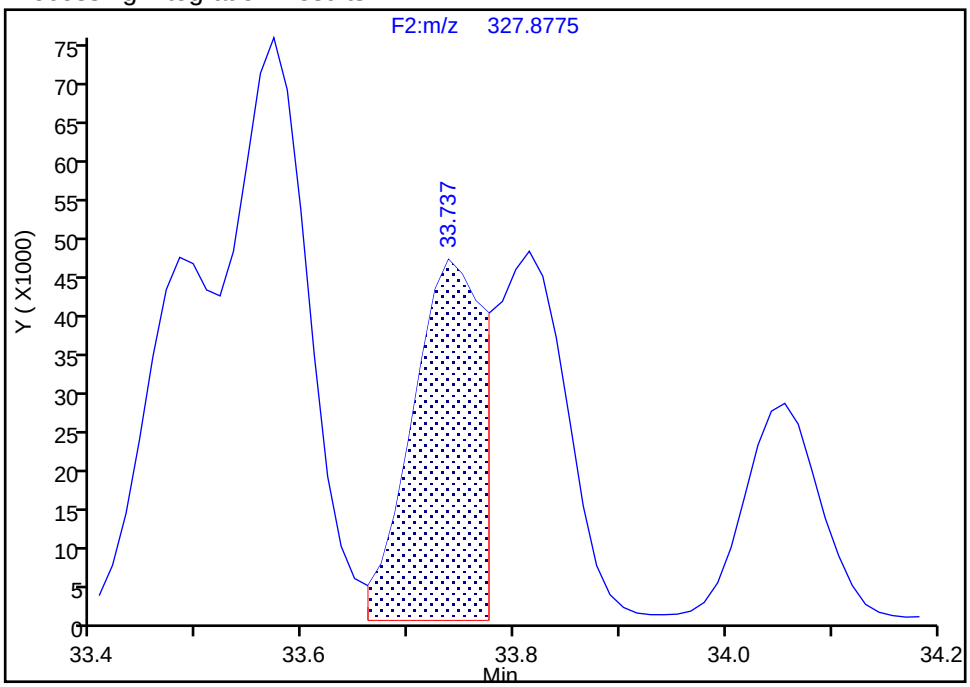

Manual Integration Results

RT: 33.81
Area: 430366
Amount: 114.0536
Amount Units: pg/ul

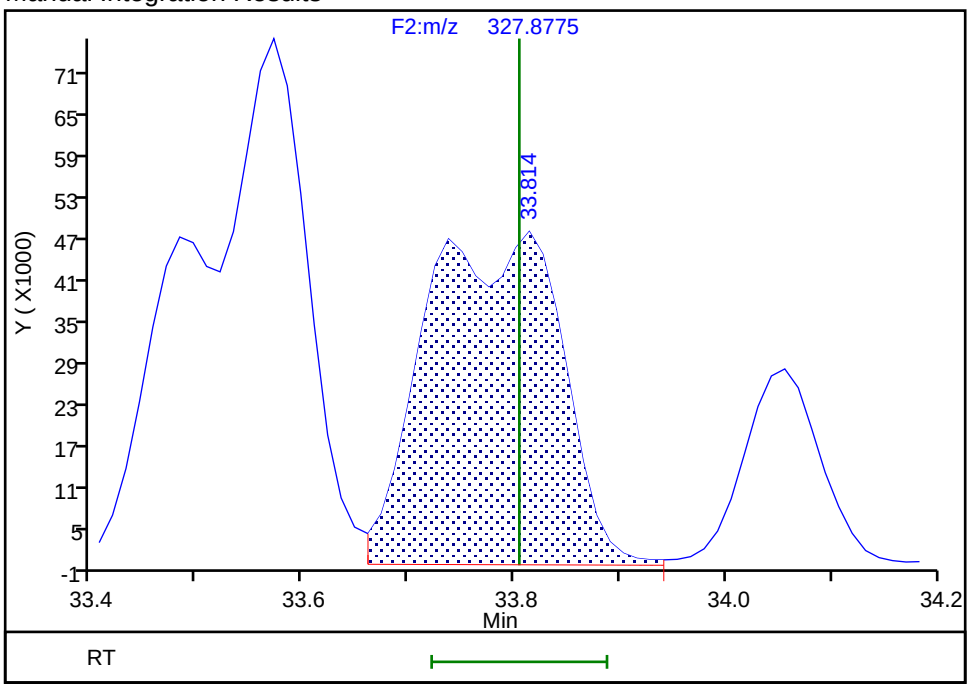

Reviewer: mcwhirterl, 29-Aug-2019 01:11:16
Audit Action: Marked Compound Undetected Audit Reason: Invalid Compound ID

Manual Integration/User Assign Peak Report

Eurofins TestAmerica, Knoxville

Data File: \\chromna\Knoxville\ChromData\D3D\20190828-12892.b\lcs140-3281717-b.d
Injection Date: 28-Aug-2019 23:31:00 Instrument ID: D3D
Lims ID: LCS 140-32817/17-B
Client ID:
Operator ID: Xcalibur_System ALS Bottle#: 0 Worklist Smp#: 2
Injection Vol: 1.0 ul Dil. Factor: 1.0000
Method: PCBs_D3D Limit Group: HR - 1668A - ICAL
Column: SPB-Octyl (0.25 mm) Detector F2(21.81 :35.54)

PCB-110/115, CAS: STL01826

Signal: 3

Processing Integration Results

RT: 33.74
Area: 544338
Amount: 55.425184
Amount Units: pg/ul

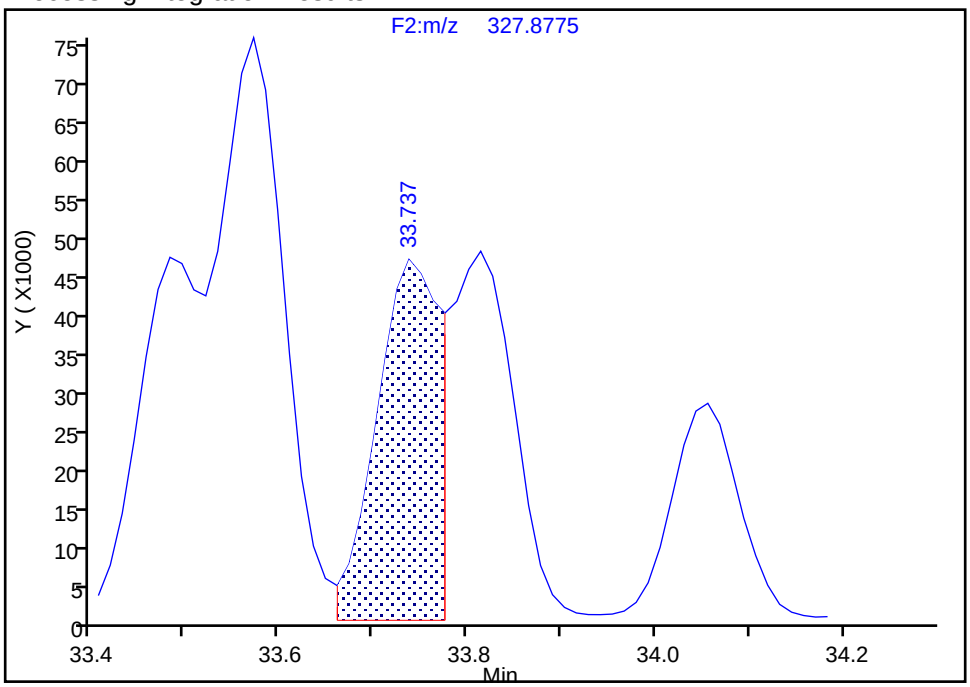

Manual Integration Results

RT: 33.81
Area: 1120135
Amount: 114.0536
Amount Units: pg/ul
Reviewer: mcwhirterl, 29-Aug-2019 01:11:16
Audit Action: Marked Compound Undetected Audit Reason: Invalid Compound ID

Manual Integration/User Assign Peak Report

Eurofins TestAmerica, Knoxville

Data File:	\\chromna\Knoxville\ChromData\D3D\20190828-12892.b\lcs140-3281717-b.d				
Injection Date:	28-Aug-2019 23:31:00	Instrument ID:	D3D		
Lims ID:	LCS 140-32817/17-B				
Client ID:					
Operator ID:	Xcalibur_System	ALS Bottle#:	0	Worklist Smp#:	2
Injection Vol:	1.0 ul	Dil. Factor:	1.0000		
Method:	PCBs_D3D	Limit Group:	HR - 1668A - ICAL		
Column:	SPB-Octyl (0.25 mm)	Detector	F2(21.81 :35.54)		

PCB-110/115, CAS: STL01826

Signal: 1

Processing Integration Results

RT: 33.74
Area: 334475
Amount: 55.425184
Amount Units: pg/ul

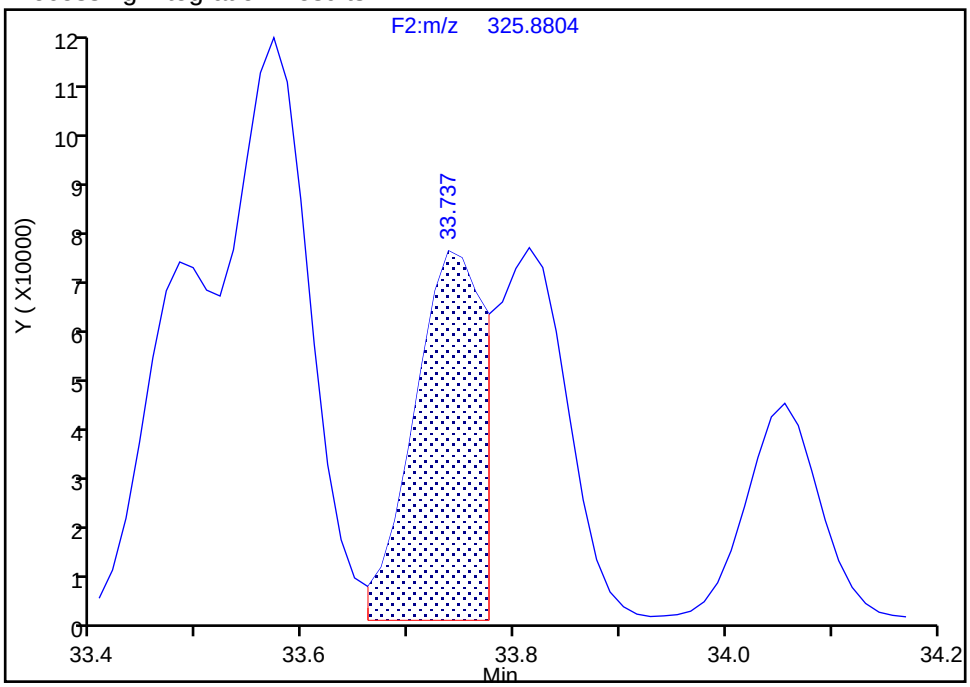

Manual Integration Results

RT: 33.81
Area: 689769
Amount: 114.0536
Amount Units: pg/ul

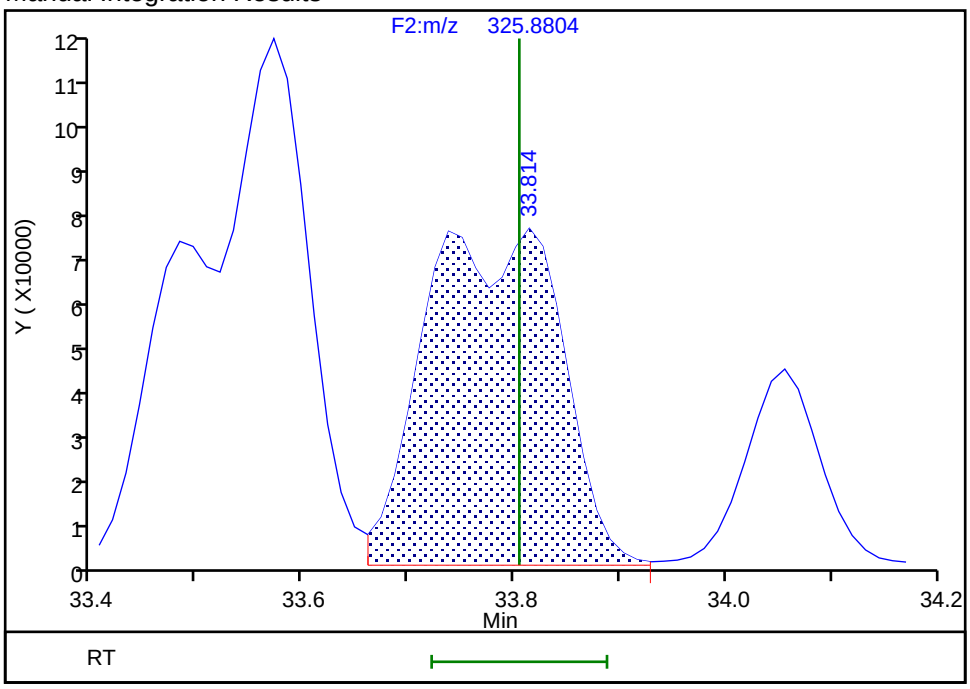

Reviewer: mcwhirterl, 29-Aug-2019 01:11:17

Audit Action: Manually Integrated/Assigned Compound ID Audit Reason: Incomplete Integration

Manual Integration/User Assign Peak Report

Eurofins TestAmerica, Knoxville

Data File:	\\chromna\Knoxville\ChromData\D3D\20190828-12892.b\lcs140-3281717-b.d				
Injection Date:	28-Aug-2019 23:31:00	Instrument ID:	D3D		
Lims ID:	LCS 140-32817/17-B				
Client ID:					
Operator ID:	Xcalibur_System	ALS Bottle#:	0	Worklist Smp#:	2
Injection Vol:	1.0 ul	Dil. Factor:	1.0000		
Method:	PCBs_D3D	Limit Group:	HR - 1668A - ICAL		
Column:	SPB-Octyl (0.25 mm)	Detector	F2(21.81 :35.54)		

PCB-111, CAS: 39635-32-0

Signal: 1

Not Detected
Expected RT: 34.44

Processing Integration Results

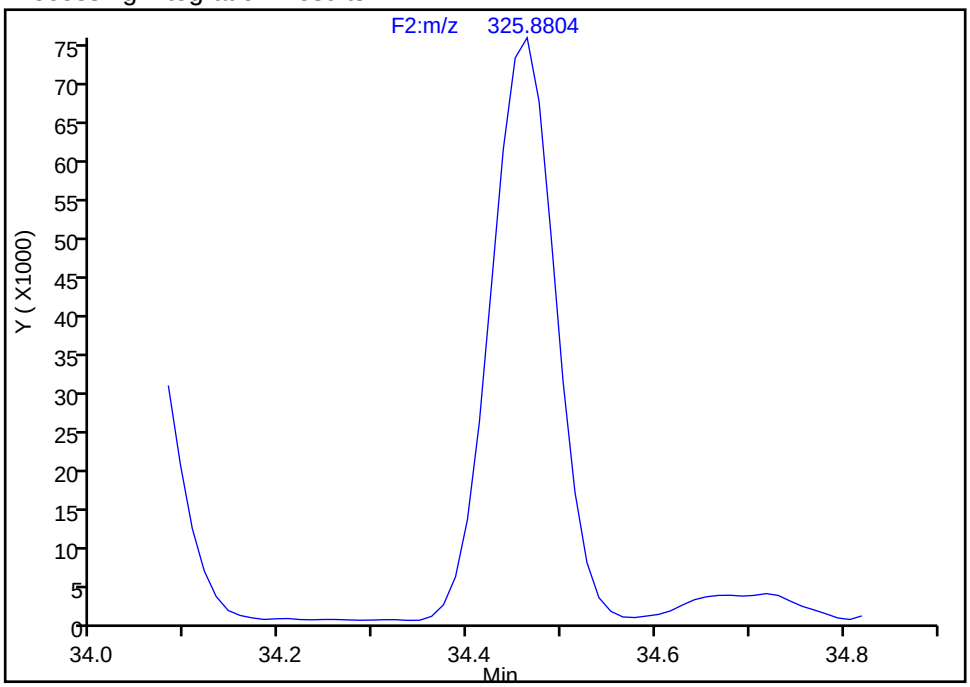

Manual Integration Results

RT: 34.46
Area: 367357
Amount: 57.581143
Amount Units: pg/ul

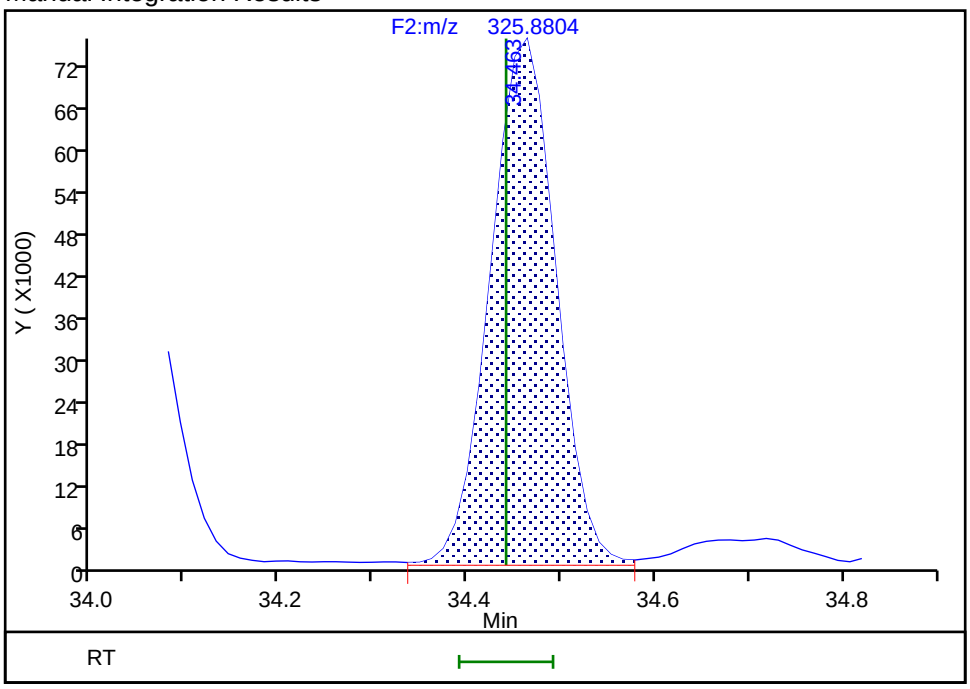

Reviewer: mcwhirterl, 29-Aug-2019 01:11:24
Audit Action: Assigned Compound ID Audit Reason: Incomplete Integration

Eurofins TestAmerica, Knoxville

Data File:	\\chromna\Knoxville\ChromData\D3D\20190828-12892.b\lcs140-3281717-b.d		
Injection Date:	28-Aug-2019 23:31:00	Injection Vol:	1.0 ul
Instrument ID:	D3D	Operator ID:	Xcalibur_System
Method:	PCBs_D3D	Limit Group:	HR - 1668A - ICAL
Client ID:			
Worklist#:	33110	Sample Line#:	2
Column Type:	SPB-Octyl	Column Dia:	0.25 mm

PePCB F3

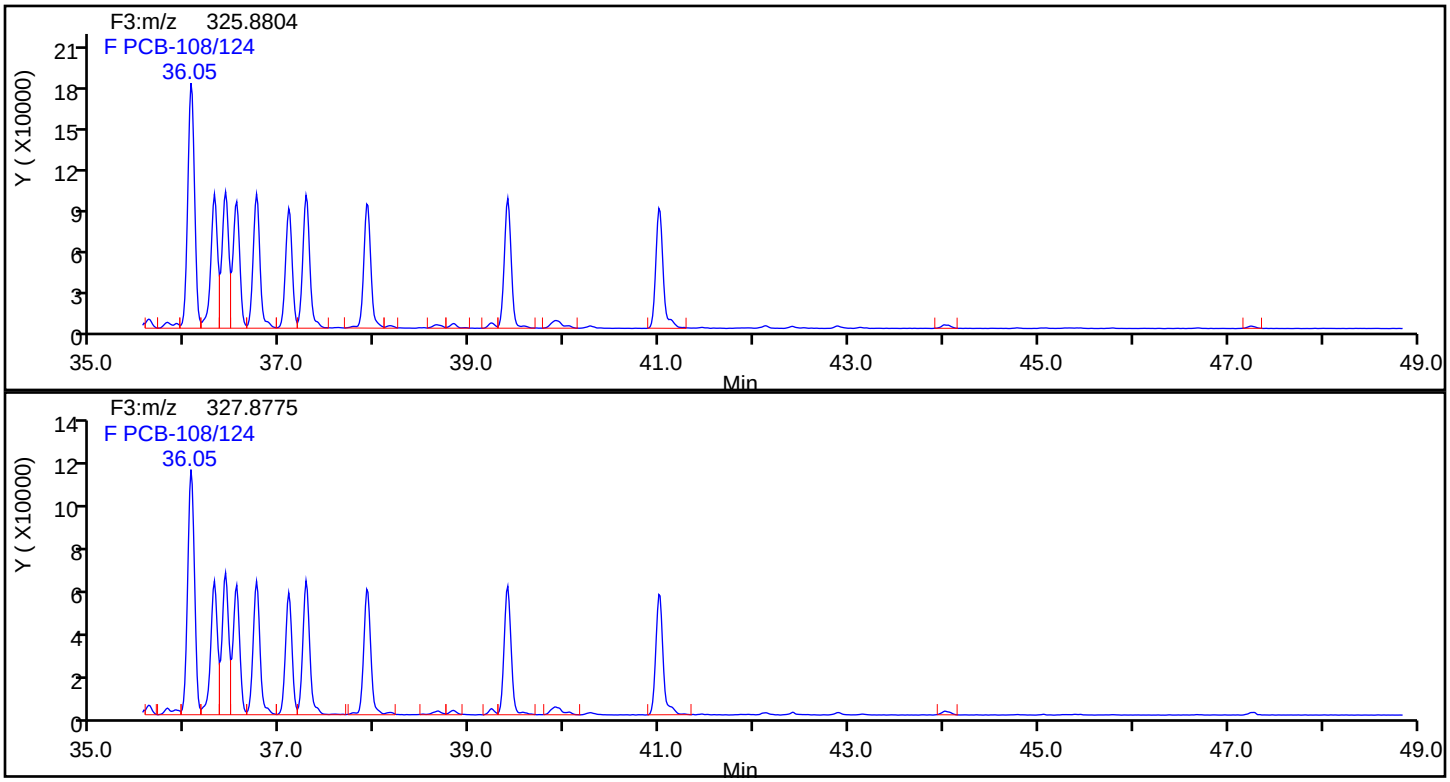

PePCB F3 Standards

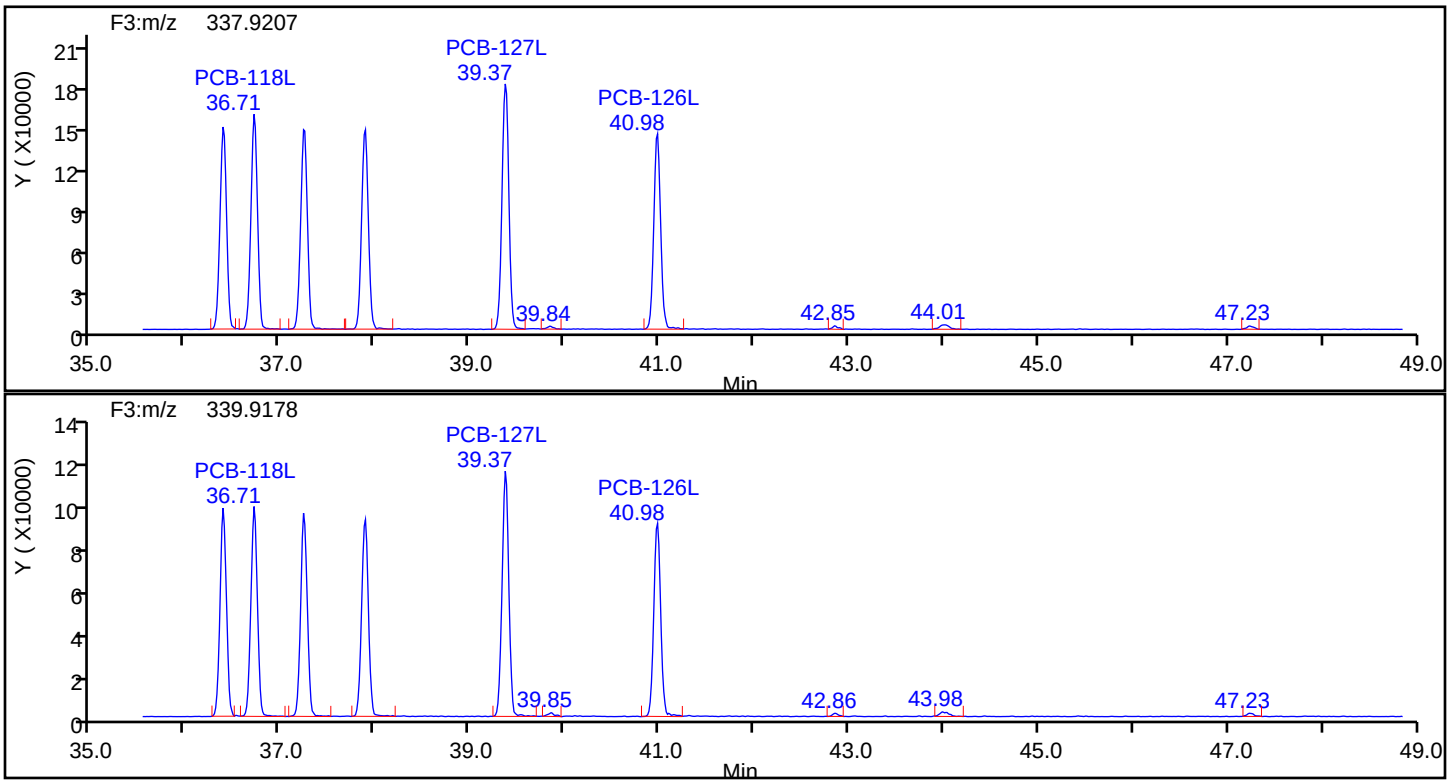

Eurofins TestAmerica, Knoxville

Data File:	\\chromna\Knoxville\ChromData\D3D\20190828-12892.b\lcs140-3281717-b.d		
Injection Date:	28-Aug-2019 23:31:00	Injection Vol:	1.0 ul
Instrument ID:	D3D	Operator ID:	Xcalibur_System
Method:	PCBs_D3D	Limit Group:	HR - 1668A - ICAL
Client ID:			
Worklist#:	33110	Sample Line#:	2
Column Type:	SPB-Octyl	Column Dia:	0.25 mm

PePCB F3

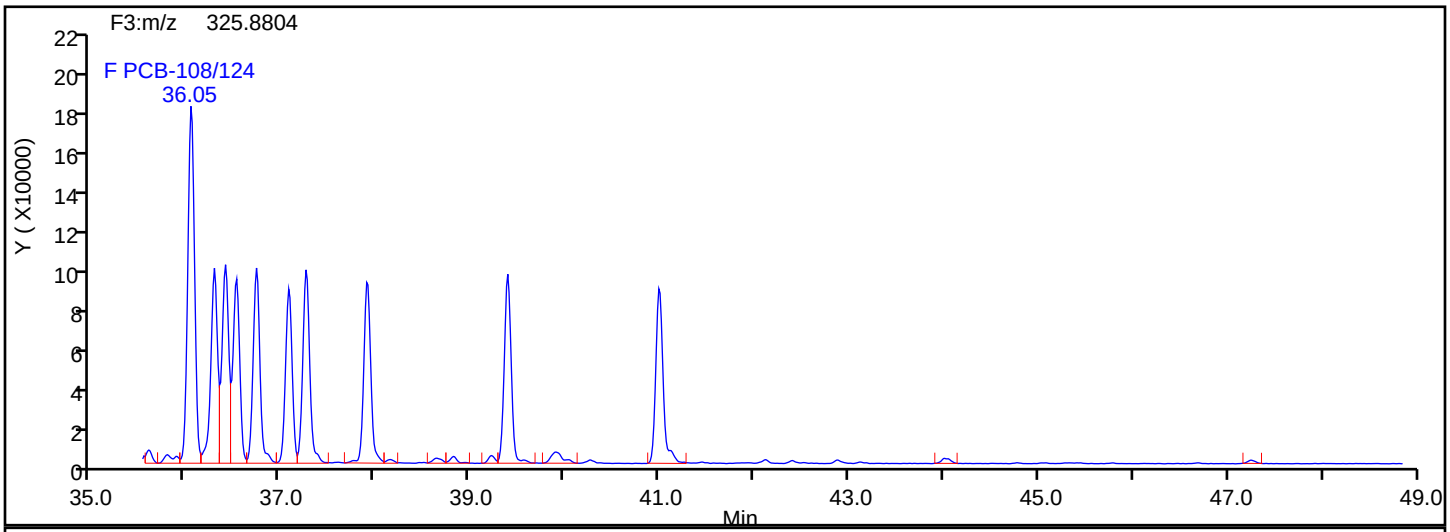

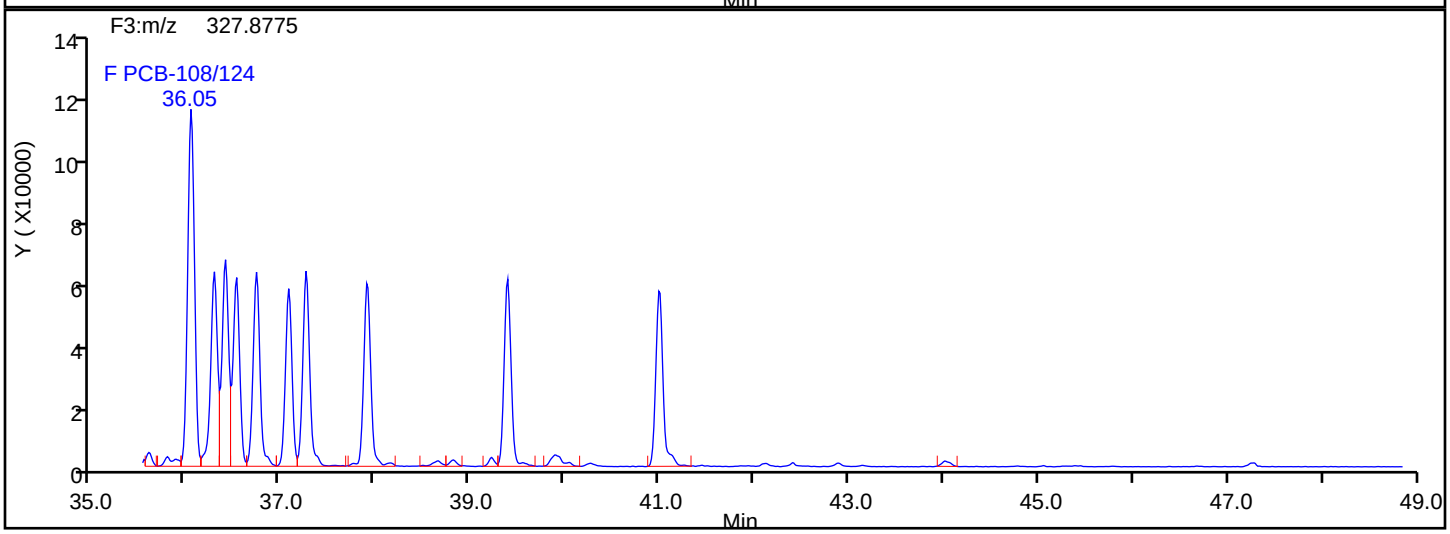

PePCB F3 Lock Mass

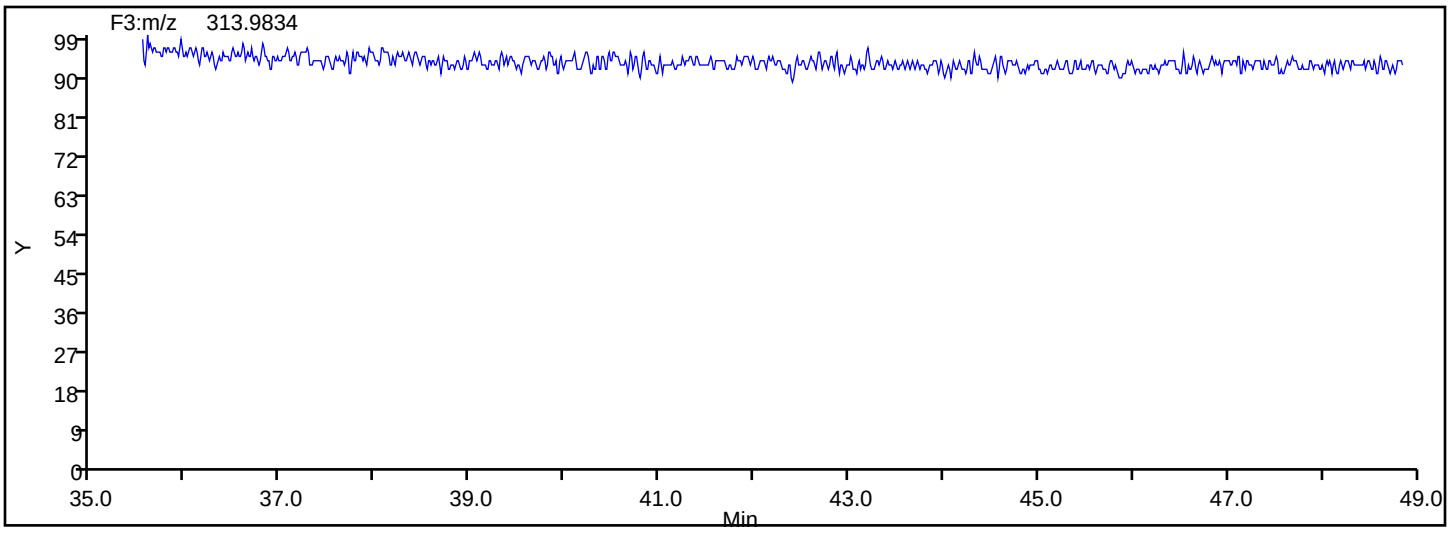

Manual Integration/User Assign Peak Report

Eurofins TestAmerica, Knoxville

Data File:	\\chromna\Knoxville\ChromData\D3D\20190828-12892.b\lcs140-3281717-b.d				
Injection Date:	28-Aug-2019 23:31:00	Instrument ID:	D3D		
Lims ID:	LCS 140-32817/17-B				
Client ID:					
Operator ID:	Xcalibur_System	ALS Bottle#:	0	Worklist Smp#:	2
Injection Vol:	1.0 ul	Dil. Factor:	1.0000		
Method:	PCBs_D3D	Limit Group:	HR - 1668A - ICAL		
Column:	SPB-Octyl (0.25 mm)	Detector	F3(35.64 :49.10)		

PCB-118, CAS: 31508-00-6

Signal: 1

Not Detected
Expected RT: 36.73

Processing Integration Results

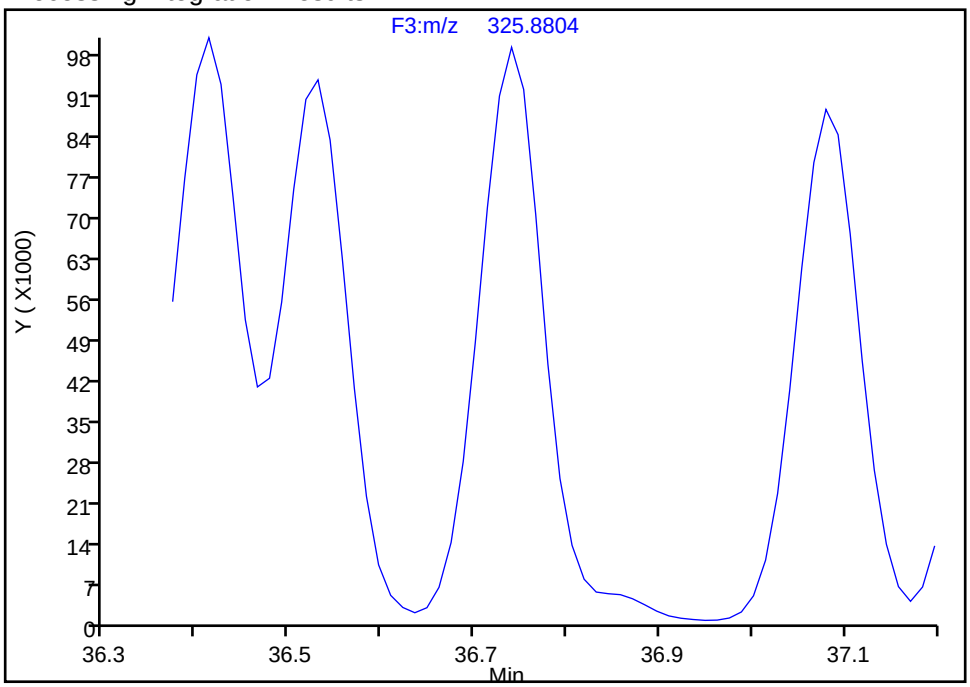

Manual Integration Results

RT: 36.74
Area: 497974
Amount: 51.098121
Amount Units: pg/ul

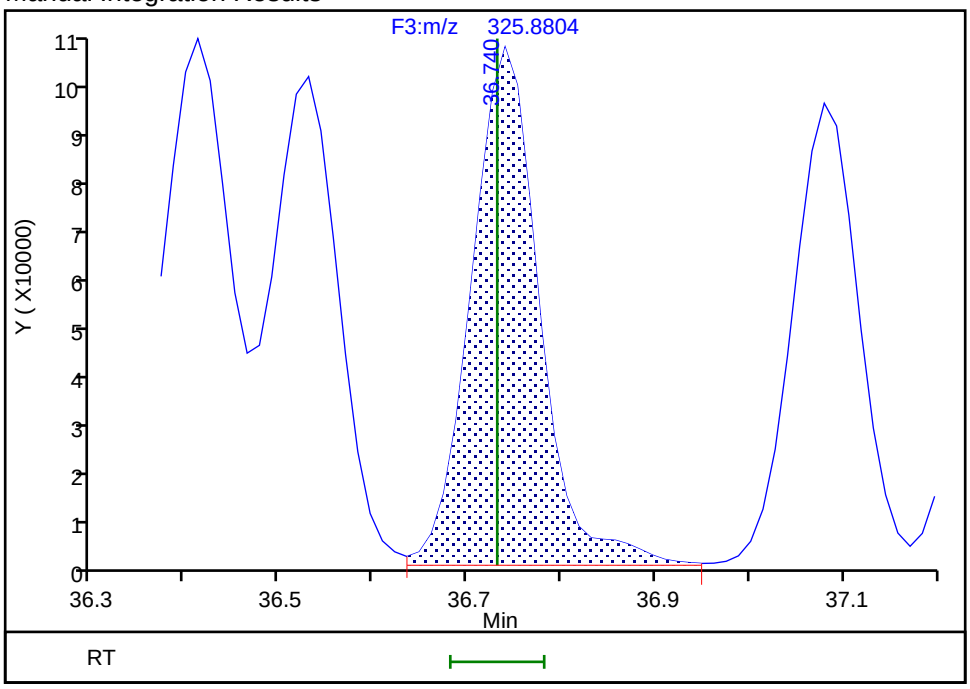

Reviewer: mcwhirterl, 29-Aug-2019 01:11:32
Audit Action: Assigned Compound ID Audit Reason: Incomplete Integration

Manual Integration/User Assign Peak Report

Eurofins TestAmerica, Knoxville

Data File:	\\chromna\Knoxville\ChromData\D3D\20190828-12892.b\lcs140-3281717-b.d				
Injection Date:	28-Aug-2019 23:31:00	Instrument ID:	D3D		
Lims ID:	LCS 140-32817/17-B				
Client ID:					
Operator ID:	Xcalibur_System	ALS Bottle#:	0	Worklist Smp#:	2
Injection Vol:	1.0 ul	Dil. Factor:	1.0000		
Method:	PCBs_D3D	Limit Group:	HR - 1668A - ICAL		
Column:	SPB-Octyl (0.25 mm)	Detector	F3(35.64 :49.10)		

PCB-122, CAS: 76842-07-4

Signal: 1

Not Detected
Expected RT: 37.07

Processing Integration Results

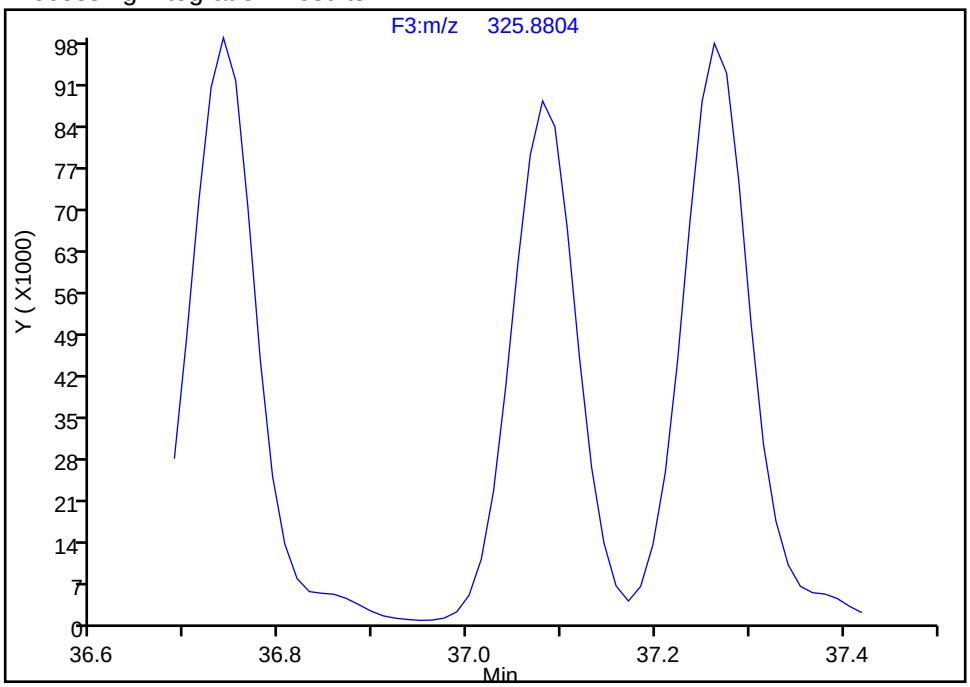

Manual Integration Results

RT: 37.08
Area: 430755
Amount: 50.462578
Amount Units: pg/ul

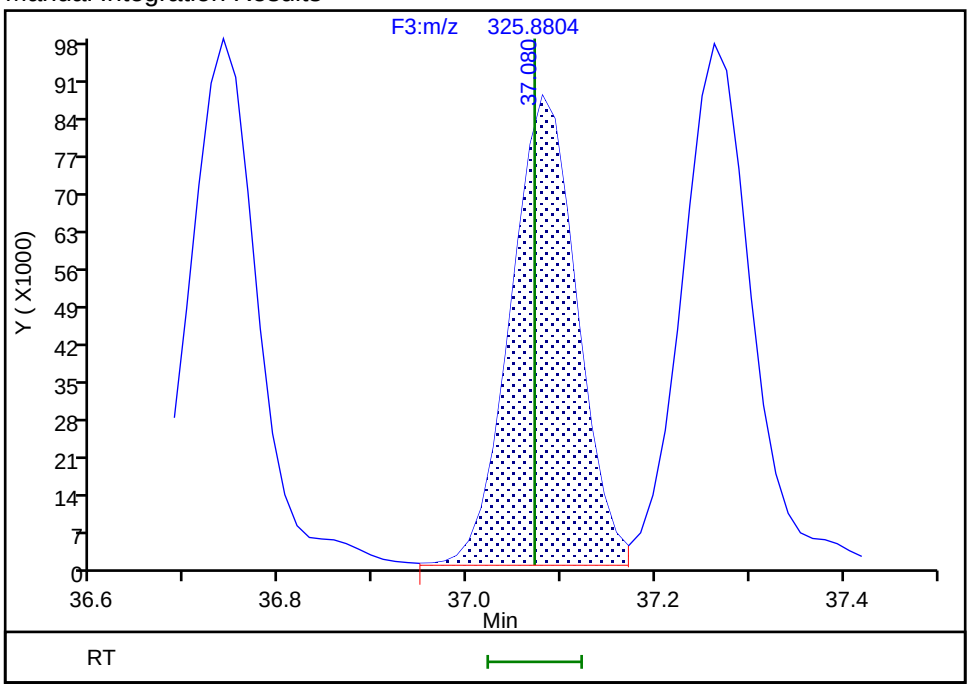

Reviewer: mcwhirterl, 29-Aug-2019 01:11:35
Audit Action: Assigned Compound ID Audit Reason: Incomplete Integration

Manual Integration/User Assign Peak Report

Eurofins TestAmerica, Knoxville

Data File:	\\chromna\Knoxville\ChromData\D3D\20190828-12892.b\lcs140-3281717-b.d				
Injection Date:	28-Aug-2019 23:31:00	Instrument ID:	D3D		
Lims ID:	LCS 140-32817/17-B				
Client ID:					
Operator ID:	Xcalibur_System	ALS Bottle#:	0	Worklist Smp#:	2
Injection Vol:	1.0 ul	Dil. Factor:	1.0000		
Method:	PCBs_D3D	Limit Group:	HR - 1668A - ICAL		
Column:	SPB-Octyl (0.25 mm)	Detector	F3(35.64 :49.10)		

PCB-114, CAS: 74472-37-0

Signal: 1

Not Detected
Expected RT: 37.25

Processing Integration Results

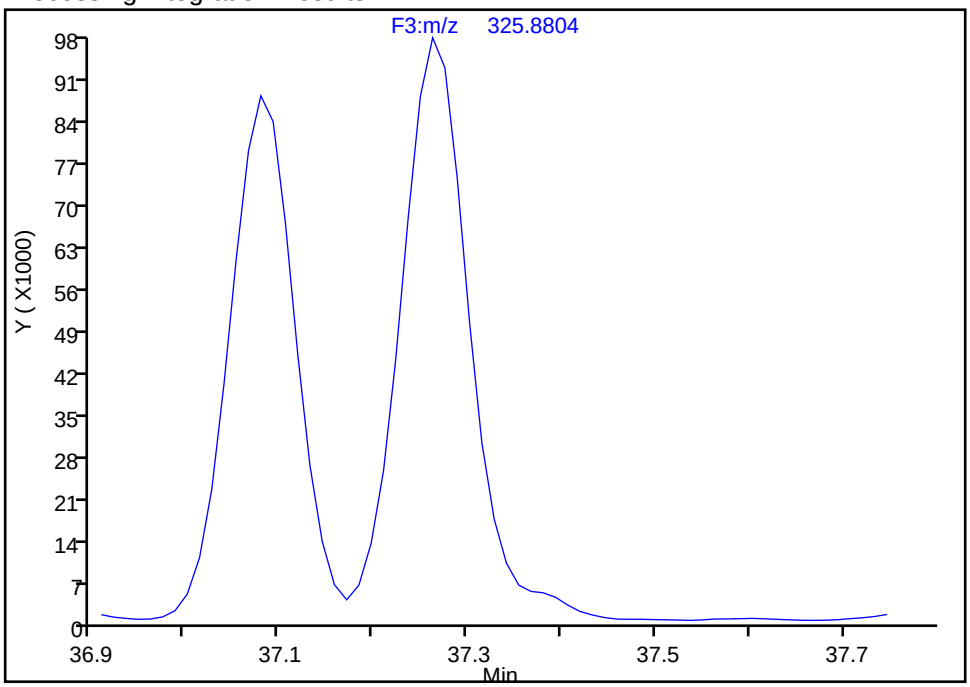

Manual Integration Results

RT: 37.26
Area: 504816
Amount: 48.919099
Amount Units: pg/ul

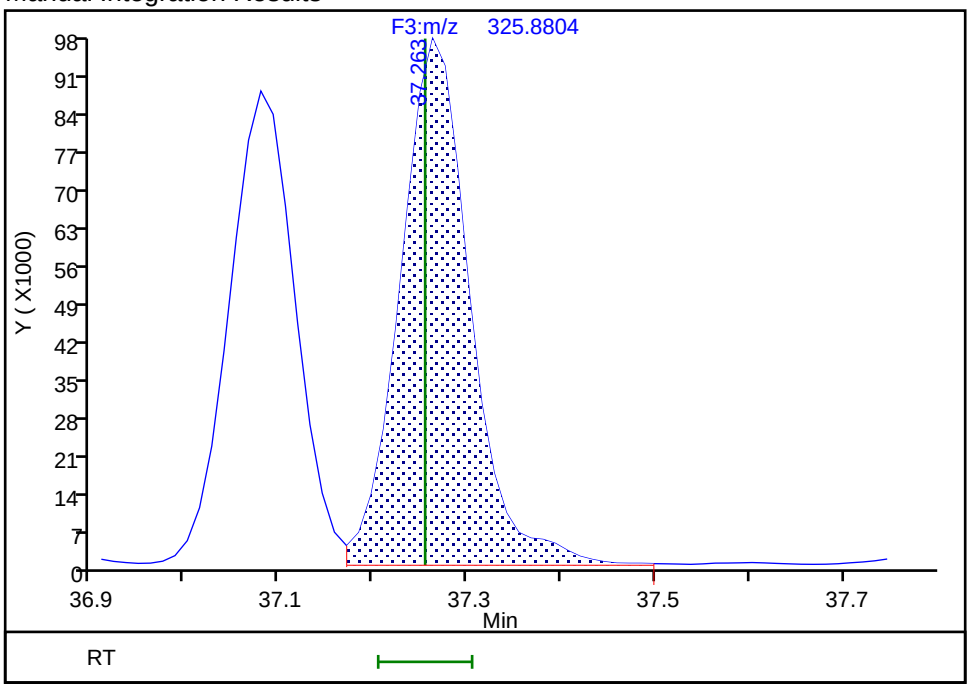

Reviewer: mcwhirterl, 29-Aug-2019 01:11:38
Audit Action: Assigned Compound ID Audit Reason: Incomplete Integration

Eurofins TestAmerica, Knoxville

Data File:	\\chromna\Knoxville\ChromData\D3D\20190828-12892.b\lcs140-3281717-b.d		
Injection Date:	28-Aug-2019 23:31:00	Injection Vol:	1.0 ul
Instrument ID:	D3D	Operator ID:	Xcalibur_System
Method:	PCBs_D3D	Limit Group:	HR - 1668A - ICAL
Client ID:			
Worklist#:	33110	Sample Line#:	2
Column Type:	SPB-Octyl	Column Dia:	0.25 mm

HxPCB F2

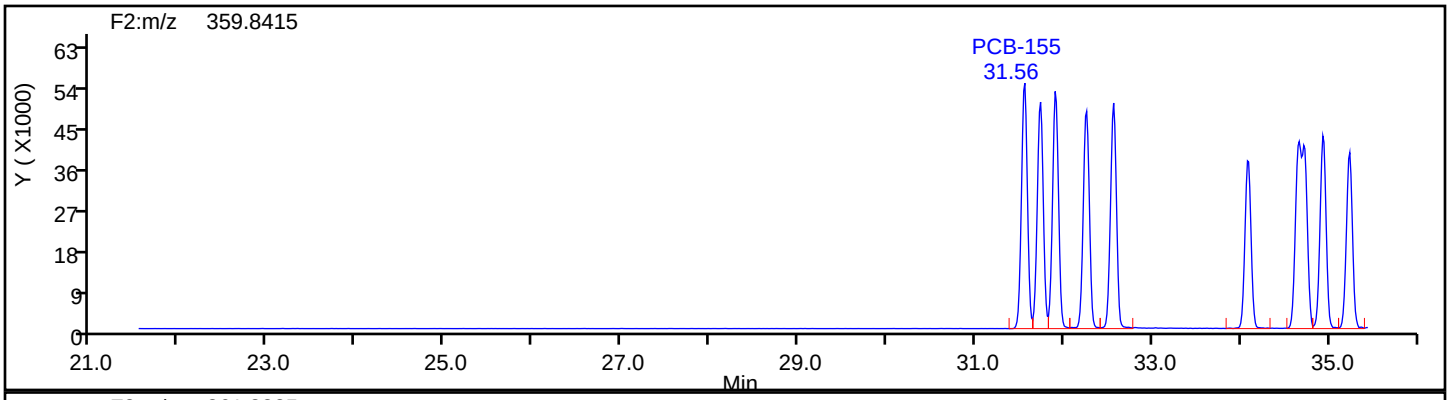

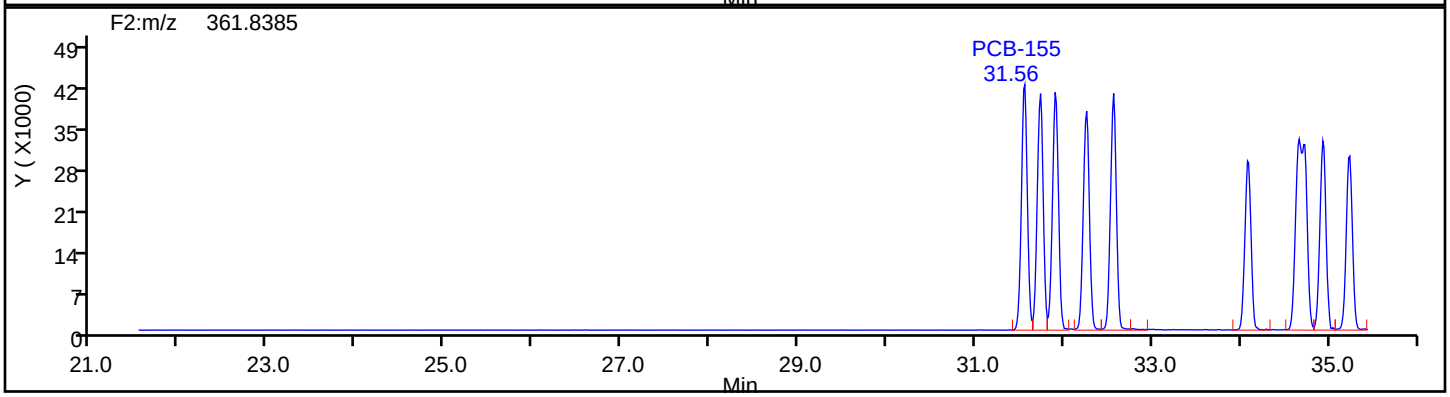

HxPCB F2 Standards

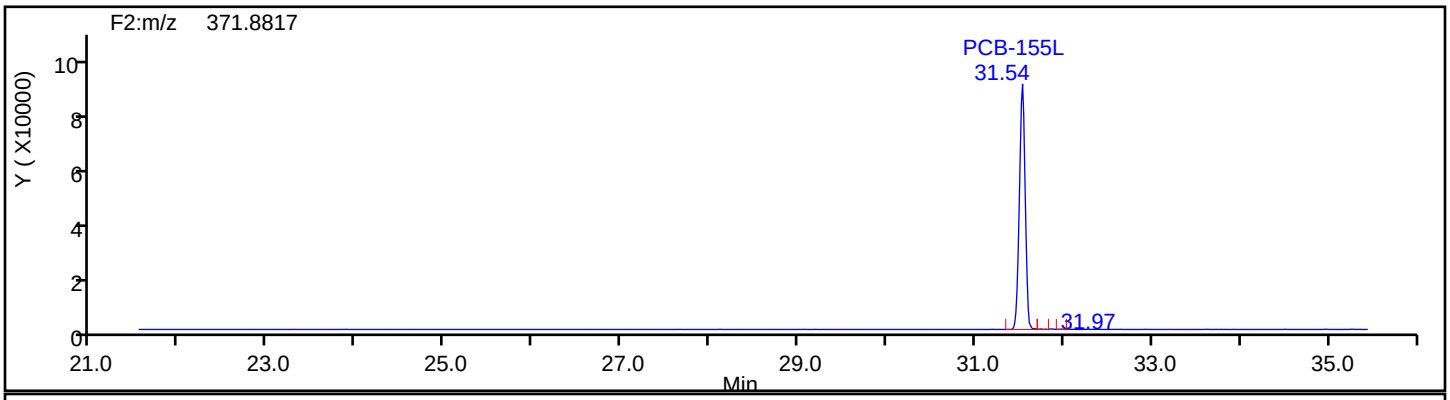

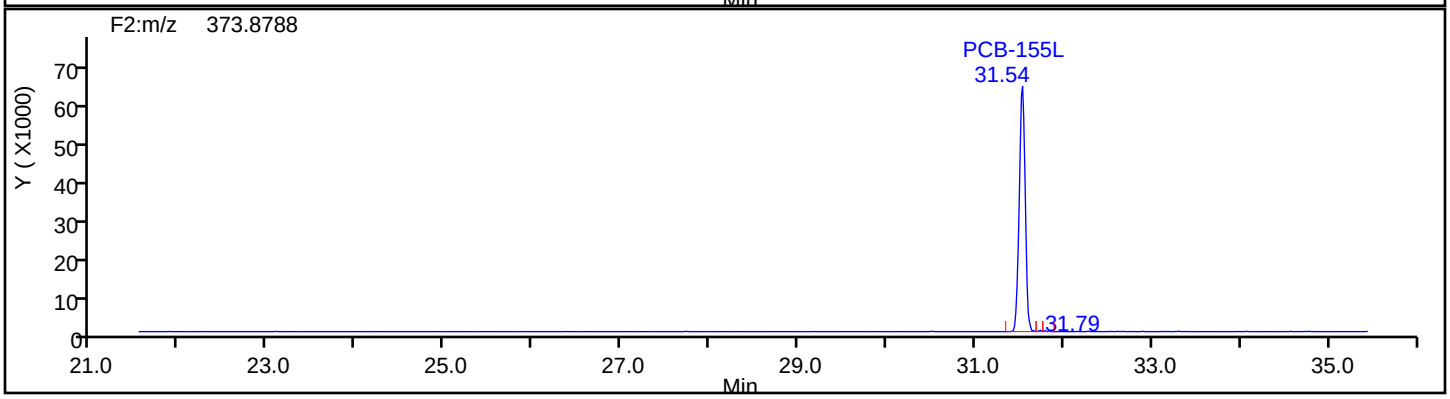

Eurofins TestAmerica, Knoxville

Data File:	\\chromna\Knoxville\ChromData\D3D\20190828-12892.b\lcs140-3281717-b.d		
Injection Date:	28-Aug-2019 23:31:00	Injection Vol:	1.0 ul
Instrument ID:	D3D	Operator ID:	Xcalibur_System
Method:	PCBs_D3D	Limit Group:	HR - 1668A - ICAL
Client ID:			
Worklist#:	33110	Sample Line#:	2
Column Type:	SPB-Octyl	Column Dia:	0.25 mm

HxPCB F2

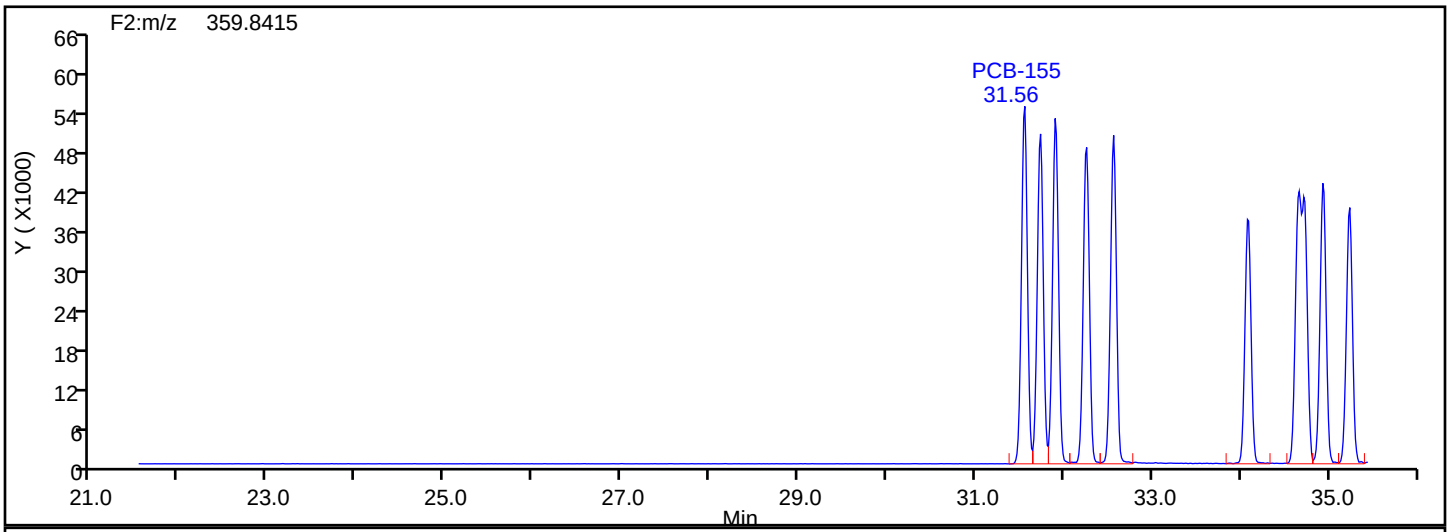

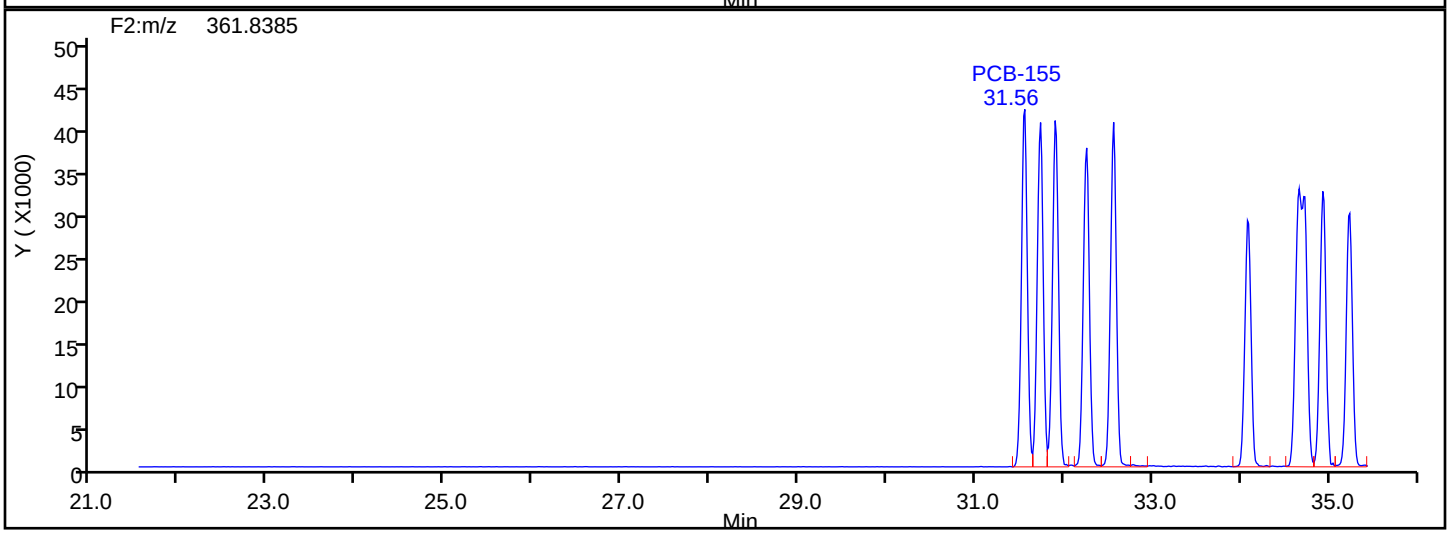

HxPCB F2 Lock Mass

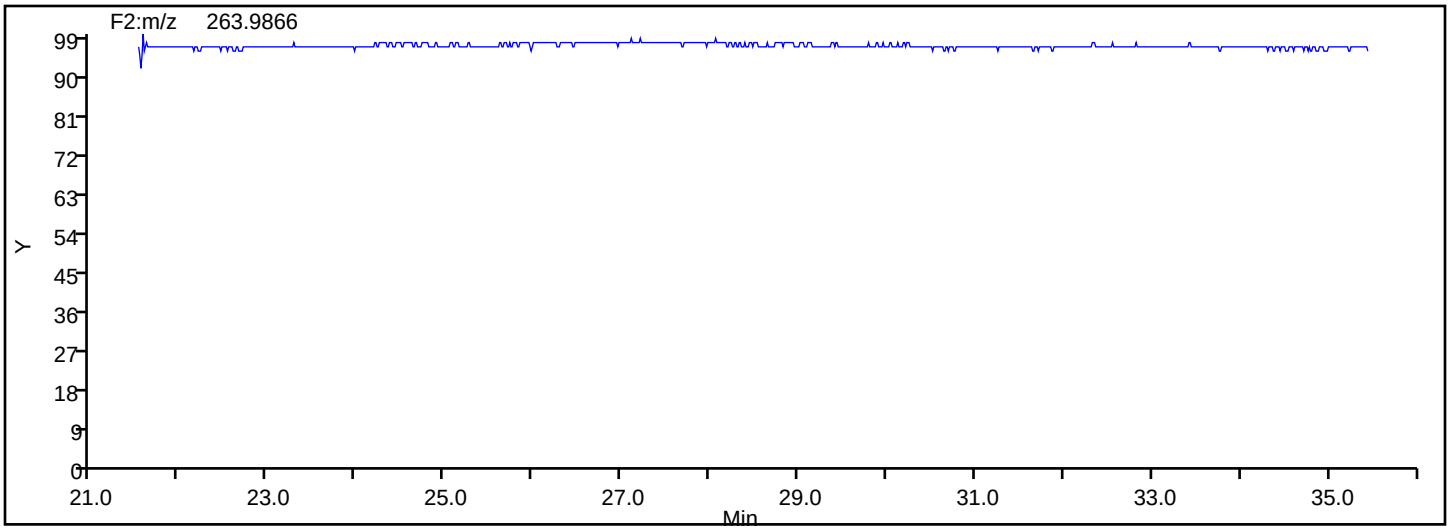

Manual Integration/User Assign Peak Report

Eurofins TestAmerica, Knoxville

Data File:	\\chromna\Knoxville\ChromData\D3D\20190828-12892.b\lcs140-3281717-b.d				
Injection Date:	28-Aug-2019 23:31:00	Instrument ID:	D3D		
Lims ID:	LCS 140-32817/17-B				
Client ID:					
Operator ID:	Xcalibur_System	ALS Bottle#:	0	Worklist Smp#:	2
Injection Vol:	1.0 ul	Dil. Factor:	1.0000		
Method:	PCBs_D3D	Limit Group:	HR - 1668A - ICAL		
Column:	SPB-Octyl (0.25 mm)	Detector	F2(21.81 :35.54)		

PCB-152, CAS: 68194-09-2

Signal: 1

Not Detected
Expected RT: 31.72

Processing Integration Results

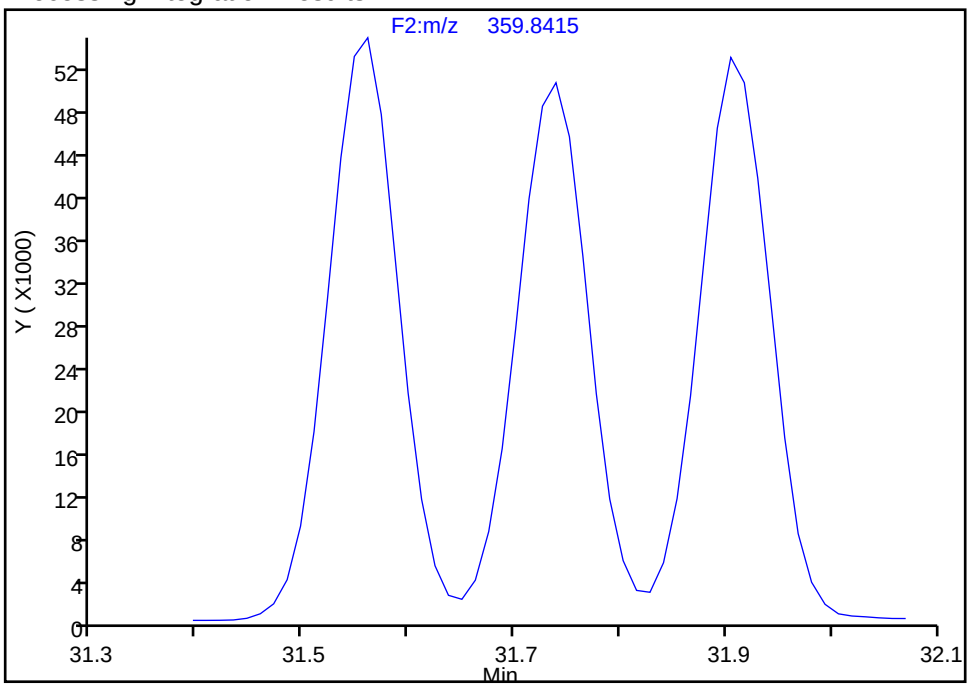

Manual Integration Results

RT: 31.74
Area: 241809
Amount: 50.045950
Amount Units: pg/ul

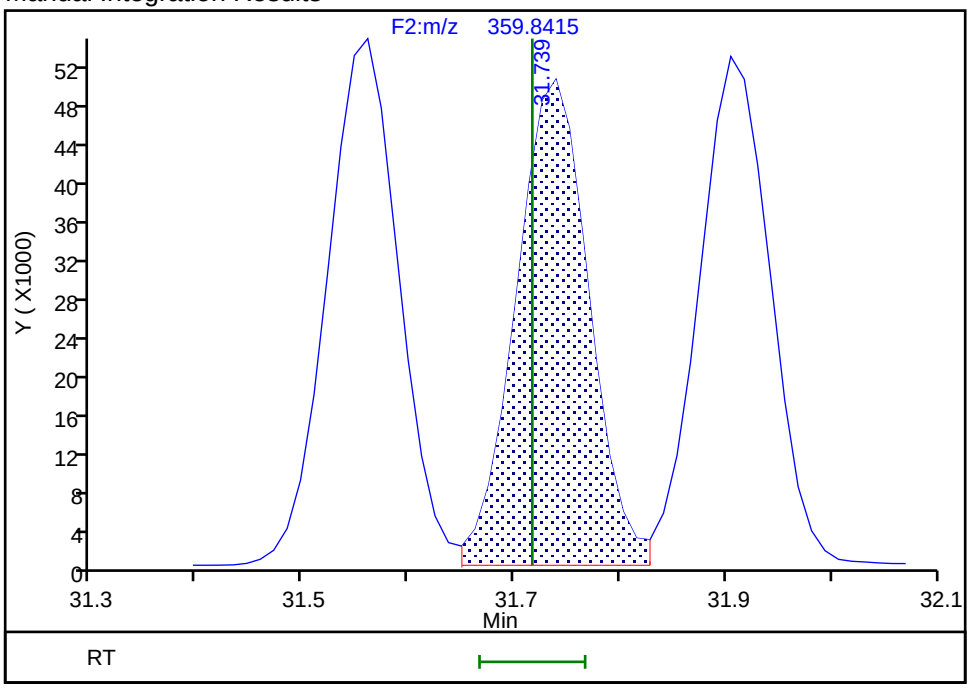

Reviewer: mcwhirterl, 29-Aug-2019 01:11:50
Audit Action: Assigned Compound ID Audit Reason: Incomplete Integration

Manual Integration/User Assign Peak Report

Eurofins TestAmerica, Knoxville

Data File:	\\chromna\Knoxville\ChromData\D3D\20190828-12892.b\lcs140-3281717-b.d				
Injection Date:	28-Aug-2019 23:31:00	Instrument ID:	D3D		
Lims ID:	LCS 140-32817/17-B				
Client ID:					
Operator ID:	Xcalibur_System	ALS Bottle#:	0	Worklist Smp#:	2
Injection Vol:	1.0 ul	Dil. Factor:	1.0000		
Method:	PCBs_D3D	Limit Group:	HR - 1668A - ICAL		
Column:	SPB-Octyl (0.25 mm)	Detector	F2(21.81 :35.54)		

PCB-135/151, CAS: STL01819

Signal: 2

Processing Integration Results

RT: 34.67
Area: 145409
Amount: 55.087028
Amount Units: pg/ul

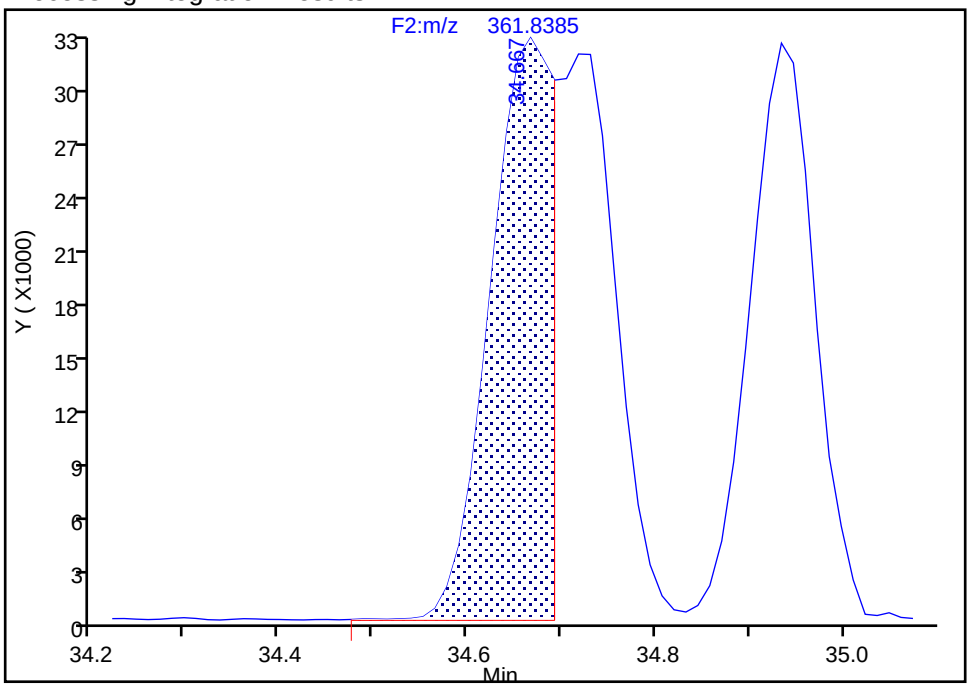

Manual Integration Results

RT: 34.67
Area: 282869
Amount: 107.2775
Amount Units: pg/ul

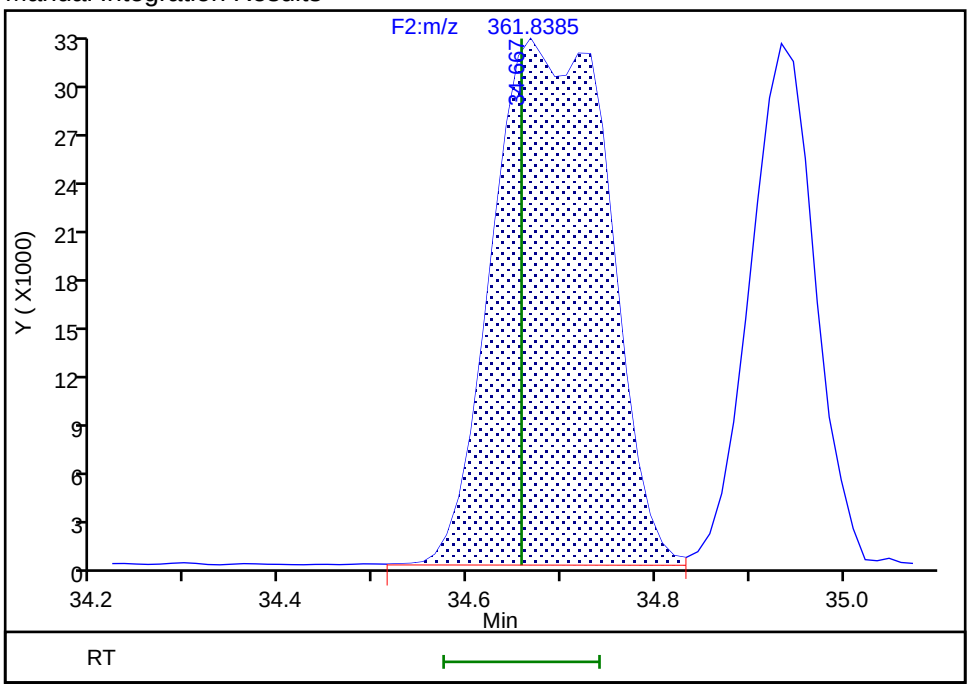

Reviewer: mcwhirterl, 29-Aug-2019 01:12:29

Audit Action: Marked Compound Undetected Audit Reason: Invalid Compound ID

Manual Integration/User Assign Peak Report

Eurofins TestAmerica, Knoxville

Data File: \\chromna\Knoxville\ChromData\D3D\20190828-12892.b\lcs140-3281717-b.d
Injection Date: 28-Aug-2019 23:31:00 Instrument ID: D3D
Lims ID: LCS 140-32817/17-B
Client ID:
Operator ID: Xcalibur_System ALS Bottle#: 0 Worklist Smp#: 2
Injection Vol: 1.0 ul Dil. Factor: 1.0000
Method: PCBs_D3D Limit Group: HR - 1668A - ICAL
Column: SPB-Octyl (0.25 mm) Detector F2(21.81 :35.54)

PCB-135/151, CAS: STL01819

Signal: 3

Processing Integration Results

RT: 34.67
Area: 330591
Amount: 55.087028
Amount Units: pg/ul

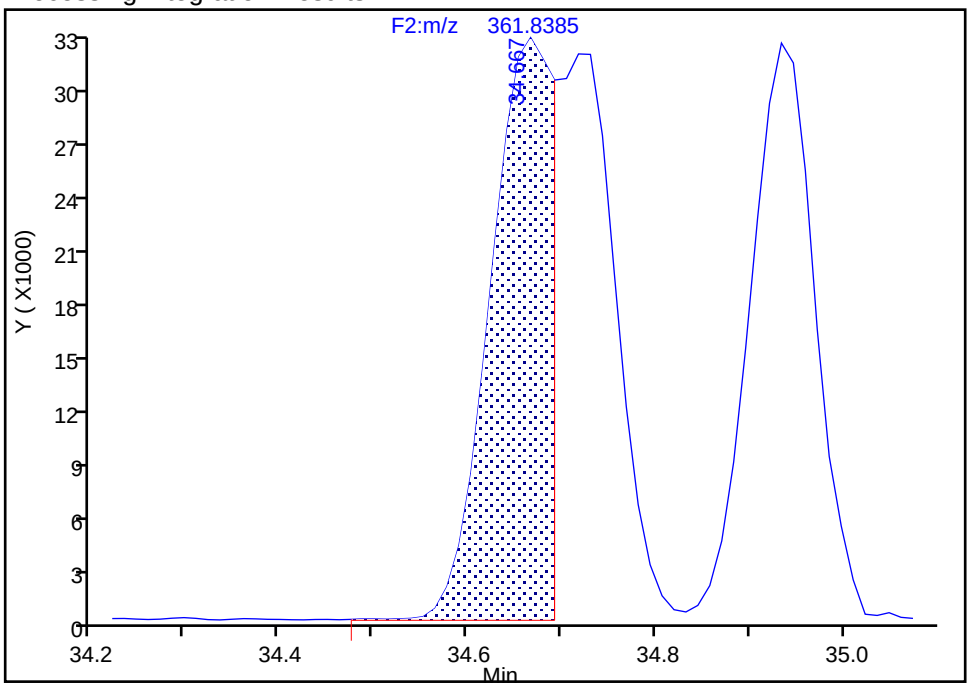

Manual Integration Results

RT: 34.67
Area: 643799
Amount: 107.2775
Amount Units: pg/ul
Reviewer: mcwhirterl, 29-Aug-2019 01:12:29
Audit Action: Marked Compound Undetected Audit Reason: Invalid Compound ID

Manual Integration/User Assign Peak Report

Eurofins TestAmerica, Knoxville

Data File:	\\chromna\Knoxville\ChromData\D3D\20190828-12892.b\lcs140-3281717-b.d				
Injection Date:	28-Aug-2019 23:31:00	Instrument ID:	D3D		
Lims ID:	LCS 140-32817/17-B				
Client ID:					
Operator ID:	Xcalibur_System	ALS Bottle#:	0	Worklist Smp#:	2
Injection Vol:	1.0 ul	Dil. Factor:	1.0000		
Method:	PCBs_D3D	Limit Group:	HR - 1668A - ICAL		
Column:	SPB-Octyl (0.25 mm)	Detector	F2(21.81 :35.54)		

PCB-135/151, CAS: STL01819

Signal: 1

Processing Integration Results

RT: 34.67
Area: 185182
Amount: 55.087028
Amount Units: pg/ul

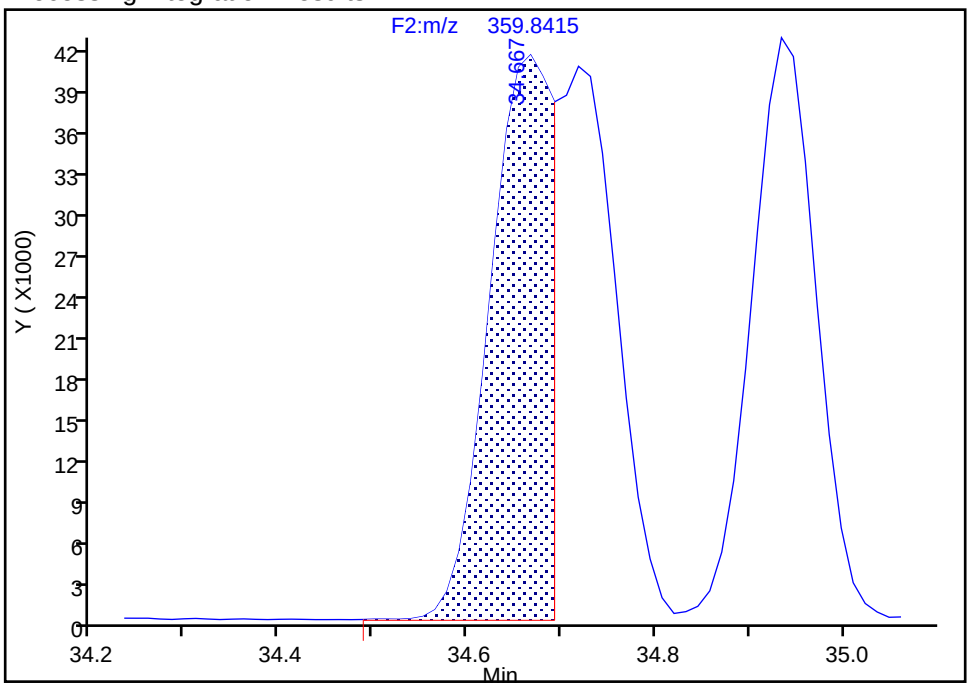

Manual Integration Results

RT: 34.67
Area: 360930
Amount: 107.2775
Amount Units: pg/ul

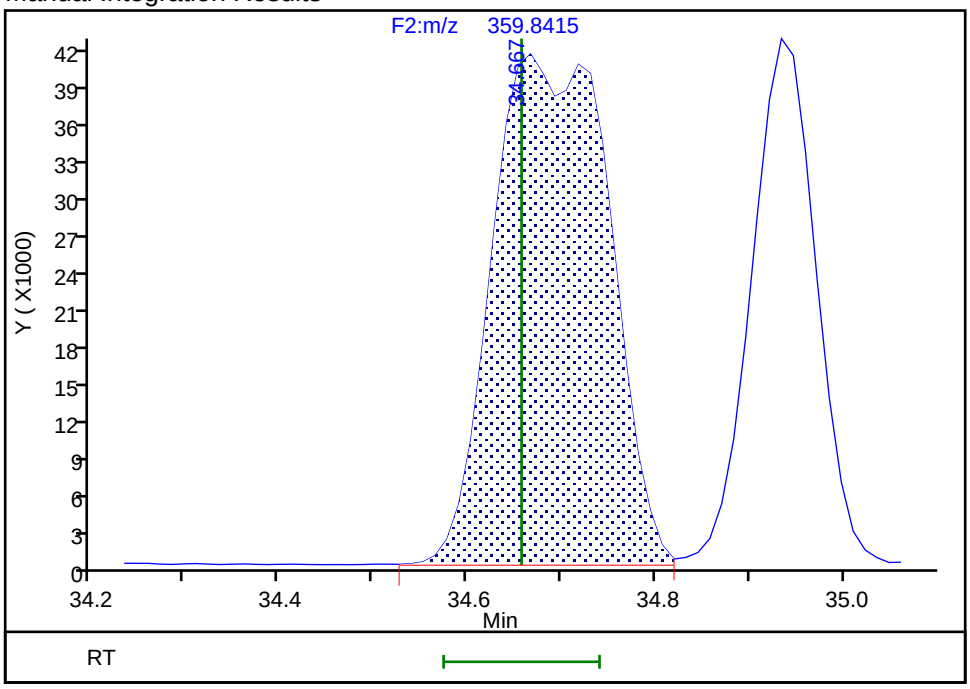

Reviewer: mcwhirterl, 29-Aug-2019 01:12:31

Audit Action: Manually Integrated/Assigned Compound ID Audit Reason: Incomplete Integration

Manual Integration/User Assign Peak Report

Eurofins TestAmerica, Knoxville

Data File: \\chromna\Knoxville\ChromData\D3D\20190828-12892.b\lcs140-3281717-b.d
Injection Date: 28-Aug-2019 23:31:00 Instrument ID: D3D
Lims ID: LCS 140-32817/17-B
Client ID:
Operator ID: Xcalibur_System ALS Bottle#: 0 Worklist Smp#: 2
Injection Vol: 1.0 ul Dil. Factor: 1.0000
Method: PCBs_D3D Limit Group: HR - 1668A - ICAL
Column: SPB-Octyl (0.25 mm) Detector F2(21.81 :35.54)

PCB-144, CAS: 68194-14-9

Signal: 1

Not Detected
Expected RT: 35.22

Processing Integration Results

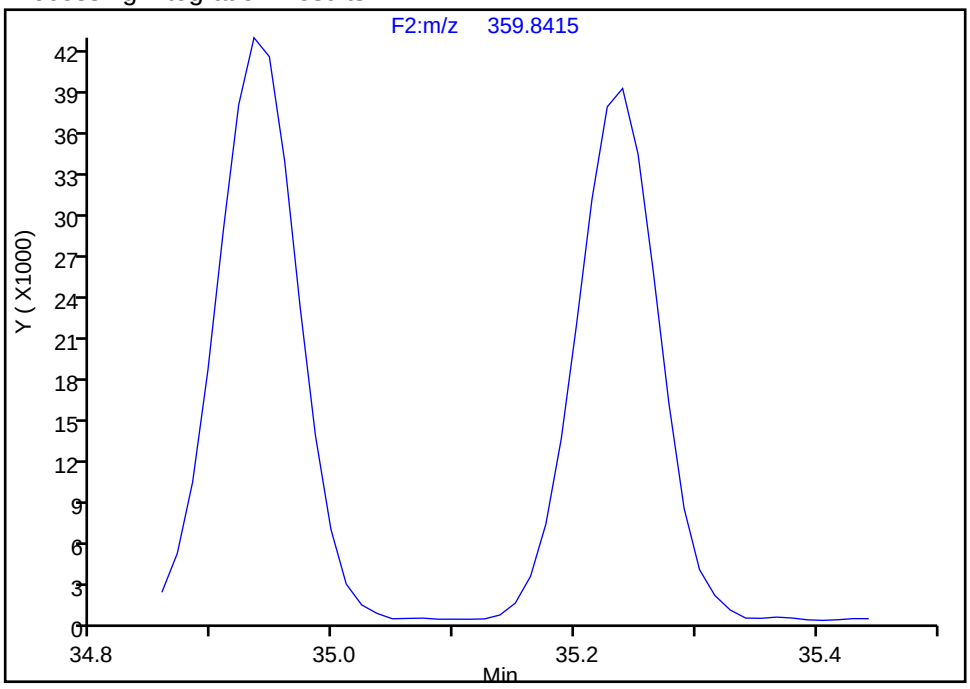

Manual Integration Results

RT: 35.24
Area: 189601
Amount: 53.358524
Amount Units: pg/ul

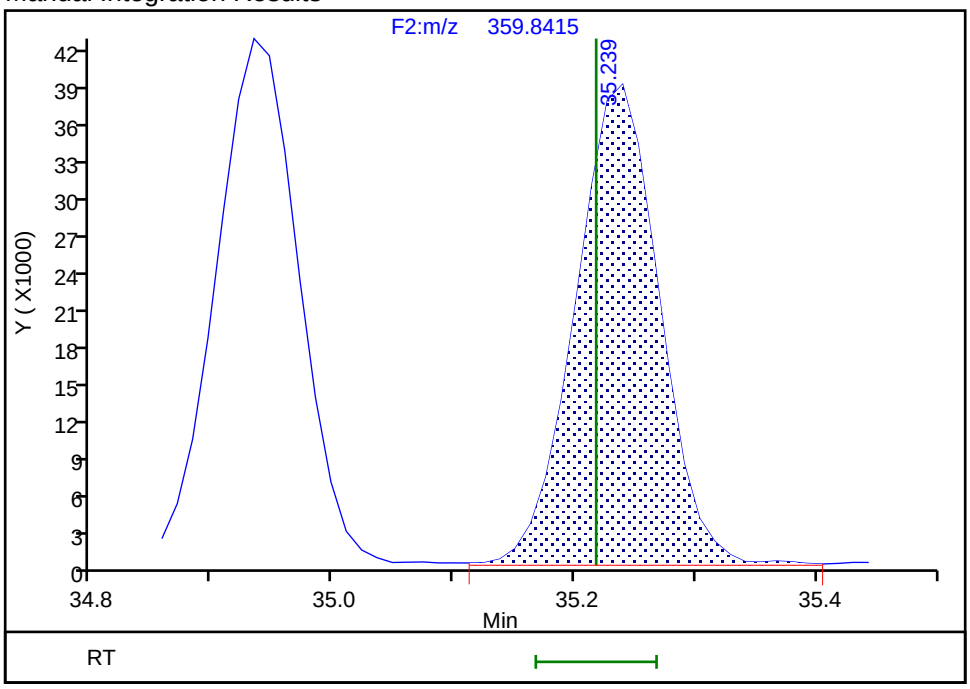

Reviewer: mcwhirterl, 29-Aug-2019 01:12:38
Audit Action: Assigned Compound ID Audit Reason: Incomplete Integration

Report Date: 29-Aug-2019 01:24:18 Chrom Revision: 2.3 22-Aug-2019 12:55:36

Eurofins TestAmerica, Knoxville

Data File:	\\chromna\Knoxville\ChromData\D3D\20190828-12892.b\lcs140-3281717-b.d		
Injection Date:	28-Aug-2019 23:31:00	Injection Vol:	1.0 ul
Instrument ID:	D3D	Operator ID:	Xcalibur_System
Method:	PCBs_D3D	Limit Group:	HR - 1668A - ICAL
Client ID:			
Worklist#:	33110	Sample Line#:	2
Column Type:	SPB-Octyl	Column Dia:	0.25 mm

HxPCB F3

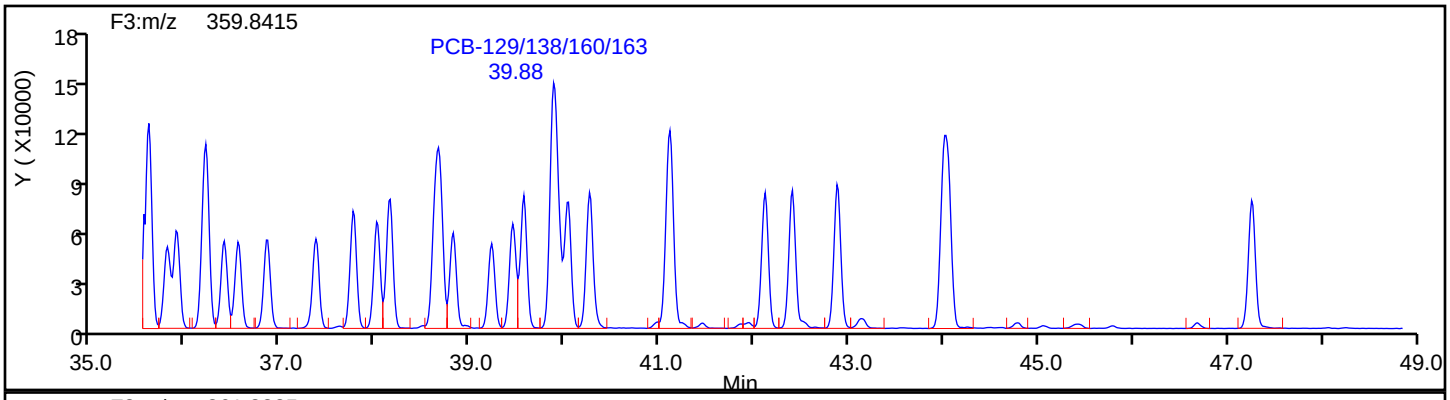

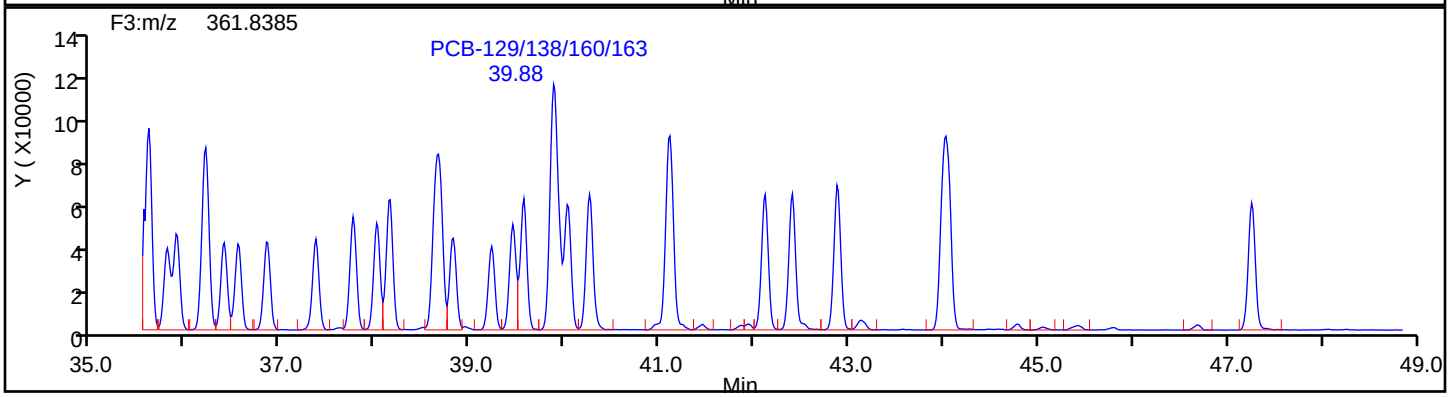

HxPCB F3 Standards

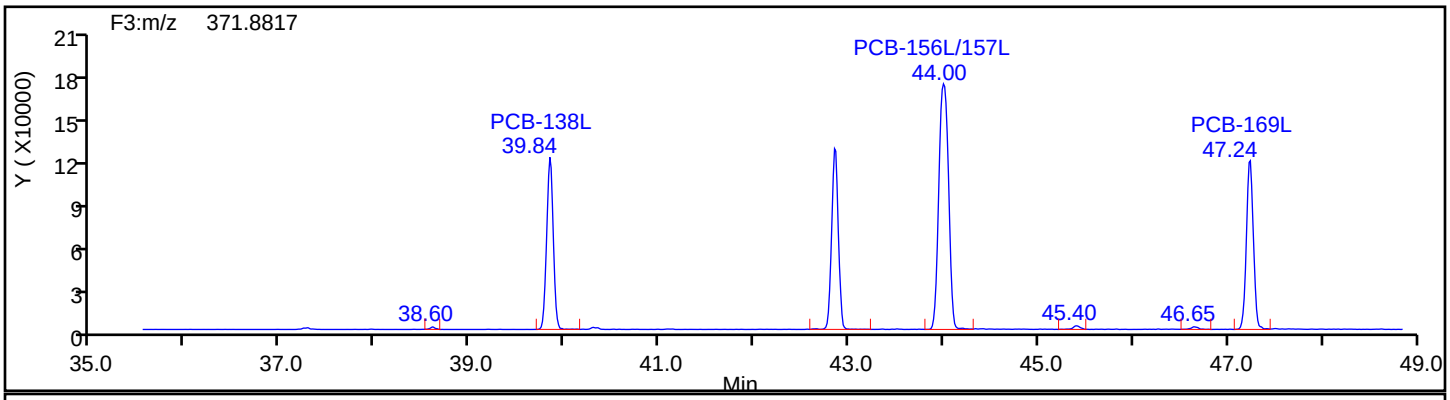

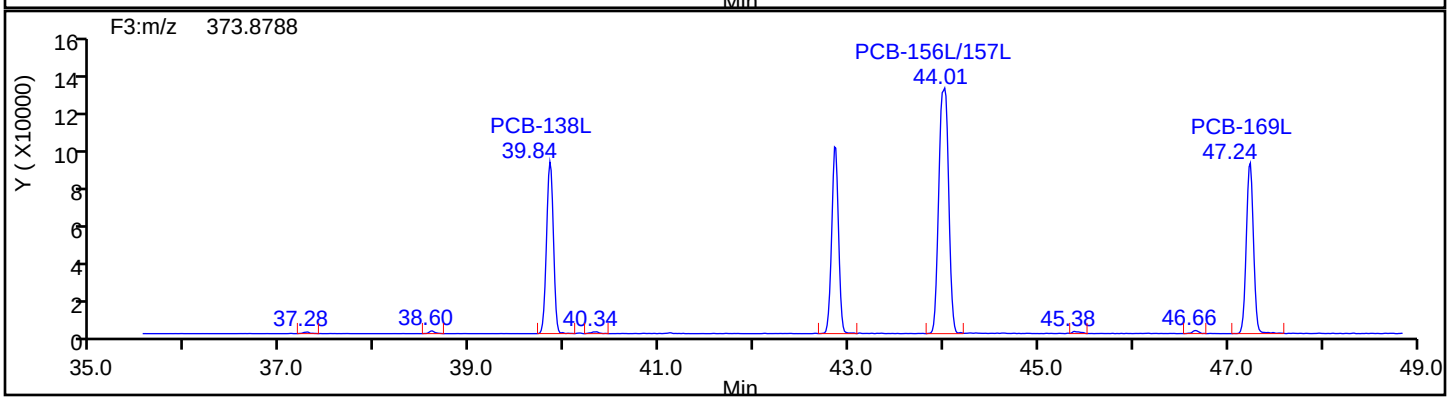

Eurofins TestAmerica, Knoxville

Data File:	\\chromna\Knoxville\ChromData\D3D\20190828-12892.b\lcs140-3281717-b.d		
Injection Date:	28-Aug-2019 23:31:00	Injection Vol:	1.0 ul
Instrument ID:	D3D	Operator ID:	Xcalibur_System
Method:	PCBs_D3D	Limit Group:	HR - 1668A - ICAL
Client ID:			
Worklist#:	33110	Sample Line#:	2
Column Type:	SPB-Octyl	Column Dia:	0.25 mm

HxPCB F3

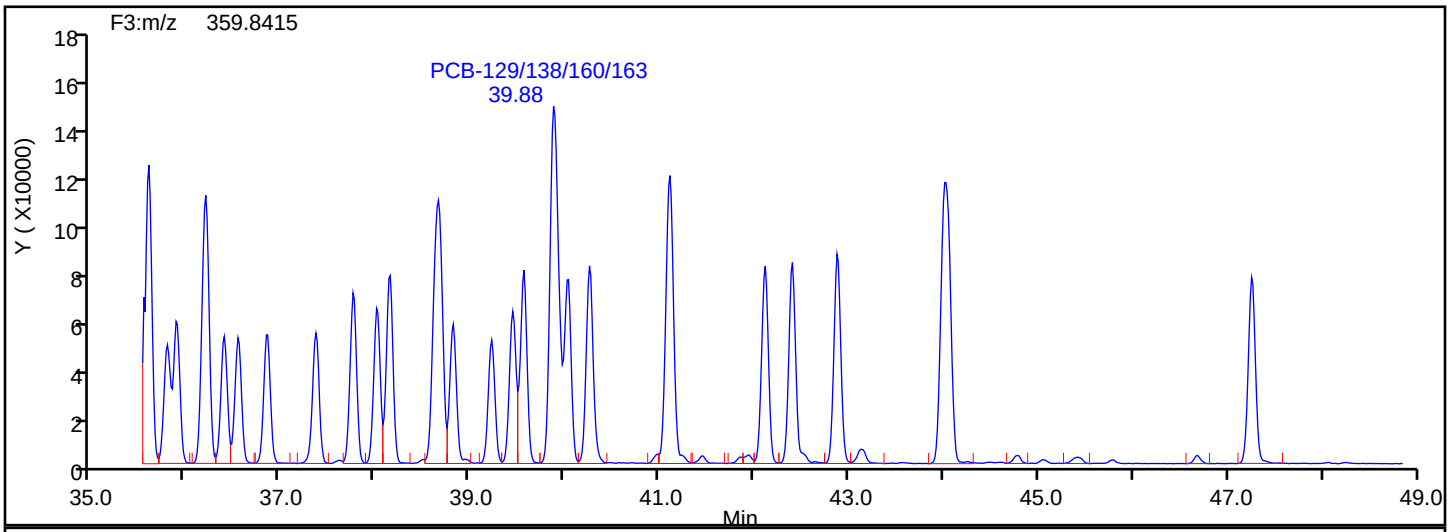

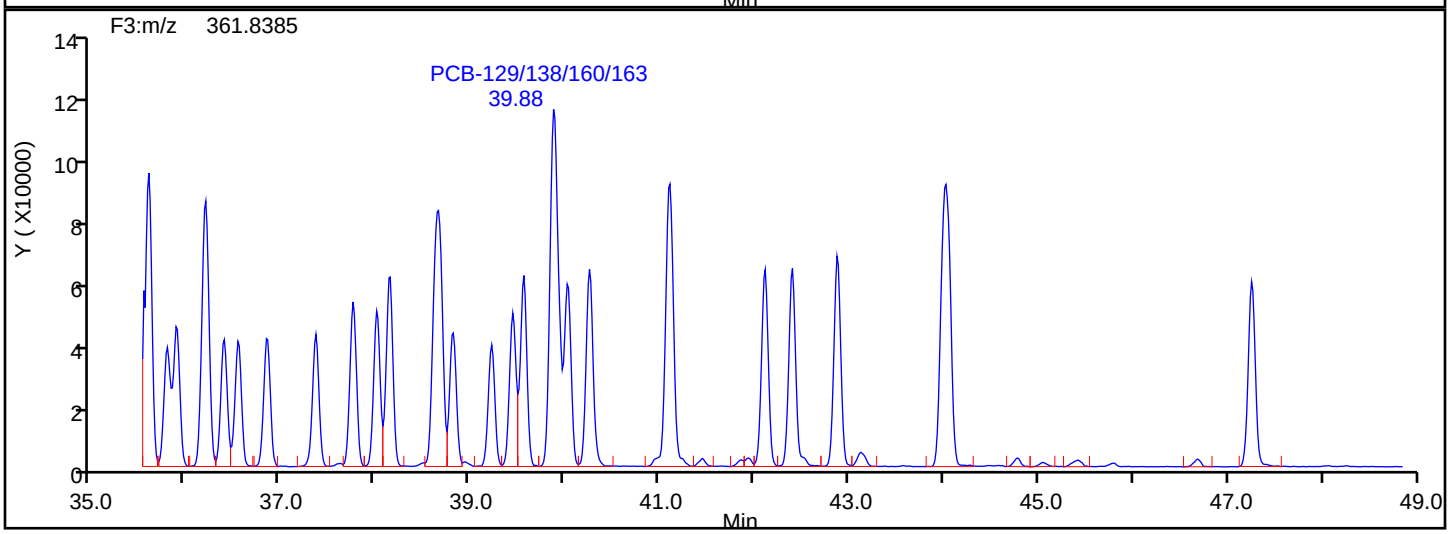

HxPCB F3 Lock Mass

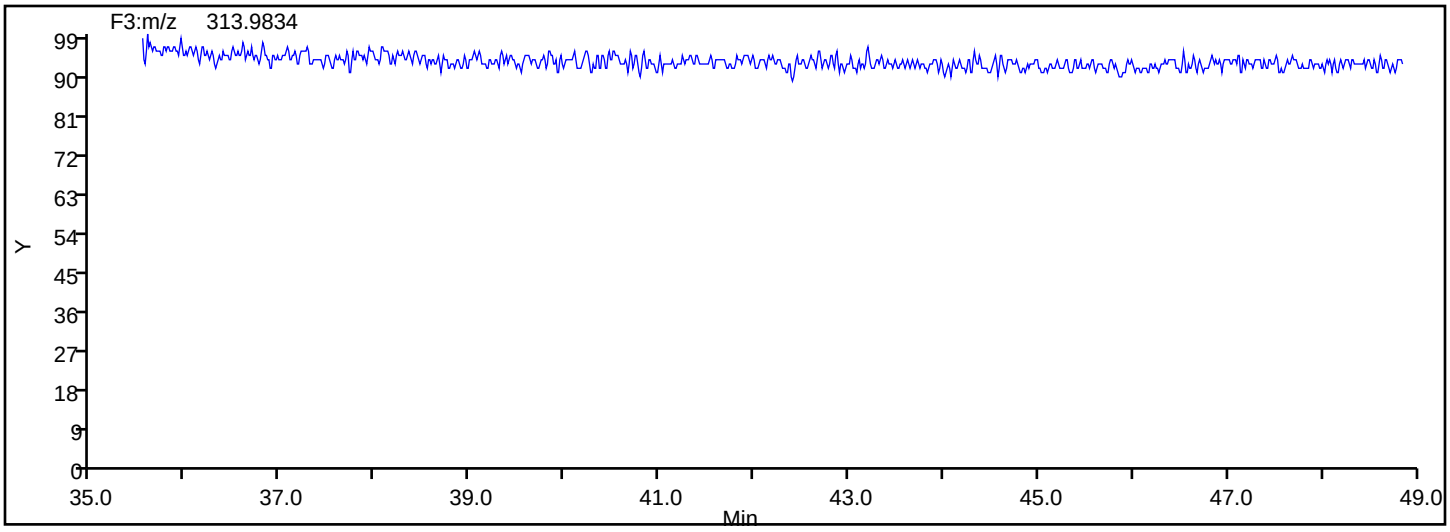

Manual Integration/User Assign Peak Report

Eurofins TestAmerica, Knoxville

Data File: \\chromna\Knoxville\ChromData\D3D\20190828-12892.b\lcs140-3281717-b.d
Injection Date: 28-Aug-2019 23:31:00 Instrument ID: D3D
Lims ID: LCS 140-32817/17-B
Client ID:
Operator ID: Xcalibur_System ALS Bottle#: 0 Worklist Smp#: 2
Injection Vol: 1.0 ul Dil. Factor: 1.0000
Method: PCBs_D3D Limit Group: HR - 1668A - ICAL
Column: SPB-Octyl (0.25 mm) Detector F3(35.64 :49.10)

PCB-147/149, CAS: STL01821

Signal: 2

Processing Integration Results

RT: 35.55
Area: 77403
Amount: 15.556339
Amount Units: pg/ul

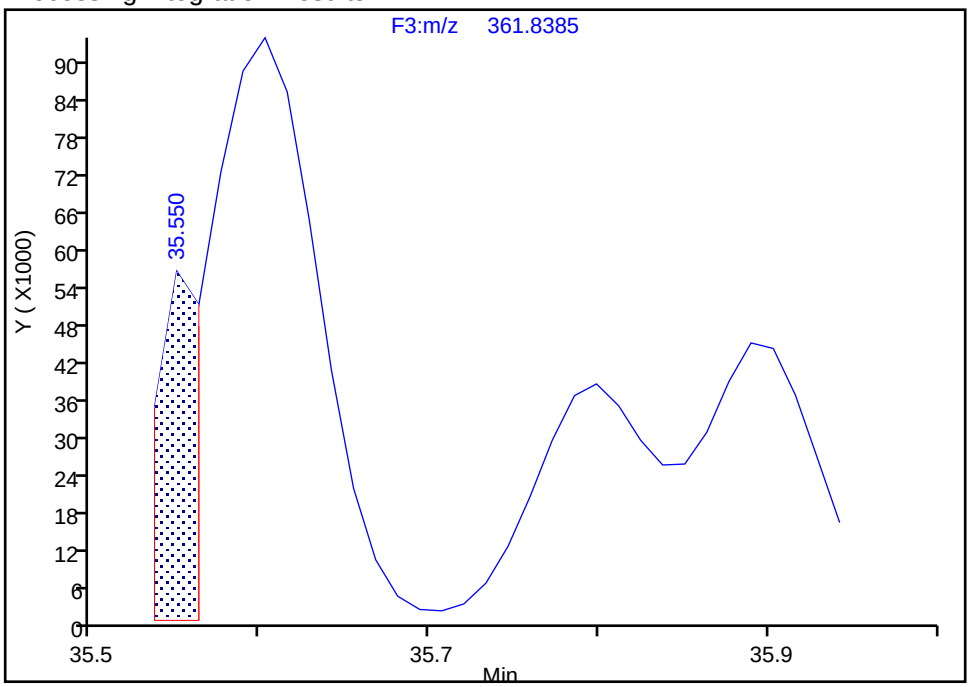

Manual Integration Results

RT: 35.60
Area: 472659
Amount: 98.220331
Amount Units: pg/ul

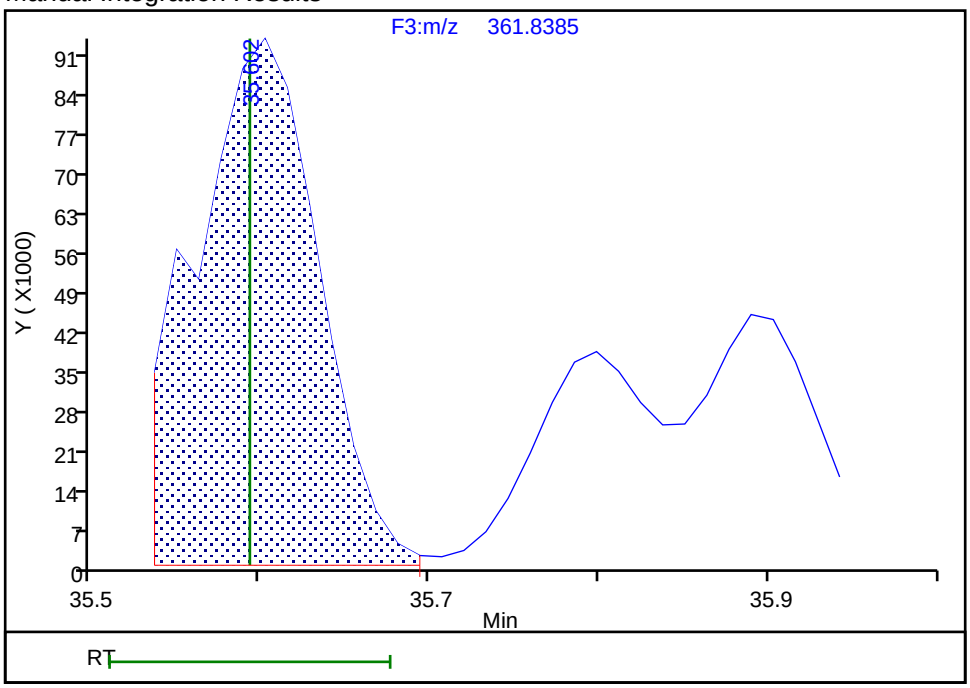

Reviewer: mcwhirterl, 29-Aug-2019 01:13:03
Audit Action: Marked Compound Undetected Audit Reason: Invalid Compound ID

Manual Integration/User Assign Peak Report

Eurofins TestAmerica, Knoxville

Data File: \\chromna\Knoxville\ChromData\D3D\20190828-12892.b\lcs140-3281717-b.d
Injection Date: 28-Aug-2019 23:31:00 Instrument ID: D3D
Lims ID: LCS 140-32817/17-B
Client ID:
Operator ID: Xcalibur_System ALS Bottle#: 0 Worklist Smp#: 2
Injection Vol: 1.0 ul Dil. Factor: 1.0000
Method: PCBs_D3D Limit Group: HR - 1668A - ICAL
Column: SPB-Octyl (0.25 mm) Detector F3(35.64 :49.10)

PCB-147/149, CAS: STL01821

Signal: 3

Processing Integration Results

RT: 35.55
Area: 168487
Amount: 15.556339
Amount Units: pg/ul

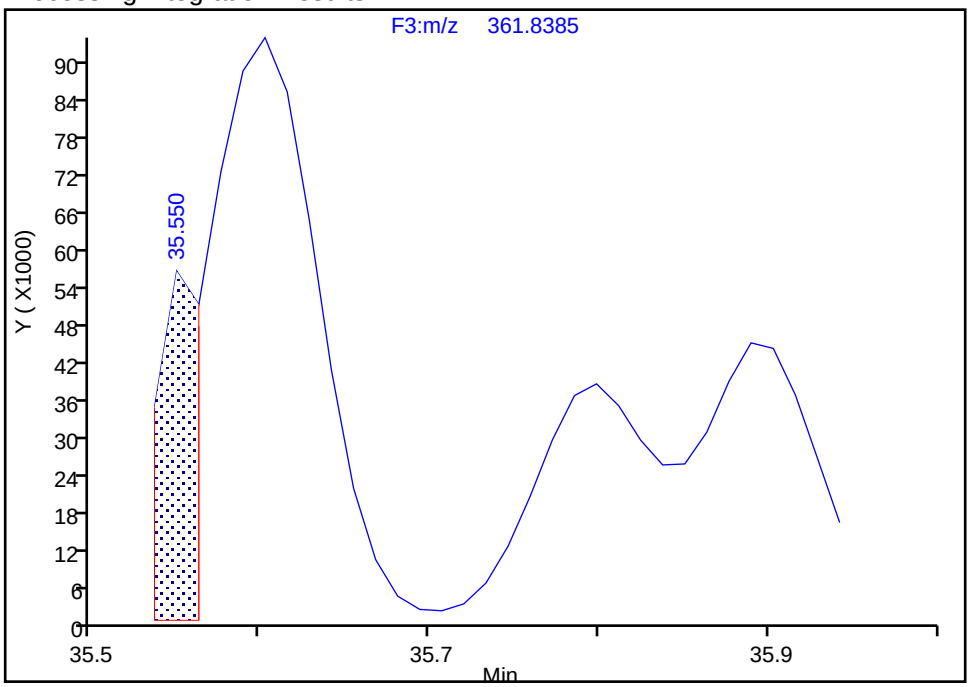

Manual Integration Results

RT: 35.60
Area: 1063801
Amount: 98.220331
Amount Units: pg/ul
Reviewer: mcwhirterl, 29-Aug-2019 01:13:03
Audit Action: Marked Compound Undetected Audit Reason: Invalid Compound ID

Manual Integration/User Assign Peak Report

Eurofins TestAmerica, Knoxville

Data File:	\\chromna\Knoxville\ChromData\D3D\20190828-12892.b\lcs140-3281717-b.d				
Injection Date:	28-Aug-2019 23:31:00	Instrument ID:	D3D		
Lims ID:	LCS 140-32817/17-B				
Client ID:					
Operator ID:	Xcalibur_System	ALS Bottle#:	0	Worklist Smp#:	2
Injection Vol:	1.0 ul	Dil. Factor:	1.0000		
Method:	PCBs_D3D	Limit Group:	HR - 1668A - ICAL		
Column:	SPB-Octyl (0.25 mm)	Detector	F3(35.64 :49.10)		

PCB-147/149, CAS: STL01821

Signal: 1

Processing Integration Results

RT: 35.55
Area: 91084
Amount: 15.556339
Amount Units: pg/ul

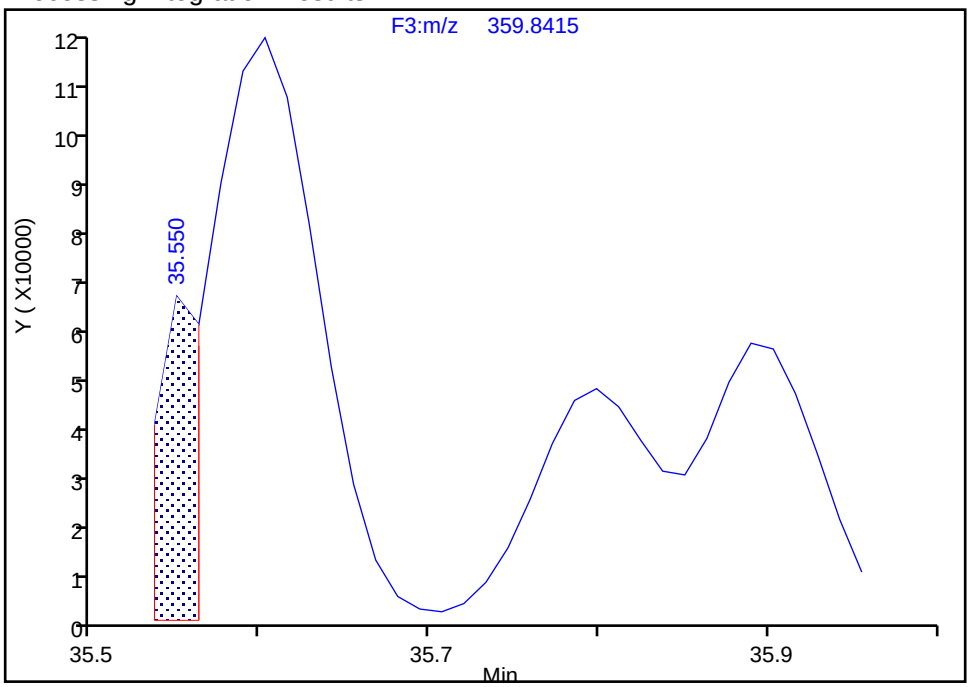

Manual Integration Results

RT: 35.60
Area: 591142
Amount: 98.220331
Amount Units: pg/ul

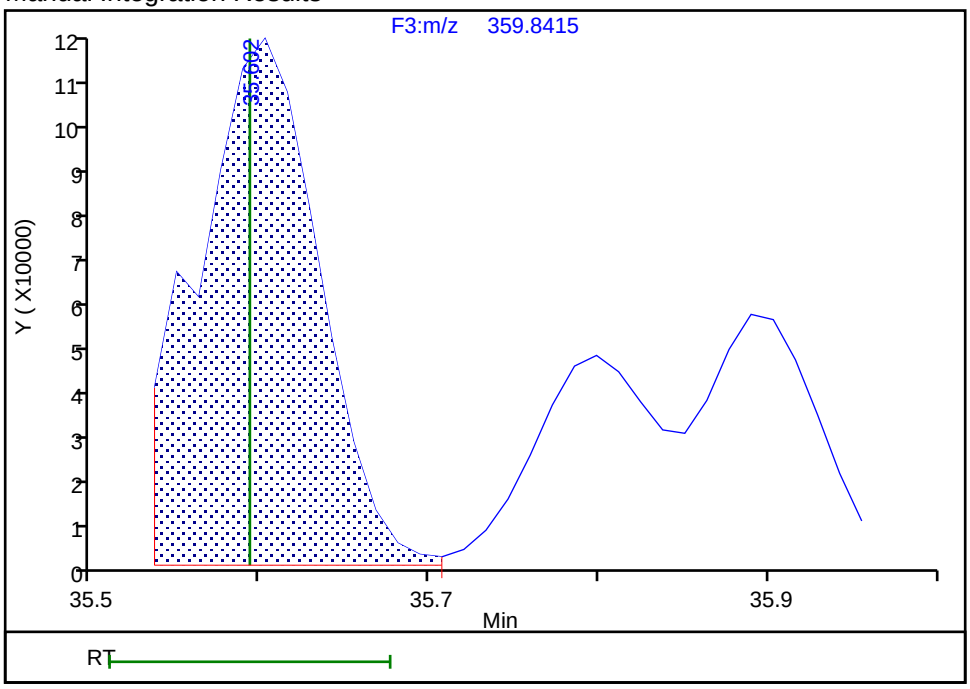

Reviewer: mcwhirterl, 29-Aug-2019 01:13:04

Audit Action: Manually Integrated/Assigned Compound ID Audit Reason: Incomplete Integration

Manual Integration/User Assign Peak Report

Eurofins TestAmerica, Knoxville

Data File:	\\chromna\Knoxville\ChromData\D3D\20190828-12892.b\lcs140-3281717-b.d				
Injection Date:	28-Aug-2019 23:31:00	Instrument ID:	D3D		
Lims ID:	LCS 140-32817/17-B				
Client ID:					
Operator ID:	Xcalibur_System	ALS Bottle#:	0	Worklist Smp#:	2
Injection Vol:	1.0 ul	Dil. Factor:	1.0000		
Method:	PCBs_D3D	Limit Group:	HR - 1668A - ICAL		
Column:	SPB-Octyl (0.25 mm)	Detector	F3(35.64 :49.10)		

PCB-165, CAS: 74472-46-1

Signal: 1

Not Detected
Expected RT: 37.75

Processing Integration Results

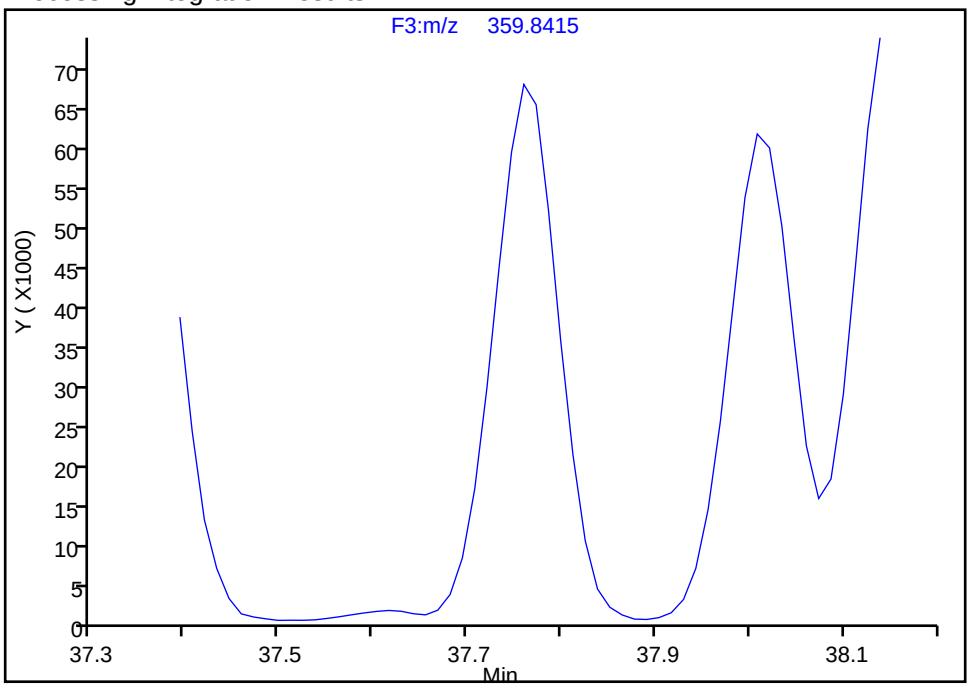

Manual Integration Results

RT: 37.76
Area: 330761
Amount: 47.211429
Amount Units: pg/ul

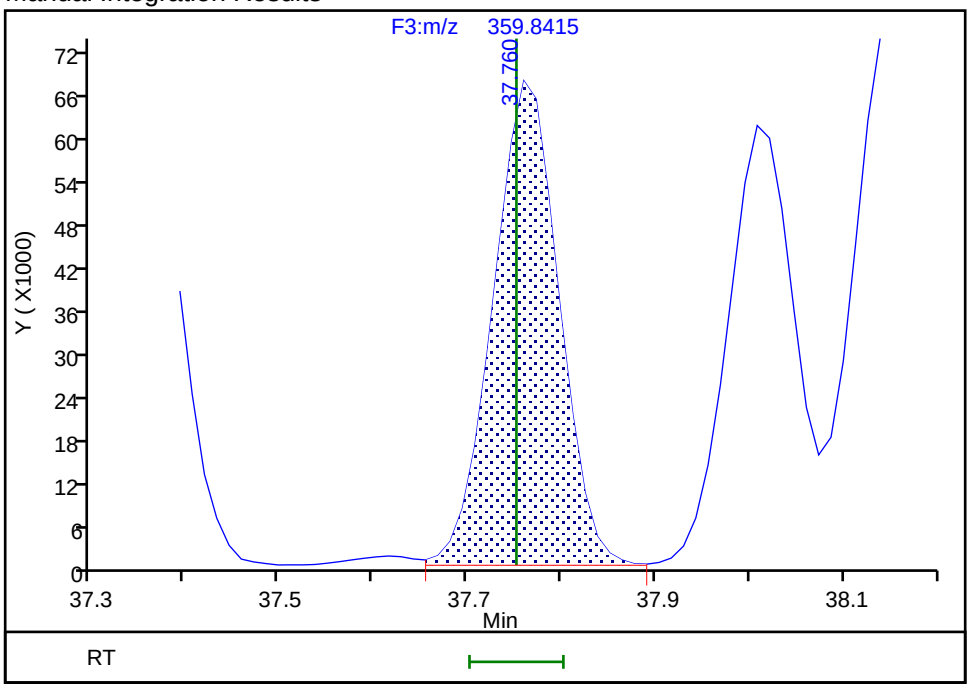

Reviewer: mcwhirterl, 29-Aug-2019 01:19:32
Audit Action: Assigned Compound ID Audit Reason: Incomplete Integration

Manual Integration/User Assign Peak Report

Eurofins TestAmerica, Knoxville

Data File:	\\chromna\Knoxville\ChromData\D3D\20190828-12892.b\lcs140-3281717-b.d				
Injection Date:	28-Aug-2019 23:31:00	Instrument ID:	D3D		
Lims ID:	LCS 140-32817/17-B				
Client ID:					
Operator ID:	Xcalibur_System	ALS Bottle#:	0	Worklist Smp#:	2
Injection Vol:	1.0 ul	Dil. Factor:	1.0000		
Method:	PCBs_D3D	Limit Group:	HR - 1668A - ICAL		
Column:	SPB-Octyl (0.25 mm)	Detector	F3(35.64 :49.10)		

PCB-146, CAS: 51908-16-8

Signal: 1

Not Detected
Expected RT: 38.00

Processing Integration Results

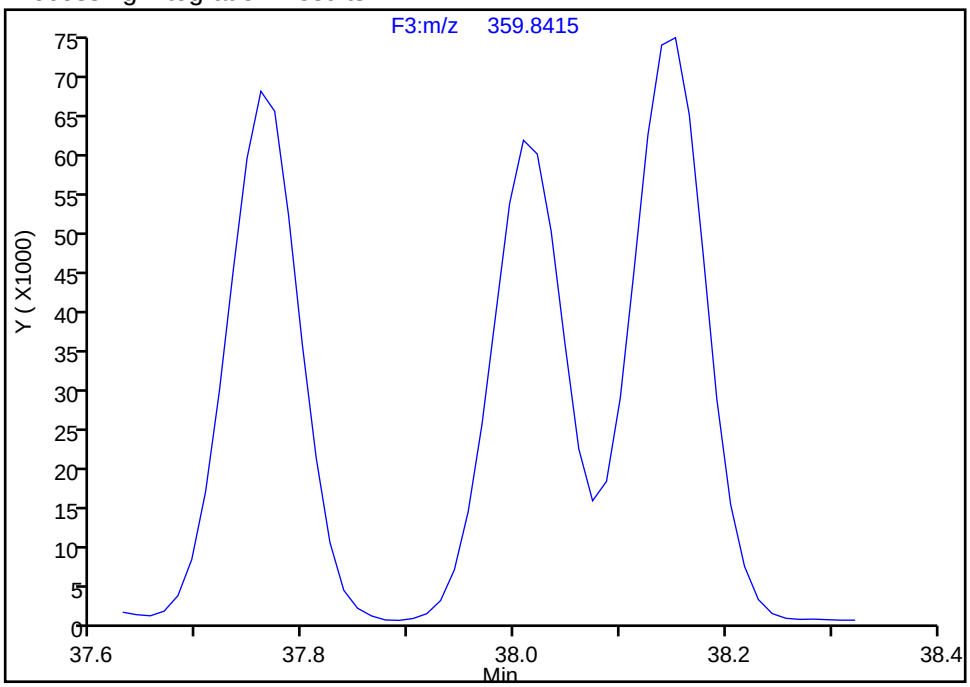

Manual Integration Results

RT: 38.01
Area: 297965
Amount: 47.851613
Amount Units: pg/ul

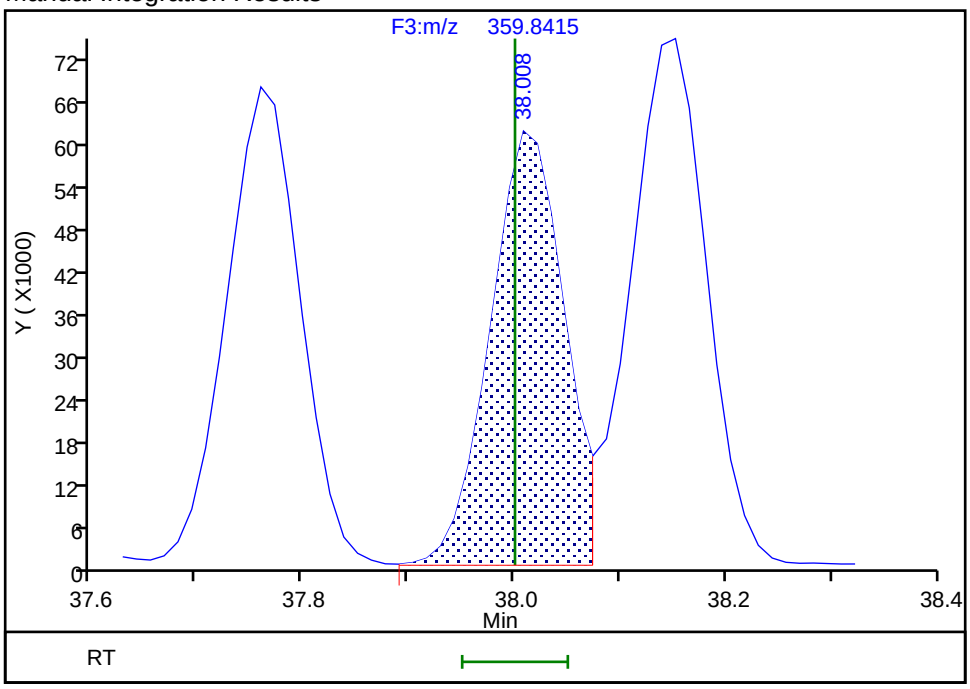

Reviewer: mcwhirterl, 29-Aug-2019 01:19:35
Audit Action: Assigned Compound ID Audit Reason: Incomplete Integration

Manual Integration/User Assign Peak Report

Eurofins TestAmerica, Knoxville

Data File:	\\chromna\Knoxville\ChromData\D3D\20190828-12892.b\lcs140-3281717-b.d				
Injection Date:	28-Aug-2019 23:31:00	Instrument ID:	D3D		
Lims ID:	LCS 140-32817/17-B				
Client ID:					
Operator ID:	Xcalibur_System	ALS Bottle#:	0	Worklist Smp#:	2
Injection Vol:	1.0 ul	Dil. Factor:	1.0000		
Method:	PCBs_D3D	Limit Group:	HR - 1668A - ICAL		
Column:	SPB-Octyl (0.25 mm)	Detector	F3(35.64 :49.10)		

PCB-161, CAS: 74472-43-8

Signal: 1

Not Detected
Expected RT: 38.13

Processing Integration Results

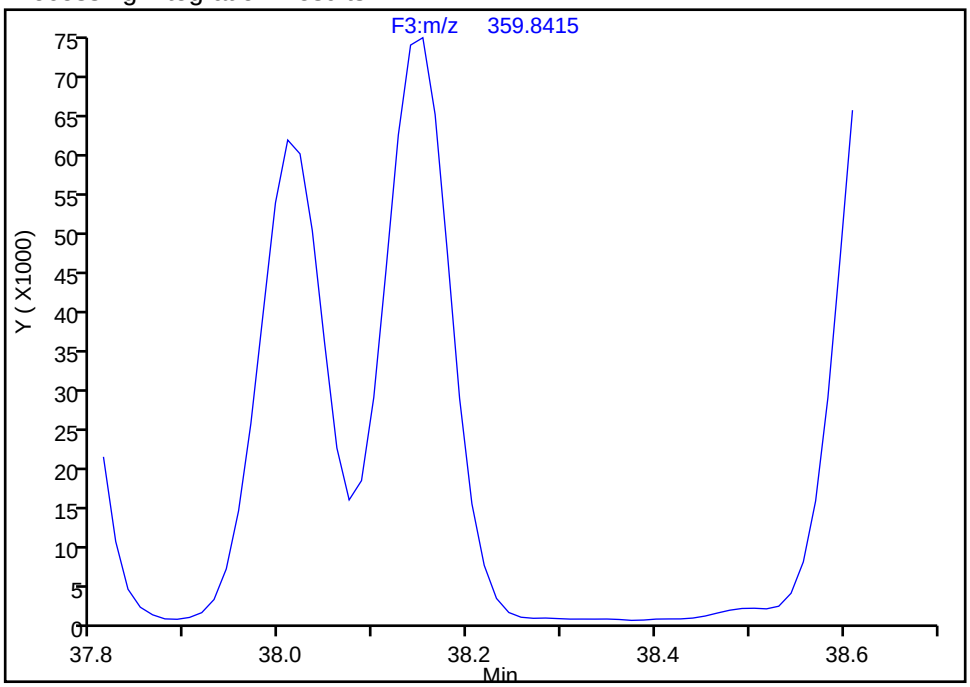

Manual Integration Results

RT: 38.15
Area: 374633
Amount: 45.581325
Amount Units: pg/ul

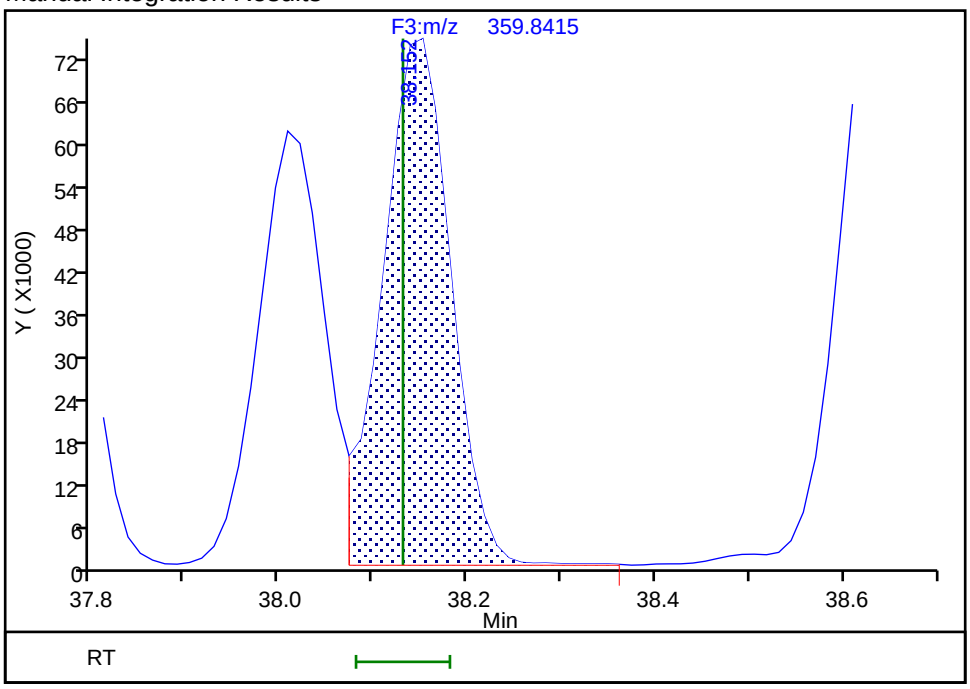

Reviewer: mcwhirterl, 29-Aug-2019 01:19:38
Audit Action: Assigned Compound ID Audit Reason: Incomplete Integration

Manual Integration/User Assign Peak Report

Eurofins TestAmerica, Knoxville

Data File:	\\chromna\Knoxville\ChromData\D3D\20190828-12892.b\lcs140-3281717-b.d				
Injection Date:	28-Aug-2019 23:31:00	Instrument ID:	D3D		
Lims ID:	LCS 140-32817/17-B				
Client ID:					
Operator ID:	Xcalibur_System	ALS Bottle#:	0	Worklist Smp#:	2
Injection Vol:	1.0 ul	Dil. Factor:	1.0000		
Method:	PCBs_D3D	Limit Group:	HR - 1668A - ICAL		
Column:	SPB-Octyl (0.25 mm)	Detector	F3(35.64 :49.10)		

PCB-141, CAS: 52712-04-6

Signal: 1

Not Detected
Expected RT: 38.81

Processing Integration Results

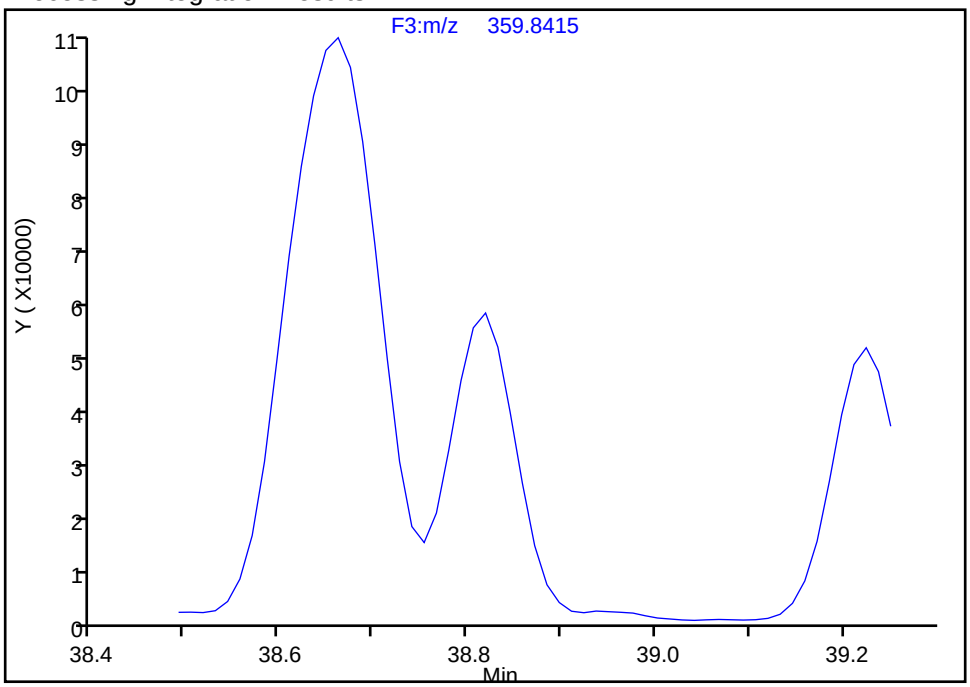

Manual Integration Results

RT: 38.82
Area: 277003
Amount: 45.869617
Amount Units: pg/ul

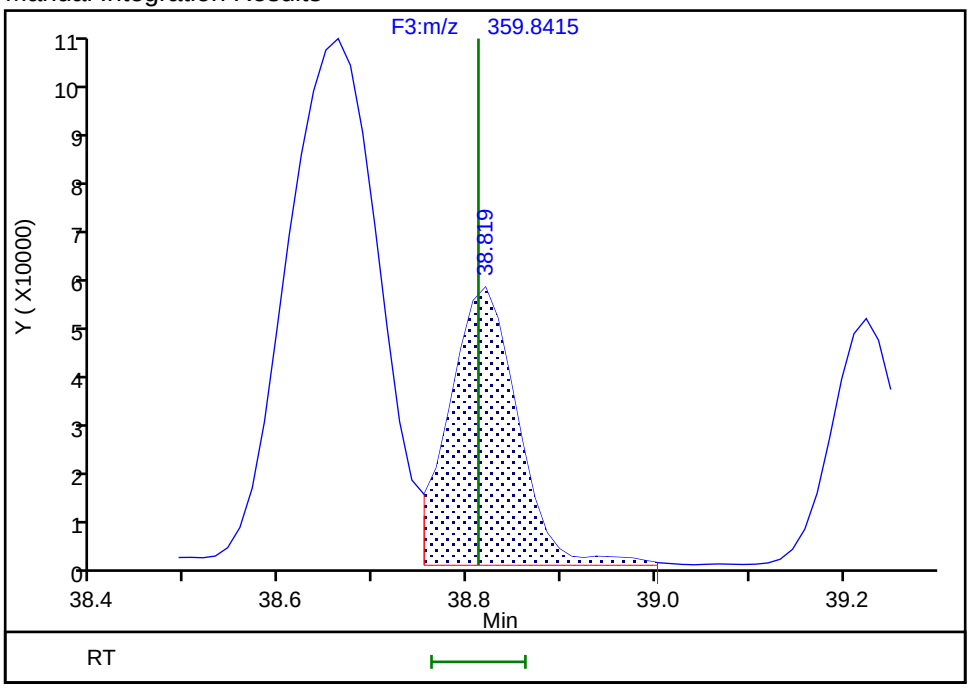

Reviewer: mcwhirterl, 29-Aug-2019 01:19:42
Audit Action: Assigned Compound ID Audit Reason: Incomplete Integration

Manual Integration/User Assign Peak Report

Eurofins TestAmerica, Knoxville

Data File:	\\chromna\Knoxville\ChromData\D3D\20190828-12892.b\lcs140-3281717-b.d				
Injection Date:	28-Aug-2019 23:31:00	Instrument ID:	D3D		
Lims ID:	LCS 140-32817/17-B				
Client ID:					
Operator ID:	Xcalibur_System	ALS Bottle#:	0	Worklist Smp#:	2
Injection Vol:	1.0 ul	Dil. Factor:	1.0000		
Method:	PCBs_D3D	Limit Group:	HR - 1668A - ICAL		
Column:	SPB-Octyl (0.25 mm)	Detector	F3(35.64 :49.10)		

PCB-130, CAS: 52663-66-8

Signal: 1

Not Detected
Expected RT: 39.22

Processing Integration Results

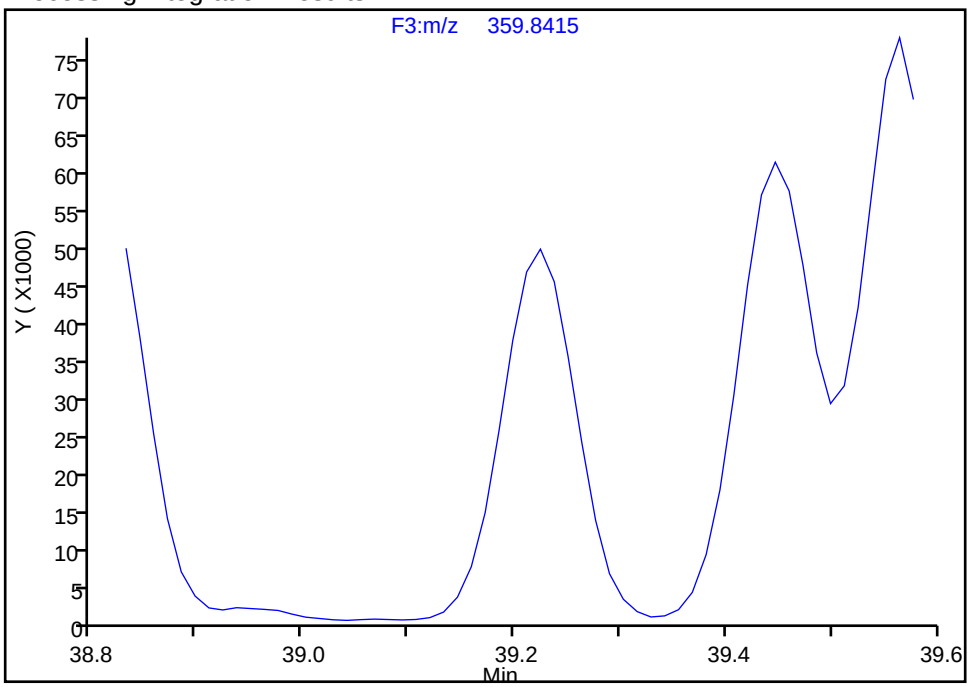

Manual Integration Results

RT: 39.22
Area: 243522
Amount: 47.219072
Amount Units: pg/ul

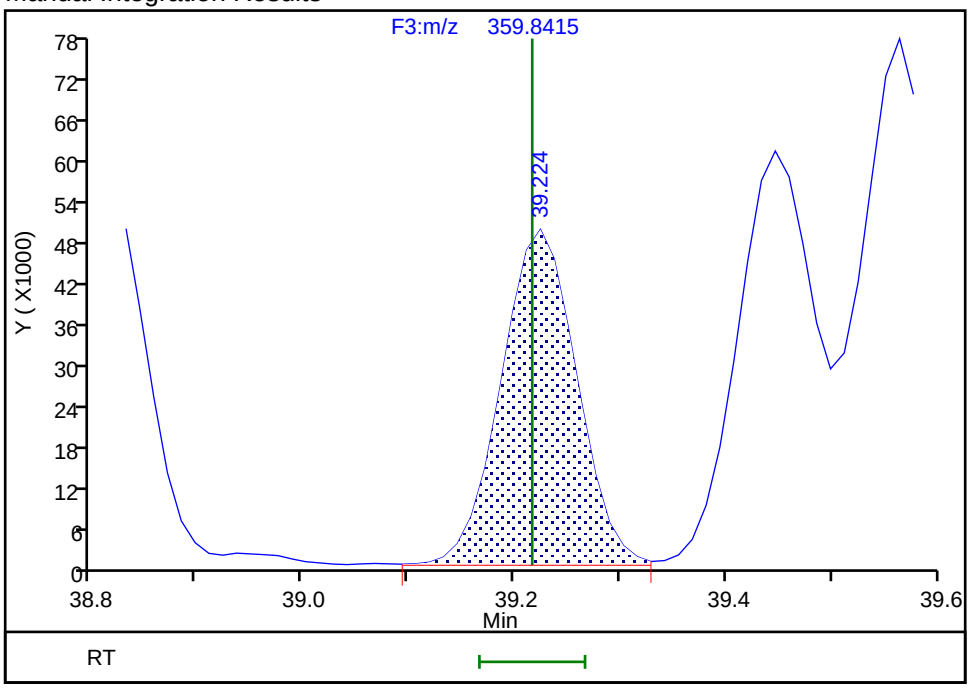

Reviewer: mcwhirterl, 29-Aug-2019 01:19:45
Audit Action: Assigned Compound ID Audit Reason: Incomplete Integration

Manual Integration/User Assign Peak Report

Eurofins TestAmerica, Knoxville

Data File: \\chromna\Knoxville\ChromData\D3D\20190828-12892.b\lcs140-3281717-b.d
Injection Date: 28-Aug-2019 23:31:00 Instrument ID: D3D
Lims ID: LCS 140-32817/17-B
Client ID:
Operator ID: Xcalibur_System ALS Bottle#: 0 Worklist Smp#: 2
Injection Vol: 1.0 ul Dil. Factor: 1.0000
Method: PCBs_D3D Limit Group: HR - 1668A - ICAL
Column: SPB-Octyl (0.25 mm) Detector F3(35.64 :49.10)

PCB-137, CAS: 35694-06-5

Signal: 1

Not Detected
Expected RT: 39.44

Processing Integration Results

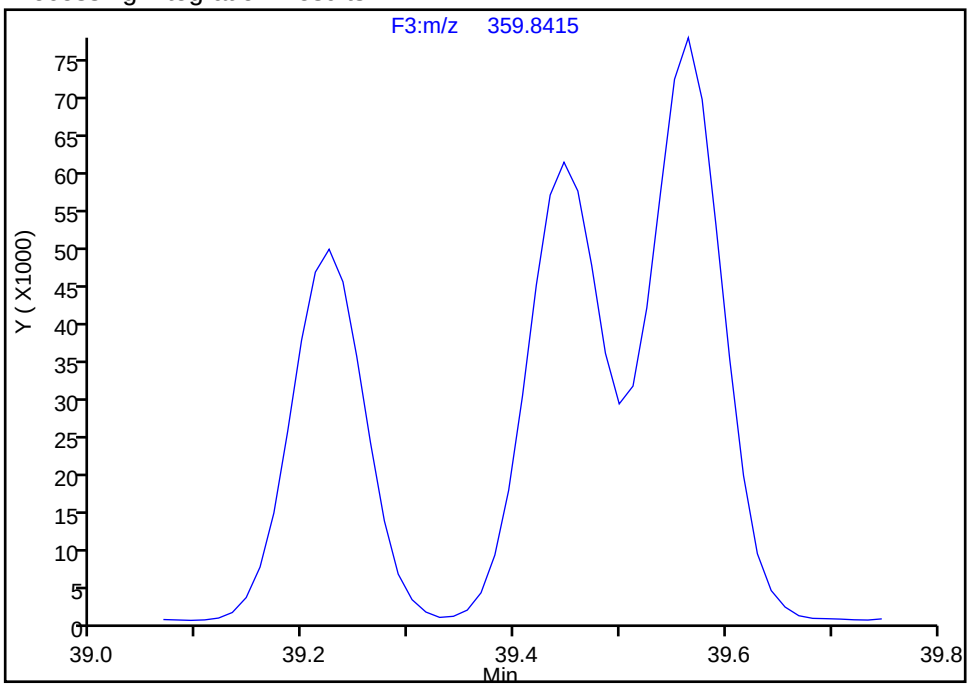

Manual Integration Results

RT: 39.45
Area: 295047
Amount: 45.100108
Amount Units: pg/ul

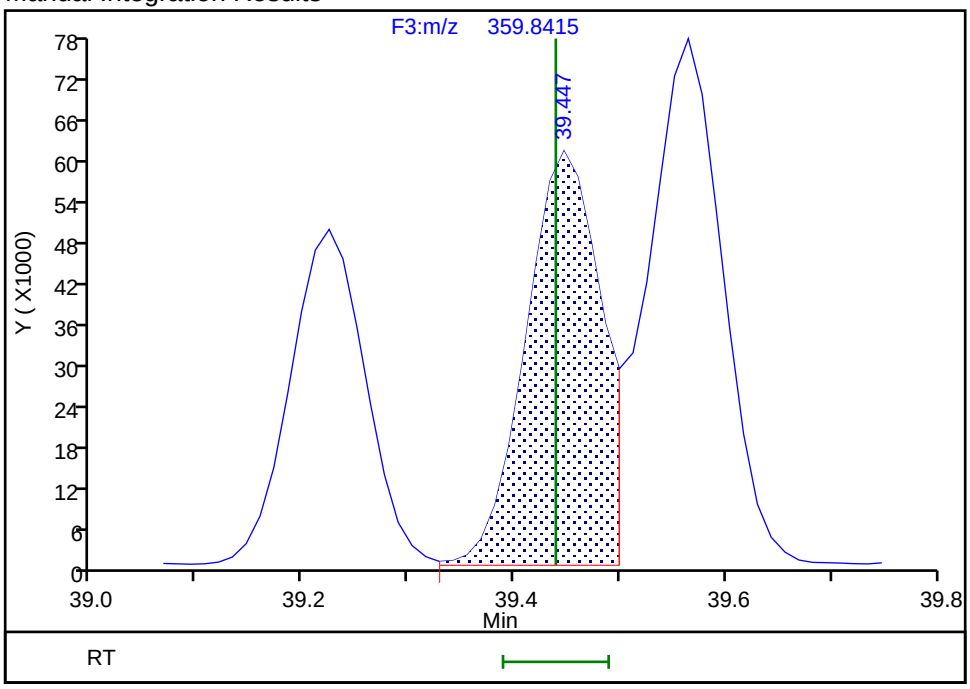

Reviewer: mcwhirterl, 29-Aug-2019 01:19:48
Audit Action: Assigned Compound ID Audit Reason: Incomplete Integration

Manual Integration/User Assign Peak Report

Eurofins TestAmerica, Knoxville

Data File:	\\chromna\Knoxville\ChromData\D3D\20190828-12892.b\lcs140-3281717-b.d				
Injection Date:	28-Aug-2019 23:31:00	Instrument ID:	D3D		
Lims ID:	LCS 140-32817/17-B				
Client ID:					
Operator ID:	Xcalibur_System	ALS Bottle#:	0	Worklist Smp#:	2
Injection Vol:	1.0 ul	Dil. Factor:	1.0000		
Method:	PCBs_D3D	Limit Group:	HR - 1668A - ICAL		
Column:	SPB-Octyl (0.25 mm)	Detector	F3(35.64 :49.10)		

PCB-164, CAS: 74472-45-0

Signal: 1

Not Detected
Expected RT: 39.56

Processing Integration Results

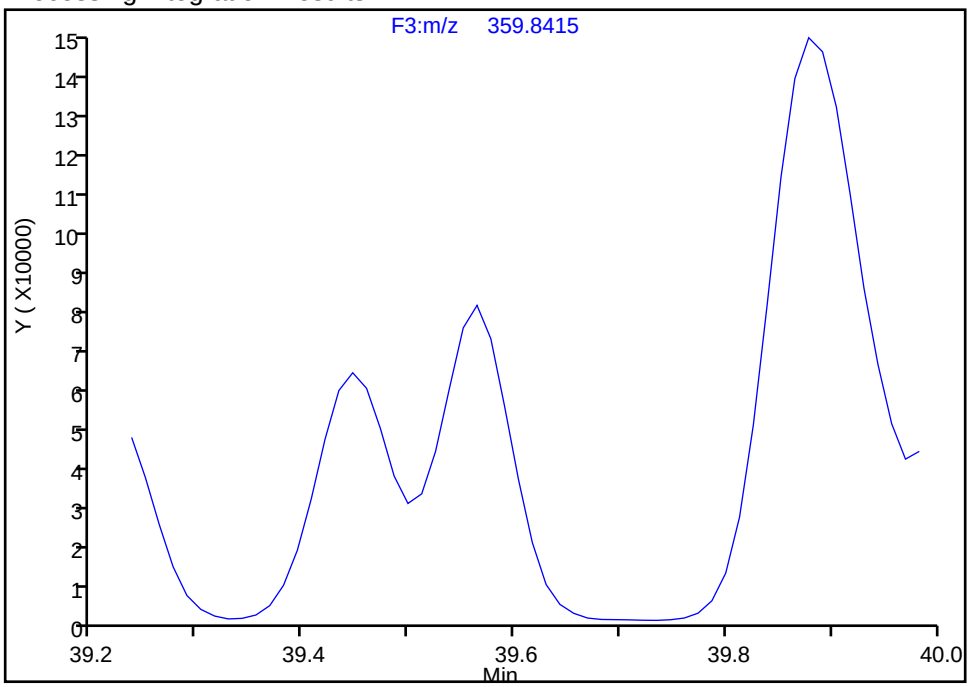

Manual Integration Results

RT: 39.56
Area: 378947
Amount: 48.650580
Amount Units: pg/ul

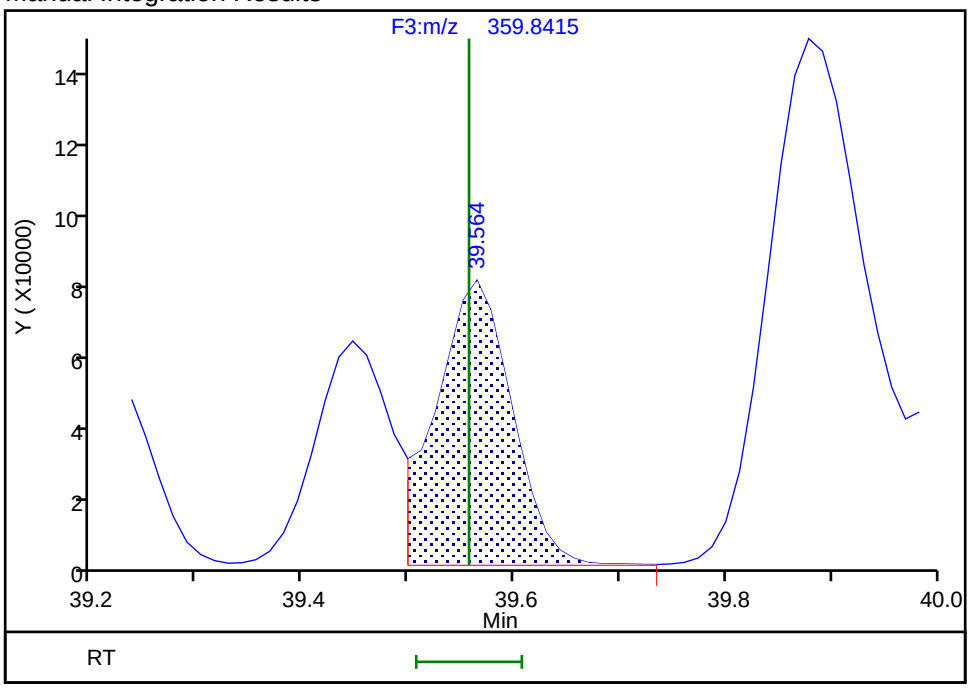

Reviewer: mcwhirterl, 29-Aug-2019 01:19:51
Audit Action: Assigned Compound ID Audit Reason: Incomplete Integration

Manual Integration/User Assign Peak Report

Eurofins TestAmerica, Knoxville

Data File:	\\chromna\Knoxville\ChromData\D3D\20190828-12892.b\lcs140-3281717-b.d				
Injection Date:	28-Aug-2019 23:31:00	Instrument ID:	D3D		
Lims ID:	LCS 140-32817/17-B				
Client ID:					
Operator ID:	Xcalibur_System	ALS Bottle#:	0	Worklist Smp#:	2
Injection Vol:	1.0 ul	Dil. Factor:	1.0000		
Method:	PCBs_D3D	Limit Group:	HR - 1668A - ICAL		
Column:	SPB-Octyl (0.25 mm)	Detector	F3(35.64 :49.10)		

PCB-129/138/160/163, CAS: STL02296

Signal: 2

Processing Integration Results

RT: 39.88
Area: 704817
Amount: 132.2360
Amount Units: pg/ul

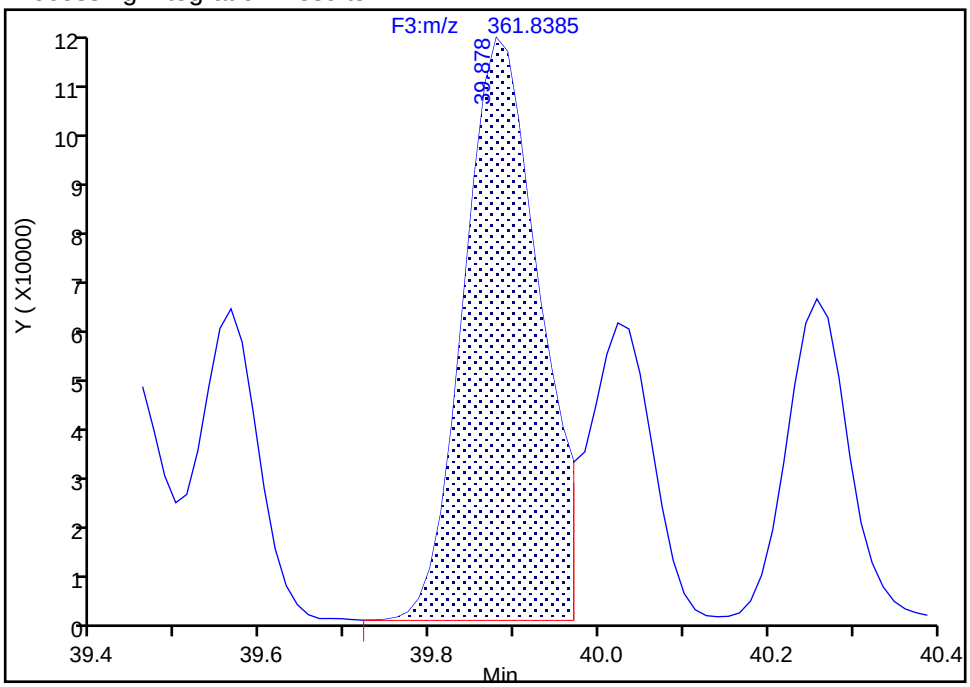

Manual Integration Results

RT: 39.88
Area: 1006142
Amount: 188.7030
Amount Units: pg/ul

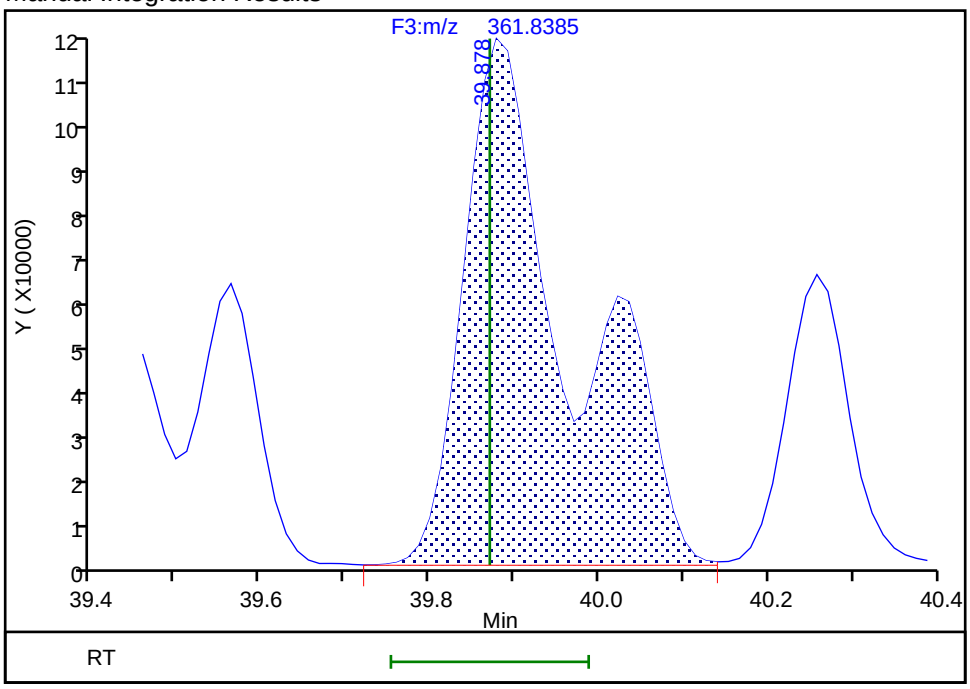

Reviewer: mcwhirterl, 29-Aug-2019 01:20:17
Audit Action: Marked Compound Undetected Audit Reason: Invalid Compound ID

Manual Integration/User Assign Peak Report

Eurofins TestAmerica, Knoxville

Data File:	\\chromna\Knoxville\ChromData\D3D\20190828-12892.b\lcs140-3281717-b.d				
Injection Date:	28-Aug-2019 23:31:00	Instrument ID:	D3D		
Lims ID:	LCS 140-32817/17-B				
Client ID:					
Operator ID:	Xcalibur_System	ALS Bottle#:	0	Worklist Smp#:	2
Injection Vol:	1.0 ul	Dil. Factor:	1.0000		
Method:	PCBs_D3D	Limit Group:	HR - 1668A - ICAL		
Column:	SPB-Octyl (0.25 mm)	Detector	F3(35.64 :49.10)		

PCB-129/138/160/163, CAS: STL02296

Signal: 3

Processing Integration Results

RT: 39.88
Area: 1592812
Amount: 132.2360
Amount Units: pg/ul

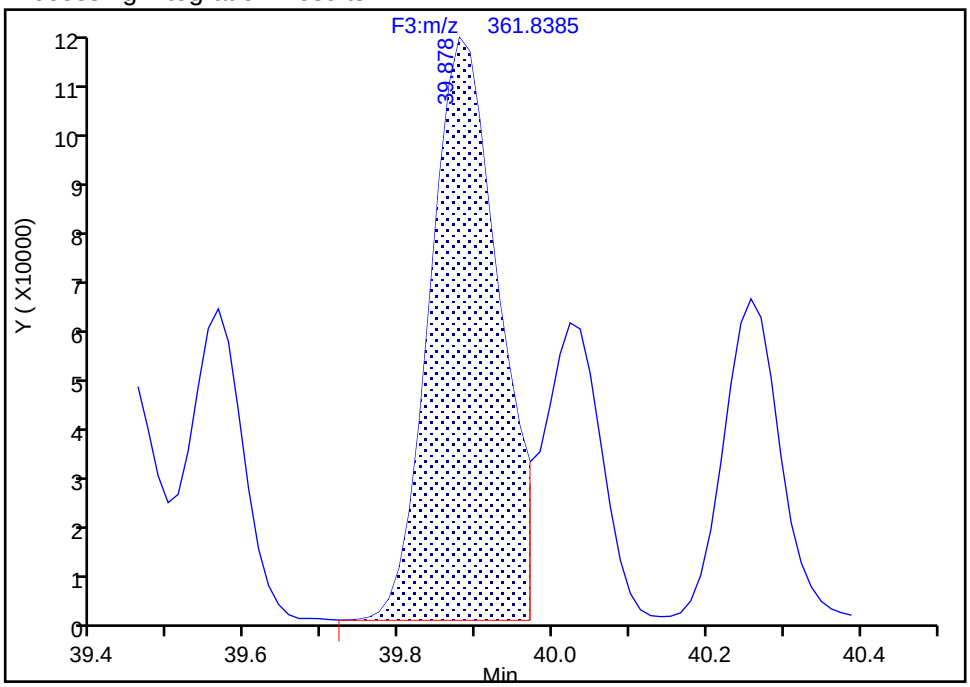

Manual Integration Results

RT: 39.88
Area: 2272970
Amount: 188.7030
Amount Units: pg/ul
Reviewer: mcwhirterl, 29-Aug-2019 01:20:17
Audit Action: Marked Compound Undetected Audit Reason: Invalid Compound ID

Manual Integration/User Assign Peak Report

Eurofins TestAmerica, Knoxville

Data File:	\\chromna\Knoxville\ChromData\D3D\20190828-12892.b\lcs140-3281717-b.d				
Injection Date:	28-Aug-2019 23:31:00	Instrument ID:	D3D		
Lims ID:	LCS 140-32817/17-B				
Client ID:					
Operator ID:	Xcalibur_System	ALS Bottle#:	0	Worklist Smp#:	2
Injection Vol:	1.0 ul	Dil. Factor:	1.0000		
Method:	PCBs_D3D	Limit Group:	HR - 1668A - ICAL		
Column:	SPB-Octyl (0.25 mm)	Detector	F3(35.64 :49.10)		

PCB-129/138/160/163, CAS: STL02296

Signal: 1

Processing Integration Results

RT: 39.88
Area: 887995
Amount: 132.2360
Amount Units: pg/ul

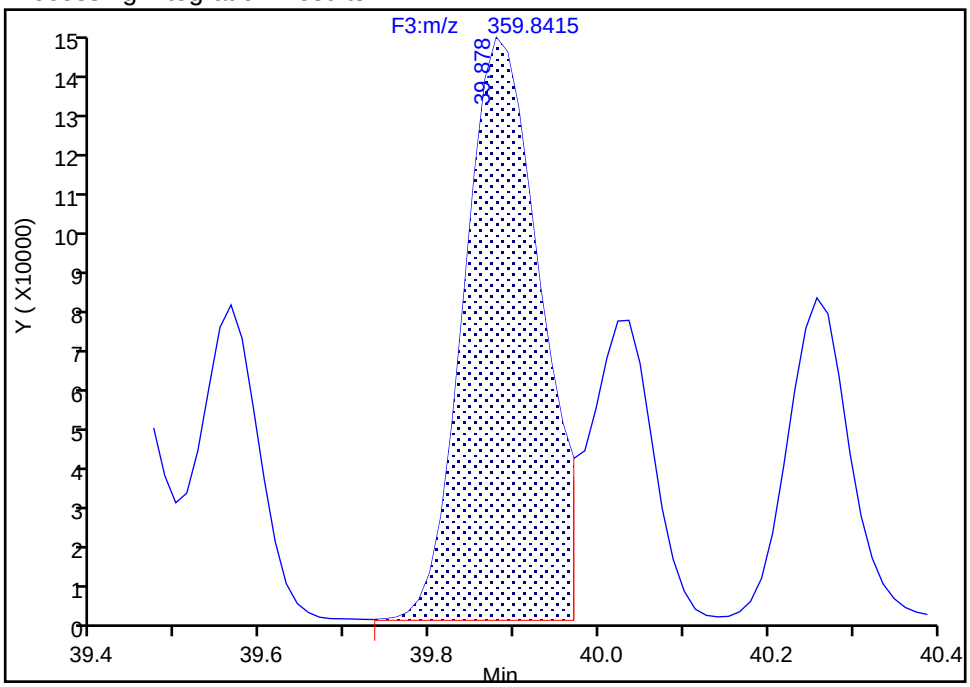

Manual Integration Results

RT: 39.88
Area: 1266828
Amount: 188.7030
Amount Units: pg/ul

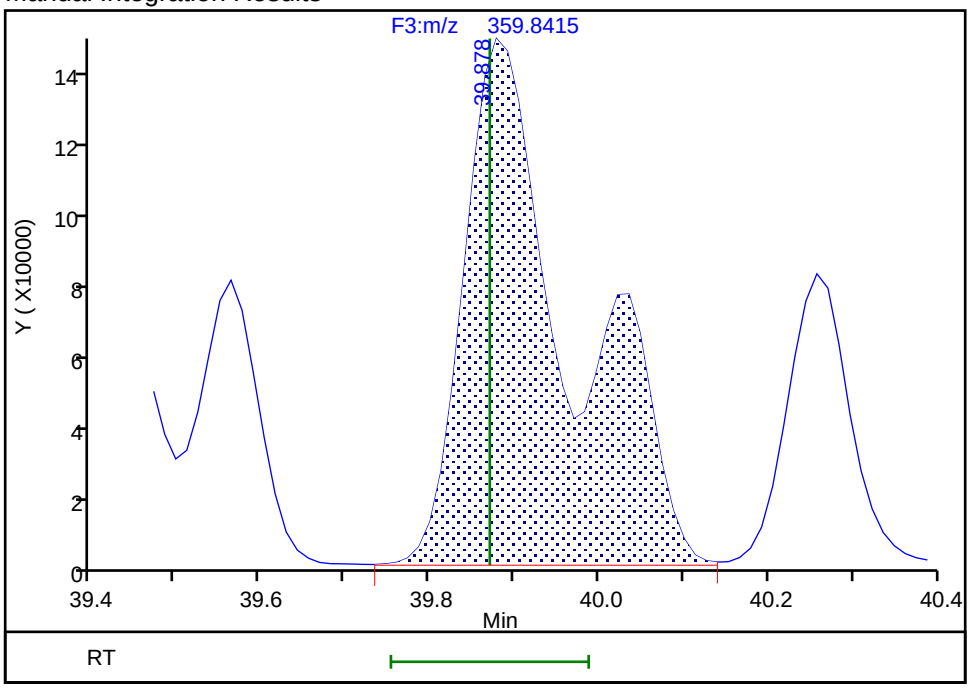

Reviewer: mcwhirterl, 29-Aug-2019 01:20:19

Audit Action: Manually Integrated/Assigned Compound ID Audit Reason: Incomplete Integration

Manual Integration/User Assign Peak Report

Eurofins TestAmerica, Knoxville

Data File:	\\chromna\Knoxville\ChromData\D3D\20190828-12892.b\lcs140-3281717-b.d				
Injection Date:	28-Aug-2019 23:31:00	Instrument ID:	D3D		
Lims ID:	LCS 140-32817/17-B				
Client ID:					
Operator ID:	Xcalibur_System	ALS Bottle#:	0	Worklist Smp#:	2
Injection Vol:	1.0 ul	Dil. Factor:	1.0000		
Method:	PCBs_D3D	Limit Group:	HR - 1668A - ICAL		
Column:	SPB-Octyl (0.25 mm)	Detector	F3(35.64 :49.10)		

PCB-158, CAS: 74472-42-7

Signal: 1

Not Detected
Expected RT: 40.25

Processing Integration Results

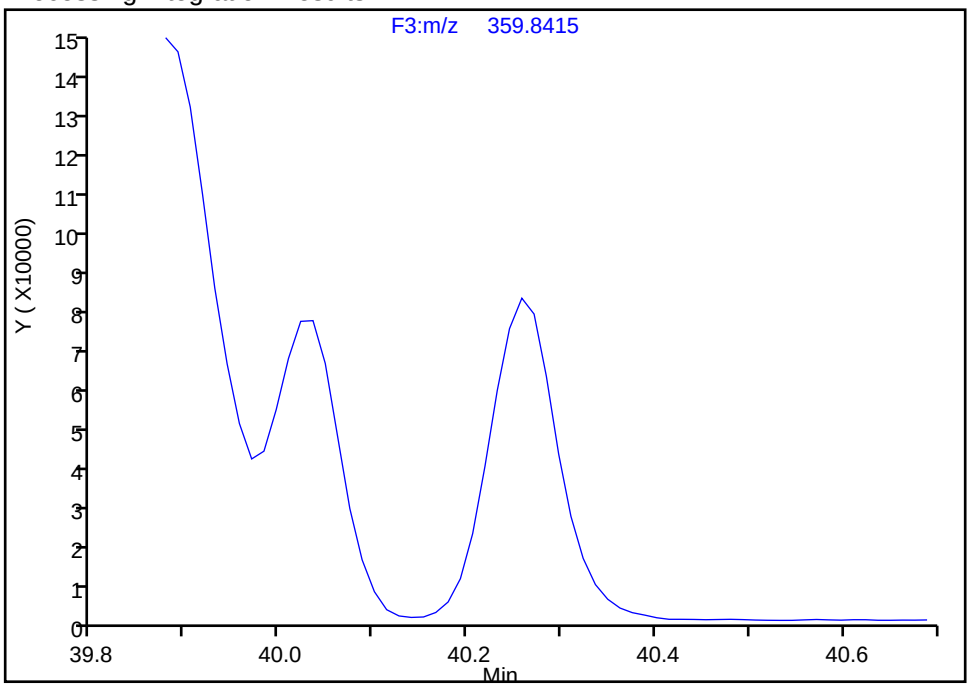

Manual Integration Results

RT: 40.26
Area: 408576
Amount: 47.728295
Amount Units: pg/ul

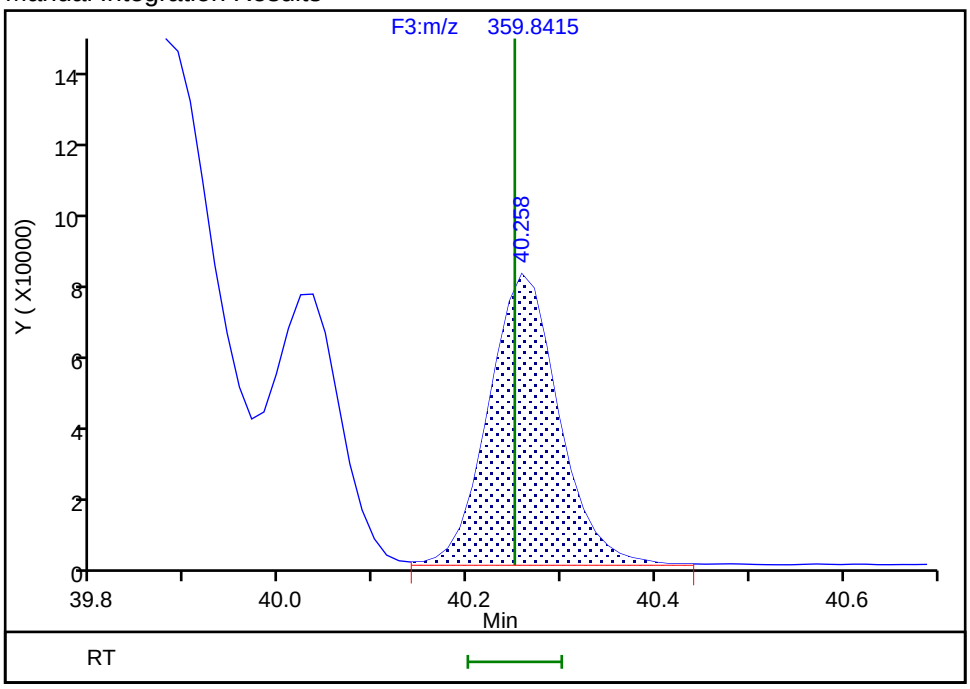

Reviewer: mcwhirterl, 29-Aug-2019 01:20:24
Audit Action: Assigned Compound ID Audit Reason: Incomplete Integration

Manual Integration/User Assign Peak Report

Eurofins TestAmerica, Knoxville

Data File:	\\chromna\Knoxville\ChromData\D3D\20190828-12892.b\lcs140-3281717-b.d				
Injection Date:	28-Aug-2019 23:31:00	Instrument ID:	D3D		
Lims ID:	LCS 140-32817/17-B				
Client ID:					
Operator ID:	Xcalibur_System	ALS Bottle#:	0	Worklist Smp#:	2
Injection Vol:	1.0 ul	Dil. Factor:	1.0000		
Method:	PCBs_D3D	Limit Group:	HR - 1668A - ICAL		
Column:	SPB-Octyl (0.25 mm)	Detector	F3(35.64 :49.10)		

PCB-159, CAS: 39635-35-3

Signal: 1

Not Detected
Expected RT: 42.11

Processing Integration Results

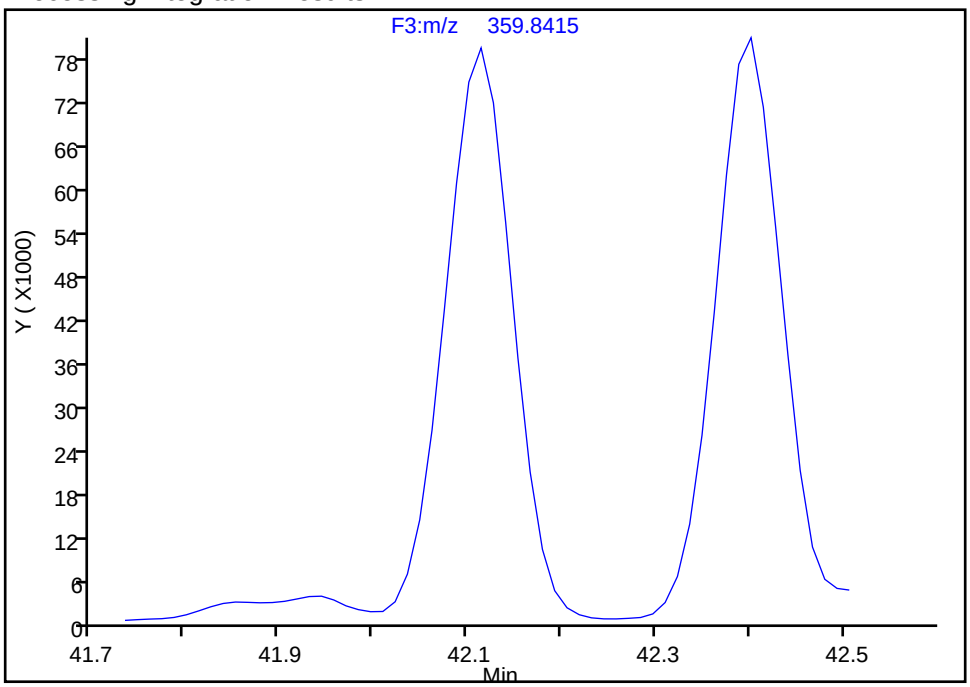

Manual Integration Results

RT: 42.11
Area: 395174
Amount: 48.490427
Amount Units: pg/ul

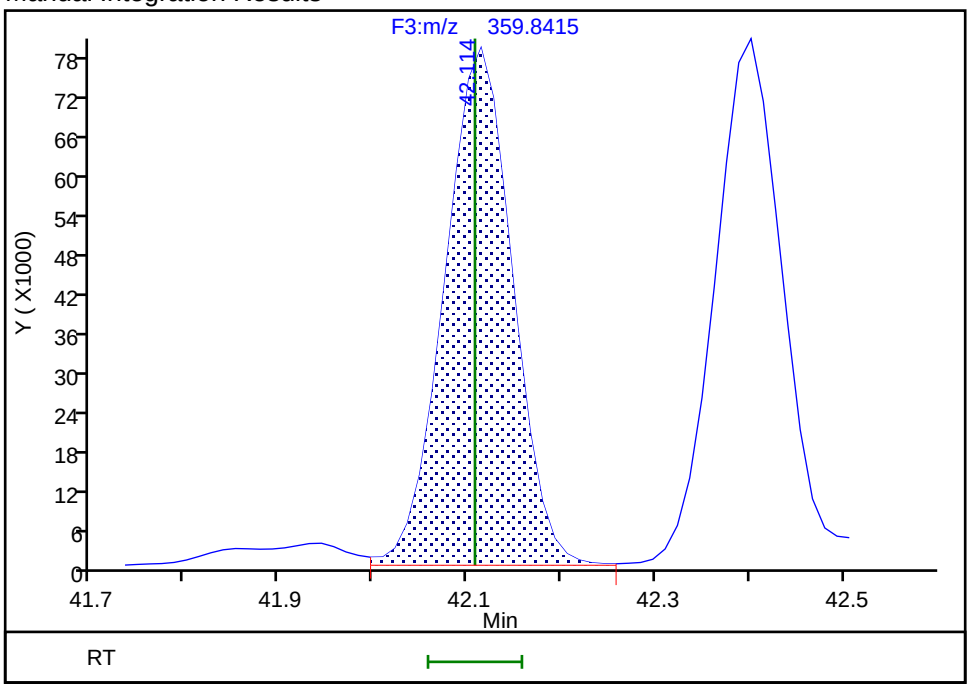

Reviewer: mcwhirterl, 29-Aug-2019 01:20:29
Audit Action: Assigned Compound ID Audit Reason: Incomplete Integration

Manual Integration/User Assign Peak Report

Eurofins TestAmerica, Knoxville

Data File:	\\chromna\Knoxville\ChromData\D3D\20190828-12892.b\lcs140-3281717-b.d				
Injection Date:	28-Aug-2019 23:31:00	Instrument ID:	D3D		
Lims ID:	LCS 140-32817/17-B				
Client ID:					
Operator ID:	Xcalibur_System	ALS Bottle#:	0	Worklist Smp#:	2
Injection Vol:	1.0 ul	Dil. Factor:	1.0000		
Method:	PCBs_D3D	Limit Group:	HR - 1668A - ICAL		
Column:	SPB-Octyl (0.25 mm)	Detector	F3(35.64 :49.10)		

PCB-162, CAS: 39635-34-2

Signal: 1

Not Detected
Expected RT: 42.40

Processing Integration Results

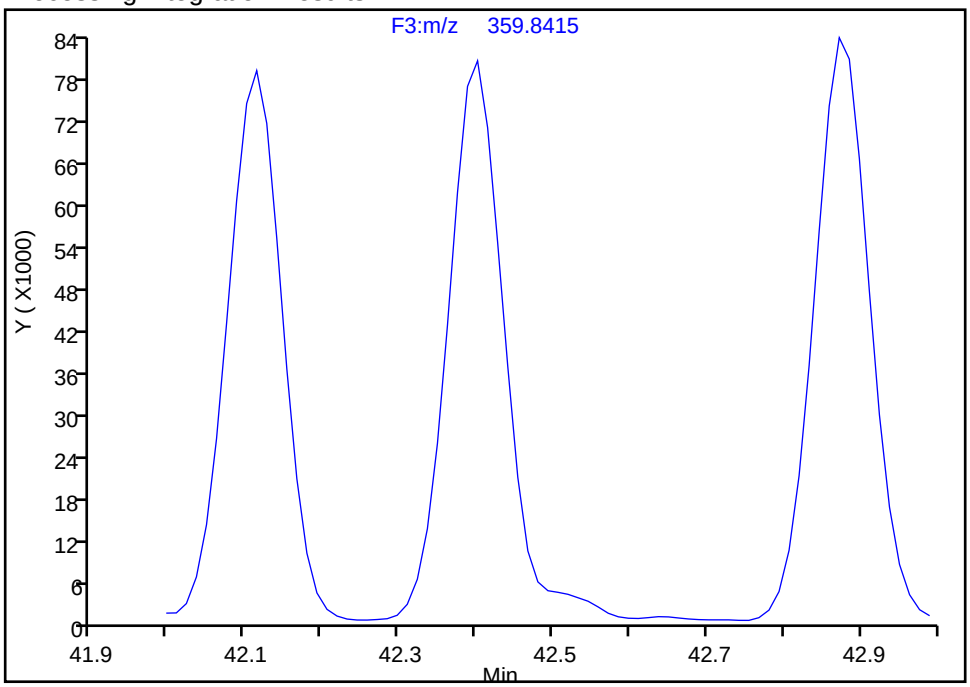

Manual Integration Results

RT: 42.40
Area: 417765
Amount: 49.215282
Amount Units: pg/ul

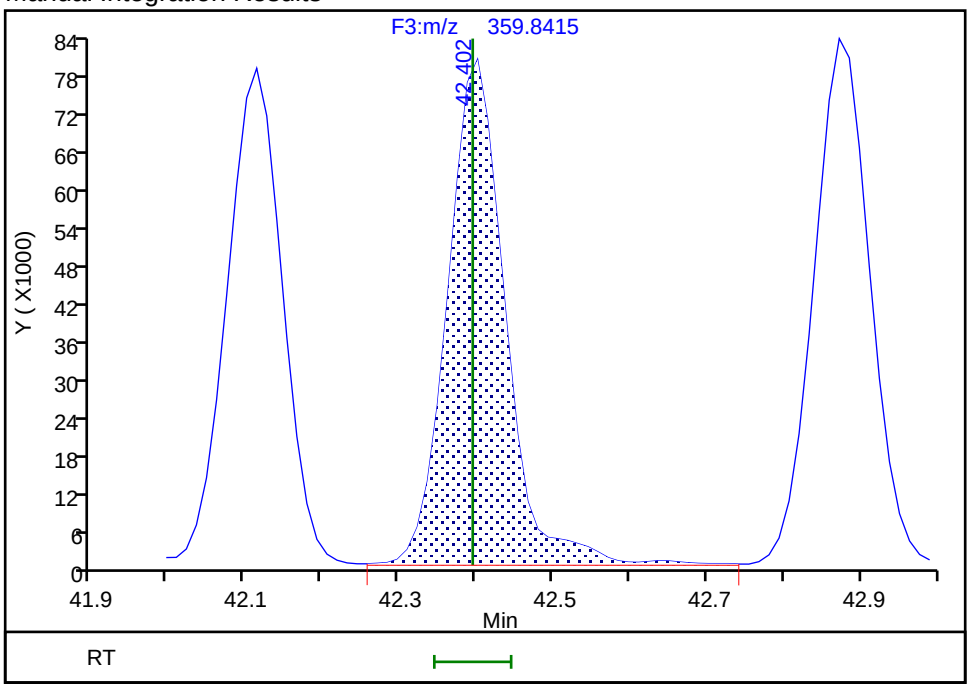

Reviewer: mcwhirterl, 29-Aug-2019 01:20:31
Audit Action: Assigned Compound ID Audit Reason: Incomplete Integration

Manual Integration/User Assign Peak Report

Eurofins TestAmerica, Knoxville

Data File:	\\chromna\Knoxville\ChromData\D3D\20190828-12892.b\lcs140-3281717-b.d				
Injection Date:	28-Aug-2019 23:31:00	Instrument ID:	D3D		
Lims ID:	LCS 140-32817/17-B				
Client ID:					
Operator ID:	Xcalibur_System	ALS Bottle#:	0	Worklist Smp#:	2
Injection Vol:	1.0 ul	Dil. Factor:	1.0000		
Method:	PCBs_D3D	Limit Group:	HR - 1668A - ICAL		
Column:	SPB-Octyl (0.25 mm)	Detector	F3(35.64 :49.10)		

PCB-167, CAS: 52663-72-6

Signal: 1

Not Detected
Expected RT: 42.87

Processing Integration Results

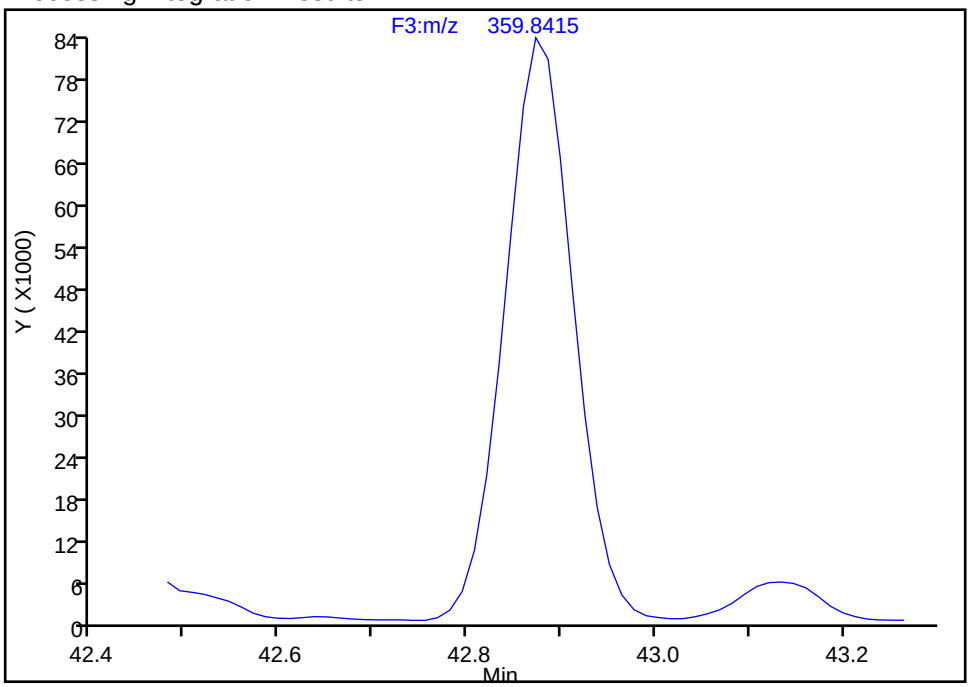

Manual Integration Results

RT: 42.87
Area: 423615
Amount: 50.276663
Amount Units: pg/ul

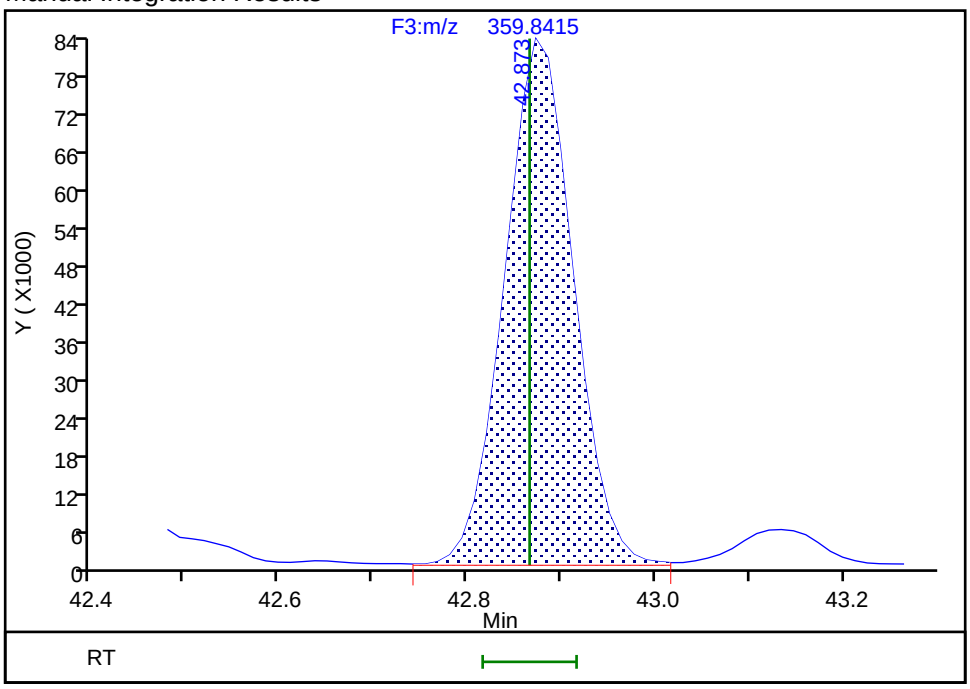

Reviewer: mcwhirterl, 29-Aug-2019 01:20:33
Audit Action: Assigned Compound ID Audit Reason: Incomplete Integration

Eurofins TestAmerica, Knoxville

Data File:	\\chromna\Knoxville\ChromData\D3D\20190828-12892.b\lcs140-3281717-b.d		
Injection Date:	28-Aug-2019 23:31:00	Injection Vol:	1.0 ul
Instrument ID:	D3D	Operator ID:	Xcalibur_System
Method:	PCBs_D3D	Limit Group:	HR - 1668A - ICAL
Client ID:			
Worklist#:	33110	Sample Line#:	2
Column Type:	SPB-Octyl	Column Dia:	0.25 mm

HpPCB F3

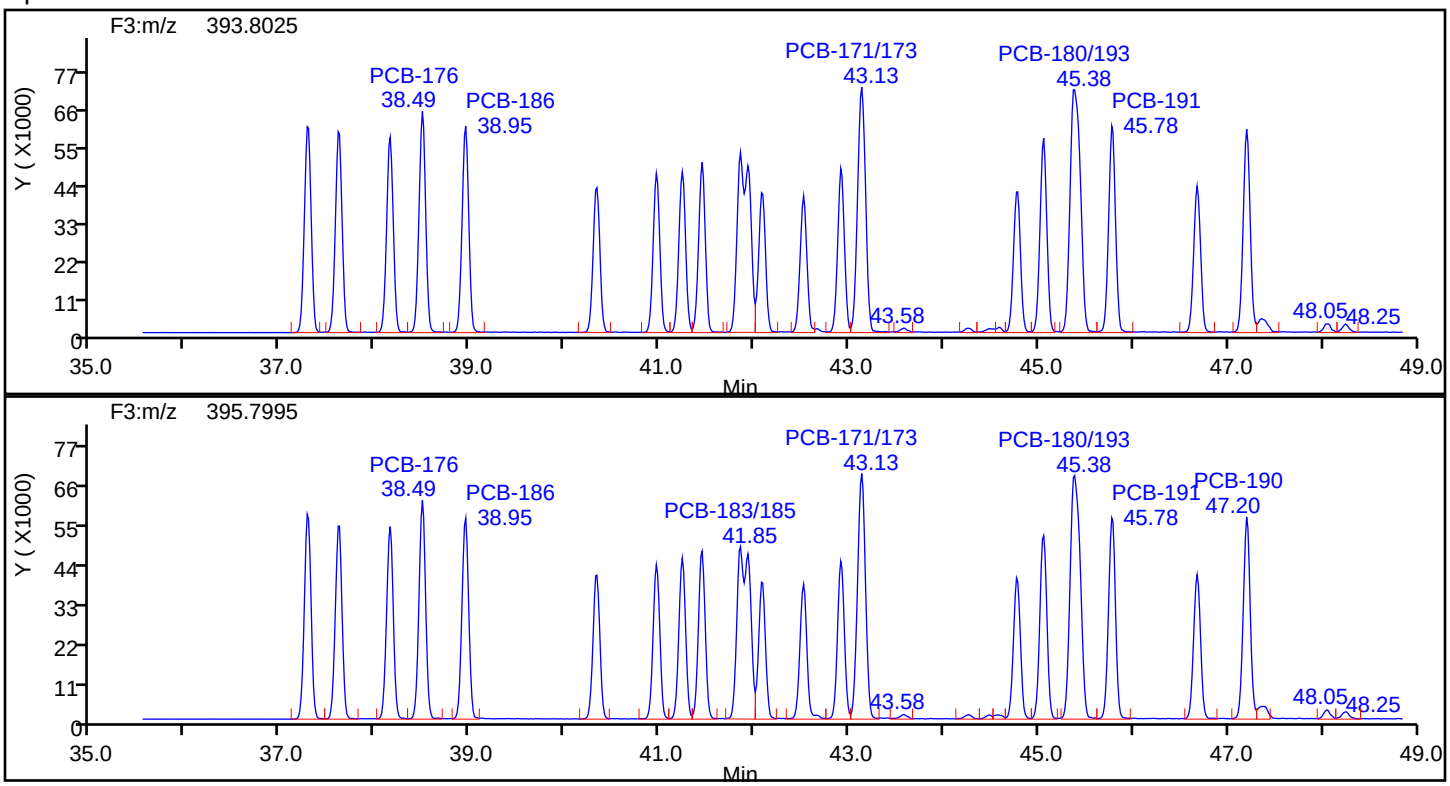

HpPCB F3 Standards

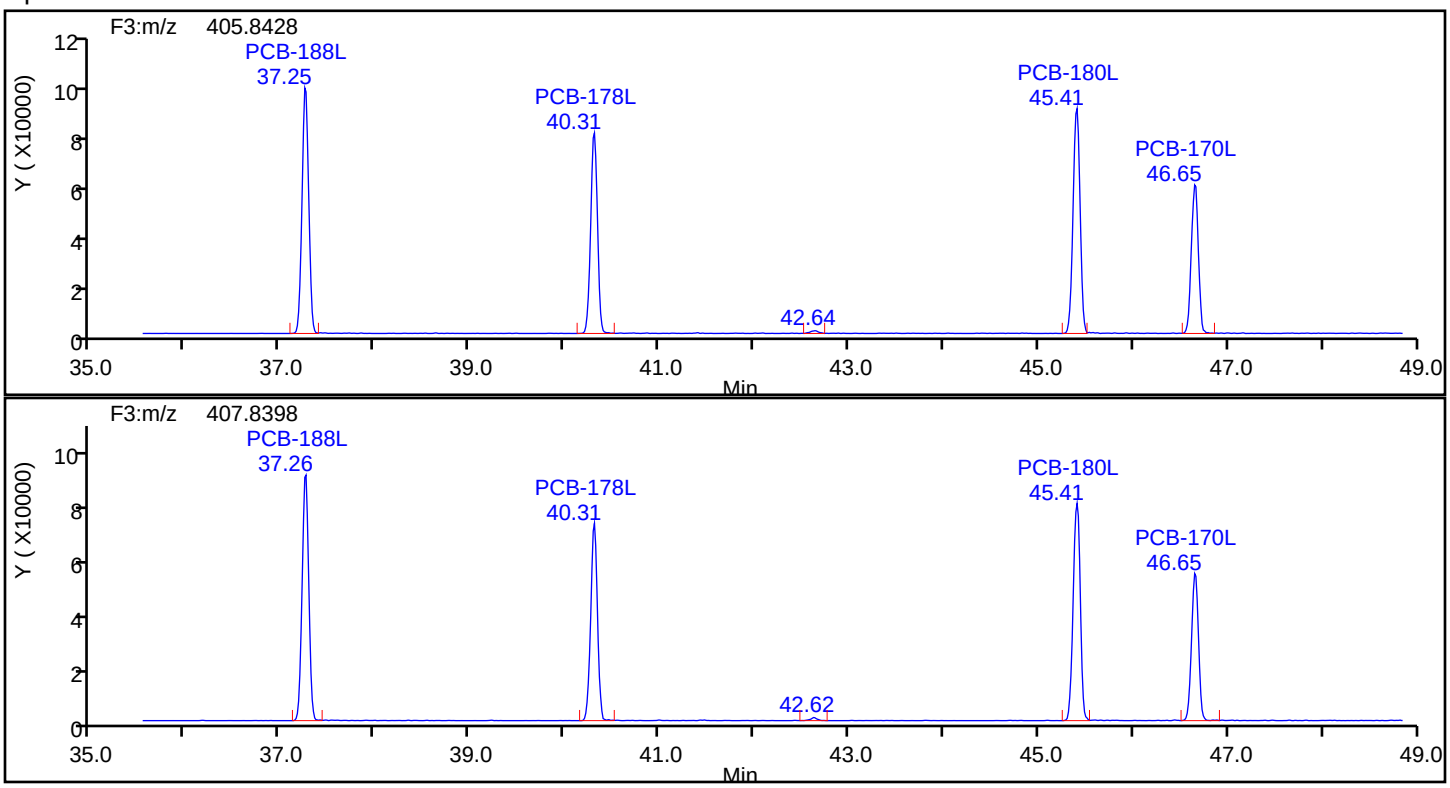

Eurofins TestAmerica, Knoxville

Data File:	\\chromna\Knoxville\ChromData\D3D\20190828-12892.b\lcs140-3281717-b.d		
Injection Date:	28-Aug-2019 23:31:00	Injection Vol:	1.0 ul
Instrument ID:	D3D	Operator ID:	Xcalibur_System
Method:	PCBs_D3D	Limit Group:	HR - 1668A - ICAL
Client ID:			
Worklist#:	33110	Sample Line#:	2
Column Type:	SPB-Octyl	Column Dia:	0.25 mm

HpPCB F3

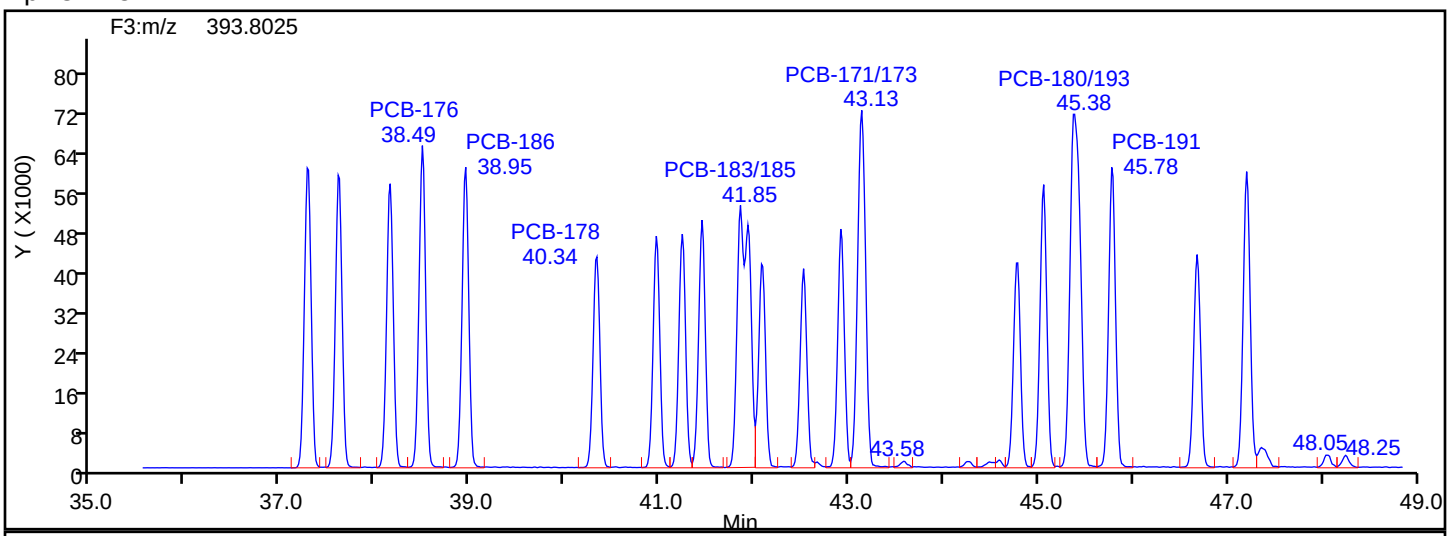

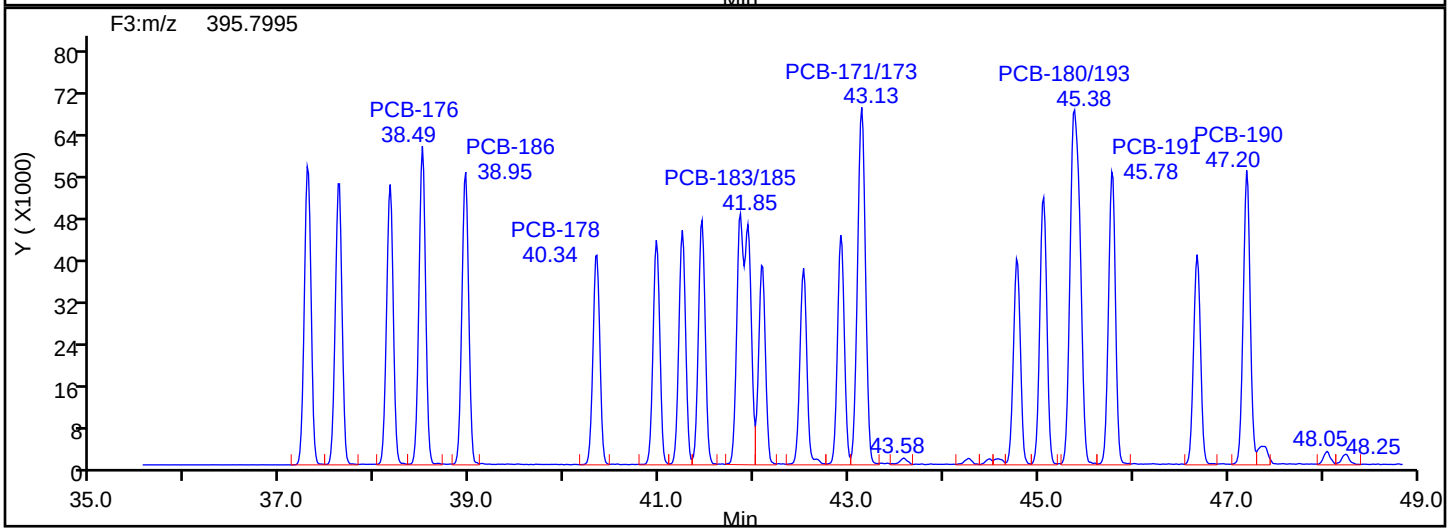

HpPCB F3 Lock Mass

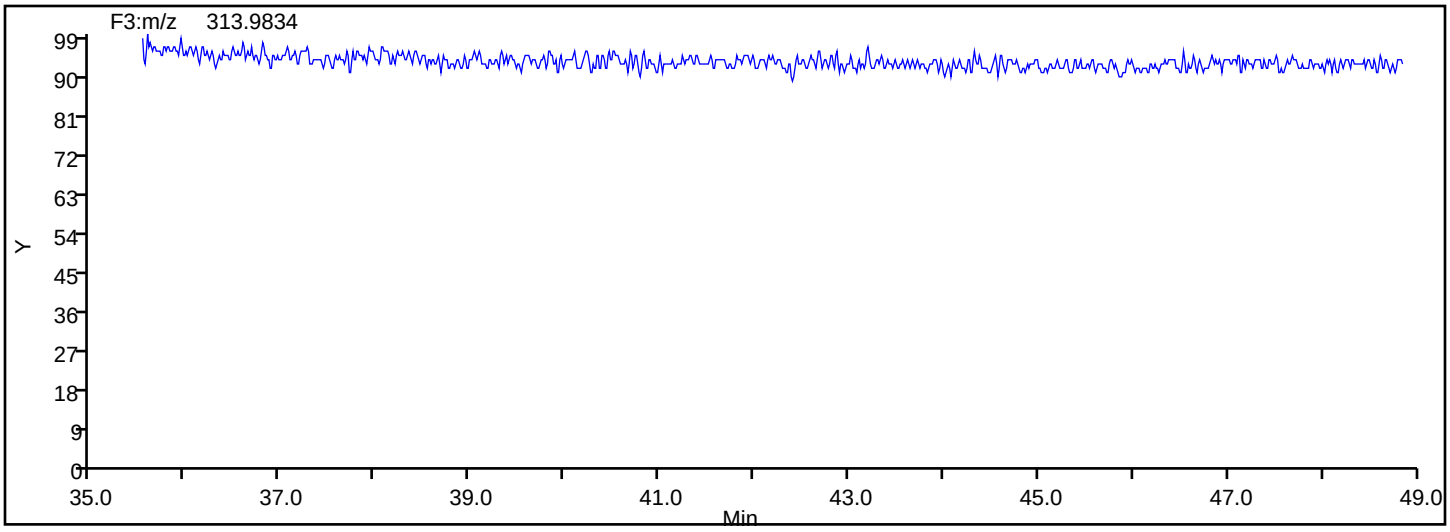

Manual Integration/User Assign Peak Report

Eurofins TestAmerica, Knoxville

Data File:	\\chromna\Knoxville\ChromData\D3D\20190828-12892.b\lcs140-3281717-b.d				
Injection Date:	28-Aug-2019 23:31:00	Instrument ID:	D3D		
Lims ID:	LCS 140-32817/17-B				
Client ID:					
Operator ID:	Xcalibur_System	ALS Bottle#:	0	Worklist Smp#:	2
Injection Vol:	1.0 ul	Dil. Factor:	1.0000		
Method:	PCBs_D3D	Limit Group:	HR - 1668A - ICAL		
Column:	SPB-Octyl (0.25 mm)	Detector	F3(35.64 :49.10)		

PCB-188, CAS: 74487-85-7

Signal: 1

Not Detected
Expected RT: 37.27

Processing Integration Results

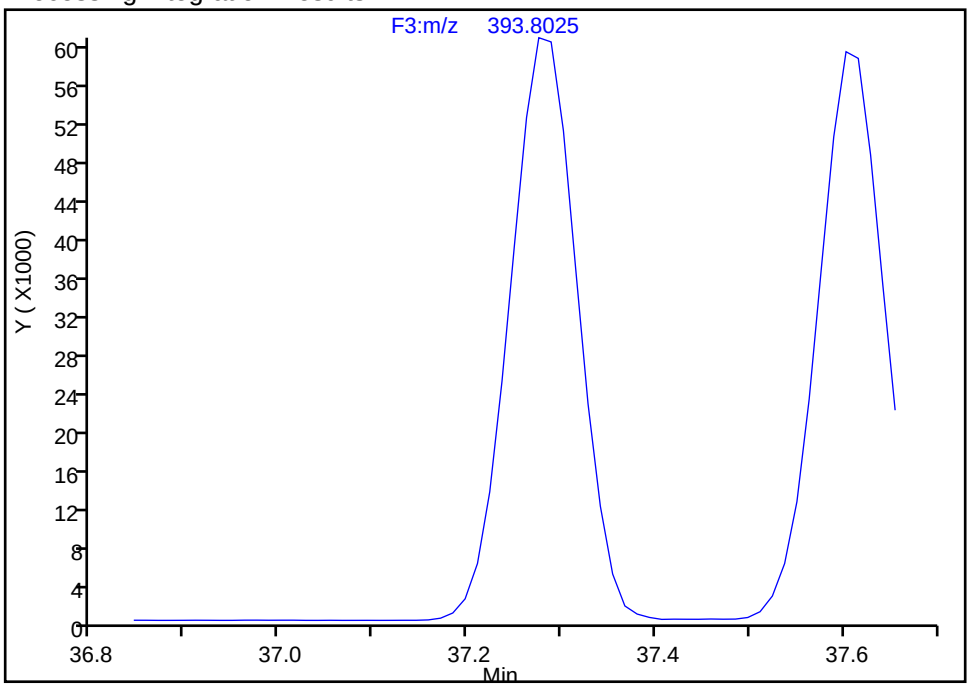

Manual Integration Results

RT: 37.28
Area: 304378
Amount: 50.990957
Amount Units: pg/ul

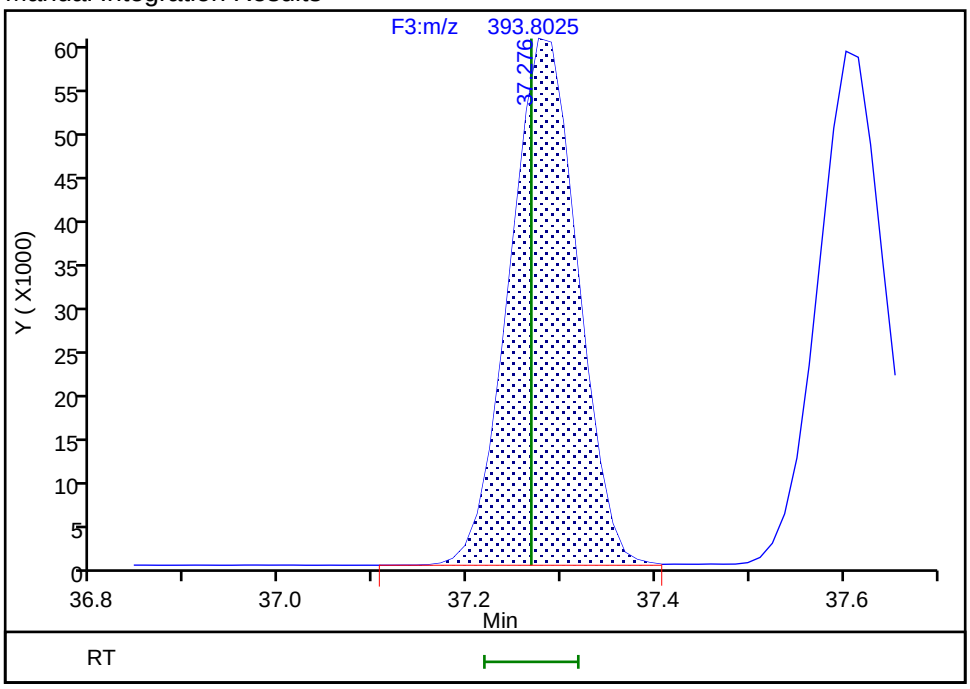

Reviewer: mcwhirterl, 29-Aug-2019 01:20:42
Audit Action: Assigned Compound ID Audit Reason: Incomplete Integration

Manual Integration/User Assign Peak Report

Eurofins TestAmerica, Knoxville

Data File: \\chromna\Knoxville\ChromData\D3D\20190828-12892.b\lcs140-3281717-b.d
Injection Date: 28-Aug-2019 23:31:00 Instrument ID: D3D
Lims ID: LCS 140-32817/17-B
Client ID:
Operator ID: Xcalibur_System ALS Bottle#: 0 Worklist Smp#: 2
Injection Vol: 1.0 ul Dil. Factor: 1.0000
Method: PCBs_D3D Limit Group: HR - 1668A - ICAL
Column: SPB-Octyl (0.25 mm) Detector F3(35.64 :49.10)

PCB-179, CAS: 52663-64-6

Signal: 1

Not Detected
Expected RT: 37.59

Processing Integration Results

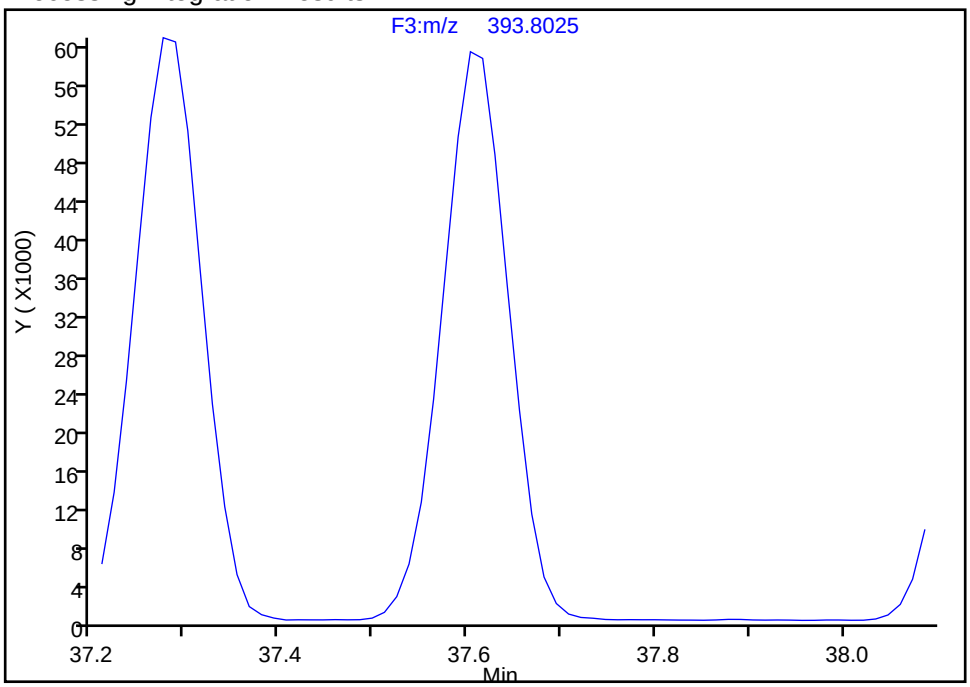

Manual Integration Results

RT: 37.60
Area: 293248
Amount: 52.655033
Amount Units: pg/ul

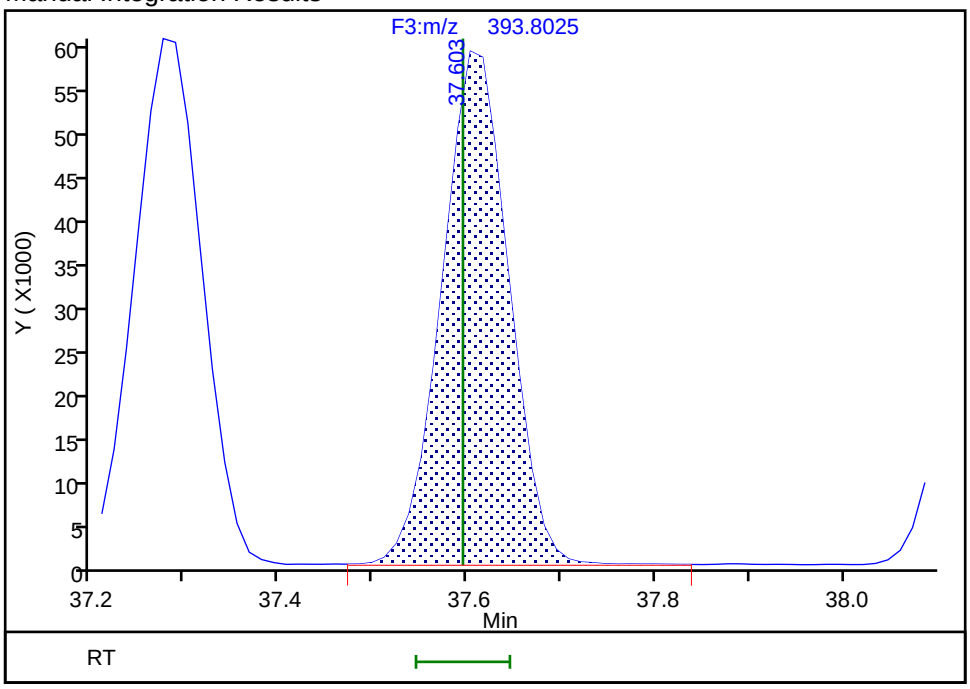

Reviewer: mcwhirterl, 29-Aug-2019 01:20:45
Audit Action: Assigned Compound ID Audit Reason: Incomplete Integration

Manual Integration/User Assign Peak Report

Eurofins TestAmerica, Knoxville

Data File:	\\chromna\Knoxville\ChromData\D3D\20190828-12892.b\lcs140-3281717-b.d				
Injection Date:	28-Aug-2019 23:31:00	Instrument ID:	D3D		
Lims ID:	LCS 140-32817/17-B				
Client ID:					
Operator ID:	Xcalibur_System	ALS Bottle#:	0	Worklist Smp#:	2
Injection Vol:	1.0 ul	Dil. Factor:	1.0000		
Method:	PCBs_D3D	Limit Group:	HR - 1668A - ICAL		
Column:	SPB-Octyl (0.25 mm)	Detector	F3(35.64 :49.10)		

PCB-184, CAS: 74472-48-3

Signal: 1

Not Detected
Expected RT: 38.14

Processing Integration Results

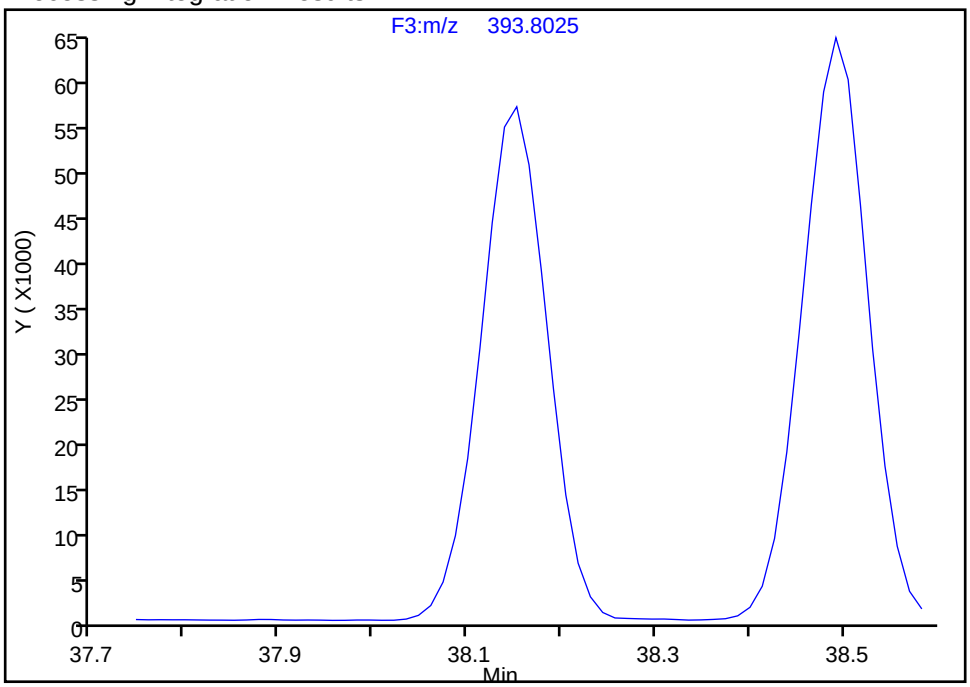

Manual Integration Results

RT: 38.15
Area: 284525
Amount: 51.355556
Amount Units: pg/ul

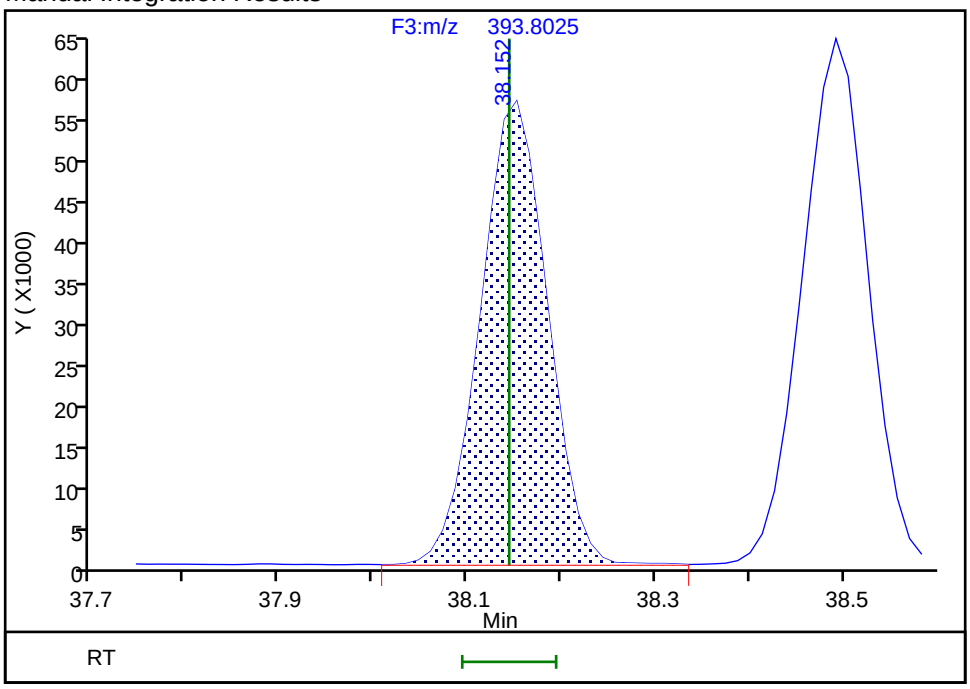

Reviewer: mcwhirterl, 29-Aug-2019 01:20:48
Audit Action: Assigned Compound ID Audit Reason: Incomplete Integration

Manual Integration/User Assign Peak Report

Eurofins TestAmerica, Knoxville

Data File:	\\chromna\Knoxville\ChromData\D3D\20190828-12892.b\lcs140-3281717-b.d				
Injection Date:	28-Aug-2019 23:31:00	Instrument ID:	D3D		
Lims ID:	LCS 140-32817/17-B				
Client ID:					
Operator ID:	Xcalibur_System	ALS Bottle#:	0	Worklist Smp#:	2
Injection Vol:	1.0 ul	Dil. Factor:	1.0000		
Method:	PCBs_D3D	Limit Group:	HR - 1668A - ICAL		
Column:	SPB-Octyl (0.25 mm)	Detector	F3(35.64 :49.10)		

PCB-176, CAS: 52663-65-7

Signal: 1

Not Detected
Expected RT: 38.48

Processing Integration Results

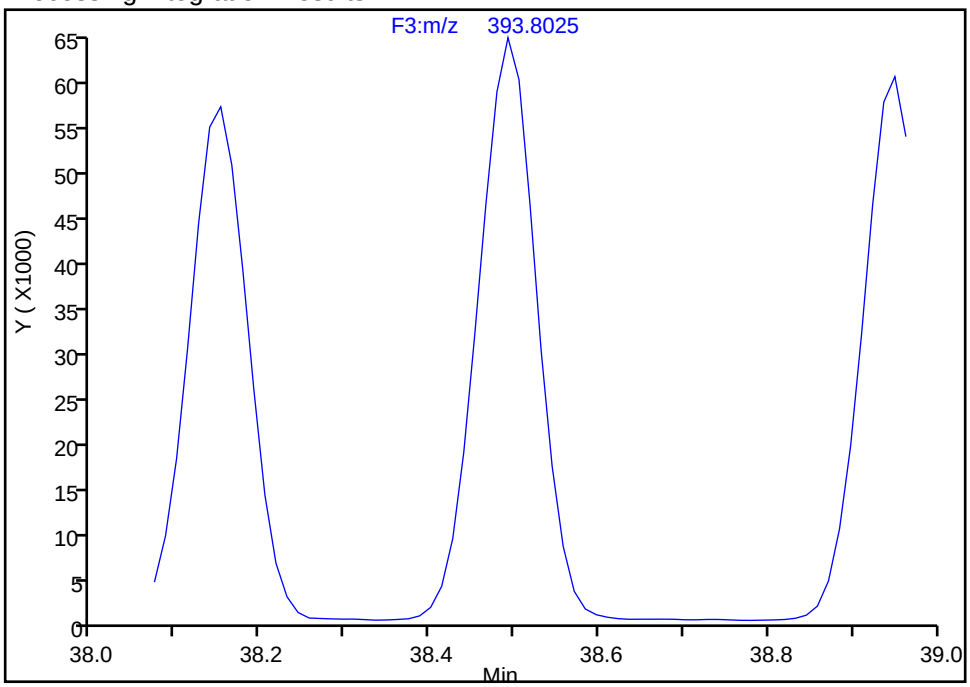

Manual Integration Results

RT: 38.49
Area: 318694
Amount: 53.708891
Amount Units: pg/ul

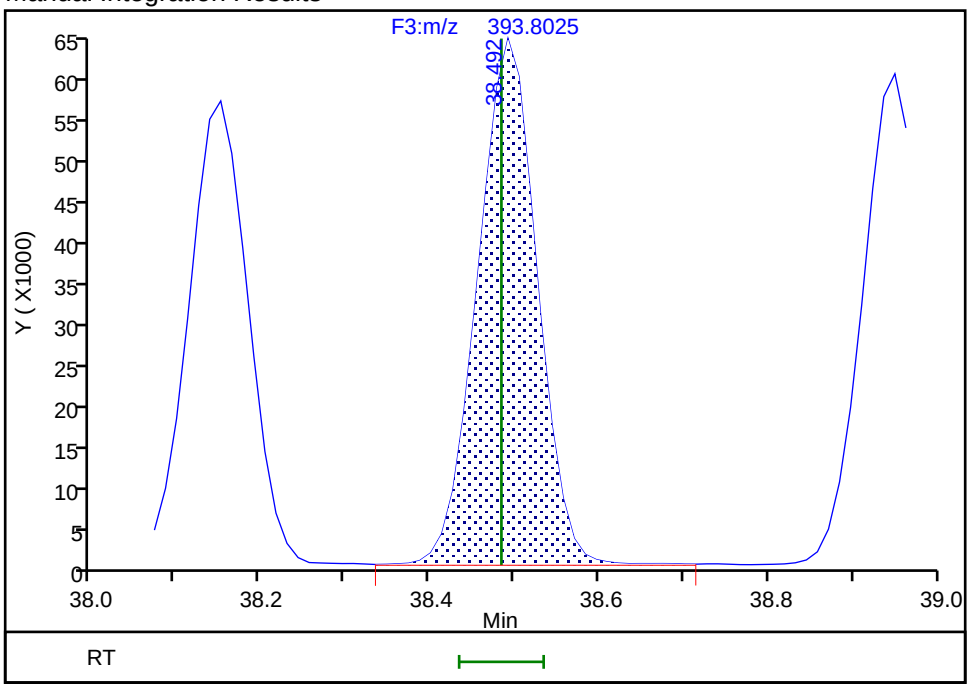

Reviewer: mcwhirterl, 29-Aug-2019 01:20:51
Audit Action: Assigned Compound ID Audit Reason: Incomplete Integration

Manual Integration/User Assign Peak Report

Eurofins TestAmerica, Knoxville

Data File:	\\chromna\Knoxville\ChromData\D3D\20190828-12892.b\lcs140-3281717-b.d				
Injection Date:	28-Aug-2019 23:31:00	Instrument ID:	D3D		
Lims ID:	LCS 140-32817/17-B				
Client ID:					
Operator ID:	Xcalibur_System	ALS Bottle#:	0	Worklist Smp#:	2
Injection Vol:	1.0 ul	Dil. Factor:	1.0000		
Method:	PCBs_D3D	Limit Group:	HR - 1668A - ICAL		
Column:	SPB-Octyl (0.25 mm)	Detector	F3(35.64 :49.10)		

PCB-186, CAS: 74472-49-4

Signal: 1

Not Detected
Expected RT: 38.94

Processing Integration Results

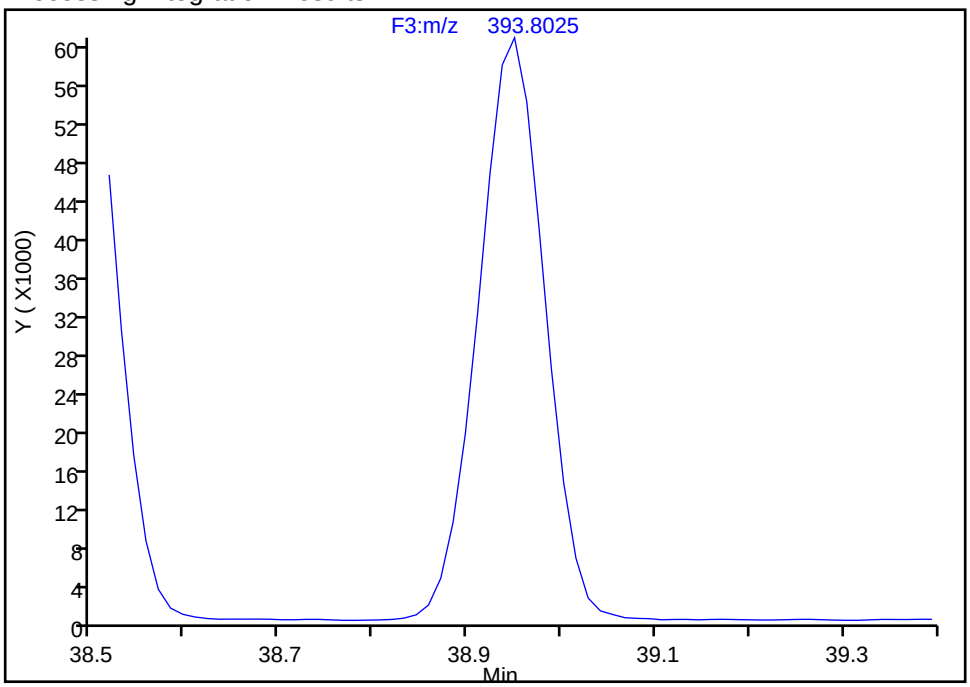

Manual Integration Results

RT: 38.95
Area: 299600
Amount: 53.472230
Amount Units: pg/ul

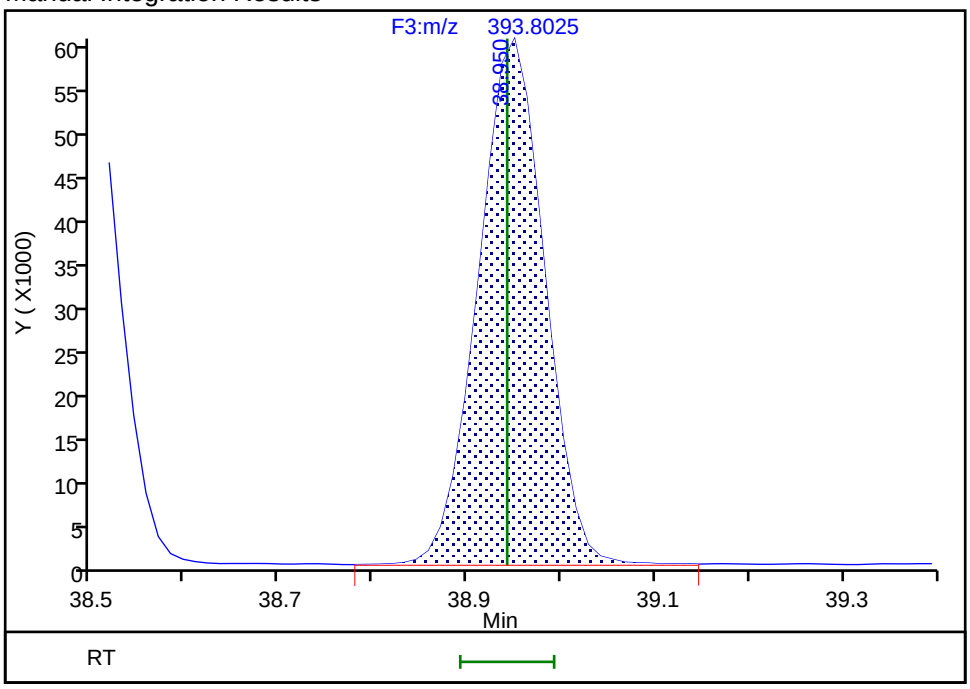

Reviewer: mcwhirterl, 29-Aug-2019 01:20:53
Audit Action: Assigned Compound ID Audit Reason: Incomplete Integration

Manual Integration/User Assign Peak Report

Eurofins TestAmerica, Knoxville

Data File:	\\chromna\Knoxville\ChromData\D3D\20190828-12892.b\lcs140-3281717-b.d				
Injection Date:	28-Aug-2019 23:31:00	Instrument ID:	D3D		
Lims ID:	LCS 140-32817/17-B				
Client ID:					
Operator ID:	Xcalibur_System	ALS Bottle#:	0	Worklist Smp#:	2
Injection Vol:	1.0 ul	Dil. Factor:	1.0000		
Method:	PCBs_D3D	Limit Group:	HR - 1668A - ICAL		
Column:	SPB-Octyl (0.25 mm)	Detector	F3(35.64 :49.10)		

PCB-178, CAS: 52663-67-9

Signal: 1

Not Detected
Expected RT: 40.33

Processing Integration Results

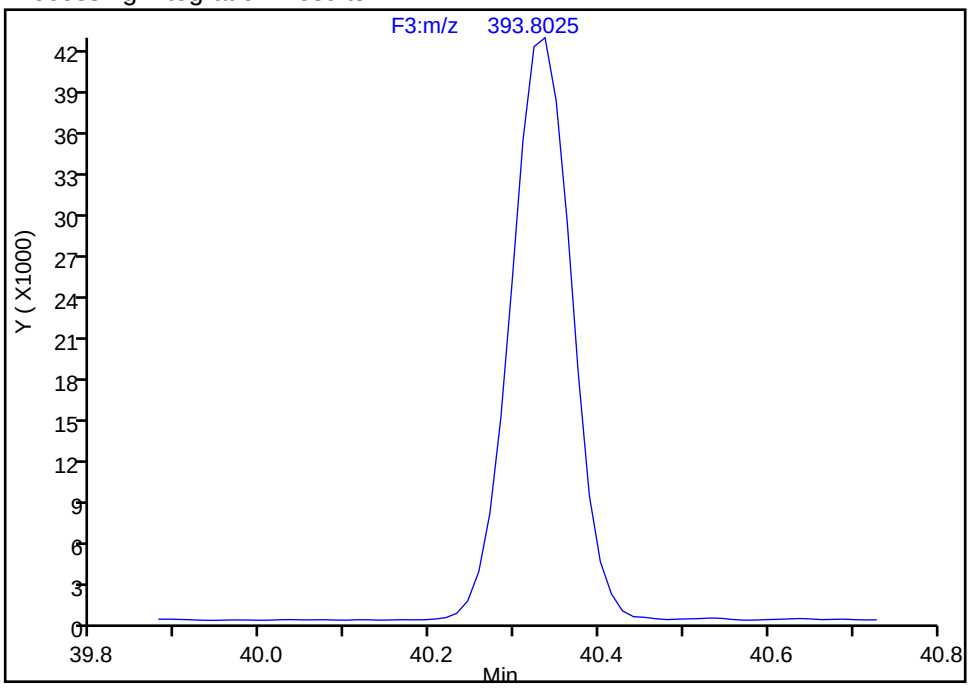

Manual Integration Results

RT: 40.34
Area: 215649
Amount: 54.370742
Amount Units: pg/ul

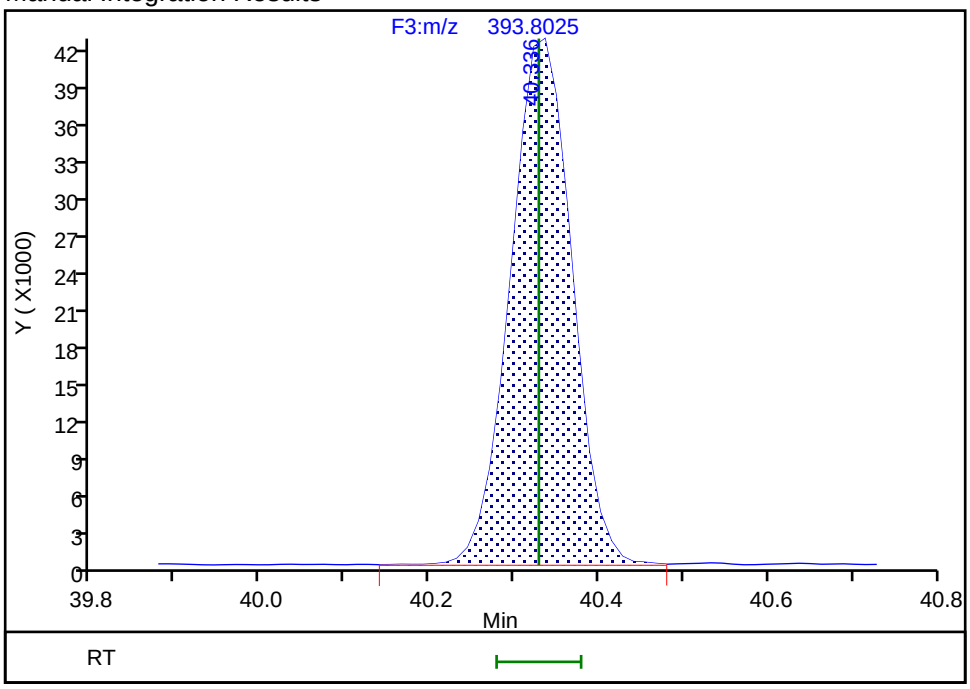

Reviewer: mcwhirterl, 29-Aug-2019 01:20:57
Audit Action: Assigned Compound ID Audit Reason: Incomplete Integration

Manual Integration/User Assign Peak Report

Eurofins TestAmerica, Knoxville

Data File:	\\chromna\Knoxville\ChromData\D3D\20190828-12892.b\lcs140-3281717-b.d				
Injection Date:	28-Aug-2019 23:31:00	Instrument ID:	D3D		
Lims ID:	LCS 140-32817/17-B				
Client ID:					
Operator ID:	Xcalibur_System	ALS Bottle#:	0	Worklist Smp#:	2
Injection Vol:	1.0 ul	Dil. Factor:	1.0000		
Method:	PCBs_D3D	Limit Group:	HR - 1668A - ICAL		
Column:	SPB-Octyl (0.25 mm)	Detector	F3(35.64 :49.10)		

PCB-175, CAS: 40186-70-7

Signal: 1

Not Detected
Expected RT: 40.96

Processing Integration Results

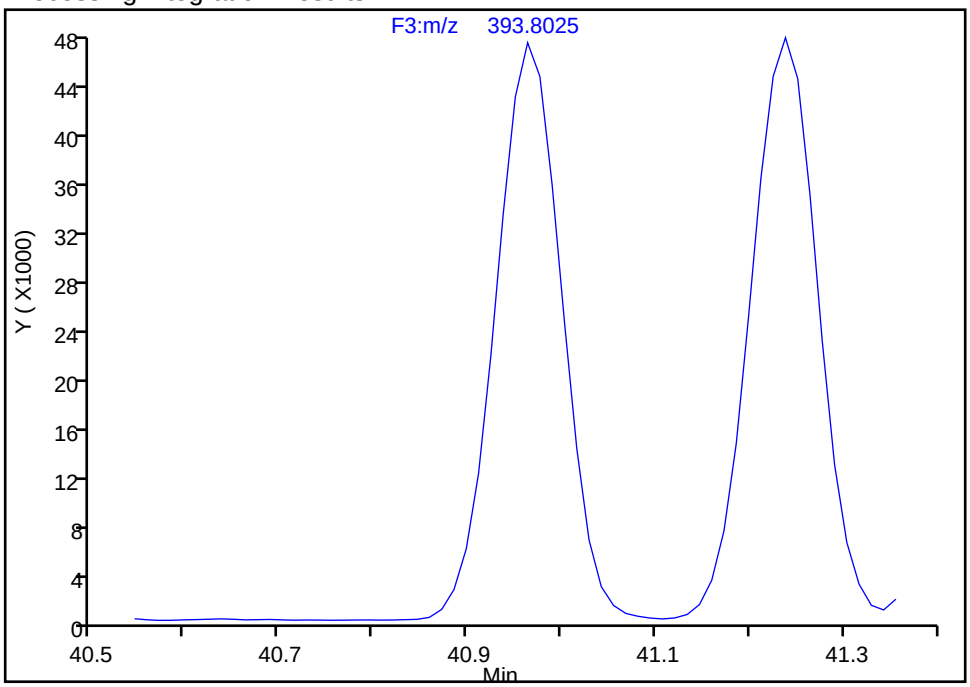

Manual Integration Results

RT: 40.96
Area: 230755
Amount: 55.126730
Amount Units: pg/ul

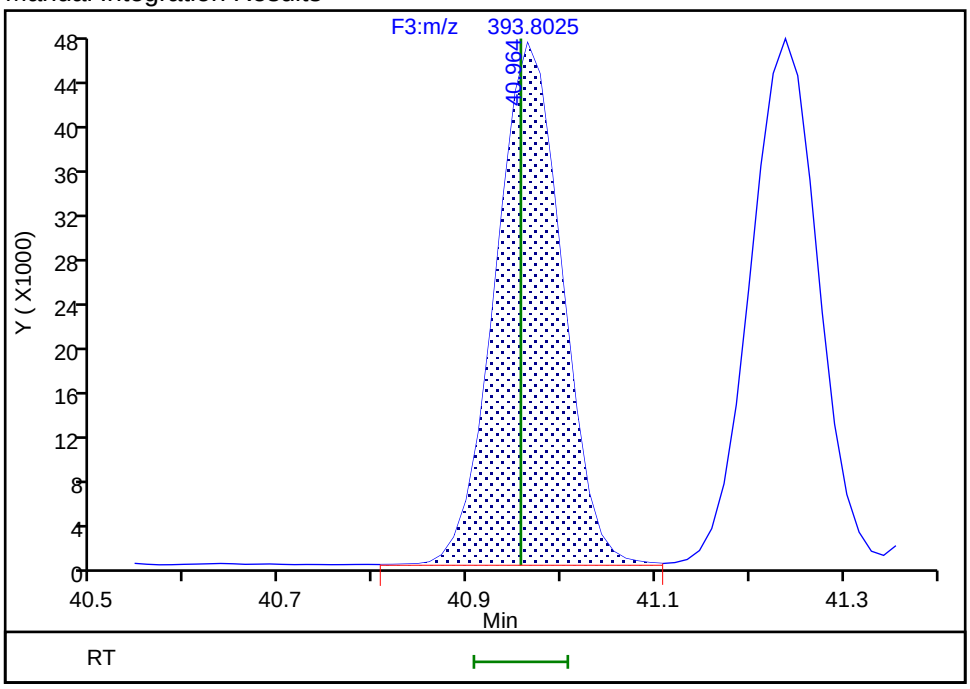

Reviewer: mcwhirterl, 29-Aug-2019 01:20:59
Audit Action: Assigned Compound ID Audit Reason: Incomplete Integration

Manual Integration/User Assign Peak Report

Eurofins TestAmerica, Knoxville

Data File:	\\chromna\Knoxville\ChromData\D3D\20190828-12892.b\lcs140-3281717-b.d				
Injection Date:	28-Aug-2019 23:31:00	Instrument ID:	D3D		
Lims ID:	LCS 140-32817/17-B				
Client ID:					
Operator ID:	Xcalibur_System	ALS Bottle#:	0	Worklist Smp#:	2
Injection Vol:	1.0 ul	Dil. Factor:	1.0000		
Method:	PCBs_D3D	Limit Group:	HR - 1668A - ICAL		
Column:	SPB-Octyl (0.25 mm)	Detector	F3(35.64 :49.10)		

PCB-187, CAS: 52663-68-0

Signal: 1

Not Detected
Expected RT: 41.23

Processing Integration Results

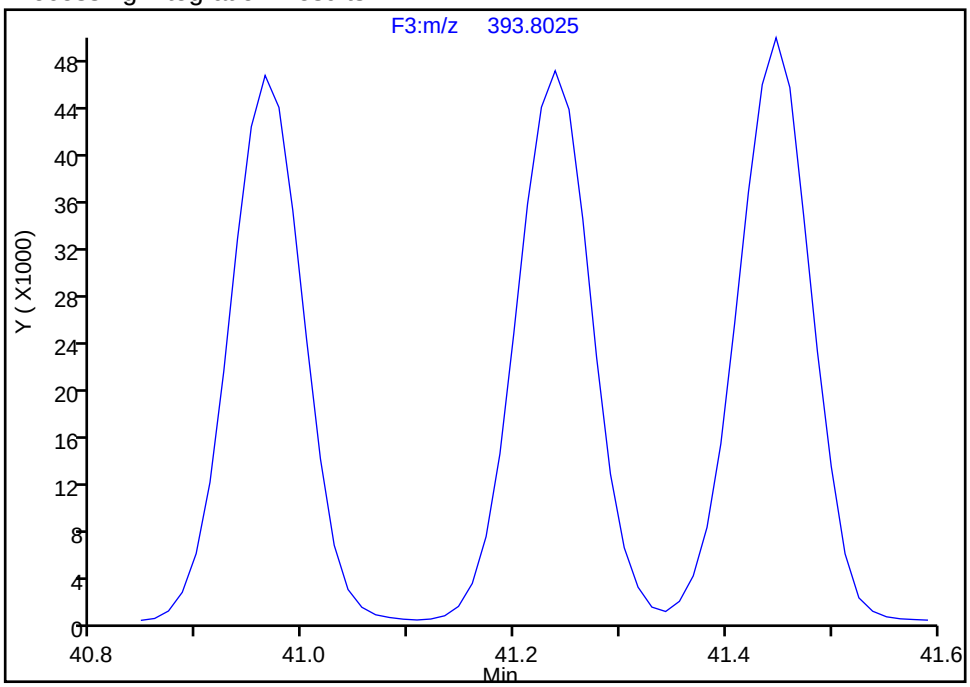

Manual Integration Results

RT: 41.24
Area: 237808
Amount: 55.204675
Amount Units: pg/ul

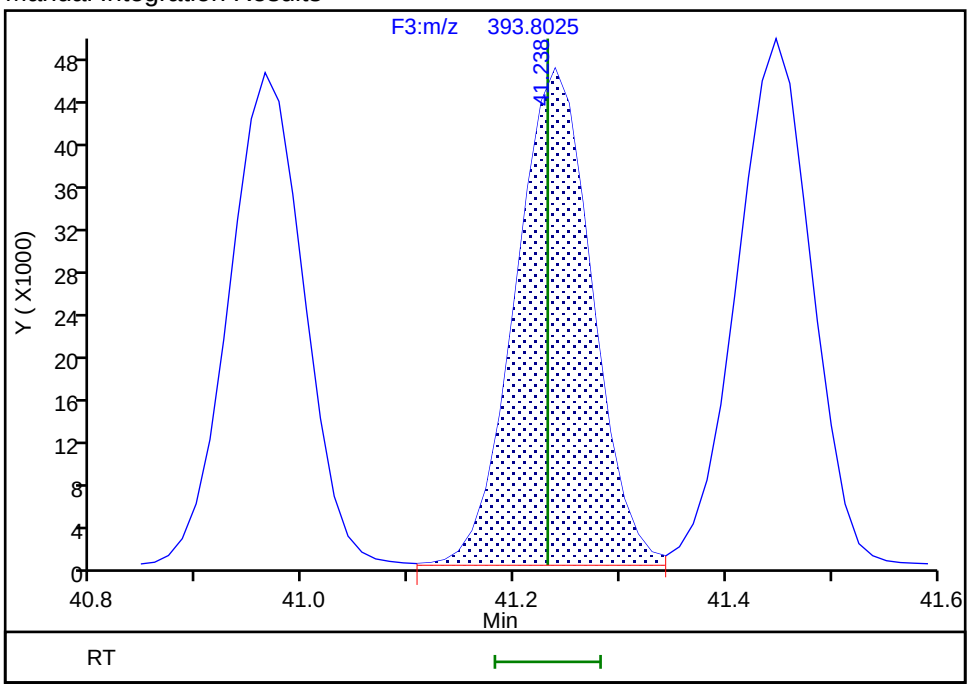

Reviewer: mcwhirterl, 29-Aug-2019 01:21:01
Audit Action: Assigned Compound ID Audit Reason: Incomplete Integration

Manual Integration/User Assign Peak Report

Eurofins TestAmerica, Knoxville

Data File:	\\chromna\Knoxville\ChromData\D3D\20190828-12892.b\lcs140-3281717-b.d				
Injection Date:	28-Aug-2019 23:31:00	Instrument ID:	D3D		
Lims ID:	LCS 140-32817/17-B				
Client ID:					
Operator ID:	Xcalibur_System	ALS Bottle#:	0	Worklist Smp#:	2
Injection Vol:	1.0 ul	Dil. Factor:	1.0000		
Method:	PCBs_D3D	Limit Group:	HR - 1668A - ICAL		
Column:	SPB-Octyl (0.25 mm)	Detector	F3(35.64 :49.10)		

PCB-182, CAS: 60145-23-5

Signal: 1

Not Detected
Expected RT: 41.44

Processing Integration Results

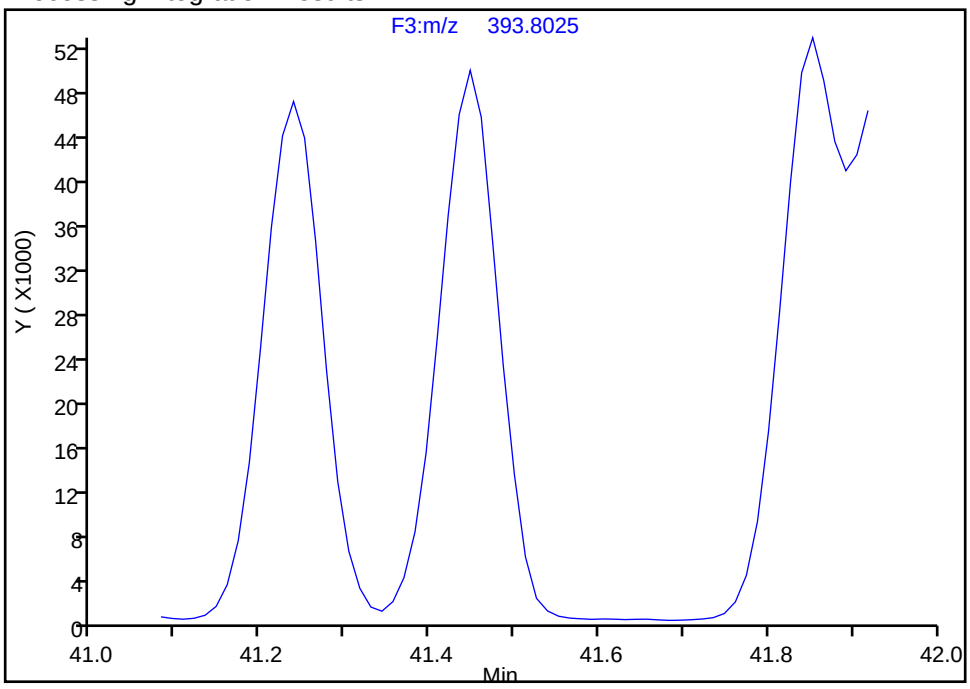

Manual Integration Results

RT: 41.45
Area: 246960
Amount: 55.701815
Amount Units: pg/ul

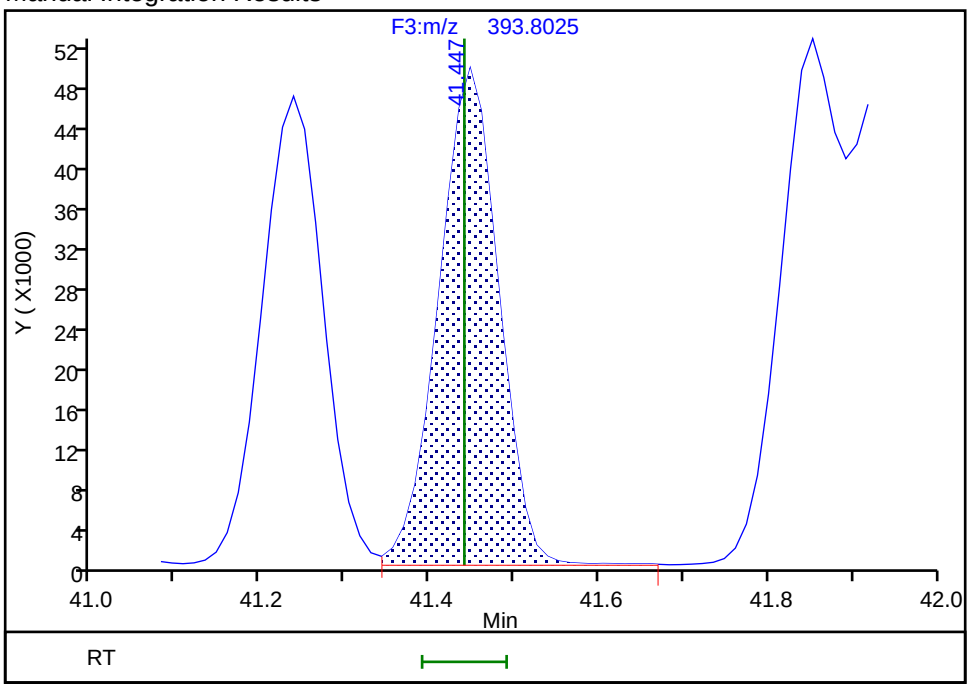

Reviewer: mcwhirterl, 29-Aug-2019 01:21:03
Audit Action: Assigned Compound ID Audit Reason: Incomplete Integration

Manual Integration/User Assign Peak Report

Eurofins TestAmerica, Knoxville

Data File:	\\chromna\Knoxville\ChromData\D3D\20190828-12892.b\lcs140-3281717-b.d				
Injection Date:	28-Aug-2019 23:31:00	Instrument ID:	D3D		
Lims ID:	LCS 140-32817/17-B				
Client ID:					
Operator ID:	Xcalibur_System	ALS Bottle#:	0	Worklist Smp#:	2
Injection Vol:	1.0 ul	Dil. Factor:	1.0000		
Method:	PCBs_D3D	Limit Group:	HR - 1668A - ICAL		
Column:	SPB-Octyl (0.25 mm)	Detector	F3(35.64 :49.10)		

PCB-183/185, CAS: STL02297

Signal: 1

Not Detected
Expected RT: 41.85

Processing Integration Results

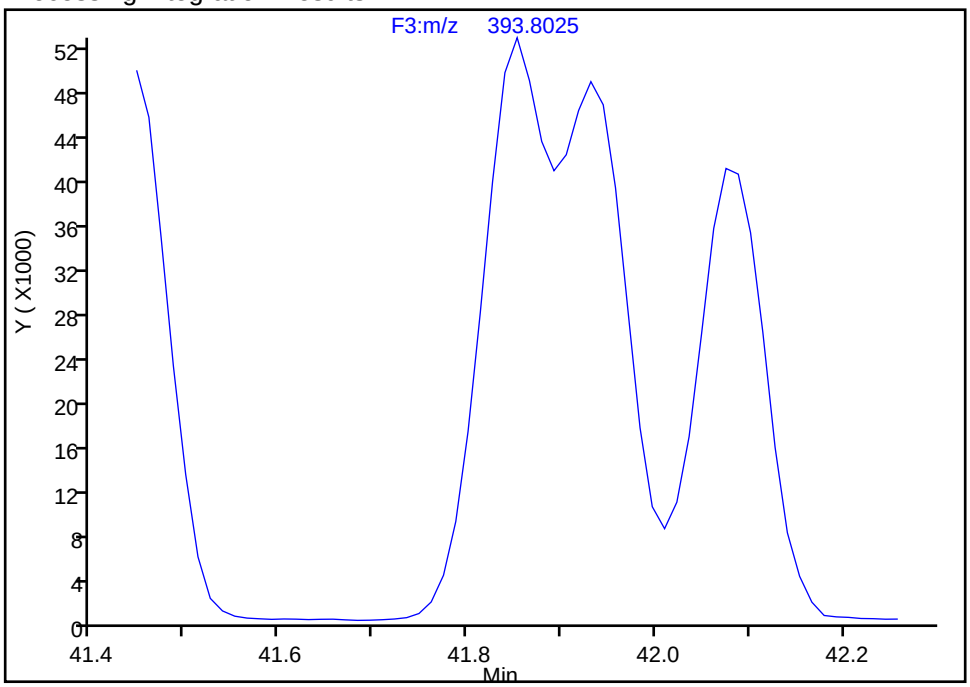

Manual Integration Results

RT: 41.85
Area: 486585
Amount: 109.4480
Amount Units: pg/ul

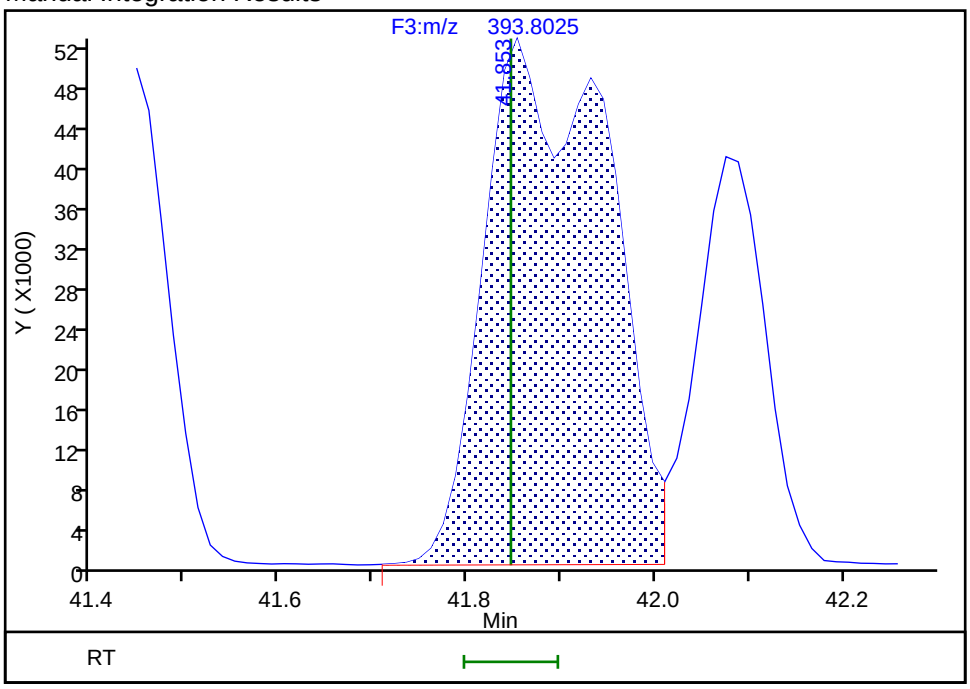

Reviewer: mcwhirterl, 29-Aug-2019 01:21:33
Audit Action: Assigned Compound ID Audit Reason: Incomplete Integration

Manual Integration/User Assign Peak Report

Eurofins TestAmerica, Knoxville

Data File: \\chromna\Knoxville\ChromData\D3D\20190828-12892.b\lcs140-3281717-b.d
Injection Date: 28-Aug-2019 23:31:00 Instrument ID: D3D
Lims ID: LCS 140-32817/17-B
Client ID:
Operator ID: Xcalibur_System ALS Bottle#: 0 Worklist Smp#: 2
Injection Vol: 1.0 ul Dil. Factor: 1.0000
Method: PCBs_D3D Limit Group: HR - 1668A - ICAL
Column: SPB-Octyl (0.25 mm) Detector F3(35.64 :49.10)

PCB-174, CAS: 38411-25-5

Signal: 1

Not Detected
Expected RT: 42.07

Processing Integration Results

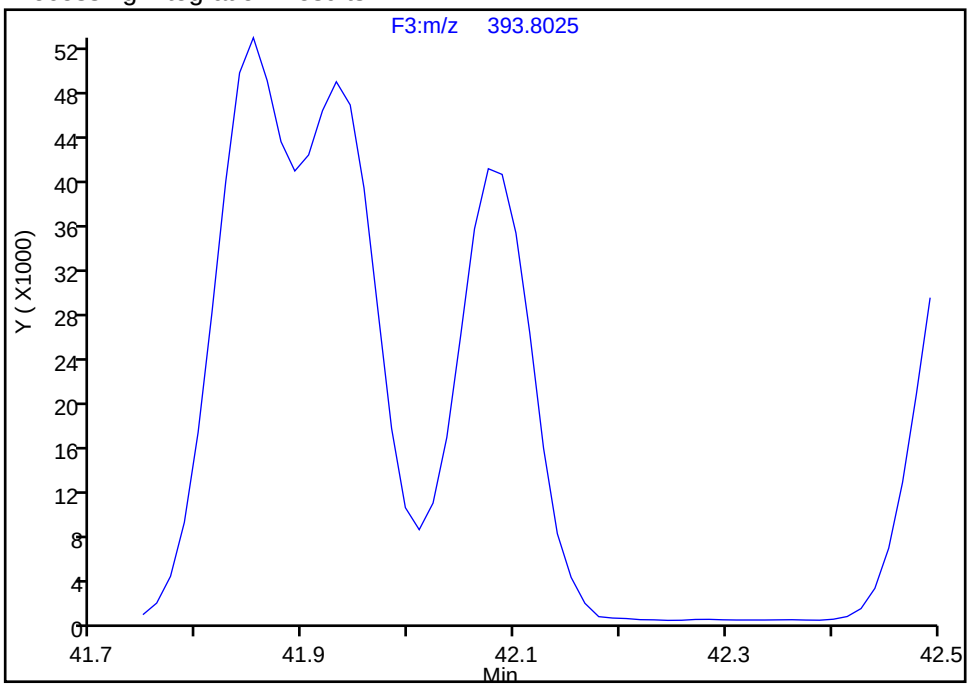

Manual Integration Results

RT: 42.08
Area: 209826
Amount: 55.830159
Amount Units: pg/ul

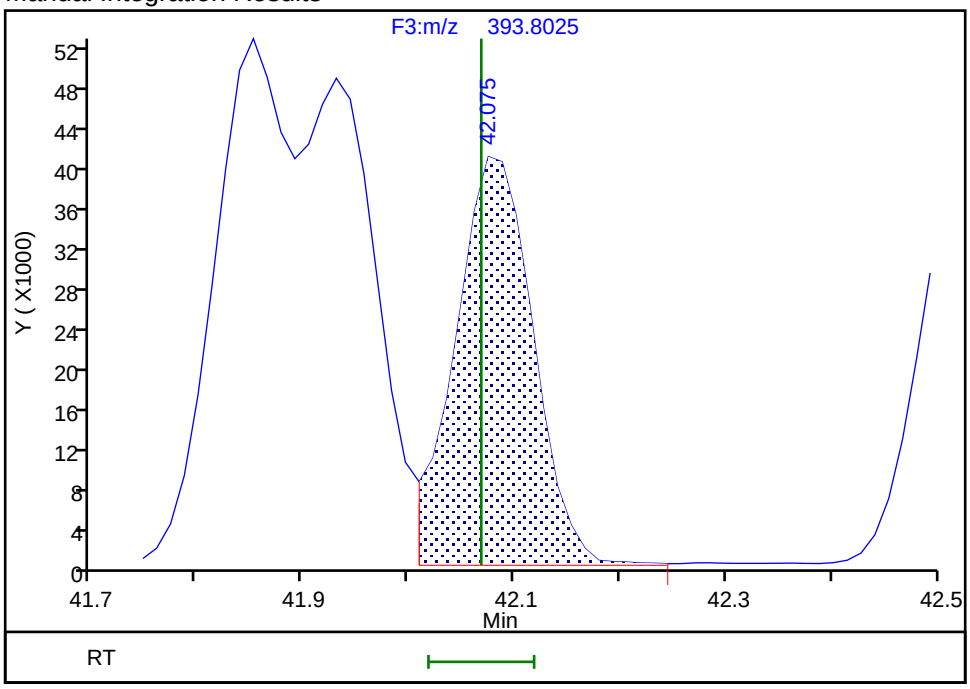

Reviewer: mcwhirterl, 29-Aug-2019 01:21:46
Audit Action: Assigned Compound ID Audit Reason: Incomplete Integration

Manual Integration/User Assign Peak Report

Eurofins TestAmerica, Knoxville

Data File:	\\chromna\Knoxville\ChromData\D3D\20190828-12892.b\lcs140-3281717-b.d				
Injection Date:	28-Aug-2019 23:31:00	Instrument ID:	D3D		
Lims ID:	LCS 140-32817/17-B				
Client ID:					
Operator ID:	Xcalibur_System	ALS Bottle#:	0	Worklist Smp#:	2
Injection Vol:	1.0 ul	Dil. Factor:	1.0000		
Method:	PCBs_D3D	Limit Group:	HR - 1668A - ICAL		
Column:	SPB-Octyl (0.25 mm)	Detector	F3(35.64 :49.10)		

PCB-177, CAS: 52663-70-4

Signal: 1

Not Detected
Expected RT: 42.51

Processing Integration Results

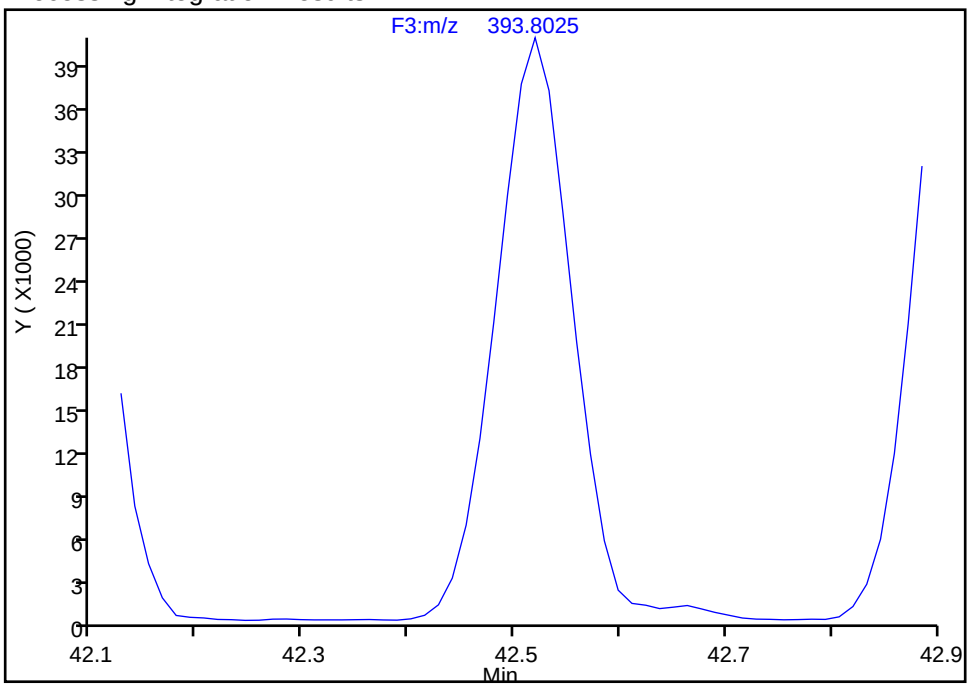

Manual Integration Results

RT: 42.52
Area: 202452
Amount: 56.025846
Amount Units: pg/ul

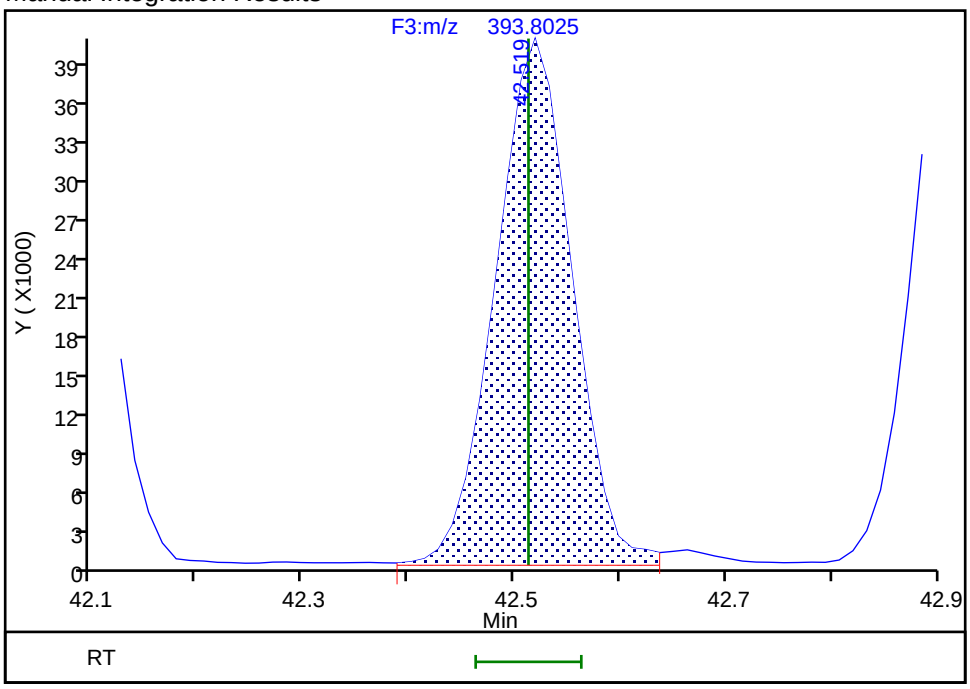

Reviewer: mcwhirterl, 29-Aug-2019 01:21:48
Audit Action: Assigned Compound ID Audit Reason: Incomplete Integration

Manual Integration/User Assign Peak Report

Eurofins TestAmerica, Knoxville

Data File: \\chromna\Knoxville\ChromData\D3D\20190828-12892.b\lcs140-3281717-b.d
Injection Date: 28-Aug-2019 23:31:00 Instrument ID: D3D
Lims ID: LCS 140-32817/17-B
Client ID:
Operator ID: Xcalibur_System ALS Bottle#: 0 Worklist Smp#: 2
Injection Vol: 1.0 ul Dil. Factor: 1.0000
Method: PCBs_D3D Limit Group: HR - 1668A - ICAL
Column: SPB-Octyl (0.25 mm) Detector F3(35.64 :49.10)

PCB-181, CAS: 74472-47-2

Signal: 1

Not Detected
Expected RT: 42.91

Processing Integration Results

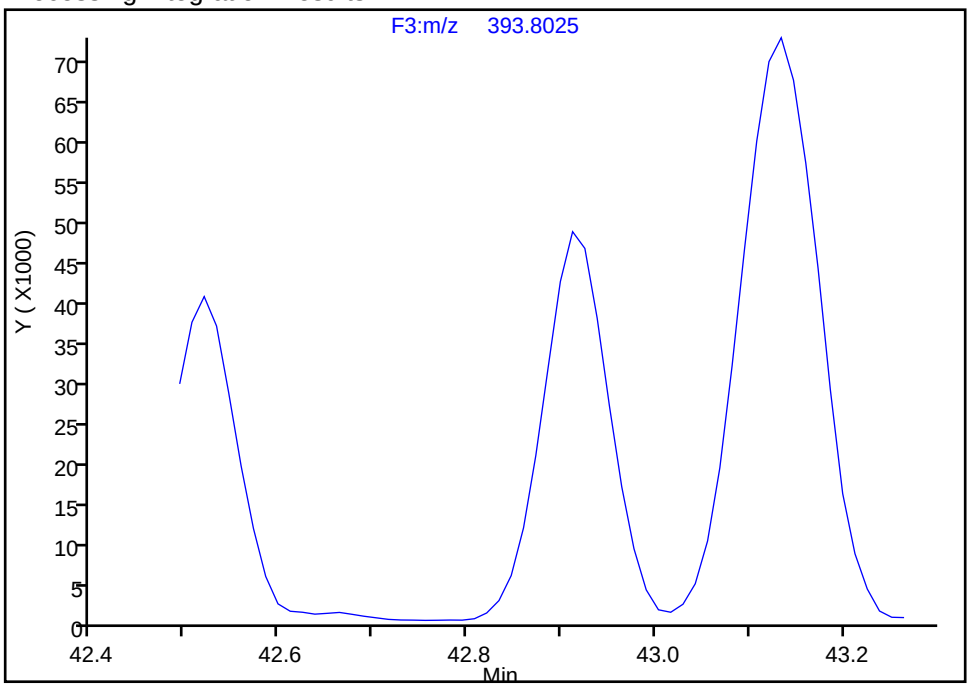

Manual Integration Results

RT: 42.91
Area: 240148
Amount: 55.402393
Amount Units: pg/ul

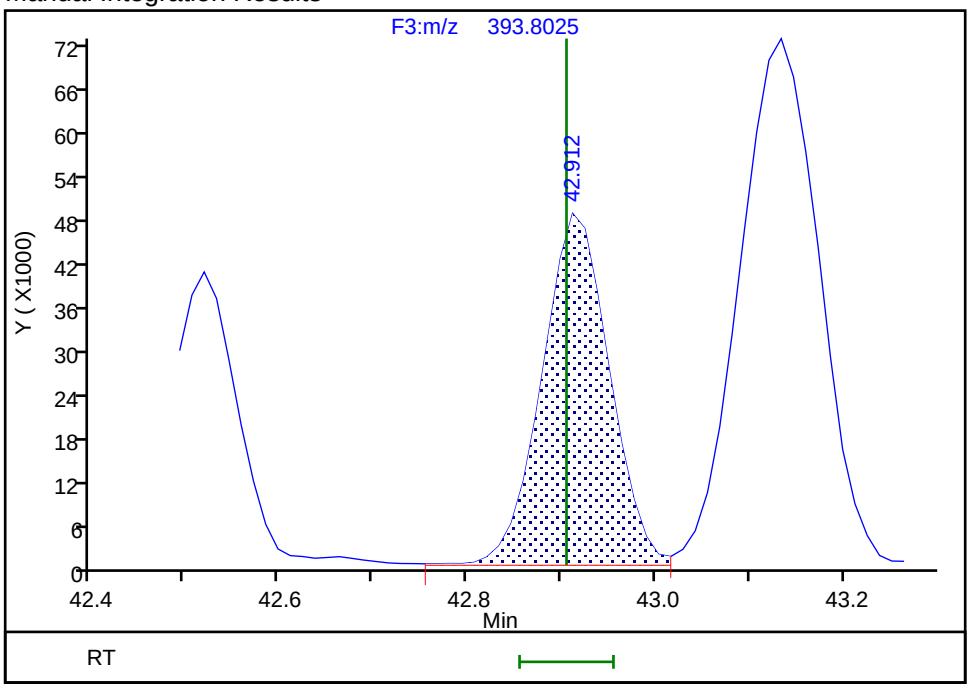

Reviewer: mcwhirterl, 29-Aug-2019 01:21:50
Audit Action: Assigned Compound ID Audit Reason: Incomplete Integration

Manual Integration/User Assign Peak Report

Eurofins TestAmerica, Knoxville

Data File:	\\chromna\Knoxville\ChromData\D3D\20190828-12892.b\lcs140-3281717-b.d				
Injection Date:	28-Aug-2019 23:31:00	Instrument ID:	D3D		
Lims ID:	LCS 140-32817/17-B				
Client ID:					
Operator ID:	Xcalibur_System	ALS Bottle#:	0	Worklist Smp#:	2
Injection Vol:	1.0 ul	Dil. Factor:	1.0000		
Method:	PCBs_D3D	Limit Group:	HR - 1668A - ICAL		
Column:	SPB-Octyl (0.25 mm)	Detector	F3(35.64 :49.10)		

PCB-172, CAS: 52663-74-8

Signal: 1

Processing Integration Results

Not Detected
Expected RT: 44.77

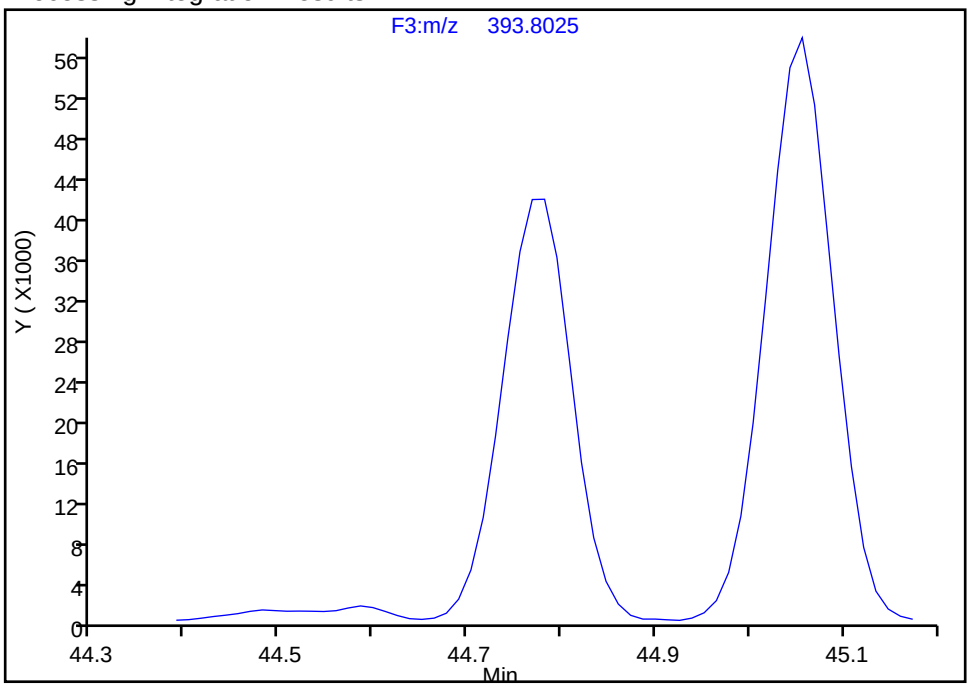

Manual Integration Results

RT: 44.78
Area: 216694
Amount: 56.147932
Amount Units: pg/ul

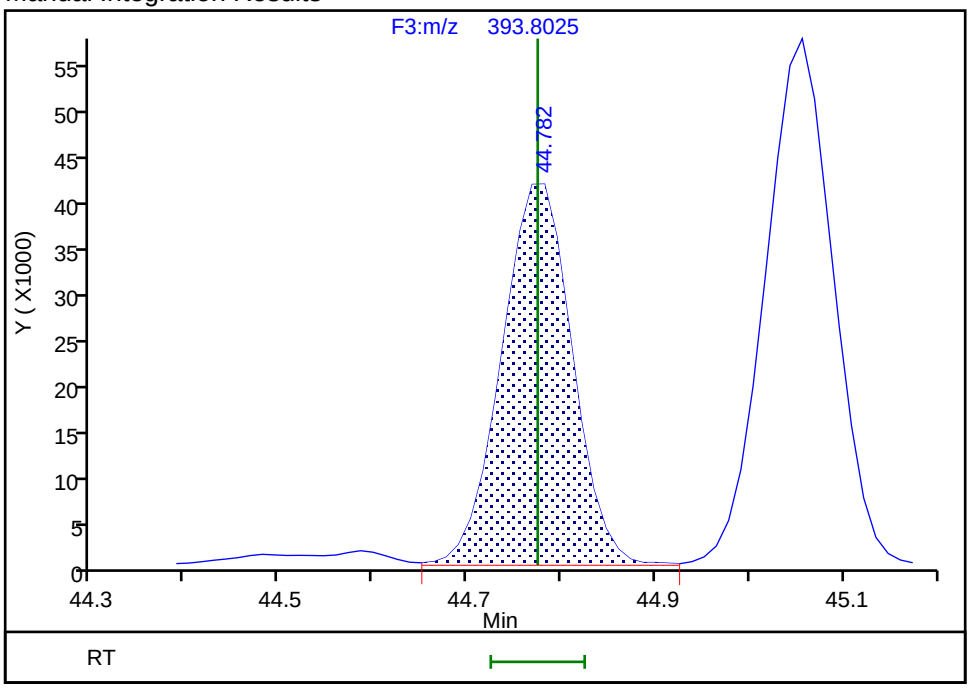

Reviewer: mcwhirterl, 29-Aug-2019 01:21:55
Audit Action: Assigned Compound ID Audit Reason: Incomplete Integration

Manual Integration/User Assign Peak Report

Eurofins TestAmerica, Knoxville

Data File:	\\chromna\Knoxville\ChromData\D3D\20190828-12892.b\lcs140-3281717-b.d				
Injection Date:	28-Aug-2019 23:31:00	Instrument ID:	D3D		
Lims ID:	LCS 140-32817/17-B				
Client ID:					
Operator ID:	Xcalibur_System	ALS Bottle#:	0	Worklist Smp#:	2
Injection Vol:	1.0 ul	Dil. Factor:	1.0000		
Method:	PCBs_D3D	Limit Group:	HR - 1668A - ICAL		
Column:	SPB-Octyl (0.25 mm)	Detector	F3(35.64 :49.10)		

PCB-192, CAS: 74472-51-8

Signal: 1

Not Detected
Expected RT: 45.05

Processing Integration Results

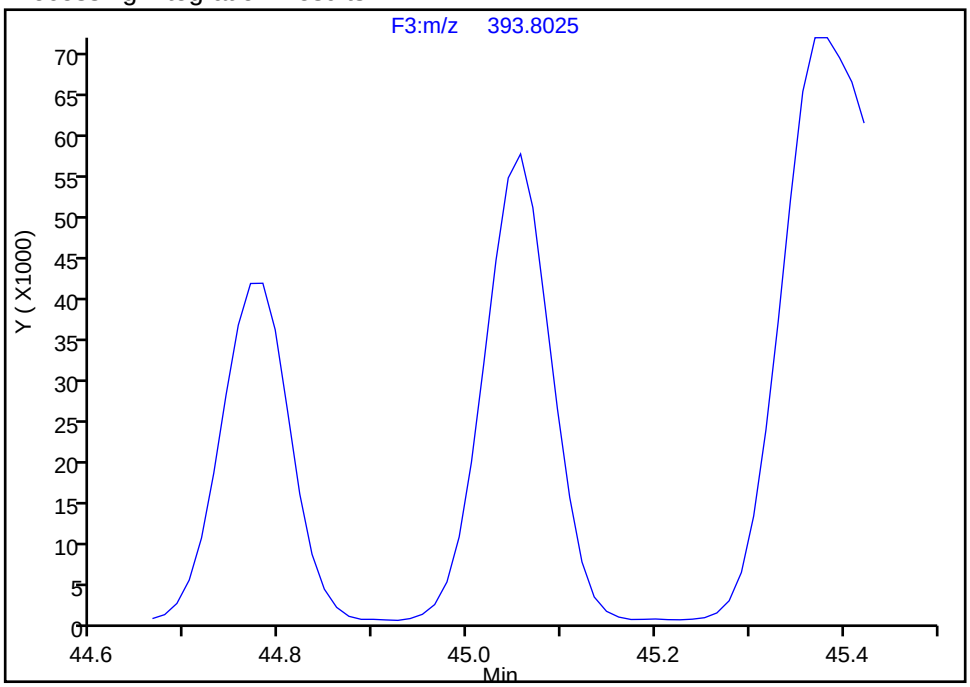

Manual Integration Results

RT: 45.06
Area: 288317
Amount: 57.065340
Amount Units: pg/ul

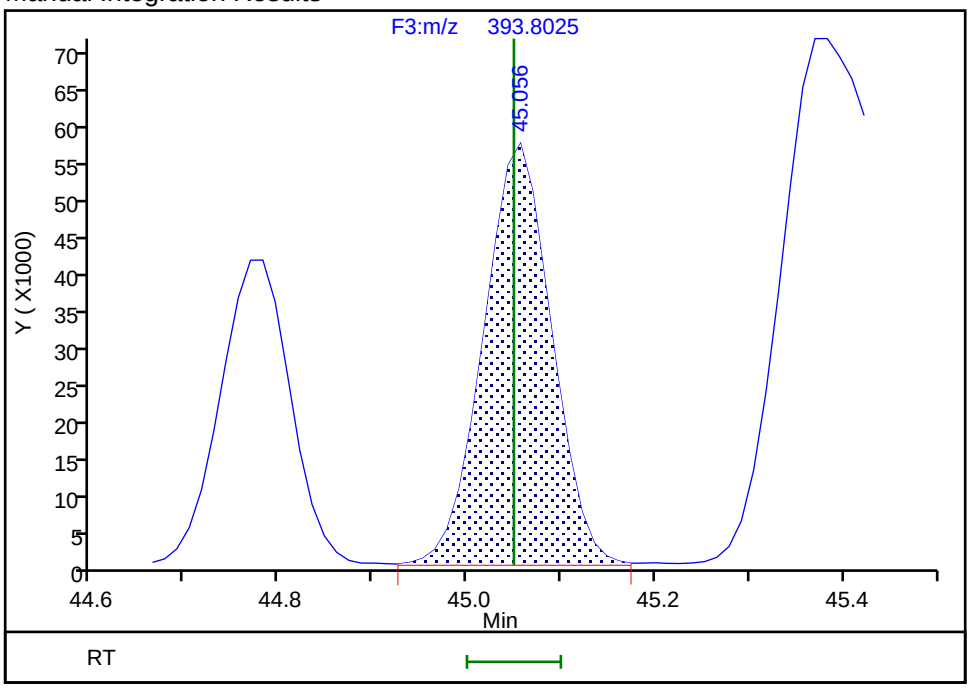

Reviewer: mcwhirterl, 29-Aug-2019 01:21:57
Audit Action: Assigned Compound ID Audit Reason: Incomplete Integration

Manual Integration/User Assign Peak Report

Eurofins TestAmerica, Knoxville

Data File:	\\chromna\Knoxville\ChromData\D3D\20190828-12892.b\lcs140-3281717-b.d				
Injection Date:	28-Aug-2019 23:31:00	Instrument ID:	D3D		
Lims ID:	LCS 140-32817/17-B				
Client ID:					
Operator ID:	Xcalibur_System	ALS Bottle#:	0	Worklist Smp#:	2
Injection Vol:	1.0 ul	Dil. Factor:	1.0000		
Method:	PCBs_D3D	Limit Group:	HR - 1668A - ICAL		
Column:	SPB-Octyl (0.25 mm)	Detector	F3(35.64 :49.10)		

PCB-180/193, CAS: STL01824

Signal: 1

Not Detected
Expected RT: 45.38

Processing Integration Results

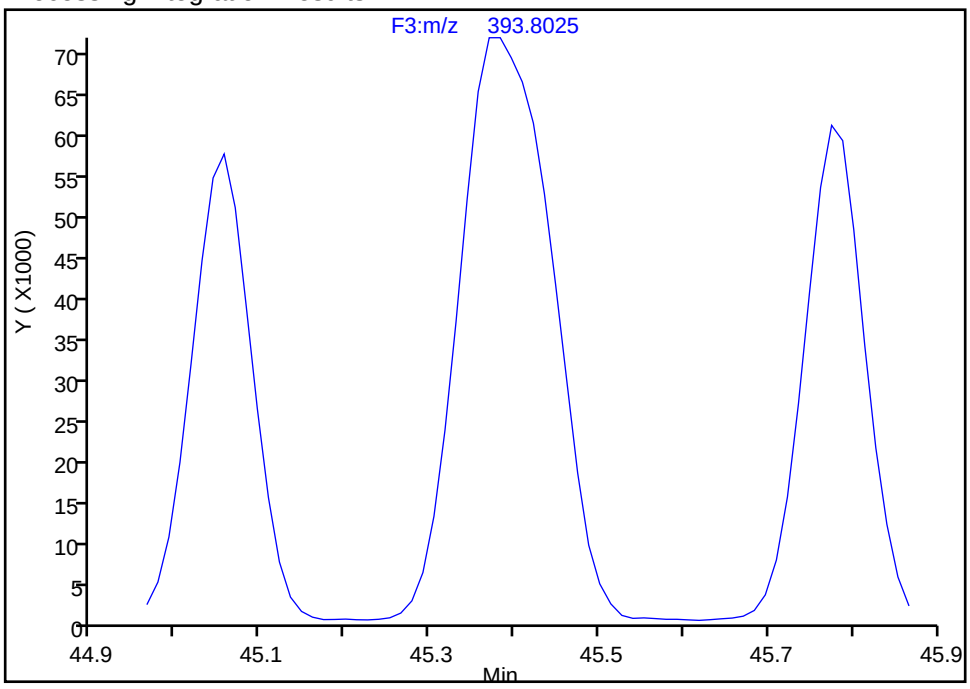

Manual Integration Results

RT: 45.38
Area: 547853
Amount: 114.0906
Amount Units: pg/ul

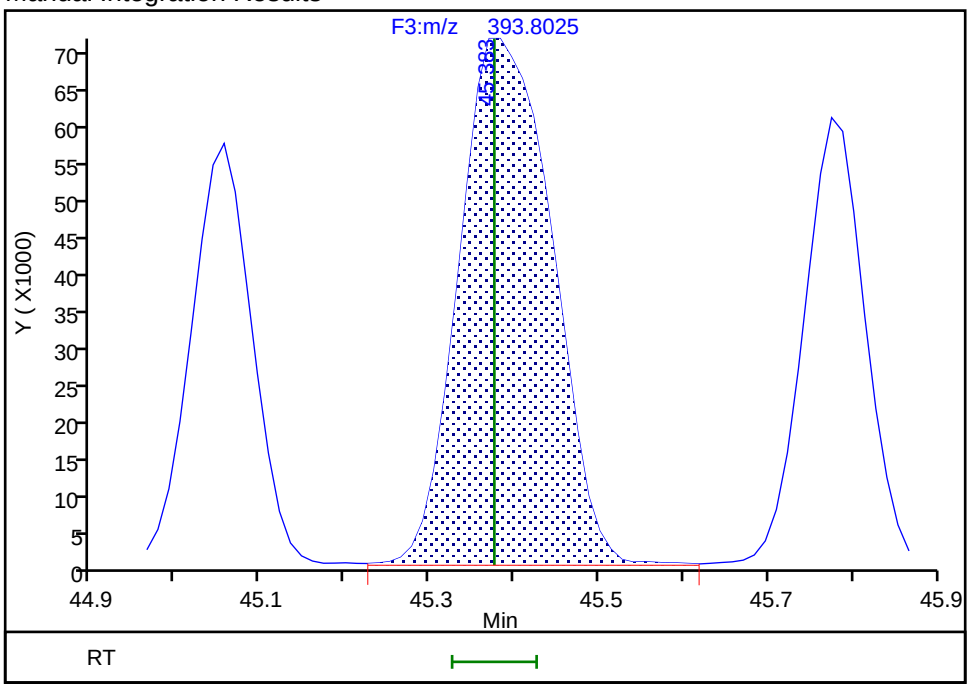

Reviewer: mcwhirterl, 29-Aug-2019 01:21:59
Audit Action: Assigned Compound ID Audit Reason: Incomplete Integration

Manual Integration/User Assign Peak Report

Eurofins TestAmerica, Knoxville

Data File:	\\chromna\Knoxville\ChromData\D3D\20190828-12892.b\lcs140-3281717-b.d				
Injection Date:	28-Aug-2019 23:31:00	Instrument ID:	D3D		
Lims ID:	LCS 140-32817/17-B				
Client ID:					
Operator ID:	Xcalibur_System	ALS Bottle#:	0	Worklist Smp#:	2
Injection Vol:	1.0 ul	Dil. Factor:	1.0000		
Method:	PCBs_D3D	Limit Group:	HR - 1668A - ICAL		
Column:	SPB-Octyl (0.25 mm)	Detector	F3(35.64 :49.10)		

PCB-191, CAS: 74472-50-7

Signal: 1

Not Detected
Expected RT: 45.77

Processing Integration Results

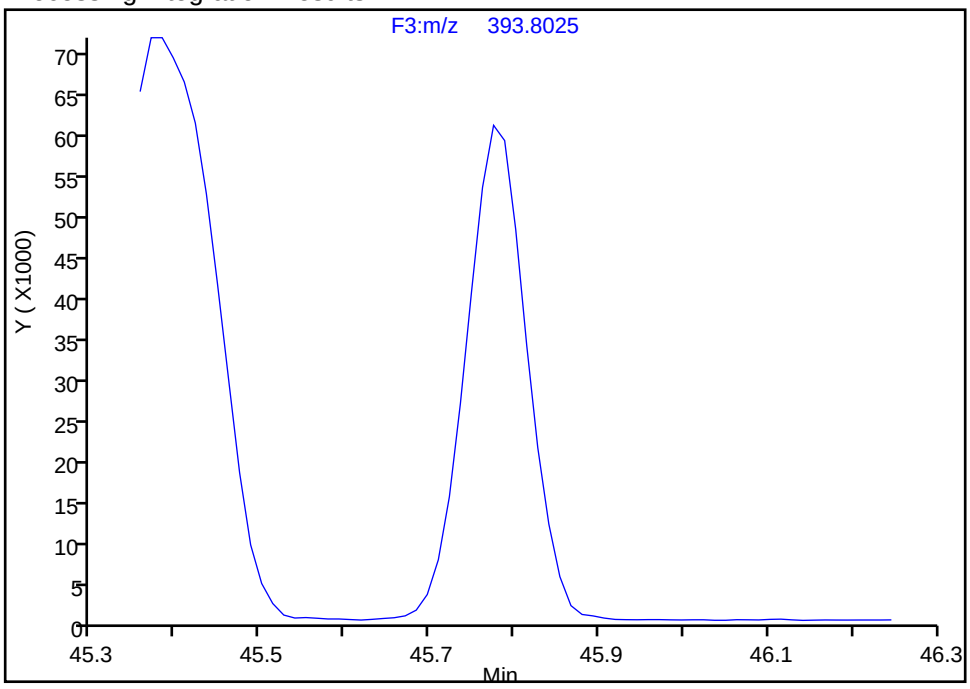

Manual Integration Results

RT: 45.78
Area: 309128
Amount: 57.275133
Amount Units: pg/ul

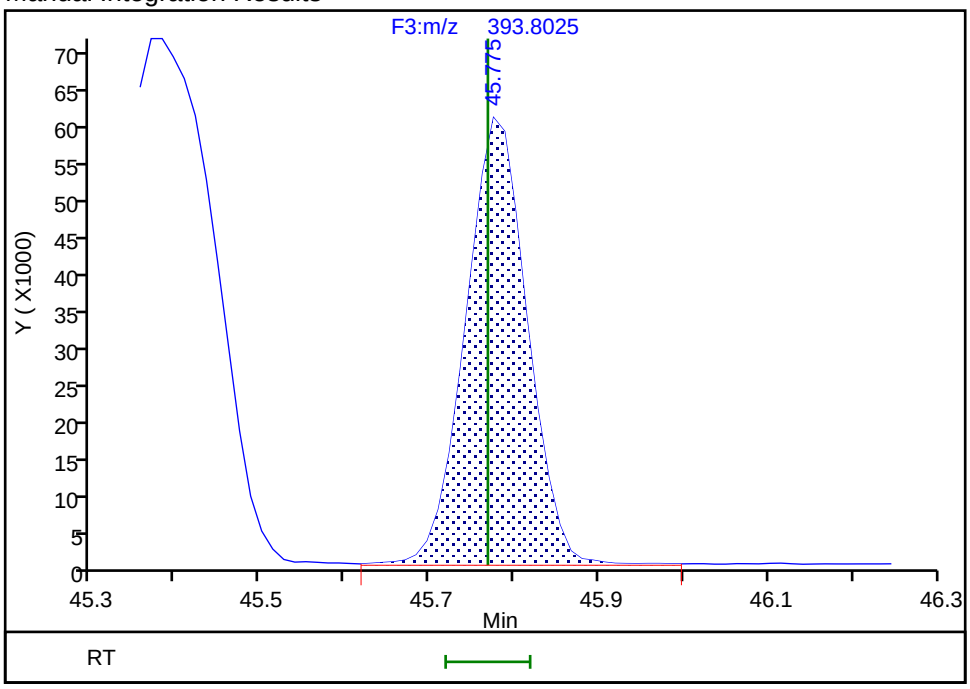

Reviewer: mcwhirterl, 29-Aug-2019 01:22:01
Audit Action: Assigned Compound ID Audit Reason: Incomplete Integration

Manual Integration/User Assign Peak Report

Eurofins TestAmerica, Knoxville

Data File:	\\chromna\Knoxville\ChromData\D3D\20190828-12892.b\lcs140-3281717-b.d				
Injection Date:	28-Aug-2019 23:31:00	Instrument ID:	D3D		
Lims ID:	LCS 140-32817/17-B				
Client ID:					
Operator ID:	Xcalibur_System	ALS Bottle#:	0	Worklist Smp#:	2
Injection Vol:	1.0 ul	Dil. Factor:	1.0000		
Method:	PCBs_D3D	Limit Group:	HR - 1668A - ICAL		
Column:	SPB-Octyl (0.25 mm)	Detector	F3(35.64 :49.10)		

PCB-170, CAS: 35065-30-6

Signal: 1

Not Detected
Expected RT: 46.67

Processing Integration Results

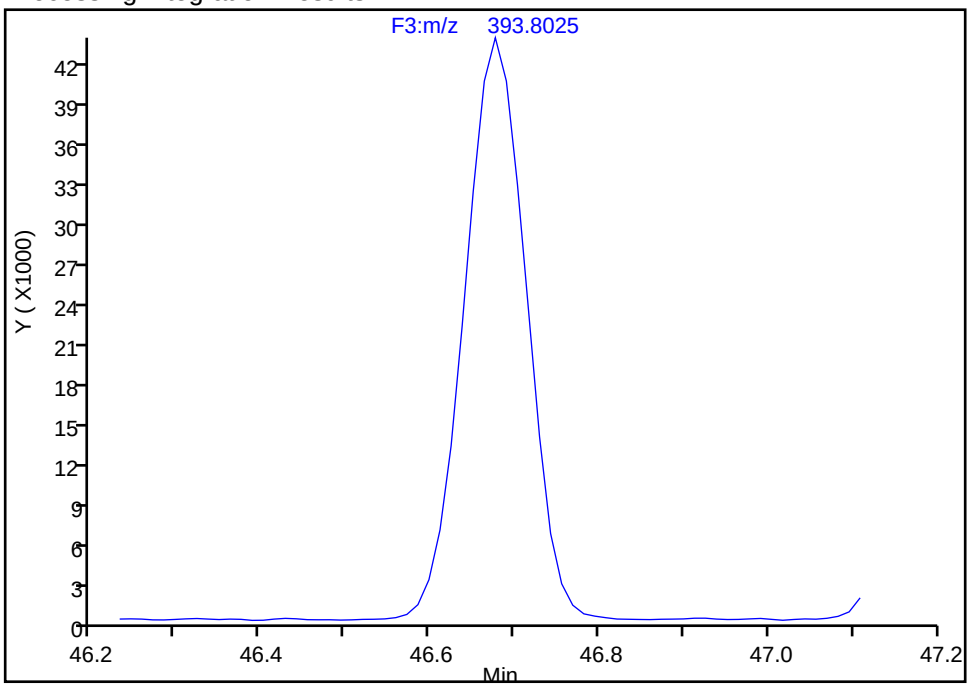

Manual Integration Results

RT: 46.68
Area: 221756
Amount: 57.741201
Amount Units: pg/ul

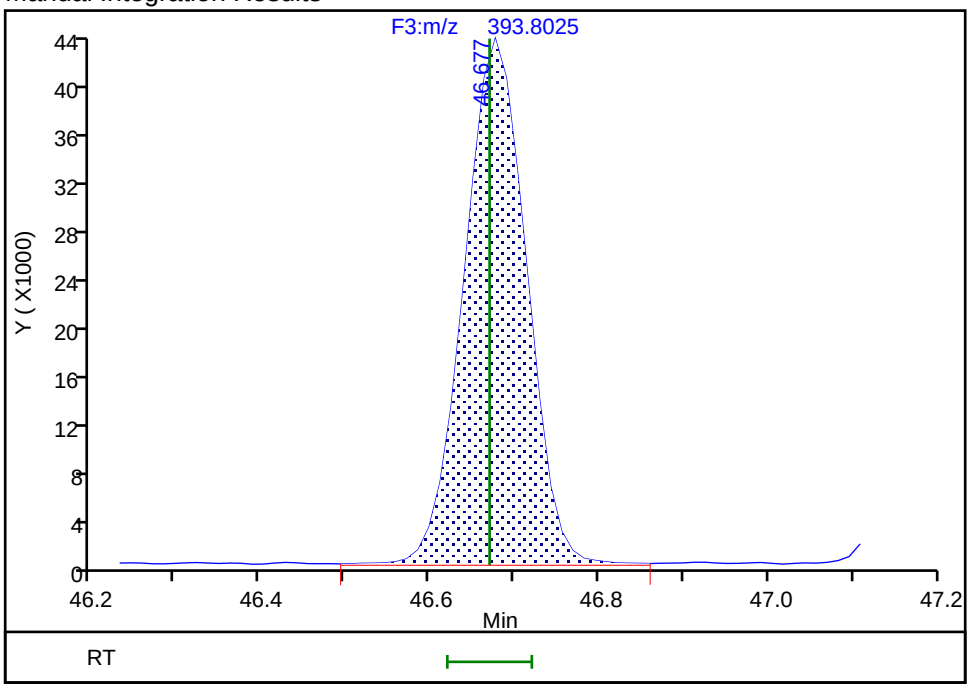

Reviewer: mcwhirterl, 29-Aug-2019 01:22:04
Audit Action: Assigned Compound ID Audit Reason: Incomplete Integration

Manual Integration/User Assign Peak Report

Eurofins TestAmerica, Knoxville

Data File:	\\chromna\Knoxville\ChromData\D3D\20190828-12892.b\lcs140-3281717-b.d				
Injection Date:	28-Aug-2019 23:31:00	Instrument ID:	D3D		
Lims ID:	LCS 140-32817/17-B				
Client ID:					
Operator ID:	Xcalibur_System	ALS Bottle#:	0	Worklist Smp#:	2
Injection Vol:	1.0 ul	Dil. Factor:	1.0000		
Method:	PCBs_D3D	Limit Group:	HR - 1668A - ICAL		
Column:	SPB-Octyl (0.25 mm)	Detector	F3(35.64 :49.10)		

PCB-190, CAS: 41411-64-7

Signal: 1

Not Detected
Expected RT: 47.19

Processing Integration Results

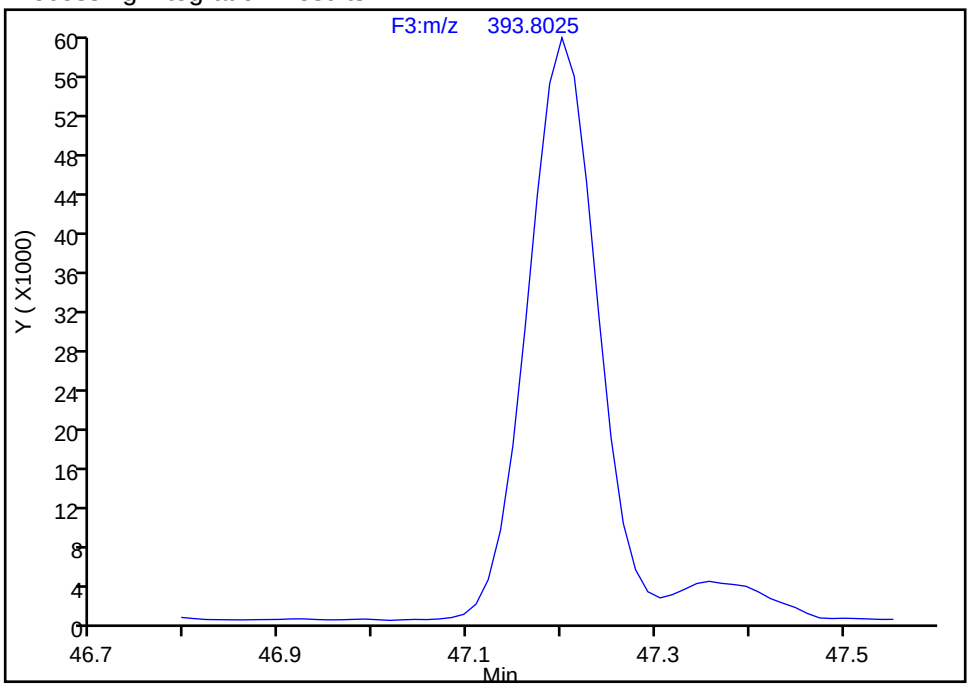

Manual Integration Results

RT: 47.20
Area: 308691
Amount: 57.372555
Amount Units: pg/ul

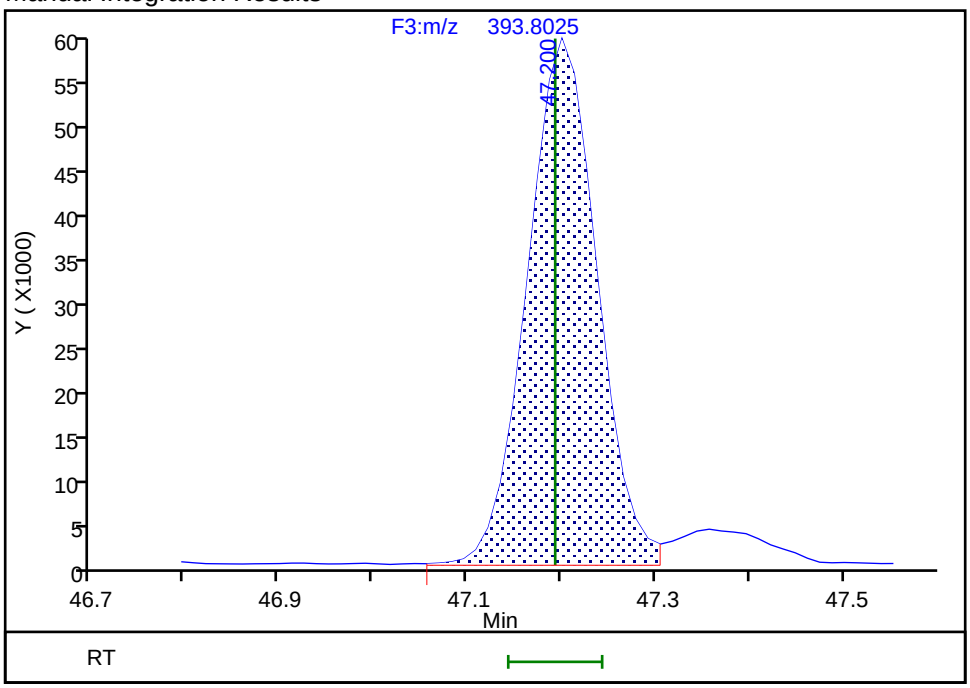

Reviewer: mcwhirterl, 29-Aug-2019 01:22:06
Audit Action: Assigned Compound ID Audit Reason: Incomplete Integration

Eurofins TestAmerica, Knoxville

Data File:	\\chromna\Knoxville\ChromData\D3D\20190828-12892.b\lcs140-3281717-b.d		
Injection Date:	28-Aug-2019 23:31:00	Injection Vol:	1.0 ul
Instrument ID:	D3D	Operator ID:	Xcalibur_System
Method:	PCBs_D3D	Limit Group:	HR - 1668A - ICAL
Client ID:			
Worklist#:	33110	Sample Line#:	2
Column Type:	SPB-Octyl	Column Dia:	0.25 mm

HpPCB F4

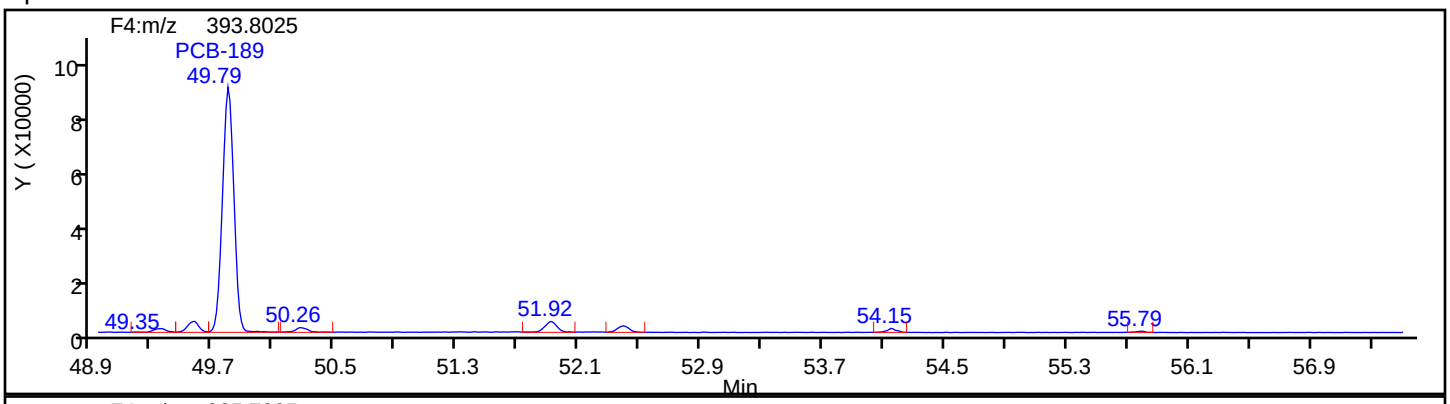

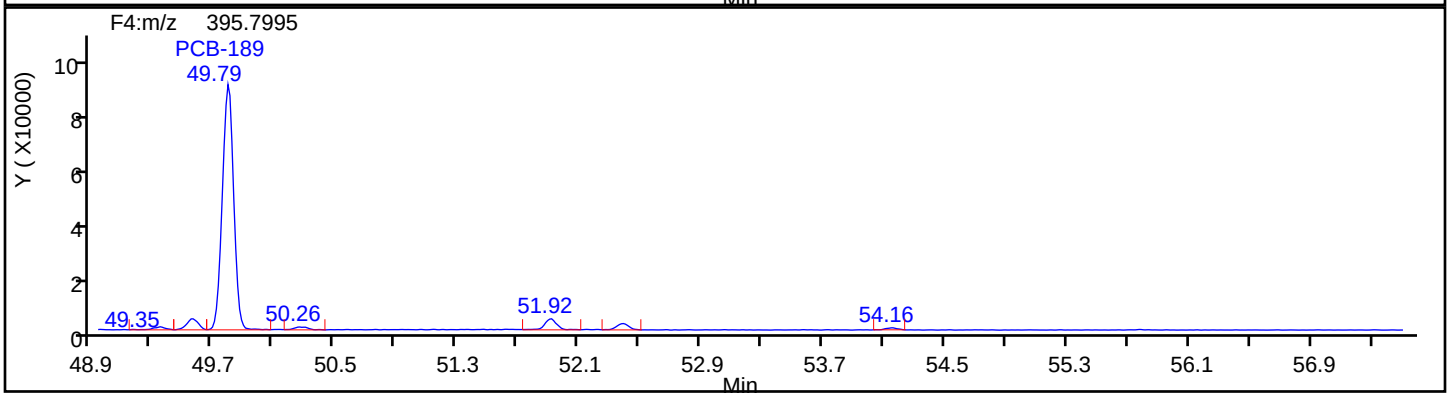

HpPCB F4 Standards

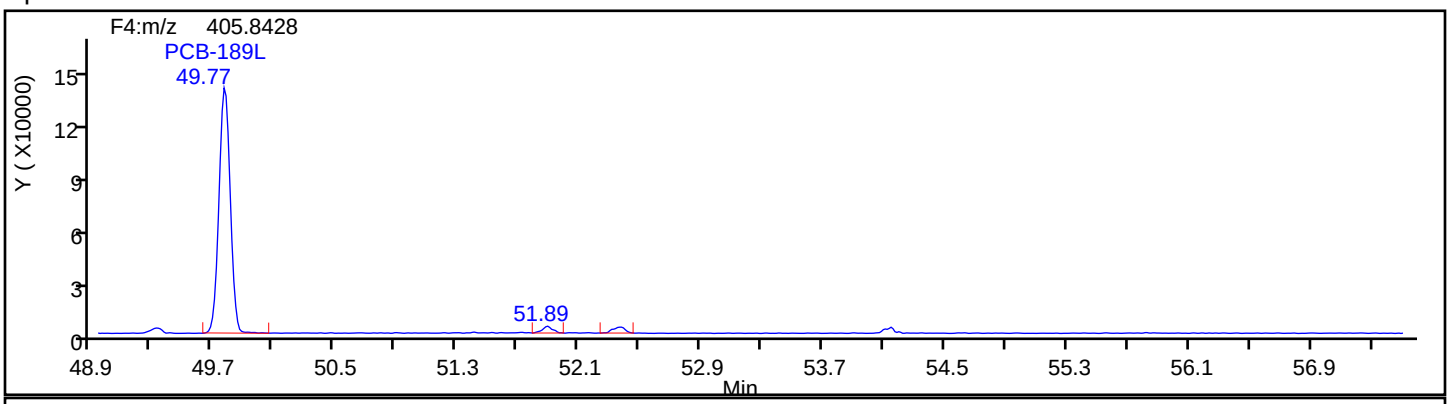

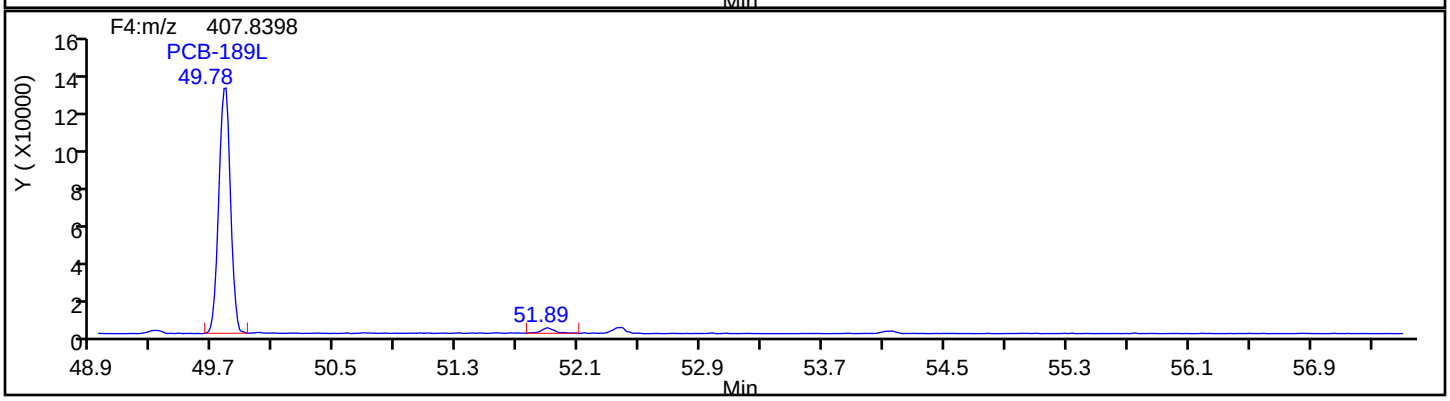

Report Date: 29-Aug-2019 01:24:19 Chrom Revision: 2.3 22-Aug-2019 12:55:36

Eurofins TestAmerica, Knoxville

Data File:	\\chromna\Knoxville\ChromData\D3D\20190828-12892.b\lcs140-3281717-b.d		
Injection Date:	28-Aug-2019 23:31:00	Injection Vol:	1.0 ul
Instrument ID:	D3D	Operator ID:	Xcalibur_System
Method:	PCBs_D3D	Limit Group:	HR - 1668A - ICAL
Client ID:			
Worklist#:	33110	Sample Line#:	2
Column Type:	SPB-Octyl	Column Dia:	0.25 mm

HpPCB F4

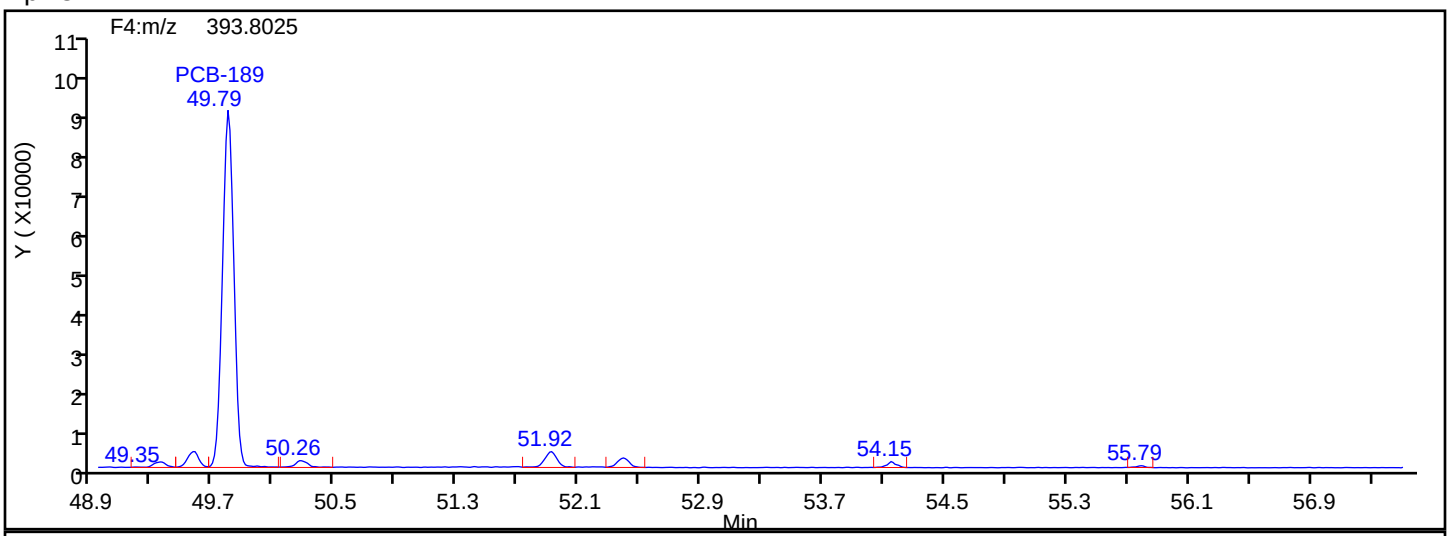

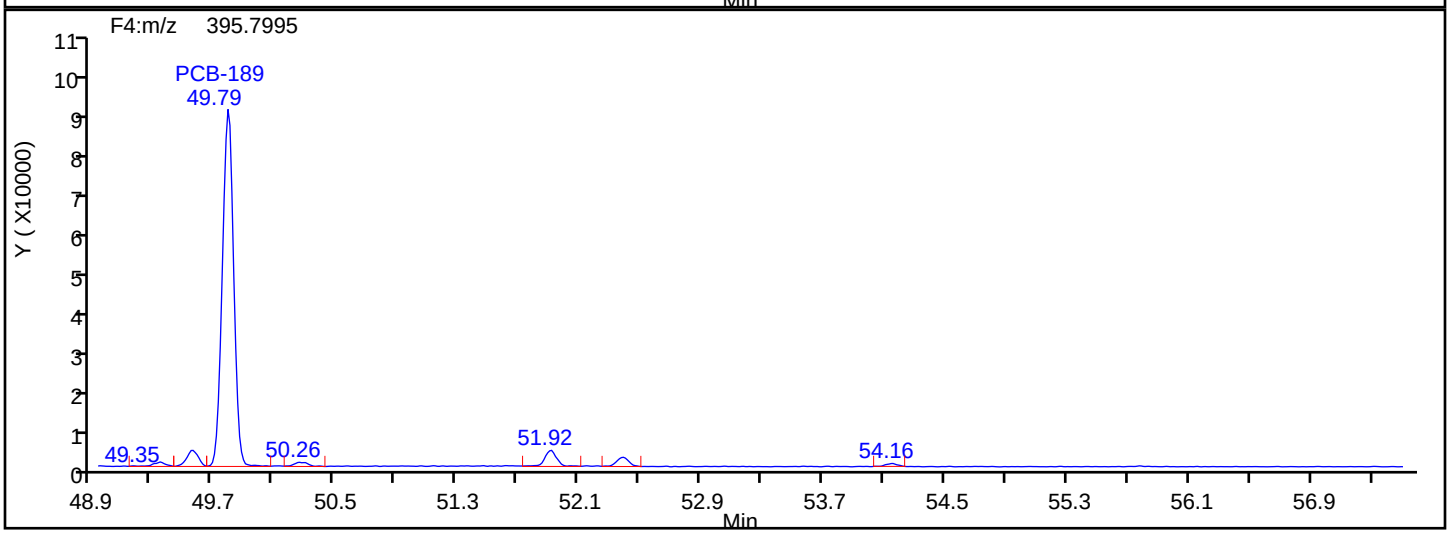

HpPCB F4 Lock Mass

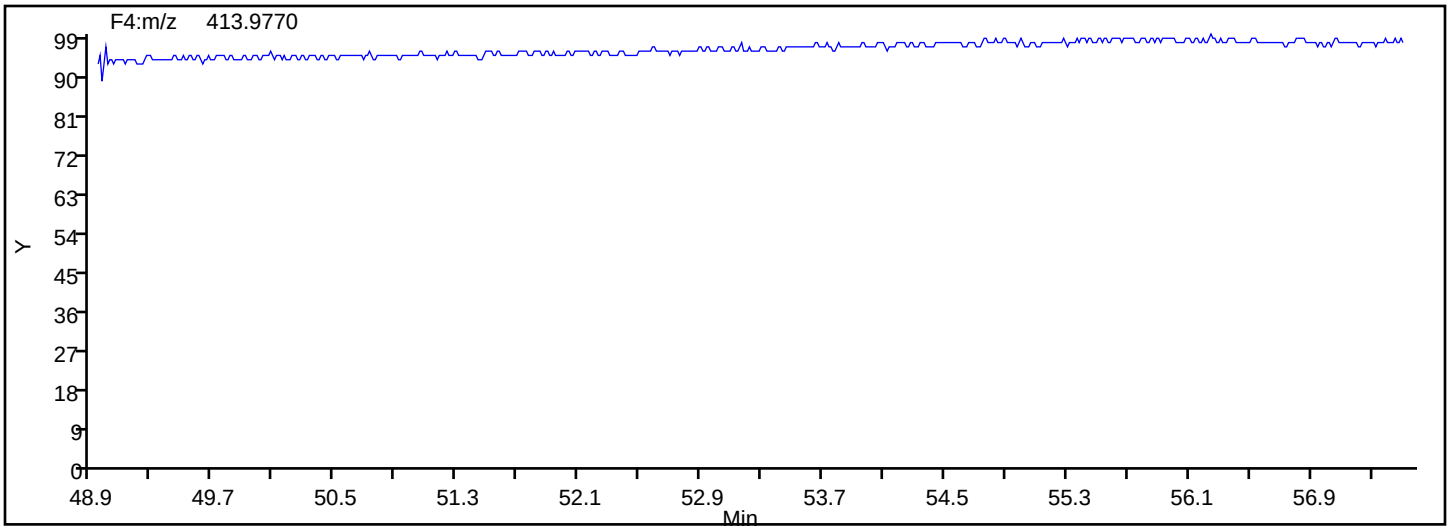

Eurofins TestAmerica, Knoxville

Data File:	\\chromna\Knoxville\ChromData\D3D\20190828-12892.b\lcs140-3281717-b.d		
Injection Date:	28-Aug-2019 23:31:00	Injection Vol:	1.0 ul
Instrument ID:	D3D	Operator ID:	Xcalibur_System
Method:	PCBs_D3D	Limit Group:	HR - 1668A - ICAL
Client ID:			
Worklist#:	33110	Sample Line#:	2
Column Type:	SPB-Octyl	Column Dia:	0.25 mm

OcPCB F3

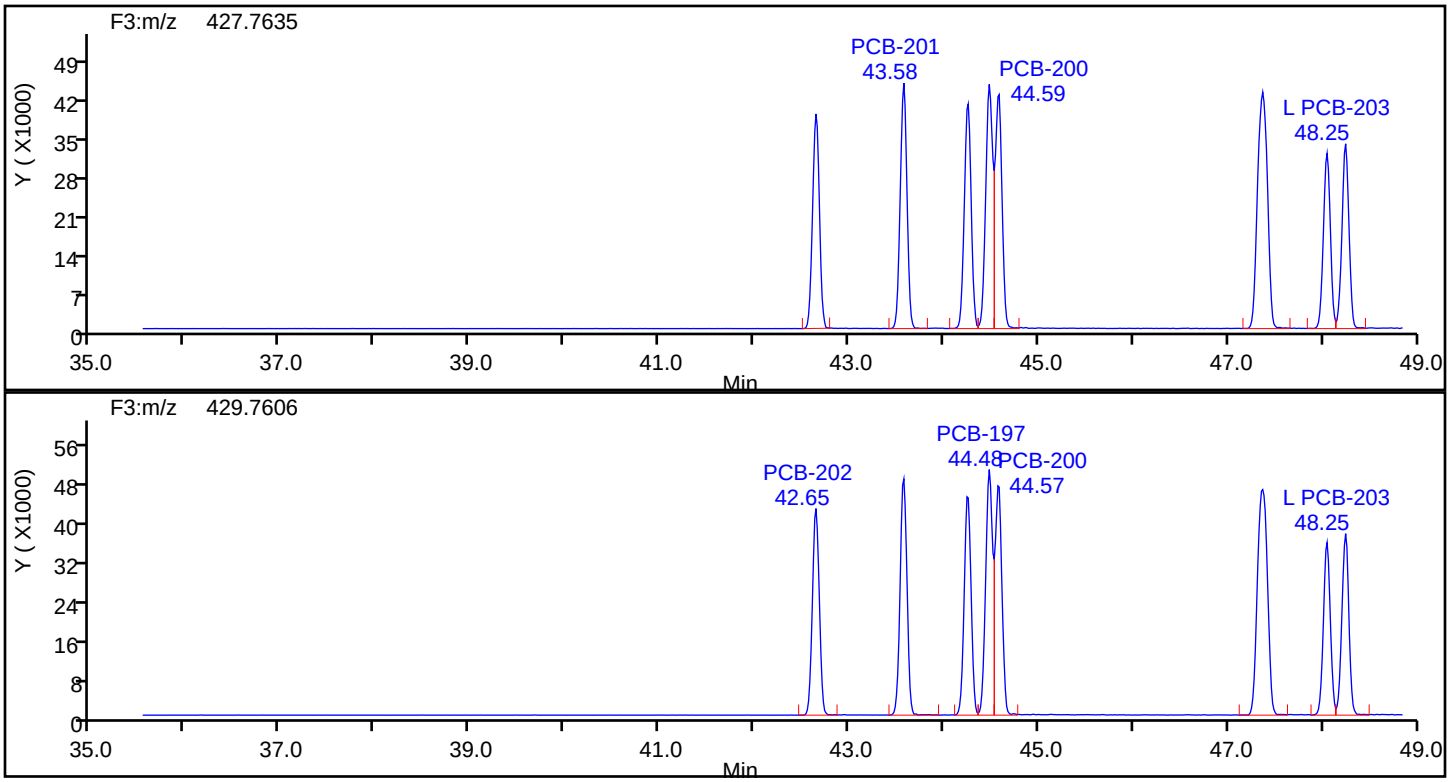

OcPCB F3 Standards

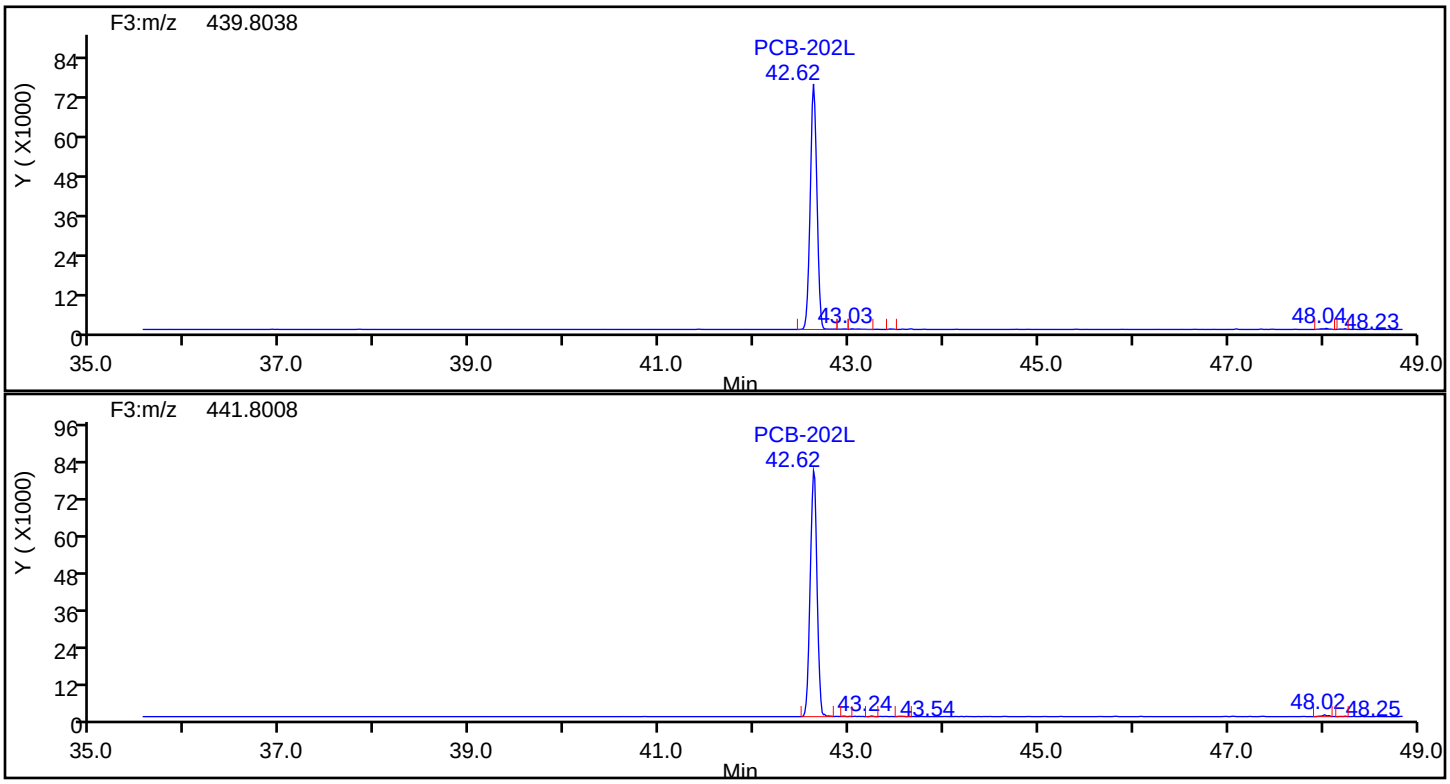

Eurofins TestAmerica, Knoxville

Data File:	\\chromna\Knoxville\ChromData\D3D\20190828-12892.b\lcs140-3281717-b.d		
Injection Date:	28-Aug-2019 23:31:00	Injection Vol:	1.0 ul
Instrument ID:	D3D	Operator ID:	Xcalibur_System
Method:	PCBs_D3D	Limit Group:	HR - 1668A - ICAL
Client ID:			
Worklist#:	33110	Sample Line#:	2
Column Type:	SPB-Octyl	Column Dia:	0.25 mm

OcPCB F3

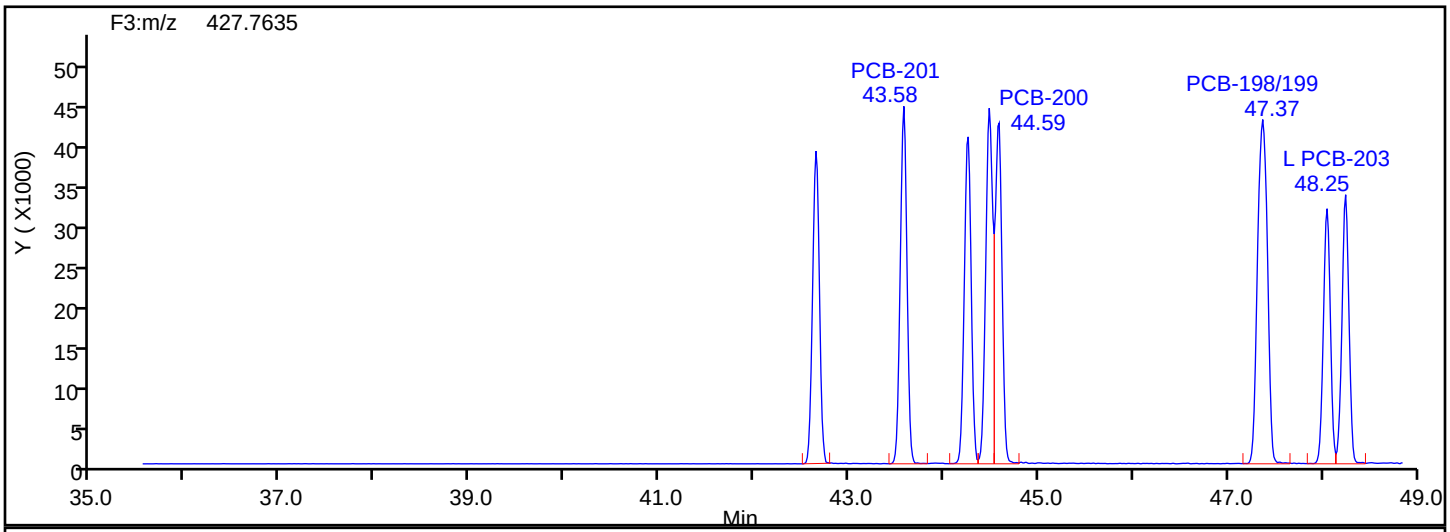

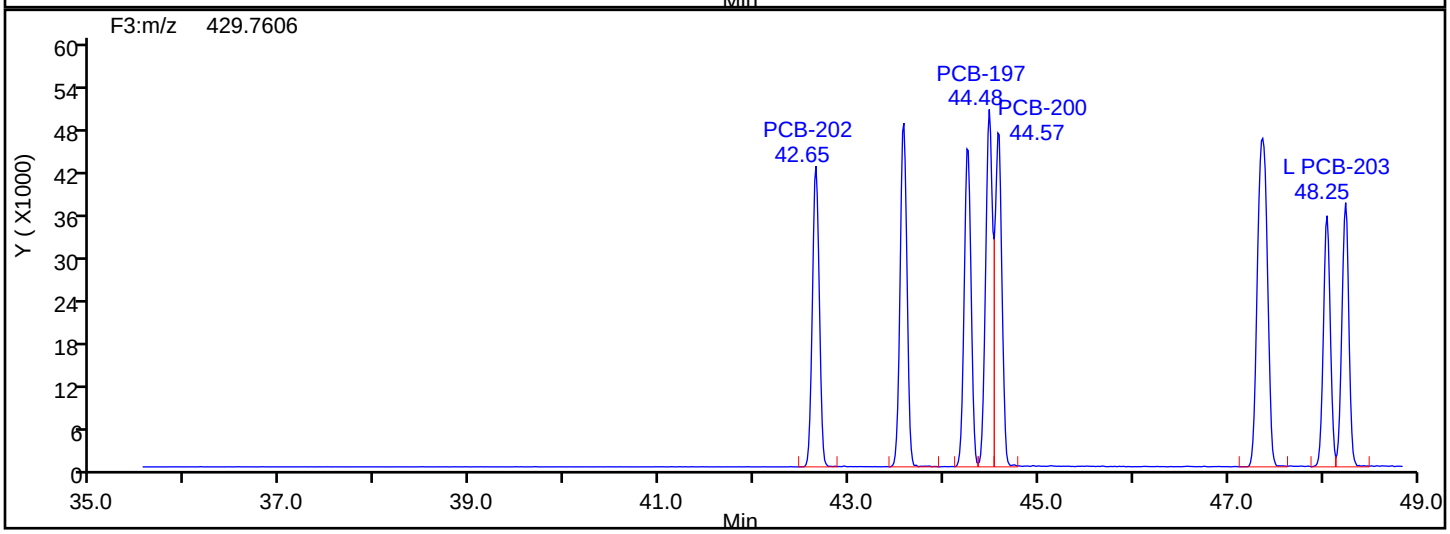

OcPCB F3 Lock Mass

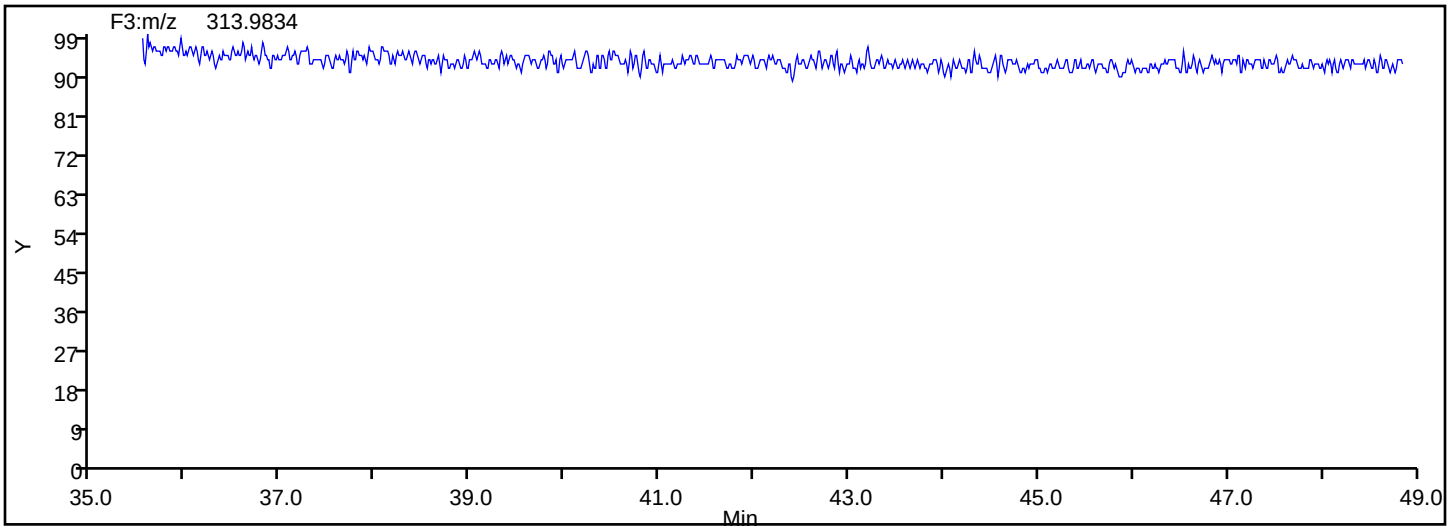

Eurofins TestAmerica, Knoxville

Data File:	\\chromna\Knoxville\ChromData\D3D\20190828-12892.b\lcs140-3281717-b.d		
Injection Date:	28-Aug-2019 23:31:00	Injection Vol:	1.0 ul
Instrument ID:	D3D	Operator ID:	Xcalibur_System
Method:	PCBs_D3D	Limit Group:	HR - 1668A - ICAL
Client ID:			
Worklist#:	33110	Sample Line#:	2
Column Type:	SPB-Octyl	Column Dia:	0.25 mm

OcPCB F4

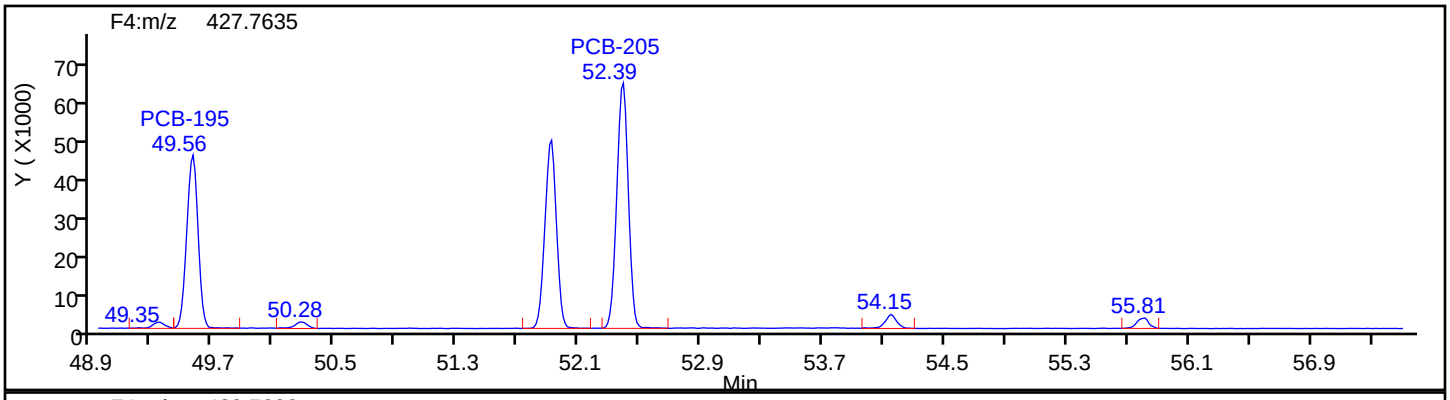

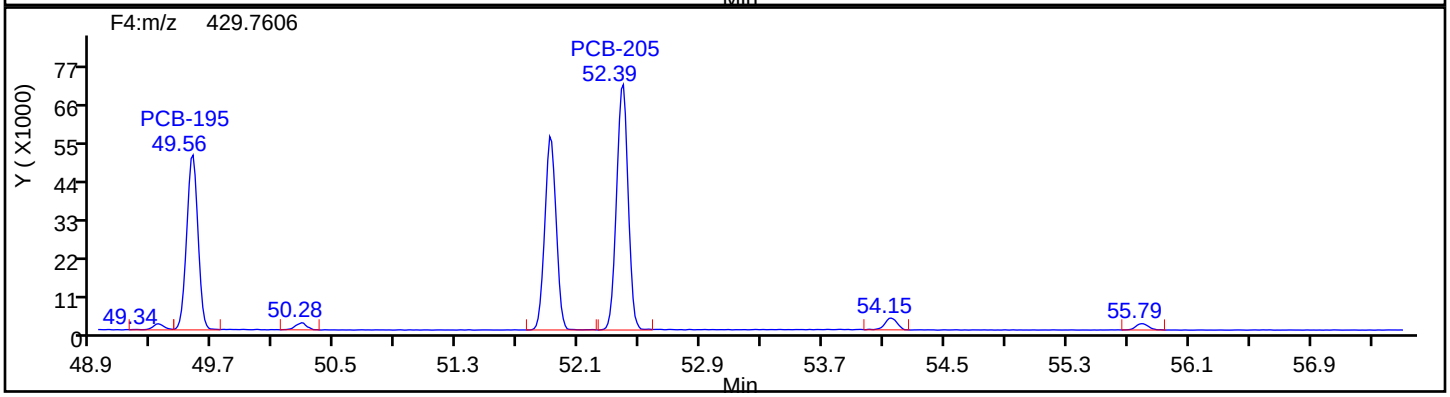

OcPCB F4 Standards

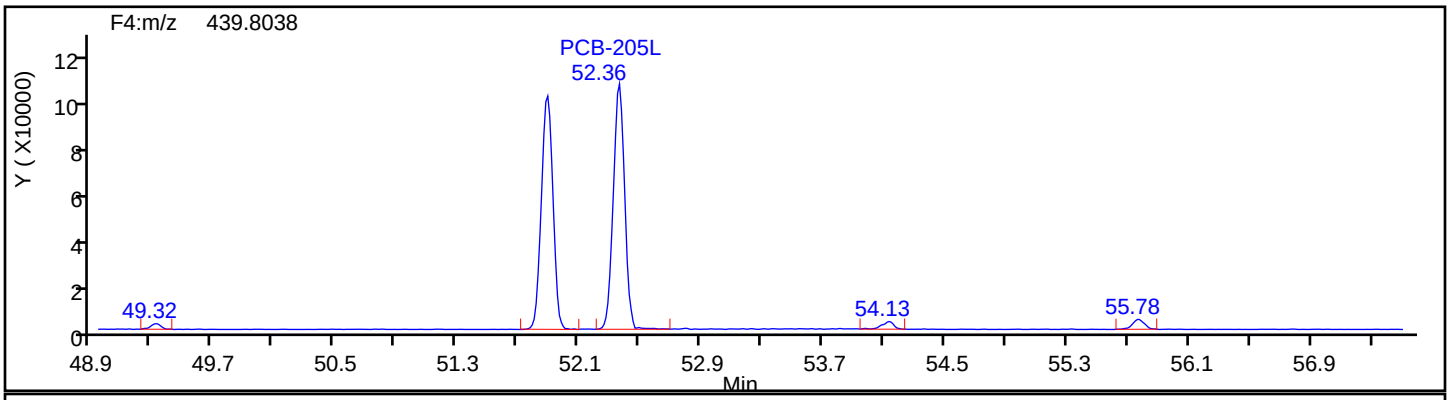

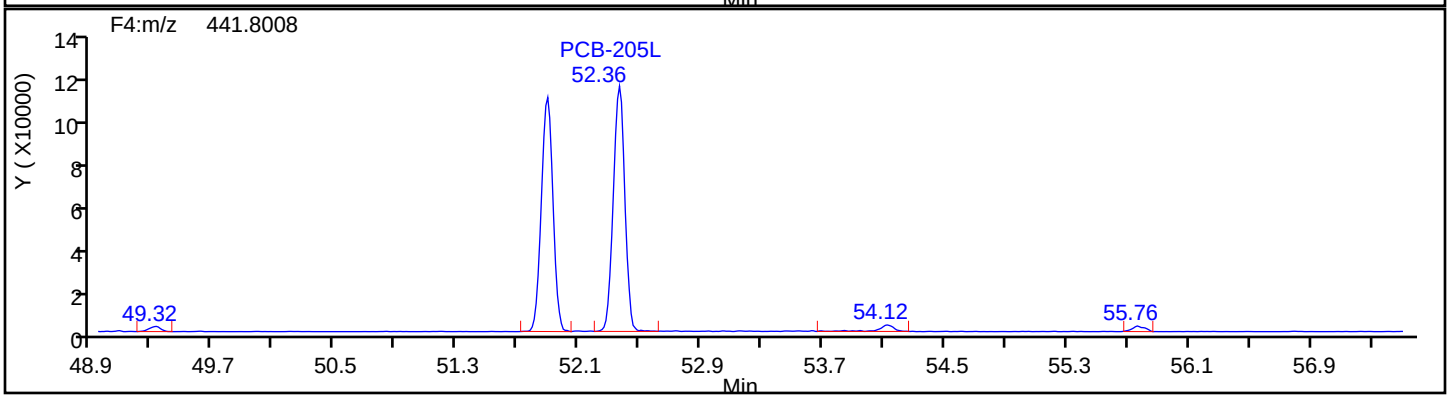

Eurofins TestAmerica, Knoxville

Data File:	\\chromna\Knoxville\ChromData\D3D\20190828-12892.b\lcs140-3281717-b.d		
Injection Date:	28-Aug-2019 23:31:00	Injection Vol:	1.0 ul
Instrument ID:	D3D	Operator ID:	Xcalibur_System
Method:	PCBs_D3D	Limit Group:	HR - 1668A - ICAL
Client ID:			
Worklist#:	33110	Sample Line#:	2
Column Type:	SPB-Octyl	Column Dia:	0.25 mm

OcPCB F4

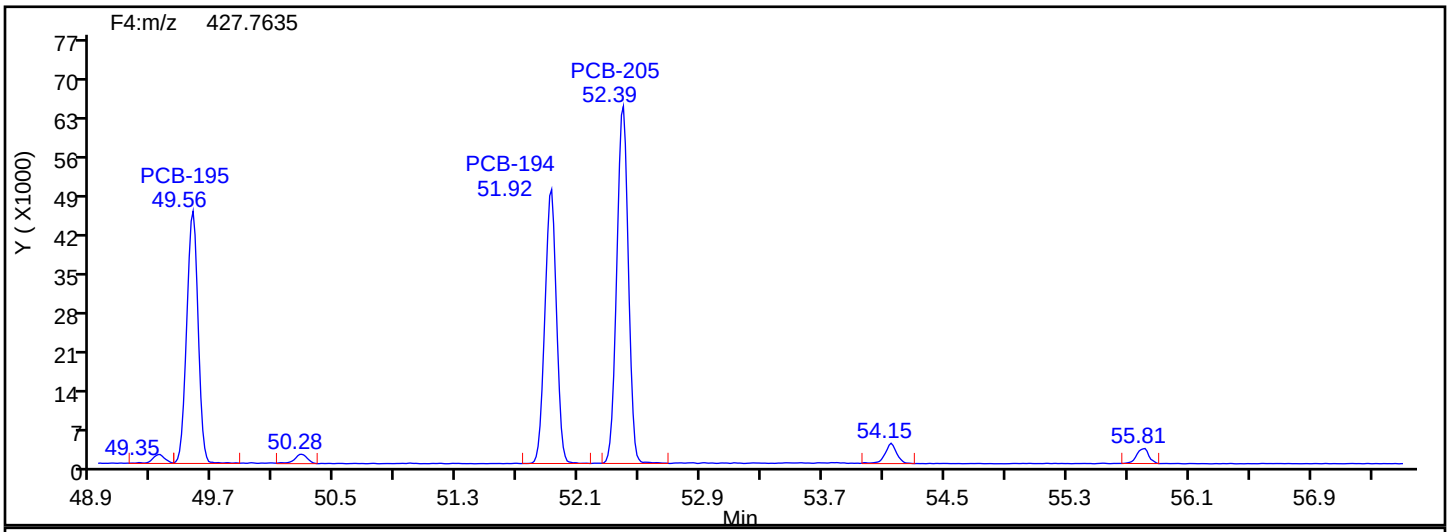

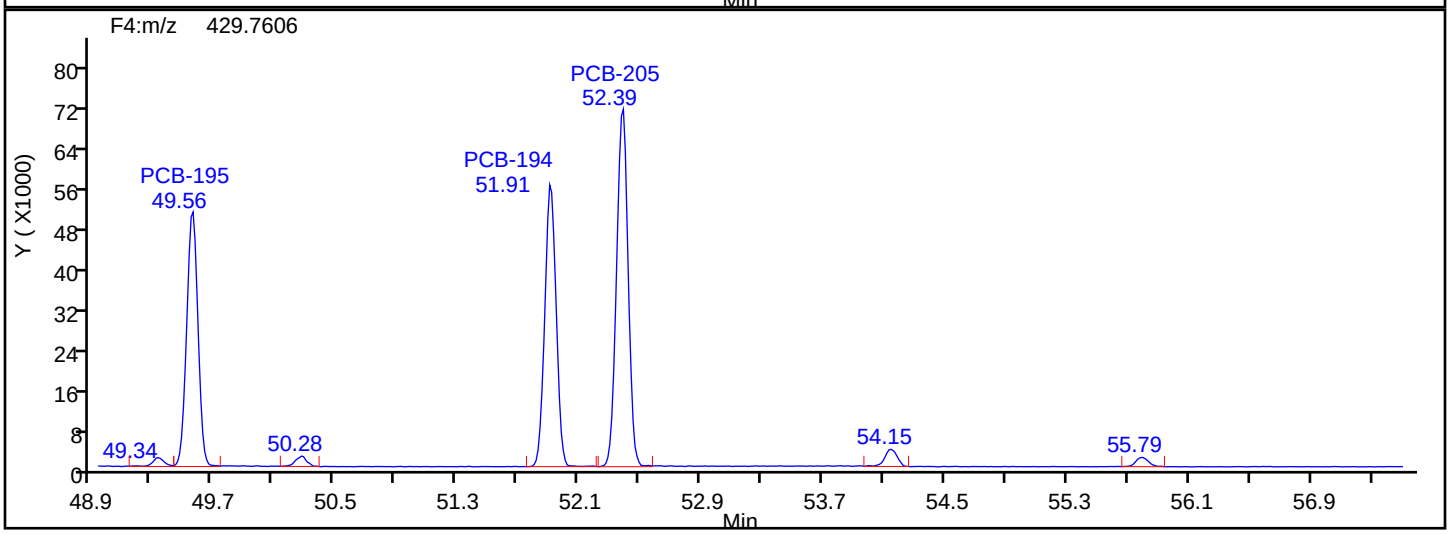

OcPCB F4 Lock Mass

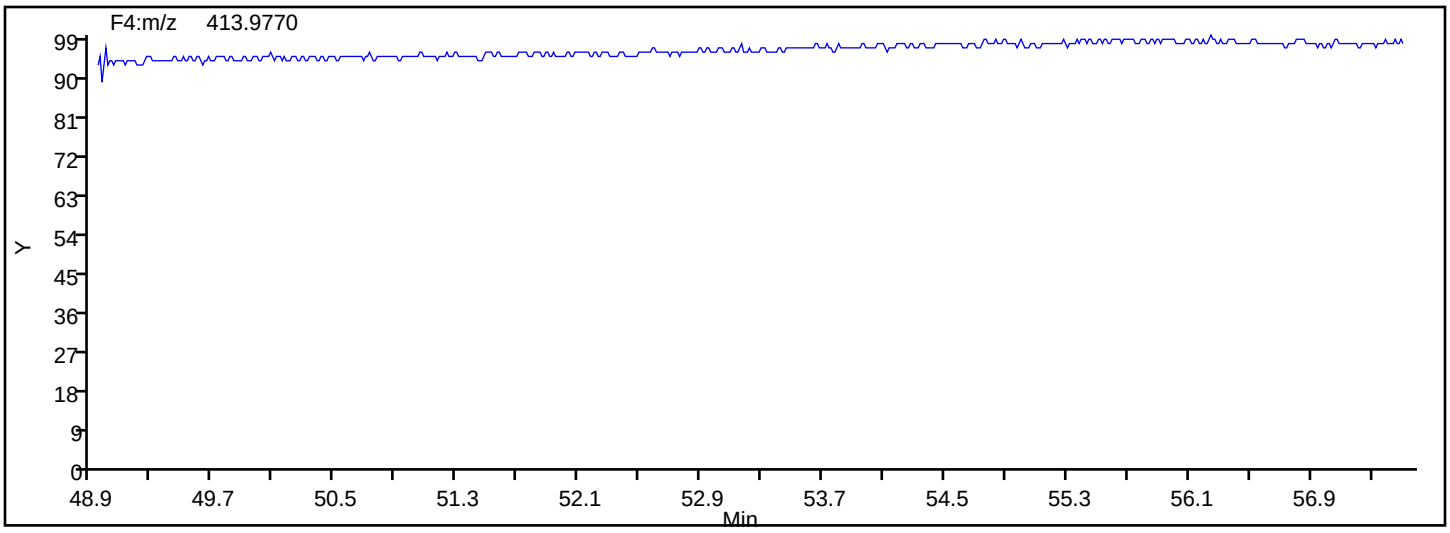

Manual Integration/User Assign Peak Report

Eurofins TestAmerica, Knoxville

Data File:	\\chromna\Knoxville\ChromData\D3D\20190828-12892.b\lcs140-3281717-b.d				
Injection Date:	28-Aug-2019 23:31:00	Instrument ID:	D3D		
Lims ID:	LCS 140-32817/17-B				
Client ID:					
Operator ID:	Xcalibur_System	ALS Bottle#:	0	Worklist Smp#:	2
Injection Vol:	1.0 ul	Dil. Factor:	1.0000		
Method:	PCBs_D3D	Limit Group:	HR - 1668A - ICAL		
Column:	SPB-Octyl (0.25 mm)	Detector	F4(49.20 :57.50)		

PCB-194, CAS: 35694-08-7

Signal: 1

Not Detected
Expected RT: 51.91

Processing Integration Results

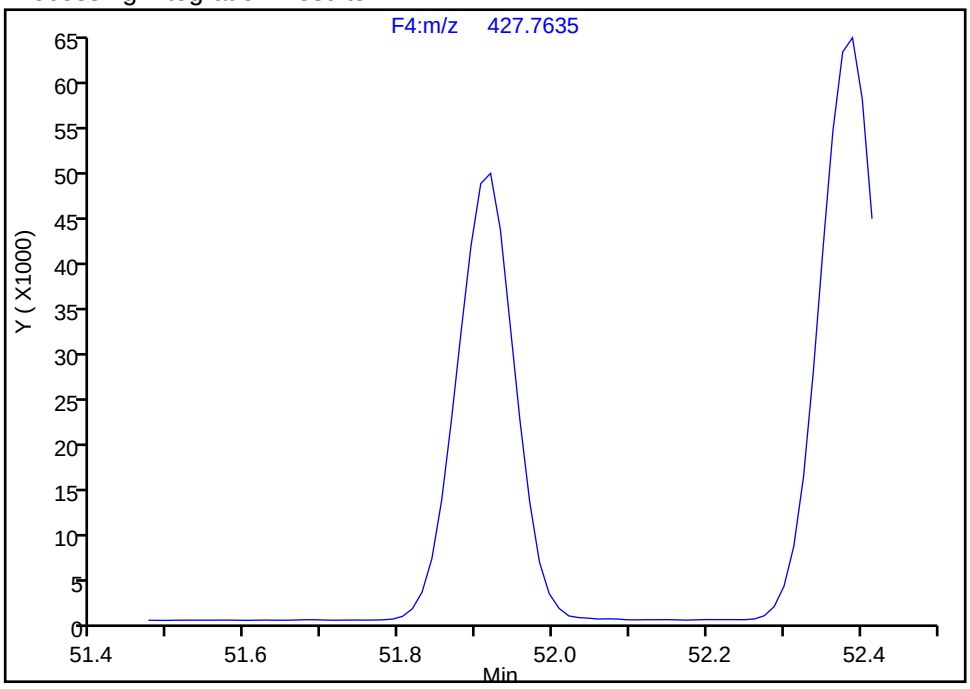

Manual Integration Results

RT: 51.92
Area: 262177
Amount: 52.019420
Amount Units: pg/ul

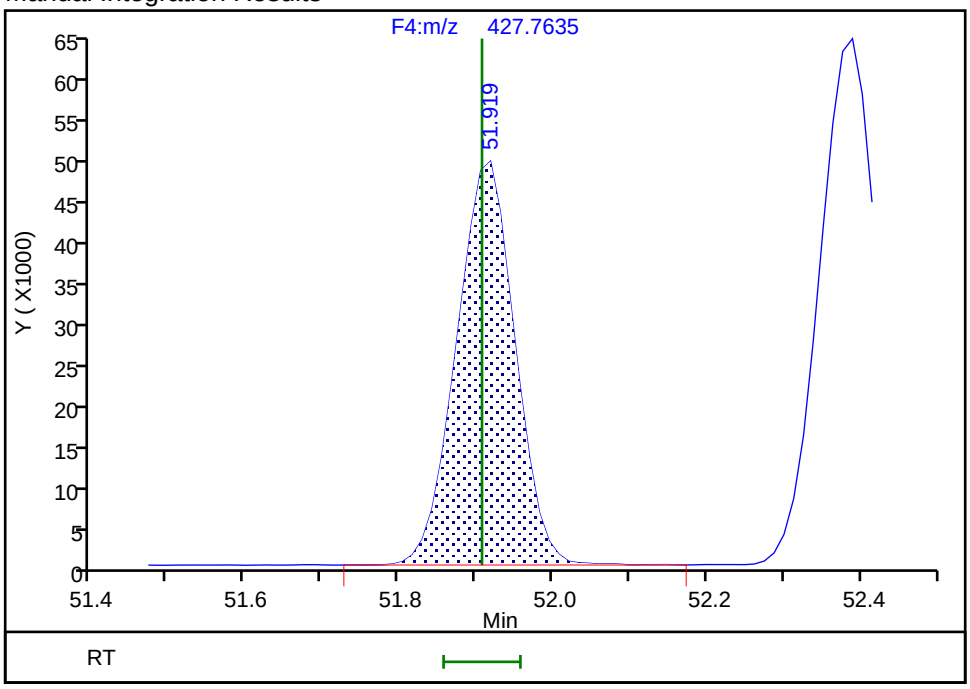

Reviewer: mcwhirterl, 29-Aug-2019 01:22:20
Audit Action: Assigned Compound ID Audit Reason: Incomplete Integration

Manual Integration/User Assign Peak Report

Eurofins TestAmerica, Knoxville

Data File:	\\chromna\Knoxville\ChromData\D3D\20190828-12892.b\lcs140-3281717-b.d				
Injection Date:	28-Aug-2019 23:31:00	Instrument ID:	D3D		
Lims ID:	LCS 140-32817/17-B				
Client ID:					
Operator ID:	Xcalibur_System	ALS Bottle#:	0	Worklist Smp#:	2
Injection Vol:	1.0 ul	Dil. Factor:	1.0000		
Method:	PCBs_D3D	Limit Group:	HR - 1668A - ICAL		
Column:	SPB-Octyl (0.25 mm)	Detector	F4(49.20 :57.50)		

PCB-205, CAS: 74472-53-0

Signal: 1

Not Detected
Expected RT: 52.38

Processing Integration Results

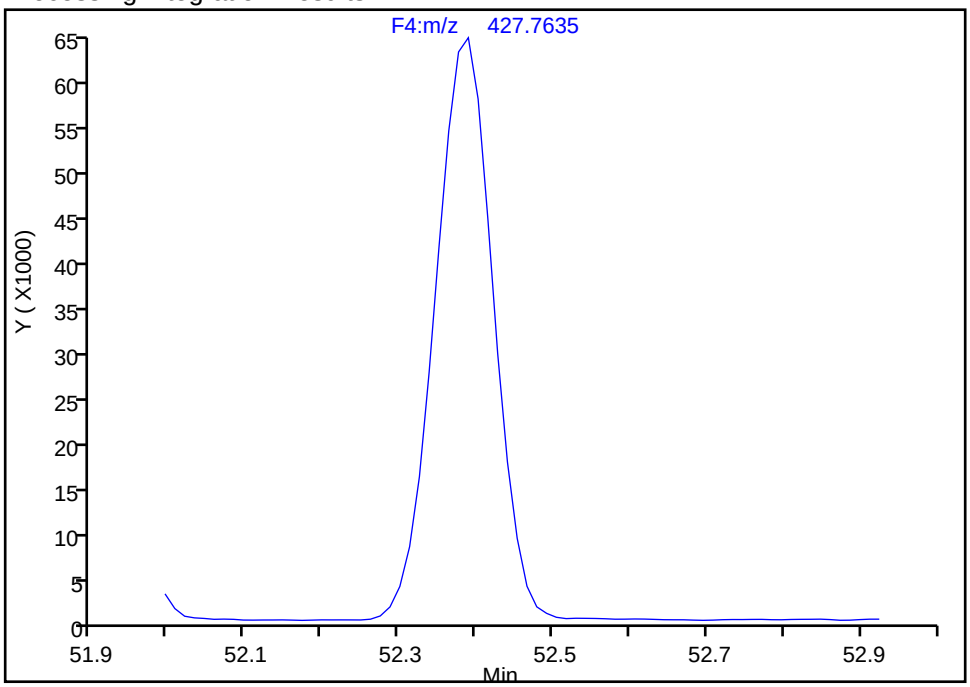

Manual Integration Results

RT: 52.39
Area: 342514
Amount: 50.793631
Amount Units: pg/ul

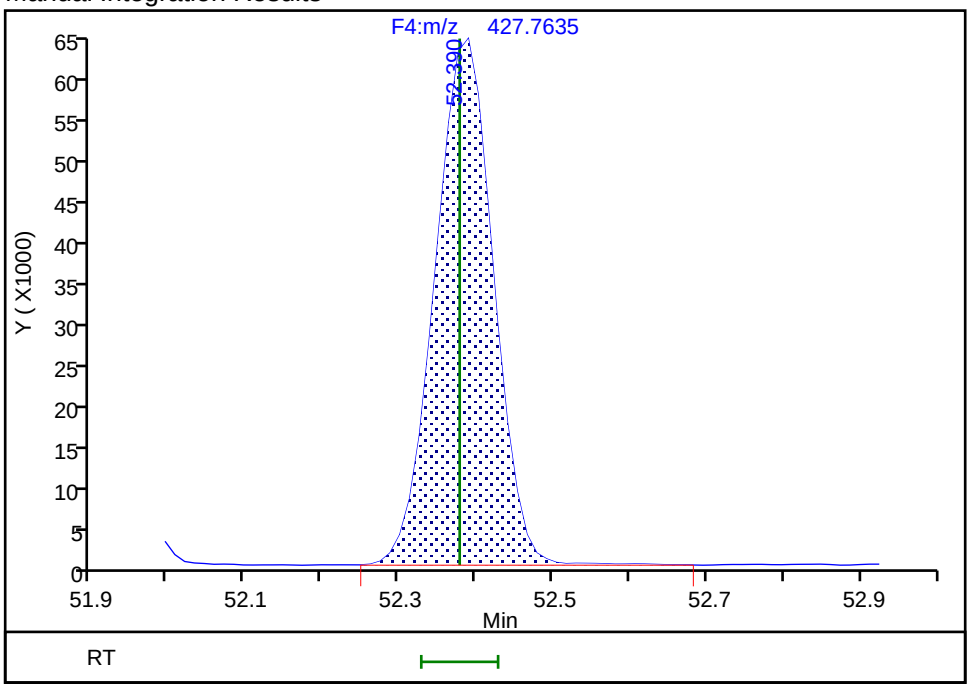

Reviewer: mcwhirterl, 29-Aug-2019 01:22:22
Audit Action: Assigned Compound ID Audit Reason: Incomplete Integration

Eurofins TestAmerica, Knoxville

Data File:	\\chromna\Knoxville\ChromData\D3D\20190828-12892.b\lcs140-3281717-b.d		
Injection Date:	28-Aug-2019 23:31:00	Injection Vol:	1.0 ul
Instrument ID:	D3D	Operator ID:	Xcalibur_System
Method:	PCBs_D3D	Limit Group:	HR - 1668A - ICAL
Client ID:			
Worklist#:	33110	Sample Line#:	2
Column Type:	SPB-Octyl	Column Dia:	0.25 mm

NoPCB F4

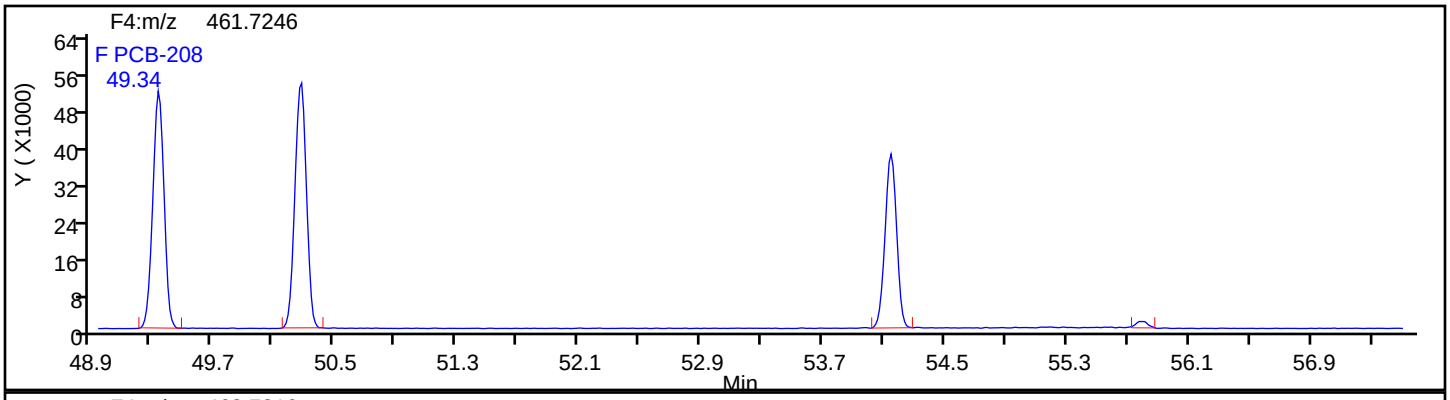

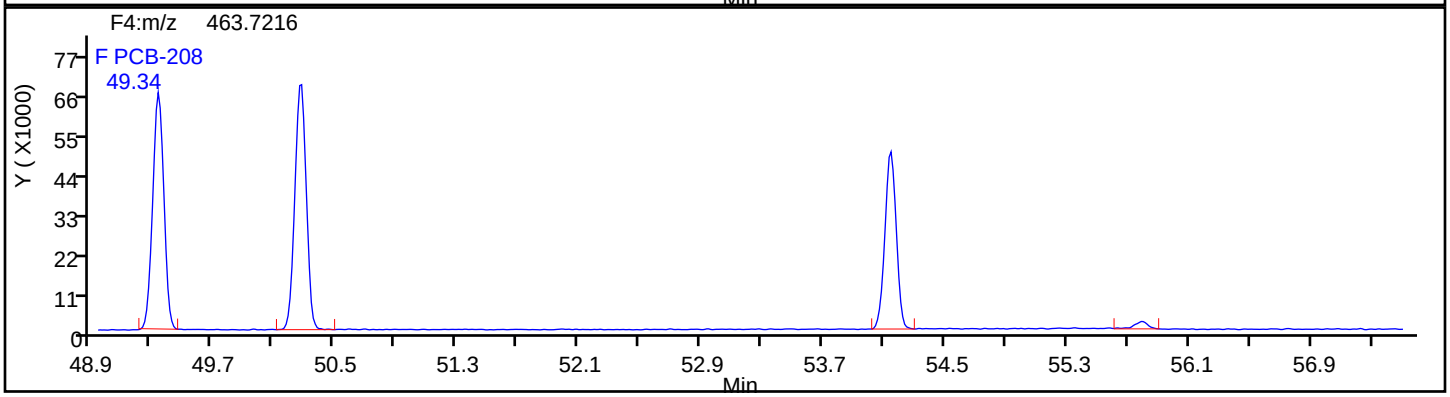

NoPCB F4 Standards

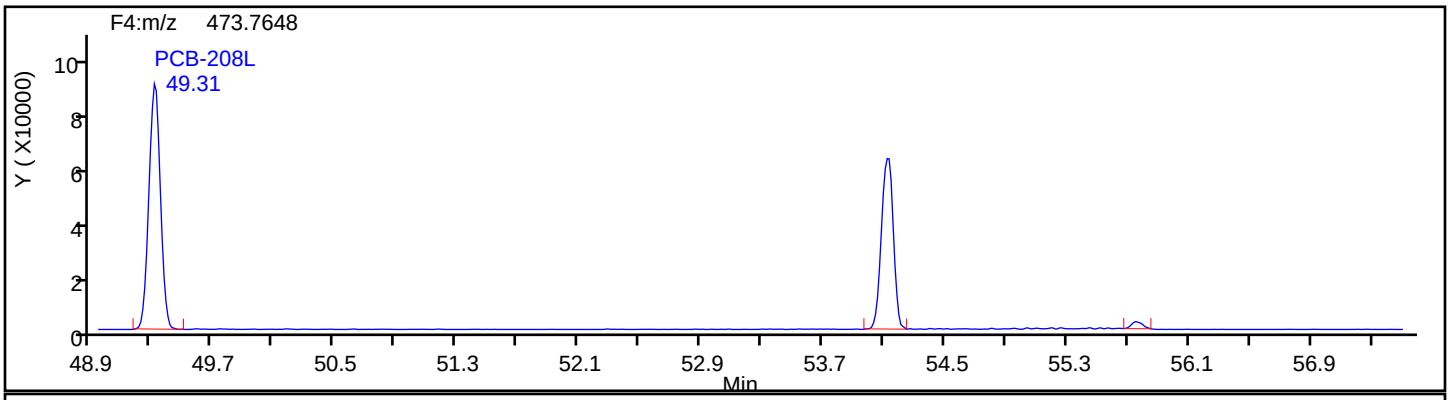

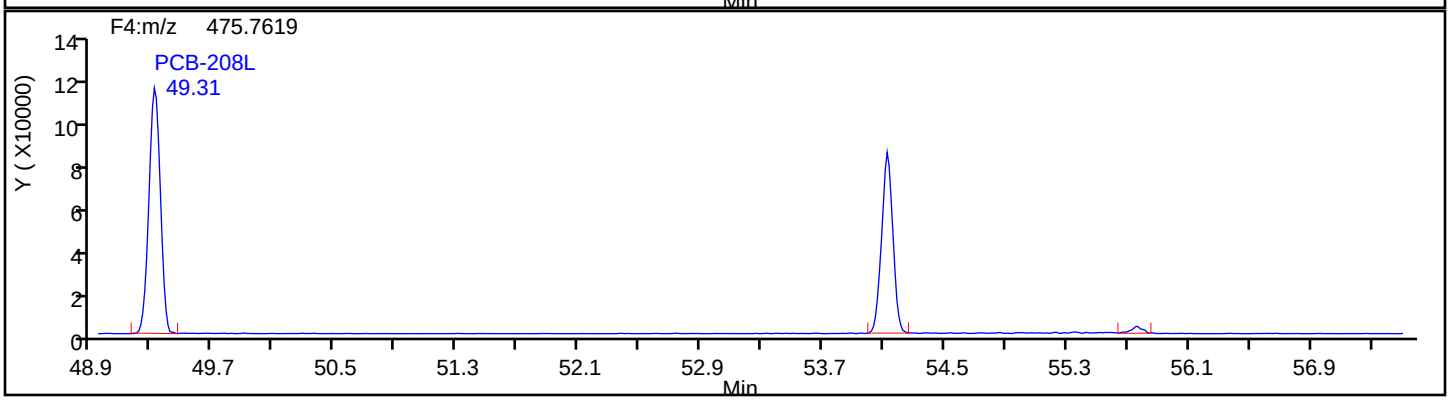

Eurofins TestAmerica, Knoxville

Data File:	\\chromna\Knoxville\ChromData\D3D\20190828-12892.b\lcs140-3281717-b.d		
Injection Date:	28-Aug-2019 23:31:00	Injection Vol:	1.0 ul
Instrument ID:	D3D	Operator ID:	Xcalibur_System
Method:	PCBs_D3D	Limit Group:	HR - 1668A - ICAL
Client ID:			
Worklist#:	33110	Sample Line#:	2
Column Type:	SPB-Octyl	Column Dia:	0.25 mm

NoPCB F4

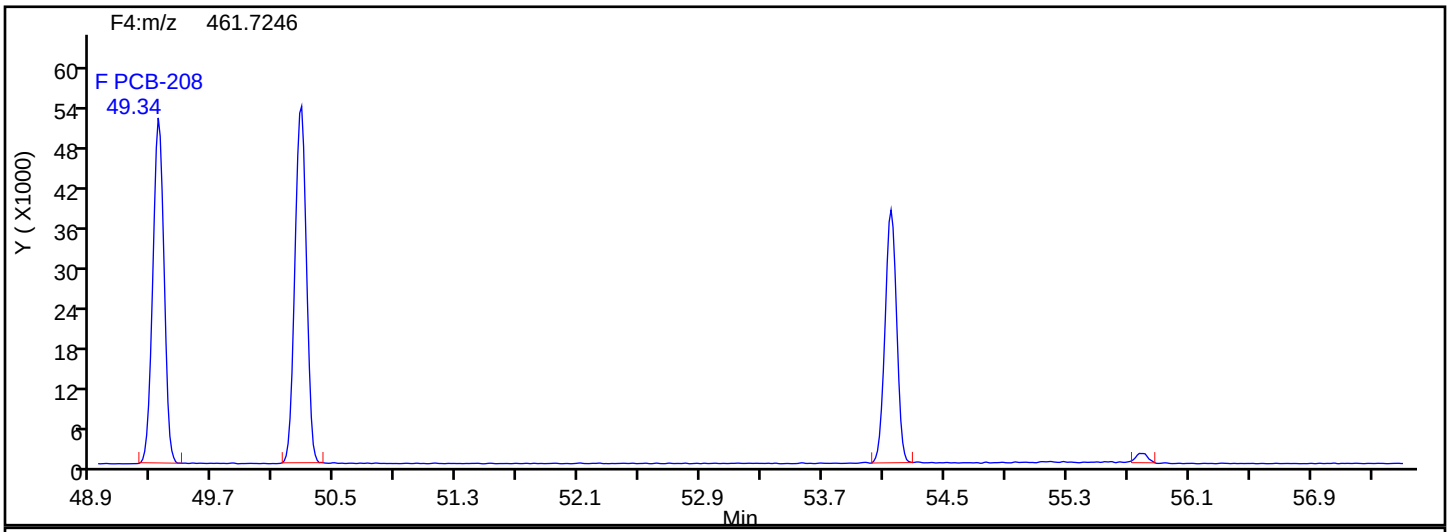

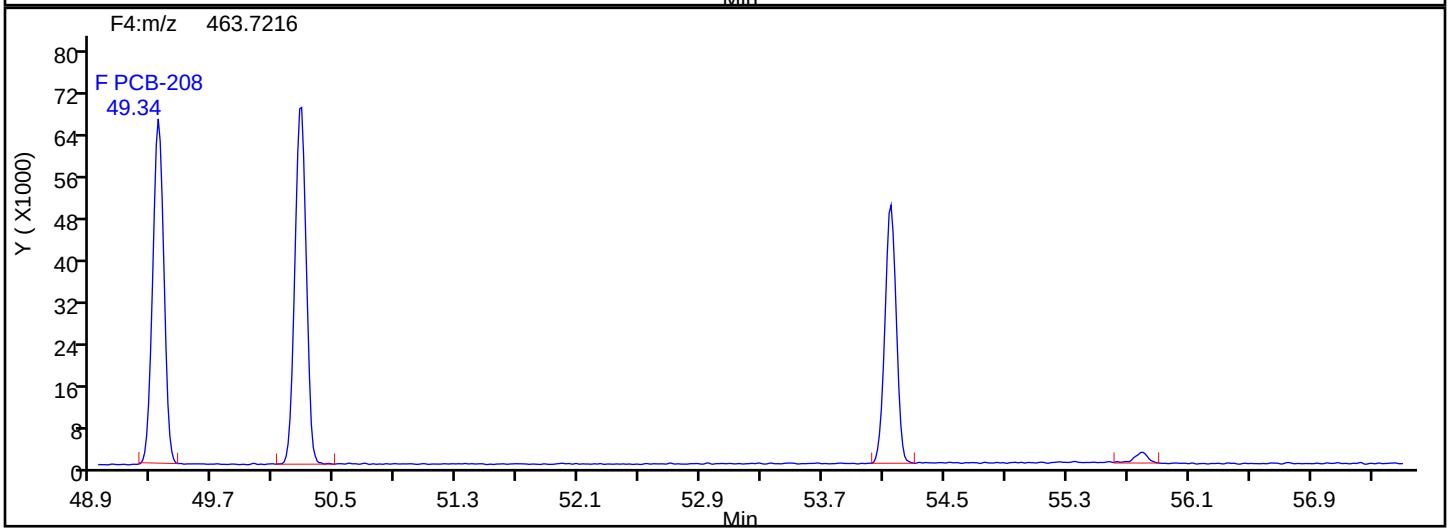

NoPCB F4 Lock Mass

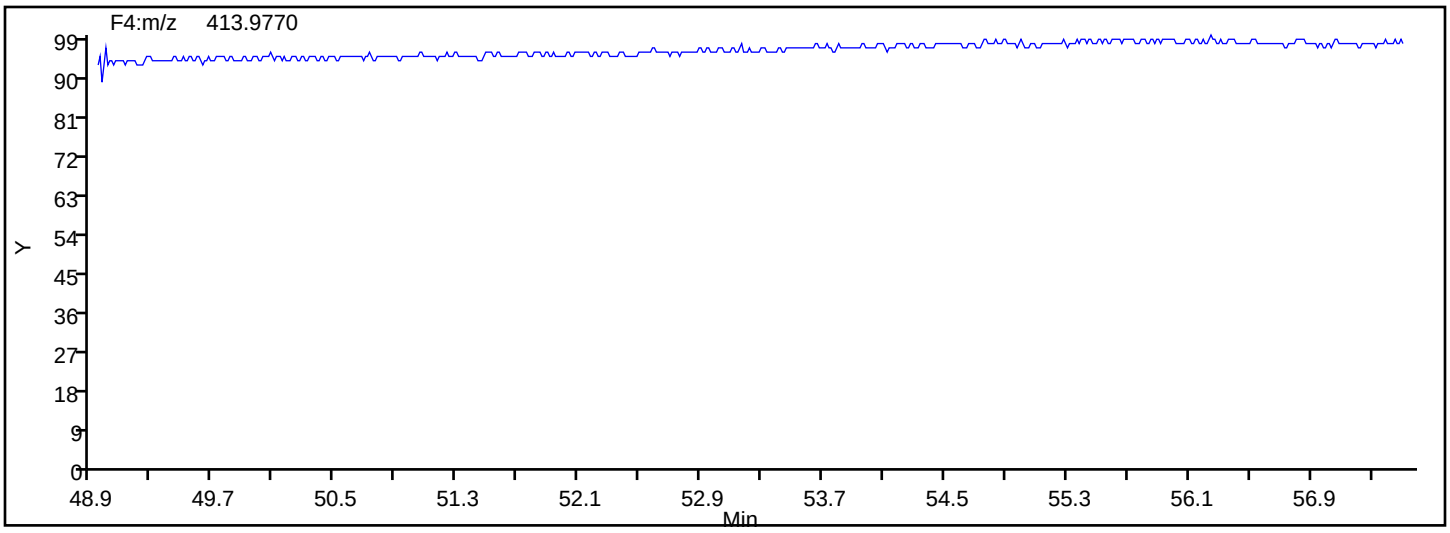

Manual Integration/User Assign Peak Report

Eurofins TestAmerica, Knoxville

Data File:	\\chromna\Knoxville\ChromData\D3D\20190828-12892.b\lcs140-3281717-b.d				
Injection Date:	28-Aug-2019 23:31:00	Instrument ID:	D3D		
Lims ID:	LCS 140-32817/17-B				
Client ID:					
Operator ID:	Xcalibur_System	ALS Bottle#:	0	Worklist Smp#:	2
Injection Vol:	1.0 ul	Dil. Factor:	1.0000		
Method:	PCBs_D3D	Limit Group:	HR - 1668A - ICAL		
Column:	SPB-Octyl (0.25 mm)	Detector	F4(49.20 :57.50)		

PCB-207, CAS: 52663-79-3

Signal: 1

Not Detected
Expected RT: 50.27

Processing Integration Results

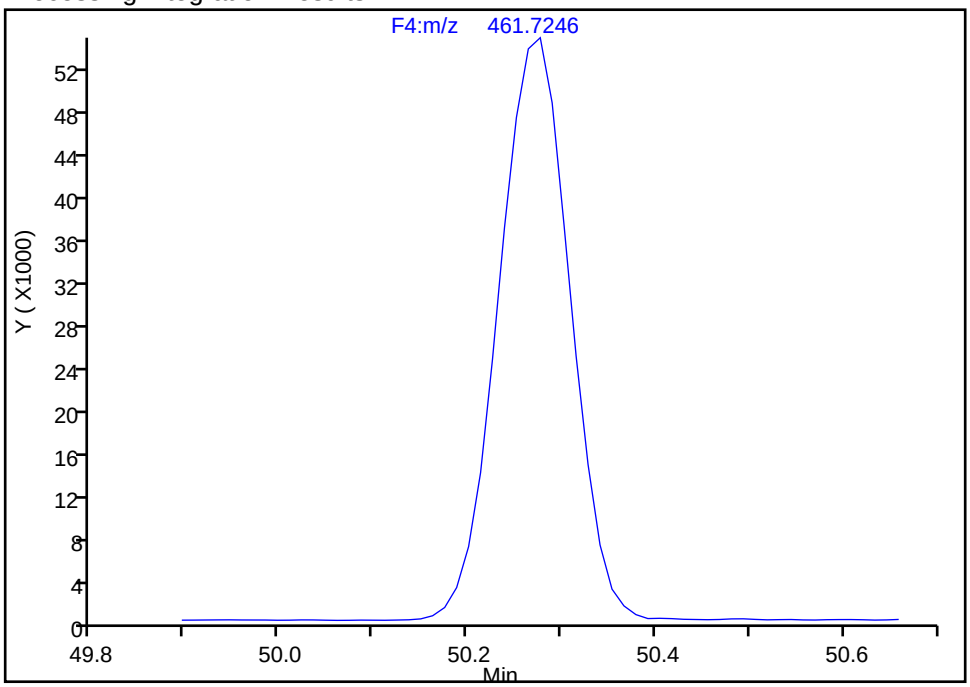

Manual Integration Results

RT: 50.28
Area: 284053
Amount: 50.880173
Amount Units: pg/ul

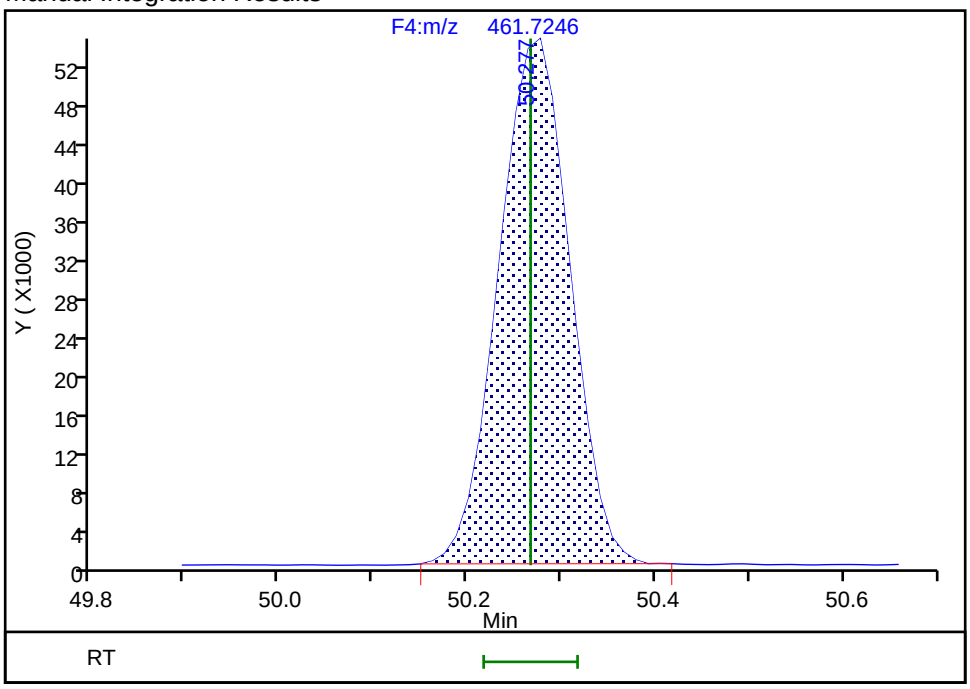

Reviewer: mcwhirterl, 29-Aug-2019 01:22:30
Audit Action: Assigned Compound ID Audit Reason: Incomplete Integration

Manual Integration/User Assign Peak Report

Eurofins TestAmerica, Knoxville

Data File:	\\chromna\Knoxville\ChromData\D3D\20190828-12892.b\lcs140-3281717-b.d				
Injection Date:	28-Aug-2019 23:31:00	Instrument ID:	D3D		
Lims ID:	LCS 140-32817/17-B				
Client ID:					
Operator ID:	Xcalibur_System	ALS Bottle#:	0	Worklist Smp#:	2
Injection Vol:	1.0 ul	Dil. Factor:	1.0000		
Method:	PCBs_D3D	Limit Group:	HR - 1668A - ICAL		
Column:	SPB-Octyl (0.25 mm)	Detector	F4(49.20 :57.50)		

PCB-206, CAS: 40186-72-9

Signal: 1

Not Detected
Expected RT: 54.15

Processing Integration Results

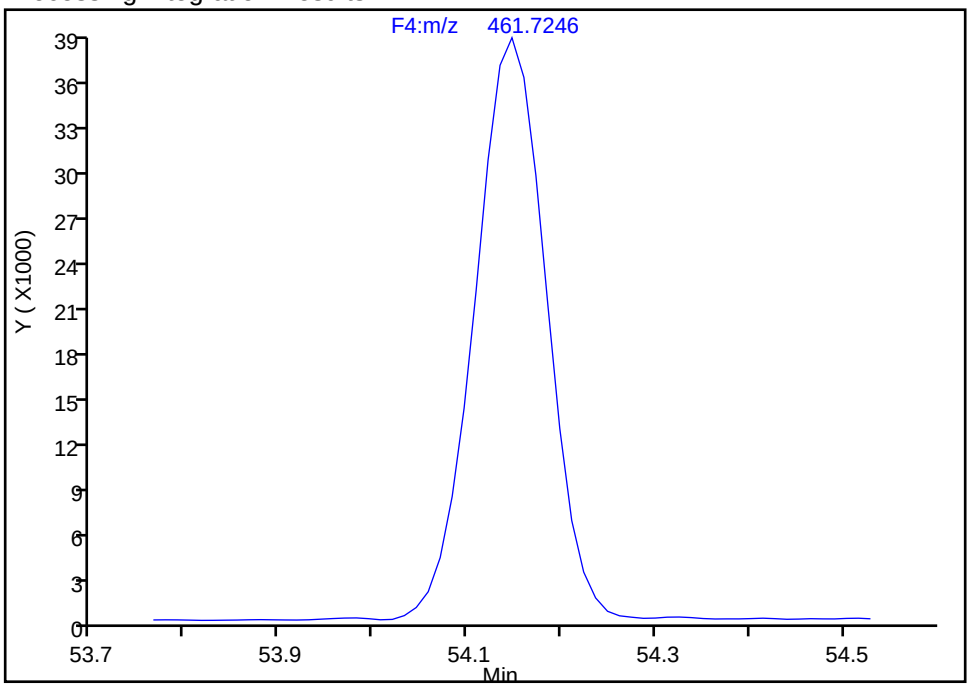

Manual Integration Results

RT: 54.15
Area: 202348
Amount: 50.672935
Amount Units: pg/ul

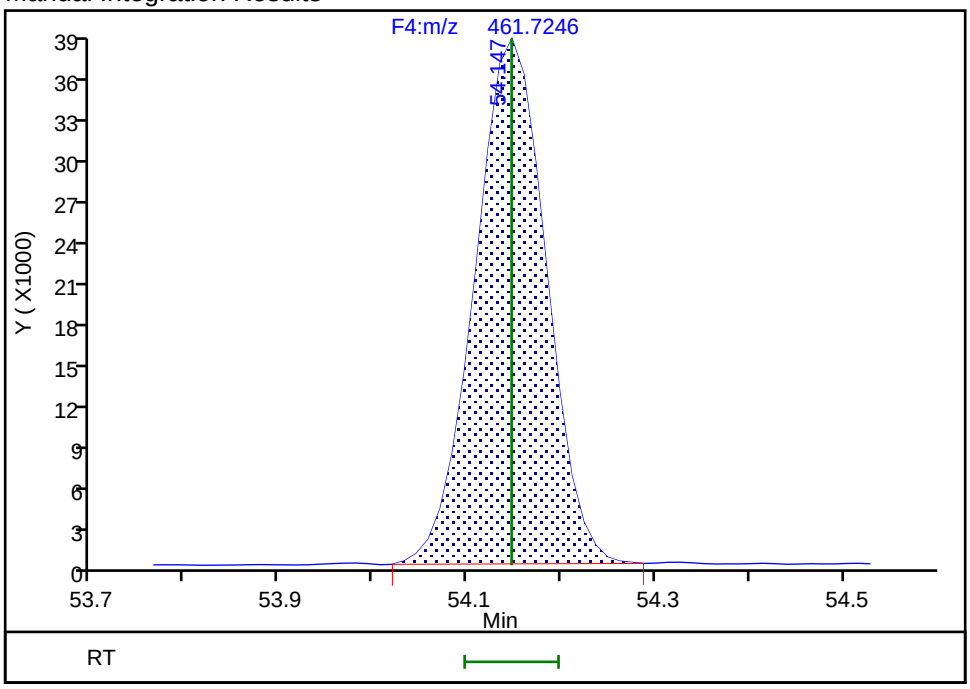

Reviewer: mcwhirterl, 29-Aug-2019 01:22:33
Audit Action: Assigned Compound ID Audit Reason: Incomplete Integration

Eurofins TestAmerica, Knoxville

Data File:	\\chromna\Knoxville\ChromData\D3D\20190828-12892.b\lcs140-3281717-b.d		
Injection Date:	28-Aug-2019 23:31:00	Injection Vol:	1.0 ul
Instrument ID:	D3D	Operator ID:	Xcalibur_System
Method:	PCBs_D3D	Limit Group:	HR - 1668A - ICAL
Client ID:			
Worklist#:	33110	Sample Line#:	2
Column Type:	SPB-Octyl	Column Dia:	0.25 mm

DePCB F4

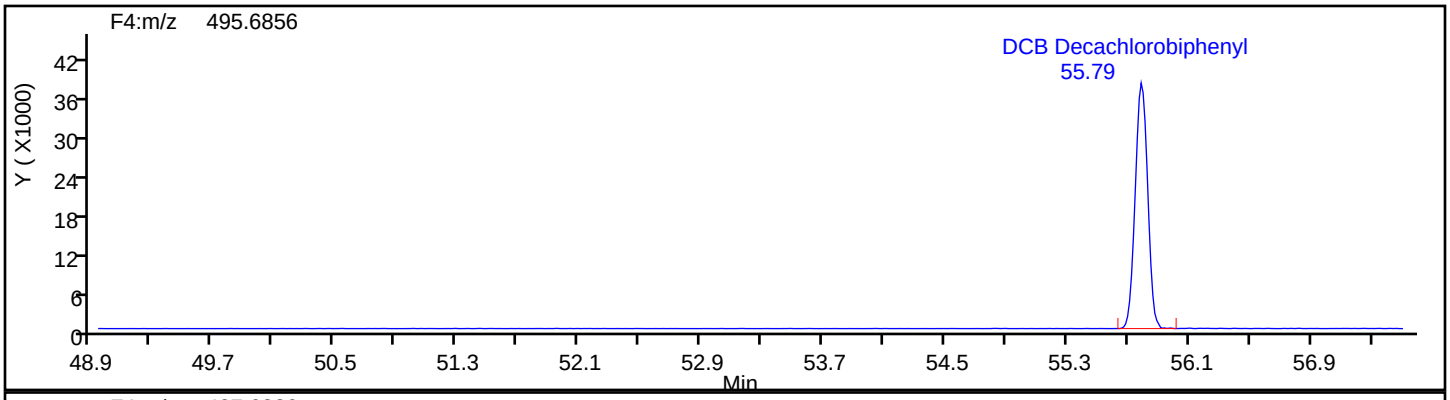

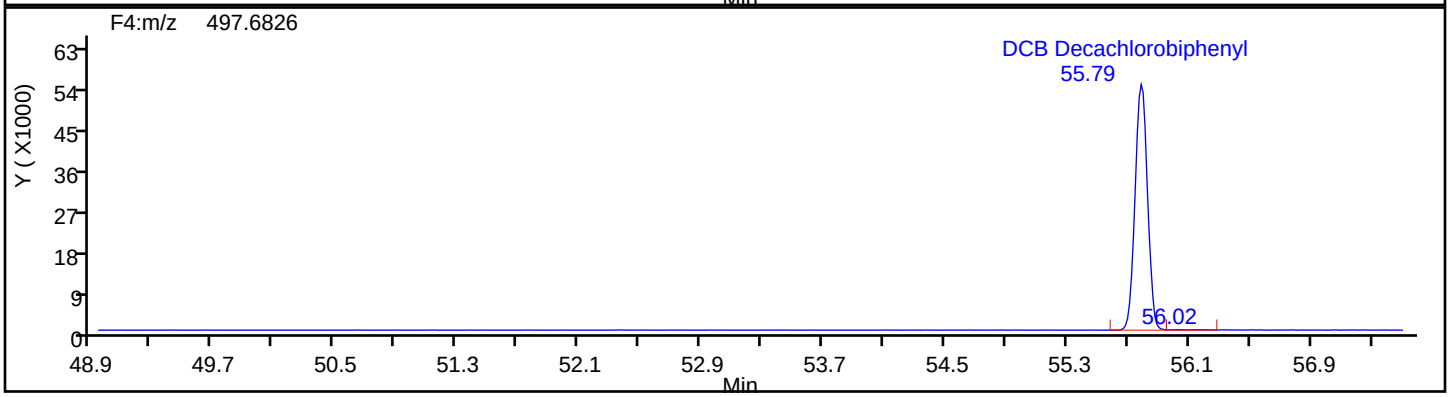

DePCB F4 Standards

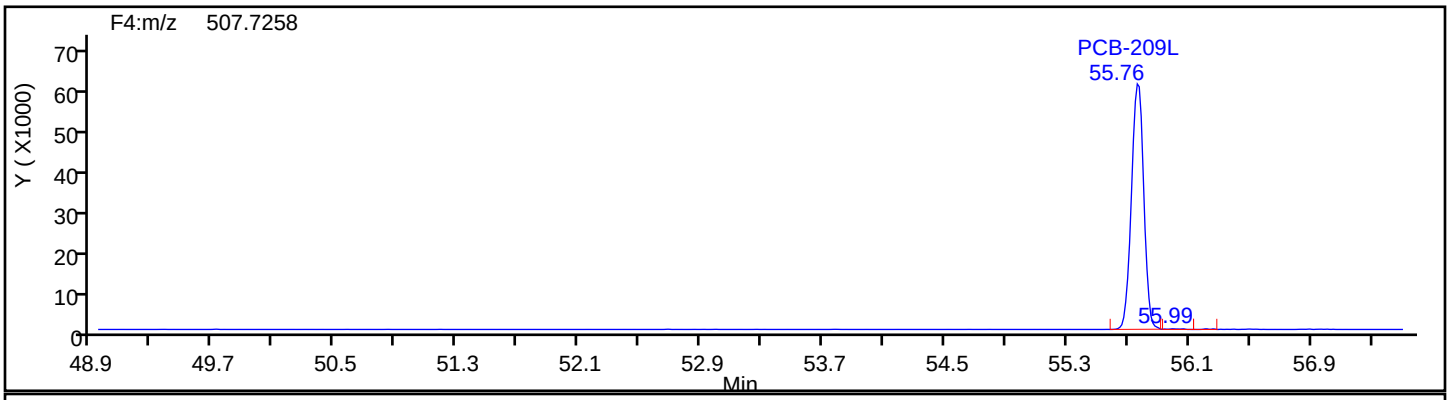

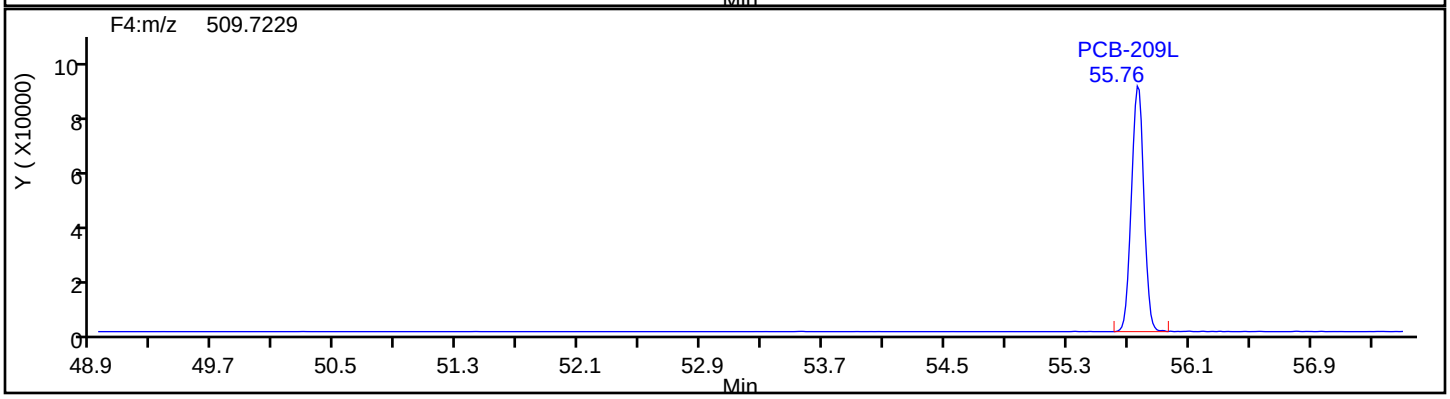

Eurofins TestAmerica, Knoxville

Data File:	\\chromna\Knoxville\ChromData\D3D\20190828-12892.b\lcs140-3281717-b.d		
Injection Date:	28-Aug-2019 23:31:00	Injection Vol:	1.0 ul
Instrument ID:	D3D	Operator ID:	Xcalibur_System
Method:	PCBs_D3D	Limit Group:	HR - 1668A - ICAL
Client ID:			
Worklist#:	33110	Sample Line#:	2
Column Type:	SPB-Octyl	Column Dia:	0.25 mm

DePCB F4

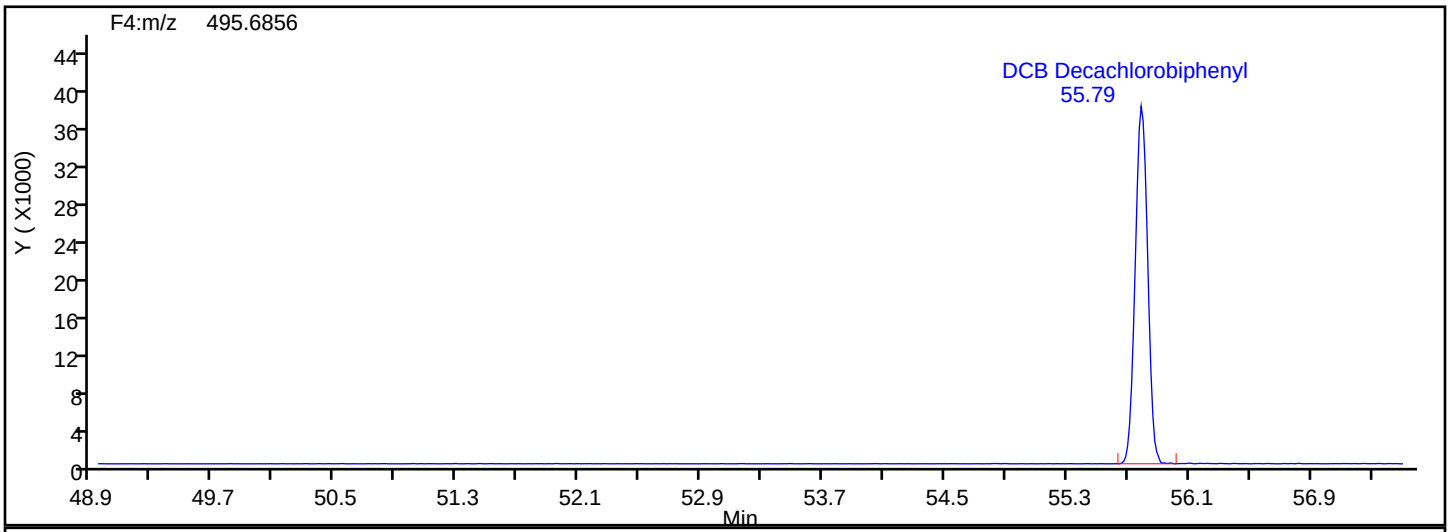

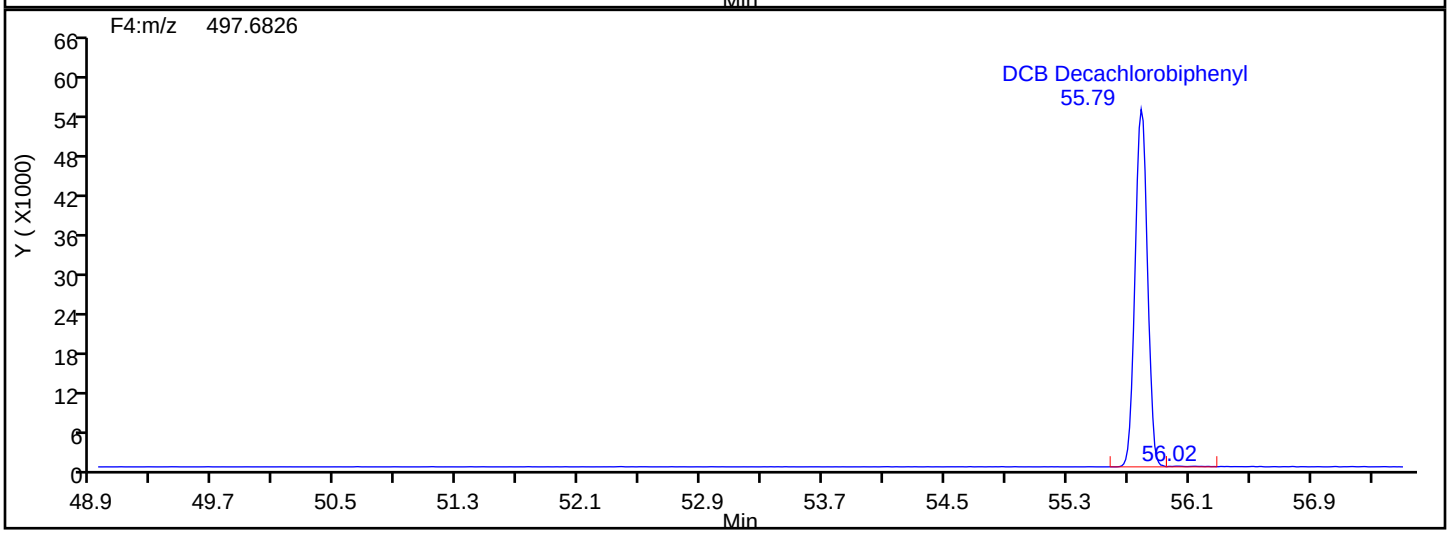

DePCB F4 Lock Mass

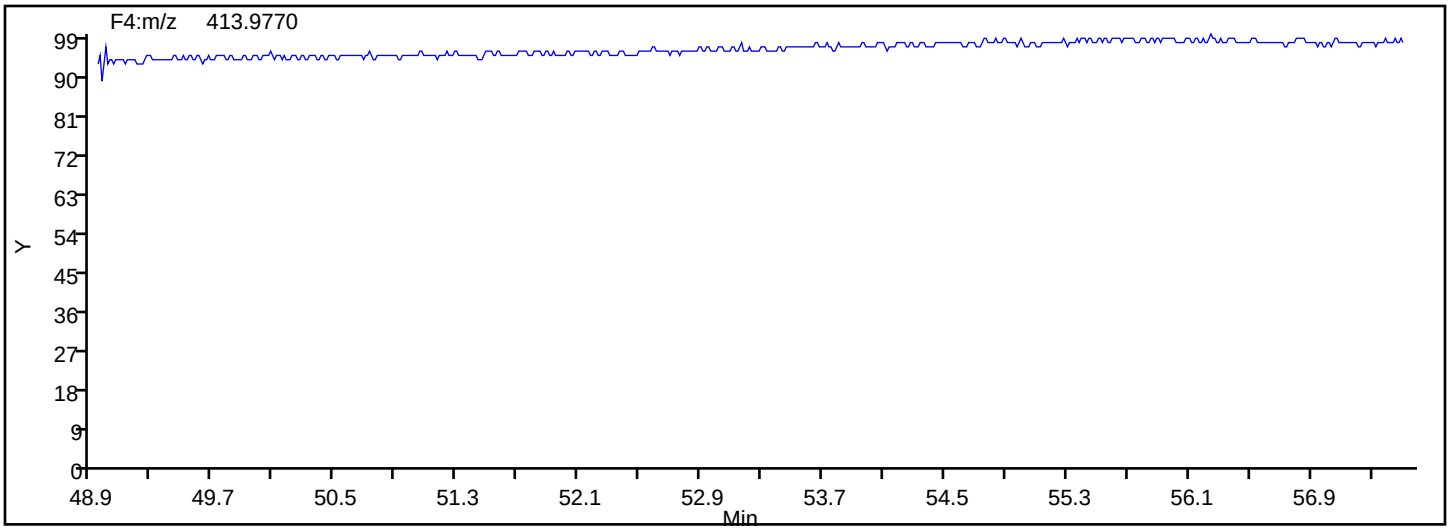

Eurofins TestAmerica, Knoxville

Data File:	\\chromna\Knoxville\ChromData\D3D\20190828-12892.b\lcs140-3281717-b.d				
Injection Date:	28-Aug-2019 23:31:00	Instrument ID:	D3D		
Lims ID:	LCS 140-32817/17-B				
Client ID:					
Operator ID:	Xcalibur_System	ALS Bottle#:	0	Worklist Smp#:	2
Injection Vol:	1.0 ul	Dil. Factor:	1.0000		
Method:	PCBs_D3D	Limit Group:	HR - 1668A - ICAL		
Column:	SPB-Octyl (0.25 mm)	Detector	F4(49.20 :57.50)		

DCB Decachlorobiphenyl, CAS: 2051-24-3

Signal: 1

Not Detected
Expected RT: 55.79

Processing Integration Results

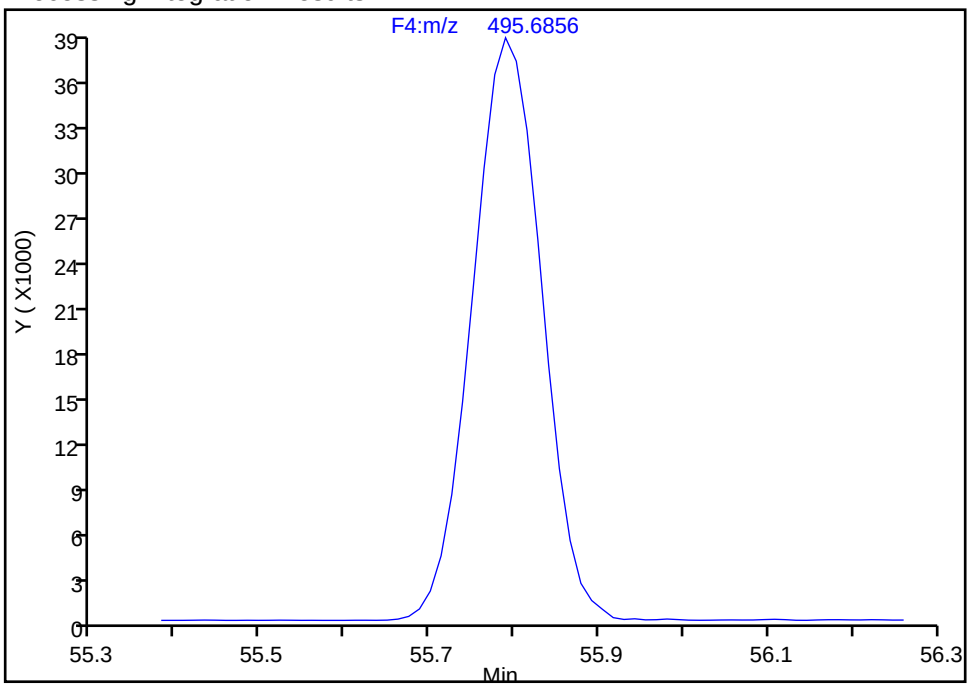

Manual Integration Results

RT: 55.79
Area: 218220
Amount: 51.807832
Amount Units: pg/ul

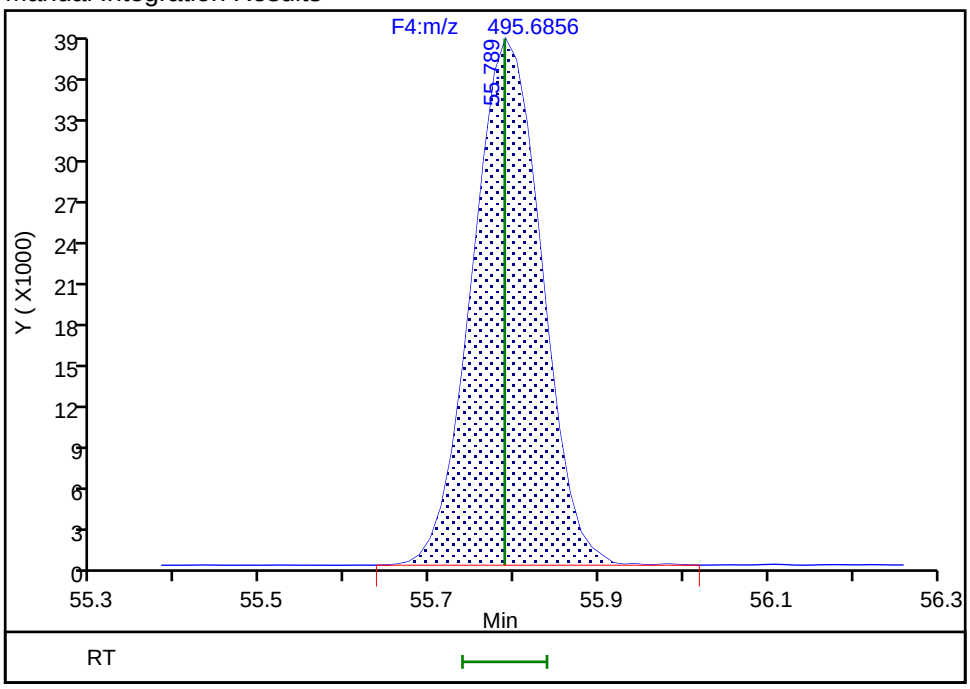

Reviewer: mcwhirterl, 29-Aug-2019 01:22:37
Audit Action: Assigned Compound ID Audit Reason: Incomplete Integration

HI-RES PCBS ANALYSIS RUN LOG

Lab Name: Eurofins TestAmerica, Knoxville Job No.: 580-88125-2

SDG No.:

Instrument ID: D3D Start Date: 08/27/2019 14:17

Analysis Batch Number: 33063 End Date: 08/27/2019 23:37

LAB SAMPLE ID	CLIENT SAMPLE ID	DATE ANALYZED	DILUTION FACTOR	LAB FILE ID	COLUMN ID
WDMCCV 140-33063/1		08/27/2019 14:17	1	d4190827s1.d	SPB-Octyl 0.25(mm)
LCS 140-32775/16-B		08/27/2019 15:30	1	lcs140-3277516-b.d	SPB-Octyl 0.25(mm)
MB 140-32775/15-B		08/27/2019 18:11	1	mb140-3277515-b.d	SPB-Octyl 0.25(mm)
ZZZZZ		08/27/2019 19:14	1		SPB-Octyl 0.25(mm)
ZZZZZ		08/27/2019 20:16	1		SPB-Octyl 0.25(mm)
580-88125-4		08/27/2019 21:33	1	580-88125-b-4-c.d	SPB-Octyl 0.25(mm)
580-88125-9		08/27/2019 22:35	1	580-88125-b-9-c.d	SPB-Octyl 0.25(mm)
580-88125-12		08/27/2019 23:37	1	580-88125-b-12-c.d	SPB-Octyl 0.25(mm)

Eurofins/TestAmerica Knoxville Specialty Organics Group GC/MS Continuing Calibration Data Review Checklist
Method 1668 or SOP Number: KNOX-ID-0013 Revision 17

Start Mass Res:	13:45	WL #:	12879	CS3 Filename:	d41908275	Inst/ Date:	D3D	Job #'s: 140-15908 580-88125
End Mass Res:	00:48	AD II Batches:	33063			ICAL Event#	2101	

Review Items	N/A	Yes	No	If No, why is data reportable?	2nd Level
1. Was the mass resolution documented at both the beginning and end of the 12 hour shift and is data verified as within the 12 hour clock?		✓			✓
2. Were all graphics uploaded to AD II?		✓			✓
3. Was the mass resolution scanned and attached to the corresponding WDMCCV?		✓			✓
4. Was the instrument resolution ≥8,000 throughout (≥ 10,000 for m/z 342.9792) and ≥10,000 in the center of each m/z range for the PFK masses as listed in the SOP or ≥10,000 in the center of each m/z range for the FC43 masses as listed in the SOP.		✓			✓
5. Were the measured exact masses listed above within 5 ppm at reduced accelerating voltage?		✓			✓
6. Were the date and time of analysis verified as correct?		✓			✓
7. Were the MID switch points set to encompass the retention time windows of each congener group?		✓			✓
8. Was the valley height less than 40% of the height of the shorter of the two peaks for the pair PCB 23 and PCB 34, and the pair PCB 182 and PCB 187?		✓			✓
9. Did the PCB co-elution 156/157 co-max within 2 sec at peak max on the SPB-octyl?		✓			✓
10. Was the continuing calibration performed at the beginning of the 12 hour period after successful mass resolution and GC resolution performance check?		✓			✓
11. Was the %D for all Toxic analytes within ± 30% for 1668A/B and ± 25% for 1668C? (PCB 81, 77, 123, 118, 114, 105, 126, 167, 156, 157, 169, 189) Was the %D for all LOC analytes within ± 30% for 1668A/B and ± 25% for 1668C? (PCB 1, 3, 4, 15, 19, 37, 54, 104, 155, 188, 202, 205, 206, 208, 209)		✓			✓
12. Was the %D for all non-toxic/non-LOC analytes within ± 30% (for all versions of 1668)?		✓			✓
13. Were the response factors calculated for each labeled standard and unlabeled target analyte using the SOP specified reference compound (Table 2), quantitation ions (Table 8), and formula (10.3.4.2)?		✓			✓
14. Were the absolute retention times of all labeled IDAs within ± 15 seconds of the retention times obtained during initial calibration?		✓			✓
15. Are %D within ± 50% for all labeled IDAs (for 1668A/B) or -50/+45% (for 1668C) in the calibration?		✓			✓
16. Are the %D within ± 50% for all labeled field surrogates (for all versions of 1668) in the calibration?		✓			✓
17. Are the %D within -40/+30% (for 1668A/B) or ± 25% (for 1668C) for all labeled surrogates in the calibration? **Note: for 1668C, PCB28L's lower limit can extend to -35%D.**		✓			✓
18. Are all S/N ratios ≥10 for the GC signals in each EICP (extracted ion chromatographic profile) including internal standards?		✓			✓
19. Are RRTs of all unlabled toxic/LOC analytes within their respective RRT limits?		✓			✓
20. If manual integrations were performed, are they clearly identified in the AD II batch with the analyst, date and reason?		✓			✓
21. If criteria were not met, was a NCM generated?	✓				✓
22. Do the AD II batches contain a completed checklist for this work list?		✓			✓

Analyst: MM ID **Date:** 8/27/19

Comments:

2nd Level Reviewer: LKM **Date:** 8-28-19

Comments:

Eurofins/TestAmerica Knoxville PCB Batch Data Review Checklist
Method 1668 - KNOX-ID-0013-R17

WL #: 12879
ADII Batch #(s): 330603
Job #(s): 140-15908
580-88125

Review Items	N/A	Yes	No	Why is data reportable?	2nd √
1. Was the correct ICAL used for quantitation? (Check the ICAL event number in every sample and CCV.)		✓		ICAL Event # 2101	✓
2. Have the appropriate checklists been completed for the Work List?		✓			✓
3. Were all special project requirements met (checked in backlog report and in AD II)?		✓			✓
4. DoD requirements met?		✓		☐ NCM#140-11724: Add to Case Narrative if Manual Integrations Performed ☐ Narrate reasons for multiple analyses of samples	✓
5. Were the prep factors and dilution factors verified in AD II?		✓		☐ **Dilution-Respike IDA** (NCM#_____)	✓
6. Sample analyses done within preparation and analytical holding time (Check for H-flag in sample result in AD II)?		✓		☐ **Holding Time-Initial Analysis** (NCM#_____) ☐ **Holding Time-Reanalysis** (NCM#_____)	✓
7. Are IDAs, surrogates and field surrogates (if applicable) within QC limits?		✓		☐ **IDA-Low-S/N 10:1** (NCM#_____) ☐ **IDA-High-Isotope Dilution** (NCM#_____)	✓
8. Are IDAs, surrogates and field surrogate (if applicable) ion abundance ratios within limits?		✓		☐ (NCM#_____)	✓
9. Were peaks ≥2.5 S/N, which did not meet one or more of the criteria listed in section 12.1 of the SOP calculated and reported as EMPCs?		✓			✓
10. Are positive results within calibration range?		✓		☐ **ICAL-Range Exceed;No Sat.** (NCM#_____)	✓
11. Are all non-detects that are G-qualified narrated?		✓		☒ (NCM# 19370) 580-88125-4	✓
12. Are all manual integrations documented with analyst ID, reason and date in AD II?		✓			✓
13. Are all graphics uploaded to AD II?		✓			✓
14. Final report acceptable (1. Job Data Review was checked and all CCV's, QC, and samples are turned to 2nd level, 2. The narrative was checked in Supervisor Desktop for all deviations and grammar errors, and 3. All QC links were verified and at least one sample from every job is linked to the ICAL)?		✓			✓
15. LCS done per prep batch and all LCS/LCSD recoveries and RPDs within QC limits?		✓		☐ **LCS/LCSD-%R High** (NCM#_____) ☐ **LCS/LCSD-Insuff. Sample** (NCM#_____)	✓
16. Method blank done per prep batch and method blank or instrument blank analyzed with each sequence?		✓			✓
17. Are all analytes present in the method blank ≤ EML or within the specific program requirements?		✓		☐ **Method Blank-Report, 10X** (NCM#_____) ☐ **Method Blank-Report ND** (NCM#_____) ☐ **Method Blank-Insuff. Sample** NCM#_____)	✓

1st Level Reviewed by: [signature] Date: 8-28-19

Comments:

2nd Level Reviewed by: [signature] Date: 8-28-19

Comments:

HI-RES PCBS ANALYSIS RUN LOG

Lab Name: Eurofins TestAmerica, Knoxville Job No.: 580-88125-2

SDG No.:

Instrument ID: D3D Start Date: 08/28/2019 22:15

Analysis Batch Number: 33110 End Date: 08/29/2019 07:03

LAB SAMPLE ID	CLIENT SAMPLE ID	DATE ANALYZED	DILUTION FACTOR	LAB FILE ID	COLUMN ID
WDMCCV 140-33110/1		08/28/2019 22:15	1	d4190828s2.d	SPB-Octyl 0.25(mm)
LCS 140-32817/17-B		08/28/2019 23:31	1	lcs140-3281717-b.d	SPB-Octyl 0.25(mm)
MB 140-32817/16-B		08/29/2019 01:33	1	mb140-3281716-b.d	SPB-Octyl 0.25(mm)
ZZZZZ		08/29/2019 02:40	1		SPB-Octyl 0.25(mm)
ZZZZZ		08/29/2019 03:41	1		SPB-Octyl 0.25(mm)
ZZZZZ		08/29/2019 04:43	1		SPB-Octyl 0.25(mm)
580-88125-15		08/29/2019 06:01	1	580-88125-b-15-c.d	SPB-Octyl 0.25(mm)
ZZZZZ		08/29/2019 07:03	1		SPB-Octyl 0.25(mm)

Eurofins/TestAmerica Knoxville Specialty Organics Group GC/MS Continuing Calibration Data Review Checklist
Method 1668 or SOP Number: KNOX-ID-0013 Revision 17

Start Mass Res:	21:40	WL #:	12892	CS3 Filename:	d4190828s2	Inst/ Date:	D30 8-28-19
End Mass Res:	8:45	AD II Batches:	33110, 33111			ICAL Event#:	2101 2102

Job #'s: 580-88125, 600-189687, 460-188653, 140-16247

Review Items	N/A	Yes	No	If No, why is data reportable?	2nd Level
1. Was the mass resolution documented at both the beginning and end of the 12 hour shift and is data verified as within the 12 hour clock?		✓			✓
2. Were all graphics uploaded to AD II?		✓			✓
3. Was the mass resolution scanned and attached to the corresponding WDMCCV?		✓			✓
4. Was the instrument resolution ≥8,000 throughout (≥ 10,000 for m/z 342.9792) and ≥10,000 in the center of each m/z range for the PFK masses as listed in the SOP or ≥10,000 in the center of each m/z range for the FC43 masses as listed in the SOP.		✓			✓
5. Were the measured exact masses listed above within 5 ppm at reduced accelerating voltage?		✓			✓
6. Were the date and time of analysis verified as correct?		✓			✓
7. Were the MID switch points set to encompass the retention time windows of each congener group?		✓			✓
8. Was the valley height less than 40% of the height of the shorter of the two peaks for the pair PCB 23 and PCB 34, and the pair PCB 182 and PCB 187?		✓			✓
9. Did the PCB co-elution 156/157 co-max within 2 sec at peak max on the SPB-octyl?		✓			✓
10. Was the continuing calibration performed at the beginning of the 12 hour period after successful mass resolution and GC resolution performance check?		✓			✓
11. Was the %D for all Toxic analytes within ± 30% for 1668A/B and ± 25% for 1668C? (PCB 81, 77, 123, 118, 114, 105, 126, 167, 156, 157, 169, 189) Was the %D for all LOC analytes within ± 30% for 1668A/B and ± 25% for 1668C? (PCB 1, 3, 4, 15, 19, 37, 54, 104, 155, 188, 202, 205, 206, 208, 209)		✓			✓
12. Was the %D for all non-toxic/non-LOC analytes within ± 30% (for all versions of 1668)?		✓			✓
13. Were the response factors calculated for each labeled standard and unlabeled target analyte using the SOP specified reference compound (Table 2), quantitation ions (Table 8), and formula (10.3.4.2)?		✓			✓
14. Were the absolute retention times of all labeled IDAs within ± 15 seconds of the retention times obtained during initial calibration?		✓			✓
15. Are %D within ± 50% for all labeled IDAs (for 1668A/B) or -50/+45% (for 1668C) in the calibration?		✓			✓
16. Are the %D within ± 50% for all labeled field surrogates (for all versions of 1668) in the calibration?		✓			✓
17. Are the %D within -40/+30% (for 1668A/B) or ± 25% (for 1668C) for all labeled surrogates in the calibration? **Note: for 1668C, PCB28L's lower limit can extend to -35%D.**		✓			✓
18. Are all S/N ratios ≥10 for the GC signals in each EICP (extracted ion chromatographic profile) including internal standards?		✓			✓
19. Are RRTs of all unlabled toxic/LOC analytes within their respective RRT limits?		✓			✓
20. If manual integrations were performed, are they clearly identified in the AD II batch with the analyst, date and reason?		✓			✓
21. If criteria were not met, was a NCM generated?	✓				✓
22. Do the AD II batches contain a completed checklist for this work list?		✓			✓

Analyst: LKM Date: 8-28-19

Comments:

2nd Level Reviewer: MMD Date: 8/29/19

Comments:

Eurofins/TestAmerica Knoxville PCB Batch Data Review Checklist
Method 1668 - KNOX-ID-0013-R17

WL #: 12892
ADII Batch #(s): 33110, 33111
Job #(s): 580-88125, 600-189687, 460-188653, 140-16247

Review Items	N/A	Yes	No	Why is data reportable?	2nd √
1. Was the correct ICAL used for quantitation? (Check the ICAL event number in every sample and CCV.)		✓		ICAL Event # 2101, 2102	✓
2. Have the appropriate checklists been completed for the Work List?		✓			✓
3. Were all special project requirements met (checked in backlog report and in AD II)?		✓			✓
4. DoD requirements met?	✓			☐ NCM#140-11724: Add to Case Narrative if Manual Integrations Performed ☐ Narrate reasons for multiple analyses of samples	✓
5. Were the prep factors and dilution factors verified in AD II?		✓		☐ **Dilution-Respike IDA** (NCM#_____)	✓
6. Sample analyses done within preparation and analytical holding time (Check for H-flag in sample result in AD II)?		✓		☐ **Holding Time-Initial Analysis** (NCM#_____) ☐ **Holding Time-Reanalysis** (NCM#_____)	✓
7. Are IDAs, surrogates and field surrogates (if applicable) within QC limits?		✓		☐ **IDA-Low-S/N 10:1** (NCM#_____) ☐ **IDA-High-Isotope Dilution** (NCM#_____)	✓
8. Are IDAs, surrogates and field surrogate (if applicable) ion abundance ratios within limits?		✓		☐ (NCM#_____)	✓
9. Were peaks ≥2.5 S/N, which did not meet one or more of the criteria listed in section 12.1 of the SOP calculated and reported as EMPCs?		✓			✓
10. Are positive results within calibration range?		✓		☐ **ICAL-Range Exceed;No Sat.** (NCM#_____)	✓
11. Are all non-detects that are G-qualified narrated?		✓		☐ (NCM#_____)	✓
12. Are all manual integrations documented with analyst ID, reason and date in AD II?		✓			✓
13. Are all graphics uploaded to AD II?		✓			✓
14. Final report acceptable (1. Job Data Review was checked and all CCV's, QC, and samples are turned to 2nd level, 2. The narrative was checked in Supervisor Desktop for all deviations and grammar errors, and 3. All QC links were verified and at least one sample from every job is linked to the ICAL)?		✓			✓
15. LCS done per prep batch and all LCS/LCSD recoveries and RPDs within QC limits?		✓		☐ **LCS/LCSD-%R High** (NCM#_____) ☐ **LCS/LCSD-Insuff. Sample** (NCM#_____)	✓
16. Method blank done per prep batch and method blank or instrument blank analyzed with each sequence?		✓			✓
17. Are all analytes present in the method blank < EML or within the specific program requirements?		✓		☐ **Method Blank-Report, 10X** (NCM#_____) ☐ **Method Blank-Report ND** (NCM#_____) ☐ **Method Blank-Insuff. Sample** NCM#_____)	✓

1st Level Reviewed by: [signature] Date: 8/29/19
Comments:

2nd Level Reviewed by: [signature] Date: 8-29-19
Comments:

HI-RES PCBS ANALYSIS RUN LOG

Lab Name: Eurofins TestAmerica, Knoxville Job No.: 580-88125-2

SDG No.:

Instrument ID: D3D Start Date: 08/29/2019 14:10

Analysis Batch Number: 33136 End Date: 08/29/2019 23:04

LAB SAMPLE ID	CLIENT SAMPLE ID	DATE ANALYZED	DILUTION FACTOR	LAB FILE ID	COLUMN ID
WDMCCV 140-33136/1		08/29/2019 14:10	1	d4190829s1.d	SPB-Octyl 0.25(mm)
ZZZZZ		08/29/2019 16:13	1		SPB-Octyl 0.25(mm)
140-15907-A-2-B MDLV		08/29/2019 17:15	1		SPB-Octyl 0.25(mm)
ZZZZZ		08/29/2019 18:32	1		SPB-Octyl 0.25(mm)
ZZZZZ		08/29/2019 19:34	1		SPB-Octyl 0.25(mm)
580-88125-18		08/29/2019 21:02	1	580-88125-b-18-c.d	SPB-Octyl 0.25(mm)
580-88125-19		08/29/2019 22:02	1	580-88125-b-19-c.d	SPB-Octyl 0.25(mm)
580-88125-21		08/29/2019 23:04	1	580-88125-b-21-c.d	SPB-Octyl 0.25(mm)

Eurofins/TestAmerica Knoxville Specialty Organics Group GC/MS Continuing Calibration Data Review Checklist
Method 1668 or SOP Number: KNOX-ID-0013 Revision 17

Start Mass Res:	13:52	WL #:	12906	CS3 Filename:	d41908295\	Inst/ Date:	D31 8-29-19	Job #'s: 140-15907, 460-188653, 580-88125
End Mass Res:	00:51	AD II Batches:	33136			ICAL Event#	2101	

Review Items	N/A	Yes	No	If No, why is data reportable?	2nd Level
1. Was the mass resolution documented at both the beginning and end of the 12 hour shift and is data verified as within the 12 hour clock?		✓			✓
2. Were all graphics uploaded to AD II?		✓			✓
3. Was the mass resolution scanned and attached to the corresponding WDMCCV?		✓			✓
4. Was the instrument resolution ≥8,000 throughout (≥ 10,000 for m/z 342.9792) and ≥10,000 in the center of each m/z range for the PFK masses as listed in the SOP or ≥10,000 in the center of each m/z range for the FC43 masses as listed in the SOP.		✓			✓
5. Were the measured exact masses listed above within 5 ppm at reduced accelerating voltage?		✓			✓
6. Were the date and time of analysis verified as correct?		✓			✓
7. Were the MID switch points set to encompass the retention time windows of each congener group?		✓			✓
8. Was the valley height less than 40% of the height of the shorter of the two peaks for the pair PCB 23 and PCB 34, and the pair PCB 182 and PCB 187?		✓			✓
9. Did the PCB co-elution 156/157 co-max within 2 sec at peak max on the SPB-octyl?		✓			✓
10. Was the continuing calibration performed at the beginning of the 12 hour period after successful mass resolution and GC resolution performance check?		✓			✓
11. Was the %D for all Toxic analytes within ± 30% for 1668A/B and ± 25% for 1668C? (PCB 81, 77, 123, 118, 114, 105, 126, 167, 156, 157, 169, 189) Was the %D for all LOC analytes within ± 30% for 1668A/B and ± 25% for 1668C? (PCB 1, 3, 4, 15, 19, 37, 54, 104, 155, 188, 202, 205, 206, 208, 209)		✓			✓
12. Was the %D for all non-toxic/non-LOC analytes within ± 30% (for all versions of 1668)?		✓			✓
13. Were the response factors calculated for each labeled standard and unlabeled target analyte using the SOP specified reference compound (Table 2), quantitation ions (Table 8), and formula (10.3.4.2)?		✓			✓
14. Were the absolute retention times of all labeled IDAs within ± 15 seconds of the retention times obtained during initial calibration?		✓			✓
15. Are %D within ± 50% for all labeled IDAs (for 1668A/B) or -50/+45% (for 1668C) in the calibration?		✓			✓
16. Are the %D within ± 50% for all labeled field surrogates (for all versions of 1668) in the calibration?		✓			✓
17. Are the %D within -40/+30% (for 1668A/B) or ± 25% (for 1668C) for all labeled surrogates in the calibration? **Note: for 1668C, PCB28L's lower limit can extend to -35%D.**		✓			✓
18. Are all S/N ratios ≥10 for the GC signals in each EICP (extracted ion chromatographic profile) including internal standards?		✓			✓
19. Are RRTs of all unlabled toxic/LOC analytes within their respective RRT limits?		✓			✓
20. If manual integrations were performed, are they clearly identified in the AD II batch with the analyst, date and reason?		✓			✓
21. If criteria were not met, was a NCM generated?	✓				✓
22. Do the AD II batches contain a completed checklist for this work list?		✓			✓

Analyst: MID Date: 8/29/19

Comments:

2nd Level Reviewer: LKM Date: 8-30-19

Comments:

Eurofins/TestAmerica Knoxville PCB Batch Data Review Checklist
Method 1668 - KNOX-ID-0013-R17

WL #: 12906
ADII Batch #(s): 33136
Job #(s): 140-15907, 460-188653
580-88125

Review Items	N/A	Yes	No	Why is data reportable?	2nd √
1. Was the correct ICAL used for quantitation? (Check the ICAL event number in every sample and CCV.)		✓		ICAL Event # 2101	✓
2. Have the appropriate checklists been completed for the Work List?		✓			✓
3. Were all special project requirements met (checked in backlog report and in AD II)?		✓			✓
4. DoD requirements met?		✓		☐ NCM#140-11724: Add to Case Narrative if Manual Integrations Performed ☐ Narrate reasons for multiple analyses of samples	✓
5. Were the prep factors and dilution factors verified in AD II?		✓		☐ **Dilution-Respike IDA** (NCM#_____)	✓
6. Sample analyses done within preparation and analytical holding time (Check for H-flag in sample result in AD II)?		✓		☐ **Holding Time-Initial Analysis** (NCM#_____) ☐ **Holding Time-Reanalysis** (NCM#_____)	✓
7. Are IDAs, surrogates and field surrogates (if applicable) within QC limits?		✓		☐ **IDA-Low-S/N 10:1** (NCM#_____) ☐ **IDA-High-Isotope Dilution** (NCM#_____)	✓
8. Are IDAs, surrogates and field surrogate (if applicable) ion abundance ratios within limits?		✓		☐ (NCM#_____)	✓
9. Were peaks ≥2.5 S/N, which did not meet one or more of the criteria listed in section 12.1 of the SOP calculated and reported as EMPCs?		✓			✓
10. Are positive results within calibration range?		✓		☐ **ICAL-Range Exceed;No Sat.** (NCM#_____)	✓
11. Are all non-detects that are G-qualified narrated?	✓			☐ (NCM#_____)	✓
12. Are all manual integrations documented with analyst ID, reason and date in AD II?		✓			✓
13. Are all graphics uploaded to AD II?		✓			✓
14. Final report acceptable (1. Job Data Review was checked and all CCV's, QC, and samples are turned to 2nd level, 2. The narrative was checked in Supervisor Desktop for all deviations and grammar errors, and 3. All QC links were verified and at least one sample from every job is linked to the ICAL)?		✓			✓
15. LCS done per prep batch and all LCS/LCSD recoveries and RPDs within QC limits?		✓		☐ **LCS/LCSD-%R High** (NCM#_____) ☐ **LCS/LCSD-Insuff. Sample** (NCM#_____)	✓
16. Method blank done per prep batch and method blank or instrument blank analyzed with each sequence?		✓			✓
17. Are all analytes present in the method blank ≤ EML or within the specific program requirements?		✓		☐ **Method Blank-Report, 10X** (NCM#_____) ☐ **Method Blank-Report ND** (NCM#_____) ☐ **Method Blank-Insuff. Sample** NCM#_____)	✓

1st Level Reviewed by: LKM	Date: 8-30-19
Comments:	
2nd Level Reviewed by: PMP	Date: 8-30-19
Comments:	

HI-RES PCBS ANALYSIS RUN LOG

Lab Name: Eurofins TestAmerica, Knoxville Job No.: 580-88125-2

SDG No.:

Instrument ID: D3D Start Date: 08/30/2019 01:10

Analysis Batch Number: 33148 End Date: 08/30/2019 10:29

LAB SAMPLE ID	CLIENT SAMPLE ID	DATE ANALYZED	DILUTION FACTOR	LAB FILE ID	COLUMN ID
WDMCCV 140-33148/1		08/30/2019 01:10	1	d4190830s1.d	SPB-Octyl 0.25(mm)
ZZZZZ		08/30/2019 03:15	1		SPB-Octyl 0.25(mm)
ZZZZZ		08/30/2019 05:19	10		SPB-Octyl 0.25(mm)
580-88125-16		08/30/2019 06:21	2	580-88125-b-16-c_190830062106.d	SPB-Octyl 0.25(mm)
580-88125-17		08/30/2019 07:23	1	580-88125-b-17-c.d	SPB-Octyl 0.25(mm)
580-88125-20		08/30/2019 08:25	1	580-88125-b-20-c_190830082511.d	SPB-Octyl 0.25(mm)
580-88125-14		08/30/2019 09:27	1	580-88125-b-14-e.d	SPB-Octyl 0.25(mm)
580-88125-1		08/30/2019 10:29	1	580-88125-b-1-c.d	SPB-Octyl 0.25(mm)

Eurofins/TestAmerica Knoxville Specialty Organics Group GC/MS Continuing Calibration Data Review Checklist
Method 1668 or SOP Number: KNOX-ID-0013 Revision 17

Start Mass Res:	00:51	WL #:	12907	CS3 Filename:	1419083051	Inst/ Date:	D31 8-30-19
End Mass Res:	11:48	AD II Batches:	33148, 33149			ICAL Event#	2-01 2-02

Job #'s: ~~140-16247~~, MLD 8/30/19
600-189687,
580-88125

Review Items	N/A	Yes	No	If No, why is data reportable?	2nd Level
1. Was the mass resolution documented at both the beginning and end of the 12 hour shift and is data verified as within the 12 hour clock?		✓		→ ICAL Event 2114, 2117	✓
2. Were all graphics uploaded to AD II?		✓		MLD 8/30/19	✓
3. Was the mass resolution scanned and attached to the corresponding WDMCCV?		✓		KM 9-3-19	✓
4. Was the instrument resolution ≥8,000 throughout (≥ 10,000 for m/z 342.9792) and ≥10,000 in the center of each m/z range for the PFK masses as listed in the SOP or ≥10,000 in the center of each m/z range for the FC43 masses as listed in the SOP.		✓			✓
5. Were the measured exact masses listed above within 5 ppm at reduced accelerating voltage?		✓			✓
6. Were the date and time of analysis verified as correct?		✓			✓
7. Were the MID switch points set to encompass the retention time windows of each congener group?		✓			✓
8. Was the valley height less than 40% of the height of the shorter of the two peaks for the pair PCB 23 and PCB 34, and the pair PCB 182 and PCB 187?		✓			✓
9. Did the PCB co-elution 156/157 co-max within 2 sec at peak max on the SPB-octyl?		✓			✓
10. Was the continuing calibration performed at the beginning of the 12 hour period after successful mass resolution and GC resolution performance check?		✓			✓
11. Was the %D for all Toxic analytes within ± 30% for 1668A/B and ± 25% for 1668C? (PCB 81, 77, 123, 118, 114, 105, 126, 167, 156, 157, 169, 189) Was the %D for all LOC analytes within ± 30% for 1668A/B and ± 25% for 1668C? (PCB 1, 3, 4, 15, 19, 37, 54, 104, 155, 188, 202, 205, 206, 208, 209)		✓			✓
12. Was the %D for all non-toxic/non-LOC analytes within ± 30% (for all versions of 1668)?		✓			✓
13. Were the response factors calculated for each labeled standard and unlabeled target analyte using the SOP specified reference compound (Table 2), quantitation ions (Table 8), and formula (10.3.4.2)?		✓			✓
14. Were the absolute retention times of all labeled IDAs within ± 15 seconds of the retention times obtained during initial calibration?		✓			✓
15. Are %D within ± 50% for all labeled IDAs (for 1668A/B) or -50/+45% (for 1668C) in the calibration?		✓			✓
16. Are the %D within ± 50% for all labeled field surrogates (for all versions of 1668) in the calibration?		✓			✓
17. Are the %D within -40/+30% (for 1668A/B) or ± 25% (for 1668C) for all labeled surrogates in the calibration? **Note: for 1668C, PCB28L's lower limit can extend to -35%D.**		✓			✓
18. Are all S/N ratios ≥10 for the GC signals in each EICP (extracted ion chromatographic profile) including internal standards?		✓			✓
19. Are RRTs of all unlabled toxic/LOC analytes within their respective RRT limits?		✓			✓
20. If manual integrations were performed, are they clearly identified in the AD II batch with the analyst, date and reason?		✓			✓
21. If criteria were not met, was a NCM generated?	✓				✓
22. Do the AD II batches contain a completed checklist for this work list?		✓			✓

Analyst: LCA Date: 8-30-19

Comments:

2nd Level Reviewer: MLD Date: 8/30/19

Comments:

Eurofins/TestAmerica Knoxville PCB Batch Data Review Checklist
Method 1668 - KNOX-ID-0013-R17

WL #: 17901
ADII Batch #(s): 33148, ~~33149~~ VM 9-3-19
Job #(s): ~~140-16247~~, 600-189687, 580-88125 → MD 8/30/19

Review Items	N/A	Yes	No	Why is data reportable?	2nd √
1. Was the correct ICAL used for quantitation? (Check the ICAL event number in every sample and CCV.)		✓		ICAL Event # ~~2101, 2102~~ MD	✓
2. Have the appropriate checklists been completed for the Work List?		✓		~~2114, 2117~~ 8/30/19	✓
3. Were all special project requirements met (checked in backlog report and in AD II)?		✓		VM 9-3-19	✓
4. DoD requirements met?	✓			☐ NCM#140-11724: Add to Case Narrative if Manual Integrations Performed ☐ Narrate reasons for multiple analyses of samples	✓
5. Were the prep factors and dilution factors verified in AD II?		✓		☐ **Dilution-Respike IDA** (NCM#_____)	✓
6. Sample analyses done within preparation and analytical holding time (Check for H-flag in sample result in AD II)?		✓		☐ **Holding Time-Initial Analysis** (NCM#_____) ☐ **Holding Time-Reanalysis** (NCM#_____)	✓
7. Are IDAs, surrogates and field surrogates (if applicable) within QC limits?		✓		☐ **IDA-Low-S/N 10:1** (NCM#_____) ☐ **IDA-High-Isotope Dilution** (NCM#_____)	✓
8. Are IDAs, surrogates and field surrogate (if applicable) ion abundance ratios within limits?		✓		☐ (NCM#_____)	✓
9. Were peaks ≥2.5 S/N, which did not meet one or more of the criteria listed in section 12.1 of the SOP calculated and reported as EMPCs?		✓			✓
10. Are positive results within calibration range?		✓		☐ **ICAL-Range Exceed;No Sat.** (NCM#_____)	✓
11. Are all non-detects that are G-qualified narrated?		✓		☐ (NCM#_____)	✓
12. Are all manual integrations documented with analyst ID, reason and date in AD II?		✓			✓
13. Are all graphics uploaded to AD II?		✓			✓
14. Final report acceptable (1. Job Data Review was checked and all CCV's, QC, and samples are turned to 2nd level, 2. The narrative was checked in Supervisor Desktop for all deviations and grammar errors, and 3. All QC links were verified and at least one sample from every job is linked to the ICAL)?		✓			✓
15. LCS done per prep batch and all LCS/LCSD recoveries and RPDs within QC limits?		✓		☐ **LCS/LCSD-%R High** (NCM#_____) ☐ **LCS/LCSD-Insuff. Sample** (NCM#_____)	✓
16. Method blank done per prep batch and method blank or instrument blank analyzed with each sequence?		✓			✓
17. Are all analytes present in the method blank ≤ EML or within the specific program requirements?		✓		☐ **Method Blank-Report, 10X** (NCM#_____) ☐ **Method Blank-Report ND** (NCM#_____) ☐ **Method Blank-Insuff. Sample** NCM#_____)	✓

1st Level Reviewed by: MD	**Date:** 9/3/19
Comments:	
2nd Level Reviewed by: VM	**Date:** 9-3-19
Comments:	

HI-RES PCBS ANALYSIS RUN LOG

Lab Name: Eurofins TestAmerica, Knoxville Job No.: 580-88125-2

SDG No.:

Instrument ID: D3D Start Date: 08/21/2019 13:37

Analysis Batch Number: 33168 End Date: 08/22/2019 16:26

LAB SAMPLE ID	CLIENT SAMPLE ID	DATE ANALYZED	DILUTION FACTOR	LAB FILE ID	COLUMN ID
IC 140-33168/1		08/21/2019 13:37	1	d4190821i1c.d	SPB-Octyl 0.25(mm)
IC 140-33168/2		08/21/2019 14:49	1	d4190821i2.d	SPB-Octyl 0.25(mm)
IC 140-33168/3		08/21/2019 15:59	1	d4190821i3.d	SPB-Octyl 0.25(mm)
IC 140-33168/4		08/21/2019 17:01	1	d4190821i4.d	SPB-Octyl 0.25(mm)
IC 140-33168/5		08/21/2019 18:03	1	d4190821i5.d	SPB-Octyl 0.25(mm)
IC 140-33168/6		08/21/2019 19:05	1	d4190821i6.d	SPB-Octyl 0.25(mm)
ICV 140-33168/7		08/22/2019 16:26	1	d4190822icvb.d	SPB-Octyl 0.25(mm)

Eurofins/TestAmerica Knoxville Specialty Organics Group GC/MS Initial Calibration Data Review Checklist
Method 1668 or SOP Number: KNOX-ID-0013 Revision 17

Mass Res Date/Time:	8/21/19 11:38 | 8/22/19 16:10 (ICV)	Inst:	D3D	2nd Source Filename:	d4190822icv6
ADII Batch #(s):	32614, 32615	WL #:	12717	Job #:	NA

CS0.5 Filename	CS1 Filename	CS2 Filename	CS3 Filename	CS4 Filename	CS5 Filename
d4190821ic	d4190821c2	d4190821c3	d4190821c4	d4190821c5	d4190821c6

Review Items	N/A	Yes	No	If No, why is data reportable?	2nd √
1. Was the mass resolution documented before beginning the initial calibration?		✓			✓
2. Was the instrument resolution ≥8,000 throughout (≥ 10,000 for m/z 342.9792, PFK) and ≥10,000 in the center of each m/z range for the PFK masses or FC43 masses?		✓			✓
3. Were the measured exact masses listed above within 5 ppm at reduced accelerating voltage?		✓			✓
4. Have PCB Mixes 1 - 5 been analyzed using the installed column to assign congener retention times, method retention times, and MID switch points?		✓			✓
5. Were the calibration standard solutions, at the number and concentrations specified in the SOP, analyzed?		✓			✓
6. Was date/time of analysis verified as correct?		✓			✓
7. Was the valley height less than 40% of the height of the shorter of the two peaks for the pair PCB 23 and PCB 34, and the pair PCB 182 and PCB 187 in the CS3 standard?		✓			✓
8. Did the PCB co-elution 156/157 co-max within 2 seconds at peak maximum on the SPB-octyl?		✓			✓
9. Was the absolute retention time of PCB 209 greater than 55 minutes in the CS3 standard?		✓			✓
10. Were the response factors calculated for each labeled standard and unlabeled native analyte using the SOP specified reference compound (Table 2), quantitation ions (Table 8), and formula (10.3.4.2)?		✓			✓
11. Is the %RSD acceptable for all native analytes (within ± 20% calculated by IDAs, and within ± 35% when not calculated by IDAs)?		✓			✓
12. Is the %RSD acceptable (within ± 35%) for all labeled standards?		✓			✓
13. Are all S/N ratios ≥10 for the GC signals in each EICP (extracted ion chromatographic profile) including IDAs? (Exception: Secondary native dichloro biphenyl channel m/z 223.9974, PFK)		✓			✓
14. Are the ion abundance ratios for all native Toxics/LOCs and all labeled compounds within the control limits specified? (Exception: Native dichlorobiphenyls, PFK) (Table 9)		✓			✓
15. Were all toxic congeners uniquely resolved from non-toxic congeners?		✓			✓
16. Was an ICV analyzed and calculated according to Section 10.3.5 of the SOP?		✓		< 5 outliers, none more than ±50% D.	✓
17. If manual integrations were performed, are the analyst's name, reason and date noted in AD II?		✓			✓
18. If criteria were not met, was a NCM generated?	✓				✓
19. Do the ICAL AD II batches contain a completed checklist for this work list?		✓			✓

Analyst: Melissa Dalton Date: 8/25/19

Comments:

2nd Level Reviewer: [signature] Date: 8-29-19

Comments:

HI-RES PCBS ANALYSIS RUN LOG

Lab Name: Eurofins TestAmerica, Knoxville Job No.: 580-88125-2

SDG No.:

Instrument ID: D3D Start Date: 09/03/2019 09:42

Analysis Batch Number: 33205 End Date: 09/03/2019 18:02

LAB SAMPLE ID	CLIENT SAMPLE ID	DATE ANALYZED	DILUTION FACTOR	LAB FILE ID	COLUMN ID
WDMCCV 140-33205/1		09/03/2019 09:42	1	d4190903s1.d	SPB-Octyl 0.25(mm)
ZZZZZ		09/03/2019 11:50	1		SPB-Octyl 0.25(mm)
580-88125-2		09/03/2019 12:52	1	580-88125-b-2-c.d	SPB-Octyl 0.25(mm)
580-88125-3		09/03/2019 13:54	1	580-88125-b-3-c.d	SPB-Octyl 0.25(mm)
ZZZZZ		09/03/2019 14:56	1		SPB-Octyl 0.25(mm)
580-88125-6		09/03/2019 15:58	1	580-88125-b-6-c.d	SPB-Octyl 0.25(mm)
ZZZZZ		09/03/2019 17:00	1		SPB-Octyl 0.25(mm)
580-88125-8		09/03/2019 18:02	1	580-88125-b-8-c.d	SPB-Octyl 0.25(mm)

Eurofins/TestAmerica Knoxville Specialty Organics Group GC/MS Continuing Calibration Data Review Checklist
Method 1668 or SOP Number: KNOX-ID-0013 Revision 17

Start Mass Res:	9:12	WL #:	12925	CS3 Filename:	d41909035\	Inst/ Date:	D3D	Job #'s: 580-88125 140-160247 MD 9/4/19
End Mass Res:	20:18	AD II Batches:	33205, 33206			ICAL Event#	2117 2114	

Review Items	N/A	Yes	No	If No, why is data reportable?	2nd Level
1. Was the mass resolution documented at both the beginning and end of the 12 hour shift and is data verified as within the 12 hour clock?		✓			✓
2. Were all graphics uploaded to AD II?		✓			✓
3. Was the mass resolution scanned and attached to the corresponding WDMCCV?		✓			✓
4. Was the instrument resolution ≥8,000 throughout (≥ 10,000 for m/z 342.9792) and ≥10,000 in the center of each m/z range for the PFK masses as listed in the SOP or ≥10,000 in the center of each m/z range for the FC43 masses as listed in the SOP.		✓			✓
5. Were the measured exact masses listed above within 5 ppm at reduced accelerating voltage?		✓			✓
6. Were the date and time of analysis verified as correct?		✓			✓
7. Were the MID switch points set to encompass the retention time windows of each congener group?		✓			✓
8. Was the valley height less than 40% of the height of the shorter of the two peaks for the pair PCB 23 and PCB 34, and the pair PCB 182 and PCB 187?		✓			✓
9. Did the PCB co-elution 156/157 co-max within 2 sec at peak max on the SPB-octyl?		✓			✓
10. Was the continuing calibration performed at the beginning of the 12 hour period after successful mass resolution and GC resolution performance check?		✓			✓
11. Was the %D for all Toxic analytes within ± 30% for 1668A/B and ± 25% for 1668C? (PCB 81, 77, 123, 118, 114, 105, 126, 167, 156, 157, 169, 189) Was the %D for all LOC analytes within ± 30% for 1668A/B and ± 25% for 1668C? (PCB 1, 3, 4, 15, 19, 37, 54, 104, 155, 188, 202, 205, 206, 208, 209)		✓			✓
12. Was the %D for all non-toxic/non-LOC analytes within ± 30% (for all versions of 1668)?		✓			✓
13. Were the response factors calculated for each labeled standard and unlabeled target analyte using the SOP specified reference compound (Table 2), quantitation Ions (Table 8), and formula (10.3.4.2)?		✓			✓
14. Were the absolute retention times of all labeled IDAs within ± 15 seconds of the retention times obtained during initial calibration?		✓			✓
15. Are %D within ± 50% for all labeled IDAs (for 1668A/B) or -50/+45% (for 1668C) in the calibration?		✓			✓
16. Are the %D within ± 50% for all labeled field surrogates (for all versions of 1668) in the calibration?		✓			✓
17. Are the %D within -40/+30% (for 1668A/B) or ± 25% (for 1668C) for all labeled surrogates in the calibration? **Note: for 1668C, PCB28L's lower limit can extend to -35%D.**		✓			✓
18. Are all S/N ratios ≥10 for the GC signals in each EICP (extracted ion chromatographic profile) including internal standards?		✓			✓
19. Are RRTs of all unlabled toxic/LOC analytes within their respective RRT limits?		✓			✓
20. If manual integrations were performed, are they clearly identified in the AD II batch with the analyst, date and reason?		✓			✓
21. If criteria were not met, was a NCM generated?	✓				✓
22. Do the AD II batches contain a completed checklist for this work list?		✓			✓

Analyst: [signature] Date: 9-3-19

Comments:

2nd Level Reviewer: [signature] Date: 9/4/19

Comments:

Eurofins/TestAmerica Knoxville PCB Batch Data Review Checklist
Method 1668 - KNOX-ID-0013-R17

WL #: 12925
ADII Batch #(s): 33205, 33206
Job #(s): 580-88125, ~~140-16247~~ MD 9-4-19

Review Items	N/A	Yes	No	Why is data reportable?	2nd √
1. Was the correct ICAL used for quantitation? (Check the ICAL event number in every sample and CCV.)		✓		ICAL Event # 2117, 2114	✓
2. Have the appropriate checklists been completed for the Work List?		✓			✓
3. Were all special project requirements met (checked in backlog report and in AD II)?		✓			✓
4. DoD requirements met?	✓			☐ NCM#140-11724: Add to Case Narrative if Manual Integrations Performed ☐ Narrate reasons for multiple analyses of samples	✓
5. Were the prep factors and dilution factors verified in AD II?		✓		☐ **Dilution-Respike IDA** (NCM#_____)	✓
6. Sample analyses done within preparation and analytical holding time (Check for H-flag in sample result in AD II)?		✓		☐ **Holding Time-Initial Analysis** (NCM#_____) ☐ **Holding Time-Reanalysis** (NCM#_____)	✓
7. Are IDAs, surrogates and field surrogates (if applicable) within QC limits?		✓		☐ **IDA-Low-S/N 10:1** (NCM#_____) ☐ **IDA-High-Isotope Dilution** (NCM#_____)	✓
8. Are IDAs, surrogates and field surrogate (if applicable) ion abundance ratios within limits?		✓		☐ (NCM#_____)	✓
9. Were peaks ≥2.5 S/N, which did not meet one or more of the criteria listed in section 12.1 of the SOP calculated and reported as EMPCs?		✓			✓
10. Are positive results within calibration range?		✓		☐ **ICAL-Range Exceed;No Sat.** (NCM#_____)	✓
11. Are all non-detects that are G-qualified narrated?		✓		☒ (NCM# 140-19456	✓
12. Are all manual integrations documented with analyst ID, reason and date in AD II?		✓		Sample 580-88125-B-3, B-6	✓
13. Are all graphics uploaded to AD II?		✓			✓
14. Final report acceptable (1. Job Data Review was checked and all CCV's, QC, and samples are turned to 2nd level, 2. The narrative was checked in Supervisor Desktop for all deviations and grammar errors, and 3. All QC links were verified and at least one sample from every job is linked to the ICAL)?		✓			✓
15. LCS done per prep batch and all LCS/LCSD recoveries and RPDs within QC limits?		✓		☐ **LCS/LCSD-%R High** (NCM#_____) ☐ **LCS/LCSD-Insuff. Sample** (NCM#_____)	✓
16. Method blank done per prep batch and method blank or instrument blank analyzed with each sequence?		✓			✓
17. Are all analytes present in the method blank ≤ EML or within the specific program requirements?		✓		☐ **Method Blank-Report, 10X** (NCM#_____) ☐ **Method Blank-Report ND** (NCM#_____) ☐ **Method Blank-Insuff. Sample** NCM#_____)	✓

1st Level Reviewed by: MD/LKM **Date:** 9/3/19
Comments:

2nd Level Reviewed by: LKM/MD **Date:** 9-3-19 / 9-4-19
Comments:

HI-RES PCBS ANALYSIS RUN LOG

Lab Name: Eurofins TestAmerica, Knoxville Job No.: 580-88125-2

SDG No.:

Instrument ID: D3D Start Date: 09/03/2019 22:14

Analysis Batch Number: 33231 End Date: 09/04/2019 07:22

LAB SAMPLE ID	CLIENT SAMPLE ID	DATE ANALYZED	DILUTION FACTOR	LAB FILE ID	COLUMN ID
WDMCCV 140-33231/1		09/03/2019 22:14	1	d4190903s2.d	SPB-Octyl 0.25(mm)
ZZZZZ		09/04/2019 00:53	1		SPB-Octyl 0.25(mm)
580-88125-5		09/04/2019 03:14	2	580-88125-b-5-c 190904031432.d	SPB-Octyl 0.25(mm)
ZZZZZ		09/04/2019 04:16	5		SPB-Octyl 0.25(mm)
580-88125-10		09/04/2019 05:18	1	580-88125-b-10-c.d	SPB-Octyl 0.25(mm)
580-88125-11		09/04/2019 06:20	1	580-88125-b-11-c.d	SPB-Octyl 0.25(mm)
580-88125-13		09/04/2019 07:22	1	580-88125-b-13-c.d	SPB-Octyl 0.25(mm)

Eurofins/TestAmerica Knoxville Specialty Organics Group GC/MS Continuing Calibration Data Review Checklist
Method 1668 or SOP Number: KNOX-ID-0013 Revision 17

Start Mass Res:	21:52	WL #:	12939	CS3 Filename:	d419090352	Inst/ Date:	d32 9-3-19
End Mass Res:	8:30	AD II Batches:	33231, 33232			ICAL Event#:	2101 2102 (1) lkm 9-4-19

Job #'s: 140-16247, 580-88125

Review Items	N/A	Yes	No	If No, why is data reportable?	2nd Level
1. Was the mass resolution documented at both the beginning and end of the 12 hour shift and is data verified as within the 12 hour clock?		✓			✓
2. Were all graphics uploaded to AD II?		✓			✓
3. Was the mass resolution scanned and attached to the corresponding WDMCCV?		✓			✓
4. Was the instrument resolution ≥8,000 throughout (≥ 10,000 for m/z 342.9792) and ≥10,000 in the center of each m/z range for the PFK masses as listed in the SOP or ≥10,000 in the center of each m/z range for the FC43 masses as listed in the SOP.		✓			✓
5. Were the measured exact masses listed above within 5 ppm at reduced accelerating voltage?		✓			✓
6. Were the date and time of analysis verified as correct?		✓			✓
7. Were the MID switch points set to encompass the retention time windows of each congener group?		✓			✓
8. Was the valley height less than 40% of the height of the shorter of the two peaks for the pair PCB 23 and PCB 34, and the pair PCB 182 and PCB 187?		✓			✓
9. Did the PCB co-elution 156/157 co-max within 2 sec at peak max on the SPB-octyl?		✓			✓
10. Was the continuing calibration performed at the beginning of the 12 hour period after successful mass resolution and GC resolution performance check?		✓			✓
11. Was the %D for all Toxic analytes within ± 30% for 1668A/B and ± 25% for 1668C? (PCB 81, 77, 123, 118, 114, 105, 126, 167, 156, 157, 169, 189) Was the %D for all LOC analytes within ± 30% for 1668A/B and ± 25% for 1668C? (PCB 1, 3, 4, 15, 19, 37, 54, 104, 155, 188, 202, 205, 206, 208, 209)		✓			✓
12. Was the %D for all non-toxic/non-LOC analytes within ± 30% (for all versions of 1668)?		✓			✓
13. Were the response factors calculated for each labeled standard and unlabeled target analyte using the SOP specified reference compound (Table 2), quantitation ions (Table 8), and formula (10.3.4.2)?		✓			✓
14. Were the absolute retention times of all labeled IDAs within ± 15 seconds of the retention times obtained during initial calibration?		✓			✓
15. Are %D within ± 50% for all labeled IDAs (for 1668A/B) or -50/+45% (for 1668C) in the calibration?		✓			✓
16. Are the %D within ± 50% for all labeled field surrogates (for all versions of 1668) in the calibration?		✓			✓
17. Are the %D within -40/+30% (for 1668A/B) or ± 25% (for 1668C) for all labeled surrogates in the calibration? **Note: for 1668C, PCB28L's lower limit can extend to -35%D.**		✓			✓
18. Are all S/N ratios ≥10 for the GC signals in each EICP (extracted ion chromatographic profile) including internal standards?		✓			✓
19. Are RRTs of all unlabled toxic/LOC analytes within their respective RRT limits?		✓			✓
20. If manual integrations were performed, are they clearly identified in the AD II batch with the analyst, date and reason?		✓			✓
21. If criteria were not met, was a NCM generated?	✓				✓
22. Do the AD II batches contain a completed checklist for this work list?		✓			✓

Analyst: lkm Date: 9-3-19

Comments:

(1) ICAL Events # 2114, 2117

2nd Level Reviewer: [signature] Date: 9-4-19

Comments:

Eurofins/TestAmerica Knoxville PCB Batch Data Review Checklist
Method 1668 - KNOX-ID-0013-R17

WL #: 12939
ADII Batch #(s): 33231, 33232
Job #(s): 140-16247, 580-88125

Review Items	N/A	Yes	No	Why is data reportable?	2nd √
1. Was the correct ICAL used for quantitation? (Check the ICAL event number in every sample and CCV.)		✓		ICAL Event # ~~2101, 2102~~ LK 9-4-19	✓
2. Have the appropriate checklists been completed for the Work List?		✓		2114, 2117	✓
3. Were all special project requirements met (checked in backlog report and in AD II)?		✓			✓
4. DoD requirements met?	✓			☐ NCM#140-11724: Add to Case Narrative if Manual Integrations Performed ☐ Narrate reasons for multiple analyses of samples	✓
5. Were the prep factors and dilution factors verified in AD II?		✓		☐ **Dilution-Respike IDA** (NCM#_____)	✓
6. Sample analyses done within preparation and analytical holding time (Check for H-flag in sample result in AD II)?		✓		☐ **Holding Time-Initial Analysis** (NCM#_____) ☐ **Holding Time-Reanalysis** (NCM#_____)	✓
7. Are IDAs, surrogates and field surrogates (if applicable) within QC limits?		✓		☐ **IDA-Low-S/N 10:1** (NCM#_____) ☐ **IDA-High-Isotope Dilution** (NCM#_____)	✓
8. Are IDAs, surrogates and field surrogate (if applicable) ion abundance ratios within limits?		✓	X	☐ (NCM#_____) KM 9-4-19	✓
9. Were peaks ≥2.5 S/N, which did not meet one or more of the criteria listed in section 12.1 of the SOP calculated and reported as EMPCs?		✓			✓
10. Are positive results within calibration range?		✓		☐ **ICAL-Range Exceed;No Sat.** (NCM#_____)	✓
11. Are all non-detects that are G-qualified narrated?	X	✓		☐ (NCM# 140-19484 ①)	✓
12. Are all manual integrations documented with analyst ID, reason and date in AD II? MD 9/4/19		✓		Sample 140-16247-A-1	✓
13. Are all graphics uploaded to AD II?		✓			✓
14. Final report acceptable (1. Job Data Review was checked and all CCV's, QC, and samples are turned to 2nd level, 2. The narrative was checked in Supervisor Desktop for all deviations and grammar errors, and 3. All QC links were verified and at least one sample from every job is linked to the ICAL)?		✓	①	NCM# 140-19485 second batch samples 580-88125-B-5, B-11	✓
15. LCS done per prep batch and all LCS/LCSD recoveries and RPDs within QC limits?		✓		☐ **LCS/LCSD-%R High** (NCM#_____) ☐ **LCS/LCSD-Insuff. Sample** (NCM#_____)	✓
16. Method blank done per prep batch and method blank or instrument blank analyzed with each sequence?		✓			✓
17. Are all analytes present in the method blank ≤ EML or within the specific program requirements?		✓		☐ **Method Blank-Report, 10X** (NCM#_____) ☐ **Method Blank-Report ND** (NCM#_____) ☐ **Method Blank-Insuff. Sample** NCM#_____)	✓

1st Level Reviewed by: KM Date: 9-4-19
Comments:

2nd Level Reviewed by: MD Date: 9-4-19
Comments:

HI-RES PCBS ANALYSIS RUN LOG

Lab Name: Eurofins TestAmerica, Knoxville Job No.: 580-88125-2

SDG No.:

Instrument ID: D3D Start Date: 09/04/2019 10:04

Analysis Batch Number: 33248 End Date: 09/04/2019 14:27

LAB SAMPLE ID	CLIENT SAMPLE ID	DATE ANALYZED	DILUTION FACTOR	LAB FILE ID	COLUMN ID
WDMCCV 140-33248/1		09/04/2019 10:04	1	d4190904s1.d	SPB-Octyl 0.25(mm)
ZZZZZ		09/04/2019 12:08	1		SPB-Octyl 0.25(mm)
140-15909-A-1-B MDLV		09/04/2019 13:10	1		SPB-Octyl 0.25(mm)
580-88125-7		09/04/2019 14:27	5	580-88125-b-7-c_190904142732.d	SPB-Octyl 0.25(mm)

Eurofins/TestAmerica Knoxville Specialty Organics Group GC/MS Continuing Calibration Data Review Checklist
Method 1668 or SOP Number: KNOX-ID-0013 Revision 17

Start Mass Res:	9:34	WL #:	12947	CS3 Filename:	d41908045	Inst/ Date:	D3D	Job #'s: 140-15909
End Mass Res:	16:30	AD II Batches:	33248			ICAL Event#	2117	580-88125

Review Items	N/A	Yes	No	If No, why is data reportable?	2nd Level
1. Was the mass resolution documented at both the beginning and end of the 12 hour shift and is data verified as within the 12 hour clock?		✓			✓
2. Were all graphics uploaded to AD II?		✓			✓
3. Was the mass resolution scanned and attached to the corresponding WDMCCV?		✓			✓
4. Was the instrument resolution ≥8,000 throughout (≥ 10,000 for m/z 342.9792) and ≥10,000 in the center of each m/z range for the PFK masses as listed in the SOP or ≥10,000 in the center of each m/z range for the FC43 masses as listed in the SOP.		✓			✓
5. Were the measured exact masses listed above within 5 ppm at reduced accelerating voltage?		✓			✓
6. Were the date and time of analysis verified as correct?		✓			✓
7. Were the MID switch points set to encompass the retention time windows of each congener group?		✓			✓
8. Was the valley height less than 40% of the height of the shorter of the two peaks for the pair PCB 23 and PCB 34, and the pair PCB 182 and PCB 187?		✓			✓
9. Did the PCB co-elution 156/157 co-max within 2 sec at peak max on the SPB-octyl?		✓			✓
10. Was the continuing calibration performed at the beginning of the 12 hour period after successful mass resolution and GC resolution performance check?		✓			✓
11. Was the %D for all Toxic analytes within ± 30% for 1668A/B and ± 25% for 1668C? (PCB 81, 77, 123, 118, 114, 105, 126, 167, 156, 157, 169, 189) Was the %D for all LOC analytes within ± 30% for 1668A/B and ± 25% for 1668C? (PCB 1, 3, 4, 15, 19, 37, 54, 104, 155, 188, 202, 205, 206, 208, 209)		✓			✓
12. Was the %D for all non-toxic/non-LOC analytes within ± 30% (for all versions of 1668)?		✓			✓
13. Were the response factors calculated for each labeled standard and unlabeled target analyte using the SOP specified reference compound (Table 2), quantitation ions (Table 8), and formula (10.3.4.2)?		✓			✓
14. Were the absolute retention times of all labeled IDAs within ± 15 seconds of the retention times obtained during initial calibration?		✓			✓
15. Are %D within ± 50% for all labeled IDAs (for 1668A/B) or -50/+45% (for 1668C) in the calibration?		✓			✓
16. Are the %D within ± 50% for all labeled field surrogates (for all versions of 1668) in the calibration?		✓			✓
17. Are the %D within -40/+30% (for 1668A/B) or ± 25% (for 1668C) for all labeled surrogates in the calibration? **Note: for 1668C, PCB28L's lower limit can extend to -35%D.**		✓			✓
18. Are all S/N ratios ≥10 for the GC signals in each EICP (extracted ion chromatographic profile) including internal standards?		✓			✓
19. Are RRTs of all unlabled toxic/LOC analytes within their respective RRT limits?		✓			✓
20. If manual integrations were performed, are they clearly identified in the AD II batch with the analyst, date and reason?		✓			✓
21. If criteria were not met, was a NCM generated?	✓				✓
22. Do the AD II batches contain a completed checklist for this work list?		✓			✓

Analyst: [signature] Date: 9-4-19

Comments:

2nd Level Reviewer: [signature] Date: 9-4-19

Comments:

Eurofins/TestAmerica Knoxville PCB Batch Data Review Checklist
Method 1668 - KNOX-ID-0013-R17

WL #: 12947
ADII Batch #(s): 33248
Job #(s): 140-15909
580-88125

Review Items	N/A	Yes	No	Why is data reportable?	2nd √
1. Was the correct ICAL used for quantitation? (Check the ICAL event number in every sample and CCV.)		✓		ICAL Event # 2117	✓
2. Have the appropriate checklists been completed for the Work List?		✓			
3. Were all special project requirements met (checked in backlog report and in AD II)?		✓			✓
4. DoD requirements met?		✓		☐ NCM#140-11724: Add to Case Narrative if Manual Integrations Performed ☐ Narrate reasons for multiple analyses of samples	✓
5. Were the prep factors and dilution factors verified in AD II?		✓		☐ **Dilution-Respike IDA** (NCM#_____)	✓
6. Sample analyses done within preparation and analytical holding time (Check for H-flag in sample result in AD II)?		✓		☐ **Holding Time-Initial Analysis** (NCM#_____) ☐ **Holding Time-Reanalysis** (NCM#_____)	✓
7. Are IDAs, surrogates and field surrogates (if applicable) within QC limits?		✓		☐ **IDA-Low-S/N 10:1** (NCM#_____) ☐ **IDA-High-Isotope Dilution** (NCM#_____)	✓
8. Are IDAs, surrogates and field surrogate (if applicable) ion abundance ratios within limits?		✓		☐ (NCM#_____)	✓
9. Were peaks ≥2.5 S/N, which did not meet one or more of the criteria listed in section 12.1 of the SOP calculated and reported as EMPCs?		✓			✓
10. Are positive results within calibration range?		✓		☐ **ICAL-Range Exceed;No Sat.** (NCM#_____)	✓
11. Are all non-detects that are G-qualified narrated?		✓		☒ (NCM# 140-19489	✓
12. Are all manual integrations documented with analyst ID, reason and date in AD II?		✓			✓
13. Are all graphics uploaded to AD II?		✓			✓
14. Final report acceptable (1. Job Data Review was checked and all CCV's, QC, and samples are turned to 2nd level, 2. The narrative was checked in Supervisor Desktop for all deviations and grammar errors, and 3. All QC links were verified and at least one sample from every job is linked to the ICAL)?		✓			✓
15. LCS done per prep batch and all LCS/LCSD recoveries and RPDs within QC limits?		✓		☐ **LCS/LCSD-%R High** (NCM#_____) ☐ **LCS/LCSD-Insuff. Sample** (NCM#_____)	✓
16. Method blank done per prep batch and method blank or instrument blank analyzed with each sequence?		✓			✓
17. Are all analytes present in the method blank ≤ EML or within the specific program requirements?		✓		☐ **Method Blank-Report, 10X** (NCM#_____) ☐ **Method Blank-Report ND** (NCM#_____) ☐ **Method Blank-Insuff. Sample** NCM#_____)	✓

1st Level Reviewed by: [signature] Date: 9/4/19

Comments:

2nd Level Reviewed by: [signature] Date: 9-4-19

Comments:

HI-RES PCBS BATCH WORKSHEET

Lab Name: Eurofins TestAmerica, Knoxvill Job No.: 580-88125-2

SDG No.:

Batch Number: 32775 Batch Start Date: 08/19/19 08:06 Batch Analyst: Smelcer, Brittany R

Batch Method: HRMS-Sox Batch End Date: 08/20/19 09:00

Lab Sample ID	Client Sample ID	Method Chain	Basis	Protocol#	InitialAmount	FinalAmount	61ID1668WRK 00022	61SP1668WRK 00004	
580-88125-B-1	A1-0to30-102018	HRMS-Sox, Split, 1668A	T	1	18.80 g	20 mL	1 mL		
580-88125-B-2	A2-0to26-100818	HRMS-Sox, Split, 1668A	T	1	20.43 g	20 mL	1 mL		
580-88125-B-3	A3-0to31-100818	HRMS-Sox, Split, 1668A	T	1	20.25 g	20 mL	1 mL		
580-88125-B-4	A4-0to25-100818	HRMS-Sox, Split, 1668A	T	2	4.05 g	10 mL	1 mL		
580-88125-B-5	A5-0to25-100818	HRMS-Sox, Split, 1668A	T	1	20.08 g	20 mL	1 mL		
580-88125-B-6	A6-0to23-100818	HRMS-Sox, Split, 1668A	T	1	20.65 g	20 mL	1 mL		
580-88125-B-7	A7-0to26-100918	HRMS-Sox, Split, 1668A	T	1	20.30 g	20 mL	1 mL		
580-88125-B-8	C4-0to27-100918	HRMS-Sox, Split, 1668A	T	1	20.32 g	20 mL	1 mL		
580-88125-B-9	D2-0to19-101018	HRMS-Sox, Split, 1668A	T	2	3.01 g	10 mL	1 mL		
580-88125-B-10	F2-0to19-101018	HRMS-Sox, Split, 1668A	T	1	14.85 g	20 mL	1 mL		
580-88125-B-11	G6-0to27-101818	HRMS-Sox, Split, 1668A	T	1	20.62 g	20 mL	1 mL		
580-88125-B-12	H2-0to30-101218	HRMS-Sox, Split, 1668A	T	2	4.03 g	10 mL	1 mL		
580-88125-B-13	J2A3-0to18-101218	HRMS-Sox, Split, 1668A	T	1	12.57 g	20 mL	1 mL		
580-88125-B-14	M4-0to26-101918	HRMS-Sox, Split, 1668A	T	2	4.12 g	10 mL	1 mL		
MB 140-32775/15		HRMS-Sox, Split, 1668A		1	10 g	20 mL	1 mL		
LCS 140-32775/16		HRMS-Sox, Split, 1668A		1	10 g	20 mL	1 mL	1 mL	

The pound sign (#) in the amount added field denotes that the reagent was used undiluted. All calculations are performed using the stated concentration for this reagent.

HI-RES PCBS BATCH WORKSHEET

Lab Name: Eurofins TestAmerica, Knoxvill Job No.: 580-88125-2

SDG No.:

Batch Number: 32775 Batch Start Date: 08/19/19 08:06 Batch Analyst: Smelcer, Brittany R

Batch Method: HRMS-Sox Batch End Date: 08/20/19 09:00

Batch Notes	
1:1 Acetone:Hexane ID	250760
Balance ID	d1
Hexane ID	183501
Na2SO4 ID	246458
Analyst ID - IDA Reagent Drop	brs
Analyst ID - IDA Reagent Drop Witness	ss
Analyst ID - TA Reagent Drop	brs
Analyst ID - TA Reagent Drop Witness	ss
Soxhlet/Soxtherm End	07:30
Soxhlet/Soxtherm Start	13:30

Basis	Basis Description
T	Total/NA

The pound sign (#) in the amount added field denotes that the reagent was used undiluted. All calculations are performed using the stated concentration for this reagent.

HI-RES PCBS BATCH WORKSHEET

Lab Name: Eurofins TestAmerica, Knoxvill Job No.: 580-88125-2

SDG No.:

Batch Number: 32817 Batch Start Date: 08/20/19 08:01 Batch Analyst: Smelcer, Brittany R

Batch Method: HRMS-Sox Batch End Date: 08/21/19 10:00

Lab Sample ID	Client Sample ID	Method Chain	Basis	Protocol#	InitialAmount	FinalAmount	61ID1668WRK 00022	61SP1668WRK 00004	
580-88125-B-15	515-0to26-101918	HRMS-Sox, Split, 1668A	T	2	4.09 g	10 mL	1 mL		
580-88125-B-16	N5-0to28-101418	HRMS-Sox, Split, 1668A	T	1	20.03 g	20 mL	1 mL		
580-88125-B-17	N7-0to27-101418	HRMS-Sox, Split, 1668A	T	1	20.21 g	20 mL	1 mL		
580-88125-B-18	O7-0to27-101918	HRMS-Sox, Split, 1668A	T	1	20.42 g	20 mL	1 mL		
580-88125-B-19	Q2-0to13-101818	HRMS-Sox, Split, 1668A	T	1	15.10 g	20 mL	1 mL		
580-88125-B-20	Q6-0to27-102018	HRMS-Sox, Split, 1668A	T	2	4.17 g	10 mL	1 mL		
580-88125-B-21	T6-0to29-101618	HRMS-Sox, Split, 1668A	T	1	20.22 g	20 mL	1 mL		
MB 140-32817/16		HRMS-Sox, Split, 1668A		1	10 g	20 mL	1 mL		
LCS 140-32817/17		HRMS-Sox, Split, 1668A		1	10 g	20 mL	1 mL	1 mL	

Batch Notes	
1:1 Acetone:Hexane ID	250980
Balance ID	d1
Hexane ID	248089
Na2SO4 ID	246458
Analyst ID - IDA Reagent Drop	brs
Analyst ID - IDA Reagent Drop Witness	ss
Analyst ID - TA Reagent Drop	brs
Analyst ID - TA Reagent Drop Witness	ss
Soxhlet/Soxtherm End	07:30
Soxhlet/Soxtherm Start	13:30
Thimble Lot ID	1693612301/1692078802

Basis	Basis Description
T	Total/NA

The pound sign (#) in the amount added field denotes that the reagent was used undiluted. All calculations are performed using the stated concentration for this reagent.

HI-RES PCBS BATCH WORKSHEET

Lab Name: Eurofins TestAmerica, Knoxvill Job No.: 580-88125-2

SDG No.:

Batch Number: 32843 Batch Start Date: 08/20/19 13:28 Batch Analyst: Spencer, Emayet B

Batch Method: Split Batch End Date: 08/26/19 23:00

Lab Sample ID	Client Sample ID	Method Chain	Basis	InitialAmount	FinalAmount	61CS1668WRK 00016	61RS1668WRK 00016	AnalysisComment	
580-88125-B-1-B	A1-0to30-102018	Split, 1668A	T	10 mL	50 uL	0.5 mL	50 uL		
580-88125-B-2-B	A2-0to26-100818	Split, 1668A	T	10 mL	50 uL	0.5 mL	50 uL		
580-88125-B-3-B	A3-0to31-100818	Split, 1668A	T	10 mL	50 uL	0.5 mL	50 uL		
580-88125-B-4-B	A4-0to25-100818	Split, 1668A	T	10 mL	100 uL	1 mL	100 uL		
580-88125-B-5-B	A5-0to25-100818	Split, 1668A	T	10 mL	50 uL	0.5 mL	50 uL		
580-88125-B-6-B	A6-0to23-100818	Split, 1668A	T	10 mL	50 uL	0.5 mL	50 uL		
580-88125-B-7-B	A7-0to26-100918	Split, 1668A	T	10 mL	50 uL	0.5 mL	50 uL	Filtered before cleanups to remove water.	
580-88125-B-8-B	C4-0to27-100918	Split, 1668A	T	10 mL	50 uL	0.5 mL	50 uL	Filtered before cleanups to remove water.	
580-88125-B-9-B	D2-0to19-101018	Split, 1668A	T	10 mL	100 uL	1 mL	100 uL		
580-88125-B-10-B	F2-0to19-101018	Split, 1668A	T	10 mL	50 uL	0.5 mL	50 uL		
580-88125-B-11-B	G6-0to27-101818	Split, 1668A	T	10 mL	50 uL	0.5 mL	50 uL		
580-88125-B-12-B	H2-0to30-101218	Split, 1668A	T	10 mL	100 uL	1 mL	100 uL		
580-88125-B-13-B	J2A3-0to18-101218	Split, 1668A	T	10 mL	50 uL	0.5 mL	50 uL		
580-88125-B-14-D	M4-0to26-101918	Split, 1668A	T	10 mL	100 uL	1 mL	100 uL		
MB 140-32775/15-A		Split, 1668A		10 mL	50 uL	0.5 mL	50 uL		
LCS 140-32775/16-A		Split, 1668A		10 mL	50 uL	0.5 mL	50 uL		

The pound sign (#) in the amount added field denotes that the reagent was used undiluted. All calculations are performed using the stated concentration for this reagent.

HI-RES PCBS BATCH WORKSHEET

Lab Name: Eurofins TestAmerica, Knoxvill Job No.: 580-88125-2

SDG No.:

Batch Number: 32843 Batch Start Date: 08/20/19 13:28 Batch Analyst: Spencer, Emayet B

Batch Method: Split Batch End Date: 08/26/19 23:00

Batch Notes	
Acid cleanup Analyst	sa
Date of Acid Cleanup	08/21/2019
Acid Silica Gel ID	251019
Analyst ID - Concentration	VGC
Deactivated Silica ID	251018
GPC ID	gpc2
GPC Analyst	ajr
GPC Date	08/22/2019
Sulfuric Acid ID	226317
Hexane ID	248089
MeCL2 ID	226314
Analyst ID - IS Reagent Drop	sa
Analyst ID - IS Reagent Drop Witness	sa
Analyst ID - SU Reagent Drop	sa
Analyst ID - SU Reagent Drop Witness	sa
Silica Gel C/U analyst	als
Silica Gel C/U Date	08/26/2019

Basis	Basis Description
T	Total/NA

The pound sign (#) in the amount added field denotes that the reagent was used undiluted. All calculations are performed using the stated concentration for this reagent.

Eurofins/TestAmerica Knoxville Prep Batch Review Checklist

Batch # 32775

Split Batch # 32843

Review Items	N/A	Yes	No	If No, why is data reportable?	2nd Level
1. Were the samples extracted within the required holding times?		✓		If No, NCM #: _____	✓
2. Are the final extracts free of water, precipitates, multiple phases, and for HRMS - color?		✓			✓
3. Were all project specific requirements met?		✓			✓
4. Were the correct start and completion dates entered into TALS?		✓			✓
5. Are the spike IDs and volumes correct in TALS for the method?		✓			✓
6. Does the prep batch paperwork package contain all required documentation which has been properly and completely filled out, including: • Extraction Benchsheet (Excel) • TALS Raw data worksheets • Batch Worksheets (ANLY) • Verify Protocol #'s (compare excel sheet to TALS) • Was the Excel Extraction Benchsheet and Prep Batch Review Checklist scanned and attached to batch in TALS?		✓			✓
7. Did extracts go through GPC cleanup? Has the following nonconformance been associated with all extracts?		✓		If Yes, NCM# 140-18550	✓
8. Are all additional nonconformances documented appropriately and copy included with deliverable?	✓			If Yes, NCM#: _____	✓

Analyst : SA **Date:** 8/26/19

Comments:

2nd Level Reviewer: ALJ **Date:** 8/27/19

Comments:

TestAmerica Knoxville Extraction Sheet
1668 PCB Congener Sediment/Soil/Tissue by Soxhlet - KNOX-OP-0021

Batch Number: 32775
Split Batch Number: 32843
TALS Prep Chain: 1668_P_Sox → 1668_Split

Delivered: _____ Initials/Date/Time
Received: _____ Initials/Date/Time

Tissue ☐ **Solid** ☐ **Sediment** ☒

Lot Sample ID	Verify Protocol Numbers in TALS	Water layer decanted? (Y,N,NA)	Mix sample with Na_2SO_4 and add to Soxhlet thimble.	Add 10 ng/mL IS (IDA) to all samples & QC. Record in TALS.	Add 5 ng/mL native spike (TA) to LCS, LCSD, MS, MSD. Record in TALS.	Extract 18-24 hr with 1:1 hexane/acetone.	Concentrate/exchange to hexane to ≥20 mL on heating mantle.	Concentrate to appropriate vol on N-EVAP.	Create Split Batch in TALS. Split samples if needed.	Add 10 ng/mL cleanup std (SU) to all extracts. Record in TALS.	Acid wash extracts.	Concentrate/solvent exchange to $MeCl_2$ to appropriate volume.	Perform GPC cleanup.	Concentrate/solvent exchange to hexane to appropriate volume.	Perform Silica Gel Column Cleanup.	Concentrate to ≥20 mL on heating mantle.	Concentrate to ~0.5 to 1 mL on N-EVAP.	Add 100 ng/mL recovery std (IS) to mini-vial. Record in TALS. Transfer extract to vial.	Conc to final volume in nonane. Record final volume in TALS.
580-88125-B-1	✓	NA	✓	✓	✓	✓	✓	✓	✓	0.5	✓	✓	GPC2	✓	✓	✓	✓	50	50
580-88125-B-2																		50	
580-88125-B-3																		50	
580-88125-B-4										1.0								100	100
580-88125-B-5										0.5								50	50
580-88125-B-6																		50	
580-88125-B-7																		50	
580-88125-B-8																		50	
580-88125-B-9										1.0								100	100
580-88125-B-10										0.5								50	50
580-88125-B-11																		50	
580-88125-B-12										1.0								100	100
580-88125-B-13										0.5								50	50
580-88125-B-14										1.0								100	100
MB 140-32775/15										0.5								50	50
LCS 140-32775/16																		50	
	BRS/SS 8/19						BRS/SS 8/20	AJS 8/21	ES 8/20	SA 8/21		AJL 8/22		VLG 8/23	AJS 8/26		SA 8/26		

AJS 8/27/19

AJS 8/27/19

09/05/2019

HI-RES PCBS BATCH WORKSHEET

Lab Name: Eurofins TestAmerica, Knoxvill Job No.: 580-88125-2

SDG No.:

Batch Number: 32914 Batch Start Date: 08/22/19 09:25 Batch Analyst: Sudderth, Allan L

Batch Method: Split Batch End Date: 08/28/19 09:40

Lab Sample ID	Client Sample ID	Method Chain	Basis	InitialAmount	FinalAmount	61CS1668WRK 00017	61RS1668WRK 00016	AnalysisComment	
580-88125-B-15-B	515-0to26-101918	Split, 1668A	T	10 mL	100 uL	1 mL	100 uL		
580-88125-B-16-B	N5-0to28-101418	Split, 1668A	T	10 mL	50 uL	0.5 mL	50 uL	Filtered before cleanups to remove water.	
580-88125-B-17-B	N7-0to27-101418	Split, 1668A	T	10 mL	50 uL	0.5 mL	50 uL	Filtered before cleanups to remove water.	
580-88125-B-18-B	O7-0to27-101918	Split, 1668A	T	10 mL	50 uL	0.5 mL	50 uL		
580-88125-B-19-B	Q2-0to13-101818	Split, 1668A	T	10 mL	50 uL	0.5 mL	50 uL		
580-88125-B-20-B	Q6-0to27-102018	Split, 1668A	T	10 mL	100 uL	1 mL	100 uL		
580-88125-B-21-B	T6-0to29-101618	Split, 1668A	T	10 mL	50 uL	0.5 mL	50 uL		
MB 140-32817/16-A		Split, 1668A		10 mL	50 uL	0.5 mL	50 uL		
LCS 140-32817/17-A		Split, 1668A		10 mL	50 uL	0.5 mL	50 uL		

The pound sign (#) in the amount added field denotes that the reagent was used undiluted. All calculations are performed using the stated concentration for this reagent.

HI-RES PCBS BATCH WORKSHEET

Lab Name: Eurofins TestAmerica, Knoxvill Job No.: 580-88125-2

SDG No.:

Batch Number: 32914 Batch Start Date: 08/22/19 09:25 Batch Analyst: Sudderth, Allan L

Batch Method: Split Batch End Date: 08/28/19 09:40

Batch Notes	
Acid cleanup Analyst	sa
Date of Acid Cleanup	08/22/2019
Acid Silica Gel ID	251163
Analyst ID - Concentration	VGC
Deactivated Silica ID	249943
GPC ID	gpc2
GPC Analyst	ajr
GPC Date	08/23/2019
Sulfuric Acid ID	226317
Hexane ID	248089
MeCL2 ID	226314
Na2SO4 ID	249944
Analyst ID - IS Reagent Drop	SDO
Analyst ID - IS Reagent Drop Witness	SDO
Analyst ID - SU Reagent Drop	sa
Analyst ID - SU Reagent Drop Witness	sa
Silica Gel C/U analyst	SDO
Silica Gel C/U Date	08/26/2019

Basis	Basis Description
T	Total/NA

The pound sign (#) in the amount added field denotes that the reagent was used undiluted. All calculations are performed using the stated concentration for this reagent.

Eurofins/TestAmerica Knoxville Prep Batch Review Checklist

Batch # 32817

Split Batch # 32914

Review Items	N/A	Yes	No	If No, why is data reportable?	2nd Level
1. Were the samples extracted within the required holding times?		✓		If No, NCM #: _____	✓
2. Are the final extracts free of water, precipitates, multiple phases, and for HRMS - color?		✓			✓
3. Were all project specific requirements met?		✓			✓
4. Were the correct start and completion dates entered into TALS?		✓			✓
5. Are the spike IDs and volumes correct in TALS for the method?		✓			✓
6. Does the prep batch paperwork package contain all required documentation which has been properly and completely filled out, including: • Extraction Benchsheet (Excel) • TALS Raw data worksheets • Batch Worksheets (ANLY) • Verify Protocol #'s (compare excel sheet to TALS) • Was the Excel Extraction Benchsheet and Prep Batch Review Checklist scanned and attached to batch in TALS?		✓			✓
7. Did extracts go through GPC cleanup? Has the following nonconformance been associated with all extracts?		✓		If Yes, NCM# 140-18550	✓
8. Are all additional nonconformances documented appropriately and copy included with deliverable?	✓			If Yes, NCM#: _____	N/A

Analyst : SDO **Date:** 8/28/19

Comments:

2nd Level Reviewer: JRG **Date:** 8/28/19

Comments:

TestAmerica Knoxville Extraction Sheet
1668 PCB Congener Sediment/Soil/Tissue by Soxhlet - KNOX-OP-0021

Batch Number: 32817
Split Batch Number: 32914
TALS Prep Chain: 1668_P_Sox → 1668_Split

Delivered: _____ Initials/Date/Time
Received: _____ Initials/Date/Time

Tissue ☐ Solid ☒ Sediment ☒

Lot Sample ID	Verify Protocol Numbers in TALS	Water layer decanted? (Y,N,NA)	Mix sample with Na_2SO_4 and add to Soxhlet thimble.	Add 10 ng/mL IS (IDA) to all samples & QC. Record in TALS.	Add 5 ng/mL native spike (TA) to LCS, LCSD, MS, MSD. Record in TALS.	Extract 18-24 hr with 1:1 hexane/acetone.	Concentrate/exchange to hexane to ≥20 mL on heating mantle.	Concentrate to appropriate vol on N-EVAP.	Create Split Batch in TALS. Split samples if needed.	Add 10 ng/mL cleanup std (SU) to all extracts. Record in TALS.	Acid wash extracts.	Concentrate/solvent exchange to $MeCl_2$ to appropriate volume.	Perform GPC cleanup.	Concentrate/solvent exchange to hexane to appropriate volume.	Perform Silica Gel Column Cleanup.	Concentrate to ≥20 mL on heating mantle.	Concentrate to ~0.5 to 1 mL on N-EVAP.	Add 100 ng/mL recovery std (IS) to mini-vial. Record in TALS. Transfer extract to vial.	Conc to final volume in nonane. Record final volume in TALS.
580-88125-B-15	✓ 2	NA	✓	✓	✓	✓	✓	✓	✓	1.0	✓	✓	GPC2	✓	✓	✓	✓	100 µl	100 µl
580-88125-B-16	1									0.5								50 µl	50 µl
580-88125-B-17																			
580-88125-B-18																			
580-88125-B-19																		100 µl	100 µl
580-88125-B-20	2									1.0								50 µl	50 µl
580-88125-B-21	1									0.5									
600-189687-A-1																			
460-188653-D-3																			
460-188653-D-4																			
460-188653-D-5																			
460-188653-C-6																			
460-188653-E-10																			
460-188653-D-11																			
140-16247-A-1																			
MB 140-32817/16																			
LCS 140-32817/17																			
	BPS/SS 8/20						BPS/SS 8/21	AJ 8/23	AJ 8/22	SA 8/22	→	AJL 8/23	→	VGC 8/26	SDO 8/26	SDO 8/27	SDO 8/27	SDO 8/28	SDO 8/28

[redacted]

OP073r4, 11/17/16

1668 PCB Congener Soxhlet

Printed: 8/20/2019 8:07 AM

Subcontract Data

Shipping and Receiving Documents

Chain of Custody Record

TestAmerica
THE LEADER IN ENVIRONMENTAL TESTING

TestAmerica Laboratories, Inc.

Client Contact	Project Manager: Janet Know	Site Contact/Sampler: Jeff Parker	Date:7/25/2019	COC No:
Jeff Parker & Janet Knox	Tel/Fax:	Lab Contact:Elaine Walker	Carrier:	1 of 2 COCs
Pacific Groundwater Group	Analysis Turnaround Time			Job No. 2006-00115 88125
2377 Eastlake Ave E, Seattle WA 98102	standard			
206 329 0141 Phone	TAT if different from Below			SDG No.
206 329 6968 FAX	[X] standard			
Swan Island Lagoon Sediment Investigation	[ ] 1 week			
Site:	[ ] 2 days			
P O #	[ ] 1 day			

Sample Identification	Sample Date	Sample Time	Sample Type	Matrix	# of Cont.	1668A - PCB Congeners	8082A - PCB Aroclors	1613B - Dioxin/Furans	6020B Metals - As, Cd, Cu, Pb, Zn	7471A - Mercury	ASTM D7928/D6913 - Grain Size	D854 - Specific Gravity	NWTPH-Diesel Extended	SM9060 - TOC	Total Solids	Moisture @70 C	Sample Specific Notes:
A1-0to30-102018	10/20/2018	12:05:00 PM		S		x	x	x	x	x	x	x	x	x	x	x	580-81257-5
-2 A2-0to26-100818	10/8/2018	2:04:00 PM		S		x	x	x	x	x	x	x	x	x	x	x	580-81041-5
A3-0to31-100818	10/8/2018	11:14:00 AM		S		x	x	x	x	x	x	x	x	x	x	x	580-81041-2
-4 A4-0to25-100818	10/8/2018	1:26:00 PM		S		x	x	x	x	x	x	x	x	x	x	x	580-81041-3
A5-0to25-100818	10/8/2018	2:38:00 PM		S		x	x	x	x	x	x	x	x	x	x	x	580-81041-4
-6 A6-0to23-100818	10/8/2018	4:08:00 PM		S		x	x	x	x	x	x	x	x	x	x	x	580-81041-6
A7-0to26-100918	10/9/2018	1:23:00 PM		S		x	x	x	x	x	x	x	x	x	x	x	580-81041-10
-8 C4-0to27-100918	10/9/2018	8:28:00 AM		S		x	x	x	x	x	x	x	x	x	x	x	580-81041-12
D2-0to19-101018	10/10/2018	3:21:00 PM		S		x	x	x	x	x	x	x	x	x	x	x	580-81041-28
-10 F2-0to19-101018	10/10/2018	4:36:00 PM		S		x	x	x	x	x	x	x	x	x	x	x	580-81041-29
G6-0to27-101818	10/18/2018	2:12:00 PM		S		x	x	x	x	x	x	x	x	x	x	x	580-81213-8
-12 H2-0to30-101218	10/12/2018	10:26:00 AM		S		x	x	x	x	x	x	x	x	x	x	x	580-81081-32

Preservation Used: 1= Ice, 2= HCl; 3= H2SO4; 4=HNO3; 5=NaOH; 6= Other _____

Possible Hazard Identification
[ ] Non-Hazard [ ] Flammable [ ] Skin Irritant Poison B [ ] Unknown [ ]

Sample Disposal (A fee may be assessed if samples are retained longer than 1 month)
[ ] Return To Client _____ Months

Archive remaining samples

580-88125 Chain of Custody

Relinquished by:	Company:	Date/Time:	Received by:	Company:	Date/Time:
	PGG	7/26/19 1310	M. Elaine Walker	Eurofins TestAmerica	07/26/2019 @ 1310
Relinquished by:	Company:	Date/Time:	Received by:	Company:	Date/Time:
Relinquished by:	Company:	Date/Time:	Received by:	Company:	Date/Time:

Form No. CA-C-WI-002, dated 04/07/2011

Chain of Custody Record

TestAmerica
THE LEADER IN ENVIRONMENTAL TESTING

TestAmerica Laboratories, Inc.

Client Contact	Project Manager: Janet Know	Site Contact/Sampler: Jeff Parker	Date:7/25/2019	COC No:
Jeff Parker & Janet Knox	Tel/Fax:	Lab Contact:Elaine Walker	Carrier:	2 of 2 COCs
Pacific Groundwater Group	Analysis Turnaround Time			Job No. 2006-00115 88125
2377 Eastlake Ave E, Seattle WA 98102	standard			SDG No.
206 329 0141 Phone	TAT if different from Below ____			
206 329 6968 FAX	[X] standard			
Swan Island Lagoon Sediment Investigation	[ ] 1 week			
Site:	[ ] 2 days			
P O #	[ ] 1 day			

	Sample Identification	Sample Date	Sample Time	Sample Type	Matrix	# of Cont.	1668A - PCB Congeners	8082A - PCB Aroclors	1613B - Dioxin/Furans	6020B Metals - As, Cd, Cu, Pb, Zn	7471A - Mercury	ASTM D7928/D6913 - Grain Size	D854 - Specific Gravity	NWTPH-Diesel Extended	SM9060 - TOC	Total Solids	Moisture @70 C	Sample Specific Notes:
	J2A3-0to18-101218	10/12/2018	12:57:00 PM		S		x	x	x	x	x	x	x	x	x	x	x	580-81081-29
-14	M4-0to26-101918	10/19/2018	1:11:00 PM		S		x	x	x	x	x	x	x	x	x	x	x	580-81257-42
	515-0to26-101918	10/19/2018	1:11:00 PM		S		x	x	x	x	x	x	x	x	x	x	x	580-81257-44
-16	N5-0to28-101418	10/14/2018	4:46:00 PM		S		x	x	x	x	x	x	x	x	x	x	x	580-81081-10
	N7-0to27-101418	10/14/2018	3:10:00 PM		S		x	x	x	x	x	x	x	x	x	x	x	580-81081-8
-18	O7-0to27-101918	10/19/2018	3:36:00 PM		S		x	x	x	x	x	x	x	x	x	x	x	580-81257-39
	Q2-0to13-101818	10/18/2018	9:39:00 AM		S		x	x	x	x	x	x	x	x	x	x	x	580-81213-4
-20	Q6-0to27-102018	10/20/2018	9:19:00 AM		S		x	x	x	x	x	x	x	x	x	x	x	580-81257-23
	T6-0to29-101618	10/16/2018	2:38:00 PM		S		x	x	x	x	x	x	x	x	x	x	x	580-81156-24

Preservation Used: 1= Ice, 2= HCl; 3= H2SO4; 4=HNO3; 5=NaOH; 6= Other _____

Possible Hazard Identification
[ ] Non-Hazard [ ] Flammable [ ] Skin Irritant Poison B [ ] Unknown [ ]

Sample Disposal (A fee may be assessed if samples are retained longer than 1 month)
[ ] Return To Client [ ] Disposal By Lab [X] Archive For _____ Months

Archive remaining samples

Relinquished by:	Company:	Date/Time:	Received by:	Company:	Date/Time:
[signature]	PGG	7/26/19 1310	M. Elaine Walker	Eurofins TestAmerica	07/26/2019 @ 1310
Relinquished by:	Company:	Date/Time:	Received by:	Company:	Date/Time:
Relinquished by:	Company:	Date/Time:	Received by:	Company:	Date/Time:

Form No. CA-C-WI-002, dated 04/07/2011

Eurofins TestAmerica, Seattle
5755 8th Street East
Tacoma, WA 98424
Phone: 253-922-2310 Fax: 253-922-5047

Chain of Custody Record

eurofins | Environment Testing TestAmerica

Client Information (Sub Contract Lab)	Sampler:	Lab PM: Walker, Elaine M	Carrier Tracking No(s):	COC No: 580-68736.1
Client Contact: Shipping/Receiving	Phone:	E-Mail: elaine.walker@testamericainc.com	State of Origin: Oregon	Page: Page 1 of 3
Company: TestAmerica Laboratories, Inc.		Accreditations Required (See note):		Job #: 580-88125-1
Address: 5815 Middlebrook Pike, ,	Due Date Requested: 8/14/2019			
City: Knoxville	TAT Requested (days):			
State, Zip: TN, 37921				
Phone: 865-291-3000(Tel) 865-584-4315(Fax)	PO #:			
Email:	WO #:			
Project Name: Swan Island Lagoon Sediment Investigatio	Project #: 58013007			
Site:	SSOW#:			

Analysis Requested

580-88125 Chain of Custody

Preservation Codes:
A - HCL
- Hexane
None
AsNaO2
Na2O4S
Na2SO3
Na2S2O3
I2SO4
SP Dodecahydrate
cetone
/CAA
w - pH 4-5
Z - other (specify)
L - EDA
Other:

Sample Identification - Client ID	Sample Date	Sample Time	Sample Type (C=comp, G=grab)	Matrix (W=water, S=solid, O=waste/oil, BT=Tissue, A=Air)	Field Filtered Sample (Yes or No)	Perform MS/MSD (Yes or No)	D854/ Specific Gravity	1668B/1668_P_Sox 209 PCBs plus Totals	Screen_1668/Screen_PCB_P_S	Total Number of contai	Special Instructions/Note:
			Preservation Code:		X	X				X	
A1-0to30-102018	10/20/18	12:05 Pacific		Solid			X	X	X	1	580-81257-5
A2-0to26-100818	10/8/18	14:04 Pacific		Solid			X	X	X	1	580-81041-5
A3-0to31-100818	10/8/18	11:14 Pacific		Solid			X	X	X	1	580-81041-2
A4-0to25-100818	10/8/18	13:26 Pacific		Solid			X	X	X	1	580-81041-3
A5-0to25-100818	10/8/18	14:38 Pacific		Solid			X	X	X	1	580-81041-4
A6-0to23-100818	10/8/18	16:08 Pacific		Solid			X	X	X	1	580-81041-6
A7-0to26-100918	10/9/18	13:23 Pacific		Solid			X	X	X	1	580-81041-10
C4-0to27-100918	10/9/18	08:28 Pacific		Solid			X	X	X	1	580-81041-12
D2-0to19-101018	10/10/18	15:21 Pacific		Solid			X	X	X	1	580-81041-28

Note: Since laboratory accreditations are subject to change, TestAmerica Laboratories, Inc. places the ownership of method, analyte & accreditation compliance upon out subcontract laboratories. This sample shipment is forwarded under chain-of-custody. If the laboratory does not currently maintain accreditation in the State of Origin listed above for analysis/tests/matrix being analyzed, the samples must be shipped back to the TestAmerica laboratory or other instructions will be provided. Any changes to accreditation status should be brought to TestAmerica Laboratories, Inc. attention immediately. If all requested accreditations are current to date, return the signed Chain of Custody attesting to said complicance to TestAmerica Laboratories, Inc.

Possible Hazard Identification
Unconfirmed

Sample Disposal (A fee may be assessed if samples are retained longer than 1 month)
☐ *Return To Client* ☐ *Disposal By Lab* ☐ *Archive For* ____ *Months*

Deliverable Requested: I, II, III, IV, Other (specify) Primary Deliverable Rank: 2

Special Instructions/QC Requirements:

Empty Kit Relinquished by:	Date:	Time:	Method of Shipment:		
Relinquished by: K Presley	Date/Time: 8/8/19 1045	Company: TA Euro	Received by: [signature]	Date/Time: 8-8-19 13:30	Company: ETA KNX
Relinquished by:	Date/Time:	Company	Received by:	Date/Time:	Company
Relinquished by:	Date/Time:	Company	Received by:	Date/Time:	Company

Custody Seals Intact: Δ Yes Δ No	Custody Seal No.:	Cooler Temperature(s) °C and Other Remarks

Ver: 01/16/2019

Eurofins TestAmerica, Seattle
5755 8th Street East
Tacoma, WA 98424
Phone: 253-922-2310 Fax: 253-922-5047

Chain of Custody Record

eurofins | Environment Testing TestAmerica

Client Information (Sub Contract Lab)	Sampler:	Lab PM: Walker, Elaine M	Carrier Tracking No(s):	COC No: 580-68736.2
Client Contact: Shipping/Receiving	Phone:	E-Mail: elaine.walker@testamericainc.com	State of Origin: Oregon	Page: Page 2 of 3
Company: TestAmerica Laboratories, Inc.		Accreditations Required (See note):		Job #: 580-88125-1
Address: 5815 Middlebrook Pike,	Due Date Requested: 8/14/2019			
City: Knoxville	TAT Requested (days):			
State, Zip: TN, 37921				
Phone: 865-291-3000(Tel) 865-584-4315(Fax)	PO #:			
Email:	WO #:			
Project Name: Swan Island Lagoon Sediment Investigatio	Project #: 58013007			
Site:	SSOW#:			

Preservation Codes:

A - HCL	M - Hexane
B - NaOH	N - None
C - Zn Acetate	O - AsNaO2
D - Nitric Acid	P - Na2O4S
E - NaHSO4	Q - Na2SO3
F - MeOH	R - Na2S2O3
G - Amchlor	S - H2SO4
H - Ascorbic Acid	T - TSP Dodecahydrate
I - Ice	U - Acetone
J - DI Water	V - MCAA
K - EDTA	W - pH 4-5
L - EDA	Z - other (specify)

Other:

Analysis Requested

Sample Identification - Client ID	Sample Date	Sample Time	Sample Type (C=comp, G=grab)	Matrix (W=water, S=solid, O=waste/oil, BT=Tissue, A=Air)	Field Filtered Sample (Yes or No)	Perform MS/MSD (Yes or No)	D854/ Specific Gravity	1668B/1668_P_Sox 209 PCBs plus Totals	Screen_1668/Screen_PCB_P_S	Total Number of containers	Special Instructions/Note:
			Preservation Code:								
F2-0to19-101018	10/10/18	16:36 Pacific		Solid			X	X	X	1	580-81041-29
G6-0to27-101818	10/18/18	14:12 Pacific		Solid			X	X	X	1	580-81213-8
H2-0to30-101218	10/12/18	10:28 Pacific		Solid			X	X	X	1	580-81081-32
J2A3-0to18-101218	10/12/18	12:57 Pacific		Solid			X	X	X	1	580-81081-29
M4-0to26-101918	10/19/18	13:11 Pacific		Solid			X	X	X	1	580-81257-42
515-0to26-101918	10/19/18	13:11 Pacific		Solid			X	X	X	1	580-81257-44
N5-0to28-101418	10/14/18	16:46 Pacific		Solid			X	X	X	1	580-81081-10
N7-0to27-101418	10/14/18	15:10 Pacific		Solid			X	X	X	1	580-81081-8
O7-0to27-101918	10/19/18	15:36 Pacific		Solid			X	X	X	1	580-81257-39

Note: Since laboratory accreditations are subject to change, TestAmerica Laboratories, Inc. places the ownership of method, analyte & accreditation compliance upon out subcontract laboratories. This sample shipment is forwarded under chain-of-custody. If the laboratory does not currently maintain accreditation in the State of Origin listed above for analysis/tests/matrix being analyzed, the samples must be shipped back to the TestAmerica laboratory or other instructions will be provided. Any changes to accreditation status should be brought to TestAmerica Laboratories, Inc. attention immediately. If all requested accreditations are current to date, return the signed Chain of Custody attesting to said complicance to TestAmerica Laboratories, Inc.

Possible Hazard Identification	*Sample Disposal (A fee may be assessed if samples are retained longer than 1 month)*
Unconfirmed	☐ *Return To Client* ☐ *Disposal By Lab* ☐ *Archive For* _____ *Months*
Deliverable Requested: I, II, III, IV, Other (specify) Primary Deliverable Rank: 2	Special Instructions/QC Requirements:

Empty Kit Relinquished by:	Date:	Time:	Method of Shipment:
Relinquished by: K Rieke	Date/Time: 8/8/19 1045	Company TA	Received by:	Date/Time: 8-8-19 15:30	Company BTA NW X
Relinquished by:	Date/Time:	Company	Received by:	Date/Time:	Company
Relinquished by:	Date/Time:	Company	Received by:	Date/Time:	Company

Custody Seals Intact: Δ Yes Δ No	Custody Seal No.:	Cooler Temperature(s) °C and Other Remarks:

Ver: 01/16/2019

09/05/2019

Eurofins TestAmerica, Seattle
5755 8th Street East
Tacoma, WA 98424
Phone: 253-922-2310 Fax: 253-922-5047

Chain of Custody Record

eurofins | Environment Testing TestAmerica

Client Information (Sub Contract Lab)	Sampler:	Lab PM: Walker, Elaine M	Carrier Tracking No(s):	COC No: 580-68736.3
Client Contact: Shipping/Receiving	Phone:	E-Mail: elaine.walker@testamericainc.com	State of Origin: Oregon	Page: Page 3 of 3
Company: TestAmerica Laboratories, Inc.		Accreditations Required (See note):		Job #: 580-88125-1
Address: 5815 Middlebrook Pike, ,	Due Date Requested: 8/14/2019			
City: Knoxville	TAT Requested (days):			
State, Zip: TN, 37921				
Phone: 865-291-3000(Tel) 865-584-4315(Fax)	PO #:			
Email:	WO #:			
Project Name: Swan Island Lagoon Sediment Investigatio	Project #: 58013007			
Site:	SSOW#:			

Analysis Requested

Preservation Codes:

A - HCL, B - NaOH, C - Zn Acetate, D - Nitric Acid, E - NaHSO4, F - MeOH, G - Amchlor, H - Ascorbic Acid, I - Ice, J - DI Water, K - EDTA, L - EDA, M - Hexane, N - None, O - AsNaO2, P - Na2O4S, Q - Na2SO3, R - Na2S2O3, S - H2SO4, T - TSP Dodecahydrate, U - Acetone, V - MCAA, W - pH 4-5, Z - other (specify)

Other:

Sample Identification - Client ID	Sample Date	Sample Time	Sample Type (C=comp, G=grab)	Matrix (W=water, S=solid, O=waste/oil, BT=Tissue, A=Air)	Field Filtered Sample (Yes or No)	Perform MS/MSD (Yes or No)	D854/ Specific Gravity	1668B/1668_P_Sox 209 PCBs plus Totals	Screen_1668/Screen_PCB_P_S	Total Number of containers	Special Instructions/Note:
			Preservation Code:		X	X				X	
Q2-0to13-101818	10/18/18	09:39 Pacific		Solid			X	X	X	1	580-81213-4
Q6-0to27-102018	10/20/18	09:19 Pacific		Solid			X	X	X	1	580-81257-23
T6-0to29-101618	10/16/18	14:38 Pacific		Solid			X	X	X	1	580-81156-24

Note: Since laboratory accreditations are subject to change, TestAmerica Laboratories, Inc. places the ownership of method, analyte & accreditation compliance upon out subcontract laboratories. This sample shipment is forwarded under chain-of-custody. If the laboratory does not currently maintain accreditation in the State of Origin listed above for analysis/tests/matrix being analyzed, the samples must be shipped back to the TestAmerica laboratory or other instructions will be provided. Any changes to accreditation status should be brought to TestAmerica Laboratories, Inc. attention immediately. If all requested accreditations are current to date, return the signed Chain of Custody attesting to said complicance to TestAmerica Laboratories, Inc.

Possible Hazard Identification
Unconfirmed

Sample Disposal (A fee may be assessed if samples are retained longer than 1 month)
☐ *Return To Client* ☐ *Disposal By Lab* ☐ *Archive For* ____ *Months*

Deliverable Requested: I, II, III, IV, Other (specify) Primary Deliverable Rank: 2

Special Instructions/QC Requirements:

Empty Kit Relinquished by:	Date:	Time:	Method of Shipment:		
Relinquished by: [signature]	Date/Time: 8/8/19 10:45	Company: EA Eu	Received by: [signature]	Date/Time: 8-8-19 15:30	Company: EA KWX
Relinquished by:	Date/Time:	Company	Received by:	Date/Time:	Company
Relinquished by:	Date/Time:	Company	Received by:	Date/Time:	Company
Custody Seals Intact: Δ Yes Δ No	Custody Seal No.:		Cooler Temperature(s) °C and Other Remarks:		

Ver: 01/16/2019